



# Full wwPDB NMR Structure Validation Report ⓘ

Jun 3, 2023 – 08:58 PM EDT

PDB ID : 2MZW  
BMRB ID : 25504  
Title : Staphylococcus aureus FusB:EF-GC3 complex  
Authors : Tomlinson, J.H.; Thompson, G.S.; Kalverda, A.P.; Zhuravleva, A.; O'Neill, A.  
Deposited on : 2015-02-25

This is a Full wwPDB NMR Structure Validation Report for a publicly released PDB entry.

We welcome your comments at [validation@mail.wwpdb.org](mailto:validation@mail.wwpdb.org)

A user guide is available at

<https://www.wwpdb.org/validation/2017/NMRValidationReportHelp>

with specific help available everywhere you see the ⓘ symbol.

The types of validation reports are described at

<http://www.wwpdb.org/validation/2017/FAQs#types>.

---

The following versions of software and data (see [references ⓘ](#)) were used in the production of this report:

MolProbity : 4.02b-467  
Percentile statistics : 20191225.v01 (using entries in the PDB archive December 25th 2019)  
wwPDB-RCI : v\_1n\_11\_5\_13\_A (Berjanski et al., 2005)  
PANAV : Wang et al. (2010)  
wwPDB-ShiftChecker : v1.2  
BMRB Restraints Analysis : v1.2  
Ideal geometry (proteins) : Engh & Huber (2001)  
Ideal geometry (DNA, RNA) : Parkinson et al. (1996)  
Validation Pipeline (wwPDB-VP) : 2.33

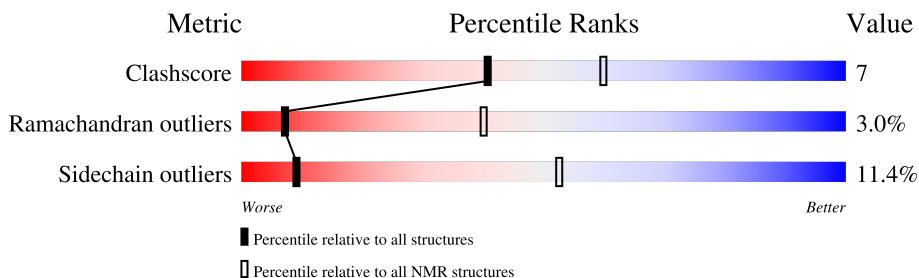
# 1 Overall quality at a glance

The following experimental techniques were used to determine the structure:

*SOLUTION NMR*

The overall completeness of chemical shifts assignment is 12%.

Percentile scores (ranging between 0-100) for global validation metrics of the entry are shown in the following graphic. The table shows the number of entries on which the scores are based.



Metric	Whole archive (#Entries)	NMR archive (#Entries)
Clashscore	158937	12864
Ramachandran outliers	154571	11451
Sidechain outliers	154315	11428

The table below summarises the geometric issues observed across the polymeric chains and their fit to the experimental data. The red, orange, yellow and green segments indicate the fraction of residues that contain outliers for  $\geq 3$ , 2, 1 and 0 types of geometric quality criteria. A cyan segment indicates the fraction of residues that are not part of the well-defined cores, and a grey segment represents the fraction of residues that are not modelled. The numeric value for each fraction is indicated below the corresponding segment, with a dot representing fractions  $\leq 5\%$

Mol	Chain	Length	Quality of chain
1	A	301	
2	B	233	

## 2 Ensemble composition and analysis

This entry contains 1 models. Identification of well-defined residues and clustering analysis are not possible.

### 3 Entry composition [i](#)

There are 3 unique types of molecules in this entry. The entry contains 8050 atoms, of which 4018 are hydrogens and 0 are deuteriums.

- Molecule 1 is a protein called Elongation factor G.

Mol	Chain	Residues	Atoms					Trace	
			Total	C	H	N	O		S
1	A	292	4471	1417	2214	378	445	17	0

There are 9 discrepancies between the modelled and reference sequences:

Chain	Residue	Modelled	Actual	Comment	Reference
A	693	GLU	-	expression tag	UNP W8UT26
A	694	LEU	-	expression tag	UNP W8UT26
A	695	GLU	-	expression tag	UNP W8UT26
A	696	HIS	-	expression tag	UNP W8UT26
A	697	HIS	-	expression tag	UNP W8UT26
A	698	HIS	-	expression tag	UNP W8UT26
A	699	HIS	-	expression tag	UNP W8UT26
A	700	HIS	-	expression tag	UNP W8UT26
A	701	HIS	-	expression tag	UNP W8UT26

- Molecule 2 is a protein called Far1.

Mol	Chain	Residues	Atoms					Trace	
			Total	C	H	N	O		S
2	B	213	3578	1143	1804	291	332	8	0

There are 20 discrepancies between the modelled and reference sequences:

Chain	Residue	Modelled	Actual	Comment	Reference
B	-19	MET	-	expression tag	UNP Q8GNY5
B	-18	GLY	-	expression tag	UNP Q8GNY5
B	-17	SER	-	expression tag	UNP Q8GNY5
B	-16	SER	-	expression tag	UNP Q8GNY5
B	-15	HIS	-	expression tag	UNP Q8GNY5
B	-14	HIS	-	expression tag	UNP Q8GNY5
B	-13	HIS	-	expression tag	UNP Q8GNY5
B	-12	HIS	-	expression tag	UNP Q8GNY5
B	-11	HIS	-	expression tag	UNP Q8GNY5
B	-10	HIS	-	expression tag	UNP Q8GNY5
B	-9	SER	-	expression tag	UNP Q8GNY5

*Continued on next page...*

*Continued from previous page...*

Chain	Residue	Modelled	Actual	Comment	Reference
B	-8	SER	-	expression tag	UNP Q8GNY5
B	-7	GLY	-	expression tag	UNP Q8GNY5
B	-6	LEU	-	expression tag	UNP Q8GNY5
B	-5	VAL	-	expression tag	UNP Q8GNY5
B	-4	PRO	-	expression tag	UNP Q8GNY5
B	-3	ASN	-	expression tag	UNP Q8GNY5
B	-2	GLY	-	expression tag	UNP Q8GNY5
B	-1	SER	-	expression tag	UNP Q8GNY5
B	0	HIS	-	expression tag	UNP Q8GNY5

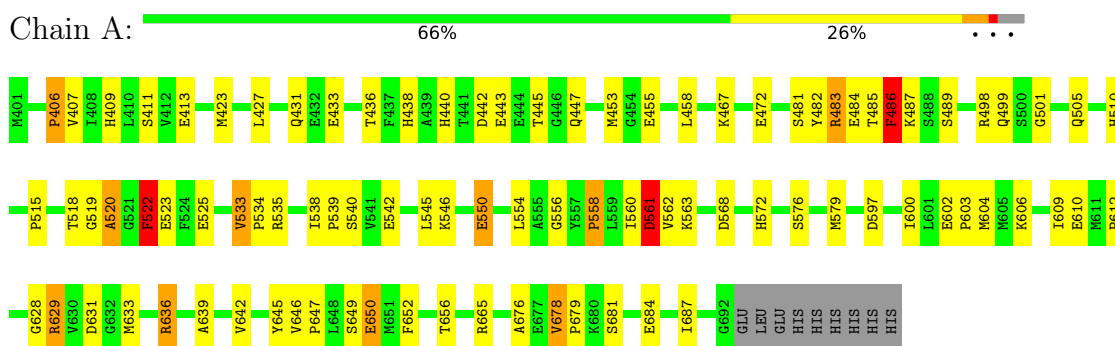
- Molecule 3 is ZINC ION (three-letter code: ZN) (formula: Zn).

Mol	Chain	Residues	Atoms	
3	B	1	Total	Zn
			1	1

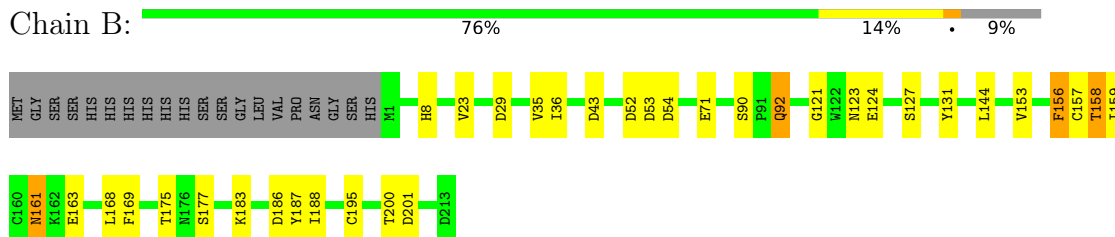
## 4 Residue-property plots

These plots are provided for all protein, RNA, DNA and oligosaccharide chains in the entry. The first graphic is the same as shown in the summary in section 1 of this report. The second graphic shows the sequence where residues are colour-coded according to the number of geometric quality criteria for which they contain at least one outlier: green = 0, yellow = 1, orange = 2 and red = 3 or more. Stretches of 2 or more consecutive residues without any outliers are shown as green connectors. Residues which are classified as ill-defined in the NMR ensemble, are shown in cyan with an underline colour-coded according to the previous scheme. Residues which were present in the experimental sample, but not modelled in the final structure are shown in grey.

### • Molecule 1: Elongation factor G



### • Molecule 2: Far1



## 5 Refinement protocol and experimental data overview

The models were refined using the following method: *simulated annealing*.

Of the 200 calculated structures, 1 were deposited, based on the following criterion: *structures with the lowest energy*.

The following table shows the software used for structure solution, optimisation and refinement.

Software name	Classification	Version
X-PLOR NIH	structure solution	2.33.0
X-PLOR NIH	refinement	2.33.0
HADDOCK	structure solution	2.1
HADDOCK	refinement	2.1

The following table shows chemical shift validation statistics as aggregates over all chemical shift files. Detailed validation can be found in section 7 of this report.

Chemical shift file(s)	working_cs.cif
Number of chemical shift lists	2
Total number of shifts	812
Number of shifts mapped to atoms	808
Number of unparsed shifts	0
Number of shifts with mapping errors	4
Number of shifts with mapping warnings	0
Assignment completeness (well-defined parts)	12%

## 6 Model quality i

### 6.1 Standard geometry i

Bond lengths and bond angles in the following residue types are not validated in this section:  
ZN

There are no covalent bond-length or bond-angle outliers.

There are no bond-length outliers.

There are no bond-angle outliers.

There are no chirality outliers.

There are no planarity outliers.

### 6.2 Too-close contacts i

In the following table, the Non-H and H(model) columns list the number of non-hydrogen atoms and hydrogen atoms in each chain respectively. The H(added) column lists the number of hydrogen atoms added and optimized by MolProbity. The Clashes column lists the number of clashes averaged over the ensemble.

Mol	Chain	Non-H	H(model)	H(added)	Clashes
1	A	2257	2214	2204	51
2	B	1774	1804	1805	21
3	B	1	0	0	2
All	All	4032	4018	4009	60

The all-atom clashscore is defined as the number of clashes found per 1000 atoms (including hydrogen atoms). The all-atom clashscore for this structure is 7.

All clashes are listed below, sorted by their clash magnitude.

Atom-1	Atom-2	Clash(Å)	Distance(Å)
2:B:169:PHE:HB2	2:B:188:ILE:HG12	0.90	1.40
1:A:525:GLU:HG2	2:B:183:LYS:HB2	0.82	1.49
1:A:525:GLU:HA	2:B:183:LYS:HD3	0.73	1.58
2:B:195:CYS:SG	3:B:301:ZN:ZN	0.72	1.77
1:A:533:VAL:HB	1:A:534:PRO:HD3	0.70	1.63
2:B:195:CYS:HG	3:B:301:ZN:ZN	0.69	0.97
1:A:606:LYS:HA	1:A:645:TYR:HB3	0.68	1.64
1:A:522:PHE:HB3	2:B:168:LEU:HD13	0.67	1.67
1:A:467:LYS:HA	1:A:467:LYS:HE2	0.65	1.68
2:B:157:CYS:SG	2:B:188:ILE:HA	0.65	2.31
1:A:519:GLY:HA3	2:B:158:THR:HG23	0.65	1.67

*Continued on next page...*



*Continued from previous page...*

Atom-1	Atom-2	Clash(Å)	Distance(Å)
1:A:546:LYS:O	1:A:550:GLU:HG2	0.64	1.91
1:A:639:ALA:HB3	2:B:35:VAL:HG21	0.60	1.72
1:A:602:GLU:HB2	1:A:678:VAL:CG1	0.58	2.28
1:A:606:LYS:HA	1:A:645:TYR:CB	0.55	2.30
2:B:8:HIS:CD2	2:B:201:ASP:HA	0.55	2.37
1:A:612:PRO:HA	1:A:639:ALA:HA	0.54	1.77
1:A:665:ARG:HD2	2:B:29:ASP:OD1	0.54	2.02
1:A:522:PHE:HB2	2:B:187:TYR:HE1	0.54	1.62
1:A:482:TYR:O	1:A:483:ARG:HB2	0.53	2.02
1:A:609:ILE:HB	1:A:642:VAL:HB	0.53	1.78
1:A:604:MET:HA	1:A:647:PRO:HA	0.52	1.80
1:A:485:THR:O	1:A:486:PHE:HB2	0.52	2.05
2:B:23:VAL:HG21	2:B:36:ILE:HG13	0.52	1.81
1:A:628:GLY:HA2	1:A:646:VAL:HG22	0.51	1.83
1:A:629:ARG:HB3	1:A:645:TYR:CE1	0.50	2.42
1:A:523:GLU:O	1:A:563:LYS:HA	0.49	2.06
1:A:486:PHE:CE2	1:A:515:PRO:HA	0.49	2.42
1:A:631:ASP:HB2	1:A:645:TYR:CE2	0.49	2.42
1:A:487:LYS:HG3	1:A:600:ILE:HD12	0.49	1.84
1:A:636:ARG:HB3	2:B:35:VAL:HG22	0.48	1.85
2:B:157:CYS:O	2:B:161:ASN:HA	0.48	2.08
2:B:90:SER:HB2	2:B:92:GLN:OE1	0.48	2.08
1:A:535:ARG:O	1:A:538:ILE:HG12	0.47	2.09
1:A:678:VAL:HB	1:A:679:PRO:HD2	0.47	1.85
1:A:510:HIS:HB2	1:A:568:ASP:HB3	0.47	1.86
1:A:647:PRO:O	1:A:679:PRO:HD3	0.47	2.09
1:A:538:ILE:HG13	1:A:539:PRO:HD3	0.46	1.87
1:A:603:PRO:HA	1:A:676:ALA:O	0.46	2.11
1:A:558:PRO:HA	2:B:156:PHE:N	0.46	2.25
1:A:484:GLU:HA	1:A:560:ILE:CG2	0.45	2.41
1:A:481:SER:HA	1:A:650:GLU:OE2	0.45	2.12
1:A:423:MET:O	1:A:427:LEU:HG	0.45	2.12
1:A:538:ILE:N	1:A:539:PRO:HD2	0.44	2.27
1:A:413:GLU:HG3	1:A:447:GLN:HB3	0.44	1.88
1:A:556:GLY:CA	2:B:153:VAL:HG21	0.44	2.43
1:A:602:GLU:HB2	1:A:678:VAL:HG11	0.44	1.89
1:A:406:PRO:O	1:A:453:MET:HA	0.44	2.12
1:A:684:GLU:HA	1:A:687:ILE:HG22	0.44	1.89
1:A:639:ALA:HB3	2:B:35:VAL:CG2	0.43	2.41
1:A:486:PHE:CE2	1:A:562:VAL:HA	0.43	2.49
1:A:678:VAL:HB	1:A:679:PRO:CD	0.43	2.44
1:A:602:GLU:HB2	1:A:678:VAL:HG13	0.42	1.91

*Continued on next page...*

Continued from previous page...

Atom-1	Atom-2	Clash(Å)	Distance(Å)
1:A:600:ILE:HG23	1:A:676:ALA:O	0.42	2.15
1:A:406:PRO:HB2	1:A:407:VAL:H	0.41	1.53
1:A:539:PRO:HA	1:A:542:GLU:HG2	0.41	1.91
1:A:554:LEU:H	1:A:554:LEU:HD23	0.41	1.75
2:B:121:GLY:HA2	2:B:131:TYR:O	0.41	2.16
1:A:522:PHE:CA	1:A:561:ASP:HB3	0.40	2.46
1:A:520:ALA:HB3	2:B:187:TYR:HB2	0.40	1.92

## 6.3 Torsion angles [i](#)

### 6.3.1 Protein backbone [i](#)

In the following table, the Percentiles column shows the percent Ramachandran outliers of the chain as a percentile score with respect to all PDB entries followed by that with respect to all NMR entries. The Analysed column shows the number of residues for which the backbone conformation was analysed and the total number of residues.

Mol	Chain	Analysed	Favoured	Allowed	Outliers	Percentiles	
1	A	290/301 (96%)	232 (80%)	44 (15%)	14 (5%)	4	26
2	B	211/233 (91%)	199 (94%)	11 (5%)	1 (0%)	32	76
All	All	501/534 (94%)	431 (86%)	55 (11%)	15 (3%)	7	40

All 15 Ramachandran outliers are listed below. They are sorted by the frequency of occurrence in the ensemble.

Mol	Chain	Res	Type
1	A	406	PRO
1	A	442	ASP
1	A	483	ARG
1	A	486	PHE
1	A	501	GLY
1	A	520	ALA
1	A	522	PHE
1	A	533	VAL
1	A	558	PRO
1	A	561	ASP
1	A	572	HIS
1	A	597	ASP
1	A	633	MET
1	A	650	GLU
2	B	159	ILE

### 6.3.2 Protein sidechains [i](#)

In the following table, the Percentiles column shows the percent sidechain outliers of the chain as a percentile score with respect to all PDB entries followed by that with respect to all NMR entries. The Analysed column shows the number of residues for which the sidechain conformation was analysed and the total number of residues.

Mol	Chain	Analysed	Rotameric	Outliers	Percentiles	
1	A	243/252 (96%)	210 (86%)	33 (14%)	7	47
2	B	204/221 (92%)	186 (91%)	18 (9%)	13	60
All	All	447/473 (95%)	396 (89%)	51 (11%)	9	52

All 51 residues with a non-rotameric sidechain are listed below. They are sorted by the frequency of occurrence in the ensemble.

Mol	Chain	Res	Type
1	A	409	HIS
1	A	411	SER
1	A	431	GLN
1	A	433	GLU
1	A	436	THR
1	A	438	HIS
1	A	440	HIS
1	A	443	GLU
1	A	445	THR
1	A	455	GLU
1	A	458	LEU
1	A	472	GLU
1	A	486	PHE
1	A	489	SER
1	A	498	ARG
1	A	499	GLN
1	A	505	GLN
1	A	518	THR
1	A	522	PHE
1	A	540	SER
1	A	545	LEU
1	A	550	GLU
1	A	561	ASP
1	A	576	SER
1	A	579	MET
1	A	610	GLU
1	A	629	ARG
1	A	636	ARG

*Continued on next page...*

*Continued from previous page...*

Mol	Chain	Res	Type
1	A	649	SER
1	A	652	PHE
1	A	656	THR
1	A	678	VAL
1	A	681	SER
2	B	43	ASP
2	B	52	ASP
2	B	53	ASP
2	B	54	ASP
2	B	71	GLU
2	B	92	GLN
2	B	123	ASN
2	B	124	GLU
2	B	127	SER
2	B	144	LEU
2	B	156	PHE
2	B	158	THR
2	B	161	ASN
2	B	163	GLU
2	B	175	THR
2	B	177	SER
2	B	186	ASP
2	B	200	THR

### 6.3.3 RNA [i](#)

There are no RNA molecules in this entry.

### 6.4 Non-standard residues in protein, DNA, RNA chains [i](#)

There are no non-standard protein/DNA/RNA residues in this entry.

### 6.5 Carbohydrates [i](#)

There are no monosaccharides in this entry.

### 6.6 Ligand geometry [i](#)

Of 1 ligands modelled in this entry, 1 is monoatomic - leaving 0 for Mogul analysis.

## 6.7 Other polymers [i](#)

There are no such molecules in this entry.

## 6.8 Polymer linkage issues [i](#)

There are no chain breaks in this entry.

## 7 Chemical shift validation i

The completeness of assignment taking into account all chemical shift lists is 12% for the well-defined parts and 12% for the entire structure.

### 7.1 Chemical shift list 1

File name: working\_cs.cif

Chemical shift list name: C3\_assigned\_chem\_shift\_list

#### 7.1.1 Bookkeeping i

The following table shows the results of parsing the chemical shift list and reports the number of nuclei with statistically unusual chemical shifts.

Total number of shifts	560
Number of shifts mapped to atoms	560
Number of unparsed shifts	0
Number of shifts with mapping errors	0
Number of shifts with mapping warnings	0
Number of shift outliers (ShiftChecker)	0

#### 7.1.2 Chemical shift referencing i

The following table shows the suggested chemical shift referencing corrections.

Nucleus	# values	Correction $\pm$ precision, ppm	Suggested action
$^{13}\text{C}_\alpha$	129	$0.35 \pm 0.12$	None needed (< 0.5 ppm)
$^{13}\text{C}_\beta$	0	—	None (insufficient data)
$^{13}\text{C}'$	117	$0.11 \pm 0.15$	None needed (< 0.5 ppm)
$^{15}\text{N}$	157	$-0.33 \pm 0.24$	None needed (< 0.5 ppm)

#### 7.1.3 Completeness of resonance assignments i

The following table shows the completeness of the chemical shift assignments for the well-defined regions of the structure. The overall completeness is 8%, i.e. 560 atoms were assigned a chemical shift out of a possible 6939. 0 out of 72 assigned methyl groups (LEU and VAL) were assigned stereospecifically.

	Total	$^1\text{H}$	$^{13}\text{C}$	$^{15}\text{N}$
Backbone	560/2519 (22%)	157/1024 (15%)	246/1010 (24%)	157/485 (32%)
Sidechain	0/3884 (0%)	0/2511 (0%)	0/1230 (0%)	0/143 (0%)

*Continued on next page...*

Continued from previous page...

	Total	<sup>1</sup> H	<sup>13</sup> C	<sup>15</sup> N
Aromatic	0/536 (0%)	0/255 (0%)	0/260 (0%)	0/21 (0%)
Overall	560/6939 (8%)	157/3790 (4%)	246/2500 (10%)	157/649 (24%)

The following table shows the completeness of the chemical shift assignments for the full structure. The overall completeness is 8%, i.e. 560 atoms were assigned a chemical shift out of a possible 6939. 0 out of 72 assigned methyl groups (LEU and VAL) were assigned stereospecifically.

	Total	<sup>1</sup> H	<sup>13</sup> C	<sup>15</sup> N
Backbone	560/2519 (22%)	157/1024 (15%)	246/1010 (24%)	157/485 (32%)
Sidechain	0/3884 (0%)	0/2511 (0%)	0/1230 (0%)	0/143 (0%)
Aromatic	0/536 (0%)	0/255 (0%)	0/260 (0%)	0/21 (0%)
Overall	560/6939 (8%)	157/3790 (4%)	246/2500 (10%)	157/649 (24%)

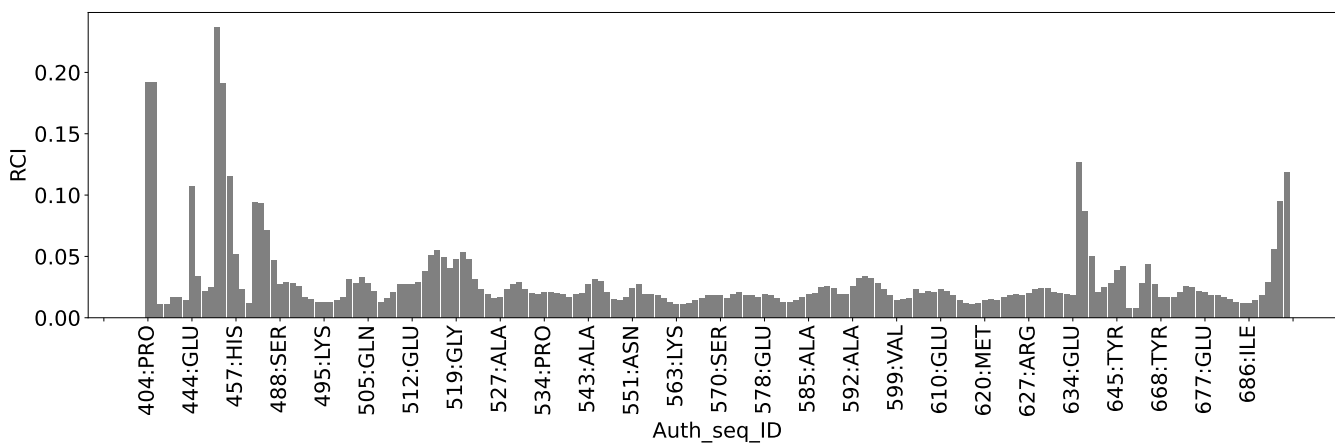
#### 7.1.4 Statistically unusual chemical shifts [i](#)

There are no statistically unusual chemical shifts.

#### 7.1.5 Random Coil Index (RCI) plots [i](#)

The image below reports *random coil index* values for the protein chains in the structure. The height of each bar gives a probability of a given residue to be disordered, as predicted from the available chemical shifts and the amino acid sequence. A value above 0.2 is an indication of significant predicted disorder. The colour of the bar shows whether the residue is in the well-defined core (black) or in the ill-defined residue ranges (cyan), as described in section 2 on ensemble composition. If well-defined core and ill-defined regions are not identified then it is shown as gray bars.

Random coil index (RCI) for chain A:



## 7.2 Chemical shift list 2

File name: working\_cs.cif

Chemical shift list name: *C3\_assigned\_chem\_shift\_list\_dup*

### 7.2.1 Bookkeeping [i](#)

The following table shows the results of parsing the chemical shift list and reports the number of nuclei with statistically unusual chemical shifts.

Total number of shifts	252
Number of shifts mapped to atoms	248
Number of unparsed shifts	0
Number of shifts with mapping errors	4
Number of shifts with mapping warnings	0
Number of shift outliers (ShiftChecker)	0

The following assigned chemical shifts were not mapped to the molecules present in the coordinate file.

- No matching atom found in the structure. All 4 occurrences are reported below.

List ID	Chain	Res	Type	Atom	Shift Data		
					Value	Uncertainty	Ambiguity
2	B	-5	VAL	H	8.008	.	1
2	B	-5	VAL	N	122.816	.	1
2	B	-6	LEU	H	7.973	.	1
2	B	-6	LEU	N	122.04	.	1

### 7.2.2 Chemical shift referencing [i](#)

The following table shows the suggested chemical shift referencing corrections.

Nucleus	# values	Correction $\pm$ precision, ppm	Suggested action
$^{13}\text{C}_\alpha$	0	—	None (insufficient data)
$^{13}\text{C}_\beta$	0	—	None (insufficient data)
$^{13}\text{C}'$	0	—	None (insufficient data)
$^{15}\text{N}$	126	$-0.24 \pm 0.34$	None needed ( $< 0.5$ ppm)

### 7.2.3 Completeness of resonance assignments [i](#)

The following table shows the completeness of the chemical shift assignments for the well-defined regions of the structure. The overall completeness is 4%, i.e. 248 atoms were assigned a chemical



shift out of a possible 6939. 0 out of 72 assigned methyl groups (LEU and VAL) were assigned stereospecifically.

	<b>Total</b>	<b><sup>1</sup>H</b>	<b><sup>13</sup>C</b>	<b><sup>15</sup>N</b>
Backbone	248/2519 (10%)	124/1024 (12%)	0/1010 (0%)	124/485 (26%)
Sidechain	0/3884 (0%)	0/2511 (0%)	0/1230 (0%)	0/143 (0%)
Aromatic	0/536 (0%)	0/255 (0%)	0/260 (0%)	0/21 (0%)
Overall	248/6939 (4%)	124/3790 (3%)	0/2500 (0%)	124/649 (19%)

The following table shows the completeness of the chemical shift assignments for the full structure. The overall completeness is 4%, i.e. 248 atoms were assigned a chemical shift out of a possible 6939. 0 out of 72 assigned methyl groups (LEU and VAL) were assigned stereospecifically.

	<b>Total</b>	<b><sup>1</sup>H</b>	<b><sup>13</sup>C</b>	<b><sup>15</sup>N</b>
Backbone	248/2519 (10%)	124/1024 (12%)	0/1010 (0%)	124/485 (26%)
Sidechain	0/3884 (0%)	0/2511 (0%)	0/1230 (0%)	0/143 (0%)
Aromatic	0/536 (0%)	0/255 (0%)	0/260 (0%)	0/21 (0%)
Overall	248/6939 (4%)	124/3790 (3%)	0/2500 (0%)	124/649 (19%)

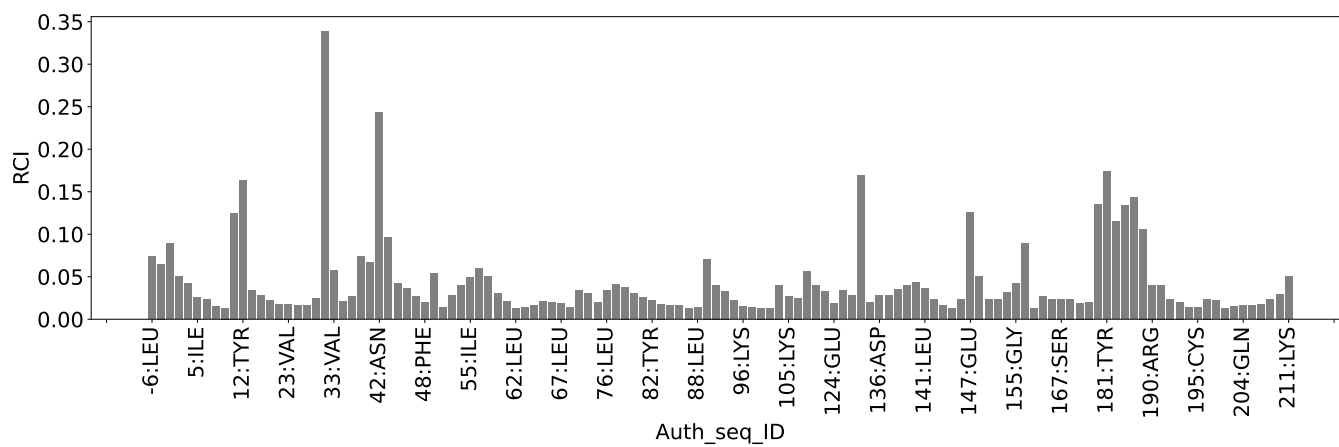
#### 7.2.4 Statistically unusual chemical shifts [i](#)

There are no statistically unusual chemical shifts.

#### 7.2.5 Random Coil Index (RCI) plots [i](#)

The image below reports *random coil index* values for the protein chains in the structure. The height of each bar gives a probability of a given residue to be disordered, as predicted from the available chemical shifts and the amino acid sequence. A value above 0.2 is an indication of significant predicted disorder. The colour of the bar shows whether the residue is in the well-defined core (black) or in the ill-defined residue ranges (cyan), as described in section 2 on ensemble composition. If well-defined core and ill-defined regions are not identified then it is shown as gray bars.

Random coil index (RCI) for chain B:



## 8 NMR restraints analysis

### 8.1 Conformationally restricting restraints

The following table provides the summary of experimentally observed NMR restraints in different categories. Restraints are classified into different categories based on the sequence separation of the atoms involved.

Description	Value
Total distance restraints	173
Intra-residue ( $ i-j =0$ )	0
Sequential ( $ i-j =1$ )	0
Medium range ( $ i-j >1$ and $ i-j <5$ )	0
Long range ( $ i-j \geq 5$ )	0
Inter-chain	173
Hydrogen bond restraints	0
Disulfide bond restraints	0
Total dihedral-angle restraints	0
Number of unmapped restraints	0
Number of restraints per residue	0.3
Number of long range restraints per residue <sup>1</sup>	0.0

<sup>1</sup>Long range hydrogen bonds and disulfide bonds are counted as long range restraints while calculating the number of long range restraints per residue

### 8.2 Residual restraint violations

This section provides the overview of the restraint violations analysis. The violations are binned as small, medium and large violations based on its absolute value. Average number of violations per model is calculated by dividing the total number of violations in each bin by the size of the ensemble.

#### 8.2.1 Average number of distance violations per model

Distance violations less than 0.1 Å are not included in the calculation.

Bins (Å)	Average number of violations per model	Max (Å)
0.1-0.2 (Small)	3.0	0.2
0.2-0.5 (Medium)	2.0	0.31
>0.5 (Large)	17.0	4.25

### 8.2.2 Average number of dihedral-angle violations per model

Dihedral-angle violations less than  $1^\circ$  are not included in the calculation. There are no dihedral-angle violations

## 9 Distance violation analysis

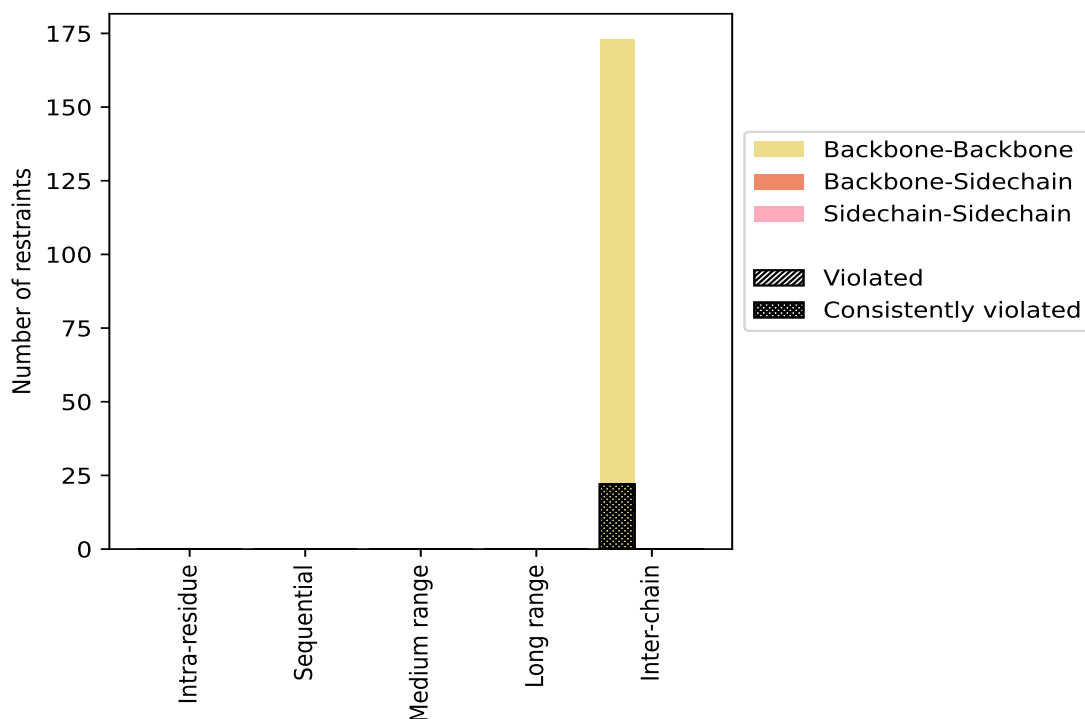
### 9.1 Summary of distance violations

The following table shows the summary of distance violations in different restraint categories based on the sequence separation of the atoms involved. Each category is further sub-divided into three sub-categories based on the atoms involved. Violations less than 0.1 Å are not included in the statistics.

Restrains type	Count	% <sup>1</sup>	Violated <sup>3</sup>			Consistently Violated <sup>4</sup>		
			Count	% <sup>2</sup>	% <sup>1</sup>	Count	% <sup>2</sup>	% <sup>1</sup>
<b>Intra-residue ( i-j =0)</b>	0	0.0	0	0.0	0.0	0	0.0	0.0
Backbone-Backbone	0	0.0	0	0.0	0.0	0	0.0	0.0
Backbone-Sidechain	0	0.0	0	0.0	0.0	0	0.0	0.0
Sidechain-Sidechain	0	0.0	0	0.0	0.0	0	0.0	0.0
<b>Sequential ( i-j =1)</b>	0	0.0	0	0.0	0.0	0	0.0	0.0
Backbone-Backbone	0	0.0	0	0.0	0.0	0	0.0	0.0
Backbone-Sidechain	0	0.0	0	0.0	0.0	0	0.0	0.0
Sidechain-Sidechain	0	0.0	0	0.0	0.0	0	0.0	0.0
<b>Medium range ( i-j &gt;1 &amp;  i-j &lt;5)</b>	0	0.0	0	0.0	0.0	0	0.0	0.0
Backbone-Backbone	0	0.0	0	0.0	0.0	0	0.0	0.0
Backbone-Sidechain	0	0.0	0	0.0	0.0	0	0.0	0.0
Sidechain-Sidechain	0	0.0	0	0.0	0.0	0	0.0	0.0
<b>Long range ( i-j ≥5)</b>	0	0.0	0	0.0	0.0	0	0.0	0.0
Backbone-Backbone	0	0.0	0	0.0	0.0	0	0.0	0.0
Backbone-Sidechain	0	0.0	0	0.0	0.0	0	0.0	0.0
Sidechain-Sidechain	0	0.0	0	0.0	0.0	0	0.0	0.0
<b>Inter-chain</b>	173	100.0	22	12.7	12.7	22	12.7	12.7
Backbone-Backbone	173	100.0	22	12.7	12.7	22	12.7	12.7
Backbone-Sidechain	0	0.0	0	0.0	0.0	0	0.0	0.0
Sidechain-Sidechain	0	0.0	0	0.0	0.0	0	0.0	0.0
<b>Hydrogen bond</b>	0	0.0	0	0.0	0.0	0	0.0	0.0
<b>Disulfide bond</b>	0	0.0	0	0.0	0.0	0	0.0	0.0
<b>Total</b>	173	100.0	22	12.7	12.7	22	12.7	12.7
Backbone-Backbone	173	100.0	22	12.7	12.7	22	12.7	12.7
Backbone-Sidechain	0	0.0	0	0.0	0.0	0	0.0	0.0
Sidechain-Sidechain	0	0.0	0	0.0	0.0	0	0.0	0.0

<sup>1</sup> percentage calculated with respect to the total number of distance restraints, <sup>2</sup> percentage calculated with respect to the number of restraints in a particular restraint category, <sup>3</sup> violated in at least one model, <sup>4</sup> violated in all the models

### 9.1.1 Bar chart : Distribution of distance restraints and violations [i](#)



Violated and consistently violated restraints are shown using different hatch patterns in their respective categories. The hydrogen bonds and disulfid bonds are counted in their appropriate category on the x-axis

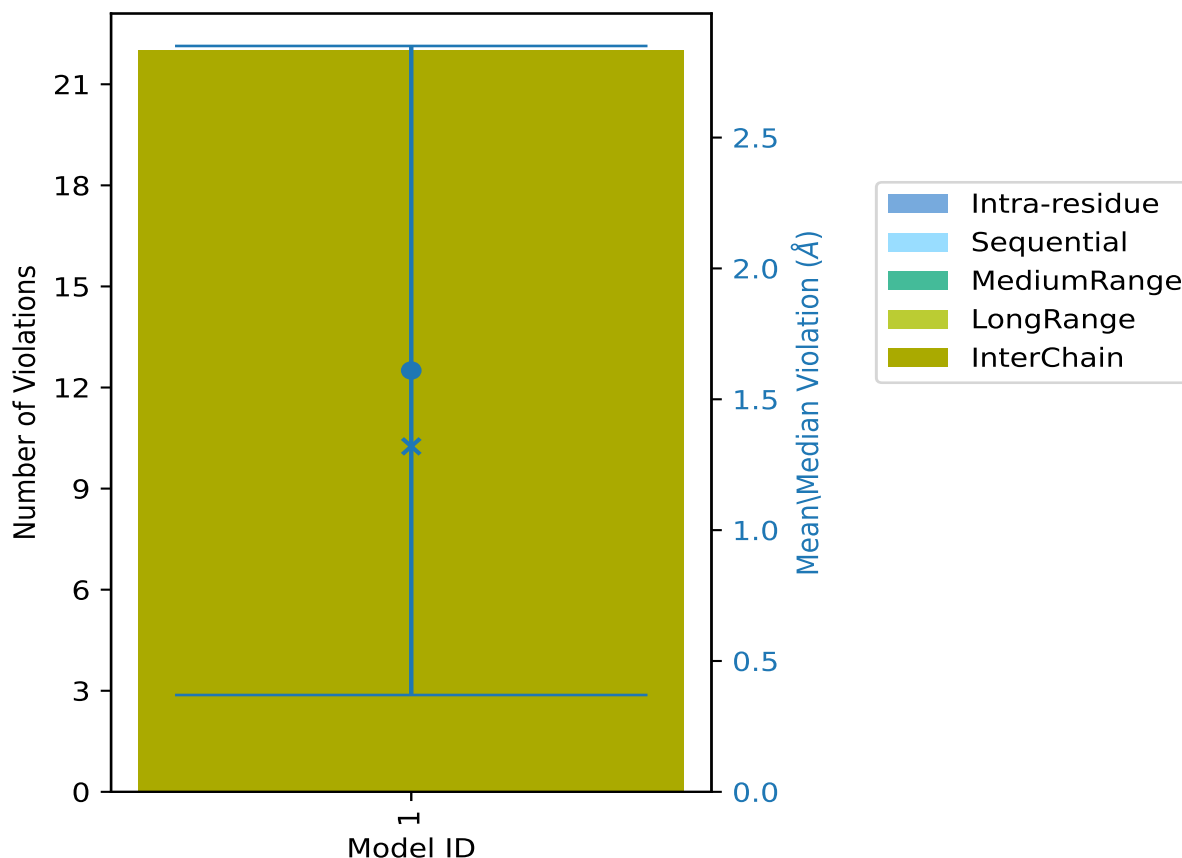
## 9.2 Distance violation statistics for each model [i](#)

The following table provides the distance violation statistics for each model in the ensemble. Violations less than 0.1 Å are not included in the statistics.

Model ID	Number of violations						Mean (Å)	Max (Å)	SD <sup>6</sup> (Å)	Median (Å)
	IR <sup>1</sup>	SQ <sup>2</sup>	MR <sup>3</sup>	LR <sup>4</sup>	IC <sup>5</sup>	Total				
1	0	0	0	0	22	22	1.61	4.25	1.24	1.32

<sup>1</sup>Intra-residue restraints, <sup>2</sup>Sequential restraints, <sup>3</sup>Medium range restraints, <sup>4</sup>Long range restraints, <sup>5</sup>Inter-chain restraints, <sup>6</sup>Standard deviation

### 9.2.1 Bar graph : Distance Violation statistics for each model [i](#)



The mean(dot),median(x) and the standard deviation are shown in blue with respect to the y axis on the right

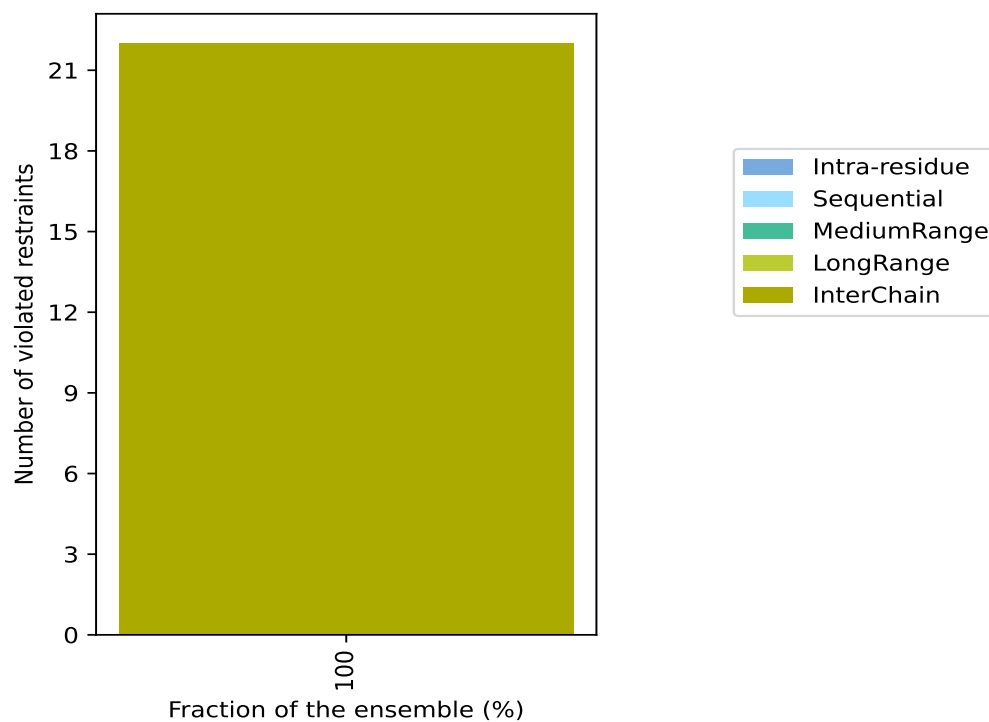
### 9.3 Distance violation statistics for the ensemble [i](#)

Violation analysis may find that some restraints are violated in few models and some are violated in most of models. The following table provides this information as number of violated restraints for a given fraction of the ensemble. In total, 151(IR:0, SQ:0, MR:0, LR:0, IC:151) restraints are not violated in the ensemble.

Number of violated restraints						Fraction of the ensemble	
IR <sup>1</sup>	SQ <sup>2</sup>	MR <sup>3</sup>	LR <sup>4</sup>	IC <sup>5</sup>	Total	Count <sup>6</sup>	%
0	0	0	0	22	22	1	100.0

<sup>1</sup>Intra-residue restraints, <sup>2</sup>Sequential restraints, <sup>3</sup>Medium range restraints, <sup>4</sup>Long range restraints, <sup>5</sup>Inter-chain restraints, <sup>6</sup> Number of models with violations

### 9.3.1 Bar graph : Distance violation statistics for the ensemble [i](#)



### 9.4 Most violated distance restraints in the ensemble [i](#)

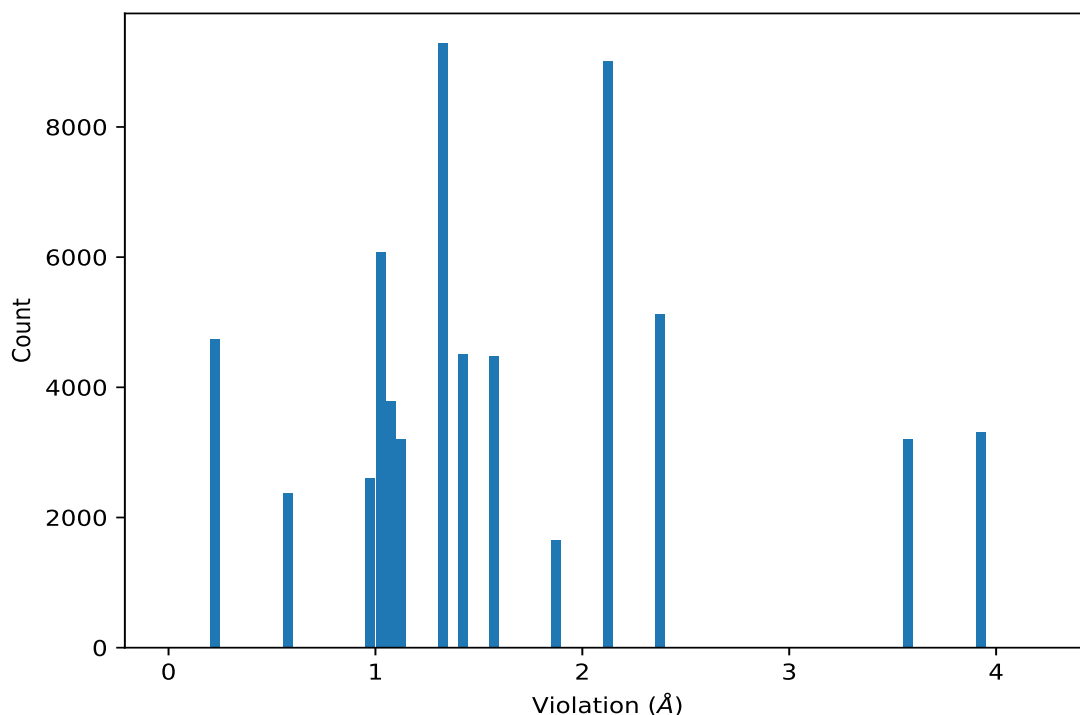
No violations found

### 9.5 All violated distance restraints [i](#)

#### 9.5.1 Histogram : Distribution of distance violations [i](#)

The following histogram shows the distribution of the absolute value of the violation for all violated restraints in the ensemble.





### 9.5.2 Table : All distance violations [i](#)

The following table lists the absolute value of the violation for each restraint in the ensemble sorted by its value. The Key (restraint list ID, restraint ID) is the unique identifier for a given restraint. Rows with same key represent combinatorial or ambiguous restraints and are counted as a single restraint.

Key	Atom-1	Atom-2	Model ID	Violation (Å)
(3,12)	2:B:19:ARG:CA	1:A:615:TYR:H	1	4.25
(1,35)	2:B:200:THR:C	1:A:490:ALA:C	1	3.94
(1,35)	2:B:200:THR:C	1:A:490:ALA:CA	1	3.94
(1,35)	2:B:200:THR:C	1:A:490:ALA:CB	1	3.94
(1,35)	2:B:200:THR:C	1:A:490:ALA:H	1	3.94
(1,35)	2:B:200:THR:C	1:A:490:ALA:HA	1	3.94
(1,35)	2:B:200:THR:C	1:A:490:ALA:HB1	1	3.94
(1,35)	2:B:200:THR:C	1:A:490:ALA:HB2	1	3.94
(1,35)	2:B:200:THR:C	1:A:490:ALA:HB3	1	3.94
(1,35)	2:B:200:THR:C	1:A:490:ALA:N	1	3.94
(1,35)	2:B:200:THR:C	1:A:490:ALA:O	1	3.94
(1,35)	2:B:200:THR:C	1:A:514:THR:C	1	3.94
(1,35)	2:B:200:THR:C	1:A:514:THR:CA	1	3.94
(1,35)	2:B:200:THR:C	1:A:514:THR:CB	1	3.94
(1,35)	2:B:200:THR:C	1:A:514:THR:CG2	1	3.94
(1,35)	2:B:200:THR:C	1:A:514:THR:H	1	3.94

*Continued on next page...*

*Continued from previous page...*

Key	Atom-1	Atom-2	Model ID	Violation (Å)
(1,35)	2:B:200:THR:C	1:A:514:THR:HA	1	3.94
(1,35)	2:B:200:THR:C	1:A:514:THR:HB	1	3.94
(1,35)	2:B:200:THR:C	1:A:514:THR:HG1	1	3.94
(1,35)	2:B:200:THR:C	1:A:514:THR:HG21	1	3.94
(1,35)	2:B:200:THR:C	1:A:514:THR:HG22	1	3.94
(1,35)	2:B:200:THR:C	1:A:514:THR:HG23	1	3.94
(1,35)	2:B:200:THR:C	1:A:514:THR:N	1	3.94
(1,35)	2:B:200:THR:C	1:A:514:THR:O	1	3.94
(1,35)	2:B:200:THR:C	1:A:514:THR:OG1	1	3.94
(1,35)	2:B:200:THR:C	1:A:516:ASN:C	1	3.94
(1,35)	2:B:200:THR:C	1:A:516:ASN:CA	1	3.94
(1,35)	2:B:200:THR:C	1:A:516:ASN:CB	1	3.94
(1,35)	2:B:200:THR:C	1:A:516:ASN:CG	1	3.94
(1,35)	2:B:200:THR:C	1:A:516:ASN:H	1	3.94
(1,35)	2:B:200:THR:C	1:A:516:ASN:HA	1	3.94
(1,35)	2:B:200:THR:C	1:A:516:ASN:HB2	1	3.94
(1,35)	2:B:200:THR:C	1:A:516:ASN:HB3	1	3.94
(1,35)	2:B:200:THR:C	1:A:516:ASN:HD21	1	3.94
(1,35)	2:B:200:THR:C	1:A:516:ASN:HD22	1	3.94
(1,35)	2:B:200:THR:C	1:A:516:ASN:N	1	3.94
(1,35)	2:B:200:THR:C	1:A:516:ASN:ND2	1	3.94
(1,35)	2:B:200:THR:C	1:A:516:ASN:O	1	3.94
(1,35)	2:B:200:THR:C	1:A:516:ASN:OD1	1	3.94
(1,35)	2:B:200:THR:C	1:A:519:GLY:C	1	3.94
(1,35)	2:B:200:THR:C	1:A:519:GLY:CA	1	3.94
(1,35)	2:B:200:THR:C	1:A:519:GLY:H	1	3.94
(1,35)	2:B:200:THR:C	1:A:519:GLY:HA2	1	3.94
(1,35)	2:B:200:THR:C	1:A:519:GLY:HA3	1	3.94
(1,35)	2:B:200:THR:C	1:A:519:GLY:N	1	3.94
(1,35)	2:B:200:THR:C	1:A:519:GLY:O	1	3.94
(1,35)	2:B:200:THR:C	1:A:522:PHE:C	1	3.94
(1,35)	2:B:200:THR:C	1:A:522:PHE:CA	1	3.94
(1,35)	2:B:200:THR:C	1:A:522:PHE:CB	1	3.94
(1,35)	2:B:200:THR:C	1:A:522:PHE:CD1	1	3.94
(1,35)	2:B:200:THR:C	1:A:522:PHE:CD2	1	3.94
(1,35)	2:B:200:THR:C	1:A:522:PHE:CE1	1	3.94
(1,35)	2:B:200:THR:C	1:A:522:PHE:CE2	1	3.94
(1,35)	2:B:200:THR:C	1:A:522:PHE:CG	1	3.94
(1,35)	2:B:200:THR:C	1:A:522:PHE:CZ	1	3.94
(1,35)	2:B:200:THR:C	1:A:522:PHE:H	1	3.94
(1,35)	2:B:200:THR:C	1:A:522:PHE:HA	1	3.94
(1,35)	2:B:200:THR:C	1:A:522:PHE:HB2	1	3.94

*Continued on next page...*

*Continued from previous page...*

Key	Atom-1	Atom-2	Model ID	Violation (Å)
(1,35)	2:B:200:THR:C	1:A:522:PHE:HB3	1	3.94
(1,35)	2:B:200:THR:C	1:A:522:PHE:HD1	1	3.94
(1,35)	2:B:200:THR:C	1:A:522:PHE:HD2	1	3.94
(1,35)	2:B:200:THR:C	1:A:522:PHE:HE1	1	3.94
(1,35)	2:B:200:THR:C	1:A:522:PHE:HE2	1	3.94
(1,35)	2:B:200:THR:C	1:A:522:PHE:HZ	1	3.94
(1,35)	2:B:200:THR:C	1:A:522:PHE:N	1	3.94
(1,35)	2:B:200:THR:C	1:A:522:PHE:O	1	3.94
(1,35)	2:B:200:THR:C	1:A:523:GLU:C	1	3.94
(1,35)	2:B:200:THR:C	1:A:523:GLU:CA	1	3.94
(1,35)	2:B:200:THR:C	1:A:523:GLU:CB	1	3.94
(1,35)	2:B:200:THR:C	1:A:523:GLU:CD	1	3.94
(1,35)	2:B:200:THR:C	1:A:523:GLU:CG	1	3.94
(1,35)	2:B:200:THR:C	1:A:523:GLU:H	1	3.94
(1,35)	2:B:200:THR:C	1:A:523:GLU:HA	1	3.94
(1,35)	2:B:200:THR:C	1:A:523:GLU:HB2	1	3.94
(1,35)	2:B:200:THR:C	1:A:523:GLU:HB3	1	3.94
(1,35)	2:B:200:THR:C	1:A:523:GLU:HG2	1	3.94
(1,35)	2:B:200:THR:C	1:A:523:GLU:HG3	1	3.94
(1,35)	2:B:200:THR:C	1:A:523:GLU:N	1	3.94
(1,35)	2:B:200:THR:C	1:A:523:GLU:O	1	3.94
(1,35)	2:B:200:THR:C	1:A:523:GLU:OE1	1	3.94
(1,35)	2:B:200:THR:C	1:A:523:GLU:OE2	1	3.94
(1,35)	2:B:200:THR:C	1:A:524:PHE:C	1	3.94
(1,35)	2:B:200:THR:C	1:A:524:PHE:CA	1	3.94
(1,35)	2:B:200:THR:C	1:A:524:PHE:CB	1	3.94
(1,35)	2:B:200:THR:C	1:A:524:PHE:CD1	1	3.94
(1,35)	2:B:200:THR:C	1:A:524:PHE:CD2	1	3.94
(1,35)	2:B:200:THR:C	1:A:524:PHE:CE1	1	3.94
(1,35)	2:B:200:THR:C	1:A:524:PHE:CE2	1	3.94
(1,35)	2:B:200:THR:C	1:A:524:PHE:CG	1	3.94
(1,35)	2:B:200:THR:C	1:A:524:PHE:CZ	1	3.94
(1,35)	2:B:200:THR:C	1:A:524:PHE:H	1	3.94
(1,35)	2:B:200:THR:C	1:A:524:PHE:HA	1	3.94
(1,35)	2:B:200:THR:C	1:A:524:PHE:HB2	1	3.94
(1,35)	2:B:200:THR:C	1:A:524:PHE:HB3	1	3.94
(1,35)	2:B:200:THR:C	1:A:524:PHE:HD1	1	3.94
(1,35)	2:B:200:THR:C	1:A:524:PHE:HD2	1	3.94
(1,35)	2:B:200:THR:C	1:A:524:PHE:HE1	1	3.94
(1,35)	2:B:200:THR:C	1:A:524:PHE:HE2	1	3.94
(1,35)	2:B:200:THR:C	1:A:524:PHE:HZ	1	3.94
(1,35)	2:B:200:THR:C	1:A:524:PHE:N	1	3.94

*Continued on next page...*

*Continued from previous page...*

Key	Atom-1	Atom-2	Model ID	Violation (Å)
(1,35)	2:B:200:THR:C	1:A:524:PHE:O	1	3.94
(1,35)	2:B:200:THR:C	1:A:525:GLU:C	1	3.94
(1,35)	2:B:200:THR:C	1:A:525:GLU:CA	1	3.94
(1,35)	2:B:200:THR:C	1:A:525:GLU:CB	1	3.94
(1,35)	2:B:200:THR:C	1:A:525:GLU:CD	1	3.94
(1,35)	2:B:200:THR:C	1:A:525:GLU:CG	1	3.94
(1,35)	2:B:200:THR:C	1:A:525:GLU:H	1	3.94
(1,35)	2:B:200:THR:C	1:A:525:GLU:HA	1	3.94
(1,35)	2:B:200:THR:C	1:A:525:GLU:HB2	1	3.94
(1,35)	2:B:200:THR:C	1:A:525:GLU:HB3	1	3.94
(1,35)	2:B:200:THR:C	1:A:525:GLU:HG2	1	3.94
(1,35)	2:B:200:THR:C	1:A:525:GLU:HG3	1	3.94
(1,35)	2:B:200:THR:C	1:A:525:GLU:N	1	3.94
(1,35)	2:B:200:THR:C	1:A:525:GLU:O	1	3.94
(1,35)	2:B:200:THR:C	1:A:525:GLU:OE1	1	3.94
(1,35)	2:B:200:THR:C	1:A:525:GLU:OE2	1	3.94
(1,35)	2:B:200:THR:C	1:A:526:ASN:C	1	3.94
(1,35)	2:B:200:THR:C	1:A:526:ASN:CA	1	3.94
(1,35)	2:B:200:THR:C	1:A:526:ASN:CB	1	3.94
(1,35)	2:B:200:THR:C	1:A:526:ASN:CG	1	3.94
(1,35)	2:B:200:THR:C	1:A:526:ASN:H	1	3.94
(1,35)	2:B:200:THR:C	1:A:526:ASN:HA	1	3.94
(1,35)	2:B:200:THR:C	1:A:526:ASN:HB2	1	3.94
(1,35)	2:B:200:THR:C	1:A:526:ASN:HB3	1	3.94
(1,35)	2:B:200:THR:C	1:A:526:ASN:HD21	1	3.94
(1,35)	2:B:200:THR:C	1:A:526:ASN:HD22	1	3.94
(1,35)	2:B:200:THR:C	1:A:526:ASN:N	1	3.94
(1,35)	2:B:200:THR:C	1:A:526:ASN:ND2	1	3.94
(1,35)	2:B:200:THR:C	1:A:526:ASN:O	1	3.94
(1,35)	2:B:200:THR:C	1:A:526:ASN:OD1	1	3.94
(1,35)	2:B:200:THR:C	1:A:527:ALA:C	1	3.94
(1,35)	2:B:200:THR:C	1:A:527:ALA:CA	1	3.94
(1,35)	2:B:200:THR:C	1:A:527:ALA:CB	1	3.94
(1,35)	2:B:200:THR:C	1:A:527:ALA:H	1	3.94
(1,35)	2:B:200:THR:C	1:A:527:ALA:HA	1	3.94
(1,35)	2:B:200:THR:C	1:A:527:ALA:HB1	1	3.94
(1,35)	2:B:200:THR:C	1:A:527:ALA:HB2	1	3.94
(1,35)	2:B:200:THR:C	1:A:527:ALA:HB3	1	3.94
(1,35)	2:B:200:THR:C	1:A:527:ALA:N	1	3.94
(1,35)	2:B:200:THR:C	1:A:527:ALA:O	1	3.94
(1,35)	2:B:200:THR:C	1:A:528:ILE:C	1	3.94
(1,35)	2:B:200:THR:C	1:A:528:ILE:CA	1	3.94

*Continued on next page...*

*Continued from previous page...*

Key	Atom-1	Atom-2	Model ID	Violation (Å)
(1,35)	2:B:200:THR:C	1:A:528:ILE:CB	1	3.94
(1,35)	2:B:200:THR:C	1:A:528:ILE:CD1	1	3.94
(1,35)	2:B:200:THR:C	1:A:528:ILE:CG1	1	3.94
(1,35)	2:B:200:THR:C	1:A:528:ILE:CG2	1	3.94
(1,35)	2:B:200:THR:C	1:A:528:ILE:H	1	3.94
(1,35)	2:B:200:THR:C	1:A:528:ILE:HA	1	3.94
(1,35)	2:B:200:THR:C	1:A:528:ILE:HB	1	3.94
(1,35)	2:B:200:THR:C	1:A:528:ILE:HD11	1	3.94
(1,35)	2:B:200:THR:C	1:A:528:ILE:HD12	1	3.94
(1,35)	2:B:200:THR:C	1:A:528:ILE:HD13	1	3.94
(1,35)	2:B:200:THR:C	1:A:528:ILE:HG12	1	3.94
(1,35)	2:B:200:THR:C	1:A:528:ILE:HG13	1	3.94
(1,35)	2:B:200:THR:C	1:A:528:ILE:HG21	1	3.94
(1,35)	2:B:200:THR:C	1:A:528:ILE:HG22	1	3.94
(1,35)	2:B:200:THR:C	1:A:528:ILE:HG23	1	3.94
(1,35)	2:B:200:THR:C	1:A:528:ILE:N	1	3.94
(1,35)	2:B:200:THR:C	1:A:528:ILE:O	1	3.94
(1,35)	2:B:200:THR:C	1:A:529:VAL:C	1	3.94
(1,35)	2:B:200:THR:C	1:A:529:VAL:CA	1	3.94
(1,35)	2:B:200:THR:C	1:A:529:VAL:CB	1	3.94
(1,35)	2:B:200:THR:C	1:A:529:VAL:CG1	1	3.94
(1,35)	2:B:200:THR:C	1:A:529:VAL:CG2	1	3.94
(1,35)	2:B:200:THR:C	1:A:529:VAL:H	1	3.94
(1,35)	2:B:200:THR:C	1:A:529:VAL:HA	1	3.94
(1,35)	2:B:200:THR:C	1:A:529:VAL:HB	1	3.94
(1,35)	2:B:200:THR:C	1:A:529:VAL:HG11	1	3.94
(1,35)	2:B:200:THR:C	1:A:529:VAL:HG12	1	3.94
(1,35)	2:B:200:THR:C	1:A:529:VAL:HG13	1	3.94
(1,35)	2:B:200:THR:C	1:A:529:VAL:HG21	1	3.94
(1,35)	2:B:200:THR:C	1:A:529:VAL:HG22	1	3.94
(1,35)	2:B:200:THR:C	1:A:529:VAL:HG23	1	3.94
(1,35)	2:B:200:THR:C	1:A:529:VAL:N	1	3.94
(1,35)	2:B:200:THR:C	1:A:529:VAL:O	1	3.94
(1,35)	2:B:200:THR:C	1:A:561:ASP:C	1	3.94
(1,35)	2:B:200:THR:C	1:A:561:ASP:CA	1	3.94
(1,35)	2:B:200:THR:C	1:A:561:ASP:CB	1	3.94
(1,35)	2:B:200:THR:C	1:A:561:ASP:CG	1	3.94
(1,35)	2:B:200:THR:C	1:A:561:ASP:H	1	3.94
(1,35)	2:B:200:THR:C	1:A:561:ASP:HA	1	3.94
(1,35)	2:B:200:THR:C	1:A:561:ASP:HB2	1	3.94
(1,35)	2:B:200:THR:C	1:A:561:ASP:HB3	1	3.94
(1,35)	2:B:200:THR:C	1:A:561:ASP:N	1	3.94

*Continued on next page...*

*Continued from previous page...*

Key	Atom-1	Atom-2	Model ID	Violation (Å)
(1,35)	2:B:200:THR:C	1:A:561:ASP:O	1	3.94
(1,35)	2:B:200:THR:C	1:A:561:ASP:OD1	1	3.94
(1,35)	2:B:200:THR:C	1:A:561:ASP:OD2	1	3.94
(1,35)	2:B:200:THR:C	1:A:563:LYS:C	1	3.94
(1,35)	2:B:200:THR:C	1:A:563:LYS:CA	1	3.94
(1,35)	2:B:200:THR:C	1:A:563:LYS:CB	1	3.94
(1,35)	2:B:200:THR:C	1:A:563:LYS:CD	1	3.94
(1,35)	2:B:200:THR:C	1:A:563:LYS:CE	1	3.94
(1,35)	2:B:200:THR:C	1:A:563:LYS:CG	1	3.94
(1,35)	2:B:200:THR:C	1:A:563:LYS:H	1	3.94
(1,35)	2:B:200:THR:C	1:A:563:LYS:HA	1	3.94
(1,35)	2:B:200:THR:C	1:A:563:LYS:HB2	1	3.94
(1,35)	2:B:200:THR:C	1:A:563:LYS:HB3	1	3.94
(1,35)	2:B:200:THR:C	1:A:563:LYS:HD2	1	3.94
(1,35)	2:B:200:THR:C	1:A:563:LYS:HD3	1	3.94
(1,35)	2:B:200:THR:C	1:A:563:LYS:HE2	1	3.94
(1,35)	2:B:200:THR:C	1:A:563:LYS:HE3	1	3.94
(1,35)	2:B:200:THR:C	1:A:563:LYS:HG2	1	3.94
(1,35)	2:B:200:THR:C	1:A:563:LYS:HG3	1	3.94
(1,35)	2:B:200:THR:C	1:A:563:LYS:HZ1	1	3.94
(1,35)	2:B:200:THR:C	1:A:563:LYS:HZ2	1	3.94
(1,35)	2:B:200:THR:C	1:A:563:LYS:HZ3	1	3.94
(1,35)	2:B:200:THR:C	1:A:563:LYS:N	1	3.94
(1,35)	2:B:200:THR:C	1:A:563:LYS:NZ	1	3.94
(1,35)	2:B:200:THR:C	1:A:563:LYS:O	1	3.94
(1,35)	2:B:200:THR:C	1:A:564:ALA:C	1	3.94
(1,35)	2:B:200:THR:C	1:A:564:ALA:CA	1	3.94
(1,35)	2:B:200:THR:C	1:A:564:ALA:CB	1	3.94
(1,35)	2:B:200:THR:C	1:A:564:ALA:H	1	3.94
(1,35)	2:B:200:THR:C	1:A:564:ALA:HA	1	3.94
(1,35)	2:B:200:THR:C	1:A:564:ALA:HB1	1	3.94
(1,35)	2:B:200:THR:C	1:A:564:ALA:HB2	1	3.94
(1,35)	2:B:200:THR:C	1:A:564:ALA:HB3	1	3.94
(1,35)	2:B:200:THR:C	1:A:564:ALA:N	1	3.94
(1,35)	2:B:200:THR:C	1:A:564:ALA:O	1	3.94
(1,35)	2:B:200:THR:C	1:A:566:LEU:C	1	3.94
(1,35)	2:B:200:THR:C	1:A:566:LEU:CA	1	3.94
(1,35)	2:B:200:THR:C	1:A:566:LEU:CB	1	3.94
(1,35)	2:B:200:THR:C	1:A:566:LEU:CD1	1	3.94
(1,35)	2:B:200:THR:C	1:A:566:LEU:CD2	1	3.94
(1,35)	2:B:200:THR:C	1:A:566:LEU:CG	1	3.94
(1,35)	2:B:200:THR:C	1:A:566:LEU:H	1	3.94

*Continued on next page...*

*Continued from previous page...*

Key	Atom-1	Atom-2	Model ID	Violation (Å)
(1,35)	2:B:200:THR:C	1:A:566:LEU:HA	1	3.94
(1,35)	2:B:200:THR:C	1:A:566:LEU:HB2	1	3.94
(1,35)	2:B:200:THR:C	1:A:566:LEU:HB3	1	3.94
(1,35)	2:B:200:THR:C	1:A:566:LEU:HD11	1	3.94
(1,35)	2:B:200:THR:C	1:A:566:LEU:HD12	1	3.94
(1,35)	2:B:200:THR:C	1:A:566:LEU:HD13	1	3.94
(1,35)	2:B:200:THR:C	1:A:566:LEU:HD21	1	3.94
(1,35)	2:B:200:THR:C	1:A:566:LEU:HD22	1	3.94
(1,35)	2:B:200:THR:C	1:A:566:LEU:HD23	1	3.94
(1,35)	2:B:200:THR:C	1:A:566:LEU:HG	1	3.94
(1,35)	2:B:200:THR:C	1:A:566:LEU:N	1	3.94
(1,35)	2:B:200:THR:C	1:A:566:LEU:O	1	3.94
(1,35)	2:B:200:THR:CA	1:A:490:ALA:C	1	3.94
(1,35)	2:B:200:THR:CA	1:A:490:ALA:CA	1	3.94
(1,35)	2:B:200:THR:CA	1:A:490:ALA:CB	1	3.94
(1,35)	2:B:200:THR:CA	1:A:490:ALA:H	1	3.94
(1,35)	2:B:200:THR:CA	1:A:490:ALA:HA	1	3.94
(1,35)	2:B:200:THR:CA	1:A:490:ALA:HB1	1	3.94
(1,35)	2:B:200:THR:CA	1:A:490:ALA:HB2	1	3.94
(1,35)	2:B:200:THR:CA	1:A:490:ALA:HB3	1	3.94
(1,35)	2:B:200:THR:CA	1:A:490:ALA:N	1	3.94
(1,35)	2:B:200:THR:CA	1:A:490:ALA:O	1	3.94
(1,35)	2:B:200:THR:CA	1:A:514:THR:C	1	3.94
(1,35)	2:B:200:THR:CA	1:A:514:THR:CA	1	3.94
(1,35)	2:B:200:THR:CA	1:A:514:THR:CB	1	3.94
(1,35)	2:B:200:THR:CA	1:A:514:THR:CG2	1	3.94
(1,35)	2:B:200:THR:CA	1:A:514:THR:H	1	3.94
(1,35)	2:B:200:THR:CA	1:A:514:THR:HA	1	3.94
(1,35)	2:B:200:THR:CA	1:A:514:THR:HB	1	3.94
(1,35)	2:B:200:THR:CA	1:A:514:THR:HG1	1	3.94
(1,35)	2:B:200:THR:CA	1:A:514:THR:HG21	1	3.94
(1,35)	2:B:200:THR:CA	1:A:514:THR:HG22	1	3.94
(1,35)	2:B:200:THR:CA	1:A:514:THR:HG23	1	3.94
(1,35)	2:B:200:THR:CA	1:A:514:THR:N	1	3.94
(1,35)	2:B:200:THR:CA	1:A:514:THR:O	1	3.94
(1,35)	2:B:200:THR:CA	1:A:514:THR:OG1	1	3.94
(1,35)	2:B:200:THR:CA	1:A:516:ASN:C	1	3.94
(1,35)	2:B:200:THR:CA	1:A:516:ASN:CA	1	3.94
(1,35)	2:B:200:THR:CA	1:A:516:ASN:CB	1	3.94
(1,35)	2:B:200:THR:CA	1:A:516:ASN:CG	1	3.94
(1,35)	2:B:200:THR:CA	1:A:516:ASN:H	1	3.94
(1,35)	2:B:200:THR:CA	1:A:516:ASN:HA	1	3.94

*Continued on next page...*

*Continued from previous page...*

Key	Atom-1	Atom-2	Model ID	Violation (Å)
(1,35)	2:B:200:THR:CA	1:A:516:ASN:HB2	1	3.94
(1,35)	2:B:200:THR:CA	1:A:516:ASN:HB3	1	3.94
(1,35)	2:B:200:THR:CA	1:A:516:ASN:HD21	1	3.94
(1,35)	2:B:200:THR:CA	1:A:516:ASN:HD22	1	3.94
(1,35)	2:B:200:THR:CA	1:A:516:ASN:N	1	3.94
(1,35)	2:B:200:THR:CA	1:A:516:ASN:ND2	1	3.94
(1,35)	2:B:200:THR:CA	1:A:516:ASN:O	1	3.94
(1,35)	2:B:200:THR:CA	1:A:516:ASN:OD1	1	3.94
(1,35)	2:B:200:THR:CA	1:A:519:GLY:C	1	3.94
(1,35)	2:B:200:THR:CA	1:A:519:GLY:CA	1	3.94
(1,35)	2:B:200:THR:CA	1:A:519:GLY:H	1	3.94
(1,35)	2:B:200:THR:CA	1:A:519:GLY:HA2	1	3.94
(1,35)	2:B:200:THR:CA	1:A:519:GLY:HA3	1	3.94
(1,35)	2:B:200:THR:CA	1:A:519:GLY:N	1	3.94
(1,35)	2:B:200:THR:CA	1:A:519:GLY:O	1	3.94
(1,35)	2:B:200:THR:CA	1:A:522:PHE:C	1	3.94
(1,35)	2:B:200:THR:CA	1:A:522:PHE:CA	1	3.94
(1,35)	2:B:200:THR:CA	1:A:522:PHE:CB	1	3.94
(1,35)	2:B:200:THR:CA	1:A:522:PHE:CD1	1	3.94
(1,35)	2:B:200:THR:CA	1:A:522:PHE:CD2	1	3.94
(1,35)	2:B:200:THR:CA	1:A:522:PHE:CE1	1	3.94
(1,35)	2:B:200:THR:CA	1:A:522:PHE:CE2	1	3.94
(1,35)	2:B:200:THR:CA	1:A:522:PHE:CG	1	3.94
(1,35)	2:B:200:THR:CA	1:A:522:PHE:CZ	1	3.94
(1,35)	2:B:200:THR:CA	1:A:522:PHE:H	1	3.94
(1,35)	2:B:200:THR:CA	1:A:522:PHE:HA	1	3.94
(1,35)	2:B:200:THR:CA	1:A:522:PHE:HB2	1	3.94
(1,35)	2:B:200:THR:CA	1:A:522:PHE:HB3	1	3.94
(1,35)	2:B:200:THR:CA	1:A:522:PHE:HD1	1	3.94
(1,35)	2:B:200:THR:CA	1:A:522:PHE:HD2	1	3.94
(1,35)	2:B:200:THR:CA	1:A:522:PHE:HE1	1	3.94
(1,35)	2:B:200:THR:CA	1:A:522:PHE:HE2	1	3.94
(1,35)	2:B:200:THR:CA	1:A:522:PHE:HZ	1	3.94
(1,35)	2:B:200:THR:CA	1:A:522:PHE:N	1	3.94
(1,35)	2:B:200:THR:CA	1:A:522:PHE:O	1	3.94
(1,35)	2:B:200:THR:CA	1:A:523:GLU:C	1	3.94
(1,35)	2:B:200:THR:CA	1:A:523:GLU:CA	1	3.94
(1,35)	2:B:200:THR:CA	1:A:523:GLU:CB	1	3.94
(1,35)	2:B:200:THR:CA	1:A:523:GLU:CD	1	3.94
(1,35)	2:B:200:THR:CA	1:A:523:GLU:CG	1	3.94
(1,35)	2:B:200:THR:CA	1:A:523:GLU:H	1	3.94
(1,35)	2:B:200:THR:CA	1:A:523:GLU:HA	1	3.94

*Continued on next page...*



*Continued from previous page...*

Key	Atom-1	Atom-2	Model ID	Violation (Å)
(1,35)	2:B:200:THR:CA	1:A:523:GLU:HB2	1	3.94
(1,35)	2:B:200:THR:CA	1:A:523:GLU:HB3	1	3.94
(1,35)	2:B:200:THR:CA	1:A:523:GLU:HG2	1	3.94
(1,35)	2:B:200:THR:CA	1:A:523:GLU:HG3	1	3.94
(1,35)	2:B:200:THR:CA	1:A:523:GLU:N	1	3.94
(1,35)	2:B:200:THR:CA	1:A:523:GLU:O	1	3.94
(1,35)	2:B:200:THR:CA	1:A:523:GLU:OE1	1	3.94
(1,35)	2:B:200:THR:CA	1:A:523:GLU:OE2	1	3.94
(1,35)	2:B:200:THR:CA	1:A:524:PHE:C	1	3.94
(1,35)	2:B:200:THR:CA	1:A:524:PHE:CA	1	3.94
(1,35)	2:B:200:THR:CA	1:A:524:PHE:CB	1	3.94
(1,35)	2:B:200:THR:CA	1:A:524:PHE:CD1	1	3.94
(1,35)	2:B:200:THR:CA	1:A:524:PHE:CD2	1	3.94
(1,35)	2:B:200:THR:CA	1:A:524:PHE:CE1	1	3.94
(1,35)	2:B:200:THR:CA	1:A:524:PHE:CE2	1	3.94
(1,35)	2:B:200:THR:CA	1:A:524:PHE:CG	1	3.94
(1,35)	2:B:200:THR:CA	1:A:524:PHE:CZ	1	3.94
(1,35)	2:B:200:THR:CA	1:A:524:PHE:H	1	3.94
(1,35)	2:B:200:THR:CA	1:A:524:PHE:HA	1	3.94
(1,35)	2:B:200:THR:CA	1:A:524:PHE:HB2	1	3.94
(1,35)	2:B:200:THR:CA	1:A:524:PHE:HB3	1	3.94
(1,35)	2:B:200:THR:CA	1:A:524:PHE:HD1	1	3.94
(1,35)	2:B:200:THR:CA	1:A:524:PHE:HD2	1	3.94
(1,35)	2:B:200:THR:CA	1:A:524:PHE:HE1	1	3.94
(1,35)	2:B:200:THR:CA	1:A:524:PHE:HE2	1	3.94
(1,35)	2:B:200:THR:CA	1:A:524:PHE:HZ	1	3.94
(1,35)	2:B:200:THR:CA	1:A:524:PHE:N	1	3.94
(1,35)	2:B:200:THR:CA	1:A:524:PHE:O	1	3.94
(1,35)	2:B:200:THR:CA	1:A:525:GLU:C	1	3.94
(1,35)	2:B:200:THR:CA	1:A:525:GLU:CA	1	3.94
(1,35)	2:B:200:THR:CA	1:A:525:GLU:CB	1	3.94
(1,35)	2:B:200:THR:CA	1:A:525:GLU:CD	1	3.94
(1,35)	2:B:200:THR:CA	1:A:525:GLU:CG	1	3.94
(1,35)	2:B:200:THR:CA	1:A:525:GLU:H	1	3.94
(1,35)	2:B:200:THR:CA	1:A:525:GLU:HA	1	3.94
(1,35)	2:B:200:THR:CA	1:A:525:GLU:HB2	1	3.94
(1,35)	2:B:200:THR:CA	1:A:525:GLU:HB3	1	3.94
(1,35)	2:B:200:THR:CA	1:A:525:GLU:HG2	1	3.94
(1,35)	2:B:200:THR:CA	1:A:525:GLU:HG3	1	3.94
(1,35)	2:B:200:THR:CA	1:A:525:GLU:N	1	3.94
(1,35)	2:B:200:THR:CA	1:A:525:GLU:O	1	3.94
(1,35)	2:B:200:THR:CA	1:A:525:GLU:OE1	1	3.94

*Continued on next page...*

*Continued from previous page...*

Key	Atom-1	Atom-2	Model ID	Violation (Å)
(1,35)	2:B:200:THR:CA	1:A:525:GLU:OE2	1	3.94
(1,35)	2:B:200:THR:CA	1:A:526:ASN:C	1	3.94
(1,35)	2:B:200:THR:CA	1:A:526:ASN:CA	1	3.94
(1,35)	2:B:200:THR:CA	1:A:526:ASN:CB	1	3.94
(1,35)	2:B:200:THR:CA	1:A:526:ASN:CG	1	3.94
(1,35)	2:B:200:THR:CA	1:A:526:ASN:H	1	3.94
(1,35)	2:B:200:THR:CA	1:A:526:ASN:HA	1	3.94
(1,35)	2:B:200:THR:CA	1:A:526:ASN:HB2	1	3.94
(1,35)	2:B:200:THR:CA	1:A:526:ASN:HB3	1	3.94
(1,35)	2:B:200:THR:CA	1:A:526:ASN:HD21	1	3.94
(1,35)	2:B:200:THR:CA	1:A:526:ASN:HD22	1	3.94
(1,35)	2:B:200:THR:CA	1:A:526:ASN:N	1	3.94
(1,35)	2:B:200:THR:CA	1:A:526:ASN:ND2	1	3.94
(1,35)	2:B:200:THR:CA	1:A:526:ASN:O	1	3.94
(1,35)	2:B:200:THR:CA	1:A:526:ASN:OD1	1	3.94
(1,35)	2:B:200:THR:CA	1:A:527:ALA:C	1	3.94
(1,35)	2:B:200:THR:CA	1:A:527:ALA:CA	1	3.94
(1,35)	2:B:200:THR:CA	1:A:527:ALA:CB	1	3.94
(1,35)	2:B:200:THR:CA	1:A:527:ALA:H	1	3.94
(1,35)	2:B:200:THR:CA	1:A:527:ALA:HA	1	3.94
(1,35)	2:B:200:THR:CA	1:A:527:ALA:HB1	1	3.94
(1,35)	2:B:200:THR:CA	1:A:527:ALA:HB2	1	3.94
(1,35)	2:B:200:THR:CA	1:A:527:ALA:HB3	1	3.94
(1,35)	2:B:200:THR:CA	1:A:527:ALA:N	1	3.94
(1,35)	2:B:200:THR:CA	1:A:527:ALA:O	1	3.94
(1,35)	2:B:200:THR:CA	1:A:528:ILE:C	1	3.94
(1,35)	2:B:200:THR:CA	1:A:528:ILE:CA	1	3.94
(1,35)	2:B:200:THR:CA	1:A:528:ILE:CB	1	3.94
(1,35)	2:B:200:THR:CA	1:A:528:ILE:CD1	1	3.94
(1,35)	2:B:200:THR:CA	1:A:528:ILE:CG1	1	3.94
(1,35)	2:B:200:THR:CA	1:A:528:ILE:CG2	1	3.94
(1,35)	2:B:200:THR:CA	1:A:528:ILE:H	1	3.94
(1,35)	2:B:200:THR:CA	1:A:528:ILE:HA	1	3.94
(1,35)	2:B:200:THR:CA	1:A:528:ILE:HB	1	3.94
(1,35)	2:B:200:THR:CA	1:A:528:ILE:HD11	1	3.94
(1,35)	2:B:200:THR:CA	1:A:528:ILE:HD12	1	3.94
(1,35)	2:B:200:THR:CA	1:A:528:ILE:HD13	1	3.94
(1,35)	2:B:200:THR:CA	1:A:528:ILE:HG12	1	3.94
(1,35)	2:B:200:THR:CA	1:A:528:ILE:HG13	1	3.94
(1,35)	2:B:200:THR:CA	1:A:528:ILE:HG21	1	3.94
(1,35)	2:B:200:THR:CA	1:A:528:ILE:HG22	1	3.94
(1,35)	2:B:200:THR:CA	1:A:528:ILE:HG23	1	3.94

*Continued on next page...*

*Continued from previous page...*

Key	Atom-1	Atom-2	Model ID	Violation (Å)
(1,35)	2:B:200:THR:CA	1:A:528:ILE:N	1	3.94
(1,35)	2:B:200:THR:CA	1:A:528:ILE:O	1	3.94
(1,35)	2:B:200:THR:CA	1:A:529:VAL:C	1	3.94
(1,35)	2:B:200:THR:CA	1:A:529:VAL:CA	1	3.94
(1,35)	2:B:200:THR:CA	1:A:529:VAL:CB	1	3.94
(1,35)	2:B:200:THR:CA	1:A:529:VAL:CG1	1	3.94
(1,35)	2:B:200:THR:CA	1:A:529:VAL:CG2	1	3.94
(1,35)	2:B:200:THR:CA	1:A:529:VAL:H	1	3.94
(1,35)	2:B:200:THR:CA	1:A:529:VAL:HA	1	3.94
(1,35)	2:B:200:THR:CA	1:A:529:VAL:HB	1	3.94
(1,35)	2:B:200:THR:CA	1:A:529:VAL:HG11	1	3.94
(1,35)	2:B:200:THR:CA	1:A:529:VAL:HG12	1	3.94
(1,35)	2:B:200:THR:CA	1:A:529:VAL:HG13	1	3.94
(1,35)	2:B:200:THR:CA	1:A:529:VAL:HG21	1	3.94
(1,35)	2:B:200:THR:CA	1:A:529:VAL:HG22	1	3.94
(1,35)	2:B:200:THR:CA	1:A:529:VAL:HG23	1	3.94
(1,35)	2:B:200:THR:CA	1:A:529:VAL:N	1	3.94
(1,35)	2:B:200:THR:CA	1:A:529:VAL:O	1	3.94
(1,35)	2:B:200:THR:CA	1:A:561:ASP:C	1	3.94
(1,35)	2:B:200:THR:CA	1:A:561:ASP:CA	1	3.94
(1,35)	2:B:200:THR:CA	1:A:561:ASP:CB	1	3.94
(1,35)	2:B:200:THR:CA	1:A:561:ASP:CG	1	3.94
(1,35)	2:B:200:THR:CA	1:A:561:ASP:H	1	3.94
(1,35)	2:B:200:THR:CA	1:A:561:ASP:HA	1	3.94
(1,35)	2:B:200:THR:CA	1:A:561:ASP:HB2	1	3.94
(1,35)	2:B:200:THR:CA	1:A:561:ASP:HB3	1	3.94
(1,35)	2:B:200:THR:CA	1:A:561:ASP:N	1	3.94
(1,35)	2:B:200:THR:CA	1:A:561:ASP:O	1	3.94
(1,35)	2:B:200:THR:CA	1:A:561:ASP:OD1	1	3.94
(1,35)	2:B:200:THR:CA	1:A:561:ASP:OD2	1	3.94
(1,35)	2:B:200:THR:CA	1:A:563:LYS:C	1	3.94
(1,35)	2:B:200:THR:CA	1:A:563:LYS:CA	1	3.94
(1,35)	2:B:200:THR:CA	1:A:563:LYS:CB	1	3.94
(1,35)	2:B:200:THR:CA	1:A:563:LYS:CD	1	3.94
(1,35)	2:B:200:THR:CA	1:A:563:LYS:CE	1	3.94
(1,35)	2:B:200:THR:CA	1:A:563:LYS:CG	1	3.94
(1,35)	2:B:200:THR:CA	1:A:563:LYS:H	1	3.94
(1,35)	2:B:200:THR:CA	1:A:563:LYS:HA	1	3.94
(1,35)	2:B:200:THR:CA	1:A:563:LYS:HB2	1	3.94
(1,35)	2:B:200:THR:CA	1:A:563:LYS:HB3	1	3.94
(1,35)	2:B:200:THR:CA	1:A:563:LYS:HD2	1	3.94
(1,35)	2:B:200:THR:CA	1:A:563:LYS:HD3	1	3.94

*Continued on next page...*

*Continued from previous page...*

Key	Atom-1	Atom-2	Model ID	Violation (Å)
(1,35)	2:B:200:THR:CA	1:A:563:LYS:HE2	1	3.94
(1,35)	2:B:200:THR:CA	1:A:563:LYS:HE3	1	3.94
(1,35)	2:B:200:THR:CA	1:A:563:LYS:HG2	1	3.94
(1,35)	2:B:200:THR:CA	1:A:563:LYS:HG3	1	3.94
(1,35)	2:B:200:THR:CA	1:A:563:LYS:HZ1	1	3.94
(1,35)	2:B:200:THR:CA	1:A:563:LYS:HZ2	1	3.94
(1,35)	2:B:200:THR:CA	1:A:563:LYS:HZ3	1	3.94
(1,35)	2:B:200:THR:CA	1:A:563:LYS:N	1	3.94
(1,35)	2:B:200:THR:CA	1:A:563:LYS:NZ	1	3.94
(1,35)	2:B:200:THR:CA	1:A:563:LYS:O	1	3.94
(1,35)	2:B:200:THR:CA	1:A:564:ALA:C	1	3.94
(1,35)	2:B:200:THR:CA	1:A:564:ALA:CA	1	3.94
(1,35)	2:B:200:THR:CA	1:A:564:ALA:CB	1	3.94
(1,35)	2:B:200:THR:CA	1:A:564:ALA:H	1	3.94
(1,35)	2:B:200:THR:CA	1:A:564:ALA:HA	1	3.94
(1,35)	2:B:200:THR:CA	1:A:564:ALA:HB1	1	3.94
(1,35)	2:B:200:THR:CA	1:A:564:ALA:HB2	1	3.94
(1,35)	2:B:200:THR:CA	1:A:564:ALA:HB3	1	3.94
(1,35)	2:B:200:THR:CA	1:A:564:ALA:N	1	3.94
(1,35)	2:B:200:THR:CA	1:A:564:ALA:O	1	3.94
(1,35)	2:B:200:THR:CA	1:A:566:LEU:C	1	3.94
(1,35)	2:B:200:THR:CA	1:A:566:LEU:CA	1	3.94
(1,35)	2:B:200:THR:CA	1:A:566:LEU:CB	1	3.94
(1,35)	2:B:200:THR:CA	1:A:566:LEU:CD1	1	3.94
(1,35)	2:B:200:THR:CA	1:A:566:LEU:CD2	1	3.94
(1,35)	2:B:200:THR:CA	1:A:566:LEU:CG	1	3.94
(1,35)	2:B:200:THR:CA	1:A:566:LEU:H	1	3.94
(1,35)	2:B:200:THR:CA	1:A:566:LEU:HA	1	3.94
(1,35)	2:B:200:THR:CA	1:A:566:LEU:HB2	1	3.94
(1,35)	2:B:200:THR:CA	1:A:566:LEU:HB3	1	3.94
(1,35)	2:B:200:THR:CA	1:A:566:LEU:HD11	1	3.94
(1,35)	2:B:200:THR:CA	1:A:566:LEU:HD12	1	3.94
(1,35)	2:B:200:THR:CA	1:A:566:LEU:HD13	1	3.94
(1,35)	2:B:200:THR:CA	1:A:566:LEU:HD21	1	3.94
(1,35)	2:B:200:THR:CA	1:A:566:LEU:HD22	1	3.94
(1,35)	2:B:200:THR:CA	1:A:566:LEU:HD23	1	3.94
(1,35)	2:B:200:THR:CA	1:A:566:LEU:HG	1	3.94
(1,35)	2:B:200:THR:CA	1:A:566:LEU:N	1	3.94
(1,35)	2:B:200:THR:CA	1:A:566:LEU:O	1	3.94
(1,35)	2:B:200:THR:CB	1:A:490:ALA:C	1	3.94
(1,35)	2:B:200:THR:CB	1:A:490:ALA:CA	1	3.94
(1,35)	2:B:200:THR:CB	1:A:490:ALA:CB	1	3.94

*Continued on next page...*

*Continued from previous page...*

Key	Atom-1	Atom-2	Model ID	Violation (Å)
(1,35)	2:B:200:THR:CB	1:A:490:ALA:H	1	3.94
(1,35)	2:B:200:THR:CB	1:A:490:ALA:HA	1	3.94
(1,35)	2:B:200:THR:CB	1:A:490:ALA:HB1	1	3.94
(1,35)	2:B:200:THR:CB	1:A:490:ALA:HB2	1	3.94
(1,35)	2:B:200:THR:CB	1:A:490:ALA:HB3	1	3.94
(1,35)	2:B:200:THR:CB	1:A:490:ALA:N	1	3.94
(1,35)	2:B:200:THR:CB	1:A:490:ALA:O	1	3.94
(1,35)	2:B:200:THR:CB	1:A:514:THR:C	1	3.94
(1,35)	2:B:200:THR:CB	1:A:514:THR:CA	1	3.94
(1,35)	2:B:200:THR:CB	1:A:514:THR:CB	1	3.94
(1,35)	2:B:200:THR:CB	1:A:514:THR:CG2	1	3.94
(1,35)	2:B:200:THR:CB	1:A:514:THR:H	1	3.94
(1,35)	2:B:200:THR:CB	1:A:514:THR:HA	1	3.94
(1,35)	2:B:200:THR:CB	1:A:514:THR:HB	1	3.94
(1,35)	2:B:200:THR:CB	1:A:514:THR:HG1	1	3.94
(1,35)	2:B:200:THR:CB	1:A:514:THR:HG21	1	3.94
(1,35)	2:B:200:THR:CB	1:A:514:THR:HG22	1	3.94
(1,35)	2:B:200:THR:CB	1:A:514:THR:HG23	1	3.94
(1,35)	2:B:200:THR:CB	1:A:514:THR:N	1	3.94
(1,35)	2:B:200:THR:CB	1:A:514:THR:O	1	3.94
(1,35)	2:B:200:THR:CB	1:A:514:THR:OG1	1	3.94
(1,35)	2:B:200:THR:CB	1:A:516:ASN:C	1	3.94
(1,35)	2:B:200:THR:CB	1:A:516:ASN:CA	1	3.94
(1,35)	2:B:200:THR:CB	1:A:516:ASN:CB	1	3.94
(1,35)	2:B:200:THR:CB	1:A:516:ASN:CG	1	3.94
(1,35)	2:B:200:THR:CB	1:A:516:ASN:H	1	3.94
(1,35)	2:B:200:THR:CB	1:A:516:ASN:HA	1	3.94
(1,35)	2:B:200:THR:CB	1:A:516:ASN:HB2	1	3.94
(1,35)	2:B:200:THR:CB	1:A:516:ASN:HB3	1	3.94
(1,35)	2:B:200:THR:CB	1:A:516:ASN:HD21	1	3.94
(1,35)	2:B:200:THR:CB	1:A:516:ASN:HD22	1	3.94
(1,35)	2:B:200:THR:CB	1:A:516:ASN:N	1	3.94
(1,35)	2:B:200:THR:CB	1:A:516:ASN:ND2	1	3.94
(1,35)	2:B:200:THR:CB	1:A:516:ASN:O	1	3.94
(1,35)	2:B:200:THR:CB	1:A:516:ASN:OD1	1	3.94
(1,35)	2:B:200:THR:CB	1:A:519:GLY:C	1	3.94
(1,35)	2:B:200:THR:CB	1:A:519:GLY:CA	1	3.94
(1,35)	2:B:200:THR:CB	1:A:519:GLY:H	1	3.94
(1,35)	2:B:200:THR:CB	1:A:519:GLY:HA2	1	3.94
(1,35)	2:B:200:THR:CB	1:A:519:GLY:HA3	1	3.94
(1,35)	2:B:200:THR:CB	1:A:519:GLY:N	1	3.94
(1,35)	2:B:200:THR:CB	1:A:519:GLY:O	1	3.94

*Continued on next page...*

*Continued from previous page...*

Key	Atom-1	Atom-2	Model ID	Violation (Å)
(1,35)	2:B:200:THR:CB	1:A:522:PHE:C	1	3.94
(1,35)	2:B:200:THR:CB	1:A:522:PHE:CA	1	3.94
(1,35)	2:B:200:THR:CB	1:A:522:PHE:CB	1	3.94
(1,35)	2:B:200:THR:CB	1:A:522:PHE:CD1	1	3.94
(1,35)	2:B:200:THR:CB	1:A:522:PHE:CD2	1	3.94
(1,35)	2:B:200:THR:CB	1:A:522:PHE:CE1	1	3.94
(1,35)	2:B:200:THR:CB	1:A:522:PHE:CE2	1	3.94
(1,35)	2:B:200:THR:CB	1:A:522:PHE:CG	1	3.94
(1,35)	2:B:200:THR:CB	1:A:522:PHE:CZ	1	3.94
(1,35)	2:B:200:THR:CB	1:A:522:PHE:H	1	3.94
(1,35)	2:B:200:THR:CB	1:A:522:PHE:HA	1	3.94
(1,35)	2:B:200:THR:CB	1:A:522:PHE:HB2	1	3.94
(1,35)	2:B:200:THR:CB	1:A:522:PHE:HB3	1	3.94
(1,35)	2:B:200:THR:CB	1:A:522:PHE:HD1	1	3.94
(1,35)	2:B:200:THR:CB	1:A:522:PHE:HD2	1	3.94
(1,35)	2:B:200:THR:CB	1:A:522:PHE:HE1	1	3.94
(1,35)	2:B:200:THR:CB	1:A:522:PHE:HE2	1	3.94
(1,35)	2:B:200:THR:CB	1:A:522:PHE:HZ	1	3.94
(1,35)	2:B:200:THR:CB	1:A:522:PHE:N	1	3.94
(1,35)	2:B:200:THR:CB	1:A:522:PHE:O	1	3.94
(1,35)	2:B:200:THR:CB	1:A:523:GLU:C	1	3.94
(1,35)	2:B:200:THR:CB	1:A:523:GLU:CA	1	3.94
(1,35)	2:B:200:THR:CB	1:A:523:GLU:CB	1	3.94
(1,35)	2:B:200:THR:CB	1:A:523:GLU:CD	1	3.94
(1,35)	2:B:200:THR:CB	1:A:523:GLU:CG	1	3.94
(1,35)	2:B:200:THR:CB	1:A:523:GLU:H	1	3.94
(1,35)	2:B:200:THR:CB	1:A:523:GLU:HA	1	3.94
(1,35)	2:B:200:THR:CB	1:A:523:GLU:HB2	1	3.94
(1,35)	2:B:200:THR:CB	1:A:523:GLU:HB3	1	3.94
(1,35)	2:B:200:THR:CB	1:A:523:GLU:HG2	1	3.94
(1,35)	2:B:200:THR:CB	1:A:523:GLU:HG3	1	3.94
(1,35)	2:B:200:THR:CB	1:A:523:GLU:N	1	3.94
(1,35)	2:B:200:THR:CB	1:A:523:GLU:O	1	3.94
(1,35)	2:B:200:THR:CB	1:A:523:GLU:OE1	1	3.94
(1,35)	2:B:200:THR:CB	1:A:523:GLU:OE2	1	3.94
(1,35)	2:B:200:THR:CB	1:A:524:PHE:C	1	3.94
(1,35)	2:B:200:THR:CB	1:A:524:PHE:CA	1	3.94
(1,35)	2:B:200:THR:CB	1:A:524:PHE:CB	1	3.94
(1,35)	2:B:200:THR:CB	1:A:524:PHE:CD1	1	3.94
(1,35)	2:B:200:THR:CB	1:A:524:PHE:CD2	1	3.94
(1,35)	2:B:200:THR:CB	1:A:524:PHE:CE1	1	3.94
(1,35)	2:B:200:THR:CB	1:A:524:PHE:CE2	1	3.94

*Continued on next page...*

*Continued from previous page...*

Key	Atom-1	Atom-2	Model ID	Violation (Å)
(1,35)	2:B:200:THR:CB	1:A:524:PHE:CG	1	3.94
(1,35)	2:B:200:THR:CB	1:A:524:PHE:CZ	1	3.94
(1,35)	2:B:200:THR:CB	1:A:524:PHE:H	1	3.94
(1,35)	2:B:200:THR:CB	1:A:524:PHE:HA	1	3.94
(1,35)	2:B:200:THR:CB	1:A:524:PHE:HB2	1	3.94
(1,35)	2:B:200:THR:CB	1:A:524:PHE:HB3	1	3.94
(1,35)	2:B:200:THR:CB	1:A:524:PHE:HD1	1	3.94
(1,35)	2:B:200:THR:CB	1:A:524:PHE:HD2	1	3.94
(1,35)	2:B:200:THR:CB	1:A:524:PHE:HE1	1	3.94
(1,35)	2:B:200:THR:CB	1:A:524:PHE:HE2	1	3.94
(1,35)	2:B:200:THR:CB	1:A:524:PHE:HZ	1	3.94
(1,35)	2:B:200:THR:CB	1:A:524:PHE:N	1	3.94
(1,35)	2:B:200:THR:CB	1:A:524:PHE:O	1	3.94
(1,35)	2:B:200:THR:CB	1:A:525:GLU:C	1	3.94
(1,35)	2:B:200:THR:CB	1:A:525:GLU:CA	1	3.94
(1,35)	2:B:200:THR:CB	1:A:525:GLU:CB	1	3.94
(1,35)	2:B:200:THR:CB	1:A:525:GLU:CD	1	3.94
(1,35)	2:B:200:THR:CB	1:A:525:GLU:CG	1	3.94
(1,35)	2:B:200:THR:CB	1:A:525:GLU:H	1	3.94
(1,35)	2:B:200:THR:CB	1:A:525:GLU:HA	1	3.94
(1,35)	2:B:200:THR:CB	1:A:525:GLU:HB2	1	3.94
(1,35)	2:B:200:THR:CB	1:A:525:GLU:HB3	1	3.94
(1,35)	2:B:200:THR:CB	1:A:525:GLU:HG2	1	3.94
(1,35)	2:B:200:THR:CB	1:A:525:GLU:HG3	1	3.94
(1,35)	2:B:200:THR:CB	1:A:525:GLU:N	1	3.94
(1,35)	2:B:200:THR:CB	1:A:525:GLU:O	1	3.94
(1,35)	2:B:200:THR:CB	1:A:525:GLU:OE1	1	3.94
(1,35)	2:B:200:THR:CB	1:A:525:GLU:OE2	1	3.94
(1,35)	2:B:200:THR:CB	1:A:526:ASN:C	1	3.94
(1,35)	2:B:200:THR:CB	1:A:526:ASN:CA	1	3.94
(1,35)	2:B:200:THR:CB	1:A:526:ASN:CB	1	3.94
(1,35)	2:B:200:THR:CB	1:A:526:ASN:CG	1	3.94
(1,35)	2:B:200:THR:CB	1:A:526:ASN:H	1	3.94
(1,35)	2:B:200:THR:CB	1:A:526:ASN:HA	1	3.94
(1,35)	2:B:200:THR:CB	1:A:526:ASN:HB2	1	3.94
(1,35)	2:B:200:THR:CB	1:A:526:ASN:HB3	1	3.94
(1,35)	2:B:200:THR:CB	1:A:526:ASN:HD21	1	3.94
(1,35)	2:B:200:THR:CB	1:A:526:ASN:HD22	1	3.94
(1,35)	2:B:200:THR:CB	1:A:526:ASN:N	1	3.94
(1,35)	2:B:200:THR:CB	1:A:526:ASN:ND2	1	3.94
(1,35)	2:B:200:THR:CB	1:A:526:ASN:O	1	3.94
(1,35)	2:B:200:THR:CB	1:A:526:ASN:OD1	1	3.94

*Continued on next page...*

*Continued from previous page...*

Key	Atom-1	Atom-2	Model ID	Violation (Å)
(1,35)	2:B:200:THR:CB	1:A:527:ALA:C	1	3.94
(1,35)	2:B:200:THR:CB	1:A:527:ALA:CA	1	3.94
(1,35)	2:B:200:THR:CB	1:A:527:ALA:CB	1	3.94
(1,35)	2:B:200:THR:CB	1:A:527:ALA:H	1	3.94
(1,35)	2:B:200:THR:CB	1:A:527:ALA:HA	1	3.94
(1,35)	2:B:200:THR:CB	1:A:527:ALA:HB1	1	3.94
(1,35)	2:B:200:THR:CB	1:A:527:ALA:HB2	1	3.94
(1,35)	2:B:200:THR:CB	1:A:527:ALA:HB3	1	3.94
(1,35)	2:B:200:THR:CB	1:A:527:ALA:N	1	3.94
(1,35)	2:B:200:THR:CB	1:A:527:ALA:O	1	3.94
(1,35)	2:B:200:THR:CB	1:A:528:ILE:C	1	3.94
(1,35)	2:B:200:THR:CB	1:A:528:ILE:CA	1	3.94
(1,35)	2:B:200:THR:CB	1:A:528:ILE:CB	1	3.94
(1,35)	2:B:200:THR:CB	1:A:528:ILE:CD1	1	3.94
(1,35)	2:B:200:THR:CB	1:A:528:ILE:CG1	1	3.94
(1,35)	2:B:200:THR:CB	1:A:528:ILE:CG2	1	3.94
(1,35)	2:B:200:THR:CB	1:A:528:ILE:H	1	3.94
(1,35)	2:B:200:THR:CB	1:A:528:ILE:HA	1	3.94
(1,35)	2:B:200:THR:CB	1:A:528:ILE:HB	1	3.94
(1,35)	2:B:200:THR:CB	1:A:528:ILE:HD11	1	3.94
(1,35)	2:B:200:THR:CB	1:A:528:ILE:HD12	1	3.94
(1,35)	2:B:200:THR:CB	1:A:528:ILE:HD13	1	3.94
(1,35)	2:B:200:THR:CB	1:A:528:ILE:HG12	1	3.94
(1,35)	2:B:200:THR:CB	1:A:528:ILE:HG13	1	3.94
(1,35)	2:B:200:THR:CB	1:A:528:ILE:HG21	1	3.94
(1,35)	2:B:200:THR:CB	1:A:528:ILE:HG22	1	3.94
(1,35)	2:B:200:THR:CB	1:A:528:ILE:HG23	1	3.94
(1,35)	2:B:200:THR:CB	1:A:528:ILE:N	1	3.94
(1,35)	2:B:200:THR:CB	1:A:528:ILE:O	1	3.94
(1,35)	2:B:200:THR:CB	1:A:529:VAL:C	1	3.94
(1,35)	2:B:200:THR:CB	1:A:529:VAL:CA	1	3.94
(1,35)	2:B:200:THR:CB	1:A:529:VAL:CB	1	3.94
(1,35)	2:B:200:THR:CB	1:A:529:VAL:CG1	1	3.94
(1,35)	2:B:200:THR:CB	1:A:529:VAL:CG2	1	3.94
(1,35)	2:B:200:THR:CB	1:A:529:VAL:H	1	3.94
(1,35)	2:B:200:THR:CB	1:A:529:VAL:HA	1	3.94
(1,35)	2:B:200:THR:CB	1:A:529:VAL:HB	1	3.94
(1,35)	2:B:200:THR:CB	1:A:529:VAL:HG11	1	3.94
(1,35)	2:B:200:THR:CB	1:A:529:VAL:HG12	1	3.94
(1,35)	2:B:200:THR:CB	1:A:529:VAL:HG13	1	3.94
(1,35)	2:B:200:THR:CB	1:A:529:VAL:HG21	1	3.94
(1,35)	2:B:200:THR:CB	1:A:529:VAL:HG22	1	3.94

*Continued on next page...*



*Continued from previous page...*

Key	Atom-1	Atom-2	Model ID	Violation (Å)
(1,35)	2:B:200:THR:CB	1:A:529:VAL:HG23	1	3.94
(1,35)	2:B:200:THR:CB	1:A:529:VAL:N	1	3.94
(1,35)	2:B:200:THR:CB	1:A:529:VAL:O	1	3.94
(1,35)	2:B:200:THR:CB	1:A:561:ASP:C	1	3.94
(1,35)	2:B:200:THR:CB	1:A:561:ASP:CA	1	3.94
(1,35)	2:B:200:THR:CB	1:A:561:ASP:CB	1	3.94
(1,35)	2:B:200:THR:CB	1:A:561:ASP:CG	1	3.94
(1,35)	2:B:200:THR:CB	1:A:561:ASP:H	1	3.94
(1,35)	2:B:200:THR:CB	1:A:561:ASP:HA	1	3.94
(1,35)	2:B:200:THR:CB	1:A:561:ASP:HB2	1	3.94
(1,35)	2:B:200:THR:CB	1:A:561:ASP:HB3	1	3.94
(1,35)	2:B:200:THR:CB	1:A:561:ASP:N	1	3.94
(1,35)	2:B:200:THR:CB	1:A:561:ASP:O	1	3.94
(1,35)	2:B:200:THR:CB	1:A:561:ASP:OD1	1	3.94
(1,35)	2:B:200:THR:CB	1:A:561:ASP:OD2	1	3.94
(1,35)	2:B:200:THR:CB	1:A:563:LYS:C	1	3.94
(1,35)	2:B:200:THR:CB	1:A:563:LYS:CA	1	3.94
(1,35)	2:B:200:THR:CB	1:A:563:LYS:CB	1	3.94
(1,35)	2:B:200:THR:CB	1:A:563:LYS:CD	1	3.94
(1,35)	2:B:200:THR:CB	1:A:563:LYS:CE	1	3.94
(1,35)	2:B:200:THR:CB	1:A:563:LYS:CG	1	3.94
(1,35)	2:B:200:THR:CB	1:A:563:LYS:H	1	3.94
(1,35)	2:B:200:THR:CB	1:A:563:LYS:HA	1	3.94
(1,35)	2:B:200:THR:CB	1:A:563:LYS:HB2	1	3.94
(1,35)	2:B:200:THR:CB	1:A:563:LYS:HB3	1	3.94
(1,35)	2:B:200:THR:CB	1:A:563:LYS:HD2	1	3.94
(1,35)	2:B:200:THR:CB	1:A:563:LYS:HD3	1	3.94
(1,35)	2:B:200:THR:CB	1:A:563:LYS:HE2	1	3.94
(1,35)	2:B:200:THR:CB	1:A:563:LYS:HE3	1	3.94
(1,35)	2:B:200:THR:CB	1:A:563:LYS:HG2	1	3.94
(1,35)	2:B:200:THR:CB	1:A:563:LYS:HG3	1	3.94
(1,35)	2:B:200:THR:CB	1:A:563:LYS:HZ1	1	3.94
(1,35)	2:B:200:THR:CB	1:A:563:LYS:HZ2	1	3.94
(1,35)	2:B:200:THR:CB	1:A:563:LYS:HZ3	1	3.94
(1,35)	2:B:200:THR:CB	1:A:563:LYS:N	1	3.94
(1,35)	2:B:200:THR:CB	1:A:563:LYS:NZ	1	3.94
(1,35)	2:B:200:THR:CB	1:A:563:LYS:O	1	3.94
(1,35)	2:B:200:THR:CB	1:A:564:ALA:C	1	3.94
(1,35)	2:B:200:THR:CB	1:A:564:ALA:CA	1	3.94
(1,35)	2:B:200:THR:CB	1:A:564:ALA:CB	1	3.94
(1,35)	2:B:200:THR:CB	1:A:564:ALA:H	1	3.94
(1,35)	2:B:200:THR:CB	1:A:564:ALA:HA	1	3.94

*Continued on next page...*

*Continued from previous page...*

Key	Atom-1	Atom-2	Model ID	Violation (Å)
(1,35)	2:B:200:THR:CB	1:A:564:ALA:HB1	1	3.94
(1,35)	2:B:200:THR:CB	1:A:564:ALA:HB2	1	3.94
(1,35)	2:B:200:THR:CB	1:A:564:ALA:HB3	1	3.94
(1,35)	2:B:200:THR:CB	1:A:564:ALA:N	1	3.94
(1,35)	2:B:200:THR:CB	1:A:564:ALA:O	1	3.94
(1,35)	2:B:200:THR:CB	1:A:566:LEU:C	1	3.94
(1,35)	2:B:200:THR:CB	1:A:566:LEU:CA	1	3.94
(1,35)	2:B:200:THR:CB	1:A:566:LEU:CB	1	3.94
(1,35)	2:B:200:THR:CB	1:A:566:LEU:CD1	1	3.94
(1,35)	2:B:200:THR:CB	1:A:566:LEU:CD2	1	3.94
(1,35)	2:B:200:THR:CB	1:A:566:LEU:CG	1	3.94
(1,35)	2:B:200:THR:CB	1:A:566:LEU:H	1	3.94
(1,35)	2:B:200:THR:CB	1:A:566:LEU:HA	1	3.94
(1,35)	2:B:200:THR:CB	1:A:566:LEU:HB2	1	3.94
(1,35)	2:B:200:THR:CB	1:A:566:LEU:HB3	1	3.94
(1,35)	2:B:200:THR:CB	1:A:566:LEU:HD11	1	3.94
(1,35)	2:B:200:THR:CB	1:A:566:LEU:HD12	1	3.94
(1,35)	2:B:200:THR:CB	1:A:566:LEU:HD13	1	3.94
(1,35)	2:B:200:THR:CB	1:A:566:LEU:HD21	1	3.94
(1,35)	2:B:200:THR:CB	1:A:566:LEU:HD22	1	3.94
(1,35)	2:B:200:THR:CB	1:A:566:LEU:HD23	1	3.94
(1,35)	2:B:200:THR:CB	1:A:566:LEU:HG	1	3.94
(1,35)	2:B:200:THR:CB	1:A:566:LEU:N	1	3.94
(1,35)	2:B:200:THR:CB	1:A:566:LEU:O	1	3.94
(1,35)	2:B:200:THR:CG2	1:A:490:ALA:C	1	3.94
(1,35)	2:B:200:THR:CG2	1:A:490:ALA:CA	1	3.94
(1,35)	2:B:200:THR:CG2	1:A:490:ALA:CB	1	3.94
(1,35)	2:B:200:THR:CG2	1:A:490:ALA:H	1	3.94
(1,35)	2:B:200:THR:CG2	1:A:490:ALA:HA	1	3.94
(1,35)	2:B:200:THR:CG2	1:A:490:ALA:HB1	1	3.94
(1,35)	2:B:200:THR:CG2	1:A:490:ALA:HB2	1	3.94
(1,35)	2:B:200:THR:CG2	1:A:490:ALA:HB3	1	3.94
(1,35)	2:B:200:THR:CG2	1:A:490:ALA:N	1	3.94
(1,35)	2:B:200:THR:CG2	1:A:490:ALA:O	1	3.94
(1,35)	2:B:200:THR:CG2	1:A:514:THR:C	1	3.94
(1,35)	2:B:200:THR:CG2	1:A:514:THR:CA	1	3.94
(1,35)	2:B:200:THR:CG2	1:A:514:THR:CB	1	3.94
(1,35)	2:B:200:THR:CG2	1:A:514:THR:CG2	1	3.94
(1,35)	2:B:200:THR:CG2	1:A:514:THR:H	1	3.94
(1,35)	2:B:200:THR:CG2	1:A:514:THR:HA	1	3.94
(1,35)	2:B:200:THR:CG2	1:A:514:THR:HB	1	3.94
(1,35)	2:B:200:THR:CG2	1:A:514:THR:HG1	1	3.94

*Continued on next page...*

*Continued from previous page...*

Key	Atom-1	Atom-2	Model ID	Violation (Å)
(1,35)	2:B:200:THR:CG2	1:A:514:THR:HG21	1	3.94
(1,35)	2:B:200:THR:CG2	1:A:514:THR:HG22	1	3.94
(1,35)	2:B:200:THR:CG2	1:A:514:THR:HG23	1	3.94
(1,35)	2:B:200:THR:CG2	1:A:514:THR:N	1	3.94
(1,35)	2:B:200:THR:CG2	1:A:514:THR:O	1	3.94
(1,35)	2:B:200:THR:CG2	1:A:514:THR:OG1	1	3.94
(1,35)	2:B:200:THR:CG2	1:A:516:ASN:C	1	3.94
(1,35)	2:B:200:THR:CG2	1:A:516:ASN:CA	1	3.94
(1,35)	2:B:200:THR:CG2	1:A:516:ASN:CB	1	3.94
(1,35)	2:B:200:THR:CG2	1:A:516:ASN:CG	1	3.94
(1,35)	2:B:200:THR:CG2	1:A:516:ASN:H	1	3.94
(1,35)	2:B:200:THR:CG2	1:A:516:ASN:HA	1	3.94
(1,35)	2:B:200:THR:CG2	1:A:516:ASN:HB2	1	3.94
(1,35)	2:B:200:THR:CG2	1:A:516:ASN:HB3	1	3.94
(1,35)	2:B:200:THR:CG2	1:A:516:ASN:HD21	1	3.94
(1,35)	2:B:200:THR:CG2	1:A:516:ASN:HD22	1	3.94
(1,35)	2:B:200:THR:CG2	1:A:516:ASN:N	1	3.94
(1,35)	2:B:200:THR:CG2	1:A:516:ASN:ND2	1	3.94
(1,35)	2:B:200:THR:CG2	1:A:516:ASN:O	1	3.94
(1,35)	2:B:200:THR:CG2	1:A:516:ASN:OD1	1	3.94
(1,35)	2:B:200:THR:CG2	1:A:519:GLY:C	1	3.94
(1,35)	2:B:200:THR:CG2	1:A:519:GLY:CA	1	3.94
(1,35)	2:B:200:THR:CG2	1:A:519:GLY:H	1	3.94
(1,35)	2:B:200:THR:CG2	1:A:519:GLY:HA2	1	3.94
(1,35)	2:B:200:THR:CG2	1:A:519:GLY:HA3	1	3.94
(1,35)	2:B:200:THR:CG2	1:A:519:GLY:N	1	3.94
(1,35)	2:B:200:THR:CG2	1:A:519:GLY:O	1	3.94
(1,35)	2:B:200:THR:CG2	1:A:522:PHE:C	1	3.94
(1,35)	2:B:200:THR:CG2	1:A:522:PHE:CA	1	3.94
(1,35)	2:B:200:THR:CG2	1:A:522:PHE:CB	1	3.94
(1,35)	2:B:200:THR:CG2	1:A:522:PHE:CD1	1	3.94
(1,35)	2:B:200:THR:CG2	1:A:522:PHE:CD2	1	3.94
(1,35)	2:B:200:THR:CG2	1:A:522:PHE:CE1	1	3.94
(1,35)	2:B:200:THR:CG2	1:A:522:PHE:CE2	1	3.94
(1,35)	2:B:200:THR:CG2	1:A:522:PHE:CG	1	3.94
(1,35)	2:B:200:THR:CG2	1:A:522:PHE:CZ	1	3.94
(1,35)	2:B:200:THR:CG2	1:A:522:PHE:H	1	3.94
(1,35)	2:B:200:THR:CG2	1:A:522:PHE:HA	1	3.94
(1,35)	2:B:200:THR:CG2	1:A:522:PHE:HB2	1	3.94
(1,35)	2:B:200:THR:CG2	1:A:522:PHE:HB3	1	3.94
(1,35)	2:B:200:THR:CG2	1:A:522:PHE:HD1	1	3.94
(1,35)	2:B:200:THR:CG2	1:A:522:PHE:HD2	1	3.94

*Continued on next page...*

*Continued from previous page...*

Key	Atom-1	Atom-2	Model ID	Violation (Å)
(1,35)	2:B:200:THR:CG2	1:A:522:PHE:HE1	1	3.94
(1,35)	2:B:200:THR:CG2	1:A:522:PHE:HE2	1	3.94
(1,35)	2:B:200:THR:CG2	1:A:522:PHE:HZ	1	3.94
(1,35)	2:B:200:THR:CG2	1:A:522:PHE:N	1	3.94
(1,35)	2:B:200:THR:CG2	1:A:522:PHE:O	1	3.94
(1,35)	2:B:200:THR:CG2	1:A:523:GLU:C	1	3.94
(1,35)	2:B:200:THR:CG2	1:A:523:GLU:CA	1	3.94
(1,35)	2:B:200:THR:CG2	1:A:523:GLU:CB	1	3.94
(1,35)	2:B:200:THR:CG2	1:A:523:GLU:CD	1	3.94
(1,35)	2:B:200:THR:CG2	1:A:523:GLU:CG	1	3.94
(1,35)	2:B:200:THR:CG2	1:A:523:GLU:H	1	3.94
(1,35)	2:B:200:THR:CG2	1:A:523:GLU:HA	1	3.94
(1,35)	2:B:200:THR:CG2	1:A:523:GLU:HB2	1	3.94
(1,35)	2:B:200:THR:CG2	1:A:523:GLU:HB3	1	3.94
(1,35)	2:B:200:THR:CG2	1:A:523:GLU:HG2	1	3.94
(1,35)	2:B:200:THR:CG2	1:A:523:GLU:HG3	1	3.94
(1,35)	2:B:200:THR:CG2	1:A:523:GLU:N	1	3.94
(1,35)	2:B:200:THR:CG2	1:A:523:GLU:O	1	3.94
(1,35)	2:B:200:THR:CG2	1:A:523:GLU:OE1	1	3.94
(1,35)	2:B:200:THR:CG2	1:A:523:GLU:OE2	1	3.94
(1,35)	2:B:200:THR:CG2	1:A:524:PHE:C	1	3.94
(1,35)	2:B:200:THR:CG2	1:A:524:PHE:CA	1	3.94
(1,35)	2:B:200:THR:CG2	1:A:524:PHE:CB	1	3.94
(1,35)	2:B:200:THR:CG2	1:A:524:PHE:CD1	1	3.94
(1,35)	2:B:200:THR:CG2	1:A:524:PHE:CD2	1	3.94
(1,35)	2:B:200:THR:CG2	1:A:524:PHE:CE1	1	3.94
(1,35)	2:B:200:THR:CG2	1:A:524:PHE:CE2	1	3.94
(1,35)	2:B:200:THR:CG2	1:A:524:PHE:CG	1	3.94
(1,35)	2:B:200:THR:CG2	1:A:524:PHE:CZ	1	3.94
(1,35)	2:B:200:THR:CG2	1:A:524:PHE:H	1	3.94
(1,35)	2:B:200:THR:CG2	1:A:524:PHE:HA	1	3.94
(1,35)	2:B:200:THR:CG2	1:A:524:PHE:HB2	1	3.94
(1,35)	2:B:200:THR:CG2	1:A:524:PHE:HB3	1	3.94
(1,35)	2:B:200:THR:CG2	1:A:524:PHE:HD1	1	3.94
(1,35)	2:B:200:THR:CG2	1:A:524:PHE:HD2	1	3.94
(1,35)	2:B:200:THR:CG2	1:A:524:PHE:HE1	1	3.94
(1,35)	2:B:200:THR:CG2	1:A:524:PHE:HE2	1	3.94
(1,35)	2:B:200:THR:CG2	1:A:524:PHE:HZ	1	3.94
(1,35)	2:B:200:THR:CG2	1:A:524:PHE:N	1	3.94
(1,35)	2:B:200:THR:CG2	1:A:524:PHE:O	1	3.94
(1,35)	2:B:200:THR:CG2	1:A:525:GLU:C	1	3.94
(1,35)	2:B:200:THR:CG2	1:A:525:GLU:CA	1	3.94

*Continued on next page...*

*Continued from previous page...*

Key	Atom-1	Atom-2	Model ID	Violation (Å)
(1,35)	2:B:200:THR:CG2	1:A:525:GLU:CB	1	3.94
(1,35)	2:B:200:THR:CG2	1:A:525:GLU:CD	1	3.94
(1,35)	2:B:200:THR:CG2	1:A:525:GLU:CG	1	3.94
(1,35)	2:B:200:THR:CG2	1:A:525:GLU:H	1	3.94
(1,35)	2:B:200:THR:CG2	1:A:525:GLU:HA	1	3.94
(1,35)	2:B:200:THR:CG2	1:A:525:GLU:HB2	1	3.94
(1,35)	2:B:200:THR:CG2	1:A:525:GLU:HB3	1	3.94
(1,35)	2:B:200:THR:CG2	1:A:525:GLU:HG2	1	3.94
(1,35)	2:B:200:THR:CG2	1:A:525:GLU:HG3	1	3.94
(1,35)	2:B:200:THR:CG2	1:A:525:GLU:N	1	3.94
(1,35)	2:B:200:THR:CG2	1:A:525:GLU:O	1	3.94
(1,35)	2:B:200:THR:CG2	1:A:525:GLU:OE1	1	3.94
(1,35)	2:B:200:THR:CG2	1:A:525:GLU:OE2	1	3.94
(1,35)	2:B:200:THR:CG2	1:A:526:ASN:C	1	3.94
(1,35)	2:B:200:THR:CG2	1:A:526:ASN:CA	1	3.94
(1,35)	2:B:200:THR:CG2	1:A:526:ASN:CB	1	3.94
(1,35)	2:B:200:THR:CG2	1:A:526:ASN:CG	1	3.94
(1,35)	2:B:200:THR:CG2	1:A:526:ASN:H	1	3.94
(1,35)	2:B:200:THR:CG2	1:A:526:ASN:HA	1	3.94
(1,35)	2:B:200:THR:CG2	1:A:526:ASN:HB2	1	3.94
(1,35)	2:B:200:THR:CG2	1:A:526:ASN:HB3	1	3.94
(1,35)	2:B:200:THR:CG2	1:A:526:ASN:HD21	1	3.94
(1,35)	2:B:200:THR:CG2	1:A:526:ASN:HD22	1	3.94
(1,35)	2:B:200:THR:CG2	1:A:526:ASN:N	1	3.94
(1,35)	2:B:200:THR:CG2	1:A:526:ASN:ND2	1	3.94
(1,35)	2:B:200:THR:CG2	1:A:526:ASN:O	1	3.94
(1,35)	2:B:200:THR:CG2	1:A:526:ASN:OD1	1	3.94
(1,35)	2:B:200:THR:CG2	1:A:527:ALA:C	1	3.94
(1,35)	2:B:200:THR:CG2	1:A:527:ALA:CA	1	3.94
(1,35)	2:B:200:THR:CG2	1:A:527:ALA:CB	1	3.94
(1,35)	2:B:200:THR:CG2	1:A:527:ALA:H	1	3.94
(1,35)	2:B:200:THR:CG2	1:A:527:ALA:HA	1	3.94
(1,35)	2:B:200:THR:CG2	1:A:527:ALA:HB1	1	3.94
(1,35)	2:B:200:THR:CG2	1:A:527:ALA:HB2	1	3.94
(1,35)	2:B:200:THR:CG2	1:A:527:ALA:HB3	1	3.94
(1,35)	2:B:200:THR:CG2	1:A:527:ALA:N	1	3.94
(1,35)	2:B:200:THR:CG2	1:A:527:ALA:O	1	3.94
(1,35)	2:B:200:THR:CG2	1:A:528:ILE:C	1	3.94
(1,35)	2:B:200:THR:CG2	1:A:528:ILE:CA	1	3.94
(1,35)	2:B:200:THR:CG2	1:A:528:ILE:CB	1	3.94
(1,35)	2:B:200:THR:CG2	1:A:528:ILE:CD1	1	3.94
(1,35)	2:B:200:THR:CG2	1:A:528:ILE:CG1	1	3.94

*Continued on next page...*

*Continued from previous page...*

Key	Atom-1	Atom-2	Model ID	Violation (Å)
(1,35)	2:B:200:THR:CG2	1:A:528:ILE:CG2	1	3.94
(1,35)	2:B:200:THR:CG2	1:A:528:ILE:H	1	3.94
(1,35)	2:B:200:THR:CG2	1:A:528:ILE:HA	1	3.94
(1,35)	2:B:200:THR:CG2	1:A:528:ILE:HB	1	3.94
(1,35)	2:B:200:THR:CG2	1:A:528:ILE:HD11	1	3.94
(1,35)	2:B:200:THR:CG2	1:A:528:ILE:HD12	1	3.94
(1,35)	2:B:200:THR:CG2	1:A:528:ILE:HD13	1	3.94
(1,35)	2:B:200:THR:CG2	1:A:528:ILE:HG12	1	3.94
(1,35)	2:B:200:THR:CG2	1:A:528:ILE:HG13	1	3.94
(1,35)	2:B:200:THR:CG2	1:A:528:ILE:HG21	1	3.94
(1,35)	2:B:200:THR:CG2	1:A:528:ILE:HG22	1	3.94
(1,35)	2:B:200:THR:CG2	1:A:528:ILE:HG23	1	3.94
(1,35)	2:B:200:THR:CG2	1:A:528:ILE:N	1	3.94
(1,35)	2:B:200:THR:CG2	1:A:528:ILE:O	1	3.94
(1,35)	2:B:200:THR:CG2	1:A:529:VAL:C	1	3.94
(1,35)	2:B:200:THR:CG2	1:A:529:VAL:CA	1	3.94
(1,35)	2:B:200:THR:CG2	1:A:529:VAL:CB	1	3.94
(1,35)	2:B:200:THR:CG2	1:A:529:VAL:CG1	1	3.94
(1,35)	2:B:200:THR:CG2	1:A:529:VAL:CG2	1	3.94
(1,35)	2:B:200:THR:CG2	1:A:529:VAL:H	1	3.94
(1,35)	2:B:200:THR:CG2	1:A:529:VAL:HA	1	3.94
(1,35)	2:B:200:THR:CG2	1:A:529:VAL:HB	1	3.94
(1,35)	2:B:200:THR:CG2	1:A:529:VAL:HG11	1	3.94
(1,35)	2:B:200:THR:CG2	1:A:529:VAL:HG12	1	3.94
(1,35)	2:B:200:THR:CG2	1:A:529:VAL:HG13	1	3.94
(1,35)	2:B:200:THR:CG2	1:A:529:VAL:HG21	1	3.94
(1,35)	2:B:200:THR:CG2	1:A:529:VAL:HG22	1	3.94
(1,35)	2:B:200:THR:CG2	1:A:529:VAL:HG23	1	3.94
(1,35)	2:B:200:THR:CG2	1:A:529:VAL:N	1	3.94
(1,35)	2:B:200:THR:CG2	1:A:529:VAL:O	1	3.94
(1,35)	2:B:200:THR:CG2	1:A:561:ASP:C	1	3.94
(1,35)	2:B:200:THR:CG2	1:A:561:ASP:CA	1	3.94
(1,35)	2:B:200:THR:CG2	1:A:561:ASP:CB	1	3.94
(1,35)	2:B:200:THR:CG2	1:A:561:ASP:CG	1	3.94
(1,35)	2:B:200:THR:CG2	1:A:561:ASP:H	1	3.94
(1,35)	2:B:200:THR:CG2	1:A:561:ASP:HA	1	3.94
(1,35)	2:B:200:THR:CG2	1:A:561:ASP:HB2	1	3.94
(1,35)	2:B:200:THR:CG2	1:A:561:ASP:HB3	1	3.94
(1,35)	2:B:200:THR:CG2	1:A:561:ASP:N	1	3.94
(1,35)	2:B:200:THR:CG2	1:A:561:ASP:O	1	3.94
(1,35)	2:B:200:THR:CG2	1:A:561:ASP:OD1	1	3.94
(1,35)	2:B:200:THR:CG2	1:A:561:ASP:OD2	1	3.94

*Continued on next page...*

*Continued from previous page...*

Key	Atom-1	Atom-2	Model ID	Violation (Å)
(1,35)	2:B:200:THR:CG2	1:A:563:LYS:C	1	3.94
(1,35)	2:B:200:THR:CG2	1:A:563:LYS:CA	1	3.94
(1,35)	2:B:200:THR:CG2	1:A:563:LYS:CB	1	3.94
(1,35)	2:B:200:THR:CG2	1:A:563:LYS:CD	1	3.94
(1,35)	2:B:200:THR:CG2	1:A:563:LYS:CE	1	3.94
(1,35)	2:B:200:THR:CG2	1:A:563:LYS:CG	1	3.94
(1,35)	2:B:200:THR:CG2	1:A:563:LYS:H	1	3.94
(1,35)	2:B:200:THR:CG2	1:A:563:LYS:HA	1	3.94
(1,35)	2:B:200:THR:CG2	1:A:563:LYS:HB2	1	3.94
(1,35)	2:B:200:THR:CG2	1:A:563:LYS:HB3	1	3.94
(1,35)	2:B:200:THR:CG2	1:A:563:LYS:HD2	1	3.94
(1,35)	2:B:200:THR:CG2	1:A:563:LYS:HD3	1	3.94
(1,35)	2:B:200:THR:CG2	1:A:563:LYS:HE2	1	3.94
(1,35)	2:B:200:THR:CG2	1:A:563:LYS:HE3	1	3.94
(1,35)	2:B:200:THR:CG2	1:A:563:LYS:HG2	1	3.94
(1,35)	2:B:200:THR:CG2	1:A:563:LYS:HG3	1	3.94
(1,35)	2:B:200:THR:CG2	1:A:563:LYS:HZ1	1	3.94
(1,35)	2:B:200:THR:CG2	1:A:563:LYS:HZ2	1	3.94
(1,35)	2:B:200:THR:CG2	1:A:563:LYS:HZ3	1	3.94
(1,35)	2:B:200:THR:CG2	1:A:563:LYS:N	1	3.94
(1,35)	2:B:200:THR:CG2	1:A:563:LYS:NZ	1	3.94
(1,35)	2:B:200:THR:CG2	1:A:563:LYS:O	1	3.94
(1,35)	2:B:200:THR:CG2	1:A:564:ALA:C	1	3.94
(1,35)	2:B:200:THR:CG2	1:A:564:ALA:CA	1	3.94
(1,35)	2:B:200:THR:CG2	1:A:564:ALA:CB	1	3.94
(1,35)	2:B:200:THR:CG2	1:A:564:ALA:H	1	3.94
(1,35)	2:B:200:THR:CG2	1:A:564:ALA:HA	1	3.94
(1,35)	2:B:200:THR:CG2	1:A:564:ALA:HB1	1	3.94
(1,35)	2:B:200:THR:CG2	1:A:564:ALA:HB2	1	3.94
(1,35)	2:B:200:THR:CG2	1:A:564:ALA:HB3	1	3.94
(1,35)	2:B:200:THR:CG2	1:A:564:ALA:N	1	3.94
(1,35)	2:B:200:THR:CG2	1:A:564:ALA:O	1	3.94
(1,35)	2:B:200:THR:CG2	1:A:566:LEU:C	1	3.94
(1,35)	2:B:200:THR:CG2	1:A:566:LEU:CA	1	3.94
(1,35)	2:B:200:THR:CG2	1:A:566:LEU:CB	1	3.94
(1,35)	2:B:200:THR:CG2	1:A:566:LEU:CD1	1	3.94
(1,35)	2:B:200:THR:CG2	1:A:566:LEU:CD2	1	3.94
(1,35)	2:B:200:THR:CG2	1:A:566:LEU:CG	1	3.94
(1,35)	2:B:200:THR:CG2	1:A:566:LEU:H	1	3.94
(1,35)	2:B:200:THR:CG2	1:A:566:LEU:HA	1	3.94
(1,35)	2:B:200:THR:CG2	1:A:566:LEU:HB2	1	3.94
(1,35)	2:B:200:THR:CG2	1:A:566:LEU:HB3	1	3.94

*Continued on next page...*

*Continued from previous page...*

Key	Atom-1	Atom-2	Model ID	Violation (Å)
(1,35)	2:B:200:THR:CG2	1:A:566:LEU:HD11	1	3.94
(1,35)	2:B:200:THR:CG2	1:A:566:LEU:HD12	1	3.94
(1,35)	2:B:200:THR:CG2	1:A:566:LEU:HD13	1	3.94
(1,35)	2:B:200:THR:CG2	1:A:566:LEU:HD21	1	3.94
(1,35)	2:B:200:THR:CG2	1:A:566:LEU:HD22	1	3.94
(1,35)	2:B:200:THR:CG2	1:A:566:LEU:HD23	1	3.94
(1,35)	2:B:200:THR:CG2	1:A:566:LEU:HG	1	3.94
(1,35)	2:B:200:THR:CG2	1:A:566:LEU:N	1	3.94
(1,35)	2:B:200:THR:CG2	1:A:566:LEU:O	1	3.94
(1,35)	2:B:200:THR:H	1:A:490:ALA:C	1	3.94
(1,35)	2:B:200:THR:H	1:A:490:ALA:CA	1	3.94
(1,35)	2:B:200:THR:H	1:A:490:ALA:CB	1	3.94
(1,35)	2:B:200:THR:H	1:A:490:ALA:H	1	3.94
(1,35)	2:B:200:THR:H	1:A:490:ALA:HA	1	3.94
(1,35)	2:B:200:THR:H	1:A:490:ALA:HB1	1	3.94
(1,35)	2:B:200:THR:H	1:A:490:ALA:HB2	1	3.94
(1,35)	2:B:200:THR:H	1:A:490:ALA:HB3	1	3.94
(1,35)	2:B:200:THR:H	1:A:490:ALA:N	1	3.94
(1,35)	2:B:200:THR:H	1:A:490:ALA:O	1	3.94
(1,35)	2:B:200:THR:H	1:A:514:THR:C	1	3.94
(1,35)	2:B:200:THR:H	1:A:514:THR:CA	1	3.94
(1,35)	2:B:200:THR:H	1:A:514:THR:CB	1	3.94
(1,35)	2:B:200:THR:H	1:A:514:THR:CG2	1	3.94
(1,35)	2:B:200:THR:H	1:A:514:THR:H	1	3.94
(1,35)	2:B:200:THR:H	1:A:514:THR:HA	1	3.94
(1,35)	2:B:200:THR:H	1:A:514:THR:HB	1	3.94
(1,35)	2:B:200:THR:H	1:A:514:THR:HG1	1	3.94
(1,35)	2:B:200:THR:H	1:A:514:THR:HG21	1	3.94
(1,35)	2:B:200:THR:H	1:A:514:THR:HG22	1	3.94
(1,35)	2:B:200:THR:H	1:A:514:THR:HG23	1	3.94
(1,35)	2:B:200:THR:H	1:A:514:THR:N	1	3.94
(1,35)	2:B:200:THR:H	1:A:514:THR:O	1	3.94
(1,35)	2:B:200:THR:H	1:A:514:THR:OG1	1	3.94
(1,35)	2:B:200:THR:H	1:A:516:ASN:C	1	3.94
(1,35)	2:B:200:THR:H	1:A:516:ASN:CA	1	3.94
(1,35)	2:B:200:THR:H	1:A:516:ASN:CB	1	3.94
(1,35)	2:B:200:THR:H	1:A:516:ASN:CG	1	3.94
(1,35)	2:B:200:THR:H	1:A:516:ASN:H	1	3.94
(1,35)	2:B:200:THR:H	1:A:516:ASN:HA	1	3.94
(1,35)	2:B:200:THR:H	1:A:516:ASN:HB2	1	3.94
(1,35)	2:B:200:THR:H	1:A:516:ASN:HB3	1	3.94
(1,35)	2:B:200:THR:H	1:A:516:ASN:HD21	1	3.94

*Continued on next page...*



*Continued from previous page...*

Key	Atom-1	Atom-2	Model ID	Violation (Å)
(1,35)	2:B:200:THR:H	1:A:516:ASN:HD22	1	3.94
(1,35)	2:B:200:THR:H	1:A:516:ASN:N	1	3.94
(1,35)	2:B:200:THR:H	1:A:516:ASN:ND2	1	3.94
(1,35)	2:B:200:THR:H	1:A:516:ASN:O	1	3.94
(1,35)	2:B:200:THR:H	1:A:516:ASN:OD1	1	3.94
(1,35)	2:B:200:THR:H	1:A:519:GLY:C	1	3.94
(1,35)	2:B:200:THR:H	1:A:519:GLY:CA	1	3.94
(1,35)	2:B:200:THR:H	1:A:519:GLY:H	1	3.94
(1,35)	2:B:200:THR:H	1:A:519:GLY:HA2	1	3.94
(1,35)	2:B:200:THR:H	1:A:519:GLY:HA3	1	3.94
(1,35)	2:B:200:THR:H	1:A:519:GLY:N	1	3.94
(1,35)	2:B:200:THR:H	1:A:519:GLY:O	1	3.94
(1,35)	2:B:200:THR:H	1:A:522:PHE:C	1	3.94
(1,35)	2:B:200:THR:H	1:A:522:PHE:CA	1	3.94
(1,35)	2:B:200:THR:H	1:A:522:PHE:CB	1	3.94
(1,35)	2:B:200:THR:H	1:A:522:PHE:CD1	1	3.94
(1,35)	2:B:200:THR:H	1:A:522:PHE:CD2	1	3.94
(1,35)	2:B:200:THR:H	1:A:522:PHE:CE1	1	3.94
(1,35)	2:B:200:THR:H	1:A:522:PHE:CE2	1	3.94
(1,35)	2:B:200:THR:H	1:A:522:PHE:CG	1	3.94
(1,35)	2:B:200:THR:H	1:A:522:PHE:CZ	1	3.94
(1,35)	2:B:200:THR:H	1:A:522:PHE:H	1	3.94
(1,35)	2:B:200:THR:H	1:A:522:PHE:HA	1	3.94
(1,35)	2:B:200:THR:H	1:A:522:PHE:HB2	1	3.94
(1,35)	2:B:200:THR:H	1:A:522:PHE:HB3	1	3.94
(1,35)	2:B:200:THR:H	1:A:522:PHE:HD1	1	3.94
(1,35)	2:B:200:THR:H	1:A:522:PHE:HD2	1	3.94
(1,35)	2:B:200:THR:H	1:A:522:PHE:HE1	1	3.94
(1,35)	2:B:200:THR:H	1:A:522:PHE:HE2	1	3.94
(1,35)	2:B:200:THR:H	1:A:522:PHE:HZ	1	3.94
(1,35)	2:B:200:THR:H	1:A:522:PHE:N	1	3.94
(1,35)	2:B:200:THR:H	1:A:522:PHE:O	1	3.94
(1,35)	2:B:200:THR:H	1:A:523:GLU:C	1	3.94
(1,35)	2:B:200:THR:H	1:A:523:GLU:CA	1	3.94
(1,35)	2:B:200:THR:H	1:A:523:GLU:CB	1	3.94
(1,35)	2:B:200:THR:H	1:A:523:GLU:CD	1	3.94
(1,35)	2:B:200:THR:H	1:A:523:GLU:CG	1	3.94
(1,35)	2:B:200:THR:H	1:A:523:GLU:H	1	3.94
(1,35)	2:B:200:THR:H	1:A:523:GLU:HA	1	3.94
(1,35)	2:B:200:THR:H	1:A:523:GLU:HB2	1	3.94
(1,35)	2:B:200:THR:H	1:A:523:GLU:HB3	1	3.94
(1,35)	2:B:200:THR:H	1:A:523:GLU:HG2	1	3.94

*Continued on next page...*

*Continued from previous page...*

Key	Atom-1	Atom-2	Model ID	Violation (Å)
(1,35)	2:B:200:THR:H	1:A:523:GLU:HG3	1	3.94
(1,35)	2:B:200:THR:H	1:A:523:GLU:N	1	3.94
(1,35)	2:B:200:THR:H	1:A:523:GLU:O	1	3.94
(1,35)	2:B:200:THR:H	1:A:523:GLU:OE1	1	3.94
(1,35)	2:B:200:THR:H	1:A:523:GLU:OE2	1	3.94
(1,35)	2:B:200:THR:H	1:A:524:PHE:C	1	3.94
(1,35)	2:B:200:THR:H	1:A:524:PHE:CA	1	3.94
(1,35)	2:B:200:THR:H	1:A:524:PHE:CB	1	3.94
(1,35)	2:B:200:THR:H	1:A:524:PHE:CD1	1	3.94
(1,35)	2:B:200:THR:H	1:A:524:PHE:CD2	1	3.94
(1,35)	2:B:200:THR:H	1:A:524:PHE:CE1	1	3.94
(1,35)	2:B:200:THR:H	1:A:524:PHE:CE2	1	3.94
(1,35)	2:B:200:THR:H	1:A:524:PHE:CG	1	3.94
(1,35)	2:B:200:THR:H	1:A:524:PHE:CZ	1	3.94
(1,35)	2:B:200:THR:H	1:A:524:PHE:H	1	3.94
(1,35)	2:B:200:THR:H	1:A:524:PHE:HA	1	3.94
(1,35)	2:B:200:THR:H	1:A:524:PHE:HB2	1	3.94
(1,35)	2:B:200:THR:H	1:A:524:PHE:HB3	1	3.94
(1,35)	2:B:200:THR:H	1:A:524:PHE:HD1	1	3.94
(1,35)	2:B:200:THR:H	1:A:524:PHE:HD2	1	3.94
(1,35)	2:B:200:THR:H	1:A:524:PHE:HE1	1	3.94
(1,35)	2:B:200:THR:H	1:A:524:PHE:HE2	1	3.94
(1,35)	2:B:200:THR:H	1:A:524:PHE:HZ	1	3.94
(1,35)	2:B:200:THR:H	1:A:524:PHE:N	1	3.94
(1,35)	2:B:200:THR:H	1:A:524:PHE:O	1	3.94
(1,35)	2:B:200:THR:H	1:A:525:GLU:C	1	3.94
(1,35)	2:B:200:THR:H	1:A:525:GLU:CA	1	3.94
(1,35)	2:B:200:THR:H	1:A:525:GLU:CB	1	3.94
(1,35)	2:B:200:THR:H	1:A:525:GLU:CD	1	3.94
(1,35)	2:B:200:THR:H	1:A:525:GLU:CG	1	3.94
(1,35)	2:B:200:THR:H	1:A:525:GLU:H	1	3.94
(1,35)	2:B:200:THR:H	1:A:525:GLU:HA	1	3.94
(1,35)	2:B:200:THR:H	1:A:525:GLU:HB2	1	3.94
(1,35)	2:B:200:THR:H	1:A:525:GLU:HB3	1	3.94
(1,35)	2:B:200:THR:H	1:A:525:GLU:HG2	1	3.94
(1,35)	2:B:200:THR:H	1:A:525:GLU:HG3	1	3.94
(1,35)	2:B:200:THR:H	1:A:525:GLU:N	1	3.94
(1,35)	2:B:200:THR:H	1:A:525:GLU:O	1	3.94
(1,35)	2:B:200:THR:H	1:A:525:GLU:OE1	1	3.94
(1,35)	2:B:200:THR:H	1:A:525:GLU:OE2	1	3.94
(1,35)	2:B:200:THR:H	1:A:526:ASN:C	1	3.94
(1,35)	2:B:200:THR:H	1:A:526:ASN:CA	1	3.94

*Continued on next page...*

*Continued from previous page...*

Key	Atom-1	Atom-2	Model ID	Violation (Å)
(1,35)	2:B:200:THR:H	1:A:526:ASN:CB	1	3.94
(1,35)	2:B:200:THR:H	1:A:526:ASN:CG	1	3.94
(1,35)	2:B:200:THR:H	1:A:526:ASN:H	1	3.94
(1,35)	2:B:200:THR:H	1:A:526:ASN:HA	1	3.94
(1,35)	2:B:200:THR:H	1:A:526:ASN:HB2	1	3.94
(1,35)	2:B:200:THR:H	1:A:526:ASN:HB3	1	3.94
(1,35)	2:B:200:THR:H	1:A:526:ASN:HD21	1	3.94
(1,35)	2:B:200:THR:H	1:A:526:ASN:HD22	1	3.94
(1,35)	2:B:200:THR:H	1:A:526:ASN:N	1	3.94
(1,35)	2:B:200:THR:H	1:A:526:ASN:ND2	1	3.94
(1,35)	2:B:200:THR:H	1:A:526:ASN:O	1	3.94
(1,35)	2:B:200:THR:H	1:A:526:ASN:OD1	1	3.94
(1,35)	2:B:200:THR:H	1:A:527:ALA:C	1	3.94
(1,35)	2:B:200:THR:H	1:A:527:ALA:CA	1	3.94
(1,35)	2:B:200:THR:H	1:A:527:ALA:CB	1	3.94
(1,35)	2:B:200:THR:H	1:A:527:ALA:H	1	3.94
(1,35)	2:B:200:THR:H	1:A:527:ALA:HA	1	3.94
(1,35)	2:B:200:THR:H	1:A:527:ALA:HB1	1	3.94
(1,35)	2:B:200:THR:H	1:A:527:ALA:HB2	1	3.94
(1,35)	2:B:200:THR:H	1:A:527:ALA:HB3	1	3.94
(1,35)	2:B:200:THR:H	1:A:527:ALA:N	1	3.94
(1,35)	2:B:200:THR:H	1:A:527:ALA:O	1	3.94
(1,35)	2:B:200:THR:H	1:A:528:ILE:C	1	3.94
(1,35)	2:B:200:THR:H	1:A:528:ILE:CA	1	3.94
(1,35)	2:B:200:THR:H	1:A:528:ILE:CB	1	3.94
(1,35)	2:B:200:THR:H	1:A:528:ILE:CD1	1	3.94
(1,35)	2:B:200:THR:H	1:A:528:ILE:CG1	1	3.94
(1,35)	2:B:200:THR:H	1:A:528:ILE:CG2	1	3.94
(1,35)	2:B:200:THR:H	1:A:528:ILE:H	1	3.94
(1,35)	2:B:200:THR:H	1:A:528:ILE:HA	1	3.94
(1,35)	2:B:200:THR:H	1:A:528:ILE:HB	1	3.94
(1,35)	2:B:200:THR:H	1:A:528:ILE:HD11	1	3.94
(1,35)	2:B:200:THR:H	1:A:528:ILE:HD12	1	3.94
(1,35)	2:B:200:THR:H	1:A:528:ILE:HD13	1	3.94
(1,35)	2:B:200:THR:H	1:A:528:ILE:HG12	1	3.94
(1,35)	2:B:200:THR:H	1:A:528:ILE:HG13	1	3.94
(1,35)	2:B:200:THR:H	1:A:528:ILE:HG21	1	3.94
(1,35)	2:B:200:THR:H	1:A:528:ILE:HG22	1	3.94
(1,35)	2:B:200:THR:H	1:A:528:ILE:HG23	1	3.94
(1,35)	2:B:200:THR:H	1:A:528:ILE:N	1	3.94
(1,35)	2:B:200:THR:H	1:A:528:ILE:O	1	3.94
(1,35)	2:B:200:THR:H	1:A:529:VAL:C	1	3.94

*Continued on next page...*

*Continued from previous page...*

Key	Atom-1	Atom-2	Model ID	Violation (Å)
(1,35)	2:B:200:THR:H	1:A:529:VAL:CA	1	3.94
(1,35)	2:B:200:THR:H	1:A:529:VAL:CB	1	3.94
(1,35)	2:B:200:THR:H	1:A:529:VAL:CG1	1	3.94
(1,35)	2:B:200:THR:H	1:A:529:VAL:CG2	1	3.94
(1,35)	2:B:200:THR:H	1:A:529:VAL:H	1	3.94
(1,35)	2:B:200:THR:H	1:A:529:VAL:HA	1	3.94
(1,35)	2:B:200:THR:H	1:A:529:VAL:HB	1	3.94
(1,35)	2:B:200:THR:H	1:A:529:VAL:HG11	1	3.94
(1,35)	2:B:200:THR:H	1:A:529:VAL:HG12	1	3.94
(1,35)	2:B:200:THR:H	1:A:529:VAL:HG13	1	3.94
(1,35)	2:B:200:THR:H	1:A:529:VAL:HG21	1	3.94
(1,35)	2:B:200:THR:H	1:A:529:VAL:HG22	1	3.94
(1,35)	2:B:200:THR:H	1:A:529:VAL:HG23	1	3.94
(1,35)	2:B:200:THR:H	1:A:529:VAL:N	1	3.94
(1,35)	2:B:200:THR:H	1:A:529:VAL:O	1	3.94
(1,35)	2:B:200:THR:H	1:A:561:ASP:C	1	3.94
(1,35)	2:B:200:THR:H	1:A:561:ASP:CA	1	3.94
(1,35)	2:B:200:THR:H	1:A:561:ASP:CB	1	3.94
(1,35)	2:B:200:THR:H	1:A:561:ASP:CG	1	3.94
(1,35)	2:B:200:THR:H	1:A:561:ASP:H	1	3.94
(1,35)	2:B:200:THR:H	1:A:561:ASP:HA	1	3.94
(1,35)	2:B:200:THR:H	1:A:561:ASP:HB2	1	3.94
(1,35)	2:B:200:THR:H	1:A:561:ASP:HB3	1	3.94
(1,35)	2:B:200:THR:H	1:A:561:ASP:N	1	3.94
(1,35)	2:B:200:THR:H	1:A:561:ASP:O	1	3.94
(1,35)	2:B:200:THR:H	1:A:561:ASP:OD1	1	3.94
(1,35)	2:B:200:THR:H	1:A:561:ASP:OD2	1	3.94
(1,35)	2:B:200:THR:H	1:A:563:LYS:C	1	3.94
(1,35)	2:B:200:THR:H	1:A:563:LYS:CA	1	3.94
(1,35)	2:B:200:THR:H	1:A:563:LYS:CB	1	3.94
(1,35)	2:B:200:THR:H	1:A:563:LYS:CD	1	3.94
(1,35)	2:B:200:THR:H	1:A:563:LYS:CE	1	3.94
(1,35)	2:B:200:THR:H	1:A:563:LYS:CG	1	3.94
(1,35)	2:B:200:THR:H	1:A:563:LYS:H	1	3.94
(1,35)	2:B:200:THR:H	1:A:563:LYS:HA	1	3.94
(1,35)	2:B:200:THR:H	1:A:563:LYS:HB2	1	3.94
(1,35)	2:B:200:THR:H	1:A:563:LYS:HB3	1	3.94
(1,35)	2:B:200:THR:H	1:A:563:LYS:HD2	1	3.94
(1,35)	2:B:200:THR:H	1:A:563:LYS:HD3	1	3.94
(1,35)	2:B:200:THR:H	1:A:563:LYS:HE2	1	3.94
(1,35)	2:B:200:THR:H	1:A:563:LYS:HE3	1	3.94
(1,35)	2:B:200:THR:H	1:A:563:LYS:HG2	1	3.94

*Continued on next page...*

*Continued from previous page...*

Key	Atom-1	Atom-2	Model ID	Violation (Å)
(1,35)	2:B:200:THR:H	1:A:563:LYS:HG3	1	3.94
(1,35)	2:B:200:THR:H	1:A:563:LYS:HZ1	1	3.94
(1,35)	2:B:200:THR:H	1:A:563:LYS:HZ2	1	3.94
(1,35)	2:B:200:THR:H	1:A:563:LYS:HZ3	1	3.94
(1,35)	2:B:200:THR:H	1:A:563:LYS:N	1	3.94
(1,35)	2:B:200:THR:H	1:A:563:LYS:NZ	1	3.94
(1,35)	2:B:200:THR:H	1:A:563:LYS:O	1	3.94
(1,35)	2:B:200:THR:H	1:A:564:ALA:C	1	3.94
(1,35)	2:B:200:THR:H	1:A:564:ALA:CA	1	3.94
(1,35)	2:B:200:THR:H	1:A:564:ALA:CB	1	3.94
(1,35)	2:B:200:THR:H	1:A:564:ALA:H	1	3.94
(1,35)	2:B:200:THR:H	1:A:564:ALA:HA	1	3.94
(1,35)	2:B:200:THR:H	1:A:564:ALA:HB1	1	3.94
(1,35)	2:B:200:THR:H	1:A:564:ALA:HB2	1	3.94
(1,35)	2:B:200:THR:H	1:A:564:ALA:HB3	1	3.94
(1,35)	2:B:200:THR:H	1:A:564:ALA:N	1	3.94
(1,35)	2:B:200:THR:H	1:A:564:ALA:O	1	3.94
(1,35)	2:B:200:THR:H	1:A:566:LEU:C	1	3.94
(1,35)	2:B:200:THR:H	1:A:566:LEU:CA	1	3.94
(1,35)	2:B:200:THR:H	1:A:566:LEU:CB	1	3.94
(1,35)	2:B:200:THR:H	1:A:566:LEU:CD1	1	3.94
(1,35)	2:B:200:THR:H	1:A:566:LEU:CD2	1	3.94
(1,35)	2:B:200:THR:H	1:A:566:LEU:CG	1	3.94
(1,35)	2:B:200:THR:H	1:A:566:LEU:H	1	3.94
(1,35)	2:B:200:THR:H	1:A:566:LEU:HA	1	3.94
(1,35)	2:B:200:THR:H	1:A:566:LEU:HB2	1	3.94
(1,35)	2:B:200:THR:H	1:A:566:LEU:HB3	1	3.94
(1,35)	2:B:200:THR:H	1:A:566:LEU:HD11	1	3.94
(1,35)	2:B:200:THR:H	1:A:566:LEU:HD12	1	3.94
(1,35)	2:B:200:THR:H	1:A:566:LEU:HD13	1	3.94
(1,35)	2:B:200:THR:H	1:A:566:LEU:HD21	1	3.94
(1,35)	2:B:200:THR:H	1:A:566:LEU:HD22	1	3.94
(1,35)	2:B:200:THR:H	1:A:566:LEU:HD23	1	3.94
(1,35)	2:B:200:THR:H	1:A:566:LEU:HG	1	3.94
(1,35)	2:B:200:THR:H	1:A:566:LEU:N	1	3.94
(1,35)	2:B:200:THR:H	1:A:566:LEU:O	1	3.94
(1,35)	2:B:200:THR:HA	1:A:490:ALA:C	1	3.94
(1,35)	2:B:200:THR:HA	1:A:490:ALA:CA	1	3.94
(1,35)	2:B:200:THR:HA	1:A:490:ALA:CB	1	3.94
(1,35)	2:B:200:THR:HA	1:A:490:ALA:H	1	3.94
(1,35)	2:B:200:THR:HA	1:A:490:ALA:HA	1	3.94
(1,35)	2:B:200:THR:HA	1:A:490:ALA:HB1	1	3.94

*Continued on next page...*

*Continued from previous page...*

Key	Atom-1	Atom-2	Model ID	Violation (Å)
(1,35)	2:B:200:THR:HA	1:A:490:ALA:HB2	1	3.94
(1,35)	2:B:200:THR:HA	1:A:490:ALA:HB3	1	3.94
(1,35)	2:B:200:THR:HA	1:A:490:ALA:N	1	3.94
(1,35)	2:B:200:THR:HA	1:A:490:ALA:O	1	3.94
(1,35)	2:B:200:THR:HA	1:A:514:THR:C	1	3.94
(1,35)	2:B:200:THR:HA	1:A:514:THR:CA	1	3.94
(1,35)	2:B:200:THR:HA	1:A:514:THR:CB	1	3.94
(1,35)	2:B:200:THR:HA	1:A:514:THR:CG2	1	3.94
(1,35)	2:B:200:THR:HA	1:A:514:THR:H	1	3.94
(1,35)	2:B:200:THR:HA	1:A:514:THR:HA	1	3.94
(1,35)	2:B:200:THR:HA	1:A:514:THR:HB	1	3.94
(1,35)	2:B:200:THR:HA	1:A:514:THR:HG1	1	3.94
(1,35)	2:B:200:THR:HA	1:A:514:THR:HG21	1	3.94
(1,35)	2:B:200:THR:HA	1:A:514:THR:HG22	1	3.94
(1,35)	2:B:200:THR:HA	1:A:514:THR:HG23	1	3.94
(1,35)	2:B:200:THR:HA	1:A:514:THR:N	1	3.94
(1,35)	2:B:200:THR:HA	1:A:514:THR:O	1	3.94
(1,35)	2:B:200:THR:HA	1:A:514:THR:OG1	1	3.94
(1,35)	2:B:200:THR:HA	1:A:516:ASN:C	1	3.94
(1,35)	2:B:200:THR:HA	1:A:516:ASN:CA	1	3.94
(1,35)	2:B:200:THR:HA	1:A:516:ASN:CB	1	3.94
(1,35)	2:B:200:THR:HA	1:A:516:ASN:CG	1	3.94
(1,35)	2:B:200:THR:HA	1:A:516:ASN:H	1	3.94
(1,35)	2:B:200:THR:HA	1:A:516:ASN:HA	1	3.94
(1,35)	2:B:200:THR:HA	1:A:516:ASN:HB2	1	3.94
(1,35)	2:B:200:THR:HA	1:A:516:ASN:HB3	1	3.94
(1,35)	2:B:200:THR:HA	1:A:516:ASN:HD21	1	3.94
(1,35)	2:B:200:THR:HA	1:A:516:ASN:HD22	1	3.94
(1,35)	2:B:200:THR:HA	1:A:516:ASN:N	1	3.94
(1,35)	2:B:200:THR:HA	1:A:516:ASN:ND2	1	3.94
(1,35)	2:B:200:THR:HA	1:A:516:ASN:O	1	3.94
(1,35)	2:B:200:THR:HA	1:A:516:ASN:OD1	1	3.94
(1,35)	2:B:200:THR:HA	1:A:519:GLY:C	1	3.94
(1,35)	2:B:200:THR:HA	1:A:519:GLY:CA	1	3.94
(1,35)	2:B:200:THR:HA	1:A:519:GLY:H	1	3.94
(1,35)	2:B:200:THR:HA	1:A:519:GLY:HA2	1	3.94
(1,35)	2:B:200:THR:HA	1:A:519:GLY:HA3	1	3.94
(1,35)	2:B:200:THR:HA	1:A:519:GLY:N	1	3.94
(1,35)	2:B:200:THR:HA	1:A:519:GLY:O	1	3.94
(1,35)	2:B:200:THR:HA	1:A:522:PHE:C	1	3.94
(1,35)	2:B:200:THR:HA	1:A:522:PHE:CA	1	3.94
(1,35)	2:B:200:THR:HA	1:A:522:PHE:CB	1	3.94

*Continued on next page...*

*Continued from previous page...*

Key	Atom-1	Atom-2	Model ID	Violation (Å)
(1,35)	2:B:200:THR:HA	1:A:522:PHE:CD1	1	3.94
(1,35)	2:B:200:THR:HA	1:A:522:PHE:CD2	1	3.94
(1,35)	2:B:200:THR:HA	1:A:522:PHE:CE1	1	3.94
(1,35)	2:B:200:THR:HA	1:A:522:PHE:CE2	1	3.94
(1,35)	2:B:200:THR:HA	1:A:522:PHE:CG	1	3.94
(1,35)	2:B:200:THR:HA	1:A:522:PHE:CZ	1	3.94
(1,35)	2:B:200:THR:HA	1:A:522:PHE:H	1	3.94
(1,35)	2:B:200:THR:HA	1:A:522:PHE:HA	1	3.94
(1,35)	2:B:200:THR:HA	1:A:522:PHE:HB2	1	3.94
(1,35)	2:B:200:THR:HA	1:A:522:PHE:HB3	1	3.94
(1,35)	2:B:200:THR:HA	1:A:522:PHE:HD1	1	3.94
(1,35)	2:B:200:THR:HA	1:A:522:PHE:HD2	1	3.94
(1,35)	2:B:200:THR:HA	1:A:522:PHE:HE1	1	3.94
(1,35)	2:B:200:THR:HA	1:A:522:PHE:HE2	1	3.94
(1,35)	2:B:200:THR:HA	1:A:522:PHE:HZ	1	3.94
(1,35)	2:B:200:THR:HA	1:A:522:PHE:N	1	3.94
(1,35)	2:B:200:THR:HA	1:A:522:PHE:O	1	3.94
(1,35)	2:B:200:THR:HA	1:A:523:GLU:C	1	3.94
(1,35)	2:B:200:THR:HA	1:A:523:GLU:CA	1	3.94
(1,35)	2:B:200:THR:HA	1:A:523:GLU:CB	1	3.94
(1,35)	2:B:200:THR:HA	1:A:523:GLU:CD	1	3.94
(1,35)	2:B:200:THR:HA	1:A:523:GLU:CG	1	3.94
(1,35)	2:B:200:THR:HA	1:A:523:GLU:H	1	3.94
(1,35)	2:B:200:THR:HA	1:A:523:GLU:HA	1	3.94
(1,35)	2:B:200:THR:HA	1:A:523:GLU:HB2	1	3.94
(1,35)	2:B:200:THR:HA	1:A:523:GLU:HB3	1	3.94
(1,35)	2:B:200:THR:HA	1:A:523:GLU:HG2	1	3.94
(1,35)	2:B:200:THR:HA	1:A:523:GLU:HG3	1	3.94
(1,35)	2:B:200:THR:HA	1:A:523:GLU:N	1	3.94
(1,35)	2:B:200:THR:HA	1:A:523:GLU:O	1	3.94
(1,35)	2:B:200:THR:HA	1:A:523:GLU:OE1	1	3.94
(1,35)	2:B:200:THR:HA	1:A:523:GLU:OE2	1	3.94
(1,35)	2:B:200:THR:HA	1:A:524:PHE:C	1	3.94
(1,35)	2:B:200:THR:HA	1:A:524:PHE:CA	1	3.94
(1,35)	2:B:200:THR:HA	1:A:524:PHE:CB	1	3.94
(1,35)	2:B:200:THR:HA	1:A:524:PHE:CD1	1	3.94
(1,35)	2:B:200:THR:HA	1:A:524:PHE:CD2	1	3.94
(1,35)	2:B:200:THR:HA	1:A:524:PHE:CE1	1	3.94
(1,35)	2:B:200:THR:HA	1:A:524:PHE:CE2	1	3.94
(1,35)	2:B:200:THR:HA	1:A:524:PHE:CG	1	3.94
(1,35)	2:B:200:THR:HA	1:A:524:PHE:CZ	1	3.94
(1,35)	2:B:200:THR:HA	1:A:524:PHE:H	1	3.94

*Continued on next page...*

*Continued from previous page...*

Key	Atom-1	Atom-2	Model ID	Violation (Å)
(1,35)	2:B:200:THR:HA	1:A:524:PHE:HA	1	3.94
(1,35)	2:B:200:THR:HA	1:A:524:PHE:HB2	1	3.94
(1,35)	2:B:200:THR:HA	1:A:524:PHE:HB3	1	3.94
(1,35)	2:B:200:THR:HA	1:A:524:PHE:HD1	1	3.94
(1,35)	2:B:200:THR:HA	1:A:524:PHE:HD2	1	3.94
(1,35)	2:B:200:THR:HA	1:A:524:PHE:HE1	1	3.94
(1,35)	2:B:200:THR:HA	1:A:524:PHE:HE2	1	3.94
(1,35)	2:B:200:THR:HA	1:A:524:PHE:HZ	1	3.94
(1,35)	2:B:200:THR:HA	1:A:524:PHE:N	1	3.94
(1,35)	2:B:200:THR:HA	1:A:524:PHE:O	1	3.94
(1,35)	2:B:200:THR:HA	1:A:525:GLU:C	1	3.94
(1,35)	2:B:200:THR:HA	1:A:525:GLU:CA	1	3.94
(1,35)	2:B:200:THR:HA	1:A:525:GLU:CB	1	3.94
(1,35)	2:B:200:THR:HA	1:A:525:GLU:CD	1	3.94
(1,35)	2:B:200:THR:HA	1:A:525:GLU:CG	1	3.94
(1,35)	2:B:200:THR:HA	1:A:525:GLU:H	1	3.94
(1,35)	2:B:200:THR:HA	1:A:525:GLU:HA	1	3.94
(1,35)	2:B:200:THR:HA	1:A:525:GLU:HB2	1	3.94
(1,35)	2:B:200:THR:HA	1:A:525:GLU:HB3	1	3.94
(1,35)	2:B:200:THR:HA	1:A:525:GLU:HG2	1	3.94
(1,35)	2:B:200:THR:HA	1:A:525:GLU:HG3	1	3.94
(1,35)	2:B:200:THR:HA	1:A:525:GLU:N	1	3.94
(1,35)	2:B:200:THR:HA	1:A:525:GLU:O	1	3.94
(1,35)	2:B:200:THR:HA	1:A:525:GLU:OE1	1	3.94
(1,35)	2:B:200:THR:HA	1:A:525:GLU:OE2	1	3.94
(1,35)	2:B:200:THR:HA	1:A:526:ASN:C	1	3.94
(1,35)	2:B:200:THR:HA	1:A:526:ASN:CA	1	3.94
(1,35)	2:B:200:THR:HA	1:A:526:ASN:CB	1	3.94
(1,35)	2:B:200:THR:HA	1:A:526:ASN:CG	1	3.94
(1,35)	2:B:200:THR:HA	1:A:526:ASN:H	1	3.94
(1,35)	2:B:200:THR:HA	1:A:526:ASN:HA	1	3.94
(1,35)	2:B:200:THR:HA	1:A:526:ASN:HB2	1	3.94
(1,35)	2:B:200:THR:HA	1:A:526:ASN:HB3	1	3.94
(1,35)	2:B:200:THR:HA	1:A:526:ASN:HD21	1	3.94
(1,35)	2:B:200:THR:HA	1:A:526:ASN:HD22	1	3.94
(1,35)	2:B:200:THR:HA	1:A:526:ASN:N	1	3.94
(1,35)	2:B:200:THR:HA	1:A:526:ASN:ND2	1	3.94
(1,35)	2:B:200:THR:HA	1:A:526:ASN:O	1	3.94
(1,35)	2:B:200:THR:HA	1:A:526:ASN:OD1	1	3.94
(1,35)	2:B:200:THR:HA	1:A:527:ALA:C	1	3.94
(1,35)	2:B:200:THR:HA	1:A:527:ALA:CA	1	3.94
(1,35)	2:B:200:THR:HA	1:A:527:ALA:CB	1	3.94

*Continued on next page...*



*Continued from previous page...*

Key	Atom-1	Atom-2	Model ID	Violation (Å)
(1,35)	2:B:200:THR:HA	1:A:527:ALA:H	1	3.94
(1,35)	2:B:200:THR:HA	1:A:527:ALA:HA	1	3.94
(1,35)	2:B:200:THR:HA	1:A:527:ALA:HB1	1	3.94
(1,35)	2:B:200:THR:HA	1:A:527:ALA:HB2	1	3.94
(1,35)	2:B:200:THR:HA	1:A:527:ALA:HB3	1	3.94
(1,35)	2:B:200:THR:HA	1:A:527:ALA:N	1	3.94
(1,35)	2:B:200:THR:HA	1:A:527:ALA:O	1	3.94
(1,35)	2:B:200:THR:HA	1:A:528:ILE:C	1	3.94
(1,35)	2:B:200:THR:HA	1:A:528:ILE:CA	1	3.94
(1,35)	2:B:200:THR:HA	1:A:528:ILE:CB	1	3.94
(1,35)	2:B:200:THR:HA	1:A:528:ILE:CD1	1	3.94
(1,35)	2:B:200:THR:HA	1:A:528:ILE:CG1	1	3.94
(1,35)	2:B:200:THR:HA	1:A:528:ILE:CG2	1	3.94
(1,35)	2:B:200:THR:HA	1:A:528:ILE:H	1	3.94
(1,35)	2:B:200:THR:HA	1:A:528:ILE:HA	1	3.94
(1,35)	2:B:200:THR:HA	1:A:528:ILE:HB	1	3.94
(1,35)	2:B:200:THR:HA	1:A:528:ILE:HD11	1	3.94
(1,35)	2:B:200:THR:HA	1:A:528:ILE:HD12	1	3.94
(1,35)	2:B:200:THR:HA	1:A:528:ILE:HD13	1	3.94
(1,35)	2:B:200:THR:HA	1:A:528:ILE:HG12	1	3.94
(1,35)	2:B:200:THR:HA	1:A:528:ILE:HG13	1	3.94
(1,35)	2:B:200:THR:HA	1:A:528:ILE:HG21	1	3.94
(1,35)	2:B:200:THR:HA	1:A:528:ILE:HG22	1	3.94
(1,35)	2:B:200:THR:HA	1:A:528:ILE:HG23	1	3.94
(1,35)	2:B:200:THR:HA	1:A:528:ILE:N	1	3.94
(1,35)	2:B:200:THR:HA	1:A:528:ILE:O	1	3.94
(1,35)	2:B:200:THR:HA	1:A:529:VAL:C	1	3.94
(1,35)	2:B:200:THR:HA	1:A:529:VAL:CA	1	3.94
(1,35)	2:B:200:THR:HA	1:A:529:VAL:CB	1	3.94
(1,35)	2:B:200:THR:HA	1:A:529:VAL:CG1	1	3.94
(1,35)	2:B:200:THR:HA	1:A:529:VAL:CG2	1	3.94
(1,35)	2:B:200:THR:HA	1:A:529:VAL:H	1	3.94
(1,35)	2:B:200:THR:HA	1:A:529:VAL:HA	1	3.94
(1,35)	2:B:200:THR:HA	1:A:529:VAL:HB	1	3.94
(1,35)	2:B:200:THR:HA	1:A:529:VAL:HG11	1	3.94
(1,35)	2:B:200:THR:HA	1:A:529:VAL:HG12	1	3.94
(1,35)	2:B:200:THR:HA	1:A:529:VAL:HG13	1	3.94
(1,35)	2:B:200:THR:HA	1:A:529:VAL:HG21	1	3.94
(1,35)	2:B:200:THR:HA	1:A:529:VAL:HG22	1	3.94
(1,35)	2:B:200:THR:HA	1:A:529:VAL:HG23	1	3.94
(1,35)	2:B:200:THR:HA	1:A:529:VAL:N	1	3.94
(1,35)	2:B:200:THR:HA	1:A:529:VAL:O	1	3.94

*Continued on next page...*

*Continued from previous page...*

Key	Atom-1	Atom-2	Model ID	Violation (Å)
(1,35)	2:B:200:THR:HA	1:A:561:ASP:C	1	3.94
(1,35)	2:B:200:THR:HA	1:A:561:ASP:CA	1	3.94
(1,35)	2:B:200:THR:HA	1:A:561:ASP:CB	1	3.94
(1,35)	2:B:200:THR:HA	1:A:561:ASP:CG	1	3.94
(1,35)	2:B:200:THR:HA	1:A:561:ASP:H	1	3.94
(1,35)	2:B:200:THR:HA	1:A:561:ASP:HA	1	3.94
(1,35)	2:B:200:THR:HA	1:A:561:ASP:HB2	1	3.94
(1,35)	2:B:200:THR:HA	1:A:561:ASP:HB3	1	3.94
(1,35)	2:B:200:THR:HA	1:A:561:ASP:N	1	3.94
(1,35)	2:B:200:THR:HA	1:A:561:ASP:O	1	3.94
(1,35)	2:B:200:THR:HA	1:A:561:ASP:OD1	1	3.94
(1,35)	2:B:200:THR:HA	1:A:561:ASP:OD2	1	3.94
(1,35)	2:B:200:THR:HA	1:A:563:LYS:C	1	3.94
(1,35)	2:B:200:THR:HA	1:A:563:LYS:CA	1	3.94
(1,35)	2:B:200:THR:HA	1:A:563:LYS:CB	1	3.94
(1,35)	2:B:200:THR:HA	1:A:563:LYS:CD	1	3.94
(1,35)	2:B:200:THR:HA	1:A:563:LYS:CE	1	3.94
(1,35)	2:B:200:THR:HA	1:A:563:LYS:CG	1	3.94
(1,35)	2:B:200:THR:HA	1:A:563:LYS:H	1	3.94
(1,35)	2:B:200:THR:HA	1:A:563:LYS:HA	1	3.94
(1,35)	2:B:200:THR:HA	1:A:563:LYS:HB2	1	3.94
(1,35)	2:B:200:THR:HA	1:A:563:LYS:HB3	1	3.94
(1,35)	2:B:200:THR:HA	1:A:563:LYS:HD2	1	3.94
(1,35)	2:B:200:THR:HA	1:A:563:LYS:HD3	1	3.94
(1,35)	2:B:200:THR:HA	1:A:563:LYS:HE2	1	3.94
(1,35)	2:B:200:THR:HA	1:A:563:LYS:HE3	1	3.94
(1,35)	2:B:200:THR:HA	1:A:563:LYS:HG2	1	3.94
(1,35)	2:B:200:THR:HA	1:A:563:LYS:HG3	1	3.94
(1,35)	2:B:200:THR:HA	1:A:563:LYS:HZ1	1	3.94
(1,35)	2:B:200:THR:HA	1:A:563:LYS:HZ2	1	3.94
(1,35)	2:B:200:THR:HA	1:A:563:LYS:HZ3	1	3.94
(1,35)	2:B:200:THR:HA	1:A:563:LYS:N	1	3.94
(1,35)	2:B:200:THR:HA	1:A:563:LYS:NZ	1	3.94
(1,35)	2:B:200:THR:HA	1:A:563:LYS:O	1	3.94
(1,35)	2:B:200:THR:HA	1:A:564:ALA:C	1	3.94
(1,35)	2:B:200:THR:HA	1:A:564:ALA:CA	1	3.94
(1,35)	2:B:200:THR:HA	1:A:564:ALA:CB	1	3.94
(1,35)	2:B:200:THR:HA	1:A:564:ALA:H	1	3.94
(1,35)	2:B:200:THR:HA	1:A:564:ALA:HA	1	3.94
(1,35)	2:B:200:THR:HA	1:A:564:ALA:HB1	1	3.94
(1,35)	2:B:200:THR:HA	1:A:564:ALA:HB2	1	3.94
(1,35)	2:B:200:THR:HA	1:A:564:ALA:HB3	1	3.94

*Continued on next page...*

*Continued from previous page...*

Key	Atom-1	Atom-2	Model ID	Violation (Å)
(1,35)	2:B:200:THR:HA	1:A:564:ALA:N	1	3.94
(1,35)	2:B:200:THR:HA	1:A:564:ALA:O	1	3.94
(1,35)	2:B:200:THR:HA	1:A:566:LEU:C	1	3.94
(1,35)	2:B:200:THR:HA	1:A:566:LEU:CA	1	3.94
(1,35)	2:B:200:THR:HA	1:A:566:LEU:CB	1	3.94
(1,35)	2:B:200:THR:HA	1:A:566:LEU:CD1	1	3.94
(1,35)	2:B:200:THR:HA	1:A:566:LEU:CD2	1	3.94
(1,35)	2:B:200:THR:HA	1:A:566:LEU:CG	1	3.94
(1,35)	2:B:200:THR:HA	1:A:566:LEU:H	1	3.94
(1,35)	2:B:200:THR:HA	1:A:566:LEU:HA	1	3.94
(1,35)	2:B:200:THR:HA	1:A:566:LEU:HB2	1	3.94
(1,35)	2:B:200:THR:HA	1:A:566:LEU:HB3	1	3.94
(1,35)	2:B:200:THR:HA	1:A:566:LEU:HD11	1	3.94
(1,35)	2:B:200:THR:HA	1:A:566:LEU:HD12	1	3.94
(1,35)	2:B:200:THR:HA	1:A:566:LEU:HD13	1	3.94
(1,35)	2:B:200:THR:HA	1:A:566:LEU:HD21	1	3.94
(1,35)	2:B:200:THR:HA	1:A:566:LEU:HD22	1	3.94
(1,35)	2:B:200:THR:HA	1:A:566:LEU:HD23	1	3.94
(1,35)	2:B:200:THR:HA	1:A:566:LEU:HG	1	3.94
(1,35)	2:B:200:THR:HA	1:A:566:LEU:N	1	3.94
(1,35)	2:B:200:THR:HA	1:A:566:LEU:O	1	3.94
(1,35)	2:B:200:THR:HB	1:A:490:ALA:C	1	3.94
(1,35)	2:B:200:THR:HB	1:A:490:ALA:CA	1	3.94
(1,35)	2:B:200:THR:HB	1:A:490:ALA:CB	1	3.94
(1,35)	2:B:200:THR:HB	1:A:490:ALA:H	1	3.94
(1,35)	2:B:200:THR:HB	1:A:490:ALA:HA	1	3.94
(1,35)	2:B:200:THR:HB	1:A:490:ALA:HB1	1	3.94
(1,35)	2:B:200:THR:HB	1:A:490:ALA:HB2	1	3.94
(1,35)	2:B:200:THR:HB	1:A:490:ALA:HB3	1	3.94
(1,35)	2:B:200:THR:HB	1:A:490:ALA:N	1	3.94
(1,35)	2:B:200:THR:HB	1:A:490:ALA:O	1	3.94
(1,35)	2:B:200:THR:HB	1:A:514:THR:C	1	3.94
(1,35)	2:B:200:THR:HB	1:A:514:THR:CA	1	3.94
(1,35)	2:B:200:THR:HB	1:A:514:THR:CB	1	3.94
(1,35)	2:B:200:THR:HB	1:A:514:THR:CG2	1	3.94
(1,35)	2:B:200:THR:HB	1:A:514:THR:H	1	3.94
(1,35)	2:B:200:THR:HB	1:A:514:THR:HA	1	3.94
(1,35)	2:B:200:THR:HB	1:A:514:THR:HB	1	3.94
(1,35)	2:B:200:THR:HB	1:A:514:THR:HG1	1	3.94
(1,35)	2:B:200:THR:HB	1:A:514:THR:HG21	1	3.94
(1,35)	2:B:200:THR:HB	1:A:514:THR:HG22	1	3.94
(1,35)	2:B:200:THR:HB	1:A:514:THR:HG23	1	3.94

*Continued on next page...*

*Continued from previous page...*

Key	Atom-1	Atom-2	Model ID	Violation (Å)
(1,35)	2:B:200:THR:HB	1:A:514:THR:N	1	3.94
(1,35)	2:B:200:THR:HB	1:A:514:THR:O	1	3.94
(1,35)	2:B:200:THR:HB	1:A:514:THR:OG1	1	3.94
(1,35)	2:B:200:THR:HB	1:A:516:ASN:C	1	3.94
(1,35)	2:B:200:THR:HB	1:A:516:ASN:CA	1	3.94
(1,35)	2:B:200:THR:HB	1:A:516:ASN:CB	1	3.94
(1,35)	2:B:200:THR:HB	1:A:516:ASN:CG	1	3.94
(1,35)	2:B:200:THR:HB	1:A:516:ASN:H	1	3.94
(1,35)	2:B:200:THR:HB	1:A:516:ASN:HA	1	3.94
(1,35)	2:B:200:THR:HB	1:A:516:ASN:HB2	1	3.94
(1,35)	2:B:200:THR:HB	1:A:516:ASN:HB3	1	3.94
(1,35)	2:B:200:THR:HB	1:A:516:ASN:HD21	1	3.94
(1,35)	2:B:200:THR:HB	1:A:516:ASN:HD22	1	3.94
(1,35)	2:B:200:THR:HB	1:A:516:ASN:N	1	3.94
(1,35)	2:B:200:THR:HB	1:A:516:ASN:ND2	1	3.94
(1,35)	2:B:200:THR:HB	1:A:516:ASN:O	1	3.94
(1,35)	2:B:200:THR:HB	1:A:516:ASN:OD1	1	3.94
(1,35)	2:B:200:THR:HB	1:A:519:GLY:C	1	3.94
(1,35)	2:B:200:THR:HB	1:A:519:GLY:CA	1	3.94
(1,35)	2:B:200:THR:HB	1:A:519:GLY:H	1	3.94
(1,35)	2:B:200:THR:HB	1:A:519:GLY:HA2	1	3.94
(1,35)	2:B:200:THR:HB	1:A:519:GLY:HA3	1	3.94
(1,35)	2:B:200:THR:HB	1:A:519:GLY:N	1	3.94
(1,35)	2:B:200:THR:HB	1:A:519:GLY:O	1	3.94
(1,35)	2:B:200:THR:HB	1:A:522:PHE:C	1	3.94
(1,35)	2:B:200:THR:HB	1:A:522:PHE:CA	1	3.94
(1,35)	2:B:200:THR:HB	1:A:522:PHE:CB	1	3.94
(1,35)	2:B:200:THR:HB	1:A:522:PHE:CD1	1	3.94
(1,35)	2:B:200:THR:HB	1:A:522:PHE:CD2	1	3.94
(1,35)	2:B:200:THR:HB	1:A:522:PHE:CE1	1	3.94
(1,35)	2:B:200:THR:HB	1:A:522:PHE:CE2	1	3.94
(1,35)	2:B:200:THR:HB	1:A:522:PHE:CG	1	3.94
(1,35)	2:B:200:THR:HB	1:A:522:PHE:CZ	1	3.94
(1,35)	2:B:200:THR:HB	1:A:522:PHE:H	1	3.94
(1,35)	2:B:200:THR:HB	1:A:522:PHE:HA	1	3.94
(1,35)	2:B:200:THR:HB	1:A:522:PHE:HB2	1	3.94
(1,35)	2:B:200:THR:HB	1:A:522:PHE:HB3	1	3.94
(1,35)	2:B:200:THR:HB	1:A:522:PHE:HD1	1	3.94
(1,35)	2:B:200:THR:HB	1:A:522:PHE:HD2	1	3.94
(1,35)	2:B:200:THR:HB	1:A:522:PHE:HE1	1	3.94
(1,35)	2:B:200:THR:HB	1:A:522:PHE:HE2	1	3.94
(1,35)	2:B:200:THR:HB	1:A:522:PHE:HZ	1	3.94

*Continued on next page...*

*Continued from previous page...*

Key	Atom-1	Atom-2	Model ID	Violation (Å)
(1,35)	2:B:200:THR:HB	1:A:522:PHE:N	1	3.94
(1,35)	2:B:200:THR:HB	1:A:522:PHE:O	1	3.94
(1,35)	2:B:200:THR:HB	1:A:523:GLU:C	1	3.94
(1,35)	2:B:200:THR:HB	1:A:523:GLU:CA	1	3.94
(1,35)	2:B:200:THR:HB	1:A:523:GLU:CB	1	3.94
(1,35)	2:B:200:THR:HB	1:A:523:GLU:CD	1	3.94
(1,35)	2:B:200:THR:HB	1:A:523:GLU:CG	1	3.94
(1,35)	2:B:200:THR:HB	1:A:523:GLU:H	1	3.94
(1,35)	2:B:200:THR:HB	1:A:523:GLU:HA	1	3.94
(1,35)	2:B:200:THR:HB	1:A:523:GLU:HB2	1	3.94
(1,35)	2:B:200:THR:HB	1:A:523:GLU:HB3	1	3.94
(1,35)	2:B:200:THR:HB	1:A:523:GLU:HG2	1	3.94
(1,35)	2:B:200:THR:HB	1:A:523:GLU:HG3	1	3.94
(1,35)	2:B:200:THR:HB	1:A:523:GLU:N	1	3.94
(1,35)	2:B:200:THR:HB	1:A:523:GLU:O	1	3.94
(1,35)	2:B:200:THR:HB	1:A:523:GLU:OE1	1	3.94
(1,35)	2:B:200:THR:HB	1:A:523:GLU:OE2	1	3.94
(1,35)	2:B:200:THR:HB	1:A:524:PHE:C	1	3.94
(1,35)	2:B:200:THR:HB	1:A:524:PHE:CA	1	3.94
(1,35)	2:B:200:THR:HB	1:A:524:PHE:CB	1	3.94
(1,35)	2:B:200:THR:HB	1:A:524:PHE:CD1	1	3.94
(1,35)	2:B:200:THR:HB	1:A:524:PHE:CD2	1	3.94
(1,35)	2:B:200:THR:HB	1:A:524:PHE:CE1	1	3.94
(1,35)	2:B:200:THR:HB	1:A:524:PHE:CE2	1	3.94
(1,35)	2:B:200:THR:HB	1:A:524:PHE:CG	1	3.94
(1,35)	2:B:200:THR:HB	1:A:524:PHE:CZ	1	3.94
(1,35)	2:B:200:THR:HB	1:A:524:PHE:H	1	3.94
(1,35)	2:B:200:THR:HB	1:A:524:PHE:HA	1	3.94
(1,35)	2:B:200:THR:HB	1:A:524:PHE:HB2	1	3.94
(1,35)	2:B:200:THR:HB	1:A:524:PHE:HB3	1	3.94
(1,35)	2:B:200:THR:HB	1:A:524:PHE:HD1	1	3.94
(1,35)	2:B:200:THR:HB	1:A:524:PHE:HD2	1	3.94
(1,35)	2:B:200:THR:HB	1:A:524:PHE:HE1	1	3.94
(1,35)	2:B:200:THR:HB	1:A:524:PHE:HE2	1	3.94
(1,35)	2:B:200:THR:HB	1:A:524:PHE:HZ	1	3.94
(1,35)	2:B:200:THR:HB	1:A:524:PHE:N	1	3.94
(1,35)	2:B:200:THR:HB	1:A:524:PHE:O	1	3.94
(1,35)	2:B:200:THR:HB	1:A:525:GLU:C	1	3.94
(1,35)	2:B:200:THR:HB	1:A:525:GLU:CA	1	3.94
(1,35)	2:B:200:THR:HB	1:A:525:GLU:CB	1	3.94
(1,35)	2:B:200:THR:HB	1:A:525:GLU:CD	1	3.94
(1,35)	2:B:200:THR:HB	1:A:525:GLU:CG	1	3.94

*Continued on next page...*

*Continued from previous page...*

Key	Atom-1	Atom-2	Model ID	Violation (Å)
(1,35)	2:B:200:THR:HB	1:A:525:GLU:H	1	3.94
(1,35)	2:B:200:THR:HB	1:A:525:GLU:HA	1	3.94
(1,35)	2:B:200:THR:HB	1:A:525:GLU:HB2	1	3.94
(1,35)	2:B:200:THR:HB	1:A:525:GLU:HB3	1	3.94
(1,35)	2:B:200:THR:HB	1:A:525:GLU:HG2	1	3.94
(1,35)	2:B:200:THR:HB	1:A:525:GLU:HG3	1	3.94
(1,35)	2:B:200:THR:HB	1:A:525:GLU:N	1	3.94
(1,35)	2:B:200:THR:HB	1:A:525:GLU:O	1	3.94
(1,35)	2:B:200:THR:HB	1:A:525:GLU:OE1	1	3.94
(1,35)	2:B:200:THR:HB	1:A:525:GLU:OE2	1	3.94
(1,35)	2:B:200:THR:HB	1:A:526:ASN:C	1	3.94
(1,35)	2:B:200:THR:HB	1:A:526:ASN:CA	1	3.94
(1,35)	2:B:200:THR:HB	1:A:526:ASN:CB	1	3.94
(1,35)	2:B:200:THR:HB	1:A:526:ASN:CG	1	3.94
(1,35)	2:B:200:THR:HB	1:A:526:ASN:H	1	3.94
(1,35)	2:B:200:THR:HB	1:A:526:ASN:HA	1	3.94
(1,35)	2:B:200:THR:HB	1:A:526:ASN:HB2	1	3.94
(1,35)	2:B:200:THR:HB	1:A:526:ASN:HB3	1	3.94
(1,35)	2:B:200:THR:HB	1:A:526:ASN:HD21	1	3.94
(1,35)	2:B:200:THR:HB	1:A:526:ASN:HD22	1	3.94
(1,35)	2:B:200:THR:HB	1:A:526:ASN:N	1	3.94
(1,35)	2:B:200:THR:HB	1:A:526:ASN:ND2	1	3.94
(1,35)	2:B:200:THR:HB	1:A:526:ASN:O	1	3.94
(1,35)	2:B:200:THR:HB	1:A:526:ASN:OD1	1	3.94
(1,35)	2:B:200:THR:HB	1:A:527:ALA:C	1	3.94
(1,35)	2:B:200:THR:HB	1:A:527:ALA:CA	1	3.94
(1,35)	2:B:200:THR:HB	1:A:527:ALA:CB	1	3.94
(1,35)	2:B:200:THR:HB	1:A:527:ALA:H	1	3.94
(1,35)	2:B:200:THR:HB	1:A:527:ALA:HA	1	3.94
(1,35)	2:B:200:THR:HB	1:A:527:ALA:HB1	1	3.94
(1,35)	2:B:200:THR:HB	1:A:527:ALA:HB2	1	3.94
(1,35)	2:B:200:THR:HB	1:A:527:ALA:HB3	1	3.94
(1,35)	2:B:200:THR:HB	1:A:527:ALA:N	1	3.94
(1,35)	2:B:200:THR:HB	1:A:527:ALA:O	1	3.94
(1,35)	2:B:200:THR:HB	1:A:528:ILE:C	1	3.94
(1,35)	2:B:200:THR:HB	1:A:528:ILE:CA	1	3.94
(1,35)	2:B:200:THR:HB	1:A:528:ILE:CB	1	3.94
(1,35)	2:B:200:THR:HB	1:A:528:ILE:CD1	1	3.94
(1,35)	2:B:200:THR:HB	1:A:528:ILE:CG1	1	3.94
(1,35)	2:B:200:THR:HB	1:A:528:ILE:CG2	1	3.94
(1,35)	2:B:200:THR:HB	1:A:528:ILE:H	1	3.94
(1,35)	2:B:200:THR:HB	1:A:528:ILE:HA	1	3.94

*Continued on next page...*

*Continued from previous page...*

Key	Atom-1	Atom-2	Model ID	Violation (Å)
(1,35)	2:B:200:THR:HB	1:A:528:ILE:HB	1	3.94
(1,35)	2:B:200:THR:HB	1:A:528:ILE:HD11	1	3.94
(1,35)	2:B:200:THR:HB	1:A:528:ILE:HD12	1	3.94
(1,35)	2:B:200:THR:HB	1:A:528:ILE:HD13	1	3.94
(1,35)	2:B:200:THR:HB	1:A:528:ILE:HG12	1	3.94
(1,35)	2:B:200:THR:HB	1:A:528:ILE:HG13	1	3.94
(1,35)	2:B:200:THR:HB	1:A:528:ILE:HG21	1	3.94
(1,35)	2:B:200:THR:HB	1:A:528:ILE:HG22	1	3.94
(1,35)	2:B:200:THR:HB	1:A:528:ILE:HG23	1	3.94
(1,35)	2:B:200:THR:HB	1:A:528:ILE:N	1	3.94
(1,35)	2:B:200:THR:HB	1:A:528:ILE:O	1	3.94
(1,35)	2:B:200:THR:HB	1:A:529:VAL:C	1	3.94
(1,35)	2:B:200:THR:HB	1:A:529:VAL:CA	1	3.94
(1,35)	2:B:200:THR:HB	1:A:529:VAL:CB	1	3.94
(1,35)	2:B:200:THR:HB	1:A:529:VAL:CG1	1	3.94
(1,35)	2:B:200:THR:HB	1:A:529:VAL:CG2	1	3.94
(1,35)	2:B:200:THR:HB	1:A:529:VAL:H	1	3.94
(1,35)	2:B:200:THR:HB	1:A:529:VAL:HA	1	3.94
(1,35)	2:B:200:THR:HB	1:A:529:VAL:HB	1	3.94
(1,35)	2:B:200:THR:HB	1:A:529:VAL:HG11	1	3.94
(1,35)	2:B:200:THR:HB	1:A:529:VAL:HG12	1	3.94
(1,35)	2:B:200:THR:HB	1:A:529:VAL:HG13	1	3.94
(1,35)	2:B:200:THR:HB	1:A:529:VAL:HG21	1	3.94
(1,35)	2:B:200:THR:HB	1:A:529:VAL:HG22	1	3.94
(1,35)	2:B:200:THR:HB	1:A:529:VAL:HG23	1	3.94
(1,35)	2:B:200:THR:HB	1:A:529:VAL:N	1	3.94
(1,35)	2:B:200:THR:HB	1:A:529:VAL:O	1	3.94
(1,35)	2:B:200:THR:HB	1:A:561:ASP:C	1	3.94
(1,35)	2:B:200:THR:HB	1:A:561:ASP:CA	1	3.94
(1,35)	2:B:200:THR:HB	1:A:561:ASP:CB	1	3.94
(1,35)	2:B:200:THR:HB	1:A:561:ASP:CG	1	3.94
(1,35)	2:B:200:THR:HB	1:A:561:ASP:H	1	3.94
(1,35)	2:B:200:THR:HB	1:A:561:ASP:HA	1	3.94
(1,35)	2:B:200:THR:HB	1:A:561:ASP:HB2	1	3.94
(1,35)	2:B:200:THR:HB	1:A:561:ASP:HB3	1	3.94
(1,35)	2:B:200:THR:HB	1:A:561:ASP:N	1	3.94
(1,35)	2:B:200:THR:HB	1:A:561:ASP:O	1	3.94
(1,35)	2:B:200:THR:HB	1:A:561:ASP:OD1	1	3.94
(1,35)	2:B:200:THR:HB	1:A:561:ASP:OD2	1	3.94
(1,35)	2:B:200:THR:HB	1:A:563:LYS:C	1	3.94
(1,35)	2:B:200:THR:HB	1:A:563:LYS:CA	1	3.94
(1,35)	2:B:200:THR:HB	1:A:563:LYS:CB	1	3.94

*Continued on next page...*

*Continued from previous page...*

Key	Atom-1	Atom-2	Model ID	Violation (Å)
(1,35)	2:B:200:THR:HB	1:A:563:LYS:CD	1	3.94
(1,35)	2:B:200:THR:HB	1:A:563:LYS:CE	1	3.94
(1,35)	2:B:200:THR:HB	1:A:563:LYS:CG	1	3.94
(1,35)	2:B:200:THR:HB	1:A:563:LYS:H	1	3.94
(1,35)	2:B:200:THR:HB	1:A:563:LYS:HA	1	3.94
(1,35)	2:B:200:THR:HB	1:A:563:LYS:HB2	1	3.94
(1,35)	2:B:200:THR:HB	1:A:563:LYS:HB3	1	3.94
(1,35)	2:B:200:THR:HB	1:A:563:LYS:HD2	1	3.94
(1,35)	2:B:200:THR:HB	1:A:563:LYS:HD3	1	3.94
(1,35)	2:B:200:THR:HB	1:A:563:LYS:HE2	1	3.94
(1,35)	2:B:200:THR:HB	1:A:563:LYS:HE3	1	3.94
(1,35)	2:B:200:THR:HB	1:A:563:LYS:HG2	1	3.94
(1,35)	2:B:200:THR:HB	1:A:563:LYS:HG3	1	3.94
(1,35)	2:B:200:THR:HB	1:A:563:LYS:HZ1	1	3.94
(1,35)	2:B:200:THR:HB	1:A:563:LYS:HZ2	1	3.94
(1,35)	2:B:200:THR:HB	1:A:563:LYS:HZ3	1	3.94
(1,35)	2:B:200:THR:HB	1:A:563:LYS:N	1	3.94
(1,35)	2:B:200:THR:HB	1:A:563:LYS:NZ	1	3.94
(1,35)	2:B:200:THR:HB	1:A:563:LYS:O	1	3.94
(1,35)	2:B:200:THR:HB	1:A:564:ALA:C	1	3.94
(1,35)	2:B:200:THR:HB	1:A:564:ALA:CA	1	3.94
(1,35)	2:B:200:THR:HB	1:A:564:ALA:CB	1	3.94
(1,35)	2:B:200:THR:HB	1:A:564:ALA:H	1	3.94
(1,35)	2:B:200:THR:HB	1:A:564:ALA:HA	1	3.94
(1,35)	2:B:200:THR:HB	1:A:564:ALA:HB1	1	3.94
(1,35)	2:B:200:THR:HB	1:A:564:ALA:HB2	1	3.94
(1,35)	2:B:200:THR:HB	1:A:564:ALA:HB3	1	3.94
(1,35)	2:B:200:THR:HB	1:A:564:ALA:N	1	3.94
(1,35)	2:B:200:THR:HB	1:A:564:ALA:O	1	3.94
(1,35)	2:B:200:THR:HB	1:A:566:LEU:C	1	3.94
(1,35)	2:B:200:THR:HB	1:A:566:LEU:CA	1	3.94
(1,35)	2:B:200:THR:HB	1:A:566:LEU:CB	1	3.94
(1,35)	2:B:200:THR:HB	1:A:566:LEU:CD1	1	3.94
(1,35)	2:B:200:THR:HB	1:A:566:LEU:CD2	1	3.94
(1,35)	2:B:200:THR:HB	1:A:566:LEU:CG	1	3.94
(1,35)	2:B:200:THR:HB	1:A:566:LEU:H	1	3.94
(1,35)	2:B:200:THR:HB	1:A:566:LEU:HA	1	3.94
(1,35)	2:B:200:THR:HB	1:A:566:LEU:HB2	1	3.94
(1,35)	2:B:200:THR:HB	1:A:566:LEU:HB3	1	3.94
(1,35)	2:B:200:THR:HB	1:A:566:LEU:HD11	1	3.94
(1,35)	2:B:200:THR:HB	1:A:566:LEU:HD12	1	3.94
(1,35)	2:B:200:THR:HB	1:A:566:LEU:HD13	1	3.94

*Continued on next page...*



*Continued from previous page...*

Key	Atom-1	Atom-2	Model ID	Violation (Å)
(1,35)	2:B:200:THR:HB	1:A:566:LEU:HD21	1	3.94
(1,35)	2:B:200:THR:HB	1:A:566:LEU:HD22	1	3.94
(1,35)	2:B:200:THR:HB	1:A:566:LEU:HD23	1	3.94
(1,35)	2:B:200:THR:HB	1:A:566:LEU:HG	1	3.94
(1,35)	2:B:200:THR:HB	1:A:566:LEU:N	1	3.94
(1,35)	2:B:200:THR:HB	1:A:566:LEU:O	1	3.94
(1,35)	2:B:200:THR:HG1	1:A:490:ALA:C	1	3.94
(1,35)	2:B:200:THR:HG1	1:A:490:ALA:CA	1	3.94
(1,35)	2:B:200:THR:HG1	1:A:490:ALA:CB	1	3.94
(1,35)	2:B:200:THR:HG1	1:A:490:ALA:H	1	3.94
(1,35)	2:B:200:THR:HG1	1:A:490:ALA:HA	1	3.94
(1,35)	2:B:200:THR:HG1	1:A:490:ALA:HB1	1	3.94
(1,35)	2:B:200:THR:HG1	1:A:490:ALA:HB2	1	3.94
(1,35)	2:B:200:THR:HG1	1:A:490:ALA:HB3	1	3.94
(1,35)	2:B:200:THR:HG1	1:A:490:ALA:N	1	3.94
(1,35)	2:B:200:THR:HG1	1:A:490:ALA:O	1	3.94
(1,35)	2:B:200:THR:HG1	1:A:514:THR:C	1	3.94
(1,35)	2:B:200:THR:HG1	1:A:514:THR:CA	1	3.94
(1,35)	2:B:200:THR:HG1	1:A:514:THR:CB	1	3.94
(1,35)	2:B:200:THR:HG1	1:A:514:THR:CG2	1	3.94
(1,35)	2:B:200:THR:HG1	1:A:514:THR:H	1	3.94
(1,35)	2:B:200:THR:HG1	1:A:514:THR:HA	1	3.94
(1,35)	2:B:200:THR:HG1	1:A:514:THR:HB	1	3.94
(1,35)	2:B:200:THR:HG1	1:A:514:THR:HG1	1	3.94
(1,35)	2:B:200:THR:HG1	1:A:514:THR:HG21	1	3.94
(1,35)	2:B:200:THR:HG1	1:A:514:THR:HG22	1	3.94
(1,35)	2:B:200:THR:HG1	1:A:514:THR:HG23	1	3.94
(1,35)	2:B:200:THR:HG1	1:A:514:THR:N	1	3.94
(1,35)	2:B:200:THR:HG1	1:A:514:THR:O	1	3.94
(1,35)	2:B:200:THR:HG1	1:A:514:THR:OG1	1	3.94
(1,35)	2:B:200:THR:HG1	1:A:516:ASN:C	1	3.94
(1,35)	2:B:200:THR:HG1	1:A:516:ASN:CA	1	3.94
(1,35)	2:B:200:THR:HG1	1:A:516:ASN:CB	1	3.94
(1,35)	2:B:200:THR:HG1	1:A:516:ASN:CG	1	3.94
(1,35)	2:B:200:THR:HG1	1:A:516:ASN:H	1	3.94
(1,35)	2:B:200:THR:HG1	1:A:516:ASN:HA	1	3.94
(1,35)	2:B:200:THR:HG1	1:A:516:ASN:HB2	1	3.94
(1,35)	2:B:200:THR:HG1	1:A:516:ASN:HB3	1	3.94
(1,35)	2:B:200:THR:HG1	1:A:516:ASN:HD21	1	3.94
(1,35)	2:B:200:THR:HG1	1:A:516:ASN:HD22	1	3.94
(1,35)	2:B:200:THR:HG1	1:A:516:ASN:N	1	3.94
(1,35)	2:B:200:THR:HG1	1:A:516:ASN:ND2	1	3.94

*Continued on next page...*

*Continued from previous page...*

Key	Atom-1	Atom-2	Model ID	Violation (Å)
(1,35)	2:B:200:THR:HG1	1:A:516:ASN:O	1	3.94
(1,35)	2:B:200:THR:HG1	1:A:516:ASN:OD1	1	3.94
(1,35)	2:B:200:THR:HG1	1:A:519:GLY:C	1	3.94
(1,35)	2:B:200:THR:HG1	1:A:519:GLY:CA	1	3.94
(1,35)	2:B:200:THR:HG1	1:A:519:GLY:H	1	3.94
(1,35)	2:B:200:THR:HG1	1:A:519:GLY:HA2	1	3.94
(1,35)	2:B:200:THR:HG1	1:A:519:GLY:HA3	1	3.94
(1,35)	2:B:200:THR:HG1	1:A:519:GLY:N	1	3.94
(1,35)	2:B:200:THR:HG1	1:A:519:GLY:O	1	3.94
(1,35)	2:B:200:THR:HG1	1:A:522:PHE:C	1	3.94
(1,35)	2:B:200:THR:HG1	1:A:522:PHE:CA	1	3.94
(1,35)	2:B:200:THR:HG1	1:A:522:PHE:CB	1	3.94
(1,35)	2:B:200:THR:HG1	1:A:522:PHE:CD1	1	3.94
(1,35)	2:B:200:THR:HG1	1:A:522:PHE:CD2	1	3.94
(1,35)	2:B:200:THR:HG1	1:A:522:PHE:CE1	1	3.94
(1,35)	2:B:200:THR:HG1	1:A:522:PHE:CE2	1	3.94
(1,35)	2:B:200:THR:HG1	1:A:522:PHE:CG	1	3.94
(1,35)	2:B:200:THR:HG1	1:A:522:PHE:CZ	1	3.94
(1,35)	2:B:200:THR:HG1	1:A:522:PHE:H	1	3.94
(1,35)	2:B:200:THR:HG1	1:A:522:PHE:HA	1	3.94
(1,35)	2:B:200:THR:HG1	1:A:522:PHE:HB2	1	3.94
(1,35)	2:B:200:THR:HG1	1:A:522:PHE:HB3	1	3.94
(1,35)	2:B:200:THR:HG1	1:A:522:PHE:HD1	1	3.94
(1,35)	2:B:200:THR:HG1	1:A:522:PHE:HD2	1	3.94
(1,35)	2:B:200:THR:HG1	1:A:522:PHE:HE1	1	3.94
(1,35)	2:B:200:THR:HG1	1:A:522:PHE:HE2	1	3.94
(1,35)	2:B:200:THR:HG1	1:A:522:PHE:HZ	1	3.94
(1,35)	2:B:200:THR:HG1	1:A:522:PHE:N	1	3.94
(1,35)	2:B:200:THR:HG1	1:A:522:PHE:O	1	3.94
(1,35)	2:B:200:THR:HG1	1:A:523:GLU:C	1	3.94
(1,35)	2:B:200:THR:HG1	1:A:523:GLU:CA	1	3.94
(1,35)	2:B:200:THR:HG1	1:A:523:GLU:CB	1	3.94
(1,35)	2:B:200:THR:HG1	1:A:523:GLU:CD	1	3.94
(1,35)	2:B:200:THR:HG1	1:A:523:GLU:CG	1	3.94
(1,35)	2:B:200:THR:HG1	1:A:523:GLU:H	1	3.94
(1,35)	2:B:200:THR:HG1	1:A:523:GLU:HA	1	3.94
(1,35)	2:B:200:THR:HG1	1:A:523:GLU:HB2	1	3.94
(1,35)	2:B:200:THR:HG1	1:A:523:GLU:HB3	1	3.94
(1,35)	2:B:200:THR:HG1	1:A:523:GLU:HG2	1	3.94
(1,35)	2:B:200:THR:HG1	1:A:523:GLU:HG3	1	3.94
(1,35)	2:B:200:THR:HG1	1:A:523:GLU:N	1	3.94
(1,35)	2:B:200:THR:HG1	1:A:523:GLU:O	1	3.94

*Continued on next page...*

*Continued from previous page...*

Key	Atom-1	Atom-2	Model ID	Violation (Å)
(1,35)	2:B:200:THR:HG1	1:A:523:GLU:OE1	1	3.94
(1,35)	2:B:200:THR:HG1	1:A:523:GLU:OE2	1	3.94
(1,35)	2:B:200:THR:HG1	1:A:524:PHE:C	1	3.94
(1,35)	2:B:200:THR:HG1	1:A:524:PHE:CA	1	3.94
(1,35)	2:B:200:THR:HG1	1:A:524:PHE:CB	1	3.94
(1,35)	2:B:200:THR:HG1	1:A:524:PHE:CD1	1	3.94
(1,35)	2:B:200:THR:HG1	1:A:524:PHE:CD2	1	3.94
(1,35)	2:B:200:THR:HG1	1:A:524:PHE:CE1	1	3.94
(1,35)	2:B:200:THR:HG1	1:A:524:PHE:CE2	1	3.94
(1,35)	2:B:200:THR:HG1	1:A:524:PHE:CG	1	3.94
(1,35)	2:B:200:THR:HG1	1:A:524:PHE:CZ	1	3.94
(1,35)	2:B:200:THR:HG1	1:A:524:PHE:H	1	3.94
(1,35)	2:B:200:THR:HG1	1:A:524:PHE:HA	1	3.94
(1,35)	2:B:200:THR:HG1	1:A:524:PHE:HB2	1	3.94
(1,35)	2:B:200:THR:HG1	1:A:524:PHE:HB3	1	3.94
(1,35)	2:B:200:THR:HG1	1:A:524:PHE:HD1	1	3.94
(1,35)	2:B:200:THR:HG1	1:A:524:PHE:HD2	1	3.94
(1,35)	2:B:200:THR:HG1	1:A:524:PHE:HE1	1	3.94
(1,35)	2:B:200:THR:HG1	1:A:524:PHE:HE2	1	3.94
(1,35)	2:B:200:THR:HG1	1:A:524:PHE:HZ	1	3.94
(1,35)	2:B:200:THR:HG1	1:A:524:PHE:N	1	3.94
(1,35)	2:B:200:THR:HG1	1:A:524:PHE:O	1	3.94
(1,35)	2:B:200:THR:HG1	1:A:525:GLU:C	1	3.94
(1,35)	2:B:200:THR:HG1	1:A:525:GLU:CA	1	3.94
(1,35)	2:B:200:THR:HG1	1:A:525:GLU:CB	1	3.94
(1,35)	2:B:200:THR:HG1	1:A:525:GLU:CD	1	3.94
(1,35)	2:B:200:THR:HG1	1:A:525:GLU:CG	1	3.94
(1,35)	2:B:200:THR:HG1	1:A:525:GLU:H	1	3.94
(1,35)	2:B:200:THR:HG1	1:A:525:GLU:HA	1	3.94
(1,35)	2:B:200:THR:HG1	1:A:525:GLU:HB2	1	3.94
(1,35)	2:B:200:THR:HG1	1:A:525:GLU:HB3	1	3.94
(1,35)	2:B:200:THR:HG1	1:A:525:GLU:HG2	1	3.94
(1,35)	2:B:200:THR:HG1	1:A:525:GLU:HG3	1	3.94
(1,35)	2:B:200:THR:HG1	1:A:525:GLU:N	1	3.94
(1,35)	2:B:200:THR:HG1	1:A:525:GLU:O	1	3.94
(1,35)	2:B:200:THR:HG1	1:A:525:GLU:OE1	1	3.94
(1,35)	2:B:200:THR:HG1	1:A:525:GLU:OE2	1	3.94
(1,35)	2:B:200:THR:HG1	1:A:526:ASN:C	1	3.94
(1,35)	2:B:200:THR:HG1	1:A:526:ASN:CA	1	3.94
(1,35)	2:B:200:THR:HG1	1:A:526:ASN:CB	1	3.94
(1,35)	2:B:200:THR:HG1	1:A:526:ASN:CG	1	3.94
(1,35)	2:B:200:THR:HG1	1:A:526:ASN:H	1	3.94

*Continued on next page...*

*Continued from previous page...*

Key	Atom-1	Atom-2	Model ID	Violation (Å)
(1,35)	2:B:200:THR:HG1	1:A:526:ASN:HA	1	3.94
(1,35)	2:B:200:THR:HG1	1:A:526:ASN:HB2	1	3.94
(1,35)	2:B:200:THR:HG1	1:A:526:ASN:HB3	1	3.94
(1,35)	2:B:200:THR:HG1	1:A:526:ASN:HD21	1	3.94
(1,35)	2:B:200:THR:HG1	1:A:526:ASN:HD22	1	3.94
(1,35)	2:B:200:THR:HG1	1:A:526:ASN:N	1	3.94
(1,35)	2:B:200:THR:HG1	1:A:526:ASN:ND2	1	3.94
(1,35)	2:B:200:THR:HG1	1:A:526:ASN:O	1	3.94
(1,35)	2:B:200:THR:HG1	1:A:526:ASN:OD1	1	3.94
(1,35)	2:B:200:THR:HG1	1:A:527:ALA:C	1	3.94
(1,35)	2:B:200:THR:HG1	1:A:527:ALA:CA	1	3.94
(1,35)	2:B:200:THR:HG1	1:A:527:ALA:CB	1	3.94
(1,35)	2:B:200:THR:HG1	1:A:527:ALA:H	1	3.94
(1,35)	2:B:200:THR:HG1	1:A:527:ALA:HA	1	3.94
(1,35)	2:B:200:THR:HG1	1:A:527:ALA:HB1	1	3.94
(1,35)	2:B:200:THR:HG1	1:A:527:ALA:HB2	1	3.94
(1,35)	2:B:200:THR:HG1	1:A:527:ALA:HB3	1	3.94
(1,35)	2:B:200:THR:HG1	1:A:527:ALA:N	1	3.94
(1,35)	2:B:200:THR:HG1	1:A:527:ALA:O	1	3.94
(1,35)	2:B:200:THR:HG1	1:A:528:ILE:C	1	3.94
(1,35)	2:B:200:THR:HG1	1:A:528:ILE:CA	1	3.94
(1,35)	2:B:200:THR:HG1	1:A:528:ILE:CB	1	3.94
(1,35)	2:B:200:THR:HG1	1:A:528:ILE:CD1	1	3.94
(1,35)	2:B:200:THR:HG1	1:A:528:ILE:CG1	1	3.94
(1,35)	2:B:200:THR:HG1	1:A:528:ILE:CG2	1	3.94
(1,35)	2:B:200:THR:HG1	1:A:528:ILE:H	1	3.94
(1,35)	2:B:200:THR:HG1	1:A:528:ILE:HA	1	3.94
(1,35)	2:B:200:THR:HG1	1:A:528:ILE:HB	1	3.94
(1,35)	2:B:200:THR:HG1	1:A:528:ILE:HD11	1	3.94
(1,35)	2:B:200:THR:HG1	1:A:528:ILE:HD12	1	3.94
(1,35)	2:B:200:THR:HG1	1:A:528:ILE:HD13	1	3.94
(1,35)	2:B:200:THR:HG1	1:A:528:ILE:HG12	1	3.94
(1,35)	2:B:200:THR:HG1	1:A:528:ILE:HG13	1	3.94
(1,35)	2:B:200:THR:HG1	1:A:528:ILE:HG21	1	3.94
(1,35)	2:B:200:THR:HG1	1:A:528:ILE:HG22	1	3.94
(1,35)	2:B:200:THR:HG1	1:A:528:ILE:HG23	1	3.94
(1,35)	2:B:200:THR:HG1	1:A:528:ILE:N	1	3.94
(1,35)	2:B:200:THR:HG1	1:A:528:ILE:O	1	3.94
(1,35)	2:B:200:THR:HG1	1:A:529:VAL:C	1	3.94
(1,35)	2:B:200:THR:HG1	1:A:529:VAL:CA	1	3.94
(1,35)	2:B:200:THR:HG1	1:A:529:VAL:CB	1	3.94
(1,35)	2:B:200:THR:HG1	1:A:529:VAL:CG1	1	3.94

*Continued on next page...*

*Continued from previous page...*

Key	Atom-1	Atom-2	Model ID	Violation (Å)
(1,35)	2:B:200:THR:HG1	1:A:529:VAL:CG2	1	3.94
(1,35)	2:B:200:THR:HG1	1:A:529:VAL:H	1	3.94
(1,35)	2:B:200:THR:HG1	1:A:529:VAL:HA	1	3.94
(1,35)	2:B:200:THR:HG1	1:A:529:VAL:HB	1	3.94
(1,35)	2:B:200:THR:HG1	1:A:529:VAL:HG11	1	3.94
(1,35)	2:B:200:THR:HG1	1:A:529:VAL:HG12	1	3.94
(1,35)	2:B:200:THR:HG1	1:A:529:VAL:HG13	1	3.94
(1,35)	2:B:200:THR:HG1	1:A:529:VAL:HG21	1	3.94
(1,35)	2:B:200:THR:HG1	1:A:529:VAL:HG22	1	3.94
(1,35)	2:B:200:THR:HG1	1:A:529:VAL:HG23	1	3.94
(1,35)	2:B:200:THR:HG1	1:A:529:VAL:N	1	3.94
(1,35)	2:B:200:THR:HG1	1:A:529:VAL:O	1	3.94
(1,35)	2:B:200:THR:HG1	1:A:561:ASP:C	1	3.94
(1,35)	2:B:200:THR:HG1	1:A:561:ASP:CA	1	3.94
(1,35)	2:B:200:THR:HG1	1:A:561:ASP:CB	1	3.94
(1,35)	2:B:200:THR:HG1	1:A:561:ASP:CG	1	3.94
(1,35)	2:B:200:THR:HG1	1:A:561:ASP:H	1	3.94
(1,35)	2:B:200:THR:HG1	1:A:561:ASP:HA	1	3.94
(1,35)	2:B:200:THR:HG1	1:A:561:ASP:HB2	1	3.94
(1,35)	2:B:200:THR:HG1	1:A:561:ASP:HB3	1	3.94
(1,35)	2:B:200:THR:HG1	1:A:561:ASP:N	1	3.94
(1,35)	2:B:200:THR:HG1	1:A:561:ASP:O	1	3.94
(1,35)	2:B:200:THR:HG1	1:A:561:ASP:OD1	1	3.94
(1,35)	2:B:200:THR:HG1	1:A:561:ASP:OD2	1	3.94
(1,35)	2:B:200:THR:HG1	1:A:563:LYS:C	1	3.94
(1,35)	2:B:200:THR:HG1	1:A:563:LYS:CA	1	3.94
(1,35)	2:B:200:THR:HG1	1:A:563:LYS:CB	1	3.94
(1,35)	2:B:200:THR:HG1	1:A:563:LYS:CD	1	3.94
(1,35)	2:B:200:THR:HG1	1:A:563:LYS:CE	1	3.94
(1,35)	2:B:200:THR:HG1	1:A:563:LYS:CG	1	3.94
(1,35)	2:B:200:THR:HG1	1:A:563:LYS:H	1	3.94
(1,35)	2:B:200:THR:HG1	1:A:563:LYS:HA	1	3.94
(1,35)	2:B:200:THR:HG1	1:A:563:LYS:HB2	1	3.94
(1,35)	2:B:200:THR:HG1	1:A:563:LYS:HB3	1	3.94
(1,35)	2:B:200:THR:HG1	1:A:563:LYS:HD2	1	3.94
(1,35)	2:B:200:THR:HG1	1:A:563:LYS:HD3	1	3.94
(1,35)	2:B:200:THR:HG1	1:A:563:LYS:HE2	1	3.94
(1,35)	2:B:200:THR:HG1	1:A:563:LYS:HE3	1	3.94
(1,35)	2:B:200:THR:HG1	1:A:563:LYS:HG2	1	3.94
(1,35)	2:B:200:THR:HG1	1:A:563:LYS:HG3	1	3.94
(1,35)	2:B:200:THR:HG1	1:A:563:LYS:HZ1	1	3.94
(1,35)	2:B:200:THR:HG1	1:A:563:LYS:HZ2	1	3.94

*Continued on next page...*

*Continued from previous page...*

Key	Atom-1	Atom-2	Model ID	Violation (Å)
(1,35)	2:B:200:THR:HG1	1:A:563:LYS:HZ3	1	3.94
(1,35)	2:B:200:THR:HG1	1:A:563:LYS:N	1	3.94
(1,35)	2:B:200:THR:HG1	1:A:563:LYS:NZ	1	3.94
(1,35)	2:B:200:THR:HG1	1:A:563:LYS:O	1	3.94
(1,35)	2:B:200:THR:HG1	1:A:564:ALA:C	1	3.94
(1,35)	2:B:200:THR:HG1	1:A:564:ALA:CA	1	3.94
(1,35)	2:B:200:THR:HG1	1:A:564:ALA:CB	1	3.94
(1,35)	2:B:200:THR:HG1	1:A:564:ALA:H	1	3.94
(1,35)	2:B:200:THR:HG1	1:A:564:ALA:HA	1	3.94
(1,35)	2:B:200:THR:HG1	1:A:564:ALA:HB1	1	3.94
(1,35)	2:B:200:THR:HG1	1:A:564:ALA:HB2	1	3.94
(1,35)	2:B:200:THR:HG1	1:A:564:ALA:HB3	1	3.94
(1,35)	2:B:200:THR:HG1	1:A:564:ALA:N	1	3.94
(1,35)	2:B:200:THR:HG1	1:A:564:ALA:O	1	3.94
(1,35)	2:B:200:THR:HG1	1:A:566:LEU:C	1	3.94
(1,35)	2:B:200:THR:HG1	1:A:566:LEU:CA	1	3.94
(1,35)	2:B:200:THR:HG1	1:A:566:LEU:CB	1	3.94
(1,35)	2:B:200:THR:HG1	1:A:566:LEU:CD1	1	3.94
(1,35)	2:B:200:THR:HG1	1:A:566:LEU:CD2	1	3.94
(1,35)	2:B:200:THR:HG1	1:A:566:LEU:CG	1	3.94
(1,35)	2:B:200:THR:HG1	1:A:566:LEU:H	1	3.94
(1,35)	2:B:200:THR:HG1	1:A:566:LEU:HA	1	3.94
(1,35)	2:B:200:THR:HG1	1:A:566:LEU:HB2	1	3.94
(1,35)	2:B:200:THR:HG1	1:A:566:LEU:HB3	1	3.94
(1,35)	2:B:200:THR:HG1	1:A:566:LEU:HD11	1	3.94
(1,35)	2:B:200:THR:HG1	1:A:566:LEU:HD12	1	3.94
(1,35)	2:B:200:THR:HG1	1:A:566:LEU:HD13	1	3.94
(1,35)	2:B:200:THR:HG1	1:A:566:LEU:HD21	1	3.94
(1,35)	2:B:200:THR:HG1	1:A:566:LEU:HD22	1	3.94
(1,35)	2:B:200:THR:HG1	1:A:566:LEU:HD23	1	3.94
(1,35)	2:B:200:THR:HG1	1:A:566:LEU:HG	1	3.94
(1,35)	2:B:200:THR:HG1	1:A:566:LEU:N	1	3.94
(1,35)	2:B:200:THR:HG1	1:A:566:LEU:O	1	3.94
(1,35)	2:B:200:THR:HG21	1:A:490:ALA:C	1	3.94
(1,35)	2:B:200:THR:HG21	1:A:490:ALA:CA	1	3.94
(1,35)	2:B:200:THR:HG21	1:A:490:ALA:CB	1	3.94
(1,35)	2:B:200:THR:HG21	1:A:490:ALA:H	1	3.94
(1,35)	2:B:200:THR:HG21	1:A:490:ALA:HA	1	3.94
(1,35)	2:B:200:THR:HG21	1:A:490:ALA:HB1	1	3.94
(1,35)	2:B:200:THR:HG21	1:A:490:ALA:HB2	1	3.94
(1,35)	2:B:200:THR:HG21	1:A:490:ALA:HB3	1	3.94
(1,35)	2:B:200:THR:HG21	1:A:490:ALA:N	1	3.94

*Continued on next page...*

*Continued from previous page...*

Key	Atom-1	Atom-2	Model ID	Violation (Å)
(1,35)	2:B:200:THR:HG21	1:A:490:ALA:O	1	3.94
(1,35)	2:B:200:THR:HG21	1:A:514:THR:C	1	3.94
(1,35)	2:B:200:THR:HG21	1:A:514:THR:CA	1	3.94
(1,35)	2:B:200:THR:HG21	1:A:514:THR:CB	1	3.94
(1,35)	2:B:200:THR:HG21	1:A:514:THR:CG2	1	3.94
(1,35)	2:B:200:THR:HG21	1:A:514:THR:H	1	3.94
(1,35)	2:B:200:THR:HG21	1:A:514:THR:HA	1	3.94
(1,35)	2:B:200:THR:HG21	1:A:514:THR:HB	1	3.94
(1,35)	2:B:200:THR:HG21	1:A:514:THR:HG1	1	3.94
(1,35)	2:B:200:THR:HG21	1:A:514:THR:HG21	1	3.94
(1,35)	2:B:200:THR:HG21	1:A:514:THR:HG22	1	3.94
(1,35)	2:B:200:THR:HG21	1:A:514:THR:HG23	1	3.94
(1,35)	2:B:200:THR:HG21	1:A:514:THR:N	1	3.94
(1,35)	2:B:200:THR:HG21	1:A:514:THR:O	1	3.94
(1,35)	2:B:200:THR:HG21	1:A:514:THR:OG1	1	3.94
(1,35)	2:B:200:THR:HG21	1:A:516:ASN:C	1	3.94
(1,35)	2:B:200:THR:HG21	1:A:516:ASN:CA	1	3.94
(1,35)	2:B:200:THR:HG21	1:A:516:ASN:CB	1	3.94
(1,35)	2:B:200:THR:HG21	1:A:516:ASN:CG	1	3.94
(1,35)	2:B:200:THR:HG21	1:A:516:ASN:H	1	3.94
(1,35)	2:B:200:THR:HG21	1:A:516:ASN:HA	1	3.94
(1,35)	2:B:200:THR:HG21	1:A:516:ASN:HB2	1	3.94
(1,35)	2:B:200:THR:HG21	1:A:516:ASN:HB3	1	3.94
(1,35)	2:B:200:THR:HG21	1:A:516:ASN:HD21	1	3.94
(1,35)	2:B:200:THR:HG21	1:A:516:ASN:HD22	1	3.94
(1,35)	2:B:200:THR:HG21	1:A:516:ASN:N	1	3.94
(1,35)	2:B:200:THR:HG21	1:A:516:ASN:ND2	1	3.94
(1,35)	2:B:200:THR:HG21	1:A:516:ASN:O	1	3.94
(1,35)	2:B:200:THR:HG21	1:A:516:ASN:OD1	1	3.94
(1,35)	2:B:200:THR:HG21	1:A:519:GLY:C	1	3.94
(1,35)	2:B:200:THR:HG21	1:A:519:GLY:CA	1	3.94
(1,35)	2:B:200:THR:HG21	1:A:519:GLY:H	1	3.94
(1,35)	2:B:200:THR:HG21	1:A:519:GLY:HA2	1	3.94
(1,35)	2:B:200:THR:HG21	1:A:519:GLY:HA3	1	3.94
(1,35)	2:B:200:THR:HG21	1:A:519:GLY:N	1	3.94
(1,35)	2:B:200:THR:HG21	1:A:519:GLY:O	1	3.94
(1,35)	2:B:200:THR:HG21	1:A:522:PHE:C	1	3.94
(1,35)	2:B:200:THR:HG21	1:A:522:PHE:CA	1	3.94
(1,35)	2:B:200:THR:HG21	1:A:522:PHE:CB	1	3.94
(1,35)	2:B:200:THR:HG21	1:A:522:PHE:CD1	1	3.94
(1,35)	2:B:200:THR:HG21	1:A:522:PHE:CD2	1	3.94
(1,35)	2:B:200:THR:HG21	1:A:522:PHE:CE1	1	3.94

*Continued on next page...*

*Continued from previous page...*

Key	Atom-1	Atom-2	Model ID	Violation (Å)
(1,35)	2:B:200:THR:HG21	1:A:522:PHE:CE2	1	3.94
(1,35)	2:B:200:THR:HG21	1:A:522:PHE:CG	1	3.94
(1,35)	2:B:200:THR:HG21	1:A:522:PHE:CZ	1	3.94
(1,35)	2:B:200:THR:HG21	1:A:522:PHE:H	1	3.94
(1,35)	2:B:200:THR:HG21	1:A:522:PHE:HA	1	3.94
(1,35)	2:B:200:THR:HG21	1:A:522:PHE:HB2	1	3.94
(1,35)	2:B:200:THR:HG21	1:A:522:PHE:HB3	1	3.94
(1,35)	2:B:200:THR:HG21	1:A:522:PHE:HD1	1	3.94
(1,35)	2:B:200:THR:HG21	1:A:522:PHE:HD2	1	3.94
(1,35)	2:B:200:THR:HG21	1:A:522:PHE:HE1	1	3.94
(1,35)	2:B:200:THR:HG21	1:A:522:PHE:HE2	1	3.94
(1,35)	2:B:200:THR:HG21	1:A:522:PHE:HZ	1	3.94
(1,35)	2:B:200:THR:HG21	1:A:522:PHE:N	1	3.94
(1,35)	2:B:200:THR:HG21	1:A:522:PHE:O	1	3.94
(1,35)	2:B:200:THR:HG21	1:A:523:GLU:C	1	3.94
(1,35)	2:B:200:THR:HG21	1:A:523:GLU:CA	1	3.94
(1,35)	2:B:200:THR:HG21	1:A:523:GLU:CB	1	3.94
(1,35)	2:B:200:THR:HG21	1:A:523:GLU:CD	1	3.94
(1,35)	2:B:200:THR:HG21	1:A:523:GLU:CG	1	3.94
(1,35)	2:B:200:THR:HG21	1:A:523:GLU:H	1	3.94
(1,35)	2:B:200:THR:HG21	1:A:523:GLU:HA	1	3.94
(1,35)	2:B:200:THR:HG21	1:A:523:GLU:HB2	1	3.94
(1,35)	2:B:200:THR:HG21	1:A:523:GLU:HB3	1	3.94
(1,35)	2:B:200:THR:HG21	1:A:523:GLU:HG2	1	3.94
(1,35)	2:B:200:THR:HG21	1:A:523:GLU:HG3	1	3.94
(1,35)	2:B:200:THR:HG21	1:A:523:GLU:N	1	3.94
(1,35)	2:B:200:THR:HG21	1:A:523:GLU:O	1	3.94
(1,35)	2:B:200:THR:HG21	1:A:523:GLU:OE1	1	3.94
(1,35)	2:B:200:THR:HG21	1:A:523:GLU:OE2	1	3.94
(1,35)	2:B:200:THR:HG21	1:A:524:PHE:C	1	3.94
(1,35)	2:B:200:THR:HG21	1:A:524:PHE:CA	1	3.94
(1,35)	2:B:200:THR:HG21	1:A:524:PHE:CB	1	3.94
(1,35)	2:B:200:THR:HG21	1:A:524:PHE:CD1	1	3.94
(1,35)	2:B:200:THR:HG21	1:A:524:PHE:CD2	1	3.94
(1,35)	2:B:200:THR:HG21	1:A:524:PHE:CE1	1	3.94
(1,35)	2:B:200:THR:HG21	1:A:524:PHE:CE2	1	3.94
(1,35)	2:B:200:THR:HG21	1:A:524:PHE:CG	1	3.94
(1,35)	2:B:200:THR:HG21	1:A:524:PHE:CZ	1	3.94
(1,35)	2:B:200:THR:HG21	1:A:524:PHE:H	1	3.94
(1,35)	2:B:200:THR:HG21	1:A:524:PHE:HA	1	3.94
(1,35)	2:B:200:THR:HG21	1:A:524:PHE:HB2	1	3.94
(1,35)	2:B:200:THR:HG21	1:A:524:PHE:HB3	1	3.94

*Continued on next page...*



*Continued from previous page...*

Key	Atom-1	Atom-2	Model ID	Violation (Å)
(1,35)	2:B:200:THR:HG21	1:A:524:PHE:HD1	1	3.94
(1,35)	2:B:200:THR:HG21	1:A:524:PHE:HD2	1	3.94
(1,35)	2:B:200:THR:HG21	1:A:524:PHE:HE1	1	3.94
(1,35)	2:B:200:THR:HG21	1:A:524:PHE:HE2	1	3.94
(1,35)	2:B:200:THR:HG21	1:A:524:PHE:HZ	1	3.94
(1,35)	2:B:200:THR:HG21	1:A:524:PHE:N	1	3.94
(1,35)	2:B:200:THR:HG21	1:A:524:PHE:O	1	3.94
(1,35)	2:B:200:THR:HG21	1:A:525:GLU:C	1	3.94
(1,35)	2:B:200:THR:HG21	1:A:525:GLU:CA	1	3.94
(1,35)	2:B:200:THR:HG21	1:A:525:GLU:CB	1	3.94
(1,35)	2:B:200:THR:HG21	1:A:525:GLU:CD	1	3.94
(1,35)	2:B:200:THR:HG21	1:A:525:GLU:CG	1	3.94
(1,35)	2:B:200:THR:HG21	1:A:525:GLU:H	1	3.94
(1,35)	2:B:200:THR:HG21	1:A:525:GLU:HA	1	3.94
(1,35)	2:B:200:THR:HG21	1:A:525:GLU:HB2	1	3.94
(1,35)	2:B:200:THR:HG21	1:A:525:GLU:HB3	1	3.94
(1,35)	2:B:200:THR:HG21	1:A:525:GLU:HG2	1	3.94
(1,35)	2:B:200:THR:HG21	1:A:525:GLU:HG3	1	3.94
(1,35)	2:B:200:THR:HG21	1:A:525:GLU:N	1	3.94
(1,35)	2:B:200:THR:HG21	1:A:525:GLU:O	1	3.94
(1,35)	2:B:200:THR:HG21	1:A:525:GLU:OE1	1	3.94
(1,35)	2:B:200:THR:HG21	1:A:525:GLU:OE2	1	3.94
(1,35)	2:B:200:THR:HG21	1:A:526:ASN:C	1	3.94
(1,35)	2:B:200:THR:HG21	1:A:526:ASN:CA	1	3.94
(1,35)	2:B:200:THR:HG21	1:A:526:ASN:CB	1	3.94
(1,35)	2:B:200:THR:HG21	1:A:526:ASN:CG	1	3.94
(1,35)	2:B:200:THR:HG21	1:A:526:ASN:H	1	3.94
(1,35)	2:B:200:THR:HG21	1:A:526:ASN:HA	1	3.94
(1,35)	2:B:200:THR:HG21	1:A:526:ASN:HB2	1	3.94
(1,35)	2:B:200:THR:HG21	1:A:526:ASN:HB3	1	3.94
(1,35)	2:B:200:THR:HG21	1:A:526:ASN:HD21	1	3.94
(1,35)	2:B:200:THR:HG21	1:A:526:ASN:HD22	1	3.94
(1,35)	2:B:200:THR:HG21	1:A:526:ASN:N	1	3.94
(1,35)	2:B:200:THR:HG21	1:A:526:ASN:ND2	1	3.94
(1,35)	2:B:200:THR:HG21	1:A:526:ASN:O	1	3.94
(1,35)	2:B:200:THR:HG21	1:A:526:ASN:OD1	1	3.94
(1,35)	2:B:200:THR:HG21	1:A:527:ALA:C	1	3.94
(1,35)	2:B:200:THR:HG21	1:A:527:ALA:CA	1	3.94
(1,35)	2:B:200:THR:HG21	1:A:527:ALA:CB	1	3.94
(1,35)	2:B:200:THR:HG21	1:A:527:ALA:H	1	3.94
(1,35)	2:B:200:THR:HG21	1:A:527:ALA:HA	1	3.94
(1,35)	2:B:200:THR:HG21	1:A:527:ALA:HB1	1	3.94

*Continued on next page...*

*Continued from previous page...*

Key	Atom-1	Atom-2	Model ID	Violation (Å)
(1,35)	2:B:200:THR:HG21	1:A:527:ALA:HB2	1	3.94
(1,35)	2:B:200:THR:HG21	1:A:527:ALA:HB3	1	3.94
(1,35)	2:B:200:THR:HG21	1:A:527:ALA:N	1	3.94
(1,35)	2:B:200:THR:HG21	1:A:527:ALA:O	1	3.94
(1,35)	2:B:200:THR:HG21	1:A:528:ILE:C	1	3.94
(1,35)	2:B:200:THR:HG21	1:A:528:ILE:CA	1	3.94
(1,35)	2:B:200:THR:HG21	1:A:528:ILE:CB	1	3.94
(1,35)	2:B:200:THR:HG21	1:A:528:ILE:CD1	1	3.94
(1,35)	2:B:200:THR:HG21	1:A:528:ILE:CG1	1	3.94
(1,35)	2:B:200:THR:HG21	1:A:528:ILE:CG2	1	3.94
(1,35)	2:B:200:THR:HG21	1:A:528:ILE:H	1	3.94
(1,35)	2:B:200:THR:HG21	1:A:528:ILE:HA	1	3.94
(1,35)	2:B:200:THR:HG21	1:A:528:ILE:HB	1	3.94
(1,35)	2:B:200:THR:HG21	1:A:528:ILE:HD11	1	3.94
(1,35)	2:B:200:THR:HG21	1:A:528:ILE:HD12	1	3.94
(1,35)	2:B:200:THR:HG21	1:A:528:ILE:HD13	1	3.94
(1,35)	2:B:200:THR:HG21	1:A:528:ILE:HG12	1	3.94
(1,35)	2:B:200:THR:HG21	1:A:528:ILE:HG13	1	3.94
(1,35)	2:B:200:THR:HG21	1:A:528:ILE:HG21	1	3.94
(1,35)	2:B:200:THR:HG21	1:A:528:ILE:HG22	1	3.94
(1,35)	2:B:200:THR:HG21	1:A:528:ILE:HG23	1	3.94
(1,35)	2:B:200:THR:HG21	1:A:528:ILE:N	1	3.94
(1,35)	2:B:200:THR:HG21	1:A:528:ILE:O	1	3.94
(1,35)	2:B:200:THR:HG21	1:A:529:VAL:C	1	3.94
(1,35)	2:B:200:THR:HG21	1:A:529:VAL:CA	1	3.94
(1,35)	2:B:200:THR:HG21	1:A:529:VAL:CB	1	3.94
(1,35)	2:B:200:THR:HG21	1:A:529:VAL:CG1	1	3.94
(1,35)	2:B:200:THR:HG21	1:A:529:VAL:CG2	1	3.94
(1,35)	2:B:200:THR:HG21	1:A:529:VAL:H	1	3.94
(1,35)	2:B:200:THR:HG21	1:A:529:VAL:HA	1	3.94
(1,35)	2:B:200:THR:HG21	1:A:529:VAL:HB	1	3.94
(1,35)	2:B:200:THR:HG21	1:A:529:VAL:HG11	1	3.94
(1,35)	2:B:200:THR:HG21	1:A:529:VAL:HG12	1	3.94
(1,35)	2:B:200:THR:HG21	1:A:529:VAL:HG13	1	3.94
(1,35)	2:B:200:THR:HG21	1:A:529:VAL:HG21	1	3.94
(1,35)	2:B:200:THR:HG21	1:A:529:VAL:HG22	1	3.94
(1,35)	2:B:200:THR:HG21	1:A:529:VAL:HG23	1	3.94
(1,35)	2:B:200:THR:HG21	1:A:529:VAL:N	1	3.94
(1,35)	2:B:200:THR:HG21	1:A:529:VAL:O	1	3.94
(1,35)	2:B:200:THR:HG21	1:A:561:ASP:C	1	3.94
(1,35)	2:B:200:THR:HG21	1:A:561:ASP:CA	1	3.94
(1,35)	2:B:200:THR:HG21	1:A:561:ASP:CB	1	3.94

*Continued on next page...*

*Continued from previous page...*

Key	Atom-1	Atom-2	Model ID	Violation (Å)
(1,35)	2:B:200:THR:HG21	1:A:561:ASP:CG	1	3.94
(1,35)	2:B:200:THR:HG21	1:A:561:ASP:H	1	3.94
(1,35)	2:B:200:THR:HG21	1:A:561:ASP:HA	1	3.94
(1,35)	2:B:200:THR:HG21	1:A:561:ASP:HB2	1	3.94
(1,35)	2:B:200:THR:HG21	1:A:561:ASP:HB3	1	3.94
(1,35)	2:B:200:THR:HG21	1:A:561:ASP:N	1	3.94
(1,35)	2:B:200:THR:HG21	1:A:561:ASP:O	1	3.94
(1,35)	2:B:200:THR:HG21	1:A:561:ASP:OD1	1	3.94
(1,35)	2:B:200:THR:HG21	1:A:561:ASP:OD2	1	3.94
(1,35)	2:B:200:THR:HG21	1:A:563:LYS:C	1	3.94
(1,35)	2:B:200:THR:HG21	1:A:563:LYS:CA	1	3.94
(1,35)	2:B:200:THR:HG21	1:A:563:LYS:CB	1	3.94
(1,35)	2:B:200:THR:HG21	1:A:563:LYS:CD	1	3.94
(1,35)	2:B:200:THR:HG21	1:A:563:LYS:CE	1	3.94
(1,35)	2:B:200:THR:HG21	1:A:563:LYS:CG	1	3.94
(1,35)	2:B:200:THR:HG21	1:A:563:LYS:H	1	3.94
(1,35)	2:B:200:THR:HG21	1:A:563:LYS:HA	1	3.94
(1,35)	2:B:200:THR:HG21	1:A:563:LYS:HB2	1	3.94
(1,35)	2:B:200:THR:HG21	1:A:563:LYS:HB3	1	3.94
(1,35)	2:B:200:THR:HG21	1:A:563:LYS:HD2	1	3.94
(1,35)	2:B:200:THR:HG21	1:A:563:LYS:HD3	1	3.94
(1,35)	2:B:200:THR:HG21	1:A:563:LYS:HE2	1	3.94
(1,35)	2:B:200:THR:HG21	1:A:563:LYS:HE3	1	3.94
(1,35)	2:B:200:THR:HG21	1:A:563:LYS:HG2	1	3.94
(1,35)	2:B:200:THR:HG21	1:A:563:LYS:HG3	1	3.94
(1,35)	2:B:200:THR:HG21	1:A:563:LYS:HZ1	1	3.94
(1,35)	2:B:200:THR:HG21	1:A:563:LYS:HZ2	1	3.94
(1,35)	2:B:200:THR:HG21	1:A:563:LYS:HZ3	1	3.94
(1,35)	2:B:200:THR:HG21	1:A:563:LYS:N	1	3.94
(1,35)	2:B:200:THR:HG21	1:A:563:LYS:NZ	1	3.94
(1,35)	2:B:200:THR:HG21	1:A:563:LYS:O	1	3.94
(1,35)	2:B:200:THR:HG21	1:A:564:ALA:C	1	3.94
(1,35)	2:B:200:THR:HG21	1:A:564:ALA:CA	1	3.94
(1,35)	2:B:200:THR:HG21	1:A:564:ALA:CB	1	3.94
(1,35)	2:B:200:THR:HG21	1:A:564:ALA:H	1	3.94
(1,35)	2:B:200:THR:HG21	1:A:564:ALA:HA	1	3.94
(1,35)	2:B:200:THR:HG21	1:A:564:ALA:HB1	1	3.94
(1,35)	2:B:200:THR:HG21	1:A:564:ALA:HB2	1	3.94
(1,35)	2:B:200:THR:HG21	1:A:564:ALA:HB3	1	3.94
(1,35)	2:B:200:THR:HG21	1:A:564:ALA:N	1	3.94
(1,35)	2:B:200:THR:HG21	1:A:564:ALA:O	1	3.94
(1,35)	2:B:200:THR:HG21	1:A:566:LEU:C	1	3.94

*Continued on next page...*

*Continued from previous page...*

Key	Atom-1	Atom-2	Model ID	Violation (Å)
(1,35)	2:B:200:THR:HG21	1:A:566:LEU:CA	1	3.94
(1,35)	2:B:200:THR:HG21	1:A:566:LEU:CB	1	3.94
(1,35)	2:B:200:THR:HG21	1:A:566:LEU:CD1	1	3.94
(1,35)	2:B:200:THR:HG21	1:A:566:LEU:CD2	1	3.94
(1,35)	2:B:200:THR:HG21	1:A:566:LEU:CG	1	3.94
(1,35)	2:B:200:THR:HG21	1:A:566:LEU:H	1	3.94
(1,35)	2:B:200:THR:HG21	1:A:566:LEU:HA	1	3.94
(1,35)	2:B:200:THR:HG21	1:A:566:LEU:HB2	1	3.94
(1,35)	2:B:200:THR:HG21	1:A:566:LEU:HB3	1	3.94
(1,35)	2:B:200:THR:HG21	1:A:566:LEU:HD11	1	3.94
(1,35)	2:B:200:THR:HG21	1:A:566:LEU:HD12	1	3.94
(1,35)	2:B:200:THR:HG21	1:A:566:LEU:HD13	1	3.94
(1,35)	2:B:200:THR:HG21	1:A:566:LEU:HD21	1	3.94
(1,35)	2:B:200:THR:HG21	1:A:566:LEU:HD22	1	3.94
(1,35)	2:B:200:THR:HG21	1:A:566:LEU:HD23	1	3.94
(1,35)	2:B:200:THR:HG21	1:A:566:LEU:HG	1	3.94
(1,35)	2:B:200:THR:HG21	1:A:566:LEU:N	1	3.94
(1,35)	2:B:200:THR:HG21	1:A:566:LEU:O	1	3.94
(1,35)	2:B:200:THR:HG22	1:A:490:ALA:C	1	3.94
(1,35)	2:B:200:THR:HG22	1:A:490:ALA:CA	1	3.94
(1,35)	2:B:200:THR:HG22	1:A:490:ALA:CB	1	3.94
(1,35)	2:B:200:THR:HG22	1:A:490:ALA:H	1	3.94
(1,35)	2:B:200:THR:HG22	1:A:490:ALA:HA	1	3.94
(1,35)	2:B:200:THR:HG22	1:A:490:ALA:HB1	1	3.94
(1,35)	2:B:200:THR:HG22	1:A:490:ALA:HB2	1	3.94
(1,35)	2:B:200:THR:HG22	1:A:490:ALA:HB3	1	3.94
(1,35)	2:B:200:THR:HG22	1:A:490:ALA:N	1	3.94
(1,35)	2:B:200:THR:HG22	1:A:490:ALA:O	1	3.94
(1,35)	2:B:200:THR:HG22	1:A:514:THR:C	1	3.94
(1,35)	2:B:200:THR:HG22	1:A:514:THR:CA	1	3.94
(1,35)	2:B:200:THR:HG22	1:A:514:THR:CB	1	3.94
(1,35)	2:B:200:THR:HG22	1:A:514:THR:CG2	1	3.94
(1,35)	2:B:200:THR:HG22	1:A:514:THR:H	1	3.94
(1,35)	2:B:200:THR:HG22	1:A:514:THR:HA	1	3.94
(1,35)	2:B:200:THR:HG22	1:A:514:THR:HB	1	3.94
(1,35)	2:B:200:THR:HG22	1:A:514:THR:HG1	1	3.94
(1,35)	2:B:200:THR:HG22	1:A:514:THR:HG21	1	3.94
(1,35)	2:B:200:THR:HG22	1:A:514:THR:HG22	1	3.94
(1,35)	2:B:200:THR:HG22	1:A:514:THR:HG23	1	3.94
(1,35)	2:B:200:THR:HG22	1:A:514:THR:N	1	3.94
(1,35)	2:B:200:THR:HG22	1:A:514:THR:O	1	3.94
(1,35)	2:B:200:THR:HG22	1:A:514:THR:OG1	1	3.94

*Continued on next page...*

*Continued from previous page...*

Key	Atom-1	Atom-2	Model ID	Violation (Å)
(1,35)	2:B:200:THR:HG22	1:A:516:ASN:C	1	3.94
(1,35)	2:B:200:THR:HG22	1:A:516:ASN:CA	1	3.94
(1,35)	2:B:200:THR:HG22	1:A:516:ASN:CB	1	3.94
(1,35)	2:B:200:THR:HG22	1:A:516:ASN:CG	1	3.94
(1,35)	2:B:200:THR:HG22	1:A:516:ASN:H	1	3.94
(1,35)	2:B:200:THR:HG22	1:A:516:ASN:HA	1	3.94
(1,35)	2:B:200:THR:HG22	1:A:516:ASN:HB2	1	3.94
(1,35)	2:B:200:THR:HG22	1:A:516:ASN:HB3	1	3.94
(1,35)	2:B:200:THR:HG22	1:A:516:ASN:HD21	1	3.94
(1,35)	2:B:200:THR:HG22	1:A:516:ASN:HD22	1	3.94
(1,35)	2:B:200:THR:HG22	1:A:516:ASN:N	1	3.94
(1,35)	2:B:200:THR:HG22	1:A:516:ASN:ND2	1	3.94
(1,35)	2:B:200:THR:HG22	1:A:516:ASN:O	1	3.94
(1,35)	2:B:200:THR:HG22	1:A:516:ASN:OD1	1	3.94
(1,35)	2:B:200:THR:HG22	1:A:519:GLY:C	1	3.94
(1,35)	2:B:200:THR:HG22	1:A:519:GLY:CA	1	3.94
(1,35)	2:B:200:THR:HG22	1:A:519:GLY:H	1	3.94
(1,35)	2:B:200:THR:HG22	1:A:519:GLY:HA2	1	3.94
(1,35)	2:B:200:THR:HG22	1:A:519:GLY:HA3	1	3.94
(1,35)	2:B:200:THR:HG22	1:A:519:GLY:N	1	3.94
(1,35)	2:B:200:THR:HG22	1:A:519:GLY:O	1	3.94
(1,35)	2:B:200:THR:HG22	1:A:522:PHE:C	1	3.94
(1,35)	2:B:200:THR:HG22	1:A:522:PHE:CA	1	3.94
(1,35)	2:B:200:THR:HG22	1:A:522:PHE:CB	1	3.94
(1,35)	2:B:200:THR:HG22	1:A:522:PHE:CD1	1	3.94
(1,35)	2:B:200:THR:HG22	1:A:522:PHE:CD2	1	3.94
(1,35)	2:B:200:THR:HG22	1:A:522:PHE:CE1	1	3.94
(1,35)	2:B:200:THR:HG22	1:A:522:PHE:CE2	1	3.94
(1,35)	2:B:200:THR:HG22	1:A:522:PHE:CG	1	3.94
(1,35)	2:B:200:THR:HG22	1:A:522:PHE:CZ	1	3.94
(1,35)	2:B:200:THR:HG22	1:A:522:PHE:H	1	3.94
(1,35)	2:B:200:THR:HG22	1:A:522:PHE:HA	1	3.94
(1,35)	2:B:200:THR:HG22	1:A:522:PHE:HB2	1	3.94
(1,35)	2:B:200:THR:HG22	1:A:522:PHE:HB3	1	3.94
(1,35)	2:B:200:THR:HG22	1:A:522:PHE:HD1	1	3.94
(1,35)	2:B:200:THR:HG22	1:A:522:PHE:HD2	1	3.94
(1,35)	2:B:200:THR:HG22	1:A:522:PHE:HE1	1	3.94
(1,35)	2:B:200:THR:HG22	1:A:522:PHE:HE2	1	3.94
(1,35)	2:B:200:THR:HG22	1:A:522:PHE:HZ	1	3.94
(1,35)	2:B:200:THR:HG22	1:A:522:PHE:N	1	3.94
(1,35)	2:B:200:THR:HG22	1:A:522:PHE:O	1	3.94
(1,35)	2:B:200:THR:HG22	1:A:523:GLU:C	1	3.94

*Continued on next page...*

*Continued from previous page...*

Key	Atom-1	Atom-2	Model ID	Violation (Å)
(1,35)	2:B:200:THR:HG22	1:A:523:GLU:CA	1	3.94
(1,35)	2:B:200:THR:HG22	1:A:523:GLU:CB	1	3.94
(1,35)	2:B:200:THR:HG22	1:A:523:GLU:CD	1	3.94
(1,35)	2:B:200:THR:HG22	1:A:523:GLU:CG	1	3.94
(1,35)	2:B:200:THR:HG22	1:A:523:GLU:H	1	3.94
(1,35)	2:B:200:THR:HG22	1:A:523:GLU:HA	1	3.94
(1,35)	2:B:200:THR:HG22	1:A:523:GLU:HB2	1	3.94
(1,35)	2:B:200:THR:HG22	1:A:523:GLU:HB3	1	3.94
(1,35)	2:B:200:THR:HG22	1:A:523:GLU:HG2	1	3.94
(1,35)	2:B:200:THR:HG22	1:A:523:GLU:HG3	1	3.94
(1,35)	2:B:200:THR:HG22	1:A:523:GLU:N	1	3.94
(1,35)	2:B:200:THR:HG22	1:A:523:GLU:O	1	3.94
(1,35)	2:B:200:THR:HG22	1:A:523:GLU:OE1	1	3.94
(1,35)	2:B:200:THR:HG22	1:A:523:GLU:OE2	1	3.94
(1,35)	2:B:200:THR:HG22	1:A:524:PHE:C	1	3.94
(1,35)	2:B:200:THR:HG22	1:A:524:PHE:CA	1	3.94
(1,35)	2:B:200:THR:HG22	1:A:524:PHE:CB	1	3.94
(1,35)	2:B:200:THR:HG22	1:A:524:PHE:CD1	1	3.94
(1,35)	2:B:200:THR:HG22	1:A:524:PHE:CD2	1	3.94
(1,35)	2:B:200:THR:HG22	1:A:524:PHE:CE1	1	3.94
(1,35)	2:B:200:THR:HG22	1:A:524:PHE:CE2	1	3.94
(1,35)	2:B:200:THR:HG22	1:A:524:PHE:CG	1	3.94
(1,35)	2:B:200:THR:HG22	1:A:524:PHE:CZ	1	3.94
(1,35)	2:B:200:THR:HG22	1:A:524:PHE:H	1	3.94
(1,35)	2:B:200:THR:HG22	1:A:524:PHE:HA	1	3.94
(1,35)	2:B:200:THR:HG22	1:A:524:PHE:HB2	1	3.94
(1,35)	2:B:200:THR:HG22	1:A:524:PHE:HB3	1	3.94
(1,35)	2:B:200:THR:HG22	1:A:524:PHE:HD1	1	3.94
(1,35)	2:B:200:THR:HG22	1:A:524:PHE:HD2	1	3.94
(1,35)	2:B:200:THR:HG22	1:A:524:PHE:HE1	1	3.94
(1,35)	2:B:200:THR:HG22	1:A:524:PHE:HE2	1	3.94
(1,35)	2:B:200:THR:HG22	1:A:524:PHE:HZ	1	3.94
(1,35)	2:B:200:THR:HG22	1:A:524:PHE:N	1	3.94
(1,35)	2:B:200:THR:HG22	1:A:524:PHE:O	1	3.94
(1,35)	2:B:200:THR:HG22	1:A:525:GLU:C	1	3.94
(1,35)	2:B:200:THR:HG22	1:A:525:GLU:CA	1	3.94
(1,35)	2:B:200:THR:HG22	1:A:525:GLU:CB	1	3.94
(1,35)	2:B:200:THR:HG22	1:A:525:GLU:CD	1	3.94
(1,35)	2:B:200:THR:HG22	1:A:525:GLU:CG	1	3.94
(1,35)	2:B:200:THR:HG22	1:A:525:GLU:H	1	3.94
(1,35)	2:B:200:THR:HG22	1:A:525:GLU:HA	1	3.94
(1,35)	2:B:200:THR:HG22	1:A:525:GLU:HB2	1	3.94

*Continued on next page...*

*Continued from previous page...*

Key	Atom-1	Atom-2	Model ID	Violation (Å)
(1,35)	2:B:200:THR:HG22	1:A:525:GLU:HB3	1	3.94
(1,35)	2:B:200:THR:HG22	1:A:525:GLU:HG2	1	3.94
(1,35)	2:B:200:THR:HG22	1:A:525:GLU:HG3	1	3.94
(1,35)	2:B:200:THR:HG22	1:A:525:GLU:N	1	3.94
(1,35)	2:B:200:THR:HG22	1:A:525:GLU:O	1	3.94
(1,35)	2:B:200:THR:HG22	1:A:525:GLU:OE1	1	3.94
(1,35)	2:B:200:THR:HG22	1:A:525:GLU:OE2	1	3.94
(1,35)	2:B:200:THR:HG22	1:A:526:ASN:C	1	3.94
(1,35)	2:B:200:THR:HG22	1:A:526:ASN:CA	1	3.94
(1,35)	2:B:200:THR:HG22	1:A:526:ASN:CB	1	3.94
(1,35)	2:B:200:THR:HG22	1:A:526:ASN:CG	1	3.94
(1,35)	2:B:200:THR:HG22	1:A:526:ASN:H	1	3.94
(1,35)	2:B:200:THR:HG22	1:A:526:ASN:HA	1	3.94
(1,35)	2:B:200:THR:HG22	1:A:526:ASN:HB2	1	3.94
(1,35)	2:B:200:THR:HG22	1:A:526:ASN:HB3	1	3.94
(1,35)	2:B:200:THR:HG22	1:A:526:ASN:HD21	1	3.94
(1,35)	2:B:200:THR:HG22	1:A:526:ASN:HD22	1	3.94
(1,35)	2:B:200:THR:HG22	1:A:526:ASN:N	1	3.94
(1,35)	2:B:200:THR:HG22	1:A:526:ASN:ND2	1	3.94
(1,35)	2:B:200:THR:HG22	1:A:526:ASN:O	1	3.94
(1,35)	2:B:200:THR:HG22	1:A:526:ASN:OD1	1	3.94
(1,35)	2:B:200:THR:HG22	1:A:527:ALA:C	1	3.94
(1,35)	2:B:200:THR:HG22	1:A:527:ALA:CA	1	3.94
(1,35)	2:B:200:THR:HG22	1:A:527:ALA:CB	1	3.94
(1,35)	2:B:200:THR:HG22	1:A:527:ALA:H	1	3.94
(1,35)	2:B:200:THR:HG22	1:A:527:ALA:HA	1	3.94
(1,35)	2:B:200:THR:HG22	1:A:527:ALA:HB1	1	3.94
(1,35)	2:B:200:THR:HG22	1:A:527:ALA:HB2	1	3.94
(1,35)	2:B:200:THR:HG22	1:A:527:ALA:HB3	1	3.94
(1,35)	2:B:200:THR:HG22	1:A:527:ALA:N	1	3.94
(1,35)	2:B:200:THR:HG22	1:A:527:ALA:O	1	3.94
(1,35)	2:B:200:THR:HG22	1:A:528:ILE:C	1	3.94
(1,35)	2:B:200:THR:HG22	1:A:528:ILE:CA	1	3.94
(1,35)	2:B:200:THR:HG22	1:A:528:ILE:CB	1	3.94
(1,35)	2:B:200:THR:HG22	1:A:528:ILE:CD1	1	3.94
(1,35)	2:B:200:THR:HG22	1:A:528:ILE:CG1	1	3.94
(1,35)	2:B:200:THR:HG22	1:A:528:ILE:CG2	1	3.94
(1,35)	2:B:200:THR:HG22	1:A:528:ILE:H	1	3.94
(1,35)	2:B:200:THR:HG22	1:A:528:ILE:HA	1	3.94
(1,35)	2:B:200:THR:HG22	1:A:528:ILE:HB	1	3.94
(1,35)	2:B:200:THR:HG22	1:A:528:ILE:HD11	1	3.94
(1,35)	2:B:200:THR:HG22	1:A:528:ILE:HD12	1	3.94

*Continued on next page...*

*Continued from previous page...*

Key	Atom-1	Atom-2	Model ID	Violation (Å)
(1,35)	2:B:200:THR:HG22	1:A:528:ILE:HD13	1	3.94
(1,35)	2:B:200:THR:HG22	1:A:528:ILE:HG12	1	3.94
(1,35)	2:B:200:THR:HG22	1:A:528:ILE:HG13	1	3.94
(1,35)	2:B:200:THR:HG22	1:A:528:ILE:HG21	1	3.94
(1,35)	2:B:200:THR:HG22	1:A:528:ILE:HG22	1	3.94
(1,35)	2:B:200:THR:HG22	1:A:528:ILE:HG23	1	3.94
(1,35)	2:B:200:THR:HG22	1:A:528:ILE:N	1	3.94
(1,35)	2:B:200:THR:HG22	1:A:528:ILE:O	1	3.94
(1,35)	2:B:200:THR:HG22	1:A:529:VAL:C	1	3.94
(1,35)	2:B:200:THR:HG22	1:A:529:VAL:CA	1	3.94
(1,35)	2:B:200:THR:HG22	1:A:529:VAL:CB	1	3.94
(1,35)	2:B:200:THR:HG22	1:A:529:VAL:CG1	1	3.94
(1,35)	2:B:200:THR:HG22	1:A:529:VAL:CG2	1	3.94
(1,35)	2:B:200:THR:HG22	1:A:529:VAL:H	1	3.94
(1,35)	2:B:200:THR:HG22	1:A:529:VAL:HA	1	3.94
(1,35)	2:B:200:THR:HG22	1:A:529:VAL:HB	1	3.94
(1,35)	2:B:200:THR:HG22	1:A:529:VAL:HG11	1	3.94
(1,35)	2:B:200:THR:HG22	1:A:529:VAL:HG12	1	3.94
(1,35)	2:B:200:THR:HG22	1:A:529:VAL:HG13	1	3.94
(1,35)	2:B:200:THR:HG22	1:A:529:VAL:HG21	1	3.94
(1,35)	2:B:200:THR:HG22	1:A:529:VAL:HG22	1	3.94
(1,35)	2:B:200:THR:HG22	1:A:529:VAL:HG23	1	3.94
(1,35)	2:B:200:THR:HG22	1:A:529:VAL:N	1	3.94
(1,35)	2:B:200:THR:HG22	1:A:529:VAL:O	1	3.94
(1,35)	2:B:200:THR:HG22	1:A:561:ASP:C	1	3.94
(1,35)	2:B:200:THR:HG22	1:A:561:ASP:CA	1	3.94
(1,35)	2:B:200:THR:HG22	1:A:561:ASP:CB	1	3.94
(1,35)	2:B:200:THR:HG22	1:A:561:ASP:CG	1	3.94
(1,35)	2:B:200:THR:HG22	1:A:561:ASP:H	1	3.94
(1,35)	2:B:200:THR:HG22	1:A:561:ASP:HA	1	3.94
(1,35)	2:B:200:THR:HG22	1:A:561:ASP:HB2	1	3.94
(1,35)	2:B:200:THR:HG22	1:A:561:ASP:HB3	1	3.94
(1,35)	2:B:200:THR:HG22	1:A:561:ASP:N	1	3.94
(1,35)	2:B:200:THR:HG22	1:A:561:ASP:O	1	3.94
(1,35)	2:B:200:THR:HG22	1:A:561:ASP:OD1	1	3.94
(1,35)	2:B:200:THR:HG22	1:A:561:ASP:OD2	1	3.94
(1,35)	2:B:200:THR:HG22	1:A:563:LYS:C	1	3.94
(1,35)	2:B:200:THR:HG22	1:A:563:LYS:CA	1	3.94
(1,35)	2:B:200:THR:HG22	1:A:563:LYS:CB	1	3.94
(1,35)	2:B:200:THR:HG22	1:A:563:LYS:CD	1	3.94
(1,35)	2:B:200:THR:HG22	1:A:563:LYS:CE	1	3.94
(1,35)	2:B:200:THR:HG22	1:A:563:LYS:CG	1	3.94

*Continued on next page...*



*Continued from previous page...*

Key	Atom-1	Atom-2	Model ID	Violation (Å)
(1,35)	2:B:200:THR:HG22	1:A:563:LYS:H	1	3.94
(1,35)	2:B:200:THR:HG22	1:A:563:LYS:HA	1	3.94
(1,35)	2:B:200:THR:HG22	1:A:563:LYS:HB2	1	3.94
(1,35)	2:B:200:THR:HG22	1:A:563:LYS:HB3	1	3.94
(1,35)	2:B:200:THR:HG22	1:A:563:LYS:HD2	1	3.94
(1,35)	2:B:200:THR:HG22	1:A:563:LYS:HD3	1	3.94
(1,35)	2:B:200:THR:HG22	1:A:563:LYS:HE2	1	3.94
(1,35)	2:B:200:THR:HG22	1:A:563:LYS:HE3	1	3.94
(1,35)	2:B:200:THR:HG22	1:A:563:LYS:HG2	1	3.94
(1,35)	2:B:200:THR:HG22	1:A:563:LYS:HG3	1	3.94
(1,35)	2:B:200:THR:HG22	1:A:563:LYS:HZ1	1	3.94
(1,35)	2:B:200:THR:HG22	1:A:563:LYS:HZ2	1	3.94
(1,35)	2:B:200:THR:HG22	1:A:563:LYS:HZ3	1	3.94
(1,35)	2:B:200:THR:HG22	1:A:563:LYS:N	1	3.94
(1,35)	2:B:200:THR:HG22	1:A:563:LYS:NZ	1	3.94
(1,35)	2:B:200:THR:HG22	1:A:563:LYS:O	1	3.94
(1,35)	2:B:200:THR:HG22	1:A:564:ALA:C	1	3.94
(1,35)	2:B:200:THR:HG22	1:A:564:ALA:CA	1	3.94
(1,35)	2:B:200:THR:HG22	1:A:564:ALA:CB	1	3.94
(1,35)	2:B:200:THR:HG22	1:A:564:ALA:H	1	3.94
(1,35)	2:B:200:THR:HG22	1:A:564:ALA:HA	1	3.94
(1,35)	2:B:200:THR:HG22	1:A:564:ALA:HB1	1	3.94
(1,35)	2:B:200:THR:HG22	1:A:564:ALA:HB2	1	3.94
(1,35)	2:B:200:THR:HG22	1:A:564:ALA:HB3	1	3.94
(1,35)	2:B:200:THR:HG22	1:A:564:ALA:N	1	3.94
(1,35)	2:B:200:THR:HG22	1:A:564:ALA:O	1	3.94
(1,35)	2:B:200:THR:HG22	1:A:566:LEU:C	1	3.94
(1,35)	2:B:200:THR:HG22	1:A:566:LEU:CA	1	3.94
(1,35)	2:B:200:THR:HG22	1:A:566:LEU:CB	1	3.94
(1,35)	2:B:200:THR:HG22	1:A:566:LEU:CD1	1	3.94
(1,35)	2:B:200:THR:HG22	1:A:566:LEU:CD2	1	3.94
(1,35)	2:B:200:THR:HG22	1:A:566:LEU:CG	1	3.94
(1,35)	2:B:200:THR:HG22	1:A:566:LEU:H	1	3.94
(1,35)	2:B:200:THR:HG22	1:A:566:LEU:HA	1	3.94
(1,35)	2:B:200:THR:HG22	1:A:566:LEU:HB2	1	3.94
(1,35)	2:B:200:THR:HG22	1:A:566:LEU:HB3	1	3.94
(1,35)	2:B:200:THR:HG22	1:A:566:LEU:HD11	1	3.94
(1,35)	2:B:200:THR:HG22	1:A:566:LEU:HD12	1	3.94
(1,35)	2:B:200:THR:HG22	1:A:566:LEU:HD13	1	3.94
(1,35)	2:B:200:THR:HG22	1:A:566:LEU:HD21	1	3.94
(1,35)	2:B:200:THR:HG22	1:A:566:LEU:HD22	1	3.94
(1,35)	2:B:200:THR:HG22	1:A:566:LEU:HD23	1	3.94

*Continued on next page...*

*Continued from previous page...*

Key	Atom-1	Atom-2	Model ID	Violation (Å)
(1,35)	2:B:200:THR:HG22	1:A:566:LEU:HG	1	3.94
(1,35)	2:B:200:THR:HG22	1:A:566:LEU:N	1	3.94
(1,35)	2:B:200:THR:HG22	1:A:566:LEU:O	1	3.94
(1,35)	2:B:200:THR:HG23	1:A:490:ALA:C	1	3.94
(1,35)	2:B:200:THR:HG23	1:A:490:ALA:CA	1	3.94
(1,35)	2:B:200:THR:HG23	1:A:490:ALA:CB	1	3.94
(1,35)	2:B:200:THR:HG23	1:A:490:ALA:H	1	3.94
(1,35)	2:B:200:THR:HG23	1:A:490:ALA:HA	1	3.94
(1,35)	2:B:200:THR:HG23	1:A:490:ALA:HB1	1	3.94
(1,35)	2:B:200:THR:HG23	1:A:490:ALA:HB2	1	3.94
(1,35)	2:B:200:THR:HG23	1:A:490:ALA:HB3	1	3.94
(1,35)	2:B:200:THR:HG23	1:A:490:ALA:N	1	3.94
(1,35)	2:B:200:THR:HG23	1:A:490:ALA:O	1	3.94
(1,35)	2:B:200:THR:HG23	1:A:514:THR:C	1	3.94
(1,35)	2:B:200:THR:HG23	1:A:514:THR:CA	1	3.94
(1,35)	2:B:200:THR:HG23	1:A:514:THR:CB	1	3.94
(1,35)	2:B:200:THR:HG23	1:A:514:THR:CG2	1	3.94
(1,35)	2:B:200:THR:HG23	1:A:514:THR:H	1	3.94
(1,35)	2:B:200:THR:HG23	1:A:514:THR:HA	1	3.94
(1,35)	2:B:200:THR:HG23	1:A:514:THR:HB	1	3.94
(1,35)	2:B:200:THR:HG23	1:A:514:THR:HG1	1	3.94
(1,35)	2:B:200:THR:HG23	1:A:514:THR:HG21	1	3.94
(1,35)	2:B:200:THR:HG23	1:A:514:THR:HG22	1	3.94
(1,35)	2:B:200:THR:HG23	1:A:514:THR:HG23	1	3.94
(1,35)	2:B:200:THR:HG23	1:A:514:THR:N	1	3.94
(1,35)	2:B:200:THR:HG23	1:A:514:THR:O	1	3.94
(1,35)	2:B:200:THR:HG23	1:A:514:THR:OG1	1	3.94
(1,35)	2:B:200:THR:HG23	1:A:516:ASN:C	1	3.94
(1,35)	2:B:200:THR:HG23	1:A:516:ASN:CA	1	3.94
(1,35)	2:B:200:THR:HG23	1:A:516:ASN:CB	1	3.94
(1,35)	2:B:200:THR:HG23	1:A:516:ASN:CG	1	3.94
(1,35)	2:B:200:THR:HG23	1:A:516:ASN:H	1	3.94
(1,35)	2:B:200:THR:HG23	1:A:516:ASN:HA	1	3.94
(1,35)	2:B:200:THR:HG23	1:A:516:ASN:HB2	1	3.94
(1,35)	2:B:200:THR:HG23	1:A:516:ASN:HB3	1	3.94
(1,35)	2:B:200:THR:HG23	1:A:516:ASN:HD21	1	3.94
(1,35)	2:B:200:THR:HG23	1:A:516:ASN:HD22	1	3.94
(1,35)	2:B:200:THR:HG23	1:A:516:ASN:N	1	3.94
(1,35)	2:B:200:THR:HG23	1:A:516:ASN:ND2	1	3.94
(1,35)	2:B:200:THR:HG23	1:A:516:ASN:O	1	3.94
(1,35)	2:B:200:THR:HG23	1:A:516:ASN:OD1	1	3.94
(1,35)	2:B:200:THR:HG23	1:A:519:GLY:C	1	3.94

*Continued on next page...*

*Continued from previous page...*

Key	Atom-1	Atom-2	Model ID	Violation (Å)
(1,35)	2:B:200:THR:HG23	1:A:519:GLY:CA	1	3.94
(1,35)	2:B:200:THR:HG23	1:A:519:GLY:H	1	3.94
(1,35)	2:B:200:THR:HG23	1:A:519:GLY:HA2	1	3.94
(1,35)	2:B:200:THR:HG23	1:A:519:GLY:HA3	1	3.94
(1,35)	2:B:200:THR:HG23	1:A:519:GLY:N	1	3.94
(1,35)	2:B:200:THR:HG23	1:A:519:GLY:O	1	3.94
(1,35)	2:B:200:THR:HG23	1:A:522:PHE:C	1	3.94
(1,35)	2:B:200:THR:HG23	1:A:522:PHE:CA	1	3.94
(1,35)	2:B:200:THR:HG23	1:A:522:PHE:CB	1	3.94
(1,35)	2:B:200:THR:HG23	1:A:522:PHE:CD1	1	3.94
(1,35)	2:B:200:THR:HG23	1:A:522:PHE:CD2	1	3.94
(1,35)	2:B:200:THR:HG23	1:A:522:PHE:CE1	1	3.94
(1,35)	2:B:200:THR:HG23	1:A:522:PHE:CE2	1	3.94
(1,35)	2:B:200:THR:HG23	1:A:522:PHE:CG	1	3.94
(1,35)	2:B:200:THR:HG23	1:A:522:PHE:CZ	1	3.94
(1,35)	2:B:200:THR:HG23	1:A:522:PHE:H	1	3.94
(1,35)	2:B:200:THR:HG23	1:A:522:PHE:HA	1	3.94
(1,35)	2:B:200:THR:HG23	1:A:522:PHE:HB2	1	3.94
(1,35)	2:B:200:THR:HG23	1:A:522:PHE:HB3	1	3.94
(1,35)	2:B:200:THR:HG23	1:A:522:PHE:HD1	1	3.94
(1,35)	2:B:200:THR:HG23	1:A:522:PHE:HD2	1	3.94
(1,35)	2:B:200:THR:HG23	1:A:522:PHE:HE1	1	3.94
(1,35)	2:B:200:THR:HG23	1:A:522:PHE:HE2	1	3.94
(1,35)	2:B:200:THR:HG23	1:A:522:PHE:HZ	1	3.94
(1,35)	2:B:200:THR:HG23	1:A:522:PHE:N	1	3.94
(1,35)	2:B:200:THR:HG23	1:A:522:PHE:O	1	3.94
(1,35)	2:B:200:THR:HG23	1:A:523:GLU:C	1	3.94
(1,35)	2:B:200:THR:HG23	1:A:523:GLU:CA	1	3.94
(1,35)	2:B:200:THR:HG23	1:A:523:GLU:CB	1	3.94
(1,35)	2:B:200:THR:HG23	1:A:523:GLU:CD	1	3.94
(1,35)	2:B:200:THR:HG23	1:A:523:GLU:CG	1	3.94
(1,35)	2:B:200:THR:HG23	1:A:523:GLU:H	1	3.94
(1,35)	2:B:200:THR:HG23	1:A:523:GLU:HA	1	3.94
(1,35)	2:B:200:THR:HG23	1:A:523:GLU:HB2	1	3.94
(1,35)	2:B:200:THR:HG23	1:A:523:GLU:HB3	1	3.94
(1,35)	2:B:200:THR:HG23	1:A:523:GLU:HG2	1	3.94
(1,35)	2:B:200:THR:HG23	1:A:523:GLU:HG3	1	3.94
(1,35)	2:B:200:THR:HG23	1:A:523:GLU:N	1	3.94
(1,35)	2:B:200:THR:HG23	1:A:523:GLU:O	1	3.94
(1,35)	2:B:200:THR:HG23	1:A:523:GLU:OE1	1	3.94
(1,35)	2:B:200:THR:HG23	1:A:523:GLU:OE2	1	3.94
(1,35)	2:B:200:THR:HG23	1:A:524:PHE:C	1	3.94

*Continued on next page...*

*Continued from previous page...*

Key	Atom-1	Atom-2	Model ID	Violation (Å)
(1,35)	2:B:200:THR:HG23	1:A:524:PHE:CA	1	3.94
(1,35)	2:B:200:THR:HG23	1:A:524:PHE:CB	1	3.94
(1,35)	2:B:200:THR:HG23	1:A:524:PHE:CD1	1	3.94
(1,35)	2:B:200:THR:HG23	1:A:524:PHE:CD2	1	3.94
(1,35)	2:B:200:THR:HG23	1:A:524:PHE:CE1	1	3.94
(1,35)	2:B:200:THR:HG23	1:A:524:PHE:CE2	1	3.94
(1,35)	2:B:200:THR:HG23	1:A:524:PHE:CG	1	3.94
(1,35)	2:B:200:THR:HG23	1:A:524:PHE:CZ	1	3.94
(1,35)	2:B:200:THR:HG23	1:A:524:PHE:H	1	3.94
(1,35)	2:B:200:THR:HG23	1:A:524:PHE:HA	1	3.94
(1,35)	2:B:200:THR:HG23	1:A:524:PHE:HB2	1	3.94
(1,35)	2:B:200:THR:HG23	1:A:524:PHE:HB3	1	3.94
(1,35)	2:B:200:THR:HG23	1:A:524:PHE:HD1	1	3.94
(1,35)	2:B:200:THR:HG23	1:A:524:PHE:HD2	1	3.94
(1,35)	2:B:200:THR:HG23	1:A:524:PHE:HE1	1	3.94
(1,35)	2:B:200:THR:HG23	1:A:524:PHE:HE2	1	3.94
(1,35)	2:B:200:THR:HG23	1:A:524:PHE:HZ	1	3.94
(1,35)	2:B:200:THR:HG23	1:A:524:PHE:N	1	3.94
(1,35)	2:B:200:THR:HG23	1:A:524:PHE:O	1	3.94
(1,35)	2:B:200:THR:HG23	1:A:525:GLU:C	1	3.94
(1,35)	2:B:200:THR:HG23	1:A:525:GLU:CA	1	3.94
(1,35)	2:B:200:THR:HG23	1:A:525:GLU:CB	1	3.94
(1,35)	2:B:200:THR:HG23	1:A:525:GLU:CD	1	3.94
(1,35)	2:B:200:THR:HG23	1:A:525:GLU:CG	1	3.94
(1,35)	2:B:200:THR:HG23	1:A:525:GLU:H	1	3.94
(1,35)	2:B:200:THR:HG23	1:A:525:GLU:HA	1	3.94
(1,35)	2:B:200:THR:HG23	1:A:525:GLU:HB2	1	3.94
(1,35)	2:B:200:THR:HG23	1:A:525:GLU:HB3	1	3.94
(1,35)	2:B:200:THR:HG23	1:A:525:GLU:HG2	1	3.94
(1,35)	2:B:200:THR:HG23	1:A:525:GLU:HG3	1	3.94
(1,35)	2:B:200:THR:HG23	1:A:525:GLU:N	1	3.94
(1,35)	2:B:200:THR:HG23	1:A:525:GLU:O	1	3.94
(1,35)	2:B:200:THR:HG23	1:A:525:GLU:OE1	1	3.94
(1,35)	2:B:200:THR:HG23	1:A:525:GLU:OE2	1	3.94
(1,35)	2:B:200:THR:HG23	1:A:526:ASN:C	1	3.94
(1,35)	2:B:200:THR:HG23	1:A:526:ASN:CA	1	3.94
(1,35)	2:B:200:THR:HG23	1:A:526:ASN:CB	1	3.94
(1,35)	2:B:200:THR:HG23	1:A:526:ASN:CG	1	3.94
(1,35)	2:B:200:THR:HG23	1:A:526:ASN:H	1	3.94
(1,35)	2:B:200:THR:HG23	1:A:526:ASN:HA	1	3.94
(1,35)	2:B:200:THR:HG23	1:A:526:ASN:HB2	1	3.94
(1,35)	2:B:200:THR:HG23	1:A:526:ASN:HB3	1	3.94

*Continued on next page...*

*Continued from previous page...*

Key	Atom-1	Atom-2	Model ID	Violation (Å)
(1,35)	2:B:200:THR:HG23	1:A:526:ASN:HD21	1	3.94
(1,35)	2:B:200:THR:HG23	1:A:526:ASN:HD22	1	3.94
(1,35)	2:B:200:THR:HG23	1:A:526:ASN:N	1	3.94
(1,35)	2:B:200:THR:HG23	1:A:526:ASN:ND2	1	3.94
(1,35)	2:B:200:THR:HG23	1:A:526:ASN:O	1	3.94
(1,35)	2:B:200:THR:HG23	1:A:526:ASN:OD1	1	3.94
(1,35)	2:B:200:THR:HG23	1:A:527:ALA:C	1	3.94
(1,35)	2:B:200:THR:HG23	1:A:527:ALA:CA	1	3.94
(1,35)	2:B:200:THR:HG23	1:A:527:ALA:CB	1	3.94
(1,35)	2:B:200:THR:HG23	1:A:527:ALA:H	1	3.94
(1,35)	2:B:200:THR:HG23	1:A:527:ALA:HA	1	3.94
(1,35)	2:B:200:THR:HG23	1:A:527:ALA:HB1	1	3.94
(1,35)	2:B:200:THR:HG23	1:A:527:ALA:HB2	1	3.94
(1,35)	2:B:200:THR:HG23	1:A:527:ALA:HB3	1	3.94
(1,35)	2:B:200:THR:HG23	1:A:527:ALA:N	1	3.94
(1,35)	2:B:200:THR:HG23	1:A:527:ALA:O	1	3.94
(1,35)	2:B:200:THR:HG23	1:A:528:ILE:C	1	3.94
(1,35)	2:B:200:THR:HG23	1:A:528:ILE:CA	1	3.94
(1,35)	2:B:200:THR:HG23	1:A:528:ILE:CB	1	3.94
(1,35)	2:B:200:THR:HG23	1:A:528:ILE:CD1	1	3.94
(1,35)	2:B:200:THR:HG23	1:A:528:ILE:CG1	1	3.94
(1,35)	2:B:200:THR:HG23	1:A:528:ILE:CG2	1	3.94
(1,35)	2:B:200:THR:HG23	1:A:528:ILE:H	1	3.94
(1,35)	2:B:200:THR:HG23	1:A:528:ILE:HA	1	3.94
(1,35)	2:B:200:THR:HG23	1:A:528:ILE:HB	1	3.94
(1,35)	2:B:200:THR:HG23	1:A:528:ILE:HD11	1	3.94
(1,35)	2:B:200:THR:HG23	1:A:528:ILE:HD12	1	3.94
(1,35)	2:B:200:THR:HG23	1:A:528:ILE:HD13	1	3.94
(1,35)	2:B:200:THR:HG23	1:A:528:ILE:HG12	1	3.94
(1,35)	2:B:200:THR:HG23	1:A:528:ILE:HG13	1	3.94
(1,35)	2:B:200:THR:HG23	1:A:528:ILE:HG21	1	3.94
(1,35)	2:B:200:THR:HG23	1:A:528:ILE:HG22	1	3.94
(1,35)	2:B:200:THR:HG23	1:A:528:ILE:HG23	1	3.94
(1,35)	2:B:200:THR:HG23	1:A:528:ILE:N	1	3.94
(1,35)	2:B:200:THR:HG23	1:A:528:ILE:O	1	3.94
(1,35)	2:B:200:THR:HG23	1:A:529:VAL:C	1	3.94
(1,35)	2:B:200:THR:HG23	1:A:529:VAL:CA	1	3.94
(1,35)	2:B:200:THR:HG23	1:A:529:VAL:CB	1	3.94
(1,35)	2:B:200:THR:HG23	1:A:529:VAL:CG1	1	3.94
(1,35)	2:B:200:THR:HG23	1:A:529:VAL:CG2	1	3.94
(1,35)	2:B:200:THR:HG23	1:A:529:VAL:H	1	3.94
(1,35)	2:B:200:THR:HG23	1:A:529:VAL:HA	1	3.94

*Continued on next page...*

*Continued from previous page...*

Key	Atom-1	Atom-2	Model ID	Violation (Å)
(1,35)	2:B:200:THR:HG23	1:A:529:VAL:HB	1	3.94
(1,35)	2:B:200:THR:HG23	1:A:529:VAL:HG11	1	3.94
(1,35)	2:B:200:THR:HG23	1:A:529:VAL:HG12	1	3.94
(1,35)	2:B:200:THR:HG23	1:A:529:VAL:HG13	1	3.94
(1,35)	2:B:200:THR:HG23	1:A:529:VAL:HG21	1	3.94
(1,35)	2:B:200:THR:HG23	1:A:529:VAL:HG22	1	3.94
(1,35)	2:B:200:THR:HG23	1:A:529:VAL:HG23	1	3.94
(1,35)	2:B:200:THR:HG23	1:A:529:VAL:N	1	3.94
(1,35)	2:B:200:THR:HG23	1:A:529:VAL:O	1	3.94
(1,35)	2:B:200:THR:HG23	1:A:561:ASP:C	1	3.94
(1,35)	2:B:200:THR:HG23	1:A:561:ASP:CA	1	3.94
(1,35)	2:B:200:THR:HG23	1:A:561:ASP:CB	1	3.94
(1,35)	2:B:200:THR:HG23	1:A:561:ASP:CG	1	3.94
(1,35)	2:B:200:THR:HG23	1:A:561:ASP:H	1	3.94
(1,35)	2:B:200:THR:HG23	1:A:561:ASP:HA	1	3.94
(1,35)	2:B:200:THR:HG23	1:A:561:ASP:HB2	1	3.94
(1,35)	2:B:200:THR:HG23	1:A:561:ASP:HB3	1	3.94
(1,35)	2:B:200:THR:HG23	1:A:561:ASP:N	1	3.94
(1,35)	2:B:200:THR:HG23	1:A:561:ASP:O	1	3.94
(1,35)	2:B:200:THR:HG23	1:A:561:ASP:OD1	1	3.94
(1,35)	2:B:200:THR:HG23	1:A:561:ASP:OD2	1	3.94
(1,35)	2:B:200:THR:HG23	1:A:563:LYS:C	1	3.94
(1,35)	2:B:200:THR:HG23	1:A:563:LYS:CA	1	3.94
(1,35)	2:B:200:THR:HG23	1:A:563:LYS:CB	1	3.94
(1,35)	2:B:200:THR:HG23	1:A:563:LYS:CD	1	3.94
(1,35)	2:B:200:THR:HG23	1:A:563:LYS:CE	1	3.94
(1,35)	2:B:200:THR:HG23	1:A:563:LYS:CG	1	3.94
(1,35)	2:B:200:THR:HG23	1:A:563:LYS:H	1	3.94
(1,35)	2:B:200:THR:HG23	1:A:563:LYS:HA	1	3.94
(1,35)	2:B:200:THR:HG23	1:A:563:LYS:HB2	1	3.94
(1,35)	2:B:200:THR:HG23	1:A:563:LYS:HB3	1	3.94
(1,35)	2:B:200:THR:HG23	1:A:563:LYS:HD2	1	3.94
(1,35)	2:B:200:THR:HG23	1:A:563:LYS:HD3	1	3.94
(1,35)	2:B:200:THR:HG23	1:A:563:LYS:HE2	1	3.94
(1,35)	2:B:200:THR:HG23	1:A:563:LYS:HE3	1	3.94
(1,35)	2:B:200:THR:HG23	1:A:563:LYS:HG2	1	3.94
(1,35)	2:B:200:THR:HG23	1:A:563:LYS:HG3	1	3.94
(1,35)	2:B:200:THR:HG23	1:A:563:LYS:HZ1	1	3.94
(1,35)	2:B:200:THR:HG23	1:A:563:LYS:HZ2	1	3.94
(1,35)	2:B:200:THR:HG23	1:A:563:LYS:HZ3	1	3.94
(1,35)	2:B:200:THR:HG23	1:A:563:LYS:N	1	3.94
(1,35)	2:B:200:THR:HG23	1:A:563:LYS:NZ	1	3.94

*Continued on next page...*

*Continued from previous page...*

Key	Atom-1	Atom-2	Model ID	Violation (Å)
(1,35)	2:B:200:THR:HG23	1:A:563:LYS:O	1	3.94
(1,35)	2:B:200:THR:HG23	1:A:564:ALA:C	1	3.94
(1,35)	2:B:200:THR:HG23	1:A:564:ALA:CA	1	3.94
(1,35)	2:B:200:THR:HG23	1:A:564:ALA:CB	1	3.94
(1,35)	2:B:200:THR:HG23	1:A:564:ALA:H	1	3.94
(1,35)	2:B:200:THR:HG23	1:A:564:ALA:HA	1	3.94
(1,35)	2:B:200:THR:HG23	1:A:564:ALA:HB1	1	3.94
(1,35)	2:B:200:THR:HG23	1:A:564:ALA:HB2	1	3.94
(1,35)	2:B:200:THR:HG23	1:A:564:ALA:HB3	1	3.94
(1,35)	2:B:200:THR:HG23	1:A:564:ALA:N	1	3.94
(1,35)	2:B:200:THR:HG23	1:A:564:ALA:O	1	3.94
(1,35)	2:B:200:THR:HG23	1:A:566:LEU:C	1	3.94
(1,35)	2:B:200:THR:HG23	1:A:566:LEU:CA	1	3.94
(1,35)	2:B:200:THR:HG23	1:A:566:LEU:CB	1	3.94
(1,35)	2:B:200:THR:HG23	1:A:566:LEU:CD1	1	3.94
(1,35)	2:B:200:THR:HG23	1:A:566:LEU:CD2	1	3.94
(1,35)	2:B:200:THR:HG23	1:A:566:LEU:CG	1	3.94
(1,35)	2:B:200:THR:HG23	1:A:566:LEU:H	1	3.94
(1,35)	2:B:200:THR:HG23	1:A:566:LEU:HA	1	3.94
(1,35)	2:B:200:THR:HG23	1:A:566:LEU:HB2	1	3.94
(1,35)	2:B:200:THR:HG23	1:A:566:LEU:HB3	1	3.94
(1,35)	2:B:200:THR:HG23	1:A:566:LEU:HD11	1	3.94
(1,35)	2:B:200:THR:HG23	1:A:566:LEU:HD12	1	3.94
(1,35)	2:B:200:THR:HG23	1:A:566:LEU:HD13	1	3.94
(1,35)	2:B:200:THR:HG23	1:A:566:LEU:HD21	1	3.94
(1,35)	2:B:200:THR:HG23	1:A:566:LEU:HD22	1	3.94
(1,35)	2:B:200:THR:HG23	1:A:566:LEU:HD23	1	3.94
(1,35)	2:B:200:THR:HG23	1:A:566:LEU:HG	1	3.94
(1,35)	2:B:200:THR:HG23	1:A:566:LEU:N	1	3.94
(1,35)	2:B:200:THR:HG23	1:A:566:LEU:O	1	3.94
(1,35)	2:B:200:THR:N	1:A:490:ALA:C	1	3.94
(1,35)	2:B:200:THR:N	1:A:490:ALA:CA	1	3.94
(1,35)	2:B:200:THR:N	1:A:490:ALA:CB	1	3.94
(1,35)	2:B:200:THR:N	1:A:490:ALA:H	1	3.94
(1,35)	2:B:200:THR:N	1:A:490:ALA:HA	1	3.94
(1,35)	2:B:200:THR:N	1:A:490:ALA:HB1	1	3.94
(1,35)	2:B:200:THR:N	1:A:490:ALA:HB2	1	3.94
(1,35)	2:B:200:THR:N	1:A:490:ALA:HB3	1	3.94
(1,35)	2:B:200:THR:N	1:A:490:ALA:N	1	3.94
(1,35)	2:B:200:THR:N	1:A:490:ALA:O	1	3.94
(1,35)	2:B:200:THR:N	1:A:514:THR:C	1	3.94
(1,35)	2:B:200:THR:N	1:A:514:THR:CA	1	3.94

*Continued on next page...*

*Continued from previous page...*

Key	Atom-1	Atom-2	Model ID	Violation (Å)
(1,35)	2:B:200:THR:N	1:A:514:THR:CB	1	3.94
(1,35)	2:B:200:THR:N	1:A:514:THR:CG2	1	3.94
(1,35)	2:B:200:THR:N	1:A:514:THR:H	1	3.94
(1,35)	2:B:200:THR:N	1:A:514:THR:HA	1	3.94
(1,35)	2:B:200:THR:N	1:A:514:THR:HB	1	3.94
(1,35)	2:B:200:THR:N	1:A:514:THR:HG1	1	3.94
(1,35)	2:B:200:THR:N	1:A:514:THR:HG21	1	3.94
(1,35)	2:B:200:THR:N	1:A:514:THR:HG22	1	3.94
(1,35)	2:B:200:THR:N	1:A:514:THR:HG23	1	3.94
(1,35)	2:B:200:THR:N	1:A:514:THR:N	1	3.94
(1,35)	2:B:200:THR:N	1:A:514:THR:O	1	3.94
(1,35)	2:B:200:THR:N	1:A:514:THR:OG1	1	3.94
(1,35)	2:B:200:THR:N	1:A:516:ASN:C	1	3.94
(1,35)	2:B:200:THR:N	1:A:516:ASN:CA	1	3.94
(1,35)	2:B:200:THR:N	1:A:516:ASN:CB	1	3.94
(1,35)	2:B:200:THR:N	1:A:516:ASN:CG	1	3.94
(1,35)	2:B:200:THR:N	1:A:516:ASN:H	1	3.94
(1,35)	2:B:200:THR:N	1:A:516:ASN:HA	1	3.94
(1,35)	2:B:200:THR:N	1:A:516:ASN:HB2	1	3.94
(1,35)	2:B:200:THR:N	1:A:516:ASN:HB3	1	3.94
(1,35)	2:B:200:THR:N	1:A:516:ASN:HD21	1	3.94
(1,35)	2:B:200:THR:N	1:A:516:ASN:HD22	1	3.94
(1,35)	2:B:200:THR:N	1:A:516:ASN:N	1	3.94
(1,35)	2:B:200:THR:N	1:A:516:ASN:ND2	1	3.94
(1,35)	2:B:200:THR:N	1:A:516:ASN:O	1	3.94
(1,35)	2:B:200:THR:N	1:A:516:ASN:OD1	1	3.94
(1,35)	2:B:200:THR:N	1:A:519:GLY:C	1	3.94
(1,35)	2:B:200:THR:N	1:A:519:GLY:CA	1	3.94
(1,35)	2:B:200:THR:N	1:A:519:GLY:H	1	3.94
(1,35)	2:B:200:THR:N	1:A:519:GLY:HA2	1	3.94
(1,35)	2:B:200:THR:N	1:A:519:GLY:HA3	1	3.94
(1,35)	2:B:200:THR:N	1:A:519:GLY:N	1	3.94
(1,35)	2:B:200:THR:N	1:A:519:GLY:O	1	3.94
(1,35)	2:B:200:THR:N	1:A:522:PHE:C	1	3.94
(1,35)	2:B:200:THR:N	1:A:522:PHE:CA	1	3.94
(1,35)	2:B:200:THR:N	1:A:522:PHE:CB	1	3.94
(1,35)	2:B:200:THR:N	1:A:522:PHE:CD1	1	3.94
(1,35)	2:B:200:THR:N	1:A:522:PHE:CD2	1	3.94
(1,35)	2:B:200:THR:N	1:A:522:PHE:CE1	1	3.94
(1,35)	2:B:200:THR:N	1:A:522:PHE:CE2	1	3.94
(1,35)	2:B:200:THR:N	1:A:522:PHE:CG	1	3.94
(1,35)	2:B:200:THR:N	1:A:522:PHE:CZ	1	3.94

*Continued on next page...*



*Continued from previous page...*

Key	Atom-1	Atom-2	Model ID	Violation (Å)
(1,35)	2:B:200:THR:N	1:A:522:PHE:H	1	3.94
(1,35)	2:B:200:THR:N	1:A:522:PHE:HA	1	3.94
(1,35)	2:B:200:THR:N	1:A:522:PHE:HB2	1	3.94
(1,35)	2:B:200:THR:N	1:A:522:PHE:HB3	1	3.94
(1,35)	2:B:200:THR:N	1:A:522:PHE:HD1	1	3.94
(1,35)	2:B:200:THR:N	1:A:522:PHE:HD2	1	3.94
(1,35)	2:B:200:THR:N	1:A:522:PHE:HE1	1	3.94
(1,35)	2:B:200:THR:N	1:A:522:PHE:HE2	1	3.94
(1,35)	2:B:200:THR:N	1:A:522:PHE:HZ	1	3.94
(1,35)	2:B:200:THR:N	1:A:522:PHE:N	1	3.94
(1,35)	2:B:200:THR:N	1:A:522:PHE:O	1	3.94
(1,35)	2:B:200:THR:N	1:A:523:GLU:C	1	3.94
(1,35)	2:B:200:THR:N	1:A:523:GLU:CA	1	3.94
(1,35)	2:B:200:THR:N	1:A:523:GLU:CB	1	3.94
(1,35)	2:B:200:THR:N	1:A:523:GLU:CD	1	3.94
(1,35)	2:B:200:THR:N	1:A:523:GLU:CG	1	3.94
(1,35)	2:B:200:THR:N	1:A:523:GLU:H	1	3.94
(1,35)	2:B:200:THR:N	1:A:523:GLU:HA	1	3.94
(1,35)	2:B:200:THR:N	1:A:523:GLU:HB2	1	3.94
(1,35)	2:B:200:THR:N	1:A:523:GLU:HB3	1	3.94
(1,35)	2:B:200:THR:N	1:A:523:GLU:HG2	1	3.94
(1,35)	2:B:200:THR:N	1:A:523:GLU:HG3	1	3.94
(1,35)	2:B:200:THR:N	1:A:523:GLU:N	1	3.94
(1,35)	2:B:200:THR:N	1:A:523:GLU:O	1	3.94
(1,35)	2:B:200:THR:N	1:A:523:GLU:OE1	1	3.94
(1,35)	2:B:200:THR:N	1:A:523:GLU:OE2	1	3.94
(1,35)	2:B:200:THR:N	1:A:524:PHE:C	1	3.94
(1,35)	2:B:200:THR:N	1:A:524:PHE:CA	1	3.94
(1,35)	2:B:200:THR:N	1:A:524:PHE:CB	1	3.94
(1,35)	2:B:200:THR:N	1:A:524:PHE:CD1	1	3.94
(1,35)	2:B:200:THR:N	1:A:524:PHE:CD2	1	3.94
(1,35)	2:B:200:THR:N	1:A:524:PHE:CE1	1	3.94
(1,35)	2:B:200:THR:N	1:A:524:PHE:CE2	1	3.94
(1,35)	2:B:200:THR:N	1:A:524:PHE:CG	1	3.94
(1,35)	2:B:200:THR:N	1:A:524:PHE:CZ	1	3.94
(1,35)	2:B:200:THR:N	1:A:524:PHE:H	1	3.94
(1,35)	2:B:200:THR:N	1:A:524:PHE:HA	1	3.94
(1,35)	2:B:200:THR:N	1:A:524:PHE:HB2	1	3.94
(1,35)	2:B:200:THR:N	1:A:524:PHE:HB3	1	3.94
(1,35)	2:B:200:THR:N	1:A:524:PHE:HD1	1	3.94
(1,35)	2:B:200:THR:N	1:A:524:PHE:HD2	1	3.94
(1,35)	2:B:200:THR:N	1:A:524:PHE:HE1	1	3.94

*Continued on next page...*

*Continued from previous page...*

Key	Atom-1	Atom-2	Model ID	Violation (Å)
(1,35)	2:B:200:THR:N	1:A:524:PHE:HE2	1	3.94
(1,35)	2:B:200:THR:N	1:A:524:PHE:HZ	1	3.94
(1,35)	2:B:200:THR:N	1:A:524:PHE:N	1	3.94
(1,35)	2:B:200:THR:N	1:A:524:PHE:O	1	3.94
(1,35)	2:B:200:THR:N	1:A:525:GLU:C	1	3.94
(1,35)	2:B:200:THR:N	1:A:525:GLU:CA	1	3.94
(1,35)	2:B:200:THR:N	1:A:525:GLU:CB	1	3.94
(1,35)	2:B:200:THR:N	1:A:525:GLU:CD	1	3.94
(1,35)	2:B:200:THR:N	1:A:525:GLU:CG	1	3.94
(1,35)	2:B:200:THR:N	1:A:525:GLU:H	1	3.94
(1,35)	2:B:200:THR:N	1:A:525:GLU:HA	1	3.94
(1,35)	2:B:200:THR:N	1:A:525:GLU:HB2	1	3.94
(1,35)	2:B:200:THR:N	1:A:525:GLU:HB3	1	3.94
(1,35)	2:B:200:THR:N	1:A:525:GLU:HG2	1	3.94
(1,35)	2:B:200:THR:N	1:A:525:GLU:HG3	1	3.94
(1,35)	2:B:200:THR:N	1:A:525:GLU:N	1	3.94
(1,35)	2:B:200:THR:N	1:A:525:GLU:O	1	3.94
(1,35)	2:B:200:THR:N	1:A:525:GLU:OE1	1	3.94
(1,35)	2:B:200:THR:N	1:A:525:GLU:OE2	1	3.94
(1,35)	2:B:200:THR:N	1:A:526:ASN:C	1	3.94
(1,35)	2:B:200:THR:N	1:A:526:ASN:CA	1	3.94
(1,35)	2:B:200:THR:N	1:A:526:ASN:CB	1	3.94
(1,35)	2:B:200:THR:N	1:A:526:ASN:CG	1	3.94
(1,35)	2:B:200:THR:N	1:A:526:ASN:H	1	3.94
(1,35)	2:B:200:THR:N	1:A:526:ASN:HA	1	3.94
(1,35)	2:B:200:THR:N	1:A:526:ASN:HB2	1	3.94
(1,35)	2:B:200:THR:N	1:A:526:ASN:HB3	1	3.94
(1,35)	2:B:200:THR:N	1:A:526:ASN:HD21	1	3.94
(1,35)	2:B:200:THR:N	1:A:526:ASN:HD22	1	3.94
(1,35)	2:B:200:THR:N	1:A:526:ASN:N	1	3.94
(1,35)	2:B:200:THR:N	1:A:526:ASN:ND2	1	3.94
(1,35)	2:B:200:THR:N	1:A:526:ASN:O	1	3.94
(1,35)	2:B:200:THR:N	1:A:526:ASN:OD1	1	3.94
(1,35)	2:B:200:THR:N	1:A:527:ALA:C	1	3.94
(1,35)	2:B:200:THR:N	1:A:527:ALA:CA	1	3.94
(1,35)	2:B:200:THR:N	1:A:527:ALA:CB	1	3.94
(1,35)	2:B:200:THR:N	1:A:527:ALA:H	1	3.94
(1,35)	2:B:200:THR:N	1:A:527:ALA:HA	1	3.94
(1,35)	2:B:200:THR:N	1:A:527:ALA:HB1	1	3.94
(1,35)	2:B:200:THR:N	1:A:527:ALA:HB2	1	3.94
(1,35)	2:B:200:THR:N	1:A:527:ALA:HB3	1	3.94
(1,35)	2:B:200:THR:N	1:A:527:ALA:N	1	3.94

*Continued on next page...*

*Continued from previous page...*

Key	Atom-1	Atom-2	Model ID	Violation (Å)
(1,35)	2:B:200:THR:N	1:A:527:ALA:O	1	3.94
(1,35)	2:B:200:THR:N	1:A:528:ILE:C	1	3.94
(1,35)	2:B:200:THR:N	1:A:528:ILE:CA	1	3.94
(1,35)	2:B:200:THR:N	1:A:528:ILE:CB	1	3.94
(1,35)	2:B:200:THR:N	1:A:528:ILE:CD1	1	3.94
(1,35)	2:B:200:THR:N	1:A:528:ILE:CG1	1	3.94
(1,35)	2:B:200:THR:N	1:A:528:ILE:CG2	1	3.94
(1,35)	2:B:200:THR:N	1:A:528:ILE:H	1	3.94
(1,35)	2:B:200:THR:N	1:A:528:ILE:HA	1	3.94
(1,35)	2:B:200:THR:N	1:A:528:ILE:HB	1	3.94
(1,35)	2:B:200:THR:N	1:A:528:ILE:HD11	1	3.94
(1,35)	2:B:200:THR:N	1:A:528:ILE:HD12	1	3.94
(1,35)	2:B:200:THR:N	1:A:528:ILE:HD13	1	3.94
(1,35)	2:B:200:THR:N	1:A:528:ILE:HG12	1	3.94
(1,35)	2:B:200:THR:N	1:A:528:ILE:HG13	1	3.94
(1,35)	2:B:200:THR:N	1:A:528:ILE:HG21	1	3.94
(1,35)	2:B:200:THR:N	1:A:528:ILE:HG22	1	3.94
(1,35)	2:B:200:THR:N	1:A:528:ILE:HG23	1	3.94
(1,35)	2:B:200:THR:N	1:A:528:ILE:N	1	3.94
(1,35)	2:B:200:THR:N	1:A:528:ILE:O	1	3.94
(1,35)	2:B:200:THR:N	1:A:529:VAL:C	1	3.94
(1,35)	2:B:200:THR:N	1:A:529:VAL:CA	1	3.94
(1,35)	2:B:200:THR:N	1:A:529:VAL:CB	1	3.94
(1,35)	2:B:200:THR:N	1:A:529:VAL:CG1	1	3.94
(1,35)	2:B:200:THR:N	1:A:529:VAL:CG2	1	3.94
(1,35)	2:B:200:THR:N	1:A:529:VAL:H	1	3.94
(1,35)	2:B:200:THR:N	1:A:529:VAL:HA	1	3.94
(1,35)	2:B:200:THR:N	1:A:529:VAL:HB	1	3.94
(1,35)	2:B:200:THR:N	1:A:529:VAL:HG11	1	3.94
(1,35)	2:B:200:THR:N	1:A:529:VAL:HG12	1	3.94
(1,35)	2:B:200:THR:N	1:A:529:VAL:HG13	1	3.94
(1,35)	2:B:200:THR:N	1:A:529:VAL:HG21	1	3.94
(1,35)	2:B:200:THR:N	1:A:529:VAL:HG22	1	3.94
(1,35)	2:B:200:THR:N	1:A:529:VAL:HG23	1	3.94
(1,35)	2:B:200:THR:N	1:A:529:VAL:N	1	3.94
(1,35)	2:B:200:THR:N	1:A:529:VAL:O	1	3.94
(1,35)	2:B:200:THR:N	1:A:561:ASP:C	1	3.94
(1,35)	2:B:200:THR:N	1:A:561:ASP:CA	1	3.94
(1,35)	2:B:200:THR:N	1:A:561:ASP:CB	1	3.94
(1,35)	2:B:200:THR:N	1:A:561:ASP:CG	1	3.94
(1,35)	2:B:200:THR:N	1:A:561:ASP:H	1	3.94
(1,35)	2:B:200:THR:N	1:A:561:ASP:HA	1	3.94

*Continued on next page...*

*Continued from previous page...*

Key	Atom-1	Atom-2	Model ID	Violation (Å)
(1,35)	2:B:200:THR:N	1:A:561:ASP:HB2	1	3.94
(1,35)	2:B:200:THR:N	1:A:561:ASP:HB3	1	3.94
(1,35)	2:B:200:THR:N	1:A:561:ASP:N	1	3.94
(1,35)	2:B:200:THR:N	1:A:561:ASP:O	1	3.94
(1,35)	2:B:200:THR:N	1:A:561:ASP:OD1	1	3.94
(1,35)	2:B:200:THR:N	1:A:561:ASP:OD2	1	3.94
(1,35)	2:B:200:THR:N	1:A:563:LYS:C	1	3.94
(1,35)	2:B:200:THR:N	1:A:563:LYS:CA	1	3.94
(1,35)	2:B:200:THR:N	1:A:563:LYS:CB	1	3.94
(1,35)	2:B:200:THR:N	1:A:563:LYS:CD	1	3.94
(1,35)	2:B:200:THR:N	1:A:563:LYS:CE	1	3.94
(1,35)	2:B:200:THR:N	1:A:563:LYS:CG	1	3.94
(1,35)	2:B:200:THR:N	1:A:563:LYS:H	1	3.94
(1,35)	2:B:200:THR:N	1:A:563:LYS:HA	1	3.94
(1,35)	2:B:200:THR:N	1:A:563:LYS:HB2	1	3.94
(1,35)	2:B:200:THR:N	1:A:563:LYS:HB3	1	3.94
(1,35)	2:B:200:THR:N	1:A:563:LYS:HD2	1	3.94
(1,35)	2:B:200:THR:N	1:A:563:LYS:HD3	1	3.94
(1,35)	2:B:200:THR:N	1:A:563:LYS:HE2	1	3.94
(1,35)	2:B:200:THR:N	1:A:563:LYS:HE3	1	3.94
(1,35)	2:B:200:THR:N	1:A:563:LYS:HG2	1	3.94
(1,35)	2:B:200:THR:N	1:A:563:LYS:HG3	1	3.94
(1,35)	2:B:200:THR:N	1:A:563:LYS:HZ1	1	3.94
(1,35)	2:B:200:THR:N	1:A:563:LYS:HZ2	1	3.94
(1,35)	2:B:200:THR:N	1:A:563:LYS:HZ3	1	3.94
(1,35)	2:B:200:THR:N	1:A:563:LYS:N	1	3.94
(1,35)	2:B:200:THR:N	1:A:563:LYS:NZ	1	3.94
(1,35)	2:B:200:THR:N	1:A:563:LYS:O	1	3.94
(1,35)	2:B:200:THR:N	1:A:564:ALA:C	1	3.94
(1,35)	2:B:200:THR:N	1:A:564:ALA:CA	1	3.94
(1,35)	2:B:200:THR:N	1:A:564:ALA:CB	1	3.94
(1,35)	2:B:200:THR:N	1:A:564:ALA:H	1	3.94
(1,35)	2:B:200:THR:N	1:A:564:ALA:HA	1	3.94
(1,35)	2:B:200:THR:N	1:A:564:ALA:HB1	1	3.94
(1,35)	2:B:200:THR:N	1:A:564:ALA:HB2	1	3.94
(1,35)	2:B:200:THR:N	1:A:564:ALA:HB3	1	3.94
(1,35)	2:B:200:THR:N	1:A:564:ALA:N	1	3.94
(1,35)	2:B:200:THR:N	1:A:564:ALA:O	1	3.94
(1,35)	2:B:200:THR:N	1:A:566:LEU:C	1	3.94
(1,35)	2:B:200:THR:N	1:A:566:LEU:CA	1	3.94
(1,35)	2:B:200:THR:N	1:A:566:LEU:CB	1	3.94
(1,35)	2:B:200:THR:N	1:A:566:LEU:CD1	1	3.94

*Continued on next page...*

*Continued from previous page...*

Key	Atom-1	Atom-2	Model ID	Violation (Å)
(1,35)	2:B:200:THR:N	1:A:566:LEU:CD2	1	3.94
(1,35)	2:B:200:THR:N	1:A:566:LEU:CG	1	3.94
(1,35)	2:B:200:THR:N	1:A:566:LEU:H	1	3.94
(1,35)	2:B:200:THR:N	1:A:566:LEU:HA	1	3.94
(1,35)	2:B:200:THR:N	1:A:566:LEU:HB2	1	3.94
(1,35)	2:B:200:THR:N	1:A:566:LEU:HB3	1	3.94
(1,35)	2:B:200:THR:N	1:A:566:LEU:HD11	1	3.94
(1,35)	2:B:200:THR:N	1:A:566:LEU:HD12	1	3.94
(1,35)	2:B:200:THR:N	1:A:566:LEU:HD13	1	3.94
(1,35)	2:B:200:THR:N	1:A:566:LEU:HD21	1	3.94
(1,35)	2:B:200:THR:N	1:A:566:LEU:HD22	1	3.94
(1,35)	2:B:200:THR:N	1:A:566:LEU:HD23	1	3.94
(1,35)	2:B:200:THR:N	1:A:566:LEU:HG	1	3.94
(1,35)	2:B:200:THR:N	1:A:566:LEU:N	1	3.94
(1,35)	2:B:200:THR:N	1:A:566:LEU:O	1	3.94
(1,35)	2:B:200:THR:O	1:A:490:ALA:C	1	3.94
(1,35)	2:B:200:THR:O	1:A:490:ALA:CA	1	3.94
(1,35)	2:B:200:THR:O	1:A:490:ALA:CB	1	3.94
(1,35)	2:B:200:THR:O	1:A:490:ALA:H	1	3.94
(1,35)	2:B:200:THR:O	1:A:490:ALA:HA	1	3.94
(1,35)	2:B:200:THR:O	1:A:490:ALA:HB1	1	3.94
(1,35)	2:B:200:THR:O	1:A:490:ALA:HB2	1	3.94
(1,35)	2:B:200:THR:O	1:A:490:ALA:HB3	1	3.94
(1,35)	2:B:200:THR:O	1:A:490:ALA:N	1	3.94
(1,35)	2:B:200:THR:O	1:A:490:ALA:O	1	3.94
(1,35)	2:B:200:THR:O	1:A:514:THR:C	1	3.94
(1,35)	2:B:200:THR:O	1:A:514:THR:CA	1	3.94
(1,35)	2:B:200:THR:O	1:A:514:THR:CB	1	3.94
(1,35)	2:B:200:THR:O	1:A:514:THR:CG2	1	3.94
(1,35)	2:B:200:THR:O	1:A:514:THR:H	1	3.94
(1,35)	2:B:200:THR:O	1:A:514:THR:HA	1	3.94
(1,35)	2:B:200:THR:O	1:A:514:THR:HB	1	3.94
(1,35)	2:B:200:THR:O	1:A:514:THR:HG1	1	3.94
(1,35)	2:B:200:THR:O	1:A:514:THR:HG21	1	3.94
(1,35)	2:B:200:THR:O	1:A:514:THR:HG22	1	3.94
(1,35)	2:B:200:THR:O	1:A:514:THR:HG23	1	3.94
(1,35)	2:B:200:THR:O	1:A:514:THR:N	1	3.94
(1,35)	2:B:200:THR:O	1:A:514:THR:O	1	3.94
(1,35)	2:B:200:THR:O	1:A:514:THR:OG1	1	3.94
(1,35)	2:B:200:THR:O	1:A:516:ASN:C	1	3.94
(1,35)	2:B:200:THR:O	1:A:516:ASN:CA	1	3.94
(1,35)	2:B:200:THR:O	1:A:516:ASN:CB	1	3.94

*Continued on next page...*

*Continued from previous page...*

Key	Atom-1	Atom-2	Model ID	Violation (Å)
(1,35)	2:B:200:THR:O	1:A:516:ASN:CG	1	3.94
(1,35)	2:B:200:THR:O	1:A:516:ASN:H	1	3.94
(1,35)	2:B:200:THR:O	1:A:516:ASN:HA	1	3.94
(1,35)	2:B:200:THR:O	1:A:516:ASN:HB2	1	3.94
(1,35)	2:B:200:THR:O	1:A:516:ASN:HB3	1	3.94
(1,35)	2:B:200:THR:O	1:A:516:ASN:HD21	1	3.94
(1,35)	2:B:200:THR:O	1:A:516:ASN:HD22	1	3.94
(1,35)	2:B:200:THR:O	1:A:516:ASN:N	1	3.94
(1,35)	2:B:200:THR:O	1:A:516:ASN:ND2	1	3.94
(1,35)	2:B:200:THR:O	1:A:516:ASN:O	1	3.94
(1,35)	2:B:200:THR:O	1:A:516:ASN:OD1	1	3.94
(1,35)	2:B:200:THR:O	1:A:519:GLY:C	1	3.94
(1,35)	2:B:200:THR:O	1:A:519:GLY:CA	1	3.94
(1,35)	2:B:200:THR:O	1:A:519:GLY:H	1	3.94
(1,35)	2:B:200:THR:O	1:A:519:GLY:HA2	1	3.94
(1,35)	2:B:200:THR:O	1:A:519:GLY:HA3	1	3.94
(1,35)	2:B:200:THR:O	1:A:519:GLY:N	1	3.94
(1,35)	2:B:200:THR:O	1:A:519:GLY:O	1	3.94
(1,35)	2:B:200:THR:O	1:A:522:PHE:C	1	3.94
(1,35)	2:B:200:THR:O	1:A:522:PHE:CA	1	3.94
(1,35)	2:B:200:THR:O	1:A:522:PHE:CB	1	3.94
(1,35)	2:B:200:THR:O	1:A:522:PHE:CD1	1	3.94
(1,35)	2:B:200:THR:O	1:A:522:PHE:CD2	1	3.94
(1,35)	2:B:200:THR:O	1:A:522:PHE:CE1	1	3.94
(1,35)	2:B:200:THR:O	1:A:522:PHE:CE2	1	3.94
(1,35)	2:B:200:THR:O	1:A:522:PHE:CG	1	3.94
(1,35)	2:B:200:THR:O	1:A:522:PHE:CZ	1	3.94
(1,35)	2:B:200:THR:O	1:A:522:PHE:H	1	3.94
(1,35)	2:B:200:THR:O	1:A:522:PHE:HA	1	3.94
(1,35)	2:B:200:THR:O	1:A:522:PHE:HB2	1	3.94
(1,35)	2:B:200:THR:O	1:A:522:PHE:HB3	1	3.94
(1,35)	2:B:200:THR:O	1:A:522:PHE:HD1	1	3.94
(1,35)	2:B:200:THR:O	1:A:522:PHE:HD2	1	3.94
(1,35)	2:B:200:THR:O	1:A:522:PHE:HE1	1	3.94
(1,35)	2:B:200:THR:O	1:A:522:PHE:HE2	1	3.94
(1,35)	2:B:200:THR:O	1:A:522:PHE:HZ	1	3.94
(1,35)	2:B:200:THR:O	1:A:522:PHE:N	1	3.94
(1,35)	2:B:200:THR:O	1:A:522:PHE:O	1	3.94
(1,35)	2:B:200:THR:O	1:A:523:GLU:C	1	3.94
(1,35)	2:B:200:THR:O	1:A:523:GLU:CA	1	3.94
(1,35)	2:B:200:THR:O	1:A:523:GLU:CB	1	3.94
(1,35)	2:B:200:THR:O	1:A:523:GLU:CD	1	3.94

*Continued on next page...*

*Continued from previous page...*

Key	Atom-1	Atom-2	Model ID	Violation (Å)
(1,35)	2:B:200:THR:O	1:A:523:GLU:CG	1	3.94
(1,35)	2:B:200:THR:O	1:A:523:GLU:H	1	3.94
(1,35)	2:B:200:THR:O	1:A:523:GLU:HA	1	3.94
(1,35)	2:B:200:THR:O	1:A:523:GLU:HB2	1	3.94
(1,35)	2:B:200:THR:O	1:A:523:GLU:HB3	1	3.94
(1,35)	2:B:200:THR:O	1:A:523:GLU:HG2	1	3.94
(1,35)	2:B:200:THR:O	1:A:523:GLU:HG3	1	3.94
(1,35)	2:B:200:THR:O	1:A:523:GLU:N	1	3.94
(1,35)	2:B:200:THR:O	1:A:523:GLU:O	1	3.94
(1,35)	2:B:200:THR:O	1:A:523:GLU:OE1	1	3.94
(1,35)	2:B:200:THR:O	1:A:523:GLU:OE2	1	3.94
(1,35)	2:B:200:THR:O	1:A:524:PHE:C	1	3.94
(1,35)	2:B:200:THR:O	1:A:524:PHE:CA	1	3.94
(1,35)	2:B:200:THR:O	1:A:524:PHE:CB	1	3.94
(1,35)	2:B:200:THR:O	1:A:524:PHE:CD1	1	3.94
(1,35)	2:B:200:THR:O	1:A:524:PHE:CD2	1	3.94
(1,35)	2:B:200:THR:O	1:A:524:PHE:CE1	1	3.94
(1,35)	2:B:200:THR:O	1:A:524:PHE:CE2	1	3.94
(1,35)	2:B:200:THR:O	1:A:524:PHE:CG	1	3.94
(1,35)	2:B:200:THR:O	1:A:524:PHE:CZ	1	3.94
(1,35)	2:B:200:THR:O	1:A:524:PHE:H	1	3.94
(1,35)	2:B:200:THR:O	1:A:524:PHE:HA	1	3.94
(1,35)	2:B:200:THR:O	1:A:524:PHE:HB2	1	3.94
(1,35)	2:B:200:THR:O	1:A:524:PHE:HB3	1	3.94
(1,35)	2:B:200:THR:O	1:A:524:PHE:HD1	1	3.94
(1,35)	2:B:200:THR:O	1:A:524:PHE:HD2	1	3.94
(1,35)	2:B:200:THR:O	1:A:524:PHE:HE1	1	3.94
(1,35)	2:B:200:THR:O	1:A:524:PHE:HE2	1	3.94
(1,35)	2:B:200:THR:O	1:A:524:PHE:HZ	1	3.94
(1,35)	2:B:200:THR:O	1:A:524:PHE:N	1	3.94
(1,35)	2:B:200:THR:O	1:A:524:PHE:O	1	3.94
(1,35)	2:B:200:THR:O	1:A:525:GLU:C	1	3.94
(1,35)	2:B:200:THR:O	1:A:525:GLU:CA	1	3.94
(1,35)	2:B:200:THR:O	1:A:525:GLU:CB	1	3.94
(1,35)	2:B:200:THR:O	1:A:525:GLU:CD	1	3.94
(1,35)	2:B:200:THR:O	1:A:525:GLU:CG	1	3.94
(1,35)	2:B:200:THR:O	1:A:525:GLU:H	1	3.94
(1,35)	2:B:200:THR:O	1:A:525:GLU:HA	1	3.94
(1,35)	2:B:200:THR:O	1:A:525:GLU:HB2	1	3.94
(1,35)	2:B:200:THR:O	1:A:525:GLU:HB3	1	3.94
(1,35)	2:B:200:THR:O	1:A:525:GLU:HG2	1	3.94
(1,35)	2:B:200:THR:O	1:A:525:GLU:HG3	1	3.94

*Continued on next page...*

*Continued from previous page...*

Key	Atom-1	Atom-2	Model ID	Violation (Å)
(1,35)	2:B:200:THR:O	1:A:525:GLU:N	1	3.94
(1,35)	2:B:200:THR:O	1:A:525:GLU:O	1	3.94
(1,35)	2:B:200:THR:O	1:A:525:GLU:OE1	1	3.94
(1,35)	2:B:200:THR:O	1:A:525:GLU:OE2	1	3.94
(1,35)	2:B:200:THR:O	1:A:526:ASN:C	1	3.94
(1,35)	2:B:200:THR:O	1:A:526:ASN:CA	1	3.94
(1,35)	2:B:200:THR:O	1:A:526:ASN:CB	1	3.94
(1,35)	2:B:200:THR:O	1:A:526:ASN:CG	1	3.94
(1,35)	2:B:200:THR:O	1:A:526:ASN:H	1	3.94
(1,35)	2:B:200:THR:O	1:A:526:ASN:HA	1	3.94
(1,35)	2:B:200:THR:O	1:A:526:ASN:HB2	1	3.94
(1,35)	2:B:200:THR:O	1:A:526:ASN:HB3	1	3.94
(1,35)	2:B:200:THR:O	1:A:526:ASN:HD21	1	3.94
(1,35)	2:B:200:THR:O	1:A:526:ASN:HD22	1	3.94
(1,35)	2:B:200:THR:O	1:A:526:ASN:N	1	3.94
(1,35)	2:B:200:THR:O	1:A:526:ASN:ND2	1	3.94
(1,35)	2:B:200:THR:O	1:A:526:ASN:O	1	3.94
(1,35)	2:B:200:THR:O	1:A:526:ASN:OD1	1	3.94
(1,35)	2:B:200:THR:O	1:A:527:ALA:C	1	3.94
(1,35)	2:B:200:THR:O	1:A:527:ALA:CA	1	3.94
(1,35)	2:B:200:THR:O	1:A:527:ALA:CB	1	3.94
(1,35)	2:B:200:THR:O	1:A:527:ALA:H	1	3.94
(1,35)	2:B:200:THR:O	1:A:527:ALA:HA	1	3.94
(1,35)	2:B:200:THR:O	1:A:527:ALA:HB1	1	3.94
(1,35)	2:B:200:THR:O	1:A:527:ALA:HB2	1	3.94
(1,35)	2:B:200:THR:O	1:A:527:ALA:HB3	1	3.94
(1,35)	2:B:200:THR:O	1:A:527:ALA:N	1	3.94
(1,35)	2:B:200:THR:O	1:A:527:ALA:O	1	3.94
(1,35)	2:B:200:THR:O	1:A:528:ILE:C	1	3.94
(1,35)	2:B:200:THR:O	1:A:528:ILE:CA	1	3.94
(1,35)	2:B:200:THR:O	1:A:528:ILE:CB	1	3.94
(1,35)	2:B:200:THR:O	1:A:528:ILE:CD1	1	3.94
(1,35)	2:B:200:THR:O	1:A:528:ILE:CG1	1	3.94
(1,35)	2:B:200:THR:O	1:A:528:ILE:CG2	1	3.94
(1,35)	2:B:200:THR:O	1:A:528:ILE:H	1	3.94
(1,35)	2:B:200:THR:O	1:A:528:ILE:HA	1	3.94
(1,35)	2:B:200:THR:O	1:A:528:ILE:HB	1	3.94
(1,35)	2:B:200:THR:O	1:A:528:ILE:HD11	1	3.94
(1,35)	2:B:200:THR:O	1:A:528:ILE:HD12	1	3.94
(1,35)	2:B:200:THR:O	1:A:528:ILE:HD13	1	3.94
(1,35)	2:B:200:THR:O	1:A:528:ILE:HG12	1	3.94
(1,35)	2:B:200:THR:O	1:A:528:ILE:HG13	1	3.94

*Continued on next page...*



*Continued from previous page...*

Key	Atom-1	Atom-2	Model ID	Violation (Å)
(1,35)	2:B:200:THR:O	1:A:528:ILE:HG21	1	3.94
(1,35)	2:B:200:THR:O	1:A:528:ILE:HG22	1	3.94
(1,35)	2:B:200:THR:O	1:A:528:ILE:HG23	1	3.94
(1,35)	2:B:200:THR:O	1:A:528:ILE:N	1	3.94
(1,35)	2:B:200:THR:O	1:A:528:ILE:O	1	3.94
(1,35)	2:B:200:THR:O	1:A:529:VAL:C	1	3.94
(1,35)	2:B:200:THR:O	1:A:529:VAL:CA	1	3.94
(1,35)	2:B:200:THR:O	1:A:529:VAL:CB	1	3.94
(1,35)	2:B:200:THR:O	1:A:529:VAL:CG1	1	3.94
(1,35)	2:B:200:THR:O	1:A:529:VAL:CG2	1	3.94
(1,35)	2:B:200:THR:O	1:A:529:VAL:H	1	3.94
(1,35)	2:B:200:THR:O	1:A:529:VAL:HA	1	3.94
(1,35)	2:B:200:THR:O	1:A:529:VAL:HB	1	3.94
(1,35)	2:B:200:THR:O	1:A:529:VAL:HG11	1	3.94
(1,35)	2:B:200:THR:O	1:A:529:VAL:HG12	1	3.94
(1,35)	2:B:200:THR:O	1:A:529:VAL:HG13	1	3.94
(1,35)	2:B:200:THR:O	1:A:529:VAL:HG21	1	3.94
(1,35)	2:B:200:THR:O	1:A:529:VAL:HG22	1	3.94
(1,35)	2:B:200:THR:O	1:A:529:VAL:HG23	1	3.94
(1,35)	2:B:200:THR:O	1:A:529:VAL:N	1	3.94
(1,35)	2:B:200:THR:O	1:A:529:VAL:O	1	3.94
(1,35)	2:B:200:THR:O	1:A:561:ASP:C	1	3.94
(1,35)	2:B:200:THR:O	1:A:561:ASP:CA	1	3.94
(1,35)	2:B:200:THR:O	1:A:561:ASP:CB	1	3.94
(1,35)	2:B:200:THR:O	1:A:561:ASP:CG	1	3.94
(1,35)	2:B:200:THR:O	1:A:561:ASP:H	1	3.94
(1,35)	2:B:200:THR:O	1:A:561:ASP:HA	1	3.94
(1,35)	2:B:200:THR:O	1:A:561:ASP:HB2	1	3.94
(1,35)	2:B:200:THR:O	1:A:561:ASP:HB3	1	3.94
(1,35)	2:B:200:THR:O	1:A:561:ASP:N	1	3.94
(1,35)	2:B:200:THR:O	1:A:561:ASP:O	1	3.94
(1,35)	2:B:200:THR:O	1:A:561:ASP:OD1	1	3.94
(1,35)	2:B:200:THR:O	1:A:561:ASP:OD2	1	3.94
(1,35)	2:B:200:THR:O	1:A:563:LYS:C	1	3.94
(1,35)	2:B:200:THR:O	1:A:563:LYS:CA	1	3.94
(1,35)	2:B:200:THR:O	1:A:563:LYS:CB	1	3.94
(1,35)	2:B:200:THR:O	1:A:563:LYS:CD	1	3.94
(1,35)	2:B:200:THR:O	1:A:563:LYS:CE	1	3.94
(1,35)	2:B:200:THR:O	1:A:563:LYS:CG	1	3.94
(1,35)	2:B:200:THR:O	1:A:563:LYS:H	1	3.94
(1,35)	2:B:200:THR:O	1:A:563:LYS:HA	1	3.94
(1,35)	2:B:200:THR:O	1:A:563:LYS:HB2	1	3.94

*Continued on next page...*

*Continued from previous page...*

Key	Atom-1	Atom-2	Model ID	Violation (Å)
(1,35)	2:B:200:THR:O	1:A:563:LYS:HB3	1	3.94
(1,35)	2:B:200:THR:O	1:A:563:LYS:HD2	1	3.94
(1,35)	2:B:200:THR:O	1:A:563:LYS:HD3	1	3.94
(1,35)	2:B:200:THR:O	1:A:563:LYS:HE2	1	3.94
(1,35)	2:B:200:THR:O	1:A:563:LYS:HE3	1	3.94
(1,35)	2:B:200:THR:O	1:A:563:LYS:HG2	1	3.94
(1,35)	2:B:200:THR:O	1:A:563:LYS:HG3	1	3.94
(1,35)	2:B:200:THR:O	1:A:563:LYS:HZ1	1	3.94
(1,35)	2:B:200:THR:O	1:A:563:LYS:HZ2	1	3.94
(1,35)	2:B:200:THR:O	1:A:563:LYS:HZ3	1	3.94
(1,35)	2:B:200:THR:O	1:A:563:LYS:N	1	3.94
(1,35)	2:B:200:THR:O	1:A:563:LYS:NZ	1	3.94
(1,35)	2:B:200:THR:O	1:A:563:LYS:O	1	3.94
(1,35)	2:B:200:THR:O	1:A:564:ALA:C	1	3.94
(1,35)	2:B:200:THR:O	1:A:564:ALA:CA	1	3.94
(1,35)	2:B:200:THR:O	1:A:564:ALA:CB	1	3.94
(1,35)	2:B:200:THR:O	1:A:564:ALA:H	1	3.94
(1,35)	2:B:200:THR:O	1:A:564:ALA:HA	1	3.94
(1,35)	2:B:200:THR:O	1:A:564:ALA:HB1	1	3.94
(1,35)	2:B:200:THR:O	1:A:564:ALA:HB2	1	3.94
(1,35)	2:B:200:THR:O	1:A:564:ALA:HB3	1	3.94
(1,35)	2:B:200:THR:O	1:A:564:ALA:N	1	3.94
(1,35)	2:B:200:THR:O	1:A:564:ALA:O	1	3.94
(1,35)	2:B:200:THR:O	1:A:566:LEU:C	1	3.94
(1,35)	2:B:200:THR:O	1:A:566:LEU:CA	1	3.94
(1,35)	2:B:200:THR:O	1:A:566:LEU:CB	1	3.94
(1,35)	2:B:200:THR:O	1:A:566:LEU:CD1	1	3.94
(1,35)	2:B:200:THR:O	1:A:566:LEU:CD2	1	3.94
(1,35)	2:B:200:THR:O	1:A:566:LEU:CG	1	3.94
(1,35)	2:B:200:THR:O	1:A:566:LEU:H	1	3.94
(1,35)	2:B:200:THR:O	1:A:566:LEU:HA	1	3.94
(1,35)	2:B:200:THR:O	1:A:566:LEU:HB2	1	3.94
(1,35)	2:B:200:THR:O	1:A:566:LEU:HB3	1	3.94
(1,35)	2:B:200:THR:O	1:A:566:LEU:HD11	1	3.94
(1,35)	2:B:200:THR:O	1:A:566:LEU:HD12	1	3.94
(1,35)	2:B:200:THR:O	1:A:566:LEU:HD13	1	3.94
(1,35)	2:B:200:THR:O	1:A:566:LEU:HD21	1	3.94
(1,35)	2:B:200:THR:O	1:A:566:LEU:HD22	1	3.94
(1,35)	2:B:200:THR:O	1:A:566:LEU:HD23	1	3.94
(1,35)	2:B:200:THR:O	1:A:566:LEU:HG	1	3.94
(1,35)	2:B:200:THR:O	1:A:566:LEU:N	1	3.94
(1,35)	2:B:200:THR:O	1:A:566:LEU:O	1	3.94

*Continued on next page...*

*Continued from previous page...*

Key	Atom-1	Atom-2	Model ID	Violation (Å)
(1,35)	2:B:200:THR:OG1	1:A:490:ALA:C	1	3.94
(1,35)	2:B:200:THR:OG1	1:A:490:ALA:CA	1	3.94
(1,35)	2:B:200:THR:OG1	1:A:490:ALA:CB	1	3.94
(1,35)	2:B:200:THR:OG1	1:A:490:ALA:H	1	3.94
(1,35)	2:B:200:THR:OG1	1:A:490:ALA:HA	1	3.94
(1,35)	2:B:200:THR:OG1	1:A:490:ALA:HB1	1	3.94
(1,35)	2:B:200:THR:OG1	1:A:490:ALA:HB2	1	3.94
(1,35)	2:B:200:THR:OG1	1:A:490:ALA:HB3	1	3.94
(1,35)	2:B:200:THR:OG1	1:A:490:ALA:N	1	3.94
(1,35)	2:B:200:THR:OG1	1:A:490:ALA:O	1	3.94
(1,35)	2:B:200:THR:OG1	1:A:514:THR:C	1	3.94
(1,35)	2:B:200:THR:OG1	1:A:514:THR:CA	1	3.94
(1,35)	2:B:200:THR:OG1	1:A:514:THR:CB	1	3.94
(1,35)	2:B:200:THR:OG1	1:A:514:THR:CG2	1	3.94
(1,35)	2:B:200:THR:OG1	1:A:514:THR:H	1	3.94
(1,35)	2:B:200:THR:OG1	1:A:514:THR:HA	1	3.94
(1,35)	2:B:200:THR:OG1	1:A:514:THR:HB	1	3.94
(1,35)	2:B:200:THR:OG1	1:A:514:THR:HG1	1	3.94
(1,35)	2:B:200:THR:OG1	1:A:514:THR:HG21	1	3.94
(1,35)	2:B:200:THR:OG1	1:A:514:THR:HG22	1	3.94
(1,35)	2:B:200:THR:OG1	1:A:514:THR:HG23	1	3.94
(1,35)	2:B:200:THR:OG1	1:A:514:THR:N	1	3.94
(1,35)	2:B:200:THR:OG1	1:A:514:THR:O	1	3.94
(1,35)	2:B:200:THR:OG1	1:A:514:THR:OG1	1	3.94
(1,35)	2:B:200:THR:OG1	1:A:516:ASN:C	1	3.94
(1,35)	2:B:200:THR:OG1	1:A:516:ASN:CA	1	3.94
(1,35)	2:B:200:THR:OG1	1:A:516:ASN:CB	1	3.94
(1,35)	2:B:200:THR:OG1	1:A:516:ASN:CG	1	3.94
(1,35)	2:B:200:THR:OG1	1:A:516:ASN:H	1	3.94
(1,35)	2:B:200:THR:OG1	1:A:516:ASN:HA	1	3.94
(1,35)	2:B:200:THR:OG1	1:A:516:ASN:HB2	1	3.94
(1,35)	2:B:200:THR:OG1	1:A:516:ASN:HB3	1	3.94
(1,35)	2:B:200:THR:OG1	1:A:516:ASN:HD21	1	3.94
(1,35)	2:B:200:THR:OG1	1:A:516:ASN:HD22	1	3.94
(1,35)	2:B:200:THR:OG1	1:A:516:ASN:N	1	3.94
(1,35)	2:B:200:THR:OG1	1:A:516:ASN:ND2	1	3.94
(1,35)	2:B:200:THR:OG1	1:A:516:ASN:O	1	3.94
(1,35)	2:B:200:THR:OG1	1:A:516:ASN:OD1	1	3.94
(1,35)	2:B:200:THR:OG1	1:A:519:GLY:C	1	3.94
(1,35)	2:B:200:THR:OG1	1:A:519:GLY:CA	1	3.94
(1,35)	2:B:200:THR:OG1	1:A:519:GLY:H	1	3.94
(1,35)	2:B:200:THR:OG1	1:A:519:GLY:HA2	1	3.94

*Continued on next page...*

*Continued from previous page...*

Key	Atom-1	Atom-2	Model ID	Violation (Å)
(1,35)	2:B:200:THR:OG1	1:A:519:GLY:HA3	1	3.94
(1,35)	2:B:200:THR:OG1	1:A:519:GLY:N	1	3.94
(1,35)	2:B:200:THR:OG1	1:A:519:GLY:O	1	3.94
(1,35)	2:B:200:THR:OG1	1:A:522:PHE:C	1	3.94
(1,35)	2:B:200:THR:OG1	1:A:522:PHE:CA	1	3.94
(1,35)	2:B:200:THR:OG1	1:A:522:PHE:CB	1	3.94
(1,35)	2:B:200:THR:OG1	1:A:522:PHE:CD1	1	3.94
(1,35)	2:B:200:THR:OG1	1:A:522:PHE:CD2	1	3.94
(1,35)	2:B:200:THR:OG1	1:A:522:PHE:CE1	1	3.94
(1,35)	2:B:200:THR:OG1	1:A:522:PHE:CE2	1	3.94
(1,35)	2:B:200:THR:OG1	1:A:522:PHE:CG	1	3.94
(1,35)	2:B:200:THR:OG1	1:A:522:PHE:CZ	1	3.94
(1,35)	2:B:200:THR:OG1	1:A:522:PHE:H	1	3.94
(1,35)	2:B:200:THR:OG1	1:A:522:PHE:HA	1	3.94
(1,35)	2:B:200:THR:OG1	1:A:522:PHE:HB2	1	3.94
(1,35)	2:B:200:THR:OG1	1:A:522:PHE:HB3	1	3.94
(1,35)	2:B:200:THR:OG1	1:A:522:PHE:HD1	1	3.94
(1,35)	2:B:200:THR:OG1	1:A:522:PHE:HD2	1	3.94
(1,35)	2:B:200:THR:OG1	1:A:522:PHE:HE1	1	3.94
(1,35)	2:B:200:THR:OG1	1:A:522:PHE:HE2	1	3.94
(1,35)	2:B:200:THR:OG1	1:A:522:PHE:HZ	1	3.94
(1,35)	2:B:200:THR:OG1	1:A:522:PHE:N	1	3.94
(1,35)	2:B:200:THR:OG1	1:A:522:PHE:O	1	3.94
(1,35)	2:B:200:THR:OG1	1:A:523:GLU:C	1	3.94
(1,35)	2:B:200:THR:OG1	1:A:523:GLU:CA	1	3.94
(1,35)	2:B:200:THR:OG1	1:A:523:GLU:CB	1	3.94
(1,35)	2:B:200:THR:OG1	1:A:523:GLU:CD	1	3.94
(1,35)	2:B:200:THR:OG1	1:A:523:GLU:CG	1	3.94
(1,35)	2:B:200:THR:OG1	1:A:523:GLU:H	1	3.94
(1,35)	2:B:200:THR:OG1	1:A:523:GLU:HA	1	3.94
(1,35)	2:B:200:THR:OG1	1:A:523:GLU:HB2	1	3.94
(1,35)	2:B:200:THR:OG1	1:A:523:GLU:HB3	1	3.94
(1,35)	2:B:200:THR:OG1	1:A:523:GLU:HG2	1	3.94
(1,35)	2:B:200:THR:OG1	1:A:523:GLU:HG3	1	3.94
(1,35)	2:B:200:THR:OG1	1:A:523:GLU:N	1	3.94
(1,35)	2:B:200:THR:OG1	1:A:523:GLU:O	1	3.94
(1,35)	2:B:200:THR:OG1	1:A:523:GLU:OE1	1	3.94
(1,35)	2:B:200:THR:OG1	1:A:523:GLU:OE2	1	3.94
(1,35)	2:B:200:THR:OG1	1:A:524:PHE:C	1	3.94
(1,35)	2:B:200:THR:OG1	1:A:524:PHE:CA	1	3.94
(1,35)	2:B:200:THR:OG1	1:A:524:PHE:CB	1	3.94
(1,35)	2:B:200:THR:OG1	1:A:524:PHE:CD1	1	3.94

*Continued on next page...*

*Continued from previous page...*

Key	Atom-1	Atom-2	Model ID	Violation (Å)
(1,35)	2:B:200:THR:OG1	1:A:524:PHE:CD2	1	3.94
(1,35)	2:B:200:THR:OG1	1:A:524:PHE:CE1	1	3.94
(1,35)	2:B:200:THR:OG1	1:A:524:PHE:CE2	1	3.94
(1,35)	2:B:200:THR:OG1	1:A:524:PHE:CG	1	3.94
(1,35)	2:B:200:THR:OG1	1:A:524:PHE:CZ	1	3.94
(1,35)	2:B:200:THR:OG1	1:A:524:PHE:H	1	3.94
(1,35)	2:B:200:THR:OG1	1:A:524:PHE:HA	1	3.94
(1,35)	2:B:200:THR:OG1	1:A:524:PHE:HB2	1	3.94
(1,35)	2:B:200:THR:OG1	1:A:524:PHE:HB3	1	3.94
(1,35)	2:B:200:THR:OG1	1:A:524:PHE:HD1	1	3.94
(1,35)	2:B:200:THR:OG1	1:A:524:PHE:HD2	1	3.94
(1,35)	2:B:200:THR:OG1	1:A:524:PHE:HE1	1	3.94
(1,35)	2:B:200:THR:OG1	1:A:524:PHE:HE2	1	3.94
(1,35)	2:B:200:THR:OG1	1:A:524:PHE:HZ	1	3.94
(1,35)	2:B:200:THR:OG1	1:A:524:PHE:N	1	3.94
(1,35)	2:B:200:THR:OG1	1:A:524:PHE:O	1	3.94
(1,35)	2:B:200:THR:OG1	1:A:525:GLU:C	1	3.94
(1,35)	2:B:200:THR:OG1	1:A:525:GLU:CA	1	3.94
(1,35)	2:B:200:THR:OG1	1:A:525:GLU:CB	1	3.94
(1,35)	2:B:200:THR:OG1	1:A:525:GLU:CD	1	3.94
(1,35)	2:B:200:THR:OG1	1:A:525:GLU:CG	1	3.94
(1,35)	2:B:200:THR:OG1	1:A:525:GLU:H	1	3.94
(1,35)	2:B:200:THR:OG1	1:A:525:GLU:HA	1	3.94
(1,35)	2:B:200:THR:OG1	1:A:525:GLU:HB2	1	3.94
(1,35)	2:B:200:THR:OG1	1:A:525:GLU:HB3	1	3.94
(1,35)	2:B:200:THR:OG1	1:A:525:GLU:HG2	1	3.94
(1,35)	2:B:200:THR:OG1	1:A:525:GLU:HG3	1	3.94
(1,35)	2:B:200:THR:OG1	1:A:525:GLU:N	1	3.94
(1,35)	2:B:200:THR:OG1	1:A:525:GLU:O	1	3.94
(1,35)	2:B:200:THR:OG1	1:A:525:GLU:OE1	1	3.94
(1,35)	2:B:200:THR:OG1	1:A:525:GLU:OE2	1	3.94
(1,35)	2:B:200:THR:OG1	1:A:526:ASN:C	1	3.94
(1,35)	2:B:200:THR:OG1	1:A:526:ASN:CA	1	3.94
(1,35)	2:B:200:THR:OG1	1:A:526:ASN:CB	1	3.94
(1,35)	2:B:200:THR:OG1	1:A:526:ASN:CG	1	3.94
(1,35)	2:B:200:THR:OG1	1:A:526:ASN:H	1	3.94
(1,35)	2:B:200:THR:OG1	1:A:526:ASN:HA	1	3.94
(1,35)	2:B:200:THR:OG1	1:A:526:ASN:HB2	1	3.94
(1,35)	2:B:200:THR:OG1	1:A:526:ASN:HB3	1	3.94
(1,35)	2:B:200:THR:OG1	1:A:526:ASN:HD21	1	3.94
(1,35)	2:B:200:THR:OG1	1:A:526:ASN:HD22	1	3.94
(1,35)	2:B:200:THR:OG1	1:A:526:ASN:N	1	3.94

*Continued on next page...*

*Continued from previous page...*

Key	Atom-1	Atom-2	Model ID	Violation (Å)
(1,35)	2:B:200:THR:OG1	1:A:526:ASN:ND2	1	3.94
(1,35)	2:B:200:THR:OG1	1:A:526:ASN:O	1	3.94
(1,35)	2:B:200:THR:OG1	1:A:526:ASN:OD1	1	3.94
(1,35)	2:B:200:THR:OG1	1:A:527:ALA:C	1	3.94
(1,35)	2:B:200:THR:OG1	1:A:527:ALA:CA	1	3.94
(1,35)	2:B:200:THR:OG1	1:A:527:ALA:CB	1	3.94
(1,35)	2:B:200:THR:OG1	1:A:527:ALA:H	1	3.94
(1,35)	2:B:200:THR:OG1	1:A:527:ALA:HA	1	3.94
(1,35)	2:B:200:THR:OG1	1:A:527:ALA:HB1	1	3.94
(1,35)	2:B:200:THR:OG1	1:A:527:ALA:HB2	1	3.94
(1,35)	2:B:200:THR:OG1	1:A:527:ALA:HB3	1	3.94
(1,35)	2:B:200:THR:OG1	1:A:527:ALA:N	1	3.94
(1,35)	2:B:200:THR:OG1	1:A:527:ALA:O	1	3.94
(1,35)	2:B:200:THR:OG1	1:A:528:ILE:C	1	3.94
(1,35)	2:B:200:THR:OG1	1:A:528:ILE:CA	1	3.94
(1,35)	2:B:200:THR:OG1	1:A:528:ILE:CB	1	3.94
(1,35)	2:B:200:THR:OG1	1:A:528:ILE:CD1	1	3.94
(1,35)	2:B:200:THR:OG1	1:A:528:ILE:CG1	1	3.94
(1,35)	2:B:200:THR:OG1	1:A:528:ILE:CG2	1	3.94
(1,35)	2:B:200:THR:OG1	1:A:528:ILE:H	1	3.94
(1,35)	2:B:200:THR:OG1	1:A:528:ILE:HA	1	3.94
(1,35)	2:B:200:THR:OG1	1:A:528:ILE:HB	1	3.94
(1,35)	2:B:200:THR:OG1	1:A:528:ILE:HD11	1	3.94
(1,35)	2:B:200:THR:OG1	1:A:528:ILE:HD12	1	3.94
(1,35)	2:B:200:THR:OG1	1:A:528:ILE:HD13	1	3.94
(1,35)	2:B:200:THR:OG1	1:A:528:ILE:HG12	1	3.94
(1,35)	2:B:200:THR:OG1	1:A:528:ILE:HG13	1	3.94
(1,35)	2:B:200:THR:OG1	1:A:528:ILE:HG21	1	3.94
(1,35)	2:B:200:THR:OG1	1:A:528:ILE:HG22	1	3.94
(1,35)	2:B:200:THR:OG1	1:A:528:ILE:HG23	1	3.94
(1,35)	2:B:200:THR:OG1	1:A:528:ILE:N	1	3.94
(1,35)	2:B:200:THR:OG1	1:A:528:ILE:O	1	3.94
(1,35)	2:B:200:THR:OG1	1:A:529:VAL:C	1	3.94
(1,35)	2:B:200:THR:OG1	1:A:529:VAL:CA	1	3.94
(1,35)	2:B:200:THR:OG1	1:A:529:VAL:CB	1	3.94
(1,35)	2:B:200:THR:OG1	1:A:529:VAL:CG1	1	3.94
(1,35)	2:B:200:THR:OG1	1:A:529:VAL:CG2	1	3.94
(1,35)	2:B:200:THR:OG1	1:A:529:VAL:H	1	3.94
(1,35)	2:B:200:THR:OG1	1:A:529:VAL:HA	1	3.94
(1,35)	2:B:200:THR:OG1	1:A:529:VAL:HB	1	3.94
(1,35)	2:B:200:THR:OG1	1:A:529:VAL:HG11	1	3.94
(1,35)	2:B:200:THR:OG1	1:A:529:VAL:HG12	1	3.94

*Continued on next page...*

*Continued from previous page...*

Key	Atom-1	Atom-2	Model ID	Violation (Å)
(1,35)	2:B:200:THR:OG1	1:A:529:VAL:HG13	1	3.94
(1,35)	2:B:200:THR:OG1	1:A:529:VAL:HG21	1	3.94
(1,35)	2:B:200:THR:OG1	1:A:529:VAL:HG22	1	3.94
(1,35)	2:B:200:THR:OG1	1:A:529:VAL:HG23	1	3.94
(1,35)	2:B:200:THR:OG1	1:A:529:VAL:N	1	3.94
(1,35)	2:B:200:THR:OG1	1:A:529:VAL:O	1	3.94
(1,35)	2:B:200:THR:OG1	1:A:561:ASP:C	1	3.94
(1,35)	2:B:200:THR:OG1	1:A:561:ASP:CA	1	3.94
(1,35)	2:B:200:THR:OG1	1:A:561:ASP:CB	1	3.94
(1,35)	2:B:200:THR:OG1	1:A:561:ASP:CG	1	3.94
(1,35)	2:B:200:THR:OG1	1:A:561:ASP:H	1	3.94
(1,35)	2:B:200:THR:OG1	1:A:561:ASP:HA	1	3.94
(1,35)	2:B:200:THR:OG1	1:A:561:ASP:HB2	1	3.94
(1,35)	2:B:200:THR:OG1	1:A:561:ASP:HB3	1	3.94
(1,35)	2:B:200:THR:OG1	1:A:561:ASP:N	1	3.94
(1,35)	2:B:200:THR:OG1	1:A:561:ASP:O	1	3.94
(1,35)	2:B:200:THR:OG1	1:A:561:ASP:OD1	1	3.94
(1,35)	2:B:200:THR:OG1	1:A:561:ASP:OD2	1	3.94
(1,35)	2:B:200:THR:OG1	1:A:563:LYS:C	1	3.94
(1,35)	2:B:200:THR:OG1	1:A:563:LYS:CA	1	3.94
(1,35)	2:B:200:THR:OG1	1:A:563:LYS:CB	1	3.94
(1,35)	2:B:200:THR:OG1	1:A:563:LYS:CD	1	3.94
(1,35)	2:B:200:THR:OG1	1:A:563:LYS:CE	1	3.94
(1,35)	2:B:200:THR:OG1	1:A:563:LYS:CG	1	3.94
(1,35)	2:B:200:THR:OG1	1:A:563:LYS:H	1	3.94
(1,35)	2:B:200:THR:OG1	1:A:563:LYS:HA	1	3.94
(1,35)	2:B:200:THR:OG1	1:A:563:LYS:HB2	1	3.94
(1,35)	2:B:200:THR:OG1	1:A:563:LYS:HB3	1	3.94
(1,35)	2:B:200:THR:OG1	1:A:563:LYS:HD2	1	3.94
(1,35)	2:B:200:THR:OG1	1:A:563:LYS:HD3	1	3.94
(1,35)	2:B:200:THR:OG1	1:A:563:LYS:HE2	1	3.94
(1,35)	2:B:200:THR:OG1	1:A:563:LYS:HE3	1	3.94
(1,35)	2:B:200:THR:OG1	1:A:563:LYS:HG2	1	3.94
(1,35)	2:B:200:THR:OG1	1:A:563:LYS:HG3	1	3.94
(1,35)	2:B:200:THR:OG1	1:A:563:LYS:HZ1	1	3.94
(1,35)	2:B:200:THR:OG1	1:A:563:LYS:HZ2	1	3.94
(1,35)	2:B:200:THR:OG1	1:A:563:LYS:HZ3	1	3.94
(1,35)	2:B:200:THR:OG1	1:A:563:LYS:N	1	3.94
(1,35)	2:B:200:THR:OG1	1:A:563:LYS:NZ	1	3.94
(1,35)	2:B:200:THR:OG1	1:A:563:LYS:O	1	3.94
(1,35)	2:B:200:THR:OG1	1:A:564:ALA:C	1	3.94
(1,35)	2:B:200:THR:OG1	1:A:564:ALA:CA	1	3.94

*Continued on next page...*

*Continued from previous page...*

Key	Atom-1	Atom-2	Model ID	Violation (Å)
(1,35)	2:B:200:THR:OG1	1:A:564:ALA:CB	1	3.94
(1,35)	2:B:200:THR:OG1	1:A:564:ALA:H	1	3.94
(1,35)	2:B:200:THR:OG1	1:A:564:ALA:HA	1	3.94
(1,35)	2:B:200:THR:OG1	1:A:564:ALA:HB1	1	3.94
(1,35)	2:B:200:THR:OG1	1:A:564:ALA:HB2	1	3.94
(1,35)	2:B:200:THR:OG1	1:A:564:ALA:HB3	1	3.94
(1,35)	2:B:200:THR:OG1	1:A:564:ALA:N	1	3.94
(1,35)	2:B:200:THR:OG1	1:A:564:ALA:O	1	3.94
(1,35)	2:B:200:THR:OG1	1:A:566:LEU:C	1	3.94
(1,35)	2:B:200:THR:OG1	1:A:566:LEU:CA	1	3.94
(1,35)	2:B:200:THR:OG1	1:A:566:LEU:CB	1	3.94
(1,35)	2:B:200:THR:OG1	1:A:566:LEU:CD1	1	3.94
(1,35)	2:B:200:THR:OG1	1:A:566:LEU:CD2	1	3.94
(1,35)	2:B:200:THR:OG1	1:A:566:LEU:CG	1	3.94
(1,35)	2:B:200:THR:OG1	1:A:566:LEU:H	1	3.94
(1,35)	2:B:200:THR:OG1	1:A:566:LEU:HA	1	3.94
(1,35)	2:B:200:THR:OG1	1:A:566:LEU:HB2	1	3.94
(1,35)	2:B:200:THR:OG1	1:A:566:LEU:HB3	1	3.94
(1,35)	2:B:200:THR:OG1	1:A:566:LEU:HD11	1	3.94
(1,35)	2:B:200:THR:OG1	1:A:566:LEU:HD12	1	3.94
(1,35)	2:B:200:THR:OG1	1:A:566:LEU:HD13	1	3.94
(1,35)	2:B:200:THR:OG1	1:A:566:LEU:HD21	1	3.94
(1,35)	2:B:200:THR:OG1	1:A:566:LEU:HD22	1	3.94
(1,35)	2:B:200:THR:OG1	1:A:566:LEU:HD23	1	3.94
(1,35)	2:B:200:THR:OG1	1:A:566:LEU:HG	1	3.94
(1,35)	2:B:200:THR:OG1	1:A:566:LEU:N	1	3.94
(1,35)	2:B:200:THR:OG1	1:A:566:LEU:O	1	3.94
(3,3)	2:B:26:THR:CA	1:A:615:TYR:H	1	3.6
(1,1)	1:A:490:ALA:C	2:B:149:SER:C	1	3.58
(1,1)	1:A:490:ALA:C	2:B:149:SER:CA	1	3.58
(1,1)	1:A:490:ALA:C	2:B:149:SER:CB	1	3.58
(1,1)	1:A:490:ALA:C	2:B:149:SER:H	1	3.58
(1,1)	1:A:490:ALA:C	2:B:149:SER:HA	1	3.58
(1,1)	1:A:490:ALA:C	2:B:149:SER:HB2	1	3.58
(1,1)	1:A:490:ALA:C	2:B:149:SER:HB3	1	3.58
(1,1)	1:A:490:ALA:C	2:B:149:SER:HG	1	3.58
(1,1)	1:A:490:ALA:C	2:B:149:SER:N	1	3.58
(1,1)	1:A:490:ALA:C	2:B:149:SER:O	1	3.58
(1,1)	1:A:490:ALA:C	2:B:149:SER:OG	1	3.58
(1,1)	1:A:490:ALA:C	2:B:152:VAL:C	1	3.58
(1,1)	1:A:490:ALA:C	2:B:152:VAL:CA	1	3.58
(1,1)	1:A:490:ALA:C	2:B:152:VAL:CB	1	3.58

*Continued on next page...*



*Continued from previous page...*

Key	Atom-1	Atom-2	Model ID	Violation (Å)
(1,1)	1:A:490:ALA:C	2:B:152:VAL:CG1	1	3.58
(1,1)	1:A:490:ALA:C	2:B:152:VAL:CG2	1	3.58
(1,1)	1:A:490:ALA:C	2:B:152:VAL:H	1	3.58
(1,1)	1:A:490:ALA:C	2:B:152:VAL:HA	1	3.58
(1,1)	1:A:490:ALA:C	2:B:152:VAL:HB	1	3.58
(1,1)	1:A:490:ALA:C	2:B:152:VAL:HG11	1	3.58
(1,1)	1:A:490:ALA:C	2:B:152:VAL:HG12	1	3.58
(1,1)	1:A:490:ALA:C	2:B:152:VAL:HG13	1	3.58
(1,1)	1:A:490:ALA:C	2:B:152:VAL:HG21	1	3.58
(1,1)	1:A:490:ALA:C	2:B:152:VAL:HG22	1	3.58
(1,1)	1:A:490:ALA:C	2:B:152:VAL:HG23	1	3.58
(1,1)	1:A:490:ALA:C	2:B:152:VAL:N	1	3.58
(1,1)	1:A:490:ALA:C	2:B:152:VAL:O	1	3.58
(1,1)	1:A:490:ALA:C	2:B:153:VAL:C	1	3.58
(1,1)	1:A:490:ALA:C	2:B:153:VAL:CA	1	3.58
(1,1)	1:A:490:ALA:C	2:B:153:VAL:CB	1	3.58
(1,1)	1:A:490:ALA:C	2:B:153:VAL:CG1	1	3.58
(1,1)	1:A:490:ALA:C	2:B:153:VAL:CG2	1	3.58
(1,1)	1:A:490:ALA:C	2:B:153:VAL:H	1	3.58
(1,1)	1:A:490:ALA:C	2:B:153:VAL:HA	1	3.58
(1,1)	1:A:490:ALA:C	2:B:153:VAL:HB	1	3.58
(1,1)	1:A:490:ALA:C	2:B:153:VAL:HG11	1	3.58
(1,1)	1:A:490:ALA:C	2:B:153:VAL:HG12	1	3.58
(1,1)	1:A:490:ALA:C	2:B:153:VAL:HG13	1	3.58
(1,1)	1:A:490:ALA:C	2:B:153:VAL:HG21	1	3.58
(1,1)	1:A:490:ALA:C	2:B:153:VAL:HG22	1	3.58
(1,1)	1:A:490:ALA:C	2:B:153:VAL:HG23	1	3.58
(1,1)	1:A:490:ALA:C	2:B:153:VAL:N	1	3.58
(1,1)	1:A:490:ALA:C	2:B:153:VAL:O	1	3.58
(1,1)	1:A:490:ALA:C	2:B:155:GLY:C	1	3.58
(1,1)	1:A:490:ALA:C	2:B:155:GLY:CA	1	3.58
(1,1)	1:A:490:ALA:C	2:B:155:GLY:H	1	3.58
(1,1)	1:A:490:ALA:C	2:B:155:GLY:HA2	1	3.58
(1,1)	1:A:490:ALA:C	2:B:155:GLY:HA3	1	3.58
(1,1)	1:A:490:ALA:C	2:B:155:GLY:N	1	3.58
(1,1)	1:A:490:ALA:C	2:B:155:GLY:O	1	3.58
(1,1)	1:A:490:ALA:C	2:B:156:PHE:C	1	3.58
(1,1)	1:A:490:ALA:C	2:B:156:PHE:CA	1	3.58
(1,1)	1:A:490:ALA:C	2:B:156:PHE:CB	1	3.58
(1,1)	1:A:490:ALA:C	2:B:156:PHE:CD1	1	3.58
(1,1)	1:A:490:ALA:C	2:B:156:PHE:CD2	1	3.58
(1,1)	1:A:490:ALA:C	2:B:156:PHE:CE1	1	3.58

*Continued on next page...*

*Continued from previous page...*

Key	Atom-1	Atom-2	Model ID	Violation (Å)
(1,1)	1:A:490:ALA:C	2:B:156:PHE:CE2	1	3.58
(1,1)	1:A:490:ALA:C	2:B:156:PHE:CG	1	3.58
(1,1)	1:A:490:ALA:C	2:B:156:PHE:CZ	1	3.58
(1,1)	1:A:490:ALA:C	2:B:156:PHE:H	1	3.58
(1,1)	1:A:490:ALA:C	2:B:156:PHE:HA	1	3.58
(1,1)	1:A:490:ALA:C	2:B:156:PHE:HB2	1	3.58
(1,1)	1:A:490:ALA:C	2:B:156:PHE:HB3	1	3.58
(1,1)	1:A:490:ALA:C	2:B:156:PHE:HD1	1	3.58
(1,1)	1:A:490:ALA:C	2:B:156:PHE:HD2	1	3.58
(1,1)	1:A:490:ALA:C	2:B:156:PHE:HE1	1	3.58
(1,1)	1:A:490:ALA:C	2:B:156:PHE:HE2	1	3.58
(1,1)	1:A:490:ALA:C	2:B:156:PHE:HZ	1	3.58
(1,1)	1:A:490:ALA:C	2:B:156:PHE:N	1	3.58
(1,1)	1:A:490:ALA:C	2:B:156:PHE:O	1	3.58
(1,1)	1:A:490:ALA:C	2:B:157:CYS:C	1	3.58
(1,1)	1:A:490:ALA:C	2:B:157:CYS:CA	1	3.58
(1,1)	1:A:490:ALA:C	2:B:157:CYS:CB	1	3.58
(1,1)	1:A:490:ALA:C	2:B:157:CYS:H	1	3.58
(1,1)	1:A:490:ALA:C	2:B:157:CYS:HA	1	3.58
(1,1)	1:A:490:ALA:C	2:B:157:CYS:HB2	1	3.58
(1,1)	1:A:490:ALA:C	2:B:157:CYS:HB3	1	3.58
(1,1)	1:A:490:ALA:C	2:B:157:CYS:N	1	3.58
(1,1)	1:A:490:ALA:C	2:B:157:CYS:O	1	3.58
(1,1)	1:A:490:ALA:C	2:B:157:CYS:SG	1	3.58
(1,1)	1:A:490:ALA:C	2:B:158:THR:C	1	3.58
(1,1)	1:A:490:ALA:C	2:B:158:THR:CA	1	3.58
(1,1)	1:A:490:ALA:C	2:B:158:THR:CB	1	3.58
(1,1)	1:A:490:ALA:C	2:B:158:THR:CG2	1	3.58
(1,1)	1:A:490:ALA:C	2:B:158:THR:H	1	3.58
(1,1)	1:A:490:ALA:C	2:B:158:THR:HA	1	3.58
(1,1)	1:A:490:ALA:C	2:B:158:THR:HB	1	3.58
(1,1)	1:A:490:ALA:C	2:B:158:THR:HG1	1	3.58
(1,1)	1:A:490:ALA:C	2:B:158:THR:HG21	1	3.58
(1,1)	1:A:490:ALA:C	2:B:158:THR:HG22	1	3.58
(1,1)	1:A:490:ALA:C	2:B:158:THR:HG23	1	3.58
(1,1)	1:A:490:ALA:C	2:B:158:THR:N	1	3.58
(1,1)	1:A:490:ALA:C	2:B:158:THR:O	1	3.58
(1,1)	1:A:490:ALA:C	2:B:158:THR:OG1	1	3.58
(1,1)	1:A:490:ALA:C	2:B:159:ILE:C	1	3.58
(1,1)	1:A:490:ALA:C	2:B:159:ILE:CA	1	3.58
(1,1)	1:A:490:ALA:C	2:B:159:ILE:CB	1	3.58
(1,1)	1:A:490:ALA:C	2:B:159:ILE:CD1	1	3.58

*Continued on next page...*

*Continued from previous page...*

Key	Atom-1	Atom-2	Model ID	Violation (Å)
(1,1)	1:A:490:ALA:C	2:B:159:ILE:CG1	1	3.58
(1,1)	1:A:490:ALA:C	2:B:159:ILE:CG2	1	3.58
(1,1)	1:A:490:ALA:C	2:B:159:ILE:H	1	3.58
(1,1)	1:A:490:ALA:C	2:B:159:ILE:HA	1	3.58
(1,1)	1:A:490:ALA:C	2:B:159:ILE:HB	1	3.58
(1,1)	1:A:490:ALA:C	2:B:159:ILE:HD11	1	3.58
(1,1)	1:A:490:ALA:C	2:B:159:ILE:HD12	1	3.58
(1,1)	1:A:490:ALA:C	2:B:159:ILE:HD13	1	3.58
(1,1)	1:A:490:ALA:C	2:B:159:ILE:HG12	1	3.58
(1,1)	1:A:490:ALA:C	2:B:159:ILE:HG13	1	3.58
(1,1)	1:A:490:ALA:C	2:B:159:ILE:HG21	1	3.58
(1,1)	1:A:490:ALA:C	2:B:159:ILE:HG22	1	3.58
(1,1)	1:A:490:ALA:C	2:B:159:ILE:HG23	1	3.58
(1,1)	1:A:490:ALA:C	2:B:159:ILE:N	1	3.58
(1,1)	1:A:490:ALA:C	2:B:159:ILE:O	1	3.58
(1,1)	1:A:490:ALA:C	2:B:161:ASN:C	1	3.58
(1,1)	1:A:490:ALA:C	2:B:161:ASN:CA	1	3.58
(1,1)	1:A:490:ALA:C	2:B:161:ASN:CB	1	3.58
(1,1)	1:A:490:ALA:C	2:B:161:ASN:CG	1	3.58
(1,1)	1:A:490:ALA:C	2:B:161:ASN:H	1	3.58
(1,1)	1:A:490:ALA:C	2:B:161:ASN:HA	1	3.58
(1,1)	1:A:490:ALA:C	2:B:161:ASN:HB2	1	3.58
(1,1)	1:A:490:ALA:C	2:B:161:ASN:HB3	1	3.58
(1,1)	1:A:490:ALA:C	2:B:161:ASN:HD21	1	3.58
(1,1)	1:A:490:ALA:C	2:B:161:ASN:HD22	1	3.58
(1,1)	1:A:490:ALA:C	2:B:161:ASN:N	1	3.58
(1,1)	1:A:490:ALA:C	2:B:161:ASN:ND2	1	3.58
(1,1)	1:A:490:ALA:C	2:B:161:ASN:O	1	3.58
(1,1)	1:A:490:ALA:C	2:B:161:ASN:OD1	1	3.58
(1,1)	1:A:490:ALA:C	2:B:162:LYS:C	1	3.58
(1,1)	1:A:490:ALA:C	2:B:162:LYS:CA	1	3.58
(1,1)	1:A:490:ALA:C	2:B:162:LYS:CB	1	3.58
(1,1)	1:A:490:ALA:C	2:B:162:LYS:CD	1	3.58
(1,1)	1:A:490:ALA:C	2:B:162:LYS:CE	1	3.58
(1,1)	1:A:490:ALA:C	2:B:162:LYS:CG	1	3.58
(1,1)	1:A:490:ALA:C	2:B:162:LYS:H	1	3.58
(1,1)	1:A:490:ALA:C	2:B:162:LYS:HA	1	3.58
(1,1)	1:A:490:ALA:C	2:B:162:LYS:HB2	1	3.58
(1,1)	1:A:490:ALA:C	2:B:162:LYS:HB3	1	3.58
(1,1)	1:A:490:ALA:C	2:B:162:LYS:HD2	1	3.58
(1,1)	1:A:490:ALA:C	2:B:162:LYS:HD3	1	3.58
(1,1)	1:A:490:ALA:C	2:B:162:LYS:HE2	1	3.58

*Continued on next page...*

*Continued from previous page...*

Key	Atom-1	Atom-2	Model ID	Violation (Å)
(1,1)	1:A:490:ALA:C	2:B:162:LYS:HE3	1	3.58
(1,1)	1:A:490:ALA:C	2:B:162:LYS:HG2	1	3.58
(1,1)	1:A:490:ALA:C	2:B:162:LYS:HG3	1	3.58
(1,1)	1:A:490:ALA:C	2:B:162:LYS:HZ1	1	3.58
(1,1)	1:A:490:ALA:C	2:B:162:LYS:HZ2	1	3.58
(1,1)	1:A:490:ALA:C	2:B:162:LYS:HZ3	1	3.58
(1,1)	1:A:490:ALA:C	2:B:162:LYS:N	1	3.58
(1,1)	1:A:490:ALA:C	2:B:162:LYS:NZ	1	3.58
(1,1)	1:A:490:ALA:C	2:B:162:LYS:O	1	3.58
(1,1)	1:A:490:ALA:C	2:B:167:SER:C	1	3.58
(1,1)	1:A:490:ALA:C	2:B:167:SER:CA	1	3.58
(1,1)	1:A:490:ALA:C	2:B:167:SER:CB	1	3.58
(1,1)	1:A:490:ALA:C	2:B:167:SER:H	1	3.58
(1,1)	1:A:490:ALA:C	2:B:167:SER:HA	1	3.58
(1,1)	1:A:490:ALA:C	2:B:167:SER:HB2	1	3.58
(1,1)	1:A:490:ALA:C	2:B:167:SER:HB3	1	3.58
(1,1)	1:A:490:ALA:C	2:B:167:SER:HG	1	3.58
(1,1)	1:A:490:ALA:C	2:B:167:SER:N	1	3.58
(1,1)	1:A:490:ALA:C	2:B:167:SER:O	1	3.58
(1,1)	1:A:490:ALA:C	2:B:167:SER:OG	1	3.58
(1,1)	1:A:490:ALA:C	2:B:168:LEU:C	1	3.58
(1,1)	1:A:490:ALA:C	2:B:168:LEU:CA	1	3.58
(1,1)	1:A:490:ALA:C	2:B:168:LEU:CB	1	3.58
(1,1)	1:A:490:ALA:C	2:B:168:LEU:CD1	1	3.58
(1,1)	1:A:490:ALA:C	2:B:168:LEU:CD2	1	3.58
(1,1)	1:A:490:ALA:C	2:B:168:LEU:CG	1	3.58
(1,1)	1:A:490:ALA:C	2:B:168:LEU:H	1	3.58
(1,1)	1:A:490:ALA:C	2:B:168:LEU:HA	1	3.58
(1,1)	1:A:490:ALA:C	2:B:168:LEU:HB2	1	3.58
(1,1)	1:A:490:ALA:C	2:B:168:LEU:HB3	1	3.58
(1,1)	1:A:490:ALA:C	2:B:168:LEU:HD11	1	3.58
(1,1)	1:A:490:ALA:C	2:B:168:LEU:HD12	1	3.58
(1,1)	1:A:490:ALA:C	2:B:168:LEU:HD13	1	3.58
(1,1)	1:A:490:ALA:C	2:B:168:LEU:HD21	1	3.58
(1,1)	1:A:490:ALA:C	2:B:168:LEU:HD22	1	3.58
(1,1)	1:A:490:ALA:C	2:B:168:LEU:HD23	1	3.58
(1,1)	1:A:490:ALA:C	2:B:168:LEU:HG	1	3.58
(1,1)	1:A:490:ALA:C	2:B:168:LEU:N	1	3.58
(1,1)	1:A:490:ALA:C	2:B:168:LEU:O	1	3.58
(1,1)	1:A:490:ALA:C	2:B:170:MET:C	1	3.58
(1,1)	1:A:490:ALA:C	2:B:170:MET:CA	1	3.58
(1,1)	1:A:490:ALA:C	2:B:170:MET:CB	1	3.58

*Continued on next page...*

*Continued from previous page...*

Key	Atom-1	Atom-2	Model ID	Violation (Å)
(1,1)	1:A:490:ALA:C	2:B:170:MET:CE	1	3.58
(1,1)	1:A:490:ALA:C	2:B:170:MET:CG	1	3.58
(1,1)	1:A:490:ALA:C	2:B:170:MET:H	1	3.58
(1,1)	1:A:490:ALA:C	2:B:170:MET:HA	1	3.58
(1,1)	1:A:490:ALA:C	2:B:170:MET:HB2	1	3.58
(1,1)	1:A:490:ALA:C	2:B:170:MET:HB3	1	3.58
(1,1)	1:A:490:ALA:C	2:B:170:MET:HE1	1	3.58
(1,1)	1:A:490:ALA:C	2:B:170:MET:HE2	1	3.58
(1,1)	1:A:490:ALA:C	2:B:170:MET:HE3	1	3.58
(1,1)	1:A:490:ALA:C	2:B:170:MET:HG2	1	3.58
(1,1)	1:A:490:ALA:C	2:B:170:MET:HG3	1	3.58
(1,1)	1:A:490:ALA:C	2:B:170:MET:N	1	3.58
(1,1)	1:A:490:ALA:C	2:B:170:MET:O	1	3.58
(1,1)	1:A:490:ALA:C	2:B:170:MET:SD	1	3.58
(1,1)	1:A:490:ALA:C	2:B:172:LYS:C	1	3.58
(1,1)	1:A:490:ALA:C	2:B:172:LYS:CA	1	3.58
(1,1)	1:A:490:ALA:C	2:B:172:LYS:CB	1	3.58
(1,1)	1:A:490:ALA:C	2:B:172:LYS:CD	1	3.58
(1,1)	1:A:490:ALA:C	2:B:172:LYS:CE	1	3.58
(1,1)	1:A:490:ALA:C	2:B:172:LYS:CG	1	3.58
(1,1)	1:A:490:ALA:C	2:B:172:LYS:H	1	3.58
(1,1)	1:A:490:ALA:C	2:B:172:LYS:HA	1	3.58
(1,1)	1:A:490:ALA:C	2:B:172:LYS:HB2	1	3.58
(1,1)	1:A:490:ALA:C	2:B:172:LYS:HB3	1	3.58
(1,1)	1:A:490:ALA:C	2:B:172:LYS:HD2	1	3.58
(1,1)	1:A:490:ALA:C	2:B:172:LYS:HD3	1	3.58
(1,1)	1:A:490:ALA:C	2:B:172:LYS:HE2	1	3.58
(1,1)	1:A:490:ALA:C	2:B:172:LYS:HE3	1	3.58
(1,1)	1:A:490:ALA:C	2:B:172:LYS:HG2	1	3.58
(1,1)	1:A:490:ALA:C	2:B:172:LYS:HG3	1	3.58
(1,1)	1:A:490:ALA:C	2:B:172:LYS:HZ1	1	3.58
(1,1)	1:A:490:ALA:C	2:B:172:LYS:HZ2	1	3.58
(1,1)	1:A:490:ALA:C	2:B:172:LYS:HZ3	1	3.58
(1,1)	1:A:490:ALA:C	2:B:172:LYS:N	1	3.58
(1,1)	1:A:490:ALA:C	2:B:172:LYS:NZ	1	3.58
(1,1)	1:A:490:ALA:C	2:B:172:LYS:O	1	3.58
(1,1)	1:A:490:ALA:C	2:B:182:VAL:C	1	3.58
(1,1)	1:A:490:ALA:C	2:B:182:VAL:CA	1	3.58
(1,1)	1:A:490:ALA:C	2:B:182:VAL:CB	1	3.58
(1,1)	1:A:490:ALA:C	2:B:182:VAL:CG1	1	3.58
(1,1)	1:A:490:ALA:C	2:B:182:VAL:CG2	1	3.58
(1,1)	1:A:490:ALA:C	2:B:182:VAL:H	1	3.58

*Continued on next page...*

*Continued from previous page...*

Key	Atom-1	Atom-2	Model ID	Violation (Å)
(1,1)	1:A:490:ALA:C	2:B:182:VAL:HA	1	3.58
(1,1)	1:A:490:ALA:C	2:B:182:VAL:HB	1	3.58
(1,1)	1:A:490:ALA:C	2:B:182:VAL:HG11	1	3.58
(1,1)	1:A:490:ALA:C	2:B:182:VAL:HG12	1	3.58
(1,1)	1:A:490:ALA:C	2:B:182:VAL:HG13	1	3.58
(1,1)	1:A:490:ALA:C	2:B:182:VAL:HG21	1	3.58
(1,1)	1:A:490:ALA:C	2:B:182:VAL:HG22	1	3.58
(1,1)	1:A:490:ALA:C	2:B:182:VAL:HG23	1	3.58
(1,1)	1:A:490:ALA:C	2:B:182:VAL:N	1	3.58
(1,1)	1:A:490:ALA:C	2:B:182:VAL:O	1	3.58
(1,1)	1:A:490:ALA:C	2:B:183:LYS:C	1	3.58
(1,1)	1:A:490:ALA:C	2:B:183:LYS:CA	1	3.58
(1,1)	1:A:490:ALA:C	2:B:183:LYS:CB	1	3.58
(1,1)	1:A:490:ALA:C	2:B:183:LYS:CD	1	3.58
(1,1)	1:A:490:ALA:C	2:B:183:LYS:CE	1	3.58
(1,1)	1:A:490:ALA:C	2:B:183:LYS:CG	1	3.58
(1,1)	1:A:490:ALA:C	2:B:183:LYS:H	1	3.58
(1,1)	1:A:490:ALA:C	2:B:183:LYS:HA	1	3.58
(1,1)	1:A:490:ALA:C	2:B:183:LYS:HB2	1	3.58
(1,1)	1:A:490:ALA:C	2:B:183:LYS:HB3	1	3.58
(1,1)	1:A:490:ALA:C	2:B:183:LYS:HD2	1	3.58
(1,1)	1:A:490:ALA:C	2:B:183:LYS:HD3	1	3.58
(1,1)	1:A:490:ALA:C	2:B:183:LYS:HE2	1	3.58
(1,1)	1:A:490:ALA:C	2:B:183:LYS:HE3	1	3.58
(1,1)	1:A:490:ALA:C	2:B:183:LYS:HG2	1	3.58
(1,1)	1:A:490:ALA:C	2:B:183:LYS:HG3	1	3.58
(1,1)	1:A:490:ALA:C	2:B:183:LYS:HZ1	1	3.58
(1,1)	1:A:490:ALA:C	2:B:183:LYS:HZ2	1	3.58
(1,1)	1:A:490:ALA:C	2:B:183:LYS:HZ3	1	3.58
(1,1)	1:A:490:ALA:C	2:B:183:LYS:N	1	3.58
(1,1)	1:A:490:ALA:C	2:B:183:LYS:NZ	1	3.58
(1,1)	1:A:490:ALA:C	2:B:183:LYS:O	1	3.58
(1,1)	1:A:490:ALA:C	2:B:185:GLY:C	1	3.58
(1,1)	1:A:490:ALA:C	2:B:185:GLY:CA	1	3.58
(1,1)	1:A:490:ALA:C	2:B:185:GLY:H	1	3.58
(1,1)	1:A:490:ALA:C	2:B:185:GLY:HA2	1	3.58
(1,1)	1:A:490:ALA:C	2:B:185:GLY:HA3	1	3.58
(1,1)	1:A:490:ALA:C	2:B:185:GLY:N	1	3.58
(1,1)	1:A:490:ALA:C	2:B:185:GLY:O	1	3.58
(1,1)	1:A:490:ALA:C	2:B:187:TYR:C	1	3.58
(1,1)	1:A:490:ALA:C	2:B:187:TYR:CA	1	3.58
(1,1)	1:A:490:ALA:C	2:B:187:TYR:CB	1	3.58

*Continued on next page...*

*Continued from previous page...*

Key	Atom-1	Atom-2	Model ID	Violation (Å)
(1,1)	1:A:490:ALA:C	2:B:187:TYR:CD1	1	3.58
(1,1)	1:A:490:ALA:C	2:B:187:TYR:CD2	1	3.58
(1,1)	1:A:490:ALA:C	2:B:187:TYR:CE1	1	3.58
(1,1)	1:A:490:ALA:C	2:B:187:TYR:CE2	1	3.58
(1,1)	1:A:490:ALA:C	2:B:187:TYR:CG	1	3.58
(1,1)	1:A:490:ALA:C	2:B:187:TYR:CZ	1	3.58
(1,1)	1:A:490:ALA:C	2:B:187:TYR:H	1	3.58
(1,1)	1:A:490:ALA:C	2:B:187:TYR:HA	1	3.58
(1,1)	1:A:490:ALA:C	2:B:187:TYR:HB2	1	3.58
(1,1)	1:A:490:ALA:C	2:B:187:TYR:HB3	1	3.58
(1,1)	1:A:490:ALA:C	2:B:187:TYR:HD1	1	3.58
(1,1)	1:A:490:ALA:C	2:B:187:TYR:HD2	1	3.58
(1,1)	1:A:490:ALA:C	2:B:187:TYR:HE1	1	3.58
(1,1)	1:A:490:ALA:C	2:B:187:TYR:HE2	1	3.58
(1,1)	1:A:490:ALA:C	2:B:187:TYR:HH	1	3.58
(1,1)	1:A:490:ALA:C	2:B:187:TYR:N	1	3.58
(1,1)	1:A:490:ALA:C	2:B:187:TYR:O	1	3.58
(1,1)	1:A:490:ALA:C	2:B:187:TYR:OH	1	3.58
(1,1)	1:A:490:ALA:C	2:B:200:THR:C	1	3.58
(1,1)	1:A:490:ALA:C	2:B:200:THR:CA	1	3.58
(1,1)	1:A:490:ALA:C	2:B:200:THR:CB	1	3.58
(1,1)	1:A:490:ALA:C	2:B:200:THR:CG2	1	3.58
(1,1)	1:A:490:ALA:C	2:B:200:THR:H	1	3.58
(1,1)	1:A:490:ALA:C	2:B:200:THR:HA	1	3.58
(1,1)	1:A:490:ALA:C	2:B:200:THR:HB	1	3.58
(1,1)	1:A:490:ALA:C	2:B:200:THR:HG1	1	3.58
(1,1)	1:A:490:ALA:C	2:B:200:THR:HG21	1	3.58
(1,1)	1:A:490:ALA:C	2:B:200:THR:HG22	1	3.58
(1,1)	1:A:490:ALA:C	2:B:200:THR:HG23	1	3.58
(1,1)	1:A:490:ALA:C	2:B:200:THR:N	1	3.58
(1,1)	1:A:490:ALA:C	2:B:200:THR:O	1	3.58
(1,1)	1:A:490:ALA:C	2:B:200:THR:OG1	1	3.58
(1,1)	1:A:490:ALA:C	2:B:211:LYS:C	1	3.58
(1,1)	1:A:490:ALA:C	2:B:211:LYS:CA	1	3.58
(1,1)	1:A:490:ALA:C	2:B:211:LYS:CB	1	3.58
(1,1)	1:A:490:ALA:C	2:B:211:LYS:CD	1	3.58
(1,1)	1:A:490:ALA:C	2:B:211:LYS:CE	1	3.58
(1,1)	1:A:490:ALA:C	2:B:211:LYS:CG	1	3.58
(1,1)	1:A:490:ALA:C	2:B:211:LYS:H	1	3.58
(1,1)	1:A:490:ALA:C	2:B:211:LYS:HA	1	3.58
(1,1)	1:A:490:ALA:C	2:B:211:LYS:HB2	1	3.58
(1,1)	1:A:490:ALA:C	2:B:211:LYS:HB3	1	3.58

*Continued on next page...*

*Continued from previous page...*

Key	Atom-1	Atom-2	Model ID	Violation (Å)
(1,1)	1:A:490:ALA:C	2:B:211:LYS:HD2	1	3.58
(1,1)	1:A:490:ALA:C	2:B:211:LYS:HD3	1	3.58
(1,1)	1:A:490:ALA:C	2:B:211:LYS:HE2	1	3.58
(1,1)	1:A:490:ALA:C	2:B:211:LYS:HE3	1	3.58
(1,1)	1:A:490:ALA:C	2:B:211:LYS:HG2	1	3.58
(1,1)	1:A:490:ALA:C	2:B:211:LYS:HG3	1	3.58
(1,1)	1:A:490:ALA:C	2:B:211:LYS:HZ1	1	3.58
(1,1)	1:A:490:ALA:C	2:B:211:LYS:HZ2	1	3.58
(1,1)	1:A:490:ALA:C	2:B:211:LYS:HZ3	1	3.58
(1,1)	1:A:490:ALA:C	2:B:211:LYS:N	1	3.58
(1,1)	1:A:490:ALA:C	2:B:211:LYS:NZ	1	3.58
(1,1)	1:A:490:ALA:C	2:B:211:LYS:O	1	3.58
(1,1)	1:A:490:ALA:CA	2:B:149:SER:C	1	3.58
(1,1)	1:A:490:ALA:CA	2:B:149:SER:CA	1	3.58
(1,1)	1:A:490:ALA:CA	2:B:149:SER:CB	1	3.58
(1,1)	1:A:490:ALA:CA	2:B:149:SER:H	1	3.58
(1,1)	1:A:490:ALA:CA	2:B:149:SER:HA	1	3.58
(1,1)	1:A:490:ALA:CA	2:B:149:SER:HB2	1	3.58
(1,1)	1:A:490:ALA:CA	2:B:149:SER:HB3	1	3.58
(1,1)	1:A:490:ALA:CA	2:B:149:SER:HG	1	3.58
(1,1)	1:A:490:ALA:CA	2:B:149:SER:N	1	3.58
(1,1)	1:A:490:ALA:CA	2:B:149:SER:O	1	3.58
(1,1)	1:A:490:ALA:CA	2:B:149:SER:OG	1	3.58
(1,1)	1:A:490:ALA:CA	2:B:152:VAL:C	1	3.58
(1,1)	1:A:490:ALA:CA	2:B:152:VAL:CA	1	3.58
(1,1)	1:A:490:ALA:CA	2:B:152:VAL:CB	1	3.58
(1,1)	1:A:490:ALA:CA	2:B:152:VAL:CG1	1	3.58
(1,1)	1:A:490:ALA:CA	2:B:152:VAL:CG2	1	3.58
(1,1)	1:A:490:ALA:CA	2:B:152:VAL:H	1	3.58
(1,1)	1:A:490:ALA:CA	2:B:152:VAL:HA	1	3.58
(1,1)	1:A:490:ALA:CA	2:B:152:VAL:HB	1	3.58
(1,1)	1:A:490:ALA:CA	2:B:152:VAL:HG11	1	3.58
(1,1)	1:A:490:ALA:CA	2:B:152:VAL:HG12	1	3.58
(1,1)	1:A:490:ALA:CA	2:B:152:VAL:HG13	1	3.58
(1,1)	1:A:490:ALA:CA	2:B:152:VAL:HG21	1	3.58
(1,1)	1:A:490:ALA:CA	2:B:152:VAL:HG22	1	3.58
(1,1)	1:A:490:ALA:CA	2:B:152:VAL:HG23	1	3.58
(1,1)	1:A:490:ALA:CA	2:B:152:VAL:N	1	3.58
(1,1)	1:A:490:ALA:CA	2:B:152:VAL:O	1	3.58
(1,1)	1:A:490:ALA:CA	2:B:153:VAL:C	1	3.58
(1,1)	1:A:490:ALA:CA	2:B:153:VAL:CA	1	3.58
(1,1)	1:A:490:ALA:CA	2:B:153:VAL:CB	1	3.58

*Continued on next page...*



*Continued from previous page...*

Key	Atom-1	Atom-2	Model ID	Violation (Å)
(1,1)	1:A:490:ALA:CA	2:B:153:VAL:CG1	1	3.58
(1,1)	1:A:490:ALA:CA	2:B:153:VAL:CG2	1	3.58
(1,1)	1:A:490:ALA:CA	2:B:153:VAL:H	1	3.58
(1,1)	1:A:490:ALA:CA	2:B:153:VAL:HA	1	3.58
(1,1)	1:A:490:ALA:CA	2:B:153:VAL:HB	1	3.58
(1,1)	1:A:490:ALA:CA	2:B:153:VAL:HG11	1	3.58
(1,1)	1:A:490:ALA:CA	2:B:153:VAL:HG12	1	3.58
(1,1)	1:A:490:ALA:CA	2:B:153:VAL:HG13	1	3.58
(1,1)	1:A:490:ALA:CA	2:B:153:VAL:HG21	1	3.58
(1,1)	1:A:490:ALA:CA	2:B:153:VAL:HG22	1	3.58
(1,1)	1:A:490:ALA:CA	2:B:153:VAL:HG23	1	3.58
(1,1)	1:A:490:ALA:CA	2:B:153:VAL:N	1	3.58
(1,1)	1:A:490:ALA:CA	2:B:153:VAL:O	1	3.58
(1,1)	1:A:490:ALA:CA	2:B:155:GLY:C	1	3.58
(1,1)	1:A:490:ALA:CA	2:B:155:GLY:CA	1	3.58
(1,1)	1:A:490:ALA:CA	2:B:155:GLY:H	1	3.58
(1,1)	1:A:490:ALA:CA	2:B:155:GLY:HA2	1	3.58
(1,1)	1:A:490:ALA:CA	2:B:155:GLY:HA3	1	3.58
(1,1)	1:A:490:ALA:CA	2:B:155:GLY:N	1	3.58
(1,1)	1:A:490:ALA:CA	2:B:155:GLY:O	1	3.58
(1,1)	1:A:490:ALA:CA	2:B:156:PHE:C	1	3.58
(1,1)	1:A:490:ALA:CA	2:B:156:PHE:CA	1	3.58
(1,1)	1:A:490:ALA:CA	2:B:156:PHE:CB	1	3.58
(1,1)	1:A:490:ALA:CA	2:B:156:PHE:CD1	1	3.58
(1,1)	1:A:490:ALA:CA	2:B:156:PHE:CD2	1	3.58
(1,1)	1:A:490:ALA:CA	2:B:156:PHE:CE1	1	3.58
(1,1)	1:A:490:ALA:CA	2:B:156:PHE:CE2	1	3.58
(1,1)	1:A:490:ALA:CA	2:B:156:PHE:CG	1	3.58
(1,1)	1:A:490:ALA:CA	2:B:156:PHE:CZ	1	3.58
(1,1)	1:A:490:ALA:CA	2:B:156:PHE:H	1	3.58
(1,1)	1:A:490:ALA:CA	2:B:156:PHE:HA	1	3.58
(1,1)	1:A:490:ALA:CA	2:B:156:PHE:HB2	1	3.58
(1,1)	1:A:490:ALA:CA	2:B:156:PHE:HB3	1	3.58
(1,1)	1:A:490:ALA:CA	2:B:156:PHE:HD1	1	3.58
(1,1)	1:A:490:ALA:CA	2:B:156:PHE:HD2	1	3.58
(1,1)	1:A:490:ALA:CA	2:B:156:PHE:HE1	1	3.58
(1,1)	1:A:490:ALA:CA	2:B:156:PHE:HE2	1	3.58
(1,1)	1:A:490:ALA:CA	2:B:156:PHE:HZ	1	3.58
(1,1)	1:A:490:ALA:CA	2:B:156:PHE:N	1	3.58
(1,1)	1:A:490:ALA:CA	2:B:156:PHE:O	1	3.58
(1,1)	1:A:490:ALA:CA	2:B:157:CYS:C	1	3.58
(1,1)	1:A:490:ALA:CA	2:B:157:CYS:CA	1	3.58

*Continued on next page...*

*Continued from previous page...*

Key	Atom-1	Atom-2	Model ID	Violation (Å)
(1,1)	1:A:490:ALA:CA	2:B:157:CYS:CB	1	3.58
(1,1)	1:A:490:ALA:CA	2:B:157:CYS:H	1	3.58
(1,1)	1:A:490:ALA:CA	2:B:157:CYS:HA	1	3.58
(1,1)	1:A:490:ALA:CA	2:B:157:CYS:HB2	1	3.58
(1,1)	1:A:490:ALA:CA	2:B:157:CYS:HB3	1	3.58
(1,1)	1:A:490:ALA:CA	2:B:157:CYS:N	1	3.58
(1,1)	1:A:490:ALA:CA	2:B:157:CYS:O	1	3.58
(1,1)	1:A:490:ALA:CA	2:B:157:CYS:SG	1	3.58
(1,1)	1:A:490:ALA:CA	2:B:158:THR:C	1	3.58
(1,1)	1:A:490:ALA:CA	2:B:158:THR:CA	1	3.58
(1,1)	1:A:490:ALA:CA	2:B:158:THR:CB	1	3.58
(1,1)	1:A:490:ALA:CA	2:B:158:THR:CG2	1	3.58
(1,1)	1:A:490:ALA:CA	2:B:158:THR:H	1	3.58
(1,1)	1:A:490:ALA:CA	2:B:158:THR:HA	1	3.58
(1,1)	1:A:490:ALA:CA	2:B:158:THR:HB	1	3.58
(1,1)	1:A:490:ALA:CA	2:B:158:THR:HG1	1	3.58
(1,1)	1:A:490:ALA:CA	2:B:158:THR:HG21	1	3.58
(1,1)	1:A:490:ALA:CA	2:B:158:THR:HG22	1	3.58
(1,1)	1:A:490:ALA:CA	2:B:158:THR:HG23	1	3.58
(1,1)	1:A:490:ALA:CA	2:B:158:THR:N	1	3.58
(1,1)	1:A:490:ALA:CA	2:B:158:THR:O	1	3.58
(1,1)	1:A:490:ALA:CA	2:B:158:THR:OG1	1	3.58
(1,1)	1:A:490:ALA:CA	2:B:159:ILE:C	1	3.58
(1,1)	1:A:490:ALA:CA	2:B:159:ILE:CA	1	3.58
(1,1)	1:A:490:ALA:CA	2:B:159:ILE:CB	1	3.58
(1,1)	1:A:490:ALA:CA	2:B:159:ILE:CD1	1	3.58
(1,1)	1:A:490:ALA:CA	2:B:159:ILE:CG1	1	3.58
(1,1)	1:A:490:ALA:CA	2:B:159:ILE:CG2	1	3.58
(1,1)	1:A:490:ALA:CA	2:B:159:ILE:H	1	3.58
(1,1)	1:A:490:ALA:CA	2:B:159:ILE:HA	1	3.58
(1,1)	1:A:490:ALA:CA	2:B:159:ILE:HB	1	3.58
(1,1)	1:A:490:ALA:CA	2:B:159:ILE:HD11	1	3.58
(1,1)	1:A:490:ALA:CA	2:B:159:ILE:HD12	1	3.58
(1,1)	1:A:490:ALA:CA	2:B:159:ILE:HD13	1	3.58
(1,1)	1:A:490:ALA:CA	2:B:159:ILE:HG12	1	3.58
(1,1)	1:A:490:ALA:CA	2:B:159:ILE:HG13	1	3.58
(1,1)	1:A:490:ALA:CA	2:B:159:ILE:HG21	1	3.58
(1,1)	1:A:490:ALA:CA	2:B:159:ILE:HG22	1	3.58
(1,1)	1:A:490:ALA:CA	2:B:159:ILE:HG23	1	3.58
(1,1)	1:A:490:ALA:CA	2:B:159:ILE:N	1	3.58
(1,1)	1:A:490:ALA:CA	2:B:159:ILE:O	1	3.58
(1,1)	1:A:490:ALA:CA	2:B:161:ASN:C	1	3.58

*Continued on next page...*

*Continued from previous page...*

Key	Atom-1	Atom-2	Model ID	Violation (Å)
(1,1)	1:A:490:ALA:CA	2:B:161:ASN:CA	1	3.58
(1,1)	1:A:490:ALA:CA	2:B:161:ASN:CB	1	3.58
(1,1)	1:A:490:ALA:CA	2:B:161:ASN:CG	1	3.58
(1,1)	1:A:490:ALA:CA	2:B:161:ASN:H	1	3.58
(1,1)	1:A:490:ALA:CA	2:B:161:ASN:HA	1	3.58
(1,1)	1:A:490:ALA:CA	2:B:161:ASN:HB2	1	3.58
(1,1)	1:A:490:ALA:CA	2:B:161:ASN:HB3	1	3.58
(1,1)	1:A:490:ALA:CA	2:B:161:ASN:HD21	1	3.58
(1,1)	1:A:490:ALA:CA	2:B:161:ASN:HD22	1	3.58
(1,1)	1:A:490:ALA:CA	2:B:161:ASN:N	1	3.58
(1,1)	1:A:490:ALA:CA	2:B:161:ASN:ND2	1	3.58
(1,1)	1:A:490:ALA:CA	2:B:161:ASN:O	1	3.58
(1,1)	1:A:490:ALA:CA	2:B:161:ASN:OD1	1	3.58
(1,1)	1:A:490:ALA:CA	2:B:162:LYS:C	1	3.58
(1,1)	1:A:490:ALA:CA	2:B:162:LYS:CA	1	3.58
(1,1)	1:A:490:ALA:CA	2:B:162:LYS:CB	1	3.58
(1,1)	1:A:490:ALA:CA	2:B:162:LYS:CD	1	3.58
(1,1)	1:A:490:ALA:CA	2:B:162:LYS:CE	1	3.58
(1,1)	1:A:490:ALA:CA	2:B:162:LYS:CG	1	3.58
(1,1)	1:A:490:ALA:CA	2:B:162:LYS:H	1	3.58
(1,1)	1:A:490:ALA:CA	2:B:162:LYS:HA	1	3.58
(1,1)	1:A:490:ALA:CA	2:B:162:LYS:HB2	1	3.58
(1,1)	1:A:490:ALA:CA	2:B:162:LYS:HB3	1	3.58
(1,1)	1:A:490:ALA:CA	2:B:162:LYS:HD2	1	3.58
(1,1)	1:A:490:ALA:CA	2:B:162:LYS:HD3	1	3.58
(1,1)	1:A:490:ALA:CA	2:B:162:LYS:HE2	1	3.58
(1,1)	1:A:490:ALA:CA	2:B:162:LYS:HE3	1	3.58
(1,1)	1:A:490:ALA:CA	2:B:162:LYS:HG2	1	3.58
(1,1)	1:A:490:ALA:CA	2:B:162:LYS:HG3	1	3.58
(1,1)	1:A:490:ALA:CA	2:B:162:LYS:HZ1	1	3.58
(1,1)	1:A:490:ALA:CA	2:B:162:LYS:HZ2	1	3.58
(1,1)	1:A:490:ALA:CA	2:B:162:LYS:HZ3	1	3.58
(1,1)	1:A:490:ALA:CA	2:B:162:LYS:N	1	3.58
(1,1)	1:A:490:ALA:CA	2:B:162:LYS:NZ	1	3.58
(1,1)	1:A:490:ALA:CA	2:B:162:LYS:O	1	3.58
(1,1)	1:A:490:ALA:CA	2:B:167:SER:C	1	3.58
(1,1)	1:A:490:ALA:CA	2:B:167:SER:CA	1	3.58
(1,1)	1:A:490:ALA:CA	2:B:167:SER:CB	1	3.58
(1,1)	1:A:490:ALA:CA	2:B:167:SER:H	1	3.58
(1,1)	1:A:490:ALA:CA	2:B:167:SER:HA	1	3.58
(1,1)	1:A:490:ALA:CA	2:B:167:SER:HB2	1	3.58
(1,1)	1:A:490:ALA:CA	2:B:167:SER:HB3	1	3.58

*Continued on next page...*

*Continued from previous page...*

Key	Atom-1	Atom-2	Model ID	Violation (Å)
(1,1)	1:A:490:ALA:CA	2:B:167:SER:HG	1	3.58
(1,1)	1:A:490:ALA:CA	2:B:167:SER:N	1	3.58
(1,1)	1:A:490:ALA:CA	2:B:167:SER:O	1	3.58
(1,1)	1:A:490:ALA:CA	2:B:167:SER:OG	1	3.58
(1,1)	1:A:490:ALA:CA	2:B:168:LEU:C	1	3.58
(1,1)	1:A:490:ALA:CA	2:B:168:LEU:CA	1	3.58
(1,1)	1:A:490:ALA:CA	2:B:168:LEU:CB	1	3.58
(1,1)	1:A:490:ALA:CA	2:B:168:LEU:CD1	1	3.58
(1,1)	1:A:490:ALA:CA	2:B:168:LEU:CD2	1	3.58
(1,1)	1:A:490:ALA:CA	2:B:168:LEU:CG	1	3.58
(1,1)	1:A:490:ALA:CA	2:B:168:LEU:H	1	3.58
(1,1)	1:A:490:ALA:CA	2:B:168:LEU:HA	1	3.58
(1,1)	1:A:490:ALA:CA	2:B:168:LEU:HB2	1	3.58
(1,1)	1:A:490:ALA:CA	2:B:168:LEU:HB3	1	3.58
(1,1)	1:A:490:ALA:CA	2:B:168:LEU:HD11	1	3.58
(1,1)	1:A:490:ALA:CA	2:B:168:LEU:HD12	1	3.58
(1,1)	1:A:490:ALA:CA	2:B:168:LEU:HD13	1	3.58
(1,1)	1:A:490:ALA:CA	2:B:168:LEU:HD21	1	3.58
(1,1)	1:A:490:ALA:CA	2:B:168:LEU:HD22	1	3.58
(1,1)	1:A:490:ALA:CA	2:B:168:LEU:HD23	1	3.58
(1,1)	1:A:490:ALA:CA	2:B:168:LEU:HG	1	3.58
(1,1)	1:A:490:ALA:CA	2:B:168:LEU:N	1	3.58
(1,1)	1:A:490:ALA:CA	2:B:168:LEU:O	1	3.58
(1,1)	1:A:490:ALA:CA	2:B:170:MET:C	1	3.58
(1,1)	1:A:490:ALA:CA	2:B:170:MET:CA	1	3.58
(1,1)	1:A:490:ALA:CA	2:B:170:MET:CB	1	3.58
(1,1)	1:A:490:ALA:CA	2:B:170:MET:CE	1	3.58
(1,1)	1:A:490:ALA:CA	2:B:170:MET:CG	1	3.58
(1,1)	1:A:490:ALA:CA	2:B:170:MET:H	1	3.58
(1,1)	1:A:490:ALA:CA	2:B:170:MET:HA	1	3.58
(1,1)	1:A:490:ALA:CA	2:B:170:MET:HB2	1	3.58
(1,1)	1:A:490:ALA:CA	2:B:170:MET:HB3	1	3.58
(1,1)	1:A:490:ALA:CA	2:B:170:MET:HE1	1	3.58
(1,1)	1:A:490:ALA:CA	2:B:170:MET:HE2	1	3.58
(1,1)	1:A:490:ALA:CA	2:B:170:MET:HE3	1	3.58
(1,1)	1:A:490:ALA:CA	2:B:170:MET:HG2	1	3.58
(1,1)	1:A:490:ALA:CA	2:B:170:MET:HG3	1	3.58
(1,1)	1:A:490:ALA:CA	2:B:170:MET:N	1	3.58
(1,1)	1:A:490:ALA:CA	2:B:170:MET:O	1	3.58
(1,1)	1:A:490:ALA:CA	2:B:170:MET:SD	1	3.58
(1,1)	1:A:490:ALA:CA	2:B:172:LYS:C	1	3.58
(1,1)	1:A:490:ALA:CA	2:B:172:LYS:CA	1	3.58

*Continued on next page...*

*Continued from previous page...*

Key	Atom-1	Atom-2	Model ID	Violation (Å)
(1,1)	1:A:490:ALA:CA	2:B:172:LYS:CB	1	3.58
(1,1)	1:A:490:ALA:CA	2:B:172:LYS:CD	1	3.58
(1,1)	1:A:490:ALA:CA	2:B:172:LYS:CE	1	3.58
(1,1)	1:A:490:ALA:CA	2:B:172:LYS:CG	1	3.58
(1,1)	1:A:490:ALA:CA	2:B:172:LYS:H	1	3.58
(1,1)	1:A:490:ALA:CA	2:B:172:LYS:HA	1	3.58
(1,1)	1:A:490:ALA:CA	2:B:172:LYS:HB2	1	3.58
(1,1)	1:A:490:ALA:CA	2:B:172:LYS:HB3	1	3.58
(1,1)	1:A:490:ALA:CA	2:B:172:LYS:HD2	1	3.58
(1,1)	1:A:490:ALA:CA	2:B:172:LYS:HD3	1	3.58
(1,1)	1:A:490:ALA:CA	2:B:172:LYS:HE2	1	3.58
(1,1)	1:A:490:ALA:CA	2:B:172:LYS:HE3	1	3.58
(1,1)	1:A:490:ALA:CA	2:B:172:LYS:HG2	1	3.58
(1,1)	1:A:490:ALA:CA	2:B:172:LYS:HG3	1	3.58
(1,1)	1:A:490:ALA:CA	2:B:172:LYS:HZ1	1	3.58
(1,1)	1:A:490:ALA:CA	2:B:172:LYS:HZ2	1	3.58
(1,1)	1:A:490:ALA:CA	2:B:172:LYS:HZ3	1	3.58
(1,1)	1:A:490:ALA:CA	2:B:172:LYS:N	1	3.58
(1,1)	1:A:490:ALA:CA	2:B:172:LYS:NZ	1	3.58
(1,1)	1:A:490:ALA:CA	2:B:172:LYS:O	1	3.58
(1,1)	1:A:490:ALA:CA	2:B:182:VAL:C	1	3.58
(1,1)	1:A:490:ALA:CA	2:B:182:VAL:CA	1	3.58
(1,1)	1:A:490:ALA:CA	2:B:182:VAL:CB	1	3.58
(1,1)	1:A:490:ALA:CA	2:B:182:VAL:CG1	1	3.58
(1,1)	1:A:490:ALA:CA	2:B:182:VAL:CG2	1	3.58
(1,1)	1:A:490:ALA:CA	2:B:182:VAL:H	1	3.58
(1,1)	1:A:490:ALA:CA	2:B:182:VAL:HA	1	3.58
(1,1)	1:A:490:ALA:CA	2:B:182:VAL:HB	1	3.58
(1,1)	1:A:490:ALA:CA	2:B:182:VAL:HG11	1	3.58
(1,1)	1:A:490:ALA:CA	2:B:182:VAL:HG12	1	3.58
(1,1)	1:A:490:ALA:CA	2:B:182:VAL:HG13	1	3.58
(1,1)	1:A:490:ALA:CA	2:B:182:VAL:HG21	1	3.58
(1,1)	1:A:490:ALA:CA	2:B:182:VAL:HG22	1	3.58
(1,1)	1:A:490:ALA:CA	2:B:182:VAL:HG23	1	3.58
(1,1)	1:A:490:ALA:CA	2:B:182:VAL:N	1	3.58
(1,1)	1:A:490:ALA:CA	2:B:182:VAL:O	1	3.58
(1,1)	1:A:490:ALA:CA	2:B:183:LYS:C	1	3.58
(1,1)	1:A:490:ALA:CA	2:B:183:LYS:CA	1	3.58
(1,1)	1:A:490:ALA:CA	2:B:183:LYS:CB	1	3.58
(1,1)	1:A:490:ALA:CA	2:B:183:LYS:CD	1	3.58
(1,1)	1:A:490:ALA:CA	2:B:183:LYS:CE	1	3.58
(1,1)	1:A:490:ALA:CA	2:B:183:LYS:CG	1	3.58

*Continued on next page...*

*Continued from previous page...*

Key	Atom-1	Atom-2	Model ID	Violation (Å)
(1,1)	1:A:490:ALA:CA	2:B:183:LYS:H	1	3.58
(1,1)	1:A:490:ALA:CA	2:B:183:LYS:HA	1	3.58
(1,1)	1:A:490:ALA:CA	2:B:183:LYS:HB2	1	3.58
(1,1)	1:A:490:ALA:CA	2:B:183:LYS:HB3	1	3.58
(1,1)	1:A:490:ALA:CA	2:B:183:LYS:HD2	1	3.58
(1,1)	1:A:490:ALA:CA	2:B:183:LYS:HD3	1	3.58
(1,1)	1:A:490:ALA:CA	2:B:183:LYS:HE2	1	3.58
(1,1)	1:A:490:ALA:CA	2:B:183:LYS:HE3	1	3.58
(1,1)	1:A:490:ALA:CA	2:B:183:LYS:HG2	1	3.58
(1,1)	1:A:490:ALA:CA	2:B:183:LYS:HG3	1	3.58
(1,1)	1:A:490:ALA:CA	2:B:183:LYS:HZ1	1	3.58
(1,1)	1:A:490:ALA:CA	2:B:183:LYS:HZ2	1	3.58
(1,1)	1:A:490:ALA:CA	2:B:183:LYS:HZ3	1	3.58
(1,1)	1:A:490:ALA:CA	2:B:183:LYS:N	1	3.58
(1,1)	1:A:490:ALA:CA	2:B:183:LYS:NZ	1	3.58
(1,1)	1:A:490:ALA:CA	2:B:183:LYS:O	1	3.58
(1,1)	1:A:490:ALA:CA	2:B:185:GLY:C	1	3.58
(1,1)	1:A:490:ALA:CA	2:B:185:GLY:CA	1	3.58
(1,1)	1:A:490:ALA:CA	2:B:185:GLY:H	1	3.58
(1,1)	1:A:490:ALA:CA	2:B:185:GLY:HA2	1	3.58
(1,1)	1:A:490:ALA:CA	2:B:185:GLY:HA3	1	3.58
(1,1)	1:A:490:ALA:CA	2:B:185:GLY:N	1	3.58
(1,1)	1:A:490:ALA:CA	2:B:185:GLY:O	1	3.58
(1,1)	1:A:490:ALA:CA	2:B:187:TYR:C	1	3.58
(1,1)	1:A:490:ALA:CA	2:B:187:TYR:CA	1	3.58
(1,1)	1:A:490:ALA:CA	2:B:187:TYR:CB	1	3.58
(1,1)	1:A:490:ALA:CA	2:B:187:TYR:CD1	1	3.58
(1,1)	1:A:490:ALA:CA	2:B:187:TYR:CD2	1	3.58
(1,1)	1:A:490:ALA:CA	2:B:187:TYR:CE1	1	3.58
(1,1)	1:A:490:ALA:CA	2:B:187:TYR:CE2	1	3.58
(1,1)	1:A:490:ALA:CA	2:B:187:TYR:CG	1	3.58
(1,1)	1:A:490:ALA:CA	2:B:187:TYR:CZ	1	3.58
(1,1)	1:A:490:ALA:CA	2:B:187:TYR:H	1	3.58
(1,1)	1:A:490:ALA:CA	2:B:187:TYR:HA	1	3.58
(1,1)	1:A:490:ALA:CA	2:B:187:TYR:HB2	1	3.58
(1,1)	1:A:490:ALA:CA	2:B:187:TYR:HB3	1	3.58
(1,1)	1:A:490:ALA:CA	2:B:187:TYR:HD1	1	3.58
(1,1)	1:A:490:ALA:CA	2:B:187:TYR:HD2	1	3.58
(1,1)	1:A:490:ALA:CA	2:B:187:TYR:HE1	1	3.58
(1,1)	1:A:490:ALA:CA	2:B:187:TYR:HE2	1	3.58
(1,1)	1:A:490:ALA:CA	2:B:187:TYR:HH	1	3.58
(1,1)	1:A:490:ALA:CA	2:B:187:TYR:N	1	3.58

*Continued on next page...*

*Continued from previous page...*

Key	Atom-1	Atom-2	Model ID	Violation (Å)
(1,1)	1:A:490:ALA:CA	2:B:187:TYR:O	1	3.58
(1,1)	1:A:490:ALA:CA	2:B:187:TYR:OH	1	3.58
(1,1)	1:A:490:ALA:CA	2:B:200:THR:C	1	3.58
(1,1)	1:A:490:ALA:CA	2:B:200:THR:CA	1	3.58
(1,1)	1:A:490:ALA:CA	2:B:200:THR:CB	1	3.58
(1,1)	1:A:490:ALA:CA	2:B:200:THR:CG2	1	3.58
(1,1)	1:A:490:ALA:CA	2:B:200:THR:H	1	3.58
(1,1)	1:A:490:ALA:CA	2:B:200:THR:HA	1	3.58
(1,1)	1:A:490:ALA:CA	2:B:200:THR:HB	1	3.58
(1,1)	1:A:490:ALA:CA	2:B:200:THR:HG1	1	3.58
(1,1)	1:A:490:ALA:CA	2:B:200:THR:HG21	1	3.58
(1,1)	1:A:490:ALA:CA	2:B:200:THR:HG22	1	3.58
(1,1)	1:A:490:ALA:CA	2:B:200:THR:HG23	1	3.58
(1,1)	1:A:490:ALA:CA	2:B:200:THR:N	1	3.58
(1,1)	1:A:490:ALA:CA	2:B:200:THR:O	1	3.58
(1,1)	1:A:490:ALA:CA	2:B:200:THR:OG1	1	3.58
(1,1)	1:A:490:ALA:CA	2:B:211:LYS:C	1	3.58
(1,1)	1:A:490:ALA:CA	2:B:211:LYS:CA	1	3.58
(1,1)	1:A:490:ALA:CA	2:B:211:LYS:CB	1	3.58
(1,1)	1:A:490:ALA:CA	2:B:211:LYS:CD	1	3.58
(1,1)	1:A:490:ALA:CA	2:B:211:LYS:CE	1	3.58
(1,1)	1:A:490:ALA:CA	2:B:211:LYS:CG	1	3.58
(1,1)	1:A:490:ALA:CA	2:B:211:LYS:H	1	3.58
(1,1)	1:A:490:ALA:CA	2:B:211:LYS:HA	1	3.58
(1,1)	1:A:490:ALA:CA	2:B:211:LYS:HB2	1	3.58
(1,1)	1:A:490:ALA:CA	2:B:211:LYS:HB3	1	3.58
(1,1)	1:A:490:ALA:CA	2:B:211:LYS:HD2	1	3.58
(1,1)	1:A:490:ALA:CA	2:B:211:LYS:HD3	1	3.58
(1,1)	1:A:490:ALA:CA	2:B:211:LYS:HE2	1	3.58
(1,1)	1:A:490:ALA:CA	2:B:211:LYS:HE3	1	3.58
(1,1)	1:A:490:ALA:CA	2:B:211:LYS:HG2	1	3.58
(1,1)	1:A:490:ALA:CA	2:B:211:LYS:HG3	1	3.58
(1,1)	1:A:490:ALA:CA	2:B:211:LYS:HZ1	1	3.58
(1,1)	1:A:490:ALA:CA	2:B:211:LYS:HZ2	1	3.58
(1,1)	1:A:490:ALA:CA	2:B:211:LYS:HZ3	1	3.58
(1,1)	1:A:490:ALA:CA	2:B:211:LYS:N	1	3.58
(1,1)	1:A:490:ALA:CA	2:B:211:LYS:NZ	1	3.58
(1,1)	1:A:490:ALA:CA	2:B:211:LYS:O	1	3.58
(1,1)	1:A:490:ALA:CB	2:B:149:SER:C	1	3.58
(1,1)	1:A:490:ALA:CB	2:B:149:SER:CA	1	3.58
(1,1)	1:A:490:ALA:CB	2:B:149:SER:CB	1	3.58
(1,1)	1:A:490:ALA:CB	2:B:149:SER:H	1	3.58

*Continued on next page...*

*Continued from previous page...*

Key	Atom-1	Atom-2	Model ID	Violation (Å)
(1,1)	1:A:490:ALA:CB	2:B:149:SER:HA	1	3.58
(1,1)	1:A:490:ALA:CB	2:B:149:SER:HB2	1	3.58
(1,1)	1:A:490:ALA:CB	2:B:149:SER:HB3	1	3.58
(1,1)	1:A:490:ALA:CB	2:B:149:SER:HG	1	3.58
(1,1)	1:A:490:ALA:CB	2:B:149:SER:N	1	3.58
(1,1)	1:A:490:ALA:CB	2:B:149:SER:O	1	3.58
(1,1)	1:A:490:ALA:CB	2:B:149:SER:OG	1	3.58
(1,1)	1:A:490:ALA:CB	2:B:152:VAL:C	1	3.58
(1,1)	1:A:490:ALA:CB	2:B:152:VAL:CA	1	3.58
(1,1)	1:A:490:ALA:CB	2:B:152:VAL:CB	1	3.58
(1,1)	1:A:490:ALA:CB	2:B:152:VAL:CG1	1	3.58
(1,1)	1:A:490:ALA:CB	2:B:152:VAL:CG2	1	3.58
(1,1)	1:A:490:ALA:CB	2:B:152:VAL:H	1	3.58
(1,1)	1:A:490:ALA:CB	2:B:152:VAL:HA	1	3.58
(1,1)	1:A:490:ALA:CB	2:B:152:VAL:HB	1	3.58
(1,1)	1:A:490:ALA:CB	2:B:152:VAL:HG11	1	3.58
(1,1)	1:A:490:ALA:CB	2:B:152:VAL:HG12	1	3.58
(1,1)	1:A:490:ALA:CB	2:B:152:VAL:HG13	1	3.58
(1,1)	1:A:490:ALA:CB	2:B:152:VAL:HG21	1	3.58
(1,1)	1:A:490:ALA:CB	2:B:152:VAL:HG22	1	3.58
(1,1)	1:A:490:ALA:CB	2:B:152:VAL:HG23	1	3.58
(1,1)	1:A:490:ALA:CB	2:B:152:VAL:N	1	3.58
(1,1)	1:A:490:ALA:CB	2:B:152:VAL:O	1	3.58
(1,1)	1:A:490:ALA:CB	2:B:153:VAL:C	1	3.58
(1,1)	1:A:490:ALA:CB	2:B:153:VAL:CA	1	3.58
(1,1)	1:A:490:ALA:CB	2:B:153:VAL:CB	1	3.58
(1,1)	1:A:490:ALA:CB	2:B:153:VAL:CG1	1	3.58
(1,1)	1:A:490:ALA:CB	2:B:153:VAL:CG2	1	3.58
(1,1)	1:A:490:ALA:CB	2:B:153:VAL:H	1	3.58
(1,1)	1:A:490:ALA:CB	2:B:153:VAL:HA	1	3.58
(1,1)	1:A:490:ALA:CB	2:B:153:VAL:HB	1	3.58
(1,1)	1:A:490:ALA:CB	2:B:153:VAL:HG11	1	3.58
(1,1)	1:A:490:ALA:CB	2:B:153:VAL:HG12	1	3.58
(1,1)	1:A:490:ALA:CB	2:B:153:VAL:HG13	1	3.58
(1,1)	1:A:490:ALA:CB	2:B:153:VAL:HG21	1	3.58
(1,1)	1:A:490:ALA:CB	2:B:153:VAL:HG22	1	3.58
(1,1)	1:A:490:ALA:CB	2:B:153:VAL:HG23	1	3.58
(1,1)	1:A:490:ALA:CB	2:B:153:VAL:N	1	3.58
(1,1)	1:A:490:ALA:CB	2:B:153:VAL:O	1	3.58
(1,1)	1:A:490:ALA:CB	2:B:155:GLY:C	1	3.58
(1,1)	1:A:490:ALA:CB	2:B:155:GLY:CA	1	3.58
(1,1)	1:A:490:ALA:CB	2:B:155:GLY:H	1	3.58

*Continued on next page...*



*Continued from previous page...*

Key	Atom-1	Atom-2	Model ID	Violation (Å)
(1,1)	1:A:490:ALA:CB	2:B:155:GLY:HA2	1	3.58
(1,1)	1:A:490:ALA:CB	2:B:155:GLY:HA3	1	3.58
(1,1)	1:A:490:ALA:CB	2:B:155:GLY:N	1	3.58
(1,1)	1:A:490:ALA:CB	2:B:155:GLY:O	1	3.58
(1,1)	1:A:490:ALA:CB	2:B:156:PHE:C	1	3.58
(1,1)	1:A:490:ALA:CB	2:B:156:PHE:CA	1	3.58
(1,1)	1:A:490:ALA:CB	2:B:156:PHE:CB	1	3.58
(1,1)	1:A:490:ALA:CB	2:B:156:PHE:CD1	1	3.58
(1,1)	1:A:490:ALA:CB	2:B:156:PHE:CD2	1	3.58
(1,1)	1:A:490:ALA:CB	2:B:156:PHE:CE1	1	3.58
(1,1)	1:A:490:ALA:CB	2:B:156:PHE:CE2	1	3.58
(1,1)	1:A:490:ALA:CB	2:B:156:PHE:CG	1	3.58
(1,1)	1:A:490:ALA:CB	2:B:156:PHE:CZ	1	3.58
(1,1)	1:A:490:ALA:CB	2:B:156:PHE:H	1	3.58
(1,1)	1:A:490:ALA:CB	2:B:156:PHE:HA	1	3.58
(1,1)	1:A:490:ALA:CB	2:B:156:PHE:HB2	1	3.58
(1,1)	1:A:490:ALA:CB	2:B:156:PHE:HB3	1	3.58
(1,1)	1:A:490:ALA:CB	2:B:156:PHE:HD1	1	3.58
(1,1)	1:A:490:ALA:CB	2:B:156:PHE:HD2	1	3.58
(1,1)	1:A:490:ALA:CB	2:B:156:PHE:HE1	1	3.58
(1,1)	1:A:490:ALA:CB	2:B:156:PHE:HE2	1	3.58
(1,1)	1:A:490:ALA:CB	2:B:156:PHE:HZ	1	3.58
(1,1)	1:A:490:ALA:CB	2:B:156:PHE:N	1	3.58
(1,1)	1:A:490:ALA:CB	2:B:156:PHE:O	1	3.58
(1,1)	1:A:490:ALA:CB	2:B:157:CYS:C	1	3.58
(1,1)	1:A:490:ALA:CB	2:B:157:CYS:CA	1	3.58
(1,1)	1:A:490:ALA:CB	2:B:157:CYS:CB	1	3.58
(1,1)	1:A:490:ALA:CB	2:B:157:CYS:H	1	3.58
(1,1)	1:A:490:ALA:CB	2:B:157:CYS:HA	1	3.58
(1,1)	1:A:490:ALA:CB	2:B:157:CYS:HB2	1	3.58
(1,1)	1:A:490:ALA:CB	2:B:157:CYS:HB3	1	3.58
(1,1)	1:A:490:ALA:CB	2:B:157:CYS:N	1	3.58
(1,1)	1:A:490:ALA:CB	2:B:157:CYS:O	1	3.58
(1,1)	1:A:490:ALA:CB	2:B:157:CYS:SG	1	3.58
(1,1)	1:A:490:ALA:CB	2:B:158:THR:C	1	3.58
(1,1)	1:A:490:ALA:CB	2:B:158:THR:CA	1	3.58
(1,1)	1:A:490:ALA:CB	2:B:158:THR:CB	1	3.58
(1,1)	1:A:490:ALA:CB	2:B:158:THR:CG2	1	3.58
(1,1)	1:A:490:ALA:CB	2:B:158:THR:H	1	3.58
(1,1)	1:A:490:ALA:CB	2:B:158:THR:HA	1	3.58
(1,1)	1:A:490:ALA:CB	2:B:158:THR:HB	1	3.58
(1,1)	1:A:490:ALA:CB	2:B:158:THR:HG1	1	3.58

*Continued on next page...*

*Continued from previous page...*

Key	Atom-1	Atom-2	Model ID	Violation (Å)
(1,1)	1:A:490:ALA:CB	2:B:158:THR:HG21	1	3.58
(1,1)	1:A:490:ALA:CB	2:B:158:THR:HG22	1	3.58
(1,1)	1:A:490:ALA:CB	2:B:158:THR:HG23	1	3.58
(1,1)	1:A:490:ALA:CB	2:B:158:THR:N	1	3.58
(1,1)	1:A:490:ALA:CB	2:B:158:THR:O	1	3.58
(1,1)	1:A:490:ALA:CB	2:B:158:THR:OG1	1	3.58
(1,1)	1:A:490:ALA:CB	2:B:159:ILE:C	1	3.58
(1,1)	1:A:490:ALA:CB	2:B:159:ILE:CA	1	3.58
(1,1)	1:A:490:ALA:CB	2:B:159:ILE:CB	1	3.58
(1,1)	1:A:490:ALA:CB	2:B:159:ILE:CD1	1	3.58
(1,1)	1:A:490:ALA:CB	2:B:159:ILE:CG1	1	3.58
(1,1)	1:A:490:ALA:CB	2:B:159:ILE:CG2	1	3.58
(1,1)	1:A:490:ALA:CB	2:B:159:ILE:H	1	3.58
(1,1)	1:A:490:ALA:CB	2:B:159:ILE:HA	1	3.58
(1,1)	1:A:490:ALA:CB	2:B:159:ILE:HB	1	3.58
(1,1)	1:A:490:ALA:CB	2:B:159:ILE:HD11	1	3.58
(1,1)	1:A:490:ALA:CB	2:B:159:ILE:HD12	1	3.58
(1,1)	1:A:490:ALA:CB	2:B:159:ILE:HD13	1	3.58
(1,1)	1:A:490:ALA:CB	2:B:159:ILE:HG12	1	3.58
(1,1)	1:A:490:ALA:CB	2:B:159:ILE:HG13	1	3.58
(1,1)	1:A:490:ALA:CB	2:B:159:ILE:HG21	1	3.58
(1,1)	1:A:490:ALA:CB	2:B:159:ILE:HG22	1	3.58
(1,1)	1:A:490:ALA:CB	2:B:159:ILE:HG23	1	3.58
(1,1)	1:A:490:ALA:CB	2:B:159:ILE:N	1	3.58
(1,1)	1:A:490:ALA:CB	2:B:159:ILE:O	1	3.58
(1,1)	1:A:490:ALA:CB	2:B:161:ASN:C	1	3.58
(1,1)	1:A:490:ALA:CB	2:B:161:ASN:CA	1	3.58
(1,1)	1:A:490:ALA:CB	2:B:161:ASN:CB	1	3.58
(1,1)	1:A:490:ALA:CB	2:B:161:ASN:CG	1	3.58
(1,1)	1:A:490:ALA:CB	2:B:161:ASN:H	1	3.58
(1,1)	1:A:490:ALA:CB	2:B:161:ASN:HA	1	3.58
(1,1)	1:A:490:ALA:CB	2:B:161:ASN:HB2	1	3.58
(1,1)	1:A:490:ALA:CB	2:B:161:ASN:HB3	1	3.58
(1,1)	1:A:490:ALA:CB	2:B:161:ASN:HD21	1	3.58
(1,1)	1:A:490:ALA:CB	2:B:161:ASN:HD22	1	3.58
(1,1)	1:A:490:ALA:CB	2:B:161:ASN:N	1	3.58
(1,1)	1:A:490:ALA:CB	2:B:161:ASN:ND2	1	3.58
(1,1)	1:A:490:ALA:CB	2:B:161:ASN:O	1	3.58
(1,1)	1:A:490:ALA:CB	2:B:161:ASN:OD1	1	3.58
(1,1)	1:A:490:ALA:CB	2:B:162:LYS:C	1	3.58
(1,1)	1:A:490:ALA:CB	2:B:162:LYS:CA	1	3.58
(1,1)	1:A:490:ALA:CB	2:B:162:LYS:CB	1	3.58

*Continued on next page...*

*Continued from previous page...*

Key	Atom-1	Atom-2	Model ID	Violation (Å)
(1,1)	1:A:490:ALA:CB	2:B:162:LYS:CD	1	3.58
(1,1)	1:A:490:ALA:CB	2:B:162:LYS:CE	1	3.58
(1,1)	1:A:490:ALA:CB	2:B:162:LYS:CG	1	3.58
(1,1)	1:A:490:ALA:CB	2:B:162:LYS:H	1	3.58
(1,1)	1:A:490:ALA:CB	2:B:162:LYS:HA	1	3.58
(1,1)	1:A:490:ALA:CB	2:B:162:LYS:HB2	1	3.58
(1,1)	1:A:490:ALA:CB	2:B:162:LYS:HB3	1	3.58
(1,1)	1:A:490:ALA:CB	2:B:162:LYS:HD2	1	3.58
(1,1)	1:A:490:ALA:CB	2:B:162:LYS:HD3	1	3.58
(1,1)	1:A:490:ALA:CB	2:B:162:LYS:HE2	1	3.58
(1,1)	1:A:490:ALA:CB	2:B:162:LYS:HE3	1	3.58
(1,1)	1:A:490:ALA:CB	2:B:162:LYS:HG2	1	3.58
(1,1)	1:A:490:ALA:CB	2:B:162:LYS:HG3	1	3.58
(1,1)	1:A:490:ALA:CB	2:B:162:LYS:HZ1	1	3.58
(1,1)	1:A:490:ALA:CB	2:B:162:LYS:HZ2	1	3.58
(1,1)	1:A:490:ALA:CB	2:B:162:LYS:HZ3	1	3.58
(1,1)	1:A:490:ALA:CB	2:B:162:LYS:N	1	3.58
(1,1)	1:A:490:ALA:CB	2:B:162:LYS:NZ	1	3.58
(1,1)	1:A:490:ALA:CB	2:B:162:LYS:O	1	3.58
(1,1)	1:A:490:ALA:CB	2:B:167:SER:C	1	3.58
(1,1)	1:A:490:ALA:CB	2:B:167:SER:CA	1	3.58
(1,1)	1:A:490:ALA:CB	2:B:167:SER:CB	1	3.58
(1,1)	1:A:490:ALA:CB	2:B:167:SER:H	1	3.58
(1,1)	1:A:490:ALA:CB	2:B:167:SER:HA	1	3.58
(1,1)	1:A:490:ALA:CB	2:B:167:SER:HB2	1	3.58
(1,1)	1:A:490:ALA:CB	2:B:167:SER:HB3	1	3.58
(1,1)	1:A:490:ALA:CB	2:B:167:SER:HG	1	3.58
(1,1)	1:A:490:ALA:CB	2:B:167:SER:N	1	3.58
(1,1)	1:A:490:ALA:CB	2:B:167:SER:O	1	3.58
(1,1)	1:A:490:ALA:CB	2:B:167:SER:OG	1	3.58
(1,1)	1:A:490:ALA:CB	2:B:168:LEU:C	1	3.58
(1,1)	1:A:490:ALA:CB	2:B:168:LEU:CA	1	3.58
(1,1)	1:A:490:ALA:CB	2:B:168:LEU:CB	1	3.58
(1,1)	1:A:490:ALA:CB	2:B:168:LEU:CD1	1	3.58
(1,1)	1:A:490:ALA:CB	2:B:168:LEU:CD2	1	3.58
(1,1)	1:A:490:ALA:CB	2:B:168:LEU:CG	1	3.58
(1,1)	1:A:490:ALA:CB	2:B:168:LEU:H	1	3.58
(1,1)	1:A:490:ALA:CB	2:B:168:LEU:HA	1	3.58
(1,1)	1:A:490:ALA:CB	2:B:168:LEU:HB2	1	3.58
(1,1)	1:A:490:ALA:CB	2:B:168:LEU:HB3	1	3.58
(1,1)	1:A:490:ALA:CB	2:B:168:LEU:HD11	1	3.58
(1,1)	1:A:490:ALA:CB	2:B:168:LEU:HD12	1	3.58

*Continued on next page...*

*Continued from previous page...*

Key	Atom-1	Atom-2	Model ID	Violation (Å)
(1,1)	1:A:490:ALA:CB	2:B:168:LEU:HD13	1	3.58
(1,1)	1:A:490:ALA:CB	2:B:168:LEU:HD21	1	3.58
(1,1)	1:A:490:ALA:CB	2:B:168:LEU:HD22	1	3.58
(1,1)	1:A:490:ALA:CB	2:B:168:LEU:HD23	1	3.58
(1,1)	1:A:490:ALA:CB	2:B:168:LEU:HG	1	3.58
(1,1)	1:A:490:ALA:CB	2:B:168:LEU:N	1	3.58
(1,1)	1:A:490:ALA:CB	2:B:168:LEU:O	1	3.58
(1,1)	1:A:490:ALA:CB	2:B:170:MET:C	1	3.58
(1,1)	1:A:490:ALA:CB	2:B:170:MET:CA	1	3.58
(1,1)	1:A:490:ALA:CB	2:B:170:MET:CB	1	3.58
(1,1)	1:A:490:ALA:CB	2:B:170:MET:CE	1	3.58
(1,1)	1:A:490:ALA:CB	2:B:170:MET:CG	1	3.58
(1,1)	1:A:490:ALA:CB	2:B:170:MET:H	1	3.58
(1,1)	1:A:490:ALA:CB	2:B:170:MET:HA	1	3.58
(1,1)	1:A:490:ALA:CB	2:B:170:MET:HB2	1	3.58
(1,1)	1:A:490:ALA:CB	2:B:170:MET:HB3	1	3.58
(1,1)	1:A:490:ALA:CB	2:B:170:MET:HE1	1	3.58
(1,1)	1:A:490:ALA:CB	2:B:170:MET:HE2	1	3.58
(1,1)	1:A:490:ALA:CB	2:B:170:MET:HE3	1	3.58
(1,1)	1:A:490:ALA:CB	2:B:170:MET:HG2	1	3.58
(1,1)	1:A:490:ALA:CB	2:B:170:MET:HG3	1	3.58
(1,1)	1:A:490:ALA:CB	2:B:170:MET:N	1	3.58
(1,1)	1:A:490:ALA:CB	2:B:170:MET:O	1	3.58
(1,1)	1:A:490:ALA:CB	2:B:170:MET:SD	1	3.58
(1,1)	1:A:490:ALA:CB	2:B:172:LYS:C	1	3.58
(1,1)	1:A:490:ALA:CB	2:B:172:LYS:CA	1	3.58
(1,1)	1:A:490:ALA:CB	2:B:172:LYS:CB	1	3.58
(1,1)	1:A:490:ALA:CB	2:B:172:LYS:CD	1	3.58
(1,1)	1:A:490:ALA:CB	2:B:172:LYS:CE	1	3.58
(1,1)	1:A:490:ALA:CB	2:B:172:LYS:CG	1	3.58
(1,1)	1:A:490:ALA:CB	2:B:172:LYS:H	1	3.58
(1,1)	1:A:490:ALA:CB	2:B:172:LYS:HA	1	3.58
(1,1)	1:A:490:ALA:CB	2:B:172:LYS:HB2	1	3.58
(1,1)	1:A:490:ALA:CB	2:B:172:LYS:HB3	1	3.58
(1,1)	1:A:490:ALA:CB	2:B:172:LYS:HD2	1	3.58
(1,1)	1:A:490:ALA:CB	2:B:172:LYS:HD3	1	3.58
(1,1)	1:A:490:ALA:CB	2:B:172:LYS:HE2	1	3.58
(1,1)	1:A:490:ALA:CB	2:B:172:LYS:HE3	1	3.58
(1,1)	1:A:490:ALA:CB	2:B:172:LYS:HG2	1	3.58
(1,1)	1:A:490:ALA:CB	2:B:172:LYS:HG3	1	3.58
(1,1)	1:A:490:ALA:CB	2:B:172:LYS:HZ1	1	3.58
(1,1)	1:A:490:ALA:CB	2:B:172:LYS:HZ2	1	3.58

*Continued on next page...*

*Continued from previous page...*

Key	Atom-1	Atom-2	Model ID	Violation (Å)
(1,1)	1:A:490:ALA:CB	2:B:172:LYS:HZ3	1	3.58
(1,1)	1:A:490:ALA:CB	2:B:172:LYS:N	1	3.58
(1,1)	1:A:490:ALA:CB	2:B:172:LYS:NZ	1	3.58
(1,1)	1:A:490:ALA:CB	2:B:172:LYS:O	1	3.58
(1,1)	1:A:490:ALA:CB	2:B:182:VAL:C	1	3.58
(1,1)	1:A:490:ALA:CB	2:B:182:VAL:CA	1	3.58
(1,1)	1:A:490:ALA:CB	2:B:182:VAL:CB	1	3.58
(1,1)	1:A:490:ALA:CB	2:B:182:VAL:CG1	1	3.58
(1,1)	1:A:490:ALA:CB	2:B:182:VAL:CG2	1	3.58
(1,1)	1:A:490:ALA:CB	2:B:182:VAL:H	1	3.58
(1,1)	1:A:490:ALA:CB	2:B:182:VAL:HA	1	3.58
(1,1)	1:A:490:ALA:CB	2:B:182:VAL:HB	1	3.58
(1,1)	1:A:490:ALA:CB	2:B:182:VAL:HG11	1	3.58
(1,1)	1:A:490:ALA:CB	2:B:182:VAL:HG12	1	3.58
(1,1)	1:A:490:ALA:CB	2:B:182:VAL:HG13	1	3.58
(1,1)	1:A:490:ALA:CB	2:B:182:VAL:HG21	1	3.58
(1,1)	1:A:490:ALA:CB	2:B:182:VAL:HG22	1	3.58
(1,1)	1:A:490:ALA:CB	2:B:182:VAL:HG23	1	3.58
(1,1)	1:A:490:ALA:CB	2:B:182:VAL:N	1	3.58
(1,1)	1:A:490:ALA:CB	2:B:182:VAL:O	1	3.58
(1,1)	1:A:490:ALA:CB	2:B:183:LYS:C	1	3.58
(1,1)	1:A:490:ALA:CB	2:B:183:LYS:CA	1	3.58
(1,1)	1:A:490:ALA:CB	2:B:183:LYS:CB	1	3.58
(1,1)	1:A:490:ALA:CB	2:B:183:LYS:CD	1	3.58
(1,1)	1:A:490:ALA:CB	2:B:183:LYS:CE	1	3.58
(1,1)	1:A:490:ALA:CB	2:B:183:LYS:CG	1	3.58
(1,1)	1:A:490:ALA:CB	2:B:183:LYS:H	1	3.58
(1,1)	1:A:490:ALA:CB	2:B:183:LYS:HA	1	3.58
(1,1)	1:A:490:ALA:CB	2:B:183:LYS:HB2	1	3.58
(1,1)	1:A:490:ALA:CB	2:B:183:LYS:HB3	1	3.58
(1,1)	1:A:490:ALA:CB	2:B:183:LYS:HD2	1	3.58
(1,1)	1:A:490:ALA:CB	2:B:183:LYS:HD3	1	3.58
(1,1)	1:A:490:ALA:CB	2:B:183:LYS:HE2	1	3.58
(1,1)	1:A:490:ALA:CB	2:B:183:LYS:HE3	1	3.58
(1,1)	1:A:490:ALA:CB	2:B:183:LYS:HG2	1	3.58
(1,1)	1:A:490:ALA:CB	2:B:183:LYS:HG3	1	3.58
(1,1)	1:A:490:ALA:CB	2:B:183:LYS:HZ1	1	3.58
(1,1)	1:A:490:ALA:CB	2:B:183:LYS:HZ2	1	3.58
(1,1)	1:A:490:ALA:CB	2:B:183:LYS:HZ3	1	3.58
(1,1)	1:A:490:ALA:CB	2:B:183:LYS:N	1	3.58
(1,1)	1:A:490:ALA:CB	2:B:183:LYS:NZ	1	3.58
(1,1)	1:A:490:ALA:CB	2:B:183:LYS:O	1	3.58

*Continued on next page...*

*Continued from previous page...*

Key	Atom-1	Atom-2	Model ID	Violation (Å)
(1,1)	1:A:490:ALA:CB	2:B:185:GLY:C	1	3.58
(1,1)	1:A:490:ALA:CB	2:B:185:GLY:CA	1	3.58
(1,1)	1:A:490:ALA:CB	2:B:185:GLY:H	1	3.58
(1,1)	1:A:490:ALA:CB	2:B:185:GLY:HA2	1	3.58
(1,1)	1:A:490:ALA:CB	2:B:185:GLY:HA3	1	3.58
(1,1)	1:A:490:ALA:CB	2:B:185:GLY:N	1	3.58
(1,1)	1:A:490:ALA:CB	2:B:185:GLY:O	1	3.58
(1,1)	1:A:490:ALA:CB	2:B:187:TYR:C	1	3.58
(1,1)	1:A:490:ALA:CB	2:B:187:TYR:CA	1	3.58
(1,1)	1:A:490:ALA:CB	2:B:187:TYR:CB	1	3.58
(1,1)	1:A:490:ALA:CB	2:B:187:TYR:CD1	1	3.58
(1,1)	1:A:490:ALA:CB	2:B:187:TYR:CD2	1	3.58
(1,1)	1:A:490:ALA:CB	2:B:187:TYR:CE1	1	3.58
(1,1)	1:A:490:ALA:CB	2:B:187:TYR:CE2	1	3.58
(1,1)	1:A:490:ALA:CB	2:B:187:TYR:CG	1	3.58
(1,1)	1:A:490:ALA:CB	2:B:187:TYR:CZ	1	3.58
(1,1)	1:A:490:ALA:CB	2:B:187:TYR:H	1	3.58
(1,1)	1:A:490:ALA:CB	2:B:187:TYR:HA	1	3.58
(1,1)	1:A:490:ALA:CB	2:B:187:TYR:HB2	1	3.58
(1,1)	1:A:490:ALA:CB	2:B:187:TYR:HB3	1	3.58
(1,1)	1:A:490:ALA:CB	2:B:187:TYR:HD1	1	3.58
(1,1)	1:A:490:ALA:CB	2:B:187:TYR:HD2	1	3.58
(1,1)	1:A:490:ALA:CB	2:B:187:TYR:HE1	1	3.58
(1,1)	1:A:490:ALA:CB	2:B:187:TYR:HE2	1	3.58
(1,1)	1:A:490:ALA:CB	2:B:187:TYR:HH	1	3.58
(1,1)	1:A:490:ALA:CB	2:B:187:TYR:N	1	3.58
(1,1)	1:A:490:ALA:CB	2:B:187:TYR:O	1	3.58
(1,1)	1:A:490:ALA:CB	2:B:187:TYR:OH	1	3.58
(1,1)	1:A:490:ALA:CB	2:B:200:THR:C	1	3.58
(1,1)	1:A:490:ALA:CB	2:B:200:THR:CA	1	3.58
(1,1)	1:A:490:ALA:CB	2:B:200:THR:CB	1	3.58
(1,1)	1:A:490:ALA:CB	2:B:200:THR:CG2	1	3.58
(1,1)	1:A:490:ALA:CB	2:B:200:THR:H	1	3.58
(1,1)	1:A:490:ALA:CB	2:B:200:THR:HA	1	3.58
(1,1)	1:A:490:ALA:CB	2:B:200:THR:HB	1	3.58
(1,1)	1:A:490:ALA:CB	2:B:200:THR:HG1	1	3.58
(1,1)	1:A:490:ALA:CB	2:B:200:THR:HG21	1	3.58
(1,1)	1:A:490:ALA:CB	2:B:200:THR:HG22	1	3.58
(1,1)	1:A:490:ALA:CB	2:B:200:THR:HG23	1	3.58
(1,1)	1:A:490:ALA:CB	2:B:200:THR:N	1	3.58
(1,1)	1:A:490:ALA:CB	2:B:200:THR:O	1	3.58
(1,1)	1:A:490:ALA:CB	2:B:200:THR:OG1	1	3.58

*Continued on next page...*

*Continued from previous page...*

Key	Atom-1	Atom-2	Model ID	Violation (Å)
(1,1)	1:A:490:ALA:CB	2:B:211:LYS:C	1	3.58
(1,1)	1:A:490:ALA:CB	2:B:211:LYS:CA	1	3.58
(1,1)	1:A:490:ALA:CB	2:B:211:LYS:CB	1	3.58
(1,1)	1:A:490:ALA:CB	2:B:211:LYS:CD	1	3.58
(1,1)	1:A:490:ALA:CB	2:B:211:LYS:CE	1	3.58
(1,1)	1:A:490:ALA:CB	2:B:211:LYS:CG	1	3.58
(1,1)	1:A:490:ALA:CB	2:B:211:LYS:H	1	3.58
(1,1)	1:A:490:ALA:CB	2:B:211:LYS:HA	1	3.58
(1,1)	1:A:490:ALA:CB	2:B:211:LYS:HB2	1	3.58
(1,1)	1:A:490:ALA:CB	2:B:211:LYS:HB3	1	3.58
(1,1)	1:A:490:ALA:CB	2:B:211:LYS:HD2	1	3.58
(1,1)	1:A:490:ALA:CB	2:B:211:LYS:HD3	1	3.58
(1,1)	1:A:490:ALA:CB	2:B:211:LYS:HE2	1	3.58
(1,1)	1:A:490:ALA:CB	2:B:211:LYS:HE3	1	3.58
(1,1)	1:A:490:ALA:CB	2:B:211:LYS:HG2	1	3.58
(1,1)	1:A:490:ALA:CB	2:B:211:LYS:HG3	1	3.58
(1,1)	1:A:490:ALA:CB	2:B:211:LYS:HZ1	1	3.58
(1,1)	1:A:490:ALA:CB	2:B:211:LYS:HZ2	1	3.58
(1,1)	1:A:490:ALA:CB	2:B:211:LYS:HZ3	1	3.58
(1,1)	1:A:490:ALA:CB	2:B:211:LYS:N	1	3.58
(1,1)	1:A:490:ALA:CB	2:B:211:LYS:NZ	1	3.58
(1,1)	1:A:490:ALA:CB	2:B:211:LYS:O	1	3.58
(1,1)	1:A:490:ALA:H	2:B:149:SER:C	1	3.58
(1,1)	1:A:490:ALA:H	2:B:149:SER:CA	1	3.58
(1,1)	1:A:490:ALA:H	2:B:149:SER:CB	1	3.58
(1,1)	1:A:490:ALA:H	2:B:149:SER:H	1	3.58
(1,1)	1:A:490:ALA:H	2:B:149:SER:HA	1	3.58
(1,1)	1:A:490:ALA:H	2:B:149:SER:HB2	1	3.58
(1,1)	1:A:490:ALA:H	2:B:149:SER:HB3	1	3.58
(1,1)	1:A:490:ALA:H	2:B:149:SER:HG	1	3.58
(1,1)	1:A:490:ALA:H	2:B:149:SER:N	1	3.58
(1,1)	1:A:490:ALA:H	2:B:149:SER:O	1	3.58
(1,1)	1:A:490:ALA:H	2:B:149:SER:OG	1	3.58
(1,1)	1:A:490:ALA:H	2:B:152:VAL:C	1	3.58
(1,1)	1:A:490:ALA:H	2:B:152:VAL:CA	1	3.58
(1,1)	1:A:490:ALA:H	2:B:152:VAL:CB	1	3.58
(1,1)	1:A:490:ALA:H	2:B:152:VAL:CG1	1	3.58
(1,1)	1:A:490:ALA:H	2:B:152:VAL:CG2	1	3.58
(1,1)	1:A:490:ALA:H	2:B:152:VAL:H	1	3.58
(1,1)	1:A:490:ALA:H	2:B:152:VAL:HA	1	3.58
(1,1)	1:A:490:ALA:H	2:B:152:VAL:HB	1	3.58
(1,1)	1:A:490:ALA:H	2:B:152:VAL:HG11	1	3.58

*Continued on next page...*

*Continued from previous page...*

Key	Atom-1	Atom-2	Model ID	Violation (Å)
(1,1)	1:A:490:ALA:H	2:B:152:VAL:HG12	1	3.58
(1,1)	1:A:490:ALA:H	2:B:152:VAL:HG13	1	3.58
(1,1)	1:A:490:ALA:H	2:B:152:VAL:HG21	1	3.58
(1,1)	1:A:490:ALA:H	2:B:152:VAL:HG22	1	3.58
(1,1)	1:A:490:ALA:H	2:B:152:VAL:HG23	1	3.58
(1,1)	1:A:490:ALA:H	2:B:152:VAL:N	1	3.58
(1,1)	1:A:490:ALA:H	2:B:152:VAL:O	1	3.58
(1,1)	1:A:490:ALA:H	2:B:153:VAL:C	1	3.58
(1,1)	1:A:490:ALA:H	2:B:153:VAL:CA	1	3.58
(1,1)	1:A:490:ALA:H	2:B:153:VAL:CB	1	3.58
(1,1)	1:A:490:ALA:H	2:B:153:VAL:CG1	1	3.58
(1,1)	1:A:490:ALA:H	2:B:153:VAL:CG2	1	3.58
(1,1)	1:A:490:ALA:H	2:B:153:VAL:H	1	3.58
(1,1)	1:A:490:ALA:H	2:B:153:VAL:HA	1	3.58
(1,1)	1:A:490:ALA:H	2:B:153:VAL:HB	1	3.58
(1,1)	1:A:490:ALA:H	2:B:153:VAL:HG11	1	3.58
(1,1)	1:A:490:ALA:H	2:B:153:VAL:HG12	1	3.58
(1,1)	1:A:490:ALA:H	2:B:153:VAL:HG13	1	3.58
(1,1)	1:A:490:ALA:H	2:B:153:VAL:HG21	1	3.58
(1,1)	1:A:490:ALA:H	2:B:153:VAL:HG22	1	3.58
(1,1)	1:A:490:ALA:H	2:B:153:VAL:HG23	1	3.58
(1,1)	1:A:490:ALA:H	2:B:153:VAL:N	1	3.58
(1,1)	1:A:490:ALA:H	2:B:153:VAL:O	1	3.58
(1,1)	1:A:490:ALA:H	2:B:155:GLY:C	1	3.58
(1,1)	1:A:490:ALA:H	2:B:155:GLY:CA	1	3.58
(1,1)	1:A:490:ALA:H	2:B:155:GLY:H	1	3.58
(1,1)	1:A:490:ALA:H	2:B:155:GLY:HA2	1	3.58
(1,1)	1:A:490:ALA:H	2:B:155:GLY:HA3	1	3.58
(1,1)	1:A:490:ALA:H	2:B:155:GLY:N	1	3.58
(1,1)	1:A:490:ALA:H	2:B:155:GLY:O	1	3.58
(1,1)	1:A:490:ALA:H	2:B:156:PHE:C	1	3.58
(1,1)	1:A:490:ALA:H	2:B:156:PHE:CA	1	3.58
(1,1)	1:A:490:ALA:H	2:B:156:PHE:CB	1	3.58
(1,1)	1:A:490:ALA:H	2:B:156:PHE:CD1	1	3.58
(1,1)	1:A:490:ALA:H	2:B:156:PHE:CD2	1	3.58
(1,1)	1:A:490:ALA:H	2:B:156:PHE:CE1	1	3.58
(1,1)	1:A:490:ALA:H	2:B:156:PHE:CE2	1	3.58
(1,1)	1:A:490:ALA:H	2:B:156:PHE:CG	1	3.58
(1,1)	1:A:490:ALA:H	2:B:156:PHE:CZ	1	3.58
(1,1)	1:A:490:ALA:H	2:B:156:PHE:H	1	3.58
(1,1)	1:A:490:ALA:H	2:B:156:PHE:HA	1	3.58
(1,1)	1:A:490:ALA:H	2:B:156:PHE:HB2	1	3.58

*Continued on next page...*



*Continued from previous page...*

Key	Atom-1	Atom-2	Model ID	Violation (Å)
(1,1)	1:A:490:ALA:H	2:B:156:PHE:HB3	1	3.58
(1,1)	1:A:490:ALA:H	2:B:156:PHE:HD1	1	3.58
(1,1)	1:A:490:ALA:H	2:B:156:PHE:HD2	1	3.58
(1,1)	1:A:490:ALA:H	2:B:156:PHE:HE1	1	3.58
(1,1)	1:A:490:ALA:H	2:B:156:PHE:HE2	1	3.58
(1,1)	1:A:490:ALA:H	2:B:156:PHE:HZ	1	3.58
(1,1)	1:A:490:ALA:H	2:B:156:PHE:N	1	3.58
(1,1)	1:A:490:ALA:H	2:B:156:PHE:O	1	3.58
(1,1)	1:A:490:ALA:H	2:B:157:CYS:C	1	3.58
(1,1)	1:A:490:ALA:H	2:B:157:CYS:CA	1	3.58
(1,1)	1:A:490:ALA:H	2:B:157:CYS:CB	1	3.58
(1,1)	1:A:490:ALA:H	2:B:157:CYS:H	1	3.58
(1,1)	1:A:490:ALA:H	2:B:157:CYS:HA	1	3.58
(1,1)	1:A:490:ALA:H	2:B:157:CYS:HB2	1	3.58
(1,1)	1:A:490:ALA:H	2:B:157:CYS:HB3	1	3.58
(1,1)	1:A:490:ALA:H	2:B:157:CYS:N	1	3.58
(1,1)	1:A:490:ALA:H	2:B:157:CYS:O	1	3.58
(1,1)	1:A:490:ALA:H	2:B:157:CYS:SG	1	3.58
(1,1)	1:A:490:ALA:H	2:B:158:THR:C	1	3.58
(1,1)	1:A:490:ALA:H	2:B:158:THR:CA	1	3.58
(1,1)	1:A:490:ALA:H	2:B:158:THR:CB	1	3.58
(1,1)	1:A:490:ALA:H	2:B:158:THR:CG2	1	3.58
(1,1)	1:A:490:ALA:H	2:B:158:THR:H	1	3.58
(1,1)	1:A:490:ALA:H	2:B:158:THR:HA	1	3.58
(1,1)	1:A:490:ALA:H	2:B:158:THR:HB	1	3.58
(1,1)	1:A:490:ALA:H	2:B:158:THR:HG1	1	3.58
(1,1)	1:A:490:ALA:H	2:B:158:THR:HG21	1	3.58
(1,1)	1:A:490:ALA:H	2:B:158:THR:HG22	1	3.58
(1,1)	1:A:490:ALA:H	2:B:158:THR:HG23	1	3.58
(1,1)	1:A:490:ALA:H	2:B:158:THR:N	1	3.58
(1,1)	1:A:490:ALA:H	2:B:158:THR:O	1	3.58
(1,1)	1:A:490:ALA:H	2:B:158:THR:OG1	1	3.58
(1,1)	1:A:490:ALA:H	2:B:159:ILE:C	1	3.58
(1,1)	1:A:490:ALA:H	2:B:159:ILE:CA	1	3.58
(1,1)	1:A:490:ALA:H	2:B:159:ILE:CB	1	3.58
(1,1)	1:A:490:ALA:H	2:B:159:ILE:CD1	1	3.58
(1,1)	1:A:490:ALA:H	2:B:159:ILE:CG1	1	3.58
(1,1)	1:A:490:ALA:H	2:B:159:ILE:CG2	1	3.58
(1,1)	1:A:490:ALA:H	2:B:159:ILE:H	1	3.58
(1,1)	1:A:490:ALA:H	2:B:159:ILE:HA	1	3.58
(1,1)	1:A:490:ALA:H	2:B:159:ILE:HB	1	3.58
(1,1)	1:A:490:ALA:H	2:B:159:ILE:HD11	1	3.58

*Continued on next page...*

*Continued from previous page...*

Key	Atom-1	Atom-2	Model ID	Violation (Å)
(1,1)	1:A:490:ALA:H	2:B:159:ILE:HD12	1	3.58
(1,1)	1:A:490:ALA:H	2:B:159:ILE:HD13	1	3.58
(1,1)	1:A:490:ALA:H	2:B:159:ILE:HG12	1	3.58
(1,1)	1:A:490:ALA:H	2:B:159:ILE:HG13	1	3.58
(1,1)	1:A:490:ALA:H	2:B:159:ILE:HG21	1	3.58
(1,1)	1:A:490:ALA:H	2:B:159:ILE:HG22	1	3.58
(1,1)	1:A:490:ALA:H	2:B:159:ILE:HG23	1	3.58
(1,1)	1:A:490:ALA:H	2:B:159:ILE:N	1	3.58
(1,1)	1:A:490:ALA:H	2:B:159:ILE:O	1	3.58
(1,1)	1:A:490:ALA:H	2:B:161:ASN:C	1	3.58
(1,1)	1:A:490:ALA:H	2:B:161:ASN:CA	1	3.58
(1,1)	1:A:490:ALA:H	2:B:161:ASN:CB	1	3.58
(1,1)	1:A:490:ALA:H	2:B:161:ASN:CG	1	3.58
(1,1)	1:A:490:ALA:H	2:B:161:ASN:H	1	3.58
(1,1)	1:A:490:ALA:H	2:B:161:ASN:HA	1	3.58
(1,1)	1:A:490:ALA:H	2:B:161:ASN:HB2	1	3.58
(1,1)	1:A:490:ALA:H	2:B:161:ASN:HB3	1	3.58
(1,1)	1:A:490:ALA:H	2:B:161:ASN:HD21	1	3.58
(1,1)	1:A:490:ALA:H	2:B:161:ASN:HD22	1	3.58
(1,1)	1:A:490:ALA:H	2:B:161:ASN:N	1	3.58
(1,1)	1:A:490:ALA:H	2:B:161:ASN:ND2	1	3.58
(1,1)	1:A:490:ALA:H	2:B:161:ASN:O	1	3.58
(1,1)	1:A:490:ALA:H	2:B:161:ASN:OD1	1	3.58
(1,1)	1:A:490:ALA:H	2:B:162:LYS:C	1	3.58
(1,1)	1:A:490:ALA:H	2:B:162:LYS:CA	1	3.58
(1,1)	1:A:490:ALA:H	2:B:162:LYS:CB	1	3.58
(1,1)	1:A:490:ALA:H	2:B:162:LYS:CD	1	3.58
(1,1)	1:A:490:ALA:H	2:B:162:LYS:CE	1	3.58
(1,1)	1:A:490:ALA:H	2:B:162:LYS:CG	1	3.58
(1,1)	1:A:490:ALA:H	2:B:162:LYS:H	1	3.58
(1,1)	1:A:490:ALA:H	2:B:162:LYS:HA	1	3.58
(1,1)	1:A:490:ALA:H	2:B:162:LYS:HB2	1	3.58
(1,1)	1:A:490:ALA:H	2:B:162:LYS:HB3	1	3.58
(1,1)	1:A:490:ALA:H	2:B:162:LYS:HD2	1	3.58
(1,1)	1:A:490:ALA:H	2:B:162:LYS:HD3	1	3.58
(1,1)	1:A:490:ALA:H	2:B:162:LYS:HE2	1	3.58
(1,1)	1:A:490:ALA:H	2:B:162:LYS:HE3	1	3.58
(1,1)	1:A:490:ALA:H	2:B:162:LYS:HG2	1	3.58
(1,1)	1:A:490:ALA:H	2:B:162:LYS:HG3	1	3.58
(1,1)	1:A:490:ALA:H	2:B:162:LYS:HZ1	1	3.58
(1,1)	1:A:490:ALA:H	2:B:162:LYS:HZ2	1	3.58
(1,1)	1:A:490:ALA:H	2:B:162:LYS:HZ3	1	3.58

*Continued on next page...*

*Continued from previous page...*

Key	Atom-1	Atom-2	Model ID	Violation (Å)
(1,1)	1:A:490:ALA:H	2:B:162:LYS:N	1	3.58
(1,1)	1:A:490:ALA:H	2:B:162:LYS:NZ	1	3.58
(1,1)	1:A:490:ALA:H	2:B:162:LYS:O	1	3.58
(1,1)	1:A:490:ALA:H	2:B:167:SER:C	1	3.58
(1,1)	1:A:490:ALA:H	2:B:167:SER:CA	1	3.58
(1,1)	1:A:490:ALA:H	2:B:167:SER:CB	1	3.58
(1,1)	1:A:490:ALA:H	2:B:167:SER:H	1	3.58
(1,1)	1:A:490:ALA:H	2:B:167:SER:HA	1	3.58
(1,1)	1:A:490:ALA:H	2:B:167:SER:HB2	1	3.58
(1,1)	1:A:490:ALA:H	2:B:167:SER:HB3	1	3.58
(1,1)	1:A:490:ALA:H	2:B:167:SER:HG	1	3.58
(1,1)	1:A:490:ALA:H	2:B:167:SER:N	1	3.58
(1,1)	1:A:490:ALA:H	2:B:167:SER:O	1	3.58
(1,1)	1:A:490:ALA:H	2:B:167:SER:OG	1	3.58
(1,1)	1:A:490:ALA:H	2:B:168:LEU:C	1	3.58
(1,1)	1:A:490:ALA:H	2:B:168:LEU:CA	1	3.58
(1,1)	1:A:490:ALA:H	2:B:168:LEU:CB	1	3.58
(1,1)	1:A:490:ALA:H	2:B:168:LEU:CD1	1	3.58
(1,1)	1:A:490:ALA:H	2:B:168:LEU:CD2	1	3.58
(1,1)	1:A:490:ALA:H	2:B:168:LEU:CG	1	3.58
(1,1)	1:A:490:ALA:H	2:B:168:LEU:H	1	3.58
(1,1)	1:A:490:ALA:H	2:B:168:LEU:HA	1	3.58
(1,1)	1:A:490:ALA:H	2:B:168:LEU:HB2	1	3.58
(1,1)	1:A:490:ALA:H	2:B:168:LEU:HB3	1	3.58
(1,1)	1:A:490:ALA:H	2:B:168:LEU:HD11	1	3.58
(1,1)	1:A:490:ALA:H	2:B:168:LEU:HD12	1	3.58
(1,1)	1:A:490:ALA:H	2:B:168:LEU:HD13	1	3.58
(1,1)	1:A:490:ALA:H	2:B:168:LEU:HD21	1	3.58
(1,1)	1:A:490:ALA:H	2:B:168:LEU:HD22	1	3.58
(1,1)	1:A:490:ALA:H	2:B:168:LEU:HD23	1	3.58
(1,1)	1:A:490:ALA:H	2:B:168:LEU:HG	1	3.58
(1,1)	1:A:490:ALA:H	2:B:168:LEU:N	1	3.58
(1,1)	1:A:490:ALA:H	2:B:168:LEU:O	1	3.58
(1,1)	1:A:490:ALA:H	2:B:170:MET:C	1	3.58
(1,1)	1:A:490:ALA:H	2:B:170:MET:CA	1	3.58
(1,1)	1:A:490:ALA:H	2:B:170:MET:CB	1	3.58
(1,1)	1:A:490:ALA:H	2:B:170:MET:CE	1	3.58
(1,1)	1:A:490:ALA:H	2:B:170:MET:CG	1	3.58
(1,1)	1:A:490:ALA:H	2:B:170:MET:H	1	3.58
(1,1)	1:A:490:ALA:H	2:B:170:MET:HA	1	3.58
(1,1)	1:A:490:ALA:H	2:B:170:MET:HB2	1	3.58
(1,1)	1:A:490:ALA:H	2:B:170:MET:HB3	1	3.58

*Continued on next page...*

*Continued from previous page...*

Key	Atom-1	Atom-2	Model ID	Violation (Å)
(1,1)	1:A:490:ALA:H	2:B:170:MET:HE1	1	3.58
(1,1)	1:A:490:ALA:H	2:B:170:MET:HE2	1	3.58
(1,1)	1:A:490:ALA:H	2:B:170:MET:HE3	1	3.58
(1,1)	1:A:490:ALA:H	2:B:170:MET:HG2	1	3.58
(1,1)	1:A:490:ALA:H	2:B:170:MET:HG3	1	3.58
(1,1)	1:A:490:ALA:H	2:B:170:MET:N	1	3.58
(1,1)	1:A:490:ALA:H	2:B:170:MET:O	1	3.58
(1,1)	1:A:490:ALA:H	2:B:170:MET:SD	1	3.58
(1,1)	1:A:490:ALA:H	2:B:172:LYS:C	1	3.58
(1,1)	1:A:490:ALA:H	2:B:172:LYS:CA	1	3.58
(1,1)	1:A:490:ALA:H	2:B:172:LYS:CB	1	3.58
(1,1)	1:A:490:ALA:H	2:B:172:LYS:CD	1	3.58
(1,1)	1:A:490:ALA:H	2:B:172:LYS:CE	1	3.58
(1,1)	1:A:490:ALA:H	2:B:172:LYS:CG	1	3.58
(1,1)	1:A:490:ALA:H	2:B:172:LYS:H	1	3.58
(1,1)	1:A:490:ALA:H	2:B:172:LYS:HA	1	3.58
(1,1)	1:A:490:ALA:H	2:B:172:LYS:HB2	1	3.58
(1,1)	1:A:490:ALA:H	2:B:172:LYS:HB3	1	3.58
(1,1)	1:A:490:ALA:H	2:B:172:LYS:HD2	1	3.58
(1,1)	1:A:490:ALA:H	2:B:172:LYS:HD3	1	3.58
(1,1)	1:A:490:ALA:H	2:B:172:LYS:HE2	1	3.58
(1,1)	1:A:490:ALA:H	2:B:172:LYS:HE3	1	3.58
(1,1)	1:A:490:ALA:H	2:B:172:LYS:HG2	1	3.58
(1,1)	1:A:490:ALA:H	2:B:172:LYS:HG3	1	3.58
(1,1)	1:A:490:ALA:H	2:B:172:LYS:HZ1	1	3.58
(1,1)	1:A:490:ALA:H	2:B:172:LYS:HZ2	1	3.58
(1,1)	1:A:490:ALA:H	2:B:172:LYS:HZ3	1	3.58
(1,1)	1:A:490:ALA:H	2:B:172:LYS:N	1	3.58
(1,1)	1:A:490:ALA:H	2:B:172:LYS:NZ	1	3.58
(1,1)	1:A:490:ALA:H	2:B:172:LYS:O	1	3.58
(1,1)	1:A:490:ALA:H	2:B:182:VAL:C	1	3.58
(1,1)	1:A:490:ALA:H	2:B:182:VAL:CA	1	3.58
(1,1)	1:A:490:ALA:H	2:B:182:VAL:CB	1	3.58
(1,1)	1:A:490:ALA:H	2:B:182:VAL:CG1	1	3.58
(1,1)	1:A:490:ALA:H	2:B:182:VAL:CG2	1	3.58
(1,1)	1:A:490:ALA:H	2:B:182:VAL:H	1	3.58
(1,1)	1:A:490:ALA:H	2:B:182:VAL:HA	1	3.58
(1,1)	1:A:490:ALA:H	2:B:182:VAL:HB	1	3.58
(1,1)	1:A:490:ALA:H	2:B:182:VAL:HG11	1	3.58
(1,1)	1:A:490:ALA:H	2:B:182:VAL:HG12	1	3.58
(1,1)	1:A:490:ALA:H	2:B:182:VAL:HG13	1	3.58
(1,1)	1:A:490:ALA:H	2:B:182:VAL:HG21	1	3.58

*Continued on next page...*

*Continued from previous page...*

Key	Atom-1	Atom-2	Model ID	Violation (Å)
(1,1)	1:A:490:ALA:H	2:B:182:VAL:HG22	1	3.58
(1,1)	1:A:490:ALA:H	2:B:182:VAL:HG23	1	3.58
(1,1)	1:A:490:ALA:H	2:B:182:VAL:N	1	3.58
(1,1)	1:A:490:ALA:H	2:B:182:VAL:O	1	3.58
(1,1)	1:A:490:ALA:H	2:B:183:LYS:C	1	3.58
(1,1)	1:A:490:ALA:H	2:B:183:LYS:CA	1	3.58
(1,1)	1:A:490:ALA:H	2:B:183:LYS:CB	1	3.58
(1,1)	1:A:490:ALA:H	2:B:183:LYS:CD	1	3.58
(1,1)	1:A:490:ALA:H	2:B:183:LYS:CE	1	3.58
(1,1)	1:A:490:ALA:H	2:B:183:LYS:CG	1	3.58
(1,1)	1:A:490:ALA:H	2:B:183:LYS:H	1	3.58
(1,1)	1:A:490:ALA:H	2:B:183:LYS:HA	1	3.58
(1,1)	1:A:490:ALA:H	2:B:183:LYS:HB2	1	3.58
(1,1)	1:A:490:ALA:H	2:B:183:LYS:HB3	1	3.58
(1,1)	1:A:490:ALA:H	2:B:183:LYS:HD2	1	3.58
(1,1)	1:A:490:ALA:H	2:B:183:LYS:HD3	1	3.58
(1,1)	1:A:490:ALA:H	2:B:183:LYS:HE2	1	3.58
(1,1)	1:A:490:ALA:H	2:B:183:LYS:HE3	1	3.58
(1,1)	1:A:490:ALA:H	2:B:183:LYS:HG2	1	3.58
(1,1)	1:A:490:ALA:H	2:B:183:LYS:HG3	1	3.58
(1,1)	1:A:490:ALA:H	2:B:183:LYS:HZ1	1	3.58
(1,1)	1:A:490:ALA:H	2:B:183:LYS:HZ2	1	3.58
(1,1)	1:A:490:ALA:H	2:B:183:LYS:HZ3	1	3.58
(1,1)	1:A:490:ALA:H	2:B:183:LYS:N	1	3.58
(1,1)	1:A:490:ALA:H	2:B:183:LYS:NZ	1	3.58
(1,1)	1:A:490:ALA:H	2:B:183:LYS:O	1	3.58
(1,1)	1:A:490:ALA:H	2:B:185:GLY:C	1	3.58
(1,1)	1:A:490:ALA:H	2:B:185:GLY:CA	1	3.58
(1,1)	1:A:490:ALA:H	2:B:185:GLY:H	1	3.58
(1,1)	1:A:490:ALA:H	2:B:185:GLY:HA2	1	3.58
(1,1)	1:A:490:ALA:H	2:B:185:GLY:HA3	1	3.58
(1,1)	1:A:490:ALA:H	2:B:185:GLY:N	1	3.58
(1,1)	1:A:490:ALA:H	2:B:185:GLY:O	1	3.58
(1,1)	1:A:490:ALA:H	2:B:187:TYR:C	1	3.58
(1,1)	1:A:490:ALA:H	2:B:187:TYR:CA	1	3.58
(1,1)	1:A:490:ALA:H	2:B:187:TYR:CB	1	3.58
(1,1)	1:A:490:ALA:H	2:B:187:TYR:CD1	1	3.58
(1,1)	1:A:490:ALA:H	2:B:187:TYR:CD2	1	3.58
(1,1)	1:A:490:ALA:H	2:B:187:TYR:CE1	1	3.58
(1,1)	1:A:490:ALA:H	2:B:187:TYR:CE2	1	3.58
(1,1)	1:A:490:ALA:H	2:B:187:TYR:CG	1	3.58
(1,1)	1:A:490:ALA:H	2:B:187:TYR:CZ	1	3.58

*Continued on next page...*

*Continued from previous page...*

Key	Atom-1	Atom-2	Model ID	Violation (Å)
(1,1)	1:A:490:ALA:H	2:B:187:TYR:H	1	3.58
(1,1)	1:A:490:ALA:H	2:B:187:TYR:HA	1	3.58
(1,1)	1:A:490:ALA:H	2:B:187:TYR:HB2	1	3.58
(1,1)	1:A:490:ALA:H	2:B:187:TYR:HB3	1	3.58
(1,1)	1:A:490:ALA:H	2:B:187:TYR:HD1	1	3.58
(1,1)	1:A:490:ALA:H	2:B:187:TYR:HD2	1	3.58
(1,1)	1:A:490:ALA:H	2:B:187:TYR:HE1	1	3.58
(1,1)	1:A:490:ALA:H	2:B:187:TYR:HE2	1	3.58
(1,1)	1:A:490:ALA:H	2:B:187:TYR:HH	1	3.58
(1,1)	1:A:490:ALA:H	2:B:187:TYR:N	1	3.58
(1,1)	1:A:490:ALA:H	2:B:187:TYR:O	1	3.58
(1,1)	1:A:490:ALA:H	2:B:187:TYR:OH	1	3.58
(1,1)	1:A:490:ALA:H	2:B:200:THR:C	1	3.58
(1,1)	1:A:490:ALA:H	2:B:200:THR:CA	1	3.58
(1,1)	1:A:490:ALA:H	2:B:200:THR:CB	1	3.58
(1,1)	1:A:490:ALA:H	2:B:200:THR:CG2	1	3.58
(1,1)	1:A:490:ALA:H	2:B:200:THR:H	1	3.58
(1,1)	1:A:490:ALA:H	2:B:200:THR:HA	1	3.58
(1,1)	1:A:490:ALA:H	2:B:200:THR:HB	1	3.58
(1,1)	1:A:490:ALA:H	2:B:200:THR:HG1	1	3.58
(1,1)	1:A:490:ALA:H	2:B:200:THR:HG21	1	3.58
(1,1)	1:A:490:ALA:H	2:B:200:THR:HG22	1	3.58
(1,1)	1:A:490:ALA:H	2:B:200:THR:HG23	1	3.58
(1,1)	1:A:490:ALA:H	2:B:200:THR:N	1	3.58
(1,1)	1:A:490:ALA:H	2:B:200:THR:O	1	3.58
(1,1)	1:A:490:ALA:H	2:B:200:THR:OG1	1	3.58
(1,1)	1:A:490:ALA:H	2:B:211:LYS:C	1	3.58
(1,1)	1:A:490:ALA:H	2:B:211:LYS:CA	1	3.58
(1,1)	1:A:490:ALA:H	2:B:211:LYS:CB	1	3.58
(1,1)	1:A:490:ALA:H	2:B:211:LYS:CD	1	3.58
(1,1)	1:A:490:ALA:H	2:B:211:LYS:CE	1	3.58
(1,1)	1:A:490:ALA:H	2:B:211:LYS:CG	1	3.58
(1,1)	1:A:490:ALA:H	2:B:211:LYS:H	1	3.58
(1,1)	1:A:490:ALA:H	2:B:211:LYS:HA	1	3.58
(1,1)	1:A:490:ALA:H	2:B:211:LYS:HB2	1	3.58
(1,1)	1:A:490:ALA:H	2:B:211:LYS:HB3	1	3.58
(1,1)	1:A:490:ALA:H	2:B:211:LYS:HD2	1	3.58
(1,1)	1:A:490:ALA:H	2:B:211:LYS:HD3	1	3.58
(1,1)	1:A:490:ALA:H	2:B:211:LYS:HE2	1	3.58
(1,1)	1:A:490:ALA:H	2:B:211:LYS:HE3	1	3.58
(1,1)	1:A:490:ALA:H	2:B:211:LYS:HG2	1	3.58
(1,1)	1:A:490:ALA:H	2:B:211:LYS:HG3	1	3.58

*Continued on next page...*

*Continued from previous page...*

Key	Atom-1	Atom-2	Model ID	Violation (Å)
(1,1)	1:A:490:ALA:H	2:B:211:LYS:HZ1	1	3.58
(1,1)	1:A:490:ALA:H	2:B:211:LYS:HZ2	1	3.58
(1,1)	1:A:490:ALA:H	2:B:211:LYS:HZ3	1	3.58
(1,1)	1:A:490:ALA:H	2:B:211:LYS:N	1	3.58
(1,1)	1:A:490:ALA:H	2:B:211:LYS:NZ	1	3.58
(1,1)	1:A:490:ALA:H	2:B:211:LYS:O	1	3.58
(1,1)	1:A:490:ALA:HA	2:B:149:SER:C	1	3.58
(1,1)	1:A:490:ALA:HA	2:B:149:SER:CA	1	3.58
(1,1)	1:A:490:ALA:HA	2:B:149:SER:CB	1	3.58
(1,1)	1:A:490:ALA:HA	2:B:149:SER:H	1	3.58
(1,1)	1:A:490:ALA:HA	2:B:149:SER:HA	1	3.58
(1,1)	1:A:490:ALA:HA	2:B:149:SER:HB2	1	3.58
(1,1)	1:A:490:ALA:HA	2:B:149:SER:HB3	1	3.58
(1,1)	1:A:490:ALA:HA	2:B:149:SER:HG	1	3.58
(1,1)	1:A:490:ALA:HA	2:B:149:SER:N	1	3.58
(1,1)	1:A:490:ALA:HA	2:B:149:SER:O	1	3.58
(1,1)	1:A:490:ALA:HA	2:B:149:SER:OG	1	3.58
(1,1)	1:A:490:ALA:HA	2:B:152:VAL:C	1	3.58
(1,1)	1:A:490:ALA:HA	2:B:152:VAL:CA	1	3.58
(1,1)	1:A:490:ALA:HA	2:B:152:VAL:CB	1	3.58
(1,1)	1:A:490:ALA:HA	2:B:152:VAL:CG1	1	3.58
(1,1)	1:A:490:ALA:HA	2:B:152:VAL:CG2	1	3.58
(1,1)	1:A:490:ALA:HA	2:B:152:VAL:H	1	3.58
(1,1)	1:A:490:ALA:HA	2:B:152:VAL:HA	1	3.58
(1,1)	1:A:490:ALA:HA	2:B:152:VAL:HB	1	3.58
(1,1)	1:A:490:ALA:HA	2:B:152:VAL:HG11	1	3.58
(1,1)	1:A:490:ALA:HA	2:B:152:VAL:HG12	1	3.58
(1,1)	1:A:490:ALA:HA	2:B:152:VAL:HG13	1	3.58
(1,1)	1:A:490:ALA:HA	2:B:152:VAL:HG21	1	3.58
(1,1)	1:A:490:ALA:HA	2:B:152:VAL:HG22	1	3.58
(1,1)	1:A:490:ALA:HA	2:B:152:VAL:HG23	1	3.58
(1,1)	1:A:490:ALA:HA	2:B:152:VAL:N	1	3.58
(1,1)	1:A:490:ALA:HA	2:B:152:VAL:O	1	3.58
(1,1)	1:A:490:ALA:HA	2:B:153:VAL:C	1	3.58
(1,1)	1:A:490:ALA:HA	2:B:153:VAL:CA	1	3.58
(1,1)	1:A:490:ALA:HA	2:B:153:VAL:CB	1	3.58
(1,1)	1:A:490:ALA:HA	2:B:153:VAL:CG1	1	3.58
(1,1)	1:A:490:ALA:HA	2:B:153:VAL:CG2	1	3.58
(1,1)	1:A:490:ALA:HA	2:B:153:VAL:H	1	3.58
(1,1)	1:A:490:ALA:HA	2:B:153:VAL:HA	1	3.58
(1,1)	1:A:490:ALA:HA	2:B:153:VAL:HB	1	3.58
(1,1)	1:A:490:ALA:HA	2:B:153:VAL:HG11	1	3.58

*Continued on next page...*

*Continued from previous page...*

Key	Atom-1	Atom-2	Model ID	Violation (Å)
(1,1)	1:A:490:ALA:HA	2:B:153:VAL:HG12	1	3.58
(1,1)	1:A:490:ALA:HA	2:B:153:VAL:HG13	1	3.58
(1,1)	1:A:490:ALA:HA	2:B:153:VAL:HG21	1	3.58
(1,1)	1:A:490:ALA:HA	2:B:153:VAL:HG22	1	3.58
(1,1)	1:A:490:ALA:HA	2:B:153:VAL:HG23	1	3.58
(1,1)	1:A:490:ALA:HA	2:B:153:VAL:N	1	3.58
(1,1)	1:A:490:ALA:HA	2:B:153:VAL:O	1	3.58
(1,1)	1:A:490:ALA:HA	2:B:155:GLY:C	1	3.58
(1,1)	1:A:490:ALA:HA	2:B:155:GLY:CA	1	3.58
(1,1)	1:A:490:ALA:HA	2:B:155:GLY:H	1	3.58
(1,1)	1:A:490:ALA:HA	2:B:155:GLY:HA2	1	3.58
(1,1)	1:A:490:ALA:HA	2:B:155:GLY:HA3	1	3.58
(1,1)	1:A:490:ALA:HA	2:B:155:GLY:N	1	3.58
(1,1)	1:A:490:ALA:HA	2:B:155:GLY:O	1	3.58
(1,1)	1:A:490:ALA:HA	2:B:156:PHE:C	1	3.58
(1,1)	1:A:490:ALA:HA	2:B:156:PHE:CA	1	3.58
(1,1)	1:A:490:ALA:HA	2:B:156:PHE:CB	1	3.58
(1,1)	1:A:490:ALA:HA	2:B:156:PHE:CD1	1	3.58
(1,1)	1:A:490:ALA:HA	2:B:156:PHE:CD2	1	3.58
(1,1)	1:A:490:ALA:HA	2:B:156:PHE:CE1	1	3.58
(1,1)	1:A:490:ALA:HA	2:B:156:PHE:CE2	1	3.58
(1,1)	1:A:490:ALA:HA	2:B:156:PHE:CG	1	3.58
(1,1)	1:A:490:ALA:HA	2:B:156:PHE:CZ	1	3.58
(1,1)	1:A:490:ALA:HA	2:B:156:PHE:H	1	3.58
(1,1)	1:A:490:ALA:HA	2:B:156:PHE:HA	1	3.58
(1,1)	1:A:490:ALA:HA	2:B:156:PHE:HB2	1	3.58
(1,1)	1:A:490:ALA:HA	2:B:156:PHE:HB3	1	3.58
(1,1)	1:A:490:ALA:HA	2:B:156:PHE:HD1	1	3.58
(1,1)	1:A:490:ALA:HA	2:B:156:PHE:HD2	1	3.58
(1,1)	1:A:490:ALA:HA	2:B:156:PHE:HE1	1	3.58
(1,1)	1:A:490:ALA:HA	2:B:156:PHE:HE2	1	3.58
(1,1)	1:A:490:ALA:HA	2:B:156:PHE:HZ	1	3.58
(1,1)	1:A:490:ALA:HA	2:B:156:PHE:N	1	3.58
(1,1)	1:A:490:ALA:HA	2:B:156:PHE:O	1	3.58
(1,1)	1:A:490:ALA:HA	2:B:157:CYS:C	1	3.58
(1,1)	1:A:490:ALA:HA	2:B:157:CYS:CA	1	3.58
(1,1)	1:A:490:ALA:HA	2:B:157:CYS:CB	1	3.58
(1,1)	1:A:490:ALA:HA	2:B:157:CYS:H	1	3.58
(1,1)	1:A:490:ALA:HA	2:B:157:CYS:HA	1	3.58
(1,1)	1:A:490:ALA:HA	2:B:157:CYS:HB2	1	3.58
(1,1)	1:A:490:ALA:HA	2:B:157:CYS:HB3	1	3.58
(1,1)	1:A:490:ALA:HA	2:B:157:CYS:N	1	3.58

*Continued on next page...*



*Continued from previous page...*

Key	Atom-1	Atom-2	Model ID	Violation (Å)
(1,1)	1:A:490:ALA:HA	2:B:157:CYS:O	1	3.58
(1,1)	1:A:490:ALA:HA	2:B:157:CYS:SG	1	3.58
(1,1)	1:A:490:ALA:HA	2:B:158:THR:C	1	3.58
(1,1)	1:A:490:ALA:HA	2:B:158:THR:CA	1	3.58
(1,1)	1:A:490:ALA:HA	2:B:158:THR:CB	1	3.58
(1,1)	1:A:490:ALA:HA	2:B:158:THR:CG2	1	3.58
(1,1)	1:A:490:ALA:HA	2:B:158:THR:H	1	3.58
(1,1)	1:A:490:ALA:HA	2:B:158:THR:HA	1	3.58
(1,1)	1:A:490:ALA:HA	2:B:158:THR:HB	1	3.58
(1,1)	1:A:490:ALA:HA	2:B:158:THR:HG1	1	3.58
(1,1)	1:A:490:ALA:HA	2:B:158:THR:HG21	1	3.58
(1,1)	1:A:490:ALA:HA	2:B:158:THR:HG22	1	3.58
(1,1)	1:A:490:ALA:HA	2:B:158:THR:HG23	1	3.58
(1,1)	1:A:490:ALA:HA	2:B:158:THR:N	1	3.58
(1,1)	1:A:490:ALA:HA	2:B:158:THR:O	1	3.58
(1,1)	1:A:490:ALA:HA	2:B:158:THR:OG1	1	3.58
(1,1)	1:A:490:ALA:HA	2:B:159:ILE:C	1	3.58
(1,1)	1:A:490:ALA:HA	2:B:159:ILE:CA	1	3.58
(1,1)	1:A:490:ALA:HA	2:B:159:ILE:CB	1	3.58
(1,1)	1:A:490:ALA:HA	2:B:159:ILE:CD1	1	3.58
(1,1)	1:A:490:ALA:HA	2:B:159:ILE:CG1	1	3.58
(1,1)	1:A:490:ALA:HA	2:B:159:ILE:CG2	1	3.58
(1,1)	1:A:490:ALA:HA	2:B:159:ILE:H	1	3.58
(1,1)	1:A:490:ALA:HA	2:B:159:ILE:HA	1	3.58
(1,1)	1:A:490:ALA:HA	2:B:159:ILE:HB	1	3.58
(1,1)	1:A:490:ALA:HA	2:B:159:ILE:HD11	1	3.58
(1,1)	1:A:490:ALA:HA	2:B:159:ILE:HD12	1	3.58
(1,1)	1:A:490:ALA:HA	2:B:159:ILE:HD13	1	3.58
(1,1)	1:A:490:ALA:HA	2:B:159:ILE:HG12	1	3.58
(1,1)	1:A:490:ALA:HA	2:B:159:ILE:HG13	1	3.58
(1,1)	1:A:490:ALA:HA	2:B:159:ILE:HG21	1	3.58
(1,1)	1:A:490:ALA:HA	2:B:159:ILE:HG22	1	3.58
(1,1)	1:A:490:ALA:HA	2:B:159:ILE:HG23	1	3.58
(1,1)	1:A:490:ALA:HA	2:B:159:ILE:N	1	3.58
(1,1)	1:A:490:ALA:HA	2:B:159:ILE:O	1	3.58
(1,1)	1:A:490:ALA:HA	2:B:161:ASN:C	1	3.58
(1,1)	1:A:490:ALA:HA	2:B:161:ASN:CA	1	3.58
(1,1)	1:A:490:ALA:HA	2:B:161:ASN:CB	1	3.58
(1,1)	1:A:490:ALA:HA	2:B:161:ASN:CG	1	3.58
(1,1)	1:A:490:ALA:HA	2:B:161:ASN:H	1	3.58
(1,1)	1:A:490:ALA:HA	2:B:161:ASN:HA	1	3.58
(1,1)	1:A:490:ALA:HA	2:B:161:ASN:HB2	1	3.58

*Continued on next page...*

*Continued from previous page...*

Key	Atom-1	Atom-2	Model ID	Violation (Å)
(1,1)	1:A:490:ALA:HA	2:B:161:ASN:HB3	1	3.58
(1,1)	1:A:490:ALA:HA	2:B:161:ASN:HD21	1	3.58
(1,1)	1:A:490:ALA:HA	2:B:161:ASN:HD22	1	3.58
(1,1)	1:A:490:ALA:HA	2:B:161:ASN:N	1	3.58
(1,1)	1:A:490:ALA:HA	2:B:161:ASN:ND2	1	3.58
(1,1)	1:A:490:ALA:HA	2:B:161:ASN:O	1	3.58
(1,1)	1:A:490:ALA:HA	2:B:161:ASN:OD1	1	3.58
(1,1)	1:A:490:ALA:HA	2:B:162:LYS:C	1	3.58
(1,1)	1:A:490:ALA:HA	2:B:162:LYS:CA	1	3.58
(1,1)	1:A:490:ALA:HA	2:B:162:LYS:CB	1	3.58
(1,1)	1:A:490:ALA:HA	2:B:162:LYS:CD	1	3.58
(1,1)	1:A:490:ALA:HA	2:B:162:LYS:CE	1	3.58
(1,1)	1:A:490:ALA:HA	2:B:162:LYS:CG	1	3.58
(1,1)	1:A:490:ALA:HA	2:B:162:LYS:H	1	3.58
(1,1)	1:A:490:ALA:HA	2:B:162:LYS:HA	1	3.58
(1,1)	1:A:490:ALA:HA	2:B:162:LYS:HB2	1	3.58
(1,1)	1:A:490:ALA:HA	2:B:162:LYS:HB3	1	3.58
(1,1)	1:A:490:ALA:HA	2:B:162:LYS:HD2	1	3.58
(1,1)	1:A:490:ALA:HA	2:B:162:LYS:HD3	1	3.58
(1,1)	1:A:490:ALA:HA	2:B:162:LYS:HE2	1	3.58
(1,1)	1:A:490:ALA:HA	2:B:162:LYS:HE3	1	3.58
(1,1)	1:A:490:ALA:HA	2:B:162:LYS:HG2	1	3.58
(1,1)	1:A:490:ALA:HA	2:B:162:LYS:HG3	1	3.58
(1,1)	1:A:490:ALA:HA	2:B:162:LYS:HZ1	1	3.58
(1,1)	1:A:490:ALA:HA	2:B:162:LYS:HZ2	1	3.58
(1,1)	1:A:490:ALA:HA	2:B:162:LYS:HZ3	1	3.58
(1,1)	1:A:490:ALA:HA	2:B:162:LYS:N	1	3.58
(1,1)	1:A:490:ALA:HA	2:B:162:LYS:NZ	1	3.58
(1,1)	1:A:490:ALA:HA	2:B:162:LYS:O	1	3.58
(1,1)	1:A:490:ALA:HA	2:B:167:SER:C	1	3.58
(1,1)	1:A:490:ALA:HA	2:B:167:SER:CA	1	3.58
(1,1)	1:A:490:ALA:HA	2:B:167:SER:CB	1	3.58
(1,1)	1:A:490:ALA:HA	2:B:167:SER:H	1	3.58
(1,1)	1:A:490:ALA:HA	2:B:167:SER:HA	1	3.58
(1,1)	1:A:490:ALA:HA	2:B:167:SER:HB2	1	3.58
(1,1)	1:A:490:ALA:HA	2:B:167:SER:HB3	1	3.58
(1,1)	1:A:490:ALA:HA	2:B:167:SER:HG	1	3.58
(1,1)	1:A:490:ALA:HA	2:B:167:SER:N	1	3.58
(1,1)	1:A:490:ALA:HA	2:B:167:SER:O	1	3.58
(1,1)	1:A:490:ALA:HA	2:B:167:SER:OG	1	3.58
(1,1)	1:A:490:ALA:HA	2:B:168:LEU:C	1	3.58
(1,1)	1:A:490:ALA:HA	2:B:168:LEU:CA	1	3.58

*Continued on next page...*

*Continued from previous page...*

Key	Atom-1	Atom-2	Model ID	Violation (Å)
(1,1)	1:A:490:ALA:HA	2:B:168:LEU:CB	1	3.58
(1,1)	1:A:490:ALA:HA	2:B:168:LEU:CD1	1	3.58
(1,1)	1:A:490:ALA:HA	2:B:168:LEU:CD2	1	3.58
(1,1)	1:A:490:ALA:HA	2:B:168:LEU:CG	1	3.58
(1,1)	1:A:490:ALA:HA	2:B:168:LEU:H	1	3.58
(1,1)	1:A:490:ALA:HA	2:B:168:LEU:HA	1	3.58
(1,1)	1:A:490:ALA:HA	2:B:168:LEU:HB2	1	3.58
(1,1)	1:A:490:ALA:HA	2:B:168:LEU:HB3	1	3.58
(1,1)	1:A:490:ALA:HA	2:B:168:LEU:HD11	1	3.58
(1,1)	1:A:490:ALA:HA	2:B:168:LEU:HD12	1	3.58
(1,1)	1:A:490:ALA:HA	2:B:168:LEU:HD13	1	3.58
(1,1)	1:A:490:ALA:HA	2:B:168:LEU:HD21	1	3.58
(1,1)	1:A:490:ALA:HA	2:B:168:LEU:HD22	1	3.58
(1,1)	1:A:490:ALA:HA	2:B:168:LEU:HD23	1	3.58
(1,1)	1:A:490:ALA:HA	2:B:168:LEU:HG	1	3.58
(1,1)	1:A:490:ALA:HA	2:B:168:LEU:N	1	3.58
(1,1)	1:A:490:ALA:HA	2:B:168:LEU:O	1	3.58
(1,1)	1:A:490:ALA:HA	2:B:170:MET:C	1	3.58
(1,1)	1:A:490:ALA:HA	2:B:170:MET:CA	1	3.58
(1,1)	1:A:490:ALA:HA	2:B:170:MET:CB	1	3.58
(1,1)	1:A:490:ALA:HA	2:B:170:MET:CE	1	3.58
(1,1)	1:A:490:ALA:HA	2:B:170:MET:CG	1	3.58
(1,1)	1:A:490:ALA:HA	2:B:170:MET:H	1	3.58
(1,1)	1:A:490:ALA:HA	2:B:170:MET:HA	1	3.58
(1,1)	1:A:490:ALA:HA	2:B:170:MET:HB2	1	3.58
(1,1)	1:A:490:ALA:HA	2:B:170:MET:HB3	1	3.58
(1,1)	1:A:490:ALA:HA	2:B:170:MET:HE1	1	3.58
(1,1)	1:A:490:ALA:HA	2:B:170:MET:HE2	1	3.58
(1,1)	1:A:490:ALA:HA	2:B:170:MET:HE3	1	3.58
(1,1)	1:A:490:ALA:HA	2:B:170:MET:HG2	1	3.58
(1,1)	1:A:490:ALA:HA	2:B:170:MET:HG3	1	3.58
(1,1)	1:A:490:ALA:HA	2:B:170:MET:N	1	3.58
(1,1)	1:A:490:ALA:HA	2:B:170:MET:O	1	3.58
(1,1)	1:A:490:ALA:HA	2:B:170:MET:SD	1	3.58
(1,1)	1:A:490:ALA:HA	2:B:172:LYS:C	1	3.58
(1,1)	1:A:490:ALA:HA	2:B:172:LYS:CA	1	3.58
(1,1)	1:A:490:ALA:HA	2:B:172:LYS:CB	1	3.58
(1,1)	1:A:490:ALA:HA	2:B:172:LYS:CD	1	3.58
(1,1)	1:A:490:ALA:HA	2:B:172:LYS:CE	1	3.58
(1,1)	1:A:490:ALA:HA	2:B:172:LYS:CG	1	3.58
(1,1)	1:A:490:ALA:HA	2:B:172:LYS:H	1	3.58
(1,1)	1:A:490:ALA:HA	2:B:172:LYS:HA	1	3.58

*Continued on next page...*

*Continued from previous page...*

Key	Atom-1	Atom-2	Model ID	Violation (Å)
(1,1)	1:A:490:ALA:HA	2:B:172:LYS:HB2	1	3.58
(1,1)	1:A:490:ALA:HA	2:B:172:LYS:HB3	1	3.58
(1,1)	1:A:490:ALA:HA	2:B:172:LYS:HD2	1	3.58
(1,1)	1:A:490:ALA:HA	2:B:172:LYS:HD3	1	3.58
(1,1)	1:A:490:ALA:HA	2:B:172:LYS:HE2	1	3.58
(1,1)	1:A:490:ALA:HA	2:B:172:LYS:HE3	1	3.58
(1,1)	1:A:490:ALA:HA	2:B:172:LYS:HG2	1	3.58
(1,1)	1:A:490:ALA:HA	2:B:172:LYS:HG3	1	3.58
(1,1)	1:A:490:ALA:HA	2:B:172:LYS:HZ1	1	3.58
(1,1)	1:A:490:ALA:HA	2:B:172:LYS:HZ2	1	3.58
(1,1)	1:A:490:ALA:HA	2:B:172:LYS:HZ3	1	3.58
(1,1)	1:A:490:ALA:HA	2:B:172:LYS:N	1	3.58
(1,1)	1:A:490:ALA:HA	2:B:172:LYS:NZ	1	3.58
(1,1)	1:A:490:ALA:HA	2:B:172:LYS:O	1	3.58
(1,1)	1:A:490:ALA:HA	2:B:182:VAL:C	1	3.58
(1,1)	1:A:490:ALA:HA	2:B:182:VAL:CA	1	3.58
(1,1)	1:A:490:ALA:HA	2:B:182:VAL:CB	1	3.58
(1,1)	1:A:490:ALA:HA	2:B:182:VAL:CG1	1	3.58
(1,1)	1:A:490:ALA:HA	2:B:182:VAL:CG2	1	3.58
(1,1)	1:A:490:ALA:HA	2:B:182:VAL:H	1	3.58
(1,1)	1:A:490:ALA:HA	2:B:182:VAL:HA	1	3.58
(1,1)	1:A:490:ALA:HA	2:B:182:VAL:HB	1	3.58
(1,1)	1:A:490:ALA:HA	2:B:182:VAL:HG11	1	3.58
(1,1)	1:A:490:ALA:HA	2:B:182:VAL:HG12	1	3.58
(1,1)	1:A:490:ALA:HA	2:B:182:VAL:HG13	1	3.58
(1,1)	1:A:490:ALA:HA	2:B:182:VAL:HG21	1	3.58
(1,1)	1:A:490:ALA:HA	2:B:182:VAL:HG22	1	3.58
(1,1)	1:A:490:ALA:HA	2:B:182:VAL:HG23	1	3.58
(1,1)	1:A:490:ALA:HA	2:B:182:VAL:N	1	3.58
(1,1)	1:A:490:ALA:HA	2:B:182:VAL:O	1	3.58
(1,1)	1:A:490:ALA:HA	2:B:183:LYS:C	1	3.58
(1,1)	1:A:490:ALA:HA	2:B:183:LYS:CA	1	3.58
(1,1)	1:A:490:ALA:HA	2:B:183:LYS:CB	1	3.58
(1,1)	1:A:490:ALA:HA	2:B:183:LYS:CD	1	3.58
(1,1)	1:A:490:ALA:HA	2:B:183:LYS:CE	1	3.58
(1,1)	1:A:490:ALA:HA	2:B:183:LYS:CG	1	3.58
(1,1)	1:A:490:ALA:HA	2:B:183:LYS:H	1	3.58
(1,1)	1:A:490:ALA:HA	2:B:183:LYS:HA	1	3.58
(1,1)	1:A:490:ALA:HA	2:B:183:LYS:HB2	1	3.58
(1,1)	1:A:490:ALA:HA	2:B:183:LYS:HB3	1	3.58
(1,1)	1:A:490:ALA:HA	2:B:183:LYS:HD2	1	3.58
(1,1)	1:A:490:ALA:HA	2:B:183:LYS:HD3	1	3.58

*Continued on next page...*

*Continued from previous page...*

Key	Atom-1	Atom-2	Model ID	Violation (Å)
(1,1)	1:A:490:ALA:HA	2:B:183:LYS:HE2	1	3.58
(1,1)	1:A:490:ALA:HA	2:B:183:LYS:HE3	1	3.58
(1,1)	1:A:490:ALA:HA	2:B:183:LYS:HG2	1	3.58
(1,1)	1:A:490:ALA:HA	2:B:183:LYS:HG3	1	3.58
(1,1)	1:A:490:ALA:HA	2:B:183:LYS:HZ1	1	3.58
(1,1)	1:A:490:ALA:HA	2:B:183:LYS:HZ2	1	3.58
(1,1)	1:A:490:ALA:HA	2:B:183:LYS:HZ3	1	3.58
(1,1)	1:A:490:ALA:HA	2:B:183:LYS:N	1	3.58
(1,1)	1:A:490:ALA:HA	2:B:183:LYS:NZ	1	3.58
(1,1)	1:A:490:ALA:HA	2:B:183:LYS:O	1	3.58
(1,1)	1:A:490:ALA:HA	2:B:185:GLY:C	1	3.58
(1,1)	1:A:490:ALA:HA	2:B:185:GLY:CA	1	3.58
(1,1)	1:A:490:ALA:HA	2:B:185:GLY:H	1	3.58
(1,1)	1:A:490:ALA:HA	2:B:185:GLY:HA2	1	3.58
(1,1)	1:A:490:ALA:HA	2:B:185:GLY:HA3	1	3.58
(1,1)	1:A:490:ALA:HA	2:B:185:GLY:N	1	3.58
(1,1)	1:A:490:ALA:HA	2:B:185:GLY:O	1	3.58
(1,1)	1:A:490:ALA:HA	2:B:187:TYR:C	1	3.58
(1,1)	1:A:490:ALA:HA	2:B:187:TYR:CA	1	3.58
(1,1)	1:A:490:ALA:HA	2:B:187:TYR:CB	1	3.58
(1,1)	1:A:490:ALA:HA	2:B:187:TYR:CD1	1	3.58
(1,1)	1:A:490:ALA:HA	2:B:187:TYR:CD2	1	3.58
(1,1)	1:A:490:ALA:HA	2:B:187:TYR:CE1	1	3.58
(1,1)	1:A:490:ALA:HA	2:B:187:TYR:CE2	1	3.58
(1,1)	1:A:490:ALA:HA	2:B:187:TYR:CG	1	3.58
(1,1)	1:A:490:ALA:HA	2:B:187:TYR:CZ	1	3.58
(1,1)	1:A:490:ALA:HA	2:B:187:TYR:H	1	3.58
(1,1)	1:A:490:ALA:HA	2:B:187:TYR:HA	1	3.58
(1,1)	1:A:490:ALA:HA	2:B:187:TYR:HB2	1	3.58
(1,1)	1:A:490:ALA:HA	2:B:187:TYR:HB3	1	3.58
(1,1)	1:A:490:ALA:HA	2:B:187:TYR:HD1	1	3.58
(1,1)	1:A:490:ALA:HA	2:B:187:TYR:HD2	1	3.58
(1,1)	1:A:490:ALA:HA	2:B:187:TYR:HE1	1	3.58
(1,1)	1:A:490:ALA:HA	2:B:187:TYR:HE2	1	3.58
(1,1)	1:A:490:ALA:HA	2:B:187:TYR:HH	1	3.58
(1,1)	1:A:490:ALA:HA	2:B:187:TYR:N	1	3.58
(1,1)	1:A:490:ALA:HA	2:B:187:TYR:O	1	3.58
(1,1)	1:A:490:ALA:HA	2:B:187:TYR:OH	1	3.58
(1,1)	1:A:490:ALA:HA	2:B:200:THR:C	1	3.58
(1,1)	1:A:490:ALA:HA	2:B:200:THR:CA	1	3.58
(1,1)	1:A:490:ALA:HA	2:B:200:THR:CB	1	3.58
(1,1)	1:A:490:ALA:HA	2:B:200:THR:CG2	1	3.58

*Continued on next page...*

*Continued from previous page...*

Key	Atom-1	Atom-2	Model ID	Violation (Å)
(1,1)	1:A:490:ALA:HA	2:B:200:THR:H	1	3.58
(1,1)	1:A:490:ALA:HA	2:B:200:THR:HA	1	3.58
(1,1)	1:A:490:ALA:HA	2:B:200:THR:HB	1	3.58
(1,1)	1:A:490:ALA:HA	2:B:200:THR:HG1	1	3.58
(1,1)	1:A:490:ALA:HA	2:B:200:THR:HG21	1	3.58
(1,1)	1:A:490:ALA:HA	2:B:200:THR:HG22	1	3.58
(1,1)	1:A:490:ALA:HA	2:B:200:THR:HG23	1	3.58
(1,1)	1:A:490:ALA:HA	2:B:200:THR:N	1	3.58
(1,1)	1:A:490:ALA:HA	2:B:200:THR:O	1	3.58
(1,1)	1:A:490:ALA:HA	2:B:200:THR:OG1	1	3.58
(1,1)	1:A:490:ALA:HA	2:B:211:LYS:C	1	3.58
(1,1)	1:A:490:ALA:HA	2:B:211:LYS:CA	1	3.58
(1,1)	1:A:490:ALA:HA	2:B:211:LYS:CB	1	3.58
(1,1)	1:A:490:ALA:HA	2:B:211:LYS:CD	1	3.58
(1,1)	1:A:490:ALA:HA	2:B:211:LYS:CE	1	3.58
(1,1)	1:A:490:ALA:HA	2:B:211:LYS:CG	1	3.58
(1,1)	1:A:490:ALA:HA	2:B:211:LYS:H	1	3.58
(1,1)	1:A:490:ALA:HA	2:B:211:LYS:HA	1	3.58
(1,1)	1:A:490:ALA:HA	2:B:211:LYS:HB2	1	3.58
(1,1)	1:A:490:ALA:HA	2:B:211:LYS:HB3	1	3.58
(1,1)	1:A:490:ALA:HA	2:B:211:LYS:HD2	1	3.58
(1,1)	1:A:490:ALA:HA	2:B:211:LYS:HD3	1	3.58
(1,1)	1:A:490:ALA:HA	2:B:211:LYS:HE2	1	3.58
(1,1)	1:A:490:ALA:HA	2:B:211:LYS:HE3	1	3.58
(1,1)	1:A:490:ALA:HA	2:B:211:LYS:HG2	1	3.58
(1,1)	1:A:490:ALA:HA	2:B:211:LYS:HG3	1	3.58
(1,1)	1:A:490:ALA:HA	2:B:211:LYS:HZ1	1	3.58
(1,1)	1:A:490:ALA:HA	2:B:211:LYS:HZ2	1	3.58
(1,1)	1:A:490:ALA:HA	2:B:211:LYS:HZ3	1	3.58
(1,1)	1:A:490:ALA:HA	2:B:211:LYS:N	1	3.58
(1,1)	1:A:490:ALA:HA	2:B:211:LYS:NZ	1	3.58
(1,1)	1:A:490:ALA:HA	2:B:211:LYS:O	1	3.58
(1,1)	1:A:490:ALA:HB1	2:B:149:SER:C	1	3.58
(1,1)	1:A:490:ALA:HB1	2:B:149:SER:CA	1	3.58
(1,1)	1:A:490:ALA:HB1	2:B:149:SER:CB	1	3.58
(1,1)	1:A:490:ALA:HB1	2:B:149:SER:H	1	3.58
(1,1)	1:A:490:ALA:HB1	2:B:149:SER:HA	1	3.58
(1,1)	1:A:490:ALA:HB1	2:B:149:SER:HB2	1	3.58
(1,1)	1:A:490:ALA:HB1	2:B:149:SER:HB3	1	3.58
(1,1)	1:A:490:ALA:HB1	2:B:149:SER:HG	1	3.58
(1,1)	1:A:490:ALA:HB1	2:B:149:SER:N	1	3.58
(1,1)	1:A:490:ALA:HB1	2:B:149:SER:O	1	3.58

*Continued on next page...*

*Continued from previous page...*

Key	Atom-1	Atom-2	Model ID	Violation (Å)
(1,1)	1:A:490:ALA:HB1	2:B:149:SER:OG	1	3.58
(1,1)	1:A:490:ALA:HB1	2:B:152:VAL:C	1	3.58
(1,1)	1:A:490:ALA:HB1	2:B:152:VAL:CA	1	3.58
(1,1)	1:A:490:ALA:HB1	2:B:152:VAL:CB	1	3.58
(1,1)	1:A:490:ALA:HB1	2:B:152:VAL:CG1	1	3.58
(1,1)	1:A:490:ALA:HB1	2:B:152:VAL:CG2	1	3.58
(1,1)	1:A:490:ALA:HB1	2:B:152:VAL:H	1	3.58
(1,1)	1:A:490:ALA:HB1	2:B:152:VAL:HA	1	3.58
(1,1)	1:A:490:ALA:HB1	2:B:152:VAL:HB	1	3.58
(1,1)	1:A:490:ALA:HB1	2:B:152:VAL:HG11	1	3.58
(1,1)	1:A:490:ALA:HB1	2:B:152:VAL:HG12	1	3.58
(1,1)	1:A:490:ALA:HB1	2:B:152:VAL:HG13	1	3.58
(1,1)	1:A:490:ALA:HB1	2:B:152:VAL:HG21	1	3.58
(1,1)	1:A:490:ALA:HB1	2:B:152:VAL:HG22	1	3.58
(1,1)	1:A:490:ALA:HB1	2:B:152:VAL:HG23	1	3.58
(1,1)	1:A:490:ALA:HB1	2:B:152:VAL:N	1	3.58
(1,1)	1:A:490:ALA:HB1	2:B:152:VAL:O	1	3.58
(1,1)	1:A:490:ALA:HB1	2:B:153:VAL:C	1	3.58
(1,1)	1:A:490:ALA:HB1	2:B:153:VAL:CA	1	3.58
(1,1)	1:A:490:ALA:HB1	2:B:153:VAL:CB	1	3.58
(1,1)	1:A:490:ALA:HB1	2:B:153:VAL:CG1	1	3.58
(1,1)	1:A:490:ALA:HB1	2:B:153:VAL:CG2	1	3.58
(1,1)	1:A:490:ALA:HB1	2:B:153:VAL:H	1	3.58
(1,1)	1:A:490:ALA:HB1	2:B:153:VAL:HA	1	3.58
(1,1)	1:A:490:ALA:HB1	2:B:153:VAL:HB	1	3.58
(1,1)	1:A:490:ALA:HB1	2:B:153:VAL:HG11	1	3.58
(1,1)	1:A:490:ALA:HB1	2:B:153:VAL:HG12	1	3.58
(1,1)	1:A:490:ALA:HB1	2:B:153:VAL:HG13	1	3.58
(1,1)	1:A:490:ALA:HB1	2:B:153:VAL:HG21	1	3.58
(1,1)	1:A:490:ALA:HB1	2:B:153:VAL:HG22	1	3.58
(1,1)	1:A:490:ALA:HB1	2:B:153:VAL:HG23	1	3.58
(1,1)	1:A:490:ALA:HB1	2:B:153:VAL:N	1	3.58
(1,1)	1:A:490:ALA:HB1	2:B:153:VAL:O	1	3.58
(1,1)	1:A:490:ALA:HB1	2:B:155:GLY:C	1	3.58
(1,1)	1:A:490:ALA:HB1	2:B:155:GLY:CA	1	3.58
(1,1)	1:A:490:ALA:HB1	2:B:155:GLY:H	1	3.58
(1,1)	1:A:490:ALA:HB1	2:B:155:GLY:HA2	1	3.58
(1,1)	1:A:490:ALA:HB1	2:B:155:GLY:HA3	1	3.58
(1,1)	1:A:490:ALA:HB1	2:B:155:GLY:N	1	3.58
(1,1)	1:A:490:ALA:HB1	2:B:155:GLY:O	1	3.58
(1,1)	1:A:490:ALA:HB1	2:B:156:PHE:C	1	3.58
(1,1)	1:A:490:ALA:HB1	2:B:156:PHE:CA	1	3.58

*Continued on next page...*

*Continued from previous page...*

Key	Atom-1	Atom-2	Model ID	Violation (Å)
(1,1)	1:A:490:ALA:HB1	2:B:156:PHE:CB	1	3.58
(1,1)	1:A:490:ALA:HB1	2:B:156:PHE:CD1	1	3.58
(1,1)	1:A:490:ALA:HB1	2:B:156:PHE:CD2	1	3.58
(1,1)	1:A:490:ALA:HB1	2:B:156:PHE:CE1	1	3.58
(1,1)	1:A:490:ALA:HB1	2:B:156:PHE:CE2	1	3.58
(1,1)	1:A:490:ALA:HB1	2:B:156:PHE:CG	1	3.58
(1,1)	1:A:490:ALA:HB1	2:B:156:PHE:CZ	1	3.58
(1,1)	1:A:490:ALA:HB1	2:B:156:PHE:H	1	3.58
(1,1)	1:A:490:ALA:HB1	2:B:156:PHE:HA	1	3.58
(1,1)	1:A:490:ALA:HB1	2:B:156:PHE:HB2	1	3.58
(1,1)	1:A:490:ALA:HB1	2:B:156:PHE:HB3	1	3.58
(1,1)	1:A:490:ALA:HB1	2:B:156:PHE:HD1	1	3.58
(1,1)	1:A:490:ALA:HB1	2:B:156:PHE:HD2	1	3.58
(1,1)	1:A:490:ALA:HB1	2:B:156:PHE:HE1	1	3.58
(1,1)	1:A:490:ALA:HB1	2:B:156:PHE:HE2	1	3.58
(1,1)	1:A:490:ALA:HB1	2:B:156:PHE:HZ	1	3.58
(1,1)	1:A:490:ALA:HB1	2:B:156:PHE:N	1	3.58
(1,1)	1:A:490:ALA:HB1	2:B:156:PHE:O	1	3.58
(1,1)	1:A:490:ALA:HB1	2:B:157:CYS:C	1	3.58
(1,1)	1:A:490:ALA:HB1	2:B:157:CYS:CA	1	3.58
(1,1)	1:A:490:ALA:HB1	2:B:157:CYS:CB	1	3.58
(1,1)	1:A:490:ALA:HB1	2:B:157:CYS:H	1	3.58
(1,1)	1:A:490:ALA:HB1	2:B:157:CYS:HA	1	3.58
(1,1)	1:A:490:ALA:HB1	2:B:157:CYS:HB2	1	3.58
(1,1)	1:A:490:ALA:HB1	2:B:157:CYS:HB3	1	3.58
(1,1)	1:A:490:ALA:HB1	2:B:157:CYS:N	1	3.58
(1,1)	1:A:490:ALA:HB1	2:B:157:CYS:O	1	3.58
(1,1)	1:A:490:ALA:HB1	2:B:157:CYS:SG	1	3.58
(1,1)	1:A:490:ALA:HB1	2:B:158:THR:C	1	3.58
(1,1)	1:A:490:ALA:HB1	2:B:158:THR:CA	1	3.58
(1,1)	1:A:490:ALA:HB1	2:B:158:THR:CB	1	3.58
(1,1)	1:A:490:ALA:HB1	2:B:158:THR:CG2	1	3.58
(1,1)	1:A:490:ALA:HB1	2:B:158:THR:H	1	3.58
(1,1)	1:A:490:ALA:HB1	2:B:158:THR:HA	1	3.58
(1,1)	1:A:490:ALA:HB1	2:B:158:THR:HB	1	3.58
(1,1)	1:A:490:ALA:HB1	2:B:158:THR:HG1	1	3.58
(1,1)	1:A:490:ALA:HB1	2:B:158:THR:HG21	1	3.58
(1,1)	1:A:490:ALA:HB1	2:B:158:THR:HG22	1	3.58
(1,1)	1:A:490:ALA:HB1	2:B:158:THR:HG23	1	3.58
(1,1)	1:A:490:ALA:HB1	2:B:158:THR:N	1	3.58
(1,1)	1:A:490:ALA:HB1	2:B:158:THR:O	1	3.58
(1,1)	1:A:490:ALA:HB1	2:B:158:THR:OG1	1	3.58

*Continued on next page...*



*Continued from previous page...*

Key	Atom-1	Atom-2	Model ID	Violation (Å)
(1,1)	1:A:490:ALA:HB1	2:B:159:ILE:C	1	3.58
(1,1)	1:A:490:ALA:HB1	2:B:159:ILE:CA	1	3.58
(1,1)	1:A:490:ALA:HB1	2:B:159:ILE:CB	1	3.58
(1,1)	1:A:490:ALA:HB1	2:B:159:ILE:CD1	1	3.58
(1,1)	1:A:490:ALA:HB1	2:B:159:ILE:CG1	1	3.58
(1,1)	1:A:490:ALA:HB1	2:B:159:ILE:CG2	1	3.58
(1,1)	1:A:490:ALA:HB1	2:B:159:ILE:H	1	3.58
(1,1)	1:A:490:ALA:HB1	2:B:159:ILE:HA	1	3.58
(1,1)	1:A:490:ALA:HB1	2:B:159:ILE:HB	1	3.58
(1,1)	1:A:490:ALA:HB1	2:B:159:ILE:HD11	1	3.58
(1,1)	1:A:490:ALA:HB1	2:B:159:ILE:HD12	1	3.58
(1,1)	1:A:490:ALA:HB1	2:B:159:ILE:HD13	1	3.58
(1,1)	1:A:490:ALA:HB1	2:B:159:ILE:HG12	1	3.58
(1,1)	1:A:490:ALA:HB1	2:B:159:ILE:HG13	1	3.58
(1,1)	1:A:490:ALA:HB1	2:B:159:ILE:HG21	1	3.58
(1,1)	1:A:490:ALA:HB1	2:B:159:ILE:HG22	1	3.58
(1,1)	1:A:490:ALA:HB1	2:B:159:ILE:HG23	1	3.58
(1,1)	1:A:490:ALA:HB1	2:B:159:ILE:N	1	3.58
(1,1)	1:A:490:ALA:HB1	2:B:159:ILE:O	1	3.58
(1,1)	1:A:490:ALA:HB1	2:B:161:ASN:C	1	3.58
(1,1)	1:A:490:ALA:HB1	2:B:161:ASN:CA	1	3.58
(1,1)	1:A:490:ALA:HB1	2:B:161:ASN:CB	1	3.58
(1,1)	1:A:490:ALA:HB1	2:B:161:ASN:CG	1	3.58
(1,1)	1:A:490:ALA:HB1	2:B:161:ASN:H	1	3.58
(1,1)	1:A:490:ALA:HB1	2:B:161:ASN:HA	1	3.58
(1,1)	1:A:490:ALA:HB1	2:B:161:ASN:HB2	1	3.58
(1,1)	1:A:490:ALA:HB1	2:B:161:ASN:HB3	1	3.58
(1,1)	1:A:490:ALA:HB1	2:B:161:ASN:HD21	1	3.58
(1,1)	1:A:490:ALA:HB1	2:B:161:ASN:HD22	1	3.58
(1,1)	1:A:490:ALA:HB1	2:B:161:ASN:N	1	3.58
(1,1)	1:A:490:ALA:HB1	2:B:161:ASN:ND2	1	3.58
(1,1)	1:A:490:ALA:HB1	2:B:161:ASN:O	1	3.58
(1,1)	1:A:490:ALA:HB1	2:B:161:ASN:OD1	1	3.58
(1,1)	1:A:490:ALA:HB1	2:B:162:LYS:C	1	3.58
(1,1)	1:A:490:ALA:HB1	2:B:162:LYS:CA	1	3.58
(1,1)	1:A:490:ALA:HB1	2:B:162:LYS:CB	1	3.58
(1,1)	1:A:490:ALA:HB1	2:B:162:LYS:CD	1	3.58
(1,1)	1:A:490:ALA:HB1	2:B:162:LYS:CE	1	3.58
(1,1)	1:A:490:ALA:HB1	2:B:162:LYS:CG	1	3.58
(1,1)	1:A:490:ALA:HB1	2:B:162:LYS:H	1	3.58
(1,1)	1:A:490:ALA:HB1	2:B:162:LYS:HA	1	3.58
(1,1)	1:A:490:ALA:HB1	2:B:162:LYS:HB2	1	3.58

*Continued on next page...*

*Continued from previous page...*

Key	Atom-1	Atom-2	Model ID	Violation (Å)
(1,1)	1:A:490:ALA:HB1	2:B:162:LYS:HB3	1	3.58
(1,1)	1:A:490:ALA:HB1	2:B:162:LYS:HD2	1	3.58
(1,1)	1:A:490:ALA:HB1	2:B:162:LYS:HD3	1	3.58
(1,1)	1:A:490:ALA:HB1	2:B:162:LYS:HE2	1	3.58
(1,1)	1:A:490:ALA:HB1	2:B:162:LYS:HE3	1	3.58
(1,1)	1:A:490:ALA:HB1	2:B:162:LYS:HG2	1	3.58
(1,1)	1:A:490:ALA:HB1	2:B:162:LYS:HG3	1	3.58
(1,1)	1:A:490:ALA:HB1	2:B:162:LYS:HZ1	1	3.58
(1,1)	1:A:490:ALA:HB1	2:B:162:LYS:HZ2	1	3.58
(1,1)	1:A:490:ALA:HB1	2:B:162:LYS:HZ3	1	3.58
(1,1)	1:A:490:ALA:HB1	2:B:162:LYS:N	1	3.58
(1,1)	1:A:490:ALA:HB1	2:B:162:LYS:NZ	1	3.58
(1,1)	1:A:490:ALA:HB1	2:B:162:LYS:O	1	3.58
(1,1)	1:A:490:ALA:HB1	2:B:167:SER:C	1	3.58
(1,1)	1:A:490:ALA:HB1	2:B:167:SER:CA	1	3.58
(1,1)	1:A:490:ALA:HB1	2:B:167:SER:CB	1	3.58
(1,1)	1:A:490:ALA:HB1	2:B:167:SER:H	1	3.58
(1,1)	1:A:490:ALA:HB1	2:B:167:SER:HA	1	3.58
(1,1)	1:A:490:ALA:HB1	2:B:167:SER:HB2	1	3.58
(1,1)	1:A:490:ALA:HB1	2:B:167:SER:HB3	1	3.58
(1,1)	1:A:490:ALA:HB1	2:B:167:SER:HG	1	3.58
(1,1)	1:A:490:ALA:HB1	2:B:167:SER:N	1	3.58
(1,1)	1:A:490:ALA:HB1	2:B:167:SER:O	1	3.58
(1,1)	1:A:490:ALA:HB1	2:B:167:SER:OG	1	3.58
(1,1)	1:A:490:ALA:HB1	2:B:168:LEU:C	1	3.58
(1,1)	1:A:490:ALA:HB1	2:B:168:LEU:CA	1	3.58
(1,1)	1:A:490:ALA:HB1	2:B:168:LEU:CB	1	3.58
(1,1)	1:A:490:ALA:HB1	2:B:168:LEU:CD1	1	3.58
(1,1)	1:A:490:ALA:HB1	2:B:168:LEU:CD2	1	3.58
(1,1)	1:A:490:ALA:HB1	2:B:168:LEU:CG	1	3.58
(1,1)	1:A:490:ALA:HB1	2:B:168:LEU:H	1	3.58
(1,1)	1:A:490:ALA:HB1	2:B:168:LEU:HA	1	3.58
(1,1)	1:A:490:ALA:HB1	2:B:168:LEU:HB2	1	3.58
(1,1)	1:A:490:ALA:HB1	2:B:168:LEU:HB3	1	3.58
(1,1)	1:A:490:ALA:HB1	2:B:168:LEU:HD11	1	3.58
(1,1)	1:A:490:ALA:HB1	2:B:168:LEU:HD12	1	3.58
(1,1)	1:A:490:ALA:HB1	2:B:168:LEU:HD13	1	3.58
(1,1)	1:A:490:ALA:HB1	2:B:168:LEU:HD21	1	3.58
(1,1)	1:A:490:ALA:HB1	2:B:168:LEU:HD22	1	3.58
(1,1)	1:A:490:ALA:HB1	2:B:168:LEU:HD23	1	3.58
(1,1)	1:A:490:ALA:HB1	2:B:168:LEU:HG	1	3.58
(1,1)	1:A:490:ALA:HB1	2:B:168:LEU:N	1	3.58

*Continued on next page...*

*Continued from previous page...*

Key	Atom-1	Atom-2	Model ID	Violation (Å)
(1,1)	1:A:490:ALA:HB1	2:B:168:LEU:O	1	3.58
(1,1)	1:A:490:ALA:HB1	2:B:170:MET:C	1	3.58
(1,1)	1:A:490:ALA:HB1	2:B:170:MET:CA	1	3.58
(1,1)	1:A:490:ALA:HB1	2:B:170:MET:CB	1	3.58
(1,1)	1:A:490:ALA:HB1	2:B:170:MET:CE	1	3.58
(1,1)	1:A:490:ALA:HB1	2:B:170:MET:CG	1	3.58
(1,1)	1:A:490:ALA:HB1	2:B:170:MET:H	1	3.58
(1,1)	1:A:490:ALA:HB1	2:B:170:MET:HA	1	3.58
(1,1)	1:A:490:ALA:HB1	2:B:170:MET:HB2	1	3.58
(1,1)	1:A:490:ALA:HB1	2:B:170:MET:HB3	1	3.58
(1,1)	1:A:490:ALA:HB1	2:B:170:MET:HE1	1	3.58
(1,1)	1:A:490:ALA:HB1	2:B:170:MET:HE2	1	3.58
(1,1)	1:A:490:ALA:HB1	2:B:170:MET:HE3	1	3.58
(1,1)	1:A:490:ALA:HB1	2:B:170:MET:HG2	1	3.58
(1,1)	1:A:490:ALA:HB1	2:B:170:MET:HG3	1	3.58
(1,1)	1:A:490:ALA:HB1	2:B:170:MET:N	1	3.58
(1,1)	1:A:490:ALA:HB1	2:B:170:MET:O	1	3.58
(1,1)	1:A:490:ALA:HB1	2:B:170:MET:SD	1	3.58
(1,1)	1:A:490:ALA:HB1	2:B:172:LYS:C	1	3.58
(1,1)	1:A:490:ALA:HB1	2:B:172:LYS:CA	1	3.58
(1,1)	1:A:490:ALA:HB1	2:B:172:LYS:CB	1	3.58
(1,1)	1:A:490:ALA:HB1	2:B:172:LYS:CD	1	3.58
(1,1)	1:A:490:ALA:HB1	2:B:172:LYS:CE	1	3.58
(1,1)	1:A:490:ALA:HB1	2:B:172:LYS:CG	1	3.58
(1,1)	1:A:490:ALA:HB1	2:B:172:LYS:H	1	3.58
(1,1)	1:A:490:ALA:HB1	2:B:172:LYS:HA	1	3.58
(1,1)	1:A:490:ALA:HB1	2:B:172:LYS:HB2	1	3.58
(1,1)	1:A:490:ALA:HB1	2:B:172:LYS:HB3	1	3.58
(1,1)	1:A:490:ALA:HB1	2:B:172:LYS:HD2	1	3.58
(1,1)	1:A:490:ALA:HB1	2:B:172:LYS:HD3	1	3.58
(1,1)	1:A:490:ALA:HB1	2:B:172:LYS:HE2	1	3.58
(1,1)	1:A:490:ALA:HB1	2:B:172:LYS:HE3	1	3.58
(1,1)	1:A:490:ALA:HB1	2:B:172:LYS:HG2	1	3.58
(1,1)	1:A:490:ALA:HB1	2:B:172:LYS:HG3	1	3.58
(1,1)	1:A:490:ALA:HB1	2:B:172:LYS:HZ1	1	3.58
(1,1)	1:A:490:ALA:HB1	2:B:172:LYS:HZ2	1	3.58
(1,1)	1:A:490:ALA:HB1	2:B:172:LYS:HZ3	1	3.58
(1,1)	1:A:490:ALA:HB1	2:B:172:LYS:N	1	3.58
(1,1)	1:A:490:ALA:HB1	2:B:172:LYS:NZ	1	3.58
(1,1)	1:A:490:ALA:HB1	2:B:172:LYS:O	1	3.58
(1,1)	1:A:490:ALA:HB1	2:B:182:VAL:C	1	3.58
(1,1)	1:A:490:ALA:HB1	2:B:182:VAL:CA	1	3.58

*Continued on next page...*

*Continued from previous page...*

Key	Atom-1	Atom-2	Model ID	Violation (Å)
(1,1)	1:A:490:ALA:HB1	2:B:182:VAL:CB	1	3.58
(1,1)	1:A:490:ALA:HB1	2:B:182:VAL:CG1	1	3.58
(1,1)	1:A:490:ALA:HB1	2:B:182:VAL:CG2	1	3.58
(1,1)	1:A:490:ALA:HB1	2:B:182:VAL:H	1	3.58
(1,1)	1:A:490:ALA:HB1	2:B:182:VAL:HA	1	3.58
(1,1)	1:A:490:ALA:HB1	2:B:182:VAL:HB	1	3.58
(1,1)	1:A:490:ALA:HB1	2:B:182:VAL:HG11	1	3.58
(1,1)	1:A:490:ALA:HB1	2:B:182:VAL:HG12	1	3.58
(1,1)	1:A:490:ALA:HB1	2:B:182:VAL:HG13	1	3.58
(1,1)	1:A:490:ALA:HB1	2:B:182:VAL:HG21	1	3.58
(1,1)	1:A:490:ALA:HB1	2:B:182:VAL:HG22	1	3.58
(1,1)	1:A:490:ALA:HB1	2:B:182:VAL:HG23	1	3.58
(1,1)	1:A:490:ALA:HB1	2:B:182:VAL:N	1	3.58
(1,1)	1:A:490:ALA:HB1	2:B:182:VAL:O	1	3.58
(1,1)	1:A:490:ALA:HB1	2:B:183:LYS:C	1	3.58
(1,1)	1:A:490:ALA:HB1	2:B:183:LYS:CA	1	3.58
(1,1)	1:A:490:ALA:HB1	2:B:183:LYS:CB	1	3.58
(1,1)	1:A:490:ALA:HB1	2:B:183:LYS:CD	1	3.58
(1,1)	1:A:490:ALA:HB1	2:B:183:LYS:CE	1	3.58
(1,1)	1:A:490:ALA:HB1	2:B:183:LYS:CG	1	3.58
(1,1)	1:A:490:ALA:HB1	2:B:183:LYS:H	1	3.58
(1,1)	1:A:490:ALA:HB1	2:B:183:LYS:HA	1	3.58
(1,1)	1:A:490:ALA:HB1	2:B:183:LYS:HB2	1	3.58
(1,1)	1:A:490:ALA:HB1	2:B:183:LYS:HB3	1	3.58
(1,1)	1:A:490:ALA:HB1	2:B:183:LYS:HD2	1	3.58
(1,1)	1:A:490:ALA:HB1	2:B:183:LYS:HD3	1	3.58
(1,1)	1:A:490:ALA:HB1	2:B:183:LYS:HE2	1	3.58
(1,1)	1:A:490:ALA:HB1	2:B:183:LYS:HE3	1	3.58
(1,1)	1:A:490:ALA:HB1	2:B:183:LYS:HG2	1	3.58
(1,1)	1:A:490:ALA:HB1	2:B:183:LYS:HG3	1	3.58
(1,1)	1:A:490:ALA:HB1	2:B:183:LYS:HZ1	1	3.58
(1,1)	1:A:490:ALA:HB1	2:B:183:LYS:HZ2	1	3.58
(1,1)	1:A:490:ALA:HB1	2:B:183:LYS:HZ3	1	3.58
(1,1)	1:A:490:ALA:HB1	2:B:183:LYS:N	1	3.58
(1,1)	1:A:490:ALA:HB1	2:B:183:LYS:NZ	1	3.58
(1,1)	1:A:490:ALA:HB1	2:B:183:LYS:O	1	3.58
(1,1)	1:A:490:ALA:HB1	2:B:185:GLY:C	1	3.58
(1,1)	1:A:490:ALA:HB1	2:B:185:GLY:CA	1	3.58
(1,1)	1:A:490:ALA:HB1	2:B:185:GLY:H	1	3.58
(1,1)	1:A:490:ALA:HB1	2:B:185:GLY:HA2	1	3.58
(1,1)	1:A:490:ALA:HB1	2:B:185:GLY:HA3	1	3.58
(1,1)	1:A:490:ALA:HB1	2:B:185:GLY:N	1	3.58

*Continued on next page...*

*Continued from previous page...*

Key	Atom-1	Atom-2	Model ID	Violation (Å)
(1,1)	1:A:490:ALA:HB1	2:B:185:GLY:O	1	3.58
(1,1)	1:A:490:ALA:HB1	2:B:187:TYR:C	1	3.58
(1,1)	1:A:490:ALA:HB1	2:B:187:TYR:CA	1	3.58
(1,1)	1:A:490:ALA:HB1	2:B:187:TYR:CB	1	3.58
(1,1)	1:A:490:ALA:HB1	2:B:187:TYR:CD1	1	3.58
(1,1)	1:A:490:ALA:HB1	2:B:187:TYR:CD2	1	3.58
(1,1)	1:A:490:ALA:HB1	2:B:187:TYR:CE1	1	3.58
(1,1)	1:A:490:ALA:HB1	2:B:187:TYR:CE2	1	3.58
(1,1)	1:A:490:ALA:HB1	2:B:187:TYR:CG	1	3.58
(1,1)	1:A:490:ALA:HB1	2:B:187:TYR:CZ	1	3.58
(1,1)	1:A:490:ALA:HB1	2:B:187:TYR:H	1	3.58
(1,1)	1:A:490:ALA:HB1	2:B:187:TYR:HA	1	3.58
(1,1)	1:A:490:ALA:HB1	2:B:187:TYR:HB2	1	3.58
(1,1)	1:A:490:ALA:HB1	2:B:187:TYR:HB3	1	3.58
(1,1)	1:A:490:ALA:HB1	2:B:187:TYR:HD1	1	3.58
(1,1)	1:A:490:ALA:HB1	2:B:187:TYR:HD2	1	3.58
(1,1)	1:A:490:ALA:HB1	2:B:187:TYR:HE1	1	3.58
(1,1)	1:A:490:ALA:HB1	2:B:187:TYR:HE2	1	3.58
(1,1)	1:A:490:ALA:HB1	2:B:187:TYR:HH	1	3.58
(1,1)	1:A:490:ALA:HB1	2:B:187:TYR:N	1	3.58
(1,1)	1:A:490:ALA:HB1	2:B:187:TYR:O	1	3.58
(1,1)	1:A:490:ALA:HB1	2:B:187:TYR:OH	1	3.58
(1,1)	1:A:490:ALA:HB1	2:B:200:THR:C	1	3.58
(1,1)	1:A:490:ALA:HB1	2:B:200:THR:CA	1	3.58
(1,1)	1:A:490:ALA:HB1	2:B:200:THR:CB	1	3.58
(1,1)	1:A:490:ALA:HB1	2:B:200:THR:CG2	1	3.58
(1,1)	1:A:490:ALA:HB1	2:B:200:THR:H	1	3.58
(1,1)	1:A:490:ALA:HB1	2:B:200:THR:HA	1	3.58
(1,1)	1:A:490:ALA:HB1	2:B:200:THR:HB	1	3.58
(1,1)	1:A:490:ALA:HB1	2:B:200:THR:HG1	1	3.58
(1,1)	1:A:490:ALA:HB1	2:B:200:THR:HG21	1	3.58
(1,1)	1:A:490:ALA:HB1	2:B:200:THR:HG22	1	3.58
(1,1)	1:A:490:ALA:HB1	2:B:200:THR:HG23	1	3.58
(1,1)	1:A:490:ALA:HB1	2:B:200:THR:N	1	3.58
(1,1)	1:A:490:ALA:HB1	2:B:200:THR:O	1	3.58
(1,1)	1:A:490:ALA:HB1	2:B:200:THR:OG1	1	3.58
(1,1)	1:A:490:ALA:HB1	2:B:211:LYS:C	1	3.58
(1,1)	1:A:490:ALA:HB1	2:B:211:LYS:CA	1	3.58
(1,1)	1:A:490:ALA:HB1	2:B:211:LYS:CB	1	3.58
(1,1)	1:A:490:ALA:HB1	2:B:211:LYS:CD	1	3.58
(1,1)	1:A:490:ALA:HB1	2:B:211:LYS:CE	1	3.58
(1,1)	1:A:490:ALA:HB1	2:B:211:LYS:CG	1	3.58

*Continued on next page...*

*Continued from previous page...*

Key	Atom-1	Atom-2	Model ID	Violation (Å)
(1,1)	1:A:490:ALA:HB1	2:B:211:LYS:H	1	3.58
(1,1)	1:A:490:ALA:HB1	2:B:211:LYS:HA	1	3.58
(1,1)	1:A:490:ALA:HB1	2:B:211:LYS:HB2	1	3.58
(1,1)	1:A:490:ALA:HB1	2:B:211:LYS:HB3	1	3.58
(1,1)	1:A:490:ALA:HB1	2:B:211:LYS:HD2	1	3.58
(1,1)	1:A:490:ALA:HB1	2:B:211:LYS:HD3	1	3.58
(1,1)	1:A:490:ALA:HB1	2:B:211:LYS:HE2	1	3.58
(1,1)	1:A:490:ALA:HB1	2:B:211:LYS:HE3	1	3.58
(1,1)	1:A:490:ALA:HB1	2:B:211:LYS:HG2	1	3.58
(1,1)	1:A:490:ALA:HB1	2:B:211:LYS:HG3	1	3.58
(1,1)	1:A:490:ALA:HB1	2:B:211:LYS:HZ1	1	3.58
(1,1)	1:A:490:ALA:HB1	2:B:211:LYS:HZ2	1	3.58
(1,1)	1:A:490:ALA:HB1	2:B:211:LYS:HZ3	1	3.58
(1,1)	1:A:490:ALA:HB1	2:B:211:LYS:N	1	3.58
(1,1)	1:A:490:ALA:HB1	2:B:211:LYS:NZ	1	3.58
(1,1)	1:A:490:ALA:HB1	2:B:211:LYS:O	1	3.58
(1,1)	1:A:490:ALA:HB2	2:B:149:SER:C	1	3.58
(1,1)	1:A:490:ALA:HB2	2:B:149:SER:CA	1	3.58
(1,1)	1:A:490:ALA:HB2	2:B:149:SER:CB	1	3.58
(1,1)	1:A:490:ALA:HB2	2:B:149:SER:H	1	3.58
(1,1)	1:A:490:ALA:HB2	2:B:149:SER:HA	1	3.58
(1,1)	1:A:490:ALA:HB2	2:B:149:SER:HB2	1	3.58
(1,1)	1:A:490:ALA:HB2	2:B:149:SER:HB3	1	3.58
(1,1)	1:A:490:ALA:HB2	2:B:149:SER:HG	1	3.58
(1,1)	1:A:490:ALA:HB2	2:B:149:SER:N	1	3.58
(1,1)	1:A:490:ALA:HB2	2:B:149:SER:O	1	3.58
(1,1)	1:A:490:ALA:HB2	2:B:149:SER:OG	1	3.58
(1,1)	1:A:490:ALA:HB2	2:B:152:VAL:C	1	3.58
(1,1)	1:A:490:ALA:HB2	2:B:152:VAL:CA	1	3.58
(1,1)	1:A:490:ALA:HB2	2:B:152:VAL:CB	1	3.58
(1,1)	1:A:490:ALA:HB2	2:B:152:VAL:CG1	1	3.58
(1,1)	1:A:490:ALA:HB2	2:B:152:VAL:CG2	1	3.58
(1,1)	1:A:490:ALA:HB2	2:B:152:VAL:H	1	3.58
(1,1)	1:A:490:ALA:HB2	2:B:152:VAL:HA	1	3.58
(1,1)	1:A:490:ALA:HB2	2:B:152:VAL:HB	1	3.58
(1,1)	1:A:490:ALA:HB2	2:B:152:VAL:HG11	1	3.58
(1,1)	1:A:490:ALA:HB2	2:B:152:VAL:HG12	1	3.58
(1,1)	1:A:490:ALA:HB2	2:B:152:VAL:HG13	1	3.58
(1,1)	1:A:490:ALA:HB2	2:B:152:VAL:HG21	1	3.58
(1,1)	1:A:490:ALA:HB2	2:B:152:VAL:HG22	1	3.58
(1,1)	1:A:490:ALA:HB2	2:B:152:VAL:HG23	1	3.58
(1,1)	1:A:490:ALA:HB2	2:B:152:VAL:N	1	3.58

*Continued on next page...*

*Continued from previous page...*

Key	Atom-1	Atom-2	Model ID	Violation (Å)
(1,1)	1:A:490:ALA:HB2	2:B:152:VAL:O	1	3.58
(1,1)	1:A:490:ALA:HB2	2:B:153:VAL:C	1	3.58
(1,1)	1:A:490:ALA:HB2	2:B:153:VAL:CA	1	3.58
(1,1)	1:A:490:ALA:HB2	2:B:153:VAL:CB	1	3.58
(1,1)	1:A:490:ALA:HB2	2:B:153:VAL:CG1	1	3.58
(1,1)	1:A:490:ALA:HB2	2:B:153:VAL:CG2	1	3.58
(1,1)	1:A:490:ALA:HB2	2:B:153:VAL:H	1	3.58
(1,1)	1:A:490:ALA:HB2	2:B:153:VAL:HA	1	3.58
(1,1)	1:A:490:ALA:HB2	2:B:153:VAL:HB	1	3.58
(1,1)	1:A:490:ALA:HB2	2:B:153:VAL:HG11	1	3.58
(1,1)	1:A:490:ALA:HB2	2:B:153:VAL:HG12	1	3.58
(1,1)	1:A:490:ALA:HB2	2:B:153:VAL:HG13	1	3.58
(1,1)	1:A:490:ALA:HB2	2:B:153:VAL:HG21	1	3.58
(1,1)	1:A:490:ALA:HB2	2:B:153:VAL:HG22	1	3.58
(1,1)	1:A:490:ALA:HB2	2:B:153:VAL:HG23	1	3.58
(1,1)	1:A:490:ALA:HB2	2:B:153:VAL:N	1	3.58
(1,1)	1:A:490:ALA:HB2	2:B:153:VAL:O	1	3.58
(1,1)	1:A:490:ALA:HB2	2:B:155:GLY:C	1	3.58
(1,1)	1:A:490:ALA:HB2	2:B:155:GLY:CA	1	3.58
(1,1)	1:A:490:ALA:HB2	2:B:155:GLY:H	1	3.58
(1,1)	1:A:490:ALA:HB2	2:B:155:GLY:HA2	1	3.58
(1,1)	1:A:490:ALA:HB2	2:B:155:GLY:HA3	1	3.58
(1,1)	1:A:490:ALA:HB2	2:B:155:GLY:N	1	3.58
(1,1)	1:A:490:ALA:HB2	2:B:155:GLY:O	1	3.58
(1,1)	1:A:490:ALA:HB2	2:B:156:PHE:C	1	3.58
(1,1)	1:A:490:ALA:HB2	2:B:156:PHE:CA	1	3.58
(1,1)	1:A:490:ALA:HB2	2:B:156:PHE:CB	1	3.58
(1,1)	1:A:490:ALA:HB2	2:B:156:PHE:CD1	1	3.58
(1,1)	1:A:490:ALA:HB2	2:B:156:PHE:CD2	1	3.58
(1,1)	1:A:490:ALA:HB2	2:B:156:PHE:CE1	1	3.58
(1,1)	1:A:490:ALA:HB2	2:B:156:PHE:CE2	1	3.58
(1,1)	1:A:490:ALA:HB2	2:B:156:PHE:CG	1	3.58
(1,1)	1:A:490:ALA:HB2	2:B:156:PHE:CZ	1	3.58
(1,1)	1:A:490:ALA:HB2	2:B:156:PHE:H	1	3.58
(1,1)	1:A:490:ALA:HB2	2:B:156:PHE:HA	1	3.58
(1,1)	1:A:490:ALA:HB2	2:B:156:PHE:HB2	1	3.58
(1,1)	1:A:490:ALA:HB2	2:B:156:PHE:HB3	1	3.58
(1,1)	1:A:490:ALA:HB2	2:B:156:PHE:HD1	1	3.58
(1,1)	1:A:490:ALA:HB2	2:B:156:PHE:HD2	1	3.58
(1,1)	1:A:490:ALA:HB2	2:B:156:PHE:HE1	1	3.58
(1,1)	1:A:490:ALA:HB2	2:B:156:PHE:HE2	1	3.58
(1,1)	1:A:490:ALA:HB2	2:B:156:PHE:HZ	1	3.58

*Continued on next page...*

*Continued from previous page...*

Key	Atom-1	Atom-2	Model ID	Violation (Å)
(1,1)	1:A:490:ALA:HB2	2:B:156:PHE:N	1	3.58
(1,1)	1:A:490:ALA:HB2	2:B:156:PHE:O	1	3.58
(1,1)	1:A:490:ALA:HB2	2:B:157:CYS:C	1	3.58
(1,1)	1:A:490:ALA:HB2	2:B:157:CYS:CA	1	3.58
(1,1)	1:A:490:ALA:HB2	2:B:157:CYS:CB	1	3.58
(1,1)	1:A:490:ALA:HB2	2:B:157:CYS:H	1	3.58
(1,1)	1:A:490:ALA:HB2	2:B:157:CYS:HA	1	3.58
(1,1)	1:A:490:ALA:HB2	2:B:157:CYS:HB2	1	3.58
(1,1)	1:A:490:ALA:HB2	2:B:157:CYS:HB3	1	3.58
(1,1)	1:A:490:ALA:HB2	2:B:157:CYS:N	1	3.58
(1,1)	1:A:490:ALA:HB2	2:B:157:CYS:O	1	3.58
(1,1)	1:A:490:ALA:HB2	2:B:157:CYS:SG	1	3.58
(1,1)	1:A:490:ALA:HB2	2:B:158:THR:C	1	3.58
(1,1)	1:A:490:ALA:HB2	2:B:158:THR:CA	1	3.58
(1,1)	1:A:490:ALA:HB2	2:B:158:THR:CB	1	3.58
(1,1)	1:A:490:ALA:HB2	2:B:158:THR:CG2	1	3.58
(1,1)	1:A:490:ALA:HB2	2:B:158:THR:H	1	3.58
(1,1)	1:A:490:ALA:HB2	2:B:158:THR:HA	1	3.58
(1,1)	1:A:490:ALA:HB2	2:B:158:THR:HB	1	3.58
(1,1)	1:A:490:ALA:HB2	2:B:158:THR:HG1	1	3.58
(1,1)	1:A:490:ALA:HB2	2:B:158:THR:HG21	1	3.58
(1,1)	1:A:490:ALA:HB2	2:B:158:THR:HG22	1	3.58
(1,1)	1:A:490:ALA:HB2	2:B:158:THR:HG23	1	3.58
(1,1)	1:A:490:ALA:HB2	2:B:158:THR:N	1	3.58
(1,1)	1:A:490:ALA:HB2	2:B:158:THR:O	1	3.58
(1,1)	1:A:490:ALA:HB2	2:B:158:THR:OG1	1	3.58
(1,1)	1:A:490:ALA:HB2	2:B:159:ILE:C	1	3.58
(1,1)	1:A:490:ALA:HB2	2:B:159:ILE:CA	1	3.58
(1,1)	1:A:490:ALA:HB2	2:B:159:ILE:CB	1	3.58
(1,1)	1:A:490:ALA:HB2	2:B:159:ILE:CD1	1	3.58
(1,1)	1:A:490:ALA:HB2	2:B:159:ILE:CG1	1	3.58
(1,1)	1:A:490:ALA:HB2	2:B:159:ILE:CG2	1	3.58
(1,1)	1:A:490:ALA:HB2	2:B:159:ILE:H	1	3.58
(1,1)	1:A:490:ALA:HB2	2:B:159:ILE:HA	1	3.58
(1,1)	1:A:490:ALA:HB2	2:B:159:ILE:HB	1	3.58
(1,1)	1:A:490:ALA:HB2	2:B:159:ILE:HD11	1	3.58
(1,1)	1:A:490:ALA:HB2	2:B:159:ILE:HD12	1	3.58
(1,1)	1:A:490:ALA:HB2	2:B:159:ILE:HD13	1	3.58
(1,1)	1:A:490:ALA:HB2	2:B:159:ILE:HG12	1	3.58
(1,1)	1:A:490:ALA:HB2	2:B:159:ILE:HG13	1	3.58
(1,1)	1:A:490:ALA:HB2	2:B:159:ILE:HG21	1	3.58
(1,1)	1:A:490:ALA:HB2	2:B:159:ILE:HG22	1	3.58

*Continued on next page...*



*Continued from previous page...*

Key	Atom-1	Atom-2	Model ID	Violation (Å)
(1,1)	1:A:490:ALA:HB2	2:B:159:ILE:HG23	1	3.58
(1,1)	1:A:490:ALA:HB2	2:B:159:ILE:N	1	3.58
(1,1)	1:A:490:ALA:HB2	2:B:159:ILE:O	1	3.58
(1,1)	1:A:490:ALA:HB2	2:B:161:ASN:C	1	3.58
(1,1)	1:A:490:ALA:HB2	2:B:161:ASN:CA	1	3.58
(1,1)	1:A:490:ALA:HB2	2:B:161:ASN:CB	1	3.58
(1,1)	1:A:490:ALA:HB2	2:B:161:ASN:CG	1	3.58
(1,1)	1:A:490:ALA:HB2	2:B:161:ASN:H	1	3.58
(1,1)	1:A:490:ALA:HB2	2:B:161:ASN:HA	1	3.58
(1,1)	1:A:490:ALA:HB2	2:B:161:ASN:HB2	1	3.58
(1,1)	1:A:490:ALA:HB2	2:B:161:ASN:HB3	1	3.58
(1,1)	1:A:490:ALA:HB2	2:B:161:ASN:HD21	1	3.58
(1,1)	1:A:490:ALA:HB2	2:B:161:ASN:HD22	1	3.58
(1,1)	1:A:490:ALA:HB2	2:B:161:ASN:N	1	3.58
(1,1)	1:A:490:ALA:HB2	2:B:161:ASN:ND2	1	3.58
(1,1)	1:A:490:ALA:HB2	2:B:161:ASN:O	1	3.58
(1,1)	1:A:490:ALA:HB2	2:B:161:ASN:OD1	1	3.58
(1,1)	1:A:490:ALA:HB2	2:B:162:LYS:C	1	3.58
(1,1)	1:A:490:ALA:HB2	2:B:162:LYS:CA	1	3.58
(1,1)	1:A:490:ALA:HB2	2:B:162:LYS:CB	1	3.58
(1,1)	1:A:490:ALA:HB2	2:B:162:LYS:CD	1	3.58
(1,1)	1:A:490:ALA:HB2	2:B:162:LYS:CE	1	3.58
(1,1)	1:A:490:ALA:HB2	2:B:162:LYS:CG	1	3.58
(1,1)	1:A:490:ALA:HB2	2:B:162:LYS:H	1	3.58
(1,1)	1:A:490:ALA:HB2	2:B:162:LYS:HA	1	3.58
(1,1)	1:A:490:ALA:HB2	2:B:162:LYS:HB2	1	3.58
(1,1)	1:A:490:ALA:HB2	2:B:162:LYS:HB3	1	3.58
(1,1)	1:A:490:ALA:HB2	2:B:162:LYS:HD2	1	3.58
(1,1)	1:A:490:ALA:HB2	2:B:162:LYS:HD3	1	3.58
(1,1)	1:A:490:ALA:HB2	2:B:162:LYS:HE2	1	3.58
(1,1)	1:A:490:ALA:HB2	2:B:162:LYS:HE3	1	3.58
(1,1)	1:A:490:ALA:HB2	2:B:162:LYS:HG2	1	3.58
(1,1)	1:A:490:ALA:HB2	2:B:162:LYS:HG3	1	3.58
(1,1)	1:A:490:ALA:HB2	2:B:162:LYS:HZ1	1	3.58
(1,1)	1:A:490:ALA:HB2	2:B:162:LYS:HZ2	1	3.58
(1,1)	1:A:490:ALA:HB2	2:B:162:LYS:HZ3	1	3.58
(1,1)	1:A:490:ALA:HB2	2:B:162:LYS:N	1	3.58
(1,1)	1:A:490:ALA:HB2	2:B:162:LYS:NZ	1	3.58
(1,1)	1:A:490:ALA:HB2	2:B:162:LYS:O	1	3.58
(1,1)	1:A:490:ALA:HB2	2:B:167:SER:C	1	3.58
(1,1)	1:A:490:ALA:HB2	2:B:167:SER:CA	1	3.58
(1,1)	1:A:490:ALA:HB2	2:B:167:SER:CB	1	3.58

*Continued on next page...*

*Continued from previous page...*

Key	Atom-1	Atom-2	Model ID	Violation (Å)
(1,1)	1:A:490:ALA:HB2	2:B:167:SER:H	1	3.58
(1,1)	1:A:490:ALA:HB2	2:B:167:SER:HA	1	3.58
(1,1)	1:A:490:ALA:HB2	2:B:167:SER:HB2	1	3.58
(1,1)	1:A:490:ALA:HB2	2:B:167:SER:HB3	1	3.58
(1,1)	1:A:490:ALA:HB2	2:B:167:SER:HG	1	3.58
(1,1)	1:A:490:ALA:HB2	2:B:167:SER:N	1	3.58
(1,1)	1:A:490:ALA:HB2	2:B:167:SER:O	1	3.58
(1,1)	1:A:490:ALA:HB2	2:B:167:SER:OG	1	3.58
(1,1)	1:A:490:ALA:HB2	2:B:168:LEU:C	1	3.58
(1,1)	1:A:490:ALA:HB2	2:B:168:LEU:CA	1	3.58
(1,1)	1:A:490:ALA:HB2	2:B:168:LEU:CB	1	3.58
(1,1)	1:A:490:ALA:HB2	2:B:168:LEU:CD1	1	3.58
(1,1)	1:A:490:ALA:HB2	2:B:168:LEU:CD2	1	3.58
(1,1)	1:A:490:ALA:HB2	2:B:168:LEU:CG	1	3.58
(1,1)	1:A:490:ALA:HB2	2:B:168:LEU:H	1	3.58
(1,1)	1:A:490:ALA:HB2	2:B:168:LEU:HA	1	3.58
(1,1)	1:A:490:ALA:HB2	2:B:168:LEU:HB2	1	3.58
(1,1)	1:A:490:ALA:HB2	2:B:168:LEU:HB3	1	3.58
(1,1)	1:A:490:ALA:HB2	2:B:168:LEU:HD11	1	3.58
(1,1)	1:A:490:ALA:HB2	2:B:168:LEU:HD12	1	3.58
(1,1)	1:A:490:ALA:HB2	2:B:168:LEU:HD13	1	3.58
(1,1)	1:A:490:ALA:HB2	2:B:168:LEU:HD21	1	3.58
(1,1)	1:A:490:ALA:HB2	2:B:168:LEU:HD22	1	3.58
(1,1)	1:A:490:ALA:HB2	2:B:168:LEU:HD23	1	3.58
(1,1)	1:A:490:ALA:HB2	2:B:168:LEU:HG	1	3.58
(1,1)	1:A:490:ALA:HB2	2:B:168:LEU:N	1	3.58
(1,1)	1:A:490:ALA:HB2	2:B:168:LEU:O	1	3.58
(1,1)	1:A:490:ALA:HB2	2:B:170:MET:C	1	3.58
(1,1)	1:A:490:ALA:HB2	2:B:170:MET:CA	1	3.58
(1,1)	1:A:490:ALA:HB2	2:B:170:MET:CB	1	3.58
(1,1)	1:A:490:ALA:HB2	2:B:170:MET:CE	1	3.58
(1,1)	1:A:490:ALA:HB2	2:B:170:MET:CG	1	3.58
(1,1)	1:A:490:ALA:HB2	2:B:170:MET:H	1	3.58
(1,1)	1:A:490:ALA:HB2	2:B:170:MET:HA	1	3.58
(1,1)	1:A:490:ALA:HB2	2:B:170:MET:HB2	1	3.58
(1,1)	1:A:490:ALA:HB2	2:B:170:MET:HB3	1	3.58
(1,1)	1:A:490:ALA:HB2	2:B:170:MET:HE1	1	3.58
(1,1)	1:A:490:ALA:HB2	2:B:170:MET:HE2	1	3.58
(1,1)	1:A:490:ALA:HB2	2:B:170:MET:HE3	1	3.58
(1,1)	1:A:490:ALA:HB2	2:B:170:MET:HG2	1	3.58
(1,1)	1:A:490:ALA:HB2	2:B:170:MET:HG3	1	3.58
(1,1)	1:A:490:ALA:HB2	2:B:170:MET:N	1	3.58

*Continued on next page...*

*Continued from previous page...*

Key	Atom-1	Atom-2	Model ID	Violation (Å)
(1,1)	1:A:490:ALA:HB2	2:B:170:MET:O	1	3.58
(1,1)	1:A:490:ALA:HB2	2:B:170:MET:SD	1	3.58
(1,1)	1:A:490:ALA:HB2	2:B:172:LYS:C	1	3.58
(1,1)	1:A:490:ALA:HB2	2:B:172:LYS:CA	1	3.58
(1,1)	1:A:490:ALA:HB2	2:B:172:LYS:CB	1	3.58
(1,1)	1:A:490:ALA:HB2	2:B:172:LYS:CD	1	3.58
(1,1)	1:A:490:ALA:HB2	2:B:172:LYS:CE	1	3.58
(1,1)	1:A:490:ALA:HB2	2:B:172:LYS:CG	1	3.58
(1,1)	1:A:490:ALA:HB2	2:B:172:LYS:H	1	3.58
(1,1)	1:A:490:ALA:HB2	2:B:172:LYS:HA	1	3.58
(1,1)	1:A:490:ALA:HB2	2:B:172:LYS:HB2	1	3.58
(1,1)	1:A:490:ALA:HB2	2:B:172:LYS:HB3	1	3.58
(1,1)	1:A:490:ALA:HB2	2:B:172:LYS:HD2	1	3.58
(1,1)	1:A:490:ALA:HB2	2:B:172:LYS:HD3	1	3.58
(1,1)	1:A:490:ALA:HB2	2:B:172:LYS:HE2	1	3.58
(1,1)	1:A:490:ALA:HB2	2:B:172:LYS:HE3	1	3.58
(1,1)	1:A:490:ALA:HB2	2:B:172:LYS:HG2	1	3.58
(1,1)	1:A:490:ALA:HB2	2:B:172:LYS:HG3	1	3.58
(1,1)	1:A:490:ALA:HB2	2:B:172:LYS:HZ1	1	3.58
(1,1)	1:A:490:ALA:HB2	2:B:172:LYS:HZ2	1	3.58
(1,1)	1:A:490:ALA:HB2	2:B:172:LYS:HZ3	1	3.58
(1,1)	1:A:490:ALA:HB2	2:B:172:LYS:N	1	3.58
(1,1)	1:A:490:ALA:HB2	2:B:172:LYS:NZ	1	3.58
(1,1)	1:A:490:ALA:HB2	2:B:172:LYS:O	1	3.58
(1,1)	1:A:490:ALA:HB2	2:B:182:VAL:C	1	3.58
(1,1)	1:A:490:ALA:HB2	2:B:182:VAL:CA	1	3.58
(1,1)	1:A:490:ALA:HB2	2:B:182:VAL:CB	1	3.58
(1,1)	1:A:490:ALA:HB2	2:B:182:VAL:CG1	1	3.58
(1,1)	1:A:490:ALA:HB2	2:B:182:VAL:CG2	1	3.58
(1,1)	1:A:490:ALA:HB2	2:B:182:VAL:H	1	3.58
(1,1)	1:A:490:ALA:HB2	2:B:182:VAL:HA	1	3.58
(1,1)	1:A:490:ALA:HB2	2:B:182:VAL:HB	1	3.58
(1,1)	1:A:490:ALA:HB2	2:B:182:VAL:HG11	1	3.58
(1,1)	1:A:490:ALA:HB2	2:B:182:VAL:HG12	1	3.58
(1,1)	1:A:490:ALA:HB2	2:B:182:VAL:HG13	1	3.58
(1,1)	1:A:490:ALA:HB2	2:B:182:VAL:HG21	1	3.58
(1,1)	1:A:490:ALA:HB2	2:B:182:VAL:HG22	1	3.58
(1,1)	1:A:490:ALA:HB2	2:B:182:VAL:HG23	1	3.58
(1,1)	1:A:490:ALA:HB2	2:B:182:VAL:N	1	3.58
(1,1)	1:A:490:ALA:HB2	2:B:182:VAL:O	1	3.58
(1,1)	1:A:490:ALA:HB2	2:B:183:LYS:C	1	3.58
(1,1)	1:A:490:ALA:HB2	2:B:183:LYS:CA	1	3.58

*Continued on next page...*

*Continued from previous page...*

Key	Atom-1	Atom-2	Model ID	Violation (Å)
(1,1)	1:A:490:ALA:HB2	2:B:183:LYS:CB	1	3.58
(1,1)	1:A:490:ALA:HB2	2:B:183:LYS:CD	1	3.58
(1,1)	1:A:490:ALA:HB2	2:B:183:LYS:CE	1	3.58
(1,1)	1:A:490:ALA:HB2	2:B:183:LYS:CG	1	3.58
(1,1)	1:A:490:ALA:HB2	2:B:183:LYS:H	1	3.58
(1,1)	1:A:490:ALA:HB2	2:B:183:LYS:HA	1	3.58
(1,1)	1:A:490:ALA:HB2	2:B:183:LYS:HB2	1	3.58
(1,1)	1:A:490:ALA:HB2	2:B:183:LYS:HB3	1	3.58
(1,1)	1:A:490:ALA:HB2	2:B:183:LYS:HD2	1	3.58
(1,1)	1:A:490:ALA:HB2	2:B:183:LYS:HD3	1	3.58
(1,1)	1:A:490:ALA:HB2	2:B:183:LYS:HE2	1	3.58
(1,1)	1:A:490:ALA:HB2	2:B:183:LYS:HE3	1	3.58
(1,1)	1:A:490:ALA:HB2	2:B:183:LYS:HG2	1	3.58
(1,1)	1:A:490:ALA:HB2	2:B:183:LYS:HG3	1	3.58
(1,1)	1:A:490:ALA:HB2	2:B:183:LYS:HZ1	1	3.58
(1,1)	1:A:490:ALA:HB2	2:B:183:LYS:HZ2	1	3.58
(1,1)	1:A:490:ALA:HB2	2:B:183:LYS:HZ3	1	3.58
(1,1)	1:A:490:ALA:HB2	2:B:183:LYS:N	1	3.58
(1,1)	1:A:490:ALA:HB2	2:B:183:LYS:NZ	1	3.58
(1,1)	1:A:490:ALA:HB2	2:B:183:LYS:O	1	3.58
(1,1)	1:A:490:ALA:HB2	2:B:185:GLY:C	1	3.58
(1,1)	1:A:490:ALA:HB2	2:B:185:GLY:CA	1	3.58
(1,1)	1:A:490:ALA:HB2	2:B:185:GLY:H	1	3.58
(1,1)	1:A:490:ALA:HB2	2:B:185:GLY:HA2	1	3.58
(1,1)	1:A:490:ALA:HB2	2:B:185:GLY:HA3	1	3.58
(1,1)	1:A:490:ALA:HB2	2:B:185:GLY:N	1	3.58
(1,1)	1:A:490:ALA:HB2	2:B:185:GLY:O	1	3.58
(1,1)	1:A:490:ALA:HB2	2:B:187:TYR:C	1	3.58
(1,1)	1:A:490:ALA:HB2	2:B:187:TYR:CA	1	3.58
(1,1)	1:A:490:ALA:HB2	2:B:187:TYR:CB	1	3.58
(1,1)	1:A:490:ALA:HB2	2:B:187:TYR:CD1	1	3.58
(1,1)	1:A:490:ALA:HB2	2:B:187:TYR:CD2	1	3.58
(1,1)	1:A:490:ALA:HB2	2:B:187:TYR:CE1	1	3.58
(1,1)	1:A:490:ALA:HB2	2:B:187:TYR:CE2	1	3.58
(1,1)	1:A:490:ALA:HB2	2:B:187:TYR:CG	1	3.58
(1,1)	1:A:490:ALA:HB2	2:B:187:TYR:CZ	1	3.58
(1,1)	1:A:490:ALA:HB2	2:B:187:TYR:H	1	3.58
(1,1)	1:A:490:ALA:HB2	2:B:187:TYR:HA	1	3.58
(1,1)	1:A:490:ALA:HB2	2:B:187:TYR:HB2	1	3.58
(1,1)	1:A:490:ALA:HB2	2:B:187:TYR:HB3	1	3.58
(1,1)	1:A:490:ALA:HB2	2:B:187:TYR:HD1	1	3.58
(1,1)	1:A:490:ALA:HB2	2:B:187:TYR:HD2	1	3.58

*Continued on next page...*

*Continued from previous page...*

Key	Atom-1	Atom-2	Model ID	Violation (Å)
(1,1)	1:A:490:ALA:HB2	2:B:187:TYR:HE1	1	3.58
(1,1)	1:A:490:ALA:HB2	2:B:187:TYR:HE2	1	3.58
(1,1)	1:A:490:ALA:HB2	2:B:187:TYR:HH	1	3.58
(1,1)	1:A:490:ALA:HB2	2:B:187:TYR:N	1	3.58
(1,1)	1:A:490:ALA:HB2	2:B:187:TYR:O	1	3.58
(1,1)	1:A:490:ALA:HB2	2:B:187:TYR:OH	1	3.58
(1,1)	1:A:490:ALA:HB2	2:B:200:THR:C	1	3.58
(1,1)	1:A:490:ALA:HB2	2:B:200:THR:CA	1	3.58
(1,1)	1:A:490:ALA:HB2	2:B:200:THR:CB	1	3.58
(1,1)	1:A:490:ALA:HB2	2:B:200:THR:CG2	1	3.58
(1,1)	1:A:490:ALA:HB2	2:B:200:THR:H	1	3.58
(1,1)	1:A:490:ALA:HB2	2:B:200:THR:HA	1	3.58
(1,1)	1:A:490:ALA:HB2	2:B:200:THR:HB	1	3.58
(1,1)	1:A:490:ALA:HB2	2:B:200:THR:HG1	1	3.58
(1,1)	1:A:490:ALA:HB2	2:B:200:THR:HG21	1	3.58
(1,1)	1:A:490:ALA:HB2	2:B:200:THR:HG22	1	3.58
(1,1)	1:A:490:ALA:HB2	2:B:200:THR:HG23	1	3.58
(1,1)	1:A:490:ALA:HB2	2:B:200:THR:N	1	3.58
(1,1)	1:A:490:ALA:HB2	2:B:200:THR:O	1	3.58
(1,1)	1:A:490:ALA:HB2	2:B:200:THR:OG1	1	3.58
(1,1)	1:A:490:ALA:HB2	2:B:211:LYS:C	1	3.58
(1,1)	1:A:490:ALA:HB2	2:B:211:LYS:CA	1	3.58
(1,1)	1:A:490:ALA:HB2	2:B:211:LYS:CB	1	3.58
(1,1)	1:A:490:ALA:HB2	2:B:211:LYS:CD	1	3.58
(1,1)	1:A:490:ALA:HB2	2:B:211:LYS:CE	1	3.58
(1,1)	1:A:490:ALA:HB2	2:B:211:LYS:CG	1	3.58
(1,1)	1:A:490:ALA:HB2	2:B:211:LYS:H	1	3.58
(1,1)	1:A:490:ALA:HB2	2:B:211:LYS:HA	1	3.58
(1,1)	1:A:490:ALA:HB2	2:B:211:LYS:HB2	1	3.58
(1,1)	1:A:490:ALA:HB2	2:B:211:LYS:HB3	1	3.58
(1,1)	1:A:490:ALA:HB2	2:B:211:LYS:HD2	1	3.58
(1,1)	1:A:490:ALA:HB2	2:B:211:LYS:HD3	1	3.58
(1,1)	1:A:490:ALA:HB2	2:B:211:LYS:HE2	1	3.58
(1,1)	1:A:490:ALA:HB2	2:B:211:LYS:HE3	1	3.58
(1,1)	1:A:490:ALA:HB2	2:B:211:LYS:HG2	1	3.58
(1,1)	1:A:490:ALA:HB2	2:B:211:LYS:HG3	1	3.58
(1,1)	1:A:490:ALA:HB2	2:B:211:LYS:HZ1	1	3.58
(1,1)	1:A:490:ALA:HB2	2:B:211:LYS:HZ2	1	3.58
(1,1)	1:A:490:ALA:HB2	2:B:211:LYS:HZ3	1	3.58
(1,1)	1:A:490:ALA:HB2	2:B:211:LYS:N	1	3.58
(1,1)	1:A:490:ALA:HB2	2:B:211:LYS:NZ	1	3.58
(1,1)	1:A:490:ALA:HB2	2:B:211:LYS:O	1	3.58

*Continued on next page...*

*Continued from previous page...*

Key	Atom-1	Atom-2	Model ID	Violation (Å)
(1,1)	1:A:490:ALA:HB3	2:B:149:SER:C	1	3.58
(1,1)	1:A:490:ALA:HB3	2:B:149:SER:CA	1	3.58
(1,1)	1:A:490:ALA:HB3	2:B:149:SER:CB	1	3.58
(1,1)	1:A:490:ALA:HB3	2:B:149:SER:H	1	3.58
(1,1)	1:A:490:ALA:HB3	2:B:149:SER:HA	1	3.58
(1,1)	1:A:490:ALA:HB3	2:B:149:SER:HB2	1	3.58
(1,1)	1:A:490:ALA:HB3	2:B:149:SER:HB3	1	3.58
(1,1)	1:A:490:ALA:HB3	2:B:149:SER:HG	1	3.58
(1,1)	1:A:490:ALA:HB3	2:B:149:SER:N	1	3.58
(1,1)	1:A:490:ALA:HB3	2:B:149:SER:O	1	3.58
(1,1)	1:A:490:ALA:HB3	2:B:149:SER:OG	1	3.58
(1,1)	1:A:490:ALA:HB3	2:B:152:VAL:C	1	3.58
(1,1)	1:A:490:ALA:HB3	2:B:152:VAL:CA	1	3.58
(1,1)	1:A:490:ALA:HB3	2:B:152:VAL:CB	1	3.58
(1,1)	1:A:490:ALA:HB3	2:B:152:VAL:CG1	1	3.58
(1,1)	1:A:490:ALA:HB3	2:B:152:VAL:CG2	1	3.58
(1,1)	1:A:490:ALA:HB3	2:B:152:VAL:H	1	3.58
(1,1)	1:A:490:ALA:HB3	2:B:152:VAL:HA	1	3.58
(1,1)	1:A:490:ALA:HB3	2:B:152:VAL:HB	1	3.58
(1,1)	1:A:490:ALA:HB3	2:B:152:VAL:HG11	1	3.58
(1,1)	1:A:490:ALA:HB3	2:B:152:VAL:HG12	1	3.58
(1,1)	1:A:490:ALA:HB3	2:B:152:VAL:HG13	1	3.58
(1,1)	1:A:490:ALA:HB3	2:B:152:VAL:HG21	1	3.58
(1,1)	1:A:490:ALA:HB3	2:B:152:VAL:HG22	1	3.58
(1,1)	1:A:490:ALA:HB3	2:B:152:VAL:HG23	1	3.58
(1,1)	1:A:490:ALA:HB3	2:B:152:VAL:N	1	3.58
(1,1)	1:A:490:ALA:HB3	2:B:152:VAL:O	1	3.58
(1,1)	1:A:490:ALA:HB3	2:B:153:VAL:C	1	3.58
(1,1)	1:A:490:ALA:HB3	2:B:153:VAL:CA	1	3.58
(1,1)	1:A:490:ALA:HB3	2:B:153:VAL:CB	1	3.58
(1,1)	1:A:490:ALA:HB3	2:B:153:VAL:CG1	1	3.58
(1,1)	1:A:490:ALA:HB3	2:B:153:VAL:CG2	1	3.58
(1,1)	1:A:490:ALA:HB3	2:B:153:VAL:H	1	3.58
(1,1)	1:A:490:ALA:HB3	2:B:153:VAL:HA	1	3.58
(1,1)	1:A:490:ALA:HB3	2:B:153:VAL:HB	1	3.58
(1,1)	1:A:490:ALA:HB3	2:B:153:VAL:HG11	1	3.58
(1,1)	1:A:490:ALA:HB3	2:B:153:VAL:HG12	1	3.58
(1,1)	1:A:490:ALA:HB3	2:B:153:VAL:HG13	1	3.58
(1,1)	1:A:490:ALA:HB3	2:B:153:VAL:HG21	1	3.58
(1,1)	1:A:490:ALA:HB3	2:B:153:VAL:HG22	1	3.58
(1,1)	1:A:490:ALA:HB3	2:B:153:VAL:HG23	1	3.58
(1,1)	1:A:490:ALA:HB3	2:B:153:VAL:N	1	3.58

*Continued on next page...*

*Continued from previous page...*

Key	Atom-1	Atom-2	Model ID	Violation (Å)
(1,1)	1:A:490:ALA:HB3	2:B:153:VAL:O	1	3.58
(1,1)	1:A:490:ALA:HB3	2:B:155:GLY:C	1	3.58
(1,1)	1:A:490:ALA:HB3	2:B:155:GLY:CA	1	3.58
(1,1)	1:A:490:ALA:HB3	2:B:155:GLY:H	1	3.58
(1,1)	1:A:490:ALA:HB3	2:B:155:GLY:HA2	1	3.58
(1,1)	1:A:490:ALA:HB3	2:B:155:GLY:HA3	1	3.58
(1,1)	1:A:490:ALA:HB3	2:B:155:GLY:N	1	3.58
(1,1)	1:A:490:ALA:HB3	2:B:155:GLY:O	1	3.58
(1,1)	1:A:490:ALA:HB3	2:B:156:PHE:C	1	3.58
(1,1)	1:A:490:ALA:HB3	2:B:156:PHE:CA	1	3.58
(1,1)	1:A:490:ALA:HB3	2:B:156:PHE:CB	1	3.58
(1,1)	1:A:490:ALA:HB3	2:B:156:PHE:CD1	1	3.58
(1,1)	1:A:490:ALA:HB3	2:B:156:PHE:CD2	1	3.58
(1,1)	1:A:490:ALA:HB3	2:B:156:PHE:CE1	1	3.58
(1,1)	1:A:490:ALA:HB3	2:B:156:PHE:CE2	1	3.58
(1,1)	1:A:490:ALA:HB3	2:B:156:PHE:CG	1	3.58
(1,1)	1:A:490:ALA:HB3	2:B:156:PHE:CZ	1	3.58
(1,1)	1:A:490:ALA:HB3	2:B:156:PHE:H	1	3.58
(1,1)	1:A:490:ALA:HB3	2:B:156:PHE:HA	1	3.58
(1,1)	1:A:490:ALA:HB3	2:B:156:PHE:HB2	1	3.58
(1,1)	1:A:490:ALA:HB3	2:B:156:PHE:HB3	1	3.58
(1,1)	1:A:490:ALA:HB3	2:B:156:PHE:HD1	1	3.58
(1,1)	1:A:490:ALA:HB3	2:B:156:PHE:HD2	1	3.58
(1,1)	1:A:490:ALA:HB3	2:B:156:PHE:HE1	1	3.58
(1,1)	1:A:490:ALA:HB3	2:B:156:PHE:HE2	1	3.58
(1,1)	1:A:490:ALA:HB3	2:B:156:PHE:HZ	1	3.58
(1,1)	1:A:490:ALA:HB3	2:B:156:PHE:N	1	3.58
(1,1)	1:A:490:ALA:HB3	2:B:156:PHE:O	1	3.58
(1,1)	1:A:490:ALA:HB3	2:B:157:CYS:C	1	3.58
(1,1)	1:A:490:ALA:HB3	2:B:157:CYS:CA	1	3.58
(1,1)	1:A:490:ALA:HB3	2:B:157:CYS:CB	1	3.58
(1,1)	1:A:490:ALA:HB3	2:B:157:CYS:H	1	3.58
(1,1)	1:A:490:ALA:HB3	2:B:157:CYS:HA	1	3.58
(1,1)	1:A:490:ALA:HB3	2:B:157:CYS:HB2	1	3.58
(1,1)	1:A:490:ALA:HB3	2:B:157:CYS:HB3	1	3.58
(1,1)	1:A:490:ALA:HB3	2:B:157:CYS:N	1	3.58
(1,1)	1:A:490:ALA:HB3	2:B:157:CYS:O	1	3.58
(1,1)	1:A:490:ALA:HB3	2:B:157:CYS:SG	1	3.58
(1,1)	1:A:490:ALA:HB3	2:B:158:THR:C	1	3.58
(1,1)	1:A:490:ALA:HB3	2:B:158:THR:CA	1	3.58
(1,1)	1:A:490:ALA:HB3	2:B:158:THR:CB	1	3.58
(1,1)	1:A:490:ALA:HB3	2:B:158:THR:CG2	1	3.58

*Continued on next page...*

*Continued from previous page...*

Key	Atom-1	Atom-2	Model ID	Violation (Å)
(1,1)	1:A:490:ALA:HB3	2:B:158:THR:H	1	3.58
(1,1)	1:A:490:ALA:HB3	2:B:158:THR:HA	1	3.58
(1,1)	1:A:490:ALA:HB3	2:B:158:THR:HB	1	3.58
(1,1)	1:A:490:ALA:HB3	2:B:158:THR:HG1	1	3.58
(1,1)	1:A:490:ALA:HB3	2:B:158:THR:HG21	1	3.58
(1,1)	1:A:490:ALA:HB3	2:B:158:THR:HG22	1	3.58
(1,1)	1:A:490:ALA:HB3	2:B:158:THR:HG23	1	3.58
(1,1)	1:A:490:ALA:HB3	2:B:158:THR:N	1	3.58
(1,1)	1:A:490:ALA:HB3	2:B:158:THR:O	1	3.58
(1,1)	1:A:490:ALA:HB3	2:B:158:THR:OG1	1	3.58
(1,1)	1:A:490:ALA:HB3	2:B:159:ILE:C	1	3.58
(1,1)	1:A:490:ALA:HB3	2:B:159:ILE:CA	1	3.58
(1,1)	1:A:490:ALA:HB3	2:B:159:ILE:CB	1	3.58
(1,1)	1:A:490:ALA:HB3	2:B:159:ILE:CD1	1	3.58
(1,1)	1:A:490:ALA:HB3	2:B:159:ILE:CG1	1	3.58
(1,1)	1:A:490:ALA:HB3	2:B:159:ILE:CG2	1	3.58
(1,1)	1:A:490:ALA:HB3	2:B:159:ILE:H	1	3.58
(1,1)	1:A:490:ALA:HB3	2:B:159:ILE:HA	1	3.58
(1,1)	1:A:490:ALA:HB3	2:B:159:ILE:HB	1	3.58
(1,1)	1:A:490:ALA:HB3	2:B:159:ILE:HD11	1	3.58
(1,1)	1:A:490:ALA:HB3	2:B:159:ILE:HD12	1	3.58
(1,1)	1:A:490:ALA:HB3	2:B:159:ILE:HD13	1	3.58
(1,1)	1:A:490:ALA:HB3	2:B:159:ILE:HG12	1	3.58
(1,1)	1:A:490:ALA:HB3	2:B:159:ILE:HG13	1	3.58
(1,1)	1:A:490:ALA:HB3	2:B:159:ILE:HG21	1	3.58
(1,1)	1:A:490:ALA:HB3	2:B:159:ILE:HG22	1	3.58
(1,1)	1:A:490:ALA:HB3	2:B:159:ILE:HG23	1	3.58
(1,1)	1:A:490:ALA:HB3	2:B:159:ILE:N	1	3.58
(1,1)	1:A:490:ALA:HB3	2:B:159:ILE:O	1	3.58
(1,1)	1:A:490:ALA:HB3	2:B:161:ASN:C	1	3.58
(1,1)	1:A:490:ALA:HB3	2:B:161:ASN:CA	1	3.58
(1,1)	1:A:490:ALA:HB3	2:B:161:ASN:CB	1	3.58
(1,1)	1:A:490:ALA:HB3	2:B:161:ASN:CG	1	3.58
(1,1)	1:A:490:ALA:HB3	2:B:161:ASN:H	1	3.58
(1,1)	1:A:490:ALA:HB3	2:B:161:ASN:HA	1	3.58
(1,1)	1:A:490:ALA:HB3	2:B:161:ASN:HB2	1	3.58
(1,1)	1:A:490:ALA:HB3	2:B:161:ASN:HB3	1	3.58
(1,1)	1:A:490:ALA:HB3	2:B:161:ASN:HD21	1	3.58
(1,1)	1:A:490:ALA:HB3	2:B:161:ASN:HD22	1	3.58
(1,1)	1:A:490:ALA:HB3	2:B:161:ASN:N	1	3.58
(1,1)	1:A:490:ALA:HB3	2:B:161:ASN:ND2	1	3.58
(1,1)	1:A:490:ALA:HB3	2:B:161:ASN:O	1	3.58

*Continued on next page...*



*Continued from previous page...*

Key	Atom-1	Atom-2	Model ID	Violation (Å)
(1,1)	1:A:490:ALA:HB3	2:B:161:ASN:OD1	1	3.58
(1,1)	1:A:490:ALA:HB3	2:B:162:LYS:C	1	3.58
(1,1)	1:A:490:ALA:HB3	2:B:162:LYS:CA	1	3.58
(1,1)	1:A:490:ALA:HB3	2:B:162:LYS:CB	1	3.58
(1,1)	1:A:490:ALA:HB3	2:B:162:LYS:CD	1	3.58
(1,1)	1:A:490:ALA:HB3	2:B:162:LYS:CE	1	3.58
(1,1)	1:A:490:ALA:HB3	2:B:162:LYS:CG	1	3.58
(1,1)	1:A:490:ALA:HB3	2:B:162:LYS:H	1	3.58
(1,1)	1:A:490:ALA:HB3	2:B:162:LYS:HA	1	3.58
(1,1)	1:A:490:ALA:HB3	2:B:162:LYS:HB2	1	3.58
(1,1)	1:A:490:ALA:HB3	2:B:162:LYS:HB3	1	3.58
(1,1)	1:A:490:ALA:HB3	2:B:162:LYS:HD2	1	3.58
(1,1)	1:A:490:ALA:HB3	2:B:162:LYS:HD3	1	3.58
(1,1)	1:A:490:ALA:HB3	2:B:162:LYS:HE2	1	3.58
(1,1)	1:A:490:ALA:HB3	2:B:162:LYS:HE3	1	3.58
(1,1)	1:A:490:ALA:HB3	2:B:162:LYS:HG2	1	3.58
(1,1)	1:A:490:ALA:HB3	2:B:162:LYS:HG3	1	3.58
(1,1)	1:A:490:ALA:HB3	2:B:162:LYS:HZ1	1	3.58
(1,1)	1:A:490:ALA:HB3	2:B:162:LYS:HZ2	1	3.58
(1,1)	1:A:490:ALA:HB3	2:B:162:LYS:HZ3	1	3.58
(1,1)	1:A:490:ALA:HB3	2:B:162:LYS:N	1	3.58
(1,1)	1:A:490:ALA:HB3	2:B:162:LYS:NZ	1	3.58
(1,1)	1:A:490:ALA:HB3	2:B:162:LYS:O	1	3.58
(1,1)	1:A:490:ALA:HB3	2:B:167:SER:C	1	3.58
(1,1)	1:A:490:ALA:HB3	2:B:167:SER:CA	1	3.58
(1,1)	1:A:490:ALA:HB3	2:B:167:SER:CB	1	3.58
(1,1)	1:A:490:ALA:HB3	2:B:167:SER:H	1	3.58
(1,1)	1:A:490:ALA:HB3	2:B:167:SER:HA	1	3.58
(1,1)	1:A:490:ALA:HB3	2:B:167:SER:HB2	1	3.58
(1,1)	1:A:490:ALA:HB3	2:B:167:SER:HB3	1	3.58
(1,1)	1:A:490:ALA:HB3	2:B:167:SER:HG	1	3.58
(1,1)	1:A:490:ALA:HB3	2:B:167:SER:N	1	3.58
(1,1)	1:A:490:ALA:HB3	2:B:167:SER:O	1	3.58
(1,1)	1:A:490:ALA:HB3	2:B:167:SER:OG	1	3.58
(1,1)	1:A:490:ALA:HB3	2:B:168:LEU:C	1	3.58
(1,1)	1:A:490:ALA:HB3	2:B:168:LEU:CA	1	3.58
(1,1)	1:A:490:ALA:HB3	2:B:168:LEU:CB	1	3.58
(1,1)	1:A:490:ALA:HB3	2:B:168:LEU:CD1	1	3.58
(1,1)	1:A:490:ALA:HB3	2:B:168:LEU:CD2	1	3.58
(1,1)	1:A:490:ALA:HB3	2:B:168:LEU:CG	1	3.58
(1,1)	1:A:490:ALA:HB3	2:B:168:LEU:H	1	3.58
(1,1)	1:A:490:ALA:HB3	2:B:168:LEU:HA	1	3.58

*Continued on next page...*

*Continued from previous page...*

Key	Atom-1	Atom-2	Model ID	Violation (Å)
(1,1)	1:A:490:ALA:HB3	2:B:168:LEU:HB2	1	3.58
(1,1)	1:A:490:ALA:HB3	2:B:168:LEU:HB3	1	3.58
(1,1)	1:A:490:ALA:HB3	2:B:168:LEU:HD11	1	3.58
(1,1)	1:A:490:ALA:HB3	2:B:168:LEU:HD12	1	3.58
(1,1)	1:A:490:ALA:HB3	2:B:168:LEU:HD13	1	3.58
(1,1)	1:A:490:ALA:HB3	2:B:168:LEU:HD21	1	3.58
(1,1)	1:A:490:ALA:HB3	2:B:168:LEU:HD22	1	3.58
(1,1)	1:A:490:ALA:HB3	2:B:168:LEU:HD23	1	3.58
(1,1)	1:A:490:ALA:HB3	2:B:168:LEU:HG	1	3.58
(1,1)	1:A:490:ALA:HB3	2:B:168:LEU:N	1	3.58
(1,1)	1:A:490:ALA:HB3	2:B:168:LEU:O	1	3.58
(1,1)	1:A:490:ALA:HB3	2:B:170:MET:C	1	3.58
(1,1)	1:A:490:ALA:HB3	2:B:170:MET:CA	1	3.58
(1,1)	1:A:490:ALA:HB3	2:B:170:MET:CB	1	3.58
(1,1)	1:A:490:ALA:HB3	2:B:170:MET:CE	1	3.58
(1,1)	1:A:490:ALA:HB3	2:B:170:MET:CG	1	3.58
(1,1)	1:A:490:ALA:HB3	2:B:170:MET:H	1	3.58
(1,1)	1:A:490:ALA:HB3	2:B:170:MET:HA	1	3.58
(1,1)	1:A:490:ALA:HB3	2:B:170:MET:HB2	1	3.58
(1,1)	1:A:490:ALA:HB3	2:B:170:MET:HB3	1	3.58
(1,1)	1:A:490:ALA:HB3	2:B:170:MET:HE1	1	3.58
(1,1)	1:A:490:ALA:HB3	2:B:170:MET:HE2	1	3.58
(1,1)	1:A:490:ALA:HB3	2:B:170:MET:HE3	1	3.58
(1,1)	1:A:490:ALA:HB3	2:B:170:MET:HG2	1	3.58
(1,1)	1:A:490:ALA:HB3	2:B:170:MET:HG3	1	3.58
(1,1)	1:A:490:ALA:HB3	2:B:170:MET:N	1	3.58
(1,1)	1:A:490:ALA:HB3	2:B:170:MET:O	1	3.58
(1,1)	1:A:490:ALA:HB3	2:B:170:MET:SD	1	3.58
(1,1)	1:A:490:ALA:HB3	2:B:172:LYS:C	1	3.58
(1,1)	1:A:490:ALA:HB3	2:B:172:LYS:CA	1	3.58
(1,1)	1:A:490:ALA:HB3	2:B:172:LYS:CB	1	3.58
(1,1)	1:A:490:ALA:HB3	2:B:172:LYS:CD	1	3.58
(1,1)	1:A:490:ALA:HB3	2:B:172:LYS:CE	1	3.58
(1,1)	1:A:490:ALA:HB3	2:B:172:LYS:CG	1	3.58
(1,1)	1:A:490:ALA:HB3	2:B:172:LYS:H	1	3.58
(1,1)	1:A:490:ALA:HB3	2:B:172:LYS:HA	1	3.58
(1,1)	1:A:490:ALA:HB3	2:B:172:LYS:HB2	1	3.58
(1,1)	1:A:490:ALA:HB3	2:B:172:LYS:HB3	1	3.58
(1,1)	1:A:490:ALA:HB3	2:B:172:LYS:HD2	1	3.58
(1,1)	1:A:490:ALA:HB3	2:B:172:LYS:HD3	1	3.58
(1,1)	1:A:490:ALA:HB3	2:B:172:LYS:HE2	1	3.58
(1,1)	1:A:490:ALA:HB3	2:B:172:LYS:HE3	1	3.58

*Continued on next page...*

*Continued from previous page...*

Key	Atom-1	Atom-2	Model ID	Violation (Å)
(1,1)	1:A:490:ALA:HB3	2:B:172:LYS:HG2	1	3.58
(1,1)	1:A:490:ALA:HB3	2:B:172:LYS:HG3	1	3.58
(1,1)	1:A:490:ALA:HB3	2:B:172:LYS:HZ1	1	3.58
(1,1)	1:A:490:ALA:HB3	2:B:172:LYS:HZ2	1	3.58
(1,1)	1:A:490:ALA:HB3	2:B:172:LYS:HZ3	1	3.58
(1,1)	1:A:490:ALA:HB3	2:B:172:LYS:N	1	3.58
(1,1)	1:A:490:ALA:HB3	2:B:172:LYS:NZ	1	3.58
(1,1)	1:A:490:ALA:HB3	2:B:172:LYS:O	1	3.58
(1,1)	1:A:490:ALA:HB3	2:B:182:VAL:C	1	3.58
(1,1)	1:A:490:ALA:HB3	2:B:182:VAL:CA	1	3.58
(1,1)	1:A:490:ALA:HB3	2:B:182:VAL:CB	1	3.58
(1,1)	1:A:490:ALA:HB3	2:B:182:VAL:CG1	1	3.58
(1,1)	1:A:490:ALA:HB3	2:B:182:VAL:CG2	1	3.58
(1,1)	1:A:490:ALA:HB3	2:B:182:VAL:H	1	3.58
(1,1)	1:A:490:ALA:HB3	2:B:182:VAL:HA	1	3.58
(1,1)	1:A:490:ALA:HB3	2:B:182:VAL:HB	1	3.58
(1,1)	1:A:490:ALA:HB3	2:B:182:VAL:HG11	1	3.58
(1,1)	1:A:490:ALA:HB3	2:B:182:VAL:HG12	1	3.58
(1,1)	1:A:490:ALA:HB3	2:B:182:VAL:HG13	1	3.58
(1,1)	1:A:490:ALA:HB3	2:B:182:VAL:HG21	1	3.58
(1,1)	1:A:490:ALA:HB3	2:B:182:VAL:HG22	1	3.58
(1,1)	1:A:490:ALA:HB3	2:B:182:VAL:HG23	1	3.58
(1,1)	1:A:490:ALA:HB3	2:B:182:VAL:N	1	3.58
(1,1)	1:A:490:ALA:HB3	2:B:182:VAL:O	1	3.58
(1,1)	1:A:490:ALA:HB3	2:B:183:LYS:C	1	3.58
(1,1)	1:A:490:ALA:HB3	2:B:183:LYS:CA	1	3.58
(1,1)	1:A:490:ALA:HB3	2:B:183:LYS:CB	1	3.58
(1,1)	1:A:490:ALA:HB3	2:B:183:LYS:CD	1	3.58
(1,1)	1:A:490:ALA:HB3	2:B:183:LYS:CE	1	3.58
(1,1)	1:A:490:ALA:HB3	2:B:183:LYS:CG	1	3.58
(1,1)	1:A:490:ALA:HB3	2:B:183:LYS:H	1	3.58
(1,1)	1:A:490:ALA:HB3	2:B:183:LYS:HA	1	3.58
(1,1)	1:A:490:ALA:HB3	2:B:183:LYS:HB2	1	3.58
(1,1)	1:A:490:ALA:HB3	2:B:183:LYS:HB3	1	3.58
(1,1)	1:A:490:ALA:HB3	2:B:183:LYS:HD2	1	3.58
(1,1)	1:A:490:ALA:HB3	2:B:183:LYS:HD3	1	3.58
(1,1)	1:A:490:ALA:HB3	2:B:183:LYS:HE2	1	3.58
(1,1)	1:A:490:ALA:HB3	2:B:183:LYS:HE3	1	3.58
(1,1)	1:A:490:ALA:HB3	2:B:183:LYS:HG2	1	3.58
(1,1)	1:A:490:ALA:HB3	2:B:183:LYS:HG3	1	3.58
(1,1)	1:A:490:ALA:HB3	2:B:183:LYS:HZ1	1	3.58
(1,1)	1:A:490:ALA:HB3	2:B:183:LYS:HZ2	1	3.58

*Continued on next page...*

*Continued from previous page...*

Key	Atom-1	Atom-2	Model ID	Violation (Å)
(1,1)	1:A:490:ALA:HB3	2:B:183:LYS:HZ3	1	3.58
(1,1)	1:A:490:ALA:HB3	2:B:183:LYS:N	1	3.58
(1,1)	1:A:490:ALA:HB3	2:B:183:LYS:NZ	1	3.58
(1,1)	1:A:490:ALA:HB3	2:B:183:LYS:O	1	3.58
(1,1)	1:A:490:ALA:HB3	2:B:185:GLY:C	1	3.58
(1,1)	1:A:490:ALA:HB3	2:B:185:GLY:CA	1	3.58
(1,1)	1:A:490:ALA:HB3	2:B:185:GLY:H	1	3.58
(1,1)	1:A:490:ALA:HB3	2:B:185:GLY:HA2	1	3.58
(1,1)	1:A:490:ALA:HB3	2:B:185:GLY:HA3	1	3.58
(1,1)	1:A:490:ALA:HB3	2:B:185:GLY:N	1	3.58
(1,1)	1:A:490:ALA:HB3	2:B:185:GLY:O	1	3.58
(1,1)	1:A:490:ALA:HB3	2:B:187:TYR:C	1	3.58
(1,1)	1:A:490:ALA:HB3	2:B:187:TYR:CA	1	3.58
(1,1)	1:A:490:ALA:HB3	2:B:187:TYR:CB	1	3.58
(1,1)	1:A:490:ALA:HB3	2:B:187:TYR:CD1	1	3.58
(1,1)	1:A:490:ALA:HB3	2:B:187:TYR:CD2	1	3.58
(1,1)	1:A:490:ALA:HB3	2:B:187:TYR:CE1	1	3.58
(1,1)	1:A:490:ALA:HB3	2:B:187:TYR:CE2	1	3.58
(1,1)	1:A:490:ALA:HB3	2:B:187:TYR:CG	1	3.58
(1,1)	1:A:490:ALA:HB3	2:B:187:TYR:CZ	1	3.58
(1,1)	1:A:490:ALA:HB3	2:B:187:TYR:H	1	3.58
(1,1)	1:A:490:ALA:HB3	2:B:187:TYR:HA	1	3.58
(1,1)	1:A:490:ALA:HB3	2:B:187:TYR:HB2	1	3.58
(1,1)	1:A:490:ALA:HB3	2:B:187:TYR:HB3	1	3.58
(1,1)	1:A:490:ALA:HB3	2:B:187:TYR:HD1	1	3.58
(1,1)	1:A:490:ALA:HB3	2:B:187:TYR:HD2	1	3.58
(1,1)	1:A:490:ALA:HB3	2:B:187:TYR:HE1	1	3.58
(1,1)	1:A:490:ALA:HB3	2:B:187:TYR:HE2	1	3.58
(1,1)	1:A:490:ALA:HB3	2:B:187:TYR:HH	1	3.58
(1,1)	1:A:490:ALA:HB3	2:B:187:TYR:N	1	3.58
(1,1)	1:A:490:ALA:HB3	2:B:187:TYR:O	1	3.58
(1,1)	1:A:490:ALA:HB3	2:B:187:TYR:OH	1	3.58
(1,1)	1:A:490:ALA:HB3	2:B:200:THR:C	1	3.58
(1,1)	1:A:490:ALA:HB3	2:B:200:THR:CA	1	3.58
(1,1)	1:A:490:ALA:HB3	2:B:200:THR:CB	1	3.58
(1,1)	1:A:490:ALA:HB3	2:B:200:THR:CG2	1	3.58
(1,1)	1:A:490:ALA:HB3	2:B:200:THR:H	1	3.58
(1,1)	1:A:490:ALA:HB3	2:B:200:THR:HA	1	3.58
(1,1)	1:A:490:ALA:HB3	2:B:200:THR:HB	1	3.58
(1,1)	1:A:490:ALA:HB3	2:B:200:THR:HG1	1	3.58
(1,1)	1:A:490:ALA:HB3	2:B:200:THR:HG21	1	3.58
(1,1)	1:A:490:ALA:HB3	2:B:200:THR:HG22	1	3.58

*Continued on next page...*

*Continued from previous page...*

Key	Atom-1	Atom-2	Model ID	Violation (Å)
(1,1)	1:A:490:ALA:HB3	2:B:200:THR:HG23	1	3.58
(1,1)	1:A:490:ALA:HB3	2:B:200:THR:N	1	3.58
(1,1)	1:A:490:ALA:HB3	2:B:200:THR:O	1	3.58
(1,1)	1:A:490:ALA:HB3	2:B:200:THR:OG1	1	3.58
(1,1)	1:A:490:ALA:HB3	2:B:211:LYS:C	1	3.58
(1,1)	1:A:490:ALA:HB3	2:B:211:LYS:CA	1	3.58
(1,1)	1:A:490:ALA:HB3	2:B:211:LYS:CB	1	3.58
(1,1)	1:A:490:ALA:HB3	2:B:211:LYS:CD	1	3.58
(1,1)	1:A:490:ALA:HB3	2:B:211:LYS:CE	1	3.58
(1,1)	1:A:490:ALA:HB3	2:B:211:LYS:CG	1	3.58
(1,1)	1:A:490:ALA:HB3	2:B:211:LYS:H	1	3.58
(1,1)	1:A:490:ALA:HB3	2:B:211:LYS:HA	1	3.58
(1,1)	1:A:490:ALA:HB3	2:B:211:LYS:HB2	1	3.58
(1,1)	1:A:490:ALA:HB3	2:B:211:LYS:HB3	1	3.58
(1,1)	1:A:490:ALA:HB3	2:B:211:LYS:HD2	1	3.58
(1,1)	1:A:490:ALA:HB3	2:B:211:LYS:HD3	1	3.58
(1,1)	1:A:490:ALA:HB3	2:B:211:LYS:HE2	1	3.58
(1,1)	1:A:490:ALA:HB3	2:B:211:LYS:HE3	1	3.58
(1,1)	1:A:490:ALA:HB3	2:B:211:LYS:HG2	1	3.58
(1,1)	1:A:490:ALA:HB3	2:B:211:LYS:HG3	1	3.58
(1,1)	1:A:490:ALA:HB3	2:B:211:LYS:HZ1	1	3.58
(1,1)	1:A:490:ALA:HB3	2:B:211:LYS:HZ2	1	3.58
(1,1)	1:A:490:ALA:HB3	2:B:211:LYS:HZ3	1	3.58
(1,1)	1:A:490:ALA:HB3	2:B:211:LYS:N	1	3.58
(1,1)	1:A:490:ALA:HB3	2:B:211:LYS:NZ	1	3.58
(1,1)	1:A:490:ALA:HB3	2:B:211:LYS:O	1	3.58
(1,1)	1:A:490:ALA:N	2:B:149:SER:C	1	3.58
(1,1)	1:A:490:ALA:N	2:B:149:SER:CA	1	3.58
(1,1)	1:A:490:ALA:N	2:B:149:SER:CB	1	3.58
(1,1)	1:A:490:ALA:N	2:B:149:SER:H	1	3.58
(1,1)	1:A:490:ALA:N	2:B:149:SER:HA	1	3.58
(1,1)	1:A:490:ALA:N	2:B:149:SER:HB2	1	3.58
(1,1)	1:A:490:ALA:N	2:B:149:SER:HB3	1	3.58
(1,1)	1:A:490:ALA:N	2:B:149:SER:HG	1	3.58
(1,1)	1:A:490:ALA:N	2:B:149:SER:N	1	3.58
(1,1)	1:A:490:ALA:N	2:B:149:SER:O	1	3.58
(1,1)	1:A:490:ALA:N	2:B:149:SER:OG	1	3.58
(1,1)	1:A:490:ALA:N	2:B:152:VAL:C	1	3.58
(1,1)	1:A:490:ALA:N	2:B:152:VAL:CA	1	3.58
(1,1)	1:A:490:ALA:N	2:B:152:VAL:CB	1	3.58
(1,1)	1:A:490:ALA:N	2:B:152:VAL:CG1	1	3.58
(1,1)	1:A:490:ALA:N	2:B:152:VAL:CG2	1	3.58

*Continued on next page...*

*Continued from previous page...*

Key	Atom-1	Atom-2	Model ID	Violation (Å)
(1,1)	1:A:490:ALA:N	2:B:152:VAL:H	1	3.58
(1,1)	1:A:490:ALA:N	2:B:152:VAL:HA	1	3.58
(1,1)	1:A:490:ALA:N	2:B:152:VAL:HB	1	3.58
(1,1)	1:A:490:ALA:N	2:B:152:VAL:HG11	1	3.58
(1,1)	1:A:490:ALA:N	2:B:152:VAL:HG12	1	3.58
(1,1)	1:A:490:ALA:N	2:B:152:VAL:HG13	1	3.58
(1,1)	1:A:490:ALA:N	2:B:152:VAL:HG21	1	3.58
(1,1)	1:A:490:ALA:N	2:B:152:VAL:HG22	1	3.58
(1,1)	1:A:490:ALA:N	2:B:152:VAL:HG23	1	3.58
(1,1)	1:A:490:ALA:N	2:B:152:VAL:N	1	3.58
(1,1)	1:A:490:ALA:N	2:B:152:VAL:O	1	3.58
(1,1)	1:A:490:ALA:N	2:B:153:VAL:C	1	3.58
(1,1)	1:A:490:ALA:N	2:B:153:VAL:CA	1	3.58
(1,1)	1:A:490:ALA:N	2:B:153:VAL:CB	1	3.58
(1,1)	1:A:490:ALA:N	2:B:153:VAL:CG1	1	3.58
(1,1)	1:A:490:ALA:N	2:B:153:VAL:CG2	1	3.58
(1,1)	1:A:490:ALA:N	2:B:153:VAL:H	1	3.58
(1,1)	1:A:490:ALA:N	2:B:153:VAL:HA	1	3.58
(1,1)	1:A:490:ALA:N	2:B:153:VAL:HB	1	3.58
(1,1)	1:A:490:ALA:N	2:B:153:VAL:HG11	1	3.58
(1,1)	1:A:490:ALA:N	2:B:153:VAL:HG12	1	3.58
(1,1)	1:A:490:ALA:N	2:B:153:VAL:HG13	1	3.58
(1,1)	1:A:490:ALA:N	2:B:153:VAL:HG21	1	3.58
(1,1)	1:A:490:ALA:N	2:B:153:VAL:HG22	1	3.58
(1,1)	1:A:490:ALA:N	2:B:153:VAL:HG23	1	3.58
(1,1)	1:A:490:ALA:N	2:B:153:VAL:N	1	3.58
(1,1)	1:A:490:ALA:N	2:B:153:VAL:O	1	3.58
(1,1)	1:A:490:ALA:N	2:B:155:GLY:C	1	3.58
(1,1)	1:A:490:ALA:N	2:B:155:GLY:CA	1	3.58
(1,1)	1:A:490:ALA:N	2:B:155:GLY:H	1	3.58
(1,1)	1:A:490:ALA:N	2:B:155:GLY:HA2	1	3.58
(1,1)	1:A:490:ALA:N	2:B:155:GLY:HA3	1	3.58
(1,1)	1:A:490:ALA:N	2:B:155:GLY:N	1	3.58
(1,1)	1:A:490:ALA:N	2:B:155:GLY:O	1	3.58
(1,1)	1:A:490:ALA:N	2:B:156:PHE:C	1	3.58
(1,1)	1:A:490:ALA:N	2:B:156:PHE:CA	1	3.58
(1,1)	1:A:490:ALA:N	2:B:156:PHE:CB	1	3.58
(1,1)	1:A:490:ALA:N	2:B:156:PHE:CD1	1	3.58
(1,1)	1:A:490:ALA:N	2:B:156:PHE:CD2	1	3.58
(1,1)	1:A:490:ALA:N	2:B:156:PHE:CE1	1	3.58
(1,1)	1:A:490:ALA:N	2:B:156:PHE:CE2	1	3.58
(1,1)	1:A:490:ALA:N	2:B:156:PHE:CG	1	3.58

*Continued on next page...*

*Continued from previous page...*

Key	Atom-1	Atom-2	Model ID	Violation (Å)
(1,1)	1:A:490:ALA:N	2:B:156:PHE:CZ	1	3.58
(1,1)	1:A:490:ALA:N	2:B:156:PHE:H	1	3.58
(1,1)	1:A:490:ALA:N	2:B:156:PHE:HA	1	3.58
(1,1)	1:A:490:ALA:N	2:B:156:PHE:HB2	1	3.58
(1,1)	1:A:490:ALA:N	2:B:156:PHE:HB3	1	3.58
(1,1)	1:A:490:ALA:N	2:B:156:PHE:HD1	1	3.58
(1,1)	1:A:490:ALA:N	2:B:156:PHE:HD2	1	3.58
(1,1)	1:A:490:ALA:N	2:B:156:PHE:HE1	1	3.58
(1,1)	1:A:490:ALA:N	2:B:156:PHE:HE2	1	3.58
(1,1)	1:A:490:ALA:N	2:B:156:PHE:HZ	1	3.58
(1,1)	1:A:490:ALA:N	2:B:156:PHE:N	1	3.58
(1,1)	1:A:490:ALA:N	2:B:156:PHE:O	1	3.58
(1,1)	1:A:490:ALA:N	2:B:157:CYS:C	1	3.58
(1,1)	1:A:490:ALA:N	2:B:157:CYS:CA	1	3.58
(1,1)	1:A:490:ALA:N	2:B:157:CYS:CB	1	3.58
(1,1)	1:A:490:ALA:N	2:B:157:CYS:H	1	3.58
(1,1)	1:A:490:ALA:N	2:B:157:CYS:HA	1	3.58
(1,1)	1:A:490:ALA:N	2:B:157:CYS:HB2	1	3.58
(1,1)	1:A:490:ALA:N	2:B:157:CYS:HB3	1	3.58
(1,1)	1:A:490:ALA:N	2:B:157:CYS:N	1	3.58
(1,1)	1:A:490:ALA:N	2:B:157:CYS:O	1	3.58
(1,1)	1:A:490:ALA:N	2:B:157:CYS:SG	1	3.58
(1,1)	1:A:490:ALA:N	2:B:158:THR:C	1	3.58
(1,1)	1:A:490:ALA:N	2:B:158:THR:CA	1	3.58
(1,1)	1:A:490:ALA:N	2:B:158:THR:CB	1	3.58
(1,1)	1:A:490:ALA:N	2:B:158:THR:CG2	1	3.58
(1,1)	1:A:490:ALA:N	2:B:158:THR:H	1	3.58
(1,1)	1:A:490:ALA:N	2:B:158:THR:HA	1	3.58
(1,1)	1:A:490:ALA:N	2:B:158:THR:HB	1	3.58
(1,1)	1:A:490:ALA:N	2:B:158:THR:HG1	1	3.58
(1,1)	1:A:490:ALA:N	2:B:158:THR:HG21	1	3.58
(1,1)	1:A:490:ALA:N	2:B:158:THR:HG22	1	3.58
(1,1)	1:A:490:ALA:N	2:B:158:THR:HG23	1	3.58
(1,1)	1:A:490:ALA:N	2:B:158:THR:N	1	3.58
(1,1)	1:A:490:ALA:N	2:B:158:THR:O	1	3.58
(1,1)	1:A:490:ALA:N	2:B:158:THR:OG1	1	3.58
(1,1)	1:A:490:ALA:N	2:B:159:ILE:C	1	3.58
(1,1)	1:A:490:ALA:N	2:B:159:ILE:CA	1	3.58
(1,1)	1:A:490:ALA:N	2:B:159:ILE:CB	1	3.58
(1,1)	1:A:490:ALA:N	2:B:159:ILE:CD1	1	3.58
(1,1)	1:A:490:ALA:N	2:B:159:ILE:CG1	1	3.58
(1,1)	1:A:490:ALA:N	2:B:159:ILE:CG2	1	3.58

*Continued on next page...*

*Continued from previous page...*

Key	Atom-1	Atom-2	Model ID	Violation (Å)
(1,1)	1:A:490:ALA:N	2:B:159:ILE:H	1	3.58
(1,1)	1:A:490:ALA:N	2:B:159:ILE:HA	1	3.58
(1,1)	1:A:490:ALA:N	2:B:159:ILE:HB	1	3.58
(1,1)	1:A:490:ALA:N	2:B:159:ILE:HD11	1	3.58
(1,1)	1:A:490:ALA:N	2:B:159:ILE:HD12	1	3.58
(1,1)	1:A:490:ALA:N	2:B:159:ILE:HD13	1	3.58
(1,1)	1:A:490:ALA:N	2:B:159:ILE:HG12	1	3.58
(1,1)	1:A:490:ALA:N	2:B:159:ILE:HG13	1	3.58
(1,1)	1:A:490:ALA:N	2:B:159:ILE:HG21	1	3.58
(1,1)	1:A:490:ALA:N	2:B:159:ILE:HG22	1	3.58
(1,1)	1:A:490:ALA:N	2:B:159:ILE:HG23	1	3.58
(1,1)	1:A:490:ALA:N	2:B:159:ILE:N	1	3.58
(1,1)	1:A:490:ALA:N	2:B:159:ILE:O	1	3.58
(1,1)	1:A:490:ALA:N	2:B:161:ASN:C	1	3.58
(1,1)	1:A:490:ALA:N	2:B:161:ASN:CA	1	3.58
(1,1)	1:A:490:ALA:N	2:B:161:ASN:CB	1	3.58
(1,1)	1:A:490:ALA:N	2:B:161:ASN:CG	1	3.58
(1,1)	1:A:490:ALA:N	2:B:161:ASN:H	1	3.58
(1,1)	1:A:490:ALA:N	2:B:161:ASN:HA	1	3.58
(1,1)	1:A:490:ALA:N	2:B:161:ASN:HB2	1	3.58
(1,1)	1:A:490:ALA:N	2:B:161:ASN:HB3	1	3.58
(1,1)	1:A:490:ALA:N	2:B:161:ASN:HD21	1	3.58
(1,1)	1:A:490:ALA:N	2:B:161:ASN:HD22	1	3.58
(1,1)	1:A:490:ALA:N	2:B:161:ASN:N	1	3.58
(1,1)	1:A:490:ALA:N	2:B:161:ASN:ND2	1	3.58
(1,1)	1:A:490:ALA:N	2:B:161:ASN:O	1	3.58
(1,1)	1:A:490:ALA:N	2:B:161:ASN:OD1	1	3.58
(1,1)	1:A:490:ALA:N	2:B:162:LYS:C	1	3.58
(1,1)	1:A:490:ALA:N	2:B:162:LYS:CA	1	3.58
(1,1)	1:A:490:ALA:N	2:B:162:LYS:CB	1	3.58
(1,1)	1:A:490:ALA:N	2:B:162:LYS:CD	1	3.58
(1,1)	1:A:490:ALA:N	2:B:162:LYS:CE	1	3.58
(1,1)	1:A:490:ALA:N	2:B:162:LYS:CG	1	3.58
(1,1)	1:A:490:ALA:N	2:B:162:LYS:H	1	3.58
(1,1)	1:A:490:ALA:N	2:B:162:LYS:HA	1	3.58
(1,1)	1:A:490:ALA:N	2:B:162:LYS:HB2	1	3.58
(1,1)	1:A:490:ALA:N	2:B:162:LYS:HB3	1	3.58
(1,1)	1:A:490:ALA:N	2:B:162:LYS:HD2	1	3.58
(1,1)	1:A:490:ALA:N	2:B:162:LYS:HD3	1	3.58
(1,1)	1:A:490:ALA:N	2:B:162:LYS:HE2	1	3.58
(1,1)	1:A:490:ALA:N	2:B:162:LYS:HE3	1	3.58
(1,1)	1:A:490:ALA:N	2:B:162:LYS:HG2	1	3.58

*Continued on next page...*



*Continued from previous page...*

Key	Atom-1	Atom-2	Model ID	Violation (Å)
(1,1)	1:A:490:ALA:N	2:B:162:LYS:HG3	1	3.58
(1,1)	1:A:490:ALA:N	2:B:162:LYS:HZ1	1	3.58
(1,1)	1:A:490:ALA:N	2:B:162:LYS:HZ2	1	3.58
(1,1)	1:A:490:ALA:N	2:B:162:LYS:HZ3	1	3.58
(1,1)	1:A:490:ALA:N	2:B:162:LYS:N	1	3.58
(1,1)	1:A:490:ALA:N	2:B:162:LYS:NZ	1	3.58
(1,1)	1:A:490:ALA:N	2:B:162:LYS:O	1	3.58
(1,1)	1:A:490:ALA:N	2:B:167:SER:C	1	3.58
(1,1)	1:A:490:ALA:N	2:B:167:SER:CA	1	3.58
(1,1)	1:A:490:ALA:N	2:B:167:SER:CB	1	3.58
(1,1)	1:A:490:ALA:N	2:B:167:SER:H	1	3.58
(1,1)	1:A:490:ALA:N	2:B:167:SER:HA	1	3.58
(1,1)	1:A:490:ALA:N	2:B:167:SER:HB2	1	3.58
(1,1)	1:A:490:ALA:N	2:B:167:SER:HB3	1	3.58
(1,1)	1:A:490:ALA:N	2:B:167:SER:HG	1	3.58
(1,1)	1:A:490:ALA:N	2:B:167:SER:N	1	3.58
(1,1)	1:A:490:ALA:N	2:B:167:SER:O	1	3.58
(1,1)	1:A:490:ALA:N	2:B:167:SER:OG	1	3.58
(1,1)	1:A:490:ALA:N	2:B:168:LEU:C	1	3.58
(1,1)	1:A:490:ALA:N	2:B:168:LEU:CA	1	3.58
(1,1)	1:A:490:ALA:N	2:B:168:LEU:CB	1	3.58
(1,1)	1:A:490:ALA:N	2:B:168:LEU:CD1	1	3.58
(1,1)	1:A:490:ALA:N	2:B:168:LEU:CD2	1	3.58
(1,1)	1:A:490:ALA:N	2:B:168:LEU:CG	1	3.58
(1,1)	1:A:490:ALA:N	2:B:168:LEU:H	1	3.58
(1,1)	1:A:490:ALA:N	2:B:168:LEU:HA	1	3.58
(1,1)	1:A:490:ALA:N	2:B:168:LEU:HB2	1	3.58
(1,1)	1:A:490:ALA:N	2:B:168:LEU:HB3	1	3.58
(1,1)	1:A:490:ALA:N	2:B:168:LEU:HD11	1	3.58
(1,1)	1:A:490:ALA:N	2:B:168:LEU:HD12	1	3.58
(1,1)	1:A:490:ALA:N	2:B:168:LEU:HD13	1	3.58
(1,1)	1:A:490:ALA:N	2:B:168:LEU:HD21	1	3.58
(1,1)	1:A:490:ALA:N	2:B:168:LEU:HD22	1	3.58
(1,1)	1:A:490:ALA:N	2:B:168:LEU:HD23	1	3.58
(1,1)	1:A:490:ALA:N	2:B:168:LEU:HG	1	3.58
(1,1)	1:A:490:ALA:N	2:B:168:LEU:N	1	3.58
(1,1)	1:A:490:ALA:N	2:B:168:LEU:O	1	3.58
(1,1)	1:A:490:ALA:N	2:B:170:MET:C	1	3.58
(1,1)	1:A:490:ALA:N	2:B:170:MET:CA	1	3.58
(1,1)	1:A:490:ALA:N	2:B:170:MET:CB	1	3.58
(1,1)	1:A:490:ALA:N	2:B:170:MET:CE	1	3.58
(1,1)	1:A:490:ALA:N	2:B:170:MET:CG	1	3.58

*Continued on next page...*

*Continued from previous page...*

Key	Atom-1	Atom-2	Model ID	Violation (Å)
(1,1)	1:A:490:ALA:N	2:B:170:MET:H	1	3.58
(1,1)	1:A:490:ALA:N	2:B:170:MET:HA	1	3.58
(1,1)	1:A:490:ALA:N	2:B:170:MET:HB2	1	3.58
(1,1)	1:A:490:ALA:N	2:B:170:MET:HB3	1	3.58
(1,1)	1:A:490:ALA:N	2:B:170:MET:HE1	1	3.58
(1,1)	1:A:490:ALA:N	2:B:170:MET:HE2	1	3.58
(1,1)	1:A:490:ALA:N	2:B:170:MET:HE3	1	3.58
(1,1)	1:A:490:ALA:N	2:B:170:MET:HG2	1	3.58
(1,1)	1:A:490:ALA:N	2:B:170:MET:HG3	1	3.58
(1,1)	1:A:490:ALA:N	2:B:170:MET:N	1	3.58
(1,1)	1:A:490:ALA:N	2:B:170:MET:O	1	3.58
(1,1)	1:A:490:ALA:N	2:B:170:MET:SD	1	3.58
(1,1)	1:A:490:ALA:N	2:B:172:LYS:C	1	3.58
(1,1)	1:A:490:ALA:N	2:B:172:LYS:CA	1	3.58
(1,1)	1:A:490:ALA:N	2:B:172:LYS:CB	1	3.58
(1,1)	1:A:490:ALA:N	2:B:172:LYS:CD	1	3.58
(1,1)	1:A:490:ALA:N	2:B:172:LYS:CE	1	3.58
(1,1)	1:A:490:ALA:N	2:B:172:LYS:CG	1	3.58
(1,1)	1:A:490:ALA:N	2:B:172:LYS:H	1	3.58
(1,1)	1:A:490:ALA:N	2:B:172:LYS:HA	1	3.58
(1,1)	1:A:490:ALA:N	2:B:172:LYS:HB2	1	3.58
(1,1)	1:A:490:ALA:N	2:B:172:LYS:HB3	1	3.58
(1,1)	1:A:490:ALA:N	2:B:172:LYS:HD2	1	3.58
(1,1)	1:A:490:ALA:N	2:B:172:LYS:HD3	1	3.58
(1,1)	1:A:490:ALA:N	2:B:172:LYS:HE2	1	3.58
(1,1)	1:A:490:ALA:N	2:B:172:LYS:HE3	1	3.58
(1,1)	1:A:490:ALA:N	2:B:172:LYS:HG2	1	3.58
(1,1)	1:A:490:ALA:N	2:B:172:LYS:HG3	1	3.58
(1,1)	1:A:490:ALA:N	2:B:172:LYS:HZ1	1	3.58
(1,1)	1:A:490:ALA:N	2:B:172:LYS:HZ2	1	3.58
(1,1)	1:A:490:ALA:N	2:B:172:LYS:HZ3	1	3.58
(1,1)	1:A:490:ALA:N	2:B:172:LYS:N	1	3.58
(1,1)	1:A:490:ALA:N	2:B:172:LYS:NZ	1	3.58
(1,1)	1:A:490:ALA:N	2:B:172:LYS:O	1	3.58
(1,1)	1:A:490:ALA:N	2:B:182:VAL:C	1	3.58
(1,1)	1:A:490:ALA:N	2:B:182:VAL:CA	1	3.58
(1,1)	1:A:490:ALA:N	2:B:182:VAL:CB	1	3.58
(1,1)	1:A:490:ALA:N	2:B:182:VAL:CG1	1	3.58
(1,1)	1:A:490:ALA:N	2:B:182:VAL:CG2	1	3.58
(1,1)	1:A:490:ALA:N	2:B:182:VAL:H	1	3.58
(1,1)	1:A:490:ALA:N	2:B:182:VAL:HA	1	3.58
(1,1)	1:A:490:ALA:N	2:B:182:VAL:HB	1	3.58

*Continued on next page...*

*Continued from previous page...*

Key	Atom-1	Atom-2	Model ID	Violation (Å)
(1,1)	1:A:490:ALA:N	2:B:182:VAL:HG11	1	3.58
(1,1)	1:A:490:ALA:N	2:B:182:VAL:HG12	1	3.58
(1,1)	1:A:490:ALA:N	2:B:182:VAL:HG13	1	3.58
(1,1)	1:A:490:ALA:N	2:B:182:VAL:HG21	1	3.58
(1,1)	1:A:490:ALA:N	2:B:182:VAL:HG22	1	3.58
(1,1)	1:A:490:ALA:N	2:B:182:VAL:HG23	1	3.58
(1,1)	1:A:490:ALA:N	2:B:182:VAL:N	1	3.58
(1,1)	1:A:490:ALA:N	2:B:182:VAL:O	1	3.58
(1,1)	1:A:490:ALA:N	2:B:183:LYS:C	1	3.58
(1,1)	1:A:490:ALA:N	2:B:183:LYS:CA	1	3.58
(1,1)	1:A:490:ALA:N	2:B:183:LYS:CB	1	3.58
(1,1)	1:A:490:ALA:N	2:B:183:LYS:CD	1	3.58
(1,1)	1:A:490:ALA:N	2:B:183:LYS:CE	1	3.58
(1,1)	1:A:490:ALA:N	2:B:183:LYS:CG	1	3.58
(1,1)	1:A:490:ALA:N	2:B:183:LYS:H	1	3.58
(1,1)	1:A:490:ALA:N	2:B:183:LYS:HA	1	3.58
(1,1)	1:A:490:ALA:N	2:B:183:LYS:HB2	1	3.58
(1,1)	1:A:490:ALA:N	2:B:183:LYS:HB3	1	3.58
(1,1)	1:A:490:ALA:N	2:B:183:LYS:HD2	1	3.58
(1,1)	1:A:490:ALA:N	2:B:183:LYS:HD3	1	3.58
(1,1)	1:A:490:ALA:N	2:B:183:LYS:HE2	1	3.58
(1,1)	1:A:490:ALA:N	2:B:183:LYS:HE3	1	3.58
(1,1)	1:A:490:ALA:N	2:B:183:LYS:HG2	1	3.58
(1,1)	1:A:490:ALA:N	2:B:183:LYS:HG3	1	3.58
(1,1)	1:A:490:ALA:N	2:B:183:LYS:HZ1	1	3.58
(1,1)	1:A:490:ALA:N	2:B:183:LYS:HZ2	1	3.58
(1,1)	1:A:490:ALA:N	2:B:183:LYS:HZ3	1	3.58
(1,1)	1:A:490:ALA:N	2:B:183:LYS:N	1	3.58
(1,1)	1:A:490:ALA:N	2:B:183:LYS:NZ	1	3.58
(1,1)	1:A:490:ALA:N	2:B:183:LYS:O	1	3.58
(1,1)	1:A:490:ALA:N	2:B:185:GLY:C	1	3.58
(1,1)	1:A:490:ALA:N	2:B:185:GLY:CA	1	3.58
(1,1)	1:A:490:ALA:N	2:B:185:GLY:H	1	3.58
(1,1)	1:A:490:ALA:N	2:B:185:GLY:HA2	1	3.58
(1,1)	1:A:490:ALA:N	2:B:185:GLY:HA3	1	3.58
(1,1)	1:A:490:ALA:N	2:B:185:GLY:N	1	3.58
(1,1)	1:A:490:ALA:N	2:B:185:GLY:O	1	3.58
(1,1)	1:A:490:ALA:N	2:B:187:TYR:C	1	3.58
(1,1)	1:A:490:ALA:N	2:B:187:TYR:CA	1	3.58
(1,1)	1:A:490:ALA:N	2:B:187:TYR:CB	1	3.58
(1,1)	1:A:490:ALA:N	2:B:187:TYR:CD1	1	3.58
(1,1)	1:A:490:ALA:N	2:B:187:TYR:CD2	1	3.58

*Continued on next page...*

*Continued from previous page...*

Key	Atom-1	Atom-2	Model ID	Violation (Å)
(1,1)	1:A:490:ALA:N	2:B:187:TYR:CE1	1	3.58
(1,1)	1:A:490:ALA:N	2:B:187:TYR:CE2	1	3.58
(1,1)	1:A:490:ALA:N	2:B:187:TYR:CG	1	3.58
(1,1)	1:A:490:ALA:N	2:B:187:TYR:CZ	1	3.58
(1,1)	1:A:490:ALA:N	2:B:187:TYR:H	1	3.58
(1,1)	1:A:490:ALA:N	2:B:187:TYR:HA	1	3.58
(1,1)	1:A:490:ALA:N	2:B:187:TYR:HB2	1	3.58
(1,1)	1:A:490:ALA:N	2:B:187:TYR:HB3	1	3.58
(1,1)	1:A:490:ALA:N	2:B:187:TYR:HD1	1	3.58
(1,1)	1:A:490:ALA:N	2:B:187:TYR:HD2	1	3.58
(1,1)	1:A:490:ALA:N	2:B:187:TYR:HE1	1	3.58
(1,1)	1:A:490:ALA:N	2:B:187:TYR:HE2	1	3.58
(1,1)	1:A:490:ALA:N	2:B:187:TYR:HH	1	3.58
(1,1)	1:A:490:ALA:N	2:B:187:TYR:N	1	3.58
(1,1)	1:A:490:ALA:N	2:B:187:TYR:O	1	3.58
(1,1)	1:A:490:ALA:N	2:B:187:TYR:OH	1	3.58
(1,1)	1:A:490:ALA:N	2:B:200:THR:C	1	3.58
(1,1)	1:A:490:ALA:N	2:B:200:THR:CA	1	3.58
(1,1)	1:A:490:ALA:N	2:B:200:THR:CB	1	3.58
(1,1)	1:A:490:ALA:N	2:B:200:THR:CG2	1	3.58
(1,1)	1:A:490:ALA:N	2:B:200:THR:H	1	3.58
(1,1)	1:A:490:ALA:N	2:B:200:THR:HA	1	3.58
(1,1)	1:A:490:ALA:N	2:B:200:THR:HB	1	3.58
(1,1)	1:A:490:ALA:N	2:B:200:THR:HG1	1	3.58
(1,1)	1:A:490:ALA:N	2:B:200:THR:HG21	1	3.58
(1,1)	1:A:490:ALA:N	2:B:200:THR:HG22	1	3.58
(1,1)	1:A:490:ALA:N	2:B:200:THR:HG23	1	3.58
(1,1)	1:A:490:ALA:N	2:B:200:THR:N	1	3.58
(1,1)	1:A:490:ALA:N	2:B:200:THR:O	1	3.58
(1,1)	1:A:490:ALA:N	2:B:200:THR:OG1	1	3.58
(1,1)	1:A:490:ALA:N	2:B:211:LYS:C	1	3.58
(1,1)	1:A:490:ALA:N	2:B:211:LYS:CA	1	3.58
(1,1)	1:A:490:ALA:N	2:B:211:LYS:CB	1	3.58
(1,1)	1:A:490:ALA:N	2:B:211:LYS:CD	1	3.58
(1,1)	1:A:490:ALA:N	2:B:211:LYS:CE	1	3.58
(1,1)	1:A:490:ALA:N	2:B:211:LYS:CG	1	3.58
(1,1)	1:A:490:ALA:N	2:B:211:LYS:H	1	3.58
(1,1)	1:A:490:ALA:N	2:B:211:LYS:HA	1	3.58
(1,1)	1:A:490:ALA:N	2:B:211:LYS:HB2	1	3.58
(1,1)	1:A:490:ALA:N	2:B:211:LYS:HB3	1	3.58
(1,1)	1:A:490:ALA:N	2:B:211:LYS:HD2	1	3.58
(1,1)	1:A:490:ALA:N	2:B:211:LYS:HD3	1	3.58

*Continued on next page...*

*Continued from previous page...*

Key	Atom-1	Atom-2	Model ID	Violation (Å)
(1,1)	1:A:490:ALA:N	2:B:211:LYS:HE2	1	3.58
(1,1)	1:A:490:ALA:N	2:B:211:LYS:HE3	1	3.58
(1,1)	1:A:490:ALA:N	2:B:211:LYS:HG2	1	3.58
(1,1)	1:A:490:ALA:N	2:B:211:LYS:HG3	1	3.58
(1,1)	1:A:490:ALA:N	2:B:211:LYS:HZ1	1	3.58
(1,1)	1:A:490:ALA:N	2:B:211:LYS:HZ2	1	3.58
(1,1)	1:A:490:ALA:N	2:B:211:LYS:HZ3	1	3.58
(1,1)	1:A:490:ALA:N	2:B:211:LYS:N	1	3.58
(1,1)	1:A:490:ALA:N	2:B:211:LYS:NZ	1	3.58
(1,1)	1:A:490:ALA:N	2:B:211:LYS:O	1	3.58
(1,1)	1:A:490:ALA:O	2:B:149:SER:C	1	3.58
(1,1)	1:A:490:ALA:O	2:B:149:SER:CA	1	3.58
(1,1)	1:A:490:ALA:O	2:B:149:SER:CB	1	3.58
(1,1)	1:A:490:ALA:O	2:B:149:SER:H	1	3.58
(1,1)	1:A:490:ALA:O	2:B:149:SER:HA	1	3.58
(1,1)	1:A:490:ALA:O	2:B:149:SER:HB2	1	3.58
(1,1)	1:A:490:ALA:O	2:B:149:SER:HB3	1	3.58
(1,1)	1:A:490:ALA:O	2:B:149:SER:HG	1	3.58
(1,1)	1:A:490:ALA:O	2:B:149:SER:N	1	3.58
(1,1)	1:A:490:ALA:O	2:B:149:SER:O	1	3.58
(1,1)	1:A:490:ALA:O	2:B:149:SER:OG	1	3.58
(1,1)	1:A:490:ALA:O	2:B:152:VAL:C	1	3.58
(1,1)	1:A:490:ALA:O	2:B:152:VAL:CA	1	3.58
(1,1)	1:A:490:ALA:O	2:B:152:VAL:CB	1	3.58
(1,1)	1:A:490:ALA:O	2:B:152:VAL:CG1	1	3.58
(1,1)	1:A:490:ALA:O	2:B:152:VAL:CG2	1	3.58
(1,1)	1:A:490:ALA:O	2:B:152:VAL:H	1	3.58
(1,1)	1:A:490:ALA:O	2:B:152:VAL:HA	1	3.58
(1,1)	1:A:490:ALA:O	2:B:152:VAL:HB	1	3.58
(1,1)	1:A:490:ALA:O	2:B:152:VAL:HG11	1	3.58
(1,1)	1:A:490:ALA:O	2:B:152:VAL:HG12	1	3.58
(1,1)	1:A:490:ALA:O	2:B:152:VAL:HG13	1	3.58
(1,1)	1:A:490:ALA:O	2:B:152:VAL:HG21	1	3.58
(1,1)	1:A:490:ALA:O	2:B:152:VAL:HG22	1	3.58
(1,1)	1:A:490:ALA:O	2:B:152:VAL:HG23	1	3.58
(1,1)	1:A:490:ALA:O	2:B:152:VAL:N	1	3.58
(1,1)	1:A:490:ALA:O	2:B:152:VAL:O	1	3.58
(1,1)	1:A:490:ALA:O	2:B:153:VAL:C	1	3.58
(1,1)	1:A:490:ALA:O	2:B:153:VAL:CA	1	3.58
(1,1)	1:A:490:ALA:O	2:B:153:VAL:CB	1	3.58
(1,1)	1:A:490:ALA:O	2:B:153:VAL:CG1	1	3.58
(1,1)	1:A:490:ALA:O	2:B:153:VAL:CG2	1	3.58

*Continued on next page...*

*Continued from previous page...*

Key	Atom-1	Atom-2	Model ID	Violation (Å)
(1,1)	1:A:490:ALA:O	2:B:153:VAL:H	1	3.58
(1,1)	1:A:490:ALA:O	2:B:153:VAL:HA	1	3.58
(1,1)	1:A:490:ALA:O	2:B:153:VAL:HB	1	3.58
(1,1)	1:A:490:ALA:O	2:B:153:VAL:HG11	1	3.58
(1,1)	1:A:490:ALA:O	2:B:153:VAL:HG12	1	3.58
(1,1)	1:A:490:ALA:O	2:B:153:VAL:HG13	1	3.58
(1,1)	1:A:490:ALA:O	2:B:153:VAL:HG21	1	3.58
(1,1)	1:A:490:ALA:O	2:B:153:VAL:HG22	1	3.58
(1,1)	1:A:490:ALA:O	2:B:153:VAL:HG23	1	3.58
(1,1)	1:A:490:ALA:O	2:B:153:VAL:N	1	3.58
(1,1)	1:A:490:ALA:O	2:B:153:VAL:O	1	3.58
(1,1)	1:A:490:ALA:O	2:B:155:GLY:C	1	3.58
(1,1)	1:A:490:ALA:O	2:B:155:GLY:CA	1	3.58
(1,1)	1:A:490:ALA:O	2:B:155:GLY:H	1	3.58
(1,1)	1:A:490:ALA:O	2:B:155:GLY:HA2	1	3.58
(1,1)	1:A:490:ALA:O	2:B:155:GLY:HA3	1	3.58
(1,1)	1:A:490:ALA:O	2:B:155:GLY:N	1	3.58
(1,1)	1:A:490:ALA:O	2:B:155:GLY:O	1	3.58
(1,1)	1:A:490:ALA:O	2:B:156:PHE:C	1	3.58
(1,1)	1:A:490:ALA:O	2:B:156:PHE:CA	1	3.58
(1,1)	1:A:490:ALA:O	2:B:156:PHE:CB	1	3.58
(1,1)	1:A:490:ALA:O	2:B:156:PHE:CD1	1	3.58
(1,1)	1:A:490:ALA:O	2:B:156:PHE:CD2	1	3.58
(1,1)	1:A:490:ALA:O	2:B:156:PHE:CE1	1	3.58
(1,1)	1:A:490:ALA:O	2:B:156:PHE:CE2	1	3.58
(1,1)	1:A:490:ALA:O	2:B:156:PHE:CG	1	3.58
(1,1)	1:A:490:ALA:O	2:B:156:PHE:CZ	1	3.58
(1,1)	1:A:490:ALA:O	2:B:156:PHE:H	1	3.58
(1,1)	1:A:490:ALA:O	2:B:156:PHE:HA	1	3.58
(1,1)	1:A:490:ALA:O	2:B:156:PHE:HB2	1	3.58
(1,1)	1:A:490:ALA:O	2:B:156:PHE:HB3	1	3.58
(1,1)	1:A:490:ALA:O	2:B:156:PHE:HD1	1	3.58
(1,1)	1:A:490:ALA:O	2:B:156:PHE:HD2	1	3.58
(1,1)	1:A:490:ALA:O	2:B:156:PHE:HE1	1	3.58
(1,1)	1:A:490:ALA:O	2:B:156:PHE:HE2	1	3.58
(1,1)	1:A:490:ALA:O	2:B:156:PHE:HZ	1	3.58
(1,1)	1:A:490:ALA:O	2:B:156:PHE:N	1	3.58
(1,1)	1:A:490:ALA:O	2:B:156:PHE:O	1	3.58
(1,1)	1:A:490:ALA:O	2:B:157:CYS:C	1	3.58
(1,1)	1:A:490:ALA:O	2:B:157:CYS:CA	1	3.58
(1,1)	1:A:490:ALA:O	2:B:157:CYS:CB	1	3.58
(1,1)	1:A:490:ALA:O	2:B:157:CYS:H	1	3.58

*Continued on next page...*

*Continued from previous page...*

Key	Atom-1	Atom-2	Model ID	Violation (Å)
(1,1)	1:A:490:ALA:O	2:B:157:CYS:HA	1	3.58
(1,1)	1:A:490:ALA:O	2:B:157:CYS:HB2	1	3.58
(1,1)	1:A:490:ALA:O	2:B:157:CYS:HB3	1	3.58
(1,1)	1:A:490:ALA:O	2:B:157:CYS:N	1	3.58
(1,1)	1:A:490:ALA:O	2:B:157:CYS:O	1	3.58
(1,1)	1:A:490:ALA:O	2:B:157:CYS:SG	1	3.58
(1,1)	1:A:490:ALA:O	2:B:158:THR:C	1	3.58
(1,1)	1:A:490:ALA:O	2:B:158:THR:CA	1	3.58
(1,1)	1:A:490:ALA:O	2:B:158:THR:CB	1	3.58
(1,1)	1:A:490:ALA:O	2:B:158:THR:CG2	1	3.58
(1,1)	1:A:490:ALA:O	2:B:158:THR:H	1	3.58
(1,1)	1:A:490:ALA:O	2:B:158:THR:HA	1	3.58
(1,1)	1:A:490:ALA:O	2:B:158:THR:HB	1	3.58
(1,1)	1:A:490:ALA:O	2:B:158:THR:HG1	1	3.58
(1,1)	1:A:490:ALA:O	2:B:158:THR:HG21	1	3.58
(1,1)	1:A:490:ALA:O	2:B:158:THR:HG22	1	3.58
(1,1)	1:A:490:ALA:O	2:B:158:THR:HG23	1	3.58
(1,1)	1:A:490:ALA:O	2:B:158:THR:N	1	3.58
(1,1)	1:A:490:ALA:O	2:B:158:THR:O	1	3.58
(1,1)	1:A:490:ALA:O	2:B:158:THR:OG1	1	3.58
(1,1)	1:A:490:ALA:O	2:B:159:ILE:C	1	3.58
(1,1)	1:A:490:ALA:O	2:B:159:ILE:CA	1	3.58
(1,1)	1:A:490:ALA:O	2:B:159:ILE:CB	1	3.58
(1,1)	1:A:490:ALA:O	2:B:159:ILE:CD1	1	3.58
(1,1)	1:A:490:ALA:O	2:B:159:ILE:CG1	1	3.58
(1,1)	1:A:490:ALA:O	2:B:159:ILE:CG2	1	3.58
(1,1)	1:A:490:ALA:O	2:B:159:ILE:H	1	3.58
(1,1)	1:A:490:ALA:O	2:B:159:ILE:HA	1	3.58
(1,1)	1:A:490:ALA:O	2:B:159:ILE:HB	1	3.58
(1,1)	1:A:490:ALA:O	2:B:159:ILE:HD11	1	3.58
(1,1)	1:A:490:ALA:O	2:B:159:ILE:HD12	1	3.58
(1,1)	1:A:490:ALA:O	2:B:159:ILE:HD13	1	3.58
(1,1)	1:A:490:ALA:O	2:B:159:ILE:HG12	1	3.58
(1,1)	1:A:490:ALA:O	2:B:159:ILE:HG13	1	3.58
(1,1)	1:A:490:ALA:O	2:B:159:ILE:HG21	1	3.58
(1,1)	1:A:490:ALA:O	2:B:159:ILE:HG22	1	3.58
(1,1)	1:A:490:ALA:O	2:B:159:ILE:HG23	1	3.58
(1,1)	1:A:490:ALA:O	2:B:159:ILE:N	1	3.58
(1,1)	1:A:490:ALA:O	2:B:159:ILE:O	1	3.58
(1,1)	1:A:490:ALA:O	2:B:161:ASN:C	1	3.58
(1,1)	1:A:490:ALA:O	2:B:161:ASN:CA	1	3.58
(1,1)	1:A:490:ALA:O	2:B:161:ASN:CB	1	3.58

*Continued on next page...*

*Continued from previous page...*

Key	Atom-1	Atom-2	Model ID	Violation (Å)
(1,1)	1:A:490:ALA:O	2:B:161:ASN:CG	1	3.58
(1,1)	1:A:490:ALA:O	2:B:161:ASN:H	1	3.58
(1,1)	1:A:490:ALA:O	2:B:161:ASN:HA	1	3.58
(1,1)	1:A:490:ALA:O	2:B:161:ASN:HB2	1	3.58
(1,1)	1:A:490:ALA:O	2:B:161:ASN:HB3	1	3.58
(1,1)	1:A:490:ALA:O	2:B:161:ASN:HD21	1	3.58
(1,1)	1:A:490:ALA:O	2:B:161:ASN:HD22	1	3.58
(1,1)	1:A:490:ALA:O	2:B:161:ASN:N	1	3.58
(1,1)	1:A:490:ALA:O	2:B:161:ASN:ND2	1	3.58
(1,1)	1:A:490:ALA:O	2:B:161:ASN:O	1	3.58
(1,1)	1:A:490:ALA:O	2:B:161:ASN:OD1	1	3.58
(1,1)	1:A:490:ALA:O	2:B:162:LYS:C	1	3.58
(1,1)	1:A:490:ALA:O	2:B:162:LYS:CA	1	3.58
(1,1)	1:A:490:ALA:O	2:B:162:LYS:CB	1	3.58
(1,1)	1:A:490:ALA:O	2:B:162:LYS:CD	1	3.58
(1,1)	1:A:490:ALA:O	2:B:162:LYS:CE	1	3.58
(1,1)	1:A:490:ALA:O	2:B:162:LYS:CG	1	3.58
(1,1)	1:A:490:ALA:O	2:B:162:LYS:H	1	3.58
(1,1)	1:A:490:ALA:O	2:B:162:LYS:HA	1	3.58
(1,1)	1:A:490:ALA:O	2:B:162:LYS:HB2	1	3.58
(1,1)	1:A:490:ALA:O	2:B:162:LYS:HB3	1	3.58
(1,1)	1:A:490:ALA:O	2:B:162:LYS:HD2	1	3.58
(1,1)	1:A:490:ALA:O	2:B:162:LYS:HD3	1	3.58
(1,1)	1:A:490:ALA:O	2:B:162:LYS:HE2	1	3.58
(1,1)	1:A:490:ALA:O	2:B:162:LYS:HE3	1	3.58
(1,1)	1:A:490:ALA:O	2:B:162:LYS:HG2	1	3.58
(1,1)	1:A:490:ALA:O	2:B:162:LYS:HG3	1	3.58
(1,1)	1:A:490:ALA:O	2:B:162:LYS:HZ1	1	3.58
(1,1)	1:A:490:ALA:O	2:B:162:LYS:HZ2	1	3.58
(1,1)	1:A:490:ALA:O	2:B:162:LYS:HZ3	1	3.58
(1,1)	1:A:490:ALA:O	2:B:162:LYS:N	1	3.58
(1,1)	1:A:490:ALA:O	2:B:162:LYS:NZ	1	3.58
(1,1)	1:A:490:ALA:O	2:B:162:LYS:O	1	3.58
(1,1)	1:A:490:ALA:O	2:B:167:SER:C	1	3.58
(1,1)	1:A:490:ALA:O	2:B:167:SER:CA	1	3.58
(1,1)	1:A:490:ALA:O	2:B:167:SER:CB	1	3.58
(1,1)	1:A:490:ALA:O	2:B:167:SER:H	1	3.58
(1,1)	1:A:490:ALA:O	2:B:167:SER:HA	1	3.58
(1,1)	1:A:490:ALA:O	2:B:167:SER:HB2	1	3.58
(1,1)	1:A:490:ALA:O	2:B:167:SER:HB3	1	3.58
(1,1)	1:A:490:ALA:O	2:B:167:SER:HG	1	3.58
(1,1)	1:A:490:ALA:O	2:B:167:SER:N	1	3.58

*Continued on next page...*



*Continued from previous page...*

Key	Atom-1	Atom-2	Model ID	Violation (Å)
(1,1)	1:A:490:ALA:O	2:B:167:SER:O	1	3.58
(1,1)	1:A:490:ALA:O	2:B:167:SER:OG	1	3.58
(1,1)	1:A:490:ALA:O	2:B:168:LEU:C	1	3.58
(1,1)	1:A:490:ALA:O	2:B:168:LEU:CA	1	3.58
(1,1)	1:A:490:ALA:O	2:B:168:LEU:CB	1	3.58
(1,1)	1:A:490:ALA:O	2:B:168:LEU:CD1	1	3.58
(1,1)	1:A:490:ALA:O	2:B:168:LEU:CD2	1	3.58
(1,1)	1:A:490:ALA:O	2:B:168:LEU:CG	1	3.58
(1,1)	1:A:490:ALA:O	2:B:168:LEU:H	1	3.58
(1,1)	1:A:490:ALA:O	2:B:168:LEU:HA	1	3.58
(1,1)	1:A:490:ALA:O	2:B:168:LEU:HB2	1	3.58
(1,1)	1:A:490:ALA:O	2:B:168:LEU:HB3	1	3.58
(1,1)	1:A:490:ALA:O	2:B:168:LEU:HD11	1	3.58
(1,1)	1:A:490:ALA:O	2:B:168:LEU:HD12	1	3.58
(1,1)	1:A:490:ALA:O	2:B:168:LEU:HD13	1	3.58
(1,1)	1:A:490:ALA:O	2:B:168:LEU:HD21	1	3.58
(1,1)	1:A:490:ALA:O	2:B:168:LEU:HD22	1	3.58
(1,1)	1:A:490:ALA:O	2:B:168:LEU:HD23	1	3.58
(1,1)	1:A:490:ALA:O	2:B:168:LEU:HG	1	3.58
(1,1)	1:A:490:ALA:O	2:B:168:LEU:N	1	3.58
(1,1)	1:A:490:ALA:O	2:B:168:LEU:O	1	3.58
(1,1)	1:A:490:ALA:O	2:B:170:MET:C	1	3.58
(1,1)	1:A:490:ALA:O	2:B:170:MET:CA	1	3.58
(1,1)	1:A:490:ALA:O	2:B:170:MET:CB	1	3.58
(1,1)	1:A:490:ALA:O	2:B:170:MET:CE	1	3.58
(1,1)	1:A:490:ALA:O	2:B:170:MET:CG	1	3.58
(1,1)	1:A:490:ALA:O	2:B:170:MET:H	1	3.58
(1,1)	1:A:490:ALA:O	2:B:170:MET:HA	1	3.58
(1,1)	1:A:490:ALA:O	2:B:170:MET:HB2	1	3.58
(1,1)	1:A:490:ALA:O	2:B:170:MET:HB3	1	3.58
(1,1)	1:A:490:ALA:O	2:B:170:MET:HE1	1	3.58
(1,1)	1:A:490:ALA:O	2:B:170:MET:HE2	1	3.58
(1,1)	1:A:490:ALA:O	2:B:170:MET:HE3	1	3.58
(1,1)	1:A:490:ALA:O	2:B:170:MET:HG2	1	3.58
(1,1)	1:A:490:ALA:O	2:B:170:MET:HG3	1	3.58
(1,1)	1:A:490:ALA:O	2:B:170:MET:N	1	3.58
(1,1)	1:A:490:ALA:O	2:B:170:MET:O	1	3.58
(1,1)	1:A:490:ALA:O	2:B:170:MET:SD	1	3.58
(1,1)	1:A:490:ALA:O	2:B:172:LYS:C	1	3.58
(1,1)	1:A:490:ALA:O	2:B:172:LYS:CA	1	3.58
(1,1)	1:A:490:ALA:O	2:B:172:LYS:CB	1	3.58
(1,1)	1:A:490:ALA:O	2:B:172:LYS:CD	1	3.58

*Continued on next page...*

*Continued from previous page...*

Key	Atom-1	Atom-2	Model ID	Violation (Å)
(1,1)	1:A:490:ALA:O	2:B:172:LYS:CE	1	3.58
(1,1)	1:A:490:ALA:O	2:B:172:LYS:CG	1	3.58
(1,1)	1:A:490:ALA:O	2:B:172:LYS:H	1	3.58
(1,1)	1:A:490:ALA:O	2:B:172:LYS:HA	1	3.58
(1,1)	1:A:490:ALA:O	2:B:172:LYS:HB2	1	3.58
(1,1)	1:A:490:ALA:O	2:B:172:LYS:HB3	1	3.58
(1,1)	1:A:490:ALA:O	2:B:172:LYS:HD2	1	3.58
(1,1)	1:A:490:ALA:O	2:B:172:LYS:HD3	1	3.58
(1,1)	1:A:490:ALA:O	2:B:172:LYS:HE2	1	3.58
(1,1)	1:A:490:ALA:O	2:B:172:LYS:HE3	1	3.58
(1,1)	1:A:490:ALA:O	2:B:172:LYS:HG2	1	3.58
(1,1)	1:A:490:ALA:O	2:B:172:LYS:HG3	1	3.58
(1,1)	1:A:490:ALA:O	2:B:172:LYS:HZ1	1	3.58
(1,1)	1:A:490:ALA:O	2:B:172:LYS:HZ2	1	3.58
(1,1)	1:A:490:ALA:O	2:B:172:LYS:HZ3	1	3.58
(1,1)	1:A:490:ALA:O	2:B:172:LYS:N	1	3.58
(1,1)	1:A:490:ALA:O	2:B:172:LYS:NZ	1	3.58
(1,1)	1:A:490:ALA:O	2:B:172:LYS:O	1	3.58
(1,1)	1:A:490:ALA:O	2:B:182:VAL:C	1	3.58
(1,1)	1:A:490:ALA:O	2:B:182:VAL:CA	1	3.58
(1,1)	1:A:490:ALA:O	2:B:182:VAL:CB	1	3.58
(1,1)	1:A:490:ALA:O	2:B:182:VAL:CG1	1	3.58
(1,1)	1:A:490:ALA:O	2:B:182:VAL:CG2	1	3.58
(1,1)	1:A:490:ALA:O	2:B:182:VAL:H	1	3.58
(1,1)	1:A:490:ALA:O	2:B:182:VAL:HA	1	3.58
(1,1)	1:A:490:ALA:O	2:B:182:VAL:HB	1	3.58
(1,1)	1:A:490:ALA:O	2:B:182:VAL:HG11	1	3.58
(1,1)	1:A:490:ALA:O	2:B:182:VAL:HG12	1	3.58
(1,1)	1:A:490:ALA:O	2:B:182:VAL:HG13	1	3.58
(1,1)	1:A:490:ALA:O	2:B:182:VAL:HG21	1	3.58
(1,1)	1:A:490:ALA:O	2:B:182:VAL:HG22	1	3.58
(1,1)	1:A:490:ALA:O	2:B:182:VAL:HG23	1	3.58
(1,1)	1:A:490:ALA:O	2:B:182:VAL:N	1	3.58
(1,1)	1:A:490:ALA:O	2:B:182:VAL:O	1	3.58
(1,1)	1:A:490:ALA:O	2:B:183:LYS:C	1	3.58
(1,1)	1:A:490:ALA:O	2:B:183:LYS:CA	1	3.58
(1,1)	1:A:490:ALA:O	2:B:183:LYS:CB	1	3.58
(1,1)	1:A:490:ALA:O	2:B:183:LYS:CD	1	3.58
(1,1)	1:A:490:ALA:O	2:B:183:LYS:CE	1	3.58
(1,1)	1:A:490:ALA:O	2:B:183:LYS:CG	1	3.58
(1,1)	1:A:490:ALA:O	2:B:183:LYS:H	1	3.58
(1,1)	1:A:490:ALA:O	2:B:183:LYS:HA	1	3.58

*Continued on next page...*

*Continued from previous page...*

Key	Atom-1	Atom-2	Model ID	Violation (Å)
(1,1)	1:A:490:ALA:O	2:B:183:LYS:HB2	1	3.58
(1,1)	1:A:490:ALA:O	2:B:183:LYS:HB3	1	3.58
(1,1)	1:A:490:ALA:O	2:B:183:LYS:HD2	1	3.58
(1,1)	1:A:490:ALA:O	2:B:183:LYS:HD3	1	3.58
(1,1)	1:A:490:ALA:O	2:B:183:LYS:HE2	1	3.58
(1,1)	1:A:490:ALA:O	2:B:183:LYS:HE3	1	3.58
(1,1)	1:A:490:ALA:O	2:B:183:LYS:HG2	1	3.58
(1,1)	1:A:490:ALA:O	2:B:183:LYS:HG3	1	3.58
(1,1)	1:A:490:ALA:O	2:B:183:LYS:HZ1	1	3.58
(1,1)	1:A:490:ALA:O	2:B:183:LYS:HZ2	1	3.58
(1,1)	1:A:490:ALA:O	2:B:183:LYS:HZ3	1	3.58
(1,1)	1:A:490:ALA:O	2:B:183:LYS:N	1	3.58
(1,1)	1:A:490:ALA:O	2:B:183:LYS:NZ	1	3.58
(1,1)	1:A:490:ALA:O	2:B:183:LYS:O	1	3.58
(1,1)	1:A:490:ALA:O	2:B:185:GLY:C	1	3.58
(1,1)	1:A:490:ALA:O	2:B:185:GLY:CA	1	3.58
(1,1)	1:A:490:ALA:O	2:B:185:GLY:H	1	3.58
(1,1)	1:A:490:ALA:O	2:B:185:GLY:HA2	1	3.58
(1,1)	1:A:490:ALA:O	2:B:185:GLY:HA3	1	3.58
(1,1)	1:A:490:ALA:O	2:B:185:GLY:N	1	3.58
(1,1)	1:A:490:ALA:O	2:B:185:GLY:O	1	3.58
(1,1)	1:A:490:ALA:O	2:B:187:TYR:C	1	3.58
(1,1)	1:A:490:ALA:O	2:B:187:TYR:CA	1	3.58
(1,1)	1:A:490:ALA:O	2:B:187:TYR:CB	1	3.58
(1,1)	1:A:490:ALA:O	2:B:187:TYR:CD1	1	3.58
(1,1)	1:A:490:ALA:O	2:B:187:TYR:CD2	1	3.58
(1,1)	1:A:490:ALA:O	2:B:187:TYR:CE1	1	3.58
(1,1)	1:A:490:ALA:O	2:B:187:TYR:CE2	1	3.58
(1,1)	1:A:490:ALA:O	2:B:187:TYR:CG	1	3.58
(1,1)	1:A:490:ALA:O	2:B:187:TYR:CZ	1	3.58
(1,1)	1:A:490:ALA:O	2:B:187:TYR:H	1	3.58
(1,1)	1:A:490:ALA:O	2:B:187:TYR:HA	1	3.58
(1,1)	1:A:490:ALA:O	2:B:187:TYR:HB2	1	3.58
(1,1)	1:A:490:ALA:O	2:B:187:TYR:HB3	1	3.58
(1,1)	1:A:490:ALA:O	2:B:187:TYR:HD1	1	3.58
(1,1)	1:A:490:ALA:O	2:B:187:TYR:HD2	1	3.58
(1,1)	1:A:490:ALA:O	2:B:187:TYR:HE1	1	3.58
(1,1)	1:A:490:ALA:O	2:B:187:TYR:HE2	1	3.58
(1,1)	1:A:490:ALA:O	2:B:187:TYR:HH	1	3.58
(1,1)	1:A:490:ALA:O	2:B:187:TYR:N	1	3.58
(1,1)	1:A:490:ALA:O	2:B:187:TYR:O	1	3.58
(1,1)	1:A:490:ALA:O	2:B:187:TYR:OH	1	3.58

*Continued on next page...*

*Continued from previous page...*

Key	Atom-1	Atom-2	Model ID	Violation (Å)
(1,1)	1:A:490:ALA:O	2:B:200:THR:C	1	3.58
(1,1)	1:A:490:ALA:O	2:B:200:THR:CA	1	3.58
(1,1)	1:A:490:ALA:O	2:B:200:THR:CB	1	3.58
(1,1)	1:A:490:ALA:O	2:B:200:THR:CG2	1	3.58
(1,1)	1:A:490:ALA:O	2:B:200:THR:H	1	3.58
(1,1)	1:A:490:ALA:O	2:B:200:THR:HA	1	3.58
(1,1)	1:A:490:ALA:O	2:B:200:THR:HB	1	3.58
(1,1)	1:A:490:ALA:O	2:B:200:THR:HG1	1	3.58
(1,1)	1:A:490:ALA:O	2:B:200:THR:HG21	1	3.58
(1,1)	1:A:490:ALA:O	2:B:200:THR:HG22	1	3.58
(1,1)	1:A:490:ALA:O	2:B:200:THR:HG23	1	3.58
(1,1)	1:A:490:ALA:O	2:B:200:THR:N	1	3.58
(1,1)	1:A:490:ALA:O	2:B:200:THR:O	1	3.58
(1,1)	1:A:490:ALA:O	2:B:200:THR:OG1	1	3.58
(1,1)	1:A:490:ALA:O	2:B:211:LYS:C	1	3.58
(1,1)	1:A:490:ALA:O	2:B:211:LYS:CA	1	3.58
(1,1)	1:A:490:ALA:O	2:B:211:LYS:CB	1	3.58
(1,1)	1:A:490:ALA:O	2:B:211:LYS:CD	1	3.58
(1,1)	1:A:490:ALA:O	2:B:211:LYS:CE	1	3.58
(1,1)	1:A:490:ALA:O	2:B:211:LYS:CG	1	3.58
(1,1)	1:A:490:ALA:O	2:B:211:LYS:H	1	3.58
(1,1)	1:A:490:ALA:O	2:B:211:LYS:HA	1	3.58
(1,1)	1:A:490:ALA:O	2:B:211:LYS:HB2	1	3.58
(1,1)	1:A:490:ALA:O	2:B:211:LYS:HB3	1	3.58
(1,1)	1:A:490:ALA:O	2:B:211:LYS:HD2	1	3.58
(1,1)	1:A:490:ALA:O	2:B:211:LYS:HD3	1	3.58
(1,1)	1:A:490:ALA:O	2:B:211:LYS:HE2	1	3.58
(1,1)	1:A:490:ALA:O	2:B:211:LYS:HE3	1	3.58
(1,1)	1:A:490:ALA:O	2:B:211:LYS:HG2	1	3.58
(1,1)	1:A:490:ALA:O	2:B:211:LYS:HG3	1	3.58
(1,1)	1:A:490:ALA:O	2:B:211:LYS:HZ1	1	3.58
(1,1)	1:A:490:ALA:O	2:B:211:LYS:HZ2	1	3.58
(1,1)	1:A:490:ALA:O	2:B:211:LYS:HZ3	1	3.58
(1,1)	1:A:490:ALA:O	2:B:211:LYS:N	1	3.58
(1,1)	1:A:490:ALA:O	2:B:211:LYS:NZ	1	3.58
(1,1)	1:A:490:ALA:O	2:B:211:LYS:O	1	3.58
(1,12)	1:A:529:VAL:C	2:B:149:SER:C	1	2.4
(1,12)	1:A:529:VAL:C	2:B:149:SER:CA	1	2.4
(1,12)	1:A:529:VAL:C	2:B:149:SER:CB	1	2.4
(1,12)	1:A:529:VAL:C	2:B:149:SER:H	1	2.4
(1,12)	1:A:529:VAL:C	2:B:149:SER:HA	1	2.4
(1,12)	1:A:529:VAL:C	2:B:149:SER:HB2	1	2.4

*Continued on next page...*

*Continued from previous page...*

Key	Atom-1	Atom-2	Model ID	Violation (Å)
(1,12)	1:A:529:VAL:C	2:B:149:SER:HB3	1	2.4
(1,12)	1:A:529:VAL:C	2:B:149:SER:HG	1	2.4
(1,12)	1:A:529:VAL:C	2:B:149:SER:N	1	2.4
(1,12)	1:A:529:VAL:C	2:B:149:SER:O	1	2.4
(1,12)	1:A:529:VAL:C	2:B:149:SER:OG	1	2.4
(1,12)	1:A:529:VAL:C	2:B:152:VAL:C	1	2.4
(1,12)	1:A:529:VAL:C	2:B:152:VAL:CA	1	2.4
(1,12)	1:A:529:VAL:C	2:B:152:VAL:CB	1	2.4
(1,12)	1:A:529:VAL:C	2:B:152:VAL:CG1	1	2.4
(1,12)	1:A:529:VAL:C	2:B:152:VAL:CG2	1	2.4
(1,12)	1:A:529:VAL:C	2:B:152:VAL:H	1	2.4
(1,12)	1:A:529:VAL:C	2:B:152:VAL:HA	1	2.4
(1,12)	1:A:529:VAL:C	2:B:152:VAL:HB	1	2.4
(1,12)	1:A:529:VAL:C	2:B:152:VAL:HG11	1	2.4
(1,12)	1:A:529:VAL:C	2:B:152:VAL:HG12	1	2.4
(1,12)	1:A:529:VAL:C	2:B:152:VAL:HG13	1	2.4
(1,12)	1:A:529:VAL:C	2:B:152:VAL:HG21	1	2.4
(1,12)	1:A:529:VAL:C	2:B:152:VAL:HG22	1	2.4
(1,12)	1:A:529:VAL:C	2:B:152:VAL:HG23	1	2.4
(1,12)	1:A:529:VAL:C	2:B:152:VAL:N	1	2.4
(1,12)	1:A:529:VAL:C	2:B:152:VAL:O	1	2.4
(1,12)	1:A:529:VAL:C	2:B:153:VAL:C	1	2.4
(1,12)	1:A:529:VAL:C	2:B:153:VAL:CA	1	2.4
(1,12)	1:A:529:VAL:C	2:B:153:VAL:CB	1	2.4
(1,12)	1:A:529:VAL:C	2:B:153:VAL:CG1	1	2.4
(1,12)	1:A:529:VAL:C	2:B:153:VAL:CG2	1	2.4
(1,12)	1:A:529:VAL:C	2:B:153:VAL:H	1	2.4
(1,12)	1:A:529:VAL:C	2:B:153:VAL:HA	1	2.4
(1,12)	1:A:529:VAL:C	2:B:153:VAL:HB	1	2.4
(1,12)	1:A:529:VAL:C	2:B:153:VAL:HG11	1	2.4
(1,12)	1:A:529:VAL:C	2:B:153:VAL:HG12	1	2.4
(1,12)	1:A:529:VAL:C	2:B:153:VAL:HG13	1	2.4
(1,12)	1:A:529:VAL:C	2:B:153:VAL:HG21	1	2.4
(1,12)	1:A:529:VAL:C	2:B:153:VAL:HG22	1	2.4
(1,12)	1:A:529:VAL:C	2:B:153:VAL:HG23	1	2.4
(1,12)	1:A:529:VAL:C	2:B:153:VAL:N	1	2.4
(1,12)	1:A:529:VAL:C	2:B:153:VAL:O	1	2.4
(1,12)	1:A:529:VAL:C	2:B:155:GLY:C	1	2.4
(1,12)	1:A:529:VAL:C	2:B:155:GLY:CA	1	2.4
(1,12)	1:A:529:VAL:C	2:B:155:GLY:H	1	2.4
(1,12)	1:A:529:VAL:C	2:B:155:GLY:HA2	1	2.4
(1,12)	1:A:529:VAL:C	2:B:155:GLY:HA3	1	2.4

*Continued on next page...*

*Continued from previous page...*

Key	Atom-1	Atom-2	Model ID	Violation (Å)
(1,12)	1:A:529:VAL:C	2:B:155:GLY:N	1	2.4
(1,12)	1:A:529:VAL:C	2:B:155:GLY:O	1	2.4
(1,12)	1:A:529:VAL:C	2:B:156:PHE:C	1	2.4
(1,12)	1:A:529:VAL:C	2:B:156:PHE:CA	1	2.4
(1,12)	1:A:529:VAL:C	2:B:156:PHE:CB	1	2.4
(1,12)	1:A:529:VAL:C	2:B:156:PHE:CD1	1	2.4
(1,12)	1:A:529:VAL:C	2:B:156:PHE:CD2	1	2.4
(1,12)	1:A:529:VAL:C	2:B:156:PHE:CE1	1	2.4
(1,12)	1:A:529:VAL:C	2:B:156:PHE:CE2	1	2.4
(1,12)	1:A:529:VAL:C	2:B:156:PHE:CG	1	2.4
(1,12)	1:A:529:VAL:C	2:B:156:PHE:CZ	1	2.4
(1,12)	1:A:529:VAL:C	2:B:156:PHE:H	1	2.4
(1,12)	1:A:529:VAL:C	2:B:156:PHE:HA	1	2.4
(1,12)	1:A:529:VAL:C	2:B:156:PHE:HB2	1	2.4
(1,12)	1:A:529:VAL:C	2:B:156:PHE:HB3	1	2.4
(1,12)	1:A:529:VAL:C	2:B:156:PHE:HD1	1	2.4
(1,12)	1:A:529:VAL:C	2:B:156:PHE:HD2	1	2.4
(1,12)	1:A:529:VAL:C	2:B:156:PHE:HE1	1	2.4
(1,12)	1:A:529:VAL:C	2:B:156:PHE:HE2	1	2.4
(1,12)	1:A:529:VAL:C	2:B:156:PHE:HZ	1	2.4
(1,12)	1:A:529:VAL:C	2:B:156:PHE:N	1	2.4
(1,12)	1:A:529:VAL:C	2:B:156:PHE:O	1	2.4
(1,12)	1:A:529:VAL:C	2:B:157:CYS:C	1	2.4
(1,12)	1:A:529:VAL:C	2:B:157:CYS:CA	1	2.4
(1,12)	1:A:529:VAL:C	2:B:157:CYS:CB	1	2.4
(1,12)	1:A:529:VAL:C	2:B:157:CYS:H	1	2.4
(1,12)	1:A:529:VAL:C	2:B:157:CYS:HA	1	2.4
(1,12)	1:A:529:VAL:C	2:B:157:CYS:HB2	1	2.4
(1,12)	1:A:529:VAL:C	2:B:157:CYS:HB3	1	2.4
(1,12)	1:A:529:VAL:C	2:B:157:CYS:N	1	2.4
(1,12)	1:A:529:VAL:C	2:B:157:CYS:O	1	2.4
(1,12)	1:A:529:VAL:C	2:B:157:CYS:SG	1	2.4
(1,12)	1:A:529:VAL:C	2:B:158:THR:C	1	2.4
(1,12)	1:A:529:VAL:C	2:B:158:THR:CA	1	2.4
(1,12)	1:A:529:VAL:C	2:B:158:THR:CB	1	2.4
(1,12)	1:A:529:VAL:C	2:B:158:THR:CG2	1	2.4
(1,12)	1:A:529:VAL:C	2:B:158:THR:H	1	2.4
(1,12)	1:A:529:VAL:C	2:B:158:THR:HA	1	2.4
(1,12)	1:A:529:VAL:C	2:B:158:THR:HB	1	2.4
(1,12)	1:A:529:VAL:C	2:B:158:THR:HG1	1	2.4
(1,12)	1:A:529:VAL:C	2:B:158:THR:HG21	1	2.4
(1,12)	1:A:529:VAL:C	2:B:158:THR:HG22	1	2.4

*Continued on next page...*

*Continued from previous page...*

Key	Atom-1	Atom-2	Model ID	Violation (Å)
(1,12)	1:A:529:VAL:C	2:B:158:THR:HG23	1	2.4
(1,12)	1:A:529:VAL:C	2:B:158:THR:N	1	2.4
(1,12)	1:A:529:VAL:C	2:B:158:THR:O	1	2.4
(1,12)	1:A:529:VAL:C	2:B:158:THR:OG1	1	2.4
(1,12)	1:A:529:VAL:C	2:B:159:ILE:C	1	2.4
(1,12)	1:A:529:VAL:C	2:B:159:ILE:CA	1	2.4
(1,12)	1:A:529:VAL:C	2:B:159:ILE:CB	1	2.4
(1,12)	1:A:529:VAL:C	2:B:159:ILE:CD1	1	2.4
(1,12)	1:A:529:VAL:C	2:B:159:ILE:CG1	1	2.4
(1,12)	1:A:529:VAL:C	2:B:159:ILE:CG2	1	2.4
(1,12)	1:A:529:VAL:C	2:B:159:ILE:H	1	2.4
(1,12)	1:A:529:VAL:C	2:B:159:ILE:HA	1	2.4
(1,12)	1:A:529:VAL:C	2:B:159:ILE:HB	1	2.4
(1,12)	1:A:529:VAL:C	2:B:159:ILE:HD11	1	2.4
(1,12)	1:A:529:VAL:C	2:B:159:ILE:HD12	1	2.4
(1,12)	1:A:529:VAL:C	2:B:159:ILE:HD13	1	2.4
(1,12)	1:A:529:VAL:C	2:B:159:ILE:HG12	1	2.4
(1,12)	1:A:529:VAL:C	2:B:159:ILE:HG13	1	2.4
(1,12)	1:A:529:VAL:C	2:B:159:ILE:HG21	1	2.4
(1,12)	1:A:529:VAL:C	2:B:159:ILE:HG22	1	2.4
(1,12)	1:A:529:VAL:C	2:B:159:ILE:HG23	1	2.4
(1,12)	1:A:529:VAL:C	2:B:159:ILE:N	1	2.4
(1,12)	1:A:529:VAL:C	2:B:159:ILE:O	1	2.4
(1,12)	1:A:529:VAL:C	2:B:161:ASN:C	1	2.4
(1,12)	1:A:529:VAL:C	2:B:161:ASN:CA	1	2.4
(1,12)	1:A:529:VAL:C	2:B:161:ASN:CB	1	2.4
(1,12)	1:A:529:VAL:C	2:B:161:ASN:CG	1	2.4
(1,12)	1:A:529:VAL:C	2:B:161:ASN:H	1	2.4
(1,12)	1:A:529:VAL:C	2:B:161:ASN:HA	1	2.4
(1,12)	1:A:529:VAL:C	2:B:161:ASN:HB2	1	2.4
(1,12)	1:A:529:VAL:C	2:B:161:ASN:HB3	1	2.4
(1,12)	1:A:529:VAL:C	2:B:161:ASN:HD21	1	2.4
(1,12)	1:A:529:VAL:C	2:B:161:ASN:HD22	1	2.4
(1,12)	1:A:529:VAL:C	2:B:161:ASN:N	1	2.4
(1,12)	1:A:529:VAL:C	2:B:161:ASN:ND2	1	2.4
(1,12)	1:A:529:VAL:C	2:B:161:ASN:O	1	2.4
(1,12)	1:A:529:VAL:C	2:B:161:ASN:OD1	1	2.4
(1,12)	1:A:529:VAL:C	2:B:162:LYS:C	1	2.4
(1,12)	1:A:529:VAL:C	2:B:162:LYS:CA	1	2.4
(1,12)	1:A:529:VAL:C	2:B:162:LYS:CB	1	2.4
(1,12)	1:A:529:VAL:C	2:B:162:LYS:CD	1	2.4
(1,12)	1:A:529:VAL:C	2:B:162:LYS:CE	1	2.4

*Continued on next page...*

*Continued from previous page...*

Key	Atom-1	Atom-2	Model ID	Violation (Å)
(1,12)	1:A:529:VAL:C	2:B:162:LYS:CG	1	2.4
(1,12)	1:A:529:VAL:C	2:B:162:LYS:H	1	2.4
(1,12)	1:A:529:VAL:C	2:B:162:LYS:HA	1	2.4
(1,12)	1:A:529:VAL:C	2:B:162:LYS:HB2	1	2.4
(1,12)	1:A:529:VAL:C	2:B:162:LYS:HB3	1	2.4
(1,12)	1:A:529:VAL:C	2:B:162:LYS:HD2	1	2.4
(1,12)	1:A:529:VAL:C	2:B:162:LYS:HD3	1	2.4
(1,12)	1:A:529:VAL:C	2:B:162:LYS:HE2	1	2.4
(1,12)	1:A:529:VAL:C	2:B:162:LYS:HE3	1	2.4
(1,12)	1:A:529:VAL:C	2:B:162:LYS:HG2	1	2.4
(1,12)	1:A:529:VAL:C	2:B:162:LYS:HG3	1	2.4
(1,12)	1:A:529:VAL:C	2:B:162:LYS:HZ1	1	2.4
(1,12)	1:A:529:VAL:C	2:B:162:LYS:HZ2	1	2.4
(1,12)	1:A:529:VAL:C	2:B:162:LYS:HZ3	1	2.4
(1,12)	1:A:529:VAL:C	2:B:162:LYS:N	1	2.4
(1,12)	1:A:529:VAL:C	2:B:162:LYS:NZ	1	2.4
(1,12)	1:A:529:VAL:C	2:B:162:LYS:O	1	2.4
(1,12)	1:A:529:VAL:C	2:B:167:SER:C	1	2.4
(1,12)	1:A:529:VAL:C	2:B:167:SER:CA	1	2.4
(1,12)	1:A:529:VAL:C	2:B:167:SER:CB	1	2.4
(1,12)	1:A:529:VAL:C	2:B:167:SER:H	1	2.4
(1,12)	1:A:529:VAL:C	2:B:167:SER:HA	1	2.4
(1,12)	1:A:529:VAL:C	2:B:167:SER:HB2	1	2.4
(1,12)	1:A:529:VAL:C	2:B:167:SER:HB3	1	2.4
(1,12)	1:A:529:VAL:C	2:B:167:SER:HG	1	2.4
(1,12)	1:A:529:VAL:C	2:B:167:SER:N	1	2.4
(1,12)	1:A:529:VAL:C	2:B:167:SER:O	1	2.4
(1,12)	1:A:529:VAL:C	2:B:167:SER:OG	1	2.4
(1,12)	1:A:529:VAL:C	2:B:168:LEU:C	1	2.4
(1,12)	1:A:529:VAL:C	2:B:168:LEU:CA	1	2.4
(1,12)	1:A:529:VAL:C	2:B:168:LEU:CB	1	2.4
(1,12)	1:A:529:VAL:C	2:B:168:LEU:CD1	1	2.4
(1,12)	1:A:529:VAL:C	2:B:168:LEU:CD2	1	2.4
(1,12)	1:A:529:VAL:C	2:B:168:LEU:CG	1	2.4
(1,12)	1:A:529:VAL:C	2:B:168:LEU:H	1	2.4
(1,12)	1:A:529:VAL:C	2:B:168:LEU:HA	1	2.4
(1,12)	1:A:529:VAL:C	2:B:168:LEU:HB2	1	2.4
(1,12)	1:A:529:VAL:C	2:B:168:LEU:HB3	1	2.4
(1,12)	1:A:529:VAL:C	2:B:168:LEU:HD11	1	2.4
(1,12)	1:A:529:VAL:C	2:B:168:LEU:HD12	1	2.4
(1,12)	1:A:529:VAL:C	2:B:168:LEU:HD13	1	2.4
(1,12)	1:A:529:VAL:C	2:B:168:LEU:HD21	1	2.4

*Continued on next page...*



*Continued from previous page...*

Key	Atom-1	Atom-2	Model ID	Violation (Å)
(1,12)	1:A:529:VAL:C	2:B:168:LEU:HD22	1	2.4
(1,12)	1:A:529:VAL:C	2:B:168:LEU:HD23	1	2.4
(1,12)	1:A:529:VAL:C	2:B:168:LEU:HG	1	2.4
(1,12)	1:A:529:VAL:C	2:B:168:LEU:N	1	2.4
(1,12)	1:A:529:VAL:C	2:B:168:LEU:O	1	2.4
(1,12)	1:A:529:VAL:C	2:B:170:MET:C	1	2.4
(1,12)	1:A:529:VAL:C	2:B:170:MET:CA	1	2.4
(1,12)	1:A:529:VAL:C	2:B:170:MET:CB	1	2.4
(1,12)	1:A:529:VAL:C	2:B:170:MET:CE	1	2.4
(1,12)	1:A:529:VAL:C	2:B:170:MET:CG	1	2.4
(1,12)	1:A:529:VAL:C	2:B:170:MET:H	1	2.4
(1,12)	1:A:529:VAL:C	2:B:170:MET:HA	1	2.4
(1,12)	1:A:529:VAL:C	2:B:170:MET:HB2	1	2.4
(1,12)	1:A:529:VAL:C	2:B:170:MET:HB3	1	2.4
(1,12)	1:A:529:VAL:C	2:B:170:MET:HE1	1	2.4
(1,12)	1:A:529:VAL:C	2:B:170:MET:HE2	1	2.4
(1,12)	1:A:529:VAL:C	2:B:170:MET:HE3	1	2.4
(1,12)	1:A:529:VAL:C	2:B:170:MET:HG2	1	2.4
(1,12)	1:A:529:VAL:C	2:B:170:MET:HG3	1	2.4
(1,12)	1:A:529:VAL:C	2:B:170:MET:N	1	2.4
(1,12)	1:A:529:VAL:C	2:B:170:MET:O	1	2.4
(1,12)	1:A:529:VAL:C	2:B:170:MET:SD	1	2.4
(1,12)	1:A:529:VAL:C	2:B:172:LYS:C	1	2.4
(1,12)	1:A:529:VAL:C	2:B:172:LYS:CA	1	2.4
(1,12)	1:A:529:VAL:C	2:B:172:LYS:CB	1	2.4
(1,12)	1:A:529:VAL:C	2:B:172:LYS:CD	1	2.4
(1,12)	1:A:529:VAL:C	2:B:172:LYS:CE	1	2.4
(1,12)	1:A:529:VAL:C	2:B:172:LYS:CG	1	2.4
(1,12)	1:A:529:VAL:C	2:B:172:LYS:H	1	2.4
(1,12)	1:A:529:VAL:C	2:B:172:LYS:HA	1	2.4
(1,12)	1:A:529:VAL:C	2:B:172:LYS:HB2	1	2.4
(1,12)	1:A:529:VAL:C	2:B:172:LYS:HB3	1	2.4
(1,12)	1:A:529:VAL:C	2:B:172:LYS:HD2	1	2.4
(1,12)	1:A:529:VAL:C	2:B:172:LYS:HD3	1	2.4
(1,12)	1:A:529:VAL:C	2:B:172:LYS:HE2	1	2.4
(1,12)	1:A:529:VAL:C	2:B:172:LYS:HE3	1	2.4
(1,12)	1:A:529:VAL:C	2:B:172:LYS:HG2	1	2.4
(1,12)	1:A:529:VAL:C	2:B:172:LYS:HG3	1	2.4
(1,12)	1:A:529:VAL:C	2:B:172:LYS:HZ1	1	2.4
(1,12)	1:A:529:VAL:C	2:B:172:LYS:HZ2	1	2.4
(1,12)	1:A:529:VAL:C	2:B:172:LYS:HZ3	1	2.4
(1,12)	1:A:529:VAL:C	2:B:172:LYS:N	1	2.4

*Continued on next page...*

*Continued from previous page...*

Key	Atom-1	Atom-2	Model ID	Violation (Å)
(1,12)	1:A:529:VAL:C	2:B:172:LYS:NZ	1	2.4
(1,12)	1:A:529:VAL:C	2:B:172:LYS:O	1	2.4
(1,12)	1:A:529:VAL:C	2:B:182:VAL:C	1	2.4
(1,12)	1:A:529:VAL:C	2:B:182:VAL:CA	1	2.4
(1,12)	1:A:529:VAL:C	2:B:182:VAL:CB	1	2.4
(1,12)	1:A:529:VAL:C	2:B:182:VAL:CG1	1	2.4
(1,12)	1:A:529:VAL:C	2:B:182:VAL:CG2	1	2.4
(1,12)	1:A:529:VAL:C	2:B:182:VAL:H	1	2.4
(1,12)	1:A:529:VAL:C	2:B:182:VAL:HA	1	2.4
(1,12)	1:A:529:VAL:C	2:B:182:VAL:HB	1	2.4
(1,12)	1:A:529:VAL:C	2:B:182:VAL:HG11	1	2.4
(1,12)	1:A:529:VAL:C	2:B:182:VAL:HG12	1	2.4
(1,12)	1:A:529:VAL:C	2:B:182:VAL:HG13	1	2.4
(1,12)	1:A:529:VAL:C	2:B:182:VAL:HG21	1	2.4
(1,12)	1:A:529:VAL:C	2:B:182:VAL:HG22	1	2.4
(1,12)	1:A:529:VAL:C	2:B:182:VAL:HG23	1	2.4
(1,12)	1:A:529:VAL:C	2:B:182:VAL:N	1	2.4
(1,12)	1:A:529:VAL:C	2:B:182:VAL:O	1	2.4
(1,12)	1:A:529:VAL:C	2:B:183:LYS:C	1	2.4
(1,12)	1:A:529:VAL:C	2:B:183:LYS:CA	1	2.4
(1,12)	1:A:529:VAL:C	2:B:183:LYS:CB	1	2.4
(1,12)	1:A:529:VAL:C	2:B:183:LYS:CD	1	2.4
(1,12)	1:A:529:VAL:C	2:B:183:LYS:CE	1	2.4
(1,12)	1:A:529:VAL:C	2:B:183:LYS:CG	1	2.4
(1,12)	1:A:529:VAL:C	2:B:183:LYS:H	1	2.4
(1,12)	1:A:529:VAL:C	2:B:183:LYS:HA	1	2.4
(1,12)	1:A:529:VAL:C	2:B:183:LYS:HB2	1	2.4
(1,12)	1:A:529:VAL:C	2:B:183:LYS:HB3	1	2.4
(1,12)	1:A:529:VAL:C	2:B:183:LYS:HD2	1	2.4
(1,12)	1:A:529:VAL:C	2:B:183:LYS:HD3	1	2.4
(1,12)	1:A:529:VAL:C	2:B:183:LYS:HE2	1	2.4
(1,12)	1:A:529:VAL:C	2:B:183:LYS:HE3	1	2.4
(1,12)	1:A:529:VAL:C	2:B:183:LYS:HG2	1	2.4
(1,12)	1:A:529:VAL:C	2:B:183:LYS:HG3	1	2.4
(1,12)	1:A:529:VAL:C	2:B:183:LYS:HZ1	1	2.4
(1,12)	1:A:529:VAL:C	2:B:183:LYS:HZ2	1	2.4
(1,12)	1:A:529:VAL:C	2:B:183:LYS:HZ3	1	2.4
(1,12)	1:A:529:VAL:C	2:B:183:LYS:N	1	2.4
(1,12)	1:A:529:VAL:C	2:B:183:LYS:NZ	1	2.4
(1,12)	1:A:529:VAL:C	2:B:183:LYS:O	1	2.4
(1,12)	1:A:529:VAL:C	2:B:185:GLY:C	1	2.4
(1,12)	1:A:529:VAL:C	2:B:185:GLY:CA	1	2.4

*Continued on next page...*

*Continued from previous page...*

Key	Atom-1	Atom-2	Model ID	Violation (Å)
(1,12)	1:A:529:VAL:C	2:B:185:GLY:H	1	2.4
(1,12)	1:A:529:VAL:C	2:B:185:GLY:HA2	1	2.4
(1,12)	1:A:529:VAL:C	2:B:185:GLY:HA3	1	2.4
(1,12)	1:A:529:VAL:C	2:B:185:GLY:N	1	2.4
(1,12)	1:A:529:VAL:C	2:B:185:GLY:O	1	2.4
(1,12)	1:A:529:VAL:C	2:B:187:TYR:C	1	2.4
(1,12)	1:A:529:VAL:C	2:B:187:TYR:CA	1	2.4
(1,12)	1:A:529:VAL:C	2:B:187:TYR:CB	1	2.4
(1,12)	1:A:529:VAL:C	2:B:187:TYR:CD1	1	2.4
(1,12)	1:A:529:VAL:C	2:B:187:TYR:CD2	1	2.4
(1,12)	1:A:529:VAL:C	2:B:187:TYR:CE1	1	2.4
(1,12)	1:A:529:VAL:C	2:B:187:TYR:CE2	1	2.4
(1,12)	1:A:529:VAL:C	2:B:187:TYR:CG	1	2.4
(1,12)	1:A:529:VAL:C	2:B:187:TYR:CZ	1	2.4
(1,12)	1:A:529:VAL:C	2:B:187:TYR:H	1	2.4
(1,12)	1:A:529:VAL:C	2:B:187:TYR:HA	1	2.4
(1,12)	1:A:529:VAL:C	2:B:187:TYR:HB2	1	2.4
(1,12)	1:A:529:VAL:C	2:B:187:TYR:HB3	1	2.4
(1,12)	1:A:529:VAL:C	2:B:187:TYR:HD1	1	2.4
(1,12)	1:A:529:VAL:C	2:B:187:TYR:HD2	1	2.4
(1,12)	1:A:529:VAL:C	2:B:187:TYR:HE1	1	2.4
(1,12)	1:A:529:VAL:C	2:B:187:TYR:HE2	1	2.4
(1,12)	1:A:529:VAL:C	2:B:187:TYR:HH	1	2.4
(1,12)	1:A:529:VAL:C	2:B:187:TYR:N	1	2.4
(1,12)	1:A:529:VAL:C	2:B:187:TYR:O	1	2.4
(1,12)	1:A:529:VAL:C	2:B:187:TYR:OH	1	2.4
(1,12)	1:A:529:VAL:C	2:B:200:THR:C	1	2.4
(1,12)	1:A:529:VAL:C	2:B:200:THR:CA	1	2.4
(1,12)	1:A:529:VAL:C	2:B:200:THR:CB	1	2.4
(1,12)	1:A:529:VAL:C	2:B:200:THR:CG2	1	2.4
(1,12)	1:A:529:VAL:C	2:B:200:THR:H	1	2.4
(1,12)	1:A:529:VAL:C	2:B:200:THR:HA	1	2.4
(1,12)	1:A:529:VAL:C	2:B:200:THR:HB	1	2.4
(1,12)	1:A:529:VAL:C	2:B:200:THR:HG1	1	2.4
(1,12)	1:A:529:VAL:C	2:B:200:THR:HG21	1	2.4
(1,12)	1:A:529:VAL:C	2:B:200:THR:HG22	1	2.4
(1,12)	1:A:529:VAL:C	2:B:200:THR:HG23	1	2.4
(1,12)	1:A:529:VAL:C	2:B:200:THR:N	1	2.4
(1,12)	1:A:529:VAL:C	2:B:200:THR:O	1	2.4
(1,12)	1:A:529:VAL:C	2:B:200:THR:OG1	1	2.4
(1,12)	1:A:529:VAL:C	2:B:211:LYS:C	1	2.4
(1,12)	1:A:529:VAL:C	2:B:211:LYS:CA	1	2.4

*Continued on next page...*

*Continued from previous page...*

Key	Atom-1	Atom-2	Model ID	Violation (Å)
(1,12)	1:A:529:VAL:C	2:B:211:LYS:CB	1	2.4
(1,12)	1:A:529:VAL:C	2:B:211:LYS:CD	1	2.4
(1,12)	1:A:529:VAL:C	2:B:211:LYS:CE	1	2.4
(1,12)	1:A:529:VAL:C	2:B:211:LYS:CG	1	2.4
(1,12)	1:A:529:VAL:C	2:B:211:LYS:H	1	2.4
(1,12)	1:A:529:VAL:C	2:B:211:LYS:HA	1	2.4
(1,12)	1:A:529:VAL:C	2:B:211:LYS:HB2	1	2.4
(1,12)	1:A:529:VAL:C	2:B:211:LYS:HB3	1	2.4
(1,12)	1:A:529:VAL:C	2:B:211:LYS:HD2	1	2.4
(1,12)	1:A:529:VAL:C	2:B:211:LYS:HD3	1	2.4
(1,12)	1:A:529:VAL:C	2:B:211:LYS:HE2	1	2.4
(1,12)	1:A:529:VAL:C	2:B:211:LYS:HE3	1	2.4
(1,12)	1:A:529:VAL:C	2:B:211:LYS:HG2	1	2.4
(1,12)	1:A:529:VAL:C	2:B:211:LYS:HG3	1	2.4
(1,12)	1:A:529:VAL:C	2:B:211:LYS:HZ1	1	2.4
(1,12)	1:A:529:VAL:C	2:B:211:LYS:HZ2	1	2.4
(1,12)	1:A:529:VAL:C	2:B:211:LYS:HZ3	1	2.4
(1,12)	1:A:529:VAL:C	2:B:211:LYS:N	1	2.4
(1,12)	1:A:529:VAL:C	2:B:211:LYS:NZ	1	2.4
(1,12)	1:A:529:VAL:C	2:B:211:LYS:O	1	2.4
(1,12)	1:A:529:VAL:CA	2:B:149:SER:C	1	2.4
(1,12)	1:A:529:VAL:CA	2:B:149:SER:CA	1	2.4
(1,12)	1:A:529:VAL:CA	2:B:149:SER:CB	1	2.4
(1,12)	1:A:529:VAL:CA	2:B:149:SER:H	1	2.4
(1,12)	1:A:529:VAL:CA	2:B:149:SER:HA	1	2.4
(1,12)	1:A:529:VAL:CA	2:B:149:SER:HB2	1	2.4
(1,12)	1:A:529:VAL:CA	2:B:149:SER:HB3	1	2.4
(1,12)	1:A:529:VAL:CA	2:B:149:SER:HG	1	2.4
(1,12)	1:A:529:VAL:CA	2:B:149:SER:N	1	2.4
(1,12)	1:A:529:VAL:CA	2:B:149:SER:O	1	2.4
(1,12)	1:A:529:VAL:CA	2:B:149:SER:OG	1	2.4
(1,12)	1:A:529:VAL:CA	2:B:152:VAL:C	1	2.4
(1,12)	1:A:529:VAL:CA	2:B:152:VAL:CA	1	2.4
(1,12)	1:A:529:VAL:CA	2:B:152:VAL:CB	1	2.4
(1,12)	1:A:529:VAL:CA	2:B:152:VAL:CG1	1	2.4
(1,12)	1:A:529:VAL:CA	2:B:152:VAL:CG2	1	2.4
(1,12)	1:A:529:VAL:CA	2:B:152:VAL:H	1	2.4
(1,12)	1:A:529:VAL:CA	2:B:152:VAL:HA	1	2.4
(1,12)	1:A:529:VAL:CA	2:B:152:VAL:HB	1	2.4
(1,12)	1:A:529:VAL:CA	2:B:152:VAL:HG11	1	2.4
(1,12)	1:A:529:VAL:CA	2:B:152:VAL:HG12	1	2.4
(1,12)	1:A:529:VAL:CA	2:B:152:VAL:HG13	1	2.4

*Continued on next page...*

*Continued from previous page...*

Key	Atom-1	Atom-2	Model ID	Violation (Å)
(1,12)	1:A:529:VAL:CA	2:B:152:VAL:HG21	1	2.4
(1,12)	1:A:529:VAL:CA	2:B:152:VAL:HG22	1	2.4
(1,12)	1:A:529:VAL:CA	2:B:152:VAL:HG23	1	2.4
(1,12)	1:A:529:VAL:CA	2:B:152:VAL:N	1	2.4
(1,12)	1:A:529:VAL:CA	2:B:152:VAL:O	1	2.4
(1,12)	1:A:529:VAL:CA	2:B:153:VAL:C	1	2.4
(1,12)	1:A:529:VAL:CA	2:B:153:VAL:CA	1	2.4
(1,12)	1:A:529:VAL:CA	2:B:153:VAL:CB	1	2.4
(1,12)	1:A:529:VAL:CA	2:B:153:VAL:CG1	1	2.4
(1,12)	1:A:529:VAL:CA	2:B:153:VAL:CG2	1	2.4
(1,12)	1:A:529:VAL:CA	2:B:153:VAL:H	1	2.4
(1,12)	1:A:529:VAL:CA	2:B:153:VAL:HA	1	2.4
(1,12)	1:A:529:VAL:CA	2:B:153:VAL:HB	1	2.4
(1,12)	1:A:529:VAL:CA	2:B:153:VAL:HG11	1	2.4
(1,12)	1:A:529:VAL:CA	2:B:153:VAL:HG12	1	2.4
(1,12)	1:A:529:VAL:CA	2:B:153:VAL:HG13	1	2.4
(1,12)	1:A:529:VAL:CA	2:B:153:VAL:HG21	1	2.4
(1,12)	1:A:529:VAL:CA	2:B:153:VAL:HG22	1	2.4
(1,12)	1:A:529:VAL:CA	2:B:153:VAL:HG23	1	2.4
(1,12)	1:A:529:VAL:CA	2:B:153:VAL:N	1	2.4
(1,12)	1:A:529:VAL:CA	2:B:153:VAL:O	1	2.4
(1,12)	1:A:529:VAL:CA	2:B:155:GLY:C	1	2.4
(1,12)	1:A:529:VAL:CA	2:B:155:GLY:CA	1	2.4
(1,12)	1:A:529:VAL:CA	2:B:155:GLY:H	1	2.4
(1,12)	1:A:529:VAL:CA	2:B:155:GLY:HA2	1	2.4
(1,12)	1:A:529:VAL:CA	2:B:155:GLY:HA3	1	2.4
(1,12)	1:A:529:VAL:CA	2:B:155:GLY:N	1	2.4
(1,12)	1:A:529:VAL:CA	2:B:155:GLY:O	1	2.4
(1,12)	1:A:529:VAL:CA	2:B:156:PHE:C	1	2.4
(1,12)	1:A:529:VAL:CA	2:B:156:PHE:CA	1	2.4
(1,12)	1:A:529:VAL:CA	2:B:156:PHE:CB	1	2.4
(1,12)	1:A:529:VAL:CA	2:B:156:PHE:CD1	1	2.4
(1,12)	1:A:529:VAL:CA	2:B:156:PHE:CD2	1	2.4
(1,12)	1:A:529:VAL:CA	2:B:156:PHE:CE1	1	2.4
(1,12)	1:A:529:VAL:CA	2:B:156:PHE:CE2	1	2.4
(1,12)	1:A:529:VAL:CA	2:B:156:PHE:CG	1	2.4
(1,12)	1:A:529:VAL:CA	2:B:156:PHE:CZ	1	2.4
(1,12)	1:A:529:VAL:CA	2:B:156:PHE:H	1	2.4
(1,12)	1:A:529:VAL:CA	2:B:156:PHE:HA	1	2.4
(1,12)	1:A:529:VAL:CA	2:B:156:PHE:HB2	1	2.4
(1,12)	1:A:529:VAL:CA	2:B:156:PHE:HB3	1	2.4
(1,12)	1:A:529:VAL:CA	2:B:156:PHE:HD1	1	2.4

*Continued on next page...*

*Continued from previous page...*

Key	Atom-1	Atom-2	Model ID	Violation (Å)
(1,12)	1:A:529:VAL:CA	2:B:156:PHE:HD2	1	2.4
(1,12)	1:A:529:VAL:CA	2:B:156:PHE:HE1	1	2.4
(1,12)	1:A:529:VAL:CA	2:B:156:PHE:HE2	1	2.4
(1,12)	1:A:529:VAL:CA	2:B:156:PHE:HZ	1	2.4
(1,12)	1:A:529:VAL:CA	2:B:156:PHE:N	1	2.4
(1,12)	1:A:529:VAL:CA	2:B:156:PHE:O	1	2.4
(1,12)	1:A:529:VAL:CA	2:B:157:CYS:C	1	2.4
(1,12)	1:A:529:VAL:CA	2:B:157:CYS:CA	1	2.4
(1,12)	1:A:529:VAL:CA	2:B:157:CYS:CB	1	2.4
(1,12)	1:A:529:VAL:CA	2:B:157:CYS:H	1	2.4
(1,12)	1:A:529:VAL:CA	2:B:157:CYS:HA	1	2.4
(1,12)	1:A:529:VAL:CA	2:B:157:CYS:HB2	1	2.4
(1,12)	1:A:529:VAL:CA	2:B:157:CYS:HB3	1	2.4
(1,12)	1:A:529:VAL:CA	2:B:157:CYS:N	1	2.4
(1,12)	1:A:529:VAL:CA	2:B:157:CYS:O	1	2.4
(1,12)	1:A:529:VAL:CA	2:B:157:CYS:SG	1	2.4
(1,12)	1:A:529:VAL:CA	2:B:158:THR:C	1	2.4
(1,12)	1:A:529:VAL:CA	2:B:158:THR:CA	1	2.4
(1,12)	1:A:529:VAL:CA	2:B:158:THR:CB	1	2.4
(1,12)	1:A:529:VAL:CA	2:B:158:THR:CG2	1	2.4
(1,12)	1:A:529:VAL:CA	2:B:158:THR:H	1	2.4
(1,12)	1:A:529:VAL:CA	2:B:158:THR:HA	1	2.4
(1,12)	1:A:529:VAL:CA	2:B:158:THR:HB	1	2.4
(1,12)	1:A:529:VAL:CA	2:B:158:THR:HG1	1	2.4
(1,12)	1:A:529:VAL:CA	2:B:158:THR:HG21	1	2.4
(1,12)	1:A:529:VAL:CA	2:B:158:THR:HG22	1	2.4
(1,12)	1:A:529:VAL:CA	2:B:158:THR:HG23	1	2.4
(1,12)	1:A:529:VAL:CA	2:B:158:THR:N	1	2.4
(1,12)	1:A:529:VAL:CA	2:B:158:THR:O	1	2.4
(1,12)	1:A:529:VAL:CA	2:B:158:THR:OG1	1	2.4
(1,12)	1:A:529:VAL:CA	2:B:159:ILE:C	1	2.4
(1,12)	1:A:529:VAL:CA	2:B:159:ILE:CA	1	2.4
(1,12)	1:A:529:VAL:CA	2:B:159:ILE:CB	1	2.4
(1,12)	1:A:529:VAL:CA	2:B:159:ILE:CD1	1	2.4
(1,12)	1:A:529:VAL:CA	2:B:159:ILE:CG1	1	2.4
(1,12)	1:A:529:VAL:CA	2:B:159:ILE:CG2	1	2.4
(1,12)	1:A:529:VAL:CA	2:B:159:ILE:H	1	2.4
(1,12)	1:A:529:VAL:CA	2:B:159:ILE:HA	1	2.4
(1,12)	1:A:529:VAL:CA	2:B:159:ILE:HB	1	2.4
(1,12)	1:A:529:VAL:CA	2:B:159:ILE:HD11	1	2.4
(1,12)	1:A:529:VAL:CA	2:B:159:ILE:HD12	1	2.4
(1,12)	1:A:529:VAL:CA	2:B:159:ILE:HD13	1	2.4

*Continued on next page...*

*Continued from previous page...*

Key	Atom-1	Atom-2	Model ID	Violation (Å)
(1,12)	1:A:529:VAL:CA	2:B:159:ILE:HG12	1	2.4
(1,12)	1:A:529:VAL:CA	2:B:159:ILE:HG13	1	2.4
(1,12)	1:A:529:VAL:CA	2:B:159:ILE:HG21	1	2.4
(1,12)	1:A:529:VAL:CA	2:B:159:ILE:HG22	1	2.4
(1,12)	1:A:529:VAL:CA	2:B:159:ILE:HG23	1	2.4
(1,12)	1:A:529:VAL:CA	2:B:159:ILE:N	1	2.4
(1,12)	1:A:529:VAL:CA	2:B:159:ILE:O	1	2.4
(1,12)	1:A:529:VAL:CA	2:B:161:ASN:C	1	2.4
(1,12)	1:A:529:VAL:CA	2:B:161:ASN:CA	1	2.4
(1,12)	1:A:529:VAL:CA	2:B:161:ASN:CB	1	2.4
(1,12)	1:A:529:VAL:CA	2:B:161:ASN:CG	1	2.4
(1,12)	1:A:529:VAL:CA	2:B:161:ASN:H	1	2.4
(1,12)	1:A:529:VAL:CA	2:B:161:ASN:HA	1	2.4
(1,12)	1:A:529:VAL:CA	2:B:161:ASN:HB2	1	2.4
(1,12)	1:A:529:VAL:CA	2:B:161:ASN:HB3	1	2.4
(1,12)	1:A:529:VAL:CA	2:B:161:ASN:HD21	1	2.4
(1,12)	1:A:529:VAL:CA	2:B:161:ASN:HD22	1	2.4
(1,12)	1:A:529:VAL:CA	2:B:161:ASN:N	1	2.4
(1,12)	1:A:529:VAL:CA	2:B:161:ASN:ND2	1	2.4
(1,12)	1:A:529:VAL:CA	2:B:161:ASN:O	1	2.4
(1,12)	1:A:529:VAL:CA	2:B:161:ASN:OD1	1	2.4
(1,12)	1:A:529:VAL:CA	2:B:162:LYS:C	1	2.4
(1,12)	1:A:529:VAL:CA	2:B:162:LYS:CA	1	2.4
(1,12)	1:A:529:VAL:CA	2:B:162:LYS:CB	1	2.4
(1,12)	1:A:529:VAL:CA	2:B:162:LYS:CD	1	2.4
(1,12)	1:A:529:VAL:CA	2:B:162:LYS:CE	1	2.4
(1,12)	1:A:529:VAL:CA	2:B:162:LYS:CG	1	2.4
(1,12)	1:A:529:VAL:CA	2:B:162:LYS:H	1	2.4
(1,12)	1:A:529:VAL:CA	2:B:162:LYS:HA	1	2.4
(1,12)	1:A:529:VAL:CA	2:B:162:LYS:HB2	1	2.4
(1,12)	1:A:529:VAL:CA	2:B:162:LYS:HB3	1	2.4
(1,12)	1:A:529:VAL:CA	2:B:162:LYS:HD2	1	2.4
(1,12)	1:A:529:VAL:CA	2:B:162:LYS:HD3	1	2.4
(1,12)	1:A:529:VAL:CA	2:B:162:LYS:HE2	1	2.4
(1,12)	1:A:529:VAL:CA	2:B:162:LYS:HE3	1	2.4
(1,12)	1:A:529:VAL:CA	2:B:162:LYS:HG2	1	2.4
(1,12)	1:A:529:VAL:CA	2:B:162:LYS:HG3	1	2.4
(1,12)	1:A:529:VAL:CA	2:B:162:LYS:HZ1	1	2.4
(1,12)	1:A:529:VAL:CA	2:B:162:LYS:HZ2	1	2.4
(1,12)	1:A:529:VAL:CA	2:B:162:LYS:HZ3	1	2.4
(1,12)	1:A:529:VAL:CA	2:B:162:LYS:N	1	2.4
(1,12)	1:A:529:VAL:CA	2:B:162:LYS:NZ	1	2.4

*Continued on next page...*

*Continued from previous page...*

Key	Atom-1	Atom-2	Model ID	Violation (Å)
(1,12)	1:A:529:VAL:CA	2:B:162:LYS:O	1	2.4
(1,12)	1:A:529:VAL:CA	2:B:167:SER:C	1	2.4
(1,12)	1:A:529:VAL:CA	2:B:167:SER:CA	1	2.4
(1,12)	1:A:529:VAL:CA	2:B:167:SER:CB	1	2.4
(1,12)	1:A:529:VAL:CA	2:B:167:SER:H	1	2.4
(1,12)	1:A:529:VAL:CA	2:B:167:SER:HA	1	2.4
(1,12)	1:A:529:VAL:CA	2:B:167:SER:HB2	1	2.4
(1,12)	1:A:529:VAL:CA	2:B:167:SER:HB3	1	2.4
(1,12)	1:A:529:VAL:CA	2:B:167:SER:HG	1	2.4
(1,12)	1:A:529:VAL:CA	2:B:167:SER:N	1	2.4
(1,12)	1:A:529:VAL:CA	2:B:167:SER:O	1	2.4
(1,12)	1:A:529:VAL:CA	2:B:167:SER:OG	1	2.4
(1,12)	1:A:529:VAL:CA	2:B:168:LEU:C	1	2.4
(1,12)	1:A:529:VAL:CA	2:B:168:LEU:CA	1	2.4
(1,12)	1:A:529:VAL:CA	2:B:168:LEU:CB	1	2.4
(1,12)	1:A:529:VAL:CA	2:B:168:LEU:CD1	1	2.4
(1,12)	1:A:529:VAL:CA	2:B:168:LEU:CD2	1	2.4
(1,12)	1:A:529:VAL:CA	2:B:168:LEU:CG	1	2.4
(1,12)	1:A:529:VAL:CA	2:B:168:LEU:H	1	2.4
(1,12)	1:A:529:VAL:CA	2:B:168:LEU:HA	1	2.4
(1,12)	1:A:529:VAL:CA	2:B:168:LEU:HB2	1	2.4
(1,12)	1:A:529:VAL:CA	2:B:168:LEU:HB3	1	2.4
(1,12)	1:A:529:VAL:CA	2:B:168:LEU:HD11	1	2.4
(1,12)	1:A:529:VAL:CA	2:B:168:LEU:HD12	1	2.4
(1,12)	1:A:529:VAL:CA	2:B:168:LEU:HD13	1	2.4
(1,12)	1:A:529:VAL:CA	2:B:168:LEU:HD21	1	2.4
(1,12)	1:A:529:VAL:CA	2:B:168:LEU:HD22	1	2.4
(1,12)	1:A:529:VAL:CA	2:B:168:LEU:HD23	1	2.4
(1,12)	1:A:529:VAL:CA	2:B:168:LEU:HG	1	2.4
(1,12)	1:A:529:VAL:CA	2:B:168:LEU:N	1	2.4
(1,12)	1:A:529:VAL:CA	2:B:168:LEU:O	1	2.4
(1,12)	1:A:529:VAL:CA	2:B:170:MET:C	1	2.4
(1,12)	1:A:529:VAL:CA	2:B:170:MET:CA	1	2.4
(1,12)	1:A:529:VAL:CA	2:B:170:MET:CB	1	2.4
(1,12)	1:A:529:VAL:CA	2:B:170:MET:CE	1	2.4
(1,12)	1:A:529:VAL:CA	2:B:170:MET:CG	1	2.4
(1,12)	1:A:529:VAL:CA	2:B:170:MET:H	1	2.4
(1,12)	1:A:529:VAL:CA	2:B:170:MET:HA	1	2.4
(1,12)	1:A:529:VAL:CA	2:B:170:MET:HB2	1	2.4
(1,12)	1:A:529:VAL:CA	2:B:170:MET:HB3	1	2.4
(1,12)	1:A:529:VAL:CA	2:B:170:MET:HE1	1	2.4
(1,12)	1:A:529:VAL:CA	2:B:170:MET:HE2	1	2.4

*Continued on next page...*



*Continued from previous page...*

Key	Atom-1	Atom-2	Model ID	Violation (Å)
(1,12)	1:A:529:VAL:CA	2:B:170:MET:HE3	1	2.4
(1,12)	1:A:529:VAL:CA	2:B:170:MET:HG2	1	2.4
(1,12)	1:A:529:VAL:CA	2:B:170:MET:HG3	1	2.4
(1,12)	1:A:529:VAL:CA	2:B:170:MET:N	1	2.4
(1,12)	1:A:529:VAL:CA	2:B:170:MET:O	1	2.4
(1,12)	1:A:529:VAL:CA	2:B:170:MET:SD	1	2.4
(1,12)	1:A:529:VAL:CA	2:B:172:LYS:C	1	2.4
(1,12)	1:A:529:VAL:CA	2:B:172:LYS:CA	1	2.4
(1,12)	1:A:529:VAL:CA	2:B:172:LYS:CB	1	2.4
(1,12)	1:A:529:VAL:CA	2:B:172:LYS:CD	1	2.4
(1,12)	1:A:529:VAL:CA	2:B:172:LYS:CE	1	2.4
(1,12)	1:A:529:VAL:CA	2:B:172:LYS:CG	1	2.4
(1,12)	1:A:529:VAL:CA	2:B:172:LYS:H	1	2.4
(1,12)	1:A:529:VAL:CA	2:B:172:LYS:HA	1	2.4
(1,12)	1:A:529:VAL:CA	2:B:172:LYS:HB2	1	2.4
(1,12)	1:A:529:VAL:CA	2:B:172:LYS:HB3	1	2.4
(1,12)	1:A:529:VAL:CA	2:B:172:LYS:HD2	1	2.4
(1,12)	1:A:529:VAL:CA	2:B:172:LYS:HD3	1	2.4
(1,12)	1:A:529:VAL:CA	2:B:172:LYS:HE2	1	2.4
(1,12)	1:A:529:VAL:CA	2:B:172:LYS:HE3	1	2.4
(1,12)	1:A:529:VAL:CA	2:B:172:LYS:HG2	1	2.4
(1,12)	1:A:529:VAL:CA	2:B:172:LYS:HG3	1	2.4
(1,12)	1:A:529:VAL:CA	2:B:172:LYS:HZ1	1	2.4
(1,12)	1:A:529:VAL:CA	2:B:172:LYS:HZ2	1	2.4
(1,12)	1:A:529:VAL:CA	2:B:172:LYS:HZ3	1	2.4
(1,12)	1:A:529:VAL:CA	2:B:172:LYS:N	1	2.4
(1,12)	1:A:529:VAL:CA	2:B:172:LYS:NZ	1	2.4
(1,12)	1:A:529:VAL:CA	2:B:172:LYS:O	1	2.4
(1,12)	1:A:529:VAL:CA	2:B:182:VAL:C	1	2.4
(1,12)	1:A:529:VAL:CA	2:B:182:VAL:CA	1	2.4
(1,12)	1:A:529:VAL:CA	2:B:182:VAL:CB	1	2.4
(1,12)	1:A:529:VAL:CA	2:B:182:VAL:CG1	1	2.4
(1,12)	1:A:529:VAL:CA	2:B:182:VAL:CG2	1	2.4
(1,12)	1:A:529:VAL:CA	2:B:182:VAL:H	1	2.4
(1,12)	1:A:529:VAL:CA	2:B:182:VAL:HA	1	2.4
(1,12)	1:A:529:VAL:CA	2:B:182:VAL:HB	1	2.4
(1,12)	1:A:529:VAL:CA	2:B:182:VAL:HG11	1	2.4
(1,12)	1:A:529:VAL:CA	2:B:182:VAL:HG12	1	2.4
(1,12)	1:A:529:VAL:CA	2:B:182:VAL:HG13	1	2.4
(1,12)	1:A:529:VAL:CA	2:B:182:VAL:HG21	1	2.4
(1,12)	1:A:529:VAL:CA	2:B:182:VAL:HG22	1	2.4
(1,12)	1:A:529:VAL:CA	2:B:182:VAL:HG23	1	2.4

*Continued on next page...*

*Continued from previous page...*

Key	Atom-1	Atom-2	Model ID	Violation (Å)
(1,12)	1:A:529:VAL:CA	2:B:182:VAL:N	1	2.4
(1,12)	1:A:529:VAL:CA	2:B:182:VAL:O	1	2.4
(1,12)	1:A:529:VAL:CA	2:B:183:LYS:C	1	2.4
(1,12)	1:A:529:VAL:CA	2:B:183:LYS:CA	1	2.4
(1,12)	1:A:529:VAL:CA	2:B:183:LYS:CB	1	2.4
(1,12)	1:A:529:VAL:CA	2:B:183:LYS:CD	1	2.4
(1,12)	1:A:529:VAL:CA	2:B:183:LYS:CE	1	2.4
(1,12)	1:A:529:VAL:CA	2:B:183:LYS:CG	1	2.4
(1,12)	1:A:529:VAL:CA	2:B:183:LYS:H	1	2.4
(1,12)	1:A:529:VAL:CA	2:B:183:LYS:HA	1	2.4
(1,12)	1:A:529:VAL:CA	2:B:183:LYS:HB2	1	2.4
(1,12)	1:A:529:VAL:CA	2:B:183:LYS:HB3	1	2.4
(1,12)	1:A:529:VAL:CA	2:B:183:LYS:HD2	1	2.4
(1,12)	1:A:529:VAL:CA	2:B:183:LYS:HD3	1	2.4
(1,12)	1:A:529:VAL:CA	2:B:183:LYS:HE2	1	2.4
(1,12)	1:A:529:VAL:CA	2:B:183:LYS:HE3	1	2.4
(1,12)	1:A:529:VAL:CA	2:B:183:LYS:HG2	1	2.4
(1,12)	1:A:529:VAL:CA	2:B:183:LYS:HG3	1	2.4
(1,12)	1:A:529:VAL:CA	2:B:183:LYS:HZ1	1	2.4
(1,12)	1:A:529:VAL:CA	2:B:183:LYS:HZ2	1	2.4
(1,12)	1:A:529:VAL:CA	2:B:183:LYS:HZ3	1	2.4
(1,12)	1:A:529:VAL:CA	2:B:183:LYS:N	1	2.4
(1,12)	1:A:529:VAL:CA	2:B:183:LYS:NZ	1	2.4
(1,12)	1:A:529:VAL:CA	2:B:183:LYS:O	1	2.4
(1,12)	1:A:529:VAL:CA	2:B:185:GLY:C	1	2.4
(1,12)	1:A:529:VAL:CA	2:B:185:GLY:CA	1	2.4
(1,12)	1:A:529:VAL:CA	2:B:185:GLY:H	1	2.4
(1,12)	1:A:529:VAL:CA	2:B:185:GLY:HA2	1	2.4
(1,12)	1:A:529:VAL:CA	2:B:185:GLY:HA3	1	2.4
(1,12)	1:A:529:VAL:CA	2:B:185:GLY:N	1	2.4
(1,12)	1:A:529:VAL:CA	2:B:185:GLY:O	1	2.4
(1,12)	1:A:529:VAL:CA	2:B:187:TYR:C	1	2.4
(1,12)	1:A:529:VAL:CA	2:B:187:TYR:CA	1	2.4
(1,12)	1:A:529:VAL:CA	2:B:187:TYR:CB	1	2.4
(1,12)	1:A:529:VAL:CA	2:B:187:TYR:CD1	1	2.4
(1,12)	1:A:529:VAL:CA	2:B:187:TYR:CD2	1	2.4
(1,12)	1:A:529:VAL:CA	2:B:187:TYR:CE1	1	2.4
(1,12)	1:A:529:VAL:CA	2:B:187:TYR:CE2	1	2.4
(1,12)	1:A:529:VAL:CA	2:B:187:TYR:CG	1	2.4
(1,12)	1:A:529:VAL:CA	2:B:187:TYR:CZ	1	2.4
(1,12)	1:A:529:VAL:CA	2:B:187:TYR:H	1	2.4
(1,12)	1:A:529:VAL:CA	2:B:187:TYR:HA	1	2.4

*Continued on next page...*

*Continued from previous page...*

Key	Atom-1	Atom-2	Model ID	Violation (Å)
(1,12)	1:A:529:VAL:CA	2:B:187:TYR:HB2	1	2.4
(1,12)	1:A:529:VAL:CA	2:B:187:TYR:HB3	1	2.4
(1,12)	1:A:529:VAL:CA	2:B:187:TYR:HD1	1	2.4
(1,12)	1:A:529:VAL:CA	2:B:187:TYR:HD2	1	2.4
(1,12)	1:A:529:VAL:CA	2:B:187:TYR:HE1	1	2.4
(1,12)	1:A:529:VAL:CA	2:B:187:TYR:HE2	1	2.4
(1,12)	1:A:529:VAL:CA	2:B:187:TYR:HH	1	2.4
(1,12)	1:A:529:VAL:CA	2:B:187:TYR:N	1	2.4
(1,12)	1:A:529:VAL:CA	2:B:187:TYR:O	1	2.4
(1,12)	1:A:529:VAL:CA	2:B:187:TYR:OH	1	2.4
(1,12)	1:A:529:VAL:CA	2:B:200:THR:C	1	2.4
(1,12)	1:A:529:VAL:CA	2:B:200:THR:CA	1	2.4
(1,12)	1:A:529:VAL:CA	2:B:200:THR:CB	1	2.4
(1,12)	1:A:529:VAL:CA	2:B:200:THR:CG2	1	2.4
(1,12)	1:A:529:VAL:CA	2:B:200:THR:H	1	2.4
(1,12)	1:A:529:VAL:CA	2:B:200:THR:HA	1	2.4
(1,12)	1:A:529:VAL:CA	2:B:200:THR:HB	1	2.4
(1,12)	1:A:529:VAL:CA	2:B:200:THR:HG1	1	2.4
(1,12)	1:A:529:VAL:CA	2:B:200:THR:HG21	1	2.4
(1,12)	1:A:529:VAL:CA	2:B:200:THR:HG22	1	2.4
(1,12)	1:A:529:VAL:CA	2:B:200:THR:HG23	1	2.4
(1,12)	1:A:529:VAL:CA	2:B:200:THR:N	1	2.4
(1,12)	1:A:529:VAL:CA	2:B:200:THR:O	1	2.4
(1,12)	1:A:529:VAL:CA	2:B:200:THR:OG1	1	2.4
(1,12)	1:A:529:VAL:CA	2:B:211:LYS:C	1	2.4
(1,12)	1:A:529:VAL:CA	2:B:211:LYS:CA	1	2.4
(1,12)	1:A:529:VAL:CA	2:B:211:LYS:CB	1	2.4
(1,12)	1:A:529:VAL:CA	2:B:211:LYS:CD	1	2.4
(1,12)	1:A:529:VAL:CA	2:B:211:LYS:CE	1	2.4
(1,12)	1:A:529:VAL:CA	2:B:211:LYS:CG	1	2.4
(1,12)	1:A:529:VAL:CA	2:B:211:LYS:H	1	2.4
(1,12)	1:A:529:VAL:CA	2:B:211:LYS:HA	1	2.4
(1,12)	1:A:529:VAL:CA	2:B:211:LYS:HB2	1	2.4
(1,12)	1:A:529:VAL:CA	2:B:211:LYS:HB3	1	2.4
(1,12)	1:A:529:VAL:CA	2:B:211:LYS:HD2	1	2.4
(1,12)	1:A:529:VAL:CA	2:B:211:LYS:HD3	1	2.4
(1,12)	1:A:529:VAL:CA	2:B:211:LYS:HE2	1	2.4
(1,12)	1:A:529:VAL:CA	2:B:211:LYS:HE3	1	2.4
(1,12)	1:A:529:VAL:CA	2:B:211:LYS:HG2	1	2.4
(1,12)	1:A:529:VAL:CA	2:B:211:LYS:HG3	1	2.4
(1,12)	1:A:529:VAL:CA	2:B:211:LYS:HZ1	1	2.4
(1,12)	1:A:529:VAL:CA	2:B:211:LYS:HZ2	1	2.4

*Continued on next page...*

*Continued from previous page...*

Key	Atom-1	Atom-2	Model ID	Violation (Å)
(1,12)	1:A:529:VAL:CA	2:B:211:LYS:HZ3	1	2.4
(1,12)	1:A:529:VAL:CA	2:B:211:LYS:N	1	2.4
(1,12)	1:A:529:VAL:CA	2:B:211:LYS:NZ	1	2.4
(1,12)	1:A:529:VAL:CA	2:B:211:LYS:O	1	2.4
(1,12)	1:A:529:VAL:CB	2:B:149:SER:C	1	2.4
(1,12)	1:A:529:VAL:CB	2:B:149:SER:CA	1	2.4
(1,12)	1:A:529:VAL:CB	2:B:149:SER:CB	1	2.4
(1,12)	1:A:529:VAL:CB	2:B:149:SER:H	1	2.4
(1,12)	1:A:529:VAL:CB	2:B:149:SER:HA	1	2.4
(1,12)	1:A:529:VAL:CB	2:B:149:SER:HB2	1	2.4
(1,12)	1:A:529:VAL:CB	2:B:149:SER:HB3	1	2.4
(1,12)	1:A:529:VAL:CB	2:B:149:SER:HG	1	2.4
(1,12)	1:A:529:VAL:CB	2:B:149:SER:N	1	2.4
(1,12)	1:A:529:VAL:CB	2:B:149:SER:O	1	2.4
(1,12)	1:A:529:VAL:CB	2:B:149:SER:OG	1	2.4
(1,12)	1:A:529:VAL:CB	2:B:152:VAL:C	1	2.4
(1,12)	1:A:529:VAL:CB	2:B:152:VAL:CA	1	2.4
(1,12)	1:A:529:VAL:CB	2:B:152:VAL:CB	1	2.4
(1,12)	1:A:529:VAL:CB	2:B:152:VAL:CG1	1	2.4
(1,12)	1:A:529:VAL:CB	2:B:152:VAL:CG2	1	2.4
(1,12)	1:A:529:VAL:CB	2:B:152:VAL:H	1	2.4
(1,12)	1:A:529:VAL:CB	2:B:152:VAL:HA	1	2.4
(1,12)	1:A:529:VAL:CB	2:B:152:VAL:HB	1	2.4
(1,12)	1:A:529:VAL:CB	2:B:152:VAL:HG11	1	2.4
(1,12)	1:A:529:VAL:CB	2:B:152:VAL:HG12	1	2.4
(1,12)	1:A:529:VAL:CB	2:B:152:VAL:HG13	1	2.4
(1,12)	1:A:529:VAL:CB	2:B:152:VAL:HG21	1	2.4
(1,12)	1:A:529:VAL:CB	2:B:152:VAL:HG22	1	2.4
(1,12)	1:A:529:VAL:CB	2:B:152:VAL:HG23	1	2.4
(1,12)	1:A:529:VAL:CB	2:B:152:VAL:N	1	2.4
(1,12)	1:A:529:VAL:CB	2:B:152:VAL:O	1	2.4
(1,12)	1:A:529:VAL:CB	2:B:153:VAL:C	1	2.4
(1,12)	1:A:529:VAL:CB	2:B:153:VAL:CA	1	2.4
(1,12)	1:A:529:VAL:CB	2:B:153:VAL:CB	1	2.4
(1,12)	1:A:529:VAL:CB	2:B:153:VAL:CG1	1	2.4
(1,12)	1:A:529:VAL:CB	2:B:153:VAL:CG2	1	2.4
(1,12)	1:A:529:VAL:CB	2:B:153:VAL:H	1	2.4
(1,12)	1:A:529:VAL:CB	2:B:153:VAL:HA	1	2.4
(1,12)	1:A:529:VAL:CB	2:B:153:VAL:HB	1	2.4
(1,12)	1:A:529:VAL:CB	2:B:153:VAL:HG11	1	2.4
(1,12)	1:A:529:VAL:CB	2:B:153:VAL:HG12	1	2.4
(1,12)	1:A:529:VAL:CB	2:B:153:VAL:HG13	1	2.4

*Continued on next page...*

*Continued from previous page...*

Key	Atom-1	Atom-2	Model ID	Violation (Å)
(1,12)	1:A:529:VAL:CB	2:B:153:VAL:HG21	1	2.4
(1,12)	1:A:529:VAL:CB	2:B:153:VAL:HG22	1	2.4
(1,12)	1:A:529:VAL:CB	2:B:153:VAL:HG23	1	2.4
(1,12)	1:A:529:VAL:CB	2:B:153:VAL:N	1	2.4
(1,12)	1:A:529:VAL:CB	2:B:153:VAL:O	1	2.4
(1,12)	1:A:529:VAL:CB	2:B:155:GLY:C	1	2.4
(1,12)	1:A:529:VAL:CB	2:B:155:GLY:CA	1	2.4
(1,12)	1:A:529:VAL:CB	2:B:155:GLY:H	1	2.4
(1,12)	1:A:529:VAL:CB	2:B:155:GLY:HA2	1	2.4
(1,12)	1:A:529:VAL:CB	2:B:155:GLY:HA3	1	2.4
(1,12)	1:A:529:VAL:CB	2:B:155:GLY:N	1	2.4
(1,12)	1:A:529:VAL:CB	2:B:155:GLY:O	1	2.4
(1,12)	1:A:529:VAL:CB	2:B:156:PHE:C	1	2.4
(1,12)	1:A:529:VAL:CB	2:B:156:PHE:CA	1	2.4
(1,12)	1:A:529:VAL:CB	2:B:156:PHE:CB	1	2.4
(1,12)	1:A:529:VAL:CB	2:B:156:PHE:CD1	1	2.4
(1,12)	1:A:529:VAL:CB	2:B:156:PHE:CD2	1	2.4
(1,12)	1:A:529:VAL:CB	2:B:156:PHE:CE1	1	2.4
(1,12)	1:A:529:VAL:CB	2:B:156:PHE:CE2	1	2.4
(1,12)	1:A:529:VAL:CB	2:B:156:PHE:CG	1	2.4
(1,12)	1:A:529:VAL:CB	2:B:156:PHE:CZ	1	2.4
(1,12)	1:A:529:VAL:CB	2:B:156:PHE:H	1	2.4
(1,12)	1:A:529:VAL:CB	2:B:156:PHE:HA	1	2.4
(1,12)	1:A:529:VAL:CB	2:B:156:PHE:HB2	1	2.4
(1,12)	1:A:529:VAL:CB	2:B:156:PHE:HB3	1	2.4
(1,12)	1:A:529:VAL:CB	2:B:156:PHE:HD1	1	2.4
(1,12)	1:A:529:VAL:CB	2:B:156:PHE:HD2	1	2.4
(1,12)	1:A:529:VAL:CB	2:B:156:PHE:HE1	1	2.4
(1,12)	1:A:529:VAL:CB	2:B:156:PHE:HE2	1	2.4
(1,12)	1:A:529:VAL:CB	2:B:156:PHE:HZ	1	2.4
(1,12)	1:A:529:VAL:CB	2:B:156:PHE:N	1	2.4
(1,12)	1:A:529:VAL:CB	2:B:156:PHE:O	1	2.4
(1,12)	1:A:529:VAL:CB	2:B:157:CYS:C	1	2.4
(1,12)	1:A:529:VAL:CB	2:B:157:CYS:CA	1	2.4
(1,12)	1:A:529:VAL:CB	2:B:157:CYS:CB	1	2.4
(1,12)	1:A:529:VAL:CB	2:B:157:CYS:H	1	2.4
(1,12)	1:A:529:VAL:CB	2:B:157:CYS:HA	1	2.4
(1,12)	1:A:529:VAL:CB	2:B:157:CYS:HB2	1	2.4
(1,12)	1:A:529:VAL:CB	2:B:157:CYS:HB3	1	2.4
(1,12)	1:A:529:VAL:CB	2:B:157:CYS:N	1	2.4
(1,12)	1:A:529:VAL:CB	2:B:157:CYS:O	1	2.4
(1,12)	1:A:529:VAL:CB	2:B:157:CYS:SG	1	2.4

*Continued on next page...*

*Continued from previous page...*

Key	Atom-1	Atom-2	Model ID	Violation (Å)
(1,12)	1:A:529:VAL:CB	2:B:158:THR:C	1	2.4
(1,12)	1:A:529:VAL:CB	2:B:158:THR:CA	1	2.4
(1,12)	1:A:529:VAL:CB	2:B:158:THR:CB	1	2.4
(1,12)	1:A:529:VAL:CB	2:B:158:THR:CG2	1	2.4
(1,12)	1:A:529:VAL:CB	2:B:158:THR:H	1	2.4
(1,12)	1:A:529:VAL:CB	2:B:158:THR:HA	1	2.4
(1,12)	1:A:529:VAL:CB	2:B:158:THR:HB	1	2.4
(1,12)	1:A:529:VAL:CB	2:B:158:THR:HG1	1	2.4
(1,12)	1:A:529:VAL:CB	2:B:158:THR:HG21	1	2.4
(1,12)	1:A:529:VAL:CB	2:B:158:THR:HG22	1	2.4
(1,12)	1:A:529:VAL:CB	2:B:158:THR:HG23	1	2.4
(1,12)	1:A:529:VAL:CB	2:B:158:THR:N	1	2.4
(1,12)	1:A:529:VAL:CB	2:B:158:THR:O	1	2.4
(1,12)	1:A:529:VAL:CB	2:B:158:THR:OG1	1	2.4
(1,12)	1:A:529:VAL:CB	2:B:159:ILE:C	1	2.4
(1,12)	1:A:529:VAL:CB	2:B:159:ILE:CA	1	2.4
(1,12)	1:A:529:VAL:CB	2:B:159:ILE:CB	1	2.4
(1,12)	1:A:529:VAL:CB	2:B:159:ILE:CD1	1	2.4
(1,12)	1:A:529:VAL:CB	2:B:159:ILE:CG1	1	2.4
(1,12)	1:A:529:VAL:CB	2:B:159:ILE:CG2	1	2.4
(1,12)	1:A:529:VAL:CB	2:B:159:ILE:H	1	2.4
(1,12)	1:A:529:VAL:CB	2:B:159:ILE:HA	1	2.4
(1,12)	1:A:529:VAL:CB	2:B:159:ILE:HB	1	2.4
(1,12)	1:A:529:VAL:CB	2:B:159:ILE:HD11	1	2.4
(1,12)	1:A:529:VAL:CB	2:B:159:ILE:HD12	1	2.4
(1,12)	1:A:529:VAL:CB	2:B:159:ILE:HD13	1	2.4
(1,12)	1:A:529:VAL:CB	2:B:159:ILE:HG12	1	2.4
(1,12)	1:A:529:VAL:CB	2:B:159:ILE:HG13	1	2.4
(1,12)	1:A:529:VAL:CB	2:B:159:ILE:HG21	1	2.4
(1,12)	1:A:529:VAL:CB	2:B:159:ILE:HG22	1	2.4
(1,12)	1:A:529:VAL:CB	2:B:159:ILE:HG23	1	2.4
(1,12)	1:A:529:VAL:CB	2:B:159:ILE:N	1	2.4
(1,12)	1:A:529:VAL:CB	2:B:159:ILE:O	1	2.4
(1,12)	1:A:529:VAL:CB	2:B:161:ASN:C	1	2.4
(1,12)	1:A:529:VAL:CB	2:B:161:ASN:CA	1	2.4
(1,12)	1:A:529:VAL:CB	2:B:161:ASN:CB	1	2.4
(1,12)	1:A:529:VAL:CB	2:B:161:ASN:CG	1	2.4
(1,12)	1:A:529:VAL:CB	2:B:161:ASN:H	1	2.4
(1,12)	1:A:529:VAL:CB	2:B:161:ASN:HA	1	2.4
(1,12)	1:A:529:VAL:CB	2:B:161:ASN:HB2	1	2.4
(1,12)	1:A:529:VAL:CB	2:B:161:ASN:HB3	1	2.4
(1,12)	1:A:529:VAL:CB	2:B:161:ASN:HD21	1	2.4

*Continued on next page...*

*Continued from previous page...*

Key	Atom-1	Atom-2	Model ID	Violation (Å)
(1,12)	1:A:529:VAL:CB	2:B:161:ASN:HD22	1	2.4
(1,12)	1:A:529:VAL:CB	2:B:161:ASN:N	1	2.4
(1,12)	1:A:529:VAL:CB	2:B:161:ASN:ND2	1	2.4
(1,12)	1:A:529:VAL:CB	2:B:161:ASN:O	1	2.4
(1,12)	1:A:529:VAL:CB	2:B:161:ASN:OD1	1	2.4
(1,12)	1:A:529:VAL:CB	2:B:162:LYS:C	1	2.4
(1,12)	1:A:529:VAL:CB	2:B:162:LYS:CA	1	2.4
(1,12)	1:A:529:VAL:CB	2:B:162:LYS:CB	1	2.4
(1,12)	1:A:529:VAL:CB	2:B:162:LYS:CD	1	2.4
(1,12)	1:A:529:VAL:CB	2:B:162:LYS:CE	1	2.4
(1,12)	1:A:529:VAL:CB	2:B:162:LYS:CG	1	2.4
(1,12)	1:A:529:VAL:CB	2:B:162:LYS:H	1	2.4
(1,12)	1:A:529:VAL:CB	2:B:162:LYS:HA	1	2.4
(1,12)	1:A:529:VAL:CB	2:B:162:LYS:HB2	1	2.4
(1,12)	1:A:529:VAL:CB	2:B:162:LYS:HB3	1	2.4
(1,12)	1:A:529:VAL:CB	2:B:162:LYS:HD2	1	2.4
(1,12)	1:A:529:VAL:CB	2:B:162:LYS:HD3	1	2.4
(1,12)	1:A:529:VAL:CB	2:B:162:LYS:HE2	1	2.4
(1,12)	1:A:529:VAL:CB	2:B:162:LYS:HE3	1	2.4
(1,12)	1:A:529:VAL:CB	2:B:162:LYS:HG2	1	2.4
(1,12)	1:A:529:VAL:CB	2:B:162:LYS:HG3	1	2.4
(1,12)	1:A:529:VAL:CB	2:B:162:LYS:HZ1	1	2.4
(1,12)	1:A:529:VAL:CB	2:B:162:LYS:HZ2	1	2.4
(1,12)	1:A:529:VAL:CB	2:B:162:LYS:HZ3	1	2.4
(1,12)	1:A:529:VAL:CB	2:B:162:LYS:N	1	2.4
(1,12)	1:A:529:VAL:CB	2:B:162:LYS:NZ	1	2.4
(1,12)	1:A:529:VAL:CB	2:B:162:LYS:O	1	2.4
(1,12)	1:A:529:VAL:CB	2:B:167:SER:C	1	2.4
(1,12)	1:A:529:VAL:CB	2:B:167:SER:CA	1	2.4
(1,12)	1:A:529:VAL:CB	2:B:167:SER:CB	1	2.4
(1,12)	1:A:529:VAL:CB	2:B:167:SER:H	1	2.4
(1,12)	1:A:529:VAL:CB	2:B:167:SER:HA	1	2.4
(1,12)	1:A:529:VAL:CB	2:B:167:SER:HB2	1	2.4
(1,12)	1:A:529:VAL:CB	2:B:167:SER:HB3	1	2.4
(1,12)	1:A:529:VAL:CB	2:B:167:SER:HG	1	2.4
(1,12)	1:A:529:VAL:CB	2:B:167:SER:N	1	2.4
(1,12)	1:A:529:VAL:CB	2:B:167:SER:O	1	2.4
(1,12)	1:A:529:VAL:CB	2:B:167:SER:OG	1	2.4
(1,12)	1:A:529:VAL:CB	2:B:168:LEU:C	1	2.4
(1,12)	1:A:529:VAL:CB	2:B:168:LEU:CA	1	2.4
(1,12)	1:A:529:VAL:CB	2:B:168:LEU:CB	1	2.4
(1,12)	1:A:529:VAL:CB	2:B:168:LEU:CD1	1	2.4

*Continued on next page...*

*Continued from previous page...*

Key	Atom-1	Atom-2	Model ID	Violation (Å)
(1,12)	1:A:529:VAL:CB	2:B:168:LEU:CD2	1	2.4
(1,12)	1:A:529:VAL:CB	2:B:168:LEU:CG	1	2.4
(1,12)	1:A:529:VAL:CB	2:B:168:LEU:H	1	2.4
(1,12)	1:A:529:VAL:CB	2:B:168:LEU:HA	1	2.4
(1,12)	1:A:529:VAL:CB	2:B:168:LEU:HB2	1	2.4
(1,12)	1:A:529:VAL:CB	2:B:168:LEU:HB3	1	2.4
(1,12)	1:A:529:VAL:CB	2:B:168:LEU:HD11	1	2.4
(1,12)	1:A:529:VAL:CB	2:B:168:LEU:HD12	1	2.4
(1,12)	1:A:529:VAL:CB	2:B:168:LEU:HD13	1	2.4
(1,12)	1:A:529:VAL:CB	2:B:168:LEU:HD21	1	2.4
(1,12)	1:A:529:VAL:CB	2:B:168:LEU:HD22	1	2.4
(1,12)	1:A:529:VAL:CB	2:B:168:LEU:HD23	1	2.4
(1,12)	1:A:529:VAL:CB	2:B:168:LEU:HG	1	2.4
(1,12)	1:A:529:VAL:CB	2:B:168:LEU:N	1	2.4
(1,12)	1:A:529:VAL:CB	2:B:168:LEU:O	1	2.4
(1,12)	1:A:529:VAL:CB	2:B:170:MET:C	1	2.4
(1,12)	1:A:529:VAL:CB	2:B:170:MET:CA	1	2.4
(1,12)	1:A:529:VAL:CB	2:B:170:MET:CB	1	2.4
(1,12)	1:A:529:VAL:CB	2:B:170:MET:CE	1	2.4
(1,12)	1:A:529:VAL:CB	2:B:170:MET:CG	1	2.4
(1,12)	1:A:529:VAL:CB	2:B:170:MET:H	1	2.4
(1,12)	1:A:529:VAL:CB	2:B:170:MET:HA	1	2.4
(1,12)	1:A:529:VAL:CB	2:B:170:MET:HB2	1	2.4
(1,12)	1:A:529:VAL:CB	2:B:170:MET:HB3	1	2.4
(1,12)	1:A:529:VAL:CB	2:B:170:MET:HE1	1	2.4
(1,12)	1:A:529:VAL:CB	2:B:170:MET:HE2	1	2.4
(1,12)	1:A:529:VAL:CB	2:B:170:MET:HE3	1	2.4
(1,12)	1:A:529:VAL:CB	2:B:170:MET:HG2	1	2.4
(1,12)	1:A:529:VAL:CB	2:B:170:MET:HG3	1	2.4
(1,12)	1:A:529:VAL:CB	2:B:170:MET:N	1	2.4
(1,12)	1:A:529:VAL:CB	2:B:170:MET:O	1	2.4
(1,12)	1:A:529:VAL:CB	2:B:170:MET:SD	1	2.4
(1,12)	1:A:529:VAL:CB	2:B:172:LYS:C	1	2.4
(1,12)	1:A:529:VAL:CB	2:B:172:LYS:CA	1	2.4
(1,12)	1:A:529:VAL:CB	2:B:172:LYS:CB	1	2.4
(1,12)	1:A:529:VAL:CB	2:B:172:LYS:CD	1	2.4
(1,12)	1:A:529:VAL:CB	2:B:172:LYS:CE	1	2.4
(1,12)	1:A:529:VAL:CB	2:B:172:LYS:CG	1	2.4
(1,12)	1:A:529:VAL:CB	2:B:172:LYS:H	1	2.4
(1,12)	1:A:529:VAL:CB	2:B:172:LYS:HA	1	2.4
(1,12)	1:A:529:VAL:CB	2:B:172:LYS:HB2	1	2.4
(1,12)	1:A:529:VAL:CB	2:B:172:LYS:HB3	1	2.4

*Continued on next page...*



*Continued from previous page...*

Key	Atom-1	Atom-2	Model ID	Violation (Å)
(1,12)	1:A:529:VAL:CB	2:B:172:LYS:HD2	1	2.4
(1,12)	1:A:529:VAL:CB	2:B:172:LYS:HD3	1	2.4
(1,12)	1:A:529:VAL:CB	2:B:172:LYS:HE2	1	2.4
(1,12)	1:A:529:VAL:CB	2:B:172:LYS:HE3	1	2.4
(1,12)	1:A:529:VAL:CB	2:B:172:LYS:HG2	1	2.4
(1,12)	1:A:529:VAL:CB	2:B:172:LYS:HG3	1	2.4
(1,12)	1:A:529:VAL:CB	2:B:172:LYS:HZ1	1	2.4
(1,12)	1:A:529:VAL:CB	2:B:172:LYS:HZ2	1	2.4
(1,12)	1:A:529:VAL:CB	2:B:172:LYS:HZ3	1	2.4
(1,12)	1:A:529:VAL:CB	2:B:172:LYS:N	1	2.4
(1,12)	1:A:529:VAL:CB	2:B:172:LYS:NZ	1	2.4
(1,12)	1:A:529:VAL:CB	2:B:172:LYS:O	1	2.4
(1,12)	1:A:529:VAL:CB	2:B:182:VAL:C	1	2.4
(1,12)	1:A:529:VAL:CB	2:B:182:VAL:CA	1	2.4
(1,12)	1:A:529:VAL:CB	2:B:182:VAL:CB	1	2.4
(1,12)	1:A:529:VAL:CB	2:B:182:VAL:CG1	1	2.4
(1,12)	1:A:529:VAL:CB	2:B:182:VAL:CG2	1	2.4
(1,12)	1:A:529:VAL:CB	2:B:182:VAL:H	1	2.4
(1,12)	1:A:529:VAL:CB	2:B:182:VAL:HA	1	2.4
(1,12)	1:A:529:VAL:CB	2:B:182:VAL:HB	1	2.4
(1,12)	1:A:529:VAL:CB	2:B:182:VAL:HG11	1	2.4
(1,12)	1:A:529:VAL:CB	2:B:182:VAL:HG12	1	2.4
(1,12)	1:A:529:VAL:CB	2:B:182:VAL:HG13	1	2.4
(1,12)	1:A:529:VAL:CB	2:B:182:VAL:HG21	1	2.4
(1,12)	1:A:529:VAL:CB	2:B:182:VAL:HG22	1	2.4
(1,12)	1:A:529:VAL:CB	2:B:182:VAL:HG23	1	2.4
(1,12)	1:A:529:VAL:CB	2:B:182:VAL:N	1	2.4
(1,12)	1:A:529:VAL:CB	2:B:182:VAL:O	1	2.4
(1,12)	1:A:529:VAL:CB	2:B:183:LYS:C	1	2.4
(1,12)	1:A:529:VAL:CB	2:B:183:LYS:CA	1	2.4
(1,12)	1:A:529:VAL:CB	2:B:183:LYS:CB	1	2.4
(1,12)	1:A:529:VAL:CB	2:B:183:LYS:CD	1	2.4
(1,12)	1:A:529:VAL:CB	2:B:183:LYS:CE	1	2.4
(1,12)	1:A:529:VAL:CB	2:B:183:LYS:CG	1	2.4
(1,12)	1:A:529:VAL:CB	2:B:183:LYS:H	1	2.4
(1,12)	1:A:529:VAL:CB	2:B:183:LYS:HA	1	2.4
(1,12)	1:A:529:VAL:CB	2:B:183:LYS:HB2	1	2.4
(1,12)	1:A:529:VAL:CB	2:B:183:LYS:HB3	1	2.4
(1,12)	1:A:529:VAL:CB	2:B:183:LYS:HD2	1	2.4
(1,12)	1:A:529:VAL:CB	2:B:183:LYS:HD3	1	2.4
(1,12)	1:A:529:VAL:CB	2:B:183:LYS:HE2	1	2.4
(1,12)	1:A:529:VAL:CB	2:B:183:LYS:HE3	1	2.4

*Continued on next page...*

*Continued from previous page...*

Key	Atom-1	Atom-2	Model ID	Violation (Å)
(1,12)	1:A:529:VAL:CB	2:B:183:LYS:HG2	1	2.4
(1,12)	1:A:529:VAL:CB	2:B:183:LYS:HG3	1	2.4
(1,12)	1:A:529:VAL:CB	2:B:183:LYS:HZ1	1	2.4
(1,12)	1:A:529:VAL:CB	2:B:183:LYS:HZ2	1	2.4
(1,12)	1:A:529:VAL:CB	2:B:183:LYS:HZ3	1	2.4
(1,12)	1:A:529:VAL:CB	2:B:183:LYS:N	1	2.4
(1,12)	1:A:529:VAL:CB	2:B:183:LYS:NZ	1	2.4
(1,12)	1:A:529:VAL:CB	2:B:183:LYS:O	1	2.4
(1,12)	1:A:529:VAL:CB	2:B:185:GLY:C	1	2.4
(1,12)	1:A:529:VAL:CB	2:B:185:GLY:CA	1	2.4
(1,12)	1:A:529:VAL:CB	2:B:185:GLY:H	1	2.4
(1,12)	1:A:529:VAL:CB	2:B:185:GLY:HA2	1	2.4
(1,12)	1:A:529:VAL:CB	2:B:185:GLY:HA3	1	2.4
(1,12)	1:A:529:VAL:CB	2:B:185:GLY:N	1	2.4
(1,12)	1:A:529:VAL:CB	2:B:185:GLY:O	1	2.4
(1,12)	1:A:529:VAL:CB	2:B:187:TYR:C	1	2.4
(1,12)	1:A:529:VAL:CB	2:B:187:TYR:CA	1	2.4
(1,12)	1:A:529:VAL:CB	2:B:187:TYR:CB	1	2.4
(1,12)	1:A:529:VAL:CB	2:B:187:TYR:CD1	1	2.4
(1,12)	1:A:529:VAL:CB	2:B:187:TYR:CD2	1	2.4
(1,12)	1:A:529:VAL:CB	2:B:187:TYR:CE1	1	2.4
(1,12)	1:A:529:VAL:CB	2:B:187:TYR:CE2	1	2.4
(1,12)	1:A:529:VAL:CB	2:B:187:TYR:CG	1	2.4
(1,12)	1:A:529:VAL:CB	2:B:187:TYR:CZ	1	2.4
(1,12)	1:A:529:VAL:CB	2:B:187:TYR:H	1	2.4
(1,12)	1:A:529:VAL:CB	2:B:187:TYR:HA	1	2.4
(1,12)	1:A:529:VAL:CB	2:B:187:TYR:HB2	1	2.4
(1,12)	1:A:529:VAL:CB	2:B:187:TYR:HB3	1	2.4
(1,12)	1:A:529:VAL:CB	2:B:187:TYR:HD1	1	2.4
(1,12)	1:A:529:VAL:CB	2:B:187:TYR:HD2	1	2.4
(1,12)	1:A:529:VAL:CB	2:B:187:TYR:HE1	1	2.4
(1,12)	1:A:529:VAL:CB	2:B:187:TYR:HE2	1	2.4
(1,12)	1:A:529:VAL:CB	2:B:187:TYR:HH	1	2.4
(1,12)	1:A:529:VAL:CB	2:B:187:TYR:N	1	2.4
(1,12)	1:A:529:VAL:CB	2:B:187:TYR:O	1	2.4
(1,12)	1:A:529:VAL:CB	2:B:187:TYR:OH	1	2.4
(1,12)	1:A:529:VAL:CB	2:B:200:THR:C	1	2.4
(1,12)	1:A:529:VAL:CB	2:B:200:THR:CA	1	2.4
(1,12)	1:A:529:VAL:CB	2:B:200:THR:CB	1	2.4
(1,12)	1:A:529:VAL:CB	2:B:200:THR:CG2	1	2.4
(1,12)	1:A:529:VAL:CB	2:B:200:THR:H	1	2.4
(1,12)	1:A:529:VAL:CB	2:B:200:THR:HA	1	2.4

*Continued on next page...*

*Continued from previous page...*

Key	Atom-1	Atom-2	Model ID	Violation (Å)
(1,12)	1:A:529:VAL:CB	2:B:200:THR:HB	1	2.4
(1,12)	1:A:529:VAL:CB	2:B:200:THR:HG1	1	2.4
(1,12)	1:A:529:VAL:CB	2:B:200:THR:HG21	1	2.4
(1,12)	1:A:529:VAL:CB	2:B:200:THR:HG22	1	2.4
(1,12)	1:A:529:VAL:CB	2:B:200:THR:HG23	1	2.4
(1,12)	1:A:529:VAL:CB	2:B:200:THR:N	1	2.4
(1,12)	1:A:529:VAL:CB	2:B:200:THR:O	1	2.4
(1,12)	1:A:529:VAL:CB	2:B:200:THR:OG1	1	2.4
(1,12)	1:A:529:VAL:CB	2:B:211:LYS:C	1	2.4
(1,12)	1:A:529:VAL:CB	2:B:211:LYS:CA	1	2.4
(1,12)	1:A:529:VAL:CB	2:B:211:LYS:CB	1	2.4
(1,12)	1:A:529:VAL:CB	2:B:211:LYS:CD	1	2.4
(1,12)	1:A:529:VAL:CB	2:B:211:LYS:CE	1	2.4
(1,12)	1:A:529:VAL:CB	2:B:211:LYS:CG	1	2.4
(1,12)	1:A:529:VAL:CB	2:B:211:LYS:H	1	2.4
(1,12)	1:A:529:VAL:CB	2:B:211:LYS:HA	1	2.4
(1,12)	1:A:529:VAL:CB	2:B:211:LYS:HB2	1	2.4
(1,12)	1:A:529:VAL:CB	2:B:211:LYS:HB3	1	2.4
(1,12)	1:A:529:VAL:CB	2:B:211:LYS:HD2	1	2.4
(1,12)	1:A:529:VAL:CB	2:B:211:LYS:HD3	1	2.4
(1,12)	1:A:529:VAL:CB	2:B:211:LYS:HE2	1	2.4
(1,12)	1:A:529:VAL:CB	2:B:211:LYS:HE3	1	2.4
(1,12)	1:A:529:VAL:CB	2:B:211:LYS:HG2	1	2.4
(1,12)	1:A:529:VAL:CB	2:B:211:LYS:HG3	1	2.4
(1,12)	1:A:529:VAL:CB	2:B:211:LYS:HZ1	1	2.4
(1,12)	1:A:529:VAL:CB	2:B:211:LYS:HZ2	1	2.4
(1,12)	1:A:529:VAL:CB	2:B:211:LYS:HZ3	1	2.4
(1,12)	1:A:529:VAL:CB	2:B:211:LYS:N	1	2.4
(1,12)	1:A:529:VAL:CB	2:B:211:LYS:NZ	1	2.4
(1,12)	1:A:529:VAL:CB	2:B:211:LYS:O	1	2.4
(1,12)	1:A:529:VAL:CG1	2:B:149:SER:C	1	2.4
(1,12)	1:A:529:VAL:CG1	2:B:149:SER:CA	1	2.4
(1,12)	1:A:529:VAL:CG1	2:B:149:SER:CB	1	2.4
(1,12)	1:A:529:VAL:CG1	2:B:149:SER:H	1	2.4
(1,12)	1:A:529:VAL:CG1	2:B:149:SER:HA	1	2.4
(1,12)	1:A:529:VAL:CG1	2:B:149:SER:HB2	1	2.4
(1,12)	1:A:529:VAL:CG1	2:B:149:SER:HB3	1	2.4
(1,12)	1:A:529:VAL:CG1	2:B:149:SER:HG	1	2.4
(1,12)	1:A:529:VAL:CG1	2:B:149:SER:N	1	2.4
(1,12)	1:A:529:VAL:CG1	2:B:149:SER:O	1	2.4
(1,12)	1:A:529:VAL:CG1	2:B:149:SER:OG	1	2.4
(1,12)	1:A:529:VAL:CG1	2:B:152:VAL:C	1	2.4

*Continued on next page...*

*Continued from previous page...*

Key	Atom-1	Atom-2	Model ID	Violation (Å)
(1,12)	1:A:529:VAL:CG1	2:B:152:VAL:CA	1	2.4
(1,12)	1:A:529:VAL:CG1	2:B:152:VAL:CB	1	2.4
(1,12)	1:A:529:VAL:CG1	2:B:152:VAL:CG1	1	2.4
(1,12)	1:A:529:VAL:CG1	2:B:152:VAL:CG2	1	2.4
(1,12)	1:A:529:VAL:CG1	2:B:152:VAL:H	1	2.4
(1,12)	1:A:529:VAL:CG1	2:B:152:VAL:HA	1	2.4
(1,12)	1:A:529:VAL:CG1	2:B:152:VAL:HB	1	2.4
(1,12)	1:A:529:VAL:CG1	2:B:152:VAL:HG11	1	2.4
(1,12)	1:A:529:VAL:CG1	2:B:152:VAL:HG12	1	2.4
(1,12)	1:A:529:VAL:CG1	2:B:152:VAL:HG13	1	2.4
(1,12)	1:A:529:VAL:CG1	2:B:152:VAL:HG21	1	2.4
(1,12)	1:A:529:VAL:CG1	2:B:152:VAL:HG22	1	2.4
(1,12)	1:A:529:VAL:CG1	2:B:152:VAL:HG23	1	2.4
(1,12)	1:A:529:VAL:CG1	2:B:152:VAL:N	1	2.4
(1,12)	1:A:529:VAL:CG1	2:B:152:VAL:O	1	2.4
(1,12)	1:A:529:VAL:CG1	2:B:153:VAL:C	1	2.4
(1,12)	1:A:529:VAL:CG1	2:B:153:VAL:CA	1	2.4
(1,12)	1:A:529:VAL:CG1	2:B:153:VAL:CB	1	2.4
(1,12)	1:A:529:VAL:CG1	2:B:153:VAL:CG1	1	2.4
(1,12)	1:A:529:VAL:CG1	2:B:153:VAL:CG2	1	2.4
(1,12)	1:A:529:VAL:CG1	2:B:153:VAL:H	1	2.4
(1,12)	1:A:529:VAL:CG1	2:B:153:VAL:HA	1	2.4
(1,12)	1:A:529:VAL:CG1	2:B:153:VAL:HB	1	2.4
(1,12)	1:A:529:VAL:CG1	2:B:153:VAL:HG11	1	2.4
(1,12)	1:A:529:VAL:CG1	2:B:153:VAL:HG12	1	2.4
(1,12)	1:A:529:VAL:CG1	2:B:153:VAL:HG13	1	2.4
(1,12)	1:A:529:VAL:CG1	2:B:153:VAL:HG21	1	2.4
(1,12)	1:A:529:VAL:CG1	2:B:153:VAL:HG22	1	2.4
(1,12)	1:A:529:VAL:CG1	2:B:153:VAL:HG23	1	2.4
(1,12)	1:A:529:VAL:CG1	2:B:153:VAL:N	1	2.4
(1,12)	1:A:529:VAL:CG1	2:B:153:VAL:O	1	2.4
(1,12)	1:A:529:VAL:CG1	2:B:155:GLY:C	1	2.4
(1,12)	1:A:529:VAL:CG1	2:B:155:GLY:CA	1	2.4
(1,12)	1:A:529:VAL:CG1	2:B:155:GLY:H	1	2.4
(1,12)	1:A:529:VAL:CG1	2:B:155:GLY:HA2	1	2.4
(1,12)	1:A:529:VAL:CG1	2:B:155:GLY:HA3	1	2.4
(1,12)	1:A:529:VAL:CG1	2:B:155:GLY:N	1	2.4
(1,12)	1:A:529:VAL:CG1	2:B:155:GLY:O	1	2.4
(1,12)	1:A:529:VAL:CG1	2:B:156:PHE:C	1	2.4
(1,12)	1:A:529:VAL:CG1	2:B:156:PHE:CA	1	2.4
(1,12)	1:A:529:VAL:CG1	2:B:156:PHE:CB	1	2.4
(1,12)	1:A:529:VAL:CG1	2:B:156:PHE:CD1	1	2.4

*Continued on next page...*

*Continued from previous page...*

Key	Atom-1	Atom-2	Model ID	Violation (Å)
(1,12)	1:A:529:VAL:CG1	2:B:156:PHE:CD2	1	2.4
(1,12)	1:A:529:VAL:CG1	2:B:156:PHE:CE1	1	2.4
(1,12)	1:A:529:VAL:CG1	2:B:156:PHE:CE2	1	2.4
(1,12)	1:A:529:VAL:CG1	2:B:156:PHE:CG	1	2.4
(1,12)	1:A:529:VAL:CG1	2:B:156:PHE:CZ	1	2.4
(1,12)	1:A:529:VAL:CG1	2:B:156:PHE:H	1	2.4
(1,12)	1:A:529:VAL:CG1	2:B:156:PHE:HA	1	2.4
(1,12)	1:A:529:VAL:CG1	2:B:156:PHE:HB2	1	2.4
(1,12)	1:A:529:VAL:CG1	2:B:156:PHE:HB3	1	2.4
(1,12)	1:A:529:VAL:CG1	2:B:156:PHE:HD1	1	2.4
(1,12)	1:A:529:VAL:CG1	2:B:156:PHE:HD2	1	2.4
(1,12)	1:A:529:VAL:CG1	2:B:156:PHE:HE1	1	2.4
(1,12)	1:A:529:VAL:CG1	2:B:156:PHE:HE2	1	2.4
(1,12)	1:A:529:VAL:CG1	2:B:156:PHE:HZ	1	2.4
(1,12)	1:A:529:VAL:CG1	2:B:156:PHE:N	1	2.4
(1,12)	1:A:529:VAL:CG1	2:B:156:PHE:O	1	2.4
(1,12)	1:A:529:VAL:CG1	2:B:157:CYS:C	1	2.4
(1,12)	1:A:529:VAL:CG1	2:B:157:CYS:CA	1	2.4
(1,12)	1:A:529:VAL:CG1	2:B:157:CYS:CB	1	2.4
(1,12)	1:A:529:VAL:CG1	2:B:157:CYS:H	1	2.4
(1,12)	1:A:529:VAL:CG1	2:B:157:CYS:HA	1	2.4
(1,12)	1:A:529:VAL:CG1	2:B:157:CYS:HB2	1	2.4
(1,12)	1:A:529:VAL:CG1	2:B:157:CYS:HB3	1	2.4
(1,12)	1:A:529:VAL:CG1	2:B:157:CYS:N	1	2.4
(1,12)	1:A:529:VAL:CG1	2:B:157:CYS:O	1	2.4
(1,12)	1:A:529:VAL:CG1	2:B:157:CYS:SG	1	2.4
(1,12)	1:A:529:VAL:CG1	2:B:158:THR:C	1	2.4
(1,12)	1:A:529:VAL:CG1	2:B:158:THR:CA	1	2.4
(1,12)	1:A:529:VAL:CG1	2:B:158:THR:CB	1	2.4
(1,12)	1:A:529:VAL:CG1	2:B:158:THR:CG2	1	2.4
(1,12)	1:A:529:VAL:CG1	2:B:158:THR:H	1	2.4
(1,12)	1:A:529:VAL:CG1	2:B:158:THR:HA	1	2.4
(1,12)	1:A:529:VAL:CG1	2:B:158:THR:HB	1	2.4
(1,12)	1:A:529:VAL:CG1	2:B:158:THR:HG1	1	2.4
(1,12)	1:A:529:VAL:CG1	2:B:158:THR:HG21	1	2.4
(1,12)	1:A:529:VAL:CG1	2:B:158:THR:HG22	1	2.4
(1,12)	1:A:529:VAL:CG1	2:B:158:THR:HG23	1	2.4
(1,12)	1:A:529:VAL:CG1	2:B:158:THR:N	1	2.4
(1,12)	1:A:529:VAL:CG1	2:B:158:THR:O	1	2.4
(1,12)	1:A:529:VAL:CG1	2:B:158:THR:OG1	1	2.4
(1,12)	1:A:529:VAL:CG1	2:B:159:ILE:C	1	2.4
(1,12)	1:A:529:VAL:CG1	2:B:159:ILE:CA	1	2.4

*Continued on next page...*

*Continued from previous page...*

Key	Atom-1	Atom-2	Model ID	Violation (Å)
(1,12)	1:A:529:VAL:CG1	2:B:159:ILE:CB	1	2.4
(1,12)	1:A:529:VAL:CG1	2:B:159:ILE:CD1	1	2.4
(1,12)	1:A:529:VAL:CG1	2:B:159:ILE:CG1	1	2.4
(1,12)	1:A:529:VAL:CG1	2:B:159:ILE:CG2	1	2.4
(1,12)	1:A:529:VAL:CG1	2:B:159:ILE:H	1	2.4
(1,12)	1:A:529:VAL:CG1	2:B:159:ILE:HA	1	2.4
(1,12)	1:A:529:VAL:CG1	2:B:159:ILE:HB	1	2.4
(1,12)	1:A:529:VAL:CG1	2:B:159:ILE:HD11	1	2.4
(1,12)	1:A:529:VAL:CG1	2:B:159:ILE:HD12	1	2.4
(1,12)	1:A:529:VAL:CG1	2:B:159:ILE:HD13	1	2.4
(1,12)	1:A:529:VAL:CG1	2:B:159:ILE:HG12	1	2.4
(1,12)	1:A:529:VAL:CG1	2:B:159:ILE:HG13	1	2.4
(1,12)	1:A:529:VAL:CG1	2:B:159:ILE:HG21	1	2.4
(1,12)	1:A:529:VAL:CG1	2:B:159:ILE:HG22	1	2.4
(1,12)	1:A:529:VAL:CG1	2:B:159:ILE:HG23	1	2.4
(1,12)	1:A:529:VAL:CG1	2:B:159:ILE:N	1	2.4
(1,12)	1:A:529:VAL:CG1	2:B:159:ILE:O	1	2.4
(1,12)	1:A:529:VAL:CG1	2:B:161:ASN:C	1	2.4
(1,12)	1:A:529:VAL:CG1	2:B:161:ASN:CA	1	2.4
(1,12)	1:A:529:VAL:CG1	2:B:161:ASN:CB	1	2.4
(1,12)	1:A:529:VAL:CG1	2:B:161:ASN:CG	1	2.4
(1,12)	1:A:529:VAL:CG1	2:B:161:ASN:H	1	2.4
(1,12)	1:A:529:VAL:CG1	2:B:161:ASN:HA	1	2.4
(1,12)	1:A:529:VAL:CG1	2:B:161:ASN:HB2	1	2.4
(1,12)	1:A:529:VAL:CG1	2:B:161:ASN:HB3	1	2.4
(1,12)	1:A:529:VAL:CG1	2:B:161:ASN:HD21	1	2.4
(1,12)	1:A:529:VAL:CG1	2:B:161:ASN:HD22	1	2.4
(1,12)	1:A:529:VAL:CG1	2:B:161:ASN:N	1	2.4
(1,12)	1:A:529:VAL:CG1	2:B:161:ASN:ND2	1	2.4
(1,12)	1:A:529:VAL:CG1	2:B:161:ASN:O	1	2.4
(1,12)	1:A:529:VAL:CG1	2:B:161:ASN:OD1	1	2.4
(1,12)	1:A:529:VAL:CG1	2:B:162:LYS:C	1	2.4
(1,12)	1:A:529:VAL:CG1	2:B:162:LYS:CA	1	2.4
(1,12)	1:A:529:VAL:CG1	2:B:162:LYS:CB	1	2.4
(1,12)	1:A:529:VAL:CG1	2:B:162:LYS:CD	1	2.4
(1,12)	1:A:529:VAL:CG1	2:B:162:LYS:CE	1	2.4
(1,12)	1:A:529:VAL:CG1	2:B:162:LYS:CG	1	2.4
(1,12)	1:A:529:VAL:CG1	2:B:162:LYS:H	1	2.4
(1,12)	1:A:529:VAL:CG1	2:B:162:LYS:HA	1	2.4
(1,12)	1:A:529:VAL:CG1	2:B:162:LYS:HB2	1	2.4
(1,12)	1:A:529:VAL:CG1	2:B:162:LYS:HB3	1	2.4
(1,12)	1:A:529:VAL:CG1	2:B:162:LYS:HD2	1	2.4

*Continued on next page...*

*Continued from previous page...*

Key	Atom-1	Atom-2	Model ID	Violation (Å)
(1,12)	1:A:529:VAL:CG1	2:B:162:LYS:HD3	1	2.4
(1,12)	1:A:529:VAL:CG1	2:B:162:LYS:HE2	1	2.4
(1,12)	1:A:529:VAL:CG1	2:B:162:LYS:HE3	1	2.4
(1,12)	1:A:529:VAL:CG1	2:B:162:LYS:HG2	1	2.4
(1,12)	1:A:529:VAL:CG1	2:B:162:LYS:HG3	1	2.4
(1,12)	1:A:529:VAL:CG1	2:B:162:LYS:HZ1	1	2.4
(1,12)	1:A:529:VAL:CG1	2:B:162:LYS:HZ2	1	2.4
(1,12)	1:A:529:VAL:CG1	2:B:162:LYS:HZ3	1	2.4
(1,12)	1:A:529:VAL:CG1	2:B:162:LYS:N	1	2.4
(1,12)	1:A:529:VAL:CG1	2:B:162:LYS:NZ	1	2.4
(1,12)	1:A:529:VAL:CG1	2:B:162:LYS:O	1	2.4
(1,12)	1:A:529:VAL:CG1	2:B:167:SER:C	1	2.4
(1,12)	1:A:529:VAL:CG1	2:B:167:SER:CA	1	2.4
(1,12)	1:A:529:VAL:CG1	2:B:167:SER:CB	1	2.4
(1,12)	1:A:529:VAL:CG1	2:B:167:SER:H	1	2.4
(1,12)	1:A:529:VAL:CG1	2:B:167:SER:HA	1	2.4
(1,12)	1:A:529:VAL:CG1	2:B:167:SER:HB2	1	2.4
(1,12)	1:A:529:VAL:CG1	2:B:167:SER:HB3	1	2.4
(1,12)	1:A:529:VAL:CG1	2:B:167:SER:HG	1	2.4
(1,12)	1:A:529:VAL:CG1	2:B:167:SER:N	1	2.4
(1,12)	1:A:529:VAL:CG1	2:B:167:SER:O	1	2.4
(1,12)	1:A:529:VAL:CG1	2:B:167:SER:OG	1	2.4
(1,12)	1:A:529:VAL:CG1	2:B:168:LEU:C	1	2.4
(1,12)	1:A:529:VAL:CG1	2:B:168:LEU:CA	1	2.4
(1,12)	1:A:529:VAL:CG1	2:B:168:LEU:CB	1	2.4
(1,12)	1:A:529:VAL:CG1	2:B:168:LEU:CD1	1	2.4
(1,12)	1:A:529:VAL:CG1	2:B:168:LEU:CD2	1	2.4
(1,12)	1:A:529:VAL:CG1	2:B:168:LEU:CG	1	2.4
(1,12)	1:A:529:VAL:CG1	2:B:168:LEU:H	1	2.4
(1,12)	1:A:529:VAL:CG1	2:B:168:LEU:HA	1	2.4
(1,12)	1:A:529:VAL:CG1	2:B:168:LEU:HB2	1	2.4
(1,12)	1:A:529:VAL:CG1	2:B:168:LEU:HB3	1	2.4
(1,12)	1:A:529:VAL:CG1	2:B:168:LEU:HD11	1	2.4
(1,12)	1:A:529:VAL:CG1	2:B:168:LEU:HD12	1	2.4
(1,12)	1:A:529:VAL:CG1	2:B:168:LEU:HD13	1	2.4
(1,12)	1:A:529:VAL:CG1	2:B:168:LEU:HD21	1	2.4
(1,12)	1:A:529:VAL:CG1	2:B:168:LEU:HD22	1	2.4
(1,12)	1:A:529:VAL:CG1	2:B:168:LEU:HD23	1	2.4
(1,12)	1:A:529:VAL:CG1	2:B:168:LEU:HG	1	2.4
(1,12)	1:A:529:VAL:CG1	2:B:168:LEU:N	1	2.4
(1,12)	1:A:529:VAL:CG1	2:B:168:LEU:O	1	2.4
(1,12)	1:A:529:VAL:CG1	2:B:170:MET:C	1	2.4

*Continued on next page...*

*Continued from previous page...*

Key	Atom-1	Atom-2	Model ID	Violation (Å)
(1,12)	1:A:529:VAL:CG1	2:B:170:MET:CA	1	2.4
(1,12)	1:A:529:VAL:CG1	2:B:170:MET:CB	1	2.4
(1,12)	1:A:529:VAL:CG1	2:B:170:MET:CE	1	2.4
(1,12)	1:A:529:VAL:CG1	2:B:170:MET:CG	1	2.4
(1,12)	1:A:529:VAL:CG1	2:B:170:MET:H	1	2.4
(1,12)	1:A:529:VAL:CG1	2:B:170:MET:HA	1	2.4
(1,12)	1:A:529:VAL:CG1	2:B:170:MET:HB2	1	2.4
(1,12)	1:A:529:VAL:CG1	2:B:170:MET:HB3	1	2.4
(1,12)	1:A:529:VAL:CG1	2:B:170:MET:HE1	1	2.4
(1,12)	1:A:529:VAL:CG1	2:B:170:MET:HE2	1	2.4
(1,12)	1:A:529:VAL:CG1	2:B:170:MET:HE3	1	2.4
(1,12)	1:A:529:VAL:CG1	2:B:170:MET:HG2	1	2.4
(1,12)	1:A:529:VAL:CG1	2:B:170:MET:HG3	1	2.4
(1,12)	1:A:529:VAL:CG1	2:B:170:MET:N	1	2.4
(1,12)	1:A:529:VAL:CG1	2:B:170:MET:O	1	2.4
(1,12)	1:A:529:VAL:CG1	2:B:170:MET:SD	1	2.4
(1,12)	1:A:529:VAL:CG1	2:B:172:LYS:C	1	2.4
(1,12)	1:A:529:VAL:CG1	2:B:172:LYS:CA	1	2.4
(1,12)	1:A:529:VAL:CG1	2:B:172:LYS:CB	1	2.4
(1,12)	1:A:529:VAL:CG1	2:B:172:LYS:CD	1	2.4
(1,12)	1:A:529:VAL:CG1	2:B:172:LYS:CE	1	2.4
(1,12)	1:A:529:VAL:CG1	2:B:172:LYS:CG	1	2.4
(1,12)	1:A:529:VAL:CG1	2:B:172:LYS:H	1	2.4
(1,12)	1:A:529:VAL:CG1	2:B:172:LYS:HA	1	2.4
(1,12)	1:A:529:VAL:CG1	2:B:172:LYS:HB2	1	2.4
(1,12)	1:A:529:VAL:CG1	2:B:172:LYS:HB3	1	2.4
(1,12)	1:A:529:VAL:CG1	2:B:172:LYS:HD2	1	2.4
(1,12)	1:A:529:VAL:CG1	2:B:172:LYS:HD3	1	2.4
(1,12)	1:A:529:VAL:CG1	2:B:172:LYS:HE2	1	2.4
(1,12)	1:A:529:VAL:CG1	2:B:172:LYS:HE3	1	2.4
(1,12)	1:A:529:VAL:CG1	2:B:172:LYS:HG2	1	2.4
(1,12)	1:A:529:VAL:CG1	2:B:172:LYS:HG3	1	2.4
(1,12)	1:A:529:VAL:CG1	2:B:172:LYS:HZ1	1	2.4
(1,12)	1:A:529:VAL:CG1	2:B:172:LYS:HZ2	1	2.4
(1,12)	1:A:529:VAL:CG1	2:B:172:LYS:HZ3	1	2.4
(1,12)	1:A:529:VAL:CG1	2:B:172:LYS:N	1	2.4
(1,12)	1:A:529:VAL:CG1	2:B:172:LYS:NZ	1	2.4
(1,12)	1:A:529:VAL:CG1	2:B:172:LYS:O	1	2.4
(1,12)	1:A:529:VAL:CG1	2:B:182:VAL:C	1	2.4
(1,12)	1:A:529:VAL:CG1	2:B:182:VAL:CA	1	2.4
(1,12)	1:A:529:VAL:CG1	2:B:182:VAL:CB	1	2.4
(1,12)	1:A:529:VAL:CG1	2:B:182:VAL:CG1	1	2.4

*Continued on next page...*



*Continued from previous page...*

Key	Atom-1	Atom-2	Model ID	Violation (Å)
(1,12)	1:A:529:VAL:CG1	2:B:182:VAL:CG2	1	2.4
(1,12)	1:A:529:VAL:CG1	2:B:182:VAL:H	1	2.4
(1,12)	1:A:529:VAL:CG1	2:B:182:VAL:HA	1	2.4
(1,12)	1:A:529:VAL:CG1	2:B:182:VAL:HB	1	2.4
(1,12)	1:A:529:VAL:CG1	2:B:182:VAL:HG11	1	2.4
(1,12)	1:A:529:VAL:CG1	2:B:182:VAL:HG12	1	2.4
(1,12)	1:A:529:VAL:CG1	2:B:182:VAL:HG13	1	2.4
(1,12)	1:A:529:VAL:CG1	2:B:182:VAL:HG21	1	2.4
(1,12)	1:A:529:VAL:CG1	2:B:182:VAL:HG22	1	2.4
(1,12)	1:A:529:VAL:CG1	2:B:182:VAL:HG23	1	2.4
(1,12)	1:A:529:VAL:CG1	2:B:182:VAL:N	1	2.4
(1,12)	1:A:529:VAL:CG1	2:B:182:VAL:O	1	2.4
(1,12)	1:A:529:VAL:CG1	2:B:183:LYS:C	1	2.4
(1,12)	1:A:529:VAL:CG1	2:B:183:LYS:CA	1	2.4
(1,12)	1:A:529:VAL:CG1	2:B:183:LYS:CB	1	2.4
(1,12)	1:A:529:VAL:CG1	2:B:183:LYS:CD	1	2.4
(1,12)	1:A:529:VAL:CG1	2:B:183:LYS:CE	1	2.4
(1,12)	1:A:529:VAL:CG1	2:B:183:LYS:CG	1	2.4
(1,12)	1:A:529:VAL:CG1	2:B:183:LYS:H	1	2.4
(1,12)	1:A:529:VAL:CG1	2:B:183:LYS:HA	1	2.4
(1,12)	1:A:529:VAL:CG1	2:B:183:LYS:HB2	1	2.4
(1,12)	1:A:529:VAL:CG1	2:B:183:LYS:HB3	1	2.4
(1,12)	1:A:529:VAL:CG1	2:B:183:LYS:HD2	1	2.4
(1,12)	1:A:529:VAL:CG1	2:B:183:LYS:HD3	1	2.4
(1,12)	1:A:529:VAL:CG1	2:B:183:LYS:HE2	1	2.4
(1,12)	1:A:529:VAL:CG1	2:B:183:LYS:HE3	1	2.4
(1,12)	1:A:529:VAL:CG1	2:B:183:LYS:HG2	1	2.4
(1,12)	1:A:529:VAL:CG1	2:B:183:LYS:HG3	1	2.4
(1,12)	1:A:529:VAL:CG1	2:B:183:LYS:HZ1	1	2.4
(1,12)	1:A:529:VAL:CG1	2:B:183:LYS:HZ2	1	2.4
(1,12)	1:A:529:VAL:CG1	2:B:183:LYS:HZ3	1	2.4
(1,12)	1:A:529:VAL:CG1	2:B:183:LYS:N	1	2.4
(1,12)	1:A:529:VAL:CG1	2:B:183:LYS:NZ	1	2.4
(1,12)	1:A:529:VAL:CG1	2:B:183:LYS:O	1	2.4
(1,12)	1:A:529:VAL:CG1	2:B:185:GLY:C	1	2.4
(1,12)	1:A:529:VAL:CG1	2:B:185:GLY:CA	1	2.4
(1,12)	1:A:529:VAL:CG1	2:B:185:GLY:H	1	2.4
(1,12)	1:A:529:VAL:CG1	2:B:185:GLY:HA2	1	2.4
(1,12)	1:A:529:VAL:CG1	2:B:185:GLY:HA3	1	2.4
(1,12)	1:A:529:VAL:CG1	2:B:185:GLY:N	1	2.4
(1,12)	1:A:529:VAL:CG1	2:B:185:GLY:O	1	2.4
(1,12)	1:A:529:VAL:CG1	2:B:187:TYR:C	1	2.4

*Continued on next page...*

*Continued from previous page...*

Key	Atom-1	Atom-2	Model ID	Violation (Å)
(1,12)	1:A:529:VAL:CG1	2:B:187:TYR:CA	1	2.4
(1,12)	1:A:529:VAL:CG1	2:B:187:TYR:CB	1	2.4
(1,12)	1:A:529:VAL:CG1	2:B:187:TYR:CD1	1	2.4
(1,12)	1:A:529:VAL:CG1	2:B:187:TYR:CD2	1	2.4
(1,12)	1:A:529:VAL:CG1	2:B:187:TYR:CE1	1	2.4
(1,12)	1:A:529:VAL:CG1	2:B:187:TYR:CE2	1	2.4
(1,12)	1:A:529:VAL:CG1	2:B:187:TYR:CG	1	2.4
(1,12)	1:A:529:VAL:CG1	2:B:187:TYR:CZ	1	2.4
(1,12)	1:A:529:VAL:CG1	2:B:187:TYR:H	1	2.4
(1,12)	1:A:529:VAL:CG1	2:B:187:TYR:HA	1	2.4
(1,12)	1:A:529:VAL:CG1	2:B:187:TYR:HB2	1	2.4
(1,12)	1:A:529:VAL:CG1	2:B:187:TYR:HB3	1	2.4
(1,12)	1:A:529:VAL:CG1	2:B:187:TYR:HD1	1	2.4
(1,12)	1:A:529:VAL:CG1	2:B:187:TYR:HD2	1	2.4
(1,12)	1:A:529:VAL:CG1	2:B:187:TYR:HE1	1	2.4
(1,12)	1:A:529:VAL:CG1	2:B:187:TYR:HE2	1	2.4
(1,12)	1:A:529:VAL:CG1	2:B:187:TYR:HH	1	2.4
(1,12)	1:A:529:VAL:CG1	2:B:187:TYR:N	1	2.4
(1,12)	1:A:529:VAL:CG1	2:B:187:TYR:O	1	2.4
(1,12)	1:A:529:VAL:CG1	2:B:187:TYR:OH	1	2.4
(1,12)	1:A:529:VAL:CG1	2:B:200:THR:C	1	2.4
(1,12)	1:A:529:VAL:CG1	2:B:200:THR:CA	1	2.4
(1,12)	1:A:529:VAL:CG1	2:B:200:THR:CB	1	2.4
(1,12)	1:A:529:VAL:CG1	2:B:200:THR:CG2	1	2.4
(1,12)	1:A:529:VAL:CG1	2:B:200:THR:H	1	2.4
(1,12)	1:A:529:VAL:CG1	2:B:200:THR:HA	1	2.4
(1,12)	1:A:529:VAL:CG1	2:B:200:THR:HB	1	2.4
(1,12)	1:A:529:VAL:CG1	2:B:200:THR:HG1	1	2.4
(1,12)	1:A:529:VAL:CG1	2:B:200:THR:HG21	1	2.4
(1,12)	1:A:529:VAL:CG1	2:B:200:THR:HG22	1	2.4
(1,12)	1:A:529:VAL:CG1	2:B:200:THR:HG23	1	2.4
(1,12)	1:A:529:VAL:CG1	2:B:200:THR:N	1	2.4
(1,12)	1:A:529:VAL:CG1	2:B:200:THR:O	1	2.4
(1,12)	1:A:529:VAL:CG1	2:B:200:THR:OG1	1	2.4
(1,12)	1:A:529:VAL:CG1	2:B:211:LYS:C	1	2.4
(1,12)	1:A:529:VAL:CG1	2:B:211:LYS:CA	1	2.4
(1,12)	1:A:529:VAL:CG1	2:B:211:LYS:CB	1	2.4
(1,12)	1:A:529:VAL:CG1	2:B:211:LYS:CD	1	2.4
(1,12)	1:A:529:VAL:CG1	2:B:211:LYS:CE	1	2.4
(1,12)	1:A:529:VAL:CG1	2:B:211:LYS:CG	1	2.4
(1,12)	1:A:529:VAL:CG1	2:B:211:LYS:H	1	2.4
(1,12)	1:A:529:VAL:CG1	2:B:211:LYS:HA	1	2.4

*Continued on next page...*

*Continued from previous page...*

Key	Atom-1	Atom-2	Model ID	Violation (Å)
(1,12)	1:A:529:VAL:CG1	2:B:211:LYS:HB2	1	2.4
(1,12)	1:A:529:VAL:CG1	2:B:211:LYS:HB3	1	2.4
(1,12)	1:A:529:VAL:CG1	2:B:211:LYS:HD2	1	2.4
(1,12)	1:A:529:VAL:CG1	2:B:211:LYS:HD3	1	2.4
(1,12)	1:A:529:VAL:CG1	2:B:211:LYS:HE2	1	2.4
(1,12)	1:A:529:VAL:CG1	2:B:211:LYS:HE3	1	2.4
(1,12)	1:A:529:VAL:CG1	2:B:211:LYS:HG2	1	2.4
(1,12)	1:A:529:VAL:CG1	2:B:211:LYS:HG3	1	2.4
(1,12)	1:A:529:VAL:CG1	2:B:211:LYS:HZ1	1	2.4
(1,12)	1:A:529:VAL:CG1	2:B:211:LYS:HZ2	1	2.4
(1,12)	1:A:529:VAL:CG1	2:B:211:LYS:HZ3	1	2.4
(1,12)	1:A:529:VAL:CG1	2:B:211:LYS:N	1	2.4
(1,12)	1:A:529:VAL:CG1	2:B:211:LYS:NZ	1	2.4
(1,12)	1:A:529:VAL:CG1	2:B:211:LYS:O	1	2.4
(1,12)	1:A:529:VAL:CG2	2:B:149:SER:C	1	2.4
(1,12)	1:A:529:VAL:CG2	2:B:149:SER:CA	1	2.4
(1,12)	1:A:529:VAL:CG2	2:B:149:SER:CB	1	2.4
(1,12)	1:A:529:VAL:CG2	2:B:149:SER:H	1	2.4
(1,12)	1:A:529:VAL:CG2	2:B:149:SER:HA	1	2.4
(1,12)	1:A:529:VAL:CG2	2:B:149:SER:HB2	1	2.4
(1,12)	1:A:529:VAL:CG2	2:B:149:SER:HB3	1	2.4
(1,12)	1:A:529:VAL:CG2	2:B:149:SER:HG	1	2.4
(1,12)	1:A:529:VAL:CG2	2:B:149:SER:N	1	2.4
(1,12)	1:A:529:VAL:CG2	2:B:149:SER:O	1	2.4
(1,12)	1:A:529:VAL:CG2	2:B:149:SER:OG	1	2.4
(1,12)	1:A:529:VAL:CG2	2:B:152:VAL:C	1	2.4
(1,12)	1:A:529:VAL:CG2	2:B:152:VAL:CA	1	2.4
(1,12)	1:A:529:VAL:CG2	2:B:152:VAL:CB	1	2.4
(1,12)	1:A:529:VAL:CG2	2:B:152:VAL:CG1	1	2.4
(1,12)	1:A:529:VAL:CG2	2:B:152:VAL:CG2	1	2.4
(1,12)	1:A:529:VAL:CG2	2:B:152:VAL:H	1	2.4
(1,12)	1:A:529:VAL:CG2	2:B:152:VAL:HA	1	2.4
(1,12)	1:A:529:VAL:CG2	2:B:152:VAL:HB	1	2.4
(1,12)	1:A:529:VAL:CG2	2:B:152:VAL:HG11	1	2.4
(1,12)	1:A:529:VAL:CG2	2:B:152:VAL:HG12	1	2.4
(1,12)	1:A:529:VAL:CG2	2:B:152:VAL:HG13	1	2.4
(1,12)	1:A:529:VAL:CG2	2:B:152:VAL:HG21	1	2.4
(1,12)	1:A:529:VAL:CG2	2:B:152:VAL:HG22	1	2.4
(1,12)	1:A:529:VAL:CG2	2:B:152:VAL:HG23	1	2.4
(1,12)	1:A:529:VAL:CG2	2:B:152:VAL:N	1	2.4
(1,12)	1:A:529:VAL:CG2	2:B:152:VAL:O	1	2.4
(1,12)	1:A:529:VAL:CG2	2:B:153:VAL:C	1	2.4

*Continued on next page...*

*Continued from previous page...*

Key	Atom-1	Atom-2	Model ID	Violation (Å)
(1,12)	1:A:529:VAL:CG2	2:B:153:VAL:CA	1	2.4
(1,12)	1:A:529:VAL:CG2	2:B:153:VAL:CB	1	2.4
(1,12)	1:A:529:VAL:CG2	2:B:153:VAL:CG1	1	2.4
(1,12)	1:A:529:VAL:CG2	2:B:153:VAL:CG2	1	2.4
(1,12)	1:A:529:VAL:CG2	2:B:153:VAL:H	1	2.4
(1,12)	1:A:529:VAL:CG2	2:B:153:VAL:HA	1	2.4
(1,12)	1:A:529:VAL:CG2	2:B:153:VAL:HB	1	2.4
(1,12)	1:A:529:VAL:CG2	2:B:153:VAL:HG11	1	2.4
(1,12)	1:A:529:VAL:CG2	2:B:153:VAL:HG12	1	2.4
(1,12)	1:A:529:VAL:CG2	2:B:153:VAL:HG13	1	2.4
(1,12)	1:A:529:VAL:CG2	2:B:153:VAL:HG21	1	2.4
(1,12)	1:A:529:VAL:CG2	2:B:153:VAL:HG22	1	2.4
(1,12)	1:A:529:VAL:CG2	2:B:153:VAL:HG23	1	2.4
(1,12)	1:A:529:VAL:CG2	2:B:153:VAL:N	1	2.4
(1,12)	1:A:529:VAL:CG2	2:B:153:VAL:O	1	2.4
(1,12)	1:A:529:VAL:CG2	2:B:155:GLY:C	1	2.4
(1,12)	1:A:529:VAL:CG2	2:B:155:GLY:CA	1	2.4
(1,12)	1:A:529:VAL:CG2	2:B:155:GLY:H	1	2.4
(1,12)	1:A:529:VAL:CG2	2:B:155:GLY:HA2	1	2.4
(1,12)	1:A:529:VAL:CG2	2:B:155:GLY:HA3	1	2.4
(1,12)	1:A:529:VAL:CG2	2:B:155:GLY:N	1	2.4
(1,12)	1:A:529:VAL:CG2	2:B:155:GLY:O	1	2.4
(1,12)	1:A:529:VAL:CG2	2:B:156:PHE:C	1	2.4
(1,12)	1:A:529:VAL:CG2	2:B:156:PHE:CA	1	2.4
(1,12)	1:A:529:VAL:CG2	2:B:156:PHE:CB	1	2.4
(1,12)	1:A:529:VAL:CG2	2:B:156:PHE:CD1	1	2.4
(1,12)	1:A:529:VAL:CG2	2:B:156:PHE:CD2	1	2.4
(1,12)	1:A:529:VAL:CG2	2:B:156:PHE:CE1	1	2.4
(1,12)	1:A:529:VAL:CG2	2:B:156:PHE:CE2	1	2.4
(1,12)	1:A:529:VAL:CG2	2:B:156:PHE:CG	1	2.4
(1,12)	1:A:529:VAL:CG2	2:B:156:PHE:CZ	1	2.4
(1,12)	1:A:529:VAL:CG2	2:B:156:PHE:H	1	2.4
(1,12)	1:A:529:VAL:CG2	2:B:156:PHE:HA	1	2.4
(1,12)	1:A:529:VAL:CG2	2:B:156:PHE:HB2	1	2.4
(1,12)	1:A:529:VAL:CG2	2:B:156:PHE:HB3	1	2.4
(1,12)	1:A:529:VAL:CG2	2:B:156:PHE:HD1	1	2.4
(1,12)	1:A:529:VAL:CG2	2:B:156:PHE:HD2	1	2.4
(1,12)	1:A:529:VAL:CG2	2:B:156:PHE:HE1	1	2.4
(1,12)	1:A:529:VAL:CG2	2:B:156:PHE:HE2	1	2.4
(1,12)	1:A:529:VAL:CG2	2:B:156:PHE:HZ	1	2.4
(1,12)	1:A:529:VAL:CG2	2:B:156:PHE:N	1	2.4
(1,12)	1:A:529:VAL:CG2	2:B:156:PHE:O	1	2.4

*Continued on next page...*

*Continued from previous page...*

Key	Atom-1	Atom-2	Model ID	Violation (Å)
(1,12)	1:A:529:VAL:CG2	2:B:157:CYS:C	1	2.4
(1,12)	1:A:529:VAL:CG2	2:B:157:CYS:CA	1	2.4
(1,12)	1:A:529:VAL:CG2	2:B:157:CYS:CB	1	2.4
(1,12)	1:A:529:VAL:CG2	2:B:157:CYS:H	1	2.4
(1,12)	1:A:529:VAL:CG2	2:B:157:CYS:HA	1	2.4
(1,12)	1:A:529:VAL:CG2	2:B:157:CYS:HB2	1	2.4
(1,12)	1:A:529:VAL:CG2	2:B:157:CYS:HB3	1	2.4
(1,12)	1:A:529:VAL:CG2	2:B:157:CYS:N	1	2.4
(1,12)	1:A:529:VAL:CG2	2:B:157:CYS:O	1	2.4
(1,12)	1:A:529:VAL:CG2	2:B:157:CYS:SG	1	2.4
(1,12)	1:A:529:VAL:CG2	2:B:158:THR:C	1	2.4
(1,12)	1:A:529:VAL:CG2	2:B:158:THR:CA	1	2.4
(1,12)	1:A:529:VAL:CG2	2:B:158:THR:CB	1	2.4
(1,12)	1:A:529:VAL:CG2	2:B:158:THR:CG2	1	2.4
(1,12)	1:A:529:VAL:CG2	2:B:158:THR:H	1	2.4
(1,12)	1:A:529:VAL:CG2	2:B:158:THR:HA	1	2.4
(1,12)	1:A:529:VAL:CG2	2:B:158:THR:HB	1	2.4
(1,12)	1:A:529:VAL:CG2	2:B:158:THR:HG1	1	2.4
(1,12)	1:A:529:VAL:CG2	2:B:158:THR:HG21	1	2.4
(1,12)	1:A:529:VAL:CG2	2:B:158:THR:HG22	1	2.4
(1,12)	1:A:529:VAL:CG2	2:B:158:THR:HG23	1	2.4
(1,12)	1:A:529:VAL:CG2	2:B:158:THR:N	1	2.4
(1,12)	1:A:529:VAL:CG2	2:B:158:THR:O	1	2.4
(1,12)	1:A:529:VAL:CG2	2:B:158:THR:OG1	1	2.4
(1,12)	1:A:529:VAL:CG2	2:B:159:ILE:C	1	2.4
(1,12)	1:A:529:VAL:CG2	2:B:159:ILE:CA	1	2.4
(1,12)	1:A:529:VAL:CG2	2:B:159:ILE:CB	1	2.4
(1,12)	1:A:529:VAL:CG2	2:B:159:ILE:CD1	1	2.4
(1,12)	1:A:529:VAL:CG2	2:B:159:ILE:CG1	1	2.4
(1,12)	1:A:529:VAL:CG2	2:B:159:ILE:CG2	1	2.4
(1,12)	1:A:529:VAL:CG2	2:B:159:ILE:H	1	2.4
(1,12)	1:A:529:VAL:CG2	2:B:159:ILE:HA	1	2.4
(1,12)	1:A:529:VAL:CG2	2:B:159:ILE:HB	1	2.4
(1,12)	1:A:529:VAL:CG2	2:B:159:ILE:HD11	1	2.4
(1,12)	1:A:529:VAL:CG2	2:B:159:ILE:HD12	1	2.4
(1,12)	1:A:529:VAL:CG2	2:B:159:ILE:HD13	1	2.4
(1,12)	1:A:529:VAL:CG2	2:B:159:ILE:HG12	1	2.4
(1,12)	1:A:529:VAL:CG2	2:B:159:ILE:HG13	1	2.4
(1,12)	1:A:529:VAL:CG2	2:B:159:ILE:HG21	1	2.4
(1,12)	1:A:529:VAL:CG2	2:B:159:ILE:HG22	1	2.4
(1,12)	1:A:529:VAL:CG2	2:B:159:ILE:HG23	1	2.4
(1,12)	1:A:529:VAL:CG2	2:B:159:ILE:N	1	2.4

*Continued on next page...*

*Continued from previous page...*

Key	Atom-1	Atom-2	Model ID	Violation (Å)
(1,12)	1:A:529:VAL:CG2	2:B:159:ILE:O	1	2.4
(1,12)	1:A:529:VAL:CG2	2:B:161:ASN:C	1	2.4
(1,12)	1:A:529:VAL:CG2	2:B:161:ASN:CA	1	2.4
(1,12)	1:A:529:VAL:CG2	2:B:161:ASN:CB	1	2.4
(1,12)	1:A:529:VAL:CG2	2:B:161:ASN:CG	1	2.4
(1,12)	1:A:529:VAL:CG2	2:B:161:ASN:H	1	2.4
(1,12)	1:A:529:VAL:CG2	2:B:161:ASN:HA	1	2.4
(1,12)	1:A:529:VAL:CG2	2:B:161:ASN:HB2	1	2.4
(1,12)	1:A:529:VAL:CG2	2:B:161:ASN:HB3	1	2.4
(1,12)	1:A:529:VAL:CG2	2:B:161:ASN:HD21	1	2.4
(1,12)	1:A:529:VAL:CG2	2:B:161:ASN:HD22	1	2.4
(1,12)	1:A:529:VAL:CG2	2:B:161:ASN:N	1	2.4
(1,12)	1:A:529:VAL:CG2	2:B:161:ASN:ND2	1	2.4
(1,12)	1:A:529:VAL:CG2	2:B:161:ASN:O	1	2.4
(1,12)	1:A:529:VAL:CG2	2:B:161:ASN:OD1	1	2.4
(1,12)	1:A:529:VAL:CG2	2:B:162:LYS:C	1	2.4
(1,12)	1:A:529:VAL:CG2	2:B:162:LYS:CA	1	2.4
(1,12)	1:A:529:VAL:CG2	2:B:162:LYS:CB	1	2.4
(1,12)	1:A:529:VAL:CG2	2:B:162:LYS:CD	1	2.4
(1,12)	1:A:529:VAL:CG2	2:B:162:LYS:CE	1	2.4
(1,12)	1:A:529:VAL:CG2	2:B:162:LYS:CG	1	2.4
(1,12)	1:A:529:VAL:CG2	2:B:162:LYS:H	1	2.4
(1,12)	1:A:529:VAL:CG2	2:B:162:LYS:HA	1	2.4
(1,12)	1:A:529:VAL:CG2	2:B:162:LYS:HB2	1	2.4
(1,12)	1:A:529:VAL:CG2	2:B:162:LYS:HB3	1	2.4
(1,12)	1:A:529:VAL:CG2	2:B:162:LYS:HD2	1	2.4
(1,12)	1:A:529:VAL:CG2	2:B:162:LYS:HD3	1	2.4
(1,12)	1:A:529:VAL:CG2	2:B:162:LYS:HE2	1	2.4
(1,12)	1:A:529:VAL:CG2	2:B:162:LYS:HE3	1	2.4
(1,12)	1:A:529:VAL:CG2	2:B:162:LYS:HG2	1	2.4
(1,12)	1:A:529:VAL:CG2	2:B:162:LYS:HG3	1	2.4
(1,12)	1:A:529:VAL:CG2	2:B:162:LYS:HZ1	1	2.4
(1,12)	1:A:529:VAL:CG2	2:B:162:LYS:HZ2	1	2.4
(1,12)	1:A:529:VAL:CG2	2:B:162:LYS:HZ3	1	2.4
(1,12)	1:A:529:VAL:CG2	2:B:162:LYS:N	1	2.4
(1,12)	1:A:529:VAL:CG2	2:B:162:LYS:NZ	1	2.4
(1,12)	1:A:529:VAL:CG2	2:B:162:LYS:O	1	2.4
(1,12)	1:A:529:VAL:CG2	2:B:167:SER:C	1	2.4
(1,12)	1:A:529:VAL:CG2	2:B:167:SER:CA	1	2.4
(1,12)	1:A:529:VAL:CG2	2:B:167:SER:CB	1	2.4
(1,12)	1:A:529:VAL:CG2	2:B:167:SER:H	1	2.4
(1,12)	1:A:529:VAL:CG2	2:B:167:SER:HA	1	2.4

*Continued on next page...*

*Continued from previous page...*

Key	Atom-1	Atom-2	Model ID	Violation (Å)
(1,12)	1:A:529:VAL:CG2	2:B:167:SER:HB2	1	2.4
(1,12)	1:A:529:VAL:CG2	2:B:167:SER:HB3	1	2.4
(1,12)	1:A:529:VAL:CG2	2:B:167:SER:HG	1	2.4
(1,12)	1:A:529:VAL:CG2	2:B:167:SER:N	1	2.4
(1,12)	1:A:529:VAL:CG2	2:B:167:SER:O	1	2.4
(1,12)	1:A:529:VAL:CG2	2:B:167:SER:OG	1	2.4
(1,12)	1:A:529:VAL:CG2	2:B:168:LEU:C	1	2.4
(1,12)	1:A:529:VAL:CG2	2:B:168:LEU:CA	1	2.4
(1,12)	1:A:529:VAL:CG2	2:B:168:LEU:CB	1	2.4
(1,12)	1:A:529:VAL:CG2	2:B:168:LEU:CD1	1	2.4
(1,12)	1:A:529:VAL:CG2	2:B:168:LEU:CD2	1	2.4
(1,12)	1:A:529:VAL:CG2	2:B:168:LEU:CG	1	2.4
(1,12)	1:A:529:VAL:CG2	2:B:168:LEU:H	1	2.4
(1,12)	1:A:529:VAL:CG2	2:B:168:LEU:HA	1	2.4
(1,12)	1:A:529:VAL:CG2	2:B:168:LEU:HB2	1	2.4
(1,12)	1:A:529:VAL:CG2	2:B:168:LEU:HB3	1	2.4
(1,12)	1:A:529:VAL:CG2	2:B:168:LEU:HD11	1	2.4
(1,12)	1:A:529:VAL:CG2	2:B:168:LEU:HD12	1	2.4
(1,12)	1:A:529:VAL:CG2	2:B:168:LEU:HD13	1	2.4
(1,12)	1:A:529:VAL:CG2	2:B:168:LEU:HD21	1	2.4
(1,12)	1:A:529:VAL:CG2	2:B:168:LEU:HD22	1	2.4
(1,12)	1:A:529:VAL:CG2	2:B:168:LEU:HD23	1	2.4
(1,12)	1:A:529:VAL:CG2	2:B:168:LEU:HG	1	2.4
(1,12)	1:A:529:VAL:CG2	2:B:168:LEU:N	1	2.4
(1,12)	1:A:529:VAL:CG2	2:B:168:LEU:O	1	2.4
(1,12)	1:A:529:VAL:CG2	2:B:170:MET:C	1	2.4
(1,12)	1:A:529:VAL:CG2	2:B:170:MET:CA	1	2.4
(1,12)	1:A:529:VAL:CG2	2:B:170:MET:CB	1	2.4
(1,12)	1:A:529:VAL:CG2	2:B:170:MET:CE	1	2.4
(1,12)	1:A:529:VAL:CG2	2:B:170:MET:CG	1	2.4
(1,12)	1:A:529:VAL:CG2	2:B:170:MET:H	1	2.4
(1,12)	1:A:529:VAL:CG2	2:B:170:MET:HA	1	2.4
(1,12)	1:A:529:VAL:CG2	2:B:170:MET:HB2	1	2.4
(1,12)	1:A:529:VAL:CG2	2:B:170:MET:HB3	1	2.4
(1,12)	1:A:529:VAL:CG2	2:B:170:MET:HE1	1	2.4
(1,12)	1:A:529:VAL:CG2	2:B:170:MET:HE2	1	2.4
(1,12)	1:A:529:VAL:CG2	2:B:170:MET:HE3	1	2.4
(1,12)	1:A:529:VAL:CG2	2:B:170:MET:HG2	1	2.4
(1,12)	1:A:529:VAL:CG2	2:B:170:MET:HG3	1	2.4
(1,12)	1:A:529:VAL:CG2	2:B:170:MET:N	1	2.4
(1,12)	1:A:529:VAL:CG2	2:B:170:MET:O	1	2.4
(1,12)	1:A:529:VAL:CG2	2:B:170:MET:SD	1	2.4

*Continued on next page...*

*Continued from previous page...*

Key	Atom-1	Atom-2	Model ID	Violation (Å)
(1,12)	1:A:529:VAL:CG2	2:B:172:LYS:C	1	2.4
(1,12)	1:A:529:VAL:CG2	2:B:172:LYS:CA	1	2.4
(1,12)	1:A:529:VAL:CG2	2:B:172:LYS:CB	1	2.4
(1,12)	1:A:529:VAL:CG2	2:B:172:LYS:CD	1	2.4
(1,12)	1:A:529:VAL:CG2	2:B:172:LYS:CE	1	2.4
(1,12)	1:A:529:VAL:CG2	2:B:172:LYS:CG	1	2.4
(1,12)	1:A:529:VAL:CG2	2:B:172:LYS:H	1	2.4
(1,12)	1:A:529:VAL:CG2	2:B:172:LYS:HA	1	2.4
(1,12)	1:A:529:VAL:CG2	2:B:172:LYS:HB2	1	2.4
(1,12)	1:A:529:VAL:CG2	2:B:172:LYS:HB3	1	2.4
(1,12)	1:A:529:VAL:CG2	2:B:172:LYS:HD2	1	2.4
(1,12)	1:A:529:VAL:CG2	2:B:172:LYS:HD3	1	2.4
(1,12)	1:A:529:VAL:CG2	2:B:172:LYS:HE2	1	2.4
(1,12)	1:A:529:VAL:CG2	2:B:172:LYS:HE3	1	2.4
(1,12)	1:A:529:VAL:CG2	2:B:172:LYS:HG2	1	2.4
(1,12)	1:A:529:VAL:CG2	2:B:172:LYS:HG3	1	2.4
(1,12)	1:A:529:VAL:CG2	2:B:172:LYS:HZ1	1	2.4
(1,12)	1:A:529:VAL:CG2	2:B:172:LYS:HZ2	1	2.4
(1,12)	1:A:529:VAL:CG2	2:B:172:LYS:HZ3	1	2.4
(1,12)	1:A:529:VAL:CG2	2:B:172:LYS:N	1	2.4
(1,12)	1:A:529:VAL:CG2	2:B:172:LYS:NZ	1	2.4
(1,12)	1:A:529:VAL:CG2	2:B:172:LYS:O	1	2.4
(1,12)	1:A:529:VAL:CG2	2:B:182:VAL:C	1	2.4
(1,12)	1:A:529:VAL:CG2	2:B:182:VAL:CA	1	2.4
(1,12)	1:A:529:VAL:CG2	2:B:182:VAL:CB	1	2.4
(1,12)	1:A:529:VAL:CG2	2:B:182:VAL:CG1	1	2.4
(1,12)	1:A:529:VAL:CG2	2:B:182:VAL:CG2	1	2.4
(1,12)	1:A:529:VAL:CG2	2:B:182:VAL:H	1	2.4
(1,12)	1:A:529:VAL:CG2	2:B:182:VAL:HA	1	2.4
(1,12)	1:A:529:VAL:CG2	2:B:182:VAL:HB	1	2.4
(1,12)	1:A:529:VAL:CG2	2:B:182:VAL:HG11	1	2.4
(1,12)	1:A:529:VAL:CG2	2:B:182:VAL:HG12	1	2.4
(1,12)	1:A:529:VAL:CG2	2:B:182:VAL:HG13	1	2.4
(1,12)	1:A:529:VAL:CG2	2:B:182:VAL:HG21	1	2.4
(1,12)	1:A:529:VAL:CG2	2:B:182:VAL:HG22	1	2.4
(1,12)	1:A:529:VAL:CG2	2:B:182:VAL:HG23	1	2.4
(1,12)	1:A:529:VAL:CG2	2:B:182:VAL:N	1	2.4
(1,12)	1:A:529:VAL:CG2	2:B:182:VAL:O	1	2.4
(1,12)	1:A:529:VAL:CG2	2:B:183:LYS:C	1	2.4
(1,12)	1:A:529:VAL:CG2	2:B:183:LYS:CA	1	2.4
(1,12)	1:A:529:VAL:CG2	2:B:183:LYS:CB	1	2.4
(1,12)	1:A:529:VAL:CG2	2:B:183:LYS:CD	1	2.4

*Continued on next page...*



*Continued from previous page...*

Key	Atom-1	Atom-2	Model ID	Violation (Å)
(1,12)	1:A:529:VAL:CG2	2:B:183:LYS:CE	1	2.4
(1,12)	1:A:529:VAL:CG2	2:B:183:LYS:CG	1	2.4
(1,12)	1:A:529:VAL:CG2	2:B:183:LYS:H	1	2.4
(1,12)	1:A:529:VAL:CG2	2:B:183:LYS:HA	1	2.4
(1,12)	1:A:529:VAL:CG2	2:B:183:LYS:HB2	1	2.4
(1,12)	1:A:529:VAL:CG2	2:B:183:LYS:HB3	1	2.4
(1,12)	1:A:529:VAL:CG2	2:B:183:LYS:HD2	1	2.4
(1,12)	1:A:529:VAL:CG2	2:B:183:LYS:HD3	1	2.4
(1,12)	1:A:529:VAL:CG2	2:B:183:LYS:HE2	1	2.4
(1,12)	1:A:529:VAL:CG2	2:B:183:LYS:HE3	1	2.4
(1,12)	1:A:529:VAL:CG2	2:B:183:LYS:HG2	1	2.4
(1,12)	1:A:529:VAL:CG2	2:B:183:LYS:HG3	1	2.4
(1,12)	1:A:529:VAL:CG2	2:B:183:LYS:HZ1	1	2.4
(1,12)	1:A:529:VAL:CG2	2:B:183:LYS:HZ2	1	2.4
(1,12)	1:A:529:VAL:CG2	2:B:183:LYS:HZ3	1	2.4
(1,12)	1:A:529:VAL:CG2	2:B:183:LYS:N	1	2.4
(1,12)	1:A:529:VAL:CG2	2:B:183:LYS:NZ	1	2.4
(1,12)	1:A:529:VAL:CG2	2:B:183:LYS:O	1	2.4
(1,12)	1:A:529:VAL:CG2	2:B:185:GLY:C	1	2.4
(1,12)	1:A:529:VAL:CG2	2:B:185:GLY:CA	1	2.4
(1,12)	1:A:529:VAL:CG2	2:B:185:GLY:H	1	2.4
(1,12)	1:A:529:VAL:CG2	2:B:185:GLY:HA2	1	2.4
(1,12)	1:A:529:VAL:CG2	2:B:185:GLY:HA3	1	2.4
(1,12)	1:A:529:VAL:CG2	2:B:185:GLY:N	1	2.4
(1,12)	1:A:529:VAL:CG2	2:B:185:GLY:O	1	2.4
(1,12)	1:A:529:VAL:CG2	2:B:187:TYR:C	1	2.4
(1,12)	1:A:529:VAL:CG2	2:B:187:TYR:CA	1	2.4
(1,12)	1:A:529:VAL:CG2	2:B:187:TYR:CB	1	2.4
(1,12)	1:A:529:VAL:CG2	2:B:187:TYR:CD1	1	2.4
(1,12)	1:A:529:VAL:CG2	2:B:187:TYR:CD2	1	2.4
(1,12)	1:A:529:VAL:CG2	2:B:187:TYR:CE1	1	2.4
(1,12)	1:A:529:VAL:CG2	2:B:187:TYR:CE2	1	2.4
(1,12)	1:A:529:VAL:CG2	2:B:187:TYR:CG	1	2.4
(1,12)	1:A:529:VAL:CG2	2:B:187:TYR:CZ	1	2.4
(1,12)	1:A:529:VAL:CG2	2:B:187:TYR:H	1	2.4
(1,12)	1:A:529:VAL:CG2	2:B:187:TYR:HA	1	2.4
(1,12)	1:A:529:VAL:CG2	2:B:187:TYR:HB2	1	2.4
(1,12)	1:A:529:VAL:CG2	2:B:187:TYR:HB3	1	2.4
(1,12)	1:A:529:VAL:CG2	2:B:187:TYR:HD1	1	2.4
(1,12)	1:A:529:VAL:CG2	2:B:187:TYR:HD2	1	2.4
(1,12)	1:A:529:VAL:CG2	2:B:187:TYR:HE1	1	2.4
(1,12)	1:A:529:VAL:CG2	2:B:187:TYR:HE2	1	2.4

*Continued on next page...*

*Continued from previous page...*

Key	Atom-1	Atom-2	Model ID	Violation (Å)
(1,12)	1:A:529:VAL:CG2	2:B:187:TYR:HH	1	2.4
(1,12)	1:A:529:VAL:CG2	2:B:187:TYR:N	1	2.4
(1,12)	1:A:529:VAL:CG2	2:B:187:TYR:O	1	2.4
(1,12)	1:A:529:VAL:CG2	2:B:187:TYR:OH	1	2.4
(1,12)	1:A:529:VAL:CG2	2:B:200:THR:C	1	2.4
(1,12)	1:A:529:VAL:CG2	2:B:200:THR:CA	1	2.4
(1,12)	1:A:529:VAL:CG2	2:B:200:THR:CB	1	2.4
(1,12)	1:A:529:VAL:CG2	2:B:200:THR:CG2	1	2.4
(1,12)	1:A:529:VAL:CG2	2:B:200:THR:H	1	2.4
(1,12)	1:A:529:VAL:CG2	2:B:200:THR:HA	1	2.4
(1,12)	1:A:529:VAL:CG2	2:B:200:THR:HB	1	2.4
(1,12)	1:A:529:VAL:CG2	2:B:200:THR:HG1	1	2.4
(1,12)	1:A:529:VAL:CG2	2:B:200:THR:HG21	1	2.4
(1,12)	1:A:529:VAL:CG2	2:B:200:THR:HG22	1	2.4
(1,12)	1:A:529:VAL:CG2	2:B:200:THR:HG23	1	2.4
(1,12)	1:A:529:VAL:CG2	2:B:200:THR:N	1	2.4
(1,12)	1:A:529:VAL:CG2	2:B:200:THR:O	1	2.4
(1,12)	1:A:529:VAL:CG2	2:B:200:THR:OG1	1	2.4
(1,12)	1:A:529:VAL:CG2	2:B:211:LYS:C	1	2.4
(1,12)	1:A:529:VAL:CG2	2:B:211:LYS:CA	1	2.4
(1,12)	1:A:529:VAL:CG2	2:B:211:LYS:CB	1	2.4
(1,12)	1:A:529:VAL:CG2	2:B:211:LYS:CD	1	2.4
(1,12)	1:A:529:VAL:CG2	2:B:211:LYS:CE	1	2.4
(1,12)	1:A:529:VAL:CG2	2:B:211:LYS:CG	1	2.4
(1,12)	1:A:529:VAL:CG2	2:B:211:LYS:H	1	2.4
(1,12)	1:A:529:VAL:CG2	2:B:211:LYS:HA	1	2.4
(1,12)	1:A:529:VAL:CG2	2:B:211:LYS:HB2	1	2.4
(1,12)	1:A:529:VAL:CG2	2:B:211:LYS:HB3	1	2.4
(1,12)	1:A:529:VAL:CG2	2:B:211:LYS:HD2	1	2.4
(1,12)	1:A:529:VAL:CG2	2:B:211:LYS:HD3	1	2.4
(1,12)	1:A:529:VAL:CG2	2:B:211:LYS:HE2	1	2.4
(1,12)	1:A:529:VAL:CG2	2:B:211:LYS:HE3	1	2.4
(1,12)	1:A:529:VAL:CG2	2:B:211:LYS:HG2	1	2.4
(1,12)	1:A:529:VAL:CG2	2:B:211:LYS:HG3	1	2.4
(1,12)	1:A:529:VAL:CG2	2:B:211:LYS:HZ1	1	2.4
(1,12)	1:A:529:VAL:CG2	2:B:211:LYS:HZ2	1	2.4
(1,12)	1:A:529:VAL:CG2	2:B:211:LYS:HZ3	1	2.4
(1,12)	1:A:529:VAL:CG2	2:B:211:LYS:N	1	2.4
(1,12)	1:A:529:VAL:CG2	2:B:211:LYS:NZ	1	2.4
(1,12)	1:A:529:VAL:CG2	2:B:211:LYS:O	1	2.4
(1,12)	1:A:529:VAL:H	2:B:149:SER:C	1	2.4
(1,12)	1:A:529:VAL:H	2:B:149:SER:CA	1	2.4

*Continued on next page...*

*Continued from previous page...*

Key	Atom-1	Atom-2	Model ID	Violation (Å)
(1,12)	1:A:529:VAL:H	2:B:149:SER:CB	1	2.4
(1,12)	1:A:529:VAL:H	2:B:149:SER:H	1	2.4
(1,12)	1:A:529:VAL:H	2:B:149:SER:HA	1	2.4
(1,12)	1:A:529:VAL:H	2:B:149:SER:HB2	1	2.4
(1,12)	1:A:529:VAL:H	2:B:149:SER:HB3	1	2.4
(1,12)	1:A:529:VAL:H	2:B:149:SER:HG	1	2.4
(1,12)	1:A:529:VAL:H	2:B:149:SER:N	1	2.4
(1,12)	1:A:529:VAL:H	2:B:149:SER:O	1	2.4
(1,12)	1:A:529:VAL:H	2:B:149:SER:OG	1	2.4
(1,12)	1:A:529:VAL:H	2:B:152:VAL:C	1	2.4
(1,12)	1:A:529:VAL:H	2:B:152:VAL:CA	1	2.4
(1,12)	1:A:529:VAL:H	2:B:152:VAL:CB	1	2.4
(1,12)	1:A:529:VAL:H	2:B:152:VAL:CG1	1	2.4
(1,12)	1:A:529:VAL:H	2:B:152:VAL:CG2	1	2.4
(1,12)	1:A:529:VAL:H	2:B:152:VAL:H	1	2.4
(1,12)	1:A:529:VAL:H	2:B:152:VAL:HA	1	2.4
(1,12)	1:A:529:VAL:H	2:B:152:VAL:HB	1	2.4
(1,12)	1:A:529:VAL:H	2:B:152:VAL:HG11	1	2.4
(1,12)	1:A:529:VAL:H	2:B:152:VAL:HG12	1	2.4
(1,12)	1:A:529:VAL:H	2:B:152:VAL:HG13	1	2.4
(1,12)	1:A:529:VAL:H	2:B:152:VAL:HG21	1	2.4
(1,12)	1:A:529:VAL:H	2:B:152:VAL:HG22	1	2.4
(1,12)	1:A:529:VAL:H	2:B:152:VAL:HG23	1	2.4
(1,12)	1:A:529:VAL:H	2:B:152:VAL:N	1	2.4
(1,12)	1:A:529:VAL:H	2:B:152:VAL:O	1	2.4
(1,12)	1:A:529:VAL:H	2:B:153:VAL:C	1	2.4
(1,12)	1:A:529:VAL:H	2:B:153:VAL:CA	1	2.4
(1,12)	1:A:529:VAL:H	2:B:153:VAL:CB	1	2.4
(1,12)	1:A:529:VAL:H	2:B:153:VAL:CG1	1	2.4
(1,12)	1:A:529:VAL:H	2:B:153:VAL:CG2	1	2.4
(1,12)	1:A:529:VAL:H	2:B:153:VAL:H	1	2.4
(1,12)	1:A:529:VAL:H	2:B:153:VAL:HA	1	2.4
(1,12)	1:A:529:VAL:H	2:B:153:VAL:HB	1	2.4
(1,12)	1:A:529:VAL:H	2:B:153:VAL:HG11	1	2.4
(1,12)	1:A:529:VAL:H	2:B:153:VAL:HG12	1	2.4
(1,12)	1:A:529:VAL:H	2:B:153:VAL:HG13	1	2.4
(1,12)	1:A:529:VAL:H	2:B:153:VAL:HG21	1	2.4
(1,12)	1:A:529:VAL:H	2:B:153:VAL:HG22	1	2.4
(1,12)	1:A:529:VAL:H	2:B:153:VAL:HG23	1	2.4
(1,12)	1:A:529:VAL:H	2:B:153:VAL:N	1	2.4
(1,12)	1:A:529:VAL:H	2:B:153:VAL:O	1	2.4
(1,12)	1:A:529:VAL:H	2:B:155:GLY:C	1	2.4

*Continued on next page...*

*Continued from previous page...*

Key	Atom-1	Atom-2	Model ID	Violation (Å)
(1,12)	1:A:529:VAL:H	2:B:155:GLY:CA	1	2.4
(1,12)	1:A:529:VAL:H	2:B:155:GLY:H	1	2.4
(1,12)	1:A:529:VAL:H	2:B:155:GLY:HA2	1	2.4
(1,12)	1:A:529:VAL:H	2:B:155:GLY:HA3	1	2.4
(1,12)	1:A:529:VAL:H	2:B:155:GLY:N	1	2.4
(1,12)	1:A:529:VAL:H	2:B:155:GLY:O	1	2.4
(1,12)	1:A:529:VAL:H	2:B:156:PHE:C	1	2.4
(1,12)	1:A:529:VAL:H	2:B:156:PHE:CA	1	2.4
(1,12)	1:A:529:VAL:H	2:B:156:PHE:CB	1	2.4
(1,12)	1:A:529:VAL:H	2:B:156:PHE:CD1	1	2.4
(1,12)	1:A:529:VAL:H	2:B:156:PHE:CD2	1	2.4
(1,12)	1:A:529:VAL:H	2:B:156:PHE:CE1	1	2.4
(1,12)	1:A:529:VAL:H	2:B:156:PHE:CE2	1	2.4
(1,12)	1:A:529:VAL:H	2:B:156:PHE:CG	1	2.4
(1,12)	1:A:529:VAL:H	2:B:156:PHE:CZ	1	2.4
(1,12)	1:A:529:VAL:H	2:B:156:PHE:H	1	2.4
(1,12)	1:A:529:VAL:H	2:B:156:PHE:HA	1	2.4
(1,12)	1:A:529:VAL:H	2:B:156:PHE:HB2	1	2.4
(1,12)	1:A:529:VAL:H	2:B:156:PHE:HB3	1	2.4
(1,12)	1:A:529:VAL:H	2:B:156:PHE:HD1	1	2.4
(1,12)	1:A:529:VAL:H	2:B:156:PHE:HD2	1	2.4
(1,12)	1:A:529:VAL:H	2:B:156:PHE:HE1	1	2.4
(1,12)	1:A:529:VAL:H	2:B:156:PHE:HE2	1	2.4
(1,12)	1:A:529:VAL:H	2:B:156:PHE:HZ	1	2.4
(1,12)	1:A:529:VAL:H	2:B:156:PHE:N	1	2.4
(1,12)	1:A:529:VAL:H	2:B:156:PHE:O	1	2.4
(1,12)	1:A:529:VAL:H	2:B:157:CYS:C	1	2.4
(1,12)	1:A:529:VAL:H	2:B:157:CYS:CA	1	2.4
(1,12)	1:A:529:VAL:H	2:B:157:CYS:CB	1	2.4
(1,12)	1:A:529:VAL:H	2:B:157:CYS:H	1	2.4
(1,12)	1:A:529:VAL:H	2:B:157:CYS:HA	1	2.4
(1,12)	1:A:529:VAL:H	2:B:157:CYS:HB2	1	2.4
(1,12)	1:A:529:VAL:H	2:B:157:CYS:HB3	1	2.4
(1,12)	1:A:529:VAL:H	2:B:157:CYS:N	1	2.4
(1,12)	1:A:529:VAL:H	2:B:157:CYS:O	1	2.4
(1,12)	1:A:529:VAL:H	2:B:157:CYS:SG	1	2.4
(1,12)	1:A:529:VAL:H	2:B:158:THR:C	1	2.4
(1,12)	1:A:529:VAL:H	2:B:158:THR:CA	1	2.4
(1,12)	1:A:529:VAL:H	2:B:158:THR:CB	1	2.4
(1,12)	1:A:529:VAL:H	2:B:158:THR:CG2	1	2.4
(1,12)	1:A:529:VAL:H	2:B:158:THR:H	1	2.4
(1,12)	1:A:529:VAL:H	2:B:158:THR:HA	1	2.4

*Continued on next page...*

*Continued from previous page...*

Key	Atom-1	Atom-2	Model ID	Violation (Å)
(1,12)	1:A:529:VAL:H	2:B:158:THR:HB	1	2.4
(1,12)	1:A:529:VAL:H	2:B:158:THR:HG1	1	2.4
(1,12)	1:A:529:VAL:H	2:B:158:THR:HG21	1	2.4
(1,12)	1:A:529:VAL:H	2:B:158:THR:HG22	1	2.4
(1,12)	1:A:529:VAL:H	2:B:158:THR:HG23	1	2.4
(1,12)	1:A:529:VAL:H	2:B:158:THR:N	1	2.4
(1,12)	1:A:529:VAL:H	2:B:158:THR:O	1	2.4
(1,12)	1:A:529:VAL:H	2:B:158:THR:OG1	1	2.4
(1,12)	1:A:529:VAL:H	2:B:159:ILE:C	1	2.4
(1,12)	1:A:529:VAL:H	2:B:159:ILE:CA	1	2.4
(1,12)	1:A:529:VAL:H	2:B:159:ILE:CB	1	2.4
(1,12)	1:A:529:VAL:H	2:B:159:ILE:CD1	1	2.4
(1,12)	1:A:529:VAL:H	2:B:159:ILE:CG1	1	2.4
(1,12)	1:A:529:VAL:H	2:B:159:ILE:CG2	1	2.4
(1,12)	1:A:529:VAL:H	2:B:159:ILE:H	1	2.4
(1,12)	1:A:529:VAL:H	2:B:159:ILE:HA	1	2.4
(1,12)	1:A:529:VAL:H	2:B:159:ILE:HB	1	2.4
(1,12)	1:A:529:VAL:H	2:B:159:ILE:HD11	1	2.4
(1,12)	1:A:529:VAL:H	2:B:159:ILE:HD12	1	2.4
(1,12)	1:A:529:VAL:H	2:B:159:ILE:HD13	1	2.4
(1,12)	1:A:529:VAL:H	2:B:159:ILE:HG12	1	2.4
(1,12)	1:A:529:VAL:H	2:B:159:ILE:HG13	1	2.4
(1,12)	1:A:529:VAL:H	2:B:159:ILE:HG21	1	2.4
(1,12)	1:A:529:VAL:H	2:B:159:ILE:HG22	1	2.4
(1,12)	1:A:529:VAL:H	2:B:159:ILE:HG23	1	2.4
(1,12)	1:A:529:VAL:H	2:B:159:ILE:N	1	2.4
(1,12)	1:A:529:VAL:H	2:B:159:ILE:O	1	2.4
(1,12)	1:A:529:VAL:H	2:B:161:ASN:C	1	2.4
(1,12)	1:A:529:VAL:H	2:B:161:ASN:CA	1	2.4
(1,12)	1:A:529:VAL:H	2:B:161:ASN:CB	1	2.4
(1,12)	1:A:529:VAL:H	2:B:161:ASN:CG	1	2.4
(1,12)	1:A:529:VAL:H	2:B:161:ASN:H	1	2.4
(1,12)	1:A:529:VAL:H	2:B:161:ASN:HA	1	2.4
(1,12)	1:A:529:VAL:H	2:B:161:ASN:HB2	1	2.4
(1,12)	1:A:529:VAL:H	2:B:161:ASN:HB3	1	2.4
(1,12)	1:A:529:VAL:H	2:B:161:ASN:HD21	1	2.4
(1,12)	1:A:529:VAL:H	2:B:161:ASN:HD22	1	2.4
(1,12)	1:A:529:VAL:H	2:B:161:ASN:N	1	2.4
(1,12)	1:A:529:VAL:H	2:B:161:ASN:ND2	1	2.4
(1,12)	1:A:529:VAL:H	2:B:161:ASN:O	1	2.4
(1,12)	1:A:529:VAL:H	2:B:161:ASN:OD1	1	2.4
(1,12)	1:A:529:VAL:H	2:B:162:LYS:C	1	2.4

*Continued on next page...*

*Continued from previous page...*

Key	Atom-1	Atom-2	Model ID	Violation (Å)
(1,12)	1:A:529:VAL:H	2:B:162:LYS:CA	1	2.4
(1,12)	1:A:529:VAL:H	2:B:162:LYS:CB	1	2.4
(1,12)	1:A:529:VAL:H	2:B:162:LYS:CD	1	2.4
(1,12)	1:A:529:VAL:H	2:B:162:LYS:CE	1	2.4
(1,12)	1:A:529:VAL:H	2:B:162:LYS:CG	1	2.4
(1,12)	1:A:529:VAL:H	2:B:162:LYS:H	1	2.4
(1,12)	1:A:529:VAL:H	2:B:162:LYS:HA	1	2.4
(1,12)	1:A:529:VAL:H	2:B:162:LYS:HB2	1	2.4
(1,12)	1:A:529:VAL:H	2:B:162:LYS:HB3	1	2.4
(1,12)	1:A:529:VAL:H	2:B:162:LYS:HD2	1	2.4
(1,12)	1:A:529:VAL:H	2:B:162:LYS:HD3	1	2.4
(1,12)	1:A:529:VAL:H	2:B:162:LYS:HE2	1	2.4
(1,12)	1:A:529:VAL:H	2:B:162:LYS:HE3	1	2.4
(1,12)	1:A:529:VAL:H	2:B:162:LYS:HG2	1	2.4
(1,12)	1:A:529:VAL:H	2:B:162:LYS:HG3	1	2.4
(1,12)	1:A:529:VAL:H	2:B:162:LYS:HZ1	1	2.4
(1,12)	1:A:529:VAL:H	2:B:162:LYS:HZ2	1	2.4
(1,12)	1:A:529:VAL:H	2:B:162:LYS:HZ3	1	2.4
(1,12)	1:A:529:VAL:H	2:B:162:LYS:N	1	2.4
(1,12)	1:A:529:VAL:H	2:B:162:LYS:NZ	1	2.4
(1,12)	1:A:529:VAL:H	2:B:162:LYS:O	1	2.4
(1,12)	1:A:529:VAL:H	2:B:167:SER:C	1	2.4
(1,12)	1:A:529:VAL:H	2:B:167:SER:CA	1	2.4
(1,12)	1:A:529:VAL:H	2:B:167:SER:CB	1	2.4
(1,12)	1:A:529:VAL:H	2:B:167:SER:H	1	2.4
(1,12)	1:A:529:VAL:H	2:B:167:SER:HA	1	2.4
(1,12)	1:A:529:VAL:H	2:B:167:SER:HB2	1	2.4
(1,12)	1:A:529:VAL:H	2:B:167:SER:HB3	1	2.4
(1,12)	1:A:529:VAL:H	2:B:167:SER:HG	1	2.4
(1,12)	1:A:529:VAL:H	2:B:167:SER:N	1	2.4
(1,12)	1:A:529:VAL:H	2:B:167:SER:O	1	2.4
(1,12)	1:A:529:VAL:H	2:B:167:SER:OG	1	2.4
(1,12)	1:A:529:VAL:H	2:B:168:LEU:C	1	2.4
(1,12)	1:A:529:VAL:H	2:B:168:LEU:CA	1	2.4
(1,12)	1:A:529:VAL:H	2:B:168:LEU:CB	1	2.4
(1,12)	1:A:529:VAL:H	2:B:168:LEU:CD1	1	2.4
(1,12)	1:A:529:VAL:H	2:B:168:LEU:CD2	1	2.4
(1,12)	1:A:529:VAL:H	2:B:168:LEU:CG	1	2.4
(1,12)	1:A:529:VAL:H	2:B:168:LEU:H	1	2.4
(1,12)	1:A:529:VAL:H	2:B:168:LEU:HA	1	2.4
(1,12)	1:A:529:VAL:H	2:B:168:LEU:HB2	1	2.4
(1,12)	1:A:529:VAL:H	2:B:168:LEU:HB3	1	2.4

*Continued on next page...*

*Continued from previous page...*

Key	Atom-1	Atom-2	Model ID	Violation (Å)
(1,12)	1:A:529:VAL:H	2:B:168:LEU:HD11	1	2.4
(1,12)	1:A:529:VAL:H	2:B:168:LEU:HD12	1	2.4
(1,12)	1:A:529:VAL:H	2:B:168:LEU:HD13	1	2.4
(1,12)	1:A:529:VAL:H	2:B:168:LEU:HD21	1	2.4
(1,12)	1:A:529:VAL:H	2:B:168:LEU:HD22	1	2.4
(1,12)	1:A:529:VAL:H	2:B:168:LEU:HD23	1	2.4
(1,12)	1:A:529:VAL:H	2:B:168:LEU:HG	1	2.4
(1,12)	1:A:529:VAL:H	2:B:168:LEU:N	1	2.4
(1,12)	1:A:529:VAL:H	2:B:168:LEU:O	1	2.4
(1,12)	1:A:529:VAL:H	2:B:170:MET:C	1	2.4
(1,12)	1:A:529:VAL:H	2:B:170:MET:CA	1	2.4
(1,12)	1:A:529:VAL:H	2:B:170:MET:CB	1	2.4
(1,12)	1:A:529:VAL:H	2:B:170:MET:CE	1	2.4
(1,12)	1:A:529:VAL:H	2:B:170:MET:CG	1	2.4
(1,12)	1:A:529:VAL:H	2:B:170:MET:H	1	2.4
(1,12)	1:A:529:VAL:H	2:B:170:MET:HA	1	2.4
(1,12)	1:A:529:VAL:H	2:B:170:MET:HB2	1	2.4
(1,12)	1:A:529:VAL:H	2:B:170:MET:HB3	1	2.4
(1,12)	1:A:529:VAL:H	2:B:170:MET:HE1	1	2.4
(1,12)	1:A:529:VAL:H	2:B:170:MET:HE2	1	2.4
(1,12)	1:A:529:VAL:H	2:B:170:MET:HE3	1	2.4
(1,12)	1:A:529:VAL:H	2:B:170:MET:HG2	1	2.4
(1,12)	1:A:529:VAL:H	2:B:170:MET:HG3	1	2.4
(1,12)	1:A:529:VAL:H	2:B:170:MET:N	1	2.4
(1,12)	1:A:529:VAL:H	2:B:170:MET:O	1	2.4
(1,12)	1:A:529:VAL:H	2:B:170:MET:SD	1	2.4
(1,12)	1:A:529:VAL:H	2:B:172:LYS:C	1	2.4
(1,12)	1:A:529:VAL:H	2:B:172:LYS:CA	1	2.4
(1,12)	1:A:529:VAL:H	2:B:172:LYS:CB	1	2.4
(1,12)	1:A:529:VAL:H	2:B:172:LYS:CD	1	2.4
(1,12)	1:A:529:VAL:H	2:B:172:LYS:CE	1	2.4
(1,12)	1:A:529:VAL:H	2:B:172:LYS:CG	1	2.4
(1,12)	1:A:529:VAL:H	2:B:172:LYS:H	1	2.4
(1,12)	1:A:529:VAL:H	2:B:172:LYS:HA	1	2.4
(1,12)	1:A:529:VAL:H	2:B:172:LYS:HB2	1	2.4
(1,12)	1:A:529:VAL:H	2:B:172:LYS:HB3	1	2.4
(1,12)	1:A:529:VAL:H	2:B:172:LYS:HD2	1	2.4
(1,12)	1:A:529:VAL:H	2:B:172:LYS:HD3	1	2.4
(1,12)	1:A:529:VAL:H	2:B:172:LYS:HE2	1	2.4
(1,12)	1:A:529:VAL:H	2:B:172:LYS:HE3	1	2.4
(1,12)	1:A:529:VAL:H	2:B:172:LYS:HG2	1	2.4
(1,12)	1:A:529:VAL:H	2:B:172:LYS:HG3	1	2.4

*Continued on next page...*

*Continued from previous page...*

Key	Atom-1	Atom-2	Model ID	Violation (Å)
(1,12)	1:A:529:VAL:H	2:B:172:LYS:HZ1	1	2.4
(1,12)	1:A:529:VAL:H	2:B:172:LYS:HZ2	1	2.4
(1,12)	1:A:529:VAL:H	2:B:172:LYS:HZ3	1	2.4
(1,12)	1:A:529:VAL:H	2:B:172:LYS:N	1	2.4
(1,12)	1:A:529:VAL:H	2:B:172:LYS:NZ	1	2.4
(1,12)	1:A:529:VAL:H	2:B:172:LYS:O	1	2.4
(1,12)	1:A:529:VAL:H	2:B:182:VAL:C	1	2.4
(1,12)	1:A:529:VAL:H	2:B:182:VAL:CA	1	2.4
(1,12)	1:A:529:VAL:H	2:B:182:VAL:CB	1	2.4
(1,12)	1:A:529:VAL:H	2:B:182:VAL:CG1	1	2.4
(1,12)	1:A:529:VAL:H	2:B:182:VAL:CG2	1	2.4
(1,12)	1:A:529:VAL:H	2:B:182:VAL:H	1	2.4
(1,12)	1:A:529:VAL:H	2:B:182:VAL:HA	1	2.4
(1,12)	1:A:529:VAL:H	2:B:182:VAL:HB	1	2.4
(1,12)	1:A:529:VAL:H	2:B:182:VAL:HG11	1	2.4
(1,12)	1:A:529:VAL:H	2:B:182:VAL:HG12	1	2.4
(1,12)	1:A:529:VAL:H	2:B:182:VAL:HG13	1	2.4
(1,12)	1:A:529:VAL:H	2:B:182:VAL:HG21	1	2.4
(1,12)	1:A:529:VAL:H	2:B:182:VAL:HG22	1	2.4
(1,12)	1:A:529:VAL:H	2:B:182:VAL:HG23	1	2.4
(1,12)	1:A:529:VAL:H	2:B:182:VAL:N	1	2.4
(1,12)	1:A:529:VAL:H	2:B:182:VAL:O	1	2.4
(1,12)	1:A:529:VAL:H	2:B:183:LYS:C	1	2.4
(1,12)	1:A:529:VAL:H	2:B:183:LYS:CA	1	2.4
(1,12)	1:A:529:VAL:H	2:B:183:LYS:CB	1	2.4
(1,12)	1:A:529:VAL:H	2:B:183:LYS:CD	1	2.4
(1,12)	1:A:529:VAL:H	2:B:183:LYS:CE	1	2.4
(1,12)	1:A:529:VAL:H	2:B:183:LYS:CG	1	2.4
(1,12)	1:A:529:VAL:H	2:B:183:LYS:H	1	2.4
(1,12)	1:A:529:VAL:H	2:B:183:LYS:HA	1	2.4
(1,12)	1:A:529:VAL:H	2:B:183:LYS:HB2	1	2.4
(1,12)	1:A:529:VAL:H	2:B:183:LYS:HB3	1	2.4
(1,12)	1:A:529:VAL:H	2:B:183:LYS:HD2	1	2.4
(1,12)	1:A:529:VAL:H	2:B:183:LYS:HD3	1	2.4
(1,12)	1:A:529:VAL:H	2:B:183:LYS:HE2	1	2.4
(1,12)	1:A:529:VAL:H	2:B:183:LYS:HE3	1	2.4
(1,12)	1:A:529:VAL:H	2:B:183:LYS:HG2	1	2.4
(1,12)	1:A:529:VAL:H	2:B:183:LYS:HG3	1	2.4
(1,12)	1:A:529:VAL:H	2:B:183:LYS:HZ1	1	2.4
(1,12)	1:A:529:VAL:H	2:B:183:LYS:HZ2	1	2.4
(1,12)	1:A:529:VAL:H	2:B:183:LYS:HZ3	1	2.4
(1,12)	1:A:529:VAL:H	2:B:183:LYS:N	1	2.4

*Continued on next page...*



*Continued from previous page...*

Key	Atom-1	Atom-2	Model ID	Violation (Å)
(1,12)	1:A:529:VAL:H	2:B:183:LYS:NZ	1	2.4
(1,12)	1:A:529:VAL:H	2:B:183:LYS:O	1	2.4
(1,12)	1:A:529:VAL:H	2:B:185:GLY:C	1	2.4
(1,12)	1:A:529:VAL:H	2:B:185:GLY:CA	1	2.4
(1,12)	1:A:529:VAL:H	2:B:185:GLY:H	1	2.4
(1,12)	1:A:529:VAL:H	2:B:185:GLY:HA2	1	2.4
(1,12)	1:A:529:VAL:H	2:B:185:GLY:HA3	1	2.4
(1,12)	1:A:529:VAL:H	2:B:185:GLY:N	1	2.4
(1,12)	1:A:529:VAL:H	2:B:185:GLY:O	1	2.4
(1,12)	1:A:529:VAL:H	2:B:187:TYR:C	1	2.4
(1,12)	1:A:529:VAL:H	2:B:187:TYR:CA	1	2.4
(1,12)	1:A:529:VAL:H	2:B:187:TYR:CB	1	2.4
(1,12)	1:A:529:VAL:H	2:B:187:TYR:CD1	1	2.4
(1,12)	1:A:529:VAL:H	2:B:187:TYR:CD2	1	2.4
(1,12)	1:A:529:VAL:H	2:B:187:TYR:CE1	1	2.4
(1,12)	1:A:529:VAL:H	2:B:187:TYR:CE2	1	2.4
(1,12)	1:A:529:VAL:H	2:B:187:TYR:CG	1	2.4
(1,12)	1:A:529:VAL:H	2:B:187:TYR:CZ	1	2.4
(1,12)	1:A:529:VAL:H	2:B:187:TYR:H	1	2.4
(1,12)	1:A:529:VAL:H	2:B:187:TYR:HA	1	2.4
(1,12)	1:A:529:VAL:H	2:B:187:TYR:HB2	1	2.4
(1,12)	1:A:529:VAL:H	2:B:187:TYR:HB3	1	2.4
(1,12)	1:A:529:VAL:H	2:B:187:TYR:HD1	1	2.4
(1,12)	1:A:529:VAL:H	2:B:187:TYR:HD2	1	2.4
(1,12)	1:A:529:VAL:H	2:B:187:TYR:HE1	1	2.4
(1,12)	1:A:529:VAL:H	2:B:187:TYR:HE2	1	2.4
(1,12)	1:A:529:VAL:H	2:B:187:TYR:HH	1	2.4
(1,12)	1:A:529:VAL:H	2:B:187:TYR:N	1	2.4
(1,12)	1:A:529:VAL:H	2:B:187:TYR:O	1	2.4
(1,12)	1:A:529:VAL:H	2:B:187:TYR:OH	1	2.4
(1,12)	1:A:529:VAL:H	2:B:200:THR:C	1	2.4
(1,12)	1:A:529:VAL:H	2:B:200:THR:CA	1	2.4
(1,12)	1:A:529:VAL:H	2:B:200:THR:CB	1	2.4
(1,12)	1:A:529:VAL:H	2:B:200:THR:CG2	1	2.4
(1,12)	1:A:529:VAL:H	2:B:200:THR:H	1	2.4
(1,12)	1:A:529:VAL:H	2:B:200:THR:HA	1	2.4
(1,12)	1:A:529:VAL:H	2:B:200:THR:HB	1	2.4
(1,12)	1:A:529:VAL:H	2:B:200:THR:HG1	1	2.4
(1,12)	1:A:529:VAL:H	2:B:200:THR:HG21	1	2.4
(1,12)	1:A:529:VAL:H	2:B:200:THR:HG22	1	2.4
(1,12)	1:A:529:VAL:H	2:B:200:THR:HG23	1	2.4
(1,12)	1:A:529:VAL:H	2:B:200:THR:N	1	2.4

*Continued on next page...*

*Continued from previous page...*

Key	Atom-1	Atom-2	Model ID	Violation (Å)
(1,12)	1:A:529:VAL:H	2:B:200:THR:O	1	2.4
(1,12)	1:A:529:VAL:H	2:B:200:THR:OG1	1	2.4
(1,12)	1:A:529:VAL:H	2:B:211:LYS:C	1	2.4
(1,12)	1:A:529:VAL:H	2:B:211:LYS:CA	1	2.4
(1,12)	1:A:529:VAL:H	2:B:211:LYS:CB	1	2.4
(1,12)	1:A:529:VAL:H	2:B:211:LYS:CD	1	2.4
(1,12)	1:A:529:VAL:H	2:B:211:LYS:CE	1	2.4
(1,12)	1:A:529:VAL:H	2:B:211:LYS:CG	1	2.4
(1,12)	1:A:529:VAL:H	2:B:211:LYS:H	1	2.4
(1,12)	1:A:529:VAL:H	2:B:211:LYS:HA	1	2.4
(1,12)	1:A:529:VAL:H	2:B:211:LYS:HB2	1	2.4
(1,12)	1:A:529:VAL:H	2:B:211:LYS:HB3	1	2.4
(1,12)	1:A:529:VAL:H	2:B:211:LYS:HD2	1	2.4
(1,12)	1:A:529:VAL:H	2:B:211:LYS:HD3	1	2.4
(1,12)	1:A:529:VAL:H	2:B:211:LYS:HE2	1	2.4
(1,12)	1:A:529:VAL:H	2:B:211:LYS:HE3	1	2.4
(1,12)	1:A:529:VAL:H	2:B:211:LYS:HG2	1	2.4
(1,12)	1:A:529:VAL:H	2:B:211:LYS:HG3	1	2.4
(1,12)	1:A:529:VAL:H	2:B:211:LYS:HZ1	1	2.4
(1,12)	1:A:529:VAL:H	2:B:211:LYS:HZ2	1	2.4
(1,12)	1:A:529:VAL:H	2:B:211:LYS:HZ3	1	2.4
(1,12)	1:A:529:VAL:H	2:B:211:LYS:N	1	2.4
(1,12)	1:A:529:VAL:H	2:B:211:LYS:NZ	1	2.4
(1,12)	1:A:529:VAL:H	2:B:211:LYS:O	1	2.4
(1,12)	1:A:529:VAL:HA	2:B:149:SER:C	1	2.4
(1,12)	1:A:529:VAL:HA	2:B:149:SER:CA	1	2.4
(1,12)	1:A:529:VAL:HA	2:B:149:SER:CB	1	2.4
(1,12)	1:A:529:VAL:HA	2:B:149:SER:H	1	2.4
(1,12)	1:A:529:VAL:HA	2:B:149:SER:HA	1	2.4
(1,12)	1:A:529:VAL:HA	2:B:149:SER:HB2	1	2.4
(1,12)	1:A:529:VAL:HA	2:B:149:SER:HB3	1	2.4
(1,12)	1:A:529:VAL:HA	2:B:149:SER:HG	1	2.4
(1,12)	1:A:529:VAL:HA	2:B:149:SER:N	1	2.4
(1,12)	1:A:529:VAL:HA	2:B:149:SER:O	1	2.4
(1,12)	1:A:529:VAL:HA	2:B:149:SER:OG	1	2.4
(1,12)	1:A:529:VAL:HA	2:B:152:VAL:C	1	2.4
(1,12)	1:A:529:VAL:HA	2:B:152:VAL:CA	1	2.4
(1,12)	1:A:529:VAL:HA	2:B:152:VAL:CB	1	2.4
(1,12)	1:A:529:VAL:HA	2:B:152:VAL:CG1	1	2.4
(1,12)	1:A:529:VAL:HA	2:B:152:VAL:CG2	1	2.4
(1,12)	1:A:529:VAL:HA	2:B:152:VAL:H	1	2.4
(1,12)	1:A:529:VAL:HA	2:B:152:VAL:HA	1	2.4

*Continued on next page...*

*Continued from previous page...*

Key	Atom-1	Atom-2	Model ID	Violation (Å)
(1,12)	1:A:529:VAL:HA	2:B:152:VAL:HB	1	2.4
(1,12)	1:A:529:VAL:HA	2:B:152:VAL:HG11	1	2.4
(1,12)	1:A:529:VAL:HA	2:B:152:VAL:HG12	1	2.4
(1,12)	1:A:529:VAL:HA	2:B:152:VAL:HG13	1	2.4
(1,12)	1:A:529:VAL:HA	2:B:152:VAL:HG21	1	2.4
(1,12)	1:A:529:VAL:HA	2:B:152:VAL:HG22	1	2.4
(1,12)	1:A:529:VAL:HA	2:B:152:VAL:HG23	1	2.4
(1,12)	1:A:529:VAL:HA	2:B:152:VAL:N	1	2.4
(1,12)	1:A:529:VAL:HA	2:B:152:VAL:O	1	2.4
(1,12)	1:A:529:VAL:HA	2:B:153:VAL:C	1	2.4
(1,12)	1:A:529:VAL:HA	2:B:153:VAL:CA	1	2.4
(1,12)	1:A:529:VAL:HA	2:B:153:VAL:CB	1	2.4
(1,12)	1:A:529:VAL:HA	2:B:153:VAL:CG1	1	2.4
(1,12)	1:A:529:VAL:HA	2:B:153:VAL:CG2	1	2.4
(1,12)	1:A:529:VAL:HA	2:B:153:VAL:H	1	2.4
(1,12)	1:A:529:VAL:HA	2:B:153:VAL:HA	1	2.4
(1,12)	1:A:529:VAL:HA	2:B:153:VAL:HB	1	2.4
(1,12)	1:A:529:VAL:HA	2:B:153:VAL:HG11	1	2.4
(1,12)	1:A:529:VAL:HA	2:B:153:VAL:HG12	1	2.4
(1,12)	1:A:529:VAL:HA	2:B:153:VAL:HG13	1	2.4
(1,12)	1:A:529:VAL:HA	2:B:153:VAL:HG21	1	2.4
(1,12)	1:A:529:VAL:HA	2:B:153:VAL:HG22	1	2.4
(1,12)	1:A:529:VAL:HA	2:B:153:VAL:HG23	1	2.4
(1,12)	1:A:529:VAL:HA	2:B:153:VAL:N	1	2.4
(1,12)	1:A:529:VAL:HA	2:B:153:VAL:O	1	2.4
(1,12)	1:A:529:VAL:HA	2:B:155:GLY:C	1	2.4
(1,12)	1:A:529:VAL:HA	2:B:155:GLY:CA	1	2.4
(1,12)	1:A:529:VAL:HA	2:B:155:GLY:H	1	2.4
(1,12)	1:A:529:VAL:HA	2:B:155:GLY:HA2	1	2.4
(1,12)	1:A:529:VAL:HA	2:B:155:GLY:HA3	1	2.4
(1,12)	1:A:529:VAL:HA	2:B:155:GLY:N	1	2.4
(1,12)	1:A:529:VAL:HA	2:B:155:GLY:O	1	2.4
(1,12)	1:A:529:VAL:HA	2:B:156:PHE:C	1	2.4
(1,12)	1:A:529:VAL:HA	2:B:156:PHE:CA	1	2.4
(1,12)	1:A:529:VAL:HA	2:B:156:PHE:CB	1	2.4
(1,12)	1:A:529:VAL:HA	2:B:156:PHE:CD1	1	2.4
(1,12)	1:A:529:VAL:HA	2:B:156:PHE:CD2	1	2.4
(1,12)	1:A:529:VAL:HA	2:B:156:PHE:CE1	1	2.4
(1,12)	1:A:529:VAL:HA	2:B:156:PHE:CE2	1	2.4
(1,12)	1:A:529:VAL:HA	2:B:156:PHE:CG	1	2.4
(1,12)	1:A:529:VAL:HA	2:B:156:PHE:CZ	1	2.4
(1,12)	1:A:529:VAL:HA	2:B:156:PHE:H	1	2.4

*Continued on next page...*

*Continued from previous page...*

Key	Atom-1	Atom-2	Model ID	Violation (Å)
(1,12)	1:A:529:VAL:HA	2:B:156:PHE:HA	1	2.4
(1,12)	1:A:529:VAL:HA	2:B:156:PHE:HB2	1	2.4
(1,12)	1:A:529:VAL:HA	2:B:156:PHE:HB3	1	2.4
(1,12)	1:A:529:VAL:HA	2:B:156:PHE:HD1	1	2.4
(1,12)	1:A:529:VAL:HA	2:B:156:PHE:HD2	1	2.4
(1,12)	1:A:529:VAL:HA	2:B:156:PHE:HE1	1	2.4
(1,12)	1:A:529:VAL:HA	2:B:156:PHE:HE2	1	2.4
(1,12)	1:A:529:VAL:HA	2:B:156:PHE:HZ	1	2.4
(1,12)	1:A:529:VAL:HA	2:B:156:PHE:N	1	2.4
(1,12)	1:A:529:VAL:HA	2:B:156:PHE:O	1	2.4
(1,12)	1:A:529:VAL:HA	2:B:157:CYS:C	1	2.4
(1,12)	1:A:529:VAL:HA	2:B:157:CYS:CA	1	2.4
(1,12)	1:A:529:VAL:HA	2:B:157:CYS:CB	1	2.4
(1,12)	1:A:529:VAL:HA	2:B:157:CYS:H	1	2.4
(1,12)	1:A:529:VAL:HA	2:B:157:CYS:HA	1	2.4
(1,12)	1:A:529:VAL:HA	2:B:157:CYS:HB2	1	2.4
(1,12)	1:A:529:VAL:HA	2:B:157:CYS:HB3	1	2.4
(1,12)	1:A:529:VAL:HA	2:B:157:CYS:N	1	2.4
(1,12)	1:A:529:VAL:HA	2:B:157:CYS:O	1	2.4
(1,12)	1:A:529:VAL:HA	2:B:157:CYS:SG	1	2.4
(1,12)	1:A:529:VAL:HA	2:B:158:THR:C	1	2.4
(1,12)	1:A:529:VAL:HA	2:B:158:THR:CA	1	2.4
(1,12)	1:A:529:VAL:HA	2:B:158:THR:CB	1	2.4
(1,12)	1:A:529:VAL:HA	2:B:158:THR:CG2	1	2.4
(1,12)	1:A:529:VAL:HA	2:B:158:THR:H	1	2.4
(1,12)	1:A:529:VAL:HA	2:B:158:THR:HA	1	2.4
(1,12)	1:A:529:VAL:HA	2:B:158:THR:HB	1	2.4
(1,12)	1:A:529:VAL:HA	2:B:158:THR:HG1	1	2.4
(1,12)	1:A:529:VAL:HA	2:B:158:THR:HG21	1	2.4
(1,12)	1:A:529:VAL:HA	2:B:158:THR:HG22	1	2.4
(1,12)	1:A:529:VAL:HA	2:B:158:THR:HG23	1	2.4
(1,12)	1:A:529:VAL:HA	2:B:158:THR:N	1	2.4
(1,12)	1:A:529:VAL:HA	2:B:158:THR:O	1	2.4
(1,12)	1:A:529:VAL:HA	2:B:158:THR:OG1	1	2.4
(1,12)	1:A:529:VAL:HA	2:B:159:ILE:C	1	2.4
(1,12)	1:A:529:VAL:HA	2:B:159:ILE:CA	1	2.4
(1,12)	1:A:529:VAL:HA	2:B:159:ILE:CB	1	2.4
(1,12)	1:A:529:VAL:HA	2:B:159:ILE:CD1	1	2.4
(1,12)	1:A:529:VAL:HA	2:B:159:ILE:CG1	1	2.4
(1,12)	1:A:529:VAL:HA	2:B:159:ILE:CG2	1	2.4
(1,12)	1:A:529:VAL:HA	2:B:159:ILE:H	1	2.4
(1,12)	1:A:529:VAL:HA	2:B:159:ILE:HA	1	2.4

*Continued on next page...*

*Continued from previous page...*

Key	Atom-1	Atom-2	Model ID	Violation (Å)
(1,12)	1:A:529:VAL:HA	2:B:159:ILE:HB	1	2.4
(1,12)	1:A:529:VAL:HA	2:B:159:ILE:HD11	1	2.4
(1,12)	1:A:529:VAL:HA	2:B:159:ILE:HD12	1	2.4
(1,12)	1:A:529:VAL:HA	2:B:159:ILE:HD13	1	2.4
(1,12)	1:A:529:VAL:HA	2:B:159:ILE:HG12	1	2.4
(1,12)	1:A:529:VAL:HA	2:B:159:ILE:HG13	1	2.4
(1,12)	1:A:529:VAL:HA	2:B:159:ILE:HG21	1	2.4
(1,12)	1:A:529:VAL:HA	2:B:159:ILE:HG22	1	2.4
(1,12)	1:A:529:VAL:HA	2:B:159:ILE:HG23	1	2.4
(1,12)	1:A:529:VAL:HA	2:B:159:ILE:N	1	2.4
(1,12)	1:A:529:VAL:HA	2:B:159:ILE:O	1	2.4
(1,12)	1:A:529:VAL:HA	2:B:161:ASN:C	1	2.4
(1,12)	1:A:529:VAL:HA	2:B:161:ASN:CA	1	2.4
(1,12)	1:A:529:VAL:HA	2:B:161:ASN:CB	1	2.4
(1,12)	1:A:529:VAL:HA	2:B:161:ASN:CG	1	2.4
(1,12)	1:A:529:VAL:HA	2:B:161:ASN:H	1	2.4
(1,12)	1:A:529:VAL:HA	2:B:161:ASN:HA	1	2.4
(1,12)	1:A:529:VAL:HA	2:B:161:ASN:HB2	1	2.4
(1,12)	1:A:529:VAL:HA	2:B:161:ASN:HB3	1	2.4
(1,12)	1:A:529:VAL:HA	2:B:161:ASN:HD21	1	2.4
(1,12)	1:A:529:VAL:HA	2:B:161:ASN:HD22	1	2.4
(1,12)	1:A:529:VAL:HA	2:B:161:ASN:N	1	2.4
(1,12)	1:A:529:VAL:HA	2:B:161:ASN:ND2	1	2.4
(1,12)	1:A:529:VAL:HA	2:B:161:ASN:O	1	2.4
(1,12)	1:A:529:VAL:HA	2:B:161:ASN:OD1	1	2.4
(1,12)	1:A:529:VAL:HA	2:B:162:LYS:C	1	2.4
(1,12)	1:A:529:VAL:HA	2:B:162:LYS:CA	1	2.4
(1,12)	1:A:529:VAL:HA	2:B:162:LYS:CB	1	2.4
(1,12)	1:A:529:VAL:HA	2:B:162:LYS:CD	1	2.4
(1,12)	1:A:529:VAL:HA	2:B:162:LYS:CE	1	2.4
(1,12)	1:A:529:VAL:HA	2:B:162:LYS:CG	1	2.4
(1,12)	1:A:529:VAL:HA	2:B:162:LYS:H	1	2.4
(1,12)	1:A:529:VAL:HA	2:B:162:LYS:HA	1	2.4
(1,12)	1:A:529:VAL:HA	2:B:162:LYS:HB2	1	2.4
(1,12)	1:A:529:VAL:HA	2:B:162:LYS:HB3	1	2.4
(1,12)	1:A:529:VAL:HA	2:B:162:LYS:HD2	1	2.4
(1,12)	1:A:529:VAL:HA	2:B:162:LYS:HD3	1	2.4
(1,12)	1:A:529:VAL:HA	2:B:162:LYS:HE2	1	2.4
(1,12)	1:A:529:VAL:HA	2:B:162:LYS:HE3	1	2.4
(1,12)	1:A:529:VAL:HA	2:B:162:LYS:HG2	1	2.4
(1,12)	1:A:529:VAL:HA	2:B:162:LYS:HG3	1	2.4
(1,12)	1:A:529:VAL:HA	2:B:162:LYS:HZ1	1	2.4

*Continued on next page...*

*Continued from previous page...*

Key	Atom-1	Atom-2	Model ID	Violation (Å)
(1,12)	1:A:529:VAL:HA	2:B:162:LYS:HZ2	1	2.4
(1,12)	1:A:529:VAL:HA	2:B:162:LYS:HZ3	1	2.4
(1,12)	1:A:529:VAL:HA	2:B:162:LYS:N	1	2.4
(1,12)	1:A:529:VAL:HA	2:B:162:LYS:NZ	1	2.4
(1,12)	1:A:529:VAL:HA	2:B:162:LYS:O	1	2.4
(1,12)	1:A:529:VAL:HA	2:B:167:SER:C	1	2.4
(1,12)	1:A:529:VAL:HA	2:B:167:SER:CA	1	2.4
(1,12)	1:A:529:VAL:HA	2:B:167:SER:CB	1	2.4
(1,12)	1:A:529:VAL:HA	2:B:167:SER:H	1	2.4
(1,12)	1:A:529:VAL:HA	2:B:167:SER:HA	1	2.4
(1,12)	1:A:529:VAL:HA	2:B:167:SER:HB2	1	2.4
(1,12)	1:A:529:VAL:HA	2:B:167:SER:HB3	1	2.4
(1,12)	1:A:529:VAL:HA	2:B:167:SER:HG	1	2.4
(1,12)	1:A:529:VAL:HA	2:B:167:SER:N	1	2.4
(1,12)	1:A:529:VAL:HA	2:B:167:SER:O	1	2.4
(1,12)	1:A:529:VAL:HA	2:B:167:SER:OG	1	2.4
(1,12)	1:A:529:VAL:HA	2:B:168:LEU:C	1	2.4
(1,12)	1:A:529:VAL:HA	2:B:168:LEU:CA	1	2.4
(1,12)	1:A:529:VAL:HA	2:B:168:LEU:CB	1	2.4
(1,12)	1:A:529:VAL:HA	2:B:168:LEU:CD1	1	2.4
(1,12)	1:A:529:VAL:HA	2:B:168:LEU:CD2	1	2.4
(1,12)	1:A:529:VAL:HA	2:B:168:LEU:CG	1	2.4
(1,12)	1:A:529:VAL:HA	2:B:168:LEU:H	1	2.4
(1,12)	1:A:529:VAL:HA	2:B:168:LEU:HA	1	2.4
(1,12)	1:A:529:VAL:HA	2:B:168:LEU:HB2	1	2.4
(1,12)	1:A:529:VAL:HA	2:B:168:LEU:HB3	1	2.4
(1,12)	1:A:529:VAL:HA	2:B:168:LEU:HD11	1	2.4
(1,12)	1:A:529:VAL:HA	2:B:168:LEU:HD12	1	2.4
(1,12)	1:A:529:VAL:HA	2:B:168:LEU:HD13	1	2.4
(1,12)	1:A:529:VAL:HA	2:B:168:LEU:HD21	1	2.4
(1,12)	1:A:529:VAL:HA	2:B:168:LEU:HD22	1	2.4
(1,12)	1:A:529:VAL:HA	2:B:168:LEU:HD23	1	2.4
(1,12)	1:A:529:VAL:HA	2:B:168:LEU:HG	1	2.4
(1,12)	1:A:529:VAL:HA	2:B:168:LEU:N	1	2.4
(1,12)	1:A:529:VAL:HA	2:B:168:LEU:O	1	2.4
(1,12)	1:A:529:VAL:HA	2:B:170:MET:C	1	2.4
(1,12)	1:A:529:VAL:HA	2:B:170:MET:CA	1	2.4
(1,12)	1:A:529:VAL:HA	2:B:170:MET:CB	1	2.4
(1,12)	1:A:529:VAL:HA	2:B:170:MET:CE	1	2.4
(1,12)	1:A:529:VAL:HA	2:B:170:MET:CG	1	2.4
(1,12)	1:A:529:VAL:HA	2:B:170:MET:H	1	2.4
(1,12)	1:A:529:VAL:HA	2:B:170:MET:HA	1	2.4

*Continued on next page...*

*Continued from previous page...*

Key	Atom-1	Atom-2	Model ID	Violation (Å)
(1,12)	1:A:529:VAL:HA	2:B:170:MET:HB2	1	2.4
(1,12)	1:A:529:VAL:HA	2:B:170:MET:HB3	1	2.4
(1,12)	1:A:529:VAL:HA	2:B:170:MET:HE1	1	2.4
(1,12)	1:A:529:VAL:HA	2:B:170:MET:HE2	1	2.4
(1,12)	1:A:529:VAL:HA	2:B:170:MET:HE3	1	2.4
(1,12)	1:A:529:VAL:HA	2:B:170:MET:HG2	1	2.4
(1,12)	1:A:529:VAL:HA	2:B:170:MET:HG3	1	2.4
(1,12)	1:A:529:VAL:HA	2:B:170:MET:N	1	2.4
(1,12)	1:A:529:VAL:HA	2:B:170:MET:O	1	2.4
(1,12)	1:A:529:VAL:HA	2:B:170:MET:SD	1	2.4
(1,12)	1:A:529:VAL:HA	2:B:172:LYS:C	1	2.4
(1,12)	1:A:529:VAL:HA	2:B:172:LYS:CA	1	2.4
(1,12)	1:A:529:VAL:HA	2:B:172:LYS:CB	1	2.4
(1,12)	1:A:529:VAL:HA	2:B:172:LYS:CD	1	2.4
(1,12)	1:A:529:VAL:HA	2:B:172:LYS:CE	1	2.4
(1,12)	1:A:529:VAL:HA	2:B:172:LYS:CG	1	2.4
(1,12)	1:A:529:VAL:HA	2:B:172:LYS:H	1	2.4
(1,12)	1:A:529:VAL:HA	2:B:172:LYS:HA	1	2.4
(1,12)	1:A:529:VAL:HA	2:B:172:LYS:HB2	1	2.4
(1,12)	1:A:529:VAL:HA	2:B:172:LYS:HB3	1	2.4
(1,12)	1:A:529:VAL:HA	2:B:172:LYS:HD2	1	2.4
(1,12)	1:A:529:VAL:HA	2:B:172:LYS:HD3	1	2.4
(1,12)	1:A:529:VAL:HA	2:B:172:LYS:HE2	1	2.4
(1,12)	1:A:529:VAL:HA	2:B:172:LYS:HE3	1	2.4
(1,12)	1:A:529:VAL:HA	2:B:172:LYS:HG2	1	2.4
(1,12)	1:A:529:VAL:HA	2:B:172:LYS:HG3	1	2.4
(1,12)	1:A:529:VAL:HA	2:B:172:LYS:HZ1	1	2.4
(1,12)	1:A:529:VAL:HA	2:B:172:LYS:HZ2	1	2.4
(1,12)	1:A:529:VAL:HA	2:B:172:LYS:HZ3	1	2.4
(1,12)	1:A:529:VAL:HA	2:B:172:LYS:N	1	2.4
(1,12)	1:A:529:VAL:HA	2:B:172:LYS:NZ	1	2.4
(1,12)	1:A:529:VAL:HA	2:B:172:LYS:O	1	2.4
(1,12)	1:A:529:VAL:HA	2:B:182:VAL:C	1	2.4
(1,12)	1:A:529:VAL:HA	2:B:182:VAL:CA	1	2.4
(1,12)	1:A:529:VAL:HA	2:B:182:VAL:CB	1	2.4
(1,12)	1:A:529:VAL:HA	2:B:182:VAL:CG1	1	2.4
(1,12)	1:A:529:VAL:HA	2:B:182:VAL:CG2	1	2.4
(1,12)	1:A:529:VAL:HA	2:B:182:VAL:H	1	2.4
(1,12)	1:A:529:VAL:HA	2:B:182:VAL:HA	1	2.4
(1,12)	1:A:529:VAL:HA	2:B:182:VAL:HB	1	2.4
(1,12)	1:A:529:VAL:HA	2:B:182:VAL:HG11	1	2.4
(1,12)	1:A:529:VAL:HA	2:B:182:VAL:HG12	1	2.4

*Continued on next page...*

*Continued from previous page...*

Key	Atom-1	Atom-2	Model ID	Violation (Å)
(1,12)	1:A:529:VAL:HA	2:B:182:VAL:HG13	1	2.4
(1,12)	1:A:529:VAL:HA	2:B:182:VAL:HG21	1	2.4
(1,12)	1:A:529:VAL:HA	2:B:182:VAL:HG22	1	2.4
(1,12)	1:A:529:VAL:HA	2:B:182:VAL:HG23	1	2.4
(1,12)	1:A:529:VAL:HA	2:B:182:VAL:N	1	2.4
(1,12)	1:A:529:VAL:HA	2:B:182:VAL:O	1	2.4
(1,12)	1:A:529:VAL:HA	2:B:183:LYS:C	1	2.4
(1,12)	1:A:529:VAL:HA	2:B:183:LYS:CA	1	2.4
(1,12)	1:A:529:VAL:HA	2:B:183:LYS:CB	1	2.4
(1,12)	1:A:529:VAL:HA	2:B:183:LYS:CD	1	2.4
(1,12)	1:A:529:VAL:HA	2:B:183:LYS:CE	1	2.4
(1,12)	1:A:529:VAL:HA	2:B:183:LYS:CG	1	2.4
(1,12)	1:A:529:VAL:HA	2:B:183:LYS:H	1	2.4
(1,12)	1:A:529:VAL:HA	2:B:183:LYS:HA	1	2.4
(1,12)	1:A:529:VAL:HA	2:B:183:LYS:HB2	1	2.4
(1,12)	1:A:529:VAL:HA	2:B:183:LYS:HB3	1	2.4
(1,12)	1:A:529:VAL:HA	2:B:183:LYS:HD2	1	2.4
(1,12)	1:A:529:VAL:HA	2:B:183:LYS:HD3	1	2.4
(1,12)	1:A:529:VAL:HA	2:B:183:LYS:HE2	1	2.4
(1,12)	1:A:529:VAL:HA	2:B:183:LYS:HE3	1	2.4
(1,12)	1:A:529:VAL:HA	2:B:183:LYS:HG2	1	2.4
(1,12)	1:A:529:VAL:HA	2:B:183:LYS:HG3	1	2.4
(1,12)	1:A:529:VAL:HA	2:B:183:LYS:HZ1	1	2.4
(1,12)	1:A:529:VAL:HA	2:B:183:LYS:HZ2	1	2.4
(1,12)	1:A:529:VAL:HA	2:B:183:LYS:HZ3	1	2.4
(1,12)	1:A:529:VAL:HA	2:B:183:LYS:N	1	2.4
(1,12)	1:A:529:VAL:HA	2:B:183:LYS:NZ	1	2.4
(1,12)	1:A:529:VAL:HA	2:B:183:LYS:O	1	2.4
(1,12)	1:A:529:VAL:HA	2:B:185:GLY:C	1	2.4
(1,12)	1:A:529:VAL:HA	2:B:185:GLY:CA	1	2.4
(1,12)	1:A:529:VAL:HA	2:B:185:GLY:H	1	2.4
(1,12)	1:A:529:VAL:HA	2:B:185:GLY:HA2	1	2.4
(1,12)	1:A:529:VAL:HA	2:B:185:GLY:HA3	1	2.4
(1,12)	1:A:529:VAL:HA	2:B:185:GLY:N	1	2.4
(1,12)	1:A:529:VAL:HA	2:B:185:GLY:O	1	2.4
(1,12)	1:A:529:VAL:HA	2:B:187:TYR:C	1	2.4
(1,12)	1:A:529:VAL:HA	2:B:187:TYR:CA	1	2.4
(1,12)	1:A:529:VAL:HA	2:B:187:TYR:CB	1	2.4
(1,12)	1:A:529:VAL:HA	2:B:187:TYR:CD1	1	2.4
(1,12)	1:A:529:VAL:HA	2:B:187:TYR:CD2	1	2.4
(1,12)	1:A:529:VAL:HA	2:B:187:TYR:CE1	1	2.4
(1,12)	1:A:529:VAL:HA	2:B:187:TYR:CE2	1	2.4

*Continued on next page...*



*Continued from previous page...*

Key	Atom-1	Atom-2	Model ID	Violation (Å)
(1,12)	1:A:529:VAL:HA	2:B:187:TYR:CG	1	2.4
(1,12)	1:A:529:VAL:HA	2:B:187:TYR:CZ	1	2.4
(1,12)	1:A:529:VAL:HA	2:B:187:TYR:H	1	2.4
(1,12)	1:A:529:VAL:HA	2:B:187:TYR:HA	1	2.4
(1,12)	1:A:529:VAL:HA	2:B:187:TYR:HB2	1	2.4
(1,12)	1:A:529:VAL:HA	2:B:187:TYR:HB3	1	2.4
(1,12)	1:A:529:VAL:HA	2:B:187:TYR:HD1	1	2.4
(1,12)	1:A:529:VAL:HA	2:B:187:TYR:HD2	1	2.4
(1,12)	1:A:529:VAL:HA	2:B:187:TYR:HE1	1	2.4
(1,12)	1:A:529:VAL:HA	2:B:187:TYR:HE2	1	2.4
(1,12)	1:A:529:VAL:HA	2:B:187:TYR:HH	1	2.4
(1,12)	1:A:529:VAL:HA	2:B:187:TYR:N	1	2.4
(1,12)	1:A:529:VAL:HA	2:B:187:TYR:O	1	2.4
(1,12)	1:A:529:VAL:HA	2:B:187:TYR:OH	1	2.4
(1,12)	1:A:529:VAL:HA	2:B:200:THR:C	1	2.4
(1,12)	1:A:529:VAL:HA	2:B:200:THR:CA	1	2.4
(1,12)	1:A:529:VAL:HA	2:B:200:THR:CB	1	2.4
(1,12)	1:A:529:VAL:HA	2:B:200:THR:CG2	1	2.4
(1,12)	1:A:529:VAL:HA	2:B:200:THR:H	1	2.4
(1,12)	1:A:529:VAL:HA	2:B:200:THR:HA	1	2.4
(1,12)	1:A:529:VAL:HA	2:B:200:THR:HB	1	2.4
(1,12)	1:A:529:VAL:HA	2:B:200:THR:HG1	1	2.4
(1,12)	1:A:529:VAL:HA	2:B:200:THR:HG21	1	2.4
(1,12)	1:A:529:VAL:HA	2:B:200:THR:HG22	1	2.4
(1,12)	1:A:529:VAL:HA	2:B:200:THR:HG23	1	2.4
(1,12)	1:A:529:VAL:HA	2:B:200:THR:N	1	2.4
(1,12)	1:A:529:VAL:HA	2:B:200:THR:O	1	2.4
(1,12)	1:A:529:VAL:HA	2:B:200:THR:OG1	1	2.4
(1,12)	1:A:529:VAL:HA	2:B:211:LYS:C	1	2.4
(1,12)	1:A:529:VAL:HA	2:B:211:LYS:CA	1	2.4
(1,12)	1:A:529:VAL:HA	2:B:211:LYS:CB	1	2.4
(1,12)	1:A:529:VAL:HA	2:B:211:LYS:CD	1	2.4
(1,12)	1:A:529:VAL:HA	2:B:211:LYS:CE	1	2.4
(1,12)	1:A:529:VAL:HA	2:B:211:LYS:CG	1	2.4
(1,12)	1:A:529:VAL:HA	2:B:211:LYS:H	1	2.4
(1,12)	1:A:529:VAL:HA	2:B:211:LYS:HA	1	2.4
(1,12)	1:A:529:VAL:HA	2:B:211:LYS:HB2	1	2.4
(1,12)	1:A:529:VAL:HA	2:B:211:LYS:HB3	1	2.4
(1,12)	1:A:529:VAL:HA	2:B:211:LYS:HD2	1	2.4
(1,12)	1:A:529:VAL:HA	2:B:211:LYS:HD3	1	2.4
(1,12)	1:A:529:VAL:HA	2:B:211:LYS:HE2	1	2.4
(1,12)	1:A:529:VAL:HA	2:B:211:LYS:HE3	1	2.4

*Continued on next page...*

*Continued from previous page...*

Key	Atom-1	Atom-2	Model ID	Violation (Å)
(1,12)	1:A:529:VAL:HA	2:B:211:LYS:HG2	1	2.4
(1,12)	1:A:529:VAL:HA	2:B:211:LYS:HG3	1	2.4
(1,12)	1:A:529:VAL:HA	2:B:211:LYS:HZ1	1	2.4
(1,12)	1:A:529:VAL:HA	2:B:211:LYS:HZ2	1	2.4
(1,12)	1:A:529:VAL:HA	2:B:211:LYS:HZ3	1	2.4
(1,12)	1:A:529:VAL:HA	2:B:211:LYS:N	1	2.4
(1,12)	1:A:529:VAL:HA	2:B:211:LYS:NZ	1	2.4
(1,12)	1:A:529:VAL:HA	2:B:211:LYS:O	1	2.4
(1,12)	1:A:529:VAL:HB	2:B:149:SER:C	1	2.4
(1,12)	1:A:529:VAL:HB	2:B:149:SER:CA	1	2.4
(1,12)	1:A:529:VAL:HB	2:B:149:SER:CB	1	2.4
(1,12)	1:A:529:VAL:HB	2:B:149:SER:H	1	2.4
(1,12)	1:A:529:VAL:HB	2:B:149:SER:HA	1	2.4
(1,12)	1:A:529:VAL:HB	2:B:149:SER:HB2	1	2.4
(1,12)	1:A:529:VAL:HB	2:B:149:SER:HB3	1	2.4
(1,12)	1:A:529:VAL:HB	2:B:149:SER:HG	1	2.4
(1,12)	1:A:529:VAL:HB	2:B:149:SER:N	1	2.4
(1,12)	1:A:529:VAL:HB	2:B:149:SER:O	1	2.4
(1,12)	1:A:529:VAL:HB	2:B:149:SER:OG	1	2.4
(1,12)	1:A:529:VAL:HB	2:B:152:VAL:C	1	2.4
(1,12)	1:A:529:VAL:HB	2:B:152:VAL:CA	1	2.4
(1,12)	1:A:529:VAL:HB	2:B:152:VAL:CB	1	2.4
(1,12)	1:A:529:VAL:HB	2:B:152:VAL:CG1	1	2.4
(1,12)	1:A:529:VAL:HB	2:B:152:VAL:CG2	1	2.4
(1,12)	1:A:529:VAL:HB	2:B:152:VAL:H	1	2.4
(1,12)	1:A:529:VAL:HB	2:B:152:VAL:HA	1	2.4
(1,12)	1:A:529:VAL:HB	2:B:152:VAL:HB	1	2.4
(1,12)	1:A:529:VAL:HB	2:B:152:VAL:HG11	1	2.4
(1,12)	1:A:529:VAL:HB	2:B:152:VAL:HG12	1	2.4
(1,12)	1:A:529:VAL:HB	2:B:152:VAL:HG13	1	2.4
(1,12)	1:A:529:VAL:HB	2:B:152:VAL:HG21	1	2.4
(1,12)	1:A:529:VAL:HB	2:B:152:VAL:HG22	1	2.4
(1,12)	1:A:529:VAL:HB	2:B:152:VAL:HG23	1	2.4
(1,12)	1:A:529:VAL:HB	2:B:152:VAL:N	1	2.4
(1,12)	1:A:529:VAL:HB	2:B:152:VAL:O	1	2.4
(1,12)	1:A:529:VAL:HB	2:B:153:VAL:C	1	2.4
(1,12)	1:A:529:VAL:HB	2:B:153:VAL:CA	1	2.4
(1,12)	1:A:529:VAL:HB	2:B:153:VAL:CB	1	2.4
(1,12)	1:A:529:VAL:HB	2:B:153:VAL:CG1	1	2.4
(1,12)	1:A:529:VAL:HB	2:B:153:VAL:CG2	1	2.4
(1,12)	1:A:529:VAL:HB	2:B:153:VAL:H	1	2.4
(1,12)	1:A:529:VAL:HB	2:B:153:VAL:HA	1	2.4

*Continued on next page...*

*Continued from previous page...*

Key	Atom-1	Atom-2	Model ID	Violation (Å)
(1,12)	1:A:529:VAL:HB	2:B:153:VAL:HB	1	2.4
(1,12)	1:A:529:VAL:HB	2:B:153:VAL:HG11	1	2.4
(1,12)	1:A:529:VAL:HB	2:B:153:VAL:HG12	1	2.4
(1,12)	1:A:529:VAL:HB	2:B:153:VAL:HG13	1	2.4
(1,12)	1:A:529:VAL:HB	2:B:153:VAL:HG21	1	2.4
(1,12)	1:A:529:VAL:HB	2:B:153:VAL:HG22	1	2.4
(1,12)	1:A:529:VAL:HB	2:B:153:VAL:HG23	1	2.4
(1,12)	1:A:529:VAL:HB	2:B:153:VAL:N	1	2.4
(1,12)	1:A:529:VAL:HB	2:B:153:VAL:O	1	2.4
(1,12)	1:A:529:VAL:HB	2:B:155:GLY:C	1	2.4
(1,12)	1:A:529:VAL:HB	2:B:155:GLY:CA	1	2.4
(1,12)	1:A:529:VAL:HB	2:B:155:GLY:H	1	2.4
(1,12)	1:A:529:VAL:HB	2:B:155:GLY:HA2	1	2.4
(1,12)	1:A:529:VAL:HB	2:B:155:GLY:HA3	1	2.4
(1,12)	1:A:529:VAL:HB	2:B:155:GLY:N	1	2.4
(1,12)	1:A:529:VAL:HB	2:B:155:GLY:O	1	2.4
(1,12)	1:A:529:VAL:HB	2:B:156:PHE:C	1	2.4
(1,12)	1:A:529:VAL:HB	2:B:156:PHE:CA	1	2.4
(1,12)	1:A:529:VAL:HB	2:B:156:PHE:CB	1	2.4
(1,12)	1:A:529:VAL:HB	2:B:156:PHE:CD1	1	2.4
(1,12)	1:A:529:VAL:HB	2:B:156:PHE:CD2	1	2.4
(1,12)	1:A:529:VAL:HB	2:B:156:PHE:CE1	1	2.4
(1,12)	1:A:529:VAL:HB	2:B:156:PHE:CE2	1	2.4
(1,12)	1:A:529:VAL:HB	2:B:156:PHE:CG	1	2.4
(1,12)	1:A:529:VAL:HB	2:B:156:PHE:CZ	1	2.4
(1,12)	1:A:529:VAL:HB	2:B:156:PHE:H	1	2.4
(1,12)	1:A:529:VAL:HB	2:B:156:PHE:HA	1	2.4
(1,12)	1:A:529:VAL:HB	2:B:156:PHE:HB2	1	2.4
(1,12)	1:A:529:VAL:HB	2:B:156:PHE:HB3	1	2.4
(1,12)	1:A:529:VAL:HB	2:B:156:PHE:HD1	1	2.4
(1,12)	1:A:529:VAL:HB	2:B:156:PHE:HD2	1	2.4
(1,12)	1:A:529:VAL:HB	2:B:156:PHE:HE1	1	2.4
(1,12)	1:A:529:VAL:HB	2:B:156:PHE:HE2	1	2.4
(1,12)	1:A:529:VAL:HB	2:B:156:PHE:HZ	1	2.4
(1,12)	1:A:529:VAL:HB	2:B:156:PHE:N	1	2.4
(1,12)	1:A:529:VAL:HB	2:B:156:PHE:O	1	2.4
(1,12)	1:A:529:VAL:HB	2:B:157:CYS:C	1	2.4
(1,12)	1:A:529:VAL:HB	2:B:157:CYS:CA	1	2.4
(1,12)	1:A:529:VAL:HB	2:B:157:CYS:CB	1	2.4
(1,12)	1:A:529:VAL:HB	2:B:157:CYS:H	1	2.4
(1,12)	1:A:529:VAL:HB	2:B:157:CYS:HA	1	2.4
(1,12)	1:A:529:VAL:HB	2:B:157:CYS:HB2	1	2.4

*Continued on next page...*

*Continued from previous page...*

Key	Atom-1	Atom-2	Model ID	Violation (Å)
(1,12)	1:A:529:VAL:HB	2:B:157:CYS:HB3	1	2.4
(1,12)	1:A:529:VAL:HB	2:B:157:CYS:N	1	2.4
(1,12)	1:A:529:VAL:HB	2:B:157:CYS:O	1	2.4
(1,12)	1:A:529:VAL:HB	2:B:157:CYS:SG	1	2.4
(1,12)	1:A:529:VAL:HB	2:B:158:THR:C	1	2.4
(1,12)	1:A:529:VAL:HB	2:B:158:THR:CA	1	2.4
(1,12)	1:A:529:VAL:HB	2:B:158:THR:CB	1	2.4
(1,12)	1:A:529:VAL:HB	2:B:158:THR:CG2	1	2.4
(1,12)	1:A:529:VAL:HB	2:B:158:THR:H	1	2.4
(1,12)	1:A:529:VAL:HB	2:B:158:THR:HA	1	2.4
(1,12)	1:A:529:VAL:HB	2:B:158:THR:HB	1	2.4
(1,12)	1:A:529:VAL:HB	2:B:158:THR:HG1	1	2.4
(1,12)	1:A:529:VAL:HB	2:B:158:THR:HG21	1	2.4
(1,12)	1:A:529:VAL:HB	2:B:158:THR:HG22	1	2.4
(1,12)	1:A:529:VAL:HB	2:B:158:THR:HG23	1	2.4
(1,12)	1:A:529:VAL:HB	2:B:158:THR:N	1	2.4
(1,12)	1:A:529:VAL:HB	2:B:158:THR:O	1	2.4
(1,12)	1:A:529:VAL:HB	2:B:158:THR:OG1	1	2.4
(1,12)	1:A:529:VAL:HB	2:B:159:ILE:C	1	2.4
(1,12)	1:A:529:VAL:HB	2:B:159:ILE:CA	1	2.4
(1,12)	1:A:529:VAL:HB	2:B:159:ILE:CB	1	2.4
(1,12)	1:A:529:VAL:HB	2:B:159:ILE:CD1	1	2.4
(1,12)	1:A:529:VAL:HB	2:B:159:ILE:CG1	1	2.4
(1,12)	1:A:529:VAL:HB	2:B:159:ILE:CG2	1	2.4
(1,12)	1:A:529:VAL:HB	2:B:159:ILE:H	1	2.4
(1,12)	1:A:529:VAL:HB	2:B:159:ILE:HA	1	2.4
(1,12)	1:A:529:VAL:HB	2:B:159:ILE:HB	1	2.4
(1,12)	1:A:529:VAL:HB	2:B:159:ILE:HD11	1	2.4
(1,12)	1:A:529:VAL:HB	2:B:159:ILE:HD12	1	2.4
(1,12)	1:A:529:VAL:HB	2:B:159:ILE:HD13	1	2.4
(1,12)	1:A:529:VAL:HB	2:B:159:ILE:HG12	1	2.4
(1,12)	1:A:529:VAL:HB	2:B:159:ILE:HG13	1	2.4
(1,12)	1:A:529:VAL:HB	2:B:159:ILE:HG21	1	2.4
(1,12)	1:A:529:VAL:HB	2:B:159:ILE:HG22	1	2.4
(1,12)	1:A:529:VAL:HB	2:B:159:ILE:HG23	1	2.4
(1,12)	1:A:529:VAL:HB	2:B:159:ILE:N	1	2.4
(1,12)	1:A:529:VAL:HB	2:B:159:ILE:O	1	2.4
(1,12)	1:A:529:VAL:HB	2:B:161:ASN:C	1	2.4
(1,12)	1:A:529:VAL:HB	2:B:161:ASN:CA	1	2.4
(1,12)	1:A:529:VAL:HB	2:B:161:ASN:CB	1	2.4
(1,12)	1:A:529:VAL:HB	2:B:161:ASN:CG	1	2.4
(1,12)	1:A:529:VAL:HB	2:B:161:ASN:H	1	2.4

*Continued on next page...*

*Continued from previous page...*

Key	Atom-1	Atom-2	Model ID	Violation (Å)
(1,12)	1:A:529:VAL:HB	2:B:161:ASN:HA	1	2.4
(1,12)	1:A:529:VAL:HB	2:B:161:ASN:HB2	1	2.4
(1,12)	1:A:529:VAL:HB	2:B:161:ASN:HB3	1	2.4
(1,12)	1:A:529:VAL:HB	2:B:161:ASN:HD21	1	2.4
(1,12)	1:A:529:VAL:HB	2:B:161:ASN:HD22	1	2.4
(1,12)	1:A:529:VAL:HB	2:B:161:ASN:N	1	2.4
(1,12)	1:A:529:VAL:HB	2:B:161:ASN:ND2	1	2.4
(1,12)	1:A:529:VAL:HB	2:B:161:ASN:O	1	2.4
(1,12)	1:A:529:VAL:HB	2:B:161:ASN:OD1	1	2.4
(1,12)	1:A:529:VAL:HB	2:B:162:LYS:C	1	2.4
(1,12)	1:A:529:VAL:HB	2:B:162:LYS:CA	1	2.4
(1,12)	1:A:529:VAL:HB	2:B:162:LYS:CB	1	2.4
(1,12)	1:A:529:VAL:HB	2:B:162:LYS:CD	1	2.4
(1,12)	1:A:529:VAL:HB	2:B:162:LYS:CE	1	2.4
(1,12)	1:A:529:VAL:HB	2:B:162:LYS:CG	1	2.4
(1,12)	1:A:529:VAL:HB	2:B:162:LYS:H	1	2.4
(1,12)	1:A:529:VAL:HB	2:B:162:LYS:HA	1	2.4
(1,12)	1:A:529:VAL:HB	2:B:162:LYS:HB2	1	2.4
(1,12)	1:A:529:VAL:HB	2:B:162:LYS:HB3	1	2.4
(1,12)	1:A:529:VAL:HB	2:B:162:LYS:HD2	1	2.4
(1,12)	1:A:529:VAL:HB	2:B:162:LYS:HD3	1	2.4
(1,12)	1:A:529:VAL:HB	2:B:162:LYS:HE2	1	2.4
(1,12)	1:A:529:VAL:HB	2:B:162:LYS:HE3	1	2.4
(1,12)	1:A:529:VAL:HB	2:B:162:LYS:HG2	1	2.4
(1,12)	1:A:529:VAL:HB	2:B:162:LYS:HG3	1	2.4
(1,12)	1:A:529:VAL:HB	2:B:162:LYS:HZ1	1	2.4
(1,12)	1:A:529:VAL:HB	2:B:162:LYS:HZ2	1	2.4
(1,12)	1:A:529:VAL:HB	2:B:162:LYS:HZ3	1	2.4
(1,12)	1:A:529:VAL:HB	2:B:162:LYS:N	1	2.4
(1,12)	1:A:529:VAL:HB	2:B:162:LYS:NZ	1	2.4
(1,12)	1:A:529:VAL:HB	2:B:162:LYS:O	1	2.4
(1,12)	1:A:529:VAL:HB	2:B:167:SER:C	1	2.4
(1,12)	1:A:529:VAL:HB	2:B:167:SER:CA	1	2.4
(1,12)	1:A:529:VAL:HB	2:B:167:SER:CB	1	2.4
(1,12)	1:A:529:VAL:HB	2:B:167:SER:H	1	2.4
(1,12)	1:A:529:VAL:HB	2:B:167:SER:HA	1	2.4
(1,12)	1:A:529:VAL:HB	2:B:167:SER:HB2	1	2.4
(1,12)	1:A:529:VAL:HB	2:B:167:SER:HB3	1	2.4
(1,12)	1:A:529:VAL:HB	2:B:167:SER:HG	1	2.4
(1,12)	1:A:529:VAL:HB	2:B:167:SER:N	1	2.4
(1,12)	1:A:529:VAL:HB	2:B:167:SER:O	1	2.4
(1,12)	1:A:529:VAL:HB	2:B:167:SER:OG	1	2.4

*Continued on next page...*

*Continued from previous page...*

Key	Atom-1	Atom-2	Model ID	Violation (Å)
(1,12)	1:A:529:VAL:HB	2:B:168:LEU:C	1	2.4
(1,12)	1:A:529:VAL:HB	2:B:168:LEU:CA	1	2.4
(1,12)	1:A:529:VAL:HB	2:B:168:LEU:CB	1	2.4
(1,12)	1:A:529:VAL:HB	2:B:168:LEU:CD1	1	2.4
(1,12)	1:A:529:VAL:HB	2:B:168:LEU:CD2	1	2.4
(1,12)	1:A:529:VAL:HB	2:B:168:LEU:CG	1	2.4
(1,12)	1:A:529:VAL:HB	2:B:168:LEU:H	1	2.4
(1,12)	1:A:529:VAL:HB	2:B:168:LEU:HA	1	2.4
(1,12)	1:A:529:VAL:HB	2:B:168:LEU:HB2	1	2.4
(1,12)	1:A:529:VAL:HB	2:B:168:LEU:HB3	1	2.4
(1,12)	1:A:529:VAL:HB	2:B:168:LEU:HD11	1	2.4
(1,12)	1:A:529:VAL:HB	2:B:168:LEU:HD12	1	2.4
(1,12)	1:A:529:VAL:HB	2:B:168:LEU:HD13	1	2.4
(1,12)	1:A:529:VAL:HB	2:B:168:LEU:HD21	1	2.4
(1,12)	1:A:529:VAL:HB	2:B:168:LEU:HD22	1	2.4
(1,12)	1:A:529:VAL:HB	2:B:168:LEU:HD23	1	2.4
(1,12)	1:A:529:VAL:HB	2:B:168:LEU:HG	1	2.4
(1,12)	1:A:529:VAL:HB	2:B:168:LEU:N	1	2.4
(1,12)	1:A:529:VAL:HB	2:B:168:LEU:O	1	2.4
(1,12)	1:A:529:VAL:HB	2:B:170:MET:C	1	2.4
(1,12)	1:A:529:VAL:HB	2:B:170:MET:CA	1	2.4
(1,12)	1:A:529:VAL:HB	2:B:170:MET:CB	1	2.4
(1,12)	1:A:529:VAL:HB	2:B:170:MET:CE	1	2.4
(1,12)	1:A:529:VAL:HB	2:B:170:MET:CG	1	2.4
(1,12)	1:A:529:VAL:HB	2:B:170:MET:H	1	2.4
(1,12)	1:A:529:VAL:HB	2:B:170:MET:HA	1	2.4
(1,12)	1:A:529:VAL:HB	2:B:170:MET:HB2	1	2.4
(1,12)	1:A:529:VAL:HB	2:B:170:MET:HB3	1	2.4
(1,12)	1:A:529:VAL:HB	2:B:170:MET:HE1	1	2.4
(1,12)	1:A:529:VAL:HB	2:B:170:MET:HE2	1	2.4
(1,12)	1:A:529:VAL:HB	2:B:170:MET:HE3	1	2.4
(1,12)	1:A:529:VAL:HB	2:B:170:MET:HG2	1	2.4
(1,12)	1:A:529:VAL:HB	2:B:170:MET:HG3	1	2.4
(1,12)	1:A:529:VAL:HB	2:B:170:MET:N	1	2.4
(1,12)	1:A:529:VAL:HB	2:B:170:MET:O	1	2.4
(1,12)	1:A:529:VAL:HB	2:B:170:MET:SD	1	2.4
(1,12)	1:A:529:VAL:HB	2:B:172:LYS:C	1	2.4
(1,12)	1:A:529:VAL:HB	2:B:172:LYS:CA	1	2.4
(1,12)	1:A:529:VAL:HB	2:B:172:LYS:CB	1	2.4
(1,12)	1:A:529:VAL:HB	2:B:172:LYS:CD	1	2.4
(1,12)	1:A:529:VAL:HB	2:B:172:LYS:CE	1	2.4
(1,12)	1:A:529:VAL:HB	2:B:172:LYS:CG	1	2.4

*Continued on next page...*

*Continued from previous page...*

Key	Atom-1	Atom-2	Model ID	Violation (Å)
(1,12)	1:A:529:VAL:HB	2:B:172:LYS:H	1	2.4
(1,12)	1:A:529:VAL:HB	2:B:172:LYS:HA	1	2.4
(1,12)	1:A:529:VAL:HB	2:B:172:LYS:HB2	1	2.4
(1,12)	1:A:529:VAL:HB	2:B:172:LYS:HB3	1	2.4
(1,12)	1:A:529:VAL:HB	2:B:172:LYS:HD2	1	2.4
(1,12)	1:A:529:VAL:HB	2:B:172:LYS:HD3	1	2.4
(1,12)	1:A:529:VAL:HB	2:B:172:LYS:HE2	1	2.4
(1,12)	1:A:529:VAL:HB	2:B:172:LYS:HE3	1	2.4
(1,12)	1:A:529:VAL:HB	2:B:172:LYS:HG2	1	2.4
(1,12)	1:A:529:VAL:HB	2:B:172:LYS:HG3	1	2.4
(1,12)	1:A:529:VAL:HB	2:B:172:LYS:HZ1	1	2.4
(1,12)	1:A:529:VAL:HB	2:B:172:LYS:HZ2	1	2.4
(1,12)	1:A:529:VAL:HB	2:B:172:LYS:HZ3	1	2.4
(1,12)	1:A:529:VAL:HB	2:B:172:LYS:N	1	2.4
(1,12)	1:A:529:VAL:HB	2:B:172:LYS:NZ	1	2.4
(1,12)	1:A:529:VAL:HB	2:B:172:LYS:O	1	2.4
(1,12)	1:A:529:VAL:HB	2:B:182:VAL:C	1	2.4
(1,12)	1:A:529:VAL:HB	2:B:182:VAL:CA	1	2.4
(1,12)	1:A:529:VAL:HB	2:B:182:VAL:CB	1	2.4
(1,12)	1:A:529:VAL:HB	2:B:182:VAL:CG1	1	2.4
(1,12)	1:A:529:VAL:HB	2:B:182:VAL:CG2	1	2.4
(1,12)	1:A:529:VAL:HB	2:B:182:VAL:H	1	2.4
(1,12)	1:A:529:VAL:HB	2:B:182:VAL:HA	1	2.4
(1,12)	1:A:529:VAL:HB	2:B:182:VAL:HB	1	2.4
(1,12)	1:A:529:VAL:HB	2:B:182:VAL:HG11	1	2.4
(1,12)	1:A:529:VAL:HB	2:B:182:VAL:HG12	1	2.4
(1,12)	1:A:529:VAL:HB	2:B:182:VAL:HG13	1	2.4
(1,12)	1:A:529:VAL:HB	2:B:182:VAL:HG21	1	2.4
(1,12)	1:A:529:VAL:HB	2:B:182:VAL:HG22	1	2.4
(1,12)	1:A:529:VAL:HB	2:B:182:VAL:HG23	1	2.4
(1,12)	1:A:529:VAL:HB	2:B:182:VAL:N	1	2.4
(1,12)	1:A:529:VAL:HB	2:B:182:VAL:O	1	2.4
(1,12)	1:A:529:VAL:HB	2:B:183:LYS:C	1	2.4
(1,12)	1:A:529:VAL:HB	2:B:183:LYS:CA	1	2.4
(1,12)	1:A:529:VAL:HB	2:B:183:LYS:CB	1	2.4
(1,12)	1:A:529:VAL:HB	2:B:183:LYS:CD	1	2.4
(1,12)	1:A:529:VAL:HB	2:B:183:LYS:CE	1	2.4
(1,12)	1:A:529:VAL:HB	2:B:183:LYS:CG	1	2.4
(1,12)	1:A:529:VAL:HB	2:B:183:LYS:H	1	2.4
(1,12)	1:A:529:VAL:HB	2:B:183:LYS:HA	1	2.4
(1,12)	1:A:529:VAL:HB	2:B:183:LYS:HB2	1	2.4
(1,12)	1:A:529:VAL:HB	2:B:183:LYS:HB3	1	2.4

*Continued on next page...*

*Continued from previous page...*

Key	Atom-1	Atom-2	Model ID	Violation (Å)
(1,12)	1:A:529:VAL:HB	2:B:183:LYS:HD2	1	2.4
(1,12)	1:A:529:VAL:HB	2:B:183:LYS:HD3	1	2.4
(1,12)	1:A:529:VAL:HB	2:B:183:LYS:HE2	1	2.4
(1,12)	1:A:529:VAL:HB	2:B:183:LYS:HE3	1	2.4
(1,12)	1:A:529:VAL:HB	2:B:183:LYS:HG2	1	2.4
(1,12)	1:A:529:VAL:HB	2:B:183:LYS:HG3	1	2.4
(1,12)	1:A:529:VAL:HB	2:B:183:LYS:HZ1	1	2.4
(1,12)	1:A:529:VAL:HB	2:B:183:LYS:HZ2	1	2.4
(1,12)	1:A:529:VAL:HB	2:B:183:LYS:HZ3	1	2.4
(1,12)	1:A:529:VAL:HB	2:B:183:LYS:N	1	2.4
(1,12)	1:A:529:VAL:HB	2:B:183:LYS:NZ	1	2.4
(1,12)	1:A:529:VAL:HB	2:B:183:LYS:O	1	2.4
(1,12)	1:A:529:VAL:HB	2:B:185:GLY:C	1	2.4
(1,12)	1:A:529:VAL:HB	2:B:185:GLY:CA	1	2.4
(1,12)	1:A:529:VAL:HB	2:B:185:GLY:H	1	2.4
(1,12)	1:A:529:VAL:HB	2:B:185:GLY:HA2	1	2.4
(1,12)	1:A:529:VAL:HB	2:B:185:GLY:HA3	1	2.4
(1,12)	1:A:529:VAL:HB	2:B:185:GLY:N	1	2.4
(1,12)	1:A:529:VAL:HB	2:B:185:GLY:O	1	2.4
(1,12)	1:A:529:VAL:HB	2:B:187:TYR:C	1	2.4
(1,12)	1:A:529:VAL:HB	2:B:187:TYR:CA	1	2.4
(1,12)	1:A:529:VAL:HB	2:B:187:TYR:CB	1	2.4
(1,12)	1:A:529:VAL:HB	2:B:187:TYR:CD1	1	2.4
(1,12)	1:A:529:VAL:HB	2:B:187:TYR:CD2	1	2.4
(1,12)	1:A:529:VAL:HB	2:B:187:TYR:CE1	1	2.4
(1,12)	1:A:529:VAL:HB	2:B:187:TYR:CE2	1	2.4
(1,12)	1:A:529:VAL:HB	2:B:187:TYR:CG	1	2.4
(1,12)	1:A:529:VAL:HB	2:B:187:TYR:CZ	1	2.4
(1,12)	1:A:529:VAL:HB	2:B:187:TYR:H	1	2.4
(1,12)	1:A:529:VAL:HB	2:B:187:TYR:HA	1	2.4
(1,12)	1:A:529:VAL:HB	2:B:187:TYR:HB2	1	2.4
(1,12)	1:A:529:VAL:HB	2:B:187:TYR:HB3	1	2.4
(1,12)	1:A:529:VAL:HB	2:B:187:TYR:HD1	1	2.4
(1,12)	1:A:529:VAL:HB	2:B:187:TYR:HD2	1	2.4
(1,12)	1:A:529:VAL:HB	2:B:187:TYR:HE1	1	2.4
(1,12)	1:A:529:VAL:HB	2:B:187:TYR:HE2	1	2.4
(1,12)	1:A:529:VAL:HB	2:B:187:TYR:HH	1	2.4
(1,12)	1:A:529:VAL:HB	2:B:187:TYR:N	1	2.4
(1,12)	1:A:529:VAL:HB	2:B:187:TYR:O	1	2.4
(1,12)	1:A:529:VAL:HB	2:B:187:TYR:OH	1	2.4
(1,12)	1:A:529:VAL:HB	2:B:200:THR:C	1	2.4
(1,12)	1:A:529:VAL:HB	2:B:200:THR:CA	1	2.4

*Continued on next page...*



*Continued from previous page...*

Key	Atom-1	Atom-2	Model ID	Violation (Å)
(1,12)	1:A:529:VAL:HB	2:B:200:THR:CB	1	2.4
(1,12)	1:A:529:VAL:HB	2:B:200:THR:CG2	1	2.4
(1,12)	1:A:529:VAL:HB	2:B:200:THR:H	1	2.4
(1,12)	1:A:529:VAL:HB	2:B:200:THR:HA	1	2.4
(1,12)	1:A:529:VAL:HB	2:B:200:THR:HB	1	2.4
(1,12)	1:A:529:VAL:HB	2:B:200:THR:HG1	1	2.4
(1,12)	1:A:529:VAL:HB	2:B:200:THR:HG21	1	2.4
(1,12)	1:A:529:VAL:HB	2:B:200:THR:HG22	1	2.4
(1,12)	1:A:529:VAL:HB	2:B:200:THR:HG23	1	2.4
(1,12)	1:A:529:VAL:HB	2:B:200:THR:N	1	2.4
(1,12)	1:A:529:VAL:HB	2:B:200:THR:O	1	2.4
(1,12)	1:A:529:VAL:HB	2:B:200:THR:OG1	1	2.4
(1,12)	1:A:529:VAL:HB	2:B:211:LYS:C	1	2.4
(1,12)	1:A:529:VAL:HB	2:B:211:LYS:CA	1	2.4
(1,12)	1:A:529:VAL:HB	2:B:211:LYS:CB	1	2.4
(1,12)	1:A:529:VAL:HB	2:B:211:LYS:CD	1	2.4
(1,12)	1:A:529:VAL:HB	2:B:211:LYS:CE	1	2.4
(1,12)	1:A:529:VAL:HB	2:B:211:LYS:CG	1	2.4
(1,12)	1:A:529:VAL:HB	2:B:211:LYS:H	1	2.4
(1,12)	1:A:529:VAL:HB	2:B:211:LYS:HA	1	2.4
(1,12)	1:A:529:VAL:HB	2:B:211:LYS:HB2	1	2.4
(1,12)	1:A:529:VAL:HB	2:B:211:LYS:HB3	1	2.4
(1,12)	1:A:529:VAL:HB	2:B:211:LYS:HD2	1	2.4
(1,12)	1:A:529:VAL:HB	2:B:211:LYS:HD3	1	2.4
(1,12)	1:A:529:VAL:HB	2:B:211:LYS:HE2	1	2.4
(1,12)	1:A:529:VAL:HB	2:B:211:LYS:HE3	1	2.4
(1,12)	1:A:529:VAL:HB	2:B:211:LYS:HG2	1	2.4
(1,12)	1:A:529:VAL:HB	2:B:211:LYS:HG3	1	2.4
(1,12)	1:A:529:VAL:HB	2:B:211:LYS:HZ1	1	2.4
(1,12)	1:A:529:VAL:HB	2:B:211:LYS:HZ2	1	2.4
(1,12)	1:A:529:VAL:HB	2:B:211:LYS:HZ3	1	2.4
(1,12)	1:A:529:VAL:HB	2:B:211:LYS:N	1	2.4
(1,12)	1:A:529:VAL:HB	2:B:211:LYS:NZ	1	2.4
(1,12)	1:A:529:VAL:HB	2:B:211:LYS:O	1	2.4
(1,12)	1:A:529:VAL:HG11	2:B:149:SER:C	1	2.4
(1,12)	1:A:529:VAL:HG11	2:B:149:SER:CA	1	2.4
(1,12)	1:A:529:VAL:HG11	2:B:149:SER:CB	1	2.4
(1,12)	1:A:529:VAL:HG11	2:B:149:SER:H	1	2.4
(1,12)	1:A:529:VAL:HG11	2:B:149:SER:HA	1	2.4
(1,12)	1:A:529:VAL:HG11	2:B:149:SER:HB2	1	2.4
(1,12)	1:A:529:VAL:HG11	2:B:149:SER:HB3	1	2.4
(1,12)	1:A:529:VAL:HG11	2:B:149:SER:HG	1	2.4

*Continued on next page...*

*Continued from previous page...*

Key	Atom-1	Atom-2	Model ID	Violation (Å)
(1,12)	1:A:529:VAL:HG11	2:B:149:SER:N	1	2.4
(1,12)	1:A:529:VAL:HG11	2:B:149:SER:O	1	2.4
(1,12)	1:A:529:VAL:HG11	2:B:149:SER:OG	1	2.4
(1,12)	1:A:529:VAL:HG11	2:B:152:VAL:C	1	2.4
(1,12)	1:A:529:VAL:HG11	2:B:152:VAL:CA	1	2.4
(1,12)	1:A:529:VAL:HG11	2:B:152:VAL:CB	1	2.4
(1,12)	1:A:529:VAL:HG11	2:B:152:VAL:CG1	1	2.4
(1,12)	1:A:529:VAL:HG11	2:B:152:VAL:CG2	1	2.4
(1,12)	1:A:529:VAL:HG11	2:B:152:VAL:H	1	2.4
(1,12)	1:A:529:VAL:HG11	2:B:152:VAL:HA	1	2.4
(1,12)	1:A:529:VAL:HG11	2:B:152:VAL:HB	1	2.4
(1,12)	1:A:529:VAL:HG11	2:B:152:VAL:HG11	1	2.4
(1,12)	1:A:529:VAL:HG11	2:B:152:VAL:HG12	1	2.4
(1,12)	1:A:529:VAL:HG11	2:B:152:VAL:HG13	1	2.4
(1,12)	1:A:529:VAL:HG11	2:B:152:VAL:HG21	1	2.4
(1,12)	1:A:529:VAL:HG11	2:B:152:VAL:HG22	1	2.4
(1,12)	1:A:529:VAL:HG11	2:B:152:VAL:HG23	1	2.4
(1,12)	1:A:529:VAL:HG11	2:B:152:VAL:N	1	2.4
(1,12)	1:A:529:VAL:HG11	2:B:152:VAL:O	1	2.4
(1,12)	1:A:529:VAL:HG11	2:B:153:VAL:C	1	2.4
(1,12)	1:A:529:VAL:HG11	2:B:153:VAL:CA	1	2.4
(1,12)	1:A:529:VAL:HG11	2:B:153:VAL:CB	1	2.4
(1,12)	1:A:529:VAL:HG11	2:B:153:VAL:CG1	1	2.4
(1,12)	1:A:529:VAL:HG11	2:B:153:VAL:CG2	1	2.4
(1,12)	1:A:529:VAL:HG11	2:B:153:VAL:H	1	2.4
(1,12)	1:A:529:VAL:HG11	2:B:153:VAL:HA	1	2.4
(1,12)	1:A:529:VAL:HG11	2:B:153:VAL:HB	1	2.4
(1,12)	1:A:529:VAL:HG11	2:B:153:VAL:HG11	1	2.4
(1,12)	1:A:529:VAL:HG11	2:B:153:VAL:HG12	1	2.4
(1,12)	1:A:529:VAL:HG11	2:B:153:VAL:HG13	1	2.4
(1,12)	1:A:529:VAL:HG11	2:B:153:VAL:HG21	1	2.4
(1,12)	1:A:529:VAL:HG11	2:B:153:VAL:HG22	1	2.4
(1,12)	1:A:529:VAL:HG11	2:B:153:VAL:HG23	1	2.4
(1,12)	1:A:529:VAL:HG11	2:B:153:VAL:N	1	2.4
(1,12)	1:A:529:VAL:HG11	2:B:153:VAL:O	1	2.4
(1,12)	1:A:529:VAL:HG11	2:B:155:GLY:C	1	2.4
(1,12)	1:A:529:VAL:HG11	2:B:155:GLY:CA	1	2.4
(1,12)	1:A:529:VAL:HG11	2:B:155:GLY:H	1	2.4
(1,12)	1:A:529:VAL:HG11	2:B:155:GLY:HA2	1	2.4
(1,12)	1:A:529:VAL:HG11	2:B:155:GLY:HA3	1	2.4
(1,12)	1:A:529:VAL:HG11	2:B:155:GLY:N	1	2.4
(1,12)	1:A:529:VAL:HG11	2:B:155:GLY:O	1	2.4

*Continued on next page...*

*Continued from previous page...*

Key	Atom-1	Atom-2	Model ID	Violation (Å)
(1,12)	1:A:529:VAL:HG11	2:B:156:PHE:C	1	2.4
(1,12)	1:A:529:VAL:HG11	2:B:156:PHE:CA	1	2.4
(1,12)	1:A:529:VAL:HG11	2:B:156:PHE:CB	1	2.4
(1,12)	1:A:529:VAL:HG11	2:B:156:PHE:CD1	1	2.4
(1,12)	1:A:529:VAL:HG11	2:B:156:PHE:CD2	1	2.4
(1,12)	1:A:529:VAL:HG11	2:B:156:PHE:CE1	1	2.4
(1,12)	1:A:529:VAL:HG11	2:B:156:PHE:CE2	1	2.4
(1,12)	1:A:529:VAL:HG11	2:B:156:PHE:CG	1	2.4
(1,12)	1:A:529:VAL:HG11	2:B:156:PHE:CZ	1	2.4
(1,12)	1:A:529:VAL:HG11	2:B:156:PHE:H	1	2.4
(1,12)	1:A:529:VAL:HG11	2:B:156:PHE:HA	1	2.4
(1,12)	1:A:529:VAL:HG11	2:B:156:PHE:HB2	1	2.4
(1,12)	1:A:529:VAL:HG11	2:B:156:PHE:HB3	1	2.4
(1,12)	1:A:529:VAL:HG11	2:B:156:PHE:HD1	1	2.4
(1,12)	1:A:529:VAL:HG11	2:B:156:PHE:HD2	1	2.4
(1,12)	1:A:529:VAL:HG11	2:B:156:PHE:HE1	1	2.4
(1,12)	1:A:529:VAL:HG11	2:B:156:PHE:HE2	1	2.4
(1,12)	1:A:529:VAL:HG11	2:B:156:PHE:HZ	1	2.4
(1,12)	1:A:529:VAL:HG11	2:B:156:PHE:N	1	2.4
(1,12)	1:A:529:VAL:HG11	2:B:156:PHE:O	1	2.4
(1,12)	1:A:529:VAL:HG11	2:B:157:CYS:C	1	2.4
(1,12)	1:A:529:VAL:HG11	2:B:157:CYS:CA	1	2.4
(1,12)	1:A:529:VAL:HG11	2:B:157:CYS:CB	1	2.4
(1,12)	1:A:529:VAL:HG11	2:B:157:CYS:H	1	2.4
(1,12)	1:A:529:VAL:HG11	2:B:157:CYS:HA	1	2.4
(1,12)	1:A:529:VAL:HG11	2:B:157:CYS:HB2	1	2.4
(1,12)	1:A:529:VAL:HG11	2:B:157:CYS:HB3	1	2.4
(1,12)	1:A:529:VAL:HG11	2:B:157:CYS:N	1	2.4
(1,12)	1:A:529:VAL:HG11	2:B:157:CYS:O	1	2.4
(1,12)	1:A:529:VAL:HG11	2:B:157:CYS:SG	1	2.4
(1,12)	1:A:529:VAL:HG11	2:B:158:THR:C	1	2.4
(1,12)	1:A:529:VAL:HG11	2:B:158:THR:CA	1	2.4
(1,12)	1:A:529:VAL:HG11	2:B:158:THR:CB	1	2.4
(1,12)	1:A:529:VAL:HG11	2:B:158:THR:CG2	1	2.4
(1,12)	1:A:529:VAL:HG11	2:B:158:THR:H	1	2.4
(1,12)	1:A:529:VAL:HG11	2:B:158:THR:HA	1	2.4
(1,12)	1:A:529:VAL:HG11	2:B:158:THR:HB	1	2.4
(1,12)	1:A:529:VAL:HG11	2:B:158:THR:HG1	1	2.4
(1,12)	1:A:529:VAL:HG11	2:B:158:THR:HG21	1	2.4
(1,12)	1:A:529:VAL:HG11	2:B:158:THR:HG22	1	2.4
(1,12)	1:A:529:VAL:HG11	2:B:158:THR:HG23	1	2.4
(1,12)	1:A:529:VAL:HG11	2:B:158:THR:N	1	2.4

*Continued on next page...*

*Continued from previous page...*

Key	Atom-1	Atom-2	Model ID	Violation (Å)
(1,12)	1:A:529:VAL:HG11	2:B:158:THR:O	1	2.4
(1,12)	1:A:529:VAL:HG11	2:B:158:THR:OG1	1	2.4
(1,12)	1:A:529:VAL:HG11	2:B:159:ILE:C	1	2.4
(1,12)	1:A:529:VAL:HG11	2:B:159:ILE:CA	1	2.4
(1,12)	1:A:529:VAL:HG11	2:B:159:ILE:CB	1	2.4
(1,12)	1:A:529:VAL:HG11	2:B:159:ILE:CD1	1	2.4
(1,12)	1:A:529:VAL:HG11	2:B:159:ILE:CG1	1	2.4
(1,12)	1:A:529:VAL:HG11	2:B:159:ILE:CG2	1	2.4
(1,12)	1:A:529:VAL:HG11	2:B:159:ILE:H	1	2.4
(1,12)	1:A:529:VAL:HG11	2:B:159:ILE:HA	1	2.4
(1,12)	1:A:529:VAL:HG11	2:B:159:ILE:HB	1	2.4
(1,12)	1:A:529:VAL:HG11	2:B:159:ILE:HD11	1	2.4
(1,12)	1:A:529:VAL:HG11	2:B:159:ILE:HD12	1	2.4
(1,12)	1:A:529:VAL:HG11	2:B:159:ILE:HD13	1	2.4
(1,12)	1:A:529:VAL:HG11	2:B:159:ILE:HG12	1	2.4
(1,12)	1:A:529:VAL:HG11	2:B:159:ILE:HG13	1	2.4
(1,12)	1:A:529:VAL:HG11	2:B:159:ILE:HG21	1	2.4
(1,12)	1:A:529:VAL:HG11	2:B:159:ILE:HG22	1	2.4
(1,12)	1:A:529:VAL:HG11	2:B:159:ILE:HG23	1	2.4
(1,12)	1:A:529:VAL:HG11	2:B:159:ILE:N	1	2.4
(1,12)	1:A:529:VAL:HG11	2:B:159:ILE:O	1	2.4
(1,12)	1:A:529:VAL:HG11	2:B:161:ASN:C	1	2.4
(1,12)	1:A:529:VAL:HG11	2:B:161:ASN:CA	1	2.4
(1,12)	1:A:529:VAL:HG11	2:B:161:ASN:CB	1	2.4
(1,12)	1:A:529:VAL:HG11	2:B:161:ASN:CG	1	2.4
(1,12)	1:A:529:VAL:HG11	2:B:161:ASN:H	1	2.4
(1,12)	1:A:529:VAL:HG11	2:B:161:ASN:HA	1	2.4
(1,12)	1:A:529:VAL:HG11	2:B:161:ASN:HB2	1	2.4
(1,12)	1:A:529:VAL:HG11	2:B:161:ASN:HB3	1	2.4
(1,12)	1:A:529:VAL:HG11	2:B:161:ASN:HD21	1	2.4
(1,12)	1:A:529:VAL:HG11	2:B:161:ASN:HD22	1	2.4
(1,12)	1:A:529:VAL:HG11	2:B:161:ASN:N	1	2.4
(1,12)	1:A:529:VAL:HG11	2:B:161:ASN:ND2	1	2.4
(1,12)	1:A:529:VAL:HG11	2:B:161:ASN:O	1	2.4
(1,12)	1:A:529:VAL:HG11	2:B:161:ASN:OD1	1	2.4
(1,12)	1:A:529:VAL:HG11	2:B:162:LYS:C	1	2.4
(1,12)	1:A:529:VAL:HG11	2:B:162:LYS:CA	1	2.4
(1,12)	1:A:529:VAL:HG11	2:B:162:LYS:CB	1	2.4
(1,12)	1:A:529:VAL:HG11	2:B:162:LYS:CD	1	2.4
(1,12)	1:A:529:VAL:HG11	2:B:162:LYS:CE	1	2.4
(1,12)	1:A:529:VAL:HG11	2:B:162:LYS:CG	1	2.4
(1,12)	1:A:529:VAL:HG11	2:B:162:LYS:H	1	2.4

*Continued on next page...*

*Continued from previous page...*

Key	Atom-1	Atom-2	Model ID	Violation (Å)
(1,12)	1:A:529:VAL:HG11	2:B:162:LYS:HA	1	2.4
(1,12)	1:A:529:VAL:HG11	2:B:162:LYS:HB2	1	2.4
(1,12)	1:A:529:VAL:HG11	2:B:162:LYS:HB3	1	2.4
(1,12)	1:A:529:VAL:HG11	2:B:162:LYS:HD2	1	2.4
(1,12)	1:A:529:VAL:HG11	2:B:162:LYS:HD3	1	2.4
(1,12)	1:A:529:VAL:HG11	2:B:162:LYS:HE2	1	2.4
(1,12)	1:A:529:VAL:HG11	2:B:162:LYS:HE3	1	2.4
(1,12)	1:A:529:VAL:HG11	2:B:162:LYS:HG2	1	2.4
(1,12)	1:A:529:VAL:HG11	2:B:162:LYS:HG3	1	2.4
(1,12)	1:A:529:VAL:HG11	2:B:162:LYS:HZ1	1	2.4
(1,12)	1:A:529:VAL:HG11	2:B:162:LYS:HZ2	1	2.4
(1,12)	1:A:529:VAL:HG11	2:B:162:LYS:HZ3	1	2.4
(1,12)	1:A:529:VAL:HG11	2:B:162:LYS:N	1	2.4
(1,12)	1:A:529:VAL:HG11	2:B:162:LYS:NZ	1	2.4
(1,12)	1:A:529:VAL:HG11	2:B:162:LYS:O	1	2.4
(1,12)	1:A:529:VAL:HG11	2:B:167:SER:C	1	2.4
(1,12)	1:A:529:VAL:HG11	2:B:167:SER:CA	1	2.4
(1,12)	1:A:529:VAL:HG11	2:B:167:SER:CB	1	2.4
(1,12)	1:A:529:VAL:HG11	2:B:167:SER:H	1	2.4
(1,12)	1:A:529:VAL:HG11	2:B:167:SER:HA	1	2.4
(1,12)	1:A:529:VAL:HG11	2:B:167:SER:HB2	1	2.4
(1,12)	1:A:529:VAL:HG11	2:B:167:SER:HB3	1	2.4
(1,12)	1:A:529:VAL:HG11	2:B:167:SER:HG	1	2.4
(1,12)	1:A:529:VAL:HG11	2:B:167:SER:N	1	2.4
(1,12)	1:A:529:VAL:HG11	2:B:167:SER:O	1	2.4
(1,12)	1:A:529:VAL:HG11	2:B:167:SER:OG	1	2.4
(1,12)	1:A:529:VAL:HG11	2:B:168:LEU:C	1	2.4
(1,12)	1:A:529:VAL:HG11	2:B:168:LEU:CA	1	2.4
(1,12)	1:A:529:VAL:HG11	2:B:168:LEU:CB	1	2.4
(1,12)	1:A:529:VAL:HG11	2:B:168:LEU:CD1	1	2.4
(1,12)	1:A:529:VAL:HG11	2:B:168:LEU:CD2	1	2.4
(1,12)	1:A:529:VAL:HG11	2:B:168:LEU:CG	1	2.4
(1,12)	1:A:529:VAL:HG11	2:B:168:LEU:H	1	2.4
(1,12)	1:A:529:VAL:HG11	2:B:168:LEU:HA	1	2.4
(1,12)	1:A:529:VAL:HG11	2:B:168:LEU:HB2	1	2.4
(1,12)	1:A:529:VAL:HG11	2:B:168:LEU:HB3	1	2.4
(1,12)	1:A:529:VAL:HG11	2:B:168:LEU:HD11	1	2.4
(1,12)	1:A:529:VAL:HG11	2:B:168:LEU:HD12	1	2.4
(1,12)	1:A:529:VAL:HG11	2:B:168:LEU:HD13	1	2.4
(1,12)	1:A:529:VAL:HG11	2:B:168:LEU:HD21	1	2.4
(1,12)	1:A:529:VAL:HG11	2:B:168:LEU:HD22	1	2.4
(1,12)	1:A:529:VAL:HG11	2:B:168:LEU:HD23	1	2.4

*Continued on next page...*

*Continued from previous page...*

Key	Atom-1	Atom-2	Model ID	Violation (Å)
(1,12)	1:A:529:VAL:HG11	2:B:168:LEU:HG	1	2.4
(1,12)	1:A:529:VAL:HG11	2:B:168:LEU:N	1	2.4
(1,12)	1:A:529:VAL:HG11	2:B:168:LEU:O	1	2.4
(1,12)	1:A:529:VAL:HG11	2:B:170:MET:C	1	2.4
(1,12)	1:A:529:VAL:HG11	2:B:170:MET:CA	1	2.4
(1,12)	1:A:529:VAL:HG11	2:B:170:MET:CB	1	2.4
(1,12)	1:A:529:VAL:HG11	2:B:170:MET:CE	1	2.4
(1,12)	1:A:529:VAL:HG11	2:B:170:MET:CG	1	2.4
(1,12)	1:A:529:VAL:HG11	2:B:170:MET:H	1	2.4
(1,12)	1:A:529:VAL:HG11	2:B:170:MET:HA	1	2.4
(1,12)	1:A:529:VAL:HG11	2:B:170:MET:HB2	1	2.4
(1,12)	1:A:529:VAL:HG11	2:B:170:MET:HB3	1	2.4
(1,12)	1:A:529:VAL:HG11	2:B:170:MET:HE1	1	2.4
(1,12)	1:A:529:VAL:HG11	2:B:170:MET:HE2	1	2.4
(1,12)	1:A:529:VAL:HG11	2:B:170:MET:HE3	1	2.4
(1,12)	1:A:529:VAL:HG11	2:B:170:MET:HG2	1	2.4
(1,12)	1:A:529:VAL:HG11	2:B:170:MET:HG3	1	2.4
(1,12)	1:A:529:VAL:HG11	2:B:170:MET:N	1	2.4
(1,12)	1:A:529:VAL:HG11	2:B:170:MET:O	1	2.4
(1,12)	1:A:529:VAL:HG11	2:B:170:MET:SD	1	2.4
(1,12)	1:A:529:VAL:HG11	2:B:172:LYS:C	1	2.4
(1,12)	1:A:529:VAL:HG11	2:B:172:LYS:CA	1	2.4
(1,12)	1:A:529:VAL:HG11	2:B:172:LYS:CB	1	2.4
(1,12)	1:A:529:VAL:HG11	2:B:172:LYS:CD	1	2.4
(1,12)	1:A:529:VAL:HG11	2:B:172:LYS:CE	1	2.4
(1,12)	1:A:529:VAL:HG11	2:B:172:LYS:CG	1	2.4
(1,12)	1:A:529:VAL:HG11	2:B:172:LYS:H	1	2.4
(1,12)	1:A:529:VAL:HG11	2:B:172:LYS:HA	1	2.4
(1,12)	1:A:529:VAL:HG11	2:B:172:LYS:HB2	1	2.4
(1,12)	1:A:529:VAL:HG11	2:B:172:LYS:HB3	1	2.4
(1,12)	1:A:529:VAL:HG11	2:B:172:LYS:HD2	1	2.4
(1,12)	1:A:529:VAL:HG11	2:B:172:LYS:HD3	1	2.4
(1,12)	1:A:529:VAL:HG11	2:B:172:LYS:HE2	1	2.4
(1,12)	1:A:529:VAL:HG11	2:B:172:LYS:HE3	1	2.4
(1,12)	1:A:529:VAL:HG11	2:B:172:LYS:HG2	1	2.4
(1,12)	1:A:529:VAL:HG11	2:B:172:LYS:HG3	1	2.4
(1,12)	1:A:529:VAL:HG11	2:B:172:LYS:HZ1	1	2.4
(1,12)	1:A:529:VAL:HG11	2:B:172:LYS:HZ2	1	2.4
(1,12)	1:A:529:VAL:HG11	2:B:172:LYS:HZ3	1	2.4
(1,12)	1:A:529:VAL:HG11	2:B:172:LYS:N	1	2.4
(1,12)	1:A:529:VAL:HG11	2:B:172:LYS:NZ	1	2.4
(1,12)	1:A:529:VAL:HG11	2:B:172:LYS:O	1	2.4

*Continued on next page...*

*Continued from previous page...*

Key	Atom-1	Atom-2	Model ID	Violation (Å)
(1,12)	1:A:529:VAL:HG11	2:B:182:VAL:C	1	2.4
(1,12)	1:A:529:VAL:HG11	2:B:182:VAL:CA	1	2.4
(1,12)	1:A:529:VAL:HG11	2:B:182:VAL:CB	1	2.4
(1,12)	1:A:529:VAL:HG11	2:B:182:VAL:CG1	1	2.4
(1,12)	1:A:529:VAL:HG11	2:B:182:VAL:CG2	1	2.4
(1,12)	1:A:529:VAL:HG11	2:B:182:VAL:H	1	2.4
(1,12)	1:A:529:VAL:HG11	2:B:182:VAL:HA	1	2.4
(1,12)	1:A:529:VAL:HG11	2:B:182:VAL:HB	1	2.4
(1,12)	1:A:529:VAL:HG11	2:B:182:VAL:HG11	1	2.4
(1,12)	1:A:529:VAL:HG11	2:B:182:VAL:HG12	1	2.4
(1,12)	1:A:529:VAL:HG11	2:B:182:VAL:HG13	1	2.4
(1,12)	1:A:529:VAL:HG11	2:B:182:VAL:HG21	1	2.4
(1,12)	1:A:529:VAL:HG11	2:B:182:VAL:HG22	1	2.4
(1,12)	1:A:529:VAL:HG11	2:B:182:VAL:HG23	1	2.4
(1,12)	1:A:529:VAL:HG11	2:B:182:VAL:N	1	2.4
(1,12)	1:A:529:VAL:HG11	2:B:182:VAL:O	1	2.4
(1,12)	1:A:529:VAL:HG11	2:B:183:LYS:C	1	2.4
(1,12)	1:A:529:VAL:HG11	2:B:183:LYS:CA	1	2.4
(1,12)	1:A:529:VAL:HG11	2:B:183:LYS:CB	1	2.4
(1,12)	1:A:529:VAL:HG11	2:B:183:LYS:CD	1	2.4
(1,12)	1:A:529:VAL:HG11	2:B:183:LYS:CE	1	2.4
(1,12)	1:A:529:VAL:HG11	2:B:183:LYS:CG	1	2.4
(1,12)	1:A:529:VAL:HG11	2:B:183:LYS:H	1	2.4
(1,12)	1:A:529:VAL:HG11	2:B:183:LYS:HA	1	2.4
(1,12)	1:A:529:VAL:HG11	2:B:183:LYS:HB2	1	2.4
(1,12)	1:A:529:VAL:HG11	2:B:183:LYS:HB3	1	2.4
(1,12)	1:A:529:VAL:HG11	2:B:183:LYS:HD2	1	2.4
(1,12)	1:A:529:VAL:HG11	2:B:183:LYS:HD3	1	2.4
(1,12)	1:A:529:VAL:HG11	2:B:183:LYS:HE2	1	2.4
(1,12)	1:A:529:VAL:HG11	2:B:183:LYS:HE3	1	2.4
(1,12)	1:A:529:VAL:HG11	2:B:183:LYS:HG2	1	2.4
(1,12)	1:A:529:VAL:HG11	2:B:183:LYS:HG3	1	2.4
(1,12)	1:A:529:VAL:HG11	2:B:183:LYS:HZ1	1	2.4
(1,12)	1:A:529:VAL:HG11	2:B:183:LYS:HZ2	1	2.4
(1,12)	1:A:529:VAL:HG11	2:B:183:LYS:HZ3	1	2.4
(1,12)	1:A:529:VAL:HG11	2:B:183:LYS:N	1	2.4
(1,12)	1:A:529:VAL:HG11	2:B:183:LYS:NZ	1	2.4
(1,12)	1:A:529:VAL:HG11	2:B:183:LYS:O	1	2.4
(1,12)	1:A:529:VAL:HG11	2:B:185:GLY:C	1	2.4
(1,12)	1:A:529:VAL:HG11	2:B:185:GLY:CA	1	2.4
(1,12)	1:A:529:VAL:HG11	2:B:185:GLY:H	1	2.4
(1,12)	1:A:529:VAL:HG11	2:B:185:GLY:HA2	1	2.4

*Continued on next page...*

*Continued from previous page...*

Key	Atom-1	Atom-2	Model ID	Violation (Å)
(1,12)	1:A:529:VAL:HG11	2:B:185:GLY:HA3	1	2.4
(1,12)	1:A:529:VAL:HG11	2:B:185:GLY:N	1	2.4
(1,12)	1:A:529:VAL:HG11	2:B:185:GLY:O	1	2.4
(1,12)	1:A:529:VAL:HG11	2:B:187:TYR:C	1	2.4
(1,12)	1:A:529:VAL:HG11	2:B:187:TYR:CA	1	2.4
(1,12)	1:A:529:VAL:HG11	2:B:187:TYR:CB	1	2.4
(1,12)	1:A:529:VAL:HG11	2:B:187:TYR:CD1	1	2.4
(1,12)	1:A:529:VAL:HG11	2:B:187:TYR:CD2	1	2.4
(1,12)	1:A:529:VAL:HG11	2:B:187:TYR:CE1	1	2.4
(1,12)	1:A:529:VAL:HG11	2:B:187:TYR:CE2	1	2.4
(1,12)	1:A:529:VAL:HG11	2:B:187:TYR:CG	1	2.4
(1,12)	1:A:529:VAL:HG11	2:B:187:TYR:CZ	1	2.4
(1,12)	1:A:529:VAL:HG11	2:B:187:TYR:H	1	2.4
(1,12)	1:A:529:VAL:HG11	2:B:187:TYR:HA	1	2.4
(1,12)	1:A:529:VAL:HG11	2:B:187:TYR:HB2	1	2.4
(1,12)	1:A:529:VAL:HG11	2:B:187:TYR:HB3	1	2.4
(1,12)	1:A:529:VAL:HG11	2:B:187:TYR:HD1	1	2.4
(1,12)	1:A:529:VAL:HG11	2:B:187:TYR:HD2	1	2.4
(1,12)	1:A:529:VAL:HG11	2:B:187:TYR:HE1	1	2.4
(1,12)	1:A:529:VAL:HG11	2:B:187:TYR:HE2	1	2.4
(1,12)	1:A:529:VAL:HG11	2:B:187:TYR:HH	1	2.4
(1,12)	1:A:529:VAL:HG11	2:B:187:TYR:N	1	2.4
(1,12)	1:A:529:VAL:HG11	2:B:187:TYR:O	1	2.4
(1,12)	1:A:529:VAL:HG11	2:B:187:TYR:OH	1	2.4
(1,12)	1:A:529:VAL:HG11	2:B:200:THR:C	1	2.4
(1,12)	1:A:529:VAL:HG11	2:B:200:THR:CA	1	2.4
(1,12)	1:A:529:VAL:HG11	2:B:200:THR:CB	1	2.4
(1,12)	1:A:529:VAL:HG11	2:B:200:THR:CG2	1	2.4
(1,12)	1:A:529:VAL:HG11	2:B:200:THR:H	1	2.4
(1,12)	1:A:529:VAL:HG11	2:B:200:THR:HA	1	2.4
(1,12)	1:A:529:VAL:HG11	2:B:200:THR:HB	1	2.4
(1,12)	1:A:529:VAL:HG11	2:B:200:THR:HG1	1	2.4
(1,12)	1:A:529:VAL:HG11	2:B:200:THR:HG21	1	2.4
(1,12)	1:A:529:VAL:HG11	2:B:200:THR:HG22	1	2.4
(1,12)	1:A:529:VAL:HG11	2:B:200:THR:HG23	1	2.4
(1,12)	1:A:529:VAL:HG11	2:B:200:THR:N	1	2.4
(1,12)	1:A:529:VAL:HG11	2:B:200:THR:O	1	2.4
(1,12)	1:A:529:VAL:HG11	2:B:200:THR:OG1	1	2.4
(1,12)	1:A:529:VAL:HG11	2:B:211:LYS:C	1	2.4
(1,12)	1:A:529:VAL:HG11	2:B:211:LYS:CA	1	2.4
(1,12)	1:A:529:VAL:HG11	2:B:211:LYS:CB	1	2.4
(1,12)	1:A:529:VAL:HG11	2:B:211:LYS:CD	1	2.4

*Continued on next page...*



*Continued from previous page...*

Key	Atom-1	Atom-2	Model ID	Violation (Å)
(1,12)	1:A:529:VAL:HG11	2:B:211:LYS:CE	1	2.4
(1,12)	1:A:529:VAL:HG11	2:B:211:LYS:CG	1	2.4
(1,12)	1:A:529:VAL:HG11	2:B:211:LYS:H	1	2.4
(1,12)	1:A:529:VAL:HG11	2:B:211:LYS:HA	1	2.4
(1,12)	1:A:529:VAL:HG11	2:B:211:LYS:HB2	1	2.4
(1,12)	1:A:529:VAL:HG11	2:B:211:LYS:HB3	1	2.4
(1,12)	1:A:529:VAL:HG11	2:B:211:LYS:HD2	1	2.4
(1,12)	1:A:529:VAL:HG11	2:B:211:LYS:HD3	1	2.4
(1,12)	1:A:529:VAL:HG11	2:B:211:LYS:HE2	1	2.4
(1,12)	1:A:529:VAL:HG11	2:B:211:LYS:HE3	1	2.4
(1,12)	1:A:529:VAL:HG11	2:B:211:LYS:HG2	1	2.4
(1,12)	1:A:529:VAL:HG11	2:B:211:LYS:HG3	1	2.4
(1,12)	1:A:529:VAL:HG11	2:B:211:LYS:HZ1	1	2.4
(1,12)	1:A:529:VAL:HG11	2:B:211:LYS:HZ2	1	2.4
(1,12)	1:A:529:VAL:HG11	2:B:211:LYS:HZ3	1	2.4
(1,12)	1:A:529:VAL:HG11	2:B:211:LYS:N	1	2.4
(1,12)	1:A:529:VAL:HG11	2:B:211:LYS:NZ	1	2.4
(1,12)	1:A:529:VAL:HG11	2:B:211:LYS:O	1	2.4
(1,12)	1:A:529:VAL:HG12	2:B:149:SER:C	1	2.4
(1,12)	1:A:529:VAL:HG12	2:B:149:SER:CA	1	2.4
(1,12)	1:A:529:VAL:HG12	2:B:149:SER:CB	1	2.4
(1,12)	1:A:529:VAL:HG12	2:B:149:SER:H	1	2.4
(1,12)	1:A:529:VAL:HG12	2:B:149:SER:HA	1	2.4
(1,12)	1:A:529:VAL:HG12	2:B:149:SER:HB2	1	2.4
(1,12)	1:A:529:VAL:HG12	2:B:149:SER:HB3	1	2.4
(1,12)	1:A:529:VAL:HG12	2:B:149:SER:HG	1	2.4
(1,12)	1:A:529:VAL:HG12	2:B:149:SER:N	1	2.4
(1,12)	1:A:529:VAL:HG12	2:B:149:SER:O	1	2.4
(1,12)	1:A:529:VAL:HG12	2:B:149:SER:OG	1	2.4
(1,12)	1:A:529:VAL:HG12	2:B:152:VAL:C	1	2.4
(1,12)	1:A:529:VAL:HG12	2:B:152:VAL:CA	1	2.4
(1,12)	1:A:529:VAL:HG12	2:B:152:VAL:CB	1	2.4
(1,12)	1:A:529:VAL:HG12	2:B:152:VAL:CG1	1	2.4
(1,12)	1:A:529:VAL:HG12	2:B:152:VAL:CG2	1	2.4
(1,12)	1:A:529:VAL:HG12	2:B:152:VAL:H	1	2.4
(1,12)	1:A:529:VAL:HG12	2:B:152:VAL:HA	1	2.4
(1,12)	1:A:529:VAL:HG12	2:B:152:VAL:HB	1	2.4
(1,12)	1:A:529:VAL:HG12	2:B:152:VAL:HG11	1	2.4
(1,12)	1:A:529:VAL:HG12	2:B:152:VAL:HG12	1	2.4
(1,12)	1:A:529:VAL:HG12	2:B:152:VAL:HG13	1	2.4
(1,12)	1:A:529:VAL:HG12	2:B:152:VAL:HG21	1	2.4
(1,12)	1:A:529:VAL:HG12	2:B:152:VAL:HG22	1	2.4

*Continued on next page...*

*Continued from previous page...*

Key	Atom-1	Atom-2	Model ID	Violation (Å)
(1,12)	1:A:529:VAL:HG12	2:B:152:VAL:HG23	1	2.4
(1,12)	1:A:529:VAL:HG12	2:B:152:VAL:N	1	2.4
(1,12)	1:A:529:VAL:HG12	2:B:152:VAL:O	1	2.4
(1,12)	1:A:529:VAL:HG12	2:B:153:VAL:C	1	2.4
(1,12)	1:A:529:VAL:HG12	2:B:153:VAL:CA	1	2.4
(1,12)	1:A:529:VAL:HG12	2:B:153:VAL:CB	1	2.4
(1,12)	1:A:529:VAL:HG12	2:B:153:VAL:CG1	1	2.4
(1,12)	1:A:529:VAL:HG12	2:B:153:VAL:CG2	1	2.4
(1,12)	1:A:529:VAL:HG12	2:B:153:VAL:H	1	2.4
(1,12)	1:A:529:VAL:HG12	2:B:153:VAL:HA	1	2.4
(1,12)	1:A:529:VAL:HG12	2:B:153:VAL:HB	1	2.4
(1,12)	1:A:529:VAL:HG12	2:B:153:VAL:HG11	1	2.4
(1,12)	1:A:529:VAL:HG12	2:B:153:VAL:HG12	1	2.4
(1,12)	1:A:529:VAL:HG12	2:B:153:VAL:HG13	1	2.4
(1,12)	1:A:529:VAL:HG12	2:B:153:VAL:HG21	1	2.4
(1,12)	1:A:529:VAL:HG12	2:B:153:VAL:HG22	1	2.4
(1,12)	1:A:529:VAL:HG12	2:B:153:VAL:HG23	1	2.4
(1,12)	1:A:529:VAL:HG12	2:B:153:VAL:N	1	2.4
(1,12)	1:A:529:VAL:HG12	2:B:153:VAL:O	1	2.4
(1,12)	1:A:529:VAL:HG12	2:B:155:GLY:C	1	2.4
(1,12)	1:A:529:VAL:HG12	2:B:155:GLY:CA	1	2.4
(1,12)	1:A:529:VAL:HG12	2:B:155:GLY:H	1	2.4
(1,12)	1:A:529:VAL:HG12	2:B:155:GLY:HA2	1	2.4
(1,12)	1:A:529:VAL:HG12	2:B:155:GLY:HA3	1	2.4
(1,12)	1:A:529:VAL:HG12	2:B:155:GLY:N	1	2.4
(1,12)	1:A:529:VAL:HG12	2:B:155:GLY:O	1	2.4
(1,12)	1:A:529:VAL:HG12	2:B:156:PHE:C	1	2.4
(1,12)	1:A:529:VAL:HG12	2:B:156:PHE:CA	1	2.4
(1,12)	1:A:529:VAL:HG12	2:B:156:PHE:CB	1	2.4
(1,12)	1:A:529:VAL:HG12	2:B:156:PHE:CD1	1	2.4
(1,12)	1:A:529:VAL:HG12	2:B:156:PHE:CD2	1	2.4
(1,12)	1:A:529:VAL:HG12	2:B:156:PHE:CE1	1	2.4
(1,12)	1:A:529:VAL:HG12	2:B:156:PHE:CE2	1	2.4
(1,12)	1:A:529:VAL:HG12	2:B:156:PHE:CG	1	2.4
(1,12)	1:A:529:VAL:HG12	2:B:156:PHE:CZ	1	2.4
(1,12)	1:A:529:VAL:HG12	2:B:156:PHE:H	1	2.4
(1,12)	1:A:529:VAL:HG12	2:B:156:PHE:HA	1	2.4
(1,12)	1:A:529:VAL:HG12	2:B:156:PHE:HB2	1	2.4
(1,12)	1:A:529:VAL:HG12	2:B:156:PHE:HB3	1	2.4
(1,12)	1:A:529:VAL:HG12	2:B:156:PHE:HD1	1	2.4
(1,12)	1:A:529:VAL:HG12	2:B:156:PHE:HD2	1	2.4
(1,12)	1:A:529:VAL:HG12	2:B:156:PHE:HE1	1	2.4

*Continued on next page...*

*Continued from previous page...*

Key	Atom-1	Atom-2	Model ID	Violation (Å)
(1,12)	1:A:529:VAL:HG12	2:B:156:PHE:HE2	1	2.4
(1,12)	1:A:529:VAL:HG12	2:B:156:PHE:HZ	1	2.4
(1,12)	1:A:529:VAL:HG12	2:B:156:PHE:N	1	2.4
(1,12)	1:A:529:VAL:HG12	2:B:156:PHE:O	1	2.4
(1,12)	1:A:529:VAL:HG12	2:B:157:CYS:C	1	2.4
(1,12)	1:A:529:VAL:HG12	2:B:157:CYS:CA	1	2.4
(1,12)	1:A:529:VAL:HG12	2:B:157:CYS:CB	1	2.4
(1,12)	1:A:529:VAL:HG12	2:B:157:CYS:H	1	2.4
(1,12)	1:A:529:VAL:HG12	2:B:157:CYS:HA	1	2.4
(1,12)	1:A:529:VAL:HG12	2:B:157:CYS:HB2	1	2.4
(1,12)	1:A:529:VAL:HG12	2:B:157:CYS:HB3	1	2.4
(1,12)	1:A:529:VAL:HG12	2:B:157:CYS:N	1	2.4
(1,12)	1:A:529:VAL:HG12	2:B:157:CYS:O	1	2.4
(1,12)	1:A:529:VAL:HG12	2:B:157:CYS:SG	1	2.4
(1,12)	1:A:529:VAL:HG12	2:B:158:THR:C	1	2.4
(1,12)	1:A:529:VAL:HG12	2:B:158:THR:CA	1	2.4
(1,12)	1:A:529:VAL:HG12	2:B:158:THR:CB	1	2.4
(1,12)	1:A:529:VAL:HG12	2:B:158:THR:CG2	1	2.4
(1,12)	1:A:529:VAL:HG12	2:B:158:THR:H	1	2.4
(1,12)	1:A:529:VAL:HG12	2:B:158:THR:HA	1	2.4
(1,12)	1:A:529:VAL:HG12	2:B:158:THR:HB	1	2.4
(1,12)	1:A:529:VAL:HG12	2:B:158:THR:HG1	1	2.4
(1,12)	1:A:529:VAL:HG12	2:B:158:THR:HG21	1	2.4
(1,12)	1:A:529:VAL:HG12	2:B:158:THR:HG22	1	2.4
(1,12)	1:A:529:VAL:HG12	2:B:158:THR:HG23	1	2.4
(1,12)	1:A:529:VAL:HG12	2:B:158:THR:N	1	2.4
(1,12)	1:A:529:VAL:HG12	2:B:158:THR:O	1	2.4
(1,12)	1:A:529:VAL:HG12	2:B:158:THR:OG1	1	2.4
(1,12)	1:A:529:VAL:HG12	2:B:159:ILE:C	1	2.4
(1,12)	1:A:529:VAL:HG12	2:B:159:ILE:CA	1	2.4
(1,12)	1:A:529:VAL:HG12	2:B:159:ILE:CB	1	2.4
(1,12)	1:A:529:VAL:HG12	2:B:159:ILE:CD1	1	2.4
(1,12)	1:A:529:VAL:HG12	2:B:159:ILE:CG1	1	2.4
(1,12)	1:A:529:VAL:HG12	2:B:159:ILE:CG2	1	2.4
(1,12)	1:A:529:VAL:HG12	2:B:159:ILE:H	1	2.4
(1,12)	1:A:529:VAL:HG12	2:B:159:ILE:HA	1	2.4
(1,12)	1:A:529:VAL:HG12	2:B:159:ILE:HB	1	2.4
(1,12)	1:A:529:VAL:HG12	2:B:159:ILE:HD11	1	2.4
(1,12)	1:A:529:VAL:HG12	2:B:159:ILE:HD12	1	2.4
(1,12)	1:A:529:VAL:HG12	2:B:159:ILE:HD13	1	2.4
(1,12)	1:A:529:VAL:HG12	2:B:159:ILE:HG12	1	2.4
(1,12)	1:A:529:VAL:HG12	2:B:159:ILE:HG13	1	2.4

*Continued on next page...*

*Continued from previous page...*

Key	Atom-1	Atom-2	Model ID	Violation (Å)
(1,12)	1:A:529:VAL:HG12	2:B:159:ILE:HG21	1	2.4
(1,12)	1:A:529:VAL:HG12	2:B:159:ILE:HG22	1	2.4
(1,12)	1:A:529:VAL:HG12	2:B:159:ILE:HG23	1	2.4
(1,12)	1:A:529:VAL:HG12	2:B:159:ILE:N	1	2.4
(1,12)	1:A:529:VAL:HG12	2:B:159:ILE:O	1	2.4
(1,12)	1:A:529:VAL:HG12	2:B:161:ASN:C	1	2.4
(1,12)	1:A:529:VAL:HG12	2:B:161:ASN:CA	1	2.4
(1,12)	1:A:529:VAL:HG12	2:B:161:ASN:CB	1	2.4
(1,12)	1:A:529:VAL:HG12	2:B:161:ASN:CG	1	2.4
(1,12)	1:A:529:VAL:HG12	2:B:161:ASN:H	1	2.4
(1,12)	1:A:529:VAL:HG12	2:B:161:ASN:HA	1	2.4
(1,12)	1:A:529:VAL:HG12	2:B:161:ASN:HB2	1	2.4
(1,12)	1:A:529:VAL:HG12	2:B:161:ASN:HB3	1	2.4
(1,12)	1:A:529:VAL:HG12	2:B:161:ASN:HD21	1	2.4
(1,12)	1:A:529:VAL:HG12	2:B:161:ASN:HD22	1	2.4
(1,12)	1:A:529:VAL:HG12	2:B:161:ASN:N	1	2.4
(1,12)	1:A:529:VAL:HG12	2:B:161:ASN:ND2	1	2.4
(1,12)	1:A:529:VAL:HG12	2:B:161:ASN:O	1	2.4
(1,12)	1:A:529:VAL:HG12	2:B:161:ASN:OD1	1	2.4
(1,12)	1:A:529:VAL:HG12	2:B:162:LYS:C	1	2.4
(1,12)	1:A:529:VAL:HG12	2:B:162:LYS:CA	1	2.4
(1,12)	1:A:529:VAL:HG12	2:B:162:LYS:CB	1	2.4
(1,12)	1:A:529:VAL:HG12	2:B:162:LYS:CD	1	2.4
(1,12)	1:A:529:VAL:HG12	2:B:162:LYS:CE	1	2.4
(1,12)	1:A:529:VAL:HG12	2:B:162:LYS:CG	1	2.4
(1,12)	1:A:529:VAL:HG12	2:B:162:LYS:H	1	2.4
(1,12)	1:A:529:VAL:HG12	2:B:162:LYS:HA	1	2.4
(1,12)	1:A:529:VAL:HG12	2:B:162:LYS:HB2	1	2.4
(1,12)	1:A:529:VAL:HG12	2:B:162:LYS:HB3	1	2.4
(1,12)	1:A:529:VAL:HG12	2:B:162:LYS:HD2	1	2.4
(1,12)	1:A:529:VAL:HG12	2:B:162:LYS:HD3	1	2.4
(1,12)	1:A:529:VAL:HG12	2:B:162:LYS:HE2	1	2.4
(1,12)	1:A:529:VAL:HG12	2:B:162:LYS:HE3	1	2.4
(1,12)	1:A:529:VAL:HG12	2:B:162:LYS:HG2	1	2.4
(1,12)	1:A:529:VAL:HG12	2:B:162:LYS:HG3	1	2.4
(1,12)	1:A:529:VAL:HG12	2:B:162:LYS:HZ1	1	2.4
(1,12)	1:A:529:VAL:HG12	2:B:162:LYS:HZ2	1	2.4
(1,12)	1:A:529:VAL:HG12	2:B:162:LYS:HZ3	1	2.4
(1,12)	1:A:529:VAL:HG12	2:B:162:LYS:N	1	2.4
(1,12)	1:A:529:VAL:HG12	2:B:162:LYS:NZ	1	2.4
(1,12)	1:A:529:VAL:HG12	2:B:162:LYS:O	1	2.4
(1,12)	1:A:529:VAL:HG12	2:B:167:SER:C	1	2.4

*Continued on next page...*

*Continued from previous page...*

Key	Atom-1	Atom-2	Model ID	Violation (Å)
(1,12)	1:A:529:VAL:HG12	2:B:167:SER:CA	1	2.4
(1,12)	1:A:529:VAL:HG12	2:B:167:SER:CB	1	2.4
(1,12)	1:A:529:VAL:HG12	2:B:167:SER:H	1	2.4
(1,12)	1:A:529:VAL:HG12	2:B:167:SER:HA	1	2.4
(1,12)	1:A:529:VAL:HG12	2:B:167:SER:HB2	1	2.4
(1,12)	1:A:529:VAL:HG12	2:B:167:SER:HB3	1	2.4
(1,12)	1:A:529:VAL:HG12	2:B:167:SER:HG	1	2.4
(1,12)	1:A:529:VAL:HG12	2:B:167:SER:N	1	2.4
(1,12)	1:A:529:VAL:HG12	2:B:167:SER:O	1	2.4
(1,12)	1:A:529:VAL:HG12	2:B:167:SER:OG	1	2.4
(1,12)	1:A:529:VAL:HG12	2:B:168:LEU:C	1	2.4
(1,12)	1:A:529:VAL:HG12	2:B:168:LEU:CA	1	2.4
(1,12)	1:A:529:VAL:HG12	2:B:168:LEU:CB	1	2.4
(1,12)	1:A:529:VAL:HG12	2:B:168:LEU:CD1	1	2.4
(1,12)	1:A:529:VAL:HG12	2:B:168:LEU:CD2	1	2.4
(1,12)	1:A:529:VAL:HG12	2:B:168:LEU:CG	1	2.4
(1,12)	1:A:529:VAL:HG12	2:B:168:LEU:H	1	2.4
(1,12)	1:A:529:VAL:HG12	2:B:168:LEU:HA	1	2.4
(1,12)	1:A:529:VAL:HG12	2:B:168:LEU:HB2	1	2.4
(1,12)	1:A:529:VAL:HG12	2:B:168:LEU:HB3	1	2.4
(1,12)	1:A:529:VAL:HG12	2:B:168:LEU:HD11	1	2.4
(1,12)	1:A:529:VAL:HG12	2:B:168:LEU:HD12	1	2.4
(1,12)	1:A:529:VAL:HG12	2:B:168:LEU:HD13	1	2.4
(1,12)	1:A:529:VAL:HG12	2:B:168:LEU:HD21	1	2.4
(1,12)	1:A:529:VAL:HG12	2:B:168:LEU:HD22	1	2.4
(1,12)	1:A:529:VAL:HG12	2:B:168:LEU:HD23	1	2.4
(1,12)	1:A:529:VAL:HG12	2:B:168:LEU:HG	1	2.4
(1,12)	1:A:529:VAL:HG12	2:B:168:LEU:N	1	2.4
(1,12)	1:A:529:VAL:HG12	2:B:168:LEU:O	1	2.4
(1,12)	1:A:529:VAL:HG12	2:B:170:MET:C	1	2.4
(1,12)	1:A:529:VAL:HG12	2:B:170:MET:CA	1	2.4
(1,12)	1:A:529:VAL:HG12	2:B:170:MET:CB	1	2.4
(1,12)	1:A:529:VAL:HG12	2:B:170:MET:CE	1	2.4
(1,12)	1:A:529:VAL:HG12	2:B:170:MET:CG	1	2.4
(1,12)	1:A:529:VAL:HG12	2:B:170:MET:H	1	2.4
(1,12)	1:A:529:VAL:HG12	2:B:170:MET:HA	1	2.4
(1,12)	1:A:529:VAL:HG12	2:B:170:MET:HB2	1	2.4
(1,12)	1:A:529:VAL:HG12	2:B:170:MET:HB3	1	2.4
(1,12)	1:A:529:VAL:HG12	2:B:170:MET:HE1	1	2.4
(1,12)	1:A:529:VAL:HG12	2:B:170:MET:HE2	1	2.4
(1,12)	1:A:529:VAL:HG12	2:B:170:MET:HE3	1	2.4
(1,12)	1:A:529:VAL:HG12	2:B:170:MET:HG2	1	2.4

*Continued on next page...*

*Continued from previous page...*

Key	Atom-1	Atom-2	Model ID	Violation (Å)
(1,12)	1:A:529:VAL:HG12	2:B:170:MET:HG3	1	2.4
(1,12)	1:A:529:VAL:HG12	2:B:170:MET:N	1	2.4
(1,12)	1:A:529:VAL:HG12	2:B:170:MET:O	1	2.4
(1,12)	1:A:529:VAL:HG12	2:B:170:MET:SD	1	2.4
(1,12)	1:A:529:VAL:HG12	2:B:172:LYS:C	1	2.4
(1,12)	1:A:529:VAL:HG12	2:B:172:LYS:CA	1	2.4
(1,12)	1:A:529:VAL:HG12	2:B:172:LYS:CB	1	2.4
(1,12)	1:A:529:VAL:HG12	2:B:172:LYS:CD	1	2.4
(1,12)	1:A:529:VAL:HG12	2:B:172:LYS:CE	1	2.4
(1,12)	1:A:529:VAL:HG12	2:B:172:LYS:CG	1	2.4
(1,12)	1:A:529:VAL:HG12	2:B:172:LYS:H	1	2.4
(1,12)	1:A:529:VAL:HG12	2:B:172:LYS:HA	1	2.4
(1,12)	1:A:529:VAL:HG12	2:B:172:LYS:HB2	1	2.4
(1,12)	1:A:529:VAL:HG12	2:B:172:LYS:HB3	1	2.4
(1,12)	1:A:529:VAL:HG12	2:B:172:LYS:HD2	1	2.4
(1,12)	1:A:529:VAL:HG12	2:B:172:LYS:HD3	1	2.4
(1,12)	1:A:529:VAL:HG12	2:B:172:LYS:HE2	1	2.4
(1,12)	1:A:529:VAL:HG12	2:B:172:LYS:HE3	1	2.4
(1,12)	1:A:529:VAL:HG12	2:B:172:LYS:HG2	1	2.4
(1,12)	1:A:529:VAL:HG12	2:B:172:LYS:HG3	1	2.4
(1,12)	1:A:529:VAL:HG12	2:B:172:LYS:HZ1	1	2.4
(1,12)	1:A:529:VAL:HG12	2:B:172:LYS:HZ2	1	2.4
(1,12)	1:A:529:VAL:HG12	2:B:172:LYS:HZ3	1	2.4
(1,12)	1:A:529:VAL:HG12	2:B:172:LYS:N	1	2.4
(1,12)	1:A:529:VAL:HG12	2:B:172:LYS:NZ	1	2.4
(1,12)	1:A:529:VAL:HG12	2:B:172:LYS:O	1	2.4
(1,12)	1:A:529:VAL:HG12	2:B:182:VAL:C	1	2.4
(1,12)	1:A:529:VAL:HG12	2:B:182:VAL:CA	1	2.4
(1,12)	1:A:529:VAL:HG12	2:B:182:VAL:CB	1	2.4
(1,12)	1:A:529:VAL:HG12	2:B:182:VAL:CG1	1	2.4
(1,12)	1:A:529:VAL:HG12	2:B:182:VAL:CG2	1	2.4
(1,12)	1:A:529:VAL:HG12	2:B:182:VAL:H	1	2.4
(1,12)	1:A:529:VAL:HG12	2:B:182:VAL:HA	1	2.4
(1,12)	1:A:529:VAL:HG12	2:B:182:VAL:HB	1	2.4
(1,12)	1:A:529:VAL:HG12	2:B:182:VAL:HG11	1	2.4
(1,12)	1:A:529:VAL:HG12	2:B:182:VAL:HG12	1	2.4
(1,12)	1:A:529:VAL:HG12	2:B:182:VAL:HG13	1	2.4
(1,12)	1:A:529:VAL:HG12	2:B:182:VAL:HG21	1	2.4
(1,12)	1:A:529:VAL:HG12	2:B:182:VAL:HG22	1	2.4
(1,12)	1:A:529:VAL:HG12	2:B:182:VAL:HG23	1	2.4
(1,12)	1:A:529:VAL:HG12	2:B:182:VAL:N	1	2.4
(1,12)	1:A:529:VAL:HG12	2:B:182:VAL:O	1	2.4

*Continued on next page...*

*Continued from previous page...*

Key	Atom-1	Atom-2	Model ID	Violation (Å)
(1,12)	1:A:529:VAL:HG12	2:B:183:LYS:C	1	2.4
(1,12)	1:A:529:VAL:HG12	2:B:183:LYS:CA	1	2.4
(1,12)	1:A:529:VAL:HG12	2:B:183:LYS:CB	1	2.4
(1,12)	1:A:529:VAL:HG12	2:B:183:LYS:CD	1	2.4
(1,12)	1:A:529:VAL:HG12	2:B:183:LYS:CE	1	2.4
(1,12)	1:A:529:VAL:HG12	2:B:183:LYS:CG	1	2.4
(1,12)	1:A:529:VAL:HG12	2:B:183:LYS:H	1	2.4
(1,12)	1:A:529:VAL:HG12	2:B:183:LYS:HA	1	2.4
(1,12)	1:A:529:VAL:HG12	2:B:183:LYS:HB2	1	2.4
(1,12)	1:A:529:VAL:HG12	2:B:183:LYS:HB3	1	2.4
(1,12)	1:A:529:VAL:HG12	2:B:183:LYS:HD2	1	2.4
(1,12)	1:A:529:VAL:HG12	2:B:183:LYS:HD3	1	2.4
(1,12)	1:A:529:VAL:HG12	2:B:183:LYS:HE2	1	2.4
(1,12)	1:A:529:VAL:HG12	2:B:183:LYS:HE3	1	2.4
(1,12)	1:A:529:VAL:HG12	2:B:183:LYS:HG2	1	2.4
(1,12)	1:A:529:VAL:HG12	2:B:183:LYS:HG3	1	2.4
(1,12)	1:A:529:VAL:HG12	2:B:183:LYS:HZ1	1	2.4
(1,12)	1:A:529:VAL:HG12	2:B:183:LYS:HZ2	1	2.4
(1,12)	1:A:529:VAL:HG12	2:B:183:LYS:HZ3	1	2.4
(1,12)	1:A:529:VAL:HG12	2:B:183:LYS:N	1	2.4
(1,12)	1:A:529:VAL:HG12	2:B:183:LYS:NZ	1	2.4
(1,12)	1:A:529:VAL:HG12	2:B:183:LYS:O	1	2.4
(1,12)	1:A:529:VAL:HG12	2:B:185:GLY:C	1	2.4
(1,12)	1:A:529:VAL:HG12	2:B:185:GLY:CA	1	2.4
(1,12)	1:A:529:VAL:HG12	2:B:185:GLY:H	1	2.4
(1,12)	1:A:529:VAL:HG12	2:B:185:GLY:HA2	1	2.4
(1,12)	1:A:529:VAL:HG12	2:B:185:GLY:HA3	1	2.4
(1,12)	1:A:529:VAL:HG12	2:B:185:GLY:N	1	2.4
(1,12)	1:A:529:VAL:HG12	2:B:185:GLY:O	1	2.4
(1,12)	1:A:529:VAL:HG12	2:B:187:TYR:C	1	2.4
(1,12)	1:A:529:VAL:HG12	2:B:187:TYR:CA	1	2.4
(1,12)	1:A:529:VAL:HG12	2:B:187:TYR:CB	1	2.4
(1,12)	1:A:529:VAL:HG12	2:B:187:TYR:CD1	1	2.4
(1,12)	1:A:529:VAL:HG12	2:B:187:TYR:CD2	1	2.4
(1,12)	1:A:529:VAL:HG12	2:B:187:TYR:CE1	1	2.4
(1,12)	1:A:529:VAL:HG12	2:B:187:TYR:CE2	1	2.4
(1,12)	1:A:529:VAL:HG12	2:B:187:TYR:CG	1	2.4
(1,12)	1:A:529:VAL:HG12	2:B:187:TYR:CZ	1	2.4
(1,12)	1:A:529:VAL:HG12	2:B:187:TYR:H	1	2.4
(1,12)	1:A:529:VAL:HG12	2:B:187:TYR:HA	1	2.4
(1,12)	1:A:529:VAL:HG12	2:B:187:TYR:HB2	1	2.4
(1,12)	1:A:529:VAL:HG12	2:B:187:TYR:HB3	1	2.4

*Continued on next page...*

*Continued from previous page...*

Key	Atom-1	Atom-2	Model ID	Violation (Å)
(1,12)	1:A:529:VAL:HG12	2:B:187:TYR:HD1	1	2.4
(1,12)	1:A:529:VAL:HG12	2:B:187:TYR:HD2	1	2.4
(1,12)	1:A:529:VAL:HG12	2:B:187:TYR:HE1	1	2.4
(1,12)	1:A:529:VAL:HG12	2:B:187:TYR:HE2	1	2.4
(1,12)	1:A:529:VAL:HG12	2:B:187:TYR:HH	1	2.4
(1,12)	1:A:529:VAL:HG12	2:B:187:TYR:N	1	2.4
(1,12)	1:A:529:VAL:HG12	2:B:187:TYR:O	1	2.4
(1,12)	1:A:529:VAL:HG12	2:B:187:TYR:OH	1	2.4
(1,12)	1:A:529:VAL:HG12	2:B:200:THR:C	1	2.4
(1,12)	1:A:529:VAL:HG12	2:B:200:THR:CA	1	2.4
(1,12)	1:A:529:VAL:HG12	2:B:200:THR:CB	1	2.4
(1,12)	1:A:529:VAL:HG12	2:B:200:THR:CG2	1	2.4
(1,12)	1:A:529:VAL:HG12	2:B:200:THR:H	1	2.4
(1,12)	1:A:529:VAL:HG12	2:B:200:THR:HA	1	2.4
(1,12)	1:A:529:VAL:HG12	2:B:200:THR:HB	1	2.4
(1,12)	1:A:529:VAL:HG12	2:B:200:THR:HG1	1	2.4
(1,12)	1:A:529:VAL:HG12	2:B:200:THR:HG21	1	2.4
(1,12)	1:A:529:VAL:HG12	2:B:200:THR:HG22	1	2.4
(1,12)	1:A:529:VAL:HG12	2:B:200:THR:HG23	1	2.4
(1,12)	1:A:529:VAL:HG12	2:B:200:THR:N	1	2.4
(1,12)	1:A:529:VAL:HG12	2:B:200:THR:O	1	2.4
(1,12)	1:A:529:VAL:HG12	2:B:200:THR:OG1	1	2.4
(1,12)	1:A:529:VAL:HG12	2:B:211:LYS:C	1	2.4
(1,12)	1:A:529:VAL:HG12	2:B:211:LYS:CA	1	2.4
(1,12)	1:A:529:VAL:HG12	2:B:211:LYS:CB	1	2.4
(1,12)	1:A:529:VAL:HG12	2:B:211:LYS:CD	1	2.4
(1,12)	1:A:529:VAL:HG12	2:B:211:LYS:CE	1	2.4
(1,12)	1:A:529:VAL:HG12	2:B:211:LYS:CG	1	2.4
(1,12)	1:A:529:VAL:HG12	2:B:211:LYS:H	1	2.4
(1,12)	1:A:529:VAL:HG12	2:B:211:LYS:HA	1	2.4
(1,12)	1:A:529:VAL:HG12	2:B:211:LYS:HB2	1	2.4
(1,12)	1:A:529:VAL:HG12	2:B:211:LYS:HB3	1	2.4
(1,12)	1:A:529:VAL:HG12	2:B:211:LYS:HD2	1	2.4
(1,12)	1:A:529:VAL:HG12	2:B:211:LYS:HD3	1	2.4
(1,12)	1:A:529:VAL:HG12	2:B:211:LYS:HE2	1	2.4
(1,12)	1:A:529:VAL:HG12	2:B:211:LYS:HE3	1	2.4
(1,12)	1:A:529:VAL:HG12	2:B:211:LYS:HG2	1	2.4
(1,12)	1:A:529:VAL:HG12	2:B:211:LYS:HG3	1	2.4
(1,12)	1:A:529:VAL:HG12	2:B:211:LYS:HZ1	1	2.4
(1,12)	1:A:529:VAL:HG12	2:B:211:LYS:HZ2	1	2.4
(1,12)	1:A:529:VAL:HG12	2:B:211:LYS:HZ3	1	2.4
(1,12)	1:A:529:VAL:HG12	2:B:211:LYS:N	1	2.4

*Continued on next page...*



*Continued from previous page...*

Key	Atom-1	Atom-2	Model ID	Violation (Å)
(1,12)	1:A:529:VAL:HG12	2:B:211:LYS:NZ	1	2.4
(1,12)	1:A:529:VAL:HG12	2:B:211:LYS:O	1	2.4
(1,12)	1:A:529:VAL:HG13	2:B:149:SER:C	1	2.4
(1,12)	1:A:529:VAL:HG13	2:B:149:SER:CA	1	2.4
(1,12)	1:A:529:VAL:HG13	2:B:149:SER:CB	1	2.4
(1,12)	1:A:529:VAL:HG13	2:B:149:SER:H	1	2.4
(1,12)	1:A:529:VAL:HG13	2:B:149:SER:HA	1	2.4
(1,12)	1:A:529:VAL:HG13	2:B:149:SER:HB2	1	2.4
(1,12)	1:A:529:VAL:HG13	2:B:149:SER:HB3	1	2.4
(1,12)	1:A:529:VAL:HG13	2:B:149:SER:HG	1	2.4
(1,12)	1:A:529:VAL:HG13	2:B:149:SER:N	1	2.4
(1,12)	1:A:529:VAL:HG13	2:B:149:SER:O	1	2.4
(1,12)	1:A:529:VAL:HG13	2:B:149:SER:OG	1	2.4
(1,12)	1:A:529:VAL:HG13	2:B:152:VAL:C	1	2.4
(1,12)	1:A:529:VAL:HG13	2:B:152:VAL:CA	1	2.4
(1,12)	1:A:529:VAL:HG13	2:B:152:VAL:CB	1	2.4
(1,12)	1:A:529:VAL:HG13	2:B:152:VAL:CG1	1	2.4
(1,12)	1:A:529:VAL:HG13	2:B:152:VAL:CG2	1	2.4
(1,12)	1:A:529:VAL:HG13	2:B:152:VAL:H	1	2.4
(1,12)	1:A:529:VAL:HG13	2:B:152:VAL:HA	1	2.4
(1,12)	1:A:529:VAL:HG13	2:B:152:VAL:HB	1	2.4
(1,12)	1:A:529:VAL:HG13	2:B:152:VAL:HG11	1	2.4
(1,12)	1:A:529:VAL:HG13	2:B:152:VAL:HG12	1	2.4
(1,12)	1:A:529:VAL:HG13	2:B:152:VAL:HG13	1	2.4
(1,12)	1:A:529:VAL:HG13	2:B:152:VAL:HG21	1	2.4
(1,12)	1:A:529:VAL:HG13	2:B:152:VAL:HG22	1	2.4
(1,12)	1:A:529:VAL:HG13	2:B:152:VAL:HG23	1	2.4
(1,12)	1:A:529:VAL:HG13	2:B:152:VAL:N	1	2.4
(1,12)	1:A:529:VAL:HG13	2:B:152:VAL:O	1	2.4
(1,12)	1:A:529:VAL:HG13	2:B:153:VAL:C	1	2.4
(1,12)	1:A:529:VAL:HG13	2:B:153:VAL:CA	1	2.4
(1,12)	1:A:529:VAL:HG13	2:B:153:VAL:CB	1	2.4
(1,12)	1:A:529:VAL:HG13	2:B:153:VAL:CG1	1	2.4
(1,12)	1:A:529:VAL:HG13	2:B:153:VAL:CG2	1	2.4
(1,12)	1:A:529:VAL:HG13	2:B:153:VAL:H	1	2.4
(1,12)	1:A:529:VAL:HG13	2:B:153:VAL:HA	1	2.4
(1,12)	1:A:529:VAL:HG13	2:B:153:VAL:HB	1	2.4
(1,12)	1:A:529:VAL:HG13	2:B:153:VAL:HG11	1	2.4
(1,12)	1:A:529:VAL:HG13	2:B:153:VAL:HG12	1	2.4
(1,12)	1:A:529:VAL:HG13	2:B:153:VAL:HG13	1	2.4
(1,12)	1:A:529:VAL:HG13	2:B:153:VAL:HG21	1	2.4
(1,12)	1:A:529:VAL:HG13	2:B:153:VAL:HG22	1	2.4

*Continued on next page...*

*Continued from previous page...*

Key	Atom-1	Atom-2	Model ID	Violation (Å)
(1,12)	1:A:529:VAL:HG13	2:B:153:VAL:HG23	1	2.4
(1,12)	1:A:529:VAL:HG13	2:B:153:VAL:N	1	2.4
(1,12)	1:A:529:VAL:HG13	2:B:153:VAL:O	1	2.4
(1,12)	1:A:529:VAL:HG13	2:B:155:GLY:C	1	2.4
(1,12)	1:A:529:VAL:HG13	2:B:155:GLY:CA	1	2.4
(1,12)	1:A:529:VAL:HG13	2:B:155:GLY:H	1	2.4
(1,12)	1:A:529:VAL:HG13	2:B:155:GLY:HA2	1	2.4
(1,12)	1:A:529:VAL:HG13	2:B:155:GLY:HA3	1	2.4
(1,12)	1:A:529:VAL:HG13	2:B:155:GLY:N	1	2.4
(1,12)	1:A:529:VAL:HG13	2:B:155:GLY:O	1	2.4
(1,12)	1:A:529:VAL:HG13	2:B:156:PHE:C	1	2.4
(1,12)	1:A:529:VAL:HG13	2:B:156:PHE:CA	1	2.4
(1,12)	1:A:529:VAL:HG13	2:B:156:PHE:CB	1	2.4
(1,12)	1:A:529:VAL:HG13	2:B:156:PHE:CD1	1	2.4
(1,12)	1:A:529:VAL:HG13	2:B:156:PHE:CD2	1	2.4
(1,12)	1:A:529:VAL:HG13	2:B:156:PHE:CE1	1	2.4
(1,12)	1:A:529:VAL:HG13	2:B:156:PHE:CE2	1	2.4
(1,12)	1:A:529:VAL:HG13	2:B:156:PHE:CG	1	2.4
(1,12)	1:A:529:VAL:HG13	2:B:156:PHE:CZ	1	2.4
(1,12)	1:A:529:VAL:HG13	2:B:156:PHE:H	1	2.4
(1,12)	1:A:529:VAL:HG13	2:B:156:PHE:HA	1	2.4
(1,12)	1:A:529:VAL:HG13	2:B:156:PHE:HB2	1	2.4
(1,12)	1:A:529:VAL:HG13	2:B:156:PHE:HB3	1	2.4
(1,12)	1:A:529:VAL:HG13	2:B:156:PHE:HD1	1	2.4
(1,12)	1:A:529:VAL:HG13	2:B:156:PHE:HD2	1	2.4
(1,12)	1:A:529:VAL:HG13	2:B:156:PHE:HE1	1	2.4
(1,12)	1:A:529:VAL:HG13	2:B:156:PHE:HE2	1	2.4
(1,12)	1:A:529:VAL:HG13	2:B:156:PHE:HZ	1	2.4
(1,12)	1:A:529:VAL:HG13	2:B:156:PHE:N	1	2.4
(1,12)	1:A:529:VAL:HG13	2:B:156:PHE:O	1	2.4
(1,12)	1:A:529:VAL:HG13	2:B:157:CYS:C	1	2.4
(1,12)	1:A:529:VAL:HG13	2:B:157:CYS:CA	1	2.4
(1,12)	1:A:529:VAL:HG13	2:B:157:CYS:CB	1	2.4
(1,12)	1:A:529:VAL:HG13	2:B:157:CYS:H	1	2.4
(1,12)	1:A:529:VAL:HG13	2:B:157:CYS:HA	1	2.4
(1,12)	1:A:529:VAL:HG13	2:B:157:CYS:HB2	1	2.4
(1,12)	1:A:529:VAL:HG13	2:B:157:CYS:HB3	1	2.4
(1,12)	1:A:529:VAL:HG13	2:B:157:CYS:N	1	2.4
(1,12)	1:A:529:VAL:HG13	2:B:157:CYS:O	1	2.4
(1,12)	1:A:529:VAL:HG13	2:B:157:CYS:SG	1	2.4
(1,12)	1:A:529:VAL:HG13	2:B:158:THR:C	1	2.4
(1,12)	1:A:529:VAL:HG13	2:B:158:THR:CA	1	2.4

*Continued on next page...*

*Continued from previous page...*

Key	Atom-1	Atom-2	Model ID	Violation (Å)
(1,12)	1:A:529:VAL:HG13	2:B:158:THR:CB	1	2.4
(1,12)	1:A:529:VAL:HG13	2:B:158:THR:CG2	1	2.4
(1,12)	1:A:529:VAL:HG13	2:B:158:THR:H	1	2.4
(1,12)	1:A:529:VAL:HG13	2:B:158:THR:HA	1	2.4
(1,12)	1:A:529:VAL:HG13	2:B:158:THR:HB	1	2.4
(1,12)	1:A:529:VAL:HG13	2:B:158:THR:HG1	1	2.4
(1,12)	1:A:529:VAL:HG13	2:B:158:THR:HG21	1	2.4
(1,12)	1:A:529:VAL:HG13	2:B:158:THR:HG22	1	2.4
(1,12)	1:A:529:VAL:HG13	2:B:158:THR:HG23	1	2.4
(1,12)	1:A:529:VAL:HG13	2:B:158:THR:N	1	2.4
(1,12)	1:A:529:VAL:HG13	2:B:158:THR:O	1	2.4
(1,12)	1:A:529:VAL:HG13	2:B:158:THR:OG1	1	2.4
(1,12)	1:A:529:VAL:HG13	2:B:159:ILE:C	1	2.4
(1,12)	1:A:529:VAL:HG13	2:B:159:ILE:CA	1	2.4
(1,12)	1:A:529:VAL:HG13	2:B:159:ILE:CB	1	2.4
(1,12)	1:A:529:VAL:HG13	2:B:159:ILE:CD1	1	2.4
(1,12)	1:A:529:VAL:HG13	2:B:159:ILE:CG1	1	2.4
(1,12)	1:A:529:VAL:HG13	2:B:159:ILE:CG2	1	2.4
(1,12)	1:A:529:VAL:HG13	2:B:159:ILE:H	1	2.4
(1,12)	1:A:529:VAL:HG13	2:B:159:ILE:HA	1	2.4
(1,12)	1:A:529:VAL:HG13	2:B:159:ILE:HB	1	2.4
(1,12)	1:A:529:VAL:HG13	2:B:159:ILE:HD11	1	2.4
(1,12)	1:A:529:VAL:HG13	2:B:159:ILE:HD12	1	2.4
(1,12)	1:A:529:VAL:HG13	2:B:159:ILE:HD13	1	2.4
(1,12)	1:A:529:VAL:HG13	2:B:159:ILE:HG12	1	2.4
(1,12)	1:A:529:VAL:HG13	2:B:159:ILE:HG13	1	2.4
(1,12)	1:A:529:VAL:HG13	2:B:159:ILE:HG21	1	2.4
(1,12)	1:A:529:VAL:HG13	2:B:159:ILE:HG22	1	2.4
(1,12)	1:A:529:VAL:HG13	2:B:159:ILE:HG23	1	2.4
(1,12)	1:A:529:VAL:HG13	2:B:159:ILE:N	1	2.4
(1,12)	1:A:529:VAL:HG13	2:B:159:ILE:O	1	2.4
(1,12)	1:A:529:VAL:HG13	2:B:161:ASN:C	1	2.4
(1,12)	1:A:529:VAL:HG13	2:B:161:ASN:CA	1	2.4
(1,12)	1:A:529:VAL:HG13	2:B:161:ASN:CB	1	2.4
(1,12)	1:A:529:VAL:HG13	2:B:161:ASN:CG	1	2.4
(1,12)	1:A:529:VAL:HG13	2:B:161:ASN:H	1	2.4
(1,12)	1:A:529:VAL:HG13	2:B:161:ASN:HA	1	2.4
(1,12)	1:A:529:VAL:HG13	2:B:161:ASN:HB2	1	2.4
(1,12)	1:A:529:VAL:HG13	2:B:161:ASN:HB3	1	2.4
(1,12)	1:A:529:VAL:HG13	2:B:161:ASN:HD21	1	2.4
(1,12)	1:A:529:VAL:HG13	2:B:161:ASN:HD22	1	2.4
(1,12)	1:A:529:VAL:HG13	2:B:161:ASN:N	1	2.4

*Continued on next page...*

*Continued from previous page...*

Key	Atom-1	Atom-2	Model ID	Violation (Å)
(1,12)	1:A:529:VAL:HG13	2:B:161:ASN:ND2	1	2.4
(1,12)	1:A:529:VAL:HG13	2:B:161:ASN:O	1	2.4
(1,12)	1:A:529:VAL:HG13	2:B:161:ASN:OD1	1	2.4
(1,12)	1:A:529:VAL:HG13	2:B:162:LYS:C	1	2.4
(1,12)	1:A:529:VAL:HG13	2:B:162:LYS:CA	1	2.4
(1,12)	1:A:529:VAL:HG13	2:B:162:LYS:CB	1	2.4
(1,12)	1:A:529:VAL:HG13	2:B:162:LYS:CD	1	2.4
(1,12)	1:A:529:VAL:HG13	2:B:162:LYS:CE	1	2.4
(1,12)	1:A:529:VAL:HG13	2:B:162:LYS:CG	1	2.4
(1,12)	1:A:529:VAL:HG13	2:B:162:LYS:H	1	2.4
(1,12)	1:A:529:VAL:HG13	2:B:162:LYS:HA	1	2.4
(1,12)	1:A:529:VAL:HG13	2:B:162:LYS:HB2	1	2.4
(1,12)	1:A:529:VAL:HG13	2:B:162:LYS:HB3	1	2.4
(1,12)	1:A:529:VAL:HG13	2:B:162:LYS:HD2	1	2.4
(1,12)	1:A:529:VAL:HG13	2:B:162:LYS:HD3	1	2.4
(1,12)	1:A:529:VAL:HG13	2:B:162:LYS:HE2	1	2.4
(1,12)	1:A:529:VAL:HG13	2:B:162:LYS:HE3	1	2.4
(1,12)	1:A:529:VAL:HG13	2:B:162:LYS:HG2	1	2.4
(1,12)	1:A:529:VAL:HG13	2:B:162:LYS:HG3	1	2.4
(1,12)	1:A:529:VAL:HG13	2:B:162:LYS:HZ1	1	2.4
(1,12)	1:A:529:VAL:HG13	2:B:162:LYS:HZ2	1	2.4
(1,12)	1:A:529:VAL:HG13	2:B:162:LYS:HZ3	1	2.4
(1,12)	1:A:529:VAL:HG13	2:B:162:LYS:N	1	2.4
(1,12)	1:A:529:VAL:HG13	2:B:162:LYS:NZ	1	2.4
(1,12)	1:A:529:VAL:HG13	2:B:162:LYS:O	1	2.4
(1,12)	1:A:529:VAL:HG13	2:B:167:SER:C	1	2.4
(1,12)	1:A:529:VAL:HG13	2:B:167:SER:CA	1	2.4
(1,12)	1:A:529:VAL:HG13	2:B:167:SER:CB	1	2.4
(1,12)	1:A:529:VAL:HG13	2:B:167:SER:H	1	2.4
(1,12)	1:A:529:VAL:HG13	2:B:167:SER:HA	1	2.4
(1,12)	1:A:529:VAL:HG13	2:B:167:SER:HB2	1	2.4
(1,12)	1:A:529:VAL:HG13	2:B:167:SER:HB3	1	2.4
(1,12)	1:A:529:VAL:HG13	2:B:167:SER:HG	1	2.4
(1,12)	1:A:529:VAL:HG13	2:B:167:SER:N	1	2.4
(1,12)	1:A:529:VAL:HG13	2:B:167:SER:O	1	2.4
(1,12)	1:A:529:VAL:HG13	2:B:167:SER:OG	1	2.4
(1,12)	1:A:529:VAL:HG13	2:B:168:LEU:C	1	2.4
(1,12)	1:A:529:VAL:HG13	2:B:168:LEU:CA	1	2.4
(1,12)	1:A:529:VAL:HG13	2:B:168:LEU:CB	1	2.4
(1,12)	1:A:529:VAL:HG13	2:B:168:LEU:CD1	1	2.4
(1,12)	1:A:529:VAL:HG13	2:B:168:LEU:CD2	1	2.4
(1,12)	1:A:529:VAL:HG13	2:B:168:LEU:CG	1	2.4

*Continued on next page...*

*Continued from previous page...*

Key	Atom-1	Atom-2	Model ID	Violation (Å)
(1,12)	1:A:529:VAL:HG13	2:B:168:LEU:H	1	2.4
(1,12)	1:A:529:VAL:HG13	2:B:168:LEU:HA	1	2.4
(1,12)	1:A:529:VAL:HG13	2:B:168:LEU:HB2	1	2.4
(1,12)	1:A:529:VAL:HG13	2:B:168:LEU:HB3	1	2.4
(1,12)	1:A:529:VAL:HG13	2:B:168:LEU:HD11	1	2.4
(1,12)	1:A:529:VAL:HG13	2:B:168:LEU:HD12	1	2.4
(1,12)	1:A:529:VAL:HG13	2:B:168:LEU:HD13	1	2.4
(1,12)	1:A:529:VAL:HG13	2:B:168:LEU:HD21	1	2.4
(1,12)	1:A:529:VAL:HG13	2:B:168:LEU:HD22	1	2.4
(1,12)	1:A:529:VAL:HG13	2:B:168:LEU:HD23	1	2.4
(1,12)	1:A:529:VAL:HG13	2:B:168:LEU:HG	1	2.4
(1,12)	1:A:529:VAL:HG13	2:B:168:LEU:N	1	2.4
(1,12)	1:A:529:VAL:HG13	2:B:168:LEU:O	1	2.4
(1,12)	1:A:529:VAL:HG13	2:B:170:MET:C	1	2.4
(1,12)	1:A:529:VAL:HG13	2:B:170:MET:CA	1	2.4
(1,12)	1:A:529:VAL:HG13	2:B:170:MET:CB	1	2.4
(1,12)	1:A:529:VAL:HG13	2:B:170:MET:CE	1	2.4
(1,12)	1:A:529:VAL:HG13	2:B:170:MET:CG	1	2.4
(1,12)	1:A:529:VAL:HG13	2:B:170:MET:H	1	2.4
(1,12)	1:A:529:VAL:HG13	2:B:170:MET:HA	1	2.4
(1,12)	1:A:529:VAL:HG13	2:B:170:MET:HB2	1	2.4
(1,12)	1:A:529:VAL:HG13	2:B:170:MET:HB3	1	2.4
(1,12)	1:A:529:VAL:HG13	2:B:170:MET:HE1	1	2.4
(1,12)	1:A:529:VAL:HG13	2:B:170:MET:HE2	1	2.4
(1,12)	1:A:529:VAL:HG13	2:B:170:MET:HE3	1	2.4
(1,12)	1:A:529:VAL:HG13	2:B:170:MET:HG2	1	2.4
(1,12)	1:A:529:VAL:HG13	2:B:170:MET:HG3	1	2.4
(1,12)	1:A:529:VAL:HG13	2:B:170:MET:N	1	2.4
(1,12)	1:A:529:VAL:HG13	2:B:170:MET:O	1	2.4
(1,12)	1:A:529:VAL:HG13	2:B:170:MET:SD	1	2.4
(1,12)	1:A:529:VAL:HG13	2:B:172:LYS:C	1	2.4
(1,12)	1:A:529:VAL:HG13	2:B:172:LYS:CA	1	2.4
(1,12)	1:A:529:VAL:HG13	2:B:172:LYS:CB	1	2.4
(1,12)	1:A:529:VAL:HG13	2:B:172:LYS:CD	1	2.4
(1,12)	1:A:529:VAL:HG13	2:B:172:LYS:CE	1	2.4
(1,12)	1:A:529:VAL:HG13	2:B:172:LYS:CG	1	2.4
(1,12)	1:A:529:VAL:HG13	2:B:172:LYS:H	1	2.4
(1,12)	1:A:529:VAL:HG13	2:B:172:LYS:HA	1	2.4
(1,12)	1:A:529:VAL:HG13	2:B:172:LYS:HB2	1	2.4
(1,12)	1:A:529:VAL:HG13	2:B:172:LYS:HB3	1	2.4
(1,12)	1:A:529:VAL:HG13	2:B:172:LYS:HD2	1	2.4
(1,12)	1:A:529:VAL:HG13	2:B:172:LYS:HD3	1	2.4

*Continued on next page...*

*Continued from previous page...*

Key	Atom-1	Atom-2	Model ID	Violation (Å)
(1,12)	1:A:529:VAL:HG13	2:B:172:LYS:HE2	1	2.4
(1,12)	1:A:529:VAL:HG13	2:B:172:LYS:HE3	1	2.4
(1,12)	1:A:529:VAL:HG13	2:B:172:LYS:HG2	1	2.4
(1,12)	1:A:529:VAL:HG13	2:B:172:LYS:HG3	1	2.4
(1,12)	1:A:529:VAL:HG13	2:B:172:LYS:HZ1	1	2.4
(1,12)	1:A:529:VAL:HG13	2:B:172:LYS:HZ2	1	2.4
(1,12)	1:A:529:VAL:HG13	2:B:172:LYS:HZ3	1	2.4
(1,12)	1:A:529:VAL:HG13	2:B:172:LYS:N	1	2.4
(1,12)	1:A:529:VAL:HG13	2:B:172:LYS:NZ	1	2.4
(1,12)	1:A:529:VAL:HG13	2:B:172:LYS:O	1	2.4
(1,12)	1:A:529:VAL:HG13	2:B:182:VAL:C	1	2.4
(1,12)	1:A:529:VAL:HG13	2:B:182:VAL:CA	1	2.4
(1,12)	1:A:529:VAL:HG13	2:B:182:VAL:CB	1	2.4
(1,12)	1:A:529:VAL:HG13	2:B:182:VAL:CG1	1	2.4
(1,12)	1:A:529:VAL:HG13	2:B:182:VAL:CG2	1	2.4
(1,12)	1:A:529:VAL:HG13	2:B:182:VAL:H	1	2.4
(1,12)	1:A:529:VAL:HG13	2:B:182:VAL:HA	1	2.4
(1,12)	1:A:529:VAL:HG13	2:B:182:VAL:HB	1	2.4
(1,12)	1:A:529:VAL:HG13	2:B:182:VAL:HG11	1	2.4
(1,12)	1:A:529:VAL:HG13	2:B:182:VAL:HG12	1	2.4
(1,12)	1:A:529:VAL:HG13	2:B:182:VAL:HG13	1	2.4
(1,12)	1:A:529:VAL:HG13	2:B:182:VAL:HG21	1	2.4
(1,12)	1:A:529:VAL:HG13	2:B:182:VAL:HG22	1	2.4
(1,12)	1:A:529:VAL:HG13	2:B:182:VAL:HG23	1	2.4
(1,12)	1:A:529:VAL:HG13	2:B:182:VAL:N	1	2.4
(1,12)	1:A:529:VAL:HG13	2:B:182:VAL:O	1	2.4
(1,12)	1:A:529:VAL:HG13	2:B:183:LYS:C	1	2.4
(1,12)	1:A:529:VAL:HG13	2:B:183:LYS:CA	1	2.4
(1,12)	1:A:529:VAL:HG13	2:B:183:LYS:CB	1	2.4
(1,12)	1:A:529:VAL:HG13	2:B:183:LYS:CD	1	2.4
(1,12)	1:A:529:VAL:HG13	2:B:183:LYS:CE	1	2.4
(1,12)	1:A:529:VAL:HG13	2:B:183:LYS:CG	1	2.4
(1,12)	1:A:529:VAL:HG13	2:B:183:LYS:H	1	2.4
(1,12)	1:A:529:VAL:HG13	2:B:183:LYS:HA	1	2.4
(1,12)	1:A:529:VAL:HG13	2:B:183:LYS:HB2	1	2.4
(1,12)	1:A:529:VAL:HG13	2:B:183:LYS:HB3	1	2.4
(1,12)	1:A:529:VAL:HG13	2:B:183:LYS:HD2	1	2.4
(1,12)	1:A:529:VAL:HG13	2:B:183:LYS:HD3	1	2.4
(1,12)	1:A:529:VAL:HG13	2:B:183:LYS:HE2	1	2.4
(1,12)	1:A:529:VAL:HG13	2:B:183:LYS:HE3	1	2.4
(1,12)	1:A:529:VAL:HG13	2:B:183:LYS:HG2	1	2.4
(1,12)	1:A:529:VAL:HG13	2:B:183:LYS:HG3	1	2.4

*Continued on next page...*

*Continued from previous page...*

Key	Atom-1	Atom-2	Model ID	Violation (Å)
(1,12)	1:A:529:VAL:HG13	2:B:183:LYS:HZ1	1	2.4
(1,12)	1:A:529:VAL:HG13	2:B:183:LYS:HZ2	1	2.4
(1,12)	1:A:529:VAL:HG13	2:B:183:LYS:HZ3	1	2.4
(1,12)	1:A:529:VAL:HG13	2:B:183:LYS:N	1	2.4
(1,12)	1:A:529:VAL:HG13	2:B:183:LYS:NZ	1	2.4
(1,12)	1:A:529:VAL:HG13	2:B:183:LYS:O	1	2.4
(1,12)	1:A:529:VAL:HG13	2:B:185:GLY:C	1	2.4
(1,12)	1:A:529:VAL:HG13	2:B:185:GLY:CA	1	2.4
(1,12)	1:A:529:VAL:HG13	2:B:185:GLY:H	1	2.4
(1,12)	1:A:529:VAL:HG13	2:B:185:GLY:HA2	1	2.4
(1,12)	1:A:529:VAL:HG13	2:B:185:GLY:HA3	1	2.4
(1,12)	1:A:529:VAL:HG13	2:B:185:GLY:N	1	2.4
(1,12)	1:A:529:VAL:HG13	2:B:185:GLY:O	1	2.4
(1,12)	1:A:529:VAL:HG13	2:B:187:TYR:C	1	2.4
(1,12)	1:A:529:VAL:HG13	2:B:187:TYR:CA	1	2.4
(1,12)	1:A:529:VAL:HG13	2:B:187:TYR:CB	1	2.4
(1,12)	1:A:529:VAL:HG13	2:B:187:TYR:CD1	1	2.4
(1,12)	1:A:529:VAL:HG13	2:B:187:TYR:CD2	1	2.4
(1,12)	1:A:529:VAL:HG13	2:B:187:TYR:CE1	1	2.4
(1,12)	1:A:529:VAL:HG13	2:B:187:TYR:CE2	1	2.4
(1,12)	1:A:529:VAL:HG13	2:B:187:TYR:CG	1	2.4
(1,12)	1:A:529:VAL:HG13	2:B:187:TYR:CZ	1	2.4
(1,12)	1:A:529:VAL:HG13	2:B:187:TYR:H	1	2.4
(1,12)	1:A:529:VAL:HG13	2:B:187:TYR:HA	1	2.4
(1,12)	1:A:529:VAL:HG13	2:B:187:TYR:HB2	1	2.4
(1,12)	1:A:529:VAL:HG13	2:B:187:TYR:HB3	1	2.4
(1,12)	1:A:529:VAL:HG13	2:B:187:TYR:HD1	1	2.4
(1,12)	1:A:529:VAL:HG13	2:B:187:TYR:HD2	1	2.4
(1,12)	1:A:529:VAL:HG13	2:B:187:TYR:HE1	1	2.4
(1,12)	1:A:529:VAL:HG13	2:B:187:TYR:HE2	1	2.4
(1,12)	1:A:529:VAL:HG13	2:B:187:TYR:HH	1	2.4
(1,12)	1:A:529:VAL:HG13	2:B:187:TYR:N	1	2.4
(1,12)	1:A:529:VAL:HG13	2:B:187:TYR:O	1	2.4
(1,12)	1:A:529:VAL:HG13	2:B:187:TYR:OH	1	2.4
(1,12)	1:A:529:VAL:HG13	2:B:200:THR:C	1	2.4
(1,12)	1:A:529:VAL:HG13	2:B:200:THR:CA	1	2.4
(1,12)	1:A:529:VAL:HG13	2:B:200:THR:CB	1	2.4
(1,12)	1:A:529:VAL:HG13	2:B:200:THR:CG2	1	2.4
(1,12)	1:A:529:VAL:HG13	2:B:200:THR:H	1	2.4
(1,12)	1:A:529:VAL:HG13	2:B:200:THR:HA	1	2.4
(1,12)	1:A:529:VAL:HG13	2:B:200:THR:HB	1	2.4
(1,12)	1:A:529:VAL:HG13	2:B:200:THR:HG1	1	2.4

*Continued on next page...*

*Continued from previous page...*

Key	Atom-1	Atom-2	Model ID	Violation (Å)
(1,12)	1:A:529:VAL:HG13	2:B:200:THR:HG21	1	2.4
(1,12)	1:A:529:VAL:HG13	2:B:200:THR:HG22	1	2.4
(1,12)	1:A:529:VAL:HG13	2:B:200:THR:HG23	1	2.4
(1,12)	1:A:529:VAL:HG13	2:B:200:THR:N	1	2.4
(1,12)	1:A:529:VAL:HG13	2:B:200:THR:O	1	2.4
(1,12)	1:A:529:VAL:HG13	2:B:200:THR:OG1	1	2.4
(1,12)	1:A:529:VAL:HG13	2:B:211:LYS:C	1	2.4
(1,12)	1:A:529:VAL:HG13	2:B:211:LYS:CA	1	2.4
(1,12)	1:A:529:VAL:HG13	2:B:211:LYS:CB	1	2.4
(1,12)	1:A:529:VAL:HG13	2:B:211:LYS:CD	1	2.4
(1,12)	1:A:529:VAL:HG13	2:B:211:LYS:CE	1	2.4
(1,12)	1:A:529:VAL:HG13	2:B:211:LYS:CG	1	2.4
(1,12)	1:A:529:VAL:HG13	2:B:211:LYS:H	1	2.4
(1,12)	1:A:529:VAL:HG13	2:B:211:LYS:HA	1	2.4
(1,12)	1:A:529:VAL:HG13	2:B:211:LYS:HB2	1	2.4
(1,12)	1:A:529:VAL:HG13	2:B:211:LYS:HB3	1	2.4
(1,12)	1:A:529:VAL:HG13	2:B:211:LYS:HD2	1	2.4
(1,12)	1:A:529:VAL:HG13	2:B:211:LYS:HD3	1	2.4
(1,12)	1:A:529:VAL:HG13	2:B:211:LYS:HE2	1	2.4
(1,12)	1:A:529:VAL:HG13	2:B:211:LYS:HE3	1	2.4
(1,12)	1:A:529:VAL:HG13	2:B:211:LYS:HG2	1	2.4
(1,12)	1:A:529:VAL:HG13	2:B:211:LYS:HG3	1	2.4
(1,12)	1:A:529:VAL:HG13	2:B:211:LYS:HZ1	1	2.4
(1,12)	1:A:529:VAL:HG13	2:B:211:LYS:HZ2	1	2.4
(1,12)	1:A:529:VAL:HG13	2:B:211:LYS:HZ3	1	2.4
(1,12)	1:A:529:VAL:HG13	2:B:211:LYS:N	1	2.4
(1,12)	1:A:529:VAL:HG13	2:B:211:LYS:NZ	1	2.4
(1,12)	1:A:529:VAL:HG13	2:B:211:LYS:O	1	2.4
(1,12)	1:A:529:VAL:HG21	2:B:149:SER:C	1	2.4
(1,12)	1:A:529:VAL:HG21	2:B:149:SER:CA	1	2.4
(1,12)	1:A:529:VAL:HG21	2:B:149:SER:CB	1	2.4
(1,12)	1:A:529:VAL:HG21	2:B:149:SER:H	1	2.4
(1,12)	1:A:529:VAL:HG21	2:B:149:SER:HA	1	2.4
(1,12)	1:A:529:VAL:HG21	2:B:149:SER:HB2	1	2.4
(1,12)	1:A:529:VAL:HG21	2:B:149:SER:HB3	1	2.4
(1,12)	1:A:529:VAL:HG21	2:B:149:SER:HG	1	2.4
(1,12)	1:A:529:VAL:HG21	2:B:149:SER:N	1	2.4
(1,12)	1:A:529:VAL:HG21	2:B:149:SER:O	1	2.4
(1,12)	1:A:529:VAL:HG21	2:B:149:SER:OG	1	2.4
(1,12)	1:A:529:VAL:HG21	2:B:152:VAL:C	1	2.4
(1,12)	1:A:529:VAL:HG21	2:B:152:VAL:CA	1	2.4
(1,12)	1:A:529:VAL:HG21	2:B:152:VAL:CB	1	2.4

*Continued on next page...*



*Continued from previous page...*

Key	Atom-1	Atom-2	Model ID	Violation (Å)
(1,12)	1:A:529:VAL:HG21	2:B:152:VAL:CG1	1	2.4
(1,12)	1:A:529:VAL:HG21	2:B:152:VAL:CG2	1	2.4
(1,12)	1:A:529:VAL:HG21	2:B:152:VAL:H	1	2.4
(1,12)	1:A:529:VAL:HG21	2:B:152:VAL:HA	1	2.4
(1,12)	1:A:529:VAL:HG21	2:B:152:VAL:HB	1	2.4
(1,12)	1:A:529:VAL:HG21	2:B:152:VAL:HG11	1	2.4
(1,12)	1:A:529:VAL:HG21	2:B:152:VAL:HG12	1	2.4
(1,12)	1:A:529:VAL:HG21	2:B:152:VAL:HG13	1	2.4
(1,12)	1:A:529:VAL:HG21	2:B:152:VAL:HG21	1	2.4
(1,12)	1:A:529:VAL:HG21	2:B:152:VAL:HG22	1	2.4
(1,12)	1:A:529:VAL:HG21	2:B:152:VAL:HG23	1	2.4
(1,12)	1:A:529:VAL:HG21	2:B:152:VAL:N	1	2.4
(1,12)	1:A:529:VAL:HG21	2:B:152:VAL:O	1	2.4
(1,12)	1:A:529:VAL:HG21	2:B:153:VAL:C	1	2.4
(1,12)	1:A:529:VAL:HG21	2:B:153:VAL:CA	1	2.4
(1,12)	1:A:529:VAL:HG21	2:B:153:VAL:CB	1	2.4
(1,12)	1:A:529:VAL:HG21	2:B:153:VAL:CG1	1	2.4
(1,12)	1:A:529:VAL:HG21	2:B:153:VAL:CG2	1	2.4
(1,12)	1:A:529:VAL:HG21	2:B:153:VAL:H	1	2.4
(1,12)	1:A:529:VAL:HG21	2:B:153:VAL:HA	1	2.4
(1,12)	1:A:529:VAL:HG21	2:B:153:VAL:HB	1	2.4
(1,12)	1:A:529:VAL:HG21	2:B:153:VAL:HG11	1	2.4
(1,12)	1:A:529:VAL:HG21	2:B:153:VAL:HG12	1	2.4
(1,12)	1:A:529:VAL:HG21	2:B:153:VAL:HG13	1	2.4
(1,12)	1:A:529:VAL:HG21	2:B:153:VAL:HG21	1	2.4
(1,12)	1:A:529:VAL:HG21	2:B:153:VAL:HG22	1	2.4
(1,12)	1:A:529:VAL:HG21	2:B:153:VAL:HG23	1	2.4
(1,12)	1:A:529:VAL:HG21	2:B:153:VAL:N	1	2.4
(1,12)	1:A:529:VAL:HG21	2:B:153:VAL:O	1	2.4
(1,12)	1:A:529:VAL:HG21	2:B:155:GLY:C	1	2.4
(1,12)	1:A:529:VAL:HG21	2:B:155:GLY:CA	1	2.4
(1,12)	1:A:529:VAL:HG21	2:B:155:GLY:H	1	2.4
(1,12)	1:A:529:VAL:HG21	2:B:155:GLY:HA2	1	2.4
(1,12)	1:A:529:VAL:HG21	2:B:155:GLY:HA3	1	2.4
(1,12)	1:A:529:VAL:HG21	2:B:155:GLY:N	1	2.4
(1,12)	1:A:529:VAL:HG21	2:B:155:GLY:O	1	2.4
(1,12)	1:A:529:VAL:HG21	2:B:156:PHE:C	1	2.4
(1,12)	1:A:529:VAL:HG21	2:B:156:PHE:CA	1	2.4
(1,12)	1:A:529:VAL:HG21	2:B:156:PHE:CB	1	2.4
(1,12)	1:A:529:VAL:HG21	2:B:156:PHE:CD1	1	2.4
(1,12)	1:A:529:VAL:HG21	2:B:156:PHE:CD2	1	2.4
(1,12)	1:A:529:VAL:HG21	2:B:156:PHE:CE1	1	2.4

*Continued on next page...*

*Continued from previous page...*

Key	Atom-1	Atom-2	Model ID	Violation (Å)
(1,12)	1:A:529:VAL:HG21	2:B:156:PHE:CE2	1	2.4
(1,12)	1:A:529:VAL:HG21	2:B:156:PHE:CG	1	2.4
(1,12)	1:A:529:VAL:HG21	2:B:156:PHE:CZ	1	2.4
(1,12)	1:A:529:VAL:HG21	2:B:156:PHE:H	1	2.4
(1,12)	1:A:529:VAL:HG21	2:B:156:PHE:HA	1	2.4
(1,12)	1:A:529:VAL:HG21	2:B:156:PHE:HB2	1	2.4
(1,12)	1:A:529:VAL:HG21	2:B:156:PHE:HB3	1	2.4
(1,12)	1:A:529:VAL:HG21	2:B:156:PHE:HD1	1	2.4
(1,12)	1:A:529:VAL:HG21	2:B:156:PHE:HD2	1	2.4
(1,12)	1:A:529:VAL:HG21	2:B:156:PHE:HE1	1	2.4
(1,12)	1:A:529:VAL:HG21	2:B:156:PHE:HE2	1	2.4
(1,12)	1:A:529:VAL:HG21	2:B:156:PHE:HZ	1	2.4
(1,12)	1:A:529:VAL:HG21	2:B:156:PHE:N	1	2.4
(1,12)	1:A:529:VAL:HG21	2:B:156:PHE:O	1	2.4
(1,12)	1:A:529:VAL:HG21	2:B:157:CYS:C	1	2.4
(1,12)	1:A:529:VAL:HG21	2:B:157:CYS:CA	1	2.4
(1,12)	1:A:529:VAL:HG21	2:B:157:CYS:CB	1	2.4
(1,12)	1:A:529:VAL:HG21	2:B:157:CYS:H	1	2.4
(1,12)	1:A:529:VAL:HG21	2:B:157:CYS:HA	1	2.4
(1,12)	1:A:529:VAL:HG21	2:B:157:CYS:HB2	1	2.4
(1,12)	1:A:529:VAL:HG21	2:B:157:CYS:HB3	1	2.4
(1,12)	1:A:529:VAL:HG21	2:B:157:CYS:N	1	2.4
(1,12)	1:A:529:VAL:HG21	2:B:157:CYS:O	1	2.4
(1,12)	1:A:529:VAL:HG21	2:B:157:CYS:SG	1	2.4
(1,12)	1:A:529:VAL:HG21	2:B:158:THR:C	1	2.4
(1,12)	1:A:529:VAL:HG21	2:B:158:THR:CA	1	2.4
(1,12)	1:A:529:VAL:HG21	2:B:158:THR:CB	1	2.4
(1,12)	1:A:529:VAL:HG21	2:B:158:THR:CG2	1	2.4
(1,12)	1:A:529:VAL:HG21	2:B:158:THR:H	1	2.4
(1,12)	1:A:529:VAL:HG21	2:B:158:THR:HA	1	2.4
(1,12)	1:A:529:VAL:HG21	2:B:158:THR:HB	1	2.4
(1,12)	1:A:529:VAL:HG21	2:B:158:THR:HG1	1	2.4
(1,12)	1:A:529:VAL:HG21	2:B:158:THR:HG21	1	2.4
(1,12)	1:A:529:VAL:HG21	2:B:158:THR:HG22	1	2.4
(1,12)	1:A:529:VAL:HG21	2:B:158:THR:HG23	1	2.4
(1,12)	1:A:529:VAL:HG21	2:B:158:THR:N	1	2.4
(1,12)	1:A:529:VAL:HG21	2:B:158:THR:O	1	2.4
(1,12)	1:A:529:VAL:HG21	2:B:158:THR:OG1	1	2.4
(1,12)	1:A:529:VAL:HG21	2:B:159:ILE:C	1	2.4
(1,12)	1:A:529:VAL:HG21	2:B:159:ILE:CA	1	2.4
(1,12)	1:A:529:VAL:HG21	2:B:159:ILE:CB	1	2.4
(1,12)	1:A:529:VAL:HG21	2:B:159:ILE:CD1	1	2.4

*Continued on next page...*

*Continued from previous page...*

Key	Atom-1	Atom-2	Model ID	Violation (Å)
(1,12)	1:A:529:VAL:HG21	2:B:159:ILE:CG1	1	2.4
(1,12)	1:A:529:VAL:HG21	2:B:159:ILE:CG2	1	2.4
(1,12)	1:A:529:VAL:HG21	2:B:159:ILE:H	1	2.4
(1,12)	1:A:529:VAL:HG21	2:B:159:ILE:HA	1	2.4
(1,12)	1:A:529:VAL:HG21	2:B:159:ILE:HB	1	2.4
(1,12)	1:A:529:VAL:HG21	2:B:159:ILE:HD11	1	2.4
(1,12)	1:A:529:VAL:HG21	2:B:159:ILE:HD12	1	2.4
(1,12)	1:A:529:VAL:HG21	2:B:159:ILE:HD13	1	2.4
(1,12)	1:A:529:VAL:HG21	2:B:159:ILE:HG12	1	2.4
(1,12)	1:A:529:VAL:HG21	2:B:159:ILE:HG13	1	2.4
(1,12)	1:A:529:VAL:HG21	2:B:159:ILE:HG21	1	2.4
(1,12)	1:A:529:VAL:HG21	2:B:159:ILE:HG22	1	2.4
(1,12)	1:A:529:VAL:HG21	2:B:159:ILE:HG23	1	2.4
(1,12)	1:A:529:VAL:HG21	2:B:159:ILE:N	1	2.4
(1,12)	1:A:529:VAL:HG21	2:B:159:ILE:O	1	2.4
(1,12)	1:A:529:VAL:HG21	2:B:161:ASN:C	1	2.4
(1,12)	1:A:529:VAL:HG21	2:B:161:ASN:CA	1	2.4
(1,12)	1:A:529:VAL:HG21	2:B:161:ASN:CB	1	2.4
(1,12)	1:A:529:VAL:HG21	2:B:161:ASN:CG	1	2.4
(1,12)	1:A:529:VAL:HG21	2:B:161:ASN:H	1	2.4
(1,12)	1:A:529:VAL:HG21	2:B:161:ASN:HA	1	2.4
(1,12)	1:A:529:VAL:HG21	2:B:161:ASN:HB2	1	2.4
(1,12)	1:A:529:VAL:HG21	2:B:161:ASN:HB3	1	2.4
(1,12)	1:A:529:VAL:HG21	2:B:161:ASN:HD21	1	2.4
(1,12)	1:A:529:VAL:HG21	2:B:161:ASN:HD22	1	2.4
(1,12)	1:A:529:VAL:HG21	2:B:161:ASN:N	1	2.4
(1,12)	1:A:529:VAL:HG21	2:B:161:ASN:ND2	1	2.4
(1,12)	1:A:529:VAL:HG21	2:B:161:ASN:O	1	2.4
(1,12)	1:A:529:VAL:HG21	2:B:161:ASN:OD1	1	2.4
(1,12)	1:A:529:VAL:HG21	2:B:162:LYS:C	1	2.4
(1,12)	1:A:529:VAL:HG21	2:B:162:LYS:CA	1	2.4
(1,12)	1:A:529:VAL:HG21	2:B:162:LYS:CB	1	2.4
(1,12)	1:A:529:VAL:HG21	2:B:162:LYS:CD	1	2.4
(1,12)	1:A:529:VAL:HG21	2:B:162:LYS:CE	1	2.4
(1,12)	1:A:529:VAL:HG21	2:B:162:LYS:CG	1	2.4
(1,12)	1:A:529:VAL:HG21	2:B:162:LYS:H	1	2.4
(1,12)	1:A:529:VAL:HG21	2:B:162:LYS:HA	1	2.4
(1,12)	1:A:529:VAL:HG21	2:B:162:LYS:HB2	1	2.4
(1,12)	1:A:529:VAL:HG21	2:B:162:LYS:HB3	1	2.4
(1,12)	1:A:529:VAL:HG21	2:B:162:LYS:HD2	1	2.4
(1,12)	1:A:529:VAL:HG21	2:B:162:LYS:HD3	1	2.4
(1,12)	1:A:529:VAL:HG21	2:B:162:LYS:HE2	1	2.4

*Continued on next page...*

*Continued from previous page...*

Key	Atom-1	Atom-2	Model ID	Violation (Å)
(1,12)	1:A:529:VAL:HG21	2:B:162:LYS:HE3	1	2.4
(1,12)	1:A:529:VAL:HG21	2:B:162:LYS:HG2	1	2.4
(1,12)	1:A:529:VAL:HG21	2:B:162:LYS:HG3	1	2.4
(1,12)	1:A:529:VAL:HG21	2:B:162:LYS:HZ1	1	2.4
(1,12)	1:A:529:VAL:HG21	2:B:162:LYS:HZ2	1	2.4
(1,12)	1:A:529:VAL:HG21	2:B:162:LYS:HZ3	1	2.4
(1,12)	1:A:529:VAL:HG21	2:B:162:LYS:N	1	2.4
(1,12)	1:A:529:VAL:HG21	2:B:162:LYS:NZ	1	2.4
(1,12)	1:A:529:VAL:HG21	2:B:162:LYS:O	1	2.4
(1,12)	1:A:529:VAL:HG21	2:B:167:SER:C	1	2.4
(1,12)	1:A:529:VAL:HG21	2:B:167:SER:CA	1	2.4
(1,12)	1:A:529:VAL:HG21	2:B:167:SER:CB	1	2.4
(1,12)	1:A:529:VAL:HG21	2:B:167:SER:H	1	2.4
(1,12)	1:A:529:VAL:HG21	2:B:167:SER:HA	1	2.4
(1,12)	1:A:529:VAL:HG21	2:B:167:SER:HB2	1	2.4
(1,12)	1:A:529:VAL:HG21	2:B:167:SER:HB3	1	2.4
(1,12)	1:A:529:VAL:HG21	2:B:167:SER:HG	1	2.4
(1,12)	1:A:529:VAL:HG21	2:B:167:SER:N	1	2.4
(1,12)	1:A:529:VAL:HG21	2:B:167:SER:O	1	2.4
(1,12)	1:A:529:VAL:HG21	2:B:167:SER:OG	1	2.4
(1,12)	1:A:529:VAL:HG21	2:B:168:LEU:C	1	2.4
(1,12)	1:A:529:VAL:HG21	2:B:168:LEU:CA	1	2.4
(1,12)	1:A:529:VAL:HG21	2:B:168:LEU:CB	1	2.4
(1,12)	1:A:529:VAL:HG21	2:B:168:LEU:CD1	1	2.4
(1,12)	1:A:529:VAL:HG21	2:B:168:LEU:CD2	1	2.4
(1,12)	1:A:529:VAL:HG21	2:B:168:LEU:CG	1	2.4
(1,12)	1:A:529:VAL:HG21	2:B:168:LEU:H	1	2.4
(1,12)	1:A:529:VAL:HG21	2:B:168:LEU:HA	1	2.4
(1,12)	1:A:529:VAL:HG21	2:B:168:LEU:HB2	1	2.4
(1,12)	1:A:529:VAL:HG21	2:B:168:LEU:HB3	1	2.4
(1,12)	1:A:529:VAL:HG21	2:B:168:LEU:HD11	1	2.4
(1,12)	1:A:529:VAL:HG21	2:B:168:LEU:HD12	1	2.4
(1,12)	1:A:529:VAL:HG21	2:B:168:LEU:HD13	1	2.4
(1,12)	1:A:529:VAL:HG21	2:B:168:LEU:HD21	1	2.4
(1,12)	1:A:529:VAL:HG21	2:B:168:LEU:HD22	1	2.4
(1,12)	1:A:529:VAL:HG21	2:B:168:LEU:HD23	1	2.4
(1,12)	1:A:529:VAL:HG21	2:B:168:LEU:HG	1	2.4
(1,12)	1:A:529:VAL:HG21	2:B:168:LEU:N	1	2.4
(1,12)	1:A:529:VAL:HG21	2:B:168:LEU:O	1	2.4
(1,12)	1:A:529:VAL:HG21	2:B:170:MET:C	1	2.4
(1,12)	1:A:529:VAL:HG21	2:B:170:MET:CA	1	2.4
(1,12)	1:A:529:VAL:HG21	2:B:170:MET:CB	1	2.4

*Continued on next page...*

*Continued from previous page...*

Key	Atom-1	Atom-2	Model ID	Violation (Å)
(1,12)	1:A:529:VAL:HG21	2:B:170:MET:CE	1	2.4
(1,12)	1:A:529:VAL:HG21	2:B:170:MET:CG	1	2.4
(1,12)	1:A:529:VAL:HG21	2:B:170:MET:H	1	2.4
(1,12)	1:A:529:VAL:HG21	2:B:170:MET:HA	1	2.4
(1,12)	1:A:529:VAL:HG21	2:B:170:MET:HB2	1	2.4
(1,12)	1:A:529:VAL:HG21	2:B:170:MET:HB3	1	2.4
(1,12)	1:A:529:VAL:HG21	2:B:170:MET:HE1	1	2.4
(1,12)	1:A:529:VAL:HG21	2:B:170:MET:HE2	1	2.4
(1,12)	1:A:529:VAL:HG21	2:B:170:MET:HE3	1	2.4
(1,12)	1:A:529:VAL:HG21	2:B:170:MET:HG2	1	2.4
(1,12)	1:A:529:VAL:HG21	2:B:170:MET:HG3	1	2.4
(1,12)	1:A:529:VAL:HG21	2:B:170:MET:N	1	2.4
(1,12)	1:A:529:VAL:HG21	2:B:170:MET:O	1	2.4
(1,12)	1:A:529:VAL:HG21	2:B:170:MET:SD	1	2.4
(1,12)	1:A:529:VAL:HG21	2:B:172:LYS:C	1	2.4
(1,12)	1:A:529:VAL:HG21	2:B:172:LYS:CA	1	2.4
(1,12)	1:A:529:VAL:HG21	2:B:172:LYS:CB	1	2.4
(1,12)	1:A:529:VAL:HG21	2:B:172:LYS:CD	1	2.4
(1,12)	1:A:529:VAL:HG21	2:B:172:LYS:CE	1	2.4
(1,12)	1:A:529:VAL:HG21	2:B:172:LYS:CG	1	2.4
(1,12)	1:A:529:VAL:HG21	2:B:172:LYS:H	1	2.4
(1,12)	1:A:529:VAL:HG21	2:B:172:LYS:HA	1	2.4
(1,12)	1:A:529:VAL:HG21	2:B:172:LYS:HB2	1	2.4
(1,12)	1:A:529:VAL:HG21	2:B:172:LYS:HB3	1	2.4
(1,12)	1:A:529:VAL:HG21	2:B:172:LYS:HD2	1	2.4
(1,12)	1:A:529:VAL:HG21	2:B:172:LYS:HD3	1	2.4
(1,12)	1:A:529:VAL:HG21	2:B:172:LYS:HE2	1	2.4
(1,12)	1:A:529:VAL:HG21	2:B:172:LYS:HE3	1	2.4
(1,12)	1:A:529:VAL:HG21	2:B:172:LYS:HG2	1	2.4
(1,12)	1:A:529:VAL:HG21	2:B:172:LYS:HG3	1	2.4
(1,12)	1:A:529:VAL:HG21	2:B:172:LYS:HZ1	1	2.4
(1,12)	1:A:529:VAL:HG21	2:B:172:LYS:HZ2	1	2.4
(1,12)	1:A:529:VAL:HG21	2:B:172:LYS:HZ3	1	2.4
(1,12)	1:A:529:VAL:HG21	2:B:172:LYS:N	1	2.4
(1,12)	1:A:529:VAL:HG21	2:B:172:LYS:NZ	1	2.4
(1,12)	1:A:529:VAL:HG21	2:B:172:LYS:O	1	2.4
(1,12)	1:A:529:VAL:HG21	2:B:182:VAL:C	1	2.4
(1,12)	1:A:529:VAL:HG21	2:B:182:VAL:CA	1	2.4
(1,12)	1:A:529:VAL:HG21	2:B:182:VAL:CB	1	2.4
(1,12)	1:A:529:VAL:HG21	2:B:182:VAL:CG1	1	2.4
(1,12)	1:A:529:VAL:HG21	2:B:182:VAL:CG2	1	2.4
(1,12)	1:A:529:VAL:HG21	2:B:182:VAL:H	1	2.4

*Continued on next page...*

*Continued from previous page...*

Key	Atom-1	Atom-2	Model ID	Violation (Å)
(1,12)	1:A:529:VAL:HG21	2:B:182:VAL:HA	1	2.4
(1,12)	1:A:529:VAL:HG21	2:B:182:VAL:HB	1	2.4
(1,12)	1:A:529:VAL:HG21	2:B:182:VAL:HG11	1	2.4
(1,12)	1:A:529:VAL:HG21	2:B:182:VAL:HG12	1	2.4
(1,12)	1:A:529:VAL:HG21	2:B:182:VAL:HG13	1	2.4
(1,12)	1:A:529:VAL:HG21	2:B:182:VAL:HG21	1	2.4
(1,12)	1:A:529:VAL:HG21	2:B:182:VAL:HG22	1	2.4
(1,12)	1:A:529:VAL:HG21	2:B:182:VAL:HG23	1	2.4
(1,12)	1:A:529:VAL:HG21	2:B:182:VAL:N	1	2.4
(1,12)	1:A:529:VAL:HG21	2:B:182:VAL:O	1	2.4
(1,12)	1:A:529:VAL:HG21	2:B:183:LYS:C	1	2.4
(1,12)	1:A:529:VAL:HG21	2:B:183:LYS:CA	1	2.4
(1,12)	1:A:529:VAL:HG21	2:B:183:LYS:CB	1	2.4
(1,12)	1:A:529:VAL:HG21	2:B:183:LYS:CD	1	2.4
(1,12)	1:A:529:VAL:HG21	2:B:183:LYS:CE	1	2.4
(1,12)	1:A:529:VAL:HG21	2:B:183:LYS:CG	1	2.4
(1,12)	1:A:529:VAL:HG21	2:B:183:LYS:H	1	2.4
(1,12)	1:A:529:VAL:HG21	2:B:183:LYS:HA	1	2.4
(1,12)	1:A:529:VAL:HG21	2:B:183:LYS:HB2	1	2.4
(1,12)	1:A:529:VAL:HG21	2:B:183:LYS:HB3	1	2.4
(1,12)	1:A:529:VAL:HG21	2:B:183:LYS:HD2	1	2.4
(1,12)	1:A:529:VAL:HG21	2:B:183:LYS:HD3	1	2.4
(1,12)	1:A:529:VAL:HG21	2:B:183:LYS:HE2	1	2.4
(1,12)	1:A:529:VAL:HG21	2:B:183:LYS:HE3	1	2.4
(1,12)	1:A:529:VAL:HG21	2:B:183:LYS:HG2	1	2.4
(1,12)	1:A:529:VAL:HG21	2:B:183:LYS:HG3	1	2.4
(1,12)	1:A:529:VAL:HG21	2:B:183:LYS:HZ1	1	2.4
(1,12)	1:A:529:VAL:HG21	2:B:183:LYS:HZ2	1	2.4
(1,12)	1:A:529:VAL:HG21	2:B:183:LYS:HZ3	1	2.4
(1,12)	1:A:529:VAL:HG21	2:B:183:LYS:N	1	2.4
(1,12)	1:A:529:VAL:HG21	2:B:183:LYS:NZ	1	2.4
(1,12)	1:A:529:VAL:HG21	2:B:183:LYS:O	1	2.4
(1,12)	1:A:529:VAL:HG21	2:B:185:GLY:C	1	2.4
(1,12)	1:A:529:VAL:HG21	2:B:185:GLY:CA	1	2.4
(1,12)	1:A:529:VAL:HG21	2:B:185:GLY:H	1	2.4
(1,12)	1:A:529:VAL:HG21	2:B:185:GLY:HA2	1	2.4
(1,12)	1:A:529:VAL:HG21	2:B:185:GLY:HA3	1	2.4
(1,12)	1:A:529:VAL:HG21	2:B:185:GLY:N	1	2.4
(1,12)	1:A:529:VAL:HG21	2:B:185:GLY:O	1	2.4
(1,12)	1:A:529:VAL:HG21	2:B:187:TYR:C	1	2.4
(1,12)	1:A:529:VAL:HG21	2:B:187:TYR:CA	1	2.4
(1,12)	1:A:529:VAL:HG21	2:B:187:TYR:CB	1	2.4

*Continued on next page...*

*Continued from previous page...*

Key	Atom-1	Atom-2	Model ID	Violation (Å)
(1,12)	1:A:529:VAL:HG21	2:B:187:TYR:CD1	1	2.4
(1,12)	1:A:529:VAL:HG21	2:B:187:TYR:CD2	1	2.4
(1,12)	1:A:529:VAL:HG21	2:B:187:TYR:CE1	1	2.4
(1,12)	1:A:529:VAL:HG21	2:B:187:TYR:CE2	1	2.4
(1,12)	1:A:529:VAL:HG21	2:B:187:TYR:CG	1	2.4
(1,12)	1:A:529:VAL:HG21	2:B:187:TYR:CZ	1	2.4
(1,12)	1:A:529:VAL:HG21	2:B:187:TYR:H	1	2.4
(1,12)	1:A:529:VAL:HG21	2:B:187:TYR:HA	1	2.4
(1,12)	1:A:529:VAL:HG21	2:B:187:TYR:HB2	1	2.4
(1,12)	1:A:529:VAL:HG21	2:B:187:TYR:HB3	1	2.4
(1,12)	1:A:529:VAL:HG21	2:B:187:TYR:HD1	1	2.4
(1,12)	1:A:529:VAL:HG21	2:B:187:TYR:HD2	1	2.4
(1,12)	1:A:529:VAL:HG21	2:B:187:TYR:HE1	1	2.4
(1,12)	1:A:529:VAL:HG21	2:B:187:TYR:HE2	1	2.4
(1,12)	1:A:529:VAL:HG21	2:B:187:TYR:HH	1	2.4
(1,12)	1:A:529:VAL:HG21	2:B:187:TYR:N	1	2.4
(1,12)	1:A:529:VAL:HG21	2:B:187:TYR:O	1	2.4
(1,12)	1:A:529:VAL:HG21	2:B:187:TYR:OH	1	2.4
(1,12)	1:A:529:VAL:HG21	2:B:200:THR:C	1	2.4
(1,12)	1:A:529:VAL:HG21	2:B:200:THR:CA	1	2.4
(1,12)	1:A:529:VAL:HG21	2:B:200:THR:CB	1	2.4
(1,12)	1:A:529:VAL:HG21	2:B:200:THR:CG2	1	2.4
(1,12)	1:A:529:VAL:HG21	2:B:200:THR:H	1	2.4
(1,12)	1:A:529:VAL:HG21	2:B:200:THR:HA	1	2.4
(1,12)	1:A:529:VAL:HG21	2:B:200:THR:HB	1	2.4
(1,12)	1:A:529:VAL:HG21	2:B:200:THR:HG1	1	2.4
(1,12)	1:A:529:VAL:HG21	2:B:200:THR:HG21	1	2.4
(1,12)	1:A:529:VAL:HG21	2:B:200:THR:HG22	1	2.4
(1,12)	1:A:529:VAL:HG21	2:B:200:THR:HG23	1	2.4
(1,12)	1:A:529:VAL:HG21	2:B:200:THR:N	1	2.4
(1,12)	1:A:529:VAL:HG21	2:B:200:THR:O	1	2.4
(1,12)	1:A:529:VAL:HG21	2:B:200:THR:OG1	1	2.4
(1,12)	1:A:529:VAL:HG21	2:B:211:LYS:C	1	2.4
(1,12)	1:A:529:VAL:HG21	2:B:211:LYS:CA	1	2.4
(1,12)	1:A:529:VAL:HG21	2:B:211:LYS:CB	1	2.4
(1,12)	1:A:529:VAL:HG21	2:B:211:LYS:CD	1	2.4
(1,12)	1:A:529:VAL:HG21	2:B:211:LYS:CE	1	2.4
(1,12)	1:A:529:VAL:HG21	2:B:211:LYS:CG	1	2.4
(1,12)	1:A:529:VAL:HG21	2:B:211:LYS:H	1	2.4
(1,12)	1:A:529:VAL:HG21	2:B:211:LYS:HA	1	2.4
(1,12)	1:A:529:VAL:HG21	2:B:211:LYS:HB2	1	2.4
(1,12)	1:A:529:VAL:HG21	2:B:211:LYS:HB3	1	2.4

*Continued on next page...*

*Continued from previous page...*

Key	Atom-1	Atom-2	Model ID	Violation (Å)
(1,12)	1:A:529:VAL:HG21	2:B:211:LYS:HD2	1	2.4
(1,12)	1:A:529:VAL:HG21	2:B:211:LYS:HD3	1	2.4
(1,12)	1:A:529:VAL:HG21	2:B:211:LYS:HE2	1	2.4
(1,12)	1:A:529:VAL:HG21	2:B:211:LYS:HE3	1	2.4
(1,12)	1:A:529:VAL:HG21	2:B:211:LYS:HG2	1	2.4
(1,12)	1:A:529:VAL:HG21	2:B:211:LYS:HG3	1	2.4
(1,12)	1:A:529:VAL:HG21	2:B:211:LYS:HZ1	1	2.4
(1,12)	1:A:529:VAL:HG21	2:B:211:LYS:HZ2	1	2.4
(1,12)	1:A:529:VAL:HG21	2:B:211:LYS:HZ3	1	2.4
(1,12)	1:A:529:VAL:HG21	2:B:211:LYS:N	1	2.4
(1,12)	1:A:529:VAL:HG21	2:B:211:LYS:NZ	1	2.4
(1,12)	1:A:529:VAL:HG21	2:B:211:LYS:O	1	2.4
(1,12)	1:A:529:VAL:HG22	2:B:149:SER:C	1	2.4
(1,12)	1:A:529:VAL:HG22	2:B:149:SER:CA	1	2.4
(1,12)	1:A:529:VAL:HG22	2:B:149:SER:CB	1	2.4
(1,12)	1:A:529:VAL:HG22	2:B:149:SER:H	1	2.4
(1,12)	1:A:529:VAL:HG22	2:B:149:SER:HA	1	2.4
(1,12)	1:A:529:VAL:HG22	2:B:149:SER:HB2	1	2.4
(1,12)	1:A:529:VAL:HG22	2:B:149:SER:HB3	1	2.4
(1,12)	1:A:529:VAL:HG22	2:B:149:SER:HG	1	2.4
(1,12)	1:A:529:VAL:HG22	2:B:149:SER:N	1	2.4
(1,12)	1:A:529:VAL:HG22	2:B:149:SER:O	1	2.4
(1,12)	1:A:529:VAL:HG22	2:B:149:SER:OG	1	2.4
(1,12)	1:A:529:VAL:HG22	2:B:152:VAL:C	1	2.4
(1,12)	1:A:529:VAL:HG22	2:B:152:VAL:CA	1	2.4
(1,12)	1:A:529:VAL:HG22	2:B:152:VAL:CB	1	2.4
(1,12)	1:A:529:VAL:HG22	2:B:152:VAL:CG1	1	2.4
(1,12)	1:A:529:VAL:HG22	2:B:152:VAL:CG2	1	2.4
(1,12)	1:A:529:VAL:HG22	2:B:152:VAL:H	1	2.4
(1,12)	1:A:529:VAL:HG22	2:B:152:VAL:HA	1	2.4
(1,12)	1:A:529:VAL:HG22	2:B:152:VAL:HB	1	2.4
(1,12)	1:A:529:VAL:HG22	2:B:152:VAL:HG11	1	2.4
(1,12)	1:A:529:VAL:HG22	2:B:152:VAL:HG12	1	2.4
(1,12)	1:A:529:VAL:HG22	2:B:152:VAL:HG13	1	2.4
(1,12)	1:A:529:VAL:HG22	2:B:152:VAL:HG21	1	2.4
(1,12)	1:A:529:VAL:HG22	2:B:152:VAL:HG22	1	2.4
(1,12)	1:A:529:VAL:HG22	2:B:152:VAL:HG23	1	2.4
(1,12)	1:A:529:VAL:HG22	2:B:152:VAL:N	1	2.4
(1,12)	1:A:529:VAL:HG22	2:B:152:VAL:O	1	2.4
(1,12)	1:A:529:VAL:HG22	2:B:153:VAL:C	1	2.4
(1,12)	1:A:529:VAL:HG22	2:B:153:VAL:CA	1	2.4
(1,12)	1:A:529:VAL:HG22	2:B:153:VAL:CB	1	2.4

*Continued on next page...*



*Continued from previous page...*

Key	Atom-1	Atom-2	Model ID	Violation (Å)
(1,12)	1:A:529:VAL:HG22	2:B:153:VAL:CG1	1	2.4
(1,12)	1:A:529:VAL:HG22	2:B:153:VAL:CG2	1	2.4
(1,12)	1:A:529:VAL:HG22	2:B:153:VAL:H	1	2.4
(1,12)	1:A:529:VAL:HG22	2:B:153:VAL:HA	1	2.4
(1,12)	1:A:529:VAL:HG22	2:B:153:VAL:HB	1	2.4
(1,12)	1:A:529:VAL:HG22	2:B:153:VAL:HG11	1	2.4
(1,12)	1:A:529:VAL:HG22	2:B:153:VAL:HG12	1	2.4
(1,12)	1:A:529:VAL:HG22	2:B:153:VAL:HG13	1	2.4
(1,12)	1:A:529:VAL:HG22	2:B:153:VAL:HG21	1	2.4
(1,12)	1:A:529:VAL:HG22	2:B:153:VAL:HG22	1	2.4
(1,12)	1:A:529:VAL:HG22	2:B:153:VAL:HG23	1	2.4
(1,12)	1:A:529:VAL:HG22	2:B:153:VAL:N	1	2.4
(1,12)	1:A:529:VAL:HG22	2:B:153:VAL:O	1	2.4
(1,12)	1:A:529:VAL:HG22	2:B:155:GLY:C	1	2.4
(1,12)	1:A:529:VAL:HG22	2:B:155:GLY:CA	1	2.4
(1,12)	1:A:529:VAL:HG22	2:B:155:GLY:H	1	2.4
(1,12)	1:A:529:VAL:HG22	2:B:155:GLY:HA2	1	2.4
(1,12)	1:A:529:VAL:HG22	2:B:155:GLY:HA3	1	2.4
(1,12)	1:A:529:VAL:HG22	2:B:155:GLY:N	1	2.4
(1,12)	1:A:529:VAL:HG22	2:B:155:GLY:O	1	2.4
(1,12)	1:A:529:VAL:HG22	2:B:156:PHE:C	1	2.4
(1,12)	1:A:529:VAL:HG22	2:B:156:PHE:CA	1	2.4
(1,12)	1:A:529:VAL:HG22	2:B:156:PHE:CB	1	2.4
(1,12)	1:A:529:VAL:HG22	2:B:156:PHE:CD1	1	2.4
(1,12)	1:A:529:VAL:HG22	2:B:156:PHE:CD2	1	2.4
(1,12)	1:A:529:VAL:HG22	2:B:156:PHE:CE1	1	2.4
(1,12)	1:A:529:VAL:HG22	2:B:156:PHE:CE2	1	2.4
(1,12)	1:A:529:VAL:HG22	2:B:156:PHE:CG	1	2.4
(1,12)	1:A:529:VAL:HG22	2:B:156:PHE:CZ	1	2.4
(1,12)	1:A:529:VAL:HG22	2:B:156:PHE:H	1	2.4
(1,12)	1:A:529:VAL:HG22	2:B:156:PHE:HA	1	2.4
(1,12)	1:A:529:VAL:HG22	2:B:156:PHE:HB2	1	2.4
(1,12)	1:A:529:VAL:HG22	2:B:156:PHE:HB3	1	2.4
(1,12)	1:A:529:VAL:HG22	2:B:156:PHE:HD1	1	2.4
(1,12)	1:A:529:VAL:HG22	2:B:156:PHE:HD2	1	2.4
(1,12)	1:A:529:VAL:HG22	2:B:156:PHE:HE1	1	2.4
(1,12)	1:A:529:VAL:HG22	2:B:156:PHE:HE2	1	2.4
(1,12)	1:A:529:VAL:HG22	2:B:156:PHE:HZ	1	2.4
(1,12)	1:A:529:VAL:HG22	2:B:156:PHE:N	1	2.4
(1,12)	1:A:529:VAL:HG22	2:B:156:PHE:O	1	2.4
(1,12)	1:A:529:VAL:HG22	2:B:157:CYS:C	1	2.4
(1,12)	1:A:529:VAL:HG22	2:B:157:CYS:CA	1	2.4

*Continued on next page...*

*Continued from previous page...*

Key	Atom-1	Atom-2	Model ID	Violation (Å)
(1,12)	1:A:529:VAL:HG22	2:B:157:CYS:CB	1	2.4
(1,12)	1:A:529:VAL:HG22	2:B:157:CYS:H	1	2.4
(1,12)	1:A:529:VAL:HG22	2:B:157:CYS:HA	1	2.4
(1,12)	1:A:529:VAL:HG22	2:B:157:CYS:HB2	1	2.4
(1,12)	1:A:529:VAL:HG22	2:B:157:CYS:HB3	1	2.4
(1,12)	1:A:529:VAL:HG22	2:B:157:CYS:N	1	2.4
(1,12)	1:A:529:VAL:HG22	2:B:157:CYS:O	1	2.4
(1,12)	1:A:529:VAL:HG22	2:B:157:CYS:SG	1	2.4
(1,12)	1:A:529:VAL:HG22	2:B:158:THR:C	1	2.4
(1,12)	1:A:529:VAL:HG22	2:B:158:THR:CA	1	2.4
(1,12)	1:A:529:VAL:HG22	2:B:158:THR:CB	1	2.4
(1,12)	1:A:529:VAL:HG22	2:B:158:THR:CG2	1	2.4
(1,12)	1:A:529:VAL:HG22	2:B:158:THR:H	1	2.4
(1,12)	1:A:529:VAL:HG22	2:B:158:THR:HA	1	2.4
(1,12)	1:A:529:VAL:HG22	2:B:158:THR:HB	1	2.4
(1,12)	1:A:529:VAL:HG22	2:B:158:THR:HG1	1	2.4
(1,12)	1:A:529:VAL:HG22	2:B:158:THR:HG21	1	2.4
(1,12)	1:A:529:VAL:HG22	2:B:158:THR:HG22	1	2.4
(1,12)	1:A:529:VAL:HG22	2:B:158:THR:HG23	1	2.4
(1,12)	1:A:529:VAL:HG22	2:B:158:THR:N	1	2.4
(1,12)	1:A:529:VAL:HG22	2:B:158:THR:O	1	2.4
(1,12)	1:A:529:VAL:HG22	2:B:158:THR:OG1	1	2.4
(1,12)	1:A:529:VAL:HG22	2:B:159:ILE:C	1	2.4
(1,12)	1:A:529:VAL:HG22	2:B:159:ILE:CA	1	2.4
(1,12)	1:A:529:VAL:HG22	2:B:159:ILE:CB	1	2.4
(1,12)	1:A:529:VAL:HG22	2:B:159:ILE:CD1	1	2.4
(1,12)	1:A:529:VAL:HG22	2:B:159:ILE:CG1	1	2.4
(1,12)	1:A:529:VAL:HG22	2:B:159:ILE:CG2	1	2.4
(1,12)	1:A:529:VAL:HG22	2:B:159:ILE:H	1	2.4
(1,12)	1:A:529:VAL:HG22	2:B:159:ILE:HA	1	2.4
(1,12)	1:A:529:VAL:HG22	2:B:159:ILE:HB	1	2.4
(1,12)	1:A:529:VAL:HG22	2:B:159:ILE:HD11	1	2.4
(1,12)	1:A:529:VAL:HG22	2:B:159:ILE:HD12	1	2.4
(1,12)	1:A:529:VAL:HG22	2:B:159:ILE:HD13	1	2.4
(1,12)	1:A:529:VAL:HG22	2:B:159:ILE:HG12	1	2.4
(1,12)	1:A:529:VAL:HG22	2:B:159:ILE:HG13	1	2.4
(1,12)	1:A:529:VAL:HG22	2:B:159:ILE:HG21	1	2.4
(1,12)	1:A:529:VAL:HG22	2:B:159:ILE:HG22	1	2.4
(1,12)	1:A:529:VAL:HG22	2:B:159:ILE:HG23	1	2.4
(1,12)	1:A:529:VAL:HG22	2:B:159:ILE:N	1	2.4
(1,12)	1:A:529:VAL:HG22	2:B:159:ILE:O	1	2.4
(1,12)	1:A:529:VAL:HG22	2:B:161:ASN:C	1	2.4

*Continued on next page...*

*Continued from previous page...*

Key	Atom-1	Atom-2	Model ID	Violation (Å)
(1,12)	1:A:529:VAL:HG22	2:B:161:ASN:CA	1	2.4
(1,12)	1:A:529:VAL:HG22	2:B:161:ASN:CB	1	2.4
(1,12)	1:A:529:VAL:HG22	2:B:161:ASN:CG	1	2.4
(1,12)	1:A:529:VAL:HG22	2:B:161:ASN:H	1	2.4
(1,12)	1:A:529:VAL:HG22	2:B:161:ASN:HA	1	2.4
(1,12)	1:A:529:VAL:HG22	2:B:161:ASN:HB2	1	2.4
(1,12)	1:A:529:VAL:HG22	2:B:161:ASN:HB3	1	2.4
(1,12)	1:A:529:VAL:HG22	2:B:161:ASN:HD21	1	2.4
(1,12)	1:A:529:VAL:HG22	2:B:161:ASN:HD22	1	2.4
(1,12)	1:A:529:VAL:HG22	2:B:161:ASN:N	1	2.4
(1,12)	1:A:529:VAL:HG22	2:B:161:ASN:ND2	1	2.4
(1,12)	1:A:529:VAL:HG22	2:B:161:ASN:O	1	2.4
(1,12)	1:A:529:VAL:HG22	2:B:161:ASN:OD1	1	2.4
(1,12)	1:A:529:VAL:HG22	2:B:162:LYS:C	1	2.4
(1,12)	1:A:529:VAL:HG22	2:B:162:LYS:CA	1	2.4
(1,12)	1:A:529:VAL:HG22	2:B:162:LYS:CB	1	2.4
(1,12)	1:A:529:VAL:HG22	2:B:162:LYS:CD	1	2.4
(1,12)	1:A:529:VAL:HG22	2:B:162:LYS:CE	1	2.4
(1,12)	1:A:529:VAL:HG22	2:B:162:LYS:CG	1	2.4
(1,12)	1:A:529:VAL:HG22	2:B:162:LYS:H	1	2.4
(1,12)	1:A:529:VAL:HG22	2:B:162:LYS:HA	1	2.4
(1,12)	1:A:529:VAL:HG22	2:B:162:LYS:HB2	1	2.4
(1,12)	1:A:529:VAL:HG22	2:B:162:LYS:HB3	1	2.4
(1,12)	1:A:529:VAL:HG22	2:B:162:LYS:HD2	1	2.4
(1,12)	1:A:529:VAL:HG22	2:B:162:LYS:HD3	1	2.4
(1,12)	1:A:529:VAL:HG22	2:B:162:LYS:HE2	1	2.4
(1,12)	1:A:529:VAL:HG22	2:B:162:LYS:HE3	1	2.4
(1,12)	1:A:529:VAL:HG22	2:B:162:LYS:HG2	1	2.4
(1,12)	1:A:529:VAL:HG22	2:B:162:LYS:HG3	1	2.4
(1,12)	1:A:529:VAL:HG22	2:B:162:LYS:HZ1	1	2.4
(1,12)	1:A:529:VAL:HG22	2:B:162:LYS:HZ2	1	2.4
(1,12)	1:A:529:VAL:HG22	2:B:162:LYS:HZ3	1	2.4
(1,12)	1:A:529:VAL:HG22	2:B:162:LYS:N	1	2.4
(1,12)	1:A:529:VAL:HG22	2:B:162:LYS:NZ	1	2.4
(1,12)	1:A:529:VAL:HG22	2:B:162:LYS:O	1	2.4
(1,12)	1:A:529:VAL:HG22	2:B:167:SER:C	1	2.4
(1,12)	1:A:529:VAL:HG22	2:B:167:SER:CA	1	2.4
(1,12)	1:A:529:VAL:HG22	2:B:167:SER:CB	1	2.4
(1,12)	1:A:529:VAL:HG22	2:B:167:SER:H	1	2.4
(1,12)	1:A:529:VAL:HG22	2:B:167:SER:HA	1	2.4
(1,12)	1:A:529:VAL:HG22	2:B:167:SER:HB2	1	2.4
(1,12)	1:A:529:VAL:HG22	2:B:167:SER:HB3	1	2.4

*Continued on next page...*

*Continued from previous page...*

Key	Atom-1	Atom-2	Model ID	Violation (Å)
(1,12)	1:A:529:VAL:HG22	2:B:167:SER:HG	1	2.4
(1,12)	1:A:529:VAL:HG22	2:B:167:SER:N	1	2.4
(1,12)	1:A:529:VAL:HG22	2:B:167:SER:O	1	2.4
(1,12)	1:A:529:VAL:HG22	2:B:167:SER:OG	1	2.4
(1,12)	1:A:529:VAL:HG22	2:B:168:LEU:C	1	2.4
(1,12)	1:A:529:VAL:HG22	2:B:168:LEU:CA	1	2.4
(1,12)	1:A:529:VAL:HG22	2:B:168:LEU:CB	1	2.4
(1,12)	1:A:529:VAL:HG22	2:B:168:LEU:CD1	1	2.4
(1,12)	1:A:529:VAL:HG22	2:B:168:LEU:CD2	1	2.4
(1,12)	1:A:529:VAL:HG22	2:B:168:LEU:CG	1	2.4
(1,12)	1:A:529:VAL:HG22	2:B:168:LEU:H	1	2.4
(1,12)	1:A:529:VAL:HG22	2:B:168:LEU:HA	1	2.4
(1,12)	1:A:529:VAL:HG22	2:B:168:LEU:HB2	1	2.4
(1,12)	1:A:529:VAL:HG22	2:B:168:LEU:HB3	1	2.4
(1,12)	1:A:529:VAL:HG22	2:B:168:LEU:HD11	1	2.4
(1,12)	1:A:529:VAL:HG22	2:B:168:LEU:HD12	1	2.4
(1,12)	1:A:529:VAL:HG22	2:B:168:LEU:HD13	1	2.4
(1,12)	1:A:529:VAL:HG22	2:B:168:LEU:HD21	1	2.4
(1,12)	1:A:529:VAL:HG22	2:B:168:LEU:HD22	1	2.4
(1,12)	1:A:529:VAL:HG22	2:B:168:LEU:HD23	1	2.4
(1,12)	1:A:529:VAL:HG22	2:B:168:LEU:HG	1	2.4
(1,12)	1:A:529:VAL:HG22	2:B:168:LEU:N	1	2.4
(1,12)	1:A:529:VAL:HG22	2:B:168:LEU:O	1	2.4
(1,12)	1:A:529:VAL:HG22	2:B:170:MET:C	1	2.4
(1,12)	1:A:529:VAL:HG22	2:B:170:MET:CA	1	2.4
(1,12)	1:A:529:VAL:HG22	2:B:170:MET:CB	1	2.4
(1,12)	1:A:529:VAL:HG22	2:B:170:MET:CE	1	2.4
(1,12)	1:A:529:VAL:HG22	2:B:170:MET:CG	1	2.4
(1,12)	1:A:529:VAL:HG22	2:B:170:MET:H	1	2.4
(1,12)	1:A:529:VAL:HG22	2:B:170:MET:HA	1	2.4
(1,12)	1:A:529:VAL:HG22	2:B:170:MET:HB2	1	2.4
(1,12)	1:A:529:VAL:HG22	2:B:170:MET:HB3	1	2.4
(1,12)	1:A:529:VAL:HG22	2:B:170:MET:HE1	1	2.4
(1,12)	1:A:529:VAL:HG22	2:B:170:MET:HE2	1	2.4
(1,12)	1:A:529:VAL:HG22	2:B:170:MET:HE3	1	2.4
(1,12)	1:A:529:VAL:HG22	2:B:170:MET:HG2	1	2.4
(1,12)	1:A:529:VAL:HG22	2:B:170:MET:HG3	1	2.4
(1,12)	1:A:529:VAL:HG22	2:B:170:MET:N	1	2.4
(1,12)	1:A:529:VAL:HG22	2:B:170:MET:O	1	2.4
(1,12)	1:A:529:VAL:HG22	2:B:170:MET:SD	1	2.4
(1,12)	1:A:529:VAL:HG22	2:B:172:LYS:C	1	2.4
(1,12)	1:A:529:VAL:HG22	2:B:172:LYS:CA	1	2.4

*Continued on next page...*

*Continued from previous page...*

Key	Atom-1	Atom-2	Model ID	Violation (Å)
(1,12)	1:A:529:VAL:HG22	2:B:172:LYS:CB	1	2.4
(1,12)	1:A:529:VAL:HG22	2:B:172:LYS:CD	1	2.4
(1,12)	1:A:529:VAL:HG22	2:B:172:LYS:CE	1	2.4
(1,12)	1:A:529:VAL:HG22	2:B:172:LYS:CG	1	2.4
(1,12)	1:A:529:VAL:HG22	2:B:172:LYS:H	1	2.4
(1,12)	1:A:529:VAL:HG22	2:B:172:LYS:HA	1	2.4
(1,12)	1:A:529:VAL:HG22	2:B:172:LYS:HB2	1	2.4
(1,12)	1:A:529:VAL:HG22	2:B:172:LYS:HB3	1	2.4
(1,12)	1:A:529:VAL:HG22	2:B:172:LYS:HD2	1	2.4
(1,12)	1:A:529:VAL:HG22	2:B:172:LYS:HD3	1	2.4
(1,12)	1:A:529:VAL:HG22	2:B:172:LYS:HE2	1	2.4
(1,12)	1:A:529:VAL:HG22	2:B:172:LYS:HE3	1	2.4
(1,12)	1:A:529:VAL:HG22	2:B:172:LYS:HG2	1	2.4
(1,12)	1:A:529:VAL:HG22	2:B:172:LYS:HG3	1	2.4
(1,12)	1:A:529:VAL:HG22	2:B:172:LYS:HZ1	1	2.4
(1,12)	1:A:529:VAL:HG22	2:B:172:LYS:HZ2	1	2.4
(1,12)	1:A:529:VAL:HG22	2:B:172:LYS:HZ3	1	2.4
(1,12)	1:A:529:VAL:HG22	2:B:172:LYS:N	1	2.4
(1,12)	1:A:529:VAL:HG22	2:B:172:LYS:NZ	1	2.4
(1,12)	1:A:529:VAL:HG22	2:B:172:LYS:O	1	2.4
(1,12)	1:A:529:VAL:HG22	2:B:182:VAL:C	1	2.4
(1,12)	1:A:529:VAL:HG22	2:B:182:VAL:CA	1	2.4
(1,12)	1:A:529:VAL:HG22	2:B:182:VAL:CB	1	2.4
(1,12)	1:A:529:VAL:HG22	2:B:182:VAL:CG1	1	2.4
(1,12)	1:A:529:VAL:HG22	2:B:182:VAL:CG2	1	2.4
(1,12)	1:A:529:VAL:HG22	2:B:182:VAL:H	1	2.4
(1,12)	1:A:529:VAL:HG22	2:B:182:VAL:HA	1	2.4
(1,12)	1:A:529:VAL:HG22	2:B:182:VAL:HB	1	2.4
(1,12)	1:A:529:VAL:HG22	2:B:182:VAL:HG11	1	2.4
(1,12)	1:A:529:VAL:HG22	2:B:182:VAL:HG12	1	2.4
(1,12)	1:A:529:VAL:HG22	2:B:182:VAL:HG13	1	2.4
(1,12)	1:A:529:VAL:HG22	2:B:182:VAL:HG21	1	2.4
(1,12)	1:A:529:VAL:HG22	2:B:182:VAL:HG22	1	2.4
(1,12)	1:A:529:VAL:HG22	2:B:182:VAL:HG23	1	2.4
(1,12)	1:A:529:VAL:HG22	2:B:182:VAL:N	1	2.4
(1,12)	1:A:529:VAL:HG22	2:B:182:VAL:O	1	2.4
(1,12)	1:A:529:VAL:HG22	2:B:183:LYS:C	1	2.4
(1,12)	1:A:529:VAL:HG22	2:B:183:LYS:CA	1	2.4
(1,12)	1:A:529:VAL:HG22	2:B:183:LYS:CB	1	2.4
(1,12)	1:A:529:VAL:HG22	2:B:183:LYS:CD	1	2.4
(1,12)	1:A:529:VAL:HG22	2:B:183:LYS:CE	1	2.4
(1,12)	1:A:529:VAL:HG22	2:B:183:LYS:CG	1	2.4

*Continued on next page...*

*Continued from previous page...*

Key	Atom-1	Atom-2	Model ID	Violation (Å)
(1,12)	1:A:529:VAL:HG22	2:B:183:LYS:H	1	2.4
(1,12)	1:A:529:VAL:HG22	2:B:183:LYS:HA	1	2.4
(1,12)	1:A:529:VAL:HG22	2:B:183:LYS:HB2	1	2.4
(1,12)	1:A:529:VAL:HG22	2:B:183:LYS:HB3	1	2.4
(1,12)	1:A:529:VAL:HG22	2:B:183:LYS:HD2	1	2.4
(1,12)	1:A:529:VAL:HG22	2:B:183:LYS:HD3	1	2.4
(1,12)	1:A:529:VAL:HG22	2:B:183:LYS:HE2	1	2.4
(1,12)	1:A:529:VAL:HG22	2:B:183:LYS:HE3	1	2.4
(1,12)	1:A:529:VAL:HG22	2:B:183:LYS:HG2	1	2.4
(1,12)	1:A:529:VAL:HG22	2:B:183:LYS:HG3	1	2.4
(1,12)	1:A:529:VAL:HG22	2:B:183:LYS:HZ1	1	2.4
(1,12)	1:A:529:VAL:HG22	2:B:183:LYS:HZ2	1	2.4
(1,12)	1:A:529:VAL:HG22	2:B:183:LYS:HZ3	1	2.4
(1,12)	1:A:529:VAL:HG22	2:B:183:LYS:N	1	2.4
(1,12)	1:A:529:VAL:HG22	2:B:183:LYS:NZ	1	2.4
(1,12)	1:A:529:VAL:HG22	2:B:183:LYS:O	1	2.4
(1,12)	1:A:529:VAL:HG22	2:B:185:GLY:C	1	2.4
(1,12)	1:A:529:VAL:HG22	2:B:185:GLY:CA	1	2.4
(1,12)	1:A:529:VAL:HG22	2:B:185:GLY:H	1	2.4
(1,12)	1:A:529:VAL:HG22	2:B:185:GLY:HA2	1	2.4
(1,12)	1:A:529:VAL:HG22	2:B:185:GLY:HA3	1	2.4
(1,12)	1:A:529:VAL:HG22	2:B:185:GLY:N	1	2.4
(1,12)	1:A:529:VAL:HG22	2:B:185:GLY:O	1	2.4
(1,12)	1:A:529:VAL:HG22	2:B:187:TYR:C	1	2.4
(1,12)	1:A:529:VAL:HG22	2:B:187:TYR:CA	1	2.4
(1,12)	1:A:529:VAL:HG22	2:B:187:TYR:CB	1	2.4
(1,12)	1:A:529:VAL:HG22	2:B:187:TYR:CD1	1	2.4
(1,12)	1:A:529:VAL:HG22	2:B:187:TYR:CD2	1	2.4
(1,12)	1:A:529:VAL:HG22	2:B:187:TYR:CE1	1	2.4
(1,12)	1:A:529:VAL:HG22	2:B:187:TYR:CE2	1	2.4
(1,12)	1:A:529:VAL:HG22	2:B:187:TYR:CG	1	2.4
(1,12)	1:A:529:VAL:HG22	2:B:187:TYR:CZ	1	2.4
(1,12)	1:A:529:VAL:HG22	2:B:187:TYR:H	1	2.4
(1,12)	1:A:529:VAL:HG22	2:B:187:TYR:HA	1	2.4
(1,12)	1:A:529:VAL:HG22	2:B:187:TYR:HB2	1	2.4
(1,12)	1:A:529:VAL:HG22	2:B:187:TYR:HB3	1	2.4
(1,12)	1:A:529:VAL:HG22	2:B:187:TYR:HD1	1	2.4
(1,12)	1:A:529:VAL:HG22	2:B:187:TYR:HD2	1	2.4
(1,12)	1:A:529:VAL:HG22	2:B:187:TYR:HE1	1	2.4
(1,12)	1:A:529:VAL:HG22	2:B:187:TYR:HE2	1	2.4
(1,12)	1:A:529:VAL:HG22	2:B:187:TYR:HH	1	2.4
(1,12)	1:A:529:VAL:HG22	2:B:187:TYR:N	1	2.4

*Continued on next page...*

*Continued from previous page...*

Key	Atom-1	Atom-2	Model ID	Violation (Å)
(1,12)	1:A:529:VAL:HG22	2:B:187:TYR:O	1	2.4
(1,12)	1:A:529:VAL:HG22	2:B:187:TYR:OH	1	2.4
(1,12)	1:A:529:VAL:HG22	2:B:200:THR:C	1	2.4
(1,12)	1:A:529:VAL:HG22	2:B:200:THR:CA	1	2.4
(1,12)	1:A:529:VAL:HG22	2:B:200:THR:CB	1	2.4
(1,12)	1:A:529:VAL:HG22	2:B:200:THR:CG2	1	2.4
(1,12)	1:A:529:VAL:HG22	2:B:200:THR:H	1	2.4
(1,12)	1:A:529:VAL:HG22	2:B:200:THR:HA	1	2.4
(1,12)	1:A:529:VAL:HG22	2:B:200:THR:HB	1	2.4
(1,12)	1:A:529:VAL:HG22	2:B:200:THR:HG1	1	2.4
(1,12)	1:A:529:VAL:HG22	2:B:200:THR:HG21	1	2.4
(1,12)	1:A:529:VAL:HG22	2:B:200:THR:HG22	1	2.4
(1,12)	1:A:529:VAL:HG22	2:B:200:THR:HG23	1	2.4
(1,12)	1:A:529:VAL:HG22	2:B:200:THR:N	1	2.4
(1,12)	1:A:529:VAL:HG22	2:B:200:THR:O	1	2.4
(1,12)	1:A:529:VAL:HG22	2:B:200:THR:OG1	1	2.4
(1,12)	1:A:529:VAL:HG22	2:B:211:LYS:C	1	2.4
(1,12)	1:A:529:VAL:HG22	2:B:211:LYS:CA	1	2.4
(1,12)	1:A:529:VAL:HG22	2:B:211:LYS:CB	1	2.4
(1,12)	1:A:529:VAL:HG22	2:B:211:LYS:CD	1	2.4
(1,12)	1:A:529:VAL:HG22	2:B:211:LYS:CE	1	2.4
(1,12)	1:A:529:VAL:HG22	2:B:211:LYS:CG	1	2.4
(1,12)	1:A:529:VAL:HG22	2:B:211:LYS:H	1	2.4
(1,12)	1:A:529:VAL:HG22	2:B:211:LYS:HA	1	2.4
(1,12)	1:A:529:VAL:HG22	2:B:211:LYS:HB2	1	2.4
(1,12)	1:A:529:VAL:HG22	2:B:211:LYS:HB3	1	2.4
(1,12)	1:A:529:VAL:HG22	2:B:211:LYS:HD2	1	2.4
(1,12)	1:A:529:VAL:HG22	2:B:211:LYS:HD3	1	2.4
(1,12)	1:A:529:VAL:HG22	2:B:211:LYS:HE2	1	2.4
(1,12)	1:A:529:VAL:HG22	2:B:211:LYS:HE3	1	2.4
(1,12)	1:A:529:VAL:HG22	2:B:211:LYS:HG2	1	2.4
(1,12)	1:A:529:VAL:HG22	2:B:211:LYS:HG3	1	2.4
(1,12)	1:A:529:VAL:HG22	2:B:211:LYS:HZ1	1	2.4
(1,12)	1:A:529:VAL:HG22	2:B:211:LYS:HZ2	1	2.4
(1,12)	1:A:529:VAL:HG22	2:B:211:LYS:HZ3	1	2.4
(1,12)	1:A:529:VAL:HG22	2:B:211:LYS:N	1	2.4
(1,12)	1:A:529:VAL:HG22	2:B:211:LYS:NZ	1	2.4
(1,12)	1:A:529:VAL:HG22	2:B:211:LYS:O	1	2.4
(1,12)	1:A:529:VAL:HG23	2:B:149:SER:C	1	2.4
(1,12)	1:A:529:VAL:HG23	2:B:149:SER:CA	1	2.4
(1,12)	1:A:529:VAL:HG23	2:B:149:SER:CB	1	2.4
(1,12)	1:A:529:VAL:HG23	2:B:149:SER:H	1	2.4

*Continued on next page...*

*Continued from previous page...*

Key	Atom-1	Atom-2	Model ID	Violation (Å)
(1,12)	1:A:529:VAL:HG23	2:B:149:SER:HA	1	2.4
(1,12)	1:A:529:VAL:HG23	2:B:149:SER:HB2	1	2.4
(1,12)	1:A:529:VAL:HG23	2:B:149:SER:HB3	1	2.4
(1,12)	1:A:529:VAL:HG23	2:B:149:SER:HG	1	2.4
(1,12)	1:A:529:VAL:HG23	2:B:149:SER:N	1	2.4
(1,12)	1:A:529:VAL:HG23	2:B:149:SER:O	1	2.4
(1,12)	1:A:529:VAL:HG23	2:B:149:SER:OG	1	2.4
(1,12)	1:A:529:VAL:HG23	2:B:152:VAL:C	1	2.4
(1,12)	1:A:529:VAL:HG23	2:B:152:VAL:CA	1	2.4
(1,12)	1:A:529:VAL:HG23	2:B:152:VAL:CB	1	2.4
(1,12)	1:A:529:VAL:HG23	2:B:152:VAL:CG1	1	2.4
(1,12)	1:A:529:VAL:HG23	2:B:152:VAL:CG2	1	2.4
(1,12)	1:A:529:VAL:HG23	2:B:152:VAL:H	1	2.4
(1,12)	1:A:529:VAL:HG23	2:B:152:VAL:HA	1	2.4
(1,12)	1:A:529:VAL:HG23	2:B:152:VAL:HB	1	2.4
(1,12)	1:A:529:VAL:HG23	2:B:152:VAL:HG11	1	2.4
(1,12)	1:A:529:VAL:HG23	2:B:152:VAL:HG12	1	2.4
(1,12)	1:A:529:VAL:HG23	2:B:152:VAL:HG13	1	2.4
(1,12)	1:A:529:VAL:HG23	2:B:152:VAL:HG21	1	2.4
(1,12)	1:A:529:VAL:HG23	2:B:152:VAL:HG22	1	2.4
(1,12)	1:A:529:VAL:HG23	2:B:152:VAL:HG23	1	2.4
(1,12)	1:A:529:VAL:HG23	2:B:152:VAL:N	1	2.4
(1,12)	1:A:529:VAL:HG23	2:B:152:VAL:O	1	2.4
(1,12)	1:A:529:VAL:HG23	2:B:153:VAL:C	1	2.4
(1,12)	1:A:529:VAL:HG23	2:B:153:VAL:CA	1	2.4
(1,12)	1:A:529:VAL:HG23	2:B:153:VAL:CB	1	2.4
(1,12)	1:A:529:VAL:HG23	2:B:153:VAL:CG1	1	2.4
(1,12)	1:A:529:VAL:HG23	2:B:153:VAL:CG2	1	2.4
(1,12)	1:A:529:VAL:HG23	2:B:153:VAL:H	1	2.4
(1,12)	1:A:529:VAL:HG23	2:B:153:VAL:HA	1	2.4
(1,12)	1:A:529:VAL:HG23	2:B:153:VAL:HB	1	2.4
(1,12)	1:A:529:VAL:HG23	2:B:153:VAL:HG11	1	2.4
(1,12)	1:A:529:VAL:HG23	2:B:153:VAL:HG12	1	2.4
(1,12)	1:A:529:VAL:HG23	2:B:153:VAL:HG13	1	2.4
(1,12)	1:A:529:VAL:HG23	2:B:153:VAL:HG21	1	2.4
(1,12)	1:A:529:VAL:HG23	2:B:153:VAL:HG22	1	2.4
(1,12)	1:A:529:VAL:HG23	2:B:153:VAL:HG23	1	2.4
(1,12)	1:A:529:VAL:HG23	2:B:153:VAL:N	1	2.4
(1,12)	1:A:529:VAL:HG23	2:B:153:VAL:O	1	2.4
(1,12)	1:A:529:VAL:HG23	2:B:155:GLY:C	1	2.4
(1,12)	1:A:529:VAL:HG23	2:B:155:GLY:CA	1	2.4
(1,12)	1:A:529:VAL:HG23	2:B:155:GLY:H	1	2.4

*Continued on next page...*



*Continued from previous page...*

Key	Atom-1	Atom-2	Model ID	Violation (Å)
(1,12)	1:A:529:VAL:HG23	2:B:155:GLY:HA2	1	2.4
(1,12)	1:A:529:VAL:HG23	2:B:155:GLY:HA3	1	2.4
(1,12)	1:A:529:VAL:HG23	2:B:155:GLY:N	1	2.4
(1,12)	1:A:529:VAL:HG23	2:B:155:GLY:O	1	2.4
(1,12)	1:A:529:VAL:HG23	2:B:156:PHE:C	1	2.4
(1,12)	1:A:529:VAL:HG23	2:B:156:PHE:CA	1	2.4
(1,12)	1:A:529:VAL:HG23	2:B:156:PHE:CB	1	2.4
(1,12)	1:A:529:VAL:HG23	2:B:156:PHE:CD1	1	2.4
(1,12)	1:A:529:VAL:HG23	2:B:156:PHE:CD2	1	2.4
(1,12)	1:A:529:VAL:HG23	2:B:156:PHE:CE1	1	2.4
(1,12)	1:A:529:VAL:HG23	2:B:156:PHE:CE2	1	2.4
(1,12)	1:A:529:VAL:HG23	2:B:156:PHE:CG	1	2.4
(1,12)	1:A:529:VAL:HG23	2:B:156:PHE:CZ	1	2.4
(1,12)	1:A:529:VAL:HG23	2:B:156:PHE:H	1	2.4
(1,12)	1:A:529:VAL:HG23	2:B:156:PHE:HA	1	2.4
(1,12)	1:A:529:VAL:HG23	2:B:156:PHE:HB2	1	2.4
(1,12)	1:A:529:VAL:HG23	2:B:156:PHE:HB3	1	2.4
(1,12)	1:A:529:VAL:HG23	2:B:156:PHE:HD1	1	2.4
(1,12)	1:A:529:VAL:HG23	2:B:156:PHE:HD2	1	2.4
(1,12)	1:A:529:VAL:HG23	2:B:156:PHE:HE1	1	2.4
(1,12)	1:A:529:VAL:HG23	2:B:156:PHE:HE2	1	2.4
(1,12)	1:A:529:VAL:HG23	2:B:156:PHE:HZ	1	2.4
(1,12)	1:A:529:VAL:HG23	2:B:156:PHE:N	1	2.4
(1,12)	1:A:529:VAL:HG23	2:B:156:PHE:O	1	2.4
(1,12)	1:A:529:VAL:HG23	2:B:157:CYS:C	1	2.4
(1,12)	1:A:529:VAL:HG23	2:B:157:CYS:CA	1	2.4
(1,12)	1:A:529:VAL:HG23	2:B:157:CYS:CB	1	2.4
(1,12)	1:A:529:VAL:HG23	2:B:157:CYS:H	1	2.4
(1,12)	1:A:529:VAL:HG23	2:B:157:CYS:HA	1	2.4
(1,12)	1:A:529:VAL:HG23	2:B:157:CYS:HB2	1	2.4
(1,12)	1:A:529:VAL:HG23	2:B:157:CYS:HB3	1	2.4
(1,12)	1:A:529:VAL:HG23	2:B:157:CYS:N	1	2.4
(1,12)	1:A:529:VAL:HG23	2:B:157:CYS:O	1	2.4
(1,12)	1:A:529:VAL:HG23	2:B:157:CYS:SG	1	2.4
(1,12)	1:A:529:VAL:HG23	2:B:158:THR:C	1	2.4
(1,12)	1:A:529:VAL:HG23	2:B:158:THR:CA	1	2.4
(1,12)	1:A:529:VAL:HG23	2:B:158:THR:CB	1	2.4
(1,12)	1:A:529:VAL:HG23	2:B:158:THR:CG2	1	2.4
(1,12)	1:A:529:VAL:HG23	2:B:158:THR:H	1	2.4
(1,12)	1:A:529:VAL:HG23	2:B:158:THR:HA	1	2.4
(1,12)	1:A:529:VAL:HG23	2:B:158:THR:HB	1	2.4
(1,12)	1:A:529:VAL:HG23	2:B:158:THR:HG1	1	2.4

*Continued on next page...*

*Continued from previous page...*

Key	Atom-1	Atom-2	Model ID	Violation (Å)
(1,12)	1:A:529:VAL:HG23	2:B:158:THR:HG21	1	2.4
(1,12)	1:A:529:VAL:HG23	2:B:158:THR:HG22	1	2.4
(1,12)	1:A:529:VAL:HG23	2:B:158:THR:HG23	1	2.4
(1,12)	1:A:529:VAL:HG23	2:B:158:THR:N	1	2.4
(1,12)	1:A:529:VAL:HG23	2:B:158:THR:O	1	2.4
(1,12)	1:A:529:VAL:HG23	2:B:158:THR:OG1	1	2.4
(1,12)	1:A:529:VAL:HG23	2:B:159:ILE:C	1	2.4
(1,12)	1:A:529:VAL:HG23	2:B:159:ILE:CA	1	2.4
(1,12)	1:A:529:VAL:HG23	2:B:159:ILE:CB	1	2.4
(1,12)	1:A:529:VAL:HG23	2:B:159:ILE:CD1	1	2.4
(1,12)	1:A:529:VAL:HG23	2:B:159:ILE:CG1	1	2.4
(1,12)	1:A:529:VAL:HG23	2:B:159:ILE:CG2	1	2.4
(1,12)	1:A:529:VAL:HG23	2:B:159:ILE:H	1	2.4
(1,12)	1:A:529:VAL:HG23	2:B:159:ILE:HA	1	2.4
(1,12)	1:A:529:VAL:HG23	2:B:159:ILE:HB	1	2.4
(1,12)	1:A:529:VAL:HG23	2:B:159:ILE:HD11	1	2.4
(1,12)	1:A:529:VAL:HG23	2:B:159:ILE:HD12	1	2.4
(1,12)	1:A:529:VAL:HG23	2:B:159:ILE:HD13	1	2.4
(1,12)	1:A:529:VAL:HG23	2:B:159:ILE:HG12	1	2.4
(1,12)	1:A:529:VAL:HG23	2:B:159:ILE:HG13	1	2.4
(1,12)	1:A:529:VAL:HG23	2:B:159:ILE:HG21	1	2.4
(1,12)	1:A:529:VAL:HG23	2:B:159:ILE:HG22	1	2.4
(1,12)	1:A:529:VAL:HG23	2:B:159:ILE:HG23	1	2.4
(1,12)	1:A:529:VAL:HG23	2:B:159:ILE:N	1	2.4
(1,12)	1:A:529:VAL:HG23	2:B:159:ILE:O	1	2.4
(1,12)	1:A:529:VAL:HG23	2:B:161:ASN:C	1	2.4
(1,12)	1:A:529:VAL:HG23	2:B:161:ASN:CA	1	2.4
(1,12)	1:A:529:VAL:HG23	2:B:161:ASN:CB	1	2.4
(1,12)	1:A:529:VAL:HG23	2:B:161:ASN:CG	1	2.4
(1,12)	1:A:529:VAL:HG23	2:B:161:ASN:H	1	2.4
(1,12)	1:A:529:VAL:HG23	2:B:161:ASN:HA	1	2.4
(1,12)	1:A:529:VAL:HG23	2:B:161:ASN:HB2	1	2.4
(1,12)	1:A:529:VAL:HG23	2:B:161:ASN:HB3	1	2.4
(1,12)	1:A:529:VAL:HG23	2:B:161:ASN:HD21	1	2.4
(1,12)	1:A:529:VAL:HG23	2:B:161:ASN:HD22	1	2.4
(1,12)	1:A:529:VAL:HG23	2:B:161:ASN:N	1	2.4
(1,12)	1:A:529:VAL:HG23	2:B:161:ASN:ND2	1	2.4
(1,12)	1:A:529:VAL:HG23	2:B:161:ASN:O	1	2.4
(1,12)	1:A:529:VAL:HG23	2:B:161:ASN:OD1	1	2.4
(1,12)	1:A:529:VAL:HG23	2:B:162:LYS:C	1	2.4
(1,12)	1:A:529:VAL:HG23	2:B:162:LYS:CA	1	2.4
(1,12)	1:A:529:VAL:HG23	2:B:162:LYS:CB	1	2.4

*Continued on next page...*

*Continued from previous page...*

Key	Atom-1	Atom-2	Model ID	Violation (Å)
(1,12)	1:A:529:VAL:HG23	2:B:162:LYS:CD	1	2.4
(1,12)	1:A:529:VAL:HG23	2:B:162:LYS:CE	1	2.4
(1,12)	1:A:529:VAL:HG23	2:B:162:LYS:CG	1	2.4
(1,12)	1:A:529:VAL:HG23	2:B:162:LYS:H	1	2.4
(1,12)	1:A:529:VAL:HG23	2:B:162:LYS:HA	1	2.4
(1,12)	1:A:529:VAL:HG23	2:B:162:LYS:HB2	1	2.4
(1,12)	1:A:529:VAL:HG23	2:B:162:LYS:HB3	1	2.4
(1,12)	1:A:529:VAL:HG23	2:B:162:LYS:HD2	1	2.4
(1,12)	1:A:529:VAL:HG23	2:B:162:LYS:HD3	1	2.4
(1,12)	1:A:529:VAL:HG23	2:B:162:LYS:HE2	1	2.4
(1,12)	1:A:529:VAL:HG23	2:B:162:LYS:HE3	1	2.4
(1,12)	1:A:529:VAL:HG23	2:B:162:LYS:HG2	1	2.4
(1,12)	1:A:529:VAL:HG23	2:B:162:LYS:HG3	1	2.4
(1,12)	1:A:529:VAL:HG23	2:B:162:LYS:HZ1	1	2.4
(1,12)	1:A:529:VAL:HG23	2:B:162:LYS:HZ2	1	2.4
(1,12)	1:A:529:VAL:HG23	2:B:162:LYS:HZ3	1	2.4
(1,12)	1:A:529:VAL:HG23	2:B:162:LYS:N	1	2.4
(1,12)	1:A:529:VAL:HG23	2:B:162:LYS:NZ	1	2.4
(1,12)	1:A:529:VAL:HG23	2:B:162:LYS:O	1	2.4
(1,12)	1:A:529:VAL:HG23	2:B:167:SER:C	1	2.4
(1,12)	1:A:529:VAL:HG23	2:B:167:SER:CA	1	2.4
(1,12)	1:A:529:VAL:HG23	2:B:167:SER:CB	1	2.4
(1,12)	1:A:529:VAL:HG23	2:B:167:SER:H	1	2.4
(1,12)	1:A:529:VAL:HG23	2:B:167:SER:HA	1	2.4
(1,12)	1:A:529:VAL:HG23	2:B:167:SER:HB2	1	2.4
(1,12)	1:A:529:VAL:HG23	2:B:167:SER:HB3	1	2.4
(1,12)	1:A:529:VAL:HG23	2:B:167:SER:HG	1	2.4
(1,12)	1:A:529:VAL:HG23	2:B:167:SER:N	1	2.4
(1,12)	1:A:529:VAL:HG23	2:B:167:SER:O	1	2.4
(1,12)	1:A:529:VAL:HG23	2:B:167:SER:OG	1	2.4
(1,12)	1:A:529:VAL:HG23	2:B:168:LEU:C	1	2.4
(1,12)	1:A:529:VAL:HG23	2:B:168:LEU:CA	1	2.4
(1,12)	1:A:529:VAL:HG23	2:B:168:LEU:CB	1	2.4
(1,12)	1:A:529:VAL:HG23	2:B:168:LEU:CD1	1	2.4
(1,12)	1:A:529:VAL:HG23	2:B:168:LEU:CD2	1	2.4
(1,12)	1:A:529:VAL:HG23	2:B:168:LEU:CG	1	2.4
(1,12)	1:A:529:VAL:HG23	2:B:168:LEU:H	1	2.4
(1,12)	1:A:529:VAL:HG23	2:B:168:LEU:HA	1	2.4
(1,12)	1:A:529:VAL:HG23	2:B:168:LEU:HB2	1	2.4
(1,12)	1:A:529:VAL:HG23	2:B:168:LEU:HB3	1	2.4
(1,12)	1:A:529:VAL:HG23	2:B:168:LEU:HD11	1	2.4
(1,12)	1:A:529:VAL:HG23	2:B:168:LEU:HD12	1	2.4

*Continued on next page...*

*Continued from previous page...*

Key	Atom-1	Atom-2	Model ID	Violation (Å)
(1,12)	1:A:529:VAL:HG23	2:B:168:LEU:HD13	1	2.4
(1,12)	1:A:529:VAL:HG23	2:B:168:LEU:HD21	1	2.4
(1,12)	1:A:529:VAL:HG23	2:B:168:LEU:HD22	1	2.4
(1,12)	1:A:529:VAL:HG23	2:B:168:LEU:HD23	1	2.4
(1,12)	1:A:529:VAL:HG23	2:B:168:LEU:HG	1	2.4
(1,12)	1:A:529:VAL:HG23	2:B:168:LEU:N	1	2.4
(1,12)	1:A:529:VAL:HG23	2:B:168:LEU:O	1	2.4
(1,12)	1:A:529:VAL:HG23	2:B:170:MET:C	1	2.4
(1,12)	1:A:529:VAL:HG23	2:B:170:MET:CA	1	2.4
(1,12)	1:A:529:VAL:HG23	2:B:170:MET:CB	1	2.4
(1,12)	1:A:529:VAL:HG23	2:B:170:MET:CE	1	2.4
(1,12)	1:A:529:VAL:HG23	2:B:170:MET:CG	1	2.4
(1,12)	1:A:529:VAL:HG23	2:B:170:MET:H	1	2.4
(1,12)	1:A:529:VAL:HG23	2:B:170:MET:HA	1	2.4
(1,12)	1:A:529:VAL:HG23	2:B:170:MET:HB2	1	2.4
(1,12)	1:A:529:VAL:HG23	2:B:170:MET:HB3	1	2.4
(1,12)	1:A:529:VAL:HG23	2:B:170:MET:HE1	1	2.4
(1,12)	1:A:529:VAL:HG23	2:B:170:MET:HE2	1	2.4
(1,12)	1:A:529:VAL:HG23	2:B:170:MET:HE3	1	2.4
(1,12)	1:A:529:VAL:HG23	2:B:170:MET:HG2	1	2.4
(1,12)	1:A:529:VAL:HG23	2:B:170:MET:HG3	1	2.4
(1,12)	1:A:529:VAL:HG23	2:B:170:MET:N	1	2.4
(1,12)	1:A:529:VAL:HG23	2:B:170:MET:O	1	2.4
(1,12)	1:A:529:VAL:HG23	2:B:170:MET:SD	1	2.4
(1,12)	1:A:529:VAL:HG23	2:B:172:LYS:C	1	2.4
(1,12)	1:A:529:VAL:HG23	2:B:172:LYS:CA	1	2.4
(1,12)	1:A:529:VAL:HG23	2:B:172:LYS:CB	1	2.4
(1,12)	1:A:529:VAL:HG23	2:B:172:LYS:CD	1	2.4
(1,12)	1:A:529:VAL:HG23	2:B:172:LYS:CE	1	2.4
(1,12)	1:A:529:VAL:HG23	2:B:172:LYS:CG	1	2.4
(1,12)	1:A:529:VAL:HG23	2:B:172:LYS:H	1	2.4
(1,12)	1:A:529:VAL:HG23	2:B:172:LYS:HA	1	2.4
(1,12)	1:A:529:VAL:HG23	2:B:172:LYS:HB2	1	2.4
(1,12)	1:A:529:VAL:HG23	2:B:172:LYS:HB3	1	2.4
(1,12)	1:A:529:VAL:HG23	2:B:172:LYS:HD2	1	2.4
(1,12)	1:A:529:VAL:HG23	2:B:172:LYS:HD3	1	2.4
(1,12)	1:A:529:VAL:HG23	2:B:172:LYS:HE2	1	2.4
(1,12)	1:A:529:VAL:HG23	2:B:172:LYS:HE3	1	2.4
(1,12)	1:A:529:VAL:HG23	2:B:172:LYS:HG2	1	2.4
(1,12)	1:A:529:VAL:HG23	2:B:172:LYS:HG3	1	2.4
(1,12)	1:A:529:VAL:HG23	2:B:172:LYS:HZ1	1	2.4
(1,12)	1:A:529:VAL:HG23	2:B:172:LYS:HZ2	1	2.4

*Continued on next page...*

*Continued from previous page...*

Key	Atom-1	Atom-2	Model ID	Violation (Å)
(1,12)	1:A:529:VAL:HG23	2:B:172:LYS:HZ3	1	2.4
(1,12)	1:A:529:VAL:HG23	2:B:172:LYS:N	1	2.4
(1,12)	1:A:529:VAL:HG23	2:B:172:LYS:NZ	1	2.4
(1,12)	1:A:529:VAL:HG23	2:B:172:LYS:O	1	2.4
(1,12)	1:A:529:VAL:HG23	2:B:182:VAL:C	1	2.4
(1,12)	1:A:529:VAL:HG23	2:B:182:VAL:CA	1	2.4
(1,12)	1:A:529:VAL:HG23	2:B:182:VAL:CB	1	2.4
(1,12)	1:A:529:VAL:HG23	2:B:182:VAL:CG1	1	2.4
(1,12)	1:A:529:VAL:HG23	2:B:182:VAL:CG2	1	2.4
(1,12)	1:A:529:VAL:HG23	2:B:182:VAL:H	1	2.4
(1,12)	1:A:529:VAL:HG23	2:B:182:VAL:HA	1	2.4
(1,12)	1:A:529:VAL:HG23	2:B:182:VAL:HB	1	2.4
(1,12)	1:A:529:VAL:HG23	2:B:182:VAL:HG11	1	2.4
(1,12)	1:A:529:VAL:HG23	2:B:182:VAL:HG12	1	2.4
(1,12)	1:A:529:VAL:HG23	2:B:182:VAL:HG13	1	2.4
(1,12)	1:A:529:VAL:HG23	2:B:182:VAL:HG21	1	2.4
(1,12)	1:A:529:VAL:HG23	2:B:182:VAL:HG22	1	2.4
(1,12)	1:A:529:VAL:HG23	2:B:182:VAL:HG23	1	2.4
(1,12)	1:A:529:VAL:HG23	2:B:182:VAL:N	1	2.4
(1,12)	1:A:529:VAL:HG23	2:B:182:VAL:O	1	2.4
(1,12)	1:A:529:VAL:HG23	2:B:183:LYS:C	1	2.4
(1,12)	1:A:529:VAL:HG23	2:B:183:LYS:CA	1	2.4
(1,12)	1:A:529:VAL:HG23	2:B:183:LYS:CB	1	2.4
(1,12)	1:A:529:VAL:HG23	2:B:183:LYS:CD	1	2.4
(1,12)	1:A:529:VAL:HG23	2:B:183:LYS:CE	1	2.4
(1,12)	1:A:529:VAL:HG23	2:B:183:LYS:CG	1	2.4
(1,12)	1:A:529:VAL:HG23	2:B:183:LYS:H	1	2.4
(1,12)	1:A:529:VAL:HG23	2:B:183:LYS:HA	1	2.4
(1,12)	1:A:529:VAL:HG23	2:B:183:LYS:HB2	1	2.4
(1,12)	1:A:529:VAL:HG23	2:B:183:LYS:HB3	1	2.4
(1,12)	1:A:529:VAL:HG23	2:B:183:LYS:HD2	1	2.4
(1,12)	1:A:529:VAL:HG23	2:B:183:LYS:HD3	1	2.4
(1,12)	1:A:529:VAL:HG23	2:B:183:LYS:HE2	1	2.4
(1,12)	1:A:529:VAL:HG23	2:B:183:LYS:HE3	1	2.4
(1,12)	1:A:529:VAL:HG23	2:B:183:LYS:HG2	1	2.4
(1,12)	1:A:529:VAL:HG23	2:B:183:LYS:HG3	1	2.4
(1,12)	1:A:529:VAL:HG23	2:B:183:LYS:HZ1	1	2.4
(1,12)	1:A:529:VAL:HG23	2:B:183:LYS:HZ2	1	2.4
(1,12)	1:A:529:VAL:HG23	2:B:183:LYS:HZ3	1	2.4
(1,12)	1:A:529:VAL:HG23	2:B:183:LYS:N	1	2.4
(1,12)	1:A:529:VAL:HG23	2:B:183:LYS:NZ	1	2.4
(1,12)	1:A:529:VAL:HG23	2:B:183:LYS:O	1	2.4

*Continued on next page...*

*Continued from previous page...*

Key	Atom-1	Atom-2	Model ID	Violation (Å)
(1,12)	1:A:529:VAL:HG23	2:B:185:GLY:C	1	2.4
(1,12)	1:A:529:VAL:HG23	2:B:185:GLY:CA	1	2.4
(1,12)	1:A:529:VAL:HG23	2:B:185:GLY:H	1	2.4
(1,12)	1:A:529:VAL:HG23	2:B:185:GLY:HA2	1	2.4
(1,12)	1:A:529:VAL:HG23	2:B:185:GLY:HA3	1	2.4
(1,12)	1:A:529:VAL:HG23	2:B:185:GLY:N	1	2.4
(1,12)	1:A:529:VAL:HG23	2:B:185:GLY:O	1	2.4
(1,12)	1:A:529:VAL:HG23	2:B:187:TYR:C	1	2.4
(1,12)	1:A:529:VAL:HG23	2:B:187:TYR:CA	1	2.4
(1,12)	1:A:529:VAL:HG23	2:B:187:TYR:CB	1	2.4
(1,12)	1:A:529:VAL:HG23	2:B:187:TYR:CD1	1	2.4
(1,12)	1:A:529:VAL:HG23	2:B:187:TYR:CD2	1	2.4
(1,12)	1:A:529:VAL:HG23	2:B:187:TYR:CE1	1	2.4
(1,12)	1:A:529:VAL:HG23	2:B:187:TYR:CE2	1	2.4
(1,12)	1:A:529:VAL:HG23	2:B:187:TYR:CG	1	2.4
(1,12)	1:A:529:VAL:HG23	2:B:187:TYR:CZ	1	2.4
(1,12)	1:A:529:VAL:HG23	2:B:187:TYR:H	1	2.4
(1,12)	1:A:529:VAL:HG23	2:B:187:TYR:HA	1	2.4
(1,12)	1:A:529:VAL:HG23	2:B:187:TYR:HB2	1	2.4
(1,12)	1:A:529:VAL:HG23	2:B:187:TYR:HB3	1	2.4
(1,12)	1:A:529:VAL:HG23	2:B:187:TYR:HD1	1	2.4
(1,12)	1:A:529:VAL:HG23	2:B:187:TYR:HD2	1	2.4
(1,12)	1:A:529:VAL:HG23	2:B:187:TYR:HE1	1	2.4
(1,12)	1:A:529:VAL:HG23	2:B:187:TYR:HE2	1	2.4
(1,12)	1:A:529:VAL:HG23	2:B:187:TYR:HH	1	2.4
(1,12)	1:A:529:VAL:HG23	2:B:187:TYR:N	1	2.4
(1,12)	1:A:529:VAL:HG23	2:B:187:TYR:O	1	2.4
(1,12)	1:A:529:VAL:HG23	2:B:187:TYR:OH	1	2.4
(1,12)	1:A:529:VAL:HG23	2:B:200:THR:C	1	2.4
(1,12)	1:A:529:VAL:HG23	2:B:200:THR:CA	1	2.4
(1,12)	1:A:529:VAL:HG23	2:B:200:THR:CB	1	2.4
(1,12)	1:A:529:VAL:HG23	2:B:200:THR:CG2	1	2.4
(1,12)	1:A:529:VAL:HG23	2:B:200:THR:H	1	2.4
(1,12)	1:A:529:VAL:HG23	2:B:200:THR:HA	1	2.4
(1,12)	1:A:529:VAL:HG23	2:B:200:THR:HB	1	2.4
(1,12)	1:A:529:VAL:HG23	2:B:200:THR:HG1	1	2.4
(1,12)	1:A:529:VAL:HG23	2:B:200:THR:HG21	1	2.4
(1,12)	1:A:529:VAL:HG23	2:B:200:THR:HG22	1	2.4
(1,12)	1:A:529:VAL:HG23	2:B:200:THR:HG23	1	2.4
(1,12)	1:A:529:VAL:HG23	2:B:200:THR:N	1	2.4
(1,12)	1:A:529:VAL:HG23	2:B:200:THR:O	1	2.4
(1,12)	1:A:529:VAL:HG23	2:B:200:THR:OG1	1	2.4

*Continued on next page...*

*Continued from previous page...*

Key	Atom-1	Atom-2	Model ID	Violation (Å)
(1,12)	1:A:529:VAL:HG23	2:B:211:LYS:C	1	2.4
(1,12)	1:A:529:VAL:HG23	2:B:211:LYS:CA	1	2.4
(1,12)	1:A:529:VAL:HG23	2:B:211:LYS:CB	1	2.4
(1,12)	1:A:529:VAL:HG23	2:B:211:LYS:CD	1	2.4
(1,12)	1:A:529:VAL:HG23	2:B:211:LYS:CE	1	2.4
(1,12)	1:A:529:VAL:HG23	2:B:211:LYS:CG	1	2.4
(1,12)	1:A:529:VAL:HG23	2:B:211:LYS:H	1	2.4
(1,12)	1:A:529:VAL:HG23	2:B:211:LYS:HA	1	2.4
(1,12)	1:A:529:VAL:HG23	2:B:211:LYS:HB2	1	2.4
(1,12)	1:A:529:VAL:HG23	2:B:211:LYS:HB3	1	2.4
(1,12)	1:A:529:VAL:HG23	2:B:211:LYS:HD2	1	2.4
(1,12)	1:A:529:VAL:HG23	2:B:211:LYS:HD3	1	2.4
(1,12)	1:A:529:VAL:HG23	2:B:211:LYS:HE2	1	2.4
(1,12)	1:A:529:VAL:HG23	2:B:211:LYS:HE3	1	2.4
(1,12)	1:A:529:VAL:HG23	2:B:211:LYS:HG2	1	2.4
(1,12)	1:A:529:VAL:HG23	2:B:211:LYS:HG3	1	2.4
(1,12)	1:A:529:VAL:HG23	2:B:211:LYS:HZ1	1	2.4
(1,12)	1:A:529:VAL:HG23	2:B:211:LYS:HZ2	1	2.4
(1,12)	1:A:529:VAL:HG23	2:B:211:LYS:HZ3	1	2.4
(1,12)	1:A:529:VAL:HG23	2:B:211:LYS:N	1	2.4
(1,12)	1:A:529:VAL:HG23	2:B:211:LYS:NZ	1	2.4
(1,12)	1:A:529:VAL:HG23	2:B:211:LYS:O	1	2.4
(1,12)	1:A:529:VAL:N	2:B:149:SER:C	1	2.4
(1,12)	1:A:529:VAL:N	2:B:149:SER:CA	1	2.4
(1,12)	1:A:529:VAL:N	2:B:149:SER:CB	1	2.4
(1,12)	1:A:529:VAL:N	2:B:149:SER:H	1	2.4
(1,12)	1:A:529:VAL:N	2:B:149:SER:HA	1	2.4
(1,12)	1:A:529:VAL:N	2:B:149:SER:HB2	1	2.4
(1,12)	1:A:529:VAL:N	2:B:149:SER:HB3	1	2.4
(1,12)	1:A:529:VAL:N	2:B:149:SER:HG	1	2.4
(1,12)	1:A:529:VAL:N	2:B:149:SER:N	1	2.4
(1,12)	1:A:529:VAL:N	2:B:149:SER:O	1	2.4
(1,12)	1:A:529:VAL:N	2:B:149:SER:OG	1	2.4
(1,12)	1:A:529:VAL:N	2:B:152:VAL:C	1	2.4
(1,12)	1:A:529:VAL:N	2:B:152:VAL:CA	1	2.4
(1,12)	1:A:529:VAL:N	2:B:152:VAL:CB	1	2.4
(1,12)	1:A:529:VAL:N	2:B:152:VAL:CG1	1	2.4
(1,12)	1:A:529:VAL:N	2:B:152:VAL:CG2	1	2.4
(1,12)	1:A:529:VAL:N	2:B:152:VAL:H	1	2.4
(1,12)	1:A:529:VAL:N	2:B:152:VAL:HA	1	2.4
(1,12)	1:A:529:VAL:N	2:B:152:VAL:HB	1	2.4
(1,12)	1:A:529:VAL:N	2:B:152:VAL:HG11	1	2.4

*Continued on next page...*

*Continued from previous page...*

Key	Atom-1	Atom-2	Model ID	Violation (Å)
(1,12)	1:A:529:VAL:N	2:B:152:VAL:HG12	1	2.4
(1,12)	1:A:529:VAL:N	2:B:152:VAL:HG13	1	2.4
(1,12)	1:A:529:VAL:N	2:B:152:VAL:HG21	1	2.4
(1,12)	1:A:529:VAL:N	2:B:152:VAL:HG22	1	2.4
(1,12)	1:A:529:VAL:N	2:B:152:VAL:HG23	1	2.4
(1,12)	1:A:529:VAL:N	2:B:152:VAL:N	1	2.4
(1,12)	1:A:529:VAL:N	2:B:152:VAL:O	1	2.4
(1,12)	1:A:529:VAL:N	2:B:153:VAL:C	1	2.4
(1,12)	1:A:529:VAL:N	2:B:153:VAL:CA	1	2.4
(1,12)	1:A:529:VAL:N	2:B:153:VAL:CB	1	2.4
(1,12)	1:A:529:VAL:N	2:B:153:VAL:CG1	1	2.4
(1,12)	1:A:529:VAL:N	2:B:153:VAL:CG2	1	2.4
(1,12)	1:A:529:VAL:N	2:B:153:VAL:H	1	2.4
(1,12)	1:A:529:VAL:N	2:B:153:VAL:HA	1	2.4
(1,12)	1:A:529:VAL:N	2:B:153:VAL:HB	1	2.4
(1,12)	1:A:529:VAL:N	2:B:153:VAL:HG11	1	2.4
(1,12)	1:A:529:VAL:N	2:B:153:VAL:HG12	1	2.4
(1,12)	1:A:529:VAL:N	2:B:153:VAL:HG13	1	2.4
(1,12)	1:A:529:VAL:N	2:B:153:VAL:HG21	1	2.4
(1,12)	1:A:529:VAL:N	2:B:153:VAL:HG22	1	2.4
(1,12)	1:A:529:VAL:N	2:B:153:VAL:HG23	1	2.4
(1,12)	1:A:529:VAL:N	2:B:153:VAL:N	1	2.4
(1,12)	1:A:529:VAL:N	2:B:153:VAL:O	1	2.4
(1,12)	1:A:529:VAL:N	2:B:155:GLY:C	1	2.4
(1,12)	1:A:529:VAL:N	2:B:155:GLY:CA	1	2.4
(1,12)	1:A:529:VAL:N	2:B:155:GLY:H	1	2.4
(1,12)	1:A:529:VAL:N	2:B:155:GLY:HA2	1	2.4
(1,12)	1:A:529:VAL:N	2:B:155:GLY:HA3	1	2.4
(1,12)	1:A:529:VAL:N	2:B:155:GLY:N	1	2.4
(1,12)	1:A:529:VAL:N	2:B:155:GLY:O	1	2.4
(1,12)	1:A:529:VAL:N	2:B:156:PHE:C	1	2.4
(1,12)	1:A:529:VAL:N	2:B:156:PHE:CA	1	2.4
(1,12)	1:A:529:VAL:N	2:B:156:PHE:CB	1	2.4
(1,12)	1:A:529:VAL:N	2:B:156:PHE:CD1	1	2.4
(1,12)	1:A:529:VAL:N	2:B:156:PHE:CD2	1	2.4
(1,12)	1:A:529:VAL:N	2:B:156:PHE:CE1	1	2.4
(1,12)	1:A:529:VAL:N	2:B:156:PHE:CE2	1	2.4
(1,12)	1:A:529:VAL:N	2:B:156:PHE:CG	1	2.4
(1,12)	1:A:529:VAL:N	2:B:156:PHE:CZ	1	2.4
(1,12)	1:A:529:VAL:N	2:B:156:PHE:H	1	2.4
(1,12)	1:A:529:VAL:N	2:B:156:PHE:HA	1	2.4
(1,12)	1:A:529:VAL:N	2:B:156:PHE:HB2	1	2.4

*Continued on next page...*



*Continued from previous page...*

Key	Atom-1	Atom-2	Model ID	Violation (Å)
(1,12)	1:A:529:VAL:N	2:B:156:PHE:HB3	1	2.4
(1,12)	1:A:529:VAL:N	2:B:156:PHE:HD1	1	2.4
(1,12)	1:A:529:VAL:N	2:B:156:PHE:HD2	1	2.4
(1,12)	1:A:529:VAL:N	2:B:156:PHE:HE1	1	2.4
(1,12)	1:A:529:VAL:N	2:B:156:PHE:HE2	1	2.4
(1,12)	1:A:529:VAL:N	2:B:156:PHE:HZ	1	2.4
(1,12)	1:A:529:VAL:N	2:B:156:PHE:N	1	2.4
(1,12)	1:A:529:VAL:N	2:B:156:PHE:O	1	2.4
(1,12)	1:A:529:VAL:N	2:B:157:CYS:C	1	2.4
(1,12)	1:A:529:VAL:N	2:B:157:CYS:CA	1	2.4
(1,12)	1:A:529:VAL:N	2:B:157:CYS:CB	1	2.4
(1,12)	1:A:529:VAL:N	2:B:157:CYS:H	1	2.4
(1,12)	1:A:529:VAL:N	2:B:157:CYS:HA	1	2.4
(1,12)	1:A:529:VAL:N	2:B:157:CYS:HB2	1	2.4
(1,12)	1:A:529:VAL:N	2:B:157:CYS:HB3	1	2.4
(1,12)	1:A:529:VAL:N	2:B:157:CYS:N	1	2.4
(1,12)	1:A:529:VAL:N	2:B:157:CYS:O	1	2.4
(1,12)	1:A:529:VAL:N	2:B:157:CYS:SG	1	2.4
(1,12)	1:A:529:VAL:N	2:B:158:THR:C	1	2.4
(1,12)	1:A:529:VAL:N	2:B:158:THR:CA	1	2.4
(1,12)	1:A:529:VAL:N	2:B:158:THR:CB	1	2.4
(1,12)	1:A:529:VAL:N	2:B:158:THR:CG2	1	2.4
(1,12)	1:A:529:VAL:N	2:B:158:THR:H	1	2.4
(1,12)	1:A:529:VAL:N	2:B:158:THR:HA	1	2.4
(1,12)	1:A:529:VAL:N	2:B:158:THR:HB	1	2.4
(1,12)	1:A:529:VAL:N	2:B:158:THR:HG1	1	2.4
(1,12)	1:A:529:VAL:N	2:B:158:THR:HG21	1	2.4
(1,12)	1:A:529:VAL:N	2:B:158:THR:HG22	1	2.4
(1,12)	1:A:529:VAL:N	2:B:158:THR:HG23	1	2.4
(1,12)	1:A:529:VAL:N	2:B:158:THR:N	1	2.4
(1,12)	1:A:529:VAL:N	2:B:158:THR:O	1	2.4
(1,12)	1:A:529:VAL:N	2:B:158:THR:OG1	1	2.4
(1,12)	1:A:529:VAL:N	2:B:159:ILE:C	1	2.4
(1,12)	1:A:529:VAL:N	2:B:159:ILE:CA	1	2.4
(1,12)	1:A:529:VAL:N	2:B:159:ILE:CB	1	2.4
(1,12)	1:A:529:VAL:N	2:B:159:ILE:CD1	1	2.4
(1,12)	1:A:529:VAL:N	2:B:159:ILE:CG1	1	2.4
(1,12)	1:A:529:VAL:N	2:B:159:ILE:CG2	1	2.4
(1,12)	1:A:529:VAL:N	2:B:159:ILE:H	1	2.4
(1,12)	1:A:529:VAL:N	2:B:159:ILE:HA	1	2.4
(1,12)	1:A:529:VAL:N	2:B:159:ILE:HB	1	2.4
(1,12)	1:A:529:VAL:N	2:B:159:ILE:HD11	1	2.4

*Continued on next page...*

*Continued from previous page...*

Key	Atom-1	Atom-2	Model ID	Violation (Å)
(1,12)	1:A:529:VAL:N	2:B:159:ILE:HD12	1	2.4
(1,12)	1:A:529:VAL:N	2:B:159:ILE:HD13	1	2.4
(1,12)	1:A:529:VAL:N	2:B:159:ILE:HG12	1	2.4
(1,12)	1:A:529:VAL:N	2:B:159:ILE:HG13	1	2.4
(1,12)	1:A:529:VAL:N	2:B:159:ILE:HG21	1	2.4
(1,12)	1:A:529:VAL:N	2:B:159:ILE:HG22	1	2.4
(1,12)	1:A:529:VAL:N	2:B:159:ILE:HG23	1	2.4
(1,12)	1:A:529:VAL:N	2:B:159:ILE:N	1	2.4
(1,12)	1:A:529:VAL:N	2:B:159:ILE:O	1	2.4
(1,12)	1:A:529:VAL:N	2:B:161:ASN:C	1	2.4
(1,12)	1:A:529:VAL:N	2:B:161:ASN:CA	1	2.4
(1,12)	1:A:529:VAL:N	2:B:161:ASN:CB	1	2.4
(1,12)	1:A:529:VAL:N	2:B:161:ASN:CG	1	2.4
(1,12)	1:A:529:VAL:N	2:B:161:ASN:H	1	2.4
(1,12)	1:A:529:VAL:N	2:B:161:ASN:HA	1	2.4
(1,12)	1:A:529:VAL:N	2:B:161:ASN:HB2	1	2.4
(1,12)	1:A:529:VAL:N	2:B:161:ASN:HB3	1	2.4
(1,12)	1:A:529:VAL:N	2:B:161:ASN:HD21	1	2.4
(1,12)	1:A:529:VAL:N	2:B:161:ASN:HD22	1	2.4
(1,12)	1:A:529:VAL:N	2:B:161:ASN:N	1	2.4
(1,12)	1:A:529:VAL:N	2:B:161:ASN:ND2	1	2.4
(1,12)	1:A:529:VAL:N	2:B:161:ASN:O	1	2.4
(1,12)	1:A:529:VAL:N	2:B:161:ASN:OD1	1	2.4
(1,12)	1:A:529:VAL:N	2:B:162:LYS:C	1	2.4
(1,12)	1:A:529:VAL:N	2:B:162:LYS:CA	1	2.4
(1,12)	1:A:529:VAL:N	2:B:162:LYS:CB	1	2.4
(1,12)	1:A:529:VAL:N	2:B:162:LYS:CD	1	2.4
(1,12)	1:A:529:VAL:N	2:B:162:LYS:CE	1	2.4
(1,12)	1:A:529:VAL:N	2:B:162:LYS:CG	1	2.4
(1,12)	1:A:529:VAL:N	2:B:162:LYS:H	1	2.4
(1,12)	1:A:529:VAL:N	2:B:162:LYS:HA	1	2.4
(1,12)	1:A:529:VAL:N	2:B:162:LYS:HB2	1	2.4
(1,12)	1:A:529:VAL:N	2:B:162:LYS:HB3	1	2.4
(1,12)	1:A:529:VAL:N	2:B:162:LYS:HD2	1	2.4
(1,12)	1:A:529:VAL:N	2:B:162:LYS:HD3	1	2.4
(1,12)	1:A:529:VAL:N	2:B:162:LYS:HE2	1	2.4
(1,12)	1:A:529:VAL:N	2:B:162:LYS:HE3	1	2.4
(1,12)	1:A:529:VAL:N	2:B:162:LYS:HG2	1	2.4
(1,12)	1:A:529:VAL:N	2:B:162:LYS:HG3	1	2.4
(1,12)	1:A:529:VAL:N	2:B:162:LYS:HZ1	1	2.4
(1,12)	1:A:529:VAL:N	2:B:162:LYS:HZ2	1	2.4
(1,12)	1:A:529:VAL:N	2:B:162:LYS:HZ3	1	2.4

*Continued on next page...*

*Continued from previous page...*

Key	Atom-1	Atom-2	Model ID	Violation (Å)
(1,12)	1:A:529:VAL:N	2:B:162:LYS:N	1	2.4
(1,12)	1:A:529:VAL:N	2:B:162:LYS:NZ	1	2.4
(1,12)	1:A:529:VAL:N	2:B:162:LYS:O	1	2.4
(1,12)	1:A:529:VAL:N	2:B:167:SER:C	1	2.4
(1,12)	1:A:529:VAL:N	2:B:167:SER:CA	1	2.4
(1,12)	1:A:529:VAL:N	2:B:167:SER:CB	1	2.4
(1,12)	1:A:529:VAL:N	2:B:167:SER:H	1	2.4
(1,12)	1:A:529:VAL:N	2:B:167:SER:HA	1	2.4
(1,12)	1:A:529:VAL:N	2:B:167:SER:HB2	1	2.4
(1,12)	1:A:529:VAL:N	2:B:167:SER:HB3	1	2.4
(1,12)	1:A:529:VAL:N	2:B:167:SER:HG	1	2.4
(1,12)	1:A:529:VAL:N	2:B:167:SER:N	1	2.4
(1,12)	1:A:529:VAL:N	2:B:167:SER:O	1	2.4
(1,12)	1:A:529:VAL:N	2:B:167:SER:OG	1	2.4
(1,12)	1:A:529:VAL:N	2:B:168:LEU:C	1	2.4
(1,12)	1:A:529:VAL:N	2:B:168:LEU:CA	1	2.4
(1,12)	1:A:529:VAL:N	2:B:168:LEU:CB	1	2.4
(1,12)	1:A:529:VAL:N	2:B:168:LEU:CD1	1	2.4
(1,12)	1:A:529:VAL:N	2:B:168:LEU:CD2	1	2.4
(1,12)	1:A:529:VAL:N	2:B:168:LEU:CG	1	2.4
(1,12)	1:A:529:VAL:N	2:B:168:LEU:H	1	2.4
(1,12)	1:A:529:VAL:N	2:B:168:LEU:HA	1	2.4
(1,12)	1:A:529:VAL:N	2:B:168:LEU:HB2	1	2.4
(1,12)	1:A:529:VAL:N	2:B:168:LEU:HB3	1	2.4
(1,12)	1:A:529:VAL:N	2:B:168:LEU:HD11	1	2.4
(1,12)	1:A:529:VAL:N	2:B:168:LEU:HD12	1	2.4
(1,12)	1:A:529:VAL:N	2:B:168:LEU:HD13	1	2.4
(1,12)	1:A:529:VAL:N	2:B:168:LEU:HD21	1	2.4
(1,12)	1:A:529:VAL:N	2:B:168:LEU:HD22	1	2.4
(1,12)	1:A:529:VAL:N	2:B:168:LEU:HD23	1	2.4
(1,12)	1:A:529:VAL:N	2:B:168:LEU:HG	1	2.4
(1,12)	1:A:529:VAL:N	2:B:168:LEU:N	1	2.4
(1,12)	1:A:529:VAL:N	2:B:168:LEU:O	1	2.4
(1,12)	1:A:529:VAL:N	2:B:170:MET:C	1	2.4
(1,12)	1:A:529:VAL:N	2:B:170:MET:CA	1	2.4
(1,12)	1:A:529:VAL:N	2:B:170:MET:CB	1	2.4
(1,12)	1:A:529:VAL:N	2:B:170:MET:CE	1	2.4
(1,12)	1:A:529:VAL:N	2:B:170:MET:CG	1	2.4
(1,12)	1:A:529:VAL:N	2:B:170:MET:H	1	2.4
(1,12)	1:A:529:VAL:N	2:B:170:MET:HA	1	2.4
(1,12)	1:A:529:VAL:N	2:B:170:MET:HB2	1	2.4
(1,12)	1:A:529:VAL:N	2:B:170:MET:HB3	1	2.4

*Continued on next page...*

*Continued from previous page...*

Key	Atom-1	Atom-2	Model ID	Violation (Å)
(1,12)	1:A:529:VAL:N	2:B:170:MET:HE1	1	2.4
(1,12)	1:A:529:VAL:N	2:B:170:MET:HE2	1	2.4
(1,12)	1:A:529:VAL:N	2:B:170:MET:HE3	1	2.4
(1,12)	1:A:529:VAL:N	2:B:170:MET:HG2	1	2.4
(1,12)	1:A:529:VAL:N	2:B:170:MET:HG3	1	2.4
(1,12)	1:A:529:VAL:N	2:B:170:MET:N	1	2.4
(1,12)	1:A:529:VAL:N	2:B:170:MET:O	1	2.4
(1,12)	1:A:529:VAL:N	2:B:170:MET:SD	1	2.4
(1,12)	1:A:529:VAL:N	2:B:172:LYS:C	1	2.4
(1,12)	1:A:529:VAL:N	2:B:172:LYS:CA	1	2.4
(1,12)	1:A:529:VAL:N	2:B:172:LYS:CB	1	2.4
(1,12)	1:A:529:VAL:N	2:B:172:LYS:CD	1	2.4
(1,12)	1:A:529:VAL:N	2:B:172:LYS:CE	1	2.4
(1,12)	1:A:529:VAL:N	2:B:172:LYS:CG	1	2.4
(1,12)	1:A:529:VAL:N	2:B:172:LYS:H	1	2.4
(1,12)	1:A:529:VAL:N	2:B:172:LYS:HA	1	2.4
(1,12)	1:A:529:VAL:N	2:B:172:LYS:HB2	1	2.4
(1,12)	1:A:529:VAL:N	2:B:172:LYS:HB3	1	2.4
(1,12)	1:A:529:VAL:N	2:B:172:LYS:HD2	1	2.4
(1,12)	1:A:529:VAL:N	2:B:172:LYS:HD3	1	2.4
(1,12)	1:A:529:VAL:N	2:B:172:LYS:HE2	1	2.4
(1,12)	1:A:529:VAL:N	2:B:172:LYS:HE3	1	2.4
(1,12)	1:A:529:VAL:N	2:B:172:LYS:HG2	1	2.4
(1,12)	1:A:529:VAL:N	2:B:172:LYS:HG3	1	2.4
(1,12)	1:A:529:VAL:N	2:B:172:LYS:HZ1	1	2.4
(1,12)	1:A:529:VAL:N	2:B:172:LYS:HZ2	1	2.4
(1,12)	1:A:529:VAL:N	2:B:172:LYS:HZ3	1	2.4
(1,12)	1:A:529:VAL:N	2:B:172:LYS:N	1	2.4
(1,12)	1:A:529:VAL:N	2:B:172:LYS:NZ	1	2.4
(1,12)	1:A:529:VAL:N	2:B:172:LYS:O	1	2.4
(1,12)	1:A:529:VAL:N	2:B:182:VAL:C	1	2.4
(1,12)	1:A:529:VAL:N	2:B:182:VAL:CA	1	2.4
(1,12)	1:A:529:VAL:N	2:B:182:VAL:CB	1	2.4
(1,12)	1:A:529:VAL:N	2:B:182:VAL:CG1	1	2.4
(1,12)	1:A:529:VAL:N	2:B:182:VAL:CG2	1	2.4
(1,12)	1:A:529:VAL:N	2:B:182:VAL:H	1	2.4
(1,12)	1:A:529:VAL:N	2:B:182:VAL:HA	1	2.4
(1,12)	1:A:529:VAL:N	2:B:182:VAL:HB	1	2.4
(1,12)	1:A:529:VAL:N	2:B:182:VAL:HG11	1	2.4
(1,12)	1:A:529:VAL:N	2:B:182:VAL:HG12	1	2.4
(1,12)	1:A:529:VAL:N	2:B:182:VAL:HG13	1	2.4
(1,12)	1:A:529:VAL:N	2:B:182:VAL:HG21	1	2.4

*Continued on next page...*

*Continued from previous page...*

Key	Atom-1	Atom-2	Model ID	Violation (Å)
(1,12)	1:A:529:VAL:N	2:B:182:VAL:HG22	1	2.4
(1,12)	1:A:529:VAL:N	2:B:182:VAL:HG23	1	2.4
(1,12)	1:A:529:VAL:N	2:B:182:VAL:N	1	2.4
(1,12)	1:A:529:VAL:N	2:B:182:VAL:O	1	2.4
(1,12)	1:A:529:VAL:N	2:B:183:LYS:C	1	2.4
(1,12)	1:A:529:VAL:N	2:B:183:LYS:CA	1	2.4
(1,12)	1:A:529:VAL:N	2:B:183:LYS:CB	1	2.4
(1,12)	1:A:529:VAL:N	2:B:183:LYS:CD	1	2.4
(1,12)	1:A:529:VAL:N	2:B:183:LYS:CE	1	2.4
(1,12)	1:A:529:VAL:N	2:B:183:LYS:CG	1	2.4
(1,12)	1:A:529:VAL:N	2:B:183:LYS:H	1	2.4
(1,12)	1:A:529:VAL:N	2:B:183:LYS:HA	1	2.4
(1,12)	1:A:529:VAL:N	2:B:183:LYS:HB2	1	2.4
(1,12)	1:A:529:VAL:N	2:B:183:LYS:HB3	1	2.4
(1,12)	1:A:529:VAL:N	2:B:183:LYS:HD2	1	2.4
(1,12)	1:A:529:VAL:N	2:B:183:LYS:HD3	1	2.4
(1,12)	1:A:529:VAL:N	2:B:183:LYS:HE2	1	2.4
(1,12)	1:A:529:VAL:N	2:B:183:LYS:HE3	1	2.4
(1,12)	1:A:529:VAL:N	2:B:183:LYS:HG2	1	2.4
(1,12)	1:A:529:VAL:N	2:B:183:LYS:HG3	1	2.4
(1,12)	1:A:529:VAL:N	2:B:183:LYS:HZ1	1	2.4
(1,12)	1:A:529:VAL:N	2:B:183:LYS:HZ2	1	2.4
(1,12)	1:A:529:VAL:N	2:B:183:LYS:HZ3	1	2.4
(1,12)	1:A:529:VAL:N	2:B:183:LYS:N	1	2.4
(1,12)	1:A:529:VAL:N	2:B:183:LYS:NZ	1	2.4
(1,12)	1:A:529:VAL:N	2:B:183:LYS:O	1	2.4
(1,12)	1:A:529:VAL:N	2:B:185:GLY:C	1	2.4
(1,12)	1:A:529:VAL:N	2:B:185:GLY:CA	1	2.4
(1,12)	1:A:529:VAL:N	2:B:185:GLY:H	1	2.4
(1,12)	1:A:529:VAL:N	2:B:185:GLY:HA2	1	2.4
(1,12)	1:A:529:VAL:N	2:B:185:GLY:HA3	1	2.4
(1,12)	1:A:529:VAL:N	2:B:185:GLY:N	1	2.4
(1,12)	1:A:529:VAL:N	2:B:185:GLY:O	1	2.4
(1,12)	1:A:529:VAL:N	2:B:187:TYR:C	1	2.4
(1,12)	1:A:529:VAL:N	2:B:187:TYR:CA	1	2.4
(1,12)	1:A:529:VAL:N	2:B:187:TYR:CB	1	2.4
(1,12)	1:A:529:VAL:N	2:B:187:TYR:CD1	1	2.4
(1,12)	1:A:529:VAL:N	2:B:187:TYR:CD2	1	2.4
(1,12)	1:A:529:VAL:N	2:B:187:TYR:CE1	1	2.4
(1,12)	1:A:529:VAL:N	2:B:187:TYR:CE2	1	2.4
(1,12)	1:A:529:VAL:N	2:B:187:TYR:CG	1	2.4
(1,12)	1:A:529:VAL:N	2:B:187:TYR:CZ	1	2.4

*Continued on next page...*

*Continued from previous page...*

Key	Atom-1	Atom-2	Model ID	Violation (Å)
(1,12)	1:A:529:VAL:N	2:B:187:TYR:H	1	2.4
(1,12)	1:A:529:VAL:N	2:B:187:TYR:HA	1	2.4
(1,12)	1:A:529:VAL:N	2:B:187:TYR:HB2	1	2.4
(1,12)	1:A:529:VAL:N	2:B:187:TYR:HB3	1	2.4
(1,12)	1:A:529:VAL:N	2:B:187:TYR:HD1	1	2.4
(1,12)	1:A:529:VAL:N	2:B:187:TYR:HD2	1	2.4
(1,12)	1:A:529:VAL:N	2:B:187:TYR:HE1	1	2.4
(1,12)	1:A:529:VAL:N	2:B:187:TYR:HE2	1	2.4
(1,12)	1:A:529:VAL:N	2:B:187:TYR:HH	1	2.4
(1,12)	1:A:529:VAL:N	2:B:187:TYR:N	1	2.4
(1,12)	1:A:529:VAL:N	2:B:187:TYR:O	1	2.4
(1,12)	1:A:529:VAL:N	2:B:187:TYR:OH	1	2.4
(1,12)	1:A:529:VAL:N	2:B:200:THR:C	1	2.4
(1,12)	1:A:529:VAL:N	2:B:200:THR:CA	1	2.4
(1,12)	1:A:529:VAL:N	2:B:200:THR:CB	1	2.4
(1,12)	1:A:529:VAL:N	2:B:200:THR:CG2	1	2.4
(1,12)	1:A:529:VAL:N	2:B:200:THR:H	1	2.4
(1,12)	1:A:529:VAL:N	2:B:200:THR:HA	1	2.4
(1,12)	1:A:529:VAL:N	2:B:200:THR:HB	1	2.4
(1,12)	1:A:529:VAL:N	2:B:200:THR:HG1	1	2.4
(1,12)	1:A:529:VAL:N	2:B:200:THR:HG21	1	2.4
(1,12)	1:A:529:VAL:N	2:B:200:THR:HG22	1	2.4
(1,12)	1:A:529:VAL:N	2:B:200:THR:HG23	1	2.4
(1,12)	1:A:529:VAL:N	2:B:200:THR:N	1	2.4
(1,12)	1:A:529:VAL:N	2:B:200:THR:O	1	2.4
(1,12)	1:A:529:VAL:N	2:B:200:THR:OG1	1	2.4
(1,12)	1:A:529:VAL:N	2:B:211:LYS:C	1	2.4
(1,12)	1:A:529:VAL:N	2:B:211:LYS:CA	1	2.4
(1,12)	1:A:529:VAL:N	2:B:211:LYS:CB	1	2.4
(1,12)	1:A:529:VAL:N	2:B:211:LYS:CD	1	2.4
(1,12)	1:A:529:VAL:N	2:B:211:LYS:CE	1	2.4
(1,12)	1:A:529:VAL:N	2:B:211:LYS:CG	1	2.4
(1,12)	1:A:529:VAL:N	2:B:211:LYS:H	1	2.4
(1,12)	1:A:529:VAL:N	2:B:211:LYS:HA	1	2.4
(1,12)	1:A:529:VAL:N	2:B:211:LYS:HB2	1	2.4
(1,12)	1:A:529:VAL:N	2:B:211:LYS:HB3	1	2.4
(1,12)	1:A:529:VAL:N	2:B:211:LYS:HD2	1	2.4
(1,12)	1:A:529:VAL:N	2:B:211:LYS:HD3	1	2.4
(1,12)	1:A:529:VAL:N	2:B:211:LYS:HE2	1	2.4
(1,12)	1:A:529:VAL:N	2:B:211:LYS:HE3	1	2.4
(1,12)	1:A:529:VAL:N	2:B:211:LYS:HG2	1	2.4
(1,12)	1:A:529:VAL:N	2:B:211:LYS:HG3	1	2.4

*Continued on next page...*

*Continued from previous page...*

Key	Atom-1	Atom-2	Model ID	Violation (Å)
(1,12)	1:A:529:VAL:N	2:B:211:LYS:HZ1	1	2.4
(1,12)	1:A:529:VAL:N	2:B:211:LYS:HZ2	1	2.4
(1,12)	1:A:529:VAL:N	2:B:211:LYS:HZ3	1	2.4
(1,12)	1:A:529:VAL:N	2:B:211:LYS:N	1	2.4
(1,12)	1:A:529:VAL:N	2:B:211:LYS:NZ	1	2.4
(1,12)	1:A:529:VAL:N	2:B:211:LYS:O	1	2.4
(1,12)	1:A:529:VAL:O	2:B:149:SER:C	1	2.4
(1,12)	1:A:529:VAL:O	2:B:149:SER:CA	1	2.4
(1,12)	1:A:529:VAL:O	2:B:149:SER:CB	1	2.4
(1,12)	1:A:529:VAL:O	2:B:149:SER:H	1	2.4
(1,12)	1:A:529:VAL:O	2:B:149:SER:HA	1	2.4
(1,12)	1:A:529:VAL:O	2:B:149:SER:HB2	1	2.4
(1,12)	1:A:529:VAL:O	2:B:149:SER:HB3	1	2.4
(1,12)	1:A:529:VAL:O	2:B:149:SER:HG	1	2.4
(1,12)	1:A:529:VAL:O	2:B:149:SER:N	1	2.4
(1,12)	1:A:529:VAL:O	2:B:149:SER:O	1	2.4
(1,12)	1:A:529:VAL:O	2:B:149:SER:OG	1	2.4
(1,12)	1:A:529:VAL:O	2:B:152:VAL:C	1	2.4
(1,12)	1:A:529:VAL:O	2:B:152:VAL:CA	1	2.4
(1,12)	1:A:529:VAL:O	2:B:152:VAL:CB	1	2.4
(1,12)	1:A:529:VAL:O	2:B:152:VAL:CG1	1	2.4
(1,12)	1:A:529:VAL:O	2:B:152:VAL:CG2	1	2.4
(1,12)	1:A:529:VAL:O	2:B:152:VAL:H	1	2.4
(1,12)	1:A:529:VAL:O	2:B:152:VAL:HA	1	2.4
(1,12)	1:A:529:VAL:O	2:B:152:VAL:HB	1	2.4
(1,12)	1:A:529:VAL:O	2:B:152:VAL:HG11	1	2.4
(1,12)	1:A:529:VAL:O	2:B:152:VAL:HG12	1	2.4
(1,12)	1:A:529:VAL:O	2:B:152:VAL:HG13	1	2.4
(1,12)	1:A:529:VAL:O	2:B:152:VAL:HG21	1	2.4
(1,12)	1:A:529:VAL:O	2:B:152:VAL:HG22	1	2.4
(1,12)	1:A:529:VAL:O	2:B:152:VAL:HG23	1	2.4
(1,12)	1:A:529:VAL:O	2:B:152:VAL:N	1	2.4
(1,12)	1:A:529:VAL:O	2:B:152:VAL:O	1	2.4
(1,12)	1:A:529:VAL:O	2:B:153:VAL:C	1	2.4
(1,12)	1:A:529:VAL:O	2:B:153:VAL:CA	1	2.4
(1,12)	1:A:529:VAL:O	2:B:153:VAL:CB	1	2.4
(1,12)	1:A:529:VAL:O	2:B:153:VAL:CG1	1	2.4
(1,12)	1:A:529:VAL:O	2:B:153:VAL:CG2	1	2.4
(1,12)	1:A:529:VAL:O	2:B:153:VAL:H	1	2.4
(1,12)	1:A:529:VAL:O	2:B:153:VAL:HA	1	2.4
(1,12)	1:A:529:VAL:O	2:B:153:VAL:HB	1	2.4
(1,12)	1:A:529:VAL:O	2:B:153:VAL:HG11	1	2.4

*Continued on next page...*

*Continued from previous page...*

Key	Atom-1	Atom-2	Model ID	Violation (Å)
(1,12)	1:A:529:VAL:O	2:B:153:VAL:HG12	1	2.4
(1,12)	1:A:529:VAL:O	2:B:153:VAL:HG13	1	2.4
(1,12)	1:A:529:VAL:O	2:B:153:VAL:HG21	1	2.4
(1,12)	1:A:529:VAL:O	2:B:153:VAL:HG22	1	2.4
(1,12)	1:A:529:VAL:O	2:B:153:VAL:HG23	1	2.4
(1,12)	1:A:529:VAL:O	2:B:153:VAL:N	1	2.4
(1,12)	1:A:529:VAL:O	2:B:153:VAL:O	1	2.4
(1,12)	1:A:529:VAL:O	2:B:155:GLY:C	1	2.4
(1,12)	1:A:529:VAL:O	2:B:155:GLY:CA	1	2.4
(1,12)	1:A:529:VAL:O	2:B:155:GLY:H	1	2.4
(1,12)	1:A:529:VAL:O	2:B:155:GLY:HA2	1	2.4
(1,12)	1:A:529:VAL:O	2:B:155:GLY:HA3	1	2.4
(1,12)	1:A:529:VAL:O	2:B:155:GLY:N	1	2.4
(1,12)	1:A:529:VAL:O	2:B:155:GLY:O	1	2.4
(1,12)	1:A:529:VAL:O	2:B:156:PHE:C	1	2.4
(1,12)	1:A:529:VAL:O	2:B:156:PHE:CA	1	2.4
(1,12)	1:A:529:VAL:O	2:B:156:PHE:CB	1	2.4
(1,12)	1:A:529:VAL:O	2:B:156:PHE:CD1	1	2.4
(1,12)	1:A:529:VAL:O	2:B:156:PHE:CD2	1	2.4
(1,12)	1:A:529:VAL:O	2:B:156:PHE:CE1	1	2.4
(1,12)	1:A:529:VAL:O	2:B:156:PHE:CE2	1	2.4
(1,12)	1:A:529:VAL:O	2:B:156:PHE:CG	1	2.4
(1,12)	1:A:529:VAL:O	2:B:156:PHE:CZ	1	2.4
(1,12)	1:A:529:VAL:O	2:B:156:PHE:H	1	2.4
(1,12)	1:A:529:VAL:O	2:B:156:PHE:HA	1	2.4
(1,12)	1:A:529:VAL:O	2:B:156:PHE:HB2	1	2.4
(1,12)	1:A:529:VAL:O	2:B:156:PHE:HB3	1	2.4
(1,12)	1:A:529:VAL:O	2:B:156:PHE:HD1	1	2.4
(1,12)	1:A:529:VAL:O	2:B:156:PHE:HD2	1	2.4
(1,12)	1:A:529:VAL:O	2:B:156:PHE:HE1	1	2.4
(1,12)	1:A:529:VAL:O	2:B:156:PHE:HE2	1	2.4
(1,12)	1:A:529:VAL:O	2:B:156:PHE:HZ	1	2.4
(1,12)	1:A:529:VAL:O	2:B:156:PHE:N	1	2.4
(1,12)	1:A:529:VAL:O	2:B:156:PHE:O	1	2.4
(1,12)	1:A:529:VAL:O	2:B:157:CYS:C	1	2.4
(1,12)	1:A:529:VAL:O	2:B:157:CYS:CA	1	2.4
(1,12)	1:A:529:VAL:O	2:B:157:CYS:CB	1	2.4
(1,12)	1:A:529:VAL:O	2:B:157:CYS:H	1	2.4
(1,12)	1:A:529:VAL:O	2:B:157:CYS:HA	1	2.4
(1,12)	1:A:529:VAL:O	2:B:157:CYS:HB2	1	2.4
(1,12)	1:A:529:VAL:O	2:B:157:CYS:HB3	1	2.4
(1,12)	1:A:529:VAL:O	2:B:157:CYS:N	1	2.4

*Continued on next page...*



*Continued from previous page...*

Key	Atom-1	Atom-2	Model ID	Violation (Å)
(1,12)	1:A:529:VAL:O	2:B:157:CYS:O	1	2.4
(1,12)	1:A:529:VAL:O	2:B:157:CYS:SG	1	2.4
(1,12)	1:A:529:VAL:O	2:B:158:THR:C	1	2.4
(1,12)	1:A:529:VAL:O	2:B:158:THR:CA	1	2.4
(1,12)	1:A:529:VAL:O	2:B:158:THR:CB	1	2.4
(1,12)	1:A:529:VAL:O	2:B:158:THR:CG2	1	2.4
(1,12)	1:A:529:VAL:O	2:B:158:THR:H	1	2.4
(1,12)	1:A:529:VAL:O	2:B:158:THR:HA	1	2.4
(1,12)	1:A:529:VAL:O	2:B:158:THR:HB	1	2.4
(1,12)	1:A:529:VAL:O	2:B:158:THR:HG1	1	2.4
(1,12)	1:A:529:VAL:O	2:B:158:THR:HG21	1	2.4
(1,12)	1:A:529:VAL:O	2:B:158:THR:HG22	1	2.4
(1,12)	1:A:529:VAL:O	2:B:158:THR:HG23	1	2.4
(1,12)	1:A:529:VAL:O	2:B:158:THR:N	1	2.4
(1,12)	1:A:529:VAL:O	2:B:158:THR:O	1	2.4
(1,12)	1:A:529:VAL:O	2:B:158:THR:OG1	1	2.4
(1,12)	1:A:529:VAL:O	2:B:159:ILE:C	1	2.4
(1,12)	1:A:529:VAL:O	2:B:159:ILE:CA	1	2.4
(1,12)	1:A:529:VAL:O	2:B:159:ILE:CB	1	2.4
(1,12)	1:A:529:VAL:O	2:B:159:ILE:CD1	1	2.4
(1,12)	1:A:529:VAL:O	2:B:159:ILE:CG1	1	2.4
(1,12)	1:A:529:VAL:O	2:B:159:ILE:CG2	1	2.4
(1,12)	1:A:529:VAL:O	2:B:159:ILE:H	1	2.4
(1,12)	1:A:529:VAL:O	2:B:159:ILE:HA	1	2.4
(1,12)	1:A:529:VAL:O	2:B:159:ILE:HB	1	2.4
(1,12)	1:A:529:VAL:O	2:B:159:ILE:HD11	1	2.4
(1,12)	1:A:529:VAL:O	2:B:159:ILE:HD12	1	2.4
(1,12)	1:A:529:VAL:O	2:B:159:ILE:HD13	1	2.4
(1,12)	1:A:529:VAL:O	2:B:159:ILE:HG12	1	2.4
(1,12)	1:A:529:VAL:O	2:B:159:ILE:HG13	1	2.4
(1,12)	1:A:529:VAL:O	2:B:159:ILE:HG21	1	2.4
(1,12)	1:A:529:VAL:O	2:B:159:ILE:HG22	1	2.4
(1,12)	1:A:529:VAL:O	2:B:159:ILE:HG23	1	2.4
(1,12)	1:A:529:VAL:O	2:B:159:ILE:N	1	2.4
(1,12)	1:A:529:VAL:O	2:B:159:ILE:O	1	2.4
(1,12)	1:A:529:VAL:O	2:B:161:ASN:C	1	2.4
(1,12)	1:A:529:VAL:O	2:B:161:ASN:CA	1	2.4
(1,12)	1:A:529:VAL:O	2:B:161:ASN:CB	1	2.4
(1,12)	1:A:529:VAL:O	2:B:161:ASN:CG	1	2.4
(1,12)	1:A:529:VAL:O	2:B:161:ASN:H	1	2.4
(1,12)	1:A:529:VAL:O	2:B:161:ASN:HA	1	2.4
(1,12)	1:A:529:VAL:O	2:B:161:ASN:HB2	1	2.4

*Continued on next page...*

*Continued from previous page...*

Key	Atom-1	Atom-2	Model ID	Violation (Å)
(1,12)	1:A:529:VAL:O	2:B:161:ASN:HB3	1	2.4
(1,12)	1:A:529:VAL:O	2:B:161:ASN:HD21	1	2.4
(1,12)	1:A:529:VAL:O	2:B:161:ASN:HD22	1	2.4
(1,12)	1:A:529:VAL:O	2:B:161:ASN:N	1	2.4
(1,12)	1:A:529:VAL:O	2:B:161:ASN:ND2	1	2.4
(1,12)	1:A:529:VAL:O	2:B:161:ASN:O	1	2.4
(1,12)	1:A:529:VAL:O	2:B:161:ASN:OD1	1	2.4
(1,12)	1:A:529:VAL:O	2:B:162:LYS:C	1	2.4
(1,12)	1:A:529:VAL:O	2:B:162:LYS:CA	1	2.4
(1,12)	1:A:529:VAL:O	2:B:162:LYS:CB	1	2.4
(1,12)	1:A:529:VAL:O	2:B:162:LYS:CD	1	2.4
(1,12)	1:A:529:VAL:O	2:B:162:LYS:CE	1	2.4
(1,12)	1:A:529:VAL:O	2:B:162:LYS:CG	1	2.4
(1,12)	1:A:529:VAL:O	2:B:162:LYS:H	1	2.4
(1,12)	1:A:529:VAL:O	2:B:162:LYS:HA	1	2.4
(1,12)	1:A:529:VAL:O	2:B:162:LYS:HB2	1	2.4
(1,12)	1:A:529:VAL:O	2:B:162:LYS:HB3	1	2.4
(1,12)	1:A:529:VAL:O	2:B:162:LYS:HD2	1	2.4
(1,12)	1:A:529:VAL:O	2:B:162:LYS:HD3	1	2.4
(1,12)	1:A:529:VAL:O	2:B:162:LYS:HE2	1	2.4
(1,12)	1:A:529:VAL:O	2:B:162:LYS:HE3	1	2.4
(1,12)	1:A:529:VAL:O	2:B:162:LYS:HG2	1	2.4
(1,12)	1:A:529:VAL:O	2:B:162:LYS:HG3	1	2.4
(1,12)	1:A:529:VAL:O	2:B:162:LYS:HZ1	1	2.4
(1,12)	1:A:529:VAL:O	2:B:162:LYS:HZ2	1	2.4
(1,12)	1:A:529:VAL:O	2:B:162:LYS:HZ3	1	2.4
(1,12)	1:A:529:VAL:O	2:B:162:LYS:N	1	2.4
(1,12)	1:A:529:VAL:O	2:B:162:LYS:NZ	1	2.4
(1,12)	1:A:529:VAL:O	2:B:162:LYS:O	1	2.4
(1,12)	1:A:529:VAL:O	2:B:167:SER:C	1	2.4
(1,12)	1:A:529:VAL:O	2:B:167:SER:CA	1	2.4
(1,12)	1:A:529:VAL:O	2:B:167:SER:CB	1	2.4
(1,12)	1:A:529:VAL:O	2:B:167:SER:H	1	2.4
(1,12)	1:A:529:VAL:O	2:B:167:SER:HA	1	2.4
(1,12)	1:A:529:VAL:O	2:B:167:SER:HB2	1	2.4
(1,12)	1:A:529:VAL:O	2:B:167:SER:HB3	1	2.4
(1,12)	1:A:529:VAL:O	2:B:167:SER:HG	1	2.4
(1,12)	1:A:529:VAL:O	2:B:167:SER:N	1	2.4
(1,12)	1:A:529:VAL:O	2:B:167:SER:O	1	2.4
(1,12)	1:A:529:VAL:O	2:B:167:SER:OG	1	2.4
(1,12)	1:A:529:VAL:O	2:B:168:LEU:C	1	2.4
(1,12)	1:A:529:VAL:O	2:B:168:LEU:CA	1	2.4

*Continued on next page...*

*Continued from previous page...*

Key	Atom-1	Atom-2	Model ID	Violation (Å)
(1,12)	1:A:529:VAL:O	2:B:168:LEU:CB	1	2.4
(1,12)	1:A:529:VAL:O	2:B:168:LEU:CD1	1	2.4
(1,12)	1:A:529:VAL:O	2:B:168:LEU:CD2	1	2.4
(1,12)	1:A:529:VAL:O	2:B:168:LEU:CG	1	2.4
(1,12)	1:A:529:VAL:O	2:B:168:LEU:H	1	2.4
(1,12)	1:A:529:VAL:O	2:B:168:LEU:HA	1	2.4
(1,12)	1:A:529:VAL:O	2:B:168:LEU:HB2	1	2.4
(1,12)	1:A:529:VAL:O	2:B:168:LEU:HB3	1	2.4
(1,12)	1:A:529:VAL:O	2:B:168:LEU:HD11	1	2.4
(1,12)	1:A:529:VAL:O	2:B:168:LEU:HD12	1	2.4
(1,12)	1:A:529:VAL:O	2:B:168:LEU:HD13	1	2.4
(1,12)	1:A:529:VAL:O	2:B:168:LEU:HD21	1	2.4
(1,12)	1:A:529:VAL:O	2:B:168:LEU:HD22	1	2.4
(1,12)	1:A:529:VAL:O	2:B:168:LEU:HD23	1	2.4
(1,12)	1:A:529:VAL:O	2:B:168:LEU:HG	1	2.4
(1,12)	1:A:529:VAL:O	2:B:168:LEU:N	1	2.4
(1,12)	1:A:529:VAL:O	2:B:168:LEU:O	1	2.4
(1,12)	1:A:529:VAL:O	2:B:170:MET:C	1	2.4
(1,12)	1:A:529:VAL:O	2:B:170:MET:CA	1	2.4
(1,12)	1:A:529:VAL:O	2:B:170:MET:CB	1	2.4
(1,12)	1:A:529:VAL:O	2:B:170:MET:CE	1	2.4
(1,12)	1:A:529:VAL:O	2:B:170:MET:CG	1	2.4
(1,12)	1:A:529:VAL:O	2:B:170:MET:H	1	2.4
(1,12)	1:A:529:VAL:O	2:B:170:MET:HA	1	2.4
(1,12)	1:A:529:VAL:O	2:B:170:MET:HB2	1	2.4
(1,12)	1:A:529:VAL:O	2:B:170:MET:HB3	1	2.4
(1,12)	1:A:529:VAL:O	2:B:170:MET:HE1	1	2.4
(1,12)	1:A:529:VAL:O	2:B:170:MET:HE2	1	2.4
(1,12)	1:A:529:VAL:O	2:B:170:MET:HE3	1	2.4
(1,12)	1:A:529:VAL:O	2:B:170:MET:HG2	1	2.4
(1,12)	1:A:529:VAL:O	2:B:170:MET:HG3	1	2.4
(1,12)	1:A:529:VAL:O	2:B:170:MET:N	1	2.4
(1,12)	1:A:529:VAL:O	2:B:170:MET:O	1	2.4
(1,12)	1:A:529:VAL:O	2:B:170:MET:SD	1	2.4
(1,12)	1:A:529:VAL:O	2:B:172:LYS:C	1	2.4
(1,12)	1:A:529:VAL:O	2:B:172:LYS:CA	1	2.4
(1,12)	1:A:529:VAL:O	2:B:172:LYS:CB	1	2.4
(1,12)	1:A:529:VAL:O	2:B:172:LYS:CD	1	2.4
(1,12)	1:A:529:VAL:O	2:B:172:LYS:CE	1	2.4
(1,12)	1:A:529:VAL:O	2:B:172:LYS:CG	1	2.4
(1,12)	1:A:529:VAL:O	2:B:172:LYS:H	1	2.4
(1,12)	1:A:529:VAL:O	2:B:172:LYS:HA	1	2.4

*Continued on next page...*

*Continued from previous page...*

Key	Atom-1	Atom-2	Model ID	Violation (Å)
(1,12)	1:A:529:VAL:O	2:B:172:LYS:HB2	1	2.4
(1,12)	1:A:529:VAL:O	2:B:172:LYS:HB3	1	2.4
(1,12)	1:A:529:VAL:O	2:B:172:LYS:HD2	1	2.4
(1,12)	1:A:529:VAL:O	2:B:172:LYS:HD3	1	2.4
(1,12)	1:A:529:VAL:O	2:B:172:LYS:HE2	1	2.4
(1,12)	1:A:529:VAL:O	2:B:172:LYS:HE3	1	2.4
(1,12)	1:A:529:VAL:O	2:B:172:LYS:HG2	1	2.4
(1,12)	1:A:529:VAL:O	2:B:172:LYS:HG3	1	2.4
(1,12)	1:A:529:VAL:O	2:B:172:LYS:HZ1	1	2.4
(1,12)	1:A:529:VAL:O	2:B:172:LYS:HZ2	1	2.4
(1,12)	1:A:529:VAL:O	2:B:172:LYS:HZ3	1	2.4
(1,12)	1:A:529:VAL:O	2:B:172:LYS:N	1	2.4
(1,12)	1:A:529:VAL:O	2:B:172:LYS:NZ	1	2.4
(1,12)	1:A:529:VAL:O	2:B:172:LYS:O	1	2.4
(1,12)	1:A:529:VAL:O	2:B:182:VAL:C	1	2.4
(1,12)	1:A:529:VAL:O	2:B:182:VAL:CA	1	2.4
(1,12)	1:A:529:VAL:O	2:B:182:VAL:CB	1	2.4
(1,12)	1:A:529:VAL:O	2:B:182:VAL:CG1	1	2.4
(1,12)	1:A:529:VAL:O	2:B:182:VAL:CG2	1	2.4
(1,12)	1:A:529:VAL:O	2:B:182:VAL:H	1	2.4
(1,12)	1:A:529:VAL:O	2:B:182:VAL:HA	1	2.4
(1,12)	1:A:529:VAL:O	2:B:182:VAL:HB	1	2.4
(1,12)	1:A:529:VAL:O	2:B:182:VAL:HG11	1	2.4
(1,12)	1:A:529:VAL:O	2:B:182:VAL:HG12	1	2.4
(1,12)	1:A:529:VAL:O	2:B:182:VAL:HG13	1	2.4
(1,12)	1:A:529:VAL:O	2:B:182:VAL:HG21	1	2.4
(1,12)	1:A:529:VAL:O	2:B:182:VAL:HG22	1	2.4
(1,12)	1:A:529:VAL:O	2:B:182:VAL:HG23	1	2.4
(1,12)	1:A:529:VAL:O	2:B:182:VAL:N	1	2.4
(1,12)	1:A:529:VAL:O	2:B:182:VAL:O	1	2.4
(1,12)	1:A:529:VAL:O	2:B:183:LYS:C	1	2.4
(1,12)	1:A:529:VAL:O	2:B:183:LYS:CA	1	2.4
(1,12)	1:A:529:VAL:O	2:B:183:LYS:CB	1	2.4
(1,12)	1:A:529:VAL:O	2:B:183:LYS:CD	1	2.4
(1,12)	1:A:529:VAL:O	2:B:183:LYS:CE	1	2.4
(1,12)	1:A:529:VAL:O	2:B:183:LYS:CG	1	2.4
(1,12)	1:A:529:VAL:O	2:B:183:LYS:H	1	2.4
(1,12)	1:A:529:VAL:O	2:B:183:LYS:HA	1	2.4
(1,12)	1:A:529:VAL:O	2:B:183:LYS:HB2	1	2.4
(1,12)	1:A:529:VAL:O	2:B:183:LYS:HB3	1	2.4
(1,12)	1:A:529:VAL:O	2:B:183:LYS:HD2	1	2.4
(1,12)	1:A:529:VAL:O	2:B:183:LYS:HD3	1	2.4

*Continued on next page...*

*Continued from previous page...*

Key	Atom-1	Atom-2	Model ID	Violation (Å)
(1,12)	1:A:529:VAL:O	2:B:183:LYS:HE2	1	2.4
(1,12)	1:A:529:VAL:O	2:B:183:LYS:HE3	1	2.4
(1,12)	1:A:529:VAL:O	2:B:183:LYS:HG2	1	2.4
(1,12)	1:A:529:VAL:O	2:B:183:LYS:HG3	1	2.4
(1,12)	1:A:529:VAL:O	2:B:183:LYS:HZ1	1	2.4
(1,12)	1:A:529:VAL:O	2:B:183:LYS:HZ2	1	2.4
(1,12)	1:A:529:VAL:O	2:B:183:LYS:HZ3	1	2.4
(1,12)	1:A:529:VAL:O	2:B:183:LYS:N	1	2.4
(1,12)	1:A:529:VAL:O	2:B:183:LYS:NZ	1	2.4
(1,12)	1:A:529:VAL:O	2:B:183:LYS:O	1	2.4
(1,12)	1:A:529:VAL:O	2:B:185:GLY:C	1	2.4
(1,12)	1:A:529:VAL:O	2:B:185:GLY:CA	1	2.4
(1,12)	1:A:529:VAL:O	2:B:185:GLY:H	1	2.4
(1,12)	1:A:529:VAL:O	2:B:185:GLY:HA2	1	2.4
(1,12)	1:A:529:VAL:O	2:B:185:GLY:HA3	1	2.4
(1,12)	1:A:529:VAL:O	2:B:185:GLY:N	1	2.4
(1,12)	1:A:529:VAL:O	2:B:185:GLY:O	1	2.4
(1,12)	1:A:529:VAL:O	2:B:187:TYR:C	1	2.4
(1,12)	1:A:529:VAL:O	2:B:187:TYR:CA	1	2.4
(1,12)	1:A:529:VAL:O	2:B:187:TYR:CB	1	2.4
(1,12)	1:A:529:VAL:O	2:B:187:TYR:CD1	1	2.4
(1,12)	1:A:529:VAL:O	2:B:187:TYR:CD2	1	2.4
(1,12)	1:A:529:VAL:O	2:B:187:TYR:CE1	1	2.4
(1,12)	1:A:529:VAL:O	2:B:187:TYR:CE2	1	2.4
(1,12)	1:A:529:VAL:O	2:B:187:TYR:CG	1	2.4
(1,12)	1:A:529:VAL:O	2:B:187:TYR:CZ	1	2.4
(1,12)	1:A:529:VAL:O	2:B:187:TYR:H	1	2.4
(1,12)	1:A:529:VAL:O	2:B:187:TYR:HA	1	2.4
(1,12)	1:A:529:VAL:O	2:B:187:TYR:HB2	1	2.4
(1,12)	1:A:529:VAL:O	2:B:187:TYR:HB3	1	2.4
(1,12)	1:A:529:VAL:O	2:B:187:TYR:HD1	1	2.4
(1,12)	1:A:529:VAL:O	2:B:187:TYR:HD2	1	2.4
(1,12)	1:A:529:VAL:O	2:B:187:TYR:HE1	1	2.4
(1,12)	1:A:529:VAL:O	2:B:187:TYR:HE2	1	2.4
(1,12)	1:A:529:VAL:O	2:B:187:TYR:HH	1	2.4
(1,12)	1:A:529:VAL:O	2:B:187:TYR:N	1	2.4
(1,12)	1:A:529:VAL:O	2:B:187:TYR:O	1	2.4
(1,12)	1:A:529:VAL:O	2:B:187:TYR:OH	1	2.4
(1,12)	1:A:529:VAL:O	2:B:200:THR:C	1	2.4
(1,12)	1:A:529:VAL:O	2:B:200:THR:CA	1	2.4
(1,12)	1:A:529:VAL:O	2:B:200:THR:CB	1	2.4
(1,12)	1:A:529:VAL:O	2:B:200:THR:CG2	1	2.4

*Continued on next page...*

*Continued from previous page...*

Key	Atom-1	Atom-2	Model ID	Violation (Å)
(1,12)	1:A:529:VAL:O	2:B:200:THR:H	1	2.4
(1,12)	1:A:529:VAL:O	2:B:200:THR:HA	1	2.4
(1,12)	1:A:529:VAL:O	2:B:200:THR:HB	1	2.4
(1,12)	1:A:529:VAL:O	2:B:200:THR:HG1	1	2.4
(1,12)	1:A:529:VAL:O	2:B:200:THR:HG21	1	2.4
(1,12)	1:A:529:VAL:O	2:B:200:THR:HG22	1	2.4
(1,12)	1:A:529:VAL:O	2:B:200:THR:HG23	1	2.4
(1,12)	1:A:529:VAL:O	2:B:200:THR:N	1	2.4
(1,12)	1:A:529:VAL:O	2:B:200:THR:O	1	2.4
(1,12)	1:A:529:VAL:O	2:B:200:THR:OG1	1	2.4
(1,12)	1:A:529:VAL:O	2:B:211:LYS:C	1	2.4
(1,12)	1:A:529:VAL:O	2:B:211:LYS:CA	1	2.4
(1,12)	1:A:529:VAL:O	2:B:211:LYS:CB	1	2.4
(1,12)	1:A:529:VAL:O	2:B:211:LYS:CD	1	2.4
(1,12)	1:A:529:VAL:O	2:B:211:LYS:CE	1	2.4
(1,12)	1:A:529:VAL:O	2:B:211:LYS:CG	1	2.4
(1,12)	1:A:529:VAL:O	2:B:211:LYS:H	1	2.4
(1,12)	1:A:529:VAL:O	2:B:211:LYS:HA	1	2.4
(1,12)	1:A:529:VAL:O	2:B:211:LYS:HB2	1	2.4
(1,12)	1:A:529:VAL:O	2:B:211:LYS:HB3	1	2.4
(1,12)	1:A:529:VAL:O	2:B:211:LYS:HD2	1	2.4
(1,12)	1:A:529:VAL:O	2:B:211:LYS:HD3	1	2.4
(1,12)	1:A:529:VAL:O	2:B:211:LYS:HE2	1	2.4
(1,12)	1:A:529:VAL:O	2:B:211:LYS:HE3	1	2.4
(1,12)	1:A:529:VAL:O	2:B:211:LYS:HG2	1	2.4
(1,12)	1:A:529:VAL:O	2:B:211:LYS:HG3	1	2.4
(1,12)	1:A:529:VAL:O	2:B:211:LYS:HZ1	1	2.4
(1,12)	1:A:529:VAL:O	2:B:211:LYS:HZ2	1	2.4
(1,12)	1:A:529:VAL:O	2:B:211:LYS:HZ3	1	2.4
(1,12)	1:A:529:VAL:O	2:B:211:LYS:N	1	2.4
(1,12)	1:A:529:VAL:O	2:B:211:LYS:NZ	1	2.4
(1,12)	1:A:529:VAL:O	2:B:211:LYS:O	1	2.4
(1,18)	2:B:152:VAL:C	1:A:490:ALA:C	1	2.14
(1,18)	2:B:152:VAL:C	1:A:490:ALA:CA	1	2.14
(1,18)	2:B:152:VAL:C	1:A:490:ALA:CB	1	2.14
(1,18)	2:B:152:VAL:C	1:A:490:ALA:H	1	2.14
(1,18)	2:B:152:VAL:C	1:A:490:ALA:HA	1	2.14
(1,18)	2:B:152:VAL:C	1:A:490:ALA:HB1	1	2.14
(1,18)	2:B:152:VAL:C	1:A:490:ALA:HB2	1	2.14
(1,18)	2:B:152:VAL:C	1:A:490:ALA:HB3	1	2.14
(1,18)	2:B:152:VAL:C	1:A:490:ALA:N	1	2.14
(1,18)	2:B:152:VAL:C	1:A:490:ALA:O	1	2.14

*Continued on next page...*

*Continued from previous page...*

Key	Atom-1	Atom-2	Model ID	Violation (Å)
(1,18)	2:B:152:VAL:C	1:A:514:THR:C	1	2.14
(1,18)	2:B:152:VAL:C	1:A:514:THR:CA	1	2.14
(1,18)	2:B:152:VAL:C	1:A:514:THR:CB	1	2.14
(1,18)	2:B:152:VAL:C	1:A:514:THR:CG2	1	2.14
(1,18)	2:B:152:VAL:C	1:A:514:THR:H	1	2.14
(1,18)	2:B:152:VAL:C	1:A:514:THR:HA	1	2.14
(1,18)	2:B:152:VAL:C	1:A:514:THR:HB	1	2.14
(1,18)	2:B:152:VAL:C	1:A:514:THR:HG1	1	2.14
(1,18)	2:B:152:VAL:C	1:A:514:THR:HG21	1	2.14
(1,18)	2:B:152:VAL:C	1:A:514:THR:HG22	1	2.14
(1,18)	2:B:152:VAL:C	1:A:514:THR:HG23	1	2.14
(1,18)	2:B:152:VAL:C	1:A:514:THR:N	1	2.14
(1,18)	2:B:152:VAL:C	1:A:514:THR:O	1	2.14
(1,18)	2:B:152:VAL:C	1:A:514:THR:OG1	1	2.14
(1,18)	2:B:152:VAL:C	1:A:516:ASN:C	1	2.14
(1,18)	2:B:152:VAL:C	1:A:516:ASN:CA	1	2.14
(1,18)	2:B:152:VAL:C	1:A:516:ASN:CB	1	2.14
(1,18)	2:B:152:VAL:C	1:A:516:ASN:CG	1	2.14
(1,18)	2:B:152:VAL:C	1:A:516:ASN:H	1	2.14
(1,18)	2:B:152:VAL:C	1:A:516:ASN:HA	1	2.14
(1,18)	2:B:152:VAL:C	1:A:516:ASN:HB2	1	2.14
(1,18)	2:B:152:VAL:C	1:A:516:ASN:HB3	1	2.14
(1,18)	2:B:152:VAL:C	1:A:516:ASN:HD21	1	2.14
(1,18)	2:B:152:VAL:C	1:A:516:ASN:HD22	1	2.14
(1,18)	2:B:152:VAL:C	1:A:516:ASN:N	1	2.14
(1,18)	2:B:152:VAL:C	1:A:516:ASN:ND2	1	2.14
(1,18)	2:B:152:VAL:C	1:A:516:ASN:O	1	2.14
(1,18)	2:B:152:VAL:C	1:A:516:ASN:OD1	1	2.14
(1,18)	2:B:152:VAL:C	1:A:519:GLY:C	1	2.14
(1,18)	2:B:152:VAL:C	1:A:519:GLY:CA	1	2.14
(1,18)	2:B:152:VAL:C	1:A:519:GLY:H	1	2.14
(1,18)	2:B:152:VAL:C	1:A:519:GLY:HA2	1	2.14
(1,18)	2:B:152:VAL:C	1:A:519:GLY:HA3	1	2.14
(1,18)	2:B:152:VAL:C	1:A:519:GLY:N	1	2.14
(1,18)	2:B:152:VAL:C	1:A:519:GLY:O	1	2.14
(1,18)	2:B:152:VAL:C	1:A:522:PHE:C	1	2.14
(1,18)	2:B:152:VAL:C	1:A:522:PHE:CA	1	2.14
(1,18)	2:B:152:VAL:C	1:A:522:PHE:CB	1	2.14
(1,18)	2:B:152:VAL:C	1:A:522:PHE:CD1	1	2.14
(1,18)	2:B:152:VAL:C	1:A:522:PHE:CD2	1	2.14
(1,18)	2:B:152:VAL:C	1:A:522:PHE:CE1	1	2.14
(1,18)	2:B:152:VAL:C	1:A:522:PHE:CE2	1	2.14

*Continued on next page...*

*Continued from previous page...*

Key	Atom-1	Atom-2	Model ID	Violation (Å)
(1,18)	2:B:152:VAL:C	1:A:522:PHE:CG	1	2.14
(1,18)	2:B:152:VAL:C	1:A:522:PHE:CZ	1	2.14
(1,18)	2:B:152:VAL:C	1:A:522:PHE:H	1	2.14
(1,18)	2:B:152:VAL:C	1:A:522:PHE:HA	1	2.14
(1,18)	2:B:152:VAL:C	1:A:522:PHE:HB2	1	2.14
(1,18)	2:B:152:VAL:C	1:A:522:PHE:HB3	1	2.14
(1,18)	2:B:152:VAL:C	1:A:522:PHE:HD1	1	2.14
(1,18)	2:B:152:VAL:C	1:A:522:PHE:HD2	1	2.14
(1,18)	2:B:152:VAL:C	1:A:522:PHE:HE1	1	2.14
(1,18)	2:B:152:VAL:C	1:A:522:PHE:HE2	1	2.14
(1,18)	2:B:152:VAL:C	1:A:522:PHE:HZ	1	2.14
(1,18)	2:B:152:VAL:C	1:A:522:PHE:N	1	2.14
(1,18)	2:B:152:VAL:C	1:A:522:PHE:O	1	2.14
(1,18)	2:B:152:VAL:C	1:A:523:GLU:C	1	2.14
(1,18)	2:B:152:VAL:C	1:A:523:GLU:CA	1	2.14
(1,18)	2:B:152:VAL:C	1:A:523:GLU:CB	1	2.14
(1,18)	2:B:152:VAL:C	1:A:523:GLU:CD	1	2.14
(1,18)	2:B:152:VAL:C	1:A:523:GLU:CG	1	2.14
(1,18)	2:B:152:VAL:C	1:A:523:GLU:H	1	2.14
(1,18)	2:B:152:VAL:C	1:A:523:GLU:HA	1	2.14
(1,18)	2:B:152:VAL:C	1:A:523:GLU:HB2	1	2.14
(1,18)	2:B:152:VAL:C	1:A:523:GLU:HB3	1	2.14
(1,18)	2:B:152:VAL:C	1:A:523:GLU:HG2	1	2.14
(1,18)	2:B:152:VAL:C	1:A:523:GLU:HG3	1	2.14
(1,18)	2:B:152:VAL:C	1:A:523:GLU:N	1	2.14
(1,18)	2:B:152:VAL:C	1:A:523:GLU:O	1	2.14
(1,18)	2:B:152:VAL:C	1:A:523:GLU:OE1	1	2.14
(1,18)	2:B:152:VAL:C	1:A:523:GLU:OE2	1	2.14
(1,18)	2:B:152:VAL:C	1:A:524:PHE:C	1	2.14
(1,18)	2:B:152:VAL:C	1:A:524:PHE:CA	1	2.14
(1,18)	2:B:152:VAL:C	1:A:524:PHE:CB	1	2.14
(1,18)	2:B:152:VAL:C	1:A:524:PHE:CD1	1	2.14
(1,18)	2:B:152:VAL:C	1:A:524:PHE:CD2	1	2.14
(1,18)	2:B:152:VAL:C	1:A:524:PHE:CE1	1	2.14
(1,18)	2:B:152:VAL:C	1:A:524:PHE:CE2	1	2.14
(1,18)	2:B:152:VAL:C	1:A:524:PHE:CG	1	2.14
(1,18)	2:B:152:VAL:C	1:A:524:PHE:CZ	1	2.14
(1,18)	2:B:152:VAL:C	1:A:524:PHE:H	1	2.14
(1,18)	2:B:152:VAL:C	1:A:524:PHE:HA	1	2.14
(1,18)	2:B:152:VAL:C	1:A:524:PHE:HB2	1	2.14
(1,18)	2:B:152:VAL:C	1:A:524:PHE:HB3	1	2.14
(1,18)	2:B:152:VAL:C	1:A:524:PHE:HD1	1	2.14

*Continued on next page...*



*Continued from previous page...*

Key	Atom-1	Atom-2	Model ID	Violation (Å)
(1,18)	2:B:152:VAL:C	1:A:524:PHE:HD2	1	2.14
(1,18)	2:B:152:VAL:C	1:A:524:PHE:HE1	1	2.14
(1,18)	2:B:152:VAL:C	1:A:524:PHE:HE2	1	2.14
(1,18)	2:B:152:VAL:C	1:A:524:PHE:HZ	1	2.14
(1,18)	2:B:152:VAL:C	1:A:524:PHE:N	1	2.14
(1,18)	2:B:152:VAL:C	1:A:524:PHE:O	1	2.14
(1,18)	2:B:152:VAL:C	1:A:525:GLU:C	1	2.14
(1,18)	2:B:152:VAL:C	1:A:525:GLU:CA	1	2.14
(1,18)	2:B:152:VAL:C	1:A:525:GLU:CB	1	2.14
(1,18)	2:B:152:VAL:C	1:A:525:GLU:CD	1	2.14
(1,18)	2:B:152:VAL:C	1:A:525:GLU:CG	1	2.14
(1,18)	2:B:152:VAL:C	1:A:525:GLU:H	1	2.14
(1,18)	2:B:152:VAL:C	1:A:525:GLU:HA	1	2.14
(1,18)	2:B:152:VAL:C	1:A:525:GLU:HB2	1	2.14
(1,18)	2:B:152:VAL:C	1:A:525:GLU:HB3	1	2.14
(1,18)	2:B:152:VAL:C	1:A:525:GLU:HG2	1	2.14
(1,18)	2:B:152:VAL:C	1:A:525:GLU:HG3	1	2.14
(1,18)	2:B:152:VAL:C	1:A:525:GLU:N	1	2.14
(1,18)	2:B:152:VAL:C	1:A:525:GLU:O	1	2.14
(1,18)	2:B:152:VAL:C	1:A:525:GLU:OE1	1	2.14
(1,18)	2:B:152:VAL:C	1:A:525:GLU:OE2	1	2.14
(1,18)	2:B:152:VAL:C	1:A:526:ASN:C	1	2.14
(1,18)	2:B:152:VAL:C	1:A:526:ASN:CA	1	2.14
(1,18)	2:B:152:VAL:C	1:A:526:ASN:CB	1	2.14
(1,18)	2:B:152:VAL:C	1:A:526:ASN:CG	1	2.14
(1,18)	2:B:152:VAL:C	1:A:526:ASN:H	1	2.14
(1,18)	2:B:152:VAL:C	1:A:526:ASN:HA	1	2.14
(1,18)	2:B:152:VAL:C	1:A:526:ASN:HB2	1	2.14
(1,18)	2:B:152:VAL:C	1:A:526:ASN:HB3	1	2.14
(1,18)	2:B:152:VAL:C	1:A:526:ASN:HD21	1	2.14
(1,18)	2:B:152:VAL:C	1:A:526:ASN:HD22	1	2.14
(1,18)	2:B:152:VAL:C	1:A:526:ASN:N	1	2.14
(1,18)	2:B:152:VAL:C	1:A:526:ASN:ND2	1	2.14
(1,18)	2:B:152:VAL:C	1:A:526:ASN:O	1	2.14
(1,18)	2:B:152:VAL:C	1:A:526:ASN:OD1	1	2.14
(1,18)	2:B:152:VAL:C	1:A:527:ALA:C	1	2.14
(1,18)	2:B:152:VAL:C	1:A:527:ALA:CA	1	2.14
(1,18)	2:B:152:VAL:C	1:A:527:ALA:CB	1	2.14
(1,18)	2:B:152:VAL:C	1:A:527:ALA:H	1	2.14
(1,18)	2:B:152:VAL:C	1:A:527:ALA:HA	1	2.14
(1,18)	2:B:152:VAL:C	1:A:527:ALA:HB1	1	2.14
(1,18)	2:B:152:VAL:C	1:A:527:ALA:HB2	1	2.14

*Continued on next page...*

*Continued from previous page...*

Key	Atom-1	Atom-2	Model ID	Violation (Å)
(1,18)	2:B:152:VAL:C	1:A:527:ALA:HB3	1	2.14
(1,18)	2:B:152:VAL:C	1:A:527:ALA:N	1	2.14
(1,18)	2:B:152:VAL:C	1:A:527:ALA:O	1	2.14
(1,18)	2:B:152:VAL:C	1:A:528:ILE:C	1	2.14
(1,18)	2:B:152:VAL:C	1:A:528:ILE:CA	1	2.14
(1,18)	2:B:152:VAL:C	1:A:528:ILE:CB	1	2.14
(1,18)	2:B:152:VAL:C	1:A:528:ILE:CD1	1	2.14
(1,18)	2:B:152:VAL:C	1:A:528:ILE:CG1	1	2.14
(1,18)	2:B:152:VAL:C	1:A:528:ILE:CG2	1	2.14
(1,18)	2:B:152:VAL:C	1:A:528:ILE:H	1	2.14
(1,18)	2:B:152:VAL:C	1:A:528:ILE:HA	1	2.14
(1,18)	2:B:152:VAL:C	1:A:528:ILE:HB	1	2.14
(1,18)	2:B:152:VAL:C	1:A:528:ILE:HD11	1	2.14
(1,18)	2:B:152:VAL:C	1:A:528:ILE:HD12	1	2.14
(1,18)	2:B:152:VAL:C	1:A:528:ILE:HD13	1	2.14
(1,18)	2:B:152:VAL:C	1:A:528:ILE:HG12	1	2.14
(1,18)	2:B:152:VAL:C	1:A:528:ILE:HG13	1	2.14
(1,18)	2:B:152:VAL:C	1:A:528:ILE:HG21	1	2.14
(1,18)	2:B:152:VAL:C	1:A:528:ILE:HG22	1	2.14
(1,18)	2:B:152:VAL:C	1:A:528:ILE:HG23	1	2.14
(1,18)	2:B:152:VAL:C	1:A:528:ILE:N	1	2.14
(1,18)	2:B:152:VAL:C	1:A:528:ILE:O	1	2.14
(1,18)	2:B:152:VAL:C	1:A:529:VAL:C	1	2.14
(1,18)	2:B:152:VAL:C	1:A:529:VAL:CA	1	2.14
(1,18)	2:B:152:VAL:C	1:A:529:VAL:CB	1	2.14
(1,18)	2:B:152:VAL:C	1:A:529:VAL:CG1	1	2.14
(1,18)	2:B:152:VAL:C	1:A:529:VAL:CG2	1	2.14
(1,18)	2:B:152:VAL:C	1:A:529:VAL:H	1	2.14
(1,18)	2:B:152:VAL:C	1:A:529:VAL:HA	1	2.14
(1,18)	2:B:152:VAL:C	1:A:529:VAL:HB	1	2.14
(1,18)	2:B:152:VAL:C	1:A:529:VAL:HG11	1	2.14
(1,18)	2:B:152:VAL:C	1:A:529:VAL:HG12	1	2.14
(1,18)	2:B:152:VAL:C	1:A:529:VAL:HG13	1	2.14
(1,18)	2:B:152:VAL:C	1:A:529:VAL:HG21	1	2.14
(1,18)	2:B:152:VAL:C	1:A:529:VAL:HG22	1	2.14
(1,18)	2:B:152:VAL:C	1:A:529:VAL:HG23	1	2.14
(1,18)	2:B:152:VAL:C	1:A:529:VAL:N	1	2.14
(1,18)	2:B:152:VAL:C	1:A:529:VAL:O	1	2.14
(1,18)	2:B:152:VAL:C	1:A:561:ASP:C	1	2.14
(1,18)	2:B:152:VAL:C	1:A:561:ASP:CA	1	2.14
(1,18)	2:B:152:VAL:C	1:A:561:ASP:CB	1	2.14
(1,18)	2:B:152:VAL:C	1:A:561:ASP:CG	1	2.14

*Continued on next page...*

*Continued from previous page...*

Key	Atom-1	Atom-2	Model ID	Violation (Å)
(1,18)	2:B:152:VAL:C	1:A:561:ASP:H	1	2.14
(1,18)	2:B:152:VAL:C	1:A:561:ASP:HA	1	2.14
(1,18)	2:B:152:VAL:C	1:A:561:ASP:HB2	1	2.14
(1,18)	2:B:152:VAL:C	1:A:561:ASP:HB3	1	2.14
(1,18)	2:B:152:VAL:C	1:A:561:ASP:N	1	2.14
(1,18)	2:B:152:VAL:C	1:A:561:ASP:O	1	2.14
(1,18)	2:B:152:VAL:C	1:A:561:ASP:OD1	1	2.14
(1,18)	2:B:152:VAL:C	1:A:561:ASP:OD2	1	2.14
(1,18)	2:B:152:VAL:C	1:A:563:LYS:C	1	2.14
(1,18)	2:B:152:VAL:C	1:A:563:LYS:CA	1	2.14
(1,18)	2:B:152:VAL:C	1:A:563:LYS:CB	1	2.14
(1,18)	2:B:152:VAL:C	1:A:563:LYS:CD	1	2.14
(1,18)	2:B:152:VAL:C	1:A:563:LYS:CE	1	2.14
(1,18)	2:B:152:VAL:C	1:A:563:LYS:CG	1	2.14
(1,18)	2:B:152:VAL:C	1:A:563:LYS:H	1	2.14
(1,18)	2:B:152:VAL:C	1:A:563:LYS:HA	1	2.14
(1,18)	2:B:152:VAL:C	1:A:563:LYS:HB2	1	2.14
(1,18)	2:B:152:VAL:C	1:A:563:LYS:HB3	1	2.14
(1,18)	2:B:152:VAL:C	1:A:563:LYS:HD2	1	2.14
(1,18)	2:B:152:VAL:C	1:A:563:LYS:HD3	1	2.14
(1,18)	2:B:152:VAL:C	1:A:563:LYS:HE2	1	2.14
(1,18)	2:B:152:VAL:C	1:A:563:LYS:HE3	1	2.14
(1,18)	2:B:152:VAL:C	1:A:563:LYS:HG2	1	2.14
(1,18)	2:B:152:VAL:C	1:A:563:LYS:HG3	1	2.14
(1,18)	2:B:152:VAL:C	1:A:563:LYS:HZ1	1	2.14
(1,18)	2:B:152:VAL:C	1:A:563:LYS:HZ2	1	2.14
(1,18)	2:B:152:VAL:C	1:A:563:LYS:HZ3	1	2.14
(1,18)	2:B:152:VAL:C	1:A:563:LYS:N	1	2.14
(1,18)	2:B:152:VAL:C	1:A:563:LYS:NZ	1	2.14
(1,18)	2:B:152:VAL:C	1:A:563:LYS:O	1	2.14
(1,18)	2:B:152:VAL:C	1:A:564:ALA:C	1	2.14
(1,18)	2:B:152:VAL:C	1:A:564:ALA:CA	1	2.14
(1,18)	2:B:152:VAL:C	1:A:564:ALA:CB	1	2.14
(1,18)	2:B:152:VAL:C	1:A:564:ALA:H	1	2.14
(1,18)	2:B:152:VAL:C	1:A:564:ALA:HA	1	2.14
(1,18)	2:B:152:VAL:C	1:A:564:ALA:HB1	1	2.14
(1,18)	2:B:152:VAL:C	1:A:564:ALA:HB2	1	2.14
(1,18)	2:B:152:VAL:C	1:A:564:ALA:HB3	1	2.14
(1,18)	2:B:152:VAL:C	1:A:564:ALA:N	1	2.14
(1,18)	2:B:152:VAL:C	1:A:564:ALA:O	1	2.14
(1,18)	2:B:152:VAL:C	1:A:566:LEU:C	1	2.14
(1,18)	2:B:152:VAL:C	1:A:566:LEU:CA	1	2.14

*Continued on next page...*

*Continued from previous page...*

Key	Atom-1	Atom-2	Model ID	Violation (Å)
(1,18)	2:B:152:VAL:C	1:A:566:LEU:CB	1	2.14
(1,18)	2:B:152:VAL:C	1:A:566:LEU:CD1	1	2.14
(1,18)	2:B:152:VAL:C	1:A:566:LEU:CD2	1	2.14
(1,18)	2:B:152:VAL:C	1:A:566:LEU:CG	1	2.14
(1,18)	2:B:152:VAL:C	1:A:566:LEU:H	1	2.14
(1,18)	2:B:152:VAL:C	1:A:566:LEU:HA	1	2.14
(1,18)	2:B:152:VAL:C	1:A:566:LEU:HB2	1	2.14
(1,18)	2:B:152:VAL:C	1:A:566:LEU:HB3	1	2.14
(1,18)	2:B:152:VAL:C	1:A:566:LEU:HD11	1	2.14
(1,18)	2:B:152:VAL:C	1:A:566:LEU:HD12	1	2.14
(1,18)	2:B:152:VAL:C	1:A:566:LEU:HD13	1	2.14
(1,18)	2:B:152:VAL:C	1:A:566:LEU:HD21	1	2.14
(1,18)	2:B:152:VAL:C	1:A:566:LEU:HD22	1	2.14
(1,18)	2:B:152:VAL:C	1:A:566:LEU:HD23	1	2.14
(1,18)	2:B:152:VAL:C	1:A:566:LEU:HG	1	2.14
(1,18)	2:B:152:VAL:C	1:A:566:LEU:N	1	2.14
(1,18)	2:B:152:VAL:C	1:A:566:LEU:O	1	2.14
(1,18)	2:B:152:VAL:CA	1:A:490:ALA:C	1	2.14
(1,18)	2:B:152:VAL:CA	1:A:490:ALA:CA	1	2.14
(1,18)	2:B:152:VAL:CA	1:A:490:ALA:CB	1	2.14
(1,18)	2:B:152:VAL:CA	1:A:490:ALA:H	1	2.14
(1,18)	2:B:152:VAL:CA	1:A:490:ALA:HA	1	2.14
(1,18)	2:B:152:VAL:CA	1:A:490:ALA:HB1	1	2.14
(1,18)	2:B:152:VAL:CA	1:A:490:ALA:HB2	1	2.14
(1,18)	2:B:152:VAL:CA	1:A:490:ALA:HB3	1	2.14
(1,18)	2:B:152:VAL:CA	1:A:490:ALA:N	1	2.14
(1,18)	2:B:152:VAL:CA	1:A:490:ALA:O	1	2.14
(1,18)	2:B:152:VAL:CA	1:A:514:THR:C	1	2.14
(1,18)	2:B:152:VAL:CA	1:A:514:THR:CA	1	2.14
(1,18)	2:B:152:VAL:CA	1:A:514:THR:CB	1	2.14
(1,18)	2:B:152:VAL:CA	1:A:514:THR:CG2	1	2.14
(1,18)	2:B:152:VAL:CA	1:A:514:THR:H	1	2.14
(1,18)	2:B:152:VAL:CA	1:A:514:THR:HA	1	2.14
(1,18)	2:B:152:VAL:CA	1:A:514:THR:HB	1	2.14
(1,18)	2:B:152:VAL:CA	1:A:514:THR:HG1	1	2.14
(1,18)	2:B:152:VAL:CA	1:A:514:THR:HG21	1	2.14
(1,18)	2:B:152:VAL:CA	1:A:514:THR:HG22	1	2.14
(1,18)	2:B:152:VAL:CA	1:A:514:THR:HG23	1	2.14
(1,18)	2:B:152:VAL:CA	1:A:514:THR:N	1	2.14
(1,18)	2:B:152:VAL:CA	1:A:514:THR:O	1	2.14
(1,18)	2:B:152:VAL:CA	1:A:514:THR:OG1	1	2.14
(1,18)	2:B:152:VAL:CA	1:A:516:ASN:C	1	2.14

*Continued on next page...*

*Continued from previous page...*

Key	Atom-1	Atom-2	Model ID	Violation (Å)
(1,18)	2:B:152:VAL:CA	1:A:516:ASN:CA	1	2.14
(1,18)	2:B:152:VAL:CA	1:A:516:ASN:CB	1	2.14
(1,18)	2:B:152:VAL:CA	1:A:516:ASN:CG	1	2.14
(1,18)	2:B:152:VAL:CA	1:A:516:ASN:H	1	2.14
(1,18)	2:B:152:VAL:CA	1:A:516:ASN:HA	1	2.14
(1,18)	2:B:152:VAL:CA	1:A:516:ASN:HB2	1	2.14
(1,18)	2:B:152:VAL:CA	1:A:516:ASN:HB3	1	2.14
(1,18)	2:B:152:VAL:CA	1:A:516:ASN:HD21	1	2.14
(1,18)	2:B:152:VAL:CA	1:A:516:ASN:HD22	1	2.14
(1,18)	2:B:152:VAL:CA	1:A:516:ASN:N	1	2.14
(1,18)	2:B:152:VAL:CA	1:A:516:ASN:ND2	1	2.14
(1,18)	2:B:152:VAL:CA	1:A:516:ASN:O	1	2.14
(1,18)	2:B:152:VAL:CA	1:A:516:ASN:OD1	1	2.14
(1,18)	2:B:152:VAL:CA	1:A:519:GLY:C	1	2.14
(1,18)	2:B:152:VAL:CA	1:A:519:GLY:CA	1	2.14
(1,18)	2:B:152:VAL:CA	1:A:519:GLY:H	1	2.14
(1,18)	2:B:152:VAL:CA	1:A:519:GLY:HA2	1	2.14
(1,18)	2:B:152:VAL:CA	1:A:519:GLY:HA3	1	2.14
(1,18)	2:B:152:VAL:CA	1:A:519:GLY:N	1	2.14
(1,18)	2:B:152:VAL:CA	1:A:519:GLY:O	1	2.14
(1,18)	2:B:152:VAL:CA	1:A:522:PHE:C	1	2.14
(1,18)	2:B:152:VAL:CA	1:A:522:PHE:CA	1	2.14
(1,18)	2:B:152:VAL:CA	1:A:522:PHE:CB	1	2.14
(1,18)	2:B:152:VAL:CA	1:A:522:PHE:CD1	1	2.14
(1,18)	2:B:152:VAL:CA	1:A:522:PHE:CD2	1	2.14
(1,18)	2:B:152:VAL:CA	1:A:522:PHE:CE1	1	2.14
(1,18)	2:B:152:VAL:CA	1:A:522:PHE:CE2	1	2.14
(1,18)	2:B:152:VAL:CA	1:A:522:PHE:CG	1	2.14
(1,18)	2:B:152:VAL:CA	1:A:522:PHE:CZ	1	2.14
(1,18)	2:B:152:VAL:CA	1:A:522:PHE:H	1	2.14
(1,18)	2:B:152:VAL:CA	1:A:522:PHE:HA	1	2.14
(1,18)	2:B:152:VAL:CA	1:A:522:PHE:HB2	1	2.14
(1,18)	2:B:152:VAL:CA	1:A:522:PHE:HB3	1	2.14
(1,18)	2:B:152:VAL:CA	1:A:522:PHE:HD1	1	2.14
(1,18)	2:B:152:VAL:CA	1:A:522:PHE:HD2	1	2.14
(1,18)	2:B:152:VAL:CA	1:A:522:PHE:HE1	1	2.14
(1,18)	2:B:152:VAL:CA	1:A:522:PHE:HE2	1	2.14
(1,18)	2:B:152:VAL:CA	1:A:522:PHE:HZ	1	2.14
(1,18)	2:B:152:VAL:CA	1:A:522:PHE:N	1	2.14
(1,18)	2:B:152:VAL:CA	1:A:522:PHE:O	1	2.14
(1,18)	2:B:152:VAL:CA	1:A:523:GLU:C	1	2.14
(1,18)	2:B:152:VAL:CA	1:A:523:GLU:CA	1	2.14

*Continued on next page...*

*Continued from previous page...*

Key	Atom-1	Atom-2	Model ID	Violation (Å)
(1,18)	2:B:152:VAL:CA	1:A:523:GLU:CB	1	2.14
(1,18)	2:B:152:VAL:CA	1:A:523:GLU:CD	1	2.14
(1,18)	2:B:152:VAL:CA	1:A:523:GLU:CG	1	2.14
(1,18)	2:B:152:VAL:CA	1:A:523:GLU:H	1	2.14
(1,18)	2:B:152:VAL:CA	1:A:523:GLU:HA	1	2.14
(1,18)	2:B:152:VAL:CA	1:A:523:GLU:HB2	1	2.14
(1,18)	2:B:152:VAL:CA	1:A:523:GLU:HB3	1	2.14
(1,18)	2:B:152:VAL:CA	1:A:523:GLU:HG2	1	2.14
(1,18)	2:B:152:VAL:CA	1:A:523:GLU:HG3	1	2.14
(1,18)	2:B:152:VAL:CA	1:A:523:GLU:N	1	2.14
(1,18)	2:B:152:VAL:CA	1:A:523:GLU:O	1	2.14
(1,18)	2:B:152:VAL:CA	1:A:523:GLU:OE1	1	2.14
(1,18)	2:B:152:VAL:CA	1:A:523:GLU:OE2	1	2.14
(1,18)	2:B:152:VAL:CA	1:A:524:PHE:C	1	2.14
(1,18)	2:B:152:VAL:CA	1:A:524:PHE:CA	1	2.14
(1,18)	2:B:152:VAL:CA	1:A:524:PHE:CB	1	2.14
(1,18)	2:B:152:VAL:CA	1:A:524:PHE:CD1	1	2.14
(1,18)	2:B:152:VAL:CA	1:A:524:PHE:CD2	1	2.14
(1,18)	2:B:152:VAL:CA	1:A:524:PHE:CE1	1	2.14
(1,18)	2:B:152:VAL:CA	1:A:524:PHE:CE2	1	2.14
(1,18)	2:B:152:VAL:CA	1:A:524:PHE:CG	1	2.14
(1,18)	2:B:152:VAL:CA	1:A:524:PHE:CZ	1	2.14
(1,18)	2:B:152:VAL:CA	1:A:524:PHE:H	1	2.14
(1,18)	2:B:152:VAL:CA	1:A:524:PHE:HA	1	2.14
(1,18)	2:B:152:VAL:CA	1:A:524:PHE:HB2	1	2.14
(1,18)	2:B:152:VAL:CA	1:A:524:PHE:HB3	1	2.14
(1,18)	2:B:152:VAL:CA	1:A:524:PHE:HD1	1	2.14
(1,18)	2:B:152:VAL:CA	1:A:524:PHE:HD2	1	2.14
(1,18)	2:B:152:VAL:CA	1:A:524:PHE:HE1	1	2.14
(1,18)	2:B:152:VAL:CA	1:A:524:PHE:HE2	1	2.14
(1,18)	2:B:152:VAL:CA	1:A:524:PHE:HZ	1	2.14
(1,18)	2:B:152:VAL:CA	1:A:524:PHE:N	1	2.14
(1,18)	2:B:152:VAL:CA	1:A:524:PHE:O	1	2.14
(1,18)	2:B:152:VAL:CA	1:A:525:GLU:C	1	2.14
(1,18)	2:B:152:VAL:CA	1:A:525:GLU:CA	1	2.14
(1,18)	2:B:152:VAL:CA	1:A:525:GLU:CB	1	2.14
(1,18)	2:B:152:VAL:CA	1:A:525:GLU:CD	1	2.14
(1,18)	2:B:152:VAL:CA	1:A:525:GLU:CG	1	2.14
(1,18)	2:B:152:VAL:CA	1:A:525:GLU:H	1	2.14
(1,18)	2:B:152:VAL:CA	1:A:525:GLU:HA	1	2.14
(1,18)	2:B:152:VAL:CA	1:A:525:GLU:HB2	1	2.14
(1,18)	2:B:152:VAL:CA	1:A:525:GLU:HB3	1	2.14

*Continued on next page...*

*Continued from previous page...*

Key	Atom-1	Atom-2	Model ID	Violation (Å)
(1,18)	2:B:152:VAL:CA	1:A:525:GLU:HG2	1	2.14
(1,18)	2:B:152:VAL:CA	1:A:525:GLU:HG3	1	2.14
(1,18)	2:B:152:VAL:CA	1:A:525:GLU:N	1	2.14
(1,18)	2:B:152:VAL:CA	1:A:525:GLU:O	1	2.14
(1,18)	2:B:152:VAL:CA	1:A:525:GLU:OE1	1	2.14
(1,18)	2:B:152:VAL:CA	1:A:525:GLU:OE2	1	2.14
(1,18)	2:B:152:VAL:CA	1:A:526:ASN:C	1	2.14
(1,18)	2:B:152:VAL:CA	1:A:526:ASN:CA	1	2.14
(1,18)	2:B:152:VAL:CA	1:A:526:ASN:CB	1	2.14
(1,18)	2:B:152:VAL:CA	1:A:526:ASN:CG	1	2.14
(1,18)	2:B:152:VAL:CA	1:A:526:ASN:H	1	2.14
(1,18)	2:B:152:VAL:CA	1:A:526:ASN:HA	1	2.14
(1,18)	2:B:152:VAL:CA	1:A:526:ASN:HB2	1	2.14
(1,18)	2:B:152:VAL:CA	1:A:526:ASN:HB3	1	2.14
(1,18)	2:B:152:VAL:CA	1:A:526:ASN:HD21	1	2.14
(1,18)	2:B:152:VAL:CA	1:A:526:ASN:HD22	1	2.14
(1,18)	2:B:152:VAL:CA	1:A:526:ASN:N	1	2.14
(1,18)	2:B:152:VAL:CA	1:A:526:ASN:ND2	1	2.14
(1,18)	2:B:152:VAL:CA	1:A:526:ASN:O	1	2.14
(1,18)	2:B:152:VAL:CA	1:A:526:ASN:OD1	1	2.14
(1,18)	2:B:152:VAL:CA	1:A:527:ALA:C	1	2.14
(1,18)	2:B:152:VAL:CA	1:A:527:ALA:CA	1	2.14
(1,18)	2:B:152:VAL:CA	1:A:527:ALA:CB	1	2.14
(1,18)	2:B:152:VAL:CA	1:A:527:ALA:H	1	2.14
(1,18)	2:B:152:VAL:CA	1:A:527:ALA:HA	1	2.14
(1,18)	2:B:152:VAL:CA	1:A:527:ALA:HB1	1	2.14
(1,18)	2:B:152:VAL:CA	1:A:527:ALA:HB2	1	2.14
(1,18)	2:B:152:VAL:CA	1:A:527:ALA:HB3	1	2.14
(1,18)	2:B:152:VAL:CA	1:A:527:ALA:N	1	2.14
(1,18)	2:B:152:VAL:CA	1:A:527:ALA:O	1	2.14
(1,18)	2:B:152:VAL:CA	1:A:528:ILE:C	1	2.14
(1,18)	2:B:152:VAL:CA	1:A:528:ILE:CA	1	2.14
(1,18)	2:B:152:VAL:CA	1:A:528:ILE:CB	1	2.14
(1,18)	2:B:152:VAL:CA	1:A:528:ILE:CD1	1	2.14
(1,18)	2:B:152:VAL:CA	1:A:528:ILE:CG1	1	2.14
(1,18)	2:B:152:VAL:CA	1:A:528:ILE:CG2	1	2.14
(1,18)	2:B:152:VAL:CA	1:A:528:ILE:H	1	2.14
(1,18)	2:B:152:VAL:CA	1:A:528:ILE:HA	1	2.14
(1,18)	2:B:152:VAL:CA	1:A:528:ILE:HB	1	2.14
(1,18)	2:B:152:VAL:CA	1:A:528:ILE:HD11	1	2.14
(1,18)	2:B:152:VAL:CA	1:A:528:ILE:HD12	1	2.14
(1,18)	2:B:152:VAL:CA	1:A:528:ILE:HD13	1	2.14

*Continued on next page...*

*Continued from previous page...*

Key	Atom-1	Atom-2	Model ID	Violation (Å)
(1,18)	2:B:152:VAL:CA	1:A:528:ILE:HG12	1	2.14
(1,18)	2:B:152:VAL:CA	1:A:528:ILE:HG13	1	2.14
(1,18)	2:B:152:VAL:CA	1:A:528:ILE:HG21	1	2.14
(1,18)	2:B:152:VAL:CA	1:A:528:ILE:HG22	1	2.14
(1,18)	2:B:152:VAL:CA	1:A:528:ILE:HG23	1	2.14
(1,18)	2:B:152:VAL:CA	1:A:528:ILE:N	1	2.14
(1,18)	2:B:152:VAL:CA	1:A:528:ILE:O	1	2.14
(1,18)	2:B:152:VAL:CA	1:A:529:VAL:C	1	2.14
(1,18)	2:B:152:VAL:CA	1:A:529:VAL:CA	1	2.14
(1,18)	2:B:152:VAL:CA	1:A:529:VAL:CB	1	2.14
(1,18)	2:B:152:VAL:CA	1:A:529:VAL:CG1	1	2.14
(1,18)	2:B:152:VAL:CA	1:A:529:VAL:CG2	1	2.14
(1,18)	2:B:152:VAL:CA	1:A:529:VAL:H	1	2.14
(1,18)	2:B:152:VAL:CA	1:A:529:VAL:HA	1	2.14
(1,18)	2:B:152:VAL:CA	1:A:529:VAL:HB	1	2.14
(1,18)	2:B:152:VAL:CA	1:A:529:VAL:HG11	1	2.14
(1,18)	2:B:152:VAL:CA	1:A:529:VAL:HG12	1	2.14
(1,18)	2:B:152:VAL:CA	1:A:529:VAL:HG13	1	2.14
(1,18)	2:B:152:VAL:CA	1:A:529:VAL:HG21	1	2.14
(1,18)	2:B:152:VAL:CA	1:A:529:VAL:HG22	1	2.14
(1,18)	2:B:152:VAL:CA	1:A:529:VAL:HG23	1	2.14
(1,18)	2:B:152:VAL:CA	1:A:529:VAL:N	1	2.14
(1,18)	2:B:152:VAL:CA	1:A:529:VAL:O	1	2.14
(1,18)	2:B:152:VAL:CA	1:A:561:ASP:C	1	2.14
(1,18)	2:B:152:VAL:CA	1:A:561:ASP:CA	1	2.14
(1,18)	2:B:152:VAL:CA	1:A:561:ASP:CB	1	2.14
(1,18)	2:B:152:VAL:CA	1:A:561:ASP:CG	1	2.14
(1,18)	2:B:152:VAL:CA	1:A:561:ASP:H	1	2.14
(1,18)	2:B:152:VAL:CA	1:A:561:ASP:HA	1	2.14
(1,18)	2:B:152:VAL:CA	1:A:561:ASP:HB2	1	2.14
(1,18)	2:B:152:VAL:CA	1:A:561:ASP:HB3	1	2.14
(1,18)	2:B:152:VAL:CA	1:A:561:ASP:N	1	2.14
(1,18)	2:B:152:VAL:CA	1:A:561:ASP:O	1	2.14
(1,18)	2:B:152:VAL:CA	1:A:561:ASP:OD1	1	2.14
(1,18)	2:B:152:VAL:CA	1:A:561:ASP:OD2	1	2.14
(1,18)	2:B:152:VAL:CA	1:A:563:LYS:C	1	2.14
(1,18)	2:B:152:VAL:CA	1:A:563:LYS:CA	1	2.14
(1,18)	2:B:152:VAL:CA	1:A:563:LYS:CB	1	2.14
(1,18)	2:B:152:VAL:CA	1:A:563:LYS:CD	1	2.14
(1,18)	2:B:152:VAL:CA	1:A:563:LYS:CE	1	2.14
(1,18)	2:B:152:VAL:CA	1:A:563:LYS:CG	1	2.14
(1,18)	2:B:152:VAL:CA	1:A:563:LYS:H	1	2.14

*Continued on next page...*



*Continued from previous page...*

Key	Atom-1	Atom-2	Model ID	Violation (Å)
(1,18)	2:B:152:VAL:CA	1:A:563:LYS:HA	1	2.14
(1,18)	2:B:152:VAL:CA	1:A:563:LYS:HB2	1	2.14
(1,18)	2:B:152:VAL:CA	1:A:563:LYS:HB3	1	2.14
(1,18)	2:B:152:VAL:CA	1:A:563:LYS:HD2	1	2.14
(1,18)	2:B:152:VAL:CA	1:A:563:LYS:HD3	1	2.14
(1,18)	2:B:152:VAL:CA	1:A:563:LYS:HE2	1	2.14
(1,18)	2:B:152:VAL:CA	1:A:563:LYS:HE3	1	2.14
(1,18)	2:B:152:VAL:CA	1:A:563:LYS:HG2	1	2.14
(1,18)	2:B:152:VAL:CA	1:A:563:LYS:HG3	1	2.14
(1,18)	2:B:152:VAL:CA	1:A:563:LYS:HZ1	1	2.14
(1,18)	2:B:152:VAL:CA	1:A:563:LYS:HZ2	1	2.14
(1,18)	2:B:152:VAL:CA	1:A:563:LYS:HZ3	1	2.14
(1,18)	2:B:152:VAL:CA	1:A:563:LYS:N	1	2.14
(1,18)	2:B:152:VAL:CA	1:A:563:LYS:NZ	1	2.14
(1,18)	2:B:152:VAL:CA	1:A:563:LYS:O	1	2.14
(1,18)	2:B:152:VAL:CA	1:A:564:ALA:C	1	2.14
(1,18)	2:B:152:VAL:CA	1:A:564:ALA:CA	1	2.14
(1,18)	2:B:152:VAL:CA	1:A:564:ALA:CB	1	2.14
(1,18)	2:B:152:VAL:CA	1:A:564:ALA:H	1	2.14
(1,18)	2:B:152:VAL:CA	1:A:564:ALA:HA	1	2.14
(1,18)	2:B:152:VAL:CA	1:A:564:ALA:HB1	1	2.14
(1,18)	2:B:152:VAL:CA	1:A:564:ALA:HB2	1	2.14
(1,18)	2:B:152:VAL:CA	1:A:564:ALA:HB3	1	2.14
(1,18)	2:B:152:VAL:CA	1:A:564:ALA:N	1	2.14
(1,18)	2:B:152:VAL:CA	1:A:564:ALA:O	1	2.14
(1,18)	2:B:152:VAL:CA	1:A:566:LEU:C	1	2.14
(1,18)	2:B:152:VAL:CA	1:A:566:LEU:CA	1	2.14
(1,18)	2:B:152:VAL:CA	1:A:566:LEU:CB	1	2.14
(1,18)	2:B:152:VAL:CA	1:A:566:LEU:CD1	1	2.14
(1,18)	2:B:152:VAL:CA	1:A:566:LEU:CD2	1	2.14
(1,18)	2:B:152:VAL:CA	1:A:566:LEU:CG	1	2.14
(1,18)	2:B:152:VAL:CA	1:A:566:LEU:H	1	2.14
(1,18)	2:B:152:VAL:CA	1:A:566:LEU:HA	1	2.14
(1,18)	2:B:152:VAL:CA	1:A:566:LEU:HB2	1	2.14
(1,18)	2:B:152:VAL:CA	1:A:566:LEU:HB3	1	2.14
(1,18)	2:B:152:VAL:CA	1:A:566:LEU:HD11	1	2.14
(1,18)	2:B:152:VAL:CA	1:A:566:LEU:HD12	1	2.14
(1,18)	2:B:152:VAL:CA	1:A:566:LEU:HD13	1	2.14
(1,18)	2:B:152:VAL:CA	1:A:566:LEU:HD21	1	2.14
(1,18)	2:B:152:VAL:CA	1:A:566:LEU:HD22	1	2.14
(1,18)	2:B:152:VAL:CA	1:A:566:LEU:HD23	1	2.14
(1,18)	2:B:152:VAL:CA	1:A:566:LEU:HG	1	2.14

*Continued on next page...*

*Continued from previous page...*

Key	Atom-1	Atom-2	Model ID	Violation (Å)
(1,18)	2:B:152:VAL:CA	1:A:566:LEU:N	1	2.14
(1,18)	2:B:152:VAL:CA	1:A:566:LEU:O	1	2.14
(1,18)	2:B:152:VAL:CB	1:A:490:ALA:C	1	2.14
(1,18)	2:B:152:VAL:CB	1:A:490:ALA:CA	1	2.14
(1,18)	2:B:152:VAL:CB	1:A:490:ALA:CB	1	2.14
(1,18)	2:B:152:VAL:CB	1:A:490:ALA:H	1	2.14
(1,18)	2:B:152:VAL:CB	1:A:490:ALA:HA	1	2.14
(1,18)	2:B:152:VAL:CB	1:A:490:ALA:HB1	1	2.14
(1,18)	2:B:152:VAL:CB	1:A:490:ALA:HB2	1	2.14
(1,18)	2:B:152:VAL:CB	1:A:490:ALA:HB3	1	2.14
(1,18)	2:B:152:VAL:CB	1:A:490:ALA:N	1	2.14
(1,18)	2:B:152:VAL:CB	1:A:490:ALA:O	1	2.14
(1,18)	2:B:152:VAL:CB	1:A:514:THR:C	1	2.14
(1,18)	2:B:152:VAL:CB	1:A:514:THR:CA	1	2.14
(1,18)	2:B:152:VAL:CB	1:A:514:THR:CB	1	2.14
(1,18)	2:B:152:VAL:CB	1:A:514:THR:CG2	1	2.14
(1,18)	2:B:152:VAL:CB	1:A:514:THR:H	1	2.14
(1,18)	2:B:152:VAL:CB	1:A:514:THR:HA	1	2.14
(1,18)	2:B:152:VAL:CB	1:A:514:THR:HB	1	2.14
(1,18)	2:B:152:VAL:CB	1:A:514:THR:HG1	1	2.14
(1,18)	2:B:152:VAL:CB	1:A:514:THR:HG21	1	2.14
(1,18)	2:B:152:VAL:CB	1:A:514:THR:HG22	1	2.14
(1,18)	2:B:152:VAL:CB	1:A:514:THR:HG23	1	2.14
(1,18)	2:B:152:VAL:CB	1:A:514:THR:N	1	2.14
(1,18)	2:B:152:VAL:CB	1:A:514:THR:O	1	2.14
(1,18)	2:B:152:VAL:CB	1:A:514:THR:OG1	1	2.14
(1,18)	2:B:152:VAL:CB	1:A:516:ASN:C	1	2.14
(1,18)	2:B:152:VAL:CB	1:A:516:ASN:CA	1	2.14
(1,18)	2:B:152:VAL:CB	1:A:516:ASN:CB	1	2.14
(1,18)	2:B:152:VAL:CB	1:A:516:ASN:CG	1	2.14
(1,18)	2:B:152:VAL:CB	1:A:516:ASN:H	1	2.14
(1,18)	2:B:152:VAL:CB	1:A:516:ASN:HA	1	2.14
(1,18)	2:B:152:VAL:CB	1:A:516:ASN:HB2	1	2.14
(1,18)	2:B:152:VAL:CB	1:A:516:ASN:HB3	1	2.14
(1,18)	2:B:152:VAL:CB	1:A:516:ASN:HD21	1	2.14
(1,18)	2:B:152:VAL:CB	1:A:516:ASN:HD22	1	2.14
(1,18)	2:B:152:VAL:CB	1:A:516:ASN:N	1	2.14
(1,18)	2:B:152:VAL:CB	1:A:516:ASN:ND2	1	2.14
(1,18)	2:B:152:VAL:CB	1:A:516:ASN:O	1	2.14
(1,18)	2:B:152:VAL:CB	1:A:516:ASN:OD1	1	2.14
(1,18)	2:B:152:VAL:CB	1:A:519:GLY:C	1	2.14
(1,18)	2:B:152:VAL:CB	1:A:519:GLY:CA	1	2.14

*Continued on next page...*

*Continued from previous page...*

Key	Atom-1	Atom-2	Model ID	Violation (Å)
(1,18)	2:B:152:VAL:CB	1:A:519:GLY:H	1	2.14
(1,18)	2:B:152:VAL:CB	1:A:519:GLY:HA2	1	2.14
(1,18)	2:B:152:VAL:CB	1:A:519:GLY:HA3	1	2.14
(1,18)	2:B:152:VAL:CB	1:A:519:GLY:N	1	2.14
(1,18)	2:B:152:VAL:CB	1:A:519:GLY:O	1	2.14
(1,18)	2:B:152:VAL:CB	1:A:522:PHE:C	1	2.14
(1,18)	2:B:152:VAL:CB	1:A:522:PHE:CA	1	2.14
(1,18)	2:B:152:VAL:CB	1:A:522:PHE:CB	1	2.14
(1,18)	2:B:152:VAL:CB	1:A:522:PHE:CD1	1	2.14
(1,18)	2:B:152:VAL:CB	1:A:522:PHE:CD2	1	2.14
(1,18)	2:B:152:VAL:CB	1:A:522:PHE:CE1	1	2.14
(1,18)	2:B:152:VAL:CB	1:A:522:PHE:CE2	1	2.14
(1,18)	2:B:152:VAL:CB	1:A:522:PHE:CG	1	2.14
(1,18)	2:B:152:VAL:CB	1:A:522:PHE:CZ	1	2.14
(1,18)	2:B:152:VAL:CB	1:A:522:PHE:H	1	2.14
(1,18)	2:B:152:VAL:CB	1:A:522:PHE:HA	1	2.14
(1,18)	2:B:152:VAL:CB	1:A:522:PHE:HB2	1	2.14
(1,18)	2:B:152:VAL:CB	1:A:522:PHE:HB3	1	2.14
(1,18)	2:B:152:VAL:CB	1:A:522:PHE:HD1	1	2.14
(1,18)	2:B:152:VAL:CB	1:A:522:PHE:HD2	1	2.14
(1,18)	2:B:152:VAL:CB	1:A:522:PHE:HE1	1	2.14
(1,18)	2:B:152:VAL:CB	1:A:522:PHE:HE2	1	2.14
(1,18)	2:B:152:VAL:CB	1:A:522:PHE:HZ	1	2.14
(1,18)	2:B:152:VAL:CB	1:A:522:PHE:N	1	2.14
(1,18)	2:B:152:VAL:CB	1:A:522:PHE:O	1	2.14
(1,18)	2:B:152:VAL:CB	1:A:523:GLU:C	1	2.14
(1,18)	2:B:152:VAL:CB	1:A:523:GLU:CA	1	2.14
(1,18)	2:B:152:VAL:CB	1:A:523:GLU:CB	1	2.14
(1,18)	2:B:152:VAL:CB	1:A:523:GLU:CD	1	2.14
(1,18)	2:B:152:VAL:CB	1:A:523:GLU:CG	1	2.14
(1,18)	2:B:152:VAL:CB	1:A:523:GLU:H	1	2.14
(1,18)	2:B:152:VAL:CB	1:A:523:GLU:HA	1	2.14
(1,18)	2:B:152:VAL:CB	1:A:523:GLU:HB2	1	2.14
(1,18)	2:B:152:VAL:CB	1:A:523:GLU:HB3	1	2.14
(1,18)	2:B:152:VAL:CB	1:A:523:GLU:HG2	1	2.14
(1,18)	2:B:152:VAL:CB	1:A:523:GLU:HG3	1	2.14
(1,18)	2:B:152:VAL:CB	1:A:523:GLU:N	1	2.14
(1,18)	2:B:152:VAL:CB	1:A:523:GLU:O	1	2.14
(1,18)	2:B:152:VAL:CB	1:A:523:GLU:OE1	1	2.14
(1,18)	2:B:152:VAL:CB	1:A:523:GLU:OE2	1	2.14
(1,18)	2:B:152:VAL:CB	1:A:524:PHE:C	1	2.14
(1,18)	2:B:152:VAL:CB	1:A:524:PHE:CA	1	2.14

*Continued on next page...*

*Continued from previous page...*

Key	Atom-1	Atom-2	Model ID	Violation (Å)
(1,18)	2:B:152:VAL:CB	1:A:524:PHE:CB	1	2.14
(1,18)	2:B:152:VAL:CB	1:A:524:PHE:CD1	1	2.14
(1,18)	2:B:152:VAL:CB	1:A:524:PHE:CD2	1	2.14
(1,18)	2:B:152:VAL:CB	1:A:524:PHE:CE1	1	2.14
(1,18)	2:B:152:VAL:CB	1:A:524:PHE:CE2	1	2.14
(1,18)	2:B:152:VAL:CB	1:A:524:PHE:CG	1	2.14
(1,18)	2:B:152:VAL:CB	1:A:524:PHE:CZ	1	2.14
(1,18)	2:B:152:VAL:CB	1:A:524:PHE:H	1	2.14
(1,18)	2:B:152:VAL:CB	1:A:524:PHE:HA	1	2.14
(1,18)	2:B:152:VAL:CB	1:A:524:PHE:HB2	1	2.14
(1,18)	2:B:152:VAL:CB	1:A:524:PHE:HB3	1	2.14
(1,18)	2:B:152:VAL:CB	1:A:524:PHE:HD1	1	2.14
(1,18)	2:B:152:VAL:CB	1:A:524:PHE:HD2	1	2.14
(1,18)	2:B:152:VAL:CB	1:A:524:PHE:HE1	1	2.14
(1,18)	2:B:152:VAL:CB	1:A:524:PHE:HE2	1	2.14
(1,18)	2:B:152:VAL:CB	1:A:524:PHE:HZ	1	2.14
(1,18)	2:B:152:VAL:CB	1:A:524:PHE:N	1	2.14
(1,18)	2:B:152:VAL:CB	1:A:524:PHE:O	1	2.14
(1,18)	2:B:152:VAL:CB	1:A:525:GLU:C	1	2.14
(1,18)	2:B:152:VAL:CB	1:A:525:GLU:CA	1	2.14
(1,18)	2:B:152:VAL:CB	1:A:525:GLU:CB	1	2.14
(1,18)	2:B:152:VAL:CB	1:A:525:GLU:CD	1	2.14
(1,18)	2:B:152:VAL:CB	1:A:525:GLU:CG	1	2.14
(1,18)	2:B:152:VAL:CB	1:A:525:GLU:H	1	2.14
(1,18)	2:B:152:VAL:CB	1:A:525:GLU:HA	1	2.14
(1,18)	2:B:152:VAL:CB	1:A:525:GLU:HB2	1	2.14
(1,18)	2:B:152:VAL:CB	1:A:525:GLU:HB3	1	2.14
(1,18)	2:B:152:VAL:CB	1:A:525:GLU:HG2	1	2.14
(1,18)	2:B:152:VAL:CB	1:A:525:GLU:HG3	1	2.14
(1,18)	2:B:152:VAL:CB	1:A:525:GLU:N	1	2.14
(1,18)	2:B:152:VAL:CB	1:A:525:GLU:O	1	2.14
(1,18)	2:B:152:VAL:CB	1:A:525:GLU:OE1	1	2.14
(1,18)	2:B:152:VAL:CB	1:A:525:GLU:OE2	1	2.14
(1,18)	2:B:152:VAL:CB	1:A:526:ASN:C	1	2.14
(1,18)	2:B:152:VAL:CB	1:A:526:ASN:CA	1	2.14
(1,18)	2:B:152:VAL:CB	1:A:526:ASN:CB	1	2.14
(1,18)	2:B:152:VAL:CB	1:A:526:ASN:CG	1	2.14
(1,18)	2:B:152:VAL:CB	1:A:526:ASN:H	1	2.14
(1,18)	2:B:152:VAL:CB	1:A:526:ASN:HA	1	2.14
(1,18)	2:B:152:VAL:CB	1:A:526:ASN:HB2	1	2.14
(1,18)	2:B:152:VAL:CB	1:A:526:ASN:HB3	1	2.14
(1,18)	2:B:152:VAL:CB	1:A:526:ASN:HD21	1	2.14

*Continued on next page...*

*Continued from previous page...*

Key	Atom-1	Atom-2	Model ID	Violation (Å)
(1,18)	2:B:152:VAL:CB	1:A:526:ASN:HD22	1	2.14
(1,18)	2:B:152:VAL:CB	1:A:526:ASN:N	1	2.14
(1,18)	2:B:152:VAL:CB	1:A:526:ASN:ND2	1	2.14
(1,18)	2:B:152:VAL:CB	1:A:526:ASN:O	1	2.14
(1,18)	2:B:152:VAL:CB	1:A:526:ASN:OD1	1	2.14
(1,18)	2:B:152:VAL:CB	1:A:527:ALA:C	1	2.14
(1,18)	2:B:152:VAL:CB	1:A:527:ALA:CA	1	2.14
(1,18)	2:B:152:VAL:CB	1:A:527:ALA:CB	1	2.14
(1,18)	2:B:152:VAL:CB	1:A:527:ALA:H	1	2.14
(1,18)	2:B:152:VAL:CB	1:A:527:ALA:HA	1	2.14
(1,18)	2:B:152:VAL:CB	1:A:527:ALA:HB1	1	2.14
(1,18)	2:B:152:VAL:CB	1:A:527:ALA:HB2	1	2.14
(1,18)	2:B:152:VAL:CB	1:A:527:ALA:HB3	1	2.14
(1,18)	2:B:152:VAL:CB	1:A:527:ALA:N	1	2.14
(1,18)	2:B:152:VAL:CB	1:A:527:ALA:O	1	2.14
(1,18)	2:B:152:VAL:CB	1:A:528:ILE:C	1	2.14
(1,18)	2:B:152:VAL:CB	1:A:528:ILE:CA	1	2.14
(1,18)	2:B:152:VAL:CB	1:A:528:ILE:CB	1	2.14
(1,18)	2:B:152:VAL:CB	1:A:528:ILE:CD1	1	2.14
(1,18)	2:B:152:VAL:CB	1:A:528:ILE:CG1	1	2.14
(1,18)	2:B:152:VAL:CB	1:A:528:ILE:CG2	1	2.14
(1,18)	2:B:152:VAL:CB	1:A:528:ILE:H	1	2.14
(1,18)	2:B:152:VAL:CB	1:A:528:ILE:HA	1	2.14
(1,18)	2:B:152:VAL:CB	1:A:528:ILE:HB	1	2.14
(1,18)	2:B:152:VAL:CB	1:A:528:ILE:HD11	1	2.14
(1,18)	2:B:152:VAL:CB	1:A:528:ILE:HD12	1	2.14
(1,18)	2:B:152:VAL:CB	1:A:528:ILE:HD13	1	2.14
(1,18)	2:B:152:VAL:CB	1:A:528:ILE:HG12	1	2.14
(1,18)	2:B:152:VAL:CB	1:A:528:ILE:HG13	1	2.14
(1,18)	2:B:152:VAL:CB	1:A:528:ILE:HG21	1	2.14
(1,18)	2:B:152:VAL:CB	1:A:528:ILE:HG22	1	2.14
(1,18)	2:B:152:VAL:CB	1:A:528:ILE:HG23	1	2.14
(1,18)	2:B:152:VAL:CB	1:A:528:ILE:N	1	2.14
(1,18)	2:B:152:VAL:CB	1:A:528:ILE:O	1	2.14
(1,18)	2:B:152:VAL:CB	1:A:529:VAL:C	1	2.14
(1,18)	2:B:152:VAL:CB	1:A:529:VAL:CA	1	2.14
(1,18)	2:B:152:VAL:CB	1:A:529:VAL:CB	1	2.14
(1,18)	2:B:152:VAL:CB	1:A:529:VAL:CG1	1	2.14
(1,18)	2:B:152:VAL:CB	1:A:529:VAL:CG2	1	2.14
(1,18)	2:B:152:VAL:CB	1:A:529:VAL:H	1	2.14
(1,18)	2:B:152:VAL:CB	1:A:529:VAL:HA	1	2.14
(1,18)	2:B:152:VAL:CB	1:A:529:VAL:HB	1	2.14

*Continued on next page...*

*Continued from previous page...*

Key	Atom-1	Atom-2	Model ID	Violation (Å)
(1,18)	2:B:152:VAL:CB	1:A:529:VAL:HG11	1	2.14
(1,18)	2:B:152:VAL:CB	1:A:529:VAL:HG12	1	2.14
(1,18)	2:B:152:VAL:CB	1:A:529:VAL:HG13	1	2.14
(1,18)	2:B:152:VAL:CB	1:A:529:VAL:HG21	1	2.14
(1,18)	2:B:152:VAL:CB	1:A:529:VAL:HG22	1	2.14
(1,18)	2:B:152:VAL:CB	1:A:529:VAL:HG23	1	2.14
(1,18)	2:B:152:VAL:CB	1:A:529:VAL:N	1	2.14
(1,18)	2:B:152:VAL:CB	1:A:529:VAL:O	1	2.14
(1,18)	2:B:152:VAL:CB	1:A:561:ASP:C	1	2.14
(1,18)	2:B:152:VAL:CB	1:A:561:ASP:CA	1	2.14
(1,18)	2:B:152:VAL:CB	1:A:561:ASP:CB	1	2.14
(1,18)	2:B:152:VAL:CB	1:A:561:ASP:CG	1	2.14
(1,18)	2:B:152:VAL:CB	1:A:561:ASP:H	1	2.14
(1,18)	2:B:152:VAL:CB	1:A:561:ASP:HA	1	2.14
(1,18)	2:B:152:VAL:CB	1:A:561:ASP:HB2	1	2.14
(1,18)	2:B:152:VAL:CB	1:A:561:ASP:HB3	1	2.14
(1,18)	2:B:152:VAL:CB	1:A:561:ASP:N	1	2.14
(1,18)	2:B:152:VAL:CB	1:A:561:ASP:O	1	2.14
(1,18)	2:B:152:VAL:CB	1:A:561:ASP:OD1	1	2.14
(1,18)	2:B:152:VAL:CB	1:A:561:ASP:OD2	1	2.14
(1,18)	2:B:152:VAL:CB	1:A:563:LYS:C	1	2.14
(1,18)	2:B:152:VAL:CB	1:A:563:LYS:CA	1	2.14
(1,18)	2:B:152:VAL:CB	1:A:563:LYS:CB	1	2.14
(1,18)	2:B:152:VAL:CB	1:A:563:LYS:CD	1	2.14
(1,18)	2:B:152:VAL:CB	1:A:563:LYS:CE	1	2.14
(1,18)	2:B:152:VAL:CB	1:A:563:LYS:CG	1	2.14
(1,18)	2:B:152:VAL:CB	1:A:563:LYS:H	1	2.14
(1,18)	2:B:152:VAL:CB	1:A:563:LYS:HA	1	2.14
(1,18)	2:B:152:VAL:CB	1:A:563:LYS:HB2	1	2.14
(1,18)	2:B:152:VAL:CB	1:A:563:LYS:HB3	1	2.14
(1,18)	2:B:152:VAL:CB	1:A:563:LYS:HD2	1	2.14
(1,18)	2:B:152:VAL:CB	1:A:563:LYS:HD3	1	2.14
(1,18)	2:B:152:VAL:CB	1:A:563:LYS:HE2	1	2.14
(1,18)	2:B:152:VAL:CB	1:A:563:LYS:HE3	1	2.14
(1,18)	2:B:152:VAL:CB	1:A:563:LYS:HG2	1	2.14
(1,18)	2:B:152:VAL:CB	1:A:563:LYS:HG3	1	2.14
(1,18)	2:B:152:VAL:CB	1:A:563:LYS:HZ1	1	2.14
(1,18)	2:B:152:VAL:CB	1:A:563:LYS:HZ2	1	2.14
(1,18)	2:B:152:VAL:CB	1:A:563:LYS:HZ3	1	2.14
(1,18)	2:B:152:VAL:CB	1:A:563:LYS:N	1	2.14
(1,18)	2:B:152:VAL:CB	1:A:563:LYS:NZ	1	2.14
(1,18)	2:B:152:VAL:CB	1:A:563:LYS:O	1	2.14

*Continued on next page...*

*Continued from previous page...*

Key	Atom-1	Atom-2	Model ID	Violation (Å)
(1,18)	2:B:152:VAL:CB	1:A:564:ALA:C	1	2.14
(1,18)	2:B:152:VAL:CB	1:A:564:ALA:CA	1	2.14
(1,18)	2:B:152:VAL:CB	1:A:564:ALA:CB	1	2.14
(1,18)	2:B:152:VAL:CB	1:A:564:ALA:H	1	2.14
(1,18)	2:B:152:VAL:CB	1:A:564:ALA:HA	1	2.14
(1,18)	2:B:152:VAL:CB	1:A:564:ALA:HB1	1	2.14
(1,18)	2:B:152:VAL:CB	1:A:564:ALA:HB2	1	2.14
(1,18)	2:B:152:VAL:CB	1:A:564:ALA:HB3	1	2.14
(1,18)	2:B:152:VAL:CB	1:A:564:ALA:N	1	2.14
(1,18)	2:B:152:VAL:CB	1:A:564:ALA:O	1	2.14
(1,18)	2:B:152:VAL:CB	1:A:566:LEU:C	1	2.14
(1,18)	2:B:152:VAL:CB	1:A:566:LEU:CA	1	2.14
(1,18)	2:B:152:VAL:CB	1:A:566:LEU:CB	1	2.14
(1,18)	2:B:152:VAL:CB	1:A:566:LEU:CD1	1	2.14
(1,18)	2:B:152:VAL:CB	1:A:566:LEU:CD2	1	2.14
(1,18)	2:B:152:VAL:CB	1:A:566:LEU:CG	1	2.14
(1,18)	2:B:152:VAL:CB	1:A:566:LEU:H	1	2.14
(1,18)	2:B:152:VAL:CB	1:A:566:LEU:HA	1	2.14
(1,18)	2:B:152:VAL:CB	1:A:566:LEU:HB2	1	2.14
(1,18)	2:B:152:VAL:CB	1:A:566:LEU:HB3	1	2.14
(1,18)	2:B:152:VAL:CB	1:A:566:LEU:HD11	1	2.14
(1,18)	2:B:152:VAL:CB	1:A:566:LEU:HD12	1	2.14
(1,18)	2:B:152:VAL:CB	1:A:566:LEU:HD13	1	2.14
(1,18)	2:B:152:VAL:CB	1:A:566:LEU:HD21	1	2.14
(1,18)	2:B:152:VAL:CB	1:A:566:LEU:HD22	1	2.14
(1,18)	2:B:152:VAL:CB	1:A:566:LEU:HD23	1	2.14
(1,18)	2:B:152:VAL:CB	1:A:566:LEU:HG	1	2.14
(1,18)	2:B:152:VAL:CB	1:A:566:LEU:N	1	2.14
(1,18)	2:B:152:VAL:CB	1:A:566:LEU:O	1	2.14
(1,18)	2:B:152:VAL:CG1	1:A:490:ALA:C	1	2.14
(1,18)	2:B:152:VAL:CG1	1:A:490:ALA:CA	1	2.14
(1,18)	2:B:152:VAL:CG1	1:A:490:ALA:CB	1	2.14
(1,18)	2:B:152:VAL:CG1	1:A:490:ALA:H	1	2.14
(1,18)	2:B:152:VAL:CG1	1:A:490:ALA:HA	1	2.14
(1,18)	2:B:152:VAL:CG1	1:A:490:ALA:HB1	1	2.14
(1,18)	2:B:152:VAL:CG1	1:A:490:ALA:HB2	1	2.14
(1,18)	2:B:152:VAL:CG1	1:A:490:ALA:HB3	1	2.14
(1,18)	2:B:152:VAL:CG1	1:A:490:ALA:N	1	2.14
(1,18)	2:B:152:VAL:CG1	1:A:490:ALA:O	1	2.14
(1,18)	2:B:152:VAL:CG1	1:A:514:THR:C	1	2.14
(1,18)	2:B:152:VAL:CG1	1:A:514:THR:CA	1	2.14
(1,18)	2:B:152:VAL:CG1	1:A:514:THR:CB	1	2.14

*Continued on next page...*

*Continued from previous page...*

Key	Atom-1	Atom-2	Model ID	Violation (Å)
(1,18)	2:B:152:VAL:CG1	1:A:514:THR:CG2	1	2.14
(1,18)	2:B:152:VAL:CG1	1:A:514:THR:H	1	2.14
(1,18)	2:B:152:VAL:CG1	1:A:514:THR:HA	1	2.14
(1,18)	2:B:152:VAL:CG1	1:A:514:THR:HB	1	2.14
(1,18)	2:B:152:VAL:CG1	1:A:514:THR:HG1	1	2.14
(1,18)	2:B:152:VAL:CG1	1:A:514:THR:HG21	1	2.14
(1,18)	2:B:152:VAL:CG1	1:A:514:THR:HG22	1	2.14
(1,18)	2:B:152:VAL:CG1	1:A:514:THR:HG23	1	2.14
(1,18)	2:B:152:VAL:CG1	1:A:514:THR:N	1	2.14
(1,18)	2:B:152:VAL:CG1	1:A:514:THR:O	1	2.14
(1,18)	2:B:152:VAL:CG1	1:A:514:THR:OG1	1	2.14
(1,18)	2:B:152:VAL:CG1	1:A:516:ASN:C	1	2.14
(1,18)	2:B:152:VAL:CG1	1:A:516:ASN:CA	1	2.14
(1,18)	2:B:152:VAL:CG1	1:A:516:ASN:CB	1	2.14
(1,18)	2:B:152:VAL:CG1	1:A:516:ASN:CG	1	2.14
(1,18)	2:B:152:VAL:CG1	1:A:516:ASN:H	1	2.14
(1,18)	2:B:152:VAL:CG1	1:A:516:ASN:HA	1	2.14
(1,18)	2:B:152:VAL:CG1	1:A:516:ASN:HB2	1	2.14
(1,18)	2:B:152:VAL:CG1	1:A:516:ASN:HB3	1	2.14
(1,18)	2:B:152:VAL:CG1	1:A:516:ASN:HD21	1	2.14
(1,18)	2:B:152:VAL:CG1	1:A:516:ASN:HD22	1	2.14
(1,18)	2:B:152:VAL:CG1	1:A:516:ASN:N	1	2.14
(1,18)	2:B:152:VAL:CG1	1:A:516:ASN:ND2	1	2.14
(1,18)	2:B:152:VAL:CG1	1:A:516:ASN:O	1	2.14
(1,18)	2:B:152:VAL:CG1	1:A:516:ASN:OD1	1	2.14
(1,18)	2:B:152:VAL:CG1	1:A:519:GLY:C	1	2.14
(1,18)	2:B:152:VAL:CG1	1:A:519:GLY:CA	1	2.14
(1,18)	2:B:152:VAL:CG1	1:A:519:GLY:H	1	2.14
(1,18)	2:B:152:VAL:CG1	1:A:519:GLY:HA2	1	2.14
(1,18)	2:B:152:VAL:CG1	1:A:519:GLY:HA3	1	2.14
(1,18)	2:B:152:VAL:CG1	1:A:519:GLY:N	1	2.14
(1,18)	2:B:152:VAL:CG1	1:A:519:GLY:O	1	2.14
(1,18)	2:B:152:VAL:CG1	1:A:522:PHE:C	1	2.14
(1,18)	2:B:152:VAL:CG1	1:A:522:PHE:CA	1	2.14
(1,18)	2:B:152:VAL:CG1	1:A:522:PHE:CB	1	2.14
(1,18)	2:B:152:VAL:CG1	1:A:522:PHE:CD1	1	2.14
(1,18)	2:B:152:VAL:CG1	1:A:522:PHE:CD2	1	2.14
(1,18)	2:B:152:VAL:CG1	1:A:522:PHE:CE1	1	2.14
(1,18)	2:B:152:VAL:CG1	1:A:522:PHE:CE2	1	2.14
(1,18)	2:B:152:VAL:CG1	1:A:522:PHE:CG	1	2.14
(1,18)	2:B:152:VAL:CG1	1:A:522:PHE:CZ	1	2.14
(1,18)	2:B:152:VAL:CG1	1:A:522:PHE:H	1	2.14

*Continued on next page...*



*Continued from previous page...*

Key	Atom-1	Atom-2	Model ID	Violation (Å)
(1,18)	2:B:152:VAL:CG1	1:A:522:PHE:HA	1	2.14
(1,18)	2:B:152:VAL:CG1	1:A:522:PHE:HB2	1	2.14
(1,18)	2:B:152:VAL:CG1	1:A:522:PHE:HB3	1	2.14
(1,18)	2:B:152:VAL:CG1	1:A:522:PHE:HD1	1	2.14
(1,18)	2:B:152:VAL:CG1	1:A:522:PHE:HD2	1	2.14
(1,18)	2:B:152:VAL:CG1	1:A:522:PHE:HE1	1	2.14
(1,18)	2:B:152:VAL:CG1	1:A:522:PHE:HE2	1	2.14
(1,18)	2:B:152:VAL:CG1	1:A:522:PHE:HZ	1	2.14
(1,18)	2:B:152:VAL:CG1	1:A:522:PHE:N	1	2.14
(1,18)	2:B:152:VAL:CG1	1:A:522:PHE:O	1	2.14
(1,18)	2:B:152:VAL:CG1	1:A:523:GLU:C	1	2.14
(1,18)	2:B:152:VAL:CG1	1:A:523:GLU:CA	1	2.14
(1,18)	2:B:152:VAL:CG1	1:A:523:GLU:CB	1	2.14
(1,18)	2:B:152:VAL:CG1	1:A:523:GLU:CD	1	2.14
(1,18)	2:B:152:VAL:CG1	1:A:523:GLU:CG	1	2.14
(1,18)	2:B:152:VAL:CG1	1:A:523:GLU:H	1	2.14
(1,18)	2:B:152:VAL:CG1	1:A:523:GLU:HA	1	2.14
(1,18)	2:B:152:VAL:CG1	1:A:523:GLU:HB2	1	2.14
(1,18)	2:B:152:VAL:CG1	1:A:523:GLU:HB3	1	2.14
(1,18)	2:B:152:VAL:CG1	1:A:523:GLU:HG2	1	2.14
(1,18)	2:B:152:VAL:CG1	1:A:523:GLU:HG3	1	2.14
(1,18)	2:B:152:VAL:CG1	1:A:523:GLU:N	1	2.14
(1,18)	2:B:152:VAL:CG1	1:A:523:GLU:O	1	2.14
(1,18)	2:B:152:VAL:CG1	1:A:523:GLU:OE1	1	2.14
(1,18)	2:B:152:VAL:CG1	1:A:523:GLU:OE2	1	2.14
(1,18)	2:B:152:VAL:CG1	1:A:524:PHE:C	1	2.14
(1,18)	2:B:152:VAL:CG1	1:A:524:PHE:CA	1	2.14
(1,18)	2:B:152:VAL:CG1	1:A:524:PHE:CB	1	2.14
(1,18)	2:B:152:VAL:CG1	1:A:524:PHE:CD1	1	2.14
(1,18)	2:B:152:VAL:CG1	1:A:524:PHE:CD2	1	2.14
(1,18)	2:B:152:VAL:CG1	1:A:524:PHE:CE1	1	2.14
(1,18)	2:B:152:VAL:CG1	1:A:524:PHE:CE2	1	2.14
(1,18)	2:B:152:VAL:CG1	1:A:524:PHE:CG	1	2.14
(1,18)	2:B:152:VAL:CG1	1:A:524:PHE:CZ	1	2.14
(1,18)	2:B:152:VAL:CG1	1:A:524:PHE:H	1	2.14
(1,18)	2:B:152:VAL:CG1	1:A:524:PHE:HA	1	2.14
(1,18)	2:B:152:VAL:CG1	1:A:524:PHE:HB2	1	2.14
(1,18)	2:B:152:VAL:CG1	1:A:524:PHE:HB3	1	2.14
(1,18)	2:B:152:VAL:CG1	1:A:524:PHE:HD1	1	2.14
(1,18)	2:B:152:VAL:CG1	1:A:524:PHE:HD2	1	2.14
(1,18)	2:B:152:VAL:CG1	1:A:524:PHE:HE1	1	2.14
(1,18)	2:B:152:VAL:CG1	1:A:524:PHE:HE2	1	2.14

*Continued on next page...*

*Continued from previous page...*

Key	Atom-1	Atom-2	Model ID	Violation (Å)
(1,18)	2:B:152:VAL:CG1	1:A:524:PHE:HZ	1	2.14
(1,18)	2:B:152:VAL:CG1	1:A:524:PHE:N	1	2.14
(1,18)	2:B:152:VAL:CG1	1:A:524:PHE:O	1	2.14
(1,18)	2:B:152:VAL:CG1	1:A:525:GLU:C	1	2.14
(1,18)	2:B:152:VAL:CG1	1:A:525:GLU:CA	1	2.14
(1,18)	2:B:152:VAL:CG1	1:A:525:GLU:CB	1	2.14
(1,18)	2:B:152:VAL:CG1	1:A:525:GLU:CD	1	2.14
(1,18)	2:B:152:VAL:CG1	1:A:525:GLU:CG	1	2.14
(1,18)	2:B:152:VAL:CG1	1:A:525:GLU:H	1	2.14
(1,18)	2:B:152:VAL:CG1	1:A:525:GLU:HA	1	2.14
(1,18)	2:B:152:VAL:CG1	1:A:525:GLU:HB2	1	2.14
(1,18)	2:B:152:VAL:CG1	1:A:525:GLU:HB3	1	2.14
(1,18)	2:B:152:VAL:CG1	1:A:525:GLU:HG2	1	2.14
(1,18)	2:B:152:VAL:CG1	1:A:525:GLU:HG3	1	2.14
(1,18)	2:B:152:VAL:CG1	1:A:525:GLU:N	1	2.14
(1,18)	2:B:152:VAL:CG1	1:A:525:GLU:O	1	2.14
(1,18)	2:B:152:VAL:CG1	1:A:525:GLU:OE1	1	2.14
(1,18)	2:B:152:VAL:CG1	1:A:525:GLU:OE2	1	2.14
(1,18)	2:B:152:VAL:CG1	1:A:526:ASN:C	1	2.14
(1,18)	2:B:152:VAL:CG1	1:A:526:ASN:CA	1	2.14
(1,18)	2:B:152:VAL:CG1	1:A:526:ASN:CB	1	2.14
(1,18)	2:B:152:VAL:CG1	1:A:526:ASN:CG	1	2.14
(1,18)	2:B:152:VAL:CG1	1:A:526:ASN:H	1	2.14
(1,18)	2:B:152:VAL:CG1	1:A:526:ASN:HA	1	2.14
(1,18)	2:B:152:VAL:CG1	1:A:526:ASN:HB2	1	2.14
(1,18)	2:B:152:VAL:CG1	1:A:526:ASN:HB3	1	2.14
(1,18)	2:B:152:VAL:CG1	1:A:526:ASN:HD21	1	2.14
(1,18)	2:B:152:VAL:CG1	1:A:526:ASN:HD22	1	2.14
(1,18)	2:B:152:VAL:CG1	1:A:526:ASN:N	1	2.14
(1,18)	2:B:152:VAL:CG1	1:A:526:ASN:ND2	1	2.14
(1,18)	2:B:152:VAL:CG1	1:A:526:ASN:O	1	2.14
(1,18)	2:B:152:VAL:CG1	1:A:526:ASN:OD1	1	2.14
(1,18)	2:B:152:VAL:CG1	1:A:527:ALA:C	1	2.14
(1,18)	2:B:152:VAL:CG1	1:A:527:ALA:CA	1	2.14
(1,18)	2:B:152:VAL:CG1	1:A:527:ALA:CB	1	2.14
(1,18)	2:B:152:VAL:CG1	1:A:527:ALA:H	1	2.14
(1,18)	2:B:152:VAL:CG1	1:A:527:ALA:HA	1	2.14
(1,18)	2:B:152:VAL:CG1	1:A:527:ALA:HB1	1	2.14
(1,18)	2:B:152:VAL:CG1	1:A:527:ALA:HB2	1	2.14
(1,18)	2:B:152:VAL:CG1	1:A:527:ALA:HB3	1	2.14
(1,18)	2:B:152:VAL:CG1	1:A:527:ALA:N	1	2.14
(1,18)	2:B:152:VAL:CG1	1:A:527:ALA:O	1	2.14

*Continued on next page...*

*Continued from previous page...*

Key	Atom-1	Atom-2	Model ID	Violation (Å)
(1,18)	2:B:152:VAL:CG1	1:A:528:ILE:C	1	2.14
(1,18)	2:B:152:VAL:CG1	1:A:528:ILE:CA	1	2.14
(1,18)	2:B:152:VAL:CG1	1:A:528:ILE:CB	1	2.14
(1,18)	2:B:152:VAL:CG1	1:A:528:ILE:CD1	1	2.14
(1,18)	2:B:152:VAL:CG1	1:A:528:ILE:CG1	1	2.14
(1,18)	2:B:152:VAL:CG1	1:A:528:ILE:CG2	1	2.14
(1,18)	2:B:152:VAL:CG1	1:A:528:ILE:H	1	2.14
(1,18)	2:B:152:VAL:CG1	1:A:528:ILE:HA	1	2.14
(1,18)	2:B:152:VAL:CG1	1:A:528:ILE:HB	1	2.14
(1,18)	2:B:152:VAL:CG1	1:A:528:ILE:HD11	1	2.14
(1,18)	2:B:152:VAL:CG1	1:A:528:ILE:HD12	1	2.14
(1,18)	2:B:152:VAL:CG1	1:A:528:ILE:HD13	1	2.14
(1,18)	2:B:152:VAL:CG1	1:A:528:ILE:HG12	1	2.14
(1,18)	2:B:152:VAL:CG1	1:A:528:ILE:HG13	1	2.14
(1,18)	2:B:152:VAL:CG1	1:A:528:ILE:HG21	1	2.14
(1,18)	2:B:152:VAL:CG1	1:A:528:ILE:HG22	1	2.14
(1,18)	2:B:152:VAL:CG1	1:A:528:ILE:HG23	1	2.14
(1,18)	2:B:152:VAL:CG1	1:A:528:ILE:N	1	2.14
(1,18)	2:B:152:VAL:CG1	1:A:528:ILE:O	1	2.14
(1,18)	2:B:152:VAL:CG1	1:A:529:VAL:C	1	2.14
(1,18)	2:B:152:VAL:CG1	1:A:529:VAL:CA	1	2.14
(1,18)	2:B:152:VAL:CG1	1:A:529:VAL:CB	1	2.14
(1,18)	2:B:152:VAL:CG1	1:A:529:VAL:CG1	1	2.14
(1,18)	2:B:152:VAL:CG1	1:A:529:VAL:CG2	1	2.14
(1,18)	2:B:152:VAL:CG1	1:A:529:VAL:H	1	2.14
(1,18)	2:B:152:VAL:CG1	1:A:529:VAL:HA	1	2.14
(1,18)	2:B:152:VAL:CG1	1:A:529:VAL:HB	1	2.14
(1,18)	2:B:152:VAL:CG1	1:A:529:VAL:HG11	1	2.14
(1,18)	2:B:152:VAL:CG1	1:A:529:VAL:HG12	1	2.14
(1,18)	2:B:152:VAL:CG1	1:A:529:VAL:HG13	1	2.14
(1,18)	2:B:152:VAL:CG1	1:A:529:VAL:HG21	1	2.14
(1,18)	2:B:152:VAL:CG1	1:A:529:VAL:HG22	1	2.14
(1,18)	2:B:152:VAL:CG1	1:A:529:VAL:HG23	1	2.14
(1,18)	2:B:152:VAL:CG1	1:A:529:VAL:N	1	2.14
(1,18)	2:B:152:VAL:CG1	1:A:529:VAL:O	1	2.14
(1,18)	2:B:152:VAL:CG1	1:A:561:ASP:C	1	2.14
(1,18)	2:B:152:VAL:CG1	1:A:561:ASP:CA	1	2.14
(1,18)	2:B:152:VAL:CG1	1:A:561:ASP:CB	1	2.14
(1,18)	2:B:152:VAL:CG1	1:A:561:ASP:CG	1	2.14
(1,18)	2:B:152:VAL:CG1	1:A:561:ASP:H	1	2.14
(1,18)	2:B:152:VAL:CG1	1:A:561:ASP:HA	1	2.14
(1,18)	2:B:152:VAL:CG1	1:A:561:ASP:HB2	1	2.14

*Continued on next page...*

*Continued from previous page...*

Key	Atom-1	Atom-2	Model ID	Violation (Å)
(1,18)	2:B:152:VAL:CG1	1:A:561:ASP:HB3	1	2.14
(1,18)	2:B:152:VAL:CG1	1:A:561:ASP:N	1	2.14
(1,18)	2:B:152:VAL:CG1	1:A:561:ASP:O	1	2.14
(1,18)	2:B:152:VAL:CG1	1:A:561:ASP:OD1	1	2.14
(1,18)	2:B:152:VAL:CG1	1:A:561:ASP:OD2	1	2.14
(1,18)	2:B:152:VAL:CG1	1:A:563:LYS:C	1	2.14
(1,18)	2:B:152:VAL:CG1	1:A:563:LYS:CA	1	2.14
(1,18)	2:B:152:VAL:CG1	1:A:563:LYS:CB	1	2.14
(1,18)	2:B:152:VAL:CG1	1:A:563:LYS:CD	1	2.14
(1,18)	2:B:152:VAL:CG1	1:A:563:LYS:CE	1	2.14
(1,18)	2:B:152:VAL:CG1	1:A:563:LYS:CG	1	2.14
(1,18)	2:B:152:VAL:CG1	1:A:563:LYS:H	1	2.14
(1,18)	2:B:152:VAL:CG1	1:A:563:LYS:HA	1	2.14
(1,18)	2:B:152:VAL:CG1	1:A:563:LYS:HB2	1	2.14
(1,18)	2:B:152:VAL:CG1	1:A:563:LYS:HB3	1	2.14
(1,18)	2:B:152:VAL:CG1	1:A:563:LYS:HD2	1	2.14
(1,18)	2:B:152:VAL:CG1	1:A:563:LYS:HD3	1	2.14
(1,18)	2:B:152:VAL:CG1	1:A:563:LYS:HE2	1	2.14
(1,18)	2:B:152:VAL:CG1	1:A:563:LYS:HE3	1	2.14
(1,18)	2:B:152:VAL:CG1	1:A:563:LYS:HG2	1	2.14
(1,18)	2:B:152:VAL:CG1	1:A:563:LYS:HG3	1	2.14
(1,18)	2:B:152:VAL:CG1	1:A:563:LYS:HZ1	1	2.14
(1,18)	2:B:152:VAL:CG1	1:A:563:LYS:HZ2	1	2.14
(1,18)	2:B:152:VAL:CG1	1:A:563:LYS:HZ3	1	2.14
(1,18)	2:B:152:VAL:CG1	1:A:563:LYS:N	1	2.14
(1,18)	2:B:152:VAL:CG1	1:A:563:LYS:NZ	1	2.14
(1,18)	2:B:152:VAL:CG1	1:A:563:LYS:O	1	2.14
(1,18)	2:B:152:VAL:CG1	1:A:564:ALA:C	1	2.14
(1,18)	2:B:152:VAL:CG1	1:A:564:ALA:CA	1	2.14
(1,18)	2:B:152:VAL:CG1	1:A:564:ALA:CB	1	2.14
(1,18)	2:B:152:VAL:CG1	1:A:564:ALA:H	1	2.14
(1,18)	2:B:152:VAL:CG1	1:A:564:ALA:HA	1	2.14
(1,18)	2:B:152:VAL:CG1	1:A:564:ALA:HB1	1	2.14
(1,18)	2:B:152:VAL:CG1	1:A:564:ALA:HB2	1	2.14
(1,18)	2:B:152:VAL:CG1	1:A:564:ALA:HB3	1	2.14
(1,18)	2:B:152:VAL:CG1	1:A:564:ALA:N	1	2.14
(1,18)	2:B:152:VAL:CG1	1:A:564:ALA:O	1	2.14
(1,18)	2:B:152:VAL:CG1	1:A:566:LEU:C	1	2.14
(1,18)	2:B:152:VAL:CG1	1:A:566:LEU:CA	1	2.14
(1,18)	2:B:152:VAL:CG1	1:A:566:LEU:CB	1	2.14
(1,18)	2:B:152:VAL:CG1	1:A:566:LEU:CD1	1	2.14
(1,18)	2:B:152:VAL:CG1	1:A:566:LEU:CD2	1	2.14

*Continued on next page...*

*Continued from previous page...*

Key	Atom-1	Atom-2	Model ID	Violation (Å)
(1,18)	2:B:152:VAL:CG1	1:A:566:LEU:CG	1	2.14
(1,18)	2:B:152:VAL:CG1	1:A:566:LEU:H	1	2.14
(1,18)	2:B:152:VAL:CG1	1:A:566:LEU:HA	1	2.14
(1,18)	2:B:152:VAL:CG1	1:A:566:LEU:HB2	1	2.14
(1,18)	2:B:152:VAL:CG1	1:A:566:LEU:HB3	1	2.14
(1,18)	2:B:152:VAL:CG1	1:A:566:LEU:HD11	1	2.14
(1,18)	2:B:152:VAL:CG1	1:A:566:LEU:HD12	1	2.14
(1,18)	2:B:152:VAL:CG1	1:A:566:LEU:HD13	1	2.14
(1,18)	2:B:152:VAL:CG1	1:A:566:LEU:HD21	1	2.14
(1,18)	2:B:152:VAL:CG1	1:A:566:LEU:HD22	1	2.14
(1,18)	2:B:152:VAL:CG1	1:A:566:LEU:HD23	1	2.14
(1,18)	2:B:152:VAL:CG1	1:A:566:LEU:HG	1	2.14
(1,18)	2:B:152:VAL:CG1	1:A:566:LEU:N	1	2.14
(1,18)	2:B:152:VAL:CG1	1:A:566:LEU:O	1	2.14
(1,18)	2:B:152:VAL:CG2	1:A:490:ALA:C	1	2.14
(1,18)	2:B:152:VAL:CG2	1:A:490:ALA:CA	1	2.14
(1,18)	2:B:152:VAL:CG2	1:A:490:ALA:CB	1	2.14
(1,18)	2:B:152:VAL:CG2	1:A:490:ALA:H	1	2.14
(1,18)	2:B:152:VAL:CG2	1:A:490:ALA:HA	1	2.14
(1,18)	2:B:152:VAL:CG2	1:A:490:ALA:HB1	1	2.14
(1,18)	2:B:152:VAL:CG2	1:A:490:ALA:HB2	1	2.14
(1,18)	2:B:152:VAL:CG2	1:A:490:ALA:HB3	1	2.14
(1,18)	2:B:152:VAL:CG2	1:A:490:ALA:N	1	2.14
(1,18)	2:B:152:VAL:CG2	1:A:490:ALA:O	1	2.14
(1,18)	2:B:152:VAL:CG2	1:A:514:THR:C	1	2.14
(1,18)	2:B:152:VAL:CG2	1:A:514:THR:CA	1	2.14
(1,18)	2:B:152:VAL:CG2	1:A:514:THR:CB	1	2.14
(1,18)	2:B:152:VAL:CG2	1:A:514:THR:CG2	1	2.14
(1,18)	2:B:152:VAL:CG2	1:A:514:THR:H	1	2.14
(1,18)	2:B:152:VAL:CG2	1:A:514:THR:HA	1	2.14
(1,18)	2:B:152:VAL:CG2	1:A:514:THR:HB	1	2.14
(1,18)	2:B:152:VAL:CG2	1:A:514:THR:HG1	1	2.14
(1,18)	2:B:152:VAL:CG2	1:A:514:THR:HG21	1	2.14
(1,18)	2:B:152:VAL:CG2	1:A:514:THR:HG22	1	2.14
(1,18)	2:B:152:VAL:CG2	1:A:514:THR:HG23	1	2.14
(1,18)	2:B:152:VAL:CG2	1:A:514:THR:N	1	2.14
(1,18)	2:B:152:VAL:CG2	1:A:514:THR:O	1	2.14
(1,18)	2:B:152:VAL:CG2	1:A:514:THR:OG1	1	2.14
(1,18)	2:B:152:VAL:CG2	1:A:516:ASN:C	1	2.14
(1,18)	2:B:152:VAL:CG2	1:A:516:ASN:CA	1	2.14
(1,18)	2:B:152:VAL:CG2	1:A:516:ASN:CB	1	2.14
(1,18)	2:B:152:VAL:CG2	1:A:516:ASN:CG	1	2.14

*Continued on next page...*

*Continued from previous page...*

Key	Atom-1	Atom-2	Model ID	Violation (Å)
(1,18)	2:B:152:VAL:CG2	1:A:516:ASN:H	1	2.14
(1,18)	2:B:152:VAL:CG2	1:A:516:ASN:HA	1	2.14
(1,18)	2:B:152:VAL:CG2	1:A:516:ASN:HB2	1	2.14
(1,18)	2:B:152:VAL:CG2	1:A:516:ASN:HB3	1	2.14
(1,18)	2:B:152:VAL:CG2	1:A:516:ASN:HD21	1	2.14
(1,18)	2:B:152:VAL:CG2	1:A:516:ASN:HD22	1	2.14
(1,18)	2:B:152:VAL:CG2	1:A:516:ASN:N	1	2.14
(1,18)	2:B:152:VAL:CG2	1:A:516:ASN:ND2	1	2.14
(1,18)	2:B:152:VAL:CG2	1:A:516:ASN:O	1	2.14
(1,18)	2:B:152:VAL:CG2	1:A:516:ASN:OD1	1	2.14
(1,18)	2:B:152:VAL:CG2	1:A:519:GLY:C	1	2.14
(1,18)	2:B:152:VAL:CG2	1:A:519:GLY:CA	1	2.14
(1,18)	2:B:152:VAL:CG2	1:A:519:GLY:H	1	2.14
(1,18)	2:B:152:VAL:CG2	1:A:519:GLY:HA2	1	2.14
(1,18)	2:B:152:VAL:CG2	1:A:519:GLY:HA3	1	2.14
(1,18)	2:B:152:VAL:CG2	1:A:519:GLY:N	1	2.14
(1,18)	2:B:152:VAL:CG2	1:A:519:GLY:O	1	2.14
(1,18)	2:B:152:VAL:CG2	1:A:522:PHE:C	1	2.14
(1,18)	2:B:152:VAL:CG2	1:A:522:PHE:CA	1	2.14
(1,18)	2:B:152:VAL:CG2	1:A:522:PHE:CB	1	2.14
(1,18)	2:B:152:VAL:CG2	1:A:522:PHE:CD1	1	2.14
(1,18)	2:B:152:VAL:CG2	1:A:522:PHE:CD2	1	2.14
(1,18)	2:B:152:VAL:CG2	1:A:522:PHE:CE1	1	2.14
(1,18)	2:B:152:VAL:CG2	1:A:522:PHE:CE2	1	2.14
(1,18)	2:B:152:VAL:CG2	1:A:522:PHE:CG	1	2.14
(1,18)	2:B:152:VAL:CG2	1:A:522:PHE:CZ	1	2.14
(1,18)	2:B:152:VAL:CG2	1:A:522:PHE:H	1	2.14
(1,18)	2:B:152:VAL:CG2	1:A:522:PHE:HA	1	2.14
(1,18)	2:B:152:VAL:CG2	1:A:522:PHE:HB2	1	2.14
(1,18)	2:B:152:VAL:CG2	1:A:522:PHE:HB3	1	2.14
(1,18)	2:B:152:VAL:CG2	1:A:522:PHE:HD1	1	2.14
(1,18)	2:B:152:VAL:CG2	1:A:522:PHE:HD2	1	2.14
(1,18)	2:B:152:VAL:CG2	1:A:522:PHE:HE1	1	2.14
(1,18)	2:B:152:VAL:CG2	1:A:522:PHE:HE2	1	2.14
(1,18)	2:B:152:VAL:CG2	1:A:522:PHE:HZ	1	2.14
(1,18)	2:B:152:VAL:CG2	1:A:522:PHE:N	1	2.14
(1,18)	2:B:152:VAL:CG2	1:A:522:PHE:O	1	2.14
(1,18)	2:B:152:VAL:CG2	1:A:523:GLU:C	1	2.14
(1,18)	2:B:152:VAL:CG2	1:A:523:GLU:CA	1	2.14
(1,18)	2:B:152:VAL:CG2	1:A:523:GLU:CB	1	2.14
(1,18)	2:B:152:VAL:CG2	1:A:523:GLU:CD	1	2.14
(1,18)	2:B:152:VAL:CG2	1:A:523:GLU:CG	1	2.14

*Continued on next page...*

*Continued from previous page...*

Key	Atom-1	Atom-2	Model ID	Violation (Å)
(1,18)	2:B:152:VAL:CG2	1:A:523:GLU:H	1	2.14
(1,18)	2:B:152:VAL:CG2	1:A:523:GLU:HA	1	2.14
(1,18)	2:B:152:VAL:CG2	1:A:523:GLU:HB2	1	2.14
(1,18)	2:B:152:VAL:CG2	1:A:523:GLU:HB3	1	2.14
(1,18)	2:B:152:VAL:CG2	1:A:523:GLU:HG2	1	2.14
(1,18)	2:B:152:VAL:CG2	1:A:523:GLU:HG3	1	2.14
(1,18)	2:B:152:VAL:CG2	1:A:523:GLU:N	1	2.14
(1,18)	2:B:152:VAL:CG2	1:A:523:GLU:O	1	2.14
(1,18)	2:B:152:VAL:CG2	1:A:523:GLU:OE1	1	2.14
(1,18)	2:B:152:VAL:CG2	1:A:523:GLU:OE2	1	2.14
(1,18)	2:B:152:VAL:CG2	1:A:524:PHE:C	1	2.14
(1,18)	2:B:152:VAL:CG2	1:A:524:PHE:CA	1	2.14
(1,18)	2:B:152:VAL:CG2	1:A:524:PHE:CB	1	2.14
(1,18)	2:B:152:VAL:CG2	1:A:524:PHE:CD1	1	2.14
(1,18)	2:B:152:VAL:CG2	1:A:524:PHE:CD2	1	2.14
(1,18)	2:B:152:VAL:CG2	1:A:524:PHE:CE1	1	2.14
(1,18)	2:B:152:VAL:CG2	1:A:524:PHE:CE2	1	2.14
(1,18)	2:B:152:VAL:CG2	1:A:524:PHE:CG	1	2.14
(1,18)	2:B:152:VAL:CG2	1:A:524:PHE:CZ	1	2.14
(1,18)	2:B:152:VAL:CG2	1:A:524:PHE:H	1	2.14
(1,18)	2:B:152:VAL:CG2	1:A:524:PHE:HA	1	2.14
(1,18)	2:B:152:VAL:CG2	1:A:524:PHE:HB2	1	2.14
(1,18)	2:B:152:VAL:CG2	1:A:524:PHE:HB3	1	2.14
(1,18)	2:B:152:VAL:CG2	1:A:524:PHE:HD1	1	2.14
(1,18)	2:B:152:VAL:CG2	1:A:524:PHE:HD2	1	2.14
(1,18)	2:B:152:VAL:CG2	1:A:524:PHE:HE1	1	2.14
(1,18)	2:B:152:VAL:CG2	1:A:524:PHE:HE2	1	2.14
(1,18)	2:B:152:VAL:CG2	1:A:524:PHE:HZ	1	2.14
(1,18)	2:B:152:VAL:CG2	1:A:524:PHE:N	1	2.14
(1,18)	2:B:152:VAL:CG2	1:A:524:PHE:O	1	2.14
(1,18)	2:B:152:VAL:CG2	1:A:525:GLU:C	1	2.14
(1,18)	2:B:152:VAL:CG2	1:A:525:GLU:CA	1	2.14
(1,18)	2:B:152:VAL:CG2	1:A:525:GLU:CB	1	2.14
(1,18)	2:B:152:VAL:CG2	1:A:525:GLU:CD	1	2.14
(1,18)	2:B:152:VAL:CG2	1:A:525:GLU:CG	1	2.14
(1,18)	2:B:152:VAL:CG2	1:A:525:GLU:H	1	2.14
(1,18)	2:B:152:VAL:CG2	1:A:525:GLU:HA	1	2.14
(1,18)	2:B:152:VAL:CG2	1:A:525:GLU:HB2	1	2.14
(1,18)	2:B:152:VAL:CG2	1:A:525:GLU:HB3	1	2.14
(1,18)	2:B:152:VAL:CG2	1:A:525:GLU:HG2	1	2.14
(1,18)	2:B:152:VAL:CG2	1:A:525:GLU:HG3	1	2.14
(1,18)	2:B:152:VAL:CG2	1:A:525:GLU:N	1	2.14

*Continued on next page...*

*Continued from previous page...*

Key	Atom-1	Atom-2	Model ID	Violation (Å)
(1,18)	2:B:152:VAL:CG2	1:A:525:GLU:O	1	2.14
(1,18)	2:B:152:VAL:CG2	1:A:525:GLU:OE1	1	2.14
(1,18)	2:B:152:VAL:CG2	1:A:525:GLU:OE2	1	2.14
(1,18)	2:B:152:VAL:CG2	1:A:526:ASN:C	1	2.14
(1,18)	2:B:152:VAL:CG2	1:A:526:ASN:CA	1	2.14
(1,18)	2:B:152:VAL:CG2	1:A:526:ASN:CB	1	2.14
(1,18)	2:B:152:VAL:CG2	1:A:526:ASN:CG	1	2.14
(1,18)	2:B:152:VAL:CG2	1:A:526:ASN:H	1	2.14
(1,18)	2:B:152:VAL:CG2	1:A:526:ASN:HA	1	2.14
(1,18)	2:B:152:VAL:CG2	1:A:526:ASN:HB2	1	2.14
(1,18)	2:B:152:VAL:CG2	1:A:526:ASN:HB3	1	2.14
(1,18)	2:B:152:VAL:CG2	1:A:526:ASN:HD21	1	2.14
(1,18)	2:B:152:VAL:CG2	1:A:526:ASN:HD22	1	2.14
(1,18)	2:B:152:VAL:CG2	1:A:526:ASN:N	1	2.14
(1,18)	2:B:152:VAL:CG2	1:A:526:ASN:ND2	1	2.14
(1,18)	2:B:152:VAL:CG2	1:A:526:ASN:O	1	2.14
(1,18)	2:B:152:VAL:CG2	1:A:526:ASN:OD1	1	2.14
(1,18)	2:B:152:VAL:CG2	1:A:527:ALA:C	1	2.14
(1,18)	2:B:152:VAL:CG2	1:A:527:ALA:CA	1	2.14
(1,18)	2:B:152:VAL:CG2	1:A:527:ALA:CB	1	2.14
(1,18)	2:B:152:VAL:CG2	1:A:527:ALA:H	1	2.14
(1,18)	2:B:152:VAL:CG2	1:A:527:ALA:HA	1	2.14
(1,18)	2:B:152:VAL:CG2	1:A:527:ALA:HB1	1	2.14
(1,18)	2:B:152:VAL:CG2	1:A:527:ALA:HB2	1	2.14
(1,18)	2:B:152:VAL:CG2	1:A:527:ALA:HB3	1	2.14
(1,18)	2:B:152:VAL:CG2	1:A:527:ALA:N	1	2.14
(1,18)	2:B:152:VAL:CG2	1:A:527:ALA:O	1	2.14
(1,18)	2:B:152:VAL:CG2	1:A:528:ILE:C	1	2.14
(1,18)	2:B:152:VAL:CG2	1:A:528:ILE:CA	1	2.14
(1,18)	2:B:152:VAL:CG2	1:A:528:ILE:CB	1	2.14
(1,18)	2:B:152:VAL:CG2	1:A:528:ILE:CD1	1	2.14
(1,18)	2:B:152:VAL:CG2	1:A:528:ILE:CG1	1	2.14
(1,18)	2:B:152:VAL:CG2	1:A:528:ILE:CG2	1	2.14
(1,18)	2:B:152:VAL:CG2	1:A:528:ILE:H	1	2.14
(1,18)	2:B:152:VAL:CG2	1:A:528:ILE:HA	1	2.14
(1,18)	2:B:152:VAL:CG2	1:A:528:ILE:HB	1	2.14
(1,18)	2:B:152:VAL:CG2	1:A:528:ILE:HD11	1	2.14
(1,18)	2:B:152:VAL:CG2	1:A:528:ILE:HD12	1	2.14
(1,18)	2:B:152:VAL:CG2	1:A:528:ILE:HD13	1	2.14
(1,18)	2:B:152:VAL:CG2	1:A:528:ILE:HG12	1	2.14
(1,18)	2:B:152:VAL:CG2	1:A:528:ILE:HG13	1	2.14
(1,18)	2:B:152:VAL:CG2	1:A:528:ILE:HG21	1	2.14

*Continued on next page...*



*Continued from previous page...*

Key	Atom-1	Atom-2	Model ID	Violation (Å)
(1,18)	2:B:152:VAL:CG2	1:A:528:ILE:HG22	1	2.14
(1,18)	2:B:152:VAL:CG2	1:A:528:ILE:HG23	1	2.14
(1,18)	2:B:152:VAL:CG2	1:A:528:ILE:N	1	2.14
(1,18)	2:B:152:VAL:CG2	1:A:528:ILE:O	1	2.14
(1,18)	2:B:152:VAL:CG2	1:A:529:VAL:C	1	2.14
(1,18)	2:B:152:VAL:CG2	1:A:529:VAL:CA	1	2.14
(1,18)	2:B:152:VAL:CG2	1:A:529:VAL:CB	1	2.14
(1,18)	2:B:152:VAL:CG2	1:A:529:VAL:CG1	1	2.14
(1,18)	2:B:152:VAL:CG2	1:A:529:VAL:CG2	1	2.14
(1,18)	2:B:152:VAL:CG2	1:A:529:VAL:H	1	2.14
(1,18)	2:B:152:VAL:CG2	1:A:529:VAL:HA	1	2.14
(1,18)	2:B:152:VAL:CG2	1:A:529:VAL:HB	1	2.14
(1,18)	2:B:152:VAL:CG2	1:A:529:VAL:HG11	1	2.14
(1,18)	2:B:152:VAL:CG2	1:A:529:VAL:HG12	1	2.14
(1,18)	2:B:152:VAL:CG2	1:A:529:VAL:HG13	1	2.14
(1,18)	2:B:152:VAL:CG2	1:A:529:VAL:HG21	1	2.14
(1,18)	2:B:152:VAL:CG2	1:A:529:VAL:HG22	1	2.14
(1,18)	2:B:152:VAL:CG2	1:A:529:VAL:HG23	1	2.14
(1,18)	2:B:152:VAL:CG2	1:A:529:VAL:N	1	2.14
(1,18)	2:B:152:VAL:CG2	1:A:529:VAL:O	1	2.14
(1,18)	2:B:152:VAL:CG2	1:A:561:ASP:C	1	2.14
(1,18)	2:B:152:VAL:CG2	1:A:561:ASP:CA	1	2.14
(1,18)	2:B:152:VAL:CG2	1:A:561:ASP:CB	1	2.14
(1,18)	2:B:152:VAL:CG2	1:A:561:ASP:CG	1	2.14
(1,18)	2:B:152:VAL:CG2	1:A:561:ASP:H	1	2.14
(1,18)	2:B:152:VAL:CG2	1:A:561:ASP:HA	1	2.14
(1,18)	2:B:152:VAL:CG2	1:A:561:ASP:HB2	1	2.14
(1,18)	2:B:152:VAL:CG2	1:A:561:ASP:HB3	1	2.14
(1,18)	2:B:152:VAL:CG2	1:A:561:ASP:N	1	2.14
(1,18)	2:B:152:VAL:CG2	1:A:561:ASP:O	1	2.14
(1,18)	2:B:152:VAL:CG2	1:A:561:ASP:OD1	1	2.14
(1,18)	2:B:152:VAL:CG2	1:A:561:ASP:OD2	1	2.14
(1,18)	2:B:152:VAL:CG2	1:A:563:LYS:C	1	2.14
(1,18)	2:B:152:VAL:CG2	1:A:563:LYS:CA	1	2.14
(1,18)	2:B:152:VAL:CG2	1:A:563:LYS:CB	1	2.14
(1,18)	2:B:152:VAL:CG2	1:A:563:LYS:CD	1	2.14
(1,18)	2:B:152:VAL:CG2	1:A:563:LYS:CE	1	2.14
(1,18)	2:B:152:VAL:CG2	1:A:563:LYS:CG	1	2.14
(1,18)	2:B:152:VAL:CG2	1:A:563:LYS:H	1	2.14
(1,18)	2:B:152:VAL:CG2	1:A:563:LYS:HA	1	2.14
(1,18)	2:B:152:VAL:CG2	1:A:563:LYS:HB2	1	2.14
(1,18)	2:B:152:VAL:CG2	1:A:563:LYS:HB3	1	2.14

*Continued on next page...*

*Continued from previous page...*

Key	Atom-1	Atom-2	Model ID	Violation (Å)
(1,18)	2:B:152:VAL:CG2	1:A:563:LYS:HD2	1	2.14
(1,18)	2:B:152:VAL:CG2	1:A:563:LYS:HD3	1	2.14
(1,18)	2:B:152:VAL:CG2	1:A:563:LYS:HE2	1	2.14
(1,18)	2:B:152:VAL:CG2	1:A:563:LYS:HE3	1	2.14
(1,18)	2:B:152:VAL:CG2	1:A:563:LYS:HG2	1	2.14
(1,18)	2:B:152:VAL:CG2	1:A:563:LYS:HG3	1	2.14
(1,18)	2:B:152:VAL:CG2	1:A:563:LYS:HZ1	1	2.14
(1,18)	2:B:152:VAL:CG2	1:A:563:LYS:HZ2	1	2.14
(1,18)	2:B:152:VAL:CG2	1:A:563:LYS:HZ3	1	2.14
(1,18)	2:B:152:VAL:CG2	1:A:563:LYS:N	1	2.14
(1,18)	2:B:152:VAL:CG2	1:A:563:LYS:NZ	1	2.14
(1,18)	2:B:152:VAL:CG2	1:A:563:LYS:O	1	2.14
(1,18)	2:B:152:VAL:CG2	1:A:564:ALA:C	1	2.14
(1,18)	2:B:152:VAL:CG2	1:A:564:ALA:CA	1	2.14
(1,18)	2:B:152:VAL:CG2	1:A:564:ALA:CB	1	2.14
(1,18)	2:B:152:VAL:CG2	1:A:564:ALA:H	1	2.14
(1,18)	2:B:152:VAL:CG2	1:A:564:ALA:HA	1	2.14
(1,18)	2:B:152:VAL:CG2	1:A:564:ALA:HB1	1	2.14
(1,18)	2:B:152:VAL:CG2	1:A:564:ALA:HB2	1	2.14
(1,18)	2:B:152:VAL:CG2	1:A:564:ALA:HB3	1	2.14
(1,18)	2:B:152:VAL:CG2	1:A:564:ALA:N	1	2.14
(1,18)	2:B:152:VAL:CG2	1:A:564:ALA:O	1	2.14
(1,18)	2:B:152:VAL:CG2	1:A:566:LEU:C	1	2.14
(1,18)	2:B:152:VAL:CG2	1:A:566:LEU:CA	1	2.14
(1,18)	2:B:152:VAL:CG2	1:A:566:LEU:CB	1	2.14
(1,18)	2:B:152:VAL:CG2	1:A:566:LEU:CD1	1	2.14
(1,18)	2:B:152:VAL:CG2	1:A:566:LEU:CD2	1	2.14
(1,18)	2:B:152:VAL:CG2	1:A:566:LEU:CG	1	2.14
(1,18)	2:B:152:VAL:CG2	1:A:566:LEU:H	1	2.14
(1,18)	2:B:152:VAL:CG2	1:A:566:LEU:HA	1	2.14
(1,18)	2:B:152:VAL:CG2	1:A:566:LEU:HB2	1	2.14
(1,18)	2:B:152:VAL:CG2	1:A:566:LEU:HB3	1	2.14
(1,18)	2:B:152:VAL:CG2	1:A:566:LEU:HD11	1	2.14
(1,18)	2:B:152:VAL:CG2	1:A:566:LEU:HD12	1	2.14
(1,18)	2:B:152:VAL:CG2	1:A:566:LEU:HD13	1	2.14
(1,18)	2:B:152:VAL:CG2	1:A:566:LEU:HD21	1	2.14
(1,18)	2:B:152:VAL:CG2	1:A:566:LEU:HD22	1	2.14
(1,18)	2:B:152:VAL:CG2	1:A:566:LEU:HD23	1	2.14
(1,18)	2:B:152:VAL:CG2	1:A:566:LEU:HG	1	2.14
(1,18)	2:B:152:VAL:CG2	1:A:566:LEU:N	1	2.14
(1,18)	2:B:152:VAL:CG2	1:A:566:LEU:O	1	2.14
(1,18)	2:B:152:VAL:H	1:A:490:ALA:C	1	2.14

*Continued on next page...*

*Continued from previous page...*

Key	Atom-1	Atom-2	Model ID	Violation (Å)
(1,18)	2:B:152:VAL:H	1:A:490:ALA:CA	1	2.14
(1,18)	2:B:152:VAL:H	1:A:490:ALA:CB	1	2.14
(1,18)	2:B:152:VAL:H	1:A:490:ALA:H	1	2.14
(1,18)	2:B:152:VAL:H	1:A:490:ALA:HA	1	2.14
(1,18)	2:B:152:VAL:H	1:A:490:ALA:HB1	1	2.14
(1,18)	2:B:152:VAL:H	1:A:490:ALA:HB2	1	2.14
(1,18)	2:B:152:VAL:H	1:A:490:ALA:HB3	1	2.14
(1,18)	2:B:152:VAL:H	1:A:490:ALA:N	1	2.14
(1,18)	2:B:152:VAL:H	1:A:490:ALA:O	1	2.14
(1,18)	2:B:152:VAL:H	1:A:514:THR:C	1	2.14
(1,18)	2:B:152:VAL:H	1:A:514:THR:CA	1	2.14
(1,18)	2:B:152:VAL:H	1:A:514:THR:CB	1	2.14
(1,18)	2:B:152:VAL:H	1:A:514:THR:CG2	1	2.14
(1,18)	2:B:152:VAL:H	1:A:514:THR:H	1	2.14
(1,18)	2:B:152:VAL:H	1:A:514:THR:HA	1	2.14
(1,18)	2:B:152:VAL:H	1:A:514:THR:HB	1	2.14
(1,18)	2:B:152:VAL:H	1:A:514:THR:HG1	1	2.14
(1,18)	2:B:152:VAL:H	1:A:514:THR:HG21	1	2.14
(1,18)	2:B:152:VAL:H	1:A:514:THR:HG22	1	2.14
(1,18)	2:B:152:VAL:H	1:A:514:THR:HG23	1	2.14
(1,18)	2:B:152:VAL:H	1:A:514:THR:N	1	2.14
(1,18)	2:B:152:VAL:H	1:A:514:THR:O	1	2.14
(1,18)	2:B:152:VAL:H	1:A:514:THR:OG1	1	2.14
(1,18)	2:B:152:VAL:H	1:A:516:ASN:C	1	2.14
(1,18)	2:B:152:VAL:H	1:A:516:ASN:CA	1	2.14
(1,18)	2:B:152:VAL:H	1:A:516:ASN:CB	1	2.14
(1,18)	2:B:152:VAL:H	1:A:516:ASN:CG	1	2.14
(1,18)	2:B:152:VAL:H	1:A:516:ASN:H	1	2.14
(1,18)	2:B:152:VAL:H	1:A:516:ASN:HA	1	2.14
(1,18)	2:B:152:VAL:H	1:A:516:ASN:HB2	1	2.14
(1,18)	2:B:152:VAL:H	1:A:516:ASN:HB3	1	2.14
(1,18)	2:B:152:VAL:H	1:A:516:ASN:HD21	1	2.14
(1,18)	2:B:152:VAL:H	1:A:516:ASN:HD22	1	2.14
(1,18)	2:B:152:VAL:H	1:A:516:ASN:N	1	2.14
(1,18)	2:B:152:VAL:H	1:A:516:ASN:ND2	1	2.14
(1,18)	2:B:152:VAL:H	1:A:516:ASN:O	1	2.14
(1,18)	2:B:152:VAL:H	1:A:516:ASN:OD1	1	2.14
(1,18)	2:B:152:VAL:H	1:A:519:GLY:C	1	2.14
(1,18)	2:B:152:VAL:H	1:A:519:GLY:CA	1	2.14
(1,18)	2:B:152:VAL:H	1:A:519:GLY:H	1	2.14
(1,18)	2:B:152:VAL:H	1:A:519:GLY:HA2	1	2.14
(1,18)	2:B:152:VAL:H	1:A:519:GLY:HA3	1	2.14

*Continued on next page...*

*Continued from previous page...*

Key	Atom-1	Atom-2	Model ID	Violation (Å)
(1,18)	2:B:152:VAL:H	1:A:519:GLY:N	1	2.14
(1,18)	2:B:152:VAL:H	1:A:519:GLY:O	1	2.14
(1,18)	2:B:152:VAL:H	1:A:522:PHE:C	1	2.14
(1,18)	2:B:152:VAL:H	1:A:522:PHE:CA	1	2.14
(1,18)	2:B:152:VAL:H	1:A:522:PHE:CB	1	2.14
(1,18)	2:B:152:VAL:H	1:A:522:PHE:CD1	1	2.14
(1,18)	2:B:152:VAL:H	1:A:522:PHE:CD2	1	2.14
(1,18)	2:B:152:VAL:H	1:A:522:PHE:CE1	1	2.14
(1,18)	2:B:152:VAL:H	1:A:522:PHE:CE2	1	2.14
(1,18)	2:B:152:VAL:H	1:A:522:PHE:CG	1	2.14
(1,18)	2:B:152:VAL:H	1:A:522:PHE:CZ	1	2.14
(1,18)	2:B:152:VAL:H	1:A:522:PHE:H	1	2.14
(1,18)	2:B:152:VAL:H	1:A:522:PHE:HA	1	2.14
(1,18)	2:B:152:VAL:H	1:A:522:PHE:HB2	1	2.14
(1,18)	2:B:152:VAL:H	1:A:522:PHE:HB3	1	2.14
(1,18)	2:B:152:VAL:H	1:A:522:PHE:HD1	1	2.14
(1,18)	2:B:152:VAL:H	1:A:522:PHE:HD2	1	2.14
(1,18)	2:B:152:VAL:H	1:A:522:PHE:HE1	1	2.14
(1,18)	2:B:152:VAL:H	1:A:522:PHE:HE2	1	2.14
(1,18)	2:B:152:VAL:H	1:A:522:PHE:HZ	1	2.14
(1,18)	2:B:152:VAL:H	1:A:522:PHE:N	1	2.14
(1,18)	2:B:152:VAL:H	1:A:522:PHE:O	1	2.14
(1,18)	2:B:152:VAL:H	1:A:523:GLU:C	1	2.14
(1,18)	2:B:152:VAL:H	1:A:523:GLU:CA	1	2.14
(1,18)	2:B:152:VAL:H	1:A:523:GLU:CB	1	2.14
(1,18)	2:B:152:VAL:H	1:A:523:GLU:CD	1	2.14
(1,18)	2:B:152:VAL:H	1:A:523:GLU:CG	1	2.14
(1,18)	2:B:152:VAL:H	1:A:523:GLU:H	1	2.14
(1,18)	2:B:152:VAL:H	1:A:523:GLU:HA	1	2.14
(1,18)	2:B:152:VAL:H	1:A:523:GLU:HB2	1	2.14
(1,18)	2:B:152:VAL:H	1:A:523:GLU:HB3	1	2.14
(1,18)	2:B:152:VAL:H	1:A:523:GLU:HG2	1	2.14
(1,18)	2:B:152:VAL:H	1:A:523:GLU:HG3	1	2.14
(1,18)	2:B:152:VAL:H	1:A:523:GLU:N	1	2.14
(1,18)	2:B:152:VAL:H	1:A:523:GLU:O	1	2.14
(1,18)	2:B:152:VAL:H	1:A:523:GLU:OE1	1	2.14
(1,18)	2:B:152:VAL:H	1:A:523:GLU:OE2	1	2.14
(1,18)	2:B:152:VAL:H	1:A:524:PHE:C	1	2.14
(1,18)	2:B:152:VAL:H	1:A:524:PHE:CA	1	2.14
(1,18)	2:B:152:VAL:H	1:A:524:PHE:CB	1	2.14
(1,18)	2:B:152:VAL:H	1:A:524:PHE:CD1	1	2.14
(1,18)	2:B:152:VAL:H	1:A:524:PHE:CD2	1	2.14

*Continued on next page...*

*Continued from previous page...*

Key	Atom-1	Atom-2	Model ID	Violation (Å)
(1,18)	2:B:152:VAL:H	1:A:524:PHE:CE1	1	2.14
(1,18)	2:B:152:VAL:H	1:A:524:PHE:CE2	1	2.14
(1,18)	2:B:152:VAL:H	1:A:524:PHE:CG	1	2.14
(1,18)	2:B:152:VAL:H	1:A:524:PHE:CZ	1	2.14
(1,18)	2:B:152:VAL:H	1:A:524:PHE:H	1	2.14
(1,18)	2:B:152:VAL:H	1:A:524:PHE:HA	1	2.14
(1,18)	2:B:152:VAL:H	1:A:524:PHE:HB2	1	2.14
(1,18)	2:B:152:VAL:H	1:A:524:PHE:HB3	1	2.14
(1,18)	2:B:152:VAL:H	1:A:524:PHE:HD1	1	2.14
(1,18)	2:B:152:VAL:H	1:A:524:PHE:HD2	1	2.14
(1,18)	2:B:152:VAL:H	1:A:524:PHE:HE1	1	2.14
(1,18)	2:B:152:VAL:H	1:A:524:PHE:HE2	1	2.14
(1,18)	2:B:152:VAL:H	1:A:524:PHE:HZ	1	2.14
(1,18)	2:B:152:VAL:H	1:A:524:PHE:N	1	2.14
(1,18)	2:B:152:VAL:H	1:A:524:PHE:O	1	2.14
(1,18)	2:B:152:VAL:H	1:A:525:GLU:C	1	2.14
(1,18)	2:B:152:VAL:H	1:A:525:GLU:CA	1	2.14
(1,18)	2:B:152:VAL:H	1:A:525:GLU:CB	1	2.14
(1,18)	2:B:152:VAL:H	1:A:525:GLU:CD	1	2.14
(1,18)	2:B:152:VAL:H	1:A:525:GLU:CG	1	2.14
(1,18)	2:B:152:VAL:H	1:A:525:GLU:H	1	2.14
(1,18)	2:B:152:VAL:H	1:A:525:GLU:HA	1	2.14
(1,18)	2:B:152:VAL:H	1:A:525:GLU:HB2	1	2.14
(1,18)	2:B:152:VAL:H	1:A:525:GLU:HB3	1	2.14
(1,18)	2:B:152:VAL:H	1:A:525:GLU:HG2	1	2.14
(1,18)	2:B:152:VAL:H	1:A:525:GLU:HG3	1	2.14
(1,18)	2:B:152:VAL:H	1:A:525:GLU:N	1	2.14
(1,18)	2:B:152:VAL:H	1:A:525:GLU:O	1	2.14
(1,18)	2:B:152:VAL:H	1:A:525:GLU:OE1	1	2.14
(1,18)	2:B:152:VAL:H	1:A:525:GLU:OE2	1	2.14
(1,18)	2:B:152:VAL:H	1:A:526:ASN:C	1	2.14
(1,18)	2:B:152:VAL:H	1:A:526:ASN:CA	1	2.14
(1,18)	2:B:152:VAL:H	1:A:526:ASN:CB	1	2.14
(1,18)	2:B:152:VAL:H	1:A:526:ASN:CG	1	2.14
(1,18)	2:B:152:VAL:H	1:A:526:ASN:H	1	2.14
(1,18)	2:B:152:VAL:H	1:A:526:ASN:HA	1	2.14
(1,18)	2:B:152:VAL:H	1:A:526:ASN:HB2	1	2.14
(1,18)	2:B:152:VAL:H	1:A:526:ASN:HB3	1	2.14
(1,18)	2:B:152:VAL:H	1:A:526:ASN:HD21	1	2.14
(1,18)	2:B:152:VAL:H	1:A:526:ASN:HD22	1	2.14
(1,18)	2:B:152:VAL:H	1:A:526:ASN:N	1	2.14
(1,18)	2:B:152:VAL:H	1:A:526:ASN:ND2	1	2.14

*Continued on next page...*

*Continued from previous page...*

Key	Atom-1	Atom-2	Model ID	Violation (Å)
(1,18)	2:B:152:VAL:H	1:A:526:ASN:O	1	2.14
(1,18)	2:B:152:VAL:H	1:A:526:ASN:OD1	1	2.14
(1,18)	2:B:152:VAL:H	1:A:527:ALA:C	1	2.14
(1,18)	2:B:152:VAL:H	1:A:527:ALA:CA	1	2.14
(1,18)	2:B:152:VAL:H	1:A:527:ALA:CB	1	2.14
(1,18)	2:B:152:VAL:H	1:A:527:ALA:H	1	2.14
(1,18)	2:B:152:VAL:H	1:A:527:ALA:HA	1	2.14
(1,18)	2:B:152:VAL:H	1:A:527:ALA:HB1	1	2.14
(1,18)	2:B:152:VAL:H	1:A:527:ALA:HB2	1	2.14
(1,18)	2:B:152:VAL:H	1:A:527:ALA:HB3	1	2.14
(1,18)	2:B:152:VAL:H	1:A:527:ALA:N	1	2.14
(1,18)	2:B:152:VAL:H	1:A:527:ALA:O	1	2.14
(1,18)	2:B:152:VAL:H	1:A:528:ILE:C	1	2.14
(1,18)	2:B:152:VAL:H	1:A:528:ILE:CA	1	2.14
(1,18)	2:B:152:VAL:H	1:A:528:ILE:CB	1	2.14
(1,18)	2:B:152:VAL:H	1:A:528:ILE:CD1	1	2.14
(1,18)	2:B:152:VAL:H	1:A:528:ILE:CG1	1	2.14
(1,18)	2:B:152:VAL:H	1:A:528:ILE:CG2	1	2.14
(1,18)	2:B:152:VAL:H	1:A:528:ILE:H	1	2.14
(1,18)	2:B:152:VAL:H	1:A:528:ILE:HA	1	2.14
(1,18)	2:B:152:VAL:H	1:A:528:ILE:HB	1	2.14
(1,18)	2:B:152:VAL:H	1:A:528:ILE:HD11	1	2.14
(1,18)	2:B:152:VAL:H	1:A:528:ILE:HD12	1	2.14
(1,18)	2:B:152:VAL:H	1:A:528:ILE:HD13	1	2.14
(1,18)	2:B:152:VAL:H	1:A:528:ILE:HG12	1	2.14
(1,18)	2:B:152:VAL:H	1:A:528:ILE:HG13	1	2.14
(1,18)	2:B:152:VAL:H	1:A:528:ILE:HG21	1	2.14
(1,18)	2:B:152:VAL:H	1:A:528:ILE:HG22	1	2.14
(1,18)	2:B:152:VAL:H	1:A:528:ILE:HG23	1	2.14
(1,18)	2:B:152:VAL:H	1:A:528:ILE:N	1	2.14
(1,18)	2:B:152:VAL:H	1:A:528:ILE:O	1	2.14
(1,18)	2:B:152:VAL:H	1:A:529:VAL:C	1	2.14
(1,18)	2:B:152:VAL:H	1:A:529:VAL:CA	1	2.14
(1,18)	2:B:152:VAL:H	1:A:529:VAL:CB	1	2.14
(1,18)	2:B:152:VAL:H	1:A:529:VAL:CG1	1	2.14
(1,18)	2:B:152:VAL:H	1:A:529:VAL:CG2	1	2.14
(1,18)	2:B:152:VAL:H	1:A:529:VAL:H	1	2.14
(1,18)	2:B:152:VAL:H	1:A:529:VAL:HA	1	2.14
(1,18)	2:B:152:VAL:H	1:A:529:VAL:HB	1	2.14
(1,18)	2:B:152:VAL:H	1:A:529:VAL:HG11	1	2.14
(1,18)	2:B:152:VAL:H	1:A:529:VAL:HG12	1	2.14
(1,18)	2:B:152:VAL:H	1:A:529:VAL:HG13	1	2.14

*Continued on next page...*

*Continued from previous page...*

Key	Atom-1	Atom-2	Model ID	Violation (Å)
(1,18)	2:B:152:VAL:H	1:A:529:VAL:HG21	1	2.14
(1,18)	2:B:152:VAL:H	1:A:529:VAL:HG22	1	2.14
(1,18)	2:B:152:VAL:H	1:A:529:VAL:HG23	1	2.14
(1,18)	2:B:152:VAL:H	1:A:529:VAL:N	1	2.14
(1,18)	2:B:152:VAL:H	1:A:529:VAL:O	1	2.14
(1,18)	2:B:152:VAL:H	1:A:561:ASP:C	1	2.14
(1,18)	2:B:152:VAL:H	1:A:561:ASP:CA	1	2.14
(1,18)	2:B:152:VAL:H	1:A:561:ASP:CB	1	2.14
(1,18)	2:B:152:VAL:H	1:A:561:ASP:CG	1	2.14
(1,18)	2:B:152:VAL:H	1:A:561:ASP:H	1	2.14
(1,18)	2:B:152:VAL:H	1:A:561:ASP:HA	1	2.14
(1,18)	2:B:152:VAL:H	1:A:561:ASP:HB2	1	2.14
(1,18)	2:B:152:VAL:H	1:A:561:ASP:HB3	1	2.14
(1,18)	2:B:152:VAL:H	1:A:561:ASP:N	1	2.14
(1,18)	2:B:152:VAL:H	1:A:561:ASP:O	1	2.14
(1,18)	2:B:152:VAL:H	1:A:561:ASP:OD1	1	2.14
(1,18)	2:B:152:VAL:H	1:A:561:ASP:OD2	1	2.14
(1,18)	2:B:152:VAL:H	1:A:563:LYS:C	1	2.14
(1,18)	2:B:152:VAL:H	1:A:563:LYS:CA	1	2.14
(1,18)	2:B:152:VAL:H	1:A:563:LYS:CB	1	2.14
(1,18)	2:B:152:VAL:H	1:A:563:LYS:CD	1	2.14
(1,18)	2:B:152:VAL:H	1:A:563:LYS:CE	1	2.14
(1,18)	2:B:152:VAL:H	1:A:563:LYS:CG	1	2.14
(1,18)	2:B:152:VAL:H	1:A:563:LYS:H	1	2.14
(1,18)	2:B:152:VAL:H	1:A:563:LYS:HA	1	2.14
(1,18)	2:B:152:VAL:H	1:A:563:LYS:HB2	1	2.14
(1,18)	2:B:152:VAL:H	1:A:563:LYS:HB3	1	2.14
(1,18)	2:B:152:VAL:H	1:A:563:LYS:HD2	1	2.14
(1,18)	2:B:152:VAL:H	1:A:563:LYS:HD3	1	2.14
(1,18)	2:B:152:VAL:H	1:A:563:LYS:HE2	1	2.14
(1,18)	2:B:152:VAL:H	1:A:563:LYS:HE3	1	2.14
(1,18)	2:B:152:VAL:H	1:A:563:LYS:HG2	1	2.14
(1,18)	2:B:152:VAL:H	1:A:563:LYS:HG3	1	2.14
(1,18)	2:B:152:VAL:H	1:A:563:LYS:HZ1	1	2.14
(1,18)	2:B:152:VAL:H	1:A:563:LYS:HZ2	1	2.14
(1,18)	2:B:152:VAL:H	1:A:563:LYS:HZ3	1	2.14
(1,18)	2:B:152:VAL:H	1:A:563:LYS:N	1	2.14
(1,18)	2:B:152:VAL:H	1:A:563:LYS:NZ	1	2.14
(1,18)	2:B:152:VAL:H	1:A:563:LYS:O	1	2.14
(1,18)	2:B:152:VAL:H	1:A:564:ALA:C	1	2.14
(1,18)	2:B:152:VAL:H	1:A:564:ALA:CA	1	2.14
(1,18)	2:B:152:VAL:H	1:A:564:ALA:CB	1	2.14

*Continued on next page...*

*Continued from previous page...*

Key	Atom-1	Atom-2	Model ID	Violation (Å)
(1,18)	2:B:152:VAL:H	1:A:564:ALA:H	1	2.14
(1,18)	2:B:152:VAL:H	1:A:564:ALA:HA	1	2.14
(1,18)	2:B:152:VAL:H	1:A:564:ALA:HB1	1	2.14
(1,18)	2:B:152:VAL:H	1:A:564:ALA:HB2	1	2.14
(1,18)	2:B:152:VAL:H	1:A:564:ALA:HB3	1	2.14
(1,18)	2:B:152:VAL:H	1:A:564:ALA:N	1	2.14
(1,18)	2:B:152:VAL:H	1:A:564:ALA:O	1	2.14
(1,18)	2:B:152:VAL:H	1:A:566:LEU:C	1	2.14
(1,18)	2:B:152:VAL:H	1:A:566:LEU:CA	1	2.14
(1,18)	2:B:152:VAL:H	1:A:566:LEU:CB	1	2.14
(1,18)	2:B:152:VAL:H	1:A:566:LEU:CD1	1	2.14
(1,18)	2:B:152:VAL:H	1:A:566:LEU:CD2	1	2.14
(1,18)	2:B:152:VAL:H	1:A:566:LEU:CG	1	2.14
(1,18)	2:B:152:VAL:H	1:A:566:LEU:H	1	2.14
(1,18)	2:B:152:VAL:H	1:A:566:LEU:HA	1	2.14
(1,18)	2:B:152:VAL:H	1:A:566:LEU:HB2	1	2.14
(1,18)	2:B:152:VAL:H	1:A:566:LEU:HB3	1	2.14
(1,18)	2:B:152:VAL:H	1:A:566:LEU:HD11	1	2.14
(1,18)	2:B:152:VAL:H	1:A:566:LEU:HD12	1	2.14
(1,18)	2:B:152:VAL:H	1:A:566:LEU:HD13	1	2.14
(1,18)	2:B:152:VAL:H	1:A:566:LEU:HD21	1	2.14
(1,18)	2:B:152:VAL:H	1:A:566:LEU:HD22	1	2.14
(1,18)	2:B:152:VAL:H	1:A:566:LEU:HD23	1	2.14
(1,18)	2:B:152:VAL:H	1:A:566:LEU:HG	1	2.14
(1,18)	2:B:152:VAL:H	1:A:566:LEU:N	1	2.14
(1,18)	2:B:152:VAL:H	1:A:566:LEU:O	1	2.14
(1,18)	2:B:152:VAL:HA	1:A:490:ALA:C	1	2.14
(1,18)	2:B:152:VAL:HA	1:A:490:ALA:CA	1	2.14
(1,18)	2:B:152:VAL:HA	1:A:490:ALA:CB	1	2.14
(1,18)	2:B:152:VAL:HA	1:A:490:ALA:H	1	2.14
(1,18)	2:B:152:VAL:HA	1:A:490:ALA:HA	1	2.14
(1,18)	2:B:152:VAL:HA	1:A:490:ALA:HB1	1	2.14
(1,18)	2:B:152:VAL:HA	1:A:490:ALA:HB2	1	2.14
(1,18)	2:B:152:VAL:HA	1:A:490:ALA:HB3	1	2.14
(1,18)	2:B:152:VAL:HA	1:A:490:ALA:N	1	2.14
(1,18)	2:B:152:VAL:HA	1:A:490:ALA:O	1	2.14
(1,18)	2:B:152:VAL:HA	1:A:514:THR:C	1	2.14
(1,18)	2:B:152:VAL:HA	1:A:514:THR:CA	1	2.14
(1,18)	2:B:152:VAL:HA	1:A:514:THR:CB	1	2.14
(1,18)	2:B:152:VAL:HA	1:A:514:THR:CG2	1	2.14
(1,18)	2:B:152:VAL:HA	1:A:514:THR:H	1	2.14
(1,18)	2:B:152:VAL:HA	1:A:514:THR:HA	1	2.14

*Continued on next page...*



*Continued from previous page...*

Key	Atom-1	Atom-2	Model ID	Violation (Å)
(1,18)	2:B:152:VAL:HA	1:A:514:THR:HB	1	2.14
(1,18)	2:B:152:VAL:HA	1:A:514:THR:HG1	1	2.14
(1,18)	2:B:152:VAL:HA	1:A:514:THR:HG21	1	2.14
(1,18)	2:B:152:VAL:HA	1:A:514:THR:HG22	1	2.14
(1,18)	2:B:152:VAL:HA	1:A:514:THR:HG23	1	2.14
(1,18)	2:B:152:VAL:HA	1:A:514:THR:N	1	2.14
(1,18)	2:B:152:VAL:HA	1:A:514:THR:O	1	2.14
(1,18)	2:B:152:VAL:HA	1:A:514:THR:OG1	1	2.14
(1,18)	2:B:152:VAL:HA	1:A:516:ASN:C	1	2.14
(1,18)	2:B:152:VAL:HA	1:A:516:ASN:CA	1	2.14
(1,18)	2:B:152:VAL:HA	1:A:516:ASN:CB	1	2.14
(1,18)	2:B:152:VAL:HA	1:A:516:ASN:CG	1	2.14
(1,18)	2:B:152:VAL:HA	1:A:516:ASN:H	1	2.14
(1,18)	2:B:152:VAL:HA	1:A:516:ASN:HA	1	2.14
(1,18)	2:B:152:VAL:HA	1:A:516:ASN:HB2	1	2.14
(1,18)	2:B:152:VAL:HA	1:A:516:ASN:HB3	1	2.14
(1,18)	2:B:152:VAL:HA	1:A:516:ASN:HD21	1	2.14
(1,18)	2:B:152:VAL:HA	1:A:516:ASN:HD22	1	2.14
(1,18)	2:B:152:VAL:HA	1:A:516:ASN:N	1	2.14
(1,18)	2:B:152:VAL:HA	1:A:516:ASN:ND2	1	2.14
(1,18)	2:B:152:VAL:HA	1:A:516:ASN:O	1	2.14
(1,18)	2:B:152:VAL:HA	1:A:516:ASN:OD1	1	2.14
(1,18)	2:B:152:VAL:HA	1:A:519:GLY:C	1	2.14
(1,18)	2:B:152:VAL:HA	1:A:519:GLY:CA	1	2.14
(1,18)	2:B:152:VAL:HA	1:A:519:GLY:H	1	2.14
(1,18)	2:B:152:VAL:HA	1:A:519:GLY:HA2	1	2.14
(1,18)	2:B:152:VAL:HA	1:A:519:GLY:HA3	1	2.14
(1,18)	2:B:152:VAL:HA	1:A:519:GLY:N	1	2.14
(1,18)	2:B:152:VAL:HA	1:A:519:GLY:O	1	2.14
(1,18)	2:B:152:VAL:HA	1:A:522:PHE:C	1	2.14
(1,18)	2:B:152:VAL:HA	1:A:522:PHE:CA	1	2.14
(1,18)	2:B:152:VAL:HA	1:A:522:PHE:CB	1	2.14
(1,18)	2:B:152:VAL:HA	1:A:522:PHE:CD1	1	2.14
(1,18)	2:B:152:VAL:HA	1:A:522:PHE:CD2	1	2.14
(1,18)	2:B:152:VAL:HA	1:A:522:PHE:CE1	1	2.14
(1,18)	2:B:152:VAL:HA	1:A:522:PHE:CE2	1	2.14
(1,18)	2:B:152:VAL:HA	1:A:522:PHE:CG	1	2.14
(1,18)	2:B:152:VAL:HA	1:A:522:PHE:CZ	1	2.14
(1,18)	2:B:152:VAL:HA	1:A:522:PHE:H	1	2.14
(1,18)	2:B:152:VAL:HA	1:A:522:PHE:HA	1	2.14
(1,18)	2:B:152:VAL:HA	1:A:522:PHE:HB2	1	2.14
(1,18)	2:B:152:VAL:HA	1:A:522:PHE:HB3	1	2.14

*Continued on next page...*

*Continued from previous page...*

Key	Atom-1	Atom-2	Model ID	Violation (Å)
(1,18)	2:B:152:VAL:HA	1:A:522:PHE:HD1	1	2.14
(1,18)	2:B:152:VAL:HA	1:A:522:PHE:HD2	1	2.14
(1,18)	2:B:152:VAL:HA	1:A:522:PHE:HE1	1	2.14
(1,18)	2:B:152:VAL:HA	1:A:522:PHE:HE2	1	2.14
(1,18)	2:B:152:VAL:HA	1:A:522:PHE:HZ	1	2.14
(1,18)	2:B:152:VAL:HA	1:A:522:PHE:N	1	2.14
(1,18)	2:B:152:VAL:HA	1:A:522:PHE:O	1	2.14
(1,18)	2:B:152:VAL:HA	1:A:523:GLU:C	1	2.14
(1,18)	2:B:152:VAL:HA	1:A:523:GLU:CA	1	2.14
(1,18)	2:B:152:VAL:HA	1:A:523:GLU:CB	1	2.14
(1,18)	2:B:152:VAL:HA	1:A:523:GLU:CD	1	2.14
(1,18)	2:B:152:VAL:HA	1:A:523:GLU:CG	1	2.14
(1,18)	2:B:152:VAL:HA	1:A:523:GLU:H	1	2.14
(1,18)	2:B:152:VAL:HA	1:A:523:GLU:HA	1	2.14
(1,18)	2:B:152:VAL:HA	1:A:523:GLU:HB2	1	2.14
(1,18)	2:B:152:VAL:HA	1:A:523:GLU:HB3	1	2.14
(1,18)	2:B:152:VAL:HA	1:A:523:GLU:HG2	1	2.14
(1,18)	2:B:152:VAL:HA	1:A:523:GLU:HG3	1	2.14
(1,18)	2:B:152:VAL:HA	1:A:523:GLU:N	1	2.14
(1,18)	2:B:152:VAL:HA	1:A:523:GLU:O	1	2.14
(1,18)	2:B:152:VAL:HA	1:A:523:GLU:OE1	1	2.14
(1,18)	2:B:152:VAL:HA	1:A:523:GLU:OE2	1	2.14
(1,18)	2:B:152:VAL:HA	1:A:524:PHE:C	1	2.14
(1,18)	2:B:152:VAL:HA	1:A:524:PHE:CA	1	2.14
(1,18)	2:B:152:VAL:HA	1:A:524:PHE:CB	1	2.14
(1,18)	2:B:152:VAL:HA	1:A:524:PHE:CD1	1	2.14
(1,18)	2:B:152:VAL:HA	1:A:524:PHE:CD2	1	2.14
(1,18)	2:B:152:VAL:HA	1:A:524:PHE:CE1	1	2.14
(1,18)	2:B:152:VAL:HA	1:A:524:PHE:CE2	1	2.14
(1,18)	2:B:152:VAL:HA	1:A:524:PHE:CG	1	2.14
(1,18)	2:B:152:VAL:HA	1:A:524:PHE:CZ	1	2.14
(1,18)	2:B:152:VAL:HA	1:A:524:PHE:H	1	2.14
(1,18)	2:B:152:VAL:HA	1:A:524:PHE:HA	1	2.14
(1,18)	2:B:152:VAL:HA	1:A:524:PHE:HB2	1	2.14
(1,18)	2:B:152:VAL:HA	1:A:524:PHE:HB3	1	2.14
(1,18)	2:B:152:VAL:HA	1:A:524:PHE:HD1	1	2.14
(1,18)	2:B:152:VAL:HA	1:A:524:PHE:HD2	1	2.14
(1,18)	2:B:152:VAL:HA	1:A:524:PHE:HE1	1	2.14
(1,18)	2:B:152:VAL:HA	1:A:524:PHE:HE2	1	2.14
(1,18)	2:B:152:VAL:HA	1:A:524:PHE:HZ	1	2.14
(1,18)	2:B:152:VAL:HA	1:A:524:PHE:N	1	2.14
(1,18)	2:B:152:VAL:HA	1:A:524:PHE:O	1	2.14

*Continued on next page...*

*Continued from previous page...*

Key	Atom-1	Atom-2	Model ID	Violation (Å)
(1,18)	2:B:152:VAL:HA	1:A:525:GLU:C	1	2.14
(1,18)	2:B:152:VAL:HA	1:A:525:GLU:CA	1	2.14
(1,18)	2:B:152:VAL:HA	1:A:525:GLU:CB	1	2.14
(1,18)	2:B:152:VAL:HA	1:A:525:GLU:CD	1	2.14
(1,18)	2:B:152:VAL:HA	1:A:525:GLU:CG	1	2.14
(1,18)	2:B:152:VAL:HA	1:A:525:GLU:H	1	2.14
(1,18)	2:B:152:VAL:HA	1:A:525:GLU:HA	1	2.14
(1,18)	2:B:152:VAL:HA	1:A:525:GLU:HB2	1	2.14
(1,18)	2:B:152:VAL:HA	1:A:525:GLU:HB3	1	2.14
(1,18)	2:B:152:VAL:HA	1:A:525:GLU:HG2	1	2.14
(1,18)	2:B:152:VAL:HA	1:A:525:GLU:HG3	1	2.14
(1,18)	2:B:152:VAL:HA	1:A:525:GLU:N	1	2.14
(1,18)	2:B:152:VAL:HA	1:A:525:GLU:O	1	2.14
(1,18)	2:B:152:VAL:HA	1:A:525:GLU:OE1	1	2.14
(1,18)	2:B:152:VAL:HA	1:A:525:GLU:OE2	1	2.14
(1,18)	2:B:152:VAL:HA	1:A:526:ASN:C	1	2.14
(1,18)	2:B:152:VAL:HA	1:A:526:ASN:CA	1	2.14
(1,18)	2:B:152:VAL:HA	1:A:526:ASN:CB	1	2.14
(1,18)	2:B:152:VAL:HA	1:A:526:ASN:CG	1	2.14
(1,18)	2:B:152:VAL:HA	1:A:526:ASN:H	1	2.14
(1,18)	2:B:152:VAL:HA	1:A:526:ASN:HA	1	2.14
(1,18)	2:B:152:VAL:HA	1:A:526:ASN:HB2	1	2.14
(1,18)	2:B:152:VAL:HA	1:A:526:ASN:HB3	1	2.14
(1,18)	2:B:152:VAL:HA	1:A:526:ASN:HD21	1	2.14
(1,18)	2:B:152:VAL:HA	1:A:526:ASN:HD22	1	2.14
(1,18)	2:B:152:VAL:HA	1:A:526:ASN:N	1	2.14
(1,18)	2:B:152:VAL:HA	1:A:526:ASN:ND2	1	2.14
(1,18)	2:B:152:VAL:HA	1:A:526:ASN:O	1	2.14
(1,18)	2:B:152:VAL:HA	1:A:526:ASN:OD1	1	2.14
(1,18)	2:B:152:VAL:HA	1:A:527:ALA:C	1	2.14
(1,18)	2:B:152:VAL:HA	1:A:527:ALA:CA	1	2.14
(1,18)	2:B:152:VAL:HA	1:A:527:ALA:CB	1	2.14
(1,18)	2:B:152:VAL:HA	1:A:527:ALA:H	1	2.14
(1,18)	2:B:152:VAL:HA	1:A:527:ALA:HA	1	2.14
(1,18)	2:B:152:VAL:HA	1:A:527:ALA:HB1	1	2.14
(1,18)	2:B:152:VAL:HA	1:A:527:ALA:HB2	1	2.14
(1,18)	2:B:152:VAL:HA	1:A:527:ALA:HB3	1	2.14
(1,18)	2:B:152:VAL:HA	1:A:527:ALA:N	1	2.14
(1,18)	2:B:152:VAL:HA	1:A:527:ALA:O	1	2.14
(1,18)	2:B:152:VAL:HA	1:A:528:ILE:C	1	2.14
(1,18)	2:B:152:VAL:HA	1:A:528:ILE:CA	1	2.14
(1,18)	2:B:152:VAL:HA	1:A:528:ILE:CB	1	2.14

*Continued on next page...*

*Continued from previous page...*

Key	Atom-1	Atom-2	Model ID	Violation (Å)
(1,18)	2:B:152:VAL:HA	1:A:528:ILE:CD1	1	2.14
(1,18)	2:B:152:VAL:HA	1:A:528:ILE:CG1	1	2.14
(1,18)	2:B:152:VAL:HA	1:A:528:ILE:CG2	1	2.14
(1,18)	2:B:152:VAL:HA	1:A:528:ILE:H	1	2.14
(1,18)	2:B:152:VAL:HA	1:A:528:ILE:HA	1	2.14
(1,18)	2:B:152:VAL:HA	1:A:528:ILE:HB	1	2.14
(1,18)	2:B:152:VAL:HA	1:A:528:ILE:HD11	1	2.14
(1,18)	2:B:152:VAL:HA	1:A:528:ILE:HD12	1	2.14
(1,18)	2:B:152:VAL:HA	1:A:528:ILE:HD13	1	2.14
(1,18)	2:B:152:VAL:HA	1:A:528:ILE:HG12	1	2.14
(1,18)	2:B:152:VAL:HA	1:A:528:ILE:HG13	1	2.14
(1,18)	2:B:152:VAL:HA	1:A:528:ILE:HG21	1	2.14
(1,18)	2:B:152:VAL:HA	1:A:528:ILE:HG22	1	2.14
(1,18)	2:B:152:VAL:HA	1:A:528:ILE:HG23	1	2.14
(1,18)	2:B:152:VAL:HA	1:A:528:ILE:N	1	2.14
(1,18)	2:B:152:VAL:HA	1:A:528:ILE:O	1	2.14
(1,18)	2:B:152:VAL:HA	1:A:529:VAL:C	1	2.14
(1,18)	2:B:152:VAL:HA	1:A:529:VAL:CA	1	2.14
(1,18)	2:B:152:VAL:HA	1:A:529:VAL:CB	1	2.14
(1,18)	2:B:152:VAL:HA	1:A:529:VAL:CG1	1	2.14
(1,18)	2:B:152:VAL:HA	1:A:529:VAL:CG2	1	2.14
(1,18)	2:B:152:VAL:HA	1:A:529:VAL:H	1	2.14
(1,18)	2:B:152:VAL:HA	1:A:529:VAL:HA	1	2.14
(1,18)	2:B:152:VAL:HA	1:A:529:VAL:HB	1	2.14
(1,18)	2:B:152:VAL:HA	1:A:529:VAL:HG11	1	2.14
(1,18)	2:B:152:VAL:HA	1:A:529:VAL:HG12	1	2.14
(1,18)	2:B:152:VAL:HA	1:A:529:VAL:HG13	1	2.14
(1,18)	2:B:152:VAL:HA	1:A:529:VAL:HG21	1	2.14
(1,18)	2:B:152:VAL:HA	1:A:529:VAL:HG22	1	2.14
(1,18)	2:B:152:VAL:HA	1:A:529:VAL:HG23	1	2.14
(1,18)	2:B:152:VAL:HA	1:A:529:VAL:N	1	2.14
(1,18)	2:B:152:VAL:HA	1:A:529:VAL:O	1	2.14
(1,18)	2:B:152:VAL:HA	1:A:561:ASP:C	1	2.14
(1,18)	2:B:152:VAL:HA	1:A:561:ASP:CA	1	2.14
(1,18)	2:B:152:VAL:HA	1:A:561:ASP:CB	1	2.14
(1,18)	2:B:152:VAL:HA	1:A:561:ASP:CG	1	2.14
(1,18)	2:B:152:VAL:HA	1:A:561:ASP:H	1	2.14
(1,18)	2:B:152:VAL:HA	1:A:561:ASP:HA	1	2.14
(1,18)	2:B:152:VAL:HA	1:A:561:ASP:HB2	1	2.14
(1,18)	2:B:152:VAL:HA	1:A:561:ASP:HB3	1	2.14
(1,18)	2:B:152:VAL:HA	1:A:561:ASP:N	1	2.14
(1,18)	2:B:152:VAL:HA	1:A:561:ASP:O	1	2.14

*Continued on next page...*

*Continued from previous page...*

Key	Atom-1	Atom-2	Model ID	Violation (Å)
(1,18)	2:B:152:VAL:HA	1:A:561:ASP:OD1	1	2.14
(1,18)	2:B:152:VAL:HA	1:A:561:ASP:OD2	1	2.14
(1,18)	2:B:152:VAL:HA	1:A:563:LYS:C	1	2.14
(1,18)	2:B:152:VAL:HA	1:A:563:LYS:CA	1	2.14
(1,18)	2:B:152:VAL:HA	1:A:563:LYS:CB	1	2.14
(1,18)	2:B:152:VAL:HA	1:A:563:LYS:CD	1	2.14
(1,18)	2:B:152:VAL:HA	1:A:563:LYS:CE	1	2.14
(1,18)	2:B:152:VAL:HA	1:A:563:LYS:CG	1	2.14
(1,18)	2:B:152:VAL:HA	1:A:563:LYS:H	1	2.14
(1,18)	2:B:152:VAL:HA	1:A:563:LYS:HA	1	2.14
(1,18)	2:B:152:VAL:HA	1:A:563:LYS:HB2	1	2.14
(1,18)	2:B:152:VAL:HA	1:A:563:LYS:HB3	1	2.14
(1,18)	2:B:152:VAL:HA	1:A:563:LYS:HD2	1	2.14
(1,18)	2:B:152:VAL:HA	1:A:563:LYS:HD3	1	2.14
(1,18)	2:B:152:VAL:HA	1:A:563:LYS:HE2	1	2.14
(1,18)	2:B:152:VAL:HA	1:A:563:LYS:HE3	1	2.14
(1,18)	2:B:152:VAL:HA	1:A:563:LYS:HG2	1	2.14
(1,18)	2:B:152:VAL:HA	1:A:563:LYS:HG3	1	2.14
(1,18)	2:B:152:VAL:HA	1:A:563:LYS:HZ1	1	2.14
(1,18)	2:B:152:VAL:HA	1:A:563:LYS:HZ2	1	2.14
(1,18)	2:B:152:VAL:HA	1:A:563:LYS:HZ3	1	2.14
(1,18)	2:B:152:VAL:HA	1:A:563:LYS:N	1	2.14
(1,18)	2:B:152:VAL:HA	1:A:563:LYS:NZ	1	2.14
(1,18)	2:B:152:VAL:HA	1:A:563:LYS:O	1	2.14
(1,18)	2:B:152:VAL:HA	1:A:564:ALA:C	1	2.14
(1,18)	2:B:152:VAL:HA	1:A:564:ALA:CA	1	2.14
(1,18)	2:B:152:VAL:HA	1:A:564:ALA:CB	1	2.14
(1,18)	2:B:152:VAL:HA	1:A:564:ALA:H	1	2.14
(1,18)	2:B:152:VAL:HA	1:A:564:ALA:HA	1	2.14
(1,18)	2:B:152:VAL:HA	1:A:564:ALA:HB1	1	2.14
(1,18)	2:B:152:VAL:HA	1:A:564:ALA:HB2	1	2.14
(1,18)	2:B:152:VAL:HA	1:A:564:ALA:HB3	1	2.14
(1,18)	2:B:152:VAL:HA	1:A:564:ALA:N	1	2.14
(1,18)	2:B:152:VAL:HA	1:A:564:ALA:O	1	2.14
(1,18)	2:B:152:VAL:HA	1:A:566:LEU:C	1	2.14
(1,18)	2:B:152:VAL:HA	1:A:566:LEU:CA	1	2.14
(1,18)	2:B:152:VAL:HA	1:A:566:LEU:CB	1	2.14
(1,18)	2:B:152:VAL:HA	1:A:566:LEU:CD1	1	2.14
(1,18)	2:B:152:VAL:HA	1:A:566:LEU:CD2	1	2.14
(1,18)	2:B:152:VAL:HA	1:A:566:LEU:CG	1	2.14
(1,18)	2:B:152:VAL:HA	1:A:566:LEU:H	1	2.14
(1,18)	2:B:152:VAL:HA	1:A:566:LEU:HA	1	2.14

*Continued on next page...*

*Continued from previous page...*

Key	Atom-1	Atom-2	Model ID	Violation (Å)
(1,18)	2:B:152:VAL:HA	1:A:566:LEU:HB2	1	2.14
(1,18)	2:B:152:VAL:HA	1:A:566:LEU:HB3	1	2.14
(1,18)	2:B:152:VAL:HA	1:A:566:LEU:HD11	1	2.14
(1,18)	2:B:152:VAL:HA	1:A:566:LEU:HD12	1	2.14
(1,18)	2:B:152:VAL:HA	1:A:566:LEU:HD13	1	2.14
(1,18)	2:B:152:VAL:HA	1:A:566:LEU:HD21	1	2.14
(1,18)	2:B:152:VAL:HA	1:A:566:LEU:HD22	1	2.14
(1,18)	2:B:152:VAL:HA	1:A:566:LEU:HD23	1	2.14
(1,18)	2:B:152:VAL:HA	1:A:566:LEU:HG	1	2.14
(1,18)	2:B:152:VAL:HA	1:A:566:LEU:N	1	2.14
(1,18)	2:B:152:VAL:HA	1:A:566:LEU:O	1	2.14
(1,18)	2:B:152:VAL:HB	1:A:490:ALA:C	1	2.14
(1,18)	2:B:152:VAL:HB	1:A:490:ALA:CA	1	2.14
(1,18)	2:B:152:VAL:HB	1:A:490:ALA:CB	1	2.14
(1,18)	2:B:152:VAL:HB	1:A:490:ALA:H	1	2.14
(1,18)	2:B:152:VAL:HB	1:A:490:ALA:HA	1	2.14
(1,18)	2:B:152:VAL:HB	1:A:490:ALA:HB1	1	2.14
(1,18)	2:B:152:VAL:HB	1:A:490:ALA:HB2	1	2.14
(1,18)	2:B:152:VAL:HB	1:A:490:ALA:HB3	1	2.14
(1,18)	2:B:152:VAL:HB	1:A:490:ALA:N	1	2.14
(1,18)	2:B:152:VAL:HB	1:A:490:ALA:O	1	2.14
(1,18)	2:B:152:VAL:HB	1:A:514:THR:C	1	2.14
(1,18)	2:B:152:VAL:HB	1:A:514:THR:CA	1	2.14
(1,18)	2:B:152:VAL:HB	1:A:514:THR:CB	1	2.14
(1,18)	2:B:152:VAL:HB	1:A:514:THR:CG2	1	2.14
(1,18)	2:B:152:VAL:HB	1:A:514:THR:H	1	2.14
(1,18)	2:B:152:VAL:HB	1:A:514:THR:HA	1	2.14
(1,18)	2:B:152:VAL:HB	1:A:514:THR:HB	1	2.14
(1,18)	2:B:152:VAL:HB	1:A:514:THR:HG1	1	2.14
(1,18)	2:B:152:VAL:HB	1:A:514:THR:HG21	1	2.14
(1,18)	2:B:152:VAL:HB	1:A:514:THR:HG22	1	2.14
(1,18)	2:B:152:VAL:HB	1:A:514:THR:HG23	1	2.14
(1,18)	2:B:152:VAL:HB	1:A:514:THR:N	1	2.14
(1,18)	2:B:152:VAL:HB	1:A:514:THR:O	1	2.14
(1,18)	2:B:152:VAL:HB	1:A:514:THR:OG1	1	2.14
(1,18)	2:B:152:VAL:HB	1:A:516:ASN:C	1	2.14
(1,18)	2:B:152:VAL:HB	1:A:516:ASN:CA	1	2.14
(1,18)	2:B:152:VAL:HB	1:A:516:ASN:CB	1	2.14
(1,18)	2:B:152:VAL:HB	1:A:516:ASN:CG	1	2.14
(1,18)	2:B:152:VAL:HB	1:A:516:ASN:H	1	2.14
(1,18)	2:B:152:VAL:HB	1:A:516:ASN:HA	1	2.14
(1,18)	2:B:152:VAL:HB	1:A:516:ASN:HB2	1	2.14

*Continued on next page...*

*Continued from previous page...*

Key	Atom-1	Atom-2	Model ID	Violation (Å)
(1,18)	2:B:152:VAL:HB	1:A:516:ASN:HB3	1	2.14
(1,18)	2:B:152:VAL:HB	1:A:516:ASN:HD21	1	2.14
(1,18)	2:B:152:VAL:HB	1:A:516:ASN:HD22	1	2.14
(1,18)	2:B:152:VAL:HB	1:A:516:ASN:N	1	2.14
(1,18)	2:B:152:VAL:HB	1:A:516:ASN:ND2	1	2.14
(1,18)	2:B:152:VAL:HB	1:A:516:ASN:O	1	2.14
(1,18)	2:B:152:VAL:HB	1:A:516:ASN:OD1	1	2.14
(1,18)	2:B:152:VAL:HB	1:A:519:GLY:C	1	2.14
(1,18)	2:B:152:VAL:HB	1:A:519:GLY:CA	1	2.14
(1,18)	2:B:152:VAL:HB	1:A:519:GLY:H	1	2.14
(1,18)	2:B:152:VAL:HB	1:A:519:GLY:HA2	1	2.14
(1,18)	2:B:152:VAL:HB	1:A:519:GLY:HA3	1	2.14
(1,18)	2:B:152:VAL:HB	1:A:519:GLY:N	1	2.14
(1,18)	2:B:152:VAL:HB	1:A:519:GLY:O	1	2.14
(1,18)	2:B:152:VAL:HB	1:A:522:PHE:C	1	2.14
(1,18)	2:B:152:VAL:HB	1:A:522:PHE:CA	1	2.14
(1,18)	2:B:152:VAL:HB	1:A:522:PHE:CB	1	2.14
(1,18)	2:B:152:VAL:HB	1:A:522:PHE:CD1	1	2.14
(1,18)	2:B:152:VAL:HB	1:A:522:PHE:CD2	1	2.14
(1,18)	2:B:152:VAL:HB	1:A:522:PHE:CE1	1	2.14
(1,18)	2:B:152:VAL:HB	1:A:522:PHE:CE2	1	2.14
(1,18)	2:B:152:VAL:HB	1:A:522:PHE:CG	1	2.14
(1,18)	2:B:152:VAL:HB	1:A:522:PHE:CZ	1	2.14
(1,18)	2:B:152:VAL:HB	1:A:522:PHE:H	1	2.14
(1,18)	2:B:152:VAL:HB	1:A:522:PHE:HA	1	2.14
(1,18)	2:B:152:VAL:HB	1:A:522:PHE:HB2	1	2.14
(1,18)	2:B:152:VAL:HB	1:A:522:PHE:HB3	1	2.14
(1,18)	2:B:152:VAL:HB	1:A:522:PHE:HD1	1	2.14
(1,18)	2:B:152:VAL:HB	1:A:522:PHE:HD2	1	2.14
(1,18)	2:B:152:VAL:HB	1:A:522:PHE:HE1	1	2.14
(1,18)	2:B:152:VAL:HB	1:A:522:PHE:HE2	1	2.14
(1,18)	2:B:152:VAL:HB	1:A:522:PHE:HZ	1	2.14
(1,18)	2:B:152:VAL:HB	1:A:522:PHE:N	1	2.14
(1,18)	2:B:152:VAL:HB	1:A:522:PHE:O	1	2.14
(1,18)	2:B:152:VAL:HB	1:A:523:GLU:C	1	2.14
(1,18)	2:B:152:VAL:HB	1:A:523:GLU:CA	1	2.14
(1,18)	2:B:152:VAL:HB	1:A:523:GLU:CB	1	2.14
(1,18)	2:B:152:VAL:HB	1:A:523:GLU:CD	1	2.14
(1,18)	2:B:152:VAL:HB	1:A:523:GLU:CG	1	2.14
(1,18)	2:B:152:VAL:HB	1:A:523:GLU:H	1	2.14
(1,18)	2:B:152:VAL:HB	1:A:523:GLU:HA	1	2.14
(1,18)	2:B:152:VAL:HB	1:A:523:GLU:HB2	1	2.14

*Continued on next page...*

*Continued from previous page...*

Key	Atom-1	Atom-2	Model ID	Violation (Å)
(1,18)	2:B:152:VAL:HB	1:A:523:GLU:HB3	1	2.14
(1,18)	2:B:152:VAL:HB	1:A:523:GLU:HG2	1	2.14
(1,18)	2:B:152:VAL:HB	1:A:523:GLU:HG3	1	2.14
(1,18)	2:B:152:VAL:HB	1:A:523:GLU:N	1	2.14
(1,18)	2:B:152:VAL:HB	1:A:523:GLU:O	1	2.14
(1,18)	2:B:152:VAL:HB	1:A:523:GLU:OE1	1	2.14
(1,18)	2:B:152:VAL:HB	1:A:523:GLU:OE2	1	2.14
(1,18)	2:B:152:VAL:HB	1:A:524:PHE:C	1	2.14
(1,18)	2:B:152:VAL:HB	1:A:524:PHE:CA	1	2.14
(1,18)	2:B:152:VAL:HB	1:A:524:PHE:CB	1	2.14
(1,18)	2:B:152:VAL:HB	1:A:524:PHE:CD1	1	2.14
(1,18)	2:B:152:VAL:HB	1:A:524:PHE:CD2	1	2.14
(1,18)	2:B:152:VAL:HB	1:A:524:PHE:CE1	1	2.14
(1,18)	2:B:152:VAL:HB	1:A:524:PHE:CE2	1	2.14
(1,18)	2:B:152:VAL:HB	1:A:524:PHE:CG	1	2.14
(1,18)	2:B:152:VAL:HB	1:A:524:PHE:CZ	1	2.14
(1,18)	2:B:152:VAL:HB	1:A:524:PHE:H	1	2.14
(1,18)	2:B:152:VAL:HB	1:A:524:PHE:HA	1	2.14
(1,18)	2:B:152:VAL:HB	1:A:524:PHE:HB2	1	2.14
(1,18)	2:B:152:VAL:HB	1:A:524:PHE:HB3	1	2.14
(1,18)	2:B:152:VAL:HB	1:A:524:PHE:HD1	1	2.14
(1,18)	2:B:152:VAL:HB	1:A:524:PHE:HD2	1	2.14
(1,18)	2:B:152:VAL:HB	1:A:524:PHE:HE1	1	2.14
(1,18)	2:B:152:VAL:HB	1:A:524:PHE:HE2	1	2.14
(1,18)	2:B:152:VAL:HB	1:A:524:PHE:HZ	1	2.14
(1,18)	2:B:152:VAL:HB	1:A:524:PHE:N	1	2.14
(1,18)	2:B:152:VAL:HB	1:A:524:PHE:O	1	2.14
(1,18)	2:B:152:VAL:HB	1:A:525:GLU:C	1	2.14
(1,18)	2:B:152:VAL:HB	1:A:525:GLU:CA	1	2.14
(1,18)	2:B:152:VAL:HB	1:A:525:GLU:CB	1	2.14
(1,18)	2:B:152:VAL:HB	1:A:525:GLU:CD	1	2.14
(1,18)	2:B:152:VAL:HB	1:A:525:GLU:CG	1	2.14
(1,18)	2:B:152:VAL:HB	1:A:525:GLU:H	1	2.14
(1,18)	2:B:152:VAL:HB	1:A:525:GLU:HA	1	2.14
(1,18)	2:B:152:VAL:HB	1:A:525:GLU:HB2	1	2.14
(1,18)	2:B:152:VAL:HB	1:A:525:GLU:HB3	1	2.14
(1,18)	2:B:152:VAL:HB	1:A:525:GLU:HG2	1	2.14
(1,18)	2:B:152:VAL:HB	1:A:525:GLU:HG3	1	2.14
(1,18)	2:B:152:VAL:HB	1:A:525:GLU:N	1	2.14
(1,18)	2:B:152:VAL:HB	1:A:525:GLU:O	1	2.14
(1,18)	2:B:152:VAL:HB	1:A:525:GLU:OE1	1	2.14
(1,18)	2:B:152:VAL:HB	1:A:525:GLU:OE2	1	2.14

*Continued on next page...*



*Continued from previous page...*

Key	Atom-1	Atom-2	Model ID	Violation (Å)
(1,18)	2:B:152:VAL:HB	1:A:526:ASN:C	1	2.14
(1,18)	2:B:152:VAL:HB	1:A:526:ASN:CA	1	2.14
(1,18)	2:B:152:VAL:HB	1:A:526:ASN:CB	1	2.14
(1,18)	2:B:152:VAL:HB	1:A:526:ASN:CG	1	2.14
(1,18)	2:B:152:VAL:HB	1:A:526:ASN:H	1	2.14
(1,18)	2:B:152:VAL:HB	1:A:526:ASN:HA	1	2.14
(1,18)	2:B:152:VAL:HB	1:A:526:ASN:HB2	1	2.14
(1,18)	2:B:152:VAL:HB	1:A:526:ASN:HB3	1	2.14
(1,18)	2:B:152:VAL:HB	1:A:526:ASN:HD21	1	2.14
(1,18)	2:B:152:VAL:HB	1:A:526:ASN:HD22	1	2.14
(1,18)	2:B:152:VAL:HB	1:A:526:ASN:N	1	2.14
(1,18)	2:B:152:VAL:HB	1:A:526:ASN:ND2	1	2.14
(1,18)	2:B:152:VAL:HB	1:A:526:ASN:O	1	2.14
(1,18)	2:B:152:VAL:HB	1:A:526:ASN:OD1	1	2.14
(1,18)	2:B:152:VAL:HB	1:A:527:ALA:C	1	2.14
(1,18)	2:B:152:VAL:HB	1:A:527:ALA:CA	1	2.14
(1,18)	2:B:152:VAL:HB	1:A:527:ALA:CB	1	2.14
(1,18)	2:B:152:VAL:HB	1:A:527:ALA:H	1	2.14
(1,18)	2:B:152:VAL:HB	1:A:527:ALA:HA	1	2.14
(1,18)	2:B:152:VAL:HB	1:A:527:ALA:HB1	1	2.14
(1,18)	2:B:152:VAL:HB	1:A:527:ALA:HB2	1	2.14
(1,18)	2:B:152:VAL:HB	1:A:527:ALA:HB3	1	2.14
(1,18)	2:B:152:VAL:HB	1:A:527:ALA:N	1	2.14
(1,18)	2:B:152:VAL:HB	1:A:527:ALA:O	1	2.14
(1,18)	2:B:152:VAL:HB	1:A:528:ILE:C	1	2.14
(1,18)	2:B:152:VAL:HB	1:A:528:ILE:CA	1	2.14
(1,18)	2:B:152:VAL:HB	1:A:528:ILE:CB	1	2.14
(1,18)	2:B:152:VAL:HB	1:A:528:ILE:CD1	1	2.14
(1,18)	2:B:152:VAL:HB	1:A:528:ILE:CG1	1	2.14
(1,18)	2:B:152:VAL:HB	1:A:528:ILE:CG2	1	2.14
(1,18)	2:B:152:VAL:HB	1:A:528:ILE:H	1	2.14
(1,18)	2:B:152:VAL:HB	1:A:528:ILE:HA	1	2.14
(1,18)	2:B:152:VAL:HB	1:A:528:ILE:HB	1	2.14
(1,18)	2:B:152:VAL:HB	1:A:528:ILE:HD11	1	2.14
(1,18)	2:B:152:VAL:HB	1:A:528:ILE:HD12	1	2.14
(1,18)	2:B:152:VAL:HB	1:A:528:ILE:HD13	1	2.14
(1,18)	2:B:152:VAL:HB	1:A:528:ILE:HG12	1	2.14
(1,18)	2:B:152:VAL:HB	1:A:528:ILE:HG13	1	2.14
(1,18)	2:B:152:VAL:HB	1:A:528:ILE:HG21	1	2.14
(1,18)	2:B:152:VAL:HB	1:A:528:ILE:HG22	1	2.14
(1,18)	2:B:152:VAL:HB	1:A:528:ILE:HG23	1	2.14
(1,18)	2:B:152:VAL:HB	1:A:528:ILE:N	1	2.14

*Continued on next page...*

*Continued from previous page...*

Key	Atom-1	Atom-2	Model ID	Violation (Å)
(1,18)	2:B:152:VAL:HB	1:A:528:ILE:O	1	2.14
(1,18)	2:B:152:VAL:HB	1:A:529:VAL:C	1	2.14
(1,18)	2:B:152:VAL:HB	1:A:529:VAL:CA	1	2.14
(1,18)	2:B:152:VAL:HB	1:A:529:VAL:CB	1	2.14
(1,18)	2:B:152:VAL:HB	1:A:529:VAL:CG1	1	2.14
(1,18)	2:B:152:VAL:HB	1:A:529:VAL:CG2	1	2.14
(1,18)	2:B:152:VAL:HB	1:A:529:VAL:H	1	2.14
(1,18)	2:B:152:VAL:HB	1:A:529:VAL:HA	1	2.14
(1,18)	2:B:152:VAL:HB	1:A:529:VAL:HB	1	2.14
(1,18)	2:B:152:VAL:HB	1:A:529:VAL:HG11	1	2.14
(1,18)	2:B:152:VAL:HB	1:A:529:VAL:HG12	1	2.14
(1,18)	2:B:152:VAL:HB	1:A:529:VAL:HG13	1	2.14
(1,18)	2:B:152:VAL:HB	1:A:529:VAL:HG21	1	2.14
(1,18)	2:B:152:VAL:HB	1:A:529:VAL:HG22	1	2.14
(1,18)	2:B:152:VAL:HB	1:A:529:VAL:HG23	1	2.14
(1,18)	2:B:152:VAL:HB	1:A:529:VAL:N	1	2.14
(1,18)	2:B:152:VAL:HB	1:A:529:VAL:O	1	2.14
(1,18)	2:B:152:VAL:HB	1:A:561:ASP:C	1	2.14
(1,18)	2:B:152:VAL:HB	1:A:561:ASP:CA	1	2.14
(1,18)	2:B:152:VAL:HB	1:A:561:ASP:CB	1	2.14
(1,18)	2:B:152:VAL:HB	1:A:561:ASP:CG	1	2.14
(1,18)	2:B:152:VAL:HB	1:A:561:ASP:H	1	2.14
(1,18)	2:B:152:VAL:HB	1:A:561:ASP:HA	1	2.14
(1,18)	2:B:152:VAL:HB	1:A:561:ASP:HB2	1	2.14
(1,18)	2:B:152:VAL:HB	1:A:561:ASP:HB3	1	2.14
(1,18)	2:B:152:VAL:HB	1:A:561:ASP:N	1	2.14
(1,18)	2:B:152:VAL:HB	1:A:561:ASP:O	1	2.14
(1,18)	2:B:152:VAL:HB	1:A:561:ASP:OD1	1	2.14
(1,18)	2:B:152:VAL:HB	1:A:561:ASP:OD2	1	2.14
(1,18)	2:B:152:VAL:HB	1:A:563:LYS:C	1	2.14
(1,18)	2:B:152:VAL:HB	1:A:563:LYS:CA	1	2.14
(1,18)	2:B:152:VAL:HB	1:A:563:LYS:CB	1	2.14
(1,18)	2:B:152:VAL:HB	1:A:563:LYS:CD	1	2.14
(1,18)	2:B:152:VAL:HB	1:A:563:LYS:CE	1	2.14
(1,18)	2:B:152:VAL:HB	1:A:563:LYS:CG	1	2.14
(1,18)	2:B:152:VAL:HB	1:A:563:LYS:H	1	2.14
(1,18)	2:B:152:VAL:HB	1:A:563:LYS:HA	1	2.14
(1,18)	2:B:152:VAL:HB	1:A:563:LYS:HB2	1	2.14
(1,18)	2:B:152:VAL:HB	1:A:563:LYS:HB3	1	2.14
(1,18)	2:B:152:VAL:HB	1:A:563:LYS:HD2	1	2.14
(1,18)	2:B:152:VAL:HB	1:A:563:LYS:HD3	1	2.14
(1,18)	2:B:152:VAL:HB	1:A:563:LYS:HE2	1	2.14

*Continued on next page...*

*Continued from previous page...*

Key	Atom-1	Atom-2	Model ID	Violation (Å)
(1,18)	2:B:152:VAL:HB	1:A:563:LYS:HE3	1	2.14
(1,18)	2:B:152:VAL:HB	1:A:563:LYS:HG2	1	2.14
(1,18)	2:B:152:VAL:HB	1:A:563:LYS:HG3	1	2.14
(1,18)	2:B:152:VAL:HB	1:A:563:LYS:HZ1	1	2.14
(1,18)	2:B:152:VAL:HB	1:A:563:LYS:HZ2	1	2.14
(1,18)	2:B:152:VAL:HB	1:A:563:LYS:HZ3	1	2.14
(1,18)	2:B:152:VAL:HB	1:A:563:LYS:N	1	2.14
(1,18)	2:B:152:VAL:HB	1:A:563:LYS:NZ	1	2.14
(1,18)	2:B:152:VAL:HB	1:A:563:LYS:O	1	2.14
(1,18)	2:B:152:VAL:HB	1:A:564:ALA:C	1	2.14
(1,18)	2:B:152:VAL:HB	1:A:564:ALA:CA	1	2.14
(1,18)	2:B:152:VAL:HB	1:A:564:ALA:CB	1	2.14
(1,18)	2:B:152:VAL:HB	1:A:564:ALA:H	1	2.14
(1,18)	2:B:152:VAL:HB	1:A:564:ALA:HA	1	2.14
(1,18)	2:B:152:VAL:HB	1:A:564:ALA:HB1	1	2.14
(1,18)	2:B:152:VAL:HB	1:A:564:ALA:HB2	1	2.14
(1,18)	2:B:152:VAL:HB	1:A:564:ALA:HB3	1	2.14
(1,18)	2:B:152:VAL:HB	1:A:564:ALA:N	1	2.14
(1,18)	2:B:152:VAL:HB	1:A:564:ALA:O	1	2.14
(1,18)	2:B:152:VAL:HB	1:A:566:LEU:C	1	2.14
(1,18)	2:B:152:VAL:HB	1:A:566:LEU:CA	1	2.14
(1,18)	2:B:152:VAL:HB	1:A:566:LEU:CB	1	2.14
(1,18)	2:B:152:VAL:HB	1:A:566:LEU:CD1	1	2.14
(1,18)	2:B:152:VAL:HB	1:A:566:LEU:CD2	1	2.14
(1,18)	2:B:152:VAL:HB	1:A:566:LEU:CG	1	2.14
(1,18)	2:B:152:VAL:HB	1:A:566:LEU:H	1	2.14
(1,18)	2:B:152:VAL:HB	1:A:566:LEU:HA	1	2.14
(1,18)	2:B:152:VAL:HB	1:A:566:LEU:HB2	1	2.14
(1,18)	2:B:152:VAL:HB	1:A:566:LEU:HB3	1	2.14
(1,18)	2:B:152:VAL:HB	1:A:566:LEU:HD11	1	2.14
(1,18)	2:B:152:VAL:HB	1:A:566:LEU:HD12	1	2.14
(1,18)	2:B:152:VAL:HB	1:A:566:LEU:HD13	1	2.14
(1,18)	2:B:152:VAL:HB	1:A:566:LEU:HD21	1	2.14
(1,18)	2:B:152:VAL:HB	1:A:566:LEU:HD22	1	2.14
(1,18)	2:B:152:VAL:HB	1:A:566:LEU:HD23	1	2.14
(1,18)	2:B:152:VAL:HB	1:A:566:LEU:HG	1	2.14
(1,18)	2:B:152:VAL:HB	1:A:566:LEU:N	1	2.14
(1,18)	2:B:152:VAL:HB	1:A:566:LEU:O	1	2.14
(1,18)	2:B:152:VAL:HG11	1:A:490:ALA:C	1	2.14
(1,18)	2:B:152:VAL:HG11	1:A:490:ALA:CA	1	2.14
(1,18)	2:B:152:VAL:HG11	1:A:490:ALA:CB	1	2.14
(1,18)	2:B:152:VAL:HG11	1:A:490:ALA:H	1	2.14

*Continued on next page...*

*Continued from previous page...*

Key	Atom-1	Atom-2	Model ID	Violation (Å)
(1,18)	2:B:152:VAL:HG11	1:A:490:ALA:HA	1	2.14
(1,18)	2:B:152:VAL:HG11	1:A:490:ALA:HB1	1	2.14
(1,18)	2:B:152:VAL:HG11	1:A:490:ALA:HB2	1	2.14
(1,18)	2:B:152:VAL:HG11	1:A:490:ALA:HB3	1	2.14
(1,18)	2:B:152:VAL:HG11	1:A:490:ALA:N	1	2.14
(1,18)	2:B:152:VAL:HG11	1:A:490:ALA:O	1	2.14
(1,18)	2:B:152:VAL:HG11	1:A:514:THR:C	1	2.14
(1,18)	2:B:152:VAL:HG11	1:A:514:THR:CA	1	2.14
(1,18)	2:B:152:VAL:HG11	1:A:514:THR:CB	1	2.14
(1,18)	2:B:152:VAL:HG11	1:A:514:THR:CG2	1	2.14
(1,18)	2:B:152:VAL:HG11	1:A:514:THR:H	1	2.14
(1,18)	2:B:152:VAL:HG11	1:A:514:THR:HA	1	2.14
(1,18)	2:B:152:VAL:HG11	1:A:514:THR:HB	1	2.14
(1,18)	2:B:152:VAL:HG11	1:A:514:THR:HG1	1	2.14
(1,18)	2:B:152:VAL:HG11	1:A:514:THR:HG21	1	2.14
(1,18)	2:B:152:VAL:HG11	1:A:514:THR:HG22	1	2.14
(1,18)	2:B:152:VAL:HG11	1:A:514:THR:HG23	1	2.14
(1,18)	2:B:152:VAL:HG11	1:A:514:THR:N	1	2.14
(1,18)	2:B:152:VAL:HG11	1:A:514:THR:O	1	2.14
(1,18)	2:B:152:VAL:HG11	1:A:514:THR:OG1	1	2.14
(1,18)	2:B:152:VAL:HG11	1:A:516:ASN:C	1	2.14
(1,18)	2:B:152:VAL:HG11	1:A:516:ASN:CA	1	2.14
(1,18)	2:B:152:VAL:HG11	1:A:516:ASN:CB	1	2.14
(1,18)	2:B:152:VAL:HG11	1:A:516:ASN:CG	1	2.14
(1,18)	2:B:152:VAL:HG11	1:A:516:ASN:H	1	2.14
(1,18)	2:B:152:VAL:HG11	1:A:516:ASN:HA	1	2.14
(1,18)	2:B:152:VAL:HG11	1:A:516:ASN:HB2	1	2.14
(1,18)	2:B:152:VAL:HG11	1:A:516:ASN:HB3	1	2.14
(1,18)	2:B:152:VAL:HG11	1:A:516:ASN:HD21	1	2.14
(1,18)	2:B:152:VAL:HG11	1:A:516:ASN:HD22	1	2.14
(1,18)	2:B:152:VAL:HG11	1:A:516:ASN:N	1	2.14
(1,18)	2:B:152:VAL:HG11	1:A:516:ASN:ND2	1	2.14
(1,18)	2:B:152:VAL:HG11	1:A:516:ASN:O	1	2.14
(1,18)	2:B:152:VAL:HG11	1:A:516:ASN:OD1	1	2.14
(1,18)	2:B:152:VAL:HG11	1:A:519:GLY:C	1	2.14
(1,18)	2:B:152:VAL:HG11	1:A:519:GLY:CA	1	2.14
(1,18)	2:B:152:VAL:HG11	1:A:519:GLY:H	1	2.14
(1,18)	2:B:152:VAL:HG11	1:A:519:GLY:HA2	1	2.14
(1,18)	2:B:152:VAL:HG11	1:A:519:GLY:HA3	1	2.14
(1,18)	2:B:152:VAL:HG11	1:A:519:GLY:N	1	2.14
(1,18)	2:B:152:VAL:HG11	1:A:519:GLY:O	1	2.14
(1,18)	2:B:152:VAL:HG11	1:A:522:PHE:C	1	2.14

*Continued on next page...*

*Continued from previous page...*

Key	Atom-1	Atom-2	Model ID	Violation (Å)
(1,18)	2:B:152:VAL:HG11	1:A:522:PHE:CA	1	2.14
(1,18)	2:B:152:VAL:HG11	1:A:522:PHE:CB	1	2.14
(1,18)	2:B:152:VAL:HG11	1:A:522:PHE:CD1	1	2.14
(1,18)	2:B:152:VAL:HG11	1:A:522:PHE:CD2	1	2.14
(1,18)	2:B:152:VAL:HG11	1:A:522:PHE:CE1	1	2.14
(1,18)	2:B:152:VAL:HG11	1:A:522:PHE:CE2	1	2.14
(1,18)	2:B:152:VAL:HG11	1:A:522:PHE:CG	1	2.14
(1,18)	2:B:152:VAL:HG11	1:A:522:PHE:CZ	1	2.14
(1,18)	2:B:152:VAL:HG11	1:A:522:PHE:H	1	2.14
(1,18)	2:B:152:VAL:HG11	1:A:522:PHE:HA	1	2.14
(1,18)	2:B:152:VAL:HG11	1:A:522:PHE:HB2	1	2.14
(1,18)	2:B:152:VAL:HG11	1:A:522:PHE:HB3	1	2.14
(1,18)	2:B:152:VAL:HG11	1:A:522:PHE:HD1	1	2.14
(1,18)	2:B:152:VAL:HG11	1:A:522:PHE:HD2	1	2.14
(1,18)	2:B:152:VAL:HG11	1:A:522:PHE:HE1	1	2.14
(1,18)	2:B:152:VAL:HG11	1:A:522:PHE:HE2	1	2.14
(1,18)	2:B:152:VAL:HG11	1:A:522:PHE:HZ	1	2.14
(1,18)	2:B:152:VAL:HG11	1:A:522:PHE:N	1	2.14
(1,18)	2:B:152:VAL:HG11	1:A:522:PHE:O	1	2.14
(1,18)	2:B:152:VAL:HG11	1:A:523:GLU:C	1	2.14
(1,18)	2:B:152:VAL:HG11	1:A:523:GLU:CA	1	2.14
(1,18)	2:B:152:VAL:HG11	1:A:523:GLU:CB	1	2.14
(1,18)	2:B:152:VAL:HG11	1:A:523:GLU:CD	1	2.14
(1,18)	2:B:152:VAL:HG11	1:A:523:GLU:CG	1	2.14
(1,18)	2:B:152:VAL:HG11	1:A:523:GLU:H	1	2.14
(1,18)	2:B:152:VAL:HG11	1:A:523:GLU:HA	1	2.14
(1,18)	2:B:152:VAL:HG11	1:A:523:GLU:HB2	1	2.14
(1,18)	2:B:152:VAL:HG11	1:A:523:GLU:HB3	1	2.14
(1,18)	2:B:152:VAL:HG11	1:A:523:GLU:HG2	1	2.14
(1,18)	2:B:152:VAL:HG11	1:A:523:GLU:HG3	1	2.14
(1,18)	2:B:152:VAL:HG11	1:A:523:GLU:N	1	2.14
(1,18)	2:B:152:VAL:HG11	1:A:523:GLU:O	1	2.14
(1,18)	2:B:152:VAL:HG11	1:A:523:GLU:OE1	1	2.14
(1,18)	2:B:152:VAL:HG11	1:A:523:GLU:OE2	1	2.14
(1,18)	2:B:152:VAL:HG11	1:A:524:PHE:C	1	2.14
(1,18)	2:B:152:VAL:HG11	1:A:524:PHE:CA	1	2.14
(1,18)	2:B:152:VAL:HG11	1:A:524:PHE:CB	1	2.14
(1,18)	2:B:152:VAL:HG11	1:A:524:PHE:CD1	1	2.14
(1,18)	2:B:152:VAL:HG11	1:A:524:PHE:CD2	1	2.14
(1,18)	2:B:152:VAL:HG11	1:A:524:PHE:CE1	1	2.14
(1,18)	2:B:152:VAL:HG11	1:A:524:PHE:CE2	1	2.14
(1,18)	2:B:152:VAL:HG11	1:A:524:PHE:CG	1	2.14

*Continued on next page...*

*Continued from previous page...*

Key	Atom-1	Atom-2	Model ID	Violation (Å)
(1,18)	2:B:152:VAL:HG11	1:A:524:PHE:CZ	1	2.14
(1,18)	2:B:152:VAL:HG11	1:A:524:PHE:H	1	2.14
(1,18)	2:B:152:VAL:HG11	1:A:524:PHE:HA	1	2.14
(1,18)	2:B:152:VAL:HG11	1:A:524:PHE:HB2	1	2.14
(1,18)	2:B:152:VAL:HG11	1:A:524:PHE:HB3	1	2.14
(1,18)	2:B:152:VAL:HG11	1:A:524:PHE:HD1	1	2.14
(1,18)	2:B:152:VAL:HG11	1:A:524:PHE:HD2	1	2.14
(1,18)	2:B:152:VAL:HG11	1:A:524:PHE:HE1	1	2.14
(1,18)	2:B:152:VAL:HG11	1:A:524:PHE:HE2	1	2.14
(1,18)	2:B:152:VAL:HG11	1:A:524:PHE:HZ	1	2.14
(1,18)	2:B:152:VAL:HG11	1:A:524:PHE:N	1	2.14
(1,18)	2:B:152:VAL:HG11	1:A:524:PHE:O	1	2.14
(1,18)	2:B:152:VAL:HG11	1:A:525:GLU:C	1	2.14
(1,18)	2:B:152:VAL:HG11	1:A:525:GLU:CA	1	2.14
(1,18)	2:B:152:VAL:HG11	1:A:525:GLU:CB	1	2.14
(1,18)	2:B:152:VAL:HG11	1:A:525:GLU:CD	1	2.14
(1,18)	2:B:152:VAL:HG11	1:A:525:GLU:CG	1	2.14
(1,18)	2:B:152:VAL:HG11	1:A:525:GLU:H	1	2.14
(1,18)	2:B:152:VAL:HG11	1:A:525:GLU:HA	1	2.14
(1,18)	2:B:152:VAL:HG11	1:A:525:GLU:HB2	1	2.14
(1,18)	2:B:152:VAL:HG11	1:A:525:GLU:HB3	1	2.14
(1,18)	2:B:152:VAL:HG11	1:A:525:GLU:HG2	1	2.14
(1,18)	2:B:152:VAL:HG11	1:A:525:GLU:HG3	1	2.14
(1,18)	2:B:152:VAL:HG11	1:A:525:GLU:N	1	2.14
(1,18)	2:B:152:VAL:HG11	1:A:525:GLU:O	1	2.14
(1,18)	2:B:152:VAL:HG11	1:A:525:GLU:OE1	1	2.14
(1,18)	2:B:152:VAL:HG11	1:A:525:GLU:OE2	1	2.14
(1,18)	2:B:152:VAL:HG11	1:A:526:ASN:C	1	2.14
(1,18)	2:B:152:VAL:HG11	1:A:526:ASN:CA	1	2.14
(1,18)	2:B:152:VAL:HG11	1:A:526:ASN:CB	1	2.14
(1,18)	2:B:152:VAL:HG11	1:A:526:ASN:CG	1	2.14
(1,18)	2:B:152:VAL:HG11	1:A:526:ASN:H	1	2.14
(1,18)	2:B:152:VAL:HG11	1:A:526:ASN:HA	1	2.14
(1,18)	2:B:152:VAL:HG11	1:A:526:ASN:HB2	1	2.14
(1,18)	2:B:152:VAL:HG11	1:A:526:ASN:HB3	1	2.14
(1,18)	2:B:152:VAL:HG11	1:A:526:ASN:HD21	1	2.14
(1,18)	2:B:152:VAL:HG11	1:A:526:ASN:HD22	1	2.14
(1,18)	2:B:152:VAL:HG11	1:A:526:ASN:N	1	2.14
(1,18)	2:B:152:VAL:HG11	1:A:526:ASN:ND2	1	2.14
(1,18)	2:B:152:VAL:HG11	1:A:526:ASN:O	1	2.14
(1,18)	2:B:152:VAL:HG11	1:A:526:ASN:OD1	1	2.14
(1,18)	2:B:152:VAL:HG11	1:A:527:ALA:C	1	2.14

*Continued on next page...*

*Continued from previous page...*

Key	Atom-1	Atom-2	Model ID	Violation (Å)
(1,18)	2:B:152:VAL:HG11	1:A:527:ALA:CA	1	2.14
(1,18)	2:B:152:VAL:HG11	1:A:527:ALA:CB	1	2.14
(1,18)	2:B:152:VAL:HG11	1:A:527:ALA:H	1	2.14
(1,18)	2:B:152:VAL:HG11	1:A:527:ALA:HA	1	2.14
(1,18)	2:B:152:VAL:HG11	1:A:527:ALA:HB1	1	2.14
(1,18)	2:B:152:VAL:HG11	1:A:527:ALA:HB2	1	2.14
(1,18)	2:B:152:VAL:HG11	1:A:527:ALA:HB3	1	2.14
(1,18)	2:B:152:VAL:HG11	1:A:527:ALA:N	1	2.14
(1,18)	2:B:152:VAL:HG11	1:A:527:ALA:O	1	2.14
(1,18)	2:B:152:VAL:HG11	1:A:528:ILE:C	1	2.14
(1,18)	2:B:152:VAL:HG11	1:A:528:ILE:CA	1	2.14
(1,18)	2:B:152:VAL:HG11	1:A:528:ILE:CB	1	2.14
(1,18)	2:B:152:VAL:HG11	1:A:528:ILE:CD1	1	2.14
(1,18)	2:B:152:VAL:HG11	1:A:528:ILE:CG1	1	2.14
(1,18)	2:B:152:VAL:HG11	1:A:528:ILE:CG2	1	2.14
(1,18)	2:B:152:VAL:HG11	1:A:528:ILE:H	1	2.14
(1,18)	2:B:152:VAL:HG11	1:A:528:ILE:HA	1	2.14
(1,18)	2:B:152:VAL:HG11	1:A:528:ILE:HB	1	2.14
(1,18)	2:B:152:VAL:HG11	1:A:528:ILE:HD11	1	2.14
(1,18)	2:B:152:VAL:HG11	1:A:528:ILE:HD12	1	2.14
(1,18)	2:B:152:VAL:HG11	1:A:528:ILE:HD13	1	2.14
(1,18)	2:B:152:VAL:HG11	1:A:528:ILE:HG12	1	2.14
(1,18)	2:B:152:VAL:HG11	1:A:528:ILE:HG13	1	2.14
(1,18)	2:B:152:VAL:HG11	1:A:528:ILE:HG21	1	2.14
(1,18)	2:B:152:VAL:HG11	1:A:528:ILE:HG22	1	2.14
(1,18)	2:B:152:VAL:HG11	1:A:528:ILE:HG23	1	2.14
(1,18)	2:B:152:VAL:HG11	1:A:528:ILE:N	1	2.14
(1,18)	2:B:152:VAL:HG11	1:A:528:ILE:O	1	2.14
(1,18)	2:B:152:VAL:HG11	1:A:529:VAL:C	1	2.14
(1,18)	2:B:152:VAL:HG11	1:A:529:VAL:CA	1	2.14
(1,18)	2:B:152:VAL:HG11	1:A:529:VAL:CB	1	2.14
(1,18)	2:B:152:VAL:HG11	1:A:529:VAL:CG1	1	2.14
(1,18)	2:B:152:VAL:HG11	1:A:529:VAL:CG2	1	2.14
(1,18)	2:B:152:VAL:HG11	1:A:529:VAL:H	1	2.14
(1,18)	2:B:152:VAL:HG11	1:A:529:VAL:HA	1	2.14
(1,18)	2:B:152:VAL:HG11	1:A:529:VAL:HB	1	2.14
(1,18)	2:B:152:VAL:HG11	1:A:529:VAL:HG11	1	2.14
(1,18)	2:B:152:VAL:HG11	1:A:529:VAL:HG12	1	2.14
(1,18)	2:B:152:VAL:HG11	1:A:529:VAL:HG13	1	2.14
(1,18)	2:B:152:VAL:HG11	1:A:529:VAL:HG21	1	2.14
(1,18)	2:B:152:VAL:HG11	1:A:529:VAL:HG22	1	2.14
(1,18)	2:B:152:VAL:HG11	1:A:529:VAL:HG23	1	2.14

*Continued on next page...*

*Continued from previous page...*

Key	Atom-1	Atom-2	Model ID	Violation (Å)
(1,18)	2:B:152:VAL:HG11	1:A:529:VAL:N	1	2.14
(1,18)	2:B:152:VAL:HG11	1:A:529:VAL:O	1	2.14
(1,18)	2:B:152:VAL:HG11	1:A:561:ASP:C	1	2.14
(1,18)	2:B:152:VAL:HG11	1:A:561:ASP:CA	1	2.14
(1,18)	2:B:152:VAL:HG11	1:A:561:ASP:CB	1	2.14
(1,18)	2:B:152:VAL:HG11	1:A:561:ASP:CG	1	2.14
(1,18)	2:B:152:VAL:HG11	1:A:561:ASP:H	1	2.14
(1,18)	2:B:152:VAL:HG11	1:A:561:ASP:HA	1	2.14
(1,18)	2:B:152:VAL:HG11	1:A:561:ASP:HB2	1	2.14
(1,18)	2:B:152:VAL:HG11	1:A:561:ASP:HB3	1	2.14
(1,18)	2:B:152:VAL:HG11	1:A:561:ASP:N	1	2.14
(1,18)	2:B:152:VAL:HG11	1:A:561:ASP:O	1	2.14
(1,18)	2:B:152:VAL:HG11	1:A:561:ASP:OD1	1	2.14
(1,18)	2:B:152:VAL:HG11	1:A:561:ASP:OD2	1	2.14
(1,18)	2:B:152:VAL:HG11	1:A:563:LYS:C	1	2.14
(1,18)	2:B:152:VAL:HG11	1:A:563:LYS:CA	1	2.14
(1,18)	2:B:152:VAL:HG11	1:A:563:LYS:CB	1	2.14
(1,18)	2:B:152:VAL:HG11	1:A:563:LYS:CD	1	2.14
(1,18)	2:B:152:VAL:HG11	1:A:563:LYS:CE	1	2.14
(1,18)	2:B:152:VAL:HG11	1:A:563:LYS:CG	1	2.14
(1,18)	2:B:152:VAL:HG11	1:A:563:LYS:H	1	2.14
(1,18)	2:B:152:VAL:HG11	1:A:563:LYS:HA	1	2.14
(1,18)	2:B:152:VAL:HG11	1:A:563:LYS:HB2	1	2.14
(1,18)	2:B:152:VAL:HG11	1:A:563:LYS:HB3	1	2.14
(1,18)	2:B:152:VAL:HG11	1:A:563:LYS:HD2	1	2.14
(1,18)	2:B:152:VAL:HG11	1:A:563:LYS:HD3	1	2.14
(1,18)	2:B:152:VAL:HG11	1:A:563:LYS:HE2	1	2.14
(1,18)	2:B:152:VAL:HG11	1:A:563:LYS:HE3	1	2.14
(1,18)	2:B:152:VAL:HG11	1:A:563:LYS:HG2	1	2.14
(1,18)	2:B:152:VAL:HG11	1:A:563:LYS:HG3	1	2.14
(1,18)	2:B:152:VAL:HG11	1:A:563:LYS:HZ1	1	2.14
(1,18)	2:B:152:VAL:HG11	1:A:563:LYS:HZ2	1	2.14
(1,18)	2:B:152:VAL:HG11	1:A:563:LYS:HZ3	1	2.14
(1,18)	2:B:152:VAL:HG11	1:A:563:LYS:N	1	2.14
(1,18)	2:B:152:VAL:HG11	1:A:563:LYS:NZ	1	2.14
(1,18)	2:B:152:VAL:HG11	1:A:563:LYS:O	1	2.14
(1,18)	2:B:152:VAL:HG11	1:A:564:ALA:C	1	2.14
(1,18)	2:B:152:VAL:HG11	1:A:564:ALA:CA	1	2.14
(1,18)	2:B:152:VAL:HG11	1:A:564:ALA:CB	1	2.14
(1,18)	2:B:152:VAL:HG11	1:A:564:ALA:H	1	2.14
(1,18)	2:B:152:VAL:HG11	1:A:564:ALA:HA	1	2.14
(1,18)	2:B:152:VAL:HG11	1:A:564:ALA:HB1	1	2.14

*Continued on next page...*



*Continued from previous page...*

Key	Atom-1	Atom-2	Model ID	Violation (Å)
(1,18)	2:B:152:VAL:HG11	1:A:564:ALA:HB2	1	2.14
(1,18)	2:B:152:VAL:HG11	1:A:564:ALA:HB3	1	2.14
(1,18)	2:B:152:VAL:HG11	1:A:564:ALA:N	1	2.14
(1,18)	2:B:152:VAL:HG11	1:A:564:ALA:O	1	2.14
(1,18)	2:B:152:VAL:HG11	1:A:566:LEU:C	1	2.14
(1,18)	2:B:152:VAL:HG11	1:A:566:LEU:CA	1	2.14
(1,18)	2:B:152:VAL:HG11	1:A:566:LEU:CB	1	2.14
(1,18)	2:B:152:VAL:HG11	1:A:566:LEU:CD1	1	2.14
(1,18)	2:B:152:VAL:HG11	1:A:566:LEU:CD2	1	2.14
(1,18)	2:B:152:VAL:HG11	1:A:566:LEU:CG	1	2.14
(1,18)	2:B:152:VAL:HG11	1:A:566:LEU:H	1	2.14
(1,18)	2:B:152:VAL:HG11	1:A:566:LEU:HA	1	2.14
(1,18)	2:B:152:VAL:HG11	1:A:566:LEU:HB2	1	2.14
(1,18)	2:B:152:VAL:HG11	1:A:566:LEU:HB3	1	2.14
(1,18)	2:B:152:VAL:HG11	1:A:566:LEU:HD11	1	2.14
(1,18)	2:B:152:VAL:HG11	1:A:566:LEU:HD12	1	2.14
(1,18)	2:B:152:VAL:HG11	1:A:566:LEU:HD13	1	2.14
(1,18)	2:B:152:VAL:HG11	1:A:566:LEU:HD21	1	2.14
(1,18)	2:B:152:VAL:HG11	1:A:566:LEU:HD22	1	2.14
(1,18)	2:B:152:VAL:HG11	1:A:566:LEU:HD23	1	2.14
(1,18)	2:B:152:VAL:HG11	1:A:566:LEU:HG	1	2.14
(1,18)	2:B:152:VAL:HG11	1:A:566:LEU:N	1	2.14
(1,18)	2:B:152:VAL:HG11	1:A:566:LEU:O	1	2.14
(1,18)	2:B:152:VAL:HG12	1:A:490:ALA:C	1	2.14
(1,18)	2:B:152:VAL:HG12	1:A:490:ALA:CA	1	2.14
(1,18)	2:B:152:VAL:HG12	1:A:490:ALA:CB	1	2.14
(1,18)	2:B:152:VAL:HG12	1:A:490:ALA:H	1	2.14
(1,18)	2:B:152:VAL:HG12	1:A:490:ALA:HA	1	2.14
(1,18)	2:B:152:VAL:HG12	1:A:490:ALA:HB1	1	2.14
(1,18)	2:B:152:VAL:HG12	1:A:490:ALA:HB2	1	2.14
(1,18)	2:B:152:VAL:HG12	1:A:490:ALA:HB3	1	2.14
(1,18)	2:B:152:VAL:HG12	1:A:490:ALA:N	1	2.14
(1,18)	2:B:152:VAL:HG12	1:A:490:ALA:O	1	2.14
(1,18)	2:B:152:VAL:HG12	1:A:514:THR:C	1	2.14
(1,18)	2:B:152:VAL:HG12	1:A:514:THR:CA	1	2.14
(1,18)	2:B:152:VAL:HG12	1:A:514:THR:CB	1	2.14
(1,18)	2:B:152:VAL:HG12	1:A:514:THR:CG2	1	2.14
(1,18)	2:B:152:VAL:HG12	1:A:514:THR:H	1	2.14
(1,18)	2:B:152:VAL:HG12	1:A:514:THR:HA	1	2.14
(1,18)	2:B:152:VAL:HG12	1:A:514:THR:HB	1	2.14
(1,18)	2:B:152:VAL:HG12	1:A:514:THR:HG1	1	2.14
(1,18)	2:B:152:VAL:HG12	1:A:514:THR:HG21	1	2.14

*Continued on next page...*

*Continued from previous page...*

Key	Atom-1	Atom-2	Model ID	Violation (Å)
(1,18)	2:B:152:VAL:HG12	1:A:514:THR:HG22	1	2.14
(1,18)	2:B:152:VAL:HG12	1:A:514:THR:HG23	1	2.14
(1,18)	2:B:152:VAL:HG12	1:A:514:THR:N	1	2.14
(1,18)	2:B:152:VAL:HG12	1:A:514:THR:O	1	2.14
(1,18)	2:B:152:VAL:HG12	1:A:514:THR:OG1	1	2.14
(1,18)	2:B:152:VAL:HG12	1:A:516:ASN:C	1	2.14
(1,18)	2:B:152:VAL:HG12	1:A:516:ASN:CA	1	2.14
(1,18)	2:B:152:VAL:HG12	1:A:516:ASN:CB	1	2.14
(1,18)	2:B:152:VAL:HG12	1:A:516:ASN:CG	1	2.14
(1,18)	2:B:152:VAL:HG12	1:A:516:ASN:H	1	2.14
(1,18)	2:B:152:VAL:HG12	1:A:516:ASN:HA	1	2.14
(1,18)	2:B:152:VAL:HG12	1:A:516:ASN:HB2	1	2.14
(1,18)	2:B:152:VAL:HG12	1:A:516:ASN:HB3	1	2.14
(1,18)	2:B:152:VAL:HG12	1:A:516:ASN:HD21	1	2.14
(1,18)	2:B:152:VAL:HG12	1:A:516:ASN:HD22	1	2.14
(1,18)	2:B:152:VAL:HG12	1:A:516:ASN:N	1	2.14
(1,18)	2:B:152:VAL:HG12	1:A:516:ASN:ND2	1	2.14
(1,18)	2:B:152:VAL:HG12	1:A:516:ASN:O	1	2.14
(1,18)	2:B:152:VAL:HG12	1:A:516:ASN:OD1	1	2.14
(1,18)	2:B:152:VAL:HG12	1:A:519:GLY:C	1	2.14
(1,18)	2:B:152:VAL:HG12	1:A:519:GLY:CA	1	2.14
(1,18)	2:B:152:VAL:HG12	1:A:519:GLY:H	1	2.14
(1,18)	2:B:152:VAL:HG12	1:A:519:GLY:HA2	1	2.14
(1,18)	2:B:152:VAL:HG12	1:A:519:GLY:HA3	1	2.14
(1,18)	2:B:152:VAL:HG12	1:A:519:GLY:N	1	2.14
(1,18)	2:B:152:VAL:HG12	1:A:519:GLY:O	1	2.14
(1,18)	2:B:152:VAL:HG12	1:A:522:PHE:C	1	2.14
(1,18)	2:B:152:VAL:HG12	1:A:522:PHE:CA	1	2.14
(1,18)	2:B:152:VAL:HG12	1:A:522:PHE:CB	1	2.14
(1,18)	2:B:152:VAL:HG12	1:A:522:PHE:CD1	1	2.14
(1,18)	2:B:152:VAL:HG12	1:A:522:PHE:CD2	1	2.14
(1,18)	2:B:152:VAL:HG12	1:A:522:PHE:CE1	1	2.14
(1,18)	2:B:152:VAL:HG12	1:A:522:PHE:CE2	1	2.14
(1,18)	2:B:152:VAL:HG12	1:A:522:PHE:CG	1	2.14
(1,18)	2:B:152:VAL:HG12	1:A:522:PHE:CZ	1	2.14
(1,18)	2:B:152:VAL:HG12	1:A:522:PHE:H	1	2.14
(1,18)	2:B:152:VAL:HG12	1:A:522:PHE:HA	1	2.14
(1,18)	2:B:152:VAL:HG12	1:A:522:PHE:HB2	1	2.14
(1,18)	2:B:152:VAL:HG12	1:A:522:PHE:HB3	1	2.14
(1,18)	2:B:152:VAL:HG12	1:A:522:PHE:HD1	1	2.14
(1,18)	2:B:152:VAL:HG12	1:A:522:PHE:HD2	1	2.14
(1,18)	2:B:152:VAL:HG12	1:A:522:PHE:HE1	1	2.14

*Continued on next page...*

*Continued from previous page...*

Key	Atom-1	Atom-2	Model ID	Violation (Å)
(1,18)	2:B:152:VAL:HG12	1:A:522:PHE:HE2	1	2.14
(1,18)	2:B:152:VAL:HG12	1:A:522:PHE:HZ	1	2.14
(1,18)	2:B:152:VAL:HG12	1:A:522:PHE:N	1	2.14
(1,18)	2:B:152:VAL:HG12	1:A:522:PHE:O	1	2.14
(1,18)	2:B:152:VAL:HG12	1:A:523:GLU:C	1	2.14
(1,18)	2:B:152:VAL:HG12	1:A:523:GLU:CA	1	2.14
(1,18)	2:B:152:VAL:HG12	1:A:523:GLU:CB	1	2.14
(1,18)	2:B:152:VAL:HG12	1:A:523:GLU:CD	1	2.14
(1,18)	2:B:152:VAL:HG12	1:A:523:GLU:CG	1	2.14
(1,18)	2:B:152:VAL:HG12	1:A:523:GLU:H	1	2.14
(1,18)	2:B:152:VAL:HG12	1:A:523:GLU:HA	1	2.14
(1,18)	2:B:152:VAL:HG12	1:A:523:GLU:HB2	1	2.14
(1,18)	2:B:152:VAL:HG12	1:A:523:GLU:HB3	1	2.14
(1,18)	2:B:152:VAL:HG12	1:A:523:GLU:HG2	1	2.14
(1,18)	2:B:152:VAL:HG12	1:A:523:GLU:HG3	1	2.14
(1,18)	2:B:152:VAL:HG12	1:A:523:GLU:N	1	2.14
(1,18)	2:B:152:VAL:HG12	1:A:523:GLU:O	1	2.14
(1,18)	2:B:152:VAL:HG12	1:A:523:GLU:OE1	1	2.14
(1,18)	2:B:152:VAL:HG12	1:A:523:GLU:OE2	1	2.14
(1,18)	2:B:152:VAL:HG12	1:A:524:PHE:C	1	2.14
(1,18)	2:B:152:VAL:HG12	1:A:524:PHE:CA	1	2.14
(1,18)	2:B:152:VAL:HG12	1:A:524:PHE:CB	1	2.14
(1,18)	2:B:152:VAL:HG12	1:A:524:PHE:CD1	1	2.14
(1,18)	2:B:152:VAL:HG12	1:A:524:PHE:CD2	1	2.14
(1,18)	2:B:152:VAL:HG12	1:A:524:PHE:CE1	1	2.14
(1,18)	2:B:152:VAL:HG12	1:A:524:PHE:CE2	1	2.14
(1,18)	2:B:152:VAL:HG12	1:A:524:PHE:CG	1	2.14
(1,18)	2:B:152:VAL:HG12	1:A:524:PHE:CZ	1	2.14
(1,18)	2:B:152:VAL:HG12	1:A:524:PHE:H	1	2.14
(1,18)	2:B:152:VAL:HG12	1:A:524:PHE:HA	1	2.14
(1,18)	2:B:152:VAL:HG12	1:A:524:PHE:HB2	1	2.14
(1,18)	2:B:152:VAL:HG12	1:A:524:PHE:HB3	1	2.14
(1,18)	2:B:152:VAL:HG12	1:A:524:PHE:HD1	1	2.14
(1,18)	2:B:152:VAL:HG12	1:A:524:PHE:HD2	1	2.14
(1,18)	2:B:152:VAL:HG12	1:A:524:PHE:HE1	1	2.14
(1,18)	2:B:152:VAL:HG12	1:A:524:PHE:HE2	1	2.14
(1,18)	2:B:152:VAL:HG12	1:A:524:PHE:HZ	1	2.14
(1,18)	2:B:152:VAL:HG12	1:A:524:PHE:N	1	2.14
(1,18)	2:B:152:VAL:HG12	1:A:524:PHE:O	1	2.14
(1,18)	2:B:152:VAL:HG12	1:A:525:GLU:C	1	2.14
(1,18)	2:B:152:VAL:HG12	1:A:525:GLU:CA	1	2.14
(1,18)	2:B:152:VAL:HG12	1:A:525:GLU:CB	1	2.14

*Continued on next page...*

*Continued from previous page...*

Key	Atom-1	Atom-2	Model ID	Violation (Å)
(1,18)	2:B:152:VAL:HG12	1:A:525:GLU:CD	1	2.14
(1,18)	2:B:152:VAL:HG12	1:A:525:GLU:CG	1	2.14
(1,18)	2:B:152:VAL:HG12	1:A:525:GLU:H	1	2.14
(1,18)	2:B:152:VAL:HG12	1:A:525:GLU:HA	1	2.14
(1,18)	2:B:152:VAL:HG12	1:A:525:GLU:HB2	1	2.14
(1,18)	2:B:152:VAL:HG12	1:A:525:GLU:HB3	1	2.14
(1,18)	2:B:152:VAL:HG12	1:A:525:GLU:HG2	1	2.14
(1,18)	2:B:152:VAL:HG12	1:A:525:GLU:HG3	1	2.14
(1,18)	2:B:152:VAL:HG12	1:A:525:GLU:N	1	2.14
(1,18)	2:B:152:VAL:HG12	1:A:525:GLU:O	1	2.14
(1,18)	2:B:152:VAL:HG12	1:A:525:GLU:OE1	1	2.14
(1,18)	2:B:152:VAL:HG12	1:A:525:GLU:OE2	1	2.14
(1,18)	2:B:152:VAL:HG12	1:A:526:ASN:C	1	2.14
(1,18)	2:B:152:VAL:HG12	1:A:526:ASN:CA	1	2.14
(1,18)	2:B:152:VAL:HG12	1:A:526:ASN:CB	1	2.14
(1,18)	2:B:152:VAL:HG12	1:A:526:ASN:CG	1	2.14
(1,18)	2:B:152:VAL:HG12	1:A:526:ASN:H	1	2.14
(1,18)	2:B:152:VAL:HG12	1:A:526:ASN:HA	1	2.14
(1,18)	2:B:152:VAL:HG12	1:A:526:ASN:HB2	1	2.14
(1,18)	2:B:152:VAL:HG12	1:A:526:ASN:HB3	1	2.14
(1,18)	2:B:152:VAL:HG12	1:A:526:ASN:HD21	1	2.14
(1,18)	2:B:152:VAL:HG12	1:A:526:ASN:HD22	1	2.14
(1,18)	2:B:152:VAL:HG12	1:A:526:ASN:N	1	2.14
(1,18)	2:B:152:VAL:HG12	1:A:526:ASN:ND2	1	2.14
(1,18)	2:B:152:VAL:HG12	1:A:526:ASN:O	1	2.14
(1,18)	2:B:152:VAL:HG12	1:A:526:ASN:OD1	1	2.14
(1,18)	2:B:152:VAL:HG12	1:A:527:ALA:C	1	2.14
(1,18)	2:B:152:VAL:HG12	1:A:527:ALA:CA	1	2.14
(1,18)	2:B:152:VAL:HG12	1:A:527:ALA:CB	1	2.14
(1,18)	2:B:152:VAL:HG12	1:A:527:ALA:H	1	2.14
(1,18)	2:B:152:VAL:HG12	1:A:527:ALA:HA	1	2.14
(1,18)	2:B:152:VAL:HG12	1:A:527:ALA:HB1	1	2.14
(1,18)	2:B:152:VAL:HG12	1:A:527:ALA:HB2	1	2.14
(1,18)	2:B:152:VAL:HG12	1:A:527:ALA:HB3	1	2.14
(1,18)	2:B:152:VAL:HG12	1:A:527:ALA:N	1	2.14
(1,18)	2:B:152:VAL:HG12	1:A:527:ALA:O	1	2.14
(1,18)	2:B:152:VAL:HG12	1:A:528:ILE:C	1	2.14
(1,18)	2:B:152:VAL:HG12	1:A:528:ILE:CA	1	2.14
(1,18)	2:B:152:VAL:HG12	1:A:528:ILE:CB	1	2.14
(1,18)	2:B:152:VAL:HG12	1:A:528:ILE:CD1	1	2.14
(1,18)	2:B:152:VAL:HG12	1:A:528:ILE:CG1	1	2.14
(1,18)	2:B:152:VAL:HG12	1:A:528:ILE:CG2	1	2.14

*Continued on next page...*

*Continued from previous page...*

Key	Atom-1	Atom-2	Model ID	Violation (Å)
(1,18)	2:B:152:VAL:HG12	1:A:528:ILE:H	1	2.14
(1,18)	2:B:152:VAL:HG12	1:A:528:ILE:HA	1	2.14
(1,18)	2:B:152:VAL:HG12	1:A:528:ILE:HB	1	2.14
(1,18)	2:B:152:VAL:HG12	1:A:528:ILE:HD11	1	2.14
(1,18)	2:B:152:VAL:HG12	1:A:528:ILE:HD12	1	2.14
(1,18)	2:B:152:VAL:HG12	1:A:528:ILE:HD13	1	2.14
(1,18)	2:B:152:VAL:HG12	1:A:528:ILE:HG12	1	2.14
(1,18)	2:B:152:VAL:HG12	1:A:528:ILE:HG13	1	2.14
(1,18)	2:B:152:VAL:HG12	1:A:528:ILE:HG21	1	2.14
(1,18)	2:B:152:VAL:HG12	1:A:528:ILE:HG22	1	2.14
(1,18)	2:B:152:VAL:HG12	1:A:528:ILE:HG23	1	2.14
(1,18)	2:B:152:VAL:HG12	1:A:528:ILE:N	1	2.14
(1,18)	2:B:152:VAL:HG12	1:A:528:ILE:O	1	2.14
(1,18)	2:B:152:VAL:HG12	1:A:529:VAL:C	1	2.14
(1,18)	2:B:152:VAL:HG12	1:A:529:VAL:CA	1	2.14
(1,18)	2:B:152:VAL:HG12	1:A:529:VAL:CB	1	2.14
(1,18)	2:B:152:VAL:HG12	1:A:529:VAL:CG1	1	2.14
(1,18)	2:B:152:VAL:HG12	1:A:529:VAL:CG2	1	2.14
(1,18)	2:B:152:VAL:HG12	1:A:529:VAL:H	1	2.14
(1,18)	2:B:152:VAL:HG12	1:A:529:VAL:HA	1	2.14
(1,18)	2:B:152:VAL:HG12	1:A:529:VAL:HB	1	2.14
(1,18)	2:B:152:VAL:HG12	1:A:529:VAL:HG11	1	2.14
(1,18)	2:B:152:VAL:HG12	1:A:529:VAL:HG12	1	2.14
(1,18)	2:B:152:VAL:HG12	1:A:529:VAL:HG13	1	2.14
(1,18)	2:B:152:VAL:HG12	1:A:529:VAL:HG21	1	2.14
(1,18)	2:B:152:VAL:HG12	1:A:529:VAL:HG22	1	2.14
(1,18)	2:B:152:VAL:HG12	1:A:529:VAL:HG23	1	2.14
(1,18)	2:B:152:VAL:HG12	1:A:529:VAL:N	1	2.14
(1,18)	2:B:152:VAL:HG12	1:A:529:VAL:O	1	2.14
(1,18)	2:B:152:VAL:HG12	1:A:561:ASP:C	1	2.14
(1,18)	2:B:152:VAL:HG12	1:A:561:ASP:CA	1	2.14
(1,18)	2:B:152:VAL:HG12	1:A:561:ASP:CB	1	2.14
(1,18)	2:B:152:VAL:HG12	1:A:561:ASP:CG	1	2.14
(1,18)	2:B:152:VAL:HG12	1:A:561:ASP:H	1	2.14
(1,18)	2:B:152:VAL:HG12	1:A:561:ASP:HA	1	2.14
(1,18)	2:B:152:VAL:HG12	1:A:561:ASP:HB2	1	2.14
(1,18)	2:B:152:VAL:HG12	1:A:561:ASP:HB3	1	2.14
(1,18)	2:B:152:VAL:HG12	1:A:561:ASP:N	1	2.14
(1,18)	2:B:152:VAL:HG12	1:A:561:ASP:O	1	2.14
(1,18)	2:B:152:VAL:HG12	1:A:561:ASP:OD1	1	2.14
(1,18)	2:B:152:VAL:HG12	1:A:561:ASP:OD2	1	2.14
(1,18)	2:B:152:VAL:HG12	1:A:563:LYS:C	1	2.14

*Continued on next page...*

*Continued from previous page...*

Key	Atom-1	Atom-2	Model ID	Violation (Å)
(1,18)	2:B:152:VAL:HG12	1:A:563:LYS:CA	1	2.14
(1,18)	2:B:152:VAL:HG12	1:A:563:LYS:CB	1	2.14
(1,18)	2:B:152:VAL:HG12	1:A:563:LYS:CD	1	2.14
(1,18)	2:B:152:VAL:HG12	1:A:563:LYS:CE	1	2.14
(1,18)	2:B:152:VAL:HG12	1:A:563:LYS:CG	1	2.14
(1,18)	2:B:152:VAL:HG12	1:A:563:LYS:H	1	2.14
(1,18)	2:B:152:VAL:HG12	1:A:563:LYS:HA	1	2.14
(1,18)	2:B:152:VAL:HG12	1:A:563:LYS:HB2	1	2.14
(1,18)	2:B:152:VAL:HG12	1:A:563:LYS:HB3	1	2.14
(1,18)	2:B:152:VAL:HG12	1:A:563:LYS:HD2	1	2.14
(1,18)	2:B:152:VAL:HG12	1:A:563:LYS:HD3	1	2.14
(1,18)	2:B:152:VAL:HG12	1:A:563:LYS:HE2	1	2.14
(1,18)	2:B:152:VAL:HG12	1:A:563:LYS:HE3	1	2.14
(1,18)	2:B:152:VAL:HG12	1:A:563:LYS:HG2	1	2.14
(1,18)	2:B:152:VAL:HG12	1:A:563:LYS:HG3	1	2.14
(1,18)	2:B:152:VAL:HG12	1:A:563:LYS:HZ1	1	2.14
(1,18)	2:B:152:VAL:HG12	1:A:563:LYS:HZ2	1	2.14
(1,18)	2:B:152:VAL:HG12	1:A:563:LYS:HZ3	1	2.14
(1,18)	2:B:152:VAL:HG12	1:A:563:LYS:N	1	2.14
(1,18)	2:B:152:VAL:HG12	1:A:563:LYS:NZ	1	2.14
(1,18)	2:B:152:VAL:HG12	1:A:563:LYS:O	1	2.14
(1,18)	2:B:152:VAL:HG12	1:A:564:ALA:C	1	2.14
(1,18)	2:B:152:VAL:HG12	1:A:564:ALA:CA	1	2.14
(1,18)	2:B:152:VAL:HG12	1:A:564:ALA:CB	1	2.14
(1,18)	2:B:152:VAL:HG12	1:A:564:ALA:H	1	2.14
(1,18)	2:B:152:VAL:HG12	1:A:564:ALA:HA	1	2.14
(1,18)	2:B:152:VAL:HG12	1:A:564:ALA:HB1	1	2.14
(1,18)	2:B:152:VAL:HG12	1:A:564:ALA:HB2	1	2.14
(1,18)	2:B:152:VAL:HG12	1:A:564:ALA:HB3	1	2.14
(1,18)	2:B:152:VAL:HG12	1:A:564:ALA:N	1	2.14
(1,18)	2:B:152:VAL:HG12	1:A:564:ALA:O	1	2.14
(1,18)	2:B:152:VAL:HG12	1:A:566:LEU:C	1	2.14
(1,18)	2:B:152:VAL:HG12	1:A:566:LEU:CA	1	2.14
(1,18)	2:B:152:VAL:HG12	1:A:566:LEU:CB	1	2.14
(1,18)	2:B:152:VAL:HG12	1:A:566:LEU:CD1	1	2.14
(1,18)	2:B:152:VAL:HG12	1:A:566:LEU:CD2	1	2.14
(1,18)	2:B:152:VAL:HG12	1:A:566:LEU:CG	1	2.14
(1,18)	2:B:152:VAL:HG12	1:A:566:LEU:H	1	2.14
(1,18)	2:B:152:VAL:HG12	1:A:566:LEU:HA	1	2.14
(1,18)	2:B:152:VAL:HG12	1:A:566:LEU:HB2	1	2.14
(1,18)	2:B:152:VAL:HG12	1:A:566:LEU:HB3	1	2.14
(1,18)	2:B:152:VAL:HG12	1:A:566:LEU:HD11	1	2.14

*Continued on next page...*

*Continued from previous page...*

Key	Atom-1	Atom-2	Model ID	Violation (Å)
(1,18)	2:B:152:VAL:HG12	1:A:566:LEU:HD12	1	2.14
(1,18)	2:B:152:VAL:HG12	1:A:566:LEU:HD13	1	2.14
(1,18)	2:B:152:VAL:HG12	1:A:566:LEU:HD21	1	2.14
(1,18)	2:B:152:VAL:HG12	1:A:566:LEU:HD22	1	2.14
(1,18)	2:B:152:VAL:HG12	1:A:566:LEU:HD23	1	2.14
(1,18)	2:B:152:VAL:HG12	1:A:566:LEU:HG	1	2.14
(1,18)	2:B:152:VAL:HG12	1:A:566:LEU:N	1	2.14
(1,18)	2:B:152:VAL:HG12	1:A:566:LEU:O	1	2.14
(1,18)	2:B:152:VAL:HG13	1:A:490:ALA:C	1	2.14
(1,18)	2:B:152:VAL:HG13	1:A:490:ALA:CA	1	2.14
(1,18)	2:B:152:VAL:HG13	1:A:490:ALA:CB	1	2.14
(1,18)	2:B:152:VAL:HG13	1:A:490:ALA:H	1	2.14
(1,18)	2:B:152:VAL:HG13	1:A:490:ALA:HA	1	2.14
(1,18)	2:B:152:VAL:HG13	1:A:490:ALA:HB1	1	2.14
(1,18)	2:B:152:VAL:HG13	1:A:490:ALA:HB2	1	2.14
(1,18)	2:B:152:VAL:HG13	1:A:490:ALA:HB3	1	2.14
(1,18)	2:B:152:VAL:HG13	1:A:490:ALA:N	1	2.14
(1,18)	2:B:152:VAL:HG13	1:A:490:ALA:O	1	2.14
(1,18)	2:B:152:VAL:HG13	1:A:514:THR:C	1	2.14
(1,18)	2:B:152:VAL:HG13	1:A:514:THR:CA	1	2.14
(1,18)	2:B:152:VAL:HG13	1:A:514:THR:CB	1	2.14
(1,18)	2:B:152:VAL:HG13	1:A:514:THR:CG2	1	2.14
(1,18)	2:B:152:VAL:HG13	1:A:514:THR:H	1	2.14
(1,18)	2:B:152:VAL:HG13	1:A:514:THR:HA	1	2.14
(1,18)	2:B:152:VAL:HG13	1:A:514:THR:HB	1	2.14
(1,18)	2:B:152:VAL:HG13	1:A:514:THR:HG1	1	2.14
(1,18)	2:B:152:VAL:HG13	1:A:514:THR:HG21	1	2.14
(1,18)	2:B:152:VAL:HG13	1:A:514:THR:HG22	1	2.14
(1,18)	2:B:152:VAL:HG13	1:A:514:THR:HG23	1	2.14
(1,18)	2:B:152:VAL:HG13	1:A:514:THR:N	1	2.14
(1,18)	2:B:152:VAL:HG13	1:A:514:THR:O	1	2.14
(1,18)	2:B:152:VAL:HG13	1:A:514:THR:OG1	1	2.14
(1,18)	2:B:152:VAL:HG13	1:A:516:ASN:C	1	2.14
(1,18)	2:B:152:VAL:HG13	1:A:516:ASN:CA	1	2.14
(1,18)	2:B:152:VAL:HG13	1:A:516:ASN:CB	1	2.14
(1,18)	2:B:152:VAL:HG13	1:A:516:ASN:CG	1	2.14
(1,18)	2:B:152:VAL:HG13	1:A:516:ASN:H	1	2.14
(1,18)	2:B:152:VAL:HG13	1:A:516:ASN:HA	1	2.14
(1,18)	2:B:152:VAL:HG13	1:A:516:ASN:HB2	1	2.14
(1,18)	2:B:152:VAL:HG13	1:A:516:ASN:HB3	1	2.14
(1,18)	2:B:152:VAL:HG13	1:A:516:ASN:HD21	1	2.14
(1,18)	2:B:152:VAL:HG13	1:A:516:ASN:HD22	1	2.14

*Continued on next page...*

*Continued from previous page...*

Key	Atom-1	Atom-2	Model ID	Violation (Å)
(1,18)	2:B:152:VAL:HG13	1:A:516:ASN:N	1	2.14
(1,18)	2:B:152:VAL:HG13	1:A:516:ASN:ND2	1	2.14
(1,18)	2:B:152:VAL:HG13	1:A:516:ASN:O	1	2.14
(1,18)	2:B:152:VAL:HG13	1:A:516:ASN:OD1	1	2.14
(1,18)	2:B:152:VAL:HG13	1:A:519:GLY:C	1	2.14
(1,18)	2:B:152:VAL:HG13	1:A:519:GLY:CA	1	2.14
(1,18)	2:B:152:VAL:HG13	1:A:519:GLY:H	1	2.14
(1,18)	2:B:152:VAL:HG13	1:A:519:GLY:HA2	1	2.14
(1,18)	2:B:152:VAL:HG13	1:A:519:GLY:HA3	1	2.14
(1,18)	2:B:152:VAL:HG13	1:A:519:GLY:N	1	2.14
(1,18)	2:B:152:VAL:HG13	1:A:519:GLY:O	1	2.14
(1,18)	2:B:152:VAL:HG13	1:A:522:PHE:C	1	2.14
(1,18)	2:B:152:VAL:HG13	1:A:522:PHE:CA	1	2.14
(1,18)	2:B:152:VAL:HG13	1:A:522:PHE:CB	1	2.14
(1,18)	2:B:152:VAL:HG13	1:A:522:PHE:CD1	1	2.14
(1,18)	2:B:152:VAL:HG13	1:A:522:PHE:CD2	1	2.14
(1,18)	2:B:152:VAL:HG13	1:A:522:PHE:CE1	1	2.14
(1,18)	2:B:152:VAL:HG13	1:A:522:PHE:CE2	1	2.14
(1,18)	2:B:152:VAL:HG13	1:A:522:PHE:CG	1	2.14
(1,18)	2:B:152:VAL:HG13	1:A:522:PHE:CZ	1	2.14
(1,18)	2:B:152:VAL:HG13	1:A:522:PHE:H	1	2.14
(1,18)	2:B:152:VAL:HG13	1:A:522:PHE:HA	1	2.14
(1,18)	2:B:152:VAL:HG13	1:A:522:PHE:HB2	1	2.14
(1,18)	2:B:152:VAL:HG13	1:A:522:PHE:HB3	1	2.14
(1,18)	2:B:152:VAL:HG13	1:A:522:PHE:HD1	1	2.14
(1,18)	2:B:152:VAL:HG13	1:A:522:PHE:HD2	1	2.14
(1,18)	2:B:152:VAL:HG13	1:A:522:PHE:HE1	1	2.14
(1,18)	2:B:152:VAL:HG13	1:A:522:PHE:HE2	1	2.14
(1,18)	2:B:152:VAL:HG13	1:A:522:PHE:HZ	1	2.14
(1,18)	2:B:152:VAL:HG13	1:A:522:PHE:N	1	2.14
(1,18)	2:B:152:VAL:HG13	1:A:522:PHE:O	1	2.14
(1,18)	2:B:152:VAL:HG13	1:A:523:GLU:C	1	2.14
(1,18)	2:B:152:VAL:HG13	1:A:523:GLU:CA	1	2.14
(1,18)	2:B:152:VAL:HG13	1:A:523:GLU:CB	1	2.14
(1,18)	2:B:152:VAL:HG13	1:A:523:GLU:CD	1	2.14
(1,18)	2:B:152:VAL:HG13	1:A:523:GLU:CG	1	2.14
(1,18)	2:B:152:VAL:HG13	1:A:523:GLU:H	1	2.14
(1,18)	2:B:152:VAL:HG13	1:A:523:GLU:HA	1	2.14
(1,18)	2:B:152:VAL:HG13	1:A:523:GLU:HB2	1	2.14
(1,18)	2:B:152:VAL:HG13	1:A:523:GLU:HB3	1	2.14
(1,18)	2:B:152:VAL:HG13	1:A:523:GLU:HG2	1	2.14
(1,18)	2:B:152:VAL:HG13	1:A:523:GLU:HG3	1	2.14

*Continued on next page...*



*Continued from previous page...*

Key	Atom-1	Atom-2	Model ID	Violation (Å)
(1,18)	2:B:152:VAL:HG13	1:A:523:GLU:N	1	2.14
(1,18)	2:B:152:VAL:HG13	1:A:523:GLU:O	1	2.14
(1,18)	2:B:152:VAL:HG13	1:A:523:GLU:OE1	1	2.14
(1,18)	2:B:152:VAL:HG13	1:A:523:GLU:OE2	1	2.14
(1,18)	2:B:152:VAL:HG13	1:A:524:PHE:C	1	2.14
(1,18)	2:B:152:VAL:HG13	1:A:524:PHE:CA	1	2.14
(1,18)	2:B:152:VAL:HG13	1:A:524:PHE:CB	1	2.14
(1,18)	2:B:152:VAL:HG13	1:A:524:PHE:CD1	1	2.14
(1,18)	2:B:152:VAL:HG13	1:A:524:PHE:CD2	1	2.14
(1,18)	2:B:152:VAL:HG13	1:A:524:PHE:CE1	1	2.14
(1,18)	2:B:152:VAL:HG13	1:A:524:PHE:CE2	1	2.14
(1,18)	2:B:152:VAL:HG13	1:A:524:PHE:CG	1	2.14
(1,18)	2:B:152:VAL:HG13	1:A:524:PHE:CZ	1	2.14
(1,18)	2:B:152:VAL:HG13	1:A:524:PHE:H	1	2.14
(1,18)	2:B:152:VAL:HG13	1:A:524:PHE:HA	1	2.14
(1,18)	2:B:152:VAL:HG13	1:A:524:PHE:HB2	1	2.14
(1,18)	2:B:152:VAL:HG13	1:A:524:PHE:HB3	1	2.14
(1,18)	2:B:152:VAL:HG13	1:A:524:PHE:HD1	1	2.14
(1,18)	2:B:152:VAL:HG13	1:A:524:PHE:HD2	1	2.14
(1,18)	2:B:152:VAL:HG13	1:A:524:PHE:HE1	1	2.14
(1,18)	2:B:152:VAL:HG13	1:A:524:PHE:HE2	1	2.14
(1,18)	2:B:152:VAL:HG13	1:A:524:PHE:HZ	1	2.14
(1,18)	2:B:152:VAL:HG13	1:A:524:PHE:N	1	2.14
(1,18)	2:B:152:VAL:HG13	1:A:524:PHE:O	1	2.14
(1,18)	2:B:152:VAL:HG13	1:A:525:GLU:C	1	2.14
(1,18)	2:B:152:VAL:HG13	1:A:525:GLU:CA	1	2.14
(1,18)	2:B:152:VAL:HG13	1:A:525:GLU:CB	1	2.14
(1,18)	2:B:152:VAL:HG13	1:A:525:GLU:CD	1	2.14
(1,18)	2:B:152:VAL:HG13	1:A:525:GLU:CG	1	2.14
(1,18)	2:B:152:VAL:HG13	1:A:525:GLU:H	1	2.14
(1,18)	2:B:152:VAL:HG13	1:A:525:GLU:HA	1	2.14
(1,18)	2:B:152:VAL:HG13	1:A:525:GLU:HB2	1	2.14
(1,18)	2:B:152:VAL:HG13	1:A:525:GLU:HB3	1	2.14
(1,18)	2:B:152:VAL:HG13	1:A:525:GLU:HG2	1	2.14
(1,18)	2:B:152:VAL:HG13	1:A:525:GLU:HG3	1	2.14
(1,18)	2:B:152:VAL:HG13	1:A:525:GLU:N	1	2.14
(1,18)	2:B:152:VAL:HG13	1:A:525:GLU:O	1	2.14
(1,18)	2:B:152:VAL:HG13	1:A:525:GLU:OE1	1	2.14
(1,18)	2:B:152:VAL:HG13	1:A:525:GLU:OE2	1	2.14
(1,18)	2:B:152:VAL:HG13	1:A:526:ASN:C	1	2.14
(1,18)	2:B:152:VAL:HG13	1:A:526:ASN:CA	1	2.14
(1,18)	2:B:152:VAL:HG13	1:A:526:ASN:CB	1	2.14

*Continued on next page...*

*Continued from previous page...*

Key	Atom-1	Atom-2	Model ID	Violation (Å)
(1,18)	2:B:152:VAL:HG13	1:A:526:ASN:CG	1	2.14
(1,18)	2:B:152:VAL:HG13	1:A:526:ASN:H	1	2.14
(1,18)	2:B:152:VAL:HG13	1:A:526:ASN:HA	1	2.14
(1,18)	2:B:152:VAL:HG13	1:A:526:ASN:HB2	1	2.14
(1,18)	2:B:152:VAL:HG13	1:A:526:ASN:HB3	1	2.14
(1,18)	2:B:152:VAL:HG13	1:A:526:ASN:HD21	1	2.14
(1,18)	2:B:152:VAL:HG13	1:A:526:ASN:HD22	1	2.14
(1,18)	2:B:152:VAL:HG13	1:A:526:ASN:N	1	2.14
(1,18)	2:B:152:VAL:HG13	1:A:526:ASN:ND2	1	2.14
(1,18)	2:B:152:VAL:HG13	1:A:526:ASN:O	1	2.14
(1,18)	2:B:152:VAL:HG13	1:A:526:ASN:OD1	1	2.14
(1,18)	2:B:152:VAL:HG13	1:A:527:ALA:C	1	2.14
(1,18)	2:B:152:VAL:HG13	1:A:527:ALA:CA	1	2.14
(1,18)	2:B:152:VAL:HG13	1:A:527:ALA:CB	1	2.14
(1,18)	2:B:152:VAL:HG13	1:A:527:ALA:H	1	2.14
(1,18)	2:B:152:VAL:HG13	1:A:527:ALA:HA	1	2.14
(1,18)	2:B:152:VAL:HG13	1:A:527:ALA:HB1	1	2.14
(1,18)	2:B:152:VAL:HG13	1:A:527:ALA:HB2	1	2.14
(1,18)	2:B:152:VAL:HG13	1:A:527:ALA:HB3	1	2.14
(1,18)	2:B:152:VAL:HG13	1:A:527:ALA:N	1	2.14
(1,18)	2:B:152:VAL:HG13	1:A:527:ALA:O	1	2.14
(1,18)	2:B:152:VAL:HG13	1:A:528:ILE:C	1	2.14
(1,18)	2:B:152:VAL:HG13	1:A:528:ILE:CA	1	2.14
(1,18)	2:B:152:VAL:HG13	1:A:528:ILE:CB	1	2.14
(1,18)	2:B:152:VAL:HG13	1:A:528:ILE:CD1	1	2.14
(1,18)	2:B:152:VAL:HG13	1:A:528:ILE:CG1	1	2.14
(1,18)	2:B:152:VAL:HG13	1:A:528:ILE:CG2	1	2.14
(1,18)	2:B:152:VAL:HG13	1:A:528:ILE:H	1	2.14
(1,18)	2:B:152:VAL:HG13	1:A:528:ILE:HA	1	2.14
(1,18)	2:B:152:VAL:HG13	1:A:528:ILE:HB	1	2.14
(1,18)	2:B:152:VAL:HG13	1:A:528:ILE:HD11	1	2.14
(1,18)	2:B:152:VAL:HG13	1:A:528:ILE:HD12	1	2.14
(1,18)	2:B:152:VAL:HG13	1:A:528:ILE:HD13	1	2.14
(1,18)	2:B:152:VAL:HG13	1:A:528:ILE:HG12	1	2.14
(1,18)	2:B:152:VAL:HG13	1:A:528:ILE:HG13	1	2.14
(1,18)	2:B:152:VAL:HG13	1:A:528:ILE:HG21	1	2.14
(1,18)	2:B:152:VAL:HG13	1:A:528:ILE:HG22	1	2.14
(1,18)	2:B:152:VAL:HG13	1:A:528:ILE:HG23	1	2.14
(1,18)	2:B:152:VAL:HG13	1:A:528:ILE:N	1	2.14
(1,18)	2:B:152:VAL:HG13	1:A:528:ILE:O	1	2.14
(1,18)	2:B:152:VAL:HG13	1:A:529:VAL:C	1	2.14
(1,18)	2:B:152:VAL:HG13	1:A:529:VAL:CA	1	2.14

*Continued on next page...*

*Continued from previous page...*

Key	Atom-1	Atom-2	Model ID	Violation (Å)
(1,18)	2:B:152:VAL:HG13	1:A:529:VAL:CB	1	2.14
(1,18)	2:B:152:VAL:HG13	1:A:529:VAL:CG1	1	2.14
(1,18)	2:B:152:VAL:HG13	1:A:529:VAL:CG2	1	2.14
(1,18)	2:B:152:VAL:HG13	1:A:529:VAL:H	1	2.14
(1,18)	2:B:152:VAL:HG13	1:A:529:VAL:HA	1	2.14
(1,18)	2:B:152:VAL:HG13	1:A:529:VAL:HB	1	2.14
(1,18)	2:B:152:VAL:HG13	1:A:529:VAL:HG11	1	2.14
(1,18)	2:B:152:VAL:HG13	1:A:529:VAL:HG12	1	2.14
(1,18)	2:B:152:VAL:HG13	1:A:529:VAL:HG13	1	2.14
(1,18)	2:B:152:VAL:HG13	1:A:529:VAL:HG21	1	2.14
(1,18)	2:B:152:VAL:HG13	1:A:529:VAL:HG22	1	2.14
(1,18)	2:B:152:VAL:HG13	1:A:529:VAL:HG23	1	2.14
(1,18)	2:B:152:VAL:HG13	1:A:529:VAL:N	1	2.14
(1,18)	2:B:152:VAL:HG13	1:A:529:VAL:O	1	2.14
(1,18)	2:B:152:VAL:HG13	1:A:561:ASP:C	1	2.14
(1,18)	2:B:152:VAL:HG13	1:A:561:ASP:CA	1	2.14
(1,18)	2:B:152:VAL:HG13	1:A:561:ASP:CB	1	2.14
(1,18)	2:B:152:VAL:HG13	1:A:561:ASP:CG	1	2.14
(1,18)	2:B:152:VAL:HG13	1:A:561:ASP:H	1	2.14
(1,18)	2:B:152:VAL:HG13	1:A:561:ASP:HA	1	2.14
(1,18)	2:B:152:VAL:HG13	1:A:561:ASP:HB2	1	2.14
(1,18)	2:B:152:VAL:HG13	1:A:561:ASP:HB3	1	2.14
(1,18)	2:B:152:VAL:HG13	1:A:561:ASP:N	1	2.14
(1,18)	2:B:152:VAL:HG13	1:A:561:ASP:O	1	2.14
(1,18)	2:B:152:VAL:HG13	1:A:561:ASP:OD1	1	2.14
(1,18)	2:B:152:VAL:HG13	1:A:561:ASP:OD2	1	2.14
(1,18)	2:B:152:VAL:HG13	1:A:563:LYS:C	1	2.14
(1,18)	2:B:152:VAL:HG13	1:A:563:LYS:CA	1	2.14
(1,18)	2:B:152:VAL:HG13	1:A:563:LYS:CB	1	2.14
(1,18)	2:B:152:VAL:HG13	1:A:563:LYS:CD	1	2.14
(1,18)	2:B:152:VAL:HG13	1:A:563:LYS:CE	1	2.14
(1,18)	2:B:152:VAL:HG13	1:A:563:LYS:CG	1	2.14
(1,18)	2:B:152:VAL:HG13	1:A:563:LYS:H	1	2.14
(1,18)	2:B:152:VAL:HG13	1:A:563:LYS:HA	1	2.14
(1,18)	2:B:152:VAL:HG13	1:A:563:LYS:HB2	1	2.14
(1,18)	2:B:152:VAL:HG13	1:A:563:LYS:HB3	1	2.14
(1,18)	2:B:152:VAL:HG13	1:A:563:LYS:HD2	1	2.14
(1,18)	2:B:152:VAL:HG13	1:A:563:LYS:HD3	1	2.14
(1,18)	2:B:152:VAL:HG13	1:A:563:LYS:HE2	1	2.14
(1,18)	2:B:152:VAL:HG13	1:A:563:LYS:HE3	1	2.14
(1,18)	2:B:152:VAL:HG13	1:A:563:LYS:HG2	1	2.14
(1,18)	2:B:152:VAL:HG13	1:A:563:LYS:HG3	1	2.14

*Continued on next page...*

*Continued from previous page...*

Key	Atom-1	Atom-2	Model ID	Violation (Å)
(1,18)	2:B:152:VAL:HG13	1:A:563:LYS:HZ1	1	2.14
(1,18)	2:B:152:VAL:HG13	1:A:563:LYS:HZ2	1	2.14
(1,18)	2:B:152:VAL:HG13	1:A:563:LYS:HZ3	1	2.14
(1,18)	2:B:152:VAL:HG13	1:A:563:LYS:N	1	2.14
(1,18)	2:B:152:VAL:HG13	1:A:563:LYS:NZ	1	2.14
(1,18)	2:B:152:VAL:HG13	1:A:563:LYS:O	1	2.14
(1,18)	2:B:152:VAL:HG13	1:A:564:ALA:C	1	2.14
(1,18)	2:B:152:VAL:HG13	1:A:564:ALA:CA	1	2.14
(1,18)	2:B:152:VAL:HG13	1:A:564:ALA:CB	1	2.14
(1,18)	2:B:152:VAL:HG13	1:A:564:ALA:H	1	2.14
(1,18)	2:B:152:VAL:HG13	1:A:564:ALA:HA	1	2.14
(1,18)	2:B:152:VAL:HG13	1:A:564:ALA:HB1	1	2.14
(1,18)	2:B:152:VAL:HG13	1:A:564:ALA:HB2	1	2.14
(1,18)	2:B:152:VAL:HG13	1:A:564:ALA:HB3	1	2.14
(1,18)	2:B:152:VAL:HG13	1:A:564:ALA:N	1	2.14
(1,18)	2:B:152:VAL:HG13	1:A:564:ALA:O	1	2.14
(1,18)	2:B:152:VAL:HG13	1:A:566:LEU:C	1	2.14
(1,18)	2:B:152:VAL:HG13	1:A:566:LEU:CA	1	2.14
(1,18)	2:B:152:VAL:HG13	1:A:566:LEU:CB	1	2.14
(1,18)	2:B:152:VAL:HG13	1:A:566:LEU:CD1	1	2.14
(1,18)	2:B:152:VAL:HG13	1:A:566:LEU:CD2	1	2.14
(1,18)	2:B:152:VAL:HG13	1:A:566:LEU:CG	1	2.14
(1,18)	2:B:152:VAL:HG13	1:A:566:LEU:H	1	2.14
(1,18)	2:B:152:VAL:HG13	1:A:566:LEU:HA	1	2.14
(1,18)	2:B:152:VAL:HG13	1:A:566:LEU:HB2	1	2.14
(1,18)	2:B:152:VAL:HG13	1:A:566:LEU:HB3	1	2.14
(1,18)	2:B:152:VAL:HG13	1:A:566:LEU:HD11	1	2.14
(1,18)	2:B:152:VAL:HG13	1:A:566:LEU:HD12	1	2.14
(1,18)	2:B:152:VAL:HG13	1:A:566:LEU:HD13	1	2.14
(1,18)	2:B:152:VAL:HG13	1:A:566:LEU:HD21	1	2.14
(1,18)	2:B:152:VAL:HG13	1:A:566:LEU:HD22	1	2.14
(1,18)	2:B:152:VAL:HG13	1:A:566:LEU:HD23	1	2.14
(1,18)	2:B:152:VAL:HG13	1:A:566:LEU:HG	1	2.14
(1,18)	2:B:152:VAL:HG13	1:A:566:LEU:N	1	2.14
(1,18)	2:B:152:VAL:HG13	1:A:566:LEU:O	1	2.14
(1,18)	2:B:152:VAL:HG21	1:A:490:ALA:C	1	2.14
(1,18)	2:B:152:VAL:HG21	1:A:490:ALA:CA	1	2.14
(1,18)	2:B:152:VAL:HG21	1:A:490:ALA:CB	1	2.14
(1,18)	2:B:152:VAL:HG21	1:A:490:ALA:H	1	2.14
(1,18)	2:B:152:VAL:HG21	1:A:490:ALA:HA	1	2.14
(1,18)	2:B:152:VAL:HG21	1:A:490:ALA:HB1	1	2.14
(1,18)	2:B:152:VAL:HG21	1:A:490:ALA:HB2	1	2.14

*Continued on next page...*

*Continued from previous page...*

Key	Atom-1	Atom-2	Model ID	Violation (Å)
(1,18)	2:B:152:VAL:HG21	1:A:490:ALA:HB3	1	2.14
(1,18)	2:B:152:VAL:HG21	1:A:490:ALA:N	1	2.14
(1,18)	2:B:152:VAL:HG21	1:A:490:ALA:O	1	2.14
(1,18)	2:B:152:VAL:HG21	1:A:514:THR:C	1	2.14
(1,18)	2:B:152:VAL:HG21	1:A:514:THR:CA	1	2.14
(1,18)	2:B:152:VAL:HG21	1:A:514:THR:CB	1	2.14
(1,18)	2:B:152:VAL:HG21	1:A:514:THR:CG2	1	2.14
(1,18)	2:B:152:VAL:HG21	1:A:514:THR:H	1	2.14
(1,18)	2:B:152:VAL:HG21	1:A:514:THR:HA	1	2.14
(1,18)	2:B:152:VAL:HG21	1:A:514:THR:HB	1	2.14
(1,18)	2:B:152:VAL:HG21	1:A:514:THR:HG1	1	2.14
(1,18)	2:B:152:VAL:HG21	1:A:514:THR:HG21	1	2.14
(1,18)	2:B:152:VAL:HG21	1:A:514:THR:HG22	1	2.14
(1,18)	2:B:152:VAL:HG21	1:A:514:THR:HG23	1	2.14
(1,18)	2:B:152:VAL:HG21	1:A:514:THR:N	1	2.14
(1,18)	2:B:152:VAL:HG21	1:A:514:THR:O	1	2.14
(1,18)	2:B:152:VAL:HG21	1:A:514:THR:OG1	1	2.14
(1,18)	2:B:152:VAL:HG21	1:A:516:ASN:C	1	2.14
(1,18)	2:B:152:VAL:HG21	1:A:516:ASN:CA	1	2.14
(1,18)	2:B:152:VAL:HG21	1:A:516:ASN:CB	1	2.14
(1,18)	2:B:152:VAL:HG21	1:A:516:ASN:CG	1	2.14
(1,18)	2:B:152:VAL:HG21	1:A:516:ASN:H	1	2.14
(1,18)	2:B:152:VAL:HG21	1:A:516:ASN:HA	1	2.14
(1,18)	2:B:152:VAL:HG21	1:A:516:ASN:HB2	1	2.14
(1,18)	2:B:152:VAL:HG21	1:A:516:ASN:HB3	1	2.14
(1,18)	2:B:152:VAL:HG21	1:A:516:ASN:HD21	1	2.14
(1,18)	2:B:152:VAL:HG21	1:A:516:ASN:HD22	1	2.14
(1,18)	2:B:152:VAL:HG21	1:A:516:ASN:N	1	2.14
(1,18)	2:B:152:VAL:HG21	1:A:516:ASN:ND2	1	2.14
(1,18)	2:B:152:VAL:HG21	1:A:516:ASN:O	1	2.14
(1,18)	2:B:152:VAL:HG21	1:A:516:ASN:OD1	1	2.14
(1,18)	2:B:152:VAL:HG21	1:A:519:GLY:C	1	2.14
(1,18)	2:B:152:VAL:HG21	1:A:519:GLY:CA	1	2.14
(1,18)	2:B:152:VAL:HG21	1:A:519:GLY:H	1	2.14
(1,18)	2:B:152:VAL:HG21	1:A:519:GLY:HA2	1	2.14
(1,18)	2:B:152:VAL:HG21	1:A:519:GLY:HA3	1	2.14
(1,18)	2:B:152:VAL:HG21	1:A:519:GLY:N	1	2.14
(1,18)	2:B:152:VAL:HG21	1:A:519:GLY:O	1	2.14
(1,18)	2:B:152:VAL:HG21	1:A:522:PHE:C	1	2.14
(1,18)	2:B:152:VAL:HG21	1:A:522:PHE:CA	1	2.14
(1,18)	2:B:152:VAL:HG21	1:A:522:PHE:CB	1	2.14
(1,18)	2:B:152:VAL:HG21	1:A:522:PHE:CD1	1	2.14

*Continued on next page...*

*Continued from previous page...*

Key	Atom-1	Atom-2	Model ID	Violation (Å)
(1,18)	2:B:152:VAL:HG21	1:A:522:PHE:CD2	1	2.14
(1,18)	2:B:152:VAL:HG21	1:A:522:PHE:CE1	1	2.14
(1,18)	2:B:152:VAL:HG21	1:A:522:PHE:CE2	1	2.14
(1,18)	2:B:152:VAL:HG21	1:A:522:PHE:CG	1	2.14
(1,18)	2:B:152:VAL:HG21	1:A:522:PHE:CZ	1	2.14
(1,18)	2:B:152:VAL:HG21	1:A:522:PHE:H	1	2.14
(1,18)	2:B:152:VAL:HG21	1:A:522:PHE:HA	1	2.14
(1,18)	2:B:152:VAL:HG21	1:A:522:PHE:HB2	1	2.14
(1,18)	2:B:152:VAL:HG21	1:A:522:PHE:HB3	1	2.14
(1,18)	2:B:152:VAL:HG21	1:A:522:PHE:HD1	1	2.14
(1,18)	2:B:152:VAL:HG21	1:A:522:PHE:HD2	1	2.14
(1,18)	2:B:152:VAL:HG21	1:A:522:PHE:HE1	1	2.14
(1,18)	2:B:152:VAL:HG21	1:A:522:PHE:HE2	1	2.14
(1,18)	2:B:152:VAL:HG21	1:A:522:PHE:HZ	1	2.14
(1,18)	2:B:152:VAL:HG21	1:A:522:PHE:N	1	2.14
(1,18)	2:B:152:VAL:HG21	1:A:522:PHE:O	1	2.14
(1,18)	2:B:152:VAL:HG21	1:A:523:GLU:C	1	2.14
(1,18)	2:B:152:VAL:HG21	1:A:523:GLU:CA	1	2.14
(1,18)	2:B:152:VAL:HG21	1:A:523:GLU:CB	1	2.14
(1,18)	2:B:152:VAL:HG21	1:A:523:GLU:CD	1	2.14
(1,18)	2:B:152:VAL:HG21	1:A:523:GLU:CG	1	2.14
(1,18)	2:B:152:VAL:HG21	1:A:523:GLU:H	1	2.14
(1,18)	2:B:152:VAL:HG21	1:A:523:GLU:HA	1	2.14
(1,18)	2:B:152:VAL:HG21	1:A:523:GLU:HB2	1	2.14
(1,18)	2:B:152:VAL:HG21	1:A:523:GLU:HB3	1	2.14
(1,18)	2:B:152:VAL:HG21	1:A:523:GLU:HG2	1	2.14
(1,18)	2:B:152:VAL:HG21	1:A:523:GLU:HG3	1	2.14
(1,18)	2:B:152:VAL:HG21	1:A:523:GLU:N	1	2.14
(1,18)	2:B:152:VAL:HG21	1:A:523:GLU:O	1	2.14
(1,18)	2:B:152:VAL:HG21	1:A:523:GLU:OE1	1	2.14
(1,18)	2:B:152:VAL:HG21	1:A:523:GLU:OE2	1	2.14
(1,18)	2:B:152:VAL:HG21	1:A:524:PHE:C	1	2.14
(1,18)	2:B:152:VAL:HG21	1:A:524:PHE:CA	1	2.14
(1,18)	2:B:152:VAL:HG21	1:A:524:PHE:CB	1	2.14
(1,18)	2:B:152:VAL:HG21	1:A:524:PHE:CD1	1	2.14
(1,18)	2:B:152:VAL:HG21	1:A:524:PHE:CD2	1	2.14
(1,18)	2:B:152:VAL:HG21	1:A:524:PHE:CE1	1	2.14
(1,18)	2:B:152:VAL:HG21	1:A:524:PHE:CE2	1	2.14
(1,18)	2:B:152:VAL:HG21	1:A:524:PHE:CG	1	2.14
(1,18)	2:B:152:VAL:HG21	1:A:524:PHE:CZ	1	2.14
(1,18)	2:B:152:VAL:HG21	1:A:524:PHE:H	1	2.14
(1,18)	2:B:152:VAL:HG21	1:A:524:PHE:HA	1	2.14

*Continued on next page...*

*Continued from previous page...*

Key	Atom-1	Atom-2	Model ID	Violation (Å)
(1,18)	2:B:152:VAL:HG21	1:A:524:PHE:HB2	1	2.14
(1,18)	2:B:152:VAL:HG21	1:A:524:PHE:HB3	1	2.14
(1,18)	2:B:152:VAL:HG21	1:A:524:PHE:HD1	1	2.14
(1,18)	2:B:152:VAL:HG21	1:A:524:PHE:HD2	1	2.14
(1,18)	2:B:152:VAL:HG21	1:A:524:PHE:HE1	1	2.14
(1,18)	2:B:152:VAL:HG21	1:A:524:PHE:HE2	1	2.14
(1,18)	2:B:152:VAL:HG21	1:A:524:PHE:HZ	1	2.14
(1,18)	2:B:152:VAL:HG21	1:A:524:PHE:N	1	2.14
(1,18)	2:B:152:VAL:HG21	1:A:524:PHE:O	1	2.14
(1,18)	2:B:152:VAL:HG21	1:A:525:GLU:C	1	2.14
(1,18)	2:B:152:VAL:HG21	1:A:525:GLU:CA	1	2.14
(1,18)	2:B:152:VAL:HG21	1:A:525:GLU:CB	1	2.14
(1,18)	2:B:152:VAL:HG21	1:A:525:GLU:CD	1	2.14
(1,18)	2:B:152:VAL:HG21	1:A:525:GLU:CG	1	2.14
(1,18)	2:B:152:VAL:HG21	1:A:525:GLU:H	1	2.14
(1,18)	2:B:152:VAL:HG21	1:A:525:GLU:HA	1	2.14
(1,18)	2:B:152:VAL:HG21	1:A:525:GLU:HB2	1	2.14
(1,18)	2:B:152:VAL:HG21	1:A:525:GLU:HB3	1	2.14
(1,18)	2:B:152:VAL:HG21	1:A:525:GLU:HG2	1	2.14
(1,18)	2:B:152:VAL:HG21	1:A:525:GLU:HG3	1	2.14
(1,18)	2:B:152:VAL:HG21	1:A:525:GLU:N	1	2.14
(1,18)	2:B:152:VAL:HG21	1:A:525:GLU:O	1	2.14
(1,18)	2:B:152:VAL:HG21	1:A:525:GLU:OE1	1	2.14
(1,18)	2:B:152:VAL:HG21	1:A:525:GLU:OE2	1	2.14
(1,18)	2:B:152:VAL:HG21	1:A:526:ASN:C	1	2.14
(1,18)	2:B:152:VAL:HG21	1:A:526:ASN:CA	1	2.14
(1,18)	2:B:152:VAL:HG21	1:A:526:ASN:CB	1	2.14
(1,18)	2:B:152:VAL:HG21	1:A:526:ASN:CG	1	2.14
(1,18)	2:B:152:VAL:HG21	1:A:526:ASN:H	1	2.14
(1,18)	2:B:152:VAL:HG21	1:A:526:ASN:HA	1	2.14
(1,18)	2:B:152:VAL:HG21	1:A:526:ASN:HB2	1	2.14
(1,18)	2:B:152:VAL:HG21	1:A:526:ASN:HB3	1	2.14
(1,18)	2:B:152:VAL:HG21	1:A:526:ASN:HD21	1	2.14
(1,18)	2:B:152:VAL:HG21	1:A:526:ASN:HD22	1	2.14
(1,18)	2:B:152:VAL:HG21	1:A:526:ASN:N	1	2.14
(1,18)	2:B:152:VAL:HG21	1:A:526:ASN:ND2	1	2.14
(1,18)	2:B:152:VAL:HG21	1:A:526:ASN:O	1	2.14
(1,18)	2:B:152:VAL:HG21	1:A:526:ASN:OD1	1	2.14
(1,18)	2:B:152:VAL:HG21	1:A:527:ALA:C	1	2.14
(1,18)	2:B:152:VAL:HG21	1:A:527:ALA:CA	1	2.14
(1,18)	2:B:152:VAL:HG21	1:A:527:ALA:CB	1	2.14
(1,18)	2:B:152:VAL:HG21	1:A:527:ALA:H	1	2.14

*Continued on next page...*

*Continued from previous page...*

Key	Atom-1	Atom-2	Model ID	Violation (Å)
(1,18)	2:B:152:VAL:HG21	1:A:527:ALA:HA	1	2.14
(1,18)	2:B:152:VAL:HG21	1:A:527:ALA:HB1	1	2.14
(1,18)	2:B:152:VAL:HG21	1:A:527:ALA:HB2	1	2.14
(1,18)	2:B:152:VAL:HG21	1:A:527:ALA:HB3	1	2.14
(1,18)	2:B:152:VAL:HG21	1:A:527:ALA:N	1	2.14
(1,18)	2:B:152:VAL:HG21	1:A:527:ALA:O	1	2.14
(1,18)	2:B:152:VAL:HG21	1:A:528:ILE:C	1	2.14
(1,18)	2:B:152:VAL:HG21	1:A:528:ILE:CA	1	2.14
(1,18)	2:B:152:VAL:HG21	1:A:528:ILE:CB	1	2.14
(1,18)	2:B:152:VAL:HG21	1:A:528:ILE:CD1	1	2.14
(1,18)	2:B:152:VAL:HG21	1:A:528:ILE:CG1	1	2.14
(1,18)	2:B:152:VAL:HG21	1:A:528:ILE:CG2	1	2.14
(1,18)	2:B:152:VAL:HG21	1:A:528:ILE:H	1	2.14
(1,18)	2:B:152:VAL:HG21	1:A:528:ILE:HA	1	2.14
(1,18)	2:B:152:VAL:HG21	1:A:528:ILE:HB	1	2.14
(1,18)	2:B:152:VAL:HG21	1:A:528:ILE:HD11	1	2.14
(1,18)	2:B:152:VAL:HG21	1:A:528:ILE:HD12	1	2.14
(1,18)	2:B:152:VAL:HG21	1:A:528:ILE:HD13	1	2.14
(1,18)	2:B:152:VAL:HG21	1:A:528:ILE:HG12	1	2.14
(1,18)	2:B:152:VAL:HG21	1:A:528:ILE:HG13	1	2.14
(1,18)	2:B:152:VAL:HG21	1:A:528:ILE:HG21	1	2.14
(1,18)	2:B:152:VAL:HG21	1:A:528:ILE:HG22	1	2.14
(1,18)	2:B:152:VAL:HG21	1:A:528:ILE:HG23	1	2.14
(1,18)	2:B:152:VAL:HG21	1:A:528:ILE:N	1	2.14
(1,18)	2:B:152:VAL:HG21	1:A:528:ILE:O	1	2.14
(1,18)	2:B:152:VAL:HG21	1:A:529:VAL:C	1	2.14
(1,18)	2:B:152:VAL:HG21	1:A:529:VAL:CA	1	2.14
(1,18)	2:B:152:VAL:HG21	1:A:529:VAL:CB	1	2.14
(1,18)	2:B:152:VAL:HG21	1:A:529:VAL:CG1	1	2.14
(1,18)	2:B:152:VAL:HG21	1:A:529:VAL:CG2	1	2.14
(1,18)	2:B:152:VAL:HG21	1:A:529:VAL:H	1	2.14
(1,18)	2:B:152:VAL:HG21	1:A:529:VAL:HA	1	2.14
(1,18)	2:B:152:VAL:HG21	1:A:529:VAL:HB	1	2.14
(1,18)	2:B:152:VAL:HG21	1:A:529:VAL:HG11	1	2.14
(1,18)	2:B:152:VAL:HG21	1:A:529:VAL:HG12	1	2.14
(1,18)	2:B:152:VAL:HG21	1:A:529:VAL:HG13	1	2.14
(1,18)	2:B:152:VAL:HG21	1:A:529:VAL:HG21	1	2.14
(1,18)	2:B:152:VAL:HG21	1:A:529:VAL:HG22	1	2.14
(1,18)	2:B:152:VAL:HG21	1:A:529:VAL:HG23	1	2.14
(1,18)	2:B:152:VAL:HG21	1:A:529:VAL:N	1	2.14
(1,18)	2:B:152:VAL:HG21	1:A:529:VAL:O	1	2.14
(1,18)	2:B:152:VAL:HG21	1:A:561:ASP:C	1	2.14

*Continued on next page...*



*Continued from previous page...*

Key	Atom-1	Atom-2	Model ID	Violation (Å)
(1,18)	2:B:152:VAL:HG21	1:A:561:ASP:CA	1	2.14
(1,18)	2:B:152:VAL:HG21	1:A:561:ASP:CB	1	2.14
(1,18)	2:B:152:VAL:HG21	1:A:561:ASP:CG	1	2.14
(1,18)	2:B:152:VAL:HG21	1:A:561:ASP:H	1	2.14
(1,18)	2:B:152:VAL:HG21	1:A:561:ASP:HA	1	2.14
(1,18)	2:B:152:VAL:HG21	1:A:561:ASP:HB2	1	2.14
(1,18)	2:B:152:VAL:HG21	1:A:561:ASP:HB3	1	2.14
(1,18)	2:B:152:VAL:HG21	1:A:561:ASP:N	1	2.14
(1,18)	2:B:152:VAL:HG21	1:A:561:ASP:O	1	2.14
(1,18)	2:B:152:VAL:HG21	1:A:561:ASP:OD1	1	2.14
(1,18)	2:B:152:VAL:HG21	1:A:561:ASP:OD2	1	2.14
(1,18)	2:B:152:VAL:HG21	1:A:563:LYS:C	1	2.14
(1,18)	2:B:152:VAL:HG21	1:A:563:LYS:CA	1	2.14
(1,18)	2:B:152:VAL:HG21	1:A:563:LYS:CB	1	2.14
(1,18)	2:B:152:VAL:HG21	1:A:563:LYS:CD	1	2.14
(1,18)	2:B:152:VAL:HG21	1:A:563:LYS:CE	1	2.14
(1,18)	2:B:152:VAL:HG21	1:A:563:LYS:CG	1	2.14
(1,18)	2:B:152:VAL:HG21	1:A:563:LYS:H	1	2.14
(1,18)	2:B:152:VAL:HG21	1:A:563:LYS:HA	1	2.14
(1,18)	2:B:152:VAL:HG21	1:A:563:LYS:HB2	1	2.14
(1,18)	2:B:152:VAL:HG21	1:A:563:LYS:HB3	1	2.14
(1,18)	2:B:152:VAL:HG21	1:A:563:LYS:HD2	1	2.14
(1,18)	2:B:152:VAL:HG21	1:A:563:LYS:HD3	1	2.14
(1,18)	2:B:152:VAL:HG21	1:A:563:LYS:HE2	1	2.14
(1,18)	2:B:152:VAL:HG21	1:A:563:LYS:HE3	1	2.14
(1,18)	2:B:152:VAL:HG21	1:A:563:LYS:HG2	1	2.14
(1,18)	2:B:152:VAL:HG21	1:A:563:LYS:HG3	1	2.14
(1,18)	2:B:152:VAL:HG21	1:A:563:LYS:HZ1	1	2.14
(1,18)	2:B:152:VAL:HG21	1:A:563:LYS:HZ2	1	2.14
(1,18)	2:B:152:VAL:HG21	1:A:563:LYS:HZ3	1	2.14
(1,18)	2:B:152:VAL:HG21	1:A:563:LYS:N	1	2.14
(1,18)	2:B:152:VAL:HG21	1:A:563:LYS:NZ	1	2.14
(1,18)	2:B:152:VAL:HG21	1:A:563:LYS:O	1	2.14
(1,18)	2:B:152:VAL:HG21	1:A:564:ALA:C	1	2.14
(1,18)	2:B:152:VAL:HG21	1:A:564:ALA:CA	1	2.14
(1,18)	2:B:152:VAL:HG21	1:A:564:ALA:CB	1	2.14
(1,18)	2:B:152:VAL:HG21	1:A:564:ALA:H	1	2.14
(1,18)	2:B:152:VAL:HG21	1:A:564:ALA:HA	1	2.14
(1,18)	2:B:152:VAL:HG21	1:A:564:ALA:HB1	1	2.14
(1,18)	2:B:152:VAL:HG21	1:A:564:ALA:HB2	1	2.14
(1,18)	2:B:152:VAL:HG21	1:A:564:ALA:HB3	1	2.14
(1,18)	2:B:152:VAL:HG21	1:A:564:ALA:N	1	2.14

*Continued on next page...*

*Continued from previous page...*

Key	Atom-1	Atom-2	Model ID	Violation (Å)
(1,18)	2:B:152:VAL:HG21	1:A:564:ALA:O	1	2.14
(1,18)	2:B:152:VAL:HG21	1:A:566:LEU:C	1	2.14
(1,18)	2:B:152:VAL:HG21	1:A:566:LEU:CA	1	2.14
(1,18)	2:B:152:VAL:HG21	1:A:566:LEU:CB	1	2.14
(1,18)	2:B:152:VAL:HG21	1:A:566:LEU:CD1	1	2.14
(1,18)	2:B:152:VAL:HG21	1:A:566:LEU:CD2	1	2.14
(1,18)	2:B:152:VAL:HG21	1:A:566:LEU:CG	1	2.14
(1,18)	2:B:152:VAL:HG21	1:A:566:LEU:H	1	2.14
(1,18)	2:B:152:VAL:HG21	1:A:566:LEU:HA	1	2.14
(1,18)	2:B:152:VAL:HG21	1:A:566:LEU:HB2	1	2.14
(1,18)	2:B:152:VAL:HG21	1:A:566:LEU:HB3	1	2.14
(1,18)	2:B:152:VAL:HG21	1:A:566:LEU:HD11	1	2.14
(1,18)	2:B:152:VAL:HG21	1:A:566:LEU:HD12	1	2.14
(1,18)	2:B:152:VAL:HG21	1:A:566:LEU:HD13	1	2.14
(1,18)	2:B:152:VAL:HG21	1:A:566:LEU:HD21	1	2.14
(1,18)	2:B:152:VAL:HG21	1:A:566:LEU:HD22	1	2.14
(1,18)	2:B:152:VAL:HG21	1:A:566:LEU:HD23	1	2.14
(1,18)	2:B:152:VAL:HG21	1:A:566:LEU:HG	1	2.14
(1,18)	2:B:152:VAL:HG21	1:A:566:LEU:N	1	2.14
(1,18)	2:B:152:VAL:HG21	1:A:566:LEU:O	1	2.14
(1,18)	2:B:152:VAL:HG22	1:A:490:ALA:C	1	2.14
(1,18)	2:B:152:VAL:HG22	1:A:490:ALA:CA	1	2.14
(1,18)	2:B:152:VAL:HG22	1:A:490:ALA:CB	1	2.14
(1,18)	2:B:152:VAL:HG22	1:A:490:ALA:H	1	2.14
(1,18)	2:B:152:VAL:HG22	1:A:490:ALA:HA	1	2.14
(1,18)	2:B:152:VAL:HG22	1:A:490:ALA:HB1	1	2.14
(1,18)	2:B:152:VAL:HG22	1:A:490:ALA:HB2	1	2.14
(1,18)	2:B:152:VAL:HG22	1:A:490:ALA:HB3	1	2.14
(1,18)	2:B:152:VAL:HG22	1:A:490:ALA:N	1	2.14
(1,18)	2:B:152:VAL:HG22	1:A:490:ALA:O	1	2.14
(1,18)	2:B:152:VAL:HG22	1:A:514:THR:C	1	2.14
(1,18)	2:B:152:VAL:HG22	1:A:514:THR:CA	1	2.14
(1,18)	2:B:152:VAL:HG22	1:A:514:THR:CB	1	2.14
(1,18)	2:B:152:VAL:HG22	1:A:514:THR:CG2	1	2.14
(1,18)	2:B:152:VAL:HG22	1:A:514:THR:H	1	2.14
(1,18)	2:B:152:VAL:HG22	1:A:514:THR:HA	1	2.14
(1,18)	2:B:152:VAL:HG22	1:A:514:THR:HB	1	2.14
(1,18)	2:B:152:VAL:HG22	1:A:514:THR:HG1	1	2.14
(1,18)	2:B:152:VAL:HG22	1:A:514:THR:HG21	1	2.14
(1,18)	2:B:152:VAL:HG22	1:A:514:THR:HG22	1	2.14
(1,18)	2:B:152:VAL:HG22	1:A:514:THR:HG23	1	2.14
(1,18)	2:B:152:VAL:HG22	1:A:514:THR:N	1	2.14

*Continued on next page...*

*Continued from previous page...*

Key	Atom-1	Atom-2	Model ID	Violation (Å)
(1,18)	2:B:152:VAL:HG22	1:A:514:THR:O	1	2.14
(1,18)	2:B:152:VAL:HG22	1:A:514:THR:OG1	1	2.14
(1,18)	2:B:152:VAL:HG22	1:A:516:ASN:C	1	2.14
(1,18)	2:B:152:VAL:HG22	1:A:516:ASN:CA	1	2.14
(1,18)	2:B:152:VAL:HG22	1:A:516:ASN:CB	1	2.14
(1,18)	2:B:152:VAL:HG22	1:A:516:ASN:CG	1	2.14
(1,18)	2:B:152:VAL:HG22	1:A:516:ASN:H	1	2.14
(1,18)	2:B:152:VAL:HG22	1:A:516:ASN:HA	1	2.14
(1,18)	2:B:152:VAL:HG22	1:A:516:ASN:HB2	1	2.14
(1,18)	2:B:152:VAL:HG22	1:A:516:ASN:HB3	1	2.14
(1,18)	2:B:152:VAL:HG22	1:A:516:ASN:HD21	1	2.14
(1,18)	2:B:152:VAL:HG22	1:A:516:ASN:HD22	1	2.14
(1,18)	2:B:152:VAL:HG22	1:A:516:ASN:N	1	2.14
(1,18)	2:B:152:VAL:HG22	1:A:516:ASN:ND2	1	2.14
(1,18)	2:B:152:VAL:HG22	1:A:516:ASN:O	1	2.14
(1,18)	2:B:152:VAL:HG22	1:A:516:ASN:OD1	1	2.14
(1,18)	2:B:152:VAL:HG22	1:A:519:GLY:C	1	2.14
(1,18)	2:B:152:VAL:HG22	1:A:519:GLY:CA	1	2.14
(1,18)	2:B:152:VAL:HG22	1:A:519:GLY:H	1	2.14
(1,18)	2:B:152:VAL:HG22	1:A:519:GLY:HA2	1	2.14
(1,18)	2:B:152:VAL:HG22	1:A:519:GLY:HA3	1	2.14
(1,18)	2:B:152:VAL:HG22	1:A:519:GLY:N	1	2.14
(1,18)	2:B:152:VAL:HG22	1:A:519:GLY:O	1	2.14
(1,18)	2:B:152:VAL:HG22	1:A:522:PHE:C	1	2.14
(1,18)	2:B:152:VAL:HG22	1:A:522:PHE:CA	1	2.14
(1,18)	2:B:152:VAL:HG22	1:A:522:PHE:CB	1	2.14
(1,18)	2:B:152:VAL:HG22	1:A:522:PHE:CD1	1	2.14
(1,18)	2:B:152:VAL:HG22	1:A:522:PHE:CD2	1	2.14
(1,18)	2:B:152:VAL:HG22	1:A:522:PHE:CE1	1	2.14
(1,18)	2:B:152:VAL:HG22	1:A:522:PHE:CE2	1	2.14
(1,18)	2:B:152:VAL:HG22	1:A:522:PHE:CG	1	2.14
(1,18)	2:B:152:VAL:HG22	1:A:522:PHE:CZ	1	2.14
(1,18)	2:B:152:VAL:HG22	1:A:522:PHE:H	1	2.14
(1,18)	2:B:152:VAL:HG22	1:A:522:PHE:HA	1	2.14
(1,18)	2:B:152:VAL:HG22	1:A:522:PHE:HB2	1	2.14
(1,18)	2:B:152:VAL:HG22	1:A:522:PHE:HB3	1	2.14
(1,18)	2:B:152:VAL:HG22	1:A:522:PHE:HD1	1	2.14
(1,18)	2:B:152:VAL:HG22	1:A:522:PHE:HD2	1	2.14
(1,18)	2:B:152:VAL:HG22	1:A:522:PHE:HE1	1	2.14
(1,18)	2:B:152:VAL:HG22	1:A:522:PHE:HE2	1	2.14
(1,18)	2:B:152:VAL:HG22	1:A:522:PHE:HZ	1	2.14
(1,18)	2:B:152:VAL:HG22	1:A:522:PHE:N	1	2.14

*Continued on next page...*

*Continued from previous page...*

Key	Atom-1	Atom-2	Model ID	Violation (Å)
(1,18)	2:B:152:VAL:HG22	1:A:522:PHE:O	1	2.14
(1,18)	2:B:152:VAL:HG22	1:A:523:GLU:C	1	2.14
(1,18)	2:B:152:VAL:HG22	1:A:523:GLU:CA	1	2.14
(1,18)	2:B:152:VAL:HG22	1:A:523:GLU:CB	1	2.14
(1,18)	2:B:152:VAL:HG22	1:A:523:GLU:CD	1	2.14
(1,18)	2:B:152:VAL:HG22	1:A:523:GLU:CG	1	2.14
(1,18)	2:B:152:VAL:HG22	1:A:523:GLU:H	1	2.14
(1,18)	2:B:152:VAL:HG22	1:A:523:GLU:HA	1	2.14
(1,18)	2:B:152:VAL:HG22	1:A:523:GLU:HB2	1	2.14
(1,18)	2:B:152:VAL:HG22	1:A:523:GLU:HB3	1	2.14
(1,18)	2:B:152:VAL:HG22	1:A:523:GLU:HG2	1	2.14
(1,18)	2:B:152:VAL:HG22	1:A:523:GLU:HG3	1	2.14
(1,18)	2:B:152:VAL:HG22	1:A:523:GLU:N	1	2.14
(1,18)	2:B:152:VAL:HG22	1:A:523:GLU:O	1	2.14
(1,18)	2:B:152:VAL:HG22	1:A:523:GLU:OE1	1	2.14
(1,18)	2:B:152:VAL:HG22	1:A:523:GLU:OE2	1	2.14
(1,18)	2:B:152:VAL:HG22	1:A:524:PHE:C	1	2.14
(1,18)	2:B:152:VAL:HG22	1:A:524:PHE:CA	1	2.14
(1,18)	2:B:152:VAL:HG22	1:A:524:PHE:CB	1	2.14
(1,18)	2:B:152:VAL:HG22	1:A:524:PHE:CD1	1	2.14
(1,18)	2:B:152:VAL:HG22	1:A:524:PHE:CD2	1	2.14
(1,18)	2:B:152:VAL:HG22	1:A:524:PHE:CE1	1	2.14
(1,18)	2:B:152:VAL:HG22	1:A:524:PHE:CE2	1	2.14
(1,18)	2:B:152:VAL:HG22	1:A:524:PHE:CG	1	2.14
(1,18)	2:B:152:VAL:HG22	1:A:524:PHE:CZ	1	2.14
(1,18)	2:B:152:VAL:HG22	1:A:524:PHE:H	1	2.14
(1,18)	2:B:152:VAL:HG22	1:A:524:PHE:HA	1	2.14
(1,18)	2:B:152:VAL:HG22	1:A:524:PHE:HB2	1	2.14
(1,18)	2:B:152:VAL:HG22	1:A:524:PHE:HB3	1	2.14
(1,18)	2:B:152:VAL:HG22	1:A:524:PHE:HD1	1	2.14
(1,18)	2:B:152:VAL:HG22	1:A:524:PHE:HD2	1	2.14
(1,18)	2:B:152:VAL:HG22	1:A:524:PHE:HE1	1	2.14
(1,18)	2:B:152:VAL:HG22	1:A:524:PHE:HE2	1	2.14
(1,18)	2:B:152:VAL:HG22	1:A:524:PHE:HZ	1	2.14
(1,18)	2:B:152:VAL:HG22	1:A:524:PHE:N	1	2.14
(1,18)	2:B:152:VAL:HG22	1:A:524:PHE:O	1	2.14
(1,18)	2:B:152:VAL:HG22	1:A:525:GLU:C	1	2.14
(1,18)	2:B:152:VAL:HG22	1:A:525:GLU:CA	1	2.14
(1,18)	2:B:152:VAL:HG22	1:A:525:GLU:CB	1	2.14
(1,18)	2:B:152:VAL:HG22	1:A:525:GLU:CD	1	2.14
(1,18)	2:B:152:VAL:HG22	1:A:525:GLU:CG	1	2.14
(1,18)	2:B:152:VAL:HG22	1:A:525:GLU:H	1	2.14

*Continued on next page...*

*Continued from previous page...*

Key	Atom-1	Atom-2	Model ID	Violation (Å)
(1,18)	2:B:152:VAL:HG22	1:A:525:GLU:HA	1	2.14
(1,18)	2:B:152:VAL:HG22	1:A:525:GLU:HB2	1	2.14
(1,18)	2:B:152:VAL:HG22	1:A:525:GLU:HB3	1	2.14
(1,18)	2:B:152:VAL:HG22	1:A:525:GLU:HG2	1	2.14
(1,18)	2:B:152:VAL:HG22	1:A:525:GLU:HG3	1	2.14
(1,18)	2:B:152:VAL:HG22	1:A:525:GLU:N	1	2.14
(1,18)	2:B:152:VAL:HG22	1:A:525:GLU:O	1	2.14
(1,18)	2:B:152:VAL:HG22	1:A:525:GLU:OE1	1	2.14
(1,18)	2:B:152:VAL:HG22	1:A:525:GLU:OE2	1	2.14
(1,18)	2:B:152:VAL:HG22	1:A:526:ASN:C	1	2.14
(1,18)	2:B:152:VAL:HG22	1:A:526:ASN:CA	1	2.14
(1,18)	2:B:152:VAL:HG22	1:A:526:ASN:CB	1	2.14
(1,18)	2:B:152:VAL:HG22	1:A:526:ASN:CG	1	2.14
(1,18)	2:B:152:VAL:HG22	1:A:526:ASN:H	1	2.14
(1,18)	2:B:152:VAL:HG22	1:A:526:ASN:HA	1	2.14
(1,18)	2:B:152:VAL:HG22	1:A:526:ASN:HB2	1	2.14
(1,18)	2:B:152:VAL:HG22	1:A:526:ASN:HB3	1	2.14
(1,18)	2:B:152:VAL:HG22	1:A:526:ASN:HD21	1	2.14
(1,18)	2:B:152:VAL:HG22	1:A:526:ASN:HD22	1	2.14
(1,18)	2:B:152:VAL:HG22	1:A:526:ASN:N	1	2.14
(1,18)	2:B:152:VAL:HG22	1:A:526:ASN:ND2	1	2.14
(1,18)	2:B:152:VAL:HG22	1:A:526:ASN:O	1	2.14
(1,18)	2:B:152:VAL:HG22	1:A:526:ASN:OD1	1	2.14
(1,18)	2:B:152:VAL:HG22	1:A:527:ALA:C	1	2.14
(1,18)	2:B:152:VAL:HG22	1:A:527:ALA:CA	1	2.14
(1,18)	2:B:152:VAL:HG22	1:A:527:ALA:CB	1	2.14
(1,18)	2:B:152:VAL:HG22	1:A:527:ALA:H	1	2.14
(1,18)	2:B:152:VAL:HG22	1:A:527:ALA:HA	1	2.14
(1,18)	2:B:152:VAL:HG22	1:A:527:ALA:HB1	1	2.14
(1,18)	2:B:152:VAL:HG22	1:A:527:ALA:HB2	1	2.14
(1,18)	2:B:152:VAL:HG22	1:A:527:ALA:HB3	1	2.14
(1,18)	2:B:152:VAL:HG22	1:A:527:ALA:N	1	2.14
(1,18)	2:B:152:VAL:HG22	1:A:527:ALA:O	1	2.14
(1,18)	2:B:152:VAL:HG22	1:A:528:ILE:C	1	2.14
(1,18)	2:B:152:VAL:HG22	1:A:528:ILE:CA	1	2.14
(1,18)	2:B:152:VAL:HG22	1:A:528:ILE:CB	1	2.14
(1,18)	2:B:152:VAL:HG22	1:A:528:ILE:CD1	1	2.14
(1,18)	2:B:152:VAL:HG22	1:A:528:ILE:CG1	1	2.14
(1,18)	2:B:152:VAL:HG22	1:A:528:ILE:CG2	1	2.14
(1,18)	2:B:152:VAL:HG22	1:A:528:ILE:H	1	2.14
(1,18)	2:B:152:VAL:HG22	1:A:528:ILE:HA	1	2.14
(1,18)	2:B:152:VAL:HG22	1:A:528:ILE:HB	1	2.14

*Continued on next page...*

*Continued from previous page...*

Key	Atom-1	Atom-2	Model ID	Violation (Å)
(1,18)	2:B:152:VAL:HG22	1:A:528:ILE:HD11	1	2.14
(1,18)	2:B:152:VAL:HG22	1:A:528:ILE:HD12	1	2.14
(1,18)	2:B:152:VAL:HG22	1:A:528:ILE:HD13	1	2.14
(1,18)	2:B:152:VAL:HG22	1:A:528:ILE:HG12	1	2.14
(1,18)	2:B:152:VAL:HG22	1:A:528:ILE:HG13	1	2.14
(1,18)	2:B:152:VAL:HG22	1:A:528:ILE:HG21	1	2.14
(1,18)	2:B:152:VAL:HG22	1:A:528:ILE:HG22	1	2.14
(1,18)	2:B:152:VAL:HG22	1:A:528:ILE:HG23	1	2.14
(1,18)	2:B:152:VAL:HG22	1:A:528:ILE:N	1	2.14
(1,18)	2:B:152:VAL:HG22	1:A:528:ILE:O	1	2.14
(1,18)	2:B:152:VAL:HG22	1:A:529:VAL:C	1	2.14
(1,18)	2:B:152:VAL:HG22	1:A:529:VAL:CA	1	2.14
(1,18)	2:B:152:VAL:HG22	1:A:529:VAL:CB	1	2.14
(1,18)	2:B:152:VAL:HG22	1:A:529:VAL:CG1	1	2.14
(1,18)	2:B:152:VAL:HG22	1:A:529:VAL:CG2	1	2.14
(1,18)	2:B:152:VAL:HG22	1:A:529:VAL:H	1	2.14
(1,18)	2:B:152:VAL:HG22	1:A:529:VAL:HA	1	2.14
(1,18)	2:B:152:VAL:HG22	1:A:529:VAL:HB	1	2.14
(1,18)	2:B:152:VAL:HG22	1:A:529:VAL:HG11	1	2.14
(1,18)	2:B:152:VAL:HG22	1:A:529:VAL:HG12	1	2.14
(1,18)	2:B:152:VAL:HG22	1:A:529:VAL:HG13	1	2.14
(1,18)	2:B:152:VAL:HG22	1:A:529:VAL:HG21	1	2.14
(1,18)	2:B:152:VAL:HG22	1:A:529:VAL:HG22	1	2.14
(1,18)	2:B:152:VAL:HG22	1:A:529:VAL:HG23	1	2.14
(1,18)	2:B:152:VAL:HG22	1:A:529:VAL:N	1	2.14
(1,18)	2:B:152:VAL:HG22	1:A:529:VAL:O	1	2.14
(1,18)	2:B:152:VAL:HG22	1:A:561:ASP:C	1	2.14
(1,18)	2:B:152:VAL:HG22	1:A:561:ASP:CA	1	2.14
(1,18)	2:B:152:VAL:HG22	1:A:561:ASP:CB	1	2.14
(1,18)	2:B:152:VAL:HG22	1:A:561:ASP:CG	1	2.14
(1,18)	2:B:152:VAL:HG22	1:A:561:ASP:H	1	2.14
(1,18)	2:B:152:VAL:HG22	1:A:561:ASP:HA	1	2.14
(1,18)	2:B:152:VAL:HG22	1:A:561:ASP:HB2	1	2.14
(1,18)	2:B:152:VAL:HG22	1:A:561:ASP:HB3	1	2.14
(1,18)	2:B:152:VAL:HG22	1:A:561:ASP:N	1	2.14
(1,18)	2:B:152:VAL:HG22	1:A:561:ASP:O	1	2.14
(1,18)	2:B:152:VAL:HG22	1:A:561:ASP:OD1	1	2.14
(1,18)	2:B:152:VAL:HG22	1:A:561:ASP:OD2	1	2.14
(1,18)	2:B:152:VAL:HG22	1:A:563:LYS:C	1	2.14
(1,18)	2:B:152:VAL:HG22	1:A:563:LYS:CA	1	2.14
(1,18)	2:B:152:VAL:HG22	1:A:563:LYS:CB	1	2.14
(1,18)	2:B:152:VAL:HG22	1:A:563:LYS:CD	1	2.14

*Continued on next page...*

*Continued from previous page...*

Key	Atom-1	Atom-2	Model ID	Violation (Å)
(1,18)	2:B:152:VAL:HG22	1:A:563:LYS:CE	1	2.14
(1,18)	2:B:152:VAL:HG22	1:A:563:LYS:CG	1	2.14
(1,18)	2:B:152:VAL:HG22	1:A:563:LYS:H	1	2.14
(1,18)	2:B:152:VAL:HG22	1:A:563:LYS:HA	1	2.14
(1,18)	2:B:152:VAL:HG22	1:A:563:LYS:HB2	1	2.14
(1,18)	2:B:152:VAL:HG22	1:A:563:LYS:HB3	1	2.14
(1,18)	2:B:152:VAL:HG22	1:A:563:LYS:HD2	1	2.14
(1,18)	2:B:152:VAL:HG22	1:A:563:LYS:HD3	1	2.14
(1,18)	2:B:152:VAL:HG22	1:A:563:LYS:HE2	1	2.14
(1,18)	2:B:152:VAL:HG22	1:A:563:LYS:HE3	1	2.14
(1,18)	2:B:152:VAL:HG22	1:A:563:LYS:HG2	1	2.14
(1,18)	2:B:152:VAL:HG22	1:A:563:LYS:HG3	1	2.14
(1,18)	2:B:152:VAL:HG22	1:A:563:LYS:HZ1	1	2.14
(1,18)	2:B:152:VAL:HG22	1:A:563:LYS:HZ2	1	2.14
(1,18)	2:B:152:VAL:HG22	1:A:563:LYS:HZ3	1	2.14
(1,18)	2:B:152:VAL:HG22	1:A:563:LYS:N	1	2.14
(1,18)	2:B:152:VAL:HG22	1:A:563:LYS:NZ	1	2.14
(1,18)	2:B:152:VAL:HG22	1:A:563:LYS:O	1	2.14
(1,18)	2:B:152:VAL:HG22	1:A:564:ALA:C	1	2.14
(1,18)	2:B:152:VAL:HG22	1:A:564:ALA:CA	1	2.14
(1,18)	2:B:152:VAL:HG22	1:A:564:ALA:CB	1	2.14
(1,18)	2:B:152:VAL:HG22	1:A:564:ALA:H	1	2.14
(1,18)	2:B:152:VAL:HG22	1:A:564:ALA:HA	1	2.14
(1,18)	2:B:152:VAL:HG22	1:A:564:ALA:HB1	1	2.14
(1,18)	2:B:152:VAL:HG22	1:A:564:ALA:HB2	1	2.14
(1,18)	2:B:152:VAL:HG22	1:A:564:ALA:HB3	1	2.14
(1,18)	2:B:152:VAL:HG22	1:A:564:ALA:N	1	2.14
(1,18)	2:B:152:VAL:HG22	1:A:564:ALA:O	1	2.14
(1,18)	2:B:152:VAL:HG22	1:A:566:LEU:C	1	2.14
(1,18)	2:B:152:VAL:HG22	1:A:566:LEU:CA	1	2.14
(1,18)	2:B:152:VAL:HG22	1:A:566:LEU:CB	1	2.14
(1,18)	2:B:152:VAL:HG22	1:A:566:LEU:CD1	1	2.14
(1,18)	2:B:152:VAL:HG22	1:A:566:LEU:CD2	1	2.14
(1,18)	2:B:152:VAL:HG22	1:A:566:LEU:CG	1	2.14
(1,18)	2:B:152:VAL:HG22	1:A:566:LEU:H	1	2.14
(1,18)	2:B:152:VAL:HG22	1:A:566:LEU:HA	1	2.14
(1,18)	2:B:152:VAL:HG22	1:A:566:LEU:HB2	1	2.14
(1,18)	2:B:152:VAL:HG22	1:A:566:LEU:HB3	1	2.14
(1,18)	2:B:152:VAL:HG22	1:A:566:LEU:HD11	1	2.14
(1,18)	2:B:152:VAL:HG22	1:A:566:LEU:HD12	1	2.14
(1,18)	2:B:152:VAL:HG22	1:A:566:LEU:HD13	1	2.14
(1,18)	2:B:152:VAL:HG22	1:A:566:LEU:HD21	1	2.14

*Continued on next page...*

*Continued from previous page...*

Key	Atom-1	Atom-2	Model ID	Violation (Å)
(1,18)	2:B:152:VAL:HG22	1:A:566:LEU:HD22	1	2.14
(1,18)	2:B:152:VAL:HG22	1:A:566:LEU:HD23	1	2.14
(1,18)	2:B:152:VAL:HG22	1:A:566:LEU:HG	1	2.14
(1,18)	2:B:152:VAL:HG22	1:A:566:LEU:N	1	2.14
(1,18)	2:B:152:VAL:HG22	1:A:566:LEU:O	1	2.14
(1,18)	2:B:152:VAL:HG23	1:A:490:ALA:C	1	2.14
(1,18)	2:B:152:VAL:HG23	1:A:490:ALA:CA	1	2.14
(1,18)	2:B:152:VAL:HG23	1:A:490:ALA:CB	1	2.14
(1,18)	2:B:152:VAL:HG23	1:A:490:ALA:H	1	2.14
(1,18)	2:B:152:VAL:HG23	1:A:490:ALA:HA	1	2.14
(1,18)	2:B:152:VAL:HG23	1:A:490:ALA:HB1	1	2.14
(1,18)	2:B:152:VAL:HG23	1:A:490:ALA:HB2	1	2.14
(1,18)	2:B:152:VAL:HG23	1:A:490:ALA:HB3	1	2.14
(1,18)	2:B:152:VAL:HG23	1:A:490:ALA:N	1	2.14
(1,18)	2:B:152:VAL:HG23	1:A:490:ALA:O	1	2.14
(1,18)	2:B:152:VAL:HG23	1:A:514:THR:C	1	2.14
(1,18)	2:B:152:VAL:HG23	1:A:514:THR:CA	1	2.14
(1,18)	2:B:152:VAL:HG23	1:A:514:THR:CB	1	2.14
(1,18)	2:B:152:VAL:HG23	1:A:514:THR:CG2	1	2.14
(1,18)	2:B:152:VAL:HG23	1:A:514:THR:H	1	2.14
(1,18)	2:B:152:VAL:HG23	1:A:514:THR:HA	1	2.14
(1,18)	2:B:152:VAL:HG23	1:A:514:THR:HB	1	2.14
(1,18)	2:B:152:VAL:HG23	1:A:514:THR:HG1	1	2.14
(1,18)	2:B:152:VAL:HG23	1:A:514:THR:HG21	1	2.14
(1,18)	2:B:152:VAL:HG23	1:A:514:THR:HG22	1	2.14
(1,18)	2:B:152:VAL:HG23	1:A:514:THR:HG23	1	2.14
(1,18)	2:B:152:VAL:HG23	1:A:514:THR:N	1	2.14
(1,18)	2:B:152:VAL:HG23	1:A:514:THR:O	1	2.14
(1,18)	2:B:152:VAL:HG23	1:A:514:THR:OG1	1	2.14
(1,18)	2:B:152:VAL:HG23	1:A:516:ASN:C	1	2.14
(1,18)	2:B:152:VAL:HG23	1:A:516:ASN:CA	1	2.14
(1,18)	2:B:152:VAL:HG23	1:A:516:ASN:CB	1	2.14
(1,18)	2:B:152:VAL:HG23	1:A:516:ASN:CG	1	2.14
(1,18)	2:B:152:VAL:HG23	1:A:516:ASN:H	1	2.14
(1,18)	2:B:152:VAL:HG23	1:A:516:ASN:HA	1	2.14
(1,18)	2:B:152:VAL:HG23	1:A:516:ASN:HB2	1	2.14
(1,18)	2:B:152:VAL:HG23	1:A:516:ASN:HB3	1	2.14
(1,18)	2:B:152:VAL:HG23	1:A:516:ASN:HD21	1	2.14
(1,18)	2:B:152:VAL:HG23	1:A:516:ASN:HD22	1	2.14
(1,18)	2:B:152:VAL:HG23	1:A:516:ASN:N	1	2.14
(1,18)	2:B:152:VAL:HG23	1:A:516:ASN:ND2	1	2.14
(1,18)	2:B:152:VAL:HG23	1:A:516:ASN:O	1	2.14

*Continued on next page...*



*Continued from previous page...*

Key	Atom-1	Atom-2	Model ID	Violation (Å)
(1,18)	2:B:152:VAL:HG23	1:A:516:ASN:OD1	1	2.14
(1,18)	2:B:152:VAL:HG23	1:A:519:GLY:C	1	2.14
(1,18)	2:B:152:VAL:HG23	1:A:519:GLY:CA	1	2.14
(1,18)	2:B:152:VAL:HG23	1:A:519:GLY:H	1	2.14
(1,18)	2:B:152:VAL:HG23	1:A:519:GLY:HA2	1	2.14
(1,18)	2:B:152:VAL:HG23	1:A:519:GLY:HA3	1	2.14
(1,18)	2:B:152:VAL:HG23	1:A:519:GLY:N	1	2.14
(1,18)	2:B:152:VAL:HG23	1:A:519:GLY:O	1	2.14
(1,18)	2:B:152:VAL:HG23	1:A:522:PHE:C	1	2.14
(1,18)	2:B:152:VAL:HG23	1:A:522:PHE:CA	1	2.14
(1,18)	2:B:152:VAL:HG23	1:A:522:PHE:CB	1	2.14
(1,18)	2:B:152:VAL:HG23	1:A:522:PHE:CD1	1	2.14
(1,18)	2:B:152:VAL:HG23	1:A:522:PHE:CD2	1	2.14
(1,18)	2:B:152:VAL:HG23	1:A:522:PHE:CE1	1	2.14
(1,18)	2:B:152:VAL:HG23	1:A:522:PHE:CE2	1	2.14
(1,18)	2:B:152:VAL:HG23	1:A:522:PHE:CG	1	2.14
(1,18)	2:B:152:VAL:HG23	1:A:522:PHE:CZ	1	2.14
(1,18)	2:B:152:VAL:HG23	1:A:522:PHE:H	1	2.14
(1,18)	2:B:152:VAL:HG23	1:A:522:PHE:HA	1	2.14
(1,18)	2:B:152:VAL:HG23	1:A:522:PHE:HB2	1	2.14
(1,18)	2:B:152:VAL:HG23	1:A:522:PHE:HB3	1	2.14
(1,18)	2:B:152:VAL:HG23	1:A:522:PHE:HD1	1	2.14
(1,18)	2:B:152:VAL:HG23	1:A:522:PHE:HD2	1	2.14
(1,18)	2:B:152:VAL:HG23	1:A:522:PHE:HE1	1	2.14
(1,18)	2:B:152:VAL:HG23	1:A:522:PHE:HE2	1	2.14
(1,18)	2:B:152:VAL:HG23	1:A:522:PHE:HZ	1	2.14
(1,18)	2:B:152:VAL:HG23	1:A:522:PHE:N	1	2.14
(1,18)	2:B:152:VAL:HG23	1:A:522:PHE:O	1	2.14
(1,18)	2:B:152:VAL:HG23	1:A:523:GLU:C	1	2.14
(1,18)	2:B:152:VAL:HG23	1:A:523:GLU:CA	1	2.14
(1,18)	2:B:152:VAL:HG23	1:A:523:GLU:CB	1	2.14
(1,18)	2:B:152:VAL:HG23	1:A:523:GLU:CD	1	2.14
(1,18)	2:B:152:VAL:HG23	1:A:523:GLU:CG	1	2.14
(1,18)	2:B:152:VAL:HG23	1:A:523:GLU:H	1	2.14
(1,18)	2:B:152:VAL:HG23	1:A:523:GLU:HA	1	2.14
(1,18)	2:B:152:VAL:HG23	1:A:523:GLU:HB2	1	2.14
(1,18)	2:B:152:VAL:HG23	1:A:523:GLU:HB3	1	2.14
(1,18)	2:B:152:VAL:HG23	1:A:523:GLU:HG2	1	2.14
(1,18)	2:B:152:VAL:HG23	1:A:523:GLU:HG3	1	2.14
(1,18)	2:B:152:VAL:HG23	1:A:523:GLU:N	1	2.14
(1,18)	2:B:152:VAL:HG23	1:A:523:GLU:O	1	2.14
(1,18)	2:B:152:VAL:HG23	1:A:523:GLU:OE1	1	2.14

*Continued on next page...*

*Continued from previous page...*

Key	Atom-1	Atom-2	Model ID	Violation (Å)
(1,18)	2:B:152:VAL:HG23	1:A:523:GLU:OE2	1	2.14
(1,18)	2:B:152:VAL:HG23	1:A:524:PHE:C	1	2.14
(1,18)	2:B:152:VAL:HG23	1:A:524:PHE:CA	1	2.14
(1,18)	2:B:152:VAL:HG23	1:A:524:PHE:CB	1	2.14
(1,18)	2:B:152:VAL:HG23	1:A:524:PHE:CD1	1	2.14
(1,18)	2:B:152:VAL:HG23	1:A:524:PHE:CD2	1	2.14
(1,18)	2:B:152:VAL:HG23	1:A:524:PHE:CE1	1	2.14
(1,18)	2:B:152:VAL:HG23	1:A:524:PHE:CE2	1	2.14
(1,18)	2:B:152:VAL:HG23	1:A:524:PHE:CG	1	2.14
(1,18)	2:B:152:VAL:HG23	1:A:524:PHE:CZ	1	2.14
(1,18)	2:B:152:VAL:HG23	1:A:524:PHE:H	1	2.14
(1,18)	2:B:152:VAL:HG23	1:A:524:PHE:HA	1	2.14
(1,18)	2:B:152:VAL:HG23	1:A:524:PHE:HB2	1	2.14
(1,18)	2:B:152:VAL:HG23	1:A:524:PHE:HB3	1	2.14
(1,18)	2:B:152:VAL:HG23	1:A:524:PHE:HD1	1	2.14
(1,18)	2:B:152:VAL:HG23	1:A:524:PHE:HD2	1	2.14
(1,18)	2:B:152:VAL:HG23	1:A:524:PHE:HE1	1	2.14
(1,18)	2:B:152:VAL:HG23	1:A:524:PHE:HE2	1	2.14
(1,18)	2:B:152:VAL:HG23	1:A:524:PHE:HZ	1	2.14
(1,18)	2:B:152:VAL:HG23	1:A:524:PHE:N	1	2.14
(1,18)	2:B:152:VAL:HG23	1:A:524:PHE:O	1	2.14
(1,18)	2:B:152:VAL:HG23	1:A:525:GLU:C	1	2.14
(1,18)	2:B:152:VAL:HG23	1:A:525:GLU:CA	1	2.14
(1,18)	2:B:152:VAL:HG23	1:A:525:GLU:CB	1	2.14
(1,18)	2:B:152:VAL:HG23	1:A:525:GLU:CD	1	2.14
(1,18)	2:B:152:VAL:HG23	1:A:525:GLU:CG	1	2.14
(1,18)	2:B:152:VAL:HG23	1:A:525:GLU:H	1	2.14
(1,18)	2:B:152:VAL:HG23	1:A:525:GLU:HA	1	2.14
(1,18)	2:B:152:VAL:HG23	1:A:525:GLU:HB2	1	2.14
(1,18)	2:B:152:VAL:HG23	1:A:525:GLU:HB3	1	2.14
(1,18)	2:B:152:VAL:HG23	1:A:525:GLU:HG2	1	2.14
(1,18)	2:B:152:VAL:HG23	1:A:525:GLU:HG3	1	2.14
(1,18)	2:B:152:VAL:HG23	1:A:525:GLU:N	1	2.14
(1,18)	2:B:152:VAL:HG23	1:A:525:GLU:O	1	2.14
(1,18)	2:B:152:VAL:HG23	1:A:525:GLU:OE1	1	2.14
(1,18)	2:B:152:VAL:HG23	1:A:525:GLU:OE2	1	2.14
(1,18)	2:B:152:VAL:HG23	1:A:526:ASN:C	1	2.14
(1,18)	2:B:152:VAL:HG23	1:A:526:ASN:CA	1	2.14
(1,18)	2:B:152:VAL:HG23	1:A:526:ASN:CB	1	2.14
(1,18)	2:B:152:VAL:HG23	1:A:526:ASN:CG	1	2.14
(1,18)	2:B:152:VAL:HG23	1:A:526:ASN:H	1	2.14
(1,18)	2:B:152:VAL:HG23	1:A:526:ASN:HA	1	2.14

*Continued on next page...*

*Continued from previous page...*

Key	Atom-1	Atom-2	Model ID	Violation (Å)
(1,18)	2:B:152:VAL:HG23	1:A:526:ASN:HB2	1	2.14
(1,18)	2:B:152:VAL:HG23	1:A:526:ASN:HB3	1	2.14
(1,18)	2:B:152:VAL:HG23	1:A:526:ASN:HD21	1	2.14
(1,18)	2:B:152:VAL:HG23	1:A:526:ASN:HD22	1	2.14
(1,18)	2:B:152:VAL:HG23	1:A:526:ASN:N	1	2.14
(1,18)	2:B:152:VAL:HG23	1:A:526:ASN:ND2	1	2.14
(1,18)	2:B:152:VAL:HG23	1:A:526:ASN:O	1	2.14
(1,18)	2:B:152:VAL:HG23	1:A:526:ASN:OD1	1	2.14
(1,18)	2:B:152:VAL:HG23	1:A:527:ALA:C	1	2.14
(1,18)	2:B:152:VAL:HG23	1:A:527:ALA:CA	1	2.14
(1,18)	2:B:152:VAL:HG23	1:A:527:ALA:CB	1	2.14
(1,18)	2:B:152:VAL:HG23	1:A:527:ALA:H	1	2.14
(1,18)	2:B:152:VAL:HG23	1:A:527:ALA:HA	1	2.14
(1,18)	2:B:152:VAL:HG23	1:A:527:ALA:HB1	1	2.14
(1,18)	2:B:152:VAL:HG23	1:A:527:ALA:HB2	1	2.14
(1,18)	2:B:152:VAL:HG23	1:A:527:ALA:HB3	1	2.14
(1,18)	2:B:152:VAL:HG23	1:A:527:ALA:N	1	2.14
(1,18)	2:B:152:VAL:HG23	1:A:527:ALA:O	1	2.14
(1,18)	2:B:152:VAL:HG23	1:A:528:ILE:C	1	2.14
(1,18)	2:B:152:VAL:HG23	1:A:528:ILE:CA	1	2.14
(1,18)	2:B:152:VAL:HG23	1:A:528:ILE:CB	1	2.14
(1,18)	2:B:152:VAL:HG23	1:A:528:ILE:CD1	1	2.14
(1,18)	2:B:152:VAL:HG23	1:A:528:ILE:CG1	1	2.14
(1,18)	2:B:152:VAL:HG23	1:A:528:ILE:CG2	1	2.14
(1,18)	2:B:152:VAL:HG23	1:A:528:ILE:H	1	2.14
(1,18)	2:B:152:VAL:HG23	1:A:528:ILE:HA	1	2.14
(1,18)	2:B:152:VAL:HG23	1:A:528:ILE:HB	1	2.14
(1,18)	2:B:152:VAL:HG23	1:A:528:ILE:HD11	1	2.14
(1,18)	2:B:152:VAL:HG23	1:A:528:ILE:HD12	1	2.14
(1,18)	2:B:152:VAL:HG23	1:A:528:ILE:HD13	1	2.14
(1,18)	2:B:152:VAL:HG23	1:A:528:ILE:HG12	1	2.14
(1,18)	2:B:152:VAL:HG23	1:A:528:ILE:HG13	1	2.14
(1,18)	2:B:152:VAL:HG23	1:A:528:ILE:HG21	1	2.14
(1,18)	2:B:152:VAL:HG23	1:A:528:ILE:HG22	1	2.14
(1,18)	2:B:152:VAL:HG23	1:A:528:ILE:HG23	1	2.14
(1,18)	2:B:152:VAL:HG23	1:A:528:ILE:N	1	2.14
(1,18)	2:B:152:VAL:HG23	1:A:528:ILE:O	1	2.14
(1,18)	2:B:152:VAL:HG23	1:A:529:VAL:C	1	2.14
(1,18)	2:B:152:VAL:HG23	1:A:529:VAL:CA	1	2.14
(1,18)	2:B:152:VAL:HG23	1:A:529:VAL:CB	1	2.14
(1,18)	2:B:152:VAL:HG23	1:A:529:VAL:CG1	1	2.14
(1,18)	2:B:152:VAL:HG23	1:A:529:VAL:CG2	1	2.14

*Continued on next page...*

*Continued from previous page...*

Key	Atom-1	Atom-2	Model ID	Violation (Å)
(1,18)	2:B:152:VAL:HG23	1:A:529:VAL:H	1	2.14
(1,18)	2:B:152:VAL:HG23	1:A:529:VAL:HA	1	2.14
(1,18)	2:B:152:VAL:HG23	1:A:529:VAL:HB	1	2.14
(1,18)	2:B:152:VAL:HG23	1:A:529:VAL:HG11	1	2.14
(1,18)	2:B:152:VAL:HG23	1:A:529:VAL:HG12	1	2.14
(1,18)	2:B:152:VAL:HG23	1:A:529:VAL:HG13	1	2.14
(1,18)	2:B:152:VAL:HG23	1:A:529:VAL:HG21	1	2.14
(1,18)	2:B:152:VAL:HG23	1:A:529:VAL:HG22	1	2.14
(1,18)	2:B:152:VAL:HG23	1:A:529:VAL:HG23	1	2.14
(1,18)	2:B:152:VAL:HG23	1:A:529:VAL:N	1	2.14
(1,18)	2:B:152:VAL:HG23	1:A:529:VAL:O	1	2.14
(1,18)	2:B:152:VAL:HG23	1:A:561:ASP:C	1	2.14
(1,18)	2:B:152:VAL:HG23	1:A:561:ASP:CA	1	2.14
(1,18)	2:B:152:VAL:HG23	1:A:561:ASP:CB	1	2.14
(1,18)	2:B:152:VAL:HG23	1:A:561:ASP:CG	1	2.14
(1,18)	2:B:152:VAL:HG23	1:A:561:ASP:H	1	2.14
(1,18)	2:B:152:VAL:HG23	1:A:561:ASP:HA	1	2.14
(1,18)	2:B:152:VAL:HG23	1:A:561:ASP:HB2	1	2.14
(1,18)	2:B:152:VAL:HG23	1:A:561:ASP:HB3	1	2.14
(1,18)	2:B:152:VAL:HG23	1:A:561:ASP:N	1	2.14
(1,18)	2:B:152:VAL:HG23	1:A:561:ASP:O	1	2.14
(1,18)	2:B:152:VAL:HG23	1:A:561:ASP:OD1	1	2.14
(1,18)	2:B:152:VAL:HG23	1:A:561:ASP:OD2	1	2.14
(1,18)	2:B:152:VAL:HG23	1:A:563:LYS:C	1	2.14
(1,18)	2:B:152:VAL:HG23	1:A:563:LYS:CA	1	2.14
(1,18)	2:B:152:VAL:HG23	1:A:563:LYS:CB	1	2.14
(1,18)	2:B:152:VAL:HG23	1:A:563:LYS:CD	1	2.14
(1,18)	2:B:152:VAL:HG23	1:A:563:LYS:CE	1	2.14
(1,18)	2:B:152:VAL:HG23	1:A:563:LYS:CG	1	2.14
(1,18)	2:B:152:VAL:HG23	1:A:563:LYS:H	1	2.14
(1,18)	2:B:152:VAL:HG23	1:A:563:LYS:HA	1	2.14
(1,18)	2:B:152:VAL:HG23	1:A:563:LYS:HB2	1	2.14
(1,18)	2:B:152:VAL:HG23	1:A:563:LYS:HB3	1	2.14
(1,18)	2:B:152:VAL:HG23	1:A:563:LYS:HD2	1	2.14
(1,18)	2:B:152:VAL:HG23	1:A:563:LYS:HD3	1	2.14
(1,18)	2:B:152:VAL:HG23	1:A:563:LYS:HE2	1	2.14
(1,18)	2:B:152:VAL:HG23	1:A:563:LYS:HE3	1	2.14
(1,18)	2:B:152:VAL:HG23	1:A:563:LYS:HG2	1	2.14
(1,18)	2:B:152:VAL:HG23	1:A:563:LYS:HG3	1	2.14
(1,18)	2:B:152:VAL:HG23	1:A:563:LYS:HZ1	1	2.14
(1,18)	2:B:152:VAL:HG23	1:A:563:LYS:HZ2	1	2.14
(1,18)	2:B:152:VAL:HG23	1:A:563:LYS:HZ3	1	2.14

*Continued on next page...*

*Continued from previous page...*

Key	Atom-1	Atom-2	Model ID	Violation (Å)
(1,18)	2:B:152:VAL:HG23	1:A:563:LYS:N	1	2.14
(1,18)	2:B:152:VAL:HG23	1:A:563:LYS:NZ	1	2.14
(1,18)	2:B:152:VAL:HG23	1:A:563:LYS:O	1	2.14
(1,18)	2:B:152:VAL:HG23	1:A:564:ALA:C	1	2.14
(1,18)	2:B:152:VAL:HG23	1:A:564:ALA:CA	1	2.14
(1,18)	2:B:152:VAL:HG23	1:A:564:ALA:CB	1	2.14
(1,18)	2:B:152:VAL:HG23	1:A:564:ALA:H	1	2.14
(1,18)	2:B:152:VAL:HG23	1:A:564:ALA:HA	1	2.14
(1,18)	2:B:152:VAL:HG23	1:A:564:ALA:HB1	1	2.14
(1,18)	2:B:152:VAL:HG23	1:A:564:ALA:HB2	1	2.14
(1,18)	2:B:152:VAL:HG23	1:A:564:ALA:HB3	1	2.14
(1,18)	2:B:152:VAL:HG23	1:A:564:ALA:N	1	2.14
(1,18)	2:B:152:VAL:HG23	1:A:564:ALA:O	1	2.14
(1,18)	2:B:152:VAL:HG23	1:A:566:LEU:C	1	2.14
(1,18)	2:B:152:VAL:HG23	1:A:566:LEU:CA	1	2.14
(1,18)	2:B:152:VAL:HG23	1:A:566:LEU:CB	1	2.14
(1,18)	2:B:152:VAL:HG23	1:A:566:LEU:CD1	1	2.14
(1,18)	2:B:152:VAL:HG23	1:A:566:LEU:CD2	1	2.14
(1,18)	2:B:152:VAL:HG23	1:A:566:LEU:CG	1	2.14
(1,18)	2:B:152:VAL:HG23	1:A:566:LEU:H	1	2.14
(1,18)	2:B:152:VAL:HG23	1:A:566:LEU:HA	1	2.14
(1,18)	2:B:152:VAL:HG23	1:A:566:LEU:HB2	1	2.14
(1,18)	2:B:152:VAL:HG23	1:A:566:LEU:HB3	1	2.14
(1,18)	2:B:152:VAL:HG23	1:A:566:LEU:HD11	1	2.14
(1,18)	2:B:152:VAL:HG23	1:A:566:LEU:HD12	1	2.14
(1,18)	2:B:152:VAL:HG23	1:A:566:LEU:HD13	1	2.14
(1,18)	2:B:152:VAL:HG23	1:A:566:LEU:HD21	1	2.14
(1,18)	2:B:152:VAL:HG23	1:A:566:LEU:HD22	1	2.14
(1,18)	2:B:152:VAL:HG23	1:A:566:LEU:HD23	1	2.14
(1,18)	2:B:152:VAL:HG23	1:A:566:LEU:HG	1	2.14
(1,18)	2:B:152:VAL:HG23	1:A:566:LEU:N	1	2.14
(1,18)	2:B:152:VAL:HG23	1:A:566:LEU:O	1	2.14
(1,18)	2:B:152:VAL:N	1:A:490:ALA:C	1	2.14
(1,18)	2:B:152:VAL:N	1:A:490:ALA:CA	1	2.14
(1,18)	2:B:152:VAL:N	1:A:490:ALA:CB	1	2.14
(1,18)	2:B:152:VAL:N	1:A:490:ALA:H	1	2.14
(1,18)	2:B:152:VAL:N	1:A:490:ALA:HA	1	2.14
(1,18)	2:B:152:VAL:N	1:A:490:ALA:HB1	1	2.14
(1,18)	2:B:152:VAL:N	1:A:490:ALA:HB2	1	2.14
(1,18)	2:B:152:VAL:N	1:A:490:ALA:HB3	1	2.14
(1,18)	2:B:152:VAL:N	1:A:490:ALA:N	1	2.14
(1,18)	2:B:152:VAL:N	1:A:490:ALA:O	1	2.14

*Continued on next page...*

*Continued from previous page...*

Key	Atom-1	Atom-2	Model ID	Violation (Å)
(1,18)	2:B:152:VAL:N	1:A:514:THR:C	1	2.14
(1,18)	2:B:152:VAL:N	1:A:514:THR:CA	1	2.14
(1,18)	2:B:152:VAL:N	1:A:514:THR:CB	1	2.14
(1,18)	2:B:152:VAL:N	1:A:514:THR:CG2	1	2.14
(1,18)	2:B:152:VAL:N	1:A:514:THR:H	1	2.14
(1,18)	2:B:152:VAL:N	1:A:514:THR:HA	1	2.14
(1,18)	2:B:152:VAL:N	1:A:514:THR:HB	1	2.14
(1,18)	2:B:152:VAL:N	1:A:514:THR:HG1	1	2.14
(1,18)	2:B:152:VAL:N	1:A:514:THR:HG21	1	2.14
(1,18)	2:B:152:VAL:N	1:A:514:THR:HG22	1	2.14
(1,18)	2:B:152:VAL:N	1:A:514:THR:HG23	1	2.14
(1,18)	2:B:152:VAL:N	1:A:514:THR:N	1	2.14
(1,18)	2:B:152:VAL:N	1:A:514:THR:O	1	2.14
(1,18)	2:B:152:VAL:N	1:A:514:THR:OG1	1	2.14
(1,18)	2:B:152:VAL:N	1:A:516:ASN:C	1	2.14
(1,18)	2:B:152:VAL:N	1:A:516:ASN:CA	1	2.14
(1,18)	2:B:152:VAL:N	1:A:516:ASN:CB	1	2.14
(1,18)	2:B:152:VAL:N	1:A:516:ASN:CG	1	2.14
(1,18)	2:B:152:VAL:N	1:A:516:ASN:H	1	2.14
(1,18)	2:B:152:VAL:N	1:A:516:ASN:HA	1	2.14
(1,18)	2:B:152:VAL:N	1:A:516:ASN:HB2	1	2.14
(1,18)	2:B:152:VAL:N	1:A:516:ASN:HB3	1	2.14
(1,18)	2:B:152:VAL:N	1:A:516:ASN:HD21	1	2.14
(1,18)	2:B:152:VAL:N	1:A:516:ASN:HD22	1	2.14
(1,18)	2:B:152:VAL:N	1:A:516:ASN:N	1	2.14
(1,18)	2:B:152:VAL:N	1:A:516:ASN:ND2	1	2.14
(1,18)	2:B:152:VAL:N	1:A:516:ASN:O	1	2.14
(1,18)	2:B:152:VAL:N	1:A:516:ASN:OD1	1	2.14
(1,18)	2:B:152:VAL:N	1:A:519:GLY:C	1	2.14
(1,18)	2:B:152:VAL:N	1:A:519:GLY:CA	1	2.14
(1,18)	2:B:152:VAL:N	1:A:519:GLY:H	1	2.14
(1,18)	2:B:152:VAL:N	1:A:519:GLY:HA2	1	2.14
(1,18)	2:B:152:VAL:N	1:A:519:GLY:HA3	1	2.14
(1,18)	2:B:152:VAL:N	1:A:519:GLY:N	1	2.14
(1,18)	2:B:152:VAL:N	1:A:519:GLY:O	1	2.14
(1,18)	2:B:152:VAL:N	1:A:522:PHE:C	1	2.14
(1,18)	2:B:152:VAL:N	1:A:522:PHE:CA	1	2.14
(1,18)	2:B:152:VAL:N	1:A:522:PHE:CB	1	2.14
(1,18)	2:B:152:VAL:N	1:A:522:PHE:CD1	1	2.14
(1,18)	2:B:152:VAL:N	1:A:522:PHE:CD2	1	2.14
(1,18)	2:B:152:VAL:N	1:A:522:PHE:CE1	1	2.14
(1,18)	2:B:152:VAL:N	1:A:522:PHE:CE2	1	2.14

*Continued on next page...*

*Continued from previous page...*

Key	Atom-1	Atom-2	Model ID	Violation (Å)
(1,18)	2:B:152:VAL:N	1:A:522:PHE:CG	1	2.14
(1,18)	2:B:152:VAL:N	1:A:522:PHE:CZ	1	2.14
(1,18)	2:B:152:VAL:N	1:A:522:PHE:H	1	2.14
(1,18)	2:B:152:VAL:N	1:A:522:PHE:HA	1	2.14
(1,18)	2:B:152:VAL:N	1:A:522:PHE:HB2	1	2.14
(1,18)	2:B:152:VAL:N	1:A:522:PHE:HB3	1	2.14
(1,18)	2:B:152:VAL:N	1:A:522:PHE:HD1	1	2.14
(1,18)	2:B:152:VAL:N	1:A:522:PHE:HD2	1	2.14
(1,18)	2:B:152:VAL:N	1:A:522:PHE:HE1	1	2.14
(1,18)	2:B:152:VAL:N	1:A:522:PHE:HE2	1	2.14
(1,18)	2:B:152:VAL:N	1:A:522:PHE:HZ	1	2.14
(1,18)	2:B:152:VAL:N	1:A:522:PHE:N	1	2.14
(1,18)	2:B:152:VAL:N	1:A:522:PHE:O	1	2.14
(1,18)	2:B:152:VAL:N	1:A:523:GLU:C	1	2.14
(1,18)	2:B:152:VAL:N	1:A:523:GLU:CA	1	2.14
(1,18)	2:B:152:VAL:N	1:A:523:GLU:CB	1	2.14
(1,18)	2:B:152:VAL:N	1:A:523:GLU:CD	1	2.14
(1,18)	2:B:152:VAL:N	1:A:523:GLU:CG	1	2.14
(1,18)	2:B:152:VAL:N	1:A:523:GLU:H	1	2.14
(1,18)	2:B:152:VAL:N	1:A:523:GLU:HA	1	2.14
(1,18)	2:B:152:VAL:N	1:A:523:GLU:HB2	1	2.14
(1,18)	2:B:152:VAL:N	1:A:523:GLU:HB3	1	2.14
(1,18)	2:B:152:VAL:N	1:A:523:GLU:HG2	1	2.14
(1,18)	2:B:152:VAL:N	1:A:523:GLU:HG3	1	2.14
(1,18)	2:B:152:VAL:N	1:A:523:GLU:N	1	2.14
(1,18)	2:B:152:VAL:N	1:A:523:GLU:O	1	2.14
(1,18)	2:B:152:VAL:N	1:A:523:GLU:OE1	1	2.14
(1,18)	2:B:152:VAL:N	1:A:523:GLU:OE2	1	2.14
(1,18)	2:B:152:VAL:N	1:A:524:PHE:C	1	2.14
(1,18)	2:B:152:VAL:N	1:A:524:PHE:CA	1	2.14
(1,18)	2:B:152:VAL:N	1:A:524:PHE:CB	1	2.14
(1,18)	2:B:152:VAL:N	1:A:524:PHE:CD1	1	2.14
(1,18)	2:B:152:VAL:N	1:A:524:PHE:CD2	1	2.14
(1,18)	2:B:152:VAL:N	1:A:524:PHE:CE1	1	2.14
(1,18)	2:B:152:VAL:N	1:A:524:PHE:CE2	1	2.14
(1,18)	2:B:152:VAL:N	1:A:524:PHE:CG	1	2.14
(1,18)	2:B:152:VAL:N	1:A:524:PHE:CZ	1	2.14
(1,18)	2:B:152:VAL:N	1:A:524:PHE:H	1	2.14
(1,18)	2:B:152:VAL:N	1:A:524:PHE:HA	1	2.14
(1,18)	2:B:152:VAL:N	1:A:524:PHE:HB2	1	2.14
(1,18)	2:B:152:VAL:N	1:A:524:PHE:HB3	1	2.14
(1,18)	2:B:152:VAL:N	1:A:524:PHE:HD1	1	2.14

*Continued on next page...*

*Continued from previous page...*

Key	Atom-1	Atom-2	Model ID	Violation (Å)
(1,18)	2:B:152:VAL:N	1:A:524:PHE:HD2	1	2.14
(1,18)	2:B:152:VAL:N	1:A:524:PHE:HE1	1	2.14
(1,18)	2:B:152:VAL:N	1:A:524:PHE:HE2	1	2.14
(1,18)	2:B:152:VAL:N	1:A:524:PHE:HZ	1	2.14
(1,18)	2:B:152:VAL:N	1:A:524:PHE:N	1	2.14
(1,18)	2:B:152:VAL:N	1:A:524:PHE:O	1	2.14
(1,18)	2:B:152:VAL:N	1:A:525:GLU:C	1	2.14
(1,18)	2:B:152:VAL:N	1:A:525:GLU:CA	1	2.14
(1,18)	2:B:152:VAL:N	1:A:525:GLU:CB	1	2.14
(1,18)	2:B:152:VAL:N	1:A:525:GLU:CD	1	2.14
(1,18)	2:B:152:VAL:N	1:A:525:GLU:CG	1	2.14
(1,18)	2:B:152:VAL:N	1:A:525:GLU:H	1	2.14
(1,18)	2:B:152:VAL:N	1:A:525:GLU:HA	1	2.14
(1,18)	2:B:152:VAL:N	1:A:525:GLU:HB2	1	2.14
(1,18)	2:B:152:VAL:N	1:A:525:GLU:HB3	1	2.14
(1,18)	2:B:152:VAL:N	1:A:525:GLU:HG2	1	2.14
(1,18)	2:B:152:VAL:N	1:A:525:GLU:HG3	1	2.14
(1,18)	2:B:152:VAL:N	1:A:525:GLU:N	1	2.14
(1,18)	2:B:152:VAL:N	1:A:525:GLU:O	1	2.14
(1,18)	2:B:152:VAL:N	1:A:525:GLU:OE1	1	2.14
(1,18)	2:B:152:VAL:N	1:A:525:GLU:OE2	1	2.14
(1,18)	2:B:152:VAL:N	1:A:526:ASN:C	1	2.14
(1,18)	2:B:152:VAL:N	1:A:526:ASN:CA	1	2.14
(1,18)	2:B:152:VAL:N	1:A:526:ASN:CB	1	2.14
(1,18)	2:B:152:VAL:N	1:A:526:ASN:CG	1	2.14
(1,18)	2:B:152:VAL:N	1:A:526:ASN:H	1	2.14
(1,18)	2:B:152:VAL:N	1:A:526:ASN:HA	1	2.14
(1,18)	2:B:152:VAL:N	1:A:526:ASN:HB2	1	2.14
(1,18)	2:B:152:VAL:N	1:A:526:ASN:HB3	1	2.14
(1,18)	2:B:152:VAL:N	1:A:526:ASN:HD21	1	2.14
(1,18)	2:B:152:VAL:N	1:A:526:ASN:HD22	1	2.14
(1,18)	2:B:152:VAL:N	1:A:526:ASN:N	1	2.14
(1,18)	2:B:152:VAL:N	1:A:526:ASN:ND2	1	2.14
(1,18)	2:B:152:VAL:N	1:A:526:ASN:O	1	2.14
(1,18)	2:B:152:VAL:N	1:A:526:ASN:OD1	1	2.14
(1,18)	2:B:152:VAL:N	1:A:527:ALA:C	1	2.14
(1,18)	2:B:152:VAL:N	1:A:527:ALA:CA	1	2.14
(1,18)	2:B:152:VAL:N	1:A:527:ALA:CB	1	2.14
(1,18)	2:B:152:VAL:N	1:A:527:ALA:H	1	2.14
(1,18)	2:B:152:VAL:N	1:A:527:ALA:HA	1	2.14
(1,18)	2:B:152:VAL:N	1:A:527:ALA:HB1	1	2.14
(1,18)	2:B:152:VAL:N	1:A:527:ALA:HB2	1	2.14

*Continued on next page...*



*Continued from previous page...*

Key	Atom-1	Atom-2	Model ID	Violation (Å)
(1,18)	2:B:152:VAL:N	1:A:527:ALA:HB3	1	2.14
(1,18)	2:B:152:VAL:N	1:A:527:ALA:N	1	2.14
(1,18)	2:B:152:VAL:N	1:A:527:ALA:O	1	2.14
(1,18)	2:B:152:VAL:N	1:A:528:ILE:C	1	2.14
(1,18)	2:B:152:VAL:N	1:A:528:ILE:CA	1	2.14
(1,18)	2:B:152:VAL:N	1:A:528:ILE:CB	1	2.14
(1,18)	2:B:152:VAL:N	1:A:528:ILE:CD1	1	2.14
(1,18)	2:B:152:VAL:N	1:A:528:ILE:CG1	1	2.14
(1,18)	2:B:152:VAL:N	1:A:528:ILE:CG2	1	2.14
(1,18)	2:B:152:VAL:N	1:A:528:ILE:H	1	2.14
(1,18)	2:B:152:VAL:N	1:A:528:ILE:HA	1	2.14
(1,18)	2:B:152:VAL:N	1:A:528:ILE:HB	1	2.14
(1,18)	2:B:152:VAL:N	1:A:528:ILE:HD11	1	2.14
(1,18)	2:B:152:VAL:N	1:A:528:ILE:HD12	1	2.14
(1,18)	2:B:152:VAL:N	1:A:528:ILE:HD13	1	2.14
(1,18)	2:B:152:VAL:N	1:A:528:ILE:HG12	1	2.14
(1,18)	2:B:152:VAL:N	1:A:528:ILE:HG13	1	2.14
(1,18)	2:B:152:VAL:N	1:A:528:ILE:HG21	1	2.14
(1,18)	2:B:152:VAL:N	1:A:528:ILE:HG22	1	2.14
(1,18)	2:B:152:VAL:N	1:A:528:ILE:HG23	1	2.14
(1,18)	2:B:152:VAL:N	1:A:528:ILE:N	1	2.14
(1,18)	2:B:152:VAL:N	1:A:528:ILE:O	1	2.14
(1,18)	2:B:152:VAL:N	1:A:529:VAL:C	1	2.14
(1,18)	2:B:152:VAL:N	1:A:529:VAL:CA	1	2.14
(1,18)	2:B:152:VAL:N	1:A:529:VAL:CB	1	2.14
(1,18)	2:B:152:VAL:N	1:A:529:VAL:CG1	1	2.14
(1,18)	2:B:152:VAL:N	1:A:529:VAL:CG2	1	2.14
(1,18)	2:B:152:VAL:N	1:A:529:VAL:H	1	2.14
(1,18)	2:B:152:VAL:N	1:A:529:VAL:HA	1	2.14
(1,18)	2:B:152:VAL:N	1:A:529:VAL:HB	1	2.14
(1,18)	2:B:152:VAL:N	1:A:529:VAL:HG11	1	2.14
(1,18)	2:B:152:VAL:N	1:A:529:VAL:HG12	1	2.14
(1,18)	2:B:152:VAL:N	1:A:529:VAL:HG13	1	2.14
(1,18)	2:B:152:VAL:N	1:A:529:VAL:HG21	1	2.14
(1,18)	2:B:152:VAL:N	1:A:529:VAL:HG22	1	2.14
(1,18)	2:B:152:VAL:N	1:A:529:VAL:HG23	1	2.14
(1,18)	2:B:152:VAL:N	1:A:529:VAL:N	1	2.14
(1,18)	2:B:152:VAL:N	1:A:529:VAL:O	1	2.14
(1,18)	2:B:152:VAL:N	1:A:561:ASP:C	1	2.14
(1,18)	2:B:152:VAL:N	1:A:561:ASP:CA	1	2.14
(1,18)	2:B:152:VAL:N	1:A:561:ASP:CB	1	2.14
(1,18)	2:B:152:VAL:N	1:A:561:ASP:CG	1	2.14

*Continued on next page...*

*Continued from previous page...*

Key	Atom-1	Atom-2	Model ID	Violation (Å)
(1,18)	2:B:152:VAL:N	1:A:561:ASP:H	1	2.14
(1,18)	2:B:152:VAL:N	1:A:561:ASP:HA	1	2.14
(1,18)	2:B:152:VAL:N	1:A:561:ASP:HB2	1	2.14
(1,18)	2:B:152:VAL:N	1:A:561:ASP:HB3	1	2.14
(1,18)	2:B:152:VAL:N	1:A:561:ASP:N	1	2.14
(1,18)	2:B:152:VAL:N	1:A:561:ASP:O	1	2.14
(1,18)	2:B:152:VAL:N	1:A:561:ASP:OD1	1	2.14
(1,18)	2:B:152:VAL:N	1:A:561:ASP:OD2	1	2.14
(1,18)	2:B:152:VAL:N	1:A:563:LYS:C	1	2.14
(1,18)	2:B:152:VAL:N	1:A:563:LYS:CA	1	2.14
(1,18)	2:B:152:VAL:N	1:A:563:LYS:CB	1	2.14
(1,18)	2:B:152:VAL:N	1:A:563:LYS:CD	1	2.14
(1,18)	2:B:152:VAL:N	1:A:563:LYS:CE	1	2.14
(1,18)	2:B:152:VAL:N	1:A:563:LYS:CG	1	2.14
(1,18)	2:B:152:VAL:N	1:A:563:LYS:H	1	2.14
(1,18)	2:B:152:VAL:N	1:A:563:LYS:HA	1	2.14
(1,18)	2:B:152:VAL:N	1:A:563:LYS:HB2	1	2.14
(1,18)	2:B:152:VAL:N	1:A:563:LYS:HB3	1	2.14
(1,18)	2:B:152:VAL:N	1:A:563:LYS:HD2	1	2.14
(1,18)	2:B:152:VAL:N	1:A:563:LYS:HD3	1	2.14
(1,18)	2:B:152:VAL:N	1:A:563:LYS:HE2	1	2.14
(1,18)	2:B:152:VAL:N	1:A:563:LYS:HE3	1	2.14
(1,18)	2:B:152:VAL:N	1:A:563:LYS:HG2	1	2.14
(1,18)	2:B:152:VAL:N	1:A:563:LYS:HG3	1	2.14
(1,18)	2:B:152:VAL:N	1:A:563:LYS:HZ1	1	2.14
(1,18)	2:B:152:VAL:N	1:A:563:LYS:HZ2	1	2.14
(1,18)	2:B:152:VAL:N	1:A:563:LYS:HZ3	1	2.14
(1,18)	2:B:152:VAL:N	1:A:563:LYS:N	1	2.14
(1,18)	2:B:152:VAL:N	1:A:563:LYS:NZ	1	2.14
(1,18)	2:B:152:VAL:N	1:A:563:LYS:O	1	2.14
(1,18)	2:B:152:VAL:N	1:A:564:ALA:C	1	2.14
(1,18)	2:B:152:VAL:N	1:A:564:ALA:CA	1	2.14
(1,18)	2:B:152:VAL:N	1:A:564:ALA:CB	1	2.14
(1,18)	2:B:152:VAL:N	1:A:564:ALA:H	1	2.14
(1,18)	2:B:152:VAL:N	1:A:564:ALA:HA	1	2.14
(1,18)	2:B:152:VAL:N	1:A:564:ALA:HB1	1	2.14
(1,18)	2:B:152:VAL:N	1:A:564:ALA:HB2	1	2.14
(1,18)	2:B:152:VAL:N	1:A:564:ALA:HB3	1	2.14
(1,18)	2:B:152:VAL:N	1:A:564:ALA:N	1	2.14
(1,18)	2:B:152:VAL:N	1:A:564:ALA:O	1	2.14
(1,18)	2:B:152:VAL:N	1:A:566:LEU:C	1	2.14
(1,18)	2:B:152:VAL:N	1:A:566:LEU:CA	1	2.14

*Continued on next page...*

*Continued from previous page...*

Key	Atom-1	Atom-2	Model ID	Violation (Å)
(1,18)	2:B:152:VAL:N	1:A:566:LEU:CB	1	2.14
(1,18)	2:B:152:VAL:N	1:A:566:LEU:CD1	1	2.14
(1,18)	2:B:152:VAL:N	1:A:566:LEU:CD2	1	2.14
(1,18)	2:B:152:VAL:N	1:A:566:LEU:CG	1	2.14
(1,18)	2:B:152:VAL:N	1:A:566:LEU:H	1	2.14
(1,18)	2:B:152:VAL:N	1:A:566:LEU:HA	1	2.14
(1,18)	2:B:152:VAL:N	1:A:566:LEU:HB2	1	2.14
(1,18)	2:B:152:VAL:N	1:A:566:LEU:HB3	1	2.14
(1,18)	2:B:152:VAL:N	1:A:566:LEU:HD11	1	2.14
(1,18)	2:B:152:VAL:N	1:A:566:LEU:HD12	1	2.14
(1,18)	2:B:152:VAL:N	1:A:566:LEU:HD13	1	2.14
(1,18)	2:B:152:VAL:N	1:A:566:LEU:HD21	1	2.14
(1,18)	2:B:152:VAL:N	1:A:566:LEU:HD22	1	2.14
(1,18)	2:B:152:VAL:N	1:A:566:LEU:HD23	1	2.14
(1,18)	2:B:152:VAL:N	1:A:566:LEU:HG	1	2.14
(1,18)	2:B:152:VAL:N	1:A:566:LEU:N	1	2.14
(1,18)	2:B:152:VAL:N	1:A:566:LEU:O	1	2.14
(1,18)	2:B:152:VAL:O	1:A:490:ALA:C	1	2.14
(1,18)	2:B:152:VAL:O	1:A:490:ALA:CA	1	2.14
(1,18)	2:B:152:VAL:O	1:A:490:ALA:CB	1	2.14
(1,18)	2:B:152:VAL:O	1:A:490:ALA:H	1	2.14
(1,18)	2:B:152:VAL:O	1:A:490:ALA:HA	1	2.14
(1,18)	2:B:152:VAL:O	1:A:490:ALA:HB1	1	2.14
(1,18)	2:B:152:VAL:O	1:A:490:ALA:HB2	1	2.14
(1,18)	2:B:152:VAL:O	1:A:490:ALA:HB3	1	2.14
(1,18)	2:B:152:VAL:O	1:A:490:ALA:N	1	2.14
(1,18)	2:B:152:VAL:O	1:A:490:ALA:O	1	2.14
(1,18)	2:B:152:VAL:O	1:A:514:THR:C	1	2.14
(1,18)	2:B:152:VAL:O	1:A:514:THR:CA	1	2.14
(1,18)	2:B:152:VAL:O	1:A:514:THR:CB	1	2.14
(1,18)	2:B:152:VAL:O	1:A:514:THR:CG2	1	2.14
(1,18)	2:B:152:VAL:O	1:A:514:THR:H	1	2.14
(1,18)	2:B:152:VAL:O	1:A:514:THR:HA	1	2.14
(1,18)	2:B:152:VAL:O	1:A:514:THR:HB	1	2.14
(1,18)	2:B:152:VAL:O	1:A:514:THR:HG1	1	2.14
(1,18)	2:B:152:VAL:O	1:A:514:THR:HG21	1	2.14
(1,18)	2:B:152:VAL:O	1:A:514:THR:HG22	1	2.14
(1,18)	2:B:152:VAL:O	1:A:514:THR:HG23	1	2.14
(1,18)	2:B:152:VAL:O	1:A:514:THR:N	1	2.14
(1,18)	2:B:152:VAL:O	1:A:514:THR:O	1	2.14
(1,18)	2:B:152:VAL:O	1:A:514:THR:OG1	1	2.14
(1,18)	2:B:152:VAL:O	1:A:516:ASN:C	1	2.14

*Continued on next page...*

*Continued from previous page...*

Key	Atom-1	Atom-2	Model ID	Violation (Å)
(1,18)	2:B:152:VAL:O	1:A:516:ASN:CA	1	2.14
(1,18)	2:B:152:VAL:O	1:A:516:ASN:CB	1	2.14
(1,18)	2:B:152:VAL:O	1:A:516:ASN:CG	1	2.14
(1,18)	2:B:152:VAL:O	1:A:516:ASN:H	1	2.14
(1,18)	2:B:152:VAL:O	1:A:516:ASN:HA	1	2.14
(1,18)	2:B:152:VAL:O	1:A:516:ASN:HB2	1	2.14
(1,18)	2:B:152:VAL:O	1:A:516:ASN:HB3	1	2.14
(1,18)	2:B:152:VAL:O	1:A:516:ASN:HD21	1	2.14
(1,18)	2:B:152:VAL:O	1:A:516:ASN:HD22	1	2.14
(1,18)	2:B:152:VAL:O	1:A:516:ASN:N	1	2.14
(1,18)	2:B:152:VAL:O	1:A:516:ASN:ND2	1	2.14
(1,18)	2:B:152:VAL:O	1:A:516:ASN:O	1	2.14
(1,18)	2:B:152:VAL:O	1:A:516:ASN:OD1	1	2.14
(1,18)	2:B:152:VAL:O	1:A:519:GLY:C	1	2.14
(1,18)	2:B:152:VAL:O	1:A:519:GLY:CA	1	2.14
(1,18)	2:B:152:VAL:O	1:A:519:GLY:H	1	2.14
(1,18)	2:B:152:VAL:O	1:A:519:GLY:HA2	1	2.14
(1,18)	2:B:152:VAL:O	1:A:519:GLY:HA3	1	2.14
(1,18)	2:B:152:VAL:O	1:A:519:GLY:N	1	2.14
(1,18)	2:B:152:VAL:O	1:A:519:GLY:O	1	2.14
(1,18)	2:B:152:VAL:O	1:A:522:PHE:C	1	2.14
(1,18)	2:B:152:VAL:O	1:A:522:PHE:CA	1	2.14
(1,18)	2:B:152:VAL:O	1:A:522:PHE:CB	1	2.14
(1,18)	2:B:152:VAL:O	1:A:522:PHE:CD1	1	2.14
(1,18)	2:B:152:VAL:O	1:A:522:PHE:CD2	1	2.14
(1,18)	2:B:152:VAL:O	1:A:522:PHE:CE1	1	2.14
(1,18)	2:B:152:VAL:O	1:A:522:PHE:CE2	1	2.14
(1,18)	2:B:152:VAL:O	1:A:522:PHE:CG	1	2.14
(1,18)	2:B:152:VAL:O	1:A:522:PHE:CZ	1	2.14
(1,18)	2:B:152:VAL:O	1:A:522:PHE:H	1	2.14
(1,18)	2:B:152:VAL:O	1:A:522:PHE:HA	1	2.14
(1,18)	2:B:152:VAL:O	1:A:522:PHE:HB2	1	2.14
(1,18)	2:B:152:VAL:O	1:A:522:PHE:HB3	1	2.14
(1,18)	2:B:152:VAL:O	1:A:522:PHE:HD1	1	2.14
(1,18)	2:B:152:VAL:O	1:A:522:PHE:HD2	1	2.14
(1,18)	2:B:152:VAL:O	1:A:522:PHE:HE1	1	2.14
(1,18)	2:B:152:VAL:O	1:A:522:PHE:HE2	1	2.14
(1,18)	2:B:152:VAL:O	1:A:522:PHE:HZ	1	2.14
(1,18)	2:B:152:VAL:O	1:A:522:PHE:N	1	2.14
(1,18)	2:B:152:VAL:O	1:A:522:PHE:O	1	2.14
(1,18)	2:B:152:VAL:O	1:A:523:GLU:C	1	2.14
(1,18)	2:B:152:VAL:O	1:A:523:GLU:CA	1	2.14

*Continued on next page...*

*Continued from previous page...*

Key	Atom-1	Atom-2	Model ID	Violation (Å)
(1,18)	2:B:152:VAL:O	1:A:523:GLU:CB	1	2.14
(1,18)	2:B:152:VAL:O	1:A:523:GLU:CD	1	2.14
(1,18)	2:B:152:VAL:O	1:A:523:GLU:CG	1	2.14
(1,18)	2:B:152:VAL:O	1:A:523:GLU:H	1	2.14
(1,18)	2:B:152:VAL:O	1:A:523:GLU:HA	1	2.14
(1,18)	2:B:152:VAL:O	1:A:523:GLU:HB2	1	2.14
(1,18)	2:B:152:VAL:O	1:A:523:GLU:HB3	1	2.14
(1,18)	2:B:152:VAL:O	1:A:523:GLU:HG2	1	2.14
(1,18)	2:B:152:VAL:O	1:A:523:GLU:HG3	1	2.14
(1,18)	2:B:152:VAL:O	1:A:523:GLU:N	1	2.14
(1,18)	2:B:152:VAL:O	1:A:523:GLU:O	1	2.14
(1,18)	2:B:152:VAL:O	1:A:523:GLU:OE1	1	2.14
(1,18)	2:B:152:VAL:O	1:A:523:GLU:OE2	1	2.14
(1,18)	2:B:152:VAL:O	1:A:524:PHE:C	1	2.14
(1,18)	2:B:152:VAL:O	1:A:524:PHE:CA	1	2.14
(1,18)	2:B:152:VAL:O	1:A:524:PHE:CB	1	2.14
(1,18)	2:B:152:VAL:O	1:A:524:PHE:CD1	1	2.14
(1,18)	2:B:152:VAL:O	1:A:524:PHE:CD2	1	2.14
(1,18)	2:B:152:VAL:O	1:A:524:PHE:CE1	1	2.14
(1,18)	2:B:152:VAL:O	1:A:524:PHE:CE2	1	2.14
(1,18)	2:B:152:VAL:O	1:A:524:PHE:CG	1	2.14
(1,18)	2:B:152:VAL:O	1:A:524:PHE:CZ	1	2.14
(1,18)	2:B:152:VAL:O	1:A:524:PHE:H	1	2.14
(1,18)	2:B:152:VAL:O	1:A:524:PHE:HA	1	2.14
(1,18)	2:B:152:VAL:O	1:A:524:PHE:HB2	1	2.14
(1,18)	2:B:152:VAL:O	1:A:524:PHE:HB3	1	2.14
(1,18)	2:B:152:VAL:O	1:A:524:PHE:HD1	1	2.14
(1,18)	2:B:152:VAL:O	1:A:524:PHE:HD2	1	2.14
(1,18)	2:B:152:VAL:O	1:A:524:PHE:HE1	1	2.14
(1,18)	2:B:152:VAL:O	1:A:524:PHE:HE2	1	2.14
(1,18)	2:B:152:VAL:O	1:A:524:PHE:HZ	1	2.14
(1,18)	2:B:152:VAL:O	1:A:524:PHE:N	1	2.14
(1,18)	2:B:152:VAL:O	1:A:524:PHE:O	1	2.14
(1,18)	2:B:152:VAL:O	1:A:525:GLU:C	1	2.14
(1,18)	2:B:152:VAL:O	1:A:525:GLU:CA	1	2.14
(1,18)	2:B:152:VAL:O	1:A:525:GLU:CB	1	2.14
(1,18)	2:B:152:VAL:O	1:A:525:GLU:CD	1	2.14
(1,18)	2:B:152:VAL:O	1:A:525:GLU:CG	1	2.14
(1,18)	2:B:152:VAL:O	1:A:525:GLU:H	1	2.14
(1,18)	2:B:152:VAL:O	1:A:525:GLU:HA	1	2.14
(1,18)	2:B:152:VAL:O	1:A:525:GLU:HB2	1	2.14
(1,18)	2:B:152:VAL:O	1:A:525:GLU:HB3	1	2.14

*Continued on next page...*

*Continued from previous page...*

Key	Atom-1	Atom-2	Model ID	Violation (Å)
(1,18)	2:B:152:VAL:O	1:A:525:GLU:HG2	1	2.14
(1,18)	2:B:152:VAL:O	1:A:525:GLU:HG3	1	2.14
(1,18)	2:B:152:VAL:O	1:A:525:GLU:N	1	2.14
(1,18)	2:B:152:VAL:O	1:A:525:GLU:O	1	2.14
(1,18)	2:B:152:VAL:O	1:A:525:GLU:OE1	1	2.14
(1,18)	2:B:152:VAL:O	1:A:525:GLU:OE2	1	2.14
(1,18)	2:B:152:VAL:O	1:A:526:ASN:C	1	2.14
(1,18)	2:B:152:VAL:O	1:A:526:ASN:CA	1	2.14
(1,18)	2:B:152:VAL:O	1:A:526:ASN:CB	1	2.14
(1,18)	2:B:152:VAL:O	1:A:526:ASN:CG	1	2.14
(1,18)	2:B:152:VAL:O	1:A:526:ASN:H	1	2.14
(1,18)	2:B:152:VAL:O	1:A:526:ASN:HA	1	2.14
(1,18)	2:B:152:VAL:O	1:A:526:ASN:HB2	1	2.14
(1,18)	2:B:152:VAL:O	1:A:526:ASN:HB3	1	2.14
(1,18)	2:B:152:VAL:O	1:A:526:ASN:HD21	1	2.14
(1,18)	2:B:152:VAL:O	1:A:526:ASN:HD22	1	2.14
(1,18)	2:B:152:VAL:O	1:A:526:ASN:N	1	2.14
(1,18)	2:B:152:VAL:O	1:A:526:ASN:ND2	1	2.14
(1,18)	2:B:152:VAL:O	1:A:526:ASN:O	1	2.14
(1,18)	2:B:152:VAL:O	1:A:526:ASN:OD1	1	2.14
(1,18)	2:B:152:VAL:O	1:A:527:ALA:C	1	2.14
(1,18)	2:B:152:VAL:O	1:A:527:ALA:CA	1	2.14
(1,18)	2:B:152:VAL:O	1:A:527:ALA:CB	1	2.14
(1,18)	2:B:152:VAL:O	1:A:527:ALA:H	1	2.14
(1,18)	2:B:152:VAL:O	1:A:527:ALA:HA	1	2.14
(1,18)	2:B:152:VAL:O	1:A:527:ALA:HB1	1	2.14
(1,18)	2:B:152:VAL:O	1:A:527:ALA:HB2	1	2.14
(1,18)	2:B:152:VAL:O	1:A:527:ALA:HB3	1	2.14
(1,18)	2:B:152:VAL:O	1:A:527:ALA:N	1	2.14
(1,18)	2:B:152:VAL:O	1:A:527:ALA:O	1	2.14
(1,18)	2:B:152:VAL:O	1:A:528:ILE:C	1	2.14
(1,18)	2:B:152:VAL:O	1:A:528:ILE:CA	1	2.14
(1,18)	2:B:152:VAL:O	1:A:528:ILE:CB	1	2.14
(1,18)	2:B:152:VAL:O	1:A:528:ILE:CD1	1	2.14
(1,18)	2:B:152:VAL:O	1:A:528:ILE:CG1	1	2.14
(1,18)	2:B:152:VAL:O	1:A:528:ILE:CG2	1	2.14
(1,18)	2:B:152:VAL:O	1:A:528:ILE:H	1	2.14
(1,18)	2:B:152:VAL:O	1:A:528:ILE:HA	1	2.14
(1,18)	2:B:152:VAL:O	1:A:528:ILE:HB	1	2.14
(1,18)	2:B:152:VAL:O	1:A:528:ILE:HD11	1	2.14
(1,18)	2:B:152:VAL:O	1:A:528:ILE:HD12	1	2.14
(1,18)	2:B:152:VAL:O	1:A:528:ILE:HD13	1	2.14

*Continued on next page...*

*Continued from previous page...*

Key	Atom-1	Atom-2	Model ID	Violation (Å)
(1,18)	2:B:152:VAL:O	1:A:528:ILE:HG12	1	2.14
(1,18)	2:B:152:VAL:O	1:A:528:ILE:HG13	1	2.14
(1,18)	2:B:152:VAL:O	1:A:528:ILE:HG21	1	2.14
(1,18)	2:B:152:VAL:O	1:A:528:ILE:HG22	1	2.14
(1,18)	2:B:152:VAL:O	1:A:528:ILE:HG23	1	2.14
(1,18)	2:B:152:VAL:O	1:A:528:ILE:N	1	2.14
(1,18)	2:B:152:VAL:O	1:A:528:ILE:O	1	2.14
(1,18)	2:B:152:VAL:O	1:A:529:VAL:C	1	2.14
(1,18)	2:B:152:VAL:O	1:A:529:VAL:CA	1	2.14
(1,18)	2:B:152:VAL:O	1:A:529:VAL:CB	1	2.14
(1,18)	2:B:152:VAL:O	1:A:529:VAL:CG1	1	2.14
(1,18)	2:B:152:VAL:O	1:A:529:VAL:CG2	1	2.14
(1,18)	2:B:152:VAL:O	1:A:529:VAL:H	1	2.14
(1,18)	2:B:152:VAL:O	1:A:529:VAL:HA	1	2.14
(1,18)	2:B:152:VAL:O	1:A:529:VAL:HB	1	2.14
(1,18)	2:B:152:VAL:O	1:A:529:VAL:HG11	1	2.14
(1,18)	2:B:152:VAL:O	1:A:529:VAL:HG12	1	2.14
(1,18)	2:B:152:VAL:O	1:A:529:VAL:HG13	1	2.14
(1,18)	2:B:152:VAL:O	1:A:529:VAL:HG21	1	2.14
(1,18)	2:B:152:VAL:O	1:A:529:VAL:HG22	1	2.14
(1,18)	2:B:152:VAL:O	1:A:529:VAL:HG23	1	2.14
(1,18)	2:B:152:VAL:O	1:A:529:VAL:N	1	2.14
(1,18)	2:B:152:VAL:O	1:A:529:VAL:O	1	2.14
(1,18)	2:B:152:VAL:O	1:A:561:ASP:C	1	2.14
(1,18)	2:B:152:VAL:O	1:A:561:ASP:CA	1	2.14
(1,18)	2:B:152:VAL:O	1:A:561:ASP:CB	1	2.14
(1,18)	2:B:152:VAL:O	1:A:561:ASP:CG	1	2.14
(1,18)	2:B:152:VAL:O	1:A:561:ASP:H	1	2.14
(1,18)	2:B:152:VAL:O	1:A:561:ASP:HA	1	2.14
(1,18)	2:B:152:VAL:O	1:A:561:ASP:HB2	1	2.14
(1,18)	2:B:152:VAL:O	1:A:561:ASP:HB3	1	2.14
(1,18)	2:B:152:VAL:O	1:A:561:ASP:N	1	2.14
(1,18)	2:B:152:VAL:O	1:A:561:ASP:O	1	2.14
(1,18)	2:B:152:VAL:O	1:A:561:ASP:OD1	1	2.14
(1,18)	2:B:152:VAL:O	1:A:561:ASP:OD2	1	2.14
(1,18)	2:B:152:VAL:O	1:A:563:LYS:C	1	2.14
(1,18)	2:B:152:VAL:O	1:A:563:LYS:CA	1	2.14
(1,18)	2:B:152:VAL:O	1:A:563:LYS:CB	1	2.14
(1,18)	2:B:152:VAL:O	1:A:563:LYS:CD	1	2.14
(1,18)	2:B:152:VAL:O	1:A:563:LYS:CE	1	2.14
(1,18)	2:B:152:VAL:O	1:A:563:LYS:CG	1	2.14
(1,18)	2:B:152:VAL:O	1:A:563:LYS:H	1	2.14

*Continued on next page...*

*Continued from previous page...*

Key	Atom-1	Atom-2	Model ID	Violation (Å)
(1,18)	2:B:152:VAL:O	1:A:563:LYS:HA	1	2.14
(1,18)	2:B:152:VAL:O	1:A:563:LYS:HB2	1	2.14
(1,18)	2:B:152:VAL:O	1:A:563:LYS:HB3	1	2.14
(1,18)	2:B:152:VAL:O	1:A:563:LYS:HD2	1	2.14
(1,18)	2:B:152:VAL:O	1:A:563:LYS:HD3	1	2.14
(1,18)	2:B:152:VAL:O	1:A:563:LYS:HE2	1	2.14
(1,18)	2:B:152:VAL:O	1:A:563:LYS:HE3	1	2.14
(1,18)	2:B:152:VAL:O	1:A:563:LYS:HG2	1	2.14
(1,18)	2:B:152:VAL:O	1:A:563:LYS:HG3	1	2.14
(1,18)	2:B:152:VAL:O	1:A:563:LYS:HZ1	1	2.14
(1,18)	2:B:152:VAL:O	1:A:563:LYS:HZ2	1	2.14
(1,18)	2:B:152:VAL:O	1:A:563:LYS:HZ3	1	2.14
(1,18)	2:B:152:VAL:O	1:A:563:LYS:N	1	2.14
(1,18)	2:B:152:VAL:O	1:A:563:LYS:NZ	1	2.14
(1,18)	2:B:152:VAL:O	1:A:563:LYS:O	1	2.14
(1,18)	2:B:152:VAL:O	1:A:564:ALA:C	1	2.14
(1,18)	2:B:152:VAL:O	1:A:564:ALA:CA	1	2.14
(1,18)	2:B:152:VAL:O	1:A:564:ALA:CB	1	2.14
(1,18)	2:B:152:VAL:O	1:A:564:ALA:H	1	2.14
(1,18)	2:B:152:VAL:O	1:A:564:ALA:HA	1	2.14
(1,18)	2:B:152:VAL:O	1:A:564:ALA:HB1	1	2.14
(1,18)	2:B:152:VAL:O	1:A:564:ALA:HB2	1	2.14
(1,18)	2:B:152:VAL:O	1:A:564:ALA:HB3	1	2.14
(1,18)	2:B:152:VAL:O	1:A:564:ALA:N	1	2.14
(1,18)	2:B:152:VAL:O	1:A:564:ALA:O	1	2.14
(1,18)	2:B:152:VAL:O	1:A:566:LEU:C	1	2.14
(1,18)	2:B:152:VAL:O	1:A:566:LEU:CA	1	2.14
(1,18)	2:B:152:VAL:O	1:A:566:LEU:CB	1	2.14
(1,18)	2:B:152:VAL:O	1:A:566:LEU:CD1	1	2.14
(1,18)	2:B:152:VAL:O	1:A:566:LEU:CD2	1	2.14
(1,18)	2:B:152:VAL:O	1:A:566:LEU:CG	1	2.14
(1,18)	2:B:152:VAL:O	1:A:566:LEU:H	1	2.14
(1,18)	2:B:152:VAL:O	1:A:566:LEU:HA	1	2.14
(1,18)	2:B:152:VAL:O	1:A:566:LEU:HB2	1	2.14
(1,18)	2:B:152:VAL:O	1:A:566:LEU:HB3	1	2.14
(1,18)	2:B:152:VAL:O	1:A:566:LEU:HD11	1	2.14
(1,18)	2:B:152:VAL:O	1:A:566:LEU:HD12	1	2.14
(1,18)	2:B:152:VAL:O	1:A:566:LEU:HD13	1	2.14
(1,18)	2:B:152:VAL:O	1:A:566:LEU:HD21	1	2.14
(1,18)	2:B:152:VAL:O	1:A:566:LEU:HD22	1	2.14
(1,18)	2:B:152:VAL:O	1:A:566:LEU:HD23	1	2.14
(1,18)	2:B:152:VAL:O	1:A:566:LEU:HG	1	2.14

*Continued on next page...*



*Continued from previous page...*

Key	Atom-1	Atom-2	Model ID	Violation (Å)
(1,18)	2:B:152:VAL:O	1:A:566:LEU:N	1	2.14
(1,18)	2:B:152:VAL:O	1:A:566:LEU:O	1	2.14
(1,26)	2:B:162:LYS:C	1:A:490:ALA:C	1	2.12
(1,26)	2:B:162:LYS:C	1:A:490:ALA:CA	1	2.12
(1,26)	2:B:162:LYS:C	1:A:490:ALA:CB	1	2.12
(1,26)	2:B:162:LYS:C	1:A:490:ALA:H	1	2.12
(1,26)	2:B:162:LYS:C	1:A:490:ALA:HA	1	2.12
(1,26)	2:B:162:LYS:C	1:A:490:ALA:HB1	1	2.12
(1,26)	2:B:162:LYS:C	1:A:490:ALA:HB2	1	2.12
(1,26)	2:B:162:LYS:C	1:A:490:ALA:HB3	1	2.12
(1,26)	2:B:162:LYS:C	1:A:490:ALA:N	1	2.12
(1,26)	2:B:162:LYS:C	1:A:490:ALA:O	1	2.12
(1,26)	2:B:162:LYS:C	1:A:514:THR:C	1	2.12
(1,26)	2:B:162:LYS:C	1:A:514:THR:CA	1	2.12
(1,26)	2:B:162:LYS:C	1:A:514:THR:CB	1	2.12
(1,26)	2:B:162:LYS:C	1:A:514:THR:CG2	1	2.12
(1,26)	2:B:162:LYS:C	1:A:514:THR:H	1	2.12
(1,26)	2:B:162:LYS:C	1:A:514:THR:HA	1	2.12
(1,26)	2:B:162:LYS:C	1:A:514:THR:HB	1	2.12
(1,26)	2:B:162:LYS:C	1:A:514:THR:HG1	1	2.12
(1,26)	2:B:162:LYS:C	1:A:514:THR:HG21	1	2.12
(1,26)	2:B:162:LYS:C	1:A:514:THR:HG22	1	2.12
(1,26)	2:B:162:LYS:C	1:A:514:THR:HG23	1	2.12
(1,26)	2:B:162:LYS:C	1:A:514:THR:N	1	2.12
(1,26)	2:B:162:LYS:C	1:A:514:THR:O	1	2.12
(1,26)	2:B:162:LYS:C	1:A:514:THR:OG1	1	2.12
(1,26)	2:B:162:LYS:C	1:A:516:ASN:C	1	2.12
(1,26)	2:B:162:LYS:C	1:A:516:ASN:CA	1	2.12
(1,26)	2:B:162:LYS:C	1:A:516:ASN:CB	1	2.12
(1,26)	2:B:162:LYS:C	1:A:516:ASN:CG	1	2.12
(1,26)	2:B:162:LYS:C	1:A:516:ASN:H	1	2.12
(1,26)	2:B:162:LYS:C	1:A:516:ASN:HA	1	2.12
(1,26)	2:B:162:LYS:C	1:A:516:ASN:HB2	1	2.12
(1,26)	2:B:162:LYS:C	1:A:516:ASN:HB3	1	2.12
(1,26)	2:B:162:LYS:C	1:A:516:ASN:HD21	1	2.12
(1,26)	2:B:162:LYS:C	1:A:516:ASN:HD22	1	2.12
(1,26)	2:B:162:LYS:C	1:A:516:ASN:N	1	2.12
(1,26)	2:B:162:LYS:C	1:A:516:ASN:ND2	1	2.12
(1,26)	2:B:162:LYS:C	1:A:516:ASN:O	1	2.12
(1,26)	2:B:162:LYS:C	1:A:516:ASN:OD1	1	2.12
(1,26)	2:B:162:LYS:C	1:A:519:GLY:C	1	2.12
(1,26)	2:B:162:LYS:C	1:A:519:GLY:CA	1	2.12

*Continued on next page...*

*Continued from previous page...*

Key	Atom-1	Atom-2	Model ID	Violation (Å)
(1,26)	2:B:162:LYS:C	1:A:519:GLY:H	1	2.12
(1,26)	2:B:162:LYS:C	1:A:519:GLY:HA2	1	2.12
(1,26)	2:B:162:LYS:C	1:A:519:GLY:HA3	1	2.12
(1,26)	2:B:162:LYS:C	1:A:519:GLY:N	1	2.12
(1,26)	2:B:162:LYS:C	1:A:519:GLY:O	1	2.12
(1,26)	2:B:162:LYS:C	1:A:522:PHE:C	1	2.12
(1,26)	2:B:162:LYS:C	1:A:522:PHE:CA	1	2.12
(1,26)	2:B:162:LYS:C	1:A:522:PHE:CB	1	2.12
(1,26)	2:B:162:LYS:C	1:A:522:PHE:CD1	1	2.12
(1,26)	2:B:162:LYS:C	1:A:522:PHE:CD2	1	2.12
(1,26)	2:B:162:LYS:C	1:A:522:PHE:CE1	1	2.12
(1,26)	2:B:162:LYS:C	1:A:522:PHE:CE2	1	2.12
(1,26)	2:B:162:LYS:C	1:A:522:PHE:CG	1	2.12
(1,26)	2:B:162:LYS:C	1:A:522:PHE:CZ	1	2.12
(1,26)	2:B:162:LYS:C	1:A:522:PHE:H	1	2.12
(1,26)	2:B:162:LYS:C	1:A:522:PHE:HA	1	2.12
(1,26)	2:B:162:LYS:C	1:A:522:PHE:HB2	1	2.12
(1,26)	2:B:162:LYS:C	1:A:522:PHE:HB3	1	2.12
(1,26)	2:B:162:LYS:C	1:A:522:PHE:HD1	1	2.12
(1,26)	2:B:162:LYS:C	1:A:522:PHE:HD2	1	2.12
(1,26)	2:B:162:LYS:C	1:A:522:PHE:HE1	1	2.12
(1,26)	2:B:162:LYS:C	1:A:522:PHE:HE2	1	2.12
(1,26)	2:B:162:LYS:C	1:A:522:PHE:HZ	1	2.12
(1,26)	2:B:162:LYS:C	1:A:522:PHE:N	1	2.12
(1,26)	2:B:162:LYS:C	1:A:522:PHE:O	1	2.12
(1,26)	2:B:162:LYS:C	1:A:523:GLU:C	1	2.12
(1,26)	2:B:162:LYS:C	1:A:523:GLU:CA	1	2.12
(1,26)	2:B:162:LYS:C	1:A:523:GLU:CB	1	2.12
(1,26)	2:B:162:LYS:C	1:A:523:GLU:CD	1	2.12
(1,26)	2:B:162:LYS:C	1:A:523:GLU:CG	1	2.12
(1,26)	2:B:162:LYS:C	1:A:523:GLU:H	1	2.12
(1,26)	2:B:162:LYS:C	1:A:523:GLU:HA	1	2.12
(1,26)	2:B:162:LYS:C	1:A:523:GLU:HB2	1	2.12
(1,26)	2:B:162:LYS:C	1:A:523:GLU:HB3	1	2.12
(1,26)	2:B:162:LYS:C	1:A:523:GLU:HG2	1	2.12
(1,26)	2:B:162:LYS:C	1:A:523:GLU:HG3	1	2.12
(1,26)	2:B:162:LYS:C	1:A:523:GLU:N	1	2.12
(1,26)	2:B:162:LYS:C	1:A:523:GLU:O	1	2.12
(1,26)	2:B:162:LYS:C	1:A:523:GLU:OE1	1	2.12
(1,26)	2:B:162:LYS:C	1:A:523:GLU:OE2	1	2.12
(1,26)	2:B:162:LYS:C	1:A:524:PHE:C	1	2.12
(1,26)	2:B:162:LYS:C	1:A:524:PHE:CA	1	2.12

*Continued on next page...*

*Continued from previous page...*

Key	Atom-1	Atom-2	Model ID	Violation (Å)
(1,26)	2:B:162:LYS:C	1:A:524:PHE:CB	1	2.12
(1,26)	2:B:162:LYS:C	1:A:524:PHE:CD1	1	2.12
(1,26)	2:B:162:LYS:C	1:A:524:PHE:CD2	1	2.12
(1,26)	2:B:162:LYS:C	1:A:524:PHE:CE1	1	2.12
(1,26)	2:B:162:LYS:C	1:A:524:PHE:CE2	1	2.12
(1,26)	2:B:162:LYS:C	1:A:524:PHE:CG	1	2.12
(1,26)	2:B:162:LYS:C	1:A:524:PHE:CZ	1	2.12
(1,26)	2:B:162:LYS:C	1:A:524:PHE:H	1	2.12
(1,26)	2:B:162:LYS:C	1:A:524:PHE:HA	1	2.12
(1,26)	2:B:162:LYS:C	1:A:524:PHE:HB2	1	2.12
(1,26)	2:B:162:LYS:C	1:A:524:PHE:HB3	1	2.12
(1,26)	2:B:162:LYS:C	1:A:524:PHE:HD1	1	2.12
(1,26)	2:B:162:LYS:C	1:A:524:PHE:HD2	1	2.12
(1,26)	2:B:162:LYS:C	1:A:524:PHE:HE1	1	2.12
(1,26)	2:B:162:LYS:C	1:A:524:PHE:HE2	1	2.12
(1,26)	2:B:162:LYS:C	1:A:524:PHE:HZ	1	2.12
(1,26)	2:B:162:LYS:C	1:A:524:PHE:N	1	2.12
(1,26)	2:B:162:LYS:C	1:A:524:PHE:O	1	2.12
(1,26)	2:B:162:LYS:C	1:A:525:GLU:C	1	2.12
(1,26)	2:B:162:LYS:C	1:A:525:GLU:CA	1	2.12
(1,26)	2:B:162:LYS:C	1:A:525:GLU:CB	1	2.12
(1,26)	2:B:162:LYS:C	1:A:525:GLU:CD	1	2.12
(1,26)	2:B:162:LYS:C	1:A:525:GLU:CG	1	2.12
(1,26)	2:B:162:LYS:C	1:A:525:GLU:H	1	2.12
(1,26)	2:B:162:LYS:C	1:A:525:GLU:HA	1	2.12
(1,26)	2:B:162:LYS:C	1:A:525:GLU:HB2	1	2.12
(1,26)	2:B:162:LYS:C	1:A:525:GLU:HB3	1	2.12
(1,26)	2:B:162:LYS:C	1:A:525:GLU:HG2	1	2.12
(1,26)	2:B:162:LYS:C	1:A:525:GLU:HG3	1	2.12
(1,26)	2:B:162:LYS:C	1:A:525:GLU:N	1	2.12
(1,26)	2:B:162:LYS:C	1:A:525:GLU:O	1	2.12
(1,26)	2:B:162:LYS:C	1:A:525:GLU:OE1	1	2.12
(1,26)	2:B:162:LYS:C	1:A:525:GLU:OE2	1	2.12
(1,26)	2:B:162:LYS:C	1:A:526:ASN:C	1	2.12
(1,26)	2:B:162:LYS:C	1:A:526:ASN:CA	1	2.12
(1,26)	2:B:162:LYS:C	1:A:526:ASN:CB	1	2.12
(1,26)	2:B:162:LYS:C	1:A:526:ASN:CG	1	2.12
(1,26)	2:B:162:LYS:C	1:A:526:ASN:H	1	2.12
(1,26)	2:B:162:LYS:C	1:A:526:ASN:HA	1	2.12
(1,26)	2:B:162:LYS:C	1:A:526:ASN:HB2	1	2.12
(1,26)	2:B:162:LYS:C	1:A:526:ASN:HB3	1	2.12
(1,26)	2:B:162:LYS:C	1:A:526:ASN:HD21	1	2.12

*Continued on next page...*

*Continued from previous page...*

Key	Atom-1	Atom-2	Model ID	Violation (Å)
(1,26)	2:B:162:LYS:C	1:A:526:ASN:HD22	1	2.12
(1,26)	2:B:162:LYS:C	1:A:526:ASN:N	1	2.12
(1,26)	2:B:162:LYS:C	1:A:526:ASN:ND2	1	2.12
(1,26)	2:B:162:LYS:C	1:A:526:ASN:O	1	2.12
(1,26)	2:B:162:LYS:C	1:A:526:ASN:OD1	1	2.12
(1,26)	2:B:162:LYS:C	1:A:527:ALA:C	1	2.12
(1,26)	2:B:162:LYS:C	1:A:527:ALA:CA	1	2.12
(1,26)	2:B:162:LYS:C	1:A:527:ALA:CB	1	2.12
(1,26)	2:B:162:LYS:C	1:A:527:ALA:H	1	2.12
(1,26)	2:B:162:LYS:C	1:A:527:ALA:HA	1	2.12
(1,26)	2:B:162:LYS:C	1:A:527:ALA:HB1	1	2.12
(1,26)	2:B:162:LYS:C	1:A:527:ALA:HB2	1	2.12
(1,26)	2:B:162:LYS:C	1:A:527:ALA:HB3	1	2.12
(1,26)	2:B:162:LYS:C	1:A:527:ALA:N	1	2.12
(1,26)	2:B:162:LYS:C	1:A:527:ALA:O	1	2.12
(1,26)	2:B:162:LYS:C	1:A:528:ILE:C	1	2.12
(1,26)	2:B:162:LYS:C	1:A:528:ILE:CA	1	2.12
(1,26)	2:B:162:LYS:C	1:A:528:ILE:CB	1	2.12
(1,26)	2:B:162:LYS:C	1:A:528:ILE:CD1	1	2.12
(1,26)	2:B:162:LYS:C	1:A:528:ILE:CG1	1	2.12
(1,26)	2:B:162:LYS:C	1:A:528:ILE:CG2	1	2.12
(1,26)	2:B:162:LYS:C	1:A:528:ILE:H	1	2.12
(1,26)	2:B:162:LYS:C	1:A:528:ILE:HA	1	2.12
(1,26)	2:B:162:LYS:C	1:A:528:ILE:HB	1	2.12
(1,26)	2:B:162:LYS:C	1:A:528:ILE:HD11	1	2.12
(1,26)	2:B:162:LYS:C	1:A:528:ILE:HD12	1	2.12
(1,26)	2:B:162:LYS:C	1:A:528:ILE:HD13	1	2.12
(1,26)	2:B:162:LYS:C	1:A:528:ILE:HG12	1	2.12
(1,26)	2:B:162:LYS:C	1:A:528:ILE:HG13	1	2.12
(1,26)	2:B:162:LYS:C	1:A:528:ILE:HG21	1	2.12
(1,26)	2:B:162:LYS:C	1:A:528:ILE:HG22	1	2.12
(1,26)	2:B:162:LYS:C	1:A:528:ILE:HG23	1	2.12
(1,26)	2:B:162:LYS:C	1:A:528:ILE:N	1	2.12
(1,26)	2:B:162:LYS:C	1:A:528:ILE:O	1	2.12
(1,26)	2:B:162:LYS:C	1:A:529:VAL:C	1	2.12
(1,26)	2:B:162:LYS:C	1:A:529:VAL:CA	1	2.12
(1,26)	2:B:162:LYS:C	1:A:529:VAL:CB	1	2.12
(1,26)	2:B:162:LYS:C	1:A:529:VAL:CG1	1	2.12
(1,26)	2:B:162:LYS:C	1:A:529:VAL:CG2	1	2.12
(1,26)	2:B:162:LYS:C	1:A:529:VAL:H	1	2.12
(1,26)	2:B:162:LYS:C	1:A:529:VAL:HA	1	2.12
(1,26)	2:B:162:LYS:C	1:A:529:VAL:HB	1	2.12

*Continued on next page...*

*Continued from previous page...*

Key	Atom-1	Atom-2	Model ID	Violation (Å)
(1,26)	2:B:162:LYS:C	1:A:529:VAL:HG11	1	2.12
(1,26)	2:B:162:LYS:C	1:A:529:VAL:HG12	1	2.12
(1,26)	2:B:162:LYS:C	1:A:529:VAL:HG13	1	2.12
(1,26)	2:B:162:LYS:C	1:A:529:VAL:HG21	1	2.12
(1,26)	2:B:162:LYS:C	1:A:529:VAL:HG22	1	2.12
(1,26)	2:B:162:LYS:C	1:A:529:VAL:HG23	1	2.12
(1,26)	2:B:162:LYS:C	1:A:529:VAL:N	1	2.12
(1,26)	2:B:162:LYS:C	1:A:529:VAL:O	1	2.12
(1,26)	2:B:162:LYS:C	1:A:561:ASP:C	1	2.12
(1,26)	2:B:162:LYS:C	1:A:561:ASP:CA	1	2.12
(1,26)	2:B:162:LYS:C	1:A:561:ASP:CB	1	2.12
(1,26)	2:B:162:LYS:C	1:A:561:ASP:CG	1	2.12
(1,26)	2:B:162:LYS:C	1:A:561:ASP:H	1	2.12
(1,26)	2:B:162:LYS:C	1:A:561:ASP:HA	1	2.12
(1,26)	2:B:162:LYS:C	1:A:561:ASP:HB2	1	2.12
(1,26)	2:B:162:LYS:C	1:A:561:ASP:HB3	1	2.12
(1,26)	2:B:162:LYS:C	1:A:561:ASP:N	1	2.12
(1,26)	2:B:162:LYS:C	1:A:561:ASP:O	1	2.12
(1,26)	2:B:162:LYS:C	1:A:561:ASP:OD1	1	2.12
(1,26)	2:B:162:LYS:C	1:A:561:ASP:OD2	1	2.12
(1,26)	2:B:162:LYS:C	1:A:563:LYS:C	1	2.12
(1,26)	2:B:162:LYS:C	1:A:563:LYS:CA	1	2.12
(1,26)	2:B:162:LYS:C	1:A:563:LYS:CB	1	2.12
(1,26)	2:B:162:LYS:C	1:A:563:LYS:CD	1	2.12
(1,26)	2:B:162:LYS:C	1:A:563:LYS:CE	1	2.12
(1,26)	2:B:162:LYS:C	1:A:563:LYS:CG	1	2.12
(1,26)	2:B:162:LYS:C	1:A:563:LYS:H	1	2.12
(1,26)	2:B:162:LYS:C	1:A:563:LYS:HA	1	2.12
(1,26)	2:B:162:LYS:C	1:A:563:LYS:HB2	1	2.12
(1,26)	2:B:162:LYS:C	1:A:563:LYS:HB3	1	2.12
(1,26)	2:B:162:LYS:C	1:A:563:LYS:HD2	1	2.12
(1,26)	2:B:162:LYS:C	1:A:563:LYS:HD3	1	2.12
(1,26)	2:B:162:LYS:C	1:A:563:LYS:HE2	1	2.12
(1,26)	2:B:162:LYS:C	1:A:563:LYS:HE3	1	2.12
(1,26)	2:B:162:LYS:C	1:A:563:LYS:HG2	1	2.12
(1,26)	2:B:162:LYS:C	1:A:563:LYS:HG3	1	2.12
(1,26)	2:B:162:LYS:C	1:A:563:LYS:HZ1	1	2.12
(1,26)	2:B:162:LYS:C	1:A:563:LYS:HZ2	1	2.12
(1,26)	2:B:162:LYS:C	1:A:563:LYS:HZ3	1	2.12
(1,26)	2:B:162:LYS:C	1:A:563:LYS:N	1	2.12
(1,26)	2:B:162:LYS:C	1:A:563:LYS:NZ	1	2.12
(1,26)	2:B:162:LYS:C	1:A:563:LYS:O	1	2.12

*Continued on next page...*

*Continued from previous page...*

Key	Atom-1	Atom-2	Model ID	Violation (Å)
(1,26)	2:B:162:LYS:C	1:A:564:ALA:C	1	2.12
(1,26)	2:B:162:LYS:C	1:A:564:ALA:CA	1	2.12
(1,26)	2:B:162:LYS:C	1:A:564:ALA:CB	1	2.12
(1,26)	2:B:162:LYS:C	1:A:564:ALA:H	1	2.12
(1,26)	2:B:162:LYS:C	1:A:564:ALA:HA	1	2.12
(1,26)	2:B:162:LYS:C	1:A:564:ALA:HB1	1	2.12
(1,26)	2:B:162:LYS:C	1:A:564:ALA:HB2	1	2.12
(1,26)	2:B:162:LYS:C	1:A:564:ALA:HB3	1	2.12
(1,26)	2:B:162:LYS:C	1:A:564:ALA:N	1	2.12
(1,26)	2:B:162:LYS:C	1:A:564:ALA:O	1	2.12
(1,26)	2:B:162:LYS:C	1:A:566:LEU:C	1	2.12
(1,26)	2:B:162:LYS:C	1:A:566:LEU:CA	1	2.12
(1,26)	2:B:162:LYS:C	1:A:566:LEU:CB	1	2.12
(1,26)	2:B:162:LYS:C	1:A:566:LEU:CD1	1	2.12
(1,26)	2:B:162:LYS:C	1:A:566:LEU:CD2	1	2.12
(1,26)	2:B:162:LYS:C	1:A:566:LEU:CG	1	2.12
(1,26)	2:B:162:LYS:C	1:A:566:LEU:H	1	2.12
(1,26)	2:B:162:LYS:C	1:A:566:LEU:HA	1	2.12
(1,26)	2:B:162:LYS:C	1:A:566:LEU:HB2	1	2.12
(1,26)	2:B:162:LYS:C	1:A:566:LEU:HB3	1	2.12
(1,26)	2:B:162:LYS:C	1:A:566:LEU:HD11	1	2.12
(1,26)	2:B:162:LYS:C	1:A:566:LEU:HD12	1	2.12
(1,26)	2:B:162:LYS:C	1:A:566:LEU:HD13	1	2.12
(1,26)	2:B:162:LYS:C	1:A:566:LEU:HD21	1	2.12
(1,26)	2:B:162:LYS:C	1:A:566:LEU:HD22	1	2.12
(1,26)	2:B:162:LYS:C	1:A:566:LEU:HD23	1	2.12
(1,26)	2:B:162:LYS:C	1:A:566:LEU:HG	1	2.12
(1,26)	2:B:162:LYS:C	1:A:566:LEU:N	1	2.12
(1,26)	2:B:162:LYS:C	1:A:566:LEU:O	1	2.12
(1,26)	2:B:162:LYS:CA	1:A:490:ALA:C	1	2.12
(1,26)	2:B:162:LYS:CA	1:A:490:ALA:CA	1	2.12
(1,26)	2:B:162:LYS:CA	1:A:490:ALA:CB	1	2.12
(1,26)	2:B:162:LYS:CA	1:A:490:ALA:H	1	2.12
(1,26)	2:B:162:LYS:CA	1:A:490:ALA:HA	1	2.12
(1,26)	2:B:162:LYS:CA	1:A:490:ALA:HB1	1	2.12
(1,26)	2:B:162:LYS:CA	1:A:490:ALA:HB2	1	2.12
(1,26)	2:B:162:LYS:CA	1:A:490:ALA:HB3	1	2.12
(1,26)	2:B:162:LYS:CA	1:A:490:ALA:N	1	2.12
(1,26)	2:B:162:LYS:CA	1:A:490:ALA:O	1	2.12
(1,26)	2:B:162:LYS:CA	1:A:514:THR:C	1	2.12
(1,26)	2:B:162:LYS:CA	1:A:514:THR:CA	1	2.12
(1,26)	2:B:162:LYS:CA	1:A:514:THR:CB	1	2.12

*Continued on next page...*

*Continued from previous page...*

Key	Atom-1	Atom-2	Model ID	Violation (Å)
(1,26)	2:B:162:LYS:CA	1:A:514:THR:CG2	1	2.12
(1,26)	2:B:162:LYS:CA	1:A:514:THR:H	1	2.12
(1,26)	2:B:162:LYS:CA	1:A:514:THR:HA	1	2.12
(1,26)	2:B:162:LYS:CA	1:A:514:THR:HB	1	2.12
(1,26)	2:B:162:LYS:CA	1:A:514:THR:HG1	1	2.12
(1,26)	2:B:162:LYS:CA	1:A:514:THR:HG21	1	2.12
(1,26)	2:B:162:LYS:CA	1:A:514:THR:HG22	1	2.12
(1,26)	2:B:162:LYS:CA	1:A:514:THR:HG23	1	2.12
(1,26)	2:B:162:LYS:CA	1:A:514:THR:N	1	2.12
(1,26)	2:B:162:LYS:CA	1:A:514:THR:O	1	2.12
(1,26)	2:B:162:LYS:CA	1:A:514:THR:OG1	1	2.12
(1,26)	2:B:162:LYS:CA	1:A:516:ASN:C	1	2.12
(1,26)	2:B:162:LYS:CA	1:A:516:ASN:CA	1	2.12
(1,26)	2:B:162:LYS:CA	1:A:516:ASN:CB	1	2.12
(1,26)	2:B:162:LYS:CA	1:A:516:ASN:CG	1	2.12
(1,26)	2:B:162:LYS:CA	1:A:516:ASN:H	1	2.12
(1,26)	2:B:162:LYS:CA	1:A:516:ASN:HA	1	2.12
(1,26)	2:B:162:LYS:CA	1:A:516:ASN:HB2	1	2.12
(1,26)	2:B:162:LYS:CA	1:A:516:ASN:HB3	1	2.12
(1,26)	2:B:162:LYS:CA	1:A:516:ASN:HD21	1	2.12
(1,26)	2:B:162:LYS:CA	1:A:516:ASN:HD22	1	2.12
(1,26)	2:B:162:LYS:CA	1:A:516:ASN:N	1	2.12
(1,26)	2:B:162:LYS:CA	1:A:516:ASN:ND2	1	2.12
(1,26)	2:B:162:LYS:CA	1:A:516:ASN:O	1	2.12
(1,26)	2:B:162:LYS:CA	1:A:516:ASN:OD1	1	2.12
(1,26)	2:B:162:LYS:CA	1:A:519:GLY:C	1	2.12
(1,26)	2:B:162:LYS:CA	1:A:519:GLY:CA	1	2.12
(1,26)	2:B:162:LYS:CA	1:A:519:GLY:H	1	2.12
(1,26)	2:B:162:LYS:CA	1:A:519:GLY:HA2	1	2.12
(1,26)	2:B:162:LYS:CA	1:A:519:GLY:HA3	1	2.12
(1,26)	2:B:162:LYS:CA	1:A:519:GLY:N	1	2.12
(1,26)	2:B:162:LYS:CA	1:A:519:GLY:O	1	2.12
(1,26)	2:B:162:LYS:CA	1:A:522:PHE:C	1	2.12
(1,26)	2:B:162:LYS:CA	1:A:522:PHE:CA	1	2.12
(1,26)	2:B:162:LYS:CA	1:A:522:PHE:CB	1	2.12
(1,26)	2:B:162:LYS:CA	1:A:522:PHE:CD1	1	2.12
(1,26)	2:B:162:LYS:CA	1:A:522:PHE:CD2	1	2.12
(1,26)	2:B:162:LYS:CA	1:A:522:PHE:CE1	1	2.12
(1,26)	2:B:162:LYS:CA	1:A:522:PHE:CE2	1	2.12
(1,26)	2:B:162:LYS:CA	1:A:522:PHE:CG	1	2.12
(1,26)	2:B:162:LYS:CA	1:A:522:PHE:CZ	1	2.12
(1,26)	2:B:162:LYS:CA	1:A:522:PHE:H	1	2.12

*Continued on next page...*

*Continued from previous page...*

Key	Atom-1	Atom-2	Model ID	Violation (Å)
(1,26)	2:B:162:LYS:CA	1:A:522:PHE:HA	1	2.12
(1,26)	2:B:162:LYS:CA	1:A:522:PHE:HB2	1	2.12
(1,26)	2:B:162:LYS:CA	1:A:522:PHE:HB3	1	2.12
(1,26)	2:B:162:LYS:CA	1:A:522:PHE:HD1	1	2.12
(1,26)	2:B:162:LYS:CA	1:A:522:PHE:HD2	1	2.12
(1,26)	2:B:162:LYS:CA	1:A:522:PHE:HE1	1	2.12
(1,26)	2:B:162:LYS:CA	1:A:522:PHE:HE2	1	2.12
(1,26)	2:B:162:LYS:CA	1:A:522:PHE:HZ	1	2.12
(1,26)	2:B:162:LYS:CA	1:A:522:PHE:N	1	2.12
(1,26)	2:B:162:LYS:CA	1:A:522:PHE:O	1	2.12
(1,26)	2:B:162:LYS:CA	1:A:523:GLU:C	1	2.12
(1,26)	2:B:162:LYS:CA	1:A:523:GLU:CA	1	2.12
(1,26)	2:B:162:LYS:CA	1:A:523:GLU:CB	1	2.12
(1,26)	2:B:162:LYS:CA	1:A:523:GLU:CD	1	2.12
(1,26)	2:B:162:LYS:CA	1:A:523:GLU:CG	1	2.12
(1,26)	2:B:162:LYS:CA	1:A:523:GLU:H	1	2.12
(1,26)	2:B:162:LYS:CA	1:A:523:GLU:HA	1	2.12
(1,26)	2:B:162:LYS:CA	1:A:523:GLU:HB2	1	2.12
(1,26)	2:B:162:LYS:CA	1:A:523:GLU:HB3	1	2.12
(1,26)	2:B:162:LYS:CA	1:A:523:GLU:HG2	1	2.12
(1,26)	2:B:162:LYS:CA	1:A:523:GLU:HG3	1	2.12
(1,26)	2:B:162:LYS:CA	1:A:523:GLU:N	1	2.12
(1,26)	2:B:162:LYS:CA	1:A:523:GLU:O	1	2.12
(1,26)	2:B:162:LYS:CA	1:A:523:GLU:OE1	1	2.12
(1,26)	2:B:162:LYS:CA	1:A:523:GLU:OE2	1	2.12
(1,26)	2:B:162:LYS:CA	1:A:524:PHE:C	1	2.12
(1,26)	2:B:162:LYS:CA	1:A:524:PHE:CA	1	2.12
(1,26)	2:B:162:LYS:CA	1:A:524:PHE:CB	1	2.12
(1,26)	2:B:162:LYS:CA	1:A:524:PHE:CD1	1	2.12
(1,26)	2:B:162:LYS:CA	1:A:524:PHE:CD2	1	2.12
(1,26)	2:B:162:LYS:CA	1:A:524:PHE:CE1	1	2.12
(1,26)	2:B:162:LYS:CA	1:A:524:PHE:CE2	1	2.12
(1,26)	2:B:162:LYS:CA	1:A:524:PHE:CG	1	2.12
(1,26)	2:B:162:LYS:CA	1:A:524:PHE:CZ	1	2.12
(1,26)	2:B:162:LYS:CA	1:A:524:PHE:H	1	2.12
(1,26)	2:B:162:LYS:CA	1:A:524:PHE:HA	1	2.12
(1,26)	2:B:162:LYS:CA	1:A:524:PHE:HB2	1	2.12
(1,26)	2:B:162:LYS:CA	1:A:524:PHE:HB3	1	2.12
(1,26)	2:B:162:LYS:CA	1:A:524:PHE:HD1	1	2.12
(1,26)	2:B:162:LYS:CA	1:A:524:PHE:HD2	1	2.12
(1,26)	2:B:162:LYS:CA	1:A:524:PHE:HE1	1	2.12
(1,26)	2:B:162:LYS:CA	1:A:524:PHE:HE2	1	2.12

*Continued on next page...*



*Continued from previous page...*

Key	Atom-1	Atom-2	Model ID	Violation (Å)
(1,26)	2:B:162:LYS:CA	1:A:524:PHE:HZ	1	2.12
(1,26)	2:B:162:LYS:CA	1:A:524:PHE:N	1	2.12
(1,26)	2:B:162:LYS:CA	1:A:524:PHE:O	1	2.12
(1,26)	2:B:162:LYS:CA	1:A:525:GLU:C	1	2.12
(1,26)	2:B:162:LYS:CA	1:A:525:GLU:CA	1	2.12
(1,26)	2:B:162:LYS:CA	1:A:525:GLU:CB	1	2.12
(1,26)	2:B:162:LYS:CA	1:A:525:GLU:CD	1	2.12
(1,26)	2:B:162:LYS:CA	1:A:525:GLU:CG	1	2.12
(1,26)	2:B:162:LYS:CA	1:A:525:GLU:H	1	2.12
(1,26)	2:B:162:LYS:CA	1:A:525:GLU:HA	1	2.12
(1,26)	2:B:162:LYS:CA	1:A:525:GLU:HB2	1	2.12
(1,26)	2:B:162:LYS:CA	1:A:525:GLU:HB3	1	2.12
(1,26)	2:B:162:LYS:CA	1:A:525:GLU:HG2	1	2.12
(1,26)	2:B:162:LYS:CA	1:A:525:GLU:HG3	1	2.12
(1,26)	2:B:162:LYS:CA	1:A:525:GLU:N	1	2.12
(1,26)	2:B:162:LYS:CA	1:A:525:GLU:O	1	2.12
(1,26)	2:B:162:LYS:CA	1:A:525:GLU:OE1	1	2.12
(1,26)	2:B:162:LYS:CA	1:A:525:GLU:OE2	1	2.12
(1,26)	2:B:162:LYS:CA	1:A:526:ASN:C	1	2.12
(1,26)	2:B:162:LYS:CA	1:A:526:ASN:CA	1	2.12
(1,26)	2:B:162:LYS:CA	1:A:526:ASN:CB	1	2.12
(1,26)	2:B:162:LYS:CA	1:A:526:ASN:CG	1	2.12
(1,26)	2:B:162:LYS:CA	1:A:526:ASN:H	1	2.12
(1,26)	2:B:162:LYS:CA	1:A:526:ASN:HA	1	2.12
(1,26)	2:B:162:LYS:CA	1:A:526:ASN:HB2	1	2.12
(1,26)	2:B:162:LYS:CA	1:A:526:ASN:HB3	1	2.12
(1,26)	2:B:162:LYS:CA	1:A:526:ASN:HD21	1	2.12
(1,26)	2:B:162:LYS:CA	1:A:526:ASN:HD22	1	2.12
(1,26)	2:B:162:LYS:CA	1:A:526:ASN:N	1	2.12
(1,26)	2:B:162:LYS:CA	1:A:526:ASN:ND2	1	2.12
(1,26)	2:B:162:LYS:CA	1:A:526:ASN:O	1	2.12
(1,26)	2:B:162:LYS:CA	1:A:526:ASN:OD1	1	2.12
(1,26)	2:B:162:LYS:CA	1:A:527:ALA:C	1	2.12
(1,26)	2:B:162:LYS:CA	1:A:527:ALA:CA	1	2.12
(1,26)	2:B:162:LYS:CA	1:A:527:ALA:CB	1	2.12
(1,26)	2:B:162:LYS:CA	1:A:527:ALA:H	1	2.12
(1,26)	2:B:162:LYS:CA	1:A:527:ALA:HA	1	2.12
(1,26)	2:B:162:LYS:CA	1:A:527:ALA:HB1	1	2.12
(1,26)	2:B:162:LYS:CA	1:A:527:ALA:HB2	1	2.12
(1,26)	2:B:162:LYS:CA	1:A:527:ALA:HB3	1	2.12
(1,26)	2:B:162:LYS:CA	1:A:527:ALA:N	1	2.12
(1,26)	2:B:162:LYS:CA	1:A:527:ALA:O	1	2.12

*Continued on next page...*

*Continued from previous page...*

Key	Atom-1	Atom-2	Model ID	Violation (Å)
(1,26)	2:B:162:LYS:CA	1:A:528:ILE:C	1	2.12
(1,26)	2:B:162:LYS:CA	1:A:528:ILE:CA	1	2.12
(1,26)	2:B:162:LYS:CA	1:A:528:ILE:CB	1	2.12
(1,26)	2:B:162:LYS:CA	1:A:528:ILE:CD1	1	2.12
(1,26)	2:B:162:LYS:CA	1:A:528:ILE:CG1	1	2.12
(1,26)	2:B:162:LYS:CA	1:A:528:ILE:CG2	1	2.12
(1,26)	2:B:162:LYS:CA	1:A:528:ILE:H	1	2.12
(1,26)	2:B:162:LYS:CA	1:A:528:ILE:HA	1	2.12
(1,26)	2:B:162:LYS:CA	1:A:528:ILE:HB	1	2.12
(1,26)	2:B:162:LYS:CA	1:A:528:ILE:HD11	1	2.12
(1,26)	2:B:162:LYS:CA	1:A:528:ILE:HD12	1	2.12
(1,26)	2:B:162:LYS:CA	1:A:528:ILE:HD13	1	2.12
(1,26)	2:B:162:LYS:CA	1:A:528:ILE:HG12	1	2.12
(1,26)	2:B:162:LYS:CA	1:A:528:ILE:HG13	1	2.12
(1,26)	2:B:162:LYS:CA	1:A:528:ILE:HG21	1	2.12
(1,26)	2:B:162:LYS:CA	1:A:528:ILE:HG22	1	2.12
(1,26)	2:B:162:LYS:CA	1:A:528:ILE:HG23	1	2.12
(1,26)	2:B:162:LYS:CA	1:A:528:ILE:N	1	2.12
(1,26)	2:B:162:LYS:CA	1:A:528:ILE:O	1	2.12
(1,26)	2:B:162:LYS:CA	1:A:529:VAL:C	1	2.12
(1,26)	2:B:162:LYS:CA	1:A:529:VAL:CA	1	2.12
(1,26)	2:B:162:LYS:CA	1:A:529:VAL:CB	1	2.12
(1,26)	2:B:162:LYS:CA	1:A:529:VAL:CG1	1	2.12
(1,26)	2:B:162:LYS:CA	1:A:529:VAL:CG2	1	2.12
(1,26)	2:B:162:LYS:CA	1:A:529:VAL:H	1	2.12
(1,26)	2:B:162:LYS:CA	1:A:529:VAL:HA	1	2.12
(1,26)	2:B:162:LYS:CA	1:A:529:VAL:HB	1	2.12
(1,26)	2:B:162:LYS:CA	1:A:529:VAL:HG11	1	2.12
(1,26)	2:B:162:LYS:CA	1:A:529:VAL:HG12	1	2.12
(1,26)	2:B:162:LYS:CA	1:A:529:VAL:HG13	1	2.12
(1,26)	2:B:162:LYS:CA	1:A:529:VAL:HG21	1	2.12
(1,26)	2:B:162:LYS:CA	1:A:529:VAL:HG22	1	2.12
(1,26)	2:B:162:LYS:CA	1:A:529:VAL:HG23	1	2.12
(1,26)	2:B:162:LYS:CA	1:A:529:VAL:N	1	2.12
(1,26)	2:B:162:LYS:CA	1:A:529:VAL:O	1	2.12
(1,26)	2:B:162:LYS:CA	1:A:561:ASP:C	1	2.12
(1,26)	2:B:162:LYS:CA	1:A:561:ASP:CA	1	2.12
(1,26)	2:B:162:LYS:CA	1:A:561:ASP:CB	1	2.12
(1,26)	2:B:162:LYS:CA	1:A:561:ASP:CG	1	2.12
(1,26)	2:B:162:LYS:CA	1:A:561:ASP:H	1	2.12
(1,26)	2:B:162:LYS:CA	1:A:561:ASP:HA	1	2.12
(1,26)	2:B:162:LYS:CA	1:A:561:ASP:HB2	1	2.12

*Continued on next page...*

*Continued from previous page...*

Key	Atom-1	Atom-2	Model ID	Violation (Å)
(1,26)	2:B:162:LYS:CA	1:A:561:ASP:HB3	1	2.12
(1,26)	2:B:162:LYS:CA	1:A:561:ASP:N	1	2.12
(1,26)	2:B:162:LYS:CA	1:A:561:ASP:O	1	2.12
(1,26)	2:B:162:LYS:CA	1:A:561:ASP:OD1	1	2.12
(1,26)	2:B:162:LYS:CA	1:A:561:ASP:OD2	1	2.12
(1,26)	2:B:162:LYS:CA	1:A:563:LYS:C	1	2.12
(1,26)	2:B:162:LYS:CA	1:A:563:LYS:CA	1	2.12
(1,26)	2:B:162:LYS:CA	1:A:563:LYS:CB	1	2.12
(1,26)	2:B:162:LYS:CA	1:A:563:LYS:CD	1	2.12
(1,26)	2:B:162:LYS:CA	1:A:563:LYS:CE	1	2.12
(1,26)	2:B:162:LYS:CA	1:A:563:LYS:CG	1	2.12
(1,26)	2:B:162:LYS:CA	1:A:563:LYS:H	1	2.12
(1,26)	2:B:162:LYS:CA	1:A:563:LYS:HA	1	2.12
(1,26)	2:B:162:LYS:CA	1:A:563:LYS:HB2	1	2.12
(1,26)	2:B:162:LYS:CA	1:A:563:LYS:HB3	1	2.12
(1,26)	2:B:162:LYS:CA	1:A:563:LYS:HD2	1	2.12
(1,26)	2:B:162:LYS:CA	1:A:563:LYS:HD3	1	2.12
(1,26)	2:B:162:LYS:CA	1:A:563:LYS:HE2	1	2.12
(1,26)	2:B:162:LYS:CA	1:A:563:LYS:HE3	1	2.12
(1,26)	2:B:162:LYS:CA	1:A:563:LYS:HG2	1	2.12
(1,26)	2:B:162:LYS:CA	1:A:563:LYS:HG3	1	2.12
(1,26)	2:B:162:LYS:CA	1:A:563:LYS:HZ1	1	2.12
(1,26)	2:B:162:LYS:CA	1:A:563:LYS:HZ2	1	2.12
(1,26)	2:B:162:LYS:CA	1:A:563:LYS:HZ3	1	2.12
(1,26)	2:B:162:LYS:CA	1:A:563:LYS:N	1	2.12
(1,26)	2:B:162:LYS:CA	1:A:563:LYS:NZ	1	2.12
(1,26)	2:B:162:LYS:CA	1:A:563:LYS:O	1	2.12
(1,26)	2:B:162:LYS:CA	1:A:564:ALA:C	1	2.12
(1,26)	2:B:162:LYS:CA	1:A:564:ALA:CA	1	2.12
(1,26)	2:B:162:LYS:CA	1:A:564:ALA:CB	1	2.12
(1,26)	2:B:162:LYS:CA	1:A:564:ALA:H	1	2.12
(1,26)	2:B:162:LYS:CA	1:A:564:ALA:HA	1	2.12
(1,26)	2:B:162:LYS:CA	1:A:564:ALA:HB1	1	2.12
(1,26)	2:B:162:LYS:CA	1:A:564:ALA:HB2	1	2.12
(1,26)	2:B:162:LYS:CA	1:A:564:ALA:HB3	1	2.12
(1,26)	2:B:162:LYS:CA	1:A:564:ALA:N	1	2.12
(1,26)	2:B:162:LYS:CA	1:A:564:ALA:O	1	2.12
(1,26)	2:B:162:LYS:CA	1:A:566:LEU:C	1	2.12
(1,26)	2:B:162:LYS:CA	1:A:566:LEU:CA	1	2.12
(1,26)	2:B:162:LYS:CA	1:A:566:LEU:CB	1	2.12
(1,26)	2:B:162:LYS:CA	1:A:566:LEU:CD1	1	2.12
(1,26)	2:B:162:LYS:CA	1:A:566:LEU:CD2	1	2.12

*Continued on next page...*

*Continued from previous page...*

Key	Atom-1	Atom-2	Model ID	Violation (Å)
(1,26)	2:B:162:LYS:CA	1:A:566:LEU:CG	1	2.12
(1,26)	2:B:162:LYS:CA	1:A:566:LEU:H	1	2.12
(1,26)	2:B:162:LYS:CA	1:A:566:LEU:HA	1	2.12
(1,26)	2:B:162:LYS:CA	1:A:566:LEU:HB2	1	2.12
(1,26)	2:B:162:LYS:CA	1:A:566:LEU:HB3	1	2.12
(1,26)	2:B:162:LYS:CA	1:A:566:LEU:HD11	1	2.12
(1,26)	2:B:162:LYS:CA	1:A:566:LEU:HD12	1	2.12
(1,26)	2:B:162:LYS:CA	1:A:566:LEU:HD13	1	2.12
(1,26)	2:B:162:LYS:CA	1:A:566:LEU:HD21	1	2.12
(1,26)	2:B:162:LYS:CA	1:A:566:LEU:HD22	1	2.12
(1,26)	2:B:162:LYS:CA	1:A:566:LEU:HD23	1	2.12
(1,26)	2:B:162:LYS:CA	1:A:566:LEU:HG	1	2.12
(1,26)	2:B:162:LYS:CA	1:A:566:LEU:N	1	2.12
(1,26)	2:B:162:LYS:CA	1:A:566:LEU:O	1	2.12
(1,26)	2:B:162:LYS:CB	1:A:490:ALA:C	1	2.12
(1,26)	2:B:162:LYS:CB	1:A:490:ALA:CA	1	2.12
(1,26)	2:B:162:LYS:CB	1:A:490:ALA:CB	1	2.12
(1,26)	2:B:162:LYS:CB	1:A:490:ALA:H	1	2.12
(1,26)	2:B:162:LYS:CB	1:A:490:ALA:HA	1	2.12
(1,26)	2:B:162:LYS:CB	1:A:490:ALA:HB1	1	2.12
(1,26)	2:B:162:LYS:CB	1:A:490:ALA:HB2	1	2.12
(1,26)	2:B:162:LYS:CB	1:A:490:ALA:HB3	1	2.12
(1,26)	2:B:162:LYS:CB	1:A:490:ALA:N	1	2.12
(1,26)	2:B:162:LYS:CB	1:A:490:ALA:O	1	2.12
(1,26)	2:B:162:LYS:CB	1:A:514:THR:C	1	2.12
(1,26)	2:B:162:LYS:CB	1:A:514:THR:CA	1	2.12
(1,26)	2:B:162:LYS:CB	1:A:514:THR:CB	1	2.12
(1,26)	2:B:162:LYS:CB	1:A:514:THR:CG2	1	2.12
(1,26)	2:B:162:LYS:CB	1:A:514:THR:H	1	2.12
(1,26)	2:B:162:LYS:CB	1:A:514:THR:HA	1	2.12
(1,26)	2:B:162:LYS:CB	1:A:514:THR:HB	1	2.12
(1,26)	2:B:162:LYS:CB	1:A:514:THR:HG1	1	2.12
(1,26)	2:B:162:LYS:CB	1:A:514:THR:HG21	1	2.12
(1,26)	2:B:162:LYS:CB	1:A:514:THR:HG22	1	2.12
(1,26)	2:B:162:LYS:CB	1:A:514:THR:HG23	1	2.12
(1,26)	2:B:162:LYS:CB	1:A:514:THR:N	1	2.12
(1,26)	2:B:162:LYS:CB	1:A:514:THR:O	1	2.12
(1,26)	2:B:162:LYS:CB	1:A:514:THR:OG1	1	2.12
(1,26)	2:B:162:LYS:CB	1:A:516:ASN:C	1	2.12
(1,26)	2:B:162:LYS:CB	1:A:516:ASN:CA	1	2.12
(1,26)	2:B:162:LYS:CB	1:A:516:ASN:CB	1	2.12
(1,26)	2:B:162:LYS:CB	1:A:516:ASN:CG	1	2.12

*Continued on next page...*

*Continued from previous page...*

Key	Atom-1	Atom-2	Model ID	Violation (Å)
(1,26)	2:B:162:LYS:CB	1:A:516:ASN:H	1	2.12
(1,26)	2:B:162:LYS:CB	1:A:516:ASN:HA	1	2.12
(1,26)	2:B:162:LYS:CB	1:A:516:ASN:HB2	1	2.12
(1,26)	2:B:162:LYS:CB	1:A:516:ASN:HB3	1	2.12
(1,26)	2:B:162:LYS:CB	1:A:516:ASN:HD21	1	2.12
(1,26)	2:B:162:LYS:CB	1:A:516:ASN:HD22	1	2.12
(1,26)	2:B:162:LYS:CB	1:A:516:ASN:N	1	2.12
(1,26)	2:B:162:LYS:CB	1:A:516:ASN:ND2	1	2.12
(1,26)	2:B:162:LYS:CB	1:A:516:ASN:O	1	2.12
(1,26)	2:B:162:LYS:CB	1:A:516:ASN:OD1	1	2.12
(1,26)	2:B:162:LYS:CB	1:A:519:GLY:C	1	2.12
(1,26)	2:B:162:LYS:CB	1:A:519:GLY:CA	1	2.12
(1,26)	2:B:162:LYS:CB	1:A:519:GLY:H	1	2.12
(1,26)	2:B:162:LYS:CB	1:A:519:GLY:HA2	1	2.12
(1,26)	2:B:162:LYS:CB	1:A:519:GLY:HA3	1	2.12
(1,26)	2:B:162:LYS:CB	1:A:519:GLY:N	1	2.12
(1,26)	2:B:162:LYS:CB	1:A:519:GLY:O	1	2.12
(1,26)	2:B:162:LYS:CB	1:A:522:PHE:C	1	2.12
(1,26)	2:B:162:LYS:CB	1:A:522:PHE:CA	1	2.12
(1,26)	2:B:162:LYS:CB	1:A:522:PHE:CB	1	2.12
(1,26)	2:B:162:LYS:CB	1:A:522:PHE:CD1	1	2.12
(1,26)	2:B:162:LYS:CB	1:A:522:PHE:CD2	1	2.12
(1,26)	2:B:162:LYS:CB	1:A:522:PHE:CE1	1	2.12
(1,26)	2:B:162:LYS:CB	1:A:522:PHE:CE2	1	2.12
(1,26)	2:B:162:LYS:CB	1:A:522:PHE:CG	1	2.12
(1,26)	2:B:162:LYS:CB	1:A:522:PHE:CZ	1	2.12
(1,26)	2:B:162:LYS:CB	1:A:522:PHE:H	1	2.12
(1,26)	2:B:162:LYS:CB	1:A:522:PHE:HA	1	2.12
(1,26)	2:B:162:LYS:CB	1:A:522:PHE:HB2	1	2.12
(1,26)	2:B:162:LYS:CB	1:A:522:PHE:HB3	1	2.12
(1,26)	2:B:162:LYS:CB	1:A:522:PHE:HD1	1	2.12
(1,26)	2:B:162:LYS:CB	1:A:522:PHE:HD2	1	2.12
(1,26)	2:B:162:LYS:CB	1:A:522:PHE:HE1	1	2.12
(1,26)	2:B:162:LYS:CB	1:A:522:PHE:HE2	1	2.12
(1,26)	2:B:162:LYS:CB	1:A:522:PHE:HZ	1	2.12
(1,26)	2:B:162:LYS:CB	1:A:522:PHE:N	1	2.12
(1,26)	2:B:162:LYS:CB	1:A:522:PHE:O	1	2.12
(1,26)	2:B:162:LYS:CB	1:A:523:GLU:C	1	2.12
(1,26)	2:B:162:LYS:CB	1:A:523:GLU:CA	1	2.12
(1,26)	2:B:162:LYS:CB	1:A:523:GLU:CB	1	2.12
(1,26)	2:B:162:LYS:CB	1:A:523:GLU:CD	1	2.12
(1,26)	2:B:162:LYS:CB	1:A:523:GLU:CG	1	2.12

*Continued on next page...*

*Continued from previous page...*

Key	Atom-1	Atom-2	Model ID	Violation (Å)
(1,26)	2:B:162:LYS:CB	1:A:523:GLU:H	1	2.12
(1,26)	2:B:162:LYS:CB	1:A:523:GLU:HA	1	2.12
(1,26)	2:B:162:LYS:CB	1:A:523:GLU:HB2	1	2.12
(1,26)	2:B:162:LYS:CB	1:A:523:GLU:HB3	1	2.12
(1,26)	2:B:162:LYS:CB	1:A:523:GLU:HG2	1	2.12
(1,26)	2:B:162:LYS:CB	1:A:523:GLU:HG3	1	2.12
(1,26)	2:B:162:LYS:CB	1:A:523:GLU:N	1	2.12
(1,26)	2:B:162:LYS:CB	1:A:523:GLU:O	1	2.12
(1,26)	2:B:162:LYS:CB	1:A:523:GLU:OE1	1	2.12
(1,26)	2:B:162:LYS:CB	1:A:523:GLU:OE2	1	2.12
(1,26)	2:B:162:LYS:CB	1:A:524:PHE:C	1	2.12
(1,26)	2:B:162:LYS:CB	1:A:524:PHE:CA	1	2.12
(1,26)	2:B:162:LYS:CB	1:A:524:PHE:CB	1	2.12
(1,26)	2:B:162:LYS:CB	1:A:524:PHE:CD1	1	2.12
(1,26)	2:B:162:LYS:CB	1:A:524:PHE:CD2	1	2.12
(1,26)	2:B:162:LYS:CB	1:A:524:PHE:CE1	1	2.12
(1,26)	2:B:162:LYS:CB	1:A:524:PHE:CE2	1	2.12
(1,26)	2:B:162:LYS:CB	1:A:524:PHE:CG	1	2.12
(1,26)	2:B:162:LYS:CB	1:A:524:PHE:CZ	1	2.12
(1,26)	2:B:162:LYS:CB	1:A:524:PHE:H	1	2.12
(1,26)	2:B:162:LYS:CB	1:A:524:PHE:HA	1	2.12
(1,26)	2:B:162:LYS:CB	1:A:524:PHE:HB2	1	2.12
(1,26)	2:B:162:LYS:CB	1:A:524:PHE:HB3	1	2.12
(1,26)	2:B:162:LYS:CB	1:A:524:PHE:HD1	1	2.12
(1,26)	2:B:162:LYS:CB	1:A:524:PHE:HD2	1	2.12
(1,26)	2:B:162:LYS:CB	1:A:524:PHE:HE1	1	2.12
(1,26)	2:B:162:LYS:CB	1:A:524:PHE:HE2	1	2.12
(1,26)	2:B:162:LYS:CB	1:A:524:PHE:HZ	1	2.12
(1,26)	2:B:162:LYS:CB	1:A:524:PHE:N	1	2.12
(1,26)	2:B:162:LYS:CB	1:A:524:PHE:O	1	2.12
(1,26)	2:B:162:LYS:CB	1:A:525:GLU:C	1	2.12
(1,26)	2:B:162:LYS:CB	1:A:525:GLU:CA	1	2.12
(1,26)	2:B:162:LYS:CB	1:A:525:GLU:CB	1	2.12
(1,26)	2:B:162:LYS:CB	1:A:525:GLU:CD	1	2.12
(1,26)	2:B:162:LYS:CB	1:A:525:GLU:CG	1	2.12
(1,26)	2:B:162:LYS:CB	1:A:525:GLU:H	1	2.12
(1,26)	2:B:162:LYS:CB	1:A:525:GLU:HA	1	2.12
(1,26)	2:B:162:LYS:CB	1:A:525:GLU:HB2	1	2.12
(1,26)	2:B:162:LYS:CB	1:A:525:GLU:HB3	1	2.12
(1,26)	2:B:162:LYS:CB	1:A:525:GLU:HG2	1	2.12
(1,26)	2:B:162:LYS:CB	1:A:525:GLU:HG3	1	2.12
(1,26)	2:B:162:LYS:CB	1:A:525:GLU:N	1	2.12

*Continued on next page...*

*Continued from previous page...*

Key	Atom-1	Atom-2	Model ID	Violation (Å)
(1,26)	2:B:162:LYS:CB	1:A:525:GLU:O	1	2.12
(1,26)	2:B:162:LYS:CB	1:A:525:GLU:OE1	1	2.12
(1,26)	2:B:162:LYS:CB	1:A:525:GLU:OE2	1	2.12
(1,26)	2:B:162:LYS:CB	1:A:526:ASN:C	1	2.12
(1,26)	2:B:162:LYS:CB	1:A:526:ASN:CA	1	2.12
(1,26)	2:B:162:LYS:CB	1:A:526:ASN:CB	1	2.12
(1,26)	2:B:162:LYS:CB	1:A:526:ASN:CG	1	2.12
(1,26)	2:B:162:LYS:CB	1:A:526:ASN:H	1	2.12
(1,26)	2:B:162:LYS:CB	1:A:526:ASN:HA	1	2.12
(1,26)	2:B:162:LYS:CB	1:A:526:ASN:HB2	1	2.12
(1,26)	2:B:162:LYS:CB	1:A:526:ASN:HB3	1	2.12
(1,26)	2:B:162:LYS:CB	1:A:526:ASN:HD21	1	2.12
(1,26)	2:B:162:LYS:CB	1:A:526:ASN:HD22	1	2.12
(1,26)	2:B:162:LYS:CB	1:A:526:ASN:N	1	2.12
(1,26)	2:B:162:LYS:CB	1:A:526:ASN:ND2	1	2.12
(1,26)	2:B:162:LYS:CB	1:A:526:ASN:O	1	2.12
(1,26)	2:B:162:LYS:CB	1:A:526:ASN:OD1	1	2.12
(1,26)	2:B:162:LYS:CB	1:A:527:ALA:C	1	2.12
(1,26)	2:B:162:LYS:CB	1:A:527:ALA:CA	1	2.12
(1,26)	2:B:162:LYS:CB	1:A:527:ALA:CB	1	2.12
(1,26)	2:B:162:LYS:CB	1:A:527:ALA:H	1	2.12
(1,26)	2:B:162:LYS:CB	1:A:527:ALA:HA	1	2.12
(1,26)	2:B:162:LYS:CB	1:A:527:ALA:HB1	1	2.12
(1,26)	2:B:162:LYS:CB	1:A:527:ALA:HB2	1	2.12
(1,26)	2:B:162:LYS:CB	1:A:527:ALA:HB3	1	2.12
(1,26)	2:B:162:LYS:CB	1:A:527:ALA:N	1	2.12
(1,26)	2:B:162:LYS:CB	1:A:527:ALA:O	1	2.12
(1,26)	2:B:162:LYS:CB	1:A:528:ILE:C	1	2.12
(1,26)	2:B:162:LYS:CB	1:A:528:ILE:CA	1	2.12
(1,26)	2:B:162:LYS:CB	1:A:528:ILE:CB	1	2.12
(1,26)	2:B:162:LYS:CB	1:A:528:ILE:CD1	1	2.12
(1,26)	2:B:162:LYS:CB	1:A:528:ILE:CG1	1	2.12
(1,26)	2:B:162:LYS:CB	1:A:528:ILE:CG2	1	2.12
(1,26)	2:B:162:LYS:CB	1:A:528:ILE:H	1	2.12
(1,26)	2:B:162:LYS:CB	1:A:528:ILE:HA	1	2.12
(1,26)	2:B:162:LYS:CB	1:A:528:ILE:HB	1	2.12
(1,26)	2:B:162:LYS:CB	1:A:528:ILE:HD11	1	2.12
(1,26)	2:B:162:LYS:CB	1:A:528:ILE:HD12	1	2.12
(1,26)	2:B:162:LYS:CB	1:A:528:ILE:HD13	1	2.12
(1,26)	2:B:162:LYS:CB	1:A:528:ILE:HG12	1	2.12
(1,26)	2:B:162:LYS:CB	1:A:528:ILE:HG13	1	2.12
(1,26)	2:B:162:LYS:CB	1:A:528:ILE:HG21	1	2.12

*Continued on next page...*

*Continued from previous page...*

Key	Atom-1	Atom-2	Model ID	Violation (Å)
(1,26)	2:B:162:LYS:CB	1:A:528:ILE:HG22	1	2.12
(1,26)	2:B:162:LYS:CB	1:A:528:ILE:HG23	1	2.12
(1,26)	2:B:162:LYS:CB	1:A:528:ILE:N	1	2.12
(1,26)	2:B:162:LYS:CB	1:A:528:ILE:O	1	2.12
(1,26)	2:B:162:LYS:CB	1:A:529:VAL:C	1	2.12
(1,26)	2:B:162:LYS:CB	1:A:529:VAL:CA	1	2.12
(1,26)	2:B:162:LYS:CB	1:A:529:VAL:CB	1	2.12
(1,26)	2:B:162:LYS:CB	1:A:529:VAL:CG1	1	2.12
(1,26)	2:B:162:LYS:CB	1:A:529:VAL:CG2	1	2.12
(1,26)	2:B:162:LYS:CB	1:A:529:VAL:H	1	2.12
(1,26)	2:B:162:LYS:CB	1:A:529:VAL:HA	1	2.12
(1,26)	2:B:162:LYS:CB	1:A:529:VAL:HB	1	2.12
(1,26)	2:B:162:LYS:CB	1:A:529:VAL:HG11	1	2.12
(1,26)	2:B:162:LYS:CB	1:A:529:VAL:HG12	1	2.12
(1,26)	2:B:162:LYS:CB	1:A:529:VAL:HG13	1	2.12
(1,26)	2:B:162:LYS:CB	1:A:529:VAL:HG21	1	2.12
(1,26)	2:B:162:LYS:CB	1:A:529:VAL:HG22	1	2.12
(1,26)	2:B:162:LYS:CB	1:A:529:VAL:HG23	1	2.12
(1,26)	2:B:162:LYS:CB	1:A:529:VAL:N	1	2.12
(1,26)	2:B:162:LYS:CB	1:A:529:VAL:O	1	2.12
(1,26)	2:B:162:LYS:CB	1:A:561:ASP:C	1	2.12
(1,26)	2:B:162:LYS:CB	1:A:561:ASP:CA	1	2.12
(1,26)	2:B:162:LYS:CB	1:A:561:ASP:CB	1	2.12
(1,26)	2:B:162:LYS:CB	1:A:561:ASP:CG	1	2.12
(1,26)	2:B:162:LYS:CB	1:A:561:ASP:H	1	2.12
(1,26)	2:B:162:LYS:CB	1:A:561:ASP:HA	1	2.12
(1,26)	2:B:162:LYS:CB	1:A:561:ASP:HB2	1	2.12
(1,26)	2:B:162:LYS:CB	1:A:561:ASP:HB3	1	2.12
(1,26)	2:B:162:LYS:CB	1:A:561:ASP:N	1	2.12
(1,26)	2:B:162:LYS:CB	1:A:561:ASP:O	1	2.12
(1,26)	2:B:162:LYS:CB	1:A:561:ASP:OD1	1	2.12
(1,26)	2:B:162:LYS:CB	1:A:561:ASP:OD2	1	2.12
(1,26)	2:B:162:LYS:CB	1:A:563:LYS:C	1	2.12
(1,26)	2:B:162:LYS:CB	1:A:563:LYS:CA	1	2.12
(1,26)	2:B:162:LYS:CB	1:A:563:LYS:CB	1	2.12
(1,26)	2:B:162:LYS:CB	1:A:563:LYS:CD	1	2.12
(1,26)	2:B:162:LYS:CB	1:A:563:LYS:CE	1	2.12
(1,26)	2:B:162:LYS:CB	1:A:563:LYS:CG	1	2.12
(1,26)	2:B:162:LYS:CB	1:A:563:LYS:H	1	2.12
(1,26)	2:B:162:LYS:CB	1:A:563:LYS:HA	1	2.12
(1,26)	2:B:162:LYS:CB	1:A:563:LYS:HB2	1	2.12
(1,26)	2:B:162:LYS:CB	1:A:563:LYS:HB3	1	2.12

*Continued on next page...*



*Continued from previous page...*

Key	Atom-1	Atom-2	Model ID	Violation (Å)
(1,26)	2:B:162:LYS:CB	1:A:563:LYS:HD2	1	2.12
(1,26)	2:B:162:LYS:CB	1:A:563:LYS:HD3	1	2.12
(1,26)	2:B:162:LYS:CB	1:A:563:LYS:HE2	1	2.12
(1,26)	2:B:162:LYS:CB	1:A:563:LYS:HE3	1	2.12
(1,26)	2:B:162:LYS:CB	1:A:563:LYS:HG2	1	2.12
(1,26)	2:B:162:LYS:CB	1:A:563:LYS:HG3	1	2.12
(1,26)	2:B:162:LYS:CB	1:A:563:LYS:HZ1	1	2.12
(1,26)	2:B:162:LYS:CB	1:A:563:LYS:HZ2	1	2.12
(1,26)	2:B:162:LYS:CB	1:A:563:LYS:HZ3	1	2.12
(1,26)	2:B:162:LYS:CB	1:A:563:LYS:N	1	2.12
(1,26)	2:B:162:LYS:CB	1:A:563:LYS:NZ	1	2.12
(1,26)	2:B:162:LYS:CB	1:A:563:LYS:O	1	2.12
(1,26)	2:B:162:LYS:CB	1:A:564:ALA:C	1	2.12
(1,26)	2:B:162:LYS:CB	1:A:564:ALA:CA	1	2.12
(1,26)	2:B:162:LYS:CB	1:A:564:ALA:CB	1	2.12
(1,26)	2:B:162:LYS:CB	1:A:564:ALA:H	1	2.12
(1,26)	2:B:162:LYS:CB	1:A:564:ALA:HA	1	2.12
(1,26)	2:B:162:LYS:CB	1:A:564:ALA:HB1	1	2.12
(1,26)	2:B:162:LYS:CB	1:A:564:ALA:HB2	1	2.12
(1,26)	2:B:162:LYS:CB	1:A:564:ALA:HB3	1	2.12
(1,26)	2:B:162:LYS:CB	1:A:564:ALA:N	1	2.12
(1,26)	2:B:162:LYS:CB	1:A:564:ALA:O	1	2.12
(1,26)	2:B:162:LYS:CB	1:A:566:LEU:C	1	2.12
(1,26)	2:B:162:LYS:CB	1:A:566:LEU:CA	1	2.12
(1,26)	2:B:162:LYS:CB	1:A:566:LEU:CB	1	2.12
(1,26)	2:B:162:LYS:CB	1:A:566:LEU:CD1	1	2.12
(1,26)	2:B:162:LYS:CB	1:A:566:LEU:CD2	1	2.12
(1,26)	2:B:162:LYS:CB	1:A:566:LEU:CG	1	2.12
(1,26)	2:B:162:LYS:CB	1:A:566:LEU:H	1	2.12
(1,26)	2:B:162:LYS:CB	1:A:566:LEU:HA	1	2.12
(1,26)	2:B:162:LYS:CB	1:A:566:LEU:HB2	1	2.12
(1,26)	2:B:162:LYS:CB	1:A:566:LEU:HB3	1	2.12
(1,26)	2:B:162:LYS:CB	1:A:566:LEU:HD11	1	2.12
(1,26)	2:B:162:LYS:CB	1:A:566:LEU:HD12	1	2.12
(1,26)	2:B:162:LYS:CB	1:A:566:LEU:HD13	1	2.12
(1,26)	2:B:162:LYS:CB	1:A:566:LEU:HD21	1	2.12
(1,26)	2:B:162:LYS:CB	1:A:566:LEU:HD22	1	2.12
(1,26)	2:B:162:LYS:CB	1:A:566:LEU:HD23	1	2.12
(1,26)	2:B:162:LYS:CB	1:A:566:LEU:HG	1	2.12
(1,26)	2:B:162:LYS:CB	1:A:566:LEU:N	1	2.12
(1,26)	2:B:162:LYS:CB	1:A:566:LEU:O	1	2.12
(1,26)	2:B:162:LYS:CD	1:A:490:ALA:C	1	2.12

*Continued on next page...*

*Continued from previous page...*

Key	Atom-1	Atom-2	Model ID	Violation (Å)
(1,26)	2:B:162:LYS:CD	1:A:490:ALA:CA	1	2.12
(1,26)	2:B:162:LYS:CD	1:A:490:ALA:CB	1	2.12
(1,26)	2:B:162:LYS:CD	1:A:490:ALA:H	1	2.12
(1,26)	2:B:162:LYS:CD	1:A:490:ALA:HA	1	2.12
(1,26)	2:B:162:LYS:CD	1:A:490:ALA:HB1	1	2.12
(1,26)	2:B:162:LYS:CD	1:A:490:ALA:HB2	1	2.12
(1,26)	2:B:162:LYS:CD	1:A:490:ALA:HB3	1	2.12
(1,26)	2:B:162:LYS:CD	1:A:490:ALA:N	1	2.12
(1,26)	2:B:162:LYS:CD	1:A:490:ALA:O	1	2.12
(1,26)	2:B:162:LYS:CD	1:A:514:THR:C	1	2.12
(1,26)	2:B:162:LYS:CD	1:A:514:THR:CA	1	2.12
(1,26)	2:B:162:LYS:CD	1:A:514:THR:CB	1	2.12
(1,26)	2:B:162:LYS:CD	1:A:514:THR:CG2	1	2.12
(1,26)	2:B:162:LYS:CD	1:A:514:THR:H	1	2.12
(1,26)	2:B:162:LYS:CD	1:A:514:THR:HA	1	2.12
(1,26)	2:B:162:LYS:CD	1:A:514:THR:HB	1	2.12
(1,26)	2:B:162:LYS:CD	1:A:514:THR:HG1	1	2.12
(1,26)	2:B:162:LYS:CD	1:A:514:THR:HG21	1	2.12
(1,26)	2:B:162:LYS:CD	1:A:514:THR:HG22	1	2.12
(1,26)	2:B:162:LYS:CD	1:A:514:THR:HG23	1	2.12
(1,26)	2:B:162:LYS:CD	1:A:514:THR:N	1	2.12
(1,26)	2:B:162:LYS:CD	1:A:514:THR:O	1	2.12
(1,26)	2:B:162:LYS:CD	1:A:514:THR:OG1	1	2.12
(1,26)	2:B:162:LYS:CD	1:A:516:ASN:C	1	2.12
(1,26)	2:B:162:LYS:CD	1:A:516:ASN:CA	1	2.12
(1,26)	2:B:162:LYS:CD	1:A:516:ASN:CB	1	2.12
(1,26)	2:B:162:LYS:CD	1:A:516:ASN:CG	1	2.12
(1,26)	2:B:162:LYS:CD	1:A:516:ASN:H	1	2.12
(1,26)	2:B:162:LYS:CD	1:A:516:ASN:HA	1	2.12
(1,26)	2:B:162:LYS:CD	1:A:516:ASN:HB2	1	2.12
(1,26)	2:B:162:LYS:CD	1:A:516:ASN:HB3	1	2.12
(1,26)	2:B:162:LYS:CD	1:A:516:ASN:HD21	1	2.12
(1,26)	2:B:162:LYS:CD	1:A:516:ASN:HD22	1	2.12
(1,26)	2:B:162:LYS:CD	1:A:516:ASN:N	1	2.12
(1,26)	2:B:162:LYS:CD	1:A:516:ASN:ND2	1	2.12
(1,26)	2:B:162:LYS:CD	1:A:516:ASN:O	1	2.12
(1,26)	2:B:162:LYS:CD	1:A:516:ASN:OD1	1	2.12
(1,26)	2:B:162:LYS:CD	1:A:519:GLY:C	1	2.12
(1,26)	2:B:162:LYS:CD	1:A:519:GLY:CA	1	2.12
(1,26)	2:B:162:LYS:CD	1:A:519:GLY:H	1	2.12
(1,26)	2:B:162:LYS:CD	1:A:519:GLY:HA2	1	2.12
(1,26)	2:B:162:LYS:CD	1:A:519:GLY:HA3	1	2.12

*Continued on next page...*

*Continued from previous page...*

Key	Atom-1	Atom-2	Model ID	Violation (Å)
(1,26)	2:B:162:LYS:CD	1:A:519:GLY:N	1	2.12
(1,26)	2:B:162:LYS:CD	1:A:519:GLY:O	1	2.12
(1,26)	2:B:162:LYS:CD	1:A:522:PHE:C	1	2.12
(1,26)	2:B:162:LYS:CD	1:A:522:PHE:CA	1	2.12
(1,26)	2:B:162:LYS:CD	1:A:522:PHE:CB	1	2.12
(1,26)	2:B:162:LYS:CD	1:A:522:PHE:CD1	1	2.12
(1,26)	2:B:162:LYS:CD	1:A:522:PHE:CD2	1	2.12
(1,26)	2:B:162:LYS:CD	1:A:522:PHE:CE1	1	2.12
(1,26)	2:B:162:LYS:CD	1:A:522:PHE:CE2	1	2.12
(1,26)	2:B:162:LYS:CD	1:A:522:PHE:CG	1	2.12
(1,26)	2:B:162:LYS:CD	1:A:522:PHE:CZ	1	2.12
(1,26)	2:B:162:LYS:CD	1:A:522:PHE:H	1	2.12
(1,26)	2:B:162:LYS:CD	1:A:522:PHE:HA	1	2.12
(1,26)	2:B:162:LYS:CD	1:A:522:PHE:HB2	1	2.12
(1,26)	2:B:162:LYS:CD	1:A:522:PHE:HB3	1	2.12
(1,26)	2:B:162:LYS:CD	1:A:522:PHE:HD1	1	2.12
(1,26)	2:B:162:LYS:CD	1:A:522:PHE:HD2	1	2.12
(1,26)	2:B:162:LYS:CD	1:A:522:PHE:HE1	1	2.12
(1,26)	2:B:162:LYS:CD	1:A:522:PHE:HE2	1	2.12
(1,26)	2:B:162:LYS:CD	1:A:522:PHE:HZ	1	2.12
(1,26)	2:B:162:LYS:CD	1:A:522:PHE:N	1	2.12
(1,26)	2:B:162:LYS:CD	1:A:522:PHE:O	1	2.12
(1,26)	2:B:162:LYS:CD	1:A:523:GLU:C	1	2.12
(1,26)	2:B:162:LYS:CD	1:A:523:GLU:CA	1	2.12
(1,26)	2:B:162:LYS:CD	1:A:523:GLU:CB	1	2.12
(1,26)	2:B:162:LYS:CD	1:A:523:GLU:CD	1	2.12
(1,26)	2:B:162:LYS:CD	1:A:523:GLU:CG	1	2.12
(1,26)	2:B:162:LYS:CD	1:A:523:GLU:H	1	2.12
(1,26)	2:B:162:LYS:CD	1:A:523:GLU:HA	1	2.12
(1,26)	2:B:162:LYS:CD	1:A:523:GLU:HB2	1	2.12
(1,26)	2:B:162:LYS:CD	1:A:523:GLU:HB3	1	2.12
(1,26)	2:B:162:LYS:CD	1:A:523:GLU:HG2	1	2.12
(1,26)	2:B:162:LYS:CD	1:A:523:GLU:HG3	1	2.12
(1,26)	2:B:162:LYS:CD	1:A:523:GLU:N	1	2.12
(1,26)	2:B:162:LYS:CD	1:A:523:GLU:O	1	2.12
(1,26)	2:B:162:LYS:CD	1:A:523:GLU:OE1	1	2.12
(1,26)	2:B:162:LYS:CD	1:A:523:GLU:OE2	1	2.12
(1,26)	2:B:162:LYS:CD	1:A:524:PHE:C	1	2.12
(1,26)	2:B:162:LYS:CD	1:A:524:PHE:CA	1	2.12
(1,26)	2:B:162:LYS:CD	1:A:524:PHE:CB	1	2.12
(1,26)	2:B:162:LYS:CD	1:A:524:PHE:CD1	1	2.12
(1,26)	2:B:162:LYS:CD	1:A:524:PHE:CD2	1	2.12

*Continued on next page...*

*Continued from previous page...*

Key	Atom-1	Atom-2	Model ID	Violation (Å)
(1,26)	2:B:162:LYS:CD	1:A:524:PHE:CE1	1	2.12
(1,26)	2:B:162:LYS:CD	1:A:524:PHE:CE2	1	2.12
(1,26)	2:B:162:LYS:CD	1:A:524:PHE:CG	1	2.12
(1,26)	2:B:162:LYS:CD	1:A:524:PHE:CZ	1	2.12
(1,26)	2:B:162:LYS:CD	1:A:524:PHE:H	1	2.12
(1,26)	2:B:162:LYS:CD	1:A:524:PHE:HA	1	2.12
(1,26)	2:B:162:LYS:CD	1:A:524:PHE:HB2	1	2.12
(1,26)	2:B:162:LYS:CD	1:A:524:PHE:HB3	1	2.12
(1,26)	2:B:162:LYS:CD	1:A:524:PHE:HD1	1	2.12
(1,26)	2:B:162:LYS:CD	1:A:524:PHE:HD2	1	2.12
(1,26)	2:B:162:LYS:CD	1:A:524:PHE:HE1	1	2.12
(1,26)	2:B:162:LYS:CD	1:A:524:PHE:HE2	1	2.12
(1,26)	2:B:162:LYS:CD	1:A:524:PHE:HZ	1	2.12
(1,26)	2:B:162:LYS:CD	1:A:524:PHE:N	1	2.12
(1,26)	2:B:162:LYS:CD	1:A:524:PHE:O	1	2.12
(1,26)	2:B:162:LYS:CD	1:A:525:GLU:C	1	2.12
(1,26)	2:B:162:LYS:CD	1:A:525:GLU:CA	1	2.12
(1,26)	2:B:162:LYS:CD	1:A:525:GLU:CB	1	2.12
(1,26)	2:B:162:LYS:CD	1:A:525:GLU:CD	1	2.12
(1,26)	2:B:162:LYS:CD	1:A:525:GLU:CG	1	2.12
(1,26)	2:B:162:LYS:CD	1:A:525:GLU:H	1	2.12
(1,26)	2:B:162:LYS:CD	1:A:525:GLU:HA	1	2.12
(1,26)	2:B:162:LYS:CD	1:A:525:GLU:HB2	1	2.12
(1,26)	2:B:162:LYS:CD	1:A:525:GLU:HB3	1	2.12
(1,26)	2:B:162:LYS:CD	1:A:525:GLU:HG2	1	2.12
(1,26)	2:B:162:LYS:CD	1:A:525:GLU:HG3	1	2.12
(1,26)	2:B:162:LYS:CD	1:A:525:GLU:N	1	2.12
(1,26)	2:B:162:LYS:CD	1:A:525:GLU:O	1	2.12
(1,26)	2:B:162:LYS:CD	1:A:525:GLU:OE1	1	2.12
(1,26)	2:B:162:LYS:CD	1:A:525:GLU:OE2	1	2.12
(1,26)	2:B:162:LYS:CD	1:A:526:ASN:C	1	2.12
(1,26)	2:B:162:LYS:CD	1:A:526:ASN:CA	1	2.12
(1,26)	2:B:162:LYS:CD	1:A:526:ASN:CB	1	2.12
(1,26)	2:B:162:LYS:CD	1:A:526:ASN:CG	1	2.12
(1,26)	2:B:162:LYS:CD	1:A:526:ASN:H	1	2.12
(1,26)	2:B:162:LYS:CD	1:A:526:ASN:HA	1	2.12
(1,26)	2:B:162:LYS:CD	1:A:526:ASN:HB2	1	2.12
(1,26)	2:B:162:LYS:CD	1:A:526:ASN:HB3	1	2.12
(1,26)	2:B:162:LYS:CD	1:A:526:ASN:HD21	1	2.12
(1,26)	2:B:162:LYS:CD	1:A:526:ASN:HD22	1	2.12
(1,26)	2:B:162:LYS:CD	1:A:526:ASN:N	1	2.12
(1,26)	2:B:162:LYS:CD	1:A:526:ASN:ND2	1	2.12

*Continued on next page...*

*Continued from previous page...*

Key	Atom-1	Atom-2	Model ID	Violation (Å)
(1,26)	2:B:162:LYS:CD	1:A:526:ASN:O	1	2.12
(1,26)	2:B:162:LYS:CD	1:A:526:ASN:OD1	1	2.12
(1,26)	2:B:162:LYS:CD	1:A:527:ALA:C	1	2.12
(1,26)	2:B:162:LYS:CD	1:A:527:ALA:CA	1	2.12
(1,26)	2:B:162:LYS:CD	1:A:527:ALA:CB	1	2.12
(1,26)	2:B:162:LYS:CD	1:A:527:ALA:H	1	2.12
(1,26)	2:B:162:LYS:CD	1:A:527:ALA:HA	1	2.12
(1,26)	2:B:162:LYS:CD	1:A:527:ALA:HB1	1	2.12
(1,26)	2:B:162:LYS:CD	1:A:527:ALA:HB2	1	2.12
(1,26)	2:B:162:LYS:CD	1:A:527:ALA:HB3	1	2.12
(1,26)	2:B:162:LYS:CD	1:A:527:ALA:N	1	2.12
(1,26)	2:B:162:LYS:CD	1:A:527:ALA:O	1	2.12
(1,26)	2:B:162:LYS:CD	1:A:528:ILE:C	1	2.12
(1,26)	2:B:162:LYS:CD	1:A:528:ILE:CA	1	2.12
(1,26)	2:B:162:LYS:CD	1:A:528:ILE:CB	1	2.12
(1,26)	2:B:162:LYS:CD	1:A:528:ILE:CD1	1	2.12
(1,26)	2:B:162:LYS:CD	1:A:528:ILE:CG1	1	2.12
(1,26)	2:B:162:LYS:CD	1:A:528:ILE:CG2	1	2.12
(1,26)	2:B:162:LYS:CD	1:A:528:ILE:H	1	2.12
(1,26)	2:B:162:LYS:CD	1:A:528:ILE:HA	1	2.12
(1,26)	2:B:162:LYS:CD	1:A:528:ILE:HB	1	2.12
(1,26)	2:B:162:LYS:CD	1:A:528:ILE:HD11	1	2.12
(1,26)	2:B:162:LYS:CD	1:A:528:ILE:HD12	1	2.12
(1,26)	2:B:162:LYS:CD	1:A:528:ILE:HD13	1	2.12
(1,26)	2:B:162:LYS:CD	1:A:528:ILE:HG12	1	2.12
(1,26)	2:B:162:LYS:CD	1:A:528:ILE:HG13	1	2.12
(1,26)	2:B:162:LYS:CD	1:A:528:ILE:HG21	1	2.12
(1,26)	2:B:162:LYS:CD	1:A:528:ILE:HG22	1	2.12
(1,26)	2:B:162:LYS:CD	1:A:528:ILE:HG23	1	2.12
(1,26)	2:B:162:LYS:CD	1:A:528:ILE:N	1	2.12
(1,26)	2:B:162:LYS:CD	1:A:528:ILE:O	1	2.12
(1,26)	2:B:162:LYS:CD	1:A:529:VAL:C	1	2.12
(1,26)	2:B:162:LYS:CD	1:A:529:VAL:CA	1	2.12
(1,26)	2:B:162:LYS:CD	1:A:529:VAL:CB	1	2.12
(1,26)	2:B:162:LYS:CD	1:A:529:VAL:CG1	1	2.12
(1,26)	2:B:162:LYS:CD	1:A:529:VAL:CG2	1	2.12
(1,26)	2:B:162:LYS:CD	1:A:529:VAL:H	1	2.12
(1,26)	2:B:162:LYS:CD	1:A:529:VAL:HA	1	2.12
(1,26)	2:B:162:LYS:CD	1:A:529:VAL:HB	1	2.12
(1,26)	2:B:162:LYS:CD	1:A:529:VAL:HG11	1	2.12
(1,26)	2:B:162:LYS:CD	1:A:529:VAL:HG12	1	2.12
(1,26)	2:B:162:LYS:CD	1:A:529:VAL:HG13	1	2.12

*Continued on next page...*

*Continued from previous page...*

Key	Atom-1	Atom-2	Model ID	Violation (Å)
(1,26)	2:B:162:LYS:CD	1:A:529:VAL:HG21	1	2.12
(1,26)	2:B:162:LYS:CD	1:A:529:VAL:HG22	1	2.12
(1,26)	2:B:162:LYS:CD	1:A:529:VAL:HG23	1	2.12
(1,26)	2:B:162:LYS:CD	1:A:529:VAL:N	1	2.12
(1,26)	2:B:162:LYS:CD	1:A:529:VAL:O	1	2.12
(1,26)	2:B:162:LYS:CD	1:A:561:ASP:C	1	2.12
(1,26)	2:B:162:LYS:CD	1:A:561:ASP:CA	1	2.12
(1,26)	2:B:162:LYS:CD	1:A:561:ASP:CB	1	2.12
(1,26)	2:B:162:LYS:CD	1:A:561:ASP:CG	1	2.12
(1,26)	2:B:162:LYS:CD	1:A:561:ASP:H	1	2.12
(1,26)	2:B:162:LYS:CD	1:A:561:ASP:HA	1	2.12
(1,26)	2:B:162:LYS:CD	1:A:561:ASP:HB2	1	2.12
(1,26)	2:B:162:LYS:CD	1:A:561:ASP:HB3	1	2.12
(1,26)	2:B:162:LYS:CD	1:A:561:ASP:N	1	2.12
(1,26)	2:B:162:LYS:CD	1:A:561:ASP:O	1	2.12
(1,26)	2:B:162:LYS:CD	1:A:561:ASP:OD1	1	2.12
(1,26)	2:B:162:LYS:CD	1:A:561:ASP:OD2	1	2.12
(1,26)	2:B:162:LYS:CD	1:A:563:LYS:C	1	2.12
(1,26)	2:B:162:LYS:CD	1:A:563:LYS:CA	1	2.12
(1,26)	2:B:162:LYS:CD	1:A:563:LYS:CB	1	2.12
(1,26)	2:B:162:LYS:CD	1:A:563:LYS:CD	1	2.12
(1,26)	2:B:162:LYS:CD	1:A:563:LYS:CE	1	2.12
(1,26)	2:B:162:LYS:CD	1:A:563:LYS:CG	1	2.12
(1,26)	2:B:162:LYS:CD	1:A:563:LYS:H	1	2.12
(1,26)	2:B:162:LYS:CD	1:A:563:LYS:HA	1	2.12
(1,26)	2:B:162:LYS:CD	1:A:563:LYS:HB2	1	2.12
(1,26)	2:B:162:LYS:CD	1:A:563:LYS:HB3	1	2.12
(1,26)	2:B:162:LYS:CD	1:A:563:LYS:HD2	1	2.12
(1,26)	2:B:162:LYS:CD	1:A:563:LYS:HD3	1	2.12
(1,26)	2:B:162:LYS:CD	1:A:563:LYS:HE2	1	2.12
(1,26)	2:B:162:LYS:CD	1:A:563:LYS:HE3	1	2.12
(1,26)	2:B:162:LYS:CD	1:A:563:LYS:HG2	1	2.12
(1,26)	2:B:162:LYS:CD	1:A:563:LYS:HG3	1	2.12
(1,26)	2:B:162:LYS:CD	1:A:563:LYS:HZ1	1	2.12
(1,26)	2:B:162:LYS:CD	1:A:563:LYS:HZ2	1	2.12
(1,26)	2:B:162:LYS:CD	1:A:563:LYS:HZ3	1	2.12
(1,26)	2:B:162:LYS:CD	1:A:563:LYS:N	1	2.12
(1,26)	2:B:162:LYS:CD	1:A:563:LYS:NZ	1	2.12
(1,26)	2:B:162:LYS:CD	1:A:563:LYS:O	1	2.12
(1,26)	2:B:162:LYS:CD	1:A:564:ALA:C	1	2.12
(1,26)	2:B:162:LYS:CD	1:A:564:ALA:CA	1	2.12
(1,26)	2:B:162:LYS:CD	1:A:564:ALA:CB	1	2.12

*Continued on next page...*

*Continued from previous page...*

Key	Atom-1	Atom-2	Model ID	Violation (Å)
(1,26)	2:B:162:LYS:CD	1:A:564:ALA:H	1	2.12
(1,26)	2:B:162:LYS:CD	1:A:564:ALA:HA	1	2.12
(1,26)	2:B:162:LYS:CD	1:A:564:ALA:HB1	1	2.12
(1,26)	2:B:162:LYS:CD	1:A:564:ALA:HB2	1	2.12
(1,26)	2:B:162:LYS:CD	1:A:564:ALA:HB3	1	2.12
(1,26)	2:B:162:LYS:CD	1:A:564:ALA:N	1	2.12
(1,26)	2:B:162:LYS:CD	1:A:564:ALA:O	1	2.12
(1,26)	2:B:162:LYS:CD	1:A:566:LEU:C	1	2.12
(1,26)	2:B:162:LYS:CD	1:A:566:LEU:CA	1	2.12
(1,26)	2:B:162:LYS:CD	1:A:566:LEU:CB	1	2.12
(1,26)	2:B:162:LYS:CD	1:A:566:LEU:CD1	1	2.12
(1,26)	2:B:162:LYS:CD	1:A:566:LEU:CD2	1	2.12
(1,26)	2:B:162:LYS:CD	1:A:566:LEU:CG	1	2.12
(1,26)	2:B:162:LYS:CD	1:A:566:LEU:H	1	2.12
(1,26)	2:B:162:LYS:CD	1:A:566:LEU:HA	1	2.12
(1,26)	2:B:162:LYS:CD	1:A:566:LEU:HB2	1	2.12
(1,26)	2:B:162:LYS:CD	1:A:566:LEU:HB3	1	2.12
(1,26)	2:B:162:LYS:CD	1:A:566:LEU:HD11	1	2.12
(1,26)	2:B:162:LYS:CD	1:A:566:LEU:HD12	1	2.12
(1,26)	2:B:162:LYS:CD	1:A:566:LEU:HD13	1	2.12
(1,26)	2:B:162:LYS:CD	1:A:566:LEU:HD21	1	2.12
(1,26)	2:B:162:LYS:CD	1:A:566:LEU:HD22	1	2.12
(1,26)	2:B:162:LYS:CD	1:A:566:LEU:HD23	1	2.12
(1,26)	2:B:162:LYS:CD	1:A:566:LEU:HG	1	2.12
(1,26)	2:B:162:LYS:CD	1:A:566:LEU:N	1	2.12
(1,26)	2:B:162:LYS:CD	1:A:566:LEU:O	1	2.12
(1,26)	2:B:162:LYS:CE	1:A:490:ALA:C	1	2.12
(1,26)	2:B:162:LYS:CE	1:A:490:ALA:CA	1	2.12
(1,26)	2:B:162:LYS:CE	1:A:490:ALA:CB	1	2.12
(1,26)	2:B:162:LYS:CE	1:A:490:ALA:H	1	2.12
(1,26)	2:B:162:LYS:CE	1:A:490:ALA:HA	1	2.12
(1,26)	2:B:162:LYS:CE	1:A:490:ALA:HB1	1	2.12
(1,26)	2:B:162:LYS:CE	1:A:490:ALA:HB2	1	2.12
(1,26)	2:B:162:LYS:CE	1:A:490:ALA:HB3	1	2.12
(1,26)	2:B:162:LYS:CE	1:A:490:ALA:N	1	2.12
(1,26)	2:B:162:LYS:CE	1:A:490:ALA:O	1	2.12
(1,26)	2:B:162:LYS:CE	1:A:514:THR:C	1	2.12
(1,26)	2:B:162:LYS:CE	1:A:514:THR:CA	1	2.12
(1,26)	2:B:162:LYS:CE	1:A:514:THR:CB	1	2.12
(1,26)	2:B:162:LYS:CE	1:A:514:THR:CG2	1	2.12
(1,26)	2:B:162:LYS:CE	1:A:514:THR:H	1	2.12
(1,26)	2:B:162:LYS:CE	1:A:514:THR:HA	1	2.12

*Continued on next page...*

*Continued from previous page...*

Key	Atom-1	Atom-2	Model ID	Violation (Å)
(1,26)	2:B:162:LYS:CE	1:A:514:THR:HB	1	2.12
(1,26)	2:B:162:LYS:CE	1:A:514:THR:HG1	1	2.12
(1,26)	2:B:162:LYS:CE	1:A:514:THR:HG21	1	2.12
(1,26)	2:B:162:LYS:CE	1:A:514:THR:HG22	1	2.12
(1,26)	2:B:162:LYS:CE	1:A:514:THR:HG23	1	2.12
(1,26)	2:B:162:LYS:CE	1:A:514:THR:N	1	2.12
(1,26)	2:B:162:LYS:CE	1:A:514:THR:O	1	2.12
(1,26)	2:B:162:LYS:CE	1:A:514:THR:OG1	1	2.12
(1,26)	2:B:162:LYS:CE	1:A:516:ASN:C	1	2.12
(1,26)	2:B:162:LYS:CE	1:A:516:ASN:CA	1	2.12
(1,26)	2:B:162:LYS:CE	1:A:516:ASN:CB	1	2.12
(1,26)	2:B:162:LYS:CE	1:A:516:ASN:CG	1	2.12
(1,26)	2:B:162:LYS:CE	1:A:516:ASN:H	1	2.12
(1,26)	2:B:162:LYS:CE	1:A:516:ASN:HA	1	2.12
(1,26)	2:B:162:LYS:CE	1:A:516:ASN:HB2	1	2.12
(1,26)	2:B:162:LYS:CE	1:A:516:ASN:HB3	1	2.12
(1,26)	2:B:162:LYS:CE	1:A:516:ASN:HD21	1	2.12
(1,26)	2:B:162:LYS:CE	1:A:516:ASN:HD22	1	2.12
(1,26)	2:B:162:LYS:CE	1:A:516:ASN:N	1	2.12
(1,26)	2:B:162:LYS:CE	1:A:516:ASN:ND2	1	2.12
(1,26)	2:B:162:LYS:CE	1:A:516:ASN:O	1	2.12
(1,26)	2:B:162:LYS:CE	1:A:516:ASN:OD1	1	2.12
(1,26)	2:B:162:LYS:CE	1:A:519:GLY:C	1	2.12
(1,26)	2:B:162:LYS:CE	1:A:519:GLY:CA	1	2.12
(1,26)	2:B:162:LYS:CE	1:A:519:GLY:H	1	2.12
(1,26)	2:B:162:LYS:CE	1:A:519:GLY:HA2	1	2.12
(1,26)	2:B:162:LYS:CE	1:A:519:GLY:HA3	1	2.12
(1,26)	2:B:162:LYS:CE	1:A:519:GLY:N	1	2.12
(1,26)	2:B:162:LYS:CE	1:A:519:GLY:O	1	2.12
(1,26)	2:B:162:LYS:CE	1:A:522:PHE:C	1	2.12
(1,26)	2:B:162:LYS:CE	1:A:522:PHE:CA	1	2.12
(1,26)	2:B:162:LYS:CE	1:A:522:PHE:CB	1	2.12
(1,26)	2:B:162:LYS:CE	1:A:522:PHE:CD1	1	2.12
(1,26)	2:B:162:LYS:CE	1:A:522:PHE:CD2	1	2.12
(1,26)	2:B:162:LYS:CE	1:A:522:PHE:CE1	1	2.12
(1,26)	2:B:162:LYS:CE	1:A:522:PHE:CE2	1	2.12
(1,26)	2:B:162:LYS:CE	1:A:522:PHE:CG	1	2.12
(1,26)	2:B:162:LYS:CE	1:A:522:PHE:CZ	1	2.12
(1,26)	2:B:162:LYS:CE	1:A:522:PHE:H	1	2.12
(1,26)	2:B:162:LYS:CE	1:A:522:PHE:HA	1	2.12
(1,26)	2:B:162:LYS:CE	1:A:522:PHE:HB2	1	2.12
(1,26)	2:B:162:LYS:CE	1:A:522:PHE:HB3	1	2.12

*Continued on next page...*



*Continued from previous page...*

Key	Atom-1	Atom-2	Model ID	Violation (Å)
(1,26)	2:B:162:LYS:CE	1:A:522:PHE:HD1	1	2.12
(1,26)	2:B:162:LYS:CE	1:A:522:PHE:HD2	1	2.12
(1,26)	2:B:162:LYS:CE	1:A:522:PHE:HE1	1	2.12
(1,26)	2:B:162:LYS:CE	1:A:522:PHE:HE2	1	2.12
(1,26)	2:B:162:LYS:CE	1:A:522:PHE:HZ	1	2.12
(1,26)	2:B:162:LYS:CE	1:A:522:PHE:N	1	2.12
(1,26)	2:B:162:LYS:CE	1:A:522:PHE:O	1	2.12
(1,26)	2:B:162:LYS:CE	1:A:523:GLU:C	1	2.12
(1,26)	2:B:162:LYS:CE	1:A:523:GLU:CA	1	2.12
(1,26)	2:B:162:LYS:CE	1:A:523:GLU:CB	1	2.12
(1,26)	2:B:162:LYS:CE	1:A:523:GLU:CD	1	2.12
(1,26)	2:B:162:LYS:CE	1:A:523:GLU:CG	1	2.12
(1,26)	2:B:162:LYS:CE	1:A:523:GLU:H	1	2.12
(1,26)	2:B:162:LYS:CE	1:A:523:GLU:HA	1	2.12
(1,26)	2:B:162:LYS:CE	1:A:523:GLU:HB2	1	2.12
(1,26)	2:B:162:LYS:CE	1:A:523:GLU:HB3	1	2.12
(1,26)	2:B:162:LYS:CE	1:A:523:GLU:HG2	1	2.12
(1,26)	2:B:162:LYS:CE	1:A:523:GLU:HG3	1	2.12
(1,26)	2:B:162:LYS:CE	1:A:523:GLU:N	1	2.12
(1,26)	2:B:162:LYS:CE	1:A:523:GLU:O	1	2.12
(1,26)	2:B:162:LYS:CE	1:A:523:GLU:OE1	1	2.12
(1,26)	2:B:162:LYS:CE	1:A:523:GLU:OE2	1	2.12
(1,26)	2:B:162:LYS:CE	1:A:524:PHE:C	1	2.12
(1,26)	2:B:162:LYS:CE	1:A:524:PHE:CA	1	2.12
(1,26)	2:B:162:LYS:CE	1:A:524:PHE:CB	1	2.12
(1,26)	2:B:162:LYS:CE	1:A:524:PHE:CD1	1	2.12
(1,26)	2:B:162:LYS:CE	1:A:524:PHE:CD2	1	2.12
(1,26)	2:B:162:LYS:CE	1:A:524:PHE:CE1	1	2.12
(1,26)	2:B:162:LYS:CE	1:A:524:PHE:CE2	1	2.12
(1,26)	2:B:162:LYS:CE	1:A:524:PHE:CG	1	2.12
(1,26)	2:B:162:LYS:CE	1:A:524:PHE:CZ	1	2.12
(1,26)	2:B:162:LYS:CE	1:A:524:PHE:H	1	2.12
(1,26)	2:B:162:LYS:CE	1:A:524:PHE:HA	1	2.12
(1,26)	2:B:162:LYS:CE	1:A:524:PHE:HB2	1	2.12
(1,26)	2:B:162:LYS:CE	1:A:524:PHE:HB3	1	2.12
(1,26)	2:B:162:LYS:CE	1:A:524:PHE:HD1	1	2.12
(1,26)	2:B:162:LYS:CE	1:A:524:PHE:HD2	1	2.12
(1,26)	2:B:162:LYS:CE	1:A:524:PHE:HE1	1	2.12
(1,26)	2:B:162:LYS:CE	1:A:524:PHE:HE2	1	2.12
(1,26)	2:B:162:LYS:CE	1:A:524:PHE:HZ	1	2.12
(1,26)	2:B:162:LYS:CE	1:A:524:PHE:N	1	2.12
(1,26)	2:B:162:LYS:CE	1:A:524:PHE:O	1	2.12

*Continued on next page...*

*Continued from previous page...*

Key	Atom-1	Atom-2	Model ID	Violation (Å)
(1,26)	2:B:162:LYS:CE	1:A:525:GLU:C	1	2.12
(1,26)	2:B:162:LYS:CE	1:A:525:GLU:CA	1	2.12
(1,26)	2:B:162:LYS:CE	1:A:525:GLU:CB	1	2.12
(1,26)	2:B:162:LYS:CE	1:A:525:GLU:CD	1	2.12
(1,26)	2:B:162:LYS:CE	1:A:525:GLU:CG	1	2.12
(1,26)	2:B:162:LYS:CE	1:A:525:GLU:H	1	2.12
(1,26)	2:B:162:LYS:CE	1:A:525:GLU:HA	1	2.12
(1,26)	2:B:162:LYS:CE	1:A:525:GLU:HB2	1	2.12
(1,26)	2:B:162:LYS:CE	1:A:525:GLU:HB3	1	2.12
(1,26)	2:B:162:LYS:CE	1:A:525:GLU:HG2	1	2.12
(1,26)	2:B:162:LYS:CE	1:A:525:GLU:HG3	1	2.12
(1,26)	2:B:162:LYS:CE	1:A:525:GLU:N	1	2.12
(1,26)	2:B:162:LYS:CE	1:A:525:GLU:O	1	2.12
(1,26)	2:B:162:LYS:CE	1:A:525:GLU:OE1	1	2.12
(1,26)	2:B:162:LYS:CE	1:A:525:GLU:OE2	1	2.12
(1,26)	2:B:162:LYS:CE	1:A:526:ASN:C	1	2.12
(1,26)	2:B:162:LYS:CE	1:A:526:ASN:CA	1	2.12
(1,26)	2:B:162:LYS:CE	1:A:526:ASN:CB	1	2.12
(1,26)	2:B:162:LYS:CE	1:A:526:ASN:CG	1	2.12
(1,26)	2:B:162:LYS:CE	1:A:526:ASN:H	1	2.12
(1,26)	2:B:162:LYS:CE	1:A:526:ASN:HA	1	2.12
(1,26)	2:B:162:LYS:CE	1:A:526:ASN:HB2	1	2.12
(1,26)	2:B:162:LYS:CE	1:A:526:ASN:HB3	1	2.12
(1,26)	2:B:162:LYS:CE	1:A:526:ASN:HD21	1	2.12
(1,26)	2:B:162:LYS:CE	1:A:526:ASN:HD22	1	2.12
(1,26)	2:B:162:LYS:CE	1:A:526:ASN:N	1	2.12
(1,26)	2:B:162:LYS:CE	1:A:526:ASN:ND2	1	2.12
(1,26)	2:B:162:LYS:CE	1:A:526:ASN:O	1	2.12
(1,26)	2:B:162:LYS:CE	1:A:526:ASN:OD1	1	2.12
(1,26)	2:B:162:LYS:CE	1:A:527:ALA:C	1	2.12
(1,26)	2:B:162:LYS:CE	1:A:527:ALA:CA	1	2.12
(1,26)	2:B:162:LYS:CE	1:A:527:ALA:CB	1	2.12
(1,26)	2:B:162:LYS:CE	1:A:527:ALA:H	1	2.12
(1,26)	2:B:162:LYS:CE	1:A:527:ALA:HA	1	2.12
(1,26)	2:B:162:LYS:CE	1:A:527:ALA:HB1	1	2.12
(1,26)	2:B:162:LYS:CE	1:A:527:ALA:HB2	1	2.12
(1,26)	2:B:162:LYS:CE	1:A:527:ALA:HB3	1	2.12
(1,26)	2:B:162:LYS:CE	1:A:527:ALA:N	1	2.12
(1,26)	2:B:162:LYS:CE	1:A:527:ALA:O	1	2.12
(1,26)	2:B:162:LYS:CE	1:A:528:ILE:C	1	2.12
(1,26)	2:B:162:LYS:CE	1:A:528:ILE:CA	1	2.12
(1,26)	2:B:162:LYS:CE	1:A:528:ILE:CB	1	2.12

*Continued on next page...*

*Continued from previous page...*

Key	Atom-1	Atom-2	Model ID	Violation (Å)
(1,26)	2:B:162:LYS:CE	1:A:528:ILE:CD1	1	2.12
(1,26)	2:B:162:LYS:CE	1:A:528:ILE:CG1	1	2.12
(1,26)	2:B:162:LYS:CE	1:A:528:ILE:CG2	1	2.12
(1,26)	2:B:162:LYS:CE	1:A:528:ILE:H	1	2.12
(1,26)	2:B:162:LYS:CE	1:A:528:ILE:HA	1	2.12
(1,26)	2:B:162:LYS:CE	1:A:528:ILE:HB	1	2.12
(1,26)	2:B:162:LYS:CE	1:A:528:ILE:HD11	1	2.12
(1,26)	2:B:162:LYS:CE	1:A:528:ILE:HD12	1	2.12
(1,26)	2:B:162:LYS:CE	1:A:528:ILE:HD13	1	2.12
(1,26)	2:B:162:LYS:CE	1:A:528:ILE:HG12	1	2.12
(1,26)	2:B:162:LYS:CE	1:A:528:ILE:HG13	1	2.12
(1,26)	2:B:162:LYS:CE	1:A:528:ILE:HG21	1	2.12
(1,26)	2:B:162:LYS:CE	1:A:528:ILE:HG22	1	2.12
(1,26)	2:B:162:LYS:CE	1:A:528:ILE:HG23	1	2.12
(1,26)	2:B:162:LYS:CE	1:A:528:ILE:N	1	2.12
(1,26)	2:B:162:LYS:CE	1:A:528:ILE:O	1	2.12
(1,26)	2:B:162:LYS:CE	1:A:529:VAL:C	1	2.12
(1,26)	2:B:162:LYS:CE	1:A:529:VAL:CA	1	2.12
(1,26)	2:B:162:LYS:CE	1:A:529:VAL:CB	1	2.12
(1,26)	2:B:162:LYS:CE	1:A:529:VAL:CG1	1	2.12
(1,26)	2:B:162:LYS:CE	1:A:529:VAL:CG2	1	2.12
(1,26)	2:B:162:LYS:CE	1:A:529:VAL:H	1	2.12
(1,26)	2:B:162:LYS:CE	1:A:529:VAL:HA	1	2.12
(1,26)	2:B:162:LYS:CE	1:A:529:VAL:HB	1	2.12
(1,26)	2:B:162:LYS:CE	1:A:529:VAL:HG11	1	2.12
(1,26)	2:B:162:LYS:CE	1:A:529:VAL:HG12	1	2.12
(1,26)	2:B:162:LYS:CE	1:A:529:VAL:HG13	1	2.12
(1,26)	2:B:162:LYS:CE	1:A:529:VAL:HG21	1	2.12
(1,26)	2:B:162:LYS:CE	1:A:529:VAL:HG22	1	2.12
(1,26)	2:B:162:LYS:CE	1:A:529:VAL:HG23	1	2.12
(1,26)	2:B:162:LYS:CE	1:A:529:VAL:N	1	2.12
(1,26)	2:B:162:LYS:CE	1:A:529:VAL:O	1	2.12
(1,26)	2:B:162:LYS:CE	1:A:561:ASP:C	1	2.12
(1,26)	2:B:162:LYS:CE	1:A:561:ASP:CA	1	2.12
(1,26)	2:B:162:LYS:CE	1:A:561:ASP:CB	1	2.12
(1,26)	2:B:162:LYS:CE	1:A:561:ASP:CG	1	2.12
(1,26)	2:B:162:LYS:CE	1:A:561:ASP:H	1	2.12
(1,26)	2:B:162:LYS:CE	1:A:561:ASP:HA	1	2.12
(1,26)	2:B:162:LYS:CE	1:A:561:ASP:HB2	1	2.12
(1,26)	2:B:162:LYS:CE	1:A:561:ASP:HB3	1	2.12
(1,26)	2:B:162:LYS:CE	1:A:561:ASP:N	1	2.12
(1,26)	2:B:162:LYS:CE	1:A:561:ASP:O	1	2.12

*Continued on next page...*

*Continued from previous page...*

Key	Atom-1	Atom-2	Model ID	Violation (Å)
(1,26)	2:B:162:LYS:CE	1:A:561:ASP:OD1	1	2.12
(1,26)	2:B:162:LYS:CE	1:A:561:ASP:OD2	1	2.12
(1,26)	2:B:162:LYS:CE	1:A:563:LYS:C	1	2.12
(1,26)	2:B:162:LYS:CE	1:A:563:LYS:CA	1	2.12
(1,26)	2:B:162:LYS:CE	1:A:563:LYS:CB	1	2.12
(1,26)	2:B:162:LYS:CE	1:A:563:LYS:CD	1	2.12
(1,26)	2:B:162:LYS:CE	1:A:563:LYS:CE	1	2.12
(1,26)	2:B:162:LYS:CE	1:A:563:LYS:CG	1	2.12
(1,26)	2:B:162:LYS:CE	1:A:563:LYS:H	1	2.12
(1,26)	2:B:162:LYS:CE	1:A:563:LYS:HA	1	2.12
(1,26)	2:B:162:LYS:CE	1:A:563:LYS:HB2	1	2.12
(1,26)	2:B:162:LYS:CE	1:A:563:LYS:HB3	1	2.12
(1,26)	2:B:162:LYS:CE	1:A:563:LYS:HD2	1	2.12
(1,26)	2:B:162:LYS:CE	1:A:563:LYS:HD3	1	2.12
(1,26)	2:B:162:LYS:CE	1:A:563:LYS:HE2	1	2.12
(1,26)	2:B:162:LYS:CE	1:A:563:LYS:HE3	1	2.12
(1,26)	2:B:162:LYS:CE	1:A:563:LYS:HG2	1	2.12
(1,26)	2:B:162:LYS:CE	1:A:563:LYS:HG3	1	2.12
(1,26)	2:B:162:LYS:CE	1:A:563:LYS:HZ1	1	2.12
(1,26)	2:B:162:LYS:CE	1:A:563:LYS:HZ2	1	2.12
(1,26)	2:B:162:LYS:CE	1:A:563:LYS:HZ3	1	2.12
(1,26)	2:B:162:LYS:CE	1:A:563:LYS:N	1	2.12
(1,26)	2:B:162:LYS:CE	1:A:563:LYS:NZ	1	2.12
(1,26)	2:B:162:LYS:CE	1:A:563:LYS:O	1	2.12
(1,26)	2:B:162:LYS:CE	1:A:564:ALA:C	1	2.12
(1,26)	2:B:162:LYS:CE	1:A:564:ALA:CA	1	2.12
(1,26)	2:B:162:LYS:CE	1:A:564:ALA:CB	1	2.12
(1,26)	2:B:162:LYS:CE	1:A:564:ALA:H	1	2.12
(1,26)	2:B:162:LYS:CE	1:A:564:ALA:HA	1	2.12
(1,26)	2:B:162:LYS:CE	1:A:564:ALA:HB1	1	2.12
(1,26)	2:B:162:LYS:CE	1:A:564:ALA:HB2	1	2.12
(1,26)	2:B:162:LYS:CE	1:A:564:ALA:HB3	1	2.12
(1,26)	2:B:162:LYS:CE	1:A:564:ALA:N	1	2.12
(1,26)	2:B:162:LYS:CE	1:A:564:ALA:O	1	2.12
(1,26)	2:B:162:LYS:CE	1:A:566:LEU:C	1	2.12
(1,26)	2:B:162:LYS:CE	1:A:566:LEU:CA	1	2.12
(1,26)	2:B:162:LYS:CE	1:A:566:LEU:CB	1	2.12
(1,26)	2:B:162:LYS:CE	1:A:566:LEU:CD1	1	2.12
(1,26)	2:B:162:LYS:CE	1:A:566:LEU:CD2	1	2.12
(1,26)	2:B:162:LYS:CE	1:A:566:LEU:CG	1	2.12
(1,26)	2:B:162:LYS:CE	1:A:566:LEU:H	1	2.12
(1,26)	2:B:162:LYS:CE	1:A:566:LEU:HA	1	2.12

*Continued on next page...*

*Continued from previous page...*

Key	Atom-1	Atom-2	Model ID	Violation (Å)
(1,26)	2:B:162:LYS:CE	1:A:566:LEU:HB2	1	2.12
(1,26)	2:B:162:LYS:CE	1:A:566:LEU:HB3	1	2.12
(1,26)	2:B:162:LYS:CE	1:A:566:LEU:HD11	1	2.12
(1,26)	2:B:162:LYS:CE	1:A:566:LEU:HD12	1	2.12
(1,26)	2:B:162:LYS:CE	1:A:566:LEU:HD13	1	2.12
(1,26)	2:B:162:LYS:CE	1:A:566:LEU:HD21	1	2.12
(1,26)	2:B:162:LYS:CE	1:A:566:LEU:HD22	1	2.12
(1,26)	2:B:162:LYS:CE	1:A:566:LEU:HD23	1	2.12
(1,26)	2:B:162:LYS:CE	1:A:566:LEU:HG	1	2.12
(1,26)	2:B:162:LYS:CE	1:A:566:LEU:N	1	2.12
(1,26)	2:B:162:LYS:CE	1:A:566:LEU:O	1	2.12
(1,26)	2:B:162:LYS:CG	1:A:490:ALA:C	1	2.12
(1,26)	2:B:162:LYS:CG	1:A:490:ALA:CA	1	2.12
(1,26)	2:B:162:LYS:CG	1:A:490:ALA:CB	1	2.12
(1,26)	2:B:162:LYS:CG	1:A:490:ALA:H	1	2.12
(1,26)	2:B:162:LYS:CG	1:A:490:ALA:HA	1	2.12
(1,26)	2:B:162:LYS:CG	1:A:490:ALA:HB1	1	2.12
(1,26)	2:B:162:LYS:CG	1:A:490:ALA:HB2	1	2.12
(1,26)	2:B:162:LYS:CG	1:A:490:ALA:HB3	1	2.12
(1,26)	2:B:162:LYS:CG	1:A:490:ALA:N	1	2.12
(1,26)	2:B:162:LYS:CG	1:A:490:ALA:O	1	2.12
(1,26)	2:B:162:LYS:CG	1:A:514:THR:C	1	2.12
(1,26)	2:B:162:LYS:CG	1:A:514:THR:CA	1	2.12
(1,26)	2:B:162:LYS:CG	1:A:514:THR:CB	1	2.12
(1,26)	2:B:162:LYS:CG	1:A:514:THR:CG2	1	2.12
(1,26)	2:B:162:LYS:CG	1:A:514:THR:H	1	2.12
(1,26)	2:B:162:LYS:CG	1:A:514:THR:HA	1	2.12
(1,26)	2:B:162:LYS:CG	1:A:514:THR:HB	1	2.12
(1,26)	2:B:162:LYS:CG	1:A:514:THR:HG1	1	2.12
(1,26)	2:B:162:LYS:CG	1:A:514:THR:HG21	1	2.12
(1,26)	2:B:162:LYS:CG	1:A:514:THR:HG22	1	2.12
(1,26)	2:B:162:LYS:CG	1:A:514:THR:HG23	1	2.12
(1,26)	2:B:162:LYS:CG	1:A:514:THR:N	1	2.12
(1,26)	2:B:162:LYS:CG	1:A:514:THR:O	1	2.12
(1,26)	2:B:162:LYS:CG	1:A:514:THR:OG1	1	2.12
(1,26)	2:B:162:LYS:CG	1:A:516:ASN:C	1	2.12
(1,26)	2:B:162:LYS:CG	1:A:516:ASN:CA	1	2.12
(1,26)	2:B:162:LYS:CG	1:A:516:ASN:CB	1	2.12
(1,26)	2:B:162:LYS:CG	1:A:516:ASN:CG	1	2.12
(1,26)	2:B:162:LYS:CG	1:A:516:ASN:H	1	2.12
(1,26)	2:B:162:LYS:CG	1:A:516:ASN:HA	1	2.12
(1,26)	2:B:162:LYS:CG	1:A:516:ASN:HB2	1	2.12

*Continued on next page...*

*Continued from previous page...*

Key	Atom-1	Atom-2	Model ID	Violation (Å)
(1,26)	2:B:162:LYS:CG	1:A:516:ASN:HB3	1	2.12
(1,26)	2:B:162:LYS:CG	1:A:516:ASN:HD21	1	2.12
(1,26)	2:B:162:LYS:CG	1:A:516:ASN:HD22	1	2.12
(1,26)	2:B:162:LYS:CG	1:A:516:ASN:N	1	2.12
(1,26)	2:B:162:LYS:CG	1:A:516:ASN:ND2	1	2.12
(1,26)	2:B:162:LYS:CG	1:A:516:ASN:O	1	2.12
(1,26)	2:B:162:LYS:CG	1:A:516:ASN:OD1	1	2.12
(1,26)	2:B:162:LYS:CG	1:A:519:GLY:C	1	2.12
(1,26)	2:B:162:LYS:CG	1:A:519:GLY:CA	1	2.12
(1,26)	2:B:162:LYS:CG	1:A:519:GLY:H	1	2.12
(1,26)	2:B:162:LYS:CG	1:A:519:GLY:HA2	1	2.12
(1,26)	2:B:162:LYS:CG	1:A:519:GLY:HA3	1	2.12
(1,26)	2:B:162:LYS:CG	1:A:519:GLY:N	1	2.12
(1,26)	2:B:162:LYS:CG	1:A:519:GLY:O	1	2.12
(1,26)	2:B:162:LYS:CG	1:A:522:PHE:C	1	2.12
(1,26)	2:B:162:LYS:CG	1:A:522:PHE:CA	1	2.12
(1,26)	2:B:162:LYS:CG	1:A:522:PHE:CB	1	2.12
(1,26)	2:B:162:LYS:CG	1:A:522:PHE:CD1	1	2.12
(1,26)	2:B:162:LYS:CG	1:A:522:PHE:CD2	1	2.12
(1,26)	2:B:162:LYS:CG	1:A:522:PHE:CE1	1	2.12
(1,26)	2:B:162:LYS:CG	1:A:522:PHE:CE2	1	2.12
(1,26)	2:B:162:LYS:CG	1:A:522:PHE:CG	1	2.12
(1,26)	2:B:162:LYS:CG	1:A:522:PHE:CZ	1	2.12
(1,26)	2:B:162:LYS:CG	1:A:522:PHE:H	1	2.12
(1,26)	2:B:162:LYS:CG	1:A:522:PHE:HA	1	2.12
(1,26)	2:B:162:LYS:CG	1:A:522:PHE:HB2	1	2.12
(1,26)	2:B:162:LYS:CG	1:A:522:PHE:HB3	1	2.12
(1,26)	2:B:162:LYS:CG	1:A:522:PHE:HD1	1	2.12
(1,26)	2:B:162:LYS:CG	1:A:522:PHE:HD2	1	2.12
(1,26)	2:B:162:LYS:CG	1:A:522:PHE:HE1	1	2.12
(1,26)	2:B:162:LYS:CG	1:A:522:PHE:HE2	1	2.12
(1,26)	2:B:162:LYS:CG	1:A:522:PHE:HZ	1	2.12
(1,26)	2:B:162:LYS:CG	1:A:522:PHE:N	1	2.12
(1,26)	2:B:162:LYS:CG	1:A:522:PHE:O	1	2.12
(1,26)	2:B:162:LYS:CG	1:A:523:GLU:C	1	2.12
(1,26)	2:B:162:LYS:CG	1:A:523:GLU:CA	1	2.12
(1,26)	2:B:162:LYS:CG	1:A:523:GLU:CB	1	2.12
(1,26)	2:B:162:LYS:CG	1:A:523:GLU:CD	1	2.12
(1,26)	2:B:162:LYS:CG	1:A:523:GLU:CG	1	2.12
(1,26)	2:B:162:LYS:CG	1:A:523:GLU:H	1	2.12
(1,26)	2:B:162:LYS:CG	1:A:523:GLU:HA	1	2.12
(1,26)	2:B:162:LYS:CG	1:A:523:GLU:HB2	1	2.12

*Continued on next page...*

*Continued from previous page...*

Key	Atom-1	Atom-2	Model ID	Violation (Å)
(1,26)	2:B:162:LYS:CG	1:A:523:GLU:HB3	1	2.12
(1,26)	2:B:162:LYS:CG	1:A:523:GLU:HG2	1	2.12
(1,26)	2:B:162:LYS:CG	1:A:523:GLU:HG3	1	2.12
(1,26)	2:B:162:LYS:CG	1:A:523:GLU:N	1	2.12
(1,26)	2:B:162:LYS:CG	1:A:523:GLU:O	1	2.12
(1,26)	2:B:162:LYS:CG	1:A:523:GLU:OE1	1	2.12
(1,26)	2:B:162:LYS:CG	1:A:523:GLU:OE2	1	2.12
(1,26)	2:B:162:LYS:CG	1:A:524:PHE:C	1	2.12
(1,26)	2:B:162:LYS:CG	1:A:524:PHE:CA	1	2.12
(1,26)	2:B:162:LYS:CG	1:A:524:PHE:CB	1	2.12
(1,26)	2:B:162:LYS:CG	1:A:524:PHE:CD1	1	2.12
(1,26)	2:B:162:LYS:CG	1:A:524:PHE:CD2	1	2.12
(1,26)	2:B:162:LYS:CG	1:A:524:PHE:CE1	1	2.12
(1,26)	2:B:162:LYS:CG	1:A:524:PHE:CE2	1	2.12
(1,26)	2:B:162:LYS:CG	1:A:524:PHE:CG	1	2.12
(1,26)	2:B:162:LYS:CG	1:A:524:PHE:CZ	1	2.12
(1,26)	2:B:162:LYS:CG	1:A:524:PHE:H	1	2.12
(1,26)	2:B:162:LYS:CG	1:A:524:PHE:HA	1	2.12
(1,26)	2:B:162:LYS:CG	1:A:524:PHE:HB2	1	2.12
(1,26)	2:B:162:LYS:CG	1:A:524:PHE:HB3	1	2.12
(1,26)	2:B:162:LYS:CG	1:A:524:PHE:HD1	1	2.12
(1,26)	2:B:162:LYS:CG	1:A:524:PHE:HD2	1	2.12
(1,26)	2:B:162:LYS:CG	1:A:524:PHE:HE1	1	2.12
(1,26)	2:B:162:LYS:CG	1:A:524:PHE:HE2	1	2.12
(1,26)	2:B:162:LYS:CG	1:A:524:PHE:HZ	1	2.12
(1,26)	2:B:162:LYS:CG	1:A:524:PHE:N	1	2.12
(1,26)	2:B:162:LYS:CG	1:A:524:PHE:O	1	2.12
(1,26)	2:B:162:LYS:CG	1:A:525:GLU:C	1	2.12
(1,26)	2:B:162:LYS:CG	1:A:525:GLU:CA	1	2.12
(1,26)	2:B:162:LYS:CG	1:A:525:GLU:CB	1	2.12
(1,26)	2:B:162:LYS:CG	1:A:525:GLU:CD	1	2.12
(1,26)	2:B:162:LYS:CG	1:A:525:GLU:CG	1	2.12
(1,26)	2:B:162:LYS:CG	1:A:525:GLU:H	1	2.12
(1,26)	2:B:162:LYS:CG	1:A:525:GLU:HA	1	2.12
(1,26)	2:B:162:LYS:CG	1:A:525:GLU:HB2	1	2.12
(1,26)	2:B:162:LYS:CG	1:A:525:GLU:HB3	1	2.12
(1,26)	2:B:162:LYS:CG	1:A:525:GLU:HG2	1	2.12
(1,26)	2:B:162:LYS:CG	1:A:525:GLU:HG3	1	2.12
(1,26)	2:B:162:LYS:CG	1:A:525:GLU:N	1	2.12
(1,26)	2:B:162:LYS:CG	1:A:525:GLU:O	1	2.12
(1,26)	2:B:162:LYS:CG	1:A:525:GLU:OE1	1	2.12
(1,26)	2:B:162:LYS:CG	1:A:525:GLU:OE2	1	2.12

*Continued on next page...*

*Continued from previous page...*

Key	Atom-1	Atom-2	Model ID	Violation (Å)
(1,26)	2:B:162:LYS:CG	1:A:526:ASN:C	1	2.12
(1,26)	2:B:162:LYS:CG	1:A:526:ASN:CA	1	2.12
(1,26)	2:B:162:LYS:CG	1:A:526:ASN:CB	1	2.12
(1,26)	2:B:162:LYS:CG	1:A:526:ASN:CG	1	2.12
(1,26)	2:B:162:LYS:CG	1:A:526:ASN:H	1	2.12
(1,26)	2:B:162:LYS:CG	1:A:526:ASN:HA	1	2.12
(1,26)	2:B:162:LYS:CG	1:A:526:ASN:HB2	1	2.12
(1,26)	2:B:162:LYS:CG	1:A:526:ASN:HB3	1	2.12
(1,26)	2:B:162:LYS:CG	1:A:526:ASN:HD21	1	2.12
(1,26)	2:B:162:LYS:CG	1:A:526:ASN:HD22	1	2.12
(1,26)	2:B:162:LYS:CG	1:A:526:ASN:N	1	2.12
(1,26)	2:B:162:LYS:CG	1:A:526:ASN:ND2	1	2.12
(1,26)	2:B:162:LYS:CG	1:A:526:ASN:O	1	2.12
(1,26)	2:B:162:LYS:CG	1:A:526:ASN:OD1	1	2.12
(1,26)	2:B:162:LYS:CG	1:A:527:ALA:C	1	2.12
(1,26)	2:B:162:LYS:CG	1:A:527:ALA:CA	1	2.12
(1,26)	2:B:162:LYS:CG	1:A:527:ALA:CB	1	2.12
(1,26)	2:B:162:LYS:CG	1:A:527:ALA:H	1	2.12
(1,26)	2:B:162:LYS:CG	1:A:527:ALA:HA	1	2.12
(1,26)	2:B:162:LYS:CG	1:A:527:ALA:HB1	1	2.12
(1,26)	2:B:162:LYS:CG	1:A:527:ALA:HB2	1	2.12
(1,26)	2:B:162:LYS:CG	1:A:527:ALA:HB3	1	2.12
(1,26)	2:B:162:LYS:CG	1:A:527:ALA:N	1	2.12
(1,26)	2:B:162:LYS:CG	1:A:527:ALA:O	1	2.12
(1,26)	2:B:162:LYS:CG	1:A:528:ILE:C	1	2.12
(1,26)	2:B:162:LYS:CG	1:A:528:ILE:CA	1	2.12
(1,26)	2:B:162:LYS:CG	1:A:528:ILE:CB	1	2.12
(1,26)	2:B:162:LYS:CG	1:A:528:ILE:CD1	1	2.12
(1,26)	2:B:162:LYS:CG	1:A:528:ILE:CG1	1	2.12
(1,26)	2:B:162:LYS:CG	1:A:528:ILE:CG2	1	2.12
(1,26)	2:B:162:LYS:CG	1:A:528:ILE:H	1	2.12
(1,26)	2:B:162:LYS:CG	1:A:528:ILE:HA	1	2.12
(1,26)	2:B:162:LYS:CG	1:A:528:ILE:HB	1	2.12
(1,26)	2:B:162:LYS:CG	1:A:528:ILE:HD11	1	2.12
(1,26)	2:B:162:LYS:CG	1:A:528:ILE:HD12	1	2.12
(1,26)	2:B:162:LYS:CG	1:A:528:ILE:HD13	1	2.12
(1,26)	2:B:162:LYS:CG	1:A:528:ILE:HG12	1	2.12
(1,26)	2:B:162:LYS:CG	1:A:528:ILE:HG13	1	2.12
(1,26)	2:B:162:LYS:CG	1:A:528:ILE:HG21	1	2.12
(1,26)	2:B:162:LYS:CG	1:A:528:ILE:HG22	1	2.12
(1,26)	2:B:162:LYS:CG	1:A:528:ILE:HG23	1	2.12
(1,26)	2:B:162:LYS:CG	1:A:528:ILE:N	1	2.12

*Continued on next page...*



*Continued from previous page...*

Key	Atom-1	Atom-2	Model ID	Violation (Å)
(1,26)	2:B:162:LYS:CG	1:A:528:ILE:O	1	2.12
(1,26)	2:B:162:LYS:CG	1:A:529:VAL:C	1	2.12
(1,26)	2:B:162:LYS:CG	1:A:529:VAL:CA	1	2.12
(1,26)	2:B:162:LYS:CG	1:A:529:VAL:CB	1	2.12
(1,26)	2:B:162:LYS:CG	1:A:529:VAL:CG1	1	2.12
(1,26)	2:B:162:LYS:CG	1:A:529:VAL:CG2	1	2.12
(1,26)	2:B:162:LYS:CG	1:A:529:VAL:H	1	2.12
(1,26)	2:B:162:LYS:CG	1:A:529:VAL:HA	1	2.12
(1,26)	2:B:162:LYS:CG	1:A:529:VAL:HB	1	2.12
(1,26)	2:B:162:LYS:CG	1:A:529:VAL:HG11	1	2.12
(1,26)	2:B:162:LYS:CG	1:A:529:VAL:HG12	1	2.12
(1,26)	2:B:162:LYS:CG	1:A:529:VAL:HG13	1	2.12
(1,26)	2:B:162:LYS:CG	1:A:529:VAL:HG21	1	2.12
(1,26)	2:B:162:LYS:CG	1:A:529:VAL:HG22	1	2.12
(1,26)	2:B:162:LYS:CG	1:A:529:VAL:HG23	1	2.12
(1,26)	2:B:162:LYS:CG	1:A:529:VAL:N	1	2.12
(1,26)	2:B:162:LYS:CG	1:A:529:VAL:O	1	2.12
(1,26)	2:B:162:LYS:CG	1:A:561:ASP:C	1	2.12
(1,26)	2:B:162:LYS:CG	1:A:561:ASP:CA	1	2.12
(1,26)	2:B:162:LYS:CG	1:A:561:ASP:CB	1	2.12
(1,26)	2:B:162:LYS:CG	1:A:561:ASP:CG	1	2.12
(1,26)	2:B:162:LYS:CG	1:A:561:ASP:H	1	2.12
(1,26)	2:B:162:LYS:CG	1:A:561:ASP:HA	1	2.12
(1,26)	2:B:162:LYS:CG	1:A:561:ASP:HB2	1	2.12
(1,26)	2:B:162:LYS:CG	1:A:561:ASP:HB3	1	2.12
(1,26)	2:B:162:LYS:CG	1:A:561:ASP:N	1	2.12
(1,26)	2:B:162:LYS:CG	1:A:561:ASP:O	1	2.12
(1,26)	2:B:162:LYS:CG	1:A:561:ASP:OD1	1	2.12
(1,26)	2:B:162:LYS:CG	1:A:561:ASP:OD2	1	2.12
(1,26)	2:B:162:LYS:CG	1:A:563:LYS:C	1	2.12
(1,26)	2:B:162:LYS:CG	1:A:563:LYS:CA	1	2.12
(1,26)	2:B:162:LYS:CG	1:A:563:LYS:CB	1	2.12
(1,26)	2:B:162:LYS:CG	1:A:563:LYS:CD	1	2.12
(1,26)	2:B:162:LYS:CG	1:A:563:LYS:CE	1	2.12
(1,26)	2:B:162:LYS:CG	1:A:563:LYS:CG	1	2.12
(1,26)	2:B:162:LYS:CG	1:A:563:LYS:H	1	2.12
(1,26)	2:B:162:LYS:CG	1:A:563:LYS:HA	1	2.12
(1,26)	2:B:162:LYS:CG	1:A:563:LYS:HB2	1	2.12
(1,26)	2:B:162:LYS:CG	1:A:563:LYS:HB3	1	2.12
(1,26)	2:B:162:LYS:CG	1:A:563:LYS:HD2	1	2.12
(1,26)	2:B:162:LYS:CG	1:A:563:LYS:HD3	1	2.12
(1,26)	2:B:162:LYS:CG	1:A:563:LYS:HE2	1	2.12

*Continued on next page...*

*Continued from previous page...*

Key	Atom-1	Atom-2	Model ID	Violation (Å)
(1,26)	2:B:162:LYS:CG	1:A:563:LYS:HE3	1	2.12
(1,26)	2:B:162:LYS:CG	1:A:563:LYS:HG2	1	2.12
(1,26)	2:B:162:LYS:CG	1:A:563:LYS:HG3	1	2.12
(1,26)	2:B:162:LYS:CG	1:A:563:LYS:HZ1	1	2.12
(1,26)	2:B:162:LYS:CG	1:A:563:LYS:HZ2	1	2.12
(1,26)	2:B:162:LYS:CG	1:A:563:LYS:HZ3	1	2.12
(1,26)	2:B:162:LYS:CG	1:A:563:LYS:N	1	2.12
(1,26)	2:B:162:LYS:CG	1:A:563:LYS:NZ	1	2.12
(1,26)	2:B:162:LYS:CG	1:A:563:LYS:O	1	2.12
(1,26)	2:B:162:LYS:CG	1:A:564:ALA:C	1	2.12
(1,26)	2:B:162:LYS:CG	1:A:564:ALA:CA	1	2.12
(1,26)	2:B:162:LYS:CG	1:A:564:ALA:CB	1	2.12
(1,26)	2:B:162:LYS:CG	1:A:564:ALA:H	1	2.12
(1,26)	2:B:162:LYS:CG	1:A:564:ALA:HA	1	2.12
(1,26)	2:B:162:LYS:CG	1:A:564:ALA:HB1	1	2.12
(1,26)	2:B:162:LYS:CG	1:A:564:ALA:HB2	1	2.12
(1,26)	2:B:162:LYS:CG	1:A:564:ALA:HB3	1	2.12
(1,26)	2:B:162:LYS:CG	1:A:564:ALA:N	1	2.12
(1,26)	2:B:162:LYS:CG	1:A:564:ALA:O	1	2.12
(1,26)	2:B:162:LYS:CG	1:A:566:LEU:C	1	2.12
(1,26)	2:B:162:LYS:CG	1:A:566:LEU:CA	1	2.12
(1,26)	2:B:162:LYS:CG	1:A:566:LEU:CB	1	2.12
(1,26)	2:B:162:LYS:CG	1:A:566:LEU:CD1	1	2.12
(1,26)	2:B:162:LYS:CG	1:A:566:LEU:CD2	1	2.12
(1,26)	2:B:162:LYS:CG	1:A:566:LEU:CG	1	2.12
(1,26)	2:B:162:LYS:CG	1:A:566:LEU:H	1	2.12
(1,26)	2:B:162:LYS:CG	1:A:566:LEU:HA	1	2.12
(1,26)	2:B:162:LYS:CG	1:A:566:LEU:HB2	1	2.12
(1,26)	2:B:162:LYS:CG	1:A:566:LEU:HB3	1	2.12
(1,26)	2:B:162:LYS:CG	1:A:566:LEU:HD11	1	2.12
(1,26)	2:B:162:LYS:CG	1:A:566:LEU:HD12	1	2.12
(1,26)	2:B:162:LYS:CG	1:A:566:LEU:HD13	1	2.12
(1,26)	2:B:162:LYS:CG	1:A:566:LEU:HD21	1	2.12
(1,26)	2:B:162:LYS:CG	1:A:566:LEU:HD22	1	2.12
(1,26)	2:B:162:LYS:CG	1:A:566:LEU:HD23	1	2.12
(1,26)	2:B:162:LYS:CG	1:A:566:LEU:HG	1	2.12
(1,26)	2:B:162:LYS:CG	1:A:566:LEU:N	1	2.12
(1,26)	2:B:162:LYS:CG	1:A:566:LEU:O	1	2.12
(1,26)	2:B:162:LYS:H	1:A:490:ALA:C	1	2.12
(1,26)	2:B:162:LYS:H	1:A:490:ALA:CA	1	2.12
(1,26)	2:B:162:LYS:H	1:A:490:ALA:CB	1	2.12
(1,26)	2:B:162:LYS:H	1:A:490:ALA:H	1	2.12

*Continued on next page...*

*Continued from previous page...*

Key	Atom-1	Atom-2	Model ID	Violation (Å)
(1,26)	2:B:162:LYS:H	1:A:490:ALA:HA	1	2.12
(1,26)	2:B:162:LYS:H	1:A:490:ALA:HB1	1	2.12
(1,26)	2:B:162:LYS:H	1:A:490:ALA:HB2	1	2.12
(1,26)	2:B:162:LYS:H	1:A:490:ALA:HB3	1	2.12
(1,26)	2:B:162:LYS:H	1:A:490:ALA:N	1	2.12
(1,26)	2:B:162:LYS:H	1:A:490:ALA:O	1	2.12
(1,26)	2:B:162:LYS:H	1:A:514:THR:C	1	2.12
(1,26)	2:B:162:LYS:H	1:A:514:THR:CA	1	2.12
(1,26)	2:B:162:LYS:H	1:A:514:THR:CB	1	2.12
(1,26)	2:B:162:LYS:H	1:A:514:THR:CG2	1	2.12
(1,26)	2:B:162:LYS:H	1:A:514:THR:H	1	2.12
(1,26)	2:B:162:LYS:H	1:A:514:THR:HA	1	2.12
(1,26)	2:B:162:LYS:H	1:A:514:THR:HB	1	2.12
(1,26)	2:B:162:LYS:H	1:A:514:THR:HG1	1	2.12
(1,26)	2:B:162:LYS:H	1:A:514:THR:HG21	1	2.12
(1,26)	2:B:162:LYS:H	1:A:514:THR:HG22	1	2.12
(1,26)	2:B:162:LYS:H	1:A:514:THR:HG23	1	2.12
(1,26)	2:B:162:LYS:H	1:A:514:THR:N	1	2.12
(1,26)	2:B:162:LYS:H	1:A:514:THR:O	1	2.12
(1,26)	2:B:162:LYS:H	1:A:514:THR:OG1	1	2.12
(1,26)	2:B:162:LYS:H	1:A:516:ASN:C	1	2.12
(1,26)	2:B:162:LYS:H	1:A:516:ASN:CA	1	2.12
(1,26)	2:B:162:LYS:H	1:A:516:ASN:CB	1	2.12
(1,26)	2:B:162:LYS:H	1:A:516:ASN:CG	1	2.12
(1,26)	2:B:162:LYS:H	1:A:516:ASN:H	1	2.12
(1,26)	2:B:162:LYS:H	1:A:516:ASN:HA	1	2.12
(1,26)	2:B:162:LYS:H	1:A:516:ASN:HB2	1	2.12
(1,26)	2:B:162:LYS:H	1:A:516:ASN:HB3	1	2.12
(1,26)	2:B:162:LYS:H	1:A:516:ASN:HD21	1	2.12
(1,26)	2:B:162:LYS:H	1:A:516:ASN:HD22	1	2.12
(1,26)	2:B:162:LYS:H	1:A:516:ASN:N	1	2.12
(1,26)	2:B:162:LYS:H	1:A:516:ASN:ND2	1	2.12
(1,26)	2:B:162:LYS:H	1:A:516:ASN:O	1	2.12
(1,26)	2:B:162:LYS:H	1:A:516:ASN:OD1	1	2.12
(1,26)	2:B:162:LYS:H	1:A:519:GLY:C	1	2.12
(1,26)	2:B:162:LYS:H	1:A:519:GLY:CA	1	2.12
(1,26)	2:B:162:LYS:H	1:A:519:GLY:H	1	2.12
(1,26)	2:B:162:LYS:H	1:A:519:GLY:HA2	1	2.12
(1,26)	2:B:162:LYS:H	1:A:519:GLY:HA3	1	2.12
(1,26)	2:B:162:LYS:H	1:A:519:GLY:N	1	2.12
(1,26)	2:B:162:LYS:H	1:A:519:GLY:O	1	2.12
(1,26)	2:B:162:LYS:H	1:A:522:PHE:C	1	2.12

*Continued on next page...*

*Continued from previous page...*

Key	Atom-1	Atom-2	Model ID	Violation (Å)
(1,26)	2:B:162:LYS:H	1:A:522:PHE:CA	1	2.12
(1,26)	2:B:162:LYS:H	1:A:522:PHE:CB	1	2.12
(1,26)	2:B:162:LYS:H	1:A:522:PHE:CD1	1	2.12
(1,26)	2:B:162:LYS:H	1:A:522:PHE:CD2	1	2.12
(1,26)	2:B:162:LYS:H	1:A:522:PHE:CE1	1	2.12
(1,26)	2:B:162:LYS:H	1:A:522:PHE:CE2	1	2.12
(1,26)	2:B:162:LYS:H	1:A:522:PHE:CG	1	2.12
(1,26)	2:B:162:LYS:H	1:A:522:PHE:CZ	1	2.12
(1,26)	2:B:162:LYS:H	1:A:522:PHE:H	1	2.12
(1,26)	2:B:162:LYS:H	1:A:522:PHE:HA	1	2.12
(1,26)	2:B:162:LYS:H	1:A:522:PHE:HB2	1	2.12
(1,26)	2:B:162:LYS:H	1:A:522:PHE:HB3	1	2.12
(1,26)	2:B:162:LYS:H	1:A:522:PHE:HD1	1	2.12
(1,26)	2:B:162:LYS:H	1:A:522:PHE:HD2	1	2.12
(1,26)	2:B:162:LYS:H	1:A:522:PHE:HE1	1	2.12
(1,26)	2:B:162:LYS:H	1:A:522:PHE:HE2	1	2.12
(1,26)	2:B:162:LYS:H	1:A:522:PHE:HZ	1	2.12
(1,26)	2:B:162:LYS:H	1:A:522:PHE:N	1	2.12
(1,26)	2:B:162:LYS:H	1:A:522:PHE:O	1	2.12
(1,26)	2:B:162:LYS:H	1:A:523:GLU:C	1	2.12
(1,26)	2:B:162:LYS:H	1:A:523:GLU:CA	1	2.12
(1,26)	2:B:162:LYS:H	1:A:523:GLU:CB	1	2.12
(1,26)	2:B:162:LYS:H	1:A:523:GLU:CD	1	2.12
(1,26)	2:B:162:LYS:H	1:A:523:GLU:CG	1	2.12
(1,26)	2:B:162:LYS:H	1:A:523:GLU:H	1	2.12
(1,26)	2:B:162:LYS:H	1:A:523:GLU:HA	1	2.12
(1,26)	2:B:162:LYS:H	1:A:523:GLU:HB2	1	2.12
(1,26)	2:B:162:LYS:H	1:A:523:GLU:HB3	1	2.12
(1,26)	2:B:162:LYS:H	1:A:523:GLU:HG2	1	2.12
(1,26)	2:B:162:LYS:H	1:A:523:GLU:HG3	1	2.12
(1,26)	2:B:162:LYS:H	1:A:523:GLU:N	1	2.12
(1,26)	2:B:162:LYS:H	1:A:523:GLU:O	1	2.12
(1,26)	2:B:162:LYS:H	1:A:523:GLU:OE1	1	2.12
(1,26)	2:B:162:LYS:H	1:A:523:GLU:OE2	1	2.12
(1,26)	2:B:162:LYS:H	1:A:524:PHE:C	1	2.12
(1,26)	2:B:162:LYS:H	1:A:524:PHE:CA	1	2.12
(1,26)	2:B:162:LYS:H	1:A:524:PHE:CB	1	2.12
(1,26)	2:B:162:LYS:H	1:A:524:PHE:CD1	1	2.12
(1,26)	2:B:162:LYS:H	1:A:524:PHE:CD2	1	2.12
(1,26)	2:B:162:LYS:H	1:A:524:PHE:CE1	1	2.12
(1,26)	2:B:162:LYS:H	1:A:524:PHE:CE2	1	2.12
(1,26)	2:B:162:LYS:H	1:A:524:PHE:CG	1	2.12

*Continued on next page...*

*Continued from previous page...*

Key	Atom-1	Atom-2	Model ID	Violation (Å)
(1,26)	2:B:162:LYS:H	1:A:524:PHE:CZ	1	2.12
(1,26)	2:B:162:LYS:H	1:A:524:PHE:H	1	2.12
(1,26)	2:B:162:LYS:H	1:A:524:PHE:HA	1	2.12
(1,26)	2:B:162:LYS:H	1:A:524:PHE:HB2	1	2.12
(1,26)	2:B:162:LYS:H	1:A:524:PHE:HB3	1	2.12
(1,26)	2:B:162:LYS:H	1:A:524:PHE:HD1	1	2.12
(1,26)	2:B:162:LYS:H	1:A:524:PHE:HD2	1	2.12
(1,26)	2:B:162:LYS:H	1:A:524:PHE:HE1	1	2.12
(1,26)	2:B:162:LYS:H	1:A:524:PHE:HE2	1	2.12
(1,26)	2:B:162:LYS:H	1:A:524:PHE:HZ	1	2.12
(1,26)	2:B:162:LYS:H	1:A:524:PHE:N	1	2.12
(1,26)	2:B:162:LYS:H	1:A:524:PHE:O	1	2.12
(1,26)	2:B:162:LYS:H	1:A:525:GLU:C	1	2.12
(1,26)	2:B:162:LYS:H	1:A:525:GLU:CA	1	2.12
(1,26)	2:B:162:LYS:H	1:A:525:GLU:CB	1	2.12
(1,26)	2:B:162:LYS:H	1:A:525:GLU:CD	1	2.12
(1,26)	2:B:162:LYS:H	1:A:525:GLU:CG	1	2.12
(1,26)	2:B:162:LYS:H	1:A:525:GLU:H	1	2.12
(1,26)	2:B:162:LYS:H	1:A:525:GLU:HA	1	2.12
(1,26)	2:B:162:LYS:H	1:A:525:GLU:HB2	1	2.12
(1,26)	2:B:162:LYS:H	1:A:525:GLU:HB3	1	2.12
(1,26)	2:B:162:LYS:H	1:A:525:GLU:HG2	1	2.12
(1,26)	2:B:162:LYS:H	1:A:525:GLU:HG3	1	2.12
(1,26)	2:B:162:LYS:H	1:A:525:GLU:N	1	2.12
(1,26)	2:B:162:LYS:H	1:A:525:GLU:O	1	2.12
(1,26)	2:B:162:LYS:H	1:A:525:GLU:OE1	1	2.12
(1,26)	2:B:162:LYS:H	1:A:525:GLU:OE2	1	2.12
(1,26)	2:B:162:LYS:H	1:A:526:ASN:C	1	2.12
(1,26)	2:B:162:LYS:H	1:A:526:ASN:CA	1	2.12
(1,26)	2:B:162:LYS:H	1:A:526:ASN:CB	1	2.12
(1,26)	2:B:162:LYS:H	1:A:526:ASN:CG	1	2.12
(1,26)	2:B:162:LYS:H	1:A:526:ASN:H	1	2.12
(1,26)	2:B:162:LYS:H	1:A:526:ASN:HA	1	2.12
(1,26)	2:B:162:LYS:H	1:A:526:ASN:HB2	1	2.12
(1,26)	2:B:162:LYS:H	1:A:526:ASN:HB3	1	2.12
(1,26)	2:B:162:LYS:H	1:A:526:ASN:HD21	1	2.12
(1,26)	2:B:162:LYS:H	1:A:526:ASN:HD22	1	2.12
(1,26)	2:B:162:LYS:H	1:A:526:ASN:N	1	2.12
(1,26)	2:B:162:LYS:H	1:A:526:ASN:ND2	1	2.12
(1,26)	2:B:162:LYS:H	1:A:526:ASN:O	1	2.12
(1,26)	2:B:162:LYS:H	1:A:526:ASN:OD1	1	2.12
(1,26)	2:B:162:LYS:H	1:A:527:ALA:C	1	2.12

*Continued on next page...*

*Continued from previous page...*

Key	Atom-1	Atom-2	Model ID	Violation (Å)
(1,26)	2:B:162:LYS:H	1:A:527:ALA:CA	1	2.12
(1,26)	2:B:162:LYS:H	1:A:527:ALA:CB	1	2.12
(1,26)	2:B:162:LYS:H	1:A:527:ALA:H	1	2.12
(1,26)	2:B:162:LYS:H	1:A:527:ALA:HA	1	2.12
(1,26)	2:B:162:LYS:H	1:A:527:ALA:HB1	1	2.12
(1,26)	2:B:162:LYS:H	1:A:527:ALA:HB2	1	2.12
(1,26)	2:B:162:LYS:H	1:A:527:ALA:HB3	1	2.12
(1,26)	2:B:162:LYS:H	1:A:527:ALA:N	1	2.12
(1,26)	2:B:162:LYS:H	1:A:527:ALA:O	1	2.12
(1,26)	2:B:162:LYS:H	1:A:528:ILE:C	1	2.12
(1,26)	2:B:162:LYS:H	1:A:528:ILE:CA	1	2.12
(1,26)	2:B:162:LYS:H	1:A:528:ILE:CB	1	2.12
(1,26)	2:B:162:LYS:H	1:A:528:ILE:CD1	1	2.12
(1,26)	2:B:162:LYS:H	1:A:528:ILE:CG1	1	2.12
(1,26)	2:B:162:LYS:H	1:A:528:ILE:CG2	1	2.12
(1,26)	2:B:162:LYS:H	1:A:528:ILE:H	1	2.12
(1,26)	2:B:162:LYS:H	1:A:528:ILE:HA	1	2.12
(1,26)	2:B:162:LYS:H	1:A:528:ILE:HB	1	2.12
(1,26)	2:B:162:LYS:H	1:A:528:ILE:HD11	1	2.12
(1,26)	2:B:162:LYS:H	1:A:528:ILE:HD12	1	2.12
(1,26)	2:B:162:LYS:H	1:A:528:ILE:HD13	1	2.12
(1,26)	2:B:162:LYS:H	1:A:528:ILE:HG12	1	2.12
(1,26)	2:B:162:LYS:H	1:A:528:ILE:HG13	1	2.12
(1,26)	2:B:162:LYS:H	1:A:528:ILE:HG21	1	2.12
(1,26)	2:B:162:LYS:H	1:A:528:ILE:HG22	1	2.12
(1,26)	2:B:162:LYS:H	1:A:528:ILE:HG23	1	2.12
(1,26)	2:B:162:LYS:H	1:A:528:ILE:N	1	2.12
(1,26)	2:B:162:LYS:H	1:A:528:ILE:O	1	2.12
(1,26)	2:B:162:LYS:H	1:A:529:VAL:C	1	2.12
(1,26)	2:B:162:LYS:H	1:A:529:VAL:CA	1	2.12
(1,26)	2:B:162:LYS:H	1:A:529:VAL:CB	1	2.12
(1,26)	2:B:162:LYS:H	1:A:529:VAL:CG1	1	2.12
(1,26)	2:B:162:LYS:H	1:A:529:VAL:CG2	1	2.12
(1,26)	2:B:162:LYS:H	1:A:529:VAL:H	1	2.12
(1,26)	2:B:162:LYS:H	1:A:529:VAL:HA	1	2.12
(1,26)	2:B:162:LYS:H	1:A:529:VAL:HB	1	2.12
(1,26)	2:B:162:LYS:H	1:A:529:VAL:HG11	1	2.12
(1,26)	2:B:162:LYS:H	1:A:529:VAL:HG12	1	2.12
(1,26)	2:B:162:LYS:H	1:A:529:VAL:HG13	1	2.12
(1,26)	2:B:162:LYS:H	1:A:529:VAL:HG21	1	2.12
(1,26)	2:B:162:LYS:H	1:A:529:VAL:HG22	1	2.12
(1,26)	2:B:162:LYS:H	1:A:529:VAL:HG23	1	2.12

*Continued on next page...*

*Continued from previous page...*

Key	Atom-1	Atom-2	Model ID	Violation (Å)
(1,26)	2:B:162:LYS:H	1:A:529:VAL:N	1	2.12
(1,26)	2:B:162:LYS:H	1:A:529:VAL:O	1	2.12
(1,26)	2:B:162:LYS:H	1:A:561:ASP:C	1	2.12
(1,26)	2:B:162:LYS:H	1:A:561:ASP:CA	1	2.12
(1,26)	2:B:162:LYS:H	1:A:561:ASP:CB	1	2.12
(1,26)	2:B:162:LYS:H	1:A:561:ASP:CG	1	2.12
(1,26)	2:B:162:LYS:H	1:A:561:ASP:H	1	2.12
(1,26)	2:B:162:LYS:H	1:A:561:ASP:HA	1	2.12
(1,26)	2:B:162:LYS:H	1:A:561:ASP:HB2	1	2.12
(1,26)	2:B:162:LYS:H	1:A:561:ASP:HB3	1	2.12
(1,26)	2:B:162:LYS:H	1:A:561:ASP:N	1	2.12
(1,26)	2:B:162:LYS:H	1:A:561:ASP:O	1	2.12
(1,26)	2:B:162:LYS:H	1:A:561:ASP:OD1	1	2.12
(1,26)	2:B:162:LYS:H	1:A:561:ASP:OD2	1	2.12
(1,26)	2:B:162:LYS:H	1:A:563:LYS:C	1	2.12
(1,26)	2:B:162:LYS:H	1:A:563:LYS:CA	1	2.12
(1,26)	2:B:162:LYS:H	1:A:563:LYS:CB	1	2.12
(1,26)	2:B:162:LYS:H	1:A:563:LYS:CD	1	2.12
(1,26)	2:B:162:LYS:H	1:A:563:LYS:CE	1	2.12
(1,26)	2:B:162:LYS:H	1:A:563:LYS:CG	1	2.12
(1,26)	2:B:162:LYS:H	1:A:563:LYS:H	1	2.12
(1,26)	2:B:162:LYS:H	1:A:563:LYS:HA	1	2.12
(1,26)	2:B:162:LYS:H	1:A:563:LYS:HB2	1	2.12
(1,26)	2:B:162:LYS:H	1:A:563:LYS:HB3	1	2.12
(1,26)	2:B:162:LYS:H	1:A:563:LYS:HD2	1	2.12
(1,26)	2:B:162:LYS:H	1:A:563:LYS:HD3	1	2.12
(1,26)	2:B:162:LYS:H	1:A:563:LYS:HE2	1	2.12
(1,26)	2:B:162:LYS:H	1:A:563:LYS:HE3	1	2.12
(1,26)	2:B:162:LYS:H	1:A:563:LYS:HG2	1	2.12
(1,26)	2:B:162:LYS:H	1:A:563:LYS:HG3	1	2.12
(1,26)	2:B:162:LYS:H	1:A:563:LYS:HZ1	1	2.12
(1,26)	2:B:162:LYS:H	1:A:563:LYS:HZ2	1	2.12
(1,26)	2:B:162:LYS:H	1:A:563:LYS:HZ3	1	2.12
(1,26)	2:B:162:LYS:H	1:A:563:LYS:N	1	2.12
(1,26)	2:B:162:LYS:H	1:A:563:LYS:NZ	1	2.12
(1,26)	2:B:162:LYS:H	1:A:563:LYS:O	1	2.12
(1,26)	2:B:162:LYS:H	1:A:564:ALA:C	1	2.12
(1,26)	2:B:162:LYS:H	1:A:564:ALA:CA	1	2.12
(1,26)	2:B:162:LYS:H	1:A:564:ALA:CB	1	2.12
(1,26)	2:B:162:LYS:H	1:A:564:ALA:H	1	2.12
(1,26)	2:B:162:LYS:H	1:A:564:ALA:HA	1	2.12
(1,26)	2:B:162:LYS:H	1:A:564:ALA:HB1	1	2.12

*Continued on next page...*

*Continued from previous page...*

Key	Atom-1	Atom-2	Model ID	Violation (Å)
(1,26)	2:B:162:LYS:H	1:A:564:ALA:HB2	1	2.12
(1,26)	2:B:162:LYS:H	1:A:564:ALA:HB3	1	2.12
(1,26)	2:B:162:LYS:H	1:A:564:ALA:N	1	2.12
(1,26)	2:B:162:LYS:H	1:A:564:ALA:O	1	2.12
(1,26)	2:B:162:LYS:H	1:A:566:LEU:C	1	2.12
(1,26)	2:B:162:LYS:H	1:A:566:LEU:CA	1	2.12
(1,26)	2:B:162:LYS:H	1:A:566:LEU:CB	1	2.12
(1,26)	2:B:162:LYS:H	1:A:566:LEU:CD1	1	2.12
(1,26)	2:B:162:LYS:H	1:A:566:LEU:CD2	1	2.12
(1,26)	2:B:162:LYS:H	1:A:566:LEU:CG	1	2.12
(1,26)	2:B:162:LYS:H	1:A:566:LEU:H	1	2.12
(1,26)	2:B:162:LYS:H	1:A:566:LEU:HA	1	2.12
(1,26)	2:B:162:LYS:H	1:A:566:LEU:HB2	1	2.12
(1,26)	2:B:162:LYS:H	1:A:566:LEU:HB3	1	2.12
(1,26)	2:B:162:LYS:H	1:A:566:LEU:HD11	1	2.12
(1,26)	2:B:162:LYS:H	1:A:566:LEU:HD12	1	2.12
(1,26)	2:B:162:LYS:H	1:A:566:LEU:HD13	1	2.12
(1,26)	2:B:162:LYS:H	1:A:566:LEU:HD21	1	2.12
(1,26)	2:B:162:LYS:H	1:A:566:LEU:HD22	1	2.12
(1,26)	2:B:162:LYS:H	1:A:566:LEU:HD23	1	2.12
(1,26)	2:B:162:LYS:H	1:A:566:LEU:HG	1	2.12
(1,26)	2:B:162:LYS:H	1:A:566:LEU:N	1	2.12
(1,26)	2:B:162:LYS:H	1:A:566:LEU:O	1	2.12
(1,26)	2:B:162:LYS:HA	1:A:490:ALA:C	1	2.12
(1,26)	2:B:162:LYS:HA	1:A:490:ALA:CA	1	2.12
(1,26)	2:B:162:LYS:HA	1:A:490:ALA:CB	1	2.12
(1,26)	2:B:162:LYS:HA	1:A:490:ALA:H	1	2.12
(1,26)	2:B:162:LYS:HA	1:A:490:ALA:HA	1	2.12
(1,26)	2:B:162:LYS:HA	1:A:490:ALA:HB1	1	2.12
(1,26)	2:B:162:LYS:HA	1:A:490:ALA:HB2	1	2.12
(1,26)	2:B:162:LYS:HA	1:A:490:ALA:HB3	1	2.12
(1,26)	2:B:162:LYS:HA	1:A:490:ALA:N	1	2.12
(1,26)	2:B:162:LYS:HA	1:A:490:ALA:O	1	2.12
(1,26)	2:B:162:LYS:HA	1:A:514:THR:C	1	2.12
(1,26)	2:B:162:LYS:HA	1:A:514:THR:CA	1	2.12
(1,26)	2:B:162:LYS:HA	1:A:514:THR:CB	1	2.12
(1,26)	2:B:162:LYS:HA	1:A:514:THR:CG2	1	2.12
(1,26)	2:B:162:LYS:HA	1:A:514:THR:H	1	2.12
(1,26)	2:B:162:LYS:HA	1:A:514:THR:HA	1	2.12
(1,26)	2:B:162:LYS:HA	1:A:514:THR:HB	1	2.12
(1,26)	2:B:162:LYS:HA	1:A:514:THR:HG1	1	2.12
(1,26)	2:B:162:LYS:HA	1:A:514:THR:HG21	1	2.12

*Continued on next page...*



*Continued from previous page...*

Key	Atom-1	Atom-2	Model ID	Violation (Å)
(1,26)	2:B:162:LYS:HA	1:A:514:THR:HG22	1	2.12
(1,26)	2:B:162:LYS:HA	1:A:514:THR:HG23	1	2.12
(1,26)	2:B:162:LYS:HA	1:A:514:THR:N	1	2.12
(1,26)	2:B:162:LYS:HA	1:A:514:THR:O	1	2.12
(1,26)	2:B:162:LYS:HA	1:A:514:THR:OG1	1	2.12
(1,26)	2:B:162:LYS:HA	1:A:516:ASN:C	1	2.12
(1,26)	2:B:162:LYS:HA	1:A:516:ASN:CA	1	2.12
(1,26)	2:B:162:LYS:HA	1:A:516:ASN:CB	1	2.12
(1,26)	2:B:162:LYS:HA	1:A:516:ASN:CG	1	2.12
(1,26)	2:B:162:LYS:HA	1:A:516:ASN:H	1	2.12
(1,26)	2:B:162:LYS:HA	1:A:516:ASN:HA	1	2.12
(1,26)	2:B:162:LYS:HA	1:A:516:ASN:HB2	1	2.12
(1,26)	2:B:162:LYS:HA	1:A:516:ASN:HB3	1	2.12
(1,26)	2:B:162:LYS:HA	1:A:516:ASN:HD21	1	2.12
(1,26)	2:B:162:LYS:HA	1:A:516:ASN:HD22	1	2.12
(1,26)	2:B:162:LYS:HA	1:A:516:ASN:N	1	2.12
(1,26)	2:B:162:LYS:HA	1:A:516:ASN:ND2	1	2.12
(1,26)	2:B:162:LYS:HA	1:A:516:ASN:O	1	2.12
(1,26)	2:B:162:LYS:HA	1:A:516:ASN:OD1	1	2.12
(1,26)	2:B:162:LYS:HA	1:A:519:GLY:C	1	2.12
(1,26)	2:B:162:LYS:HA	1:A:519:GLY:CA	1	2.12
(1,26)	2:B:162:LYS:HA	1:A:519:GLY:H	1	2.12
(1,26)	2:B:162:LYS:HA	1:A:519:GLY:HA2	1	2.12
(1,26)	2:B:162:LYS:HA	1:A:519:GLY:HA3	1	2.12
(1,26)	2:B:162:LYS:HA	1:A:519:GLY:N	1	2.12
(1,26)	2:B:162:LYS:HA	1:A:519:GLY:O	1	2.12
(1,26)	2:B:162:LYS:HA	1:A:522:PHE:C	1	2.12
(1,26)	2:B:162:LYS:HA	1:A:522:PHE:CA	1	2.12
(1,26)	2:B:162:LYS:HA	1:A:522:PHE:CB	1	2.12
(1,26)	2:B:162:LYS:HA	1:A:522:PHE:CD1	1	2.12
(1,26)	2:B:162:LYS:HA	1:A:522:PHE:CD2	1	2.12
(1,26)	2:B:162:LYS:HA	1:A:522:PHE:CE1	1	2.12
(1,26)	2:B:162:LYS:HA	1:A:522:PHE:CE2	1	2.12
(1,26)	2:B:162:LYS:HA	1:A:522:PHE:CG	1	2.12
(1,26)	2:B:162:LYS:HA	1:A:522:PHE:CZ	1	2.12
(1,26)	2:B:162:LYS:HA	1:A:522:PHE:H	1	2.12
(1,26)	2:B:162:LYS:HA	1:A:522:PHE:HA	1	2.12
(1,26)	2:B:162:LYS:HA	1:A:522:PHE:HB2	1	2.12
(1,26)	2:B:162:LYS:HA	1:A:522:PHE:HB3	1	2.12
(1,26)	2:B:162:LYS:HA	1:A:522:PHE:HD1	1	2.12
(1,26)	2:B:162:LYS:HA	1:A:522:PHE:HD2	1	2.12
(1,26)	2:B:162:LYS:HA	1:A:522:PHE:HE1	1	2.12

*Continued on next page...*

*Continued from previous page...*

Key	Atom-1	Atom-2	Model ID	Violation (Å)
(1,26)	2:B:162:LYS:HA	1:A:522:PHE:HE2	1	2.12
(1,26)	2:B:162:LYS:HA	1:A:522:PHE:HZ	1	2.12
(1,26)	2:B:162:LYS:HA	1:A:522:PHE:N	1	2.12
(1,26)	2:B:162:LYS:HA	1:A:522:PHE:O	1	2.12
(1,26)	2:B:162:LYS:HA	1:A:523:GLU:C	1	2.12
(1,26)	2:B:162:LYS:HA	1:A:523:GLU:CA	1	2.12
(1,26)	2:B:162:LYS:HA	1:A:523:GLU:CB	1	2.12
(1,26)	2:B:162:LYS:HA	1:A:523:GLU:CD	1	2.12
(1,26)	2:B:162:LYS:HA	1:A:523:GLU:CG	1	2.12
(1,26)	2:B:162:LYS:HA	1:A:523:GLU:H	1	2.12
(1,26)	2:B:162:LYS:HA	1:A:523:GLU:HA	1	2.12
(1,26)	2:B:162:LYS:HA	1:A:523:GLU:HB2	1	2.12
(1,26)	2:B:162:LYS:HA	1:A:523:GLU:HB3	1	2.12
(1,26)	2:B:162:LYS:HA	1:A:523:GLU:HG2	1	2.12
(1,26)	2:B:162:LYS:HA	1:A:523:GLU:HG3	1	2.12
(1,26)	2:B:162:LYS:HA	1:A:523:GLU:N	1	2.12
(1,26)	2:B:162:LYS:HA	1:A:523:GLU:O	1	2.12
(1,26)	2:B:162:LYS:HA	1:A:523:GLU:OE1	1	2.12
(1,26)	2:B:162:LYS:HA	1:A:523:GLU:OE2	1	2.12
(1,26)	2:B:162:LYS:HA	1:A:524:PHE:C	1	2.12
(1,26)	2:B:162:LYS:HA	1:A:524:PHE:CA	1	2.12
(1,26)	2:B:162:LYS:HA	1:A:524:PHE:CB	1	2.12
(1,26)	2:B:162:LYS:HA	1:A:524:PHE:CD1	1	2.12
(1,26)	2:B:162:LYS:HA	1:A:524:PHE:CD2	1	2.12
(1,26)	2:B:162:LYS:HA	1:A:524:PHE:CE1	1	2.12
(1,26)	2:B:162:LYS:HA	1:A:524:PHE:CE2	1	2.12
(1,26)	2:B:162:LYS:HA	1:A:524:PHE:CG	1	2.12
(1,26)	2:B:162:LYS:HA	1:A:524:PHE:CZ	1	2.12
(1,26)	2:B:162:LYS:HA	1:A:524:PHE:H	1	2.12
(1,26)	2:B:162:LYS:HA	1:A:524:PHE:HA	1	2.12
(1,26)	2:B:162:LYS:HA	1:A:524:PHE:HB2	1	2.12
(1,26)	2:B:162:LYS:HA	1:A:524:PHE:HB3	1	2.12
(1,26)	2:B:162:LYS:HA	1:A:524:PHE:HD1	1	2.12
(1,26)	2:B:162:LYS:HA	1:A:524:PHE:HD2	1	2.12
(1,26)	2:B:162:LYS:HA	1:A:524:PHE:HE1	1	2.12
(1,26)	2:B:162:LYS:HA	1:A:524:PHE:HE2	1	2.12
(1,26)	2:B:162:LYS:HA	1:A:524:PHE:HZ	1	2.12
(1,26)	2:B:162:LYS:HA	1:A:524:PHE:N	1	2.12
(1,26)	2:B:162:LYS:HA	1:A:524:PHE:O	1	2.12
(1,26)	2:B:162:LYS:HA	1:A:525:GLU:C	1	2.12
(1,26)	2:B:162:LYS:HA	1:A:525:GLU:CA	1	2.12
(1,26)	2:B:162:LYS:HA	1:A:525:GLU:CB	1	2.12

*Continued on next page...*

*Continued from previous page...*

Key	Atom-1	Atom-2	Model ID	Violation (Å)
(1,26)	2:B:162:LYS:HA	1:A:525:GLU:CD	1	2.12
(1,26)	2:B:162:LYS:HA	1:A:525:GLU:CG	1	2.12
(1,26)	2:B:162:LYS:HA	1:A:525:GLU:H	1	2.12
(1,26)	2:B:162:LYS:HA	1:A:525:GLU:HA	1	2.12
(1,26)	2:B:162:LYS:HA	1:A:525:GLU:HB2	1	2.12
(1,26)	2:B:162:LYS:HA	1:A:525:GLU:HB3	1	2.12
(1,26)	2:B:162:LYS:HA	1:A:525:GLU:HG2	1	2.12
(1,26)	2:B:162:LYS:HA	1:A:525:GLU:HG3	1	2.12
(1,26)	2:B:162:LYS:HA	1:A:525:GLU:N	1	2.12
(1,26)	2:B:162:LYS:HA	1:A:525:GLU:O	1	2.12
(1,26)	2:B:162:LYS:HA	1:A:525:GLU:OE1	1	2.12
(1,26)	2:B:162:LYS:HA	1:A:525:GLU:OE2	1	2.12
(1,26)	2:B:162:LYS:HA	1:A:526:ASN:C	1	2.12
(1,26)	2:B:162:LYS:HA	1:A:526:ASN:CA	1	2.12
(1,26)	2:B:162:LYS:HA	1:A:526:ASN:CB	1	2.12
(1,26)	2:B:162:LYS:HA	1:A:526:ASN:CG	1	2.12
(1,26)	2:B:162:LYS:HA	1:A:526:ASN:H	1	2.12
(1,26)	2:B:162:LYS:HA	1:A:526:ASN:HA	1	2.12
(1,26)	2:B:162:LYS:HA	1:A:526:ASN:HB2	1	2.12
(1,26)	2:B:162:LYS:HA	1:A:526:ASN:HB3	1	2.12
(1,26)	2:B:162:LYS:HA	1:A:526:ASN:HD21	1	2.12
(1,26)	2:B:162:LYS:HA	1:A:526:ASN:HD22	1	2.12
(1,26)	2:B:162:LYS:HA	1:A:526:ASN:N	1	2.12
(1,26)	2:B:162:LYS:HA	1:A:526:ASN:ND2	1	2.12
(1,26)	2:B:162:LYS:HA	1:A:526:ASN:O	1	2.12
(1,26)	2:B:162:LYS:HA	1:A:526:ASN:OD1	1	2.12
(1,26)	2:B:162:LYS:HA	1:A:527:ALA:C	1	2.12
(1,26)	2:B:162:LYS:HA	1:A:527:ALA:CA	1	2.12
(1,26)	2:B:162:LYS:HA	1:A:527:ALA:CB	1	2.12
(1,26)	2:B:162:LYS:HA	1:A:527:ALA:H	1	2.12
(1,26)	2:B:162:LYS:HA	1:A:527:ALA:HA	1	2.12
(1,26)	2:B:162:LYS:HA	1:A:527:ALA:HB1	1	2.12
(1,26)	2:B:162:LYS:HA	1:A:527:ALA:HB2	1	2.12
(1,26)	2:B:162:LYS:HA	1:A:527:ALA:HB3	1	2.12
(1,26)	2:B:162:LYS:HA	1:A:527:ALA:N	1	2.12
(1,26)	2:B:162:LYS:HA	1:A:527:ALA:O	1	2.12
(1,26)	2:B:162:LYS:HA	1:A:528:ILE:C	1	2.12
(1,26)	2:B:162:LYS:HA	1:A:528:ILE:CA	1	2.12
(1,26)	2:B:162:LYS:HA	1:A:528:ILE:CB	1	2.12
(1,26)	2:B:162:LYS:HA	1:A:528:ILE:CD1	1	2.12
(1,26)	2:B:162:LYS:HA	1:A:528:ILE:CG1	1	2.12
(1,26)	2:B:162:LYS:HA	1:A:528:ILE:CG2	1	2.12

*Continued on next page...*

*Continued from previous page...*

Key	Atom-1	Atom-2	Model ID	Violation (Å)
(1,26)	2:B:162:LYS:HA	1:A:528:ILE:H	1	2.12
(1,26)	2:B:162:LYS:HA	1:A:528:ILE:HA	1	2.12
(1,26)	2:B:162:LYS:HA	1:A:528:ILE:HB	1	2.12
(1,26)	2:B:162:LYS:HA	1:A:528:ILE:HD11	1	2.12
(1,26)	2:B:162:LYS:HA	1:A:528:ILE:HD12	1	2.12
(1,26)	2:B:162:LYS:HA	1:A:528:ILE:HD13	1	2.12
(1,26)	2:B:162:LYS:HA	1:A:528:ILE:HG12	1	2.12
(1,26)	2:B:162:LYS:HA	1:A:528:ILE:HG13	1	2.12
(1,26)	2:B:162:LYS:HA	1:A:528:ILE:HG21	1	2.12
(1,26)	2:B:162:LYS:HA	1:A:528:ILE:HG22	1	2.12
(1,26)	2:B:162:LYS:HA	1:A:528:ILE:HG23	1	2.12
(1,26)	2:B:162:LYS:HA	1:A:528:ILE:N	1	2.12
(1,26)	2:B:162:LYS:HA	1:A:528:ILE:O	1	2.12
(1,26)	2:B:162:LYS:HA	1:A:529:VAL:C	1	2.12
(1,26)	2:B:162:LYS:HA	1:A:529:VAL:CA	1	2.12
(1,26)	2:B:162:LYS:HA	1:A:529:VAL:CB	1	2.12
(1,26)	2:B:162:LYS:HA	1:A:529:VAL:CG1	1	2.12
(1,26)	2:B:162:LYS:HA	1:A:529:VAL:CG2	1	2.12
(1,26)	2:B:162:LYS:HA	1:A:529:VAL:H	1	2.12
(1,26)	2:B:162:LYS:HA	1:A:529:VAL:HA	1	2.12
(1,26)	2:B:162:LYS:HA	1:A:529:VAL:HB	1	2.12
(1,26)	2:B:162:LYS:HA	1:A:529:VAL:HG11	1	2.12
(1,26)	2:B:162:LYS:HA	1:A:529:VAL:HG12	1	2.12
(1,26)	2:B:162:LYS:HA	1:A:529:VAL:HG13	1	2.12
(1,26)	2:B:162:LYS:HA	1:A:529:VAL:HG21	1	2.12
(1,26)	2:B:162:LYS:HA	1:A:529:VAL:HG22	1	2.12
(1,26)	2:B:162:LYS:HA	1:A:529:VAL:HG23	1	2.12
(1,26)	2:B:162:LYS:HA	1:A:529:VAL:N	1	2.12
(1,26)	2:B:162:LYS:HA	1:A:529:VAL:O	1	2.12
(1,26)	2:B:162:LYS:HA	1:A:561:ASP:C	1	2.12
(1,26)	2:B:162:LYS:HA	1:A:561:ASP:CA	1	2.12
(1,26)	2:B:162:LYS:HA	1:A:561:ASP:CB	1	2.12
(1,26)	2:B:162:LYS:HA	1:A:561:ASP:CG	1	2.12
(1,26)	2:B:162:LYS:HA	1:A:561:ASP:H	1	2.12
(1,26)	2:B:162:LYS:HA	1:A:561:ASP:HA	1	2.12
(1,26)	2:B:162:LYS:HA	1:A:561:ASP:HB2	1	2.12
(1,26)	2:B:162:LYS:HA	1:A:561:ASP:HB3	1	2.12
(1,26)	2:B:162:LYS:HA	1:A:561:ASP:N	1	2.12
(1,26)	2:B:162:LYS:HA	1:A:561:ASP:O	1	2.12
(1,26)	2:B:162:LYS:HA	1:A:561:ASP:OD1	1	2.12
(1,26)	2:B:162:LYS:HA	1:A:561:ASP:OD2	1	2.12
(1,26)	2:B:162:LYS:HA	1:A:563:LYS:C	1	2.12

*Continued on next page...*

*Continued from previous page...*

Key	Atom-1	Atom-2	Model ID	Violation (Å)
(1,26)	2:B:162:LYS:HA	1:A:563:LYS:CA	1	2.12
(1,26)	2:B:162:LYS:HA	1:A:563:LYS:CB	1	2.12
(1,26)	2:B:162:LYS:HA	1:A:563:LYS:CD	1	2.12
(1,26)	2:B:162:LYS:HA	1:A:563:LYS:CE	1	2.12
(1,26)	2:B:162:LYS:HA	1:A:563:LYS:CG	1	2.12
(1,26)	2:B:162:LYS:HA	1:A:563:LYS:H	1	2.12
(1,26)	2:B:162:LYS:HA	1:A:563:LYS:HA	1	2.12
(1,26)	2:B:162:LYS:HA	1:A:563:LYS:HB2	1	2.12
(1,26)	2:B:162:LYS:HA	1:A:563:LYS:HB3	1	2.12
(1,26)	2:B:162:LYS:HA	1:A:563:LYS:HD2	1	2.12
(1,26)	2:B:162:LYS:HA	1:A:563:LYS:HD3	1	2.12
(1,26)	2:B:162:LYS:HA	1:A:563:LYS:HE2	1	2.12
(1,26)	2:B:162:LYS:HA	1:A:563:LYS:HE3	1	2.12
(1,26)	2:B:162:LYS:HA	1:A:563:LYS:HG2	1	2.12
(1,26)	2:B:162:LYS:HA	1:A:563:LYS:HG3	1	2.12
(1,26)	2:B:162:LYS:HA	1:A:563:LYS:HZ1	1	2.12
(1,26)	2:B:162:LYS:HA	1:A:563:LYS:HZ2	1	2.12
(1,26)	2:B:162:LYS:HA	1:A:563:LYS:HZ3	1	2.12
(1,26)	2:B:162:LYS:HA	1:A:563:LYS:N	1	2.12
(1,26)	2:B:162:LYS:HA	1:A:563:LYS:NZ	1	2.12
(1,26)	2:B:162:LYS:HA	1:A:563:LYS:O	1	2.12
(1,26)	2:B:162:LYS:HA	1:A:564:ALA:C	1	2.12
(1,26)	2:B:162:LYS:HA	1:A:564:ALA:CA	1	2.12
(1,26)	2:B:162:LYS:HA	1:A:564:ALA:CB	1	2.12
(1,26)	2:B:162:LYS:HA	1:A:564:ALA:H	1	2.12
(1,26)	2:B:162:LYS:HA	1:A:564:ALA:HA	1	2.12
(1,26)	2:B:162:LYS:HA	1:A:564:ALA:HB1	1	2.12
(1,26)	2:B:162:LYS:HA	1:A:564:ALA:HB2	1	2.12
(1,26)	2:B:162:LYS:HA	1:A:564:ALA:HB3	1	2.12
(1,26)	2:B:162:LYS:HA	1:A:564:ALA:N	1	2.12
(1,26)	2:B:162:LYS:HA	1:A:564:ALA:O	1	2.12
(1,26)	2:B:162:LYS:HA	1:A:566:LEU:C	1	2.12
(1,26)	2:B:162:LYS:HA	1:A:566:LEU:CA	1	2.12
(1,26)	2:B:162:LYS:HA	1:A:566:LEU:CB	1	2.12
(1,26)	2:B:162:LYS:HA	1:A:566:LEU:CD1	1	2.12
(1,26)	2:B:162:LYS:HA	1:A:566:LEU:CD2	1	2.12
(1,26)	2:B:162:LYS:HA	1:A:566:LEU:CG	1	2.12
(1,26)	2:B:162:LYS:HA	1:A:566:LEU:H	1	2.12
(1,26)	2:B:162:LYS:HA	1:A:566:LEU:HA	1	2.12
(1,26)	2:B:162:LYS:HA	1:A:566:LEU:HB2	1	2.12
(1,26)	2:B:162:LYS:HA	1:A:566:LEU:HB3	1	2.12
(1,26)	2:B:162:LYS:HA	1:A:566:LEU:HD11	1	2.12

*Continued on next page...*

*Continued from previous page...*

Key	Atom-1	Atom-2	Model ID	Violation (Å)
(1,26)	2:B:162:LYS:HA	1:A:566:LEU:HD12	1	2.12
(1,26)	2:B:162:LYS:HA	1:A:566:LEU:HD13	1	2.12
(1,26)	2:B:162:LYS:HA	1:A:566:LEU:HD21	1	2.12
(1,26)	2:B:162:LYS:HA	1:A:566:LEU:HD22	1	2.12
(1,26)	2:B:162:LYS:HA	1:A:566:LEU:HD23	1	2.12
(1,26)	2:B:162:LYS:HA	1:A:566:LEU:HG	1	2.12
(1,26)	2:B:162:LYS:HA	1:A:566:LEU:N	1	2.12
(1,26)	2:B:162:LYS:HA	1:A:566:LEU:O	1	2.12
(1,26)	2:B:162:LYS:HB2	1:A:490:ALA:C	1	2.12
(1,26)	2:B:162:LYS:HB2	1:A:490:ALA:CA	1	2.12
(1,26)	2:B:162:LYS:HB2	1:A:490:ALA:CB	1	2.12
(1,26)	2:B:162:LYS:HB2	1:A:490:ALA:H	1	2.12
(1,26)	2:B:162:LYS:HB2	1:A:490:ALA:HA	1	2.12
(1,26)	2:B:162:LYS:HB2	1:A:490:ALA:HB1	1	2.12
(1,26)	2:B:162:LYS:HB2	1:A:490:ALA:HB2	1	2.12
(1,26)	2:B:162:LYS:HB2	1:A:490:ALA:HB3	1	2.12
(1,26)	2:B:162:LYS:HB2	1:A:490:ALA:N	1	2.12
(1,26)	2:B:162:LYS:HB2	1:A:490:ALA:O	1	2.12
(1,26)	2:B:162:LYS:HB2	1:A:514:THR:C	1	2.12
(1,26)	2:B:162:LYS:HB2	1:A:514:THR:CA	1	2.12
(1,26)	2:B:162:LYS:HB2	1:A:514:THR:CB	1	2.12
(1,26)	2:B:162:LYS:HB2	1:A:514:THR:CG2	1	2.12
(1,26)	2:B:162:LYS:HB2	1:A:514:THR:H	1	2.12
(1,26)	2:B:162:LYS:HB2	1:A:514:THR:HA	1	2.12
(1,26)	2:B:162:LYS:HB2	1:A:514:THR:HB	1	2.12
(1,26)	2:B:162:LYS:HB2	1:A:514:THR:HG1	1	2.12
(1,26)	2:B:162:LYS:HB2	1:A:514:THR:HG21	1	2.12
(1,26)	2:B:162:LYS:HB2	1:A:514:THR:HG22	1	2.12
(1,26)	2:B:162:LYS:HB2	1:A:514:THR:HG23	1	2.12
(1,26)	2:B:162:LYS:HB2	1:A:514:THR:N	1	2.12
(1,26)	2:B:162:LYS:HB2	1:A:514:THR:O	1	2.12
(1,26)	2:B:162:LYS:HB2	1:A:514:THR:OG1	1	2.12
(1,26)	2:B:162:LYS:HB2	1:A:516:ASN:C	1	2.12
(1,26)	2:B:162:LYS:HB2	1:A:516:ASN:CA	1	2.12
(1,26)	2:B:162:LYS:HB2	1:A:516:ASN:CB	1	2.12
(1,26)	2:B:162:LYS:HB2	1:A:516:ASN:CG	1	2.12
(1,26)	2:B:162:LYS:HB2	1:A:516:ASN:H	1	2.12
(1,26)	2:B:162:LYS:HB2	1:A:516:ASN:HA	1	2.12
(1,26)	2:B:162:LYS:HB2	1:A:516:ASN:HB2	1	2.12
(1,26)	2:B:162:LYS:HB2	1:A:516:ASN:HB3	1	2.12
(1,26)	2:B:162:LYS:HB2	1:A:516:ASN:HD21	1	2.12
(1,26)	2:B:162:LYS:HB2	1:A:516:ASN:HD22	1	2.12

*Continued on next page...*

*Continued from previous page...*

Key	Atom-1	Atom-2	Model ID	Violation (Å)
(1,26)	2:B:162:LYS:HB2	1:A:516:ASN:N	1	2.12
(1,26)	2:B:162:LYS:HB2	1:A:516:ASN:ND2	1	2.12
(1,26)	2:B:162:LYS:HB2	1:A:516:ASN:O	1	2.12
(1,26)	2:B:162:LYS:HB2	1:A:516:ASN:OD1	1	2.12
(1,26)	2:B:162:LYS:HB2	1:A:519:GLY:C	1	2.12
(1,26)	2:B:162:LYS:HB2	1:A:519:GLY:CA	1	2.12
(1,26)	2:B:162:LYS:HB2	1:A:519:GLY:H	1	2.12
(1,26)	2:B:162:LYS:HB2	1:A:519:GLY:HA2	1	2.12
(1,26)	2:B:162:LYS:HB2	1:A:519:GLY:HA3	1	2.12
(1,26)	2:B:162:LYS:HB2	1:A:519:GLY:N	1	2.12
(1,26)	2:B:162:LYS:HB2	1:A:519:GLY:O	1	2.12
(1,26)	2:B:162:LYS:HB2	1:A:522:PHE:C	1	2.12
(1,26)	2:B:162:LYS:HB2	1:A:522:PHE:CA	1	2.12
(1,26)	2:B:162:LYS:HB2	1:A:522:PHE:CB	1	2.12
(1,26)	2:B:162:LYS:HB2	1:A:522:PHE:CD1	1	2.12
(1,26)	2:B:162:LYS:HB2	1:A:522:PHE:CD2	1	2.12
(1,26)	2:B:162:LYS:HB2	1:A:522:PHE:CE1	1	2.12
(1,26)	2:B:162:LYS:HB2	1:A:522:PHE:CE2	1	2.12
(1,26)	2:B:162:LYS:HB2	1:A:522:PHE:CG	1	2.12
(1,26)	2:B:162:LYS:HB2	1:A:522:PHE:CZ	1	2.12
(1,26)	2:B:162:LYS:HB2	1:A:522:PHE:H	1	2.12
(1,26)	2:B:162:LYS:HB2	1:A:522:PHE:HA	1	2.12
(1,26)	2:B:162:LYS:HB2	1:A:522:PHE:HB2	1	2.12
(1,26)	2:B:162:LYS:HB2	1:A:522:PHE:HB3	1	2.12
(1,26)	2:B:162:LYS:HB2	1:A:522:PHE:HD1	1	2.12
(1,26)	2:B:162:LYS:HB2	1:A:522:PHE:HD2	1	2.12
(1,26)	2:B:162:LYS:HB2	1:A:522:PHE:HE1	1	2.12
(1,26)	2:B:162:LYS:HB2	1:A:522:PHE:HE2	1	2.12
(1,26)	2:B:162:LYS:HB2	1:A:522:PHE:HZ	1	2.12
(1,26)	2:B:162:LYS:HB2	1:A:522:PHE:N	1	2.12
(1,26)	2:B:162:LYS:HB2	1:A:522:PHE:O	1	2.12
(1,26)	2:B:162:LYS:HB2	1:A:523:GLU:C	1	2.12
(1,26)	2:B:162:LYS:HB2	1:A:523:GLU:CA	1	2.12
(1,26)	2:B:162:LYS:HB2	1:A:523:GLU:CB	1	2.12
(1,26)	2:B:162:LYS:HB2	1:A:523:GLU:CD	1	2.12
(1,26)	2:B:162:LYS:HB2	1:A:523:GLU:CG	1	2.12
(1,26)	2:B:162:LYS:HB2	1:A:523:GLU:H	1	2.12
(1,26)	2:B:162:LYS:HB2	1:A:523:GLU:HA	1	2.12
(1,26)	2:B:162:LYS:HB2	1:A:523:GLU:HB2	1	2.12
(1,26)	2:B:162:LYS:HB2	1:A:523:GLU:HB3	1	2.12
(1,26)	2:B:162:LYS:HB2	1:A:523:GLU:HG2	1	2.12
(1,26)	2:B:162:LYS:HB2	1:A:523:GLU:HG3	1	2.12

*Continued on next page...*

*Continued from previous page...*

Key	Atom-1	Atom-2	Model ID	Violation (Å)
(1,26)	2:B:162:LYS:HB2	1:A:523:GLU:N	1	2.12
(1,26)	2:B:162:LYS:HB2	1:A:523:GLU:O	1	2.12
(1,26)	2:B:162:LYS:HB2	1:A:523:GLU:OE1	1	2.12
(1,26)	2:B:162:LYS:HB2	1:A:523:GLU:OE2	1	2.12
(1,26)	2:B:162:LYS:HB2	1:A:524:PHE:C	1	2.12
(1,26)	2:B:162:LYS:HB2	1:A:524:PHE:CA	1	2.12
(1,26)	2:B:162:LYS:HB2	1:A:524:PHE:CB	1	2.12
(1,26)	2:B:162:LYS:HB2	1:A:524:PHE:CD1	1	2.12
(1,26)	2:B:162:LYS:HB2	1:A:524:PHE:CD2	1	2.12
(1,26)	2:B:162:LYS:HB2	1:A:524:PHE:CE1	1	2.12
(1,26)	2:B:162:LYS:HB2	1:A:524:PHE:CE2	1	2.12
(1,26)	2:B:162:LYS:HB2	1:A:524:PHE:CG	1	2.12
(1,26)	2:B:162:LYS:HB2	1:A:524:PHE:CZ	1	2.12
(1,26)	2:B:162:LYS:HB2	1:A:524:PHE:H	1	2.12
(1,26)	2:B:162:LYS:HB2	1:A:524:PHE:HA	1	2.12
(1,26)	2:B:162:LYS:HB2	1:A:524:PHE:HB2	1	2.12
(1,26)	2:B:162:LYS:HB2	1:A:524:PHE:HB3	1	2.12
(1,26)	2:B:162:LYS:HB2	1:A:524:PHE:HD1	1	2.12
(1,26)	2:B:162:LYS:HB2	1:A:524:PHE:HD2	1	2.12
(1,26)	2:B:162:LYS:HB2	1:A:524:PHE:HE1	1	2.12
(1,26)	2:B:162:LYS:HB2	1:A:524:PHE:HE2	1	2.12
(1,26)	2:B:162:LYS:HB2	1:A:524:PHE:HZ	1	2.12
(1,26)	2:B:162:LYS:HB2	1:A:524:PHE:N	1	2.12
(1,26)	2:B:162:LYS:HB2	1:A:524:PHE:O	1	2.12
(1,26)	2:B:162:LYS:HB2	1:A:525:GLU:C	1	2.12
(1,26)	2:B:162:LYS:HB2	1:A:525:GLU:CA	1	2.12
(1,26)	2:B:162:LYS:HB2	1:A:525:GLU:CB	1	2.12
(1,26)	2:B:162:LYS:HB2	1:A:525:GLU:CD	1	2.12
(1,26)	2:B:162:LYS:HB2	1:A:525:GLU:CG	1	2.12
(1,26)	2:B:162:LYS:HB2	1:A:525:GLU:H	1	2.12
(1,26)	2:B:162:LYS:HB2	1:A:525:GLU:HA	1	2.12
(1,26)	2:B:162:LYS:HB2	1:A:525:GLU:HB2	1	2.12
(1,26)	2:B:162:LYS:HB2	1:A:525:GLU:HB3	1	2.12
(1,26)	2:B:162:LYS:HB2	1:A:525:GLU:HG2	1	2.12
(1,26)	2:B:162:LYS:HB2	1:A:525:GLU:HG3	1	2.12
(1,26)	2:B:162:LYS:HB2	1:A:525:GLU:N	1	2.12
(1,26)	2:B:162:LYS:HB2	1:A:525:GLU:O	1	2.12
(1,26)	2:B:162:LYS:HB2	1:A:525:GLU:OE1	1	2.12
(1,26)	2:B:162:LYS:HB2	1:A:525:GLU:OE2	1	2.12
(1,26)	2:B:162:LYS:HB2	1:A:526:ASN:C	1	2.12
(1,26)	2:B:162:LYS:HB2	1:A:526:ASN:CA	1	2.12
(1,26)	2:B:162:LYS:HB2	1:A:526:ASN:CB	1	2.12

*Continued on next page...*



*Continued from previous page...*

Key	Atom-1	Atom-2	Model ID	Violation (Å)
(1,26)	2:B:162:LYS:HB2	1:A:526:ASN:CG	1	2.12
(1,26)	2:B:162:LYS:HB2	1:A:526:ASN:H	1	2.12
(1,26)	2:B:162:LYS:HB2	1:A:526:ASN:HA	1	2.12
(1,26)	2:B:162:LYS:HB2	1:A:526:ASN:HB2	1	2.12
(1,26)	2:B:162:LYS:HB2	1:A:526:ASN:HB3	1	2.12
(1,26)	2:B:162:LYS:HB2	1:A:526:ASN:HD21	1	2.12
(1,26)	2:B:162:LYS:HB2	1:A:526:ASN:HD22	1	2.12
(1,26)	2:B:162:LYS:HB2	1:A:526:ASN:N	1	2.12
(1,26)	2:B:162:LYS:HB2	1:A:526:ASN:ND2	1	2.12
(1,26)	2:B:162:LYS:HB2	1:A:526:ASN:O	1	2.12
(1,26)	2:B:162:LYS:HB2	1:A:526:ASN:OD1	1	2.12
(1,26)	2:B:162:LYS:HB2	1:A:527:ALA:C	1	2.12
(1,26)	2:B:162:LYS:HB2	1:A:527:ALA:CA	1	2.12
(1,26)	2:B:162:LYS:HB2	1:A:527:ALA:CB	1	2.12
(1,26)	2:B:162:LYS:HB2	1:A:527:ALA:H	1	2.12
(1,26)	2:B:162:LYS:HB2	1:A:527:ALA:HA	1	2.12
(1,26)	2:B:162:LYS:HB2	1:A:527:ALA:HB1	1	2.12
(1,26)	2:B:162:LYS:HB2	1:A:527:ALA:HB2	1	2.12
(1,26)	2:B:162:LYS:HB2	1:A:527:ALA:HB3	1	2.12
(1,26)	2:B:162:LYS:HB2	1:A:527:ALA:N	1	2.12
(1,26)	2:B:162:LYS:HB2	1:A:527:ALA:O	1	2.12
(1,26)	2:B:162:LYS:HB2	1:A:528:ILE:C	1	2.12
(1,26)	2:B:162:LYS:HB2	1:A:528:ILE:CA	1	2.12
(1,26)	2:B:162:LYS:HB2	1:A:528:ILE:CB	1	2.12
(1,26)	2:B:162:LYS:HB2	1:A:528:ILE:CD1	1	2.12
(1,26)	2:B:162:LYS:HB2	1:A:528:ILE:CG1	1	2.12
(1,26)	2:B:162:LYS:HB2	1:A:528:ILE:CG2	1	2.12
(1,26)	2:B:162:LYS:HB2	1:A:528:ILE:H	1	2.12
(1,26)	2:B:162:LYS:HB2	1:A:528:ILE:HA	1	2.12
(1,26)	2:B:162:LYS:HB2	1:A:528:ILE:HB	1	2.12
(1,26)	2:B:162:LYS:HB2	1:A:528:ILE:HD11	1	2.12
(1,26)	2:B:162:LYS:HB2	1:A:528:ILE:HD12	1	2.12
(1,26)	2:B:162:LYS:HB2	1:A:528:ILE:HD13	1	2.12
(1,26)	2:B:162:LYS:HB2	1:A:528:ILE:HG12	1	2.12
(1,26)	2:B:162:LYS:HB2	1:A:528:ILE:HG13	1	2.12
(1,26)	2:B:162:LYS:HB2	1:A:528:ILE:HG21	1	2.12
(1,26)	2:B:162:LYS:HB2	1:A:528:ILE:HG22	1	2.12
(1,26)	2:B:162:LYS:HB2	1:A:528:ILE:HG23	1	2.12
(1,26)	2:B:162:LYS:HB2	1:A:528:ILE:N	1	2.12
(1,26)	2:B:162:LYS:HB2	1:A:528:ILE:O	1	2.12
(1,26)	2:B:162:LYS:HB2	1:A:529:VAL:C	1	2.12
(1,26)	2:B:162:LYS:HB2	1:A:529:VAL:CA	1	2.12

*Continued on next page...*

*Continued from previous page...*

Key	Atom-1	Atom-2	Model ID	Violation (Å)
(1,26)	2:B:162:LYS:HB2	1:A:529:VAL:CB	1	2.12
(1,26)	2:B:162:LYS:HB2	1:A:529:VAL:CG1	1	2.12
(1,26)	2:B:162:LYS:HB2	1:A:529:VAL:CG2	1	2.12
(1,26)	2:B:162:LYS:HB2	1:A:529:VAL:H	1	2.12
(1,26)	2:B:162:LYS:HB2	1:A:529:VAL:HA	1	2.12
(1,26)	2:B:162:LYS:HB2	1:A:529:VAL:HB	1	2.12
(1,26)	2:B:162:LYS:HB2	1:A:529:VAL:HG11	1	2.12
(1,26)	2:B:162:LYS:HB2	1:A:529:VAL:HG12	1	2.12
(1,26)	2:B:162:LYS:HB2	1:A:529:VAL:HG13	1	2.12
(1,26)	2:B:162:LYS:HB2	1:A:529:VAL:HG21	1	2.12
(1,26)	2:B:162:LYS:HB2	1:A:529:VAL:HG22	1	2.12
(1,26)	2:B:162:LYS:HB2	1:A:529:VAL:HG23	1	2.12
(1,26)	2:B:162:LYS:HB2	1:A:529:VAL:N	1	2.12
(1,26)	2:B:162:LYS:HB2	1:A:529:VAL:O	1	2.12
(1,26)	2:B:162:LYS:HB2	1:A:561:ASP:C	1	2.12
(1,26)	2:B:162:LYS:HB2	1:A:561:ASP:CA	1	2.12
(1,26)	2:B:162:LYS:HB2	1:A:561:ASP:CB	1	2.12
(1,26)	2:B:162:LYS:HB2	1:A:561:ASP:CG	1	2.12
(1,26)	2:B:162:LYS:HB2	1:A:561:ASP:H	1	2.12
(1,26)	2:B:162:LYS:HB2	1:A:561:ASP:HA	1	2.12
(1,26)	2:B:162:LYS:HB2	1:A:561:ASP:HB2	1	2.12
(1,26)	2:B:162:LYS:HB2	1:A:561:ASP:HB3	1	2.12
(1,26)	2:B:162:LYS:HB2	1:A:561:ASP:N	1	2.12
(1,26)	2:B:162:LYS:HB2	1:A:561:ASP:O	1	2.12
(1,26)	2:B:162:LYS:HB2	1:A:561:ASP:OD1	1	2.12
(1,26)	2:B:162:LYS:HB2	1:A:561:ASP:OD2	1	2.12
(1,26)	2:B:162:LYS:HB2	1:A:563:LYS:C	1	2.12
(1,26)	2:B:162:LYS:HB2	1:A:563:LYS:CA	1	2.12
(1,26)	2:B:162:LYS:HB2	1:A:563:LYS:CB	1	2.12
(1,26)	2:B:162:LYS:HB2	1:A:563:LYS:CD	1	2.12
(1,26)	2:B:162:LYS:HB2	1:A:563:LYS:CE	1	2.12
(1,26)	2:B:162:LYS:HB2	1:A:563:LYS:CG	1	2.12
(1,26)	2:B:162:LYS:HB2	1:A:563:LYS:H	1	2.12
(1,26)	2:B:162:LYS:HB2	1:A:563:LYS:HA	1	2.12
(1,26)	2:B:162:LYS:HB2	1:A:563:LYS:HB2	1	2.12
(1,26)	2:B:162:LYS:HB2	1:A:563:LYS:HB3	1	2.12
(1,26)	2:B:162:LYS:HB2	1:A:563:LYS:HD2	1	2.12
(1,26)	2:B:162:LYS:HB2	1:A:563:LYS:HD3	1	2.12
(1,26)	2:B:162:LYS:HB2	1:A:563:LYS:HE2	1	2.12
(1,26)	2:B:162:LYS:HB2	1:A:563:LYS:HE3	1	2.12
(1,26)	2:B:162:LYS:HB2	1:A:563:LYS:HG2	1	2.12
(1,26)	2:B:162:LYS:HB2	1:A:563:LYS:HG3	1	2.12

*Continued on next page...*

*Continued from previous page...*

Key	Atom-1	Atom-2	Model ID	Violation (Å)
(1,26)	2:B:162:LYS:HB2	1:A:563:LYS:HZ1	1	2.12
(1,26)	2:B:162:LYS:HB2	1:A:563:LYS:HZ2	1	2.12
(1,26)	2:B:162:LYS:HB2	1:A:563:LYS:HZ3	1	2.12
(1,26)	2:B:162:LYS:HB2	1:A:563:LYS:N	1	2.12
(1,26)	2:B:162:LYS:HB2	1:A:563:LYS:NZ	1	2.12
(1,26)	2:B:162:LYS:HB2	1:A:563:LYS:O	1	2.12
(1,26)	2:B:162:LYS:HB2	1:A:564:ALA:C	1	2.12
(1,26)	2:B:162:LYS:HB2	1:A:564:ALA:CA	1	2.12
(1,26)	2:B:162:LYS:HB2	1:A:564:ALA:CB	1	2.12
(1,26)	2:B:162:LYS:HB2	1:A:564:ALA:H	1	2.12
(1,26)	2:B:162:LYS:HB2	1:A:564:ALA:HA	1	2.12
(1,26)	2:B:162:LYS:HB2	1:A:564:ALA:HB1	1	2.12
(1,26)	2:B:162:LYS:HB2	1:A:564:ALA:HB2	1	2.12
(1,26)	2:B:162:LYS:HB2	1:A:564:ALA:HB3	1	2.12
(1,26)	2:B:162:LYS:HB2	1:A:564:ALA:N	1	2.12
(1,26)	2:B:162:LYS:HB2	1:A:564:ALA:O	1	2.12
(1,26)	2:B:162:LYS:HB2	1:A:566:LEU:C	1	2.12
(1,26)	2:B:162:LYS:HB2	1:A:566:LEU:CA	1	2.12
(1,26)	2:B:162:LYS:HB2	1:A:566:LEU:CB	1	2.12
(1,26)	2:B:162:LYS:HB2	1:A:566:LEU:CD1	1	2.12
(1,26)	2:B:162:LYS:HB2	1:A:566:LEU:CD2	1	2.12
(1,26)	2:B:162:LYS:HB2	1:A:566:LEU:CG	1	2.12
(1,26)	2:B:162:LYS:HB2	1:A:566:LEU:H	1	2.12
(1,26)	2:B:162:LYS:HB2	1:A:566:LEU:HA	1	2.12
(1,26)	2:B:162:LYS:HB2	1:A:566:LEU:HB2	1	2.12
(1,26)	2:B:162:LYS:HB2	1:A:566:LEU:HB3	1	2.12
(1,26)	2:B:162:LYS:HB2	1:A:566:LEU:HD11	1	2.12
(1,26)	2:B:162:LYS:HB2	1:A:566:LEU:HD12	1	2.12
(1,26)	2:B:162:LYS:HB2	1:A:566:LEU:HD13	1	2.12
(1,26)	2:B:162:LYS:HB2	1:A:566:LEU:HD21	1	2.12
(1,26)	2:B:162:LYS:HB2	1:A:566:LEU:HD22	1	2.12
(1,26)	2:B:162:LYS:HB2	1:A:566:LEU:HD23	1	2.12
(1,26)	2:B:162:LYS:HB2	1:A:566:LEU:HG	1	2.12
(1,26)	2:B:162:LYS:HB2	1:A:566:LEU:N	1	2.12
(1,26)	2:B:162:LYS:HB2	1:A:566:LEU:O	1	2.12
(1,26)	2:B:162:LYS:HB3	1:A:490:ALA:C	1	2.12
(1,26)	2:B:162:LYS:HB3	1:A:490:ALA:CA	1	2.12
(1,26)	2:B:162:LYS:HB3	1:A:490:ALA:CB	1	2.12
(1,26)	2:B:162:LYS:HB3	1:A:490:ALA:H	1	2.12
(1,26)	2:B:162:LYS:HB3	1:A:490:ALA:HA	1	2.12
(1,26)	2:B:162:LYS:HB3	1:A:490:ALA:HB1	1	2.12
(1,26)	2:B:162:LYS:HB3	1:A:490:ALA:HB2	1	2.12

*Continued on next page...*

*Continued from previous page...*

Key	Atom-1	Atom-2	Model ID	Violation (Å)
(1,26)	2:B:162:LYS:HB3	1:A:490:ALA:HB3	1	2.12
(1,26)	2:B:162:LYS:HB3	1:A:490:ALA:N	1	2.12
(1,26)	2:B:162:LYS:HB3	1:A:490:ALA:O	1	2.12
(1,26)	2:B:162:LYS:HB3	1:A:514:THR:C	1	2.12
(1,26)	2:B:162:LYS:HB3	1:A:514:THR:CA	1	2.12
(1,26)	2:B:162:LYS:HB3	1:A:514:THR:CB	1	2.12
(1,26)	2:B:162:LYS:HB3	1:A:514:THR:CG2	1	2.12
(1,26)	2:B:162:LYS:HB3	1:A:514:THR:H	1	2.12
(1,26)	2:B:162:LYS:HB3	1:A:514:THR:HA	1	2.12
(1,26)	2:B:162:LYS:HB3	1:A:514:THR:HB	1	2.12
(1,26)	2:B:162:LYS:HB3	1:A:514:THR:HG1	1	2.12
(1,26)	2:B:162:LYS:HB3	1:A:514:THR:HG21	1	2.12
(1,26)	2:B:162:LYS:HB3	1:A:514:THR:HG22	1	2.12
(1,26)	2:B:162:LYS:HB3	1:A:514:THR:HG23	1	2.12
(1,26)	2:B:162:LYS:HB3	1:A:514:THR:N	1	2.12
(1,26)	2:B:162:LYS:HB3	1:A:514:THR:O	1	2.12
(1,26)	2:B:162:LYS:HB3	1:A:514:THR:OG1	1	2.12
(1,26)	2:B:162:LYS:HB3	1:A:516:ASN:C	1	2.12
(1,26)	2:B:162:LYS:HB3	1:A:516:ASN:CA	1	2.12
(1,26)	2:B:162:LYS:HB3	1:A:516:ASN:CB	1	2.12
(1,26)	2:B:162:LYS:HB3	1:A:516:ASN:CG	1	2.12
(1,26)	2:B:162:LYS:HB3	1:A:516:ASN:H	1	2.12
(1,26)	2:B:162:LYS:HB3	1:A:516:ASN:HA	1	2.12
(1,26)	2:B:162:LYS:HB3	1:A:516:ASN:HB2	1	2.12
(1,26)	2:B:162:LYS:HB3	1:A:516:ASN:HB3	1	2.12
(1,26)	2:B:162:LYS:HB3	1:A:516:ASN:HD21	1	2.12
(1,26)	2:B:162:LYS:HB3	1:A:516:ASN:HD22	1	2.12
(1,26)	2:B:162:LYS:HB3	1:A:516:ASN:N	1	2.12
(1,26)	2:B:162:LYS:HB3	1:A:516:ASN:ND2	1	2.12
(1,26)	2:B:162:LYS:HB3	1:A:516:ASN:O	1	2.12
(1,26)	2:B:162:LYS:HB3	1:A:516:ASN:OD1	1	2.12
(1,26)	2:B:162:LYS:HB3	1:A:519:GLY:C	1	2.12
(1,26)	2:B:162:LYS:HB3	1:A:519:GLY:CA	1	2.12
(1,26)	2:B:162:LYS:HB3	1:A:519:GLY:H	1	2.12
(1,26)	2:B:162:LYS:HB3	1:A:519:GLY:HA2	1	2.12
(1,26)	2:B:162:LYS:HB3	1:A:519:GLY:HA3	1	2.12
(1,26)	2:B:162:LYS:HB3	1:A:519:GLY:N	1	2.12
(1,26)	2:B:162:LYS:HB3	1:A:519:GLY:O	1	2.12
(1,26)	2:B:162:LYS:HB3	1:A:522:PHE:C	1	2.12
(1,26)	2:B:162:LYS:HB3	1:A:522:PHE:CA	1	2.12
(1,26)	2:B:162:LYS:HB3	1:A:522:PHE:CB	1	2.12
(1,26)	2:B:162:LYS:HB3	1:A:522:PHE:CD1	1	2.12

*Continued on next page...*

*Continued from previous page...*

Key	Atom-1	Atom-2	Model ID	Violation (Å)
(1,26)	2:B:162:LYS:HB3	1:A:522:PHE:CD2	1	2.12
(1,26)	2:B:162:LYS:HB3	1:A:522:PHE:CE1	1	2.12
(1,26)	2:B:162:LYS:HB3	1:A:522:PHE:CE2	1	2.12
(1,26)	2:B:162:LYS:HB3	1:A:522:PHE:CG	1	2.12
(1,26)	2:B:162:LYS:HB3	1:A:522:PHE:CZ	1	2.12
(1,26)	2:B:162:LYS:HB3	1:A:522:PHE:H	1	2.12
(1,26)	2:B:162:LYS:HB3	1:A:522:PHE:HA	1	2.12
(1,26)	2:B:162:LYS:HB3	1:A:522:PHE:HB2	1	2.12
(1,26)	2:B:162:LYS:HB3	1:A:522:PHE:HB3	1	2.12
(1,26)	2:B:162:LYS:HB3	1:A:522:PHE:HD1	1	2.12
(1,26)	2:B:162:LYS:HB3	1:A:522:PHE:HD2	1	2.12
(1,26)	2:B:162:LYS:HB3	1:A:522:PHE:HE1	1	2.12
(1,26)	2:B:162:LYS:HB3	1:A:522:PHE:HE2	1	2.12
(1,26)	2:B:162:LYS:HB3	1:A:522:PHE:HZ	1	2.12
(1,26)	2:B:162:LYS:HB3	1:A:522:PHE:N	1	2.12
(1,26)	2:B:162:LYS:HB3	1:A:522:PHE:O	1	2.12
(1,26)	2:B:162:LYS:HB3	1:A:523:GLU:C	1	2.12
(1,26)	2:B:162:LYS:HB3	1:A:523:GLU:CA	1	2.12
(1,26)	2:B:162:LYS:HB3	1:A:523:GLU:CB	1	2.12
(1,26)	2:B:162:LYS:HB3	1:A:523:GLU:CD	1	2.12
(1,26)	2:B:162:LYS:HB3	1:A:523:GLU:CG	1	2.12
(1,26)	2:B:162:LYS:HB3	1:A:523:GLU:H	1	2.12
(1,26)	2:B:162:LYS:HB3	1:A:523:GLU:HA	1	2.12
(1,26)	2:B:162:LYS:HB3	1:A:523:GLU:HB2	1	2.12
(1,26)	2:B:162:LYS:HB3	1:A:523:GLU:HB3	1	2.12
(1,26)	2:B:162:LYS:HB3	1:A:523:GLU:HG2	1	2.12
(1,26)	2:B:162:LYS:HB3	1:A:523:GLU:HG3	1	2.12
(1,26)	2:B:162:LYS:HB3	1:A:523:GLU:N	1	2.12
(1,26)	2:B:162:LYS:HB3	1:A:523:GLU:O	1	2.12
(1,26)	2:B:162:LYS:HB3	1:A:523:GLU:OE1	1	2.12
(1,26)	2:B:162:LYS:HB3	1:A:523:GLU:OE2	1	2.12
(1,26)	2:B:162:LYS:HB3	1:A:524:PHE:C	1	2.12
(1,26)	2:B:162:LYS:HB3	1:A:524:PHE:CA	1	2.12
(1,26)	2:B:162:LYS:HB3	1:A:524:PHE:CB	1	2.12
(1,26)	2:B:162:LYS:HB3	1:A:524:PHE:CD1	1	2.12
(1,26)	2:B:162:LYS:HB3	1:A:524:PHE:CD2	1	2.12
(1,26)	2:B:162:LYS:HB3	1:A:524:PHE:CE1	1	2.12
(1,26)	2:B:162:LYS:HB3	1:A:524:PHE:CE2	1	2.12
(1,26)	2:B:162:LYS:HB3	1:A:524:PHE:CG	1	2.12
(1,26)	2:B:162:LYS:HB3	1:A:524:PHE:CZ	1	2.12
(1,26)	2:B:162:LYS:HB3	1:A:524:PHE:H	1	2.12
(1,26)	2:B:162:LYS:HB3	1:A:524:PHE:HA	1	2.12

*Continued on next page...*

*Continued from previous page...*

Key	Atom-1	Atom-2	Model ID	Violation (Å)
(1,26)	2:B:162:LYS:HB3	1:A:524:PHE:HB2	1	2.12
(1,26)	2:B:162:LYS:HB3	1:A:524:PHE:HB3	1	2.12
(1,26)	2:B:162:LYS:HB3	1:A:524:PHE:HD1	1	2.12
(1,26)	2:B:162:LYS:HB3	1:A:524:PHE:HD2	1	2.12
(1,26)	2:B:162:LYS:HB3	1:A:524:PHE:HE1	1	2.12
(1,26)	2:B:162:LYS:HB3	1:A:524:PHE:HE2	1	2.12
(1,26)	2:B:162:LYS:HB3	1:A:524:PHE:HZ	1	2.12
(1,26)	2:B:162:LYS:HB3	1:A:524:PHE:N	1	2.12
(1,26)	2:B:162:LYS:HB3	1:A:524:PHE:O	1	2.12
(1,26)	2:B:162:LYS:HB3	1:A:525:GLU:C	1	2.12
(1,26)	2:B:162:LYS:HB3	1:A:525:GLU:CA	1	2.12
(1,26)	2:B:162:LYS:HB3	1:A:525:GLU:CB	1	2.12
(1,26)	2:B:162:LYS:HB3	1:A:525:GLU:CD	1	2.12
(1,26)	2:B:162:LYS:HB3	1:A:525:GLU:CG	1	2.12
(1,26)	2:B:162:LYS:HB3	1:A:525:GLU:H	1	2.12
(1,26)	2:B:162:LYS:HB3	1:A:525:GLU:HA	1	2.12
(1,26)	2:B:162:LYS:HB3	1:A:525:GLU:HB2	1	2.12
(1,26)	2:B:162:LYS:HB3	1:A:525:GLU:HB3	1	2.12
(1,26)	2:B:162:LYS:HB3	1:A:525:GLU:HG2	1	2.12
(1,26)	2:B:162:LYS:HB3	1:A:525:GLU:HG3	1	2.12
(1,26)	2:B:162:LYS:HB3	1:A:525:GLU:N	1	2.12
(1,26)	2:B:162:LYS:HB3	1:A:525:GLU:O	1	2.12
(1,26)	2:B:162:LYS:HB3	1:A:525:GLU:OE1	1	2.12
(1,26)	2:B:162:LYS:HB3	1:A:525:GLU:OE2	1	2.12
(1,26)	2:B:162:LYS:HB3	1:A:526:ASN:C	1	2.12
(1,26)	2:B:162:LYS:HB3	1:A:526:ASN:CA	1	2.12
(1,26)	2:B:162:LYS:HB3	1:A:526:ASN:CB	1	2.12
(1,26)	2:B:162:LYS:HB3	1:A:526:ASN:CG	1	2.12
(1,26)	2:B:162:LYS:HB3	1:A:526:ASN:H	1	2.12
(1,26)	2:B:162:LYS:HB3	1:A:526:ASN:HA	1	2.12
(1,26)	2:B:162:LYS:HB3	1:A:526:ASN:HB2	1	2.12
(1,26)	2:B:162:LYS:HB3	1:A:526:ASN:HB3	1	2.12
(1,26)	2:B:162:LYS:HB3	1:A:526:ASN:HD21	1	2.12
(1,26)	2:B:162:LYS:HB3	1:A:526:ASN:HD22	1	2.12
(1,26)	2:B:162:LYS:HB3	1:A:526:ASN:N	1	2.12
(1,26)	2:B:162:LYS:HB3	1:A:526:ASN:ND2	1	2.12
(1,26)	2:B:162:LYS:HB3	1:A:526:ASN:O	1	2.12
(1,26)	2:B:162:LYS:HB3	1:A:526:ASN:OD1	1	2.12
(1,26)	2:B:162:LYS:HB3	1:A:527:ALA:C	1	2.12
(1,26)	2:B:162:LYS:HB3	1:A:527:ALA:CA	1	2.12
(1,26)	2:B:162:LYS:HB3	1:A:527:ALA:CB	1	2.12
(1,26)	2:B:162:LYS:HB3	1:A:527:ALA:H	1	2.12

*Continued on next page...*

*Continued from previous page...*

Key	Atom-1	Atom-2	Model ID	Violation (Å)
(1,26)	2:B:162:LYS:HB3	1:A:527:ALA:HA	1	2.12
(1,26)	2:B:162:LYS:HB3	1:A:527:ALA:HB1	1	2.12
(1,26)	2:B:162:LYS:HB3	1:A:527:ALA:HB2	1	2.12
(1,26)	2:B:162:LYS:HB3	1:A:527:ALA:HB3	1	2.12
(1,26)	2:B:162:LYS:HB3	1:A:527:ALA:N	1	2.12
(1,26)	2:B:162:LYS:HB3	1:A:527:ALA:O	1	2.12
(1,26)	2:B:162:LYS:HB3	1:A:528:ILE:C	1	2.12
(1,26)	2:B:162:LYS:HB3	1:A:528:ILE:CA	1	2.12
(1,26)	2:B:162:LYS:HB3	1:A:528:ILE:CB	1	2.12
(1,26)	2:B:162:LYS:HB3	1:A:528:ILE:CD1	1	2.12
(1,26)	2:B:162:LYS:HB3	1:A:528:ILE:CG1	1	2.12
(1,26)	2:B:162:LYS:HB3	1:A:528:ILE:CG2	1	2.12
(1,26)	2:B:162:LYS:HB3	1:A:528:ILE:H	1	2.12
(1,26)	2:B:162:LYS:HB3	1:A:528:ILE:HA	1	2.12
(1,26)	2:B:162:LYS:HB3	1:A:528:ILE:HB	1	2.12
(1,26)	2:B:162:LYS:HB3	1:A:528:ILE:HD11	1	2.12
(1,26)	2:B:162:LYS:HB3	1:A:528:ILE:HD12	1	2.12
(1,26)	2:B:162:LYS:HB3	1:A:528:ILE:HD13	1	2.12
(1,26)	2:B:162:LYS:HB3	1:A:528:ILE:HG12	1	2.12
(1,26)	2:B:162:LYS:HB3	1:A:528:ILE:HG13	1	2.12
(1,26)	2:B:162:LYS:HB3	1:A:528:ILE:HG21	1	2.12
(1,26)	2:B:162:LYS:HB3	1:A:528:ILE:HG22	1	2.12
(1,26)	2:B:162:LYS:HB3	1:A:528:ILE:HG23	1	2.12
(1,26)	2:B:162:LYS:HB3	1:A:528:ILE:N	1	2.12
(1,26)	2:B:162:LYS:HB3	1:A:528:ILE:O	1	2.12
(1,26)	2:B:162:LYS:HB3	1:A:529:VAL:C	1	2.12
(1,26)	2:B:162:LYS:HB3	1:A:529:VAL:CA	1	2.12
(1,26)	2:B:162:LYS:HB3	1:A:529:VAL:CB	1	2.12
(1,26)	2:B:162:LYS:HB3	1:A:529:VAL:CG1	1	2.12
(1,26)	2:B:162:LYS:HB3	1:A:529:VAL:CG2	1	2.12
(1,26)	2:B:162:LYS:HB3	1:A:529:VAL:H	1	2.12
(1,26)	2:B:162:LYS:HB3	1:A:529:VAL:HA	1	2.12
(1,26)	2:B:162:LYS:HB3	1:A:529:VAL:HB	1	2.12
(1,26)	2:B:162:LYS:HB3	1:A:529:VAL:HG11	1	2.12
(1,26)	2:B:162:LYS:HB3	1:A:529:VAL:HG12	1	2.12
(1,26)	2:B:162:LYS:HB3	1:A:529:VAL:HG13	1	2.12
(1,26)	2:B:162:LYS:HB3	1:A:529:VAL:HG21	1	2.12
(1,26)	2:B:162:LYS:HB3	1:A:529:VAL:HG22	1	2.12
(1,26)	2:B:162:LYS:HB3	1:A:529:VAL:HG23	1	2.12
(1,26)	2:B:162:LYS:HB3	1:A:529:VAL:N	1	2.12
(1,26)	2:B:162:LYS:HB3	1:A:529:VAL:O	1	2.12
(1,26)	2:B:162:LYS:HB3	1:A:561:ASP:C	1	2.12

*Continued on next page...*

*Continued from previous page...*

Key	Atom-1	Atom-2	Model ID	Violation (Å)
(1,26)	2:B:162:LYS:HB3	1:A:561:ASP:CA	1	2.12
(1,26)	2:B:162:LYS:HB3	1:A:561:ASP:CB	1	2.12
(1,26)	2:B:162:LYS:HB3	1:A:561:ASP:CG	1	2.12
(1,26)	2:B:162:LYS:HB3	1:A:561:ASP:H	1	2.12
(1,26)	2:B:162:LYS:HB3	1:A:561:ASP:HA	1	2.12
(1,26)	2:B:162:LYS:HB3	1:A:561:ASP:HB2	1	2.12
(1,26)	2:B:162:LYS:HB3	1:A:561:ASP:HB3	1	2.12
(1,26)	2:B:162:LYS:HB3	1:A:561:ASP:N	1	2.12
(1,26)	2:B:162:LYS:HB3	1:A:561:ASP:O	1	2.12
(1,26)	2:B:162:LYS:HB3	1:A:561:ASP:OD1	1	2.12
(1,26)	2:B:162:LYS:HB3	1:A:561:ASP:OD2	1	2.12
(1,26)	2:B:162:LYS:HB3	1:A:563:LYS:C	1	2.12
(1,26)	2:B:162:LYS:HB3	1:A:563:LYS:CA	1	2.12
(1,26)	2:B:162:LYS:HB3	1:A:563:LYS:CB	1	2.12
(1,26)	2:B:162:LYS:HB3	1:A:563:LYS:CD	1	2.12
(1,26)	2:B:162:LYS:HB3	1:A:563:LYS:CE	1	2.12
(1,26)	2:B:162:LYS:HB3	1:A:563:LYS:CG	1	2.12
(1,26)	2:B:162:LYS:HB3	1:A:563:LYS:H	1	2.12
(1,26)	2:B:162:LYS:HB3	1:A:563:LYS:HA	1	2.12
(1,26)	2:B:162:LYS:HB3	1:A:563:LYS:HB2	1	2.12
(1,26)	2:B:162:LYS:HB3	1:A:563:LYS:HB3	1	2.12
(1,26)	2:B:162:LYS:HB3	1:A:563:LYS:HD2	1	2.12
(1,26)	2:B:162:LYS:HB3	1:A:563:LYS:HD3	1	2.12
(1,26)	2:B:162:LYS:HB3	1:A:563:LYS:HE2	1	2.12
(1,26)	2:B:162:LYS:HB3	1:A:563:LYS:HE3	1	2.12
(1,26)	2:B:162:LYS:HB3	1:A:563:LYS:HG2	1	2.12
(1,26)	2:B:162:LYS:HB3	1:A:563:LYS:HG3	1	2.12
(1,26)	2:B:162:LYS:HB3	1:A:563:LYS:HZ1	1	2.12
(1,26)	2:B:162:LYS:HB3	1:A:563:LYS:HZ2	1	2.12
(1,26)	2:B:162:LYS:HB3	1:A:563:LYS:HZ3	1	2.12
(1,26)	2:B:162:LYS:HB3	1:A:563:LYS:N	1	2.12
(1,26)	2:B:162:LYS:HB3	1:A:563:LYS:NZ	1	2.12
(1,26)	2:B:162:LYS:HB3	1:A:563:LYS:O	1	2.12
(1,26)	2:B:162:LYS:HB3	1:A:564:ALA:C	1	2.12
(1,26)	2:B:162:LYS:HB3	1:A:564:ALA:CA	1	2.12
(1,26)	2:B:162:LYS:HB3	1:A:564:ALA:CB	1	2.12
(1,26)	2:B:162:LYS:HB3	1:A:564:ALA:H	1	2.12
(1,26)	2:B:162:LYS:HB3	1:A:564:ALA:HA	1	2.12
(1,26)	2:B:162:LYS:HB3	1:A:564:ALA:HB1	1	2.12
(1,26)	2:B:162:LYS:HB3	1:A:564:ALA:HB2	1	2.12
(1,26)	2:B:162:LYS:HB3	1:A:564:ALA:HB3	1	2.12
(1,26)	2:B:162:LYS:HB3	1:A:564:ALA:N	1	2.12

*Continued on next page...*



*Continued from previous page...*

Key	Atom-1	Atom-2	Model ID	Violation (Å)
(1,26)	2:B:162:LYS:HB3	1:A:564:ALA:O	1	2.12
(1,26)	2:B:162:LYS:HB3	1:A:566:LEU:C	1	2.12
(1,26)	2:B:162:LYS:HB3	1:A:566:LEU:CA	1	2.12
(1,26)	2:B:162:LYS:HB3	1:A:566:LEU:CB	1	2.12
(1,26)	2:B:162:LYS:HB3	1:A:566:LEU:CD1	1	2.12
(1,26)	2:B:162:LYS:HB3	1:A:566:LEU:CD2	1	2.12
(1,26)	2:B:162:LYS:HB3	1:A:566:LEU:CG	1	2.12
(1,26)	2:B:162:LYS:HB3	1:A:566:LEU:H	1	2.12
(1,26)	2:B:162:LYS:HB3	1:A:566:LEU:HA	1	2.12
(1,26)	2:B:162:LYS:HB3	1:A:566:LEU:HB2	1	2.12
(1,26)	2:B:162:LYS:HB3	1:A:566:LEU:HB3	1	2.12
(1,26)	2:B:162:LYS:HB3	1:A:566:LEU:HD11	1	2.12
(1,26)	2:B:162:LYS:HB3	1:A:566:LEU:HD12	1	2.12
(1,26)	2:B:162:LYS:HB3	1:A:566:LEU:HD13	1	2.12
(1,26)	2:B:162:LYS:HB3	1:A:566:LEU:HD21	1	2.12
(1,26)	2:B:162:LYS:HB3	1:A:566:LEU:HD22	1	2.12
(1,26)	2:B:162:LYS:HB3	1:A:566:LEU:HD23	1	2.12
(1,26)	2:B:162:LYS:HB3	1:A:566:LEU:HG	1	2.12
(1,26)	2:B:162:LYS:HB3	1:A:566:LEU:N	1	2.12
(1,26)	2:B:162:LYS:HB3	1:A:566:LEU:O	1	2.12
(1,26)	2:B:162:LYS:HD2	1:A:490:ALA:C	1	2.12
(1,26)	2:B:162:LYS:HD2	1:A:490:ALA:CA	1	2.12
(1,26)	2:B:162:LYS:HD2	1:A:490:ALA:CB	1	2.12
(1,26)	2:B:162:LYS:HD2	1:A:490:ALA:H	1	2.12
(1,26)	2:B:162:LYS:HD2	1:A:490:ALA:HA	1	2.12
(1,26)	2:B:162:LYS:HD2	1:A:490:ALA:HB1	1	2.12
(1,26)	2:B:162:LYS:HD2	1:A:490:ALA:HB2	1	2.12
(1,26)	2:B:162:LYS:HD2	1:A:490:ALA:HB3	1	2.12
(1,26)	2:B:162:LYS:HD2	1:A:490:ALA:N	1	2.12
(1,26)	2:B:162:LYS:HD2	1:A:490:ALA:O	1	2.12
(1,26)	2:B:162:LYS:HD2	1:A:514:THR:C	1	2.12
(1,26)	2:B:162:LYS:HD2	1:A:514:THR:CA	1	2.12
(1,26)	2:B:162:LYS:HD2	1:A:514:THR:CB	1	2.12
(1,26)	2:B:162:LYS:HD2	1:A:514:THR:CG2	1	2.12
(1,26)	2:B:162:LYS:HD2	1:A:514:THR:H	1	2.12
(1,26)	2:B:162:LYS:HD2	1:A:514:THR:HA	1	2.12
(1,26)	2:B:162:LYS:HD2	1:A:514:THR:HB	1	2.12
(1,26)	2:B:162:LYS:HD2	1:A:514:THR:HG1	1	2.12
(1,26)	2:B:162:LYS:HD2	1:A:514:THR:HG21	1	2.12
(1,26)	2:B:162:LYS:HD2	1:A:514:THR:HG22	1	2.12
(1,26)	2:B:162:LYS:HD2	1:A:514:THR:HG23	1	2.12
(1,26)	2:B:162:LYS:HD2	1:A:514:THR:N	1	2.12

*Continued on next page...*

*Continued from previous page...*

Key	Atom-1	Atom-2	Model ID	Violation (Å)
(1,26)	2:B:162:LYS:HD2	1:A:514:THR:O	1	2.12
(1,26)	2:B:162:LYS:HD2	1:A:514:THR:OG1	1	2.12
(1,26)	2:B:162:LYS:HD2	1:A:516:ASN:C	1	2.12
(1,26)	2:B:162:LYS:HD2	1:A:516:ASN:CA	1	2.12
(1,26)	2:B:162:LYS:HD2	1:A:516:ASN:CB	1	2.12
(1,26)	2:B:162:LYS:HD2	1:A:516:ASN:CG	1	2.12
(1,26)	2:B:162:LYS:HD2	1:A:516:ASN:H	1	2.12
(1,26)	2:B:162:LYS:HD2	1:A:516:ASN:HA	1	2.12
(1,26)	2:B:162:LYS:HD2	1:A:516:ASN:HB2	1	2.12
(1,26)	2:B:162:LYS:HD2	1:A:516:ASN:HB3	1	2.12
(1,26)	2:B:162:LYS:HD2	1:A:516:ASN:HD21	1	2.12
(1,26)	2:B:162:LYS:HD2	1:A:516:ASN:HD22	1	2.12
(1,26)	2:B:162:LYS:HD2	1:A:516:ASN:N	1	2.12
(1,26)	2:B:162:LYS:HD2	1:A:516:ASN:ND2	1	2.12
(1,26)	2:B:162:LYS:HD2	1:A:516:ASN:O	1	2.12
(1,26)	2:B:162:LYS:HD2	1:A:516:ASN:OD1	1	2.12
(1,26)	2:B:162:LYS:HD2	1:A:519:GLY:C	1	2.12
(1,26)	2:B:162:LYS:HD2	1:A:519:GLY:CA	1	2.12
(1,26)	2:B:162:LYS:HD2	1:A:519:GLY:H	1	2.12
(1,26)	2:B:162:LYS:HD2	1:A:519:GLY:HA2	1	2.12
(1,26)	2:B:162:LYS:HD2	1:A:519:GLY:HA3	1	2.12
(1,26)	2:B:162:LYS:HD2	1:A:519:GLY:N	1	2.12
(1,26)	2:B:162:LYS:HD2	1:A:519:GLY:O	1	2.12
(1,26)	2:B:162:LYS:HD2	1:A:522:PHE:C	1	2.12
(1,26)	2:B:162:LYS:HD2	1:A:522:PHE:CA	1	2.12
(1,26)	2:B:162:LYS:HD2	1:A:522:PHE:CB	1	2.12
(1,26)	2:B:162:LYS:HD2	1:A:522:PHE:CD1	1	2.12
(1,26)	2:B:162:LYS:HD2	1:A:522:PHE:CD2	1	2.12
(1,26)	2:B:162:LYS:HD2	1:A:522:PHE:CE1	1	2.12
(1,26)	2:B:162:LYS:HD2	1:A:522:PHE:CE2	1	2.12
(1,26)	2:B:162:LYS:HD2	1:A:522:PHE:CG	1	2.12
(1,26)	2:B:162:LYS:HD2	1:A:522:PHE:CZ	1	2.12
(1,26)	2:B:162:LYS:HD2	1:A:522:PHE:H	1	2.12
(1,26)	2:B:162:LYS:HD2	1:A:522:PHE:HA	1	2.12
(1,26)	2:B:162:LYS:HD2	1:A:522:PHE:HB2	1	2.12
(1,26)	2:B:162:LYS:HD2	1:A:522:PHE:HB3	1	2.12
(1,26)	2:B:162:LYS:HD2	1:A:522:PHE:HD1	1	2.12
(1,26)	2:B:162:LYS:HD2	1:A:522:PHE:HD2	1	2.12
(1,26)	2:B:162:LYS:HD2	1:A:522:PHE:HE1	1	2.12
(1,26)	2:B:162:LYS:HD2	1:A:522:PHE:HE2	1	2.12
(1,26)	2:B:162:LYS:HD2	1:A:522:PHE:HZ	1	2.12
(1,26)	2:B:162:LYS:HD2	1:A:522:PHE:N	1	2.12

*Continued on next page...*

*Continued from previous page...*

Key	Atom-1	Atom-2	Model ID	Violation (Å)
(1,26)	2:B:162:LYS:HD2	1:A:522:PHE:O	1	2.12
(1,26)	2:B:162:LYS:HD2	1:A:523:GLU:C	1	2.12
(1,26)	2:B:162:LYS:HD2	1:A:523:GLU:CA	1	2.12
(1,26)	2:B:162:LYS:HD2	1:A:523:GLU:CB	1	2.12
(1,26)	2:B:162:LYS:HD2	1:A:523:GLU:CD	1	2.12
(1,26)	2:B:162:LYS:HD2	1:A:523:GLU:CG	1	2.12
(1,26)	2:B:162:LYS:HD2	1:A:523:GLU:H	1	2.12
(1,26)	2:B:162:LYS:HD2	1:A:523:GLU:HA	1	2.12
(1,26)	2:B:162:LYS:HD2	1:A:523:GLU:HB2	1	2.12
(1,26)	2:B:162:LYS:HD2	1:A:523:GLU:HB3	1	2.12
(1,26)	2:B:162:LYS:HD2	1:A:523:GLU:HG2	1	2.12
(1,26)	2:B:162:LYS:HD2	1:A:523:GLU:HG3	1	2.12
(1,26)	2:B:162:LYS:HD2	1:A:523:GLU:N	1	2.12
(1,26)	2:B:162:LYS:HD2	1:A:523:GLU:O	1	2.12
(1,26)	2:B:162:LYS:HD2	1:A:523:GLU:OE1	1	2.12
(1,26)	2:B:162:LYS:HD2	1:A:523:GLU:OE2	1	2.12
(1,26)	2:B:162:LYS:HD2	1:A:524:PHE:C	1	2.12
(1,26)	2:B:162:LYS:HD2	1:A:524:PHE:CA	1	2.12
(1,26)	2:B:162:LYS:HD2	1:A:524:PHE:CB	1	2.12
(1,26)	2:B:162:LYS:HD2	1:A:524:PHE:CD1	1	2.12
(1,26)	2:B:162:LYS:HD2	1:A:524:PHE:CD2	1	2.12
(1,26)	2:B:162:LYS:HD2	1:A:524:PHE:CE1	1	2.12
(1,26)	2:B:162:LYS:HD2	1:A:524:PHE:CE2	1	2.12
(1,26)	2:B:162:LYS:HD2	1:A:524:PHE:CG	1	2.12
(1,26)	2:B:162:LYS:HD2	1:A:524:PHE:CZ	1	2.12
(1,26)	2:B:162:LYS:HD2	1:A:524:PHE:H	1	2.12
(1,26)	2:B:162:LYS:HD2	1:A:524:PHE:HA	1	2.12
(1,26)	2:B:162:LYS:HD2	1:A:524:PHE:HB2	1	2.12
(1,26)	2:B:162:LYS:HD2	1:A:524:PHE:HB3	1	2.12
(1,26)	2:B:162:LYS:HD2	1:A:524:PHE:HD1	1	2.12
(1,26)	2:B:162:LYS:HD2	1:A:524:PHE:HD2	1	2.12
(1,26)	2:B:162:LYS:HD2	1:A:524:PHE:HE1	1	2.12
(1,26)	2:B:162:LYS:HD2	1:A:524:PHE:HE2	1	2.12
(1,26)	2:B:162:LYS:HD2	1:A:524:PHE:HZ	1	2.12
(1,26)	2:B:162:LYS:HD2	1:A:524:PHE:N	1	2.12
(1,26)	2:B:162:LYS:HD2	1:A:524:PHE:O	1	2.12
(1,26)	2:B:162:LYS:HD2	1:A:525:GLU:C	1	2.12
(1,26)	2:B:162:LYS:HD2	1:A:525:GLU:CA	1	2.12
(1,26)	2:B:162:LYS:HD2	1:A:525:GLU:CB	1	2.12
(1,26)	2:B:162:LYS:HD2	1:A:525:GLU:CD	1	2.12
(1,26)	2:B:162:LYS:HD2	1:A:525:GLU:CG	1	2.12
(1,26)	2:B:162:LYS:HD2	1:A:525:GLU:H	1	2.12

*Continued on next page...*

*Continued from previous page...*

Key	Atom-1	Atom-2	Model ID	Violation (Å)
(1,26)	2:B:162:LYS:HD2	1:A:525:GLU:HA	1	2.12
(1,26)	2:B:162:LYS:HD2	1:A:525:GLU:HB2	1	2.12
(1,26)	2:B:162:LYS:HD2	1:A:525:GLU:HB3	1	2.12
(1,26)	2:B:162:LYS:HD2	1:A:525:GLU:HG2	1	2.12
(1,26)	2:B:162:LYS:HD2	1:A:525:GLU:HG3	1	2.12
(1,26)	2:B:162:LYS:HD2	1:A:525:GLU:N	1	2.12
(1,26)	2:B:162:LYS:HD2	1:A:525:GLU:O	1	2.12
(1,26)	2:B:162:LYS:HD2	1:A:525:GLU:OE1	1	2.12
(1,26)	2:B:162:LYS:HD2	1:A:525:GLU:OE2	1	2.12
(1,26)	2:B:162:LYS:HD2	1:A:526:ASN:C	1	2.12
(1,26)	2:B:162:LYS:HD2	1:A:526:ASN:CA	1	2.12
(1,26)	2:B:162:LYS:HD2	1:A:526:ASN:CB	1	2.12
(1,26)	2:B:162:LYS:HD2	1:A:526:ASN:CG	1	2.12
(1,26)	2:B:162:LYS:HD2	1:A:526:ASN:H	1	2.12
(1,26)	2:B:162:LYS:HD2	1:A:526:ASN:HA	1	2.12
(1,26)	2:B:162:LYS:HD2	1:A:526:ASN:HB2	1	2.12
(1,26)	2:B:162:LYS:HD2	1:A:526:ASN:HB3	1	2.12
(1,26)	2:B:162:LYS:HD2	1:A:526:ASN:HD21	1	2.12
(1,26)	2:B:162:LYS:HD2	1:A:526:ASN:HD22	1	2.12
(1,26)	2:B:162:LYS:HD2	1:A:526:ASN:N	1	2.12
(1,26)	2:B:162:LYS:HD2	1:A:526:ASN:ND2	1	2.12
(1,26)	2:B:162:LYS:HD2	1:A:526:ASN:O	1	2.12
(1,26)	2:B:162:LYS:HD2	1:A:526:ASN:OD1	1	2.12
(1,26)	2:B:162:LYS:HD2	1:A:527:ALA:C	1	2.12
(1,26)	2:B:162:LYS:HD2	1:A:527:ALA:CA	1	2.12
(1,26)	2:B:162:LYS:HD2	1:A:527:ALA:CB	1	2.12
(1,26)	2:B:162:LYS:HD2	1:A:527:ALA:H	1	2.12
(1,26)	2:B:162:LYS:HD2	1:A:527:ALA:HA	1	2.12
(1,26)	2:B:162:LYS:HD2	1:A:527:ALA:HB1	1	2.12
(1,26)	2:B:162:LYS:HD2	1:A:527:ALA:HB2	1	2.12
(1,26)	2:B:162:LYS:HD2	1:A:527:ALA:HB3	1	2.12
(1,26)	2:B:162:LYS:HD2	1:A:527:ALA:N	1	2.12
(1,26)	2:B:162:LYS:HD2	1:A:527:ALA:O	1	2.12
(1,26)	2:B:162:LYS:HD2	1:A:528:ILE:C	1	2.12
(1,26)	2:B:162:LYS:HD2	1:A:528:ILE:CA	1	2.12
(1,26)	2:B:162:LYS:HD2	1:A:528:ILE:CB	1	2.12
(1,26)	2:B:162:LYS:HD2	1:A:528:ILE:CD1	1	2.12
(1,26)	2:B:162:LYS:HD2	1:A:528:ILE:CG1	1	2.12
(1,26)	2:B:162:LYS:HD2	1:A:528:ILE:CG2	1	2.12
(1,26)	2:B:162:LYS:HD2	1:A:528:ILE:H	1	2.12
(1,26)	2:B:162:LYS:HD2	1:A:528:ILE:HA	1	2.12
(1,26)	2:B:162:LYS:HD2	1:A:528:ILE:HB	1	2.12

*Continued on next page...*

*Continued from previous page...*

Key	Atom-1	Atom-2	Model ID	Violation (Å)
(1,26)	2:B:162:LYS:HD2	1:A:528:ILE:HD11	1	2.12
(1,26)	2:B:162:LYS:HD2	1:A:528:ILE:HD12	1	2.12
(1,26)	2:B:162:LYS:HD2	1:A:528:ILE:HD13	1	2.12
(1,26)	2:B:162:LYS:HD2	1:A:528:ILE:HG12	1	2.12
(1,26)	2:B:162:LYS:HD2	1:A:528:ILE:HG13	1	2.12
(1,26)	2:B:162:LYS:HD2	1:A:528:ILE:HG21	1	2.12
(1,26)	2:B:162:LYS:HD2	1:A:528:ILE:HG22	1	2.12
(1,26)	2:B:162:LYS:HD2	1:A:528:ILE:HG23	1	2.12
(1,26)	2:B:162:LYS:HD2	1:A:528:ILE:N	1	2.12
(1,26)	2:B:162:LYS:HD2	1:A:528:ILE:O	1	2.12
(1,26)	2:B:162:LYS:HD2	1:A:529:VAL:C	1	2.12
(1,26)	2:B:162:LYS:HD2	1:A:529:VAL:CA	1	2.12
(1,26)	2:B:162:LYS:HD2	1:A:529:VAL:CB	1	2.12
(1,26)	2:B:162:LYS:HD2	1:A:529:VAL:CG1	1	2.12
(1,26)	2:B:162:LYS:HD2	1:A:529:VAL:CG2	1	2.12
(1,26)	2:B:162:LYS:HD2	1:A:529:VAL:H	1	2.12
(1,26)	2:B:162:LYS:HD2	1:A:529:VAL:HA	1	2.12
(1,26)	2:B:162:LYS:HD2	1:A:529:VAL:HB	1	2.12
(1,26)	2:B:162:LYS:HD2	1:A:529:VAL:HG11	1	2.12
(1,26)	2:B:162:LYS:HD2	1:A:529:VAL:HG12	1	2.12
(1,26)	2:B:162:LYS:HD2	1:A:529:VAL:HG13	1	2.12
(1,26)	2:B:162:LYS:HD2	1:A:529:VAL:HG21	1	2.12
(1,26)	2:B:162:LYS:HD2	1:A:529:VAL:HG22	1	2.12
(1,26)	2:B:162:LYS:HD2	1:A:529:VAL:HG23	1	2.12
(1,26)	2:B:162:LYS:HD2	1:A:529:VAL:N	1	2.12
(1,26)	2:B:162:LYS:HD2	1:A:529:VAL:O	1	2.12
(1,26)	2:B:162:LYS:HD2	1:A:561:ASP:C	1	2.12
(1,26)	2:B:162:LYS:HD2	1:A:561:ASP:CA	1	2.12
(1,26)	2:B:162:LYS:HD2	1:A:561:ASP:CB	1	2.12
(1,26)	2:B:162:LYS:HD2	1:A:561:ASP:CG	1	2.12
(1,26)	2:B:162:LYS:HD2	1:A:561:ASP:H	1	2.12
(1,26)	2:B:162:LYS:HD2	1:A:561:ASP:HA	1	2.12
(1,26)	2:B:162:LYS:HD2	1:A:561:ASP:HB2	1	2.12
(1,26)	2:B:162:LYS:HD2	1:A:561:ASP:HB3	1	2.12
(1,26)	2:B:162:LYS:HD2	1:A:561:ASP:N	1	2.12
(1,26)	2:B:162:LYS:HD2	1:A:561:ASP:O	1	2.12
(1,26)	2:B:162:LYS:HD2	1:A:561:ASP:OD1	1	2.12
(1,26)	2:B:162:LYS:HD2	1:A:561:ASP:OD2	1	2.12
(1,26)	2:B:162:LYS:HD2	1:A:563:LYS:C	1	2.12
(1,26)	2:B:162:LYS:HD2	1:A:563:LYS:CA	1	2.12
(1,26)	2:B:162:LYS:HD2	1:A:563:LYS:CB	1	2.12
(1,26)	2:B:162:LYS:HD2	1:A:563:LYS:CD	1	2.12

*Continued on next page...*

*Continued from previous page...*

Key	Atom-1	Atom-2	Model ID	Violation (Å)
(1,26)	2:B:162:LYS:HD2	1:A:563:LYS:CE	1	2.12
(1,26)	2:B:162:LYS:HD2	1:A:563:LYS:CG	1	2.12
(1,26)	2:B:162:LYS:HD2	1:A:563:LYS:H	1	2.12
(1,26)	2:B:162:LYS:HD2	1:A:563:LYS:HA	1	2.12
(1,26)	2:B:162:LYS:HD2	1:A:563:LYS:HB2	1	2.12
(1,26)	2:B:162:LYS:HD2	1:A:563:LYS:HB3	1	2.12
(1,26)	2:B:162:LYS:HD2	1:A:563:LYS:HD2	1	2.12
(1,26)	2:B:162:LYS:HD2	1:A:563:LYS:HD3	1	2.12
(1,26)	2:B:162:LYS:HD2	1:A:563:LYS:HE2	1	2.12
(1,26)	2:B:162:LYS:HD2	1:A:563:LYS:HE3	1	2.12
(1,26)	2:B:162:LYS:HD2	1:A:563:LYS:HG2	1	2.12
(1,26)	2:B:162:LYS:HD2	1:A:563:LYS:HG3	1	2.12
(1,26)	2:B:162:LYS:HD2	1:A:563:LYS:HZ1	1	2.12
(1,26)	2:B:162:LYS:HD2	1:A:563:LYS:HZ2	1	2.12
(1,26)	2:B:162:LYS:HD2	1:A:563:LYS:HZ3	1	2.12
(1,26)	2:B:162:LYS:HD2	1:A:563:LYS:N	1	2.12
(1,26)	2:B:162:LYS:HD2	1:A:563:LYS:NZ	1	2.12
(1,26)	2:B:162:LYS:HD2	1:A:563:LYS:O	1	2.12
(1,26)	2:B:162:LYS:HD2	1:A:564:ALA:C	1	2.12
(1,26)	2:B:162:LYS:HD2	1:A:564:ALA:CA	1	2.12
(1,26)	2:B:162:LYS:HD2	1:A:564:ALA:CB	1	2.12
(1,26)	2:B:162:LYS:HD2	1:A:564:ALA:H	1	2.12
(1,26)	2:B:162:LYS:HD2	1:A:564:ALA:HA	1	2.12
(1,26)	2:B:162:LYS:HD2	1:A:564:ALA:HB1	1	2.12
(1,26)	2:B:162:LYS:HD2	1:A:564:ALA:HB2	1	2.12
(1,26)	2:B:162:LYS:HD2	1:A:564:ALA:HB3	1	2.12
(1,26)	2:B:162:LYS:HD2	1:A:564:ALA:N	1	2.12
(1,26)	2:B:162:LYS:HD2	1:A:564:ALA:O	1	2.12
(1,26)	2:B:162:LYS:HD2	1:A:566:LEU:C	1	2.12
(1,26)	2:B:162:LYS:HD2	1:A:566:LEU:CA	1	2.12
(1,26)	2:B:162:LYS:HD2	1:A:566:LEU:CB	1	2.12
(1,26)	2:B:162:LYS:HD2	1:A:566:LEU:CD1	1	2.12
(1,26)	2:B:162:LYS:HD2	1:A:566:LEU:CD2	1	2.12
(1,26)	2:B:162:LYS:HD2	1:A:566:LEU:CG	1	2.12
(1,26)	2:B:162:LYS:HD2	1:A:566:LEU:H	1	2.12
(1,26)	2:B:162:LYS:HD2	1:A:566:LEU:HA	1	2.12
(1,26)	2:B:162:LYS:HD2	1:A:566:LEU:HB2	1	2.12
(1,26)	2:B:162:LYS:HD2	1:A:566:LEU:HB3	1	2.12
(1,26)	2:B:162:LYS:HD2	1:A:566:LEU:HD11	1	2.12
(1,26)	2:B:162:LYS:HD2	1:A:566:LEU:HD12	1	2.12
(1,26)	2:B:162:LYS:HD2	1:A:566:LEU:HD13	1	2.12
(1,26)	2:B:162:LYS:HD2	1:A:566:LEU:HD21	1	2.12

*Continued on next page...*

*Continued from previous page...*

Key	Atom-1	Atom-2	Model ID	Violation (Å)
(1,26)	2:B:162:LYS:HD2	1:A:566:LEU:HD22	1	2.12
(1,26)	2:B:162:LYS:HD2	1:A:566:LEU:HD23	1	2.12
(1,26)	2:B:162:LYS:HD2	1:A:566:LEU:HG	1	2.12
(1,26)	2:B:162:LYS:HD2	1:A:566:LEU:N	1	2.12
(1,26)	2:B:162:LYS:HD2	1:A:566:LEU:O	1	2.12
(1,26)	2:B:162:LYS:HD3	1:A:490:ALA:C	1	2.12
(1,26)	2:B:162:LYS:HD3	1:A:490:ALA:CA	1	2.12
(1,26)	2:B:162:LYS:HD3	1:A:490:ALA:CB	1	2.12
(1,26)	2:B:162:LYS:HD3	1:A:490:ALA:H	1	2.12
(1,26)	2:B:162:LYS:HD3	1:A:490:ALA:HA	1	2.12
(1,26)	2:B:162:LYS:HD3	1:A:490:ALA:HB1	1	2.12
(1,26)	2:B:162:LYS:HD3	1:A:490:ALA:HB2	1	2.12
(1,26)	2:B:162:LYS:HD3	1:A:490:ALA:HB3	1	2.12
(1,26)	2:B:162:LYS:HD3	1:A:490:ALA:N	1	2.12
(1,26)	2:B:162:LYS:HD3	1:A:490:ALA:O	1	2.12
(1,26)	2:B:162:LYS:HD3	1:A:514:THR:C	1	2.12
(1,26)	2:B:162:LYS:HD3	1:A:514:THR:CA	1	2.12
(1,26)	2:B:162:LYS:HD3	1:A:514:THR:CB	1	2.12
(1,26)	2:B:162:LYS:HD3	1:A:514:THR:CG2	1	2.12
(1,26)	2:B:162:LYS:HD3	1:A:514:THR:H	1	2.12
(1,26)	2:B:162:LYS:HD3	1:A:514:THR:HA	1	2.12
(1,26)	2:B:162:LYS:HD3	1:A:514:THR:HB	1	2.12
(1,26)	2:B:162:LYS:HD3	1:A:514:THR:HG1	1	2.12
(1,26)	2:B:162:LYS:HD3	1:A:514:THR:HG21	1	2.12
(1,26)	2:B:162:LYS:HD3	1:A:514:THR:HG22	1	2.12
(1,26)	2:B:162:LYS:HD3	1:A:514:THR:HG23	1	2.12
(1,26)	2:B:162:LYS:HD3	1:A:514:THR:N	1	2.12
(1,26)	2:B:162:LYS:HD3	1:A:514:THR:O	1	2.12
(1,26)	2:B:162:LYS:HD3	1:A:514:THR:OG1	1	2.12
(1,26)	2:B:162:LYS:HD3	1:A:516:ASN:C	1	2.12
(1,26)	2:B:162:LYS:HD3	1:A:516:ASN:CA	1	2.12
(1,26)	2:B:162:LYS:HD3	1:A:516:ASN:CB	1	2.12
(1,26)	2:B:162:LYS:HD3	1:A:516:ASN:CG	1	2.12
(1,26)	2:B:162:LYS:HD3	1:A:516:ASN:H	1	2.12
(1,26)	2:B:162:LYS:HD3	1:A:516:ASN:HA	1	2.12
(1,26)	2:B:162:LYS:HD3	1:A:516:ASN:HB2	1	2.12
(1,26)	2:B:162:LYS:HD3	1:A:516:ASN:HB3	1	2.12
(1,26)	2:B:162:LYS:HD3	1:A:516:ASN:HD21	1	2.12
(1,26)	2:B:162:LYS:HD3	1:A:516:ASN:HD22	1	2.12
(1,26)	2:B:162:LYS:HD3	1:A:516:ASN:N	1	2.12
(1,26)	2:B:162:LYS:HD3	1:A:516:ASN:ND2	1	2.12
(1,26)	2:B:162:LYS:HD3	1:A:516:ASN:O	1	2.12

*Continued on next page...*

*Continued from previous page...*

Key	Atom-1	Atom-2	Model ID	Violation (Å)
(1,26)	2:B:162:LYS:HD3	1:A:516:ASN:OD1	1	2.12
(1,26)	2:B:162:LYS:HD3	1:A:519:GLY:C	1	2.12
(1,26)	2:B:162:LYS:HD3	1:A:519:GLY:CA	1	2.12
(1,26)	2:B:162:LYS:HD3	1:A:519:GLY:H	1	2.12
(1,26)	2:B:162:LYS:HD3	1:A:519:GLY:HA2	1	2.12
(1,26)	2:B:162:LYS:HD3	1:A:519:GLY:HA3	1	2.12
(1,26)	2:B:162:LYS:HD3	1:A:519:GLY:N	1	2.12
(1,26)	2:B:162:LYS:HD3	1:A:519:GLY:O	1	2.12
(1,26)	2:B:162:LYS:HD3	1:A:522:PHE:C	1	2.12
(1,26)	2:B:162:LYS:HD3	1:A:522:PHE:CA	1	2.12
(1,26)	2:B:162:LYS:HD3	1:A:522:PHE:CB	1	2.12
(1,26)	2:B:162:LYS:HD3	1:A:522:PHE:CD1	1	2.12
(1,26)	2:B:162:LYS:HD3	1:A:522:PHE:CD2	1	2.12
(1,26)	2:B:162:LYS:HD3	1:A:522:PHE:CE1	1	2.12
(1,26)	2:B:162:LYS:HD3	1:A:522:PHE:CE2	1	2.12
(1,26)	2:B:162:LYS:HD3	1:A:522:PHE:CG	1	2.12
(1,26)	2:B:162:LYS:HD3	1:A:522:PHE:CZ	1	2.12
(1,26)	2:B:162:LYS:HD3	1:A:522:PHE:H	1	2.12
(1,26)	2:B:162:LYS:HD3	1:A:522:PHE:HA	1	2.12
(1,26)	2:B:162:LYS:HD3	1:A:522:PHE:HB2	1	2.12
(1,26)	2:B:162:LYS:HD3	1:A:522:PHE:HB3	1	2.12
(1,26)	2:B:162:LYS:HD3	1:A:522:PHE:HD1	1	2.12
(1,26)	2:B:162:LYS:HD3	1:A:522:PHE:HD2	1	2.12
(1,26)	2:B:162:LYS:HD3	1:A:522:PHE:HE1	1	2.12
(1,26)	2:B:162:LYS:HD3	1:A:522:PHE:HE2	1	2.12
(1,26)	2:B:162:LYS:HD3	1:A:522:PHE:HZ	1	2.12
(1,26)	2:B:162:LYS:HD3	1:A:522:PHE:N	1	2.12
(1,26)	2:B:162:LYS:HD3	1:A:522:PHE:O	1	2.12
(1,26)	2:B:162:LYS:HD3	1:A:523:GLU:C	1	2.12
(1,26)	2:B:162:LYS:HD3	1:A:523:GLU:CA	1	2.12
(1,26)	2:B:162:LYS:HD3	1:A:523:GLU:CB	1	2.12
(1,26)	2:B:162:LYS:HD3	1:A:523:GLU:CD	1	2.12
(1,26)	2:B:162:LYS:HD3	1:A:523:GLU:CG	1	2.12
(1,26)	2:B:162:LYS:HD3	1:A:523:GLU:H	1	2.12
(1,26)	2:B:162:LYS:HD3	1:A:523:GLU:HA	1	2.12
(1,26)	2:B:162:LYS:HD3	1:A:523:GLU:HB2	1	2.12
(1,26)	2:B:162:LYS:HD3	1:A:523:GLU:HB3	1	2.12
(1,26)	2:B:162:LYS:HD3	1:A:523:GLU:HG2	1	2.12
(1,26)	2:B:162:LYS:HD3	1:A:523:GLU:HG3	1	2.12
(1,26)	2:B:162:LYS:HD3	1:A:523:GLU:N	1	2.12
(1,26)	2:B:162:LYS:HD3	1:A:523:GLU:O	1	2.12
(1,26)	2:B:162:LYS:HD3	1:A:523:GLU:OE1	1	2.12

*Continued on next page...*



*Continued from previous page...*

Key	Atom-1	Atom-2	Model ID	Violation (Å)
(1,26)	2:B:162:LYS:HD3	1:A:523:GLU:OE2	1	2.12
(1,26)	2:B:162:LYS:HD3	1:A:524:PHE:C	1	2.12
(1,26)	2:B:162:LYS:HD3	1:A:524:PHE:CA	1	2.12
(1,26)	2:B:162:LYS:HD3	1:A:524:PHE:CB	1	2.12
(1,26)	2:B:162:LYS:HD3	1:A:524:PHE:CD1	1	2.12
(1,26)	2:B:162:LYS:HD3	1:A:524:PHE:CD2	1	2.12
(1,26)	2:B:162:LYS:HD3	1:A:524:PHE:CE1	1	2.12
(1,26)	2:B:162:LYS:HD3	1:A:524:PHE:CE2	1	2.12
(1,26)	2:B:162:LYS:HD3	1:A:524:PHE:CG	1	2.12
(1,26)	2:B:162:LYS:HD3	1:A:524:PHE:CZ	1	2.12
(1,26)	2:B:162:LYS:HD3	1:A:524:PHE:H	1	2.12
(1,26)	2:B:162:LYS:HD3	1:A:524:PHE:HA	1	2.12
(1,26)	2:B:162:LYS:HD3	1:A:524:PHE:HB2	1	2.12
(1,26)	2:B:162:LYS:HD3	1:A:524:PHE:HB3	1	2.12
(1,26)	2:B:162:LYS:HD3	1:A:524:PHE:HD1	1	2.12
(1,26)	2:B:162:LYS:HD3	1:A:524:PHE:HD2	1	2.12
(1,26)	2:B:162:LYS:HD3	1:A:524:PHE:HE1	1	2.12
(1,26)	2:B:162:LYS:HD3	1:A:524:PHE:HE2	1	2.12
(1,26)	2:B:162:LYS:HD3	1:A:524:PHE:HZ	1	2.12
(1,26)	2:B:162:LYS:HD3	1:A:524:PHE:N	1	2.12
(1,26)	2:B:162:LYS:HD3	1:A:524:PHE:O	1	2.12
(1,26)	2:B:162:LYS:HD3	1:A:525:GLU:C	1	2.12
(1,26)	2:B:162:LYS:HD3	1:A:525:GLU:CA	1	2.12
(1,26)	2:B:162:LYS:HD3	1:A:525:GLU:CB	1	2.12
(1,26)	2:B:162:LYS:HD3	1:A:525:GLU:CD	1	2.12
(1,26)	2:B:162:LYS:HD3	1:A:525:GLU:CG	1	2.12
(1,26)	2:B:162:LYS:HD3	1:A:525:GLU:H	1	2.12
(1,26)	2:B:162:LYS:HD3	1:A:525:GLU:HA	1	2.12
(1,26)	2:B:162:LYS:HD3	1:A:525:GLU:HB2	1	2.12
(1,26)	2:B:162:LYS:HD3	1:A:525:GLU:HB3	1	2.12
(1,26)	2:B:162:LYS:HD3	1:A:525:GLU:HG2	1	2.12
(1,26)	2:B:162:LYS:HD3	1:A:525:GLU:HG3	1	2.12
(1,26)	2:B:162:LYS:HD3	1:A:525:GLU:N	1	2.12
(1,26)	2:B:162:LYS:HD3	1:A:525:GLU:O	1	2.12
(1,26)	2:B:162:LYS:HD3	1:A:525:GLU:OE1	1	2.12
(1,26)	2:B:162:LYS:HD3	1:A:525:GLU:OE2	1	2.12
(1,26)	2:B:162:LYS:HD3	1:A:526:ASN:C	1	2.12
(1,26)	2:B:162:LYS:HD3	1:A:526:ASN:CA	1	2.12
(1,26)	2:B:162:LYS:HD3	1:A:526:ASN:CB	1	2.12
(1,26)	2:B:162:LYS:HD3	1:A:526:ASN:CG	1	2.12
(1,26)	2:B:162:LYS:HD3	1:A:526:ASN:H	1	2.12
(1,26)	2:B:162:LYS:HD3	1:A:526:ASN:HA	1	2.12

*Continued on next page...*

*Continued from previous page...*

Key	Atom-1	Atom-2	Model ID	Violation (Å)
(1,26)	2:B:162:LYS:HD3	1:A:526:ASN:HB2	1	2.12
(1,26)	2:B:162:LYS:HD3	1:A:526:ASN:HB3	1	2.12
(1,26)	2:B:162:LYS:HD3	1:A:526:ASN:HD21	1	2.12
(1,26)	2:B:162:LYS:HD3	1:A:526:ASN:HD22	1	2.12
(1,26)	2:B:162:LYS:HD3	1:A:526:ASN:N	1	2.12
(1,26)	2:B:162:LYS:HD3	1:A:526:ASN:ND2	1	2.12
(1,26)	2:B:162:LYS:HD3	1:A:526:ASN:O	1	2.12
(1,26)	2:B:162:LYS:HD3	1:A:526:ASN:OD1	1	2.12
(1,26)	2:B:162:LYS:HD3	1:A:527:ALA:C	1	2.12
(1,26)	2:B:162:LYS:HD3	1:A:527:ALA:CA	1	2.12
(1,26)	2:B:162:LYS:HD3	1:A:527:ALA:CB	1	2.12
(1,26)	2:B:162:LYS:HD3	1:A:527:ALA:H	1	2.12
(1,26)	2:B:162:LYS:HD3	1:A:527:ALA:HA	1	2.12
(1,26)	2:B:162:LYS:HD3	1:A:527:ALA:HB1	1	2.12
(1,26)	2:B:162:LYS:HD3	1:A:527:ALA:HB2	1	2.12
(1,26)	2:B:162:LYS:HD3	1:A:527:ALA:HB3	1	2.12
(1,26)	2:B:162:LYS:HD3	1:A:527:ALA:N	1	2.12
(1,26)	2:B:162:LYS:HD3	1:A:527:ALA:O	1	2.12
(1,26)	2:B:162:LYS:HD3	1:A:528:ILE:C	1	2.12
(1,26)	2:B:162:LYS:HD3	1:A:528:ILE:CA	1	2.12
(1,26)	2:B:162:LYS:HD3	1:A:528:ILE:CB	1	2.12
(1,26)	2:B:162:LYS:HD3	1:A:528:ILE:CD1	1	2.12
(1,26)	2:B:162:LYS:HD3	1:A:528:ILE:CG1	1	2.12
(1,26)	2:B:162:LYS:HD3	1:A:528:ILE:CG2	1	2.12
(1,26)	2:B:162:LYS:HD3	1:A:528:ILE:H	1	2.12
(1,26)	2:B:162:LYS:HD3	1:A:528:ILE:HA	1	2.12
(1,26)	2:B:162:LYS:HD3	1:A:528:ILE:HB	1	2.12
(1,26)	2:B:162:LYS:HD3	1:A:528:ILE:HD11	1	2.12
(1,26)	2:B:162:LYS:HD3	1:A:528:ILE:HD12	1	2.12
(1,26)	2:B:162:LYS:HD3	1:A:528:ILE:HD13	1	2.12
(1,26)	2:B:162:LYS:HD3	1:A:528:ILE:HG12	1	2.12
(1,26)	2:B:162:LYS:HD3	1:A:528:ILE:HG13	1	2.12
(1,26)	2:B:162:LYS:HD3	1:A:528:ILE:HG21	1	2.12
(1,26)	2:B:162:LYS:HD3	1:A:528:ILE:HG22	1	2.12
(1,26)	2:B:162:LYS:HD3	1:A:528:ILE:HG23	1	2.12
(1,26)	2:B:162:LYS:HD3	1:A:528:ILE:N	1	2.12
(1,26)	2:B:162:LYS:HD3	1:A:528:ILE:O	1	2.12
(1,26)	2:B:162:LYS:HD3	1:A:529:VAL:C	1	2.12
(1,26)	2:B:162:LYS:HD3	1:A:529:VAL:CA	1	2.12
(1,26)	2:B:162:LYS:HD3	1:A:529:VAL:CB	1	2.12
(1,26)	2:B:162:LYS:HD3	1:A:529:VAL:CG1	1	2.12
(1,26)	2:B:162:LYS:HD3	1:A:529:VAL:CG2	1	2.12

*Continued on next page...*

*Continued from previous page...*

Key	Atom-1	Atom-2	Model ID	Violation (Å)
(1,26)	2:B:162:LYS:HD3	1:A:529:VAL:H	1	2.12
(1,26)	2:B:162:LYS:HD3	1:A:529:VAL:HA	1	2.12
(1,26)	2:B:162:LYS:HD3	1:A:529:VAL:HB	1	2.12
(1,26)	2:B:162:LYS:HD3	1:A:529:VAL:HG11	1	2.12
(1,26)	2:B:162:LYS:HD3	1:A:529:VAL:HG12	1	2.12
(1,26)	2:B:162:LYS:HD3	1:A:529:VAL:HG13	1	2.12
(1,26)	2:B:162:LYS:HD3	1:A:529:VAL:HG21	1	2.12
(1,26)	2:B:162:LYS:HD3	1:A:529:VAL:HG22	1	2.12
(1,26)	2:B:162:LYS:HD3	1:A:529:VAL:HG23	1	2.12
(1,26)	2:B:162:LYS:HD3	1:A:529:VAL:N	1	2.12
(1,26)	2:B:162:LYS:HD3	1:A:529:VAL:O	1	2.12
(1,26)	2:B:162:LYS:HD3	1:A:561:ASP:C	1	2.12
(1,26)	2:B:162:LYS:HD3	1:A:561:ASP:CA	1	2.12
(1,26)	2:B:162:LYS:HD3	1:A:561:ASP:CB	1	2.12
(1,26)	2:B:162:LYS:HD3	1:A:561:ASP:CG	1	2.12
(1,26)	2:B:162:LYS:HD3	1:A:561:ASP:H	1	2.12
(1,26)	2:B:162:LYS:HD3	1:A:561:ASP:HA	1	2.12
(1,26)	2:B:162:LYS:HD3	1:A:561:ASP:HB2	1	2.12
(1,26)	2:B:162:LYS:HD3	1:A:561:ASP:HB3	1	2.12
(1,26)	2:B:162:LYS:HD3	1:A:561:ASP:N	1	2.12
(1,26)	2:B:162:LYS:HD3	1:A:561:ASP:O	1	2.12
(1,26)	2:B:162:LYS:HD3	1:A:561:ASP:OD1	1	2.12
(1,26)	2:B:162:LYS:HD3	1:A:561:ASP:OD2	1	2.12
(1,26)	2:B:162:LYS:HD3	1:A:563:LYS:C	1	2.12
(1,26)	2:B:162:LYS:HD3	1:A:563:LYS:CA	1	2.12
(1,26)	2:B:162:LYS:HD3	1:A:563:LYS:CB	1	2.12
(1,26)	2:B:162:LYS:HD3	1:A:563:LYS:CD	1	2.12
(1,26)	2:B:162:LYS:HD3	1:A:563:LYS:CE	1	2.12
(1,26)	2:B:162:LYS:HD3	1:A:563:LYS:CG	1	2.12
(1,26)	2:B:162:LYS:HD3	1:A:563:LYS:H	1	2.12
(1,26)	2:B:162:LYS:HD3	1:A:563:LYS:HA	1	2.12
(1,26)	2:B:162:LYS:HD3	1:A:563:LYS:HB2	1	2.12
(1,26)	2:B:162:LYS:HD3	1:A:563:LYS:HB3	1	2.12
(1,26)	2:B:162:LYS:HD3	1:A:563:LYS:HD2	1	2.12
(1,26)	2:B:162:LYS:HD3	1:A:563:LYS:HD3	1	2.12
(1,26)	2:B:162:LYS:HD3	1:A:563:LYS:HE2	1	2.12
(1,26)	2:B:162:LYS:HD3	1:A:563:LYS:HE3	1	2.12
(1,26)	2:B:162:LYS:HD3	1:A:563:LYS:HG2	1	2.12
(1,26)	2:B:162:LYS:HD3	1:A:563:LYS:HG3	1	2.12
(1,26)	2:B:162:LYS:HD3	1:A:563:LYS:HZ1	1	2.12
(1,26)	2:B:162:LYS:HD3	1:A:563:LYS:HZ2	1	2.12
(1,26)	2:B:162:LYS:HD3	1:A:563:LYS:HZ3	1	2.12

*Continued on next page...*

*Continued from previous page...*

Key	Atom-1	Atom-2	Model ID	Violation (Å)
(1,26)	2:B:162:LYS:HD3	1:A:563:LYS:N	1	2.12
(1,26)	2:B:162:LYS:HD3	1:A:563:LYS:NZ	1	2.12
(1,26)	2:B:162:LYS:HD3	1:A:563:LYS:O	1	2.12
(1,26)	2:B:162:LYS:HD3	1:A:564:ALA:C	1	2.12
(1,26)	2:B:162:LYS:HD3	1:A:564:ALA:CA	1	2.12
(1,26)	2:B:162:LYS:HD3	1:A:564:ALA:CB	1	2.12
(1,26)	2:B:162:LYS:HD3	1:A:564:ALA:H	1	2.12
(1,26)	2:B:162:LYS:HD3	1:A:564:ALA:HA	1	2.12
(1,26)	2:B:162:LYS:HD3	1:A:564:ALA:HB1	1	2.12
(1,26)	2:B:162:LYS:HD3	1:A:564:ALA:HB2	1	2.12
(1,26)	2:B:162:LYS:HD3	1:A:564:ALA:HB3	1	2.12
(1,26)	2:B:162:LYS:HD3	1:A:564:ALA:N	1	2.12
(1,26)	2:B:162:LYS:HD3	1:A:564:ALA:O	1	2.12
(1,26)	2:B:162:LYS:HD3	1:A:566:LEU:C	1	2.12
(1,26)	2:B:162:LYS:HD3	1:A:566:LEU:CA	1	2.12
(1,26)	2:B:162:LYS:HD3	1:A:566:LEU:CB	1	2.12
(1,26)	2:B:162:LYS:HD3	1:A:566:LEU:CD1	1	2.12
(1,26)	2:B:162:LYS:HD3	1:A:566:LEU:CD2	1	2.12
(1,26)	2:B:162:LYS:HD3	1:A:566:LEU:CG	1	2.12
(1,26)	2:B:162:LYS:HD3	1:A:566:LEU:H	1	2.12
(1,26)	2:B:162:LYS:HD3	1:A:566:LEU:HA	1	2.12
(1,26)	2:B:162:LYS:HD3	1:A:566:LEU:HB2	1	2.12
(1,26)	2:B:162:LYS:HD3	1:A:566:LEU:HB3	1	2.12
(1,26)	2:B:162:LYS:HD3	1:A:566:LEU:HD11	1	2.12
(1,26)	2:B:162:LYS:HD3	1:A:566:LEU:HD12	1	2.12
(1,26)	2:B:162:LYS:HD3	1:A:566:LEU:HD13	1	2.12
(1,26)	2:B:162:LYS:HD3	1:A:566:LEU:HD21	1	2.12
(1,26)	2:B:162:LYS:HD3	1:A:566:LEU:HD22	1	2.12
(1,26)	2:B:162:LYS:HD3	1:A:566:LEU:HD23	1	2.12
(1,26)	2:B:162:LYS:HD3	1:A:566:LEU:HG	1	2.12
(1,26)	2:B:162:LYS:HD3	1:A:566:LEU:N	1	2.12
(1,26)	2:B:162:LYS:HD3	1:A:566:LEU:O	1	2.12
(1,26)	2:B:162:LYS:HE2	1:A:490:ALA:C	1	2.12
(1,26)	2:B:162:LYS:HE2	1:A:490:ALA:CA	1	2.12
(1,26)	2:B:162:LYS:HE2	1:A:490:ALA:CB	1	2.12
(1,26)	2:B:162:LYS:HE2	1:A:490:ALA:H	1	2.12
(1,26)	2:B:162:LYS:HE2	1:A:490:ALA:HA	1	2.12
(1,26)	2:B:162:LYS:HE2	1:A:490:ALA:HB1	1	2.12
(1,26)	2:B:162:LYS:HE2	1:A:490:ALA:HB2	1	2.12
(1,26)	2:B:162:LYS:HE2	1:A:490:ALA:HB3	1	2.12
(1,26)	2:B:162:LYS:HE2	1:A:490:ALA:N	1	2.12
(1,26)	2:B:162:LYS:HE2	1:A:490:ALA:O	1	2.12

*Continued on next page...*

*Continued from previous page...*

Key	Atom-1	Atom-2	Model ID	Violation (Å)
(1,26)	2:B:162:LYS:HE2	1:A:514:THR:C	1	2.12
(1,26)	2:B:162:LYS:HE2	1:A:514:THR:CA	1	2.12
(1,26)	2:B:162:LYS:HE2	1:A:514:THR:CB	1	2.12
(1,26)	2:B:162:LYS:HE2	1:A:514:THR:CG2	1	2.12
(1,26)	2:B:162:LYS:HE2	1:A:514:THR:H	1	2.12
(1,26)	2:B:162:LYS:HE2	1:A:514:THR:HA	1	2.12
(1,26)	2:B:162:LYS:HE2	1:A:514:THR:HB	1	2.12
(1,26)	2:B:162:LYS:HE2	1:A:514:THR:HG1	1	2.12
(1,26)	2:B:162:LYS:HE2	1:A:514:THR:HG21	1	2.12
(1,26)	2:B:162:LYS:HE2	1:A:514:THR:HG22	1	2.12
(1,26)	2:B:162:LYS:HE2	1:A:514:THR:HG23	1	2.12
(1,26)	2:B:162:LYS:HE2	1:A:514:THR:N	1	2.12
(1,26)	2:B:162:LYS:HE2	1:A:514:THR:O	1	2.12
(1,26)	2:B:162:LYS:HE2	1:A:514:THR:OG1	1	2.12
(1,26)	2:B:162:LYS:HE2	1:A:516:ASN:C	1	2.12
(1,26)	2:B:162:LYS:HE2	1:A:516:ASN:CA	1	2.12
(1,26)	2:B:162:LYS:HE2	1:A:516:ASN:CB	1	2.12
(1,26)	2:B:162:LYS:HE2	1:A:516:ASN:CG	1	2.12
(1,26)	2:B:162:LYS:HE2	1:A:516:ASN:H	1	2.12
(1,26)	2:B:162:LYS:HE2	1:A:516:ASN:HA	1	2.12
(1,26)	2:B:162:LYS:HE2	1:A:516:ASN:HB2	1	2.12
(1,26)	2:B:162:LYS:HE2	1:A:516:ASN:HB3	1	2.12
(1,26)	2:B:162:LYS:HE2	1:A:516:ASN:HD21	1	2.12
(1,26)	2:B:162:LYS:HE2	1:A:516:ASN:HD22	1	2.12
(1,26)	2:B:162:LYS:HE2	1:A:516:ASN:N	1	2.12
(1,26)	2:B:162:LYS:HE2	1:A:516:ASN:ND2	1	2.12
(1,26)	2:B:162:LYS:HE2	1:A:516:ASN:O	1	2.12
(1,26)	2:B:162:LYS:HE2	1:A:516:ASN:OD1	1	2.12
(1,26)	2:B:162:LYS:HE2	1:A:519:GLY:C	1	2.12
(1,26)	2:B:162:LYS:HE2	1:A:519:GLY:CA	1	2.12
(1,26)	2:B:162:LYS:HE2	1:A:519:GLY:H	1	2.12
(1,26)	2:B:162:LYS:HE2	1:A:519:GLY:HA2	1	2.12
(1,26)	2:B:162:LYS:HE2	1:A:519:GLY:HA3	1	2.12
(1,26)	2:B:162:LYS:HE2	1:A:519:GLY:N	1	2.12
(1,26)	2:B:162:LYS:HE2	1:A:519:GLY:O	1	2.12
(1,26)	2:B:162:LYS:HE2	1:A:522:PHE:C	1	2.12
(1,26)	2:B:162:LYS:HE2	1:A:522:PHE:CA	1	2.12
(1,26)	2:B:162:LYS:HE2	1:A:522:PHE:CB	1	2.12
(1,26)	2:B:162:LYS:HE2	1:A:522:PHE:CD1	1	2.12
(1,26)	2:B:162:LYS:HE2	1:A:522:PHE:CD2	1	2.12
(1,26)	2:B:162:LYS:HE2	1:A:522:PHE:CE1	1	2.12
(1,26)	2:B:162:LYS:HE2	1:A:522:PHE:CE2	1	2.12

*Continued on next page...*

*Continued from previous page...*

Key	Atom-1	Atom-2	Model ID	Violation (Å)
(1,26)	2:B:162:LYS:HE2	1:A:522:PHE:CG	1	2.12
(1,26)	2:B:162:LYS:HE2	1:A:522:PHE:CZ	1	2.12
(1,26)	2:B:162:LYS:HE2	1:A:522:PHE:H	1	2.12
(1,26)	2:B:162:LYS:HE2	1:A:522:PHE:HA	1	2.12
(1,26)	2:B:162:LYS:HE2	1:A:522:PHE:HB2	1	2.12
(1,26)	2:B:162:LYS:HE2	1:A:522:PHE:HB3	1	2.12
(1,26)	2:B:162:LYS:HE2	1:A:522:PHE:HD1	1	2.12
(1,26)	2:B:162:LYS:HE2	1:A:522:PHE:HD2	1	2.12
(1,26)	2:B:162:LYS:HE2	1:A:522:PHE:HE1	1	2.12
(1,26)	2:B:162:LYS:HE2	1:A:522:PHE:HE2	1	2.12
(1,26)	2:B:162:LYS:HE2	1:A:522:PHE:HZ	1	2.12
(1,26)	2:B:162:LYS:HE2	1:A:522:PHE:N	1	2.12
(1,26)	2:B:162:LYS:HE2	1:A:522:PHE:O	1	2.12
(1,26)	2:B:162:LYS:HE2	1:A:523:GLU:C	1	2.12
(1,26)	2:B:162:LYS:HE2	1:A:523:GLU:CA	1	2.12
(1,26)	2:B:162:LYS:HE2	1:A:523:GLU:CB	1	2.12
(1,26)	2:B:162:LYS:HE2	1:A:523:GLU:CD	1	2.12
(1,26)	2:B:162:LYS:HE2	1:A:523:GLU:CG	1	2.12
(1,26)	2:B:162:LYS:HE2	1:A:523:GLU:H	1	2.12
(1,26)	2:B:162:LYS:HE2	1:A:523:GLU:HA	1	2.12
(1,26)	2:B:162:LYS:HE2	1:A:523:GLU:HB2	1	2.12
(1,26)	2:B:162:LYS:HE2	1:A:523:GLU:HB3	1	2.12
(1,26)	2:B:162:LYS:HE2	1:A:523:GLU:HG2	1	2.12
(1,26)	2:B:162:LYS:HE2	1:A:523:GLU:HG3	1	2.12
(1,26)	2:B:162:LYS:HE2	1:A:523:GLU:N	1	2.12
(1,26)	2:B:162:LYS:HE2	1:A:523:GLU:O	1	2.12
(1,26)	2:B:162:LYS:HE2	1:A:523:GLU:OE1	1	2.12
(1,26)	2:B:162:LYS:HE2	1:A:523:GLU:OE2	1	2.12
(1,26)	2:B:162:LYS:HE2	1:A:524:PHE:C	1	2.12
(1,26)	2:B:162:LYS:HE2	1:A:524:PHE:CA	1	2.12
(1,26)	2:B:162:LYS:HE2	1:A:524:PHE:CB	1	2.12
(1,26)	2:B:162:LYS:HE2	1:A:524:PHE:CD1	1	2.12
(1,26)	2:B:162:LYS:HE2	1:A:524:PHE:CD2	1	2.12
(1,26)	2:B:162:LYS:HE2	1:A:524:PHE:CE1	1	2.12
(1,26)	2:B:162:LYS:HE2	1:A:524:PHE:CE2	1	2.12
(1,26)	2:B:162:LYS:HE2	1:A:524:PHE:CG	1	2.12
(1,26)	2:B:162:LYS:HE2	1:A:524:PHE:CZ	1	2.12
(1,26)	2:B:162:LYS:HE2	1:A:524:PHE:H	1	2.12
(1,26)	2:B:162:LYS:HE2	1:A:524:PHE:HA	1	2.12
(1,26)	2:B:162:LYS:HE2	1:A:524:PHE:HB2	1	2.12
(1,26)	2:B:162:LYS:HE2	1:A:524:PHE:HB3	1	2.12
(1,26)	2:B:162:LYS:HE2	1:A:524:PHE:HD1	1	2.12

*Continued on next page...*

*Continued from previous page...*

Key	Atom-1	Atom-2	Model ID	Violation (Å)
(1,26)	2:B:162:LYS:HE2	1:A:524:PHE:HD2	1	2.12
(1,26)	2:B:162:LYS:HE2	1:A:524:PHE:HE1	1	2.12
(1,26)	2:B:162:LYS:HE2	1:A:524:PHE:HE2	1	2.12
(1,26)	2:B:162:LYS:HE2	1:A:524:PHE:HZ	1	2.12
(1,26)	2:B:162:LYS:HE2	1:A:524:PHE:N	1	2.12
(1,26)	2:B:162:LYS:HE2	1:A:524:PHE:O	1	2.12
(1,26)	2:B:162:LYS:HE2	1:A:525:GLU:C	1	2.12
(1,26)	2:B:162:LYS:HE2	1:A:525:GLU:CA	1	2.12
(1,26)	2:B:162:LYS:HE2	1:A:525:GLU:CB	1	2.12
(1,26)	2:B:162:LYS:HE2	1:A:525:GLU:CD	1	2.12
(1,26)	2:B:162:LYS:HE2	1:A:525:GLU:CG	1	2.12
(1,26)	2:B:162:LYS:HE2	1:A:525:GLU:H	1	2.12
(1,26)	2:B:162:LYS:HE2	1:A:525:GLU:HA	1	2.12
(1,26)	2:B:162:LYS:HE2	1:A:525:GLU:HB2	1	2.12
(1,26)	2:B:162:LYS:HE2	1:A:525:GLU:HB3	1	2.12
(1,26)	2:B:162:LYS:HE2	1:A:525:GLU:HG2	1	2.12
(1,26)	2:B:162:LYS:HE2	1:A:525:GLU:HG3	1	2.12
(1,26)	2:B:162:LYS:HE2	1:A:525:GLU:N	1	2.12
(1,26)	2:B:162:LYS:HE2	1:A:525:GLU:O	1	2.12
(1,26)	2:B:162:LYS:HE2	1:A:525:GLU:OE1	1	2.12
(1,26)	2:B:162:LYS:HE2	1:A:525:GLU:OE2	1	2.12
(1,26)	2:B:162:LYS:HE2	1:A:526:ASN:C	1	2.12
(1,26)	2:B:162:LYS:HE2	1:A:526:ASN:CA	1	2.12
(1,26)	2:B:162:LYS:HE2	1:A:526:ASN:CB	1	2.12
(1,26)	2:B:162:LYS:HE2	1:A:526:ASN:CG	1	2.12
(1,26)	2:B:162:LYS:HE2	1:A:526:ASN:H	1	2.12
(1,26)	2:B:162:LYS:HE2	1:A:526:ASN:HA	1	2.12
(1,26)	2:B:162:LYS:HE2	1:A:526:ASN:HB2	1	2.12
(1,26)	2:B:162:LYS:HE2	1:A:526:ASN:HB3	1	2.12
(1,26)	2:B:162:LYS:HE2	1:A:526:ASN:HD21	1	2.12
(1,26)	2:B:162:LYS:HE2	1:A:526:ASN:HD22	1	2.12
(1,26)	2:B:162:LYS:HE2	1:A:526:ASN:N	1	2.12
(1,26)	2:B:162:LYS:HE2	1:A:526:ASN:ND2	1	2.12
(1,26)	2:B:162:LYS:HE2	1:A:526:ASN:O	1	2.12
(1,26)	2:B:162:LYS:HE2	1:A:526:ASN:OD1	1	2.12
(1,26)	2:B:162:LYS:HE2	1:A:527:ALA:C	1	2.12
(1,26)	2:B:162:LYS:HE2	1:A:527:ALA:CA	1	2.12
(1,26)	2:B:162:LYS:HE2	1:A:527:ALA:CB	1	2.12
(1,26)	2:B:162:LYS:HE2	1:A:527:ALA:H	1	2.12
(1,26)	2:B:162:LYS:HE2	1:A:527:ALA:HA	1	2.12
(1,26)	2:B:162:LYS:HE2	1:A:527:ALA:HB1	1	2.12
(1,26)	2:B:162:LYS:HE2	1:A:527:ALA:HB2	1	2.12

*Continued on next page...*

*Continued from previous page...*

Key	Atom-1	Atom-2	Model ID	Violation (Å)
(1,26)	2:B:162:LYS:HE2	1:A:527:ALA:HB3	1	2.12
(1,26)	2:B:162:LYS:HE2	1:A:527:ALA:N	1	2.12
(1,26)	2:B:162:LYS:HE2	1:A:527:ALA:O	1	2.12
(1,26)	2:B:162:LYS:HE2	1:A:528:ILE:C	1	2.12
(1,26)	2:B:162:LYS:HE2	1:A:528:ILE:CA	1	2.12
(1,26)	2:B:162:LYS:HE2	1:A:528:ILE:CB	1	2.12
(1,26)	2:B:162:LYS:HE2	1:A:528:ILE:CD1	1	2.12
(1,26)	2:B:162:LYS:HE2	1:A:528:ILE:CG1	1	2.12
(1,26)	2:B:162:LYS:HE2	1:A:528:ILE:CG2	1	2.12
(1,26)	2:B:162:LYS:HE2	1:A:528:ILE:H	1	2.12
(1,26)	2:B:162:LYS:HE2	1:A:528:ILE:HA	1	2.12
(1,26)	2:B:162:LYS:HE2	1:A:528:ILE:HB	1	2.12
(1,26)	2:B:162:LYS:HE2	1:A:528:ILE:HD11	1	2.12
(1,26)	2:B:162:LYS:HE2	1:A:528:ILE:HD12	1	2.12
(1,26)	2:B:162:LYS:HE2	1:A:528:ILE:HD13	1	2.12
(1,26)	2:B:162:LYS:HE2	1:A:528:ILE:HG12	1	2.12
(1,26)	2:B:162:LYS:HE2	1:A:528:ILE:HG13	1	2.12
(1,26)	2:B:162:LYS:HE2	1:A:528:ILE:HG21	1	2.12
(1,26)	2:B:162:LYS:HE2	1:A:528:ILE:HG22	1	2.12
(1,26)	2:B:162:LYS:HE2	1:A:528:ILE:HG23	1	2.12
(1,26)	2:B:162:LYS:HE2	1:A:528:ILE:N	1	2.12
(1,26)	2:B:162:LYS:HE2	1:A:528:ILE:O	1	2.12
(1,26)	2:B:162:LYS:HE2	1:A:529:VAL:C	1	2.12
(1,26)	2:B:162:LYS:HE2	1:A:529:VAL:CA	1	2.12
(1,26)	2:B:162:LYS:HE2	1:A:529:VAL:CB	1	2.12
(1,26)	2:B:162:LYS:HE2	1:A:529:VAL:CG1	1	2.12
(1,26)	2:B:162:LYS:HE2	1:A:529:VAL:CG2	1	2.12
(1,26)	2:B:162:LYS:HE2	1:A:529:VAL:H	1	2.12
(1,26)	2:B:162:LYS:HE2	1:A:529:VAL:HA	1	2.12
(1,26)	2:B:162:LYS:HE2	1:A:529:VAL:HB	1	2.12
(1,26)	2:B:162:LYS:HE2	1:A:529:VAL:HG11	1	2.12
(1,26)	2:B:162:LYS:HE2	1:A:529:VAL:HG12	1	2.12
(1,26)	2:B:162:LYS:HE2	1:A:529:VAL:HG13	1	2.12
(1,26)	2:B:162:LYS:HE2	1:A:529:VAL:HG21	1	2.12
(1,26)	2:B:162:LYS:HE2	1:A:529:VAL:HG22	1	2.12
(1,26)	2:B:162:LYS:HE2	1:A:529:VAL:HG23	1	2.12
(1,26)	2:B:162:LYS:HE2	1:A:529:VAL:N	1	2.12
(1,26)	2:B:162:LYS:HE2	1:A:529:VAL:O	1	2.12
(1,26)	2:B:162:LYS:HE2	1:A:561:ASP:C	1	2.12
(1,26)	2:B:162:LYS:HE2	1:A:561:ASP:CA	1	2.12
(1,26)	2:B:162:LYS:HE2	1:A:561:ASP:CB	1	2.12
(1,26)	2:B:162:LYS:HE2	1:A:561:ASP:CG	1	2.12

*Continued on next page...*



*Continued from previous page...*

Key	Atom-1	Atom-2	Model ID	Violation (Å)
(1,26)	2:B:162:LYS:HE2	1:A:561:ASP:H	1	2.12
(1,26)	2:B:162:LYS:HE2	1:A:561:ASP:HA	1	2.12
(1,26)	2:B:162:LYS:HE2	1:A:561:ASP:HB2	1	2.12
(1,26)	2:B:162:LYS:HE2	1:A:561:ASP:HB3	1	2.12
(1,26)	2:B:162:LYS:HE2	1:A:561:ASP:N	1	2.12
(1,26)	2:B:162:LYS:HE2	1:A:561:ASP:O	1	2.12
(1,26)	2:B:162:LYS:HE2	1:A:561:ASP:OD1	1	2.12
(1,26)	2:B:162:LYS:HE2	1:A:561:ASP:OD2	1	2.12
(1,26)	2:B:162:LYS:HE2	1:A:563:LYS:C	1	2.12
(1,26)	2:B:162:LYS:HE2	1:A:563:LYS:CA	1	2.12
(1,26)	2:B:162:LYS:HE2	1:A:563:LYS:CB	1	2.12
(1,26)	2:B:162:LYS:HE2	1:A:563:LYS:CD	1	2.12
(1,26)	2:B:162:LYS:HE2	1:A:563:LYS:CE	1	2.12
(1,26)	2:B:162:LYS:HE2	1:A:563:LYS:CG	1	2.12
(1,26)	2:B:162:LYS:HE2	1:A:563:LYS:H	1	2.12
(1,26)	2:B:162:LYS:HE2	1:A:563:LYS:HA	1	2.12
(1,26)	2:B:162:LYS:HE2	1:A:563:LYS:HB2	1	2.12
(1,26)	2:B:162:LYS:HE2	1:A:563:LYS:HB3	1	2.12
(1,26)	2:B:162:LYS:HE2	1:A:563:LYS:HD2	1	2.12
(1,26)	2:B:162:LYS:HE2	1:A:563:LYS:HD3	1	2.12
(1,26)	2:B:162:LYS:HE2	1:A:563:LYS:HE2	1	2.12
(1,26)	2:B:162:LYS:HE2	1:A:563:LYS:HE3	1	2.12
(1,26)	2:B:162:LYS:HE2	1:A:563:LYS:HG2	1	2.12
(1,26)	2:B:162:LYS:HE2	1:A:563:LYS:HG3	1	2.12
(1,26)	2:B:162:LYS:HE2	1:A:563:LYS:HZ1	1	2.12
(1,26)	2:B:162:LYS:HE2	1:A:563:LYS:HZ2	1	2.12
(1,26)	2:B:162:LYS:HE2	1:A:563:LYS:HZ3	1	2.12
(1,26)	2:B:162:LYS:HE2	1:A:563:LYS:N	1	2.12
(1,26)	2:B:162:LYS:HE2	1:A:563:LYS:NZ	1	2.12
(1,26)	2:B:162:LYS:HE2	1:A:563:LYS:O	1	2.12
(1,26)	2:B:162:LYS:HE2	1:A:564:ALA:C	1	2.12
(1,26)	2:B:162:LYS:HE2	1:A:564:ALA:CA	1	2.12
(1,26)	2:B:162:LYS:HE2	1:A:564:ALA:CB	1	2.12
(1,26)	2:B:162:LYS:HE2	1:A:564:ALA:H	1	2.12
(1,26)	2:B:162:LYS:HE2	1:A:564:ALA:HA	1	2.12
(1,26)	2:B:162:LYS:HE2	1:A:564:ALA:HB1	1	2.12
(1,26)	2:B:162:LYS:HE2	1:A:564:ALA:HB2	1	2.12
(1,26)	2:B:162:LYS:HE2	1:A:564:ALA:HB3	1	2.12
(1,26)	2:B:162:LYS:HE2	1:A:564:ALA:N	1	2.12
(1,26)	2:B:162:LYS:HE2	1:A:564:ALA:O	1	2.12
(1,26)	2:B:162:LYS:HE2	1:A:566:LEU:C	1	2.12
(1,26)	2:B:162:LYS:HE2	1:A:566:LEU:CA	1	2.12

*Continued on next page...*

*Continued from previous page...*

Key	Atom-1	Atom-2	Model ID	Violation (Å)
(1,26)	2:B:162:LYS:HE2	1:A:566:LEU:CB	1	2.12
(1,26)	2:B:162:LYS:HE2	1:A:566:LEU:CD1	1	2.12
(1,26)	2:B:162:LYS:HE2	1:A:566:LEU:CD2	1	2.12
(1,26)	2:B:162:LYS:HE2	1:A:566:LEU:CG	1	2.12
(1,26)	2:B:162:LYS:HE2	1:A:566:LEU:H	1	2.12
(1,26)	2:B:162:LYS:HE2	1:A:566:LEU:HA	1	2.12
(1,26)	2:B:162:LYS:HE2	1:A:566:LEU:HB2	1	2.12
(1,26)	2:B:162:LYS:HE2	1:A:566:LEU:HB3	1	2.12
(1,26)	2:B:162:LYS:HE2	1:A:566:LEU:HD11	1	2.12
(1,26)	2:B:162:LYS:HE2	1:A:566:LEU:HD12	1	2.12
(1,26)	2:B:162:LYS:HE2	1:A:566:LEU:HD13	1	2.12
(1,26)	2:B:162:LYS:HE2	1:A:566:LEU:HD21	1	2.12
(1,26)	2:B:162:LYS:HE2	1:A:566:LEU:HD22	1	2.12
(1,26)	2:B:162:LYS:HE2	1:A:566:LEU:HD23	1	2.12
(1,26)	2:B:162:LYS:HE2	1:A:566:LEU:HG	1	2.12
(1,26)	2:B:162:LYS:HE2	1:A:566:LEU:N	1	2.12
(1,26)	2:B:162:LYS:HE2	1:A:566:LEU:O	1	2.12
(1,26)	2:B:162:LYS:HE3	1:A:490:ALA:C	1	2.12
(1,26)	2:B:162:LYS:HE3	1:A:490:ALA:CA	1	2.12
(1,26)	2:B:162:LYS:HE3	1:A:490:ALA:CB	1	2.12
(1,26)	2:B:162:LYS:HE3	1:A:490:ALA:H	1	2.12
(1,26)	2:B:162:LYS:HE3	1:A:490:ALA:HA	1	2.12
(1,26)	2:B:162:LYS:HE3	1:A:490:ALA:HB1	1	2.12
(1,26)	2:B:162:LYS:HE3	1:A:490:ALA:HB2	1	2.12
(1,26)	2:B:162:LYS:HE3	1:A:490:ALA:HB3	1	2.12
(1,26)	2:B:162:LYS:HE3	1:A:490:ALA:N	1	2.12
(1,26)	2:B:162:LYS:HE3	1:A:490:ALA:O	1	2.12
(1,26)	2:B:162:LYS:HE3	1:A:514:THR:C	1	2.12
(1,26)	2:B:162:LYS:HE3	1:A:514:THR:CA	1	2.12
(1,26)	2:B:162:LYS:HE3	1:A:514:THR:CB	1	2.12
(1,26)	2:B:162:LYS:HE3	1:A:514:THR:CG2	1	2.12
(1,26)	2:B:162:LYS:HE3	1:A:514:THR:H	1	2.12
(1,26)	2:B:162:LYS:HE3	1:A:514:THR:HA	1	2.12
(1,26)	2:B:162:LYS:HE3	1:A:514:THR:HB	1	2.12
(1,26)	2:B:162:LYS:HE3	1:A:514:THR:HG1	1	2.12
(1,26)	2:B:162:LYS:HE3	1:A:514:THR:HG21	1	2.12
(1,26)	2:B:162:LYS:HE3	1:A:514:THR:HG22	1	2.12
(1,26)	2:B:162:LYS:HE3	1:A:514:THR:HG23	1	2.12
(1,26)	2:B:162:LYS:HE3	1:A:514:THR:N	1	2.12
(1,26)	2:B:162:LYS:HE3	1:A:514:THR:O	1	2.12
(1,26)	2:B:162:LYS:HE3	1:A:514:THR:OG1	1	2.12
(1,26)	2:B:162:LYS:HE3	1:A:516:ASN:C	1	2.12

*Continued on next page...*

*Continued from previous page...*

Key	Atom-1	Atom-2	Model ID	Violation (Å)
(1,26)	2:B:162:LYS:HE3	1:A:516:ASN:CA	1	2.12
(1,26)	2:B:162:LYS:HE3	1:A:516:ASN:CB	1	2.12
(1,26)	2:B:162:LYS:HE3	1:A:516:ASN:CG	1	2.12
(1,26)	2:B:162:LYS:HE3	1:A:516:ASN:H	1	2.12
(1,26)	2:B:162:LYS:HE3	1:A:516:ASN:HA	1	2.12
(1,26)	2:B:162:LYS:HE3	1:A:516:ASN:HB2	1	2.12
(1,26)	2:B:162:LYS:HE3	1:A:516:ASN:HB3	1	2.12
(1,26)	2:B:162:LYS:HE3	1:A:516:ASN:HD21	1	2.12
(1,26)	2:B:162:LYS:HE3	1:A:516:ASN:HD22	1	2.12
(1,26)	2:B:162:LYS:HE3	1:A:516:ASN:N	1	2.12
(1,26)	2:B:162:LYS:HE3	1:A:516:ASN:ND2	1	2.12
(1,26)	2:B:162:LYS:HE3	1:A:516:ASN:O	1	2.12
(1,26)	2:B:162:LYS:HE3	1:A:516:ASN:OD1	1	2.12
(1,26)	2:B:162:LYS:HE3	1:A:519:GLY:C	1	2.12
(1,26)	2:B:162:LYS:HE3	1:A:519:GLY:CA	1	2.12
(1,26)	2:B:162:LYS:HE3	1:A:519:GLY:H	1	2.12
(1,26)	2:B:162:LYS:HE3	1:A:519:GLY:HA2	1	2.12
(1,26)	2:B:162:LYS:HE3	1:A:519:GLY:HA3	1	2.12
(1,26)	2:B:162:LYS:HE3	1:A:519:GLY:N	1	2.12
(1,26)	2:B:162:LYS:HE3	1:A:519:GLY:O	1	2.12
(1,26)	2:B:162:LYS:HE3	1:A:522:PHE:C	1	2.12
(1,26)	2:B:162:LYS:HE3	1:A:522:PHE:CA	1	2.12
(1,26)	2:B:162:LYS:HE3	1:A:522:PHE:CB	1	2.12
(1,26)	2:B:162:LYS:HE3	1:A:522:PHE:CD1	1	2.12
(1,26)	2:B:162:LYS:HE3	1:A:522:PHE:CD2	1	2.12
(1,26)	2:B:162:LYS:HE3	1:A:522:PHE:CE1	1	2.12
(1,26)	2:B:162:LYS:HE3	1:A:522:PHE:CE2	1	2.12
(1,26)	2:B:162:LYS:HE3	1:A:522:PHE:CG	1	2.12
(1,26)	2:B:162:LYS:HE3	1:A:522:PHE:CZ	1	2.12
(1,26)	2:B:162:LYS:HE3	1:A:522:PHE:H	1	2.12
(1,26)	2:B:162:LYS:HE3	1:A:522:PHE:HA	1	2.12
(1,26)	2:B:162:LYS:HE3	1:A:522:PHE:HB2	1	2.12
(1,26)	2:B:162:LYS:HE3	1:A:522:PHE:HB3	1	2.12
(1,26)	2:B:162:LYS:HE3	1:A:522:PHE:HD1	1	2.12
(1,26)	2:B:162:LYS:HE3	1:A:522:PHE:HD2	1	2.12
(1,26)	2:B:162:LYS:HE3	1:A:522:PHE:HE1	1	2.12
(1,26)	2:B:162:LYS:HE3	1:A:522:PHE:HE2	1	2.12
(1,26)	2:B:162:LYS:HE3	1:A:522:PHE:HZ	1	2.12
(1,26)	2:B:162:LYS:HE3	1:A:522:PHE:N	1	2.12
(1,26)	2:B:162:LYS:HE3	1:A:522:PHE:O	1	2.12
(1,26)	2:B:162:LYS:HE3	1:A:523:GLU:C	1	2.12
(1,26)	2:B:162:LYS:HE3	1:A:523:GLU:CA	1	2.12

*Continued on next page...*

*Continued from previous page...*

Key	Atom-1	Atom-2	Model ID	Violation (Å)
(1,26)	2:B:162:LYS:HE3	1:A:523:GLU:CB	1	2.12
(1,26)	2:B:162:LYS:HE3	1:A:523:GLU:CD	1	2.12
(1,26)	2:B:162:LYS:HE3	1:A:523:GLU:CG	1	2.12
(1,26)	2:B:162:LYS:HE3	1:A:523:GLU:H	1	2.12
(1,26)	2:B:162:LYS:HE3	1:A:523:GLU:HA	1	2.12
(1,26)	2:B:162:LYS:HE3	1:A:523:GLU:HB2	1	2.12
(1,26)	2:B:162:LYS:HE3	1:A:523:GLU:HB3	1	2.12
(1,26)	2:B:162:LYS:HE3	1:A:523:GLU:HG2	1	2.12
(1,26)	2:B:162:LYS:HE3	1:A:523:GLU:HG3	1	2.12
(1,26)	2:B:162:LYS:HE3	1:A:523:GLU:N	1	2.12
(1,26)	2:B:162:LYS:HE3	1:A:523:GLU:O	1	2.12
(1,26)	2:B:162:LYS:HE3	1:A:523:GLU:OE1	1	2.12
(1,26)	2:B:162:LYS:HE3	1:A:523:GLU:OE2	1	2.12
(1,26)	2:B:162:LYS:HE3	1:A:524:PHE:C	1	2.12
(1,26)	2:B:162:LYS:HE3	1:A:524:PHE:CA	1	2.12
(1,26)	2:B:162:LYS:HE3	1:A:524:PHE:CB	1	2.12
(1,26)	2:B:162:LYS:HE3	1:A:524:PHE:CD1	1	2.12
(1,26)	2:B:162:LYS:HE3	1:A:524:PHE:CD2	1	2.12
(1,26)	2:B:162:LYS:HE3	1:A:524:PHE:CE1	1	2.12
(1,26)	2:B:162:LYS:HE3	1:A:524:PHE:CE2	1	2.12
(1,26)	2:B:162:LYS:HE3	1:A:524:PHE:CG	1	2.12
(1,26)	2:B:162:LYS:HE3	1:A:524:PHE:CZ	1	2.12
(1,26)	2:B:162:LYS:HE3	1:A:524:PHE:H	1	2.12
(1,26)	2:B:162:LYS:HE3	1:A:524:PHE:HA	1	2.12
(1,26)	2:B:162:LYS:HE3	1:A:524:PHE:HB2	1	2.12
(1,26)	2:B:162:LYS:HE3	1:A:524:PHE:HB3	1	2.12
(1,26)	2:B:162:LYS:HE3	1:A:524:PHE:HD1	1	2.12
(1,26)	2:B:162:LYS:HE3	1:A:524:PHE:HD2	1	2.12
(1,26)	2:B:162:LYS:HE3	1:A:524:PHE:HE1	1	2.12
(1,26)	2:B:162:LYS:HE3	1:A:524:PHE:HE2	1	2.12
(1,26)	2:B:162:LYS:HE3	1:A:524:PHE:HZ	1	2.12
(1,26)	2:B:162:LYS:HE3	1:A:524:PHE:N	1	2.12
(1,26)	2:B:162:LYS:HE3	1:A:524:PHE:O	1	2.12
(1,26)	2:B:162:LYS:HE3	1:A:525:GLU:C	1	2.12
(1,26)	2:B:162:LYS:HE3	1:A:525:GLU:CA	1	2.12
(1,26)	2:B:162:LYS:HE3	1:A:525:GLU:CB	1	2.12
(1,26)	2:B:162:LYS:HE3	1:A:525:GLU:CD	1	2.12
(1,26)	2:B:162:LYS:HE3	1:A:525:GLU:CG	1	2.12
(1,26)	2:B:162:LYS:HE3	1:A:525:GLU:H	1	2.12
(1,26)	2:B:162:LYS:HE3	1:A:525:GLU:HA	1	2.12
(1,26)	2:B:162:LYS:HE3	1:A:525:GLU:HB2	1	2.12
(1,26)	2:B:162:LYS:HE3	1:A:525:GLU:HB3	1	2.12

*Continued on next page...*

*Continued from previous page...*

Key	Atom-1	Atom-2	Model ID	Violation (Å)
(1,26)	2:B:162:LYS:HE3	1:A:525:GLU:HG2	1	2.12
(1,26)	2:B:162:LYS:HE3	1:A:525:GLU:HG3	1	2.12
(1,26)	2:B:162:LYS:HE3	1:A:525:GLU:N	1	2.12
(1,26)	2:B:162:LYS:HE3	1:A:525:GLU:O	1	2.12
(1,26)	2:B:162:LYS:HE3	1:A:525:GLU:OE1	1	2.12
(1,26)	2:B:162:LYS:HE3	1:A:525:GLU:OE2	1	2.12
(1,26)	2:B:162:LYS:HE3	1:A:526:ASN:C	1	2.12
(1,26)	2:B:162:LYS:HE3	1:A:526:ASN:CA	1	2.12
(1,26)	2:B:162:LYS:HE3	1:A:526:ASN:CB	1	2.12
(1,26)	2:B:162:LYS:HE3	1:A:526:ASN:CG	1	2.12
(1,26)	2:B:162:LYS:HE3	1:A:526:ASN:H	1	2.12
(1,26)	2:B:162:LYS:HE3	1:A:526:ASN:HA	1	2.12
(1,26)	2:B:162:LYS:HE3	1:A:526:ASN:HB2	1	2.12
(1,26)	2:B:162:LYS:HE3	1:A:526:ASN:HB3	1	2.12
(1,26)	2:B:162:LYS:HE3	1:A:526:ASN:HD21	1	2.12
(1,26)	2:B:162:LYS:HE3	1:A:526:ASN:HD22	1	2.12
(1,26)	2:B:162:LYS:HE3	1:A:526:ASN:N	1	2.12
(1,26)	2:B:162:LYS:HE3	1:A:526:ASN:ND2	1	2.12
(1,26)	2:B:162:LYS:HE3	1:A:526:ASN:O	1	2.12
(1,26)	2:B:162:LYS:HE3	1:A:526:ASN:OD1	1	2.12
(1,26)	2:B:162:LYS:HE3	1:A:527:ALA:C	1	2.12
(1,26)	2:B:162:LYS:HE3	1:A:527:ALA:CA	1	2.12
(1,26)	2:B:162:LYS:HE3	1:A:527:ALA:CB	1	2.12
(1,26)	2:B:162:LYS:HE3	1:A:527:ALA:H	1	2.12
(1,26)	2:B:162:LYS:HE3	1:A:527:ALA:HA	1	2.12
(1,26)	2:B:162:LYS:HE3	1:A:527:ALA:HB1	1	2.12
(1,26)	2:B:162:LYS:HE3	1:A:527:ALA:HB2	1	2.12
(1,26)	2:B:162:LYS:HE3	1:A:527:ALA:HB3	1	2.12
(1,26)	2:B:162:LYS:HE3	1:A:527:ALA:N	1	2.12
(1,26)	2:B:162:LYS:HE3	1:A:527:ALA:O	1	2.12
(1,26)	2:B:162:LYS:HE3	1:A:528:ILE:C	1	2.12
(1,26)	2:B:162:LYS:HE3	1:A:528:ILE:CA	1	2.12
(1,26)	2:B:162:LYS:HE3	1:A:528:ILE:CB	1	2.12
(1,26)	2:B:162:LYS:HE3	1:A:528:ILE:CD1	1	2.12
(1,26)	2:B:162:LYS:HE3	1:A:528:ILE:CG1	1	2.12
(1,26)	2:B:162:LYS:HE3	1:A:528:ILE:CG2	1	2.12
(1,26)	2:B:162:LYS:HE3	1:A:528:ILE:H	1	2.12
(1,26)	2:B:162:LYS:HE3	1:A:528:ILE:HA	1	2.12
(1,26)	2:B:162:LYS:HE3	1:A:528:ILE:HB	1	2.12
(1,26)	2:B:162:LYS:HE3	1:A:528:ILE:HD11	1	2.12
(1,26)	2:B:162:LYS:HE3	1:A:528:ILE:HD12	1	2.12
(1,26)	2:B:162:LYS:HE3	1:A:528:ILE:HD13	1	2.12

*Continued on next page...*

*Continued from previous page...*

Key	Atom-1	Atom-2	Model ID	Violation (Å)
(1,26)	2:B:162:LYS:HE3	1:A:528:ILE:HG12	1	2.12
(1,26)	2:B:162:LYS:HE3	1:A:528:ILE:HG13	1	2.12
(1,26)	2:B:162:LYS:HE3	1:A:528:ILE:HG21	1	2.12
(1,26)	2:B:162:LYS:HE3	1:A:528:ILE:HG22	1	2.12
(1,26)	2:B:162:LYS:HE3	1:A:528:ILE:HG23	1	2.12
(1,26)	2:B:162:LYS:HE3	1:A:528:ILE:N	1	2.12
(1,26)	2:B:162:LYS:HE3	1:A:528:ILE:O	1	2.12
(1,26)	2:B:162:LYS:HE3	1:A:529:VAL:C	1	2.12
(1,26)	2:B:162:LYS:HE3	1:A:529:VAL:CA	1	2.12
(1,26)	2:B:162:LYS:HE3	1:A:529:VAL:CB	1	2.12
(1,26)	2:B:162:LYS:HE3	1:A:529:VAL:CG1	1	2.12
(1,26)	2:B:162:LYS:HE3	1:A:529:VAL:CG2	1	2.12
(1,26)	2:B:162:LYS:HE3	1:A:529:VAL:H	1	2.12
(1,26)	2:B:162:LYS:HE3	1:A:529:VAL:HA	1	2.12
(1,26)	2:B:162:LYS:HE3	1:A:529:VAL:HB	1	2.12
(1,26)	2:B:162:LYS:HE3	1:A:529:VAL:HG11	1	2.12
(1,26)	2:B:162:LYS:HE3	1:A:529:VAL:HG12	1	2.12
(1,26)	2:B:162:LYS:HE3	1:A:529:VAL:HG13	1	2.12
(1,26)	2:B:162:LYS:HE3	1:A:529:VAL:HG21	1	2.12
(1,26)	2:B:162:LYS:HE3	1:A:529:VAL:HG22	1	2.12
(1,26)	2:B:162:LYS:HE3	1:A:529:VAL:HG23	1	2.12
(1,26)	2:B:162:LYS:HE3	1:A:529:VAL:N	1	2.12
(1,26)	2:B:162:LYS:HE3	1:A:529:VAL:O	1	2.12
(1,26)	2:B:162:LYS:HE3	1:A:561:ASP:C	1	2.12
(1,26)	2:B:162:LYS:HE3	1:A:561:ASP:CA	1	2.12
(1,26)	2:B:162:LYS:HE3	1:A:561:ASP:CB	1	2.12
(1,26)	2:B:162:LYS:HE3	1:A:561:ASP:CG	1	2.12
(1,26)	2:B:162:LYS:HE3	1:A:561:ASP:H	1	2.12
(1,26)	2:B:162:LYS:HE3	1:A:561:ASP:HA	1	2.12
(1,26)	2:B:162:LYS:HE3	1:A:561:ASP:HB2	1	2.12
(1,26)	2:B:162:LYS:HE3	1:A:561:ASP:HB3	1	2.12
(1,26)	2:B:162:LYS:HE3	1:A:561:ASP:N	1	2.12
(1,26)	2:B:162:LYS:HE3	1:A:561:ASP:O	1	2.12
(1,26)	2:B:162:LYS:HE3	1:A:561:ASP:OD1	1	2.12
(1,26)	2:B:162:LYS:HE3	1:A:561:ASP:OD2	1	2.12
(1,26)	2:B:162:LYS:HE3	1:A:563:LYS:C	1	2.12
(1,26)	2:B:162:LYS:HE3	1:A:563:LYS:CA	1	2.12
(1,26)	2:B:162:LYS:HE3	1:A:563:LYS:CB	1	2.12
(1,26)	2:B:162:LYS:HE3	1:A:563:LYS:CD	1	2.12
(1,26)	2:B:162:LYS:HE3	1:A:563:LYS:CE	1	2.12
(1,26)	2:B:162:LYS:HE3	1:A:563:LYS:CG	1	2.12
(1,26)	2:B:162:LYS:HE3	1:A:563:LYS:H	1	2.12

*Continued on next page...*

*Continued from previous page...*

Key	Atom-1	Atom-2	Model ID	Violation (Å)
(1,26)	2:B:162:LYS:HE3	1:A:563:LYS:HA	1	2.12
(1,26)	2:B:162:LYS:HE3	1:A:563:LYS:HB2	1	2.12
(1,26)	2:B:162:LYS:HE3	1:A:563:LYS:HB3	1	2.12
(1,26)	2:B:162:LYS:HE3	1:A:563:LYS:HD2	1	2.12
(1,26)	2:B:162:LYS:HE3	1:A:563:LYS:HD3	1	2.12
(1,26)	2:B:162:LYS:HE3	1:A:563:LYS:HE2	1	2.12
(1,26)	2:B:162:LYS:HE3	1:A:563:LYS:HE3	1	2.12
(1,26)	2:B:162:LYS:HE3	1:A:563:LYS:HG2	1	2.12
(1,26)	2:B:162:LYS:HE3	1:A:563:LYS:HG3	1	2.12
(1,26)	2:B:162:LYS:HE3	1:A:563:LYS:HZ1	1	2.12
(1,26)	2:B:162:LYS:HE3	1:A:563:LYS:HZ2	1	2.12
(1,26)	2:B:162:LYS:HE3	1:A:563:LYS:HZ3	1	2.12
(1,26)	2:B:162:LYS:HE3	1:A:563:LYS:N	1	2.12
(1,26)	2:B:162:LYS:HE3	1:A:563:LYS:NZ	1	2.12
(1,26)	2:B:162:LYS:HE3	1:A:563:LYS:O	1	2.12
(1,26)	2:B:162:LYS:HE3	1:A:564:ALA:C	1	2.12
(1,26)	2:B:162:LYS:HE3	1:A:564:ALA:CA	1	2.12
(1,26)	2:B:162:LYS:HE3	1:A:564:ALA:CB	1	2.12
(1,26)	2:B:162:LYS:HE3	1:A:564:ALA:H	1	2.12
(1,26)	2:B:162:LYS:HE3	1:A:564:ALA:HA	1	2.12
(1,26)	2:B:162:LYS:HE3	1:A:564:ALA:HB1	1	2.12
(1,26)	2:B:162:LYS:HE3	1:A:564:ALA:HB2	1	2.12
(1,26)	2:B:162:LYS:HE3	1:A:564:ALA:HB3	1	2.12
(1,26)	2:B:162:LYS:HE3	1:A:564:ALA:N	1	2.12
(1,26)	2:B:162:LYS:HE3	1:A:564:ALA:O	1	2.12
(1,26)	2:B:162:LYS:HE3	1:A:566:LEU:C	1	2.12
(1,26)	2:B:162:LYS:HE3	1:A:566:LEU:CA	1	2.12
(1,26)	2:B:162:LYS:HE3	1:A:566:LEU:CB	1	2.12
(1,26)	2:B:162:LYS:HE3	1:A:566:LEU:CD1	1	2.12
(1,26)	2:B:162:LYS:HE3	1:A:566:LEU:CD2	1	2.12
(1,26)	2:B:162:LYS:HE3	1:A:566:LEU:CG	1	2.12
(1,26)	2:B:162:LYS:HE3	1:A:566:LEU:H	1	2.12
(1,26)	2:B:162:LYS:HE3	1:A:566:LEU:HA	1	2.12
(1,26)	2:B:162:LYS:HE3	1:A:566:LEU:HB2	1	2.12
(1,26)	2:B:162:LYS:HE3	1:A:566:LEU:HB3	1	2.12
(1,26)	2:B:162:LYS:HE3	1:A:566:LEU:HD11	1	2.12
(1,26)	2:B:162:LYS:HE3	1:A:566:LEU:HD12	1	2.12
(1,26)	2:B:162:LYS:HE3	1:A:566:LEU:HD13	1	2.12
(1,26)	2:B:162:LYS:HE3	1:A:566:LEU:HD21	1	2.12
(1,26)	2:B:162:LYS:HE3	1:A:566:LEU:HD22	1	2.12
(1,26)	2:B:162:LYS:HE3	1:A:566:LEU:HD23	1	2.12
(1,26)	2:B:162:LYS:HE3	1:A:566:LEU:HG	1	2.12

*Continued on next page...*

*Continued from previous page...*

Key	Atom-1	Atom-2	Model ID	Violation (Å)
(1,26)	2:B:162:LYS:HE3	1:A:566:LEU:N	1	2.12
(1,26)	2:B:162:LYS:HE3	1:A:566:LEU:O	1	2.12
(1,26)	2:B:162:LYS:HG2	1:A:490:ALA:C	1	2.12
(1,26)	2:B:162:LYS:HG2	1:A:490:ALA:CA	1	2.12
(1,26)	2:B:162:LYS:HG2	1:A:490:ALA:CB	1	2.12
(1,26)	2:B:162:LYS:HG2	1:A:490:ALA:H	1	2.12
(1,26)	2:B:162:LYS:HG2	1:A:490:ALA:HA	1	2.12
(1,26)	2:B:162:LYS:HG2	1:A:490:ALA:HB1	1	2.12
(1,26)	2:B:162:LYS:HG2	1:A:490:ALA:HB2	1	2.12
(1,26)	2:B:162:LYS:HG2	1:A:490:ALA:HB3	1	2.12
(1,26)	2:B:162:LYS:HG2	1:A:490:ALA:N	1	2.12
(1,26)	2:B:162:LYS:HG2	1:A:490:ALA:O	1	2.12
(1,26)	2:B:162:LYS:HG2	1:A:514:THR:C	1	2.12
(1,26)	2:B:162:LYS:HG2	1:A:514:THR:CA	1	2.12
(1,26)	2:B:162:LYS:HG2	1:A:514:THR:CB	1	2.12
(1,26)	2:B:162:LYS:HG2	1:A:514:THR:CG2	1	2.12
(1,26)	2:B:162:LYS:HG2	1:A:514:THR:H	1	2.12
(1,26)	2:B:162:LYS:HG2	1:A:514:THR:HA	1	2.12
(1,26)	2:B:162:LYS:HG2	1:A:514:THR:HB	1	2.12
(1,26)	2:B:162:LYS:HG2	1:A:514:THR:HG1	1	2.12
(1,26)	2:B:162:LYS:HG2	1:A:514:THR:HG21	1	2.12
(1,26)	2:B:162:LYS:HG2	1:A:514:THR:HG22	1	2.12
(1,26)	2:B:162:LYS:HG2	1:A:514:THR:HG23	1	2.12
(1,26)	2:B:162:LYS:HG2	1:A:514:THR:N	1	2.12
(1,26)	2:B:162:LYS:HG2	1:A:514:THR:O	1	2.12
(1,26)	2:B:162:LYS:HG2	1:A:514:THR:OG1	1	2.12
(1,26)	2:B:162:LYS:HG2	1:A:516:ASN:C	1	2.12
(1,26)	2:B:162:LYS:HG2	1:A:516:ASN:CA	1	2.12
(1,26)	2:B:162:LYS:HG2	1:A:516:ASN:CB	1	2.12
(1,26)	2:B:162:LYS:HG2	1:A:516:ASN:CG	1	2.12
(1,26)	2:B:162:LYS:HG2	1:A:516:ASN:H	1	2.12
(1,26)	2:B:162:LYS:HG2	1:A:516:ASN:HA	1	2.12
(1,26)	2:B:162:LYS:HG2	1:A:516:ASN:HB2	1	2.12
(1,26)	2:B:162:LYS:HG2	1:A:516:ASN:HB3	1	2.12
(1,26)	2:B:162:LYS:HG2	1:A:516:ASN:HD21	1	2.12
(1,26)	2:B:162:LYS:HG2	1:A:516:ASN:HD22	1	2.12
(1,26)	2:B:162:LYS:HG2	1:A:516:ASN:N	1	2.12
(1,26)	2:B:162:LYS:HG2	1:A:516:ASN:ND2	1	2.12
(1,26)	2:B:162:LYS:HG2	1:A:516:ASN:O	1	2.12
(1,26)	2:B:162:LYS:HG2	1:A:516:ASN:OD1	1	2.12
(1,26)	2:B:162:LYS:HG2	1:A:519:GLY:C	1	2.12
(1,26)	2:B:162:LYS:HG2	1:A:519:GLY:CA	1	2.12

*Continued on next page...*



*Continued from previous page...*

Key	Atom-1	Atom-2	Model ID	Violation (Å)
(1,26)	2:B:162:LYS:HG2	1:A:519:GLY:H	1	2.12
(1,26)	2:B:162:LYS:HG2	1:A:519:GLY:HA2	1	2.12
(1,26)	2:B:162:LYS:HG2	1:A:519:GLY:HA3	1	2.12
(1,26)	2:B:162:LYS:HG2	1:A:519:GLY:N	1	2.12
(1,26)	2:B:162:LYS:HG2	1:A:519:GLY:O	1	2.12
(1,26)	2:B:162:LYS:HG2	1:A:522:PHE:C	1	2.12
(1,26)	2:B:162:LYS:HG2	1:A:522:PHE:CA	1	2.12
(1,26)	2:B:162:LYS:HG2	1:A:522:PHE:CB	1	2.12
(1,26)	2:B:162:LYS:HG2	1:A:522:PHE:CD1	1	2.12
(1,26)	2:B:162:LYS:HG2	1:A:522:PHE:CD2	1	2.12
(1,26)	2:B:162:LYS:HG2	1:A:522:PHE:CE1	1	2.12
(1,26)	2:B:162:LYS:HG2	1:A:522:PHE:CE2	1	2.12
(1,26)	2:B:162:LYS:HG2	1:A:522:PHE:CG	1	2.12
(1,26)	2:B:162:LYS:HG2	1:A:522:PHE:CZ	1	2.12
(1,26)	2:B:162:LYS:HG2	1:A:522:PHE:H	1	2.12
(1,26)	2:B:162:LYS:HG2	1:A:522:PHE:HA	1	2.12
(1,26)	2:B:162:LYS:HG2	1:A:522:PHE:HB2	1	2.12
(1,26)	2:B:162:LYS:HG2	1:A:522:PHE:HB3	1	2.12
(1,26)	2:B:162:LYS:HG2	1:A:522:PHE:HD1	1	2.12
(1,26)	2:B:162:LYS:HG2	1:A:522:PHE:HD2	1	2.12
(1,26)	2:B:162:LYS:HG2	1:A:522:PHE:HE1	1	2.12
(1,26)	2:B:162:LYS:HG2	1:A:522:PHE:HE2	1	2.12
(1,26)	2:B:162:LYS:HG2	1:A:522:PHE:HZ	1	2.12
(1,26)	2:B:162:LYS:HG2	1:A:522:PHE:N	1	2.12
(1,26)	2:B:162:LYS:HG2	1:A:522:PHE:O	1	2.12
(1,26)	2:B:162:LYS:HG2	1:A:523:GLU:C	1	2.12
(1,26)	2:B:162:LYS:HG2	1:A:523:GLU:CA	1	2.12
(1,26)	2:B:162:LYS:HG2	1:A:523:GLU:CB	1	2.12
(1,26)	2:B:162:LYS:HG2	1:A:523:GLU:CD	1	2.12
(1,26)	2:B:162:LYS:HG2	1:A:523:GLU:CG	1	2.12
(1,26)	2:B:162:LYS:HG2	1:A:523:GLU:H	1	2.12
(1,26)	2:B:162:LYS:HG2	1:A:523:GLU:HA	1	2.12
(1,26)	2:B:162:LYS:HG2	1:A:523:GLU:HB2	1	2.12
(1,26)	2:B:162:LYS:HG2	1:A:523:GLU:HB3	1	2.12
(1,26)	2:B:162:LYS:HG2	1:A:523:GLU:HG2	1	2.12
(1,26)	2:B:162:LYS:HG2	1:A:523:GLU:HG3	1	2.12
(1,26)	2:B:162:LYS:HG2	1:A:523:GLU:N	1	2.12
(1,26)	2:B:162:LYS:HG2	1:A:523:GLU:O	1	2.12
(1,26)	2:B:162:LYS:HG2	1:A:523:GLU:OE1	1	2.12
(1,26)	2:B:162:LYS:HG2	1:A:523:GLU:OE2	1	2.12
(1,26)	2:B:162:LYS:HG2	1:A:524:PHE:C	1	2.12
(1,26)	2:B:162:LYS:HG2	1:A:524:PHE:CA	1	2.12

*Continued on next page...*

*Continued from previous page...*

Key	Atom-1	Atom-2	Model ID	Violation (Å)
(1,26)	2:B:162:LYS:HG2	1:A:524:PHE:CB	1	2.12
(1,26)	2:B:162:LYS:HG2	1:A:524:PHE:CD1	1	2.12
(1,26)	2:B:162:LYS:HG2	1:A:524:PHE:CD2	1	2.12
(1,26)	2:B:162:LYS:HG2	1:A:524:PHE:CE1	1	2.12
(1,26)	2:B:162:LYS:HG2	1:A:524:PHE:CE2	1	2.12
(1,26)	2:B:162:LYS:HG2	1:A:524:PHE:CG	1	2.12
(1,26)	2:B:162:LYS:HG2	1:A:524:PHE:CZ	1	2.12
(1,26)	2:B:162:LYS:HG2	1:A:524:PHE:H	1	2.12
(1,26)	2:B:162:LYS:HG2	1:A:524:PHE:HA	1	2.12
(1,26)	2:B:162:LYS:HG2	1:A:524:PHE:HB2	1	2.12
(1,26)	2:B:162:LYS:HG2	1:A:524:PHE:HB3	1	2.12
(1,26)	2:B:162:LYS:HG2	1:A:524:PHE:HD1	1	2.12
(1,26)	2:B:162:LYS:HG2	1:A:524:PHE:HD2	1	2.12
(1,26)	2:B:162:LYS:HG2	1:A:524:PHE:HE1	1	2.12
(1,26)	2:B:162:LYS:HG2	1:A:524:PHE:HE2	1	2.12
(1,26)	2:B:162:LYS:HG2	1:A:524:PHE:HZ	1	2.12
(1,26)	2:B:162:LYS:HG2	1:A:524:PHE:N	1	2.12
(1,26)	2:B:162:LYS:HG2	1:A:524:PHE:O	1	2.12
(1,26)	2:B:162:LYS:HG2	1:A:525:GLU:C	1	2.12
(1,26)	2:B:162:LYS:HG2	1:A:525:GLU:CA	1	2.12
(1,26)	2:B:162:LYS:HG2	1:A:525:GLU:CB	1	2.12
(1,26)	2:B:162:LYS:HG2	1:A:525:GLU:CD	1	2.12
(1,26)	2:B:162:LYS:HG2	1:A:525:GLU:CG	1	2.12
(1,26)	2:B:162:LYS:HG2	1:A:525:GLU:H	1	2.12
(1,26)	2:B:162:LYS:HG2	1:A:525:GLU:HA	1	2.12
(1,26)	2:B:162:LYS:HG2	1:A:525:GLU:HB2	1	2.12
(1,26)	2:B:162:LYS:HG2	1:A:525:GLU:HB3	1	2.12
(1,26)	2:B:162:LYS:HG2	1:A:525:GLU:HG2	1	2.12
(1,26)	2:B:162:LYS:HG2	1:A:525:GLU:HG3	1	2.12
(1,26)	2:B:162:LYS:HG2	1:A:525:GLU:N	1	2.12
(1,26)	2:B:162:LYS:HG2	1:A:525:GLU:O	1	2.12
(1,26)	2:B:162:LYS:HG2	1:A:525:GLU:OE1	1	2.12
(1,26)	2:B:162:LYS:HG2	1:A:525:GLU:OE2	1	2.12
(1,26)	2:B:162:LYS:HG2	1:A:526:ASN:C	1	2.12
(1,26)	2:B:162:LYS:HG2	1:A:526:ASN:CA	1	2.12
(1,26)	2:B:162:LYS:HG2	1:A:526:ASN:CB	1	2.12
(1,26)	2:B:162:LYS:HG2	1:A:526:ASN:CG	1	2.12
(1,26)	2:B:162:LYS:HG2	1:A:526:ASN:H	1	2.12
(1,26)	2:B:162:LYS:HG2	1:A:526:ASN:HA	1	2.12
(1,26)	2:B:162:LYS:HG2	1:A:526:ASN:HB2	1	2.12
(1,26)	2:B:162:LYS:HG2	1:A:526:ASN:HB3	1	2.12
(1,26)	2:B:162:LYS:HG2	1:A:526:ASN:HD21	1	2.12

*Continued on next page...*

*Continued from previous page...*

Key	Atom-1	Atom-2	Model ID	Violation (Å)
(1,26)	2:B:162:LYS:HG2	1:A:526:ASN:HD22	1	2.12
(1,26)	2:B:162:LYS:HG2	1:A:526:ASN:N	1	2.12
(1,26)	2:B:162:LYS:HG2	1:A:526:ASN:ND2	1	2.12
(1,26)	2:B:162:LYS:HG2	1:A:526:ASN:O	1	2.12
(1,26)	2:B:162:LYS:HG2	1:A:526:ASN:OD1	1	2.12
(1,26)	2:B:162:LYS:HG2	1:A:527:ALA:C	1	2.12
(1,26)	2:B:162:LYS:HG2	1:A:527:ALA:CA	1	2.12
(1,26)	2:B:162:LYS:HG2	1:A:527:ALA:CB	1	2.12
(1,26)	2:B:162:LYS:HG2	1:A:527:ALA:H	1	2.12
(1,26)	2:B:162:LYS:HG2	1:A:527:ALA:HA	1	2.12
(1,26)	2:B:162:LYS:HG2	1:A:527:ALA:HB1	1	2.12
(1,26)	2:B:162:LYS:HG2	1:A:527:ALA:HB2	1	2.12
(1,26)	2:B:162:LYS:HG2	1:A:527:ALA:HB3	1	2.12
(1,26)	2:B:162:LYS:HG2	1:A:527:ALA:N	1	2.12
(1,26)	2:B:162:LYS:HG2	1:A:527:ALA:O	1	2.12
(1,26)	2:B:162:LYS:HG2	1:A:528:ILE:C	1	2.12
(1,26)	2:B:162:LYS:HG2	1:A:528:ILE:CA	1	2.12
(1,26)	2:B:162:LYS:HG2	1:A:528:ILE:CB	1	2.12
(1,26)	2:B:162:LYS:HG2	1:A:528:ILE:CD1	1	2.12
(1,26)	2:B:162:LYS:HG2	1:A:528:ILE:CG1	1	2.12
(1,26)	2:B:162:LYS:HG2	1:A:528:ILE:CG2	1	2.12
(1,26)	2:B:162:LYS:HG2	1:A:528:ILE:H	1	2.12
(1,26)	2:B:162:LYS:HG2	1:A:528:ILE:HA	1	2.12
(1,26)	2:B:162:LYS:HG2	1:A:528:ILE:HB	1	2.12
(1,26)	2:B:162:LYS:HG2	1:A:528:ILE:HD11	1	2.12
(1,26)	2:B:162:LYS:HG2	1:A:528:ILE:HD12	1	2.12
(1,26)	2:B:162:LYS:HG2	1:A:528:ILE:HD13	1	2.12
(1,26)	2:B:162:LYS:HG2	1:A:528:ILE:HG12	1	2.12
(1,26)	2:B:162:LYS:HG2	1:A:528:ILE:HG13	1	2.12
(1,26)	2:B:162:LYS:HG2	1:A:528:ILE:HG21	1	2.12
(1,26)	2:B:162:LYS:HG2	1:A:528:ILE:HG22	1	2.12
(1,26)	2:B:162:LYS:HG2	1:A:528:ILE:HG23	1	2.12
(1,26)	2:B:162:LYS:HG2	1:A:528:ILE:N	1	2.12
(1,26)	2:B:162:LYS:HG2	1:A:528:ILE:O	1	2.12
(1,26)	2:B:162:LYS:HG2	1:A:529:VAL:C	1	2.12
(1,26)	2:B:162:LYS:HG2	1:A:529:VAL:CA	1	2.12
(1,26)	2:B:162:LYS:HG2	1:A:529:VAL:CB	1	2.12
(1,26)	2:B:162:LYS:HG2	1:A:529:VAL:CG1	1	2.12
(1,26)	2:B:162:LYS:HG2	1:A:529:VAL:CG2	1	2.12
(1,26)	2:B:162:LYS:HG2	1:A:529:VAL:H	1	2.12
(1,26)	2:B:162:LYS:HG2	1:A:529:VAL:HA	1	2.12
(1,26)	2:B:162:LYS:HG2	1:A:529:VAL:HB	1	2.12

*Continued on next page...*

*Continued from previous page...*

Key	Atom-1	Atom-2	Model ID	Violation (Å)
(1,26)	2:B:162:LYS:HG2	1:A:529:VAL:HG11	1	2.12
(1,26)	2:B:162:LYS:HG2	1:A:529:VAL:HG12	1	2.12
(1,26)	2:B:162:LYS:HG2	1:A:529:VAL:HG13	1	2.12
(1,26)	2:B:162:LYS:HG2	1:A:529:VAL:HG21	1	2.12
(1,26)	2:B:162:LYS:HG2	1:A:529:VAL:HG22	1	2.12
(1,26)	2:B:162:LYS:HG2	1:A:529:VAL:HG23	1	2.12
(1,26)	2:B:162:LYS:HG2	1:A:529:VAL:N	1	2.12
(1,26)	2:B:162:LYS:HG2	1:A:529:VAL:O	1	2.12
(1,26)	2:B:162:LYS:HG2	1:A:561:ASP:C	1	2.12
(1,26)	2:B:162:LYS:HG2	1:A:561:ASP:CA	1	2.12
(1,26)	2:B:162:LYS:HG2	1:A:561:ASP:CB	1	2.12
(1,26)	2:B:162:LYS:HG2	1:A:561:ASP:CG	1	2.12
(1,26)	2:B:162:LYS:HG2	1:A:561:ASP:H	1	2.12
(1,26)	2:B:162:LYS:HG2	1:A:561:ASP:HA	1	2.12
(1,26)	2:B:162:LYS:HG2	1:A:561:ASP:HB2	1	2.12
(1,26)	2:B:162:LYS:HG2	1:A:561:ASP:HB3	1	2.12
(1,26)	2:B:162:LYS:HG2	1:A:561:ASP:N	1	2.12
(1,26)	2:B:162:LYS:HG2	1:A:561:ASP:O	1	2.12
(1,26)	2:B:162:LYS:HG2	1:A:561:ASP:OD1	1	2.12
(1,26)	2:B:162:LYS:HG2	1:A:561:ASP:OD2	1	2.12
(1,26)	2:B:162:LYS:HG2	1:A:563:LYS:C	1	2.12
(1,26)	2:B:162:LYS:HG2	1:A:563:LYS:CA	1	2.12
(1,26)	2:B:162:LYS:HG2	1:A:563:LYS:CB	1	2.12
(1,26)	2:B:162:LYS:HG2	1:A:563:LYS:CD	1	2.12
(1,26)	2:B:162:LYS:HG2	1:A:563:LYS:CE	1	2.12
(1,26)	2:B:162:LYS:HG2	1:A:563:LYS:CG	1	2.12
(1,26)	2:B:162:LYS:HG2	1:A:563:LYS:H	1	2.12
(1,26)	2:B:162:LYS:HG2	1:A:563:LYS:HA	1	2.12
(1,26)	2:B:162:LYS:HG2	1:A:563:LYS:HB2	1	2.12
(1,26)	2:B:162:LYS:HG2	1:A:563:LYS:HB3	1	2.12
(1,26)	2:B:162:LYS:HG2	1:A:563:LYS:HD2	1	2.12
(1,26)	2:B:162:LYS:HG2	1:A:563:LYS:HD3	1	2.12
(1,26)	2:B:162:LYS:HG2	1:A:563:LYS:HE2	1	2.12
(1,26)	2:B:162:LYS:HG2	1:A:563:LYS:HE3	1	2.12
(1,26)	2:B:162:LYS:HG2	1:A:563:LYS:HG2	1	2.12
(1,26)	2:B:162:LYS:HG2	1:A:563:LYS:HG3	1	2.12
(1,26)	2:B:162:LYS:HG2	1:A:563:LYS:HZ1	1	2.12
(1,26)	2:B:162:LYS:HG2	1:A:563:LYS:HZ2	1	2.12
(1,26)	2:B:162:LYS:HG2	1:A:563:LYS:HZ3	1	2.12
(1,26)	2:B:162:LYS:HG2	1:A:563:LYS:N	1	2.12
(1,26)	2:B:162:LYS:HG2	1:A:563:LYS:NZ	1	2.12
(1,26)	2:B:162:LYS:HG2	1:A:563:LYS:O	1	2.12

*Continued on next page...*

*Continued from previous page...*

Key	Atom-1	Atom-2	Model ID	Violation (Å)
(1,26)	2:B:162:LYS:HG2	1:A:564:ALA:C	1	2.12
(1,26)	2:B:162:LYS:HG2	1:A:564:ALA:CA	1	2.12
(1,26)	2:B:162:LYS:HG2	1:A:564:ALA:CB	1	2.12
(1,26)	2:B:162:LYS:HG2	1:A:564:ALA:H	1	2.12
(1,26)	2:B:162:LYS:HG2	1:A:564:ALA:HA	1	2.12
(1,26)	2:B:162:LYS:HG2	1:A:564:ALA:HB1	1	2.12
(1,26)	2:B:162:LYS:HG2	1:A:564:ALA:HB2	1	2.12
(1,26)	2:B:162:LYS:HG2	1:A:564:ALA:HB3	1	2.12
(1,26)	2:B:162:LYS:HG2	1:A:564:ALA:N	1	2.12
(1,26)	2:B:162:LYS:HG2	1:A:564:ALA:O	1	2.12
(1,26)	2:B:162:LYS:HG2	1:A:566:LEU:C	1	2.12
(1,26)	2:B:162:LYS:HG2	1:A:566:LEU:CA	1	2.12
(1,26)	2:B:162:LYS:HG2	1:A:566:LEU:CB	1	2.12
(1,26)	2:B:162:LYS:HG2	1:A:566:LEU:CD1	1	2.12
(1,26)	2:B:162:LYS:HG2	1:A:566:LEU:CD2	1	2.12
(1,26)	2:B:162:LYS:HG2	1:A:566:LEU:CG	1	2.12
(1,26)	2:B:162:LYS:HG2	1:A:566:LEU:H	1	2.12
(1,26)	2:B:162:LYS:HG2	1:A:566:LEU:HA	1	2.12
(1,26)	2:B:162:LYS:HG2	1:A:566:LEU:HB2	1	2.12
(1,26)	2:B:162:LYS:HG2	1:A:566:LEU:HB3	1	2.12
(1,26)	2:B:162:LYS:HG2	1:A:566:LEU:HD11	1	2.12
(1,26)	2:B:162:LYS:HG2	1:A:566:LEU:HD12	1	2.12
(1,26)	2:B:162:LYS:HG2	1:A:566:LEU:HD13	1	2.12
(1,26)	2:B:162:LYS:HG2	1:A:566:LEU:HD21	1	2.12
(1,26)	2:B:162:LYS:HG2	1:A:566:LEU:HD22	1	2.12
(1,26)	2:B:162:LYS:HG2	1:A:566:LEU:HD23	1	2.12
(1,26)	2:B:162:LYS:HG2	1:A:566:LEU:HG	1	2.12
(1,26)	2:B:162:LYS:HG2	1:A:566:LEU:N	1	2.12
(1,26)	2:B:162:LYS:HG2	1:A:566:LEU:O	1	2.12
(1,26)	2:B:162:LYS:HG3	1:A:490:ALA:C	1	2.12
(1,26)	2:B:162:LYS:HG3	1:A:490:ALA:CA	1	2.12
(1,26)	2:B:162:LYS:HG3	1:A:490:ALA:CB	1	2.12
(1,26)	2:B:162:LYS:HG3	1:A:490:ALA:H	1	2.12
(1,26)	2:B:162:LYS:HG3	1:A:490:ALA:HA	1	2.12
(1,26)	2:B:162:LYS:HG3	1:A:490:ALA:HB1	1	2.12
(1,26)	2:B:162:LYS:HG3	1:A:490:ALA:HB2	1	2.12
(1,26)	2:B:162:LYS:HG3	1:A:490:ALA:HB3	1	2.12
(1,26)	2:B:162:LYS:HG3	1:A:490:ALA:N	1	2.12
(1,26)	2:B:162:LYS:HG3	1:A:490:ALA:O	1	2.12
(1,26)	2:B:162:LYS:HG3	1:A:514:THR:C	1	2.12
(1,26)	2:B:162:LYS:HG3	1:A:514:THR:CA	1	2.12
(1,26)	2:B:162:LYS:HG3	1:A:514:THR:CB	1	2.12

*Continued on next page...*

*Continued from previous page...*

Key	Atom-1	Atom-2	Model ID	Violation (Å)
(1,26)	2:B:162:LYS:HG3	1:A:514:THR:CG2	1	2.12
(1,26)	2:B:162:LYS:HG3	1:A:514:THR:H	1	2.12
(1,26)	2:B:162:LYS:HG3	1:A:514:THR:HA	1	2.12
(1,26)	2:B:162:LYS:HG3	1:A:514:THR:HB	1	2.12
(1,26)	2:B:162:LYS:HG3	1:A:514:THR:HG1	1	2.12
(1,26)	2:B:162:LYS:HG3	1:A:514:THR:HG21	1	2.12
(1,26)	2:B:162:LYS:HG3	1:A:514:THR:HG22	1	2.12
(1,26)	2:B:162:LYS:HG3	1:A:514:THR:HG23	1	2.12
(1,26)	2:B:162:LYS:HG3	1:A:514:THR:N	1	2.12
(1,26)	2:B:162:LYS:HG3	1:A:514:THR:O	1	2.12
(1,26)	2:B:162:LYS:HG3	1:A:514:THR:OG1	1	2.12
(1,26)	2:B:162:LYS:HG3	1:A:516:ASN:C	1	2.12
(1,26)	2:B:162:LYS:HG3	1:A:516:ASN:CA	1	2.12
(1,26)	2:B:162:LYS:HG3	1:A:516:ASN:CB	1	2.12
(1,26)	2:B:162:LYS:HG3	1:A:516:ASN:CG	1	2.12
(1,26)	2:B:162:LYS:HG3	1:A:516:ASN:H	1	2.12
(1,26)	2:B:162:LYS:HG3	1:A:516:ASN:HA	1	2.12
(1,26)	2:B:162:LYS:HG3	1:A:516:ASN:HB2	1	2.12
(1,26)	2:B:162:LYS:HG3	1:A:516:ASN:HB3	1	2.12
(1,26)	2:B:162:LYS:HG3	1:A:516:ASN:HD21	1	2.12
(1,26)	2:B:162:LYS:HG3	1:A:516:ASN:HD22	1	2.12
(1,26)	2:B:162:LYS:HG3	1:A:516:ASN:N	1	2.12
(1,26)	2:B:162:LYS:HG3	1:A:516:ASN:ND2	1	2.12
(1,26)	2:B:162:LYS:HG3	1:A:516:ASN:O	1	2.12
(1,26)	2:B:162:LYS:HG3	1:A:516:ASN:OD1	1	2.12
(1,26)	2:B:162:LYS:HG3	1:A:519:GLY:C	1	2.12
(1,26)	2:B:162:LYS:HG3	1:A:519:GLY:CA	1	2.12
(1,26)	2:B:162:LYS:HG3	1:A:519:GLY:H	1	2.12
(1,26)	2:B:162:LYS:HG3	1:A:519:GLY:HA2	1	2.12
(1,26)	2:B:162:LYS:HG3	1:A:519:GLY:HA3	1	2.12
(1,26)	2:B:162:LYS:HG3	1:A:519:GLY:N	1	2.12
(1,26)	2:B:162:LYS:HG3	1:A:519:GLY:O	1	2.12
(1,26)	2:B:162:LYS:HG3	1:A:522:PHE:C	1	2.12
(1,26)	2:B:162:LYS:HG3	1:A:522:PHE:CA	1	2.12
(1,26)	2:B:162:LYS:HG3	1:A:522:PHE:CB	1	2.12
(1,26)	2:B:162:LYS:HG3	1:A:522:PHE:CD1	1	2.12
(1,26)	2:B:162:LYS:HG3	1:A:522:PHE:CD2	1	2.12
(1,26)	2:B:162:LYS:HG3	1:A:522:PHE:CE1	1	2.12
(1,26)	2:B:162:LYS:HG3	1:A:522:PHE:CE2	1	2.12
(1,26)	2:B:162:LYS:HG3	1:A:522:PHE:CG	1	2.12
(1,26)	2:B:162:LYS:HG3	1:A:522:PHE:CZ	1	2.12
(1,26)	2:B:162:LYS:HG3	1:A:522:PHE:H	1	2.12

*Continued on next page...*

*Continued from previous page...*

Key	Atom-1	Atom-2	Model ID	Violation (Å)
(1,26)	2:B:162:LYS:HG3	1:A:522:PHE:HA	1	2.12
(1,26)	2:B:162:LYS:HG3	1:A:522:PHE:HB2	1	2.12
(1,26)	2:B:162:LYS:HG3	1:A:522:PHE:HB3	1	2.12
(1,26)	2:B:162:LYS:HG3	1:A:522:PHE:HD1	1	2.12
(1,26)	2:B:162:LYS:HG3	1:A:522:PHE:HD2	1	2.12
(1,26)	2:B:162:LYS:HG3	1:A:522:PHE:HE1	1	2.12
(1,26)	2:B:162:LYS:HG3	1:A:522:PHE:HE2	1	2.12
(1,26)	2:B:162:LYS:HG3	1:A:522:PHE:HZ	1	2.12
(1,26)	2:B:162:LYS:HG3	1:A:522:PHE:N	1	2.12
(1,26)	2:B:162:LYS:HG3	1:A:522:PHE:O	1	2.12
(1,26)	2:B:162:LYS:HG3	1:A:523:GLU:C	1	2.12
(1,26)	2:B:162:LYS:HG3	1:A:523:GLU:CA	1	2.12
(1,26)	2:B:162:LYS:HG3	1:A:523:GLU:CB	1	2.12
(1,26)	2:B:162:LYS:HG3	1:A:523:GLU:CD	1	2.12
(1,26)	2:B:162:LYS:HG3	1:A:523:GLU:CG	1	2.12
(1,26)	2:B:162:LYS:HG3	1:A:523:GLU:H	1	2.12
(1,26)	2:B:162:LYS:HG3	1:A:523:GLU:HA	1	2.12
(1,26)	2:B:162:LYS:HG3	1:A:523:GLU:HB2	1	2.12
(1,26)	2:B:162:LYS:HG3	1:A:523:GLU:HB3	1	2.12
(1,26)	2:B:162:LYS:HG3	1:A:523:GLU:HG2	1	2.12
(1,26)	2:B:162:LYS:HG3	1:A:523:GLU:HG3	1	2.12
(1,26)	2:B:162:LYS:HG3	1:A:523:GLU:N	1	2.12
(1,26)	2:B:162:LYS:HG3	1:A:523:GLU:O	1	2.12
(1,26)	2:B:162:LYS:HG3	1:A:523:GLU:OE1	1	2.12
(1,26)	2:B:162:LYS:HG3	1:A:523:GLU:OE2	1	2.12
(1,26)	2:B:162:LYS:HG3	1:A:524:PHE:C	1	2.12
(1,26)	2:B:162:LYS:HG3	1:A:524:PHE:CA	1	2.12
(1,26)	2:B:162:LYS:HG3	1:A:524:PHE:CB	1	2.12
(1,26)	2:B:162:LYS:HG3	1:A:524:PHE:CD1	1	2.12
(1,26)	2:B:162:LYS:HG3	1:A:524:PHE:CD2	1	2.12
(1,26)	2:B:162:LYS:HG3	1:A:524:PHE:CE1	1	2.12
(1,26)	2:B:162:LYS:HG3	1:A:524:PHE:CE2	1	2.12
(1,26)	2:B:162:LYS:HG3	1:A:524:PHE:CG	1	2.12
(1,26)	2:B:162:LYS:HG3	1:A:524:PHE:CZ	1	2.12
(1,26)	2:B:162:LYS:HG3	1:A:524:PHE:H	1	2.12
(1,26)	2:B:162:LYS:HG3	1:A:524:PHE:HA	1	2.12
(1,26)	2:B:162:LYS:HG3	1:A:524:PHE:HB2	1	2.12
(1,26)	2:B:162:LYS:HG3	1:A:524:PHE:HB3	1	2.12
(1,26)	2:B:162:LYS:HG3	1:A:524:PHE:HD1	1	2.12
(1,26)	2:B:162:LYS:HG3	1:A:524:PHE:HD2	1	2.12
(1,26)	2:B:162:LYS:HG3	1:A:524:PHE:HE1	1	2.12
(1,26)	2:B:162:LYS:HG3	1:A:524:PHE:HE2	1	2.12

*Continued on next page...*

*Continued from previous page...*

Key	Atom-1	Atom-2	Model ID	Violation (Å)
(1,26)	2:B:162:LYS:HG3	1:A:524:PHE:HZ	1	2.12
(1,26)	2:B:162:LYS:HG3	1:A:524:PHE:N	1	2.12
(1,26)	2:B:162:LYS:HG3	1:A:524:PHE:O	1	2.12
(1,26)	2:B:162:LYS:HG3	1:A:525:GLU:C	1	2.12
(1,26)	2:B:162:LYS:HG3	1:A:525:GLU:CA	1	2.12
(1,26)	2:B:162:LYS:HG3	1:A:525:GLU:CB	1	2.12
(1,26)	2:B:162:LYS:HG3	1:A:525:GLU:CD	1	2.12
(1,26)	2:B:162:LYS:HG3	1:A:525:GLU:CG	1	2.12
(1,26)	2:B:162:LYS:HG3	1:A:525:GLU:H	1	2.12
(1,26)	2:B:162:LYS:HG3	1:A:525:GLU:HA	1	2.12
(1,26)	2:B:162:LYS:HG3	1:A:525:GLU:HB2	1	2.12
(1,26)	2:B:162:LYS:HG3	1:A:525:GLU:HB3	1	2.12
(1,26)	2:B:162:LYS:HG3	1:A:525:GLU:HG2	1	2.12
(1,26)	2:B:162:LYS:HG3	1:A:525:GLU:HG3	1	2.12
(1,26)	2:B:162:LYS:HG3	1:A:525:GLU:N	1	2.12
(1,26)	2:B:162:LYS:HG3	1:A:525:GLU:O	1	2.12
(1,26)	2:B:162:LYS:HG3	1:A:525:GLU:OE1	1	2.12
(1,26)	2:B:162:LYS:HG3	1:A:525:GLU:OE2	1	2.12
(1,26)	2:B:162:LYS:HG3	1:A:526:ASN:C	1	2.12
(1,26)	2:B:162:LYS:HG3	1:A:526:ASN:CA	1	2.12
(1,26)	2:B:162:LYS:HG3	1:A:526:ASN:CB	1	2.12
(1,26)	2:B:162:LYS:HG3	1:A:526:ASN:CG	1	2.12
(1,26)	2:B:162:LYS:HG3	1:A:526:ASN:H	1	2.12
(1,26)	2:B:162:LYS:HG3	1:A:526:ASN:HA	1	2.12
(1,26)	2:B:162:LYS:HG3	1:A:526:ASN:HB2	1	2.12
(1,26)	2:B:162:LYS:HG3	1:A:526:ASN:HB3	1	2.12
(1,26)	2:B:162:LYS:HG3	1:A:526:ASN:HD21	1	2.12
(1,26)	2:B:162:LYS:HG3	1:A:526:ASN:HD22	1	2.12
(1,26)	2:B:162:LYS:HG3	1:A:526:ASN:N	1	2.12
(1,26)	2:B:162:LYS:HG3	1:A:526:ASN:ND2	1	2.12
(1,26)	2:B:162:LYS:HG3	1:A:526:ASN:O	1	2.12
(1,26)	2:B:162:LYS:HG3	1:A:526:ASN:OD1	1	2.12
(1,26)	2:B:162:LYS:HG3	1:A:527:ALA:C	1	2.12
(1,26)	2:B:162:LYS:HG3	1:A:527:ALA:CA	1	2.12
(1,26)	2:B:162:LYS:HG3	1:A:527:ALA:CB	1	2.12
(1,26)	2:B:162:LYS:HG3	1:A:527:ALA:H	1	2.12
(1,26)	2:B:162:LYS:HG3	1:A:527:ALA:HA	1	2.12
(1,26)	2:B:162:LYS:HG3	1:A:527:ALA:HB1	1	2.12
(1,26)	2:B:162:LYS:HG3	1:A:527:ALA:HB2	1	2.12
(1,26)	2:B:162:LYS:HG3	1:A:527:ALA:HB3	1	2.12
(1,26)	2:B:162:LYS:HG3	1:A:527:ALA:N	1	2.12
(1,26)	2:B:162:LYS:HG3	1:A:527:ALA:O	1	2.12

*Continued on next page...*



*Continued from previous page...*

Key	Atom-1	Atom-2	Model ID	Violation (Å)
(1,26)	2:B:162:LYS:HG3	1:A:528:ILE:C	1	2.12
(1,26)	2:B:162:LYS:HG3	1:A:528:ILE:CA	1	2.12
(1,26)	2:B:162:LYS:HG3	1:A:528:ILE:CB	1	2.12
(1,26)	2:B:162:LYS:HG3	1:A:528:ILE:CD1	1	2.12
(1,26)	2:B:162:LYS:HG3	1:A:528:ILE:CG1	1	2.12
(1,26)	2:B:162:LYS:HG3	1:A:528:ILE:CG2	1	2.12
(1,26)	2:B:162:LYS:HG3	1:A:528:ILE:H	1	2.12
(1,26)	2:B:162:LYS:HG3	1:A:528:ILE:HA	1	2.12
(1,26)	2:B:162:LYS:HG3	1:A:528:ILE:HB	1	2.12
(1,26)	2:B:162:LYS:HG3	1:A:528:ILE:HD11	1	2.12
(1,26)	2:B:162:LYS:HG3	1:A:528:ILE:HD12	1	2.12
(1,26)	2:B:162:LYS:HG3	1:A:528:ILE:HD13	1	2.12
(1,26)	2:B:162:LYS:HG3	1:A:528:ILE:HG12	1	2.12
(1,26)	2:B:162:LYS:HG3	1:A:528:ILE:HG13	1	2.12
(1,26)	2:B:162:LYS:HG3	1:A:528:ILE:HG21	1	2.12
(1,26)	2:B:162:LYS:HG3	1:A:528:ILE:HG22	1	2.12
(1,26)	2:B:162:LYS:HG3	1:A:528:ILE:HG23	1	2.12
(1,26)	2:B:162:LYS:HG3	1:A:528:ILE:N	1	2.12
(1,26)	2:B:162:LYS:HG3	1:A:528:ILE:O	1	2.12
(1,26)	2:B:162:LYS:HG3	1:A:529:VAL:C	1	2.12
(1,26)	2:B:162:LYS:HG3	1:A:529:VAL:CA	1	2.12
(1,26)	2:B:162:LYS:HG3	1:A:529:VAL:CB	1	2.12
(1,26)	2:B:162:LYS:HG3	1:A:529:VAL:CG1	1	2.12
(1,26)	2:B:162:LYS:HG3	1:A:529:VAL:CG2	1	2.12
(1,26)	2:B:162:LYS:HG3	1:A:529:VAL:H	1	2.12
(1,26)	2:B:162:LYS:HG3	1:A:529:VAL:HA	1	2.12
(1,26)	2:B:162:LYS:HG3	1:A:529:VAL:HB	1	2.12
(1,26)	2:B:162:LYS:HG3	1:A:529:VAL:HG11	1	2.12
(1,26)	2:B:162:LYS:HG3	1:A:529:VAL:HG12	1	2.12
(1,26)	2:B:162:LYS:HG3	1:A:529:VAL:HG13	1	2.12
(1,26)	2:B:162:LYS:HG3	1:A:529:VAL:HG21	1	2.12
(1,26)	2:B:162:LYS:HG3	1:A:529:VAL:HG22	1	2.12
(1,26)	2:B:162:LYS:HG3	1:A:529:VAL:HG23	1	2.12
(1,26)	2:B:162:LYS:HG3	1:A:529:VAL:N	1	2.12
(1,26)	2:B:162:LYS:HG3	1:A:529:VAL:O	1	2.12
(1,26)	2:B:162:LYS:HG3	1:A:561:ASP:C	1	2.12
(1,26)	2:B:162:LYS:HG3	1:A:561:ASP:CA	1	2.12
(1,26)	2:B:162:LYS:HG3	1:A:561:ASP:CB	1	2.12
(1,26)	2:B:162:LYS:HG3	1:A:561:ASP:CG	1	2.12
(1,26)	2:B:162:LYS:HG3	1:A:561:ASP:H	1	2.12
(1,26)	2:B:162:LYS:HG3	1:A:561:ASP:HA	1	2.12
(1,26)	2:B:162:LYS:HG3	1:A:561:ASP:HB2	1	2.12

*Continued on next page...*

*Continued from previous page...*

Key	Atom-1	Atom-2	Model ID	Violation (Å)
(1,26)	2:B:162:LYS:HG3	1:A:561:ASP:HB3	1	2.12
(1,26)	2:B:162:LYS:HG3	1:A:561:ASP:N	1	2.12
(1,26)	2:B:162:LYS:HG3	1:A:561:ASP:O	1	2.12
(1,26)	2:B:162:LYS:HG3	1:A:561:ASP:OD1	1	2.12
(1,26)	2:B:162:LYS:HG3	1:A:561:ASP:OD2	1	2.12
(1,26)	2:B:162:LYS:HG3	1:A:563:LYS:C	1	2.12
(1,26)	2:B:162:LYS:HG3	1:A:563:LYS:CA	1	2.12
(1,26)	2:B:162:LYS:HG3	1:A:563:LYS:CB	1	2.12
(1,26)	2:B:162:LYS:HG3	1:A:563:LYS:CD	1	2.12
(1,26)	2:B:162:LYS:HG3	1:A:563:LYS:CE	1	2.12
(1,26)	2:B:162:LYS:HG3	1:A:563:LYS:CG	1	2.12
(1,26)	2:B:162:LYS:HG3	1:A:563:LYS:H	1	2.12
(1,26)	2:B:162:LYS:HG3	1:A:563:LYS:HA	1	2.12
(1,26)	2:B:162:LYS:HG3	1:A:563:LYS:HB2	1	2.12
(1,26)	2:B:162:LYS:HG3	1:A:563:LYS:HB3	1	2.12
(1,26)	2:B:162:LYS:HG3	1:A:563:LYS:HD2	1	2.12
(1,26)	2:B:162:LYS:HG3	1:A:563:LYS:HD3	1	2.12
(1,26)	2:B:162:LYS:HG3	1:A:563:LYS:HE2	1	2.12
(1,26)	2:B:162:LYS:HG3	1:A:563:LYS:HE3	1	2.12
(1,26)	2:B:162:LYS:HG3	1:A:563:LYS:HG2	1	2.12
(1,26)	2:B:162:LYS:HG3	1:A:563:LYS:HG3	1	2.12
(1,26)	2:B:162:LYS:HG3	1:A:563:LYS:HZ1	1	2.12
(1,26)	2:B:162:LYS:HG3	1:A:563:LYS:HZ2	1	2.12
(1,26)	2:B:162:LYS:HG3	1:A:563:LYS:HZ3	1	2.12
(1,26)	2:B:162:LYS:HG3	1:A:563:LYS:N	1	2.12
(1,26)	2:B:162:LYS:HG3	1:A:563:LYS:NZ	1	2.12
(1,26)	2:B:162:LYS:HG3	1:A:563:LYS:O	1	2.12
(1,26)	2:B:162:LYS:HG3	1:A:564:ALA:C	1	2.12
(1,26)	2:B:162:LYS:HG3	1:A:564:ALA:CA	1	2.12
(1,26)	2:B:162:LYS:HG3	1:A:564:ALA:CB	1	2.12
(1,26)	2:B:162:LYS:HG3	1:A:564:ALA:H	1	2.12
(1,26)	2:B:162:LYS:HG3	1:A:564:ALA:HA	1	2.12
(1,26)	2:B:162:LYS:HG3	1:A:564:ALA:HB1	1	2.12
(1,26)	2:B:162:LYS:HG3	1:A:564:ALA:HB2	1	2.12
(1,26)	2:B:162:LYS:HG3	1:A:564:ALA:HB3	1	2.12
(1,26)	2:B:162:LYS:HG3	1:A:564:ALA:N	1	2.12
(1,26)	2:B:162:LYS:HG3	1:A:564:ALA:O	1	2.12
(1,26)	2:B:162:LYS:HG3	1:A:566:LEU:C	1	2.12
(1,26)	2:B:162:LYS:HG3	1:A:566:LEU:CA	1	2.12
(1,26)	2:B:162:LYS:HG3	1:A:566:LEU:CB	1	2.12
(1,26)	2:B:162:LYS:HG3	1:A:566:LEU:CD1	1	2.12
(1,26)	2:B:162:LYS:HG3	1:A:566:LEU:CD2	1	2.12

*Continued on next page...*

*Continued from previous page...*

Key	Atom-1	Atom-2	Model ID	Violation (Å)
(1,26)	2:B:162:LYS:HG3	1:A:566:LEU:CG	1	2.12
(1,26)	2:B:162:LYS:HG3	1:A:566:LEU:H	1	2.12
(1,26)	2:B:162:LYS:HG3	1:A:566:LEU:HA	1	2.12
(1,26)	2:B:162:LYS:HG3	1:A:566:LEU:HB2	1	2.12
(1,26)	2:B:162:LYS:HG3	1:A:566:LEU:HB3	1	2.12
(1,26)	2:B:162:LYS:HG3	1:A:566:LEU:HD11	1	2.12
(1,26)	2:B:162:LYS:HG3	1:A:566:LEU:HD12	1	2.12
(1,26)	2:B:162:LYS:HG3	1:A:566:LEU:HD13	1	2.12
(1,26)	2:B:162:LYS:HG3	1:A:566:LEU:HD21	1	2.12
(1,26)	2:B:162:LYS:HG3	1:A:566:LEU:HD22	1	2.12
(1,26)	2:B:162:LYS:HG3	1:A:566:LEU:HD23	1	2.12
(1,26)	2:B:162:LYS:HG3	1:A:566:LEU:HG	1	2.12
(1,26)	2:B:162:LYS:HG3	1:A:566:LEU:N	1	2.12
(1,26)	2:B:162:LYS:HG3	1:A:566:LEU:O	1	2.12
(1,26)	2:B:162:LYS:HZ1	1:A:490:ALA:C	1	2.12
(1,26)	2:B:162:LYS:HZ1	1:A:490:ALA:CA	1	2.12
(1,26)	2:B:162:LYS:HZ1	1:A:490:ALA:CB	1	2.12
(1,26)	2:B:162:LYS:HZ1	1:A:490:ALA:H	1	2.12
(1,26)	2:B:162:LYS:HZ1	1:A:490:ALA:HA	1	2.12
(1,26)	2:B:162:LYS:HZ1	1:A:490:ALA:HB1	1	2.12
(1,26)	2:B:162:LYS:HZ1	1:A:490:ALA:HB2	1	2.12
(1,26)	2:B:162:LYS:HZ1	1:A:490:ALA:HB3	1	2.12
(1,26)	2:B:162:LYS:HZ1	1:A:490:ALA:N	1	2.12
(1,26)	2:B:162:LYS:HZ1	1:A:490:ALA:O	1	2.12
(1,26)	2:B:162:LYS:HZ1	1:A:514:THR:C	1	2.12
(1,26)	2:B:162:LYS:HZ1	1:A:514:THR:CA	1	2.12
(1,26)	2:B:162:LYS:HZ1	1:A:514:THR:CB	1	2.12
(1,26)	2:B:162:LYS:HZ1	1:A:514:THR:CG2	1	2.12
(1,26)	2:B:162:LYS:HZ1	1:A:514:THR:H	1	2.12
(1,26)	2:B:162:LYS:HZ1	1:A:514:THR:HA	1	2.12
(1,26)	2:B:162:LYS:HZ1	1:A:514:THR:HB	1	2.12
(1,26)	2:B:162:LYS:HZ1	1:A:514:THR:HG1	1	2.12
(1,26)	2:B:162:LYS:HZ1	1:A:514:THR:HG21	1	2.12
(1,26)	2:B:162:LYS:HZ1	1:A:514:THR:HG22	1	2.12
(1,26)	2:B:162:LYS:HZ1	1:A:514:THR:HG23	1	2.12
(1,26)	2:B:162:LYS:HZ1	1:A:514:THR:N	1	2.12
(1,26)	2:B:162:LYS:HZ1	1:A:514:THR:O	1	2.12
(1,26)	2:B:162:LYS:HZ1	1:A:514:THR:OG1	1	2.12
(1,26)	2:B:162:LYS:HZ1	1:A:516:ASN:C	1	2.12
(1,26)	2:B:162:LYS:HZ1	1:A:516:ASN:CA	1	2.12
(1,26)	2:B:162:LYS:HZ1	1:A:516:ASN:CB	1	2.12
(1,26)	2:B:162:LYS:HZ1	1:A:516:ASN:CG	1	2.12

*Continued on next page...*

*Continued from previous page...*

Key	Atom-1	Atom-2	Model ID	Violation (Å)
(1,26)	2:B:162:LYS:HZ1	1:A:516:ASN:H	1	2.12
(1,26)	2:B:162:LYS:HZ1	1:A:516:ASN:HA	1	2.12
(1,26)	2:B:162:LYS:HZ1	1:A:516:ASN:HB2	1	2.12
(1,26)	2:B:162:LYS:HZ1	1:A:516:ASN:HB3	1	2.12
(1,26)	2:B:162:LYS:HZ1	1:A:516:ASN:HD21	1	2.12
(1,26)	2:B:162:LYS:HZ1	1:A:516:ASN:HD22	1	2.12
(1,26)	2:B:162:LYS:HZ1	1:A:516:ASN:N	1	2.12
(1,26)	2:B:162:LYS:HZ1	1:A:516:ASN:ND2	1	2.12
(1,26)	2:B:162:LYS:HZ1	1:A:516:ASN:O	1	2.12
(1,26)	2:B:162:LYS:HZ1	1:A:516:ASN:OD1	1	2.12
(1,26)	2:B:162:LYS:HZ1	1:A:519:GLY:C	1	2.12
(1,26)	2:B:162:LYS:HZ1	1:A:519:GLY:CA	1	2.12
(1,26)	2:B:162:LYS:HZ1	1:A:519:GLY:H	1	2.12
(1,26)	2:B:162:LYS:HZ1	1:A:519:GLY:HA2	1	2.12
(1,26)	2:B:162:LYS:HZ1	1:A:519:GLY:HA3	1	2.12
(1,26)	2:B:162:LYS:HZ1	1:A:519:GLY:N	1	2.12
(1,26)	2:B:162:LYS:HZ1	1:A:519:GLY:O	1	2.12
(1,26)	2:B:162:LYS:HZ1	1:A:522:PHE:C	1	2.12
(1,26)	2:B:162:LYS:HZ1	1:A:522:PHE:CA	1	2.12
(1,26)	2:B:162:LYS:HZ1	1:A:522:PHE:CB	1	2.12
(1,26)	2:B:162:LYS:HZ1	1:A:522:PHE:CD1	1	2.12
(1,26)	2:B:162:LYS:HZ1	1:A:522:PHE:CD2	1	2.12
(1,26)	2:B:162:LYS:HZ1	1:A:522:PHE:CE1	1	2.12
(1,26)	2:B:162:LYS:HZ1	1:A:522:PHE:CE2	1	2.12
(1,26)	2:B:162:LYS:HZ1	1:A:522:PHE:CG	1	2.12
(1,26)	2:B:162:LYS:HZ1	1:A:522:PHE:CZ	1	2.12
(1,26)	2:B:162:LYS:HZ1	1:A:522:PHE:H	1	2.12
(1,26)	2:B:162:LYS:HZ1	1:A:522:PHE:HA	1	2.12
(1,26)	2:B:162:LYS:HZ1	1:A:522:PHE:HB2	1	2.12
(1,26)	2:B:162:LYS:HZ1	1:A:522:PHE:HB3	1	2.12
(1,26)	2:B:162:LYS:HZ1	1:A:522:PHE:HD1	1	2.12
(1,26)	2:B:162:LYS:HZ1	1:A:522:PHE:HD2	1	2.12
(1,26)	2:B:162:LYS:HZ1	1:A:522:PHE:HE1	1	2.12
(1,26)	2:B:162:LYS:HZ1	1:A:522:PHE:HE2	1	2.12
(1,26)	2:B:162:LYS:HZ1	1:A:522:PHE:HZ	1	2.12
(1,26)	2:B:162:LYS:HZ1	1:A:522:PHE:N	1	2.12
(1,26)	2:B:162:LYS:HZ1	1:A:522:PHE:O	1	2.12
(1,26)	2:B:162:LYS:HZ1	1:A:523:GLU:C	1	2.12
(1,26)	2:B:162:LYS:HZ1	1:A:523:GLU:CA	1	2.12
(1,26)	2:B:162:LYS:HZ1	1:A:523:GLU:CB	1	2.12
(1,26)	2:B:162:LYS:HZ1	1:A:523:GLU:CD	1	2.12
(1,26)	2:B:162:LYS:HZ1	1:A:523:GLU:CG	1	2.12

*Continued on next page...*

*Continued from previous page...*

Key	Atom-1	Atom-2	Model ID	Violation (Å)
(1,26)	2:B:162:LYS:HZ1	1:A:523:GLU:H	1	2.12
(1,26)	2:B:162:LYS:HZ1	1:A:523:GLU:HA	1	2.12
(1,26)	2:B:162:LYS:HZ1	1:A:523:GLU:HB2	1	2.12
(1,26)	2:B:162:LYS:HZ1	1:A:523:GLU:HB3	1	2.12
(1,26)	2:B:162:LYS:HZ1	1:A:523:GLU:HG2	1	2.12
(1,26)	2:B:162:LYS:HZ1	1:A:523:GLU:HG3	1	2.12
(1,26)	2:B:162:LYS:HZ1	1:A:523:GLU:N	1	2.12
(1,26)	2:B:162:LYS:HZ1	1:A:523:GLU:O	1	2.12
(1,26)	2:B:162:LYS:HZ1	1:A:523:GLU:OE1	1	2.12
(1,26)	2:B:162:LYS:HZ1	1:A:523:GLU:OE2	1	2.12
(1,26)	2:B:162:LYS:HZ1	1:A:524:PHE:C	1	2.12
(1,26)	2:B:162:LYS:HZ1	1:A:524:PHE:CA	1	2.12
(1,26)	2:B:162:LYS:HZ1	1:A:524:PHE:CB	1	2.12
(1,26)	2:B:162:LYS:HZ1	1:A:524:PHE:CD1	1	2.12
(1,26)	2:B:162:LYS:HZ1	1:A:524:PHE:CD2	1	2.12
(1,26)	2:B:162:LYS:HZ1	1:A:524:PHE:CE1	1	2.12
(1,26)	2:B:162:LYS:HZ1	1:A:524:PHE:CE2	1	2.12
(1,26)	2:B:162:LYS:HZ1	1:A:524:PHE:CG	1	2.12
(1,26)	2:B:162:LYS:HZ1	1:A:524:PHE:CZ	1	2.12
(1,26)	2:B:162:LYS:HZ1	1:A:524:PHE:H	1	2.12
(1,26)	2:B:162:LYS:HZ1	1:A:524:PHE:HA	1	2.12
(1,26)	2:B:162:LYS:HZ1	1:A:524:PHE:HB2	1	2.12
(1,26)	2:B:162:LYS:HZ1	1:A:524:PHE:HB3	1	2.12
(1,26)	2:B:162:LYS:HZ1	1:A:524:PHE:HD1	1	2.12
(1,26)	2:B:162:LYS:HZ1	1:A:524:PHE:HD2	1	2.12
(1,26)	2:B:162:LYS:HZ1	1:A:524:PHE:HE1	1	2.12
(1,26)	2:B:162:LYS:HZ1	1:A:524:PHE:HE2	1	2.12
(1,26)	2:B:162:LYS:HZ1	1:A:524:PHE:HZ	1	2.12
(1,26)	2:B:162:LYS:HZ1	1:A:524:PHE:N	1	2.12
(1,26)	2:B:162:LYS:HZ1	1:A:524:PHE:O	1	2.12
(1,26)	2:B:162:LYS:HZ1	1:A:525:GLU:C	1	2.12
(1,26)	2:B:162:LYS:HZ1	1:A:525:GLU:CA	1	2.12
(1,26)	2:B:162:LYS:HZ1	1:A:525:GLU:CB	1	2.12
(1,26)	2:B:162:LYS:HZ1	1:A:525:GLU:CD	1	2.12
(1,26)	2:B:162:LYS:HZ1	1:A:525:GLU:CG	1	2.12
(1,26)	2:B:162:LYS:HZ1	1:A:525:GLU:H	1	2.12
(1,26)	2:B:162:LYS:HZ1	1:A:525:GLU:HA	1	2.12
(1,26)	2:B:162:LYS:HZ1	1:A:525:GLU:HB2	1	2.12
(1,26)	2:B:162:LYS:HZ1	1:A:525:GLU:HB3	1	2.12
(1,26)	2:B:162:LYS:HZ1	1:A:525:GLU:HG2	1	2.12
(1,26)	2:B:162:LYS:HZ1	1:A:525:GLU:HG3	1	2.12
(1,26)	2:B:162:LYS:HZ1	1:A:525:GLU:N	1	2.12

*Continued on next page...*

*Continued from previous page...*

Key	Atom-1	Atom-2	Model ID	Violation (Å)
(1,26)	2:B:162:LYS:HZ1	1:A:525:GLU:O	1	2.12
(1,26)	2:B:162:LYS:HZ1	1:A:525:GLU:OE1	1	2.12
(1,26)	2:B:162:LYS:HZ1	1:A:525:GLU:OE2	1	2.12
(1,26)	2:B:162:LYS:HZ1	1:A:526:ASN:C	1	2.12
(1,26)	2:B:162:LYS:HZ1	1:A:526:ASN:CA	1	2.12
(1,26)	2:B:162:LYS:HZ1	1:A:526:ASN:CB	1	2.12
(1,26)	2:B:162:LYS:HZ1	1:A:526:ASN:CG	1	2.12
(1,26)	2:B:162:LYS:HZ1	1:A:526:ASN:H	1	2.12
(1,26)	2:B:162:LYS:HZ1	1:A:526:ASN:HA	1	2.12
(1,26)	2:B:162:LYS:HZ1	1:A:526:ASN:HB2	1	2.12
(1,26)	2:B:162:LYS:HZ1	1:A:526:ASN:HB3	1	2.12
(1,26)	2:B:162:LYS:HZ1	1:A:526:ASN:HD21	1	2.12
(1,26)	2:B:162:LYS:HZ1	1:A:526:ASN:HD22	1	2.12
(1,26)	2:B:162:LYS:HZ1	1:A:526:ASN:N	1	2.12
(1,26)	2:B:162:LYS:HZ1	1:A:526:ASN:ND2	1	2.12
(1,26)	2:B:162:LYS:HZ1	1:A:526:ASN:O	1	2.12
(1,26)	2:B:162:LYS:HZ1	1:A:526:ASN:OD1	1	2.12
(1,26)	2:B:162:LYS:HZ1	1:A:527:ALA:C	1	2.12
(1,26)	2:B:162:LYS:HZ1	1:A:527:ALA:CA	1	2.12
(1,26)	2:B:162:LYS:HZ1	1:A:527:ALA:CB	1	2.12
(1,26)	2:B:162:LYS:HZ1	1:A:527:ALA:H	1	2.12
(1,26)	2:B:162:LYS:HZ1	1:A:527:ALA:HA	1	2.12
(1,26)	2:B:162:LYS:HZ1	1:A:527:ALA:HB1	1	2.12
(1,26)	2:B:162:LYS:HZ1	1:A:527:ALA:HB2	1	2.12
(1,26)	2:B:162:LYS:HZ1	1:A:527:ALA:HB3	1	2.12
(1,26)	2:B:162:LYS:HZ1	1:A:527:ALA:N	1	2.12
(1,26)	2:B:162:LYS:HZ1	1:A:527:ALA:O	1	2.12
(1,26)	2:B:162:LYS:HZ1	1:A:528:ILE:C	1	2.12
(1,26)	2:B:162:LYS:HZ1	1:A:528:ILE:CA	1	2.12
(1,26)	2:B:162:LYS:HZ1	1:A:528:ILE:CB	1	2.12
(1,26)	2:B:162:LYS:HZ1	1:A:528:ILE:CD1	1	2.12
(1,26)	2:B:162:LYS:HZ1	1:A:528:ILE:CG1	1	2.12
(1,26)	2:B:162:LYS:HZ1	1:A:528:ILE:CG2	1	2.12
(1,26)	2:B:162:LYS:HZ1	1:A:528:ILE:H	1	2.12
(1,26)	2:B:162:LYS:HZ1	1:A:528:ILE:HA	1	2.12
(1,26)	2:B:162:LYS:HZ1	1:A:528:ILE:HB	1	2.12
(1,26)	2:B:162:LYS:HZ1	1:A:528:ILE:HD11	1	2.12
(1,26)	2:B:162:LYS:HZ1	1:A:528:ILE:HD12	1	2.12
(1,26)	2:B:162:LYS:HZ1	1:A:528:ILE:HD13	1	2.12
(1,26)	2:B:162:LYS:HZ1	1:A:528:ILE:HG12	1	2.12
(1,26)	2:B:162:LYS:HZ1	1:A:528:ILE:HG13	1	2.12
(1,26)	2:B:162:LYS:HZ1	1:A:528:ILE:HG21	1	2.12

*Continued on next page...*

*Continued from previous page...*

Key	Atom-1	Atom-2	Model ID	Violation (Å)
(1,26)	2:B:162:LYS:HZ1	1:A:528:ILE:HG22	1	2.12
(1,26)	2:B:162:LYS:HZ1	1:A:528:ILE:HG23	1	2.12
(1,26)	2:B:162:LYS:HZ1	1:A:528:ILE:N	1	2.12
(1,26)	2:B:162:LYS:HZ1	1:A:528:ILE:O	1	2.12
(1,26)	2:B:162:LYS:HZ1	1:A:529:VAL:C	1	2.12
(1,26)	2:B:162:LYS:HZ1	1:A:529:VAL:CA	1	2.12
(1,26)	2:B:162:LYS:HZ1	1:A:529:VAL:CB	1	2.12
(1,26)	2:B:162:LYS:HZ1	1:A:529:VAL:CG1	1	2.12
(1,26)	2:B:162:LYS:HZ1	1:A:529:VAL:CG2	1	2.12
(1,26)	2:B:162:LYS:HZ1	1:A:529:VAL:H	1	2.12
(1,26)	2:B:162:LYS:HZ1	1:A:529:VAL:HA	1	2.12
(1,26)	2:B:162:LYS:HZ1	1:A:529:VAL:HB	1	2.12
(1,26)	2:B:162:LYS:HZ1	1:A:529:VAL:HG11	1	2.12
(1,26)	2:B:162:LYS:HZ1	1:A:529:VAL:HG12	1	2.12
(1,26)	2:B:162:LYS:HZ1	1:A:529:VAL:HG13	1	2.12
(1,26)	2:B:162:LYS:HZ1	1:A:529:VAL:HG21	1	2.12
(1,26)	2:B:162:LYS:HZ1	1:A:529:VAL:HG22	1	2.12
(1,26)	2:B:162:LYS:HZ1	1:A:529:VAL:HG23	1	2.12
(1,26)	2:B:162:LYS:HZ1	1:A:529:VAL:N	1	2.12
(1,26)	2:B:162:LYS:HZ1	1:A:529:VAL:O	1	2.12
(1,26)	2:B:162:LYS:HZ1	1:A:561:ASP:C	1	2.12
(1,26)	2:B:162:LYS:HZ1	1:A:561:ASP:CA	1	2.12
(1,26)	2:B:162:LYS:HZ1	1:A:561:ASP:CB	1	2.12
(1,26)	2:B:162:LYS:HZ1	1:A:561:ASP:CG	1	2.12
(1,26)	2:B:162:LYS:HZ1	1:A:561:ASP:H	1	2.12
(1,26)	2:B:162:LYS:HZ1	1:A:561:ASP:HA	1	2.12
(1,26)	2:B:162:LYS:HZ1	1:A:561:ASP:HB2	1	2.12
(1,26)	2:B:162:LYS:HZ1	1:A:561:ASP:HB3	1	2.12
(1,26)	2:B:162:LYS:HZ1	1:A:561:ASP:N	1	2.12
(1,26)	2:B:162:LYS:HZ1	1:A:561:ASP:O	1	2.12
(1,26)	2:B:162:LYS:HZ1	1:A:561:ASP:OD1	1	2.12
(1,26)	2:B:162:LYS:HZ1	1:A:561:ASP:OD2	1	2.12
(1,26)	2:B:162:LYS:HZ1	1:A:563:LYS:C	1	2.12
(1,26)	2:B:162:LYS:HZ1	1:A:563:LYS:CA	1	2.12
(1,26)	2:B:162:LYS:HZ1	1:A:563:LYS:CB	1	2.12
(1,26)	2:B:162:LYS:HZ1	1:A:563:LYS:CD	1	2.12
(1,26)	2:B:162:LYS:HZ1	1:A:563:LYS:CE	1	2.12
(1,26)	2:B:162:LYS:HZ1	1:A:563:LYS:CG	1	2.12
(1,26)	2:B:162:LYS:HZ1	1:A:563:LYS:H	1	2.12
(1,26)	2:B:162:LYS:HZ1	1:A:563:LYS:HA	1	2.12
(1,26)	2:B:162:LYS:HZ1	1:A:563:LYS:HB2	1	2.12
(1,26)	2:B:162:LYS:HZ1	1:A:563:LYS:HB3	1	2.12

*Continued on next page...*

*Continued from previous page...*

Key	Atom-1	Atom-2	Model ID	Violation (Å)
(1,26)	2:B:162:LYS:HZ1	1:A:563:LYS:HD2	1	2.12
(1,26)	2:B:162:LYS:HZ1	1:A:563:LYS:HD3	1	2.12
(1,26)	2:B:162:LYS:HZ1	1:A:563:LYS:HE2	1	2.12
(1,26)	2:B:162:LYS:HZ1	1:A:563:LYS:HE3	1	2.12
(1,26)	2:B:162:LYS:HZ1	1:A:563:LYS:HG2	1	2.12
(1,26)	2:B:162:LYS:HZ1	1:A:563:LYS:HG3	1	2.12
(1,26)	2:B:162:LYS:HZ1	1:A:563:LYS:HZ1	1	2.12
(1,26)	2:B:162:LYS:HZ1	1:A:563:LYS:HZ2	1	2.12
(1,26)	2:B:162:LYS:HZ1	1:A:563:LYS:HZ3	1	2.12
(1,26)	2:B:162:LYS:HZ1	1:A:563:LYS:N	1	2.12
(1,26)	2:B:162:LYS:HZ1	1:A:563:LYS:NZ	1	2.12
(1,26)	2:B:162:LYS:HZ1	1:A:563:LYS:O	1	2.12
(1,26)	2:B:162:LYS:HZ1	1:A:564:ALA:C	1	2.12
(1,26)	2:B:162:LYS:HZ1	1:A:564:ALA:CA	1	2.12
(1,26)	2:B:162:LYS:HZ1	1:A:564:ALA:CB	1	2.12
(1,26)	2:B:162:LYS:HZ1	1:A:564:ALA:H	1	2.12
(1,26)	2:B:162:LYS:HZ1	1:A:564:ALA:HA	1	2.12
(1,26)	2:B:162:LYS:HZ1	1:A:564:ALA:HB1	1	2.12
(1,26)	2:B:162:LYS:HZ1	1:A:564:ALA:HB2	1	2.12
(1,26)	2:B:162:LYS:HZ1	1:A:564:ALA:HB3	1	2.12
(1,26)	2:B:162:LYS:HZ1	1:A:564:ALA:N	1	2.12
(1,26)	2:B:162:LYS:HZ1	1:A:564:ALA:O	1	2.12
(1,26)	2:B:162:LYS:HZ1	1:A:566:LEU:C	1	2.12
(1,26)	2:B:162:LYS:HZ1	1:A:566:LEU:CA	1	2.12
(1,26)	2:B:162:LYS:HZ1	1:A:566:LEU:CB	1	2.12
(1,26)	2:B:162:LYS:HZ1	1:A:566:LEU:CD1	1	2.12
(1,26)	2:B:162:LYS:HZ1	1:A:566:LEU:CD2	1	2.12
(1,26)	2:B:162:LYS:HZ1	1:A:566:LEU:CG	1	2.12
(1,26)	2:B:162:LYS:HZ1	1:A:566:LEU:H	1	2.12
(1,26)	2:B:162:LYS:HZ1	1:A:566:LEU:HA	1	2.12
(1,26)	2:B:162:LYS:HZ1	1:A:566:LEU:HB2	1	2.12
(1,26)	2:B:162:LYS:HZ1	1:A:566:LEU:HB3	1	2.12
(1,26)	2:B:162:LYS:HZ1	1:A:566:LEU:HD11	1	2.12
(1,26)	2:B:162:LYS:HZ1	1:A:566:LEU:HD12	1	2.12
(1,26)	2:B:162:LYS:HZ1	1:A:566:LEU:HD13	1	2.12
(1,26)	2:B:162:LYS:HZ1	1:A:566:LEU:HD21	1	2.12
(1,26)	2:B:162:LYS:HZ1	1:A:566:LEU:HD22	1	2.12
(1,26)	2:B:162:LYS:HZ1	1:A:566:LEU:HD23	1	2.12
(1,26)	2:B:162:LYS:HZ1	1:A:566:LEU:HG	1	2.12
(1,26)	2:B:162:LYS:HZ1	1:A:566:LEU:N	1	2.12
(1,26)	2:B:162:LYS:HZ1	1:A:566:LEU:O	1	2.12
(1,26)	2:B:162:LYS:HZ2	1:A:490:ALA:C	1	2.12

*Continued on next page...*



*Continued from previous page...*

Key	Atom-1	Atom-2	Model ID	Violation (Å)
(1,26)	2:B:162:LYS:HZ2	1:A:490:ALA:CA	1	2.12
(1,26)	2:B:162:LYS:HZ2	1:A:490:ALA:CB	1	2.12
(1,26)	2:B:162:LYS:HZ2	1:A:490:ALA:H	1	2.12
(1,26)	2:B:162:LYS:HZ2	1:A:490:ALA:HA	1	2.12
(1,26)	2:B:162:LYS:HZ2	1:A:490:ALA:HB1	1	2.12
(1,26)	2:B:162:LYS:HZ2	1:A:490:ALA:HB2	1	2.12
(1,26)	2:B:162:LYS:HZ2	1:A:490:ALA:HB3	1	2.12
(1,26)	2:B:162:LYS:HZ2	1:A:490:ALA:N	1	2.12
(1,26)	2:B:162:LYS:HZ2	1:A:490:ALA:O	1	2.12
(1,26)	2:B:162:LYS:HZ2	1:A:514:THR:C	1	2.12
(1,26)	2:B:162:LYS:HZ2	1:A:514:THR:CA	1	2.12
(1,26)	2:B:162:LYS:HZ2	1:A:514:THR:CB	1	2.12
(1,26)	2:B:162:LYS:HZ2	1:A:514:THR:CG2	1	2.12
(1,26)	2:B:162:LYS:HZ2	1:A:514:THR:H	1	2.12
(1,26)	2:B:162:LYS:HZ2	1:A:514:THR:HA	1	2.12
(1,26)	2:B:162:LYS:HZ2	1:A:514:THR:HB	1	2.12
(1,26)	2:B:162:LYS:HZ2	1:A:514:THR:HG1	1	2.12
(1,26)	2:B:162:LYS:HZ2	1:A:514:THR:HG21	1	2.12
(1,26)	2:B:162:LYS:HZ2	1:A:514:THR:HG22	1	2.12
(1,26)	2:B:162:LYS:HZ2	1:A:514:THR:HG23	1	2.12
(1,26)	2:B:162:LYS:HZ2	1:A:514:THR:N	1	2.12
(1,26)	2:B:162:LYS:HZ2	1:A:514:THR:O	1	2.12
(1,26)	2:B:162:LYS:HZ2	1:A:514:THR:OG1	1	2.12
(1,26)	2:B:162:LYS:HZ2	1:A:516:ASN:C	1	2.12
(1,26)	2:B:162:LYS:HZ2	1:A:516:ASN:CA	1	2.12
(1,26)	2:B:162:LYS:HZ2	1:A:516:ASN:CB	1	2.12
(1,26)	2:B:162:LYS:HZ2	1:A:516:ASN:CG	1	2.12
(1,26)	2:B:162:LYS:HZ2	1:A:516:ASN:H	1	2.12
(1,26)	2:B:162:LYS:HZ2	1:A:516:ASN:HA	1	2.12
(1,26)	2:B:162:LYS:HZ2	1:A:516:ASN:HB2	1	2.12
(1,26)	2:B:162:LYS:HZ2	1:A:516:ASN:HB3	1	2.12
(1,26)	2:B:162:LYS:HZ2	1:A:516:ASN:HD21	1	2.12
(1,26)	2:B:162:LYS:HZ2	1:A:516:ASN:HD22	1	2.12
(1,26)	2:B:162:LYS:HZ2	1:A:516:ASN:N	1	2.12
(1,26)	2:B:162:LYS:HZ2	1:A:516:ASN:ND2	1	2.12
(1,26)	2:B:162:LYS:HZ2	1:A:516:ASN:O	1	2.12
(1,26)	2:B:162:LYS:HZ2	1:A:516:ASN:OD1	1	2.12
(1,26)	2:B:162:LYS:HZ2	1:A:519:GLY:C	1	2.12
(1,26)	2:B:162:LYS:HZ2	1:A:519:GLY:CA	1	2.12
(1,26)	2:B:162:LYS:HZ2	1:A:519:GLY:H	1	2.12
(1,26)	2:B:162:LYS:HZ2	1:A:519:GLY:HA2	1	2.12
(1,26)	2:B:162:LYS:HZ2	1:A:519:GLY:HA3	1	2.12

*Continued on next page...*

*Continued from previous page...*

Key	Atom-1	Atom-2	Model ID	Violation (Å)
(1,26)	2:B:162:LYS:HZ2	1:A:519:GLY:N	1	2.12
(1,26)	2:B:162:LYS:HZ2	1:A:519:GLY:O	1	2.12
(1,26)	2:B:162:LYS:HZ2	1:A:522:PHE:C	1	2.12
(1,26)	2:B:162:LYS:HZ2	1:A:522:PHE:CA	1	2.12
(1,26)	2:B:162:LYS:HZ2	1:A:522:PHE:CB	1	2.12
(1,26)	2:B:162:LYS:HZ2	1:A:522:PHE:CD1	1	2.12
(1,26)	2:B:162:LYS:HZ2	1:A:522:PHE:CD2	1	2.12
(1,26)	2:B:162:LYS:HZ2	1:A:522:PHE:CE1	1	2.12
(1,26)	2:B:162:LYS:HZ2	1:A:522:PHE:CE2	1	2.12
(1,26)	2:B:162:LYS:HZ2	1:A:522:PHE:CG	1	2.12
(1,26)	2:B:162:LYS:HZ2	1:A:522:PHE:CZ	1	2.12
(1,26)	2:B:162:LYS:HZ2	1:A:522:PHE:H	1	2.12
(1,26)	2:B:162:LYS:HZ2	1:A:522:PHE:HA	1	2.12
(1,26)	2:B:162:LYS:HZ2	1:A:522:PHE:HB2	1	2.12
(1,26)	2:B:162:LYS:HZ2	1:A:522:PHE:HB3	1	2.12
(1,26)	2:B:162:LYS:HZ2	1:A:522:PHE:HD1	1	2.12
(1,26)	2:B:162:LYS:HZ2	1:A:522:PHE:HD2	1	2.12
(1,26)	2:B:162:LYS:HZ2	1:A:522:PHE:HE1	1	2.12
(1,26)	2:B:162:LYS:HZ2	1:A:522:PHE:HE2	1	2.12
(1,26)	2:B:162:LYS:HZ2	1:A:522:PHE:HZ	1	2.12
(1,26)	2:B:162:LYS:HZ2	1:A:522:PHE:N	1	2.12
(1,26)	2:B:162:LYS:HZ2	1:A:522:PHE:O	1	2.12
(1,26)	2:B:162:LYS:HZ2	1:A:523:GLU:C	1	2.12
(1,26)	2:B:162:LYS:HZ2	1:A:523:GLU:CA	1	2.12
(1,26)	2:B:162:LYS:HZ2	1:A:523:GLU:CB	1	2.12
(1,26)	2:B:162:LYS:HZ2	1:A:523:GLU:CD	1	2.12
(1,26)	2:B:162:LYS:HZ2	1:A:523:GLU:CG	1	2.12
(1,26)	2:B:162:LYS:HZ2	1:A:523:GLU:H	1	2.12
(1,26)	2:B:162:LYS:HZ2	1:A:523:GLU:HA	1	2.12
(1,26)	2:B:162:LYS:HZ2	1:A:523:GLU:HB2	1	2.12
(1,26)	2:B:162:LYS:HZ2	1:A:523:GLU:HB3	1	2.12
(1,26)	2:B:162:LYS:HZ2	1:A:523:GLU:HG2	1	2.12
(1,26)	2:B:162:LYS:HZ2	1:A:523:GLU:HG3	1	2.12
(1,26)	2:B:162:LYS:HZ2	1:A:523:GLU:N	1	2.12
(1,26)	2:B:162:LYS:HZ2	1:A:523:GLU:O	1	2.12
(1,26)	2:B:162:LYS:HZ2	1:A:523:GLU:OE1	1	2.12
(1,26)	2:B:162:LYS:HZ2	1:A:523:GLU:OE2	1	2.12
(1,26)	2:B:162:LYS:HZ2	1:A:524:PHE:C	1	2.12
(1,26)	2:B:162:LYS:HZ2	1:A:524:PHE:CA	1	2.12
(1,26)	2:B:162:LYS:HZ2	1:A:524:PHE:CB	1	2.12
(1,26)	2:B:162:LYS:HZ2	1:A:524:PHE:CD1	1	2.12
(1,26)	2:B:162:LYS:HZ2	1:A:524:PHE:CD2	1	2.12

*Continued on next page...*

*Continued from previous page...*

Key	Atom-1	Atom-2	Model ID	Violation (Å)
(1,26)	2:B:162:LYS:HZ2	1:A:524:PHE:CE1	1	2.12
(1,26)	2:B:162:LYS:HZ2	1:A:524:PHE:CE2	1	2.12
(1,26)	2:B:162:LYS:HZ2	1:A:524:PHE:CG	1	2.12
(1,26)	2:B:162:LYS:HZ2	1:A:524:PHE:CZ	1	2.12
(1,26)	2:B:162:LYS:HZ2	1:A:524:PHE:H	1	2.12
(1,26)	2:B:162:LYS:HZ2	1:A:524:PHE:HA	1	2.12
(1,26)	2:B:162:LYS:HZ2	1:A:524:PHE:HB2	1	2.12
(1,26)	2:B:162:LYS:HZ2	1:A:524:PHE:HB3	1	2.12
(1,26)	2:B:162:LYS:HZ2	1:A:524:PHE:HD1	1	2.12
(1,26)	2:B:162:LYS:HZ2	1:A:524:PHE:HD2	1	2.12
(1,26)	2:B:162:LYS:HZ2	1:A:524:PHE:HE1	1	2.12
(1,26)	2:B:162:LYS:HZ2	1:A:524:PHE:HE2	1	2.12
(1,26)	2:B:162:LYS:HZ2	1:A:524:PHE:HZ	1	2.12
(1,26)	2:B:162:LYS:HZ2	1:A:524:PHE:N	1	2.12
(1,26)	2:B:162:LYS:HZ2	1:A:524:PHE:O	1	2.12
(1,26)	2:B:162:LYS:HZ2	1:A:525:GLU:C	1	2.12
(1,26)	2:B:162:LYS:HZ2	1:A:525:GLU:CA	1	2.12
(1,26)	2:B:162:LYS:HZ2	1:A:525:GLU:CB	1	2.12
(1,26)	2:B:162:LYS:HZ2	1:A:525:GLU:CD	1	2.12
(1,26)	2:B:162:LYS:HZ2	1:A:525:GLU:CG	1	2.12
(1,26)	2:B:162:LYS:HZ2	1:A:525:GLU:H	1	2.12
(1,26)	2:B:162:LYS:HZ2	1:A:525:GLU:HA	1	2.12
(1,26)	2:B:162:LYS:HZ2	1:A:525:GLU:HB2	1	2.12
(1,26)	2:B:162:LYS:HZ2	1:A:525:GLU:HB3	1	2.12
(1,26)	2:B:162:LYS:HZ2	1:A:525:GLU:HG2	1	2.12
(1,26)	2:B:162:LYS:HZ2	1:A:525:GLU:HG3	1	2.12
(1,26)	2:B:162:LYS:HZ2	1:A:525:GLU:N	1	2.12
(1,26)	2:B:162:LYS:HZ2	1:A:525:GLU:O	1	2.12
(1,26)	2:B:162:LYS:HZ2	1:A:525:GLU:OE1	1	2.12
(1,26)	2:B:162:LYS:HZ2	1:A:525:GLU:OE2	1	2.12
(1,26)	2:B:162:LYS:HZ2	1:A:526:ASN:C	1	2.12
(1,26)	2:B:162:LYS:HZ2	1:A:526:ASN:CA	1	2.12
(1,26)	2:B:162:LYS:HZ2	1:A:526:ASN:CB	1	2.12
(1,26)	2:B:162:LYS:HZ2	1:A:526:ASN:CG	1	2.12
(1,26)	2:B:162:LYS:HZ2	1:A:526:ASN:H	1	2.12
(1,26)	2:B:162:LYS:HZ2	1:A:526:ASN:HA	1	2.12
(1,26)	2:B:162:LYS:HZ2	1:A:526:ASN:HB2	1	2.12
(1,26)	2:B:162:LYS:HZ2	1:A:526:ASN:HB3	1	2.12
(1,26)	2:B:162:LYS:HZ2	1:A:526:ASN:HD21	1	2.12
(1,26)	2:B:162:LYS:HZ2	1:A:526:ASN:HD22	1	2.12
(1,26)	2:B:162:LYS:HZ2	1:A:526:ASN:N	1	2.12
(1,26)	2:B:162:LYS:HZ2	1:A:526:ASN:ND2	1	2.12

*Continued on next page...*

*Continued from previous page...*

Key	Atom-1	Atom-2	Model ID	Violation (Å)
(1,26)	2:B:162:LYS:HZ2	1:A:526:ASN:O	1	2.12
(1,26)	2:B:162:LYS:HZ2	1:A:526:ASN:OD1	1	2.12
(1,26)	2:B:162:LYS:HZ2	1:A:527:ALA:C	1	2.12
(1,26)	2:B:162:LYS:HZ2	1:A:527:ALA:CA	1	2.12
(1,26)	2:B:162:LYS:HZ2	1:A:527:ALA:CB	1	2.12
(1,26)	2:B:162:LYS:HZ2	1:A:527:ALA:H	1	2.12
(1,26)	2:B:162:LYS:HZ2	1:A:527:ALA:HA	1	2.12
(1,26)	2:B:162:LYS:HZ2	1:A:527:ALA:HB1	1	2.12
(1,26)	2:B:162:LYS:HZ2	1:A:527:ALA:HB2	1	2.12
(1,26)	2:B:162:LYS:HZ2	1:A:527:ALA:HB3	1	2.12
(1,26)	2:B:162:LYS:HZ2	1:A:527:ALA:N	1	2.12
(1,26)	2:B:162:LYS:HZ2	1:A:527:ALA:O	1	2.12
(1,26)	2:B:162:LYS:HZ2	1:A:528:ILE:C	1	2.12
(1,26)	2:B:162:LYS:HZ2	1:A:528:ILE:CA	1	2.12
(1,26)	2:B:162:LYS:HZ2	1:A:528:ILE:CB	1	2.12
(1,26)	2:B:162:LYS:HZ2	1:A:528:ILE:CD1	1	2.12
(1,26)	2:B:162:LYS:HZ2	1:A:528:ILE:CG1	1	2.12
(1,26)	2:B:162:LYS:HZ2	1:A:528:ILE:CG2	1	2.12
(1,26)	2:B:162:LYS:HZ2	1:A:528:ILE:H	1	2.12
(1,26)	2:B:162:LYS:HZ2	1:A:528:ILE:HA	1	2.12
(1,26)	2:B:162:LYS:HZ2	1:A:528:ILE:HB	1	2.12
(1,26)	2:B:162:LYS:HZ2	1:A:528:ILE:HD11	1	2.12
(1,26)	2:B:162:LYS:HZ2	1:A:528:ILE:HD12	1	2.12
(1,26)	2:B:162:LYS:HZ2	1:A:528:ILE:HD13	1	2.12
(1,26)	2:B:162:LYS:HZ2	1:A:528:ILE:HG12	1	2.12
(1,26)	2:B:162:LYS:HZ2	1:A:528:ILE:HG13	1	2.12
(1,26)	2:B:162:LYS:HZ2	1:A:528:ILE:HG21	1	2.12
(1,26)	2:B:162:LYS:HZ2	1:A:528:ILE:HG22	1	2.12
(1,26)	2:B:162:LYS:HZ2	1:A:528:ILE:HG23	1	2.12
(1,26)	2:B:162:LYS:HZ2	1:A:528:ILE:N	1	2.12
(1,26)	2:B:162:LYS:HZ2	1:A:528:ILE:O	1	2.12
(1,26)	2:B:162:LYS:HZ2	1:A:529:VAL:C	1	2.12
(1,26)	2:B:162:LYS:HZ2	1:A:529:VAL:CA	1	2.12
(1,26)	2:B:162:LYS:HZ2	1:A:529:VAL:CB	1	2.12
(1,26)	2:B:162:LYS:HZ2	1:A:529:VAL:CG1	1	2.12
(1,26)	2:B:162:LYS:HZ2	1:A:529:VAL:CG2	1	2.12
(1,26)	2:B:162:LYS:HZ2	1:A:529:VAL:H	1	2.12
(1,26)	2:B:162:LYS:HZ2	1:A:529:VAL:HA	1	2.12
(1,26)	2:B:162:LYS:HZ2	1:A:529:VAL:HB	1	2.12
(1,26)	2:B:162:LYS:HZ2	1:A:529:VAL:HG11	1	2.12
(1,26)	2:B:162:LYS:HZ2	1:A:529:VAL:HG12	1	2.12
(1,26)	2:B:162:LYS:HZ2	1:A:529:VAL:HG13	1	2.12

*Continued on next page...*

*Continued from previous page...*

Key	Atom-1	Atom-2	Model ID	Violation (Å)
(1,26)	2:B:162:LYS:HZ2	1:A:529:VAL:HG21	1	2.12
(1,26)	2:B:162:LYS:HZ2	1:A:529:VAL:HG22	1	2.12
(1,26)	2:B:162:LYS:HZ2	1:A:529:VAL:HG23	1	2.12
(1,26)	2:B:162:LYS:HZ2	1:A:529:VAL:N	1	2.12
(1,26)	2:B:162:LYS:HZ2	1:A:529:VAL:O	1	2.12
(1,26)	2:B:162:LYS:HZ2	1:A:561:ASP:C	1	2.12
(1,26)	2:B:162:LYS:HZ2	1:A:561:ASP:CA	1	2.12
(1,26)	2:B:162:LYS:HZ2	1:A:561:ASP:CB	1	2.12
(1,26)	2:B:162:LYS:HZ2	1:A:561:ASP:CG	1	2.12
(1,26)	2:B:162:LYS:HZ2	1:A:561:ASP:H	1	2.12
(1,26)	2:B:162:LYS:HZ2	1:A:561:ASP:HA	1	2.12
(1,26)	2:B:162:LYS:HZ2	1:A:561:ASP:HB2	1	2.12
(1,26)	2:B:162:LYS:HZ2	1:A:561:ASP:HB3	1	2.12
(1,26)	2:B:162:LYS:HZ2	1:A:561:ASP:N	1	2.12
(1,26)	2:B:162:LYS:HZ2	1:A:561:ASP:O	1	2.12
(1,26)	2:B:162:LYS:HZ2	1:A:561:ASP:OD1	1	2.12
(1,26)	2:B:162:LYS:HZ2	1:A:561:ASP:OD2	1	2.12
(1,26)	2:B:162:LYS:HZ2	1:A:563:LYS:C	1	2.12
(1,26)	2:B:162:LYS:HZ2	1:A:563:LYS:CA	1	2.12
(1,26)	2:B:162:LYS:HZ2	1:A:563:LYS:CB	1	2.12
(1,26)	2:B:162:LYS:HZ2	1:A:563:LYS:CD	1	2.12
(1,26)	2:B:162:LYS:HZ2	1:A:563:LYS:CE	1	2.12
(1,26)	2:B:162:LYS:HZ2	1:A:563:LYS:CG	1	2.12
(1,26)	2:B:162:LYS:HZ2	1:A:563:LYS:H	1	2.12
(1,26)	2:B:162:LYS:HZ2	1:A:563:LYS:HA	1	2.12
(1,26)	2:B:162:LYS:HZ2	1:A:563:LYS:HB2	1	2.12
(1,26)	2:B:162:LYS:HZ2	1:A:563:LYS:HB3	1	2.12
(1,26)	2:B:162:LYS:HZ2	1:A:563:LYS:HD2	1	2.12
(1,26)	2:B:162:LYS:HZ2	1:A:563:LYS:HD3	1	2.12
(1,26)	2:B:162:LYS:HZ2	1:A:563:LYS:HE2	1	2.12
(1,26)	2:B:162:LYS:HZ2	1:A:563:LYS:HE3	1	2.12
(1,26)	2:B:162:LYS:HZ2	1:A:563:LYS:HG2	1	2.12
(1,26)	2:B:162:LYS:HZ2	1:A:563:LYS:HG3	1	2.12
(1,26)	2:B:162:LYS:HZ2	1:A:563:LYS:HZ1	1	2.12
(1,26)	2:B:162:LYS:HZ2	1:A:563:LYS:HZ2	1	2.12
(1,26)	2:B:162:LYS:HZ2	1:A:563:LYS:HZ3	1	2.12
(1,26)	2:B:162:LYS:HZ2	1:A:563:LYS:N	1	2.12
(1,26)	2:B:162:LYS:HZ2	1:A:563:LYS:NZ	1	2.12
(1,26)	2:B:162:LYS:HZ2	1:A:563:LYS:O	1	2.12
(1,26)	2:B:162:LYS:HZ2	1:A:564:ALA:C	1	2.12
(1,26)	2:B:162:LYS:HZ2	1:A:564:ALA:CA	1	2.12
(1,26)	2:B:162:LYS:HZ2	1:A:564:ALA:CB	1	2.12

*Continued on next page...*

*Continued from previous page...*

Key	Atom-1	Atom-2	Model ID	Violation (Å)
(1,26)	2:B:162:LYS:HZ2	1:A:564:ALA:H	1	2.12
(1,26)	2:B:162:LYS:HZ2	1:A:564:ALA:HA	1	2.12
(1,26)	2:B:162:LYS:HZ2	1:A:564:ALA:HB1	1	2.12
(1,26)	2:B:162:LYS:HZ2	1:A:564:ALA:HB2	1	2.12
(1,26)	2:B:162:LYS:HZ2	1:A:564:ALA:HB3	1	2.12
(1,26)	2:B:162:LYS:HZ2	1:A:564:ALA:N	1	2.12
(1,26)	2:B:162:LYS:HZ2	1:A:564:ALA:O	1	2.12
(1,26)	2:B:162:LYS:HZ2	1:A:566:LEU:C	1	2.12
(1,26)	2:B:162:LYS:HZ2	1:A:566:LEU:CA	1	2.12
(1,26)	2:B:162:LYS:HZ2	1:A:566:LEU:CB	1	2.12
(1,26)	2:B:162:LYS:HZ2	1:A:566:LEU:CD1	1	2.12
(1,26)	2:B:162:LYS:HZ2	1:A:566:LEU:CD2	1	2.12
(1,26)	2:B:162:LYS:HZ2	1:A:566:LEU:CG	1	2.12
(1,26)	2:B:162:LYS:HZ2	1:A:566:LEU:H	1	2.12
(1,26)	2:B:162:LYS:HZ2	1:A:566:LEU:HA	1	2.12
(1,26)	2:B:162:LYS:HZ2	1:A:566:LEU:HB2	1	2.12
(1,26)	2:B:162:LYS:HZ2	1:A:566:LEU:HB3	1	2.12
(1,26)	2:B:162:LYS:HZ2	1:A:566:LEU:HD11	1	2.12
(1,26)	2:B:162:LYS:HZ2	1:A:566:LEU:HD12	1	2.12
(1,26)	2:B:162:LYS:HZ2	1:A:566:LEU:HD13	1	2.12
(1,26)	2:B:162:LYS:HZ2	1:A:566:LEU:HD21	1	2.12
(1,26)	2:B:162:LYS:HZ2	1:A:566:LEU:HD22	1	2.12
(1,26)	2:B:162:LYS:HZ2	1:A:566:LEU:HD23	1	2.12
(1,26)	2:B:162:LYS:HZ2	1:A:566:LEU:HG	1	2.12
(1,26)	2:B:162:LYS:HZ2	1:A:566:LEU:N	1	2.12
(1,26)	2:B:162:LYS:HZ2	1:A:566:LEU:O	1	2.12
(1,26)	2:B:162:LYS:HZ3	1:A:490:ALA:C	1	2.12
(1,26)	2:B:162:LYS:HZ3	1:A:490:ALA:CA	1	2.12
(1,26)	2:B:162:LYS:HZ3	1:A:490:ALA:CB	1	2.12
(1,26)	2:B:162:LYS:HZ3	1:A:490:ALA:H	1	2.12
(1,26)	2:B:162:LYS:HZ3	1:A:490:ALA:HA	1	2.12
(1,26)	2:B:162:LYS:HZ3	1:A:490:ALA:HB1	1	2.12
(1,26)	2:B:162:LYS:HZ3	1:A:490:ALA:HB2	1	2.12
(1,26)	2:B:162:LYS:HZ3	1:A:490:ALA:HB3	1	2.12
(1,26)	2:B:162:LYS:HZ3	1:A:490:ALA:N	1	2.12
(1,26)	2:B:162:LYS:HZ3	1:A:490:ALA:O	1	2.12
(1,26)	2:B:162:LYS:HZ3	1:A:514:THR:C	1	2.12
(1,26)	2:B:162:LYS:HZ3	1:A:514:THR:CA	1	2.12
(1,26)	2:B:162:LYS:HZ3	1:A:514:THR:CB	1	2.12
(1,26)	2:B:162:LYS:HZ3	1:A:514:THR:CG2	1	2.12
(1,26)	2:B:162:LYS:HZ3	1:A:514:THR:H	1	2.12
(1,26)	2:B:162:LYS:HZ3	1:A:514:THR:HA	1	2.12

*Continued on next page...*

*Continued from previous page...*

Key	Atom-1	Atom-2	Model ID	Violation (Å)
(1,26)	2:B:162:LYS:HZ3	1:A:514:THR:HB	1	2.12
(1,26)	2:B:162:LYS:HZ3	1:A:514:THR:HG1	1	2.12
(1,26)	2:B:162:LYS:HZ3	1:A:514:THR:HG21	1	2.12
(1,26)	2:B:162:LYS:HZ3	1:A:514:THR:HG22	1	2.12
(1,26)	2:B:162:LYS:HZ3	1:A:514:THR:HG23	1	2.12
(1,26)	2:B:162:LYS:HZ3	1:A:514:THR:N	1	2.12
(1,26)	2:B:162:LYS:HZ3	1:A:514:THR:O	1	2.12
(1,26)	2:B:162:LYS:HZ3	1:A:514:THR:OG1	1	2.12
(1,26)	2:B:162:LYS:HZ3	1:A:516:ASN:C	1	2.12
(1,26)	2:B:162:LYS:HZ3	1:A:516:ASN:CA	1	2.12
(1,26)	2:B:162:LYS:HZ3	1:A:516:ASN:CB	1	2.12
(1,26)	2:B:162:LYS:HZ3	1:A:516:ASN:CG	1	2.12
(1,26)	2:B:162:LYS:HZ3	1:A:516:ASN:H	1	2.12
(1,26)	2:B:162:LYS:HZ3	1:A:516:ASN:HA	1	2.12
(1,26)	2:B:162:LYS:HZ3	1:A:516:ASN:HB2	1	2.12
(1,26)	2:B:162:LYS:HZ3	1:A:516:ASN:HB3	1	2.12
(1,26)	2:B:162:LYS:HZ3	1:A:516:ASN:HD21	1	2.12
(1,26)	2:B:162:LYS:HZ3	1:A:516:ASN:HD22	1	2.12
(1,26)	2:B:162:LYS:HZ3	1:A:516:ASN:N	1	2.12
(1,26)	2:B:162:LYS:HZ3	1:A:516:ASN:ND2	1	2.12
(1,26)	2:B:162:LYS:HZ3	1:A:516:ASN:O	1	2.12
(1,26)	2:B:162:LYS:HZ3	1:A:516:ASN:OD1	1	2.12
(1,26)	2:B:162:LYS:HZ3	1:A:519:GLY:C	1	2.12
(1,26)	2:B:162:LYS:HZ3	1:A:519:GLY:CA	1	2.12
(1,26)	2:B:162:LYS:HZ3	1:A:519:GLY:H	1	2.12
(1,26)	2:B:162:LYS:HZ3	1:A:519:GLY:HA2	1	2.12
(1,26)	2:B:162:LYS:HZ3	1:A:519:GLY:HA3	1	2.12
(1,26)	2:B:162:LYS:HZ3	1:A:519:GLY:N	1	2.12
(1,26)	2:B:162:LYS:HZ3	1:A:519:GLY:O	1	2.12
(1,26)	2:B:162:LYS:HZ3	1:A:522:PHE:C	1	2.12
(1,26)	2:B:162:LYS:HZ3	1:A:522:PHE:CA	1	2.12
(1,26)	2:B:162:LYS:HZ3	1:A:522:PHE:CB	1	2.12
(1,26)	2:B:162:LYS:HZ3	1:A:522:PHE:CD1	1	2.12
(1,26)	2:B:162:LYS:HZ3	1:A:522:PHE:CD2	1	2.12
(1,26)	2:B:162:LYS:HZ3	1:A:522:PHE:CE1	1	2.12
(1,26)	2:B:162:LYS:HZ3	1:A:522:PHE:CE2	1	2.12
(1,26)	2:B:162:LYS:HZ3	1:A:522:PHE:CG	1	2.12
(1,26)	2:B:162:LYS:HZ3	1:A:522:PHE:CZ	1	2.12
(1,26)	2:B:162:LYS:HZ3	1:A:522:PHE:H	1	2.12
(1,26)	2:B:162:LYS:HZ3	1:A:522:PHE:HA	1	2.12
(1,26)	2:B:162:LYS:HZ3	1:A:522:PHE:HB2	1	2.12
(1,26)	2:B:162:LYS:HZ3	1:A:522:PHE:HB3	1	2.12

*Continued on next page...*

*Continued from previous page...*

Key	Atom-1	Atom-2	Model ID	Violation (Å)
(1,26)	2:B:162:LYS:HZ3	1:A:522:PHE:HD1	1	2.12
(1,26)	2:B:162:LYS:HZ3	1:A:522:PHE:HD2	1	2.12
(1,26)	2:B:162:LYS:HZ3	1:A:522:PHE:HE1	1	2.12
(1,26)	2:B:162:LYS:HZ3	1:A:522:PHE:HE2	1	2.12
(1,26)	2:B:162:LYS:HZ3	1:A:522:PHE:HZ	1	2.12
(1,26)	2:B:162:LYS:HZ3	1:A:522:PHE:N	1	2.12
(1,26)	2:B:162:LYS:HZ3	1:A:522:PHE:O	1	2.12
(1,26)	2:B:162:LYS:HZ3	1:A:523:GLU:C	1	2.12
(1,26)	2:B:162:LYS:HZ3	1:A:523:GLU:CA	1	2.12
(1,26)	2:B:162:LYS:HZ3	1:A:523:GLU:CB	1	2.12
(1,26)	2:B:162:LYS:HZ3	1:A:523:GLU:CD	1	2.12
(1,26)	2:B:162:LYS:HZ3	1:A:523:GLU:CG	1	2.12
(1,26)	2:B:162:LYS:HZ3	1:A:523:GLU:H	1	2.12
(1,26)	2:B:162:LYS:HZ3	1:A:523:GLU:HA	1	2.12
(1,26)	2:B:162:LYS:HZ3	1:A:523:GLU:HB2	1	2.12
(1,26)	2:B:162:LYS:HZ3	1:A:523:GLU:HB3	1	2.12
(1,26)	2:B:162:LYS:HZ3	1:A:523:GLU:HG2	1	2.12
(1,26)	2:B:162:LYS:HZ3	1:A:523:GLU:HG3	1	2.12
(1,26)	2:B:162:LYS:HZ3	1:A:523:GLU:N	1	2.12
(1,26)	2:B:162:LYS:HZ3	1:A:523:GLU:O	1	2.12
(1,26)	2:B:162:LYS:HZ3	1:A:523:GLU:OE1	1	2.12
(1,26)	2:B:162:LYS:HZ3	1:A:523:GLU:OE2	1	2.12
(1,26)	2:B:162:LYS:HZ3	1:A:524:PHE:C	1	2.12
(1,26)	2:B:162:LYS:HZ3	1:A:524:PHE:CA	1	2.12
(1,26)	2:B:162:LYS:HZ3	1:A:524:PHE:CB	1	2.12
(1,26)	2:B:162:LYS:HZ3	1:A:524:PHE:CD1	1	2.12
(1,26)	2:B:162:LYS:HZ3	1:A:524:PHE:CD2	1	2.12
(1,26)	2:B:162:LYS:HZ3	1:A:524:PHE:CE1	1	2.12
(1,26)	2:B:162:LYS:HZ3	1:A:524:PHE:CE2	1	2.12
(1,26)	2:B:162:LYS:HZ3	1:A:524:PHE:CG	1	2.12
(1,26)	2:B:162:LYS:HZ3	1:A:524:PHE:CZ	1	2.12
(1,26)	2:B:162:LYS:HZ3	1:A:524:PHE:H	1	2.12
(1,26)	2:B:162:LYS:HZ3	1:A:524:PHE:HA	1	2.12
(1,26)	2:B:162:LYS:HZ3	1:A:524:PHE:HB2	1	2.12
(1,26)	2:B:162:LYS:HZ3	1:A:524:PHE:HB3	1	2.12
(1,26)	2:B:162:LYS:HZ3	1:A:524:PHE:HD1	1	2.12
(1,26)	2:B:162:LYS:HZ3	1:A:524:PHE:HD2	1	2.12
(1,26)	2:B:162:LYS:HZ3	1:A:524:PHE:HE1	1	2.12
(1,26)	2:B:162:LYS:HZ3	1:A:524:PHE:HE2	1	2.12
(1,26)	2:B:162:LYS:HZ3	1:A:524:PHE:HZ	1	2.12
(1,26)	2:B:162:LYS:HZ3	1:A:524:PHE:N	1	2.12
(1,26)	2:B:162:LYS:HZ3	1:A:524:PHE:O	1	2.12

*Continued on next page...*



*Continued from previous page...*

Key	Atom-1	Atom-2	Model ID	Violation (Å)
(1,26)	2:B:162:LYS:HZ3	1:A:525:GLU:C	1	2.12
(1,26)	2:B:162:LYS:HZ3	1:A:525:GLU:CA	1	2.12
(1,26)	2:B:162:LYS:HZ3	1:A:525:GLU:CB	1	2.12
(1,26)	2:B:162:LYS:HZ3	1:A:525:GLU:CD	1	2.12
(1,26)	2:B:162:LYS:HZ3	1:A:525:GLU:CG	1	2.12
(1,26)	2:B:162:LYS:HZ3	1:A:525:GLU:H	1	2.12
(1,26)	2:B:162:LYS:HZ3	1:A:525:GLU:HA	1	2.12
(1,26)	2:B:162:LYS:HZ3	1:A:525:GLU:HB2	1	2.12
(1,26)	2:B:162:LYS:HZ3	1:A:525:GLU:HB3	1	2.12
(1,26)	2:B:162:LYS:HZ3	1:A:525:GLU:HG2	1	2.12
(1,26)	2:B:162:LYS:HZ3	1:A:525:GLU:HG3	1	2.12
(1,26)	2:B:162:LYS:HZ3	1:A:525:GLU:N	1	2.12
(1,26)	2:B:162:LYS:HZ3	1:A:525:GLU:O	1	2.12
(1,26)	2:B:162:LYS:HZ3	1:A:525:GLU:OE1	1	2.12
(1,26)	2:B:162:LYS:HZ3	1:A:525:GLU:OE2	1	2.12
(1,26)	2:B:162:LYS:HZ3	1:A:526:ASN:C	1	2.12
(1,26)	2:B:162:LYS:HZ3	1:A:526:ASN:CA	1	2.12
(1,26)	2:B:162:LYS:HZ3	1:A:526:ASN:CB	1	2.12
(1,26)	2:B:162:LYS:HZ3	1:A:526:ASN:CG	1	2.12
(1,26)	2:B:162:LYS:HZ3	1:A:526:ASN:H	1	2.12
(1,26)	2:B:162:LYS:HZ3	1:A:526:ASN:HA	1	2.12
(1,26)	2:B:162:LYS:HZ3	1:A:526:ASN:HB2	1	2.12
(1,26)	2:B:162:LYS:HZ3	1:A:526:ASN:HB3	1	2.12
(1,26)	2:B:162:LYS:HZ3	1:A:526:ASN:HD21	1	2.12
(1,26)	2:B:162:LYS:HZ3	1:A:526:ASN:HD22	1	2.12
(1,26)	2:B:162:LYS:HZ3	1:A:526:ASN:N	1	2.12
(1,26)	2:B:162:LYS:HZ3	1:A:526:ASN:ND2	1	2.12
(1,26)	2:B:162:LYS:HZ3	1:A:526:ASN:O	1	2.12
(1,26)	2:B:162:LYS:HZ3	1:A:526:ASN:OD1	1	2.12
(1,26)	2:B:162:LYS:HZ3	1:A:527:ALA:C	1	2.12
(1,26)	2:B:162:LYS:HZ3	1:A:527:ALA:CA	1	2.12
(1,26)	2:B:162:LYS:HZ3	1:A:527:ALA:CB	1	2.12
(1,26)	2:B:162:LYS:HZ3	1:A:527:ALA:H	1	2.12
(1,26)	2:B:162:LYS:HZ3	1:A:527:ALA:HA	1	2.12
(1,26)	2:B:162:LYS:HZ3	1:A:527:ALA:HB1	1	2.12
(1,26)	2:B:162:LYS:HZ3	1:A:527:ALA:HB2	1	2.12
(1,26)	2:B:162:LYS:HZ3	1:A:527:ALA:HB3	1	2.12
(1,26)	2:B:162:LYS:HZ3	1:A:527:ALA:N	1	2.12
(1,26)	2:B:162:LYS:HZ3	1:A:527:ALA:O	1	2.12
(1,26)	2:B:162:LYS:HZ3	1:A:528:ILE:C	1	2.12
(1,26)	2:B:162:LYS:HZ3	1:A:528:ILE:CA	1	2.12
(1,26)	2:B:162:LYS:HZ3	1:A:528:ILE:CB	1	2.12

*Continued on next page...*

*Continued from previous page...*

Key	Atom-1	Atom-2	Model ID	Violation (Å)
(1,26)	2:B:162:LYS:HZ3	1:A:528:ILE:CD1	1	2.12
(1,26)	2:B:162:LYS:HZ3	1:A:528:ILE:CG1	1	2.12
(1,26)	2:B:162:LYS:HZ3	1:A:528:ILE:CG2	1	2.12
(1,26)	2:B:162:LYS:HZ3	1:A:528:ILE:H	1	2.12
(1,26)	2:B:162:LYS:HZ3	1:A:528:ILE:HA	1	2.12
(1,26)	2:B:162:LYS:HZ3	1:A:528:ILE:HB	1	2.12
(1,26)	2:B:162:LYS:HZ3	1:A:528:ILE:HD11	1	2.12
(1,26)	2:B:162:LYS:HZ3	1:A:528:ILE:HD12	1	2.12
(1,26)	2:B:162:LYS:HZ3	1:A:528:ILE:HD13	1	2.12
(1,26)	2:B:162:LYS:HZ3	1:A:528:ILE:HG12	1	2.12
(1,26)	2:B:162:LYS:HZ3	1:A:528:ILE:HG13	1	2.12
(1,26)	2:B:162:LYS:HZ3	1:A:528:ILE:HG21	1	2.12
(1,26)	2:B:162:LYS:HZ3	1:A:528:ILE:HG22	1	2.12
(1,26)	2:B:162:LYS:HZ3	1:A:528:ILE:HG23	1	2.12
(1,26)	2:B:162:LYS:HZ3	1:A:528:ILE:N	1	2.12
(1,26)	2:B:162:LYS:HZ3	1:A:528:ILE:O	1	2.12
(1,26)	2:B:162:LYS:HZ3	1:A:529:VAL:C	1	2.12
(1,26)	2:B:162:LYS:HZ3	1:A:529:VAL:CA	1	2.12
(1,26)	2:B:162:LYS:HZ3	1:A:529:VAL:CB	1	2.12
(1,26)	2:B:162:LYS:HZ3	1:A:529:VAL:CG1	1	2.12
(1,26)	2:B:162:LYS:HZ3	1:A:529:VAL:CG2	1	2.12
(1,26)	2:B:162:LYS:HZ3	1:A:529:VAL:H	1	2.12
(1,26)	2:B:162:LYS:HZ3	1:A:529:VAL:HA	1	2.12
(1,26)	2:B:162:LYS:HZ3	1:A:529:VAL:HB	1	2.12
(1,26)	2:B:162:LYS:HZ3	1:A:529:VAL:HG11	1	2.12
(1,26)	2:B:162:LYS:HZ3	1:A:529:VAL:HG12	1	2.12
(1,26)	2:B:162:LYS:HZ3	1:A:529:VAL:HG13	1	2.12
(1,26)	2:B:162:LYS:HZ3	1:A:529:VAL:HG21	1	2.12
(1,26)	2:B:162:LYS:HZ3	1:A:529:VAL:HG22	1	2.12
(1,26)	2:B:162:LYS:HZ3	1:A:529:VAL:HG23	1	2.12
(1,26)	2:B:162:LYS:HZ3	1:A:529:VAL:N	1	2.12
(1,26)	2:B:162:LYS:HZ3	1:A:529:VAL:O	1	2.12
(1,26)	2:B:162:LYS:HZ3	1:A:561:ASP:C	1	2.12
(1,26)	2:B:162:LYS:HZ3	1:A:561:ASP:CA	1	2.12
(1,26)	2:B:162:LYS:HZ3	1:A:561:ASP:CB	1	2.12
(1,26)	2:B:162:LYS:HZ3	1:A:561:ASP:CG	1	2.12
(1,26)	2:B:162:LYS:HZ3	1:A:561:ASP:H	1	2.12
(1,26)	2:B:162:LYS:HZ3	1:A:561:ASP:HA	1	2.12
(1,26)	2:B:162:LYS:HZ3	1:A:561:ASP:HB2	1	2.12
(1,26)	2:B:162:LYS:HZ3	1:A:561:ASP:HB3	1	2.12
(1,26)	2:B:162:LYS:HZ3	1:A:561:ASP:N	1	2.12
(1,26)	2:B:162:LYS:HZ3	1:A:561:ASP:O	1	2.12

*Continued on next page...*

*Continued from previous page...*

Key	Atom-1	Atom-2	Model ID	Violation (Å)
(1,26)	2:B:162:LYS:HZ3	1:A:561:ASP:OD1	1	2.12
(1,26)	2:B:162:LYS:HZ3	1:A:561:ASP:OD2	1	2.12
(1,26)	2:B:162:LYS:HZ3	1:A:563:LYS:C	1	2.12
(1,26)	2:B:162:LYS:HZ3	1:A:563:LYS:CA	1	2.12
(1,26)	2:B:162:LYS:HZ3	1:A:563:LYS:CB	1	2.12
(1,26)	2:B:162:LYS:HZ3	1:A:563:LYS:CD	1	2.12
(1,26)	2:B:162:LYS:HZ3	1:A:563:LYS:CE	1	2.12
(1,26)	2:B:162:LYS:HZ3	1:A:563:LYS:CG	1	2.12
(1,26)	2:B:162:LYS:HZ3	1:A:563:LYS:H	1	2.12
(1,26)	2:B:162:LYS:HZ3	1:A:563:LYS:HA	1	2.12
(1,26)	2:B:162:LYS:HZ3	1:A:563:LYS:HB2	1	2.12
(1,26)	2:B:162:LYS:HZ3	1:A:563:LYS:HB3	1	2.12
(1,26)	2:B:162:LYS:HZ3	1:A:563:LYS:HD2	1	2.12
(1,26)	2:B:162:LYS:HZ3	1:A:563:LYS:HD3	1	2.12
(1,26)	2:B:162:LYS:HZ3	1:A:563:LYS:HE2	1	2.12
(1,26)	2:B:162:LYS:HZ3	1:A:563:LYS:HE3	1	2.12
(1,26)	2:B:162:LYS:HZ3	1:A:563:LYS:HG2	1	2.12
(1,26)	2:B:162:LYS:HZ3	1:A:563:LYS:HG3	1	2.12
(1,26)	2:B:162:LYS:HZ3	1:A:563:LYS:HZ1	1	2.12
(1,26)	2:B:162:LYS:HZ3	1:A:563:LYS:HZ2	1	2.12
(1,26)	2:B:162:LYS:HZ3	1:A:563:LYS:HZ3	1	2.12
(1,26)	2:B:162:LYS:HZ3	1:A:563:LYS:N	1	2.12
(1,26)	2:B:162:LYS:HZ3	1:A:563:LYS:NZ	1	2.12
(1,26)	2:B:162:LYS:HZ3	1:A:563:LYS:O	1	2.12
(1,26)	2:B:162:LYS:HZ3	1:A:564:ALA:C	1	2.12
(1,26)	2:B:162:LYS:HZ3	1:A:564:ALA:CA	1	2.12
(1,26)	2:B:162:LYS:HZ3	1:A:564:ALA:CB	1	2.12
(1,26)	2:B:162:LYS:HZ3	1:A:564:ALA:H	1	2.12
(1,26)	2:B:162:LYS:HZ3	1:A:564:ALA:HA	1	2.12
(1,26)	2:B:162:LYS:HZ3	1:A:564:ALA:HB1	1	2.12
(1,26)	2:B:162:LYS:HZ3	1:A:564:ALA:HB2	1	2.12
(1,26)	2:B:162:LYS:HZ3	1:A:564:ALA:HB3	1	2.12
(1,26)	2:B:162:LYS:HZ3	1:A:564:ALA:N	1	2.12
(1,26)	2:B:162:LYS:HZ3	1:A:564:ALA:O	1	2.12
(1,26)	2:B:162:LYS:HZ3	1:A:566:LEU:C	1	2.12
(1,26)	2:B:162:LYS:HZ3	1:A:566:LEU:CA	1	2.12
(1,26)	2:B:162:LYS:HZ3	1:A:566:LEU:CB	1	2.12
(1,26)	2:B:162:LYS:HZ3	1:A:566:LEU:CD1	1	2.12
(1,26)	2:B:162:LYS:HZ3	1:A:566:LEU:CD2	1	2.12
(1,26)	2:B:162:LYS:HZ3	1:A:566:LEU:CG	1	2.12
(1,26)	2:B:162:LYS:HZ3	1:A:566:LEU:H	1	2.12
(1,26)	2:B:162:LYS:HZ3	1:A:566:LEU:HA	1	2.12

*Continued on next page...*

*Continued from previous page...*

Key	Atom-1	Atom-2	Model ID	Violation (Å)
(1,26)	2:B:162:LYS:HZ3	1:A:566:LEU:HB2	1	2.12
(1,26)	2:B:162:LYS:HZ3	1:A:566:LEU:HB3	1	2.12
(1,26)	2:B:162:LYS:HZ3	1:A:566:LEU:HD11	1	2.12
(1,26)	2:B:162:LYS:HZ3	1:A:566:LEU:HD12	1	2.12
(1,26)	2:B:162:LYS:HZ3	1:A:566:LEU:HD13	1	2.12
(1,26)	2:B:162:LYS:HZ3	1:A:566:LEU:HD21	1	2.12
(1,26)	2:B:162:LYS:HZ3	1:A:566:LEU:HD22	1	2.12
(1,26)	2:B:162:LYS:HZ3	1:A:566:LEU:HD23	1	2.12
(1,26)	2:B:162:LYS:HZ3	1:A:566:LEU:HG	1	2.12
(1,26)	2:B:162:LYS:HZ3	1:A:566:LEU:N	1	2.12
(1,26)	2:B:162:LYS:HZ3	1:A:566:LEU:O	1	2.12
(1,26)	2:B:162:LYS:N	1:A:490:ALA:C	1	2.12
(1,26)	2:B:162:LYS:N	1:A:490:ALA:CA	1	2.12
(1,26)	2:B:162:LYS:N	1:A:490:ALA:CB	1	2.12
(1,26)	2:B:162:LYS:N	1:A:490:ALA:H	1	2.12
(1,26)	2:B:162:LYS:N	1:A:490:ALA:HA	1	2.12
(1,26)	2:B:162:LYS:N	1:A:490:ALA:HB1	1	2.12
(1,26)	2:B:162:LYS:N	1:A:490:ALA:HB2	1	2.12
(1,26)	2:B:162:LYS:N	1:A:490:ALA:HB3	1	2.12
(1,26)	2:B:162:LYS:N	1:A:490:ALA:N	1	2.12
(1,26)	2:B:162:LYS:N	1:A:490:ALA:O	1	2.12
(1,26)	2:B:162:LYS:N	1:A:514:THR:C	1	2.12
(1,26)	2:B:162:LYS:N	1:A:514:THR:CA	1	2.12
(1,26)	2:B:162:LYS:N	1:A:514:THR:CB	1	2.12
(1,26)	2:B:162:LYS:N	1:A:514:THR:CG2	1	2.12
(1,26)	2:B:162:LYS:N	1:A:514:THR:H	1	2.12
(1,26)	2:B:162:LYS:N	1:A:514:THR:HA	1	2.12
(1,26)	2:B:162:LYS:N	1:A:514:THR:HB	1	2.12
(1,26)	2:B:162:LYS:N	1:A:514:THR:HG1	1	2.12
(1,26)	2:B:162:LYS:N	1:A:514:THR:HG21	1	2.12
(1,26)	2:B:162:LYS:N	1:A:514:THR:HG22	1	2.12
(1,26)	2:B:162:LYS:N	1:A:514:THR:HG23	1	2.12
(1,26)	2:B:162:LYS:N	1:A:514:THR:N	1	2.12
(1,26)	2:B:162:LYS:N	1:A:514:THR:O	1	2.12
(1,26)	2:B:162:LYS:N	1:A:514:THR:OG1	1	2.12
(1,26)	2:B:162:LYS:N	1:A:516:ASN:C	1	2.12
(1,26)	2:B:162:LYS:N	1:A:516:ASN:CA	1	2.12
(1,26)	2:B:162:LYS:N	1:A:516:ASN:CB	1	2.12
(1,26)	2:B:162:LYS:N	1:A:516:ASN:CG	1	2.12
(1,26)	2:B:162:LYS:N	1:A:516:ASN:H	1	2.12
(1,26)	2:B:162:LYS:N	1:A:516:ASN:HA	1	2.12
(1,26)	2:B:162:LYS:N	1:A:516:ASN:HB2	1	2.12

*Continued on next page...*

*Continued from previous page...*

Key	Atom-1	Atom-2	Model ID	Violation (Å)
(1,26)	2:B:162:LYS:N	1:A:516:ASN:HB3	1	2.12
(1,26)	2:B:162:LYS:N	1:A:516:ASN:HD21	1	2.12
(1,26)	2:B:162:LYS:N	1:A:516:ASN:HD22	1	2.12
(1,26)	2:B:162:LYS:N	1:A:516:ASN:N	1	2.12
(1,26)	2:B:162:LYS:N	1:A:516:ASN:ND2	1	2.12
(1,26)	2:B:162:LYS:N	1:A:516:ASN:O	1	2.12
(1,26)	2:B:162:LYS:N	1:A:516:ASN:OD1	1	2.12
(1,26)	2:B:162:LYS:N	1:A:519:GLY:C	1	2.12
(1,26)	2:B:162:LYS:N	1:A:519:GLY:CA	1	2.12
(1,26)	2:B:162:LYS:N	1:A:519:GLY:H	1	2.12
(1,26)	2:B:162:LYS:N	1:A:519:GLY:HA2	1	2.12
(1,26)	2:B:162:LYS:N	1:A:519:GLY:HA3	1	2.12
(1,26)	2:B:162:LYS:N	1:A:519:GLY:N	1	2.12
(1,26)	2:B:162:LYS:N	1:A:519:GLY:O	1	2.12
(1,26)	2:B:162:LYS:N	1:A:522:PHE:C	1	2.12
(1,26)	2:B:162:LYS:N	1:A:522:PHE:CA	1	2.12
(1,26)	2:B:162:LYS:N	1:A:522:PHE:CB	1	2.12
(1,26)	2:B:162:LYS:N	1:A:522:PHE:CD1	1	2.12
(1,26)	2:B:162:LYS:N	1:A:522:PHE:CD2	1	2.12
(1,26)	2:B:162:LYS:N	1:A:522:PHE:CE1	1	2.12
(1,26)	2:B:162:LYS:N	1:A:522:PHE:CE2	1	2.12
(1,26)	2:B:162:LYS:N	1:A:522:PHE:CG	1	2.12
(1,26)	2:B:162:LYS:N	1:A:522:PHE:CZ	1	2.12
(1,26)	2:B:162:LYS:N	1:A:522:PHE:H	1	2.12
(1,26)	2:B:162:LYS:N	1:A:522:PHE:HA	1	2.12
(1,26)	2:B:162:LYS:N	1:A:522:PHE:HB2	1	2.12
(1,26)	2:B:162:LYS:N	1:A:522:PHE:HB3	1	2.12
(1,26)	2:B:162:LYS:N	1:A:522:PHE:HD1	1	2.12
(1,26)	2:B:162:LYS:N	1:A:522:PHE:HD2	1	2.12
(1,26)	2:B:162:LYS:N	1:A:522:PHE:HE1	1	2.12
(1,26)	2:B:162:LYS:N	1:A:522:PHE:HE2	1	2.12
(1,26)	2:B:162:LYS:N	1:A:522:PHE:HZ	1	2.12
(1,26)	2:B:162:LYS:N	1:A:522:PHE:N	1	2.12
(1,26)	2:B:162:LYS:N	1:A:522:PHE:O	1	2.12
(1,26)	2:B:162:LYS:N	1:A:523:GLU:C	1	2.12
(1,26)	2:B:162:LYS:N	1:A:523:GLU:CA	1	2.12
(1,26)	2:B:162:LYS:N	1:A:523:GLU:CB	1	2.12
(1,26)	2:B:162:LYS:N	1:A:523:GLU:CD	1	2.12
(1,26)	2:B:162:LYS:N	1:A:523:GLU:CG	1	2.12
(1,26)	2:B:162:LYS:N	1:A:523:GLU:H	1	2.12
(1,26)	2:B:162:LYS:N	1:A:523:GLU:HA	1	2.12
(1,26)	2:B:162:LYS:N	1:A:523:GLU:HB2	1	2.12

*Continued on next page...*

*Continued from previous page...*

Key	Atom-1	Atom-2	Model ID	Violation (Å)
(1,26)	2:B:162:LYS:N	1:A:523:GLU:HB3	1	2.12
(1,26)	2:B:162:LYS:N	1:A:523:GLU:HG2	1	2.12
(1,26)	2:B:162:LYS:N	1:A:523:GLU:HG3	1	2.12
(1,26)	2:B:162:LYS:N	1:A:523:GLU:N	1	2.12
(1,26)	2:B:162:LYS:N	1:A:523:GLU:O	1	2.12
(1,26)	2:B:162:LYS:N	1:A:523:GLU:OE1	1	2.12
(1,26)	2:B:162:LYS:N	1:A:523:GLU:OE2	1	2.12
(1,26)	2:B:162:LYS:N	1:A:524:PHE:C	1	2.12
(1,26)	2:B:162:LYS:N	1:A:524:PHE:CA	1	2.12
(1,26)	2:B:162:LYS:N	1:A:524:PHE:CB	1	2.12
(1,26)	2:B:162:LYS:N	1:A:524:PHE:CD1	1	2.12
(1,26)	2:B:162:LYS:N	1:A:524:PHE:CD2	1	2.12
(1,26)	2:B:162:LYS:N	1:A:524:PHE:CE1	1	2.12
(1,26)	2:B:162:LYS:N	1:A:524:PHE:CE2	1	2.12
(1,26)	2:B:162:LYS:N	1:A:524:PHE:CG	1	2.12
(1,26)	2:B:162:LYS:N	1:A:524:PHE:CZ	1	2.12
(1,26)	2:B:162:LYS:N	1:A:524:PHE:H	1	2.12
(1,26)	2:B:162:LYS:N	1:A:524:PHE:HA	1	2.12
(1,26)	2:B:162:LYS:N	1:A:524:PHE:HB2	1	2.12
(1,26)	2:B:162:LYS:N	1:A:524:PHE:HB3	1	2.12
(1,26)	2:B:162:LYS:N	1:A:524:PHE:HD1	1	2.12
(1,26)	2:B:162:LYS:N	1:A:524:PHE:HD2	1	2.12
(1,26)	2:B:162:LYS:N	1:A:524:PHE:HE1	1	2.12
(1,26)	2:B:162:LYS:N	1:A:524:PHE:HE2	1	2.12
(1,26)	2:B:162:LYS:N	1:A:524:PHE:HZ	1	2.12
(1,26)	2:B:162:LYS:N	1:A:524:PHE:N	1	2.12
(1,26)	2:B:162:LYS:N	1:A:524:PHE:O	1	2.12
(1,26)	2:B:162:LYS:N	1:A:525:GLU:C	1	2.12
(1,26)	2:B:162:LYS:N	1:A:525:GLU:CA	1	2.12
(1,26)	2:B:162:LYS:N	1:A:525:GLU:CB	1	2.12
(1,26)	2:B:162:LYS:N	1:A:525:GLU:CD	1	2.12
(1,26)	2:B:162:LYS:N	1:A:525:GLU:CG	1	2.12
(1,26)	2:B:162:LYS:N	1:A:525:GLU:H	1	2.12
(1,26)	2:B:162:LYS:N	1:A:525:GLU:HA	1	2.12
(1,26)	2:B:162:LYS:N	1:A:525:GLU:HB2	1	2.12
(1,26)	2:B:162:LYS:N	1:A:525:GLU:HB3	1	2.12
(1,26)	2:B:162:LYS:N	1:A:525:GLU:HG2	1	2.12
(1,26)	2:B:162:LYS:N	1:A:525:GLU:HG3	1	2.12
(1,26)	2:B:162:LYS:N	1:A:525:GLU:N	1	2.12
(1,26)	2:B:162:LYS:N	1:A:525:GLU:O	1	2.12
(1,26)	2:B:162:LYS:N	1:A:525:GLU:OE1	1	2.12
(1,26)	2:B:162:LYS:N	1:A:525:GLU:OE2	1	2.12

*Continued on next page...*

*Continued from previous page...*

Key	Atom-1	Atom-2	Model ID	Violation (Å)
(1,26)	2:B:162:LYS:N	1:A:526:ASN:C	1	2.12
(1,26)	2:B:162:LYS:N	1:A:526:ASN:CA	1	2.12
(1,26)	2:B:162:LYS:N	1:A:526:ASN:CB	1	2.12
(1,26)	2:B:162:LYS:N	1:A:526:ASN:CG	1	2.12
(1,26)	2:B:162:LYS:N	1:A:526:ASN:H	1	2.12
(1,26)	2:B:162:LYS:N	1:A:526:ASN:HA	1	2.12
(1,26)	2:B:162:LYS:N	1:A:526:ASN:HB2	1	2.12
(1,26)	2:B:162:LYS:N	1:A:526:ASN:HB3	1	2.12
(1,26)	2:B:162:LYS:N	1:A:526:ASN:HD21	1	2.12
(1,26)	2:B:162:LYS:N	1:A:526:ASN:HD22	1	2.12
(1,26)	2:B:162:LYS:N	1:A:526:ASN:N	1	2.12
(1,26)	2:B:162:LYS:N	1:A:526:ASN:ND2	1	2.12
(1,26)	2:B:162:LYS:N	1:A:526:ASN:O	1	2.12
(1,26)	2:B:162:LYS:N	1:A:526:ASN:OD1	1	2.12
(1,26)	2:B:162:LYS:N	1:A:527:ALA:C	1	2.12
(1,26)	2:B:162:LYS:N	1:A:527:ALA:CA	1	2.12
(1,26)	2:B:162:LYS:N	1:A:527:ALA:CB	1	2.12
(1,26)	2:B:162:LYS:N	1:A:527:ALA:H	1	2.12
(1,26)	2:B:162:LYS:N	1:A:527:ALA:HA	1	2.12
(1,26)	2:B:162:LYS:N	1:A:527:ALA:HB1	1	2.12
(1,26)	2:B:162:LYS:N	1:A:527:ALA:HB2	1	2.12
(1,26)	2:B:162:LYS:N	1:A:527:ALA:HB3	1	2.12
(1,26)	2:B:162:LYS:N	1:A:527:ALA:N	1	2.12
(1,26)	2:B:162:LYS:N	1:A:527:ALA:O	1	2.12
(1,26)	2:B:162:LYS:N	1:A:528:ILE:C	1	2.12
(1,26)	2:B:162:LYS:N	1:A:528:ILE:CA	1	2.12
(1,26)	2:B:162:LYS:N	1:A:528:ILE:CB	1	2.12
(1,26)	2:B:162:LYS:N	1:A:528:ILE:CD1	1	2.12
(1,26)	2:B:162:LYS:N	1:A:528:ILE:CG1	1	2.12
(1,26)	2:B:162:LYS:N	1:A:528:ILE:CG2	1	2.12
(1,26)	2:B:162:LYS:N	1:A:528:ILE:H	1	2.12
(1,26)	2:B:162:LYS:N	1:A:528:ILE:HA	1	2.12
(1,26)	2:B:162:LYS:N	1:A:528:ILE:HB	1	2.12
(1,26)	2:B:162:LYS:N	1:A:528:ILE:HD11	1	2.12
(1,26)	2:B:162:LYS:N	1:A:528:ILE:HD12	1	2.12
(1,26)	2:B:162:LYS:N	1:A:528:ILE:HD13	1	2.12
(1,26)	2:B:162:LYS:N	1:A:528:ILE:HG12	1	2.12
(1,26)	2:B:162:LYS:N	1:A:528:ILE:HG13	1	2.12
(1,26)	2:B:162:LYS:N	1:A:528:ILE:HG21	1	2.12
(1,26)	2:B:162:LYS:N	1:A:528:ILE:HG22	1	2.12
(1,26)	2:B:162:LYS:N	1:A:528:ILE:HG23	1	2.12
(1,26)	2:B:162:LYS:N	1:A:528:ILE:N	1	2.12

*Continued on next page...*

*Continued from previous page...*

Key	Atom-1	Atom-2	Model ID	Violation (Å)
(1,26)	2:B:162:LYS:N	1:A:528:ILE:O	1	2.12
(1,26)	2:B:162:LYS:N	1:A:529:VAL:C	1	2.12
(1,26)	2:B:162:LYS:N	1:A:529:VAL:CA	1	2.12
(1,26)	2:B:162:LYS:N	1:A:529:VAL:CB	1	2.12
(1,26)	2:B:162:LYS:N	1:A:529:VAL:CG1	1	2.12
(1,26)	2:B:162:LYS:N	1:A:529:VAL:CG2	1	2.12
(1,26)	2:B:162:LYS:N	1:A:529:VAL:H	1	2.12
(1,26)	2:B:162:LYS:N	1:A:529:VAL:HA	1	2.12
(1,26)	2:B:162:LYS:N	1:A:529:VAL:HB	1	2.12
(1,26)	2:B:162:LYS:N	1:A:529:VAL:HG11	1	2.12
(1,26)	2:B:162:LYS:N	1:A:529:VAL:HG12	1	2.12
(1,26)	2:B:162:LYS:N	1:A:529:VAL:HG13	1	2.12
(1,26)	2:B:162:LYS:N	1:A:529:VAL:HG21	1	2.12
(1,26)	2:B:162:LYS:N	1:A:529:VAL:HG22	1	2.12
(1,26)	2:B:162:LYS:N	1:A:529:VAL:HG23	1	2.12
(1,26)	2:B:162:LYS:N	1:A:529:VAL:N	1	2.12
(1,26)	2:B:162:LYS:N	1:A:529:VAL:O	1	2.12
(1,26)	2:B:162:LYS:N	1:A:561:ASP:C	1	2.12
(1,26)	2:B:162:LYS:N	1:A:561:ASP:CA	1	2.12
(1,26)	2:B:162:LYS:N	1:A:561:ASP:CB	1	2.12
(1,26)	2:B:162:LYS:N	1:A:561:ASP:CG	1	2.12
(1,26)	2:B:162:LYS:N	1:A:561:ASP:H	1	2.12
(1,26)	2:B:162:LYS:N	1:A:561:ASP:HA	1	2.12
(1,26)	2:B:162:LYS:N	1:A:561:ASP:HB2	1	2.12
(1,26)	2:B:162:LYS:N	1:A:561:ASP:HB3	1	2.12
(1,26)	2:B:162:LYS:N	1:A:561:ASP:N	1	2.12
(1,26)	2:B:162:LYS:N	1:A:561:ASP:O	1	2.12
(1,26)	2:B:162:LYS:N	1:A:561:ASP:OD1	1	2.12
(1,26)	2:B:162:LYS:N	1:A:561:ASP:OD2	1	2.12
(1,26)	2:B:162:LYS:N	1:A:563:LYS:C	1	2.12
(1,26)	2:B:162:LYS:N	1:A:563:LYS:CA	1	2.12
(1,26)	2:B:162:LYS:N	1:A:563:LYS:CB	1	2.12
(1,26)	2:B:162:LYS:N	1:A:563:LYS:CD	1	2.12
(1,26)	2:B:162:LYS:N	1:A:563:LYS:CE	1	2.12
(1,26)	2:B:162:LYS:N	1:A:563:LYS:CG	1	2.12
(1,26)	2:B:162:LYS:N	1:A:563:LYS:H	1	2.12
(1,26)	2:B:162:LYS:N	1:A:563:LYS:HA	1	2.12
(1,26)	2:B:162:LYS:N	1:A:563:LYS:HB2	1	2.12
(1,26)	2:B:162:LYS:N	1:A:563:LYS:HB3	1	2.12
(1,26)	2:B:162:LYS:N	1:A:563:LYS:HD2	1	2.12
(1,26)	2:B:162:LYS:N	1:A:563:LYS:HD3	1	2.12
(1,26)	2:B:162:LYS:N	1:A:563:LYS:HE2	1	2.12

*Continued on next page...*



*Continued from previous page...*

Key	Atom-1	Atom-2	Model ID	Violation (Å)
(1,26)	2:B:162:LYS:N	1:A:563:LYS:HE3	1	2.12
(1,26)	2:B:162:LYS:N	1:A:563:LYS:HG2	1	2.12
(1,26)	2:B:162:LYS:N	1:A:563:LYS:HG3	1	2.12
(1,26)	2:B:162:LYS:N	1:A:563:LYS:HZ1	1	2.12
(1,26)	2:B:162:LYS:N	1:A:563:LYS:HZ2	1	2.12
(1,26)	2:B:162:LYS:N	1:A:563:LYS:HZ3	1	2.12
(1,26)	2:B:162:LYS:N	1:A:563:LYS:N	1	2.12
(1,26)	2:B:162:LYS:N	1:A:563:LYS:NZ	1	2.12
(1,26)	2:B:162:LYS:N	1:A:563:LYS:O	1	2.12
(1,26)	2:B:162:LYS:N	1:A:564:ALA:C	1	2.12
(1,26)	2:B:162:LYS:N	1:A:564:ALA:CA	1	2.12
(1,26)	2:B:162:LYS:N	1:A:564:ALA:CB	1	2.12
(1,26)	2:B:162:LYS:N	1:A:564:ALA:H	1	2.12
(1,26)	2:B:162:LYS:N	1:A:564:ALA:HA	1	2.12
(1,26)	2:B:162:LYS:N	1:A:564:ALA:HB1	1	2.12
(1,26)	2:B:162:LYS:N	1:A:564:ALA:HB2	1	2.12
(1,26)	2:B:162:LYS:N	1:A:564:ALA:HB3	1	2.12
(1,26)	2:B:162:LYS:N	1:A:564:ALA:N	1	2.12
(1,26)	2:B:162:LYS:N	1:A:564:ALA:O	1	2.12
(1,26)	2:B:162:LYS:N	1:A:566:LEU:C	1	2.12
(1,26)	2:B:162:LYS:N	1:A:566:LEU:CA	1	2.12
(1,26)	2:B:162:LYS:N	1:A:566:LEU:CB	1	2.12
(1,26)	2:B:162:LYS:N	1:A:566:LEU:CD1	1	2.12
(1,26)	2:B:162:LYS:N	1:A:566:LEU:CD2	1	2.12
(1,26)	2:B:162:LYS:N	1:A:566:LEU:CG	1	2.12
(1,26)	2:B:162:LYS:N	1:A:566:LEU:H	1	2.12
(1,26)	2:B:162:LYS:N	1:A:566:LEU:HA	1	2.12
(1,26)	2:B:162:LYS:N	1:A:566:LEU:HB2	1	2.12
(1,26)	2:B:162:LYS:N	1:A:566:LEU:HB3	1	2.12
(1,26)	2:B:162:LYS:N	1:A:566:LEU:HD11	1	2.12
(1,26)	2:B:162:LYS:N	1:A:566:LEU:HD12	1	2.12
(1,26)	2:B:162:LYS:N	1:A:566:LEU:HD13	1	2.12
(1,26)	2:B:162:LYS:N	1:A:566:LEU:HD21	1	2.12
(1,26)	2:B:162:LYS:N	1:A:566:LEU:HD22	1	2.12
(1,26)	2:B:162:LYS:N	1:A:566:LEU:HD23	1	2.12
(1,26)	2:B:162:LYS:N	1:A:566:LEU:HG	1	2.12
(1,26)	2:B:162:LYS:N	1:A:566:LEU:N	1	2.12
(1,26)	2:B:162:LYS:N	1:A:566:LEU:O	1	2.12
(1,26)	2:B:162:LYS:NZ	1:A:490:ALA:C	1	2.12
(1,26)	2:B:162:LYS:NZ	1:A:490:ALA:CA	1	2.12
(1,26)	2:B:162:LYS:NZ	1:A:490:ALA:CB	1	2.12
(1,26)	2:B:162:LYS:NZ	1:A:490:ALA:H	1	2.12

*Continued on next page...*

*Continued from previous page...*

Key	Atom-1	Atom-2	Model ID	Violation (Å)
(1,26)	2:B:162:LYS:NZ	1:A:490:ALA:HA	1	2.12
(1,26)	2:B:162:LYS:NZ	1:A:490:ALA:HB1	1	2.12
(1,26)	2:B:162:LYS:NZ	1:A:490:ALA:HB2	1	2.12
(1,26)	2:B:162:LYS:NZ	1:A:490:ALA:HB3	1	2.12
(1,26)	2:B:162:LYS:NZ	1:A:490:ALA:N	1	2.12
(1,26)	2:B:162:LYS:NZ	1:A:490:ALA:O	1	2.12
(1,26)	2:B:162:LYS:NZ	1:A:514:THR:C	1	2.12
(1,26)	2:B:162:LYS:NZ	1:A:514:THR:CA	1	2.12
(1,26)	2:B:162:LYS:NZ	1:A:514:THR:CB	1	2.12
(1,26)	2:B:162:LYS:NZ	1:A:514:THR:CG2	1	2.12
(1,26)	2:B:162:LYS:NZ	1:A:514:THR:H	1	2.12
(1,26)	2:B:162:LYS:NZ	1:A:514:THR:HA	1	2.12
(1,26)	2:B:162:LYS:NZ	1:A:514:THR:HB	1	2.12
(1,26)	2:B:162:LYS:NZ	1:A:514:THR:HG1	1	2.12
(1,26)	2:B:162:LYS:NZ	1:A:514:THR:HG21	1	2.12
(1,26)	2:B:162:LYS:NZ	1:A:514:THR:HG22	1	2.12
(1,26)	2:B:162:LYS:NZ	1:A:514:THR:HG23	1	2.12
(1,26)	2:B:162:LYS:NZ	1:A:514:THR:N	1	2.12
(1,26)	2:B:162:LYS:NZ	1:A:514:THR:O	1	2.12
(1,26)	2:B:162:LYS:NZ	1:A:514:THR:OG1	1	2.12
(1,26)	2:B:162:LYS:NZ	1:A:516:ASN:C	1	2.12
(1,26)	2:B:162:LYS:NZ	1:A:516:ASN:CA	1	2.12
(1,26)	2:B:162:LYS:NZ	1:A:516:ASN:CB	1	2.12
(1,26)	2:B:162:LYS:NZ	1:A:516:ASN:CG	1	2.12
(1,26)	2:B:162:LYS:NZ	1:A:516:ASN:H	1	2.12
(1,26)	2:B:162:LYS:NZ	1:A:516:ASN:HA	1	2.12
(1,26)	2:B:162:LYS:NZ	1:A:516:ASN:HB2	1	2.12
(1,26)	2:B:162:LYS:NZ	1:A:516:ASN:HB3	1	2.12
(1,26)	2:B:162:LYS:NZ	1:A:516:ASN:HD21	1	2.12
(1,26)	2:B:162:LYS:NZ	1:A:516:ASN:HD22	1	2.12
(1,26)	2:B:162:LYS:NZ	1:A:516:ASN:N	1	2.12
(1,26)	2:B:162:LYS:NZ	1:A:516:ASN:ND2	1	2.12
(1,26)	2:B:162:LYS:NZ	1:A:516:ASN:O	1	2.12
(1,26)	2:B:162:LYS:NZ	1:A:516:ASN:OD1	1	2.12
(1,26)	2:B:162:LYS:NZ	1:A:519:GLY:C	1	2.12
(1,26)	2:B:162:LYS:NZ	1:A:519:GLY:CA	1	2.12
(1,26)	2:B:162:LYS:NZ	1:A:519:GLY:H	1	2.12
(1,26)	2:B:162:LYS:NZ	1:A:519:GLY:HA2	1	2.12
(1,26)	2:B:162:LYS:NZ	1:A:519:GLY:HA3	1	2.12
(1,26)	2:B:162:LYS:NZ	1:A:519:GLY:N	1	2.12
(1,26)	2:B:162:LYS:NZ	1:A:519:GLY:O	1	2.12
(1,26)	2:B:162:LYS:NZ	1:A:522:PHE:C	1	2.12

*Continued on next page...*

*Continued from previous page...*

Key	Atom-1	Atom-2	Model ID	Violation (Å)
(1,26)	2:B:162:LYS:NZ	1:A:522:PHE:CA	1	2.12
(1,26)	2:B:162:LYS:NZ	1:A:522:PHE:CB	1	2.12
(1,26)	2:B:162:LYS:NZ	1:A:522:PHE:CD1	1	2.12
(1,26)	2:B:162:LYS:NZ	1:A:522:PHE:CD2	1	2.12
(1,26)	2:B:162:LYS:NZ	1:A:522:PHE:CE1	1	2.12
(1,26)	2:B:162:LYS:NZ	1:A:522:PHE:CE2	1	2.12
(1,26)	2:B:162:LYS:NZ	1:A:522:PHE:CG	1	2.12
(1,26)	2:B:162:LYS:NZ	1:A:522:PHE:CZ	1	2.12
(1,26)	2:B:162:LYS:NZ	1:A:522:PHE:H	1	2.12
(1,26)	2:B:162:LYS:NZ	1:A:522:PHE:HA	1	2.12
(1,26)	2:B:162:LYS:NZ	1:A:522:PHE:HB2	1	2.12
(1,26)	2:B:162:LYS:NZ	1:A:522:PHE:HB3	1	2.12
(1,26)	2:B:162:LYS:NZ	1:A:522:PHE:HD1	1	2.12
(1,26)	2:B:162:LYS:NZ	1:A:522:PHE:HD2	1	2.12
(1,26)	2:B:162:LYS:NZ	1:A:522:PHE:HE1	1	2.12
(1,26)	2:B:162:LYS:NZ	1:A:522:PHE:HE2	1	2.12
(1,26)	2:B:162:LYS:NZ	1:A:522:PHE:HZ	1	2.12
(1,26)	2:B:162:LYS:NZ	1:A:522:PHE:N	1	2.12
(1,26)	2:B:162:LYS:NZ	1:A:522:PHE:O	1	2.12
(1,26)	2:B:162:LYS:NZ	1:A:523:GLU:C	1	2.12
(1,26)	2:B:162:LYS:NZ	1:A:523:GLU:CA	1	2.12
(1,26)	2:B:162:LYS:NZ	1:A:523:GLU:CB	1	2.12
(1,26)	2:B:162:LYS:NZ	1:A:523:GLU:CD	1	2.12
(1,26)	2:B:162:LYS:NZ	1:A:523:GLU:CG	1	2.12
(1,26)	2:B:162:LYS:NZ	1:A:523:GLU:H	1	2.12
(1,26)	2:B:162:LYS:NZ	1:A:523:GLU:HA	1	2.12
(1,26)	2:B:162:LYS:NZ	1:A:523:GLU:HB2	1	2.12
(1,26)	2:B:162:LYS:NZ	1:A:523:GLU:HB3	1	2.12
(1,26)	2:B:162:LYS:NZ	1:A:523:GLU:HG2	1	2.12
(1,26)	2:B:162:LYS:NZ	1:A:523:GLU:HG3	1	2.12
(1,26)	2:B:162:LYS:NZ	1:A:523:GLU:N	1	2.12
(1,26)	2:B:162:LYS:NZ	1:A:523:GLU:O	1	2.12
(1,26)	2:B:162:LYS:NZ	1:A:523:GLU:OE1	1	2.12
(1,26)	2:B:162:LYS:NZ	1:A:523:GLU:OE2	1	2.12
(1,26)	2:B:162:LYS:NZ	1:A:524:PHE:C	1	2.12
(1,26)	2:B:162:LYS:NZ	1:A:524:PHE:CA	1	2.12
(1,26)	2:B:162:LYS:NZ	1:A:524:PHE:CB	1	2.12
(1,26)	2:B:162:LYS:NZ	1:A:524:PHE:CD1	1	2.12
(1,26)	2:B:162:LYS:NZ	1:A:524:PHE:CD2	1	2.12
(1,26)	2:B:162:LYS:NZ	1:A:524:PHE:CE1	1	2.12
(1,26)	2:B:162:LYS:NZ	1:A:524:PHE:CE2	1	2.12
(1,26)	2:B:162:LYS:NZ	1:A:524:PHE:CG	1	2.12

*Continued on next page...*

*Continued from previous page...*

Key	Atom-1	Atom-2	Model ID	Violation (Å)
(1,26)	2:B:162:LYS:NZ	1:A:524:PHE:CZ	1	2.12
(1,26)	2:B:162:LYS:NZ	1:A:524:PHE:H	1	2.12
(1,26)	2:B:162:LYS:NZ	1:A:524:PHE:HA	1	2.12
(1,26)	2:B:162:LYS:NZ	1:A:524:PHE:HB2	1	2.12
(1,26)	2:B:162:LYS:NZ	1:A:524:PHE:HB3	1	2.12
(1,26)	2:B:162:LYS:NZ	1:A:524:PHE:HD1	1	2.12
(1,26)	2:B:162:LYS:NZ	1:A:524:PHE:HD2	1	2.12
(1,26)	2:B:162:LYS:NZ	1:A:524:PHE:HE1	1	2.12
(1,26)	2:B:162:LYS:NZ	1:A:524:PHE:HE2	1	2.12
(1,26)	2:B:162:LYS:NZ	1:A:524:PHE:HZ	1	2.12
(1,26)	2:B:162:LYS:NZ	1:A:524:PHE:N	1	2.12
(1,26)	2:B:162:LYS:NZ	1:A:524:PHE:O	1	2.12
(1,26)	2:B:162:LYS:NZ	1:A:525:GLU:C	1	2.12
(1,26)	2:B:162:LYS:NZ	1:A:525:GLU:CA	1	2.12
(1,26)	2:B:162:LYS:NZ	1:A:525:GLU:CB	1	2.12
(1,26)	2:B:162:LYS:NZ	1:A:525:GLU:CD	1	2.12
(1,26)	2:B:162:LYS:NZ	1:A:525:GLU:CG	1	2.12
(1,26)	2:B:162:LYS:NZ	1:A:525:GLU:H	1	2.12
(1,26)	2:B:162:LYS:NZ	1:A:525:GLU:HA	1	2.12
(1,26)	2:B:162:LYS:NZ	1:A:525:GLU:HB2	1	2.12
(1,26)	2:B:162:LYS:NZ	1:A:525:GLU:HB3	1	2.12
(1,26)	2:B:162:LYS:NZ	1:A:525:GLU:HG2	1	2.12
(1,26)	2:B:162:LYS:NZ	1:A:525:GLU:HG3	1	2.12
(1,26)	2:B:162:LYS:NZ	1:A:525:GLU:N	1	2.12
(1,26)	2:B:162:LYS:NZ	1:A:525:GLU:O	1	2.12
(1,26)	2:B:162:LYS:NZ	1:A:525:GLU:OE1	1	2.12
(1,26)	2:B:162:LYS:NZ	1:A:525:GLU:OE2	1	2.12
(1,26)	2:B:162:LYS:NZ	1:A:526:ASN:C	1	2.12
(1,26)	2:B:162:LYS:NZ	1:A:526:ASN:CA	1	2.12
(1,26)	2:B:162:LYS:NZ	1:A:526:ASN:CB	1	2.12
(1,26)	2:B:162:LYS:NZ	1:A:526:ASN:CG	1	2.12
(1,26)	2:B:162:LYS:NZ	1:A:526:ASN:H	1	2.12
(1,26)	2:B:162:LYS:NZ	1:A:526:ASN:HA	1	2.12
(1,26)	2:B:162:LYS:NZ	1:A:526:ASN:HB2	1	2.12
(1,26)	2:B:162:LYS:NZ	1:A:526:ASN:HB3	1	2.12
(1,26)	2:B:162:LYS:NZ	1:A:526:ASN:HD21	1	2.12
(1,26)	2:B:162:LYS:NZ	1:A:526:ASN:HD22	1	2.12
(1,26)	2:B:162:LYS:NZ	1:A:526:ASN:N	1	2.12
(1,26)	2:B:162:LYS:NZ	1:A:526:ASN:ND2	1	2.12
(1,26)	2:B:162:LYS:NZ	1:A:526:ASN:O	1	2.12
(1,26)	2:B:162:LYS:NZ	1:A:526:ASN:OD1	1	2.12
(1,26)	2:B:162:LYS:NZ	1:A:527:ALA:C	1	2.12

*Continued on next page...*

*Continued from previous page...*

Key	Atom-1	Atom-2	Model ID	Violation (Å)
(1,26)	2:B:162:LYS:NZ	1:A:527:ALA:CA	1	2.12
(1,26)	2:B:162:LYS:NZ	1:A:527:ALA:CB	1	2.12
(1,26)	2:B:162:LYS:NZ	1:A:527:ALA:H	1	2.12
(1,26)	2:B:162:LYS:NZ	1:A:527:ALA:HA	1	2.12
(1,26)	2:B:162:LYS:NZ	1:A:527:ALA:HB1	1	2.12
(1,26)	2:B:162:LYS:NZ	1:A:527:ALA:HB2	1	2.12
(1,26)	2:B:162:LYS:NZ	1:A:527:ALA:HB3	1	2.12
(1,26)	2:B:162:LYS:NZ	1:A:527:ALA:N	1	2.12
(1,26)	2:B:162:LYS:NZ	1:A:527:ALA:O	1	2.12
(1,26)	2:B:162:LYS:NZ	1:A:528:ILE:C	1	2.12
(1,26)	2:B:162:LYS:NZ	1:A:528:ILE:CA	1	2.12
(1,26)	2:B:162:LYS:NZ	1:A:528:ILE:CB	1	2.12
(1,26)	2:B:162:LYS:NZ	1:A:528:ILE:CD1	1	2.12
(1,26)	2:B:162:LYS:NZ	1:A:528:ILE:CG1	1	2.12
(1,26)	2:B:162:LYS:NZ	1:A:528:ILE:CG2	1	2.12
(1,26)	2:B:162:LYS:NZ	1:A:528:ILE:H	1	2.12
(1,26)	2:B:162:LYS:NZ	1:A:528:ILE:HA	1	2.12
(1,26)	2:B:162:LYS:NZ	1:A:528:ILE:HB	1	2.12
(1,26)	2:B:162:LYS:NZ	1:A:528:ILE:HD11	1	2.12
(1,26)	2:B:162:LYS:NZ	1:A:528:ILE:HD12	1	2.12
(1,26)	2:B:162:LYS:NZ	1:A:528:ILE:HD13	1	2.12
(1,26)	2:B:162:LYS:NZ	1:A:528:ILE:HG12	1	2.12
(1,26)	2:B:162:LYS:NZ	1:A:528:ILE:HG13	1	2.12
(1,26)	2:B:162:LYS:NZ	1:A:528:ILE:HG21	1	2.12
(1,26)	2:B:162:LYS:NZ	1:A:528:ILE:HG22	1	2.12
(1,26)	2:B:162:LYS:NZ	1:A:528:ILE:HG23	1	2.12
(1,26)	2:B:162:LYS:NZ	1:A:528:ILE:N	1	2.12
(1,26)	2:B:162:LYS:NZ	1:A:528:ILE:O	1	2.12
(1,26)	2:B:162:LYS:NZ	1:A:529:VAL:C	1	2.12
(1,26)	2:B:162:LYS:NZ	1:A:529:VAL:CA	1	2.12
(1,26)	2:B:162:LYS:NZ	1:A:529:VAL:CB	1	2.12
(1,26)	2:B:162:LYS:NZ	1:A:529:VAL:CG1	1	2.12
(1,26)	2:B:162:LYS:NZ	1:A:529:VAL:CG2	1	2.12
(1,26)	2:B:162:LYS:NZ	1:A:529:VAL:H	1	2.12
(1,26)	2:B:162:LYS:NZ	1:A:529:VAL:HA	1	2.12
(1,26)	2:B:162:LYS:NZ	1:A:529:VAL:HB	1	2.12
(1,26)	2:B:162:LYS:NZ	1:A:529:VAL:HG11	1	2.12
(1,26)	2:B:162:LYS:NZ	1:A:529:VAL:HG12	1	2.12
(1,26)	2:B:162:LYS:NZ	1:A:529:VAL:HG13	1	2.12
(1,26)	2:B:162:LYS:NZ	1:A:529:VAL:HG21	1	2.12
(1,26)	2:B:162:LYS:NZ	1:A:529:VAL:HG22	1	2.12
(1,26)	2:B:162:LYS:NZ	1:A:529:VAL:HG23	1	2.12

*Continued on next page...*

*Continued from previous page...*

Key	Atom-1	Atom-2	Model ID	Violation (Å)
(1,26)	2:B:162:LYS:NZ	1:A:529:VAL:N	1	2.12
(1,26)	2:B:162:LYS:NZ	1:A:529:VAL:O	1	2.12
(1,26)	2:B:162:LYS:NZ	1:A:561:ASP:C	1	2.12
(1,26)	2:B:162:LYS:NZ	1:A:561:ASP:CA	1	2.12
(1,26)	2:B:162:LYS:NZ	1:A:561:ASP:CB	1	2.12
(1,26)	2:B:162:LYS:NZ	1:A:561:ASP:CG	1	2.12
(1,26)	2:B:162:LYS:NZ	1:A:561:ASP:H	1	2.12
(1,26)	2:B:162:LYS:NZ	1:A:561:ASP:HA	1	2.12
(1,26)	2:B:162:LYS:NZ	1:A:561:ASP:HB2	1	2.12
(1,26)	2:B:162:LYS:NZ	1:A:561:ASP:HB3	1	2.12
(1,26)	2:B:162:LYS:NZ	1:A:561:ASP:N	1	2.12
(1,26)	2:B:162:LYS:NZ	1:A:561:ASP:O	1	2.12
(1,26)	2:B:162:LYS:NZ	1:A:561:ASP:OD1	1	2.12
(1,26)	2:B:162:LYS:NZ	1:A:561:ASP:OD2	1	2.12
(1,26)	2:B:162:LYS:NZ	1:A:563:LYS:C	1	2.12
(1,26)	2:B:162:LYS:NZ	1:A:563:LYS:CA	1	2.12
(1,26)	2:B:162:LYS:NZ	1:A:563:LYS:CB	1	2.12
(1,26)	2:B:162:LYS:NZ	1:A:563:LYS:CD	1	2.12
(1,26)	2:B:162:LYS:NZ	1:A:563:LYS:CE	1	2.12
(1,26)	2:B:162:LYS:NZ	1:A:563:LYS:CG	1	2.12
(1,26)	2:B:162:LYS:NZ	1:A:563:LYS:H	1	2.12
(1,26)	2:B:162:LYS:NZ	1:A:563:LYS:HA	1	2.12
(1,26)	2:B:162:LYS:NZ	1:A:563:LYS:HB2	1	2.12
(1,26)	2:B:162:LYS:NZ	1:A:563:LYS:HB3	1	2.12
(1,26)	2:B:162:LYS:NZ	1:A:563:LYS:HD2	1	2.12
(1,26)	2:B:162:LYS:NZ	1:A:563:LYS:HD3	1	2.12
(1,26)	2:B:162:LYS:NZ	1:A:563:LYS:HE2	1	2.12
(1,26)	2:B:162:LYS:NZ	1:A:563:LYS:HE3	1	2.12
(1,26)	2:B:162:LYS:NZ	1:A:563:LYS:HG2	1	2.12
(1,26)	2:B:162:LYS:NZ	1:A:563:LYS:HG3	1	2.12
(1,26)	2:B:162:LYS:NZ	1:A:563:LYS:HZ1	1	2.12
(1,26)	2:B:162:LYS:NZ	1:A:563:LYS:HZ2	1	2.12
(1,26)	2:B:162:LYS:NZ	1:A:563:LYS:HZ3	1	2.12
(1,26)	2:B:162:LYS:NZ	1:A:563:LYS:N	1	2.12
(1,26)	2:B:162:LYS:NZ	1:A:563:LYS:NZ	1	2.12
(1,26)	2:B:162:LYS:NZ	1:A:563:LYS:O	1	2.12
(1,26)	2:B:162:LYS:NZ	1:A:564:ALA:C	1	2.12
(1,26)	2:B:162:LYS:NZ	1:A:564:ALA:CA	1	2.12
(1,26)	2:B:162:LYS:NZ	1:A:564:ALA:CB	1	2.12
(1,26)	2:B:162:LYS:NZ	1:A:564:ALA:H	1	2.12
(1,26)	2:B:162:LYS:NZ	1:A:564:ALA:HA	1	2.12
(1,26)	2:B:162:LYS:NZ	1:A:564:ALA:HB1	1	2.12

*Continued on next page...*

*Continued from previous page...*

Key	Atom-1	Atom-2	Model ID	Violation (Å)
(1,26)	2:B:162:LYS:NZ	1:A:564:ALA:HB2	1	2.12
(1,26)	2:B:162:LYS:NZ	1:A:564:ALA:HB3	1	2.12
(1,26)	2:B:162:LYS:NZ	1:A:564:ALA:N	1	2.12
(1,26)	2:B:162:LYS:NZ	1:A:564:ALA:O	1	2.12
(1,26)	2:B:162:LYS:NZ	1:A:566:LEU:C	1	2.12
(1,26)	2:B:162:LYS:NZ	1:A:566:LEU:CA	1	2.12
(1,26)	2:B:162:LYS:NZ	1:A:566:LEU:CB	1	2.12
(1,26)	2:B:162:LYS:NZ	1:A:566:LEU:CD1	1	2.12
(1,26)	2:B:162:LYS:NZ	1:A:566:LEU:CD2	1	2.12
(1,26)	2:B:162:LYS:NZ	1:A:566:LEU:CG	1	2.12
(1,26)	2:B:162:LYS:NZ	1:A:566:LEU:H	1	2.12
(1,26)	2:B:162:LYS:NZ	1:A:566:LEU:HA	1	2.12
(1,26)	2:B:162:LYS:NZ	1:A:566:LEU:HB2	1	2.12
(1,26)	2:B:162:LYS:NZ	1:A:566:LEU:HB3	1	2.12
(1,26)	2:B:162:LYS:NZ	1:A:566:LEU:HD11	1	2.12
(1,26)	2:B:162:LYS:NZ	1:A:566:LEU:HD12	1	2.12
(1,26)	2:B:162:LYS:NZ	1:A:566:LEU:HD13	1	2.12
(1,26)	2:B:162:LYS:NZ	1:A:566:LEU:HD21	1	2.12
(1,26)	2:B:162:LYS:NZ	1:A:566:LEU:HD22	1	2.12
(1,26)	2:B:162:LYS:NZ	1:A:566:LEU:HD23	1	2.12
(1,26)	2:B:162:LYS:NZ	1:A:566:LEU:HG	1	2.12
(1,26)	2:B:162:LYS:NZ	1:A:566:LEU:N	1	2.12
(1,26)	2:B:162:LYS:NZ	1:A:566:LEU:O	1	2.12
(1,26)	2:B:162:LYS:O	1:A:490:ALA:C	1	2.12
(1,26)	2:B:162:LYS:O	1:A:490:ALA:CA	1	2.12
(1,26)	2:B:162:LYS:O	1:A:490:ALA:CB	1	2.12
(1,26)	2:B:162:LYS:O	1:A:490:ALA:H	1	2.12
(1,26)	2:B:162:LYS:O	1:A:490:ALA:HA	1	2.12
(1,26)	2:B:162:LYS:O	1:A:490:ALA:HB1	1	2.12
(1,26)	2:B:162:LYS:O	1:A:490:ALA:HB2	1	2.12
(1,26)	2:B:162:LYS:O	1:A:490:ALA:HB3	1	2.12
(1,26)	2:B:162:LYS:O	1:A:490:ALA:N	1	2.12
(1,26)	2:B:162:LYS:O	1:A:490:ALA:O	1	2.12
(1,26)	2:B:162:LYS:O	1:A:514:THR:C	1	2.12
(1,26)	2:B:162:LYS:O	1:A:514:THR:CA	1	2.12
(1,26)	2:B:162:LYS:O	1:A:514:THR:CB	1	2.12
(1,26)	2:B:162:LYS:O	1:A:514:THR:CG2	1	2.12
(1,26)	2:B:162:LYS:O	1:A:514:THR:H	1	2.12
(1,26)	2:B:162:LYS:O	1:A:514:THR:HA	1	2.12
(1,26)	2:B:162:LYS:O	1:A:514:THR:HB	1	2.12
(1,26)	2:B:162:LYS:O	1:A:514:THR:HG1	1	2.12
(1,26)	2:B:162:LYS:O	1:A:514:THR:HG21	1	2.12

*Continued on next page...*

*Continued from previous page...*

Key	Atom-1	Atom-2	Model ID	Violation (Å)
(1,26)	2:B:162:LYS:O	1:A:514:THR:HG22	1	2.12
(1,26)	2:B:162:LYS:O	1:A:514:THR:HG23	1	2.12
(1,26)	2:B:162:LYS:O	1:A:514:THR:N	1	2.12
(1,26)	2:B:162:LYS:O	1:A:514:THR:O	1	2.12
(1,26)	2:B:162:LYS:O	1:A:514:THR:OG1	1	2.12
(1,26)	2:B:162:LYS:O	1:A:516:ASN:C	1	2.12
(1,26)	2:B:162:LYS:O	1:A:516:ASN:CA	1	2.12
(1,26)	2:B:162:LYS:O	1:A:516:ASN:CB	1	2.12
(1,26)	2:B:162:LYS:O	1:A:516:ASN:CG	1	2.12
(1,26)	2:B:162:LYS:O	1:A:516:ASN:H	1	2.12
(1,26)	2:B:162:LYS:O	1:A:516:ASN:HA	1	2.12
(1,26)	2:B:162:LYS:O	1:A:516:ASN:HB2	1	2.12
(1,26)	2:B:162:LYS:O	1:A:516:ASN:HB3	1	2.12
(1,26)	2:B:162:LYS:O	1:A:516:ASN:HD21	1	2.12
(1,26)	2:B:162:LYS:O	1:A:516:ASN:HD22	1	2.12
(1,26)	2:B:162:LYS:O	1:A:516:ASN:N	1	2.12
(1,26)	2:B:162:LYS:O	1:A:516:ASN:ND2	1	2.12
(1,26)	2:B:162:LYS:O	1:A:516:ASN:O	1	2.12
(1,26)	2:B:162:LYS:O	1:A:516:ASN:OD1	1	2.12
(1,26)	2:B:162:LYS:O	1:A:519:GLY:C	1	2.12
(1,26)	2:B:162:LYS:O	1:A:519:GLY:CA	1	2.12
(1,26)	2:B:162:LYS:O	1:A:519:GLY:H	1	2.12
(1,26)	2:B:162:LYS:O	1:A:519:GLY:HA2	1	2.12
(1,26)	2:B:162:LYS:O	1:A:519:GLY:HA3	1	2.12
(1,26)	2:B:162:LYS:O	1:A:519:GLY:N	1	2.12
(1,26)	2:B:162:LYS:O	1:A:519:GLY:O	1	2.12
(1,26)	2:B:162:LYS:O	1:A:522:PHE:C	1	2.12
(1,26)	2:B:162:LYS:O	1:A:522:PHE:CA	1	2.12
(1,26)	2:B:162:LYS:O	1:A:522:PHE:CB	1	2.12
(1,26)	2:B:162:LYS:O	1:A:522:PHE:CD1	1	2.12
(1,26)	2:B:162:LYS:O	1:A:522:PHE:CD2	1	2.12
(1,26)	2:B:162:LYS:O	1:A:522:PHE:CE1	1	2.12
(1,26)	2:B:162:LYS:O	1:A:522:PHE:CE2	1	2.12
(1,26)	2:B:162:LYS:O	1:A:522:PHE:CG	1	2.12
(1,26)	2:B:162:LYS:O	1:A:522:PHE:CZ	1	2.12
(1,26)	2:B:162:LYS:O	1:A:522:PHE:H	1	2.12
(1,26)	2:B:162:LYS:O	1:A:522:PHE:HA	1	2.12
(1,26)	2:B:162:LYS:O	1:A:522:PHE:HB2	1	2.12
(1,26)	2:B:162:LYS:O	1:A:522:PHE:HB3	1	2.12
(1,26)	2:B:162:LYS:O	1:A:522:PHE:HD1	1	2.12
(1,26)	2:B:162:LYS:O	1:A:522:PHE:HD2	1	2.12
(1,26)	2:B:162:LYS:O	1:A:522:PHE:HE1	1	2.12

*Continued on next page...*



*Continued from previous page...*

Key	Atom-1	Atom-2	Model ID	Violation (Å)
(1,26)	2:B:162:LYS:O	1:A:522:PHE:HE2	1	2.12
(1,26)	2:B:162:LYS:O	1:A:522:PHE:HZ	1	2.12
(1,26)	2:B:162:LYS:O	1:A:522:PHE:N	1	2.12
(1,26)	2:B:162:LYS:O	1:A:522:PHE:O	1	2.12
(1,26)	2:B:162:LYS:O	1:A:523:GLU:C	1	2.12
(1,26)	2:B:162:LYS:O	1:A:523:GLU:CA	1	2.12
(1,26)	2:B:162:LYS:O	1:A:523:GLU:CB	1	2.12
(1,26)	2:B:162:LYS:O	1:A:523:GLU:CD	1	2.12
(1,26)	2:B:162:LYS:O	1:A:523:GLU:CG	1	2.12
(1,26)	2:B:162:LYS:O	1:A:523:GLU:H	1	2.12
(1,26)	2:B:162:LYS:O	1:A:523:GLU:HA	1	2.12
(1,26)	2:B:162:LYS:O	1:A:523:GLU:HB2	1	2.12
(1,26)	2:B:162:LYS:O	1:A:523:GLU:HB3	1	2.12
(1,26)	2:B:162:LYS:O	1:A:523:GLU:HG2	1	2.12
(1,26)	2:B:162:LYS:O	1:A:523:GLU:HG3	1	2.12
(1,26)	2:B:162:LYS:O	1:A:523:GLU:N	1	2.12
(1,26)	2:B:162:LYS:O	1:A:523:GLU:O	1	2.12
(1,26)	2:B:162:LYS:O	1:A:523:GLU:OE1	1	2.12
(1,26)	2:B:162:LYS:O	1:A:523:GLU:OE2	1	2.12
(1,26)	2:B:162:LYS:O	1:A:524:PHE:C	1	2.12
(1,26)	2:B:162:LYS:O	1:A:524:PHE:CA	1	2.12
(1,26)	2:B:162:LYS:O	1:A:524:PHE:CB	1	2.12
(1,26)	2:B:162:LYS:O	1:A:524:PHE:CD1	1	2.12
(1,26)	2:B:162:LYS:O	1:A:524:PHE:CD2	1	2.12
(1,26)	2:B:162:LYS:O	1:A:524:PHE:CE1	1	2.12
(1,26)	2:B:162:LYS:O	1:A:524:PHE:CE2	1	2.12
(1,26)	2:B:162:LYS:O	1:A:524:PHE:CG	1	2.12
(1,26)	2:B:162:LYS:O	1:A:524:PHE:CZ	1	2.12
(1,26)	2:B:162:LYS:O	1:A:524:PHE:H	1	2.12
(1,26)	2:B:162:LYS:O	1:A:524:PHE:HA	1	2.12
(1,26)	2:B:162:LYS:O	1:A:524:PHE:HB2	1	2.12
(1,26)	2:B:162:LYS:O	1:A:524:PHE:HB3	1	2.12
(1,26)	2:B:162:LYS:O	1:A:524:PHE:HD1	1	2.12
(1,26)	2:B:162:LYS:O	1:A:524:PHE:HD2	1	2.12
(1,26)	2:B:162:LYS:O	1:A:524:PHE:HE1	1	2.12
(1,26)	2:B:162:LYS:O	1:A:524:PHE:HE2	1	2.12
(1,26)	2:B:162:LYS:O	1:A:524:PHE:HZ	1	2.12
(1,26)	2:B:162:LYS:O	1:A:524:PHE:N	1	2.12
(1,26)	2:B:162:LYS:O	1:A:524:PHE:O	1	2.12
(1,26)	2:B:162:LYS:O	1:A:525:GLU:C	1	2.12
(1,26)	2:B:162:LYS:O	1:A:525:GLU:CA	1	2.12
(1,26)	2:B:162:LYS:O	1:A:525:GLU:CB	1	2.12

*Continued on next page...*

*Continued from previous page...*

Key	Atom-1	Atom-2	Model ID	Violation (Å)
(1,26)	2:B:162:LYS:O	1:A:525:GLU:CD	1	2.12
(1,26)	2:B:162:LYS:O	1:A:525:GLU:CG	1	2.12
(1,26)	2:B:162:LYS:O	1:A:525:GLU:H	1	2.12
(1,26)	2:B:162:LYS:O	1:A:525:GLU:HA	1	2.12
(1,26)	2:B:162:LYS:O	1:A:525:GLU:HB2	1	2.12
(1,26)	2:B:162:LYS:O	1:A:525:GLU:HB3	1	2.12
(1,26)	2:B:162:LYS:O	1:A:525:GLU:HG2	1	2.12
(1,26)	2:B:162:LYS:O	1:A:525:GLU:HG3	1	2.12
(1,26)	2:B:162:LYS:O	1:A:525:GLU:N	1	2.12
(1,26)	2:B:162:LYS:O	1:A:525:GLU:O	1	2.12
(1,26)	2:B:162:LYS:O	1:A:525:GLU:OE1	1	2.12
(1,26)	2:B:162:LYS:O	1:A:525:GLU:OE2	1	2.12
(1,26)	2:B:162:LYS:O	1:A:526:ASN:C	1	2.12
(1,26)	2:B:162:LYS:O	1:A:526:ASN:CA	1	2.12
(1,26)	2:B:162:LYS:O	1:A:526:ASN:CB	1	2.12
(1,26)	2:B:162:LYS:O	1:A:526:ASN:CG	1	2.12
(1,26)	2:B:162:LYS:O	1:A:526:ASN:H	1	2.12
(1,26)	2:B:162:LYS:O	1:A:526:ASN:HA	1	2.12
(1,26)	2:B:162:LYS:O	1:A:526:ASN:HB2	1	2.12
(1,26)	2:B:162:LYS:O	1:A:526:ASN:HB3	1	2.12
(1,26)	2:B:162:LYS:O	1:A:526:ASN:HD21	1	2.12
(1,26)	2:B:162:LYS:O	1:A:526:ASN:HD22	1	2.12
(1,26)	2:B:162:LYS:O	1:A:526:ASN:N	1	2.12
(1,26)	2:B:162:LYS:O	1:A:526:ASN:ND2	1	2.12
(1,26)	2:B:162:LYS:O	1:A:526:ASN:O	1	2.12
(1,26)	2:B:162:LYS:O	1:A:526:ASN:OD1	1	2.12
(1,26)	2:B:162:LYS:O	1:A:527:ALA:C	1	2.12
(1,26)	2:B:162:LYS:O	1:A:527:ALA:CA	1	2.12
(1,26)	2:B:162:LYS:O	1:A:527:ALA:CB	1	2.12
(1,26)	2:B:162:LYS:O	1:A:527:ALA:H	1	2.12
(1,26)	2:B:162:LYS:O	1:A:527:ALA:HA	1	2.12
(1,26)	2:B:162:LYS:O	1:A:527:ALA:HB1	1	2.12
(1,26)	2:B:162:LYS:O	1:A:527:ALA:HB2	1	2.12
(1,26)	2:B:162:LYS:O	1:A:527:ALA:HB3	1	2.12
(1,26)	2:B:162:LYS:O	1:A:527:ALA:N	1	2.12
(1,26)	2:B:162:LYS:O	1:A:527:ALA:O	1	2.12
(1,26)	2:B:162:LYS:O	1:A:528:ILE:C	1	2.12
(1,26)	2:B:162:LYS:O	1:A:528:ILE:CA	1	2.12
(1,26)	2:B:162:LYS:O	1:A:528:ILE:CB	1	2.12
(1,26)	2:B:162:LYS:O	1:A:528:ILE:CD1	1	2.12
(1,26)	2:B:162:LYS:O	1:A:528:ILE:CG1	1	2.12
(1,26)	2:B:162:LYS:O	1:A:528:ILE:CG2	1	2.12

*Continued on next page...*

*Continued from previous page...*

Key	Atom-1	Atom-2	Model ID	Violation (Å)
(1,26)	2:B:162:LYS:O	1:A:528:ILE:H	1	2.12
(1,26)	2:B:162:LYS:O	1:A:528:ILE:HA	1	2.12
(1,26)	2:B:162:LYS:O	1:A:528:ILE:HB	1	2.12
(1,26)	2:B:162:LYS:O	1:A:528:ILE:HD11	1	2.12
(1,26)	2:B:162:LYS:O	1:A:528:ILE:HD12	1	2.12
(1,26)	2:B:162:LYS:O	1:A:528:ILE:HD13	1	2.12
(1,26)	2:B:162:LYS:O	1:A:528:ILE:HG12	1	2.12
(1,26)	2:B:162:LYS:O	1:A:528:ILE:HG13	1	2.12
(1,26)	2:B:162:LYS:O	1:A:528:ILE:HG21	1	2.12
(1,26)	2:B:162:LYS:O	1:A:528:ILE:HG22	1	2.12
(1,26)	2:B:162:LYS:O	1:A:528:ILE:HG23	1	2.12
(1,26)	2:B:162:LYS:O	1:A:528:ILE:N	1	2.12
(1,26)	2:B:162:LYS:O	1:A:528:ILE:O	1	2.12
(1,26)	2:B:162:LYS:O	1:A:529:VAL:C	1	2.12
(1,26)	2:B:162:LYS:O	1:A:529:VAL:CA	1	2.12
(1,26)	2:B:162:LYS:O	1:A:529:VAL:CB	1	2.12
(1,26)	2:B:162:LYS:O	1:A:529:VAL:CG1	1	2.12
(1,26)	2:B:162:LYS:O	1:A:529:VAL:CG2	1	2.12
(1,26)	2:B:162:LYS:O	1:A:529:VAL:H	1	2.12
(1,26)	2:B:162:LYS:O	1:A:529:VAL:HA	1	2.12
(1,26)	2:B:162:LYS:O	1:A:529:VAL:HB	1	2.12
(1,26)	2:B:162:LYS:O	1:A:529:VAL:HG11	1	2.12
(1,26)	2:B:162:LYS:O	1:A:529:VAL:HG12	1	2.12
(1,26)	2:B:162:LYS:O	1:A:529:VAL:HG13	1	2.12
(1,26)	2:B:162:LYS:O	1:A:529:VAL:HG21	1	2.12
(1,26)	2:B:162:LYS:O	1:A:529:VAL:HG22	1	2.12
(1,26)	2:B:162:LYS:O	1:A:529:VAL:HG23	1	2.12
(1,26)	2:B:162:LYS:O	1:A:529:VAL:N	1	2.12
(1,26)	2:B:162:LYS:O	1:A:529:VAL:O	1	2.12
(1,26)	2:B:162:LYS:O	1:A:561:ASP:C	1	2.12
(1,26)	2:B:162:LYS:O	1:A:561:ASP:CA	1	2.12
(1,26)	2:B:162:LYS:O	1:A:561:ASP:CB	1	2.12
(1,26)	2:B:162:LYS:O	1:A:561:ASP:CG	1	2.12
(1,26)	2:B:162:LYS:O	1:A:561:ASP:H	1	2.12
(1,26)	2:B:162:LYS:O	1:A:561:ASP:HA	1	2.12
(1,26)	2:B:162:LYS:O	1:A:561:ASP:HB2	1	2.12
(1,26)	2:B:162:LYS:O	1:A:561:ASP:HB3	1	2.12
(1,26)	2:B:162:LYS:O	1:A:561:ASP:N	1	2.12
(1,26)	2:B:162:LYS:O	1:A:561:ASP:O	1	2.12
(1,26)	2:B:162:LYS:O	1:A:561:ASP:OD1	1	2.12
(1,26)	2:B:162:LYS:O	1:A:561:ASP:OD2	1	2.12
(1,26)	2:B:162:LYS:O	1:A:563:LYS:C	1	2.12

*Continued on next page...*

*Continued from previous page...*

Key	Atom-1	Atom-2	Model ID	Violation (Å)
(1,26)	2:B:162:LYS:O	1:A:563:LYS:CA	1	2.12
(1,26)	2:B:162:LYS:O	1:A:563:LYS:CB	1	2.12
(1,26)	2:B:162:LYS:O	1:A:563:LYS:CD	1	2.12
(1,26)	2:B:162:LYS:O	1:A:563:LYS:CE	1	2.12
(1,26)	2:B:162:LYS:O	1:A:563:LYS:CG	1	2.12
(1,26)	2:B:162:LYS:O	1:A:563:LYS:H	1	2.12
(1,26)	2:B:162:LYS:O	1:A:563:LYS:HA	1	2.12
(1,26)	2:B:162:LYS:O	1:A:563:LYS:HB2	1	2.12
(1,26)	2:B:162:LYS:O	1:A:563:LYS:HB3	1	2.12
(1,26)	2:B:162:LYS:O	1:A:563:LYS:HD2	1	2.12
(1,26)	2:B:162:LYS:O	1:A:563:LYS:HD3	1	2.12
(1,26)	2:B:162:LYS:O	1:A:563:LYS:HE2	1	2.12
(1,26)	2:B:162:LYS:O	1:A:563:LYS:HE3	1	2.12
(1,26)	2:B:162:LYS:O	1:A:563:LYS:HG2	1	2.12
(1,26)	2:B:162:LYS:O	1:A:563:LYS:HG3	1	2.12
(1,26)	2:B:162:LYS:O	1:A:563:LYS:HZ1	1	2.12
(1,26)	2:B:162:LYS:O	1:A:563:LYS:HZ2	1	2.12
(1,26)	2:B:162:LYS:O	1:A:563:LYS:HZ3	1	2.12
(1,26)	2:B:162:LYS:O	1:A:563:LYS:N	1	2.12
(1,26)	2:B:162:LYS:O	1:A:563:LYS:NZ	1	2.12
(1,26)	2:B:162:LYS:O	1:A:563:LYS:O	1	2.12
(1,26)	2:B:162:LYS:O	1:A:564:ALA:C	1	2.12
(1,26)	2:B:162:LYS:O	1:A:564:ALA:CA	1	2.12
(1,26)	2:B:162:LYS:O	1:A:564:ALA:CB	1	2.12
(1,26)	2:B:162:LYS:O	1:A:564:ALA:H	1	2.12
(1,26)	2:B:162:LYS:O	1:A:564:ALA:HA	1	2.12
(1,26)	2:B:162:LYS:O	1:A:564:ALA:HB1	1	2.12
(1,26)	2:B:162:LYS:O	1:A:564:ALA:HB2	1	2.12
(1,26)	2:B:162:LYS:O	1:A:564:ALA:HB3	1	2.12
(1,26)	2:B:162:LYS:O	1:A:564:ALA:N	1	2.12
(1,26)	2:B:162:LYS:O	1:A:564:ALA:O	1	2.12
(1,26)	2:B:162:LYS:O	1:A:566:LEU:C	1	2.12
(1,26)	2:B:162:LYS:O	1:A:566:LEU:CA	1	2.12
(1,26)	2:B:162:LYS:O	1:A:566:LEU:CB	1	2.12
(1,26)	2:B:162:LYS:O	1:A:566:LEU:CD1	1	2.12
(1,26)	2:B:162:LYS:O	1:A:566:LEU:CD2	1	2.12
(1,26)	2:B:162:LYS:O	1:A:566:LEU:CG	1	2.12
(1,26)	2:B:162:LYS:O	1:A:566:LEU:H	1	2.12
(1,26)	2:B:162:LYS:O	1:A:566:LEU:HA	1	2.12
(1,26)	2:B:162:LYS:O	1:A:566:LEU:HB2	1	2.12
(1,26)	2:B:162:LYS:O	1:A:566:LEU:HB3	1	2.12
(1,26)	2:B:162:LYS:O	1:A:566:LEU:HD11	1	2.12

*Continued on next page...*

*Continued from previous page...*

Key	Atom-1	Atom-2	Model ID	Violation (Å)
(1,26)	2:B:162:LYS:O	1:A:566:LEU:HD12	1	2.12
(1,26)	2:B:162:LYS:O	1:A:566:LEU:HD13	1	2.12
(1,26)	2:B:162:LYS:O	1:A:566:LEU:HD21	1	2.12
(1,26)	2:B:162:LYS:O	1:A:566:LEU:HD22	1	2.12
(1,26)	2:B:162:LYS:O	1:A:566:LEU:HD23	1	2.12
(1,26)	2:B:162:LYS:O	1:A:566:LEU:HG	1	2.12
(1,26)	2:B:162:LYS:O	1:A:566:LEU:N	1	2.12
(1,26)	2:B:162:LYS:O	1:A:566:LEU:O	1	2.12
(1,20)	2:B:155:GLY:C	1:A:490:ALA:C	1	1.85
(1,20)	2:B:155:GLY:C	1:A:490:ALA:CA	1	1.85
(1,20)	2:B:155:GLY:C	1:A:490:ALA:CB	1	1.85
(1,20)	2:B:155:GLY:C	1:A:490:ALA:H	1	1.85
(1,20)	2:B:155:GLY:C	1:A:490:ALA:HA	1	1.85
(1,20)	2:B:155:GLY:C	1:A:490:ALA:HB1	1	1.85
(1,20)	2:B:155:GLY:C	1:A:490:ALA:HB2	1	1.85
(1,20)	2:B:155:GLY:C	1:A:490:ALA:HB3	1	1.85
(1,20)	2:B:155:GLY:C	1:A:490:ALA:N	1	1.85
(1,20)	2:B:155:GLY:C	1:A:490:ALA:O	1	1.85
(1,20)	2:B:155:GLY:C	1:A:514:THR:C	1	1.85
(1,20)	2:B:155:GLY:C	1:A:514:THR:CA	1	1.85
(1,20)	2:B:155:GLY:C	1:A:514:THR:CB	1	1.85
(1,20)	2:B:155:GLY:C	1:A:514:THR:CG2	1	1.85
(1,20)	2:B:155:GLY:C	1:A:514:THR:H	1	1.85
(1,20)	2:B:155:GLY:C	1:A:514:THR:HA	1	1.85
(1,20)	2:B:155:GLY:C	1:A:514:THR:HB	1	1.85
(1,20)	2:B:155:GLY:C	1:A:514:THR:HG1	1	1.85
(1,20)	2:B:155:GLY:C	1:A:514:THR:HG21	1	1.85
(1,20)	2:B:155:GLY:C	1:A:514:THR:HG22	1	1.85
(1,20)	2:B:155:GLY:C	1:A:514:THR:HG23	1	1.85
(1,20)	2:B:155:GLY:C	1:A:514:THR:N	1	1.85
(1,20)	2:B:155:GLY:C	1:A:514:THR:O	1	1.85
(1,20)	2:B:155:GLY:C	1:A:514:THR:OG1	1	1.85
(1,20)	2:B:155:GLY:C	1:A:516:ASN:C	1	1.85
(1,20)	2:B:155:GLY:C	1:A:516:ASN:CA	1	1.85
(1,20)	2:B:155:GLY:C	1:A:516:ASN:CB	1	1.85
(1,20)	2:B:155:GLY:C	1:A:516:ASN:CG	1	1.85
(1,20)	2:B:155:GLY:C	1:A:516:ASN:H	1	1.85
(1,20)	2:B:155:GLY:C	1:A:516:ASN:HA	1	1.85
(1,20)	2:B:155:GLY:C	1:A:516:ASN:HB2	1	1.85
(1,20)	2:B:155:GLY:C	1:A:516:ASN:HB3	1	1.85
(1,20)	2:B:155:GLY:C	1:A:516:ASN:HD21	1	1.85
(1,20)	2:B:155:GLY:C	1:A:516:ASN:HD22	1	1.85

*Continued on next page...*

*Continued from previous page...*

Key	Atom-1	Atom-2	Model ID	Violation (Å)
(1,20)	2:B:155:GLY:C	1:A:516:ASN:N	1	1.85
(1,20)	2:B:155:GLY:C	1:A:516:ASN:ND2	1	1.85
(1,20)	2:B:155:GLY:C	1:A:516:ASN:O	1	1.85
(1,20)	2:B:155:GLY:C	1:A:516:ASN:OD1	1	1.85
(1,20)	2:B:155:GLY:C	1:A:519:GLY:C	1	1.85
(1,20)	2:B:155:GLY:C	1:A:519:GLY:CA	1	1.85
(1,20)	2:B:155:GLY:C	1:A:519:GLY:H	1	1.85
(1,20)	2:B:155:GLY:C	1:A:519:GLY:HA2	1	1.85
(1,20)	2:B:155:GLY:C	1:A:519:GLY:HA3	1	1.85
(1,20)	2:B:155:GLY:C	1:A:519:GLY:N	1	1.85
(1,20)	2:B:155:GLY:C	1:A:519:GLY:O	1	1.85
(1,20)	2:B:155:GLY:C	1:A:522:PHE:C	1	1.85
(1,20)	2:B:155:GLY:C	1:A:522:PHE:CA	1	1.85
(1,20)	2:B:155:GLY:C	1:A:522:PHE:CB	1	1.85
(1,20)	2:B:155:GLY:C	1:A:522:PHE:CD1	1	1.85
(1,20)	2:B:155:GLY:C	1:A:522:PHE:CD2	1	1.85
(1,20)	2:B:155:GLY:C	1:A:522:PHE:CE1	1	1.85
(1,20)	2:B:155:GLY:C	1:A:522:PHE:CE2	1	1.85
(1,20)	2:B:155:GLY:C	1:A:522:PHE:CG	1	1.85
(1,20)	2:B:155:GLY:C	1:A:522:PHE:CZ	1	1.85
(1,20)	2:B:155:GLY:C	1:A:522:PHE:H	1	1.85
(1,20)	2:B:155:GLY:C	1:A:522:PHE:HA	1	1.85
(1,20)	2:B:155:GLY:C	1:A:522:PHE:HB2	1	1.85
(1,20)	2:B:155:GLY:C	1:A:522:PHE:HB3	1	1.85
(1,20)	2:B:155:GLY:C	1:A:522:PHE:HD1	1	1.85
(1,20)	2:B:155:GLY:C	1:A:522:PHE:HD2	1	1.85
(1,20)	2:B:155:GLY:C	1:A:522:PHE:HE1	1	1.85
(1,20)	2:B:155:GLY:C	1:A:522:PHE:HE2	1	1.85
(1,20)	2:B:155:GLY:C	1:A:522:PHE:HZ	1	1.85
(1,20)	2:B:155:GLY:C	1:A:522:PHE:N	1	1.85
(1,20)	2:B:155:GLY:C	1:A:522:PHE:O	1	1.85
(1,20)	2:B:155:GLY:C	1:A:523:GLU:C	1	1.85
(1,20)	2:B:155:GLY:C	1:A:523:GLU:CA	1	1.85
(1,20)	2:B:155:GLY:C	1:A:523:GLU:CB	1	1.85
(1,20)	2:B:155:GLY:C	1:A:523:GLU:CD	1	1.85
(1,20)	2:B:155:GLY:C	1:A:523:GLU:CG	1	1.85
(1,20)	2:B:155:GLY:C	1:A:523:GLU:H	1	1.85
(1,20)	2:B:155:GLY:C	1:A:523:GLU:HA	1	1.85
(1,20)	2:B:155:GLY:C	1:A:523:GLU:HB2	1	1.85
(1,20)	2:B:155:GLY:C	1:A:523:GLU:HB3	1	1.85
(1,20)	2:B:155:GLY:C	1:A:523:GLU:HG2	1	1.85
(1,20)	2:B:155:GLY:C	1:A:523:GLU:HG3	1	1.85

*Continued on next page...*

*Continued from previous page...*

Key	Atom-1	Atom-2	Model ID	Violation (Å)
(1,20)	2:B:155:GLY:C	1:A:523:GLU:N	1	1.85
(1,20)	2:B:155:GLY:C	1:A:523:GLU:O	1	1.85
(1,20)	2:B:155:GLY:C	1:A:523:GLU:OE1	1	1.85
(1,20)	2:B:155:GLY:C	1:A:523:GLU:OE2	1	1.85
(1,20)	2:B:155:GLY:C	1:A:524:PHE:C	1	1.85
(1,20)	2:B:155:GLY:C	1:A:524:PHE:CA	1	1.85
(1,20)	2:B:155:GLY:C	1:A:524:PHE:CB	1	1.85
(1,20)	2:B:155:GLY:C	1:A:524:PHE:CD1	1	1.85
(1,20)	2:B:155:GLY:C	1:A:524:PHE:CD2	1	1.85
(1,20)	2:B:155:GLY:C	1:A:524:PHE:CE1	1	1.85
(1,20)	2:B:155:GLY:C	1:A:524:PHE:CE2	1	1.85
(1,20)	2:B:155:GLY:C	1:A:524:PHE:CG	1	1.85
(1,20)	2:B:155:GLY:C	1:A:524:PHE:CZ	1	1.85
(1,20)	2:B:155:GLY:C	1:A:524:PHE:H	1	1.85
(1,20)	2:B:155:GLY:C	1:A:524:PHE:HA	1	1.85
(1,20)	2:B:155:GLY:C	1:A:524:PHE:HB2	1	1.85
(1,20)	2:B:155:GLY:C	1:A:524:PHE:HB3	1	1.85
(1,20)	2:B:155:GLY:C	1:A:524:PHE:HD1	1	1.85
(1,20)	2:B:155:GLY:C	1:A:524:PHE:HD2	1	1.85
(1,20)	2:B:155:GLY:C	1:A:524:PHE:HE1	1	1.85
(1,20)	2:B:155:GLY:C	1:A:524:PHE:HE2	1	1.85
(1,20)	2:B:155:GLY:C	1:A:524:PHE:HZ	1	1.85
(1,20)	2:B:155:GLY:C	1:A:524:PHE:N	1	1.85
(1,20)	2:B:155:GLY:C	1:A:524:PHE:O	1	1.85
(1,20)	2:B:155:GLY:C	1:A:525:GLU:C	1	1.85
(1,20)	2:B:155:GLY:C	1:A:525:GLU:CA	1	1.85
(1,20)	2:B:155:GLY:C	1:A:525:GLU:CB	1	1.85
(1,20)	2:B:155:GLY:C	1:A:525:GLU:CD	1	1.85
(1,20)	2:B:155:GLY:C	1:A:525:GLU:CG	1	1.85
(1,20)	2:B:155:GLY:C	1:A:525:GLU:H	1	1.85
(1,20)	2:B:155:GLY:C	1:A:525:GLU:HA	1	1.85
(1,20)	2:B:155:GLY:C	1:A:525:GLU:HB2	1	1.85
(1,20)	2:B:155:GLY:C	1:A:525:GLU:HB3	1	1.85
(1,20)	2:B:155:GLY:C	1:A:525:GLU:HG2	1	1.85
(1,20)	2:B:155:GLY:C	1:A:525:GLU:HG3	1	1.85
(1,20)	2:B:155:GLY:C	1:A:525:GLU:N	1	1.85
(1,20)	2:B:155:GLY:C	1:A:525:GLU:O	1	1.85
(1,20)	2:B:155:GLY:C	1:A:525:GLU:OE1	1	1.85
(1,20)	2:B:155:GLY:C	1:A:525:GLU:OE2	1	1.85
(1,20)	2:B:155:GLY:C	1:A:526:ASN:C	1	1.85
(1,20)	2:B:155:GLY:C	1:A:526:ASN:CA	1	1.85
(1,20)	2:B:155:GLY:C	1:A:526:ASN:CB	1	1.85

*Continued on next page...*

*Continued from previous page...*

Key	Atom-1	Atom-2	Model ID	Violation (Å)
(1,20)	2:B:155:GLY:C	1:A:526:ASN:CG	1	1.85
(1,20)	2:B:155:GLY:C	1:A:526:ASN:H	1	1.85
(1,20)	2:B:155:GLY:C	1:A:526:ASN:HA	1	1.85
(1,20)	2:B:155:GLY:C	1:A:526:ASN:HB2	1	1.85
(1,20)	2:B:155:GLY:C	1:A:526:ASN:HB3	1	1.85
(1,20)	2:B:155:GLY:C	1:A:526:ASN:HD21	1	1.85
(1,20)	2:B:155:GLY:C	1:A:526:ASN:HD22	1	1.85
(1,20)	2:B:155:GLY:C	1:A:526:ASN:N	1	1.85
(1,20)	2:B:155:GLY:C	1:A:526:ASN:ND2	1	1.85
(1,20)	2:B:155:GLY:C	1:A:526:ASN:O	1	1.85
(1,20)	2:B:155:GLY:C	1:A:526:ASN:OD1	1	1.85
(1,20)	2:B:155:GLY:C	1:A:527:ALA:C	1	1.85
(1,20)	2:B:155:GLY:C	1:A:527:ALA:CA	1	1.85
(1,20)	2:B:155:GLY:C	1:A:527:ALA:CB	1	1.85
(1,20)	2:B:155:GLY:C	1:A:527:ALA:H	1	1.85
(1,20)	2:B:155:GLY:C	1:A:527:ALA:HA	1	1.85
(1,20)	2:B:155:GLY:C	1:A:527:ALA:HB1	1	1.85
(1,20)	2:B:155:GLY:C	1:A:527:ALA:HB2	1	1.85
(1,20)	2:B:155:GLY:C	1:A:527:ALA:HB3	1	1.85
(1,20)	2:B:155:GLY:C	1:A:527:ALA:N	1	1.85
(1,20)	2:B:155:GLY:C	1:A:527:ALA:O	1	1.85
(1,20)	2:B:155:GLY:C	1:A:528:ILE:C	1	1.85
(1,20)	2:B:155:GLY:C	1:A:528:ILE:CA	1	1.85
(1,20)	2:B:155:GLY:C	1:A:528:ILE:CB	1	1.85
(1,20)	2:B:155:GLY:C	1:A:528:ILE:CD1	1	1.85
(1,20)	2:B:155:GLY:C	1:A:528:ILE:CG1	1	1.85
(1,20)	2:B:155:GLY:C	1:A:528:ILE:CG2	1	1.85
(1,20)	2:B:155:GLY:C	1:A:528:ILE:H	1	1.85
(1,20)	2:B:155:GLY:C	1:A:528:ILE:HA	1	1.85
(1,20)	2:B:155:GLY:C	1:A:528:ILE:HB	1	1.85
(1,20)	2:B:155:GLY:C	1:A:528:ILE:HD11	1	1.85
(1,20)	2:B:155:GLY:C	1:A:528:ILE:HD12	1	1.85
(1,20)	2:B:155:GLY:C	1:A:528:ILE:HD13	1	1.85
(1,20)	2:B:155:GLY:C	1:A:528:ILE:HG12	1	1.85
(1,20)	2:B:155:GLY:C	1:A:528:ILE:HG13	1	1.85
(1,20)	2:B:155:GLY:C	1:A:528:ILE:HG21	1	1.85
(1,20)	2:B:155:GLY:C	1:A:528:ILE:HG22	1	1.85
(1,20)	2:B:155:GLY:C	1:A:528:ILE:HG23	1	1.85
(1,20)	2:B:155:GLY:C	1:A:528:ILE:N	1	1.85
(1,20)	2:B:155:GLY:C	1:A:528:ILE:O	1	1.85
(1,20)	2:B:155:GLY:C	1:A:529:VAL:C	1	1.85
(1,20)	2:B:155:GLY:C	1:A:529:VAL:CA	1	1.85

*Continued on next page...*



*Continued from previous page...*

Key	Atom-1	Atom-2	Model ID	Violation (Å)
(1,20)	2:B:155:GLY:C	1:A:529:VAL:CB	1	1.85
(1,20)	2:B:155:GLY:C	1:A:529:VAL:CG1	1	1.85
(1,20)	2:B:155:GLY:C	1:A:529:VAL:CG2	1	1.85
(1,20)	2:B:155:GLY:C	1:A:529:VAL:H	1	1.85
(1,20)	2:B:155:GLY:C	1:A:529:VAL:HA	1	1.85
(1,20)	2:B:155:GLY:C	1:A:529:VAL:HB	1	1.85
(1,20)	2:B:155:GLY:C	1:A:529:VAL:HG11	1	1.85
(1,20)	2:B:155:GLY:C	1:A:529:VAL:HG12	1	1.85
(1,20)	2:B:155:GLY:C	1:A:529:VAL:HG13	1	1.85
(1,20)	2:B:155:GLY:C	1:A:529:VAL:HG21	1	1.85
(1,20)	2:B:155:GLY:C	1:A:529:VAL:HG22	1	1.85
(1,20)	2:B:155:GLY:C	1:A:529:VAL:HG23	1	1.85
(1,20)	2:B:155:GLY:C	1:A:529:VAL:N	1	1.85
(1,20)	2:B:155:GLY:C	1:A:529:VAL:O	1	1.85
(1,20)	2:B:155:GLY:C	1:A:561:ASP:C	1	1.85
(1,20)	2:B:155:GLY:C	1:A:561:ASP:CA	1	1.85
(1,20)	2:B:155:GLY:C	1:A:561:ASP:CB	1	1.85
(1,20)	2:B:155:GLY:C	1:A:561:ASP:CG	1	1.85
(1,20)	2:B:155:GLY:C	1:A:561:ASP:H	1	1.85
(1,20)	2:B:155:GLY:C	1:A:561:ASP:HA	1	1.85
(1,20)	2:B:155:GLY:C	1:A:561:ASP:HB2	1	1.85
(1,20)	2:B:155:GLY:C	1:A:561:ASP:HB3	1	1.85
(1,20)	2:B:155:GLY:C	1:A:561:ASP:N	1	1.85
(1,20)	2:B:155:GLY:C	1:A:561:ASP:O	1	1.85
(1,20)	2:B:155:GLY:C	1:A:561:ASP:OD1	1	1.85
(1,20)	2:B:155:GLY:C	1:A:561:ASP:OD2	1	1.85
(1,20)	2:B:155:GLY:C	1:A:563:LYS:C	1	1.85
(1,20)	2:B:155:GLY:C	1:A:563:LYS:CA	1	1.85
(1,20)	2:B:155:GLY:C	1:A:563:LYS:CB	1	1.85
(1,20)	2:B:155:GLY:C	1:A:563:LYS:CD	1	1.85
(1,20)	2:B:155:GLY:C	1:A:563:LYS:CE	1	1.85
(1,20)	2:B:155:GLY:C	1:A:563:LYS:CG	1	1.85
(1,20)	2:B:155:GLY:C	1:A:563:LYS:H	1	1.85
(1,20)	2:B:155:GLY:C	1:A:563:LYS:HA	1	1.85
(1,20)	2:B:155:GLY:C	1:A:563:LYS:HB2	1	1.85
(1,20)	2:B:155:GLY:C	1:A:563:LYS:HB3	1	1.85
(1,20)	2:B:155:GLY:C	1:A:563:LYS:HD2	1	1.85
(1,20)	2:B:155:GLY:C	1:A:563:LYS:HD3	1	1.85
(1,20)	2:B:155:GLY:C	1:A:563:LYS:HE2	1	1.85
(1,20)	2:B:155:GLY:C	1:A:563:LYS:HE3	1	1.85
(1,20)	2:B:155:GLY:C	1:A:563:LYS:HG2	1	1.85
(1,20)	2:B:155:GLY:C	1:A:563:LYS:HG3	1	1.85

*Continued on next page...*

*Continued from previous page...*

Key	Atom-1	Atom-2	Model ID	Violation (Å)
(1,20)	2:B:155:GLY:C	1:A:563:LYS:HZ1	1	1.85
(1,20)	2:B:155:GLY:C	1:A:563:LYS:HZ2	1	1.85
(1,20)	2:B:155:GLY:C	1:A:563:LYS:HZ3	1	1.85
(1,20)	2:B:155:GLY:C	1:A:563:LYS:N	1	1.85
(1,20)	2:B:155:GLY:C	1:A:563:LYS:NZ	1	1.85
(1,20)	2:B:155:GLY:C	1:A:563:LYS:O	1	1.85
(1,20)	2:B:155:GLY:C	1:A:564:ALA:C	1	1.85
(1,20)	2:B:155:GLY:C	1:A:564:ALA:CA	1	1.85
(1,20)	2:B:155:GLY:C	1:A:564:ALA:CB	1	1.85
(1,20)	2:B:155:GLY:C	1:A:564:ALA:H	1	1.85
(1,20)	2:B:155:GLY:C	1:A:564:ALA:HA	1	1.85
(1,20)	2:B:155:GLY:C	1:A:564:ALA:HB1	1	1.85
(1,20)	2:B:155:GLY:C	1:A:564:ALA:HB2	1	1.85
(1,20)	2:B:155:GLY:C	1:A:564:ALA:HB3	1	1.85
(1,20)	2:B:155:GLY:C	1:A:564:ALA:N	1	1.85
(1,20)	2:B:155:GLY:C	1:A:564:ALA:O	1	1.85
(1,20)	2:B:155:GLY:C	1:A:566:LEU:C	1	1.85
(1,20)	2:B:155:GLY:C	1:A:566:LEU:CA	1	1.85
(1,20)	2:B:155:GLY:C	1:A:566:LEU:CB	1	1.85
(1,20)	2:B:155:GLY:C	1:A:566:LEU:CD1	1	1.85
(1,20)	2:B:155:GLY:C	1:A:566:LEU:CD2	1	1.85
(1,20)	2:B:155:GLY:C	1:A:566:LEU:CG	1	1.85
(1,20)	2:B:155:GLY:C	1:A:566:LEU:H	1	1.85
(1,20)	2:B:155:GLY:C	1:A:566:LEU:HA	1	1.85
(1,20)	2:B:155:GLY:C	1:A:566:LEU:HB2	1	1.85
(1,20)	2:B:155:GLY:C	1:A:566:LEU:HB3	1	1.85
(1,20)	2:B:155:GLY:C	1:A:566:LEU:HD11	1	1.85
(1,20)	2:B:155:GLY:C	1:A:566:LEU:HD12	1	1.85
(1,20)	2:B:155:GLY:C	1:A:566:LEU:HD13	1	1.85
(1,20)	2:B:155:GLY:C	1:A:566:LEU:HD21	1	1.85
(1,20)	2:B:155:GLY:C	1:A:566:LEU:HD22	1	1.85
(1,20)	2:B:155:GLY:C	1:A:566:LEU:HD23	1	1.85
(1,20)	2:B:155:GLY:C	1:A:566:LEU:HG	1	1.85
(1,20)	2:B:155:GLY:C	1:A:566:LEU:N	1	1.85
(1,20)	2:B:155:GLY:C	1:A:566:LEU:O	1	1.85
(1,20)	2:B:155:GLY:CA	1:A:490:ALA:C	1	1.85
(1,20)	2:B:155:GLY:CA	1:A:490:ALA:CA	1	1.85
(1,20)	2:B:155:GLY:CA	1:A:490:ALA:CB	1	1.85
(1,20)	2:B:155:GLY:CA	1:A:490:ALA:H	1	1.85
(1,20)	2:B:155:GLY:CA	1:A:490:ALA:HA	1	1.85
(1,20)	2:B:155:GLY:CA	1:A:490:ALA:HB1	1	1.85
(1,20)	2:B:155:GLY:CA	1:A:490:ALA:HB2	1	1.85

*Continued on next page...*

*Continued from previous page...*

Key	Atom-1	Atom-2	Model ID	Violation (Å)
(1,20)	2:B:155:GLY:CA	1:A:490:ALA:HB3	1	1.85
(1,20)	2:B:155:GLY:CA	1:A:490:ALA:N	1	1.85
(1,20)	2:B:155:GLY:CA	1:A:490:ALA:O	1	1.85
(1,20)	2:B:155:GLY:CA	1:A:514:THR:C	1	1.85
(1,20)	2:B:155:GLY:CA	1:A:514:THR:CA	1	1.85
(1,20)	2:B:155:GLY:CA	1:A:514:THR:CB	1	1.85
(1,20)	2:B:155:GLY:CA	1:A:514:THR:CG2	1	1.85
(1,20)	2:B:155:GLY:CA	1:A:514:THR:H	1	1.85
(1,20)	2:B:155:GLY:CA	1:A:514:THR:HA	1	1.85
(1,20)	2:B:155:GLY:CA	1:A:514:THR:HB	1	1.85
(1,20)	2:B:155:GLY:CA	1:A:514:THR:HG1	1	1.85
(1,20)	2:B:155:GLY:CA	1:A:514:THR:HG21	1	1.85
(1,20)	2:B:155:GLY:CA	1:A:514:THR:HG22	1	1.85
(1,20)	2:B:155:GLY:CA	1:A:514:THR:HG23	1	1.85
(1,20)	2:B:155:GLY:CA	1:A:514:THR:N	1	1.85
(1,20)	2:B:155:GLY:CA	1:A:514:THR:O	1	1.85
(1,20)	2:B:155:GLY:CA	1:A:514:THR:OG1	1	1.85
(1,20)	2:B:155:GLY:CA	1:A:516:ASN:C	1	1.85
(1,20)	2:B:155:GLY:CA	1:A:516:ASN:CA	1	1.85
(1,20)	2:B:155:GLY:CA	1:A:516:ASN:CB	1	1.85
(1,20)	2:B:155:GLY:CA	1:A:516:ASN:CG	1	1.85
(1,20)	2:B:155:GLY:CA	1:A:516:ASN:H	1	1.85
(1,20)	2:B:155:GLY:CA	1:A:516:ASN:HA	1	1.85
(1,20)	2:B:155:GLY:CA	1:A:516:ASN:HB2	1	1.85
(1,20)	2:B:155:GLY:CA	1:A:516:ASN:HB3	1	1.85
(1,20)	2:B:155:GLY:CA	1:A:516:ASN:HD21	1	1.85
(1,20)	2:B:155:GLY:CA	1:A:516:ASN:HD22	1	1.85
(1,20)	2:B:155:GLY:CA	1:A:516:ASN:N	1	1.85
(1,20)	2:B:155:GLY:CA	1:A:516:ASN:ND2	1	1.85
(1,20)	2:B:155:GLY:CA	1:A:516:ASN:O	1	1.85
(1,20)	2:B:155:GLY:CA	1:A:516:ASN:OD1	1	1.85
(1,20)	2:B:155:GLY:CA	1:A:519:GLY:C	1	1.85
(1,20)	2:B:155:GLY:CA	1:A:519:GLY:CA	1	1.85
(1,20)	2:B:155:GLY:CA	1:A:519:GLY:H	1	1.85
(1,20)	2:B:155:GLY:CA	1:A:519:GLY:HA2	1	1.85
(1,20)	2:B:155:GLY:CA	1:A:519:GLY:HA3	1	1.85
(1,20)	2:B:155:GLY:CA	1:A:519:GLY:N	1	1.85
(1,20)	2:B:155:GLY:CA	1:A:519:GLY:O	1	1.85
(1,20)	2:B:155:GLY:CA	1:A:522:PHE:C	1	1.85
(1,20)	2:B:155:GLY:CA	1:A:522:PHE:CA	1	1.85
(1,20)	2:B:155:GLY:CA	1:A:522:PHE:CB	1	1.85
(1,20)	2:B:155:GLY:CA	1:A:522:PHE:CD1	1	1.85

*Continued on next page...*

*Continued from previous page...*

Key	Atom-1	Atom-2	Model ID	Violation (Å)
(1,20)	2:B:155:GLY:CA	1:A:522:PHE:CD2	1	1.85
(1,20)	2:B:155:GLY:CA	1:A:522:PHE:CE1	1	1.85
(1,20)	2:B:155:GLY:CA	1:A:522:PHE:CE2	1	1.85
(1,20)	2:B:155:GLY:CA	1:A:522:PHE:CG	1	1.85
(1,20)	2:B:155:GLY:CA	1:A:522:PHE:CZ	1	1.85
(1,20)	2:B:155:GLY:CA	1:A:522:PHE:H	1	1.85
(1,20)	2:B:155:GLY:CA	1:A:522:PHE:HA	1	1.85
(1,20)	2:B:155:GLY:CA	1:A:522:PHE:HB2	1	1.85
(1,20)	2:B:155:GLY:CA	1:A:522:PHE:HB3	1	1.85
(1,20)	2:B:155:GLY:CA	1:A:522:PHE:HD1	1	1.85
(1,20)	2:B:155:GLY:CA	1:A:522:PHE:HD2	1	1.85
(1,20)	2:B:155:GLY:CA	1:A:522:PHE:HE1	1	1.85
(1,20)	2:B:155:GLY:CA	1:A:522:PHE:HE2	1	1.85
(1,20)	2:B:155:GLY:CA	1:A:522:PHE:HZ	1	1.85
(1,20)	2:B:155:GLY:CA	1:A:522:PHE:N	1	1.85
(1,20)	2:B:155:GLY:CA	1:A:522:PHE:O	1	1.85
(1,20)	2:B:155:GLY:CA	1:A:523:GLU:C	1	1.85
(1,20)	2:B:155:GLY:CA	1:A:523:GLU:CA	1	1.85
(1,20)	2:B:155:GLY:CA	1:A:523:GLU:CB	1	1.85
(1,20)	2:B:155:GLY:CA	1:A:523:GLU:CD	1	1.85
(1,20)	2:B:155:GLY:CA	1:A:523:GLU:CG	1	1.85
(1,20)	2:B:155:GLY:CA	1:A:523:GLU:H	1	1.85
(1,20)	2:B:155:GLY:CA	1:A:523:GLU:HA	1	1.85
(1,20)	2:B:155:GLY:CA	1:A:523:GLU:HB2	1	1.85
(1,20)	2:B:155:GLY:CA	1:A:523:GLU:HB3	1	1.85
(1,20)	2:B:155:GLY:CA	1:A:523:GLU:HG2	1	1.85
(1,20)	2:B:155:GLY:CA	1:A:523:GLU:HG3	1	1.85
(1,20)	2:B:155:GLY:CA	1:A:523:GLU:N	1	1.85
(1,20)	2:B:155:GLY:CA	1:A:523:GLU:O	1	1.85
(1,20)	2:B:155:GLY:CA	1:A:523:GLU:OE1	1	1.85
(1,20)	2:B:155:GLY:CA	1:A:523:GLU:OE2	1	1.85
(1,20)	2:B:155:GLY:CA	1:A:524:PHE:C	1	1.85
(1,20)	2:B:155:GLY:CA	1:A:524:PHE:CA	1	1.85
(1,20)	2:B:155:GLY:CA	1:A:524:PHE:CB	1	1.85
(1,20)	2:B:155:GLY:CA	1:A:524:PHE:CD1	1	1.85
(1,20)	2:B:155:GLY:CA	1:A:524:PHE:CD2	1	1.85
(1,20)	2:B:155:GLY:CA	1:A:524:PHE:CE1	1	1.85
(1,20)	2:B:155:GLY:CA	1:A:524:PHE:CE2	1	1.85
(1,20)	2:B:155:GLY:CA	1:A:524:PHE:CG	1	1.85
(1,20)	2:B:155:GLY:CA	1:A:524:PHE:CZ	1	1.85
(1,20)	2:B:155:GLY:CA	1:A:524:PHE:H	1	1.85
(1,20)	2:B:155:GLY:CA	1:A:524:PHE:HA	1	1.85

*Continued on next page...*

*Continued from previous page...*

Key	Atom-1	Atom-2	Model ID	Violation (Å)
(1,20)	2:B:155:GLY:CA	1:A:524:PHE:HB2	1	1.85
(1,20)	2:B:155:GLY:CA	1:A:524:PHE:HB3	1	1.85
(1,20)	2:B:155:GLY:CA	1:A:524:PHE:HD1	1	1.85
(1,20)	2:B:155:GLY:CA	1:A:524:PHE:HD2	1	1.85
(1,20)	2:B:155:GLY:CA	1:A:524:PHE:HE1	1	1.85
(1,20)	2:B:155:GLY:CA	1:A:524:PHE:HE2	1	1.85
(1,20)	2:B:155:GLY:CA	1:A:524:PHE:HZ	1	1.85
(1,20)	2:B:155:GLY:CA	1:A:524:PHE:N	1	1.85
(1,20)	2:B:155:GLY:CA	1:A:524:PHE:O	1	1.85
(1,20)	2:B:155:GLY:CA	1:A:525:GLU:C	1	1.85
(1,20)	2:B:155:GLY:CA	1:A:525:GLU:CA	1	1.85
(1,20)	2:B:155:GLY:CA	1:A:525:GLU:CB	1	1.85
(1,20)	2:B:155:GLY:CA	1:A:525:GLU:CD	1	1.85
(1,20)	2:B:155:GLY:CA	1:A:525:GLU:CG	1	1.85
(1,20)	2:B:155:GLY:CA	1:A:525:GLU:H	1	1.85
(1,20)	2:B:155:GLY:CA	1:A:525:GLU:HA	1	1.85
(1,20)	2:B:155:GLY:CA	1:A:525:GLU:HB2	1	1.85
(1,20)	2:B:155:GLY:CA	1:A:525:GLU:HB3	1	1.85
(1,20)	2:B:155:GLY:CA	1:A:525:GLU:HG2	1	1.85
(1,20)	2:B:155:GLY:CA	1:A:525:GLU:HG3	1	1.85
(1,20)	2:B:155:GLY:CA	1:A:525:GLU:N	1	1.85
(1,20)	2:B:155:GLY:CA	1:A:525:GLU:O	1	1.85
(1,20)	2:B:155:GLY:CA	1:A:525:GLU:OE1	1	1.85
(1,20)	2:B:155:GLY:CA	1:A:525:GLU:OE2	1	1.85
(1,20)	2:B:155:GLY:CA	1:A:526:ASN:C	1	1.85
(1,20)	2:B:155:GLY:CA	1:A:526:ASN:CA	1	1.85
(1,20)	2:B:155:GLY:CA	1:A:526:ASN:CB	1	1.85
(1,20)	2:B:155:GLY:CA	1:A:526:ASN:CG	1	1.85
(1,20)	2:B:155:GLY:CA	1:A:526:ASN:H	1	1.85
(1,20)	2:B:155:GLY:CA	1:A:526:ASN:HA	1	1.85
(1,20)	2:B:155:GLY:CA	1:A:526:ASN:HB2	1	1.85
(1,20)	2:B:155:GLY:CA	1:A:526:ASN:HB3	1	1.85
(1,20)	2:B:155:GLY:CA	1:A:526:ASN:HD21	1	1.85
(1,20)	2:B:155:GLY:CA	1:A:526:ASN:HD22	1	1.85
(1,20)	2:B:155:GLY:CA	1:A:526:ASN:N	1	1.85
(1,20)	2:B:155:GLY:CA	1:A:526:ASN:ND2	1	1.85
(1,20)	2:B:155:GLY:CA	1:A:526:ASN:O	1	1.85
(1,20)	2:B:155:GLY:CA	1:A:526:ASN:OD1	1	1.85
(1,20)	2:B:155:GLY:CA	1:A:527:ALA:C	1	1.85
(1,20)	2:B:155:GLY:CA	1:A:527:ALA:CA	1	1.85
(1,20)	2:B:155:GLY:CA	1:A:527:ALA:CB	1	1.85
(1,20)	2:B:155:GLY:CA	1:A:527:ALA:H	1	1.85

*Continued on next page...*

*Continued from previous page...*

Key	Atom-1	Atom-2	Model ID	Violation (Å)
(1,20)	2:B:155:GLY:CA	1:A:527:ALA:HA	1	1.85
(1,20)	2:B:155:GLY:CA	1:A:527:ALA:HB1	1	1.85
(1,20)	2:B:155:GLY:CA	1:A:527:ALA:HB2	1	1.85
(1,20)	2:B:155:GLY:CA	1:A:527:ALA:HB3	1	1.85
(1,20)	2:B:155:GLY:CA	1:A:527:ALA:N	1	1.85
(1,20)	2:B:155:GLY:CA	1:A:527:ALA:O	1	1.85
(1,20)	2:B:155:GLY:CA	1:A:528:ILE:C	1	1.85
(1,20)	2:B:155:GLY:CA	1:A:528:ILE:CA	1	1.85
(1,20)	2:B:155:GLY:CA	1:A:528:ILE:CB	1	1.85
(1,20)	2:B:155:GLY:CA	1:A:528:ILE:CD1	1	1.85
(1,20)	2:B:155:GLY:CA	1:A:528:ILE:CG1	1	1.85
(1,20)	2:B:155:GLY:CA	1:A:528:ILE:CG2	1	1.85
(1,20)	2:B:155:GLY:CA	1:A:528:ILE:H	1	1.85
(1,20)	2:B:155:GLY:CA	1:A:528:ILE:HA	1	1.85
(1,20)	2:B:155:GLY:CA	1:A:528:ILE:HB	1	1.85
(1,20)	2:B:155:GLY:CA	1:A:528:ILE:HD11	1	1.85
(1,20)	2:B:155:GLY:CA	1:A:528:ILE:HD12	1	1.85
(1,20)	2:B:155:GLY:CA	1:A:528:ILE:HD13	1	1.85
(1,20)	2:B:155:GLY:CA	1:A:528:ILE:HG12	1	1.85
(1,20)	2:B:155:GLY:CA	1:A:528:ILE:HG13	1	1.85
(1,20)	2:B:155:GLY:CA	1:A:528:ILE:HG21	1	1.85
(1,20)	2:B:155:GLY:CA	1:A:528:ILE:HG22	1	1.85
(1,20)	2:B:155:GLY:CA	1:A:528:ILE:HG23	1	1.85
(1,20)	2:B:155:GLY:CA	1:A:528:ILE:N	1	1.85
(1,20)	2:B:155:GLY:CA	1:A:528:ILE:O	1	1.85
(1,20)	2:B:155:GLY:CA	1:A:529:VAL:C	1	1.85
(1,20)	2:B:155:GLY:CA	1:A:529:VAL:CA	1	1.85
(1,20)	2:B:155:GLY:CA	1:A:529:VAL:CB	1	1.85
(1,20)	2:B:155:GLY:CA	1:A:529:VAL:CG1	1	1.85
(1,20)	2:B:155:GLY:CA	1:A:529:VAL:CG2	1	1.85
(1,20)	2:B:155:GLY:CA	1:A:529:VAL:H	1	1.85
(1,20)	2:B:155:GLY:CA	1:A:529:VAL:HA	1	1.85
(1,20)	2:B:155:GLY:CA	1:A:529:VAL:HB	1	1.85
(1,20)	2:B:155:GLY:CA	1:A:529:VAL:HG11	1	1.85
(1,20)	2:B:155:GLY:CA	1:A:529:VAL:HG12	1	1.85
(1,20)	2:B:155:GLY:CA	1:A:529:VAL:HG13	1	1.85
(1,20)	2:B:155:GLY:CA	1:A:529:VAL:HG21	1	1.85
(1,20)	2:B:155:GLY:CA	1:A:529:VAL:HG22	1	1.85
(1,20)	2:B:155:GLY:CA	1:A:529:VAL:HG23	1	1.85
(1,20)	2:B:155:GLY:CA	1:A:529:VAL:N	1	1.85
(1,20)	2:B:155:GLY:CA	1:A:529:VAL:O	1	1.85
(1,20)	2:B:155:GLY:CA	1:A:561:ASP:C	1	1.85

*Continued on next page...*

*Continued from previous page...*

Key	Atom-1	Atom-2	Model ID	Violation (Å)
(1,20)	2:B:155:GLY:CA	1:A:561:ASP:CA	1	1.85
(1,20)	2:B:155:GLY:CA	1:A:561:ASP:CB	1	1.85
(1,20)	2:B:155:GLY:CA	1:A:561:ASP:CG	1	1.85
(1,20)	2:B:155:GLY:CA	1:A:561:ASP:H	1	1.85
(1,20)	2:B:155:GLY:CA	1:A:561:ASP:HA	1	1.85
(1,20)	2:B:155:GLY:CA	1:A:561:ASP:HB2	1	1.85
(1,20)	2:B:155:GLY:CA	1:A:561:ASP:HB3	1	1.85
(1,20)	2:B:155:GLY:CA	1:A:561:ASP:N	1	1.85
(1,20)	2:B:155:GLY:CA	1:A:561:ASP:O	1	1.85
(1,20)	2:B:155:GLY:CA	1:A:561:ASP:OD1	1	1.85
(1,20)	2:B:155:GLY:CA	1:A:561:ASP:OD2	1	1.85
(1,20)	2:B:155:GLY:CA	1:A:563:LYS:C	1	1.85
(1,20)	2:B:155:GLY:CA	1:A:563:LYS:CA	1	1.85
(1,20)	2:B:155:GLY:CA	1:A:563:LYS:CB	1	1.85
(1,20)	2:B:155:GLY:CA	1:A:563:LYS:CD	1	1.85
(1,20)	2:B:155:GLY:CA	1:A:563:LYS:CE	1	1.85
(1,20)	2:B:155:GLY:CA	1:A:563:LYS:CG	1	1.85
(1,20)	2:B:155:GLY:CA	1:A:563:LYS:H	1	1.85
(1,20)	2:B:155:GLY:CA	1:A:563:LYS:HA	1	1.85
(1,20)	2:B:155:GLY:CA	1:A:563:LYS:HB2	1	1.85
(1,20)	2:B:155:GLY:CA	1:A:563:LYS:HB3	1	1.85
(1,20)	2:B:155:GLY:CA	1:A:563:LYS:HD2	1	1.85
(1,20)	2:B:155:GLY:CA	1:A:563:LYS:HD3	1	1.85
(1,20)	2:B:155:GLY:CA	1:A:563:LYS:HE2	1	1.85
(1,20)	2:B:155:GLY:CA	1:A:563:LYS:HE3	1	1.85
(1,20)	2:B:155:GLY:CA	1:A:563:LYS:HG2	1	1.85
(1,20)	2:B:155:GLY:CA	1:A:563:LYS:HG3	1	1.85
(1,20)	2:B:155:GLY:CA	1:A:563:LYS:HZ1	1	1.85
(1,20)	2:B:155:GLY:CA	1:A:563:LYS:HZ2	1	1.85
(1,20)	2:B:155:GLY:CA	1:A:563:LYS:HZ3	1	1.85
(1,20)	2:B:155:GLY:CA	1:A:563:LYS:N	1	1.85
(1,20)	2:B:155:GLY:CA	1:A:563:LYS:NZ	1	1.85
(1,20)	2:B:155:GLY:CA	1:A:563:LYS:O	1	1.85
(1,20)	2:B:155:GLY:CA	1:A:564:ALA:C	1	1.85
(1,20)	2:B:155:GLY:CA	1:A:564:ALA:CA	1	1.85
(1,20)	2:B:155:GLY:CA	1:A:564:ALA:CB	1	1.85
(1,20)	2:B:155:GLY:CA	1:A:564:ALA:H	1	1.85
(1,20)	2:B:155:GLY:CA	1:A:564:ALA:HA	1	1.85
(1,20)	2:B:155:GLY:CA	1:A:564:ALA:HB1	1	1.85
(1,20)	2:B:155:GLY:CA	1:A:564:ALA:HB2	1	1.85
(1,20)	2:B:155:GLY:CA	1:A:564:ALA:HB3	1	1.85
(1,20)	2:B:155:GLY:CA	1:A:564:ALA:N	1	1.85

*Continued on next page...*

*Continued from previous page...*

Key	Atom-1	Atom-2	Model ID	Violation (Å)
(1,20)	2:B:155:GLY:CA	1:A:564:ALA:O	1	1.85
(1,20)	2:B:155:GLY:CA	1:A:566:LEU:C	1	1.85
(1,20)	2:B:155:GLY:CA	1:A:566:LEU:CA	1	1.85
(1,20)	2:B:155:GLY:CA	1:A:566:LEU:CB	1	1.85
(1,20)	2:B:155:GLY:CA	1:A:566:LEU:CD1	1	1.85
(1,20)	2:B:155:GLY:CA	1:A:566:LEU:CD2	1	1.85
(1,20)	2:B:155:GLY:CA	1:A:566:LEU:CG	1	1.85
(1,20)	2:B:155:GLY:CA	1:A:566:LEU:H	1	1.85
(1,20)	2:B:155:GLY:CA	1:A:566:LEU:HA	1	1.85
(1,20)	2:B:155:GLY:CA	1:A:566:LEU:HB2	1	1.85
(1,20)	2:B:155:GLY:CA	1:A:566:LEU:HB3	1	1.85
(1,20)	2:B:155:GLY:CA	1:A:566:LEU:HD11	1	1.85
(1,20)	2:B:155:GLY:CA	1:A:566:LEU:HD12	1	1.85
(1,20)	2:B:155:GLY:CA	1:A:566:LEU:HD13	1	1.85
(1,20)	2:B:155:GLY:CA	1:A:566:LEU:HD21	1	1.85
(1,20)	2:B:155:GLY:CA	1:A:566:LEU:HD22	1	1.85
(1,20)	2:B:155:GLY:CA	1:A:566:LEU:HD23	1	1.85
(1,20)	2:B:155:GLY:CA	1:A:566:LEU:HG	1	1.85
(1,20)	2:B:155:GLY:CA	1:A:566:LEU:N	1	1.85
(1,20)	2:B:155:GLY:CA	1:A:566:LEU:O	1	1.85
(1,20)	2:B:155:GLY:H	1:A:490:ALA:C	1	1.85
(1,20)	2:B:155:GLY:H	1:A:490:ALA:CA	1	1.85
(1,20)	2:B:155:GLY:H	1:A:490:ALA:CB	1	1.85
(1,20)	2:B:155:GLY:H	1:A:490:ALA:H	1	1.85
(1,20)	2:B:155:GLY:H	1:A:490:ALA:HA	1	1.85
(1,20)	2:B:155:GLY:H	1:A:490:ALA:HB1	1	1.85
(1,20)	2:B:155:GLY:H	1:A:490:ALA:HB2	1	1.85
(1,20)	2:B:155:GLY:H	1:A:490:ALA:HB3	1	1.85
(1,20)	2:B:155:GLY:H	1:A:490:ALA:N	1	1.85
(1,20)	2:B:155:GLY:H	1:A:490:ALA:O	1	1.85
(1,20)	2:B:155:GLY:H	1:A:514:THR:C	1	1.85
(1,20)	2:B:155:GLY:H	1:A:514:THR:CA	1	1.85
(1,20)	2:B:155:GLY:H	1:A:514:THR:CB	1	1.85
(1,20)	2:B:155:GLY:H	1:A:514:THR:CG2	1	1.85
(1,20)	2:B:155:GLY:H	1:A:514:THR:H	1	1.85
(1,20)	2:B:155:GLY:H	1:A:514:THR:HA	1	1.85
(1,20)	2:B:155:GLY:H	1:A:514:THR:HB	1	1.85
(1,20)	2:B:155:GLY:H	1:A:514:THR:HG1	1	1.85
(1,20)	2:B:155:GLY:H	1:A:514:THR:HG21	1	1.85
(1,20)	2:B:155:GLY:H	1:A:514:THR:HG22	1	1.85
(1,20)	2:B:155:GLY:H	1:A:514:THR:HG23	1	1.85
(1,20)	2:B:155:GLY:H	1:A:514:THR:N	1	1.85

*Continued on next page...*



*Continued from previous page...*

Key	Atom-1	Atom-2	Model ID	Violation (Å)
(1,20)	2:B:155:GLY:H	1:A:514:THR:O	1	1.85
(1,20)	2:B:155:GLY:H	1:A:514:THR:OG1	1	1.85
(1,20)	2:B:155:GLY:H	1:A:516:ASN:C	1	1.85
(1,20)	2:B:155:GLY:H	1:A:516:ASN:CA	1	1.85
(1,20)	2:B:155:GLY:H	1:A:516:ASN:CB	1	1.85
(1,20)	2:B:155:GLY:H	1:A:516:ASN:CG	1	1.85
(1,20)	2:B:155:GLY:H	1:A:516:ASN:H	1	1.85
(1,20)	2:B:155:GLY:H	1:A:516:ASN:HA	1	1.85
(1,20)	2:B:155:GLY:H	1:A:516:ASN:HB2	1	1.85
(1,20)	2:B:155:GLY:H	1:A:516:ASN:HB3	1	1.85
(1,20)	2:B:155:GLY:H	1:A:516:ASN:HD21	1	1.85
(1,20)	2:B:155:GLY:H	1:A:516:ASN:HD22	1	1.85
(1,20)	2:B:155:GLY:H	1:A:516:ASN:N	1	1.85
(1,20)	2:B:155:GLY:H	1:A:516:ASN:ND2	1	1.85
(1,20)	2:B:155:GLY:H	1:A:516:ASN:O	1	1.85
(1,20)	2:B:155:GLY:H	1:A:516:ASN:OD1	1	1.85
(1,20)	2:B:155:GLY:H	1:A:519:GLY:C	1	1.85
(1,20)	2:B:155:GLY:H	1:A:519:GLY:CA	1	1.85
(1,20)	2:B:155:GLY:H	1:A:519:GLY:H	1	1.85
(1,20)	2:B:155:GLY:H	1:A:519:GLY:HA2	1	1.85
(1,20)	2:B:155:GLY:H	1:A:519:GLY:HA3	1	1.85
(1,20)	2:B:155:GLY:H	1:A:519:GLY:N	1	1.85
(1,20)	2:B:155:GLY:H	1:A:519:GLY:O	1	1.85
(1,20)	2:B:155:GLY:H	1:A:522:PHE:C	1	1.85
(1,20)	2:B:155:GLY:H	1:A:522:PHE:CA	1	1.85
(1,20)	2:B:155:GLY:H	1:A:522:PHE:CB	1	1.85
(1,20)	2:B:155:GLY:H	1:A:522:PHE:CD1	1	1.85
(1,20)	2:B:155:GLY:H	1:A:522:PHE:CD2	1	1.85
(1,20)	2:B:155:GLY:H	1:A:522:PHE:CE1	1	1.85
(1,20)	2:B:155:GLY:H	1:A:522:PHE:CE2	1	1.85
(1,20)	2:B:155:GLY:H	1:A:522:PHE:CG	1	1.85
(1,20)	2:B:155:GLY:H	1:A:522:PHE:CZ	1	1.85
(1,20)	2:B:155:GLY:H	1:A:522:PHE:H	1	1.85
(1,20)	2:B:155:GLY:H	1:A:522:PHE:HA	1	1.85
(1,20)	2:B:155:GLY:H	1:A:522:PHE:HB2	1	1.85
(1,20)	2:B:155:GLY:H	1:A:522:PHE:HB3	1	1.85
(1,20)	2:B:155:GLY:H	1:A:522:PHE:HD1	1	1.85
(1,20)	2:B:155:GLY:H	1:A:522:PHE:HD2	1	1.85
(1,20)	2:B:155:GLY:H	1:A:522:PHE:HE1	1	1.85
(1,20)	2:B:155:GLY:H	1:A:522:PHE:HE2	1	1.85
(1,20)	2:B:155:GLY:H	1:A:522:PHE:HZ	1	1.85
(1,20)	2:B:155:GLY:H	1:A:522:PHE:N	1	1.85

*Continued on next page...*

*Continued from previous page...*

Key	Atom-1	Atom-2	Model ID	Violation (Å)
(1,20)	2:B:155:GLY:H	1:A:522:PHE:O	1	1.85
(1,20)	2:B:155:GLY:H	1:A:523:GLU:C	1	1.85
(1,20)	2:B:155:GLY:H	1:A:523:GLU:CA	1	1.85
(1,20)	2:B:155:GLY:H	1:A:523:GLU:CB	1	1.85
(1,20)	2:B:155:GLY:H	1:A:523:GLU:CD	1	1.85
(1,20)	2:B:155:GLY:H	1:A:523:GLU:CG	1	1.85
(1,20)	2:B:155:GLY:H	1:A:523:GLU:H	1	1.85
(1,20)	2:B:155:GLY:H	1:A:523:GLU:HA	1	1.85
(1,20)	2:B:155:GLY:H	1:A:523:GLU:HB2	1	1.85
(1,20)	2:B:155:GLY:H	1:A:523:GLU:HB3	1	1.85
(1,20)	2:B:155:GLY:H	1:A:523:GLU:HG2	1	1.85
(1,20)	2:B:155:GLY:H	1:A:523:GLU:HG3	1	1.85
(1,20)	2:B:155:GLY:H	1:A:523:GLU:N	1	1.85
(1,20)	2:B:155:GLY:H	1:A:523:GLU:O	1	1.85
(1,20)	2:B:155:GLY:H	1:A:523:GLU:OE1	1	1.85
(1,20)	2:B:155:GLY:H	1:A:523:GLU:OE2	1	1.85
(1,20)	2:B:155:GLY:H	1:A:524:PHE:C	1	1.85
(1,20)	2:B:155:GLY:H	1:A:524:PHE:CA	1	1.85
(1,20)	2:B:155:GLY:H	1:A:524:PHE:CB	1	1.85
(1,20)	2:B:155:GLY:H	1:A:524:PHE:CD1	1	1.85
(1,20)	2:B:155:GLY:H	1:A:524:PHE:CD2	1	1.85
(1,20)	2:B:155:GLY:H	1:A:524:PHE:CE1	1	1.85
(1,20)	2:B:155:GLY:H	1:A:524:PHE:CE2	1	1.85
(1,20)	2:B:155:GLY:H	1:A:524:PHE:CG	1	1.85
(1,20)	2:B:155:GLY:H	1:A:524:PHE:CZ	1	1.85
(1,20)	2:B:155:GLY:H	1:A:524:PHE:H	1	1.85
(1,20)	2:B:155:GLY:H	1:A:524:PHE:HA	1	1.85
(1,20)	2:B:155:GLY:H	1:A:524:PHE:HB2	1	1.85
(1,20)	2:B:155:GLY:H	1:A:524:PHE:HB3	1	1.85
(1,20)	2:B:155:GLY:H	1:A:524:PHE:HD1	1	1.85
(1,20)	2:B:155:GLY:H	1:A:524:PHE:HD2	1	1.85
(1,20)	2:B:155:GLY:H	1:A:524:PHE:HE1	1	1.85
(1,20)	2:B:155:GLY:H	1:A:524:PHE:HE2	1	1.85
(1,20)	2:B:155:GLY:H	1:A:524:PHE:HZ	1	1.85
(1,20)	2:B:155:GLY:H	1:A:524:PHE:N	1	1.85
(1,20)	2:B:155:GLY:H	1:A:524:PHE:O	1	1.85
(1,20)	2:B:155:GLY:H	1:A:525:GLU:C	1	1.85
(1,20)	2:B:155:GLY:H	1:A:525:GLU:CA	1	1.85
(1,20)	2:B:155:GLY:H	1:A:525:GLU:CB	1	1.85
(1,20)	2:B:155:GLY:H	1:A:525:GLU:CD	1	1.85
(1,20)	2:B:155:GLY:H	1:A:525:GLU:CG	1	1.85
(1,20)	2:B:155:GLY:H	1:A:525:GLU:H	1	1.85

*Continued on next page...*

*Continued from previous page...*

Key	Atom-1	Atom-2	Model ID	Violation (Å)
(1,20)	2:B:155:GLY:H	1:A:525:GLU:HA	1	1.85
(1,20)	2:B:155:GLY:H	1:A:525:GLU:HB2	1	1.85
(1,20)	2:B:155:GLY:H	1:A:525:GLU:HB3	1	1.85
(1,20)	2:B:155:GLY:H	1:A:525:GLU:HG2	1	1.85
(1,20)	2:B:155:GLY:H	1:A:525:GLU:HG3	1	1.85
(1,20)	2:B:155:GLY:H	1:A:525:GLU:N	1	1.85
(1,20)	2:B:155:GLY:H	1:A:525:GLU:O	1	1.85
(1,20)	2:B:155:GLY:H	1:A:525:GLU:OE1	1	1.85
(1,20)	2:B:155:GLY:H	1:A:525:GLU:OE2	1	1.85
(1,20)	2:B:155:GLY:H	1:A:526:ASN:C	1	1.85
(1,20)	2:B:155:GLY:H	1:A:526:ASN:CA	1	1.85
(1,20)	2:B:155:GLY:H	1:A:526:ASN:CB	1	1.85
(1,20)	2:B:155:GLY:H	1:A:526:ASN:CG	1	1.85
(1,20)	2:B:155:GLY:H	1:A:526:ASN:H	1	1.85
(1,20)	2:B:155:GLY:H	1:A:526:ASN:HA	1	1.85
(1,20)	2:B:155:GLY:H	1:A:526:ASN:HB2	1	1.85
(1,20)	2:B:155:GLY:H	1:A:526:ASN:HB3	1	1.85
(1,20)	2:B:155:GLY:H	1:A:526:ASN:HD21	1	1.85
(1,20)	2:B:155:GLY:H	1:A:526:ASN:HD22	1	1.85
(1,20)	2:B:155:GLY:H	1:A:526:ASN:N	1	1.85
(1,20)	2:B:155:GLY:H	1:A:526:ASN:ND2	1	1.85
(1,20)	2:B:155:GLY:H	1:A:526:ASN:O	1	1.85
(1,20)	2:B:155:GLY:H	1:A:526:ASN:OD1	1	1.85
(1,20)	2:B:155:GLY:H	1:A:527:ALA:C	1	1.85
(1,20)	2:B:155:GLY:H	1:A:527:ALA:CA	1	1.85
(1,20)	2:B:155:GLY:H	1:A:527:ALA:CB	1	1.85
(1,20)	2:B:155:GLY:H	1:A:527:ALA:H	1	1.85
(1,20)	2:B:155:GLY:H	1:A:527:ALA:HA	1	1.85
(1,20)	2:B:155:GLY:H	1:A:527:ALA:HB1	1	1.85
(1,20)	2:B:155:GLY:H	1:A:527:ALA:HB2	1	1.85
(1,20)	2:B:155:GLY:H	1:A:527:ALA:HB3	1	1.85
(1,20)	2:B:155:GLY:H	1:A:527:ALA:N	1	1.85
(1,20)	2:B:155:GLY:H	1:A:527:ALA:O	1	1.85
(1,20)	2:B:155:GLY:H	1:A:528:ILE:C	1	1.85
(1,20)	2:B:155:GLY:H	1:A:528:ILE:CA	1	1.85
(1,20)	2:B:155:GLY:H	1:A:528:ILE:CB	1	1.85
(1,20)	2:B:155:GLY:H	1:A:528:ILE:CD1	1	1.85
(1,20)	2:B:155:GLY:H	1:A:528:ILE:CG1	1	1.85
(1,20)	2:B:155:GLY:H	1:A:528:ILE:CG2	1	1.85
(1,20)	2:B:155:GLY:H	1:A:528:ILE:H	1	1.85
(1,20)	2:B:155:GLY:H	1:A:528:ILE:HA	1	1.85
(1,20)	2:B:155:GLY:H	1:A:528:ILE:HB	1	1.85

*Continued on next page...*

*Continued from previous page...*

Key	Atom-1	Atom-2	Model ID	Violation (Å)
(1,20)	2:B:155:GLY:H	1:A:528:ILE:HD11	1	1.85
(1,20)	2:B:155:GLY:H	1:A:528:ILE:HD12	1	1.85
(1,20)	2:B:155:GLY:H	1:A:528:ILE:HD13	1	1.85
(1,20)	2:B:155:GLY:H	1:A:528:ILE:HG12	1	1.85
(1,20)	2:B:155:GLY:H	1:A:528:ILE:HG13	1	1.85
(1,20)	2:B:155:GLY:H	1:A:528:ILE:HG21	1	1.85
(1,20)	2:B:155:GLY:H	1:A:528:ILE:HG22	1	1.85
(1,20)	2:B:155:GLY:H	1:A:528:ILE:HG23	1	1.85
(1,20)	2:B:155:GLY:H	1:A:528:ILE:N	1	1.85
(1,20)	2:B:155:GLY:H	1:A:528:ILE:O	1	1.85
(1,20)	2:B:155:GLY:H	1:A:529:VAL:C	1	1.85
(1,20)	2:B:155:GLY:H	1:A:529:VAL:CA	1	1.85
(1,20)	2:B:155:GLY:H	1:A:529:VAL:CB	1	1.85
(1,20)	2:B:155:GLY:H	1:A:529:VAL:CG1	1	1.85
(1,20)	2:B:155:GLY:H	1:A:529:VAL:CG2	1	1.85
(1,20)	2:B:155:GLY:H	1:A:529:VAL:H	1	1.85
(1,20)	2:B:155:GLY:H	1:A:529:VAL:HA	1	1.85
(1,20)	2:B:155:GLY:H	1:A:529:VAL:HB	1	1.85
(1,20)	2:B:155:GLY:H	1:A:529:VAL:HG11	1	1.85
(1,20)	2:B:155:GLY:H	1:A:529:VAL:HG12	1	1.85
(1,20)	2:B:155:GLY:H	1:A:529:VAL:HG13	1	1.85
(1,20)	2:B:155:GLY:H	1:A:529:VAL:HG21	1	1.85
(1,20)	2:B:155:GLY:H	1:A:529:VAL:HG22	1	1.85
(1,20)	2:B:155:GLY:H	1:A:529:VAL:HG23	1	1.85
(1,20)	2:B:155:GLY:H	1:A:529:VAL:N	1	1.85
(1,20)	2:B:155:GLY:H	1:A:529:VAL:O	1	1.85
(1,20)	2:B:155:GLY:H	1:A:561:ASP:C	1	1.85
(1,20)	2:B:155:GLY:H	1:A:561:ASP:CA	1	1.85
(1,20)	2:B:155:GLY:H	1:A:561:ASP:CB	1	1.85
(1,20)	2:B:155:GLY:H	1:A:561:ASP:CG	1	1.85
(1,20)	2:B:155:GLY:H	1:A:561:ASP:H	1	1.85
(1,20)	2:B:155:GLY:H	1:A:561:ASP:HA	1	1.85
(1,20)	2:B:155:GLY:H	1:A:561:ASP:HB2	1	1.85
(1,20)	2:B:155:GLY:H	1:A:561:ASP:HB3	1	1.85
(1,20)	2:B:155:GLY:H	1:A:561:ASP:N	1	1.85
(1,20)	2:B:155:GLY:H	1:A:561:ASP:O	1	1.85
(1,20)	2:B:155:GLY:H	1:A:561:ASP:OD1	1	1.85
(1,20)	2:B:155:GLY:H	1:A:561:ASP:OD2	1	1.85
(1,20)	2:B:155:GLY:H	1:A:563:LYS:C	1	1.85
(1,20)	2:B:155:GLY:H	1:A:563:LYS:CA	1	1.85
(1,20)	2:B:155:GLY:H	1:A:563:LYS:CB	1	1.85
(1,20)	2:B:155:GLY:H	1:A:563:LYS:CD	1	1.85

*Continued on next page...*

*Continued from previous page...*

Key	Atom-1	Atom-2	Model ID	Violation (Å)
(1,20)	2:B:155:GLY:H	1:A:563:LYS:CE	1	1.85
(1,20)	2:B:155:GLY:H	1:A:563:LYS:CG	1	1.85
(1,20)	2:B:155:GLY:H	1:A:563:LYS:H	1	1.85
(1,20)	2:B:155:GLY:H	1:A:563:LYS:HA	1	1.85
(1,20)	2:B:155:GLY:H	1:A:563:LYS:HB2	1	1.85
(1,20)	2:B:155:GLY:H	1:A:563:LYS:HB3	1	1.85
(1,20)	2:B:155:GLY:H	1:A:563:LYS:HD2	1	1.85
(1,20)	2:B:155:GLY:H	1:A:563:LYS:HD3	1	1.85
(1,20)	2:B:155:GLY:H	1:A:563:LYS:HE2	1	1.85
(1,20)	2:B:155:GLY:H	1:A:563:LYS:HE3	1	1.85
(1,20)	2:B:155:GLY:H	1:A:563:LYS:HG2	1	1.85
(1,20)	2:B:155:GLY:H	1:A:563:LYS:HG3	1	1.85
(1,20)	2:B:155:GLY:H	1:A:563:LYS:HZ1	1	1.85
(1,20)	2:B:155:GLY:H	1:A:563:LYS:HZ2	1	1.85
(1,20)	2:B:155:GLY:H	1:A:563:LYS:HZ3	1	1.85
(1,20)	2:B:155:GLY:H	1:A:563:LYS:N	1	1.85
(1,20)	2:B:155:GLY:H	1:A:563:LYS:NZ	1	1.85
(1,20)	2:B:155:GLY:H	1:A:563:LYS:O	1	1.85
(1,20)	2:B:155:GLY:H	1:A:564:ALA:C	1	1.85
(1,20)	2:B:155:GLY:H	1:A:564:ALA:CA	1	1.85
(1,20)	2:B:155:GLY:H	1:A:564:ALA:CB	1	1.85
(1,20)	2:B:155:GLY:H	1:A:564:ALA:H	1	1.85
(1,20)	2:B:155:GLY:H	1:A:564:ALA:HA	1	1.85
(1,20)	2:B:155:GLY:H	1:A:564:ALA:HB1	1	1.85
(1,20)	2:B:155:GLY:H	1:A:564:ALA:HB2	1	1.85
(1,20)	2:B:155:GLY:H	1:A:564:ALA:HB3	1	1.85
(1,20)	2:B:155:GLY:H	1:A:564:ALA:N	1	1.85
(1,20)	2:B:155:GLY:H	1:A:564:ALA:O	1	1.85
(1,20)	2:B:155:GLY:H	1:A:566:LEU:C	1	1.85
(1,20)	2:B:155:GLY:H	1:A:566:LEU:CA	1	1.85
(1,20)	2:B:155:GLY:H	1:A:566:LEU:CB	1	1.85
(1,20)	2:B:155:GLY:H	1:A:566:LEU:CD1	1	1.85
(1,20)	2:B:155:GLY:H	1:A:566:LEU:CD2	1	1.85
(1,20)	2:B:155:GLY:H	1:A:566:LEU:CG	1	1.85
(1,20)	2:B:155:GLY:H	1:A:566:LEU:H	1	1.85
(1,20)	2:B:155:GLY:H	1:A:566:LEU:HA	1	1.85
(1,20)	2:B:155:GLY:H	1:A:566:LEU:HB2	1	1.85
(1,20)	2:B:155:GLY:H	1:A:566:LEU:HB3	1	1.85
(1,20)	2:B:155:GLY:H	1:A:566:LEU:HD11	1	1.85
(1,20)	2:B:155:GLY:H	1:A:566:LEU:HD12	1	1.85
(1,20)	2:B:155:GLY:H	1:A:566:LEU:HD13	1	1.85
(1,20)	2:B:155:GLY:H	1:A:566:LEU:HD21	1	1.85

*Continued on next page...*

*Continued from previous page...*

Key	Atom-1	Atom-2	Model ID	Violation (Å)
(1,20)	2:B:155:GLY:H	1:A:566:LEU:HD22	1	1.85
(1,20)	2:B:155:GLY:H	1:A:566:LEU:HD23	1	1.85
(1,20)	2:B:155:GLY:H	1:A:566:LEU:HG	1	1.85
(1,20)	2:B:155:GLY:H	1:A:566:LEU:N	1	1.85
(1,20)	2:B:155:GLY:H	1:A:566:LEU:O	1	1.85
(1,20)	2:B:155:GLY:HA2	1:A:490:ALA:C	1	1.85
(1,20)	2:B:155:GLY:HA2	1:A:490:ALA:CA	1	1.85
(1,20)	2:B:155:GLY:HA2	1:A:490:ALA:CB	1	1.85
(1,20)	2:B:155:GLY:HA2	1:A:490:ALA:H	1	1.85
(1,20)	2:B:155:GLY:HA2	1:A:490:ALA:HA	1	1.85
(1,20)	2:B:155:GLY:HA2	1:A:490:ALA:HB1	1	1.85
(1,20)	2:B:155:GLY:HA2	1:A:490:ALA:HB2	1	1.85
(1,20)	2:B:155:GLY:HA2	1:A:490:ALA:HB3	1	1.85
(1,20)	2:B:155:GLY:HA2	1:A:490:ALA:N	1	1.85
(1,20)	2:B:155:GLY:HA2	1:A:490:ALA:O	1	1.85
(1,20)	2:B:155:GLY:HA2	1:A:514:THR:C	1	1.85
(1,20)	2:B:155:GLY:HA2	1:A:514:THR:CA	1	1.85
(1,20)	2:B:155:GLY:HA2	1:A:514:THR:CB	1	1.85
(1,20)	2:B:155:GLY:HA2	1:A:514:THR:CG2	1	1.85
(1,20)	2:B:155:GLY:HA2	1:A:514:THR:H	1	1.85
(1,20)	2:B:155:GLY:HA2	1:A:514:THR:HA	1	1.85
(1,20)	2:B:155:GLY:HA2	1:A:514:THR:HB	1	1.85
(1,20)	2:B:155:GLY:HA2	1:A:514:THR:HG1	1	1.85
(1,20)	2:B:155:GLY:HA2	1:A:514:THR:HG21	1	1.85
(1,20)	2:B:155:GLY:HA2	1:A:514:THR:HG22	1	1.85
(1,20)	2:B:155:GLY:HA2	1:A:514:THR:HG23	1	1.85
(1,20)	2:B:155:GLY:HA2	1:A:514:THR:N	1	1.85
(1,20)	2:B:155:GLY:HA2	1:A:514:THR:O	1	1.85
(1,20)	2:B:155:GLY:HA2	1:A:514:THR:OG1	1	1.85
(1,20)	2:B:155:GLY:HA2	1:A:516:ASN:C	1	1.85
(1,20)	2:B:155:GLY:HA2	1:A:516:ASN:CA	1	1.85
(1,20)	2:B:155:GLY:HA2	1:A:516:ASN:CB	1	1.85
(1,20)	2:B:155:GLY:HA2	1:A:516:ASN:CG	1	1.85
(1,20)	2:B:155:GLY:HA2	1:A:516:ASN:H	1	1.85
(1,20)	2:B:155:GLY:HA2	1:A:516:ASN:HA	1	1.85
(1,20)	2:B:155:GLY:HA2	1:A:516:ASN:HB2	1	1.85
(1,20)	2:B:155:GLY:HA2	1:A:516:ASN:HB3	1	1.85
(1,20)	2:B:155:GLY:HA2	1:A:516:ASN:HD21	1	1.85
(1,20)	2:B:155:GLY:HA2	1:A:516:ASN:HD22	1	1.85
(1,20)	2:B:155:GLY:HA2	1:A:516:ASN:N	1	1.85
(1,20)	2:B:155:GLY:HA2	1:A:516:ASN:ND2	1	1.85
(1,20)	2:B:155:GLY:HA2	1:A:516:ASN:O	1	1.85

*Continued on next page...*

*Continued from previous page...*

Key	Atom-1	Atom-2	Model ID	Violation (Å)
(1,20)	2:B:155:GLY:HA2	1:A:516:ASN:OD1	1	1.85
(1,20)	2:B:155:GLY:HA2	1:A:519:GLY:C	1	1.85
(1,20)	2:B:155:GLY:HA2	1:A:519:GLY:CA	1	1.85
(1,20)	2:B:155:GLY:HA2	1:A:519:GLY:H	1	1.85
(1,20)	2:B:155:GLY:HA2	1:A:519:GLY:HA2	1	1.85
(1,20)	2:B:155:GLY:HA2	1:A:519:GLY:HA3	1	1.85
(1,20)	2:B:155:GLY:HA2	1:A:519:GLY:N	1	1.85
(1,20)	2:B:155:GLY:HA2	1:A:519:GLY:O	1	1.85
(1,20)	2:B:155:GLY:HA2	1:A:522:PHE:C	1	1.85
(1,20)	2:B:155:GLY:HA2	1:A:522:PHE:CA	1	1.85
(1,20)	2:B:155:GLY:HA2	1:A:522:PHE:CB	1	1.85
(1,20)	2:B:155:GLY:HA2	1:A:522:PHE:CD1	1	1.85
(1,20)	2:B:155:GLY:HA2	1:A:522:PHE:CD2	1	1.85
(1,20)	2:B:155:GLY:HA2	1:A:522:PHE:CE1	1	1.85
(1,20)	2:B:155:GLY:HA2	1:A:522:PHE:CE2	1	1.85
(1,20)	2:B:155:GLY:HA2	1:A:522:PHE:CG	1	1.85
(1,20)	2:B:155:GLY:HA2	1:A:522:PHE:CZ	1	1.85
(1,20)	2:B:155:GLY:HA2	1:A:522:PHE:H	1	1.85
(1,20)	2:B:155:GLY:HA2	1:A:522:PHE:HA	1	1.85
(1,20)	2:B:155:GLY:HA2	1:A:522:PHE:HB2	1	1.85
(1,20)	2:B:155:GLY:HA2	1:A:522:PHE:HB3	1	1.85
(1,20)	2:B:155:GLY:HA2	1:A:522:PHE:HD1	1	1.85
(1,20)	2:B:155:GLY:HA2	1:A:522:PHE:HD2	1	1.85
(1,20)	2:B:155:GLY:HA2	1:A:522:PHE:HE1	1	1.85
(1,20)	2:B:155:GLY:HA2	1:A:522:PHE:HE2	1	1.85
(1,20)	2:B:155:GLY:HA2	1:A:522:PHE:HZ	1	1.85
(1,20)	2:B:155:GLY:HA2	1:A:522:PHE:N	1	1.85
(1,20)	2:B:155:GLY:HA2	1:A:522:PHE:O	1	1.85
(1,20)	2:B:155:GLY:HA2	1:A:523:GLU:C	1	1.85
(1,20)	2:B:155:GLY:HA2	1:A:523:GLU:CA	1	1.85
(1,20)	2:B:155:GLY:HA2	1:A:523:GLU:CB	1	1.85
(1,20)	2:B:155:GLY:HA2	1:A:523:GLU:CD	1	1.85
(1,20)	2:B:155:GLY:HA2	1:A:523:GLU:CG	1	1.85
(1,20)	2:B:155:GLY:HA2	1:A:523:GLU:H	1	1.85
(1,20)	2:B:155:GLY:HA2	1:A:523:GLU:HA	1	1.85
(1,20)	2:B:155:GLY:HA2	1:A:523:GLU:HB2	1	1.85
(1,20)	2:B:155:GLY:HA2	1:A:523:GLU:HB3	1	1.85
(1,20)	2:B:155:GLY:HA2	1:A:523:GLU:HG2	1	1.85
(1,20)	2:B:155:GLY:HA2	1:A:523:GLU:HG3	1	1.85
(1,20)	2:B:155:GLY:HA2	1:A:523:GLU:N	1	1.85
(1,20)	2:B:155:GLY:HA2	1:A:523:GLU:O	1	1.85
(1,20)	2:B:155:GLY:HA2	1:A:523:GLU:OE1	1	1.85

*Continued on next page...*

*Continued from previous page...*

Key	Atom-1	Atom-2	Model ID	Violation (Å)
(1,20)	2:B:155:GLY:HA2	1:A:523:GLU:OE2	1	1.85
(1,20)	2:B:155:GLY:HA2	1:A:524:PHE:C	1	1.85
(1,20)	2:B:155:GLY:HA2	1:A:524:PHE:CA	1	1.85
(1,20)	2:B:155:GLY:HA2	1:A:524:PHE:CB	1	1.85
(1,20)	2:B:155:GLY:HA2	1:A:524:PHE:CD1	1	1.85
(1,20)	2:B:155:GLY:HA2	1:A:524:PHE:CD2	1	1.85
(1,20)	2:B:155:GLY:HA2	1:A:524:PHE:CE1	1	1.85
(1,20)	2:B:155:GLY:HA2	1:A:524:PHE:CE2	1	1.85
(1,20)	2:B:155:GLY:HA2	1:A:524:PHE:CG	1	1.85
(1,20)	2:B:155:GLY:HA2	1:A:524:PHE:CZ	1	1.85
(1,20)	2:B:155:GLY:HA2	1:A:524:PHE:H	1	1.85
(1,20)	2:B:155:GLY:HA2	1:A:524:PHE:HA	1	1.85
(1,20)	2:B:155:GLY:HA2	1:A:524:PHE:HB2	1	1.85
(1,20)	2:B:155:GLY:HA2	1:A:524:PHE:HB3	1	1.85
(1,20)	2:B:155:GLY:HA2	1:A:524:PHE:HD1	1	1.85
(1,20)	2:B:155:GLY:HA2	1:A:524:PHE:HD2	1	1.85
(1,20)	2:B:155:GLY:HA2	1:A:524:PHE:HE1	1	1.85
(1,20)	2:B:155:GLY:HA2	1:A:524:PHE:HE2	1	1.85
(1,20)	2:B:155:GLY:HA2	1:A:524:PHE:HZ	1	1.85
(1,20)	2:B:155:GLY:HA2	1:A:524:PHE:N	1	1.85
(1,20)	2:B:155:GLY:HA2	1:A:524:PHE:O	1	1.85
(1,20)	2:B:155:GLY:HA2	1:A:525:GLU:C	1	1.85
(1,20)	2:B:155:GLY:HA2	1:A:525:GLU:CA	1	1.85
(1,20)	2:B:155:GLY:HA2	1:A:525:GLU:CB	1	1.85
(1,20)	2:B:155:GLY:HA2	1:A:525:GLU:CD	1	1.85
(1,20)	2:B:155:GLY:HA2	1:A:525:GLU:CG	1	1.85
(1,20)	2:B:155:GLY:HA2	1:A:525:GLU:H	1	1.85
(1,20)	2:B:155:GLY:HA2	1:A:525:GLU:HA	1	1.85
(1,20)	2:B:155:GLY:HA2	1:A:525:GLU:HB2	1	1.85
(1,20)	2:B:155:GLY:HA2	1:A:525:GLU:HB3	1	1.85
(1,20)	2:B:155:GLY:HA2	1:A:525:GLU:HG2	1	1.85
(1,20)	2:B:155:GLY:HA2	1:A:525:GLU:HG3	1	1.85
(1,20)	2:B:155:GLY:HA2	1:A:525:GLU:N	1	1.85
(1,20)	2:B:155:GLY:HA2	1:A:525:GLU:O	1	1.85
(1,20)	2:B:155:GLY:HA2	1:A:525:GLU:OE1	1	1.85
(1,20)	2:B:155:GLY:HA2	1:A:525:GLU:OE2	1	1.85
(1,20)	2:B:155:GLY:HA2	1:A:526:ASN:C	1	1.85
(1,20)	2:B:155:GLY:HA2	1:A:526:ASN:CA	1	1.85
(1,20)	2:B:155:GLY:HA2	1:A:526:ASN:CB	1	1.85
(1,20)	2:B:155:GLY:HA2	1:A:526:ASN:CG	1	1.85
(1,20)	2:B:155:GLY:HA2	1:A:526:ASN:H	1	1.85
(1,20)	2:B:155:GLY:HA2	1:A:526:ASN:HA	1	1.85

*Continued on next page...*



*Continued from previous page...*

Key	Atom-1	Atom-2	Model ID	Violation (Å)
(1,20)	2:B:155:GLY:HA2	1:A:526:ASN:HB2	1	1.85
(1,20)	2:B:155:GLY:HA2	1:A:526:ASN:HB3	1	1.85
(1,20)	2:B:155:GLY:HA2	1:A:526:ASN:HD21	1	1.85
(1,20)	2:B:155:GLY:HA2	1:A:526:ASN:HD22	1	1.85
(1,20)	2:B:155:GLY:HA2	1:A:526:ASN:N	1	1.85
(1,20)	2:B:155:GLY:HA2	1:A:526:ASN:ND2	1	1.85
(1,20)	2:B:155:GLY:HA2	1:A:526:ASN:O	1	1.85
(1,20)	2:B:155:GLY:HA2	1:A:526:ASN:OD1	1	1.85
(1,20)	2:B:155:GLY:HA2	1:A:527:ALA:C	1	1.85
(1,20)	2:B:155:GLY:HA2	1:A:527:ALA:CA	1	1.85
(1,20)	2:B:155:GLY:HA2	1:A:527:ALA:CB	1	1.85
(1,20)	2:B:155:GLY:HA2	1:A:527:ALA:H	1	1.85
(1,20)	2:B:155:GLY:HA2	1:A:527:ALA:HA	1	1.85
(1,20)	2:B:155:GLY:HA2	1:A:527:ALA:HB1	1	1.85
(1,20)	2:B:155:GLY:HA2	1:A:527:ALA:HB2	1	1.85
(1,20)	2:B:155:GLY:HA2	1:A:527:ALA:HB3	1	1.85
(1,20)	2:B:155:GLY:HA2	1:A:527:ALA:N	1	1.85
(1,20)	2:B:155:GLY:HA2	1:A:527:ALA:O	1	1.85
(1,20)	2:B:155:GLY:HA2	1:A:528:ILE:C	1	1.85
(1,20)	2:B:155:GLY:HA2	1:A:528:ILE:CA	1	1.85
(1,20)	2:B:155:GLY:HA2	1:A:528:ILE:CB	1	1.85
(1,20)	2:B:155:GLY:HA2	1:A:528:ILE:CD1	1	1.85
(1,20)	2:B:155:GLY:HA2	1:A:528:ILE:CG1	1	1.85
(1,20)	2:B:155:GLY:HA2	1:A:528:ILE:CG2	1	1.85
(1,20)	2:B:155:GLY:HA2	1:A:528:ILE:H	1	1.85
(1,20)	2:B:155:GLY:HA2	1:A:528:ILE:HA	1	1.85
(1,20)	2:B:155:GLY:HA2	1:A:528:ILE:HB	1	1.85
(1,20)	2:B:155:GLY:HA2	1:A:528:ILE:HD11	1	1.85
(1,20)	2:B:155:GLY:HA2	1:A:528:ILE:HD12	1	1.85
(1,20)	2:B:155:GLY:HA2	1:A:528:ILE:HD13	1	1.85
(1,20)	2:B:155:GLY:HA2	1:A:528:ILE:HG12	1	1.85
(1,20)	2:B:155:GLY:HA2	1:A:528:ILE:HG13	1	1.85
(1,20)	2:B:155:GLY:HA2	1:A:528:ILE:HG21	1	1.85
(1,20)	2:B:155:GLY:HA2	1:A:528:ILE:HG22	1	1.85
(1,20)	2:B:155:GLY:HA2	1:A:528:ILE:HG23	1	1.85
(1,20)	2:B:155:GLY:HA2	1:A:528:ILE:N	1	1.85
(1,20)	2:B:155:GLY:HA2	1:A:528:ILE:O	1	1.85
(1,20)	2:B:155:GLY:HA2	1:A:529:VAL:C	1	1.85
(1,20)	2:B:155:GLY:HA2	1:A:529:VAL:CA	1	1.85
(1,20)	2:B:155:GLY:HA2	1:A:529:VAL:CB	1	1.85
(1,20)	2:B:155:GLY:HA2	1:A:529:VAL:CG1	1	1.85
(1,20)	2:B:155:GLY:HA2	1:A:529:VAL:CG2	1	1.85

*Continued on next page...*

*Continued from previous page...*

Key	Atom-1	Atom-2	Model ID	Violation (Å)
(1,20)	2:B:155:GLY:HA2	1:A:529:VAL:H	1	1.85
(1,20)	2:B:155:GLY:HA2	1:A:529:VAL:HA	1	1.85
(1,20)	2:B:155:GLY:HA2	1:A:529:VAL:HB	1	1.85
(1,20)	2:B:155:GLY:HA2	1:A:529:VAL:HG11	1	1.85
(1,20)	2:B:155:GLY:HA2	1:A:529:VAL:HG12	1	1.85
(1,20)	2:B:155:GLY:HA2	1:A:529:VAL:HG13	1	1.85
(1,20)	2:B:155:GLY:HA2	1:A:529:VAL:HG21	1	1.85
(1,20)	2:B:155:GLY:HA2	1:A:529:VAL:HG22	1	1.85
(1,20)	2:B:155:GLY:HA2	1:A:529:VAL:HG23	1	1.85
(1,20)	2:B:155:GLY:HA2	1:A:529:VAL:N	1	1.85
(1,20)	2:B:155:GLY:HA2	1:A:529:VAL:O	1	1.85
(1,20)	2:B:155:GLY:HA2	1:A:561:ASP:C	1	1.85
(1,20)	2:B:155:GLY:HA2	1:A:561:ASP:CA	1	1.85
(1,20)	2:B:155:GLY:HA2	1:A:561:ASP:CB	1	1.85
(1,20)	2:B:155:GLY:HA2	1:A:561:ASP:CG	1	1.85
(1,20)	2:B:155:GLY:HA2	1:A:561:ASP:H	1	1.85
(1,20)	2:B:155:GLY:HA2	1:A:561:ASP:HA	1	1.85
(1,20)	2:B:155:GLY:HA2	1:A:561:ASP:HB2	1	1.85
(1,20)	2:B:155:GLY:HA2	1:A:561:ASP:HB3	1	1.85
(1,20)	2:B:155:GLY:HA2	1:A:561:ASP:N	1	1.85
(1,20)	2:B:155:GLY:HA2	1:A:561:ASP:O	1	1.85
(1,20)	2:B:155:GLY:HA2	1:A:561:ASP:OD1	1	1.85
(1,20)	2:B:155:GLY:HA2	1:A:561:ASP:OD2	1	1.85
(1,20)	2:B:155:GLY:HA2	1:A:563:LYS:C	1	1.85
(1,20)	2:B:155:GLY:HA2	1:A:563:LYS:CA	1	1.85
(1,20)	2:B:155:GLY:HA2	1:A:563:LYS:CB	1	1.85
(1,20)	2:B:155:GLY:HA2	1:A:563:LYS:CD	1	1.85
(1,20)	2:B:155:GLY:HA2	1:A:563:LYS:CE	1	1.85
(1,20)	2:B:155:GLY:HA2	1:A:563:LYS:CG	1	1.85
(1,20)	2:B:155:GLY:HA2	1:A:563:LYS:H	1	1.85
(1,20)	2:B:155:GLY:HA2	1:A:563:LYS:HA	1	1.85
(1,20)	2:B:155:GLY:HA2	1:A:563:LYS:HB2	1	1.85
(1,20)	2:B:155:GLY:HA2	1:A:563:LYS:HB3	1	1.85
(1,20)	2:B:155:GLY:HA2	1:A:563:LYS:HD2	1	1.85
(1,20)	2:B:155:GLY:HA2	1:A:563:LYS:HD3	1	1.85
(1,20)	2:B:155:GLY:HA2	1:A:563:LYS:HE2	1	1.85
(1,20)	2:B:155:GLY:HA2	1:A:563:LYS:HE3	1	1.85
(1,20)	2:B:155:GLY:HA2	1:A:563:LYS:HG2	1	1.85
(1,20)	2:B:155:GLY:HA2	1:A:563:LYS:HG3	1	1.85
(1,20)	2:B:155:GLY:HA2	1:A:563:LYS:HZ1	1	1.85
(1,20)	2:B:155:GLY:HA2	1:A:563:LYS:HZ2	1	1.85
(1,20)	2:B:155:GLY:HA2	1:A:563:LYS:HZ3	1	1.85

*Continued on next page...*

*Continued from previous page...*

Key	Atom-1	Atom-2	Model ID	Violation (Å)
(1,20)	2:B:155:GLY:HA2	1:A:563:LYS:N	1	1.85
(1,20)	2:B:155:GLY:HA2	1:A:563:LYS:NZ	1	1.85
(1,20)	2:B:155:GLY:HA2	1:A:563:LYS:O	1	1.85
(1,20)	2:B:155:GLY:HA2	1:A:564:ALA:C	1	1.85
(1,20)	2:B:155:GLY:HA2	1:A:564:ALA:CA	1	1.85
(1,20)	2:B:155:GLY:HA2	1:A:564:ALA:CB	1	1.85
(1,20)	2:B:155:GLY:HA2	1:A:564:ALA:H	1	1.85
(1,20)	2:B:155:GLY:HA2	1:A:564:ALA:HA	1	1.85
(1,20)	2:B:155:GLY:HA2	1:A:564:ALA:HB1	1	1.85
(1,20)	2:B:155:GLY:HA2	1:A:564:ALA:HB2	1	1.85
(1,20)	2:B:155:GLY:HA2	1:A:564:ALA:HB3	1	1.85
(1,20)	2:B:155:GLY:HA2	1:A:564:ALA:N	1	1.85
(1,20)	2:B:155:GLY:HA2	1:A:564:ALA:O	1	1.85
(1,20)	2:B:155:GLY:HA2	1:A:566:LEU:C	1	1.85
(1,20)	2:B:155:GLY:HA2	1:A:566:LEU:CA	1	1.85
(1,20)	2:B:155:GLY:HA2	1:A:566:LEU:CB	1	1.85
(1,20)	2:B:155:GLY:HA2	1:A:566:LEU:CD1	1	1.85
(1,20)	2:B:155:GLY:HA2	1:A:566:LEU:CD2	1	1.85
(1,20)	2:B:155:GLY:HA2	1:A:566:LEU:CG	1	1.85
(1,20)	2:B:155:GLY:HA2	1:A:566:LEU:H	1	1.85
(1,20)	2:B:155:GLY:HA2	1:A:566:LEU:HA	1	1.85
(1,20)	2:B:155:GLY:HA2	1:A:566:LEU:HB2	1	1.85
(1,20)	2:B:155:GLY:HA2	1:A:566:LEU:HB3	1	1.85
(1,20)	2:B:155:GLY:HA2	1:A:566:LEU:HD11	1	1.85
(1,20)	2:B:155:GLY:HA2	1:A:566:LEU:HD12	1	1.85
(1,20)	2:B:155:GLY:HA2	1:A:566:LEU:HD13	1	1.85
(1,20)	2:B:155:GLY:HA2	1:A:566:LEU:HD21	1	1.85
(1,20)	2:B:155:GLY:HA2	1:A:566:LEU:HD22	1	1.85
(1,20)	2:B:155:GLY:HA2	1:A:566:LEU:HD23	1	1.85
(1,20)	2:B:155:GLY:HA2	1:A:566:LEU:HG	1	1.85
(1,20)	2:B:155:GLY:HA2	1:A:566:LEU:N	1	1.85
(1,20)	2:B:155:GLY:HA2	1:A:566:LEU:O	1	1.85
(1,20)	2:B:155:GLY:HA3	1:A:490:ALA:C	1	1.85
(1,20)	2:B:155:GLY:HA3	1:A:490:ALA:CA	1	1.85
(1,20)	2:B:155:GLY:HA3	1:A:490:ALA:CB	1	1.85
(1,20)	2:B:155:GLY:HA3	1:A:490:ALA:H	1	1.85
(1,20)	2:B:155:GLY:HA3	1:A:490:ALA:HA	1	1.85
(1,20)	2:B:155:GLY:HA3	1:A:490:ALA:HB1	1	1.85
(1,20)	2:B:155:GLY:HA3	1:A:490:ALA:HB2	1	1.85
(1,20)	2:B:155:GLY:HA3	1:A:490:ALA:HB3	1	1.85
(1,20)	2:B:155:GLY:HA3	1:A:490:ALA:N	1	1.85
(1,20)	2:B:155:GLY:HA3	1:A:490:ALA:O	1	1.85

*Continued on next page...*

*Continued from previous page...*

Key	Atom-1	Atom-2	Model ID	Violation (Å)
(1,20)	2:B:155:GLY:HA3	1:A:514:THR:C	1	1.85
(1,20)	2:B:155:GLY:HA3	1:A:514:THR:CA	1	1.85
(1,20)	2:B:155:GLY:HA3	1:A:514:THR:CB	1	1.85
(1,20)	2:B:155:GLY:HA3	1:A:514:THR:CG2	1	1.85
(1,20)	2:B:155:GLY:HA3	1:A:514:THR:H	1	1.85
(1,20)	2:B:155:GLY:HA3	1:A:514:THR:HA	1	1.85
(1,20)	2:B:155:GLY:HA3	1:A:514:THR:HB	1	1.85
(1,20)	2:B:155:GLY:HA3	1:A:514:THR:HG1	1	1.85
(1,20)	2:B:155:GLY:HA3	1:A:514:THR:HG21	1	1.85
(1,20)	2:B:155:GLY:HA3	1:A:514:THR:HG22	1	1.85
(1,20)	2:B:155:GLY:HA3	1:A:514:THR:HG23	1	1.85
(1,20)	2:B:155:GLY:HA3	1:A:514:THR:N	1	1.85
(1,20)	2:B:155:GLY:HA3	1:A:514:THR:O	1	1.85
(1,20)	2:B:155:GLY:HA3	1:A:514:THR:OG1	1	1.85
(1,20)	2:B:155:GLY:HA3	1:A:516:ASN:C	1	1.85
(1,20)	2:B:155:GLY:HA3	1:A:516:ASN:CA	1	1.85
(1,20)	2:B:155:GLY:HA3	1:A:516:ASN:CB	1	1.85
(1,20)	2:B:155:GLY:HA3	1:A:516:ASN:CG	1	1.85
(1,20)	2:B:155:GLY:HA3	1:A:516:ASN:H	1	1.85
(1,20)	2:B:155:GLY:HA3	1:A:516:ASN:HA	1	1.85
(1,20)	2:B:155:GLY:HA3	1:A:516:ASN:HB2	1	1.85
(1,20)	2:B:155:GLY:HA3	1:A:516:ASN:HB3	1	1.85
(1,20)	2:B:155:GLY:HA3	1:A:516:ASN:HD21	1	1.85
(1,20)	2:B:155:GLY:HA3	1:A:516:ASN:HD22	1	1.85
(1,20)	2:B:155:GLY:HA3	1:A:516:ASN:N	1	1.85
(1,20)	2:B:155:GLY:HA3	1:A:516:ASN:ND2	1	1.85
(1,20)	2:B:155:GLY:HA3	1:A:516:ASN:O	1	1.85
(1,20)	2:B:155:GLY:HA3	1:A:516:ASN:OD1	1	1.85
(1,20)	2:B:155:GLY:HA3	1:A:519:GLY:C	1	1.85
(1,20)	2:B:155:GLY:HA3	1:A:519:GLY:CA	1	1.85
(1,20)	2:B:155:GLY:HA3	1:A:519:GLY:H	1	1.85
(1,20)	2:B:155:GLY:HA3	1:A:519:GLY:HA2	1	1.85
(1,20)	2:B:155:GLY:HA3	1:A:519:GLY:HA3	1	1.85
(1,20)	2:B:155:GLY:HA3	1:A:519:GLY:N	1	1.85
(1,20)	2:B:155:GLY:HA3	1:A:519:GLY:O	1	1.85
(1,20)	2:B:155:GLY:HA3	1:A:522:PHE:C	1	1.85
(1,20)	2:B:155:GLY:HA3	1:A:522:PHE:CA	1	1.85
(1,20)	2:B:155:GLY:HA3	1:A:522:PHE:CB	1	1.85
(1,20)	2:B:155:GLY:HA3	1:A:522:PHE:CD1	1	1.85
(1,20)	2:B:155:GLY:HA3	1:A:522:PHE:CD2	1	1.85
(1,20)	2:B:155:GLY:HA3	1:A:522:PHE:CE1	1	1.85
(1,20)	2:B:155:GLY:HA3	1:A:522:PHE:CE2	1	1.85

*Continued on next page...*

*Continued from previous page...*

Key	Atom-1	Atom-2	Model ID	Violation (Å)
(1,20)	2:B:155:GLY:HA3	1:A:522:PHE:CG	1	1.85
(1,20)	2:B:155:GLY:HA3	1:A:522:PHE:CZ	1	1.85
(1,20)	2:B:155:GLY:HA3	1:A:522:PHE:H	1	1.85
(1,20)	2:B:155:GLY:HA3	1:A:522:PHE:HA	1	1.85
(1,20)	2:B:155:GLY:HA3	1:A:522:PHE:HB2	1	1.85
(1,20)	2:B:155:GLY:HA3	1:A:522:PHE:HB3	1	1.85
(1,20)	2:B:155:GLY:HA3	1:A:522:PHE:HD1	1	1.85
(1,20)	2:B:155:GLY:HA3	1:A:522:PHE:HD2	1	1.85
(1,20)	2:B:155:GLY:HA3	1:A:522:PHE:HE1	1	1.85
(1,20)	2:B:155:GLY:HA3	1:A:522:PHE:HE2	1	1.85
(1,20)	2:B:155:GLY:HA3	1:A:522:PHE:HZ	1	1.85
(1,20)	2:B:155:GLY:HA3	1:A:522:PHE:N	1	1.85
(1,20)	2:B:155:GLY:HA3	1:A:522:PHE:O	1	1.85
(1,20)	2:B:155:GLY:HA3	1:A:523:GLU:C	1	1.85
(1,20)	2:B:155:GLY:HA3	1:A:523:GLU:CA	1	1.85
(1,20)	2:B:155:GLY:HA3	1:A:523:GLU:CB	1	1.85
(1,20)	2:B:155:GLY:HA3	1:A:523:GLU:CD	1	1.85
(1,20)	2:B:155:GLY:HA3	1:A:523:GLU:CG	1	1.85
(1,20)	2:B:155:GLY:HA3	1:A:523:GLU:H	1	1.85
(1,20)	2:B:155:GLY:HA3	1:A:523:GLU:HA	1	1.85
(1,20)	2:B:155:GLY:HA3	1:A:523:GLU:HB2	1	1.85
(1,20)	2:B:155:GLY:HA3	1:A:523:GLU:HB3	1	1.85
(1,20)	2:B:155:GLY:HA3	1:A:523:GLU:HG2	1	1.85
(1,20)	2:B:155:GLY:HA3	1:A:523:GLU:HG3	1	1.85
(1,20)	2:B:155:GLY:HA3	1:A:523:GLU:N	1	1.85
(1,20)	2:B:155:GLY:HA3	1:A:523:GLU:O	1	1.85
(1,20)	2:B:155:GLY:HA3	1:A:523:GLU:OE1	1	1.85
(1,20)	2:B:155:GLY:HA3	1:A:523:GLU:OE2	1	1.85
(1,20)	2:B:155:GLY:HA3	1:A:524:PHE:C	1	1.85
(1,20)	2:B:155:GLY:HA3	1:A:524:PHE:CA	1	1.85
(1,20)	2:B:155:GLY:HA3	1:A:524:PHE:CB	1	1.85
(1,20)	2:B:155:GLY:HA3	1:A:524:PHE:CD1	1	1.85
(1,20)	2:B:155:GLY:HA3	1:A:524:PHE:CD2	1	1.85
(1,20)	2:B:155:GLY:HA3	1:A:524:PHE:CE1	1	1.85
(1,20)	2:B:155:GLY:HA3	1:A:524:PHE:CE2	1	1.85
(1,20)	2:B:155:GLY:HA3	1:A:524:PHE:CG	1	1.85
(1,20)	2:B:155:GLY:HA3	1:A:524:PHE:CZ	1	1.85
(1,20)	2:B:155:GLY:HA3	1:A:524:PHE:H	1	1.85
(1,20)	2:B:155:GLY:HA3	1:A:524:PHE:HA	1	1.85
(1,20)	2:B:155:GLY:HA3	1:A:524:PHE:HB2	1	1.85
(1,20)	2:B:155:GLY:HA3	1:A:524:PHE:HB3	1	1.85
(1,20)	2:B:155:GLY:HA3	1:A:524:PHE:HD1	1	1.85

*Continued on next page...*

*Continued from previous page...*

Key	Atom-1	Atom-2	Model ID	Violation (Å)
(1,20)	2:B:155:GLY:HA3	1:A:524:PHE:HD2	1	1.85
(1,20)	2:B:155:GLY:HA3	1:A:524:PHE:HE1	1	1.85
(1,20)	2:B:155:GLY:HA3	1:A:524:PHE:HE2	1	1.85
(1,20)	2:B:155:GLY:HA3	1:A:524:PHE:HZ	1	1.85
(1,20)	2:B:155:GLY:HA3	1:A:524:PHE:N	1	1.85
(1,20)	2:B:155:GLY:HA3	1:A:524:PHE:O	1	1.85
(1,20)	2:B:155:GLY:HA3	1:A:525:GLU:C	1	1.85
(1,20)	2:B:155:GLY:HA3	1:A:525:GLU:CA	1	1.85
(1,20)	2:B:155:GLY:HA3	1:A:525:GLU:CB	1	1.85
(1,20)	2:B:155:GLY:HA3	1:A:525:GLU:CD	1	1.85
(1,20)	2:B:155:GLY:HA3	1:A:525:GLU:CG	1	1.85
(1,20)	2:B:155:GLY:HA3	1:A:525:GLU:H	1	1.85
(1,20)	2:B:155:GLY:HA3	1:A:525:GLU:HA	1	1.85
(1,20)	2:B:155:GLY:HA3	1:A:525:GLU:HB2	1	1.85
(1,20)	2:B:155:GLY:HA3	1:A:525:GLU:HB3	1	1.85
(1,20)	2:B:155:GLY:HA3	1:A:525:GLU:HG2	1	1.85
(1,20)	2:B:155:GLY:HA3	1:A:525:GLU:HG3	1	1.85
(1,20)	2:B:155:GLY:HA3	1:A:525:GLU:N	1	1.85
(1,20)	2:B:155:GLY:HA3	1:A:525:GLU:O	1	1.85
(1,20)	2:B:155:GLY:HA3	1:A:525:GLU:OE1	1	1.85
(1,20)	2:B:155:GLY:HA3	1:A:525:GLU:OE2	1	1.85
(1,20)	2:B:155:GLY:HA3	1:A:526:ASN:C	1	1.85
(1,20)	2:B:155:GLY:HA3	1:A:526:ASN:CA	1	1.85
(1,20)	2:B:155:GLY:HA3	1:A:526:ASN:CB	1	1.85
(1,20)	2:B:155:GLY:HA3	1:A:526:ASN:CG	1	1.85
(1,20)	2:B:155:GLY:HA3	1:A:526:ASN:H	1	1.85
(1,20)	2:B:155:GLY:HA3	1:A:526:ASN:HA	1	1.85
(1,20)	2:B:155:GLY:HA3	1:A:526:ASN:HB2	1	1.85
(1,20)	2:B:155:GLY:HA3	1:A:526:ASN:HB3	1	1.85
(1,20)	2:B:155:GLY:HA3	1:A:526:ASN:HD21	1	1.85
(1,20)	2:B:155:GLY:HA3	1:A:526:ASN:HD22	1	1.85
(1,20)	2:B:155:GLY:HA3	1:A:526:ASN:N	1	1.85
(1,20)	2:B:155:GLY:HA3	1:A:526:ASN:ND2	1	1.85
(1,20)	2:B:155:GLY:HA3	1:A:526:ASN:O	1	1.85
(1,20)	2:B:155:GLY:HA3	1:A:526:ASN:OD1	1	1.85
(1,20)	2:B:155:GLY:HA3	1:A:527:ALA:C	1	1.85
(1,20)	2:B:155:GLY:HA3	1:A:527:ALA:CA	1	1.85
(1,20)	2:B:155:GLY:HA3	1:A:527:ALA:CB	1	1.85
(1,20)	2:B:155:GLY:HA3	1:A:527:ALA:H	1	1.85
(1,20)	2:B:155:GLY:HA3	1:A:527:ALA:HA	1	1.85
(1,20)	2:B:155:GLY:HA3	1:A:527:ALA:HB1	1	1.85
(1,20)	2:B:155:GLY:HA3	1:A:527:ALA:HB2	1	1.85

*Continued on next page...*

*Continued from previous page...*

Key	Atom-1	Atom-2	Model ID	Violation (Å)
(1,20)	2:B:155:GLY:HA3	1:A:527:ALA:HB3	1	1.85
(1,20)	2:B:155:GLY:HA3	1:A:527:ALA:N	1	1.85
(1,20)	2:B:155:GLY:HA3	1:A:527:ALA:O	1	1.85
(1,20)	2:B:155:GLY:HA3	1:A:528:ILE:C	1	1.85
(1,20)	2:B:155:GLY:HA3	1:A:528:ILE:CA	1	1.85
(1,20)	2:B:155:GLY:HA3	1:A:528:ILE:CB	1	1.85
(1,20)	2:B:155:GLY:HA3	1:A:528:ILE:CD1	1	1.85
(1,20)	2:B:155:GLY:HA3	1:A:528:ILE:CG1	1	1.85
(1,20)	2:B:155:GLY:HA3	1:A:528:ILE:CG2	1	1.85
(1,20)	2:B:155:GLY:HA3	1:A:528:ILE:H	1	1.85
(1,20)	2:B:155:GLY:HA3	1:A:528:ILE:HA	1	1.85
(1,20)	2:B:155:GLY:HA3	1:A:528:ILE:HB	1	1.85
(1,20)	2:B:155:GLY:HA3	1:A:528:ILE:HD11	1	1.85
(1,20)	2:B:155:GLY:HA3	1:A:528:ILE:HD12	1	1.85
(1,20)	2:B:155:GLY:HA3	1:A:528:ILE:HD13	1	1.85
(1,20)	2:B:155:GLY:HA3	1:A:528:ILE:HG12	1	1.85
(1,20)	2:B:155:GLY:HA3	1:A:528:ILE:HG13	1	1.85
(1,20)	2:B:155:GLY:HA3	1:A:528:ILE:HG21	1	1.85
(1,20)	2:B:155:GLY:HA3	1:A:528:ILE:HG22	1	1.85
(1,20)	2:B:155:GLY:HA3	1:A:528:ILE:HG23	1	1.85
(1,20)	2:B:155:GLY:HA3	1:A:528:ILE:N	1	1.85
(1,20)	2:B:155:GLY:HA3	1:A:528:ILE:O	1	1.85
(1,20)	2:B:155:GLY:HA3	1:A:529:VAL:C	1	1.85
(1,20)	2:B:155:GLY:HA3	1:A:529:VAL:CA	1	1.85
(1,20)	2:B:155:GLY:HA3	1:A:529:VAL:CB	1	1.85
(1,20)	2:B:155:GLY:HA3	1:A:529:VAL:CG1	1	1.85
(1,20)	2:B:155:GLY:HA3	1:A:529:VAL:CG2	1	1.85
(1,20)	2:B:155:GLY:HA3	1:A:529:VAL:H	1	1.85
(1,20)	2:B:155:GLY:HA3	1:A:529:VAL:HA	1	1.85
(1,20)	2:B:155:GLY:HA3	1:A:529:VAL:HB	1	1.85
(1,20)	2:B:155:GLY:HA3	1:A:529:VAL:HG11	1	1.85
(1,20)	2:B:155:GLY:HA3	1:A:529:VAL:HG12	1	1.85
(1,20)	2:B:155:GLY:HA3	1:A:529:VAL:HG13	1	1.85
(1,20)	2:B:155:GLY:HA3	1:A:529:VAL:HG21	1	1.85
(1,20)	2:B:155:GLY:HA3	1:A:529:VAL:HG22	1	1.85
(1,20)	2:B:155:GLY:HA3	1:A:529:VAL:HG23	1	1.85
(1,20)	2:B:155:GLY:HA3	1:A:529:VAL:N	1	1.85
(1,20)	2:B:155:GLY:HA3	1:A:529:VAL:O	1	1.85
(1,20)	2:B:155:GLY:HA3	1:A:561:ASP:C	1	1.85
(1,20)	2:B:155:GLY:HA3	1:A:561:ASP:CA	1	1.85
(1,20)	2:B:155:GLY:HA3	1:A:561:ASP:CB	1	1.85
(1,20)	2:B:155:GLY:HA3	1:A:561:ASP:CG	1	1.85

*Continued on next page...*

*Continued from previous page...*

Key	Atom-1	Atom-2	Model ID	Violation (Å)
(1,20)	2:B:155:GLY:HA3	1:A:561:ASP:H	1	1.85
(1,20)	2:B:155:GLY:HA3	1:A:561:ASP:HA	1	1.85
(1,20)	2:B:155:GLY:HA3	1:A:561:ASP:HB2	1	1.85
(1,20)	2:B:155:GLY:HA3	1:A:561:ASP:HB3	1	1.85
(1,20)	2:B:155:GLY:HA3	1:A:561:ASP:N	1	1.85
(1,20)	2:B:155:GLY:HA3	1:A:561:ASP:O	1	1.85
(1,20)	2:B:155:GLY:HA3	1:A:561:ASP:OD1	1	1.85
(1,20)	2:B:155:GLY:HA3	1:A:561:ASP:OD2	1	1.85
(1,20)	2:B:155:GLY:HA3	1:A:563:LYS:C	1	1.85
(1,20)	2:B:155:GLY:HA3	1:A:563:LYS:CA	1	1.85
(1,20)	2:B:155:GLY:HA3	1:A:563:LYS:CB	1	1.85
(1,20)	2:B:155:GLY:HA3	1:A:563:LYS:CD	1	1.85
(1,20)	2:B:155:GLY:HA3	1:A:563:LYS:CE	1	1.85
(1,20)	2:B:155:GLY:HA3	1:A:563:LYS:CG	1	1.85
(1,20)	2:B:155:GLY:HA3	1:A:563:LYS:H	1	1.85
(1,20)	2:B:155:GLY:HA3	1:A:563:LYS:HA	1	1.85
(1,20)	2:B:155:GLY:HA3	1:A:563:LYS:HB2	1	1.85
(1,20)	2:B:155:GLY:HA3	1:A:563:LYS:HB3	1	1.85
(1,20)	2:B:155:GLY:HA3	1:A:563:LYS:HD2	1	1.85
(1,20)	2:B:155:GLY:HA3	1:A:563:LYS:HD3	1	1.85
(1,20)	2:B:155:GLY:HA3	1:A:563:LYS:HE2	1	1.85
(1,20)	2:B:155:GLY:HA3	1:A:563:LYS:HE3	1	1.85
(1,20)	2:B:155:GLY:HA3	1:A:563:LYS:HG2	1	1.85
(1,20)	2:B:155:GLY:HA3	1:A:563:LYS:HG3	1	1.85
(1,20)	2:B:155:GLY:HA3	1:A:563:LYS:HZ1	1	1.85
(1,20)	2:B:155:GLY:HA3	1:A:563:LYS:HZ2	1	1.85
(1,20)	2:B:155:GLY:HA3	1:A:563:LYS:HZ3	1	1.85
(1,20)	2:B:155:GLY:HA3	1:A:563:LYS:N	1	1.85
(1,20)	2:B:155:GLY:HA3	1:A:563:LYS:NZ	1	1.85
(1,20)	2:B:155:GLY:HA3	1:A:563:LYS:O	1	1.85
(1,20)	2:B:155:GLY:HA3	1:A:564:ALA:C	1	1.85
(1,20)	2:B:155:GLY:HA3	1:A:564:ALA:CA	1	1.85
(1,20)	2:B:155:GLY:HA3	1:A:564:ALA:CB	1	1.85
(1,20)	2:B:155:GLY:HA3	1:A:564:ALA:H	1	1.85
(1,20)	2:B:155:GLY:HA3	1:A:564:ALA:HA	1	1.85
(1,20)	2:B:155:GLY:HA3	1:A:564:ALA:HB1	1	1.85
(1,20)	2:B:155:GLY:HA3	1:A:564:ALA:HB2	1	1.85
(1,20)	2:B:155:GLY:HA3	1:A:564:ALA:HB3	1	1.85
(1,20)	2:B:155:GLY:HA3	1:A:564:ALA:N	1	1.85
(1,20)	2:B:155:GLY:HA3	1:A:564:ALA:O	1	1.85
(1,20)	2:B:155:GLY:HA3	1:A:566:LEU:C	1	1.85
(1,20)	2:B:155:GLY:HA3	1:A:566:LEU:CA	1	1.85

*Continued on next page...*



*Continued from previous page...*

Key	Atom-1	Atom-2	Model ID	Violation (Å)
(1,20)	2:B:155:GLY:HA3	1:A:566:LEU:CB	1	1.85
(1,20)	2:B:155:GLY:HA3	1:A:566:LEU:CD1	1	1.85
(1,20)	2:B:155:GLY:HA3	1:A:566:LEU:CD2	1	1.85
(1,20)	2:B:155:GLY:HA3	1:A:566:LEU:CG	1	1.85
(1,20)	2:B:155:GLY:HA3	1:A:566:LEU:H	1	1.85
(1,20)	2:B:155:GLY:HA3	1:A:566:LEU:HA	1	1.85
(1,20)	2:B:155:GLY:HA3	1:A:566:LEU:HB2	1	1.85
(1,20)	2:B:155:GLY:HA3	1:A:566:LEU:HB3	1	1.85
(1,20)	2:B:155:GLY:HA3	1:A:566:LEU:HD11	1	1.85
(1,20)	2:B:155:GLY:HA3	1:A:566:LEU:HD12	1	1.85
(1,20)	2:B:155:GLY:HA3	1:A:566:LEU:HD13	1	1.85
(1,20)	2:B:155:GLY:HA3	1:A:566:LEU:HD21	1	1.85
(1,20)	2:B:155:GLY:HA3	1:A:566:LEU:HD22	1	1.85
(1,20)	2:B:155:GLY:HA3	1:A:566:LEU:HD23	1	1.85
(1,20)	2:B:155:GLY:HA3	1:A:566:LEU:HG	1	1.85
(1,20)	2:B:155:GLY:HA3	1:A:566:LEU:N	1	1.85
(1,20)	2:B:155:GLY:HA3	1:A:566:LEU:O	1	1.85
(1,20)	2:B:155:GLY:N	1:A:490:ALA:C	1	1.85
(1,20)	2:B:155:GLY:N	1:A:490:ALA:CA	1	1.85
(1,20)	2:B:155:GLY:N	1:A:490:ALA:CB	1	1.85
(1,20)	2:B:155:GLY:N	1:A:490:ALA:H	1	1.85
(1,20)	2:B:155:GLY:N	1:A:490:ALA:HA	1	1.85
(1,20)	2:B:155:GLY:N	1:A:490:ALA:HB1	1	1.85
(1,20)	2:B:155:GLY:N	1:A:490:ALA:HB2	1	1.85
(1,20)	2:B:155:GLY:N	1:A:490:ALA:HB3	1	1.85
(1,20)	2:B:155:GLY:N	1:A:490:ALA:N	1	1.85
(1,20)	2:B:155:GLY:N	1:A:490:ALA:O	1	1.85
(1,20)	2:B:155:GLY:N	1:A:514:THR:C	1	1.85
(1,20)	2:B:155:GLY:N	1:A:514:THR:CA	1	1.85
(1,20)	2:B:155:GLY:N	1:A:514:THR:CB	1	1.85
(1,20)	2:B:155:GLY:N	1:A:514:THR:CG2	1	1.85
(1,20)	2:B:155:GLY:N	1:A:514:THR:H	1	1.85
(1,20)	2:B:155:GLY:N	1:A:514:THR:HA	1	1.85
(1,20)	2:B:155:GLY:N	1:A:514:THR:HB	1	1.85
(1,20)	2:B:155:GLY:N	1:A:514:THR:HG1	1	1.85
(1,20)	2:B:155:GLY:N	1:A:514:THR:HG21	1	1.85
(1,20)	2:B:155:GLY:N	1:A:514:THR:HG22	1	1.85
(1,20)	2:B:155:GLY:N	1:A:514:THR:HG23	1	1.85
(1,20)	2:B:155:GLY:N	1:A:514:THR:N	1	1.85
(1,20)	2:B:155:GLY:N	1:A:514:THR:O	1	1.85
(1,20)	2:B:155:GLY:N	1:A:514:THR:OG1	1	1.85
(1,20)	2:B:155:GLY:N	1:A:516:ASN:C	1	1.85

*Continued on next page...*

*Continued from previous page...*

Key	Atom-1	Atom-2	Model ID	Violation (Å)
(1,20)	2:B:155:GLY:N	1:A:516:ASN:CA	1	1.85
(1,20)	2:B:155:GLY:N	1:A:516:ASN:CB	1	1.85
(1,20)	2:B:155:GLY:N	1:A:516:ASN:CG	1	1.85
(1,20)	2:B:155:GLY:N	1:A:516:ASN:H	1	1.85
(1,20)	2:B:155:GLY:N	1:A:516:ASN:HA	1	1.85
(1,20)	2:B:155:GLY:N	1:A:516:ASN:HB2	1	1.85
(1,20)	2:B:155:GLY:N	1:A:516:ASN:HB3	1	1.85
(1,20)	2:B:155:GLY:N	1:A:516:ASN:HD21	1	1.85
(1,20)	2:B:155:GLY:N	1:A:516:ASN:HD22	1	1.85
(1,20)	2:B:155:GLY:N	1:A:516:ASN:N	1	1.85
(1,20)	2:B:155:GLY:N	1:A:516:ASN:ND2	1	1.85
(1,20)	2:B:155:GLY:N	1:A:516:ASN:O	1	1.85
(1,20)	2:B:155:GLY:N	1:A:516:ASN:OD1	1	1.85
(1,20)	2:B:155:GLY:N	1:A:519:GLY:C	1	1.85
(1,20)	2:B:155:GLY:N	1:A:519:GLY:CA	1	1.85
(1,20)	2:B:155:GLY:N	1:A:519:GLY:H	1	1.85
(1,20)	2:B:155:GLY:N	1:A:519:GLY:HA2	1	1.85
(1,20)	2:B:155:GLY:N	1:A:519:GLY:HA3	1	1.85
(1,20)	2:B:155:GLY:N	1:A:519:GLY:N	1	1.85
(1,20)	2:B:155:GLY:N	1:A:519:GLY:O	1	1.85
(1,20)	2:B:155:GLY:N	1:A:522:PHE:C	1	1.85
(1,20)	2:B:155:GLY:N	1:A:522:PHE:CA	1	1.85
(1,20)	2:B:155:GLY:N	1:A:522:PHE:CB	1	1.85
(1,20)	2:B:155:GLY:N	1:A:522:PHE:CD1	1	1.85
(1,20)	2:B:155:GLY:N	1:A:522:PHE:CD2	1	1.85
(1,20)	2:B:155:GLY:N	1:A:522:PHE:CE1	1	1.85
(1,20)	2:B:155:GLY:N	1:A:522:PHE:CE2	1	1.85
(1,20)	2:B:155:GLY:N	1:A:522:PHE:CG	1	1.85
(1,20)	2:B:155:GLY:N	1:A:522:PHE:CZ	1	1.85
(1,20)	2:B:155:GLY:N	1:A:522:PHE:H	1	1.85
(1,20)	2:B:155:GLY:N	1:A:522:PHE:HA	1	1.85
(1,20)	2:B:155:GLY:N	1:A:522:PHE:HB2	1	1.85
(1,20)	2:B:155:GLY:N	1:A:522:PHE:HB3	1	1.85
(1,20)	2:B:155:GLY:N	1:A:522:PHE:HD1	1	1.85
(1,20)	2:B:155:GLY:N	1:A:522:PHE:HD2	1	1.85
(1,20)	2:B:155:GLY:N	1:A:522:PHE:HE1	1	1.85
(1,20)	2:B:155:GLY:N	1:A:522:PHE:HE2	1	1.85
(1,20)	2:B:155:GLY:N	1:A:522:PHE:HZ	1	1.85
(1,20)	2:B:155:GLY:N	1:A:522:PHE:N	1	1.85
(1,20)	2:B:155:GLY:N	1:A:522:PHE:O	1	1.85
(1,20)	2:B:155:GLY:N	1:A:523:GLU:C	1	1.85
(1,20)	2:B:155:GLY:N	1:A:523:GLU:CA	1	1.85

*Continued on next page...*

*Continued from previous page...*

Key	Atom-1	Atom-2	Model ID	Violation (Å)
(1,20)	2:B:155:GLY:N	1:A:523:GLU:CB	1	1.85
(1,20)	2:B:155:GLY:N	1:A:523:GLU:CD	1	1.85
(1,20)	2:B:155:GLY:N	1:A:523:GLU:CG	1	1.85
(1,20)	2:B:155:GLY:N	1:A:523:GLU:H	1	1.85
(1,20)	2:B:155:GLY:N	1:A:523:GLU:HA	1	1.85
(1,20)	2:B:155:GLY:N	1:A:523:GLU:HB2	1	1.85
(1,20)	2:B:155:GLY:N	1:A:523:GLU:HB3	1	1.85
(1,20)	2:B:155:GLY:N	1:A:523:GLU:HG2	1	1.85
(1,20)	2:B:155:GLY:N	1:A:523:GLU:HG3	1	1.85
(1,20)	2:B:155:GLY:N	1:A:523:GLU:N	1	1.85
(1,20)	2:B:155:GLY:N	1:A:523:GLU:O	1	1.85
(1,20)	2:B:155:GLY:N	1:A:523:GLU:OE1	1	1.85
(1,20)	2:B:155:GLY:N	1:A:523:GLU:OE2	1	1.85
(1,20)	2:B:155:GLY:N	1:A:524:PHE:C	1	1.85
(1,20)	2:B:155:GLY:N	1:A:524:PHE:CA	1	1.85
(1,20)	2:B:155:GLY:N	1:A:524:PHE:CB	1	1.85
(1,20)	2:B:155:GLY:N	1:A:524:PHE:CD1	1	1.85
(1,20)	2:B:155:GLY:N	1:A:524:PHE:CD2	1	1.85
(1,20)	2:B:155:GLY:N	1:A:524:PHE:CE1	1	1.85
(1,20)	2:B:155:GLY:N	1:A:524:PHE:CE2	1	1.85
(1,20)	2:B:155:GLY:N	1:A:524:PHE:CG	1	1.85
(1,20)	2:B:155:GLY:N	1:A:524:PHE:CZ	1	1.85
(1,20)	2:B:155:GLY:N	1:A:524:PHE:H	1	1.85
(1,20)	2:B:155:GLY:N	1:A:524:PHE:HA	1	1.85
(1,20)	2:B:155:GLY:N	1:A:524:PHE:HB2	1	1.85
(1,20)	2:B:155:GLY:N	1:A:524:PHE:HB3	1	1.85
(1,20)	2:B:155:GLY:N	1:A:524:PHE:HD1	1	1.85
(1,20)	2:B:155:GLY:N	1:A:524:PHE:HD2	1	1.85
(1,20)	2:B:155:GLY:N	1:A:524:PHE:HE1	1	1.85
(1,20)	2:B:155:GLY:N	1:A:524:PHE:HE2	1	1.85
(1,20)	2:B:155:GLY:N	1:A:524:PHE:HZ	1	1.85
(1,20)	2:B:155:GLY:N	1:A:524:PHE:N	1	1.85
(1,20)	2:B:155:GLY:N	1:A:524:PHE:O	1	1.85
(1,20)	2:B:155:GLY:N	1:A:525:GLU:C	1	1.85
(1,20)	2:B:155:GLY:N	1:A:525:GLU:CA	1	1.85
(1,20)	2:B:155:GLY:N	1:A:525:GLU:CB	1	1.85
(1,20)	2:B:155:GLY:N	1:A:525:GLU:CD	1	1.85
(1,20)	2:B:155:GLY:N	1:A:525:GLU:CG	1	1.85
(1,20)	2:B:155:GLY:N	1:A:525:GLU:H	1	1.85
(1,20)	2:B:155:GLY:N	1:A:525:GLU:HA	1	1.85
(1,20)	2:B:155:GLY:N	1:A:525:GLU:HB2	1	1.85
(1,20)	2:B:155:GLY:N	1:A:525:GLU:HB3	1	1.85

*Continued on next page...*

*Continued from previous page...*

Key	Atom-1	Atom-2	Model ID	Violation (Å)
(1,20)	2:B:155:GLY:N	1:A:525:GLU:HG2	1	1.85
(1,20)	2:B:155:GLY:N	1:A:525:GLU:HG3	1	1.85
(1,20)	2:B:155:GLY:N	1:A:525:GLU:N	1	1.85
(1,20)	2:B:155:GLY:N	1:A:525:GLU:O	1	1.85
(1,20)	2:B:155:GLY:N	1:A:525:GLU:OE1	1	1.85
(1,20)	2:B:155:GLY:N	1:A:525:GLU:OE2	1	1.85
(1,20)	2:B:155:GLY:N	1:A:526:ASN:C	1	1.85
(1,20)	2:B:155:GLY:N	1:A:526:ASN:CA	1	1.85
(1,20)	2:B:155:GLY:N	1:A:526:ASN:CB	1	1.85
(1,20)	2:B:155:GLY:N	1:A:526:ASN:CG	1	1.85
(1,20)	2:B:155:GLY:N	1:A:526:ASN:H	1	1.85
(1,20)	2:B:155:GLY:N	1:A:526:ASN:HA	1	1.85
(1,20)	2:B:155:GLY:N	1:A:526:ASN:HB2	1	1.85
(1,20)	2:B:155:GLY:N	1:A:526:ASN:HB3	1	1.85
(1,20)	2:B:155:GLY:N	1:A:526:ASN:HD21	1	1.85
(1,20)	2:B:155:GLY:N	1:A:526:ASN:HD22	1	1.85
(1,20)	2:B:155:GLY:N	1:A:526:ASN:N	1	1.85
(1,20)	2:B:155:GLY:N	1:A:526:ASN:ND2	1	1.85
(1,20)	2:B:155:GLY:N	1:A:526:ASN:O	1	1.85
(1,20)	2:B:155:GLY:N	1:A:526:ASN:OD1	1	1.85
(1,20)	2:B:155:GLY:N	1:A:527:ALA:C	1	1.85
(1,20)	2:B:155:GLY:N	1:A:527:ALA:CA	1	1.85
(1,20)	2:B:155:GLY:N	1:A:527:ALA:CB	1	1.85
(1,20)	2:B:155:GLY:N	1:A:527:ALA:H	1	1.85
(1,20)	2:B:155:GLY:N	1:A:527:ALA:HA	1	1.85
(1,20)	2:B:155:GLY:N	1:A:527:ALA:HB1	1	1.85
(1,20)	2:B:155:GLY:N	1:A:527:ALA:HB2	1	1.85
(1,20)	2:B:155:GLY:N	1:A:527:ALA:HB3	1	1.85
(1,20)	2:B:155:GLY:N	1:A:527:ALA:N	1	1.85
(1,20)	2:B:155:GLY:N	1:A:527:ALA:O	1	1.85
(1,20)	2:B:155:GLY:N	1:A:528:ILE:C	1	1.85
(1,20)	2:B:155:GLY:N	1:A:528:ILE:CA	1	1.85
(1,20)	2:B:155:GLY:N	1:A:528:ILE:CB	1	1.85
(1,20)	2:B:155:GLY:N	1:A:528:ILE:CD1	1	1.85
(1,20)	2:B:155:GLY:N	1:A:528:ILE:CG1	1	1.85
(1,20)	2:B:155:GLY:N	1:A:528:ILE:CG2	1	1.85
(1,20)	2:B:155:GLY:N	1:A:528:ILE:H	1	1.85
(1,20)	2:B:155:GLY:N	1:A:528:ILE:HA	1	1.85
(1,20)	2:B:155:GLY:N	1:A:528:ILE:HB	1	1.85
(1,20)	2:B:155:GLY:N	1:A:528:ILE:HD11	1	1.85
(1,20)	2:B:155:GLY:N	1:A:528:ILE:HD12	1	1.85
(1,20)	2:B:155:GLY:N	1:A:528:ILE:HD13	1	1.85

*Continued on next page...*

*Continued from previous page...*

Key	Atom-1	Atom-2	Model ID	Violation (Å)
(1,20)	2:B:155:GLY:N	1:A:528:ILE:HG12	1	1.85
(1,20)	2:B:155:GLY:N	1:A:528:ILE:HG13	1	1.85
(1,20)	2:B:155:GLY:N	1:A:528:ILE:HG21	1	1.85
(1,20)	2:B:155:GLY:N	1:A:528:ILE:HG22	1	1.85
(1,20)	2:B:155:GLY:N	1:A:528:ILE:HG23	1	1.85
(1,20)	2:B:155:GLY:N	1:A:528:ILE:N	1	1.85
(1,20)	2:B:155:GLY:N	1:A:528:ILE:O	1	1.85
(1,20)	2:B:155:GLY:N	1:A:529:VAL:C	1	1.85
(1,20)	2:B:155:GLY:N	1:A:529:VAL:CA	1	1.85
(1,20)	2:B:155:GLY:N	1:A:529:VAL:CB	1	1.85
(1,20)	2:B:155:GLY:N	1:A:529:VAL:CG1	1	1.85
(1,20)	2:B:155:GLY:N	1:A:529:VAL:CG2	1	1.85
(1,20)	2:B:155:GLY:N	1:A:529:VAL:H	1	1.85
(1,20)	2:B:155:GLY:N	1:A:529:VAL:HA	1	1.85
(1,20)	2:B:155:GLY:N	1:A:529:VAL:HB	1	1.85
(1,20)	2:B:155:GLY:N	1:A:529:VAL:HG11	1	1.85
(1,20)	2:B:155:GLY:N	1:A:529:VAL:HG12	1	1.85
(1,20)	2:B:155:GLY:N	1:A:529:VAL:HG13	1	1.85
(1,20)	2:B:155:GLY:N	1:A:529:VAL:HG21	1	1.85
(1,20)	2:B:155:GLY:N	1:A:529:VAL:HG22	1	1.85
(1,20)	2:B:155:GLY:N	1:A:529:VAL:HG23	1	1.85
(1,20)	2:B:155:GLY:N	1:A:529:VAL:N	1	1.85
(1,20)	2:B:155:GLY:N	1:A:529:VAL:O	1	1.85
(1,20)	2:B:155:GLY:N	1:A:561:ASP:C	1	1.85
(1,20)	2:B:155:GLY:N	1:A:561:ASP:CA	1	1.85
(1,20)	2:B:155:GLY:N	1:A:561:ASP:CB	1	1.85
(1,20)	2:B:155:GLY:N	1:A:561:ASP:CG	1	1.85
(1,20)	2:B:155:GLY:N	1:A:561:ASP:H	1	1.85
(1,20)	2:B:155:GLY:N	1:A:561:ASP:HA	1	1.85
(1,20)	2:B:155:GLY:N	1:A:561:ASP:HB2	1	1.85
(1,20)	2:B:155:GLY:N	1:A:561:ASP:HB3	1	1.85
(1,20)	2:B:155:GLY:N	1:A:561:ASP:N	1	1.85
(1,20)	2:B:155:GLY:N	1:A:561:ASP:O	1	1.85
(1,20)	2:B:155:GLY:N	1:A:561:ASP:OD1	1	1.85
(1,20)	2:B:155:GLY:N	1:A:561:ASP:OD2	1	1.85
(1,20)	2:B:155:GLY:N	1:A:563:LYS:C	1	1.85
(1,20)	2:B:155:GLY:N	1:A:563:LYS:CA	1	1.85
(1,20)	2:B:155:GLY:N	1:A:563:LYS:CB	1	1.85
(1,20)	2:B:155:GLY:N	1:A:563:LYS:CD	1	1.85
(1,20)	2:B:155:GLY:N	1:A:563:LYS:CE	1	1.85
(1,20)	2:B:155:GLY:N	1:A:563:LYS:CG	1	1.85
(1,20)	2:B:155:GLY:N	1:A:563:LYS:H	1	1.85

*Continued on next page...*

*Continued from previous page...*

Key	Atom-1	Atom-2	Model ID	Violation (Å)
(1,20)	2:B:155:GLY:N	1:A:563:LYS:HA	1	1.85
(1,20)	2:B:155:GLY:N	1:A:563:LYS:HB2	1	1.85
(1,20)	2:B:155:GLY:N	1:A:563:LYS:HB3	1	1.85
(1,20)	2:B:155:GLY:N	1:A:563:LYS:HD2	1	1.85
(1,20)	2:B:155:GLY:N	1:A:563:LYS:HD3	1	1.85
(1,20)	2:B:155:GLY:N	1:A:563:LYS:HE2	1	1.85
(1,20)	2:B:155:GLY:N	1:A:563:LYS:HE3	1	1.85
(1,20)	2:B:155:GLY:N	1:A:563:LYS:HG2	1	1.85
(1,20)	2:B:155:GLY:N	1:A:563:LYS:HG3	1	1.85
(1,20)	2:B:155:GLY:N	1:A:563:LYS:HZ1	1	1.85
(1,20)	2:B:155:GLY:N	1:A:563:LYS:HZ2	1	1.85
(1,20)	2:B:155:GLY:N	1:A:563:LYS:HZ3	1	1.85
(1,20)	2:B:155:GLY:N	1:A:563:LYS:N	1	1.85
(1,20)	2:B:155:GLY:N	1:A:563:LYS:NZ	1	1.85
(1,20)	2:B:155:GLY:N	1:A:563:LYS:O	1	1.85
(1,20)	2:B:155:GLY:N	1:A:564:ALA:C	1	1.85
(1,20)	2:B:155:GLY:N	1:A:564:ALA:CA	1	1.85
(1,20)	2:B:155:GLY:N	1:A:564:ALA:CB	1	1.85
(1,20)	2:B:155:GLY:N	1:A:564:ALA:H	1	1.85
(1,20)	2:B:155:GLY:N	1:A:564:ALA:HA	1	1.85
(1,20)	2:B:155:GLY:N	1:A:564:ALA:HB1	1	1.85
(1,20)	2:B:155:GLY:N	1:A:564:ALA:HB2	1	1.85
(1,20)	2:B:155:GLY:N	1:A:564:ALA:HB3	1	1.85
(1,20)	2:B:155:GLY:N	1:A:564:ALA:N	1	1.85
(1,20)	2:B:155:GLY:N	1:A:564:ALA:O	1	1.85
(1,20)	2:B:155:GLY:N	1:A:566:LEU:C	1	1.85
(1,20)	2:B:155:GLY:N	1:A:566:LEU:CA	1	1.85
(1,20)	2:B:155:GLY:N	1:A:566:LEU:CB	1	1.85
(1,20)	2:B:155:GLY:N	1:A:566:LEU:CD1	1	1.85
(1,20)	2:B:155:GLY:N	1:A:566:LEU:CD2	1	1.85
(1,20)	2:B:155:GLY:N	1:A:566:LEU:CG	1	1.85
(1,20)	2:B:155:GLY:N	1:A:566:LEU:H	1	1.85
(1,20)	2:B:155:GLY:N	1:A:566:LEU:HA	1	1.85
(1,20)	2:B:155:GLY:N	1:A:566:LEU:HB2	1	1.85
(1,20)	2:B:155:GLY:N	1:A:566:LEU:HB3	1	1.85
(1,20)	2:B:155:GLY:N	1:A:566:LEU:HD11	1	1.85
(1,20)	2:B:155:GLY:N	1:A:566:LEU:HD12	1	1.85
(1,20)	2:B:155:GLY:N	1:A:566:LEU:HD13	1	1.85
(1,20)	2:B:155:GLY:N	1:A:566:LEU:HD21	1	1.85
(1,20)	2:B:155:GLY:N	1:A:566:LEU:HD22	1	1.85
(1,20)	2:B:155:GLY:N	1:A:566:LEU:HD23	1	1.85
(1,20)	2:B:155:GLY:N	1:A:566:LEU:HG	1	1.85

*Continued on next page...*

*Continued from previous page...*

Key	Atom-1	Atom-2	Model ID	Violation (Å)
(1,20)	2:B:155:GLY:N	1:A:566:LEU:N	1	1.85
(1,20)	2:B:155:GLY:N	1:A:566:LEU:O	1	1.85
(1,20)	2:B:155:GLY:O	1:A:490:ALA:C	1	1.85
(1,20)	2:B:155:GLY:O	1:A:490:ALA:CA	1	1.85
(1,20)	2:B:155:GLY:O	1:A:490:ALA:CB	1	1.85
(1,20)	2:B:155:GLY:O	1:A:490:ALA:H	1	1.85
(1,20)	2:B:155:GLY:O	1:A:490:ALA:HA	1	1.85
(1,20)	2:B:155:GLY:O	1:A:490:ALA:HB1	1	1.85
(1,20)	2:B:155:GLY:O	1:A:490:ALA:HB2	1	1.85
(1,20)	2:B:155:GLY:O	1:A:490:ALA:HB3	1	1.85
(1,20)	2:B:155:GLY:O	1:A:490:ALA:N	1	1.85
(1,20)	2:B:155:GLY:O	1:A:490:ALA:O	1	1.85
(1,20)	2:B:155:GLY:O	1:A:514:THR:C	1	1.85
(1,20)	2:B:155:GLY:O	1:A:514:THR:CA	1	1.85
(1,20)	2:B:155:GLY:O	1:A:514:THR:CB	1	1.85
(1,20)	2:B:155:GLY:O	1:A:514:THR:CG2	1	1.85
(1,20)	2:B:155:GLY:O	1:A:514:THR:H	1	1.85
(1,20)	2:B:155:GLY:O	1:A:514:THR:HA	1	1.85
(1,20)	2:B:155:GLY:O	1:A:514:THR:HB	1	1.85
(1,20)	2:B:155:GLY:O	1:A:514:THR:HG1	1	1.85
(1,20)	2:B:155:GLY:O	1:A:514:THR:HG21	1	1.85
(1,20)	2:B:155:GLY:O	1:A:514:THR:HG22	1	1.85
(1,20)	2:B:155:GLY:O	1:A:514:THR:HG23	1	1.85
(1,20)	2:B:155:GLY:O	1:A:514:THR:N	1	1.85
(1,20)	2:B:155:GLY:O	1:A:514:THR:O	1	1.85
(1,20)	2:B:155:GLY:O	1:A:514:THR:OG1	1	1.85
(1,20)	2:B:155:GLY:O	1:A:516:ASN:C	1	1.85
(1,20)	2:B:155:GLY:O	1:A:516:ASN:CA	1	1.85
(1,20)	2:B:155:GLY:O	1:A:516:ASN:CB	1	1.85
(1,20)	2:B:155:GLY:O	1:A:516:ASN:CG	1	1.85
(1,20)	2:B:155:GLY:O	1:A:516:ASN:H	1	1.85
(1,20)	2:B:155:GLY:O	1:A:516:ASN:HA	1	1.85
(1,20)	2:B:155:GLY:O	1:A:516:ASN:HB2	1	1.85
(1,20)	2:B:155:GLY:O	1:A:516:ASN:HB3	1	1.85
(1,20)	2:B:155:GLY:O	1:A:516:ASN:HD21	1	1.85
(1,20)	2:B:155:GLY:O	1:A:516:ASN:HD22	1	1.85
(1,20)	2:B:155:GLY:O	1:A:516:ASN:N	1	1.85
(1,20)	2:B:155:GLY:O	1:A:516:ASN:ND2	1	1.85
(1,20)	2:B:155:GLY:O	1:A:516:ASN:O	1	1.85
(1,20)	2:B:155:GLY:O	1:A:516:ASN:OD1	1	1.85
(1,20)	2:B:155:GLY:O	1:A:519:GLY:C	1	1.85
(1,20)	2:B:155:GLY:O	1:A:519:GLY:CA	1	1.85

*Continued on next page...*

*Continued from previous page...*

Key	Atom-1	Atom-2	Model ID	Violation (Å)
(1,20)	2:B:155:GLY:O	1:A:519:GLY:H	1	1.85
(1,20)	2:B:155:GLY:O	1:A:519:GLY:HA2	1	1.85
(1,20)	2:B:155:GLY:O	1:A:519:GLY:HA3	1	1.85
(1,20)	2:B:155:GLY:O	1:A:519:GLY:N	1	1.85
(1,20)	2:B:155:GLY:O	1:A:519:GLY:O	1	1.85
(1,20)	2:B:155:GLY:O	1:A:522:PHE:C	1	1.85
(1,20)	2:B:155:GLY:O	1:A:522:PHE:CA	1	1.85
(1,20)	2:B:155:GLY:O	1:A:522:PHE:CB	1	1.85
(1,20)	2:B:155:GLY:O	1:A:522:PHE:CD1	1	1.85
(1,20)	2:B:155:GLY:O	1:A:522:PHE:CD2	1	1.85
(1,20)	2:B:155:GLY:O	1:A:522:PHE:CE1	1	1.85
(1,20)	2:B:155:GLY:O	1:A:522:PHE:CE2	1	1.85
(1,20)	2:B:155:GLY:O	1:A:522:PHE:CG	1	1.85
(1,20)	2:B:155:GLY:O	1:A:522:PHE:CZ	1	1.85
(1,20)	2:B:155:GLY:O	1:A:522:PHE:H	1	1.85
(1,20)	2:B:155:GLY:O	1:A:522:PHE:HA	1	1.85
(1,20)	2:B:155:GLY:O	1:A:522:PHE:HB2	1	1.85
(1,20)	2:B:155:GLY:O	1:A:522:PHE:HB3	1	1.85
(1,20)	2:B:155:GLY:O	1:A:522:PHE:HD1	1	1.85
(1,20)	2:B:155:GLY:O	1:A:522:PHE:HD2	1	1.85
(1,20)	2:B:155:GLY:O	1:A:522:PHE:HE1	1	1.85
(1,20)	2:B:155:GLY:O	1:A:522:PHE:HE2	1	1.85
(1,20)	2:B:155:GLY:O	1:A:522:PHE:HZ	1	1.85
(1,20)	2:B:155:GLY:O	1:A:522:PHE:N	1	1.85
(1,20)	2:B:155:GLY:O	1:A:522:PHE:O	1	1.85
(1,20)	2:B:155:GLY:O	1:A:523:GLU:C	1	1.85
(1,20)	2:B:155:GLY:O	1:A:523:GLU:CA	1	1.85
(1,20)	2:B:155:GLY:O	1:A:523:GLU:CB	1	1.85
(1,20)	2:B:155:GLY:O	1:A:523:GLU:CD	1	1.85
(1,20)	2:B:155:GLY:O	1:A:523:GLU:CG	1	1.85
(1,20)	2:B:155:GLY:O	1:A:523:GLU:H	1	1.85
(1,20)	2:B:155:GLY:O	1:A:523:GLU:HA	1	1.85
(1,20)	2:B:155:GLY:O	1:A:523:GLU:HB2	1	1.85
(1,20)	2:B:155:GLY:O	1:A:523:GLU:HB3	1	1.85
(1,20)	2:B:155:GLY:O	1:A:523:GLU:HG2	1	1.85
(1,20)	2:B:155:GLY:O	1:A:523:GLU:HG3	1	1.85
(1,20)	2:B:155:GLY:O	1:A:523:GLU:N	1	1.85
(1,20)	2:B:155:GLY:O	1:A:523:GLU:O	1	1.85
(1,20)	2:B:155:GLY:O	1:A:523:GLU:OE1	1	1.85
(1,20)	2:B:155:GLY:O	1:A:523:GLU:OE2	1	1.85
(1,20)	2:B:155:GLY:O	1:A:524:PHE:C	1	1.85
(1,20)	2:B:155:GLY:O	1:A:524:PHE:CA	1	1.85

*Continued on next page...*



*Continued from previous page...*

Key	Atom-1	Atom-2	Model ID	Violation (Å)
(1,20)	2:B:155:GLY:O	1:A:524:PHE:CB	1	1.85
(1,20)	2:B:155:GLY:O	1:A:524:PHE:CD1	1	1.85
(1,20)	2:B:155:GLY:O	1:A:524:PHE:CD2	1	1.85
(1,20)	2:B:155:GLY:O	1:A:524:PHE:CE1	1	1.85
(1,20)	2:B:155:GLY:O	1:A:524:PHE:CE2	1	1.85
(1,20)	2:B:155:GLY:O	1:A:524:PHE:CG	1	1.85
(1,20)	2:B:155:GLY:O	1:A:524:PHE:CZ	1	1.85
(1,20)	2:B:155:GLY:O	1:A:524:PHE:H	1	1.85
(1,20)	2:B:155:GLY:O	1:A:524:PHE:HA	1	1.85
(1,20)	2:B:155:GLY:O	1:A:524:PHE:HB2	1	1.85
(1,20)	2:B:155:GLY:O	1:A:524:PHE:HB3	1	1.85
(1,20)	2:B:155:GLY:O	1:A:524:PHE:HD1	1	1.85
(1,20)	2:B:155:GLY:O	1:A:524:PHE:HD2	1	1.85
(1,20)	2:B:155:GLY:O	1:A:524:PHE:HE1	1	1.85
(1,20)	2:B:155:GLY:O	1:A:524:PHE:HE2	1	1.85
(1,20)	2:B:155:GLY:O	1:A:524:PHE:HZ	1	1.85
(1,20)	2:B:155:GLY:O	1:A:524:PHE:N	1	1.85
(1,20)	2:B:155:GLY:O	1:A:524:PHE:O	1	1.85
(1,20)	2:B:155:GLY:O	1:A:525:GLU:C	1	1.85
(1,20)	2:B:155:GLY:O	1:A:525:GLU:CA	1	1.85
(1,20)	2:B:155:GLY:O	1:A:525:GLU:CB	1	1.85
(1,20)	2:B:155:GLY:O	1:A:525:GLU:CD	1	1.85
(1,20)	2:B:155:GLY:O	1:A:525:GLU:CG	1	1.85
(1,20)	2:B:155:GLY:O	1:A:525:GLU:H	1	1.85
(1,20)	2:B:155:GLY:O	1:A:525:GLU:HA	1	1.85
(1,20)	2:B:155:GLY:O	1:A:525:GLU:HB2	1	1.85
(1,20)	2:B:155:GLY:O	1:A:525:GLU:HB3	1	1.85
(1,20)	2:B:155:GLY:O	1:A:525:GLU:HG2	1	1.85
(1,20)	2:B:155:GLY:O	1:A:525:GLU:HG3	1	1.85
(1,20)	2:B:155:GLY:O	1:A:525:GLU:N	1	1.85
(1,20)	2:B:155:GLY:O	1:A:525:GLU:O	1	1.85
(1,20)	2:B:155:GLY:O	1:A:525:GLU:OE1	1	1.85
(1,20)	2:B:155:GLY:O	1:A:525:GLU:OE2	1	1.85
(1,20)	2:B:155:GLY:O	1:A:526:ASN:C	1	1.85
(1,20)	2:B:155:GLY:O	1:A:526:ASN:CA	1	1.85
(1,20)	2:B:155:GLY:O	1:A:526:ASN:CB	1	1.85
(1,20)	2:B:155:GLY:O	1:A:526:ASN:CG	1	1.85
(1,20)	2:B:155:GLY:O	1:A:526:ASN:H	1	1.85
(1,20)	2:B:155:GLY:O	1:A:526:ASN:HA	1	1.85
(1,20)	2:B:155:GLY:O	1:A:526:ASN:HB2	1	1.85
(1,20)	2:B:155:GLY:O	1:A:526:ASN:HB3	1	1.85
(1,20)	2:B:155:GLY:O	1:A:526:ASN:HD21	1	1.85

*Continued on next page...*

*Continued from previous page...*

Key	Atom-1	Atom-2	Model ID	Violation (Å)
(1,20)	2:B:155:GLY:O	1:A:526:ASN:HD22	1	1.85
(1,20)	2:B:155:GLY:O	1:A:526:ASN:N	1	1.85
(1,20)	2:B:155:GLY:O	1:A:526:ASN:ND2	1	1.85
(1,20)	2:B:155:GLY:O	1:A:526:ASN:O	1	1.85
(1,20)	2:B:155:GLY:O	1:A:526:ASN:OD1	1	1.85
(1,20)	2:B:155:GLY:O	1:A:527:ALA:C	1	1.85
(1,20)	2:B:155:GLY:O	1:A:527:ALA:CA	1	1.85
(1,20)	2:B:155:GLY:O	1:A:527:ALA:CB	1	1.85
(1,20)	2:B:155:GLY:O	1:A:527:ALA:H	1	1.85
(1,20)	2:B:155:GLY:O	1:A:527:ALA:HA	1	1.85
(1,20)	2:B:155:GLY:O	1:A:527:ALA:HB1	1	1.85
(1,20)	2:B:155:GLY:O	1:A:527:ALA:HB2	1	1.85
(1,20)	2:B:155:GLY:O	1:A:527:ALA:HB3	1	1.85
(1,20)	2:B:155:GLY:O	1:A:527:ALA:N	1	1.85
(1,20)	2:B:155:GLY:O	1:A:527:ALA:O	1	1.85
(1,20)	2:B:155:GLY:O	1:A:528:ILE:C	1	1.85
(1,20)	2:B:155:GLY:O	1:A:528:ILE:CA	1	1.85
(1,20)	2:B:155:GLY:O	1:A:528:ILE:CB	1	1.85
(1,20)	2:B:155:GLY:O	1:A:528:ILE:CD1	1	1.85
(1,20)	2:B:155:GLY:O	1:A:528:ILE:CG1	1	1.85
(1,20)	2:B:155:GLY:O	1:A:528:ILE:CG2	1	1.85
(1,20)	2:B:155:GLY:O	1:A:528:ILE:H	1	1.85
(1,20)	2:B:155:GLY:O	1:A:528:ILE:HA	1	1.85
(1,20)	2:B:155:GLY:O	1:A:528:ILE:HB	1	1.85
(1,20)	2:B:155:GLY:O	1:A:528:ILE:HD11	1	1.85
(1,20)	2:B:155:GLY:O	1:A:528:ILE:HD12	1	1.85
(1,20)	2:B:155:GLY:O	1:A:528:ILE:HD13	1	1.85
(1,20)	2:B:155:GLY:O	1:A:528:ILE:HG12	1	1.85
(1,20)	2:B:155:GLY:O	1:A:528:ILE:HG13	1	1.85
(1,20)	2:B:155:GLY:O	1:A:528:ILE:HG21	1	1.85
(1,20)	2:B:155:GLY:O	1:A:528:ILE:HG22	1	1.85
(1,20)	2:B:155:GLY:O	1:A:528:ILE:HG23	1	1.85
(1,20)	2:B:155:GLY:O	1:A:528:ILE:N	1	1.85
(1,20)	2:B:155:GLY:O	1:A:528:ILE:O	1	1.85
(1,20)	2:B:155:GLY:O	1:A:529:VAL:C	1	1.85
(1,20)	2:B:155:GLY:O	1:A:529:VAL:CA	1	1.85
(1,20)	2:B:155:GLY:O	1:A:529:VAL:CB	1	1.85
(1,20)	2:B:155:GLY:O	1:A:529:VAL:CG1	1	1.85
(1,20)	2:B:155:GLY:O	1:A:529:VAL:CG2	1	1.85
(1,20)	2:B:155:GLY:O	1:A:529:VAL:H	1	1.85
(1,20)	2:B:155:GLY:O	1:A:529:VAL:HA	1	1.85
(1,20)	2:B:155:GLY:O	1:A:529:VAL:HB	1	1.85

*Continued on next page...*

*Continued from previous page...*

Key	Atom-1	Atom-2	Model ID	Violation (Å)
(1,20)	2:B:155:GLY:O	1:A:529:VAL:HG11	1	1.85
(1,20)	2:B:155:GLY:O	1:A:529:VAL:HG12	1	1.85
(1,20)	2:B:155:GLY:O	1:A:529:VAL:HG13	1	1.85
(1,20)	2:B:155:GLY:O	1:A:529:VAL:HG21	1	1.85
(1,20)	2:B:155:GLY:O	1:A:529:VAL:HG22	1	1.85
(1,20)	2:B:155:GLY:O	1:A:529:VAL:HG23	1	1.85
(1,20)	2:B:155:GLY:O	1:A:529:VAL:N	1	1.85
(1,20)	2:B:155:GLY:O	1:A:529:VAL:O	1	1.85
(1,20)	2:B:155:GLY:O	1:A:561:ASP:C	1	1.85
(1,20)	2:B:155:GLY:O	1:A:561:ASP:CA	1	1.85
(1,20)	2:B:155:GLY:O	1:A:561:ASP:CB	1	1.85
(1,20)	2:B:155:GLY:O	1:A:561:ASP:CG	1	1.85
(1,20)	2:B:155:GLY:O	1:A:561:ASP:H	1	1.85
(1,20)	2:B:155:GLY:O	1:A:561:ASP:HA	1	1.85
(1,20)	2:B:155:GLY:O	1:A:561:ASP:HB2	1	1.85
(1,20)	2:B:155:GLY:O	1:A:561:ASP:HB3	1	1.85
(1,20)	2:B:155:GLY:O	1:A:561:ASP:N	1	1.85
(1,20)	2:B:155:GLY:O	1:A:561:ASP:O	1	1.85
(1,20)	2:B:155:GLY:O	1:A:561:ASP:OD1	1	1.85
(1,20)	2:B:155:GLY:O	1:A:561:ASP:OD2	1	1.85
(1,20)	2:B:155:GLY:O	1:A:563:LYS:C	1	1.85
(1,20)	2:B:155:GLY:O	1:A:563:LYS:CA	1	1.85
(1,20)	2:B:155:GLY:O	1:A:563:LYS:CB	1	1.85
(1,20)	2:B:155:GLY:O	1:A:563:LYS:CD	1	1.85
(1,20)	2:B:155:GLY:O	1:A:563:LYS:CE	1	1.85
(1,20)	2:B:155:GLY:O	1:A:563:LYS:CG	1	1.85
(1,20)	2:B:155:GLY:O	1:A:563:LYS:H	1	1.85
(1,20)	2:B:155:GLY:O	1:A:563:LYS:HA	1	1.85
(1,20)	2:B:155:GLY:O	1:A:563:LYS:HB2	1	1.85
(1,20)	2:B:155:GLY:O	1:A:563:LYS:HB3	1	1.85
(1,20)	2:B:155:GLY:O	1:A:563:LYS:HD2	1	1.85
(1,20)	2:B:155:GLY:O	1:A:563:LYS:HD3	1	1.85
(1,20)	2:B:155:GLY:O	1:A:563:LYS:HE2	1	1.85
(1,20)	2:B:155:GLY:O	1:A:563:LYS:HE3	1	1.85
(1,20)	2:B:155:GLY:O	1:A:563:LYS:HG2	1	1.85
(1,20)	2:B:155:GLY:O	1:A:563:LYS:HG3	1	1.85
(1,20)	2:B:155:GLY:O	1:A:563:LYS:HZ1	1	1.85
(1,20)	2:B:155:GLY:O	1:A:563:LYS:HZ2	1	1.85
(1,20)	2:B:155:GLY:O	1:A:563:LYS:HZ3	1	1.85
(1,20)	2:B:155:GLY:O	1:A:563:LYS:N	1	1.85
(1,20)	2:B:155:GLY:O	1:A:563:LYS:NZ	1	1.85
(1,20)	2:B:155:GLY:O	1:A:563:LYS:O	1	1.85

*Continued on next page...*

*Continued from previous page...*

Key	Atom-1	Atom-2	Model ID	Violation (Å)
(1,20)	2:B:155:GLY:O	1:A:564:ALA:C	1	1.85
(1,20)	2:B:155:GLY:O	1:A:564:ALA:CA	1	1.85
(1,20)	2:B:155:GLY:O	1:A:564:ALA:CB	1	1.85
(1,20)	2:B:155:GLY:O	1:A:564:ALA:H	1	1.85
(1,20)	2:B:155:GLY:O	1:A:564:ALA:HA	1	1.85
(1,20)	2:B:155:GLY:O	1:A:564:ALA:HB1	1	1.85
(1,20)	2:B:155:GLY:O	1:A:564:ALA:HB2	1	1.85
(1,20)	2:B:155:GLY:O	1:A:564:ALA:HB3	1	1.85
(1,20)	2:B:155:GLY:O	1:A:564:ALA:N	1	1.85
(1,20)	2:B:155:GLY:O	1:A:564:ALA:O	1	1.85
(1,20)	2:B:155:GLY:O	1:A:566:LEU:C	1	1.85
(1,20)	2:B:155:GLY:O	1:A:566:LEU:CA	1	1.85
(1,20)	2:B:155:GLY:O	1:A:566:LEU:CB	1	1.85
(1,20)	2:B:155:GLY:O	1:A:566:LEU:CD1	1	1.85
(1,20)	2:B:155:GLY:O	1:A:566:LEU:CD2	1	1.85
(1,20)	2:B:155:GLY:O	1:A:566:LEU:CG	1	1.85
(1,20)	2:B:155:GLY:O	1:A:566:LEU:H	1	1.85
(1,20)	2:B:155:GLY:O	1:A:566:LEU:HA	1	1.85
(1,20)	2:B:155:GLY:O	1:A:566:LEU:HB2	1	1.85
(1,20)	2:B:155:GLY:O	1:A:566:LEU:HB3	1	1.85
(1,20)	2:B:155:GLY:O	1:A:566:LEU:HD11	1	1.85
(1,20)	2:B:155:GLY:O	1:A:566:LEU:HD12	1	1.85
(1,20)	2:B:155:GLY:O	1:A:566:LEU:HD13	1	1.85
(1,20)	2:B:155:GLY:O	1:A:566:LEU:HD21	1	1.85
(1,20)	2:B:155:GLY:O	1:A:566:LEU:HD22	1	1.85
(1,20)	2:B:155:GLY:O	1:A:566:LEU:HD23	1	1.85
(1,20)	2:B:155:GLY:O	1:A:566:LEU:HG	1	1.85
(1,20)	2:B:155:GLY:O	1:A:566:LEU:N	1	1.85
(1,20)	2:B:155:GLY:O	1:A:566:LEU:O	1	1.85
(1,2)	1:A:514:THR:C	2:B:149:SER:C	1	1.57
(1,2)	1:A:514:THR:C	2:B:149:SER:CA	1	1.57
(1,2)	1:A:514:THR:C	2:B:149:SER:CB	1	1.57
(1,2)	1:A:514:THR:C	2:B:149:SER:H	1	1.57
(1,2)	1:A:514:THR:C	2:B:149:SER:HA	1	1.57
(1,2)	1:A:514:THR:C	2:B:149:SER:HB2	1	1.57
(1,2)	1:A:514:THR:C	2:B:149:SER:HB3	1	1.57
(1,2)	1:A:514:THR:C	2:B:149:SER:HG	1	1.57
(1,2)	1:A:514:THR:C	2:B:149:SER:N	1	1.57
(1,2)	1:A:514:THR:C	2:B:149:SER:O	1	1.57
(1,2)	1:A:514:THR:C	2:B:149:SER:OG	1	1.57
(1,2)	1:A:514:THR:C	2:B:152:VAL:C	1	1.57
(1,2)	1:A:514:THR:C	2:B:152:VAL:CA	1	1.57

*Continued on next page...*

*Continued from previous page...*

Key	Atom-1	Atom-2	Model ID	Violation (Å)
(1,2)	1:A:514:THR:C	2:B:152:VAL:CB	1	1.57
(1,2)	1:A:514:THR:C	2:B:152:VAL:CG1	1	1.57
(1,2)	1:A:514:THR:C	2:B:152:VAL:CG2	1	1.57
(1,2)	1:A:514:THR:C	2:B:152:VAL:H	1	1.57
(1,2)	1:A:514:THR:C	2:B:152:VAL:HA	1	1.57
(1,2)	1:A:514:THR:C	2:B:152:VAL:HB	1	1.57
(1,2)	1:A:514:THR:C	2:B:152:VAL:HG11	1	1.57
(1,2)	1:A:514:THR:C	2:B:152:VAL:HG12	1	1.57
(1,2)	1:A:514:THR:C	2:B:152:VAL:HG13	1	1.57
(1,2)	1:A:514:THR:C	2:B:152:VAL:HG21	1	1.57
(1,2)	1:A:514:THR:C	2:B:152:VAL:HG22	1	1.57
(1,2)	1:A:514:THR:C	2:B:152:VAL:HG23	1	1.57
(1,2)	1:A:514:THR:C	2:B:152:VAL:N	1	1.57
(1,2)	1:A:514:THR:C	2:B:152:VAL:O	1	1.57
(1,2)	1:A:514:THR:C	2:B:153:VAL:C	1	1.57
(1,2)	1:A:514:THR:C	2:B:153:VAL:CA	1	1.57
(1,2)	1:A:514:THR:C	2:B:153:VAL:CB	1	1.57
(1,2)	1:A:514:THR:C	2:B:153:VAL:CG1	1	1.57
(1,2)	1:A:514:THR:C	2:B:153:VAL:CG2	1	1.57
(1,2)	1:A:514:THR:C	2:B:153:VAL:H	1	1.57
(1,2)	1:A:514:THR:C	2:B:153:VAL:HA	1	1.57
(1,2)	1:A:514:THR:C	2:B:153:VAL:HB	1	1.57
(1,2)	1:A:514:THR:C	2:B:153:VAL:HG11	1	1.57
(1,2)	1:A:514:THR:C	2:B:153:VAL:HG12	1	1.57
(1,2)	1:A:514:THR:C	2:B:153:VAL:HG13	1	1.57
(1,2)	1:A:514:THR:C	2:B:153:VAL:HG21	1	1.57
(1,2)	1:A:514:THR:C	2:B:153:VAL:HG22	1	1.57
(1,2)	1:A:514:THR:C	2:B:153:VAL:HG23	1	1.57
(1,2)	1:A:514:THR:C	2:B:153:VAL:N	1	1.57
(1,2)	1:A:514:THR:C	2:B:153:VAL:O	1	1.57
(1,2)	1:A:514:THR:C	2:B:155:GLY:C	1	1.57
(1,2)	1:A:514:THR:C	2:B:155:GLY:CA	1	1.57
(1,2)	1:A:514:THR:C	2:B:155:GLY:H	1	1.57
(1,2)	1:A:514:THR:C	2:B:155:GLY:HA2	1	1.57
(1,2)	1:A:514:THR:C	2:B:155:GLY:HA3	1	1.57
(1,2)	1:A:514:THR:C	2:B:155:GLY:N	1	1.57
(1,2)	1:A:514:THR:C	2:B:155:GLY:O	1	1.57
(1,2)	1:A:514:THR:C	2:B:156:PHE:C	1	1.57
(1,2)	1:A:514:THR:C	2:B:156:PHE:CA	1	1.57
(1,2)	1:A:514:THR:C	2:B:156:PHE:CB	1	1.57
(1,2)	1:A:514:THR:C	2:B:156:PHE:CD1	1	1.57
(1,2)	1:A:514:THR:C	2:B:156:PHE:CD2	1	1.57

*Continued on next page...*

*Continued from previous page...*

Key	Atom-1	Atom-2	Model ID	Violation (Å)
(1,2)	1:A:514:THR:C	2:B:156:PHE:CE1	1	1.57
(1,2)	1:A:514:THR:C	2:B:156:PHE:CE2	1	1.57
(1,2)	1:A:514:THR:C	2:B:156:PHE:CG	1	1.57
(1,2)	1:A:514:THR:C	2:B:156:PHE:CZ	1	1.57
(1,2)	1:A:514:THR:C	2:B:156:PHE:H	1	1.57
(1,2)	1:A:514:THR:C	2:B:156:PHE:HA	1	1.57
(1,2)	1:A:514:THR:C	2:B:156:PHE:HB2	1	1.57
(1,2)	1:A:514:THR:C	2:B:156:PHE:HB3	1	1.57
(1,2)	1:A:514:THR:C	2:B:156:PHE:HD1	1	1.57
(1,2)	1:A:514:THR:C	2:B:156:PHE:HD2	1	1.57
(1,2)	1:A:514:THR:C	2:B:156:PHE:HE1	1	1.57
(1,2)	1:A:514:THR:C	2:B:156:PHE:HE2	1	1.57
(1,2)	1:A:514:THR:C	2:B:156:PHE:HZ	1	1.57
(1,2)	1:A:514:THR:C	2:B:156:PHE:N	1	1.57
(1,2)	1:A:514:THR:C	2:B:156:PHE:O	1	1.57
(1,2)	1:A:514:THR:C	2:B:157:CYS:C	1	1.57
(1,2)	1:A:514:THR:C	2:B:157:CYS:CA	1	1.57
(1,2)	1:A:514:THR:C	2:B:157:CYS:CB	1	1.57
(1,2)	1:A:514:THR:C	2:B:157:CYS:H	1	1.57
(1,2)	1:A:514:THR:C	2:B:157:CYS:HA	1	1.57
(1,2)	1:A:514:THR:C	2:B:157:CYS:HB2	1	1.57
(1,2)	1:A:514:THR:C	2:B:157:CYS:HB3	1	1.57
(1,2)	1:A:514:THR:C	2:B:157:CYS:N	1	1.57
(1,2)	1:A:514:THR:C	2:B:157:CYS:O	1	1.57
(1,2)	1:A:514:THR:C	2:B:157:CYS:SG	1	1.57
(1,2)	1:A:514:THR:C	2:B:158:THR:C	1	1.57
(1,2)	1:A:514:THR:C	2:B:158:THR:CA	1	1.57
(1,2)	1:A:514:THR:C	2:B:158:THR:CB	1	1.57
(1,2)	1:A:514:THR:C	2:B:158:THR:CG2	1	1.57
(1,2)	1:A:514:THR:C	2:B:158:THR:H	1	1.57
(1,2)	1:A:514:THR:C	2:B:158:THR:HA	1	1.57
(1,2)	1:A:514:THR:C	2:B:158:THR:HB	1	1.57
(1,2)	1:A:514:THR:C	2:B:158:THR:HG1	1	1.57
(1,2)	1:A:514:THR:C	2:B:158:THR:HG21	1	1.57
(1,2)	1:A:514:THR:C	2:B:158:THR:HG22	1	1.57
(1,2)	1:A:514:THR:C	2:B:158:THR:HG23	1	1.57
(1,2)	1:A:514:THR:C	2:B:158:THR:N	1	1.57
(1,2)	1:A:514:THR:C	2:B:158:THR:O	1	1.57
(1,2)	1:A:514:THR:C	2:B:158:THR:OG1	1	1.57
(1,2)	1:A:514:THR:C	2:B:159:ILE:C	1	1.57
(1,2)	1:A:514:THR:C	2:B:159:ILE:CA	1	1.57
(1,2)	1:A:514:THR:C	2:B:159:ILE:CB	1	1.57

*Continued on next page...*

*Continued from previous page...*

Key	Atom-1	Atom-2	Model ID	Violation (Å)
(1,2)	1:A:514:THR:C	2:B:159:ILE:CD1	1	1.57
(1,2)	1:A:514:THR:C	2:B:159:ILE:CG1	1	1.57
(1,2)	1:A:514:THR:C	2:B:159:ILE:CG2	1	1.57
(1,2)	1:A:514:THR:C	2:B:159:ILE:H	1	1.57
(1,2)	1:A:514:THR:C	2:B:159:ILE:HA	1	1.57
(1,2)	1:A:514:THR:C	2:B:159:ILE:HB	1	1.57
(1,2)	1:A:514:THR:C	2:B:159:ILE:HD11	1	1.57
(1,2)	1:A:514:THR:C	2:B:159:ILE:HD12	1	1.57
(1,2)	1:A:514:THR:C	2:B:159:ILE:HD13	1	1.57
(1,2)	1:A:514:THR:C	2:B:159:ILE:HG12	1	1.57
(1,2)	1:A:514:THR:C	2:B:159:ILE:HG13	1	1.57
(1,2)	1:A:514:THR:C	2:B:159:ILE:HG21	1	1.57
(1,2)	1:A:514:THR:C	2:B:159:ILE:HG22	1	1.57
(1,2)	1:A:514:THR:C	2:B:159:ILE:HG23	1	1.57
(1,2)	1:A:514:THR:C	2:B:159:ILE:N	1	1.57
(1,2)	1:A:514:THR:C	2:B:159:ILE:O	1	1.57
(1,2)	1:A:514:THR:C	2:B:161:ASN:C	1	1.57
(1,2)	1:A:514:THR:C	2:B:161:ASN:CA	1	1.57
(1,2)	1:A:514:THR:C	2:B:161:ASN:CB	1	1.57
(1,2)	1:A:514:THR:C	2:B:161:ASN:CG	1	1.57
(1,2)	1:A:514:THR:C	2:B:161:ASN:H	1	1.57
(1,2)	1:A:514:THR:C	2:B:161:ASN:HA	1	1.57
(1,2)	1:A:514:THR:C	2:B:161:ASN:HB2	1	1.57
(1,2)	1:A:514:THR:C	2:B:161:ASN:HB3	1	1.57
(1,2)	1:A:514:THR:C	2:B:161:ASN:HD21	1	1.57
(1,2)	1:A:514:THR:C	2:B:161:ASN:HD22	1	1.57
(1,2)	1:A:514:THR:C	2:B:161:ASN:N	1	1.57
(1,2)	1:A:514:THR:C	2:B:161:ASN:ND2	1	1.57
(1,2)	1:A:514:THR:C	2:B:161:ASN:O	1	1.57
(1,2)	1:A:514:THR:C	2:B:161:ASN:OD1	1	1.57
(1,2)	1:A:514:THR:C	2:B:162:LYS:C	1	1.57
(1,2)	1:A:514:THR:C	2:B:162:LYS:CA	1	1.57
(1,2)	1:A:514:THR:C	2:B:162:LYS:CB	1	1.57
(1,2)	1:A:514:THR:C	2:B:162:LYS:CD	1	1.57
(1,2)	1:A:514:THR:C	2:B:162:LYS:CE	1	1.57
(1,2)	1:A:514:THR:C	2:B:162:LYS:CG	1	1.57
(1,2)	1:A:514:THR:C	2:B:162:LYS:H	1	1.57
(1,2)	1:A:514:THR:C	2:B:162:LYS:HA	1	1.57
(1,2)	1:A:514:THR:C	2:B:162:LYS:HB2	1	1.57
(1,2)	1:A:514:THR:C	2:B:162:LYS:HB3	1	1.57
(1,2)	1:A:514:THR:C	2:B:162:LYS:HD2	1	1.57
(1,2)	1:A:514:THR:C	2:B:162:LYS:HD3	1	1.57

*Continued on next page...*

*Continued from previous page...*

Key	Atom-1	Atom-2	Model ID	Violation (Å)
(1,2)	1:A:514:THR:C	2:B:162:LYS:HE2	1	1.57
(1,2)	1:A:514:THR:C	2:B:162:LYS:HE3	1	1.57
(1,2)	1:A:514:THR:C	2:B:162:LYS:HG2	1	1.57
(1,2)	1:A:514:THR:C	2:B:162:LYS:HG3	1	1.57
(1,2)	1:A:514:THR:C	2:B:162:LYS:HZ1	1	1.57
(1,2)	1:A:514:THR:C	2:B:162:LYS:HZ2	1	1.57
(1,2)	1:A:514:THR:C	2:B:162:LYS:HZ3	1	1.57
(1,2)	1:A:514:THR:C	2:B:162:LYS:N	1	1.57
(1,2)	1:A:514:THR:C	2:B:162:LYS:NZ	1	1.57
(1,2)	1:A:514:THR:C	2:B:162:LYS:O	1	1.57
(1,2)	1:A:514:THR:C	2:B:167:SER:C	1	1.57
(1,2)	1:A:514:THR:C	2:B:167:SER:CA	1	1.57
(1,2)	1:A:514:THR:C	2:B:167:SER:CB	1	1.57
(1,2)	1:A:514:THR:C	2:B:167:SER:H	1	1.57
(1,2)	1:A:514:THR:C	2:B:167:SER:HA	1	1.57
(1,2)	1:A:514:THR:C	2:B:167:SER:HB2	1	1.57
(1,2)	1:A:514:THR:C	2:B:167:SER:HB3	1	1.57
(1,2)	1:A:514:THR:C	2:B:167:SER:HG	1	1.57
(1,2)	1:A:514:THR:C	2:B:167:SER:N	1	1.57
(1,2)	1:A:514:THR:C	2:B:167:SER:O	1	1.57
(1,2)	1:A:514:THR:C	2:B:167:SER:OG	1	1.57
(1,2)	1:A:514:THR:C	2:B:168:LEU:C	1	1.57
(1,2)	1:A:514:THR:C	2:B:168:LEU:CA	1	1.57
(1,2)	1:A:514:THR:C	2:B:168:LEU:CB	1	1.57
(1,2)	1:A:514:THR:C	2:B:168:LEU:CD1	1	1.57
(1,2)	1:A:514:THR:C	2:B:168:LEU:CD2	1	1.57
(1,2)	1:A:514:THR:C	2:B:168:LEU:CG	1	1.57
(1,2)	1:A:514:THR:C	2:B:168:LEU:H	1	1.57
(1,2)	1:A:514:THR:C	2:B:168:LEU:HA	1	1.57
(1,2)	1:A:514:THR:C	2:B:168:LEU:HB2	1	1.57
(1,2)	1:A:514:THR:C	2:B:168:LEU:HB3	1	1.57
(1,2)	1:A:514:THR:C	2:B:168:LEU:HD11	1	1.57
(1,2)	1:A:514:THR:C	2:B:168:LEU:HD12	1	1.57
(1,2)	1:A:514:THR:C	2:B:168:LEU:HD13	1	1.57
(1,2)	1:A:514:THR:C	2:B:168:LEU:HD21	1	1.57
(1,2)	1:A:514:THR:C	2:B:168:LEU:HD22	1	1.57
(1,2)	1:A:514:THR:C	2:B:168:LEU:HD23	1	1.57
(1,2)	1:A:514:THR:C	2:B:168:LEU:HG	1	1.57
(1,2)	1:A:514:THR:C	2:B:168:LEU:N	1	1.57
(1,2)	1:A:514:THR:C	2:B:168:LEU:O	1	1.57
(1,2)	1:A:514:THR:C	2:B:170:MET:C	1	1.57
(1,2)	1:A:514:THR:C	2:B:170:MET:CA	1	1.57

*Continued on next page...*



*Continued from previous page...*

Key	Atom-1	Atom-2	Model ID	Violation (Å)
(1,2)	1:A:514:THR:C	2:B:170:MET:CB	1	1.57
(1,2)	1:A:514:THR:C	2:B:170:MET:CE	1	1.57
(1,2)	1:A:514:THR:C	2:B:170:MET:CG	1	1.57
(1,2)	1:A:514:THR:C	2:B:170:MET:H	1	1.57
(1,2)	1:A:514:THR:C	2:B:170:MET:HA	1	1.57
(1,2)	1:A:514:THR:C	2:B:170:MET:HB2	1	1.57
(1,2)	1:A:514:THR:C	2:B:170:MET:HB3	1	1.57
(1,2)	1:A:514:THR:C	2:B:170:MET:HE1	1	1.57
(1,2)	1:A:514:THR:C	2:B:170:MET:HE2	1	1.57
(1,2)	1:A:514:THR:C	2:B:170:MET:HE3	1	1.57
(1,2)	1:A:514:THR:C	2:B:170:MET:HG2	1	1.57
(1,2)	1:A:514:THR:C	2:B:170:MET:HG3	1	1.57
(1,2)	1:A:514:THR:C	2:B:170:MET:N	1	1.57
(1,2)	1:A:514:THR:C	2:B:170:MET:O	1	1.57
(1,2)	1:A:514:THR:C	2:B:170:MET:SD	1	1.57
(1,2)	1:A:514:THR:C	2:B:172:LYS:C	1	1.57
(1,2)	1:A:514:THR:C	2:B:172:LYS:CA	1	1.57
(1,2)	1:A:514:THR:C	2:B:172:LYS:CB	1	1.57
(1,2)	1:A:514:THR:C	2:B:172:LYS:CD	1	1.57
(1,2)	1:A:514:THR:C	2:B:172:LYS:CE	1	1.57
(1,2)	1:A:514:THR:C	2:B:172:LYS:CG	1	1.57
(1,2)	1:A:514:THR:C	2:B:172:LYS:H	1	1.57
(1,2)	1:A:514:THR:C	2:B:172:LYS:HA	1	1.57
(1,2)	1:A:514:THR:C	2:B:172:LYS:HB2	1	1.57
(1,2)	1:A:514:THR:C	2:B:172:LYS:HB3	1	1.57
(1,2)	1:A:514:THR:C	2:B:172:LYS:HD2	1	1.57
(1,2)	1:A:514:THR:C	2:B:172:LYS:HD3	1	1.57
(1,2)	1:A:514:THR:C	2:B:172:LYS:HE2	1	1.57
(1,2)	1:A:514:THR:C	2:B:172:LYS:HE3	1	1.57
(1,2)	1:A:514:THR:C	2:B:172:LYS:HG2	1	1.57
(1,2)	1:A:514:THR:C	2:B:172:LYS:HG3	1	1.57
(1,2)	1:A:514:THR:C	2:B:172:LYS:HZ1	1	1.57
(1,2)	1:A:514:THR:C	2:B:172:LYS:HZ2	1	1.57
(1,2)	1:A:514:THR:C	2:B:172:LYS:HZ3	1	1.57
(1,2)	1:A:514:THR:C	2:B:172:LYS:N	1	1.57
(1,2)	1:A:514:THR:C	2:B:172:LYS:NZ	1	1.57
(1,2)	1:A:514:THR:C	2:B:172:LYS:O	1	1.57
(1,2)	1:A:514:THR:C	2:B:182:VAL:C	1	1.57
(1,2)	1:A:514:THR:C	2:B:182:VAL:CA	1	1.57
(1,2)	1:A:514:THR:C	2:B:182:VAL:CB	1	1.57
(1,2)	1:A:514:THR:C	2:B:182:VAL:CG1	1	1.57
(1,2)	1:A:514:THR:C	2:B:182:VAL:CG2	1	1.57

*Continued on next page...*

*Continued from previous page...*

Key	Atom-1	Atom-2	Model ID	Violation (Å)
(1,2)	1:A:514:THR:C	2:B:182:VAL:H	1	1.57
(1,2)	1:A:514:THR:C	2:B:182:VAL:HA	1	1.57
(1,2)	1:A:514:THR:C	2:B:182:VAL:HB	1	1.57
(1,2)	1:A:514:THR:C	2:B:182:VAL:HG11	1	1.57
(1,2)	1:A:514:THR:C	2:B:182:VAL:HG12	1	1.57
(1,2)	1:A:514:THR:C	2:B:182:VAL:HG13	1	1.57
(1,2)	1:A:514:THR:C	2:B:182:VAL:HG21	1	1.57
(1,2)	1:A:514:THR:C	2:B:182:VAL:HG22	1	1.57
(1,2)	1:A:514:THR:C	2:B:182:VAL:HG23	1	1.57
(1,2)	1:A:514:THR:C	2:B:182:VAL:N	1	1.57
(1,2)	1:A:514:THR:C	2:B:182:VAL:O	1	1.57
(1,2)	1:A:514:THR:C	2:B:183:LYS:C	1	1.57
(1,2)	1:A:514:THR:C	2:B:183:LYS:CA	1	1.57
(1,2)	1:A:514:THR:C	2:B:183:LYS:CB	1	1.57
(1,2)	1:A:514:THR:C	2:B:183:LYS:CD	1	1.57
(1,2)	1:A:514:THR:C	2:B:183:LYS:CE	1	1.57
(1,2)	1:A:514:THR:C	2:B:183:LYS:CG	1	1.57
(1,2)	1:A:514:THR:C	2:B:183:LYS:H	1	1.57
(1,2)	1:A:514:THR:C	2:B:183:LYS:HA	1	1.57
(1,2)	1:A:514:THR:C	2:B:183:LYS:HB2	1	1.57
(1,2)	1:A:514:THR:C	2:B:183:LYS:HB3	1	1.57
(1,2)	1:A:514:THR:C	2:B:183:LYS:HD2	1	1.57
(1,2)	1:A:514:THR:C	2:B:183:LYS:HD3	1	1.57
(1,2)	1:A:514:THR:C	2:B:183:LYS:HE2	1	1.57
(1,2)	1:A:514:THR:C	2:B:183:LYS:HE3	1	1.57
(1,2)	1:A:514:THR:C	2:B:183:LYS:HG2	1	1.57
(1,2)	1:A:514:THR:C	2:B:183:LYS:HG3	1	1.57
(1,2)	1:A:514:THR:C	2:B:183:LYS:HZ1	1	1.57
(1,2)	1:A:514:THR:C	2:B:183:LYS:HZ2	1	1.57
(1,2)	1:A:514:THR:C	2:B:183:LYS:HZ3	1	1.57
(1,2)	1:A:514:THR:C	2:B:183:LYS:N	1	1.57
(1,2)	1:A:514:THR:C	2:B:183:LYS:NZ	1	1.57
(1,2)	1:A:514:THR:C	2:B:183:LYS:O	1	1.57
(1,2)	1:A:514:THR:C	2:B:185:GLY:C	1	1.57
(1,2)	1:A:514:THR:C	2:B:185:GLY:CA	1	1.57
(1,2)	1:A:514:THR:C	2:B:185:GLY:H	1	1.57
(1,2)	1:A:514:THR:C	2:B:185:GLY:HA2	1	1.57
(1,2)	1:A:514:THR:C	2:B:185:GLY:HA3	1	1.57
(1,2)	1:A:514:THR:C	2:B:185:GLY:N	1	1.57
(1,2)	1:A:514:THR:C	2:B:185:GLY:O	1	1.57
(1,2)	1:A:514:THR:C	2:B:187:TYR:C	1	1.57
(1,2)	1:A:514:THR:C	2:B:187:TYR:CA	1	1.57

*Continued on next page...*

*Continued from previous page...*

Key	Atom-1	Atom-2	Model ID	Violation (Å)
(1,2)	1:A:514:THR:C	2:B:187:TYR:CB	1	1.57
(1,2)	1:A:514:THR:C	2:B:187:TYR:CD1	1	1.57
(1,2)	1:A:514:THR:C	2:B:187:TYR:CD2	1	1.57
(1,2)	1:A:514:THR:C	2:B:187:TYR:CE1	1	1.57
(1,2)	1:A:514:THR:C	2:B:187:TYR:CE2	1	1.57
(1,2)	1:A:514:THR:C	2:B:187:TYR:CG	1	1.57
(1,2)	1:A:514:THR:C	2:B:187:TYR:CZ	1	1.57
(1,2)	1:A:514:THR:C	2:B:187:TYR:H	1	1.57
(1,2)	1:A:514:THR:C	2:B:187:TYR:HA	1	1.57
(1,2)	1:A:514:THR:C	2:B:187:TYR:HB2	1	1.57
(1,2)	1:A:514:THR:C	2:B:187:TYR:HB3	1	1.57
(1,2)	1:A:514:THR:C	2:B:187:TYR:HD1	1	1.57
(1,2)	1:A:514:THR:C	2:B:187:TYR:HD2	1	1.57
(1,2)	1:A:514:THR:C	2:B:187:TYR:HE1	1	1.57
(1,2)	1:A:514:THR:C	2:B:187:TYR:HE2	1	1.57
(1,2)	1:A:514:THR:C	2:B:187:TYR:HH	1	1.57
(1,2)	1:A:514:THR:C	2:B:187:TYR:N	1	1.57
(1,2)	1:A:514:THR:C	2:B:187:TYR:O	1	1.57
(1,2)	1:A:514:THR:C	2:B:187:TYR:OH	1	1.57
(1,2)	1:A:514:THR:C	2:B:200:THR:C	1	1.57
(1,2)	1:A:514:THR:C	2:B:200:THR:CA	1	1.57
(1,2)	1:A:514:THR:C	2:B:200:THR:CB	1	1.57
(1,2)	1:A:514:THR:C	2:B:200:THR:CG2	1	1.57
(1,2)	1:A:514:THR:C	2:B:200:THR:H	1	1.57
(1,2)	1:A:514:THR:C	2:B:200:THR:HA	1	1.57
(1,2)	1:A:514:THR:C	2:B:200:THR:HB	1	1.57
(1,2)	1:A:514:THR:C	2:B:200:THR:HG1	1	1.57
(1,2)	1:A:514:THR:C	2:B:200:THR:HG21	1	1.57
(1,2)	1:A:514:THR:C	2:B:200:THR:HG22	1	1.57
(1,2)	1:A:514:THR:C	2:B:200:THR:HG23	1	1.57
(1,2)	1:A:514:THR:C	2:B:200:THR:N	1	1.57
(1,2)	1:A:514:THR:C	2:B:200:THR:O	1	1.57
(1,2)	1:A:514:THR:C	2:B:200:THR:OG1	1	1.57
(1,2)	1:A:514:THR:C	2:B:211:LYS:C	1	1.57
(1,2)	1:A:514:THR:C	2:B:211:LYS:CA	1	1.57
(1,2)	1:A:514:THR:C	2:B:211:LYS:CB	1	1.57
(1,2)	1:A:514:THR:C	2:B:211:LYS:CD	1	1.57
(1,2)	1:A:514:THR:C	2:B:211:LYS:CE	1	1.57
(1,2)	1:A:514:THR:C	2:B:211:LYS:CG	1	1.57
(1,2)	1:A:514:THR:C	2:B:211:LYS:H	1	1.57
(1,2)	1:A:514:THR:C	2:B:211:LYS:HA	1	1.57
(1,2)	1:A:514:THR:C	2:B:211:LYS:HB2	1	1.57

*Continued on next page...*

*Continued from previous page...*

Key	Atom-1	Atom-2	Model ID	Violation (Å)
(1,2)	1:A:514:THR:C	2:B:211:LYS:HB3	1	1.57
(1,2)	1:A:514:THR:C	2:B:211:LYS:HD2	1	1.57
(1,2)	1:A:514:THR:C	2:B:211:LYS:HD3	1	1.57
(1,2)	1:A:514:THR:C	2:B:211:LYS:HE2	1	1.57
(1,2)	1:A:514:THR:C	2:B:211:LYS:HE3	1	1.57
(1,2)	1:A:514:THR:C	2:B:211:LYS:HG2	1	1.57
(1,2)	1:A:514:THR:C	2:B:211:LYS:HG3	1	1.57
(1,2)	1:A:514:THR:C	2:B:211:LYS:HZ1	1	1.57
(1,2)	1:A:514:THR:C	2:B:211:LYS:HZ2	1	1.57
(1,2)	1:A:514:THR:C	2:B:211:LYS:HZ3	1	1.57
(1,2)	1:A:514:THR:C	2:B:211:LYS:N	1	1.57
(1,2)	1:A:514:THR:C	2:B:211:LYS:NZ	1	1.57
(1,2)	1:A:514:THR:C	2:B:211:LYS:O	1	1.57
(1,2)	1:A:514:THR:CA	2:B:149:SER:C	1	1.57
(1,2)	1:A:514:THR:CA	2:B:149:SER:CA	1	1.57
(1,2)	1:A:514:THR:CA	2:B:149:SER:CB	1	1.57
(1,2)	1:A:514:THR:CA	2:B:149:SER:H	1	1.57
(1,2)	1:A:514:THR:CA	2:B:149:SER:HA	1	1.57
(1,2)	1:A:514:THR:CA	2:B:149:SER:HB2	1	1.57
(1,2)	1:A:514:THR:CA	2:B:149:SER:HB3	1	1.57
(1,2)	1:A:514:THR:CA	2:B:149:SER:HG	1	1.57
(1,2)	1:A:514:THR:CA	2:B:149:SER:N	1	1.57
(1,2)	1:A:514:THR:CA	2:B:149:SER:O	1	1.57
(1,2)	1:A:514:THR:CA	2:B:149:SER:OG	1	1.57
(1,2)	1:A:514:THR:CA	2:B:152:VAL:C	1	1.57
(1,2)	1:A:514:THR:CA	2:B:152:VAL:CA	1	1.57
(1,2)	1:A:514:THR:CA	2:B:152:VAL:CB	1	1.57
(1,2)	1:A:514:THR:CA	2:B:152:VAL:CG1	1	1.57
(1,2)	1:A:514:THR:CA	2:B:152:VAL:CG2	1	1.57
(1,2)	1:A:514:THR:CA	2:B:152:VAL:H	1	1.57
(1,2)	1:A:514:THR:CA	2:B:152:VAL:HA	1	1.57
(1,2)	1:A:514:THR:CA	2:B:152:VAL:HB	1	1.57
(1,2)	1:A:514:THR:CA	2:B:152:VAL:HG11	1	1.57
(1,2)	1:A:514:THR:CA	2:B:152:VAL:HG12	1	1.57
(1,2)	1:A:514:THR:CA	2:B:152:VAL:HG13	1	1.57
(1,2)	1:A:514:THR:CA	2:B:152:VAL:HG21	1	1.57
(1,2)	1:A:514:THR:CA	2:B:152:VAL:HG22	1	1.57
(1,2)	1:A:514:THR:CA	2:B:152:VAL:HG23	1	1.57
(1,2)	1:A:514:THR:CA	2:B:152:VAL:N	1	1.57
(1,2)	1:A:514:THR:CA	2:B:152:VAL:O	1	1.57
(1,2)	1:A:514:THR:CA	2:B:153:VAL:C	1	1.57
(1,2)	1:A:514:THR:CA	2:B:153:VAL:CA	1	1.57

*Continued on next page...*

*Continued from previous page...*

Key	Atom-1	Atom-2	Model ID	Violation (Å)
(1,2)	1:A:514:THR:CA	2:B:153:VAL:CB	1	1.57
(1,2)	1:A:514:THR:CA	2:B:153:VAL:CG1	1	1.57
(1,2)	1:A:514:THR:CA	2:B:153:VAL:CG2	1	1.57
(1,2)	1:A:514:THR:CA	2:B:153:VAL:H	1	1.57
(1,2)	1:A:514:THR:CA	2:B:153:VAL:HA	1	1.57
(1,2)	1:A:514:THR:CA	2:B:153:VAL:HB	1	1.57
(1,2)	1:A:514:THR:CA	2:B:153:VAL:HG11	1	1.57
(1,2)	1:A:514:THR:CA	2:B:153:VAL:HG12	1	1.57
(1,2)	1:A:514:THR:CA	2:B:153:VAL:HG13	1	1.57
(1,2)	1:A:514:THR:CA	2:B:153:VAL:HG21	1	1.57
(1,2)	1:A:514:THR:CA	2:B:153:VAL:HG22	1	1.57
(1,2)	1:A:514:THR:CA	2:B:153:VAL:HG23	1	1.57
(1,2)	1:A:514:THR:CA	2:B:153:VAL:N	1	1.57
(1,2)	1:A:514:THR:CA	2:B:153:VAL:O	1	1.57
(1,2)	1:A:514:THR:CA	2:B:155:GLY:C	1	1.57
(1,2)	1:A:514:THR:CA	2:B:155:GLY:CA	1	1.57
(1,2)	1:A:514:THR:CA	2:B:155:GLY:H	1	1.57
(1,2)	1:A:514:THR:CA	2:B:155:GLY:HA2	1	1.57
(1,2)	1:A:514:THR:CA	2:B:155:GLY:HA3	1	1.57
(1,2)	1:A:514:THR:CA	2:B:155:GLY:N	1	1.57
(1,2)	1:A:514:THR:CA	2:B:155:GLY:O	1	1.57
(1,2)	1:A:514:THR:CA	2:B:156:PHE:C	1	1.57
(1,2)	1:A:514:THR:CA	2:B:156:PHE:CA	1	1.57
(1,2)	1:A:514:THR:CA	2:B:156:PHE:CB	1	1.57
(1,2)	1:A:514:THR:CA	2:B:156:PHE:CD1	1	1.57
(1,2)	1:A:514:THR:CA	2:B:156:PHE:CD2	1	1.57
(1,2)	1:A:514:THR:CA	2:B:156:PHE:CE1	1	1.57
(1,2)	1:A:514:THR:CA	2:B:156:PHE:CE2	1	1.57
(1,2)	1:A:514:THR:CA	2:B:156:PHE:CG	1	1.57
(1,2)	1:A:514:THR:CA	2:B:156:PHE:CZ	1	1.57
(1,2)	1:A:514:THR:CA	2:B:156:PHE:H	1	1.57
(1,2)	1:A:514:THR:CA	2:B:156:PHE:HA	1	1.57
(1,2)	1:A:514:THR:CA	2:B:156:PHE:HB2	1	1.57
(1,2)	1:A:514:THR:CA	2:B:156:PHE:HB3	1	1.57
(1,2)	1:A:514:THR:CA	2:B:156:PHE:HD1	1	1.57
(1,2)	1:A:514:THR:CA	2:B:156:PHE:HD2	1	1.57
(1,2)	1:A:514:THR:CA	2:B:156:PHE:HE1	1	1.57
(1,2)	1:A:514:THR:CA	2:B:156:PHE:HE2	1	1.57
(1,2)	1:A:514:THR:CA	2:B:156:PHE:HZ	1	1.57
(1,2)	1:A:514:THR:CA	2:B:156:PHE:N	1	1.57
(1,2)	1:A:514:THR:CA	2:B:156:PHE:O	1	1.57
(1,2)	1:A:514:THR:CA	2:B:157:CYS:C	1	1.57

*Continued on next page...*

*Continued from previous page...*

Key	Atom-1	Atom-2	Model ID	Violation (Å)
(1,2)	1:A:514:THR:CA	2:B:157:CYS:CA	1	1.57
(1,2)	1:A:514:THR:CA	2:B:157:CYS:CB	1	1.57
(1,2)	1:A:514:THR:CA	2:B:157:CYS:H	1	1.57
(1,2)	1:A:514:THR:CA	2:B:157:CYS:HA	1	1.57
(1,2)	1:A:514:THR:CA	2:B:157:CYS:HB2	1	1.57
(1,2)	1:A:514:THR:CA	2:B:157:CYS:HB3	1	1.57
(1,2)	1:A:514:THR:CA	2:B:157:CYS:N	1	1.57
(1,2)	1:A:514:THR:CA	2:B:157:CYS:O	1	1.57
(1,2)	1:A:514:THR:CA	2:B:157:CYS:SG	1	1.57
(1,2)	1:A:514:THR:CA	2:B:158:THR:C	1	1.57
(1,2)	1:A:514:THR:CA	2:B:158:THR:CA	1	1.57
(1,2)	1:A:514:THR:CA	2:B:158:THR:CB	1	1.57
(1,2)	1:A:514:THR:CA	2:B:158:THR:CG2	1	1.57
(1,2)	1:A:514:THR:CA	2:B:158:THR:H	1	1.57
(1,2)	1:A:514:THR:CA	2:B:158:THR:HA	1	1.57
(1,2)	1:A:514:THR:CA	2:B:158:THR:HB	1	1.57
(1,2)	1:A:514:THR:CA	2:B:158:THR:HG1	1	1.57
(1,2)	1:A:514:THR:CA	2:B:158:THR:HG21	1	1.57
(1,2)	1:A:514:THR:CA	2:B:158:THR:HG22	1	1.57
(1,2)	1:A:514:THR:CA	2:B:158:THR:HG23	1	1.57
(1,2)	1:A:514:THR:CA	2:B:158:THR:N	1	1.57
(1,2)	1:A:514:THR:CA	2:B:158:THR:O	1	1.57
(1,2)	1:A:514:THR:CA	2:B:158:THR:OG1	1	1.57
(1,2)	1:A:514:THR:CA	2:B:159:ILE:C	1	1.57
(1,2)	1:A:514:THR:CA	2:B:159:ILE:CA	1	1.57
(1,2)	1:A:514:THR:CA	2:B:159:ILE:CB	1	1.57
(1,2)	1:A:514:THR:CA	2:B:159:ILE:CD1	1	1.57
(1,2)	1:A:514:THR:CA	2:B:159:ILE:CG1	1	1.57
(1,2)	1:A:514:THR:CA	2:B:159:ILE:CG2	1	1.57
(1,2)	1:A:514:THR:CA	2:B:159:ILE:H	1	1.57
(1,2)	1:A:514:THR:CA	2:B:159:ILE:HA	1	1.57
(1,2)	1:A:514:THR:CA	2:B:159:ILE:HB	1	1.57
(1,2)	1:A:514:THR:CA	2:B:159:ILE:HD11	1	1.57
(1,2)	1:A:514:THR:CA	2:B:159:ILE:HD12	1	1.57
(1,2)	1:A:514:THR:CA	2:B:159:ILE:HD13	1	1.57
(1,2)	1:A:514:THR:CA	2:B:159:ILE:HG12	1	1.57
(1,2)	1:A:514:THR:CA	2:B:159:ILE:HG13	1	1.57
(1,2)	1:A:514:THR:CA	2:B:159:ILE:HG21	1	1.57
(1,2)	1:A:514:THR:CA	2:B:159:ILE:HG22	1	1.57
(1,2)	1:A:514:THR:CA	2:B:159:ILE:HG23	1	1.57
(1,2)	1:A:514:THR:CA	2:B:159:ILE:N	1	1.57
(1,2)	1:A:514:THR:CA	2:B:159:ILE:O	1	1.57

*Continued on next page...*

*Continued from previous page...*

Key	Atom-1	Atom-2	Model ID	Violation (Å)
(1,2)	1:A:514:THR:CA	2:B:161:ASN:C	1	1.57
(1,2)	1:A:514:THR:CA	2:B:161:ASN:CA	1	1.57
(1,2)	1:A:514:THR:CA	2:B:161:ASN:CB	1	1.57
(1,2)	1:A:514:THR:CA	2:B:161:ASN:CG	1	1.57
(1,2)	1:A:514:THR:CA	2:B:161:ASN:H	1	1.57
(1,2)	1:A:514:THR:CA	2:B:161:ASN:HA	1	1.57
(1,2)	1:A:514:THR:CA	2:B:161:ASN:HB2	1	1.57
(1,2)	1:A:514:THR:CA	2:B:161:ASN:HB3	1	1.57
(1,2)	1:A:514:THR:CA	2:B:161:ASN:HD21	1	1.57
(1,2)	1:A:514:THR:CA	2:B:161:ASN:HD22	1	1.57
(1,2)	1:A:514:THR:CA	2:B:161:ASN:N	1	1.57
(1,2)	1:A:514:THR:CA	2:B:161:ASN:ND2	1	1.57
(1,2)	1:A:514:THR:CA	2:B:161:ASN:O	1	1.57
(1,2)	1:A:514:THR:CA	2:B:161:ASN:OD1	1	1.57
(1,2)	1:A:514:THR:CA	2:B:162:LYS:C	1	1.57
(1,2)	1:A:514:THR:CA	2:B:162:LYS:CA	1	1.57
(1,2)	1:A:514:THR:CA	2:B:162:LYS:CB	1	1.57
(1,2)	1:A:514:THR:CA	2:B:162:LYS:CD	1	1.57
(1,2)	1:A:514:THR:CA	2:B:162:LYS:CE	1	1.57
(1,2)	1:A:514:THR:CA	2:B:162:LYS:CG	1	1.57
(1,2)	1:A:514:THR:CA	2:B:162:LYS:H	1	1.57
(1,2)	1:A:514:THR:CA	2:B:162:LYS:HA	1	1.57
(1,2)	1:A:514:THR:CA	2:B:162:LYS:HB2	1	1.57
(1,2)	1:A:514:THR:CA	2:B:162:LYS:HB3	1	1.57
(1,2)	1:A:514:THR:CA	2:B:162:LYS:HD2	1	1.57
(1,2)	1:A:514:THR:CA	2:B:162:LYS:HD3	1	1.57
(1,2)	1:A:514:THR:CA	2:B:162:LYS:HE2	1	1.57
(1,2)	1:A:514:THR:CA	2:B:162:LYS:HE3	1	1.57
(1,2)	1:A:514:THR:CA	2:B:162:LYS:HG2	1	1.57
(1,2)	1:A:514:THR:CA	2:B:162:LYS:HG3	1	1.57
(1,2)	1:A:514:THR:CA	2:B:162:LYS:HZ1	1	1.57
(1,2)	1:A:514:THR:CA	2:B:162:LYS:HZ2	1	1.57
(1,2)	1:A:514:THR:CA	2:B:162:LYS:HZ3	1	1.57
(1,2)	1:A:514:THR:CA	2:B:162:LYS:N	1	1.57
(1,2)	1:A:514:THR:CA	2:B:162:LYS:NZ	1	1.57
(1,2)	1:A:514:THR:CA	2:B:162:LYS:O	1	1.57
(1,2)	1:A:514:THR:CA	2:B:167:SER:C	1	1.57
(1,2)	1:A:514:THR:CA	2:B:167:SER:CA	1	1.57
(1,2)	1:A:514:THR:CA	2:B:167:SER:CB	1	1.57
(1,2)	1:A:514:THR:CA	2:B:167:SER:H	1	1.57
(1,2)	1:A:514:THR:CA	2:B:167:SER:HA	1	1.57
(1,2)	1:A:514:THR:CA	2:B:167:SER:HB2	1	1.57

*Continued on next page...*

*Continued from previous page...*

Key	Atom-1	Atom-2	Model ID	Violation (Å)
(1,2)	1:A:514:THR:CA	2:B:167:SER:HB3	1	1.57
(1,2)	1:A:514:THR:CA	2:B:167:SER:HG	1	1.57
(1,2)	1:A:514:THR:CA	2:B:167:SER:N	1	1.57
(1,2)	1:A:514:THR:CA	2:B:167:SER:O	1	1.57
(1,2)	1:A:514:THR:CA	2:B:167:SER:OG	1	1.57
(1,2)	1:A:514:THR:CA	2:B:168:LEU:C	1	1.57
(1,2)	1:A:514:THR:CA	2:B:168:LEU:CA	1	1.57
(1,2)	1:A:514:THR:CA	2:B:168:LEU:CB	1	1.57
(1,2)	1:A:514:THR:CA	2:B:168:LEU:CD1	1	1.57
(1,2)	1:A:514:THR:CA	2:B:168:LEU:CD2	1	1.57
(1,2)	1:A:514:THR:CA	2:B:168:LEU:CG	1	1.57
(1,2)	1:A:514:THR:CA	2:B:168:LEU:H	1	1.57
(1,2)	1:A:514:THR:CA	2:B:168:LEU:HA	1	1.57
(1,2)	1:A:514:THR:CA	2:B:168:LEU:HB2	1	1.57
(1,2)	1:A:514:THR:CA	2:B:168:LEU:HB3	1	1.57
(1,2)	1:A:514:THR:CA	2:B:168:LEU:HD11	1	1.57
(1,2)	1:A:514:THR:CA	2:B:168:LEU:HD12	1	1.57
(1,2)	1:A:514:THR:CA	2:B:168:LEU:HD13	1	1.57
(1,2)	1:A:514:THR:CA	2:B:168:LEU:HD21	1	1.57
(1,2)	1:A:514:THR:CA	2:B:168:LEU:HD22	1	1.57
(1,2)	1:A:514:THR:CA	2:B:168:LEU:HD23	1	1.57
(1,2)	1:A:514:THR:CA	2:B:168:LEU:HG	1	1.57
(1,2)	1:A:514:THR:CA	2:B:168:LEU:N	1	1.57
(1,2)	1:A:514:THR:CA	2:B:168:LEU:O	1	1.57
(1,2)	1:A:514:THR:CA	2:B:170:MET:C	1	1.57
(1,2)	1:A:514:THR:CA	2:B:170:MET:CA	1	1.57
(1,2)	1:A:514:THR:CA	2:B:170:MET:CB	1	1.57
(1,2)	1:A:514:THR:CA	2:B:170:MET:CE	1	1.57
(1,2)	1:A:514:THR:CA	2:B:170:MET:CG	1	1.57
(1,2)	1:A:514:THR:CA	2:B:170:MET:H	1	1.57
(1,2)	1:A:514:THR:CA	2:B:170:MET:HA	1	1.57
(1,2)	1:A:514:THR:CA	2:B:170:MET:HB2	1	1.57
(1,2)	1:A:514:THR:CA	2:B:170:MET:HB3	1	1.57
(1,2)	1:A:514:THR:CA	2:B:170:MET:HE1	1	1.57
(1,2)	1:A:514:THR:CA	2:B:170:MET:HE2	1	1.57
(1,2)	1:A:514:THR:CA	2:B:170:MET:HE3	1	1.57
(1,2)	1:A:514:THR:CA	2:B:170:MET:HG2	1	1.57
(1,2)	1:A:514:THR:CA	2:B:170:MET:HG3	1	1.57
(1,2)	1:A:514:THR:CA	2:B:170:MET:N	1	1.57
(1,2)	1:A:514:THR:CA	2:B:170:MET:O	1	1.57
(1,2)	1:A:514:THR:CA	2:B:170:MET:SD	1	1.57
(1,2)	1:A:514:THR:CA	2:B:172:LYS:C	1	1.57

*Continued on next page...*



*Continued from previous page...*

Key	Atom-1	Atom-2	Model ID	Violation (Å)
(1,2)	1:A:514:THR:CA	2:B:172:LYS:CA	1	1.57
(1,2)	1:A:514:THR:CA	2:B:172:LYS:CB	1	1.57
(1,2)	1:A:514:THR:CA	2:B:172:LYS:CD	1	1.57
(1,2)	1:A:514:THR:CA	2:B:172:LYS:CE	1	1.57
(1,2)	1:A:514:THR:CA	2:B:172:LYS:CG	1	1.57
(1,2)	1:A:514:THR:CA	2:B:172:LYS:H	1	1.57
(1,2)	1:A:514:THR:CA	2:B:172:LYS:HA	1	1.57
(1,2)	1:A:514:THR:CA	2:B:172:LYS:HB2	1	1.57
(1,2)	1:A:514:THR:CA	2:B:172:LYS:HB3	1	1.57
(1,2)	1:A:514:THR:CA	2:B:172:LYS:HD2	1	1.57
(1,2)	1:A:514:THR:CA	2:B:172:LYS:HD3	1	1.57
(1,2)	1:A:514:THR:CA	2:B:172:LYS:HE2	1	1.57
(1,2)	1:A:514:THR:CA	2:B:172:LYS:HE3	1	1.57
(1,2)	1:A:514:THR:CA	2:B:172:LYS:HG2	1	1.57
(1,2)	1:A:514:THR:CA	2:B:172:LYS:HG3	1	1.57
(1,2)	1:A:514:THR:CA	2:B:172:LYS:HZ1	1	1.57
(1,2)	1:A:514:THR:CA	2:B:172:LYS:HZ2	1	1.57
(1,2)	1:A:514:THR:CA	2:B:172:LYS:HZ3	1	1.57
(1,2)	1:A:514:THR:CA	2:B:172:LYS:N	1	1.57
(1,2)	1:A:514:THR:CA	2:B:172:LYS:NZ	1	1.57
(1,2)	1:A:514:THR:CA	2:B:172:LYS:O	1	1.57
(1,2)	1:A:514:THR:CA	2:B:182:VAL:C	1	1.57
(1,2)	1:A:514:THR:CA	2:B:182:VAL:CA	1	1.57
(1,2)	1:A:514:THR:CA	2:B:182:VAL:CB	1	1.57
(1,2)	1:A:514:THR:CA	2:B:182:VAL:CG1	1	1.57
(1,2)	1:A:514:THR:CA	2:B:182:VAL:CG2	1	1.57
(1,2)	1:A:514:THR:CA	2:B:182:VAL:H	1	1.57
(1,2)	1:A:514:THR:CA	2:B:182:VAL:HA	1	1.57
(1,2)	1:A:514:THR:CA	2:B:182:VAL:HB	1	1.57
(1,2)	1:A:514:THR:CA	2:B:182:VAL:HG11	1	1.57
(1,2)	1:A:514:THR:CA	2:B:182:VAL:HG12	1	1.57
(1,2)	1:A:514:THR:CA	2:B:182:VAL:HG13	1	1.57
(1,2)	1:A:514:THR:CA	2:B:182:VAL:HG21	1	1.57
(1,2)	1:A:514:THR:CA	2:B:182:VAL:HG22	1	1.57
(1,2)	1:A:514:THR:CA	2:B:182:VAL:HG23	1	1.57
(1,2)	1:A:514:THR:CA	2:B:182:VAL:N	1	1.57
(1,2)	1:A:514:THR:CA	2:B:182:VAL:O	1	1.57
(1,2)	1:A:514:THR:CA	2:B:183:LYS:C	1	1.57
(1,2)	1:A:514:THR:CA	2:B:183:LYS:CA	1	1.57
(1,2)	1:A:514:THR:CA	2:B:183:LYS:CB	1	1.57
(1,2)	1:A:514:THR:CA	2:B:183:LYS:CD	1	1.57
(1,2)	1:A:514:THR:CA	2:B:183:LYS:CE	1	1.57

*Continued on next page...*

*Continued from previous page...*

Key	Atom-1	Atom-2	Model ID	Violation (Å)
(1,2)	1:A:514:THR:CA	2:B:183:LYS:CG	1	1.57
(1,2)	1:A:514:THR:CA	2:B:183:LYS:H	1	1.57
(1,2)	1:A:514:THR:CA	2:B:183:LYS:HA	1	1.57
(1,2)	1:A:514:THR:CA	2:B:183:LYS:HB2	1	1.57
(1,2)	1:A:514:THR:CA	2:B:183:LYS:HB3	1	1.57
(1,2)	1:A:514:THR:CA	2:B:183:LYS:HD2	1	1.57
(1,2)	1:A:514:THR:CA	2:B:183:LYS:HD3	1	1.57
(1,2)	1:A:514:THR:CA	2:B:183:LYS:HE2	1	1.57
(1,2)	1:A:514:THR:CA	2:B:183:LYS:HE3	1	1.57
(1,2)	1:A:514:THR:CA	2:B:183:LYS:HG2	1	1.57
(1,2)	1:A:514:THR:CA	2:B:183:LYS:HG3	1	1.57
(1,2)	1:A:514:THR:CA	2:B:183:LYS:HZ1	1	1.57
(1,2)	1:A:514:THR:CA	2:B:183:LYS:HZ2	1	1.57
(1,2)	1:A:514:THR:CA	2:B:183:LYS:HZ3	1	1.57
(1,2)	1:A:514:THR:CA	2:B:183:LYS:N	1	1.57
(1,2)	1:A:514:THR:CA	2:B:183:LYS:NZ	1	1.57
(1,2)	1:A:514:THR:CA	2:B:183:LYS:O	1	1.57
(1,2)	1:A:514:THR:CA	2:B:185:GLY:C	1	1.57
(1,2)	1:A:514:THR:CA	2:B:185:GLY:CA	1	1.57
(1,2)	1:A:514:THR:CA	2:B:185:GLY:H	1	1.57
(1,2)	1:A:514:THR:CA	2:B:185:GLY:HA2	1	1.57
(1,2)	1:A:514:THR:CA	2:B:185:GLY:HA3	1	1.57
(1,2)	1:A:514:THR:CA	2:B:185:GLY:N	1	1.57
(1,2)	1:A:514:THR:CA	2:B:185:GLY:O	1	1.57
(1,2)	1:A:514:THR:CA	2:B:187:TYR:C	1	1.57
(1,2)	1:A:514:THR:CA	2:B:187:TYR:CA	1	1.57
(1,2)	1:A:514:THR:CA	2:B:187:TYR:CB	1	1.57
(1,2)	1:A:514:THR:CA	2:B:187:TYR:CD1	1	1.57
(1,2)	1:A:514:THR:CA	2:B:187:TYR:CD2	1	1.57
(1,2)	1:A:514:THR:CA	2:B:187:TYR:CE1	1	1.57
(1,2)	1:A:514:THR:CA	2:B:187:TYR:CE2	1	1.57
(1,2)	1:A:514:THR:CA	2:B:187:TYR:CG	1	1.57
(1,2)	1:A:514:THR:CA	2:B:187:TYR:CZ	1	1.57
(1,2)	1:A:514:THR:CA	2:B:187:TYR:H	1	1.57
(1,2)	1:A:514:THR:CA	2:B:187:TYR:HA	1	1.57
(1,2)	1:A:514:THR:CA	2:B:187:TYR:HB2	1	1.57
(1,2)	1:A:514:THR:CA	2:B:187:TYR:HB3	1	1.57
(1,2)	1:A:514:THR:CA	2:B:187:TYR:HD1	1	1.57
(1,2)	1:A:514:THR:CA	2:B:187:TYR:HD2	1	1.57
(1,2)	1:A:514:THR:CA	2:B:187:TYR:HE1	1	1.57
(1,2)	1:A:514:THR:CA	2:B:187:TYR:HE2	1	1.57
(1,2)	1:A:514:THR:CA	2:B:187:TYR:HH	1	1.57

*Continued on next page...*

*Continued from previous page...*

Key	Atom-1	Atom-2	Model ID	Violation (Å)
(1,2)	1:A:514:THR:CA	2:B:187:TYR:N	1	1.57
(1,2)	1:A:514:THR:CA	2:B:187:TYR:O	1	1.57
(1,2)	1:A:514:THR:CA	2:B:187:TYR:OH	1	1.57
(1,2)	1:A:514:THR:CA	2:B:200:THR:C	1	1.57
(1,2)	1:A:514:THR:CA	2:B:200:THR:CA	1	1.57
(1,2)	1:A:514:THR:CA	2:B:200:THR:CB	1	1.57
(1,2)	1:A:514:THR:CA	2:B:200:THR:CG2	1	1.57
(1,2)	1:A:514:THR:CA	2:B:200:THR:H	1	1.57
(1,2)	1:A:514:THR:CA	2:B:200:THR:HA	1	1.57
(1,2)	1:A:514:THR:CA	2:B:200:THR:HB	1	1.57
(1,2)	1:A:514:THR:CA	2:B:200:THR:HG1	1	1.57
(1,2)	1:A:514:THR:CA	2:B:200:THR:HG21	1	1.57
(1,2)	1:A:514:THR:CA	2:B:200:THR:HG22	1	1.57
(1,2)	1:A:514:THR:CA	2:B:200:THR:HG23	1	1.57
(1,2)	1:A:514:THR:CA	2:B:200:THR:N	1	1.57
(1,2)	1:A:514:THR:CA	2:B:200:THR:O	1	1.57
(1,2)	1:A:514:THR:CA	2:B:200:THR:OG1	1	1.57
(1,2)	1:A:514:THR:CA	2:B:211:LYS:C	1	1.57
(1,2)	1:A:514:THR:CA	2:B:211:LYS:CA	1	1.57
(1,2)	1:A:514:THR:CA	2:B:211:LYS:CB	1	1.57
(1,2)	1:A:514:THR:CA	2:B:211:LYS:CD	1	1.57
(1,2)	1:A:514:THR:CA	2:B:211:LYS:CE	1	1.57
(1,2)	1:A:514:THR:CA	2:B:211:LYS:CG	1	1.57
(1,2)	1:A:514:THR:CA	2:B:211:LYS:H	1	1.57
(1,2)	1:A:514:THR:CA	2:B:211:LYS:HA	1	1.57
(1,2)	1:A:514:THR:CA	2:B:211:LYS:HB2	1	1.57
(1,2)	1:A:514:THR:CA	2:B:211:LYS:HB3	1	1.57
(1,2)	1:A:514:THR:CA	2:B:211:LYS:HD2	1	1.57
(1,2)	1:A:514:THR:CA	2:B:211:LYS:HD3	1	1.57
(1,2)	1:A:514:THR:CA	2:B:211:LYS:HE2	1	1.57
(1,2)	1:A:514:THR:CA	2:B:211:LYS:HE3	1	1.57
(1,2)	1:A:514:THR:CA	2:B:211:LYS:HG2	1	1.57
(1,2)	1:A:514:THR:CA	2:B:211:LYS:HG3	1	1.57
(1,2)	1:A:514:THR:CA	2:B:211:LYS:HZ1	1	1.57
(1,2)	1:A:514:THR:CA	2:B:211:LYS:HZ2	1	1.57
(1,2)	1:A:514:THR:CA	2:B:211:LYS:HZ3	1	1.57
(1,2)	1:A:514:THR:CA	2:B:211:LYS:N	1	1.57
(1,2)	1:A:514:THR:CA	2:B:211:LYS:NZ	1	1.57
(1,2)	1:A:514:THR:CA	2:B:211:LYS:O	1	1.57
(1,2)	1:A:514:THR:CB	2:B:149:SER:C	1	1.57
(1,2)	1:A:514:THR:CB	2:B:149:SER:CA	1	1.57
(1,2)	1:A:514:THR:CB	2:B:149:SER:CB	1	1.57

*Continued on next page...*

*Continued from previous page...*

Key	Atom-1	Atom-2	Model ID	Violation (Å)
(1,2)	1:A:514:THR:CB	2:B:149:SER:H	1	1.57
(1,2)	1:A:514:THR:CB	2:B:149:SER:HA	1	1.57
(1,2)	1:A:514:THR:CB	2:B:149:SER:HB2	1	1.57
(1,2)	1:A:514:THR:CB	2:B:149:SER:HB3	1	1.57
(1,2)	1:A:514:THR:CB	2:B:149:SER:HG	1	1.57
(1,2)	1:A:514:THR:CB	2:B:149:SER:N	1	1.57
(1,2)	1:A:514:THR:CB	2:B:149:SER:O	1	1.57
(1,2)	1:A:514:THR:CB	2:B:149:SER:OG	1	1.57
(1,2)	1:A:514:THR:CB	2:B:152:VAL:C	1	1.57
(1,2)	1:A:514:THR:CB	2:B:152:VAL:CA	1	1.57
(1,2)	1:A:514:THR:CB	2:B:152:VAL:CB	1	1.57
(1,2)	1:A:514:THR:CB	2:B:152:VAL:CG1	1	1.57
(1,2)	1:A:514:THR:CB	2:B:152:VAL:CG2	1	1.57
(1,2)	1:A:514:THR:CB	2:B:152:VAL:H	1	1.57
(1,2)	1:A:514:THR:CB	2:B:152:VAL:HA	1	1.57
(1,2)	1:A:514:THR:CB	2:B:152:VAL:HB	1	1.57
(1,2)	1:A:514:THR:CB	2:B:152:VAL:HG11	1	1.57
(1,2)	1:A:514:THR:CB	2:B:152:VAL:HG12	1	1.57
(1,2)	1:A:514:THR:CB	2:B:152:VAL:HG13	1	1.57
(1,2)	1:A:514:THR:CB	2:B:152:VAL:HG21	1	1.57
(1,2)	1:A:514:THR:CB	2:B:152:VAL:HG22	1	1.57
(1,2)	1:A:514:THR:CB	2:B:152:VAL:HG23	1	1.57
(1,2)	1:A:514:THR:CB	2:B:152:VAL:N	1	1.57
(1,2)	1:A:514:THR:CB	2:B:152:VAL:O	1	1.57
(1,2)	1:A:514:THR:CB	2:B:153:VAL:C	1	1.57
(1,2)	1:A:514:THR:CB	2:B:153:VAL:CA	1	1.57
(1,2)	1:A:514:THR:CB	2:B:153:VAL:CB	1	1.57
(1,2)	1:A:514:THR:CB	2:B:153:VAL:CG1	1	1.57
(1,2)	1:A:514:THR:CB	2:B:153:VAL:CG2	1	1.57
(1,2)	1:A:514:THR:CB	2:B:153:VAL:H	1	1.57
(1,2)	1:A:514:THR:CB	2:B:153:VAL:HA	1	1.57
(1,2)	1:A:514:THR:CB	2:B:153:VAL:HB	1	1.57
(1,2)	1:A:514:THR:CB	2:B:153:VAL:HG11	1	1.57
(1,2)	1:A:514:THR:CB	2:B:153:VAL:HG12	1	1.57
(1,2)	1:A:514:THR:CB	2:B:153:VAL:HG13	1	1.57
(1,2)	1:A:514:THR:CB	2:B:153:VAL:HG21	1	1.57
(1,2)	1:A:514:THR:CB	2:B:153:VAL:HG22	1	1.57
(1,2)	1:A:514:THR:CB	2:B:153:VAL:HG23	1	1.57
(1,2)	1:A:514:THR:CB	2:B:153:VAL:N	1	1.57
(1,2)	1:A:514:THR:CB	2:B:153:VAL:O	1	1.57
(1,2)	1:A:514:THR:CB	2:B:155:GLY:C	1	1.57
(1,2)	1:A:514:THR:CB	2:B:155:GLY:CA	1	1.57

*Continued on next page...*

*Continued from previous page...*

Key	Atom-1	Atom-2	Model ID	Violation (Å)
(1,2)	1:A:514:THR:CB	2:B:155:GLY:H	1	1.57
(1,2)	1:A:514:THR:CB	2:B:155:GLY:HA2	1	1.57
(1,2)	1:A:514:THR:CB	2:B:155:GLY:HA3	1	1.57
(1,2)	1:A:514:THR:CB	2:B:155:GLY:N	1	1.57
(1,2)	1:A:514:THR:CB	2:B:155:GLY:O	1	1.57
(1,2)	1:A:514:THR:CB	2:B:156:PHE:C	1	1.57
(1,2)	1:A:514:THR:CB	2:B:156:PHE:CA	1	1.57
(1,2)	1:A:514:THR:CB	2:B:156:PHE:CB	1	1.57
(1,2)	1:A:514:THR:CB	2:B:156:PHE:CD1	1	1.57
(1,2)	1:A:514:THR:CB	2:B:156:PHE:CD2	1	1.57
(1,2)	1:A:514:THR:CB	2:B:156:PHE:CE1	1	1.57
(1,2)	1:A:514:THR:CB	2:B:156:PHE:CE2	1	1.57
(1,2)	1:A:514:THR:CB	2:B:156:PHE:CG	1	1.57
(1,2)	1:A:514:THR:CB	2:B:156:PHE:CZ	1	1.57
(1,2)	1:A:514:THR:CB	2:B:156:PHE:H	1	1.57
(1,2)	1:A:514:THR:CB	2:B:156:PHE:HA	1	1.57
(1,2)	1:A:514:THR:CB	2:B:156:PHE:HB2	1	1.57
(1,2)	1:A:514:THR:CB	2:B:156:PHE:HB3	1	1.57
(1,2)	1:A:514:THR:CB	2:B:156:PHE:HD1	1	1.57
(1,2)	1:A:514:THR:CB	2:B:156:PHE:HD2	1	1.57
(1,2)	1:A:514:THR:CB	2:B:156:PHE:HE1	1	1.57
(1,2)	1:A:514:THR:CB	2:B:156:PHE:HE2	1	1.57
(1,2)	1:A:514:THR:CB	2:B:156:PHE:HZ	1	1.57
(1,2)	1:A:514:THR:CB	2:B:156:PHE:N	1	1.57
(1,2)	1:A:514:THR:CB	2:B:156:PHE:O	1	1.57
(1,2)	1:A:514:THR:CB	2:B:157:CYS:C	1	1.57
(1,2)	1:A:514:THR:CB	2:B:157:CYS:CA	1	1.57
(1,2)	1:A:514:THR:CB	2:B:157:CYS:CB	1	1.57
(1,2)	1:A:514:THR:CB	2:B:157:CYS:H	1	1.57
(1,2)	1:A:514:THR:CB	2:B:157:CYS:HA	1	1.57
(1,2)	1:A:514:THR:CB	2:B:157:CYS:HB2	1	1.57
(1,2)	1:A:514:THR:CB	2:B:157:CYS:HB3	1	1.57
(1,2)	1:A:514:THR:CB	2:B:157:CYS:N	1	1.57
(1,2)	1:A:514:THR:CB	2:B:157:CYS:O	1	1.57
(1,2)	1:A:514:THR:CB	2:B:157:CYS:SG	1	1.57
(1,2)	1:A:514:THR:CB	2:B:158:THR:C	1	1.57
(1,2)	1:A:514:THR:CB	2:B:158:THR:CA	1	1.57
(1,2)	1:A:514:THR:CB	2:B:158:THR:CB	1	1.57
(1,2)	1:A:514:THR:CB	2:B:158:THR:CG2	1	1.57
(1,2)	1:A:514:THR:CB	2:B:158:THR:H	1	1.57
(1,2)	1:A:514:THR:CB	2:B:158:THR:HA	1	1.57
(1,2)	1:A:514:THR:CB	2:B:158:THR:HB	1	1.57

*Continued on next page...*

*Continued from previous page...*

Key	Atom-1	Atom-2	Model ID	Violation (Å)
(1,2)	1:A:514:THR:CB	2:B:158:THR:HG1	1	1.57
(1,2)	1:A:514:THR:CB	2:B:158:THR:HG21	1	1.57
(1,2)	1:A:514:THR:CB	2:B:158:THR:HG22	1	1.57
(1,2)	1:A:514:THR:CB	2:B:158:THR:HG23	1	1.57
(1,2)	1:A:514:THR:CB	2:B:158:THR:N	1	1.57
(1,2)	1:A:514:THR:CB	2:B:158:THR:O	1	1.57
(1,2)	1:A:514:THR:CB	2:B:158:THR:OG1	1	1.57
(1,2)	1:A:514:THR:CB	2:B:159:ILE:C	1	1.57
(1,2)	1:A:514:THR:CB	2:B:159:ILE:CA	1	1.57
(1,2)	1:A:514:THR:CB	2:B:159:ILE:CB	1	1.57
(1,2)	1:A:514:THR:CB	2:B:159:ILE:CD1	1	1.57
(1,2)	1:A:514:THR:CB	2:B:159:ILE:CG1	1	1.57
(1,2)	1:A:514:THR:CB	2:B:159:ILE:CG2	1	1.57
(1,2)	1:A:514:THR:CB	2:B:159:ILE:H	1	1.57
(1,2)	1:A:514:THR:CB	2:B:159:ILE:HA	1	1.57
(1,2)	1:A:514:THR:CB	2:B:159:ILE:HB	1	1.57
(1,2)	1:A:514:THR:CB	2:B:159:ILE:HD11	1	1.57
(1,2)	1:A:514:THR:CB	2:B:159:ILE:HD12	1	1.57
(1,2)	1:A:514:THR:CB	2:B:159:ILE:HD13	1	1.57
(1,2)	1:A:514:THR:CB	2:B:159:ILE:HG12	1	1.57
(1,2)	1:A:514:THR:CB	2:B:159:ILE:HG13	1	1.57
(1,2)	1:A:514:THR:CB	2:B:159:ILE:HG21	1	1.57
(1,2)	1:A:514:THR:CB	2:B:159:ILE:HG22	1	1.57
(1,2)	1:A:514:THR:CB	2:B:159:ILE:HG23	1	1.57
(1,2)	1:A:514:THR:CB	2:B:159:ILE:N	1	1.57
(1,2)	1:A:514:THR:CB	2:B:159:ILE:O	1	1.57
(1,2)	1:A:514:THR:CB	2:B:161:ASN:C	1	1.57
(1,2)	1:A:514:THR:CB	2:B:161:ASN:CA	1	1.57
(1,2)	1:A:514:THR:CB	2:B:161:ASN:CB	1	1.57
(1,2)	1:A:514:THR:CB	2:B:161:ASN:CG	1	1.57
(1,2)	1:A:514:THR:CB	2:B:161:ASN:H	1	1.57
(1,2)	1:A:514:THR:CB	2:B:161:ASN:HA	1	1.57
(1,2)	1:A:514:THR:CB	2:B:161:ASN:HB2	1	1.57
(1,2)	1:A:514:THR:CB	2:B:161:ASN:HB3	1	1.57
(1,2)	1:A:514:THR:CB	2:B:161:ASN:HD21	1	1.57
(1,2)	1:A:514:THR:CB	2:B:161:ASN:HD22	1	1.57
(1,2)	1:A:514:THR:CB	2:B:161:ASN:N	1	1.57
(1,2)	1:A:514:THR:CB	2:B:161:ASN:ND2	1	1.57
(1,2)	1:A:514:THR:CB	2:B:161:ASN:O	1	1.57
(1,2)	1:A:514:THR:CB	2:B:161:ASN:OD1	1	1.57
(1,2)	1:A:514:THR:CB	2:B:162:LYS:C	1	1.57
(1,2)	1:A:514:THR:CB	2:B:162:LYS:CA	1	1.57

*Continued on next page...*

*Continued from previous page...*

Key	Atom-1	Atom-2	Model ID	Violation (Å)
(1,2)	1:A:514:THR:CB	2:B:162:LYS:CB	1	1.57
(1,2)	1:A:514:THR:CB	2:B:162:LYS:CD	1	1.57
(1,2)	1:A:514:THR:CB	2:B:162:LYS:CE	1	1.57
(1,2)	1:A:514:THR:CB	2:B:162:LYS:CG	1	1.57
(1,2)	1:A:514:THR:CB	2:B:162:LYS:H	1	1.57
(1,2)	1:A:514:THR:CB	2:B:162:LYS:HA	1	1.57
(1,2)	1:A:514:THR:CB	2:B:162:LYS:HB2	1	1.57
(1,2)	1:A:514:THR:CB	2:B:162:LYS:HB3	1	1.57
(1,2)	1:A:514:THR:CB	2:B:162:LYS:HD2	1	1.57
(1,2)	1:A:514:THR:CB	2:B:162:LYS:HD3	1	1.57
(1,2)	1:A:514:THR:CB	2:B:162:LYS:HE2	1	1.57
(1,2)	1:A:514:THR:CB	2:B:162:LYS:HE3	1	1.57
(1,2)	1:A:514:THR:CB	2:B:162:LYS:HG2	1	1.57
(1,2)	1:A:514:THR:CB	2:B:162:LYS:HG3	1	1.57
(1,2)	1:A:514:THR:CB	2:B:162:LYS:HZ1	1	1.57
(1,2)	1:A:514:THR:CB	2:B:162:LYS:HZ2	1	1.57
(1,2)	1:A:514:THR:CB	2:B:162:LYS:HZ3	1	1.57
(1,2)	1:A:514:THR:CB	2:B:162:LYS:N	1	1.57
(1,2)	1:A:514:THR:CB	2:B:162:LYS:NZ	1	1.57
(1,2)	1:A:514:THR:CB	2:B:162:LYS:O	1	1.57
(1,2)	1:A:514:THR:CB	2:B:167:SER:C	1	1.57
(1,2)	1:A:514:THR:CB	2:B:167:SER:CA	1	1.57
(1,2)	1:A:514:THR:CB	2:B:167:SER:CB	1	1.57
(1,2)	1:A:514:THR:CB	2:B:167:SER:H	1	1.57
(1,2)	1:A:514:THR:CB	2:B:167:SER:HA	1	1.57
(1,2)	1:A:514:THR:CB	2:B:167:SER:HB2	1	1.57
(1,2)	1:A:514:THR:CB	2:B:167:SER:HB3	1	1.57
(1,2)	1:A:514:THR:CB	2:B:167:SER:HG	1	1.57
(1,2)	1:A:514:THR:CB	2:B:167:SER:N	1	1.57
(1,2)	1:A:514:THR:CB	2:B:167:SER:O	1	1.57
(1,2)	1:A:514:THR:CB	2:B:167:SER:OG	1	1.57
(1,2)	1:A:514:THR:CB	2:B:168:LEU:C	1	1.57
(1,2)	1:A:514:THR:CB	2:B:168:LEU:CA	1	1.57
(1,2)	1:A:514:THR:CB	2:B:168:LEU:CB	1	1.57
(1,2)	1:A:514:THR:CB	2:B:168:LEU:CD1	1	1.57
(1,2)	1:A:514:THR:CB	2:B:168:LEU:CD2	1	1.57
(1,2)	1:A:514:THR:CB	2:B:168:LEU:CG	1	1.57
(1,2)	1:A:514:THR:CB	2:B:168:LEU:H	1	1.57
(1,2)	1:A:514:THR:CB	2:B:168:LEU:HA	1	1.57
(1,2)	1:A:514:THR:CB	2:B:168:LEU:HB2	1	1.57
(1,2)	1:A:514:THR:CB	2:B:168:LEU:HB3	1	1.57
(1,2)	1:A:514:THR:CB	2:B:168:LEU:HD11	1	1.57

*Continued on next page...*

*Continued from previous page...*

Key	Atom-1	Atom-2	Model ID	Violation (Å)
(1,2)	1:A:514:THR:CB	2:B:168:LEU:HD12	1	1.57
(1,2)	1:A:514:THR:CB	2:B:168:LEU:HD13	1	1.57
(1,2)	1:A:514:THR:CB	2:B:168:LEU:HD21	1	1.57
(1,2)	1:A:514:THR:CB	2:B:168:LEU:HD22	1	1.57
(1,2)	1:A:514:THR:CB	2:B:168:LEU:HD23	1	1.57
(1,2)	1:A:514:THR:CB	2:B:168:LEU:HG	1	1.57
(1,2)	1:A:514:THR:CB	2:B:168:LEU:N	1	1.57
(1,2)	1:A:514:THR:CB	2:B:168:LEU:O	1	1.57
(1,2)	1:A:514:THR:CB	2:B:170:MET:C	1	1.57
(1,2)	1:A:514:THR:CB	2:B:170:MET:CA	1	1.57
(1,2)	1:A:514:THR:CB	2:B:170:MET:CB	1	1.57
(1,2)	1:A:514:THR:CB	2:B:170:MET:CE	1	1.57
(1,2)	1:A:514:THR:CB	2:B:170:MET:CG	1	1.57
(1,2)	1:A:514:THR:CB	2:B:170:MET:H	1	1.57
(1,2)	1:A:514:THR:CB	2:B:170:MET:HA	1	1.57
(1,2)	1:A:514:THR:CB	2:B:170:MET:HB2	1	1.57
(1,2)	1:A:514:THR:CB	2:B:170:MET:HB3	1	1.57
(1,2)	1:A:514:THR:CB	2:B:170:MET:HE1	1	1.57
(1,2)	1:A:514:THR:CB	2:B:170:MET:HE2	1	1.57
(1,2)	1:A:514:THR:CB	2:B:170:MET:HE3	1	1.57
(1,2)	1:A:514:THR:CB	2:B:170:MET:HG2	1	1.57
(1,2)	1:A:514:THR:CB	2:B:170:MET:HG3	1	1.57
(1,2)	1:A:514:THR:CB	2:B:170:MET:N	1	1.57
(1,2)	1:A:514:THR:CB	2:B:170:MET:O	1	1.57
(1,2)	1:A:514:THR:CB	2:B:170:MET:SD	1	1.57
(1,2)	1:A:514:THR:CB	2:B:172:LYS:C	1	1.57
(1,2)	1:A:514:THR:CB	2:B:172:LYS:CA	1	1.57
(1,2)	1:A:514:THR:CB	2:B:172:LYS:CB	1	1.57
(1,2)	1:A:514:THR:CB	2:B:172:LYS:CD	1	1.57
(1,2)	1:A:514:THR:CB	2:B:172:LYS:CE	1	1.57
(1,2)	1:A:514:THR:CB	2:B:172:LYS:CG	1	1.57
(1,2)	1:A:514:THR:CB	2:B:172:LYS:H	1	1.57
(1,2)	1:A:514:THR:CB	2:B:172:LYS:HA	1	1.57
(1,2)	1:A:514:THR:CB	2:B:172:LYS:HB2	1	1.57
(1,2)	1:A:514:THR:CB	2:B:172:LYS:HB3	1	1.57
(1,2)	1:A:514:THR:CB	2:B:172:LYS:HD2	1	1.57
(1,2)	1:A:514:THR:CB	2:B:172:LYS:HD3	1	1.57
(1,2)	1:A:514:THR:CB	2:B:172:LYS:HE2	1	1.57
(1,2)	1:A:514:THR:CB	2:B:172:LYS:HE3	1	1.57
(1,2)	1:A:514:THR:CB	2:B:172:LYS:HG2	1	1.57
(1,2)	1:A:514:THR:CB	2:B:172:LYS:HG3	1	1.57
(1,2)	1:A:514:THR:CB	2:B:172:LYS:HZ1	1	1.57

*Continued on next page...*



*Continued from previous page...*

Key	Atom-1	Atom-2	Model ID	Violation (Å)
(1,2)	1:A:514:THR:CB	2:B:172:LYS:HZ2	1	1.57
(1,2)	1:A:514:THR:CB	2:B:172:LYS:HZ3	1	1.57
(1,2)	1:A:514:THR:CB	2:B:172:LYS:N	1	1.57
(1,2)	1:A:514:THR:CB	2:B:172:LYS:NZ	1	1.57
(1,2)	1:A:514:THR:CB	2:B:172:LYS:O	1	1.57
(1,2)	1:A:514:THR:CB	2:B:182:VAL:C	1	1.57
(1,2)	1:A:514:THR:CB	2:B:182:VAL:CA	1	1.57
(1,2)	1:A:514:THR:CB	2:B:182:VAL:CB	1	1.57
(1,2)	1:A:514:THR:CB	2:B:182:VAL:CG1	1	1.57
(1,2)	1:A:514:THR:CB	2:B:182:VAL:CG2	1	1.57
(1,2)	1:A:514:THR:CB	2:B:182:VAL:H	1	1.57
(1,2)	1:A:514:THR:CB	2:B:182:VAL:HA	1	1.57
(1,2)	1:A:514:THR:CB	2:B:182:VAL:HB	1	1.57
(1,2)	1:A:514:THR:CB	2:B:182:VAL:HG11	1	1.57
(1,2)	1:A:514:THR:CB	2:B:182:VAL:HG12	1	1.57
(1,2)	1:A:514:THR:CB	2:B:182:VAL:HG13	1	1.57
(1,2)	1:A:514:THR:CB	2:B:182:VAL:HG21	1	1.57
(1,2)	1:A:514:THR:CB	2:B:182:VAL:HG22	1	1.57
(1,2)	1:A:514:THR:CB	2:B:182:VAL:HG23	1	1.57
(1,2)	1:A:514:THR:CB	2:B:182:VAL:N	1	1.57
(1,2)	1:A:514:THR:CB	2:B:182:VAL:O	1	1.57
(1,2)	1:A:514:THR:CB	2:B:183:LYS:C	1	1.57
(1,2)	1:A:514:THR:CB	2:B:183:LYS:CA	1	1.57
(1,2)	1:A:514:THR:CB	2:B:183:LYS:CB	1	1.57
(1,2)	1:A:514:THR:CB	2:B:183:LYS:CD	1	1.57
(1,2)	1:A:514:THR:CB	2:B:183:LYS:CE	1	1.57
(1,2)	1:A:514:THR:CB	2:B:183:LYS:CG	1	1.57
(1,2)	1:A:514:THR:CB	2:B:183:LYS:H	1	1.57
(1,2)	1:A:514:THR:CB	2:B:183:LYS:HA	1	1.57
(1,2)	1:A:514:THR:CB	2:B:183:LYS:HB2	1	1.57
(1,2)	1:A:514:THR:CB	2:B:183:LYS:HB3	1	1.57
(1,2)	1:A:514:THR:CB	2:B:183:LYS:HD2	1	1.57
(1,2)	1:A:514:THR:CB	2:B:183:LYS:HD3	1	1.57
(1,2)	1:A:514:THR:CB	2:B:183:LYS:HE2	1	1.57
(1,2)	1:A:514:THR:CB	2:B:183:LYS:HE3	1	1.57
(1,2)	1:A:514:THR:CB	2:B:183:LYS:HG2	1	1.57
(1,2)	1:A:514:THR:CB	2:B:183:LYS:HG3	1	1.57
(1,2)	1:A:514:THR:CB	2:B:183:LYS:HZ1	1	1.57
(1,2)	1:A:514:THR:CB	2:B:183:LYS:HZ2	1	1.57
(1,2)	1:A:514:THR:CB	2:B:183:LYS:HZ3	1	1.57
(1,2)	1:A:514:THR:CB	2:B:183:LYS:N	1	1.57
(1,2)	1:A:514:THR:CB	2:B:183:LYS:NZ	1	1.57

*Continued on next page...*

*Continued from previous page...*

Key	Atom-1	Atom-2	Model ID	Violation (Å)
(1,2)	1:A:514:THR:CB	2:B:183:LYS:O	1	1.57
(1,2)	1:A:514:THR:CB	2:B:185:GLY:C	1	1.57
(1,2)	1:A:514:THR:CB	2:B:185:GLY:CA	1	1.57
(1,2)	1:A:514:THR:CB	2:B:185:GLY:H	1	1.57
(1,2)	1:A:514:THR:CB	2:B:185:GLY:HA2	1	1.57
(1,2)	1:A:514:THR:CB	2:B:185:GLY:HA3	1	1.57
(1,2)	1:A:514:THR:CB	2:B:185:GLY:N	1	1.57
(1,2)	1:A:514:THR:CB	2:B:185:GLY:O	1	1.57
(1,2)	1:A:514:THR:CB	2:B:187:TYR:C	1	1.57
(1,2)	1:A:514:THR:CB	2:B:187:TYR:CA	1	1.57
(1,2)	1:A:514:THR:CB	2:B:187:TYR:CB	1	1.57
(1,2)	1:A:514:THR:CB	2:B:187:TYR:CD1	1	1.57
(1,2)	1:A:514:THR:CB	2:B:187:TYR:CD2	1	1.57
(1,2)	1:A:514:THR:CB	2:B:187:TYR:CE1	1	1.57
(1,2)	1:A:514:THR:CB	2:B:187:TYR:CE2	1	1.57
(1,2)	1:A:514:THR:CB	2:B:187:TYR:CG	1	1.57
(1,2)	1:A:514:THR:CB	2:B:187:TYR:CZ	1	1.57
(1,2)	1:A:514:THR:CB	2:B:187:TYR:H	1	1.57
(1,2)	1:A:514:THR:CB	2:B:187:TYR:HA	1	1.57
(1,2)	1:A:514:THR:CB	2:B:187:TYR:HB2	1	1.57
(1,2)	1:A:514:THR:CB	2:B:187:TYR:HB3	1	1.57
(1,2)	1:A:514:THR:CB	2:B:187:TYR:HD1	1	1.57
(1,2)	1:A:514:THR:CB	2:B:187:TYR:HD2	1	1.57
(1,2)	1:A:514:THR:CB	2:B:187:TYR:HE1	1	1.57
(1,2)	1:A:514:THR:CB	2:B:187:TYR:HE2	1	1.57
(1,2)	1:A:514:THR:CB	2:B:187:TYR:HH	1	1.57
(1,2)	1:A:514:THR:CB	2:B:187:TYR:N	1	1.57
(1,2)	1:A:514:THR:CB	2:B:187:TYR:O	1	1.57
(1,2)	1:A:514:THR:CB	2:B:187:TYR:OH	1	1.57
(1,2)	1:A:514:THR:CB	2:B:200:THR:C	1	1.57
(1,2)	1:A:514:THR:CB	2:B:200:THR:CA	1	1.57
(1,2)	1:A:514:THR:CB	2:B:200:THR:CB	1	1.57
(1,2)	1:A:514:THR:CB	2:B:200:THR:CG2	1	1.57
(1,2)	1:A:514:THR:CB	2:B:200:THR:H	1	1.57
(1,2)	1:A:514:THR:CB	2:B:200:THR:HA	1	1.57
(1,2)	1:A:514:THR:CB	2:B:200:THR:HB	1	1.57
(1,2)	1:A:514:THR:CB	2:B:200:THR:HG1	1	1.57
(1,2)	1:A:514:THR:CB	2:B:200:THR:HG21	1	1.57
(1,2)	1:A:514:THR:CB	2:B:200:THR:HG22	1	1.57
(1,2)	1:A:514:THR:CB	2:B:200:THR:HG23	1	1.57
(1,2)	1:A:514:THR:CB	2:B:200:THR:N	1	1.57
(1,2)	1:A:514:THR:CB	2:B:200:THR:O	1	1.57

*Continued on next page...*

*Continued from previous page...*

Key	Atom-1	Atom-2	Model ID	Violation (Å)
(1,2)	1:A:514:THR:CB	2:B:200:THR:OG1	1	1.57
(1,2)	1:A:514:THR:CB	2:B:211:LYS:C	1	1.57
(1,2)	1:A:514:THR:CB	2:B:211:LYS:CA	1	1.57
(1,2)	1:A:514:THR:CB	2:B:211:LYS:CB	1	1.57
(1,2)	1:A:514:THR:CB	2:B:211:LYS:CD	1	1.57
(1,2)	1:A:514:THR:CB	2:B:211:LYS:CE	1	1.57
(1,2)	1:A:514:THR:CB	2:B:211:LYS:CG	1	1.57
(1,2)	1:A:514:THR:CB	2:B:211:LYS:H	1	1.57
(1,2)	1:A:514:THR:CB	2:B:211:LYS:HA	1	1.57
(1,2)	1:A:514:THR:CB	2:B:211:LYS:HB2	1	1.57
(1,2)	1:A:514:THR:CB	2:B:211:LYS:HB3	1	1.57
(1,2)	1:A:514:THR:CB	2:B:211:LYS:HD2	1	1.57
(1,2)	1:A:514:THR:CB	2:B:211:LYS:HD3	1	1.57
(1,2)	1:A:514:THR:CB	2:B:211:LYS:HE2	1	1.57
(1,2)	1:A:514:THR:CB	2:B:211:LYS:HE3	1	1.57
(1,2)	1:A:514:THR:CB	2:B:211:LYS:HG2	1	1.57
(1,2)	1:A:514:THR:CB	2:B:211:LYS:HG3	1	1.57
(1,2)	1:A:514:THR:CB	2:B:211:LYS:HZ1	1	1.57
(1,2)	1:A:514:THR:CB	2:B:211:LYS:HZ2	1	1.57
(1,2)	1:A:514:THR:CB	2:B:211:LYS:HZ3	1	1.57
(1,2)	1:A:514:THR:CB	2:B:211:LYS:N	1	1.57
(1,2)	1:A:514:THR:CB	2:B:211:LYS:NZ	1	1.57
(1,2)	1:A:514:THR:CB	2:B:211:LYS:O	1	1.57
(1,2)	1:A:514:THR:CG2	2:B:149:SER:C	1	1.57
(1,2)	1:A:514:THR:CG2	2:B:149:SER:CA	1	1.57
(1,2)	1:A:514:THR:CG2	2:B:149:SER:CB	1	1.57
(1,2)	1:A:514:THR:CG2	2:B:149:SER:H	1	1.57
(1,2)	1:A:514:THR:CG2	2:B:149:SER:HA	1	1.57
(1,2)	1:A:514:THR:CG2	2:B:149:SER:HB2	1	1.57
(1,2)	1:A:514:THR:CG2	2:B:149:SER:HB3	1	1.57
(1,2)	1:A:514:THR:CG2	2:B:149:SER:HG	1	1.57
(1,2)	1:A:514:THR:CG2	2:B:149:SER:N	1	1.57
(1,2)	1:A:514:THR:CG2	2:B:149:SER:O	1	1.57
(1,2)	1:A:514:THR:CG2	2:B:149:SER:OG	1	1.57
(1,2)	1:A:514:THR:CG2	2:B:152:VAL:C	1	1.57
(1,2)	1:A:514:THR:CG2	2:B:152:VAL:CA	1	1.57
(1,2)	1:A:514:THR:CG2	2:B:152:VAL:CB	1	1.57
(1,2)	1:A:514:THR:CG2	2:B:152:VAL:CG1	1	1.57
(1,2)	1:A:514:THR:CG2	2:B:152:VAL:CG2	1	1.57
(1,2)	1:A:514:THR:CG2	2:B:152:VAL:H	1	1.57
(1,2)	1:A:514:THR:CG2	2:B:152:VAL:HA	1	1.57
(1,2)	1:A:514:THR:CG2	2:B:152:VAL:HB	1	1.57

*Continued on next page...*

*Continued from previous page...*

Key	Atom-1	Atom-2	Model ID	Violation (Å)
(1,2)	1:A:514:THR:CG2	2:B:152:VAL:HG11	1	1.57
(1,2)	1:A:514:THR:CG2	2:B:152:VAL:HG12	1	1.57
(1,2)	1:A:514:THR:CG2	2:B:152:VAL:HG13	1	1.57
(1,2)	1:A:514:THR:CG2	2:B:152:VAL:HG21	1	1.57
(1,2)	1:A:514:THR:CG2	2:B:152:VAL:HG22	1	1.57
(1,2)	1:A:514:THR:CG2	2:B:152:VAL:HG23	1	1.57
(1,2)	1:A:514:THR:CG2	2:B:152:VAL:N	1	1.57
(1,2)	1:A:514:THR:CG2	2:B:152:VAL:O	1	1.57
(1,2)	1:A:514:THR:CG2	2:B:153:VAL:C	1	1.57
(1,2)	1:A:514:THR:CG2	2:B:153:VAL:CA	1	1.57
(1,2)	1:A:514:THR:CG2	2:B:153:VAL:CB	1	1.57
(1,2)	1:A:514:THR:CG2	2:B:153:VAL:CG1	1	1.57
(1,2)	1:A:514:THR:CG2	2:B:153:VAL:CG2	1	1.57
(1,2)	1:A:514:THR:CG2	2:B:153:VAL:H	1	1.57
(1,2)	1:A:514:THR:CG2	2:B:153:VAL:HA	1	1.57
(1,2)	1:A:514:THR:CG2	2:B:153:VAL:HB	1	1.57
(1,2)	1:A:514:THR:CG2	2:B:153:VAL:HG11	1	1.57
(1,2)	1:A:514:THR:CG2	2:B:153:VAL:HG12	1	1.57
(1,2)	1:A:514:THR:CG2	2:B:153:VAL:HG13	1	1.57
(1,2)	1:A:514:THR:CG2	2:B:153:VAL:HG21	1	1.57
(1,2)	1:A:514:THR:CG2	2:B:153:VAL:HG22	1	1.57
(1,2)	1:A:514:THR:CG2	2:B:153:VAL:HG23	1	1.57
(1,2)	1:A:514:THR:CG2	2:B:153:VAL:N	1	1.57
(1,2)	1:A:514:THR:CG2	2:B:153:VAL:O	1	1.57
(1,2)	1:A:514:THR:CG2	2:B:155:GLY:C	1	1.57
(1,2)	1:A:514:THR:CG2	2:B:155:GLY:CA	1	1.57
(1,2)	1:A:514:THR:CG2	2:B:155:GLY:H	1	1.57
(1,2)	1:A:514:THR:CG2	2:B:155:GLY:HA2	1	1.57
(1,2)	1:A:514:THR:CG2	2:B:155:GLY:HA3	1	1.57
(1,2)	1:A:514:THR:CG2	2:B:155:GLY:N	1	1.57
(1,2)	1:A:514:THR:CG2	2:B:155:GLY:O	1	1.57
(1,2)	1:A:514:THR:CG2	2:B:156:PHE:C	1	1.57
(1,2)	1:A:514:THR:CG2	2:B:156:PHE:CA	1	1.57
(1,2)	1:A:514:THR:CG2	2:B:156:PHE:CB	1	1.57
(1,2)	1:A:514:THR:CG2	2:B:156:PHE:CD1	1	1.57
(1,2)	1:A:514:THR:CG2	2:B:156:PHE:CD2	1	1.57
(1,2)	1:A:514:THR:CG2	2:B:156:PHE:CE1	1	1.57
(1,2)	1:A:514:THR:CG2	2:B:156:PHE:CE2	1	1.57
(1,2)	1:A:514:THR:CG2	2:B:156:PHE:CG	1	1.57
(1,2)	1:A:514:THR:CG2	2:B:156:PHE:CZ	1	1.57
(1,2)	1:A:514:THR:CG2	2:B:156:PHE:H	1	1.57
(1,2)	1:A:514:THR:CG2	2:B:156:PHE:HA	1	1.57

*Continued on next page...*

*Continued from previous page...*

Key	Atom-1	Atom-2	Model ID	Violation (Å)
(1,2)	1:A:514:THR:CG2	2:B:156:PHE:HB2	1	1.57
(1,2)	1:A:514:THR:CG2	2:B:156:PHE:HB3	1	1.57
(1,2)	1:A:514:THR:CG2	2:B:156:PHE:HD1	1	1.57
(1,2)	1:A:514:THR:CG2	2:B:156:PHE:HD2	1	1.57
(1,2)	1:A:514:THR:CG2	2:B:156:PHE:HE1	1	1.57
(1,2)	1:A:514:THR:CG2	2:B:156:PHE:HE2	1	1.57
(1,2)	1:A:514:THR:CG2	2:B:156:PHE:HZ	1	1.57
(1,2)	1:A:514:THR:CG2	2:B:156:PHE:N	1	1.57
(1,2)	1:A:514:THR:CG2	2:B:156:PHE:O	1	1.57
(1,2)	1:A:514:THR:CG2	2:B:157:CYS:C	1	1.57
(1,2)	1:A:514:THR:CG2	2:B:157:CYS:CA	1	1.57
(1,2)	1:A:514:THR:CG2	2:B:157:CYS:CB	1	1.57
(1,2)	1:A:514:THR:CG2	2:B:157:CYS:H	1	1.57
(1,2)	1:A:514:THR:CG2	2:B:157:CYS:HA	1	1.57
(1,2)	1:A:514:THR:CG2	2:B:157:CYS:HB2	1	1.57
(1,2)	1:A:514:THR:CG2	2:B:157:CYS:HB3	1	1.57
(1,2)	1:A:514:THR:CG2	2:B:157:CYS:N	1	1.57
(1,2)	1:A:514:THR:CG2	2:B:157:CYS:O	1	1.57
(1,2)	1:A:514:THR:CG2	2:B:157:CYS:SG	1	1.57
(1,2)	1:A:514:THR:CG2	2:B:158:THR:C	1	1.57
(1,2)	1:A:514:THR:CG2	2:B:158:THR:CA	1	1.57
(1,2)	1:A:514:THR:CG2	2:B:158:THR:CB	1	1.57
(1,2)	1:A:514:THR:CG2	2:B:158:THR:CG2	1	1.57
(1,2)	1:A:514:THR:CG2	2:B:158:THR:H	1	1.57
(1,2)	1:A:514:THR:CG2	2:B:158:THR:HA	1	1.57
(1,2)	1:A:514:THR:CG2	2:B:158:THR:HB	1	1.57
(1,2)	1:A:514:THR:CG2	2:B:158:THR:HG1	1	1.57
(1,2)	1:A:514:THR:CG2	2:B:158:THR:HG21	1	1.57
(1,2)	1:A:514:THR:CG2	2:B:158:THR:HG22	1	1.57
(1,2)	1:A:514:THR:CG2	2:B:158:THR:HG23	1	1.57
(1,2)	1:A:514:THR:CG2	2:B:158:THR:N	1	1.57
(1,2)	1:A:514:THR:CG2	2:B:158:THR:O	1	1.57
(1,2)	1:A:514:THR:CG2	2:B:158:THR:OG1	1	1.57
(1,2)	1:A:514:THR:CG2	2:B:159:ILE:C	1	1.57
(1,2)	1:A:514:THR:CG2	2:B:159:ILE:CA	1	1.57
(1,2)	1:A:514:THR:CG2	2:B:159:ILE:CB	1	1.57
(1,2)	1:A:514:THR:CG2	2:B:159:ILE:CD1	1	1.57
(1,2)	1:A:514:THR:CG2	2:B:159:ILE:CG1	1	1.57
(1,2)	1:A:514:THR:CG2	2:B:159:ILE:CG2	1	1.57
(1,2)	1:A:514:THR:CG2	2:B:159:ILE:H	1	1.57
(1,2)	1:A:514:THR:CG2	2:B:159:ILE:HA	1	1.57
(1,2)	1:A:514:THR:CG2	2:B:159:ILE:HB	1	1.57

*Continued on next page...*

*Continued from previous page...*

Key	Atom-1	Atom-2	Model ID	Violation (Å)
(1,2)	1:A:514:THR:CG2	2:B:159:ILE:HD11	1	1.57
(1,2)	1:A:514:THR:CG2	2:B:159:ILE:HD12	1	1.57
(1,2)	1:A:514:THR:CG2	2:B:159:ILE:HD13	1	1.57
(1,2)	1:A:514:THR:CG2	2:B:159:ILE:HG12	1	1.57
(1,2)	1:A:514:THR:CG2	2:B:159:ILE:HG13	1	1.57
(1,2)	1:A:514:THR:CG2	2:B:159:ILE:HG21	1	1.57
(1,2)	1:A:514:THR:CG2	2:B:159:ILE:HG22	1	1.57
(1,2)	1:A:514:THR:CG2	2:B:159:ILE:HG23	1	1.57
(1,2)	1:A:514:THR:CG2	2:B:159:ILE:N	1	1.57
(1,2)	1:A:514:THR:CG2	2:B:159:ILE:O	1	1.57
(1,2)	1:A:514:THR:CG2	2:B:161:ASN:C	1	1.57
(1,2)	1:A:514:THR:CG2	2:B:161:ASN:CA	1	1.57
(1,2)	1:A:514:THR:CG2	2:B:161:ASN:CB	1	1.57
(1,2)	1:A:514:THR:CG2	2:B:161:ASN:CG	1	1.57
(1,2)	1:A:514:THR:CG2	2:B:161:ASN:H	1	1.57
(1,2)	1:A:514:THR:CG2	2:B:161:ASN:HA	1	1.57
(1,2)	1:A:514:THR:CG2	2:B:161:ASN:HB2	1	1.57
(1,2)	1:A:514:THR:CG2	2:B:161:ASN:HB3	1	1.57
(1,2)	1:A:514:THR:CG2	2:B:161:ASN:HD21	1	1.57
(1,2)	1:A:514:THR:CG2	2:B:161:ASN:HD22	1	1.57
(1,2)	1:A:514:THR:CG2	2:B:161:ASN:N	1	1.57
(1,2)	1:A:514:THR:CG2	2:B:161:ASN:ND2	1	1.57
(1,2)	1:A:514:THR:CG2	2:B:161:ASN:O	1	1.57
(1,2)	1:A:514:THR:CG2	2:B:161:ASN:OD1	1	1.57
(1,2)	1:A:514:THR:CG2	2:B:162:LYS:C	1	1.57
(1,2)	1:A:514:THR:CG2	2:B:162:LYS:CA	1	1.57
(1,2)	1:A:514:THR:CG2	2:B:162:LYS:CB	1	1.57
(1,2)	1:A:514:THR:CG2	2:B:162:LYS:CD	1	1.57
(1,2)	1:A:514:THR:CG2	2:B:162:LYS:CE	1	1.57
(1,2)	1:A:514:THR:CG2	2:B:162:LYS:CG	1	1.57
(1,2)	1:A:514:THR:CG2	2:B:162:LYS:H	1	1.57
(1,2)	1:A:514:THR:CG2	2:B:162:LYS:HA	1	1.57
(1,2)	1:A:514:THR:CG2	2:B:162:LYS:HB2	1	1.57
(1,2)	1:A:514:THR:CG2	2:B:162:LYS:HB3	1	1.57
(1,2)	1:A:514:THR:CG2	2:B:162:LYS:HD2	1	1.57
(1,2)	1:A:514:THR:CG2	2:B:162:LYS:HD3	1	1.57
(1,2)	1:A:514:THR:CG2	2:B:162:LYS:HE2	1	1.57
(1,2)	1:A:514:THR:CG2	2:B:162:LYS:HE3	1	1.57
(1,2)	1:A:514:THR:CG2	2:B:162:LYS:HG2	1	1.57
(1,2)	1:A:514:THR:CG2	2:B:162:LYS:HG3	1	1.57
(1,2)	1:A:514:THR:CG2	2:B:162:LYS:HZ1	1	1.57
(1,2)	1:A:514:THR:CG2	2:B:162:LYS:HZ2	1	1.57

*Continued on next page...*

*Continued from previous page...*

Key	Atom-1	Atom-2	Model ID	Violation (Å)
(1,2)	1:A:514:THR:CG2	2:B:162:LYS:HZ3	1	1.57
(1,2)	1:A:514:THR:CG2	2:B:162:LYS:N	1	1.57
(1,2)	1:A:514:THR:CG2	2:B:162:LYS:NZ	1	1.57
(1,2)	1:A:514:THR:CG2	2:B:162:LYS:O	1	1.57
(1,2)	1:A:514:THR:CG2	2:B:167:SER:C	1	1.57
(1,2)	1:A:514:THR:CG2	2:B:167:SER:CA	1	1.57
(1,2)	1:A:514:THR:CG2	2:B:167:SER:CB	1	1.57
(1,2)	1:A:514:THR:CG2	2:B:167:SER:H	1	1.57
(1,2)	1:A:514:THR:CG2	2:B:167:SER:HA	1	1.57
(1,2)	1:A:514:THR:CG2	2:B:167:SER:HB2	1	1.57
(1,2)	1:A:514:THR:CG2	2:B:167:SER:HB3	1	1.57
(1,2)	1:A:514:THR:CG2	2:B:167:SER:HG	1	1.57
(1,2)	1:A:514:THR:CG2	2:B:167:SER:N	1	1.57
(1,2)	1:A:514:THR:CG2	2:B:167:SER:O	1	1.57
(1,2)	1:A:514:THR:CG2	2:B:167:SER:OG	1	1.57
(1,2)	1:A:514:THR:CG2	2:B:168:LEU:C	1	1.57
(1,2)	1:A:514:THR:CG2	2:B:168:LEU:CA	1	1.57
(1,2)	1:A:514:THR:CG2	2:B:168:LEU:CB	1	1.57
(1,2)	1:A:514:THR:CG2	2:B:168:LEU:CD1	1	1.57
(1,2)	1:A:514:THR:CG2	2:B:168:LEU:CD2	1	1.57
(1,2)	1:A:514:THR:CG2	2:B:168:LEU:CG	1	1.57
(1,2)	1:A:514:THR:CG2	2:B:168:LEU:H	1	1.57
(1,2)	1:A:514:THR:CG2	2:B:168:LEU:HA	1	1.57
(1,2)	1:A:514:THR:CG2	2:B:168:LEU:HB2	1	1.57
(1,2)	1:A:514:THR:CG2	2:B:168:LEU:HB3	1	1.57
(1,2)	1:A:514:THR:CG2	2:B:168:LEU:HD11	1	1.57
(1,2)	1:A:514:THR:CG2	2:B:168:LEU:HD12	1	1.57
(1,2)	1:A:514:THR:CG2	2:B:168:LEU:HD13	1	1.57
(1,2)	1:A:514:THR:CG2	2:B:168:LEU:HD21	1	1.57
(1,2)	1:A:514:THR:CG2	2:B:168:LEU:HD22	1	1.57
(1,2)	1:A:514:THR:CG2	2:B:168:LEU:HD23	1	1.57
(1,2)	1:A:514:THR:CG2	2:B:168:LEU:HG	1	1.57
(1,2)	1:A:514:THR:CG2	2:B:168:LEU:N	1	1.57
(1,2)	1:A:514:THR:CG2	2:B:168:LEU:O	1	1.57
(1,2)	1:A:514:THR:CG2	2:B:170:MET:C	1	1.57
(1,2)	1:A:514:THR:CG2	2:B:170:MET:CA	1	1.57
(1,2)	1:A:514:THR:CG2	2:B:170:MET:CB	1	1.57
(1,2)	1:A:514:THR:CG2	2:B:170:MET:CE	1	1.57
(1,2)	1:A:514:THR:CG2	2:B:170:MET:CG	1	1.57
(1,2)	1:A:514:THR:CG2	2:B:170:MET:H	1	1.57
(1,2)	1:A:514:THR:CG2	2:B:170:MET:HA	1	1.57
(1,2)	1:A:514:THR:CG2	2:B:170:MET:HB2	1	1.57

*Continued on next page...*

*Continued from previous page...*

Key	Atom-1	Atom-2	Model ID	Violation (Å)
(1,2)	1:A:514:THR:CG2	2:B:170:MET:HB3	1	1.57
(1,2)	1:A:514:THR:CG2	2:B:170:MET:HE1	1	1.57
(1,2)	1:A:514:THR:CG2	2:B:170:MET:HE2	1	1.57
(1,2)	1:A:514:THR:CG2	2:B:170:MET:HE3	1	1.57
(1,2)	1:A:514:THR:CG2	2:B:170:MET:HG2	1	1.57
(1,2)	1:A:514:THR:CG2	2:B:170:MET:HG3	1	1.57
(1,2)	1:A:514:THR:CG2	2:B:170:MET:N	1	1.57
(1,2)	1:A:514:THR:CG2	2:B:170:MET:O	1	1.57
(1,2)	1:A:514:THR:CG2	2:B:170:MET:SD	1	1.57
(1,2)	1:A:514:THR:CG2	2:B:172:LYS:C	1	1.57
(1,2)	1:A:514:THR:CG2	2:B:172:LYS:CA	1	1.57
(1,2)	1:A:514:THR:CG2	2:B:172:LYS:CB	1	1.57
(1,2)	1:A:514:THR:CG2	2:B:172:LYS:CD	1	1.57
(1,2)	1:A:514:THR:CG2	2:B:172:LYS:CE	1	1.57
(1,2)	1:A:514:THR:CG2	2:B:172:LYS:CG	1	1.57
(1,2)	1:A:514:THR:CG2	2:B:172:LYS:H	1	1.57
(1,2)	1:A:514:THR:CG2	2:B:172:LYS:HA	1	1.57
(1,2)	1:A:514:THR:CG2	2:B:172:LYS:HB2	1	1.57
(1,2)	1:A:514:THR:CG2	2:B:172:LYS:HB3	1	1.57
(1,2)	1:A:514:THR:CG2	2:B:172:LYS:HD2	1	1.57
(1,2)	1:A:514:THR:CG2	2:B:172:LYS:HD3	1	1.57
(1,2)	1:A:514:THR:CG2	2:B:172:LYS:HE2	1	1.57
(1,2)	1:A:514:THR:CG2	2:B:172:LYS:HE3	1	1.57
(1,2)	1:A:514:THR:CG2	2:B:172:LYS:HG2	1	1.57
(1,2)	1:A:514:THR:CG2	2:B:172:LYS:HG3	1	1.57
(1,2)	1:A:514:THR:CG2	2:B:172:LYS:HZ1	1	1.57
(1,2)	1:A:514:THR:CG2	2:B:172:LYS:HZ2	1	1.57
(1,2)	1:A:514:THR:CG2	2:B:172:LYS:HZ3	1	1.57
(1,2)	1:A:514:THR:CG2	2:B:172:LYS:N	1	1.57
(1,2)	1:A:514:THR:CG2	2:B:172:LYS:NZ	1	1.57
(1,2)	1:A:514:THR:CG2	2:B:172:LYS:O	1	1.57
(1,2)	1:A:514:THR:CG2	2:B:182:VAL:C	1	1.57
(1,2)	1:A:514:THR:CG2	2:B:182:VAL:CA	1	1.57
(1,2)	1:A:514:THR:CG2	2:B:182:VAL:CB	1	1.57
(1,2)	1:A:514:THR:CG2	2:B:182:VAL:CG1	1	1.57
(1,2)	1:A:514:THR:CG2	2:B:182:VAL:CG2	1	1.57
(1,2)	1:A:514:THR:CG2	2:B:182:VAL:H	1	1.57
(1,2)	1:A:514:THR:CG2	2:B:182:VAL:HA	1	1.57
(1,2)	1:A:514:THR:CG2	2:B:182:VAL:HB	1	1.57
(1,2)	1:A:514:THR:CG2	2:B:182:VAL:HG11	1	1.57
(1,2)	1:A:514:THR:CG2	2:B:182:VAL:HG12	1	1.57
(1,2)	1:A:514:THR:CG2	2:B:182:VAL:HG13	1	1.57

*Continued on next page...*



*Continued from previous page...*

Key	Atom-1	Atom-2	Model ID	Violation (Å)
(1,2)	1:A:514:THR:CG2	2:B:182:VAL:HG21	1	1.57
(1,2)	1:A:514:THR:CG2	2:B:182:VAL:HG22	1	1.57
(1,2)	1:A:514:THR:CG2	2:B:182:VAL:HG23	1	1.57
(1,2)	1:A:514:THR:CG2	2:B:182:VAL:N	1	1.57
(1,2)	1:A:514:THR:CG2	2:B:182:VAL:O	1	1.57
(1,2)	1:A:514:THR:CG2	2:B:183:LYS:C	1	1.57
(1,2)	1:A:514:THR:CG2	2:B:183:LYS:CA	1	1.57
(1,2)	1:A:514:THR:CG2	2:B:183:LYS:CB	1	1.57
(1,2)	1:A:514:THR:CG2	2:B:183:LYS:CD	1	1.57
(1,2)	1:A:514:THR:CG2	2:B:183:LYS:CE	1	1.57
(1,2)	1:A:514:THR:CG2	2:B:183:LYS:CG	1	1.57
(1,2)	1:A:514:THR:CG2	2:B:183:LYS:H	1	1.57
(1,2)	1:A:514:THR:CG2	2:B:183:LYS:HA	1	1.57
(1,2)	1:A:514:THR:CG2	2:B:183:LYS:HB2	1	1.57
(1,2)	1:A:514:THR:CG2	2:B:183:LYS:HB3	1	1.57
(1,2)	1:A:514:THR:CG2	2:B:183:LYS:HD2	1	1.57
(1,2)	1:A:514:THR:CG2	2:B:183:LYS:HD3	1	1.57
(1,2)	1:A:514:THR:CG2	2:B:183:LYS:HE2	1	1.57
(1,2)	1:A:514:THR:CG2	2:B:183:LYS:HE3	1	1.57
(1,2)	1:A:514:THR:CG2	2:B:183:LYS:HG2	1	1.57
(1,2)	1:A:514:THR:CG2	2:B:183:LYS:HG3	1	1.57
(1,2)	1:A:514:THR:CG2	2:B:183:LYS:HZ1	1	1.57
(1,2)	1:A:514:THR:CG2	2:B:183:LYS:HZ2	1	1.57
(1,2)	1:A:514:THR:CG2	2:B:183:LYS:HZ3	1	1.57
(1,2)	1:A:514:THR:CG2	2:B:183:LYS:N	1	1.57
(1,2)	1:A:514:THR:CG2	2:B:183:LYS:NZ	1	1.57
(1,2)	1:A:514:THR:CG2	2:B:183:LYS:O	1	1.57
(1,2)	1:A:514:THR:CG2	2:B:185:GLY:C	1	1.57
(1,2)	1:A:514:THR:CG2	2:B:185:GLY:CA	1	1.57
(1,2)	1:A:514:THR:CG2	2:B:185:GLY:H	1	1.57
(1,2)	1:A:514:THR:CG2	2:B:185:GLY:HA2	1	1.57
(1,2)	1:A:514:THR:CG2	2:B:185:GLY:HA3	1	1.57
(1,2)	1:A:514:THR:CG2	2:B:185:GLY:N	1	1.57
(1,2)	1:A:514:THR:CG2	2:B:185:GLY:O	1	1.57
(1,2)	1:A:514:THR:CG2	2:B:187:TYR:C	1	1.57
(1,2)	1:A:514:THR:CG2	2:B:187:TYR:CA	1	1.57
(1,2)	1:A:514:THR:CG2	2:B:187:TYR:CB	1	1.57
(1,2)	1:A:514:THR:CG2	2:B:187:TYR:CD1	1	1.57
(1,2)	1:A:514:THR:CG2	2:B:187:TYR:CD2	1	1.57
(1,2)	1:A:514:THR:CG2	2:B:187:TYR:CE1	1	1.57
(1,2)	1:A:514:THR:CG2	2:B:187:TYR:CE2	1	1.57
(1,2)	1:A:514:THR:CG2	2:B:187:TYR:CG	1	1.57

*Continued on next page...*

*Continued from previous page...*

Key	Atom-1	Atom-2	Model ID	Violation (Å)
(1,2)	1:A:514:THR:CG2	2:B:187:TYR:CZ	1	1.57
(1,2)	1:A:514:THR:CG2	2:B:187:TYR:H	1	1.57
(1,2)	1:A:514:THR:CG2	2:B:187:TYR:HA	1	1.57
(1,2)	1:A:514:THR:CG2	2:B:187:TYR:HB2	1	1.57
(1,2)	1:A:514:THR:CG2	2:B:187:TYR:HB3	1	1.57
(1,2)	1:A:514:THR:CG2	2:B:187:TYR:HD1	1	1.57
(1,2)	1:A:514:THR:CG2	2:B:187:TYR:HD2	1	1.57
(1,2)	1:A:514:THR:CG2	2:B:187:TYR:HE1	1	1.57
(1,2)	1:A:514:THR:CG2	2:B:187:TYR:HE2	1	1.57
(1,2)	1:A:514:THR:CG2	2:B:187:TYR:HH	1	1.57
(1,2)	1:A:514:THR:CG2	2:B:187:TYR:N	1	1.57
(1,2)	1:A:514:THR:CG2	2:B:187:TYR:O	1	1.57
(1,2)	1:A:514:THR:CG2	2:B:187:TYR:OH	1	1.57
(1,2)	1:A:514:THR:CG2	2:B:200:THR:C	1	1.57
(1,2)	1:A:514:THR:CG2	2:B:200:THR:CA	1	1.57
(1,2)	1:A:514:THR:CG2	2:B:200:THR:CB	1	1.57
(1,2)	1:A:514:THR:CG2	2:B:200:THR:CG2	1	1.57
(1,2)	1:A:514:THR:CG2	2:B:200:THR:H	1	1.57
(1,2)	1:A:514:THR:CG2	2:B:200:THR:HA	1	1.57
(1,2)	1:A:514:THR:CG2	2:B:200:THR:HB	1	1.57
(1,2)	1:A:514:THR:CG2	2:B:200:THR:HG1	1	1.57
(1,2)	1:A:514:THR:CG2	2:B:200:THR:HG21	1	1.57
(1,2)	1:A:514:THR:CG2	2:B:200:THR:HG22	1	1.57
(1,2)	1:A:514:THR:CG2	2:B:200:THR:HG23	1	1.57
(1,2)	1:A:514:THR:CG2	2:B:200:THR:N	1	1.57
(1,2)	1:A:514:THR:CG2	2:B:200:THR:O	1	1.57
(1,2)	1:A:514:THR:CG2	2:B:200:THR:OG1	1	1.57
(1,2)	1:A:514:THR:CG2	2:B:211:LYS:C	1	1.57
(1,2)	1:A:514:THR:CG2	2:B:211:LYS:CA	1	1.57
(1,2)	1:A:514:THR:CG2	2:B:211:LYS:CB	1	1.57
(1,2)	1:A:514:THR:CG2	2:B:211:LYS:CD	1	1.57
(1,2)	1:A:514:THR:CG2	2:B:211:LYS:CE	1	1.57
(1,2)	1:A:514:THR:CG2	2:B:211:LYS:CG	1	1.57
(1,2)	1:A:514:THR:CG2	2:B:211:LYS:H	1	1.57
(1,2)	1:A:514:THR:CG2	2:B:211:LYS:HA	1	1.57
(1,2)	1:A:514:THR:CG2	2:B:211:LYS:HB2	1	1.57
(1,2)	1:A:514:THR:CG2	2:B:211:LYS:HB3	1	1.57
(1,2)	1:A:514:THR:CG2	2:B:211:LYS:HD2	1	1.57
(1,2)	1:A:514:THR:CG2	2:B:211:LYS:HD3	1	1.57
(1,2)	1:A:514:THR:CG2	2:B:211:LYS:HE2	1	1.57
(1,2)	1:A:514:THR:CG2	2:B:211:LYS:HE3	1	1.57
(1,2)	1:A:514:THR:CG2	2:B:211:LYS:HG2	1	1.57

*Continued on next page...*

*Continued from previous page...*

Key	Atom-1	Atom-2	Model ID	Violation (Å)
(1,2)	1:A:514:THR:CG2	2:B:211:LYS:HG3	1	1.57
(1,2)	1:A:514:THR:CG2	2:B:211:LYS:HZ1	1	1.57
(1,2)	1:A:514:THR:CG2	2:B:211:LYS:HZ2	1	1.57
(1,2)	1:A:514:THR:CG2	2:B:211:LYS:HZ3	1	1.57
(1,2)	1:A:514:THR:CG2	2:B:211:LYS:N	1	1.57
(1,2)	1:A:514:THR:CG2	2:B:211:LYS:NZ	1	1.57
(1,2)	1:A:514:THR:CG2	2:B:211:LYS:O	1	1.57
(1,2)	1:A:514:THR:H	2:B:149:SER:C	1	1.57
(1,2)	1:A:514:THR:H	2:B:149:SER:CA	1	1.57
(1,2)	1:A:514:THR:H	2:B:149:SER:CB	1	1.57
(1,2)	1:A:514:THR:H	2:B:149:SER:H	1	1.57
(1,2)	1:A:514:THR:H	2:B:149:SER:HA	1	1.57
(1,2)	1:A:514:THR:H	2:B:149:SER:HB2	1	1.57
(1,2)	1:A:514:THR:H	2:B:149:SER:HB3	1	1.57
(1,2)	1:A:514:THR:H	2:B:149:SER:HG	1	1.57
(1,2)	1:A:514:THR:H	2:B:149:SER:N	1	1.57
(1,2)	1:A:514:THR:H	2:B:149:SER:O	1	1.57
(1,2)	1:A:514:THR:H	2:B:149:SER:OG	1	1.57
(1,2)	1:A:514:THR:H	2:B:152:VAL:C	1	1.57
(1,2)	1:A:514:THR:H	2:B:152:VAL:CA	1	1.57
(1,2)	1:A:514:THR:H	2:B:152:VAL:CB	1	1.57
(1,2)	1:A:514:THR:H	2:B:152:VAL:CG1	1	1.57
(1,2)	1:A:514:THR:H	2:B:152:VAL:CG2	1	1.57
(1,2)	1:A:514:THR:H	2:B:152:VAL:H	1	1.57
(1,2)	1:A:514:THR:H	2:B:152:VAL:HA	1	1.57
(1,2)	1:A:514:THR:H	2:B:152:VAL:HB	1	1.57
(1,2)	1:A:514:THR:H	2:B:152:VAL:HG11	1	1.57
(1,2)	1:A:514:THR:H	2:B:152:VAL:HG12	1	1.57
(1,2)	1:A:514:THR:H	2:B:152:VAL:HG13	1	1.57
(1,2)	1:A:514:THR:H	2:B:152:VAL:HG21	1	1.57
(1,2)	1:A:514:THR:H	2:B:152:VAL:HG22	1	1.57
(1,2)	1:A:514:THR:H	2:B:152:VAL:HG23	1	1.57
(1,2)	1:A:514:THR:H	2:B:152:VAL:N	1	1.57
(1,2)	1:A:514:THR:H	2:B:152:VAL:O	1	1.57
(1,2)	1:A:514:THR:H	2:B:153:VAL:C	1	1.57
(1,2)	1:A:514:THR:H	2:B:153:VAL:CA	1	1.57
(1,2)	1:A:514:THR:H	2:B:153:VAL:CB	1	1.57
(1,2)	1:A:514:THR:H	2:B:153:VAL:CG1	1	1.57
(1,2)	1:A:514:THR:H	2:B:153:VAL:CG2	1	1.57
(1,2)	1:A:514:THR:H	2:B:153:VAL:H	1	1.57
(1,2)	1:A:514:THR:H	2:B:153:VAL:HA	1	1.57
(1,2)	1:A:514:THR:H	2:B:153:VAL:HB	1	1.57

*Continued on next page...*

*Continued from previous page...*

Key	Atom-1	Atom-2	Model ID	Violation (Å)
(1,2)	1:A:514:THR:H	2:B:153:VAL:HG11	1	1.57
(1,2)	1:A:514:THR:H	2:B:153:VAL:HG12	1	1.57
(1,2)	1:A:514:THR:H	2:B:153:VAL:HG13	1	1.57
(1,2)	1:A:514:THR:H	2:B:153:VAL:HG21	1	1.57
(1,2)	1:A:514:THR:H	2:B:153:VAL:HG22	1	1.57
(1,2)	1:A:514:THR:H	2:B:153:VAL:HG23	1	1.57
(1,2)	1:A:514:THR:H	2:B:153:VAL:N	1	1.57
(1,2)	1:A:514:THR:H	2:B:153:VAL:O	1	1.57
(1,2)	1:A:514:THR:H	2:B:155:GLY:C	1	1.57
(1,2)	1:A:514:THR:H	2:B:155:GLY:CA	1	1.57
(1,2)	1:A:514:THR:H	2:B:155:GLY:H	1	1.57
(1,2)	1:A:514:THR:H	2:B:155:GLY:HA2	1	1.57
(1,2)	1:A:514:THR:H	2:B:155:GLY:HA3	1	1.57
(1,2)	1:A:514:THR:H	2:B:155:GLY:N	1	1.57
(1,2)	1:A:514:THR:H	2:B:155:GLY:O	1	1.57
(1,2)	1:A:514:THR:H	2:B:156:PHE:C	1	1.57
(1,2)	1:A:514:THR:H	2:B:156:PHE:CA	1	1.57
(1,2)	1:A:514:THR:H	2:B:156:PHE:CB	1	1.57
(1,2)	1:A:514:THR:H	2:B:156:PHE:CD1	1	1.57
(1,2)	1:A:514:THR:H	2:B:156:PHE:CD2	1	1.57
(1,2)	1:A:514:THR:H	2:B:156:PHE:CE1	1	1.57
(1,2)	1:A:514:THR:H	2:B:156:PHE:CE2	1	1.57
(1,2)	1:A:514:THR:H	2:B:156:PHE:CG	1	1.57
(1,2)	1:A:514:THR:H	2:B:156:PHE:CZ	1	1.57
(1,2)	1:A:514:THR:H	2:B:156:PHE:H	1	1.57
(1,2)	1:A:514:THR:H	2:B:156:PHE:HA	1	1.57
(1,2)	1:A:514:THR:H	2:B:156:PHE:HB2	1	1.57
(1,2)	1:A:514:THR:H	2:B:156:PHE:HB3	1	1.57
(1,2)	1:A:514:THR:H	2:B:156:PHE:HD1	1	1.57
(1,2)	1:A:514:THR:H	2:B:156:PHE:HD2	1	1.57
(1,2)	1:A:514:THR:H	2:B:156:PHE:HE1	1	1.57
(1,2)	1:A:514:THR:H	2:B:156:PHE:HE2	1	1.57
(1,2)	1:A:514:THR:H	2:B:156:PHE:HZ	1	1.57
(1,2)	1:A:514:THR:H	2:B:156:PHE:N	1	1.57
(1,2)	1:A:514:THR:H	2:B:156:PHE:O	1	1.57
(1,2)	1:A:514:THR:H	2:B:157:CYS:C	1	1.57
(1,2)	1:A:514:THR:H	2:B:157:CYS:CA	1	1.57
(1,2)	1:A:514:THR:H	2:B:157:CYS:CB	1	1.57
(1,2)	1:A:514:THR:H	2:B:157:CYS:H	1	1.57
(1,2)	1:A:514:THR:H	2:B:157:CYS:HA	1	1.57
(1,2)	1:A:514:THR:H	2:B:157:CYS:HB2	1	1.57
(1,2)	1:A:514:THR:H	2:B:157:CYS:HB3	1	1.57

*Continued on next page...*

*Continued from previous page...*

Key	Atom-1	Atom-2	Model ID	Violation (Å)
(1,2)	1:A:514:THR:H	2:B:157:CYS:N	1	1.57
(1,2)	1:A:514:THR:H	2:B:157:CYS:O	1	1.57
(1,2)	1:A:514:THR:H	2:B:157:CYS:SG	1	1.57
(1,2)	1:A:514:THR:H	2:B:158:THR:C	1	1.57
(1,2)	1:A:514:THR:H	2:B:158:THR:CA	1	1.57
(1,2)	1:A:514:THR:H	2:B:158:THR:CB	1	1.57
(1,2)	1:A:514:THR:H	2:B:158:THR:CG2	1	1.57
(1,2)	1:A:514:THR:H	2:B:158:THR:H	1	1.57
(1,2)	1:A:514:THR:H	2:B:158:THR:HA	1	1.57
(1,2)	1:A:514:THR:H	2:B:158:THR:HB	1	1.57
(1,2)	1:A:514:THR:H	2:B:158:THR:HG1	1	1.57
(1,2)	1:A:514:THR:H	2:B:158:THR:HG21	1	1.57
(1,2)	1:A:514:THR:H	2:B:158:THR:HG22	1	1.57
(1,2)	1:A:514:THR:H	2:B:158:THR:HG23	1	1.57
(1,2)	1:A:514:THR:H	2:B:158:THR:N	1	1.57
(1,2)	1:A:514:THR:H	2:B:158:THR:O	1	1.57
(1,2)	1:A:514:THR:H	2:B:158:THR:OG1	1	1.57
(1,2)	1:A:514:THR:H	2:B:159:ILE:C	1	1.57
(1,2)	1:A:514:THR:H	2:B:159:ILE:CA	1	1.57
(1,2)	1:A:514:THR:H	2:B:159:ILE:CB	1	1.57
(1,2)	1:A:514:THR:H	2:B:159:ILE:CD1	1	1.57
(1,2)	1:A:514:THR:H	2:B:159:ILE:CG1	1	1.57
(1,2)	1:A:514:THR:H	2:B:159:ILE:CG2	1	1.57
(1,2)	1:A:514:THR:H	2:B:159:ILE:H	1	1.57
(1,2)	1:A:514:THR:H	2:B:159:ILE:HA	1	1.57
(1,2)	1:A:514:THR:H	2:B:159:ILE:HB	1	1.57
(1,2)	1:A:514:THR:H	2:B:159:ILE:HD11	1	1.57
(1,2)	1:A:514:THR:H	2:B:159:ILE:HD12	1	1.57
(1,2)	1:A:514:THR:H	2:B:159:ILE:HD13	1	1.57
(1,2)	1:A:514:THR:H	2:B:159:ILE:HG12	1	1.57
(1,2)	1:A:514:THR:H	2:B:159:ILE:HG13	1	1.57
(1,2)	1:A:514:THR:H	2:B:159:ILE:HG21	1	1.57
(1,2)	1:A:514:THR:H	2:B:159:ILE:HG22	1	1.57
(1,2)	1:A:514:THR:H	2:B:159:ILE:HG23	1	1.57
(1,2)	1:A:514:THR:H	2:B:159:ILE:N	1	1.57
(1,2)	1:A:514:THR:H	2:B:159:ILE:O	1	1.57
(1,2)	1:A:514:THR:H	2:B:161:ASN:C	1	1.57
(1,2)	1:A:514:THR:H	2:B:161:ASN:CA	1	1.57
(1,2)	1:A:514:THR:H	2:B:161:ASN:CB	1	1.57
(1,2)	1:A:514:THR:H	2:B:161:ASN:CG	1	1.57
(1,2)	1:A:514:THR:H	2:B:161:ASN:H	1	1.57
(1,2)	1:A:514:THR:H	2:B:161:ASN:HA	1	1.57

*Continued on next page...*

*Continued from previous page...*

Key	Atom-1	Atom-2	Model ID	Violation (Å)
(1,2)	1:A:514:THR:H	2:B:161:ASN:HB2	1	1.57
(1,2)	1:A:514:THR:H	2:B:161:ASN:HB3	1	1.57
(1,2)	1:A:514:THR:H	2:B:161:ASN:HD21	1	1.57
(1,2)	1:A:514:THR:H	2:B:161:ASN:HD22	1	1.57
(1,2)	1:A:514:THR:H	2:B:161:ASN:N	1	1.57
(1,2)	1:A:514:THR:H	2:B:161:ASN:ND2	1	1.57
(1,2)	1:A:514:THR:H	2:B:161:ASN:O	1	1.57
(1,2)	1:A:514:THR:H	2:B:161:ASN:OD1	1	1.57
(1,2)	1:A:514:THR:H	2:B:162:LYS:C	1	1.57
(1,2)	1:A:514:THR:H	2:B:162:LYS:CA	1	1.57
(1,2)	1:A:514:THR:H	2:B:162:LYS:CB	1	1.57
(1,2)	1:A:514:THR:H	2:B:162:LYS:CD	1	1.57
(1,2)	1:A:514:THR:H	2:B:162:LYS:CE	1	1.57
(1,2)	1:A:514:THR:H	2:B:162:LYS:CG	1	1.57
(1,2)	1:A:514:THR:H	2:B:162:LYS:H	1	1.57
(1,2)	1:A:514:THR:H	2:B:162:LYS:HA	1	1.57
(1,2)	1:A:514:THR:H	2:B:162:LYS:HB2	1	1.57
(1,2)	1:A:514:THR:H	2:B:162:LYS:HB3	1	1.57
(1,2)	1:A:514:THR:H	2:B:162:LYS:HD2	1	1.57
(1,2)	1:A:514:THR:H	2:B:162:LYS:HD3	1	1.57
(1,2)	1:A:514:THR:H	2:B:162:LYS:HE2	1	1.57
(1,2)	1:A:514:THR:H	2:B:162:LYS:HE3	1	1.57
(1,2)	1:A:514:THR:H	2:B:162:LYS:HG2	1	1.57
(1,2)	1:A:514:THR:H	2:B:162:LYS:HG3	1	1.57
(1,2)	1:A:514:THR:H	2:B:162:LYS:HZ1	1	1.57
(1,2)	1:A:514:THR:H	2:B:162:LYS:HZ2	1	1.57
(1,2)	1:A:514:THR:H	2:B:162:LYS:HZ3	1	1.57
(1,2)	1:A:514:THR:H	2:B:162:LYS:N	1	1.57
(1,2)	1:A:514:THR:H	2:B:162:LYS:NZ	1	1.57
(1,2)	1:A:514:THR:H	2:B:162:LYS:O	1	1.57
(1,2)	1:A:514:THR:H	2:B:167:SER:C	1	1.57
(1,2)	1:A:514:THR:H	2:B:167:SER:CA	1	1.57
(1,2)	1:A:514:THR:H	2:B:167:SER:CB	1	1.57
(1,2)	1:A:514:THR:H	2:B:167:SER:H	1	1.57
(1,2)	1:A:514:THR:H	2:B:167:SER:HA	1	1.57
(1,2)	1:A:514:THR:H	2:B:167:SER:HB2	1	1.57
(1,2)	1:A:514:THR:H	2:B:167:SER:HB3	1	1.57
(1,2)	1:A:514:THR:H	2:B:167:SER:HG	1	1.57
(1,2)	1:A:514:THR:H	2:B:167:SER:N	1	1.57
(1,2)	1:A:514:THR:H	2:B:167:SER:O	1	1.57
(1,2)	1:A:514:THR:H	2:B:167:SER:OG	1	1.57
(1,2)	1:A:514:THR:H	2:B:168:LEU:C	1	1.57

*Continued on next page...*

*Continued from previous page...*

Key	Atom-1	Atom-2	Model ID	Violation (Å)
(1,2)	1:A:514:THR:H	2:B:168:LEU:CA	1	1.57
(1,2)	1:A:514:THR:H	2:B:168:LEU:CB	1	1.57
(1,2)	1:A:514:THR:H	2:B:168:LEU:CD1	1	1.57
(1,2)	1:A:514:THR:H	2:B:168:LEU:CD2	1	1.57
(1,2)	1:A:514:THR:H	2:B:168:LEU:CG	1	1.57
(1,2)	1:A:514:THR:H	2:B:168:LEU:H	1	1.57
(1,2)	1:A:514:THR:H	2:B:168:LEU:HA	1	1.57
(1,2)	1:A:514:THR:H	2:B:168:LEU:HB2	1	1.57
(1,2)	1:A:514:THR:H	2:B:168:LEU:HB3	1	1.57
(1,2)	1:A:514:THR:H	2:B:168:LEU:HD11	1	1.57
(1,2)	1:A:514:THR:H	2:B:168:LEU:HD12	1	1.57
(1,2)	1:A:514:THR:H	2:B:168:LEU:HD13	1	1.57
(1,2)	1:A:514:THR:H	2:B:168:LEU:HD21	1	1.57
(1,2)	1:A:514:THR:H	2:B:168:LEU:HD22	1	1.57
(1,2)	1:A:514:THR:H	2:B:168:LEU:HD23	1	1.57
(1,2)	1:A:514:THR:H	2:B:168:LEU:HG	1	1.57
(1,2)	1:A:514:THR:H	2:B:168:LEU:N	1	1.57
(1,2)	1:A:514:THR:H	2:B:168:LEU:O	1	1.57
(1,2)	1:A:514:THR:H	2:B:170:MET:C	1	1.57
(1,2)	1:A:514:THR:H	2:B:170:MET:CA	1	1.57
(1,2)	1:A:514:THR:H	2:B:170:MET:CB	1	1.57
(1,2)	1:A:514:THR:H	2:B:170:MET:CE	1	1.57
(1,2)	1:A:514:THR:H	2:B:170:MET:CG	1	1.57
(1,2)	1:A:514:THR:H	2:B:170:MET:H	1	1.57
(1,2)	1:A:514:THR:H	2:B:170:MET:HA	1	1.57
(1,2)	1:A:514:THR:H	2:B:170:MET:HB2	1	1.57
(1,2)	1:A:514:THR:H	2:B:170:MET:HB3	1	1.57
(1,2)	1:A:514:THR:H	2:B:170:MET:HE1	1	1.57
(1,2)	1:A:514:THR:H	2:B:170:MET:HE2	1	1.57
(1,2)	1:A:514:THR:H	2:B:170:MET:HE3	1	1.57
(1,2)	1:A:514:THR:H	2:B:170:MET:HG2	1	1.57
(1,2)	1:A:514:THR:H	2:B:170:MET:HG3	1	1.57
(1,2)	1:A:514:THR:H	2:B:170:MET:N	1	1.57
(1,2)	1:A:514:THR:H	2:B:170:MET:O	1	1.57
(1,2)	1:A:514:THR:H	2:B:170:MET:SD	1	1.57
(1,2)	1:A:514:THR:H	2:B:172:LYS:C	1	1.57
(1,2)	1:A:514:THR:H	2:B:172:LYS:CA	1	1.57
(1,2)	1:A:514:THR:H	2:B:172:LYS:CB	1	1.57
(1,2)	1:A:514:THR:H	2:B:172:LYS:CD	1	1.57
(1,2)	1:A:514:THR:H	2:B:172:LYS:CE	1	1.57
(1,2)	1:A:514:THR:H	2:B:172:LYS:CG	1	1.57
(1,2)	1:A:514:THR:H	2:B:172:LYS:H	1	1.57

*Continued on next page...*

*Continued from previous page...*

Key	Atom-1	Atom-2	Model ID	Violation (Å)
(1,2)	1:A:514:THR:H	2:B:172:LYS:HA	1	1.57
(1,2)	1:A:514:THR:H	2:B:172:LYS:HB2	1	1.57
(1,2)	1:A:514:THR:H	2:B:172:LYS:HB3	1	1.57
(1,2)	1:A:514:THR:H	2:B:172:LYS:HD2	1	1.57
(1,2)	1:A:514:THR:H	2:B:172:LYS:HD3	1	1.57
(1,2)	1:A:514:THR:H	2:B:172:LYS:HE2	1	1.57
(1,2)	1:A:514:THR:H	2:B:172:LYS:HE3	1	1.57
(1,2)	1:A:514:THR:H	2:B:172:LYS:HG2	1	1.57
(1,2)	1:A:514:THR:H	2:B:172:LYS:HG3	1	1.57
(1,2)	1:A:514:THR:H	2:B:172:LYS:HZ1	1	1.57
(1,2)	1:A:514:THR:H	2:B:172:LYS:HZ2	1	1.57
(1,2)	1:A:514:THR:H	2:B:172:LYS:HZ3	1	1.57
(1,2)	1:A:514:THR:H	2:B:172:LYS:N	1	1.57
(1,2)	1:A:514:THR:H	2:B:172:LYS:NZ	1	1.57
(1,2)	1:A:514:THR:H	2:B:172:LYS:O	1	1.57
(1,2)	1:A:514:THR:H	2:B:182:VAL:C	1	1.57
(1,2)	1:A:514:THR:H	2:B:182:VAL:CA	1	1.57
(1,2)	1:A:514:THR:H	2:B:182:VAL:CB	1	1.57
(1,2)	1:A:514:THR:H	2:B:182:VAL:CG1	1	1.57
(1,2)	1:A:514:THR:H	2:B:182:VAL:CG2	1	1.57
(1,2)	1:A:514:THR:H	2:B:182:VAL:H	1	1.57
(1,2)	1:A:514:THR:H	2:B:182:VAL:HA	1	1.57
(1,2)	1:A:514:THR:H	2:B:182:VAL:HB	1	1.57
(1,2)	1:A:514:THR:H	2:B:182:VAL:HG11	1	1.57
(1,2)	1:A:514:THR:H	2:B:182:VAL:HG12	1	1.57
(1,2)	1:A:514:THR:H	2:B:182:VAL:HG13	1	1.57
(1,2)	1:A:514:THR:H	2:B:182:VAL:HG21	1	1.57
(1,2)	1:A:514:THR:H	2:B:182:VAL:HG22	1	1.57
(1,2)	1:A:514:THR:H	2:B:182:VAL:HG23	1	1.57
(1,2)	1:A:514:THR:H	2:B:182:VAL:N	1	1.57
(1,2)	1:A:514:THR:H	2:B:182:VAL:O	1	1.57
(1,2)	1:A:514:THR:H	2:B:183:LYS:C	1	1.57
(1,2)	1:A:514:THR:H	2:B:183:LYS:CA	1	1.57
(1,2)	1:A:514:THR:H	2:B:183:LYS:CB	1	1.57
(1,2)	1:A:514:THR:H	2:B:183:LYS:CD	1	1.57
(1,2)	1:A:514:THR:H	2:B:183:LYS:CE	1	1.57
(1,2)	1:A:514:THR:H	2:B:183:LYS:CG	1	1.57
(1,2)	1:A:514:THR:H	2:B:183:LYS:H	1	1.57
(1,2)	1:A:514:THR:H	2:B:183:LYS:HA	1	1.57
(1,2)	1:A:514:THR:H	2:B:183:LYS:HB2	1	1.57
(1,2)	1:A:514:THR:H	2:B:183:LYS:HB3	1	1.57
(1,2)	1:A:514:THR:H	2:B:183:LYS:HD2	1	1.57

*Continued on next page...*



*Continued from previous page...*

Key	Atom-1	Atom-2	Model ID	Violation (Å)
(1,2)	1:A:514:THR:H	2:B:183:LYS:HD3	1	1.57
(1,2)	1:A:514:THR:H	2:B:183:LYS:HE2	1	1.57
(1,2)	1:A:514:THR:H	2:B:183:LYS:HE3	1	1.57
(1,2)	1:A:514:THR:H	2:B:183:LYS:HG2	1	1.57
(1,2)	1:A:514:THR:H	2:B:183:LYS:HG3	1	1.57
(1,2)	1:A:514:THR:H	2:B:183:LYS:HZ1	1	1.57
(1,2)	1:A:514:THR:H	2:B:183:LYS:HZ2	1	1.57
(1,2)	1:A:514:THR:H	2:B:183:LYS:HZ3	1	1.57
(1,2)	1:A:514:THR:H	2:B:183:LYS:N	1	1.57
(1,2)	1:A:514:THR:H	2:B:183:LYS:NZ	1	1.57
(1,2)	1:A:514:THR:H	2:B:183:LYS:O	1	1.57
(1,2)	1:A:514:THR:H	2:B:185:GLY:C	1	1.57
(1,2)	1:A:514:THR:H	2:B:185:GLY:CA	1	1.57
(1,2)	1:A:514:THR:H	2:B:185:GLY:H	1	1.57
(1,2)	1:A:514:THR:H	2:B:185:GLY:HA2	1	1.57
(1,2)	1:A:514:THR:H	2:B:185:GLY:HA3	1	1.57
(1,2)	1:A:514:THR:H	2:B:185:GLY:N	1	1.57
(1,2)	1:A:514:THR:H	2:B:185:GLY:O	1	1.57
(1,2)	1:A:514:THR:H	2:B:187:TYR:C	1	1.57
(1,2)	1:A:514:THR:H	2:B:187:TYR:CA	1	1.57
(1,2)	1:A:514:THR:H	2:B:187:TYR:CB	1	1.57
(1,2)	1:A:514:THR:H	2:B:187:TYR:CD1	1	1.57
(1,2)	1:A:514:THR:H	2:B:187:TYR:CD2	1	1.57
(1,2)	1:A:514:THR:H	2:B:187:TYR:CE1	1	1.57
(1,2)	1:A:514:THR:H	2:B:187:TYR:CE2	1	1.57
(1,2)	1:A:514:THR:H	2:B:187:TYR:CG	1	1.57
(1,2)	1:A:514:THR:H	2:B:187:TYR:CZ	1	1.57
(1,2)	1:A:514:THR:H	2:B:187:TYR:H	1	1.57
(1,2)	1:A:514:THR:H	2:B:187:TYR:HA	1	1.57
(1,2)	1:A:514:THR:H	2:B:187:TYR:HB2	1	1.57
(1,2)	1:A:514:THR:H	2:B:187:TYR:HB3	1	1.57
(1,2)	1:A:514:THR:H	2:B:187:TYR:HD1	1	1.57
(1,2)	1:A:514:THR:H	2:B:187:TYR:HD2	1	1.57
(1,2)	1:A:514:THR:H	2:B:187:TYR:HE1	1	1.57
(1,2)	1:A:514:THR:H	2:B:187:TYR:HE2	1	1.57
(1,2)	1:A:514:THR:H	2:B:187:TYR:HH	1	1.57
(1,2)	1:A:514:THR:H	2:B:187:TYR:N	1	1.57
(1,2)	1:A:514:THR:H	2:B:187:TYR:O	1	1.57
(1,2)	1:A:514:THR:H	2:B:187:TYR:OH	1	1.57
(1,2)	1:A:514:THR:H	2:B:200:THR:C	1	1.57
(1,2)	1:A:514:THR:H	2:B:200:THR:CA	1	1.57
(1,2)	1:A:514:THR:H	2:B:200:THR:CB	1	1.57

*Continued on next page...*

*Continued from previous page...*

Key	Atom-1	Atom-2	Model ID	Violation (Å)
(1,2)	1:A:514:THR:H	2:B:200:THR:CG2	1	1.57
(1,2)	1:A:514:THR:H	2:B:200:THR:H	1	1.57
(1,2)	1:A:514:THR:H	2:B:200:THR:HA	1	1.57
(1,2)	1:A:514:THR:H	2:B:200:THR:HB	1	1.57
(1,2)	1:A:514:THR:H	2:B:200:THR:HG1	1	1.57
(1,2)	1:A:514:THR:H	2:B:200:THR:HG21	1	1.57
(1,2)	1:A:514:THR:H	2:B:200:THR:HG22	1	1.57
(1,2)	1:A:514:THR:H	2:B:200:THR:HG23	1	1.57
(1,2)	1:A:514:THR:H	2:B:200:THR:N	1	1.57
(1,2)	1:A:514:THR:H	2:B:200:THR:O	1	1.57
(1,2)	1:A:514:THR:H	2:B:200:THR:OG1	1	1.57
(1,2)	1:A:514:THR:H	2:B:211:LYS:C	1	1.57
(1,2)	1:A:514:THR:H	2:B:211:LYS:CA	1	1.57
(1,2)	1:A:514:THR:H	2:B:211:LYS:CB	1	1.57
(1,2)	1:A:514:THR:H	2:B:211:LYS:CD	1	1.57
(1,2)	1:A:514:THR:H	2:B:211:LYS:CE	1	1.57
(1,2)	1:A:514:THR:H	2:B:211:LYS:CG	1	1.57
(1,2)	1:A:514:THR:H	2:B:211:LYS:H	1	1.57
(1,2)	1:A:514:THR:H	2:B:211:LYS:HA	1	1.57
(1,2)	1:A:514:THR:H	2:B:211:LYS:HB2	1	1.57
(1,2)	1:A:514:THR:H	2:B:211:LYS:HB3	1	1.57
(1,2)	1:A:514:THR:H	2:B:211:LYS:HD2	1	1.57
(1,2)	1:A:514:THR:H	2:B:211:LYS:HD3	1	1.57
(1,2)	1:A:514:THR:H	2:B:211:LYS:HE2	1	1.57
(1,2)	1:A:514:THR:H	2:B:211:LYS:HE3	1	1.57
(1,2)	1:A:514:THR:H	2:B:211:LYS:HG2	1	1.57
(1,2)	1:A:514:THR:H	2:B:211:LYS:HG3	1	1.57
(1,2)	1:A:514:THR:H	2:B:211:LYS:HZ1	1	1.57
(1,2)	1:A:514:THR:H	2:B:211:LYS:HZ2	1	1.57
(1,2)	1:A:514:THR:H	2:B:211:LYS:HZ3	1	1.57
(1,2)	1:A:514:THR:H	2:B:211:LYS:N	1	1.57
(1,2)	1:A:514:THR:H	2:B:211:LYS:NZ	1	1.57
(1,2)	1:A:514:THR:H	2:B:211:LYS:O	1	1.57
(1,2)	1:A:514:THR:HA	2:B:149:SER:C	1	1.57
(1,2)	1:A:514:THR:HA	2:B:149:SER:CA	1	1.57
(1,2)	1:A:514:THR:HA	2:B:149:SER:CB	1	1.57
(1,2)	1:A:514:THR:HA	2:B:149:SER:H	1	1.57
(1,2)	1:A:514:THR:HA	2:B:149:SER:HA	1	1.57
(1,2)	1:A:514:THR:HA	2:B:149:SER:HB2	1	1.57
(1,2)	1:A:514:THR:HA	2:B:149:SER:HB3	1	1.57
(1,2)	1:A:514:THR:HA	2:B:149:SER:HG	1	1.57
(1,2)	1:A:514:THR:HA	2:B:149:SER:N	1	1.57

*Continued on next page...*

*Continued from previous page...*

Key	Atom-1	Atom-2	Model ID	Violation (Å)
(1,2)	1:A:514:THR:HA	2:B:149:SER:O	1	1.57
(1,2)	1:A:514:THR:HA	2:B:149:SER:OG	1	1.57
(1,2)	1:A:514:THR:HA	2:B:152:VAL:C	1	1.57
(1,2)	1:A:514:THR:HA	2:B:152:VAL:CA	1	1.57
(1,2)	1:A:514:THR:HA	2:B:152:VAL:CB	1	1.57
(1,2)	1:A:514:THR:HA	2:B:152:VAL:CG1	1	1.57
(1,2)	1:A:514:THR:HA	2:B:152:VAL:CG2	1	1.57
(1,2)	1:A:514:THR:HA	2:B:152:VAL:H	1	1.57
(1,2)	1:A:514:THR:HA	2:B:152:VAL:HA	1	1.57
(1,2)	1:A:514:THR:HA	2:B:152:VAL:HB	1	1.57
(1,2)	1:A:514:THR:HA	2:B:152:VAL:HG11	1	1.57
(1,2)	1:A:514:THR:HA	2:B:152:VAL:HG12	1	1.57
(1,2)	1:A:514:THR:HA	2:B:152:VAL:HG13	1	1.57
(1,2)	1:A:514:THR:HA	2:B:152:VAL:HG21	1	1.57
(1,2)	1:A:514:THR:HA	2:B:152:VAL:HG22	1	1.57
(1,2)	1:A:514:THR:HA	2:B:152:VAL:HG23	1	1.57
(1,2)	1:A:514:THR:HA	2:B:152:VAL:N	1	1.57
(1,2)	1:A:514:THR:HA	2:B:152:VAL:O	1	1.57
(1,2)	1:A:514:THR:HA	2:B:153:VAL:C	1	1.57
(1,2)	1:A:514:THR:HA	2:B:153:VAL:CA	1	1.57
(1,2)	1:A:514:THR:HA	2:B:153:VAL:CB	1	1.57
(1,2)	1:A:514:THR:HA	2:B:153:VAL:CG1	1	1.57
(1,2)	1:A:514:THR:HA	2:B:153:VAL:CG2	1	1.57
(1,2)	1:A:514:THR:HA	2:B:153:VAL:H	1	1.57
(1,2)	1:A:514:THR:HA	2:B:153:VAL:HA	1	1.57
(1,2)	1:A:514:THR:HA	2:B:153:VAL:HB	1	1.57
(1,2)	1:A:514:THR:HA	2:B:153:VAL:HG11	1	1.57
(1,2)	1:A:514:THR:HA	2:B:153:VAL:HG12	1	1.57
(1,2)	1:A:514:THR:HA	2:B:153:VAL:HG13	1	1.57
(1,2)	1:A:514:THR:HA	2:B:153:VAL:HG21	1	1.57
(1,2)	1:A:514:THR:HA	2:B:153:VAL:HG22	1	1.57
(1,2)	1:A:514:THR:HA	2:B:153:VAL:HG23	1	1.57
(1,2)	1:A:514:THR:HA	2:B:153:VAL:N	1	1.57
(1,2)	1:A:514:THR:HA	2:B:153:VAL:O	1	1.57
(1,2)	1:A:514:THR:HA	2:B:155:GLY:C	1	1.57
(1,2)	1:A:514:THR:HA	2:B:155:GLY:CA	1	1.57
(1,2)	1:A:514:THR:HA	2:B:155:GLY:H	1	1.57
(1,2)	1:A:514:THR:HA	2:B:155:GLY:HA2	1	1.57
(1,2)	1:A:514:THR:HA	2:B:155:GLY:HA3	1	1.57
(1,2)	1:A:514:THR:HA	2:B:155:GLY:N	1	1.57
(1,2)	1:A:514:THR:HA	2:B:155:GLY:O	1	1.57
(1,2)	1:A:514:THR:HA	2:B:156:PHE:C	1	1.57

*Continued on next page...*

*Continued from previous page...*

Key	Atom-1	Atom-2	Model ID	Violation (Å)
(1,2)	1:A:514:THR:HA	2:B:156:PHE:CA	1	1.57
(1,2)	1:A:514:THR:HA	2:B:156:PHE:CB	1	1.57
(1,2)	1:A:514:THR:HA	2:B:156:PHE:CD1	1	1.57
(1,2)	1:A:514:THR:HA	2:B:156:PHE:CD2	1	1.57
(1,2)	1:A:514:THR:HA	2:B:156:PHE:CE1	1	1.57
(1,2)	1:A:514:THR:HA	2:B:156:PHE:CE2	1	1.57
(1,2)	1:A:514:THR:HA	2:B:156:PHE:CG	1	1.57
(1,2)	1:A:514:THR:HA	2:B:156:PHE:CZ	1	1.57
(1,2)	1:A:514:THR:HA	2:B:156:PHE:H	1	1.57
(1,2)	1:A:514:THR:HA	2:B:156:PHE:HA	1	1.57
(1,2)	1:A:514:THR:HA	2:B:156:PHE:HB2	1	1.57
(1,2)	1:A:514:THR:HA	2:B:156:PHE:HB3	1	1.57
(1,2)	1:A:514:THR:HA	2:B:156:PHE:HD1	1	1.57
(1,2)	1:A:514:THR:HA	2:B:156:PHE:HD2	1	1.57
(1,2)	1:A:514:THR:HA	2:B:156:PHE:HE1	1	1.57
(1,2)	1:A:514:THR:HA	2:B:156:PHE:HE2	1	1.57
(1,2)	1:A:514:THR:HA	2:B:156:PHE:HZ	1	1.57
(1,2)	1:A:514:THR:HA	2:B:156:PHE:N	1	1.57
(1,2)	1:A:514:THR:HA	2:B:156:PHE:O	1	1.57
(1,2)	1:A:514:THR:HA	2:B:157:CYS:C	1	1.57
(1,2)	1:A:514:THR:HA	2:B:157:CYS:CA	1	1.57
(1,2)	1:A:514:THR:HA	2:B:157:CYS:CB	1	1.57
(1,2)	1:A:514:THR:HA	2:B:157:CYS:H	1	1.57
(1,2)	1:A:514:THR:HA	2:B:157:CYS:HA	1	1.57
(1,2)	1:A:514:THR:HA	2:B:157:CYS:HB2	1	1.57
(1,2)	1:A:514:THR:HA	2:B:157:CYS:HB3	1	1.57
(1,2)	1:A:514:THR:HA	2:B:157:CYS:N	1	1.57
(1,2)	1:A:514:THR:HA	2:B:157:CYS:O	1	1.57
(1,2)	1:A:514:THR:HA	2:B:157:CYS:SG	1	1.57
(1,2)	1:A:514:THR:HA	2:B:158:THR:C	1	1.57
(1,2)	1:A:514:THR:HA	2:B:158:THR:CA	1	1.57
(1,2)	1:A:514:THR:HA	2:B:158:THR:CB	1	1.57
(1,2)	1:A:514:THR:HA	2:B:158:THR:CG2	1	1.57
(1,2)	1:A:514:THR:HA	2:B:158:THR:H	1	1.57
(1,2)	1:A:514:THR:HA	2:B:158:THR:HA	1	1.57
(1,2)	1:A:514:THR:HA	2:B:158:THR:HB	1	1.57
(1,2)	1:A:514:THR:HA	2:B:158:THR:HG1	1	1.57
(1,2)	1:A:514:THR:HA	2:B:158:THR:HG21	1	1.57
(1,2)	1:A:514:THR:HA	2:B:158:THR:HG22	1	1.57
(1,2)	1:A:514:THR:HA	2:B:158:THR:HG23	1	1.57
(1,2)	1:A:514:THR:HA	2:B:158:THR:N	1	1.57
(1,2)	1:A:514:THR:HA	2:B:158:THR:O	1	1.57

*Continued on next page...*

*Continued from previous page...*

Key	Atom-1	Atom-2	Model ID	Violation (Å)
(1,2)	1:A:514:THR:HA	2:B:158:THR:OG1	1	1.57
(1,2)	1:A:514:THR:HA	2:B:159:ILE:C	1	1.57
(1,2)	1:A:514:THR:HA	2:B:159:ILE:CA	1	1.57
(1,2)	1:A:514:THR:HA	2:B:159:ILE:CB	1	1.57
(1,2)	1:A:514:THR:HA	2:B:159:ILE:CD1	1	1.57
(1,2)	1:A:514:THR:HA	2:B:159:ILE:CG1	1	1.57
(1,2)	1:A:514:THR:HA	2:B:159:ILE:CG2	1	1.57
(1,2)	1:A:514:THR:HA	2:B:159:ILE:H	1	1.57
(1,2)	1:A:514:THR:HA	2:B:159:ILE:HA	1	1.57
(1,2)	1:A:514:THR:HA	2:B:159:ILE:HB	1	1.57
(1,2)	1:A:514:THR:HA	2:B:159:ILE:HD11	1	1.57
(1,2)	1:A:514:THR:HA	2:B:159:ILE:HD12	1	1.57
(1,2)	1:A:514:THR:HA	2:B:159:ILE:HD13	1	1.57
(1,2)	1:A:514:THR:HA	2:B:159:ILE:HG12	1	1.57
(1,2)	1:A:514:THR:HA	2:B:159:ILE:HG13	1	1.57
(1,2)	1:A:514:THR:HA	2:B:159:ILE:HG21	1	1.57
(1,2)	1:A:514:THR:HA	2:B:159:ILE:HG22	1	1.57
(1,2)	1:A:514:THR:HA	2:B:159:ILE:HG23	1	1.57
(1,2)	1:A:514:THR:HA	2:B:159:ILE:N	1	1.57
(1,2)	1:A:514:THR:HA	2:B:159:ILE:O	1	1.57
(1,2)	1:A:514:THR:HA	2:B:161:ASN:C	1	1.57
(1,2)	1:A:514:THR:HA	2:B:161:ASN:CA	1	1.57
(1,2)	1:A:514:THR:HA	2:B:161:ASN:CB	1	1.57
(1,2)	1:A:514:THR:HA	2:B:161:ASN:CG	1	1.57
(1,2)	1:A:514:THR:HA	2:B:161:ASN:H	1	1.57
(1,2)	1:A:514:THR:HA	2:B:161:ASN:HA	1	1.57
(1,2)	1:A:514:THR:HA	2:B:161:ASN:HB2	1	1.57
(1,2)	1:A:514:THR:HA	2:B:161:ASN:HB3	1	1.57
(1,2)	1:A:514:THR:HA	2:B:161:ASN:HD21	1	1.57
(1,2)	1:A:514:THR:HA	2:B:161:ASN:HD22	1	1.57
(1,2)	1:A:514:THR:HA	2:B:161:ASN:N	1	1.57
(1,2)	1:A:514:THR:HA	2:B:161:ASN:ND2	1	1.57
(1,2)	1:A:514:THR:HA	2:B:161:ASN:O	1	1.57
(1,2)	1:A:514:THR:HA	2:B:161:ASN:OD1	1	1.57
(1,2)	1:A:514:THR:HA	2:B:162:LYS:C	1	1.57
(1,2)	1:A:514:THR:HA	2:B:162:LYS:CA	1	1.57
(1,2)	1:A:514:THR:HA	2:B:162:LYS:CB	1	1.57
(1,2)	1:A:514:THR:HA	2:B:162:LYS:CD	1	1.57
(1,2)	1:A:514:THR:HA	2:B:162:LYS:CE	1	1.57
(1,2)	1:A:514:THR:HA	2:B:162:LYS:CG	1	1.57
(1,2)	1:A:514:THR:HA	2:B:162:LYS:H	1	1.57
(1,2)	1:A:514:THR:HA	2:B:162:LYS:HA	1	1.57

*Continued on next page...*

*Continued from previous page...*

Key	Atom-1	Atom-2	Model ID	Violation (Å)
(1,2)	1:A:514:THR:HA	2:B:162:LYS:HB2	1	1.57
(1,2)	1:A:514:THR:HA	2:B:162:LYS:HB3	1	1.57
(1,2)	1:A:514:THR:HA	2:B:162:LYS:HD2	1	1.57
(1,2)	1:A:514:THR:HA	2:B:162:LYS:HD3	1	1.57
(1,2)	1:A:514:THR:HA	2:B:162:LYS:HE2	1	1.57
(1,2)	1:A:514:THR:HA	2:B:162:LYS:HE3	1	1.57
(1,2)	1:A:514:THR:HA	2:B:162:LYS:HG2	1	1.57
(1,2)	1:A:514:THR:HA	2:B:162:LYS:HG3	1	1.57
(1,2)	1:A:514:THR:HA	2:B:162:LYS:HZ1	1	1.57
(1,2)	1:A:514:THR:HA	2:B:162:LYS:HZ2	1	1.57
(1,2)	1:A:514:THR:HA	2:B:162:LYS:HZ3	1	1.57
(1,2)	1:A:514:THR:HA	2:B:162:LYS:N	1	1.57
(1,2)	1:A:514:THR:HA	2:B:162:LYS:NZ	1	1.57
(1,2)	1:A:514:THR:HA	2:B:162:LYS:O	1	1.57
(1,2)	1:A:514:THR:HA	2:B:167:SER:C	1	1.57
(1,2)	1:A:514:THR:HA	2:B:167:SER:CA	1	1.57
(1,2)	1:A:514:THR:HA	2:B:167:SER:CB	1	1.57
(1,2)	1:A:514:THR:HA	2:B:167:SER:H	1	1.57
(1,2)	1:A:514:THR:HA	2:B:167:SER:HA	1	1.57
(1,2)	1:A:514:THR:HA	2:B:167:SER:HB2	1	1.57
(1,2)	1:A:514:THR:HA	2:B:167:SER:HB3	1	1.57
(1,2)	1:A:514:THR:HA	2:B:167:SER:HG	1	1.57
(1,2)	1:A:514:THR:HA	2:B:167:SER:N	1	1.57
(1,2)	1:A:514:THR:HA	2:B:167:SER:O	1	1.57
(1,2)	1:A:514:THR:HA	2:B:167:SER:OG	1	1.57
(1,2)	1:A:514:THR:HA	2:B:168:LEU:C	1	1.57
(1,2)	1:A:514:THR:HA	2:B:168:LEU:CA	1	1.57
(1,2)	1:A:514:THR:HA	2:B:168:LEU:CB	1	1.57
(1,2)	1:A:514:THR:HA	2:B:168:LEU:CD1	1	1.57
(1,2)	1:A:514:THR:HA	2:B:168:LEU:CD2	1	1.57
(1,2)	1:A:514:THR:HA	2:B:168:LEU:CG	1	1.57
(1,2)	1:A:514:THR:HA	2:B:168:LEU:H	1	1.57
(1,2)	1:A:514:THR:HA	2:B:168:LEU:HA	1	1.57
(1,2)	1:A:514:THR:HA	2:B:168:LEU:HB2	1	1.57
(1,2)	1:A:514:THR:HA	2:B:168:LEU:HB3	1	1.57
(1,2)	1:A:514:THR:HA	2:B:168:LEU:HD11	1	1.57
(1,2)	1:A:514:THR:HA	2:B:168:LEU:HD12	1	1.57
(1,2)	1:A:514:THR:HA	2:B:168:LEU:HD13	1	1.57
(1,2)	1:A:514:THR:HA	2:B:168:LEU:HD21	1	1.57
(1,2)	1:A:514:THR:HA	2:B:168:LEU:HD22	1	1.57
(1,2)	1:A:514:THR:HA	2:B:168:LEU:HD23	1	1.57
(1,2)	1:A:514:THR:HA	2:B:168:LEU:HG	1	1.57

*Continued on next page...*

*Continued from previous page...*

Key	Atom-1	Atom-2	Model ID	Violation (Å)
(1,2)	1:A:514:THR:HA	2:B:168:LEU:N	1	1.57
(1,2)	1:A:514:THR:HA	2:B:168:LEU:O	1	1.57
(1,2)	1:A:514:THR:HA	2:B:170:MET:C	1	1.57
(1,2)	1:A:514:THR:HA	2:B:170:MET:CA	1	1.57
(1,2)	1:A:514:THR:HA	2:B:170:MET:CB	1	1.57
(1,2)	1:A:514:THR:HA	2:B:170:MET:CE	1	1.57
(1,2)	1:A:514:THR:HA	2:B:170:MET:CG	1	1.57
(1,2)	1:A:514:THR:HA	2:B:170:MET:H	1	1.57
(1,2)	1:A:514:THR:HA	2:B:170:MET:HA	1	1.57
(1,2)	1:A:514:THR:HA	2:B:170:MET:HB2	1	1.57
(1,2)	1:A:514:THR:HA	2:B:170:MET:HB3	1	1.57
(1,2)	1:A:514:THR:HA	2:B:170:MET:HE1	1	1.57
(1,2)	1:A:514:THR:HA	2:B:170:MET:HE2	1	1.57
(1,2)	1:A:514:THR:HA	2:B:170:MET:HE3	1	1.57
(1,2)	1:A:514:THR:HA	2:B:170:MET:HG2	1	1.57
(1,2)	1:A:514:THR:HA	2:B:170:MET:HG3	1	1.57
(1,2)	1:A:514:THR:HA	2:B:170:MET:N	1	1.57
(1,2)	1:A:514:THR:HA	2:B:170:MET:O	1	1.57
(1,2)	1:A:514:THR:HA	2:B:170:MET:SD	1	1.57
(1,2)	1:A:514:THR:HA	2:B:172:LYS:C	1	1.57
(1,2)	1:A:514:THR:HA	2:B:172:LYS:CA	1	1.57
(1,2)	1:A:514:THR:HA	2:B:172:LYS:CB	1	1.57
(1,2)	1:A:514:THR:HA	2:B:172:LYS:CD	1	1.57
(1,2)	1:A:514:THR:HA	2:B:172:LYS:CE	1	1.57
(1,2)	1:A:514:THR:HA	2:B:172:LYS:CG	1	1.57
(1,2)	1:A:514:THR:HA	2:B:172:LYS:H	1	1.57
(1,2)	1:A:514:THR:HA	2:B:172:LYS:HA	1	1.57
(1,2)	1:A:514:THR:HA	2:B:172:LYS:HB2	1	1.57
(1,2)	1:A:514:THR:HA	2:B:172:LYS:HB3	1	1.57
(1,2)	1:A:514:THR:HA	2:B:172:LYS:HD2	1	1.57
(1,2)	1:A:514:THR:HA	2:B:172:LYS:HD3	1	1.57
(1,2)	1:A:514:THR:HA	2:B:172:LYS:HE2	1	1.57
(1,2)	1:A:514:THR:HA	2:B:172:LYS:HE3	1	1.57
(1,2)	1:A:514:THR:HA	2:B:172:LYS:HG2	1	1.57
(1,2)	1:A:514:THR:HA	2:B:172:LYS:HG3	1	1.57
(1,2)	1:A:514:THR:HA	2:B:172:LYS:HZ1	1	1.57
(1,2)	1:A:514:THR:HA	2:B:172:LYS:HZ2	1	1.57
(1,2)	1:A:514:THR:HA	2:B:172:LYS:HZ3	1	1.57
(1,2)	1:A:514:THR:HA	2:B:172:LYS:N	1	1.57
(1,2)	1:A:514:THR:HA	2:B:172:LYS:NZ	1	1.57
(1,2)	1:A:514:THR:HA	2:B:172:LYS:O	1	1.57
(1,2)	1:A:514:THR:HA	2:B:182:VAL:C	1	1.57

*Continued on next page...*

*Continued from previous page...*

Key	Atom-1	Atom-2	Model ID	Violation (Å)
(1,2)	1:A:514:THR:HA	2:B:182:VAL:CA	1	1.57
(1,2)	1:A:514:THR:HA	2:B:182:VAL:CB	1	1.57
(1,2)	1:A:514:THR:HA	2:B:182:VAL:CG1	1	1.57
(1,2)	1:A:514:THR:HA	2:B:182:VAL:CG2	1	1.57
(1,2)	1:A:514:THR:HA	2:B:182:VAL:H	1	1.57
(1,2)	1:A:514:THR:HA	2:B:182:VAL:HA	1	1.57
(1,2)	1:A:514:THR:HA	2:B:182:VAL:HB	1	1.57
(1,2)	1:A:514:THR:HA	2:B:182:VAL:HG11	1	1.57
(1,2)	1:A:514:THR:HA	2:B:182:VAL:HG12	1	1.57
(1,2)	1:A:514:THR:HA	2:B:182:VAL:HG13	1	1.57
(1,2)	1:A:514:THR:HA	2:B:182:VAL:HG21	1	1.57
(1,2)	1:A:514:THR:HA	2:B:182:VAL:HG22	1	1.57
(1,2)	1:A:514:THR:HA	2:B:182:VAL:HG23	1	1.57
(1,2)	1:A:514:THR:HA	2:B:182:VAL:N	1	1.57
(1,2)	1:A:514:THR:HA	2:B:182:VAL:O	1	1.57
(1,2)	1:A:514:THR:HA	2:B:183:LYS:C	1	1.57
(1,2)	1:A:514:THR:HA	2:B:183:LYS:CA	1	1.57
(1,2)	1:A:514:THR:HA	2:B:183:LYS:CB	1	1.57
(1,2)	1:A:514:THR:HA	2:B:183:LYS:CD	1	1.57
(1,2)	1:A:514:THR:HA	2:B:183:LYS:CE	1	1.57
(1,2)	1:A:514:THR:HA	2:B:183:LYS:CG	1	1.57
(1,2)	1:A:514:THR:HA	2:B:183:LYS:H	1	1.57
(1,2)	1:A:514:THR:HA	2:B:183:LYS:HA	1	1.57
(1,2)	1:A:514:THR:HA	2:B:183:LYS:HB2	1	1.57
(1,2)	1:A:514:THR:HA	2:B:183:LYS:HB3	1	1.57
(1,2)	1:A:514:THR:HA	2:B:183:LYS:HD2	1	1.57
(1,2)	1:A:514:THR:HA	2:B:183:LYS:HD3	1	1.57
(1,2)	1:A:514:THR:HA	2:B:183:LYS:HE2	1	1.57
(1,2)	1:A:514:THR:HA	2:B:183:LYS:HE3	1	1.57
(1,2)	1:A:514:THR:HA	2:B:183:LYS:HG2	1	1.57
(1,2)	1:A:514:THR:HA	2:B:183:LYS:HG3	1	1.57
(1,2)	1:A:514:THR:HA	2:B:183:LYS:HZ1	1	1.57
(1,2)	1:A:514:THR:HA	2:B:183:LYS:HZ2	1	1.57
(1,2)	1:A:514:THR:HA	2:B:183:LYS:HZ3	1	1.57
(1,2)	1:A:514:THR:HA	2:B:183:LYS:N	1	1.57
(1,2)	1:A:514:THR:HA	2:B:183:LYS:NZ	1	1.57
(1,2)	1:A:514:THR:HA	2:B:183:LYS:O	1	1.57
(1,2)	1:A:514:THR:HA	2:B:185:GLY:C	1	1.57
(1,2)	1:A:514:THR:HA	2:B:185:GLY:CA	1	1.57
(1,2)	1:A:514:THR:HA	2:B:185:GLY:H	1	1.57
(1,2)	1:A:514:THR:HA	2:B:185:GLY:HA2	1	1.57
(1,2)	1:A:514:THR:HA	2:B:185:GLY:HA3	1	1.57

*Continued on next page...*



*Continued from previous page...*

Key	Atom-1	Atom-2	Model ID	Violation (Å)
(1,2)	1:A:514:THR:HA	2:B:185:GLY:N	1	1.57
(1,2)	1:A:514:THR:HA	2:B:185:GLY:O	1	1.57
(1,2)	1:A:514:THR:HA	2:B:187:TYR:C	1	1.57
(1,2)	1:A:514:THR:HA	2:B:187:TYR:CA	1	1.57
(1,2)	1:A:514:THR:HA	2:B:187:TYR:CB	1	1.57
(1,2)	1:A:514:THR:HA	2:B:187:TYR:CD1	1	1.57
(1,2)	1:A:514:THR:HA	2:B:187:TYR:CD2	1	1.57
(1,2)	1:A:514:THR:HA	2:B:187:TYR:CE1	1	1.57
(1,2)	1:A:514:THR:HA	2:B:187:TYR:CE2	1	1.57
(1,2)	1:A:514:THR:HA	2:B:187:TYR:CG	1	1.57
(1,2)	1:A:514:THR:HA	2:B:187:TYR:CZ	1	1.57
(1,2)	1:A:514:THR:HA	2:B:187:TYR:H	1	1.57
(1,2)	1:A:514:THR:HA	2:B:187:TYR:HA	1	1.57
(1,2)	1:A:514:THR:HA	2:B:187:TYR:HB2	1	1.57
(1,2)	1:A:514:THR:HA	2:B:187:TYR:HB3	1	1.57
(1,2)	1:A:514:THR:HA	2:B:187:TYR:HD1	1	1.57
(1,2)	1:A:514:THR:HA	2:B:187:TYR:HD2	1	1.57
(1,2)	1:A:514:THR:HA	2:B:187:TYR:HE1	1	1.57
(1,2)	1:A:514:THR:HA	2:B:187:TYR:HE2	1	1.57
(1,2)	1:A:514:THR:HA	2:B:187:TYR:HH	1	1.57
(1,2)	1:A:514:THR:HA	2:B:187:TYR:N	1	1.57
(1,2)	1:A:514:THR:HA	2:B:187:TYR:O	1	1.57
(1,2)	1:A:514:THR:HA	2:B:187:TYR:OH	1	1.57
(1,2)	1:A:514:THR:HA	2:B:200:THR:C	1	1.57
(1,2)	1:A:514:THR:HA	2:B:200:THR:CA	1	1.57
(1,2)	1:A:514:THR:HA	2:B:200:THR:CB	1	1.57
(1,2)	1:A:514:THR:HA	2:B:200:THR:CG2	1	1.57
(1,2)	1:A:514:THR:HA	2:B:200:THR:H	1	1.57
(1,2)	1:A:514:THR:HA	2:B:200:THR:HA	1	1.57
(1,2)	1:A:514:THR:HA	2:B:200:THR:HB	1	1.57
(1,2)	1:A:514:THR:HA	2:B:200:THR:HG1	1	1.57
(1,2)	1:A:514:THR:HA	2:B:200:THR:HG21	1	1.57
(1,2)	1:A:514:THR:HA	2:B:200:THR:HG22	1	1.57
(1,2)	1:A:514:THR:HA	2:B:200:THR:HG23	1	1.57
(1,2)	1:A:514:THR:HA	2:B:200:THR:N	1	1.57
(1,2)	1:A:514:THR:HA	2:B:200:THR:O	1	1.57
(1,2)	1:A:514:THR:HA	2:B:200:THR:OG1	1	1.57
(1,2)	1:A:514:THR:HA	2:B:211:LYS:C	1	1.57
(1,2)	1:A:514:THR:HA	2:B:211:LYS:CA	1	1.57
(1,2)	1:A:514:THR:HA	2:B:211:LYS:CB	1	1.57
(1,2)	1:A:514:THR:HA	2:B:211:LYS:CD	1	1.57
(1,2)	1:A:514:THR:HA	2:B:211:LYS:CE	1	1.57

*Continued on next page...*

*Continued from previous page...*

Key	Atom-1	Atom-2	Model ID	Violation (Å)
(1,2)	1:A:514:THR:HA	2:B:211:LYS:CG	1	1.57
(1,2)	1:A:514:THR:HA	2:B:211:LYS:H	1	1.57
(1,2)	1:A:514:THR:HA	2:B:211:LYS:HA	1	1.57
(1,2)	1:A:514:THR:HA	2:B:211:LYS:HB2	1	1.57
(1,2)	1:A:514:THR:HA	2:B:211:LYS:HB3	1	1.57
(1,2)	1:A:514:THR:HA	2:B:211:LYS:HD2	1	1.57
(1,2)	1:A:514:THR:HA	2:B:211:LYS:HD3	1	1.57
(1,2)	1:A:514:THR:HA	2:B:211:LYS:HE2	1	1.57
(1,2)	1:A:514:THR:HA	2:B:211:LYS:HE3	1	1.57
(1,2)	1:A:514:THR:HA	2:B:211:LYS:HG2	1	1.57
(1,2)	1:A:514:THR:HA	2:B:211:LYS:HG3	1	1.57
(1,2)	1:A:514:THR:HA	2:B:211:LYS:HZ1	1	1.57
(1,2)	1:A:514:THR:HA	2:B:211:LYS:HZ2	1	1.57
(1,2)	1:A:514:THR:HA	2:B:211:LYS:HZ3	1	1.57
(1,2)	1:A:514:THR:HA	2:B:211:LYS:N	1	1.57
(1,2)	1:A:514:THR:HA	2:B:211:LYS:NZ	1	1.57
(1,2)	1:A:514:THR:HA	2:B:211:LYS:O	1	1.57
(1,2)	1:A:514:THR:HB	2:B:149:SER:C	1	1.57
(1,2)	1:A:514:THR:HB	2:B:149:SER:CA	1	1.57
(1,2)	1:A:514:THR:HB	2:B:149:SER:CB	1	1.57
(1,2)	1:A:514:THR:HB	2:B:149:SER:H	1	1.57
(1,2)	1:A:514:THR:HB	2:B:149:SER:HA	1	1.57
(1,2)	1:A:514:THR:HB	2:B:149:SER:HB2	1	1.57
(1,2)	1:A:514:THR:HB	2:B:149:SER:HB3	1	1.57
(1,2)	1:A:514:THR:HB	2:B:149:SER:HG	1	1.57
(1,2)	1:A:514:THR:HB	2:B:149:SER:N	1	1.57
(1,2)	1:A:514:THR:HB	2:B:149:SER:O	1	1.57
(1,2)	1:A:514:THR:HB	2:B:149:SER:OG	1	1.57
(1,2)	1:A:514:THR:HB	2:B:152:VAL:C	1	1.57
(1,2)	1:A:514:THR:HB	2:B:152:VAL:CA	1	1.57
(1,2)	1:A:514:THR:HB	2:B:152:VAL:CB	1	1.57
(1,2)	1:A:514:THR:HB	2:B:152:VAL:CG1	1	1.57
(1,2)	1:A:514:THR:HB	2:B:152:VAL:CG2	1	1.57
(1,2)	1:A:514:THR:HB	2:B:152:VAL:H	1	1.57
(1,2)	1:A:514:THR:HB	2:B:152:VAL:HA	1	1.57
(1,2)	1:A:514:THR:HB	2:B:152:VAL:HB	1	1.57
(1,2)	1:A:514:THR:HB	2:B:152:VAL:HG11	1	1.57
(1,2)	1:A:514:THR:HB	2:B:152:VAL:HG12	1	1.57
(1,2)	1:A:514:THR:HB	2:B:152:VAL:HG13	1	1.57
(1,2)	1:A:514:THR:HB	2:B:152:VAL:HG21	1	1.57
(1,2)	1:A:514:THR:HB	2:B:152:VAL:HG22	1	1.57
(1,2)	1:A:514:THR:HB	2:B:152:VAL:HG23	1	1.57

*Continued on next page...*

*Continued from previous page...*

Key	Atom-1	Atom-2	Model ID	Violation (Å)
(1,2)	1:A:514:THR:HB	2:B:152:VAL:N	1	1.57
(1,2)	1:A:514:THR:HB	2:B:152:VAL:O	1	1.57
(1,2)	1:A:514:THR:HB	2:B:153:VAL:C	1	1.57
(1,2)	1:A:514:THR:HB	2:B:153:VAL:CA	1	1.57
(1,2)	1:A:514:THR:HB	2:B:153:VAL:CB	1	1.57
(1,2)	1:A:514:THR:HB	2:B:153:VAL:CG1	1	1.57
(1,2)	1:A:514:THR:HB	2:B:153:VAL:CG2	1	1.57
(1,2)	1:A:514:THR:HB	2:B:153:VAL:H	1	1.57
(1,2)	1:A:514:THR:HB	2:B:153:VAL:HA	1	1.57
(1,2)	1:A:514:THR:HB	2:B:153:VAL:HB	1	1.57
(1,2)	1:A:514:THR:HB	2:B:153:VAL:HG11	1	1.57
(1,2)	1:A:514:THR:HB	2:B:153:VAL:HG12	1	1.57
(1,2)	1:A:514:THR:HB	2:B:153:VAL:HG13	1	1.57
(1,2)	1:A:514:THR:HB	2:B:153:VAL:HG21	1	1.57
(1,2)	1:A:514:THR:HB	2:B:153:VAL:HG22	1	1.57
(1,2)	1:A:514:THR:HB	2:B:153:VAL:HG23	1	1.57
(1,2)	1:A:514:THR:HB	2:B:153:VAL:N	1	1.57
(1,2)	1:A:514:THR:HB	2:B:153:VAL:O	1	1.57
(1,2)	1:A:514:THR:HB	2:B:155:GLY:C	1	1.57
(1,2)	1:A:514:THR:HB	2:B:155:GLY:CA	1	1.57
(1,2)	1:A:514:THR:HB	2:B:155:GLY:H	1	1.57
(1,2)	1:A:514:THR:HB	2:B:155:GLY:HA2	1	1.57
(1,2)	1:A:514:THR:HB	2:B:155:GLY:HA3	1	1.57
(1,2)	1:A:514:THR:HB	2:B:155:GLY:N	1	1.57
(1,2)	1:A:514:THR:HB	2:B:155:GLY:O	1	1.57
(1,2)	1:A:514:THR:HB	2:B:156:PHE:C	1	1.57
(1,2)	1:A:514:THR:HB	2:B:156:PHE:CA	1	1.57
(1,2)	1:A:514:THR:HB	2:B:156:PHE:CB	1	1.57
(1,2)	1:A:514:THR:HB	2:B:156:PHE:CD1	1	1.57
(1,2)	1:A:514:THR:HB	2:B:156:PHE:CD2	1	1.57
(1,2)	1:A:514:THR:HB	2:B:156:PHE:CE1	1	1.57
(1,2)	1:A:514:THR:HB	2:B:156:PHE:CE2	1	1.57
(1,2)	1:A:514:THR:HB	2:B:156:PHE:CG	1	1.57
(1,2)	1:A:514:THR:HB	2:B:156:PHE:CZ	1	1.57
(1,2)	1:A:514:THR:HB	2:B:156:PHE:H	1	1.57
(1,2)	1:A:514:THR:HB	2:B:156:PHE:HA	1	1.57
(1,2)	1:A:514:THR:HB	2:B:156:PHE:HB2	1	1.57
(1,2)	1:A:514:THR:HB	2:B:156:PHE:HB3	1	1.57
(1,2)	1:A:514:THR:HB	2:B:156:PHE:HD1	1	1.57
(1,2)	1:A:514:THR:HB	2:B:156:PHE:HD2	1	1.57
(1,2)	1:A:514:THR:HB	2:B:156:PHE:HE1	1	1.57
(1,2)	1:A:514:THR:HB	2:B:156:PHE:HE2	1	1.57

*Continued on next page...*

*Continued from previous page...*

Key	Atom-1	Atom-2	Model ID	Violation (Å)
(1,2)	1:A:514:THR:HB	2:B:156:PHE:HZ	1	1.57
(1,2)	1:A:514:THR:HB	2:B:156:PHE:N	1	1.57
(1,2)	1:A:514:THR:HB	2:B:156:PHE:O	1	1.57
(1,2)	1:A:514:THR:HB	2:B:157:CYS:C	1	1.57
(1,2)	1:A:514:THR:HB	2:B:157:CYS:CA	1	1.57
(1,2)	1:A:514:THR:HB	2:B:157:CYS:CB	1	1.57
(1,2)	1:A:514:THR:HB	2:B:157:CYS:H	1	1.57
(1,2)	1:A:514:THR:HB	2:B:157:CYS:HA	1	1.57
(1,2)	1:A:514:THR:HB	2:B:157:CYS:HB2	1	1.57
(1,2)	1:A:514:THR:HB	2:B:157:CYS:HB3	1	1.57
(1,2)	1:A:514:THR:HB	2:B:157:CYS:N	1	1.57
(1,2)	1:A:514:THR:HB	2:B:157:CYS:O	1	1.57
(1,2)	1:A:514:THR:HB	2:B:157:CYS:SG	1	1.57
(1,2)	1:A:514:THR:HB	2:B:158:THR:C	1	1.57
(1,2)	1:A:514:THR:HB	2:B:158:THR:CA	1	1.57
(1,2)	1:A:514:THR:HB	2:B:158:THR:CB	1	1.57
(1,2)	1:A:514:THR:HB	2:B:158:THR:CG2	1	1.57
(1,2)	1:A:514:THR:HB	2:B:158:THR:H	1	1.57
(1,2)	1:A:514:THR:HB	2:B:158:THR:HA	1	1.57
(1,2)	1:A:514:THR:HB	2:B:158:THR:HB	1	1.57
(1,2)	1:A:514:THR:HB	2:B:158:THR:HG1	1	1.57
(1,2)	1:A:514:THR:HB	2:B:158:THR:HG21	1	1.57
(1,2)	1:A:514:THR:HB	2:B:158:THR:HG22	1	1.57
(1,2)	1:A:514:THR:HB	2:B:158:THR:HG23	1	1.57
(1,2)	1:A:514:THR:HB	2:B:158:THR:N	1	1.57
(1,2)	1:A:514:THR:HB	2:B:158:THR:O	1	1.57
(1,2)	1:A:514:THR:HB	2:B:158:THR:OG1	1	1.57
(1,2)	1:A:514:THR:HB	2:B:159:ILE:C	1	1.57
(1,2)	1:A:514:THR:HB	2:B:159:ILE:CA	1	1.57
(1,2)	1:A:514:THR:HB	2:B:159:ILE:CB	1	1.57
(1,2)	1:A:514:THR:HB	2:B:159:ILE:CD1	1	1.57
(1,2)	1:A:514:THR:HB	2:B:159:ILE:CG1	1	1.57
(1,2)	1:A:514:THR:HB	2:B:159:ILE:CG2	1	1.57
(1,2)	1:A:514:THR:HB	2:B:159:ILE:H	1	1.57
(1,2)	1:A:514:THR:HB	2:B:159:ILE:HA	1	1.57
(1,2)	1:A:514:THR:HB	2:B:159:ILE:HB	1	1.57
(1,2)	1:A:514:THR:HB	2:B:159:ILE:HD11	1	1.57
(1,2)	1:A:514:THR:HB	2:B:159:ILE:HD12	1	1.57
(1,2)	1:A:514:THR:HB	2:B:159:ILE:HD13	1	1.57
(1,2)	1:A:514:THR:HB	2:B:159:ILE:HG12	1	1.57
(1,2)	1:A:514:THR:HB	2:B:159:ILE:HG13	1	1.57
(1,2)	1:A:514:THR:HB	2:B:159:ILE:HG21	1	1.57

*Continued on next page...*

*Continued from previous page...*

Key	Atom-1	Atom-2	Model ID	Violation (Å)
(1,2)	1:A:514:THR:HB	2:B:159:ILE:HG22	1	1.57
(1,2)	1:A:514:THR:HB	2:B:159:ILE:HG23	1	1.57
(1,2)	1:A:514:THR:HB	2:B:159:ILE:N	1	1.57
(1,2)	1:A:514:THR:HB	2:B:159:ILE:O	1	1.57
(1,2)	1:A:514:THR:HB	2:B:161:ASN:C	1	1.57
(1,2)	1:A:514:THR:HB	2:B:161:ASN:CA	1	1.57
(1,2)	1:A:514:THR:HB	2:B:161:ASN:CB	1	1.57
(1,2)	1:A:514:THR:HB	2:B:161:ASN:CG	1	1.57
(1,2)	1:A:514:THR:HB	2:B:161:ASN:H	1	1.57
(1,2)	1:A:514:THR:HB	2:B:161:ASN:HA	1	1.57
(1,2)	1:A:514:THR:HB	2:B:161:ASN:HB2	1	1.57
(1,2)	1:A:514:THR:HB	2:B:161:ASN:HB3	1	1.57
(1,2)	1:A:514:THR:HB	2:B:161:ASN:HD21	1	1.57
(1,2)	1:A:514:THR:HB	2:B:161:ASN:HD22	1	1.57
(1,2)	1:A:514:THR:HB	2:B:161:ASN:N	1	1.57
(1,2)	1:A:514:THR:HB	2:B:161:ASN:ND2	1	1.57
(1,2)	1:A:514:THR:HB	2:B:161:ASN:O	1	1.57
(1,2)	1:A:514:THR:HB	2:B:161:ASN:OD1	1	1.57
(1,2)	1:A:514:THR:HB	2:B:162:LYS:C	1	1.57
(1,2)	1:A:514:THR:HB	2:B:162:LYS:CA	1	1.57
(1,2)	1:A:514:THR:HB	2:B:162:LYS:CB	1	1.57
(1,2)	1:A:514:THR:HB	2:B:162:LYS:CD	1	1.57
(1,2)	1:A:514:THR:HB	2:B:162:LYS:CE	1	1.57
(1,2)	1:A:514:THR:HB	2:B:162:LYS:CG	1	1.57
(1,2)	1:A:514:THR:HB	2:B:162:LYS:H	1	1.57
(1,2)	1:A:514:THR:HB	2:B:162:LYS:HA	1	1.57
(1,2)	1:A:514:THR:HB	2:B:162:LYS:HB2	1	1.57
(1,2)	1:A:514:THR:HB	2:B:162:LYS:HB3	1	1.57
(1,2)	1:A:514:THR:HB	2:B:162:LYS:HD2	1	1.57
(1,2)	1:A:514:THR:HB	2:B:162:LYS:HD3	1	1.57
(1,2)	1:A:514:THR:HB	2:B:162:LYS:HE2	1	1.57
(1,2)	1:A:514:THR:HB	2:B:162:LYS:HE3	1	1.57
(1,2)	1:A:514:THR:HB	2:B:162:LYS:HG2	1	1.57
(1,2)	1:A:514:THR:HB	2:B:162:LYS:HG3	1	1.57
(1,2)	1:A:514:THR:HB	2:B:162:LYS:HZ1	1	1.57
(1,2)	1:A:514:THR:HB	2:B:162:LYS:HZ2	1	1.57
(1,2)	1:A:514:THR:HB	2:B:162:LYS:HZ3	1	1.57
(1,2)	1:A:514:THR:HB	2:B:162:LYS:N	1	1.57
(1,2)	1:A:514:THR:HB	2:B:162:LYS:NZ	1	1.57
(1,2)	1:A:514:THR:HB	2:B:162:LYS:O	1	1.57
(1,2)	1:A:514:THR:HB	2:B:167:SER:C	1	1.57
(1,2)	1:A:514:THR:HB	2:B:167:SER:CA	1	1.57

*Continued on next page...*

*Continued from previous page...*

Key	Atom-1	Atom-2	Model ID	Violation (Å)
(1,2)	1:A:514:THR:HB	2:B:167:SER:CB	1	1.57
(1,2)	1:A:514:THR:HB	2:B:167:SER:H	1	1.57
(1,2)	1:A:514:THR:HB	2:B:167:SER:HA	1	1.57
(1,2)	1:A:514:THR:HB	2:B:167:SER:HB2	1	1.57
(1,2)	1:A:514:THR:HB	2:B:167:SER:HB3	1	1.57
(1,2)	1:A:514:THR:HB	2:B:167:SER:HG	1	1.57
(1,2)	1:A:514:THR:HB	2:B:167:SER:N	1	1.57
(1,2)	1:A:514:THR:HB	2:B:167:SER:O	1	1.57
(1,2)	1:A:514:THR:HB	2:B:167:SER:OG	1	1.57
(1,2)	1:A:514:THR:HB	2:B:168:LEU:C	1	1.57
(1,2)	1:A:514:THR:HB	2:B:168:LEU:CA	1	1.57
(1,2)	1:A:514:THR:HB	2:B:168:LEU:CB	1	1.57
(1,2)	1:A:514:THR:HB	2:B:168:LEU:CD1	1	1.57
(1,2)	1:A:514:THR:HB	2:B:168:LEU:CD2	1	1.57
(1,2)	1:A:514:THR:HB	2:B:168:LEU:CG	1	1.57
(1,2)	1:A:514:THR:HB	2:B:168:LEU:H	1	1.57
(1,2)	1:A:514:THR:HB	2:B:168:LEU:HA	1	1.57
(1,2)	1:A:514:THR:HB	2:B:168:LEU:HB2	1	1.57
(1,2)	1:A:514:THR:HB	2:B:168:LEU:HB3	1	1.57
(1,2)	1:A:514:THR:HB	2:B:168:LEU:HD11	1	1.57
(1,2)	1:A:514:THR:HB	2:B:168:LEU:HD12	1	1.57
(1,2)	1:A:514:THR:HB	2:B:168:LEU:HD13	1	1.57
(1,2)	1:A:514:THR:HB	2:B:168:LEU:HD21	1	1.57
(1,2)	1:A:514:THR:HB	2:B:168:LEU:HD22	1	1.57
(1,2)	1:A:514:THR:HB	2:B:168:LEU:HD23	1	1.57
(1,2)	1:A:514:THR:HB	2:B:168:LEU:HG	1	1.57
(1,2)	1:A:514:THR:HB	2:B:168:LEU:N	1	1.57
(1,2)	1:A:514:THR:HB	2:B:168:LEU:O	1	1.57
(1,2)	1:A:514:THR:HB	2:B:170:MET:C	1	1.57
(1,2)	1:A:514:THR:HB	2:B:170:MET:CA	1	1.57
(1,2)	1:A:514:THR:HB	2:B:170:MET:CB	1	1.57
(1,2)	1:A:514:THR:HB	2:B:170:MET:CE	1	1.57
(1,2)	1:A:514:THR:HB	2:B:170:MET:CG	1	1.57
(1,2)	1:A:514:THR:HB	2:B:170:MET:H	1	1.57
(1,2)	1:A:514:THR:HB	2:B:170:MET:HA	1	1.57
(1,2)	1:A:514:THR:HB	2:B:170:MET:HB2	1	1.57
(1,2)	1:A:514:THR:HB	2:B:170:MET:HB3	1	1.57
(1,2)	1:A:514:THR:HB	2:B:170:MET:HE1	1	1.57
(1,2)	1:A:514:THR:HB	2:B:170:MET:HE2	1	1.57
(1,2)	1:A:514:THR:HB	2:B:170:MET:HE3	1	1.57
(1,2)	1:A:514:THR:HB	2:B:170:MET:HG2	1	1.57
(1,2)	1:A:514:THR:HB	2:B:170:MET:HG3	1	1.57

*Continued on next page...*

*Continued from previous page...*

Key	Atom-1	Atom-2	Model ID	Violation (Å)
(1,2)	1:A:514:THR:HB	2:B:170:MET:N	1	1.57
(1,2)	1:A:514:THR:HB	2:B:170:MET:O	1	1.57
(1,2)	1:A:514:THR:HB	2:B:170:MET:SD	1	1.57
(1,2)	1:A:514:THR:HB	2:B:172:LYS:C	1	1.57
(1,2)	1:A:514:THR:HB	2:B:172:LYS:CA	1	1.57
(1,2)	1:A:514:THR:HB	2:B:172:LYS:CB	1	1.57
(1,2)	1:A:514:THR:HB	2:B:172:LYS:CD	1	1.57
(1,2)	1:A:514:THR:HB	2:B:172:LYS:CE	1	1.57
(1,2)	1:A:514:THR:HB	2:B:172:LYS:CG	1	1.57
(1,2)	1:A:514:THR:HB	2:B:172:LYS:H	1	1.57
(1,2)	1:A:514:THR:HB	2:B:172:LYS:HA	1	1.57
(1,2)	1:A:514:THR:HB	2:B:172:LYS:HB2	1	1.57
(1,2)	1:A:514:THR:HB	2:B:172:LYS:HB3	1	1.57
(1,2)	1:A:514:THR:HB	2:B:172:LYS:HD2	1	1.57
(1,2)	1:A:514:THR:HB	2:B:172:LYS:HD3	1	1.57
(1,2)	1:A:514:THR:HB	2:B:172:LYS:HE2	1	1.57
(1,2)	1:A:514:THR:HB	2:B:172:LYS:HE3	1	1.57
(1,2)	1:A:514:THR:HB	2:B:172:LYS:HG2	1	1.57
(1,2)	1:A:514:THR:HB	2:B:172:LYS:HG3	1	1.57
(1,2)	1:A:514:THR:HB	2:B:172:LYS:HZ1	1	1.57
(1,2)	1:A:514:THR:HB	2:B:172:LYS:HZ2	1	1.57
(1,2)	1:A:514:THR:HB	2:B:172:LYS:HZ3	1	1.57
(1,2)	1:A:514:THR:HB	2:B:172:LYS:N	1	1.57
(1,2)	1:A:514:THR:HB	2:B:172:LYS:NZ	1	1.57
(1,2)	1:A:514:THR:HB	2:B:172:LYS:O	1	1.57
(1,2)	1:A:514:THR:HB	2:B:182:VAL:C	1	1.57
(1,2)	1:A:514:THR:HB	2:B:182:VAL:CA	1	1.57
(1,2)	1:A:514:THR:HB	2:B:182:VAL:CB	1	1.57
(1,2)	1:A:514:THR:HB	2:B:182:VAL:CG1	1	1.57
(1,2)	1:A:514:THR:HB	2:B:182:VAL:CG2	1	1.57
(1,2)	1:A:514:THR:HB	2:B:182:VAL:H	1	1.57
(1,2)	1:A:514:THR:HB	2:B:182:VAL:HA	1	1.57
(1,2)	1:A:514:THR:HB	2:B:182:VAL:HB	1	1.57
(1,2)	1:A:514:THR:HB	2:B:182:VAL:HG11	1	1.57
(1,2)	1:A:514:THR:HB	2:B:182:VAL:HG12	1	1.57
(1,2)	1:A:514:THR:HB	2:B:182:VAL:HG13	1	1.57
(1,2)	1:A:514:THR:HB	2:B:182:VAL:HG21	1	1.57
(1,2)	1:A:514:THR:HB	2:B:182:VAL:HG22	1	1.57
(1,2)	1:A:514:THR:HB	2:B:182:VAL:HG23	1	1.57
(1,2)	1:A:514:THR:HB	2:B:182:VAL:N	1	1.57
(1,2)	1:A:514:THR:HB	2:B:182:VAL:O	1	1.57
(1,2)	1:A:514:THR:HB	2:B:183:LYS:C	1	1.57

*Continued on next page...*

*Continued from previous page...*

Key	Atom-1	Atom-2	Model ID	Violation (Å)
(1,2)	1:A:514:THR:HB	2:B:183:LYS:CA	1	1.57
(1,2)	1:A:514:THR:HB	2:B:183:LYS:CB	1	1.57
(1,2)	1:A:514:THR:HB	2:B:183:LYS:CD	1	1.57
(1,2)	1:A:514:THR:HB	2:B:183:LYS:CE	1	1.57
(1,2)	1:A:514:THR:HB	2:B:183:LYS:CG	1	1.57
(1,2)	1:A:514:THR:HB	2:B:183:LYS:H	1	1.57
(1,2)	1:A:514:THR:HB	2:B:183:LYS:HA	1	1.57
(1,2)	1:A:514:THR:HB	2:B:183:LYS:HB2	1	1.57
(1,2)	1:A:514:THR:HB	2:B:183:LYS:HB3	1	1.57
(1,2)	1:A:514:THR:HB	2:B:183:LYS:HD2	1	1.57
(1,2)	1:A:514:THR:HB	2:B:183:LYS:HD3	1	1.57
(1,2)	1:A:514:THR:HB	2:B:183:LYS:HE2	1	1.57
(1,2)	1:A:514:THR:HB	2:B:183:LYS:HE3	1	1.57
(1,2)	1:A:514:THR:HB	2:B:183:LYS:HG2	1	1.57
(1,2)	1:A:514:THR:HB	2:B:183:LYS:HG3	1	1.57
(1,2)	1:A:514:THR:HB	2:B:183:LYS:HZ1	1	1.57
(1,2)	1:A:514:THR:HB	2:B:183:LYS:HZ2	1	1.57
(1,2)	1:A:514:THR:HB	2:B:183:LYS:HZ3	1	1.57
(1,2)	1:A:514:THR:HB	2:B:183:LYS:N	1	1.57
(1,2)	1:A:514:THR:HB	2:B:183:LYS:NZ	1	1.57
(1,2)	1:A:514:THR:HB	2:B:183:LYS:O	1	1.57
(1,2)	1:A:514:THR:HB	2:B:185:GLY:C	1	1.57
(1,2)	1:A:514:THR:HB	2:B:185:GLY:CA	1	1.57
(1,2)	1:A:514:THR:HB	2:B:185:GLY:H	1	1.57
(1,2)	1:A:514:THR:HB	2:B:185:GLY:HA2	1	1.57
(1,2)	1:A:514:THR:HB	2:B:185:GLY:HA3	1	1.57
(1,2)	1:A:514:THR:HB	2:B:185:GLY:N	1	1.57
(1,2)	1:A:514:THR:HB	2:B:185:GLY:O	1	1.57
(1,2)	1:A:514:THR:HB	2:B:187:TYR:C	1	1.57
(1,2)	1:A:514:THR:HB	2:B:187:TYR:CA	1	1.57
(1,2)	1:A:514:THR:HB	2:B:187:TYR:CB	1	1.57
(1,2)	1:A:514:THR:HB	2:B:187:TYR:CD1	1	1.57
(1,2)	1:A:514:THR:HB	2:B:187:TYR:CD2	1	1.57
(1,2)	1:A:514:THR:HB	2:B:187:TYR:CE1	1	1.57
(1,2)	1:A:514:THR:HB	2:B:187:TYR:CE2	1	1.57
(1,2)	1:A:514:THR:HB	2:B:187:TYR:CG	1	1.57
(1,2)	1:A:514:THR:HB	2:B:187:TYR:CZ	1	1.57
(1,2)	1:A:514:THR:HB	2:B:187:TYR:H	1	1.57
(1,2)	1:A:514:THR:HB	2:B:187:TYR:HA	1	1.57
(1,2)	1:A:514:THR:HB	2:B:187:TYR:HB2	1	1.57
(1,2)	1:A:514:THR:HB	2:B:187:TYR:HB3	1	1.57
(1,2)	1:A:514:THR:HB	2:B:187:TYR:HD1	1	1.57

*Continued on next page...*



*Continued from previous page...*

Key	Atom-1	Atom-2	Model ID	Violation (Å)
(1,2)	1:A:514:THR:HB	2:B:187:TYR:HD2	1	1.57
(1,2)	1:A:514:THR:HB	2:B:187:TYR:HE1	1	1.57
(1,2)	1:A:514:THR:HB	2:B:187:TYR:HE2	1	1.57
(1,2)	1:A:514:THR:HB	2:B:187:TYR:HH	1	1.57
(1,2)	1:A:514:THR:HB	2:B:187:TYR:N	1	1.57
(1,2)	1:A:514:THR:HB	2:B:187:TYR:O	1	1.57
(1,2)	1:A:514:THR:HB	2:B:187:TYR:OH	1	1.57
(1,2)	1:A:514:THR:HB	2:B:200:THR:C	1	1.57
(1,2)	1:A:514:THR:HB	2:B:200:THR:CA	1	1.57
(1,2)	1:A:514:THR:HB	2:B:200:THR:CB	1	1.57
(1,2)	1:A:514:THR:HB	2:B:200:THR:CG2	1	1.57
(1,2)	1:A:514:THR:HB	2:B:200:THR:H	1	1.57
(1,2)	1:A:514:THR:HB	2:B:200:THR:HA	1	1.57
(1,2)	1:A:514:THR:HB	2:B:200:THR:HB	1	1.57
(1,2)	1:A:514:THR:HB	2:B:200:THR:HG1	1	1.57
(1,2)	1:A:514:THR:HB	2:B:200:THR:HG21	1	1.57
(1,2)	1:A:514:THR:HB	2:B:200:THR:HG22	1	1.57
(1,2)	1:A:514:THR:HB	2:B:200:THR:HG23	1	1.57
(1,2)	1:A:514:THR:HB	2:B:200:THR:N	1	1.57
(1,2)	1:A:514:THR:HB	2:B:200:THR:O	1	1.57
(1,2)	1:A:514:THR:HB	2:B:200:THR:OG1	1	1.57
(1,2)	1:A:514:THR:HB	2:B:211:LYS:C	1	1.57
(1,2)	1:A:514:THR:HB	2:B:211:LYS:CA	1	1.57
(1,2)	1:A:514:THR:HB	2:B:211:LYS:CB	1	1.57
(1,2)	1:A:514:THR:HB	2:B:211:LYS:CD	1	1.57
(1,2)	1:A:514:THR:HB	2:B:211:LYS:CE	1	1.57
(1,2)	1:A:514:THR:HB	2:B:211:LYS:CG	1	1.57
(1,2)	1:A:514:THR:HB	2:B:211:LYS:H	1	1.57
(1,2)	1:A:514:THR:HB	2:B:211:LYS:HA	1	1.57
(1,2)	1:A:514:THR:HB	2:B:211:LYS:HB2	1	1.57
(1,2)	1:A:514:THR:HB	2:B:211:LYS:HB3	1	1.57
(1,2)	1:A:514:THR:HB	2:B:211:LYS:HD2	1	1.57
(1,2)	1:A:514:THR:HB	2:B:211:LYS:HD3	1	1.57
(1,2)	1:A:514:THR:HB	2:B:211:LYS:HE2	1	1.57
(1,2)	1:A:514:THR:HB	2:B:211:LYS:HE3	1	1.57
(1,2)	1:A:514:THR:HB	2:B:211:LYS:HG2	1	1.57
(1,2)	1:A:514:THR:HB	2:B:211:LYS:HG3	1	1.57
(1,2)	1:A:514:THR:HB	2:B:211:LYS:HZ1	1	1.57
(1,2)	1:A:514:THR:HB	2:B:211:LYS:HZ2	1	1.57
(1,2)	1:A:514:THR:HB	2:B:211:LYS:HZ3	1	1.57
(1,2)	1:A:514:THR:HB	2:B:211:LYS:N	1	1.57
(1,2)	1:A:514:THR:HB	2:B:211:LYS:NZ	1	1.57

*Continued on next page...*

*Continued from previous page...*

Key	Atom-1	Atom-2	Model ID	Violation (Å)
(1,2)	1:A:514:THR:HB	2:B:211:LYS:O	1	1.57
(1,2)	1:A:514:THR:HG1	2:B:149:SER:C	1	1.57
(1,2)	1:A:514:THR:HG1	2:B:149:SER:CA	1	1.57
(1,2)	1:A:514:THR:HG1	2:B:149:SER:CB	1	1.57
(1,2)	1:A:514:THR:HG1	2:B:149:SER:H	1	1.57
(1,2)	1:A:514:THR:HG1	2:B:149:SER:HA	1	1.57
(1,2)	1:A:514:THR:HG1	2:B:149:SER:HB2	1	1.57
(1,2)	1:A:514:THR:HG1	2:B:149:SER:HB3	1	1.57
(1,2)	1:A:514:THR:HG1	2:B:149:SER:HG	1	1.57
(1,2)	1:A:514:THR:HG1	2:B:149:SER:N	1	1.57
(1,2)	1:A:514:THR:HG1	2:B:149:SER:O	1	1.57
(1,2)	1:A:514:THR:HG1	2:B:149:SER:OG	1	1.57
(1,2)	1:A:514:THR:HG1	2:B:152:VAL:C	1	1.57
(1,2)	1:A:514:THR:HG1	2:B:152:VAL:CA	1	1.57
(1,2)	1:A:514:THR:HG1	2:B:152:VAL:CB	1	1.57
(1,2)	1:A:514:THR:HG1	2:B:152:VAL:CG1	1	1.57
(1,2)	1:A:514:THR:HG1	2:B:152:VAL:CG2	1	1.57
(1,2)	1:A:514:THR:HG1	2:B:152:VAL:H	1	1.57
(1,2)	1:A:514:THR:HG1	2:B:152:VAL:HA	1	1.57
(1,2)	1:A:514:THR:HG1	2:B:152:VAL:HB	1	1.57
(1,2)	1:A:514:THR:HG1	2:B:152:VAL:HG11	1	1.57
(1,2)	1:A:514:THR:HG1	2:B:152:VAL:HG12	1	1.57
(1,2)	1:A:514:THR:HG1	2:B:152:VAL:HG13	1	1.57
(1,2)	1:A:514:THR:HG1	2:B:152:VAL:HG21	1	1.57
(1,2)	1:A:514:THR:HG1	2:B:152:VAL:HG22	1	1.57
(1,2)	1:A:514:THR:HG1	2:B:152:VAL:HG23	1	1.57
(1,2)	1:A:514:THR:HG1	2:B:152:VAL:N	1	1.57
(1,2)	1:A:514:THR:HG1	2:B:152:VAL:O	1	1.57
(1,2)	1:A:514:THR:HG1	2:B:153:VAL:C	1	1.57
(1,2)	1:A:514:THR:HG1	2:B:153:VAL:CA	1	1.57
(1,2)	1:A:514:THR:HG1	2:B:153:VAL:CB	1	1.57
(1,2)	1:A:514:THR:HG1	2:B:153:VAL:CG1	1	1.57
(1,2)	1:A:514:THR:HG1	2:B:153:VAL:CG2	1	1.57
(1,2)	1:A:514:THR:HG1	2:B:153:VAL:H	1	1.57
(1,2)	1:A:514:THR:HG1	2:B:153:VAL:HA	1	1.57
(1,2)	1:A:514:THR:HG1	2:B:153:VAL:HB	1	1.57
(1,2)	1:A:514:THR:HG1	2:B:153:VAL:HG11	1	1.57
(1,2)	1:A:514:THR:HG1	2:B:153:VAL:HG12	1	1.57
(1,2)	1:A:514:THR:HG1	2:B:153:VAL:HG13	1	1.57
(1,2)	1:A:514:THR:HG1	2:B:153:VAL:HG21	1	1.57
(1,2)	1:A:514:THR:HG1	2:B:153:VAL:HG22	1	1.57
(1,2)	1:A:514:THR:HG1	2:B:153:VAL:HG23	1	1.57

*Continued on next page...*

*Continued from previous page...*

Key	Atom-1	Atom-2	Model ID	Violation (Å)
(1,2)	1:A:514:THR:HG1	2:B:153:VAL:N	1	1.57
(1,2)	1:A:514:THR:HG1	2:B:153:VAL:O	1	1.57
(1,2)	1:A:514:THR:HG1	2:B:155:GLY:C	1	1.57
(1,2)	1:A:514:THR:HG1	2:B:155:GLY:CA	1	1.57
(1,2)	1:A:514:THR:HG1	2:B:155:GLY:H	1	1.57
(1,2)	1:A:514:THR:HG1	2:B:155:GLY:HA2	1	1.57
(1,2)	1:A:514:THR:HG1	2:B:155:GLY:HA3	1	1.57
(1,2)	1:A:514:THR:HG1	2:B:155:GLY:N	1	1.57
(1,2)	1:A:514:THR:HG1	2:B:155:GLY:O	1	1.57
(1,2)	1:A:514:THR:HG1	2:B:156:PHE:C	1	1.57
(1,2)	1:A:514:THR:HG1	2:B:156:PHE:CA	1	1.57
(1,2)	1:A:514:THR:HG1	2:B:156:PHE:CB	1	1.57
(1,2)	1:A:514:THR:HG1	2:B:156:PHE:CD1	1	1.57
(1,2)	1:A:514:THR:HG1	2:B:156:PHE:CD2	1	1.57
(1,2)	1:A:514:THR:HG1	2:B:156:PHE:CE1	1	1.57
(1,2)	1:A:514:THR:HG1	2:B:156:PHE:CE2	1	1.57
(1,2)	1:A:514:THR:HG1	2:B:156:PHE:CG	1	1.57
(1,2)	1:A:514:THR:HG1	2:B:156:PHE:CZ	1	1.57
(1,2)	1:A:514:THR:HG1	2:B:156:PHE:H	1	1.57
(1,2)	1:A:514:THR:HG1	2:B:156:PHE:HA	1	1.57
(1,2)	1:A:514:THR:HG1	2:B:156:PHE:HB2	1	1.57
(1,2)	1:A:514:THR:HG1	2:B:156:PHE:HB3	1	1.57
(1,2)	1:A:514:THR:HG1	2:B:156:PHE:HD1	1	1.57
(1,2)	1:A:514:THR:HG1	2:B:156:PHE:HD2	1	1.57
(1,2)	1:A:514:THR:HG1	2:B:156:PHE:HE1	1	1.57
(1,2)	1:A:514:THR:HG1	2:B:156:PHE:HE2	1	1.57
(1,2)	1:A:514:THR:HG1	2:B:156:PHE:HZ	1	1.57
(1,2)	1:A:514:THR:HG1	2:B:156:PHE:N	1	1.57
(1,2)	1:A:514:THR:HG1	2:B:156:PHE:O	1	1.57
(1,2)	1:A:514:THR:HG1	2:B:157:CYS:C	1	1.57
(1,2)	1:A:514:THR:HG1	2:B:157:CYS:CA	1	1.57
(1,2)	1:A:514:THR:HG1	2:B:157:CYS:CB	1	1.57
(1,2)	1:A:514:THR:HG1	2:B:157:CYS:H	1	1.57
(1,2)	1:A:514:THR:HG1	2:B:157:CYS:HA	1	1.57
(1,2)	1:A:514:THR:HG1	2:B:157:CYS:HB2	1	1.57
(1,2)	1:A:514:THR:HG1	2:B:157:CYS:HB3	1	1.57
(1,2)	1:A:514:THR:HG1	2:B:157:CYS:N	1	1.57
(1,2)	1:A:514:THR:HG1	2:B:157:CYS:O	1	1.57
(1,2)	1:A:514:THR:HG1	2:B:157:CYS:SG	1	1.57
(1,2)	1:A:514:THR:HG1	2:B:158:THR:C	1	1.57
(1,2)	1:A:514:THR:HG1	2:B:158:THR:CA	1	1.57
(1,2)	1:A:514:THR:HG1	2:B:158:THR:CB	1	1.57

*Continued on next page...*

*Continued from previous page...*

Key	Atom-1	Atom-2	Model ID	Violation (Å)
(1,2)	1:A:514:THR:HG1	2:B:158:THR:CG2	1	1.57
(1,2)	1:A:514:THR:HG1	2:B:158:THR:H	1	1.57
(1,2)	1:A:514:THR:HG1	2:B:158:THR:HA	1	1.57
(1,2)	1:A:514:THR:HG1	2:B:158:THR:HB	1	1.57
(1,2)	1:A:514:THR:HG1	2:B:158:THR:HG1	1	1.57
(1,2)	1:A:514:THR:HG1	2:B:158:THR:HG21	1	1.57
(1,2)	1:A:514:THR:HG1	2:B:158:THR:HG22	1	1.57
(1,2)	1:A:514:THR:HG1	2:B:158:THR:HG23	1	1.57
(1,2)	1:A:514:THR:HG1	2:B:158:THR:N	1	1.57
(1,2)	1:A:514:THR:HG1	2:B:158:THR:O	1	1.57
(1,2)	1:A:514:THR:HG1	2:B:158:THR:OG1	1	1.57
(1,2)	1:A:514:THR:HG1	2:B:159:ILE:C	1	1.57
(1,2)	1:A:514:THR:HG1	2:B:159:ILE:CA	1	1.57
(1,2)	1:A:514:THR:HG1	2:B:159:ILE:CB	1	1.57
(1,2)	1:A:514:THR:HG1	2:B:159:ILE:CD1	1	1.57
(1,2)	1:A:514:THR:HG1	2:B:159:ILE:CG1	1	1.57
(1,2)	1:A:514:THR:HG1	2:B:159:ILE:CG2	1	1.57
(1,2)	1:A:514:THR:HG1	2:B:159:ILE:H	1	1.57
(1,2)	1:A:514:THR:HG1	2:B:159:ILE:HA	1	1.57
(1,2)	1:A:514:THR:HG1	2:B:159:ILE:HB	1	1.57
(1,2)	1:A:514:THR:HG1	2:B:159:ILE:HD11	1	1.57
(1,2)	1:A:514:THR:HG1	2:B:159:ILE:HD12	1	1.57
(1,2)	1:A:514:THR:HG1	2:B:159:ILE:HD13	1	1.57
(1,2)	1:A:514:THR:HG1	2:B:159:ILE:HG12	1	1.57
(1,2)	1:A:514:THR:HG1	2:B:159:ILE:HG13	1	1.57
(1,2)	1:A:514:THR:HG1	2:B:159:ILE:HG21	1	1.57
(1,2)	1:A:514:THR:HG1	2:B:159:ILE:HG22	1	1.57
(1,2)	1:A:514:THR:HG1	2:B:159:ILE:HG23	1	1.57
(1,2)	1:A:514:THR:HG1	2:B:159:ILE:N	1	1.57
(1,2)	1:A:514:THR:HG1	2:B:159:ILE:O	1	1.57
(1,2)	1:A:514:THR:HG1	2:B:161:ASN:C	1	1.57
(1,2)	1:A:514:THR:HG1	2:B:161:ASN:CA	1	1.57
(1,2)	1:A:514:THR:HG1	2:B:161:ASN:CB	1	1.57
(1,2)	1:A:514:THR:HG1	2:B:161:ASN:CG	1	1.57
(1,2)	1:A:514:THR:HG1	2:B:161:ASN:H	1	1.57
(1,2)	1:A:514:THR:HG1	2:B:161:ASN:HA	1	1.57
(1,2)	1:A:514:THR:HG1	2:B:161:ASN:HB2	1	1.57
(1,2)	1:A:514:THR:HG1	2:B:161:ASN:HB3	1	1.57
(1,2)	1:A:514:THR:HG1	2:B:161:ASN:HD21	1	1.57
(1,2)	1:A:514:THR:HG1	2:B:161:ASN:HD22	1	1.57
(1,2)	1:A:514:THR:HG1	2:B:161:ASN:N	1	1.57
(1,2)	1:A:514:THR:HG1	2:B:161:ASN:ND2	1	1.57

*Continued on next page...*

*Continued from previous page...*

Key	Atom-1	Atom-2	Model ID	Violation (Å)
(1,2)	1:A:514:THR:HG1	2:B:161:ASN:O	1	1.57
(1,2)	1:A:514:THR:HG1	2:B:161:ASN:OD1	1	1.57
(1,2)	1:A:514:THR:HG1	2:B:162:LYS:C	1	1.57
(1,2)	1:A:514:THR:HG1	2:B:162:LYS:CA	1	1.57
(1,2)	1:A:514:THR:HG1	2:B:162:LYS:CB	1	1.57
(1,2)	1:A:514:THR:HG1	2:B:162:LYS:CD	1	1.57
(1,2)	1:A:514:THR:HG1	2:B:162:LYS:CE	1	1.57
(1,2)	1:A:514:THR:HG1	2:B:162:LYS:CG	1	1.57
(1,2)	1:A:514:THR:HG1	2:B:162:LYS:H	1	1.57
(1,2)	1:A:514:THR:HG1	2:B:162:LYS:HA	1	1.57
(1,2)	1:A:514:THR:HG1	2:B:162:LYS:HB2	1	1.57
(1,2)	1:A:514:THR:HG1	2:B:162:LYS:HB3	1	1.57
(1,2)	1:A:514:THR:HG1	2:B:162:LYS:HD2	1	1.57
(1,2)	1:A:514:THR:HG1	2:B:162:LYS:HD3	1	1.57
(1,2)	1:A:514:THR:HG1	2:B:162:LYS:HE2	1	1.57
(1,2)	1:A:514:THR:HG1	2:B:162:LYS:HE3	1	1.57
(1,2)	1:A:514:THR:HG1	2:B:162:LYS:HG2	1	1.57
(1,2)	1:A:514:THR:HG1	2:B:162:LYS:HG3	1	1.57
(1,2)	1:A:514:THR:HG1	2:B:162:LYS:HZ1	1	1.57
(1,2)	1:A:514:THR:HG1	2:B:162:LYS:HZ2	1	1.57
(1,2)	1:A:514:THR:HG1	2:B:162:LYS:HZ3	1	1.57
(1,2)	1:A:514:THR:HG1	2:B:162:LYS:N	1	1.57
(1,2)	1:A:514:THR:HG1	2:B:162:LYS:NZ	1	1.57
(1,2)	1:A:514:THR:HG1	2:B:162:LYS:O	1	1.57
(1,2)	1:A:514:THR:HG1	2:B:167:SER:C	1	1.57
(1,2)	1:A:514:THR:HG1	2:B:167:SER:CA	1	1.57
(1,2)	1:A:514:THR:HG1	2:B:167:SER:CB	1	1.57
(1,2)	1:A:514:THR:HG1	2:B:167:SER:H	1	1.57
(1,2)	1:A:514:THR:HG1	2:B:167:SER:HA	1	1.57
(1,2)	1:A:514:THR:HG1	2:B:167:SER:HB2	1	1.57
(1,2)	1:A:514:THR:HG1	2:B:167:SER:HB3	1	1.57
(1,2)	1:A:514:THR:HG1	2:B:167:SER:HG	1	1.57
(1,2)	1:A:514:THR:HG1	2:B:167:SER:N	1	1.57
(1,2)	1:A:514:THR:HG1	2:B:167:SER:O	1	1.57
(1,2)	1:A:514:THR:HG1	2:B:167:SER:OG	1	1.57
(1,2)	1:A:514:THR:HG1	2:B:168:LEU:C	1	1.57
(1,2)	1:A:514:THR:HG1	2:B:168:LEU:CA	1	1.57
(1,2)	1:A:514:THR:HG1	2:B:168:LEU:CB	1	1.57
(1,2)	1:A:514:THR:HG1	2:B:168:LEU:CD1	1	1.57
(1,2)	1:A:514:THR:HG1	2:B:168:LEU:CD2	1	1.57
(1,2)	1:A:514:THR:HG1	2:B:168:LEU:CG	1	1.57
(1,2)	1:A:514:THR:HG1	2:B:168:LEU:H	1	1.57

*Continued on next page...*

*Continued from previous page...*

Key	Atom-1	Atom-2	Model ID	Violation (Å)
(1,2)	1:A:514:THR:HG1	2:B:168:LEU:HA	1	1.57
(1,2)	1:A:514:THR:HG1	2:B:168:LEU:HB2	1	1.57
(1,2)	1:A:514:THR:HG1	2:B:168:LEU:HB3	1	1.57
(1,2)	1:A:514:THR:HG1	2:B:168:LEU:HD11	1	1.57
(1,2)	1:A:514:THR:HG1	2:B:168:LEU:HD12	1	1.57
(1,2)	1:A:514:THR:HG1	2:B:168:LEU:HD13	1	1.57
(1,2)	1:A:514:THR:HG1	2:B:168:LEU:HD21	1	1.57
(1,2)	1:A:514:THR:HG1	2:B:168:LEU:HD22	1	1.57
(1,2)	1:A:514:THR:HG1	2:B:168:LEU:HD23	1	1.57
(1,2)	1:A:514:THR:HG1	2:B:168:LEU:HG	1	1.57
(1,2)	1:A:514:THR:HG1	2:B:168:LEU:N	1	1.57
(1,2)	1:A:514:THR:HG1	2:B:168:LEU:O	1	1.57
(1,2)	1:A:514:THR:HG1	2:B:170:MET:C	1	1.57
(1,2)	1:A:514:THR:HG1	2:B:170:MET:CA	1	1.57
(1,2)	1:A:514:THR:HG1	2:B:170:MET:CB	1	1.57
(1,2)	1:A:514:THR:HG1	2:B:170:MET:CE	1	1.57
(1,2)	1:A:514:THR:HG1	2:B:170:MET:CG	1	1.57
(1,2)	1:A:514:THR:HG1	2:B:170:MET:H	1	1.57
(1,2)	1:A:514:THR:HG1	2:B:170:MET:HA	1	1.57
(1,2)	1:A:514:THR:HG1	2:B:170:MET:HB2	1	1.57
(1,2)	1:A:514:THR:HG1	2:B:170:MET:HB3	1	1.57
(1,2)	1:A:514:THR:HG1	2:B:170:MET:HE1	1	1.57
(1,2)	1:A:514:THR:HG1	2:B:170:MET:HE2	1	1.57
(1,2)	1:A:514:THR:HG1	2:B:170:MET:HE3	1	1.57
(1,2)	1:A:514:THR:HG1	2:B:170:MET:HG2	1	1.57
(1,2)	1:A:514:THR:HG1	2:B:170:MET:HG3	1	1.57
(1,2)	1:A:514:THR:HG1	2:B:170:MET:N	1	1.57
(1,2)	1:A:514:THR:HG1	2:B:170:MET:O	1	1.57
(1,2)	1:A:514:THR:HG1	2:B:170:MET:SD	1	1.57
(1,2)	1:A:514:THR:HG1	2:B:172:LYS:C	1	1.57
(1,2)	1:A:514:THR:HG1	2:B:172:LYS:CA	1	1.57
(1,2)	1:A:514:THR:HG1	2:B:172:LYS:CB	1	1.57
(1,2)	1:A:514:THR:HG1	2:B:172:LYS:CD	1	1.57
(1,2)	1:A:514:THR:HG1	2:B:172:LYS:CE	1	1.57
(1,2)	1:A:514:THR:HG1	2:B:172:LYS:CG	1	1.57
(1,2)	1:A:514:THR:HG1	2:B:172:LYS:H	1	1.57
(1,2)	1:A:514:THR:HG1	2:B:172:LYS:HA	1	1.57
(1,2)	1:A:514:THR:HG1	2:B:172:LYS:HB2	1	1.57
(1,2)	1:A:514:THR:HG1	2:B:172:LYS:HB3	1	1.57
(1,2)	1:A:514:THR:HG1	2:B:172:LYS:HD2	1	1.57
(1,2)	1:A:514:THR:HG1	2:B:172:LYS:HD3	1	1.57
(1,2)	1:A:514:THR:HG1	2:B:172:LYS:HE2	1	1.57

*Continued on next page...*

*Continued from previous page...*

Key	Atom-1	Atom-2	Model ID	Violation (Å)
(1,2)	1:A:514:THR:HG1	2:B:172:LYS:HE3	1	1.57
(1,2)	1:A:514:THR:HG1	2:B:172:LYS:HG2	1	1.57
(1,2)	1:A:514:THR:HG1	2:B:172:LYS:HG3	1	1.57
(1,2)	1:A:514:THR:HG1	2:B:172:LYS:HZ1	1	1.57
(1,2)	1:A:514:THR:HG1	2:B:172:LYS:HZ2	1	1.57
(1,2)	1:A:514:THR:HG1	2:B:172:LYS:HZ3	1	1.57
(1,2)	1:A:514:THR:HG1	2:B:172:LYS:N	1	1.57
(1,2)	1:A:514:THR:HG1	2:B:172:LYS:NZ	1	1.57
(1,2)	1:A:514:THR:HG1	2:B:172:LYS:O	1	1.57
(1,2)	1:A:514:THR:HG1	2:B:182:VAL:C	1	1.57
(1,2)	1:A:514:THR:HG1	2:B:182:VAL:CA	1	1.57
(1,2)	1:A:514:THR:HG1	2:B:182:VAL:CB	1	1.57
(1,2)	1:A:514:THR:HG1	2:B:182:VAL:CG1	1	1.57
(1,2)	1:A:514:THR:HG1	2:B:182:VAL:CG2	1	1.57
(1,2)	1:A:514:THR:HG1	2:B:182:VAL:H	1	1.57
(1,2)	1:A:514:THR:HG1	2:B:182:VAL:HA	1	1.57
(1,2)	1:A:514:THR:HG1	2:B:182:VAL:HB	1	1.57
(1,2)	1:A:514:THR:HG1	2:B:182:VAL:HG11	1	1.57
(1,2)	1:A:514:THR:HG1	2:B:182:VAL:HG12	1	1.57
(1,2)	1:A:514:THR:HG1	2:B:182:VAL:HG13	1	1.57
(1,2)	1:A:514:THR:HG1	2:B:182:VAL:HG21	1	1.57
(1,2)	1:A:514:THR:HG1	2:B:182:VAL:HG22	1	1.57
(1,2)	1:A:514:THR:HG1	2:B:182:VAL:HG23	1	1.57
(1,2)	1:A:514:THR:HG1	2:B:182:VAL:N	1	1.57
(1,2)	1:A:514:THR:HG1	2:B:182:VAL:O	1	1.57
(1,2)	1:A:514:THR:HG1	2:B:183:LYS:C	1	1.57
(1,2)	1:A:514:THR:HG1	2:B:183:LYS:CA	1	1.57
(1,2)	1:A:514:THR:HG1	2:B:183:LYS:CB	1	1.57
(1,2)	1:A:514:THR:HG1	2:B:183:LYS:CD	1	1.57
(1,2)	1:A:514:THR:HG1	2:B:183:LYS:CE	1	1.57
(1,2)	1:A:514:THR:HG1	2:B:183:LYS:CG	1	1.57
(1,2)	1:A:514:THR:HG1	2:B:183:LYS:H	1	1.57
(1,2)	1:A:514:THR:HG1	2:B:183:LYS:HA	1	1.57
(1,2)	1:A:514:THR:HG1	2:B:183:LYS:HB2	1	1.57
(1,2)	1:A:514:THR:HG1	2:B:183:LYS:HB3	1	1.57
(1,2)	1:A:514:THR:HG1	2:B:183:LYS:HD2	1	1.57
(1,2)	1:A:514:THR:HG1	2:B:183:LYS:HD3	1	1.57
(1,2)	1:A:514:THR:HG1	2:B:183:LYS:HE2	1	1.57
(1,2)	1:A:514:THR:HG1	2:B:183:LYS:HE3	1	1.57
(1,2)	1:A:514:THR:HG1	2:B:183:LYS:HG2	1	1.57
(1,2)	1:A:514:THR:HG1	2:B:183:LYS:HG3	1	1.57
(1,2)	1:A:514:THR:HG1	2:B:183:LYS:HZ1	1	1.57

*Continued on next page...*

*Continued from previous page...*

Key	Atom-1	Atom-2	Model ID	Violation (Å)
(1,2)	1:A:514:THR:HG1	2:B:183:LYS:HZ2	1	1.57
(1,2)	1:A:514:THR:HG1	2:B:183:LYS:HZ3	1	1.57
(1,2)	1:A:514:THR:HG1	2:B:183:LYS:N	1	1.57
(1,2)	1:A:514:THR:HG1	2:B:183:LYS:NZ	1	1.57
(1,2)	1:A:514:THR:HG1	2:B:183:LYS:O	1	1.57
(1,2)	1:A:514:THR:HG1	2:B:185:GLY:C	1	1.57
(1,2)	1:A:514:THR:HG1	2:B:185:GLY:CA	1	1.57
(1,2)	1:A:514:THR:HG1	2:B:185:GLY:H	1	1.57
(1,2)	1:A:514:THR:HG1	2:B:185:GLY:HA2	1	1.57
(1,2)	1:A:514:THR:HG1	2:B:185:GLY:HA3	1	1.57
(1,2)	1:A:514:THR:HG1	2:B:185:GLY:N	1	1.57
(1,2)	1:A:514:THR:HG1	2:B:185:GLY:O	1	1.57
(1,2)	1:A:514:THR:HG1	2:B:187:TYR:C	1	1.57
(1,2)	1:A:514:THR:HG1	2:B:187:TYR:CA	1	1.57
(1,2)	1:A:514:THR:HG1	2:B:187:TYR:CB	1	1.57
(1,2)	1:A:514:THR:HG1	2:B:187:TYR:CD1	1	1.57
(1,2)	1:A:514:THR:HG1	2:B:187:TYR:CD2	1	1.57
(1,2)	1:A:514:THR:HG1	2:B:187:TYR:CE1	1	1.57
(1,2)	1:A:514:THR:HG1	2:B:187:TYR:CE2	1	1.57
(1,2)	1:A:514:THR:HG1	2:B:187:TYR:CG	1	1.57
(1,2)	1:A:514:THR:HG1	2:B:187:TYR:CZ	1	1.57
(1,2)	1:A:514:THR:HG1	2:B:187:TYR:H	1	1.57
(1,2)	1:A:514:THR:HG1	2:B:187:TYR:HA	1	1.57
(1,2)	1:A:514:THR:HG1	2:B:187:TYR:HB2	1	1.57
(1,2)	1:A:514:THR:HG1	2:B:187:TYR:HB3	1	1.57
(1,2)	1:A:514:THR:HG1	2:B:187:TYR:HD1	1	1.57
(1,2)	1:A:514:THR:HG1	2:B:187:TYR:HD2	1	1.57
(1,2)	1:A:514:THR:HG1	2:B:187:TYR:HE1	1	1.57
(1,2)	1:A:514:THR:HG1	2:B:187:TYR:HE2	1	1.57
(1,2)	1:A:514:THR:HG1	2:B:187:TYR:HH	1	1.57
(1,2)	1:A:514:THR:HG1	2:B:187:TYR:N	1	1.57
(1,2)	1:A:514:THR:HG1	2:B:187:TYR:O	1	1.57
(1,2)	1:A:514:THR:HG1	2:B:187:TYR:OH	1	1.57
(1,2)	1:A:514:THR:HG1	2:B:200:THR:C	1	1.57
(1,2)	1:A:514:THR:HG1	2:B:200:THR:CA	1	1.57
(1,2)	1:A:514:THR:HG1	2:B:200:THR:CB	1	1.57
(1,2)	1:A:514:THR:HG1	2:B:200:THR:CG2	1	1.57
(1,2)	1:A:514:THR:HG1	2:B:200:THR:H	1	1.57
(1,2)	1:A:514:THR:HG1	2:B:200:THR:HA	1	1.57
(1,2)	1:A:514:THR:HG1	2:B:200:THR:HB	1	1.57
(1,2)	1:A:514:THR:HG1	2:B:200:THR:HG1	1	1.57
(1,2)	1:A:514:THR:HG1	2:B:200:THR:HG21	1	1.57

*Continued on next page...*



*Continued from previous page...*

Key	Atom-1	Atom-2	Model ID	Violation (Å)
(1,2)	1:A:514:THR:HG1	2:B:200:THR:HG22	1	1.57
(1,2)	1:A:514:THR:HG1	2:B:200:THR:HG23	1	1.57
(1,2)	1:A:514:THR:HG1	2:B:200:THR:N	1	1.57
(1,2)	1:A:514:THR:HG1	2:B:200:THR:O	1	1.57
(1,2)	1:A:514:THR:HG1	2:B:200:THR:OG1	1	1.57
(1,2)	1:A:514:THR:HG1	2:B:211:LYS:C	1	1.57
(1,2)	1:A:514:THR:HG1	2:B:211:LYS:CA	1	1.57
(1,2)	1:A:514:THR:HG1	2:B:211:LYS:CB	1	1.57
(1,2)	1:A:514:THR:HG1	2:B:211:LYS:CD	1	1.57
(1,2)	1:A:514:THR:HG1	2:B:211:LYS:CE	1	1.57
(1,2)	1:A:514:THR:HG1	2:B:211:LYS:CG	1	1.57
(1,2)	1:A:514:THR:HG1	2:B:211:LYS:H	1	1.57
(1,2)	1:A:514:THR:HG1	2:B:211:LYS:HA	1	1.57
(1,2)	1:A:514:THR:HG1	2:B:211:LYS:HB2	1	1.57
(1,2)	1:A:514:THR:HG1	2:B:211:LYS:HB3	1	1.57
(1,2)	1:A:514:THR:HG1	2:B:211:LYS:HD2	1	1.57
(1,2)	1:A:514:THR:HG1	2:B:211:LYS:HD3	1	1.57
(1,2)	1:A:514:THR:HG1	2:B:211:LYS:HE2	1	1.57
(1,2)	1:A:514:THR:HG1	2:B:211:LYS:HE3	1	1.57
(1,2)	1:A:514:THR:HG1	2:B:211:LYS:HG2	1	1.57
(1,2)	1:A:514:THR:HG1	2:B:211:LYS:HG3	1	1.57
(1,2)	1:A:514:THR:HG1	2:B:211:LYS:HZ1	1	1.57
(1,2)	1:A:514:THR:HG1	2:B:211:LYS:HZ2	1	1.57
(1,2)	1:A:514:THR:HG1	2:B:211:LYS:HZ3	1	1.57
(1,2)	1:A:514:THR:HG1	2:B:211:LYS:N	1	1.57
(1,2)	1:A:514:THR:HG1	2:B:211:LYS:NZ	1	1.57
(1,2)	1:A:514:THR:HG1	2:B:211:LYS:O	1	1.57
(1,2)	1:A:514:THR:HG21	2:B:149:SER:C	1	1.57
(1,2)	1:A:514:THR:HG21	2:B:149:SER:CA	1	1.57
(1,2)	1:A:514:THR:HG21	2:B:149:SER:CB	1	1.57
(1,2)	1:A:514:THR:HG21	2:B:149:SER:H	1	1.57
(1,2)	1:A:514:THR:HG21	2:B:149:SER:HA	1	1.57
(1,2)	1:A:514:THR:HG21	2:B:149:SER:HB2	1	1.57
(1,2)	1:A:514:THR:HG21	2:B:149:SER:HB3	1	1.57
(1,2)	1:A:514:THR:HG21	2:B:149:SER:HG	1	1.57
(1,2)	1:A:514:THR:HG21	2:B:149:SER:N	1	1.57
(1,2)	1:A:514:THR:HG21	2:B:149:SER:O	1	1.57
(1,2)	1:A:514:THR:HG21	2:B:149:SER:OG	1	1.57
(1,2)	1:A:514:THR:HG21	2:B:152:VAL:C	1	1.57
(1,2)	1:A:514:THR:HG21	2:B:152:VAL:CA	1	1.57
(1,2)	1:A:514:THR:HG21	2:B:152:VAL:CB	1	1.57
(1,2)	1:A:514:THR:HG21	2:B:152:VAL:CG1	1	1.57

*Continued on next page...*

*Continued from previous page...*

Key	Atom-1	Atom-2	Model ID	Violation (Å)
(1,2)	1:A:514:THR:HG21	2:B:152:VAL:CG2	1	1.57
(1,2)	1:A:514:THR:HG21	2:B:152:VAL:H	1	1.57
(1,2)	1:A:514:THR:HG21	2:B:152:VAL:HA	1	1.57
(1,2)	1:A:514:THR:HG21	2:B:152:VAL:HB	1	1.57
(1,2)	1:A:514:THR:HG21	2:B:152:VAL:HG11	1	1.57
(1,2)	1:A:514:THR:HG21	2:B:152:VAL:HG12	1	1.57
(1,2)	1:A:514:THR:HG21	2:B:152:VAL:HG13	1	1.57
(1,2)	1:A:514:THR:HG21	2:B:152:VAL:HG21	1	1.57
(1,2)	1:A:514:THR:HG21	2:B:152:VAL:HG22	1	1.57
(1,2)	1:A:514:THR:HG21	2:B:152:VAL:HG23	1	1.57
(1,2)	1:A:514:THR:HG21	2:B:152:VAL:N	1	1.57
(1,2)	1:A:514:THR:HG21	2:B:152:VAL:O	1	1.57
(1,2)	1:A:514:THR:HG21	2:B:153:VAL:C	1	1.57
(1,2)	1:A:514:THR:HG21	2:B:153:VAL:CA	1	1.57
(1,2)	1:A:514:THR:HG21	2:B:153:VAL:CB	1	1.57
(1,2)	1:A:514:THR:HG21	2:B:153:VAL:CG1	1	1.57
(1,2)	1:A:514:THR:HG21	2:B:153:VAL:CG2	1	1.57
(1,2)	1:A:514:THR:HG21	2:B:153:VAL:H	1	1.57
(1,2)	1:A:514:THR:HG21	2:B:153:VAL:HA	1	1.57
(1,2)	1:A:514:THR:HG21	2:B:153:VAL:HB	1	1.57
(1,2)	1:A:514:THR:HG21	2:B:153:VAL:HG11	1	1.57
(1,2)	1:A:514:THR:HG21	2:B:153:VAL:HG12	1	1.57
(1,2)	1:A:514:THR:HG21	2:B:153:VAL:HG13	1	1.57
(1,2)	1:A:514:THR:HG21	2:B:153:VAL:HG21	1	1.57
(1,2)	1:A:514:THR:HG21	2:B:153:VAL:HG22	1	1.57
(1,2)	1:A:514:THR:HG21	2:B:153:VAL:HG23	1	1.57
(1,2)	1:A:514:THR:HG21	2:B:153:VAL:N	1	1.57
(1,2)	1:A:514:THR:HG21	2:B:153:VAL:O	1	1.57
(1,2)	1:A:514:THR:HG21	2:B:155:GLY:C	1	1.57
(1,2)	1:A:514:THR:HG21	2:B:155:GLY:CA	1	1.57
(1,2)	1:A:514:THR:HG21	2:B:155:GLY:H	1	1.57
(1,2)	1:A:514:THR:HG21	2:B:155:GLY:HA2	1	1.57
(1,2)	1:A:514:THR:HG21	2:B:155:GLY:HA3	1	1.57
(1,2)	1:A:514:THR:HG21	2:B:155:GLY:N	1	1.57
(1,2)	1:A:514:THR:HG21	2:B:155:GLY:O	1	1.57
(1,2)	1:A:514:THR:HG21	2:B:156:PHE:C	1	1.57
(1,2)	1:A:514:THR:HG21	2:B:156:PHE:CA	1	1.57
(1,2)	1:A:514:THR:HG21	2:B:156:PHE:CB	1	1.57
(1,2)	1:A:514:THR:HG21	2:B:156:PHE:CD1	1	1.57
(1,2)	1:A:514:THR:HG21	2:B:156:PHE:CD2	1	1.57
(1,2)	1:A:514:THR:HG21	2:B:156:PHE:CE1	1	1.57
(1,2)	1:A:514:THR:HG21	2:B:156:PHE:CE2	1	1.57

*Continued on next page...*

*Continued from previous page...*

Key	Atom-1	Atom-2	Model ID	Violation (Å)
(1,2)	1:A:514:THR:HG21	2:B:156:PHE:CG	1	1.57
(1,2)	1:A:514:THR:HG21	2:B:156:PHE:CZ	1	1.57
(1,2)	1:A:514:THR:HG21	2:B:156:PHE:H	1	1.57
(1,2)	1:A:514:THR:HG21	2:B:156:PHE:HA	1	1.57
(1,2)	1:A:514:THR:HG21	2:B:156:PHE:HB2	1	1.57
(1,2)	1:A:514:THR:HG21	2:B:156:PHE:HB3	1	1.57
(1,2)	1:A:514:THR:HG21	2:B:156:PHE:HD1	1	1.57
(1,2)	1:A:514:THR:HG21	2:B:156:PHE:HD2	1	1.57
(1,2)	1:A:514:THR:HG21	2:B:156:PHE:HE1	1	1.57
(1,2)	1:A:514:THR:HG21	2:B:156:PHE:HE2	1	1.57
(1,2)	1:A:514:THR:HG21	2:B:156:PHE:HZ	1	1.57
(1,2)	1:A:514:THR:HG21	2:B:156:PHE:N	1	1.57
(1,2)	1:A:514:THR:HG21	2:B:156:PHE:O	1	1.57
(1,2)	1:A:514:THR:HG21	2:B:157:CYS:C	1	1.57
(1,2)	1:A:514:THR:HG21	2:B:157:CYS:CA	1	1.57
(1,2)	1:A:514:THR:HG21	2:B:157:CYS:CB	1	1.57
(1,2)	1:A:514:THR:HG21	2:B:157:CYS:H	1	1.57
(1,2)	1:A:514:THR:HG21	2:B:157:CYS:HA	1	1.57
(1,2)	1:A:514:THR:HG21	2:B:157:CYS:HB2	1	1.57
(1,2)	1:A:514:THR:HG21	2:B:157:CYS:HB3	1	1.57
(1,2)	1:A:514:THR:HG21	2:B:157:CYS:N	1	1.57
(1,2)	1:A:514:THR:HG21	2:B:157:CYS:O	1	1.57
(1,2)	1:A:514:THR:HG21	2:B:157:CYS:SG	1	1.57
(1,2)	1:A:514:THR:HG21	2:B:158:THR:C	1	1.57
(1,2)	1:A:514:THR:HG21	2:B:158:THR:CA	1	1.57
(1,2)	1:A:514:THR:HG21	2:B:158:THR:CB	1	1.57
(1,2)	1:A:514:THR:HG21	2:B:158:THR:CG2	1	1.57
(1,2)	1:A:514:THR:HG21	2:B:158:THR:H	1	1.57
(1,2)	1:A:514:THR:HG21	2:B:158:THR:HA	1	1.57
(1,2)	1:A:514:THR:HG21	2:B:158:THR:HB	1	1.57
(1,2)	1:A:514:THR:HG21	2:B:158:THR:HG1	1	1.57
(1,2)	1:A:514:THR:HG21	2:B:158:THR:HG21	1	1.57
(1,2)	1:A:514:THR:HG21	2:B:158:THR:HG22	1	1.57
(1,2)	1:A:514:THR:HG21	2:B:158:THR:HG23	1	1.57
(1,2)	1:A:514:THR:HG21	2:B:158:THR:N	1	1.57
(1,2)	1:A:514:THR:HG21	2:B:158:THR:O	1	1.57
(1,2)	1:A:514:THR:HG21	2:B:158:THR:OG1	1	1.57
(1,2)	1:A:514:THR:HG21	2:B:159:ILE:C	1	1.57
(1,2)	1:A:514:THR:HG21	2:B:159:ILE:CA	1	1.57
(1,2)	1:A:514:THR:HG21	2:B:159:ILE:CB	1	1.57
(1,2)	1:A:514:THR:HG21	2:B:159:ILE:CD1	1	1.57
(1,2)	1:A:514:THR:HG21	2:B:159:ILE:CG1	1	1.57

*Continued on next page...*

*Continued from previous page...*

Key	Atom-1	Atom-2	Model ID	Violation (Å)
(1,2)	1:A:514:THR:HG21	2:B:159:ILE:CG2	1	1.57
(1,2)	1:A:514:THR:HG21	2:B:159:ILE:H	1	1.57
(1,2)	1:A:514:THR:HG21	2:B:159:ILE:HA	1	1.57
(1,2)	1:A:514:THR:HG21	2:B:159:ILE:HB	1	1.57
(1,2)	1:A:514:THR:HG21	2:B:159:ILE:HD11	1	1.57
(1,2)	1:A:514:THR:HG21	2:B:159:ILE:HD12	1	1.57
(1,2)	1:A:514:THR:HG21	2:B:159:ILE:HD13	1	1.57
(1,2)	1:A:514:THR:HG21	2:B:159:ILE:HG12	1	1.57
(1,2)	1:A:514:THR:HG21	2:B:159:ILE:HG13	1	1.57
(1,2)	1:A:514:THR:HG21	2:B:159:ILE:HG21	1	1.57
(1,2)	1:A:514:THR:HG21	2:B:159:ILE:HG22	1	1.57
(1,2)	1:A:514:THR:HG21	2:B:159:ILE:HG23	1	1.57
(1,2)	1:A:514:THR:HG21	2:B:159:ILE:N	1	1.57
(1,2)	1:A:514:THR:HG21	2:B:159:ILE:O	1	1.57
(1,2)	1:A:514:THR:HG21	2:B:161:ASN:C	1	1.57
(1,2)	1:A:514:THR:HG21	2:B:161:ASN:CA	1	1.57
(1,2)	1:A:514:THR:HG21	2:B:161:ASN:CB	1	1.57
(1,2)	1:A:514:THR:HG21	2:B:161:ASN:CG	1	1.57
(1,2)	1:A:514:THR:HG21	2:B:161:ASN:H	1	1.57
(1,2)	1:A:514:THR:HG21	2:B:161:ASN:HA	1	1.57
(1,2)	1:A:514:THR:HG21	2:B:161:ASN:HB2	1	1.57
(1,2)	1:A:514:THR:HG21	2:B:161:ASN:HB3	1	1.57
(1,2)	1:A:514:THR:HG21	2:B:161:ASN:HD21	1	1.57
(1,2)	1:A:514:THR:HG21	2:B:161:ASN:HD22	1	1.57
(1,2)	1:A:514:THR:HG21	2:B:161:ASN:N	1	1.57
(1,2)	1:A:514:THR:HG21	2:B:161:ASN:ND2	1	1.57
(1,2)	1:A:514:THR:HG21	2:B:161:ASN:O	1	1.57
(1,2)	1:A:514:THR:HG21	2:B:161:ASN:OD1	1	1.57
(1,2)	1:A:514:THR:HG21	2:B:162:LYS:C	1	1.57
(1,2)	1:A:514:THR:HG21	2:B:162:LYS:CA	1	1.57
(1,2)	1:A:514:THR:HG21	2:B:162:LYS:CB	1	1.57
(1,2)	1:A:514:THR:HG21	2:B:162:LYS:CD	1	1.57
(1,2)	1:A:514:THR:HG21	2:B:162:LYS:CE	1	1.57
(1,2)	1:A:514:THR:HG21	2:B:162:LYS:CG	1	1.57
(1,2)	1:A:514:THR:HG21	2:B:162:LYS:H	1	1.57
(1,2)	1:A:514:THR:HG21	2:B:162:LYS:HA	1	1.57
(1,2)	1:A:514:THR:HG21	2:B:162:LYS:HB2	1	1.57
(1,2)	1:A:514:THR:HG21	2:B:162:LYS:HB3	1	1.57
(1,2)	1:A:514:THR:HG21	2:B:162:LYS:HD2	1	1.57
(1,2)	1:A:514:THR:HG21	2:B:162:LYS:HD3	1	1.57
(1,2)	1:A:514:THR:HG21	2:B:162:LYS:HE2	1	1.57
(1,2)	1:A:514:THR:HG21	2:B:162:LYS:HE3	1	1.57

*Continued on next page...*

*Continued from previous page...*

Key	Atom-1	Atom-2	Model ID	Violation (Å)
(1,2)	1:A:514:THR:HG21	2:B:162:LYS:HG2	1	1.57
(1,2)	1:A:514:THR:HG21	2:B:162:LYS:HG3	1	1.57
(1,2)	1:A:514:THR:HG21	2:B:162:LYS:HZ1	1	1.57
(1,2)	1:A:514:THR:HG21	2:B:162:LYS:HZ2	1	1.57
(1,2)	1:A:514:THR:HG21	2:B:162:LYS:HZ3	1	1.57
(1,2)	1:A:514:THR:HG21	2:B:162:LYS:N	1	1.57
(1,2)	1:A:514:THR:HG21	2:B:162:LYS:NZ	1	1.57
(1,2)	1:A:514:THR:HG21	2:B:162:LYS:O	1	1.57
(1,2)	1:A:514:THR:HG21	2:B:167:SER:C	1	1.57
(1,2)	1:A:514:THR:HG21	2:B:167:SER:CA	1	1.57
(1,2)	1:A:514:THR:HG21	2:B:167:SER:CB	1	1.57
(1,2)	1:A:514:THR:HG21	2:B:167:SER:H	1	1.57
(1,2)	1:A:514:THR:HG21	2:B:167:SER:HA	1	1.57
(1,2)	1:A:514:THR:HG21	2:B:167:SER:HB2	1	1.57
(1,2)	1:A:514:THR:HG21	2:B:167:SER:HB3	1	1.57
(1,2)	1:A:514:THR:HG21	2:B:167:SER:HG	1	1.57
(1,2)	1:A:514:THR:HG21	2:B:167:SER:N	1	1.57
(1,2)	1:A:514:THR:HG21	2:B:167:SER:O	1	1.57
(1,2)	1:A:514:THR:HG21	2:B:167:SER:OG	1	1.57
(1,2)	1:A:514:THR:HG21	2:B:168:LEU:C	1	1.57
(1,2)	1:A:514:THR:HG21	2:B:168:LEU:CA	1	1.57
(1,2)	1:A:514:THR:HG21	2:B:168:LEU:CB	1	1.57
(1,2)	1:A:514:THR:HG21	2:B:168:LEU:CD1	1	1.57
(1,2)	1:A:514:THR:HG21	2:B:168:LEU:CD2	1	1.57
(1,2)	1:A:514:THR:HG21	2:B:168:LEU:CG	1	1.57
(1,2)	1:A:514:THR:HG21	2:B:168:LEU:H	1	1.57
(1,2)	1:A:514:THR:HG21	2:B:168:LEU:HA	1	1.57
(1,2)	1:A:514:THR:HG21	2:B:168:LEU:HB2	1	1.57
(1,2)	1:A:514:THR:HG21	2:B:168:LEU:HB3	1	1.57
(1,2)	1:A:514:THR:HG21	2:B:168:LEU:HD11	1	1.57
(1,2)	1:A:514:THR:HG21	2:B:168:LEU:HD12	1	1.57
(1,2)	1:A:514:THR:HG21	2:B:168:LEU:HD13	1	1.57
(1,2)	1:A:514:THR:HG21	2:B:168:LEU:HD21	1	1.57
(1,2)	1:A:514:THR:HG21	2:B:168:LEU:HD22	1	1.57
(1,2)	1:A:514:THR:HG21	2:B:168:LEU:HD23	1	1.57
(1,2)	1:A:514:THR:HG21	2:B:168:LEU:HG	1	1.57
(1,2)	1:A:514:THR:HG21	2:B:168:LEU:N	1	1.57
(1,2)	1:A:514:THR:HG21	2:B:168:LEU:O	1	1.57
(1,2)	1:A:514:THR:HG21	2:B:170:MET:C	1	1.57
(1,2)	1:A:514:THR:HG21	2:B:170:MET:CA	1	1.57
(1,2)	1:A:514:THR:HG21	2:B:170:MET:CB	1	1.57
(1,2)	1:A:514:THR:HG21	2:B:170:MET:CE	1	1.57

*Continued on next page...*

*Continued from previous page...*

Key	Atom-1	Atom-2	Model ID	Violation (Å)
(1,2)	1:A:514:THR:HG21	2:B:170:MET:CG	1	1.57
(1,2)	1:A:514:THR:HG21	2:B:170:MET:H	1	1.57
(1,2)	1:A:514:THR:HG21	2:B:170:MET:HA	1	1.57
(1,2)	1:A:514:THR:HG21	2:B:170:MET:HB2	1	1.57
(1,2)	1:A:514:THR:HG21	2:B:170:MET:HB3	1	1.57
(1,2)	1:A:514:THR:HG21	2:B:170:MET:HE1	1	1.57
(1,2)	1:A:514:THR:HG21	2:B:170:MET:HE2	1	1.57
(1,2)	1:A:514:THR:HG21	2:B:170:MET:HE3	1	1.57
(1,2)	1:A:514:THR:HG21	2:B:170:MET:HG2	1	1.57
(1,2)	1:A:514:THR:HG21	2:B:170:MET:HG3	1	1.57
(1,2)	1:A:514:THR:HG21	2:B:170:MET:N	1	1.57
(1,2)	1:A:514:THR:HG21	2:B:170:MET:O	1	1.57
(1,2)	1:A:514:THR:HG21	2:B:170:MET:SD	1	1.57
(1,2)	1:A:514:THR:HG21	2:B:172:LYS:C	1	1.57
(1,2)	1:A:514:THR:HG21	2:B:172:LYS:CA	1	1.57
(1,2)	1:A:514:THR:HG21	2:B:172:LYS:CB	1	1.57
(1,2)	1:A:514:THR:HG21	2:B:172:LYS:CD	1	1.57
(1,2)	1:A:514:THR:HG21	2:B:172:LYS:CE	1	1.57
(1,2)	1:A:514:THR:HG21	2:B:172:LYS:CG	1	1.57
(1,2)	1:A:514:THR:HG21	2:B:172:LYS:H	1	1.57
(1,2)	1:A:514:THR:HG21	2:B:172:LYS:HA	1	1.57
(1,2)	1:A:514:THR:HG21	2:B:172:LYS:HB2	1	1.57
(1,2)	1:A:514:THR:HG21	2:B:172:LYS:HB3	1	1.57
(1,2)	1:A:514:THR:HG21	2:B:172:LYS:HD2	1	1.57
(1,2)	1:A:514:THR:HG21	2:B:172:LYS:HD3	1	1.57
(1,2)	1:A:514:THR:HG21	2:B:172:LYS:HE2	1	1.57
(1,2)	1:A:514:THR:HG21	2:B:172:LYS:HE3	1	1.57
(1,2)	1:A:514:THR:HG21	2:B:172:LYS:HG2	1	1.57
(1,2)	1:A:514:THR:HG21	2:B:172:LYS:HG3	1	1.57
(1,2)	1:A:514:THR:HG21	2:B:172:LYS:HZ1	1	1.57
(1,2)	1:A:514:THR:HG21	2:B:172:LYS:HZ2	1	1.57
(1,2)	1:A:514:THR:HG21	2:B:172:LYS:HZ3	1	1.57
(1,2)	1:A:514:THR:HG21	2:B:172:LYS:N	1	1.57
(1,2)	1:A:514:THR:HG21	2:B:172:LYS:NZ	1	1.57
(1,2)	1:A:514:THR:HG21	2:B:172:LYS:O	1	1.57
(1,2)	1:A:514:THR:HG21	2:B:182:VAL:C	1	1.57
(1,2)	1:A:514:THR:HG21	2:B:182:VAL:CA	1	1.57
(1,2)	1:A:514:THR:HG21	2:B:182:VAL:CB	1	1.57
(1,2)	1:A:514:THR:HG21	2:B:182:VAL:CG1	1	1.57
(1,2)	1:A:514:THR:HG21	2:B:182:VAL:CG2	1	1.57
(1,2)	1:A:514:THR:HG21	2:B:182:VAL:H	1	1.57
(1,2)	1:A:514:THR:HG21	2:B:182:VAL:HA	1	1.57

*Continued on next page...*

*Continued from previous page...*

Key	Atom-1	Atom-2	Model ID	Violation (Å)
(1,2)	1:A:514:THR:HG21	2:B:182:VAL:HB	1	1.57
(1,2)	1:A:514:THR:HG21	2:B:182:VAL:HG11	1	1.57
(1,2)	1:A:514:THR:HG21	2:B:182:VAL:HG12	1	1.57
(1,2)	1:A:514:THR:HG21	2:B:182:VAL:HG13	1	1.57
(1,2)	1:A:514:THR:HG21	2:B:182:VAL:HG21	1	1.57
(1,2)	1:A:514:THR:HG21	2:B:182:VAL:HG22	1	1.57
(1,2)	1:A:514:THR:HG21	2:B:182:VAL:HG23	1	1.57
(1,2)	1:A:514:THR:HG21	2:B:182:VAL:N	1	1.57
(1,2)	1:A:514:THR:HG21	2:B:182:VAL:O	1	1.57
(1,2)	1:A:514:THR:HG21	2:B:183:LYS:C	1	1.57
(1,2)	1:A:514:THR:HG21	2:B:183:LYS:CA	1	1.57
(1,2)	1:A:514:THR:HG21	2:B:183:LYS:CB	1	1.57
(1,2)	1:A:514:THR:HG21	2:B:183:LYS:CD	1	1.57
(1,2)	1:A:514:THR:HG21	2:B:183:LYS:CE	1	1.57
(1,2)	1:A:514:THR:HG21	2:B:183:LYS:CG	1	1.57
(1,2)	1:A:514:THR:HG21	2:B:183:LYS:H	1	1.57
(1,2)	1:A:514:THR:HG21	2:B:183:LYS:HA	1	1.57
(1,2)	1:A:514:THR:HG21	2:B:183:LYS:HB2	1	1.57
(1,2)	1:A:514:THR:HG21	2:B:183:LYS:HB3	1	1.57
(1,2)	1:A:514:THR:HG21	2:B:183:LYS:HD2	1	1.57
(1,2)	1:A:514:THR:HG21	2:B:183:LYS:HD3	1	1.57
(1,2)	1:A:514:THR:HG21	2:B:183:LYS:HE2	1	1.57
(1,2)	1:A:514:THR:HG21	2:B:183:LYS:HE3	1	1.57
(1,2)	1:A:514:THR:HG21	2:B:183:LYS:HG2	1	1.57
(1,2)	1:A:514:THR:HG21	2:B:183:LYS:HG3	1	1.57
(1,2)	1:A:514:THR:HG21	2:B:183:LYS:HZ1	1	1.57
(1,2)	1:A:514:THR:HG21	2:B:183:LYS:HZ2	1	1.57
(1,2)	1:A:514:THR:HG21	2:B:183:LYS:HZ3	1	1.57
(1,2)	1:A:514:THR:HG21	2:B:183:LYS:N	1	1.57
(1,2)	1:A:514:THR:HG21	2:B:183:LYS:NZ	1	1.57
(1,2)	1:A:514:THR:HG21	2:B:183:LYS:O	1	1.57
(1,2)	1:A:514:THR:HG21	2:B:185:GLY:C	1	1.57
(1,2)	1:A:514:THR:HG21	2:B:185:GLY:CA	1	1.57
(1,2)	1:A:514:THR:HG21	2:B:185:GLY:H	1	1.57
(1,2)	1:A:514:THR:HG21	2:B:185:GLY:HA2	1	1.57
(1,2)	1:A:514:THR:HG21	2:B:185:GLY:HA3	1	1.57
(1,2)	1:A:514:THR:HG21	2:B:185:GLY:N	1	1.57
(1,2)	1:A:514:THR:HG21	2:B:185:GLY:O	1	1.57
(1,2)	1:A:514:THR:HG21	2:B:187:TYR:C	1	1.57
(1,2)	1:A:514:THR:HG21	2:B:187:TYR:CA	1	1.57
(1,2)	1:A:514:THR:HG21	2:B:187:TYR:CB	1	1.57
(1,2)	1:A:514:THR:HG21	2:B:187:TYR:CD1	1	1.57

*Continued on next page...*

*Continued from previous page...*

Key	Atom-1	Atom-2	Model ID	Violation (Å)
(1,2)	1:A:514:THR:HG21	2:B:187:TYR:CD2	1	1.57
(1,2)	1:A:514:THR:HG21	2:B:187:TYR:CE1	1	1.57
(1,2)	1:A:514:THR:HG21	2:B:187:TYR:CE2	1	1.57
(1,2)	1:A:514:THR:HG21	2:B:187:TYR:CG	1	1.57
(1,2)	1:A:514:THR:HG21	2:B:187:TYR:CZ	1	1.57
(1,2)	1:A:514:THR:HG21	2:B:187:TYR:H	1	1.57
(1,2)	1:A:514:THR:HG21	2:B:187:TYR:HA	1	1.57
(1,2)	1:A:514:THR:HG21	2:B:187:TYR:HB2	1	1.57
(1,2)	1:A:514:THR:HG21	2:B:187:TYR:HB3	1	1.57
(1,2)	1:A:514:THR:HG21	2:B:187:TYR:HD1	1	1.57
(1,2)	1:A:514:THR:HG21	2:B:187:TYR:HD2	1	1.57
(1,2)	1:A:514:THR:HG21	2:B:187:TYR:HE1	1	1.57
(1,2)	1:A:514:THR:HG21	2:B:187:TYR:HE2	1	1.57
(1,2)	1:A:514:THR:HG21	2:B:187:TYR:HH	1	1.57
(1,2)	1:A:514:THR:HG21	2:B:187:TYR:N	1	1.57
(1,2)	1:A:514:THR:HG21	2:B:187:TYR:O	1	1.57
(1,2)	1:A:514:THR:HG21	2:B:187:TYR:OH	1	1.57
(1,2)	1:A:514:THR:HG21	2:B:200:THR:C	1	1.57
(1,2)	1:A:514:THR:HG21	2:B:200:THR:CA	1	1.57
(1,2)	1:A:514:THR:HG21	2:B:200:THR:CB	1	1.57
(1,2)	1:A:514:THR:HG21	2:B:200:THR:CG2	1	1.57
(1,2)	1:A:514:THR:HG21	2:B:200:THR:H	1	1.57
(1,2)	1:A:514:THR:HG21	2:B:200:THR:HA	1	1.57
(1,2)	1:A:514:THR:HG21	2:B:200:THR:HB	1	1.57
(1,2)	1:A:514:THR:HG21	2:B:200:THR:HG1	1	1.57
(1,2)	1:A:514:THR:HG21	2:B:200:THR:HG21	1	1.57
(1,2)	1:A:514:THR:HG21	2:B:200:THR:HG22	1	1.57
(1,2)	1:A:514:THR:HG21	2:B:200:THR:HG23	1	1.57
(1,2)	1:A:514:THR:HG21	2:B:200:THR:N	1	1.57
(1,2)	1:A:514:THR:HG21	2:B:200:THR:O	1	1.57
(1,2)	1:A:514:THR:HG21	2:B:200:THR:OG1	1	1.57
(1,2)	1:A:514:THR:HG21	2:B:211:LYS:C	1	1.57
(1,2)	1:A:514:THR:HG21	2:B:211:LYS:CA	1	1.57
(1,2)	1:A:514:THR:HG21	2:B:211:LYS:CB	1	1.57
(1,2)	1:A:514:THR:HG21	2:B:211:LYS:CD	1	1.57
(1,2)	1:A:514:THR:HG21	2:B:211:LYS:CE	1	1.57
(1,2)	1:A:514:THR:HG21	2:B:211:LYS:CG	1	1.57
(1,2)	1:A:514:THR:HG21	2:B:211:LYS:H	1	1.57
(1,2)	1:A:514:THR:HG21	2:B:211:LYS:HA	1	1.57
(1,2)	1:A:514:THR:HG21	2:B:211:LYS:HB2	1	1.57
(1,2)	1:A:514:THR:HG21	2:B:211:LYS:HB3	1	1.57
(1,2)	1:A:514:THR:HG21	2:B:211:LYS:HD2	1	1.57

*Continued on next page...*



*Continued from previous page...*

Key	Atom-1	Atom-2	Model ID	Violation (Å)
(1,2)	1:A:514:THR:HG21	2:B:211:LYS:HD3	1	1.57
(1,2)	1:A:514:THR:HG21	2:B:211:LYS:HE2	1	1.57
(1,2)	1:A:514:THR:HG21	2:B:211:LYS:HE3	1	1.57
(1,2)	1:A:514:THR:HG21	2:B:211:LYS:HG2	1	1.57
(1,2)	1:A:514:THR:HG21	2:B:211:LYS:HG3	1	1.57
(1,2)	1:A:514:THR:HG21	2:B:211:LYS:HZ1	1	1.57
(1,2)	1:A:514:THR:HG21	2:B:211:LYS:HZ2	1	1.57
(1,2)	1:A:514:THR:HG21	2:B:211:LYS:HZ3	1	1.57
(1,2)	1:A:514:THR:HG21	2:B:211:LYS:N	1	1.57
(1,2)	1:A:514:THR:HG21	2:B:211:LYS:NZ	1	1.57
(1,2)	1:A:514:THR:HG21	2:B:211:LYS:O	1	1.57
(1,2)	1:A:514:THR:HG22	2:B:149:SER:C	1	1.57
(1,2)	1:A:514:THR:HG22	2:B:149:SER:CA	1	1.57
(1,2)	1:A:514:THR:HG22	2:B:149:SER:CB	1	1.57
(1,2)	1:A:514:THR:HG22	2:B:149:SER:H	1	1.57
(1,2)	1:A:514:THR:HG22	2:B:149:SER:HA	1	1.57
(1,2)	1:A:514:THR:HG22	2:B:149:SER:HB2	1	1.57
(1,2)	1:A:514:THR:HG22	2:B:149:SER:HB3	1	1.57
(1,2)	1:A:514:THR:HG22	2:B:149:SER:HG	1	1.57
(1,2)	1:A:514:THR:HG22	2:B:149:SER:N	1	1.57
(1,2)	1:A:514:THR:HG22	2:B:149:SER:O	1	1.57
(1,2)	1:A:514:THR:HG22	2:B:149:SER:OG	1	1.57
(1,2)	1:A:514:THR:HG22	2:B:152:VAL:C	1	1.57
(1,2)	1:A:514:THR:HG22	2:B:152:VAL:CA	1	1.57
(1,2)	1:A:514:THR:HG22	2:B:152:VAL:CB	1	1.57
(1,2)	1:A:514:THR:HG22	2:B:152:VAL:CG1	1	1.57
(1,2)	1:A:514:THR:HG22	2:B:152:VAL:CG2	1	1.57
(1,2)	1:A:514:THR:HG22	2:B:152:VAL:H	1	1.57
(1,2)	1:A:514:THR:HG22	2:B:152:VAL:HA	1	1.57
(1,2)	1:A:514:THR:HG22	2:B:152:VAL:HB	1	1.57
(1,2)	1:A:514:THR:HG22	2:B:152:VAL:HG11	1	1.57
(1,2)	1:A:514:THR:HG22	2:B:152:VAL:HG12	1	1.57
(1,2)	1:A:514:THR:HG22	2:B:152:VAL:HG13	1	1.57
(1,2)	1:A:514:THR:HG22	2:B:152:VAL:HG21	1	1.57
(1,2)	1:A:514:THR:HG22	2:B:152:VAL:HG22	1	1.57
(1,2)	1:A:514:THR:HG22	2:B:152:VAL:HG23	1	1.57
(1,2)	1:A:514:THR:HG22	2:B:152:VAL:N	1	1.57
(1,2)	1:A:514:THR:HG22	2:B:152:VAL:O	1	1.57
(1,2)	1:A:514:THR:HG22	2:B:153:VAL:C	1	1.57
(1,2)	1:A:514:THR:HG22	2:B:153:VAL:CA	1	1.57
(1,2)	1:A:514:THR:HG22	2:B:153:VAL:CB	1	1.57
(1,2)	1:A:514:THR:HG22	2:B:153:VAL:CG1	1	1.57

*Continued on next page...*

*Continued from previous page...*

Key	Atom-1	Atom-2	Model ID	Violation (Å)
(1,2)	1:A:514:THR:HG22	2:B:153:VAL:CG2	1	1.57
(1,2)	1:A:514:THR:HG22	2:B:153:VAL:H	1	1.57
(1,2)	1:A:514:THR:HG22	2:B:153:VAL:HA	1	1.57
(1,2)	1:A:514:THR:HG22	2:B:153:VAL:HB	1	1.57
(1,2)	1:A:514:THR:HG22	2:B:153:VAL:HG11	1	1.57
(1,2)	1:A:514:THR:HG22	2:B:153:VAL:HG12	1	1.57
(1,2)	1:A:514:THR:HG22	2:B:153:VAL:HG13	1	1.57
(1,2)	1:A:514:THR:HG22	2:B:153:VAL:HG21	1	1.57
(1,2)	1:A:514:THR:HG22	2:B:153:VAL:HG22	1	1.57
(1,2)	1:A:514:THR:HG22	2:B:153:VAL:HG23	1	1.57
(1,2)	1:A:514:THR:HG22	2:B:153:VAL:N	1	1.57
(1,2)	1:A:514:THR:HG22	2:B:153:VAL:O	1	1.57
(1,2)	1:A:514:THR:HG22	2:B:155:GLY:C	1	1.57
(1,2)	1:A:514:THR:HG22	2:B:155:GLY:CA	1	1.57
(1,2)	1:A:514:THR:HG22	2:B:155:GLY:H	1	1.57
(1,2)	1:A:514:THR:HG22	2:B:155:GLY:HA2	1	1.57
(1,2)	1:A:514:THR:HG22	2:B:155:GLY:HA3	1	1.57
(1,2)	1:A:514:THR:HG22	2:B:155:GLY:N	1	1.57
(1,2)	1:A:514:THR:HG22	2:B:155:GLY:O	1	1.57
(1,2)	1:A:514:THR:HG22	2:B:156:PHE:C	1	1.57
(1,2)	1:A:514:THR:HG22	2:B:156:PHE:CA	1	1.57
(1,2)	1:A:514:THR:HG22	2:B:156:PHE:CB	1	1.57
(1,2)	1:A:514:THR:HG22	2:B:156:PHE:CD1	1	1.57
(1,2)	1:A:514:THR:HG22	2:B:156:PHE:CD2	1	1.57
(1,2)	1:A:514:THR:HG22	2:B:156:PHE:CE1	1	1.57
(1,2)	1:A:514:THR:HG22	2:B:156:PHE:CE2	1	1.57
(1,2)	1:A:514:THR:HG22	2:B:156:PHE:CG	1	1.57
(1,2)	1:A:514:THR:HG22	2:B:156:PHE:CZ	1	1.57
(1,2)	1:A:514:THR:HG22	2:B:156:PHE:H	1	1.57
(1,2)	1:A:514:THR:HG22	2:B:156:PHE:HA	1	1.57
(1,2)	1:A:514:THR:HG22	2:B:156:PHE:HB2	1	1.57
(1,2)	1:A:514:THR:HG22	2:B:156:PHE:HB3	1	1.57
(1,2)	1:A:514:THR:HG22	2:B:156:PHE:HD1	1	1.57
(1,2)	1:A:514:THR:HG22	2:B:156:PHE:HD2	1	1.57
(1,2)	1:A:514:THR:HG22	2:B:156:PHE:HE1	1	1.57
(1,2)	1:A:514:THR:HG22	2:B:156:PHE:HE2	1	1.57
(1,2)	1:A:514:THR:HG22	2:B:156:PHE:HZ	1	1.57
(1,2)	1:A:514:THR:HG22	2:B:156:PHE:N	1	1.57
(1,2)	1:A:514:THR:HG22	2:B:156:PHE:O	1	1.57
(1,2)	1:A:514:THR:HG22	2:B:157:CYS:C	1	1.57
(1,2)	1:A:514:THR:HG22	2:B:157:CYS:CA	1	1.57
(1,2)	1:A:514:THR:HG22	2:B:157:CYS:CB	1	1.57

*Continued on next page...*

*Continued from previous page...*

Key	Atom-1	Atom-2	Model ID	Violation (Å)
(1,2)	1:A:514:THR:HG22	2:B:157:CYS:H	1	1.57
(1,2)	1:A:514:THR:HG22	2:B:157:CYS:HA	1	1.57
(1,2)	1:A:514:THR:HG22	2:B:157:CYS:HB2	1	1.57
(1,2)	1:A:514:THR:HG22	2:B:157:CYS:HB3	1	1.57
(1,2)	1:A:514:THR:HG22	2:B:157:CYS:N	1	1.57
(1,2)	1:A:514:THR:HG22	2:B:157:CYS:O	1	1.57
(1,2)	1:A:514:THR:HG22	2:B:157:CYS:SG	1	1.57
(1,2)	1:A:514:THR:HG22	2:B:158:THR:C	1	1.57
(1,2)	1:A:514:THR:HG22	2:B:158:THR:CA	1	1.57
(1,2)	1:A:514:THR:HG22	2:B:158:THR:CB	1	1.57
(1,2)	1:A:514:THR:HG22	2:B:158:THR:CG2	1	1.57
(1,2)	1:A:514:THR:HG22	2:B:158:THR:H	1	1.57
(1,2)	1:A:514:THR:HG22	2:B:158:THR:HA	1	1.57
(1,2)	1:A:514:THR:HG22	2:B:158:THR:HB	1	1.57
(1,2)	1:A:514:THR:HG22	2:B:158:THR:HG1	1	1.57
(1,2)	1:A:514:THR:HG22	2:B:158:THR:HG21	1	1.57
(1,2)	1:A:514:THR:HG22	2:B:158:THR:HG22	1	1.57
(1,2)	1:A:514:THR:HG22	2:B:158:THR:HG23	1	1.57
(1,2)	1:A:514:THR:HG22	2:B:158:THR:N	1	1.57
(1,2)	1:A:514:THR:HG22	2:B:158:THR:O	1	1.57
(1,2)	1:A:514:THR:HG22	2:B:158:THR:OG1	1	1.57
(1,2)	1:A:514:THR:HG22	2:B:159:ILE:C	1	1.57
(1,2)	1:A:514:THR:HG22	2:B:159:ILE:CA	1	1.57
(1,2)	1:A:514:THR:HG22	2:B:159:ILE:CB	1	1.57
(1,2)	1:A:514:THR:HG22	2:B:159:ILE:CD1	1	1.57
(1,2)	1:A:514:THR:HG22	2:B:159:ILE:CG1	1	1.57
(1,2)	1:A:514:THR:HG22	2:B:159:ILE:CG2	1	1.57
(1,2)	1:A:514:THR:HG22	2:B:159:ILE:H	1	1.57
(1,2)	1:A:514:THR:HG22	2:B:159:ILE:HA	1	1.57
(1,2)	1:A:514:THR:HG22	2:B:159:ILE:HB	1	1.57
(1,2)	1:A:514:THR:HG22	2:B:159:ILE:HD11	1	1.57
(1,2)	1:A:514:THR:HG22	2:B:159:ILE:HD12	1	1.57
(1,2)	1:A:514:THR:HG22	2:B:159:ILE:HD13	1	1.57
(1,2)	1:A:514:THR:HG22	2:B:159:ILE:HG12	1	1.57
(1,2)	1:A:514:THR:HG22	2:B:159:ILE:HG13	1	1.57
(1,2)	1:A:514:THR:HG22	2:B:159:ILE:HG21	1	1.57
(1,2)	1:A:514:THR:HG22	2:B:159:ILE:HG22	1	1.57
(1,2)	1:A:514:THR:HG22	2:B:159:ILE:HG23	1	1.57
(1,2)	1:A:514:THR:HG22	2:B:159:ILE:N	1	1.57
(1,2)	1:A:514:THR:HG22	2:B:159:ILE:O	1	1.57
(1,2)	1:A:514:THR:HG22	2:B:161:ASN:C	1	1.57
(1,2)	1:A:514:THR:HG22	2:B:161:ASN:CA	1	1.57

*Continued on next page...*

*Continued from previous page...*

Key	Atom-1	Atom-2	Model ID	Violation (Å)
(1,2)	1:A:514:THR:HG22	2:B:161:ASN:CB	1	1.57
(1,2)	1:A:514:THR:HG22	2:B:161:ASN:CG	1	1.57
(1,2)	1:A:514:THR:HG22	2:B:161:ASN:H	1	1.57
(1,2)	1:A:514:THR:HG22	2:B:161:ASN:HA	1	1.57
(1,2)	1:A:514:THR:HG22	2:B:161:ASN:HB2	1	1.57
(1,2)	1:A:514:THR:HG22	2:B:161:ASN:HB3	1	1.57
(1,2)	1:A:514:THR:HG22	2:B:161:ASN:HD21	1	1.57
(1,2)	1:A:514:THR:HG22	2:B:161:ASN:HD22	1	1.57
(1,2)	1:A:514:THR:HG22	2:B:161:ASN:N	1	1.57
(1,2)	1:A:514:THR:HG22	2:B:161:ASN:ND2	1	1.57
(1,2)	1:A:514:THR:HG22	2:B:161:ASN:O	1	1.57
(1,2)	1:A:514:THR:HG22	2:B:161:ASN:OD1	1	1.57
(1,2)	1:A:514:THR:HG22	2:B:162:LYS:C	1	1.57
(1,2)	1:A:514:THR:HG22	2:B:162:LYS:CA	1	1.57
(1,2)	1:A:514:THR:HG22	2:B:162:LYS:CB	1	1.57
(1,2)	1:A:514:THR:HG22	2:B:162:LYS:CD	1	1.57
(1,2)	1:A:514:THR:HG22	2:B:162:LYS:CE	1	1.57
(1,2)	1:A:514:THR:HG22	2:B:162:LYS:CG	1	1.57
(1,2)	1:A:514:THR:HG22	2:B:162:LYS:H	1	1.57
(1,2)	1:A:514:THR:HG22	2:B:162:LYS:HA	1	1.57
(1,2)	1:A:514:THR:HG22	2:B:162:LYS:HB2	1	1.57
(1,2)	1:A:514:THR:HG22	2:B:162:LYS:HB3	1	1.57
(1,2)	1:A:514:THR:HG22	2:B:162:LYS:HD2	1	1.57
(1,2)	1:A:514:THR:HG22	2:B:162:LYS:HD3	1	1.57
(1,2)	1:A:514:THR:HG22	2:B:162:LYS:HE2	1	1.57
(1,2)	1:A:514:THR:HG22	2:B:162:LYS:HE3	1	1.57
(1,2)	1:A:514:THR:HG22	2:B:162:LYS:HG2	1	1.57
(1,2)	1:A:514:THR:HG22	2:B:162:LYS:HG3	1	1.57
(1,2)	1:A:514:THR:HG22	2:B:162:LYS:HZ1	1	1.57
(1,2)	1:A:514:THR:HG22	2:B:162:LYS:HZ2	1	1.57
(1,2)	1:A:514:THR:HG22	2:B:162:LYS:HZ3	1	1.57
(1,2)	1:A:514:THR:HG22	2:B:162:LYS:N	1	1.57
(1,2)	1:A:514:THR:HG22	2:B:162:LYS:NZ	1	1.57
(1,2)	1:A:514:THR:HG22	2:B:162:LYS:O	1	1.57
(1,2)	1:A:514:THR:HG22	2:B:167:SER:C	1	1.57
(1,2)	1:A:514:THR:HG22	2:B:167:SER:CA	1	1.57
(1,2)	1:A:514:THR:HG22	2:B:167:SER:CB	1	1.57
(1,2)	1:A:514:THR:HG22	2:B:167:SER:H	1	1.57
(1,2)	1:A:514:THR:HG22	2:B:167:SER:HA	1	1.57
(1,2)	1:A:514:THR:HG22	2:B:167:SER:HB2	1	1.57
(1,2)	1:A:514:THR:HG22	2:B:167:SER:HB3	1	1.57
(1,2)	1:A:514:THR:HG22	2:B:167:SER:HG	1	1.57

*Continued on next page...*

*Continued from previous page...*

Key	Atom-1	Atom-2	Model ID	Violation (Å)
(1,2)	1:A:514:THR:HG22	2:B:167:SER:N	1	1.57
(1,2)	1:A:514:THR:HG22	2:B:167:SER:O	1	1.57
(1,2)	1:A:514:THR:HG22	2:B:167:SER:OG	1	1.57
(1,2)	1:A:514:THR:HG22	2:B:168:LEU:C	1	1.57
(1,2)	1:A:514:THR:HG22	2:B:168:LEU:CA	1	1.57
(1,2)	1:A:514:THR:HG22	2:B:168:LEU:CB	1	1.57
(1,2)	1:A:514:THR:HG22	2:B:168:LEU:CD1	1	1.57
(1,2)	1:A:514:THR:HG22	2:B:168:LEU:CD2	1	1.57
(1,2)	1:A:514:THR:HG22	2:B:168:LEU:CG	1	1.57
(1,2)	1:A:514:THR:HG22	2:B:168:LEU:H	1	1.57
(1,2)	1:A:514:THR:HG22	2:B:168:LEU:HA	1	1.57
(1,2)	1:A:514:THR:HG22	2:B:168:LEU:HB2	1	1.57
(1,2)	1:A:514:THR:HG22	2:B:168:LEU:HB3	1	1.57
(1,2)	1:A:514:THR:HG22	2:B:168:LEU:HD11	1	1.57
(1,2)	1:A:514:THR:HG22	2:B:168:LEU:HD12	1	1.57
(1,2)	1:A:514:THR:HG22	2:B:168:LEU:HD13	1	1.57
(1,2)	1:A:514:THR:HG22	2:B:168:LEU:HD21	1	1.57
(1,2)	1:A:514:THR:HG22	2:B:168:LEU:HD22	1	1.57
(1,2)	1:A:514:THR:HG22	2:B:168:LEU:HD23	1	1.57
(1,2)	1:A:514:THR:HG22	2:B:168:LEU:HG	1	1.57
(1,2)	1:A:514:THR:HG22	2:B:168:LEU:N	1	1.57
(1,2)	1:A:514:THR:HG22	2:B:168:LEU:O	1	1.57
(1,2)	1:A:514:THR:HG22	2:B:170:MET:C	1	1.57
(1,2)	1:A:514:THR:HG22	2:B:170:MET:CA	1	1.57
(1,2)	1:A:514:THR:HG22	2:B:170:MET:CB	1	1.57
(1,2)	1:A:514:THR:HG22	2:B:170:MET:CE	1	1.57
(1,2)	1:A:514:THR:HG22	2:B:170:MET:CG	1	1.57
(1,2)	1:A:514:THR:HG22	2:B:170:MET:H	1	1.57
(1,2)	1:A:514:THR:HG22	2:B:170:MET:HA	1	1.57
(1,2)	1:A:514:THR:HG22	2:B:170:MET:HB2	1	1.57
(1,2)	1:A:514:THR:HG22	2:B:170:MET:HB3	1	1.57
(1,2)	1:A:514:THR:HG22	2:B:170:MET:HE1	1	1.57
(1,2)	1:A:514:THR:HG22	2:B:170:MET:HE2	1	1.57
(1,2)	1:A:514:THR:HG22	2:B:170:MET:HE3	1	1.57
(1,2)	1:A:514:THR:HG22	2:B:170:MET:HG2	1	1.57
(1,2)	1:A:514:THR:HG22	2:B:170:MET:HG3	1	1.57
(1,2)	1:A:514:THR:HG22	2:B:170:MET:N	1	1.57
(1,2)	1:A:514:THR:HG22	2:B:170:MET:O	1	1.57
(1,2)	1:A:514:THR:HG22	2:B:170:MET:SD	1	1.57
(1,2)	1:A:514:THR:HG22	2:B:172:LYS:C	1	1.57
(1,2)	1:A:514:THR:HG22	2:B:172:LYS:CA	1	1.57
(1,2)	1:A:514:THR:HG22	2:B:172:LYS:CB	1	1.57

*Continued on next page...*

*Continued from previous page...*

Key	Atom-1	Atom-2	Model ID	Violation (Å)
(1,2)	1:A:514:THR:HG22	2:B:172:LYS:CD	1	1.57
(1,2)	1:A:514:THR:HG22	2:B:172:LYS:CE	1	1.57
(1,2)	1:A:514:THR:HG22	2:B:172:LYS:CG	1	1.57
(1,2)	1:A:514:THR:HG22	2:B:172:LYS:H	1	1.57
(1,2)	1:A:514:THR:HG22	2:B:172:LYS:HA	1	1.57
(1,2)	1:A:514:THR:HG22	2:B:172:LYS:HB2	1	1.57
(1,2)	1:A:514:THR:HG22	2:B:172:LYS:HB3	1	1.57
(1,2)	1:A:514:THR:HG22	2:B:172:LYS:HD2	1	1.57
(1,2)	1:A:514:THR:HG22	2:B:172:LYS:HD3	1	1.57
(1,2)	1:A:514:THR:HG22	2:B:172:LYS:HE2	1	1.57
(1,2)	1:A:514:THR:HG22	2:B:172:LYS:HE3	1	1.57
(1,2)	1:A:514:THR:HG22	2:B:172:LYS:HG2	1	1.57
(1,2)	1:A:514:THR:HG22	2:B:172:LYS:HG3	1	1.57
(1,2)	1:A:514:THR:HG22	2:B:172:LYS:HZ1	1	1.57
(1,2)	1:A:514:THR:HG22	2:B:172:LYS:HZ2	1	1.57
(1,2)	1:A:514:THR:HG22	2:B:172:LYS:HZ3	1	1.57
(1,2)	1:A:514:THR:HG22	2:B:172:LYS:N	1	1.57
(1,2)	1:A:514:THR:HG22	2:B:172:LYS:NZ	1	1.57
(1,2)	1:A:514:THR:HG22	2:B:172:LYS:O	1	1.57
(1,2)	1:A:514:THR:HG22	2:B:182:VAL:C	1	1.57
(1,2)	1:A:514:THR:HG22	2:B:182:VAL:CA	1	1.57
(1,2)	1:A:514:THR:HG22	2:B:182:VAL:CB	1	1.57
(1,2)	1:A:514:THR:HG22	2:B:182:VAL:CG1	1	1.57
(1,2)	1:A:514:THR:HG22	2:B:182:VAL:CG2	1	1.57
(1,2)	1:A:514:THR:HG22	2:B:182:VAL:H	1	1.57
(1,2)	1:A:514:THR:HG22	2:B:182:VAL:HA	1	1.57
(1,2)	1:A:514:THR:HG22	2:B:182:VAL:HB	1	1.57
(1,2)	1:A:514:THR:HG22	2:B:182:VAL:HG11	1	1.57
(1,2)	1:A:514:THR:HG22	2:B:182:VAL:HG12	1	1.57
(1,2)	1:A:514:THR:HG22	2:B:182:VAL:HG13	1	1.57
(1,2)	1:A:514:THR:HG22	2:B:182:VAL:HG21	1	1.57
(1,2)	1:A:514:THR:HG22	2:B:182:VAL:HG22	1	1.57
(1,2)	1:A:514:THR:HG22	2:B:182:VAL:HG23	1	1.57
(1,2)	1:A:514:THR:HG22	2:B:182:VAL:N	1	1.57
(1,2)	1:A:514:THR:HG22	2:B:182:VAL:O	1	1.57
(1,2)	1:A:514:THR:HG22	2:B:183:LYS:C	1	1.57
(1,2)	1:A:514:THR:HG22	2:B:183:LYS:CA	1	1.57
(1,2)	1:A:514:THR:HG22	2:B:183:LYS:CB	1	1.57
(1,2)	1:A:514:THR:HG22	2:B:183:LYS:CD	1	1.57
(1,2)	1:A:514:THR:HG22	2:B:183:LYS:CE	1	1.57
(1,2)	1:A:514:THR:HG22	2:B:183:LYS:CG	1	1.57
(1,2)	1:A:514:THR:HG22	2:B:183:LYS:H	1	1.57

*Continued on next page...*

*Continued from previous page...*

Key	Atom-1	Atom-2	Model ID	Violation (Å)
(1,2)	1:A:514:THR:HG22	2:B:183:LYS:HA	1	1.57
(1,2)	1:A:514:THR:HG22	2:B:183:LYS:HB2	1	1.57
(1,2)	1:A:514:THR:HG22	2:B:183:LYS:HB3	1	1.57
(1,2)	1:A:514:THR:HG22	2:B:183:LYS:HD2	1	1.57
(1,2)	1:A:514:THR:HG22	2:B:183:LYS:HD3	1	1.57
(1,2)	1:A:514:THR:HG22	2:B:183:LYS:HE2	1	1.57
(1,2)	1:A:514:THR:HG22	2:B:183:LYS:HE3	1	1.57
(1,2)	1:A:514:THR:HG22	2:B:183:LYS:HG2	1	1.57
(1,2)	1:A:514:THR:HG22	2:B:183:LYS:HG3	1	1.57
(1,2)	1:A:514:THR:HG22	2:B:183:LYS:HZ1	1	1.57
(1,2)	1:A:514:THR:HG22	2:B:183:LYS:HZ2	1	1.57
(1,2)	1:A:514:THR:HG22	2:B:183:LYS:HZ3	1	1.57
(1,2)	1:A:514:THR:HG22	2:B:183:LYS:N	1	1.57
(1,2)	1:A:514:THR:HG22	2:B:183:LYS:NZ	1	1.57
(1,2)	1:A:514:THR:HG22	2:B:183:LYS:O	1	1.57
(1,2)	1:A:514:THR:HG22	2:B:185:GLY:C	1	1.57
(1,2)	1:A:514:THR:HG22	2:B:185:GLY:CA	1	1.57
(1,2)	1:A:514:THR:HG22	2:B:185:GLY:H	1	1.57
(1,2)	1:A:514:THR:HG22	2:B:185:GLY:HA2	1	1.57
(1,2)	1:A:514:THR:HG22	2:B:185:GLY:HA3	1	1.57
(1,2)	1:A:514:THR:HG22	2:B:185:GLY:N	1	1.57
(1,2)	1:A:514:THR:HG22	2:B:185:GLY:O	1	1.57
(1,2)	1:A:514:THR:HG22	2:B:187:TYR:C	1	1.57
(1,2)	1:A:514:THR:HG22	2:B:187:TYR:CA	1	1.57
(1,2)	1:A:514:THR:HG22	2:B:187:TYR:CB	1	1.57
(1,2)	1:A:514:THR:HG22	2:B:187:TYR:CD1	1	1.57
(1,2)	1:A:514:THR:HG22	2:B:187:TYR:CD2	1	1.57
(1,2)	1:A:514:THR:HG22	2:B:187:TYR:CE1	1	1.57
(1,2)	1:A:514:THR:HG22	2:B:187:TYR:CE2	1	1.57
(1,2)	1:A:514:THR:HG22	2:B:187:TYR:CG	1	1.57
(1,2)	1:A:514:THR:HG22	2:B:187:TYR:CZ	1	1.57
(1,2)	1:A:514:THR:HG22	2:B:187:TYR:H	1	1.57
(1,2)	1:A:514:THR:HG22	2:B:187:TYR:HA	1	1.57
(1,2)	1:A:514:THR:HG22	2:B:187:TYR:HB2	1	1.57
(1,2)	1:A:514:THR:HG22	2:B:187:TYR:HB3	1	1.57
(1,2)	1:A:514:THR:HG22	2:B:187:TYR:HD1	1	1.57
(1,2)	1:A:514:THR:HG22	2:B:187:TYR:HD2	1	1.57
(1,2)	1:A:514:THR:HG22	2:B:187:TYR:HE1	1	1.57
(1,2)	1:A:514:THR:HG22	2:B:187:TYR:HE2	1	1.57
(1,2)	1:A:514:THR:HG22	2:B:187:TYR:HH	1	1.57
(1,2)	1:A:514:THR:HG22	2:B:187:TYR:N	1	1.57
(1,2)	1:A:514:THR:HG22	2:B:187:TYR:O	1	1.57

*Continued on next page...*

*Continued from previous page...*

Key	Atom-1	Atom-2	Model ID	Violation (Å)
(1,2)	1:A:514:THR:HG22	2:B:187:TYR:OH	1	1.57
(1,2)	1:A:514:THR:HG22	2:B:200:THR:C	1	1.57
(1,2)	1:A:514:THR:HG22	2:B:200:THR:CA	1	1.57
(1,2)	1:A:514:THR:HG22	2:B:200:THR:CB	1	1.57
(1,2)	1:A:514:THR:HG22	2:B:200:THR:CG2	1	1.57
(1,2)	1:A:514:THR:HG22	2:B:200:THR:H	1	1.57
(1,2)	1:A:514:THR:HG22	2:B:200:THR:HA	1	1.57
(1,2)	1:A:514:THR:HG22	2:B:200:THR:HB	1	1.57
(1,2)	1:A:514:THR:HG22	2:B:200:THR:HG1	1	1.57
(1,2)	1:A:514:THR:HG22	2:B:200:THR:HG21	1	1.57
(1,2)	1:A:514:THR:HG22	2:B:200:THR:HG22	1	1.57
(1,2)	1:A:514:THR:HG22	2:B:200:THR:HG23	1	1.57
(1,2)	1:A:514:THR:HG22	2:B:200:THR:N	1	1.57
(1,2)	1:A:514:THR:HG22	2:B:200:THR:O	1	1.57
(1,2)	1:A:514:THR:HG22	2:B:200:THR:OG1	1	1.57
(1,2)	1:A:514:THR:HG22	2:B:211:LYS:C	1	1.57
(1,2)	1:A:514:THR:HG22	2:B:211:LYS:CA	1	1.57
(1,2)	1:A:514:THR:HG22	2:B:211:LYS:CB	1	1.57
(1,2)	1:A:514:THR:HG22	2:B:211:LYS:CD	1	1.57
(1,2)	1:A:514:THR:HG22	2:B:211:LYS:CE	1	1.57
(1,2)	1:A:514:THR:HG22	2:B:211:LYS:CG	1	1.57
(1,2)	1:A:514:THR:HG22	2:B:211:LYS:H	1	1.57
(1,2)	1:A:514:THR:HG22	2:B:211:LYS:HA	1	1.57
(1,2)	1:A:514:THR:HG22	2:B:211:LYS:HB2	1	1.57
(1,2)	1:A:514:THR:HG22	2:B:211:LYS:HB3	1	1.57
(1,2)	1:A:514:THR:HG22	2:B:211:LYS:HD2	1	1.57
(1,2)	1:A:514:THR:HG22	2:B:211:LYS:HD3	1	1.57
(1,2)	1:A:514:THR:HG22	2:B:211:LYS:HE2	1	1.57
(1,2)	1:A:514:THR:HG22	2:B:211:LYS:HE3	1	1.57
(1,2)	1:A:514:THR:HG22	2:B:211:LYS:HG2	1	1.57
(1,2)	1:A:514:THR:HG22	2:B:211:LYS:HG3	1	1.57
(1,2)	1:A:514:THR:HG22	2:B:211:LYS:HZ1	1	1.57
(1,2)	1:A:514:THR:HG22	2:B:211:LYS:HZ2	1	1.57
(1,2)	1:A:514:THR:HG22	2:B:211:LYS:HZ3	1	1.57
(1,2)	1:A:514:THR:HG22	2:B:211:LYS:N	1	1.57
(1,2)	1:A:514:THR:HG22	2:B:211:LYS:NZ	1	1.57
(1,2)	1:A:514:THR:HG22	2:B:211:LYS:O	1	1.57
(1,2)	1:A:514:THR:HG23	2:B:149:SER:C	1	1.57
(1,2)	1:A:514:THR:HG23	2:B:149:SER:CA	1	1.57
(1,2)	1:A:514:THR:HG23	2:B:149:SER:CB	1	1.57
(1,2)	1:A:514:THR:HG23	2:B:149:SER:H	1	1.57
(1,2)	1:A:514:THR:HG23	2:B:149:SER:HA	1	1.57

*Continued on next page...*



*Continued from previous page...*

Key	Atom-1	Atom-2	Model ID	Violation (Å)
(1,2)	1:A:514:THR:HG23	2:B:149:SER:HB2	1	1.57
(1,2)	1:A:514:THR:HG23	2:B:149:SER:HB3	1	1.57
(1,2)	1:A:514:THR:HG23	2:B:149:SER:HG	1	1.57
(1,2)	1:A:514:THR:HG23	2:B:149:SER:N	1	1.57
(1,2)	1:A:514:THR:HG23	2:B:149:SER:O	1	1.57
(1,2)	1:A:514:THR:HG23	2:B:149:SER:OG	1	1.57
(1,2)	1:A:514:THR:HG23	2:B:152:VAL:C	1	1.57
(1,2)	1:A:514:THR:HG23	2:B:152:VAL:CA	1	1.57
(1,2)	1:A:514:THR:HG23	2:B:152:VAL:CB	1	1.57
(1,2)	1:A:514:THR:HG23	2:B:152:VAL:CG1	1	1.57
(1,2)	1:A:514:THR:HG23	2:B:152:VAL:CG2	1	1.57
(1,2)	1:A:514:THR:HG23	2:B:152:VAL:H	1	1.57
(1,2)	1:A:514:THR:HG23	2:B:152:VAL:HA	1	1.57
(1,2)	1:A:514:THR:HG23	2:B:152:VAL:HB	1	1.57
(1,2)	1:A:514:THR:HG23	2:B:152:VAL:HG11	1	1.57
(1,2)	1:A:514:THR:HG23	2:B:152:VAL:HG12	1	1.57
(1,2)	1:A:514:THR:HG23	2:B:152:VAL:HG13	1	1.57
(1,2)	1:A:514:THR:HG23	2:B:152:VAL:HG21	1	1.57
(1,2)	1:A:514:THR:HG23	2:B:152:VAL:HG22	1	1.57
(1,2)	1:A:514:THR:HG23	2:B:152:VAL:HG23	1	1.57
(1,2)	1:A:514:THR:HG23	2:B:152:VAL:N	1	1.57
(1,2)	1:A:514:THR:HG23	2:B:152:VAL:O	1	1.57
(1,2)	1:A:514:THR:HG23	2:B:153:VAL:C	1	1.57
(1,2)	1:A:514:THR:HG23	2:B:153:VAL:CA	1	1.57
(1,2)	1:A:514:THR:HG23	2:B:153:VAL:CB	1	1.57
(1,2)	1:A:514:THR:HG23	2:B:153:VAL:CG1	1	1.57
(1,2)	1:A:514:THR:HG23	2:B:153:VAL:CG2	1	1.57
(1,2)	1:A:514:THR:HG23	2:B:153:VAL:H	1	1.57
(1,2)	1:A:514:THR:HG23	2:B:153:VAL:HA	1	1.57
(1,2)	1:A:514:THR:HG23	2:B:153:VAL:HB	1	1.57
(1,2)	1:A:514:THR:HG23	2:B:153:VAL:HG11	1	1.57
(1,2)	1:A:514:THR:HG23	2:B:153:VAL:HG12	1	1.57
(1,2)	1:A:514:THR:HG23	2:B:153:VAL:HG13	1	1.57
(1,2)	1:A:514:THR:HG23	2:B:153:VAL:HG21	1	1.57
(1,2)	1:A:514:THR:HG23	2:B:153:VAL:HG22	1	1.57
(1,2)	1:A:514:THR:HG23	2:B:153:VAL:HG23	1	1.57
(1,2)	1:A:514:THR:HG23	2:B:153:VAL:N	1	1.57
(1,2)	1:A:514:THR:HG23	2:B:153:VAL:O	1	1.57
(1,2)	1:A:514:THR:HG23	2:B:155:GLY:C	1	1.57
(1,2)	1:A:514:THR:HG23	2:B:155:GLY:CA	1	1.57
(1,2)	1:A:514:THR:HG23	2:B:155:GLY:H	1	1.57
(1,2)	1:A:514:THR:HG23	2:B:155:GLY:HA2	1	1.57

*Continued on next page...*

*Continued from previous page...*

Key	Atom-1	Atom-2	Model ID	Violation (Å)
(1,2)	1:A:514:THR:HG23	2:B:155:GLY:HA3	1	1.57
(1,2)	1:A:514:THR:HG23	2:B:155:GLY:N	1	1.57
(1,2)	1:A:514:THR:HG23	2:B:155:GLY:O	1	1.57
(1,2)	1:A:514:THR:HG23	2:B:156:PHE:C	1	1.57
(1,2)	1:A:514:THR:HG23	2:B:156:PHE:CA	1	1.57
(1,2)	1:A:514:THR:HG23	2:B:156:PHE:CB	1	1.57
(1,2)	1:A:514:THR:HG23	2:B:156:PHE:CD1	1	1.57
(1,2)	1:A:514:THR:HG23	2:B:156:PHE:CD2	1	1.57
(1,2)	1:A:514:THR:HG23	2:B:156:PHE:CE1	1	1.57
(1,2)	1:A:514:THR:HG23	2:B:156:PHE:CE2	1	1.57
(1,2)	1:A:514:THR:HG23	2:B:156:PHE:CG	1	1.57
(1,2)	1:A:514:THR:HG23	2:B:156:PHE:CZ	1	1.57
(1,2)	1:A:514:THR:HG23	2:B:156:PHE:H	1	1.57
(1,2)	1:A:514:THR:HG23	2:B:156:PHE:HA	1	1.57
(1,2)	1:A:514:THR:HG23	2:B:156:PHE:HB2	1	1.57
(1,2)	1:A:514:THR:HG23	2:B:156:PHE:HB3	1	1.57
(1,2)	1:A:514:THR:HG23	2:B:156:PHE:HD1	1	1.57
(1,2)	1:A:514:THR:HG23	2:B:156:PHE:HD2	1	1.57
(1,2)	1:A:514:THR:HG23	2:B:156:PHE:HE1	1	1.57
(1,2)	1:A:514:THR:HG23	2:B:156:PHE:HE2	1	1.57
(1,2)	1:A:514:THR:HG23	2:B:156:PHE:HZ	1	1.57
(1,2)	1:A:514:THR:HG23	2:B:156:PHE:N	1	1.57
(1,2)	1:A:514:THR:HG23	2:B:156:PHE:O	1	1.57
(1,2)	1:A:514:THR:HG23	2:B:157:CYS:C	1	1.57
(1,2)	1:A:514:THR:HG23	2:B:157:CYS:CA	1	1.57
(1,2)	1:A:514:THR:HG23	2:B:157:CYS:CB	1	1.57
(1,2)	1:A:514:THR:HG23	2:B:157:CYS:H	1	1.57
(1,2)	1:A:514:THR:HG23	2:B:157:CYS:HA	1	1.57
(1,2)	1:A:514:THR:HG23	2:B:157:CYS:HB2	1	1.57
(1,2)	1:A:514:THR:HG23	2:B:157:CYS:HB3	1	1.57
(1,2)	1:A:514:THR:HG23	2:B:157:CYS:N	1	1.57
(1,2)	1:A:514:THR:HG23	2:B:157:CYS:O	1	1.57
(1,2)	1:A:514:THR:HG23	2:B:157:CYS:SG	1	1.57
(1,2)	1:A:514:THR:HG23	2:B:158:THR:C	1	1.57
(1,2)	1:A:514:THR:HG23	2:B:158:THR:CA	1	1.57
(1,2)	1:A:514:THR:HG23	2:B:158:THR:CB	1	1.57
(1,2)	1:A:514:THR:HG23	2:B:158:THR:CG2	1	1.57
(1,2)	1:A:514:THR:HG23	2:B:158:THR:H	1	1.57
(1,2)	1:A:514:THR:HG23	2:B:158:THR:HA	1	1.57
(1,2)	1:A:514:THR:HG23	2:B:158:THR:HB	1	1.57
(1,2)	1:A:514:THR:HG23	2:B:158:THR:HG1	1	1.57
(1,2)	1:A:514:THR:HG23	2:B:158:THR:HG21	1	1.57

*Continued on next page...*

*Continued from previous page...*

Key	Atom-1	Atom-2	Model ID	Violation (Å)
(1,2)	1:A:514:THR:HG23	2:B:158:THR:HG22	1	1.57
(1,2)	1:A:514:THR:HG23	2:B:158:THR:HG23	1	1.57
(1,2)	1:A:514:THR:HG23	2:B:158:THR:N	1	1.57
(1,2)	1:A:514:THR:HG23	2:B:158:THR:O	1	1.57
(1,2)	1:A:514:THR:HG23	2:B:158:THR:OG1	1	1.57
(1,2)	1:A:514:THR:HG23	2:B:159:ILE:C	1	1.57
(1,2)	1:A:514:THR:HG23	2:B:159:ILE:CA	1	1.57
(1,2)	1:A:514:THR:HG23	2:B:159:ILE:CB	1	1.57
(1,2)	1:A:514:THR:HG23	2:B:159:ILE:CD1	1	1.57
(1,2)	1:A:514:THR:HG23	2:B:159:ILE:CG1	1	1.57
(1,2)	1:A:514:THR:HG23	2:B:159:ILE:CG2	1	1.57
(1,2)	1:A:514:THR:HG23	2:B:159:ILE:H	1	1.57
(1,2)	1:A:514:THR:HG23	2:B:159:ILE:HA	1	1.57
(1,2)	1:A:514:THR:HG23	2:B:159:ILE:HB	1	1.57
(1,2)	1:A:514:THR:HG23	2:B:159:ILE:HD11	1	1.57
(1,2)	1:A:514:THR:HG23	2:B:159:ILE:HD12	1	1.57
(1,2)	1:A:514:THR:HG23	2:B:159:ILE:HD13	1	1.57
(1,2)	1:A:514:THR:HG23	2:B:159:ILE:HG12	1	1.57
(1,2)	1:A:514:THR:HG23	2:B:159:ILE:HG13	1	1.57
(1,2)	1:A:514:THR:HG23	2:B:159:ILE:HG21	1	1.57
(1,2)	1:A:514:THR:HG23	2:B:159:ILE:HG22	1	1.57
(1,2)	1:A:514:THR:HG23	2:B:159:ILE:HG23	1	1.57
(1,2)	1:A:514:THR:HG23	2:B:159:ILE:N	1	1.57
(1,2)	1:A:514:THR:HG23	2:B:159:ILE:O	1	1.57
(1,2)	1:A:514:THR:HG23	2:B:161:ASN:C	1	1.57
(1,2)	1:A:514:THR:HG23	2:B:161:ASN:CA	1	1.57
(1,2)	1:A:514:THR:HG23	2:B:161:ASN:CB	1	1.57
(1,2)	1:A:514:THR:HG23	2:B:161:ASN:CG	1	1.57
(1,2)	1:A:514:THR:HG23	2:B:161:ASN:H	1	1.57
(1,2)	1:A:514:THR:HG23	2:B:161:ASN:HA	1	1.57
(1,2)	1:A:514:THR:HG23	2:B:161:ASN:HB2	1	1.57
(1,2)	1:A:514:THR:HG23	2:B:161:ASN:HB3	1	1.57
(1,2)	1:A:514:THR:HG23	2:B:161:ASN:HD21	1	1.57
(1,2)	1:A:514:THR:HG23	2:B:161:ASN:HD22	1	1.57
(1,2)	1:A:514:THR:HG23	2:B:161:ASN:N	1	1.57
(1,2)	1:A:514:THR:HG23	2:B:161:ASN:ND2	1	1.57
(1,2)	1:A:514:THR:HG23	2:B:161:ASN:O	1	1.57
(1,2)	1:A:514:THR:HG23	2:B:161:ASN:OD1	1	1.57
(1,2)	1:A:514:THR:HG23	2:B:162:LYS:C	1	1.57
(1,2)	1:A:514:THR:HG23	2:B:162:LYS:CA	1	1.57
(1,2)	1:A:514:THR:HG23	2:B:162:LYS:CB	1	1.57
(1,2)	1:A:514:THR:HG23	2:B:162:LYS:CD	1	1.57

*Continued on next page...*

*Continued from previous page...*

Key	Atom-1	Atom-2	Model ID	Violation (Å)
(1,2)	1:A:514:THR:HG23	2:B:162:LYS:CE	1	1.57
(1,2)	1:A:514:THR:HG23	2:B:162:LYS:CG	1	1.57
(1,2)	1:A:514:THR:HG23	2:B:162:LYS:H	1	1.57
(1,2)	1:A:514:THR:HG23	2:B:162:LYS:HA	1	1.57
(1,2)	1:A:514:THR:HG23	2:B:162:LYS:HB2	1	1.57
(1,2)	1:A:514:THR:HG23	2:B:162:LYS:HB3	1	1.57
(1,2)	1:A:514:THR:HG23	2:B:162:LYS:HD2	1	1.57
(1,2)	1:A:514:THR:HG23	2:B:162:LYS:HD3	1	1.57
(1,2)	1:A:514:THR:HG23	2:B:162:LYS:HE2	1	1.57
(1,2)	1:A:514:THR:HG23	2:B:162:LYS:HE3	1	1.57
(1,2)	1:A:514:THR:HG23	2:B:162:LYS:HG2	1	1.57
(1,2)	1:A:514:THR:HG23	2:B:162:LYS:HG3	1	1.57
(1,2)	1:A:514:THR:HG23	2:B:162:LYS:HZ1	1	1.57
(1,2)	1:A:514:THR:HG23	2:B:162:LYS:HZ2	1	1.57
(1,2)	1:A:514:THR:HG23	2:B:162:LYS:HZ3	1	1.57
(1,2)	1:A:514:THR:HG23	2:B:162:LYS:N	1	1.57
(1,2)	1:A:514:THR:HG23	2:B:162:LYS:NZ	1	1.57
(1,2)	1:A:514:THR:HG23	2:B:162:LYS:O	1	1.57
(1,2)	1:A:514:THR:HG23	2:B:167:SER:C	1	1.57
(1,2)	1:A:514:THR:HG23	2:B:167:SER:CA	1	1.57
(1,2)	1:A:514:THR:HG23	2:B:167:SER:CB	1	1.57
(1,2)	1:A:514:THR:HG23	2:B:167:SER:H	1	1.57
(1,2)	1:A:514:THR:HG23	2:B:167:SER:HA	1	1.57
(1,2)	1:A:514:THR:HG23	2:B:167:SER:HB2	1	1.57
(1,2)	1:A:514:THR:HG23	2:B:167:SER:HB3	1	1.57
(1,2)	1:A:514:THR:HG23	2:B:167:SER:HG	1	1.57
(1,2)	1:A:514:THR:HG23	2:B:167:SER:N	1	1.57
(1,2)	1:A:514:THR:HG23	2:B:167:SER:O	1	1.57
(1,2)	1:A:514:THR:HG23	2:B:167:SER:OG	1	1.57
(1,2)	1:A:514:THR:HG23	2:B:168:LEU:C	1	1.57
(1,2)	1:A:514:THR:HG23	2:B:168:LEU:CA	1	1.57
(1,2)	1:A:514:THR:HG23	2:B:168:LEU:CB	1	1.57
(1,2)	1:A:514:THR:HG23	2:B:168:LEU:CD1	1	1.57
(1,2)	1:A:514:THR:HG23	2:B:168:LEU:CD2	1	1.57
(1,2)	1:A:514:THR:HG23	2:B:168:LEU:CG	1	1.57
(1,2)	1:A:514:THR:HG23	2:B:168:LEU:H	1	1.57
(1,2)	1:A:514:THR:HG23	2:B:168:LEU:HA	1	1.57
(1,2)	1:A:514:THR:HG23	2:B:168:LEU:HB2	1	1.57
(1,2)	1:A:514:THR:HG23	2:B:168:LEU:HB3	1	1.57
(1,2)	1:A:514:THR:HG23	2:B:168:LEU:HD11	1	1.57
(1,2)	1:A:514:THR:HG23	2:B:168:LEU:HD12	1	1.57
(1,2)	1:A:514:THR:HG23	2:B:168:LEU:HD13	1	1.57

*Continued on next page...*

*Continued from previous page...*

Key	Atom-1	Atom-2	Model ID	Violation (Å)
(1,2)	1:A:514:THR:HG23	2:B:168:LEU:HD21	1	1.57
(1,2)	1:A:514:THR:HG23	2:B:168:LEU:HD22	1	1.57
(1,2)	1:A:514:THR:HG23	2:B:168:LEU:HD23	1	1.57
(1,2)	1:A:514:THR:HG23	2:B:168:LEU:HG	1	1.57
(1,2)	1:A:514:THR:HG23	2:B:168:LEU:N	1	1.57
(1,2)	1:A:514:THR:HG23	2:B:168:LEU:O	1	1.57
(1,2)	1:A:514:THR:HG23	2:B:170:MET:C	1	1.57
(1,2)	1:A:514:THR:HG23	2:B:170:MET:CA	1	1.57
(1,2)	1:A:514:THR:HG23	2:B:170:MET:CB	1	1.57
(1,2)	1:A:514:THR:HG23	2:B:170:MET:CE	1	1.57
(1,2)	1:A:514:THR:HG23	2:B:170:MET:CG	1	1.57
(1,2)	1:A:514:THR:HG23	2:B:170:MET:H	1	1.57
(1,2)	1:A:514:THR:HG23	2:B:170:MET:HA	1	1.57
(1,2)	1:A:514:THR:HG23	2:B:170:MET:HB2	1	1.57
(1,2)	1:A:514:THR:HG23	2:B:170:MET:HB3	1	1.57
(1,2)	1:A:514:THR:HG23	2:B:170:MET:HE1	1	1.57
(1,2)	1:A:514:THR:HG23	2:B:170:MET:HE2	1	1.57
(1,2)	1:A:514:THR:HG23	2:B:170:MET:HE3	1	1.57
(1,2)	1:A:514:THR:HG23	2:B:170:MET:HG2	1	1.57
(1,2)	1:A:514:THR:HG23	2:B:170:MET:HG3	1	1.57
(1,2)	1:A:514:THR:HG23	2:B:170:MET:N	1	1.57
(1,2)	1:A:514:THR:HG23	2:B:170:MET:O	1	1.57
(1,2)	1:A:514:THR:HG23	2:B:170:MET:SD	1	1.57
(1,2)	1:A:514:THR:HG23	2:B:172:LYS:C	1	1.57
(1,2)	1:A:514:THR:HG23	2:B:172:LYS:CA	1	1.57
(1,2)	1:A:514:THR:HG23	2:B:172:LYS:CB	1	1.57
(1,2)	1:A:514:THR:HG23	2:B:172:LYS:CD	1	1.57
(1,2)	1:A:514:THR:HG23	2:B:172:LYS:CE	1	1.57
(1,2)	1:A:514:THR:HG23	2:B:172:LYS:CG	1	1.57
(1,2)	1:A:514:THR:HG23	2:B:172:LYS:H	1	1.57
(1,2)	1:A:514:THR:HG23	2:B:172:LYS:HA	1	1.57
(1,2)	1:A:514:THR:HG23	2:B:172:LYS:HB2	1	1.57
(1,2)	1:A:514:THR:HG23	2:B:172:LYS:HB3	1	1.57
(1,2)	1:A:514:THR:HG23	2:B:172:LYS:HD2	1	1.57
(1,2)	1:A:514:THR:HG23	2:B:172:LYS:HD3	1	1.57
(1,2)	1:A:514:THR:HG23	2:B:172:LYS:HE2	1	1.57
(1,2)	1:A:514:THR:HG23	2:B:172:LYS:HE3	1	1.57
(1,2)	1:A:514:THR:HG23	2:B:172:LYS:HG2	1	1.57
(1,2)	1:A:514:THR:HG23	2:B:172:LYS:HG3	1	1.57
(1,2)	1:A:514:THR:HG23	2:B:172:LYS:HZ1	1	1.57
(1,2)	1:A:514:THR:HG23	2:B:172:LYS:HZ2	1	1.57
(1,2)	1:A:514:THR:HG23	2:B:172:LYS:HZ3	1	1.57

*Continued on next page...*

*Continued from previous page...*

Key	Atom-1	Atom-2	Model ID	Violation (Å)
(1,2)	1:A:514:THR:HG23	2:B:172:LYS:N	1	1.57
(1,2)	1:A:514:THR:HG23	2:B:172:LYS:NZ	1	1.57
(1,2)	1:A:514:THR:HG23	2:B:172:LYS:O	1	1.57
(1,2)	1:A:514:THR:HG23	2:B:182:VAL:C	1	1.57
(1,2)	1:A:514:THR:HG23	2:B:182:VAL:CA	1	1.57
(1,2)	1:A:514:THR:HG23	2:B:182:VAL:CB	1	1.57
(1,2)	1:A:514:THR:HG23	2:B:182:VAL:CG1	1	1.57
(1,2)	1:A:514:THR:HG23	2:B:182:VAL:CG2	1	1.57
(1,2)	1:A:514:THR:HG23	2:B:182:VAL:H	1	1.57
(1,2)	1:A:514:THR:HG23	2:B:182:VAL:HA	1	1.57
(1,2)	1:A:514:THR:HG23	2:B:182:VAL:HB	1	1.57
(1,2)	1:A:514:THR:HG23	2:B:182:VAL:HG11	1	1.57
(1,2)	1:A:514:THR:HG23	2:B:182:VAL:HG12	1	1.57
(1,2)	1:A:514:THR:HG23	2:B:182:VAL:HG13	1	1.57
(1,2)	1:A:514:THR:HG23	2:B:182:VAL:HG21	1	1.57
(1,2)	1:A:514:THR:HG23	2:B:182:VAL:HG22	1	1.57
(1,2)	1:A:514:THR:HG23	2:B:182:VAL:HG23	1	1.57
(1,2)	1:A:514:THR:HG23	2:B:182:VAL:N	1	1.57
(1,2)	1:A:514:THR:HG23	2:B:182:VAL:O	1	1.57
(1,2)	1:A:514:THR:HG23	2:B:183:LYS:C	1	1.57
(1,2)	1:A:514:THR:HG23	2:B:183:LYS:CA	1	1.57
(1,2)	1:A:514:THR:HG23	2:B:183:LYS:CB	1	1.57
(1,2)	1:A:514:THR:HG23	2:B:183:LYS:CD	1	1.57
(1,2)	1:A:514:THR:HG23	2:B:183:LYS:CE	1	1.57
(1,2)	1:A:514:THR:HG23	2:B:183:LYS:CG	1	1.57
(1,2)	1:A:514:THR:HG23	2:B:183:LYS:H	1	1.57
(1,2)	1:A:514:THR:HG23	2:B:183:LYS:HA	1	1.57
(1,2)	1:A:514:THR:HG23	2:B:183:LYS:HB2	1	1.57
(1,2)	1:A:514:THR:HG23	2:B:183:LYS:HB3	1	1.57
(1,2)	1:A:514:THR:HG23	2:B:183:LYS:HD2	1	1.57
(1,2)	1:A:514:THR:HG23	2:B:183:LYS:HD3	1	1.57
(1,2)	1:A:514:THR:HG23	2:B:183:LYS:HE2	1	1.57
(1,2)	1:A:514:THR:HG23	2:B:183:LYS:HE3	1	1.57
(1,2)	1:A:514:THR:HG23	2:B:183:LYS:HG2	1	1.57
(1,2)	1:A:514:THR:HG23	2:B:183:LYS:HG3	1	1.57
(1,2)	1:A:514:THR:HG23	2:B:183:LYS:HZ1	1	1.57
(1,2)	1:A:514:THR:HG23	2:B:183:LYS:HZ2	1	1.57
(1,2)	1:A:514:THR:HG23	2:B:183:LYS:HZ3	1	1.57
(1,2)	1:A:514:THR:HG23	2:B:183:LYS:N	1	1.57
(1,2)	1:A:514:THR:HG23	2:B:183:LYS:NZ	1	1.57
(1,2)	1:A:514:THR:HG23	2:B:183:LYS:O	1	1.57
(1,2)	1:A:514:THR:HG23	2:B:185:GLY:C	1	1.57

*Continued on next page...*

*Continued from previous page...*

Key	Atom-1	Atom-2	Model ID	Violation (Å)
(1,2)	1:A:514:THR:HG23	2:B:185:GLY:CA	1	1.57
(1,2)	1:A:514:THR:HG23	2:B:185:GLY:H	1	1.57
(1,2)	1:A:514:THR:HG23	2:B:185:GLY:HA2	1	1.57
(1,2)	1:A:514:THR:HG23	2:B:185:GLY:HA3	1	1.57
(1,2)	1:A:514:THR:HG23	2:B:185:GLY:N	1	1.57
(1,2)	1:A:514:THR:HG23	2:B:185:GLY:O	1	1.57
(1,2)	1:A:514:THR:HG23	2:B:187:TYR:C	1	1.57
(1,2)	1:A:514:THR:HG23	2:B:187:TYR:CA	1	1.57
(1,2)	1:A:514:THR:HG23	2:B:187:TYR:CB	1	1.57
(1,2)	1:A:514:THR:HG23	2:B:187:TYR:CD1	1	1.57
(1,2)	1:A:514:THR:HG23	2:B:187:TYR:CD2	1	1.57
(1,2)	1:A:514:THR:HG23	2:B:187:TYR:CE1	1	1.57
(1,2)	1:A:514:THR:HG23	2:B:187:TYR:CE2	1	1.57
(1,2)	1:A:514:THR:HG23	2:B:187:TYR:CG	1	1.57
(1,2)	1:A:514:THR:HG23	2:B:187:TYR:CZ	1	1.57
(1,2)	1:A:514:THR:HG23	2:B:187:TYR:H	1	1.57
(1,2)	1:A:514:THR:HG23	2:B:187:TYR:HA	1	1.57
(1,2)	1:A:514:THR:HG23	2:B:187:TYR:HB2	1	1.57
(1,2)	1:A:514:THR:HG23	2:B:187:TYR:HB3	1	1.57
(1,2)	1:A:514:THR:HG23	2:B:187:TYR:HD1	1	1.57
(1,2)	1:A:514:THR:HG23	2:B:187:TYR:HD2	1	1.57
(1,2)	1:A:514:THR:HG23	2:B:187:TYR:HE1	1	1.57
(1,2)	1:A:514:THR:HG23	2:B:187:TYR:HE2	1	1.57
(1,2)	1:A:514:THR:HG23	2:B:187:TYR:HH	1	1.57
(1,2)	1:A:514:THR:HG23	2:B:187:TYR:N	1	1.57
(1,2)	1:A:514:THR:HG23	2:B:187:TYR:O	1	1.57
(1,2)	1:A:514:THR:HG23	2:B:187:TYR:OH	1	1.57
(1,2)	1:A:514:THR:HG23	2:B:200:THR:C	1	1.57
(1,2)	1:A:514:THR:HG23	2:B:200:THR:CA	1	1.57
(1,2)	1:A:514:THR:HG23	2:B:200:THR:CB	1	1.57
(1,2)	1:A:514:THR:HG23	2:B:200:THR:CG2	1	1.57
(1,2)	1:A:514:THR:HG23	2:B:200:THR:H	1	1.57
(1,2)	1:A:514:THR:HG23	2:B:200:THR:HA	1	1.57
(1,2)	1:A:514:THR:HG23	2:B:200:THR:HB	1	1.57
(1,2)	1:A:514:THR:HG23	2:B:200:THR:HG1	1	1.57
(1,2)	1:A:514:THR:HG23	2:B:200:THR:HG21	1	1.57
(1,2)	1:A:514:THR:HG23	2:B:200:THR:HG22	1	1.57
(1,2)	1:A:514:THR:HG23	2:B:200:THR:HG23	1	1.57
(1,2)	1:A:514:THR:HG23	2:B:200:THR:N	1	1.57
(1,2)	1:A:514:THR:HG23	2:B:200:THR:O	1	1.57
(1,2)	1:A:514:THR:HG23	2:B:200:THR:OG1	1	1.57
(1,2)	1:A:514:THR:HG23	2:B:211:LYS:C	1	1.57

*Continued on next page...*

*Continued from previous page...*

Key	Atom-1	Atom-2	Model ID	Violation (Å)
(1,2)	1:A:514:THR:HG23	2:B:211:LYS:CA	1	1.57
(1,2)	1:A:514:THR:HG23	2:B:211:LYS:CB	1	1.57
(1,2)	1:A:514:THR:HG23	2:B:211:LYS:CD	1	1.57
(1,2)	1:A:514:THR:HG23	2:B:211:LYS:CE	1	1.57
(1,2)	1:A:514:THR:HG23	2:B:211:LYS:CG	1	1.57
(1,2)	1:A:514:THR:HG23	2:B:211:LYS:H	1	1.57
(1,2)	1:A:514:THR:HG23	2:B:211:LYS:HA	1	1.57
(1,2)	1:A:514:THR:HG23	2:B:211:LYS:HB2	1	1.57
(1,2)	1:A:514:THR:HG23	2:B:211:LYS:HB3	1	1.57
(1,2)	1:A:514:THR:HG23	2:B:211:LYS:HD2	1	1.57
(1,2)	1:A:514:THR:HG23	2:B:211:LYS:HD3	1	1.57
(1,2)	1:A:514:THR:HG23	2:B:211:LYS:HE2	1	1.57
(1,2)	1:A:514:THR:HG23	2:B:211:LYS:HE3	1	1.57
(1,2)	1:A:514:THR:HG23	2:B:211:LYS:HG2	1	1.57
(1,2)	1:A:514:THR:HG23	2:B:211:LYS:HG3	1	1.57
(1,2)	1:A:514:THR:HG23	2:B:211:LYS:HZ1	1	1.57
(1,2)	1:A:514:THR:HG23	2:B:211:LYS:HZ2	1	1.57
(1,2)	1:A:514:THR:HG23	2:B:211:LYS:HZ3	1	1.57
(1,2)	1:A:514:THR:HG23	2:B:211:LYS:N	1	1.57
(1,2)	1:A:514:THR:HG23	2:B:211:LYS:NZ	1	1.57
(1,2)	1:A:514:THR:HG23	2:B:211:LYS:O	1	1.57
(1,2)	1:A:514:THR:N	2:B:149:SER:C	1	1.57
(1,2)	1:A:514:THR:N	2:B:149:SER:CA	1	1.57
(1,2)	1:A:514:THR:N	2:B:149:SER:CB	1	1.57
(1,2)	1:A:514:THR:N	2:B:149:SER:H	1	1.57
(1,2)	1:A:514:THR:N	2:B:149:SER:HA	1	1.57
(1,2)	1:A:514:THR:N	2:B:149:SER:HB2	1	1.57
(1,2)	1:A:514:THR:N	2:B:149:SER:HB3	1	1.57
(1,2)	1:A:514:THR:N	2:B:149:SER:HG	1	1.57
(1,2)	1:A:514:THR:N	2:B:149:SER:N	1	1.57
(1,2)	1:A:514:THR:N	2:B:149:SER:O	1	1.57
(1,2)	1:A:514:THR:N	2:B:149:SER:OG	1	1.57
(1,2)	1:A:514:THR:N	2:B:152:VAL:C	1	1.57
(1,2)	1:A:514:THR:N	2:B:152:VAL:CA	1	1.57
(1,2)	1:A:514:THR:N	2:B:152:VAL:CB	1	1.57
(1,2)	1:A:514:THR:N	2:B:152:VAL:CG1	1	1.57
(1,2)	1:A:514:THR:N	2:B:152:VAL:CG2	1	1.57
(1,2)	1:A:514:THR:N	2:B:152:VAL:H	1	1.57
(1,2)	1:A:514:THR:N	2:B:152:VAL:HA	1	1.57
(1,2)	1:A:514:THR:N	2:B:152:VAL:HB	1	1.57
(1,2)	1:A:514:THR:N	2:B:152:VAL:HG11	1	1.57
(1,2)	1:A:514:THR:N	2:B:152:VAL:HG12	1	1.57

*Continued on next page...*



*Continued from previous page...*

Key	Atom-1	Atom-2	Model ID	Violation (Å)
(1,2)	1:A:514:THR:N	2:B:152:VAL:HG13	1	1.57
(1,2)	1:A:514:THR:N	2:B:152:VAL:HG21	1	1.57
(1,2)	1:A:514:THR:N	2:B:152:VAL:HG22	1	1.57
(1,2)	1:A:514:THR:N	2:B:152:VAL:HG23	1	1.57
(1,2)	1:A:514:THR:N	2:B:152:VAL:N	1	1.57
(1,2)	1:A:514:THR:N	2:B:152:VAL:O	1	1.57
(1,2)	1:A:514:THR:N	2:B:153:VAL:C	1	1.57
(1,2)	1:A:514:THR:N	2:B:153:VAL:CA	1	1.57
(1,2)	1:A:514:THR:N	2:B:153:VAL:CB	1	1.57
(1,2)	1:A:514:THR:N	2:B:153:VAL:CG1	1	1.57
(1,2)	1:A:514:THR:N	2:B:153:VAL:CG2	1	1.57
(1,2)	1:A:514:THR:N	2:B:153:VAL:H	1	1.57
(1,2)	1:A:514:THR:N	2:B:153:VAL:HA	1	1.57
(1,2)	1:A:514:THR:N	2:B:153:VAL:HB	1	1.57
(1,2)	1:A:514:THR:N	2:B:153:VAL:HG11	1	1.57
(1,2)	1:A:514:THR:N	2:B:153:VAL:HG12	1	1.57
(1,2)	1:A:514:THR:N	2:B:153:VAL:HG13	1	1.57
(1,2)	1:A:514:THR:N	2:B:153:VAL:HG21	1	1.57
(1,2)	1:A:514:THR:N	2:B:153:VAL:HG22	1	1.57
(1,2)	1:A:514:THR:N	2:B:153:VAL:HG23	1	1.57
(1,2)	1:A:514:THR:N	2:B:153:VAL:N	1	1.57
(1,2)	1:A:514:THR:N	2:B:153:VAL:O	1	1.57
(1,2)	1:A:514:THR:N	2:B:155:GLY:C	1	1.57
(1,2)	1:A:514:THR:N	2:B:155:GLY:CA	1	1.57
(1,2)	1:A:514:THR:N	2:B:155:GLY:H	1	1.57
(1,2)	1:A:514:THR:N	2:B:155:GLY:HA2	1	1.57
(1,2)	1:A:514:THR:N	2:B:155:GLY:HA3	1	1.57
(1,2)	1:A:514:THR:N	2:B:155:GLY:N	1	1.57
(1,2)	1:A:514:THR:N	2:B:155:GLY:O	1	1.57
(1,2)	1:A:514:THR:N	2:B:156:PHE:C	1	1.57
(1,2)	1:A:514:THR:N	2:B:156:PHE:CA	1	1.57
(1,2)	1:A:514:THR:N	2:B:156:PHE:CB	1	1.57
(1,2)	1:A:514:THR:N	2:B:156:PHE:CD1	1	1.57
(1,2)	1:A:514:THR:N	2:B:156:PHE:CD2	1	1.57
(1,2)	1:A:514:THR:N	2:B:156:PHE:CE1	1	1.57
(1,2)	1:A:514:THR:N	2:B:156:PHE:CE2	1	1.57
(1,2)	1:A:514:THR:N	2:B:156:PHE:CG	1	1.57
(1,2)	1:A:514:THR:N	2:B:156:PHE:CZ	1	1.57
(1,2)	1:A:514:THR:N	2:B:156:PHE:H	1	1.57
(1,2)	1:A:514:THR:N	2:B:156:PHE:HA	1	1.57
(1,2)	1:A:514:THR:N	2:B:156:PHE:HB2	1	1.57
(1,2)	1:A:514:THR:N	2:B:156:PHE:HB3	1	1.57

*Continued on next page...*

*Continued from previous page...*

Key	Atom-1	Atom-2	Model ID	Violation (Å)
(1,2)	1:A:514:THR:N	2:B:156:PHE:HD1	1	1.57
(1,2)	1:A:514:THR:N	2:B:156:PHE:HD2	1	1.57
(1,2)	1:A:514:THR:N	2:B:156:PHE:HE1	1	1.57
(1,2)	1:A:514:THR:N	2:B:156:PHE:HE2	1	1.57
(1,2)	1:A:514:THR:N	2:B:156:PHE:HZ	1	1.57
(1,2)	1:A:514:THR:N	2:B:156:PHE:N	1	1.57
(1,2)	1:A:514:THR:N	2:B:156:PHE:O	1	1.57
(1,2)	1:A:514:THR:N	2:B:157:CYS:C	1	1.57
(1,2)	1:A:514:THR:N	2:B:157:CYS:CA	1	1.57
(1,2)	1:A:514:THR:N	2:B:157:CYS:CB	1	1.57
(1,2)	1:A:514:THR:N	2:B:157:CYS:H	1	1.57
(1,2)	1:A:514:THR:N	2:B:157:CYS:HA	1	1.57
(1,2)	1:A:514:THR:N	2:B:157:CYS:HB2	1	1.57
(1,2)	1:A:514:THR:N	2:B:157:CYS:HB3	1	1.57
(1,2)	1:A:514:THR:N	2:B:157:CYS:N	1	1.57
(1,2)	1:A:514:THR:N	2:B:157:CYS:O	1	1.57
(1,2)	1:A:514:THR:N	2:B:157:CYS:SG	1	1.57
(1,2)	1:A:514:THR:N	2:B:158:THR:C	1	1.57
(1,2)	1:A:514:THR:N	2:B:158:THR:CA	1	1.57
(1,2)	1:A:514:THR:N	2:B:158:THR:CB	1	1.57
(1,2)	1:A:514:THR:N	2:B:158:THR:CG2	1	1.57
(1,2)	1:A:514:THR:N	2:B:158:THR:H	1	1.57
(1,2)	1:A:514:THR:N	2:B:158:THR:HA	1	1.57
(1,2)	1:A:514:THR:N	2:B:158:THR:HB	1	1.57
(1,2)	1:A:514:THR:N	2:B:158:THR:HG1	1	1.57
(1,2)	1:A:514:THR:N	2:B:158:THR:HG21	1	1.57
(1,2)	1:A:514:THR:N	2:B:158:THR:HG22	1	1.57
(1,2)	1:A:514:THR:N	2:B:158:THR:HG23	1	1.57
(1,2)	1:A:514:THR:N	2:B:158:THR:N	1	1.57
(1,2)	1:A:514:THR:N	2:B:158:THR:O	1	1.57
(1,2)	1:A:514:THR:N	2:B:158:THR:OG1	1	1.57
(1,2)	1:A:514:THR:N	2:B:159:ILE:C	1	1.57
(1,2)	1:A:514:THR:N	2:B:159:ILE:CA	1	1.57
(1,2)	1:A:514:THR:N	2:B:159:ILE:CB	1	1.57
(1,2)	1:A:514:THR:N	2:B:159:ILE:CD1	1	1.57
(1,2)	1:A:514:THR:N	2:B:159:ILE:CG1	1	1.57
(1,2)	1:A:514:THR:N	2:B:159:ILE:CG2	1	1.57
(1,2)	1:A:514:THR:N	2:B:159:ILE:H	1	1.57
(1,2)	1:A:514:THR:N	2:B:159:ILE:HA	1	1.57
(1,2)	1:A:514:THR:N	2:B:159:ILE:HB	1	1.57
(1,2)	1:A:514:THR:N	2:B:159:ILE:HD11	1	1.57
(1,2)	1:A:514:THR:N	2:B:159:ILE:HD12	1	1.57

*Continued on next page...*

*Continued from previous page...*

Key	Atom-1	Atom-2	Model ID	Violation (Å)
(1,2)	1:A:514:THR:N	2:B:159:ILE:HD13	1	1.57
(1,2)	1:A:514:THR:N	2:B:159:ILE:HG12	1	1.57
(1,2)	1:A:514:THR:N	2:B:159:ILE:HG13	1	1.57
(1,2)	1:A:514:THR:N	2:B:159:ILE:HG21	1	1.57
(1,2)	1:A:514:THR:N	2:B:159:ILE:HG22	1	1.57
(1,2)	1:A:514:THR:N	2:B:159:ILE:HG23	1	1.57
(1,2)	1:A:514:THR:N	2:B:159:ILE:N	1	1.57
(1,2)	1:A:514:THR:N	2:B:159:ILE:O	1	1.57
(1,2)	1:A:514:THR:N	2:B:161:ASN:C	1	1.57
(1,2)	1:A:514:THR:N	2:B:161:ASN:CA	1	1.57
(1,2)	1:A:514:THR:N	2:B:161:ASN:CB	1	1.57
(1,2)	1:A:514:THR:N	2:B:161:ASN:CG	1	1.57
(1,2)	1:A:514:THR:N	2:B:161:ASN:H	1	1.57
(1,2)	1:A:514:THR:N	2:B:161:ASN:HA	1	1.57
(1,2)	1:A:514:THR:N	2:B:161:ASN:HB2	1	1.57
(1,2)	1:A:514:THR:N	2:B:161:ASN:HB3	1	1.57
(1,2)	1:A:514:THR:N	2:B:161:ASN:HD21	1	1.57
(1,2)	1:A:514:THR:N	2:B:161:ASN:HD22	1	1.57
(1,2)	1:A:514:THR:N	2:B:161:ASN:N	1	1.57
(1,2)	1:A:514:THR:N	2:B:161:ASN:ND2	1	1.57
(1,2)	1:A:514:THR:N	2:B:161:ASN:O	1	1.57
(1,2)	1:A:514:THR:N	2:B:161:ASN:OD1	1	1.57
(1,2)	1:A:514:THR:N	2:B:162:LYS:C	1	1.57
(1,2)	1:A:514:THR:N	2:B:162:LYS:CA	1	1.57
(1,2)	1:A:514:THR:N	2:B:162:LYS:CB	1	1.57
(1,2)	1:A:514:THR:N	2:B:162:LYS:CD	1	1.57
(1,2)	1:A:514:THR:N	2:B:162:LYS:CE	1	1.57
(1,2)	1:A:514:THR:N	2:B:162:LYS:CG	1	1.57
(1,2)	1:A:514:THR:N	2:B:162:LYS:H	1	1.57
(1,2)	1:A:514:THR:N	2:B:162:LYS:HA	1	1.57
(1,2)	1:A:514:THR:N	2:B:162:LYS:HB2	1	1.57
(1,2)	1:A:514:THR:N	2:B:162:LYS:HB3	1	1.57
(1,2)	1:A:514:THR:N	2:B:162:LYS:HD2	1	1.57
(1,2)	1:A:514:THR:N	2:B:162:LYS:HD3	1	1.57
(1,2)	1:A:514:THR:N	2:B:162:LYS:HE2	1	1.57
(1,2)	1:A:514:THR:N	2:B:162:LYS:HE3	1	1.57
(1,2)	1:A:514:THR:N	2:B:162:LYS:HG2	1	1.57
(1,2)	1:A:514:THR:N	2:B:162:LYS:HG3	1	1.57
(1,2)	1:A:514:THR:N	2:B:162:LYS:HZ1	1	1.57
(1,2)	1:A:514:THR:N	2:B:162:LYS:HZ2	1	1.57
(1,2)	1:A:514:THR:N	2:B:162:LYS:HZ3	1	1.57
(1,2)	1:A:514:THR:N	2:B:162:LYS:N	1	1.57

*Continued on next page...*

*Continued from previous page...*

Key	Atom-1	Atom-2	Model ID	Violation (Å)
(1,2)	1:A:514:THR:N	2:B:162:LYS:NZ	1	1.57
(1,2)	1:A:514:THR:N	2:B:162:LYS:O	1	1.57
(1,2)	1:A:514:THR:N	2:B:167:SER:C	1	1.57
(1,2)	1:A:514:THR:N	2:B:167:SER:CA	1	1.57
(1,2)	1:A:514:THR:N	2:B:167:SER:CB	1	1.57
(1,2)	1:A:514:THR:N	2:B:167:SER:H	1	1.57
(1,2)	1:A:514:THR:N	2:B:167:SER:HA	1	1.57
(1,2)	1:A:514:THR:N	2:B:167:SER:HB2	1	1.57
(1,2)	1:A:514:THR:N	2:B:167:SER:HB3	1	1.57
(1,2)	1:A:514:THR:N	2:B:167:SER:HG	1	1.57
(1,2)	1:A:514:THR:N	2:B:167:SER:N	1	1.57
(1,2)	1:A:514:THR:N	2:B:167:SER:O	1	1.57
(1,2)	1:A:514:THR:N	2:B:167:SER:OG	1	1.57
(1,2)	1:A:514:THR:N	2:B:168:LEU:C	1	1.57
(1,2)	1:A:514:THR:N	2:B:168:LEU:CA	1	1.57
(1,2)	1:A:514:THR:N	2:B:168:LEU:CB	1	1.57
(1,2)	1:A:514:THR:N	2:B:168:LEU:CD1	1	1.57
(1,2)	1:A:514:THR:N	2:B:168:LEU:CD2	1	1.57
(1,2)	1:A:514:THR:N	2:B:168:LEU:CG	1	1.57
(1,2)	1:A:514:THR:N	2:B:168:LEU:H	1	1.57
(1,2)	1:A:514:THR:N	2:B:168:LEU:HA	1	1.57
(1,2)	1:A:514:THR:N	2:B:168:LEU:HB2	1	1.57
(1,2)	1:A:514:THR:N	2:B:168:LEU:HB3	1	1.57
(1,2)	1:A:514:THR:N	2:B:168:LEU:HD11	1	1.57
(1,2)	1:A:514:THR:N	2:B:168:LEU:HD12	1	1.57
(1,2)	1:A:514:THR:N	2:B:168:LEU:HD13	1	1.57
(1,2)	1:A:514:THR:N	2:B:168:LEU:HD21	1	1.57
(1,2)	1:A:514:THR:N	2:B:168:LEU:HD22	1	1.57
(1,2)	1:A:514:THR:N	2:B:168:LEU:HD23	1	1.57
(1,2)	1:A:514:THR:N	2:B:168:LEU:HG	1	1.57
(1,2)	1:A:514:THR:N	2:B:168:LEU:N	1	1.57
(1,2)	1:A:514:THR:N	2:B:168:LEU:O	1	1.57
(1,2)	1:A:514:THR:N	2:B:170:MET:C	1	1.57
(1,2)	1:A:514:THR:N	2:B:170:MET:CA	1	1.57
(1,2)	1:A:514:THR:N	2:B:170:MET:CB	1	1.57
(1,2)	1:A:514:THR:N	2:B:170:MET:CE	1	1.57
(1,2)	1:A:514:THR:N	2:B:170:MET:CG	1	1.57
(1,2)	1:A:514:THR:N	2:B:170:MET:H	1	1.57
(1,2)	1:A:514:THR:N	2:B:170:MET:HA	1	1.57
(1,2)	1:A:514:THR:N	2:B:170:MET:HB2	1	1.57
(1,2)	1:A:514:THR:N	2:B:170:MET:HB3	1	1.57
(1,2)	1:A:514:THR:N	2:B:170:MET:HE1	1	1.57

*Continued on next page...*

*Continued from previous page...*

Key	Atom-1	Atom-2	Model ID	Violation (Å)
(1,2)	1:A:514:THR:N	2:B:170:MET:HE2	1	1.57
(1,2)	1:A:514:THR:N	2:B:170:MET:HE3	1	1.57
(1,2)	1:A:514:THR:N	2:B:170:MET:HG2	1	1.57
(1,2)	1:A:514:THR:N	2:B:170:MET:HG3	1	1.57
(1,2)	1:A:514:THR:N	2:B:170:MET:N	1	1.57
(1,2)	1:A:514:THR:N	2:B:170:MET:O	1	1.57
(1,2)	1:A:514:THR:N	2:B:170:MET:SD	1	1.57
(1,2)	1:A:514:THR:N	2:B:172:LYS:C	1	1.57
(1,2)	1:A:514:THR:N	2:B:172:LYS:CA	1	1.57
(1,2)	1:A:514:THR:N	2:B:172:LYS:CB	1	1.57
(1,2)	1:A:514:THR:N	2:B:172:LYS:CD	1	1.57
(1,2)	1:A:514:THR:N	2:B:172:LYS:CE	1	1.57
(1,2)	1:A:514:THR:N	2:B:172:LYS:CG	1	1.57
(1,2)	1:A:514:THR:N	2:B:172:LYS:H	1	1.57
(1,2)	1:A:514:THR:N	2:B:172:LYS:HA	1	1.57
(1,2)	1:A:514:THR:N	2:B:172:LYS:HB2	1	1.57
(1,2)	1:A:514:THR:N	2:B:172:LYS:HB3	1	1.57
(1,2)	1:A:514:THR:N	2:B:172:LYS:HD2	1	1.57
(1,2)	1:A:514:THR:N	2:B:172:LYS:HD3	1	1.57
(1,2)	1:A:514:THR:N	2:B:172:LYS:HE2	1	1.57
(1,2)	1:A:514:THR:N	2:B:172:LYS:HE3	1	1.57
(1,2)	1:A:514:THR:N	2:B:172:LYS:HG2	1	1.57
(1,2)	1:A:514:THR:N	2:B:172:LYS:HG3	1	1.57
(1,2)	1:A:514:THR:N	2:B:172:LYS:HZ1	1	1.57
(1,2)	1:A:514:THR:N	2:B:172:LYS:HZ2	1	1.57
(1,2)	1:A:514:THR:N	2:B:172:LYS:HZ3	1	1.57
(1,2)	1:A:514:THR:N	2:B:172:LYS:N	1	1.57
(1,2)	1:A:514:THR:N	2:B:172:LYS:NZ	1	1.57
(1,2)	1:A:514:THR:N	2:B:172:LYS:O	1	1.57
(1,2)	1:A:514:THR:N	2:B:182:VAL:C	1	1.57
(1,2)	1:A:514:THR:N	2:B:182:VAL:CA	1	1.57
(1,2)	1:A:514:THR:N	2:B:182:VAL:CB	1	1.57
(1,2)	1:A:514:THR:N	2:B:182:VAL:CG1	1	1.57
(1,2)	1:A:514:THR:N	2:B:182:VAL:CG2	1	1.57
(1,2)	1:A:514:THR:N	2:B:182:VAL:H	1	1.57
(1,2)	1:A:514:THR:N	2:B:182:VAL:HA	1	1.57
(1,2)	1:A:514:THR:N	2:B:182:VAL:HB	1	1.57
(1,2)	1:A:514:THR:N	2:B:182:VAL:HG11	1	1.57
(1,2)	1:A:514:THR:N	2:B:182:VAL:HG12	1	1.57
(1,2)	1:A:514:THR:N	2:B:182:VAL:HG13	1	1.57
(1,2)	1:A:514:THR:N	2:B:182:VAL:HG21	1	1.57
(1,2)	1:A:514:THR:N	2:B:182:VAL:HG22	1	1.57

*Continued on next page...*

*Continued from previous page...*

Key	Atom-1	Atom-2	Model ID	Violation (Å)
(1,2)	1:A:514:THR:N	2:B:182:VAL:HG23	1	1.57
(1,2)	1:A:514:THR:N	2:B:182:VAL:N	1	1.57
(1,2)	1:A:514:THR:N	2:B:182:VAL:O	1	1.57
(1,2)	1:A:514:THR:N	2:B:183:LYS:C	1	1.57
(1,2)	1:A:514:THR:N	2:B:183:LYS:CA	1	1.57
(1,2)	1:A:514:THR:N	2:B:183:LYS:CB	1	1.57
(1,2)	1:A:514:THR:N	2:B:183:LYS:CD	1	1.57
(1,2)	1:A:514:THR:N	2:B:183:LYS:CE	1	1.57
(1,2)	1:A:514:THR:N	2:B:183:LYS:CG	1	1.57
(1,2)	1:A:514:THR:N	2:B:183:LYS:H	1	1.57
(1,2)	1:A:514:THR:N	2:B:183:LYS:HA	1	1.57
(1,2)	1:A:514:THR:N	2:B:183:LYS:HB2	1	1.57
(1,2)	1:A:514:THR:N	2:B:183:LYS:HB3	1	1.57
(1,2)	1:A:514:THR:N	2:B:183:LYS:HD2	1	1.57
(1,2)	1:A:514:THR:N	2:B:183:LYS:HD3	1	1.57
(1,2)	1:A:514:THR:N	2:B:183:LYS:HE2	1	1.57
(1,2)	1:A:514:THR:N	2:B:183:LYS:HE3	1	1.57
(1,2)	1:A:514:THR:N	2:B:183:LYS:HG2	1	1.57
(1,2)	1:A:514:THR:N	2:B:183:LYS:HG3	1	1.57
(1,2)	1:A:514:THR:N	2:B:183:LYS:HZ1	1	1.57
(1,2)	1:A:514:THR:N	2:B:183:LYS:HZ2	1	1.57
(1,2)	1:A:514:THR:N	2:B:183:LYS:HZ3	1	1.57
(1,2)	1:A:514:THR:N	2:B:183:LYS:N	1	1.57
(1,2)	1:A:514:THR:N	2:B:183:LYS:NZ	1	1.57
(1,2)	1:A:514:THR:N	2:B:183:LYS:O	1	1.57
(1,2)	1:A:514:THR:N	2:B:185:GLY:C	1	1.57
(1,2)	1:A:514:THR:N	2:B:185:GLY:CA	1	1.57
(1,2)	1:A:514:THR:N	2:B:185:GLY:H	1	1.57
(1,2)	1:A:514:THR:N	2:B:185:GLY:HA2	1	1.57
(1,2)	1:A:514:THR:N	2:B:185:GLY:HA3	1	1.57
(1,2)	1:A:514:THR:N	2:B:185:GLY:N	1	1.57
(1,2)	1:A:514:THR:N	2:B:185:GLY:O	1	1.57
(1,2)	1:A:514:THR:N	2:B:187:TYR:C	1	1.57
(1,2)	1:A:514:THR:N	2:B:187:TYR:CA	1	1.57
(1,2)	1:A:514:THR:N	2:B:187:TYR:CB	1	1.57
(1,2)	1:A:514:THR:N	2:B:187:TYR:CD1	1	1.57
(1,2)	1:A:514:THR:N	2:B:187:TYR:CD2	1	1.57
(1,2)	1:A:514:THR:N	2:B:187:TYR:CE1	1	1.57
(1,2)	1:A:514:THR:N	2:B:187:TYR:CE2	1	1.57
(1,2)	1:A:514:THR:N	2:B:187:TYR:CG	1	1.57
(1,2)	1:A:514:THR:N	2:B:187:TYR:CZ	1	1.57
(1,2)	1:A:514:THR:N	2:B:187:TYR:H	1	1.57

*Continued on next page...*

*Continued from previous page...*

Key	Atom-1	Atom-2	Model ID	Violation (Å)
(1,2)	1:A:514:THR:N	2:B:187:TYR:HA	1	1.57
(1,2)	1:A:514:THR:N	2:B:187:TYR:HB2	1	1.57
(1,2)	1:A:514:THR:N	2:B:187:TYR:HB3	1	1.57
(1,2)	1:A:514:THR:N	2:B:187:TYR:HD1	1	1.57
(1,2)	1:A:514:THR:N	2:B:187:TYR:HD2	1	1.57
(1,2)	1:A:514:THR:N	2:B:187:TYR:HE1	1	1.57
(1,2)	1:A:514:THR:N	2:B:187:TYR:HE2	1	1.57
(1,2)	1:A:514:THR:N	2:B:187:TYR:HH	1	1.57
(1,2)	1:A:514:THR:N	2:B:187:TYR:N	1	1.57
(1,2)	1:A:514:THR:N	2:B:187:TYR:O	1	1.57
(1,2)	1:A:514:THR:N	2:B:187:TYR:OH	1	1.57
(1,2)	1:A:514:THR:N	2:B:200:THR:C	1	1.57
(1,2)	1:A:514:THR:N	2:B:200:THR:CA	1	1.57
(1,2)	1:A:514:THR:N	2:B:200:THR:CB	1	1.57
(1,2)	1:A:514:THR:N	2:B:200:THR:CG2	1	1.57
(1,2)	1:A:514:THR:N	2:B:200:THR:H	1	1.57
(1,2)	1:A:514:THR:N	2:B:200:THR:HA	1	1.57
(1,2)	1:A:514:THR:N	2:B:200:THR:HB	1	1.57
(1,2)	1:A:514:THR:N	2:B:200:THR:HG1	1	1.57
(1,2)	1:A:514:THR:N	2:B:200:THR:HG21	1	1.57
(1,2)	1:A:514:THR:N	2:B:200:THR:HG22	1	1.57
(1,2)	1:A:514:THR:N	2:B:200:THR:HG23	1	1.57
(1,2)	1:A:514:THR:N	2:B:200:THR:N	1	1.57
(1,2)	1:A:514:THR:N	2:B:200:THR:O	1	1.57
(1,2)	1:A:514:THR:N	2:B:200:THR:OG1	1	1.57
(1,2)	1:A:514:THR:N	2:B:211:LYS:C	1	1.57
(1,2)	1:A:514:THR:N	2:B:211:LYS:CA	1	1.57
(1,2)	1:A:514:THR:N	2:B:211:LYS:CB	1	1.57
(1,2)	1:A:514:THR:N	2:B:211:LYS:CD	1	1.57
(1,2)	1:A:514:THR:N	2:B:211:LYS:CE	1	1.57
(1,2)	1:A:514:THR:N	2:B:211:LYS:CG	1	1.57
(1,2)	1:A:514:THR:N	2:B:211:LYS:H	1	1.57
(1,2)	1:A:514:THR:N	2:B:211:LYS:HA	1	1.57
(1,2)	1:A:514:THR:N	2:B:211:LYS:HB2	1	1.57
(1,2)	1:A:514:THR:N	2:B:211:LYS:HB3	1	1.57
(1,2)	1:A:514:THR:N	2:B:211:LYS:HD2	1	1.57
(1,2)	1:A:514:THR:N	2:B:211:LYS:HD3	1	1.57
(1,2)	1:A:514:THR:N	2:B:211:LYS:HE2	1	1.57
(1,2)	1:A:514:THR:N	2:B:211:LYS:HE3	1	1.57
(1,2)	1:A:514:THR:N	2:B:211:LYS:HG2	1	1.57
(1,2)	1:A:514:THR:N	2:B:211:LYS:HG3	1	1.57
(1,2)	1:A:514:THR:N	2:B:211:LYS:HZ1	1	1.57

*Continued on next page...*

*Continued from previous page...*

Key	Atom-1	Atom-2	Model ID	Violation (Å)
(1,2)	1:A:514:THR:N	2:B:211:LYS:HZ2	1	1.57
(1,2)	1:A:514:THR:N	2:B:211:LYS:HZ3	1	1.57
(1,2)	1:A:514:THR:N	2:B:211:LYS:N	1	1.57
(1,2)	1:A:514:THR:N	2:B:211:LYS:NZ	1	1.57
(1,2)	1:A:514:THR:N	2:B:211:LYS:O	1	1.57
(1,2)	1:A:514:THR:O	2:B:149:SER:C	1	1.57
(1,2)	1:A:514:THR:O	2:B:149:SER:CA	1	1.57
(1,2)	1:A:514:THR:O	2:B:149:SER:CB	1	1.57
(1,2)	1:A:514:THR:O	2:B:149:SER:H	1	1.57
(1,2)	1:A:514:THR:O	2:B:149:SER:HA	1	1.57
(1,2)	1:A:514:THR:O	2:B:149:SER:HB2	1	1.57
(1,2)	1:A:514:THR:O	2:B:149:SER:HB3	1	1.57
(1,2)	1:A:514:THR:O	2:B:149:SER:HG	1	1.57
(1,2)	1:A:514:THR:O	2:B:149:SER:N	1	1.57
(1,2)	1:A:514:THR:O	2:B:149:SER:O	1	1.57
(1,2)	1:A:514:THR:O	2:B:149:SER:OG	1	1.57
(1,2)	1:A:514:THR:O	2:B:152:VAL:C	1	1.57
(1,2)	1:A:514:THR:O	2:B:152:VAL:CA	1	1.57
(1,2)	1:A:514:THR:O	2:B:152:VAL:CB	1	1.57
(1,2)	1:A:514:THR:O	2:B:152:VAL:CG1	1	1.57
(1,2)	1:A:514:THR:O	2:B:152:VAL:CG2	1	1.57
(1,2)	1:A:514:THR:O	2:B:152:VAL:H	1	1.57
(1,2)	1:A:514:THR:O	2:B:152:VAL:HA	1	1.57
(1,2)	1:A:514:THR:O	2:B:152:VAL:HB	1	1.57
(1,2)	1:A:514:THR:O	2:B:152:VAL:HG11	1	1.57
(1,2)	1:A:514:THR:O	2:B:152:VAL:HG12	1	1.57
(1,2)	1:A:514:THR:O	2:B:152:VAL:HG13	1	1.57
(1,2)	1:A:514:THR:O	2:B:152:VAL:HG21	1	1.57
(1,2)	1:A:514:THR:O	2:B:152:VAL:HG22	1	1.57
(1,2)	1:A:514:THR:O	2:B:152:VAL:HG23	1	1.57
(1,2)	1:A:514:THR:O	2:B:152:VAL:N	1	1.57
(1,2)	1:A:514:THR:O	2:B:152:VAL:O	1	1.57
(1,2)	1:A:514:THR:O	2:B:153:VAL:C	1	1.57
(1,2)	1:A:514:THR:O	2:B:153:VAL:CA	1	1.57
(1,2)	1:A:514:THR:O	2:B:153:VAL:CB	1	1.57
(1,2)	1:A:514:THR:O	2:B:153:VAL:CG1	1	1.57
(1,2)	1:A:514:THR:O	2:B:153:VAL:CG2	1	1.57
(1,2)	1:A:514:THR:O	2:B:153:VAL:H	1	1.57
(1,2)	1:A:514:THR:O	2:B:153:VAL:HA	1	1.57
(1,2)	1:A:514:THR:O	2:B:153:VAL:HB	1	1.57
(1,2)	1:A:514:THR:O	2:B:153:VAL:HG11	1	1.57
(1,2)	1:A:514:THR:O	2:B:153:VAL:HG12	1	1.57

*Continued on next page...*



*Continued from previous page...*

Key	Atom-1	Atom-2	Model ID	Violation (Å)
(1,2)	1:A:514:THR:O	2:B:153:VAL:HG13	1	1.57
(1,2)	1:A:514:THR:O	2:B:153:VAL:HG21	1	1.57
(1,2)	1:A:514:THR:O	2:B:153:VAL:HG22	1	1.57
(1,2)	1:A:514:THR:O	2:B:153:VAL:HG23	1	1.57
(1,2)	1:A:514:THR:O	2:B:153:VAL:N	1	1.57
(1,2)	1:A:514:THR:O	2:B:153:VAL:O	1	1.57
(1,2)	1:A:514:THR:O	2:B:155:GLY:C	1	1.57
(1,2)	1:A:514:THR:O	2:B:155:GLY:CA	1	1.57
(1,2)	1:A:514:THR:O	2:B:155:GLY:H	1	1.57
(1,2)	1:A:514:THR:O	2:B:155:GLY:HA2	1	1.57
(1,2)	1:A:514:THR:O	2:B:155:GLY:HA3	1	1.57
(1,2)	1:A:514:THR:O	2:B:155:GLY:N	1	1.57
(1,2)	1:A:514:THR:O	2:B:155:GLY:O	1	1.57
(1,2)	1:A:514:THR:O	2:B:156:PHE:C	1	1.57
(1,2)	1:A:514:THR:O	2:B:156:PHE:CA	1	1.57
(1,2)	1:A:514:THR:O	2:B:156:PHE:CB	1	1.57
(1,2)	1:A:514:THR:O	2:B:156:PHE:CD1	1	1.57
(1,2)	1:A:514:THR:O	2:B:156:PHE:CD2	1	1.57
(1,2)	1:A:514:THR:O	2:B:156:PHE:CE1	1	1.57
(1,2)	1:A:514:THR:O	2:B:156:PHE:CE2	1	1.57
(1,2)	1:A:514:THR:O	2:B:156:PHE:CG	1	1.57
(1,2)	1:A:514:THR:O	2:B:156:PHE:CZ	1	1.57
(1,2)	1:A:514:THR:O	2:B:156:PHE:H	1	1.57
(1,2)	1:A:514:THR:O	2:B:156:PHE:HA	1	1.57
(1,2)	1:A:514:THR:O	2:B:156:PHE:HB2	1	1.57
(1,2)	1:A:514:THR:O	2:B:156:PHE:HB3	1	1.57
(1,2)	1:A:514:THR:O	2:B:156:PHE:HD1	1	1.57
(1,2)	1:A:514:THR:O	2:B:156:PHE:HD2	1	1.57
(1,2)	1:A:514:THR:O	2:B:156:PHE:HE1	1	1.57
(1,2)	1:A:514:THR:O	2:B:156:PHE:HE2	1	1.57
(1,2)	1:A:514:THR:O	2:B:156:PHE:HZ	1	1.57
(1,2)	1:A:514:THR:O	2:B:156:PHE:N	1	1.57
(1,2)	1:A:514:THR:O	2:B:156:PHE:O	1	1.57
(1,2)	1:A:514:THR:O	2:B:157:CYS:C	1	1.57
(1,2)	1:A:514:THR:O	2:B:157:CYS:CA	1	1.57
(1,2)	1:A:514:THR:O	2:B:157:CYS:CB	1	1.57
(1,2)	1:A:514:THR:O	2:B:157:CYS:H	1	1.57
(1,2)	1:A:514:THR:O	2:B:157:CYS:HA	1	1.57
(1,2)	1:A:514:THR:O	2:B:157:CYS:HB2	1	1.57
(1,2)	1:A:514:THR:O	2:B:157:CYS:HB3	1	1.57
(1,2)	1:A:514:THR:O	2:B:157:CYS:N	1	1.57
(1,2)	1:A:514:THR:O	2:B:157:CYS:O	1	1.57

*Continued on next page...*

*Continued from previous page...*

Key	Atom-1	Atom-2	Model ID	Violation (Å)
(1,2)	1:A:514:THR:O	2:B:157:CYS:SG	1	1.57
(1,2)	1:A:514:THR:O	2:B:158:THR:C	1	1.57
(1,2)	1:A:514:THR:O	2:B:158:THR:CA	1	1.57
(1,2)	1:A:514:THR:O	2:B:158:THR:CB	1	1.57
(1,2)	1:A:514:THR:O	2:B:158:THR:CG2	1	1.57
(1,2)	1:A:514:THR:O	2:B:158:THR:H	1	1.57
(1,2)	1:A:514:THR:O	2:B:158:THR:HA	1	1.57
(1,2)	1:A:514:THR:O	2:B:158:THR:HB	1	1.57
(1,2)	1:A:514:THR:O	2:B:158:THR:HG1	1	1.57
(1,2)	1:A:514:THR:O	2:B:158:THR:HG21	1	1.57
(1,2)	1:A:514:THR:O	2:B:158:THR:HG22	1	1.57
(1,2)	1:A:514:THR:O	2:B:158:THR:HG23	1	1.57
(1,2)	1:A:514:THR:O	2:B:158:THR:N	1	1.57
(1,2)	1:A:514:THR:O	2:B:158:THR:O	1	1.57
(1,2)	1:A:514:THR:O	2:B:158:THR:OG1	1	1.57
(1,2)	1:A:514:THR:O	2:B:159:ILE:C	1	1.57
(1,2)	1:A:514:THR:O	2:B:159:ILE:CA	1	1.57
(1,2)	1:A:514:THR:O	2:B:159:ILE:CB	1	1.57
(1,2)	1:A:514:THR:O	2:B:159:ILE:CD1	1	1.57
(1,2)	1:A:514:THR:O	2:B:159:ILE:CG1	1	1.57
(1,2)	1:A:514:THR:O	2:B:159:ILE:CG2	1	1.57
(1,2)	1:A:514:THR:O	2:B:159:ILE:H	1	1.57
(1,2)	1:A:514:THR:O	2:B:159:ILE:HA	1	1.57
(1,2)	1:A:514:THR:O	2:B:159:ILE:HB	1	1.57
(1,2)	1:A:514:THR:O	2:B:159:ILE:HD11	1	1.57
(1,2)	1:A:514:THR:O	2:B:159:ILE:HD12	1	1.57
(1,2)	1:A:514:THR:O	2:B:159:ILE:HD13	1	1.57
(1,2)	1:A:514:THR:O	2:B:159:ILE:HG12	1	1.57
(1,2)	1:A:514:THR:O	2:B:159:ILE:HG13	1	1.57
(1,2)	1:A:514:THR:O	2:B:159:ILE:HG21	1	1.57
(1,2)	1:A:514:THR:O	2:B:159:ILE:HG22	1	1.57
(1,2)	1:A:514:THR:O	2:B:159:ILE:HG23	1	1.57
(1,2)	1:A:514:THR:O	2:B:159:ILE:N	1	1.57
(1,2)	1:A:514:THR:O	2:B:159:ILE:O	1	1.57
(1,2)	1:A:514:THR:O	2:B:161:ASN:C	1	1.57
(1,2)	1:A:514:THR:O	2:B:161:ASN:CA	1	1.57
(1,2)	1:A:514:THR:O	2:B:161:ASN:CB	1	1.57
(1,2)	1:A:514:THR:O	2:B:161:ASN:CG	1	1.57
(1,2)	1:A:514:THR:O	2:B:161:ASN:H	1	1.57
(1,2)	1:A:514:THR:O	2:B:161:ASN:HA	1	1.57
(1,2)	1:A:514:THR:O	2:B:161:ASN:HB2	1	1.57
(1,2)	1:A:514:THR:O	2:B:161:ASN:HB3	1	1.57

*Continued on next page...*

*Continued from previous page...*

Key	Atom-1	Atom-2	Model ID	Violation (Å)
(1,2)	1:A:514:THR:O	2:B:161:ASN:HD21	1	1.57
(1,2)	1:A:514:THR:O	2:B:161:ASN:HD22	1	1.57
(1,2)	1:A:514:THR:O	2:B:161:ASN:N	1	1.57
(1,2)	1:A:514:THR:O	2:B:161:ASN:ND2	1	1.57
(1,2)	1:A:514:THR:O	2:B:161:ASN:O	1	1.57
(1,2)	1:A:514:THR:O	2:B:161:ASN:OD1	1	1.57
(1,2)	1:A:514:THR:O	2:B:162:LYS:C	1	1.57
(1,2)	1:A:514:THR:O	2:B:162:LYS:CA	1	1.57
(1,2)	1:A:514:THR:O	2:B:162:LYS:CB	1	1.57
(1,2)	1:A:514:THR:O	2:B:162:LYS:CD	1	1.57
(1,2)	1:A:514:THR:O	2:B:162:LYS:CE	1	1.57
(1,2)	1:A:514:THR:O	2:B:162:LYS:CG	1	1.57
(1,2)	1:A:514:THR:O	2:B:162:LYS:H	1	1.57
(1,2)	1:A:514:THR:O	2:B:162:LYS:HA	1	1.57
(1,2)	1:A:514:THR:O	2:B:162:LYS:HB2	1	1.57
(1,2)	1:A:514:THR:O	2:B:162:LYS:HB3	1	1.57
(1,2)	1:A:514:THR:O	2:B:162:LYS:HD2	1	1.57
(1,2)	1:A:514:THR:O	2:B:162:LYS:HD3	1	1.57
(1,2)	1:A:514:THR:O	2:B:162:LYS:HE2	1	1.57
(1,2)	1:A:514:THR:O	2:B:162:LYS:HE3	1	1.57
(1,2)	1:A:514:THR:O	2:B:162:LYS:HG2	1	1.57
(1,2)	1:A:514:THR:O	2:B:162:LYS:HG3	1	1.57
(1,2)	1:A:514:THR:O	2:B:162:LYS:HZ1	1	1.57
(1,2)	1:A:514:THR:O	2:B:162:LYS:HZ2	1	1.57
(1,2)	1:A:514:THR:O	2:B:162:LYS:HZ3	1	1.57
(1,2)	1:A:514:THR:O	2:B:162:LYS:N	1	1.57
(1,2)	1:A:514:THR:O	2:B:162:LYS:NZ	1	1.57
(1,2)	1:A:514:THR:O	2:B:162:LYS:O	1	1.57
(1,2)	1:A:514:THR:O	2:B:167:SER:C	1	1.57
(1,2)	1:A:514:THR:O	2:B:167:SER:CA	1	1.57
(1,2)	1:A:514:THR:O	2:B:167:SER:CB	1	1.57
(1,2)	1:A:514:THR:O	2:B:167:SER:H	1	1.57
(1,2)	1:A:514:THR:O	2:B:167:SER:HA	1	1.57
(1,2)	1:A:514:THR:O	2:B:167:SER:HB2	1	1.57
(1,2)	1:A:514:THR:O	2:B:167:SER:HB3	1	1.57
(1,2)	1:A:514:THR:O	2:B:167:SER:HG	1	1.57
(1,2)	1:A:514:THR:O	2:B:167:SER:N	1	1.57
(1,2)	1:A:514:THR:O	2:B:167:SER:O	1	1.57
(1,2)	1:A:514:THR:O	2:B:167:SER:OG	1	1.57
(1,2)	1:A:514:THR:O	2:B:168:LEU:C	1	1.57
(1,2)	1:A:514:THR:O	2:B:168:LEU:CA	1	1.57
(1,2)	1:A:514:THR:O	2:B:168:LEU:CB	1	1.57

*Continued on next page...*

*Continued from previous page...*

Key	Atom-1	Atom-2	Model ID	Violation (Å)
(1,2)	1:A:514:THR:O	2:B:168:LEU:CD1	1	1.57
(1,2)	1:A:514:THR:O	2:B:168:LEU:CD2	1	1.57
(1,2)	1:A:514:THR:O	2:B:168:LEU:CG	1	1.57
(1,2)	1:A:514:THR:O	2:B:168:LEU:H	1	1.57
(1,2)	1:A:514:THR:O	2:B:168:LEU:HA	1	1.57
(1,2)	1:A:514:THR:O	2:B:168:LEU:HB2	1	1.57
(1,2)	1:A:514:THR:O	2:B:168:LEU:HB3	1	1.57
(1,2)	1:A:514:THR:O	2:B:168:LEU:HD11	1	1.57
(1,2)	1:A:514:THR:O	2:B:168:LEU:HD12	1	1.57
(1,2)	1:A:514:THR:O	2:B:168:LEU:HD13	1	1.57
(1,2)	1:A:514:THR:O	2:B:168:LEU:HD21	1	1.57
(1,2)	1:A:514:THR:O	2:B:168:LEU:HD22	1	1.57
(1,2)	1:A:514:THR:O	2:B:168:LEU:HD23	1	1.57
(1,2)	1:A:514:THR:O	2:B:168:LEU:HG	1	1.57
(1,2)	1:A:514:THR:O	2:B:168:LEU:N	1	1.57
(1,2)	1:A:514:THR:O	2:B:168:LEU:O	1	1.57
(1,2)	1:A:514:THR:O	2:B:170:MET:C	1	1.57
(1,2)	1:A:514:THR:O	2:B:170:MET:CA	1	1.57
(1,2)	1:A:514:THR:O	2:B:170:MET:CB	1	1.57
(1,2)	1:A:514:THR:O	2:B:170:MET:CE	1	1.57
(1,2)	1:A:514:THR:O	2:B:170:MET:CG	1	1.57
(1,2)	1:A:514:THR:O	2:B:170:MET:H	1	1.57
(1,2)	1:A:514:THR:O	2:B:170:MET:HA	1	1.57
(1,2)	1:A:514:THR:O	2:B:170:MET:HB2	1	1.57
(1,2)	1:A:514:THR:O	2:B:170:MET:HB3	1	1.57
(1,2)	1:A:514:THR:O	2:B:170:MET:HE1	1	1.57
(1,2)	1:A:514:THR:O	2:B:170:MET:HE2	1	1.57
(1,2)	1:A:514:THR:O	2:B:170:MET:HE3	1	1.57
(1,2)	1:A:514:THR:O	2:B:170:MET:HG2	1	1.57
(1,2)	1:A:514:THR:O	2:B:170:MET:HG3	1	1.57
(1,2)	1:A:514:THR:O	2:B:170:MET:N	1	1.57
(1,2)	1:A:514:THR:O	2:B:170:MET:O	1	1.57
(1,2)	1:A:514:THR:O	2:B:170:MET:SD	1	1.57
(1,2)	1:A:514:THR:O	2:B:172:LYS:C	1	1.57
(1,2)	1:A:514:THR:O	2:B:172:LYS:CA	1	1.57
(1,2)	1:A:514:THR:O	2:B:172:LYS:CB	1	1.57
(1,2)	1:A:514:THR:O	2:B:172:LYS:CD	1	1.57
(1,2)	1:A:514:THR:O	2:B:172:LYS:CE	1	1.57
(1,2)	1:A:514:THR:O	2:B:172:LYS:CG	1	1.57
(1,2)	1:A:514:THR:O	2:B:172:LYS:H	1	1.57
(1,2)	1:A:514:THR:O	2:B:172:LYS:HA	1	1.57
(1,2)	1:A:514:THR:O	2:B:172:LYS:HB2	1	1.57

*Continued on next page...*

*Continued from previous page...*

Key	Atom-1	Atom-2	Model ID	Violation (Å)
(1,2)	1:A:514:THR:O	2:B:172:LYS:HB3	1	1.57
(1,2)	1:A:514:THR:O	2:B:172:LYS:HD2	1	1.57
(1,2)	1:A:514:THR:O	2:B:172:LYS:HD3	1	1.57
(1,2)	1:A:514:THR:O	2:B:172:LYS:HE2	1	1.57
(1,2)	1:A:514:THR:O	2:B:172:LYS:HE3	1	1.57
(1,2)	1:A:514:THR:O	2:B:172:LYS:HG2	1	1.57
(1,2)	1:A:514:THR:O	2:B:172:LYS:HG3	1	1.57
(1,2)	1:A:514:THR:O	2:B:172:LYS:HZ1	1	1.57
(1,2)	1:A:514:THR:O	2:B:172:LYS:HZ2	1	1.57
(1,2)	1:A:514:THR:O	2:B:172:LYS:HZ3	1	1.57
(1,2)	1:A:514:THR:O	2:B:172:LYS:N	1	1.57
(1,2)	1:A:514:THR:O	2:B:172:LYS:NZ	1	1.57
(1,2)	1:A:514:THR:O	2:B:172:LYS:O	1	1.57
(1,2)	1:A:514:THR:O	2:B:182:VAL:C	1	1.57
(1,2)	1:A:514:THR:O	2:B:182:VAL:CA	1	1.57
(1,2)	1:A:514:THR:O	2:B:182:VAL:CB	1	1.57
(1,2)	1:A:514:THR:O	2:B:182:VAL:CG1	1	1.57
(1,2)	1:A:514:THR:O	2:B:182:VAL:CG2	1	1.57
(1,2)	1:A:514:THR:O	2:B:182:VAL:H	1	1.57
(1,2)	1:A:514:THR:O	2:B:182:VAL:HA	1	1.57
(1,2)	1:A:514:THR:O	2:B:182:VAL:HB	1	1.57
(1,2)	1:A:514:THR:O	2:B:182:VAL:HG11	1	1.57
(1,2)	1:A:514:THR:O	2:B:182:VAL:HG12	1	1.57
(1,2)	1:A:514:THR:O	2:B:182:VAL:HG13	1	1.57
(1,2)	1:A:514:THR:O	2:B:182:VAL:HG21	1	1.57
(1,2)	1:A:514:THR:O	2:B:182:VAL:HG22	1	1.57
(1,2)	1:A:514:THR:O	2:B:182:VAL:HG23	1	1.57
(1,2)	1:A:514:THR:O	2:B:182:VAL:N	1	1.57
(1,2)	1:A:514:THR:O	2:B:182:VAL:O	1	1.57
(1,2)	1:A:514:THR:O	2:B:183:LYS:C	1	1.57
(1,2)	1:A:514:THR:O	2:B:183:LYS:CA	1	1.57
(1,2)	1:A:514:THR:O	2:B:183:LYS:CB	1	1.57
(1,2)	1:A:514:THR:O	2:B:183:LYS:CD	1	1.57
(1,2)	1:A:514:THR:O	2:B:183:LYS:CE	1	1.57
(1,2)	1:A:514:THR:O	2:B:183:LYS:CG	1	1.57
(1,2)	1:A:514:THR:O	2:B:183:LYS:H	1	1.57
(1,2)	1:A:514:THR:O	2:B:183:LYS:HA	1	1.57
(1,2)	1:A:514:THR:O	2:B:183:LYS:HB2	1	1.57
(1,2)	1:A:514:THR:O	2:B:183:LYS:HB3	1	1.57
(1,2)	1:A:514:THR:O	2:B:183:LYS:HD2	1	1.57
(1,2)	1:A:514:THR:O	2:B:183:LYS:HD3	1	1.57
(1,2)	1:A:514:THR:O	2:B:183:LYS:HE2	1	1.57

*Continued on next page...*

*Continued from previous page...*

Key	Atom-1	Atom-2	Model ID	Violation (Å)
(1,2)	1:A:514:THR:O	2:B:183:LYS:HE3	1	1.57
(1,2)	1:A:514:THR:O	2:B:183:LYS:HG2	1	1.57
(1,2)	1:A:514:THR:O	2:B:183:LYS:HG3	1	1.57
(1,2)	1:A:514:THR:O	2:B:183:LYS:HZ1	1	1.57
(1,2)	1:A:514:THR:O	2:B:183:LYS:HZ2	1	1.57
(1,2)	1:A:514:THR:O	2:B:183:LYS:HZ3	1	1.57
(1,2)	1:A:514:THR:O	2:B:183:LYS:N	1	1.57
(1,2)	1:A:514:THR:O	2:B:183:LYS:NZ	1	1.57
(1,2)	1:A:514:THR:O	2:B:183:LYS:O	1	1.57
(1,2)	1:A:514:THR:O	2:B:185:GLY:C	1	1.57
(1,2)	1:A:514:THR:O	2:B:185:GLY:CA	1	1.57
(1,2)	1:A:514:THR:O	2:B:185:GLY:H	1	1.57
(1,2)	1:A:514:THR:O	2:B:185:GLY:HA2	1	1.57
(1,2)	1:A:514:THR:O	2:B:185:GLY:HA3	1	1.57
(1,2)	1:A:514:THR:O	2:B:185:GLY:N	1	1.57
(1,2)	1:A:514:THR:O	2:B:185:GLY:O	1	1.57
(1,2)	1:A:514:THR:O	2:B:187:TYR:C	1	1.57
(1,2)	1:A:514:THR:O	2:B:187:TYR:CA	1	1.57
(1,2)	1:A:514:THR:O	2:B:187:TYR:CB	1	1.57
(1,2)	1:A:514:THR:O	2:B:187:TYR:CD1	1	1.57
(1,2)	1:A:514:THR:O	2:B:187:TYR:CD2	1	1.57
(1,2)	1:A:514:THR:O	2:B:187:TYR:CE1	1	1.57
(1,2)	1:A:514:THR:O	2:B:187:TYR:CE2	1	1.57
(1,2)	1:A:514:THR:O	2:B:187:TYR:CG	1	1.57
(1,2)	1:A:514:THR:O	2:B:187:TYR:CZ	1	1.57
(1,2)	1:A:514:THR:O	2:B:187:TYR:H	1	1.57
(1,2)	1:A:514:THR:O	2:B:187:TYR:HA	1	1.57
(1,2)	1:A:514:THR:O	2:B:187:TYR:HB2	1	1.57
(1,2)	1:A:514:THR:O	2:B:187:TYR:HB3	1	1.57
(1,2)	1:A:514:THR:O	2:B:187:TYR:HD1	1	1.57
(1,2)	1:A:514:THR:O	2:B:187:TYR:HD2	1	1.57
(1,2)	1:A:514:THR:O	2:B:187:TYR:HE1	1	1.57
(1,2)	1:A:514:THR:O	2:B:187:TYR:HE2	1	1.57
(1,2)	1:A:514:THR:O	2:B:187:TYR:HH	1	1.57
(1,2)	1:A:514:THR:O	2:B:187:TYR:N	1	1.57
(1,2)	1:A:514:THR:O	2:B:187:TYR:O	1	1.57
(1,2)	1:A:514:THR:O	2:B:187:TYR:OH	1	1.57
(1,2)	1:A:514:THR:O	2:B:200:THR:C	1	1.57
(1,2)	1:A:514:THR:O	2:B:200:THR:CA	1	1.57
(1,2)	1:A:514:THR:O	2:B:200:THR:CB	1	1.57
(1,2)	1:A:514:THR:O	2:B:200:THR:CG2	1	1.57
(1,2)	1:A:514:THR:O	2:B:200:THR:H	1	1.57

*Continued on next page...*

*Continued from previous page...*

Key	Atom-1	Atom-2	Model ID	Violation (Å)
(1,2)	1:A:514:THR:O	2:B:200:THR:HA	1	1.57
(1,2)	1:A:514:THR:O	2:B:200:THR:HB	1	1.57
(1,2)	1:A:514:THR:O	2:B:200:THR:HG1	1	1.57
(1,2)	1:A:514:THR:O	2:B:200:THR:HG21	1	1.57
(1,2)	1:A:514:THR:O	2:B:200:THR:HG22	1	1.57
(1,2)	1:A:514:THR:O	2:B:200:THR:HG23	1	1.57
(1,2)	1:A:514:THR:O	2:B:200:THR:N	1	1.57
(1,2)	1:A:514:THR:O	2:B:200:THR:O	1	1.57
(1,2)	1:A:514:THR:O	2:B:200:THR:OG1	1	1.57
(1,2)	1:A:514:THR:O	2:B:211:LYS:C	1	1.57
(1,2)	1:A:514:THR:O	2:B:211:LYS:CA	1	1.57
(1,2)	1:A:514:THR:O	2:B:211:LYS:CB	1	1.57
(1,2)	1:A:514:THR:O	2:B:211:LYS:CD	1	1.57
(1,2)	1:A:514:THR:O	2:B:211:LYS:CE	1	1.57
(1,2)	1:A:514:THR:O	2:B:211:LYS:CG	1	1.57
(1,2)	1:A:514:THR:O	2:B:211:LYS:H	1	1.57
(1,2)	1:A:514:THR:O	2:B:211:LYS:HA	1	1.57
(1,2)	1:A:514:THR:O	2:B:211:LYS:HB2	1	1.57
(1,2)	1:A:514:THR:O	2:B:211:LYS:HB3	1	1.57
(1,2)	1:A:514:THR:O	2:B:211:LYS:HD2	1	1.57
(1,2)	1:A:514:THR:O	2:B:211:LYS:HD3	1	1.57
(1,2)	1:A:514:THR:O	2:B:211:LYS:HE2	1	1.57
(1,2)	1:A:514:THR:O	2:B:211:LYS:HE3	1	1.57
(1,2)	1:A:514:THR:O	2:B:211:LYS:HG2	1	1.57
(1,2)	1:A:514:THR:O	2:B:211:LYS:HG3	1	1.57
(1,2)	1:A:514:THR:O	2:B:211:LYS:HZ1	1	1.57
(1,2)	1:A:514:THR:O	2:B:211:LYS:HZ2	1	1.57
(1,2)	1:A:514:THR:O	2:B:211:LYS:HZ3	1	1.57
(1,2)	1:A:514:THR:O	2:B:211:LYS:N	1	1.57
(1,2)	1:A:514:THR:O	2:B:211:LYS:NZ	1	1.57
(1,2)	1:A:514:THR:O	2:B:211:LYS:O	1	1.57
(1,2)	1:A:514:THR:OG1	2:B:149:SER:C	1	1.57
(1,2)	1:A:514:THR:OG1	2:B:149:SER:CA	1	1.57
(1,2)	1:A:514:THR:OG1	2:B:149:SER:CB	1	1.57
(1,2)	1:A:514:THR:OG1	2:B:149:SER:H	1	1.57
(1,2)	1:A:514:THR:OG1	2:B:149:SER:HA	1	1.57
(1,2)	1:A:514:THR:OG1	2:B:149:SER:HB2	1	1.57
(1,2)	1:A:514:THR:OG1	2:B:149:SER:HB3	1	1.57
(1,2)	1:A:514:THR:OG1	2:B:149:SER:HG	1	1.57
(1,2)	1:A:514:THR:OG1	2:B:149:SER:N	1	1.57
(1,2)	1:A:514:THR:OG1	2:B:149:SER:O	1	1.57
(1,2)	1:A:514:THR:OG1	2:B:149:SER:OG	1	1.57

*Continued on next page...*

*Continued from previous page...*

Key	Atom-1	Atom-2	Model ID	Violation (Å)
(1,2)	1:A:514:THR:OG1	2:B:152:VAL:C	1	1.57
(1,2)	1:A:514:THR:OG1	2:B:152:VAL:CA	1	1.57
(1,2)	1:A:514:THR:OG1	2:B:152:VAL:CB	1	1.57
(1,2)	1:A:514:THR:OG1	2:B:152:VAL:CG1	1	1.57
(1,2)	1:A:514:THR:OG1	2:B:152:VAL:CG2	1	1.57
(1,2)	1:A:514:THR:OG1	2:B:152:VAL:H	1	1.57
(1,2)	1:A:514:THR:OG1	2:B:152:VAL:HA	1	1.57
(1,2)	1:A:514:THR:OG1	2:B:152:VAL:HB	1	1.57
(1,2)	1:A:514:THR:OG1	2:B:152:VAL:HG11	1	1.57
(1,2)	1:A:514:THR:OG1	2:B:152:VAL:HG12	1	1.57
(1,2)	1:A:514:THR:OG1	2:B:152:VAL:HG13	1	1.57
(1,2)	1:A:514:THR:OG1	2:B:152:VAL:HG21	1	1.57
(1,2)	1:A:514:THR:OG1	2:B:152:VAL:HG22	1	1.57
(1,2)	1:A:514:THR:OG1	2:B:152:VAL:HG23	1	1.57
(1,2)	1:A:514:THR:OG1	2:B:152:VAL:N	1	1.57
(1,2)	1:A:514:THR:OG1	2:B:152:VAL:O	1	1.57
(1,2)	1:A:514:THR:OG1	2:B:153:VAL:C	1	1.57
(1,2)	1:A:514:THR:OG1	2:B:153:VAL:CA	1	1.57
(1,2)	1:A:514:THR:OG1	2:B:153:VAL:CB	1	1.57
(1,2)	1:A:514:THR:OG1	2:B:153:VAL:CG1	1	1.57
(1,2)	1:A:514:THR:OG1	2:B:153:VAL:CG2	1	1.57
(1,2)	1:A:514:THR:OG1	2:B:153:VAL:H	1	1.57
(1,2)	1:A:514:THR:OG1	2:B:153:VAL:HA	1	1.57
(1,2)	1:A:514:THR:OG1	2:B:153:VAL:HB	1	1.57
(1,2)	1:A:514:THR:OG1	2:B:153:VAL:HG11	1	1.57
(1,2)	1:A:514:THR:OG1	2:B:153:VAL:HG12	1	1.57
(1,2)	1:A:514:THR:OG1	2:B:153:VAL:HG13	1	1.57
(1,2)	1:A:514:THR:OG1	2:B:153:VAL:HG21	1	1.57
(1,2)	1:A:514:THR:OG1	2:B:153:VAL:HG22	1	1.57
(1,2)	1:A:514:THR:OG1	2:B:153:VAL:HG23	1	1.57
(1,2)	1:A:514:THR:OG1	2:B:153:VAL:N	1	1.57
(1,2)	1:A:514:THR:OG1	2:B:153:VAL:O	1	1.57
(1,2)	1:A:514:THR:OG1	2:B:155:GLY:C	1	1.57
(1,2)	1:A:514:THR:OG1	2:B:155:GLY:CA	1	1.57
(1,2)	1:A:514:THR:OG1	2:B:155:GLY:H	1	1.57
(1,2)	1:A:514:THR:OG1	2:B:155:GLY:HA2	1	1.57
(1,2)	1:A:514:THR:OG1	2:B:155:GLY:HA3	1	1.57
(1,2)	1:A:514:THR:OG1	2:B:155:GLY:N	1	1.57
(1,2)	1:A:514:THR:OG1	2:B:155:GLY:O	1	1.57
(1,2)	1:A:514:THR:OG1	2:B:156:PHE:C	1	1.57
(1,2)	1:A:514:THR:OG1	2:B:156:PHE:CA	1	1.57
(1,2)	1:A:514:THR:OG1	2:B:156:PHE:CB	1	1.57

*Continued on next page...*



*Continued from previous page...*

Key	Atom-1	Atom-2	Model ID	Violation (Å)
(1,2)	1:A:514:THR:OG1	2:B:156:PHE:CD1	1	1.57
(1,2)	1:A:514:THR:OG1	2:B:156:PHE:CD2	1	1.57
(1,2)	1:A:514:THR:OG1	2:B:156:PHE:CE1	1	1.57
(1,2)	1:A:514:THR:OG1	2:B:156:PHE:CE2	1	1.57
(1,2)	1:A:514:THR:OG1	2:B:156:PHE:CG	1	1.57
(1,2)	1:A:514:THR:OG1	2:B:156:PHE:CZ	1	1.57
(1,2)	1:A:514:THR:OG1	2:B:156:PHE:H	1	1.57
(1,2)	1:A:514:THR:OG1	2:B:156:PHE:HA	1	1.57
(1,2)	1:A:514:THR:OG1	2:B:156:PHE:HB2	1	1.57
(1,2)	1:A:514:THR:OG1	2:B:156:PHE:HB3	1	1.57
(1,2)	1:A:514:THR:OG1	2:B:156:PHE:HD1	1	1.57
(1,2)	1:A:514:THR:OG1	2:B:156:PHE:HD2	1	1.57
(1,2)	1:A:514:THR:OG1	2:B:156:PHE:HE1	1	1.57
(1,2)	1:A:514:THR:OG1	2:B:156:PHE:HE2	1	1.57
(1,2)	1:A:514:THR:OG1	2:B:156:PHE:HZ	1	1.57
(1,2)	1:A:514:THR:OG1	2:B:156:PHE:N	1	1.57
(1,2)	1:A:514:THR:OG1	2:B:156:PHE:O	1	1.57
(1,2)	1:A:514:THR:OG1	2:B:157:CYS:C	1	1.57
(1,2)	1:A:514:THR:OG1	2:B:157:CYS:CA	1	1.57
(1,2)	1:A:514:THR:OG1	2:B:157:CYS:CB	1	1.57
(1,2)	1:A:514:THR:OG1	2:B:157:CYS:H	1	1.57
(1,2)	1:A:514:THR:OG1	2:B:157:CYS:HA	1	1.57
(1,2)	1:A:514:THR:OG1	2:B:157:CYS:HB2	1	1.57
(1,2)	1:A:514:THR:OG1	2:B:157:CYS:HB3	1	1.57
(1,2)	1:A:514:THR:OG1	2:B:157:CYS:N	1	1.57
(1,2)	1:A:514:THR:OG1	2:B:157:CYS:O	1	1.57
(1,2)	1:A:514:THR:OG1	2:B:157:CYS:SG	1	1.57
(1,2)	1:A:514:THR:OG1	2:B:158:THR:C	1	1.57
(1,2)	1:A:514:THR:OG1	2:B:158:THR:CA	1	1.57
(1,2)	1:A:514:THR:OG1	2:B:158:THR:CB	1	1.57
(1,2)	1:A:514:THR:OG1	2:B:158:THR:CG2	1	1.57
(1,2)	1:A:514:THR:OG1	2:B:158:THR:H	1	1.57
(1,2)	1:A:514:THR:OG1	2:B:158:THR:HA	1	1.57
(1,2)	1:A:514:THR:OG1	2:B:158:THR:HB	1	1.57
(1,2)	1:A:514:THR:OG1	2:B:158:THR:HG1	1	1.57
(1,2)	1:A:514:THR:OG1	2:B:158:THR:HG21	1	1.57
(1,2)	1:A:514:THR:OG1	2:B:158:THR:HG22	1	1.57
(1,2)	1:A:514:THR:OG1	2:B:158:THR:HG23	1	1.57
(1,2)	1:A:514:THR:OG1	2:B:158:THR:N	1	1.57
(1,2)	1:A:514:THR:OG1	2:B:158:THR:O	1	1.57
(1,2)	1:A:514:THR:OG1	2:B:158:THR:OG1	1	1.57
(1,2)	1:A:514:THR:OG1	2:B:159:ILE:C	1	1.57

*Continued on next page...*

*Continued from previous page...*

Key	Atom-1	Atom-2	Model ID	Violation (Å)
(1,2)	1:A:514:THR:OG1	2:B:159:ILE:CA	1	1.57
(1,2)	1:A:514:THR:OG1	2:B:159:ILE:CB	1	1.57
(1,2)	1:A:514:THR:OG1	2:B:159:ILE:CD1	1	1.57
(1,2)	1:A:514:THR:OG1	2:B:159:ILE:CG1	1	1.57
(1,2)	1:A:514:THR:OG1	2:B:159:ILE:CG2	1	1.57
(1,2)	1:A:514:THR:OG1	2:B:159:ILE:H	1	1.57
(1,2)	1:A:514:THR:OG1	2:B:159:ILE:HA	1	1.57
(1,2)	1:A:514:THR:OG1	2:B:159:ILE:HB	1	1.57
(1,2)	1:A:514:THR:OG1	2:B:159:ILE:HD11	1	1.57
(1,2)	1:A:514:THR:OG1	2:B:159:ILE:HD12	1	1.57
(1,2)	1:A:514:THR:OG1	2:B:159:ILE:HD13	1	1.57
(1,2)	1:A:514:THR:OG1	2:B:159:ILE:HG12	1	1.57
(1,2)	1:A:514:THR:OG1	2:B:159:ILE:HG13	1	1.57
(1,2)	1:A:514:THR:OG1	2:B:159:ILE:HG21	1	1.57
(1,2)	1:A:514:THR:OG1	2:B:159:ILE:HG22	1	1.57
(1,2)	1:A:514:THR:OG1	2:B:159:ILE:HG23	1	1.57
(1,2)	1:A:514:THR:OG1	2:B:159:ILE:N	1	1.57
(1,2)	1:A:514:THR:OG1	2:B:159:ILE:O	1	1.57
(1,2)	1:A:514:THR:OG1	2:B:161:ASN:C	1	1.57
(1,2)	1:A:514:THR:OG1	2:B:161:ASN:CA	1	1.57
(1,2)	1:A:514:THR:OG1	2:B:161:ASN:CB	1	1.57
(1,2)	1:A:514:THR:OG1	2:B:161:ASN:CG	1	1.57
(1,2)	1:A:514:THR:OG1	2:B:161:ASN:H	1	1.57
(1,2)	1:A:514:THR:OG1	2:B:161:ASN:HA	1	1.57
(1,2)	1:A:514:THR:OG1	2:B:161:ASN:HB2	1	1.57
(1,2)	1:A:514:THR:OG1	2:B:161:ASN:HB3	1	1.57
(1,2)	1:A:514:THR:OG1	2:B:161:ASN:HD21	1	1.57
(1,2)	1:A:514:THR:OG1	2:B:161:ASN:HD22	1	1.57
(1,2)	1:A:514:THR:OG1	2:B:161:ASN:N	1	1.57
(1,2)	1:A:514:THR:OG1	2:B:161:ASN:ND2	1	1.57
(1,2)	1:A:514:THR:OG1	2:B:161:ASN:O	1	1.57
(1,2)	1:A:514:THR:OG1	2:B:161:ASN:OD1	1	1.57
(1,2)	1:A:514:THR:OG1	2:B:162:LYS:C	1	1.57
(1,2)	1:A:514:THR:OG1	2:B:162:LYS:CA	1	1.57
(1,2)	1:A:514:THR:OG1	2:B:162:LYS:CB	1	1.57
(1,2)	1:A:514:THR:OG1	2:B:162:LYS:CD	1	1.57
(1,2)	1:A:514:THR:OG1	2:B:162:LYS:CE	1	1.57
(1,2)	1:A:514:THR:OG1	2:B:162:LYS:CG	1	1.57
(1,2)	1:A:514:THR:OG1	2:B:162:LYS:H	1	1.57
(1,2)	1:A:514:THR:OG1	2:B:162:LYS:HA	1	1.57
(1,2)	1:A:514:THR:OG1	2:B:162:LYS:HB2	1	1.57
(1,2)	1:A:514:THR:OG1	2:B:162:LYS:HB3	1	1.57

*Continued on next page...*

*Continued from previous page...*

Key	Atom-1	Atom-2	Model ID	Violation (Å)
(1,2)	1:A:514:THR:OG1	2:B:162:LYS:HD2	1	1.57
(1,2)	1:A:514:THR:OG1	2:B:162:LYS:HD3	1	1.57
(1,2)	1:A:514:THR:OG1	2:B:162:LYS:HE2	1	1.57
(1,2)	1:A:514:THR:OG1	2:B:162:LYS:HE3	1	1.57
(1,2)	1:A:514:THR:OG1	2:B:162:LYS:HG2	1	1.57
(1,2)	1:A:514:THR:OG1	2:B:162:LYS:HG3	1	1.57
(1,2)	1:A:514:THR:OG1	2:B:162:LYS:HZ1	1	1.57
(1,2)	1:A:514:THR:OG1	2:B:162:LYS:HZ2	1	1.57
(1,2)	1:A:514:THR:OG1	2:B:162:LYS:HZ3	1	1.57
(1,2)	1:A:514:THR:OG1	2:B:162:LYS:N	1	1.57
(1,2)	1:A:514:THR:OG1	2:B:162:LYS:NZ	1	1.57
(1,2)	1:A:514:THR:OG1	2:B:162:LYS:O	1	1.57
(1,2)	1:A:514:THR:OG1	2:B:167:SER:C	1	1.57
(1,2)	1:A:514:THR:OG1	2:B:167:SER:CA	1	1.57
(1,2)	1:A:514:THR:OG1	2:B:167:SER:CB	1	1.57
(1,2)	1:A:514:THR:OG1	2:B:167:SER:H	1	1.57
(1,2)	1:A:514:THR:OG1	2:B:167:SER:HA	1	1.57
(1,2)	1:A:514:THR:OG1	2:B:167:SER:HB2	1	1.57
(1,2)	1:A:514:THR:OG1	2:B:167:SER:HB3	1	1.57
(1,2)	1:A:514:THR:OG1	2:B:167:SER:HG	1	1.57
(1,2)	1:A:514:THR:OG1	2:B:167:SER:N	1	1.57
(1,2)	1:A:514:THR:OG1	2:B:167:SER:O	1	1.57
(1,2)	1:A:514:THR:OG1	2:B:167:SER:OG	1	1.57
(1,2)	1:A:514:THR:OG1	2:B:168:LEU:C	1	1.57
(1,2)	1:A:514:THR:OG1	2:B:168:LEU:CA	1	1.57
(1,2)	1:A:514:THR:OG1	2:B:168:LEU:CB	1	1.57
(1,2)	1:A:514:THR:OG1	2:B:168:LEU:CD1	1	1.57
(1,2)	1:A:514:THR:OG1	2:B:168:LEU:CD2	1	1.57
(1,2)	1:A:514:THR:OG1	2:B:168:LEU:CG	1	1.57
(1,2)	1:A:514:THR:OG1	2:B:168:LEU:H	1	1.57
(1,2)	1:A:514:THR:OG1	2:B:168:LEU:HA	1	1.57
(1,2)	1:A:514:THR:OG1	2:B:168:LEU:HB2	1	1.57
(1,2)	1:A:514:THR:OG1	2:B:168:LEU:HB3	1	1.57
(1,2)	1:A:514:THR:OG1	2:B:168:LEU:HD11	1	1.57
(1,2)	1:A:514:THR:OG1	2:B:168:LEU:HD12	1	1.57
(1,2)	1:A:514:THR:OG1	2:B:168:LEU:HD13	1	1.57
(1,2)	1:A:514:THR:OG1	2:B:168:LEU:HD21	1	1.57
(1,2)	1:A:514:THR:OG1	2:B:168:LEU:HD22	1	1.57
(1,2)	1:A:514:THR:OG1	2:B:168:LEU:HD23	1	1.57
(1,2)	1:A:514:THR:OG1	2:B:168:LEU:HG	1	1.57
(1,2)	1:A:514:THR:OG1	2:B:168:LEU:N	1	1.57
(1,2)	1:A:514:THR:OG1	2:B:168:LEU:O	1	1.57

*Continued on next page...*

*Continued from previous page...*

Key	Atom-1	Atom-2	Model ID	Violation (Å)
(1,2)	1:A:514:THR:OG1	2:B:170:MET:C	1	1.57
(1,2)	1:A:514:THR:OG1	2:B:170:MET:CA	1	1.57
(1,2)	1:A:514:THR:OG1	2:B:170:MET:CB	1	1.57
(1,2)	1:A:514:THR:OG1	2:B:170:MET:CE	1	1.57
(1,2)	1:A:514:THR:OG1	2:B:170:MET:CG	1	1.57
(1,2)	1:A:514:THR:OG1	2:B:170:MET:H	1	1.57
(1,2)	1:A:514:THR:OG1	2:B:170:MET:HA	1	1.57
(1,2)	1:A:514:THR:OG1	2:B:170:MET:HB2	1	1.57
(1,2)	1:A:514:THR:OG1	2:B:170:MET:HB3	1	1.57
(1,2)	1:A:514:THR:OG1	2:B:170:MET:HE1	1	1.57
(1,2)	1:A:514:THR:OG1	2:B:170:MET:HE2	1	1.57
(1,2)	1:A:514:THR:OG1	2:B:170:MET:HE3	1	1.57
(1,2)	1:A:514:THR:OG1	2:B:170:MET:HG2	1	1.57
(1,2)	1:A:514:THR:OG1	2:B:170:MET:HG3	1	1.57
(1,2)	1:A:514:THR:OG1	2:B:170:MET:N	1	1.57
(1,2)	1:A:514:THR:OG1	2:B:170:MET:O	1	1.57
(1,2)	1:A:514:THR:OG1	2:B:170:MET:SD	1	1.57
(1,2)	1:A:514:THR:OG1	2:B:172:LYS:C	1	1.57
(1,2)	1:A:514:THR:OG1	2:B:172:LYS:CA	1	1.57
(1,2)	1:A:514:THR:OG1	2:B:172:LYS:CB	1	1.57
(1,2)	1:A:514:THR:OG1	2:B:172:LYS:CD	1	1.57
(1,2)	1:A:514:THR:OG1	2:B:172:LYS:CE	1	1.57
(1,2)	1:A:514:THR:OG1	2:B:172:LYS:CG	1	1.57
(1,2)	1:A:514:THR:OG1	2:B:172:LYS:H	1	1.57
(1,2)	1:A:514:THR:OG1	2:B:172:LYS:HA	1	1.57
(1,2)	1:A:514:THR:OG1	2:B:172:LYS:HB2	1	1.57
(1,2)	1:A:514:THR:OG1	2:B:172:LYS:HB3	1	1.57
(1,2)	1:A:514:THR:OG1	2:B:172:LYS:HD2	1	1.57
(1,2)	1:A:514:THR:OG1	2:B:172:LYS:HD3	1	1.57
(1,2)	1:A:514:THR:OG1	2:B:172:LYS:HE2	1	1.57
(1,2)	1:A:514:THR:OG1	2:B:172:LYS:HE3	1	1.57
(1,2)	1:A:514:THR:OG1	2:B:172:LYS:HG2	1	1.57
(1,2)	1:A:514:THR:OG1	2:B:172:LYS:HG3	1	1.57
(1,2)	1:A:514:THR:OG1	2:B:172:LYS:HZ1	1	1.57
(1,2)	1:A:514:THR:OG1	2:B:172:LYS:HZ2	1	1.57
(1,2)	1:A:514:THR:OG1	2:B:172:LYS:HZ3	1	1.57
(1,2)	1:A:514:THR:OG1	2:B:172:LYS:N	1	1.57
(1,2)	1:A:514:THR:OG1	2:B:172:LYS:NZ	1	1.57
(1,2)	1:A:514:THR:OG1	2:B:172:LYS:O	1	1.57
(1,2)	1:A:514:THR:OG1	2:B:182:VAL:C	1	1.57
(1,2)	1:A:514:THR:OG1	2:B:182:VAL:CA	1	1.57
(1,2)	1:A:514:THR:OG1	2:B:182:VAL:CB	1	1.57

*Continued on next page...*

*Continued from previous page...*

Key	Atom-1	Atom-2	Model ID	Violation (Å)
(1,2)	1:A:514:THR:OG1	2:B:182:VAL:CG1	1	1.57
(1,2)	1:A:514:THR:OG1	2:B:182:VAL:CG2	1	1.57
(1,2)	1:A:514:THR:OG1	2:B:182:VAL:H	1	1.57
(1,2)	1:A:514:THR:OG1	2:B:182:VAL:HA	1	1.57
(1,2)	1:A:514:THR:OG1	2:B:182:VAL:HB	1	1.57
(1,2)	1:A:514:THR:OG1	2:B:182:VAL:HG11	1	1.57
(1,2)	1:A:514:THR:OG1	2:B:182:VAL:HG12	1	1.57
(1,2)	1:A:514:THR:OG1	2:B:182:VAL:HG13	1	1.57
(1,2)	1:A:514:THR:OG1	2:B:182:VAL:HG21	1	1.57
(1,2)	1:A:514:THR:OG1	2:B:182:VAL:HG22	1	1.57
(1,2)	1:A:514:THR:OG1	2:B:182:VAL:HG23	1	1.57
(1,2)	1:A:514:THR:OG1	2:B:182:VAL:N	1	1.57
(1,2)	1:A:514:THR:OG1	2:B:182:VAL:O	1	1.57
(1,2)	1:A:514:THR:OG1	2:B:183:LYS:C	1	1.57
(1,2)	1:A:514:THR:OG1	2:B:183:LYS:CA	1	1.57
(1,2)	1:A:514:THR:OG1	2:B:183:LYS:CB	1	1.57
(1,2)	1:A:514:THR:OG1	2:B:183:LYS:CD	1	1.57
(1,2)	1:A:514:THR:OG1	2:B:183:LYS:CE	1	1.57
(1,2)	1:A:514:THR:OG1	2:B:183:LYS:CG	1	1.57
(1,2)	1:A:514:THR:OG1	2:B:183:LYS:H	1	1.57
(1,2)	1:A:514:THR:OG1	2:B:183:LYS:HA	1	1.57
(1,2)	1:A:514:THR:OG1	2:B:183:LYS:HB2	1	1.57
(1,2)	1:A:514:THR:OG1	2:B:183:LYS:HB3	1	1.57
(1,2)	1:A:514:THR:OG1	2:B:183:LYS:HD2	1	1.57
(1,2)	1:A:514:THR:OG1	2:B:183:LYS:HD3	1	1.57
(1,2)	1:A:514:THR:OG1	2:B:183:LYS:HE2	1	1.57
(1,2)	1:A:514:THR:OG1	2:B:183:LYS:HE3	1	1.57
(1,2)	1:A:514:THR:OG1	2:B:183:LYS:HG2	1	1.57
(1,2)	1:A:514:THR:OG1	2:B:183:LYS:HG3	1	1.57
(1,2)	1:A:514:THR:OG1	2:B:183:LYS:HZ1	1	1.57
(1,2)	1:A:514:THR:OG1	2:B:183:LYS:HZ2	1	1.57
(1,2)	1:A:514:THR:OG1	2:B:183:LYS:HZ3	1	1.57
(1,2)	1:A:514:THR:OG1	2:B:183:LYS:N	1	1.57
(1,2)	1:A:514:THR:OG1	2:B:183:LYS:NZ	1	1.57
(1,2)	1:A:514:THR:OG1	2:B:183:LYS:O	1	1.57
(1,2)	1:A:514:THR:OG1	2:B:185:GLY:C	1	1.57
(1,2)	1:A:514:THR:OG1	2:B:185:GLY:CA	1	1.57
(1,2)	1:A:514:THR:OG1	2:B:185:GLY:H	1	1.57
(1,2)	1:A:514:THR:OG1	2:B:185:GLY:HA2	1	1.57
(1,2)	1:A:514:THR:OG1	2:B:185:GLY:HA3	1	1.57
(1,2)	1:A:514:THR:OG1	2:B:185:GLY:N	1	1.57
(1,2)	1:A:514:THR:OG1	2:B:185:GLY:O	1	1.57

*Continued on next page...*

*Continued from previous page...*

Key	Atom-1	Atom-2	Model ID	Violation (Å)
(1,2)	1:A:514:THR:OG1	2:B:187:TYR:C	1	1.57
(1,2)	1:A:514:THR:OG1	2:B:187:TYR:CA	1	1.57
(1,2)	1:A:514:THR:OG1	2:B:187:TYR:CB	1	1.57
(1,2)	1:A:514:THR:OG1	2:B:187:TYR:CD1	1	1.57
(1,2)	1:A:514:THR:OG1	2:B:187:TYR:CD2	1	1.57
(1,2)	1:A:514:THR:OG1	2:B:187:TYR:CE1	1	1.57
(1,2)	1:A:514:THR:OG1	2:B:187:TYR:CE2	1	1.57
(1,2)	1:A:514:THR:OG1	2:B:187:TYR:CG	1	1.57
(1,2)	1:A:514:THR:OG1	2:B:187:TYR:CZ	1	1.57
(1,2)	1:A:514:THR:OG1	2:B:187:TYR:H	1	1.57
(1,2)	1:A:514:THR:OG1	2:B:187:TYR:HA	1	1.57
(1,2)	1:A:514:THR:OG1	2:B:187:TYR:HB2	1	1.57
(1,2)	1:A:514:THR:OG1	2:B:187:TYR:HB3	1	1.57
(1,2)	1:A:514:THR:OG1	2:B:187:TYR:HD1	1	1.57
(1,2)	1:A:514:THR:OG1	2:B:187:TYR:HD2	1	1.57
(1,2)	1:A:514:THR:OG1	2:B:187:TYR:HE1	1	1.57
(1,2)	1:A:514:THR:OG1	2:B:187:TYR:HE2	1	1.57
(1,2)	1:A:514:THR:OG1	2:B:187:TYR:HH	1	1.57
(1,2)	1:A:514:THR:OG1	2:B:187:TYR:N	1	1.57
(1,2)	1:A:514:THR:OG1	2:B:187:TYR:O	1	1.57
(1,2)	1:A:514:THR:OG1	2:B:187:TYR:OH	1	1.57
(1,2)	1:A:514:THR:OG1	2:B:200:THR:C	1	1.57
(1,2)	1:A:514:THR:OG1	2:B:200:THR:CA	1	1.57
(1,2)	1:A:514:THR:OG1	2:B:200:THR:CB	1	1.57
(1,2)	1:A:514:THR:OG1	2:B:200:THR:CG2	1	1.57
(1,2)	1:A:514:THR:OG1	2:B:200:THR:H	1	1.57
(1,2)	1:A:514:THR:OG1	2:B:200:THR:HA	1	1.57
(1,2)	1:A:514:THR:OG1	2:B:200:THR:HB	1	1.57
(1,2)	1:A:514:THR:OG1	2:B:200:THR:HG1	1	1.57
(1,2)	1:A:514:THR:OG1	2:B:200:THR:HG21	1	1.57
(1,2)	1:A:514:THR:OG1	2:B:200:THR:HG22	1	1.57
(1,2)	1:A:514:THR:OG1	2:B:200:THR:HG23	1	1.57
(1,2)	1:A:514:THR:OG1	2:B:200:THR:N	1	1.57
(1,2)	1:A:514:THR:OG1	2:B:200:THR:O	1	1.57
(1,2)	1:A:514:THR:OG1	2:B:200:THR:OG1	1	1.57
(1,2)	1:A:514:THR:OG1	2:B:211:LYS:C	1	1.57
(1,2)	1:A:514:THR:OG1	2:B:211:LYS:CA	1	1.57
(1,2)	1:A:514:THR:OG1	2:B:211:LYS:CB	1	1.57
(1,2)	1:A:514:THR:OG1	2:B:211:LYS:CD	1	1.57
(1,2)	1:A:514:THR:OG1	2:B:211:LYS:CE	1	1.57
(1,2)	1:A:514:THR:OG1	2:B:211:LYS:CG	1	1.57
(1,2)	1:A:514:THR:OG1	2:B:211:LYS:H	1	1.57

*Continued on next page...*

*Continued from previous page...*

Key	Atom-1	Atom-2	Model ID	Violation (Å)
(1,2)	1:A:514:THR:OG1	2:B:211:LYS:HA	1	1.57
(1,2)	1:A:514:THR:OG1	2:B:211:LYS:HB2	1	1.57
(1,2)	1:A:514:THR:OG1	2:B:211:LYS:HB3	1	1.57
(1,2)	1:A:514:THR:OG1	2:B:211:LYS:HD2	1	1.57
(1,2)	1:A:514:THR:OG1	2:B:211:LYS:HD3	1	1.57
(1,2)	1:A:514:THR:OG1	2:B:211:LYS:HE2	1	1.57
(1,2)	1:A:514:THR:OG1	2:B:211:LYS:HE3	1	1.57
(1,2)	1:A:514:THR:OG1	2:B:211:LYS:HG2	1	1.57
(1,2)	1:A:514:THR:OG1	2:B:211:LYS:HG3	1	1.57
(1,2)	1:A:514:THR:OG1	2:B:211:LYS:HZ1	1	1.57
(1,2)	1:A:514:THR:OG1	2:B:211:LYS:HZ2	1	1.57
(1,2)	1:A:514:THR:OG1	2:B:211:LYS:HZ3	1	1.57
(1,2)	1:A:514:THR:OG1	2:B:211:LYS:N	1	1.57
(1,2)	1:A:514:THR:OG1	2:B:211:LYS:NZ	1	1.57
(1,2)	1:A:514:THR:OG1	2:B:211:LYS:O	1	1.57
(1,24)	2:B:159:ILE:C	1:A:490:ALA:C	1	1.45
(1,24)	2:B:159:ILE:C	1:A:490:ALA:CA	1	1.45
(1,24)	2:B:159:ILE:C	1:A:490:ALA:CB	1	1.45
(1,24)	2:B:159:ILE:C	1:A:490:ALA:H	1	1.45
(1,24)	2:B:159:ILE:C	1:A:490:ALA:HA	1	1.45
(1,24)	2:B:159:ILE:C	1:A:490:ALA:HB1	1	1.45
(1,24)	2:B:159:ILE:C	1:A:490:ALA:HB2	1	1.45
(1,24)	2:B:159:ILE:C	1:A:490:ALA:HB3	1	1.45
(1,24)	2:B:159:ILE:C	1:A:490:ALA:N	1	1.45
(1,24)	2:B:159:ILE:C	1:A:490:ALA:O	1	1.45
(1,24)	2:B:159:ILE:C	1:A:514:THR:C	1	1.45
(1,24)	2:B:159:ILE:C	1:A:514:THR:CA	1	1.45
(1,24)	2:B:159:ILE:C	1:A:514:THR:CB	1	1.45
(1,24)	2:B:159:ILE:C	1:A:514:THR:CG2	1	1.45
(1,24)	2:B:159:ILE:C	1:A:514:THR:H	1	1.45
(1,24)	2:B:159:ILE:C	1:A:514:THR:HA	1	1.45
(1,24)	2:B:159:ILE:C	1:A:514:THR:HB	1	1.45
(1,24)	2:B:159:ILE:C	1:A:514:THR:HG1	1	1.45
(1,24)	2:B:159:ILE:C	1:A:514:THR:HG21	1	1.45
(1,24)	2:B:159:ILE:C	1:A:514:THR:HG22	1	1.45
(1,24)	2:B:159:ILE:C	1:A:514:THR:HG23	1	1.45
(1,24)	2:B:159:ILE:C	1:A:514:THR:N	1	1.45
(1,24)	2:B:159:ILE:C	1:A:514:THR:O	1	1.45
(1,24)	2:B:159:ILE:C	1:A:514:THR:OG1	1	1.45
(1,24)	2:B:159:ILE:C	1:A:516:ASN:C	1	1.45
(1,24)	2:B:159:ILE:C	1:A:516:ASN:CA	1	1.45
(1,24)	2:B:159:ILE:C	1:A:516:ASN:CB	1	1.45

*Continued on next page...*

*Continued from previous page...*

Key	Atom-1	Atom-2	Model ID	Violation (Å)
(1,24)	2:B:159:ILE:C	1:A:516:ASN:CG	1	1.45
(1,24)	2:B:159:ILE:C	1:A:516:ASN:H	1	1.45
(1,24)	2:B:159:ILE:C	1:A:516:ASN:HA	1	1.45
(1,24)	2:B:159:ILE:C	1:A:516:ASN:HB2	1	1.45
(1,24)	2:B:159:ILE:C	1:A:516:ASN:HB3	1	1.45
(1,24)	2:B:159:ILE:C	1:A:516:ASN:HD21	1	1.45
(1,24)	2:B:159:ILE:C	1:A:516:ASN:HD22	1	1.45
(1,24)	2:B:159:ILE:C	1:A:516:ASN:N	1	1.45
(1,24)	2:B:159:ILE:C	1:A:516:ASN:ND2	1	1.45
(1,24)	2:B:159:ILE:C	1:A:516:ASN:O	1	1.45
(1,24)	2:B:159:ILE:C	1:A:516:ASN:OD1	1	1.45
(1,24)	2:B:159:ILE:C	1:A:519:GLY:C	1	1.45
(1,24)	2:B:159:ILE:C	1:A:519:GLY:CA	1	1.45
(1,24)	2:B:159:ILE:C	1:A:519:GLY:H	1	1.45
(1,24)	2:B:159:ILE:C	1:A:519:GLY:HA2	1	1.45
(1,24)	2:B:159:ILE:C	1:A:519:GLY:HA3	1	1.45
(1,24)	2:B:159:ILE:C	1:A:519:GLY:N	1	1.45
(1,24)	2:B:159:ILE:C	1:A:519:GLY:O	1	1.45
(1,24)	2:B:159:ILE:C	1:A:522:PHE:C	1	1.45
(1,24)	2:B:159:ILE:C	1:A:522:PHE:CA	1	1.45
(1,24)	2:B:159:ILE:C	1:A:522:PHE:CB	1	1.45
(1,24)	2:B:159:ILE:C	1:A:522:PHE:CD1	1	1.45
(1,24)	2:B:159:ILE:C	1:A:522:PHE:CD2	1	1.45
(1,24)	2:B:159:ILE:C	1:A:522:PHE:CE1	1	1.45
(1,24)	2:B:159:ILE:C	1:A:522:PHE:CE2	1	1.45
(1,24)	2:B:159:ILE:C	1:A:522:PHE:CG	1	1.45
(1,24)	2:B:159:ILE:C	1:A:522:PHE:CZ	1	1.45
(1,24)	2:B:159:ILE:C	1:A:522:PHE:H	1	1.45
(1,24)	2:B:159:ILE:C	1:A:522:PHE:HA	1	1.45
(1,24)	2:B:159:ILE:C	1:A:522:PHE:HB2	1	1.45
(1,24)	2:B:159:ILE:C	1:A:522:PHE:HB3	1	1.45
(1,24)	2:B:159:ILE:C	1:A:522:PHE:HD1	1	1.45
(1,24)	2:B:159:ILE:C	1:A:522:PHE:HD2	1	1.45
(1,24)	2:B:159:ILE:C	1:A:522:PHE:HE1	1	1.45
(1,24)	2:B:159:ILE:C	1:A:522:PHE:HE2	1	1.45
(1,24)	2:B:159:ILE:C	1:A:522:PHE:HZ	1	1.45
(1,24)	2:B:159:ILE:C	1:A:522:PHE:N	1	1.45
(1,24)	2:B:159:ILE:C	1:A:522:PHE:O	1	1.45
(1,24)	2:B:159:ILE:C	1:A:523:GLU:C	1	1.45
(1,24)	2:B:159:ILE:C	1:A:523:GLU:CA	1	1.45
(1,24)	2:B:159:ILE:C	1:A:523:GLU:CB	1	1.45
(1,24)	2:B:159:ILE:C	1:A:523:GLU:CD	1	1.45

*Continued on next page...*



*Continued from previous page...*

Key	Atom-1	Atom-2	Model ID	Violation (Å)
(1,24)	2:B:159:ILE:C	1:A:523:GLU:CG	1	1.45
(1,24)	2:B:159:ILE:C	1:A:523:GLU:H	1	1.45
(1,24)	2:B:159:ILE:C	1:A:523:GLU:HA	1	1.45
(1,24)	2:B:159:ILE:C	1:A:523:GLU:HB2	1	1.45
(1,24)	2:B:159:ILE:C	1:A:523:GLU:HB3	1	1.45
(1,24)	2:B:159:ILE:C	1:A:523:GLU:HG2	1	1.45
(1,24)	2:B:159:ILE:C	1:A:523:GLU:HG3	1	1.45
(1,24)	2:B:159:ILE:C	1:A:523:GLU:N	1	1.45
(1,24)	2:B:159:ILE:C	1:A:523:GLU:O	1	1.45
(1,24)	2:B:159:ILE:C	1:A:523:GLU:OE1	1	1.45
(1,24)	2:B:159:ILE:C	1:A:523:GLU:OE2	1	1.45
(1,24)	2:B:159:ILE:C	1:A:524:PHE:C	1	1.45
(1,24)	2:B:159:ILE:C	1:A:524:PHE:CA	1	1.45
(1,24)	2:B:159:ILE:C	1:A:524:PHE:CB	1	1.45
(1,24)	2:B:159:ILE:C	1:A:524:PHE:CD1	1	1.45
(1,24)	2:B:159:ILE:C	1:A:524:PHE:CD2	1	1.45
(1,24)	2:B:159:ILE:C	1:A:524:PHE:CE1	1	1.45
(1,24)	2:B:159:ILE:C	1:A:524:PHE:CE2	1	1.45
(1,24)	2:B:159:ILE:C	1:A:524:PHE:CG	1	1.45
(1,24)	2:B:159:ILE:C	1:A:524:PHE:CZ	1	1.45
(1,24)	2:B:159:ILE:C	1:A:524:PHE:H	1	1.45
(1,24)	2:B:159:ILE:C	1:A:524:PHE:HA	1	1.45
(1,24)	2:B:159:ILE:C	1:A:524:PHE:HB2	1	1.45
(1,24)	2:B:159:ILE:C	1:A:524:PHE:HB3	1	1.45
(1,24)	2:B:159:ILE:C	1:A:524:PHE:HD1	1	1.45
(1,24)	2:B:159:ILE:C	1:A:524:PHE:HD2	1	1.45
(1,24)	2:B:159:ILE:C	1:A:524:PHE:HE1	1	1.45
(1,24)	2:B:159:ILE:C	1:A:524:PHE:HE2	1	1.45
(1,24)	2:B:159:ILE:C	1:A:524:PHE:HZ	1	1.45
(1,24)	2:B:159:ILE:C	1:A:524:PHE:N	1	1.45
(1,24)	2:B:159:ILE:C	1:A:524:PHE:O	1	1.45
(1,24)	2:B:159:ILE:C	1:A:525:GLU:C	1	1.45
(1,24)	2:B:159:ILE:C	1:A:525:GLU:CA	1	1.45
(1,24)	2:B:159:ILE:C	1:A:525:GLU:CB	1	1.45
(1,24)	2:B:159:ILE:C	1:A:525:GLU:CD	1	1.45
(1,24)	2:B:159:ILE:C	1:A:525:GLU:CG	1	1.45
(1,24)	2:B:159:ILE:C	1:A:525:GLU:H	1	1.45
(1,24)	2:B:159:ILE:C	1:A:525:GLU:HA	1	1.45
(1,24)	2:B:159:ILE:C	1:A:525:GLU:HB2	1	1.45
(1,24)	2:B:159:ILE:C	1:A:525:GLU:HB3	1	1.45
(1,24)	2:B:159:ILE:C	1:A:525:GLU:HG2	1	1.45
(1,24)	2:B:159:ILE:C	1:A:525:GLU:HG3	1	1.45

*Continued on next page...*

*Continued from previous page...*

Key	Atom-1	Atom-2	Model ID	Violation (Å)
(1,24)	2:B:159:ILE:C	1:A:525:GLU:N	1	1.45
(1,24)	2:B:159:ILE:C	1:A:525:GLU:O	1	1.45
(1,24)	2:B:159:ILE:C	1:A:525:GLU:OE1	1	1.45
(1,24)	2:B:159:ILE:C	1:A:525:GLU:OE2	1	1.45
(1,24)	2:B:159:ILE:C	1:A:526:ASN:C	1	1.45
(1,24)	2:B:159:ILE:C	1:A:526:ASN:CA	1	1.45
(1,24)	2:B:159:ILE:C	1:A:526:ASN:CB	1	1.45
(1,24)	2:B:159:ILE:C	1:A:526:ASN:CG	1	1.45
(1,24)	2:B:159:ILE:C	1:A:526:ASN:H	1	1.45
(1,24)	2:B:159:ILE:C	1:A:526:ASN:HA	1	1.45
(1,24)	2:B:159:ILE:C	1:A:526:ASN:HB2	1	1.45
(1,24)	2:B:159:ILE:C	1:A:526:ASN:HB3	1	1.45
(1,24)	2:B:159:ILE:C	1:A:526:ASN:HD21	1	1.45
(1,24)	2:B:159:ILE:C	1:A:526:ASN:HD22	1	1.45
(1,24)	2:B:159:ILE:C	1:A:526:ASN:N	1	1.45
(1,24)	2:B:159:ILE:C	1:A:526:ASN:ND2	1	1.45
(1,24)	2:B:159:ILE:C	1:A:526:ASN:O	1	1.45
(1,24)	2:B:159:ILE:C	1:A:526:ASN:OD1	1	1.45
(1,24)	2:B:159:ILE:C	1:A:527:ALA:C	1	1.45
(1,24)	2:B:159:ILE:C	1:A:527:ALA:CA	1	1.45
(1,24)	2:B:159:ILE:C	1:A:527:ALA:CB	1	1.45
(1,24)	2:B:159:ILE:C	1:A:527:ALA:H	1	1.45
(1,24)	2:B:159:ILE:C	1:A:527:ALA:HA	1	1.45
(1,24)	2:B:159:ILE:C	1:A:527:ALA:HB1	1	1.45
(1,24)	2:B:159:ILE:C	1:A:527:ALA:HB2	1	1.45
(1,24)	2:B:159:ILE:C	1:A:527:ALA:HB3	1	1.45
(1,24)	2:B:159:ILE:C	1:A:527:ALA:N	1	1.45
(1,24)	2:B:159:ILE:C	1:A:527:ALA:O	1	1.45
(1,24)	2:B:159:ILE:C	1:A:528:ILE:C	1	1.45
(1,24)	2:B:159:ILE:C	1:A:528:ILE:CA	1	1.45
(1,24)	2:B:159:ILE:C	1:A:528:ILE:CB	1	1.45
(1,24)	2:B:159:ILE:C	1:A:528:ILE:CD1	1	1.45
(1,24)	2:B:159:ILE:C	1:A:528:ILE:CG1	1	1.45
(1,24)	2:B:159:ILE:C	1:A:528:ILE:CG2	1	1.45
(1,24)	2:B:159:ILE:C	1:A:528:ILE:H	1	1.45
(1,24)	2:B:159:ILE:C	1:A:528:ILE:HA	1	1.45
(1,24)	2:B:159:ILE:C	1:A:528:ILE:HB	1	1.45
(1,24)	2:B:159:ILE:C	1:A:528:ILE:HD11	1	1.45
(1,24)	2:B:159:ILE:C	1:A:528:ILE:HD12	1	1.45
(1,24)	2:B:159:ILE:C	1:A:528:ILE:HD13	1	1.45
(1,24)	2:B:159:ILE:C	1:A:528:ILE:HG12	1	1.45
(1,24)	2:B:159:ILE:C	1:A:528:ILE:HG13	1	1.45

*Continued on next page...*

*Continued from previous page...*

Key	Atom-1	Atom-2	Model ID	Violation (Å)
(1,24)	2:B:159:ILE:C	1:A:528:ILE:HG21	1	1.45
(1,24)	2:B:159:ILE:C	1:A:528:ILE:HG22	1	1.45
(1,24)	2:B:159:ILE:C	1:A:528:ILE:HG23	1	1.45
(1,24)	2:B:159:ILE:C	1:A:528:ILE:N	1	1.45
(1,24)	2:B:159:ILE:C	1:A:528:ILE:O	1	1.45
(1,24)	2:B:159:ILE:C	1:A:529:VAL:C	1	1.45
(1,24)	2:B:159:ILE:C	1:A:529:VAL:CA	1	1.45
(1,24)	2:B:159:ILE:C	1:A:529:VAL:CB	1	1.45
(1,24)	2:B:159:ILE:C	1:A:529:VAL:CG1	1	1.45
(1,24)	2:B:159:ILE:C	1:A:529:VAL:CG2	1	1.45
(1,24)	2:B:159:ILE:C	1:A:529:VAL:H	1	1.45
(1,24)	2:B:159:ILE:C	1:A:529:VAL:HA	1	1.45
(1,24)	2:B:159:ILE:C	1:A:529:VAL:HB	1	1.45
(1,24)	2:B:159:ILE:C	1:A:529:VAL:HG11	1	1.45
(1,24)	2:B:159:ILE:C	1:A:529:VAL:HG12	1	1.45
(1,24)	2:B:159:ILE:C	1:A:529:VAL:HG13	1	1.45
(1,24)	2:B:159:ILE:C	1:A:529:VAL:HG21	1	1.45
(1,24)	2:B:159:ILE:C	1:A:529:VAL:HG22	1	1.45
(1,24)	2:B:159:ILE:C	1:A:529:VAL:HG23	1	1.45
(1,24)	2:B:159:ILE:C	1:A:529:VAL:N	1	1.45
(1,24)	2:B:159:ILE:C	1:A:529:VAL:O	1	1.45
(1,24)	2:B:159:ILE:C	1:A:561:ASP:C	1	1.45
(1,24)	2:B:159:ILE:C	1:A:561:ASP:CA	1	1.45
(1,24)	2:B:159:ILE:C	1:A:561:ASP:CB	1	1.45
(1,24)	2:B:159:ILE:C	1:A:561:ASP:CG	1	1.45
(1,24)	2:B:159:ILE:C	1:A:561:ASP:H	1	1.45
(1,24)	2:B:159:ILE:C	1:A:561:ASP:HA	1	1.45
(1,24)	2:B:159:ILE:C	1:A:561:ASP:HB2	1	1.45
(1,24)	2:B:159:ILE:C	1:A:561:ASP:HB3	1	1.45
(1,24)	2:B:159:ILE:C	1:A:561:ASP:N	1	1.45
(1,24)	2:B:159:ILE:C	1:A:561:ASP:O	1	1.45
(1,24)	2:B:159:ILE:C	1:A:561:ASP:OD1	1	1.45
(1,24)	2:B:159:ILE:C	1:A:561:ASP:OD2	1	1.45
(1,24)	2:B:159:ILE:C	1:A:563:LYS:C	1	1.45
(1,24)	2:B:159:ILE:C	1:A:563:LYS:CA	1	1.45
(1,24)	2:B:159:ILE:C	1:A:563:LYS:CB	1	1.45
(1,24)	2:B:159:ILE:C	1:A:563:LYS:CD	1	1.45
(1,24)	2:B:159:ILE:C	1:A:563:LYS:CE	1	1.45
(1,24)	2:B:159:ILE:C	1:A:563:LYS:CG	1	1.45
(1,24)	2:B:159:ILE:C	1:A:563:LYS:H	1	1.45
(1,24)	2:B:159:ILE:C	1:A:563:LYS:HA	1	1.45
(1,24)	2:B:159:ILE:C	1:A:563:LYS:HB2	1	1.45

*Continued on next page...*

*Continued from previous page...*

Key	Atom-1	Atom-2	Model ID	Violation (Å)
(1,24)	2:B:159:ILE:C	1:A:563:LYS:HB3	1	1.45
(1,24)	2:B:159:ILE:C	1:A:563:LYS:HD2	1	1.45
(1,24)	2:B:159:ILE:C	1:A:563:LYS:HD3	1	1.45
(1,24)	2:B:159:ILE:C	1:A:563:LYS:HE2	1	1.45
(1,24)	2:B:159:ILE:C	1:A:563:LYS:HE3	1	1.45
(1,24)	2:B:159:ILE:C	1:A:563:LYS:HG2	1	1.45
(1,24)	2:B:159:ILE:C	1:A:563:LYS:HG3	1	1.45
(1,24)	2:B:159:ILE:C	1:A:563:LYS:HZ1	1	1.45
(1,24)	2:B:159:ILE:C	1:A:563:LYS:HZ2	1	1.45
(1,24)	2:B:159:ILE:C	1:A:563:LYS:HZ3	1	1.45
(1,24)	2:B:159:ILE:C	1:A:563:LYS:N	1	1.45
(1,24)	2:B:159:ILE:C	1:A:563:LYS:NZ	1	1.45
(1,24)	2:B:159:ILE:C	1:A:563:LYS:O	1	1.45
(1,24)	2:B:159:ILE:C	1:A:564:ALA:C	1	1.45
(1,24)	2:B:159:ILE:C	1:A:564:ALA:CA	1	1.45
(1,24)	2:B:159:ILE:C	1:A:564:ALA:CB	1	1.45
(1,24)	2:B:159:ILE:C	1:A:564:ALA:H	1	1.45
(1,24)	2:B:159:ILE:C	1:A:564:ALA:HA	1	1.45
(1,24)	2:B:159:ILE:C	1:A:564:ALA:HB1	1	1.45
(1,24)	2:B:159:ILE:C	1:A:564:ALA:HB2	1	1.45
(1,24)	2:B:159:ILE:C	1:A:564:ALA:HB3	1	1.45
(1,24)	2:B:159:ILE:C	1:A:564:ALA:N	1	1.45
(1,24)	2:B:159:ILE:C	1:A:564:ALA:O	1	1.45
(1,24)	2:B:159:ILE:C	1:A:566:LEU:C	1	1.45
(1,24)	2:B:159:ILE:C	1:A:566:LEU:CA	1	1.45
(1,24)	2:B:159:ILE:C	1:A:566:LEU:CB	1	1.45
(1,24)	2:B:159:ILE:C	1:A:566:LEU:CD1	1	1.45
(1,24)	2:B:159:ILE:C	1:A:566:LEU:CD2	1	1.45
(1,24)	2:B:159:ILE:C	1:A:566:LEU:CG	1	1.45
(1,24)	2:B:159:ILE:C	1:A:566:LEU:H	1	1.45
(1,24)	2:B:159:ILE:C	1:A:566:LEU:HA	1	1.45
(1,24)	2:B:159:ILE:C	1:A:566:LEU:HB2	1	1.45
(1,24)	2:B:159:ILE:C	1:A:566:LEU:HB3	1	1.45
(1,24)	2:B:159:ILE:C	1:A:566:LEU:HD11	1	1.45
(1,24)	2:B:159:ILE:C	1:A:566:LEU:HD12	1	1.45
(1,24)	2:B:159:ILE:C	1:A:566:LEU:HD13	1	1.45
(1,24)	2:B:159:ILE:C	1:A:566:LEU:HD21	1	1.45
(1,24)	2:B:159:ILE:C	1:A:566:LEU:HD22	1	1.45
(1,24)	2:B:159:ILE:C	1:A:566:LEU:HD23	1	1.45
(1,24)	2:B:159:ILE:C	1:A:566:LEU:HG	1	1.45
(1,24)	2:B:159:ILE:C	1:A:566:LEU:N	1	1.45
(1,24)	2:B:159:ILE:C	1:A:566:LEU:O	1	1.45

*Continued on next page...*

*Continued from previous page...*

Key	Atom-1	Atom-2	Model ID	Violation (Å)
(1,24)	2:B:159:ILE:CA	1:A:490:ALA:C	1	1.45
(1,24)	2:B:159:ILE:CA	1:A:490:ALA:CA	1	1.45
(1,24)	2:B:159:ILE:CA	1:A:490:ALA:CB	1	1.45
(1,24)	2:B:159:ILE:CA	1:A:490:ALA:H	1	1.45
(1,24)	2:B:159:ILE:CA	1:A:490:ALA:HA	1	1.45
(1,24)	2:B:159:ILE:CA	1:A:490:ALA:HB1	1	1.45
(1,24)	2:B:159:ILE:CA	1:A:490:ALA:HB2	1	1.45
(1,24)	2:B:159:ILE:CA	1:A:490:ALA:HB3	1	1.45
(1,24)	2:B:159:ILE:CA	1:A:490:ALA:N	1	1.45
(1,24)	2:B:159:ILE:CA	1:A:490:ALA:O	1	1.45
(1,24)	2:B:159:ILE:CA	1:A:514:THR:C	1	1.45
(1,24)	2:B:159:ILE:CA	1:A:514:THR:CA	1	1.45
(1,24)	2:B:159:ILE:CA	1:A:514:THR:CB	1	1.45
(1,24)	2:B:159:ILE:CA	1:A:514:THR:CG2	1	1.45
(1,24)	2:B:159:ILE:CA	1:A:514:THR:H	1	1.45
(1,24)	2:B:159:ILE:CA	1:A:514:THR:HA	1	1.45
(1,24)	2:B:159:ILE:CA	1:A:514:THR:HB	1	1.45
(1,24)	2:B:159:ILE:CA	1:A:514:THR:HG1	1	1.45
(1,24)	2:B:159:ILE:CA	1:A:514:THR:HG21	1	1.45
(1,24)	2:B:159:ILE:CA	1:A:514:THR:HG22	1	1.45
(1,24)	2:B:159:ILE:CA	1:A:514:THR:HG23	1	1.45
(1,24)	2:B:159:ILE:CA	1:A:514:THR:N	1	1.45
(1,24)	2:B:159:ILE:CA	1:A:514:THR:O	1	1.45
(1,24)	2:B:159:ILE:CA	1:A:514:THR:OG1	1	1.45
(1,24)	2:B:159:ILE:CA	1:A:516:ASN:C	1	1.45
(1,24)	2:B:159:ILE:CA	1:A:516:ASN:CA	1	1.45
(1,24)	2:B:159:ILE:CA	1:A:516:ASN:CB	1	1.45
(1,24)	2:B:159:ILE:CA	1:A:516:ASN:CG	1	1.45
(1,24)	2:B:159:ILE:CA	1:A:516:ASN:H	1	1.45
(1,24)	2:B:159:ILE:CA	1:A:516:ASN:HA	1	1.45
(1,24)	2:B:159:ILE:CA	1:A:516:ASN:HB2	1	1.45
(1,24)	2:B:159:ILE:CA	1:A:516:ASN:HB3	1	1.45
(1,24)	2:B:159:ILE:CA	1:A:516:ASN:HD21	1	1.45
(1,24)	2:B:159:ILE:CA	1:A:516:ASN:HD22	1	1.45
(1,24)	2:B:159:ILE:CA	1:A:516:ASN:N	1	1.45
(1,24)	2:B:159:ILE:CA	1:A:516:ASN:ND2	1	1.45
(1,24)	2:B:159:ILE:CA	1:A:516:ASN:O	1	1.45
(1,24)	2:B:159:ILE:CA	1:A:516:ASN:OD1	1	1.45
(1,24)	2:B:159:ILE:CA	1:A:519:GLY:C	1	1.45
(1,24)	2:B:159:ILE:CA	1:A:519:GLY:CA	1	1.45
(1,24)	2:B:159:ILE:CA	1:A:519:GLY:H	1	1.45
(1,24)	2:B:159:ILE:CA	1:A:519:GLY:HA2	1	1.45

*Continued on next page...*

*Continued from previous page...*

Key	Atom-1	Atom-2	Model ID	Violation (Å)
(1,24)	2:B:159:ILE:CA	1:A:519:GLY:HA3	1	1.45
(1,24)	2:B:159:ILE:CA	1:A:519:GLY:N	1	1.45
(1,24)	2:B:159:ILE:CA	1:A:519:GLY:O	1	1.45
(1,24)	2:B:159:ILE:CA	1:A:522:PHE:C	1	1.45
(1,24)	2:B:159:ILE:CA	1:A:522:PHE:CA	1	1.45
(1,24)	2:B:159:ILE:CA	1:A:522:PHE:CB	1	1.45
(1,24)	2:B:159:ILE:CA	1:A:522:PHE:CD1	1	1.45
(1,24)	2:B:159:ILE:CA	1:A:522:PHE:CD2	1	1.45
(1,24)	2:B:159:ILE:CA	1:A:522:PHE:CE1	1	1.45
(1,24)	2:B:159:ILE:CA	1:A:522:PHE:CE2	1	1.45
(1,24)	2:B:159:ILE:CA	1:A:522:PHE:CG	1	1.45
(1,24)	2:B:159:ILE:CA	1:A:522:PHE:CZ	1	1.45
(1,24)	2:B:159:ILE:CA	1:A:522:PHE:H	1	1.45
(1,24)	2:B:159:ILE:CA	1:A:522:PHE:HA	1	1.45
(1,24)	2:B:159:ILE:CA	1:A:522:PHE:HB2	1	1.45
(1,24)	2:B:159:ILE:CA	1:A:522:PHE:HB3	1	1.45
(1,24)	2:B:159:ILE:CA	1:A:522:PHE:HD1	1	1.45
(1,24)	2:B:159:ILE:CA	1:A:522:PHE:HD2	1	1.45
(1,24)	2:B:159:ILE:CA	1:A:522:PHE:HE1	1	1.45
(1,24)	2:B:159:ILE:CA	1:A:522:PHE:HE2	1	1.45
(1,24)	2:B:159:ILE:CA	1:A:522:PHE:HZ	1	1.45
(1,24)	2:B:159:ILE:CA	1:A:522:PHE:N	1	1.45
(1,24)	2:B:159:ILE:CA	1:A:522:PHE:O	1	1.45
(1,24)	2:B:159:ILE:CA	1:A:523:GLU:C	1	1.45
(1,24)	2:B:159:ILE:CA	1:A:523:GLU:CA	1	1.45
(1,24)	2:B:159:ILE:CA	1:A:523:GLU:CB	1	1.45
(1,24)	2:B:159:ILE:CA	1:A:523:GLU:CD	1	1.45
(1,24)	2:B:159:ILE:CA	1:A:523:GLU:CG	1	1.45
(1,24)	2:B:159:ILE:CA	1:A:523:GLU:H	1	1.45
(1,24)	2:B:159:ILE:CA	1:A:523:GLU:HA	1	1.45
(1,24)	2:B:159:ILE:CA	1:A:523:GLU:HB2	1	1.45
(1,24)	2:B:159:ILE:CA	1:A:523:GLU:HB3	1	1.45
(1,24)	2:B:159:ILE:CA	1:A:523:GLU:HG2	1	1.45
(1,24)	2:B:159:ILE:CA	1:A:523:GLU:HG3	1	1.45
(1,24)	2:B:159:ILE:CA	1:A:523:GLU:N	1	1.45
(1,24)	2:B:159:ILE:CA	1:A:523:GLU:O	1	1.45
(1,24)	2:B:159:ILE:CA	1:A:523:GLU:OE1	1	1.45
(1,24)	2:B:159:ILE:CA	1:A:523:GLU:OE2	1	1.45
(1,24)	2:B:159:ILE:CA	1:A:524:PHE:C	1	1.45
(1,24)	2:B:159:ILE:CA	1:A:524:PHE:CA	1	1.45
(1,24)	2:B:159:ILE:CA	1:A:524:PHE:CB	1	1.45
(1,24)	2:B:159:ILE:CA	1:A:524:PHE:CD1	1	1.45

*Continued on next page...*

*Continued from previous page...*

Key	Atom-1	Atom-2	Model ID	Violation (Å)
(1,24)	2:B:159:ILE:CA	1:A:524:PHE:CD2	1	1.45
(1,24)	2:B:159:ILE:CA	1:A:524:PHE:CE1	1	1.45
(1,24)	2:B:159:ILE:CA	1:A:524:PHE:CE2	1	1.45
(1,24)	2:B:159:ILE:CA	1:A:524:PHE:CG	1	1.45
(1,24)	2:B:159:ILE:CA	1:A:524:PHE:CZ	1	1.45
(1,24)	2:B:159:ILE:CA	1:A:524:PHE:H	1	1.45
(1,24)	2:B:159:ILE:CA	1:A:524:PHE:HA	1	1.45
(1,24)	2:B:159:ILE:CA	1:A:524:PHE:HB2	1	1.45
(1,24)	2:B:159:ILE:CA	1:A:524:PHE:HB3	1	1.45
(1,24)	2:B:159:ILE:CA	1:A:524:PHE:HD1	1	1.45
(1,24)	2:B:159:ILE:CA	1:A:524:PHE:HD2	1	1.45
(1,24)	2:B:159:ILE:CA	1:A:524:PHE:HE1	1	1.45
(1,24)	2:B:159:ILE:CA	1:A:524:PHE:HE2	1	1.45
(1,24)	2:B:159:ILE:CA	1:A:524:PHE:HZ	1	1.45
(1,24)	2:B:159:ILE:CA	1:A:524:PHE:N	1	1.45
(1,24)	2:B:159:ILE:CA	1:A:524:PHE:O	1	1.45
(1,24)	2:B:159:ILE:CA	1:A:525:GLU:C	1	1.45
(1,24)	2:B:159:ILE:CA	1:A:525:GLU:CA	1	1.45
(1,24)	2:B:159:ILE:CA	1:A:525:GLU:CB	1	1.45
(1,24)	2:B:159:ILE:CA	1:A:525:GLU:CD	1	1.45
(1,24)	2:B:159:ILE:CA	1:A:525:GLU:CG	1	1.45
(1,24)	2:B:159:ILE:CA	1:A:525:GLU:H	1	1.45
(1,24)	2:B:159:ILE:CA	1:A:525:GLU:HA	1	1.45
(1,24)	2:B:159:ILE:CA	1:A:525:GLU:HB2	1	1.45
(1,24)	2:B:159:ILE:CA	1:A:525:GLU:HB3	1	1.45
(1,24)	2:B:159:ILE:CA	1:A:525:GLU:HG2	1	1.45
(1,24)	2:B:159:ILE:CA	1:A:525:GLU:HG3	1	1.45
(1,24)	2:B:159:ILE:CA	1:A:525:GLU:N	1	1.45
(1,24)	2:B:159:ILE:CA	1:A:525:GLU:O	1	1.45
(1,24)	2:B:159:ILE:CA	1:A:525:GLU:OE1	1	1.45
(1,24)	2:B:159:ILE:CA	1:A:525:GLU:OE2	1	1.45
(1,24)	2:B:159:ILE:CA	1:A:526:ASN:C	1	1.45
(1,24)	2:B:159:ILE:CA	1:A:526:ASN:CA	1	1.45
(1,24)	2:B:159:ILE:CA	1:A:526:ASN:CB	1	1.45
(1,24)	2:B:159:ILE:CA	1:A:526:ASN:CG	1	1.45
(1,24)	2:B:159:ILE:CA	1:A:526:ASN:H	1	1.45
(1,24)	2:B:159:ILE:CA	1:A:526:ASN:HA	1	1.45
(1,24)	2:B:159:ILE:CA	1:A:526:ASN:HB2	1	1.45
(1,24)	2:B:159:ILE:CA	1:A:526:ASN:HB3	1	1.45
(1,24)	2:B:159:ILE:CA	1:A:526:ASN:HD21	1	1.45
(1,24)	2:B:159:ILE:CA	1:A:526:ASN:HD22	1	1.45
(1,24)	2:B:159:ILE:CA	1:A:526:ASN:N	1	1.45

*Continued on next page...*

*Continued from previous page...*

Key	Atom-1	Atom-2	Model ID	Violation (Å)
(1,24)	2:B:159:ILE:CA	1:A:526:ASN:ND2	1	1.45
(1,24)	2:B:159:ILE:CA	1:A:526:ASN:O	1	1.45
(1,24)	2:B:159:ILE:CA	1:A:526:ASN:OD1	1	1.45
(1,24)	2:B:159:ILE:CA	1:A:527:ALA:C	1	1.45
(1,24)	2:B:159:ILE:CA	1:A:527:ALA:CA	1	1.45
(1,24)	2:B:159:ILE:CA	1:A:527:ALA:CB	1	1.45
(1,24)	2:B:159:ILE:CA	1:A:527:ALA:H	1	1.45
(1,24)	2:B:159:ILE:CA	1:A:527:ALA:HA	1	1.45
(1,24)	2:B:159:ILE:CA	1:A:527:ALA:HB1	1	1.45
(1,24)	2:B:159:ILE:CA	1:A:527:ALA:HB2	1	1.45
(1,24)	2:B:159:ILE:CA	1:A:527:ALA:HB3	1	1.45
(1,24)	2:B:159:ILE:CA	1:A:527:ALA:N	1	1.45
(1,24)	2:B:159:ILE:CA	1:A:527:ALA:O	1	1.45
(1,24)	2:B:159:ILE:CA	1:A:528:ILE:C	1	1.45
(1,24)	2:B:159:ILE:CA	1:A:528:ILE:CA	1	1.45
(1,24)	2:B:159:ILE:CA	1:A:528:ILE:CB	1	1.45
(1,24)	2:B:159:ILE:CA	1:A:528:ILE:CD1	1	1.45
(1,24)	2:B:159:ILE:CA	1:A:528:ILE:CG1	1	1.45
(1,24)	2:B:159:ILE:CA	1:A:528:ILE:CG2	1	1.45
(1,24)	2:B:159:ILE:CA	1:A:528:ILE:H	1	1.45
(1,24)	2:B:159:ILE:CA	1:A:528:ILE:HA	1	1.45
(1,24)	2:B:159:ILE:CA	1:A:528:ILE:HB	1	1.45
(1,24)	2:B:159:ILE:CA	1:A:528:ILE:HD11	1	1.45
(1,24)	2:B:159:ILE:CA	1:A:528:ILE:HD12	1	1.45
(1,24)	2:B:159:ILE:CA	1:A:528:ILE:HD13	1	1.45
(1,24)	2:B:159:ILE:CA	1:A:528:ILE:HG12	1	1.45
(1,24)	2:B:159:ILE:CA	1:A:528:ILE:HG13	1	1.45
(1,24)	2:B:159:ILE:CA	1:A:528:ILE:HG21	1	1.45
(1,24)	2:B:159:ILE:CA	1:A:528:ILE:HG22	1	1.45
(1,24)	2:B:159:ILE:CA	1:A:528:ILE:HG23	1	1.45
(1,24)	2:B:159:ILE:CA	1:A:528:ILE:N	1	1.45
(1,24)	2:B:159:ILE:CA	1:A:528:ILE:O	1	1.45
(1,24)	2:B:159:ILE:CA	1:A:529:VAL:C	1	1.45
(1,24)	2:B:159:ILE:CA	1:A:529:VAL:CA	1	1.45
(1,24)	2:B:159:ILE:CA	1:A:529:VAL:CB	1	1.45
(1,24)	2:B:159:ILE:CA	1:A:529:VAL:CG1	1	1.45
(1,24)	2:B:159:ILE:CA	1:A:529:VAL:CG2	1	1.45
(1,24)	2:B:159:ILE:CA	1:A:529:VAL:H	1	1.45
(1,24)	2:B:159:ILE:CA	1:A:529:VAL:HA	1	1.45
(1,24)	2:B:159:ILE:CA	1:A:529:VAL:HB	1	1.45
(1,24)	2:B:159:ILE:CA	1:A:529:VAL:HG11	1	1.45
(1,24)	2:B:159:ILE:CA	1:A:529:VAL:HG12	1	1.45

*Continued on next page...*



*Continued from previous page...*

Key	Atom-1	Atom-2	Model ID	Violation (Å)
(1,24)	2:B:159:ILE:CA	1:A:529:VAL:HG13	1	1.45
(1,24)	2:B:159:ILE:CA	1:A:529:VAL:HG21	1	1.45
(1,24)	2:B:159:ILE:CA	1:A:529:VAL:HG22	1	1.45
(1,24)	2:B:159:ILE:CA	1:A:529:VAL:HG23	1	1.45
(1,24)	2:B:159:ILE:CA	1:A:529:VAL:N	1	1.45
(1,24)	2:B:159:ILE:CA	1:A:529:VAL:O	1	1.45
(1,24)	2:B:159:ILE:CA	1:A:561:ASP:C	1	1.45
(1,24)	2:B:159:ILE:CA	1:A:561:ASP:CA	1	1.45
(1,24)	2:B:159:ILE:CA	1:A:561:ASP:CB	1	1.45
(1,24)	2:B:159:ILE:CA	1:A:561:ASP:CG	1	1.45
(1,24)	2:B:159:ILE:CA	1:A:561:ASP:H	1	1.45
(1,24)	2:B:159:ILE:CA	1:A:561:ASP:HA	1	1.45
(1,24)	2:B:159:ILE:CA	1:A:561:ASP:HB2	1	1.45
(1,24)	2:B:159:ILE:CA	1:A:561:ASP:HB3	1	1.45
(1,24)	2:B:159:ILE:CA	1:A:561:ASP:N	1	1.45
(1,24)	2:B:159:ILE:CA	1:A:561:ASP:O	1	1.45
(1,24)	2:B:159:ILE:CA	1:A:561:ASP:OD1	1	1.45
(1,24)	2:B:159:ILE:CA	1:A:561:ASP:OD2	1	1.45
(1,24)	2:B:159:ILE:CA	1:A:563:LYS:C	1	1.45
(1,24)	2:B:159:ILE:CA	1:A:563:LYS:CA	1	1.45
(1,24)	2:B:159:ILE:CA	1:A:563:LYS:CB	1	1.45
(1,24)	2:B:159:ILE:CA	1:A:563:LYS:CD	1	1.45
(1,24)	2:B:159:ILE:CA	1:A:563:LYS:CE	1	1.45
(1,24)	2:B:159:ILE:CA	1:A:563:LYS:CG	1	1.45
(1,24)	2:B:159:ILE:CA	1:A:563:LYS:H	1	1.45
(1,24)	2:B:159:ILE:CA	1:A:563:LYS:HA	1	1.45
(1,24)	2:B:159:ILE:CA	1:A:563:LYS:HB2	1	1.45
(1,24)	2:B:159:ILE:CA	1:A:563:LYS:HB3	1	1.45
(1,24)	2:B:159:ILE:CA	1:A:563:LYS:HD2	1	1.45
(1,24)	2:B:159:ILE:CA	1:A:563:LYS:HD3	1	1.45
(1,24)	2:B:159:ILE:CA	1:A:563:LYS:HE2	1	1.45
(1,24)	2:B:159:ILE:CA	1:A:563:LYS:HE3	1	1.45
(1,24)	2:B:159:ILE:CA	1:A:563:LYS:HG2	1	1.45
(1,24)	2:B:159:ILE:CA	1:A:563:LYS:HG3	1	1.45
(1,24)	2:B:159:ILE:CA	1:A:563:LYS:HZ1	1	1.45
(1,24)	2:B:159:ILE:CA	1:A:563:LYS:HZ2	1	1.45
(1,24)	2:B:159:ILE:CA	1:A:563:LYS:HZ3	1	1.45
(1,24)	2:B:159:ILE:CA	1:A:563:LYS:N	1	1.45
(1,24)	2:B:159:ILE:CA	1:A:563:LYS:NZ	1	1.45
(1,24)	2:B:159:ILE:CA	1:A:563:LYS:O	1	1.45
(1,24)	2:B:159:ILE:CA	1:A:564:ALA:C	1	1.45
(1,24)	2:B:159:ILE:CA	1:A:564:ALA:CA	1	1.45

*Continued on next page...*

*Continued from previous page...*

Key	Atom-1	Atom-2	Model ID	Violation (Å)
(1,24)	2:B:159:ILE:CA	1:A:564:ALA:CB	1	1.45
(1,24)	2:B:159:ILE:CA	1:A:564:ALA:H	1	1.45
(1,24)	2:B:159:ILE:CA	1:A:564:ALA:HA	1	1.45
(1,24)	2:B:159:ILE:CA	1:A:564:ALA:HB1	1	1.45
(1,24)	2:B:159:ILE:CA	1:A:564:ALA:HB2	1	1.45
(1,24)	2:B:159:ILE:CA	1:A:564:ALA:HB3	1	1.45
(1,24)	2:B:159:ILE:CA	1:A:564:ALA:N	1	1.45
(1,24)	2:B:159:ILE:CA	1:A:564:ALA:O	1	1.45
(1,24)	2:B:159:ILE:CA	1:A:566:LEU:C	1	1.45
(1,24)	2:B:159:ILE:CA	1:A:566:LEU:CA	1	1.45
(1,24)	2:B:159:ILE:CA	1:A:566:LEU:CB	1	1.45
(1,24)	2:B:159:ILE:CA	1:A:566:LEU:CD1	1	1.45
(1,24)	2:B:159:ILE:CA	1:A:566:LEU:CD2	1	1.45
(1,24)	2:B:159:ILE:CA	1:A:566:LEU:CG	1	1.45
(1,24)	2:B:159:ILE:CA	1:A:566:LEU:H	1	1.45
(1,24)	2:B:159:ILE:CA	1:A:566:LEU:HA	1	1.45
(1,24)	2:B:159:ILE:CA	1:A:566:LEU:HB2	1	1.45
(1,24)	2:B:159:ILE:CA	1:A:566:LEU:HB3	1	1.45
(1,24)	2:B:159:ILE:CA	1:A:566:LEU:HD11	1	1.45
(1,24)	2:B:159:ILE:CA	1:A:566:LEU:HD12	1	1.45
(1,24)	2:B:159:ILE:CA	1:A:566:LEU:HD13	1	1.45
(1,24)	2:B:159:ILE:CA	1:A:566:LEU:HD21	1	1.45
(1,24)	2:B:159:ILE:CA	1:A:566:LEU:HD22	1	1.45
(1,24)	2:B:159:ILE:CA	1:A:566:LEU:HD23	1	1.45
(1,24)	2:B:159:ILE:CA	1:A:566:LEU:HG	1	1.45
(1,24)	2:B:159:ILE:CA	1:A:566:LEU:N	1	1.45
(1,24)	2:B:159:ILE:CA	1:A:566:LEU:O	1	1.45
(1,24)	2:B:159:ILE:CB	1:A:490:ALA:C	1	1.45
(1,24)	2:B:159:ILE:CB	1:A:490:ALA:CA	1	1.45
(1,24)	2:B:159:ILE:CB	1:A:490:ALA:CB	1	1.45
(1,24)	2:B:159:ILE:CB	1:A:490:ALA:H	1	1.45
(1,24)	2:B:159:ILE:CB	1:A:490:ALA:HA	1	1.45
(1,24)	2:B:159:ILE:CB	1:A:490:ALA:HB1	1	1.45
(1,24)	2:B:159:ILE:CB	1:A:490:ALA:HB2	1	1.45
(1,24)	2:B:159:ILE:CB	1:A:490:ALA:HB3	1	1.45
(1,24)	2:B:159:ILE:CB	1:A:490:ALA:N	1	1.45
(1,24)	2:B:159:ILE:CB	1:A:490:ALA:O	1	1.45
(1,24)	2:B:159:ILE:CB	1:A:514:THR:C	1	1.45
(1,24)	2:B:159:ILE:CB	1:A:514:THR:CA	1	1.45
(1,24)	2:B:159:ILE:CB	1:A:514:THR:CB	1	1.45
(1,24)	2:B:159:ILE:CB	1:A:514:THR:CG2	1	1.45
(1,24)	2:B:159:ILE:CB	1:A:514:THR:H	1	1.45

*Continued on next page...*

*Continued from previous page...*

Key	Atom-1	Atom-2	Model ID	Violation (Å)
(1,24)	2:B:159:ILE:CB	1:A:514:THR:HA	1	1.45
(1,24)	2:B:159:ILE:CB	1:A:514:THR:HB	1	1.45
(1,24)	2:B:159:ILE:CB	1:A:514:THR:HG1	1	1.45
(1,24)	2:B:159:ILE:CB	1:A:514:THR:HG21	1	1.45
(1,24)	2:B:159:ILE:CB	1:A:514:THR:HG22	1	1.45
(1,24)	2:B:159:ILE:CB	1:A:514:THR:HG23	1	1.45
(1,24)	2:B:159:ILE:CB	1:A:514:THR:N	1	1.45
(1,24)	2:B:159:ILE:CB	1:A:514:THR:O	1	1.45
(1,24)	2:B:159:ILE:CB	1:A:514:THR:OG1	1	1.45
(1,24)	2:B:159:ILE:CB	1:A:516:ASN:C	1	1.45
(1,24)	2:B:159:ILE:CB	1:A:516:ASN:CA	1	1.45
(1,24)	2:B:159:ILE:CB	1:A:516:ASN:CB	1	1.45
(1,24)	2:B:159:ILE:CB	1:A:516:ASN:CG	1	1.45
(1,24)	2:B:159:ILE:CB	1:A:516:ASN:H	1	1.45
(1,24)	2:B:159:ILE:CB	1:A:516:ASN:HA	1	1.45
(1,24)	2:B:159:ILE:CB	1:A:516:ASN:HB2	1	1.45
(1,24)	2:B:159:ILE:CB	1:A:516:ASN:HB3	1	1.45
(1,24)	2:B:159:ILE:CB	1:A:516:ASN:HD21	1	1.45
(1,24)	2:B:159:ILE:CB	1:A:516:ASN:HD22	1	1.45
(1,24)	2:B:159:ILE:CB	1:A:516:ASN:N	1	1.45
(1,24)	2:B:159:ILE:CB	1:A:516:ASN:ND2	1	1.45
(1,24)	2:B:159:ILE:CB	1:A:516:ASN:O	1	1.45
(1,24)	2:B:159:ILE:CB	1:A:516:ASN:OD1	1	1.45
(1,24)	2:B:159:ILE:CB	1:A:519:GLY:C	1	1.45
(1,24)	2:B:159:ILE:CB	1:A:519:GLY:CA	1	1.45
(1,24)	2:B:159:ILE:CB	1:A:519:GLY:H	1	1.45
(1,24)	2:B:159:ILE:CB	1:A:519:GLY:HA2	1	1.45
(1,24)	2:B:159:ILE:CB	1:A:519:GLY:HA3	1	1.45
(1,24)	2:B:159:ILE:CB	1:A:519:GLY:N	1	1.45
(1,24)	2:B:159:ILE:CB	1:A:519:GLY:O	1	1.45
(1,24)	2:B:159:ILE:CB	1:A:522:PHE:C	1	1.45
(1,24)	2:B:159:ILE:CB	1:A:522:PHE:CA	1	1.45
(1,24)	2:B:159:ILE:CB	1:A:522:PHE:CB	1	1.45
(1,24)	2:B:159:ILE:CB	1:A:522:PHE:CD1	1	1.45
(1,24)	2:B:159:ILE:CB	1:A:522:PHE:CD2	1	1.45
(1,24)	2:B:159:ILE:CB	1:A:522:PHE:CE1	1	1.45
(1,24)	2:B:159:ILE:CB	1:A:522:PHE:CE2	1	1.45
(1,24)	2:B:159:ILE:CB	1:A:522:PHE:CG	1	1.45
(1,24)	2:B:159:ILE:CB	1:A:522:PHE:CZ	1	1.45
(1,24)	2:B:159:ILE:CB	1:A:522:PHE:H	1	1.45
(1,24)	2:B:159:ILE:CB	1:A:522:PHE:HA	1	1.45
(1,24)	2:B:159:ILE:CB	1:A:522:PHE:HB2	1	1.45

*Continued on next page...*

*Continued from previous page...*

Key	Atom-1	Atom-2	Model ID	Violation (Å)
(1,24)	2:B:159:ILE:CB	1:A:522:PHE:HB3	1	1.45
(1,24)	2:B:159:ILE:CB	1:A:522:PHE:HD1	1	1.45
(1,24)	2:B:159:ILE:CB	1:A:522:PHE:HD2	1	1.45
(1,24)	2:B:159:ILE:CB	1:A:522:PHE:HE1	1	1.45
(1,24)	2:B:159:ILE:CB	1:A:522:PHE:HE2	1	1.45
(1,24)	2:B:159:ILE:CB	1:A:522:PHE:HZ	1	1.45
(1,24)	2:B:159:ILE:CB	1:A:522:PHE:N	1	1.45
(1,24)	2:B:159:ILE:CB	1:A:522:PHE:O	1	1.45
(1,24)	2:B:159:ILE:CB	1:A:523:GLU:C	1	1.45
(1,24)	2:B:159:ILE:CB	1:A:523:GLU:CA	1	1.45
(1,24)	2:B:159:ILE:CB	1:A:523:GLU:CB	1	1.45
(1,24)	2:B:159:ILE:CB	1:A:523:GLU:CD	1	1.45
(1,24)	2:B:159:ILE:CB	1:A:523:GLU:CG	1	1.45
(1,24)	2:B:159:ILE:CB	1:A:523:GLU:H	1	1.45
(1,24)	2:B:159:ILE:CB	1:A:523:GLU:HA	1	1.45
(1,24)	2:B:159:ILE:CB	1:A:523:GLU:HB2	1	1.45
(1,24)	2:B:159:ILE:CB	1:A:523:GLU:HB3	1	1.45
(1,24)	2:B:159:ILE:CB	1:A:523:GLU:HG2	1	1.45
(1,24)	2:B:159:ILE:CB	1:A:523:GLU:HG3	1	1.45
(1,24)	2:B:159:ILE:CB	1:A:523:GLU:N	1	1.45
(1,24)	2:B:159:ILE:CB	1:A:523:GLU:O	1	1.45
(1,24)	2:B:159:ILE:CB	1:A:523:GLU:OE1	1	1.45
(1,24)	2:B:159:ILE:CB	1:A:523:GLU:OE2	1	1.45
(1,24)	2:B:159:ILE:CB	1:A:524:PHE:C	1	1.45
(1,24)	2:B:159:ILE:CB	1:A:524:PHE:CA	1	1.45
(1,24)	2:B:159:ILE:CB	1:A:524:PHE:CB	1	1.45
(1,24)	2:B:159:ILE:CB	1:A:524:PHE:CD1	1	1.45
(1,24)	2:B:159:ILE:CB	1:A:524:PHE:CD2	1	1.45
(1,24)	2:B:159:ILE:CB	1:A:524:PHE:CE1	1	1.45
(1,24)	2:B:159:ILE:CB	1:A:524:PHE:CE2	1	1.45
(1,24)	2:B:159:ILE:CB	1:A:524:PHE:CG	1	1.45
(1,24)	2:B:159:ILE:CB	1:A:524:PHE:CZ	1	1.45
(1,24)	2:B:159:ILE:CB	1:A:524:PHE:H	1	1.45
(1,24)	2:B:159:ILE:CB	1:A:524:PHE:HA	1	1.45
(1,24)	2:B:159:ILE:CB	1:A:524:PHE:HB2	1	1.45
(1,24)	2:B:159:ILE:CB	1:A:524:PHE:HB3	1	1.45
(1,24)	2:B:159:ILE:CB	1:A:524:PHE:HD1	1	1.45
(1,24)	2:B:159:ILE:CB	1:A:524:PHE:HD2	1	1.45
(1,24)	2:B:159:ILE:CB	1:A:524:PHE:HE1	1	1.45
(1,24)	2:B:159:ILE:CB	1:A:524:PHE:HE2	1	1.45
(1,24)	2:B:159:ILE:CB	1:A:524:PHE:HZ	1	1.45
(1,24)	2:B:159:ILE:CB	1:A:524:PHE:N	1	1.45

*Continued on next page...*

*Continued from previous page...*

Key	Atom-1	Atom-2	Model ID	Violation (Å)
(1,24)	2:B:159:ILE:CB	1:A:524:PHE:O	1	1.45
(1,24)	2:B:159:ILE:CB	1:A:525:GLU:C	1	1.45
(1,24)	2:B:159:ILE:CB	1:A:525:GLU:CA	1	1.45
(1,24)	2:B:159:ILE:CB	1:A:525:GLU:CB	1	1.45
(1,24)	2:B:159:ILE:CB	1:A:525:GLU:CD	1	1.45
(1,24)	2:B:159:ILE:CB	1:A:525:GLU:CG	1	1.45
(1,24)	2:B:159:ILE:CB	1:A:525:GLU:H	1	1.45
(1,24)	2:B:159:ILE:CB	1:A:525:GLU:HA	1	1.45
(1,24)	2:B:159:ILE:CB	1:A:525:GLU:HB2	1	1.45
(1,24)	2:B:159:ILE:CB	1:A:525:GLU:HB3	1	1.45
(1,24)	2:B:159:ILE:CB	1:A:525:GLU:HG2	1	1.45
(1,24)	2:B:159:ILE:CB	1:A:525:GLU:HG3	1	1.45
(1,24)	2:B:159:ILE:CB	1:A:525:GLU:N	1	1.45
(1,24)	2:B:159:ILE:CB	1:A:525:GLU:O	1	1.45
(1,24)	2:B:159:ILE:CB	1:A:525:GLU:OE1	1	1.45
(1,24)	2:B:159:ILE:CB	1:A:525:GLU:OE2	1	1.45
(1,24)	2:B:159:ILE:CB	1:A:526:ASN:C	1	1.45
(1,24)	2:B:159:ILE:CB	1:A:526:ASN:CA	1	1.45
(1,24)	2:B:159:ILE:CB	1:A:526:ASN:CB	1	1.45
(1,24)	2:B:159:ILE:CB	1:A:526:ASN:CG	1	1.45
(1,24)	2:B:159:ILE:CB	1:A:526:ASN:H	1	1.45
(1,24)	2:B:159:ILE:CB	1:A:526:ASN:HA	1	1.45
(1,24)	2:B:159:ILE:CB	1:A:526:ASN:HB2	1	1.45
(1,24)	2:B:159:ILE:CB	1:A:526:ASN:HB3	1	1.45
(1,24)	2:B:159:ILE:CB	1:A:526:ASN:HD21	1	1.45
(1,24)	2:B:159:ILE:CB	1:A:526:ASN:HD22	1	1.45
(1,24)	2:B:159:ILE:CB	1:A:526:ASN:N	1	1.45
(1,24)	2:B:159:ILE:CB	1:A:526:ASN:ND2	1	1.45
(1,24)	2:B:159:ILE:CB	1:A:526:ASN:O	1	1.45
(1,24)	2:B:159:ILE:CB	1:A:526:ASN:OD1	1	1.45
(1,24)	2:B:159:ILE:CB	1:A:527:ALA:C	1	1.45
(1,24)	2:B:159:ILE:CB	1:A:527:ALA:CA	1	1.45
(1,24)	2:B:159:ILE:CB	1:A:527:ALA:CB	1	1.45
(1,24)	2:B:159:ILE:CB	1:A:527:ALA:H	1	1.45
(1,24)	2:B:159:ILE:CB	1:A:527:ALA:HA	1	1.45
(1,24)	2:B:159:ILE:CB	1:A:527:ALA:HB1	1	1.45
(1,24)	2:B:159:ILE:CB	1:A:527:ALA:HB2	1	1.45
(1,24)	2:B:159:ILE:CB	1:A:527:ALA:HB3	1	1.45
(1,24)	2:B:159:ILE:CB	1:A:527:ALA:N	1	1.45
(1,24)	2:B:159:ILE:CB	1:A:527:ALA:O	1	1.45
(1,24)	2:B:159:ILE:CB	1:A:528:ILE:C	1	1.45
(1,24)	2:B:159:ILE:CB	1:A:528:ILE:CA	1	1.45

*Continued on next page...*

*Continued from previous page...*

Key	Atom-1	Atom-2	Model ID	Violation (Å)
(1,24)	2:B:159:ILE:CB	1:A:528:ILE:CB	1	1.45
(1,24)	2:B:159:ILE:CB	1:A:528:ILE:CD1	1	1.45
(1,24)	2:B:159:ILE:CB	1:A:528:ILE:CG1	1	1.45
(1,24)	2:B:159:ILE:CB	1:A:528:ILE:CG2	1	1.45
(1,24)	2:B:159:ILE:CB	1:A:528:ILE:H	1	1.45
(1,24)	2:B:159:ILE:CB	1:A:528:ILE:HA	1	1.45
(1,24)	2:B:159:ILE:CB	1:A:528:ILE:HB	1	1.45
(1,24)	2:B:159:ILE:CB	1:A:528:ILE:HD11	1	1.45
(1,24)	2:B:159:ILE:CB	1:A:528:ILE:HD12	1	1.45
(1,24)	2:B:159:ILE:CB	1:A:528:ILE:HD13	1	1.45
(1,24)	2:B:159:ILE:CB	1:A:528:ILE:HG12	1	1.45
(1,24)	2:B:159:ILE:CB	1:A:528:ILE:HG13	1	1.45
(1,24)	2:B:159:ILE:CB	1:A:528:ILE:HG21	1	1.45
(1,24)	2:B:159:ILE:CB	1:A:528:ILE:HG22	1	1.45
(1,24)	2:B:159:ILE:CB	1:A:528:ILE:HG23	1	1.45
(1,24)	2:B:159:ILE:CB	1:A:528:ILE:N	1	1.45
(1,24)	2:B:159:ILE:CB	1:A:528:ILE:O	1	1.45
(1,24)	2:B:159:ILE:CB	1:A:529:VAL:C	1	1.45
(1,24)	2:B:159:ILE:CB	1:A:529:VAL:CA	1	1.45
(1,24)	2:B:159:ILE:CB	1:A:529:VAL:CB	1	1.45
(1,24)	2:B:159:ILE:CB	1:A:529:VAL:CG1	1	1.45
(1,24)	2:B:159:ILE:CB	1:A:529:VAL:CG2	1	1.45
(1,24)	2:B:159:ILE:CB	1:A:529:VAL:H	1	1.45
(1,24)	2:B:159:ILE:CB	1:A:529:VAL:HA	1	1.45
(1,24)	2:B:159:ILE:CB	1:A:529:VAL:HB	1	1.45
(1,24)	2:B:159:ILE:CB	1:A:529:VAL:HG11	1	1.45
(1,24)	2:B:159:ILE:CB	1:A:529:VAL:HG12	1	1.45
(1,24)	2:B:159:ILE:CB	1:A:529:VAL:HG13	1	1.45
(1,24)	2:B:159:ILE:CB	1:A:529:VAL:HG21	1	1.45
(1,24)	2:B:159:ILE:CB	1:A:529:VAL:HG22	1	1.45
(1,24)	2:B:159:ILE:CB	1:A:529:VAL:HG23	1	1.45
(1,24)	2:B:159:ILE:CB	1:A:529:VAL:N	1	1.45
(1,24)	2:B:159:ILE:CB	1:A:529:VAL:O	1	1.45
(1,24)	2:B:159:ILE:CB	1:A:561:ASP:C	1	1.45
(1,24)	2:B:159:ILE:CB	1:A:561:ASP:CA	1	1.45
(1,24)	2:B:159:ILE:CB	1:A:561:ASP:CB	1	1.45
(1,24)	2:B:159:ILE:CB	1:A:561:ASP:CG	1	1.45
(1,24)	2:B:159:ILE:CB	1:A:561:ASP:H	1	1.45
(1,24)	2:B:159:ILE:CB	1:A:561:ASP:HA	1	1.45
(1,24)	2:B:159:ILE:CB	1:A:561:ASP:HB2	1	1.45
(1,24)	2:B:159:ILE:CB	1:A:561:ASP:HB3	1	1.45
(1,24)	2:B:159:ILE:CB	1:A:561:ASP:N	1	1.45

*Continued on next page...*

*Continued from previous page...*

Key	Atom-1	Atom-2	Model ID	Violation (Å)
(1,24)	2:B:159:ILE:CB	1:A:561:ASP:O	1	1.45
(1,24)	2:B:159:ILE:CB	1:A:561:ASP:OD1	1	1.45
(1,24)	2:B:159:ILE:CB	1:A:561:ASP:OD2	1	1.45
(1,24)	2:B:159:ILE:CB	1:A:563:LYS:C	1	1.45
(1,24)	2:B:159:ILE:CB	1:A:563:LYS:CA	1	1.45
(1,24)	2:B:159:ILE:CB	1:A:563:LYS:CB	1	1.45
(1,24)	2:B:159:ILE:CB	1:A:563:LYS:CD	1	1.45
(1,24)	2:B:159:ILE:CB	1:A:563:LYS:CE	1	1.45
(1,24)	2:B:159:ILE:CB	1:A:563:LYS:CG	1	1.45
(1,24)	2:B:159:ILE:CB	1:A:563:LYS:H	1	1.45
(1,24)	2:B:159:ILE:CB	1:A:563:LYS:HA	1	1.45
(1,24)	2:B:159:ILE:CB	1:A:563:LYS:HB2	1	1.45
(1,24)	2:B:159:ILE:CB	1:A:563:LYS:HB3	1	1.45
(1,24)	2:B:159:ILE:CB	1:A:563:LYS:HD2	1	1.45
(1,24)	2:B:159:ILE:CB	1:A:563:LYS:HD3	1	1.45
(1,24)	2:B:159:ILE:CB	1:A:563:LYS:HE2	1	1.45
(1,24)	2:B:159:ILE:CB	1:A:563:LYS:HE3	1	1.45
(1,24)	2:B:159:ILE:CB	1:A:563:LYS:HG2	1	1.45
(1,24)	2:B:159:ILE:CB	1:A:563:LYS:HG3	1	1.45
(1,24)	2:B:159:ILE:CB	1:A:563:LYS:HZ1	1	1.45
(1,24)	2:B:159:ILE:CB	1:A:563:LYS:HZ2	1	1.45
(1,24)	2:B:159:ILE:CB	1:A:563:LYS:HZ3	1	1.45
(1,24)	2:B:159:ILE:CB	1:A:563:LYS:N	1	1.45
(1,24)	2:B:159:ILE:CB	1:A:563:LYS:NZ	1	1.45
(1,24)	2:B:159:ILE:CB	1:A:563:LYS:O	1	1.45
(1,24)	2:B:159:ILE:CB	1:A:564:ALA:C	1	1.45
(1,24)	2:B:159:ILE:CB	1:A:564:ALA:CA	1	1.45
(1,24)	2:B:159:ILE:CB	1:A:564:ALA:CB	1	1.45
(1,24)	2:B:159:ILE:CB	1:A:564:ALA:H	1	1.45
(1,24)	2:B:159:ILE:CB	1:A:564:ALA:HA	1	1.45
(1,24)	2:B:159:ILE:CB	1:A:564:ALA:HB1	1	1.45
(1,24)	2:B:159:ILE:CB	1:A:564:ALA:HB2	1	1.45
(1,24)	2:B:159:ILE:CB	1:A:564:ALA:HB3	1	1.45
(1,24)	2:B:159:ILE:CB	1:A:564:ALA:N	1	1.45
(1,24)	2:B:159:ILE:CB	1:A:564:ALA:O	1	1.45
(1,24)	2:B:159:ILE:CB	1:A:566:LEU:C	1	1.45
(1,24)	2:B:159:ILE:CB	1:A:566:LEU:CA	1	1.45
(1,24)	2:B:159:ILE:CB	1:A:566:LEU:CB	1	1.45
(1,24)	2:B:159:ILE:CB	1:A:566:LEU:CD1	1	1.45
(1,24)	2:B:159:ILE:CB	1:A:566:LEU:CD2	1	1.45
(1,24)	2:B:159:ILE:CB	1:A:566:LEU:CG	1	1.45
(1,24)	2:B:159:ILE:CB	1:A:566:LEU:H	1	1.45

*Continued on next page...*

*Continued from previous page...*

Key	Atom-1	Atom-2	Model ID	Violation (Å)
(1,24)	2:B:159:ILE:CB	1:A:566:LEU:HA	1	1.45
(1,24)	2:B:159:ILE:CB	1:A:566:LEU:HB2	1	1.45
(1,24)	2:B:159:ILE:CB	1:A:566:LEU:HB3	1	1.45
(1,24)	2:B:159:ILE:CB	1:A:566:LEU:HD11	1	1.45
(1,24)	2:B:159:ILE:CB	1:A:566:LEU:HD12	1	1.45
(1,24)	2:B:159:ILE:CB	1:A:566:LEU:HD13	1	1.45
(1,24)	2:B:159:ILE:CB	1:A:566:LEU:HD21	1	1.45
(1,24)	2:B:159:ILE:CB	1:A:566:LEU:HD22	1	1.45
(1,24)	2:B:159:ILE:CB	1:A:566:LEU:HD23	1	1.45
(1,24)	2:B:159:ILE:CB	1:A:566:LEU:HG	1	1.45
(1,24)	2:B:159:ILE:CB	1:A:566:LEU:N	1	1.45
(1,24)	2:B:159:ILE:CB	1:A:566:LEU:O	1	1.45
(1,24)	2:B:159:ILE:CD1	1:A:490:ALA:C	1	1.45
(1,24)	2:B:159:ILE:CD1	1:A:490:ALA:CA	1	1.45
(1,24)	2:B:159:ILE:CD1	1:A:490:ALA:CB	1	1.45
(1,24)	2:B:159:ILE:CD1	1:A:490:ALA:H	1	1.45
(1,24)	2:B:159:ILE:CD1	1:A:490:ALA:HA	1	1.45
(1,24)	2:B:159:ILE:CD1	1:A:490:ALA:HB1	1	1.45
(1,24)	2:B:159:ILE:CD1	1:A:490:ALA:HB2	1	1.45
(1,24)	2:B:159:ILE:CD1	1:A:490:ALA:HB3	1	1.45
(1,24)	2:B:159:ILE:CD1	1:A:490:ALA:N	1	1.45
(1,24)	2:B:159:ILE:CD1	1:A:490:ALA:O	1	1.45
(1,24)	2:B:159:ILE:CD1	1:A:514:THR:C	1	1.45
(1,24)	2:B:159:ILE:CD1	1:A:514:THR:CA	1	1.45
(1,24)	2:B:159:ILE:CD1	1:A:514:THR:CB	1	1.45
(1,24)	2:B:159:ILE:CD1	1:A:514:THR:CG2	1	1.45
(1,24)	2:B:159:ILE:CD1	1:A:514:THR:H	1	1.45
(1,24)	2:B:159:ILE:CD1	1:A:514:THR:HA	1	1.45
(1,24)	2:B:159:ILE:CD1	1:A:514:THR:HB	1	1.45
(1,24)	2:B:159:ILE:CD1	1:A:514:THR:HG1	1	1.45
(1,24)	2:B:159:ILE:CD1	1:A:514:THR:HG21	1	1.45
(1,24)	2:B:159:ILE:CD1	1:A:514:THR:HG22	1	1.45
(1,24)	2:B:159:ILE:CD1	1:A:514:THR:HG23	1	1.45
(1,24)	2:B:159:ILE:CD1	1:A:514:THR:N	1	1.45
(1,24)	2:B:159:ILE:CD1	1:A:514:THR:O	1	1.45
(1,24)	2:B:159:ILE:CD1	1:A:514:THR:OG1	1	1.45
(1,24)	2:B:159:ILE:CD1	1:A:516:ASN:C	1	1.45
(1,24)	2:B:159:ILE:CD1	1:A:516:ASN:CA	1	1.45
(1,24)	2:B:159:ILE:CD1	1:A:516:ASN:CB	1	1.45
(1,24)	2:B:159:ILE:CD1	1:A:516:ASN:CG	1	1.45
(1,24)	2:B:159:ILE:CD1	1:A:516:ASN:H	1	1.45
(1,24)	2:B:159:ILE:CD1	1:A:516:ASN:HA	1	1.45

*Continued on next page...*



*Continued from previous page...*

Key	Atom-1	Atom-2	Model ID	Violation (Å)
(1,24)	2:B:159:ILE:CD1	1:A:516:ASN:HB2	1	1.45
(1,24)	2:B:159:ILE:CD1	1:A:516:ASN:HB3	1	1.45
(1,24)	2:B:159:ILE:CD1	1:A:516:ASN:HD21	1	1.45
(1,24)	2:B:159:ILE:CD1	1:A:516:ASN:HD22	1	1.45
(1,24)	2:B:159:ILE:CD1	1:A:516:ASN:N	1	1.45
(1,24)	2:B:159:ILE:CD1	1:A:516:ASN:ND2	1	1.45
(1,24)	2:B:159:ILE:CD1	1:A:516:ASN:O	1	1.45
(1,24)	2:B:159:ILE:CD1	1:A:516:ASN:OD1	1	1.45
(1,24)	2:B:159:ILE:CD1	1:A:519:GLY:C	1	1.45
(1,24)	2:B:159:ILE:CD1	1:A:519:GLY:CA	1	1.45
(1,24)	2:B:159:ILE:CD1	1:A:519:GLY:H	1	1.45
(1,24)	2:B:159:ILE:CD1	1:A:519:GLY:HA2	1	1.45
(1,24)	2:B:159:ILE:CD1	1:A:519:GLY:HA3	1	1.45
(1,24)	2:B:159:ILE:CD1	1:A:519:GLY:N	1	1.45
(1,24)	2:B:159:ILE:CD1	1:A:519:GLY:O	1	1.45
(1,24)	2:B:159:ILE:CD1	1:A:522:PHE:C	1	1.45
(1,24)	2:B:159:ILE:CD1	1:A:522:PHE:CA	1	1.45
(1,24)	2:B:159:ILE:CD1	1:A:522:PHE:CB	1	1.45
(1,24)	2:B:159:ILE:CD1	1:A:522:PHE:CD1	1	1.45
(1,24)	2:B:159:ILE:CD1	1:A:522:PHE:CD2	1	1.45
(1,24)	2:B:159:ILE:CD1	1:A:522:PHE:CE1	1	1.45
(1,24)	2:B:159:ILE:CD1	1:A:522:PHE:CE2	1	1.45
(1,24)	2:B:159:ILE:CD1	1:A:522:PHE:CG	1	1.45
(1,24)	2:B:159:ILE:CD1	1:A:522:PHE:CZ	1	1.45
(1,24)	2:B:159:ILE:CD1	1:A:522:PHE:H	1	1.45
(1,24)	2:B:159:ILE:CD1	1:A:522:PHE:HA	1	1.45
(1,24)	2:B:159:ILE:CD1	1:A:522:PHE:HB2	1	1.45
(1,24)	2:B:159:ILE:CD1	1:A:522:PHE:HB3	1	1.45
(1,24)	2:B:159:ILE:CD1	1:A:522:PHE:HD1	1	1.45
(1,24)	2:B:159:ILE:CD1	1:A:522:PHE:HD2	1	1.45
(1,24)	2:B:159:ILE:CD1	1:A:522:PHE:HE1	1	1.45
(1,24)	2:B:159:ILE:CD1	1:A:522:PHE:HE2	1	1.45
(1,24)	2:B:159:ILE:CD1	1:A:522:PHE:HZ	1	1.45
(1,24)	2:B:159:ILE:CD1	1:A:522:PHE:N	1	1.45
(1,24)	2:B:159:ILE:CD1	1:A:522:PHE:O	1	1.45
(1,24)	2:B:159:ILE:CD1	1:A:523:GLU:C	1	1.45
(1,24)	2:B:159:ILE:CD1	1:A:523:GLU:CA	1	1.45
(1,24)	2:B:159:ILE:CD1	1:A:523:GLU:CB	1	1.45
(1,24)	2:B:159:ILE:CD1	1:A:523:GLU:CD	1	1.45
(1,24)	2:B:159:ILE:CD1	1:A:523:GLU:CG	1	1.45
(1,24)	2:B:159:ILE:CD1	1:A:523:GLU:H	1	1.45
(1,24)	2:B:159:ILE:CD1	1:A:523:GLU:HA	1	1.45

*Continued on next page...*

*Continued from previous page...*

Key	Atom-1	Atom-2	Model ID	Violation (Å)
(1,24)	2:B:159:ILE:CD1	1:A:523:GLU:HB2	1	1.45
(1,24)	2:B:159:ILE:CD1	1:A:523:GLU:HB3	1	1.45
(1,24)	2:B:159:ILE:CD1	1:A:523:GLU:HG2	1	1.45
(1,24)	2:B:159:ILE:CD1	1:A:523:GLU:HG3	1	1.45
(1,24)	2:B:159:ILE:CD1	1:A:523:GLU:N	1	1.45
(1,24)	2:B:159:ILE:CD1	1:A:523:GLU:O	1	1.45
(1,24)	2:B:159:ILE:CD1	1:A:523:GLU:OE1	1	1.45
(1,24)	2:B:159:ILE:CD1	1:A:523:GLU:OE2	1	1.45
(1,24)	2:B:159:ILE:CD1	1:A:524:PHE:C	1	1.45
(1,24)	2:B:159:ILE:CD1	1:A:524:PHE:CA	1	1.45
(1,24)	2:B:159:ILE:CD1	1:A:524:PHE:CB	1	1.45
(1,24)	2:B:159:ILE:CD1	1:A:524:PHE:CD1	1	1.45
(1,24)	2:B:159:ILE:CD1	1:A:524:PHE:CD2	1	1.45
(1,24)	2:B:159:ILE:CD1	1:A:524:PHE:CE1	1	1.45
(1,24)	2:B:159:ILE:CD1	1:A:524:PHE:CE2	1	1.45
(1,24)	2:B:159:ILE:CD1	1:A:524:PHE:CG	1	1.45
(1,24)	2:B:159:ILE:CD1	1:A:524:PHE:CZ	1	1.45
(1,24)	2:B:159:ILE:CD1	1:A:524:PHE:H	1	1.45
(1,24)	2:B:159:ILE:CD1	1:A:524:PHE:HA	1	1.45
(1,24)	2:B:159:ILE:CD1	1:A:524:PHE:HB2	1	1.45
(1,24)	2:B:159:ILE:CD1	1:A:524:PHE:HB3	1	1.45
(1,24)	2:B:159:ILE:CD1	1:A:524:PHE:HD1	1	1.45
(1,24)	2:B:159:ILE:CD1	1:A:524:PHE:HD2	1	1.45
(1,24)	2:B:159:ILE:CD1	1:A:524:PHE:HE1	1	1.45
(1,24)	2:B:159:ILE:CD1	1:A:524:PHE:HE2	1	1.45
(1,24)	2:B:159:ILE:CD1	1:A:524:PHE:HZ	1	1.45
(1,24)	2:B:159:ILE:CD1	1:A:524:PHE:N	1	1.45
(1,24)	2:B:159:ILE:CD1	1:A:524:PHE:O	1	1.45
(1,24)	2:B:159:ILE:CD1	1:A:525:GLU:C	1	1.45
(1,24)	2:B:159:ILE:CD1	1:A:525:GLU:CA	1	1.45
(1,24)	2:B:159:ILE:CD1	1:A:525:GLU:CB	1	1.45
(1,24)	2:B:159:ILE:CD1	1:A:525:GLU:CD	1	1.45
(1,24)	2:B:159:ILE:CD1	1:A:525:GLU:CG	1	1.45
(1,24)	2:B:159:ILE:CD1	1:A:525:GLU:H	1	1.45
(1,24)	2:B:159:ILE:CD1	1:A:525:GLU:HA	1	1.45
(1,24)	2:B:159:ILE:CD1	1:A:525:GLU:HB2	1	1.45
(1,24)	2:B:159:ILE:CD1	1:A:525:GLU:HB3	1	1.45
(1,24)	2:B:159:ILE:CD1	1:A:525:GLU:HG2	1	1.45
(1,24)	2:B:159:ILE:CD1	1:A:525:GLU:HG3	1	1.45
(1,24)	2:B:159:ILE:CD1	1:A:525:GLU:N	1	1.45
(1,24)	2:B:159:ILE:CD1	1:A:525:GLU:O	1	1.45
(1,24)	2:B:159:ILE:CD1	1:A:525:GLU:OE1	1	1.45

*Continued on next page...*

*Continued from previous page...*

Key	Atom-1	Atom-2	Model ID	Violation (Å)
(1,24)	2:B:159:ILE:CD1	1:A:525:GLU:OE2	1	1.45
(1,24)	2:B:159:ILE:CD1	1:A:526:ASN:C	1	1.45
(1,24)	2:B:159:ILE:CD1	1:A:526:ASN:CA	1	1.45
(1,24)	2:B:159:ILE:CD1	1:A:526:ASN:CB	1	1.45
(1,24)	2:B:159:ILE:CD1	1:A:526:ASN:CG	1	1.45
(1,24)	2:B:159:ILE:CD1	1:A:526:ASN:H	1	1.45
(1,24)	2:B:159:ILE:CD1	1:A:526:ASN:HA	1	1.45
(1,24)	2:B:159:ILE:CD1	1:A:526:ASN:HB2	1	1.45
(1,24)	2:B:159:ILE:CD1	1:A:526:ASN:HB3	1	1.45
(1,24)	2:B:159:ILE:CD1	1:A:526:ASN:HD21	1	1.45
(1,24)	2:B:159:ILE:CD1	1:A:526:ASN:HD22	1	1.45
(1,24)	2:B:159:ILE:CD1	1:A:526:ASN:N	1	1.45
(1,24)	2:B:159:ILE:CD1	1:A:526:ASN:ND2	1	1.45
(1,24)	2:B:159:ILE:CD1	1:A:526:ASN:O	1	1.45
(1,24)	2:B:159:ILE:CD1	1:A:526:ASN:OD1	1	1.45
(1,24)	2:B:159:ILE:CD1	1:A:527:ALA:C	1	1.45
(1,24)	2:B:159:ILE:CD1	1:A:527:ALA:CA	1	1.45
(1,24)	2:B:159:ILE:CD1	1:A:527:ALA:CB	1	1.45
(1,24)	2:B:159:ILE:CD1	1:A:527:ALA:H	1	1.45
(1,24)	2:B:159:ILE:CD1	1:A:527:ALA:HA	1	1.45
(1,24)	2:B:159:ILE:CD1	1:A:527:ALA:HB1	1	1.45
(1,24)	2:B:159:ILE:CD1	1:A:527:ALA:HB2	1	1.45
(1,24)	2:B:159:ILE:CD1	1:A:527:ALA:HB3	1	1.45
(1,24)	2:B:159:ILE:CD1	1:A:527:ALA:N	1	1.45
(1,24)	2:B:159:ILE:CD1	1:A:527:ALA:O	1	1.45
(1,24)	2:B:159:ILE:CD1	1:A:528:ILE:C	1	1.45
(1,24)	2:B:159:ILE:CD1	1:A:528:ILE:CA	1	1.45
(1,24)	2:B:159:ILE:CD1	1:A:528:ILE:CB	1	1.45
(1,24)	2:B:159:ILE:CD1	1:A:528:ILE:CD1	1	1.45
(1,24)	2:B:159:ILE:CD1	1:A:528:ILE:CG1	1	1.45
(1,24)	2:B:159:ILE:CD1	1:A:528:ILE:CG2	1	1.45
(1,24)	2:B:159:ILE:CD1	1:A:528:ILE:H	1	1.45
(1,24)	2:B:159:ILE:CD1	1:A:528:ILE:HA	1	1.45
(1,24)	2:B:159:ILE:CD1	1:A:528:ILE:HB	1	1.45
(1,24)	2:B:159:ILE:CD1	1:A:528:ILE:HD11	1	1.45
(1,24)	2:B:159:ILE:CD1	1:A:528:ILE:HD12	1	1.45
(1,24)	2:B:159:ILE:CD1	1:A:528:ILE:HD13	1	1.45
(1,24)	2:B:159:ILE:CD1	1:A:528:ILE:HG12	1	1.45
(1,24)	2:B:159:ILE:CD1	1:A:528:ILE:HG13	1	1.45
(1,24)	2:B:159:ILE:CD1	1:A:528:ILE:HG21	1	1.45
(1,24)	2:B:159:ILE:CD1	1:A:528:ILE:HG22	1	1.45
(1,24)	2:B:159:ILE:CD1	1:A:528:ILE:HG23	1	1.45

*Continued on next page...*

*Continued from previous page...*

Key	Atom-1	Atom-2	Model ID	Violation (Å)
(1,24)	2:B:159:ILE:CD1	1:A:528:ILE:N	1	1.45
(1,24)	2:B:159:ILE:CD1	1:A:528:ILE:O	1	1.45
(1,24)	2:B:159:ILE:CD1	1:A:529:VAL:C	1	1.45
(1,24)	2:B:159:ILE:CD1	1:A:529:VAL:CA	1	1.45
(1,24)	2:B:159:ILE:CD1	1:A:529:VAL:CB	1	1.45
(1,24)	2:B:159:ILE:CD1	1:A:529:VAL:CG1	1	1.45
(1,24)	2:B:159:ILE:CD1	1:A:529:VAL:CG2	1	1.45
(1,24)	2:B:159:ILE:CD1	1:A:529:VAL:H	1	1.45
(1,24)	2:B:159:ILE:CD1	1:A:529:VAL:HA	1	1.45
(1,24)	2:B:159:ILE:CD1	1:A:529:VAL:HB	1	1.45
(1,24)	2:B:159:ILE:CD1	1:A:529:VAL:HG11	1	1.45
(1,24)	2:B:159:ILE:CD1	1:A:529:VAL:HG12	1	1.45
(1,24)	2:B:159:ILE:CD1	1:A:529:VAL:HG13	1	1.45
(1,24)	2:B:159:ILE:CD1	1:A:529:VAL:HG21	1	1.45
(1,24)	2:B:159:ILE:CD1	1:A:529:VAL:HG22	1	1.45
(1,24)	2:B:159:ILE:CD1	1:A:529:VAL:HG23	1	1.45
(1,24)	2:B:159:ILE:CD1	1:A:529:VAL:N	1	1.45
(1,24)	2:B:159:ILE:CD1	1:A:529:VAL:O	1	1.45
(1,24)	2:B:159:ILE:CD1	1:A:561:ASP:C	1	1.45
(1,24)	2:B:159:ILE:CD1	1:A:561:ASP:CA	1	1.45
(1,24)	2:B:159:ILE:CD1	1:A:561:ASP:CB	1	1.45
(1,24)	2:B:159:ILE:CD1	1:A:561:ASP:CG	1	1.45
(1,24)	2:B:159:ILE:CD1	1:A:561:ASP:H	1	1.45
(1,24)	2:B:159:ILE:CD1	1:A:561:ASP:HA	1	1.45
(1,24)	2:B:159:ILE:CD1	1:A:561:ASP:HB2	1	1.45
(1,24)	2:B:159:ILE:CD1	1:A:561:ASP:HB3	1	1.45
(1,24)	2:B:159:ILE:CD1	1:A:561:ASP:N	1	1.45
(1,24)	2:B:159:ILE:CD1	1:A:561:ASP:O	1	1.45
(1,24)	2:B:159:ILE:CD1	1:A:561:ASP:OD1	1	1.45
(1,24)	2:B:159:ILE:CD1	1:A:561:ASP:OD2	1	1.45
(1,24)	2:B:159:ILE:CD1	1:A:563:LYS:C	1	1.45
(1,24)	2:B:159:ILE:CD1	1:A:563:LYS:CA	1	1.45
(1,24)	2:B:159:ILE:CD1	1:A:563:LYS:CB	1	1.45
(1,24)	2:B:159:ILE:CD1	1:A:563:LYS:CD	1	1.45
(1,24)	2:B:159:ILE:CD1	1:A:563:LYS:CE	1	1.45
(1,24)	2:B:159:ILE:CD1	1:A:563:LYS:CG	1	1.45
(1,24)	2:B:159:ILE:CD1	1:A:563:LYS:H	1	1.45
(1,24)	2:B:159:ILE:CD1	1:A:563:LYS:HA	1	1.45
(1,24)	2:B:159:ILE:CD1	1:A:563:LYS:HB2	1	1.45
(1,24)	2:B:159:ILE:CD1	1:A:563:LYS:HB3	1	1.45
(1,24)	2:B:159:ILE:CD1	1:A:563:LYS:HD2	1	1.45
(1,24)	2:B:159:ILE:CD1	1:A:563:LYS:HD3	1	1.45

*Continued on next page...*

*Continued from previous page...*

Key	Atom-1	Atom-2	Model ID	Violation (Å)
(1,24)	2:B:159:ILE:CD1	1:A:563:LYS:HE2	1	1.45
(1,24)	2:B:159:ILE:CD1	1:A:563:LYS:HE3	1	1.45
(1,24)	2:B:159:ILE:CD1	1:A:563:LYS:HG2	1	1.45
(1,24)	2:B:159:ILE:CD1	1:A:563:LYS:HG3	1	1.45
(1,24)	2:B:159:ILE:CD1	1:A:563:LYS:HZ1	1	1.45
(1,24)	2:B:159:ILE:CD1	1:A:563:LYS:HZ2	1	1.45
(1,24)	2:B:159:ILE:CD1	1:A:563:LYS:HZ3	1	1.45
(1,24)	2:B:159:ILE:CD1	1:A:563:LYS:N	1	1.45
(1,24)	2:B:159:ILE:CD1	1:A:563:LYS:NZ	1	1.45
(1,24)	2:B:159:ILE:CD1	1:A:563:LYS:O	1	1.45
(1,24)	2:B:159:ILE:CD1	1:A:564:ALA:C	1	1.45
(1,24)	2:B:159:ILE:CD1	1:A:564:ALA:CA	1	1.45
(1,24)	2:B:159:ILE:CD1	1:A:564:ALA:CB	1	1.45
(1,24)	2:B:159:ILE:CD1	1:A:564:ALA:H	1	1.45
(1,24)	2:B:159:ILE:CD1	1:A:564:ALA:HA	1	1.45
(1,24)	2:B:159:ILE:CD1	1:A:564:ALA:HB1	1	1.45
(1,24)	2:B:159:ILE:CD1	1:A:564:ALA:HB2	1	1.45
(1,24)	2:B:159:ILE:CD1	1:A:564:ALA:HB3	1	1.45
(1,24)	2:B:159:ILE:CD1	1:A:564:ALA:N	1	1.45
(1,24)	2:B:159:ILE:CD1	1:A:564:ALA:O	1	1.45
(1,24)	2:B:159:ILE:CD1	1:A:566:LEU:C	1	1.45
(1,24)	2:B:159:ILE:CD1	1:A:566:LEU:CA	1	1.45
(1,24)	2:B:159:ILE:CD1	1:A:566:LEU:CB	1	1.45
(1,24)	2:B:159:ILE:CD1	1:A:566:LEU:CD1	1	1.45
(1,24)	2:B:159:ILE:CD1	1:A:566:LEU:CD2	1	1.45
(1,24)	2:B:159:ILE:CD1	1:A:566:LEU:CG	1	1.45
(1,24)	2:B:159:ILE:CD1	1:A:566:LEU:H	1	1.45
(1,24)	2:B:159:ILE:CD1	1:A:566:LEU:HA	1	1.45
(1,24)	2:B:159:ILE:CD1	1:A:566:LEU:HB2	1	1.45
(1,24)	2:B:159:ILE:CD1	1:A:566:LEU:HB3	1	1.45
(1,24)	2:B:159:ILE:CD1	1:A:566:LEU:HD11	1	1.45
(1,24)	2:B:159:ILE:CD1	1:A:566:LEU:HD12	1	1.45
(1,24)	2:B:159:ILE:CD1	1:A:566:LEU:HD13	1	1.45
(1,24)	2:B:159:ILE:CD1	1:A:566:LEU:HD21	1	1.45
(1,24)	2:B:159:ILE:CD1	1:A:566:LEU:HD22	1	1.45
(1,24)	2:B:159:ILE:CD1	1:A:566:LEU:HD23	1	1.45
(1,24)	2:B:159:ILE:CD1	1:A:566:LEU:HG	1	1.45
(1,24)	2:B:159:ILE:CD1	1:A:566:LEU:N	1	1.45
(1,24)	2:B:159:ILE:CD1	1:A:566:LEU:O	1	1.45
(1,24)	2:B:159:ILE:CG1	1:A:490:ALA:C	1	1.45
(1,24)	2:B:159:ILE:CG1	1:A:490:ALA:CA	1	1.45
(1,24)	2:B:159:ILE:CG1	1:A:490:ALA:CB	1	1.45

*Continued on next page...*

*Continued from previous page...*

Key	Atom-1	Atom-2	Model ID	Violation (Å)
(1,24)	2:B:159:ILE:CG1	1:A:490:ALA:H	1	1.45
(1,24)	2:B:159:ILE:CG1	1:A:490:ALA:HA	1	1.45
(1,24)	2:B:159:ILE:CG1	1:A:490:ALA:HB1	1	1.45
(1,24)	2:B:159:ILE:CG1	1:A:490:ALA:HB2	1	1.45
(1,24)	2:B:159:ILE:CG1	1:A:490:ALA:HB3	1	1.45
(1,24)	2:B:159:ILE:CG1	1:A:490:ALA:N	1	1.45
(1,24)	2:B:159:ILE:CG1	1:A:490:ALA:O	1	1.45
(1,24)	2:B:159:ILE:CG1	1:A:514:THR:C	1	1.45
(1,24)	2:B:159:ILE:CG1	1:A:514:THR:CA	1	1.45
(1,24)	2:B:159:ILE:CG1	1:A:514:THR:CB	1	1.45
(1,24)	2:B:159:ILE:CG1	1:A:514:THR:CG2	1	1.45
(1,24)	2:B:159:ILE:CG1	1:A:514:THR:H	1	1.45
(1,24)	2:B:159:ILE:CG1	1:A:514:THR:HA	1	1.45
(1,24)	2:B:159:ILE:CG1	1:A:514:THR:HB	1	1.45
(1,24)	2:B:159:ILE:CG1	1:A:514:THR:HG1	1	1.45
(1,24)	2:B:159:ILE:CG1	1:A:514:THR:HG21	1	1.45
(1,24)	2:B:159:ILE:CG1	1:A:514:THR:HG22	1	1.45
(1,24)	2:B:159:ILE:CG1	1:A:514:THR:HG23	1	1.45
(1,24)	2:B:159:ILE:CG1	1:A:514:THR:N	1	1.45
(1,24)	2:B:159:ILE:CG1	1:A:514:THR:O	1	1.45
(1,24)	2:B:159:ILE:CG1	1:A:514:THR:OG1	1	1.45
(1,24)	2:B:159:ILE:CG1	1:A:516:ASN:C	1	1.45
(1,24)	2:B:159:ILE:CG1	1:A:516:ASN:CA	1	1.45
(1,24)	2:B:159:ILE:CG1	1:A:516:ASN:CB	1	1.45
(1,24)	2:B:159:ILE:CG1	1:A:516:ASN:CG	1	1.45
(1,24)	2:B:159:ILE:CG1	1:A:516:ASN:H	1	1.45
(1,24)	2:B:159:ILE:CG1	1:A:516:ASN:HA	1	1.45
(1,24)	2:B:159:ILE:CG1	1:A:516:ASN:HB2	1	1.45
(1,24)	2:B:159:ILE:CG1	1:A:516:ASN:HB3	1	1.45
(1,24)	2:B:159:ILE:CG1	1:A:516:ASN:HD21	1	1.45
(1,24)	2:B:159:ILE:CG1	1:A:516:ASN:HD22	1	1.45
(1,24)	2:B:159:ILE:CG1	1:A:516:ASN:N	1	1.45
(1,24)	2:B:159:ILE:CG1	1:A:516:ASN:ND2	1	1.45
(1,24)	2:B:159:ILE:CG1	1:A:516:ASN:O	1	1.45
(1,24)	2:B:159:ILE:CG1	1:A:516:ASN:OD1	1	1.45
(1,24)	2:B:159:ILE:CG1	1:A:519:GLY:C	1	1.45
(1,24)	2:B:159:ILE:CG1	1:A:519:GLY:CA	1	1.45
(1,24)	2:B:159:ILE:CG1	1:A:519:GLY:H	1	1.45
(1,24)	2:B:159:ILE:CG1	1:A:519:GLY:HA2	1	1.45
(1,24)	2:B:159:ILE:CG1	1:A:519:GLY:HA3	1	1.45
(1,24)	2:B:159:ILE:CG1	1:A:519:GLY:N	1	1.45
(1,24)	2:B:159:ILE:CG1	1:A:519:GLY:O	1	1.45

*Continued on next page...*

*Continued from previous page...*

Key	Atom-1	Atom-2	Model ID	Violation (Å)
(1,24)	2:B:159:ILE:CG1	1:A:522:PHE:C	1	1.45
(1,24)	2:B:159:ILE:CG1	1:A:522:PHE:CA	1	1.45
(1,24)	2:B:159:ILE:CG1	1:A:522:PHE:CB	1	1.45
(1,24)	2:B:159:ILE:CG1	1:A:522:PHE:CD1	1	1.45
(1,24)	2:B:159:ILE:CG1	1:A:522:PHE:CD2	1	1.45
(1,24)	2:B:159:ILE:CG1	1:A:522:PHE:CE1	1	1.45
(1,24)	2:B:159:ILE:CG1	1:A:522:PHE:CE2	1	1.45
(1,24)	2:B:159:ILE:CG1	1:A:522:PHE:CG	1	1.45
(1,24)	2:B:159:ILE:CG1	1:A:522:PHE:CZ	1	1.45
(1,24)	2:B:159:ILE:CG1	1:A:522:PHE:H	1	1.45
(1,24)	2:B:159:ILE:CG1	1:A:522:PHE:HA	1	1.45
(1,24)	2:B:159:ILE:CG1	1:A:522:PHE:HB2	1	1.45
(1,24)	2:B:159:ILE:CG1	1:A:522:PHE:HB3	1	1.45
(1,24)	2:B:159:ILE:CG1	1:A:522:PHE:HD1	1	1.45
(1,24)	2:B:159:ILE:CG1	1:A:522:PHE:HD2	1	1.45
(1,24)	2:B:159:ILE:CG1	1:A:522:PHE:HE1	1	1.45
(1,24)	2:B:159:ILE:CG1	1:A:522:PHE:HE2	1	1.45
(1,24)	2:B:159:ILE:CG1	1:A:522:PHE:HZ	1	1.45
(1,24)	2:B:159:ILE:CG1	1:A:522:PHE:N	1	1.45
(1,24)	2:B:159:ILE:CG1	1:A:522:PHE:O	1	1.45
(1,24)	2:B:159:ILE:CG1	1:A:523:GLU:C	1	1.45
(1,24)	2:B:159:ILE:CG1	1:A:523:GLU:CA	1	1.45
(1,24)	2:B:159:ILE:CG1	1:A:523:GLU:CB	1	1.45
(1,24)	2:B:159:ILE:CG1	1:A:523:GLU:CD	1	1.45
(1,24)	2:B:159:ILE:CG1	1:A:523:GLU:CG	1	1.45
(1,24)	2:B:159:ILE:CG1	1:A:523:GLU:H	1	1.45
(1,24)	2:B:159:ILE:CG1	1:A:523:GLU:HA	1	1.45
(1,24)	2:B:159:ILE:CG1	1:A:523:GLU:HB2	1	1.45
(1,24)	2:B:159:ILE:CG1	1:A:523:GLU:HB3	1	1.45
(1,24)	2:B:159:ILE:CG1	1:A:523:GLU:HG2	1	1.45
(1,24)	2:B:159:ILE:CG1	1:A:523:GLU:HG3	1	1.45
(1,24)	2:B:159:ILE:CG1	1:A:523:GLU:N	1	1.45
(1,24)	2:B:159:ILE:CG1	1:A:523:GLU:O	1	1.45
(1,24)	2:B:159:ILE:CG1	1:A:523:GLU:OE1	1	1.45
(1,24)	2:B:159:ILE:CG1	1:A:523:GLU:OE2	1	1.45
(1,24)	2:B:159:ILE:CG1	1:A:524:PHE:C	1	1.45
(1,24)	2:B:159:ILE:CG1	1:A:524:PHE:CA	1	1.45
(1,24)	2:B:159:ILE:CG1	1:A:524:PHE:CB	1	1.45
(1,24)	2:B:159:ILE:CG1	1:A:524:PHE:CD1	1	1.45
(1,24)	2:B:159:ILE:CG1	1:A:524:PHE:CD2	1	1.45
(1,24)	2:B:159:ILE:CG1	1:A:524:PHE:CE1	1	1.45
(1,24)	2:B:159:ILE:CG1	1:A:524:PHE:CE2	1	1.45

*Continued on next page...*

*Continued from previous page...*

Key	Atom-1	Atom-2	Model ID	Violation (Å)
(1,24)	2:B:159:ILE:CG1	1:A:524:PHE:CG	1	1.45
(1,24)	2:B:159:ILE:CG1	1:A:524:PHE:CZ	1	1.45
(1,24)	2:B:159:ILE:CG1	1:A:524:PHE:H	1	1.45
(1,24)	2:B:159:ILE:CG1	1:A:524:PHE:HA	1	1.45
(1,24)	2:B:159:ILE:CG1	1:A:524:PHE:HB2	1	1.45
(1,24)	2:B:159:ILE:CG1	1:A:524:PHE:HB3	1	1.45
(1,24)	2:B:159:ILE:CG1	1:A:524:PHE:HD1	1	1.45
(1,24)	2:B:159:ILE:CG1	1:A:524:PHE:HD2	1	1.45
(1,24)	2:B:159:ILE:CG1	1:A:524:PHE:HE1	1	1.45
(1,24)	2:B:159:ILE:CG1	1:A:524:PHE:HE2	1	1.45
(1,24)	2:B:159:ILE:CG1	1:A:524:PHE:HZ	1	1.45
(1,24)	2:B:159:ILE:CG1	1:A:524:PHE:N	1	1.45
(1,24)	2:B:159:ILE:CG1	1:A:524:PHE:O	1	1.45
(1,24)	2:B:159:ILE:CG1	1:A:525:GLU:C	1	1.45
(1,24)	2:B:159:ILE:CG1	1:A:525:GLU:CA	1	1.45
(1,24)	2:B:159:ILE:CG1	1:A:525:GLU:CB	1	1.45
(1,24)	2:B:159:ILE:CG1	1:A:525:GLU:CD	1	1.45
(1,24)	2:B:159:ILE:CG1	1:A:525:GLU:CG	1	1.45
(1,24)	2:B:159:ILE:CG1	1:A:525:GLU:H	1	1.45
(1,24)	2:B:159:ILE:CG1	1:A:525:GLU:HA	1	1.45
(1,24)	2:B:159:ILE:CG1	1:A:525:GLU:HB2	1	1.45
(1,24)	2:B:159:ILE:CG1	1:A:525:GLU:HB3	1	1.45
(1,24)	2:B:159:ILE:CG1	1:A:525:GLU:HG2	1	1.45
(1,24)	2:B:159:ILE:CG1	1:A:525:GLU:HG3	1	1.45
(1,24)	2:B:159:ILE:CG1	1:A:525:GLU:N	1	1.45
(1,24)	2:B:159:ILE:CG1	1:A:525:GLU:O	1	1.45
(1,24)	2:B:159:ILE:CG1	1:A:525:GLU:OE1	1	1.45
(1,24)	2:B:159:ILE:CG1	1:A:525:GLU:OE2	1	1.45
(1,24)	2:B:159:ILE:CG1	1:A:526:ASN:C	1	1.45
(1,24)	2:B:159:ILE:CG1	1:A:526:ASN:CA	1	1.45
(1,24)	2:B:159:ILE:CG1	1:A:526:ASN:CB	1	1.45
(1,24)	2:B:159:ILE:CG1	1:A:526:ASN:CG	1	1.45
(1,24)	2:B:159:ILE:CG1	1:A:526:ASN:H	1	1.45
(1,24)	2:B:159:ILE:CG1	1:A:526:ASN:HA	1	1.45
(1,24)	2:B:159:ILE:CG1	1:A:526:ASN:HB2	1	1.45
(1,24)	2:B:159:ILE:CG1	1:A:526:ASN:HB3	1	1.45
(1,24)	2:B:159:ILE:CG1	1:A:526:ASN:HD21	1	1.45
(1,24)	2:B:159:ILE:CG1	1:A:526:ASN:HD22	1	1.45
(1,24)	2:B:159:ILE:CG1	1:A:526:ASN:N	1	1.45
(1,24)	2:B:159:ILE:CG1	1:A:526:ASN:ND2	1	1.45
(1,24)	2:B:159:ILE:CG1	1:A:526:ASN:O	1	1.45
(1,24)	2:B:159:ILE:CG1	1:A:526:ASN:OD1	1	1.45

*Continued on next page...*



*Continued from previous page...*

Key	Atom-1	Atom-2	Model ID	Violation (Å)
(1,24)	2:B:159:ILE:CG1	1:A:527:ALA:C	1	1.45
(1,24)	2:B:159:ILE:CG1	1:A:527:ALA:CA	1	1.45
(1,24)	2:B:159:ILE:CG1	1:A:527:ALA:CB	1	1.45
(1,24)	2:B:159:ILE:CG1	1:A:527:ALA:H	1	1.45
(1,24)	2:B:159:ILE:CG1	1:A:527:ALA:HA	1	1.45
(1,24)	2:B:159:ILE:CG1	1:A:527:ALA:HB1	1	1.45
(1,24)	2:B:159:ILE:CG1	1:A:527:ALA:HB2	1	1.45
(1,24)	2:B:159:ILE:CG1	1:A:527:ALA:HB3	1	1.45
(1,24)	2:B:159:ILE:CG1	1:A:527:ALA:N	1	1.45
(1,24)	2:B:159:ILE:CG1	1:A:527:ALA:O	1	1.45
(1,24)	2:B:159:ILE:CG1	1:A:528:ILE:C	1	1.45
(1,24)	2:B:159:ILE:CG1	1:A:528:ILE:CA	1	1.45
(1,24)	2:B:159:ILE:CG1	1:A:528:ILE:CB	1	1.45
(1,24)	2:B:159:ILE:CG1	1:A:528:ILE:CD1	1	1.45
(1,24)	2:B:159:ILE:CG1	1:A:528:ILE:CG1	1	1.45
(1,24)	2:B:159:ILE:CG1	1:A:528:ILE:CG2	1	1.45
(1,24)	2:B:159:ILE:CG1	1:A:528:ILE:H	1	1.45
(1,24)	2:B:159:ILE:CG1	1:A:528:ILE:HA	1	1.45
(1,24)	2:B:159:ILE:CG1	1:A:528:ILE:HB	1	1.45
(1,24)	2:B:159:ILE:CG1	1:A:528:ILE:HD11	1	1.45
(1,24)	2:B:159:ILE:CG1	1:A:528:ILE:HD12	1	1.45
(1,24)	2:B:159:ILE:CG1	1:A:528:ILE:HD13	1	1.45
(1,24)	2:B:159:ILE:CG1	1:A:528:ILE:HG12	1	1.45
(1,24)	2:B:159:ILE:CG1	1:A:528:ILE:HG13	1	1.45
(1,24)	2:B:159:ILE:CG1	1:A:528:ILE:HG21	1	1.45
(1,24)	2:B:159:ILE:CG1	1:A:528:ILE:HG22	1	1.45
(1,24)	2:B:159:ILE:CG1	1:A:528:ILE:HG23	1	1.45
(1,24)	2:B:159:ILE:CG1	1:A:528:ILE:N	1	1.45
(1,24)	2:B:159:ILE:CG1	1:A:528:ILE:O	1	1.45
(1,24)	2:B:159:ILE:CG1	1:A:529:VAL:C	1	1.45
(1,24)	2:B:159:ILE:CG1	1:A:529:VAL:CA	1	1.45
(1,24)	2:B:159:ILE:CG1	1:A:529:VAL:CB	1	1.45
(1,24)	2:B:159:ILE:CG1	1:A:529:VAL:CG1	1	1.45
(1,24)	2:B:159:ILE:CG1	1:A:529:VAL:CG2	1	1.45
(1,24)	2:B:159:ILE:CG1	1:A:529:VAL:H	1	1.45
(1,24)	2:B:159:ILE:CG1	1:A:529:VAL:HA	1	1.45
(1,24)	2:B:159:ILE:CG1	1:A:529:VAL:HB	1	1.45
(1,24)	2:B:159:ILE:CG1	1:A:529:VAL:HG11	1	1.45
(1,24)	2:B:159:ILE:CG1	1:A:529:VAL:HG12	1	1.45
(1,24)	2:B:159:ILE:CG1	1:A:529:VAL:HG13	1	1.45
(1,24)	2:B:159:ILE:CG1	1:A:529:VAL:HG21	1	1.45
(1,24)	2:B:159:ILE:CG1	1:A:529:VAL:HG22	1	1.45

*Continued on next page...*

*Continued from previous page...*

Key	Atom-1	Atom-2	Model ID	Violation (Å)
(1,24)	2:B:159:ILE:CG1	1:A:529:VAL:HG23	1	1.45
(1,24)	2:B:159:ILE:CG1	1:A:529:VAL:N	1	1.45
(1,24)	2:B:159:ILE:CG1	1:A:529:VAL:O	1	1.45
(1,24)	2:B:159:ILE:CG1	1:A:561:ASP:C	1	1.45
(1,24)	2:B:159:ILE:CG1	1:A:561:ASP:CA	1	1.45
(1,24)	2:B:159:ILE:CG1	1:A:561:ASP:CB	1	1.45
(1,24)	2:B:159:ILE:CG1	1:A:561:ASP:CG	1	1.45
(1,24)	2:B:159:ILE:CG1	1:A:561:ASP:H	1	1.45
(1,24)	2:B:159:ILE:CG1	1:A:561:ASP:HA	1	1.45
(1,24)	2:B:159:ILE:CG1	1:A:561:ASP:HB2	1	1.45
(1,24)	2:B:159:ILE:CG1	1:A:561:ASP:HB3	1	1.45
(1,24)	2:B:159:ILE:CG1	1:A:561:ASP:N	1	1.45
(1,24)	2:B:159:ILE:CG1	1:A:561:ASP:O	1	1.45
(1,24)	2:B:159:ILE:CG1	1:A:561:ASP:OD1	1	1.45
(1,24)	2:B:159:ILE:CG1	1:A:561:ASP:OD2	1	1.45
(1,24)	2:B:159:ILE:CG1	1:A:563:LYS:C	1	1.45
(1,24)	2:B:159:ILE:CG1	1:A:563:LYS:CA	1	1.45
(1,24)	2:B:159:ILE:CG1	1:A:563:LYS:CB	1	1.45
(1,24)	2:B:159:ILE:CG1	1:A:563:LYS:CD	1	1.45
(1,24)	2:B:159:ILE:CG1	1:A:563:LYS:CE	1	1.45
(1,24)	2:B:159:ILE:CG1	1:A:563:LYS:CG	1	1.45
(1,24)	2:B:159:ILE:CG1	1:A:563:LYS:H	1	1.45
(1,24)	2:B:159:ILE:CG1	1:A:563:LYS:HA	1	1.45
(1,24)	2:B:159:ILE:CG1	1:A:563:LYS:HB2	1	1.45
(1,24)	2:B:159:ILE:CG1	1:A:563:LYS:HB3	1	1.45
(1,24)	2:B:159:ILE:CG1	1:A:563:LYS:HD2	1	1.45
(1,24)	2:B:159:ILE:CG1	1:A:563:LYS:HD3	1	1.45
(1,24)	2:B:159:ILE:CG1	1:A:563:LYS:HE2	1	1.45
(1,24)	2:B:159:ILE:CG1	1:A:563:LYS:HE3	1	1.45
(1,24)	2:B:159:ILE:CG1	1:A:563:LYS:HG2	1	1.45
(1,24)	2:B:159:ILE:CG1	1:A:563:LYS:HG3	1	1.45
(1,24)	2:B:159:ILE:CG1	1:A:563:LYS:HZ1	1	1.45
(1,24)	2:B:159:ILE:CG1	1:A:563:LYS:HZ2	1	1.45
(1,24)	2:B:159:ILE:CG1	1:A:563:LYS:HZ3	1	1.45
(1,24)	2:B:159:ILE:CG1	1:A:563:LYS:N	1	1.45
(1,24)	2:B:159:ILE:CG1	1:A:563:LYS:NZ	1	1.45
(1,24)	2:B:159:ILE:CG1	1:A:563:LYS:O	1	1.45
(1,24)	2:B:159:ILE:CG1	1:A:564:ALA:C	1	1.45
(1,24)	2:B:159:ILE:CG1	1:A:564:ALA:CA	1	1.45
(1,24)	2:B:159:ILE:CG1	1:A:564:ALA:CB	1	1.45
(1,24)	2:B:159:ILE:CG1	1:A:564:ALA:H	1	1.45
(1,24)	2:B:159:ILE:CG1	1:A:564:ALA:HA	1	1.45

*Continued on next page...*

*Continued from previous page...*

Key	Atom-1	Atom-2	Model ID	Violation (Å)
(1,24)	2:B:159:ILE:CG1	1:A:564:ALA:HB1	1	1.45
(1,24)	2:B:159:ILE:CG1	1:A:564:ALA:HB2	1	1.45
(1,24)	2:B:159:ILE:CG1	1:A:564:ALA:HB3	1	1.45
(1,24)	2:B:159:ILE:CG1	1:A:564:ALA:N	1	1.45
(1,24)	2:B:159:ILE:CG1	1:A:564:ALA:O	1	1.45
(1,24)	2:B:159:ILE:CG1	1:A:566:LEU:C	1	1.45
(1,24)	2:B:159:ILE:CG1	1:A:566:LEU:CA	1	1.45
(1,24)	2:B:159:ILE:CG1	1:A:566:LEU:CB	1	1.45
(1,24)	2:B:159:ILE:CG1	1:A:566:LEU:CD1	1	1.45
(1,24)	2:B:159:ILE:CG1	1:A:566:LEU:CD2	1	1.45
(1,24)	2:B:159:ILE:CG1	1:A:566:LEU:CG	1	1.45
(1,24)	2:B:159:ILE:CG1	1:A:566:LEU:H	1	1.45
(1,24)	2:B:159:ILE:CG1	1:A:566:LEU:HA	1	1.45
(1,24)	2:B:159:ILE:CG1	1:A:566:LEU:HB2	1	1.45
(1,24)	2:B:159:ILE:CG1	1:A:566:LEU:HB3	1	1.45
(1,24)	2:B:159:ILE:CG1	1:A:566:LEU:HD11	1	1.45
(1,24)	2:B:159:ILE:CG1	1:A:566:LEU:HD12	1	1.45
(1,24)	2:B:159:ILE:CG1	1:A:566:LEU:HD13	1	1.45
(1,24)	2:B:159:ILE:CG1	1:A:566:LEU:HD21	1	1.45
(1,24)	2:B:159:ILE:CG1	1:A:566:LEU:HD22	1	1.45
(1,24)	2:B:159:ILE:CG1	1:A:566:LEU:HD23	1	1.45
(1,24)	2:B:159:ILE:CG1	1:A:566:LEU:HG	1	1.45
(1,24)	2:B:159:ILE:CG1	1:A:566:LEU:N	1	1.45
(1,24)	2:B:159:ILE:CG1	1:A:566:LEU:O	1	1.45
(1,24)	2:B:159:ILE:CG2	1:A:490:ALA:C	1	1.45
(1,24)	2:B:159:ILE:CG2	1:A:490:ALA:CA	1	1.45
(1,24)	2:B:159:ILE:CG2	1:A:490:ALA:CB	1	1.45
(1,24)	2:B:159:ILE:CG2	1:A:490:ALA:H	1	1.45
(1,24)	2:B:159:ILE:CG2	1:A:490:ALA:HA	1	1.45
(1,24)	2:B:159:ILE:CG2	1:A:490:ALA:HB1	1	1.45
(1,24)	2:B:159:ILE:CG2	1:A:490:ALA:HB2	1	1.45
(1,24)	2:B:159:ILE:CG2	1:A:490:ALA:HB3	1	1.45
(1,24)	2:B:159:ILE:CG2	1:A:490:ALA:N	1	1.45
(1,24)	2:B:159:ILE:CG2	1:A:490:ALA:O	1	1.45
(1,24)	2:B:159:ILE:CG2	1:A:514:THR:C	1	1.45
(1,24)	2:B:159:ILE:CG2	1:A:514:THR:CA	1	1.45
(1,24)	2:B:159:ILE:CG2	1:A:514:THR:CB	1	1.45
(1,24)	2:B:159:ILE:CG2	1:A:514:THR:CG2	1	1.45
(1,24)	2:B:159:ILE:CG2	1:A:514:THR:H	1	1.45
(1,24)	2:B:159:ILE:CG2	1:A:514:THR:HA	1	1.45
(1,24)	2:B:159:ILE:CG2	1:A:514:THR:HB	1	1.45
(1,24)	2:B:159:ILE:CG2	1:A:514:THR:HG1	1	1.45

*Continued on next page...*

*Continued from previous page...*

Key	Atom-1	Atom-2	Model ID	Violation (Å)
(1,24)	2:B:159:ILE:CG2	1:A:514:THR:HG21	1	1.45
(1,24)	2:B:159:ILE:CG2	1:A:514:THR:HG22	1	1.45
(1,24)	2:B:159:ILE:CG2	1:A:514:THR:HG23	1	1.45
(1,24)	2:B:159:ILE:CG2	1:A:514:THR:N	1	1.45
(1,24)	2:B:159:ILE:CG2	1:A:514:THR:O	1	1.45
(1,24)	2:B:159:ILE:CG2	1:A:514:THR:OG1	1	1.45
(1,24)	2:B:159:ILE:CG2	1:A:516:ASN:C	1	1.45
(1,24)	2:B:159:ILE:CG2	1:A:516:ASN:CA	1	1.45
(1,24)	2:B:159:ILE:CG2	1:A:516:ASN:CB	1	1.45
(1,24)	2:B:159:ILE:CG2	1:A:516:ASN:CG	1	1.45
(1,24)	2:B:159:ILE:CG2	1:A:516:ASN:H	1	1.45
(1,24)	2:B:159:ILE:CG2	1:A:516:ASN:HA	1	1.45
(1,24)	2:B:159:ILE:CG2	1:A:516:ASN:HB2	1	1.45
(1,24)	2:B:159:ILE:CG2	1:A:516:ASN:HB3	1	1.45
(1,24)	2:B:159:ILE:CG2	1:A:516:ASN:HD21	1	1.45
(1,24)	2:B:159:ILE:CG2	1:A:516:ASN:HD22	1	1.45
(1,24)	2:B:159:ILE:CG2	1:A:516:ASN:N	1	1.45
(1,24)	2:B:159:ILE:CG2	1:A:516:ASN:ND2	1	1.45
(1,24)	2:B:159:ILE:CG2	1:A:516:ASN:O	1	1.45
(1,24)	2:B:159:ILE:CG2	1:A:516:ASN:OD1	1	1.45
(1,24)	2:B:159:ILE:CG2	1:A:519:GLY:C	1	1.45
(1,24)	2:B:159:ILE:CG2	1:A:519:GLY:CA	1	1.45
(1,24)	2:B:159:ILE:CG2	1:A:519:GLY:H	1	1.45
(1,24)	2:B:159:ILE:CG2	1:A:519:GLY:HA2	1	1.45
(1,24)	2:B:159:ILE:CG2	1:A:519:GLY:HA3	1	1.45
(1,24)	2:B:159:ILE:CG2	1:A:519:GLY:N	1	1.45
(1,24)	2:B:159:ILE:CG2	1:A:519:GLY:O	1	1.45
(1,24)	2:B:159:ILE:CG2	1:A:522:PHE:C	1	1.45
(1,24)	2:B:159:ILE:CG2	1:A:522:PHE:CA	1	1.45
(1,24)	2:B:159:ILE:CG2	1:A:522:PHE:CB	1	1.45
(1,24)	2:B:159:ILE:CG2	1:A:522:PHE:CD1	1	1.45
(1,24)	2:B:159:ILE:CG2	1:A:522:PHE:CD2	1	1.45
(1,24)	2:B:159:ILE:CG2	1:A:522:PHE:CE1	1	1.45
(1,24)	2:B:159:ILE:CG2	1:A:522:PHE:CE2	1	1.45
(1,24)	2:B:159:ILE:CG2	1:A:522:PHE:CG	1	1.45
(1,24)	2:B:159:ILE:CG2	1:A:522:PHE:CZ	1	1.45
(1,24)	2:B:159:ILE:CG2	1:A:522:PHE:H	1	1.45
(1,24)	2:B:159:ILE:CG2	1:A:522:PHE:HA	1	1.45
(1,24)	2:B:159:ILE:CG2	1:A:522:PHE:HB2	1	1.45
(1,24)	2:B:159:ILE:CG2	1:A:522:PHE:HB3	1	1.45
(1,24)	2:B:159:ILE:CG2	1:A:522:PHE:HD1	1	1.45
(1,24)	2:B:159:ILE:CG2	1:A:522:PHE:HD2	1	1.45

*Continued on next page...*

*Continued from previous page...*

Key	Atom-1	Atom-2	Model ID	Violation (Å)
(1,24)	2:B:159:ILE:CG2	1:A:522:PHE:HE1	1	1.45
(1,24)	2:B:159:ILE:CG2	1:A:522:PHE:HE2	1	1.45
(1,24)	2:B:159:ILE:CG2	1:A:522:PHE:HZ	1	1.45
(1,24)	2:B:159:ILE:CG2	1:A:522:PHE:N	1	1.45
(1,24)	2:B:159:ILE:CG2	1:A:522:PHE:O	1	1.45
(1,24)	2:B:159:ILE:CG2	1:A:523:GLU:C	1	1.45
(1,24)	2:B:159:ILE:CG2	1:A:523:GLU:CA	1	1.45
(1,24)	2:B:159:ILE:CG2	1:A:523:GLU:CB	1	1.45
(1,24)	2:B:159:ILE:CG2	1:A:523:GLU:CD	1	1.45
(1,24)	2:B:159:ILE:CG2	1:A:523:GLU:CG	1	1.45
(1,24)	2:B:159:ILE:CG2	1:A:523:GLU:H	1	1.45
(1,24)	2:B:159:ILE:CG2	1:A:523:GLU:HA	1	1.45
(1,24)	2:B:159:ILE:CG2	1:A:523:GLU:HB2	1	1.45
(1,24)	2:B:159:ILE:CG2	1:A:523:GLU:HB3	1	1.45
(1,24)	2:B:159:ILE:CG2	1:A:523:GLU:HG2	1	1.45
(1,24)	2:B:159:ILE:CG2	1:A:523:GLU:HG3	1	1.45
(1,24)	2:B:159:ILE:CG2	1:A:523:GLU:N	1	1.45
(1,24)	2:B:159:ILE:CG2	1:A:523:GLU:O	1	1.45
(1,24)	2:B:159:ILE:CG2	1:A:523:GLU:OE1	1	1.45
(1,24)	2:B:159:ILE:CG2	1:A:523:GLU:OE2	1	1.45
(1,24)	2:B:159:ILE:CG2	1:A:524:PHE:C	1	1.45
(1,24)	2:B:159:ILE:CG2	1:A:524:PHE:CA	1	1.45
(1,24)	2:B:159:ILE:CG2	1:A:524:PHE:CB	1	1.45
(1,24)	2:B:159:ILE:CG2	1:A:524:PHE:CD1	1	1.45
(1,24)	2:B:159:ILE:CG2	1:A:524:PHE:CD2	1	1.45
(1,24)	2:B:159:ILE:CG2	1:A:524:PHE:CE1	1	1.45
(1,24)	2:B:159:ILE:CG2	1:A:524:PHE:CE2	1	1.45
(1,24)	2:B:159:ILE:CG2	1:A:524:PHE:CG	1	1.45
(1,24)	2:B:159:ILE:CG2	1:A:524:PHE:CZ	1	1.45
(1,24)	2:B:159:ILE:CG2	1:A:524:PHE:H	1	1.45
(1,24)	2:B:159:ILE:CG2	1:A:524:PHE:HA	1	1.45
(1,24)	2:B:159:ILE:CG2	1:A:524:PHE:HB2	1	1.45
(1,24)	2:B:159:ILE:CG2	1:A:524:PHE:HB3	1	1.45
(1,24)	2:B:159:ILE:CG2	1:A:524:PHE:HD1	1	1.45
(1,24)	2:B:159:ILE:CG2	1:A:524:PHE:HD2	1	1.45
(1,24)	2:B:159:ILE:CG2	1:A:524:PHE:HE1	1	1.45
(1,24)	2:B:159:ILE:CG2	1:A:524:PHE:HE2	1	1.45
(1,24)	2:B:159:ILE:CG2	1:A:524:PHE:HZ	1	1.45
(1,24)	2:B:159:ILE:CG2	1:A:524:PHE:N	1	1.45
(1,24)	2:B:159:ILE:CG2	1:A:524:PHE:O	1	1.45
(1,24)	2:B:159:ILE:CG2	1:A:525:GLU:C	1	1.45
(1,24)	2:B:159:ILE:CG2	1:A:525:GLU:CA	1	1.45

*Continued on next page...*

*Continued from previous page...*

Key	Atom-1	Atom-2	Model ID	Violation (Å)
(1,24)	2:B:159:ILE:CG2	1:A:525:GLU:CB	1	1.45
(1,24)	2:B:159:ILE:CG2	1:A:525:GLU:CD	1	1.45
(1,24)	2:B:159:ILE:CG2	1:A:525:GLU:CG	1	1.45
(1,24)	2:B:159:ILE:CG2	1:A:525:GLU:H	1	1.45
(1,24)	2:B:159:ILE:CG2	1:A:525:GLU:HA	1	1.45
(1,24)	2:B:159:ILE:CG2	1:A:525:GLU:HB2	1	1.45
(1,24)	2:B:159:ILE:CG2	1:A:525:GLU:HB3	1	1.45
(1,24)	2:B:159:ILE:CG2	1:A:525:GLU:HG2	1	1.45
(1,24)	2:B:159:ILE:CG2	1:A:525:GLU:HG3	1	1.45
(1,24)	2:B:159:ILE:CG2	1:A:525:GLU:N	1	1.45
(1,24)	2:B:159:ILE:CG2	1:A:525:GLU:O	1	1.45
(1,24)	2:B:159:ILE:CG2	1:A:525:GLU:OE1	1	1.45
(1,24)	2:B:159:ILE:CG2	1:A:525:GLU:OE2	1	1.45
(1,24)	2:B:159:ILE:CG2	1:A:526:ASN:C	1	1.45
(1,24)	2:B:159:ILE:CG2	1:A:526:ASN:CA	1	1.45
(1,24)	2:B:159:ILE:CG2	1:A:526:ASN:CB	1	1.45
(1,24)	2:B:159:ILE:CG2	1:A:526:ASN:CG	1	1.45
(1,24)	2:B:159:ILE:CG2	1:A:526:ASN:H	1	1.45
(1,24)	2:B:159:ILE:CG2	1:A:526:ASN:HA	1	1.45
(1,24)	2:B:159:ILE:CG2	1:A:526:ASN:HB2	1	1.45
(1,24)	2:B:159:ILE:CG2	1:A:526:ASN:HB3	1	1.45
(1,24)	2:B:159:ILE:CG2	1:A:526:ASN:HD21	1	1.45
(1,24)	2:B:159:ILE:CG2	1:A:526:ASN:HD22	1	1.45
(1,24)	2:B:159:ILE:CG2	1:A:526:ASN:N	1	1.45
(1,24)	2:B:159:ILE:CG2	1:A:526:ASN:ND2	1	1.45
(1,24)	2:B:159:ILE:CG2	1:A:526:ASN:O	1	1.45
(1,24)	2:B:159:ILE:CG2	1:A:526:ASN:OD1	1	1.45
(1,24)	2:B:159:ILE:CG2	1:A:527:ALA:C	1	1.45
(1,24)	2:B:159:ILE:CG2	1:A:527:ALA:CA	1	1.45
(1,24)	2:B:159:ILE:CG2	1:A:527:ALA:CB	1	1.45
(1,24)	2:B:159:ILE:CG2	1:A:527:ALA:H	1	1.45
(1,24)	2:B:159:ILE:CG2	1:A:527:ALA:HA	1	1.45
(1,24)	2:B:159:ILE:CG2	1:A:527:ALA:HB1	1	1.45
(1,24)	2:B:159:ILE:CG2	1:A:527:ALA:HB2	1	1.45
(1,24)	2:B:159:ILE:CG2	1:A:527:ALA:HB3	1	1.45
(1,24)	2:B:159:ILE:CG2	1:A:527:ALA:N	1	1.45
(1,24)	2:B:159:ILE:CG2	1:A:527:ALA:O	1	1.45
(1,24)	2:B:159:ILE:CG2	1:A:528:ILE:C	1	1.45
(1,24)	2:B:159:ILE:CG2	1:A:528:ILE:CA	1	1.45
(1,24)	2:B:159:ILE:CG2	1:A:528:ILE:CB	1	1.45
(1,24)	2:B:159:ILE:CG2	1:A:528:ILE:CD1	1	1.45
(1,24)	2:B:159:ILE:CG2	1:A:528:ILE:CG1	1	1.45

*Continued on next page...*

*Continued from previous page...*

Key	Atom-1	Atom-2	Model ID	Violation (Å)
(1,24)	2:B:159:ILE:CG2	1:A:528:ILE:CG2	1	1.45
(1,24)	2:B:159:ILE:CG2	1:A:528:ILE:H	1	1.45
(1,24)	2:B:159:ILE:CG2	1:A:528:ILE:HA	1	1.45
(1,24)	2:B:159:ILE:CG2	1:A:528:ILE:HB	1	1.45
(1,24)	2:B:159:ILE:CG2	1:A:528:ILE:HD11	1	1.45
(1,24)	2:B:159:ILE:CG2	1:A:528:ILE:HD12	1	1.45
(1,24)	2:B:159:ILE:CG2	1:A:528:ILE:HD13	1	1.45
(1,24)	2:B:159:ILE:CG2	1:A:528:ILE:HG12	1	1.45
(1,24)	2:B:159:ILE:CG2	1:A:528:ILE:HG13	1	1.45
(1,24)	2:B:159:ILE:CG2	1:A:528:ILE:HG21	1	1.45
(1,24)	2:B:159:ILE:CG2	1:A:528:ILE:HG22	1	1.45
(1,24)	2:B:159:ILE:CG2	1:A:528:ILE:HG23	1	1.45
(1,24)	2:B:159:ILE:CG2	1:A:528:ILE:N	1	1.45
(1,24)	2:B:159:ILE:CG2	1:A:528:ILE:O	1	1.45
(1,24)	2:B:159:ILE:CG2	1:A:529:VAL:C	1	1.45
(1,24)	2:B:159:ILE:CG2	1:A:529:VAL:CA	1	1.45
(1,24)	2:B:159:ILE:CG2	1:A:529:VAL:CB	1	1.45
(1,24)	2:B:159:ILE:CG2	1:A:529:VAL:CG1	1	1.45
(1,24)	2:B:159:ILE:CG2	1:A:529:VAL:CG2	1	1.45
(1,24)	2:B:159:ILE:CG2	1:A:529:VAL:H	1	1.45
(1,24)	2:B:159:ILE:CG2	1:A:529:VAL:HA	1	1.45
(1,24)	2:B:159:ILE:CG2	1:A:529:VAL:HB	1	1.45
(1,24)	2:B:159:ILE:CG2	1:A:529:VAL:HG11	1	1.45
(1,24)	2:B:159:ILE:CG2	1:A:529:VAL:HG12	1	1.45
(1,24)	2:B:159:ILE:CG2	1:A:529:VAL:HG13	1	1.45
(1,24)	2:B:159:ILE:CG2	1:A:529:VAL:HG21	1	1.45
(1,24)	2:B:159:ILE:CG2	1:A:529:VAL:HG22	1	1.45
(1,24)	2:B:159:ILE:CG2	1:A:529:VAL:HG23	1	1.45
(1,24)	2:B:159:ILE:CG2	1:A:529:VAL:N	1	1.45
(1,24)	2:B:159:ILE:CG2	1:A:529:VAL:O	1	1.45
(1,24)	2:B:159:ILE:CG2	1:A:561:ASP:C	1	1.45
(1,24)	2:B:159:ILE:CG2	1:A:561:ASP:CA	1	1.45
(1,24)	2:B:159:ILE:CG2	1:A:561:ASP:CB	1	1.45
(1,24)	2:B:159:ILE:CG2	1:A:561:ASP:CG	1	1.45
(1,24)	2:B:159:ILE:CG2	1:A:561:ASP:H	1	1.45
(1,24)	2:B:159:ILE:CG2	1:A:561:ASP:HA	1	1.45
(1,24)	2:B:159:ILE:CG2	1:A:561:ASP:HB2	1	1.45
(1,24)	2:B:159:ILE:CG2	1:A:561:ASP:HB3	1	1.45
(1,24)	2:B:159:ILE:CG2	1:A:561:ASP:N	1	1.45
(1,24)	2:B:159:ILE:CG2	1:A:561:ASP:O	1	1.45
(1,24)	2:B:159:ILE:CG2	1:A:561:ASP:OD1	1	1.45
(1,24)	2:B:159:ILE:CG2	1:A:561:ASP:OD2	1	1.45

*Continued on next page...*

*Continued from previous page...*

Key	Atom-1	Atom-2	Model ID	Violation (Å)
(1,24)	2:B:159:ILE:CG2	1:A:563:LYS:C	1	1.45
(1,24)	2:B:159:ILE:CG2	1:A:563:LYS:CA	1	1.45
(1,24)	2:B:159:ILE:CG2	1:A:563:LYS:CB	1	1.45
(1,24)	2:B:159:ILE:CG2	1:A:563:LYS:CD	1	1.45
(1,24)	2:B:159:ILE:CG2	1:A:563:LYS:CE	1	1.45
(1,24)	2:B:159:ILE:CG2	1:A:563:LYS:CG	1	1.45
(1,24)	2:B:159:ILE:CG2	1:A:563:LYS:H	1	1.45
(1,24)	2:B:159:ILE:CG2	1:A:563:LYS:HA	1	1.45
(1,24)	2:B:159:ILE:CG2	1:A:563:LYS:HB2	1	1.45
(1,24)	2:B:159:ILE:CG2	1:A:563:LYS:HB3	1	1.45
(1,24)	2:B:159:ILE:CG2	1:A:563:LYS:HD2	1	1.45
(1,24)	2:B:159:ILE:CG2	1:A:563:LYS:HD3	1	1.45
(1,24)	2:B:159:ILE:CG2	1:A:563:LYS:HE2	1	1.45
(1,24)	2:B:159:ILE:CG2	1:A:563:LYS:HE3	1	1.45
(1,24)	2:B:159:ILE:CG2	1:A:563:LYS:HG2	1	1.45
(1,24)	2:B:159:ILE:CG2	1:A:563:LYS:HG3	1	1.45
(1,24)	2:B:159:ILE:CG2	1:A:563:LYS:HZ1	1	1.45
(1,24)	2:B:159:ILE:CG2	1:A:563:LYS:HZ2	1	1.45
(1,24)	2:B:159:ILE:CG2	1:A:563:LYS:HZ3	1	1.45
(1,24)	2:B:159:ILE:CG2	1:A:563:LYS:N	1	1.45
(1,24)	2:B:159:ILE:CG2	1:A:563:LYS:NZ	1	1.45
(1,24)	2:B:159:ILE:CG2	1:A:563:LYS:O	1	1.45
(1,24)	2:B:159:ILE:CG2	1:A:564:ALA:C	1	1.45
(1,24)	2:B:159:ILE:CG2	1:A:564:ALA:CA	1	1.45
(1,24)	2:B:159:ILE:CG2	1:A:564:ALA:CB	1	1.45
(1,24)	2:B:159:ILE:CG2	1:A:564:ALA:H	1	1.45
(1,24)	2:B:159:ILE:CG2	1:A:564:ALA:HA	1	1.45
(1,24)	2:B:159:ILE:CG2	1:A:564:ALA:HB1	1	1.45
(1,24)	2:B:159:ILE:CG2	1:A:564:ALA:HB2	1	1.45
(1,24)	2:B:159:ILE:CG2	1:A:564:ALA:HB3	1	1.45
(1,24)	2:B:159:ILE:CG2	1:A:564:ALA:N	1	1.45
(1,24)	2:B:159:ILE:CG2	1:A:564:ALA:O	1	1.45
(1,24)	2:B:159:ILE:CG2	1:A:566:LEU:C	1	1.45
(1,24)	2:B:159:ILE:CG2	1:A:566:LEU:CA	1	1.45
(1,24)	2:B:159:ILE:CG2	1:A:566:LEU:CB	1	1.45
(1,24)	2:B:159:ILE:CG2	1:A:566:LEU:CD1	1	1.45
(1,24)	2:B:159:ILE:CG2	1:A:566:LEU:CD2	1	1.45
(1,24)	2:B:159:ILE:CG2	1:A:566:LEU:CG	1	1.45
(1,24)	2:B:159:ILE:CG2	1:A:566:LEU:H	1	1.45
(1,24)	2:B:159:ILE:CG2	1:A:566:LEU:HA	1	1.45
(1,24)	2:B:159:ILE:CG2	1:A:566:LEU:HB2	1	1.45
(1,24)	2:B:159:ILE:CG2	1:A:566:LEU:HB3	1	1.45

*Continued on next page...*



*Continued from previous page...*

Key	Atom-1	Atom-2	Model ID	Violation (Å)
(1,24)	2:B:159:ILE:CG2	1:A:566:LEU:HD11	1	1.45
(1,24)	2:B:159:ILE:CG2	1:A:566:LEU:HD12	1	1.45
(1,24)	2:B:159:ILE:CG2	1:A:566:LEU:HD13	1	1.45
(1,24)	2:B:159:ILE:CG2	1:A:566:LEU:HD21	1	1.45
(1,24)	2:B:159:ILE:CG2	1:A:566:LEU:HD22	1	1.45
(1,24)	2:B:159:ILE:CG2	1:A:566:LEU:HD23	1	1.45
(1,24)	2:B:159:ILE:CG2	1:A:566:LEU:HG	1	1.45
(1,24)	2:B:159:ILE:CG2	1:A:566:LEU:N	1	1.45
(1,24)	2:B:159:ILE:CG2	1:A:566:LEU:O	1	1.45
(1,24)	2:B:159:ILE:H	1:A:490:ALA:C	1	1.45
(1,24)	2:B:159:ILE:H	1:A:490:ALA:CA	1	1.45
(1,24)	2:B:159:ILE:H	1:A:490:ALA:CB	1	1.45
(1,24)	2:B:159:ILE:H	1:A:490:ALA:H	1	1.45
(1,24)	2:B:159:ILE:H	1:A:490:ALA:HA	1	1.45
(1,24)	2:B:159:ILE:H	1:A:490:ALA:HB1	1	1.45
(1,24)	2:B:159:ILE:H	1:A:490:ALA:HB2	1	1.45
(1,24)	2:B:159:ILE:H	1:A:490:ALA:HB3	1	1.45
(1,24)	2:B:159:ILE:H	1:A:490:ALA:N	1	1.45
(1,24)	2:B:159:ILE:H	1:A:490:ALA:O	1	1.45
(1,24)	2:B:159:ILE:H	1:A:514:THR:C	1	1.45
(1,24)	2:B:159:ILE:H	1:A:514:THR:CA	1	1.45
(1,24)	2:B:159:ILE:H	1:A:514:THR:CB	1	1.45
(1,24)	2:B:159:ILE:H	1:A:514:THR:CG2	1	1.45
(1,24)	2:B:159:ILE:H	1:A:514:THR:H	1	1.45
(1,24)	2:B:159:ILE:H	1:A:514:THR:HA	1	1.45
(1,24)	2:B:159:ILE:H	1:A:514:THR:HB	1	1.45
(1,24)	2:B:159:ILE:H	1:A:514:THR:HG1	1	1.45
(1,24)	2:B:159:ILE:H	1:A:514:THR:HG21	1	1.45
(1,24)	2:B:159:ILE:H	1:A:514:THR:HG22	1	1.45
(1,24)	2:B:159:ILE:H	1:A:514:THR:HG23	1	1.45
(1,24)	2:B:159:ILE:H	1:A:514:THR:N	1	1.45
(1,24)	2:B:159:ILE:H	1:A:514:THR:O	1	1.45
(1,24)	2:B:159:ILE:H	1:A:514:THR:OG1	1	1.45
(1,24)	2:B:159:ILE:H	1:A:516:ASN:C	1	1.45
(1,24)	2:B:159:ILE:H	1:A:516:ASN:CA	1	1.45
(1,24)	2:B:159:ILE:H	1:A:516:ASN:CB	1	1.45
(1,24)	2:B:159:ILE:H	1:A:516:ASN:CG	1	1.45
(1,24)	2:B:159:ILE:H	1:A:516:ASN:H	1	1.45
(1,24)	2:B:159:ILE:H	1:A:516:ASN:HA	1	1.45
(1,24)	2:B:159:ILE:H	1:A:516:ASN:HB2	1	1.45
(1,24)	2:B:159:ILE:H	1:A:516:ASN:HB3	1	1.45
(1,24)	2:B:159:ILE:H	1:A:516:ASN:HD21	1	1.45

*Continued on next page...*

*Continued from previous page...*

Key	Atom-1	Atom-2	Model ID	Violation (Å)
(1,24)	2:B:159:ILE:H	1:A:516:ASN:HD22	1	1.45
(1,24)	2:B:159:ILE:H	1:A:516:ASN:N	1	1.45
(1,24)	2:B:159:ILE:H	1:A:516:ASN:ND2	1	1.45
(1,24)	2:B:159:ILE:H	1:A:516:ASN:O	1	1.45
(1,24)	2:B:159:ILE:H	1:A:516:ASN:OD1	1	1.45
(1,24)	2:B:159:ILE:H	1:A:519:GLY:C	1	1.45
(1,24)	2:B:159:ILE:H	1:A:519:GLY:CA	1	1.45
(1,24)	2:B:159:ILE:H	1:A:519:GLY:H	1	1.45
(1,24)	2:B:159:ILE:H	1:A:519:GLY:HA2	1	1.45
(1,24)	2:B:159:ILE:H	1:A:519:GLY:HA3	1	1.45
(1,24)	2:B:159:ILE:H	1:A:519:GLY:N	1	1.45
(1,24)	2:B:159:ILE:H	1:A:519:GLY:O	1	1.45
(1,24)	2:B:159:ILE:H	1:A:522:PHE:C	1	1.45
(1,24)	2:B:159:ILE:H	1:A:522:PHE:CA	1	1.45
(1,24)	2:B:159:ILE:H	1:A:522:PHE:CB	1	1.45
(1,24)	2:B:159:ILE:H	1:A:522:PHE:CD1	1	1.45
(1,24)	2:B:159:ILE:H	1:A:522:PHE:CD2	1	1.45
(1,24)	2:B:159:ILE:H	1:A:522:PHE:CE1	1	1.45
(1,24)	2:B:159:ILE:H	1:A:522:PHE:CE2	1	1.45
(1,24)	2:B:159:ILE:H	1:A:522:PHE:CG	1	1.45
(1,24)	2:B:159:ILE:H	1:A:522:PHE:CZ	1	1.45
(1,24)	2:B:159:ILE:H	1:A:522:PHE:H	1	1.45
(1,24)	2:B:159:ILE:H	1:A:522:PHE:HA	1	1.45
(1,24)	2:B:159:ILE:H	1:A:522:PHE:HB2	1	1.45
(1,24)	2:B:159:ILE:H	1:A:522:PHE:HB3	1	1.45
(1,24)	2:B:159:ILE:H	1:A:522:PHE:HD1	1	1.45
(1,24)	2:B:159:ILE:H	1:A:522:PHE:HD2	1	1.45
(1,24)	2:B:159:ILE:H	1:A:522:PHE:HE1	1	1.45
(1,24)	2:B:159:ILE:H	1:A:522:PHE:HE2	1	1.45
(1,24)	2:B:159:ILE:H	1:A:522:PHE:HZ	1	1.45
(1,24)	2:B:159:ILE:H	1:A:522:PHE:N	1	1.45
(1,24)	2:B:159:ILE:H	1:A:522:PHE:O	1	1.45
(1,24)	2:B:159:ILE:H	1:A:523:GLU:C	1	1.45
(1,24)	2:B:159:ILE:H	1:A:523:GLU:CA	1	1.45
(1,24)	2:B:159:ILE:H	1:A:523:GLU:CB	1	1.45
(1,24)	2:B:159:ILE:H	1:A:523:GLU:CD	1	1.45
(1,24)	2:B:159:ILE:H	1:A:523:GLU:CG	1	1.45
(1,24)	2:B:159:ILE:H	1:A:523:GLU:H	1	1.45
(1,24)	2:B:159:ILE:H	1:A:523:GLU:HA	1	1.45
(1,24)	2:B:159:ILE:H	1:A:523:GLU:HB2	1	1.45
(1,24)	2:B:159:ILE:H	1:A:523:GLU:HB3	1	1.45
(1,24)	2:B:159:ILE:H	1:A:523:GLU:HG2	1	1.45

*Continued on next page...*

*Continued from previous page...*

Key	Atom-1	Atom-2	Model ID	Violation (Å)
(1,24)	2:B:159:ILE:H	1:A:523:GLU:HG3	1	1.45
(1,24)	2:B:159:ILE:H	1:A:523:GLU:N	1	1.45
(1,24)	2:B:159:ILE:H	1:A:523:GLU:O	1	1.45
(1,24)	2:B:159:ILE:H	1:A:523:GLU:OE1	1	1.45
(1,24)	2:B:159:ILE:H	1:A:523:GLU:OE2	1	1.45
(1,24)	2:B:159:ILE:H	1:A:524:PHE:C	1	1.45
(1,24)	2:B:159:ILE:H	1:A:524:PHE:CA	1	1.45
(1,24)	2:B:159:ILE:H	1:A:524:PHE:CB	1	1.45
(1,24)	2:B:159:ILE:H	1:A:524:PHE:CD1	1	1.45
(1,24)	2:B:159:ILE:H	1:A:524:PHE:CD2	1	1.45
(1,24)	2:B:159:ILE:H	1:A:524:PHE:CE1	1	1.45
(1,24)	2:B:159:ILE:H	1:A:524:PHE:CE2	1	1.45
(1,24)	2:B:159:ILE:H	1:A:524:PHE:CG	1	1.45
(1,24)	2:B:159:ILE:H	1:A:524:PHE:CZ	1	1.45
(1,24)	2:B:159:ILE:H	1:A:524:PHE:H	1	1.45
(1,24)	2:B:159:ILE:H	1:A:524:PHE:HA	1	1.45
(1,24)	2:B:159:ILE:H	1:A:524:PHE:HB2	1	1.45
(1,24)	2:B:159:ILE:H	1:A:524:PHE:HB3	1	1.45
(1,24)	2:B:159:ILE:H	1:A:524:PHE:HD1	1	1.45
(1,24)	2:B:159:ILE:H	1:A:524:PHE:HD2	1	1.45
(1,24)	2:B:159:ILE:H	1:A:524:PHE:HE1	1	1.45
(1,24)	2:B:159:ILE:H	1:A:524:PHE:HE2	1	1.45
(1,24)	2:B:159:ILE:H	1:A:524:PHE:HZ	1	1.45
(1,24)	2:B:159:ILE:H	1:A:524:PHE:N	1	1.45
(1,24)	2:B:159:ILE:H	1:A:524:PHE:O	1	1.45
(1,24)	2:B:159:ILE:H	1:A:525:GLU:C	1	1.45
(1,24)	2:B:159:ILE:H	1:A:525:GLU:CA	1	1.45
(1,24)	2:B:159:ILE:H	1:A:525:GLU:CB	1	1.45
(1,24)	2:B:159:ILE:H	1:A:525:GLU:CD	1	1.45
(1,24)	2:B:159:ILE:H	1:A:525:GLU:CG	1	1.45
(1,24)	2:B:159:ILE:H	1:A:525:GLU:H	1	1.45
(1,24)	2:B:159:ILE:H	1:A:525:GLU:HA	1	1.45
(1,24)	2:B:159:ILE:H	1:A:525:GLU:HB2	1	1.45
(1,24)	2:B:159:ILE:H	1:A:525:GLU:HB3	1	1.45
(1,24)	2:B:159:ILE:H	1:A:525:GLU:HG2	1	1.45
(1,24)	2:B:159:ILE:H	1:A:525:GLU:HG3	1	1.45
(1,24)	2:B:159:ILE:H	1:A:525:GLU:N	1	1.45
(1,24)	2:B:159:ILE:H	1:A:525:GLU:O	1	1.45
(1,24)	2:B:159:ILE:H	1:A:525:GLU:OE1	1	1.45
(1,24)	2:B:159:ILE:H	1:A:525:GLU:OE2	1	1.45
(1,24)	2:B:159:ILE:H	1:A:526:ASN:C	1	1.45
(1,24)	2:B:159:ILE:H	1:A:526:ASN:CA	1	1.45

*Continued on next page...*

*Continued from previous page...*

Key	Atom-1	Atom-2	Model ID	Violation (Å)
(1,24)	2:B:159:ILE:H	1:A:526:ASN:CB	1	1.45
(1,24)	2:B:159:ILE:H	1:A:526:ASN:CG	1	1.45
(1,24)	2:B:159:ILE:H	1:A:526:ASN:H	1	1.45
(1,24)	2:B:159:ILE:H	1:A:526:ASN:HA	1	1.45
(1,24)	2:B:159:ILE:H	1:A:526:ASN:HB2	1	1.45
(1,24)	2:B:159:ILE:H	1:A:526:ASN:HB3	1	1.45
(1,24)	2:B:159:ILE:H	1:A:526:ASN:HD21	1	1.45
(1,24)	2:B:159:ILE:H	1:A:526:ASN:HD22	1	1.45
(1,24)	2:B:159:ILE:H	1:A:526:ASN:N	1	1.45
(1,24)	2:B:159:ILE:H	1:A:526:ASN:ND2	1	1.45
(1,24)	2:B:159:ILE:H	1:A:526:ASN:O	1	1.45
(1,24)	2:B:159:ILE:H	1:A:526:ASN:OD1	1	1.45
(1,24)	2:B:159:ILE:H	1:A:527:ALA:C	1	1.45
(1,24)	2:B:159:ILE:H	1:A:527:ALA:CA	1	1.45
(1,24)	2:B:159:ILE:H	1:A:527:ALA:CB	1	1.45
(1,24)	2:B:159:ILE:H	1:A:527:ALA:H	1	1.45
(1,24)	2:B:159:ILE:H	1:A:527:ALA:HA	1	1.45
(1,24)	2:B:159:ILE:H	1:A:527:ALA:HB1	1	1.45
(1,24)	2:B:159:ILE:H	1:A:527:ALA:HB2	1	1.45
(1,24)	2:B:159:ILE:H	1:A:527:ALA:HB3	1	1.45
(1,24)	2:B:159:ILE:H	1:A:527:ALA:N	1	1.45
(1,24)	2:B:159:ILE:H	1:A:527:ALA:O	1	1.45
(1,24)	2:B:159:ILE:H	1:A:528:ILE:C	1	1.45
(1,24)	2:B:159:ILE:H	1:A:528:ILE:CA	1	1.45
(1,24)	2:B:159:ILE:H	1:A:528:ILE:CB	1	1.45
(1,24)	2:B:159:ILE:H	1:A:528:ILE:CD1	1	1.45
(1,24)	2:B:159:ILE:H	1:A:528:ILE:CG1	1	1.45
(1,24)	2:B:159:ILE:H	1:A:528:ILE:CG2	1	1.45
(1,24)	2:B:159:ILE:H	1:A:528:ILE:H	1	1.45
(1,24)	2:B:159:ILE:H	1:A:528:ILE:HA	1	1.45
(1,24)	2:B:159:ILE:H	1:A:528:ILE:HB	1	1.45
(1,24)	2:B:159:ILE:H	1:A:528:ILE:HD11	1	1.45
(1,24)	2:B:159:ILE:H	1:A:528:ILE:HD12	1	1.45
(1,24)	2:B:159:ILE:H	1:A:528:ILE:HD13	1	1.45
(1,24)	2:B:159:ILE:H	1:A:528:ILE:HG12	1	1.45
(1,24)	2:B:159:ILE:H	1:A:528:ILE:HG13	1	1.45
(1,24)	2:B:159:ILE:H	1:A:528:ILE:HG21	1	1.45
(1,24)	2:B:159:ILE:H	1:A:528:ILE:HG22	1	1.45
(1,24)	2:B:159:ILE:H	1:A:528:ILE:HG23	1	1.45
(1,24)	2:B:159:ILE:H	1:A:528:ILE:N	1	1.45
(1,24)	2:B:159:ILE:H	1:A:528:ILE:O	1	1.45
(1,24)	2:B:159:ILE:H	1:A:529:VAL:C	1	1.45

*Continued on next page...*

*Continued from previous page...*

Key	Atom-1	Atom-2	Model ID	Violation (Å)
(1,24)	2:B:159:ILE:H	1:A:529:VAL:CA	1	1.45
(1,24)	2:B:159:ILE:H	1:A:529:VAL:CB	1	1.45
(1,24)	2:B:159:ILE:H	1:A:529:VAL:CG1	1	1.45
(1,24)	2:B:159:ILE:H	1:A:529:VAL:CG2	1	1.45
(1,24)	2:B:159:ILE:H	1:A:529:VAL:H	1	1.45
(1,24)	2:B:159:ILE:H	1:A:529:VAL:HA	1	1.45
(1,24)	2:B:159:ILE:H	1:A:529:VAL:HB	1	1.45
(1,24)	2:B:159:ILE:H	1:A:529:VAL:HG11	1	1.45
(1,24)	2:B:159:ILE:H	1:A:529:VAL:HG12	1	1.45
(1,24)	2:B:159:ILE:H	1:A:529:VAL:HG13	1	1.45
(1,24)	2:B:159:ILE:H	1:A:529:VAL:HG21	1	1.45
(1,24)	2:B:159:ILE:H	1:A:529:VAL:HG22	1	1.45
(1,24)	2:B:159:ILE:H	1:A:529:VAL:HG23	1	1.45
(1,24)	2:B:159:ILE:H	1:A:529:VAL:N	1	1.45
(1,24)	2:B:159:ILE:H	1:A:529:VAL:O	1	1.45
(1,24)	2:B:159:ILE:H	1:A:561:ASP:C	1	1.45
(1,24)	2:B:159:ILE:H	1:A:561:ASP:CA	1	1.45
(1,24)	2:B:159:ILE:H	1:A:561:ASP:CB	1	1.45
(1,24)	2:B:159:ILE:H	1:A:561:ASP:CG	1	1.45
(1,24)	2:B:159:ILE:H	1:A:561:ASP:H	1	1.45
(1,24)	2:B:159:ILE:H	1:A:561:ASP:HA	1	1.45
(1,24)	2:B:159:ILE:H	1:A:561:ASP:HB2	1	1.45
(1,24)	2:B:159:ILE:H	1:A:561:ASP:HB3	1	1.45
(1,24)	2:B:159:ILE:H	1:A:561:ASP:N	1	1.45
(1,24)	2:B:159:ILE:H	1:A:561:ASP:O	1	1.45
(1,24)	2:B:159:ILE:H	1:A:561:ASP:OD1	1	1.45
(1,24)	2:B:159:ILE:H	1:A:561:ASP:OD2	1	1.45
(1,24)	2:B:159:ILE:H	1:A:563:LYS:C	1	1.45
(1,24)	2:B:159:ILE:H	1:A:563:LYS:CA	1	1.45
(1,24)	2:B:159:ILE:H	1:A:563:LYS:CB	1	1.45
(1,24)	2:B:159:ILE:H	1:A:563:LYS:CD	1	1.45
(1,24)	2:B:159:ILE:H	1:A:563:LYS:CE	1	1.45
(1,24)	2:B:159:ILE:H	1:A:563:LYS:CG	1	1.45
(1,24)	2:B:159:ILE:H	1:A:563:LYS:H	1	1.45
(1,24)	2:B:159:ILE:H	1:A:563:LYS:HA	1	1.45
(1,24)	2:B:159:ILE:H	1:A:563:LYS:HB2	1	1.45
(1,24)	2:B:159:ILE:H	1:A:563:LYS:HB3	1	1.45
(1,24)	2:B:159:ILE:H	1:A:563:LYS:HD2	1	1.45
(1,24)	2:B:159:ILE:H	1:A:563:LYS:HD3	1	1.45
(1,24)	2:B:159:ILE:H	1:A:563:LYS:HE2	1	1.45
(1,24)	2:B:159:ILE:H	1:A:563:LYS:HE3	1	1.45
(1,24)	2:B:159:ILE:H	1:A:563:LYS:HG2	1	1.45

*Continued on next page...*

*Continued from previous page...*

Key	Atom-1	Atom-2	Model ID	Violation (Å)
(1,24)	2:B:159:ILE:H	1:A:563:LYS:HG3	1	1.45
(1,24)	2:B:159:ILE:H	1:A:563:LYS:HZ1	1	1.45
(1,24)	2:B:159:ILE:H	1:A:563:LYS:HZ2	1	1.45
(1,24)	2:B:159:ILE:H	1:A:563:LYS:HZ3	1	1.45
(1,24)	2:B:159:ILE:H	1:A:563:LYS:N	1	1.45
(1,24)	2:B:159:ILE:H	1:A:563:LYS:NZ	1	1.45
(1,24)	2:B:159:ILE:H	1:A:563:LYS:O	1	1.45
(1,24)	2:B:159:ILE:H	1:A:564:ALA:C	1	1.45
(1,24)	2:B:159:ILE:H	1:A:564:ALA:CA	1	1.45
(1,24)	2:B:159:ILE:H	1:A:564:ALA:CB	1	1.45
(1,24)	2:B:159:ILE:H	1:A:564:ALA:H	1	1.45
(1,24)	2:B:159:ILE:H	1:A:564:ALA:HA	1	1.45
(1,24)	2:B:159:ILE:H	1:A:564:ALA:HB1	1	1.45
(1,24)	2:B:159:ILE:H	1:A:564:ALA:HB2	1	1.45
(1,24)	2:B:159:ILE:H	1:A:564:ALA:HB3	1	1.45
(1,24)	2:B:159:ILE:H	1:A:564:ALA:N	1	1.45
(1,24)	2:B:159:ILE:H	1:A:564:ALA:O	1	1.45
(1,24)	2:B:159:ILE:H	1:A:566:LEU:C	1	1.45
(1,24)	2:B:159:ILE:H	1:A:566:LEU:CA	1	1.45
(1,24)	2:B:159:ILE:H	1:A:566:LEU:CB	1	1.45
(1,24)	2:B:159:ILE:H	1:A:566:LEU:CD1	1	1.45
(1,24)	2:B:159:ILE:H	1:A:566:LEU:CD2	1	1.45
(1,24)	2:B:159:ILE:H	1:A:566:LEU:CG	1	1.45
(1,24)	2:B:159:ILE:H	1:A:566:LEU:H	1	1.45
(1,24)	2:B:159:ILE:H	1:A:566:LEU:HA	1	1.45
(1,24)	2:B:159:ILE:H	1:A:566:LEU:HB2	1	1.45
(1,24)	2:B:159:ILE:H	1:A:566:LEU:HB3	1	1.45
(1,24)	2:B:159:ILE:H	1:A:566:LEU:HD11	1	1.45
(1,24)	2:B:159:ILE:H	1:A:566:LEU:HD12	1	1.45
(1,24)	2:B:159:ILE:H	1:A:566:LEU:HD13	1	1.45
(1,24)	2:B:159:ILE:H	1:A:566:LEU:HD21	1	1.45
(1,24)	2:B:159:ILE:H	1:A:566:LEU:HD22	1	1.45
(1,24)	2:B:159:ILE:H	1:A:566:LEU:HD23	1	1.45
(1,24)	2:B:159:ILE:H	1:A:566:LEU:HG	1	1.45
(1,24)	2:B:159:ILE:H	1:A:566:LEU:N	1	1.45
(1,24)	2:B:159:ILE:H	1:A:566:LEU:O	1	1.45
(1,24)	2:B:159:ILE:HA	1:A:490:ALA:C	1	1.45
(1,24)	2:B:159:ILE:HA	1:A:490:ALA:CA	1	1.45
(1,24)	2:B:159:ILE:HA	1:A:490:ALA:CB	1	1.45
(1,24)	2:B:159:ILE:HA	1:A:490:ALA:H	1	1.45
(1,24)	2:B:159:ILE:HA	1:A:490:ALA:HA	1	1.45
(1,24)	2:B:159:ILE:HA	1:A:490:ALA:HB1	1	1.45

*Continued on next page...*

*Continued from previous page...*

Key	Atom-1	Atom-2	Model ID	Violation (Å)
(1,24)	2:B:159:ILE:HA	1:A:490:ALA:HB2	1	1.45
(1,24)	2:B:159:ILE:HA	1:A:490:ALA:HB3	1	1.45
(1,24)	2:B:159:ILE:HA	1:A:490:ALA:N	1	1.45
(1,24)	2:B:159:ILE:HA	1:A:490:ALA:O	1	1.45
(1,24)	2:B:159:ILE:HA	1:A:514:THR:C	1	1.45
(1,24)	2:B:159:ILE:HA	1:A:514:THR:CA	1	1.45
(1,24)	2:B:159:ILE:HA	1:A:514:THR:CB	1	1.45
(1,24)	2:B:159:ILE:HA	1:A:514:THR:CG2	1	1.45
(1,24)	2:B:159:ILE:HA	1:A:514:THR:H	1	1.45
(1,24)	2:B:159:ILE:HA	1:A:514:THR:HA	1	1.45
(1,24)	2:B:159:ILE:HA	1:A:514:THR:HB	1	1.45
(1,24)	2:B:159:ILE:HA	1:A:514:THR:HG1	1	1.45
(1,24)	2:B:159:ILE:HA	1:A:514:THR:HG21	1	1.45
(1,24)	2:B:159:ILE:HA	1:A:514:THR:HG22	1	1.45
(1,24)	2:B:159:ILE:HA	1:A:514:THR:HG23	1	1.45
(1,24)	2:B:159:ILE:HA	1:A:514:THR:N	1	1.45
(1,24)	2:B:159:ILE:HA	1:A:514:THR:O	1	1.45
(1,24)	2:B:159:ILE:HA	1:A:514:THR:OG1	1	1.45
(1,24)	2:B:159:ILE:HA	1:A:516:ASN:C	1	1.45
(1,24)	2:B:159:ILE:HA	1:A:516:ASN:CA	1	1.45
(1,24)	2:B:159:ILE:HA	1:A:516:ASN:CB	1	1.45
(1,24)	2:B:159:ILE:HA	1:A:516:ASN:CG	1	1.45
(1,24)	2:B:159:ILE:HA	1:A:516:ASN:H	1	1.45
(1,24)	2:B:159:ILE:HA	1:A:516:ASN:HA	1	1.45
(1,24)	2:B:159:ILE:HA	1:A:516:ASN:HB2	1	1.45
(1,24)	2:B:159:ILE:HA	1:A:516:ASN:HB3	1	1.45
(1,24)	2:B:159:ILE:HA	1:A:516:ASN:HD21	1	1.45
(1,24)	2:B:159:ILE:HA	1:A:516:ASN:HD22	1	1.45
(1,24)	2:B:159:ILE:HA	1:A:516:ASN:N	1	1.45
(1,24)	2:B:159:ILE:HA	1:A:516:ASN:ND2	1	1.45
(1,24)	2:B:159:ILE:HA	1:A:516:ASN:O	1	1.45
(1,24)	2:B:159:ILE:HA	1:A:516:ASN:OD1	1	1.45
(1,24)	2:B:159:ILE:HA	1:A:519:GLY:C	1	1.45
(1,24)	2:B:159:ILE:HA	1:A:519:GLY:CA	1	1.45
(1,24)	2:B:159:ILE:HA	1:A:519:GLY:H	1	1.45
(1,24)	2:B:159:ILE:HA	1:A:519:GLY:HA2	1	1.45
(1,24)	2:B:159:ILE:HA	1:A:519:GLY:HA3	1	1.45
(1,24)	2:B:159:ILE:HA	1:A:519:GLY:N	1	1.45
(1,24)	2:B:159:ILE:HA	1:A:519:GLY:O	1	1.45
(1,24)	2:B:159:ILE:HA	1:A:522:PHE:C	1	1.45
(1,24)	2:B:159:ILE:HA	1:A:522:PHE:CA	1	1.45
(1,24)	2:B:159:ILE:HA	1:A:522:PHE:CB	1	1.45

*Continued on next page...*

*Continued from previous page...*

Key	Atom-1	Atom-2	Model ID	Violation (Å)
(1,24)	2:B:159:ILE:HA	1:A:522:PHE:CD1	1	1.45
(1,24)	2:B:159:ILE:HA	1:A:522:PHE:CD2	1	1.45
(1,24)	2:B:159:ILE:HA	1:A:522:PHE:CE1	1	1.45
(1,24)	2:B:159:ILE:HA	1:A:522:PHE:CE2	1	1.45
(1,24)	2:B:159:ILE:HA	1:A:522:PHE:CG	1	1.45
(1,24)	2:B:159:ILE:HA	1:A:522:PHE:CZ	1	1.45
(1,24)	2:B:159:ILE:HA	1:A:522:PHE:H	1	1.45
(1,24)	2:B:159:ILE:HA	1:A:522:PHE:HA	1	1.45
(1,24)	2:B:159:ILE:HA	1:A:522:PHE:HB2	1	1.45
(1,24)	2:B:159:ILE:HA	1:A:522:PHE:HB3	1	1.45
(1,24)	2:B:159:ILE:HA	1:A:522:PHE:HD1	1	1.45
(1,24)	2:B:159:ILE:HA	1:A:522:PHE:HD2	1	1.45
(1,24)	2:B:159:ILE:HA	1:A:522:PHE:HE1	1	1.45
(1,24)	2:B:159:ILE:HA	1:A:522:PHE:HE2	1	1.45
(1,24)	2:B:159:ILE:HA	1:A:522:PHE:HZ	1	1.45
(1,24)	2:B:159:ILE:HA	1:A:522:PHE:N	1	1.45
(1,24)	2:B:159:ILE:HA	1:A:522:PHE:O	1	1.45
(1,24)	2:B:159:ILE:HA	1:A:523:GLU:C	1	1.45
(1,24)	2:B:159:ILE:HA	1:A:523:GLU:CA	1	1.45
(1,24)	2:B:159:ILE:HA	1:A:523:GLU:CB	1	1.45
(1,24)	2:B:159:ILE:HA	1:A:523:GLU:CD	1	1.45
(1,24)	2:B:159:ILE:HA	1:A:523:GLU:CG	1	1.45
(1,24)	2:B:159:ILE:HA	1:A:523:GLU:H	1	1.45
(1,24)	2:B:159:ILE:HA	1:A:523:GLU:HA	1	1.45
(1,24)	2:B:159:ILE:HA	1:A:523:GLU:HB2	1	1.45
(1,24)	2:B:159:ILE:HA	1:A:523:GLU:HB3	1	1.45
(1,24)	2:B:159:ILE:HA	1:A:523:GLU:HG2	1	1.45
(1,24)	2:B:159:ILE:HA	1:A:523:GLU:HG3	1	1.45
(1,24)	2:B:159:ILE:HA	1:A:523:GLU:N	1	1.45
(1,24)	2:B:159:ILE:HA	1:A:523:GLU:O	1	1.45
(1,24)	2:B:159:ILE:HA	1:A:523:GLU:OE1	1	1.45
(1,24)	2:B:159:ILE:HA	1:A:523:GLU:OE2	1	1.45
(1,24)	2:B:159:ILE:HA	1:A:524:PHE:C	1	1.45
(1,24)	2:B:159:ILE:HA	1:A:524:PHE:CA	1	1.45
(1,24)	2:B:159:ILE:HA	1:A:524:PHE:CB	1	1.45
(1,24)	2:B:159:ILE:HA	1:A:524:PHE:CD1	1	1.45
(1,24)	2:B:159:ILE:HA	1:A:524:PHE:CD2	1	1.45
(1,24)	2:B:159:ILE:HA	1:A:524:PHE:CE1	1	1.45
(1,24)	2:B:159:ILE:HA	1:A:524:PHE:CE2	1	1.45
(1,24)	2:B:159:ILE:HA	1:A:524:PHE:CG	1	1.45
(1,24)	2:B:159:ILE:HA	1:A:524:PHE:CZ	1	1.45
(1,24)	2:B:159:ILE:HA	1:A:524:PHE:H	1	1.45

*Continued on next page...*



*Continued from previous page...*

Key	Atom-1	Atom-2	Model ID	Violation (Å)
(1,24)	2:B:159:ILE:HA	1:A:524:PHE:HA	1	1.45
(1,24)	2:B:159:ILE:HA	1:A:524:PHE:HB2	1	1.45
(1,24)	2:B:159:ILE:HA	1:A:524:PHE:HB3	1	1.45
(1,24)	2:B:159:ILE:HA	1:A:524:PHE:HD1	1	1.45
(1,24)	2:B:159:ILE:HA	1:A:524:PHE:HD2	1	1.45
(1,24)	2:B:159:ILE:HA	1:A:524:PHE:HE1	1	1.45
(1,24)	2:B:159:ILE:HA	1:A:524:PHE:HE2	1	1.45
(1,24)	2:B:159:ILE:HA	1:A:524:PHE:HZ	1	1.45
(1,24)	2:B:159:ILE:HA	1:A:524:PHE:N	1	1.45
(1,24)	2:B:159:ILE:HA	1:A:524:PHE:O	1	1.45
(1,24)	2:B:159:ILE:HA	1:A:525:GLU:C	1	1.45
(1,24)	2:B:159:ILE:HA	1:A:525:GLU:CA	1	1.45
(1,24)	2:B:159:ILE:HA	1:A:525:GLU:CB	1	1.45
(1,24)	2:B:159:ILE:HA	1:A:525:GLU:CD	1	1.45
(1,24)	2:B:159:ILE:HA	1:A:525:GLU:CG	1	1.45
(1,24)	2:B:159:ILE:HA	1:A:525:GLU:H	1	1.45
(1,24)	2:B:159:ILE:HA	1:A:525:GLU:HA	1	1.45
(1,24)	2:B:159:ILE:HA	1:A:525:GLU:HB2	1	1.45
(1,24)	2:B:159:ILE:HA	1:A:525:GLU:HB3	1	1.45
(1,24)	2:B:159:ILE:HA	1:A:525:GLU:HG2	1	1.45
(1,24)	2:B:159:ILE:HA	1:A:525:GLU:HG3	1	1.45
(1,24)	2:B:159:ILE:HA	1:A:525:GLU:N	1	1.45
(1,24)	2:B:159:ILE:HA	1:A:525:GLU:O	1	1.45
(1,24)	2:B:159:ILE:HA	1:A:525:GLU:OE1	1	1.45
(1,24)	2:B:159:ILE:HA	1:A:525:GLU:OE2	1	1.45
(1,24)	2:B:159:ILE:HA	1:A:526:ASN:C	1	1.45
(1,24)	2:B:159:ILE:HA	1:A:526:ASN:CA	1	1.45
(1,24)	2:B:159:ILE:HA	1:A:526:ASN:CB	1	1.45
(1,24)	2:B:159:ILE:HA	1:A:526:ASN:CG	1	1.45
(1,24)	2:B:159:ILE:HA	1:A:526:ASN:H	1	1.45
(1,24)	2:B:159:ILE:HA	1:A:526:ASN:HA	1	1.45
(1,24)	2:B:159:ILE:HA	1:A:526:ASN:HB2	1	1.45
(1,24)	2:B:159:ILE:HA	1:A:526:ASN:HB3	1	1.45
(1,24)	2:B:159:ILE:HA	1:A:526:ASN:HD21	1	1.45
(1,24)	2:B:159:ILE:HA	1:A:526:ASN:HD22	1	1.45
(1,24)	2:B:159:ILE:HA	1:A:526:ASN:N	1	1.45
(1,24)	2:B:159:ILE:HA	1:A:526:ASN:ND2	1	1.45
(1,24)	2:B:159:ILE:HA	1:A:526:ASN:O	1	1.45
(1,24)	2:B:159:ILE:HA	1:A:526:ASN:OD1	1	1.45
(1,24)	2:B:159:ILE:HA	1:A:527:ALA:C	1	1.45
(1,24)	2:B:159:ILE:HA	1:A:527:ALA:CA	1	1.45
(1,24)	2:B:159:ILE:HA	1:A:527:ALA:CB	1	1.45

*Continued on next page...*

*Continued from previous page...*

Key	Atom-1	Atom-2	Model ID	Violation (Å)
(1,24)	2:B:159:ILE:HA	1:A:527:ALA:H	1	1.45
(1,24)	2:B:159:ILE:HA	1:A:527:ALA:HA	1	1.45
(1,24)	2:B:159:ILE:HA	1:A:527:ALA:HB1	1	1.45
(1,24)	2:B:159:ILE:HA	1:A:527:ALA:HB2	1	1.45
(1,24)	2:B:159:ILE:HA	1:A:527:ALA:HB3	1	1.45
(1,24)	2:B:159:ILE:HA	1:A:527:ALA:N	1	1.45
(1,24)	2:B:159:ILE:HA	1:A:527:ALA:O	1	1.45
(1,24)	2:B:159:ILE:HA	1:A:528:ILE:C	1	1.45
(1,24)	2:B:159:ILE:HA	1:A:528:ILE:CA	1	1.45
(1,24)	2:B:159:ILE:HA	1:A:528:ILE:CB	1	1.45
(1,24)	2:B:159:ILE:HA	1:A:528:ILE:CD1	1	1.45
(1,24)	2:B:159:ILE:HA	1:A:528:ILE:CG1	1	1.45
(1,24)	2:B:159:ILE:HA	1:A:528:ILE:CG2	1	1.45
(1,24)	2:B:159:ILE:HA	1:A:528:ILE:H	1	1.45
(1,24)	2:B:159:ILE:HA	1:A:528:ILE:HA	1	1.45
(1,24)	2:B:159:ILE:HA	1:A:528:ILE:HB	1	1.45
(1,24)	2:B:159:ILE:HA	1:A:528:ILE:HD11	1	1.45
(1,24)	2:B:159:ILE:HA	1:A:528:ILE:HD12	1	1.45
(1,24)	2:B:159:ILE:HA	1:A:528:ILE:HD13	1	1.45
(1,24)	2:B:159:ILE:HA	1:A:528:ILE:HG12	1	1.45
(1,24)	2:B:159:ILE:HA	1:A:528:ILE:HG13	1	1.45
(1,24)	2:B:159:ILE:HA	1:A:528:ILE:HG21	1	1.45
(1,24)	2:B:159:ILE:HA	1:A:528:ILE:HG22	1	1.45
(1,24)	2:B:159:ILE:HA	1:A:528:ILE:HG23	1	1.45
(1,24)	2:B:159:ILE:HA	1:A:528:ILE:N	1	1.45
(1,24)	2:B:159:ILE:HA	1:A:528:ILE:O	1	1.45
(1,24)	2:B:159:ILE:HA	1:A:529:VAL:C	1	1.45
(1,24)	2:B:159:ILE:HA	1:A:529:VAL:CA	1	1.45
(1,24)	2:B:159:ILE:HA	1:A:529:VAL:CB	1	1.45
(1,24)	2:B:159:ILE:HA	1:A:529:VAL:CG1	1	1.45
(1,24)	2:B:159:ILE:HA	1:A:529:VAL:CG2	1	1.45
(1,24)	2:B:159:ILE:HA	1:A:529:VAL:H	1	1.45
(1,24)	2:B:159:ILE:HA	1:A:529:VAL:HA	1	1.45
(1,24)	2:B:159:ILE:HA	1:A:529:VAL:HB	1	1.45
(1,24)	2:B:159:ILE:HA	1:A:529:VAL:HG11	1	1.45
(1,24)	2:B:159:ILE:HA	1:A:529:VAL:HG12	1	1.45
(1,24)	2:B:159:ILE:HA	1:A:529:VAL:HG13	1	1.45
(1,24)	2:B:159:ILE:HA	1:A:529:VAL:HG21	1	1.45
(1,24)	2:B:159:ILE:HA	1:A:529:VAL:HG22	1	1.45
(1,24)	2:B:159:ILE:HA	1:A:529:VAL:HG23	1	1.45
(1,24)	2:B:159:ILE:HA	1:A:529:VAL:N	1	1.45
(1,24)	2:B:159:ILE:HA	1:A:529:VAL:O	1	1.45

*Continued on next page...*

*Continued from previous page...*

Key	Atom-1	Atom-2	Model ID	Violation (Å)
(1,24)	2:B:159:ILE:HA	1:A:561:ASP:C	1	1.45
(1,24)	2:B:159:ILE:HA	1:A:561:ASP:CA	1	1.45
(1,24)	2:B:159:ILE:HA	1:A:561:ASP:CB	1	1.45
(1,24)	2:B:159:ILE:HA	1:A:561:ASP:CG	1	1.45
(1,24)	2:B:159:ILE:HA	1:A:561:ASP:H	1	1.45
(1,24)	2:B:159:ILE:HA	1:A:561:ASP:HA	1	1.45
(1,24)	2:B:159:ILE:HA	1:A:561:ASP:HB2	1	1.45
(1,24)	2:B:159:ILE:HA	1:A:561:ASP:HB3	1	1.45
(1,24)	2:B:159:ILE:HA	1:A:561:ASP:N	1	1.45
(1,24)	2:B:159:ILE:HA	1:A:561:ASP:O	1	1.45
(1,24)	2:B:159:ILE:HA	1:A:561:ASP:OD1	1	1.45
(1,24)	2:B:159:ILE:HA	1:A:561:ASP:OD2	1	1.45
(1,24)	2:B:159:ILE:HA	1:A:563:LYS:C	1	1.45
(1,24)	2:B:159:ILE:HA	1:A:563:LYS:CA	1	1.45
(1,24)	2:B:159:ILE:HA	1:A:563:LYS:CB	1	1.45
(1,24)	2:B:159:ILE:HA	1:A:563:LYS:CD	1	1.45
(1,24)	2:B:159:ILE:HA	1:A:563:LYS:CE	1	1.45
(1,24)	2:B:159:ILE:HA	1:A:563:LYS:CG	1	1.45
(1,24)	2:B:159:ILE:HA	1:A:563:LYS:H	1	1.45
(1,24)	2:B:159:ILE:HA	1:A:563:LYS:HA	1	1.45
(1,24)	2:B:159:ILE:HA	1:A:563:LYS:HB2	1	1.45
(1,24)	2:B:159:ILE:HA	1:A:563:LYS:HB3	1	1.45
(1,24)	2:B:159:ILE:HA	1:A:563:LYS:HD2	1	1.45
(1,24)	2:B:159:ILE:HA	1:A:563:LYS:HD3	1	1.45
(1,24)	2:B:159:ILE:HA	1:A:563:LYS:HE2	1	1.45
(1,24)	2:B:159:ILE:HA	1:A:563:LYS:HE3	1	1.45
(1,24)	2:B:159:ILE:HA	1:A:563:LYS:HG2	1	1.45
(1,24)	2:B:159:ILE:HA	1:A:563:LYS:HG3	1	1.45
(1,24)	2:B:159:ILE:HA	1:A:563:LYS:HZ1	1	1.45
(1,24)	2:B:159:ILE:HA	1:A:563:LYS:HZ2	1	1.45
(1,24)	2:B:159:ILE:HA	1:A:563:LYS:HZ3	1	1.45
(1,24)	2:B:159:ILE:HA	1:A:563:LYS:N	1	1.45
(1,24)	2:B:159:ILE:HA	1:A:563:LYS:NZ	1	1.45
(1,24)	2:B:159:ILE:HA	1:A:563:LYS:O	1	1.45
(1,24)	2:B:159:ILE:HA	1:A:564:ALA:C	1	1.45
(1,24)	2:B:159:ILE:HA	1:A:564:ALA:CA	1	1.45
(1,24)	2:B:159:ILE:HA	1:A:564:ALA:CB	1	1.45
(1,24)	2:B:159:ILE:HA	1:A:564:ALA:H	1	1.45
(1,24)	2:B:159:ILE:HA	1:A:564:ALA:HA	1	1.45
(1,24)	2:B:159:ILE:HA	1:A:564:ALA:HB1	1	1.45
(1,24)	2:B:159:ILE:HA	1:A:564:ALA:HB2	1	1.45
(1,24)	2:B:159:ILE:HA	1:A:564:ALA:HB3	1	1.45

*Continued on next page...*

*Continued from previous page...*

Key	Atom-1	Atom-2	Model ID	Violation (Å)
(1,24)	2:B:159:ILE:HA	1:A:564:ALA:N	1	1.45
(1,24)	2:B:159:ILE:HA	1:A:564:ALA:O	1	1.45
(1,24)	2:B:159:ILE:HA	1:A:566:LEU:C	1	1.45
(1,24)	2:B:159:ILE:HA	1:A:566:LEU:CA	1	1.45
(1,24)	2:B:159:ILE:HA	1:A:566:LEU:CB	1	1.45
(1,24)	2:B:159:ILE:HA	1:A:566:LEU:CD1	1	1.45
(1,24)	2:B:159:ILE:HA	1:A:566:LEU:CD2	1	1.45
(1,24)	2:B:159:ILE:HA	1:A:566:LEU:CG	1	1.45
(1,24)	2:B:159:ILE:HA	1:A:566:LEU:H	1	1.45
(1,24)	2:B:159:ILE:HA	1:A:566:LEU:HA	1	1.45
(1,24)	2:B:159:ILE:HA	1:A:566:LEU:HB2	1	1.45
(1,24)	2:B:159:ILE:HA	1:A:566:LEU:HB3	1	1.45
(1,24)	2:B:159:ILE:HA	1:A:566:LEU:HD11	1	1.45
(1,24)	2:B:159:ILE:HA	1:A:566:LEU:HD12	1	1.45
(1,24)	2:B:159:ILE:HA	1:A:566:LEU:HD13	1	1.45
(1,24)	2:B:159:ILE:HA	1:A:566:LEU:HD21	1	1.45
(1,24)	2:B:159:ILE:HA	1:A:566:LEU:HD22	1	1.45
(1,24)	2:B:159:ILE:HA	1:A:566:LEU:HD23	1	1.45
(1,24)	2:B:159:ILE:HA	1:A:566:LEU:HG	1	1.45
(1,24)	2:B:159:ILE:HA	1:A:566:LEU:N	1	1.45
(1,24)	2:B:159:ILE:HA	1:A:566:LEU:O	1	1.45
(1,24)	2:B:159:ILE:HB	1:A:490:ALA:C	1	1.45
(1,24)	2:B:159:ILE:HB	1:A:490:ALA:CA	1	1.45
(1,24)	2:B:159:ILE:HB	1:A:490:ALA:CB	1	1.45
(1,24)	2:B:159:ILE:HB	1:A:490:ALA:H	1	1.45
(1,24)	2:B:159:ILE:HB	1:A:490:ALA:HA	1	1.45
(1,24)	2:B:159:ILE:HB	1:A:490:ALA:HB1	1	1.45
(1,24)	2:B:159:ILE:HB	1:A:490:ALA:HB2	1	1.45
(1,24)	2:B:159:ILE:HB	1:A:490:ALA:HB3	1	1.45
(1,24)	2:B:159:ILE:HB	1:A:490:ALA:N	1	1.45
(1,24)	2:B:159:ILE:HB	1:A:490:ALA:O	1	1.45
(1,24)	2:B:159:ILE:HB	1:A:514:THR:C	1	1.45
(1,24)	2:B:159:ILE:HB	1:A:514:THR:CA	1	1.45
(1,24)	2:B:159:ILE:HB	1:A:514:THR:CB	1	1.45
(1,24)	2:B:159:ILE:HB	1:A:514:THR:CG2	1	1.45
(1,24)	2:B:159:ILE:HB	1:A:514:THR:H	1	1.45
(1,24)	2:B:159:ILE:HB	1:A:514:THR:HA	1	1.45
(1,24)	2:B:159:ILE:HB	1:A:514:THR:HB	1	1.45
(1,24)	2:B:159:ILE:HB	1:A:514:THR:HG1	1	1.45
(1,24)	2:B:159:ILE:HB	1:A:514:THR:HG21	1	1.45
(1,24)	2:B:159:ILE:HB	1:A:514:THR:HG22	1	1.45
(1,24)	2:B:159:ILE:HB	1:A:514:THR:HG23	1	1.45

*Continued on next page...*

*Continued from previous page...*

Key	Atom-1	Atom-2	Model ID	Violation (Å)
(1,24)	2:B:159:ILE:HB	1:A:514:THR:N	1	1.45
(1,24)	2:B:159:ILE:HB	1:A:514:THR:O	1	1.45
(1,24)	2:B:159:ILE:HB	1:A:514:THR:OG1	1	1.45
(1,24)	2:B:159:ILE:HB	1:A:516:ASN:C	1	1.45
(1,24)	2:B:159:ILE:HB	1:A:516:ASN:CA	1	1.45
(1,24)	2:B:159:ILE:HB	1:A:516:ASN:CB	1	1.45
(1,24)	2:B:159:ILE:HB	1:A:516:ASN:CG	1	1.45
(1,24)	2:B:159:ILE:HB	1:A:516:ASN:H	1	1.45
(1,24)	2:B:159:ILE:HB	1:A:516:ASN:HA	1	1.45
(1,24)	2:B:159:ILE:HB	1:A:516:ASN:HB2	1	1.45
(1,24)	2:B:159:ILE:HB	1:A:516:ASN:HB3	1	1.45
(1,24)	2:B:159:ILE:HB	1:A:516:ASN:HD21	1	1.45
(1,24)	2:B:159:ILE:HB	1:A:516:ASN:HD22	1	1.45
(1,24)	2:B:159:ILE:HB	1:A:516:ASN:N	1	1.45
(1,24)	2:B:159:ILE:HB	1:A:516:ASN:ND2	1	1.45
(1,24)	2:B:159:ILE:HB	1:A:516:ASN:O	1	1.45
(1,24)	2:B:159:ILE:HB	1:A:516:ASN:OD1	1	1.45
(1,24)	2:B:159:ILE:HB	1:A:519:GLY:C	1	1.45
(1,24)	2:B:159:ILE:HB	1:A:519:GLY:CA	1	1.45
(1,24)	2:B:159:ILE:HB	1:A:519:GLY:H	1	1.45
(1,24)	2:B:159:ILE:HB	1:A:519:GLY:HA2	1	1.45
(1,24)	2:B:159:ILE:HB	1:A:519:GLY:HA3	1	1.45
(1,24)	2:B:159:ILE:HB	1:A:519:GLY:N	1	1.45
(1,24)	2:B:159:ILE:HB	1:A:519:GLY:O	1	1.45
(1,24)	2:B:159:ILE:HB	1:A:522:PHE:C	1	1.45
(1,24)	2:B:159:ILE:HB	1:A:522:PHE:CA	1	1.45
(1,24)	2:B:159:ILE:HB	1:A:522:PHE:CB	1	1.45
(1,24)	2:B:159:ILE:HB	1:A:522:PHE:CD1	1	1.45
(1,24)	2:B:159:ILE:HB	1:A:522:PHE:CD2	1	1.45
(1,24)	2:B:159:ILE:HB	1:A:522:PHE:CE1	1	1.45
(1,24)	2:B:159:ILE:HB	1:A:522:PHE:CE2	1	1.45
(1,24)	2:B:159:ILE:HB	1:A:522:PHE:CG	1	1.45
(1,24)	2:B:159:ILE:HB	1:A:522:PHE:CZ	1	1.45
(1,24)	2:B:159:ILE:HB	1:A:522:PHE:H	1	1.45
(1,24)	2:B:159:ILE:HB	1:A:522:PHE:HA	1	1.45
(1,24)	2:B:159:ILE:HB	1:A:522:PHE:HB2	1	1.45
(1,24)	2:B:159:ILE:HB	1:A:522:PHE:HB3	1	1.45
(1,24)	2:B:159:ILE:HB	1:A:522:PHE:HD1	1	1.45
(1,24)	2:B:159:ILE:HB	1:A:522:PHE:HD2	1	1.45
(1,24)	2:B:159:ILE:HB	1:A:522:PHE:HE1	1	1.45
(1,24)	2:B:159:ILE:HB	1:A:522:PHE:HE2	1	1.45
(1,24)	2:B:159:ILE:HB	1:A:522:PHE:HZ	1	1.45

*Continued on next page...*

*Continued from previous page...*

Key	Atom-1	Atom-2	Model ID	Violation (Å)
(1,24)	2:B:159:ILE:HB	1:A:522:PHE:N	1	1.45
(1,24)	2:B:159:ILE:HB	1:A:522:PHE:O	1	1.45
(1,24)	2:B:159:ILE:HB	1:A:523:GLU:C	1	1.45
(1,24)	2:B:159:ILE:HB	1:A:523:GLU:CA	1	1.45
(1,24)	2:B:159:ILE:HB	1:A:523:GLU:CB	1	1.45
(1,24)	2:B:159:ILE:HB	1:A:523:GLU:CD	1	1.45
(1,24)	2:B:159:ILE:HB	1:A:523:GLU:CG	1	1.45
(1,24)	2:B:159:ILE:HB	1:A:523:GLU:H	1	1.45
(1,24)	2:B:159:ILE:HB	1:A:523:GLU:HA	1	1.45
(1,24)	2:B:159:ILE:HB	1:A:523:GLU:HB2	1	1.45
(1,24)	2:B:159:ILE:HB	1:A:523:GLU:HB3	1	1.45
(1,24)	2:B:159:ILE:HB	1:A:523:GLU:HG2	1	1.45
(1,24)	2:B:159:ILE:HB	1:A:523:GLU:HG3	1	1.45
(1,24)	2:B:159:ILE:HB	1:A:523:GLU:N	1	1.45
(1,24)	2:B:159:ILE:HB	1:A:523:GLU:O	1	1.45
(1,24)	2:B:159:ILE:HB	1:A:523:GLU:OE1	1	1.45
(1,24)	2:B:159:ILE:HB	1:A:523:GLU:OE2	1	1.45
(1,24)	2:B:159:ILE:HB	1:A:524:PHE:C	1	1.45
(1,24)	2:B:159:ILE:HB	1:A:524:PHE:CA	1	1.45
(1,24)	2:B:159:ILE:HB	1:A:524:PHE:CB	1	1.45
(1,24)	2:B:159:ILE:HB	1:A:524:PHE:CD1	1	1.45
(1,24)	2:B:159:ILE:HB	1:A:524:PHE:CD2	1	1.45
(1,24)	2:B:159:ILE:HB	1:A:524:PHE:CE1	1	1.45
(1,24)	2:B:159:ILE:HB	1:A:524:PHE:CE2	1	1.45
(1,24)	2:B:159:ILE:HB	1:A:524:PHE:CG	1	1.45
(1,24)	2:B:159:ILE:HB	1:A:524:PHE:CZ	1	1.45
(1,24)	2:B:159:ILE:HB	1:A:524:PHE:H	1	1.45
(1,24)	2:B:159:ILE:HB	1:A:524:PHE:HA	1	1.45
(1,24)	2:B:159:ILE:HB	1:A:524:PHE:HB2	1	1.45
(1,24)	2:B:159:ILE:HB	1:A:524:PHE:HB3	1	1.45
(1,24)	2:B:159:ILE:HB	1:A:524:PHE:HD1	1	1.45
(1,24)	2:B:159:ILE:HB	1:A:524:PHE:HD2	1	1.45
(1,24)	2:B:159:ILE:HB	1:A:524:PHE:HE1	1	1.45
(1,24)	2:B:159:ILE:HB	1:A:524:PHE:HE2	1	1.45
(1,24)	2:B:159:ILE:HB	1:A:524:PHE:HZ	1	1.45
(1,24)	2:B:159:ILE:HB	1:A:524:PHE:N	1	1.45
(1,24)	2:B:159:ILE:HB	1:A:524:PHE:O	1	1.45
(1,24)	2:B:159:ILE:HB	1:A:525:GLU:C	1	1.45
(1,24)	2:B:159:ILE:HB	1:A:525:GLU:CA	1	1.45
(1,24)	2:B:159:ILE:HB	1:A:525:GLU:CB	1	1.45
(1,24)	2:B:159:ILE:HB	1:A:525:GLU:CD	1	1.45
(1,24)	2:B:159:ILE:HB	1:A:525:GLU:CG	1	1.45

*Continued on next page...*

*Continued from previous page...*

Key	Atom-1	Atom-2	Model ID	Violation (Å)
(1,24)	2:B:159:ILE:HB	1:A:525:GLU:H	1	1.45
(1,24)	2:B:159:ILE:HB	1:A:525:GLU:HA	1	1.45
(1,24)	2:B:159:ILE:HB	1:A:525:GLU:HB2	1	1.45
(1,24)	2:B:159:ILE:HB	1:A:525:GLU:HB3	1	1.45
(1,24)	2:B:159:ILE:HB	1:A:525:GLU:HG2	1	1.45
(1,24)	2:B:159:ILE:HB	1:A:525:GLU:HG3	1	1.45
(1,24)	2:B:159:ILE:HB	1:A:525:GLU:N	1	1.45
(1,24)	2:B:159:ILE:HB	1:A:525:GLU:O	1	1.45
(1,24)	2:B:159:ILE:HB	1:A:525:GLU:OE1	1	1.45
(1,24)	2:B:159:ILE:HB	1:A:525:GLU:OE2	1	1.45
(1,24)	2:B:159:ILE:HB	1:A:526:ASN:C	1	1.45
(1,24)	2:B:159:ILE:HB	1:A:526:ASN:CA	1	1.45
(1,24)	2:B:159:ILE:HB	1:A:526:ASN:CB	1	1.45
(1,24)	2:B:159:ILE:HB	1:A:526:ASN:CG	1	1.45
(1,24)	2:B:159:ILE:HB	1:A:526:ASN:H	1	1.45
(1,24)	2:B:159:ILE:HB	1:A:526:ASN:HA	1	1.45
(1,24)	2:B:159:ILE:HB	1:A:526:ASN:HB2	1	1.45
(1,24)	2:B:159:ILE:HB	1:A:526:ASN:HB3	1	1.45
(1,24)	2:B:159:ILE:HB	1:A:526:ASN:HD21	1	1.45
(1,24)	2:B:159:ILE:HB	1:A:526:ASN:HD22	1	1.45
(1,24)	2:B:159:ILE:HB	1:A:526:ASN:N	1	1.45
(1,24)	2:B:159:ILE:HB	1:A:526:ASN:ND2	1	1.45
(1,24)	2:B:159:ILE:HB	1:A:526:ASN:O	1	1.45
(1,24)	2:B:159:ILE:HB	1:A:526:ASN:OD1	1	1.45
(1,24)	2:B:159:ILE:HB	1:A:527:ALA:C	1	1.45
(1,24)	2:B:159:ILE:HB	1:A:527:ALA:CA	1	1.45
(1,24)	2:B:159:ILE:HB	1:A:527:ALA:CB	1	1.45
(1,24)	2:B:159:ILE:HB	1:A:527:ALA:H	1	1.45
(1,24)	2:B:159:ILE:HB	1:A:527:ALA:HA	1	1.45
(1,24)	2:B:159:ILE:HB	1:A:527:ALA:HB1	1	1.45
(1,24)	2:B:159:ILE:HB	1:A:527:ALA:HB2	1	1.45
(1,24)	2:B:159:ILE:HB	1:A:527:ALA:HB3	1	1.45
(1,24)	2:B:159:ILE:HB	1:A:527:ALA:N	1	1.45
(1,24)	2:B:159:ILE:HB	1:A:527:ALA:O	1	1.45
(1,24)	2:B:159:ILE:HB	1:A:528:ILE:C	1	1.45
(1,24)	2:B:159:ILE:HB	1:A:528:ILE:CA	1	1.45
(1,24)	2:B:159:ILE:HB	1:A:528:ILE:CB	1	1.45
(1,24)	2:B:159:ILE:HB	1:A:528:ILE:CD1	1	1.45
(1,24)	2:B:159:ILE:HB	1:A:528:ILE:CG1	1	1.45
(1,24)	2:B:159:ILE:HB	1:A:528:ILE:CG2	1	1.45
(1,24)	2:B:159:ILE:HB	1:A:528:ILE:H	1	1.45
(1,24)	2:B:159:ILE:HB	1:A:528:ILE:HA	1	1.45

*Continued on next page...*

*Continued from previous page...*

Key	Atom-1	Atom-2	Model ID	Violation (Å)
(1,24)	2:B:159:ILE:HB	1:A:528:ILE:HB	1	1.45
(1,24)	2:B:159:ILE:HB	1:A:528:ILE:HD11	1	1.45
(1,24)	2:B:159:ILE:HB	1:A:528:ILE:HD12	1	1.45
(1,24)	2:B:159:ILE:HB	1:A:528:ILE:HD13	1	1.45
(1,24)	2:B:159:ILE:HB	1:A:528:ILE:HG12	1	1.45
(1,24)	2:B:159:ILE:HB	1:A:528:ILE:HG13	1	1.45
(1,24)	2:B:159:ILE:HB	1:A:528:ILE:HG21	1	1.45
(1,24)	2:B:159:ILE:HB	1:A:528:ILE:HG22	1	1.45
(1,24)	2:B:159:ILE:HB	1:A:528:ILE:HG23	1	1.45
(1,24)	2:B:159:ILE:HB	1:A:528:ILE:N	1	1.45
(1,24)	2:B:159:ILE:HB	1:A:528:ILE:O	1	1.45
(1,24)	2:B:159:ILE:HB	1:A:529:VAL:C	1	1.45
(1,24)	2:B:159:ILE:HB	1:A:529:VAL:CA	1	1.45
(1,24)	2:B:159:ILE:HB	1:A:529:VAL:CB	1	1.45
(1,24)	2:B:159:ILE:HB	1:A:529:VAL:CG1	1	1.45
(1,24)	2:B:159:ILE:HB	1:A:529:VAL:CG2	1	1.45
(1,24)	2:B:159:ILE:HB	1:A:529:VAL:H	1	1.45
(1,24)	2:B:159:ILE:HB	1:A:529:VAL:HA	1	1.45
(1,24)	2:B:159:ILE:HB	1:A:529:VAL:HB	1	1.45
(1,24)	2:B:159:ILE:HB	1:A:529:VAL:HG11	1	1.45
(1,24)	2:B:159:ILE:HB	1:A:529:VAL:HG12	1	1.45
(1,24)	2:B:159:ILE:HB	1:A:529:VAL:HG13	1	1.45
(1,24)	2:B:159:ILE:HB	1:A:529:VAL:HG21	1	1.45
(1,24)	2:B:159:ILE:HB	1:A:529:VAL:HG22	1	1.45
(1,24)	2:B:159:ILE:HB	1:A:529:VAL:HG23	1	1.45
(1,24)	2:B:159:ILE:HB	1:A:529:VAL:N	1	1.45
(1,24)	2:B:159:ILE:HB	1:A:529:VAL:O	1	1.45
(1,24)	2:B:159:ILE:HB	1:A:561:ASP:C	1	1.45
(1,24)	2:B:159:ILE:HB	1:A:561:ASP:CA	1	1.45
(1,24)	2:B:159:ILE:HB	1:A:561:ASP:CB	1	1.45
(1,24)	2:B:159:ILE:HB	1:A:561:ASP:CG	1	1.45
(1,24)	2:B:159:ILE:HB	1:A:561:ASP:H	1	1.45
(1,24)	2:B:159:ILE:HB	1:A:561:ASP:HA	1	1.45
(1,24)	2:B:159:ILE:HB	1:A:561:ASP:HB2	1	1.45
(1,24)	2:B:159:ILE:HB	1:A:561:ASP:HB3	1	1.45
(1,24)	2:B:159:ILE:HB	1:A:561:ASP:N	1	1.45
(1,24)	2:B:159:ILE:HB	1:A:561:ASP:O	1	1.45
(1,24)	2:B:159:ILE:HB	1:A:561:ASP:OD1	1	1.45
(1,24)	2:B:159:ILE:HB	1:A:561:ASP:OD2	1	1.45
(1,24)	2:B:159:ILE:HB	1:A:563:LYS:C	1	1.45
(1,24)	2:B:159:ILE:HB	1:A:563:LYS:CA	1	1.45
(1,24)	2:B:159:ILE:HB	1:A:563:LYS:CB	1	1.45

*Continued on next page...*



*Continued from previous page...*

Key	Atom-1	Atom-2	Model ID	Violation (Å)
(1,24)	2:B:159:ILE:HB	1:A:563:LYS:CD	1	1.45
(1,24)	2:B:159:ILE:HB	1:A:563:LYS:CE	1	1.45
(1,24)	2:B:159:ILE:HB	1:A:563:LYS:CG	1	1.45
(1,24)	2:B:159:ILE:HB	1:A:563:LYS:H	1	1.45
(1,24)	2:B:159:ILE:HB	1:A:563:LYS:HA	1	1.45
(1,24)	2:B:159:ILE:HB	1:A:563:LYS:HB2	1	1.45
(1,24)	2:B:159:ILE:HB	1:A:563:LYS:HB3	1	1.45
(1,24)	2:B:159:ILE:HB	1:A:563:LYS:HD2	1	1.45
(1,24)	2:B:159:ILE:HB	1:A:563:LYS:HD3	1	1.45
(1,24)	2:B:159:ILE:HB	1:A:563:LYS:HE2	1	1.45
(1,24)	2:B:159:ILE:HB	1:A:563:LYS:HE3	1	1.45
(1,24)	2:B:159:ILE:HB	1:A:563:LYS:HG2	1	1.45
(1,24)	2:B:159:ILE:HB	1:A:563:LYS:HG3	1	1.45
(1,24)	2:B:159:ILE:HB	1:A:563:LYS:HZ1	1	1.45
(1,24)	2:B:159:ILE:HB	1:A:563:LYS:HZ2	1	1.45
(1,24)	2:B:159:ILE:HB	1:A:563:LYS:HZ3	1	1.45
(1,24)	2:B:159:ILE:HB	1:A:563:LYS:N	1	1.45
(1,24)	2:B:159:ILE:HB	1:A:563:LYS:NZ	1	1.45
(1,24)	2:B:159:ILE:HB	1:A:563:LYS:O	1	1.45
(1,24)	2:B:159:ILE:HB	1:A:564:ALA:C	1	1.45
(1,24)	2:B:159:ILE:HB	1:A:564:ALA:CA	1	1.45
(1,24)	2:B:159:ILE:HB	1:A:564:ALA:CB	1	1.45
(1,24)	2:B:159:ILE:HB	1:A:564:ALA:H	1	1.45
(1,24)	2:B:159:ILE:HB	1:A:564:ALA:HA	1	1.45
(1,24)	2:B:159:ILE:HB	1:A:564:ALA:HB1	1	1.45
(1,24)	2:B:159:ILE:HB	1:A:564:ALA:HB2	1	1.45
(1,24)	2:B:159:ILE:HB	1:A:564:ALA:HB3	1	1.45
(1,24)	2:B:159:ILE:HB	1:A:564:ALA:N	1	1.45
(1,24)	2:B:159:ILE:HB	1:A:564:ALA:O	1	1.45
(1,24)	2:B:159:ILE:HB	1:A:566:LEU:C	1	1.45
(1,24)	2:B:159:ILE:HB	1:A:566:LEU:CA	1	1.45
(1,24)	2:B:159:ILE:HB	1:A:566:LEU:CB	1	1.45
(1,24)	2:B:159:ILE:HB	1:A:566:LEU:CD1	1	1.45
(1,24)	2:B:159:ILE:HB	1:A:566:LEU:CD2	1	1.45
(1,24)	2:B:159:ILE:HB	1:A:566:LEU:CG	1	1.45
(1,24)	2:B:159:ILE:HB	1:A:566:LEU:H	1	1.45
(1,24)	2:B:159:ILE:HB	1:A:566:LEU:HA	1	1.45
(1,24)	2:B:159:ILE:HB	1:A:566:LEU:HB2	1	1.45
(1,24)	2:B:159:ILE:HB	1:A:566:LEU:HB3	1	1.45
(1,24)	2:B:159:ILE:HB	1:A:566:LEU:HD11	1	1.45
(1,24)	2:B:159:ILE:HB	1:A:566:LEU:HD12	1	1.45
(1,24)	2:B:159:ILE:HB	1:A:566:LEU:HD13	1	1.45

*Continued on next page...*

*Continued from previous page...*

Key	Atom-1	Atom-2	Model ID	Violation (Å)
(1,24)	2:B:159:ILE:HB	1:A:566:LEU:HD21	1	1.45
(1,24)	2:B:159:ILE:HB	1:A:566:LEU:HD22	1	1.45
(1,24)	2:B:159:ILE:HB	1:A:566:LEU:HD23	1	1.45
(1,24)	2:B:159:ILE:HB	1:A:566:LEU:HG	1	1.45
(1,24)	2:B:159:ILE:HB	1:A:566:LEU:N	1	1.45
(1,24)	2:B:159:ILE:HB	1:A:566:LEU:O	1	1.45
(1,24)	2:B:159:ILE:HD11	1:A:490:ALA:C	1	1.45
(1,24)	2:B:159:ILE:HD11	1:A:490:ALA:CA	1	1.45
(1,24)	2:B:159:ILE:HD11	1:A:490:ALA:CB	1	1.45
(1,24)	2:B:159:ILE:HD11	1:A:490:ALA:H	1	1.45
(1,24)	2:B:159:ILE:HD11	1:A:490:ALA:HA	1	1.45
(1,24)	2:B:159:ILE:HD11	1:A:490:ALA:HB1	1	1.45
(1,24)	2:B:159:ILE:HD11	1:A:490:ALA:HB2	1	1.45
(1,24)	2:B:159:ILE:HD11	1:A:490:ALA:HB3	1	1.45
(1,24)	2:B:159:ILE:HD11	1:A:490:ALA:N	1	1.45
(1,24)	2:B:159:ILE:HD11	1:A:490:ALA:O	1	1.45
(1,24)	2:B:159:ILE:HD11	1:A:514:THR:C	1	1.45
(1,24)	2:B:159:ILE:HD11	1:A:514:THR:CA	1	1.45
(1,24)	2:B:159:ILE:HD11	1:A:514:THR:CB	1	1.45
(1,24)	2:B:159:ILE:HD11	1:A:514:THR:CG2	1	1.45
(1,24)	2:B:159:ILE:HD11	1:A:514:THR:H	1	1.45
(1,24)	2:B:159:ILE:HD11	1:A:514:THR:HA	1	1.45
(1,24)	2:B:159:ILE:HD11	1:A:514:THR:HB	1	1.45
(1,24)	2:B:159:ILE:HD11	1:A:514:THR:HG1	1	1.45
(1,24)	2:B:159:ILE:HD11	1:A:514:THR:HG21	1	1.45
(1,24)	2:B:159:ILE:HD11	1:A:514:THR:HG22	1	1.45
(1,24)	2:B:159:ILE:HD11	1:A:514:THR:HG23	1	1.45
(1,24)	2:B:159:ILE:HD11	1:A:514:THR:N	1	1.45
(1,24)	2:B:159:ILE:HD11	1:A:514:THR:O	1	1.45
(1,24)	2:B:159:ILE:HD11	1:A:514:THR:OG1	1	1.45
(1,24)	2:B:159:ILE:HD11	1:A:516:ASN:C	1	1.45
(1,24)	2:B:159:ILE:HD11	1:A:516:ASN:CA	1	1.45
(1,24)	2:B:159:ILE:HD11	1:A:516:ASN:CB	1	1.45
(1,24)	2:B:159:ILE:HD11	1:A:516:ASN:CG	1	1.45
(1,24)	2:B:159:ILE:HD11	1:A:516:ASN:H	1	1.45
(1,24)	2:B:159:ILE:HD11	1:A:516:ASN:HA	1	1.45
(1,24)	2:B:159:ILE:HD11	1:A:516:ASN:HB2	1	1.45
(1,24)	2:B:159:ILE:HD11	1:A:516:ASN:HB3	1	1.45
(1,24)	2:B:159:ILE:HD11	1:A:516:ASN:HD21	1	1.45
(1,24)	2:B:159:ILE:HD11	1:A:516:ASN:HD22	1	1.45
(1,24)	2:B:159:ILE:HD11	1:A:516:ASN:N	1	1.45
(1,24)	2:B:159:ILE:HD11	1:A:516:ASN:ND2	1	1.45

*Continued on next page...*

*Continued from previous page...*

Key	Atom-1	Atom-2	Model ID	Violation (Å)
(1,24)	2:B:159:ILE:HD11	1:A:516:ASN:O	1	1.45
(1,24)	2:B:159:ILE:HD11	1:A:516:ASN:OD1	1	1.45
(1,24)	2:B:159:ILE:HD11	1:A:519:GLY:C	1	1.45
(1,24)	2:B:159:ILE:HD11	1:A:519:GLY:CA	1	1.45
(1,24)	2:B:159:ILE:HD11	1:A:519:GLY:H	1	1.45
(1,24)	2:B:159:ILE:HD11	1:A:519:GLY:HA2	1	1.45
(1,24)	2:B:159:ILE:HD11	1:A:519:GLY:HA3	1	1.45
(1,24)	2:B:159:ILE:HD11	1:A:519:GLY:N	1	1.45
(1,24)	2:B:159:ILE:HD11	1:A:519:GLY:O	1	1.45
(1,24)	2:B:159:ILE:HD11	1:A:522:PHE:C	1	1.45
(1,24)	2:B:159:ILE:HD11	1:A:522:PHE:CA	1	1.45
(1,24)	2:B:159:ILE:HD11	1:A:522:PHE:CB	1	1.45
(1,24)	2:B:159:ILE:HD11	1:A:522:PHE:CD1	1	1.45
(1,24)	2:B:159:ILE:HD11	1:A:522:PHE:CD2	1	1.45
(1,24)	2:B:159:ILE:HD11	1:A:522:PHE:CE1	1	1.45
(1,24)	2:B:159:ILE:HD11	1:A:522:PHE:CE2	1	1.45
(1,24)	2:B:159:ILE:HD11	1:A:522:PHE:CG	1	1.45
(1,24)	2:B:159:ILE:HD11	1:A:522:PHE:CZ	1	1.45
(1,24)	2:B:159:ILE:HD11	1:A:522:PHE:H	1	1.45
(1,24)	2:B:159:ILE:HD11	1:A:522:PHE:HA	1	1.45
(1,24)	2:B:159:ILE:HD11	1:A:522:PHE:HB2	1	1.45
(1,24)	2:B:159:ILE:HD11	1:A:522:PHE:HB3	1	1.45
(1,24)	2:B:159:ILE:HD11	1:A:522:PHE:HD1	1	1.45
(1,24)	2:B:159:ILE:HD11	1:A:522:PHE:HD2	1	1.45
(1,24)	2:B:159:ILE:HD11	1:A:522:PHE:HE1	1	1.45
(1,24)	2:B:159:ILE:HD11	1:A:522:PHE:HE2	1	1.45
(1,24)	2:B:159:ILE:HD11	1:A:522:PHE:HZ	1	1.45
(1,24)	2:B:159:ILE:HD11	1:A:522:PHE:N	1	1.45
(1,24)	2:B:159:ILE:HD11	1:A:522:PHE:O	1	1.45
(1,24)	2:B:159:ILE:HD11	1:A:523:GLU:C	1	1.45
(1,24)	2:B:159:ILE:HD11	1:A:523:GLU:CA	1	1.45
(1,24)	2:B:159:ILE:HD11	1:A:523:GLU:CB	1	1.45
(1,24)	2:B:159:ILE:HD11	1:A:523:GLU:CD	1	1.45
(1,24)	2:B:159:ILE:HD11	1:A:523:GLU:CG	1	1.45
(1,24)	2:B:159:ILE:HD11	1:A:523:GLU:H	1	1.45
(1,24)	2:B:159:ILE:HD11	1:A:523:GLU:HA	1	1.45
(1,24)	2:B:159:ILE:HD11	1:A:523:GLU:HB2	1	1.45
(1,24)	2:B:159:ILE:HD11	1:A:523:GLU:HB3	1	1.45
(1,24)	2:B:159:ILE:HD11	1:A:523:GLU:HG2	1	1.45
(1,24)	2:B:159:ILE:HD11	1:A:523:GLU:HG3	1	1.45
(1,24)	2:B:159:ILE:HD11	1:A:523:GLU:N	1	1.45
(1,24)	2:B:159:ILE:HD11	1:A:523:GLU:O	1	1.45

*Continued on next page...*

*Continued from previous page...*

Key	Atom-1	Atom-2	Model ID	Violation (Å)
(1,24)	2:B:159:ILE:HD11	1:A:523:GLU:OE1	1	1.45
(1,24)	2:B:159:ILE:HD11	1:A:523:GLU:OE2	1	1.45
(1,24)	2:B:159:ILE:HD11	1:A:524:PHE:C	1	1.45
(1,24)	2:B:159:ILE:HD11	1:A:524:PHE:CA	1	1.45
(1,24)	2:B:159:ILE:HD11	1:A:524:PHE:CB	1	1.45
(1,24)	2:B:159:ILE:HD11	1:A:524:PHE:CD1	1	1.45
(1,24)	2:B:159:ILE:HD11	1:A:524:PHE:CD2	1	1.45
(1,24)	2:B:159:ILE:HD11	1:A:524:PHE:CE1	1	1.45
(1,24)	2:B:159:ILE:HD11	1:A:524:PHE:CE2	1	1.45
(1,24)	2:B:159:ILE:HD11	1:A:524:PHE:CG	1	1.45
(1,24)	2:B:159:ILE:HD11	1:A:524:PHE:CZ	1	1.45
(1,24)	2:B:159:ILE:HD11	1:A:524:PHE:H	1	1.45
(1,24)	2:B:159:ILE:HD11	1:A:524:PHE:HA	1	1.45
(1,24)	2:B:159:ILE:HD11	1:A:524:PHE:HB2	1	1.45
(1,24)	2:B:159:ILE:HD11	1:A:524:PHE:HB3	1	1.45
(1,24)	2:B:159:ILE:HD11	1:A:524:PHE:HD1	1	1.45
(1,24)	2:B:159:ILE:HD11	1:A:524:PHE:HD2	1	1.45
(1,24)	2:B:159:ILE:HD11	1:A:524:PHE:HE1	1	1.45
(1,24)	2:B:159:ILE:HD11	1:A:524:PHE:HE2	1	1.45
(1,24)	2:B:159:ILE:HD11	1:A:524:PHE:HZ	1	1.45
(1,24)	2:B:159:ILE:HD11	1:A:524:PHE:N	1	1.45
(1,24)	2:B:159:ILE:HD11	1:A:524:PHE:O	1	1.45
(1,24)	2:B:159:ILE:HD11	1:A:525:GLU:C	1	1.45
(1,24)	2:B:159:ILE:HD11	1:A:525:GLU:CA	1	1.45
(1,24)	2:B:159:ILE:HD11	1:A:525:GLU:CB	1	1.45
(1,24)	2:B:159:ILE:HD11	1:A:525:GLU:CD	1	1.45
(1,24)	2:B:159:ILE:HD11	1:A:525:GLU:CG	1	1.45
(1,24)	2:B:159:ILE:HD11	1:A:525:GLU:H	1	1.45
(1,24)	2:B:159:ILE:HD11	1:A:525:GLU:HA	1	1.45
(1,24)	2:B:159:ILE:HD11	1:A:525:GLU:HB2	1	1.45
(1,24)	2:B:159:ILE:HD11	1:A:525:GLU:HB3	1	1.45
(1,24)	2:B:159:ILE:HD11	1:A:525:GLU:HG2	1	1.45
(1,24)	2:B:159:ILE:HD11	1:A:525:GLU:HG3	1	1.45
(1,24)	2:B:159:ILE:HD11	1:A:525:GLU:N	1	1.45
(1,24)	2:B:159:ILE:HD11	1:A:525:GLU:O	1	1.45
(1,24)	2:B:159:ILE:HD11	1:A:525:GLU:OE1	1	1.45
(1,24)	2:B:159:ILE:HD11	1:A:525:GLU:OE2	1	1.45
(1,24)	2:B:159:ILE:HD11	1:A:526:ASN:C	1	1.45
(1,24)	2:B:159:ILE:HD11	1:A:526:ASN:CA	1	1.45
(1,24)	2:B:159:ILE:HD11	1:A:526:ASN:CB	1	1.45
(1,24)	2:B:159:ILE:HD11	1:A:526:ASN:CG	1	1.45
(1,24)	2:B:159:ILE:HD11	1:A:526:ASN:H	1	1.45

*Continued on next page...*

*Continued from previous page...*

Key	Atom-1	Atom-2	Model ID	Violation (Å)
(1,24)	2:B:159:ILE:HD11	1:A:526:ASN:HA	1	1.45
(1,24)	2:B:159:ILE:HD11	1:A:526:ASN:HB2	1	1.45
(1,24)	2:B:159:ILE:HD11	1:A:526:ASN:HB3	1	1.45
(1,24)	2:B:159:ILE:HD11	1:A:526:ASN:HD21	1	1.45
(1,24)	2:B:159:ILE:HD11	1:A:526:ASN:HD22	1	1.45
(1,24)	2:B:159:ILE:HD11	1:A:526:ASN:N	1	1.45
(1,24)	2:B:159:ILE:HD11	1:A:526:ASN:ND2	1	1.45
(1,24)	2:B:159:ILE:HD11	1:A:526:ASN:O	1	1.45
(1,24)	2:B:159:ILE:HD11	1:A:526:ASN:OD1	1	1.45
(1,24)	2:B:159:ILE:HD11	1:A:527:ALA:C	1	1.45
(1,24)	2:B:159:ILE:HD11	1:A:527:ALA:CA	1	1.45
(1,24)	2:B:159:ILE:HD11	1:A:527:ALA:CB	1	1.45
(1,24)	2:B:159:ILE:HD11	1:A:527:ALA:H	1	1.45
(1,24)	2:B:159:ILE:HD11	1:A:527:ALA:HA	1	1.45
(1,24)	2:B:159:ILE:HD11	1:A:527:ALA:HB1	1	1.45
(1,24)	2:B:159:ILE:HD11	1:A:527:ALA:HB2	1	1.45
(1,24)	2:B:159:ILE:HD11	1:A:527:ALA:HB3	1	1.45
(1,24)	2:B:159:ILE:HD11	1:A:527:ALA:N	1	1.45
(1,24)	2:B:159:ILE:HD11	1:A:527:ALA:O	1	1.45
(1,24)	2:B:159:ILE:HD11	1:A:528:ILE:C	1	1.45
(1,24)	2:B:159:ILE:HD11	1:A:528:ILE:CA	1	1.45
(1,24)	2:B:159:ILE:HD11	1:A:528:ILE:CB	1	1.45
(1,24)	2:B:159:ILE:HD11	1:A:528:ILE:CD1	1	1.45
(1,24)	2:B:159:ILE:HD11	1:A:528:ILE:CG1	1	1.45
(1,24)	2:B:159:ILE:HD11	1:A:528:ILE:CG2	1	1.45
(1,24)	2:B:159:ILE:HD11	1:A:528:ILE:H	1	1.45
(1,24)	2:B:159:ILE:HD11	1:A:528:ILE:HA	1	1.45
(1,24)	2:B:159:ILE:HD11	1:A:528:ILE:HB	1	1.45
(1,24)	2:B:159:ILE:HD11	1:A:528:ILE:HD11	1	1.45
(1,24)	2:B:159:ILE:HD11	1:A:528:ILE:HD12	1	1.45
(1,24)	2:B:159:ILE:HD11	1:A:528:ILE:HD13	1	1.45
(1,24)	2:B:159:ILE:HD11	1:A:528:ILE:HG12	1	1.45
(1,24)	2:B:159:ILE:HD11	1:A:528:ILE:HG13	1	1.45
(1,24)	2:B:159:ILE:HD11	1:A:528:ILE:HG21	1	1.45
(1,24)	2:B:159:ILE:HD11	1:A:528:ILE:HG22	1	1.45
(1,24)	2:B:159:ILE:HD11	1:A:528:ILE:HG23	1	1.45
(1,24)	2:B:159:ILE:HD11	1:A:528:ILE:N	1	1.45
(1,24)	2:B:159:ILE:HD11	1:A:528:ILE:O	1	1.45
(1,24)	2:B:159:ILE:HD11	1:A:529:VAL:C	1	1.45
(1,24)	2:B:159:ILE:HD11	1:A:529:VAL:CA	1	1.45
(1,24)	2:B:159:ILE:HD11	1:A:529:VAL:CB	1	1.45
(1,24)	2:B:159:ILE:HD11	1:A:529:VAL:CG1	1	1.45

*Continued on next page...*

*Continued from previous page...*

Key	Atom-1	Atom-2	Model ID	Violation (Å)
(1,24)	2:B:159:ILE:HD11	1:A:529:VAL:CG2	1	1.45
(1,24)	2:B:159:ILE:HD11	1:A:529:VAL:H	1	1.45
(1,24)	2:B:159:ILE:HD11	1:A:529:VAL:HA	1	1.45
(1,24)	2:B:159:ILE:HD11	1:A:529:VAL:HB	1	1.45
(1,24)	2:B:159:ILE:HD11	1:A:529:VAL:HG11	1	1.45
(1,24)	2:B:159:ILE:HD11	1:A:529:VAL:HG12	1	1.45
(1,24)	2:B:159:ILE:HD11	1:A:529:VAL:HG13	1	1.45
(1,24)	2:B:159:ILE:HD11	1:A:529:VAL:HG21	1	1.45
(1,24)	2:B:159:ILE:HD11	1:A:529:VAL:HG22	1	1.45
(1,24)	2:B:159:ILE:HD11	1:A:529:VAL:HG23	1	1.45
(1,24)	2:B:159:ILE:HD11	1:A:529:VAL:N	1	1.45
(1,24)	2:B:159:ILE:HD11	1:A:529:VAL:O	1	1.45
(1,24)	2:B:159:ILE:HD11	1:A:561:ASP:C	1	1.45
(1,24)	2:B:159:ILE:HD11	1:A:561:ASP:CA	1	1.45
(1,24)	2:B:159:ILE:HD11	1:A:561:ASP:CB	1	1.45
(1,24)	2:B:159:ILE:HD11	1:A:561:ASP:CG	1	1.45
(1,24)	2:B:159:ILE:HD11	1:A:561:ASP:H	1	1.45
(1,24)	2:B:159:ILE:HD11	1:A:561:ASP:HA	1	1.45
(1,24)	2:B:159:ILE:HD11	1:A:561:ASP:HB2	1	1.45
(1,24)	2:B:159:ILE:HD11	1:A:561:ASP:HB3	1	1.45
(1,24)	2:B:159:ILE:HD11	1:A:561:ASP:N	1	1.45
(1,24)	2:B:159:ILE:HD11	1:A:561:ASP:O	1	1.45
(1,24)	2:B:159:ILE:HD11	1:A:561:ASP:OD1	1	1.45
(1,24)	2:B:159:ILE:HD11	1:A:561:ASP:OD2	1	1.45
(1,24)	2:B:159:ILE:HD11	1:A:563:LYS:C	1	1.45
(1,24)	2:B:159:ILE:HD11	1:A:563:LYS:CA	1	1.45
(1,24)	2:B:159:ILE:HD11	1:A:563:LYS:CB	1	1.45
(1,24)	2:B:159:ILE:HD11	1:A:563:LYS:CD	1	1.45
(1,24)	2:B:159:ILE:HD11	1:A:563:LYS:CE	1	1.45
(1,24)	2:B:159:ILE:HD11	1:A:563:LYS:CG	1	1.45
(1,24)	2:B:159:ILE:HD11	1:A:563:LYS:H	1	1.45
(1,24)	2:B:159:ILE:HD11	1:A:563:LYS:HA	1	1.45
(1,24)	2:B:159:ILE:HD11	1:A:563:LYS:HB2	1	1.45
(1,24)	2:B:159:ILE:HD11	1:A:563:LYS:HB3	1	1.45
(1,24)	2:B:159:ILE:HD11	1:A:563:LYS:HD2	1	1.45
(1,24)	2:B:159:ILE:HD11	1:A:563:LYS:HD3	1	1.45
(1,24)	2:B:159:ILE:HD11	1:A:563:LYS:HE2	1	1.45
(1,24)	2:B:159:ILE:HD11	1:A:563:LYS:HE3	1	1.45
(1,24)	2:B:159:ILE:HD11	1:A:563:LYS:HG2	1	1.45
(1,24)	2:B:159:ILE:HD11	1:A:563:LYS:HG3	1	1.45
(1,24)	2:B:159:ILE:HD11	1:A:563:LYS:HZ1	1	1.45
(1,24)	2:B:159:ILE:HD11	1:A:563:LYS:HZ2	1	1.45

*Continued on next page...*

*Continued from previous page...*

Key	Atom-1	Atom-2	Model ID	Violation (Å)
(1,24)	2:B:159:ILE:HD11	1:A:563:LYS:HZ3	1	1.45
(1,24)	2:B:159:ILE:HD11	1:A:563:LYS:N	1	1.45
(1,24)	2:B:159:ILE:HD11	1:A:563:LYS:NZ	1	1.45
(1,24)	2:B:159:ILE:HD11	1:A:563:LYS:O	1	1.45
(1,24)	2:B:159:ILE:HD11	1:A:564:ALA:C	1	1.45
(1,24)	2:B:159:ILE:HD11	1:A:564:ALA:CA	1	1.45
(1,24)	2:B:159:ILE:HD11	1:A:564:ALA:CB	1	1.45
(1,24)	2:B:159:ILE:HD11	1:A:564:ALA:H	1	1.45
(1,24)	2:B:159:ILE:HD11	1:A:564:ALA:HA	1	1.45
(1,24)	2:B:159:ILE:HD11	1:A:564:ALA:HB1	1	1.45
(1,24)	2:B:159:ILE:HD11	1:A:564:ALA:HB2	1	1.45
(1,24)	2:B:159:ILE:HD11	1:A:564:ALA:HB3	1	1.45
(1,24)	2:B:159:ILE:HD11	1:A:564:ALA:N	1	1.45
(1,24)	2:B:159:ILE:HD11	1:A:564:ALA:O	1	1.45
(1,24)	2:B:159:ILE:HD11	1:A:566:LEU:C	1	1.45
(1,24)	2:B:159:ILE:HD11	1:A:566:LEU:CA	1	1.45
(1,24)	2:B:159:ILE:HD11	1:A:566:LEU:CB	1	1.45
(1,24)	2:B:159:ILE:HD11	1:A:566:LEU:CD1	1	1.45
(1,24)	2:B:159:ILE:HD11	1:A:566:LEU:CD2	1	1.45
(1,24)	2:B:159:ILE:HD11	1:A:566:LEU:CG	1	1.45
(1,24)	2:B:159:ILE:HD11	1:A:566:LEU:H	1	1.45
(1,24)	2:B:159:ILE:HD11	1:A:566:LEU:HA	1	1.45
(1,24)	2:B:159:ILE:HD11	1:A:566:LEU:HB2	1	1.45
(1,24)	2:B:159:ILE:HD11	1:A:566:LEU:HB3	1	1.45
(1,24)	2:B:159:ILE:HD11	1:A:566:LEU:HD11	1	1.45
(1,24)	2:B:159:ILE:HD11	1:A:566:LEU:HD12	1	1.45
(1,24)	2:B:159:ILE:HD11	1:A:566:LEU:HD13	1	1.45
(1,24)	2:B:159:ILE:HD11	1:A:566:LEU:HD21	1	1.45
(1,24)	2:B:159:ILE:HD11	1:A:566:LEU:HD22	1	1.45
(1,24)	2:B:159:ILE:HD11	1:A:566:LEU:HD23	1	1.45
(1,24)	2:B:159:ILE:HD11	1:A:566:LEU:HG	1	1.45
(1,24)	2:B:159:ILE:HD11	1:A:566:LEU:N	1	1.45
(1,24)	2:B:159:ILE:HD11	1:A:566:LEU:O	1	1.45
(1,24)	2:B:159:ILE:HD12	1:A:490:ALA:C	1	1.45
(1,24)	2:B:159:ILE:HD12	1:A:490:ALA:CA	1	1.45
(1,24)	2:B:159:ILE:HD12	1:A:490:ALA:CB	1	1.45
(1,24)	2:B:159:ILE:HD12	1:A:490:ALA:H	1	1.45
(1,24)	2:B:159:ILE:HD12	1:A:490:ALA:HA	1	1.45
(1,24)	2:B:159:ILE:HD12	1:A:490:ALA:HB1	1	1.45
(1,24)	2:B:159:ILE:HD12	1:A:490:ALA:HB2	1	1.45
(1,24)	2:B:159:ILE:HD12	1:A:490:ALA:HB3	1	1.45
(1,24)	2:B:159:ILE:HD12	1:A:490:ALA:N	1	1.45

*Continued on next page...*

*Continued from previous page...*

Key	Atom-1	Atom-2	Model ID	Violation (Å)
(1,24)	2:B:159:ILE:HD12	1:A:490:ALA:O	1	1.45
(1,24)	2:B:159:ILE:HD12	1:A:514:THR:C	1	1.45
(1,24)	2:B:159:ILE:HD12	1:A:514:THR:CA	1	1.45
(1,24)	2:B:159:ILE:HD12	1:A:514:THR:CB	1	1.45
(1,24)	2:B:159:ILE:HD12	1:A:514:THR:CG2	1	1.45
(1,24)	2:B:159:ILE:HD12	1:A:514:THR:H	1	1.45
(1,24)	2:B:159:ILE:HD12	1:A:514:THR:HA	1	1.45
(1,24)	2:B:159:ILE:HD12	1:A:514:THR:HB	1	1.45
(1,24)	2:B:159:ILE:HD12	1:A:514:THR:HG1	1	1.45
(1,24)	2:B:159:ILE:HD12	1:A:514:THR:HG21	1	1.45
(1,24)	2:B:159:ILE:HD12	1:A:514:THR:HG22	1	1.45
(1,24)	2:B:159:ILE:HD12	1:A:514:THR:HG23	1	1.45
(1,24)	2:B:159:ILE:HD12	1:A:514:THR:N	1	1.45
(1,24)	2:B:159:ILE:HD12	1:A:514:THR:O	1	1.45
(1,24)	2:B:159:ILE:HD12	1:A:514:THR:OG1	1	1.45
(1,24)	2:B:159:ILE:HD12	1:A:516:ASN:C	1	1.45
(1,24)	2:B:159:ILE:HD12	1:A:516:ASN:CA	1	1.45
(1,24)	2:B:159:ILE:HD12	1:A:516:ASN:CB	1	1.45
(1,24)	2:B:159:ILE:HD12	1:A:516:ASN:CG	1	1.45
(1,24)	2:B:159:ILE:HD12	1:A:516:ASN:H	1	1.45
(1,24)	2:B:159:ILE:HD12	1:A:516:ASN:HA	1	1.45
(1,24)	2:B:159:ILE:HD12	1:A:516:ASN:HB2	1	1.45
(1,24)	2:B:159:ILE:HD12	1:A:516:ASN:HB3	1	1.45
(1,24)	2:B:159:ILE:HD12	1:A:516:ASN:HD21	1	1.45
(1,24)	2:B:159:ILE:HD12	1:A:516:ASN:HD22	1	1.45
(1,24)	2:B:159:ILE:HD12	1:A:516:ASN:N	1	1.45
(1,24)	2:B:159:ILE:HD12	1:A:516:ASN:ND2	1	1.45
(1,24)	2:B:159:ILE:HD12	1:A:516:ASN:O	1	1.45
(1,24)	2:B:159:ILE:HD12	1:A:516:ASN:OD1	1	1.45
(1,24)	2:B:159:ILE:HD12	1:A:519:GLY:C	1	1.45
(1,24)	2:B:159:ILE:HD12	1:A:519:GLY:CA	1	1.45
(1,24)	2:B:159:ILE:HD12	1:A:519:GLY:H	1	1.45
(1,24)	2:B:159:ILE:HD12	1:A:519:GLY:HA2	1	1.45
(1,24)	2:B:159:ILE:HD12	1:A:519:GLY:HA3	1	1.45
(1,24)	2:B:159:ILE:HD12	1:A:519:GLY:N	1	1.45
(1,24)	2:B:159:ILE:HD12	1:A:519:GLY:O	1	1.45
(1,24)	2:B:159:ILE:HD12	1:A:522:PHE:C	1	1.45
(1,24)	2:B:159:ILE:HD12	1:A:522:PHE:CA	1	1.45
(1,24)	2:B:159:ILE:HD12	1:A:522:PHE:CB	1	1.45
(1,24)	2:B:159:ILE:HD12	1:A:522:PHE:CD1	1	1.45
(1,24)	2:B:159:ILE:HD12	1:A:522:PHE:CD2	1	1.45
(1,24)	2:B:159:ILE:HD12	1:A:522:PHE:CE1	1	1.45

*Continued on next page...*



*Continued from previous page...*

Key	Atom-1	Atom-2	Model ID	Violation (Å)
(1,24)	2:B:159:ILE:HD12	1:A:522:PHE:CE2	1	1.45
(1,24)	2:B:159:ILE:HD12	1:A:522:PHE:CG	1	1.45
(1,24)	2:B:159:ILE:HD12	1:A:522:PHE:CZ	1	1.45
(1,24)	2:B:159:ILE:HD12	1:A:522:PHE:H	1	1.45
(1,24)	2:B:159:ILE:HD12	1:A:522:PHE:HA	1	1.45
(1,24)	2:B:159:ILE:HD12	1:A:522:PHE:HB2	1	1.45
(1,24)	2:B:159:ILE:HD12	1:A:522:PHE:HB3	1	1.45
(1,24)	2:B:159:ILE:HD12	1:A:522:PHE:HD1	1	1.45
(1,24)	2:B:159:ILE:HD12	1:A:522:PHE:HD2	1	1.45
(1,24)	2:B:159:ILE:HD12	1:A:522:PHE:HE1	1	1.45
(1,24)	2:B:159:ILE:HD12	1:A:522:PHE:HE2	1	1.45
(1,24)	2:B:159:ILE:HD12	1:A:522:PHE:HZ	1	1.45
(1,24)	2:B:159:ILE:HD12	1:A:522:PHE:N	1	1.45
(1,24)	2:B:159:ILE:HD12	1:A:522:PHE:O	1	1.45
(1,24)	2:B:159:ILE:HD12	1:A:523:GLU:C	1	1.45
(1,24)	2:B:159:ILE:HD12	1:A:523:GLU:CA	1	1.45
(1,24)	2:B:159:ILE:HD12	1:A:523:GLU:CB	1	1.45
(1,24)	2:B:159:ILE:HD12	1:A:523:GLU:CD	1	1.45
(1,24)	2:B:159:ILE:HD12	1:A:523:GLU:CG	1	1.45
(1,24)	2:B:159:ILE:HD12	1:A:523:GLU:H	1	1.45
(1,24)	2:B:159:ILE:HD12	1:A:523:GLU:HA	1	1.45
(1,24)	2:B:159:ILE:HD12	1:A:523:GLU:HB2	1	1.45
(1,24)	2:B:159:ILE:HD12	1:A:523:GLU:HB3	1	1.45
(1,24)	2:B:159:ILE:HD12	1:A:523:GLU:HG2	1	1.45
(1,24)	2:B:159:ILE:HD12	1:A:523:GLU:HG3	1	1.45
(1,24)	2:B:159:ILE:HD12	1:A:523:GLU:N	1	1.45
(1,24)	2:B:159:ILE:HD12	1:A:523:GLU:O	1	1.45
(1,24)	2:B:159:ILE:HD12	1:A:523:GLU:OE1	1	1.45
(1,24)	2:B:159:ILE:HD12	1:A:523:GLU:OE2	1	1.45
(1,24)	2:B:159:ILE:HD12	1:A:524:PHE:C	1	1.45
(1,24)	2:B:159:ILE:HD12	1:A:524:PHE:CA	1	1.45
(1,24)	2:B:159:ILE:HD12	1:A:524:PHE:CB	1	1.45
(1,24)	2:B:159:ILE:HD12	1:A:524:PHE:CD1	1	1.45
(1,24)	2:B:159:ILE:HD12	1:A:524:PHE:CD2	1	1.45
(1,24)	2:B:159:ILE:HD12	1:A:524:PHE:CE1	1	1.45
(1,24)	2:B:159:ILE:HD12	1:A:524:PHE:CE2	1	1.45
(1,24)	2:B:159:ILE:HD12	1:A:524:PHE:CG	1	1.45
(1,24)	2:B:159:ILE:HD12	1:A:524:PHE:CZ	1	1.45
(1,24)	2:B:159:ILE:HD12	1:A:524:PHE:H	1	1.45
(1,24)	2:B:159:ILE:HD12	1:A:524:PHE:HA	1	1.45
(1,24)	2:B:159:ILE:HD12	1:A:524:PHE:HB2	1	1.45
(1,24)	2:B:159:ILE:HD12	1:A:524:PHE:HB3	1	1.45

*Continued on next page...*

*Continued from previous page...*

Key	Atom-1	Atom-2	Model ID	Violation (Å)
(1,24)	2:B:159:ILE:HD12	1:A:524:PHE:HD1	1	1.45
(1,24)	2:B:159:ILE:HD12	1:A:524:PHE:HD2	1	1.45
(1,24)	2:B:159:ILE:HD12	1:A:524:PHE:HE1	1	1.45
(1,24)	2:B:159:ILE:HD12	1:A:524:PHE:HE2	1	1.45
(1,24)	2:B:159:ILE:HD12	1:A:524:PHE:HZ	1	1.45
(1,24)	2:B:159:ILE:HD12	1:A:524:PHE:N	1	1.45
(1,24)	2:B:159:ILE:HD12	1:A:524:PHE:O	1	1.45
(1,24)	2:B:159:ILE:HD12	1:A:525:GLU:C	1	1.45
(1,24)	2:B:159:ILE:HD12	1:A:525:GLU:CA	1	1.45
(1,24)	2:B:159:ILE:HD12	1:A:525:GLU:CB	1	1.45
(1,24)	2:B:159:ILE:HD12	1:A:525:GLU:CD	1	1.45
(1,24)	2:B:159:ILE:HD12	1:A:525:GLU:CG	1	1.45
(1,24)	2:B:159:ILE:HD12	1:A:525:GLU:H	1	1.45
(1,24)	2:B:159:ILE:HD12	1:A:525:GLU:HA	1	1.45
(1,24)	2:B:159:ILE:HD12	1:A:525:GLU:HB2	1	1.45
(1,24)	2:B:159:ILE:HD12	1:A:525:GLU:HB3	1	1.45
(1,24)	2:B:159:ILE:HD12	1:A:525:GLU:HG2	1	1.45
(1,24)	2:B:159:ILE:HD12	1:A:525:GLU:HG3	1	1.45
(1,24)	2:B:159:ILE:HD12	1:A:525:GLU:N	1	1.45
(1,24)	2:B:159:ILE:HD12	1:A:525:GLU:O	1	1.45
(1,24)	2:B:159:ILE:HD12	1:A:525:GLU:OE1	1	1.45
(1,24)	2:B:159:ILE:HD12	1:A:525:GLU:OE2	1	1.45
(1,24)	2:B:159:ILE:HD12	1:A:526:ASN:C	1	1.45
(1,24)	2:B:159:ILE:HD12	1:A:526:ASN:CA	1	1.45
(1,24)	2:B:159:ILE:HD12	1:A:526:ASN:CB	1	1.45
(1,24)	2:B:159:ILE:HD12	1:A:526:ASN:CG	1	1.45
(1,24)	2:B:159:ILE:HD12	1:A:526:ASN:H	1	1.45
(1,24)	2:B:159:ILE:HD12	1:A:526:ASN:HA	1	1.45
(1,24)	2:B:159:ILE:HD12	1:A:526:ASN:HB2	1	1.45
(1,24)	2:B:159:ILE:HD12	1:A:526:ASN:HB3	1	1.45
(1,24)	2:B:159:ILE:HD12	1:A:526:ASN:HD21	1	1.45
(1,24)	2:B:159:ILE:HD12	1:A:526:ASN:HD22	1	1.45
(1,24)	2:B:159:ILE:HD12	1:A:526:ASN:N	1	1.45
(1,24)	2:B:159:ILE:HD12	1:A:526:ASN:ND2	1	1.45
(1,24)	2:B:159:ILE:HD12	1:A:526:ASN:O	1	1.45
(1,24)	2:B:159:ILE:HD12	1:A:526:ASN:OD1	1	1.45
(1,24)	2:B:159:ILE:HD12	1:A:527:ALA:C	1	1.45
(1,24)	2:B:159:ILE:HD12	1:A:527:ALA:CA	1	1.45
(1,24)	2:B:159:ILE:HD12	1:A:527:ALA:CB	1	1.45
(1,24)	2:B:159:ILE:HD12	1:A:527:ALA:H	1	1.45
(1,24)	2:B:159:ILE:HD12	1:A:527:ALA:HA	1	1.45
(1,24)	2:B:159:ILE:HD12	1:A:527:ALA:HB1	1	1.45

*Continued on next page...*

*Continued from previous page...*

Key	Atom-1	Atom-2	Model ID	Violation (Å)
(1,24)	2:B:159:ILE:HD12	1:A:527:ALA:HB2	1	1.45
(1,24)	2:B:159:ILE:HD12	1:A:527:ALA:HB3	1	1.45
(1,24)	2:B:159:ILE:HD12	1:A:527:ALA:N	1	1.45
(1,24)	2:B:159:ILE:HD12	1:A:527:ALA:O	1	1.45
(1,24)	2:B:159:ILE:HD12	1:A:528:ILE:C	1	1.45
(1,24)	2:B:159:ILE:HD12	1:A:528:ILE:CA	1	1.45
(1,24)	2:B:159:ILE:HD12	1:A:528:ILE:CB	1	1.45
(1,24)	2:B:159:ILE:HD12	1:A:528:ILE:CD1	1	1.45
(1,24)	2:B:159:ILE:HD12	1:A:528:ILE:CG1	1	1.45
(1,24)	2:B:159:ILE:HD12	1:A:528:ILE:CG2	1	1.45
(1,24)	2:B:159:ILE:HD12	1:A:528:ILE:H	1	1.45
(1,24)	2:B:159:ILE:HD12	1:A:528:ILE:HA	1	1.45
(1,24)	2:B:159:ILE:HD12	1:A:528:ILE:HB	1	1.45
(1,24)	2:B:159:ILE:HD12	1:A:528:ILE:HD11	1	1.45
(1,24)	2:B:159:ILE:HD12	1:A:528:ILE:HD12	1	1.45
(1,24)	2:B:159:ILE:HD12	1:A:528:ILE:HD13	1	1.45
(1,24)	2:B:159:ILE:HD12	1:A:528:ILE:HG12	1	1.45
(1,24)	2:B:159:ILE:HD12	1:A:528:ILE:HG13	1	1.45
(1,24)	2:B:159:ILE:HD12	1:A:528:ILE:HG21	1	1.45
(1,24)	2:B:159:ILE:HD12	1:A:528:ILE:HG22	1	1.45
(1,24)	2:B:159:ILE:HD12	1:A:528:ILE:HG23	1	1.45
(1,24)	2:B:159:ILE:HD12	1:A:528:ILE:N	1	1.45
(1,24)	2:B:159:ILE:HD12	1:A:528:ILE:O	1	1.45
(1,24)	2:B:159:ILE:HD12	1:A:529:VAL:C	1	1.45
(1,24)	2:B:159:ILE:HD12	1:A:529:VAL:CA	1	1.45
(1,24)	2:B:159:ILE:HD12	1:A:529:VAL:CB	1	1.45
(1,24)	2:B:159:ILE:HD12	1:A:529:VAL:CG1	1	1.45
(1,24)	2:B:159:ILE:HD12	1:A:529:VAL:CG2	1	1.45
(1,24)	2:B:159:ILE:HD12	1:A:529:VAL:H	1	1.45
(1,24)	2:B:159:ILE:HD12	1:A:529:VAL:HA	1	1.45
(1,24)	2:B:159:ILE:HD12	1:A:529:VAL:HB	1	1.45
(1,24)	2:B:159:ILE:HD12	1:A:529:VAL:HG11	1	1.45
(1,24)	2:B:159:ILE:HD12	1:A:529:VAL:HG12	1	1.45
(1,24)	2:B:159:ILE:HD12	1:A:529:VAL:HG13	1	1.45
(1,24)	2:B:159:ILE:HD12	1:A:529:VAL:HG21	1	1.45
(1,24)	2:B:159:ILE:HD12	1:A:529:VAL:HG22	1	1.45
(1,24)	2:B:159:ILE:HD12	1:A:529:VAL:HG23	1	1.45
(1,24)	2:B:159:ILE:HD12	1:A:529:VAL:N	1	1.45
(1,24)	2:B:159:ILE:HD12	1:A:529:VAL:O	1	1.45
(1,24)	2:B:159:ILE:HD12	1:A:561:ASP:C	1	1.45
(1,24)	2:B:159:ILE:HD12	1:A:561:ASP:CA	1	1.45
(1,24)	2:B:159:ILE:HD12	1:A:561:ASP:CB	1	1.45

*Continued on next page...*

*Continued from previous page...*

Key	Atom-1	Atom-2	Model ID	Violation (Å)
(1,24)	2:B:159:ILE:HD12	1:A:561:ASP:CG	1	1.45
(1,24)	2:B:159:ILE:HD12	1:A:561:ASP:H	1	1.45
(1,24)	2:B:159:ILE:HD12	1:A:561:ASP:HA	1	1.45
(1,24)	2:B:159:ILE:HD12	1:A:561:ASP:HB2	1	1.45
(1,24)	2:B:159:ILE:HD12	1:A:561:ASP:HB3	1	1.45
(1,24)	2:B:159:ILE:HD12	1:A:561:ASP:N	1	1.45
(1,24)	2:B:159:ILE:HD12	1:A:561:ASP:O	1	1.45
(1,24)	2:B:159:ILE:HD12	1:A:561:ASP:OD1	1	1.45
(1,24)	2:B:159:ILE:HD12	1:A:561:ASP:OD2	1	1.45
(1,24)	2:B:159:ILE:HD12	1:A:563:LYS:C	1	1.45
(1,24)	2:B:159:ILE:HD12	1:A:563:LYS:CA	1	1.45
(1,24)	2:B:159:ILE:HD12	1:A:563:LYS:CB	1	1.45
(1,24)	2:B:159:ILE:HD12	1:A:563:LYS:CD	1	1.45
(1,24)	2:B:159:ILE:HD12	1:A:563:LYS:CE	1	1.45
(1,24)	2:B:159:ILE:HD12	1:A:563:LYS:CG	1	1.45
(1,24)	2:B:159:ILE:HD12	1:A:563:LYS:H	1	1.45
(1,24)	2:B:159:ILE:HD12	1:A:563:LYS:HA	1	1.45
(1,24)	2:B:159:ILE:HD12	1:A:563:LYS:HB2	1	1.45
(1,24)	2:B:159:ILE:HD12	1:A:563:LYS:HB3	1	1.45
(1,24)	2:B:159:ILE:HD12	1:A:563:LYS:HD2	1	1.45
(1,24)	2:B:159:ILE:HD12	1:A:563:LYS:HD3	1	1.45
(1,24)	2:B:159:ILE:HD12	1:A:563:LYS:HE2	1	1.45
(1,24)	2:B:159:ILE:HD12	1:A:563:LYS:HE3	1	1.45
(1,24)	2:B:159:ILE:HD12	1:A:563:LYS:HG2	1	1.45
(1,24)	2:B:159:ILE:HD12	1:A:563:LYS:HG3	1	1.45
(1,24)	2:B:159:ILE:HD12	1:A:563:LYS:HZ1	1	1.45
(1,24)	2:B:159:ILE:HD12	1:A:563:LYS:HZ2	1	1.45
(1,24)	2:B:159:ILE:HD12	1:A:563:LYS:HZ3	1	1.45
(1,24)	2:B:159:ILE:HD12	1:A:563:LYS:N	1	1.45
(1,24)	2:B:159:ILE:HD12	1:A:563:LYS:NZ	1	1.45
(1,24)	2:B:159:ILE:HD12	1:A:563:LYS:O	1	1.45
(1,24)	2:B:159:ILE:HD12	1:A:564:ALA:C	1	1.45
(1,24)	2:B:159:ILE:HD12	1:A:564:ALA:CA	1	1.45
(1,24)	2:B:159:ILE:HD12	1:A:564:ALA:CB	1	1.45
(1,24)	2:B:159:ILE:HD12	1:A:564:ALA:H	1	1.45
(1,24)	2:B:159:ILE:HD12	1:A:564:ALA:HA	1	1.45
(1,24)	2:B:159:ILE:HD12	1:A:564:ALA:HB1	1	1.45
(1,24)	2:B:159:ILE:HD12	1:A:564:ALA:HB2	1	1.45
(1,24)	2:B:159:ILE:HD12	1:A:564:ALA:HB3	1	1.45
(1,24)	2:B:159:ILE:HD12	1:A:564:ALA:N	1	1.45
(1,24)	2:B:159:ILE:HD12	1:A:564:ALA:O	1	1.45
(1,24)	2:B:159:ILE:HD12	1:A:566:LEU:C	1	1.45

*Continued on next page...*

*Continued from previous page...*

Key	Atom-1	Atom-2	Model ID	Violation (Å)
(1,24)	2:B:159:ILE:HD12	1:A:566:LEU:CA	1	1.45
(1,24)	2:B:159:ILE:HD12	1:A:566:LEU:CB	1	1.45
(1,24)	2:B:159:ILE:HD12	1:A:566:LEU:CD1	1	1.45
(1,24)	2:B:159:ILE:HD12	1:A:566:LEU:CD2	1	1.45
(1,24)	2:B:159:ILE:HD12	1:A:566:LEU:CG	1	1.45
(1,24)	2:B:159:ILE:HD12	1:A:566:LEU:H	1	1.45
(1,24)	2:B:159:ILE:HD12	1:A:566:LEU:HA	1	1.45
(1,24)	2:B:159:ILE:HD12	1:A:566:LEU:HB2	1	1.45
(1,24)	2:B:159:ILE:HD12	1:A:566:LEU:HB3	1	1.45
(1,24)	2:B:159:ILE:HD12	1:A:566:LEU:HD11	1	1.45
(1,24)	2:B:159:ILE:HD12	1:A:566:LEU:HD12	1	1.45
(1,24)	2:B:159:ILE:HD12	1:A:566:LEU:HD13	1	1.45
(1,24)	2:B:159:ILE:HD12	1:A:566:LEU:HD21	1	1.45
(1,24)	2:B:159:ILE:HD12	1:A:566:LEU:HD22	1	1.45
(1,24)	2:B:159:ILE:HD12	1:A:566:LEU:HD23	1	1.45
(1,24)	2:B:159:ILE:HD12	1:A:566:LEU:HG	1	1.45
(1,24)	2:B:159:ILE:HD12	1:A:566:LEU:N	1	1.45
(1,24)	2:B:159:ILE:HD12	1:A:566:LEU:O	1	1.45
(1,24)	2:B:159:ILE:HD13	1:A:490:ALA:C	1	1.45
(1,24)	2:B:159:ILE:HD13	1:A:490:ALA:CA	1	1.45
(1,24)	2:B:159:ILE:HD13	1:A:490:ALA:CB	1	1.45
(1,24)	2:B:159:ILE:HD13	1:A:490:ALA:H	1	1.45
(1,24)	2:B:159:ILE:HD13	1:A:490:ALA:HA	1	1.45
(1,24)	2:B:159:ILE:HD13	1:A:490:ALA:HB1	1	1.45
(1,24)	2:B:159:ILE:HD13	1:A:490:ALA:HB2	1	1.45
(1,24)	2:B:159:ILE:HD13	1:A:490:ALA:HB3	1	1.45
(1,24)	2:B:159:ILE:HD13	1:A:490:ALA:N	1	1.45
(1,24)	2:B:159:ILE:HD13	1:A:490:ALA:O	1	1.45
(1,24)	2:B:159:ILE:HD13	1:A:514:THR:C	1	1.45
(1,24)	2:B:159:ILE:HD13	1:A:514:THR:CA	1	1.45
(1,24)	2:B:159:ILE:HD13	1:A:514:THR:CB	1	1.45
(1,24)	2:B:159:ILE:HD13	1:A:514:THR:CG2	1	1.45
(1,24)	2:B:159:ILE:HD13	1:A:514:THR:H	1	1.45
(1,24)	2:B:159:ILE:HD13	1:A:514:THR:HA	1	1.45
(1,24)	2:B:159:ILE:HD13	1:A:514:THR:HB	1	1.45
(1,24)	2:B:159:ILE:HD13	1:A:514:THR:HG1	1	1.45
(1,24)	2:B:159:ILE:HD13	1:A:514:THR:HG21	1	1.45
(1,24)	2:B:159:ILE:HD13	1:A:514:THR:HG22	1	1.45
(1,24)	2:B:159:ILE:HD13	1:A:514:THR:HG23	1	1.45
(1,24)	2:B:159:ILE:HD13	1:A:514:THR:N	1	1.45
(1,24)	2:B:159:ILE:HD13	1:A:514:THR:O	1	1.45
(1,24)	2:B:159:ILE:HD13	1:A:514:THR:OG1	1	1.45

*Continued on next page...*

*Continued from previous page...*

Key	Atom-1	Atom-2	Model ID	Violation (Å)
(1,24)	2:B:159:ILE:HD13	1:A:516:ASN:C	1	1.45
(1,24)	2:B:159:ILE:HD13	1:A:516:ASN:CA	1	1.45
(1,24)	2:B:159:ILE:HD13	1:A:516:ASN:CB	1	1.45
(1,24)	2:B:159:ILE:HD13	1:A:516:ASN:CG	1	1.45
(1,24)	2:B:159:ILE:HD13	1:A:516:ASN:H	1	1.45
(1,24)	2:B:159:ILE:HD13	1:A:516:ASN:HA	1	1.45
(1,24)	2:B:159:ILE:HD13	1:A:516:ASN:HB2	1	1.45
(1,24)	2:B:159:ILE:HD13	1:A:516:ASN:HB3	1	1.45
(1,24)	2:B:159:ILE:HD13	1:A:516:ASN:HD21	1	1.45
(1,24)	2:B:159:ILE:HD13	1:A:516:ASN:HD22	1	1.45
(1,24)	2:B:159:ILE:HD13	1:A:516:ASN:N	1	1.45
(1,24)	2:B:159:ILE:HD13	1:A:516:ASN:ND2	1	1.45
(1,24)	2:B:159:ILE:HD13	1:A:516:ASN:O	1	1.45
(1,24)	2:B:159:ILE:HD13	1:A:516:ASN:OD1	1	1.45
(1,24)	2:B:159:ILE:HD13	1:A:519:GLY:C	1	1.45
(1,24)	2:B:159:ILE:HD13	1:A:519:GLY:CA	1	1.45
(1,24)	2:B:159:ILE:HD13	1:A:519:GLY:H	1	1.45
(1,24)	2:B:159:ILE:HD13	1:A:519:GLY:HA2	1	1.45
(1,24)	2:B:159:ILE:HD13	1:A:519:GLY:HA3	1	1.45
(1,24)	2:B:159:ILE:HD13	1:A:519:GLY:N	1	1.45
(1,24)	2:B:159:ILE:HD13	1:A:519:GLY:O	1	1.45
(1,24)	2:B:159:ILE:HD13	1:A:522:PHE:C	1	1.45
(1,24)	2:B:159:ILE:HD13	1:A:522:PHE:CA	1	1.45
(1,24)	2:B:159:ILE:HD13	1:A:522:PHE:CB	1	1.45
(1,24)	2:B:159:ILE:HD13	1:A:522:PHE:CD1	1	1.45
(1,24)	2:B:159:ILE:HD13	1:A:522:PHE:CD2	1	1.45
(1,24)	2:B:159:ILE:HD13	1:A:522:PHE:CE1	1	1.45
(1,24)	2:B:159:ILE:HD13	1:A:522:PHE:CE2	1	1.45
(1,24)	2:B:159:ILE:HD13	1:A:522:PHE:CG	1	1.45
(1,24)	2:B:159:ILE:HD13	1:A:522:PHE:CZ	1	1.45
(1,24)	2:B:159:ILE:HD13	1:A:522:PHE:H	1	1.45
(1,24)	2:B:159:ILE:HD13	1:A:522:PHE:HA	1	1.45
(1,24)	2:B:159:ILE:HD13	1:A:522:PHE:HB2	1	1.45
(1,24)	2:B:159:ILE:HD13	1:A:522:PHE:HB3	1	1.45
(1,24)	2:B:159:ILE:HD13	1:A:522:PHE:HD1	1	1.45
(1,24)	2:B:159:ILE:HD13	1:A:522:PHE:HD2	1	1.45
(1,24)	2:B:159:ILE:HD13	1:A:522:PHE:HE1	1	1.45
(1,24)	2:B:159:ILE:HD13	1:A:522:PHE:HE2	1	1.45
(1,24)	2:B:159:ILE:HD13	1:A:522:PHE:HZ	1	1.45
(1,24)	2:B:159:ILE:HD13	1:A:522:PHE:N	1	1.45
(1,24)	2:B:159:ILE:HD13	1:A:522:PHE:O	1	1.45
(1,24)	2:B:159:ILE:HD13	1:A:523:GLU:C	1	1.45

*Continued on next page...*

*Continued from previous page...*

Key	Atom-1	Atom-2	Model ID	Violation (Å)
(1,24)	2:B:159:ILE:HD13	1:A:523:GLU:CA	1	1.45
(1,24)	2:B:159:ILE:HD13	1:A:523:GLU:CB	1	1.45
(1,24)	2:B:159:ILE:HD13	1:A:523:GLU:CD	1	1.45
(1,24)	2:B:159:ILE:HD13	1:A:523:GLU:CG	1	1.45
(1,24)	2:B:159:ILE:HD13	1:A:523:GLU:H	1	1.45
(1,24)	2:B:159:ILE:HD13	1:A:523:GLU:HA	1	1.45
(1,24)	2:B:159:ILE:HD13	1:A:523:GLU:HB2	1	1.45
(1,24)	2:B:159:ILE:HD13	1:A:523:GLU:HB3	1	1.45
(1,24)	2:B:159:ILE:HD13	1:A:523:GLU:HG2	1	1.45
(1,24)	2:B:159:ILE:HD13	1:A:523:GLU:HG3	1	1.45
(1,24)	2:B:159:ILE:HD13	1:A:523:GLU:N	1	1.45
(1,24)	2:B:159:ILE:HD13	1:A:523:GLU:O	1	1.45
(1,24)	2:B:159:ILE:HD13	1:A:523:GLU:OE1	1	1.45
(1,24)	2:B:159:ILE:HD13	1:A:523:GLU:OE2	1	1.45
(1,24)	2:B:159:ILE:HD13	1:A:524:PHE:C	1	1.45
(1,24)	2:B:159:ILE:HD13	1:A:524:PHE:CA	1	1.45
(1,24)	2:B:159:ILE:HD13	1:A:524:PHE:CB	1	1.45
(1,24)	2:B:159:ILE:HD13	1:A:524:PHE:CD1	1	1.45
(1,24)	2:B:159:ILE:HD13	1:A:524:PHE:CD2	1	1.45
(1,24)	2:B:159:ILE:HD13	1:A:524:PHE:CE1	1	1.45
(1,24)	2:B:159:ILE:HD13	1:A:524:PHE:CE2	1	1.45
(1,24)	2:B:159:ILE:HD13	1:A:524:PHE:CG	1	1.45
(1,24)	2:B:159:ILE:HD13	1:A:524:PHE:CZ	1	1.45
(1,24)	2:B:159:ILE:HD13	1:A:524:PHE:H	1	1.45
(1,24)	2:B:159:ILE:HD13	1:A:524:PHE:HA	1	1.45
(1,24)	2:B:159:ILE:HD13	1:A:524:PHE:HB2	1	1.45
(1,24)	2:B:159:ILE:HD13	1:A:524:PHE:HB3	1	1.45
(1,24)	2:B:159:ILE:HD13	1:A:524:PHE:HD1	1	1.45
(1,24)	2:B:159:ILE:HD13	1:A:524:PHE:HD2	1	1.45
(1,24)	2:B:159:ILE:HD13	1:A:524:PHE:HE1	1	1.45
(1,24)	2:B:159:ILE:HD13	1:A:524:PHE:HE2	1	1.45
(1,24)	2:B:159:ILE:HD13	1:A:524:PHE:HZ	1	1.45
(1,24)	2:B:159:ILE:HD13	1:A:524:PHE:N	1	1.45
(1,24)	2:B:159:ILE:HD13	1:A:524:PHE:O	1	1.45
(1,24)	2:B:159:ILE:HD13	1:A:525:GLU:C	1	1.45
(1,24)	2:B:159:ILE:HD13	1:A:525:GLU:CA	1	1.45
(1,24)	2:B:159:ILE:HD13	1:A:525:GLU:CB	1	1.45
(1,24)	2:B:159:ILE:HD13	1:A:525:GLU:CD	1	1.45
(1,24)	2:B:159:ILE:HD13	1:A:525:GLU:CG	1	1.45
(1,24)	2:B:159:ILE:HD13	1:A:525:GLU:H	1	1.45
(1,24)	2:B:159:ILE:HD13	1:A:525:GLU:HA	1	1.45
(1,24)	2:B:159:ILE:HD13	1:A:525:GLU:HB2	1	1.45

*Continued on next page...*

*Continued from previous page...*

Key	Atom-1	Atom-2	Model ID	Violation (Å)
(1,24)	2:B:159:ILE:HD13	1:A:525:GLU:HB3	1	1.45
(1,24)	2:B:159:ILE:HD13	1:A:525:GLU:HG2	1	1.45
(1,24)	2:B:159:ILE:HD13	1:A:525:GLU:HG3	1	1.45
(1,24)	2:B:159:ILE:HD13	1:A:525:GLU:N	1	1.45
(1,24)	2:B:159:ILE:HD13	1:A:525:GLU:O	1	1.45
(1,24)	2:B:159:ILE:HD13	1:A:525:GLU:OE1	1	1.45
(1,24)	2:B:159:ILE:HD13	1:A:525:GLU:OE2	1	1.45
(1,24)	2:B:159:ILE:HD13	1:A:526:ASN:C	1	1.45
(1,24)	2:B:159:ILE:HD13	1:A:526:ASN:CA	1	1.45
(1,24)	2:B:159:ILE:HD13	1:A:526:ASN:CB	1	1.45
(1,24)	2:B:159:ILE:HD13	1:A:526:ASN:CG	1	1.45
(1,24)	2:B:159:ILE:HD13	1:A:526:ASN:H	1	1.45
(1,24)	2:B:159:ILE:HD13	1:A:526:ASN:HA	1	1.45
(1,24)	2:B:159:ILE:HD13	1:A:526:ASN:HB2	1	1.45
(1,24)	2:B:159:ILE:HD13	1:A:526:ASN:HB3	1	1.45
(1,24)	2:B:159:ILE:HD13	1:A:526:ASN:HD21	1	1.45
(1,24)	2:B:159:ILE:HD13	1:A:526:ASN:HD22	1	1.45
(1,24)	2:B:159:ILE:HD13	1:A:526:ASN:N	1	1.45
(1,24)	2:B:159:ILE:HD13	1:A:526:ASN:ND2	1	1.45
(1,24)	2:B:159:ILE:HD13	1:A:526:ASN:O	1	1.45
(1,24)	2:B:159:ILE:HD13	1:A:526:ASN:OD1	1	1.45
(1,24)	2:B:159:ILE:HD13	1:A:527:ALA:C	1	1.45
(1,24)	2:B:159:ILE:HD13	1:A:527:ALA:CA	1	1.45
(1,24)	2:B:159:ILE:HD13	1:A:527:ALA:CB	1	1.45
(1,24)	2:B:159:ILE:HD13	1:A:527:ALA:H	1	1.45
(1,24)	2:B:159:ILE:HD13	1:A:527:ALA:HA	1	1.45
(1,24)	2:B:159:ILE:HD13	1:A:527:ALA:HB1	1	1.45
(1,24)	2:B:159:ILE:HD13	1:A:527:ALA:HB2	1	1.45
(1,24)	2:B:159:ILE:HD13	1:A:527:ALA:HB3	1	1.45
(1,24)	2:B:159:ILE:HD13	1:A:527:ALA:N	1	1.45
(1,24)	2:B:159:ILE:HD13	1:A:527:ALA:O	1	1.45
(1,24)	2:B:159:ILE:HD13	1:A:528:ILE:C	1	1.45
(1,24)	2:B:159:ILE:HD13	1:A:528:ILE:CA	1	1.45
(1,24)	2:B:159:ILE:HD13	1:A:528:ILE:CB	1	1.45
(1,24)	2:B:159:ILE:HD13	1:A:528:ILE:CD1	1	1.45
(1,24)	2:B:159:ILE:HD13	1:A:528:ILE:CG1	1	1.45
(1,24)	2:B:159:ILE:HD13	1:A:528:ILE:CG2	1	1.45
(1,24)	2:B:159:ILE:HD13	1:A:528:ILE:H	1	1.45
(1,24)	2:B:159:ILE:HD13	1:A:528:ILE:HA	1	1.45
(1,24)	2:B:159:ILE:HD13	1:A:528:ILE:HB	1	1.45
(1,24)	2:B:159:ILE:HD13	1:A:528:ILE:HD11	1	1.45
(1,24)	2:B:159:ILE:HD13	1:A:528:ILE:HD12	1	1.45

*Continued on next page...*



*Continued from previous page...*

Key	Atom-1	Atom-2	Model ID	Violation (Å)
(1,24)	2:B:159:ILE:HD13	1:A:528:ILE:HD13	1	1.45
(1,24)	2:B:159:ILE:HD13	1:A:528:ILE:HG12	1	1.45
(1,24)	2:B:159:ILE:HD13	1:A:528:ILE:HG13	1	1.45
(1,24)	2:B:159:ILE:HD13	1:A:528:ILE:HG21	1	1.45
(1,24)	2:B:159:ILE:HD13	1:A:528:ILE:HG22	1	1.45
(1,24)	2:B:159:ILE:HD13	1:A:528:ILE:HG23	1	1.45
(1,24)	2:B:159:ILE:HD13	1:A:528:ILE:N	1	1.45
(1,24)	2:B:159:ILE:HD13	1:A:528:ILE:O	1	1.45
(1,24)	2:B:159:ILE:HD13	1:A:529:VAL:C	1	1.45
(1,24)	2:B:159:ILE:HD13	1:A:529:VAL:CA	1	1.45
(1,24)	2:B:159:ILE:HD13	1:A:529:VAL:CB	1	1.45
(1,24)	2:B:159:ILE:HD13	1:A:529:VAL:CG1	1	1.45
(1,24)	2:B:159:ILE:HD13	1:A:529:VAL:CG2	1	1.45
(1,24)	2:B:159:ILE:HD13	1:A:529:VAL:H	1	1.45
(1,24)	2:B:159:ILE:HD13	1:A:529:VAL:HA	1	1.45
(1,24)	2:B:159:ILE:HD13	1:A:529:VAL:HB	1	1.45
(1,24)	2:B:159:ILE:HD13	1:A:529:VAL:HG11	1	1.45
(1,24)	2:B:159:ILE:HD13	1:A:529:VAL:HG12	1	1.45
(1,24)	2:B:159:ILE:HD13	1:A:529:VAL:HG13	1	1.45
(1,24)	2:B:159:ILE:HD13	1:A:529:VAL:HG21	1	1.45
(1,24)	2:B:159:ILE:HD13	1:A:529:VAL:HG22	1	1.45
(1,24)	2:B:159:ILE:HD13	1:A:529:VAL:HG23	1	1.45
(1,24)	2:B:159:ILE:HD13	1:A:529:VAL:N	1	1.45
(1,24)	2:B:159:ILE:HD13	1:A:529:VAL:O	1	1.45
(1,24)	2:B:159:ILE:HD13	1:A:561:ASP:C	1	1.45
(1,24)	2:B:159:ILE:HD13	1:A:561:ASP:CA	1	1.45
(1,24)	2:B:159:ILE:HD13	1:A:561:ASP:CB	1	1.45
(1,24)	2:B:159:ILE:HD13	1:A:561:ASP:CG	1	1.45
(1,24)	2:B:159:ILE:HD13	1:A:561:ASP:H	1	1.45
(1,24)	2:B:159:ILE:HD13	1:A:561:ASP:HA	1	1.45
(1,24)	2:B:159:ILE:HD13	1:A:561:ASP:HB2	1	1.45
(1,24)	2:B:159:ILE:HD13	1:A:561:ASP:HB3	1	1.45
(1,24)	2:B:159:ILE:HD13	1:A:561:ASP:N	1	1.45
(1,24)	2:B:159:ILE:HD13	1:A:561:ASP:O	1	1.45
(1,24)	2:B:159:ILE:HD13	1:A:561:ASP:OD1	1	1.45
(1,24)	2:B:159:ILE:HD13	1:A:561:ASP:OD2	1	1.45
(1,24)	2:B:159:ILE:HD13	1:A:563:LYS:C	1	1.45
(1,24)	2:B:159:ILE:HD13	1:A:563:LYS:CA	1	1.45
(1,24)	2:B:159:ILE:HD13	1:A:563:LYS:CB	1	1.45
(1,24)	2:B:159:ILE:HD13	1:A:563:LYS:CD	1	1.45
(1,24)	2:B:159:ILE:HD13	1:A:563:LYS:CE	1	1.45
(1,24)	2:B:159:ILE:HD13	1:A:563:LYS:CG	1	1.45

*Continued on next page...*

*Continued from previous page...*

Key	Atom-1	Atom-2	Model ID	Violation (Å)
(1,24)	2:B:159:ILE:HD13	1:A:563:LYS:H	1	1.45
(1,24)	2:B:159:ILE:HD13	1:A:563:LYS:HA	1	1.45
(1,24)	2:B:159:ILE:HD13	1:A:563:LYS:HB2	1	1.45
(1,24)	2:B:159:ILE:HD13	1:A:563:LYS:HB3	1	1.45
(1,24)	2:B:159:ILE:HD13	1:A:563:LYS:HD2	1	1.45
(1,24)	2:B:159:ILE:HD13	1:A:563:LYS:HD3	1	1.45
(1,24)	2:B:159:ILE:HD13	1:A:563:LYS:HE2	1	1.45
(1,24)	2:B:159:ILE:HD13	1:A:563:LYS:HE3	1	1.45
(1,24)	2:B:159:ILE:HD13	1:A:563:LYS:HG2	1	1.45
(1,24)	2:B:159:ILE:HD13	1:A:563:LYS:HG3	1	1.45
(1,24)	2:B:159:ILE:HD13	1:A:563:LYS:HZ1	1	1.45
(1,24)	2:B:159:ILE:HD13	1:A:563:LYS:HZ2	1	1.45
(1,24)	2:B:159:ILE:HD13	1:A:563:LYS:HZ3	1	1.45
(1,24)	2:B:159:ILE:HD13	1:A:563:LYS:N	1	1.45
(1,24)	2:B:159:ILE:HD13	1:A:563:LYS:NZ	1	1.45
(1,24)	2:B:159:ILE:HD13	1:A:563:LYS:O	1	1.45
(1,24)	2:B:159:ILE:HD13	1:A:564:ALA:C	1	1.45
(1,24)	2:B:159:ILE:HD13	1:A:564:ALA:CA	1	1.45
(1,24)	2:B:159:ILE:HD13	1:A:564:ALA:CB	1	1.45
(1,24)	2:B:159:ILE:HD13	1:A:564:ALA:H	1	1.45
(1,24)	2:B:159:ILE:HD13	1:A:564:ALA:HA	1	1.45
(1,24)	2:B:159:ILE:HD13	1:A:564:ALA:HB1	1	1.45
(1,24)	2:B:159:ILE:HD13	1:A:564:ALA:HB2	1	1.45
(1,24)	2:B:159:ILE:HD13	1:A:564:ALA:HB3	1	1.45
(1,24)	2:B:159:ILE:HD13	1:A:564:ALA:N	1	1.45
(1,24)	2:B:159:ILE:HD13	1:A:564:ALA:O	1	1.45
(1,24)	2:B:159:ILE:HD13	1:A:566:LEU:C	1	1.45
(1,24)	2:B:159:ILE:HD13	1:A:566:LEU:CA	1	1.45
(1,24)	2:B:159:ILE:HD13	1:A:566:LEU:CB	1	1.45
(1,24)	2:B:159:ILE:HD13	1:A:566:LEU:CD1	1	1.45
(1,24)	2:B:159:ILE:HD13	1:A:566:LEU:CD2	1	1.45
(1,24)	2:B:159:ILE:HD13	1:A:566:LEU:CG	1	1.45
(1,24)	2:B:159:ILE:HD13	1:A:566:LEU:H	1	1.45
(1,24)	2:B:159:ILE:HD13	1:A:566:LEU:HA	1	1.45
(1,24)	2:B:159:ILE:HD13	1:A:566:LEU:HB2	1	1.45
(1,24)	2:B:159:ILE:HD13	1:A:566:LEU:HB3	1	1.45
(1,24)	2:B:159:ILE:HD13	1:A:566:LEU:HD11	1	1.45
(1,24)	2:B:159:ILE:HD13	1:A:566:LEU:HD12	1	1.45
(1,24)	2:B:159:ILE:HD13	1:A:566:LEU:HD13	1	1.45
(1,24)	2:B:159:ILE:HD13	1:A:566:LEU:HD21	1	1.45
(1,24)	2:B:159:ILE:HD13	1:A:566:LEU:HD22	1	1.45
(1,24)	2:B:159:ILE:HD13	1:A:566:LEU:HD23	1	1.45

*Continued on next page...*

*Continued from previous page...*

Key	Atom-1	Atom-2	Model ID	Violation (Å)
(1,24)	2:B:159:ILE:HD13	1:A:566:LEU:HG	1	1.45
(1,24)	2:B:159:ILE:HD13	1:A:566:LEU:N	1	1.45
(1,24)	2:B:159:ILE:HD13	1:A:566:LEU:O	1	1.45
(1,24)	2:B:159:ILE:HG12	1:A:490:ALA:C	1	1.45
(1,24)	2:B:159:ILE:HG12	1:A:490:ALA:CA	1	1.45
(1,24)	2:B:159:ILE:HG12	1:A:490:ALA:CB	1	1.45
(1,24)	2:B:159:ILE:HG12	1:A:490:ALA:H	1	1.45
(1,24)	2:B:159:ILE:HG12	1:A:490:ALA:HA	1	1.45
(1,24)	2:B:159:ILE:HG12	1:A:490:ALA:HB1	1	1.45
(1,24)	2:B:159:ILE:HG12	1:A:490:ALA:HB2	1	1.45
(1,24)	2:B:159:ILE:HG12	1:A:490:ALA:HB3	1	1.45
(1,24)	2:B:159:ILE:HG12	1:A:490:ALA:N	1	1.45
(1,24)	2:B:159:ILE:HG12	1:A:490:ALA:O	1	1.45
(1,24)	2:B:159:ILE:HG12	1:A:514:THR:C	1	1.45
(1,24)	2:B:159:ILE:HG12	1:A:514:THR:CA	1	1.45
(1,24)	2:B:159:ILE:HG12	1:A:514:THR:CB	1	1.45
(1,24)	2:B:159:ILE:HG12	1:A:514:THR:CG2	1	1.45
(1,24)	2:B:159:ILE:HG12	1:A:514:THR:H	1	1.45
(1,24)	2:B:159:ILE:HG12	1:A:514:THR:HA	1	1.45
(1,24)	2:B:159:ILE:HG12	1:A:514:THR:HB	1	1.45
(1,24)	2:B:159:ILE:HG12	1:A:514:THR:HG1	1	1.45
(1,24)	2:B:159:ILE:HG12	1:A:514:THR:HG21	1	1.45
(1,24)	2:B:159:ILE:HG12	1:A:514:THR:HG22	1	1.45
(1,24)	2:B:159:ILE:HG12	1:A:514:THR:HG23	1	1.45
(1,24)	2:B:159:ILE:HG12	1:A:514:THR:N	1	1.45
(1,24)	2:B:159:ILE:HG12	1:A:514:THR:O	1	1.45
(1,24)	2:B:159:ILE:HG12	1:A:514:THR:OG1	1	1.45
(1,24)	2:B:159:ILE:HG12	1:A:516:ASN:C	1	1.45
(1,24)	2:B:159:ILE:HG12	1:A:516:ASN:CA	1	1.45
(1,24)	2:B:159:ILE:HG12	1:A:516:ASN:CB	1	1.45
(1,24)	2:B:159:ILE:HG12	1:A:516:ASN:CG	1	1.45
(1,24)	2:B:159:ILE:HG12	1:A:516:ASN:H	1	1.45
(1,24)	2:B:159:ILE:HG12	1:A:516:ASN:HA	1	1.45
(1,24)	2:B:159:ILE:HG12	1:A:516:ASN:HB2	1	1.45
(1,24)	2:B:159:ILE:HG12	1:A:516:ASN:HB3	1	1.45
(1,24)	2:B:159:ILE:HG12	1:A:516:ASN:HD21	1	1.45
(1,24)	2:B:159:ILE:HG12	1:A:516:ASN:HD22	1	1.45
(1,24)	2:B:159:ILE:HG12	1:A:516:ASN:N	1	1.45
(1,24)	2:B:159:ILE:HG12	1:A:516:ASN:ND2	1	1.45
(1,24)	2:B:159:ILE:HG12	1:A:516:ASN:O	1	1.45
(1,24)	2:B:159:ILE:HG12	1:A:516:ASN:OD1	1	1.45
(1,24)	2:B:159:ILE:HG12	1:A:519:GLY:C	1	1.45

*Continued on next page...*

*Continued from previous page...*

Key	Atom-1	Atom-2	Model ID	Violation (Å)
(1,24)	2:B:159:ILE:HG12	1:A:519:GLY:CA	1	1.45
(1,24)	2:B:159:ILE:HG12	1:A:519:GLY:H	1	1.45
(1,24)	2:B:159:ILE:HG12	1:A:519:GLY:HA2	1	1.45
(1,24)	2:B:159:ILE:HG12	1:A:519:GLY:HA3	1	1.45
(1,24)	2:B:159:ILE:HG12	1:A:519:GLY:N	1	1.45
(1,24)	2:B:159:ILE:HG12	1:A:519:GLY:O	1	1.45
(1,24)	2:B:159:ILE:HG12	1:A:522:PHE:C	1	1.45
(1,24)	2:B:159:ILE:HG12	1:A:522:PHE:CA	1	1.45
(1,24)	2:B:159:ILE:HG12	1:A:522:PHE:CB	1	1.45
(1,24)	2:B:159:ILE:HG12	1:A:522:PHE:CD1	1	1.45
(1,24)	2:B:159:ILE:HG12	1:A:522:PHE:CD2	1	1.45
(1,24)	2:B:159:ILE:HG12	1:A:522:PHE:CE1	1	1.45
(1,24)	2:B:159:ILE:HG12	1:A:522:PHE:CE2	1	1.45
(1,24)	2:B:159:ILE:HG12	1:A:522:PHE:CG	1	1.45
(1,24)	2:B:159:ILE:HG12	1:A:522:PHE:CZ	1	1.45
(1,24)	2:B:159:ILE:HG12	1:A:522:PHE:H	1	1.45
(1,24)	2:B:159:ILE:HG12	1:A:522:PHE:HA	1	1.45
(1,24)	2:B:159:ILE:HG12	1:A:522:PHE:HB2	1	1.45
(1,24)	2:B:159:ILE:HG12	1:A:522:PHE:HB3	1	1.45
(1,24)	2:B:159:ILE:HG12	1:A:522:PHE:HD1	1	1.45
(1,24)	2:B:159:ILE:HG12	1:A:522:PHE:HD2	1	1.45
(1,24)	2:B:159:ILE:HG12	1:A:522:PHE:HE1	1	1.45
(1,24)	2:B:159:ILE:HG12	1:A:522:PHE:HE2	1	1.45
(1,24)	2:B:159:ILE:HG12	1:A:522:PHE:HZ	1	1.45
(1,24)	2:B:159:ILE:HG12	1:A:522:PHE:N	1	1.45
(1,24)	2:B:159:ILE:HG12	1:A:522:PHE:O	1	1.45
(1,24)	2:B:159:ILE:HG12	1:A:523:GLU:C	1	1.45
(1,24)	2:B:159:ILE:HG12	1:A:523:GLU:CA	1	1.45
(1,24)	2:B:159:ILE:HG12	1:A:523:GLU:CB	1	1.45
(1,24)	2:B:159:ILE:HG12	1:A:523:GLU:CD	1	1.45
(1,24)	2:B:159:ILE:HG12	1:A:523:GLU:CG	1	1.45
(1,24)	2:B:159:ILE:HG12	1:A:523:GLU:H	1	1.45
(1,24)	2:B:159:ILE:HG12	1:A:523:GLU:HA	1	1.45
(1,24)	2:B:159:ILE:HG12	1:A:523:GLU:HB2	1	1.45
(1,24)	2:B:159:ILE:HG12	1:A:523:GLU:HB3	1	1.45
(1,24)	2:B:159:ILE:HG12	1:A:523:GLU:HG2	1	1.45
(1,24)	2:B:159:ILE:HG12	1:A:523:GLU:HG3	1	1.45
(1,24)	2:B:159:ILE:HG12	1:A:523:GLU:N	1	1.45
(1,24)	2:B:159:ILE:HG12	1:A:523:GLU:O	1	1.45
(1,24)	2:B:159:ILE:HG12	1:A:523:GLU:OE1	1	1.45
(1,24)	2:B:159:ILE:HG12	1:A:523:GLU:OE2	1	1.45
(1,24)	2:B:159:ILE:HG12	1:A:524:PHE:C	1	1.45

*Continued on next page...*

*Continued from previous page...*

Key	Atom-1	Atom-2	Model ID	Violation (Å)
(1,24)	2:B:159:ILE:HG12	1:A:524:PHE:CA	1	1.45
(1,24)	2:B:159:ILE:HG12	1:A:524:PHE:CB	1	1.45
(1,24)	2:B:159:ILE:HG12	1:A:524:PHE:CD1	1	1.45
(1,24)	2:B:159:ILE:HG12	1:A:524:PHE:CD2	1	1.45
(1,24)	2:B:159:ILE:HG12	1:A:524:PHE:CE1	1	1.45
(1,24)	2:B:159:ILE:HG12	1:A:524:PHE:CE2	1	1.45
(1,24)	2:B:159:ILE:HG12	1:A:524:PHE:CG	1	1.45
(1,24)	2:B:159:ILE:HG12	1:A:524:PHE:CZ	1	1.45
(1,24)	2:B:159:ILE:HG12	1:A:524:PHE:H	1	1.45
(1,24)	2:B:159:ILE:HG12	1:A:524:PHE:HA	1	1.45
(1,24)	2:B:159:ILE:HG12	1:A:524:PHE:HB2	1	1.45
(1,24)	2:B:159:ILE:HG12	1:A:524:PHE:HB3	1	1.45
(1,24)	2:B:159:ILE:HG12	1:A:524:PHE:HD1	1	1.45
(1,24)	2:B:159:ILE:HG12	1:A:524:PHE:HD2	1	1.45
(1,24)	2:B:159:ILE:HG12	1:A:524:PHE:HE1	1	1.45
(1,24)	2:B:159:ILE:HG12	1:A:524:PHE:HE2	1	1.45
(1,24)	2:B:159:ILE:HG12	1:A:524:PHE:HZ	1	1.45
(1,24)	2:B:159:ILE:HG12	1:A:524:PHE:N	1	1.45
(1,24)	2:B:159:ILE:HG12	1:A:524:PHE:O	1	1.45
(1,24)	2:B:159:ILE:HG12	1:A:525:GLU:C	1	1.45
(1,24)	2:B:159:ILE:HG12	1:A:525:GLU:CA	1	1.45
(1,24)	2:B:159:ILE:HG12	1:A:525:GLU:CB	1	1.45
(1,24)	2:B:159:ILE:HG12	1:A:525:GLU:CD	1	1.45
(1,24)	2:B:159:ILE:HG12	1:A:525:GLU:CG	1	1.45
(1,24)	2:B:159:ILE:HG12	1:A:525:GLU:H	1	1.45
(1,24)	2:B:159:ILE:HG12	1:A:525:GLU:HA	1	1.45
(1,24)	2:B:159:ILE:HG12	1:A:525:GLU:HB2	1	1.45
(1,24)	2:B:159:ILE:HG12	1:A:525:GLU:HB3	1	1.45
(1,24)	2:B:159:ILE:HG12	1:A:525:GLU:HG2	1	1.45
(1,24)	2:B:159:ILE:HG12	1:A:525:GLU:HG3	1	1.45
(1,24)	2:B:159:ILE:HG12	1:A:525:GLU:N	1	1.45
(1,24)	2:B:159:ILE:HG12	1:A:525:GLU:O	1	1.45
(1,24)	2:B:159:ILE:HG12	1:A:525:GLU:OE1	1	1.45
(1,24)	2:B:159:ILE:HG12	1:A:525:GLU:OE2	1	1.45
(1,24)	2:B:159:ILE:HG12	1:A:526:ASN:C	1	1.45
(1,24)	2:B:159:ILE:HG12	1:A:526:ASN:CA	1	1.45
(1,24)	2:B:159:ILE:HG12	1:A:526:ASN:CB	1	1.45
(1,24)	2:B:159:ILE:HG12	1:A:526:ASN:CG	1	1.45
(1,24)	2:B:159:ILE:HG12	1:A:526:ASN:H	1	1.45
(1,24)	2:B:159:ILE:HG12	1:A:526:ASN:HA	1	1.45
(1,24)	2:B:159:ILE:HG12	1:A:526:ASN:HB2	1	1.45
(1,24)	2:B:159:ILE:HG12	1:A:526:ASN:HB3	1	1.45

*Continued on next page...*

*Continued from previous page...*

Key	Atom-1	Atom-2	Model ID	Violation (Å)
(1,24)	2:B:159:ILE:HG12	1:A:526:ASN:HD21	1	1.45
(1,24)	2:B:159:ILE:HG12	1:A:526:ASN:HD22	1	1.45
(1,24)	2:B:159:ILE:HG12	1:A:526:ASN:N	1	1.45
(1,24)	2:B:159:ILE:HG12	1:A:526:ASN:ND2	1	1.45
(1,24)	2:B:159:ILE:HG12	1:A:526:ASN:O	1	1.45
(1,24)	2:B:159:ILE:HG12	1:A:526:ASN:OD1	1	1.45
(1,24)	2:B:159:ILE:HG12	1:A:527:ALA:C	1	1.45
(1,24)	2:B:159:ILE:HG12	1:A:527:ALA:CA	1	1.45
(1,24)	2:B:159:ILE:HG12	1:A:527:ALA:CB	1	1.45
(1,24)	2:B:159:ILE:HG12	1:A:527:ALA:H	1	1.45
(1,24)	2:B:159:ILE:HG12	1:A:527:ALA:HA	1	1.45
(1,24)	2:B:159:ILE:HG12	1:A:527:ALA:HB1	1	1.45
(1,24)	2:B:159:ILE:HG12	1:A:527:ALA:HB2	1	1.45
(1,24)	2:B:159:ILE:HG12	1:A:527:ALA:HB3	1	1.45
(1,24)	2:B:159:ILE:HG12	1:A:527:ALA:N	1	1.45
(1,24)	2:B:159:ILE:HG12	1:A:527:ALA:O	1	1.45
(1,24)	2:B:159:ILE:HG12	1:A:528:ILE:C	1	1.45
(1,24)	2:B:159:ILE:HG12	1:A:528:ILE:CA	1	1.45
(1,24)	2:B:159:ILE:HG12	1:A:528:ILE:CB	1	1.45
(1,24)	2:B:159:ILE:HG12	1:A:528:ILE:CD1	1	1.45
(1,24)	2:B:159:ILE:HG12	1:A:528:ILE:CG1	1	1.45
(1,24)	2:B:159:ILE:HG12	1:A:528:ILE:CG2	1	1.45
(1,24)	2:B:159:ILE:HG12	1:A:528:ILE:H	1	1.45
(1,24)	2:B:159:ILE:HG12	1:A:528:ILE:HA	1	1.45
(1,24)	2:B:159:ILE:HG12	1:A:528:ILE:HB	1	1.45
(1,24)	2:B:159:ILE:HG12	1:A:528:ILE:HD11	1	1.45
(1,24)	2:B:159:ILE:HG12	1:A:528:ILE:HD12	1	1.45
(1,24)	2:B:159:ILE:HG12	1:A:528:ILE:HD13	1	1.45
(1,24)	2:B:159:ILE:HG12	1:A:528:ILE:HG12	1	1.45
(1,24)	2:B:159:ILE:HG12	1:A:528:ILE:HG13	1	1.45
(1,24)	2:B:159:ILE:HG12	1:A:528:ILE:HG21	1	1.45
(1,24)	2:B:159:ILE:HG12	1:A:528:ILE:HG22	1	1.45
(1,24)	2:B:159:ILE:HG12	1:A:528:ILE:HG23	1	1.45
(1,24)	2:B:159:ILE:HG12	1:A:528:ILE:N	1	1.45
(1,24)	2:B:159:ILE:HG12	1:A:528:ILE:O	1	1.45
(1,24)	2:B:159:ILE:HG12	1:A:529:VAL:C	1	1.45
(1,24)	2:B:159:ILE:HG12	1:A:529:VAL:CA	1	1.45
(1,24)	2:B:159:ILE:HG12	1:A:529:VAL:CB	1	1.45
(1,24)	2:B:159:ILE:HG12	1:A:529:VAL:CG1	1	1.45
(1,24)	2:B:159:ILE:HG12	1:A:529:VAL:CG2	1	1.45
(1,24)	2:B:159:ILE:HG12	1:A:529:VAL:H	1	1.45
(1,24)	2:B:159:ILE:HG12	1:A:529:VAL:HA	1	1.45

*Continued on next page...*

*Continued from previous page...*

Key	Atom-1	Atom-2	Model ID	Violation (Å)
(1,24)	2:B:159:ILE:HG12	1:A:529:VAL:HB	1	1.45
(1,24)	2:B:159:ILE:HG12	1:A:529:VAL:HG11	1	1.45
(1,24)	2:B:159:ILE:HG12	1:A:529:VAL:HG12	1	1.45
(1,24)	2:B:159:ILE:HG12	1:A:529:VAL:HG13	1	1.45
(1,24)	2:B:159:ILE:HG12	1:A:529:VAL:HG21	1	1.45
(1,24)	2:B:159:ILE:HG12	1:A:529:VAL:HG22	1	1.45
(1,24)	2:B:159:ILE:HG12	1:A:529:VAL:HG23	1	1.45
(1,24)	2:B:159:ILE:HG12	1:A:529:VAL:N	1	1.45
(1,24)	2:B:159:ILE:HG12	1:A:529:VAL:O	1	1.45
(1,24)	2:B:159:ILE:HG12	1:A:561:ASP:C	1	1.45
(1,24)	2:B:159:ILE:HG12	1:A:561:ASP:CA	1	1.45
(1,24)	2:B:159:ILE:HG12	1:A:561:ASP:CB	1	1.45
(1,24)	2:B:159:ILE:HG12	1:A:561:ASP:CG	1	1.45
(1,24)	2:B:159:ILE:HG12	1:A:561:ASP:H	1	1.45
(1,24)	2:B:159:ILE:HG12	1:A:561:ASP:HA	1	1.45
(1,24)	2:B:159:ILE:HG12	1:A:561:ASP:HB2	1	1.45
(1,24)	2:B:159:ILE:HG12	1:A:561:ASP:HB3	1	1.45
(1,24)	2:B:159:ILE:HG12	1:A:561:ASP:N	1	1.45
(1,24)	2:B:159:ILE:HG12	1:A:561:ASP:O	1	1.45
(1,24)	2:B:159:ILE:HG12	1:A:561:ASP:OD1	1	1.45
(1,24)	2:B:159:ILE:HG12	1:A:561:ASP:OD2	1	1.45
(1,24)	2:B:159:ILE:HG12	1:A:563:LYS:C	1	1.45
(1,24)	2:B:159:ILE:HG12	1:A:563:LYS:CA	1	1.45
(1,24)	2:B:159:ILE:HG12	1:A:563:LYS:CB	1	1.45
(1,24)	2:B:159:ILE:HG12	1:A:563:LYS:CD	1	1.45
(1,24)	2:B:159:ILE:HG12	1:A:563:LYS:CE	1	1.45
(1,24)	2:B:159:ILE:HG12	1:A:563:LYS:CG	1	1.45
(1,24)	2:B:159:ILE:HG12	1:A:563:LYS:H	1	1.45
(1,24)	2:B:159:ILE:HG12	1:A:563:LYS:HA	1	1.45
(1,24)	2:B:159:ILE:HG12	1:A:563:LYS:HB2	1	1.45
(1,24)	2:B:159:ILE:HG12	1:A:563:LYS:HB3	1	1.45
(1,24)	2:B:159:ILE:HG12	1:A:563:LYS:HD2	1	1.45
(1,24)	2:B:159:ILE:HG12	1:A:563:LYS:HD3	1	1.45
(1,24)	2:B:159:ILE:HG12	1:A:563:LYS:HE2	1	1.45
(1,24)	2:B:159:ILE:HG12	1:A:563:LYS:HE3	1	1.45
(1,24)	2:B:159:ILE:HG12	1:A:563:LYS:HG2	1	1.45
(1,24)	2:B:159:ILE:HG12	1:A:563:LYS:HG3	1	1.45
(1,24)	2:B:159:ILE:HG12	1:A:563:LYS:HZ1	1	1.45
(1,24)	2:B:159:ILE:HG12	1:A:563:LYS:HZ2	1	1.45
(1,24)	2:B:159:ILE:HG12	1:A:563:LYS:HZ3	1	1.45
(1,24)	2:B:159:ILE:HG12	1:A:563:LYS:N	1	1.45
(1,24)	2:B:159:ILE:HG12	1:A:563:LYS:NZ	1	1.45

*Continued on next page...*

*Continued from previous page...*

Key	Atom-1	Atom-2	Model ID	Violation (Å)
(1,24)	2:B:159:ILE:HG12	1:A:563:LYS:O	1	1.45
(1,24)	2:B:159:ILE:HG12	1:A:564:ALA:C	1	1.45
(1,24)	2:B:159:ILE:HG12	1:A:564:ALA:CA	1	1.45
(1,24)	2:B:159:ILE:HG12	1:A:564:ALA:CB	1	1.45
(1,24)	2:B:159:ILE:HG12	1:A:564:ALA:H	1	1.45
(1,24)	2:B:159:ILE:HG12	1:A:564:ALA:HA	1	1.45
(1,24)	2:B:159:ILE:HG12	1:A:564:ALA:HB1	1	1.45
(1,24)	2:B:159:ILE:HG12	1:A:564:ALA:HB2	1	1.45
(1,24)	2:B:159:ILE:HG12	1:A:564:ALA:HB3	1	1.45
(1,24)	2:B:159:ILE:HG12	1:A:564:ALA:N	1	1.45
(1,24)	2:B:159:ILE:HG12	1:A:564:ALA:O	1	1.45
(1,24)	2:B:159:ILE:HG12	1:A:566:LEU:C	1	1.45
(1,24)	2:B:159:ILE:HG12	1:A:566:LEU:CA	1	1.45
(1,24)	2:B:159:ILE:HG12	1:A:566:LEU:CB	1	1.45
(1,24)	2:B:159:ILE:HG12	1:A:566:LEU:CD1	1	1.45
(1,24)	2:B:159:ILE:HG12	1:A:566:LEU:CD2	1	1.45
(1,24)	2:B:159:ILE:HG12	1:A:566:LEU:CG	1	1.45
(1,24)	2:B:159:ILE:HG12	1:A:566:LEU:H	1	1.45
(1,24)	2:B:159:ILE:HG12	1:A:566:LEU:HA	1	1.45
(1,24)	2:B:159:ILE:HG12	1:A:566:LEU:HB2	1	1.45
(1,24)	2:B:159:ILE:HG12	1:A:566:LEU:HB3	1	1.45
(1,24)	2:B:159:ILE:HG12	1:A:566:LEU:HD11	1	1.45
(1,24)	2:B:159:ILE:HG12	1:A:566:LEU:HD12	1	1.45
(1,24)	2:B:159:ILE:HG12	1:A:566:LEU:HD13	1	1.45
(1,24)	2:B:159:ILE:HG12	1:A:566:LEU:HD21	1	1.45
(1,24)	2:B:159:ILE:HG12	1:A:566:LEU:HD22	1	1.45
(1,24)	2:B:159:ILE:HG12	1:A:566:LEU:HD23	1	1.45
(1,24)	2:B:159:ILE:HG12	1:A:566:LEU:HG	1	1.45
(1,24)	2:B:159:ILE:HG12	1:A:566:LEU:N	1	1.45
(1,24)	2:B:159:ILE:HG12	1:A:566:LEU:O	1	1.45
(1,24)	2:B:159:ILE:HG13	1:A:490:ALA:C	1	1.45
(1,24)	2:B:159:ILE:HG13	1:A:490:ALA:CA	1	1.45
(1,24)	2:B:159:ILE:HG13	1:A:490:ALA:CB	1	1.45
(1,24)	2:B:159:ILE:HG13	1:A:490:ALA:H	1	1.45
(1,24)	2:B:159:ILE:HG13	1:A:490:ALA:HA	1	1.45
(1,24)	2:B:159:ILE:HG13	1:A:490:ALA:HB1	1	1.45
(1,24)	2:B:159:ILE:HG13	1:A:490:ALA:HB2	1	1.45
(1,24)	2:B:159:ILE:HG13	1:A:490:ALA:HB3	1	1.45
(1,24)	2:B:159:ILE:HG13	1:A:490:ALA:N	1	1.45
(1,24)	2:B:159:ILE:HG13	1:A:490:ALA:O	1	1.45
(1,24)	2:B:159:ILE:HG13	1:A:514:THR:C	1	1.45
(1,24)	2:B:159:ILE:HG13	1:A:514:THR:CA	1	1.45

*Continued on next page...*



*Continued from previous page...*

Key	Atom-1	Atom-2	Model ID	Violation (Å)
(1,24)	2:B:159:ILE:HG13	1:A:514:THR:CB	1	1.45
(1,24)	2:B:159:ILE:HG13	1:A:514:THR:CG2	1	1.45
(1,24)	2:B:159:ILE:HG13	1:A:514:THR:H	1	1.45
(1,24)	2:B:159:ILE:HG13	1:A:514:THR:HA	1	1.45
(1,24)	2:B:159:ILE:HG13	1:A:514:THR:HB	1	1.45
(1,24)	2:B:159:ILE:HG13	1:A:514:THR:HG1	1	1.45
(1,24)	2:B:159:ILE:HG13	1:A:514:THR:HG21	1	1.45
(1,24)	2:B:159:ILE:HG13	1:A:514:THR:HG22	1	1.45
(1,24)	2:B:159:ILE:HG13	1:A:514:THR:HG23	1	1.45
(1,24)	2:B:159:ILE:HG13	1:A:514:THR:N	1	1.45
(1,24)	2:B:159:ILE:HG13	1:A:514:THR:O	1	1.45
(1,24)	2:B:159:ILE:HG13	1:A:514:THR:OG1	1	1.45
(1,24)	2:B:159:ILE:HG13	1:A:516:ASN:C	1	1.45
(1,24)	2:B:159:ILE:HG13	1:A:516:ASN:CA	1	1.45
(1,24)	2:B:159:ILE:HG13	1:A:516:ASN:CB	1	1.45
(1,24)	2:B:159:ILE:HG13	1:A:516:ASN:CG	1	1.45
(1,24)	2:B:159:ILE:HG13	1:A:516:ASN:H	1	1.45
(1,24)	2:B:159:ILE:HG13	1:A:516:ASN:HA	1	1.45
(1,24)	2:B:159:ILE:HG13	1:A:516:ASN:HB2	1	1.45
(1,24)	2:B:159:ILE:HG13	1:A:516:ASN:HB3	1	1.45
(1,24)	2:B:159:ILE:HG13	1:A:516:ASN:HD21	1	1.45
(1,24)	2:B:159:ILE:HG13	1:A:516:ASN:HD22	1	1.45
(1,24)	2:B:159:ILE:HG13	1:A:516:ASN:N	1	1.45
(1,24)	2:B:159:ILE:HG13	1:A:516:ASN:ND2	1	1.45
(1,24)	2:B:159:ILE:HG13	1:A:516:ASN:O	1	1.45
(1,24)	2:B:159:ILE:HG13	1:A:516:ASN:OD1	1	1.45
(1,24)	2:B:159:ILE:HG13	1:A:519:GLY:C	1	1.45
(1,24)	2:B:159:ILE:HG13	1:A:519:GLY:CA	1	1.45
(1,24)	2:B:159:ILE:HG13	1:A:519:GLY:H	1	1.45
(1,24)	2:B:159:ILE:HG13	1:A:519:GLY:HA2	1	1.45
(1,24)	2:B:159:ILE:HG13	1:A:519:GLY:HA3	1	1.45
(1,24)	2:B:159:ILE:HG13	1:A:519:GLY:N	1	1.45
(1,24)	2:B:159:ILE:HG13	1:A:519:GLY:O	1	1.45
(1,24)	2:B:159:ILE:HG13	1:A:522:PHE:C	1	1.45
(1,24)	2:B:159:ILE:HG13	1:A:522:PHE:CA	1	1.45
(1,24)	2:B:159:ILE:HG13	1:A:522:PHE:CB	1	1.45
(1,24)	2:B:159:ILE:HG13	1:A:522:PHE:CD1	1	1.45
(1,24)	2:B:159:ILE:HG13	1:A:522:PHE:CD2	1	1.45
(1,24)	2:B:159:ILE:HG13	1:A:522:PHE:CE1	1	1.45
(1,24)	2:B:159:ILE:HG13	1:A:522:PHE:CE2	1	1.45
(1,24)	2:B:159:ILE:HG13	1:A:522:PHE:CG	1	1.45
(1,24)	2:B:159:ILE:HG13	1:A:522:PHE:CZ	1	1.45

*Continued on next page...*

*Continued from previous page...*

Key	Atom-1	Atom-2	Model ID	Violation (Å)
(1,24)	2:B:159:ILE:HG13	1:A:522:PHE:H	1	1.45
(1,24)	2:B:159:ILE:HG13	1:A:522:PHE:HA	1	1.45
(1,24)	2:B:159:ILE:HG13	1:A:522:PHE:HB2	1	1.45
(1,24)	2:B:159:ILE:HG13	1:A:522:PHE:HB3	1	1.45
(1,24)	2:B:159:ILE:HG13	1:A:522:PHE:HD1	1	1.45
(1,24)	2:B:159:ILE:HG13	1:A:522:PHE:HD2	1	1.45
(1,24)	2:B:159:ILE:HG13	1:A:522:PHE:HE1	1	1.45
(1,24)	2:B:159:ILE:HG13	1:A:522:PHE:HE2	1	1.45
(1,24)	2:B:159:ILE:HG13	1:A:522:PHE:HZ	1	1.45
(1,24)	2:B:159:ILE:HG13	1:A:522:PHE:N	1	1.45
(1,24)	2:B:159:ILE:HG13	1:A:522:PHE:O	1	1.45
(1,24)	2:B:159:ILE:HG13	1:A:523:GLU:C	1	1.45
(1,24)	2:B:159:ILE:HG13	1:A:523:GLU:CA	1	1.45
(1,24)	2:B:159:ILE:HG13	1:A:523:GLU:CB	1	1.45
(1,24)	2:B:159:ILE:HG13	1:A:523:GLU:CD	1	1.45
(1,24)	2:B:159:ILE:HG13	1:A:523:GLU:CG	1	1.45
(1,24)	2:B:159:ILE:HG13	1:A:523:GLU:H	1	1.45
(1,24)	2:B:159:ILE:HG13	1:A:523:GLU:HA	1	1.45
(1,24)	2:B:159:ILE:HG13	1:A:523:GLU:HB2	1	1.45
(1,24)	2:B:159:ILE:HG13	1:A:523:GLU:HB3	1	1.45
(1,24)	2:B:159:ILE:HG13	1:A:523:GLU:HG2	1	1.45
(1,24)	2:B:159:ILE:HG13	1:A:523:GLU:HG3	1	1.45
(1,24)	2:B:159:ILE:HG13	1:A:523:GLU:N	1	1.45
(1,24)	2:B:159:ILE:HG13	1:A:523:GLU:O	1	1.45
(1,24)	2:B:159:ILE:HG13	1:A:523:GLU:OE1	1	1.45
(1,24)	2:B:159:ILE:HG13	1:A:523:GLU:OE2	1	1.45
(1,24)	2:B:159:ILE:HG13	1:A:524:PHE:C	1	1.45
(1,24)	2:B:159:ILE:HG13	1:A:524:PHE:CA	1	1.45
(1,24)	2:B:159:ILE:HG13	1:A:524:PHE:CB	1	1.45
(1,24)	2:B:159:ILE:HG13	1:A:524:PHE:CD1	1	1.45
(1,24)	2:B:159:ILE:HG13	1:A:524:PHE:CD2	1	1.45
(1,24)	2:B:159:ILE:HG13	1:A:524:PHE:CE1	1	1.45
(1,24)	2:B:159:ILE:HG13	1:A:524:PHE:CE2	1	1.45
(1,24)	2:B:159:ILE:HG13	1:A:524:PHE:CG	1	1.45
(1,24)	2:B:159:ILE:HG13	1:A:524:PHE:CZ	1	1.45
(1,24)	2:B:159:ILE:HG13	1:A:524:PHE:H	1	1.45
(1,24)	2:B:159:ILE:HG13	1:A:524:PHE:HA	1	1.45
(1,24)	2:B:159:ILE:HG13	1:A:524:PHE:HB2	1	1.45
(1,24)	2:B:159:ILE:HG13	1:A:524:PHE:HB3	1	1.45
(1,24)	2:B:159:ILE:HG13	1:A:524:PHE:HD1	1	1.45
(1,24)	2:B:159:ILE:HG13	1:A:524:PHE:HD2	1	1.45
(1,24)	2:B:159:ILE:HG13	1:A:524:PHE:HE1	1	1.45

*Continued on next page...*

*Continued from previous page...*

Key	Atom-1	Atom-2	Model ID	Violation (Å)
(1,24)	2:B:159:ILE:HG13	1:A:524:PHE:HE2	1	1.45
(1,24)	2:B:159:ILE:HG13	1:A:524:PHE:HZ	1	1.45
(1,24)	2:B:159:ILE:HG13	1:A:524:PHE:N	1	1.45
(1,24)	2:B:159:ILE:HG13	1:A:524:PHE:O	1	1.45
(1,24)	2:B:159:ILE:HG13	1:A:525:GLU:C	1	1.45
(1,24)	2:B:159:ILE:HG13	1:A:525:GLU:CA	1	1.45
(1,24)	2:B:159:ILE:HG13	1:A:525:GLU:CB	1	1.45
(1,24)	2:B:159:ILE:HG13	1:A:525:GLU:CD	1	1.45
(1,24)	2:B:159:ILE:HG13	1:A:525:GLU:CG	1	1.45
(1,24)	2:B:159:ILE:HG13	1:A:525:GLU:H	1	1.45
(1,24)	2:B:159:ILE:HG13	1:A:525:GLU:HA	1	1.45
(1,24)	2:B:159:ILE:HG13	1:A:525:GLU:HB2	1	1.45
(1,24)	2:B:159:ILE:HG13	1:A:525:GLU:HB3	1	1.45
(1,24)	2:B:159:ILE:HG13	1:A:525:GLU:HG2	1	1.45
(1,24)	2:B:159:ILE:HG13	1:A:525:GLU:HG3	1	1.45
(1,24)	2:B:159:ILE:HG13	1:A:525:GLU:N	1	1.45
(1,24)	2:B:159:ILE:HG13	1:A:525:GLU:O	1	1.45
(1,24)	2:B:159:ILE:HG13	1:A:525:GLU:OE1	1	1.45
(1,24)	2:B:159:ILE:HG13	1:A:525:GLU:OE2	1	1.45
(1,24)	2:B:159:ILE:HG13	1:A:526:ASN:C	1	1.45
(1,24)	2:B:159:ILE:HG13	1:A:526:ASN:CA	1	1.45
(1,24)	2:B:159:ILE:HG13	1:A:526:ASN:CB	1	1.45
(1,24)	2:B:159:ILE:HG13	1:A:526:ASN:CG	1	1.45
(1,24)	2:B:159:ILE:HG13	1:A:526:ASN:H	1	1.45
(1,24)	2:B:159:ILE:HG13	1:A:526:ASN:HA	1	1.45
(1,24)	2:B:159:ILE:HG13	1:A:526:ASN:HB2	1	1.45
(1,24)	2:B:159:ILE:HG13	1:A:526:ASN:HB3	1	1.45
(1,24)	2:B:159:ILE:HG13	1:A:526:ASN:HD21	1	1.45
(1,24)	2:B:159:ILE:HG13	1:A:526:ASN:HD22	1	1.45
(1,24)	2:B:159:ILE:HG13	1:A:526:ASN:N	1	1.45
(1,24)	2:B:159:ILE:HG13	1:A:526:ASN:ND2	1	1.45
(1,24)	2:B:159:ILE:HG13	1:A:526:ASN:O	1	1.45
(1,24)	2:B:159:ILE:HG13	1:A:526:ASN:OD1	1	1.45
(1,24)	2:B:159:ILE:HG13	1:A:527:ALA:C	1	1.45
(1,24)	2:B:159:ILE:HG13	1:A:527:ALA:CA	1	1.45
(1,24)	2:B:159:ILE:HG13	1:A:527:ALA:CB	1	1.45
(1,24)	2:B:159:ILE:HG13	1:A:527:ALA:H	1	1.45
(1,24)	2:B:159:ILE:HG13	1:A:527:ALA:HA	1	1.45
(1,24)	2:B:159:ILE:HG13	1:A:527:ALA:HB1	1	1.45
(1,24)	2:B:159:ILE:HG13	1:A:527:ALA:HB2	1	1.45
(1,24)	2:B:159:ILE:HG13	1:A:527:ALA:HB3	1	1.45
(1,24)	2:B:159:ILE:HG13	1:A:527:ALA:N	1	1.45

*Continued on next page...*

*Continued from previous page...*

Key	Atom-1	Atom-2	Model ID	Violation (Å)
(1,24)	2:B:159:ILE:HG13	1:A:527:ALA:O	1	1.45
(1,24)	2:B:159:ILE:HG13	1:A:528:ILE:C	1	1.45
(1,24)	2:B:159:ILE:HG13	1:A:528:ILE:CA	1	1.45
(1,24)	2:B:159:ILE:HG13	1:A:528:ILE:CB	1	1.45
(1,24)	2:B:159:ILE:HG13	1:A:528:ILE:CD1	1	1.45
(1,24)	2:B:159:ILE:HG13	1:A:528:ILE:CG1	1	1.45
(1,24)	2:B:159:ILE:HG13	1:A:528:ILE:CG2	1	1.45
(1,24)	2:B:159:ILE:HG13	1:A:528:ILE:H	1	1.45
(1,24)	2:B:159:ILE:HG13	1:A:528:ILE:HA	1	1.45
(1,24)	2:B:159:ILE:HG13	1:A:528:ILE:HB	1	1.45
(1,24)	2:B:159:ILE:HG13	1:A:528:ILE:HD11	1	1.45
(1,24)	2:B:159:ILE:HG13	1:A:528:ILE:HD12	1	1.45
(1,24)	2:B:159:ILE:HG13	1:A:528:ILE:HD13	1	1.45
(1,24)	2:B:159:ILE:HG13	1:A:528:ILE:HG12	1	1.45
(1,24)	2:B:159:ILE:HG13	1:A:528:ILE:HG13	1	1.45
(1,24)	2:B:159:ILE:HG13	1:A:528:ILE:HG21	1	1.45
(1,24)	2:B:159:ILE:HG13	1:A:528:ILE:HG22	1	1.45
(1,24)	2:B:159:ILE:HG13	1:A:528:ILE:HG23	1	1.45
(1,24)	2:B:159:ILE:HG13	1:A:528:ILE:N	1	1.45
(1,24)	2:B:159:ILE:HG13	1:A:528:ILE:O	1	1.45
(1,24)	2:B:159:ILE:HG13	1:A:529:VAL:C	1	1.45
(1,24)	2:B:159:ILE:HG13	1:A:529:VAL:CA	1	1.45
(1,24)	2:B:159:ILE:HG13	1:A:529:VAL:CB	1	1.45
(1,24)	2:B:159:ILE:HG13	1:A:529:VAL:CG1	1	1.45
(1,24)	2:B:159:ILE:HG13	1:A:529:VAL:CG2	1	1.45
(1,24)	2:B:159:ILE:HG13	1:A:529:VAL:H	1	1.45
(1,24)	2:B:159:ILE:HG13	1:A:529:VAL:HA	1	1.45
(1,24)	2:B:159:ILE:HG13	1:A:529:VAL:HB	1	1.45
(1,24)	2:B:159:ILE:HG13	1:A:529:VAL:HG11	1	1.45
(1,24)	2:B:159:ILE:HG13	1:A:529:VAL:HG12	1	1.45
(1,24)	2:B:159:ILE:HG13	1:A:529:VAL:HG13	1	1.45
(1,24)	2:B:159:ILE:HG13	1:A:529:VAL:HG21	1	1.45
(1,24)	2:B:159:ILE:HG13	1:A:529:VAL:HG22	1	1.45
(1,24)	2:B:159:ILE:HG13	1:A:529:VAL:HG23	1	1.45
(1,24)	2:B:159:ILE:HG13	1:A:529:VAL:N	1	1.45
(1,24)	2:B:159:ILE:HG13	1:A:529:VAL:O	1	1.45
(1,24)	2:B:159:ILE:HG13	1:A:561:ASP:C	1	1.45
(1,24)	2:B:159:ILE:HG13	1:A:561:ASP:CA	1	1.45
(1,24)	2:B:159:ILE:HG13	1:A:561:ASP:CB	1	1.45
(1,24)	2:B:159:ILE:HG13	1:A:561:ASP:CG	1	1.45
(1,24)	2:B:159:ILE:HG13	1:A:561:ASP:H	1	1.45
(1,24)	2:B:159:ILE:HG13	1:A:561:ASP:HA	1	1.45

*Continued on next page...*

*Continued from previous page...*

Key	Atom-1	Atom-2	Model ID	Violation (Å)
(1,24)	2:B:159:ILE:HG13	1:A:561:ASP:HB2	1	1.45
(1,24)	2:B:159:ILE:HG13	1:A:561:ASP:HB3	1	1.45
(1,24)	2:B:159:ILE:HG13	1:A:561:ASP:N	1	1.45
(1,24)	2:B:159:ILE:HG13	1:A:561:ASP:O	1	1.45
(1,24)	2:B:159:ILE:HG13	1:A:561:ASP:OD1	1	1.45
(1,24)	2:B:159:ILE:HG13	1:A:561:ASP:OD2	1	1.45
(1,24)	2:B:159:ILE:HG13	1:A:563:LYS:C	1	1.45
(1,24)	2:B:159:ILE:HG13	1:A:563:LYS:CA	1	1.45
(1,24)	2:B:159:ILE:HG13	1:A:563:LYS:CB	1	1.45
(1,24)	2:B:159:ILE:HG13	1:A:563:LYS:CD	1	1.45
(1,24)	2:B:159:ILE:HG13	1:A:563:LYS:CE	1	1.45
(1,24)	2:B:159:ILE:HG13	1:A:563:LYS:CG	1	1.45
(1,24)	2:B:159:ILE:HG13	1:A:563:LYS:H	1	1.45
(1,24)	2:B:159:ILE:HG13	1:A:563:LYS:HA	1	1.45
(1,24)	2:B:159:ILE:HG13	1:A:563:LYS:HB2	1	1.45
(1,24)	2:B:159:ILE:HG13	1:A:563:LYS:HB3	1	1.45
(1,24)	2:B:159:ILE:HG13	1:A:563:LYS:HD2	1	1.45
(1,24)	2:B:159:ILE:HG13	1:A:563:LYS:HD3	1	1.45
(1,24)	2:B:159:ILE:HG13	1:A:563:LYS:HE2	1	1.45
(1,24)	2:B:159:ILE:HG13	1:A:563:LYS:HE3	1	1.45
(1,24)	2:B:159:ILE:HG13	1:A:563:LYS:HG2	1	1.45
(1,24)	2:B:159:ILE:HG13	1:A:563:LYS:HG3	1	1.45
(1,24)	2:B:159:ILE:HG13	1:A:563:LYS:HZ1	1	1.45
(1,24)	2:B:159:ILE:HG13	1:A:563:LYS:HZ2	1	1.45
(1,24)	2:B:159:ILE:HG13	1:A:563:LYS:HZ3	1	1.45
(1,24)	2:B:159:ILE:HG13	1:A:563:LYS:N	1	1.45
(1,24)	2:B:159:ILE:HG13	1:A:563:LYS:NZ	1	1.45
(1,24)	2:B:159:ILE:HG13	1:A:563:LYS:O	1	1.45
(1,24)	2:B:159:ILE:HG13	1:A:564:ALA:C	1	1.45
(1,24)	2:B:159:ILE:HG13	1:A:564:ALA:CA	1	1.45
(1,24)	2:B:159:ILE:HG13	1:A:564:ALA:CB	1	1.45
(1,24)	2:B:159:ILE:HG13	1:A:564:ALA:H	1	1.45
(1,24)	2:B:159:ILE:HG13	1:A:564:ALA:HA	1	1.45
(1,24)	2:B:159:ILE:HG13	1:A:564:ALA:HB1	1	1.45
(1,24)	2:B:159:ILE:HG13	1:A:564:ALA:HB2	1	1.45
(1,24)	2:B:159:ILE:HG13	1:A:564:ALA:HB3	1	1.45
(1,24)	2:B:159:ILE:HG13	1:A:564:ALA:N	1	1.45
(1,24)	2:B:159:ILE:HG13	1:A:564:ALA:O	1	1.45
(1,24)	2:B:159:ILE:HG13	1:A:566:LEU:C	1	1.45
(1,24)	2:B:159:ILE:HG13	1:A:566:LEU:CA	1	1.45
(1,24)	2:B:159:ILE:HG13	1:A:566:LEU:CB	1	1.45
(1,24)	2:B:159:ILE:HG13	1:A:566:LEU:CD1	1	1.45

*Continued on next page...*

*Continued from previous page...*

Key	Atom-1	Atom-2	Model ID	Violation (Å)
(1,24)	2:B:159:ILE:HG13	1:A:566:LEU:CD2	1	1.45
(1,24)	2:B:159:ILE:HG13	1:A:566:LEU:CG	1	1.45
(1,24)	2:B:159:ILE:HG13	1:A:566:LEU:H	1	1.45
(1,24)	2:B:159:ILE:HG13	1:A:566:LEU:HA	1	1.45
(1,24)	2:B:159:ILE:HG13	1:A:566:LEU:HB2	1	1.45
(1,24)	2:B:159:ILE:HG13	1:A:566:LEU:HB3	1	1.45
(1,24)	2:B:159:ILE:HG13	1:A:566:LEU:HD11	1	1.45
(1,24)	2:B:159:ILE:HG13	1:A:566:LEU:HD12	1	1.45
(1,24)	2:B:159:ILE:HG13	1:A:566:LEU:HD13	1	1.45
(1,24)	2:B:159:ILE:HG13	1:A:566:LEU:HD21	1	1.45
(1,24)	2:B:159:ILE:HG13	1:A:566:LEU:HD22	1	1.45
(1,24)	2:B:159:ILE:HG13	1:A:566:LEU:HD23	1	1.45
(1,24)	2:B:159:ILE:HG13	1:A:566:LEU:HG	1	1.45
(1,24)	2:B:159:ILE:HG13	1:A:566:LEU:N	1	1.45
(1,24)	2:B:159:ILE:HG13	1:A:566:LEU:O	1	1.45
(1,24)	2:B:159:ILE:HG21	1:A:490:ALA:C	1	1.45
(1,24)	2:B:159:ILE:HG21	1:A:490:ALA:CA	1	1.45
(1,24)	2:B:159:ILE:HG21	1:A:490:ALA:CB	1	1.45
(1,24)	2:B:159:ILE:HG21	1:A:490:ALA:H	1	1.45
(1,24)	2:B:159:ILE:HG21	1:A:490:ALA:HA	1	1.45
(1,24)	2:B:159:ILE:HG21	1:A:490:ALA:HB1	1	1.45
(1,24)	2:B:159:ILE:HG21	1:A:490:ALA:HB2	1	1.45
(1,24)	2:B:159:ILE:HG21	1:A:490:ALA:HB3	1	1.45
(1,24)	2:B:159:ILE:HG21	1:A:490:ALA:N	1	1.45
(1,24)	2:B:159:ILE:HG21	1:A:490:ALA:O	1	1.45
(1,24)	2:B:159:ILE:HG21	1:A:514:THR:C	1	1.45
(1,24)	2:B:159:ILE:HG21	1:A:514:THR:CA	1	1.45
(1,24)	2:B:159:ILE:HG21	1:A:514:THR:CB	1	1.45
(1,24)	2:B:159:ILE:HG21	1:A:514:THR:CG2	1	1.45
(1,24)	2:B:159:ILE:HG21	1:A:514:THR:H	1	1.45
(1,24)	2:B:159:ILE:HG21	1:A:514:THR:HA	1	1.45
(1,24)	2:B:159:ILE:HG21	1:A:514:THR:HB	1	1.45
(1,24)	2:B:159:ILE:HG21	1:A:514:THR:HG1	1	1.45
(1,24)	2:B:159:ILE:HG21	1:A:514:THR:HG21	1	1.45
(1,24)	2:B:159:ILE:HG21	1:A:514:THR:HG22	1	1.45
(1,24)	2:B:159:ILE:HG21	1:A:514:THR:HG23	1	1.45
(1,24)	2:B:159:ILE:HG21	1:A:514:THR:N	1	1.45
(1,24)	2:B:159:ILE:HG21	1:A:514:THR:O	1	1.45
(1,24)	2:B:159:ILE:HG21	1:A:514:THR:OG1	1	1.45
(1,24)	2:B:159:ILE:HG21	1:A:516:ASN:C	1	1.45
(1,24)	2:B:159:ILE:HG21	1:A:516:ASN:CA	1	1.45
(1,24)	2:B:159:ILE:HG21	1:A:516:ASN:CB	1	1.45

*Continued on next page...*

*Continued from previous page...*

Key	Atom-1	Atom-2	Model ID	Violation (Å)
(1,24)	2:B:159:ILE:HG21	1:A:516:ASN:CG	1	1.45
(1,24)	2:B:159:ILE:HG21	1:A:516:ASN:H	1	1.45
(1,24)	2:B:159:ILE:HG21	1:A:516:ASN:HA	1	1.45
(1,24)	2:B:159:ILE:HG21	1:A:516:ASN:HB2	1	1.45
(1,24)	2:B:159:ILE:HG21	1:A:516:ASN:HB3	1	1.45
(1,24)	2:B:159:ILE:HG21	1:A:516:ASN:HD21	1	1.45
(1,24)	2:B:159:ILE:HG21	1:A:516:ASN:HD22	1	1.45
(1,24)	2:B:159:ILE:HG21	1:A:516:ASN:N	1	1.45
(1,24)	2:B:159:ILE:HG21	1:A:516:ASN:ND2	1	1.45
(1,24)	2:B:159:ILE:HG21	1:A:516:ASN:O	1	1.45
(1,24)	2:B:159:ILE:HG21	1:A:516:ASN:OD1	1	1.45
(1,24)	2:B:159:ILE:HG21	1:A:519:GLY:C	1	1.45
(1,24)	2:B:159:ILE:HG21	1:A:519:GLY:CA	1	1.45
(1,24)	2:B:159:ILE:HG21	1:A:519:GLY:H	1	1.45
(1,24)	2:B:159:ILE:HG21	1:A:519:GLY:HA2	1	1.45
(1,24)	2:B:159:ILE:HG21	1:A:519:GLY:HA3	1	1.45
(1,24)	2:B:159:ILE:HG21	1:A:519:GLY:N	1	1.45
(1,24)	2:B:159:ILE:HG21	1:A:519:GLY:O	1	1.45
(1,24)	2:B:159:ILE:HG21	1:A:522:PHE:C	1	1.45
(1,24)	2:B:159:ILE:HG21	1:A:522:PHE:CA	1	1.45
(1,24)	2:B:159:ILE:HG21	1:A:522:PHE:CB	1	1.45
(1,24)	2:B:159:ILE:HG21	1:A:522:PHE:CD1	1	1.45
(1,24)	2:B:159:ILE:HG21	1:A:522:PHE:CD2	1	1.45
(1,24)	2:B:159:ILE:HG21	1:A:522:PHE:CE1	1	1.45
(1,24)	2:B:159:ILE:HG21	1:A:522:PHE:CE2	1	1.45
(1,24)	2:B:159:ILE:HG21	1:A:522:PHE:CG	1	1.45
(1,24)	2:B:159:ILE:HG21	1:A:522:PHE:CZ	1	1.45
(1,24)	2:B:159:ILE:HG21	1:A:522:PHE:H	1	1.45
(1,24)	2:B:159:ILE:HG21	1:A:522:PHE:HA	1	1.45
(1,24)	2:B:159:ILE:HG21	1:A:522:PHE:HB2	1	1.45
(1,24)	2:B:159:ILE:HG21	1:A:522:PHE:HB3	1	1.45
(1,24)	2:B:159:ILE:HG21	1:A:522:PHE:HD1	1	1.45
(1,24)	2:B:159:ILE:HG21	1:A:522:PHE:HD2	1	1.45
(1,24)	2:B:159:ILE:HG21	1:A:522:PHE:HE1	1	1.45
(1,24)	2:B:159:ILE:HG21	1:A:522:PHE:HE2	1	1.45
(1,24)	2:B:159:ILE:HG21	1:A:522:PHE:HZ	1	1.45
(1,24)	2:B:159:ILE:HG21	1:A:522:PHE:N	1	1.45
(1,24)	2:B:159:ILE:HG21	1:A:522:PHE:O	1	1.45
(1,24)	2:B:159:ILE:HG21	1:A:523:GLU:C	1	1.45
(1,24)	2:B:159:ILE:HG21	1:A:523:GLU:CA	1	1.45
(1,24)	2:B:159:ILE:HG21	1:A:523:GLU:CB	1	1.45
(1,24)	2:B:159:ILE:HG21	1:A:523:GLU:CD	1	1.45

*Continued on next page...*

*Continued from previous page...*

Key	Atom-1	Atom-2	Model ID	Violation (Å)
(1,24)	2:B:159:ILE:HG21	1:A:523:GLU:CG	1	1.45
(1,24)	2:B:159:ILE:HG21	1:A:523:GLU:H	1	1.45
(1,24)	2:B:159:ILE:HG21	1:A:523:GLU:HA	1	1.45
(1,24)	2:B:159:ILE:HG21	1:A:523:GLU:HB2	1	1.45
(1,24)	2:B:159:ILE:HG21	1:A:523:GLU:HB3	1	1.45
(1,24)	2:B:159:ILE:HG21	1:A:523:GLU:HG2	1	1.45
(1,24)	2:B:159:ILE:HG21	1:A:523:GLU:HG3	1	1.45
(1,24)	2:B:159:ILE:HG21	1:A:523:GLU:N	1	1.45
(1,24)	2:B:159:ILE:HG21	1:A:523:GLU:O	1	1.45
(1,24)	2:B:159:ILE:HG21	1:A:523:GLU:OE1	1	1.45
(1,24)	2:B:159:ILE:HG21	1:A:523:GLU:OE2	1	1.45
(1,24)	2:B:159:ILE:HG21	1:A:524:PHE:C	1	1.45
(1,24)	2:B:159:ILE:HG21	1:A:524:PHE:CA	1	1.45
(1,24)	2:B:159:ILE:HG21	1:A:524:PHE:CB	1	1.45
(1,24)	2:B:159:ILE:HG21	1:A:524:PHE:CD1	1	1.45
(1,24)	2:B:159:ILE:HG21	1:A:524:PHE:CD2	1	1.45
(1,24)	2:B:159:ILE:HG21	1:A:524:PHE:CE1	1	1.45
(1,24)	2:B:159:ILE:HG21	1:A:524:PHE:CE2	1	1.45
(1,24)	2:B:159:ILE:HG21	1:A:524:PHE:CG	1	1.45
(1,24)	2:B:159:ILE:HG21	1:A:524:PHE:CZ	1	1.45
(1,24)	2:B:159:ILE:HG21	1:A:524:PHE:H	1	1.45
(1,24)	2:B:159:ILE:HG21	1:A:524:PHE:HA	1	1.45
(1,24)	2:B:159:ILE:HG21	1:A:524:PHE:HB2	1	1.45
(1,24)	2:B:159:ILE:HG21	1:A:524:PHE:HB3	1	1.45
(1,24)	2:B:159:ILE:HG21	1:A:524:PHE:HD1	1	1.45
(1,24)	2:B:159:ILE:HG21	1:A:524:PHE:HD2	1	1.45
(1,24)	2:B:159:ILE:HG21	1:A:524:PHE:HE1	1	1.45
(1,24)	2:B:159:ILE:HG21	1:A:524:PHE:HE2	1	1.45
(1,24)	2:B:159:ILE:HG21	1:A:524:PHE:HZ	1	1.45
(1,24)	2:B:159:ILE:HG21	1:A:524:PHE:N	1	1.45
(1,24)	2:B:159:ILE:HG21	1:A:524:PHE:O	1	1.45
(1,24)	2:B:159:ILE:HG21	1:A:525:GLU:C	1	1.45
(1,24)	2:B:159:ILE:HG21	1:A:525:GLU:CA	1	1.45
(1,24)	2:B:159:ILE:HG21	1:A:525:GLU:CB	1	1.45
(1,24)	2:B:159:ILE:HG21	1:A:525:GLU:CD	1	1.45
(1,24)	2:B:159:ILE:HG21	1:A:525:GLU:CG	1	1.45
(1,24)	2:B:159:ILE:HG21	1:A:525:GLU:H	1	1.45
(1,24)	2:B:159:ILE:HG21	1:A:525:GLU:HA	1	1.45
(1,24)	2:B:159:ILE:HG21	1:A:525:GLU:HB2	1	1.45
(1,24)	2:B:159:ILE:HG21	1:A:525:GLU:HB3	1	1.45
(1,24)	2:B:159:ILE:HG21	1:A:525:GLU:HG2	1	1.45
(1,24)	2:B:159:ILE:HG21	1:A:525:GLU:HG3	1	1.45

*Continued on next page...*



*Continued from previous page...*

Key	Atom-1	Atom-2	Model ID	Violation (Å)
(1,24)	2:B:159:ILE:HG21	1:A:525:GLU:N	1	1.45
(1,24)	2:B:159:ILE:HG21	1:A:525:GLU:O	1	1.45
(1,24)	2:B:159:ILE:HG21	1:A:525:GLU:OE1	1	1.45
(1,24)	2:B:159:ILE:HG21	1:A:525:GLU:OE2	1	1.45
(1,24)	2:B:159:ILE:HG21	1:A:526:ASN:C	1	1.45
(1,24)	2:B:159:ILE:HG21	1:A:526:ASN:CA	1	1.45
(1,24)	2:B:159:ILE:HG21	1:A:526:ASN:CB	1	1.45
(1,24)	2:B:159:ILE:HG21	1:A:526:ASN:CG	1	1.45
(1,24)	2:B:159:ILE:HG21	1:A:526:ASN:H	1	1.45
(1,24)	2:B:159:ILE:HG21	1:A:526:ASN:HA	1	1.45
(1,24)	2:B:159:ILE:HG21	1:A:526:ASN:HB2	1	1.45
(1,24)	2:B:159:ILE:HG21	1:A:526:ASN:HB3	1	1.45
(1,24)	2:B:159:ILE:HG21	1:A:526:ASN:HD21	1	1.45
(1,24)	2:B:159:ILE:HG21	1:A:526:ASN:HD22	1	1.45
(1,24)	2:B:159:ILE:HG21	1:A:526:ASN:N	1	1.45
(1,24)	2:B:159:ILE:HG21	1:A:526:ASN:ND2	1	1.45
(1,24)	2:B:159:ILE:HG21	1:A:526:ASN:O	1	1.45
(1,24)	2:B:159:ILE:HG21	1:A:526:ASN:OD1	1	1.45
(1,24)	2:B:159:ILE:HG21	1:A:527:ALA:C	1	1.45
(1,24)	2:B:159:ILE:HG21	1:A:527:ALA:CA	1	1.45
(1,24)	2:B:159:ILE:HG21	1:A:527:ALA:CB	1	1.45
(1,24)	2:B:159:ILE:HG21	1:A:527:ALA:H	1	1.45
(1,24)	2:B:159:ILE:HG21	1:A:527:ALA:HA	1	1.45
(1,24)	2:B:159:ILE:HG21	1:A:527:ALA:HB1	1	1.45
(1,24)	2:B:159:ILE:HG21	1:A:527:ALA:HB2	1	1.45
(1,24)	2:B:159:ILE:HG21	1:A:527:ALA:HB3	1	1.45
(1,24)	2:B:159:ILE:HG21	1:A:527:ALA:N	1	1.45
(1,24)	2:B:159:ILE:HG21	1:A:527:ALA:O	1	1.45
(1,24)	2:B:159:ILE:HG21	1:A:528:ILE:C	1	1.45
(1,24)	2:B:159:ILE:HG21	1:A:528:ILE:CA	1	1.45
(1,24)	2:B:159:ILE:HG21	1:A:528:ILE:CB	1	1.45
(1,24)	2:B:159:ILE:HG21	1:A:528:ILE:CD1	1	1.45
(1,24)	2:B:159:ILE:HG21	1:A:528:ILE:CG1	1	1.45
(1,24)	2:B:159:ILE:HG21	1:A:528:ILE:CG2	1	1.45
(1,24)	2:B:159:ILE:HG21	1:A:528:ILE:H	1	1.45
(1,24)	2:B:159:ILE:HG21	1:A:528:ILE:HA	1	1.45
(1,24)	2:B:159:ILE:HG21	1:A:528:ILE:HB	1	1.45
(1,24)	2:B:159:ILE:HG21	1:A:528:ILE:HD11	1	1.45
(1,24)	2:B:159:ILE:HG21	1:A:528:ILE:HD12	1	1.45
(1,24)	2:B:159:ILE:HG21	1:A:528:ILE:HD13	1	1.45
(1,24)	2:B:159:ILE:HG21	1:A:528:ILE:HG12	1	1.45
(1,24)	2:B:159:ILE:HG21	1:A:528:ILE:HG13	1	1.45

*Continued on next page...*

*Continued from previous page...*

Key	Atom-1	Atom-2	Model ID	Violation (Å)
(1,24)	2:B:159:ILE:HG21	1:A:528:ILE:HG21	1	1.45
(1,24)	2:B:159:ILE:HG21	1:A:528:ILE:HG22	1	1.45
(1,24)	2:B:159:ILE:HG21	1:A:528:ILE:HG23	1	1.45
(1,24)	2:B:159:ILE:HG21	1:A:528:ILE:N	1	1.45
(1,24)	2:B:159:ILE:HG21	1:A:528:ILE:O	1	1.45
(1,24)	2:B:159:ILE:HG21	1:A:529:VAL:C	1	1.45
(1,24)	2:B:159:ILE:HG21	1:A:529:VAL:CA	1	1.45
(1,24)	2:B:159:ILE:HG21	1:A:529:VAL:CB	1	1.45
(1,24)	2:B:159:ILE:HG21	1:A:529:VAL:CG1	1	1.45
(1,24)	2:B:159:ILE:HG21	1:A:529:VAL:CG2	1	1.45
(1,24)	2:B:159:ILE:HG21	1:A:529:VAL:H	1	1.45
(1,24)	2:B:159:ILE:HG21	1:A:529:VAL:HA	1	1.45
(1,24)	2:B:159:ILE:HG21	1:A:529:VAL:HB	1	1.45
(1,24)	2:B:159:ILE:HG21	1:A:529:VAL:HG11	1	1.45
(1,24)	2:B:159:ILE:HG21	1:A:529:VAL:HG12	1	1.45
(1,24)	2:B:159:ILE:HG21	1:A:529:VAL:HG13	1	1.45
(1,24)	2:B:159:ILE:HG21	1:A:529:VAL:HG21	1	1.45
(1,24)	2:B:159:ILE:HG21	1:A:529:VAL:HG22	1	1.45
(1,24)	2:B:159:ILE:HG21	1:A:529:VAL:HG23	1	1.45
(1,24)	2:B:159:ILE:HG21	1:A:529:VAL:N	1	1.45
(1,24)	2:B:159:ILE:HG21	1:A:529:VAL:O	1	1.45
(1,24)	2:B:159:ILE:HG21	1:A:561:ASP:C	1	1.45
(1,24)	2:B:159:ILE:HG21	1:A:561:ASP:CA	1	1.45
(1,24)	2:B:159:ILE:HG21	1:A:561:ASP:CB	1	1.45
(1,24)	2:B:159:ILE:HG21	1:A:561:ASP:CG	1	1.45
(1,24)	2:B:159:ILE:HG21	1:A:561:ASP:H	1	1.45
(1,24)	2:B:159:ILE:HG21	1:A:561:ASP:HA	1	1.45
(1,24)	2:B:159:ILE:HG21	1:A:561:ASP:HB2	1	1.45
(1,24)	2:B:159:ILE:HG21	1:A:561:ASP:HB3	1	1.45
(1,24)	2:B:159:ILE:HG21	1:A:561:ASP:N	1	1.45
(1,24)	2:B:159:ILE:HG21	1:A:561:ASP:O	1	1.45
(1,24)	2:B:159:ILE:HG21	1:A:561:ASP:OD1	1	1.45
(1,24)	2:B:159:ILE:HG21	1:A:561:ASP:OD2	1	1.45
(1,24)	2:B:159:ILE:HG21	1:A:563:LYS:C	1	1.45
(1,24)	2:B:159:ILE:HG21	1:A:563:LYS:CA	1	1.45
(1,24)	2:B:159:ILE:HG21	1:A:563:LYS:CB	1	1.45
(1,24)	2:B:159:ILE:HG21	1:A:563:LYS:CD	1	1.45
(1,24)	2:B:159:ILE:HG21	1:A:563:LYS:CE	1	1.45
(1,24)	2:B:159:ILE:HG21	1:A:563:LYS:CG	1	1.45
(1,24)	2:B:159:ILE:HG21	1:A:563:LYS:H	1	1.45
(1,24)	2:B:159:ILE:HG21	1:A:563:LYS:HA	1	1.45
(1,24)	2:B:159:ILE:HG21	1:A:563:LYS:HB2	1	1.45

*Continued on next page...*

*Continued from previous page...*

Key	Atom-1	Atom-2	Model ID	Violation (Å)
(1,24)	2:B:159:ILE:HG21	1:A:563:LYS:HB3	1	1.45
(1,24)	2:B:159:ILE:HG21	1:A:563:LYS:HD2	1	1.45
(1,24)	2:B:159:ILE:HG21	1:A:563:LYS:HD3	1	1.45
(1,24)	2:B:159:ILE:HG21	1:A:563:LYS:HE2	1	1.45
(1,24)	2:B:159:ILE:HG21	1:A:563:LYS:HE3	1	1.45
(1,24)	2:B:159:ILE:HG21	1:A:563:LYS:HG2	1	1.45
(1,24)	2:B:159:ILE:HG21	1:A:563:LYS:HG3	1	1.45
(1,24)	2:B:159:ILE:HG21	1:A:563:LYS:HZ1	1	1.45
(1,24)	2:B:159:ILE:HG21	1:A:563:LYS:HZ2	1	1.45
(1,24)	2:B:159:ILE:HG21	1:A:563:LYS:HZ3	1	1.45
(1,24)	2:B:159:ILE:HG21	1:A:563:LYS:N	1	1.45
(1,24)	2:B:159:ILE:HG21	1:A:563:LYS:NZ	1	1.45
(1,24)	2:B:159:ILE:HG21	1:A:563:LYS:O	1	1.45
(1,24)	2:B:159:ILE:HG21	1:A:564:ALA:C	1	1.45
(1,24)	2:B:159:ILE:HG21	1:A:564:ALA:CA	1	1.45
(1,24)	2:B:159:ILE:HG21	1:A:564:ALA:CB	1	1.45
(1,24)	2:B:159:ILE:HG21	1:A:564:ALA:H	1	1.45
(1,24)	2:B:159:ILE:HG21	1:A:564:ALA:HA	1	1.45
(1,24)	2:B:159:ILE:HG21	1:A:564:ALA:HB1	1	1.45
(1,24)	2:B:159:ILE:HG21	1:A:564:ALA:HB2	1	1.45
(1,24)	2:B:159:ILE:HG21	1:A:564:ALA:HB3	1	1.45
(1,24)	2:B:159:ILE:HG21	1:A:564:ALA:N	1	1.45
(1,24)	2:B:159:ILE:HG21	1:A:564:ALA:O	1	1.45
(1,24)	2:B:159:ILE:HG21	1:A:566:LEU:C	1	1.45
(1,24)	2:B:159:ILE:HG21	1:A:566:LEU:CA	1	1.45
(1,24)	2:B:159:ILE:HG21	1:A:566:LEU:CB	1	1.45
(1,24)	2:B:159:ILE:HG21	1:A:566:LEU:CD1	1	1.45
(1,24)	2:B:159:ILE:HG21	1:A:566:LEU:CD2	1	1.45
(1,24)	2:B:159:ILE:HG21	1:A:566:LEU:CG	1	1.45
(1,24)	2:B:159:ILE:HG21	1:A:566:LEU:H	1	1.45
(1,24)	2:B:159:ILE:HG21	1:A:566:LEU:HA	1	1.45
(1,24)	2:B:159:ILE:HG21	1:A:566:LEU:HB2	1	1.45
(1,24)	2:B:159:ILE:HG21	1:A:566:LEU:HB3	1	1.45
(1,24)	2:B:159:ILE:HG21	1:A:566:LEU:HD11	1	1.45
(1,24)	2:B:159:ILE:HG21	1:A:566:LEU:HD12	1	1.45
(1,24)	2:B:159:ILE:HG21	1:A:566:LEU:HD13	1	1.45
(1,24)	2:B:159:ILE:HG21	1:A:566:LEU:HD21	1	1.45
(1,24)	2:B:159:ILE:HG21	1:A:566:LEU:HD22	1	1.45
(1,24)	2:B:159:ILE:HG21	1:A:566:LEU:HD23	1	1.45
(1,24)	2:B:159:ILE:HG21	1:A:566:LEU:HG	1	1.45
(1,24)	2:B:159:ILE:HG21	1:A:566:LEU:N	1	1.45
(1,24)	2:B:159:ILE:HG21	1:A:566:LEU:O	1	1.45

*Continued on next page...*

*Continued from previous page...*

Key	Atom-1	Atom-2	Model ID	Violation (Å)
(1,24)	2:B:159:ILE:HG22	1:A:490:ALA:C	1	1.45
(1,24)	2:B:159:ILE:HG22	1:A:490:ALA:CA	1	1.45
(1,24)	2:B:159:ILE:HG22	1:A:490:ALA:CB	1	1.45
(1,24)	2:B:159:ILE:HG22	1:A:490:ALA:H	1	1.45
(1,24)	2:B:159:ILE:HG22	1:A:490:ALA:HA	1	1.45
(1,24)	2:B:159:ILE:HG22	1:A:490:ALA:HB1	1	1.45
(1,24)	2:B:159:ILE:HG22	1:A:490:ALA:HB2	1	1.45
(1,24)	2:B:159:ILE:HG22	1:A:490:ALA:HB3	1	1.45
(1,24)	2:B:159:ILE:HG22	1:A:490:ALA:N	1	1.45
(1,24)	2:B:159:ILE:HG22	1:A:490:ALA:O	1	1.45
(1,24)	2:B:159:ILE:HG22	1:A:514:THR:C	1	1.45
(1,24)	2:B:159:ILE:HG22	1:A:514:THR:CA	1	1.45
(1,24)	2:B:159:ILE:HG22	1:A:514:THR:CB	1	1.45
(1,24)	2:B:159:ILE:HG22	1:A:514:THR:CG2	1	1.45
(1,24)	2:B:159:ILE:HG22	1:A:514:THR:H	1	1.45
(1,24)	2:B:159:ILE:HG22	1:A:514:THR:HA	1	1.45
(1,24)	2:B:159:ILE:HG22	1:A:514:THR:HB	1	1.45
(1,24)	2:B:159:ILE:HG22	1:A:514:THR:HG1	1	1.45
(1,24)	2:B:159:ILE:HG22	1:A:514:THR:HG21	1	1.45
(1,24)	2:B:159:ILE:HG22	1:A:514:THR:HG22	1	1.45
(1,24)	2:B:159:ILE:HG22	1:A:514:THR:HG23	1	1.45
(1,24)	2:B:159:ILE:HG22	1:A:514:THR:N	1	1.45
(1,24)	2:B:159:ILE:HG22	1:A:514:THR:O	1	1.45
(1,24)	2:B:159:ILE:HG22	1:A:514:THR:OG1	1	1.45
(1,24)	2:B:159:ILE:HG22	1:A:516:ASN:C	1	1.45
(1,24)	2:B:159:ILE:HG22	1:A:516:ASN:CA	1	1.45
(1,24)	2:B:159:ILE:HG22	1:A:516:ASN:CB	1	1.45
(1,24)	2:B:159:ILE:HG22	1:A:516:ASN:CG	1	1.45
(1,24)	2:B:159:ILE:HG22	1:A:516:ASN:H	1	1.45
(1,24)	2:B:159:ILE:HG22	1:A:516:ASN:HA	1	1.45
(1,24)	2:B:159:ILE:HG22	1:A:516:ASN:HB2	1	1.45
(1,24)	2:B:159:ILE:HG22	1:A:516:ASN:HB3	1	1.45
(1,24)	2:B:159:ILE:HG22	1:A:516:ASN:HD21	1	1.45
(1,24)	2:B:159:ILE:HG22	1:A:516:ASN:HD22	1	1.45
(1,24)	2:B:159:ILE:HG22	1:A:516:ASN:N	1	1.45
(1,24)	2:B:159:ILE:HG22	1:A:516:ASN:ND2	1	1.45
(1,24)	2:B:159:ILE:HG22	1:A:516:ASN:O	1	1.45
(1,24)	2:B:159:ILE:HG22	1:A:516:ASN:OD1	1	1.45
(1,24)	2:B:159:ILE:HG22	1:A:519:GLY:C	1	1.45
(1,24)	2:B:159:ILE:HG22	1:A:519:GLY:CA	1	1.45
(1,24)	2:B:159:ILE:HG22	1:A:519:GLY:H	1	1.45
(1,24)	2:B:159:ILE:HG22	1:A:519:GLY:HA2	1	1.45

*Continued on next page...*

*Continued from previous page...*

Key	Atom-1	Atom-2	Model ID	Violation (Å)
(1,24)	2:B:159:ILE:HG22	1:A:519:GLY:HA3	1	1.45
(1,24)	2:B:159:ILE:HG22	1:A:519:GLY:N	1	1.45
(1,24)	2:B:159:ILE:HG22	1:A:519:GLY:O	1	1.45
(1,24)	2:B:159:ILE:HG22	1:A:522:PHE:C	1	1.45
(1,24)	2:B:159:ILE:HG22	1:A:522:PHE:CA	1	1.45
(1,24)	2:B:159:ILE:HG22	1:A:522:PHE:CB	1	1.45
(1,24)	2:B:159:ILE:HG22	1:A:522:PHE:CD1	1	1.45
(1,24)	2:B:159:ILE:HG22	1:A:522:PHE:CD2	1	1.45
(1,24)	2:B:159:ILE:HG22	1:A:522:PHE:CE1	1	1.45
(1,24)	2:B:159:ILE:HG22	1:A:522:PHE:CE2	1	1.45
(1,24)	2:B:159:ILE:HG22	1:A:522:PHE:CG	1	1.45
(1,24)	2:B:159:ILE:HG22	1:A:522:PHE:CZ	1	1.45
(1,24)	2:B:159:ILE:HG22	1:A:522:PHE:H	1	1.45
(1,24)	2:B:159:ILE:HG22	1:A:522:PHE:HA	1	1.45
(1,24)	2:B:159:ILE:HG22	1:A:522:PHE:HB2	1	1.45
(1,24)	2:B:159:ILE:HG22	1:A:522:PHE:HB3	1	1.45
(1,24)	2:B:159:ILE:HG22	1:A:522:PHE:HD1	1	1.45
(1,24)	2:B:159:ILE:HG22	1:A:522:PHE:HD2	1	1.45
(1,24)	2:B:159:ILE:HG22	1:A:522:PHE:HE1	1	1.45
(1,24)	2:B:159:ILE:HG22	1:A:522:PHE:HE2	1	1.45
(1,24)	2:B:159:ILE:HG22	1:A:522:PHE:HZ	1	1.45
(1,24)	2:B:159:ILE:HG22	1:A:522:PHE:N	1	1.45
(1,24)	2:B:159:ILE:HG22	1:A:522:PHE:O	1	1.45
(1,24)	2:B:159:ILE:HG22	1:A:523:GLU:C	1	1.45
(1,24)	2:B:159:ILE:HG22	1:A:523:GLU:CA	1	1.45
(1,24)	2:B:159:ILE:HG22	1:A:523:GLU:CB	1	1.45
(1,24)	2:B:159:ILE:HG22	1:A:523:GLU:CD	1	1.45
(1,24)	2:B:159:ILE:HG22	1:A:523:GLU:CG	1	1.45
(1,24)	2:B:159:ILE:HG22	1:A:523:GLU:H	1	1.45
(1,24)	2:B:159:ILE:HG22	1:A:523:GLU:HA	1	1.45
(1,24)	2:B:159:ILE:HG22	1:A:523:GLU:HB2	1	1.45
(1,24)	2:B:159:ILE:HG22	1:A:523:GLU:HB3	1	1.45
(1,24)	2:B:159:ILE:HG22	1:A:523:GLU:HG2	1	1.45
(1,24)	2:B:159:ILE:HG22	1:A:523:GLU:HG3	1	1.45
(1,24)	2:B:159:ILE:HG22	1:A:523:GLU:N	1	1.45
(1,24)	2:B:159:ILE:HG22	1:A:523:GLU:O	1	1.45
(1,24)	2:B:159:ILE:HG22	1:A:523:GLU:OE1	1	1.45
(1,24)	2:B:159:ILE:HG22	1:A:523:GLU:OE2	1	1.45
(1,24)	2:B:159:ILE:HG22	1:A:524:PHE:C	1	1.45
(1,24)	2:B:159:ILE:HG22	1:A:524:PHE:CA	1	1.45
(1,24)	2:B:159:ILE:HG22	1:A:524:PHE:CB	1	1.45
(1,24)	2:B:159:ILE:HG22	1:A:524:PHE:CD1	1	1.45

*Continued on next page...*

*Continued from previous page...*

Key	Atom-1	Atom-2	Model ID	Violation (Å)
(1,24)	2:B:159:ILE:HG22	1:A:524:PHE:CD2	1	1.45
(1,24)	2:B:159:ILE:HG22	1:A:524:PHE:CE1	1	1.45
(1,24)	2:B:159:ILE:HG22	1:A:524:PHE:CE2	1	1.45
(1,24)	2:B:159:ILE:HG22	1:A:524:PHE:CG	1	1.45
(1,24)	2:B:159:ILE:HG22	1:A:524:PHE:CZ	1	1.45
(1,24)	2:B:159:ILE:HG22	1:A:524:PHE:H	1	1.45
(1,24)	2:B:159:ILE:HG22	1:A:524:PHE:HA	1	1.45
(1,24)	2:B:159:ILE:HG22	1:A:524:PHE:HB2	1	1.45
(1,24)	2:B:159:ILE:HG22	1:A:524:PHE:HB3	1	1.45
(1,24)	2:B:159:ILE:HG22	1:A:524:PHE:HD1	1	1.45
(1,24)	2:B:159:ILE:HG22	1:A:524:PHE:HD2	1	1.45
(1,24)	2:B:159:ILE:HG22	1:A:524:PHE:HE1	1	1.45
(1,24)	2:B:159:ILE:HG22	1:A:524:PHE:HE2	1	1.45
(1,24)	2:B:159:ILE:HG22	1:A:524:PHE:HZ	1	1.45
(1,24)	2:B:159:ILE:HG22	1:A:524:PHE:N	1	1.45
(1,24)	2:B:159:ILE:HG22	1:A:524:PHE:O	1	1.45
(1,24)	2:B:159:ILE:HG22	1:A:525:GLU:C	1	1.45
(1,24)	2:B:159:ILE:HG22	1:A:525:GLU:CA	1	1.45
(1,24)	2:B:159:ILE:HG22	1:A:525:GLU:CB	1	1.45
(1,24)	2:B:159:ILE:HG22	1:A:525:GLU:CD	1	1.45
(1,24)	2:B:159:ILE:HG22	1:A:525:GLU:CG	1	1.45
(1,24)	2:B:159:ILE:HG22	1:A:525:GLU:H	1	1.45
(1,24)	2:B:159:ILE:HG22	1:A:525:GLU:HA	1	1.45
(1,24)	2:B:159:ILE:HG22	1:A:525:GLU:HB2	1	1.45
(1,24)	2:B:159:ILE:HG22	1:A:525:GLU:HB3	1	1.45
(1,24)	2:B:159:ILE:HG22	1:A:525:GLU:HG2	1	1.45
(1,24)	2:B:159:ILE:HG22	1:A:525:GLU:HG3	1	1.45
(1,24)	2:B:159:ILE:HG22	1:A:525:GLU:N	1	1.45
(1,24)	2:B:159:ILE:HG22	1:A:525:GLU:O	1	1.45
(1,24)	2:B:159:ILE:HG22	1:A:525:GLU:OE1	1	1.45
(1,24)	2:B:159:ILE:HG22	1:A:525:GLU:OE2	1	1.45
(1,24)	2:B:159:ILE:HG22	1:A:526:ASN:C	1	1.45
(1,24)	2:B:159:ILE:HG22	1:A:526:ASN:CA	1	1.45
(1,24)	2:B:159:ILE:HG22	1:A:526:ASN:CB	1	1.45
(1,24)	2:B:159:ILE:HG22	1:A:526:ASN:CG	1	1.45
(1,24)	2:B:159:ILE:HG22	1:A:526:ASN:H	1	1.45
(1,24)	2:B:159:ILE:HG22	1:A:526:ASN:HA	1	1.45
(1,24)	2:B:159:ILE:HG22	1:A:526:ASN:HB2	1	1.45
(1,24)	2:B:159:ILE:HG22	1:A:526:ASN:HB3	1	1.45
(1,24)	2:B:159:ILE:HG22	1:A:526:ASN:HD21	1	1.45
(1,24)	2:B:159:ILE:HG22	1:A:526:ASN:HD22	1	1.45
(1,24)	2:B:159:ILE:HG22	1:A:526:ASN:N	1	1.45

*Continued on next page...*

*Continued from previous page...*

Key	Atom-1	Atom-2	Model ID	Violation (Å)
(1,24)	2:B:159:ILE:HG22	1:A:526:ASN:ND2	1	1.45
(1,24)	2:B:159:ILE:HG22	1:A:526:ASN:O	1	1.45
(1,24)	2:B:159:ILE:HG22	1:A:526:ASN:OD1	1	1.45
(1,24)	2:B:159:ILE:HG22	1:A:527:ALA:C	1	1.45
(1,24)	2:B:159:ILE:HG22	1:A:527:ALA:CA	1	1.45
(1,24)	2:B:159:ILE:HG22	1:A:527:ALA:CB	1	1.45
(1,24)	2:B:159:ILE:HG22	1:A:527:ALA:H	1	1.45
(1,24)	2:B:159:ILE:HG22	1:A:527:ALA:HA	1	1.45
(1,24)	2:B:159:ILE:HG22	1:A:527:ALA:HB1	1	1.45
(1,24)	2:B:159:ILE:HG22	1:A:527:ALA:HB2	1	1.45
(1,24)	2:B:159:ILE:HG22	1:A:527:ALA:HB3	1	1.45
(1,24)	2:B:159:ILE:HG22	1:A:527:ALA:N	1	1.45
(1,24)	2:B:159:ILE:HG22	1:A:527:ALA:O	1	1.45
(1,24)	2:B:159:ILE:HG22	1:A:528:ILE:C	1	1.45
(1,24)	2:B:159:ILE:HG22	1:A:528:ILE:CA	1	1.45
(1,24)	2:B:159:ILE:HG22	1:A:528:ILE:CB	1	1.45
(1,24)	2:B:159:ILE:HG22	1:A:528:ILE:CD1	1	1.45
(1,24)	2:B:159:ILE:HG22	1:A:528:ILE:CG1	1	1.45
(1,24)	2:B:159:ILE:HG22	1:A:528:ILE:CG2	1	1.45
(1,24)	2:B:159:ILE:HG22	1:A:528:ILE:H	1	1.45
(1,24)	2:B:159:ILE:HG22	1:A:528:ILE:HA	1	1.45
(1,24)	2:B:159:ILE:HG22	1:A:528:ILE:HB	1	1.45
(1,24)	2:B:159:ILE:HG22	1:A:528:ILE:HD11	1	1.45
(1,24)	2:B:159:ILE:HG22	1:A:528:ILE:HD12	1	1.45
(1,24)	2:B:159:ILE:HG22	1:A:528:ILE:HD13	1	1.45
(1,24)	2:B:159:ILE:HG22	1:A:528:ILE:HG12	1	1.45
(1,24)	2:B:159:ILE:HG22	1:A:528:ILE:HG13	1	1.45
(1,24)	2:B:159:ILE:HG22	1:A:528:ILE:HG21	1	1.45
(1,24)	2:B:159:ILE:HG22	1:A:528:ILE:HG22	1	1.45
(1,24)	2:B:159:ILE:HG22	1:A:528:ILE:HG23	1	1.45
(1,24)	2:B:159:ILE:HG22	1:A:528:ILE:N	1	1.45
(1,24)	2:B:159:ILE:HG22	1:A:528:ILE:O	1	1.45
(1,24)	2:B:159:ILE:HG22	1:A:529:VAL:C	1	1.45
(1,24)	2:B:159:ILE:HG22	1:A:529:VAL:CA	1	1.45
(1,24)	2:B:159:ILE:HG22	1:A:529:VAL:CB	1	1.45
(1,24)	2:B:159:ILE:HG22	1:A:529:VAL:CG1	1	1.45
(1,24)	2:B:159:ILE:HG22	1:A:529:VAL:CG2	1	1.45
(1,24)	2:B:159:ILE:HG22	1:A:529:VAL:H	1	1.45
(1,24)	2:B:159:ILE:HG22	1:A:529:VAL:HA	1	1.45
(1,24)	2:B:159:ILE:HG22	1:A:529:VAL:HB	1	1.45
(1,24)	2:B:159:ILE:HG22	1:A:529:VAL:HG11	1	1.45
(1,24)	2:B:159:ILE:HG22	1:A:529:VAL:HG12	1	1.45

*Continued on next page...*

*Continued from previous page...*

Key	Atom-1	Atom-2	Model ID	Violation (Å)
(1,24)	2:B:159:ILE:HG22	1:A:529:VAL:HG13	1	1.45
(1,24)	2:B:159:ILE:HG22	1:A:529:VAL:HG21	1	1.45
(1,24)	2:B:159:ILE:HG22	1:A:529:VAL:HG22	1	1.45
(1,24)	2:B:159:ILE:HG22	1:A:529:VAL:HG23	1	1.45
(1,24)	2:B:159:ILE:HG22	1:A:529:VAL:N	1	1.45
(1,24)	2:B:159:ILE:HG22	1:A:529:VAL:O	1	1.45
(1,24)	2:B:159:ILE:HG22	1:A:561:ASP:C	1	1.45
(1,24)	2:B:159:ILE:HG22	1:A:561:ASP:CA	1	1.45
(1,24)	2:B:159:ILE:HG22	1:A:561:ASP:CB	1	1.45
(1,24)	2:B:159:ILE:HG22	1:A:561:ASP:CG	1	1.45
(1,24)	2:B:159:ILE:HG22	1:A:561:ASP:H	1	1.45
(1,24)	2:B:159:ILE:HG22	1:A:561:ASP:HA	1	1.45
(1,24)	2:B:159:ILE:HG22	1:A:561:ASP:HB2	1	1.45
(1,24)	2:B:159:ILE:HG22	1:A:561:ASP:HB3	1	1.45
(1,24)	2:B:159:ILE:HG22	1:A:561:ASP:N	1	1.45
(1,24)	2:B:159:ILE:HG22	1:A:561:ASP:O	1	1.45
(1,24)	2:B:159:ILE:HG22	1:A:561:ASP:OD1	1	1.45
(1,24)	2:B:159:ILE:HG22	1:A:561:ASP:OD2	1	1.45
(1,24)	2:B:159:ILE:HG22	1:A:563:LYS:C	1	1.45
(1,24)	2:B:159:ILE:HG22	1:A:563:LYS:CA	1	1.45
(1,24)	2:B:159:ILE:HG22	1:A:563:LYS:CB	1	1.45
(1,24)	2:B:159:ILE:HG22	1:A:563:LYS:CD	1	1.45
(1,24)	2:B:159:ILE:HG22	1:A:563:LYS:CE	1	1.45
(1,24)	2:B:159:ILE:HG22	1:A:563:LYS:CG	1	1.45
(1,24)	2:B:159:ILE:HG22	1:A:563:LYS:H	1	1.45
(1,24)	2:B:159:ILE:HG22	1:A:563:LYS:HA	1	1.45
(1,24)	2:B:159:ILE:HG22	1:A:563:LYS:HB2	1	1.45
(1,24)	2:B:159:ILE:HG22	1:A:563:LYS:HB3	1	1.45
(1,24)	2:B:159:ILE:HG22	1:A:563:LYS:HD2	1	1.45
(1,24)	2:B:159:ILE:HG22	1:A:563:LYS:HD3	1	1.45
(1,24)	2:B:159:ILE:HG22	1:A:563:LYS:HE2	1	1.45
(1,24)	2:B:159:ILE:HG22	1:A:563:LYS:HE3	1	1.45
(1,24)	2:B:159:ILE:HG22	1:A:563:LYS:HG2	1	1.45
(1,24)	2:B:159:ILE:HG22	1:A:563:LYS:HG3	1	1.45
(1,24)	2:B:159:ILE:HG22	1:A:563:LYS:HZ1	1	1.45
(1,24)	2:B:159:ILE:HG22	1:A:563:LYS:HZ2	1	1.45
(1,24)	2:B:159:ILE:HG22	1:A:563:LYS:HZ3	1	1.45
(1,24)	2:B:159:ILE:HG22	1:A:563:LYS:N	1	1.45
(1,24)	2:B:159:ILE:HG22	1:A:563:LYS:NZ	1	1.45
(1,24)	2:B:159:ILE:HG22	1:A:563:LYS:O	1	1.45
(1,24)	2:B:159:ILE:HG22	1:A:564:ALA:C	1	1.45
(1,24)	2:B:159:ILE:HG22	1:A:564:ALA:CA	1	1.45

*Continued on next page...*



*Continued from previous page...*

Key	Atom-1	Atom-2	Model ID	Violation (Å)
(1,24)	2:B:159:ILE:HG22	1:A:564:ALA:CB	1	1.45
(1,24)	2:B:159:ILE:HG22	1:A:564:ALA:H	1	1.45
(1,24)	2:B:159:ILE:HG22	1:A:564:ALA:HA	1	1.45
(1,24)	2:B:159:ILE:HG22	1:A:564:ALA:HB1	1	1.45
(1,24)	2:B:159:ILE:HG22	1:A:564:ALA:HB2	1	1.45
(1,24)	2:B:159:ILE:HG22	1:A:564:ALA:HB3	1	1.45
(1,24)	2:B:159:ILE:HG22	1:A:564:ALA:N	1	1.45
(1,24)	2:B:159:ILE:HG22	1:A:564:ALA:O	1	1.45
(1,24)	2:B:159:ILE:HG22	1:A:566:LEU:C	1	1.45
(1,24)	2:B:159:ILE:HG22	1:A:566:LEU:CA	1	1.45
(1,24)	2:B:159:ILE:HG22	1:A:566:LEU:CB	1	1.45
(1,24)	2:B:159:ILE:HG22	1:A:566:LEU:CD1	1	1.45
(1,24)	2:B:159:ILE:HG22	1:A:566:LEU:CD2	1	1.45
(1,24)	2:B:159:ILE:HG22	1:A:566:LEU:CG	1	1.45
(1,24)	2:B:159:ILE:HG22	1:A:566:LEU:H	1	1.45
(1,24)	2:B:159:ILE:HG22	1:A:566:LEU:HA	1	1.45
(1,24)	2:B:159:ILE:HG22	1:A:566:LEU:HB2	1	1.45
(1,24)	2:B:159:ILE:HG22	1:A:566:LEU:HB3	1	1.45
(1,24)	2:B:159:ILE:HG22	1:A:566:LEU:HD11	1	1.45
(1,24)	2:B:159:ILE:HG22	1:A:566:LEU:HD12	1	1.45
(1,24)	2:B:159:ILE:HG22	1:A:566:LEU:HD13	1	1.45
(1,24)	2:B:159:ILE:HG22	1:A:566:LEU:HD21	1	1.45
(1,24)	2:B:159:ILE:HG22	1:A:566:LEU:HD22	1	1.45
(1,24)	2:B:159:ILE:HG22	1:A:566:LEU:HD23	1	1.45
(1,24)	2:B:159:ILE:HG22	1:A:566:LEU:HG	1	1.45
(1,24)	2:B:159:ILE:HG22	1:A:566:LEU:N	1	1.45
(1,24)	2:B:159:ILE:HG22	1:A:566:LEU:O	1	1.45
(1,24)	2:B:159:ILE:HG23	1:A:490:ALA:C	1	1.45
(1,24)	2:B:159:ILE:HG23	1:A:490:ALA:CA	1	1.45
(1,24)	2:B:159:ILE:HG23	1:A:490:ALA:CB	1	1.45
(1,24)	2:B:159:ILE:HG23	1:A:490:ALA:H	1	1.45
(1,24)	2:B:159:ILE:HG23	1:A:490:ALA:HA	1	1.45
(1,24)	2:B:159:ILE:HG23	1:A:490:ALA:HB1	1	1.45
(1,24)	2:B:159:ILE:HG23	1:A:490:ALA:HB2	1	1.45
(1,24)	2:B:159:ILE:HG23	1:A:490:ALA:HB3	1	1.45
(1,24)	2:B:159:ILE:HG23	1:A:490:ALA:N	1	1.45
(1,24)	2:B:159:ILE:HG23	1:A:490:ALA:O	1	1.45
(1,24)	2:B:159:ILE:HG23	1:A:514:THR:C	1	1.45
(1,24)	2:B:159:ILE:HG23	1:A:514:THR:CA	1	1.45
(1,24)	2:B:159:ILE:HG23	1:A:514:THR:CB	1	1.45
(1,24)	2:B:159:ILE:HG23	1:A:514:THR:CG2	1	1.45
(1,24)	2:B:159:ILE:HG23	1:A:514:THR:H	1	1.45

*Continued on next page...*

*Continued from previous page...*

Key	Atom-1	Atom-2	Model ID	Violation (Å)
(1,24)	2:B:159:ILE:HG23	1:A:514:THR:HA	1	1.45
(1,24)	2:B:159:ILE:HG23	1:A:514:THR:HB	1	1.45
(1,24)	2:B:159:ILE:HG23	1:A:514:THR:HG1	1	1.45
(1,24)	2:B:159:ILE:HG23	1:A:514:THR:HG21	1	1.45
(1,24)	2:B:159:ILE:HG23	1:A:514:THR:HG22	1	1.45
(1,24)	2:B:159:ILE:HG23	1:A:514:THR:HG23	1	1.45
(1,24)	2:B:159:ILE:HG23	1:A:514:THR:N	1	1.45
(1,24)	2:B:159:ILE:HG23	1:A:514:THR:O	1	1.45
(1,24)	2:B:159:ILE:HG23	1:A:514:THR:OG1	1	1.45
(1,24)	2:B:159:ILE:HG23	1:A:516:ASN:C	1	1.45
(1,24)	2:B:159:ILE:HG23	1:A:516:ASN:CA	1	1.45
(1,24)	2:B:159:ILE:HG23	1:A:516:ASN:CB	1	1.45
(1,24)	2:B:159:ILE:HG23	1:A:516:ASN:CG	1	1.45
(1,24)	2:B:159:ILE:HG23	1:A:516:ASN:H	1	1.45
(1,24)	2:B:159:ILE:HG23	1:A:516:ASN:HA	1	1.45
(1,24)	2:B:159:ILE:HG23	1:A:516:ASN:HB2	1	1.45
(1,24)	2:B:159:ILE:HG23	1:A:516:ASN:HB3	1	1.45
(1,24)	2:B:159:ILE:HG23	1:A:516:ASN:HD21	1	1.45
(1,24)	2:B:159:ILE:HG23	1:A:516:ASN:HD22	1	1.45
(1,24)	2:B:159:ILE:HG23	1:A:516:ASN:N	1	1.45
(1,24)	2:B:159:ILE:HG23	1:A:516:ASN:ND2	1	1.45
(1,24)	2:B:159:ILE:HG23	1:A:516:ASN:O	1	1.45
(1,24)	2:B:159:ILE:HG23	1:A:516:ASN:OD1	1	1.45
(1,24)	2:B:159:ILE:HG23	1:A:519:GLY:C	1	1.45
(1,24)	2:B:159:ILE:HG23	1:A:519:GLY:CA	1	1.45
(1,24)	2:B:159:ILE:HG23	1:A:519:GLY:H	1	1.45
(1,24)	2:B:159:ILE:HG23	1:A:519:GLY:HA2	1	1.45
(1,24)	2:B:159:ILE:HG23	1:A:519:GLY:HA3	1	1.45
(1,24)	2:B:159:ILE:HG23	1:A:519:GLY:N	1	1.45
(1,24)	2:B:159:ILE:HG23	1:A:519:GLY:O	1	1.45
(1,24)	2:B:159:ILE:HG23	1:A:522:PHE:C	1	1.45
(1,24)	2:B:159:ILE:HG23	1:A:522:PHE:CA	1	1.45
(1,24)	2:B:159:ILE:HG23	1:A:522:PHE:CB	1	1.45
(1,24)	2:B:159:ILE:HG23	1:A:522:PHE:CD1	1	1.45
(1,24)	2:B:159:ILE:HG23	1:A:522:PHE:CD2	1	1.45
(1,24)	2:B:159:ILE:HG23	1:A:522:PHE:CE1	1	1.45
(1,24)	2:B:159:ILE:HG23	1:A:522:PHE:CE2	1	1.45
(1,24)	2:B:159:ILE:HG23	1:A:522:PHE:CG	1	1.45
(1,24)	2:B:159:ILE:HG23	1:A:522:PHE:CZ	1	1.45
(1,24)	2:B:159:ILE:HG23	1:A:522:PHE:H	1	1.45
(1,24)	2:B:159:ILE:HG23	1:A:522:PHE:HA	1	1.45
(1,24)	2:B:159:ILE:HG23	1:A:522:PHE:HB2	1	1.45

*Continued on next page...*

*Continued from previous page...*

Key	Atom-1	Atom-2	Model ID	Violation (Å)
(1,24)	2:B:159:ILE:HG23	1:A:522:PHE:HB3	1	1.45
(1,24)	2:B:159:ILE:HG23	1:A:522:PHE:HD1	1	1.45
(1,24)	2:B:159:ILE:HG23	1:A:522:PHE:HD2	1	1.45
(1,24)	2:B:159:ILE:HG23	1:A:522:PHE:HE1	1	1.45
(1,24)	2:B:159:ILE:HG23	1:A:522:PHE:HE2	1	1.45
(1,24)	2:B:159:ILE:HG23	1:A:522:PHE:HZ	1	1.45
(1,24)	2:B:159:ILE:HG23	1:A:522:PHE:N	1	1.45
(1,24)	2:B:159:ILE:HG23	1:A:522:PHE:O	1	1.45
(1,24)	2:B:159:ILE:HG23	1:A:523:GLU:C	1	1.45
(1,24)	2:B:159:ILE:HG23	1:A:523:GLU:CA	1	1.45
(1,24)	2:B:159:ILE:HG23	1:A:523:GLU:CB	1	1.45
(1,24)	2:B:159:ILE:HG23	1:A:523:GLU:CD	1	1.45
(1,24)	2:B:159:ILE:HG23	1:A:523:GLU:CG	1	1.45
(1,24)	2:B:159:ILE:HG23	1:A:523:GLU:H	1	1.45
(1,24)	2:B:159:ILE:HG23	1:A:523:GLU:HA	1	1.45
(1,24)	2:B:159:ILE:HG23	1:A:523:GLU:HB2	1	1.45
(1,24)	2:B:159:ILE:HG23	1:A:523:GLU:HB3	1	1.45
(1,24)	2:B:159:ILE:HG23	1:A:523:GLU:HG2	1	1.45
(1,24)	2:B:159:ILE:HG23	1:A:523:GLU:HG3	1	1.45
(1,24)	2:B:159:ILE:HG23	1:A:523:GLU:N	1	1.45
(1,24)	2:B:159:ILE:HG23	1:A:523:GLU:O	1	1.45
(1,24)	2:B:159:ILE:HG23	1:A:523:GLU:OE1	1	1.45
(1,24)	2:B:159:ILE:HG23	1:A:523:GLU:OE2	1	1.45
(1,24)	2:B:159:ILE:HG23	1:A:524:PHE:C	1	1.45
(1,24)	2:B:159:ILE:HG23	1:A:524:PHE:CA	1	1.45
(1,24)	2:B:159:ILE:HG23	1:A:524:PHE:CB	1	1.45
(1,24)	2:B:159:ILE:HG23	1:A:524:PHE:CD1	1	1.45
(1,24)	2:B:159:ILE:HG23	1:A:524:PHE:CD2	1	1.45
(1,24)	2:B:159:ILE:HG23	1:A:524:PHE:CE1	1	1.45
(1,24)	2:B:159:ILE:HG23	1:A:524:PHE:CE2	1	1.45
(1,24)	2:B:159:ILE:HG23	1:A:524:PHE:CG	1	1.45
(1,24)	2:B:159:ILE:HG23	1:A:524:PHE:CZ	1	1.45
(1,24)	2:B:159:ILE:HG23	1:A:524:PHE:H	1	1.45
(1,24)	2:B:159:ILE:HG23	1:A:524:PHE:HA	1	1.45
(1,24)	2:B:159:ILE:HG23	1:A:524:PHE:HB2	1	1.45
(1,24)	2:B:159:ILE:HG23	1:A:524:PHE:HB3	1	1.45
(1,24)	2:B:159:ILE:HG23	1:A:524:PHE:HD1	1	1.45
(1,24)	2:B:159:ILE:HG23	1:A:524:PHE:HD2	1	1.45
(1,24)	2:B:159:ILE:HG23	1:A:524:PHE:HE1	1	1.45
(1,24)	2:B:159:ILE:HG23	1:A:524:PHE:HE2	1	1.45
(1,24)	2:B:159:ILE:HG23	1:A:524:PHE:HZ	1	1.45
(1,24)	2:B:159:ILE:HG23	1:A:524:PHE:N	1	1.45

*Continued on next page...*

*Continued from previous page...*

Key	Atom-1	Atom-2	Model ID	Violation (Å)
(1,24)	2:B:159:ILE:HG23	1:A:524:PHE:O	1	1.45
(1,24)	2:B:159:ILE:HG23	1:A:525:GLU:C	1	1.45
(1,24)	2:B:159:ILE:HG23	1:A:525:GLU:CA	1	1.45
(1,24)	2:B:159:ILE:HG23	1:A:525:GLU:CB	1	1.45
(1,24)	2:B:159:ILE:HG23	1:A:525:GLU:CD	1	1.45
(1,24)	2:B:159:ILE:HG23	1:A:525:GLU:CG	1	1.45
(1,24)	2:B:159:ILE:HG23	1:A:525:GLU:H	1	1.45
(1,24)	2:B:159:ILE:HG23	1:A:525:GLU:HA	1	1.45
(1,24)	2:B:159:ILE:HG23	1:A:525:GLU:HB2	1	1.45
(1,24)	2:B:159:ILE:HG23	1:A:525:GLU:HB3	1	1.45
(1,24)	2:B:159:ILE:HG23	1:A:525:GLU:HG2	1	1.45
(1,24)	2:B:159:ILE:HG23	1:A:525:GLU:HG3	1	1.45
(1,24)	2:B:159:ILE:HG23	1:A:525:GLU:N	1	1.45
(1,24)	2:B:159:ILE:HG23	1:A:525:GLU:O	1	1.45
(1,24)	2:B:159:ILE:HG23	1:A:525:GLU:OE1	1	1.45
(1,24)	2:B:159:ILE:HG23	1:A:525:GLU:OE2	1	1.45
(1,24)	2:B:159:ILE:HG23	1:A:526:ASN:C	1	1.45
(1,24)	2:B:159:ILE:HG23	1:A:526:ASN:CA	1	1.45
(1,24)	2:B:159:ILE:HG23	1:A:526:ASN:CB	1	1.45
(1,24)	2:B:159:ILE:HG23	1:A:526:ASN:CG	1	1.45
(1,24)	2:B:159:ILE:HG23	1:A:526:ASN:H	1	1.45
(1,24)	2:B:159:ILE:HG23	1:A:526:ASN:HA	1	1.45
(1,24)	2:B:159:ILE:HG23	1:A:526:ASN:HB2	1	1.45
(1,24)	2:B:159:ILE:HG23	1:A:526:ASN:HB3	1	1.45
(1,24)	2:B:159:ILE:HG23	1:A:526:ASN:HD21	1	1.45
(1,24)	2:B:159:ILE:HG23	1:A:526:ASN:HD22	1	1.45
(1,24)	2:B:159:ILE:HG23	1:A:526:ASN:N	1	1.45
(1,24)	2:B:159:ILE:HG23	1:A:526:ASN:ND2	1	1.45
(1,24)	2:B:159:ILE:HG23	1:A:526:ASN:O	1	1.45
(1,24)	2:B:159:ILE:HG23	1:A:526:ASN:OD1	1	1.45
(1,24)	2:B:159:ILE:HG23	1:A:527:ALA:C	1	1.45
(1,24)	2:B:159:ILE:HG23	1:A:527:ALA:CA	1	1.45
(1,24)	2:B:159:ILE:HG23	1:A:527:ALA:CB	1	1.45
(1,24)	2:B:159:ILE:HG23	1:A:527:ALA:H	1	1.45
(1,24)	2:B:159:ILE:HG23	1:A:527:ALA:HA	1	1.45
(1,24)	2:B:159:ILE:HG23	1:A:527:ALA:HB1	1	1.45
(1,24)	2:B:159:ILE:HG23	1:A:527:ALA:HB2	1	1.45
(1,24)	2:B:159:ILE:HG23	1:A:527:ALA:HB3	1	1.45
(1,24)	2:B:159:ILE:HG23	1:A:527:ALA:N	1	1.45
(1,24)	2:B:159:ILE:HG23	1:A:527:ALA:O	1	1.45
(1,24)	2:B:159:ILE:HG23	1:A:528:ILE:C	1	1.45
(1,24)	2:B:159:ILE:HG23	1:A:528:ILE:CA	1	1.45

*Continued on next page...*

*Continued from previous page...*

Key	Atom-1	Atom-2	Model ID	Violation (Å)
(1,24)	2:B:159:ILE:HG23	1:A:528:ILE:CB	1	1.45
(1,24)	2:B:159:ILE:HG23	1:A:528:ILE:CD1	1	1.45
(1,24)	2:B:159:ILE:HG23	1:A:528:ILE:CG1	1	1.45
(1,24)	2:B:159:ILE:HG23	1:A:528:ILE:CG2	1	1.45
(1,24)	2:B:159:ILE:HG23	1:A:528:ILE:H	1	1.45
(1,24)	2:B:159:ILE:HG23	1:A:528:ILE:HA	1	1.45
(1,24)	2:B:159:ILE:HG23	1:A:528:ILE:HB	1	1.45
(1,24)	2:B:159:ILE:HG23	1:A:528:ILE:HD11	1	1.45
(1,24)	2:B:159:ILE:HG23	1:A:528:ILE:HD12	1	1.45
(1,24)	2:B:159:ILE:HG23	1:A:528:ILE:HD13	1	1.45
(1,24)	2:B:159:ILE:HG23	1:A:528:ILE:HG12	1	1.45
(1,24)	2:B:159:ILE:HG23	1:A:528:ILE:HG13	1	1.45
(1,24)	2:B:159:ILE:HG23	1:A:528:ILE:HG21	1	1.45
(1,24)	2:B:159:ILE:HG23	1:A:528:ILE:HG22	1	1.45
(1,24)	2:B:159:ILE:HG23	1:A:528:ILE:HG23	1	1.45
(1,24)	2:B:159:ILE:HG23	1:A:528:ILE:N	1	1.45
(1,24)	2:B:159:ILE:HG23	1:A:528:ILE:O	1	1.45
(1,24)	2:B:159:ILE:HG23	1:A:529:VAL:C	1	1.45
(1,24)	2:B:159:ILE:HG23	1:A:529:VAL:CA	1	1.45
(1,24)	2:B:159:ILE:HG23	1:A:529:VAL:CB	1	1.45
(1,24)	2:B:159:ILE:HG23	1:A:529:VAL:CG1	1	1.45
(1,24)	2:B:159:ILE:HG23	1:A:529:VAL:CG2	1	1.45
(1,24)	2:B:159:ILE:HG23	1:A:529:VAL:H	1	1.45
(1,24)	2:B:159:ILE:HG23	1:A:529:VAL:HA	1	1.45
(1,24)	2:B:159:ILE:HG23	1:A:529:VAL:HB	1	1.45
(1,24)	2:B:159:ILE:HG23	1:A:529:VAL:HG11	1	1.45
(1,24)	2:B:159:ILE:HG23	1:A:529:VAL:HG12	1	1.45
(1,24)	2:B:159:ILE:HG23	1:A:529:VAL:HG13	1	1.45
(1,24)	2:B:159:ILE:HG23	1:A:529:VAL:HG21	1	1.45
(1,24)	2:B:159:ILE:HG23	1:A:529:VAL:HG22	1	1.45
(1,24)	2:B:159:ILE:HG23	1:A:529:VAL:HG23	1	1.45
(1,24)	2:B:159:ILE:HG23	1:A:529:VAL:N	1	1.45
(1,24)	2:B:159:ILE:HG23	1:A:529:VAL:O	1	1.45
(1,24)	2:B:159:ILE:HG23	1:A:561:ASP:C	1	1.45
(1,24)	2:B:159:ILE:HG23	1:A:561:ASP:CA	1	1.45
(1,24)	2:B:159:ILE:HG23	1:A:561:ASP:CB	1	1.45
(1,24)	2:B:159:ILE:HG23	1:A:561:ASP:CG	1	1.45
(1,24)	2:B:159:ILE:HG23	1:A:561:ASP:H	1	1.45
(1,24)	2:B:159:ILE:HG23	1:A:561:ASP:HA	1	1.45
(1,24)	2:B:159:ILE:HG23	1:A:561:ASP:HB2	1	1.45
(1,24)	2:B:159:ILE:HG23	1:A:561:ASP:HB3	1	1.45
(1,24)	2:B:159:ILE:HG23	1:A:561:ASP:N	1	1.45

*Continued on next page...*

*Continued from previous page...*

Key	Atom-1	Atom-2	Model ID	Violation (Å)
(1,24)	2:B:159:ILE:HG23	1:A:561:ASP:O	1	1.45
(1,24)	2:B:159:ILE:HG23	1:A:561:ASP:OD1	1	1.45
(1,24)	2:B:159:ILE:HG23	1:A:561:ASP:OD2	1	1.45
(1,24)	2:B:159:ILE:HG23	1:A:563:LYS:C	1	1.45
(1,24)	2:B:159:ILE:HG23	1:A:563:LYS:CA	1	1.45
(1,24)	2:B:159:ILE:HG23	1:A:563:LYS:CB	1	1.45
(1,24)	2:B:159:ILE:HG23	1:A:563:LYS:CD	1	1.45
(1,24)	2:B:159:ILE:HG23	1:A:563:LYS:CE	1	1.45
(1,24)	2:B:159:ILE:HG23	1:A:563:LYS:CG	1	1.45
(1,24)	2:B:159:ILE:HG23	1:A:563:LYS:H	1	1.45
(1,24)	2:B:159:ILE:HG23	1:A:563:LYS:HA	1	1.45
(1,24)	2:B:159:ILE:HG23	1:A:563:LYS:HB2	1	1.45
(1,24)	2:B:159:ILE:HG23	1:A:563:LYS:HB3	1	1.45
(1,24)	2:B:159:ILE:HG23	1:A:563:LYS:HD2	1	1.45
(1,24)	2:B:159:ILE:HG23	1:A:563:LYS:HD3	1	1.45
(1,24)	2:B:159:ILE:HG23	1:A:563:LYS:HE2	1	1.45
(1,24)	2:B:159:ILE:HG23	1:A:563:LYS:HE3	1	1.45
(1,24)	2:B:159:ILE:HG23	1:A:563:LYS:HG2	1	1.45
(1,24)	2:B:159:ILE:HG23	1:A:563:LYS:HG3	1	1.45
(1,24)	2:B:159:ILE:HG23	1:A:563:LYS:HZ1	1	1.45
(1,24)	2:B:159:ILE:HG23	1:A:563:LYS:HZ2	1	1.45
(1,24)	2:B:159:ILE:HG23	1:A:563:LYS:HZ3	1	1.45
(1,24)	2:B:159:ILE:HG23	1:A:563:LYS:N	1	1.45
(1,24)	2:B:159:ILE:HG23	1:A:563:LYS:NZ	1	1.45
(1,24)	2:B:159:ILE:HG23	1:A:563:LYS:O	1	1.45
(1,24)	2:B:159:ILE:HG23	1:A:564:ALA:C	1	1.45
(1,24)	2:B:159:ILE:HG23	1:A:564:ALA:CA	1	1.45
(1,24)	2:B:159:ILE:HG23	1:A:564:ALA:CB	1	1.45
(1,24)	2:B:159:ILE:HG23	1:A:564:ALA:H	1	1.45
(1,24)	2:B:159:ILE:HG23	1:A:564:ALA:HA	1	1.45
(1,24)	2:B:159:ILE:HG23	1:A:564:ALA:HB1	1	1.45
(1,24)	2:B:159:ILE:HG23	1:A:564:ALA:HB2	1	1.45
(1,24)	2:B:159:ILE:HG23	1:A:564:ALA:HB3	1	1.45
(1,24)	2:B:159:ILE:HG23	1:A:564:ALA:N	1	1.45
(1,24)	2:B:159:ILE:HG23	1:A:564:ALA:O	1	1.45
(1,24)	2:B:159:ILE:HG23	1:A:566:LEU:C	1	1.45
(1,24)	2:B:159:ILE:HG23	1:A:566:LEU:CA	1	1.45
(1,24)	2:B:159:ILE:HG23	1:A:566:LEU:CB	1	1.45
(1,24)	2:B:159:ILE:HG23	1:A:566:LEU:CD1	1	1.45
(1,24)	2:B:159:ILE:HG23	1:A:566:LEU:CD2	1	1.45
(1,24)	2:B:159:ILE:HG23	1:A:566:LEU:CG	1	1.45
(1,24)	2:B:159:ILE:HG23	1:A:566:LEU:H	1	1.45

*Continued on next page...*

*Continued from previous page...*

Key	Atom-1	Atom-2	Model ID	Violation (Å)
(1,24)	2:B:159:ILE:HG23	1:A:566:LEU:HA	1	1.45
(1,24)	2:B:159:ILE:HG23	1:A:566:LEU:HB2	1	1.45
(1,24)	2:B:159:ILE:HG23	1:A:566:LEU:HB3	1	1.45
(1,24)	2:B:159:ILE:HG23	1:A:566:LEU:HD11	1	1.45
(1,24)	2:B:159:ILE:HG23	1:A:566:LEU:HD12	1	1.45
(1,24)	2:B:159:ILE:HG23	1:A:566:LEU:HD13	1	1.45
(1,24)	2:B:159:ILE:HG23	1:A:566:LEU:HD21	1	1.45
(1,24)	2:B:159:ILE:HG23	1:A:566:LEU:HD22	1	1.45
(1,24)	2:B:159:ILE:HG23	1:A:566:LEU:HD23	1	1.45
(1,24)	2:B:159:ILE:HG23	1:A:566:LEU:HG	1	1.45
(1,24)	2:B:159:ILE:HG23	1:A:566:LEU:N	1	1.45
(1,24)	2:B:159:ILE:HG23	1:A:566:LEU:O	1	1.45
(1,24)	2:B:159:ILE:N	1:A:490:ALA:C	1	1.45
(1,24)	2:B:159:ILE:N	1:A:490:ALA:CA	1	1.45
(1,24)	2:B:159:ILE:N	1:A:490:ALA:CB	1	1.45
(1,24)	2:B:159:ILE:N	1:A:490:ALA:H	1	1.45
(1,24)	2:B:159:ILE:N	1:A:490:ALA:HA	1	1.45
(1,24)	2:B:159:ILE:N	1:A:490:ALA:HB1	1	1.45
(1,24)	2:B:159:ILE:N	1:A:490:ALA:HB2	1	1.45
(1,24)	2:B:159:ILE:N	1:A:490:ALA:HB3	1	1.45
(1,24)	2:B:159:ILE:N	1:A:490:ALA:N	1	1.45
(1,24)	2:B:159:ILE:N	1:A:490:ALA:O	1	1.45
(1,24)	2:B:159:ILE:N	1:A:514:THR:C	1	1.45
(1,24)	2:B:159:ILE:N	1:A:514:THR:CA	1	1.45
(1,24)	2:B:159:ILE:N	1:A:514:THR:CB	1	1.45
(1,24)	2:B:159:ILE:N	1:A:514:THR:CG2	1	1.45
(1,24)	2:B:159:ILE:N	1:A:514:THR:H	1	1.45
(1,24)	2:B:159:ILE:N	1:A:514:THR:HA	1	1.45
(1,24)	2:B:159:ILE:N	1:A:514:THR:HB	1	1.45
(1,24)	2:B:159:ILE:N	1:A:514:THR:HG1	1	1.45
(1,24)	2:B:159:ILE:N	1:A:514:THR:HG21	1	1.45
(1,24)	2:B:159:ILE:N	1:A:514:THR:HG22	1	1.45
(1,24)	2:B:159:ILE:N	1:A:514:THR:HG23	1	1.45
(1,24)	2:B:159:ILE:N	1:A:514:THR:N	1	1.45
(1,24)	2:B:159:ILE:N	1:A:514:THR:O	1	1.45
(1,24)	2:B:159:ILE:N	1:A:514:THR:OG1	1	1.45
(1,24)	2:B:159:ILE:N	1:A:516:ASN:C	1	1.45
(1,24)	2:B:159:ILE:N	1:A:516:ASN:CA	1	1.45
(1,24)	2:B:159:ILE:N	1:A:516:ASN:CB	1	1.45
(1,24)	2:B:159:ILE:N	1:A:516:ASN:CG	1	1.45
(1,24)	2:B:159:ILE:N	1:A:516:ASN:H	1	1.45
(1,24)	2:B:159:ILE:N	1:A:516:ASN:HA	1	1.45

*Continued on next page...*

*Continued from previous page...*

Key	Atom-1	Atom-2	Model ID	Violation (Å)
(1,24)	2:B:159:ILE:N	1:A:516:ASN:HB2	1	1.45
(1,24)	2:B:159:ILE:N	1:A:516:ASN:HB3	1	1.45
(1,24)	2:B:159:ILE:N	1:A:516:ASN:HD21	1	1.45
(1,24)	2:B:159:ILE:N	1:A:516:ASN:HD22	1	1.45
(1,24)	2:B:159:ILE:N	1:A:516:ASN:N	1	1.45
(1,24)	2:B:159:ILE:N	1:A:516:ASN:ND2	1	1.45
(1,24)	2:B:159:ILE:N	1:A:516:ASN:O	1	1.45
(1,24)	2:B:159:ILE:N	1:A:516:ASN:OD1	1	1.45
(1,24)	2:B:159:ILE:N	1:A:519:GLY:C	1	1.45
(1,24)	2:B:159:ILE:N	1:A:519:GLY:CA	1	1.45
(1,24)	2:B:159:ILE:N	1:A:519:GLY:H	1	1.45
(1,24)	2:B:159:ILE:N	1:A:519:GLY:HA2	1	1.45
(1,24)	2:B:159:ILE:N	1:A:519:GLY:HA3	1	1.45
(1,24)	2:B:159:ILE:N	1:A:519:GLY:N	1	1.45
(1,24)	2:B:159:ILE:N	1:A:519:GLY:O	1	1.45
(1,24)	2:B:159:ILE:N	1:A:522:PHE:C	1	1.45
(1,24)	2:B:159:ILE:N	1:A:522:PHE:CA	1	1.45
(1,24)	2:B:159:ILE:N	1:A:522:PHE:CB	1	1.45
(1,24)	2:B:159:ILE:N	1:A:522:PHE:CD1	1	1.45
(1,24)	2:B:159:ILE:N	1:A:522:PHE:CD2	1	1.45
(1,24)	2:B:159:ILE:N	1:A:522:PHE:CE1	1	1.45
(1,24)	2:B:159:ILE:N	1:A:522:PHE:CE2	1	1.45
(1,24)	2:B:159:ILE:N	1:A:522:PHE:CG	1	1.45
(1,24)	2:B:159:ILE:N	1:A:522:PHE:CZ	1	1.45
(1,24)	2:B:159:ILE:N	1:A:522:PHE:H	1	1.45
(1,24)	2:B:159:ILE:N	1:A:522:PHE:HA	1	1.45
(1,24)	2:B:159:ILE:N	1:A:522:PHE:HB2	1	1.45
(1,24)	2:B:159:ILE:N	1:A:522:PHE:HB3	1	1.45
(1,24)	2:B:159:ILE:N	1:A:522:PHE:HD1	1	1.45
(1,24)	2:B:159:ILE:N	1:A:522:PHE:HD2	1	1.45
(1,24)	2:B:159:ILE:N	1:A:522:PHE:HE1	1	1.45
(1,24)	2:B:159:ILE:N	1:A:522:PHE:HE2	1	1.45
(1,24)	2:B:159:ILE:N	1:A:522:PHE:HZ	1	1.45
(1,24)	2:B:159:ILE:N	1:A:522:PHE:N	1	1.45
(1,24)	2:B:159:ILE:N	1:A:522:PHE:O	1	1.45
(1,24)	2:B:159:ILE:N	1:A:523:GLU:C	1	1.45
(1,24)	2:B:159:ILE:N	1:A:523:GLU:CA	1	1.45
(1,24)	2:B:159:ILE:N	1:A:523:GLU:CB	1	1.45
(1,24)	2:B:159:ILE:N	1:A:523:GLU:CD	1	1.45
(1,24)	2:B:159:ILE:N	1:A:523:GLU:CG	1	1.45
(1,24)	2:B:159:ILE:N	1:A:523:GLU:H	1	1.45
(1,24)	2:B:159:ILE:N	1:A:523:GLU:HA	1	1.45

*Continued on next page...*



*Continued from previous page...*

Key	Atom-1	Atom-2	Model ID	Violation (Å)
(1,24)	2:B:159:ILE:N	1:A:523:GLU:HB2	1	1.45
(1,24)	2:B:159:ILE:N	1:A:523:GLU:HB3	1	1.45
(1,24)	2:B:159:ILE:N	1:A:523:GLU:HG2	1	1.45
(1,24)	2:B:159:ILE:N	1:A:523:GLU:HG3	1	1.45
(1,24)	2:B:159:ILE:N	1:A:523:GLU:N	1	1.45
(1,24)	2:B:159:ILE:N	1:A:523:GLU:O	1	1.45
(1,24)	2:B:159:ILE:N	1:A:523:GLU:OE1	1	1.45
(1,24)	2:B:159:ILE:N	1:A:523:GLU:OE2	1	1.45
(1,24)	2:B:159:ILE:N	1:A:524:PHE:C	1	1.45
(1,24)	2:B:159:ILE:N	1:A:524:PHE:CA	1	1.45
(1,24)	2:B:159:ILE:N	1:A:524:PHE:CB	1	1.45
(1,24)	2:B:159:ILE:N	1:A:524:PHE:CD1	1	1.45
(1,24)	2:B:159:ILE:N	1:A:524:PHE:CD2	1	1.45
(1,24)	2:B:159:ILE:N	1:A:524:PHE:CE1	1	1.45
(1,24)	2:B:159:ILE:N	1:A:524:PHE:CE2	1	1.45
(1,24)	2:B:159:ILE:N	1:A:524:PHE:CG	1	1.45
(1,24)	2:B:159:ILE:N	1:A:524:PHE:CZ	1	1.45
(1,24)	2:B:159:ILE:N	1:A:524:PHE:H	1	1.45
(1,24)	2:B:159:ILE:N	1:A:524:PHE:HA	1	1.45
(1,24)	2:B:159:ILE:N	1:A:524:PHE:HB2	1	1.45
(1,24)	2:B:159:ILE:N	1:A:524:PHE:HB3	1	1.45
(1,24)	2:B:159:ILE:N	1:A:524:PHE:HD1	1	1.45
(1,24)	2:B:159:ILE:N	1:A:524:PHE:HD2	1	1.45
(1,24)	2:B:159:ILE:N	1:A:524:PHE:HE1	1	1.45
(1,24)	2:B:159:ILE:N	1:A:524:PHE:HE2	1	1.45
(1,24)	2:B:159:ILE:N	1:A:524:PHE:HZ	1	1.45
(1,24)	2:B:159:ILE:N	1:A:524:PHE:N	1	1.45
(1,24)	2:B:159:ILE:N	1:A:524:PHE:O	1	1.45
(1,24)	2:B:159:ILE:N	1:A:525:GLU:C	1	1.45
(1,24)	2:B:159:ILE:N	1:A:525:GLU:CA	1	1.45
(1,24)	2:B:159:ILE:N	1:A:525:GLU:CB	1	1.45
(1,24)	2:B:159:ILE:N	1:A:525:GLU:CD	1	1.45
(1,24)	2:B:159:ILE:N	1:A:525:GLU:CG	1	1.45
(1,24)	2:B:159:ILE:N	1:A:525:GLU:H	1	1.45
(1,24)	2:B:159:ILE:N	1:A:525:GLU:HA	1	1.45
(1,24)	2:B:159:ILE:N	1:A:525:GLU:HB2	1	1.45
(1,24)	2:B:159:ILE:N	1:A:525:GLU:HB3	1	1.45
(1,24)	2:B:159:ILE:N	1:A:525:GLU:HG2	1	1.45
(1,24)	2:B:159:ILE:N	1:A:525:GLU:HG3	1	1.45
(1,24)	2:B:159:ILE:N	1:A:525:GLU:N	1	1.45
(1,24)	2:B:159:ILE:N	1:A:525:GLU:O	1	1.45
(1,24)	2:B:159:ILE:N	1:A:525:GLU:OE1	1	1.45

*Continued on next page...*

*Continued from previous page...*

Key	Atom-1	Atom-2	Model ID	Violation (Å)
(1,24)	2:B:159:ILE:N	1:A:525:GLU:OE2	1	1.45
(1,24)	2:B:159:ILE:N	1:A:526:ASN:C	1	1.45
(1,24)	2:B:159:ILE:N	1:A:526:ASN:CA	1	1.45
(1,24)	2:B:159:ILE:N	1:A:526:ASN:CB	1	1.45
(1,24)	2:B:159:ILE:N	1:A:526:ASN:CG	1	1.45
(1,24)	2:B:159:ILE:N	1:A:526:ASN:H	1	1.45
(1,24)	2:B:159:ILE:N	1:A:526:ASN:HA	1	1.45
(1,24)	2:B:159:ILE:N	1:A:526:ASN:HB2	1	1.45
(1,24)	2:B:159:ILE:N	1:A:526:ASN:HB3	1	1.45
(1,24)	2:B:159:ILE:N	1:A:526:ASN:HD21	1	1.45
(1,24)	2:B:159:ILE:N	1:A:526:ASN:HD22	1	1.45
(1,24)	2:B:159:ILE:N	1:A:526:ASN:N	1	1.45
(1,24)	2:B:159:ILE:N	1:A:526:ASN:ND2	1	1.45
(1,24)	2:B:159:ILE:N	1:A:526:ASN:O	1	1.45
(1,24)	2:B:159:ILE:N	1:A:526:ASN:OD1	1	1.45
(1,24)	2:B:159:ILE:N	1:A:527:ALA:C	1	1.45
(1,24)	2:B:159:ILE:N	1:A:527:ALA:CA	1	1.45
(1,24)	2:B:159:ILE:N	1:A:527:ALA:CB	1	1.45
(1,24)	2:B:159:ILE:N	1:A:527:ALA:H	1	1.45
(1,24)	2:B:159:ILE:N	1:A:527:ALA:HA	1	1.45
(1,24)	2:B:159:ILE:N	1:A:527:ALA:HB1	1	1.45
(1,24)	2:B:159:ILE:N	1:A:527:ALA:HB2	1	1.45
(1,24)	2:B:159:ILE:N	1:A:527:ALA:HB3	1	1.45
(1,24)	2:B:159:ILE:N	1:A:527:ALA:N	1	1.45
(1,24)	2:B:159:ILE:N	1:A:527:ALA:O	1	1.45
(1,24)	2:B:159:ILE:N	1:A:528:ILE:C	1	1.45
(1,24)	2:B:159:ILE:N	1:A:528:ILE:CA	1	1.45
(1,24)	2:B:159:ILE:N	1:A:528:ILE:CB	1	1.45
(1,24)	2:B:159:ILE:N	1:A:528:ILE:CD1	1	1.45
(1,24)	2:B:159:ILE:N	1:A:528:ILE:CG1	1	1.45
(1,24)	2:B:159:ILE:N	1:A:528:ILE:CG2	1	1.45
(1,24)	2:B:159:ILE:N	1:A:528:ILE:H	1	1.45
(1,24)	2:B:159:ILE:N	1:A:528:ILE:HA	1	1.45
(1,24)	2:B:159:ILE:N	1:A:528:ILE:HB	1	1.45
(1,24)	2:B:159:ILE:N	1:A:528:ILE:HD11	1	1.45
(1,24)	2:B:159:ILE:N	1:A:528:ILE:HD12	1	1.45
(1,24)	2:B:159:ILE:N	1:A:528:ILE:HD13	1	1.45
(1,24)	2:B:159:ILE:N	1:A:528:ILE:HG12	1	1.45
(1,24)	2:B:159:ILE:N	1:A:528:ILE:HG13	1	1.45
(1,24)	2:B:159:ILE:N	1:A:528:ILE:HG21	1	1.45
(1,24)	2:B:159:ILE:N	1:A:528:ILE:HG22	1	1.45
(1,24)	2:B:159:ILE:N	1:A:528:ILE:HG23	1	1.45

*Continued on next page...*

*Continued from previous page...*

Key	Atom-1	Atom-2	Model ID	Violation (Å)
(1,24)	2:B:159:ILE:N	1:A:528:ILE:N	1	1.45
(1,24)	2:B:159:ILE:N	1:A:528:ILE:O	1	1.45
(1,24)	2:B:159:ILE:N	1:A:529:VAL:C	1	1.45
(1,24)	2:B:159:ILE:N	1:A:529:VAL:CA	1	1.45
(1,24)	2:B:159:ILE:N	1:A:529:VAL:CB	1	1.45
(1,24)	2:B:159:ILE:N	1:A:529:VAL:CG1	1	1.45
(1,24)	2:B:159:ILE:N	1:A:529:VAL:CG2	1	1.45
(1,24)	2:B:159:ILE:N	1:A:529:VAL:H	1	1.45
(1,24)	2:B:159:ILE:N	1:A:529:VAL:HA	1	1.45
(1,24)	2:B:159:ILE:N	1:A:529:VAL:HB	1	1.45
(1,24)	2:B:159:ILE:N	1:A:529:VAL:HG11	1	1.45
(1,24)	2:B:159:ILE:N	1:A:529:VAL:HG12	1	1.45
(1,24)	2:B:159:ILE:N	1:A:529:VAL:HG13	1	1.45
(1,24)	2:B:159:ILE:N	1:A:529:VAL:HG21	1	1.45
(1,24)	2:B:159:ILE:N	1:A:529:VAL:HG22	1	1.45
(1,24)	2:B:159:ILE:N	1:A:529:VAL:HG23	1	1.45
(1,24)	2:B:159:ILE:N	1:A:529:VAL:N	1	1.45
(1,24)	2:B:159:ILE:N	1:A:529:VAL:O	1	1.45
(1,24)	2:B:159:ILE:N	1:A:561:ASP:C	1	1.45
(1,24)	2:B:159:ILE:N	1:A:561:ASP:CA	1	1.45
(1,24)	2:B:159:ILE:N	1:A:561:ASP:CB	1	1.45
(1,24)	2:B:159:ILE:N	1:A:561:ASP:CG	1	1.45
(1,24)	2:B:159:ILE:N	1:A:561:ASP:H	1	1.45
(1,24)	2:B:159:ILE:N	1:A:561:ASP:HA	1	1.45
(1,24)	2:B:159:ILE:N	1:A:561:ASP:HB2	1	1.45
(1,24)	2:B:159:ILE:N	1:A:561:ASP:HB3	1	1.45
(1,24)	2:B:159:ILE:N	1:A:561:ASP:N	1	1.45
(1,24)	2:B:159:ILE:N	1:A:561:ASP:O	1	1.45
(1,24)	2:B:159:ILE:N	1:A:561:ASP:OD1	1	1.45
(1,24)	2:B:159:ILE:N	1:A:561:ASP:OD2	1	1.45
(1,24)	2:B:159:ILE:N	1:A:563:LYS:C	1	1.45
(1,24)	2:B:159:ILE:N	1:A:563:LYS:CA	1	1.45
(1,24)	2:B:159:ILE:N	1:A:563:LYS:CB	1	1.45
(1,24)	2:B:159:ILE:N	1:A:563:LYS:CD	1	1.45
(1,24)	2:B:159:ILE:N	1:A:563:LYS:CE	1	1.45
(1,24)	2:B:159:ILE:N	1:A:563:LYS:CG	1	1.45
(1,24)	2:B:159:ILE:N	1:A:563:LYS:H	1	1.45
(1,24)	2:B:159:ILE:N	1:A:563:LYS:HA	1	1.45
(1,24)	2:B:159:ILE:N	1:A:563:LYS:HB2	1	1.45
(1,24)	2:B:159:ILE:N	1:A:563:LYS:HB3	1	1.45
(1,24)	2:B:159:ILE:N	1:A:563:LYS:HD2	1	1.45
(1,24)	2:B:159:ILE:N	1:A:563:LYS:HD3	1	1.45

*Continued on next page...*

*Continued from previous page...*

Key	Atom-1	Atom-2	Model ID	Violation (Å)
(1,24)	2:B:159:ILE:N	1:A:563:LYS:HE2	1	1.45
(1,24)	2:B:159:ILE:N	1:A:563:LYS:HE3	1	1.45
(1,24)	2:B:159:ILE:N	1:A:563:LYS:HG2	1	1.45
(1,24)	2:B:159:ILE:N	1:A:563:LYS:HG3	1	1.45
(1,24)	2:B:159:ILE:N	1:A:563:LYS:HZ1	1	1.45
(1,24)	2:B:159:ILE:N	1:A:563:LYS:HZ2	1	1.45
(1,24)	2:B:159:ILE:N	1:A:563:LYS:HZ3	1	1.45
(1,24)	2:B:159:ILE:N	1:A:563:LYS:N	1	1.45
(1,24)	2:B:159:ILE:N	1:A:563:LYS:NZ	1	1.45
(1,24)	2:B:159:ILE:N	1:A:563:LYS:O	1	1.45
(1,24)	2:B:159:ILE:N	1:A:564:ALA:C	1	1.45
(1,24)	2:B:159:ILE:N	1:A:564:ALA:CA	1	1.45
(1,24)	2:B:159:ILE:N	1:A:564:ALA:CB	1	1.45
(1,24)	2:B:159:ILE:N	1:A:564:ALA:H	1	1.45
(1,24)	2:B:159:ILE:N	1:A:564:ALA:HA	1	1.45
(1,24)	2:B:159:ILE:N	1:A:564:ALA:HB1	1	1.45
(1,24)	2:B:159:ILE:N	1:A:564:ALA:HB2	1	1.45
(1,24)	2:B:159:ILE:N	1:A:564:ALA:HB3	1	1.45
(1,24)	2:B:159:ILE:N	1:A:564:ALA:N	1	1.45
(1,24)	2:B:159:ILE:N	1:A:564:ALA:O	1	1.45
(1,24)	2:B:159:ILE:N	1:A:566:LEU:C	1	1.45
(1,24)	2:B:159:ILE:N	1:A:566:LEU:CA	1	1.45
(1,24)	2:B:159:ILE:N	1:A:566:LEU:CB	1	1.45
(1,24)	2:B:159:ILE:N	1:A:566:LEU:CD1	1	1.45
(1,24)	2:B:159:ILE:N	1:A:566:LEU:CD2	1	1.45
(1,24)	2:B:159:ILE:N	1:A:566:LEU:CG	1	1.45
(1,24)	2:B:159:ILE:N	1:A:566:LEU:H	1	1.45
(1,24)	2:B:159:ILE:N	1:A:566:LEU:HA	1	1.45
(1,24)	2:B:159:ILE:N	1:A:566:LEU:HB2	1	1.45
(1,24)	2:B:159:ILE:N	1:A:566:LEU:HB3	1	1.45
(1,24)	2:B:159:ILE:N	1:A:566:LEU:HD11	1	1.45
(1,24)	2:B:159:ILE:N	1:A:566:LEU:HD12	1	1.45
(1,24)	2:B:159:ILE:N	1:A:566:LEU:HD13	1	1.45
(1,24)	2:B:159:ILE:N	1:A:566:LEU:HD21	1	1.45
(1,24)	2:B:159:ILE:N	1:A:566:LEU:HD22	1	1.45
(1,24)	2:B:159:ILE:N	1:A:566:LEU:HD23	1	1.45
(1,24)	2:B:159:ILE:N	1:A:566:LEU:HG	1	1.45
(1,24)	2:B:159:ILE:N	1:A:566:LEU:N	1	1.45
(1,24)	2:B:159:ILE:N	1:A:566:LEU:O	1	1.45
(1,24)	2:B:159:ILE:O	1:A:490:ALA:C	1	1.45
(1,24)	2:B:159:ILE:O	1:A:490:ALA:CA	1	1.45
(1,24)	2:B:159:ILE:O	1:A:490:ALA:CB	1	1.45

*Continued on next page...*

*Continued from previous page...*

Key	Atom-1	Atom-2	Model ID	Violation (Å)
(1,24)	2:B:159:ILE:O	1:A:490:ALA:H	1	1.45
(1,24)	2:B:159:ILE:O	1:A:490:ALA:HA	1	1.45
(1,24)	2:B:159:ILE:O	1:A:490:ALA:HB1	1	1.45
(1,24)	2:B:159:ILE:O	1:A:490:ALA:HB2	1	1.45
(1,24)	2:B:159:ILE:O	1:A:490:ALA:HB3	1	1.45
(1,24)	2:B:159:ILE:O	1:A:490:ALA:N	1	1.45
(1,24)	2:B:159:ILE:O	1:A:490:ALA:O	1	1.45
(1,24)	2:B:159:ILE:O	1:A:514:THR:C	1	1.45
(1,24)	2:B:159:ILE:O	1:A:514:THR:CA	1	1.45
(1,24)	2:B:159:ILE:O	1:A:514:THR:CB	1	1.45
(1,24)	2:B:159:ILE:O	1:A:514:THR:CG2	1	1.45
(1,24)	2:B:159:ILE:O	1:A:514:THR:H	1	1.45
(1,24)	2:B:159:ILE:O	1:A:514:THR:HA	1	1.45
(1,24)	2:B:159:ILE:O	1:A:514:THR:HB	1	1.45
(1,24)	2:B:159:ILE:O	1:A:514:THR:HG1	1	1.45
(1,24)	2:B:159:ILE:O	1:A:514:THR:HG21	1	1.45
(1,24)	2:B:159:ILE:O	1:A:514:THR:HG22	1	1.45
(1,24)	2:B:159:ILE:O	1:A:514:THR:HG23	1	1.45
(1,24)	2:B:159:ILE:O	1:A:514:THR:N	1	1.45
(1,24)	2:B:159:ILE:O	1:A:514:THR:O	1	1.45
(1,24)	2:B:159:ILE:O	1:A:514:THR:OG1	1	1.45
(1,24)	2:B:159:ILE:O	1:A:516:ASN:C	1	1.45
(1,24)	2:B:159:ILE:O	1:A:516:ASN:CA	1	1.45
(1,24)	2:B:159:ILE:O	1:A:516:ASN:CB	1	1.45
(1,24)	2:B:159:ILE:O	1:A:516:ASN:CG	1	1.45
(1,24)	2:B:159:ILE:O	1:A:516:ASN:H	1	1.45
(1,24)	2:B:159:ILE:O	1:A:516:ASN:HA	1	1.45
(1,24)	2:B:159:ILE:O	1:A:516:ASN:HB2	1	1.45
(1,24)	2:B:159:ILE:O	1:A:516:ASN:HB3	1	1.45
(1,24)	2:B:159:ILE:O	1:A:516:ASN:HD21	1	1.45
(1,24)	2:B:159:ILE:O	1:A:516:ASN:HD22	1	1.45
(1,24)	2:B:159:ILE:O	1:A:516:ASN:N	1	1.45
(1,24)	2:B:159:ILE:O	1:A:516:ASN:ND2	1	1.45
(1,24)	2:B:159:ILE:O	1:A:516:ASN:O	1	1.45
(1,24)	2:B:159:ILE:O	1:A:516:ASN:OD1	1	1.45
(1,24)	2:B:159:ILE:O	1:A:519:GLY:C	1	1.45
(1,24)	2:B:159:ILE:O	1:A:519:GLY:CA	1	1.45
(1,24)	2:B:159:ILE:O	1:A:519:GLY:H	1	1.45
(1,24)	2:B:159:ILE:O	1:A:519:GLY:HA2	1	1.45
(1,24)	2:B:159:ILE:O	1:A:519:GLY:HA3	1	1.45
(1,24)	2:B:159:ILE:O	1:A:519:GLY:N	1	1.45
(1,24)	2:B:159:ILE:O	1:A:519:GLY:O	1	1.45

*Continued on next page...*

*Continued from previous page...*

Key	Atom-1	Atom-2	Model ID	Violation (Å)
(1,24)	2:B:159:ILE:O	1:A:522:PHE:C	1	1.45
(1,24)	2:B:159:ILE:O	1:A:522:PHE:CA	1	1.45
(1,24)	2:B:159:ILE:O	1:A:522:PHE:CB	1	1.45
(1,24)	2:B:159:ILE:O	1:A:522:PHE:CD1	1	1.45
(1,24)	2:B:159:ILE:O	1:A:522:PHE:CD2	1	1.45
(1,24)	2:B:159:ILE:O	1:A:522:PHE:CE1	1	1.45
(1,24)	2:B:159:ILE:O	1:A:522:PHE:CE2	1	1.45
(1,24)	2:B:159:ILE:O	1:A:522:PHE:CG	1	1.45
(1,24)	2:B:159:ILE:O	1:A:522:PHE:CZ	1	1.45
(1,24)	2:B:159:ILE:O	1:A:522:PHE:H	1	1.45
(1,24)	2:B:159:ILE:O	1:A:522:PHE:HA	1	1.45
(1,24)	2:B:159:ILE:O	1:A:522:PHE:HB2	1	1.45
(1,24)	2:B:159:ILE:O	1:A:522:PHE:HB3	1	1.45
(1,24)	2:B:159:ILE:O	1:A:522:PHE:HD1	1	1.45
(1,24)	2:B:159:ILE:O	1:A:522:PHE:HD2	1	1.45
(1,24)	2:B:159:ILE:O	1:A:522:PHE:HE1	1	1.45
(1,24)	2:B:159:ILE:O	1:A:522:PHE:HE2	1	1.45
(1,24)	2:B:159:ILE:O	1:A:522:PHE:HZ	1	1.45
(1,24)	2:B:159:ILE:O	1:A:522:PHE:N	1	1.45
(1,24)	2:B:159:ILE:O	1:A:522:PHE:O	1	1.45
(1,24)	2:B:159:ILE:O	1:A:523:GLU:C	1	1.45
(1,24)	2:B:159:ILE:O	1:A:523:GLU:CA	1	1.45
(1,24)	2:B:159:ILE:O	1:A:523:GLU:CB	1	1.45
(1,24)	2:B:159:ILE:O	1:A:523:GLU:CD	1	1.45
(1,24)	2:B:159:ILE:O	1:A:523:GLU:CG	1	1.45
(1,24)	2:B:159:ILE:O	1:A:523:GLU:H	1	1.45
(1,24)	2:B:159:ILE:O	1:A:523:GLU:HA	1	1.45
(1,24)	2:B:159:ILE:O	1:A:523:GLU:HB2	1	1.45
(1,24)	2:B:159:ILE:O	1:A:523:GLU:HB3	1	1.45
(1,24)	2:B:159:ILE:O	1:A:523:GLU:HG2	1	1.45
(1,24)	2:B:159:ILE:O	1:A:523:GLU:HG3	1	1.45
(1,24)	2:B:159:ILE:O	1:A:523:GLU:N	1	1.45
(1,24)	2:B:159:ILE:O	1:A:523:GLU:O	1	1.45
(1,24)	2:B:159:ILE:O	1:A:523:GLU:OE1	1	1.45
(1,24)	2:B:159:ILE:O	1:A:523:GLU:OE2	1	1.45
(1,24)	2:B:159:ILE:O	1:A:524:PHE:C	1	1.45
(1,24)	2:B:159:ILE:O	1:A:524:PHE:CA	1	1.45
(1,24)	2:B:159:ILE:O	1:A:524:PHE:CB	1	1.45
(1,24)	2:B:159:ILE:O	1:A:524:PHE:CD1	1	1.45
(1,24)	2:B:159:ILE:O	1:A:524:PHE:CD2	1	1.45
(1,24)	2:B:159:ILE:O	1:A:524:PHE:CE1	1	1.45
(1,24)	2:B:159:ILE:O	1:A:524:PHE:CE2	1	1.45

*Continued on next page...*

*Continued from previous page...*

Key	Atom-1	Atom-2	Model ID	Violation (Å)
(1,24)	2:B:159:ILE:O	1:A:524:PHE:CG	1	1.45
(1,24)	2:B:159:ILE:O	1:A:524:PHE:CZ	1	1.45
(1,24)	2:B:159:ILE:O	1:A:524:PHE:H	1	1.45
(1,24)	2:B:159:ILE:O	1:A:524:PHE:HA	1	1.45
(1,24)	2:B:159:ILE:O	1:A:524:PHE:HB2	1	1.45
(1,24)	2:B:159:ILE:O	1:A:524:PHE:HB3	1	1.45
(1,24)	2:B:159:ILE:O	1:A:524:PHE:HD1	1	1.45
(1,24)	2:B:159:ILE:O	1:A:524:PHE:HD2	1	1.45
(1,24)	2:B:159:ILE:O	1:A:524:PHE:HE1	1	1.45
(1,24)	2:B:159:ILE:O	1:A:524:PHE:HE2	1	1.45
(1,24)	2:B:159:ILE:O	1:A:524:PHE:HZ	1	1.45
(1,24)	2:B:159:ILE:O	1:A:524:PHE:N	1	1.45
(1,24)	2:B:159:ILE:O	1:A:524:PHE:O	1	1.45
(1,24)	2:B:159:ILE:O	1:A:525:GLU:C	1	1.45
(1,24)	2:B:159:ILE:O	1:A:525:GLU:CA	1	1.45
(1,24)	2:B:159:ILE:O	1:A:525:GLU:CB	1	1.45
(1,24)	2:B:159:ILE:O	1:A:525:GLU:CD	1	1.45
(1,24)	2:B:159:ILE:O	1:A:525:GLU:CG	1	1.45
(1,24)	2:B:159:ILE:O	1:A:525:GLU:H	1	1.45
(1,24)	2:B:159:ILE:O	1:A:525:GLU:HA	1	1.45
(1,24)	2:B:159:ILE:O	1:A:525:GLU:HB2	1	1.45
(1,24)	2:B:159:ILE:O	1:A:525:GLU:HB3	1	1.45
(1,24)	2:B:159:ILE:O	1:A:525:GLU:HG2	1	1.45
(1,24)	2:B:159:ILE:O	1:A:525:GLU:HG3	1	1.45
(1,24)	2:B:159:ILE:O	1:A:525:GLU:N	1	1.45
(1,24)	2:B:159:ILE:O	1:A:525:GLU:O	1	1.45
(1,24)	2:B:159:ILE:O	1:A:525:GLU:OE1	1	1.45
(1,24)	2:B:159:ILE:O	1:A:525:GLU:OE2	1	1.45
(1,24)	2:B:159:ILE:O	1:A:526:ASN:C	1	1.45
(1,24)	2:B:159:ILE:O	1:A:526:ASN:CA	1	1.45
(1,24)	2:B:159:ILE:O	1:A:526:ASN:CB	1	1.45
(1,24)	2:B:159:ILE:O	1:A:526:ASN:CG	1	1.45
(1,24)	2:B:159:ILE:O	1:A:526:ASN:H	1	1.45
(1,24)	2:B:159:ILE:O	1:A:526:ASN:HA	1	1.45
(1,24)	2:B:159:ILE:O	1:A:526:ASN:HB2	1	1.45
(1,24)	2:B:159:ILE:O	1:A:526:ASN:HB3	1	1.45
(1,24)	2:B:159:ILE:O	1:A:526:ASN:HD21	1	1.45
(1,24)	2:B:159:ILE:O	1:A:526:ASN:HD22	1	1.45
(1,24)	2:B:159:ILE:O	1:A:526:ASN:N	1	1.45
(1,24)	2:B:159:ILE:O	1:A:526:ASN:ND2	1	1.45
(1,24)	2:B:159:ILE:O	1:A:526:ASN:O	1	1.45
(1,24)	2:B:159:ILE:O	1:A:526:ASN:OD1	1	1.45

*Continued on next page...*

*Continued from previous page...*

Key	Atom-1	Atom-2	Model ID	Violation (Å)
(1,24)	2:B:159:ILE:O	1:A:527:ALA:C	1	1.45
(1,24)	2:B:159:ILE:O	1:A:527:ALA:CA	1	1.45
(1,24)	2:B:159:ILE:O	1:A:527:ALA:CB	1	1.45
(1,24)	2:B:159:ILE:O	1:A:527:ALA:H	1	1.45
(1,24)	2:B:159:ILE:O	1:A:527:ALA:HA	1	1.45
(1,24)	2:B:159:ILE:O	1:A:527:ALA:HB1	1	1.45
(1,24)	2:B:159:ILE:O	1:A:527:ALA:HB2	1	1.45
(1,24)	2:B:159:ILE:O	1:A:527:ALA:HB3	1	1.45
(1,24)	2:B:159:ILE:O	1:A:527:ALA:N	1	1.45
(1,24)	2:B:159:ILE:O	1:A:527:ALA:O	1	1.45
(1,24)	2:B:159:ILE:O	1:A:528:ILE:C	1	1.45
(1,24)	2:B:159:ILE:O	1:A:528:ILE:CA	1	1.45
(1,24)	2:B:159:ILE:O	1:A:528:ILE:CB	1	1.45
(1,24)	2:B:159:ILE:O	1:A:528:ILE:CD1	1	1.45
(1,24)	2:B:159:ILE:O	1:A:528:ILE:CG1	1	1.45
(1,24)	2:B:159:ILE:O	1:A:528:ILE:CG2	1	1.45
(1,24)	2:B:159:ILE:O	1:A:528:ILE:H	1	1.45
(1,24)	2:B:159:ILE:O	1:A:528:ILE:HA	1	1.45
(1,24)	2:B:159:ILE:O	1:A:528:ILE:HB	1	1.45
(1,24)	2:B:159:ILE:O	1:A:528:ILE:HD11	1	1.45
(1,24)	2:B:159:ILE:O	1:A:528:ILE:HD12	1	1.45
(1,24)	2:B:159:ILE:O	1:A:528:ILE:HD13	1	1.45
(1,24)	2:B:159:ILE:O	1:A:528:ILE:HG12	1	1.45
(1,24)	2:B:159:ILE:O	1:A:528:ILE:HG13	1	1.45
(1,24)	2:B:159:ILE:O	1:A:528:ILE:HG21	1	1.45
(1,24)	2:B:159:ILE:O	1:A:528:ILE:HG22	1	1.45
(1,24)	2:B:159:ILE:O	1:A:528:ILE:HG23	1	1.45
(1,24)	2:B:159:ILE:O	1:A:528:ILE:N	1	1.45
(1,24)	2:B:159:ILE:O	1:A:528:ILE:O	1	1.45
(1,24)	2:B:159:ILE:O	1:A:529:VAL:C	1	1.45
(1,24)	2:B:159:ILE:O	1:A:529:VAL:CA	1	1.45
(1,24)	2:B:159:ILE:O	1:A:529:VAL:CB	1	1.45
(1,24)	2:B:159:ILE:O	1:A:529:VAL:CG1	1	1.45
(1,24)	2:B:159:ILE:O	1:A:529:VAL:CG2	1	1.45
(1,24)	2:B:159:ILE:O	1:A:529:VAL:H	1	1.45
(1,24)	2:B:159:ILE:O	1:A:529:VAL:HA	1	1.45
(1,24)	2:B:159:ILE:O	1:A:529:VAL:HB	1	1.45
(1,24)	2:B:159:ILE:O	1:A:529:VAL:HG11	1	1.45
(1,24)	2:B:159:ILE:O	1:A:529:VAL:HG12	1	1.45
(1,24)	2:B:159:ILE:O	1:A:529:VAL:HG13	1	1.45
(1,24)	2:B:159:ILE:O	1:A:529:VAL:HG21	1	1.45
(1,24)	2:B:159:ILE:O	1:A:529:VAL:HG22	1	1.45

*Continued on next page...*



*Continued from previous page...*

Key	Atom-1	Atom-2	Model ID	Violation (Å)
(1,24)	2:B:159:ILE:O	1:A:529:VAL:HG23	1	1.45
(1,24)	2:B:159:ILE:O	1:A:529:VAL:N	1	1.45
(1,24)	2:B:159:ILE:O	1:A:529:VAL:O	1	1.45
(1,24)	2:B:159:ILE:O	1:A:561:ASP:C	1	1.45
(1,24)	2:B:159:ILE:O	1:A:561:ASP:CA	1	1.45
(1,24)	2:B:159:ILE:O	1:A:561:ASP:CB	1	1.45
(1,24)	2:B:159:ILE:O	1:A:561:ASP:CG	1	1.45
(1,24)	2:B:159:ILE:O	1:A:561:ASP:H	1	1.45
(1,24)	2:B:159:ILE:O	1:A:561:ASP:HA	1	1.45
(1,24)	2:B:159:ILE:O	1:A:561:ASP:HB2	1	1.45
(1,24)	2:B:159:ILE:O	1:A:561:ASP:HB3	1	1.45
(1,24)	2:B:159:ILE:O	1:A:561:ASP:N	1	1.45
(1,24)	2:B:159:ILE:O	1:A:561:ASP:O	1	1.45
(1,24)	2:B:159:ILE:O	1:A:561:ASP:OD1	1	1.45
(1,24)	2:B:159:ILE:O	1:A:561:ASP:OD2	1	1.45
(1,24)	2:B:159:ILE:O	1:A:563:LYS:C	1	1.45
(1,24)	2:B:159:ILE:O	1:A:563:LYS:CA	1	1.45
(1,24)	2:B:159:ILE:O	1:A:563:LYS:CB	1	1.45
(1,24)	2:B:159:ILE:O	1:A:563:LYS:CD	1	1.45
(1,24)	2:B:159:ILE:O	1:A:563:LYS:CE	1	1.45
(1,24)	2:B:159:ILE:O	1:A:563:LYS:CG	1	1.45
(1,24)	2:B:159:ILE:O	1:A:563:LYS:H	1	1.45
(1,24)	2:B:159:ILE:O	1:A:563:LYS:HA	1	1.45
(1,24)	2:B:159:ILE:O	1:A:563:LYS:HB2	1	1.45
(1,24)	2:B:159:ILE:O	1:A:563:LYS:HB3	1	1.45
(1,24)	2:B:159:ILE:O	1:A:563:LYS:HD2	1	1.45
(1,24)	2:B:159:ILE:O	1:A:563:LYS:HD3	1	1.45
(1,24)	2:B:159:ILE:O	1:A:563:LYS:HE2	1	1.45
(1,24)	2:B:159:ILE:O	1:A:563:LYS:HE3	1	1.45
(1,24)	2:B:159:ILE:O	1:A:563:LYS:HG2	1	1.45
(1,24)	2:B:159:ILE:O	1:A:563:LYS:HG3	1	1.45
(1,24)	2:B:159:ILE:O	1:A:563:LYS:HZ1	1	1.45
(1,24)	2:B:159:ILE:O	1:A:563:LYS:HZ2	1	1.45
(1,24)	2:B:159:ILE:O	1:A:563:LYS:HZ3	1	1.45
(1,24)	2:B:159:ILE:O	1:A:563:LYS:N	1	1.45
(1,24)	2:B:159:ILE:O	1:A:563:LYS:NZ	1	1.45
(1,24)	2:B:159:ILE:O	1:A:563:LYS:O	1	1.45
(1,24)	2:B:159:ILE:O	1:A:564:ALA:C	1	1.45
(1,24)	2:B:159:ILE:O	1:A:564:ALA:CA	1	1.45
(1,24)	2:B:159:ILE:O	1:A:564:ALA:CB	1	1.45
(1,24)	2:B:159:ILE:O	1:A:564:ALA:H	1	1.45
(1,24)	2:B:159:ILE:O	1:A:564:ALA:HA	1	1.45

*Continued on next page...*

*Continued from previous page...*

Key	Atom-1	Atom-2	Model ID	Violation (Å)
(1,24)	2:B:159:ILE:O	1:A:564:ALA:HB1	1	1.45
(1,24)	2:B:159:ILE:O	1:A:564:ALA:HB2	1	1.45
(1,24)	2:B:159:ILE:O	1:A:564:ALA:HB3	1	1.45
(1,24)	2:B:159:ILE:O	1:A:564:ALA:N	1	1.45
(1,24)	2:B:159:ILE:O	1:A:564:ALA:O	1	1.45
(1,24)	2:B:159:ILE:O	1:A:566:LEU:C	1	1.45
(1,24)	2:B:159:ILE:O	1:A:566:LEU:CA	1	1.45
(1,24)	2:B:159:ILE:O	1:A:566:LEU:CB	1	1.45
(1,24)	2:B:159:ILE:O	1:A:566:LEU:CD1	1	1.45
(1,24)	2:B:159:ILE:O	1:A:566:LEU:CD2	1	1.45
(1,24)	2:B:159:ILE:O	1:A:566:LEU:CG	1	1.45
(1,24)	2:B:159:ILE:O	1:A:566:LEU:H	1	1.45
(1,24)	2:B:159:ILE:O	1:A:566:LEU:HA	1	1.45
(1,24)	2:B:159:ILE:O	1:A:566:LEU:HB2	1	1.45
(1,24)	2:B:159:ILE:O	1:A:566:LEU:HB3	1	1.45
(1,24)	2:B:159:ILE:O	1:A:566:LEU:HD11	1	1.45
(1,24)	2:B:159:ILE:O	1:A:566:LEU:HD12	1	1.45
(1,24)	2:B:159:ILE:O	1:A:566:LEU:HD13	1	1.45
(1,24)	2:B:159:ILE:O	1:A:566:LEU:HD21	1	1.45
(1,24)	2:B:159:ILE:O	1:A:566:LEU:HD22	1	1.45
(1,24)	2:B:159:ILE:O	1:A:566:LEU:HD23	1	1.45
(1,24)	2:B:159:ILE:O	1:A:566:LEU:HG	1	1.45
(1,24)	2:B:159:ILE:O	1:A:566:LEU:N	1	1.45
(1,24)	2:B:159:ILE:O	1:A:566:LEU:O	1	1.45
(1,16)	1:A:566:LEU:C	2:B:149:SER:C	1	1.33
(1,16)	1:A:566:LEU:C	2:B:149:SER:CA	1	1.33
(1,16)	1:A:566:LEU:C	2:B:149:SER:CB	1	1.33
(1,16)	1:A:566:LEU:C	2:B:149:SER:H	1	1.33
(1,16)	1:A:566:LEU:C	2:B:149:SER:HA	1	1.33
(1,16)	1:A:566:LEU:C	2:B:149:SER:HB2	1	1.33
(1,16)	1:A:566:LEU:C	2:B:149:SER:HB3	1	1.33
(1,16)	1:A:566:LEU:C	2:B:149:SER:HG	1	1.33
(1,16)	1:A:566:LEU:C	2:B:149:SER:N	1	1.33
(1,16)	1:A:566:LEU:C	2:B:149:SER:O	1	1.33
(1,16)	1:A:566:LEU:C	2:B:149:SER:OG	1	1.33
(1,16)	1:A:566:LEU:C	2:B:152:VAL:C	1	1.33
(1,16)	1:A:566:LEU:C	2:B:152:VAL:CA	1	1.33
(1,16)	1:A:566:LEU:C	2:B:152:VAL:CB	1	1.33
(1,16)	1:A:566:LEU:C	2:B:152:VAL:CG1	1	1.33
(1,16)	1:A:566:LEU:C	2:B:152:VAL:CG2	1	1.33
(1,16)	1:A:566:LEU:C	2:B:152:VAL:H	1	1.33
(1,16)	1:A:566:LEU:C	2:B:152:VAL:HA	1	1.33

*Continued on next page...*

*Continued from previous page...*

Key	Atom-1	Atom-2	Model ID	Violation (Å)
(1,16)	1:A:566:LEU:C	2:B:152:VAL:HB	1	1.33
(1,16)	1:A:566:LEU:C	2:B:152:VAL:HG11	1	1.33
(1,16)	1:A:566:LEU:C	2:B:152:VAL:HG12	1	1.33
(1,16)	1:A:566:LEU:C	2:B:152:VAL:HG13	1	1.33
(1,16)	1:A:566:LEU:C	2:B:152:VAL:HG21	1	1.33
(1,16)	1:A:566:LEU:C	2:B:152:VAL:HG22	1	1.33
(1,16)	1:A:566:LEU:C	2:B:152:VAL:HG23	1	1.33
(1,16)	1:A:566:LEU:C	2:B:152:VAL:N	1	1.33
(1,16)	1:A:566:LEU:C	2:B:152:VAL:O	1	1.33
(1,16)	1:A:566:LEU:C	2:B:153:VAL:C	1	1.33
(1,16)	1:A:566:LEU:C	2:B:153:VAL:CA	1	1.33
(1,16)	1:A:566:LEU:C	2:B:153:VAL:CB	1	1.33
(1,16)	1:A:566:LEU:C	2:B:153:VAL:CG1	1	1.33
(1,16)	1:A:566:LEU:C	2:B:153:VAL:CG2	1	1.33
(1,16)	1:A:566:LEU:C	2:B:153:VAL:H	1	1.33
(1,16)	1:A:566:LEU:C	2:B:153:VAL:HA	1	1.33
(1,16)	1:A:566:LEU:C	2:B:153:VAL:HB	1	1.33
(1,16)	1:A:566:LEU:C	2:B:153:VAL:HG11	1	1.33
(1,16)	1:A:566:LEU:C	2:B:153:VAL:HG12	1	1.33
(1,16)	1:A:566:LEU:C	2:B:153:VAL:HG13	1	1.33
(1,16)	1:A:566:LEU:C	2:B:153:VAL:HG21	1	1.33
(1,16)	1:A:566:LEU:C	2:B:153:VAL:HG22	1	1.33
(1,16)	1:A:566:LEU:C	2:B:153:VAL:HG23	1	1.33
(1,16)	1:A:566:LEU:C	2:B:153:VAL:N	1	1.33
(1,16)	1:A:566:LEU:C	2:B:153:VAL:O	1	1.33
(1,16)	1:A:566:LEU:C	2:B:155:GLY:C	1	1.33
(1,16)	1:A:566:LEU:C	2:B:155:GLY:CA	1	1.33
(1,16)	1:A:566:LEU:C	2:B:155:GLY:H	1	1.33
(1,16)	1:A:566:LEU:C	2:B:155:GLY:HA2	1	1.33
(1,16)	1:A:566:LEU:C	2:B:155:GLY:HA3	1	1.33
(1,16)	1:A:566:LEU:C	2:B:155:GLY:N	1	1.33
(1,16)	1:A:566:LEU:C	2:B:155:GLY:O	1	1.33
(1,16)	1:A:566:LEU:C	2:B:156:PHE:C	1	1.33
(1,16)	1:A:566:LEU:C	2:B:156:PHE:CA	1	1.33
(1,16)	1:A:566:LEU:C	2:B:156:PHE:CB	1	1.33
(1,16)	1:A:566:LEU:C	2:B:156:PHE:CD1	1	1.33
(1,16)	1:A:566:LEU:C	2:B:156:PHE:CD2	1	1.33
(1,16)	1:A:566:LEU:C	2:B:156:PHE:CE1	1	1.33
(1,16)	1:A:566:LEU:C	2:B:156:PHE:CE2	1	1.33
(1,16)	1:A:566:LEU:C	2:B:156:PHE:CG	1	1.33
(1,16)	1:A:566:LEU:C	2:B:156:PHE:CZ	1	1.33
(1,16)	1:A:566:LEU:C	2:B:156:PHE:H	1	1.33

*Continued on next page...*

*Continued from previous page...*

Key	Atom-1	Atom-2	Model ID	Violation (Å)
(1,16)	1:A:566:LEU:C	2:B:156:PHE:HA	1	1.33
(1,16)	1:A:566:LEU:C	2:B:156:PHE:HB2	1	1.33
(1,16)	1:A:566:LEU:C	2:B:156:PHE:HB3	1	1.33
(1,16)	1:A:566:LEU:C	2:B:156:PHE:HD1	1	1.33
(1,16)	1:A:566:LEU:C	2:B:156:PHE:HD2	1	1.33
(1,16)	1:A:566:LEU:C	2:B:156:PHE:HE1	1	1.33
(1,16)	1:A:566:LEU:C	2:B:156:PHE:HE2	1	1.33
(1,16)	1:A:566:LEU:C	2:B:156:PHE:HZ	1	1.33
(1,16)	1:A:566:LEU:C	2:B:156:PHE:N	1	1.33
(1,16)	1:A:566:LEU:C	2:B:156:PHE:O	1	1.33
(1,16)	1:A:566:LEU:C	2:B:157:CYS:C	1	1.33
(1,16)	1:A:566:LEU:C	2:B:157:CYS:CA	1	1.33
(1,16)	1:A:566:LEU:C	2:B:157:CYS:CB	1	1.33
(1,16)	1:A:566:LEU:C	2:B:157:CYS:H	1	1.33
(1,16)	1:A:566:LEU:C	2:B:157:CYS:HA	1	1.33
(1,16)	1:A:566:LEU:C	2:B:157:CYS:HB2	1	1.33
(1,16)	1:A:566:LEU:C	2:B:157:CYS:HB3	1	1.33
(1,16)	1:A:566:LEU:C	2:B:157:CYS:N	1	1.33
(1,16)	1:A:566:LEU:C	2:B:157:CYS:O	1	1.33
(1,16)	1:A:566:LEU:C	2:B:157:CYS:SG	1	1.33
(1,16)	1:A:566:LEU:C	2:B:158:THR:C	1	1.33
(1,16)	1:A:566:LEU:C	2:B:158:THR:CA	1	1.33
(1,16)	1:A:566:LEU:C	2:B:158:THR:CB	1	1.33
(1,16)	1:A:566:LEU:C	2:B:158:THR:CG2	1	1.33
(1,16)	1:A:566:LEU:C	2:B:158:THR:H	1	1.33
(1,16)	1:A:566:LEU:C	2:B:158:THR:HA	1	1.33
(1,16)	1:A:566:LEU:C	2:B:158:THR:HB	1	1.33
(1,16)	1:A:566:LEU:C	2:B:158:THR:HG1	1	1.33
(1,16)	1:A:566:LEU:C	2:B:158:THR:HG21	1	1.33
(1,16)	1:A:566:LEU:C	2:B:158:THR:HG22	1	1.33
(1,16)	1:A:566:LEU:C	2:B:158:THR:HG23	1	1.33
(1,16)	1:A:566:LEU:C	2:B:158:THR:N	1	1.33
(1,16)	1:A:566:LEU:C	2:B:158:THR:O	1	1.33
(1,16)	1:A:566:LEU:C	2:B:158:THR:OG1	1	1.33
(1,16)	1:A:566:LEU:C	2:B:159:ILE:C	1	1.33
(1,16)	1:A:566:LEU:C	2:B:159:ILE:CA	1	1.33
(1,16)	1:A:566:LEU:C	2:B:159:ILE:CB	1	1.33
(1,16)	1:A:566:LEU:C	2:B:159:ILE:CD1	1	1.33
(1,16)	1:A:566:LEU:C	2:B:159:ILE:CG1	1	1.33
(1,16)	1:A:566:LEU:C	2:B:159:ILE:CG2	1	1.33
(1,16)	1:A:566:LEU:C	2:B:159:ILE:H	1	1.33
(1,16)	1:A:566:LEU:C	2:B:159:ILE:HA	1	1.33

*Continued on next page...*

*Continued from previous page...*

Key	Atom-1	Atom-2	Model ID	Violation (Å)
(1,16)	1:A:566:LEU:C	2:B:159:ILE:HB	1	1.33
(1,16)	1:A:566:LEU:C	2:B:159:ILE:HD11	1	1.33
(1,16)	1:A:566:LEU:C	2:B:159:ILE:HD12	1	1.33
(1,16)	1:A:566:LEU:C	2:B:159:ILE:HD13	1	1.33
(1,16)	1:A:566:LEU:C	2:B:159:ILE:HG12	1	1.33
(1,16)	1:A:566:LEU:C	2:B:159:ILE:HG13	1	1.33
(1,16)	1:A:566:LEU:C	2:B:159:ILE:HG21	1	1.33
(1,16)	1:A:566:LEU:C	2:B:159:ILE:HG22	1	1.33
(1,16)	1:A:566:LEU:C	2:B:159:ILE:HG23	1	1.33
(1,16)	1:A:566:LEU:C	2:B:159:ILE:N	1	1.33
(1,16)	1:A:566:LEU:C	2:B:159:ILE:O	1	1.33
(1,16)	1:A:566:LEU:C	2:B:161:ASN:C	1	1.33
(1,16)	1:A:566:LEU:C	2:B:161:ASN:CA	1	1.33
(1,16)	1:A:566:LEU:C	2:B:161:ASN:CB	1	1.33
(1,16)	1:A:566:LEU:C	2:B:161:ASN:CG	1	1.33
(1,16)	1:A:566:LEU:C	2:B:161:ASN:H	1	1.33
(1,16)	1:A:566:LEU:C	2:B:161:ASN:HA	1	1.33
(1,16)	1:A:566:LEU:C	2:B:161:ASN:HB2	1	1.33
(1,16)	1:A:566:LEU:C	2:B:161:ASN:HB3	1	1.33
(1,16)	1:A:566:LEU:C	2:B:161:ASN:HD21	1	1.33
(1,16)	1:A:566:LEU:C	2:B:161:ASN:HD22	1	1.33
(1,16)	1:A:566:LEU:C	2:B:161:ASN:N	1	1.33
(1,16)	1:A:566:LEU:C	2:B:161:ASN:ND2	1	1.33
(1,16)	1:A:566:LEU:C	2:B:161:ASN:O	1	1.33
(1,16)	1:A:566:LEU:C	2:B:161:ASN:OD1	1	1.33
(1,16)	1:A:566:LEU:C	2:B:162:LYS:C	1	1.33
(1,16)	1:A:566:LEU:C	2:B:162:LYS:CA	1	1.33
(1,16)	1:A:566:LEU:C	2:B:162:LYS:CB	1	1.33
(1,16)	1:A:566:LEU:C	2:B:162:LYS:CD	1	1.33
(1,16)	1:A:566:LEU:C	2:B:162:LYS:CE	1	1.33
(1,16)	1:A:566:LEU:C	2:B:162:LYS:CG	1	1.33
(1,16)	1:A:566:LEU:C	2:B:162:LYS:H	1	1.33
(1,16)	1:A:566:LEU:C	2:B:162:LYS:HA	1	1.33
(1,16)	1:A:566:LEU:C	2:B:162:LYS:HB2	1	1.33
(1,16)	1:A:566:LEU:C	2:B:162:LYS:HB3	1	1.33
(1,16)	1:A:566:LEU:C	2:B:162:LYS:HD2	1	1.33
(1,16)	1:A:566:LEU:C	2:B:162:LYS:HD3	1	1.33
(1,16)	1:A:566:LEU:C	2:B:162:LYS:HE2	1	1.33
(1,16)	1:A:566:LEU:C	2:B:162:LYS:HE3	1	1.33
(1,16)	1:A:566:LEU:C	2:B:162:LYS:HG2	1	1.33
(1,16)	1:A:566:LEU:C	2:B:162:LYS:HG3	1	1.33
(1,16)	1:A:566:LEU:C	2:B:162:LYS:HZ1	1	1.33

*Continued on next page...*

*Continued from previous page...*

Key	Atom-1	Atom-2	Model ID	Violation (Å)
(1,16)	1:A:566:LEU:C	2:B:162:LYS:HZ2	1	1.33
(1,16)	1:A:566:LEU:C	2:B:162:LYS:HZ3	1	1.33
(1,16)	1:A:566:LEU:C	2:B:162:LYS:N	1	1.33
(1,16)	1:A:566:LEU:C	2:B:162:LYS:NZ	1	1.33
(1,16)	1:A:566:LEU:C	2:B:162:LYS:O	1	1.33
(1,16)	1:A:566:LEU:C	2:B:167:SER:C	1	1.33
(1,16)	1:A:566:LEU:C	2:B:167:SER:CA	1	1.33
(1,16)	1:A:566:LEU:C	2:B:167:SER:CB	1	1.33
(1,16)	1:A:566:LEU:C	2:B:167:SER:H	1	1.33
(1,16)	1:A:566:LEU:C	2:B:167:SER:HA	1	1.33
(1,16)	1:A:566:LEU:C	2:B:167:SER:HB2	1	1.33
(1,16)	1:A:566:LEU:C	2:B:167:SER:HB3	1	1.33
(1,16)	1:A:566:LEU:C	2:B:167:SER:HG	1	1.33
(1,16)	1:A:566:LEU:C	2:B:167:SER:N	1	1.33
(1,16)	1:A:566:LEU:C	2:B:167:SER:O	1	1.33
(1,16)	1:A:566:LEU:C	2:B:167:SER:OG	1	1.33
(1,16)	1:A:566:LEU:C	2:B:168:LEU:C	1	1.33
(1,16)	1:A:566:LEU:C	2:B:168:LEU:CA	1	1.33
(1,16)	1:A:566:LEU:C	2:B:168:LEU:CB	1	1.33
(1,16)	1:A:566:LEU:C	2:B:168:LEU:CD1	1	1.33
(1,16)	1:A:566:LEU:C	2:B:168:LEU:CD2	1	1.33
(1,16)	1:A:566:LEU:C	2:B:168:LEU:CG	1	1.33
(1,16)	1:A:566:LEU:C	2:B:168:LEU:H	1	1.33
(1,16)	1:A:566:LEU:C	2:B:168:LEU:HA	1	1.33
(1,16)	1:A:566:LEU:C	2:B:168:LEU:HB2	1	1.33
(1,16)	1:A:566:LEU:C	2:B:168:LEU:HB3	1	1.33
(1,16)	1:A:566:LEU:C	2:B:168:LEU:HD11	1	1.33
(1,16)	1:A:566:LEU:C	2:B:168:LEU:HD12	1	1.33
(1,16)	1:A:566:LEU:C	2:B:168:LEU:HD13	1	1.33
(1,16)	1:A:566:LEU:C	2:B:168:LEU:HD21	1	1.33
(1,16)	1:A:566:LEU:C	2:B:168:LEU:HD22	1	1.33
(1,16)	1:A:566:LEU:C	2:B:168:LEU:HD23	1	1.33
(1,16)	1:A:566:LEU:C	2:B:168:LEU:HG	1	1.33
(1,16)	1:A:566:LEU:C	2:B:168:LEU:N	1	1.33
(1,16)	1:A:566:LEU:C	2:B:168:LEU:O	1	1.33
(1,16)	1:A:566:LEU:C	2:B:170:MET:C	1	1.33
(1,16)	1:A:566:LEU:C	2:B:170:MET:CA	1	1.33
(1,16)	1:A:566:LEU:C	2:B:170:MET:CB	1	1.33
(1,16)	1:A:566:LEU:C	2:B:170:MET:CE	1	1.33
(1,16)	1:A:566:LEU:C	2:B:170:MET:CG	1	1.33
(1,16)	1:A:566:LEU:C	2:B:170:MET:H	1	1.33
(1,16)	1:A:566:LEU:C	2:B:170:MET:HA	1	1.33

*Continued on next page...*

*Continued from previous page...*

Key	Atom-1	Atom-2	Model ID	Violation (Å)
(1,16)	1:A:566:LEU:C	2:B:170:MET:HB2	1	1.33
(1,16)	1:A:566:LEU:C	2:B:170:MET:HB3	1	1.33
(1,16)	1:A:566:LEU:C	2:B:170:MET:HE1	1	1.33
(1,16)	1:A:566:LEU:C	2:B:170:MET:HE2	1	1.33
(1,16)	1:A:566:LEU:C	2:B:170:MET:HE3	1	1.33
(1,16)	1:A:566:LEU:C	2:B:170:MET:HG2	1	1.33
(1,16)	1:A:566:LEU:C	2:B:170:MET:HG3	1	1.33
(1,16)	1:A:566:LEU:C	2:B:170:MET:N	1	1.33
(1,16)	1:A:566:LEU:C	2:B:170:MET:O	1	1.33
(1,16)	1:A:566:LEU:C	2:B:170:MET:SD	1	1.33
(1,16)	1:A:566:LEU:C	2:B:172:LYS:C	1	1.33
(1,16)	1:A:566:LEU:C	2:B:172:LYS:CA	1	1.33
(1,16)	1:A:566:LEU:C	2:B:172:LYS:CB	1	1.33
(1,16)	1:A:566:LEU:C	2:B:172:LYS:CD	1	1.33
(1,16)	1:A:566:LEU:C	2:B:172:LYS:CE	1	1.33
(1,16)	1:A:566:LEU:C	2:B:172:LYS:CG	1	1.33
(1,16)	1:A:566:LEU:C	2:B:172:LYS:H	1	1.33
(1,16)	1:A:566:LEU:C	2:B:172:LYS:HA	1	1.33
(1,16)	1:A:566:LEU:C	2:B:172:LYS:HB2	1	1.33
(1,16)	1:A:566:LEU:C	2:B:172:LYS:HB3	1	1.33
(1,16)	1:A:566:LEU:C	2:B:172:LYS:HD2	1	1.33
(1,16)	1:A:566:LEU:C	2:B:172:LYS:HD3	1	1.33
(1,16)	1:A:566:LEU:C	2:B:172:LYS:HE2	1	1.33
(1,16)	1:A:566:LEU:C	2:B:172:LYS:HE3	1	1.33
(1,16)	1:A:566:LEU:C	2:B:172:LYS:HG2	1	1.33
(1,16)	1:A:566:LEU:C	2:B:172:LYS:HG3	1	1.33
(1,16)	1:A:566:LEU:C	2:B:172:LYS:HZ1	1	1.33
(1,16)	1:A:566:LEU:C	2:B:172:LYS:HZ2	1	1.33
(1,16)	1:A:566:LEU:C	2:B:172:LYS:HZ3	1	1.33
(1,16)	1:A:566:LEU:C	2:B:172:LYS:N	1	1.33
(1,16)	1:A:566:LEU:C	2:B:172:LYS:NZ	1	1.33
(1,16)	1:A:566:LEU:C	2:B:172:LYS:O	1	1.33
(1,16)	1:A:566:LEU:C	2:B:182:VAL:C	1	1.33
(1,16)	1:A:566:LEU:C	2:B:182:VAL:CA	1	1.33
(1,16)	1:A:566:LEU:C	2:B:182:VAL:CB	1	1.33
(1,16)	1:A:566:LEU:C	2:B:182:VAL:CG1	1	1.33
(1,16)	1:A:566:LEU:C	2:B:182:VAL:CG2	1	1.33
(1,16)	1:A:566:LEU:C	2:B:182:VAL:H	1	1.33
(1,16)	1:A:566:LEU:C	2:B:182:VAL:HA	1	1.33
(1,16)	1:A:566:LEU:C	2:B:182:VAL:HB	1	1.33
(1,16)	1:A:566:LEU:C	2:B:182:VAL:HG11	1	1.33
(1,16)	1:A:566:LEU:C	2:B:182:VAL:HG12	1	1.33

*Continued on next page...*

*Continued from previous page...*

Key	Atom-1	Atom-2	Model ID	Violation (Å)
(1,16)	1:A:566:LEU:C	2:B:182:VAL:HG13	1	1.33
(1,16)	1:A:566:LEU:C	2:B:182:VAL:HG21	1	1.33
(1,16)	1:A:566:LEU:C	2:B:182:VAL:HG22	1	1.33
(1,16)	1:A:566:LEU:C	2:B:182:VAL:HG23	1	1.33
(1,16)	1:A:566:LEU:C	2:B:182:VAL:N	1	1.33
(1,16)	1:A:566:LEU:C	2:B:182:VAL:O	1	1.33
(1,16)	1:A:566:LEU:C	2:B:183:LYS:C	1	1.33
(1,16)	1:A:566:LEU:C	2:B:183:LYS:CA	1	1.33
(1,16)	1:A:566:LEU:C	2:B:183:LYS:CB	1	1.33
(1,16)	1:A:566:LEU:C	2:B:183:LYS:CD	1	1.33
(1,16)	1:A:566:LEU:C	2:B:183:LYS:CE	1	1.33
(1,16)	1:A:566:LEU:C	2:B:183:LYS:CG	1	1.33
(1,16)	1:A:566:LEU:C	2:B:183:LYS:H	1	1.33
(1,16)	1:A:566:LEU:C	2:B:183:LYS:HA	1	1.33
(1,16)	1:A:566:LEU:C	2:B:183:LYS:HB2	1	1.33
(1,16)	1:A:566:LEU:C	2:B:183:LYS:HB3	1	1.33
(1,16)	1:A:566:LEU:C	2:B:183:LYS:HD2	1	1.33
(1,16)	1:A:566:LEU:C	2:B:183:LYS:HD3	1	1.33
(1,16)	1:A:566:LEU:C	2:B:183:LYS:HE2	1	1.33
(1,16)	1:A:566:LEU:C	2:B:183:LYS:HE3	1	1.33
(1,16)	1:A:566:LEU:C	2:B:183:LYS:HG2	1	1.33
(1,16)	1:A:566:LEU:C	2:B:183:LYS:HG3	1	1.33
(1,16)	1:A:566:LEU:C	2:B:183:LYS:HZ1	1	1.33
(1,16)	1:A:566:LEU:C	2:B:183:LYS:HZ2	1	1.33
(1,16)	1:A:566:LEU:C	2:B:183:LYS:HZ3	1	1.33
(1,16)	1:A:566:LEU:C	2:B:183:LYS:N	1	1.33
(1,16)	1:A:566:LEU:C	2:B:183:LYS:NZ	1	1.33
(1,16)	1:A:566:LEU:C	2:B:183:LYS:O	1	1.33
(1,16)	1:A:566:LEU:C	2:B:185:GLY:C	1	1.33
(1,16)	1:A:566:LEU:C	2:B:185:GLY:CA	1	1.33
(1,16)	1:A:566:LEU:C	2:B:185:GLY:H	1	1.33
(1,16)	1:A:566:LEU:C	2:B:185:GLY:HA2	1	1.33
(1,16)	1:A:566:LEU:C	2:B:185:GLY:HA3	1	1.33
(1,16)	1:A:566:LEU:C	2:B:185:GLY:N	1	1.33
(1,16)	1:A:566:LEU:C	2:B:185:GLY:O	1	1.33
(1,16)	1:A:566:LEU:C	2:B:187:TYR:C	1	1.33
(1,16)	1:A:566:LEU:C	2:B:187:TYR:CA	1	1.33
(1,16)	1:A:566:LEU:C	2:B:187:TYR:CB	1	1.33
(1,16)	1:A:566:LEU:C	2:B:187:TYR:CD1	1	1.33
(1,16)	1:A:566:LEU:C	2:B:187:TYR:CD2	1	1.33
(1,16)	1:A:566:LEU:C	2:B:187:TYR:CE1	1	1.33
(1,16)	1:A:566:LEU:C	2:B:187:TYR:CE2	1	1.33

*Continued on next page...*



*Continued from previous page...*

Key	Atom-1	Atom-2	Model ID	Violation (Å)
(1,16)	1:A:566:LEU:C	2:B:187:TYR:CG	1	1.33
(1,16)	1:A:566:LEU:C	2:B:187:TYR:CZ	1	1.33
(1,16)	1:A:566:LEU:C	2:B:187:TYR:H	1	1.33
(1,16)	1:A:566:LEU:C	2:B:187:TYR:HA	1	1.33
(1,16)	1:A:566:LEU:C	2:B:187:TYR:HB2	1	1.33
(1,16)	1:A:566:LEU:C	2:B:187:TYR:HB3	1	1.33
(1,16)	1:A:566:LEU:C	2:B:187:TYR:HD1	1	1.33
(1,16)	1:A:566:LEU:C	2:B:187:TYR:HD2	1	1.33
(1,16)	1:A:566:LEU:C	2:B:187:TYR:HE1	1	1.33
(1,16)	1:A:566:LEU:C	2:B:187:TYR:HE2	1	1.33
(1,16)	1:A:566:LEU:C	2:B:187:TYR:HH	1	1.33
(1,16)	1:A:566:LEU:C	2:B:187:TYR:N	1	1.33
(1,16)	1:A:566:LEU:C	2:B:187:TYR:O	1	1.33
(1,16)	1:A:566:LEU:C	2:B:187:TYR:OH	1	1.33
(1,16)	1:A:566:LEU:C	2:B:200:THR:C	1	1.33
(1,16)	1:A:566:LEU:C	2:B:200:THR:CA	1	1.33
(1,16)	1:A:566:LEU:C	2:B:200:THR:CB	1	1.33
(1,16)	1:A:566:LEU:C	2:B:200:THR:CG2	1	1.33
(1,16)	1:A:566:LEU:C	2:B:200:THR:H	1	1.33
(1,16)	1:A:566:LEU:C	2:B:200:THR:HA	1	1.33
(1,16)	1:A:566:LEU:C	2:B:200:THR:HB	1	1.33
(1,16)	1:A:566:LEU:C	2:B:200:THR:HG1	1	1.33
(1,16)	1:A:566:LEU:C	2:B:200:THR:HG21	1	1.33
(1,16)	1:A:566:LEU:C	2:B:200:THR:HG22	1	1.33
(1,16)	1:A:566:LEU:C	2:B:200:THR:HG23	1	1.33
(1,16)	1:A:566:LEU:C	2:B:200:THR:N	1	1.33
(1,16)	1:A:566:LEU:C	2:B:200:THR:O	1	1.33
(1,16)	1:A:566:LEU:C	2:B:200:THR:OG1	1	1.33
(1,16)	1:A:566:LEU:C	2:B:211:LYS:C	1	1.33
(1,16)	1:A:566:LEU:C	2:B:211:LYS:CA	1	1.33
(1,16)	1:A:566:LEU:C	2:B:211:LYS:CB	1	1.33
(1,16)	1:A:566:LEU:C	2:B:211:LYS:CD	1	1.33
(1,16)	1:A:566:LEU:C	2:B:211:LYS:CE	1	1.33
(1,16)	1:A:566:LEU:C	2:B:211:LYS:CG	1	1.33
(1,16)	1:A:566:LEU:C	2:B:211:LYS:H	1	1.33
(1,16)	1:A:566:LEU:C	2:B:211:LYS:HA	1	1.33
(1,16)	1:A:566:LEU:C	2:B:211:LYS:HB2	1	1.33
(1,16)	1:A:566:LEU:C	2:B:211:LYS:HB3	1	1.33
(1,16)	1:A:566:LEU:C	2:B:211:LYS:HD2	1	1.33
(1,16)	1:A:566:LEU:C	2:B:211:LYS:HD3	1	1.33
(1,16)	1:A:566:LEU:C	2:B:211:LYS:HE2	1	1.33
(1,16)	1:A:566:LEU:C	2:B:211:LYS:HE3	1	1.33

*Continued on next page...*

*Continued from previous page...*

Key	Atom-1	Atom-2	Model ID	Violation (Å)
(1,16)	1:A:566:LEU:C	2:B:211:LYS:HG2	1	1.33
(1,16)	1:A:566:LEU:C	2:B:211:LYS:HG3	1	1.33
(1,16)	1:A:566:LEU:C	2:B:211:LYS:HZ1	1	1.33
(1,16)	1:A:566:LEU:C	2:B:211:LYS:HZ2	1	1.33
(1,16)	1:A:566:LEU:C	2:B:211:LYS:HZ3	1	1.33
(1,16)	1:A:566:LEU:C	2:B:211:LYS:N	1	1.33
(1,16)	1:A:566:LEU:C	2:B:211:LYS:NZ	1	1.33
(1,16)	1:A:566:LEU:C	2:B:211:LYS:O	1	1.33
(1,16)	1:A:566:LEU:CA	2:B:149:SER:C	1	1.33
(1,16)	1:A:566:LEU:CA	2:B:149:SER:CA	1	1.33
(1,16)	1:A:566:LEU:CA	2:B:149:SER:CB	1	1.33
(1,16)	1:A:566:LEU:CA	2:B:149:SER:H	1	1.33
(1,16)	1:A:566:LEU:CA	2:B:149:SER:HA	1	1.33
(1,16)	1:A:566:LEU:CA	2:B:149:SER:HB2	1	1.33
(1,16)	1:A:566:LEU:CA	2:B:149:SER:HB3	1	1.33
(1,16)	1:A:566:LEU:CA	2:B:149:SER:HG	1	1.33
(1,16)	1:A:566:LEU:CA	2:B:149:SER:N	1	1.33
(1,16)	1:A:566:LEU:CA	2:B:149:SER:O	1	1.33
(1,16)	1:A:566:LEU:CA	2:B:149:SER:OG	1	1.33
(1,16)	1:A:566:LEU:CA	2:B:152:VAL:C	1	1.33
(1,16)	1:A:566:LEU:CA	2:B:152:VAL:CA	1	1.33
(1,16)	1:A:566:LEU:CA	2:B:152:VAL:CB	1	1.33
(1,16)	1:A:566:LEU:CA	2:B:152:VAL:CG1	1	1.33
(1,16)	1:A:566:LEU:CA	2:B:152:VAL:CG2	1	1.33
(1,16)	1:A:566:LEU:CA	2:B:152:VAL:H	1	1.33
(1,16)	1:A:566:LEU:CA	2:B:152:VAL:HA	1	1.33
(1,16)	1:A:566:LEU:CA	2:B:152:VAL:HB	1	1.33
(1,16)	1:A:566:LEU:CA	2:B:152:VAL:HG11	1	1.33
(1,16)	1:A:566:LEU:CA	2:B:152:VAL:HG12	1	1.33
(1,16)	1:A:566:LEU:CA	2:B:152:VAL:HG13	1	1.33
(1,16)	1:A:566:LEU:CA	2:B:152:VAL:HG21	1	1.33
(1,16)	1:A:566:LEU:CA	2:B:152:VAL:HG22	1	1.33
(1,16)	1:A:566:LEU:CA	2:B:152:VAL:HG23	1	1.33
(1,16)	1:A:566:LEU:CA	2:B:152:VAL:N	1	1.33
(1,16)	1:A:566:LEU:CA	2:B:152:VAL:O	1	1.33
(1,16)	1:A:566:LEU:CA	2:B:153:VAL:C	1	1.33
(1,16)	1:A:566:LEU:CA	2:B:153:VAL:CA	1	1.33
(1,16)	1:A:566:LEU:CA	2:B:153:VAL:CB	1	1.33
(1,16)	1:A:566:LEU:CA	2:B:153:VAL:CG1	1	1.33
(1,16)	1:A:566:LEU:CA	2:B:153:VAL:CG2	1	1.33
(1,16)	1:A:566:LEU:CA	2:B:153:VAL:H	1	1.33
(1,16)	1:A:566:LEU:CA	2:B:153:VAL:HA	1	1.33

*Continued on next page...*

*Continued from previous page...*

Key	Atom-1	Atom-2	Model ID	Violation (Å)
(1,16)	1:A:566:LEU:CA	2:B:153:VAL:HB	1	1.33
(1,16)	1:A:566:LEU:CA	2:B:153:VAL:HG11	1	1.33
(1,16)	1:A:566:LEU:CA	2:B:153:VAL:HG12	1	1.33
(1,16)	1:A:566:LEU:CA	2:B:153:VAL:HG13	1	1.33
(1,16)	1:A:566:LEU:CA	2:B:153:VAL:HG21	1	1.33
(1,16)	1:A:566:LEU:CA	2:B:153:VAL:HG22	1	1.33
(1,16)	1:A:566:LEU:CA	2:B:153:VAL:HG23	1	1.33
(1,16)	1:A:566:LEU:CA	2:B:153:VAL:N	1	1.33
(1,16)	1:A:566:LEU:CA	2:B:153:VAL:O	1	1.33
(1,16)	1:A:566:LEU:CA	2:B:155:GLY:C	1	1.33
(1,16)	1:A:566:LEU:CA	2:B:155:GLY:CA	1	1.33
(1,16)	1:A:566:LEU:CA	2:B:155:GLY:H	1	1.33
(1,16)	1:A:566:LEU:CA	2:B:155:GLY:HA2	1	1.33
(1,16)	1:A:566:LEU:CA	2:B:155:GLY:HA3	1	1.33
(1,16)	1:A:566:LEU:CA	2:B:155:GLY:N	1	1.33
(1,16)	1:A:566:LEU:CA	2:B:155:GLY:O	1	1.33
(1,16)	1:A:566:LEU:CA	2:B:156:PHE:C	1	1.33
(1,16)	1:A:566:LEU:CA	2:B:156:PHE:CA	1	1.33
(1,16)	1:A:566:LEU:CA	2:B:156:PHE:CB	1	1.33
(1,16)	1:A:566:LEU:CA	2:B:156:PHE:CD1	1	1.33
(1,16)	1:A:566:LEU:CA	2:B:156:PHE:CD2	1	1.33
(1,16)	1:A:566:LEU:CA	2:B:156:PHE:CE1	1	1.33
(1,16)	1:A:566:LEU:CA	2:B:156:PHE:CE2	1	1.33
(1,16)	1:A:566:LEU:CA	2:B:156:PHE:CG	1	1.33
(1,16)	1:A:566:LEU:CA	2:B:156:PHE:CZ	1	1.33
(1,16)	1:A:566:LEU:CA	2:B:156:PHE:H	1	1.33
(1,16)	1:A:566:LEU:CA	2:B:156:PHE:HA	1	1.33
(1,16)	1:A:566:LEU:CA	2:B:156:PHE:HB2	1	1.33
(1,16)	1:A:566:LEU:CA	2:B:156:PHE:HB3	1	1.33
(1,16)	1:A:566:LEU:CA	2:B:156:PHE:HD1	1	1.33
(1,16)	1:A:566:LEU:CA	2:B:156:PHE:HD2	1	1.33
(1,16)	1:A:566:LEU:CA	2:B:156:PHE:HE1	1	1.33
(1,16)	1:A:566:LEU:CA	2:B:156:PHE:HE2	1	1.33
(1,16)	1:A:566:LEU:CA	2:B:156:PHE:HZ	1	1.33
(1,16)	1:A:566:LEU:CA	2:B:156:PHE:N	1	1.33
(1,16)	1:A:566:LEU:CA	2:B:156:PHE:O	1	1.33
(1,16)	1:A:566:LEU:CA	2:B:157:CYS:C	1	1.33
(1,16)	1:A:566:LEU:CA	2:B:157:CYS:CA	1	1.33
(1,16)	1:A:566:LEU:CA	2:B:157:CYS:CB	1	1.33
(1,16)	1:A:566:LEU:CA	2:B:157:CYS:H	1	1.33
(1,16)	1:A:566:LEU:CA	2:B:157:CYS:HA	1	1.33
(1,16)	1:A:566:LEU:CA	2:B:157:CYS:HB2	1	1.33

*Continued on next page...*

*Continued from previous page...*

Key	Atom-1	Atom-2	Model ID	Violation (Å)
(1,16)	1:A:566:LEU:CA	2:B:157:CYS:HB3	1	1.33
(1,16)	1:A:566:LEU:CA	2:B:157:CYS:N	1	1.33
(1,16)	1:A:566:LEU:CA	2:B:157:CYS:O	1	1.33
(1,16)	1:A:566:LEU:CA	2:B:157:CYS:SG	1	1.33
(1,16)	1:A:566:LEU:CA	2:B:158:THR:C	1	1.33
(1,16)	1:A:566:LEU:CA	2:B:158:THR:CA	1	1.33
(1,16)	1:A:566:LEU:CA	2:B:158:THR:CB	1	1.33
(1,16)	1:A:566:LEU:CA	2:B:158:THR:CG2	1	1.33
(1,16)	1:A:566:LEU:CA	2:B:158:THR:H	1	1.33
(1,16)	1:A:566:LEU:CA	2:B:158:THR:HA	1	1.33
(1,16)	1:A:566:LEU:CA	2:B:158:THR:HB	1	1.33
(1,16)	1:A:566:LEU:CA	2:B:158:THR:HG1	1	1.33
(1,16)	1:A:566:LEU:CA	2:B:158:THR:HG21	1	1.33
(1,16)	1:A:566:LEU:CA	2:B:158:THR:HG22	1	1.33
(1,16)	1:A:566:LEU:CA	2:B:158:THR:HG23	1	1.33
(1,16)	1:A:566:LEU:CA	2:B:158:THR:N	1	1.33
(1,16)	1:A:566:LEU:CA	2:B:158:THR:O	1	1.33
(1,16)	1:A:566:LEU:CA	2:B:158:THR:OG1	1	1.33
(1,16)	1:A:566:LEU:CA	2:B:159:ILE:C	1	1.33
(1,16)	1:A:566:LEU:CA	2:B:159:ILE:CA	1	1.33
(1,16)	1:A:566:LEU:CA	2:B:159:ILE:CB	1	1.33
(1,16)	1:A:566:LEU:CA	2:B:159:ILE:CD1	1	1.33
(1,16)	1:A:566:LEU:CA	2:B:159:ILE:CG1	1	1.33
(1,16)	1:A:566:LEU:CA	2:B:159:ILE:CG2	1	1.33
(1,16)	1:A:566:LEU:CA	2:B:159:ILE:H	1	1.33
(1,16)	1:A:566:LEU:CA	2:B:159:ILE:HA	1	1.33
(1,16)	1:A:566:LEU:CA	2:B:159:ILE:HB	1	1.33
(1,16)	1:A:566:LEU:CA	2:B:159:ILE:HD11	1	1.33
(1,16)	1:A:566:LEU:CA	2:B:159:ILE:HD12	1	1.33
(1,16)	1:A:566:LEU:CA	2:B:159:ILE:HD13	1	1.33
(1,16)	1:A:566:LEU:CA	2:B:159:ILE:HG12	1	1.33
(1,16)	1:A:566:LEU:CA	2:B:159:ILE:HG13	1	1.33
(1,16)	1:A:566:LEU:CA	2:B:159:ILE:HG21	1	1.33
(1,16)	1:A:566:LEU:CA	2:B:159:ILE:HG22	1	1.33
(1,16)	1:A:566:LEU:CA	2:B:159:ILE:HG23	1	1.33
(1,16)	1:A:566:LEU:CA	2:B:159:ILE:N	1	1.33
(1,16)	1:A:566:LEU:CA	2:B:159:ILE:O	1	1.33
(1,16)	1:A:566:LEU:CA	2:B:161:ASN:C	1	1.33
(1,16)	1:A:566:LEU:CA	2:B:161:ASN:CA	1	1.33
(1,16)	1:A:566:LEU:CA	2:B:161:ASN:CB	1	1.33
(1,16)	1:A:566:LEU:CA	2:B:161:ASN:CG	1	1.33
(1,16)	1:A:566:LEU:CA	2:B:161:ASN:H	1	1.33

*Continued on next page...*

*Continued from previous page...*

Key	Atom-1	Atom-2	Model ID	Violation (Å)
(1,16)	1:A:566:LEU:CA	2:B:161:ASN:HA	1	1.33
(1,16)	1:A:566:LEU:CA	2:B:161:ASN:HB2	1	1.33
(1,16)	1:A:566:LEU:CA	2:B:161:ASN:HB3	1	1.33
(1,16)	1:A:566:LEU:CA	2:B:161:ASN:HD21	1	1.33
(1,16)	1:A:566:LEU:CA	2:B:161:ASN:HD22	1	1.33
(1,16)	1:A:566:LEU:CA	2:B:161:ASN:N	1	1.33
(1,16)	1:A:566:LEU:CA	2:B:161:ASN:ND2	1	1.33
(1,16)	1:A:566:LEU:CA	2:B:161:ASN:O	1	1.33
(1,16)	1:A:566:LEU:CA	2:B:161:ASN:OD1	1	1.33
(1,16)	1:A:566:LEU:CA	2:B:162:LYS:C	1	1.33
(1,16)	1:A:566:LEU:CA	2:B:162:LYS:CA	1	1.33
(1,16)	1:A:566:LEU:CA	2:B:162:LYS:CB	1	1.33
(1,16)	1:A:566:LEU:CA	2:B:162:LYS:CD	1	1.33
(1,16)	1:A:566:LEU:CA	2:B:162:LYS:CE	1	1.33
(1,16)	1:A:566:LEU:CA	2:B:162:LYS:CG	1	1.33
(1,16)	1:A:566:LEU:CA	2:B:162:LYS:H	1	1.33
(1,16)	1:A:566:LEU:CA	2:B:162:LYS:HA	1	1.33
(1,16)	1:A:566:LEU:CA	2:B:162:LYS:HB2	1	1.33
(1,16)	1:A:566:LEU:CA	2:B:162:LYS:HB3	1	1.33
(1,16)	1:A:566:LEU:CA	2:B:162:LYS:HD2	1	1.33
(1,16)	1:A:566:LEU:CA	2:B:162:LYS:HD3	1	1.33
(1,16)	1:A:566:LEU:CA	2:B:162:LYS:HE2	1	1.33
(1,16)	1:A:566:LEU:CA	2:B:162:LYS:HE3	1	1.33
(1,16)	1:A:566:LEU:CA	2:B:162:LYS:HG2	1	1.33
(1,16)	1:A:566:LEU:CA	2:B:162:LYS:HG3	1	1.33
(1,16)	1:A:566:LEU:CA	2:B:162:LYS:HZ1	1	1.33
(1,16)	1:A:566:LEU:CA	2:B:162:LYS:HZ2	1	1.33
(1,16)	1:A:566:LEU:CA	2:B:162:LYS:HZ3	1	1.33
(1,16)	1:A:566:LEU:CA	2:B:162:LYS:N	1	1.33
(1,16)	1:A:566:LEU:CA	2:B:162:LYS:NZ	1	1.33
(1,16)	1:A:566:LEU:CA	2:B:162:LYS:O	1	1.33
(1,16)	1:A:566:LEU:CA	2:B:167:SER:C	1	1.33
(1,16)	1:A:566:LEU:CA	2:B:167:SER:CA	1	1.33
(1,16)	1:A:566:LEU:CA	2:B:167:SER:CB	1	1.33
(1,16)	1:A:566:LEU:CA	2:B:167:SER:H	1	1.33
(1,16)	1:A:566:LEU:CA	2:B:167:SER:HA	1	1.33
(1,16)	1:A:566:LEU:CA	2:B:167:SER:HB2	1	1.33
(1,16)	1:A:566:LEU:CA	2:B:167:SER:HB3	1	1.33
(1,16)	1:A:566:LEU:CA	2:B:167:SER:HG	1	1.33
(1,16)	1:A:566:LEU:CA	2:B:167:SER:N	1	1.33
(1,16)	1:A:566:LEU:CA	2:B:167:SER:O	1	1.33
(1,16)	1:A:566:LEU:CA	2:B:167:SER:OG	1	1.33

*Continued on next page...*

*Continued from previous page...*

Key	Atom-1	Atom-2	Model ID	Violation (Å)
(1,16)	1:A:566:LEU:CA	2:B:168:LEU:C	1	1.33
(1,16)	1:A:566:LEU:CA	2:B:168:LEU:CA	1	1.33
(1,16)	1:A:566:LEU:CA	2:B:168:LEU:CB	1	1.33
(1,16)	1:A:566:LEU:CA	2:B:168:LEU:CD1	1	1.33
(1,16)	1:A:566:LEU:CA	2:B:168:LEU:CD2	1	1.33
(1,16)	1:A:566:LEU:CA	2:B:168:LEU:CG	1	1.33
(1,16)	1:A:566:LEU:CA	2:B:168:LEU:H	1	1.33
(1,16)	1:A:566:LEU:CA	2:B:168:LEU:HA	1	1.33
(1,16)	1:A:566:LEU:CA	2:B:168:LEU:HB2	1	1.33
(1,16)	1:A:566:LEU:CA	2:B:168:LEU:HB3	1	1.33
(1,16)	1:A:566:LEU:CA	2:B:168:LEU:HD11	1	1.33
(1,16)	1:A:566:LEU:CA	2:B:168:LEU:HD12	1	1.33
(1,16)	1:A:566:LEU:CA	2:B:168:LEU:HD13	1	1.33
(1,16)	1:A:566:LEU:CA	2:B:168:LEU:HD21	1	1.33
(1,16)	1:A:566:LEU:CA	2:B:168:LEU:HD22	1	1.33
(1,16)	1:A:566:LEU:CA	2:B:168:LEU:HD23	1	1.33
(1,16)	1:A:566:LEU:CA	2:B:168:LEU:HG	1	1.33
(1,16)	1:A:566:LEU:CA	2:B:168:LEU:N	1	1.33
(1,16)	1:A:566:LEU:CA	2:B:168:LEU:O	1	1.33
(1,16)	1:A:566:LEU:CA	2:B:170:MET:C	1	1.33
(1,16)	1:A:566:LEU:CA	2:B:170:MET:CA	1	1.33
(1,16)	1:A:566:LEU:CA	2:B:170:MET:CB	1	1.33
(1,16)	1:A:566:LEU:CA	2:B:170:MET:CE	1	1.33
(1,16)	1:A:566:LEU:CA	2:B:170:MET:CG	1	1.33
(1,16)	1:A:566:LEU:CA	2:B:170:MET:H	1	1.33
(1,16)	1:A:566:LEU:CA	2:B:170:MET:HA	1	1.33
(1,16)	1:A:566:LEU:CA	2:B:170:MET:HB2	1	1.33
(1,16)	1:A:566:LEU:CA	2:B:170:MET:HB3	1	1.33
(1,16)	1:A:566:LEU:CA	2:B:170:MET:HE1	1	1.33
(1,16)	1:A:566:LEU:CA	2:B:170:MET:HE2	1	1.33
(1,16)	1:A:566:LEU:CA	2:B:170:MET:HE3	1	1.33
(1,16)	1:A:566:LEU:CA	2:B:170:MET:HG2	1	1.33
(1,16)	1:A:566:LEU:CA	2:B:170:MET:HG3	1	1.33
(1,16)	1:A:566:LEU:CA	2:B:170:MET:N	1	1.33
(1,16)	1:A:566:LEU:CA	2:B:170:MET:O	1	1.33
(1,16)	1:A:566:LEU:CA	2:B:170:MET:SD	1	1.33
(1,16)	1:A:566:LEU:CA	2:B:172:LYS:C	1	1.33
(1,16)	1:A:566:LEU:CA	2:B:172:LYS:CA	1	1.33
(1,16)	1:A:566:LEU:CA	2:B:172:LYS:CB	1	1.33
(1,16)	1:A:566:LEU:CA	2:B:172:LYS:CD	1	1.33
(1,16)	1:A:566:LEU:CA	2:B:172:LYS:CE	1	1.33
(1,16)	1:A:566:LEU:CA	2:B:172:LYS:CG	1	1.33

*Continued on next page...*

*Continued from previous page...*

Key	Atom-1	Atom-2	Model ID	Violation (Å)
(1,16)	1:A:566:LEU:CA	2:B:172:LYS:H	1	1.33
(1,16)	1:A:566:LEU:CA	2:B:172:LYS:HA	1	1.33
(1,16)	1:A:566:LEU:CA	2:B:172:LYS:HB2	1	1.33
(1,16)	1:A:566:LEU:CA	2:B:172:LYS:HB3	1	1.33
(1,16)	1:A:566:LEU:CA	2:B:172:LYS:HD2	1	1.33
(1,16)	1:A:566:LEU:CA	2:B:172:LYS:HD3	1	1.33
(1,16)	1:A:566:LEU:CA	2:B:172:LYS:HE2	1	1.33
(1,16)	1:A:566:LEU:CA	2:B:172:LYS:HE3	1	1.33
(1,16)	1:A:566:LEU:CA	2:B:172:LYS:HG2	1	1.33
(1,16)	1:A:566:LEU:CA	2:B:172:LYS:HG3	1	1.33
(1,16)	1:A:566:LEU:CA	2:B:172:LYS:HZ1	1	1.33
(1,16)	1:A:566:LEU:CA	2:B:172:LYS:HZ2	1	1.33
(1,16)	1:A:566:LEU:CA	2:B:172:LYS:HZ3	1	1.33
(1,16)	1:A:566:LEU:CA	2:B:172:LYS:N	1	1.33
(1,16)	1:A:566:LEU:CA	2:B:172:LYS:NZ	1	1.33
(1,16)	1:A:566:LEU:CA	2:B:172:LYS:O	1	1.33
(1,16)	1:A:566:LEU:CA	2:B:182:VAL:C	1	1.33
(1,16)	1:A:566:LEU:CA	2:B:182:VAL:CA	1	1.33
(1,16)	1:A:566:LEU:CA	2:B:182:VAL:CB	1	1.33
(1,16)	1:A:566:LEU:CA	2:B:182:VAL:CG1	1	1.33
(1,16)	1:A:566:LEU:CA	2:B:182:VAL:CG2	1	1.33
(1,16)	1:A:566:LEU:CA	2:B:182:VAL:H	1	1.33
(1,16)	1:A:566:LEU:CA	2:B:182:VAL:HA	1	1.33
(1,16)	1:A:566:LEU:CA	2:B:182:VAL:HB	1	1.33
(1,16)	1:A:566:LEU:CA	2:B:182:VAL:HG11	1	1.33
(1,16)	1:A:566:LEU:CA	2:B:182:VAL:HG12	1	1.33
(1,16)	1:A:566:LEU:CA	2:B:182:VAL:HG13	1	1.33
(1,16)	1:A:566:LEU:CA	2:B:182:VAL:HG21	1	1.33
(1,16)	1:A:566:LEU:CA	2:B:182:VAL:HG22	1	1.33
(1,16)	1:A:566:LEU:CA	2:B:182:VAL:HG23	1	1.33
(1,16)	1:A:566:LEU:CA	2:B:182:VAL:N	1	1.33
(1,16)	1:A:566:LEU:CA	2:B:182:VAL:O	1	1.33
(1,16)	1:A:566:LEU:CA	2:B:183:LYS:C	1	1.33
(1,16)	1:A:566:LEU:CA	2:B:183:LYS:CA	1	1.33
(1,16)	1:A:566:LEU:CA	2:B:183:LYS:CB	1	1.33
(1,16)	1:A:566:LEU:CA	2:B:183:LYS:CD	1	1.33
(1,16)	1:A:566:LEU:CA	2:B:183:LYS:CE	1	1.33
(1,16)	1:A:566:LEU:CA	2:B:183:LYS:CG	1	1.33
(1,16)	1:A:566:LEU:CA	2:B:183:LYS:H	1	1.33
(1,16)	1:A:566:LEU:CA	2:B:183:LYS:HA	1	1.33
(1,16)	1:A:566:LEU:CA	2:B:183:LYS:HB2	1	1.33
(1,16)	1:A:566:LEU:CA	2:B:183:LYS:HB3	1	1.33

*Continued on next page...*

*Continued from previous page...*

Key	Atom-1	Atom-2	Model ID	Violation (Å)
(1,16)	1:A:566:LEU:CA	2:B:183:LYS:HD2	1	1.33
(1,16)	1:A:566:LEU:CA	2:B:183:LYS:HD3	1	1.33
(1,16)	1:A:566:LEU:CA	2:B:183:LYS:HE2	1	1.33
(1,16)	1:A:566:LEU:CA	2:B:183:LYS:HE3	1	1.33
(1,16)	1:A:566:LEU:CA	2:B:183:LYS:HG2	1	1.33
(1,16)	1:A:566:LEU:CA	2:B:183:LYS:HG3	1	1.33
(1,16)	1:A:566:LEU:CA	2:B:183:LYS:HZ1	1	1.33
(1,16)	1:A:566:LEU:CA	2:B:183:LYS:HZ2	1	1.33
(1,16)	1:A:566:LEU:CA	2:B:183:LYS:HZ3	1	1.33
(1,16)	1:A:566:LEU:CA	2:B:183:LYS:N	1	1.33
(1,16)	1:A:566:LEU:CA	2:B:183:LYS:NZ	1	1.33
(1,16)	1:A:566:LEU:CA	2:B:183:LYS:O	1	1.33
(1,16)	1:A:566:LEU:CA	2:B:185:GLY:C	1	1.33
(1,16)	1:A:566:LEU:CA	2:B:185:GLY:CA	1	1.33
(1,16)	1:A:566:LEU:CA	2:B:185:GLY:H	1	1.33
(1,16)	1:A:566:LEU:CA	2:B:185:GLY:HA2	1	1.33
(1,16)	1:A:566:LEU:CA	2:B:185:GLY:HA3	1	1.33
(1,16)	1:A:566:LEU:CA	2:B:185:GLY:N	1	1.33
(1,16)	1:A:566:LEU:CA	2:B:185:GLY:O	1	1.33
(1,16)	1:A:566:LEU:CA	2:B:187:TYR:C	1	1.33
(1,16)	1:A:566:LEU:CA	2:B:187:TYR:CA	1	1.33
(1,16)	1:A:566:LEU:CA	2:B:187:TYR:CB	1	1.33
(1,16)	1:A:566:LEU:CA	2:B:187:TYR:CD1	1	1.33
(1,16)	1:A:566:LEU:CA	2:B:187:TYR:CD2	1	1.33
(1,16)	1:A:566:LEU:CA	2:B:187:TYR:CE1	1	1.33
(1,16)	1:A:566:LEU:CA	2:B:187:TYR:CE2	1	1.33
(1,16)	1:A:566:LEU:CA	2:B:187:TYR:CG	1	1.33
(1,16)	1:A:566:LEU:CA	2:B:187:TYR:CZ	1	1.33
(1,16)	1:A:566:LEU:CA	2:B:187:TYR:H	1	1.33
(1,16)	1:A:566:LEU:CA	2:B:187:TYR:HA	1	1.33
(1,16)	1:A:566:LEU:CA	2:B:187:TYR:HB2	1	1.33
(1,16)	1:A:566:LEU:CA	2:B:187:TYR:HB3	1	1.33
(1,16)	1:A:566:LEU:CA	2:B:187:TYR:HD1	1	1.33
(1,16)	1:A:566:LEU:CA	2:B:187:TYR:HD2	1	1.33
(1,16)	1:A:566:LEU:CA	2:B:187:TYR:HE1	1	1.33
(1,16)	1:A:566:LEU:CA	2:B:187:TYR:HE2	1	1.33
(1,16)	1:A:566:LEU:CA	2:B:187:TYR:HH	1	1.33
(1,16)	1:A:566:LEU:CA	2:B:187:TYR:N	1	1.33
(1,16)	1:A:566:LEU:CA	2:B:187:TYR:O	1	1.33
(1,16)	1:A:566:LEU:CA	2:B:187:TYR:OH	1	1.33
(1,16)	1:A:566:LEU:CA	2:B:200:THR:C	1	1.33
(1,16)	1:A:566:LEU:CA	2:B:200:THR:CA	1	1.33

*Continued on next page...*



*Continued from previous page...*

Key	Atom-1	Atom-2	Model ID	Violation (Å)
(1,16)	1:A:566:LEU:CA	2:B:200:THR:CB	1	1.33
(1,16)	1:A:566:LEU:CA	2:B:200:THR:CG2	1	1.33
(1,16)	1:A:566:LEU:CA	2:B:200:THR:H	1	1.33
(1,16)	1:A:566:LEU:CA	2:B:200:THR:HA	1	1.33
(1,16)	1:A:566:LEU:CA	2:B:200:THR:HB	1	1.33
(1,16)	1:A:566:LEU:CA	2:B:200:THR:HG1	1	1.33
(1,16)	1:A:566:LEU:CA	2:B:200:THR:HG21	1	1.33
(1,16)	1:A:566:LEU:CA	2:B:200:THR:HG22	1	1.33
(1,16)	1:A:566:LEU:CA	2:B:200:THR:HG23	1	1.33
(1,16)	1:A:566:LEU:CA	2:B:200:THR:N	1	1.33
(1,16)	1:A:566:LEU:CA	2:B:200:THR:O	1	1.33
(1,16)	1:A:566:LEU:CA	2:B:200:THR:OG1	1	1.33
(1,16)	1:A:566:LEU:CA	2:B:211:LYS:C	1	1.33
(1,16)	1:A:566:LEU:CA	2:B:211:LYS:CA	1	1.33
(1,16)	1:A:566:LEU:CA	2:B:211:LYS:CB	1	1.33
(1,16)	1:A:566:LEU:CA	2:B:211:LYS:CD	1	1.33
(1,16)	1:A:566:LEU:CA	2:B:211:LYS:CE	1	1.33
(1,16)	1:A:566:LEU:CA	2:B:211:LYS:CG	1	1.33
(1,16)	1:A:566:LEU:CA	2:B:211:LYS:H	1	1.33
(1,16)	1:A:566:LEU:CA	2:B:211:LYS:HA	1	1.33
(1,16)	1:A:566:LEU:CA	2:B:211:LYS:HB2	1	1.33
(1,16)	1:A:566:LEU:CA	2:B:211:LYS:HB3	1	1.33
(1,16)	1:A:566:LEU:CA	2:B:211:LYS:HD2	1	1.33
(1,16)	1:A:566:LEU:CA	2:B:211:LYS:HD3	1	1.33
(1,16)	1:A:566:LEU:CA	2:B:211:LYS:HE2	1	1.33
(1,16)	1:A:566:LEU:CA	2:B:211:LYS:HE3	1	1.33
(1,16)	1:A:566:LEU:CA	2:B:211:LYS:HG2	1	1.33
(1,16)	1:A:566:LEU:CA	2:B:211:LYS:HG3	1	1.33
(1,16)	1:A:566:LEU:CA	2:B:211:LYS:HZ1	1	1.33
(1,16)	1:A:566:LEU:CA	2:B:211:LYS:HZ2	1	1.33
(1,16)	1:A:566:LEU:CA	2:B:211:LYS:HZ3	1	1.33
(1,16)	1:A:566:LEU:CA	2:B:211:LYS:N	1	1.33
(1,16)	1:A:566:LEU:CA	2:B:211:LYS:NZ	1	1.33
(1,16)	1:A:566:LEU:CA	2:B:211:LYS:O	1	1.33
(1,16)	1:A:566:LEU:CB	2:B:149:SER:C	1	1.33
(1,16)	1:A:566:LEU:CB	2:B:149:SER:CA	1	1.33
(1,16)	1:A:566:LEU:CB	2:B:149:SER:CB	1	1.33
(1,16)	1:A:566:LEU:CB	2:B:149:SER:H	1	1.33
(1,16)	1:A:566:LEU:CB	2:B:149:SER:HA	1	1.33
(1,16)	1:A:566:LEU:CB	2:B:149:SER:HB2	1	1.33
(1,16)	1:A:566:LEU:CB	2:B:149:SER:HB3	1	1.33
(1,16)	1:A:566:LEU:CB	2:B:149:SER:HG	1	1.33

*Continued on next page...*

*Continued from previous page...*

Key	Atom-1	Atom-2	Model ID	Violation (Å)
(1,16)	1:A:566:LEU:CB	2:B:149:SER:N	1	1.33
(1,16)	1:A:566:LEU:CB	2:B:149:SER:O	1	1.33
(1,16)	1:A:566:LEU:CB	2:B:149:SER:OG	1	1.33
(1,16)	1:A:566:LEU:CB	2:B:152:VAL:C	1	1.33
(1,16)	1:A:566:LEU:CB	2:B:152:VAL:CA	1	1.33
(1,16)	1:A:566:LEU:CB	2:B:152:VAL:CB	1	1.33
(1,16)	1:A:566:LEU:CB	2:B:152:VAL:CG1	1	1.33
(1,16)	1:A:566:LEU:CB	2:B:152:VAL:CG2	1	1.33
(1,16)	1:A:566:LEU:CB	2:B:152:VAL:H	1	1.33
(1,16)	1:A:566:LEU:CB	2:B:152:VAL:HA	1	1.33
(1,16)	1:A:566:LEU:CB	2:B:152:VAL:HB	1	1.33
(1,16)	1:A:566:LEU:CB	2:B:152:VAL:HG11	1	1.33
(1,16)	1:A:566:LEU:CB	2:B:152:VAL:HG12	1	1.33
(1,16)	1:A:566:LEU:CB	2:B:152:VAL:HG13	1	1.33
(1,16)	1:A:566:LEU:CB	2:B:152:VAL:HG21	1	1.33
(1,16)	1:A:566:LEU:CB	2:B:152:VAL:HG22	1	1.33
(1,16)	1:A:566:LEU:CB	2:B:152:VAL:HG23	1	1.33
(1,16)	1:A:566:LEU:CB	2:B:152:VAL:N	1	1.33
(1,16)	1:A:566:LEU:CB	2:B:152:VAL:O	1	1.33
(1,16)	1:A:566:LEU:CB	2:B:153:VAL:C	1	1.33
(1,16)	1:A:566:LEU:CB	2:B:153:VAL:CA	1	1.33
(1,16)	1:A:566:LEU:CB	2:B:153:VAL:CB	1	1.33
(1,16)	1:A:566:LEU:CB	2:B:153:VAL:CG1	1	1.33
(1,16)	1:A:566:LEU:CB	2:B:153:VAL:CG2	1	1.33
(1,16)	1:A:566:LEU:CB	2:B:153:VAL:H	1	1.33
(1,16)	1:A:566:LEU:CB	2:B:153:VAL:HA	1	1.33
(1,16)	1:A:566:LEU:CB	2:B:153:VAL:HB	1	1.33
(1,16)	1:A:566:LEU:CB	2:B:153:VAL:HG11	1	1.33
(1,16)	1:A:566:LEU:CB	2:B:153:VAL:HG12	1	1.33
(1,16)	1:A:566:LEU:CB	2:B:153:VAL:HG13	1	1.33
(1,16)	1:A:566:LEU:CB	2:B:153:VAL:HG21	1	1.33
(1,16)	1:A:566:LEU:CB	2:B:153:VAL:HG22	1	1.33
(1,16)	1:A:566:LEU:CB	2:B:153:VAL:HG23	1	1.33
(1,16)	1:A:566:LEU:CB	2:B:153:VAL:N	1	1.33
(1,16)	1:A:566:LEU:CB	2:B:153:VAL:O	1	1.33
(1,16)	1:A:566:LEU:CB	2:B:155:GLY:C	1	1.33
(1,16)	1:A:566:LEU:CB	2:B:155:GLY:CA	1	1.33
(1,16)	1:A:566:LEU:CB	2:B:155:GLY:H	1	1.33
(1,16)	1:A:566:LEU:CB	2:B:155:GLY:HA2	1	1.33
(1,16)	1:A:566:LEU:CB	2:B:155:GLY:HA3	1	1.33
(1,16)	1:A:566:LEU:CB	2:B:155:GLY:N	1	1.33
(1,16)	1:A:566:LEU:CB	2:B:155:GLY:O	1	1.33

*Continued on next page...*

*Continued from previous page...*

Key	Atom-1	Atom-2	Model ID	Violation (Å)
(1,16)	1:A:566:LEU:CB	2:B:156:PHE:C	1	1.33
(1,16)	1:A:566:LEU:CB	2:B:156:PHE:CA	1	1.33
(1,16)	1:A:566:LEU:CB	2:B:156:PHE:CB	1	1.33
(1,16)	1:A:566:LEU:CB	2:B:156:PHE:CD1	1	1.33
(1,16)	1:A:566:LEU:CB	2:B:156:PHE:CD2	1	1.33
(1,16)	1:A:566:LEU:CB	2:B:156:PHE:CE1	1	1.33
(1,16)	1:A:566:LEU:CB	2:B:156:PHE:CE2	1	1.33
(1,16)	1:A:566:LEU:CB	2:B:156:PHE:CG	1	1.33
(1,16)	1:A:566:LEU:CB	2:B:156:PHE:CZ	1	1.33
(1,16)	1:A:566:LEU:CB	2:B:156:PHE:H	1	1.33
(1,16)	1:A:566:LEU:CB	2:B:156:PHE:HA	1	1.33
(1,16)	1:A:566:LEU:CB	2:B:156:PHE:HB2	1	1.33
(1,16)	1:A:566:LEU:CB	2:B:156:PHE:HB3	1	1.33
(1,16)	1:A:566:LEU:CB	2:B:156:PHE:HD1	1	1.33
(1,16)	1:A:566:LEU:CB	2:B:156:PHE:HD2	1	1.33
(1,16)	1:A:566:LEU:CB	2:B:156:PHE:HE1	1	1.33
(1,16)	1:A:566:LEU:CB	2:B:156:PHE:HE2	1	1.33
(1,16)	1:A:566:LEU:CB	2:B:156:PHE:HZ	1	1.33
(1,16)	1:A:566:LEU:CB	2:B:156:PHE:N	1	1.33
(1,16)	1:A:566:LEU:CB	2:B:156:PHE:O	1	1.33
(1,16)	1:A:566:LEU:CB	2:B:157:CYS:C	1	1.33
(1,16)	1:A:566:LEU:CB	2:B:157:CYS:CA	1	1.33
(1,16)	1:A:566:LEU:CB	2:B:157:CYS:CB	1	1.33
(1,16)	1:A:566:LEU:CB	2:B:157:CYS:H	1	1.33
(1,16)	1:A:566:LEU:CB	2:B:157:CYS:HA	1	1.33
(1,16)	1:A:566:LEU:CB	2:B:157:CYS:HB2	1	1.33
(1,16)	1:A:566:LEU:CB	2:B:157:CYS:HB3	1	1.33
(1,16)	1:A:566:LEU:CB	2:B:157:CYS:N	1	1.33
(1,16)	1:A:566:LEU:CB	2:B:157:CYS:O	1	1.33
(1,16)	1:A:566:LEU:CB	2:B:157:CYS:SG	1	1.33
(1,16)	1:A:566:LEU:CB	2:B:158:THR:C	1	1.33
(1,16)	1:A:566:LEU:CB	2:B:158:THR:CA	1	1.33
(1,16)	1:A:566:LEU:CB	2:B:158:THR:CB	1	1.33
(1,16)	1:A:566:LEU:CB	2:B:158:THR:CG2	1	1.33
(1,16)	1:A:566:LEU:CB	2:B:158:THR:H	1	1.33
(1,16)	1:A:566:LEU:CB	2:B:158:THR:HA	1	1.33
(1,16)	1:A:566:LEU:CB	2:B:158:THR:HB	1	1.33
(1,16)	1:A:566:LEU:CB	2:B:158:THR:HG1	1	1.33
(1,16)	1:A:566:LEU:CB	2:B:158:THR:HG21	1	1.33
(1,16)	1:A:566:LEU:CB	2:B:158:THR:HG22	1	1.33
(1,16)	1:A:566:LEU:CB	2:B:158:THR:HG23	1	1.33
(1,16)	1:A:566:LEU:CB	2:B:158:THR:N	1	1.33

*Continued on next page...*

*Continued from previous page...*

Key	Atom-1	Atom-2	Model ID	Violation (Å)
(1,16)	1:A:566:LEU:CB	2:B:158:THR:O	1	1.33
(1,16)	1:A:566:LEU:CB	2:B:158:THR:OG1	1	1.33
(1,16)	1:A:566:LEU:CB	2:B:159:ILE:C	1	1.33
(1,16)	1:A:566:LEU:CB	2:B:159:ILE:CA	1	1.33
(1,16)	1:A:566:LEU:CB	2:B:159:ILE:CB	1	1.33
(1,16)	1:A:566:LEU:CB	2:B:159:ILE:CD1	1	1.33
(1,16)	1:A:566:LEU:CB	2:B:159:ILE:CG1	1	1.33
(1,16)	1:A:566:LEU:CB	2:B:159:ILE:CG2	1	1.33
(1,16)	1:A:566:LEU:CB	2:B:159:ILE:H	1	1.33
(1,16)	1:A:566:LEU:CB	2:B:159:ILE:HA	1	1.33
(1,16)	1:A:566:LEU:CB	2:B:159:ILE:HB	1	1.33
(1,16)	1:A:566:LEU:CB	2:B:159:ILE:HD11	1	1.33
(1,16)	1:A:566:LEU:CB	2:B:159:ILE:HD12	1	1.33
(1,16)	1:A:566:LEU:CB	2:B:159:ILE:HD13	1	1.33
(1,16)	1:A:566:LEU:CB	2:B:159:ILE:HG12	1	1.33
(1,16)	1:A:566:LEU:CB	2:B:159:ILE:HG13	1	1.33
(1,16)	1:A:566:LEU:CB	2:B:159:ILE:HG21	1	1.33
(1,16)	1:A:566:LEU:CB	2:B:159:ILE:HG22	1	1.33
(1,16)	1:A:566:LEU:CB	2:B:159:ILE:HG23	1	1.33
(1,16)	1:A:566:LEU:CB	2:B:159:ILE:N	1	1.33
(1,16)	1:A:566:LEU:CB	2:B:159:ILE:O	1	1.33
(1,16)	1:A:566:LEU:CB	2:B:161:ASN:C	1	1.33
(1,16)	1:A:566:LEU:CB	2:B:161:ASN:CA	1	1.33
(1,16)	1:A:566:LEU:CB	2:B:161:ASN:CB	1	1.33
(1,16)	1:A:566:LEU:CB	2:B:161:ASN:CG	1	1.33
(1,16)	1:A:566:LEU:CB	2:B:161:ASN:H	1	1.33
(1,16)	1:A:566:LEU:CB	2:B:161:ASN:HA	1	1.33
(1,16)	1:A:566:LEU:CB	2:B:161:ASN:HB2	1	1.33
(1,16)	1:A:566:LEU:CB	2:B:161:ASN:HB3	1	1.33
(1,16)	1:A:566:LEU:CB	2:B:161:ASN:HD21	1	1.33
(1,16)	1:A:566:LEU:CB	2:B:161:ASN:HD22	1	1.33
(1,16)	1:A:566:LEU:CB	2:B:161:ASN:N	1	1.33
(1,16)	1:A:566:LEU:CB	2:B:161:ASN:ND2	1	1.33
(1,16)	1:A:566:LEU:CB	2:B:161:ASN:O	1	1.33
(1,16)	1:A:566:LEU:CB	2:B:161:ASN:OD1	1	1.33
(1,16)	1:A:566:LEU:CB	2:B:162:LYS:C	1	1.33
(1,16)	1:A:566:LEU:CB	2:B:162:LYS:CA	1	1.33
(1,16)	1:A:566:LEU:CB	2:B:162:LYS:CB	1	1.33
(1,16)	1:A:566:LEU:CB	2:B:162:LYS:CD	1	1.33
(1,16)	1:A:566:LEU:CB	2:B:162:LYS:CE	1	1.33
(1,16)	1:A:566:LEU:CB	2:B:162:LYS:CG	1	1.33
(1,16)	1:A:566:LEU:CB	2:B:162:LYS:H	1	1.33

*Continued on next page...*

*Continued from previous page...*

Key	Atom-1	Atom-2	Model ID	Violation (Å)
(1,16)	1:A:566:LEU:CB	2:B:162:LYS:HA	1	1.33
(1,16)	1:A:566:LEU:CB	2:B:162:LYS:HB2	1	1.33
(1,16)	1:A:566:LEU:CB	2:B:162:LYS:HB3	1	1.33
(1,16)	1:A:566:LEU:CB	2:B:162:LYS:HD2	1	1.33
(1,16)	1:A:566:LEU:CB	2:B:162:LYS:HD3	1	1.33
(1,16)	1:A:566:LEU:CB	2:B:162:LYS:HE2	1	1.33
(1,16)	1:A:566:LEU:CB	2:B:162:LYS:HE3	1	1.33
(1,16)	1:A:566:LEU:CB	2:B:162:LYS:HG2	1	1.33
(1,16)	1:A:566:LEU:CB	2:B:162:LYS:HG3	1	1.33
(1,16)	1:A:566:LEU:CB	2:B:162:LYS:HZ1	1	1.33
(1,16)	1:A:566:LEU:CB	2:B:162:LYS:HZ2	1	1.33
(1,16)	1:A:566:LEU:CB	2:B:162:LYS:HZ3	1	1.33
(1,16)	1:A:566:LEU:CB	2:B:162:LYS:N	1	1.33
(1,16)	1:A:566:LEU:CB	2:B:162:LYS:NZ	1	1.33
(1,16)	1:A:566:LEU:CB	2:B:162:LYS:O	1	1.33
(1,16)	1:A:566:LEU:CB	2:B:167:SER:C	1	1.33
(1,16)	1:A:566:LEU:CB	2:B:167:SER:CA	1	1.33
(1,16)	1:A:566:LEU:CB	2:B:167:SER:CB	1	1.33
(1,16)	1:A:566:LEU:CB	2:B:167:SER:H	1	1.33
(1,16)	1:A:566:LEU:CB	2:B:167:SER:HA	1	1.33
(1,16)	1:A:566:LEU:CB	2:B:167:SER:HB2	1	1.33
(1,16)	1:A:566:LEU:CB	2:B:167:SER:HB3	1	1.33
(1,16)	1:A:566:LEU:CB	2:B:167:SER:HG	1	1.33
(1,16)	1:A:566:LEU:CB	2:B:167:SER:N	1	1.33
(1,16)	1:A:566:LEU:CB	2:B:167:SER:O	1	1.33
(1,16)	1:A:566:LEU:CB	2:B:167:SER:OG	1	1.33
(1,16)	1:A:566:LEU:CB	2:B:168:LEU:C	1	1.33
(1,16)	1:A:566:LEU:CB	2:B:168:LEU:CA	1	1.33
(1,16)	1:A:566:LEU:CB	2:B:168:LEU:CB	1	1.33
(1,16)	1:A:566:LEU:CB	2:B:168:LEU:CD1	1	1.33
(1,16)	1:A:566:LEU:CB	2:B:168:LEU:CD2	1	1.33
(1,16)	1:A:566:LEU:CB	2:B:168:LEU:CG	1	1.33
(1,16)	1:A:566:LEU:CB	2:B:168:LEU:H	1	1.33
(1,16)	1:A:566:LEU:CB	2:B:168:LEU:HA	1	1.33
(1,16)	1:A:566:LEU:CB	2:B:168:LEU:HB2	1	1.33
(1,16)	1:A:566:LEU:CB	2:B:168:LEU:HB3	1	1.33
(1,16)	1:A:566:LEU:CB	2:B:168:LEU:HD11	1	1.33
(1,16)	1:A:566:LEU:CB	2:B:168:LEU:HD12	1	1.33
(1,16)	1:A:566:LEU:CB	2:B:168:LEU:HD13	1	1.33
(1,16)	1:A:566:LEU:CB	2:B:168:LEU:HD21	1	1.33
(1,16)	1:A:566:LEU:CB	2:B:168:LEU:HD22	1	1.33
(1,16)	1:A:566:LEU:CB	2:B:168:LEU:HD23	1	1.33

*Continued on next page...*

*Continued from previous page...*

Key	Atom-1	Atom-2	Model ID	Violation (Å)
(1,16)	1:A:566:LEU:CB	2:B:168:LEU:HG	1	1.33
(1,16)	1:A:566:LEU:CB	2:B:168:LEU:N	1	1.33
(1,16)	1:A:566:LEU:CB	2:B:168:LEU:O	1	1.33
(1,16)	1:A:566:LEU:CB	2:B:170:MET:C	1	1.33
(1,16)	1:A:566:LEU:CB	2:B:170:MET:CA	1	1.33
(1,16)	1:A:566:LEU:CB	2:B:170:MET:CB	1	1.33
(1,16)	1:A:566:LEU:CB	2:B:170:MET:CE	1	1.33
(1,16)	1:A:566:LEU:CB	2:B:170:MET:CG	1	1.33
(1,16)	1:A:566:LEU:CB	2:B:170:MET:H	1	1.33
(1,16)	1:A:566:LEU:CB	2:B:170:MET:HA	1	1.33
(1,16)	1:A:566:LEU:CB	2:B:170:MET:HB2	1	1.33
(1,16)	1:A:566:LEU:CB	2:B:170:MET:HB3	1	1.33
(1,16)	1:A:566:LEU:CB	2:B:170:MET:HE1	1	1.33
(1,16)	1:A:566:LEU:CB	2:B:170:MET:HE2	1	1.33
(1,16)	1:A:566:LEU:CB	2:B:170:MET:HE3	1	1.33
(1,16)	1:A:566:LEU:CB	2:B:170:MET:HG2	1	1.33
(1,16)	1:A:566:LEU:CB	2:B:170:MET:HG3	1	1.33
(1,16)	1:A:566:LEU:CB	2:B:170:MET:N	1	1.33
(1,16)	1:A:566:LEU:CB	2:B:170:MET:O	1	1.33
(1,16)	1:A:566:LEU:CB	2:B:170:MET:SD	1	1.33
(1,16)	1:A:566:LEU:CB	2:B:172:LYS:C	1	1.33
(1,16)	1:A:566:LEU:CB	2:B:172:LYS:CA	1	1.33
(1,16)	1:A:566:LEU:CB	2:B:172:LYS:CB	1	1.33
(1,16)	1:A:566:LEU:CB	2:B:172:LYS:CD	1	1.33
(1,16)	1:A:566:LEU:CB	2:B:172:LYS:CE	1	1.33
(1,16)	1:A:566:LEU:CB	2:B:172:LYS:CG	1	1.33
(1,16)	1:A:566:LEU:CB	2:B:172:LYS:H	1	1.33
(1,16)	1:A:566:LEU:CB	2:B:172:LYS:HA	1	1.33
(1,16)	1:A:566:LEU:CB	2:B:172:LYS:HB2	1	1.33
(1,16)	1:A:566:LEU:CB	2:B:172:LYS:HB3	1	1.33
(1,16)	1:A:566:LEU:CB	2:B:172:LYS:HD2	1	1.33
(1,16)	1:A:566:LEU:CB	2:B:172:LYS:HD3	1	1.33
(1,16)	1:A:566:LEU:CB	2:B:172:LYS:HE2	1	1.33
(1,16)	1:A:566:LEU:CB	2:B:172:LYS:HE3	1	1.33
(1,16)	1:A:566:LEU:CB	2:B:172:LYS:HG2	1	1.33
(1,16)	1:A:566:LEU:CB	2:B:172:LYS:HG3	1	1.33
(1,16)	1:A:566:LEU:CB	2:B:172:LYS:HZ1	1	1.33
(1,16)	1:A:566:LEU:CB	2:B:172:LYS:HZ2	1	1.33
(1,16)	1:A:566:LEU:CB	2:B:172:LYS:HZ3	1	1.33
(1,16)	1:A:566:LEU:CB	2:B:172:LYS:N	1	1.33
(1,16)	1:A:566:LEU:CB	2:B:172:LYS:NZ	1	1.33
(1,16)	1:A:566:LEU:CB	2:B:172:LYS:O	1	1.33

*Continued on next page...*

*Continued from previous page...*

Key	Atom-1	Atom-2	Model ID	Violation (Å)
(1,16)	1:A:566:LEU:CB	2:B:182:VAL:C	1	1.33
(1,16)	1:A:566:LEU:CB	2:B:182:VAL:CA	1	1.33
(1,16)	1:A:566:LEU:CB	2:B:182:VAL:CB	1	1.33
(1,16)	1:A:566:LEU:CB	2:B:182:VAL:CG1	1	1.33
(1,16)	1:A:566:LEU:CB	2:B:182:VAL:CG2	1	1.33
(1,16)	1:A:566:LEU:CB	2:B:182:VAL:H	1	1.33
(1,16)	1:A:566:LEU:CB	2:B:182:VAL:HA	1	1.33
(1,16)	1:A:566:LEU:CB	2:B:182:VAL:HB	1	1.33
(1,16)	1:A:566:LEU:CB	2:B:182:VAL:HG11	1	1.33
(1,16)	1:A:566:LEU:CB	2:B:182:VAL:HG12	1	1.33
(1,16)	1:A:566:LEU:CB	2:B:182:VAL:HG13	1	1.33
(1,16)	1:A:566:LEU:CB	2:B:182:VAL:HG21	1	1.33
(1,16)	1:A:566:LEU:CB	2:B:182:VAL:HG22	1	1.33
(1,16)	1:A:566:LEU:CB	2:B:182:VAL:HG23	1	1.33
(1,16)	1:A:566:LEU:CB	2:B:182:VAL:N	1	1.33
(1,16)	1:A:566:LEU:CB	2:B:182:VAL:O	1	1.33
(1,16)	1:A:566:LEU:CB	2:B:183:LYS:C	1	1.33
(1,16)	1:A:566:LEU:CB	2:B:183:LYS:CA	1	1.33
(1,16)	1:A:566:LEU:CB	2:B:183:LYS:CB	1	1.33
(1,16)	1:A:566:LEU:CB	2:B:183:LYS:CD	1	1.33
(1,16)	1:A:566:LEU:CB	2:B:183:LYS:CE	1	1.33
(1,16)	1:A:566:LEU:CB	2:B:183:LYS:CG	1	1.33
(1,16)	1:A:566:LEU:CB	2:B:183:LYS:H	1	1.33
(1,16)	1:A:566:LEU:CB	2:B:183:LYS:HA	1	1.33
(1,16)	1:A:566:LEU:CB	2:B:183:LYS:HB2	1	1.33
(1,16)	1:A:566:LEU:CB	2:B:183:LYS:HB3	1	1.33
(1,16)	1:A:566:LEU:CB	2:B:183:LYS:HD2	1	1.33
(1,16)	1:A:566:LEU:CB	2:B:183:LYS:HD3	1	1.33
(1,16)	1:A:566:LEU:CB	2:B:183:LYS:HE2	1	1.33
(1,16)	1:A:566:LEU:CB	2:B:183:LYS:HE3	1	1.33
(1,16)	1:A:566:LEU:CB	2:B:183:LYS:HG2	1	1.33
(1,16)	1:A:566:LEU:CB	2:B:183:LYS:HG3	1	1.33
(1,16)	1:A:566:LEU:CB	2:B:183:LYS:HZ1	1	1.33
(1,16)	1:A:566:LEU:CB	2:B:183:LYS:HZ2	1	1.33
(1,16)	1:A:566:LEU:CB	2:B:183:LYS:HZ3	1	1.33
(1,16)	1:A:566:LEU:CB	2:B:183:LYS:N	1	1.33
(1,16)	1:A:566:LEU:CB	2:B:183:LYS:NZ	1	1.33
(1,16)	1:A:566:LEU:CB	2:B:183:LYS:O	1	1.33
(1,16)	1:A:566:LEU:CB	2:B:185:GLY:C	1	1.33
(1,16)	1:A:566:LEU:CB	2:B:185:GLY:CA	1	1.33
(1,16)	1:A:566:LEU:CB	2:B:185:GLY:H	1	1.33
(1,16)	1:A:566:LEU:CB	2:B:185:GLY:HA2	1	1.33

*Continued on next page...*

*Continued from previous page...*

Key	Atom-1	Atom-2	Model ID	Violation (Å)
(1,16)	1:A:566:LEU:CB	2:B:185:GLY:HA3	1	1.33
(1,16)	1:A:566:LEU:CB	2:B:185:GLY:N	1	1.33
(1,16)	1:A:566:LEU:CB	2:B:185:GLY:O	1	1.33
(1,16)	1:A:566:LEU:CB	2:B:187:TYR:C	1	1.33
(1,16)	1:A:566:LEU:CB	2:B:187:TYR:CA	1	1.33
(1,16)	1:A:566:LEU:CB	2:B:187:TYR:CB	1	1.33
(1,16)	1:A:566:LEU:CB	2:B:187:TYR:CD1	1	1.33
(1,16)	1:A:566:LEU:CB	2:B:187:TYR:CD2	1	1.33
(1,16)	1:A:566:LEU:CB	2:B:187:TYR:CE1	1	1.33
(1,16)	1:A:566:LEU:CB	2:B:187:TYR:CE2	1	1.33
(1,16)	1:A:566:LEU:CB	2:B:187:TYR:CG	1	1.33
(1,16)	1:A:566:LEU:CB	2:B:187:TYR:CZ	1	1.33
(1,16)	1:A:566:LEU:CB	2:B:187:TYR:H	1	1.33
(1,16)	1:A:566:LEU:CB	2:B:187:TYR:HA	1	1.33
(1,16)	1:A:566:LEU:CB	2:B:187:TYR:HB2	1	1.33
(1,16)	1:A:566:LEU:CB	2:B:187:TYR:HB3	1	1.33
(1,16)	1:A:566:LEU:CB	2:B:187:TYR:HD1	1	1.33
(1,16)	1:A:566:LEU:CB	2:B:187:TYR:HD2	1	1.33
(1,16)	1:A:566:LEU:CB	2:B:187:TYR:HE1	1	1.33
(1,16)	1:A:566:LEU:CB	2:B:187:TYR:HE2	1	1.33
(1,16)	1:A:566:LEU:CB	2:B:187:TYR:HH	1	1.33
(1,16)	1:A:566:LEU:CB	2:B:187:TYR:N	1	1.33
(1,16)	1:A:566:LEU:CB	2:B:187:TYR:O	1	1.33
(1,16)	1:A:566:LEU:CB	2:B:187:TYR:OH	1	1.33
(1,16)	1:A:566:LEU:CB	2:B:200:THR:C	1	1.33
(1,16)	1:A:566:LEU:CB	2:B:200:THR:CA	1	1.33
(1,16)	1:A:566:LEU:CB	2:B:200:THR:CB	1	1.33
(1,16)	1:A:566:LEU:CB	2:B:200:THR:CG2	1	1.33
(1,16)	1:A:566:LEU:CB	2:B:200:THR:H	1	1.33
(1,16)	1:A:566:LEU:CB	2:B:200:THR:HA	1	1.33
(1,16)	1:A:566:LEU:CB	2:B:200:THR:HB	1	1.33
(1,16)	1:A:566:LEU:CB	2:B:200:THR:HG1	1	1.33
(1,16)	1:A:566:LEU:CB	2:B:200:THR:HG21	1	1.33
(1,16)	1:A:566:LEU:CB	2:B:200:THR:HG22	1	1.33
(1,16)	1:A:566:LEU:CB	2:B:200:THR:HG23	1	1.33
(1,16)	1:A:566:LEU:CB	2:B:200:THR:N	1	1.33
(1,16)	1:A:566:LEU:CB	2:B:200:THR:O	1	1.33
(1,16)	1:A:566:LEU:CB	2:B:200:THR:OG1	1	1.33
(1,16)	1:A:566:LEU:CB	2:B:211:LYS:C	1	1.33
(1,16)	1:A:566:LEU:CB	2:B:211:LYS:CA	1	1.33
(1,16)	1:A:566:LEU:CB	2:B:211:LYS:CB	1	1.33
(1,16)	1:A:566:LEU:CB	2:B:211:LYS:CD	1	1.33

*Continued on next page...*



*Continued from previous page...*

Key	Atom-1	Atom-2	Model ID	Violation (Å)
(1,16)	1:A:566:LEU:CB	2:B:211:LYS:CE	1	1.33
(1,16)	1:A:566:LEU:CB	2:B:211:LYS:CG	1	1.33
(1,16)	1:A:566:LEU:CB	2:B:211:LYS:H	1	1.33
(1,16)	1:A:566:LEU:CB	2:B:211:LYS:HA	1	1.33
(1,16)	1:A:566:LEU:CB	2:B:211:LYS:HB2	1	1.33
(1,16)	1:A:566:LEU:CB	2:B:211:LYS:HB3	1	1.33
(1,16)	1:A:566:LEU:CB	2:B:211:LYS:HD2	1	1.33
(1,16)	1:A:566:LEU:CB	2:B:211:LYS:HD3	1	1.33
(1,16)	1:A:566:LEU:CB	2:B:211:LYS:HE2	1	1.33
(1,16)	1:A:566:LEU:CB	2:B:211:LYS:HE3	1	1.33
(1,16)	1:A:566:LEU:CB	2:B:211:LYS:HG2	1	1.33
(1,16)	1:A:566:LEU:CB	2:B:211:LYS:HG3	1	1.33
(1,16)	1:A:566:LEU:CB	2:B:211:LYS:HZ1	1	1.33
(1,16)	1:A:566:LEU:CB	2:B:211:LYS:HZ2	1	1.33
(1,16)	1:A:566:LEU:CB	2:B:211:LYS:HZ3	1	1.33
(1,16)	1:A:566:LEU:CB	2:B:211:LYS:N	1	1.33
(1,16)	1:A:566:LEU:CB	2:B:211:LYS:NZ	1	1.33
(1,16)	1:A:566:LEU:CB	2:B:211:LYS:O	1	1.33
(1,16)	1:A:566:LEU:CD1	2:B:149:SER:C	1	1.33
(1,16)	1:A:566:LEU:CD1	2:B:149:SER:CA	1	1.33
(1,16)	1:A:566:LEU:CD1	2:B:149:SER:CB	1	1.33
(1,16)	1:A:566:LEU:CD1	2:B:149:SER:H	1	1.33
(1,16)	1:A:566:LEU:CD1	2:B:149:SER:HA	1	1.33
(1,16)	1:A:566:LEU:CD1	2:B:149:SER:HB2	1	1.33
(1,16)	1:A:566:LEU:CD1	2:B:149:SER:HB3	1	1.33
(1,16)	1:A:566:LEU:CD1	2:B:149:SER:HG	1	1.33
(1,16)	1:A:566:LEU:CD1	2:B:149:SER:N	1	1.33
(1,16)	1:A:566:LEU:CD1	2:B:149:SER:O	1	1.33
(1,16)	1:A:566:LEU:CD1	2:B:149:SER:OG	1	1.33
(1,16)	1:A:566:LEU:CD1	2:B:152:VAL:C	1	1.33
(1,16)	1:A:566:LEU:CD1	2:B:152:VAL:CA	1	1.33
(1,16)	1:A:566:LEU:CD1	2:B:152:VAL:CB	1	1.33
(1,16)	1:A:566:LEU:CD1	2:B:152:VAL:CG1	1	1.33
(1,16)	1:A:566:LEU:CD1	2:B:152:VAL:CG2	1	1.33
(1,16)	1:A:566:LEU:CD1	2:B:152:VAL:H	1	1.33
(1,16)	1:A:566:LEU:CD1	2:B:152:VAL:HA	1	1.33
(1,16)	1:A:566:LEU:CD1	2:B:152:VAL:HB	1	1.33
(1,16)	1:A:566:LEU:CD1	2:B:152:VAL:HG11	1	1.33
(1,16)	1:A:566:LEU:CD1	2:B:152:VAL:HG12	1	1.33
(1,16)	1:A:566:LEU:CD1	2:B:152:VAL:HG13	1	1.33
(1,16)	1:A:566:LEU:CD1	2:B:152:VAL:HG21	1	1.33
(1,16)	1:A:566:LEU:CD1	2:B:152:VAL:HG22	1	1.33

*Continued on next page...*

*Continued from previous page...*

Key	Atom-1	Atom-2	Model ID	Violation (Å)
(1,16)	1:A:566:LEU:CD1	2:B:152:VAL:HG23	1	1.33
(1,16)	1:A:566:LEU:CD1	2:B:152:VAL:N	1	1.33
(1,16)	1:A:566:LEU:CD1	2:B:152:VAL:O	1	1.33
(1,16)	1:A:566:LEU:CD1	2:B:153:VAL:C	1	1.33
(1,16)	1:A:566:LEU:CD1	2:B:153:VAL:CA	1	1.33
(1,16)	1:A:566:LEU:CD1	2:B:153:VAL:CB	1	1.33
(1,16)	1:A:566:LEU:CD1	2:B:153:VAL:CG1	1	1.33
(1,16)	1:A:566:LEU:CD1	2:B:153:VAL:CG2	1	1.33
(1,16)	1:A:566:LEU:CD1	2:B:153:VAL:H	1	1.33
(1,16)	1:A:566:LEU:CD1	2:B:153:VAL:HA	1	1.33
(1,16)	1:A:566:LEU:CD1	2:B:153:VAL:HB	1	1.33
(1,16)	1:A:566:LEU:CD1	2:B:153:VAL:HG11	1	1.33
(1,16)	1:A:566:LEU:CD1	2:B:153:VAL:HG12	1	1.33
(1,16)	1:A:566:LEU:CD1	2:B:153:VAL:HG13	1	1.33
(1,16)	1:A:566:LEU:CD1	2:B:153:VAL:HG21	1	1.33
(1,16)	1:A:566:LEU:CD1	2:B:153:VAL:HG22	1	1.33
(1,16)	1:A:566:LEU:CD1	2:B:153:VAL:HG23	1	1.33
(1,16)	1:A:566:LEU:CD1	2:B:153:VAL:N	1	1.33
(1,16)	1:A:566:LEU:CD1	2:B:153:VAL:O	1	1.33
(1,16)	1:A:566:LEU:CD1	2:B:155:GLY:C	1	1.33
(1,16)	1:A:566:LEU:CD1	2:B:155:GLY:CA	1	1.33
(1,16)	1:A:566:LEU:CD1	2:B:155:GLY:H	1	1.33
(1,16)	1:A:566:LEU:CD1	2:B:155:GLY:HA2	1	1.33
(1,16)	1:A:566:LEU:CD1	2:B:155:GLY:HA3	1	1.33
(1,16)	1:A:566:LEU:CD1	2:B:155:GLY:N	1	1.33
(1,16)	1:A:566:LEU:CD1	2:B:155:GLY:O	1	1.33
(1,16)	1:A:566:LEU:CD1	2:B:156:PHE:C	1	1.33
(1,16)	1:A:566:LEU:CD1	2:B:156:PHE:CA	1	1.33
(1,16)	1:A:566:LEU:CD1	2:B:156:PHE:CB	1	1.33
(1,16)	1:A:566:LEU:CD1	2:B:156:PHE:CD1	1	1.33
(1,16)	1:A:566:LEU:CD1	2:B:156:PHE:CD2	1	1.33
(1,16)	1:A:566:LEU:CD1	2:B:156:PHE:CE1	1	1.33
(1,16)	1:A:566:LEU:CD1	2:B:156:PHE:CE2	1	1.33
(1,16)	1:A:566:LEU:CD1	2:B:156:PHE:CG	1	1.33
(1,16)	1:A:566:LEU:CD1	2:B:156:PHE:CZ	1	1.33
(1,16)	1:A:566:LEU:CD1	2:B:156:PHE:H	1	1.33
(1,16)	1:A:566:LEU:CD1	2:B:156:PHE:HA	1	1.33
(1,16)	1:A:566:LEU:CD1	2:B:156:PHE:HB2	1	1.33
(1,16)	1:A:566:LEU:CD1	2:B:156:PHE:HB3	1	1.33
(1,16)	1:A:566:LEU:CD1	2:B:156:PHE:HD1	1	1.33
(1,16)	1:A:566:LEU:CD1	2:B:156:PHE:HD2	1	1.33
(1,16)	1:A:566:LEU:CD1	2:B:156:PHE:HE1	1	1.33

*Continued on next page...*

*Continued from previous page...*

Key	Atom-1	Atom-2	Model ID	Violation (Å)
(1,16)	1:A:566:LEU:CD1	2:B:156:PHE:HE2	1	1.33
(1,16)	1:A:566:LEU:CD1	2:B:156:PHE:HZ	1	1.33
(1,16)	1:A:566:LEU:CD1	2:B:156:PHE:N	1	1.33
(1,16)	1:A:566:LEU:CD1	2:B:156:PHE:O	1	1.33
(1,16)	1:A:566:LEU:CD1	2:B:157:CYS:C	1	1.33
(1,16)	1:A:566:LEU:CD1	2:B:157:CYS:CA	1	1.33
(1,16)	1:A:566:LEU:CD1	2:B:157:CYS:CB	1	1.33
(1,16)	1:A:566:LEU:CD1	2:B:157:CYS:H	1	1.33
(1,16)	1:A:566:LEU:CD1	2:B:157:CYS:HA	1	1.33
(1,16)	1:A:566:LEU:CD1	2:B:157:CYS:HB2	1	1.33
(1,16)	1:A:566:LEU:CD1	2:B:157:CYS:HB3	1	1.33
(1,16)	1:A:566:LEU:CD1	2:B:157:CYS:N	1	1.33
(1,16)	1:A:566:LEU:CD1	2:B:157:CYS:O	1	1.33
(1,16)	1:A:566:LEU:CD1	2:B:157:CYS:SG	1	1.33
(1,16)	1:A:566:LEU:CD1	2:B:158:THR:C	1	1.33
(1,16)	1:A:566:LEU:CD1	2:B:158:THR:CA	1	1.33
(1,16)	1:A:566:LEU:CD1	2:B:158:THR:CB	1	1.33
(1,16)	1:A:566:LEU:CD1	2:B:158:THR:CG2	1	1.33
(1,16)	1:A:566:LEU:CD1	2:B:158:THR:H	1	1.33
(1,16)	1:A:566:LEU:CD1	2:B:158:THR:HA	1	1.33
(1,16)	1:A:566:LEU:CD1	2:B:158:THR:HB	1	1.33
(1,16)	1:A:566:LEU:CD1	2:B:158:THR:HG1	1	1.33
(1,16)	1:A:566:LEU:CD1	2:B:158:THR:HG21	1	1.33
(1,16)	1:A:566:LEU:CD1	2:B:158:THR:HG22	1	1.33
(1,16)	1:A:566:LEU:CD1	2:B:158:THR:HG23	1	1.33
(1,16)	1:A:566:LEU:CD1	2:B:158:THR:N	1	1.33
(1,16)	1:A:566:LEU:CD1	2:B:158:THR:O	1	1.33
(1,16)	1:A:566:LEU:CD1	2:B:158:THR:OG1	1	1.33
(1,16)	1:A:566:LEU:CD1	2:B:159:ILE:C	1	1.33
(1,16)	1:A:566:LEU:CD1	2:B:159:ILE:CA	1	1.33
(1,16)	1:A:566:LEU:CD1	2:B:159:ILE:CB	1	1.33
(1,16)	1:A:566:LEU:CD1	2:B:159:ILE:CD1	1	1.33
(1,16)	1:A:566:LEU:CD1	2:B:159:ILE:CG1	1	1.33
(1,16)	1:A:566:LEU:CD1	2:B:159:ILE:CG2	1	1.33
(1,16)	1:A:566:LEU:CD1	2:B:159:ILE:H	1	1.33
(1,16)	1:A:566:LEU:CD1	2:B:159:ILE:HA	1	1.33
(1,16)	1:A:566:LEU:CD1	2:B:159:ILE:HB	1	1.33
(1,16)	1:A:566:LEU:CD1	2:B:159:ILE:HD11	1	1.33
(1,16)	1:A:566:LEU:CD1	2:B:159:ILE:HD12	1	1.33
(1,16)	1:A:566:LEU:CD1	2:B:159:ILE:HD13	1	1.33
(1,16)	1:A:566:LEU:CD1	2:B:159:ILE:HG12	1	1.33
(1,16)	1:A:566:LEU:CD1	2:B:159:ILE:HG13	1	1.33

*Continued on next page...*

*Continued from previous page...*

Key	Atom-1	Atom-2	Model ID	Violation (Å)
(1,16)	1:A:566:LEU:CD1	2:B:159:ILE:HG21	1	1.33
(1,16)	1:A:566:LEU:CD1	2:B:159:ILE:HG22	1	1.33
(1,16)	1:A:566:LEU:CD1	2:B:159:ILE:HG23	1	1.33
(1,16)	1:A:566:LEU:CD1	2:B:159:ILE:N	1	1.33
(1,16)	1:A:566:LEU:CD1	2:B:159:ILE:O	1	1.33
(1,16)	1:A:566:LEU:CD1	2:B:161:ASN:C	1	1.33
(1,16)	1:A:566:LEU:CD1	2:B:161:ASN:CA	1	1.33
(1,16)	1:A:566:LEU:CD1	2:B:161:ASN:CB	1	1.33
(1,16)	1:A:566:LEU:CD1	2:B:161:ASN:CG	1	1.33
(1,16)	1:A:566:LEU:CD1	2:B:161:ASN:H	1	1.33
(1,16)	1:A:566:LEU:CD1	2:B:161:ASN:HA	1	1.33
(1,16)	1:A:566:LEU:CD1	2:B:161:ASN:HB2	1	1.33
(1,16)	1:A:566:LEU:CD1	2:B:161:ASN:HB3	1	1.33
(1,16)	1:A:566:LEU:CD1	2:B:161:ASN:HD21	1	1.33
(1,16)	1:A:566:LEU:CD1	2:B:161:ASN:HD22	1	1.33
(1,16)	1:A:566:LEU:CD1	2:B:161:ASN:N	1	1.33
(1,16)	1:A:566:LEU:CD1	2:B:161:ASN:ND2	1	1.33
(1,16)	1:A:566:LEU:CD1	2:B:161:ASN:O	1	1.33
(1,16)	1:A:566:LEU:CD1	2:B:161:ASN:OD1	1	1.33
(1,16)	1:A:566:LEU:CD1	2:B:162:LYS:C	1	1.33
(1,16)	1:A:566:LEU:CD1	2:B:162:LYS:CA	1	1.33
(1,16)	1:A:566:LEU:CD1	2:B:162:LYS:CB	1	1.33
(1,16)	1:A:566:LEU:CD1	2:B:162:LYS:CD	1	1.33
(1,16)	1:A:566:LEU:CD1	2:B:162:LYS:CE	1	1.33
(1,16)	1:A:566:LEU:CD1	2:B:162:LYS:CG	1	1.33
(1,16)	1:A:566:LEU:CD1	2:B:162:LYS:H	1	1.33
(1,16)	1:A:566:LEU:CD1	2:B:162:LYS:HA	1	1.33
(1,16)	1:A:566:LEU:CD1	2:B:162:LYS:HB2	1	1.33
(1,16)	1:A:566:LEU:CD1	2:B:162:LYS:HB3	1	1.33
(1,16)	1:A:566:LEU:CD1	2:B:162:LYS:HD2	1	1.33
(1,16)	1:A:566:LEU:CD1	2:B:162:LYS:HD3	1	1.33
(1,16)	1:A:566:LEU:CD1	2:B:162:LYS:HE2	1	1.33
(1,16)	1:A:566:LEU:CD1	2:B:162:LYS:HE3	1	1.33
(1,16)	1:A:566:LEU:CD1	2:B:162:LYS:HG2	1	1.33
(1,16)	1:A:566:LEU:CD1	2:B:162:LYS:HG3	1	1.33
(1,16)	1:A:566:LEU:CD1	2:B:162:LYS:HZ1	1	1.33
(1,16)	1:A:566:LEU:CD1	2:B:162:LYS:HZ2	1	1.33
(1,16)	1:A:566:LEU:CD1	2:B:162:LYS:HZ3	1	1.33
(1,16)	1:A:566:LEU:CD1	2:B:162:LYS:N	1	1.33
(1,16)	1:A:566:LEU:CD1	2:B:162:LYS:NZ	1	1.33
(1,16)	1:A:566:LEU:CD1	2:B:162:LYS:O	1	1.33
(1,16)	1:A:566:LEU:CD1	2:B:167:SER:C	1	1.33

*Continued on next page...*

*Continued from previous page...*

Key	Atom-1	Atom-2	Model ID	Violation (Å)
(1,16)	1:A:566:LEU:CD1	2:B:167:SER:CA	1	1.33
(1,16)	1:A:566:LEU:CD1	2:B:167:SER:CB	1	1.33
(1,16)	1:A:566:LEU:CD1	2:B:167:SER:H	1	1.33
(1,16)	1:A:566:LEU:CD1	2:B:167:SER:HA	1	1.33
(1,16)	1:A:566:LEU:CD1	2:B:167:SER:HB2	1	1.33
(1,16)	1:A:566:LEU:CD1	2:B:167:SER:HB3	1	1.33
(1,16)	1:A:566:LEU:CD1	2:B:167:SER:HG	1	1.33
(1,16)	1:A:566:LEU:CD1	2:B:167:SER:N	1	1.33
(1,16)	1:A:566:LEU:CD1	2:B:167:SER:O	1	1.33
(1,16)	1:A:566:LEU:CD1	2:B:167:SER:OG	1	1.33
(1,16)	1:A:566:LEU:CD1	2:B:168:LEU:C	1	1.33
(1,16)	1:A:566:LEU:CD1	2:B:168:LEU:CA	1	1.33
(1,16)	1:A:566:LEU:CD1	2:B:168:LEU:CB	1	1.33
(1,16)	1:A:566:LEU:CD1	2:B:168:LEU:CD1	1	1.33
(1,16)	1:A:566:LEU:CD1	2:B:168:LEU:CD2	1	1.33
(1,16)	1:A:566:LEU:CD1	2:B:168:LEU:CG	1	1.33
(1,16)	1:A:566:LEU:CD1	2:B:168:LEU:H	1	1.33
(1,16)	1:A:566:LEU:CD1	2:B:168:LEU:HA	1	1.33
(1,16)	1:A:566:LEU:CD1	2:B:168:LEU:HB2	1	1.33
(1,16)	1:A:566:LEU:CD1	2:B:168:LEU:HB3	1	1.33
(1,16)	1:A:566:LEU:CD1	2:B:168:LEU:HD11	1	1.33
(1,16)	1:A:566:LEU:CD1	2:B:168:LEU:HD12	1	1.33
(1,16)	1:A:566:LEU:CD1	2:B:168:LEU:HD13	1	1.33
(1,16)	1:A:566:LEU:CD1	2:B:168:LEU:HD21	1	1.33
(1,16)	1:A:566:LEU:CD1	2:B:168:LEU:HD22	1	1.33
(1,16)	1:A:566:LEU:CD1	2:B:168:LEU:HD23	1	1.33
(1,16)	1:A:566:LEU:CD1	2:B:168:LEU:HG	1	1.33
(1,16)	1:A:566:LEU:CD1	2:B:168:LEU:N	1	1.33
(1,16)	1:A:566:LEU:CD1	2:B:168:LEU:O	1	1.33
(1,16)	1:A:566:LEU:CD1	2:B:170:MET:C	1	1.33
(1,16)	1:A:566:LEU:CD1	2:B:170:MET:CA	1	1.33
(1,16)	1:A:566:LEU:CD1	2:B:170:MET:CB	1	1.33
(1,16)	1:A:566:LEU:CD1	2:B:170:MET:CE	1	1.33
(1,16)	1:A:566:LEU:CD1	2:B:170:MET:CG	1	1.33
(1,16)	1:A:566:LEU:CD1	2:B:170:MET:H	1	1.33
(1,16)	1:A:566:LEU:CD1	2:B:170:MET:HA	1	1.33
(1,16)	1:A:566:LEU:CD1	2:B:170:MET:HB2	1	1.33
(1,16)	1:A:566:LEU:CD1	2:B:170:MET:HB3	1	1.33
(1,16)	1:A:566:LEU:CD1	2:B:170:MET:HE1	1	1.33
(1,16)	1:A:566:LEU:CD1	2:B:170:MET:HE2	1	1.33
(1,16)	1:A:566:LEU:CD1	2:B:170:MET:HE3	1	1.33
(1,16)	1:A:566:LEU:CD1	2:B:170:MET:HG2	1	1.33

*Continued on next page...*

*Continued from previous page...*

Key	Atom-1	Atom-2	Model ID	Violation (Å)
(1,16)	1:A:566:LEU:CD1	2:B:170:MET:HG3	1	1.33
(1,16)	1:A:566:LEU:CD1	2:B:170:MET:N	1	1.33
(1,16)	1:A:566:LEU:CD1	2:B:170:MET:O	1	1.33
(1,16)	1:A:566:LEU:CD1	2:B:170:MET:SD	1	1.33
(1,16)	1:A:566:LEU:CD1	2:B:172:LYS:C	1	1.33
(1,16)	1:A:566:LEU:CD1	2:B:172:LYS:CA	1	1.33
(1,16)	1:A:566:LEU:CD1	2:B:172:LYS:CB	1	1.33
(1,16)	1:A:566:LEU:CD1	2:B:172:LYS:CD	1	1.33
(1,16)	1:A:566:LEU:CD1	2:B:172:LYS:CE	1	1.33
(1,16)	1:A:566:LEU:CD1	2:B:172:LYS:CG	1	1.33
(1,16)	1:A:566:LEU:CD1	2:B:172:LYS:H	1	1.33
(1,16)	1:A:566:LEU:CD1	2:B:172:LYS:HA	1	1.33
(1,16)	1:A:566:LEU:CD1	2:B:172:LYS:HB2	1	1.33
(1,16)	1:A:566:LEU:CD1	2:B:172:LYS:HB3	1	1.33
(1,16)	1:A:566:LEU:CD1	2:B:172:LYS:HD2	1	1.33
(1,16)	1:A:566:LEU:CD1	2:B:172:LYS:HD3	1	1.33
(1,16)	1:A:566:LEU:CD1	2:B:172:LYS:HE2	1	1.33
(1,16)	1:A:566:LEU:CD1	2:B:172:LYS:HE3	1	1.33
(1,16)	1:A:566:LEU:CD1	2:B:172:LYS:HG2	1	1.33
(1,16)	1:A:566:LEU:CD1	2:B:172:LYS:HG3	1	1.33
(1,16)	1:A:566:LEU:CD1	2:B:172:LYS:HZ1	1	1.33
(1,16)	1:A:566:LEU:CD1	2:B:172:LYS:HZ2	1	1.33
(1,16)	1:A:566:LEU:CD1	2:B:172:LYS:HZ3	1	1.33
(1,16)	1:A:566:LEU:CD1	2:B:172:LYS:N	1	1.33
(1,16)	1:A:566:LEU:CD1	2:B:172:LYS:NZ	1	1.33
(1,16)	1:A:566:LEU:CD1	2:B:172:LYS:O	1	1.33
(1,16)	1:A:566:LEU:CD1	2:B:182:VAL:C	1	1.33
(1,16)	1:A:566:LEU:CD1	2:B:182:VAL:CA	1	1.33
(1,16)	1:A:566:LEU:CD1	2:B:182:VAL:CB	1	1.33
(1,16)	1:A:566:LEU:CD1	2:B:182:VAL:CG1	1	1.33
(1,16)	1:A:566:LEU:CD1	2:B:182:VAL:CG2	1	1.33
(1,16)	1:A:566:LEU:CD1	2:B:182:VAL:H	1	1.33
(1,16)	1:A:566:LEU:CD1	2:B:182:VAL:HA	1	1.33
(1,16)	1:A:566:LEU:CD1	2:B:182:VAL:HB	1	1.33
(1,16)	1:A:566:LEU:CD1	2:B:182:VAL:HG11	1	1.33
(1,16)	1:A:566:LEU:CD1	2:B:182:VAL:HG12	1	1.33
(1,16)	1:A:566:LEU:CD1	2:B:182:VAL:HG13	1	1.33
(1,16)	1:A:566:LEU:CD1	2:B:182:VAL:HG21	1	1.33
(1,16)	1:A:566:LEU:CD1	2:B:182:VAL:HG22	1	1.33
(1,16)	1:A:566:LEU:CD1	2:B:182:VAL:HG23	1	1.33
(1,16)	1:A:566:LEU:CD1	2:B:182:VAL:N	1	1.33
(1,16)	1:A:566:LEU:CD1	2:B:182:VAL:O	1	1.33

*Continued on next page...*

*Continued from previous page...*

Key	Atom-1	Atom-2	Model ID	Violation (Å)
(1,16)	1:A:566:LEU:CD1	2:B:183:LYS:C	1	1.33
(1,16)	1:A:566:LEU:CD1	2:B:183:LYS:CA	1	1.33
(1,16)	1:A:566:LEU:CD1	2:B:183:LYS:CB	1	1.33
(1,16)	1:A:566:LEU:CD1	2:B:183:LYS:CD	1	1.33
(1,16)	1:A:566:LEU:CD1	2:B:183:LYS:CE	1	1.33
(1,16)	1:A:566:LEU:CD1	2:B:183:LYS:CG	1	1.33
(1,16)	1:A:566:LEU:CD1	2:B:183:LYS:H	1	1.33
(1,16)	1:A:566:LEU:CD1	2:B:183:LYS:HA	1	1.33
(1,16)	1:A:566:LEU:CD1	2:B:183:LYS:HB2	1	1.33
(1,16)	1:A:566:LEU:CD1	2:B:183:LYS:HB3	1	1.33
(1,16)	1:A:566:LEU:CD1	2:B:183:LYS:HD2	1	1.33
(1,16)	1:A:566:LEU:CD1	2:B:183:LYS:HD3	1	1.33
(1,16)	1:A:566:LEU:CD1	2:B:183:LYS:HE2	1	1.33
(1,16)	1:A:566:LEU:CD1	2:B:183:LYS:HE3	1	1.33
(1,16)	1:A:566:LEU:CD1	2:B:183:LYS:HG2	1	1.33
(1,16)	1:A:566:LEU:CD1	2:B:183:LYS:HG3	1	1.33
(1,16)	1:A:566:LEU:CD1	2:B:183:LYS:HZ1	1	1.33
(1,16)	1:A:566:LEU:CD1	2:B:183:LYS:HZ2	1	1.33
(1,16)	1:A:566:LEU:CD1	2:B:183:LYS:HZ3	1	1.33
(1,16)	1:A:566:LEU:CD1	2:B:183:LYS:N	1	1.33
(1,16)	1:A:566:LEU:CD1	2:B:183:LYS:NZ	1	1.33
(1,16)	1:A:566:LEU:CD1	2:B:183:LYS:O	1	1.33
(1,16)	1:A:566:LEU:CD1	2:B:185:GLY:C	1	1.33
(1,16)	1:A:566:LEU:CD1	2:B:185:GLY:CA	1	1.33
(1,16)	1:A:566:LEU:CD1	2:B:185:GLY:H	1	1.33
(1,16)	1:A:566:LEU:CD1	2:B:185:GLY:HA2	1	1.33
(1,16)	1:A:566:LEU:CD1	2:B:185:GLY:HA3	1	1.33
(1,16)	1:A:566:LEU:CD1	2:B:185:GLY:N	1	1.33
(1,16)	1:A:566:LEU:CD1	2:B:185:GLY:O	1	1.33
(1,16)	1:A:566:LEU:CD1	2:B:187:TYR:C	1	1.33
(1,16)	1:A:566:LEU:CD1	2:B:187:TYR:CA	1	1.33
(1,16)	1:A:566:LEU:CD1	2:B:187:TYR:CB	1	1.33
(1,16)	1:A:566:LEU:CD1	2:B:187:TYR:CD1	1	1.33
(1,16)	1:A:566:LEU:CD1	2:B:187:TYR:CD2	1	1.33
(1,16)	1:A:566:LEU:CD1	2:B:187:TYR:CE1	1	1.33
(1,16)	1:A:566:LEU:CD1	2:B:187:TYR:CE2	1	1.33
(1,16)	1:A:566:LEU:CD1	2:B:187:TYR:CG	1	1.33
(1,16)	1:A:566:LEU:CD1	2:B:187:TYR:CZ	1	1.33
(1,16)	1:A:566:LEU:CD1	2:B:187:TYR:H	1	1.33
(1,16)	1:A:566:LEU:CD1	2:B:187:TYR:HA	1	1.33
(1,16)	1:A:566:LEU:CD1	2:B:187:TYR:HB2	1	1.33
(1,16)	1:A:566:LEU:CD1	2:B:187:TYR:HB3	1	1.33

*Continued on next page...*

*Continued from previous page...*

Key	Atom-1	Atom-2	Model ID	Violation (Å)
(1,16)	1:A:566:LEU:CD1	2:B:187:TYR:HD1	1	1.33
(1,16)	1:A:566:LEU:CD1	2:B:187:TYR:HD2	1	1.33
(1,16)	1:A:566:LEU:CD1	2:B:187:TYR:HE1	1	1.33
(1,16)	1:A:566:LEU:CD1	2:B:187:TYR:HE2	1	1.33
(1,16)	1:A:566:LEU:CD1	2:B:187:TYR:HH	1	1.33
(1,16)	1:A:566:LEU:CD1	2:B:187:TYR:N	1	1.33
(1,16)	1:A:566:LEU:CD1	2:B:187:TYR:O	1	1.33
(1,16)	1:A:566:LEU:CD1	2:B:187:TYR:OH	1	1.33
(1,16)	1:A:566:LEU:CD1	2:B:200:THR:C	1	1.33
(1,16)	1:A:566:LEU:CD1	2:B:200:THR:CA	1	1.33
(1,16)	1:A:566:LEU:CD1	2:B:200:THR:CB	1	1.33
(1,16)	1:A:566:LEU:CD1	2:B:200:THR:CG2	1	1.33
(1,16)	1:A:566:LEU:CD1	2:B:200:THR:H	1	1.33
(1,16)	1:A:566:LEU:CD1	2:B:200:THR:HA	1	1.33
(1,16)	1:A:566:LEU:CD1	2:B:200:THR:HB	1	1.33
(1,16)	1:A:566:LEU:CD1	2:B:200:THR:HG1	1	1.33
(1,16)	1:A:566:LEU:CD1	2:B:200:THR:HG21	1	1.33
(1,16)	1:A:566:LEU:CD1	2:B:200:THR:HG22	1	1.33
(1,16)	1:A:566:LEU:CD1	2:B:200:THR:HG23	1	1.33
(1,16)	1:A:566:LEU:CD1	2:B:200:THR:N	1	1.33
(1,16)	1:A:566:LEU:CD1	2:B:200:THR:O	1	1.33
(1,16)	1:A:566:LEU:CD1	2:B:200:THR:OG1	1	1.33
(1,16)	1:A:566:LEU:CD1	2:B:211:LYS:C	1	1.33
(1,16)	1:A:566:LEU:CD1	2:B:211:LYS:CA	1	1.33
(1,16)	1:A:566:LEU:CD1	2:B:211:LYS:CB	1	1.33
(1,16)	1:A:566:LEU:CD1	2:B:211:LYS:CD	1	1.33
(1,16)	1:A:566:LEU:CD1	2:B:211:LYS:CE	1	1.33
(1,16)	1:A:566:LEU:CD1	2:B:211:LYS:CG	1	1.33
(1,16)	1:A:566:LEU:CD1	2:B:211:LYS:H	1	1.33
(1,16)	1:A:566:LEU:CD1	2:B:211:LYS:HA	1	1.33
(1,16)	1:A:566:LEU:CD1	2:B:211:LYS:HB2	1	1.33
(1,16)	1:A:566:LEU:CD1	2:B:211:LYS:HB3	1	1.33
(1,16)	1:A:566:LEU:CD1	2:B:211:LYS:HD2	1	1.33
(1,16)	1:A:566:LEU:CD1	2:B:211:LYS:HD3	1	1.33
(1,16)	1:A:566:LEU:CD1	2:B:211:LYS:HE2	1	1.33
(1,16)	1:A:566:LEU:CD1	2:B:211:LYS:HE3	1	1.33
(1,16)	1:A:566:LEU:CD1	2:B:211:LYS:HG2	1	1.33
(1,16)	1:A:566:LEU:CD1	2:B:211:LYS:HG3	1	1.33
(1,16)	1:A:566:LEU:CD1	2:B:211:LYS:HZ1	1	1.33
(1,16)	1:A:566:LEU:CD1	2:B:211:LYS:HZ2	1	1.33
(1,16)	1:A:566:LEU:CD1	2:B:211:LYS:HZ3	1	1.33
(1,16)	1:A:566:LEU:CD1	2:B:211:LYS:N	1	1.33

*Continued on next page...*



*Continued from previous page...*

Key	Atom-1	Atom-2	Model ID	Violation (Å)
(1,16)	1:A:566:LEU:CD1	2:B:211:LYS:NZ	1	1.33
(1,16)	1:A:566:LEU:CD1	2:B:211:LYS:O	1	1.33
(1,16)	1:A:566:LEU:CD2	2:B:149:SER:C	1	1.33
(1,16)	1:A:566:LEU:CD2	2:B:149:SER:CA	1	1.33
(1,16)	1:A:566:LEU:CD2	2:B:149:SER:CB	1	1.33
(1,16)	1:A:566:LEU:CD2	2:B:149:SER:H	1	1.33
(1,16)	1:A:566:LEU:CD2	2:B:149:SER:HA	1	1.33
(1,16)	1:A:566:LEU:CD2	2:B:149:SER:HB2	1	1.33
(1,16)	1:A:566:LEU:CD2	2:B:149:SER:HB3	1	1.33
(1,16)	1:A:566:LEU:CD2	2:B:149:SER:HG	1	1.33
(1,16)	1:A:566:LEU:CD2	2:B:149:SER:N	1	1.33
(1,16)	1:A:566:LEU:CD2	2:B:149:SER:O	1	1.33
(1,16)	1:A:566:LEU:CD2	2:B:149:SER:OG	1	1.33
(1,16)	1:A:566:LEU:CD2	2:B:152:VAL:C	1	1.33
(1,16)	1:A:566:LEU:CD2	2:B:152:VAL:CA	1	1.33
(1,16)	1:A:566:LEU:CD2	2:B:152:VAL:CB	1	1.33
(1,16)	1:A:566:LEU:CD2	2:B:152:VAL:CG1	1	1.33
(1,16)	1:A:566:LEU:CD2	2:B:152:VAL:CG2	1	1.33
(1,16)	1:A:566:LEU:CD2	2:B:152:VAL:H	1	1.33
(1,16)	1:A:566:LEU:CD2	2:B:152:VAL:HA	1	1.33
(1,16)	1:A:566:LEU:CD2	2:B:152:VAL:HB	1	1.33
(1,16)	1:A:566:LEU:CD2	2:B:152:VAL:HG11	1	1.33
(1,16)	1:A:566:LEU:CD2	2:B:152:VAL:HG12	1	1.33
(1,16)	1:A:566:LEU:CD2	2:B:152:VAL:HG13	1	1.33
(1,16)	1:A:566:LEU:CD2	2:B:152:VAL:HG21	1	1.33
(1,16)	1:A:566:LEU:CD2	2:B:152:VAL:HG22	1	1.33
(1,16)	1:A:566:LEU:CD2	2:B:152:VAL:HG23	1	1.33
(1,16)	1:A:566:LEU:CD2	2:B:152:VAL:N	1	1.33
(1,16)	1:A:566:LEU:CD2	2:B:152:VAL:O	1	1.33
(1,16)	1:A:566:LEU:CD2	2:B:153:VAL:C	1	1.33
(1,16)	1:A:566:LEU:CD2	2:B:153:VAL:CA	1	1.33
(1,16)	1:A:566:LEU:CD2	2:B:153:VAL:CB	1	1.33
(1,16)	1:A:566:LEU:CD2	2:B:153:VAL:CG1	1	1.33
(1,16)	1:A:566:LEU:CD2	2:B:153:VAL:CG2	1	1.33
(1,16)	1:A:566:LEU:CD2	2:B:153:VAL:H	1	1.33
(1,16)	1:A:566:LEU:CD2	2:B:153:VAL:HA	1	1.33
(1,16)	1:A:566:LEU:CD2	2:B:153:VAL:HB	1	1.33
(1,16)	1:A:566:LEU:CD2	2:B:153:VAL:HG11	1	1.33
(1,16)	1:A:566:LEU:CD2	2:B:153:VAL:HG12	1	1.33
(1,16)	1:A:566:LEU:CD2	2:B:153:VAL:HG13	1	1.33
(1,16)	1:A:566:LEU:CD2	2:B:153:VAL:HG21	1	1.33
(1,16)	1:A:566:LEU:CD2	2:B:153:VAL:HG22	1	1.33

*Continued on next page...*

*Continued from previous page...*

Key	Atom-1	Atom-2	Model ID	Violation (Å)
(1,16)	1:A:566:LEU:CD2	2:B:153:VAL:HG23	1	1.33
(1,16)	1:A:566:LEU:CD2	2:B:153:VAL:N	1	1.33
(1,16)	1:A:566:LEU:CD2	2:B:153:VAL:O	1	1.33
(1,16)	1:A:566:LEU:CD2	2:B:155:GLY:C	1	1.33
(1,16)	1:A:566:LEU:CD2	2:B:155:GLY:CA	1	1.33
(1,16)	1:A:566:LEU:CD2	2:B:155:GLY:H	1	1.33
(1,16)	1:A:566:LEU:CD2	2:B:155:GLY:HA2	1	1.33
(1,16)	1:A:566:LEU:CD2	2:B:155:GLY:HA3	1	1.33
(1,16)	1:A:566:LEU:CD2	2:B:155:GLY:N	1	1.33
(1,16)	1:A:566:LEU:CD2	2:B:155:GLY:O	1	1.33
(1,16)	1:A:566:LEU:CD2	2:B:156:PHE:C	1	1.33
(1,16)	1:A:566:LEU:CD2	2:B:156:PHE:CA	1	1.33
(1,16)	1:A:566:LEU:CD2	2:B:156:PHE:CB	1	1.33
(1,16)	1:A:566:LEU:CD2	2:B:156:PHE:CD1	1	1.33
(1,16)	1:A:566:LEU:CD2	2:B:156:PHE:CD2	1	1.33
(1,16)	1:A:566:LEU:CD2	2:B:156:PHE:CE1	1	1.33
(1,16)	1:A:566:LEU:CD2	2:B:156:PHE:CE2	1	1.33
(1,16)	1:A:566:LEU:CD2	2:B:156:PHE:CG	1	1.33
(1,16)	1:A:566:LEU:CD2	2:B:156:PHE:CZ	1	1.33
(1,16)	1:A:566:LEU:CD2	2:B:156:PHE:H	1	1.33
(1,16)	1:A:566:LEU:CD2	2:B:156:PHE:HA	1	1.33
(1,16)	1:A:566:LEU:CD2	2:B:156:PHE:HB2	1	1.33
(1,16)	1:A:566:LEU:CD2	2:B:156:PHE:HB3	1	1.33
(1,16)	1:A:566:LEU:CD2	2:B:156:PHE:HD1	1	1.33
(1,16)	1:A:566:LEU:CD2	2:B:156:PHE:HD2	1	1.33
(1,16)	1:A:566:LEU:CD2	2:B:156:PHE:HE1	1	1.33
(1,16)	1:A:566:LEU:CD2	2:B:156:PHE:HE2	1	1.33
(1,16)	1:A:566:LEU:CD2	2:B:156:PHE:HZ	1	1.33
(1,16)	1:A:566:LEU:CD2	2:B:156:PHE:N	1	1.33
(1,16)	1:A:566:LEU:CD2	2:B:156:PHE:O	1	1.33
(1,16)	1:A:566:LEU:CD2	2:B:157:CYS:C	1	1.33
(1,16)	1:A:566:LEU:CD2	2:B:157:CYS:CA	1	1.33
(1,16)	1:A:566:LEU:CD2	2:B:157:CYS:CB	1	1.33
(1,16)	1:A:566:LEU:CD2	2:B:157:CYS:H	1	1.33
(1,16)	1:A:566:LEU:CD2	2:B:157:CYS:HA	1	1.33
(1,16)	1:A:566:LEU:CD2	2:B:157:CYS:HB2	1	1.33
(1,16)	1:A:566:LEU:CD2	2:B:157:CYS:HB3	1	1.33
(1,16)	1:A:566:LEU:CD2	2:B:157:CYS:N	1	1.33
(1,16)	1:A:566:LEU:CD2	2:B:157:CYS:O	1	1.33
(1,16)	1:A:566:LEU:CD2	2:B:157:CYS:SG	1	1.33
(1,16)	1:A:566:LEU:CD2	2:B:158:THR:C	1	1.33
(1,16)	1:A:566:LEU:CD2	2:B:158:THR:CA	1	1.33

*Continued on next page...*

*Continued from previous page...*

Key	Atom-1	Atom-2	Model ID	Violation (Å)
(1,16)	1:A:566:LEU:CD2	2:B:158:THR:CB	1	1.33
(1,16)	1:A:566:LEU:CD2	2:B:158:THR:CG2	1	1.33
(1,16)	1:A:566:LEU:CD2	2:B:158:THR:H	1	1.33
(1,16)	1:A:566:LEU:CD2	2:B:158:THR:HA	1	1.33
(1,16)	1:A:566:LEU:CD2	2:B:158:THR:HB	1	1.33
(1,16)	1:A:566:LEU:CD2	2:B:158:THR:HG1	1	1.33
(1,16)	1:A:566:LEU:CD2	2:B:158:THR:HG21	1	1.33
(1,16)	1:A:566:LEU:CD2	2:B:158:THR:HG22	1	1.33
(1,16)	1:A:566:LEU:CD2	2:B:158:THR:HG23	1	1.33
(1,16)	1:A:566:LEU:CD2	2:B:158:THR:N	1	1.33
(1,16)	1:A:566:LEU:CD2	2:B:158:THR:O	1	1.33
(1,16)	1:A:566:LEU:CD2	2:B:158:THR:OG1	1	1.33
(1,16)	1:A:566:LEU:CD2	2:B:159:ILE:C	1	1.33
(1,16)	1:A:566:LEU:CD2	2:B:159:ILE:CA	1	1.33
(1,16)	1:A:566:LEU:CD2	2:B:159:ILE:CB	1	1.33
(1,16)	1:A:566:LEU:CD2	2:B:159:ILE:CD1	1	1.33
(1,16)	1:A:566:LEU:CD2	2:B:159:ILE:CG1	1	1.33
(1,16)	1:A:566:LEU:CD2	2:B:159:ILE:CG2	1	1.33
(1,16)	1:A:566:LEU:CD2	2:B:159:ILE:H	1	1.33
(1,16)	1:A:566:LEU:CD2	2:B:159:ILE:HA	1	1.33
(1,16)	1:A:566:LEU:CD2	2:B:159:ILE:HB	1	1.33
(1,16)	1:A:566:LEU:CD2	2:B:159:ILE:HD11	1	1.33
(1,16)	1:A:566:LEU:CD2	2:B:159:ILE:HD12	1	1.33
(1,16)	1:A:566:LEU:CD2	2:B:159:ILE:HD13	1	1.33
(1,16)	1:A:566:LEU:CD2	2:B:159:ILE:HG12	1	1.33
(1,16)	1:A:566:LEU:CD2	2:B:159:ILE:HG13	1	1.33
(1,16)	1:A:566:LEU:CD2	2:B:159:ILE:HG21	1	1.33
(1,16)	1:A:566:LEU:CD2	2:B:159:ILE:HG22	1	1.33
(1,16)	1:A:566:LEU:CD2	2:B:159:ILE:HG23	1	1.33
(1,16)	1:A:566:LEU:CD2	2:B:159:ILE:N	1	1.33
(1,16)	1:A:566:LEU:CD2	2:B:159:ILE:O	1	1.33
(1,16)	1:A:566:LEU:CD2	2:B:161:ASN:C	1	1.33
(1,16)	1:A:566:LEU:CD2	2:B:161:ASN:CA	1	1.33
(1,16)	1:A:566:LEU:CD2	2:B:161:ASN:CB	1	1.33
(1,16)	1:A:566:LEU:CD2	2:B:161:ASN:CG	1	1.33
(1,16)	1:A:566:LEU:CD2	2:B:161:ASN:H	1	1.33
(1,16)	1:A:566:LEU:CD2	2:B:161:ASN:HA	1	1.33
(1,16)	1:A:566:LEU:CD2	2:B:161:ASN:HB2	1	1.33
(1,16)	1:A:566:LEU:CD2	2:B:161:ASN:HB3	1	1.33
(1,16)	1:A:566:LEU:CD2	2:B:161:ASN:HD21	1	1.33
(1,16)	1:A:566:LEU:CD2	2:B:161:ASN:HD22	1	1.33
(1,16)	1:A:566:LEU:CD2	2:B:161:ASN:N	1	1.33

*Continued on next page...*

*Continued from previous page...*

Key	Atom-1	Atom-2	Model ID	Violation (Å)
(1,16)	1:A:566:LEU:CD2	2:B:161:ASN:ND2	1	1.33
(1,16)	1:A:566:LEU:CD2	2:B:161:ASN:O	1	1.33
(1,16)	1:A:566:LEU:CD2	2:B:161:ASN:OD1	1	1.33
(1,16)	1:A:566:LEU:CD2	2:B:162:LYS:C	1	1.33
(1,16)	1:A:566:LEU:CD2	2:B:162:LYS:CA	1	1.33
(1,16)	1:A:566:LEU:CD2	2:B:162:LYS:CB	1	1.33
(1,16)	1:A:566:LEU:CD2	2:B:162:LYS:CD	1	1.33
(1,16)	1:A:566:LEU:CD2	2:B:162:LYS:CE	1	1.33
(1,16)	1:A:566:LEU:CD2	2:B:162:LYS:CG	1	1.33
(1,16)	1:A:566:LEU:CD2	2:B:162:LYS:H	1	1.33
(1,16)	1:A:566:LEU:CD2	2:B:162:LYS:HA	1	1.33
(1,16)	1:A:566:LEU:CD2	2:B:162:LYS:HB2	1	1.33
(1,16)	1:A:566:LEU:CD2	2:B:162:LYS:HB3	1	1.33
(1,16)	1:A:566:LEU:CD2	2:B:162:LYS:HD2	1	1.33
(1,16)	1:A:566:LEU:CD2	2:B:162:LYS:HD3	1	1.33
(1,16)	1:A:566:LEU:CD2	2:B:162:LYS:HE2	1	1.33
(1,16)	1:A:566:LEU:CD2	2:B:162:LYS:HE3	1	1.33
(1,16)	1:A:566:LEU:CD2	2:B:162:LYS:HG2	1	1.33
(1,16)	1:A:566:LEU:CD2	2:B:162:LYS:HG3	1	1.33
(1,16)	1:A:566:LEU:CD2	2:B:162:LYS:HZ1	1	1.33
(1,16)	1:A:566:LEU:CD2	2:B:162:LYS:HZ2	1	1.33
(1,16)	1:A:566:LEU:CD2	2:B:162:LYS:HZ3	1	1.33
(1,16)	1:A:566:LEU:CD2	2:B:162:LYS:N	1	1.33
(1,16)	1:A:566:LEU:CD2	2:B:162:LYS:NZ	1	1.33
(1,16)	1:A:566:LEU:CD2	2:B:162:LYS:O	1	1.33
(1,16)	1:A:566:LEU:CD2	2:B:167:SER:C	1	1.33
(1,16)	1:A:566:LEU:CD2	2:B:167:SER:CA	1	1.33
(1,16)	1:A:566:LEU:CD2	2:B:167:SER:CB	1	1.33
(1,16)	1:A:566:LEU:CD2	2:B:167:SER:H	1	1.33
(1,16)	1:A:566:LEU:CD2	2:B:167:SER:HA	1	1.33
(1,16)	1:A:566:LEU:CD2	2:B:167:SER:HB2	1	1.33
(1,16)	1:A:566:LEU:CD2	2:B:167:SER:HB3	1	1.33
(1,16)	1:A:566:LEU:CD2	2:B:167:SER:HG	1	1.33
(1,16)	1:A:566:LEU:CD2	2:B:167:SER:N	1	1.33
(1,16)	1:A:566:LEU:CD2	2:B:167:SER:O	1	1.33
(1,16)	1:A:566:LEU:CD2	2:B:167:SER:OG	1	1.33
(1,16)	1:A:566:LEU:CD2	2:B:168:LEU:C	1	1.33
(1,16)	1:A:566:LEU:CD2	2:B:168:LEU:CA	1	1.33
(1,16)	1:A:566:LEU:CD2	2:B:168:LEU:CB	1	1.33
(1,16)	1:A:566:LEU:CD2	2:B:168:LEU:CD1	1	1.33
(1,16)	1:A:566:LEU:CD2	2:B:168:LEU:CD2	1	1.33
(1,16)	1:A:566:LEU:CD2	2:B:168:LEU:CG	1	1.33

*Continued on next page...*

*Continued from previous page...*

Key	Atom-1	Atom-2	Model ID	Violation (Å)
(1,16)	1:A:566:LEU:CD2	2:B:168:LEU:H	1	1.33
(1,16)	1:A:566:LEU:CD2	2:B:168:LEU:HA	1	1.33
(1,16)	1:A:566:LEU:CD2	2:B:168:LEU:HB2	1	1.33
(1,16)	1:A:566:LEU:CD2	2:B:168:LEU:HB3	1	1.33
(1,16)	1:A:566:LEU:CD2	2:B:168:LEU:HD11	1	1.33
(1,16)	1:A:566:LEU:CD2	2:B:168:LEU:HD12	1	1.33
(1,16)	1:A:566:LEU:CD2	2:B:168:LEU:HD13	1	1.33
(1,16)	1:A:566:LEU:CD2	2:B:168:LEU:HD21	1	1.33
(1,16)	1:A:566:LEU:CD2	2:B:168:LEU:HD22	1	1.33
(1,16)	1:A:566:LEU:CD2	2:B:168:LEU:HD23	1	1.33
(1,16)	1:A:566:LEU:CD2	2:B:168:LEU:HG	1	1.33
(1,16)	1:A:566:LEU:CD2	2:B:168:LEU:N	1	1.33
(1,16)	1:A:566:LEU:CD2	2:B:168:LEU:O	1	1.33
(1,16)	1:A:566:LEU:CD2	2:B:170:MET:C	1	1.33
(1,16)	1:A:566:LEU:CD2	2:B:170:MET:CA	1	1.33
(1,16)	1:A:566:LEU:CD2	2:B:170:MET:CB	1	1.33
(1,16)	1:A:566:LEU:CD2	2:B:170:MET:CE	1	1.33
(1,16)	1:A:566:LEU:CD2	2:B:170:MET:CG	1	1.33
(1,16)	1:A:566:LEU:CD2	2:B:170:MET:H	1	1.33
(1,16)	1:A:566:LEU:CD2	2:B:170:MET:HA	1	1.33
(1,16)	1:A:566:LEU:CD2	2:B:170:MET:HB2	1	1.33
(1,16)	1:A:566:LEU:CD2	2:B:170:MET:HB3	1	1.33
(1,16)	1:A:566:LEU:CD2	2:B:170:MET:HE1	1	1.33
(1,16)	1:A:566:LEU:CD2	2:B:170:MET:HE2	1	1.33
(1,16)	1:A:566:LEU:CD2	2:B:170:MET:HE3	1	1.33
(1,16)	1:A:566:LEU:CD2	2:B:170:MET:HG2	1	1.33
(1,16)	1:A:566:LEU:CD2	2:B:170:MET:HG3	1	1.33
(1,16)	1:A:566:LEU:CD2	2:B:170:MET:N	1	1.33
(1,16)	1:A:566:LEU:CD2	2:B:170:MET:O	1	1.33
(1,16)	1:A:566:LEU:CD2	2:B:170:MET:SD	1	1.33
(1,16)	1:A:566:LEU:CD2	2:B:172:LYS:C	1	1.33
(1,16)	1:A:566:LEU:CD2	2:B:172:LYS:CA	1	1.33
(1,16)	1:A:566:LEU:CD2	2:B:172:LYS:CB	1	1.33
(1,16)	1:A:566:LEU:CD2	2:B:172:LYS:CD	1	1.33
(1,16)	1:A:566:LEU:CD2	2:B:172:LYS:CE	1	1.33
(1,16)	1:A:566:LEU:CD2	2:B:172:LYS:CG	1	1.33
(1,16)	1:A:566:LEU:CD2	2:B:172:LYS:H	1	1.33
(1,16)	1:A:566:LEU:CD2	2:B:172:LYS:HA	1	1.33
(1,16)	1:A:566:LEU:CD2	2:B:172:LYS:HB2	1	1.33
(1,16)	1:A:566:LEU:CD2	2:B:172:LYS:HB3	1	1.33
(1,16)	1:A:566:LEU:CD2	2:B:172:LYS:HD2	1	1.33
(1,16)	1:A:566:LEU:CD2	2:B:172:LYS:HD3	1	1.33

*Continued on next page...*

*Continued from previous page...*

Key	Atom-1	Atom-2	Model ID	Violation (Å)
(1,16)	1:A:566:LEU:CD2	2:B:172:LYS:HE2	1	1.33
(1,16)	1:A:566:LEU:CD2	2:B:172:LYS:HE3	1	1.33
(1,16)	1:A:566:LEU:CD2	2:B:172:LYS:HG2	1	1.33
(1,16)	1:A:566:LEU:CD2	2:B:172:LYS:HG3	1	1.33
(1,16)	1:A:566:LEU:CD2	2:B:172:LYS:HZ1	1	1.33
(1,16)	1:A:566:LEU:CD2	2:B:172:LYS:HZ2	1	1.33
(1,16)	1:A:566:LEU:CD2	2:B:172:LYS:HZ3	1	1.33
(1,16)	1:A:566:LEU:CD2	2:B:172:LYS:N	1	1.33
(1,16)	1:A:566:LEU:CD2	2:B:172:LYS:NZ	1	1.33
(1,16)	1:A:566:LEU:CD2	2:B:172:LYS:O	1	1.33
(1,16)	1:A:566:LEU:CD2	2:B:182:VAL:C	1	1.33
(1,16)	1:A:566:LEU:CD2	2:B:182:VAL:CA	1	1.33
(1,16)	1:A:566:LEU:CD2	2:B:182:VAL:CB	1	1.33
(1,16)	1:A:566:LEU:CD2	2:B:182:VAL:CG1	1	1.33
(1,16)	1:A:566:LEU:CD2	2:B:182:VAL:CG2	1	1.33
(1,16)	1:A:566:LEU:CD2	2:B:182:VAL:H	1	1.33
(1,16)	1:A:566:LEU:CD2	2:B:182:VAL:HA	1	1.33
(1,16)	1:A:566:LEU:CD2	2:B:182:VAL:HB	1	1.33
(1,16)	1:A:566:LEU:CD2	2:B:182:VAL:HG11	1	1.33
(1,16)	1:A:566:LEU:CD2	2:B:182:VAL:HG12	1	1.33
(1,16)	1:A:566:LEU:CD2	2:B:182:VAL:HG13	1	1.33
(1,16)	1:A:566:LEU:CD2	2:B:182:VAL:HG21	1	1.33
(1,16)	1:A:566:LEU:CD2	2:B:182:VAL:HG22	1	1.33
(1,16)	1:A:566:LEU:CD2	2:B:182:VAL:HG23	1	1.33
(1,16)	1:A:566:LEU:CD2	2:B:182:VAL:N	1	1.33
(1,16)	1:A:566:LEU:CD2	2:B:182:VAL:O	1	1.33
(1,16)	1:A:566:LEU:CD2	2:B:183:LYS:C	1	1.33
(1,16)	1:A:566:LEU:CD2	2:B:183:LYS:CA	1	1.33
(1,16)	1:A:566:LEU:CD2	2:B:183:LYS:CB	1	1.33
(1,16)	1:A:566:LEU:CD2	2:B:183:LYS:CD	1	1.33
(1,16)	1:A:566:LEU:CD2	2:B:183:LYS:CE	1	1.33
(1,16)	1:A:566:LEU:CD2	2:B:183:LYS:CG	1	1.33
(1,16)	1:A:566:LEU:CD2	2:B:183:LYS:H	1	1.33
(1,16)	1:A:566:LEU:CD2	2:B:183:LYS:HA	1	1.33
(1,16)	1:A:566:LEU:CD2	2:B:183:LYS:HB2	1	1.33
(1,16)	1:A:566:LEU:CD2	2:B:183:LYS:HB3	1	1.33
(1,16)	1:A:566:LEU:CD2	2:B:183:LYS:HD2	1	1.33
(1,16)	1:A:566:LEU:CD2	2:B:183:LYS:HD3	1	1.33
(1,16)	1:A:566:LEU:CD2	2:B:183:LYS:HE2	1	1.33
(1,16)	1:A:566:LEU:CD2	2:B:183:LYS:HE3	1	1.33
(1,16)	1:A:566:LEU:CD2	2:B:183:LYS:HG2	1	1.33
(1,16)	1:A:566:LEU:CD2	2:B:183:LYS:HG3	1	1.33

*Continued on next page...*

*Continued from previous page...*

Key	Atom-1	Atom-2	Model ID	Violation (Å)
(1,16)	1:A:566:LEU:CD2	2:B:183:LYS:HZ1	1	1.33
(1,16)	1:A:566:LEU:CD2	2:B:183:LYS:HZ2	1	1.33
(1,16)	1:A:566:LEU:CD2	2:B:183:LYS:HZ3	1	1.33
(1,16)	1:A:566:LEU:CD2	2:B:183:LYS:N	1	1.33
(1,16)	1:A:566:LEU:CD2	2:B:183:LYS:NZ	1	1.33
(1,16)	1:A:566:LEU:CD2	2:B:183:LYS:O	1	1.33
(1,16)	1:A:566:LEU:CD2	2:B:185:GLY:C	1	1.33
(1,16)	1:A:566:LEU:CD2	2:B:185:GLY:CA	1	1.33
(1,16)	1:A:566:LEU:CD2	2:B:185:GLY:H	1	1.33
(1,16)	1:A:566:LEU:CD2	2:B:185:GLY:HA2	1	1.33
(1,16)	1:A:566:LEU:CD2	2:B:185:GLY:HA3	1	1.33
(1,16)	1:A:566:LEU:CD2	2:B:185:GLY:N	1	1.33
(1,16)	1:A:566:LEU:CD2	2:B:185:GLY:O	1	1.33
(1,16)	1:A:566:LEU:CD2	2:B:187:TYR:C	1	1.33
(1,16)	1:A:566:LEU:CD2	2:B:187:TYR:CA	1	1.33
(1,16)	1:A:566:LEU:CD2	2:B:187:TYR:CB	1	1.33
(1,16)	1:A:566:LEU:CD2	2:B:187:TYR:CD1	1	1.33
(1,16)	1:A:566:LEU:CD2	2:B:187:TYR:CD2	1	1.33
(1,16)	1:A:566:LEU:CD2	2:B:187:TYR:CE1	1	1.33
(1,16)	1:A:566:LEU:CD2	2:B:187:TYR:CE2	1	1.33
(1,16)	1:A:566:LEU:CD2	2:B:187:TYR:CG	1	1.33
(1,16)	1:A:566:LEU:CD2	2:B:187:TYR:CZ	1	1.33
(1,16)	1:A:566:LEU:CD2	2:B:187:TYR:H	1	1.33
(1,16)	1:A:566:LEU:CD2	2:B:187:TYR:HA	1	1.33
(1,16)	1:A:566:LEU:CD2	2:B:187:TYR:HB2	1	1.33
(1,16)	1:A:566:LEU:CD2	2:B:187:TYR:HB3	1	1.33
(1,16)	1:A:566:LEU:CD2	2:B:187:TYR:HD1	1	1.33
(1,16)	1:A:566:LEU:CD2	2:B:187:TYR:HD2	1	1.33
(1,16)	1:A:566:LEU:CD2	2:B:187:TYR:HE1	1	1.33
(1,16)	1:A:566:LEU:CD2	2:B:187:TYR:HE2	1	1.33
(1,16)	1:A:566:LEU:CD2	2:B:187:TYR:HH	1	1.33
(1,16)	1:A:566:LEU:CD2	2:B:187:TYR:N	1	1.33
(1,16)	1:A:566:LEU:CD2	2:B:187:TYR:O	1	1.33
(1,16)	1:A:566:LEU:CD2	2:B:187:TYR:OH	1	1.33
(1,16)	1:A:566:LEU:CD2	2:B:200:THR:C	1	1.33
(1,16)	1:A:566:LEU:CD2	2:B:200:THR:CA	1	1.33
(1,16)	1:A:566:LEU:CD2	2:B:200:THR:CB	1	1.33
(1,16)	1:A:566:LEU:CD2	2:B:200:THR:CG2	1	1.33
(1,16)	1:A:566:LEU:CD2	2:B:200:THR:H	1	1.33
(1,16)	1:A:566:LEU:CD2	2:B:200:THR:HA	1	1.33
(1,16)	1:A:566:LEU:CD2	2:B:200:THR:HB	1	1.33
(1,16)	1:A:566:LEU:CD2	2:B:200:THR:HG1	1	1.33

*Continued on next page...*

*Continued from previous page...*

Key	Atom-1	Atom-2	Model ID	Violation (Å)
(1,16)	1:A:566:LEU:CD2	2:B:200:THR:HG21	1	1.33
(1,16)	1:A:566:LEU:CD2	2:B:200:THR:HG22	1	1.33
(1,16)	1:A:566:LEU:CD2	2:B:200:THR:HG23	1	1.33
(1,16)	1:A:566:LEU:CD2	2:B:200:THR:N	1	1.33
(1,16)	1:A:566:LEU:CD2	2:B:200:THR:O	1	1.33
(1,16)	1:A:566:LEU:CD2	2:B:200:THR:OG1	1	1.33
(1,16)	1:A:566:LEU:CD2	2:B:211:LYS:C	1	1.33
(1,16)	1:A:566:LEU:CD2	2:B:211:LYS:CA	1	1.33
(1,16)	1:A:566:LEU:CD2	2:B:211:LYS:CB	1	1.33
(1,16)	1:A:566:LEU:CD2	2:B:211:LYS:CD	1	1.33
(1,16)	1:A:566:LEU:CD2	2:B:211:LYS:CE	1	1.33
(1,16)	1:A:566:LEU:CD2	2:B:211:LYS:CG	1	1.33
(1,16)	1:A:566:LEU:CD2	2:B:211:LYS:H	1	1.33
(1,16)	1:A:566:LEU:CD2	2:B:211:LYS:HA	1	1.33
(1,16)	1:A:566:LEU:CD2	2:B:211:LYS:HB2	1	1.33
(1,16)	1:A:566:LEU:CD2	2:B:211:LYS:HB3	1	1.33
(1,16)	1:A:566:LEU:CD2	2:B:211:LYS:HD2	1	1.33
(1,16)	1:A:566:LEU:CD2	2:B:211:LYS:HD3	1	1.33
(1,16)	1:A:566:LEU:CD2	2:B:211:LYS:HE2	1	1.33
(1,16)	1:A:566:LEU:CD2	2:B:211:LYS:HE3	1	1.33
(1,16)	1:A:566:LEU:CD2	2:B:211:LYS:HG2	1	1.33
(1,16)	1:A:566:LEU:CD2	2:B:211:LYS:HG3	1	1.33
(1,16)	1:A:566:LEU:CD2	2:B:211:LYS:HZ1	1	1.33
(1,16)	1:A:566:LEU:CD2	2:B:211:LYS:HZ2	1	1.33
(1,16)	1:A:566:LEU:CD2	2:B:211:LYS:HZ3	1	1.33
(1,16)	1:A:566:LEU:CD2	2:B:211:LYS:N	1	1.33
(1,16)	1:A:566:LEU:CD2	2:B:211:LYS:NZ	1	1.33
(1,16)	1:A:566:LEU:CD2	2:B:211:LYS:O	1	1.33
(1,16)	1:A:566:LEU:CG	2:B:149:SER:C	1	1.33
(1,16)	1:A:566:LEU:CG	2:B:149:SER:CA	1	1.33
(1,16)	1:A:566:LEU:CG	2:B:149:SER:CB	1	1.33
(1,16)	1:A:566:LEU:CG	2:B:149:SER:H	1	1.33
(1,16)	1:A:566:LEU:CG	2:B:149:SER:HA	1	1.33
(1,16)	1:A:566:LEU:CG	2:B:149:SER:HB2	1	1.33
(1,16)	1:A:566:LEU:CG	2:B:149:SER:HB3	1	1.33
(1,16)	1:A:566:LEU:CG	2:B:149:SER:HG	1	1.33
(1,16)	1:A:566:LEU:CG	2:B:149:SER:N	1	1.33
(1,16)	1:A:566:LEU:CG	2:B:149:SER:O	1	1.33
(1,16)	1:A:566:LEU:CG	2:B:149:SER:OG	1	1.33
(1,16)	1:A:566:LEU:CG	2:B:152:VAL:C	1	1.33
(1,16)	1:A:566:LEU:CG	2:B:152:VAL:CA	1	1.33
(1,16)	1:A:566:LEU:CG	2:B:152:VAL:CB	1	1.33

*Continued on next page...*



*Continued from previous page...*

Key	Atom-1	Atom-2	Model ID	Violation (Å)
(1,16)	1:A:566:LEU:CG	2:B:152:VAL:CG1	1	1.33
(1,16)	1:A:566:LEU:CG	2:B:152:VAL:CG2	1	1.33
(1,16)	1:A:566:LEU:CG	2:B:152:VAL:H	1	1.33
(1,16)	1:A:566:LEU:CG	2:B:152:VAL:HA	1	1.33
(1,16)	1:A:566:LEU:CG	2:B:152:VAL:HB	1	1.33
(1,16)	1:A:566:LEU:CG	2:B:152:VAL:HG11	1	1.33
(1,16)	1:A:566:LEU:CG	2:B:152:VAL:HG12	1	1.33
(1,16)	1:A:566:LEU:CG	2:B:152:VAL:HG13	1	1.33
(1,16)	1:A:566:LEU:CG	2:B:152:VAL:HG21	1	1.33
(1,16)	1:A:566:LEU:CG	2:B:152:VAL:HG22	1	1.33
(1,16)	1:A:566:LEU:CG	2:B:152:VAL:HG23	1	1.33
(1,16)	1:A:566:LEU:CG	2:B:152:VAL:N	1	1.33
(1,16)	1:A:566:LEU:CG	2:B:152:VAL:O	1	1.33
(1,16)	1:A:566:LEU:CG	2:B:153:VAL:C	1	1.33
(1,16)	1:A:566:LEU:CG	2:B:153:VAL:CA	1	1.33
(1,16)	1:A:566:LEU:CG	2:B:153:VAL:CB	1	1.33
(1,16)	1:A:566:LEU:CG	2:B:153:VAL:CG1	1	1.33
(1,16)	1:A:566:LEU:CG	2:B:153:VAL:CG2	1	1.33
(1,16)	1:A:566:LEU:CG	2:B:153:VAL:H	1	1.33
(1,16)	1:A:566:LEU:CG	2:B:153:VAL:HA	1	1.33
(1,16)	1:A:566:LEU:CG	2:B:153:VAL:HB	1	1.33
(1,16)	1:A:566:LEU:CG	2:B:153:VAL:HG11	1	1.33
(1,16)	1:A:566:LEU:CG	2:B:153:VAL:HG12	1	1.33
(1,16)	1:A:566:LEU:CG	2:B:153:VAL:HG13	1	1.33
(1,16)	1:A:566:LEU:CG	2:B:153:VAL:HG21	1	1.33
(1,16)	1:A:566:LEU:CG	2:B:153:VAL:HG22	1	1.33
(1,16)	1:A:566:LEU:CG	2:B:153:VAL:HG23	1	1.33
(1,16)	1:A:566:LEU:CG	2:B:153:VAL:N	1	1.33
(1,16)	1:A:566:LEU:CG	2:B:153:VAL:O	1	1.33
(1,16)	1:A:566:LEU:CG	2:B:155:GLY:C	1	1.33
(1,16)	1:A:566:LEU:CG	2:B:155:GLY:CA	1	1.33
(1,16)	1:A:566:LEU:CG	2:B:155:GLY:H	1	1.33
(1,16)	1:A:566:LEU:CG	2:B:155:GLY:HA2	1	1.33
(1,16)	1:A:566:LEU:CG	2:B:155:GLY:HA3	1	1.33
(1,16)	1:A:566:LEU:CG	2:B:155:GLY:N	1	1.33
(1,16)	1:A:566:LEU:CG	2:B:155:GLY:O	1	1.33
(1,16)	1:A:566:LEU:CG	2:B:156:PHE:C	1	1.33
(1,16)	1:A:566:LEU:CG	2:B:156:PHE:CA	1	1.33
(1,16)	1:A:566:LEU:CG	2:B:156:PHE:CB	1	1.33
(1,16)	1:A:566:LEU:CG	2:B:156:PHE:CD1	1	1.33
(1,16)	1:A:566:LEU:CG	2:B:156:PHE:CD2	1	1.33
(1,16)	1:A:566:LEU:CG	2:B:156:PHE:CE1	1	1.33

*Continued on next page...*

*Continued from previous page...*

Key	Atom-1	Atom-2	Model ID	Violation (Å)
(1,16)	1:A:566:LEU:CG	2:B:156:PHE:CE2	1	1.33
(1,16)	1:A:566:LEU:CG	2:B:156:PHE:CG	1	1.33
(1,16)	1:A:566:LEU:CG	2:B:156:PHE:CZ	1	1.33
(1,16)	1:A:566:LEU:CG	2:B:156:PHE:H	1	1.33
(1,16)	1:A:566:LEU:CG	2:B:156:PHE:HA	1	1.33
(1,16)	1:A:566:LEU:CG	2:B:156:PHE:HB2	1	1.33
(1,16)	1:A:566:LEU:CG	2:B:156:PHE:HB3	1	1.33
(1,16)	1:A:566:LEU:CG	2:B:156:PHE:HD1	1	1.33
(1,16)	1:A:566:LEU:CG	2:B:156:PHE:HD2	1	1.33
(1,16)	1:A:566:LEU:CG	2:B:156:PHE:HE1	1	1.33
(1,16)	1:A:566:LEU:CG	2:B:156:PHE:HE2	1	1.33
(1,16)	1:A:566:LEU:CG	2:B:156:PHE:HZ	1	1.33
(1,16)	1:A:566:LEU:CG	2:B:156:PHE:N	1	1.33
(1,16)	1:A:566:LEU:CG	2:B:156:PHE:O	1	1.33
(1,16)	1:A:566:LEU:CG	2:B:157:CYS:C	1	1.33
(1,16)	1:A:566:LEU:CG	2:B:157:CYS:CA	1	1.33
(1,16)	1:A:566:LEU:CG	2:B:157:CYS:CB	1	1.33
(1,16)	1:A:566:LEU:CG	2:B:157:CYS:H	1	1.33
(1,16)	1:A:566:LEU:CG	2:B:157:CYS:HA	1	1.33
(1,16)	1:A:566:LEU:CG	2:B:157:CYS:HB2	1	1.33
(1,16)	1:A:566:LEU:CG	2:B:157:CYS:HB3	1	1.33
(1,16)	1:A:566:LEU:CG	2:B:157:CYS:N	1	1.33
(1,16)	1:A:566:LEU:CG	2:B:157:CYS:O	1	1.33
(1,16)	1:A:566:LEU:CG	2:B:157:CYS:SG	1	1.33
(1,16)	1:A:566:LEU:CG	2:B:158:THR:C	1	1.33
(1,16)	1:A:566:LEU:CG	2:B:158:THR:CA	1	1.33
(1,16)	1:A:566:LEU:CG	2:B:158:THR:CB	1	1.33
(1,16)	1:A:566:LEU:CG	2:B:158:THR:CG2	1	1.33
(1,16)	1:A:566:LEU:CG	2:B:158:THR:H	1	1.33
(1,16)	1:A:566:LEU:CG	2:B:158:THR:HA	1	1.33
(1,16)	1:A:566:LEU:CG	2:B:158:THR:HB	1	1.33
(1,16)	1:A:566:LEU:CG	2:B:158:THR:HG1	1	1.33
(1,16)	1:A:566:LEU:CG	2:B:158:THR:HG21	1	1.33
(1,16)	1:A:566:LEU:CG	2:B:158:THR:HG22	1	1.33
(1,16)	1:A:566:LEU:CG	2:B:158:THR:HG23	1	1.33
(1,16)	1:A:566:LEU:CG	2:B:158:THR:N	1	1.33
(1,16)	1:A:566:LEU:CG	2:B:158:THR:O	1	1.33
(1,16)	1:A:566:LEU:CG	2:B:158:THR:OG1	1	1.33
(1,16)	1:A:566:LEU:CG	2:B:159:ILE:C	1	1.33
(1,16)	1:A:566:LEU:CG	2:B:159:ILE:CA	1	1.33
(1,16)	1:A:566:LEU:CG	2:B:159:ILE:CB	1	1.33
(1,16)	1:A:566:LEU:CG	2:B:159:ILE:CD1	1	1.33

*Continued on next page...*

*Continued from previous page...*

Key	Atom-1	Atom-2	Model ID	Violation (Å)
(1,16)	1:A:566:LEU:CG	2:B:159:ILE:CG1	1	1.33
(1,16)	1:A:566:LEU:CG	2:B:159:ILE:CG2	1	1.33
(1,16)	1:A:566:LEU:CG	2:B:159:ILE:H	1	1.33
(1,16)	1:A:566:LEU:CG	2:B:159:ILE:HA	1	1.33
(1,16)	1:A:566:LEU:CG	2:B:159:ILE:HB	1	1.33
(1,16)	1:A:566:LEU:CG	2:B:159:ILE:HD11	1	1.33
(1,16)	1:A:566:LEU:CG	2:B:159:ILE:HD12	1	1.33
(1,16)	1:A:566:LEU:CG	2:B:159:ILE:HD13	1	1.33
(1,16)	1:A:566:LEU:CG	2:B:159:ILE:HG12	1	1.33
(1,16)	1:A:566:LEU:CG	2:B:159:ILE:HG13	1	1.33
(1,16)	1:A:566:LEU:CG	2:B:159:ILE:HG21	1	1.33
(1,16)	1:A:566:LEU:CG	2:B:159:ILE:HG22	1	1.33
(1,16)	1:A:566:LEU:CG	2:B:159:ILE:HG23	1	1.33
(1,16)	1:A:566:LEU:CG	2:B:159:ILE:N	1	1.33
(1,16)	1:A:566:LEU:CG	2:B:159:ILE:O	1	1.33
(1,16)	1:A:566:LEU:CG	2:B:161:ASN:C	1	1.33
(1,16)	1:A:566:LEU:CG	2:B:161:ASN:CA	1	1.33
(1,16)	1:A:566:LEU:CG	2:B:161:ASN:CB	1	1.33
(1,16)	1:A:566:LEU:CG	2:B:161:ASN:CG	1	1.33
(1,16)	1:A:566:LEU:CG	2:B:161:ASN:H	1	1.33
(1,16)	1:A:566:LEU:CG	2:B:161:ASN:HA	1	1.33
(1,16)	1:A:566:LEU:CG	2:B:161:ASN:HB2	1	1.33
(1,16)	1:A:566:LEU:CG	2:B:161:ASN:HB3	1	1.33
(1,16)	1:A:566:LEU:CG	2:B:161:ASN:HD21	1	1.33
(1,16)	1:A:566:LEU:CG	2:B:161:ASN:HD22	1	1.33
(1,16)	1:A:566:LEU:CG	2:B:161:ASN:N	1	1.33
(1,16)	1:A:566:LEU:CG	2:B:161:ASN:ND2	1	1.33
(1,16)	1:A:566:LEU:CG	2:B:161:ASN:O	1	1.33
(1,16)	1:A:566:LEU:CG	2:B:161:ASN:OD1	1	1.33
(1,16)	1:A:566:LEU:CG	2:B:162:LYS:C	1	1.33
(1,16)	1:A:566:LEU:CG	2:B:162:LYS:CA	1	1.33
(1,16)	1:A:566:LEU:CG	2:B:162:LYS:CB	1	1.33
(1,16)	1:A:566:LEU:CG	2:B:162:LYS:CD	1	1.33
(1,16)	1:A:566:LEU:CG	2:B:162:LYS:CE	1	1.33
(1,16)	1:A:566:LEU:CG	2:B:162:LYS:CG	1	1.33
(1,16)	1:A:566:LEU:CG	2:B:162:LYS:H	1	1.33
(1,16)	1:A:566:LEU:CG	2:B:162:LYS:HA	1	1.33
(1,16)	1:A:566:LEU:CG	2:B:162:LYS:HB2	1	1.33
(1,16)	1:A:566:LEU:CG	2:B:162:LYS:HB3	1	1.33
(1,16)	1:A:566:LEU:CG	2:B:162:LYS:HD2	1	1.33
(1,16)	1:A:566:LEU:CG	2:B:162:LYS:HD3	1	1.33
(1,16)	1:A:566:LEU:CG	2:B:162:LYS:HE2	1	1.33

*Continued on next page...*

*Continued from previous page...*

Key	Atom-1	Atom-2	Model ID	Violation (Å)
(1,16)	1:A:566:LEU:CG	2:B:162:LYS:HE3	1	1.33
(1,16)	1:A:566:LEU:CG	2:B:162:LYS:HG2	1	1.33
(1,16)	1:A:566:LEU:CG	2:B:162:LYS:HG3	1	1.33
(1,16)	1:A:566:LEU:CG	2:B:162:LYS:HZ1	1	1.33
(1,16)	1:A:566:LEU:CG	2:B:162:LYS:HZ2	1	1.33
(1,16)	1:A:566:LEU:CG	2:B:162:LYS:HZ3	1	1.33
(1,16)	1:A:566:LEU:CG	2:B:162:LYS:N	1	1.33
(1,16)	1:A:566:LEU:CG	2:B:162:LYS:NZ	1	1.33
(1,16)	1:A:566:LEU:CG	2:B:162:LYS:O	1	1.33
(1,16)	1:A:566:LEU:CG	2:B:167:SER:C	1	1.33
(1,16)	1:A:566:LEU:CG	2:B:167:SER:CA	1	1.33
(1,16)	1:A:566:LEU:CG	2:B:167:SER:CB	1	1.33
(1,16)	1:A:566:LEU:CG	2:B:167:SER:H	1	1.33
(1,16)	1:A:566:LEU:CG	2:B:167:SER:HA	1	1.33
(1,16)	1:A:566:LEU:CG	2:B:167:SER:HB2	1	1.33
(1,16)	1:A:566:LEU:CG	2:B:167:SER:HB3	1	1.33
(1,16)	1:A:566:LEU:CG	2:B:167:SER:HG	1	1.33
(1,16)	1:A:566:LEU:CG	2:B:167:SER:N	1	1.33
(1,16)	1:A:566:LEU:CG	2:B:167:SER:O	1	1.33
(1,16)	1:A:566:LEU:CG	2:B:167:SER:OG	1	1.33
(1,16)	1:A:566:LEU:CG	2:B:168:LEU:C	1	1.33
(1,16)	1:A:566:LEU:CG	2:B:168:LEU:CA	1	1.33
(1,16)	1:A:566:LEU:CG	2:B:168:LEU:CB	1	1.33
(1,16)	1:A:566:LEU:CG	2:B:168:LEU:CD1	1	1.33
(1,16)	1:A:566:LEU:CG	2:B:168:LEU:CD2	1	1.33
(1,16)	1:A:566:LEU:CG	2:B:168:LEU:CG	1	1.33
(1,16)	1:A:566:LEU:CG	2:B:168:LEU:H	1	1.33
(1,16)	1:A:566:LEU:CG	2:B:168:LEU:HA	1	1.33
(1,16)	1:A:566:LEU:CG	2:B:168:LEU:HB2	1	1.33
(1,16)	1:A:566:LEU:CG	2:B:168:LEU:HB3	1	1.33
(1,16)	1:A:566:LEU:CG	2:B:168:LEU:HD11	1	1.33
(1,16)	1:A:566:LEU:CG	2:B:168:LEU:HD12	1	1.33
(1,16)	1:A:566:LEU:CG	2:B:168:LEU:HD13	1	1.33
(1,16)	1:A:566:LEU:CG	2:B:168:LEU:HD21	1	1.33
(1,16)	1:A:566:LEU:CG	2:B:168:LEU:HD22	1	1.33
(1,16)	1:A:566:LEU:CG	2:B:168:LEU:HD23	1	1.33
(1,16)	1:A:566:LEU:CG	2:B:168:LEU:HG	1	1.33
(1,16)	1:A:566:LEU:CG	2:B:168:LEU:N	1	1.33
(1,16)	1:A:566:LEU:CG	2:B:168:LEU:O	1	1.33
(1,16)	1:A:566:LEU:CG	2:B:170:MET:C	1	1.33
(1,16)	1:A:566:LEU:CG	2:B:170:MET:CA	1	1.33
(1,16)	1:A:566:LEU:CG	2:B:170:MET:CB	1	1.33

*Continued on next page...*

*Continued from previous page...*

Key	Atom-1	Atom-2	Model ID	Violation (Å)
(1,16)	1:A:566:LEU:CG	2:B:170:MET:CE	1	1.33
(1,16)	1:A:566:LEU:CG	2:B:170:MET:CG	1	1.33
(1,16)	1:A:566:LEU:CG	2:B:170:MET:H	1	1.33
(1,16)	1:A:566:LEU:CG	2:B:170:MET:HA	1	1.33
(1,16)	1:A:566:LEU:CG	2:B:170:MET:HB2	1	1.33
(1,16)	1:A:566:LEU:CG	2:B:170:MET:HB3	1	1.33
(1,16)	1:A:566:LEU:CG	2:B:170:MET:HE1	1	1.33
(1,16)	1:A:566:LEU:CG	2:B:170:MET:HE2	1	1.33
(1,16)	1:A:566:LEU:CG	2:B:170:MET:HE3	1	1.33
(1,16)	1:A:566:LEU:CG	2:B:170:MET:HG2	1	1.33
(1,16)	1:A:566:LEU:CG	2:B:170:MET:HG3	1	1.33
(1,16)	1:A:566:LEU:CG	2:B:170:MET:N	1	1.33
(1,16)	1:A:566:LEU:CG	2:B:170:MET:O	1	1.33
(1,16)	1:A:566:LEU:CG	2:B:170:MET:SD	1	1.33
(1,16)	1:A:566:LEU:CG	2:B:172:LYS:C	1	1.33
(1,16)	1:A:566:LEU:CG	2:B:172:LYS:CA	1	1.33
(1,16)	1:A:566:LEU:CG	2:B:172:LYS:CB	1	1.33
(1,16)	1:A:566:LEU:CG	2:B:172:LYS:CD	1	1.33
(1,16)	1:A:566:LEU:CG	2:B:172:LYS:CE	1	1.33
(1,16)	1:A:566:LEU:CG	2:B:172:LYS:CG	1	1.33
(1,16)	1:A:566:LEU:CG	2:B:172:LYS:H	1	1.33
(1,16)	1:A:566:LEU:CG	2:B:172:LYS:HA	1	1.33
(1,16)	1:A:566:LEU:CG	2:B:172:LYS:HB2	1	1.33
(1,16)	1:A:566:LEU:CG	2:B:172:LYS:HB3	1	1.33
(1,16)	1:A:566:LEU:CG	2:B:172:LYS:HD2	1	1.33
(1,16)	1:A:566:LEU:CG	2:B:172:LYS:HD3	1	1.33
(1,16)	1:A:566:LEU:CG	2:B:172:LYS:HE2	1	1.33
(1,16)	1:A:566:LEU:CG	2:B:172:LYS:HE3	1	1.33
(1,16)	1:A:566:LEU:CG	2:B:172:LYS:HG2	1	1.33
(1,16)	1:A:566:LEU:CG	2:B:172:LYS:HG3	1	1.33
(1,16)	1:A:566:LEU:CG	2:B:172:LYS:HZ1	1	1.33
(1,16)	1:A:566:LEU:CG	2:B:172:LYS:HZ2	1	1.33
(1,16)	1:A:566:LEU:CG	2:B:172:LYS:HZ3	1	1.33
(1,16)	1:A:566:LEU:CG	2:B:172:LYS:N	1	1.33
(1,16)	1:A:566:LEU:CG	2:B:172:LYS:NZ	1	1.33
(1,16)	1:A:566:LEU:CG	2:B:172:LYS:O	1	1.33
(1,16)	1:A:566:LEU:CG	2:B:182:VAL:C	1	1.33
(1,16)	1:A:566:LEU:CG	2:B:182:VAL:CA	1	1.33
(1,16)	1:A:566:LEU:CG	2:B:182:VAL:CB	1	1.33
(1,16)	1:A:566:LEU:CG	2:B:182:VAL:CG1	1	1.33
(1,16)	1:A:566:LEU:CG	2:B:182:VAL:CG2	1	1.33
(1,16)	1:A:566:LEU:CG	2:B:182:VAL:H	1	1.33

*Continued on next page...*

*Continued from previous page...*

Key	Atom-1	Atom-2	Model ID	Violation (Å)
(1,16)	1:A:566:LEU:CG	2:B:182:VAL:HA	1	1.33
(1,16)	1:A:566:LEU:CG	2:B:182:VAL:HB	1	1.33
(1,16)	1:A:566:LEU:CG	2:B:182:VAL:HG11	1	1.33
(1,16)	1:A:566:LEU:CG	2:B:182:VAL:HG12	1	1.33
(1,16)	1:A:566:LEU:CG	2:B:182:VAL:HG13	1	1.33
(1,16)	1:A:566:LEU:CG	2:B:182:VAL:HG21	1	1.33
(1,16)	1:A:566:LEU:CG	2:B:182:VAL:HG22	1	1.33
(1,16)	1:A:566:LEU:CG	2:B:182:VAL:HG23	1	1.33
(1,16)	1:A:566:LEU:CG	2:B:182:VAL:N	1	1.33
(1,16)	1:A:566:LEU:CG	2:B:182:VAL:O	1	1.33
(1,16)	1:A:566:LEU:CG	2:B:183:LYS:C	1	1.33
(1,16)	1:A:566:LEU:CG	2:B:183:LYS:CA	1	1.33
(1,16)	1:A:566:LEU:CG	2:B:183:LYS:CB	1	1.33
(1,16)	1:A:566:LEU:CG	2:B:183:LYS:CD	1	1.33
(1,16)	1:A:566:LEU:CG	2:B:183:LYS:CE	1	1.33
(1,16)	1:A:566:LEU:CG	2:B:183:LYS:CG	1	1.33
(1,16)	1:A:566:LEU:CG	2:B:183:LYS:H	1	1.33
(1,16)	1:A:566:LEU:CG	2:B:183:LYS:HA	1	1.33
(1,16)	1:A:566:LEU:CG	2:B:183:LYS:HB2	1	1.33
(1,16)	1:A:566:LEU:CG	2:B:183:LYS:HB3	1	1.33
(1,16)	1:A:566:LEU:CG	2:B:183:LYS:HD2	1	1.33
(1,16)	1:A:566:LEU:CG	2:B:183:LYS:HD3	1	1.33
(1,16)	1:A:566:LEU:CG	2:B:183:LYS:HE2	1	1.33
(1,16)	1:A:566:LEU:CG	2:B:183:LYS:HE3	1	1.33
(1,16)	1:A:566:LEU:CG	2:B:183:LYS:HG2	1	1.33
(1,16)	1:A:566:LEU:CG	2:B:183:LYS:HG3	1	1.33
(1,16)	1:A:566:LEU:CG	2:B:183:LYS:HZ1	1	1.33
(1,16)	1:A:566:LEU:CG	2:B:183:LYS:HZ2	1	1.33
(1,16)	1:A:566:LEU:CG	2:B:183:LYS:HZ3	1	1.33
(1,16)	1:A:566:LEU:CG	2:B:183:LYS:N	1	1.33
(1,16)	1:A:566:LEU:CG	2:B:183:LYS:NZ	1	1.33
(1,16)	1:A:566:LEU:CG	2:B:183:LYS:O	1	1.33
(1,16)	1:A:566:LEU:CG	2:B:185:GLY:C	1	1.33
(1,16)	1:A:566:LEU:CG	2:B:185:GLY:CA	1	1.33
(1,16)	1:A:566:LEU:CG	2:B:185:GLY:H	1	1.33
(1,16)	1:A:566:LEU:CG	2:B:185:GLY:HA2	1	1.33
(1,16)	1:A:566:LEU:CG	2:B:185:GLY:HA3	1	1.33
(1,16)	1:A:566:LEU:CG	2:B:185:GLY:N	1	1.33
(1,16)	1:A:566:LEU:CG	2:B:185:GLY:O	1	1.33
(1,16)	1:A:566:LEU:CG	2:B:187:TYR:C	1	1.33
(1,16)	1:A:566:LEU:CG	2:B:187:TYR:CA	1	1.33
(1,16)	1:A:566:LEU:CG	2:B:187:TYR:CB	1	1.33

*Continued on next page...*

*Continued from previous page...*

Key	Atom-1	Atom-2	Model ID	Violation (Å)
(1,16)	1:A:566:LEU:CG	2:B:187:TYR:CD1	1	1.33
(1,16)	1:A:566:LEU:CG	2:B:187:TYR:CD2	1	1.33
(1,16)	1:A:566:LEU:CG	2:B:187:TYR:CE1	1	1.33
(1,16)	1:A:566:LEU:CG	2:B:187:TYR:CE2	1	1.33
(1,16)	1:A:566:LEU:CG	2:B:187:TYR:CG	1	1.33
(1,16)	1:A:566:LEU:CG	2:B:187:TYR:CZ	1	1.33
(1,16)	1:A:566:LEU:CG	2:B:187:TYR:H	1	1.33
(1,16)	1:A:566:LEU:CG	2:B:187:TYR:HA	1	1.33
(1,16)	1:A:566:LEU:CG	2:B:187:TYR:HB2	1	1.33
(1,16)	1:A:566:LEU:CG	2:B:187:TYR:HB3	1	1.33
(1,16)	1:A:566:LEU:CG	2:B:187:TYR:HD1	1	1.33
(1,16)	1:A:566:LEU:CG	2:B:187:TYR:HD2	1	1.33
(1,16)	1:A:566:LEU:CG	2:B:187:TYR:HE1	1	1.33
(1,16)	1:A:566:LEU:CG	2:B:187:TYR:HE2	1	1.33
(1,16)	1:A:566:LEU:CG	2:B:187:TYR:HH	1	1.33
(1,16)	1:A:566:LEU:CG	2:B:187:TYR:N	1	1.33
(1,16)	1:A:566:LEU:CG	2:B:187:TYR:O	1	1.33
(1,16)	1:A:566:LEU:CG	2:B:187:TYR:OH	1	1.33
(1,16)	1:A:566:LEU:CG	2:B:200:THR:C	1	1.33
(1,16)	1:A:566:LEU:CG	2:B:200:THR:CA	1	1.33
(1,16)	1:A:566:LEU:CG	2:B:200:THR:CB	1	1.33
(1,16)	1:A:566:LEU:CG	2:B:200:THR:CG2	1	1.33
(1,16)	1:A:566:LEU:CG	2:B:200:THR:H	1	1.33
(1,16)	1:A:566:LEU:CG	2:B:200:THR:HA	1	1.33
(1,16)	1:A:566:LEU:CG	2:B:200:THR:HB	1	1.33
(1,16)	1:A:566:LEU:CG	2:B:200:THR:HG1	1	1.33
(1,16)	1:A:566:LEU:CG	2:B:200:THR:HG21	1	1.33
(1,16)	1:A:566:LEU:CG	2:B:200:THR:HG22	1	1.33
(1,16)	1:A:566:LEU:CG	2:B:200:THR:HG23	1	1.33
(1,16)	1:A:566:LEU:CG	2:B:200:THR:N	1	1.33
(1,16)	1:A:566:LEU:CG	2:B:200:THR:O	1	1.33
(1,16)	1:A:566:LEU:CG	2:B:200:THR:OG1	1	1.33
(1,16)	1:A:566:LEU:CG	2:B:211:LYS:C	1	1.33
(1,16)	1:A:566:LEU:CG	2:B:211:LYS:CA	1	1.33
(1,16)	1:A:566:LEU:CG	2:B:211:LYS:CB	1	1.33
(1,16)	1:A:566:LEU:CG	2:B:211:LYS:CD	1	1.33
(1,16)	1:A:566:LEU:CG	2:B:211:LYS:CE	1	1.33
(1,16)	1:A:566:LEU:CG	2:B:211:LYS:CG	1	1.33
(1,16)	1:A:566:LEU:CG	2:B:211:LYS:H	1	1.33
(1,16)	1:A:566:LEU:CG	2:B:211:LYS:HA	1	1.33
(1,16)	1:A:566:LEU:CG	2:B:211:LYS:HB2	1	1.33
(1,16)	1:A:566:LEU:CG	2:B:211:LYS:HB3	1	1.33

*Continued on next page...*

*Continued from previous page...*

Key	Atom-1	Atom-2	Model ID	Violation (Å)
(1,16)	1:A:566:LEU:CG	2:B:211:LYS:HD2	1	1.33
(1,16)	1:A:566:LEU:CG	2:B:211:LYS:HD3	1	1.33
(1,16)	1:A:566:LEU:CG	2:B:211:LYS:HE2	1	1.33
(1,16)	1:A:566:LEU:CG	2:B:211:LYS:HE3	1	1.33
(1,16)	1:A:566:LEU:CG	2:B:211:LYS:HG2	1	1.33
(1,16)	1:A:566:LEU:CG	2:B:211:LYS:HG3	1	1.33
(1,16)	1:A:566:LEU:CG	2:B:211:LYS:HZ1	1	1.33
(1,16)	1:A:566:LEU:CG	2:B:211:LYS:HZ2	1	1.33
(1,16)	1:A:566:LEU:CG	2:B:211:LYS:HZ3	1	1.33
(1,16)	1:A:566:LEU:CG	2:B:211:LYS:N	1	1.33
(1,16)	1:A:566:LEU:CG	2:B:211:LYS:NZ	1	1.33
(1,16)	1:A:566:LEU:CG	2:B:211:LYS:O	1	1.33
(1,16)	1:A:566:LEU:H	2:B:149:SER:C	1	1.33
(1,16)	1:A:566:LEU:H	2:B:149:SER:CA	1	1.33
(1,16)	1:A:566:LEU:H	2:B:149:SER:CB	1	1.33
(1,16)	1:A:566:LEU:H	2:B:149:SER:H	1	1.33
(1,16)	1:A:566:LEU:H	2:B:149:SER:HA	1	1.33
(1,16)	1:A:566:LEU:H	2:B:149:SER:HB2	1	1.33
(1,16)	1:A:566:LEU:H	2:B:149:SER:HB3	1	1.33
(1,16)	1:A:566:LEU:H	2:B:149:SER:HG	1	1.33
(1,16)	1:A:566:LEU:H	2:B:149:SER:N	1	1.33
(1,16)	1:A:566:LEU:H	2:B:149:SER:O	1	1.33
(1,16)	1:A:566:LEU:H	2:B:149:SER:OG	1	1.33
(1,16)	1:A:566:LEU:H	2:B:152:VAL:C	1	1.33
(1,16)	1:A:566:LEU:H	2:B:152:VAL:CA	1	1.33
(1,16)	1:A:566:LEU:H	2:B:152:VAL:CB	1	1.33
(1,16)	1:A:566:LEU:H	2:B:152:VAL:CG1	1	1.33
(1,16)	1:A:566:LEU:H	2:B:152:VAL:CG2	1	1.33
(1,16)	1:A:566:LEU:H	2:B:152:VAL:H	1	1.33
(1,16)	1:A:566:LEU:H	2:B:152:VAL:HA	1	1.33
(1,16)	1:A:566:LEU:H	2:B:152:VAL:HB	1	1.33
(1,16)	1:A:566:LEU:H	2:B:152:VAL:HG11	1	1.33
(1,16)	1:A:566:LEU:H	2:B:152:VAL:HG12	1	1.33
(1,16)	1:A:566:LEU:H	2:B:152:VAL:HG13	1	1.33
(1,16)	1:A:566:LEU:H	2:B:152:VAL:HG21	1	1.33
(1,16)	1:A:566:LEU:H	2:B:152:VAL:HG22	1	1.33
(1,16)	1:A:566:LEU:H	2:B:152:VAL:HG23	1	1.33
(1,16)	1:A:566:LEU:H	2:B:152:VAL:N	1	1.33
(1,16)	1:A:566:LEU:H	2:B:152:VAL:O	1	1.33
(1,16)	1:A:566:LEU:H	2:B:153:VAL:C	1	1.33
(1,16)	1:A:566:LEU:H	2:B:153:VAL:CA	1	1.33
(1,16)	1:A:566:LEU:H	2:B:153:VAL:CB	1	1.33

*Continued on next page...*



*Continued from previous page...*

Key	Atom-1	Atom-2	Model ID	Violation (Å)
(1,16)	1:A:566:LEU:H	2:B:153:VAL:CG1	1	1.33
(1,16)	1:A:566:LEU:H	2:B:153:VAL:CG2	1	1.33
(1,16)	1:A:566:LEU:H	2:B:153:VAL:H	1	1.33
(1,16)	1:A:566:LEU:H	2:B:153:VAL:HA	1	1.33
(1,16)	1:A:566:LEU:H	2:B:153:VAL:HB	1	1.33
(1,16)	1:A:566:LEU:H	2:B:153:VAL:HG11	1	1.33
(1,16)	1:A:566:LEU:H	2:B:153:VAL:HG12	1	1.33
(1,16)	1:A:566:LEU:H	2:B:153:VAL:HG13	1	1.33
(1,16)	1:A:566:LEU:H	2:B:153:VAL:HG21	1	1.33
(1,16)	1:A:566:LEU:H	2:B:153:VAL:HG22	1	1.33
(1,16)	1:A:566:LEU:H	2:B:153:VAL:HG23	1	1.33
(1,16)	1:A:566:LEU:H	2:B:153:VAL:N	1	1.33
(1,16)	1:A:566:LEU:H	2:B:153:VAL:O	1	1.33
(1,16)	1:A:566:LEU:H	2:B:155:GLY:C	1	1.33
(1,16)	1:A:566:LEU:H	2:B:155:GLY:CA	1	1.33
(1,16)	1:A:566:LEU:H	2:B:155:GLY:H	1	1.33
(1,16)	1:A:566:LEU:H	2:B:155:GLY:HA2	1	1.33
(1,16)	1:A:566:LEU:H	2:B:155:GLY:HA3	1	1.33
(1,16)	1:A:566:LEU:H	2:B:155:GLY:N	1	1.33
(1,16)	1:A:566:LEU:H	2:B:155:GLY:O	1	1.33
(1,16)	1:A:566:LEU:H	2:B:156:PHE:C	1	1.33
(1,16)	1:A:566:LEU:H	2:B:156:PHE:CA	1	1.33
(1,16)	1:A:566:LEU:H	2:B:156:PHE:CB	1	1.33
(1,16)	1:A:566:LEU:H	2:B:156:PHE:CD1	1	1.33
(1,16)	1:A:566:LEU:H	2:B:156:PHE:CD2	1	1.33
(1,16)	1:A:566:LEU:H	2:B:156:PHE:CE1	1	1.33
(1,16)	1:A:566:LEU:H	2:B:156:PHE:CE2	1	1.33
(1,16)	1:A:566:LEU:H	2:B:156:PHE:CG	1	1.33
(1,16)	1:A:566:LEU:H	2:B:156:PHE:CZ	1	1.33
(1,16)	1:A:566:LEU:H	2:B:156:PHE:H	1	1.33
(1,16)	1:A:566:LEU:H	2:B:156:PHE:HA	1	1.33
(1,16)	1:A:566:LEU:H	2:B:156:PHE:HB2	1	1.33
(1,16)	1:A:566:LEU:H	2:B:156:PHE:HB3	1	1.33
(1,16)	1:A:566:LEU:H	2:B:156:PHE:HD1	1	1.33
(1,16)	1:A:566:LEU:H	2:B:156:PHE:HD2	1	1.33
(1,16)	1:A:566:LEU:H	2:B:156:PHE:HE1	1	1.33
(1,16)	1:A:566:LEU:H	2:B:156:PHE:HE2	1	1.33
(1,16)	1:A:566:LEU:H	2:B:156:PHE:HZ	1	1.33
(1,16)	1:A:566:LEU:H	2:B:156:PHE:N	1	1.33
(1,16)	1:A:566:LEU:H	2:B:156:PHE:O	1	1.33
(1,16)	1:A:566:LEU:H	2:B:157:CYS:C	1	1.33
(1,16)	1:A:566:LEU:H	2:B:157:CYS:CA	1	1.33

*Continued on next page...*

*Continued from previous page...*

Key	Atom-1	Atom-2	Model ID	Violation (Å)
(1,16)	1:A:566:LEU:H	2:B:157:CYS:CB	1	1.33
(1,16)	1:A:566:LEU:H	2:B:157:CYS:H	1	1.33
(1,16)	1:A:566:LEU:H	2:B:157:CYS:HA	1	1.33
(1,16)	1:A:566:LEU:H	2:B:157:CYS:HB2	1	1.33
(1,16)	1:A:566:LEU:H	2:B:157:CYS:HB3	1	1.33
(1,16)	1:A:566:LEU:H	2:B:157:CYS:N	1	1.33
(1,16)	1:A:566:LEU:H	2:B:157:CYS:O	1	1.33
(1,16)	1:A:566:LEU:H	2:B:157:CYS:SG	1	1.33
(1,16)	1:A:566:LEU:H	2:B:158:THR:C	1	1.33
(1,16)	1:A:566:LEU:H	2:B:158:THR:CA	1	1.33
(1,16)	1:A:566:LEU:H	2:B:158:THR:CB	1	1.33
(1,16)	1:A:566:LEU:H	2:B:158:THR:CG2	1	1.33
(1,16)	1:A:566:LEU:H	2:B:158:THR:H	1	1.33
(1,16)	1:A:566:LEU:H	2:B:158:THR:HA	1	1.33
(1,16)	1:A:566:LEU:H	2:B:158:THR:HB	1	1.33
(1,16)	1:A:566:LEU:H	2:B:158:THR:HG1	1	1.33
(1,16)	1:A:566:LEU:H	2:B:158:THR:HG21	1	1.33
(1,16)	1:A:566:LEU:H	2:B:158:THR:HG22	1	1.33
(1,16)	1:A:566:LEU:H	2:B:158:THR:HG23	1	1.33
(1,16)	1:A:566:LEU:H	2:B:158:THR:N	1	1.33
(1,16)	1:A:566:LEU:H	2:B:158:THR:O	1	1.33
(1,16)	1:A:566:LEU:H	2:B:158:THR:OG1	1	1.33
(1,16)	1:A:566:LEU:H	2:B:159:ILE:C	1	1.33
(1,16)	1:A:566:LEU:H	2:B:159:ILE:CA	1	1.33
(1,16)	1:A:566:LEU:H	2:B:159:ILE:CB	1	1.33
(1,16)	1:A:566:LEU:H	2:B:159:ILE:CD1	1	1.33
(1,16)	1:A:566:LEU:H	2:B:159:ILE:CG1	1	1.33
(1,16)	1:A:566:LEU:H	2:B:159:ILE:CG2	1	1.33
(1,16)	1:A:566:LEU:H	2:B:159:ILE:H	1	1.33
(1,16)	1:A:566:LEU:H	2:B:159:ILE:HA	1	1.33
(1,16)	1:A:566:LEU:H	2:B:159:ILE:HB	1	1.33
(1,16)	1:A:566:LEU:H	2:B:159:ILE:HD11	1	1.33
(1,16)	1:A:566:LEU:H	2:B:159:ILE:HD12	1	1.33
(1,16)	1:A:566:LEU:H	2:B:159:ILE:HD13	1	1.33
(1,16)	1:A:566:LEU:H	2:B:159:ILE:HG12	1	1.33
(1,16)	1:A:566:LEU:H	2:B:159:ILE:HG13	1	1.33
(1,16)	1:A:566:LEU:H	2:B:159:ILE:HG21	1	1.33
(1,16)	1:A:566:LEU:H	2:B:159:ILE:HG22	1	1.33
(1,16)	1:A:566:LEU:H	2:B:159:ILE:HG23	1	1.33
(1,16)	1:A:566:LEU:H	2:B:159:ILE:N	1	1.33
(1,16)	1:A:566:LEU:H	2:B:159:ILE:O	1	1.33
(1,16)	1:A:566:LEU:H	2:B:161:ASN:C	1	1.33

*Continued on next page...*

*Continued from previous page...*

Key	Atom-1	Atom-2	Model ID	Violation (Å)
(1,16)	1:A:566:LEU:H	2:B:161:ASN:CA	1	1.33
(1,16)	1:A:566:LEU:H	2:B:161:ASN:CB	1	1.33
(1,16)	1:A:566:LEU:H	2:B:161:ASN:CG	1	1.33
(1,16)	1:A:566:LEU:H	2:B:161:ASN:H	1	1.33
(1,16)	1:A:566:LEU:H	2:B:161:ASN:HA	1	1.33
(1,16)	1:A:566:LEU:H	2:B:161:ASN:HB2	1	1.33
(1,16)	1:A:566:LEU:H	2:B:161:ASN:HB3	1	1.33
(1,16)	1:A:566:LEU:H	2:B:161:ASN:HD21	1	1.33
(1,16)	1:A:566:LEU:H	2:B:161:ASN:HD22	1	1.33
(1,16)	1:A:566:LEU:H	2:B:161:ASN:N	1	1.33
(1,16)	1:A:566:LEU:H	2:B:161:ASN:ND2	1	1.33
(1,16)	1:A:566:LEU:H	2:B:161:ASN:O	1	1.33
(1,16)	1:A:566:LEU:H	2:B:161:ASN:OD1	1	1.33
(1,16)	1:A:566:LEU:H	2:B:162:LYS:C	1	1.33
(1,16)	1:A:566:LEU:H	2:B:162:LYS:CA	1	1.33
(1,16)	1:A:566:LEU:H	2:B:162:LYS:CB	1	1.33
(1,16)	1:A:566:LEU:H	2:B:162:LYS:CD	1	1.33
(1,16)	1:A:566:LEU:H	2:B:162:LYS:CE	1	1.33
(1,16)	1:A:566:LEU:H	2:B:162:LYS:CG	1	1.33
(1,16)	1:A:566:LEU:H	2:B:162:LYS:H	1	1.33
(1,16)	1:A:566:LEU:H	2:B:162:LYS:HA	1	1.33
(1,16)	1:A:566:LEU:H	2:B:162:LYS:HB2	1	1.33
(1,16)	1:A:566:LEU:H	2:B:162:LYS:HB3	1	1.33
(1,16)	1:A:566:LEU:H	2:B:162:LYS:HD2	1	1.33
(1,16)	1:A:566:LEU:H	2:B:162:LYS:HD3	1	1.33
(1,16)	1:A:566:LEU:H	2:B:162:LYS:HE2	1	1.33
(1,16)	1:A:566:LEU:H	2:B:162:LYS:HE3	1	1.33
(1,16)	1:A:566:LEU:H	2:B:162:LYS:HG2	1	1.33
(1,16)	1:A:566:LEU:H	2:B:162:LYS:HG3	1	1.33
(1,16)	1:A:566:LEU:H	2:B:162:LYS:HZ1	1	1.33
(1,16)	1:A:566:LEU:H	2:B:162:LYS:HZ2	1	1.33
(1,16)	1:A:566:LEU:H	2:B:162:LYS:HZ3	1	1.33
(1,16)	1:A:566:LEU:H	2:B:162:LYS:N	1	1.33
(1,16)	1:A:566:LEU:H	2:B:162:LYS:NZ	1	1.33
(1,16)	1:A:566:LEU:H	2:B:162:LYS:O	1	1.33
(1,16)	1:A:566:LEU:H	2:B:167:SER:C	1	1.33
(1,16)	1:A:566:LEU:H	2:B:167:SER:CA	1	1.33
(1,16)	1:A:566:LEU:H	2:B:167:SER:CB	1	1.33
(1,16)	1:A:566:LEU:H	2:B:167:SER:H	1	1.33
(1,16)	1:A:566:LEU:H	2:B:167:SER:HA	1	1.33
(1,16)	1:A:566:LEU:H	2:B:167:SER:HB2	1	1.33
(1,16)	1:A:566:LEU:H	2:B:167:SER:HB3	1	1.33

*Continued on next page...*

*Continued from previous page...*

Key	Atom-1	Atom-2	Model ID	Violation (Å)
(1,16)	1:A:566:LEU:H	2:B:167:SER:HG	1	1.33
(1,16)	1:A:566:LEU:H	2:B:167:SER:N	1	1.33
(1,16)	1:A:566:LEU:H	2:B:167:SER:O	1	1.33
(1,16)	1:A:566:LEU:H	2:B:167:SER:OG	1	1.33
(1,16)	1:A:566:LEU:H	2:B:168:LEU:C	1	1.33
(1,16)	1:A:566:LEU:H	2:B:168:LEU:CA	1	1.33
(1,16)	1:A:566:LEU:H	2:B:168:LEU:CB	1	1.33
(1,16)	1:A:566:LEU:H	2:B:168:LEU:CD1	1	1.33
(1,16)	1:A:566:LEU:H	2:B:168:LEU:CD2	1	1.33
(1,16)	1:A:566:LEU:H	2:B:168:LEU:CG	1	1.33
(1,16)	1:A:566:LEU:H	2:B:168:LEU:H	1	1.33
(1,16)	1:A:566:LEU:H	2:B:168:LEU:HA	1	1.33
(1,16)	1:A:566:LEU:H	2:B:168:LEU:HB2	1	1.33
(1,16)	1:A:566:LEU:H	2:B:168:LEU:HB3	1	1.33
(1,16)	1:A:566:LEU:H	2:B:168:LEU:HD11	1	1.33
(1,16)	1:A:566:LEU:H	2:B:168:LEU:HD12	1	1.33
(1,16)	1:A:566:LEU:H	2:B:168:LEU:HD13	1	1.33
(1,16)	1:A:566:LEU:H	2:B:168:LEU:HD21	1	1.33
(1,16)	1:A:566:LEU:H	2:B:168:LEU:HD22	1	1.33
(1,16)	1:A:566:LEU:H	2:B:168:LEU:HD23	1	1.33
(1,16)	1:A:566:LEU:H	2:B:168:LEU:HG	1	1.33
(1,16)	1:A:566:LEU:H	2:B:168:LEU:N	1	1.33
(1,16)	1:A:566:LEU:H	2:B:168:LEU:O	1	1.33
(1,16)	1:A:566:LEU:H	2:B:170:MET:C	1	1.33
(1,16)	1:A:566:LEU:H	2:B:170:MET:CA	1	1.33
(1,16)	1:A:566:LEU:H	2:B:170:MET:CB	1	1.33
(1,16)	1:A:566:LEU:H	2:B:170:MET:CE	1	1.33
(1,16)	1:A:566:LEU:H	2:B:170:MET:CG	1	1.33
(1,16)	1:A:566:LEU:H	2:B:170:MET:H	1	1.33
(1,16)	1:A:566:LEU:H	2:B:170:MET:HA	1	1.33
(1,16)	1:A:566:LEU:H	2:B:170:MET:HB2	1	1.33
(1,16)	1:A:566:LEU:H	2:B:170:MET:HB3	1	1.33
(1,16)	1:A:566:LEU:H	2:B:170:MET:HE1	1	1.33
(1,16)	1:A:566:LEU:H	2:B:170:MET:HE2	1	1.33
(1,16)	1:A:566:LEU:H	2:B:170:MET:HE3	1	1.33
(1,16)	1:A:566:LEU:H	2:B:170:MET:HG2	1	1.33
(1,16)	1:A:566:LEU:H	2:B:170:MET:HG3	1	1.33
(1,16)	1:A:566:LEU:H	2:B:170:MET:N	1	1.33
(1,16)	1:A:566:LEU:H	2:B:170:MET:O	1	1.33
(1,16)	1:A:566:LEU:H	2:B:170:MET:SD	1	1.33
(1,16)	1:A:566:LEU:H	2:B:172:LYS:C	1	1.33
(1,16)	1:A:566:LEU:H	2:B:172:LYS:CA	1	1.33

*Continued on next page...*

*Continued from previous page...*

Key	Atom-1	Atom-2	Model ID	Violation (Å)
(1,16)	1:A:566:LEU:H	2:B:172:LYS:CB	1	1.33
(1,16)	1:A:566:LEU:H	2:B:172:LYS:CD	1	1.33
(1,16)	1:A:566:LEU:H	2:B:172:LYS:CE	1	1.33
(1,16)	1:A:566:LEU:H	2:B:172:LYS:CG	1	1.33
(1,16)	1:A:566:LEU:H	2:B:172:LYS:H	1	1.33
(1,16)	1:A:566:LEU:H	2:B:172:LYS:HA	1	1.33
(1,16)	1:A:566:LEU:H	2:B:172:LYS:HB2	1	1.33
(1,16)	1:A:566:LEU:H	2:B:172:LYS:HB3	1	1.33
(1,16)	1:A:566:LEU:H	2:B:172:LYS:HD2	1	1.33
(1,16)	1:A:566:LEU:H	2:B:172:LYS:HD3	1	1.33
(1,16)	1:A:566:LEU:H	2:B:172:LYS:HE2	1	1.33
(1,16)	1:A:566:LEU:H	2:B:172:LYS:HE3	1	1.33
(1,16)	1:A:566:LEU:H	2:B:172:LYS:HG2	1	1.33
(1,16)	1:A:566:LEU:H	2:B:172:LYS:HG3	1	1.33
(1,16)	1:A:566:LEU:H	2:B:172:LYS:HZ1	1	1.33
(1,16)	1:A:566:LEU:H	2:B:172:LYS:HZ2	1	1.33
(1,16)	1:A:566:LEU:H	2:B:172:LYS:HZ3	1	1.33
(1,16)	1:A:566:LEU:H	2:B:172:LYS:N	1	1.33
(1,16)	1:A:566:LEU:H	2:B:172:LYS:NZ	1	1.33
(1,16)	1:A:566:LEU:H	2:B:172:LYS:O	1	1.33
(1,16)	1:A:566:LEU:H	2:B:182:VAL:C	1	1.33
(1,16)	1:A:566:LEU:H	2:B:182:VAL:CA	1	1.33
(1,16)	1:A:566:LEU:H	2:B:182:VAL:CB	1	1.33
(1,16)	1:A:566:LEU:H	2:B:182:VAL:CG1	1	1.33
(1,16)	1:A:566:LEU:H	2:B:182:VAL:CG2	1	1.33
(1,16)	1:A:566:LEU:H	2:B:182:VAL:H	1	1.33
(1,16)	1:A:566:LEU:H	2:B:182:VAL:HA	1	1.33
(1,16)	1:A:566:LEU:H	2:B:182:VAL:HB	1	1.33
(1,16)	1:A:566:LEU:H	2:B:182:VAL:HG11	1	1.33
(1,16)	1:A:566:LEU:H	2:B:182:VAL:HG12	1	1.33
(1,16)	1:A:566:LEU:H	2:B:182:VAL:HG13	1	1.33
(1,16)	1:A:566:LEU:H	2:B:182:VAL:HG21	1	1.33
(1,16)	1:A:566:LEU:H	2:B:182:VAL:HG22	1	1.33
(1,16)	1:A:566:LEU:H	2:B:182:VAL:HG23	1	1.33
(1,16)	1:A:566:LEU:H	2:B:182:VAL:N	1	1.33
(1,16)	1:A:566:LEU:H	2:B:182:VAL:O	1	1.33
(1,16)	1:A:566:LEU:H	2:B:183:LYS:C	1	1.33
(1,16)	1:A:566:LEU:H	2:B:183:LYS:CA	1	1.33
(1,16)	1:A:566:LEU:H	2:B:183:LYS:CB	1	1.33
(1,16)	1:A:566:LEU:H	2:B:183:LYS:CD	1	1.33
(1,16)	1:A:566:LEU:H	2:B:183:LYS:CE	1	1.33
(1,16)	1:A:566:LEU:H	2:B:183:LYS:CG	1	1.33

*Continued on next page...*

*Continued from previous page...*

Key	Atom-1	Atom-2	Model ID	Violation (Å)
(1,16)	1:A:566:LEU:H	2:B:183:LYS:H	1	1.33
(1,16)	1:A:566:LEU:H	2:B:183:LYS:HA	1	1.33
(1,16)	1:A:566:LEU:H	2:B:183:LYS:HB2	1	1.33
(1,16)	1:A:566:LEU:H	2:B:183:LYS:HB3	1	1.33
(1,16)	1:A:566:LEU:H	2:B:183:LYS:HD2	1	1.33
(1,16)	1:A:566:LEU:H	2:B:183:LYS:HD3	1	1.33
(1,16)	1:A:566:LEU:H	2:B:183:LYS:HE2	1	1.33
(1,16)	1:A:566:LEU:H	2:B:183:LYS:HE3	1	1.33
(1,16)	1:A:566:LEU:H	2:B:183:LYS:HG2	1	1.33
(1,16)	1:A:566:LEU:H	2:B:183:LYS:HG3	1	1.33
(1,16)	1:A:566:LEU:H	2:B:183:LYS:HZ1	1	1.33
(1,16)	1:A:566:LEU:H	2:B:183:LYS:HZ2	1	1.33
(1,16)	1:A:566:LEU:H	2:B:183:LYS:HZ3	1	1.33
(1,16)	1:A:566:LEU:H	2:B:183:LYS:N	1	1.33
(1,16)	1:A:566:LEU:H	2:B:183:LYS:NZ	1	1.33
(1,16)	1:A:566:LEU:H	2:B:183:LYS:O	1	1.33
(1,16)	1:A:566:LEU:H	2:B:185:GLY:C	1	1.33
(1,16)	1:A:566:LEU:H	2:B:185:GLY:CA	1	1.33
(1,16)	1:A:566:LEU:H	2:B:185:GLY:H	1	1.33
(1,16)	1:A:566:LEU:H	2:B:185:GLY:HA2	1	1.33
(1,16)	1:A:566:LEU:H	2:B:185:GLY:HA3	1	1.33
(1,16)	1:A:566:LEU:H	2:B:185:GLY:N	1	1.33
(1,16)	1:A:566:LEU:H	2:B:185:GLY:O	1	1.33
(1,16)	1:A:566:LEU:H	2:B:187:TYR:C	1	1.33
(1,16)	1:A:566:LEU:H	2:B:187:TYR:CA	1	1.33
(1,16)	1:A:566:LEU:H	2:B:187:TYR:CB	1	1.33
(1,16)	1:A:566:LEU:H	2:B:187:TYR:CD1	1	1.33
(1,16)	1:A:566:LEU:H	2:B:187:TYR:CD2	1	1.33
(1,16)	1:A:566:LEU:H	2:B:187:TYR:CE1	1	1.33
(1,16)	1:A:566:LEU:H	2:B:187:TYR:CE2	1	1.33
(1,16)	1:A:566:LEU:H	2:B:187:TYR:CG	1	1.33
(1,16)	1:A:566:LEU:H	2:B:187:TYR:CZ	1	1.33
(1,16)	1:A:566:LEU:H	2:B:187:TYR:H	1	1.33
(1,16)	1:A:566:LEU:H	2:B:187:TYR:HA	1	1.33
(1,16)	1:A:566:LEU:H	2:B:187:TYR:HB2	1	1.33
(1,16)	1:A:566:LEU:H	2:B:187:TYR:HB3	1	1.33
(1,16)	1:A:566:LEU:H	2:B:187:TYR:HD1	1	1.33
(1,16)	1:A:566:LEU:H	2:B:187:TYR:HD2	1	1.33
(1,16)	1:A:566:LEU:H	2:B:187:TYR:HE1	1	1.33
(1,16)	1:A:566:LEU:H	2:B:187:TYR:HE2	1	1.33
(1,16)	1:A:566:LEU:H	2:B:187:TYR:HH	1	1.33
(1,16)	1:A:566:LEU:H	2:B:187:TYR:N	1	1.33

*Continued on next page...*

*Continued from previous page...*

Key	Atom-1	Atom-2	Model ID	Violation (Å)
(1,16)	1:A:566:LEU:H	2:B:187:TYR:O	1	1.33
(1,16)	1:A:566:LEU:H	2:B:187:TYR:OH	1	1.33
(1,16)	1:A:566:LEU:H	2:B:200:THR:C	1	1.33
(1,16)	1:A:566:LEU:H	2:B:200:THR:CA	1	1.33
(1,16)	1:A:566:LEU:H	2:B:200:THR:CB	1	1.33
(1,16)	1:A:566:LEU:H	2:B:200:THR:CG2	1	1.33
(1,16)	1:A:566:LEU:H	2:B:200:THR:H	1	1.33
(1,16)	1:A:566:LEU:H	2:B:200:THR:HA	1	1.33
(1,16)	1:A:566:LEU:H	2:B:200:THR:HB	1	1.33
(1,16)	1:A:566:LEU:H	2:B:200:THR:HG1	1	1.33
(1,16)	1:A:566:LEU:H	2:B:200:THR:HG21	1	1.33
(1,16)	1:A:566:LEU:H	2:B:200:THR:HG22	1	1.33
(1,16)	1:A:566:LEU:H	2:B:200:THR:HG23	1	1.33
(1,16)	1:A:566:LEU:H	2:B:200:THR:N	1	1.33
(1,16)	1:A:566:LEU:H	2:B:200:THR:O	1	1.33
(1,16)	1:A:566:LEU:H	2:B:200:THR:OG1	1	1.33
(1,16)	1:A:566:LEU:H	2:B:211:LYS:C	1	1.33
(1,16)	1:A:566:LEU:H	2:B:211:LYS:CA	1	1.33
(1,16)	1:A:566:LEU:H	2:B:211:LYS:CB	1	1.33
(1,16)	1:A:566:LEU:H	2:B:211:LYS:CD	1	1.33
(1,16)	1:A:566:LEU:H	2:B:211:LYS:CE	1	1.33
(1,16)	1:A:566:LEU:H	2:B:211:LYS:CG	1	1.33
(1,16)	1:A:566:LEU:H	2:B:211:LYS:H	1	1.33
(1,16)	1:A:566:LEU:H	2:B:211:LYS:HA	1	1.33
(1,16)	1:A:566:LEU:H	2:B:211:LYS:HB2	1	1.33
(1,16)	1:A:566:LEU:H	2:B:211:LYS:HB3	1	1.33
(1,16)	1:A:566:LEU:H	2:B:211:LYS:HD2	1	1.33
(1,16)	1:A:566:LEU:H	2:B:211:LYS:HD3	1	1.33
(1,16)	1:A:566:LEU:H	2:B:211:LYS:HE2	1	1.33
(1,16)	1:A:566:LEU:H	2:B:211:LYS:HE3	1	1.33
(1,16)	1:A:566:LEU:H	2:B:211:LYS:HG2	1	1.33
(1,16)	1:A:566:LEU:H	2:B:211:LYS:HG3	1	1.33
(1,16)	1:A:566:LEU:H	2:B:211:LYS:HZ1	1	1.33
(1,16)	1:A:566:LEU:H	2:B:211:LYS:HZ2	1	1.33
(1,16)	1:A:566:LEU:H	2:B:211:LYS:HZ3	1	1.33
(1,16)	1:A:566:LEU:H	2:B:211:LYS:N	1	1.33
(1,16)	1:A:566:LEU:H	2:B:211:LYS:NZ	1	1.33
(1,16)	1:A:566:LEU:H	2:B:211:LYS:O	1	1.33
(1,16)	1:A:566:LEU:HA	2:B:149:SER:C	1	1.33
(1,16)	1:A:566:LEU:HA	2:B:149:SER:CA	1	1.33
(1,16)	1:A:566:LEU:HA	2:B:149:SER:CB	1	1.33
(1,16)	1:A:566:LEU:HA	2:B:149:SER:H	1	1.33

*Continued on next page...*

*Continued from previous page...*

Key	Atom-1	Atom-2	Model ID	Violation (Å)
(1,16)	1:A:566:LEU:HA	2:B:149:SER:HA	1	1.33
(1,16)	1:A:566:LEU:HA	2:B:149:SER:HB2	1	1.33
(1,16)	1:A:566:LEU:HA	2:B:149:SER:HB3	1	1.33
(1,16)	1:A:566:LEU:HA	2:B:149:SER:HG	1	1.33
(1,16)	1:A:566:LEU:HA	2:B:149:SER:N	1	1.33
(1,16)	1:A:566:LEU:HA	2:B:149:SER:O	1	1.33
(1,16)	1:A:566:LEU:HA	2:B:149:SER:OG	1	1.33
(1,16)	1:A:566:LEU:HA	2:B:152:VAL:C	1	1.33
(1,16)	1:A:566:LEU:HA	2:B:152:VAL:CA	1	1.33
(1,16)	1:A:566:LEU:HA	2:B:152:VAL:CB	1	1.33
(1,16)	1:A:566:LEU:HA	2:B:152:VAL:CG1	1	1.33
(1,16)	1:A:566:LEU:HA	2:B:152:VAL:CG2	1	1.33
(1,16)	1:A:566:LEU:HA	2:B:152:VAL:H	1	1.33
(1,16)	1:A:566:LEU:HA	2:B:152:VAL:HA	1	1.33
(1,16)	1:A:566:LEU:HA	2:B:152:VAL:HB	1	1.33
(1,16)	1:A:566:LEU:HA	2:B:152:VAL:HG11	1	1.33
(1,16)	1:A:566:LEU:HA	2:B:152:VAL:HG12	1	1.33
(1,16)	1:A:566:LEU:HA	2:B:152:VAL:HG13	1	1.33
(1,16)	1:A:566:LEU:HA	2:B:152:VAL:HG21	1	1.33
(1,16)	1:A:566:LEU:HA	2:B:152:VAL:HG22	1	1.33
(1,16)	1:A:566:LEU:HA	2:B:152:VAL:HG23	1	1.33
(1,16)	1:A:566:LEU:HA	2:B:152:VAL:N	1	1.33
(1,16)	1:A:566:LEU:HA	2:B:152:VAL:O	1	1.33
(1,16)	1:A:566:LEU:HA	2:B:153:VAL:C	1	1.33
(1,16)	1:A:566:LEU:HA	2:B:153:VAL:CA	1	1.33
(1,16)	1:A:566:LEU:HA	2:B:153:VAL:CB	1	1.33
(1,16)	1:A:566:LEU:HA	2:B:153:VAL:CG1	1	1.33
(1,16)	1:A:566:LEU:HA	2:B:153:VAL:CG2	1	1.33
(1,16)	1:A:566:LEU:HA	2:B:153:VAL:H	1	1.33
(1,16)	1:A:566:LEU:HA	2:B:153:VAL:HA	1	1.33
(1,16)	1:A:566:LEU:HA	2:B:153:VAL:HB	1	1.33
(1,16)	1:A:566:LEU:HA	2:B:153:VAL:HG11	1	1.33
(1,16)	1:A:566:LEU:HA	2:B:153:VAL:HG12	1	1.33
(1,16)	1:A:566:LEU:HA	2:B:153:VAL:HG13	1	1.33
(1,16)	1:A:566:LEU:HA	2:B:153:VAL:HG21	1	1.33
(1,16)	1:A:566:LEU:HA	2:B:153:VAL:HG22	1	1.33
(1,16)	1:A:566:LEU:HA	2:B:153:VAL:HG23	1	1.33
(1,16)	1:A:566:LEU:HA	2:B:153:VAL:N	1	1.33
(1,16)	1:A:566:LEU:HA	2:B:153:VAL:O	1	1.33
(1,16)	1:A:566:LEU:HA	2:B:155:GLY:C	1	1.33
(1,16)	1:A:566:LEU:HA	2:B:155:GLY:CA	1	1.33
(1,16)	1:A:566:LEU:HA	2:B:155:GLY:H	1	1.33

*Continued on next page...*



*Continued from previous page...*

Key	Atom-1	Atom-2	Model ID	Violation (Å)
(1,16)	1:A:566:LEU:HA	2:B:155:GLY:HA2	1	1.33
(1,16)	1:A:566:LEU:HA	2:B:155:GLY:HA3	1	1.33
(1,16)	1:A:566:LEU:HA	2:B:155:GLY:N	1	1.33
(1,16)	1:A:566:LEU:HA	2:B:155:GLY:O	1	1.33
(1,16)	1:A:566:LEU:HA	2:B:156:PHE:C	1	1.33
(1,16)	1:A:566:LEU:HA	2:B:156:PHE:CA	1	1.33
(1,16)	1:A:566:LEU:HA	2:B:156:PHE:CB	1	1.33
(1,16)	1:A:566:LEU:HA	2:B:156:PHE:CD1	1	1.33
(1,16)	1:A:566:LEU:HA	2:B:156:PHE:CD2	1	1.33
(1,16)	1:A:566:LEU:HA	2:B:156:PHE:CE1	1	1.33
(1,16)	1:A:566:LEU:HA	2:B:156:PHE:CE2	1	1.33
(1,16)	1:A:566:LEU:HA	2:B:156:PHE:CG	1	1.33
(1,16)	1:A:566:LEU:HA	2:B:156:PHE:CZ	1	1.33
(1,16)	1:A:566:LEU:HA	2:B:156:PHE:H	1	1.33
(1,16)	1:A:566:LEU:HA	2:B:156:PHE:HA	1	1.33
(1,16)	1:A:566:LEU:HA	2:B:156:PHE:HB2	1	1.33
(1,16)	1:A:566:LEU:HA	2:B:156:PHE:HB3	1	1.33
(1,16)	1:A:566:LEU:HA	2:B:156:PHE:HD1	1	1.33
(1,16)	1:A:566:LEU:HA	2:B:156:PHE:HD2	1	1.33
(1,16)	1:A:566:LEU:HA	2:B:156:PHE:HE1	1	1.33
(1,16)	1:A:566:LEU:HA	2:B:156:PHE:HE2	1	1.33
(1,16)	1:A:566:LEU:HA	2:B:156:PHE:HZ	1	1.33
(1,16)	1:A:566:LEU:HA	2:B:156:PHE:N	1	1.33
(1,16)	1:A:566:LEU:HA	2:B:156:PHE:O	1	1.33
(1,16)	1:A:566:LEU:HA	2:B:157:CYS:C	1	1.33
(1,16)	1:A:566:LEU:HA	2:B:157:CYS:CA	1	1.33
(1,16)	1:A:566:LEU:HA	2:B:157:CYS:CB	1	1.33
(1,16)	1:A:566:LEU:HA	2:B:157:CYS:H	1	1.33
(1,16)	1:A:566:LEU:HA	2:B:157:CYS:HA	1	1.33
(1,16)	1:A:566:LEU:HA	2:B:157:CYS:HB2	1	1.33
(1,16)	1:A:566:LEU:HA	2:B:157:CYS:HB3	1	1.33
(1,16)	1:A:566:LEU:HA	2:B:157:CYS:N	1	1.33
(1,16)	1:A:566:LEU:HA	2:B:157:CYS:O	1	1.33
(1,16)	1:A:566:LEU:HA	2:B:157:CYS:SG	1	1.33
(1,16)	1:A:566:LEU:HA	2:B:158:THR:C	1	1.33
(1,16)	1:A:566:LEU:HA	2:B:158:THR:CA	1	1.33
(1,16)	1:A:566:LEU:HA	2:B:158:THR:CB	1	1.33
(1,16)	1:A:566:LEU:HA	2:B:158:THR:CG2	1	1.33
(1,16)	1:A:566:LEU:HA	2:B:158:THR:H	1	1.33
(1,16)	1:A:566:LEU:HA	2:B:158:THR:HA	1	1.33
(1,16)	1:A:566:LEU:HA	2:B:158:THR:HB	1	1.33
(1,16)	1:A:566:LEU:HA	2:B:158:THR:HG1	1	1.33

*Continued on next page...*

*Continued from previous page...*

Key	Atom-1	Atom-2	Model ID	Violation (Å)
(1,16)	1:A:566:LEU:HA	2:B:158:THR:HG21	1	1.33
(1,16)	1:A:566:LEU:HA	2:B:158:THR:HG22	1	1.33
(1,16)	1:A:566:LEU:HA	2:B:158:THR:HG23	1	1.33
(1,16)	1:A:566:LEU:HA	2:B:158:THR:N	1	1.33
(1,16)	1:A:566:LEU:HA	2:B:158:THR:O	1	1.33
(1,16)	1:A:566:LEU:HA	2:B:158:THR:OG1	1	1.33
(1,16)	1:A:566:LEU:HA	2:B:159:ILE:C	1	1.33
(1,16)	1:A:566:LEU:HA	2:B:159:ILE:CA	1	1.33
(1,16)	1:A:566:LEU:HA	2:B:159:ILE:CB	1	1.33
(1,16)	1:A:566:LEU:HA	2:B:159:ILE:CD1	1	1.33
(1,16)	1:A:566:LEU:HA	2:B:159:ILE:CG1	1	1.33
(1,16)	1:A:566:LEU:HA	2:B:159:ILE:CG2	1	1.33
(1,16)	1:A:566:LEU:HA	2:B:159:ILE:H	1	1.33
(1,16)	1:A:566:LEU:HA	2:B:159:ILE:HA	1	1.33
(1,16)	1:A:566:LEU:HA	2:B:159:ILE:HB	1	1.33
(1,16)	1:A:566:LEU:HA	2:B:159:ILE:HD11	1	1.33
(1,16)	1:A:566:LEU:HA	2:B:159:ILE:HD12	1	1.33
(1,16)	1:A:566:LEU:HA	2:B:159:ILE:HD13	1	1.33
(1,16)	1:A:566:LEU:HA	2:B:159:ILE:HG12	1	1.33
(1,16)	1:A:566:LEU:HA	2:B:159:ILE:HG13	1	1.33
(1,16)	1:A:566:LEU:HA	2:B:159:ILE:HG21	1	1.33
(1,16)	1:A:566:LEU:HA	2:B:159:ILE:HG22	1	1.33
(1,16)	1:A:566:LEU:HA	2:B:159:ILE:HG23	1	1.33
(1,16)	1:A:566:LEU:HA	2:B:159:ILE:N	1	1.33
(1,16)	1:A:566:LEU:HA	2:B:159:ILE:O	1	1.33
(1,16)	1:A:566:LEU:HA	2:B:161:ASN:C	1	1.33
(1,16)	1:A:566:LEU:HA	2:B:161:ASN:CA	1	1.33
(1,16)	1:A:566:LEU:HA	2:B:161:ASN:CB	1	1.33
(1,16)	1:A:566:LEU:HA	2:B:161:ASN:CG	1	1.33
(1,16)	1:A:566:LEU:HA	2:B:161:ASN:H	1	1.33
(1,16)	1:A:566:LEU:HA	2:B:161:ASN:HA	1	1.33
(1,16)	1:A:566:LEU:HA	2:B:161:ASN:HB2	1	1.33
(1,16)	1:A:566:LEU:HA	2:B:161:ASN:HB3	1	1.33
(1,16)	1:A:566:LEU:HA	2:B:161:ASN:HD21	1	1.33
(1,16)	1:A:566:LEU:HA	2:B:161:ASN:HD22	1	1.33
(1,16)	1:A:566:LEU:HA	2:B:161:ASN:N	1	1.33
(1,16)	1:A:566:LEU:HA	2:B:161:ASN:ND2	1	1.33
(1,16)	1:A:566:LEU:HA	2:B:161:ASN:O	1	1.33
(1,16)	1:A:566:LEU:HA	2:B:161:ASN:OD1	1	1.33
(1,16)	1:A:566:LEU:HA	2:B:162:LYS:C	1	1.33
(1,16)	1:A:566:LEU:HA	2:B:162:LYS:CA	1	1.33
(1,16)	1:A:566:LEU:HA	2:B:162:LYS:CB	1	1.33

*Continued on next page...*

*Continued from previous page...*

Key	Atom-1	Atom-2	Model ID	Violation (Å)
(1,16)	1:A:566:LEU:HA	2:B:162:LYS:CD	1	1.33
(1,16)	1:A:566:LEU:HA	2:B:162:LYS:CE	1	1.33
(1,16)	1:A:566:LEU:HA	2:B:162:LYS:CG	1	1.33
(1,16)	1:A:566:LEU:HA	2:B:162:LYS:H	1	1.33
(1,16)	1:A:566:LEU:HA	2:B:162:LYS:HA	1	1.33
(1,16)	1:A:566:LEU:HA	2:B:162:LYS:HB2	1	1.33
(1,16)	1:A:566:LEU:HA	2:B:162:LYS:HB3	1	1.33
(1,16)	1:A:566:LEU:HA	2:B:162:LYS:HD2	1	1.33
(1,16)	1:A:566:LEU:HA	2:B:162:LYS:HD3	1	1.33
(1,16)	1:A:566:LEU:HA	2:B:162:LYS:HE2	1	1.33
(1,16)	1:A:566:LEU:HA	2:B:162:LYS:HE3	1	1.33
(1,16)	1:A:566:LEU:HA	2:B:162:LYS:HG2	1	1.33
(1,16)	1:A:566:LEU:HA	2:B:162:LYS:HG3	1	1.33
(1,16)	1:A:566:LEU:HA	2:B:162:LYS:HZ1	1	1.33
(1,16)	1:A:566:LEU:HA	2:B:162:LYS:HZ2	1	1.33
(1,16)	1:A:566:LEU:HA	2:B:162:LYS:HZ3	1	1.33
(1,16)	1:A:566:LEU:HA	2:B:162:LYS:N	1	1.33
(1,16)	1:A:566:LEU:HA	2:B:162:LYS:NZ	1	1.33
(1,16)	1:A:566:LEU:HA	2:B:162:LYS:O	1	1.33
(1,16)	1:A:566:LEU:HA	2:B:167:SER:C	1	1.33
(1,16)	1:A:566:LEU:HA	2:B:167:SER:CA	1	1.33
(1,16)	1:A:566:LEU:HA	2:B:167:SER:CB	1	1.33
(1,16)	1:A:566:LEU:HA	2:B:167:SER:H	1	1.33
(1,16)	1:A:566:LEU:HA	2:B:167:SER:HA	1	1.33
(1,16)	1:A:566:LEU:HA	2:B:167:SER:HB2	1	1.33
(1,16)	1:A:566:LEU:HA	2:B:167:SER:HB3	1	1.33
(1,16)	1:A:566:LEU:HA	2:B:167:SER:HG	1	1.33
(1,16)	1:A:566:LEU:HA	2:B:167:SER:N	1	1.33
(1,16)	1:A:566:LEU:HA	2:B:167:SER:O	1	1.33
(1,16)	1:A:566:LEU:HA	2:B:167:SER:OG	1	1.33
(1,16)	1:A:566:LEU:HA	2:B:168:LEU:C	1	1.33
(1,16)	1:A:566:LEU:HA	2:B:168:LEU:CA	1	1.33
(1,16)	1:A:566:LEU:HA	2:B:168:LEU:CB	1	1.33
(1,16)	1:A:566:LEU:HA	2:B:168:LEU:CD1	1	1.33
(1,16)	1:A:566:LEU:HA	2:B:168:LEU:CD2	1	1.33
(1,16)	1:A:566:LEU:HA	2:B:168:LEU:CG	1	1.33
(1,16)	1:A:566:LEU:HA	2:B:168:LEU:H	1	1.33
(1,16)	1:A:566:LEU:HA	2:B:168:LEU:HA	1	1.33
(1,16)	1:A:566:LEU:HA	2:B:168:LEU:HB2	1	1.33
(1,16)	1:A:566:LEU:HA	2:B:168:LEU:HB3	1	1.33
(1,16)	1:A:566:LEU:HA	2:B:168:LEU:HD11	1	1.33
(1,16)	1:A:566:LEU:HA	2:B:168:LEU:HD12	1	1.33

*Continued on next page...*

*Continued from previous page...*

Key	Atom-1	Atom-2	Model ID	Violation (Å)
(1,16)	1:A:566:LEU:HA	2:B:168:LEU:HD13	1	1.33
(1,16)	1:A:566:LEU:HA	2:B:168:LEU:HD21	1	1.33
(1,16)	1:A:566:LEU:HA	2:B:168:LEU:HD22	1	1.33
(1,16)	1:A:566:LEU:HA	2:B:168:LEU:HD23	1	1.33
(1,16)	1:A:566:LEU:HA	2:B:168:LEU:HG	1	1.33
(1,16)	1:A:566:LEU:HA	2:B:168:LEU:N	1	1.33
(1,16)	1:A:566:LEU:HA	2:B:168:LEU:O	1	1.33
(1,16)	1:A:566:LEU:HA	2:B:170:MET:C	1	1.33
(1,16)	1:A:566:LEU:HA	2:B:170:MET:CA	1	1.33
(1,16)	1:A:566:LEU:HA	2:B:170:MET:CB	1	1.33
(1,16)	1:A:566:LEU:HA	2:B:170:MET:CE	1	1.33
(1,16)	1:A:566:LEU:HA	2:B:170:MET:CG	1	1.33
(1,16)	1:A:566:LEU:HA	2:B:170:MET:H	1	1.33
(1,16)	1:A:566:LEU:HA	2:B:170:MET:HA	1	1.33
(1,16)	1:A:566:LEU:HA	2:B:170:MET:HB2	1	1.33
(1,16)	1:A:566:LEU:HA	2:B:170:MET:HB3	1	1.33
(1,16)	1:A:566:LEU:HA	2:B:170:MET:HE1	1	1.33
(1,16)	1:A:566:LEU:HA	2:B:170:MET:HE2	1	1.33
(1,16)	1:A:566:LEU:HA	2:B:170:MET:HE3	1	1.33
(1,16)	1:A:566:LEU:HA	2:B:170:MET:HG2	1	1.33
(1,16)	1:A:566:LEU:HA	2:B:170:MET:HG3	1	1.33
(1,16)	1:A:566:LEU:HA	2:B:170:MET:N	1	1.33
(1,16)	1:A:566:LEU:HA	2:B:170:MET:O	1	1.33
(1,16)	1:A:566:LEU:HA	2:B:170:MET:SD	1	1.33
(1,16)	1:A:566:LEU:HA	2:B:172:LYS:C	1	1.33
(1,16)	1:A:566:LEU:HA	2:B:172:LYS:CA	1	1.33
(1,16)	1:A:566:LEU:HA	2:B:172:LYS:CB	1	1.33
(1,16)	1:A:566:LEU:HA	2:B:172:LYS:CD	1	1.33
(1,16)	1:A:566:LEU:HA	2:B:172:LYS:CE	1	1.33
(1,16)	1:A:566:LEU:HA	2:B:172:LYS:CG	1	1.33
(1,16)	1:A:566:LEU:HA	2:B:172:LYS:H	1	1.33
(1,16)	1:A:566:LEU:HA	2:B:172:LYS:HA	1	1.33
(1,16)	1:A:566:LEU:HA	2:B:172:LYS:HB2	1	1.33
(1,16)	1:A:566:LEU:HA	2:B:172:LYS:HB3	1	1.33
(1,16)	1:A:566:LEU:HA	2:B:172:LYS:HD2	1	1.33
(1,16)	1:A:566:LEU:HA	2:B:172:LYS:HD3	1	1.33
(1,16)	1:A:566:LEU:HA	2:B:172:LYS:HE2	1	1.33
(1,16)	1:A:566:LEU:HA	2:B:172:LYS:HE3	1	1.33
(1,16)	1:A:566:LEU:HA	2:B:172:LYS:HG2	1	1.33
(1,16)	1:A:566:LEU:HA	2:B:172:LYS:HG3	1	1.33
(1,16)	1:A:566:LEU:HA	2:B:172:LYS:HZ1	1	1.33
(1,16)	1:A:566:LEU:HA	2:B:172:LYS:HZ2	1	1.33

*Continued on next page...*

*Continued from previous page...*

Key	Atom-1	Atom-2	Model ID	Violation (Å)
(1,16)	1:A:566:LEU:HA	2:B:172:LYS:HZ3	1	1.33
(1,16)	1:A:566:LEU:HA	2:B:172:LYS:N	1	1.33
(1,16)	1:A:566:LEU:HA	2:B:172:LYS:NZ	1	1.33
(1,16)	1:A:566:LEU:HA	2:B:172:LYS:O	1	1.33
(1,16)	1:A:566:LEU:HA	2:B:182:VAL:C	1	1.33
(1,16)	1:A:566:LEU:HA	2:B:182:VAL:CA	1	1.33
(1,16)	1:A:566:LEU:HA	2:B:182:VAL:CB	1	1.33
(1,16)	1:A:566:LEU:HA	2:B:182:VAL:CG1	1	1.33
(1,16)	1:A:566:LEU:HA	2:B:182:VAL:CG2	1	1.33
(1,16)	1:A:566:LEU:HA	2:B:182:VAL:H	1	1.33
(1,16)	1:A:566:LEU:HA	2:B:182:VAL:HA	1	1.33
(1,16)	1:A:566:LEU:HA	2:B:182:VAL:HB	1	1.33
(1,16)	1:A:566:LEU:HA	2:B:182:VAL:HG11	1	1.33
(1,16)	1:A:566:LEU:HA	2:B:182:VAL:HG12	1	1.33
(1,16)	1:A:566:LEU:HA	2:B:182:VAL:HG13	1	1.33
(1,16)	1:A:566:LEU:HA	2:B:182:VAL:HG21	1	1.33
(1,16)	1:A:566:LEU:HA	2:B:182:VAL:HG22	1	1.33
(1,16)	1:A:566:LEU:HA	2:B:182:VAL:HG23	1	1.33
(1,16)	1:A:566:LEU:HA	2:B:182:VAL:N	1	1.33
(1,16)	1:A:566:LEU:HA	2:B:182:VAL:O	1	1.33
(1,16)	1:A:566:LEU:HA	2:B:183:LYS:C	1	1.33
(1,16)	1:A:566:LEU:HA	2:B:183:LYS:CA	1	1.33
(1,16)	1:A:566:LEU:HA	2:B:183:LYS:CB	1	1.33
(1,16)	1:A:566:LEU:HA	2:B:183:LYS:CD	1	1.33
(1,16)	1:A:566:LEU:HA	2:B:183:LYS:CE	1	1.33
(1,16)	1:A:566:LEU:HA	2:B:183:LYS:CG	1	1.33
(1,16)	1:A:566:LEU:HA	2:B:183:LYS:H	1	1.33
(1,16)	1:A:566:LEU:HA	2:B:183:LYS:HA	1	1.33
(1,16)	1:A:566:LEU:HA	2:B:183:LYS:HB2	1	1.33
(1,16)	1:A:566:LEU:HA	2:B:183:LYS:HB3	1	1.33
(1,16)	1:A:566:LEU:HA	2:B:183:LYS:HD2	1	1.33
(1,16)	1:A:566:LEU:HA	2:B:183:LYS:HD3	1	1.33
(1,16)	1:A:566:LEU:HA	2:B:183:LYS:HE2	1	1.33
(1,16)	1:A:566:LEU:HA	2:B:183:LYS:HE3	1	1.33
(1,16)	1:A:566:LEU:HA	2:B:183:LYS:HG2	1	1.33
(1,16)	1:A:566:LEU:HA	2:B:183:LYS:HG3	1	1.33
(1,16)	1:A:566:LEU:HA	2:B:183:LYS:HZ1	1	1.33
(1,16)	1:A:566:LEU:HA	2:B:183:LYS:HZ2	1	1.33
(1,16)	1:A:566:LEU:HA	2:B:183:LYS:HZ3	1	1.33
(1,16)	1:A:566:LEU:HA	2:B:183:LYS:N	1	1.33
(1,16)	1:A:566:LEU:HA	2:B:183:LYS:NZ	1	1.33
(1,16)	1:A:566:LEU:HA	2:B:183:LYS:O	1	1.33

*Continued on next page...*

*Continued from previous page...*

Key	Atom-1	Atom-2	Model ID	Violation (Å)
(1,16)	1:A:566:LEU:HA	2:B:185:GLY:C	1	1.33
(1,16)	1:A:566:LEU:HA	2:B:185:GLY:CA	1	1.33
(1,16)	1:A:566:LEU:HA	2:B:185:GLY:H	1	1.33
(1,16)	1:A:566:LEU:HA	2:B:185:GLY:HA2	1	1.33
(1,16)	1:A:566:LEU:HA	2:B:185:GLY:HA3	1	1.33
(1,16)	1:A:566:LEU:HA	2:B:185:GLY:N	1	1.33
(1,16)	1:A:566:LEU:HA	2:B:185:GLY:O	1	1.33
(1,16)	1:A:566:LEU:HA	2:B:187:TYR:C	1	1.33
(1,16)	1:A:566:LEU:HA	2:B:187:TYR:CA	1	1.33
(1,16)	1:A:566:LEU:HA	2:B:187:TYR:CB	1	1.33
(1,16)	1:A:566:LEU:HA	2:B:187:TYR:CD1	1	1.33
(1,16)	1:A:566:LEU:HA	2:B:187:TYR:CD2	1	1.33
(1,16)	1:A:566:LEU:HA	2:B:187:TYR:CE1	1	1.33
(1,16)	1:A:566:LEU:HA	2:B:187:TYR:CE2	1	1.33
(1,16)	1:A:566:LEU:HA	2:B:187:TYR:CG	1	1.33
(1,16)	1:A:566:LEU:HA	2:B:187:TYR:CZ	1	1.33
(1,16)	1:A:566:LEU:HA	2:B:187:TYR:H	1	1.33
(1,16)	1:A:566:LEU:HA	2:B:187:TYR:HA	1	1.33
(1,16)	1:A:566:LEU:HA	2:B:187:TYR:HB2	1	1.33
(1,16)	1:A:566:LEU:HA	2:B:187:TYR:HB3	1	1.33
(1,16)	1:A:566:LEU:HA	2:B:187:TYR:HD1	1	1.33
(1,16)	1:A:566:LEU:HA	2:B:187:TYR:HD2	1	1.33
(1,16)	1:A:566:LEU:HA	2:B:187:TYR:HE1	1	1.33
(1,16)	1:A:566:LEU:HA	2:B:187:TYR:HE2	1	1.33
(1,16)	1:A:566:LEU:HA	2:B:187:TYR:HH	1	1.33
(1,16)	1:A:566:LEU:HA	2:B:187:TYR:N	1	1.33
(1,16)	1:A:566:LEU:HA	2:B:187:TYR:O	1	1.33
(1,16)	1:A:566:LEU:HA	2:B:187:TYR:OH	1	1.33
(1,16)	1:A:566:LEU:HA	2:B:200:THR:C	1	1.33
(1,16)	1:A:566:LEU:HA	2:B:200:THR:CA	1	1.33
(1,16)	1:A:566:LEU:HA	2:B:200:THR:CB	1	1.33
(1,16)	1:A:566:LEU:HA	2:B:200:THR:CG2	1	1.33
(1,16)	1:A:566:LEU:HA	2:B:200:THR:H	1	1.33
(1,16)	1:A:566:LEU:HA	2:B:200:THR:HA	1	1.33
(1,16)	1:A:566:LEU:HA	2:B:200:THR:HB	1	1.33
(1,16)	1:A:566:LEU:HA	2:B:200:THR:HG1	1	1.33
(1,16)	1:A:566:LEU:HA	2:B:200:THR:HG21	1	1.33
(1,16)	1:A:566:LEU:HA	2:B:200:THR:HG22	1	1.33
(1,16)	1:A:566:LEU:HA	2:B:200:THR:HG23	1	1.33
(1,16)	1:A:566:LEU:HA	2:B:200:THR:N	1	1.33
(1,16)	1:A:566:LEU:HA	2:B:200:THR:O	1	1.33
(1,16)	1:A:566:LEU:HA	2:B:200:THR:OG1	1	1.33

*Continued on next page...*

*Continued from previous page...*

Key	Atom-1	Atom-2	Model ID	Violation (Å)
(1,16)	1:A:566:LEU:HA	2:B:211:LYS:C	1	1.33
(1,16)	1:A:566:LEU:HA	2:B:211:LYS:CA	1	1.33
(1,16)	1:A:566:LEU:HA	2:B:211:LYS:CB	1	1.33
(1,16)	1:A:566:LEU:HA	2:B:211:LYS:CD	1	1.33
(1,16)	1:A:566:LEU:HA	2:B:211:LYS:CE	1	1.33
(1,16)	1:A:566:LEU:HA	2:B:211:LYS:CG	1	1.33
(1,16)	1:A:566:LEU:HA	2:B:211:LYS:H	1	1.33
(1,16)	1:A:566:LEU:HA	2:B:211:LYS:HA	1	1.33
(1,16)	1:A:566:LEU:HA	2:B:211:LYS:HB2	1	1.33
(1,16)	1:A:566:LEU:HA	2:B:211:LYS:HB3	1	1.33
(1,16)	1:A:566:LEU:HA	2:B:211:LYS:HD2	1	1.33
(1,16)	1:A:566:LEU:HA	2:B:211:LYS:HD3	1	1.33
(1,16)	1:A:566:LEU:HA	2:B:211:LYS:HE2	1	1.33
(1,16)	1:A:566:LEU:HA	2:B:211:LYS:HE3	1	1.33
(1,16)	1:A:566:LEU:HA	2:B:211:LYS:HG2	1	1.33
(1,16)	1:A:566:LEU:HA	2:B:211:LYS:HG3	1	1.33
(1,16)	1:A:566:LEU:HA	2:B:211:LYS:HZ1	1	1.33
(1,16)	1:A:566:LEU:HA	2:B:211:LYS:HZ2	1	1.33
(1,16)	1:A:566:LEU:HA	2:B:211:LYS:HZ3	1	1.33
(1,16)	1:A:566:LEU:HA	2:B:211:LYS:N	1	1.33
(1,16)	1:A:566:LEU:HA	2:B:211:LYS:NZ	1	1.33
(1,16)	1:A:566:LEU:HA	2:B:211:LYS:O	1	1.33
(1,16)	1:A:566:LEU:HB2	2:B:149:SER:C	1	1.33
(1,16)	1:A:566:LEU:HB2	2:B:149:SER:CA	1	1.33
(1,16)	1:A:566:LEU:HB2	2:B:149:SER:CB	1	1.33
(1,16)	1:A:566:LEU:HB2	2:B:149:SER:H	1	1.33
(1,16)	1:A:566:LEU:HB2	2:B:149:SER:HA	1	1.33
(1,16)	1:A:566:LEU:HB2	2:B:149:SER:HB2	1	1.33
(1,16)	1:A:566:LEU:HB2	2:B:149:SER:HB3	1	1.33
(1,16)	1:A:566:LEU:HB2	2:B:149:SER:HG	1	1.33
(1,16)	1:A:566:LEU:HB2	2:B:149:SER:N	1	1.33
(1,16)	1:A:566:LEU:HB2	2:B:149:SER:O	1	1.33
(1,16)	1:A:566:LEU:HB2	2:B:149:SER:OG	1	1.33
(1,16)	1:A:566:LEU:HB2	2:B:152:VAL:C	1	1.33
(1,16)	1:A:566:LEU:HB2	2:B:152:VAL:CA	1	1.33
(1,16)	1:A:566:LEU:HB2	2:B:152:VAL:CB	1	1.33
(1,16)	1:A:566:LEU:HB2	2:B:152:VAL:CG1	1	1.33
(1,16)	1:A:566:LEU:HB2	2:B:152:VAL:CG2	1	1.33
(1,16)	1:A:566:LEU:HB2	2:B:152:VAL:H	1	1.33
(1,16)	1:A:566:LEU:HB2	2:B:152:VAL:HA	1	1.33
(1,16)	1:A:566:LEU:HB2	2:B:152:VAL:HB	1	1.33
(1,16)	1:A:566:LEU:HB2	2:B:152:VAL:HG11	1	1.33

*Continued on next page...*

*Continued from previous page...*

Key	Atom-1	Atom-2	Model ID	Violation (Å)
(1,16)	1:A:566:LEU:HB2	2:B:152:VAL:HG12	1	1.33
(1,16)	1:A:566:LEU:HB2	2:B:152:VAL:HG13	1	1.33
(1,16)	1:A:566:LEU:HB2	2:B:152:VAL:HG21	1	1.33
(1,16)	1:A:566:LEU:HB2	2:B:152:VAL:HG22	1	1.33
(1,16)	1:A:566:LEU:HB2	2:B:152:VAL:HG23	1	1.33
(1,16)	1:A:566:LEU:HB2	2:B:152:VAL:N	1	1.33
(1,16)	1:A:566:LEU:HB2	2:B:152:VAL:O	1	1.33
(1,16)	1:A:566:LEU:HB2	2:B:153:VAL:C	1	1.33
(1,16)	1:A:566:LEU:HB2	2:B:153:VAL:CA	1	1.33
(1,16)	1:A:566:LEU:HB2	2:B:153:VAL:CB	1	1.33
(1,16)	1:A:566:LEU:HB2	2:B:153:VAL:CG1	1	1.33
(1,16)	1:A:566:LEU:HB2	2:B:153:VAL:CG2	1	1.33
(1,16)	1:A:566:LEU:HB2	2:B:153:VAL:H	1	1.33
(1,16)	1:A:566:LEU:HB2	2:B:153:VAL:HA	1	1.33
(1,16)	1:A:566:LEU:HB2	2:B:153:VAL:HB	1	1.33
(1,16)	1:A:566:LEU:HB2	2:B:153:VAL:HG11	1	1.33
(1,16)	1:A:566:LEU:HB2	2:B:153:VAL:HG12	1	1.33
(1,16)	1:A:566:LEU:HB2	2:B:153:VAL:HG13	1	1.33
(1,16)	1:A:566:LEU:HB2	2:B:153:VAL:HG21	1	1.33
(1,16)	1:A:566:LEU:HB2	2:B:153:VAL:HG22	1	1.33
(1,16)	1:A:566:LEU:HB2	2:B:153:VAL:HG23	1	1.33
(1,16)	1:A:566:LEU:HB2	2:B:153:VAL:N	1	1.33
(1,16)	1:A:566:LEU:HB2	2:B:153:VAL:O	1	1.33
(1,16)	1:A:566:LEU:HB2	2:B:155:GLY:C	1	1.33
(1,16)	1:A:566:LEU:HB2	2:B:155:GLY:CA	1	1.33
(1,16)	1:A:566:LEU:HB2	2:B:155:GLY:H	1	1.33
(1,16)	1:A:566:LEU:HB2	2:B:155:GLY:HA2	1	1.33
(1,16)	1:A:566:LEU:HB2	2:B:155:GLY:HA3	1	1.33
(1,16)	1:A:566:LEU:HB2	2:B:155:GLY:N	1	1.33
(1,16)	1:A:566:LEU:HB2	2:B:155:GLY:O	1	1.33
(1,16)	1:A:566:LEU:HB2	2:B:156:PHE:C	1	1.33
(1,16)	1:A:566:LEU:HB2	2:B:156:PHE:CA	1	1.33
(1,16)	1:A:566:LEU:HB2	2:B:156:PHE:CB	1	1.33
(1,16)	1:A:566:LEU:HB2	2:B:156:PHE:CD1	1	1.33
(1,16)	1:A:566:LEU:HB2	2:B:156:PHE:CD2	1	1.33
(1,16)	1:A:566:LEU:HB2	2:B:156:PHE:CE1	1	1.33
(1,16)	1:A:566:LEU:HB2	2:B:156:PHE:CE2	1	1.33
(1,16)	1:A:566:LEU:HB2	2:B:156:PHE:CG	1	1.33
(1,16)	1:A:566:LEU:HB2	2:B:156:PHE:CZ	1	1.33
(1,16)	1:A:566:LEU:HB2	2:B:156:PHE:H	1	1.33
(1,16)	1:A:566:LEU:HB2	2:B:156:PHE:HA	1	1.33
(1,16)	1:A:566:LEU:HB2	2:B:156:PHE:HB2	1	1.33

*Continued on next page...*



*Continued from previous page...*

Key	Atom-1	Atom-2	Model ID	Violation (Å)
(1,16)	1:A:566:LEU:HB2	2:B:156:PHE:HB3	1	1.33
(1,16)	1:A:566:LEU:HB2	2:B:156:PHE:HD1	1	1.33
(1,16)	1:A:566:LEU:HB2	2:B:156:PHE:HD2	1	1.33
(1,16)	1:A:566:LEU:HB2	2:B:156:PHE:HE1	1	1.33
(1,16)	1:A:566:LEU:HB2	2:B:156:PHE:HE2	1	1.33
(1,16)	1:A:566:LEU:HB2	2:B:156:PHE:HZ	1	1.33
(1,16)	1:A:566:LEU:HB2	2:B:156:PHE:N	1	1.33
(1,16)	1:A:566:LEU:HB2	2:B:156:PHE:O	1	1.33
(1,16)	1:A:566:LEU:HB2	2:B:157:CYS:C	1	1.33
(1,16)	1:A:566:LEU:HB2	2:B:157:CYS:CA	1	1.33
(1,16)	1:A:566:LEU:HB2	2:B:157:CYS:CB	1	1.33
(1,16)	1:A:566:LEU:HB2	2:B:157:CYS:H	1	1.33
(1,16)	1:A:566:LEU:HB2	2:B:157:CYS:HA	1	1.33
(1,16)	1:A:566:LEU:HB2	2:B:157:CYS:HB2	1	1.33
(1,16)	1:A:566:LEU:HB2	2:B:157:CYS:HB3	1	1.33
(1,16)	1:A:566:LEU:HB2	2:B:157:CYS:N	1	1.33
(1,16)	1:A:566:LEU:HB2	2:B:157:CYS:O	1	1.33
(1,16)	1:A:566:LEU:HB2	2:B:157:CYS:SG	1	1.33
(1,16)	1:A:566:LEU:HB2	2:B:158:THR:C	1	1.33
(1,16)	1:A:566:LEU:HB2	2:B:158:THR:CA	1	1.33
(1,16)	1:A:566:LEU:HB2	2:B:158:THR:CB	1	1.33
(1,16)	1:A:566:LEU:HB2	2:B:158:THR:CG2	1	1.33
(1,16)	1:A:566:LEU:HB2	2:B:158:THR:H	1	1.33
(1,16)	1:A:566:LEU:HB2	2:B:158:THR:HA	1	1.33
(1,16)	1:A:566:LEU:HB2	2:B:158:THR:HB	1	1.33
(1,16)	1:A:566:LEU:HB2	2:B:158:THR:HG1	1	1.33
(1,16)	1:A:566:LEU:HB2	2:B:158:THR:HG21	1	1.33
(1,16)	1:A:566:LEU:HB2	2:B:158:THR:HG22	1	1.33
(1,16)	1:A:566:LEU:HB2	2:B:158:THR:HG23	1	1.33
(1,16)	1:A:566:LEU:HB2	2:B:158:THR:N	1	1.33
(1,16)	1:A:566:LEU:HB2	2:B:158:THR:O	1	1.33
(1,16)	1:A:566:LEU:HB2	2:B:158:THR:OG1	1	1.33
(1,16)	1:A:566:LEU:HB2	2:B:159:ILE:C	1	1.33
(1,16)	1:A:566:LEU:HB2	2:B:159:ILE:CA	1	1.33
(1,16)	1:A:566:LEU:HB2	2:B:159:ILE:CB	1	1.33
(1,16)	1:A:566:LEU:HB2	2:B:159:ILE:CD1	1	1.33
(1,16)	1:A:566:LEU:HB2	2:B:159:ILE:CG1	1	1.33
(1,16)	1:A:566:LEU:HB2	2:B:159:ILE:CG2	1	1.33
(1,16)	1:A:566:LEU:HB2	2:B:159:ILE:H	1	1.33
(1,16)	1:A:566:LEU:HB2	2:B:159:ILE:HA	1	1.33
(1,16)	1:A:566:LEU:HB2	2:B:159:ILE:HB	1	1.33
(1,16)	1:A:566:LEU:HB2	2:B:159:ILE:HD11	1	1.33

*Continued on next page...*

*Continued from previous page...*

Key	Atom-1	Atom-2	Model ID	Violation (Å)
(1,16)	1:A:566:LEU:HB2	2:B:159:ILE:HD12	1	1.33
(1,16)	1:A:566:LEU:HB2	2:B:159:ILE:HD13	1	1.33
(1,16)	1:A:566:LEU:HB2	2:B:159:ILE:HG12	1	1.33
(1,16)	1:A:566:LEU:HB2	2:B:159:ILE:HG13	1	1.33
(1,16)	1:A:566:LEU:HB2	2:B:159:ILE:HG21	1	1.33
(1,16)	1:A:566:LEU:HB2	2:B:159:ILE:HG22	1	1.33
(1,16)	1:A:566:LEU:HB2	2:B:159:ILE:HG23	1	1.33
(1,16)	1:A:566:LEU:HB2	2:B:159:ILE:N	1	1.33
(1,16)	1:A:566:LEU:HB2	2:B:159:ILE:O	1	1.33
(1,16)	1:A:566:LEU:HB2	2:B:161:ASN:C	1	1.33
(1,16)	1:A:566:LEU:HB2	2:B:161:ASN:CA	1	1.33
(1,16)	1:A:566:LEU:HB2	2:B:161:ASN:CB	1	1.33
(1,16)	1:A:566:LEU:HB2	2:B:161:ASN:CG	1	1.33
(1,16)	1:A:566:LEU:HB2	2:B:161:ASN:H	1	1.33
(1,16)	1:A:566:LEU:HB2	2:B:161:ASN:HA	1	1.33
(1,16)	1:A:566:LEU:HB2	2:B:161:ASN:HB2	1	1.33
(1,16)	1:A:566:LEU:HB2	2:B:161:ASN:HB3	1	1.33
(1,16)	1:A:566:LEU:HB2	2:B:161:ASN:HD21	1	1.33
(1,16)	1:A:566:LEU:HB2	2:B:161:ASN:HD22	1	1.33
(1,16)	1:A:566:LEU:HB2	2:B:161:ASN:N	1	1.33
(1,16)	1:A:566:LEU:HB2	2:B:161:ASN:ND2	1	1.33
(1,16)	1:A:566:LEU:HB2	2:B:161:ASN:O	1	1.33
(1,16)	1:A:566:LEU:HB2	2:B:161:ASN:OD1	1	1.33
(1,16)	1:A:566:LEU:HB2	2:B:162:LYS:C	1	1.33
(1,16)	1:A:566:LEU:HB2	2:B:162:LYS:CA	1	1.33
(1,16)	1:A:566:LEU:HB2	2:B:162:LYS:CB	1	1.33
(1,16)	1:A:566:LEU:HB2	2:B:162:LYS:CD	1	1.33
(1,16)	1:A:566:LEU:HB2	2:B:162:LYS:CE	1	1.33
(1,16)	1:A:566:LEU:HB2	2:B:162:LYS:CG	1	1.33
(1,16)	1:A:566:LEU:HB2	2:B:162:LYS:H	1	1.33
(1,16)	1:A:566:LEU:HB2	2:B:162:LYS:HA	1	1.33
(1,16)	1:A:566:LEU:HB2	2:B:162:LYS:HB2	1	1.33
(1,16)	1:A:566:LEU:HB2	2:B:162:LYS:HB3	1	1.33
(1,16)	1:A:566:LEU:HB2	2:B:162:LYS:HD2	1	1.33
(1,16)	1:A:566:LEU:HB2	2:B:162:LYS:HD3	1	1.33
(1,16)	1:A:566:LEU:HB2	2:B:162:LYS:HE2	1	1.33
(1,16)	1:A:566:LEU:HB2	2:B:162:LYS:HE3	1	1.33
(1,16)	1:A:566:LEU:HB2	2:B:162:LYS:HG2	1	1.33
(1,16)	1:A:566:LEU:HB2	2:B:162:LYS:HG3	1	1.33
(1,16)	1:A:566:LEU:HB2	2:B:162:LYS:HZ1	1	1.33
(1,16)	1:A:566:LEU:HB2	2:B:162:LYS:HZ2	1	1.33
(1,16)	1:A:566:LEU:HB2	2:B:162:LYS:HZ3	1	1.33

*Continued on next page...*

*Continued from previous page...*

Key	Atom-1	Atom-2	Model ID	Violation (Å)
(1,16)	1:A:566:LEU:HB2	2:B:162:LYS:N	1	1.33
(1,16)	1:A:566:LEU:HB2	2:B:162:LYS:NZ	1	1.33
(1,16)	1:A:566:LEU:HB2	2:B:162:LYS:O	1	1.33
(1,16)	1:A:566:LEU:HB2	2:B:167:SER:C	1	1.33
(1,16)	1:A:566:LEU:HB2	2:B:167:SER:CA	1	1.33
(1,16)	1:A:566:LEU:HB2	2:B:167:SER:CB	1	1.33
(1,16)	1:A:566:LEU:HB2	2:B:167:SER:H	1	1.33
(1,16)	1:A:566:LEU:HB2	2:B:167:SER:HA	1	1.33
(1,16)	1:A:566:LEU:HB2	2:B:167:SER:HB2	1	1.33
(1,16)	1:A:566:LEU:HB2	2:B:167:SER:HB3	1	1.33
(1,16)	1:A:566:LEU:HB2	2:B:167:SER:HG	1	1.33
(1,16)	1:A:566:LEU:HB2	2:B:167:SER:N	1	1.33
(1,16)	1:A:566:LEU:HB2	2:B:167:SER:O	1	1.33
(1,16)	1:A:566:LEU:HB2	2:B:167:SER:OG	1	1.33
(1,16)	1:A:566:LEU:HB2	2:B:168:LEU:C	1	1.33
(1,16)	1:A:566:LEU:HB2	2:B:168:LEU:CA	1	1.33
(1,16)	1:A:566:LEU:HB2	2:B:168:LEU:CB	1	1.33
(1,16)	1:A:566:LEU:HB2	2:B:168:LEU:CD1	1	1.33
(1,16)	1:A:566:LEU:HB2	2:B:168:LEU:CD2	1	1.33
(1,16)	1:A:566:LEU:HB2	2:B:168:LEU:CG	1	1.33
(1,16)	1:A:566:LEU:HB2	2:B:168:LEU:H	1	1.33
(1,16)	1:A:566:LEU:HB2	2:B:168:LEU:HA	1	1.33
(1,16)	1:A:566:LEU:HB2	2:B:168:LEU:HB2	1	1.33
(1,16)	1:A:566:LEU:HB2	2:B:168:LEU:HB3	1	1.33
(1,16)	1:A:566:LEU:HB2	2:B:168:LEU:HD11	1	1.33
(1,16)	1:A:566:LEU:HB2	2:B:168:LEU:HD12	1	1.33
(1,16)	1:A:566:LEU:HB2	2:B:168:LEU:HD13	1	1.33
(1,16)	1:A:566:LEU:HB2	2:B:168:LEU:HD21	1	1.33
(1,16)	1:A:566:LEU:HB2	2:B:168:LEU:HD22	1	1.33
(1,16)	1:A:566:LEU:HB2	2:B:168:LEU:HD23	1	1.33
(1,16)	1:A:566:LEU:HB2	2:B:168:LEU:HG	1	1.33
(1,16)	1:A:566:LEU:HB2	2:B:168:LEU:N	1	1.33
(1,16)	1:A:566:LEU:HB2	2:B:168:LEU:O	1	1.33
(1,16)	1:A:566:LEU:HB2	2:B:170:MET:C	1	1.33
(1,16)	1:A:566:LEU:HB2	2:B:170:MET:CA	1	1.33
(1,16)	1:A:566:LEU:HB2	2:B:170:MET:CB	1	1.33
(1,16)	1:A:566:LEU:HB2	2:B:170:MET:CE	1	1.33
(1,16)	1:A:566:LEU:HB2	2:B:170:MET:CG	1	1.33
(1,16)	1:A:566:LEU:HB2	2:B:170:MET:H	1	1.33
(1,16)	1:A:566:LEU:HB2	2:B:170:MET:HA	1	1.33
(1,16)	1:A:566:LEU:HB2	2:B:170:MET:HB2	1	1.33
(1,16)	1:A:566:LEU:HB2	2:B:170:MET:HB3	1	1.33

*Continued on next page...*

*Continued from previous page...*

Key	Atom-1	Atom-2	Model ID	Violation (Å)
(1,16)	1:A:566:LEU:HB2	2:B:170:MET:HE1	1	1.33
(1,16)	1:A:566:LEU:HB2	2:B:170:MET:HE2	1	1.33
(1,16)	1:A:566:LEU:HB2	2:B:170:MET:HE3	1	1.33
(1,16)	1:A:566:LEU:HB2	2:B:170:MET:HG2	1	1.33
(1,16)	1:A:566:LEU:HB2	2:B:170:MET:HG3	1	1.33
(1,16)	1:A:566:LEU:HB2	2:B:170:MET:N	1	1.33
(1,16)	1:A:566:LEU:HB2	2:B:170:MET:O	1	1.33
(1,16)	1:A:566:LEU:HB2	2:B:170:MET:SD	1	1.33
(1,16)	1:A:566:LEU:HB2	2:B:172:LYS:C	1	1.33
(1,16)	1:A:566:LEU:HB2	2:B:172:LYS:CA	1	1.33
(1,16)	1:A:566:LEU:HB2	2:B:172:LYS:CB	1	1.33
(1,16)	1:A:566:LEU:HB2	2:B:172:LYS:CD	1	1.33
(1,16)	1:A:566:LEU:HB2	2:B:172:LYS:CE	1	1.33
(1,16)	1:A:566:LEU:HB2	2:B:172:LYS:CG	1	1.33
(1,16)	1:A:566:LEU:HB2	2:B:172:LYS:H	1	1.33
(1,16)	1:A:566:LEU:HB2	2:B:172:LYS:HA	1	1.33
(1,16)	1:A:566:LEU:HB2	2:B:172:LYS:HB2	1	1.33
(1,16)	1:A:566:LEU:HB2	2:B:172:LYS:HB3	1	1.33
(1,16)	1:A:566:LEU:HB2	2:B:172:LYS:HD2	1	1.33
(1,16)	1:A:566:LEU:HB2	2:B:172:LYS:HD3	1	1.33
(1,16)	1:A:566:LEU:HB2	2:B:172:LYS:HE2	1	1.33
(1,16)	1:A:566:LEU:HB2	2:B:172:LYS:HE3	1	1.33
(1,16)	1:A:566:LEU:HB2	2:B:172:LYS:HG2	1	1.33
(1,16)	1:A:566:LEU:HB2	2:B:172:LYS:HG3	1	1.33
(1,16)	1:A:566:LEU:HB2	2:B:172:LYS:HZ1	1	1.33
(1,16)	1:A:566:LEU:HB2	2:B:172:LYS:HZ2	1	1.33
(1,16)	1:A:566:LEU:HB2	2:B:172:LYS:HZ3	1	1.33
(1,16)	1:A:566:LEU:HB2	2:B:172:LYS:N	1	1.33
(1,16)	1:A:566:LEU:HB2	2:B:172:LYS:NZ	1	1.33
(1,16)	1:A:566:LEU:HB2	2:B:172:LYS:O	1	1.33
(1,16)	1:A:566:LEU:HB2	2:B:182:VAL:C	1	1.33
(1,16)	1:A:566:LEU:HB2	2:B:182:VAL:CA	1	1.33
(1,16)	1:A:566:LEU:HB2	2:B:182:VAL:CB	1	1.33
(1,16)	1:A:566:LEU:HB2	2:B:182:VAL:CG1	1	1.33
(1,16)	1:A:566:LEU:HB2	2:B:182:VAL:CG2	1	1.33
(1,16)	1:A:566:LEU:HB2	2:B:182:VAL:H	1	1.33
(1,16)	1:A:566:LEU:HB2	2:B:182:VAL:HA	1	1.33
(1,16)	1:A:566:LEU:HB2	2:B:182:VAL:HB	1	1.33
(1,16)	1:A:566:LEU:HB2	2:B:182:VAL:HG11	1	1.33
(1,16)	1:A:566:LEU:HB2	2:B:182:VAL:HG12	1	1.33
(1,16)	1:A:566:LEU:HB2	2:B:182:VAL:HG13	1	1.33
(1,16)	1:A:566:LEU:HB2	2:B:182:VAL:HG21	1	1.33

*Continued on next page...*

*Continued from previous page...*

Key	Atom-1	Atom-2	Model ID	Violation (Å)
(1,16)	1:A:566:LEU:HB2	2:B:182:VAL:HG22	1	1.33
(1,16)	1:A:566:LEU:HB2	2:B:182:VAL:HG23	1	1.33
(1,16)	1:A:566:LEU:HB2	2:B:182:VAL:N	1	1.33
(1,16)	1:A:566:LEU:HB2	2:B:182:VAL:O	1	1.33
(1,16)	1:A:566:LEU:HB2	2:B:183:LYS:C	1	1.33
(1,16)	1:A:566:LEU:HB2	2:B:183:LYS:CA	1	1.33
(1,16)	1:A:566:LEU:HB2	2:B:183:LYS:CB	1	1.33
(1,16)	1:A:566:LEU:HB2	2:B:183:LYS:CD	1	1.33
(1,16)	1:A:566:LEU:HB2	2:B:183:LYS:CE	1	1.33
(1,16)	1:A:566:LEU:HB2	2:B:183:LYS:CG	1	1.33
(1,16)	1:A:566:LEU:HB2	2:B:183:LYS:H	1	1.33
(1,16)	1:A:566:LEU:HB2	2:B:183:LYS:HA	1	1.33
(1,16)	1:A:566:LEU:HB2	2:B:183:LYS:HB2	1	1.33
(1,16)	1:A:566:LEU:HB2	2:B:183:LYS:HB3	1	1.33
(1,16)	1:A:566:LEU:HB2	2:B:183:LYS:HD2	1	1.33
(1,16)	1:A:566:LEU:HB2	2:B:183:LYS:HD3	1	1.33
(1,16)	1:A:566:LEU:HB2	2:B:183:LYS:HE2	1	1.33
(1,16)	1:A:566:LEU:HB2	2:B:183:LYS:HE3	1	1.33
(1,16)	1:A:566:LEU:HB2	2:B:183:LYS:HG2	1	1.33
(1,16)	1:A:566:LEU:HB2	2:B:183:LYS:HG3	1	1.33
(1,16)	1:A:566:LEU:HB2	2:B:183:LYS:HZ1	1	1.33
(1,16)	1:A:566:LEU:HB2	2:B:183:LYS:HZ2	1	1.33
(1,16)	1:A:566:LEU:HB2	2:B:183:LYS:HZ3	1	1.33
(1,16)	1:A:566:LEU:HB2	2:B:183:LYS:N	1	1.33
(1,16)	1:A:566:LEU:HB2	2:B:183:LYS:NZ	1	1.33
(1,16)	1:A:566:LEU:HB2	2:B:183:LYS:O	1	1.33
(1,16)	1:A:566:LEU:HB2	2:B:185:GLY:C	1	1.33
(1,16)	1:A:566:LEU:HB2	2:B:185:GLY:CA	1	1.33
(1,16)	1:A:566:LEU:HB2	2:B:185:GLY:H	1	1.33
(1,16)	1:A:566:LEU:HB2	2:B:185:GLY:HA2	1	1.33
(1,16)	1:A:566:LEU:HB2	2:B:185:GLY:HA3	1	1.33
(1,16)	1:A:566:LEU:HB2	2:B:185:GLY:N	1	1.33
(1,16)	1:A:566:LEU:HB2	2:B:185:GLY:O	1	1.33
(1,16)	1:A:566:LEU:HB2	2:B:187:TYR:C	1	1.33
(1,16)	1:A:566:LEU:HB2	2:B:187:TYR:CA	1	1.33
(1,16)	1:A:566:LEU:HB2	2:B:187:TYR:CB	1	1.33
(1,16)	1:A:566:LEU:HB2	2:B:187:TYR:CD1	1	1.33
(1,16)	1:A:566:LEU:HB2	2:B:187:TYR:CD2	1	1.33
(1,16)	1:A:566:LEU:HB2	2:B:187:TYR:CE1	1	1.33
(1,16)	1:A:566:LEU:HB2	2:B:187:TYR:CE2	1	1.33
(1,16)	1:A:566:LEU:HB2	2:B:187:TYR:CG	1	1.33
(1,16)	1:A:566:LEU:HB2	2:B:187:TYR:CZ	1	1.33

*Continued on next page...*

*Continued from previous page...*

Key	Atom-1	Atom-2	Model ID	Violation (Å)
(1,16)	1:A:566:LEU:HB2	2:B:187:TYR:H	1	1.33
(1,16)	1:A:566:LEU:HB2	2:B:187:TYR:HA	1	1.33
(1,16)	1:A:566:LEU:HB2	2:B:187:TYR:HB2	1	1.33
(1,16)	1:A:566:LEU:HB2	2:B:187:TYR:HB3	1	1.33
(1,16)	1:A:566:LEU:HB2	2:B:187:TYR:HD1	1	1.33
(1,16)	1:A:566:LEU:HB2	2:B:187:TYR:HD2	1	1.33
(1,16)	1:A:566:LEU:HB2	2:B:187:TYR:HE1	1	1.33
(1,16)	1:A:566:LEU:HB2	2:B:187:TYR:HE2	1	1.33
(1,16)	1:A:566:LEU:HB2	2:B:187:TYR:HH	1	1.33
(1,16)	1:A:566:LEU:HB2	2:B:187:TYR:N	1	1.33
(1,16)	1:A:566:LEU:HB2	2:B:187:TYR:O	1	1.33
(1,16)	1:A:566:LEU:HB2	2:B:187:TYR:OH	1	1.33
(1,16)	1:A:566:LEU:HB2	2:B:200:THR:C	1	1.33
(1,16)	1:A:566:LEU:HB2	2:B:200:THR:CA	1	1.33
(1,16)	1:A:566:LEU:HB2	2:B:200:THR:CB	1	1.33
(1,16)	1:A:566:LEU:HB2	2:B:200:THR:CG2	1	1.33
(1,16)	1:A:566:LEU:HB2	2:B:200:THR:H	1	1.33
(1,16)	1:A:566:LEU:HB2	2:B:200:THR:HA	1	1.33
(1,16)	1:A:566:LEU:HB2	2:B:200:THR:HB	1	1.33
(1,16)	1:A:566:LEU:HB2	2:B:200:THR:HG1	1	1.33
(1,16)	1:A:566:LEU:HB2	2:B:200:THR:HG21	1	1.33
(1,16)	1:A:566:LEU:HB2	2:B:200:THR:HG22	1	1.33
(1,16)	1:A:566:LEU:HB2	2:B:200:THR:HG23	1	1.33
(1,16)	1:A:566:LEU:HB2	2:B:200:THR:N	1	1.33
(1,16)	1:A:566:LEU:HB2	2:B:200:THR:O	1	1.33
(1,16)	1:A:566:LEU:HB2	2:B:200:THR:OG1	1	1.33
(1,16)	1:A:566:LEU:HB2	2:B:211:LYS:C	1	1.33
(1,16)	1:A:566:LEU:HB2	2:B:211:LYS:CA	1	1.33
(1,16)	1:A:566:LEU:HB2	2:B:211:LYS:CB	1	1.33
(1,16)	1:A:566:LEU:HB2	2:B:211:LYS:CD	1	1.33
(1,16)	1:A:566:LEU:HB2	2:B:211:LYS:CE	1	1.33
(1,16)	1:A:566:LEU:HB2	2:B:211:LYS:CG	1	1.33
(1,16)	1:A:566:LEU:HB2	2:B:211:LYS:H	1	1.33
(1,16)	1:A:566:LEU:HB2	2:B:211:LYS:HA	1	1.33
(1,16)	1:A:566:LEU:HB2	2:B:211:LYS:HB2	1	1.33
(1,16)	1:A:566:LEU:HB2	2:B:211:LYS:HB3	1	1.33
(1,16)	1:A:566:LEU:HB2	2:B:211:LYS:HD2	1	1.33
(1,16)	1:A:566:LEU:HB2	2:B:211:LYS:HD3	1	1.33
(1,16)	1:A:566:LEU:HB2	2:B:211:LYS:HE2	1	1.33
(1,16)	1:A:566:LEU:HB2	2:B:211:LYS:HE3	1	1.33
(1,16)	1:A:566:LEU:HB2	2:B:211:LYS:HG2	1	1.33
(1,16)	1:A:566:LEU:HB2	2:B:211:LYS:HG3	1	1.33

*Continued on next page...*

*Continued from previous page...*

Key	Atom-1	Atom-2	Model ID	Violation (Å)
(1,16)	1:A:566:LEU:HB2	2:B:211:LYS:HZ1	1	1.33
(1,16)	1:A:566:LEU:HB2	2:B:211:LYS:HZ2	1	1.33
(1,16)	1:A:566:LEU:HB2	2:B:211:LYS:HZ3	1	1.33
(1,16)	1:A:566:LEU:HB2	2:B:211:LYS:N	1	1.33
(1,16)	1:A:566:LEU:HB2	2:B:211:LYS:NZ	1	1.33
(1,16)	1:A:566:LEU:HB2	2:B:211:LYS:O	1	1.33
(1,16)	1:A:566:LEU:HB3	2:B:149:SER:C	1	1.33
(1,16)	1:A:566:LEU:HB3	2:B:149:SER:CA	1	1.33
(1,16)	1:A:566:LEU:HB3	2:B:149:SER:CB	1	1.33
(1,16)	1:A:566:LEU:HB3	2:B:149:SER:H	1	1.33
(1,16)	1:A:566:LEU:HB3	2:B:149:SER:HA	1	1.33
(1,16)	1:A:566:LEU:HB3	2:B:149:SER:HB2	1	1.33
(1,16)	1:A:566:LEU:HB3	2:B:149:SER:HB3	1	1.33
(1,16)	1:A:566:LEU:HB3	2:B:149:SER:HG	1	1.33
(1,16)	1:A:566:LEU:HB3	2:B:149:SER:N	1	1.33
(1,16)	1:A:566:LEU:HB3	2:B:149:SER:O	1	1.33
(1,16)	1:A:566:LEU:HB3	2:B:149:SER:OG	1	1.33
(1,16)	1:A:566:LEU:HB3	2:B:152:VAL:C	1	1.33
(1,16)	1:A:566:LEU:HB3	2:B:152:VAL:CA	1	1.33
(1,16)	1:A:566:LEU:HB3	2:B:152:VAL:CB	1	1.33
(1,16)	1:A:566:LEU:HB3	2:B:152:VAL:CG1	1	1.33
(1,16)	1:A:566:LEU:HB3	2:B:152:VAL:CG2	1	1.33
(1,16)	1:A:566:LEU:HB3	2:B:152:VAL:H	1	1.33
(1,16)	1:A:566:LEU:HB3	2:B:152:VAL:HA	1	1.33
(1,16)	1:A:566:LEU:HB3	2:B:152:VAL:HB	1	1.33
(1,16)	1:A:566:LEU:HB3	2:B:152:VAL:HG11	1	1.33
(1,16)	1:A:566:LEU:HB3	2:B:152:VAL:HG12	1	1.33
(1,16)	1:A:566:LEU:HB3	2:B:152:VAL:HG13	1	1.33
(1,16)	1:A:566:LEU:HB3	2:B:152:VAL:HG21	1	1.33
(1,16)	1:A:566:LEU:HB3	2:B:152:VAL:HG22	1	1.33
(1,16)	1:A:566:LEU:HB3	2:B:152:VAL:HG23	1	1.33
(1,16)	1:A:566:LEU:HB3	2:B:152:VAL:N	1	1.33
(1,16)	1:A:566:LEU:HB3	2:B:152:VAL:O	1	1.33
(1,16)	1:A:566:LEU:HB3	2:B:153:VAL:C	1	1.33
(1,16)	1:A:566:LEU:HB3	2:B:153:VAL:CA	1	1.33
(1,16)	1:A:566:LEU:HB3	2:B:153:VAL:CB	1	1.33
(1,16)	1:A:566:LEU:HB3	2:B:153:VAL:CG1	1	1.33
(1,16)	1:A:566:LEU:HB3	2:B:153:VAL:CG2	1	1.33
(1,16)	1:A:566:LEU:HB3	2:B:153:VAL:H	1	1.33
(1,16)	1:A:566:LEU:HB3	2:B:153:VAL:HA	1	1.33
(1,16)	1:A:566:LEU:HB3	2:B:153:VAL:HB	1	1.33
(1,16)	1:A:566:LEU:HB3	2:B:153:VAL:HG11	1	1.33

*Continued on next page...*

*Continued from previous page...*

Key	Atom-1	Atom-2	Model ID	Violation (Å)
(1,16)	1:A:566:LEU:HB3	2:B:153:VAL:HG12	1	1.33
(1,16)	1:A:566:LEU:HB3	2:B:153:VAL:HG13	1	1.33
(1,16)	1:A:566:LEU:HB3	2:B:153:VAL:HG21	1	1.33
(1,16)	1:A:566:LEU:HB3	2:B:153:VAL:HG22	1	1.33
(1,16)	1:A:566:LEU:HB3	2:B:153:VAL:HG23	1	1.33
(1,16)	1:A:566:LEU:HB3	2:B:153:VAL:N	1	1.33
(1,16)	1:A:566:LEU:HB3	2:B:153:VAL:O	1	1.33
(1,16)	1:A:566:LEU:HB3	2:B:155:GLY:C	1	1.33
(1,16)	1:A:566:LEU:HB3	2:B:155:GLY:CA	1	1.33
(1,16)	1:A:566:LEU:HB3	2:B:155:GLY:H	1	1.33
(1,16)	1:A:566:LEU:HB3	2:B:155:GLY:HA2	1	1.33
(1,16)	1:A:566:LEU:HB3	2:B:155:GLY:HA3	1	1.33
(1,16)	1:A:566:LEU:HB3	2:B:155:GLY:N	1	1.33
(1,16)	1:A:566:LEU:HB3	2:B:155:GLY:O	1	1.33
(1,16)	1:A:566:LEU:HB3	2:B:156:PHE:C	1	1.33
(1,16)	1:A:566:LEU:HB3	2:B:156:PHE:CA	1	1.33
(1,16)	1:A:566:LEU:HB3	2:B:156:PHE:CB	1	1.33
(1,16)	1:A:566:LEU:HB3	2:B:156:PHE:CD1	1	1.33
(1,16)	1:A:566:LEU:HB3	2:B:156:PHE:CD2	1	1.33
(1,16)	1:A:566:LEU:HB3	2:B:156:PHE:CE1	1	1.33
(1,16)	1:A:566:LEU:HB3	2:B:156:PHE:CE2	1	1.33
(1,16)	1:A:566:LEU:HB3	2:B:156:PHE:CG	1	1.33
(1,16)	1:A:566:LEU:HB3	2:B:156:PHE:CZ	1	1.33
(1,16)	1:A:566:LEU:HB3	2:B:156:PHE:H	1	1.33
(1,16)	1:A:566:LEU:HB3	2:B:156:PHE:HA	1	1.33
(1,16)	1:A:566:LEU:HB3	2:B:156:PHE:HB2	1	1.33
(1,16)	1:A:566:LEU:HB3	2:B:156:PHE:HB3	1	1.33
(1,16)	1:A:566:LEU:HB3	2:B:156:PHE:HD1	1	1.33
(1,16)	1:A:566:LEU:HB3	2:B:156:PHE:HD2	1	1.33
(1,16)	1:A:566:LEU:HB3	2:B:156:PHE:HE1	1	1.33
(1,16)	1:A:566:LEU:HB3	2:B:156:PHE:HE2	1	1.33
(1,16)	1:A:566:LEU:HB3	2:B:156:PHE:HZ	1	1.33
(1,16)	1:A:566:LEU:HB3	2:B:156:PHE:N	1	1.33
(1,16)	1:A:566:LEU:HB3	2:B:156:PHE:O	1	1.33
(1,16)	1:A:566:LEU:HB3	2:B:157:CYS:C	1	1.33
(1,16)	1:A:566:LEU:HB3	2:B:157:CYS:CA	1	1.33
(1,16)	1:A:566:LEU:HB3	2:B:157:CYS:CB	1	1.33
(1,16)	1:A:566:LEU:HB3	2:B:157:CYS:H	1	1.33
(1,16)	1:A:566:LEU:HB3	2:B:157:CYS:HA	1	1.33
(1,16)	1:A:566:LEU:HB3	2:B:157:CYS:HB2	1	1.33
(1,16)	1:A:566:LEU:HB3	2:B:157:CYS:HB3	1	1.33
(1,16)	1:A:566:LEU:HB3	2:B:157:CYS:N	1	1.33

*Continued on next page...*



*Continued from previous page...*

Key	Atom-1	Atom-2	Model ID	Violation (Å)
(1,16)	1:A:566:LEU:HB3	2:B:157:CYS:O	1	1.33
(1,16)	1:A:566:LEU:HB3	2:B:157:CYS:SG	1	1.33
(1,16)	1:A:566:LEU:HB3	2:B:158:THR:C	1	1.33
(1,16)	1:A:566:LEU:HB3	2:B:158:THR:CA	1	1.33
(1,16)	1:A:566:LEU:HB3	2:B:158:THR:CB	1	1.33
(1,16)	1:A:566:LEU:HB3	2:B:158:THR:CG2	1	1.33
(1,16)	1:A:566:LEU:HB3	2:B:158:THR:H	1	1.33
(1,16)	1:A:566:LEU:HB3	2:B:158:THR:HA	1	1.33
(1,16)	1:A:566:LEU:HB3	2:B:158:THR:HB	1	1.33
(1,16)	1:A:566:LEU:HB3	2:B:158:THR:HG1	1	1.33
(1,16)	1:A:566:LEU:HB3	2:B:158:THR:HG21	1	1.33
(1,16)	1:A:566:LEU:HB3	2:B:158:THR:HG22	1	1.33
(1,16)	1:A:566:LEU:HB3	2:B:158:THR:HG23	1	1.33
(1,16)	1:A:566:LEU:HB3	2:B:158:THR:N	1	1.33
(1,16)	1:A:566:LEU:HB3	2:B:158:THR:O	1	1.33
(1,16)	1:A:566:LEU:HB3	2:B:158:THR:OG1	1	1.33
(1,16)	1:A:566:LEU:HB3	2:B:159:ILE:C	1	1.33
(1,16)	1:A:566:LEU:HB3	2:B:159:ILE:CA	1	1.33
(1,16)	1:A:566:LEU:HB3	2:B:159:ILE:CB	1	1.33
(1,16)	1:A:566:LEU:HB3	2:B:159:ILE:CD1	1	1.33
(1,16)	1:A:566:LEU:HB3	2:B:159:ILE:CG1	1	1.33
(1,16)	1:A:566:LEU:HB3	2:B:159:ILE:CG2	1	1.33
(1,16)	1:A:566:LEU:HB3	2:B:159:ILE:H	1	1.33
(1,16)	1:A:566:LEU:HB3	2:B:159:ILE:HA	1	1.33
(1,16)	1:A:566:LEU:HB3	2:B:159:ILE:HB	1	1.33
(1,16)	1:A:566:LEU:HB3	2:B:159:ILE:HD11	1	1.33
(1,16)	1:A:566:LEU:HB3	2:B:159:ILE:HD12	1	1.33
(1,16)	1:A:566:LEU:HB3	2:B:159:ILE:HD13	1	1.33
(1,16)	1:A:566:LEU:HB3	2:B:159:ILE:HG12	1	1.33
(1,16)	1:A:566:LEU:HB3	2:B:159:ILE:HG13	1	1.33
(1,16)	1:A:566:LEU:HB3	2:B:159:ILE:HG21	1	1.33
(1,16)	1:A:566:LEU:HB3	2:B:159:ILE:HG22	1	1.33
(1,16)	1:A:566:LEU:HB3	2:B:159:ILE:HG23	1	1.33
(1,16)	1:A:566:LEU:HB3	2:B:159:ILE:N	1	1.33
(1,16)	1:A:566:LEU:HB3	2:B:159:ILE:O	1	1.33
(1,16)	1:A:566:LEU:HB3	2:B:161:ASN:C	1	1.33
(1,16)	1:A:566:LEU:HB3	2:B:161:ASN:CA	1	1.33
(1,16)	1:A:566:LEU:HB3	2:B:161:ASN:CB	1	1.33
(1,16)	1:A:566:LEU:HB3	2:B:161:ASN:CG	1	1.33
(1,16)	1:A:566:LEU:HB3	2:B:161:ASN:H	1	1.33
(1,16)	1:A:566:LEU:HB3	2:B:161:ASN:HA	1	1.33
(1,16)	1:A:566:LEU:HB3	2:B:161:ASN:HB2	1	1.33

*Continued on next page...*

*Continued from previous page...*

Key	Atom-1	Atom-2	Model ID	Violation (Å)
(1,16)	1:A:566:LEU:HB3	2:B:161:ASN:HB3	1	1.33
(1,16)	1:A:566:LEU:HB3	2:B:161:ASN:HD21	1	1.33
(1,16)	1:A:566:LEU:HB3	2:B:161:ASN:HD22	1	1.33
(1,16)	1:A:566:LEU:HB3	2:B:161:ASN:N	1	1.33
(1,16)	1:A:566:LEU:HB3	2:B:161:ASN:ND2	1	1.33
(1,16)	1:A:566:LEU:HB3	2:B:161:ASN:O	1	1.33
(1,16)	1:A:566:LEU:HB3	2:B:161:ASN:OD1	1	1.33
(1,16)	1:A:566:LEU:HB3	2:B:162:LYS:C	1	1.33
(1,16)	1:A:566:LEU:HB3	2:B:162:LYS:CA	1	1.33
(1,16)	1:A:566:LEU:HB3	2:B:162:LYS:CB	1	1.33
(1,16)	1:A:566:LEU:HB3	2:B:162:LYS:CD	1	1.33
(1,16)	1:A:566:LEU:HB3	2:B:162:LYS:CE	1	1.33
(1,16)	1:A:566:LEU:HB3	2:B:162:LYS:CG	1	1.33
(1,16)	1:A:566:LEU:HB3	2:B:162:LYS:H	1	1.33
(1,16)	1:A:566:LEU:HB3	2:B:162:LYS:HA	1	1.33
(1,16)	1:A:566:LEU:HB3	2:B:162:LYS:HB2	1	1.33
(1,16)	1:A:566:LEU:HB3	2:B:162:LYS:HB3	1	1.33
(1,16)	1:A:566:LEU:HB3	2:B:162:LYS:HD2	1	1.33
(1,16)	1:A:566:LEU:HB3	2:B:162:LYS:HD3	1	1.33
(1,16)	1:A:566:LEU:HB3	2:B:162:LYS:HE2	1	1.33
(1,16)	1:A:566:LEU:HB3	2:B:162:LYS:HE3	1	1.33
(1,16)	1:A:566:LEU:HB3	2:B:162:LYS:HG2	1	1.33
(1,16)	1:A:566:LEU:HB3	2:B:162:LYS:HG3	1	1.33
(1,16)	1:A:566:LEU:HB3	2:B:162:LYS:HZ1	1	1.33
(1,16)	1:A:566:LEU:HB3	2:B:162:LYS:HZ2	1	1.33
(1,16)	1:A:566:LEU:HB3	2:B:162:LYS:HZ3	1	1.33
(1,16)	1:A:566:LEU:HB3	2:B:162:LYS:N	1	1.33
(1,16)	1:A:566:LEU:HB3	2:B:162:LYS:NZ	1	1.33
(1,16)	1:A:566:LEU:HB3	2:B:162:LYS:O	1	1.33
(1,16)	1:A:566:LEU:HB3	2:B:167:SER:C	1	1.33
(1,16)	1:A:566:LEU:HB3	2:B:167:SER:CA	1	1.33
(1,16)	1:A:566:LEU:HB3	2:B:167:SER:CB	1	1.33
(1,16)	1:A:566:LEU:HB3	2:B:167:SER:H	1	1.33
(1,16)	1:A:566:LEU:HB3	2:B:167:SER:HA	1	1.33
(1,16)	1:A:566:LEU:HB3	2:B:167:SER:HB2	1	1.33
(1,16)	1:A:566:LEU:HB3	2:B:167:SER:HB3	1	1.33
(1,16)	1:A:566:LEU:HB3	2:B:167:SER:HG	1	1.33
(1,16)	1:A:566:LEU:HB3	2:B:167:SER:N	1	1.33
(1,16)	1:A:566:LEU:HB3	2:B:167:SER:O	1	1.33
(1,16)	1:A:566:LEU:HB3	2:B:167:SER:OG	1	1.33
(1,16)	1:A:566:LEU:HB3	2:B:168:LEU:C	1	1.33
(1,16)	1:A:566:LEU:HB3	2:B:168:LEU:CA	1	1.33

*Continued on next page...*

*Continued from previous page...*

Key	Atom-1	Atom-2	Model ID	Violation (Å)
(1,16)	1:A:566:LEU:HB3	2:B:168:LEU:CB	1	1.33
(1,16)	1:A:566:LEU:HB3	2:B:168:LEU:CD1	1	1.33
(1,16)	1:A:566:LEU:HB3	2:B:168:LEU:CD2	1	1.33
(1,16)	1:A:566:LEU:HB3	2:B:168:LEU:CG	1	1.33
(1,16)	1:A:566:LEU:HB3	2:B:168:LEU:H	1	1.33
(1,16)	1:A:566:LEU:HB3	2:B:168:LEU:HA	1	1.33
(1,16)	1:A:566:LEU:HB3	2:B:168:LEU:HB2	1	1.33
(1,16)	1:A:566:LEU:HB3	2:B:168:LEU:HB3	1	1.33
(1,16)	1:A:566:LEU:HB3	2:B:168:LEU:HD11	1	1.33
(1,16)	1:A:566:LEU:HB3	2:B:168:LEU:HD12	1	1.33
(1,16)	1:A:566:LEU:HB3	2:B:168:LEU:HD13	1	1.33
(1,16)	1:A:566:LEU:HB3	2:B:168:LEU:HD21	1	1.33
(1,16)	1:A:566:LEU:HB3	2:B:168:LEU:HD22	1	1.33
(1,16)	1:A:566:LEU:HB3	2:B:168:LEU:HD23	1	1.33
(1,16)	1:A:566:LEU:HB3	2:B:168:LEU:HG	1	1.33
(1,16)	1:A:566:LEU:HB3	2:B:168:LEU:N	1	1.33
(1,16)	1:A:566:LEU:HB3	2:B:168:LEU:O	1	1.33
(1,16)	1:A:566:LEU:HB3	2:B:170:MET:C	1	1.33
(1,16)	1:A:566:LEU:HB3	2:B:170:MET:CA	1	1.33
(1,16)	1:A:566:LEU:HB3	2:B:170:MET:CB	1	1.33
(1,16)	1:A:566:LEU:HB3	2:B:170:MET:CE	1	1.33
(1,16)	1:A:566:LEU:HB3	2:B:170:MET:CG	1	1.33
(1,16)	1:A:566:LEU:HB3	2:B:170:MET:H	1	1.33
(1,16)	1:A:566:LEU:HB3	2:B:170:MET:HA	1	1.33
(1,16)	1:A:566:LEU:HB3	2:B:170:MET:HB2	1	1.33
(1,16)	1:A:566:LEU:HB3	2:B:170:MET:HB3	1	1.33
(1,16)	1:A:566:LEU:HB3	2:B:170:MET:HE1	1	1.33
(1,16)	1:A:566:LEU:HB3	2:B:170:MET:HE2	1	1.33
(1,16)	1:A:566:LEU:HB3	2:B:170:MET:HE3	1	1.33
(1,16)	1:A:566:LEU:HB3	2:B:170:MET:HG2	1	1.33
(1,16)	1:A:566:LEU:HB3	2:B:170:MET:HG3	1	1.33
(1,16)	1:A:566:LEU:HB3	2:B:170:MET:N	1	1.33
(1,16)	1:A:566:LEU:HB3	2:B:170:MET:O	1	1.33
(1,16)	1:A:566:LEU:HB3	2:B:170:MET:SD	1	1.33
(1,16)	1:A:566:LEU:HB3	2:B:172:LYS:C	1	1.33
(1,16)	1:A:566:LEU:HB3	2:B:172:LYS:CA	1	1.33
(1,16)	1:A:566:LEU:HB3	2:B:172:LYS:CB	1	1.33
(1,16)	1:A:566:LEU:HB3	2:B:172:LYS:CD	1	1.33
(1,16)	1:A:566:LEU:HB3	2:B:172:LYS:CE	1	1.33
(1,16)	1:A:566:LEU:HB3	2:B:172:LYS:CG	1	1.33
(1,16)	1:A:566:LEU:HB3	2:B:172:LYS:H	1	1.33
(1,16)	1:A:566:LEU:HB3	2:B:172:LYS:HA	1	1.33

*Continued on next page...*

*Continued from previous page...*

Key	Atom-1	Atom-2	Model ID	Violation (Å)
(1,16)	1:A:566:LEU:HB3	2:B:172:LYS:HB2	1	1.33
(1,16)	1:A:566:LEU:HB3	2:B:172:LYS:HB3	1	1.33
(1,16)	1:A:566:LEU:HB3	2:B:172:LYS:HD2	1	1.33
(1,16)	1:A:566:LEU:HB3	2:B:172:LYS:HD3	1	1.33
(1,16)	1:A:566:LEU:HB3	2:B:172:LYS:HE2	1	1.33
(1,16)	1:A:566:LEU:HB3	2:B:172:LYS:HE3	1	1.33
(1,16)	1:A:566:LEU:HB3	2:B:172:LYS:HG2	1	1.33
(1,16)	1:A:566:LEU:HB3	2:B:172:LYS:HG3	1	1.33
(1,16)	1:A:566:LEU:HB3	2:B:172:LYS:HZ1	1	1.33
(1,16)	1:A:566:LEU:HB3	2:B:172:LYS:HZ2	1	1.33
(1,16)	1:A:566:LEU:HB3	2:B:172:LYS:HZ3	1	1.33
(1,16)	1:A:566:LEU:HB3	2:B:172:LYS:N	1	1.33
(1,16)	1:A:566:LEU:HB3	2:B:172:LYS:NZ	1	1.33
(1,16)	1:A:566:LEU:HB3	2:B:172:LYS:O	1	1.33
(1,16)	1:A:566:LEU:HB3	2:B:182:VAL:C	1	1.33
(1,16)	1:A:566:LEU:HB3	2:B:182:VAL:CA	1	1.33
(1,16)	1:A:566:LEU:HB3	2:B:182:VAL:CB	1	1.33
(1,16)	1:A:566:LEU:HB3	2:B:182:VAL:CG1	1	1.33
(1,16)	1:A:566:LEU:HB3	2:B:182:VAL:CG2	1	1.33
(1,16)	1:A:566:LEU:HB3	2:B:182:VAL:H	1	1.33
(1,16)	1:A:566:LEU:HB3	2:B:182:VAL:HA	1	1.33
(1,16)	1:A:566:LEU:HB3	2:B:182:VAL:HB	1	1.33
(1,16)	1:A:566:LEU:HB3	2:B:182:VAL:HG11	1	1.33
(1,16)	1:A:566:LEU:HB3	2:B:182:VAL:HG12	1	1.33
(1,16)	1:A:566:LEU:HB3	2:B:182:VAL:HG13	1	1.33
(1,16)	1:A:566:LEU:HB3	2:B:182:VAL:HG21	1	1.33
(1,16)	1:A:566:LEU:HB3	2:B:182:VAL:HG22	1	1.33
(1,16)	1:A:566:LEU:HB3	2:B:182:VAL:HG23	1	1.33
(1,16)	1:A:566:LEU:HB3	2:B:182:VAL:N	1	1.33
(1,16)	1:A:566:LEU:HB3	2:B:182:VAL:O	1	1.33
(1,16)	1:A:566:LEU:HB3	2:B:183:LYS:C	1	1.33
(1,16)	1:A:566:LEU:HB3	2:B:183:LYS:CA	1	1.33
(1,16)	1:A:566:LEU:HB3	2:B:183:LYS:CB	1	1.33
(1,16)	1:A:566:LEU:HB3	2:B:183:LYS:CD	1	1.33
(1,16)	1:A:566:LEU:HB3	2:B:183:LYS:CE	1	1.33
(1,16)	1:A:566:LEU:HB3	2:B:183:LYS:CG	1	1.33
(1,16)	1:A:566:LEU:HB3	2:B:183:LYS:H	1	1.33
(1,16)	1:A:566:LEU:HB3	2:B:183:LYS:HA	1	1.33
(1,16)	1:A:566:LEU:HB3	2:B:183:LYS:HB2	1	1.33
(1,16)	1:A:566:LEU:HB3	2:B:183:LYS:HB3	1	1.33
(1,16)	1:A:566:LEU:HB3	2:B:183:LYS:HD2	1	1.33
(1,16)	1:A:566:LEU:HB3	2:B:183:LYS:HD3	1	1.33

*Continued on next page...*

*Continued from previous page...*

Key	Atom-1	Atom-2	Model ID	Violation (Å)
(1,16)	1:A:566:LEU:HB3	2:B:183:LYS:HE2	1	1.33
(1,16)	1:A:566:LEU:HB3	2:B:183:LYS:HE3	1	1.33
(1,16)	1:A:566:LEU:HB3	2:B:183:LYS:HG2	1	1.33
(1,16)	1:A:566:LEU:HB3	2:B:183:LYS:HG3	1	1.33
(1,16)	1:A:566:LEU:HB3	2:B:183:LYS:HZ1	1	1.33
(1,16)	1:A:566:LEU:HB3	2:B:183:LYS:HZ2	1	1.33
(1,16)	1:A:566:LEU:HB3	2:B:183:LYS:HZ3	1	1.33
(1,16)	1:A:566:LEU:HB3	2:B:183:LYS:N	1	1.33
(1,16)	1:A:566:LEU:HB3	2:B:183:LYS:NZ	1	1.33
(1,16)	1:A:566:LEU:HB3	2:B:183:LYS:O	1	1.33
(1,16)	1:A:566:LEU:HB3	2:B:185:GLY:C	1	1.33
(1,16)	1:A:566:LEU:HB3	2:B:185:GLY:CA	1	1.33
(1,16)	1:A:566:LEU:HB3	2:B:185:GLY:H	1	1.33
(1,16)	1:A:566:LEU:HB3	2:B:185:GLY:HA2	1	1.33
(1,16)	1:A:566:LEU:HB3	2:B:185:GLY:HA3	1	1.33
(1,16)	1:A:566:LEU:HB3	2:B:185:GLY:N	1	1.33
(1,16)	1:A:566:LEU:HB3	2:B:185:GLY:O	1	1.33
(1,16)	1:A:566:LEU:HB3	2:B:187:TYR:C	1	1.33
(1,16)	1:A:566:LEU:HB3	2:B:187:TYR:CA	1	1.33
(1,16)	1:A:566:LEU:HB3	2:B:187:TYR:CB	1	1.33
(1,16)	1:A:566:LEU:HB3	2:B:187:TYR:CD1	1	1.33
(1,16)	1:A:566:LEU:HB3	2:B:187:TYR:CD2	1	1.33
(1,16)	1:A:566:LEU:HB3	2:B:187:TYR:CE1	1	1.33
(1,16)	1:A:566:LEU:HB3	2:B:187:TYR:CE2	1	1.33
(1,16)	1:A:566:LEU:HB3	2:B:187:TYR:CG	1	1.33
(1,16)	1:A:566:LEU:HB3	2:B:187:TYR:CZ	1	1.33
(1,16)	1:A:566:LEU:HB3	2:B:187:TYR:H	1	1.33
(1,16)	1:A:566:LEU:HB3	2:B:187:TYR:HA	1	1.33
(1,16)	1:A:566:LEU:HB3	2:B:187:TYR:HB2	1	1.33
(1,16)	1:A:566:LEU:HB3	2:B:187:TYR:HB3	1	1.33
(1,16)	1:A:566:LEU:HB3	2:B:187:TYR:HD1	1	1.33
(1,16)	1:A:566:LEU:HB3	2:B:187:TYR:HD2	1	1.33
(1,16)	1:A:566:LEU:HB3	2:B:187:TYR:HE1	1	1.33
(1,16)	1:A:566:LEU:HB3	2:B:187:TYR:HE2	1	1.33
(1,16)	1:A:566:LEU:HB3	2:B:187:TYR:HH	1	1.33
(1,16)	1:A:566:LEU:HB3	2:B:187:TYR:N	1	1.33
(1,16)	1:A:566:LEU:HB3	2:B:187:TYR:O	1	1.33
(1,16)	1:A:566:LEU:HB3	2:B:187:TYR:OH	1	1.33
(1,16)	1:A:566:LEU:HB3	2:B:200:THR:C	1	1.33
(1,16)	1:A:566:LEU:HB3	2:B:200:THR:CA	1	1.33
(1,16)	1:A:566:LEU:HB3	2:B:200:THR:CB	1	1.33
(1,16)	1:A:566:LEU:HB3	2:B:200:THR:CG2	1	1.33

*Continued on next page...*

*Continued from previous page...*

Key	Atom-1	Atom-2	Model ID	Violation (Å)
(1,16)	1:A:566:LEU:HB3	2:B:200:THR:H	1	1.33
(1,16)	1:A:566:LEU:HB3	2:B:200:THR:HA	1	1.33
(1,16)	1:A:566:LEU:HB3	2:B:200:THR:HB	1	1.33
(1,16)	1:A:566:LEU:HB3	2:B:200:THR:HG1	1	1.33
(1,16)	1:A:566:LEU:HB3	2:B:200:THR:HG21	1	1.33
(1,16)	1:A:566:LEU:HB3	2:B:200:THR:HG22	1	1.33
(1,16)	1:A:566:LEU:HB3	2:B:200:THR:HG23	1	1.33
(1,16)	1:A:566:LEU:HB3	2:B:200:THR:N	1	1.33
(1,16)	1:A:566:LEU:HB3	2:B:200:THR:O	1	1.33
(1,16)	1:A:566:LEU:HB3	2:B:200:THR:OG1	1	1.33
(1,16)	1:A:566:LEU:HB3	2:B:211:LYS:C	1	1.33
(1,16)	1:A:566:LEU:HB3	2:B:211:LYS:CA	1	1.33
(1,16)	1:A:566:LEU:HB3	2:B:211:LYS:CB	1	1.33
(1,16)	1:A:566:LEU:HB3	2:B:211:LYS:CD	1	1.33
(1,16)	1:A:566:LEU:HB3	2:B:211:LYS:CE	1	1.33
(1,16)	1:A:566:LEU:HB3	2:B:211:LYS:CG	1	1.33
(1,16)	1:A:566:LEU:HB3	2:B:211:LYS:H	1	1.33
(1,16)	1:A:566:LEU:HB3	2:B:211:LYS:HA	1	1.33
(1,16)	1:A:566:LEU:HB3	2:B:211:LYS:HB2	1	1.33
(1,16)	1:A:566:LEU:HB3	2:B:211:LYS:HB3	1	1.33
(1,16)	1:A:566:LEU:HB3	2:B:211:LYS:HD2	1	1.33
(1,16)	1:A:566:LEU:HB3	2:B:211:LYS:HD3	1	1.33
(1,16)	1:A:566:LEU:HB3	2:B:211:LYS:HE2	1	1.33
(1,16)	1:A:566:LEU:HB3	2:B:211:LYS:HE3	1	1.33
(1,16)	1:A:566:LEU:HB3	2:B:211:LYS:HG2	1	1.33
(1,16)	1:A:566:LEU:HB3	2:B:211:LYS:HG3	1	1.33
(1,16)	1:A:566:LEU:HB3	2:B:211:LYS:HZ1	1	1.33
(1,16)	1:A:566:LEU:HB3	2:B:211:LYS:HZ2	1	1.33
(1,16)	1:A:566:LEU:HB3	2:B:211:LYS:HZ3	1	1.33
(1,16)	1:A:566:LEU:HB3	2:B:211:LYS:N	1	1.33
(1,16)	1:A:566:LEU:HB3	2:B:211:LYS:NZ	1	1.33
(1,16)	1:A:566:LEU:HB3	2:B:211:LYS:O	1	1.33
(1,16)	1:A:566:LEU:HD11	2:B:149:SER:C	1	1.33
(1,16)	1:A:566:LEU:HD11	2:B:149:SER:CA	1	1.33
(1,16)	1:A:566:LEU:HD11	2:B:149:SER:CB	1	1.33
(1,16)	1:A:566:LEU:HD11	2:B:149:SER:H	1	1.33
(1,16)	1:A:566:LEU:HD11	2:B:149:SER:HA	1	1.33
(1,16)	1:A:566:LEU:HD11	2:B:149:SER:HB2	1	1.33
(1,16)	1:A:566:LEU:HD11	2:B:149:SER:HB3	1	1.33
(1,16)	1:A:566:LEU:HD11	2:B:149:SER:HG	1	1.33
(1,16)	1:A:566:LEU:HD11	2:B:149:SER:N	1	1.33
(1,16)	1:A:566:LEU:HD11	2:B:149:SER:O	1	1.33

*Continued on next page...*

*Continued from previous page...*

Key	Atom-1	Atom-2	Model ID	Violation (Å)
(1,16)	1:A:566:LEU:HD11	2:B:149:SER:OG	1	1.33
(1,16)	1:A:566:LEU:HD11	2:B:152:VAL:C	1	1.33
(1,16)	1:A:566:LEU:HD11	2:B:152:VAL:CA	1	1.33
(1,16)	1:A:566:LEU:HD11	2:B:152:VAL:CB	1	1.33
(1,16)	1:A:566:LEU:HD11	2:B:152:VAL:CG1	1	1.33
(1,16)	1:A:566:LEU:HD11	2:B:152:VAL:CG2	1	1.33
(1,16)	1:A:566:LEU:HD11	2:B:152:VAL:H	1	1.33
(1,16)	1:A:566:LEU:HD11	2:B:152:VAL:HA	1	1.33
(1,16)	1:A:566:LEU:HD11	2:B:152:VAL:HB	1	1.33
(1,16)	1:A:566:LEU:HD11	2:B:152:VAL:HG11	1	1.33
(1,16)	1:A:566:LEU:HD11	2:B:152:VAL:HG12	1	1.33
(1,16)	1:A:566:LEU:HD11	2:B:152:VAL:HG13	1	1.33
(1,16)	1:A:566:LEU:HD11	2:B:152:VAL:HG21	1	1.33
(1,16)	1:A:566:LEU:HD11	2:B:152:VAL:HG22	1	1.33
(1,16)	1:A:566:LEU:HD11	2:B:152:VAL:HG23	1	1.33
(1,16)	1:A:566:LEU:HD11	2:B:152:VAL:N	1	1.33
(1,16)	1:A:566:LEU:HD11	2:B:152:VAL:O	1	1.33
(1,16)	1:A:566:LEU:HD11	2:B:153:VAL:C	1	1.33
(1,16)	1:A:566:LEU:HD11	2:B:153:VAL:CA	1	1.33
(1,16)	1:A:566:LEU:HD11	2:B:153:VAL:CB	1	1.33
(1,16)	1:A:566:LEU:HD11	2:B:153:VAL:CG1	1	1.33
(1,16)	1:A:566:LEU:HD11	2:B:153:VAL:CG2	1	1.33
(1,16)	1:A:566:LEU:HD11	2:B:153:VAL:H	1	1.33
(1,16)	1:A:566:LEU:HD11	2:B:153:VAL:HA	1	1.33
(1,16)	1:A:566:LEU:HD11	2:B:153:VAL:HB	1	1.33
(1,16)	1:A:566:LEU:HD11	2:B:153:VAL:HG11	1	1.33
(1,16)	1:A:566:LEU:HD11	2:B:153:VAL:HG12	1	1.33
(1,16)	1:A:566:LEU:HD11	2:B:153:VAL:HG13	1	1.33
(1,16)	1:A:566:LEU:HD11	2:B:153:VAL:HG21	1	1.33
(1,16)	1:A:566:LEU:HD11	2:B:153:VAL:HG22	1	1.33
(1,16)	1:A:566:LEU:HD11	2:B:153:VAL:HG23	1	1.33
(1,16)	1:A:566:LEU:HD11	2:B:153:VAL:N	1	1.33
(1,16)	1:A:566:LEU:HD11	2:B:153:VAL:O	1	1.33
(1,16)	1:A:566:LEU:HD11	2:B:155:GLY:C	1	1.33
(1,16)	1:A:566:LEU:HD11	2:B:155:GLY:CA	1	1.33
(1,16)	1:A:566:LEU:HD11	2:B:155:GLY:H	1	1.33
(1,16)	1:A:566:LEU:HD11	2:B:155:GLY:HA2	1	1.33
(1,16)	1:A:566:LEU:HD11	2:B:155:GLY:HA3	1	1.33
(1,16)	1:A:566:LEU:HD11	2:B:155:GLY:N	1	1.33
(1,16)	1:A:566:LEU:HD11	2:B:155:GLY:O	1	1.33
(1,16)	1:A:566:LEU:HD11	2:B:156:PHE:C	1	1.33
(1,16)	1:A:566:LEU:HD11	2:B:156:PHE:CA	1	1.33

*Continued on next page...*

*Continued from previous page...*

Key	Atom-1	Atom-2	Model ID	Violation (Å)
(1,16)	1:A:566:LEU:HD11	2:B:156:PHE:CB	1	1.33
(1,16)	1:A:566:LEU:HD11	2:B:156:PHE:CD1	1	1.33
(1,16)	1:A:566:LEU:HD11	2:B:156:PHE:CD2	1	1.33
(1,16)	1:A:566:LEU:HD11	2:B:156:PHE:CE1	1	1.33
(1,16)	1:A:566:LEU:HD11	2:B:156:PHE:CE2	1	1.33
(1,16)	1:A:566:LEU:HD11	2:B:156:PHE:CG	1	1.33
(1,16)	1:A:566:LEU:HD11	2:B:156:PHE:CZ	1	1.33
(1,16)	1:A:566:LEU:HD11	2:B:156:PHE:H	1	1.33
(1,16)	1:A:566:LEU:HD11	2:B:156:PHE:HA	1	1.33
(1,16)	1:A:566:LEU:HD11	2:B:156:PHE:HB2	1	1.33
(1,16)	1:A:566:LEU:HD11	2:B:156:PHE:HB3	1	1.33
(1,16)	1:A:566:LEU:HD11	2:B:156:PHE:HD1	1	1.33
(1,16)	1:A:566:LEU:HD11	2:B:156:PHE:HD2	1	1.33
(1,16)	1:A:566:LEU:HD11	2:B:156:PHE:HE1	1	1.33
(1,16)	1:A:566:LEU:HD11	2:B:156:PHE:HE2	1	1.33
(1,16)	1:A:566:LEU:HD11	2:B:156:PHE:HZ	1	1.33
(1,16)	1:A:566:LEU:HD11	2:B:156:PHE:N	1	1.33
(1,16)	1:A:566:LEU:HD11	2:B:156:PHE:O	1	1.33
(1,16)	1:A:566:LEU:HD11	2:B:157:CYS:C	1	1.33
(1,16)	1:A:566:LEU:HD11	2:B:157:CYS:CA	1	1.33
(1,16)	1:A:566:LEU:HD11	2:B:157:CYS:CB	1	1.33
(1,16)	1:A:566:LEU:HD11	2:B:157:CYS:H	1	1.33
(1,16)	1:A:566:LEU:HD11	2:B:157:CYS:HA	1	1.33
(1,16)	1:A:566:LEU:HD11	2:B:157:CYS:HB2	1	1.33
(1,16)	1:A:566:LEU:HD11	2:B:157:CYS:HB3	1	1.33
(1,16)	1:A:566:LEU:HD11	2:B:157:CYS:N	1	1.33
(1,16)	1:A:566:LEU:HD11	2:B:157:CYS:O	1	1.33
(1,16)	1:A:566:LEU:HD11	2:B:157:CYS:SG	1	1.33
(1,16)	1:A:566:LEU:HD11	2:B:158:THR:C	1	1.33
(1,16)	1:A:566:LEU:HD11	2:B:158:THR:CA	1	1.33
(1,16)	1:A:566:LEU:HD11	2:B:158:THR:CB	1	1.33
(1,16)	1:A:566:LEU:HD11	2:B:158:THR:CG2	1	1.33
(1,16)	1:A:566:LEU:HD11	2:B:158:THR:H	1	1.33
(1,16)	1:A:566:LEU:HD11	2:B:158:THR:HA	1	1.33
(1,16)	1:A:566:LEU:HD11	2:B:158:THR:HB	1	1.33
(1,16)	1:A:566:LEU:HD11	2:B:158:THR:HG1	1	1.33
(1,16)	1:A:566:LEU:HD11	2:B:158:THR:HG21	1	1.33
(1,16)	1:A:566:LEU:HD11	2:B:158:THR:HG22	1	1.33
(1,16)	1:A:566:LEU:HD11	2:B:158:THR:HG23	1	1.33
(1,16)	1:A:566:LEU:HD11	2:B:158:THR:N	1	1.33
(1,16)	1:A:566:LEU:HD11	2:B:158:THR:O	1	1.33
(1,16)	1:A:566:LEU:HD11	2:B:158:THR:OG1	1	1.33

*Continued on next page...*



*Continued from previous page...*

Key	Atom-1	Atom-2	Model ID	Violation (Å)
(1,16)	1:A:566:LEU:HD11	2:B:159:ILE:C	1	1.33
(1,16)	1:A:566:LEU:HD11	2:B:159:ILE:CA	1	1.33
(1,16)	1:A:566:LEU:HD11	2:B:159:ILE:CB	1	1.33
(1,16)	1:A:566:LEU:HD11	2:B:159:ILE:CD1	1	1.33
(1,16)	1:A:566:LEU:HD11	2:B:159:ILE:CG1	1	1.33
(1,16)	1:A:566:LEU:HD11	2:B:159:ILE:CG2	1	1.33
(1,16)	1:A:566:LEU:HD11	2:B:159:ILE:H	1	1.33
(1,16)	1:A:566:LEU:HD11	2:B:159:ILE:HA	1	1.33
(1,16)	1:A:566:LEU:HD11	2:B:159:ILE:HB	1	1.33
(1,16)	1:A:566:LEU:HD11	2:B:159:ILE:HD11	1	1.33
(1,16)	1:A:566:LEU:HD11	2:B:159:ILE:HD12	1	1.33
(1,16)	1:A:566:LEU:HD11	2:B:159:ILE:HD13	1	1.33
(1,16)	1:A:566:LEU:HD11	2:B:159:ILE:HG12	1	1.33
(1,16)	1:A:566:LEU:HD11	2:B:159:ILE:HG13	1	1.33
(1,16)	1:A:566:LEU:HD11	2:B:159:ILE:HG21	1	1.33
(1,16)	1:A:566:LEU:HD11	2:B:159:ILE:HG22	1	1.33
(1,16)	1:A:566:LEU:HD11	2:B:159:ILE:HG23	1	1.33
(1,16)	1:A:566:LEU:HD11	2:B:159:ILE:N	1	1.33
(1,16)	1:A:566:LEU:HD11	2:B:159:ILE:O	1	1.33
(1,16)	1:A:566:LEU:HD11	2:B:161:ASN:C	1	1.33
(1,16)	1:A:566:LEU:HD11	2:B:161:ASN:CA	1	1.33
(1,16)	1:A:566:LEU:HD11	2:B:161:ASN:CB	1	1.33
(1,16)	1:A:566:LEU:HD11	2:B:161:ASN:CG	1	1.33
(1,16)	1:A:566:LEU:HD11	2:B:161:ASN:H	1	1.33
(1,16)	1:A:566:LEU:HD11	2:B:161:ASN:HA	1	1.33
(1,16)	1:A:566:LEU:HD11	2:B:161:ASN:HB2	1	1.33
(1,16)	1:A:566:LEU:HD11	2:B:161:ASN:HB3	1	1.33
(1,16)	1:A:566:LEU:HD11	2:B:161:ASN:HD21	1	1.33
(1,16)	1:A:566:LEU:HD11	2:B:161:ASN:HD22	1	1.33
(1,16)	1:A:566:LEU:HD11	2:B:161:ASN:N	1	1.33
(1,16)	1:A:566:LEU:HD11	2:B:161:ASN:ND2	1	1.33
(1,16)	1:A:566:LEU:HD11	2:B:161:ASN:O	1	1.33
(1,16)	1:A:566:LEU:HD11	2:B:161:ASN:OD1	1	1.33
(1,16)	1:A:566:LEU:HD11	2:B:162:LYS:C	1	1.33
(1,16)	1:A:566:LEU:HD11	2:B:162:LYS:CA	1	1.33
(1,16)	1:A:566:LEU:HD11	2:B:162:LYS:CB	1	1.33
(1,16)	1:A:566:LEU:HD11	2:B:162:LYS:CD	1	1.33
(1,16)	1:A:566:LEU:HD11	2:B:162:LYS:CE	1	1.33
(1,16)	1:A:566:LEU:HD11	2:B:162:LYS:CG	1	1.33
(1,16)	1:A:566:LEU:HD11	2:B:162:LYS:H	1	1.33
(1,16)	1:A:566:LEU:HD11	2:B:162:LYS:HA	1	1.33
(1,16)	1:A:566:LEU:HD11	2:B:162:LYS:HB2	1	1.33

*Continued on next page...*

*Continued from previous page...*

Key	Atom-1	Atom-2	Model ID	Violation (Å)
(1,16)	1:A:566:LEU:HD11	2:B:162:LYS:HB3	1	1.33
(1,16)	1:A:566:LEU:HD11	2:B:162:LYS:HD2	1	1.33
(1,16)	1:A:566:LEU:HD11	2:B:162:LYS:HD3	1	1.33
(1,16)	1:A:566:LEU:HD11	2:B:162:LYS:HE2	1	1.33
(1,16)	1:A:566:LEU:HD11	2:B:162:LYS:HE3	1	1.33
(1,16)	1:A:566:LEU:HD11	2:B:162:LYS:HG2	1	1.33
(1,16)	1:A:566:LEU:HD11	2:B:162:LYS:HG3	1	1.33
(1,16)	1:A:566:LEU:HD11	2:B:162:LYS:HZ1	1	1.33
(1,16)	1:A:566:LEU:HD11	2:B:162:LYS:HZ2	1	1.33
(1,16)	1:A:566:LEU:HD11	2:B:162:LYS:HZ3	1	1.33
(1,16)	1:A:566:LEU:HD11	2:B:162:LYS:N	1	1.33
(1,16)	1:A:566:LEU:HD11	2:B:162:LYS:NZ	1	1.33
(1,16)	1:A:566:LEU:HD11	2:B:162:LYS:O	1	1.33
(1,16)	1:A:566:LEU:HD11	2:B:167:SER:C	1	1.33
(1,16)	1:A:566:LEU:HD11	2:B:167:SER:CA	1	1.33
(1,16)	1:A:566:LEU:HD11	2:B:167:SER:CB	1	1.33
(1,16)	1:A:566:LEU:HD11	2:B:167:SER:H	1	1.33
(1,16)	1:A:566:LEU:HD11	2:B:167:SER:HA	1	1.33
(1,16)	1:A:566:LEU:HD11	2:B:167:SER:HB2	1	1.33
(1,16)	1:A:566:LEU:HD11	2:B:167:SER:HB3	1	1.33
(1,16)	1:A:566:LEU:HD11	2:B:167:SER:HG	1	1.33
(1,16)	1:A:566:LEU:HD11	2:B:167:SER:N	1	1.33
(1,16)	1:A:566:LEU:HD11	2:B:167:SER:O	1	1.33
(1,16)	1:A:566:LEU:HD11	2:B:167:SER:OG	1	1.33
(1,16)	1:A:566:LEU:HD11	2:B:168:LEU:C	1	1.33
(1,16)	1:A:566:LEU:HD11	2:B:168:LEU:CA	1	1.33
(1,16)	1:A:566:LEU:HD11	2:B:168:LEU:CB	1	1.33
(1,16)	1:A:566:LEU:HD11	2:B:168:LEU:CD1	1	1.33
(1,16)	1:A:566:LEU:HD11	2:B:168:LEU:CD2	1	1.33
(1,16)	1:A:566:LEU:HD11	2:B:168:LEU:CG	1	1.33
(1,16)	1:A:566:LEU:HD11	2:B:168:LEU:H	1	1.33
(1,16)	1:A:566:LEU:HD11	2:B:168:LEU:HA	1	1.33
(1,16)	1:A:566:LEU:HD11	2:B:168:LEU:HB2	1	1.33
(1,16)	1:A:566:LEU:HD11	2:B:168:LEU:HB3	1	1.33
(1,16)	1:A:566:LEU:HD11	2:B:168:LEU:HD11	1	1.33
(1,16)	1:A:566:LEU:HD11	2:B:168:LEU:HD12	1	1.33
(1,16)	1:A:566:LEU:HD11	2:B:168:LEU:HD13	1	1.33
(1,16)	1:A:566:LEU:HD11	2:B:168:LEU:HD21	1	1.33
(1,16)	1:A:566:LEU:HD11	2:B:168:LEU:HD22	1	1.33
(1,16)	1:A:566:LEU:HD11	2:B:168:LEU:HD23	1	1.33
(1,16)	1:A:566:LEU:HD11	2:B:168:LEU:HG	1	1.33
(1,16)	1:A:566:LEU:HD11	2:B:168:LEU:N	1	1.33

*Continued on next page...*

*Continued from previous page...*

Key	Atom-1	Atom-2	Model ID	Violation (Å)
(1,16)	1:A:566:LEU:HD11	2:B:168:LEU:O	1	1.33
(1,16)	1:A:566:LEU:HD11	2:B:170:MET:C	1	1.33
(1,16)	1:A:566:LEU:HD11	2:B:170:MET:CA	1	1.33
(1,16)	1:A:566:LEU:HD11	2:B:170:MET:CB	1	1.33
(1,16)	1:A:566:LEU:HD11	2:B:170:MET:CE	1	1.33
(1,16)	1:A:566:LEU:HD11	2:B:170:MET:CG	1	1.33
(1,16)	1:A:566:LEU:HD11	2:B:170:MET:H	1	1.33
(1,16)	1:A:566:LEU:HD11	2:B:170:MET:HA	1	1.33
(1,16)	1:A:566:LEU:HD11	2:B:170:MET:HB2	1	1.33
(1,16)	1:A:566:LEU:HD11	2:B:170:MET:HB3	1	1.33
(1,16)	1:A:566:LEU:HD11	2:B:170:MET:HE1	1	1.33
(1,16)	1:A:566:LEU:HD11	2:B:170:MET:HE2	1	1.33
(1,16)	1:A:566:LEU:HD11	2:B:170:MET:HE3	1	1.33
(1,16)	1:A:566:LEU:HD11	2:B:170:MET:HG2	1	1.33
(1,16)	1:A:566:LEU:HD11	2:B:170:MET:HG3	1	1.33
(1,16)	1:A:566:LEU:HD11	2:B:170:MET:N	1	1.33
(1,16)	1:A:566:LEU:HD11	2:B:170:MET:O	1	1.33
(1,16)	1:A:566:LEU:HD11	2:B:170:MET:SD	1	1.33
(1,16)	1:A:566:LEU:HD11	2:B:172:LYS:C	1	1.33
(1,16)	1:A:566:LEU:HD11	2:B:172:LYS:CA	1	1.33
(1,16)	1:A:566:LEU:HD11	2:B:172:LYS:CB	1	1.33
(1,16)	1:A:566:LEU:HD11	2:B:172:LYS:CD	1	1.33
(1,16)	1:A:566:LEU:HD11	2:B:172:LYS:CE	1	1.33
(1,16)	1:A:566:LEU:HD11	2:B:172:LYS:CG	1	1.33
(1,16)	1:A:566:LEU:HD11	2:B:172:LYS:H	1	1.33
(1,16)	1:A:566:LEU:HD11	2:B:172:LYS:HA	1	1.33
(1,16)	1:A:566:LEU:HD11	2:B:172:LYS:HB2	1	1.33
(1,16)	1:A:566:LEU:HD11	2:B:172:LYS:HB3	1	1.33
(1,16)	1:A:566:LEU:HD11	2:B:172:LYS:HD2	1	1.33
(1,16)	1:A:566:LEU:HD11	2:B:172:LYS:HD3	1	1.33
(1,16)	1:A:566:LEU:HD11	2:B:172:LYS:HE2	1	1.33
(1,16)	1:A:566:LEU:HD11	2:B:172:LYS:HE3	1	1.33
(1,16)	1:A:566:LEU:HD11	2:B:172:LYS:HG2	1	1.33
(1,16)	1:A:566:LEU:HD11	2:B:172:LYS:HG3	1	1.33
(1,16)	1:A:566:LEU:HD11	2:B:172:LYS:HZ1	1	1.33
(1,16)	1:A:566:LEU:HD11	2:B:172:LYS:HZ2	1	1.33
(1,16)	1:A:566:LEU:HD11	2:B:172:LYS:HZ3	1	1.33
(1,16)	1:A:566:LEU:HD11	2:B:172:LYS:N	1	1.33
(1,16)	1:A:566:LEU:HD11	2:B:172:LYS:NZ	1	1.33
(1,16)	1:A:566:LEU:HD11	2:B:172:LYS:O	1	1.33
(1,16)	1:A:566:LEU:HD11	2:B:182:VAL:C	1	1.33
(1,16)	1:A:566:LEU:HD11	2:B:182:VAL:CA	1	1.33

*Continued on next page...*

*Continued from previous page...*

Key	Atom-1	Atom-2	Model ID	Violation (Å)
(1,16)	1:A:566:LEU:HD11	2:B:182:VAL:CB	1	1.33
(1,16)	1:A:566:LEU:HD11	2:B:182:VAL:CG1	1	1.33
(1,16)	1:A:566:LEU:HD11	2:B:182:VAL:CG2	1	1.33
(1,16)	1:A:566:LEU:HD11	2:B:182:VAL:H	1	1.33
(1,16)	1:A:566:LEU:HD11	2:B:182:VAL:HA	1	1.33
(1,16)	1:A:566:LEU:HD11	2:B:182:VAL:HB	1	1.33
(1,16)	1:A:566:LEU:HD11	2:B:182:VAL:HG11	1	1.33
(1,16)	1:A:566:LEU:HD11	2:B:182:VAL:HG12	1	1.33
(1,16)	1:A:566:LEU:HD11	2:B:182:VAL:HG13	1	1.33
(1,16)	1:A:566:LEU:HD11	2:B:182:VAL:HG21	1	1.33
(1,16)	1:A:566:LEU:HD11	2:B:182:VAL:HG22	1	1.33
(1,16)	1:A:566:LEU:HD11	2:B:182:VAL:HG23	1	1.33
(1,16)	1:A:566:LEU:HD11	2:B:182:VAL:N	1	1.33
(1,16)	1:A:566:LEU:HD11	2:B:182:VAL:O	1	1.33
(1,16)	1:A:566:LEU:HD11	2:B:183:LYS:C	1	1.33
(1,16)	1:A:566:LEU:HD11	2:B:183:LYS:CA	1	1.33
(1,16)	1:A:566:LEU:HD11	2:B:183:LYS:CB	1	1.33
(1,16)	1:A:566:LEU:HD11	2:B:183:LYS:CD	1	1.33
(1,16)	1:A:566:LEU:HD11	2:B:183:LYS:CE	1	1.33
(1,16)	1:A:566:LEU:HD11	2:B:183:LYS:CG	1	1.33
(1,16)	1:A:566:LEU:HD11	2:B:183:LYS:H	1	1.33
(1,16)	1:A:566:LEU:HD11	2:B:183:LYS:HA	1	1.33
(1,16)	1:A:566:LEU:HD11	2:B:183:LYS:HB2	1	1.33
(1,16)	1:A:566:LEU:HD11	2:B:183:LYS:HB3	1	1.33
(1,16)	1:A:566:LEU:HD11	2:B:183:LYS:HD2	1	1.33
(1,16)	1:A:566:LEU:HD11	2:B:183:LYS:HD3	1	1.33
(1,16)	1:A:566:LEU:HD11	2:B:183:LYS:HE2	1	1.33
(1,16)	1:A:566:LEU:HD11	2:B:183:LYS:HE3	1	1.33
(1,16)	1:A:566:LEU:HD11	2:B:183:LYS:HG2	1	1.33
(1,16)	1:A:566:LEU:HD11	2:B:183:LYS:HG3	1	1.33
(1,16)	1:A:566:LEU:HD11	2:B:183:LYS:HZ1	1	1.33
(1,16)	1:A:566:LEU:HD11	2:B:183:LYS:HZ2	1	1.33
(1,16)	1:A:566:LEU:HD11	2:B:183:LYS:HZ3	1	1.33
(1,16)	1:A:566:LEU:HD11	2:B:183:LYS:N	1	1.33
(1,16)	1:A:566:LEU:HD11	2:B:183:LYS:NZ	1	1.33
(1,16)	1:A:566:LEU:HD11	2:B:183:LYS:O	1	1.33
(1,16)	1:A:566:LEU:HD11	2:B:185:GLY:C	1	1.33
(1,16)	1:A:566:LEU:HD11	2:B:185:GLY:CA	1	1.33
(1,16)	1:A:566:LEU:HD11	2:B:185:GLY:H	1	1.33
(1,16)	1:A:566:LEU:HD11	2:B:185:GLY:HA2	1	1.33
(1,16)	1:A:566:LEU:HD11	2:B:185:GLY:HA3	1	1.33
(1,16)	1:A:566:LEU:HD11	2:B:185:GLY:N	1	1.33

*Continued on next page...*

*Continued from previous page...*

Key	Atom-1	Atom-2	Model ID	Violation (Å)
(1,16)	1:A:566:LEU:HD11	2:B:185:GLY:O	1	1.33
(1,16)	1:A:566:LEU:HD11	2:B:187:TYR:C	1	1.33
(1,16)	1:A:566:LEU:HD11	2:B:187:TYR:CA	1	1.33
(1,16)	1:A:566:LEU:HD11	2:B:187:TYR:CB	1	1.33
(1,16)	1:A:566:LEU:HD11	2:B:187:TYR:CD1	1	1.33
(1,16)	1:A:566:LEU:HD11	2:B:187:TYR:CD2	1	1.33
(1,16)	1:A:566:LEU:HD11	2:B:187:TYR:CE1	1	1.33
(1,16)	1:A:566:LEU:HD11	2:B:187:TYR:CE2	1	1.33
(1,16)	1:A:566:LEU:HD11	2:B:187:TYR:CG	1	1.33
(1,16)	1:A:566:LEU:HD11	2:B:187:TYR:CZ	1	1.33
(1,16)	1:A:566:LEU:HD11	2:B:187:TYR:H	1	1.33
(1,16)	1:A:566:LEU:HD11	2:B:187:TYR:HA	1	1.33
(1,16)	1:A:566:LEU:HD11	2:B:187:TYR:HB2	1	1.33
(1,16)	1:A:566:LEU:HD11	2:B:187:TYR:HB3	1	1.33
(1,16)	1:A:566:LEU:HD11	2:B:187:TYR:HD1	1	1.33
(1,16)	1:A:566:LEU:HD11	2:B:187:TYR:HD2	1	1.33
(1,16)	1:A:566:LEU:HD11	2:B:187:TYR:HE1	1	1.33
(1,16)	1:A:566:LEU:HD11	2:B:187:TYR:HE2	1	1.33
(1,16)	1:A:566:LEU:HD11	2:B:187:TYR:HH	1	1.33
(1,16)	1:A:566:LEU:HD11	2:B:187:TYR:N	1	1.33
(1,16)	1:A:566:LEU:HD11	2:B:187:TYR:O	1	1.33
(1,16)	1:A:566:LEU:HD11	2:B:187:TYR:OH	1	1.33
(1,16)	1:A:566:LEU:HD11	2:B:200:THR:C	1	1.33
(1,16)	1:A:566:LEU:HD11	2:B:200:THR:CA	1	1.33
(1,16)	1:A:566:LEU:HD11	2:B:200:THR:CB	1	1.33
(1,16)	1:A:566:LEU:HD11	2:B:200:THR:CG2	1	1.33
(1,16)	1:A:566:LEU:HD11	2:B:200:THR:H	1	1.33
(1,16)	1:A:566:LEU:HD11	2:B:200:THR:HA	1	1.33
(1,16)	1:A:566:LEU:HD11	2:B:200:THR:HB	1	1.33
(1,16)	1:A:566:LEU:HD11	2:B:200:THR:HG1	1	1.33
(1,16)	1:A:566:LEU:HD11	2:B:200:THR:HG21	1	1.33
(1,16)	1:A:566:LEU:HD11	2:B:200:THR:HG22	1	1.33
(1,16)	1:A:566:LEU:HD11	2:B:200:THR:HG23	1	1.33
(1,16)	1:A:566:LEU:HD11	2:B:200:THR:N	1	1.33
(1,16)	1:A:566:LEU:HD11	2:B:200:THR:O	1	1.33
(1,16)	1:A:566:LEU:HD11	2:B:200:THR:OG1	1	1.33
(1,16)	1:A:566:LEU:HD11	2:B:211:LYS:C	1	1.33
(1,16)	1:A:566:LEU:HD11	2:B:211:LYS:CA	1	1.33
(1,16)	1:A:566:LEU:HD11	2:B:211:LYS:CB	1	1.33
(1,16)	1:A:566:LEU:HD11	2:B:211:LYS:CD	1	1.33
(1,16)	1:A:566:LEU:HD11	2:B:211:LYS:CE	1	1.33
(1,16)	1:A:566:LEU:HD11	2:B:211:LYS:CG	1	1.33

*Continued on next page...*

*Continued from previous page...*

Key	Atom-1	Atom-2	Model ID	Violation (Å)
(1,16)	1:A:566:LEU:HD11	2:B:211:LYS:H	1	1.33
(1,16)	1:A:566:LEU:HD11	2:B:211:LYS:HA	1	1.33
(1,16)	1:A:566:LEU:HD11	2:B:211:LYS:HB2	1	1.33
(1,16)	1:A:566:LEU:HD11	2:B:211:LYS:HB3	1	1.33
(1,16)	1:A:566:LEU:HD11	2:B:211:LYS:HD2	1	1.33
(1,16)	1:A:566:LEU:HD11	2:B:211:LYS:HD3	1	1.33
(1,16)	1:A:566:LEU:HD11	2:B:211:LYS:HE2	1	1.33
(1,16)	1:A:566:LEU:HD11	2:B:211:LYS:HE3	1	1.33
(1,16)	1:A:566:LEU:HD11	2:B:211:LYS:HG2	1	1.33
(1,16)	1:A:566:LEU:HD11	2:B:211:LYS:HG3	1	1.33
(1,16)	1:A:566:LEU:HD11	2:B:211:LYS:HZ1	1	1.33
(1,16)	1:A:566:LEU:HD11	2:B:211:LYS:HZ2	1	1.33
(1,16)	1:A:566:LEU:HD11	2:B:211:LYS:HZ3	1	1.33
(1,16)	1:A:566:LEU:HD11	2:B:211:LYS:N	1	1.33
(1,16)	1:A:566:LEU:HD11	2:B:211:LYS:NZ	1	1.33
(1,16)	1:A:566:LEU:HD11	2:B:211:LYS:O	1	1.33
(1,16)	1:A:566:LEU:HD12	2:B:149:SER:C	1	1.33
(1,16)	1:A:566:LEU:HD12	2:B:149:SER:CA	1	1.33
(1,16)	1:A:566:LEU:HD12	2:B:149:SER:CB	1	1.33
(1,16)	1:A:566:LEU:HD12	2:B:149:SER:H	1	1.33
(1,16)	1:A:566:LEU:HD12	2:B:149:SER:HA	1	1.33
(1,16)	1:A:566:LEU:HD12	2:B:149:SER:HB2	1	1.33
(1,16)	1:A:566:LEU:HD12	2:B:149:SER:HB3	1	1.33
(1,16)	1:A:566:LEU:HD12	2:B:149:SER:HG	1	1.33
(1,16)	1:A:566:LEU:HD12	2:B:149:SER:N	1	1.33
(1,16)	1:A:566:LEU:HD12	2:B:149:SER:O	1	1.33
(1,16)	1:A:566:LEU:HD12	2:B:149:SER:OG	1	1.33
(1,16)	1:A:566:LEU:HD12	2:B:152:VAL:C	1	1.33
(1,16)	1:A:566:LEU:HD12	2:B:152:VAL:CA	1	1.33
(1,16)	1:A:566:LEU:HD12	2:B:152:VAL:CB	1	1.33
(1,16)	1:A:566:LEU:HD12	2:B:152:VAL:CG1	1	1.33
(1,16)	1:A:566:LEU:HD12	2:B:152:VAL:CG2	1	1.33
(1,16)	1:A:566:LEU:HD12	2:B:152:VAL:H	1	1.33
(1,16)	1:A:566:LEU:HD12	2:B:152:VAL:HA	1	1.33
(1,16)	1:A:566:LEU:HD12	2:B:152:VAL:HB	1	1.33
(1,16)	1:A:566:LEU:HD12	2:B:152:VAL:HG11	1	1.33
(1,16)	1:A:566:LEU:HD12	2:B:152:VAL:HG12	1	1.33
(1,16)	1:A:566:LEU:HD12	2:B:152:VAL:HG13	1	1.33
(1,16)	1:A:566:LEU:HD12	2:B:152:VAL:HG21	1	1.33
(1,16)	1:A:566:LEU:HD12	2:B:152:VAL:HG22	1	1.33
(1,16)	1:A:566:LEU:HD12	2:B:152:VAL:HG23	1	1.33
(1,16)	1:A:566:LEU:HD12	2:B:152:VAL:N	1	1.33

*Continued on next page...*

*Continued from previous page...*

Key	Atom-1	Atom-2	Model ID	Violation (Å)
(1,16)	1:A:566:LEU:HD12	2:B:152:VAL:O	1	1.33
(1,16)	1:A:566:LEU:HD12	2:B:153:VAL:C	1	1.33
(1,16)	1:A:566:LEU:HD12	2:B:153:VAL:CA	1	1.33
(1,16)	1:A:566:LEU:HD12	2:B:153:VAL:CB	1	1.33
(1,16)	1:A:566:LEU:HD12	2:B:153:VAL:CG1	1	1.33
(1,16)	1:A:566:LEU:HD12	2:B:153:VAL:CG2	1	1.33
(1,16)	1:A:566:LEU:HD12	2:B:153:VAL:H	1	1.33
(1,16)	1:A:566:LEU:HD12	2:B:153:VAL:HA	1	1.33
(1,16)	1:A:566:LEU:HD12	2:B:153:VAL:HB	1	1.33
(1,16)	1:A:566:LEU:HD12	2:B:153:VAL:HG11	1	1.33
(1,16)	1:A:566:LEU:HD12	2:B:153:VAL:HG12	1	1.33
(1,16)	1:A:566:LEU:HD12	2:B:153:VAL:HG13	1	1.33
(1,16)	1:A:566:LEU:HD12	2:B:153:VAL:HG21	1	1.33
(1,16)	1:A:566:LEU:HD12	2:B:153:VAL:HG22	1	1.33
(1,16)	1:A:566:LEU:HD12	2:B:153:VAL:HG23	1	1.33
(1,16)	1:A:566:LEU:HD12	2:B:153:VAL:N	1	1.33
(1,16)	1:A:566:LEU:HD12	2:B:153:VAL:O	1	1.33
(1,16)	1:A:566:LEU:HD12	2:B:155:GLY:C	1	1.33
(1,16)	1:A:566:LEU:HD12	2:B:155:GLY:CA	1	1.33
(1,16)	1:A:566:LEU:HD12	2:B:155:GLY:H	1	1.33
(1,16)	1:A:566:LEU:HD12	2:B:155:GLY:HA2	1	1.33
(1,16)	1:A:566:LEU:HD12	2:B:155:GLY:HA3	1	1.33
(1,16)	1:A:566:LEU:HD12	2:B:155:GLY:N	1	1.33
(1,16)	1:A:566:LEU:HD12	2:B:155:GLY:O	1	1.33
(1,16)	1:A:566:LEU:HD12	2:B:156:PHE:C	1	1.33
(1,16)	1:A:566:LEU:HD12	2:B:156:PHE:CA	1	1.33
(1,16)	1:A:566:LEU:HD12	2:B:156:PHE:CB	1	1.33
(1,16)	1:A:566:LEU:HD12	2:B:156:PHE:CD1	1	1.33
(1,16)	1:A:566:LEU:HD12	2:B:156:PHE:CD2	1	1.33
(1,16)	1:A:566:LEU:HD12	2:B:156:PHE:CE1	1	1.33
(1,16)	1:A:566:LEU:HD12	2:B:156:PHE:CE2	1	1.33
(1,16)	1:A:566:LEU:HD12	2:B:156:PHE:CG	1	1.33
(1,16)	1:A:566:LEU:HD12	2:B:156:PHE:CZ	1	1.33
(1,16)	1:A:566:LEU:HD12	2:B:156:PHE:H	1	1.33
(1,16)	1:A:566:LEU:HD12	2:B:156:PHE:HA	1	1.33
(1,16)	1:A:566:LEU:HD12	2:B:156:PHE:HB2	1	1.33
(1,16)	1:A:566:LEU:HD12	2:B:156:PHE:HB3	1	1.33
(1,16)	1:A:566:LEU:HD12	2:B:156:PHE:HD1	1	1.33
(1,16)	1:A:566:LEU:HD12	2:B:156:PHE:HD2	1	1.33
(1,16)	1:A:566:LEU:HD12	2:B:156:PHE:HE1	1	1.33
(1,16)	1:A:566:LEU:HD12	2:B:156:PHE:HE2	1	1.33
(1,16)	1:A:566:LEU:HD12	2:B:156:PHE:HZ	1	1.33

*Continued on next page...*

*Continued from previous page...*

Key	Atom-1	Atom-2	Model ID	Violation (Å)
(1,16)	1:A:566:LEU:HD12	2:B:156:PHE:N	1	1.33
(1,16)	1:A:566:LEU:HD12	2:B:156:PHE:O	1	1.33
(1,16)	1:A:566:LEU:HD12	2:B:157:CYS:C	1	1.33
(1,16)	1:A:566:LEU:HD12	2:B:157:CYS:CA	1	1.33
(1,16)	1:A:566:LEU:HD12	2:B:157:CYS:CB	1	1.33
(1,16)	1:A:566:LEU:HD12	2:B:157:CYS:H	1	1.33
(1,16)	1:A:566:LEU:HD12	2:B:157:CYS:HA	1	1.33
(1,16)	1:A:566:LEU:HD12	2:B:157:CYS:HB2	1	1.33
(1,16)	1:A:566:LEU:HD12	2:B:157:CYS:HB3	1	1.33
(1,16)	1:A:566:LEU:HD12	2:B:157:CYS:N	1	1.33
(1,16)	1:A:566:LEU:HD12	2:B:157:CYS:O	1	1.33
(1,16)	1:A:566:LEU:HD12	2:B:157:CYS:SG	1	1.33
(1,16)	1:A:566:LEU:HD12	2:B:158:THR:C	1	1.33
(1,16)	1:A:566:LEU:HD12	2:B:158:THR:CA	1	1.33
(1,16)	1:A:566:LEU:HD12	2:B:158:THR:CB	1	1.33
(1,16)	1:A:566:LEU:HD12	2:B:158:THR:CG2	1	1.33
(1,16)	1:A:566:LEU:HD12	2:B:158:THR:H	1	1.33
(1,16)	1:A:566:LEU:HD12	2:B:158:THR:HA	1	1.33
(1,16)	1:A:566:LEU:HD12	2:B:158:THR:HB	1	1.33
(1,16)	1:A:566:LEU:HD12	2:B:158:THR:HG1	1	1.33
(1,16)	1:A:566:LEU:HD12	2:B:158:THR:HG21	1	1.33
(1,16)	1:A:566:LEU:HD12	2:B:158:THR:HG22	1	1.33
(1,16)	1:A:566:LEU:HD12	2:B:158:THR:HG23	1	1.33
(1,16)	1:A:566:LEU:HD12	2:B:158:THR:N	1	1.33
(1,16)	1:A:566:LEU:HD12	2:B:158:THR:O	1	1.33
(1,16)	1:A:566:LEU:HD12	2:B:158:THR:OG1	1	1.33
(1,16)	1:A:566:LEU:HD12	2:B:159:ILE:C	1	1.33
(1,16)	1:A:566:LEU:HD12	2:B:159:ILE:CA	1	1.33
(1,16)	1:A:566:LEU:HD12	2:B:159:ILE:CB	1	1.33
(1,16)	1:A:566:LEU:HD12	2:B:159:ILE:CD1	1	1.33
(1,16)	1:A:566:LEU:HD12	2:B:159:ILE:CG1	1	1.33
(1,16)	1:A:566:LEU:HD12	2:B:159:ILE:CG2	1	1.33
(1,16)	1:A:566:LEU:HD12	2:B:159:ILE:H	1	1.33
(1,16)	1:A:566:LEU:HD12	2:B:159:ILE:HA	1	1.33
(1,16)	1:A:566:LEU:HD12	2:B:159:ILE:HB	1	1.33
(1,16)	1:A:566:LEU:HD12	2:B:159:ILE:HD11	1	1.33
(1,16)	1:A:566:LEU:HD12	2:B:159:ILE:HD12	1	1.33
(1,16)	1:A:566:LEU:HD12	2:B:159:ILE:HD13	1	1.33
(1,16)	1:A:566:LEU:HD12	2:B:159:ILE:HG12	1	1.33
(1,16)	1:A:566:LEU:HD12	2:B:159:ILE:HG13	1	1.33
(1,16)	1:A:566:LEU:HD12	2:B:159:ILE:HG21	1	1.33
(1,16)	1:A:566:LEU:HD12	2:B:159:ILE:HG22	1	1.33

*Continued on next page...*



*Continued from previous page...*

Key	Atom-1	Atom-2	Model ID	Violation (Å)
(1,16)	1:A:566:LEU:HD12	2:B:159:ILE:HG23	1	1.33
(1,16)	1:A:566:LEU:HD12	2:B:159:ILE:N	1	1.33
(1,16)	1:A:566:LEU:HD12	2:B:159:ILE:O	1	1.33
(1,16)	1:A:566:LEU:HD12	2:B:161:ASN:C	1	1.33
(1,16)	1:A:566:LEU:HD12	2:B:161:ASN:CA	1	1.33
(1,16)	1:A:566:LEU:HD12	2:B:161:ASN:CB	1	1.33
(1,16)	1:A:566:LEU:HD12	2:B:161:ASN:CG	1	1.33
(1,16)	1:A:566:LEU:HD12	2:B:161:ASN:H	1	1.33
(1,16)	1:A:566:LEU:HD12	2:B:161:ASN:HA	1	1.33
(1,16)	1:A:566:LEU:HD12	2:B:161:ASN:HB2	1	1.33
(1,16)	1:A:566:LEU:HD12	2:B:161:ASN:HB3	1	1.33
(1,16)	1:A:566:LEU:HD12	2:B:161:ASN:HD21	1	1.33
(1,16)	1:A:566:LEU:HD12	2:B:161:ASN:HD22	1	1.33
(1,16)	1:A:566:LEU:HD12	2:B:161:ASN:N	1	1.33
(1,16)	1:A:566:LEU:HD12	2:B:161:ASN:ND2	1	1.33
(1,16)	1:A:566:LEU:HD12	2:B:161:ASN:O	1	1.33
(1,16)	1:A:566:LEU:HD12	2:B:161:ASN:OD1	1	1.33
(1,16)	1:A:566:LEU:HD12	2:B:162:LYS:C	1	1.33
(1,16)	1:A:566:LEU:HD12	2:B:162:LYS:CA	1	1.33
(1,16)	1:A:566:LEU:HD12	2:B:162:LYS:CB	1	1.33
(1,16)	1:A:566:LEU:HD12	2:B:162:LYS:CD	1	1.33
(1,16)	1:A:566:LEU:HD12	2:B:162:LYS:CE	1	1.33
(1,16)	1:A:566:LEU:HD12	2:B:162:LYS:CG	1	1.33
(1,16)	1:A:566:LEU:HD12	2:B:162:LYS:H	1	1.33
(1,16)	1:A:566:LEU:HD12	2:B:162:LYS:HA	1	1.33
(1,16)	1:A:566:LEU:HD12	2:B:162:LYS:HB2	1	1.33
(1,16)	1:A:566:LEU:HD12	2:B:162:LYS:HB3	1	1.33
(1,16)	1:A:566:LEU:HD12	2:B:162:LYS:HD2	1	1.33
(1,16)	1:A:566:LEU:HD12	2:B:162:LYS:HD3	1	1.33
(1,16)	1:A:566:LEU:HD12	2:B:162:LYS:HE2	1	1.33
(1,16)	1:A:566:LEU:HD12	2:B:162:LYS:HE3	1	1.33
(1,16)	1:A:566:LEU:HD12	2:B:162:LYS:HG2	1	1.33
(1,16)	1:A:566:LEU:HD12	2:B:162:LYS:HG3	1	1.33
(1,16)	1:A:566:LEU:HD12	2:B:162:LYS:HZ1	1	1.33
(1,16)	1:A:566:LEU:HD12	2:B:162:LYS:HZ2	1	1.33
(1,16)	1:A:566:LEU:HD12	2:B:162:LYS:HZ3	1	1.33
(1,16)	1:A:566:LEU:HD12	2:B:162:LYS:N	1	1.33
(1,16)	1:A:566:LEU:HD12	2:B:162:LYS:NZ	1	1.33
(1,16)	1:A:566:LEU:HD12	2:B:162:LYS:O	1	1.33
(1,16)	1:A:566:LEU:HD12	2:B:167:SER:C	1	1.33
(1,16)	1:A:566:LEU:HD12	2:B:167:SER:CA	1	1.33
(1,16)	1:A:566:LEU:HD12	2:B:167:SER:CB	1	1.33

*Continued on next page...*

*Continued from previous page...*

Key	Atom-1	Atom-2	Model ID	Violation (Å)
(1,16)	1:A:566:LEU:HD12	2:B:167:SER:H	1	1.33
(1,16)	1:A:566:LEU:HD12	2:B:167:SER:HA	1	1.33
(1,16)	1:A:566:LEU:HD12	2:B:167:SER:HB2	1	1.33
(1,16)	1:A:566:LEU:HD12	2:B:167:SER:HB3	1	1.33
(1,16)	1:A:566:LEU:HD12	2:B:167:SER:HG	1	1.33
(1,16)	1:A:566:LEU:HD12	2:B:167:SER:N	1	1.33
(1,16)	1:A:566:LEU:HD12	2:B:167:SER:O	1	1.33
(1,16)	1:A:566:LEU:HD12	2:B:167:SER:OG	1	1.33
(1,16)	1:A:566:LEU:HD12	2:B:168:LEU:C	1	1.33
(1,16)	1:A:566:LEU:HD12	2:B:168:LEU:CA	1	1.33
(1,16)	1:A:566:LEU:HD12	2:B:168:LEU:CB	1	1.33
(1,16)	1:A:566:LEU:HD12	2:B:168:LEU:CD1	1	1.33
(1,16)	1:A:566:LEU:HD12	2:B:168:LEU:CD2	1	1.33
(1,16)	1:A:566:LEU:HD12	2:B:168:LEU:CG	1	1.33
(1,16)	1:A:566:LEU:HD12	2:B:168:LEU:H	1	1.33
(1,16)	1:A:566:LEU:HD12	2:B:168:LEU:HA	1	1.33
(1,16)	1:A:566:LEU:HD12	2:B:168:LEU:HB2	1	1.33
(1,16)	1:A:566:LEU:HD12	2:B:168:LEU:HB3	1	1.33
(1,16)	1:A:566:LEU:HD12	2:B:168:LEU:HD11	1	1.33
(1,16)	1:A:566:LEU:HD12	2:B:168:LEU:HD12	1	1.33
(1,16)	1:A:566:LEU:HD12	2:B:168:LEU:HD13	1	1.33
(1,16)	1:A:566:LEU:HD12	2:B:168:LEU:HD21	1	1.33
(1,16)	1:A:566:LEU:HD12	2:B:168:LEU:HD22	1	1.33
(1,16)	1:A:566:LEU:HD12	2:B:168:LEU:HD23	1	1.33
(1,16)	1:A:566:LEU:HD12	2:B:168:LEU:HG	1	1.33
(1,16)	1:A:566:LEU:HD12	2:B:168:LEU:N	1	1.33
(1,16)	1:A:566:LEU:HD12	2:B:168:LEU:O	1	1.33
(1,16)	1:A:566:LEU:HD12	2:B:170:MET:C	1	1.33
(1,16)	1:A:566:LEU:HD12	2:B:170:MET:CA	1	1.33
(1,16)	1:A:566:LEU:HD12	2:B:170:MET:CB	1	1.33
(1,16)	1:A:566:LEU:HD12	2:B:170:MET:CE	1	1.33
(1,16)	1:A:566:LEU:HD12	2:B:170:MET:CG	1	1.33
(1,16)	1:A:566:LEU:HD12	2:B:170:MET:H	1	1.33
(1,16)	1:A:566:LEU:HD12	2:B:170:MET:HA	1	1.33
(1,16)	1:A:566:LEU:HD12	2:B:170:MET:HB2	1	1.33
(1,16)	1:A:566:LEU:HD12	2:B:170:MET:HB3	1	1.33
(1,16)	1:A:566:LEU:HD12	2:B:170:MET:HE1	1	1.33
(1,16)	1:A:566:LEU:HD12	2:B:170:MET:HE2	1	1.33
(1,16)	1:A:566:LEU:HD12	2:B:170:MET:HE3	1	1.33
(1,16)	1:A:566:LEU:HD12	2:B:170:MET:HG2	1	1.33
(1,16)	1:A:566:LEU:HD12	2:B:170:MET:HG3	1	1.33
(1,16)	1:A:566:LEU:HD12	2:B:170:MET:N	1	1.33

*Continued on next page...*

*Continued from previous page...*

Key	Atom-1	Atom-2	Model ID	Violation (Å)
(1,16)	1:A:566:LEU:HD12	2:B:170:MET:O	1	1.33
(1,16)	1:A:566:LEU:HD12	2:B:170:MET:SD	1	1.33
(1,16)	1:A:566:LEU:HD12	2:B:172:LYS:C	1	1.33
(1,16)	1:A:566:LEU:HD12	2:B:172:LYS:CA	1	1.33
(1,16)	1:A:566:LEU:HD12	2:B:172:LYS:CB	1	1.33
(1,16)	1:A:566:LEU:HD12	2:B:172:LYS:CD	1	1.33
(1,16)	1:A:566:LEU:HD12	2:B:172:LYS:CE	1	1.33
(1,16)	1:A:566:LEU:HD12	2:B:172:LYS:CG	1	1.33
(1,16)	1:A:566:LEU:HD12	2:B:172:LYS:H	1	1.33
(1,16)	1:A:566:LEU:HD12	2:B:172:LYS:HA	1	1.33
(1,16)	1:A:566:LEU:HD12	2:B:172:LYS:HB2	1	1.33
(1,16)	1:A:566:LEU:HD12	2:B:172:LYS:HB3	1	1.33
(1,16)	1:A:566:LEU:HD12	2:B:172:LYS:HD2	1	1.33
(1,16)	1:A:566:LEU:HD12	2:B:172:LYS:HD3	1	1.33
(1,16)	1:A:566:LEU:HD12	2:B:172:LYS:HE2	1	1.33
(1,16)	1:A:566:LEU:HD12	2:B:172:LYS:HE3	1	1.33
(1,16)	1:A:566:LEU:HD12	2:B:172:LYS:HG2	1	1.33
(1,16)	1:A:566:LEU:HD12	2:B:172:LYS:HG3	1	1.33
(1,16)	1:A:566:LEU:HD12	2:B:172:LYS:HZ1	1	1.33
(1,16)	1:A:566:LEU:HD12	2:B:172:LYS:HZ2	1	1.33
(1,16)	1:A:566:LEU:HD12	2:B:172:LYS:HZ3	1	1.33
(1,16)	1:A:566:LEU:HD12	2:B:172:LYS:N	1	1.33
(1,16)	1:A:566:LEU:HD12	2:B:172:LYS:NZ	1	1.33
(1,16)	1:A:566:LEU:HD12	2:B:172:LYS:O	1	1.33
(1,16)	1:A:566:LEU:HD12	2:B:182:VAL:C	1	1.33
(1,16)	1:A:566:LEU:HD12	2:B:182:VAL:CA	1	1.33
(1,16)	1:A:566:LEU:HD12	2:B:182:VAL:CB	1	1.33
(1,16)	1:A:566:LEU:HD12	2:B:182:VAL:CG1	1	1.33
(1,16)	1:A:566:LEU:HD12	2:B:182:VAL:CG2	1	1.33
(1,16)	1:A:566:LEU:HD12	2:B:182:VAL:H	1	1.33
(1,16)	1:A:566:LEU:HD12	2:B:182:VAL:HA	1	1.33
(1,16)	1:A:566:LEU:HD12	2:B:182:VAL:HB	1	1.33
(1,16)	1:A:566:LEU:HD12	2:B:182:VAL:HG11	1	1.33
(1,16)	1:A:566:LEU:HD12	2:B:182:VAL:HG12	1	1.33
(1,16)	1:A:566:LEU:HD12	2:B:182:VAL:HG13	1	1.33
(1,16)	1:A:566:LEU:HD12	2:B:182:VAL:HG21	1	1.33
(1,16)	1:A:566:LEU:HD12	2:B:182:VAL:HG22	1	1.33
(1,16)	1:A:566:LEU:HD12	2:B:182:VAL:HG23	1	1.33
(1,16)	1:A:566:LEU:HD12	2:B:182:VAL:N	1	1.33
(1,16)	1:A:566:LEU:HD12	2:B:182:VAL:O	1	1.33
(1,16)	1:A:566:LEU:HD12	2:B:183:LYS:C	1	1.33
(1,16)	1:A:566:LEU:HD12	2:B:183:LYS:CA	1	1.33

*Continued on next page...*

*Continued from previous page...*

Key	Atom-1	Atom-2	Model ID	Violation (Å)
(1,16)	1:A:566:LEU:HD12	2:B:183:LYS:CB	1	1.33
(1,16)	1:A:566:LEU:HD12	2:B:183:LYS:CD	1	1.33
(1,16)	1:A:566:LEU:HD12	2:B:183:LYS:CE	1	1.33
(1,16)	1:A:566:LEU:HD12	2:B:183:LYS:CG	1	1.33
(1,16)	1:A:566:LEU:HD12	2:B:183:LYS:H	1	1.33
(1,16)	1:A:566:LEU:HD12	2:B:183:LYS:HA	1	1.33
(1,16)	1:A:566:LEU:HD12	2:B:183:LYS:HB2	1	1.33
(1,16)	1:A:566:LEU:HD12	2:B:183:LYS:HB3	1	1.33
(1,16)	1:A:566:LEU:HD12	2:B:183:LYS:HD2	1	1.33
(1,16)	1:A:566:LEU:HD12	2:B:183:LYS:HD3	1	1.33
(1,16)	1:A:566:LEU:HD12	2:B:183:LYS:HE2	1	1.33
(1,16)	1:A:566:LEU:HD12	2:B:183:LYS:HE3	1	1.33
(1,16)	1:A:566:LEU:HD12	2:B:183:LYS:HG2	1	1.33
(1,16)	1:A:566:LEU:HD12	2:B:183:LYS:HG3	1	1.33
(1,16)	1:A:566:LEU:HD12	2:B:183:LYS:HZ1	1	1.33
(1,16)	1:A:566:LEU:HD12	2:B:183:LYS:HZ2	1	1.33
(1,16)	1:A:566:LEU:HD12	2:B:183:LYS:HZ3	1	1.33
(1,16)	1:A:566:LEU:HD12	2:B:183:LYS:N	1	1.33
(1,16)	1:A:566:LEU:HD12	2:B:183:LYS:NZ	1	1.33
(1,16)	1:A:566:LEU:HD12	2:B:183:LYS:O	1	1.33
(1,16)	1:A:566:LEU:HD12	2:B:185:GLY:C	1	1.33
(1,16)	1:A:566:LEU:HD12	2:B:185:GLY:CA	1	1.33
(1,16)	1:A:566:LEU:HD12	2:B:185:GLY:H	1	1.33
(1,16)	1:A:566:LEU:HD12	2:B:185:GLY:HA2	1	1.33
(1,16)	1:A:566:LEU:HD12	2:B:185:GLY:HA3	1	1.33
(1,16)	1:A:566:LEU:HD12	2:B:185:GLY:N	1	1.33
(1,16)	1:A:566:LEU:HD12	2:B:185:GLY:O	1	1.33
(1,16)	1:A:566:LEU:HD12	2:B:187:TYR:C	1	1.33
(1,16)	1:A:566:LEU:HD12	2:B:187:TYR:CA	1	1.33
(1,16)	1:A:566:LEU:HD12	2:B:187:TYR:CB	1	1.33
(1,16)	1:A:566:LEU:HD12	2:B:187:TYR:CD1	1	1.33
(1,16)	1:A:566:LEU:HD12	2:B:187:TYR:CD2	1	1.33
(1,16)	1:A:566:LEU:HD12	2:B:187:TYR:CE1	1	1.33
(1,16)	1:A:566:LEU:HD12	2:B:187:TYR:CE2	1	1.33
(1,16)	1:A:566:LEU:HD12	2:B:187:TYR:CG	1	1.33
(1,16)	1:A:566:LEU:HD12	2:B:187:TYR:CZ	1	1.33
(1,16)	1:A:566:LEU:HD12	2:B:187:TYR:H	1	1.33
(1,16)	1:A:566:LEU:HD12	2:B:187:TYR:HA	1	1.33
(1,16)	1:A:566:LEU:HD12	2:B:187:TYR:HB2	1	1.33
(1,16)	1:A:566:LEU:HD12	2:B:187:TYR:HB3	1	1.33
(1,16)	1:A:566:LEU:HD12	2:B:187:TYR:HD1	1	1.33
(1,16)	1:A:566:LEU:HD12	2:B:187:TYR:HD2	1	1.33

*Continued on next page...*

*Continued from previous page...*

Key	Atom-1	Atom-2	Model ID	Violation (Å)
(1,16)	1:A:566:LEU:HD12	2:B:187:TYR:HE1	1	1.33
(1,16)	1:A:566:LEU:HD12	2:B:187:TYR:HE2	1	1.33
(1,16)	1:A:566:LEU:HD12	2:B:187:TYR:HH	1	1.33
(1,16)	1:A:566:LEU:HD12	2:B:187:TYR:N	1	1.33
(1,16)	1:A:566:LEU:HD12	2:B:187:TYR:O	1	1.33
(1,16)	1:A:566:LEU:HD12	2:B:187:TYR:OH	1	1.33
(1,16)	1:A:566:LEU:HD12	2:B:200:THR:C	1	1.33
(1,16)	1:A:566:LEU:HD12	2:B:200:THR:CA	1	1.33
(1,16)	1:A:566:LEU:HD12	2:B:200:THR:CB	1	1.33
(1,16)	1:A:566:LEU:HD12	2:B:200:THR:CG2	1	1.33
(1,16)	1:A:566:LEU:HD12	2:B:200:THR:H	1	1.33
(1,16)	1:A:566:LEU:HD12	2:B:200:THR:HA	1	1.33
(1,16)	1:A:566:LEU:HD12	2:B:200:THR:HB	1	1.33
(1,16)	1:A:566:LEU:HD12	2:B:200:THR:HG1	1	1.33
(1,16)	1:A:566:LEU:HD12	2:B:200:THR:HG21	1	1.33
(1,16)	1:A:566:LEU:HD12	2:B:200:THR:HG22	1	1.33
(1,16)	1:A:566:LEU:HD12	2:B:200:THR:HG23	1	1.33
(1,16)	1:A:566:LEU:HD12	2:B:200:THR:N	1	1.33
(1,16)	1:A:566:LEU:HD12	2:B:200:THR:O	1	1.33
(1,16)	1:A:566:LEU:HD12	2:B:200:THR:OG1	1	1.33
(1,16)	1:A:566:LEU:HD12	2:B:211:LYS:C	1	1.33
(1,16)	1:A:566:LEU:HD12	2:B:211:LYS:CA	1	1.33
(1,16)	1:A:566:LEU:HD12	2:B:211:LYS:CB	1	1.33
(1,16)	1:A:566:LEU:HD12	2:B:211:LYS:CD	1	1.33
(1,16)	1:A:566:LEU:HD12	2:B:211:LYS:CE	1	1.33
(1,16)	1:A:566:LEU:HD12	2:B:211:LYS:CG	1	1.33
(1,16)	1:A:566:LEU:HD12	2:B:211:LYS:H	1	1.33
(1,16)	1:A:566:LEU:HD12	2:B:211:LYS:HA	1	1.33
(1,16)	1:A:566:LEU:HD12	2:B:211:LYS:HB2	1	1.33
(1,16)	1:A:566:LEU:HD12	2:B:211:LYS:HB3	1	1.33
(1,16)	1:A:566:LEU:HD12	2:B:211:LYS:HD2	1	1.33
(1,16)	1:A:566:LEU:HD12	2:B:211:LYS:HD3	1	1.33
(1,16)	1:A:566:LEU:HD12	2:B:211:LYS:HE2	1	1.33
(1,16)	1:A:566:LEU:HD12	2:B:211:LYS:HE3	1	1.33
(1,16)	1:A:566:LEU:HD12	2:B:211:LYS:HG2	1	1.33
(1,16)	1:A:566:LEU:HD12	2:B:211:LYS:HG3	1	1.33
(1,16)	1:A:566:LEU:HD12	2:B:211:LYS:HZ1	1	1.33
(1,16)	1:A:566:LEU:HD12	2:B:211:LYS:HZ2	1	1.33
(1,16)	1:A:566:LEU:HD12	2:B:211:LYS:HZ3	1	1.33
(1,16)	1:A:566:LEU:HD12	2:B:211:LYS:N	1	1.33
(1,16)	1:A:566:LEU:HD12	2:B:211:LYS:NZ	1	1.33
(1,16)	1:A:566:LEU:HD12	2:B:211:LYS:O	1	1.33

*Continued on next page...*

*Continued from previous page...*

Key	Atom-1	Atom-2	Model ID	Violation (Å)
(1,16)	1:A:566:LEU:HD13	2:B:149:SER:C	1	1.33
(1,16)	1:A:566:LEU:HD13	2:B:149:SER:CA	1	1.33
(1,16)	1:A:566:LEU:HD13	2:B:149:SER:CB	1	1.33
(1,16)	1:A:566:LEU:HD13	2:B:149:SER:H	1	1.33
(1,16)	1:A:566:LEU:HD13	2:B:149:SER:HA	1	1.33
(1,16)	1:A:566:LEU:HD13	2:B:149:SER:HB2	1	1.33
(1,16)	1:A:566:LEU:HD13	2:B:149:SER:HB3	1	1.33
(1,16)	1:A:566:LEU:HD13	2:B:149:SER:HG	1	1.33
(1,16)	1:A:566:LEU:HD13	2:B:149:SER:N	1	1.33
(1,16)	1:A:566:LEU:HD13	2:B:149:SER:O	1	1.33
(1,16)	1:A:566:LEU:HD13	2:B:149:SER:OG	1	1.33
(1,16)	1:A:566:LEU:HD13	2:B:152:VAL:C	1	1.33
(1,16)	1:A:566:LEU:HD13	2:B:152:VAL:CA	1	1.33
(1,16)	1:A:566:LEU:HD13	2:B:152:VAL:CB	1	1.33
(1,16)	1:A:566:LEU:HD13	2:B:152:VAL:CG1	1	1.33
(1,16)	1:A:566:LEU:HD13	2:B:152:VAL:CG2	1	1.33
(1,16)	1:A:566:LEU:HD13	2:B:152:VAL:H	1	1.33
(1,16)	1:A:566:LEU:HD13	2:B:152:VAL:HA	1	1.33
(1,16)	1:A:566:LEU:HD13	2:B:152:VAL:HB	1	1.33
(1,16)	1:A:566:LEU:HD13	2:B:152:VAL:HG11	1	1.33
(1,16)	1:A:566:LEU:HD13	2:B:152:VAL:HG12	1	1.33
(1,16)	1:A:566:LEU:HD13	2:B:152:VAL:HG13	1	1.33
(1,16)	1:A:566:LEU:HD13	2:B:152:VAL:HG21	1	1.33
(1,16)	1:A:566:LEU:HD13	2:B:152:VAL:HG22	1	1.33
(1,16)	1:A:566:LEU:HD13	2:B:152:VAL:HG23	1	1.33
(1,16)	1:A:566:LEU:HD13	2:B:152:VAL:N	1	1.33
(1,16)	1:A:566:LEU:HD13	2:B:152:VAL:O	1	1.33
(1,16)	1:A:566:LEU:HD13	2:B:153:VAL:C	1	1.33
(1,16)	1:A:566:LEU:HD13	2:B:153:VAL:CA	1	1.33
(1,16)	1:A:566:LEU:HD13	2:B:153:VAL:CB	1	1.33
(1,16)	1:A:566:LEU:HD13	2:B:153:VAL:CG1	1	1.33
(1,16)	1:A:566:LEU:HD13	2:B:153:VAL:CG2	1	1.33
(1,16)	1:A:566:LEU:HD13	2:B:153:VAL:H	1	1.33
(1,16)	1:A:566:LEU:HD13	2:B:153:VAL:HA	1	1.33
(1,16)	1:A:566:LEU:HD13	2:B:153:VAL:HB	1	1.33
(1,16)	1:A:566:LEU:HD13	2:B:153:VAL:HG11	1	1.33
(1,16)	1:A:566:LEU:HD13	2:B:153:VAL:HG12	1	1.33
(1,16)	1:A:566:LEU:HD13	2:B:153:VAL:HG13	1	1.33
(1,16)	1:A:566:LEU:HD13	2:B:153:VAL:HG21	1	1.33
(1,16)	1:A:566:LEU:HD13	2:B:153:VAL:HG22	1	1.33
(1,16)	1:A:566:LEU:HD13	2:B:153:VAL:HG23	1	1.33
(1,16)	1:A:566:LEU:HD13	2:B:153:VAL:N	1	1.33

*Continued on next page...*

*Continued from previous page...*

Key	Atom-1	Atom-2	Model ID	Violation (Å)
(1,16)	1:A:566:LEU:HD13	2:B:153:VAL:O	1	1.33
(1,16)	1:A:566:LEU:HD13	2:B:155:GLY:C	1	1.33
(1,16)	1:A:566:LEU:HD13	2:B:155:GLY:CA	1	1.33
(1,16)	1:A:566:LEU:HD13	2:B:155:GLY:H	1	1.33
(1,16)	1:A:566:LEU:HD13	2:B:155:GLY:HA2	1	1.33
(1,16)	1:A:566:LEU:HD13	2:B:155:GLY:HA3	1	1.33
(1,16)	1:A:566:LEU:HD13	2:B:155:GLY:N	1	1.33
(1,16)	1:A:566:LEU:HD13	2:B:155:GLY:O	1	1.33
(1,16)	1:A:566:LEU:HD13	2:B:156:PHE:C	1	1.33
(1,16)	1:A:566:LEU:HD13	2:B:156:PHE:CA	1	1.33
(1,16)	1:A:566:LEU:HD13	2:B:156:PHE:CB	1	1.33
(1,16)	1:A:566:LEU:HD13	2:B:156:PHE:CD1	1	1.33
(1,16)	1:A:566:LEU:HD13	2:B:156:PHE:CD2	1	1.33
(1,16)	1:A:566:LEU:HD13	2:B:156:PHE:CE1	1	1.33
(1,16)	1:A:566:LEU:HD13	2:B:156:PHE:CE2	1	1.33
(1,16)	1:A:566:LEU:HD13	2:B:156:PHE:CG	1	1.33
(1,16)	1:A:566:LEU:HD13	2:B:156:PHE:CZ	1	1.33
(1,16)	1:A:566:LEU:HD13	2:B:156:PHE:H	1	1.33
(1,16)	1:A:566:LEU:HD13	2:B:156:PHE:HA	1	1.33
(1,16)	1:A:566:LEU:HD13	2:B:156:PHE:HB2	1	1.33
(1,16)	1:A:566:LEU:HD13	2:B:156:PHE:HB3	1	1.33
(1,16)	1:A:566:LEU:HD13	2:B:156:PHE:HD1	1	1.33
(1,16)	1:A:566:LEU:HD13	2:B:156:PHE:HD2	1	1.33
(1,16)	1:A:566:LEU:HD13	2:B:156:PHE:HE1	1	1.33
(1,16)	1:A:566:LEU:HD13	2:B:156:PHE:HE2	1	1.33
(1,16)	1:A:566:LEU:HD13	2:B:156:PHE:HZ	1	1.33
(1,16)	1:A:566:LEU:HD13	2:B:156:PHE:N	1	1.33
(1,16)	1:A:566:LEU:HD13	2:B:156:PHE:O	1	1.33
(1,16)	1:A:566:LEU:HD13	2:B:157:CYS:C	1	1.33
(1,16)	1:A:566:LEU:HD13	2:B:157:CYS:CA	1	1.33
(1,16)	1:A:566:LEU:HD13	2:B:157:CYS:CB	1	1.33
(1,16)	1:A:566:LEU:HD13	2:B:157:CYS:H	1	1.33
(1,16)	1:A:566:LEU:HD13	2:B:157:CYS:HA	1	1.33
(1,16)	1:A:566:LEU:HD13	2:B:157:CYS:HB2	1	1.33
(1,16)	1:A:566:LEU:HD13	2:B:157:CYS:HB3	1	1.33
(1,16)	1:A:566:LEU:HD13	2:B:157:CYS:N	1	1.33
(1,16)	1:A:566:LEU:HD13	2:B:157:CYS:O	1	1.33
(1,16)	1:A:566:LEU:HD13	2:B:157:CYS:SG	1	1.33
(1,16)	1:A:566:LEU:HD13	2:B:158:THR:C	1	1.33
(1,16)	1:A:566:LEU:HD13	2:B:158:THR:CA	1	1.33
(1,16)	1:A:566:LEU:HD13	2:B:158:THR:CB	1	1.33
(1,16)	1:A:566:LEU:HD13	2:B:158:THR:CG2	1	1.33

*Continued on next page...*

*Continued from previous page...*

Key	Atom-1	Atom-2	Model ID	Violation (Å)
(1,16)	1:A:566:LEU:HD13	2:B:158:THR:H	1	1.33
(1,16)	1:A:566:LEU:HD13	2:B:158:THR:HA	1	1.33
(1,16)	1:A:566:LEU:HD13	2:B:158:THR:HB	1	1.33
(1,16)	1:A:566:LEU:HD13	2:B:158:THR:HG1	1	1.33
(1,16)	1:A:566:LEU:HD13	2:B:158:THR:HG21	1	1.33
(1,16)	1:A:566:LEU:HD13	2:B:158:THR:HG22	1	1.33
(1,16)	1:A:566:LEU:HD13	2:B:158:THR:HG23	1	1.33
(1,16)	1:A:566:LEU:HD13	2:B:158:THR:N	1	1.33
(1,16)	1:A:566:LEU:HD13	2:B:158:THR:O	1	1.33
(1,16)	1:A:566:LEU:HD13	2:B:158:THR:OG1	1	1.33
(1,16)	1:A:566:LEU:HD13	2:B:159:ILE:C	1	1.33
(1,16)	1:A:566:LEU:HD13	2:B:159:ILE:CA	1	1.33
(1,16)	1:A:566:LEU:HD13	2:B:159:ILE:CB	1	1.33
(1,16)	1:A:566:LEU:HD13	2:B:159:ILE:CD1	1	1.33
(1,16)	1:A:566:LEU:HD13	2:B:159:ILE:CG1	1	1.33
(1,16)	1:A:566:LEU:HD13	2:B:159:ILE:CG2	1	1.33
(1,16)	1:A:566:LEU:HD13	2:B:159:ILE:H	1	1.33
(1,16)	1:A:566:LEU:HD13	2:B:159:ILE:HA	1	1.33
(1,16)	1:A:566:LEU:HD13	2:B:159:ILE:HB	1	1.33
(1,16)	1:A:566:LEU:HD13	2:B:159:ILE:HD11	1	1.33
(1,16)	1:A:566:LEU:HD13	2:B:159:ILE:HD12	1	1.33
(1,16)	1:A:566:LEU:HD13	2:B:159:ILE:HD13	1	1.33
(1,16)	1:A:566:LEU:HD13	2:B:159:ILE:HG12	1	1.33
(1,16)	1:A:566:LEU:HD13	2:B:159:ILE:HG13	1	1.33
(1,16)	1:A:566:LEU:HD13	2:B:159:ILE:HG21	1	1.33
(1,16)	1:A:566:LEU:HD13	2:B:159:ILE:HG22	1	1.33
(1,16)	1:A:566:LEU:HD13	2:B:159:ILE:HG23	1	1.33
(1,16)	1:A:566:LEU:HD13	2:B:159:ILE:N	1	1.33
(1,16)	1:A:566:LEU:HD13	2:B:159:ILE:O	1	1.33
(1,16)	1:A:566:LEU:HD13	2:B:161:ASN:C	1	1.33
(1,16)	1:A:566:LEU:HD13	2:B:161:ASN:CA	1	1.33
(1,16)	1:A:566:LEU:HD13	2:B:161:ASN:CB	1	1.33
(1,16)	1:A:566:LEU:HD13	2:B:161:ASN:CG	1	1.33
(1,16)	1:A:566:LEU:HD13	2:B:161:ASN:H	1	1.33
(1,16)	1:A:566:LEU:HD13	2:B:161:ASN:HA	1	1.33
(1,16)	1:A:566:LEU:HD13	2:B:161:ASN:HB2	1	1.33
(1,16)	1:A:566:LEU:HD13	2:B:161:ASN:HB3	1	1.33
(1,16)	1:A:566:LEU:HD13	2:B:161:ASN:HD21	1	1.33
(1,16)	1:A:566:LEU:HD13	2:B:161:ASN:HD22	1	1.33
(1,16)	1:A:566:LEU:HD13	2:B:161:ASN:N	1	1.33
(1,16)	1:A:566:LEU:HD13	2:B:161:ASN:ND2	1	1.33
(1,16)	1:A:566:LEU:HD13	2:B:161:ASN:O	1	1.33

*Continued on next page...*



*Continued from previous page...*

Key	Atom-1	Atom-2	Model ID	Violation (Å)
(1,16)	1:A:566:LEU:HD13	2:B:161:ASN:OD1	1	1.33
(1,16)	1:A:566:LEU:HD13	2:B:162:LYS:C	1	1.33
(1,16)	1:A:566:LEU:HD13	2:B:162:LYS:CA	1	1.33
(1,16)	1:A:566:LEU:HD13	2:B:162:LYS:CB	1	1.33
(1,16)	1:A:566:LEU:HD13	2:B:162:LYS:CD	1	1.33
(1,16)	1:A:566:LEU:HD13	2:B:162:LYS:CE	1	1.33
(1,16)	1:A:566:LEU:HD13	2:B:162:LYS:CG	1	1.33
(1,16)	1:A:566:LEU:HD13	2:B:162:LYS:H	1	1.33
(1,16)	1:A:566:LEU:HD13	2:B:162:LYS:HA	1	1.33
(1,16)	1:A:566:LEU:HD13	2:B:162:LYS:HB2	1	1.33
(1,16)	1:A:566:LEU:HD13	2:B:162:LYS:HB3	1	1.33
(1,16)	1:A:566:LEU:HD13	2:B:162:LYS:HD2	1	1.33
(1,16)	1:A:566:LEU:HD13	2:B:162:LYS:HD3	1	1.33
(1,16)	1:A:566:LEU:HD13	2:B:162:LYS:HE2	1	1.33
(1,16)	1:A:566:LEU:HD13	2:B:162:LYS:HE3	1	1.33
(1,16)	1:A:566:LEU:HD13	2:B:162:LYS:HG2	1	1.33
(1,16)	1:A:566:LEU:HD13	2:B:162:LYS:HG3	1	1.33
(1,16)	1:A:566:LEU:HD13	2:B:162:LYS:HZ1	1	1.33
(1,16)	1:A:566:LEU:HD13	2:B:162:LYS:HZ2	1	1.33
(1,16)	1:A:566:LEU:HD13	2:B:162:LYS:HZ3	1	1.33
(1,16)	1:A:566:LEU:HD13	2:B:162:LYS:N	1	1.33
(1,16)	1:A:566:LEU:HD13	2:B:162:LYS:NZ	1	1.33
(1,16)	1:A:566:LEU:HD13	2:B:162:LYS:O	1	1.33
(1,16)	1:A:566:LEU:HD13	2:B:167:SER:C	1	1.33
(1,16)	1:A:566:LEU:HD13	2:B:167:SER:CA	1	1.33
(1,16)	1:A:566:LEU:HD13	2:B:167:SER:CB	1	1.33
(1,16)	1:A:566:LEU:HD13	2:B:167:SER:H	1	1.33
(1,16)	1:A:566:LEU:HD13	2:B:167:SER:HA	1	1.33
(1,16)	1:A:566:LEU:HD13	2:B:167:SER:HB2	1	1.33
(1,16)	1:A:566:LEU:HD13	2:B:167:SER:HB3	1	1.33
(1,16)	1:A:566:LEU:HD13	2:B:167:SER:HG	1	1.33
(1,16)	1:A:566:LEU:HD13	2:B:167:SER:N	1	1.33
(1,16)	1:A:566:LEU:HD13	2:B:167:SER:O	1	1.33
(1,16)	1:A:566:LEU:HD13	2:B:167:SER:OG	1	1.33
(1,16)	1:A:566:LEU:HD13	2:B:168:LEU:C	1	1.33
(1,16)	1:A:566:LEU:HD13	2:B:168:LEU:CA	1	1.33
(1,16)	1:A:566:LEU:HD13	2:B:168:LEU:CB	1	1.33
(1,16)	1:A:566:LEU:HD13	2:B:168:LEU:CD1	1	1.33
(1,16)	1:A:566:LEU:HD13	2:B:168:LEU:CD2	1	1.33
(1,16)	1:A:566:LEU:HD13	2:B:168:LEU:CG	1	1.33
(1,16)	1:A:566:LEU:HD13	2:B:168:LEU:H	1	1.33
(1,16)	1:A:566:LEU:HD13	2:B:168:LEU:HA	1	1.33

*Continued on next page...*

*Continued from previous page...*

Key	Atom-1	Atom-2	Model ID	Violation (Å)
(1,16)	1:A:566:LEU:HD13	2:B:168:LEU:HB2	1	1.33
(1,16)	1:A:566:LEU:HD13	2:B:168:LEU:HB3	1	1.33
(1,16)	1:A:566:LEU:HD13	2:B:168:LEU:HD11	1	1.33
(1,16)	1:A:566:LEU:HD13	2:B:168:LEU:HD12	1	1.33
(1,16)	1:A:566:LEU:HD13	2:B:168:LEU:HD13	1	1.33
(1,16)	1:A:566:LEU:HD13	2:B:168:LEU:HD21	1	1.33
(1,16)	1:A:566:LEU:HD13	2:B:168:LEU:HD22	1	1.33
(1,16)	1:A:566:LEU:HD13	2:B:168:LEU:HD23	1	1.33
(1,16)	1:A:566:LEU:HD13	2:B:168:LEU:HG	1	1.33
(1,16)	1:A:566:LEU:HD13	2:B:168:LEU:N	1	1.33
(1,16)	1:A:566:LEU:HD13	2:B:168:LEU:O	1	1.33
(1,16)	1:A:566:LEU:HD13	2:B:170:MET:C	1	1.33
(1,16)	1:A:566:LEU:HD13	2:B:170:MET:CA	1	1.33
(1,16)	1:A:566:LEU:HD13	2:B:170:MET:CB	1	1.33
(1,16)	1:A:566:LEU:HD13	2:B:170:MET:CE	1	1.33
(1,16)	1:A:566:LEU:HD13	2:B:170:MET:CG	1	1.33
(1,16)	1:A:566:LEU:HD13	2:B:170:MET:H	1	1.33
(1,16)	1:A:566:LEU:HD13	2:B:170:MET:HA	1	1.33
(1,16)	1:A:566:LEU:HD13	2:B:170:MET:HB2	1	1.33
(1,16)	1:A:566:LEU:HD13	2:B:170:MET:HB3	1	1.33
(1,16)	1:A:566:LEU:HD13	2:B:170:MET:HE1	1	1.33
(1,16)	1:A:566:LEU:HD13	2:B:170:MET:HE2	1	1.33
(1,16)	1:A:566:LEU:HD13	2:B:170:MET:HE3	1	1.33
(1,16)	1:A:566:LEU:HD13	2:B:170:MET:HG2	1	1.33
(1,16)	1:A:566:LEU:HD13	2:B:170:MET:HG3	1	1.33
(1,16)	1:A:566:LEU:HD13	2:B:170:MET:N	1	1.33
(1,16)	1:A:566:LEU:HD13	2:B:170:MET:O	1	1.33
(1,16)	1:A:566:LEU:HD13	2:B:170:MET:SD	1	1.33
(1,16)	1:A:566:LEU:HD13	2:B:172:LYS:C	1	1.33
(1,16)	1:A:566:LEU:HD13	2:B:172:LYS:CA	1	1.33
(1,16)	1:A:566:LEU:HD13	2:B:172:LYS:CB	1	1.33
(1,16)	1:A:566:LEU:HD13	2:B:172:LYS:CD	1	1.33
(1,16)	1:A:566:LEU:HD13	2:B:172:LYS:CE	1	1.33
(1,16)	1:A:566:LEU:HD13	2:B:172:LYS:CG	1	1.33
(1,16)	1:A:566:LEU:HD13	2:B:172:LYS:H	1	1.33
(1,16)	1:A:566:LEU:HD13	2:B:172:LYS:HA	1	1.33
(1,16)	1:A:566:LEU:HD13	2:B:172:LYS:HB2	1	1.33
(1,16)	1:A:566:LEU:HD13	2:B:172:LYS:HB3	1	1.33
(1,16)	1:A:566:LEU:HD13	2:B:172:LYS:HD2	1	1.33
(1,16)	1:A:566:LEU:HD13	2:B:172:LYS:HD3	1	1.33
(1,16)	1:A:566:LEU:HD13	2:B:172:LYS:HE2	1	1.33
(1,16)	1:A:566:LEU:HD13	2:B:172:LYS:HE3	1	1.33

*Continued on next page...*

*Continued from previous page...*

Key	Atom-1	Atom-2	Model ID	Violation (Å)
(1,16)	1:A:566:LEU:HD13	2:B:172:LYS:HG2	1	1.33
(1,16)	1:A:566:LEU:HD13	2:B:172:LYS:HG3	1	1.33
(1,16)	1:A:566:LEU:HD13	2:B:172:LYS:HZ1	1	1.33
(1,16)	1:A:566:LEU:HD13	2:B:172:LYS:HZ2	1	1.33
(1,16)	1:A:566:LEU:HD13	2:B:172:LYS:HZ3	1	1.33
(1,16)	1:A:566:LEU:HD13	2:B:172:LYS:N	1	1.33
(1,16)	1:A:566:LEU:HD13	2:B:172:LYS:NZ	1	1.33
(1,16)	1:A:566:LEU:HD13	2:B:172:LYS:O	1	1.33
(1,16)	1:A:566:LEU:HD13	2:B:182:VAL:C	1	1.33
(1,16)	1:A:566:LEU:HD13	2:B:182:VAL:CA	1	1.33
(1,16)	1:A:566:LEU:HD13	2:B:182:VAL:CB	1	1.33
(1,16)	1:A:566:LEU:HD13	2:B:182:VAL:CG1	1	1.33
(1,16)	1:A:566:LEU:HD13	2:B:182:VAL:CG2	1	1.33
(1,16)	1:A:566:LEU:HD13	2:B:182:VAL:H	1	1.33
(1,16)	1:A:566:LEU:HD13	2:B:182:VAL:HA	1	1.33
(1,16)	1:A:566:LEU:HD13	2:B:182:VAL:HB	1	1.33
(1,16)	1:A:566:LEU:HD13	2:B:182:VAL:HG11	1	1.33
(1,16)	1:A:566:LEU:HD13	2:B:182:VAL:HG12	1	1.33
(1,16)	1:A:566:LEU:HD13	2:B:182:VAL:HG13	1	1.33
(1,16)	1:A:566:LEU:HD13	2:B:182:VAL:HG21	1	1.33
(1,16)	1:A:566:LEU:HD13	2:B:182:VAL:HG22	1	1.33
(1,16)	1:A:566:LEU:HD13	2:B:182:VAL:HG23	1	1.33
(1,16)	1:A:566:LEU:HD13	2:B:182:VAL:N	1	1.33
(1,16)	1:A:566:LEU:HD13	2:B:182:VAL:O	1	1.33
(1,16)	1:A:566:LEU:HD13	2:B:183:LYS:C	1	1.33
(1,16)	1:A:566:LEU:HD13	2:B:183:LYS:CA	1	1.33
(1,16)	1:A:566:LEU:HD13	2:B:183:LYS:CB	1	1.33
(1,16)	1:A:566:LEU:HD13	2:B:183:LYS:CD	1	1.33
(1,16)	1:A:566:LEU:HD13	2:B:183:LYS:CE	1	1.33
(1,16)	1:A:566:LEU:HD13	2:B:183:LYS:CG	1	1.33
(1,16)	1:A:566:LEU:HD13	2:B:183:LYS:H	1	1.33
(1,16)	1:A:566:LEU:HD13	2:B:183:LYS:HA	1	1.33
(1,16)	1:A:566:LEU:HD13	2:B:183:LYS:HB2	1	1.33
(1,16)	1:A:566:LEU:HD13	2:B:183:LYS:HB3	1	1.33
(1,16)	1:A:566:LEU:HD13	2:B:183:LYS:HD2	1	1.33
(1,16)	1:A:566:LEU:HD13	2:B:183:LYS:HD3	1	1.33
(1,16)	1:A:566:LEU:HD13	2:B:183:LYS:HE2	1	1.33
(1,16)	1:A:566:LEU:HD13	2:B:183:LYS:HE3	1	1.33
(1,16)	1:A:566:LEU:HD13	2:B:183:LYS:HG2	1	1.33
(1,16)	1:A:566:LEU:HD13	2:B:183:LYS:HG3	1	1.33
(1,16)	1:A:566:LEU:HD13	2:B:183:LYS:HZ1	1	1.33
(1,16)	1:A:566:LEU:HD13	2:B:183:LYS:HZ2	1	1.33

*Continued on next page...*

*Continued from previous page...*

Key	Atom-1	Atom-2	Model ID	Violation (Å)
(1,16)	1:A:566:LEU:HD13	2:B:183:LYS:HZ3	1	1.33
(1,16)	1:A:566:LEU:HD13	2:B:183:LYS:N	1	1.33
(1,16)	1:A:566:LEU:HD13	2:B:183:LYS:NZ	1	1.33
(1,16)	1:A:566:LEU:HD13	2:B:183:LYS:O	1	1.33
(1,16)	1:A:566:LEU:HD13	2:B:185:GLY:C	1	1.33
(1,16)	1:A:566:LEU:HD13	2:B:185:GLY:CA	1	1.33
(1,16)	1:A:566:LEU:HD13	2:B:185:GLY:H	1	1.33
(1,16)	1:A:566:LEU:HD13	2:B:185:GLY:HA2	1	1.33
(1,16)	1:A:566:LEU:HD13	2:B:185:GLY:HA3	1	1.33
(1,16)	1:A:566:LEU:HD13	2:B:185:GLY:N	1	1.33
(1,16)	1:A:566:LEU:HD13	2:B:185:GLY:O	1	1.33
(1,16)	1:A:566:LEU:HD13	2:B:187:TYR:C	1	1.33
(1,16)	1:A:566:LEU:HD13	2:B:187:TYR:CA	1	1.33
(1,16)	1:A:566:LEU:HD13	2:B:187:TYR:CB	1	1.33
(1,16)	1:A:566:LEU:HD13	2:B:187:TYR:CD1	1	1.33
(1,16)	1:A:566:LEU:HD13	2:B:187:TYR:CD2	1	1.33
(1,16)	1:A:566:LEU:HD13	2:B:187:TYR:CE1	1	1.33
(1,16)	1:A:566:LEU:HD13	2:B:187:TYR:CE2	1	1.33
(1,16)	1:A:566:LEU:HD13	2:B:187:TYR:CG	1	1.33
(1,16)	1:A:566:LEU:HD13	2:B:187:TYR:CZ	1	1.33
(1,16)	1:A:566:LEU:HD13	2:B:187:TYR:H	1	1.33
(1,16)	1:A:566:LEU:HD13	2:B:187:TYR:HA	1	1.33
(1,16)	1:A:566:LEU:HD13	2:B:187:TYR:HB2	1	1.33
(1,16)	1:A:566:LEU:HD13	2:B:187:TYR:HB3	1	1.33
(1,16)	1:A:566:LEU:HD13	2:B:187:TYR:HD1	1	1.33
(1,16)	1:A:566:LEU:HD13	2:B:187:TYR:HD2	1	1.33
(1,16)	1:A:566:LEU:HD13	2:B:187:TYR:HE1	1	1.33
(1,16)	1:A:566:LEU:HD13	2:B:187:TYR:HE2	1	1.33
(1,16)	1:A:566:LEU:HD13	2:B:187:TYR:HH	1	1.33
(1,16)	1:A:566:LEU:HD13	2:B:187:TYR:N	1	1.33
(1,16)	1:A:566:LEU:HD13	2:B:187:TYR:O	1	1.33
(1,16)	1:A:566:LEU:HD13	2:B:187:TYR:OH	1	1.33
(1,16)	1:A:566:LEU:HD13	2:B:200:THR:C	1	1.33
(1,16)	1:A:566:LEU:HD13	2:B:200:THR:CA	1	1.33
(1,16)	1:A:566:LEU:HD13	2:B:200:THR:CB	1	1.33
(1,16)	1:A:566:LEU:HD13	2:B:200:THR:CG2	1	1.33
(1,16)	1:A:566:LEU:HD13	2:B:200:THR:H	1	1.33
(1,16)	1:A:566:LEU:HD13	2:B:200:THR:HA	1	1.33
(1,16)	1:A:566:LEU:HD13	2:B:200:THR:HB	1	1.33
(1,16)	1:A:566:LEU:HD13	2:B:200:THR:HG1	1	1.33
(1,16)	1:A:566:LEU:HD13	2:B:200:THR:HG21	1	1.33
(1,16)	1:A:566:LEU:HD13	2:B:200:THR:HG22	1	1.33

*Continued on next page...*

*Continued from previous page...*

Key	Atom-1	Atom-2	Model ID	Violation (Å)
(1,16)	1:A:566:LEU:HD13	2:B:200:THR:HG23	1	1.33
(1,16)	1:A:566:LEU:HD13	2:B:200:THR:N	1	1.33
(1,16)	1:A:566:LEU:HD13	2:B:200:THR:O	1	1.33
(1,16)	1:A:566:LEU:HD13	2:B:200:THR:OG1	1	1.33
(1,16)	1:A:566:LEU:HD13	2:B:211:LYS:C	1	1.33
(1,16)	1:A:566:LEU:HD13	2:B:211:LYS:CA	1	1.33
(1,16)	1:A:566:LEU:HD13	2:B:211:LYS:CB	1	1.33
(1,16)	1:A:566:LEU:HD13	2:B:211:LYS:CD	1	1.33
(1,16)	1:A:566:LEU:HD13	2:B:211:LYS:CE	1	1.33
(1,16)	1:A:566:LEU:HD13	2:B:211:LYS:CG	1	1.33
(1,16)	1:A:566:LEU:HD13	2:B:211:LYS:H	1	1.33
(1,16)	1:A:566:LEU:HD13	2:B:211:LYS:HA	1	1.33
(1,16)	1:A:566:LEU:HD13	2:B:211:LYS:HB2	1	1.33
(1,16)	1:A:566:LEU:HD13	2:B:211:LYS:HB3	1	1.33
(1,16)	1:A:566:LEU:HD13	2:B:211:LYS:HD2	1	1.33
(1,16)	1:A:566:LEU:HD13	2:B:211:LYS:HD3	1	1.33
(1,16)	1:A:566:LEU:HD13	2:B:211:LYS:HE2	1	1.33
(1,16)	1:A:566:LEU:HD13	2:B:211:LYS:HE3	1	1.33
(1,16)	1:A:566:LEU:HD13	2:B:211:LYS:HG2	1	1.33
(1,16)	1:A:566:LEU:HD13	2:B:211:LYS:HG3	1	1.33
(1,16)	1:A:566:LEU:HD13	2:B:211:LYS:HZ1	1	1.33
(1,16)	1:A:566:LEU:HD13	2:B:211:LYS:HZ2	1	1.33
(1,16)	1:A:566:LEU:HD13	2:B:211:LYS:HZ3	1	1.33
(1,16)	1:A:566:LEU:HD13	2:B:211:LYS:N	1	1.33
(1,16)	1:A:566:LEU:HD13	2:B:211:LYS:NZ	1	1.33
(1,16)	1:A:566:LEU:HD13	2:B:211:LYS:O	1	1.33
(1,16)	1:A:566:LEU:HD21	2:B:149:SER:C	1	1.33
(1,16)	1:A:566:LEU:HD21	2:B:149:SER:CA	1	1.33
(1,16)	1:A:566:LEU:HD21	2:B:149:SER:CB	1	1.33
(1,16)	1:A:566:LEU:HD21	2:B:149:SER:H	1	1.33
(1,16)	1:A:566:LEU:HD21	2:B:149:SER:HA	1	1.33
(1,16)	1:A:566:LEU:HD21	2:B:149:SER:HB2	1	1.33
(1,16)	1:A:566:LEU:HD21	2:B:149:SER:HB3	1	1.33
(1,16)	1:A:566:LEU:HD21	2:B:149:SER:HG	1	1.33
(1,16)	1:A:566:LEU:HD21	2:B:149:SER:N	1	1.33
(1,16)	1:A:566:LEU:HD21	2:B:149:SER:O	1	1.33
(1,16)	1:A:566:LEU:HD21	2:B:149:SER:OG	1	1.33
(1,16)	1:A:566:LEU:HD21	2:B:152:VAL:C	1	1.33
(1,16)	1:A:566:LEU:HD21	2:B:152:VAL:CA	1	1.33
(1,16)	1:A:566:LEU:HD21	2:B:152:VAL:CB	1	1.33
(1,16)	1:A:566:LEU:HD21	2:B:152:VAL:CG1	1	1.33
(1,16)	1:A:566:LEU:HD21	2:B:152:VAL:CG2	1	1.33

*Continued on next page...*

*Continued from previous page...*

Key	Atom-1	Atom-2	Model ID	Violation (Å)
(1,16)	1:A:566:LEU:HD21	2:B:152:VAL:H	1	1.33
(1,16)	1:A:566:LEU:HD21	2:B:152:VAL:HA	1	1.33
(1,16)	1:A:566:LEU:HD21	2:B:152:VAL:HB	1	1.33
(1,16)	1:A:566:LEU:HD21	2:B:152:VAL:HG11	1	1.33
(1,16)	1:A:566:LEU:HD21	2:B:152:VAL:HG12	1	1.33
(1,16)	1:A:566:LEU:HD21	2:B:152:VAL:HG13	1	1.33
(1,16)	1:A:566:LEU:HD21	2:B:152:VAL:HG21	1	1.33
(1,16)	1:A:566:LEU:HD21	2:B:152:VAL:HG22	1	1.33
(1,16)	1:A:566:LEU:HD21	2:B:152:VAL:HG23	1	1.33
(1,16)	1:A:566:LEU:HD21	2:B:152:VAL:N	1	1.33
(1,16)	1:A:566:LEU:HD21	2:B:152:VAL:O	1	1.33
(1,16)	1:A:566:LEU:HD21	2:B:153:VAL:C	1	1.33
(1,16)	1:A:566:LEU:HD21	2:B:153:VAL:CA	1	1.33
(1,16)	1:A:566:LEU:HD21	2:B:153:VAL:CB	1	1.33
(1,16)	1:A:566:LEU:HD21	2:B:153:VAL:CG1	1	1.33
(1,16)	1:A:566:LEU:HD21	2:B:153:VAL:CG2	1	1.33
(1,16)	1:A:566:LEU:HD21	2:B:153:VAL:H	1	1.33
(1,16)	1:A:566:LEU:HD21	2:B:153:VAL:HA	1	1.33
(1,16)	1:A:566:LEU:HD21	2:B:153:VAL:HB	1	1.33
(1,16)	1:A:566:LEU:HD21	2:B:153:VAL:HG11	1	1.33
(1,16)	1:A:566:LEU:HD21	2:B:153:VAL:HG12	1	1.33
(1,16)	1:A:566:LEU:HD21	2:B:153:VAL:HG13	1	1.33
(1,16)	1:A:566:LEU:HD21	2:B:153:VAL:HG21	1	1.33
(1,16)	1:A:566:LEU:HD21	2:B:153:VAL:HG22	1	1.33
(1,16)	1:A:566:LEU:HD21	2:B:153:VAL:HG23	1	1.33
(1,16)	1:A:566:LEU:HD21	2:B:153:VAL:N	1	1.33
(1,16)	1:A:566:LEU:HD21	2:B:153:VAL:O	1	1.33
(1,16)	1:A:566:LEU:HD21	2:B:155:GLY:C	1	1.33
(1,16)	1:A:566:LEU:HD21	2:B:155:GLY:CA	1	1.33
(1,16)	1:A:566:LEU:HD21	2:B:155:GLY:H	1	1.33
(1,16)	1:A:566:LEU:HD21	2:B:155:GLY:HA2	1	1.33
(1,16)	1:A:566:LEU:HD21	2:B:155:GLY:HA3	1	1.33
(1,16)	1:A:566:LEU:HD21	2:B:155:GLY:N	1	1.33
(1,16)	1:A:566:LEU:HD21	2:B:155:GLY:O	1	1.33
(1,16)	1:A:566:LEU:HD21	2:B:156:PHE:C	1	1.33
(1,16)	1:A:566:LEU:HD21	2:B:156:PHE:CA	1	1.33
(1,16)	1:A:566:LEU:HD21	2:B:156:PHE:CB	1	1.33
(1,16)	1:A:566:LEU:HD21	2:B:156:PHE:CD1	1	1.33
(1,16)	1:A:566:LEU:HD21	2:B:156:PHE:CD2	1	1.33
(1,16)	1:A:566:LEU:HD21	2:B:156:PHE:CE1	1	1.33
(1,16)	1:A:566:LEU:HD21	2:B:156:PHE:CE2	1	1.33
(1,16)	1:A:566:LEU:HD21	2:B:156:PHE:CG	1	1.33

*Continued on next page...*

*Continued from previous page...*

Key	Atom-1	Atom-2	Model ID	Violation (Å)
(1,16)	1:A:566:LEU:HD21	2:B:156:PHE:CZ	1	1.33
(1,16)	1:A:566:LEU:HD21	2:B:156:PHE:H	1	1.33
(1,16)	1:A:566:LEU:HD21	2:B:156:PHE:HA	1	1.33
(1,16)	1:A:566:LEU:HD21	2:B:156:PHE:HB2	1	1.33
(1,16)	1:A:566:LEU:HD21	2:B:156:PHE:HB3	1	1.33
(1,16)	1:A:566:LEU:HD21	2:B:156:PHE:HD1	1	1.33
(1,16)	1:A:566:LEU:HD21	2:B:156:PHE:HD2	1	1.33
(1,16)	1:A:566:LEU:HD21	2:B:156:PHE:HE1	1	1.33
(1,16)	1:A:566:LEU:HD21	2:B:156:PHE:HE2	1	1.33
(1,16)	1:A:566:LEU:HD21	2:B:156:PHE:HZ	1	1.33
(1,16)	1:A:566:LEU:HD21	2:B:156:PHE:N	1	1.33
(1,16)	1:A:566:LEU:HD21	2:B:156:PHE:O	1	1.33
(1,16)	1:A:566:LEU:HD21	2:B:157:CYS:C	1	1.33
(1,16)	1:A:566:LEU:HD21	2:B:157:CYS:CA	1	1.33
(1,16)	1:A:566:LEU:HD21	2:B:157:CYS:CB	1	1.33
(1,16)	1:A:566:LEU:HD21	2:B:157:CYS:H	1	1.33
(1,16)	1:A:566:LEU:HD21	2:B:157:CYS:HA	1	1.33
(1,16)	1:A:566:LEU:HD21	2:B:157:CYS:HB2	1	1.33
(1,16)	1:A:566:LEU:HD21	2:B:157:CYS:HB3	1	1.33
(1,16)	1:A:566:LEU:HD21	2:B:157:CYS:N	1	1.33
(1,16)	1:A:566:LEU:HD21	2:B:157:CYS:O	1	1.33
(1,16)	1:A:566:LEU:HD21	2:B:157:CYS:SG	1	1.33
(1,16)	1:A:566:LEU:HD21	2:B:158:THR:C	1	1.33
(1,16)	1:A:566:LEU:HD21	2:B:158:THR:CA	1	1.33
(1,16)	1:A:566:LEU:HD21	2:B:158:THR:CB	1	1.33
(1,16)	1:A:566:LEU:HD21	2:B:158:THR:CG2	1	1.33
(1,16)	1:A:566:LEU:HD21	2:B:158:THR:H	1	1.33
(1,16)	1:A:566:LEU:HD21	2:B:158:THR:HA	1	1.33
(1,16)	1:A:566:LEU:HD21	2:B:158:THR:HB	1	1.33
(1,16)	1:A:566:LEU:HD21	2:B:158:THR:HG1	1	1.33
(1,16)	1:A:566:LEU:HD21	2:B:158:THR:HG21	1	1.33
(1,16)	1:A:566:LEU:HD21	2:B:158:THR:HG22	1	1.33
(1,16)	1:A:566:LEU:HD21	2:B:158:THR:HG23	1	1.33
(1,16)	1:A:566:LEU:HD21	2:B:158:THR:N	1	1.33
(1,16)	1:A:566:LEU:HD21	2:B:158:THR:O	1	1.33
(1,16)	1:A:566:LEU:HD21	2:B:158:THR:OG1	1	1.33
(1,16)	1:A:566:LEU:HD21	2:B:159:ILE:C	1	1.33
(1,16)	1:A:566:LEU:HD21	2:B:159:ILE:CA	1	1.33
(1,16)	1:A:566:LEU:HD21	2:B:159:ILE:CB	1	1.33
(1,16)	1:A:566:LEU:HD21	2:B:159:ILE:CD1	1	1.33
(1,16)	1:A:566:LEU:HD21	2:B:159:ILE:CG1	1	1.33
(1,16)	1:A:566:LEU:HD21	2:B:159:ILE:CG2	1	1.33

*Continued on next page...*

*Continued from previous page...*

Key	Atom-1	Atom-2	Model ID	Violation (Å)
(1,16)	1:A:566:LEU:HD21	2:B:159:ILE:H	1	1.33
(1,16)	1:A:566:LEU:HD21	2:B:159:ILE:HA	1	1.33
(1,16)	1:A:566:LEU:HD21	2:B:159:ILE:HB	1	1.33
(1,16)	1:A:566:LEU:HD21	2:B:159:ILE:HD11	1	1.33
(1,16)	1:A:566:LEU:HD21	2:B:159:ILE:HD12	1	1.33
(1,16)	1:A:566:LEU:HD21	2:B:159:ILE:HD13	1	1.33
(1,16)	1:A:566:LEU:HD21	2:B:159:ILE:HG12	1	1.33
(1,16)	1:A:566:LEU:HD21	2:B:159:ILE:HG13	1	1.33
(1,16)	1:A:566:LEU:HD21	2:B:159:ILE:HG21	1	1.33
(1,16)	1:A:566:LEU:HD21	2:B:159:ILE:HG22	1	1.33
(1,16)	1:A:566:LEU:HD21	2:B:159:ILE:HG23	1	1.33
(1,16)	1:A:566:LEU:HD21	2:B:159:ILE:N	1	1.33
(1,16)	1:A:566:LEU:HD21	2:B:159:ILE:O	1	1.33
(1,16)	1:A:566:LEU:HD21	2:B:161:ASN:C	1	1.33
(1,16)	1:A:566:LEU:HD21	2:B:161:ASN:CA	1	1.33
(1,16)	1:A:566:LEU:HD21	2:B:161:ASN:CB	1	1.33
(1,16)	1:A:566:LEU:HD21	2:B:161:ASN:CG	1	1.33
(1,16)	1:A:566:LEU:HD21	2:B:161:ASN:H	1	1.33
(1,16)	1:A:566:LEU:HD21	2:B:161:ASN:HA	1	1.33
(1,16)	1:A:566:LEU:HD21	2:B:161:ASN:HB2	1	1.33
(1,16)	1:A:566:LEU:HD21	2:B:161:ASN:HB3	1	1.33
(1,16)	1:A:566:LEU:HD21	2:B:161:ASN:HD21	1	1.33
(1,16)	1:A:566:LEU:HD21	2:B:161:ASN:HD22	1	1.33
(1,16)	1:A:566:LEU:HD21	2:B:161:ASN:N	1	1.33
(1,16)	1:A:566:LEU:HD21	2:B:161:ASN:ND2	1	1.33
(1,16)	1:A:566:LEU:HD21	2:B:161:ASN:O	1	1.33
(1,16)	1:A:566:LEU:HD21	2:B:161:ASN:OD1	1	1.33
(1,16)	1:A:566:LEU:HD21	2:B:162:LYS:C	1	1.33
(1,16)	1:A:566:LEU:HD21	2:B:162:LYS:CA	1	1.33
(1,16)	1:A:566:LEU:HD21	2:B:162:LYS:CB	1	1.33
(1,16)	1:A:566:LEU:HD21	2:B:162:LYS:CD	1	1.33
(1,16)	1:A:566:LEU:HD21	2:B:162:LYS:CE	1	1.33
(1,16)	1:A:566:LEU:HD21	2:B:162:LYS:CG	1	1.33
(1,16)	1:A:566:LEU:HD21	2:B:162:LYS:H	1	1.33
(1,16)	1:A:566:LEU:HD21	2:B:162:LYS:HA	1	1.33
(1,16)	1:A:566:LEU:HD21	2:B:162:LYS:HB2	1	1.33
(1,16)	1:A:566:LEU:HD21	2:B:162:LYS:HB3	1	1.33
(1,16)	1:A:566:LEU:HD21	2:B:162:LYS:HD2	1	1.33
(1,16)	1:A:566:LEU:HD21	2:B:162:LYS:HD3	1	1.33
(1,16)	1:A:566:LEU:HD21	2:B:162:LYS:HE2	1	1.33
(1,16)	1:A:566:LEU:HD21	2:B:162:LYS:HE3	1	1.33
(1,16)	1:A:566:LEU:HD21	2:B:162:LYS:HG2	1	1.33

*Continued on next page...*



*Continued from previous page...*

Key	Atom-1	Atom-2	Model ID	Violation (Å)
(1,16)	1:A:566:LEU:HD21	2:B:162:LYS:HG3	1	1.33
(1,16)	1:A:566:LEU:HD21	2:B:162:LYS:HZ1	1	1.33
(1,16)	1:A:566:LEU:HD21	2:B:162:LYS:HZ2	1	1.33
(1,16)	1:A:566:LEU:HD21	2:B:162:LYS:HZ3	1	1.33
(1,16)	1:A:566:LEU:HD21	2:B:162:LYS:N	1	1.33
(1,16)	1:A:566:LEU:HD21	2:B:162:LYS:NZ	1	1.33
(1,16)	1:A:566:LEU:HD21	2:B:162:LYS:O	1	1.33
(1,16)	1:A:566:LEU:HD21	2:B:167:SER:C	1	1.33
(1,16)	1:A:566:LEU:HD21	2:B:167:SER:CA	1	1.33
(1,16)	1:A:566:LEU:HD21	2:B:167:SER:CB	1	1.33
(1,16)	1:A:566:LEU:HD21	2:B:167:SER:H	1	1.33
(1,16)	1:A:566:LEU:HD21	2:B:167:SER:HA	1	1.33
(1,16)	1:A:566:LEU:HD21	2:B:167:SER:HB2	1	1.33
(1,16)	1:A:566:LEU:HD21	2:B:167:SER:HB3	1	1.33
(1,16)	1:A:566:LEU:HD21	2:B:167:SER:HG	1	1.33
(1,16)	1:A:566:LEU:HD21	2:B:167:SER:N	1	1.33
(1,16)	1:A:566:LEU:HD21	2:B:167:SER:O	1	1.33
(1,16)	1:A:566:LEU:HD21	2:B:167:SER:OG	1	1.33
(1,16)	1:A:566:LEU:HD21	2:B:168:LEU:C	1	1.33
(1,16)	1:A:566:LEU:HD21	2:B:168:LEU:CA	1	1.33
(1,16)	1:A:566:LEU:HD21	2:B:168:LEU:CB	1	1.33
(1,16)	1:A:566:LEU:HD21	2:B:168:LEU:CD1	1	1.33
(1,16)	1:A:566:LEU:HD21	2:B:168:LEU:CD2	1	1.33
(1,16)	1:A:566:LEU:HD21	2:B:168:LEU:CG	1	1.33
(1,16)	1:A:566:LEU:HD21	2:B:168:LEU:H	1	1.33
(1,16)	1:A:566:LEU:HD21	2:B:168:LEU:HA	1	1.33
(1,16)	1:A:566:LEU:HD21	2:B:168:LEU:HB2	1	1.33
(1,16)	1:A:566:LEU:HD21	2:B:168:LEU:HB3	1	1.33
(1,16)	1:A:566:LEU:HD21	2:B:168:LEU:HD11	1	1.33
(1,16)	1:A:566:LEU:HD21	2:B:168:LEU:HD12	1	1.33
(1,16)	1:A:566:LEU:HD21	2:B:168:LEU:HD13	1	1.33
(1,16)	1:A:566:LEU:HD21	2:B:168:LEU:HD21	1	1.33
(1,16)	1:A:566:LEU:HD21	2:B:168:LEU:HD22	1	1.33
(1,16)	1:A:566:LEU:HD21	2:B:168:LEU:HD23	1	1.33
(1,16)	1:A:566:LEU:HD21	2:B:168:LEU:HG	1	1.33
(1,16)	1:A:566:LEU:HD21	2:B:168:LEU:N	1	1.33
(1,16)	1:A:566:LEU:HD21	2:B:168:LEU:O	1	1.33
(1,16)	1:A:566:LEU:HD21	2:B:170:MET:C	1	1.33
(1,16)	1:A:566:LEU:HD21	2:B:170:MET:CA	1	1.33
(1,16)	1:A:566:LEU:HD21	2:B:170:MET:CB	1	1.33
(1,16)	1:A:566:LEU:HD21	2:B:170:MET:CE	1	1.33
(1,16)	1:A:566:LEU:HD21	2:B:170:MET:CG	1	1.33

*Continued on next page...*

*Continued from previous page...*

Key	Atom-1	Atom-2	Model ID	Violation (Å)
(1,16)	1:A:566:LEU:HD21	2:B:170:MET:H	1	1.33
(1,16)	1:A:566:LEU:HD21	2:B:170:MET:HA	1	1.33
(1,16)	1:A:566:LEU:HD21	2:B:170:MET:HB2	1	1.33
(1,16)	1:A:566:LEU:HD21	2:B:170:MET:HB3	1	1.33
(1,16)	1:A:566:LEU:HD21	2:B:170:MET:HE1	1	1.33
(1,16)	1:A:566:LEU:HD21	2:B:170:MET:HE2	1	1.33
(1,16)	1:A:566:LEU:HD21	2:B:170:MET:HE3	1	1.33
(1,16)	1:A:566:LEU:HD21	2:B:170:MET:HG2	1	1.33
(1,16)	1:A:566:LEU:HD21	2:B:170:MET:HG3	1	1.33
(1,16)	1:A:566:LEU:HD21	2:B:170:MET:N	1	1.33
(1,16)	1:A:566:LEU:HD21	2:B:170:MET:O	1	1.33
(1,16)	1:A:566:LEU:HD21	2:B:170:MET:SD	1	1.33
(1,16)	1:A:566:LEU:HD21	2:B:172:LYS:C	1	1.33
(1,16)	1:A:566:LEU:HD21	2:B:172:LYS:CA	1	1.33
(1,16)	1:A:566:LEU:HD21	2:B:172:LYS:CB	1	1.33
(1,16)	1:A:566:LEU:HD21	2:B:172:LYS:CD	1	1.33
(1,16)	1:A:566:LEU:HD21	2:B:172:LYS:CE	1	1.33
(1,16)	1:A:566:LEU:HD21	2:B:172:LYS:CG	1	1.33
(1,16)	1:A:566:LEU:HD21	2:B:172:LYS:H	1	1.33
(1,16)	1:A:566:LEU:HD21	2:B:172:LYS:HA	1	1.33
(1,16)	1:A:566:LEU:HD21	2:B:172:LYS:HB2	1	1.33
(1,16)	1:A:566:LEU:HD21	2:B:172:LYS:HB3	1	1.33
(1,16)	1:A:566:LEU:HD21	2:B:172:LYS:HD2	1	1.33
(1,16)	1:A:566:LEU:HD21	2:B:172:LYS:HD3	1	1.33
(1,16)	1:A:566:LEU:HD21	2:B:172:LYS:HE2	1	1.33
(1,16)	1:A:566:LEU:HD21	2:B:172:LYS:HE3	1	1.33
(1,16)	1:A:566:LEU:HD21	2:B:172:LYS:HG2	1	1.33
(1,16)	1:A:566:LEU:HD21	2:B:172:LYS:HG3	1	1.33
(1,16)	1:A:566:LEU:HD21	2:B:172:LYS:HZ1	1	1.33
(1,16)	1:A:566:LEU:HD21	2:B:172:LYS:HZ2	1	1.33
(1,16)	1:A:566:LEU:HD21	2:B:172:LYS:HZ3	1	1.33
(1,16)	1:A:566:LEU:HD21	2:B:172:LYS:N	1	1.33
(1,16)	1:A:566:LEU:HD21	2:B:172:LYS:NZ	1	1.33
(1,16)	1:A:566:LEU:HD21	2:B:172:LYS:O	1	1.33
(1,16)	1:A:566:LEU:HD21	2:B:182:VAL:C	1	1.33
(1,16)	1:A:566:LEU:HD21	2:B:182:VAL:CA	1	1.33
(1,16)	1:A:566:LEU:HD21	2:B:182:VAL:CB	1	1.33
(1,16)	1:A:566:LEU:HD21	2:B:182:VAL:CG1	1	1.33
(1,16)	1:A:566:LEU:HD21	2:B:182:VAL:CG2	1	1.33
(1,16)	1:A:566:LEU:HD21	2:B:182:VAL:H	1	1.33
(1,16)	1:A:566:LEU:HD21	2:B:182:VAL:HA	1	1.33
(1,16)	1:A:566:LEU:HD21	2:B:182:VAL:HB	1	1.33

*Continued on next page...*

*Continued from previous page...*

Key	Atom-1	Atom-2	Model ID	Violation (Å)
(1,16)	1:A:566:LEU:HD21	2:B:182:VAL:HG11	1	1.33
(1,16)	1:A:566:LEU:HD21	2:B:182:VAL:HG12	1	1.33
(1,16)	1:A:566:LEU:HD21	2:B:182:VAL:HG13	1	1.33
(1,16)	1:A:566:LEU:HD21	2:B:182:VAL:HG21	1	1.33
(1,16)	1:A:566:LEU:HD21	2:B:182:VAL:HG22	1	1.33
(1,16)	1:A:566:LEU:HD21	2:B:182:VAL:HG23	1	1.33
(1,16)	1:A:566:LEU:HD21	2:B:182:VAL:N	1	1.33
(1,16)	1:A:566:LEU:HD21	2:B:182:VAL:O	1	1.33
(1,16)	1:A:566:LEU:HD21	2:B:183:LYS:C	1	1.33
(1,16)	1:A:566:LEU:HD21	2:B:183:LYS:CA	1	1.33
(1,16)	1:A:566:LEU:HD21	2:B:183:LYS:CB	1	1.33
(1,16)	1:A:566:LEU:HD21	2:B:183:LYS:CD	1	1.33
(1,16)	1:A:566:LEU:HD21	2:B:183:LYS:CE	1	1.33
(1,16)	1:A:566:LEU:HD21	2:B:183:LYS:CG	1	1.33
(1,16)	1:A:566:LEU:HD21	2:B:183:LYS:H	1	1.33
(1,16)	1:A:566:LEU:HD21	2:B:183:LYS:HA	1	1.33
(1,16)	1:A:566:LEU:HD21	2:B:183:LYS:HB2	1	1.33
(1,16)	1:A:566:LEU:HD21	2:B:183:LYS:HB3	1	1.33
(1,16)	1:A:566:LEU:HD21	2:B:183:LYS:HD2	1	1.33
(1,16)	1:A:566:LEU:HD21	2:B:183:LYS:HD3	1	1.33
(1,16)	1:A:566:LEU:HD21	2:B:183:LYS:HE2	1	1.33
(1,16)	1:A:566:LEU:HD21	2:B:183:LYS:HE3	1	1.33
(1,16)	1:A:566:LEU:HD21	2:B:183:LYS:HG2	1	1.33
(1,16)	1:A:566:LEU:HD21	2:B:183:LYS:HG3	1	1.33
(1,16)	1:A:566:LEU:HD21	2:B:183:LYS:HZ1	1	1.33
(1,16)	1:A:566:LEU:HD21	2:B:183:LYS:HZ2	1	1.33
(1,16)	1:A:566:LEU:HD21	2:B:183:LYS:HZ3	1	1.33
(1,16)	1:A:566:LEU:HD21	2:B:183:LYS:N	1	1.33
(1,16)	1:A:566:LEU:HD21	2:B:183:LYS:NZ	1	1.33
(1,16)	1:A:566:LEU:HD21	2:B:183:LYS:O	1	1.33
(1,16)	1:A:566:LEU:HD21	2:B:185:GLY:C	1	1.33
(1,16)	1:A:566:LEU:HD21	2:B:185:GLY:CA	1	1.33
(1,16)	1:A:566:LEU:HD21	2:B:185:GLY:H	1	1.33
(1,16)	1:A:566:LEU:HD21	2:B:185:GLY:HA2	1	1.33
(1,16)	1:A:566:LEU:HD21	2:B:185:GLY:HA3	1	1.33
(1,16)	1:A:566:LEU:HD21	2:B:185:GLY:N	1	1.33
(1,16)	1:A:566:LEU:HD21	2:B:185:GLY:O	1	1.33
(1,16)	1:A:566:LEU:HD21	2:B:187:TYR:C	1	1.33
(1,16)	1:A:566:LEU:HD21	2:B:187:TYR:CA	1	1.33
(1,16)	1:A:566:LEU:HD21	2:B:187:TYR:CB	1	1.33
(1,16)	1:A:566:LEU:HD21	2:B:187:TYR:CD1	1	1.33
(1,16)	1:A:566:LEU:HD21	2:B:187:TYR:CD2	1	1.33

*Continued on next page...*

*Continued from previous page...*

Key	Atom-1	Atom-2	Model ID	Violation (Å)
(1,16)	1:A:566:LEU:HD21	2:B:187:TYR:CE1	1	1.33
(1,16)	1:A:566:LEU:HD21	2:B:187:TYR:CE2	1	1.33
(1,16)	1:A:566:LEU:HD21	2:B:187:TYR:CG	1	1.33
(1,16)	1:A:566:LEU:HD21	2:B:187:TYR:CZ	1	1.33
(1,16)	1:A:566:LEU:HD21	2:B:187:TYR:H	1	1.33
(1,16)	1:A:566:LEU:HD21	2:B:187:TYR:HA	1	1.33
(1,16)	1:A:566:LEU:HD21	2:B:187:TYR:HB2	1	1.33
(1,16)	1:A:566:LEU:HD21	2:B:187:TYR:HB3	1	1.33
(1,16)	1:A:566:LEU:HD21	2:B:187:TYR:HD1	1	1.33
(1,16)	1:A:566:LEU:HD21	2:B:187:TYR:HD2	1	1.33
(1,16)	1:A:566:LEU:HD21	2:B:187:TYR:HE1	1	1.33
(1,16)	1:A:566:LEU:HD21	2:B:187:TYR:HE2	1	1.33
(1,16)	1:A:566:LEU:HD21	2:B:187:TYR:HH	1	1.33
(1,16)	1:A:566:LEU:HD21	2:B:187:TYR:N	1	1.33
(1,16)	1:A:566:LEU:HD21	2:B:187:TYR:O	1	1.33
(1,16)	1:A:566:LEU:HD21	2:B:187:TYR:OH	1	1.33
(1,16)	1:A:566:LEU:HD21	2:B:200:THR:C	1	1.33
(1,16)	1:A:566:LEU:HD21	2:B:200:THR:CA	1	1.33
(1,16)	1:A:566:LEU:HD21	2:B:200:THR:CB	1	1.33
(1,16)	1:A:566:LEU:HD21	2:B:200:THR:CG2	1	1.33
(1,16)	1:A:566:LEU:HD21	2:B:200:THR:H	1	1.33
(1,16)	1:A:566:LEU:HD21	2:B:200:THR:HA	1	1.33
(1,16)	1:A:566:LEU:HD21	2:B:200:THR:HB	1	1.33
(1,16)	1:A:566:LEU:HD21	2:B:200:THR:HG1	1	1.33
(1,16)	1:A:566:LEU:HD21	2:B:200:THR:HG21	1	1.33
(1,16)	1:A:566:LEU:HD21	2:B:200:THR:HG22	1	1.33
(1,16)	1:A:566:LEU:HD21	2:B:200:THR:HG23	1	1.33
(1,16)	1:A:566:LEU:HD21	2:B:200:THR:N	1	1.33
(1,16)	1:A:566:LEU:HD21	2:B:200:THR:O	1	1.33
(1,16)	1:A:566:LEU:HD21	2:B:200:THR:OG1	1	1.33
(1,16)	1:A:566:LEU:HD21	2:B:211:LYS:C	1	1.33
(1,16)	1:A:566:LEU:HD21	2:B:211:LYS:CA	1	1.33
(1,16)	1:A:566:LEU:HD21	2:B:211:LYS:CB	1	1.33
(1,16)	1:A:566:LEU:HD21	2:B:211:LYS:CD	1	1.33
(1,16)	1:A:566:LEU:HD21	2:B:211:LYS:CE	1	1.33
(1,16)	1:A:566:LEU:HD21	2:B:211:LYS:CG	1	1.33
(1,16)	1:A:566:LEU:HD21	2:B:211:LYS:H	1	1.33
(1,16)	1:A:566:LEU:HD21	2:B:211:LYS:HA	1	1.33
(1,16)	1:A:566:LEU:HD21	2:B:211:LYS:HB2	1	1.33
(1,16)	1:A:566:LEU:HD21	2:B:211:LYS:HB3	1	1.33
(1,16)	1:A:566:LEU:HD21	2:B:211:LYS:HD2	1	1.33
(1,16)	1:A:566:LEU:HD21	2:B:211:LYS:HD3	1	1.33

*Continued on next page...*

*Continued from previous page...*

Key	Atom-1	Atom-2	Model ID	Violation (Å)
(1,16)	1:A:566:LEU:HD21	2:B:211:LYS:HE2	1	1.33
(1,16)	1:A:566:LEU:HD21	2:B:211:LYS:HE3	1	1.33
(1,16)	1:A:566:LEU:HD21	2:B:211:LYS:HG2	1	1.33
(1,16)	1:A:566:LEU:HD21	2:B:211:LYS:HG3	1	1.33
(1,16)	1:A:566:LEU:HD21	2:B:211:LYS:HZ1	1	1.33
(1,16)	1:A:566:LEU:HD21	2:B:211:LYS:HZ2	1	1.33
(1,16)	1:A:566:LEU:HD21	2:B:211:LYS:HZ3	1	1.33
(1,16)	1:A:566:LEU:HD21	2:B:211:LYS:N	1	1.33
(1,16)	1:A:566:LEU:HD21	2:B:211:LYS:NZ	1	1.33
(1,16)	1:A:566:LEU:HD21	2:B:211:LYS:O	1	1.33
(1,16)	1:A:566:LEU:HD22	2:B:149:SER:C	1	1.33
(1,16)	1:A:566:LEU:HD22	2:B:149:SER:CA	1	1.33
(1,16)	1:A:566:LEU:HD22	2:B:149:SER:CB	1	1.33
(1,16)	1:A:566:LEU:HD22	2:B:149:SER:H	1	1.33
(1,16)	1:A:566:LEU:HD22	2:B:149:SER:HA	1	1.33
(1,16)	1:A:566:LEU:HD22	2:B:149:SER:HB2	1	1.33
(1,16)	1:A:566:LEU:HD22	2:B:149:SER:HB3	1	1.33
(1,16)	1:A:566:LEU:HD22	2:B:149:SER:HG	1	1.33
(1,16)	1:A:566:LEU:HD22	2:B:149:SER:N	1	1.33
(1,16)	1:A:566:LEU:HD22	2:B:149:SER:O	1	1.33
(1,16)	1:A:566:LEU:HD22	2:B:149:SER:OG	1	1.33
(1,16)	1:A:566:LEU:HD22	2:B:152:VAL:C	1	1.33
(1,16)	1:A:566:LEU:HD22	2:B:152:VAL:CA	1	1.33
(1,16)	1:A:566:LEU:HD22	2:B:152:VAL:CB	1	1.33
(1,16)	1:A:566:LEU:HD22	2:B:152:VAL:CG1	1	1.33
(1,16)	1:A:566:LEU:HD22	2:B:152:VAL:CG2	1	1.33
(1,16)	1:A:566:LEU:HD22	2:B:152:VAL:H	1	1.33
(1,16)	1:A:566:LEU:HD22	2:B:152:VAL:HA	1	1.33
(1,16)	1:A:566:LEU:HD22	2:B:152:VAL:HB	1	1.33
(1,16)	1:A:566:LEU:HD22	2:B:152:VAL:HG11	1	1.33
(1,16)	1:A:566:LEU:HD22	2:B:152:VAL:HG12	1	1.33
(1,16)	1:A:566:LEU:HD22	2:B:152:VAL:HG13	1	1.33
(1,16)	1:A:566:LEU:HD22	2:B:152:VAL:HG21	1	1.33
(1,16)	1:A:566:LEU:HD22	2:B:152:VAL:HG22	1	1.33
(1,16)	1:A:566:LEU:HD22	2:B:152:VAL:HG23	1	1.33
(1,16)	1:A:566:LEU:HD22	2:B:152:VAL:N	1	1.33
(1,16)	1:A:566:LEU:HD22	2:B:152:VAL:O	1	1.33
(1,16)	1:A:566:LEU:HD22	2:B:153:VAL:C	1	1.33
(1,16)	1:A:566:LEU:HD22	2:B:153:VAL:CA	1	1.33
(1,16)	1:A:566:LEU:HD22	2:B:153:VAL:CB	1	1.33
(1,16)	1:A:566:LEU:HD22	2:B:153:VAL:CG1	1	1.33
(1,16)	1:A:566:LEU:HD22	2:B:153:VAL:CG2	1	1.33

*Continued on next page...*

*Continued from previous page...*

Key	Atom-1	Atom-2	Model ID	Violation (Å)
(1,16)	1:A:566:LEU:HD22	2:B:153:VAL:H	1	1.33
(1,16)	1:A:566:LEU:HD22	2:B:153:VAL:HA	1	1.33
(1,16)	1:A:566:LEU:HD22	2:B:153:VAL:HB	1	1.33
(1,16)	1:A:566:LEU:HD22	2:B:153:VAL:HG11	1	1.33
(1,16)	1:A:566:LEU:HD22	2:B:153:VAL:HG12	1	1.33
(1,16)	1:A:566:LEU:HD22	2:B:153:VAL:HG13	1	1.33
(1,16)	1:A:566:LEU:HD22	2:B:153:VAL:HG21	1	1.33
(1,16)	1:A:566:LEU:HD22	2:B:153:VAL:HG22	1	1.33
(1,16)	1:A:566:LEU:HD22	2:B:153:VAL:HG23	1	1.33
(1,16)	1:A:566:LEU:HD22	2:B:153:VAL:N	1	1.33
(1,16)	1:A:566:LEU:HD22	2:B:153:VAL:O	1	1.33
(1,16)	1:A:566:LEU:HD22	2:B:155:GLY:C	1	1.33
(1,16)	1:A:566:LEU:HD22	2:B:155:GLY:CA	1	1.33
(1,16)	1:A:566:LEU:HD22	2:B:155:GLY:H	1	1.33
(1,16)	1:A:566:LEU:HD22	2:B:155:GLY:HA2	1	1.33
(1,16)	1:A:566:LEU:HD22	2:B:155:GLY:HA3	1	1.33
(1,16)	1:A:566:LEU:HD22	2:B:155:GLY:N	1	1.33
(1,16)	1:A:566:LEU:HD22	2:B:155:GLY:O	1	1.33
(1,16)	1:A:566:LEU:HD22	2:B:156:PHE:C	1	1.33
(1,16)	1:A:566:LEU:HD22	2:B:156:PHE:CA	1	1.33
(1,16)	1:A:566:LEU:HD22	2:B:156:PHE:CB	1	1.33
(1,16)	1:A:566:LEU:HD22	2:B:156:PHE:CD1	1	1.33
(1,16)	1:A:566:LEU:HD22	2:B:156:PHE:CD2	1	1.33
(1,16)	1:A:566:LEU:HD22	2:B:156:PHE:CE1	1	1.33
(1,16)	1:A:566:LEU:HD22	2:B:156:PHE:CE2	1	1.33
(1,16)	1:A:566:LEU:HD22	2:B:156:PHE:CG	1	1.33
(1,16)	1:A:566:LEU:HD22	2:B:156:PHE:CZ	1	1.33
(1,16)	1:A:566:LEU:HD22	2:B:156:PHE:H	1	1.33
(1,16)	1:A:566:LEU:HD22	2:B:156:PHE:HA	1	1.33
(1,16)	1:A:566:LEU:HD22	2:B:156:PHE:HB2	1	1.33
(1,16)	1:A:566:LEU:HD22	2:B:156:PHE:HB3	1	1.33
(1,16)	1:A:566:LEU:HD22	2:B:156:PHE:HD1	1	1.33
(1,16)	1:A:566:LEU:HD22	2:B:156:PHE:HD2	1	1.33
(1,16)	1:A:566:LEU:HD22	2:B:156:PHE:HE1	1	1.33
(1,16)	1:A:566:LEU:HD22	2:B:156:PHE:HE2	1	1.33
(1,16)	1:A:566:LEU:HD22	2:B:156:PHE:HZ	1	1.33
(1,16)	1:A:566:LEU:HD22	2:B:156:PHE:N	1	1.33
(1,16)	1:A:566:LEU:HD22	2:B:156:PHE:O	1	1.33
(1,16)	1:A:566:LEU:HD22	2:B:157:CYS:C	1	1.33
(1,16)	1:A:566:LEU:HD22	2:B:157:CYS:CA	1	1.33
(1,16)	1:A:566:LEU:HD22	2:B:157:CYS:CB	1	1.33
(1,16)	1:A:566:LEU:HD22	2:B:157:CYS:H	1	1.33

*Continued on next page...*

*Continued from previous page...*

Key	Atom-1	Atom-2	Model ID	Violation (Å)
(1,16)	1:A:566:LEU:HD22	2:B:157:CYS:HA	1	1.33
(1,16)	1:A:566:LEU:HD22	2:B:157:CYS:HB2	1	1.33
(1,16)	1:A:566:LEU:HD22	2:B:157:CYS:HB3	1	1.33
(1,16)	1:A:566:LEU:HD22	2:B:157:CYS:N	1	1.33
(1,16)	1:A:566:LEU:HD22	2:B:157:CYS:O	1	1.33
(1,16)	1:A:566:LEU:HD22	2:B:157:CYS:SG	1	1.33
(1,16)	1:A:566:LEU:HD22	2:B:158:THR:C	1	1.33
(1,16)	1:A:566:LEU:HD22	2:B:158:THR:CA	1	1.33
(1,16)	1:A:566:LEU:HD22	2:B:158:THR:CB	1	1.33
(1,16)	1:A:566:LEU:HD22	2:B:158:THR:CG2	1	1.33
(1,16)	1:A:566:LEU:HD22	2:B:158:THR:H	1	1.33
(1,16)	1:A:566:LEU:HD22	2:B:158:THR:HA	1	1.33
(1,16)	1:A:566:LEU:HD22	2:B:158:THR:HB	1	1.33
(1,16)	1:A:566:LEU:HD22	2:B:158:THR:HG1	1	1.33
(1,16)	1:A:566:LEU:HD22	2:B:158:THR:HG21	1	1.33
(1,16)	1:A:566:LEU:HD22	2:B:158:THR:HG22	1	1.33
(1,16)	1:A:566:LEU:HD22	2:B:158:THR:HG23	1	1.33
(1,16)	1:A:566:LEU:HD22	2:B:158:THR:N	1	1.33
(1,16)	1:A:566:LEU:HD22	2:B:158:THR:O	1	1.33
(1,16)	1:A:566:LEU:HD22	2:B:158:THR:OG1	1	1.33
(1,16)	1:A:566:LEU:HD22	2:B:159:ILE:C	1	1.33
(1,16)	1:A:566:LEU:HD22	2:B:159:ILE:CA	1	1.33
(1,16)	1:A:566:LEU:HD22	2:B:159:ILE:CB	1	1.33
(1,16)	1:A:566:LEU:HD22	2:B:159:ILE:CD1	1	1.33
(1,16)	1:A:566:LEU:HD22	2:B:159:ILE:CG1	1	1.33
(1,16)	1:A:566:LEU:HD22	2:B:159:ILE:CG2	1	1.33
(1,16)	1:A:566:LEU:HD22	2:B:159:ILE:H	1	1.33
(1,16)	1:A:566:LEU:HD22	2:B:159:ILE:HA	1	1.33
(1,16)	1:A:566:LEU:HD22	2:B:159:ILE:HB	1	1.33
(1,16)	1:A:566:LEU:HD22	2:B:159:ILE:HD11	1	1.33
(1,16)	1:A:566:LEU:HD22	2:B:159:ILE:HD12	1	1.33
(1,16)	1:A:566:LEU:HD22	2:B:159:ILE:HD13	1	1.33
(1,16)	1:A:566:LEU:HD22	2:B:159:ILE:HG12	1	1.33
(1,16)	1:A:566:LEU:HD22	2:B:159:ILE:HG13	1	1.33
(1,16)	1:A:566:LEU:HD22	2:B:159:ILE:HG21	1	1.33
(1,16)	1:A:566:LEU:HD22	2:B:159:ILE:HG22	1	1.33
(1,16)	1:A:566:LEU:HD22	2:B:159:ILE:HG23	1	1.33
(1,16)	1:A:566:LEU:HD22	2:B:159:ILE:N	1	1.33
(1,16)	1:A:566:LEU:HD22	2:B:159:ILE:O	1	1.33
(1,16)	1:A:566:LEU:HD22	2:B:161:ASN:C	1	1.33
(1,16)	1:A:566:LEU:HD22	2:B:161:ASN:CA	1	1.33
(1,16)	1:A:566:LEU:HD22	2:B:161:ASN:CB	1	1.33

*Continued on next page...*

*Continued from previous page...*

Key	Atom-1	Atom-2	Model ID	Violation (Å)
(1,16)	1:A:566:LEU:HD22	2:B:161:ASN:CG	1	1.33
(1,16)	1:A:566:LEU:HD22	2:B:161:ASN:H	1	1.33
(1,16)	1:A:566:LEU:HD22	2:B:161:ASN:HA	1	1.33
(1,16)	1:A:566:LEU:HD22	2:B:161:ASN:HB2	1	1.33
(1,16)	1:A:566:LEU:HD22	2:B:161:ASN:HB3	1	1.33
(1,16)	1:A:566:LEU:HD22	2:B:161:ASN:HD21	1	1.33
(1,16)	1:A:566:LEU:HD22	2:B:161:ASN:HD22	1	1.33
(1,16)	1:A:566:LEU:HD22	2:B:161:ASN:N	1	1.33
(1,16)	1:A:566:LEU:HD22	2:B:161:ASN:ND2	1	1.33
(1,16)	1:A:566:LEU:HD22	2:B:161:ASN:O	1	1.33
(1,16)	1:A:566:LEU:HD22	2:B:161:ASN:OD1	1	1.33
(1,16)	1:A:566:LEU:HD22	2:B:162:LYS:C	1	1.33
(1,16)	1:A:566:LEU:HD22	2:B:162:LYS:CA	1	1.33
(1,16)	1:A:566:LEU:HD22	2:B:162:LYS:CB	1	1.33
(1,16)	1:A:566:LEU:HD22	2:B:162:LYS:CD	1	1.33
(1,16)	1:A:566:LEU:HD22	2:B:162:LYS:CE	1	1.33
(1,16)	1:A:566:LEU:HD22	2:B:162:LYS:CG	1	1.33
(1,16)	1:A:566:LEU:HD22	2:B:162:LYS:H	1	1.33
(1,16)	1:A:566:LEU:HD22	2:B:162:LYS:HA	1	1.33
(1,16)	1:A:566:LEU:HD22	2:B:162:LYS:HB2	1	1.33
(1,16)	1:A:566:LEU:HD22	2:B:162:LYS:HB3	1	1.33
(1,16)	1:A:566:LEU:HD22	2:B:162:LYS:HD2	1	1.33
(1,16)	1:A:566:LEU:HD22	2:B:162:LYS:HD3	1	1.33
(1,16)	1:A:566:LEU:HD22	2:B:162:LYS:HE2	1	1.33
(1,16)	1:A:566:LEU:HD22	2:B:162:LYS:HE3	1	1.33
(1,16)	1:A:566:LEU:HD22	2:B:162:LYS:HG2	1	1.33
(1,16)	1:A:566:LEU:HD22	2:B:162:LYS:HG3	1	1.33
(1,16)	1:A:566:LEU:HD22	2:B:162:LYS:HZ1	1	1.33
(1,16)	1:A:566:LEU:HD22	2:B:162:LYS:HZ2	1	1.33
(1,16)	1:A:566:LEU:HD22	2:B:162:LYS:HZ3	1	1.33
(1,16)	1:A:566:LEU:HD22	2:B:162:LYS:N	1	1.33
(1,16)	1:A:566:LEU:HD22	2:B:162:LYS:NZ	1	1.33
(1,16)	1:A:566:LEU:HD22	2:B:162:LYS:O	1	1.33
(1,16)	1:A:566:LEU:HD22	2:B:167:SER:C	1	1.33
(1,16)	1:A:566:LEU:HD22	2:B:167:SER:CA	1	1.33
(1,16)	1:A:566:LEU:HD22	2:B:167:SER:CB	1	1.33
(1,16)	1:A:566:LEU:HD22	2:B:167:SER:H	1	1.33
(1,16)	1:A:566:LEU:HD22	2:B:167:SER:HA	1	1.33
(1,16)	1:A:566:LEU:HD22	2:B:167:SER:HB2	1	1.33
(1,16)	1:A:566:LEU:HD22	2:B:167:SER:HB3	1	1.33
(1,16)	1:A:566:LEU:HD22	2:B:167:SER:HG	1	1.33
(1,16)	1:A:566:LEU:HD22	2:B:167:SER:N	1	1.33

*Continued on next page...*



*Continued from previous page...*

Key	Atom-1	Atom-2	Model ID	Violation (Å)
(1,16)	1:A:566:LEU:HD22	2:B:167:SER:O	1	1.33
(1,16)	1:A:566:LEU:HD22	2:B:167:SER:OG	1	1.33
(1,16)	1:A:566:LEU:HD22	2:B:168:LEU:C	1	1.33
(1,16)	1:A:566:LEU:HD22	2:B:168:LEU:CA	1	1.33
(1,16)	1:A:566:LEU:HD22	2:B:168:LEU:CB	1	1.33
(1,16)	1:A:566:LEU:HD22	2:B:168:LEU:CD1	1	1.33
(1,16)	1:A:566:LEU:HD22	2:B:168:LEU:CD2	1	1.33
(1,16)	1:A:566:LEU:HD22	2:B:168:LEU:CG	1	1.33
(1,16)	1:A:566:LEU:HD22	2:B:168:LEU:H	1	1.33
(1,16)	1:A:566:LEU:HD22	2:B:168:LEU:HA	1	1.33
(1,16)	1:A:566:LEU:HD22	2:B:168:LEU:HB2	1	1.33
(1,16)	1:A:566:LEU:HD22	2:B:168:LEU:HB3	1	1.33
(1,16)	1:A:566:LEU:HD22	2:B:168:LEU:HD11	1	1.33
(1,16)	1:A:566:LEU:HD22	2:B:168:LEU:HD12	1	1.33
(1,16)	1:A:566:LEU:HD22	2:B:168:LEU:HD13	1	1.33
(1,16)	1:A:566:LEU:HD22	2:B:168:LEU:HD21	1	1.33
(1,16)	1:A:566:LEU:HD22	2:B:168:LEU:HD22	1	1.33
(1,16)	1:A:566:LEU:HD22	2:B:168:LEU:HD23	1	1.33
(1,16)	1:A:566:LEU:HD22	2:B:168:LEU:HG	1	1.33
(1,16)	1:A:566:LEU:HD22	2:B:168:LEU:N	1	1.33
(1,16)	1:A:566:LEU:HD22	2:B:168:LEU:O	1	1.33
(1,16)	1:A:566:LEU:HD22	2:B:170:MET:C	1	1.33
(1,16)	1:A:566:LEU:HD22	2:B:170:MET:CA	1	1.33
(1,16)	1:A:566:LEU:HD22	2:B:170:MET:CB	1	1.33
(1,16)	1:A:566:LEU:HD22	2:B:170:MET:CE	1	1.33
(1,16)	1:A:566:LEU:HD22	2:B:170:MET:CG	1	1.33
(1,16)	1:A:566:LEU:HD22	2:B:170:MET:H	1	1.33
(1,16)	1:A:566:LEU:HD22	2:B:170:MET:HA	1	1.33
(1,16)	1:A:566:LEU:HD22	2:B:170:MET:HB2	1	1.33
(1,16)	1:A:566:LEU:HD22	2:B:170:MET:HB3	1	1.33
(1,16)	1:A:566:LEU:HD22	2:B:170:MET:HE1	1	1.33
(1,16)	1:A:566:LEU:HD22	2:B:170:MET:HE2	1	1.33
(1,16)	1:A:566:LEU:HD22	2:B:170:MET:HE3	1	1.33
(1,16)	1:A:566:LEU:HD22	2:B:170:MET:HG2	1	1.33
(1,16)	1:A:566:LEU:HD22	2:B:170:MET:HG3	1	1.33
(1,16)	1:A:566:LEU:HD22	2:B:170:MET:N	1	1.33
(1,16)	1:A:566:LEU:HD22	2:B:170:MET:O	1	1.33
(1,16)	1:A:566:LEU:HD22	2:B:170:MET:SD	1	1.33
(1,16)	1:A:566:LEU:HD22	2:B:172:LYS:C	1	1.33
(1,16)	1:A:566:LEU:HD22	2:B:172:LYS:CA	1	1.33
(1,16)	1:A:566:LEU:HD22	2:B:172:LYS:CB	1	1.33
(1,16)	1:A:566:LEU:HD22	2:B:172:LYS:CD	1	1.33

*Continued on next page...*

*Continued from previous page...*

Key	Atom-1	Atom-2	Model ID	Violation (Å)
(1,16)	1:A:566:LEU:HD22	2:B:172:LYS:CE	1	1.33
(1,16)	1:A:566:LEU:HD22	2:B:172:LYS:CG	1	1.33
(1,16)	1:A:566:LEU:HD22	2:B:172:LYS:H	1	1.33
(1,16)	1:A:566:LEU:HD22	2:B:172:LYS:HA	1	1.33
(1,16)	1:A:566:LEU:HD22	2:B:172:LYS:HB2	1	1.33
(1,16)	1:A:566:LEU:HD22	2:B:172:LYS:HB3	1	1.33
(1,16)	1:A:566:LEU:HD22	2:B:172:LYS:HD2	1	1.33
(1,16)	1:A:566:LEU:HD22	2:B:172:LYS:HD3	1	1.33
(1,16)	1:A:566:LEU:HD22	2:B:172:LYS:HE2	1	1.33
(1,16)	1:A:566:LEU:HD22	2:B:172:LYS:HE3	1	1.33
(1,16)	1:A:566:LEU:HD22	2:B:172:LYS:HG2	1	1.33
(1,16)	1:A:566:LEU:HD22	2:B:172:LYS:HG3	1	1.33
(1,16)	1:A:566:LEU:HD22	2:B:172:LYS:HZ1	1	1.33
(1,16)	1:A:566:LEU:HD22	2:B:172:LYS:HZ2	1	1.33
(1,16)	1:A:566:LEU:HD22	2:B:172:LYS:HZ3	1	1.33
(1,16)	1:A:566:LEU:HD22	2:B:172:LYS:N	1	1.33
(1,16)	1:A:566:LEU:HD22	2:B:172:LYS:NZ	1	1.33
(1,16)	1:A:566:LEU:HD22	2:B:172:LYS:O	1	1.33
(1,16)	1:A:566:LEU:HD22	2:B:182:VAL:C	1	1.33
(1,16)	1:A:566:LEU:HD22	2:B:182:VAL:CA	1	1.33
(1,16)	1:A:566:LEU:HD22	2:B:182:VAL:CB	1	1.33
(1,16)	1:A:566:LEU:HD22	2:B:182:VAL:CG1	1	1.33
(1,16)	1:A:566:LEU:HD22	2:B:182:VAL:CG2	1	1.33
(1,16)	1:A:566:LEU:HD22	2:B:182:VAL:H	1	1.33
(1,16)	1:A:566:LEU:HD22	2:B:182:VAL:HA	1	1.33
(1,16)	1:A:566:LEU:HD22	2:B:182:VAL:HB	1	1.33
(1,16)	1:A:566:LEU:HD22	2:B:182:VAL:HG11	1	1.33
(1,16)	1:A:566:LEU:HD22	2:B:182:VAL:HG12	1	1.33
(1,16)	1:A:566:LEU:HD22	2:B:182:VAL:HG13	1	1.33
(1,16)	1:A:566:LEU:HD22	2:B:182:VAL:HG21	1	1.33
(1,16)	1:A:566:LEU:HD22	2:B:182:VAL:HG22	1	1.33
(1,16)	1:A:566:LEU:HD22	2:B:182:VAL:HG23	1	1.33
(1,16)	1:A:566:LEU:HD22	2:B:182:VAL:N	1	1.33
(1,16)	1:A:566:LEU:HD22	2:B:182:VAL:O	1	1.33
(1,16)	1:A:566:LEU:HD22	2:B:183:LYS:C	1	1.33
(1,16)	1:A:566:LEU:HD22	2:B:183:LYS:CA	1	1.33
(1,16)	1:A:566:LEU:HD22	2:B:183:LYS:CB	1	1.33
(1,16)	1:A:566:LEU:HD22	2:B:183:LYS:CD	1	1.33
(1,16)	1:A:566:LEU:HD22	2:B:183:LYS:CE	1	1.33
(1,16)	1:A:566:LEU:HD22	2:B:183:LYS:CG	1	1.33
(1,16)	1:A:566:LEU:HD22	2:B:183:LYS:H	1	1.33
(1,16)	1:A:566:LEU:HD22	2:B:183:LYS:HA	1	1.33

*Continued on next page...*

*Continued from previous page...*

Key	Atom-1	Atom-2	Model ID	Violation (Å)
(1,16)	1:A:566:LEU:HD22	2:B:183:LYS:HB2	1	1.33
(1,16)	1:A:566:LEU:HD22	2:B:183:LYS:HB3	1	1.33
(1,16)	1:A:566:LEU:HD22	2:B:183:LYS:HD2	1	1.33
(1,16)	1:A:566:LEU:HD22	2:B:183:LYS:HD3	1	1.33
(1,16)	1:A:566:LEU:HD22	2:B:183:LYS:HE2	1	1.33
(1,16)	1:A:566:LEU:HD22	2:B:183:LYS:HE3	1	1.33
(1,16)	1:A:566:LEU:HD22	2:B:183:LYS:HG2	1	1.33
(1,16)	1:A:566:LEU:HD22	2:B:183:LYS:HG3	1	1.33
(1,16)	1:A:566:LEU:HD22	2:B:183:LYS:HZ1	1	1.33
(1,16)	1:A:566:LEU:HD22	2:B:183:LYS:HZ2	1	1.33
(1,16)	1:A:566:LEU:HD22	2:B:183:LYS:HZ3	1	1.33
(1,16)	1:A:566:LEU:HD22	2:B:183:LYS:N	1	1.33
(1,16)	1:A:566:LEU:HD22	2:B:183:LYS:NZ	1	1.33
(1,16)	1:A:566:LEU:HD22	2:B:183:LYS:O	1	1.33
(1,16)	1:A:566:LEU:HD22	2:B:185:GLY:C	1	1.33
(1,16)	1:A:566:LEU:HD22	2:B:185:GLY:CA	1	1.33
(1,16)	1:A:566:LEU:HD22	2:B:185:GLY:H	1	1.33
(1,16)	1:A:566:LEU:HD22	2:B:185:GLY:HA2	1	1.33
(1,16)	1:A:566:LEU:HD22	2:B:185:GLY:HA3	1	1.33
(1,16)	1:A:566:LEU:HD22	2:B:185:GLY:N	1	1.33
(1,16)	1:A:566:LEU:HD22	2:B:185:GLY:O	1	1.33
(1,16)	1:A:566:LEU:HD22	2:B:187:TYR:C	1	1.33
(1,16)	1:A:566:LEU:HD22	2:B:187:TYR:CA	1	1.33
(1,16)	1:A:566:LEU:HD22	2:B:187:TYR:CB	1	1.33
(1,16)	1:A:566:LEU:HD22	2:B:187:TYR:CD1	1	1.33
(1,16)	1:A:566:LEU:HD22	2:B:187:TYR:CD2	1	1.33
(1,16)	1:A:566:LEU:HD22	2:B:187:TYR:CE1	1	1.33
(1,16)	1:A:566:LEU:HD22	2:B:187:TYR:CE2	1	1.33
(1,16)	1:A:566:LEU:HD22	2:B:187:TYR:CG	1	1.33
(1,16)	1:A:566:LEU:HD22	2:B:187:TYR:CZ	1	1.33
(1,16)	1:A:566:LEU:HD22	2:B:187:TYR:H	1	1.33
(1,16)	1:A:566:LEU:HD22	2:B:187:TYR:HA	1	1.33
(1,16)	1:A:566:LEU:HD22	2:B:187:TYR:HB2	1	1.33
(1,16)	1:A:566:LEU:HD22	2:B:187:TYR:HB3	1	1.33
(1,16)	1:A:566:LEU:HD22	2:B:187:TYR:HD1	1	1.33
(1,16)	1:A:566:LEU:HD22	2:B:187:TYR:HD2	1	1.33
(1,16)	1:A:566:LEU:HD22	2:B:187:TYR:HE1	1	1.33
(1,16)	1:A:566:LEU:HD22	2:B:187:TYR:HE2	1	1.33
(1,16)	1:A:566:LEU:HD22	2:B:187:TYR:HH	1	1.33
(1,16)	1:A:566:LEU:HD22	2:B:187:TYR:N	1	1.33
(1,16)	1:A:566:LEU:HD22	2:B:187:TYR:O	1	1.33
(1,16)	1:A:566:LEU:HD22	2:B:187:TYR:OH	1	1.33

*Continued on next page...*

*Continued from previous page...*

Key	Atom-1	Atom-2	Model ID	Violation (Å)
(1,16)	1:A:566:LEU:HD22	2:B:200:THR:C	1	1.33
(1,16)	1:A:566:LEU:HD22	2:B:200:THR:CA	1	1.33
(1,16)	1:A:566:LEU:HD22	2:B:200:THR:CB	1	1.33
(1,16)	1:A:566:LEU:HD22	2:B:200:THR:CG2	1	1.33
(1,16)	1:A:566:LEU:HD22	2:B:200:THR:H	1	1.33
(1,16)	1:A:566:LEU:HD22	2:B:200:THR:HA	1	1.33
(1,16)	1:A:566:LEU:HD22	2:B:200:THR:HB	1	1.33
(1,16)	1:A:566:LEU:HD22	2:B:200:THR:HG1	1	1.33
(1,16)	1:A:566:LEU:HD22	2:B:200:THR:HG21	1	1.33
(1,16)	1:A:566:LEU:HD22	2:B:200:THR:HG22	1	1.33
(1,16)	1:A:566:LEU:HD22	2:B:200:THR:HG23	1	1.33
(1,16)	1:A:566:LEU:HD22	2:B:200:THR:N	1	1.33
(1,16)	1:A:566:LEU:HD22	2:B:200:THR:O	1	1.33
(1,16)	1:A:566:LEU:HD22	2:B:200:THR:OG1	1	1.33
(1,16)	1:A:566:LEU:HD22	2:B:211:LYS:C	1	1.33
(1,16)	1:A:566:LEU:HD22	2:B:211:LYS:CA	1	1.33
(1,16)	1:A:566:LEU:HD22	2:B:211:LYS:CB	1	1.33
(1,16)	1:A:566:LEU:HD22	2:B:211:LYS:CD	1	1.33
(1,16)	1:A:566:LEU:HD22	2:B:211:LYS:CE	1	1.33
(1,16)	1:A:566:LEU:HD22	2:B:211:LYS:CG	1	1.33
(1,16)	1:A:566:LEU:HD22	2:B:211:LYS:H	1	1.33
(1,16)	1:A:566:LEU:HD22	2:B:211:LYS:HA	1	1.33
(1,16)	1:A:566:LEU:HD22	2:B:211:LYS:HB2	1	1.33
(1,16)	1:A:566:LEU:HD22	2:B:211:LYS:HB3	1	1.33
(1,16)	1:A:566:LEU:HD22	2:B:211:LYS:HD2	1	1.33
(1,16)	1:A:566:LEU:HD22	2:B:211:LYS:HD3	1	1.33
(1,16)	1:A:566:LEU:HD22	2:B:211:LYS:HE2	1	1.33
(1,16)	1:A:566:LEU:HD22	2:B:211:LYS:HE3	1	1.33
(1,16)	1:A:566:LEU:HD22	2:B:211:LYS:HG2	1	1.33
(1,16)	1:A:566:LEU:HD22	2:B:211:LYS:HG3	1	1.33
(1,16)	1:A:566:LEU:HD22	2:B:211:LYS:HZ1	1	1.33
(1,16)	1:A:566:LEU:HD22	2:B:211:LYS:HZ2	1	1.33
(1,16)	1:A:566:LEU:HD22	2:B:211:LYS:HZ3	1	1.33
(1,16)	1:A:566:LEU:HD22	2:B:211:LYS:N	1	1.33
(1,16)	1:A:566:LEU:HD22	2:B:211:LYS:NZ	1	1.33
(1,16)	1:A:566:LEU:HD22	2:B:211:LYS:O	1	1.33
(1,16)	1:A:566:LEU:HD23	2:B:149:SER:C	1	1.33
(1,16)	1:A:566:LEU:HD23	2:B:149:SER:CA	1	1.33
(1,16)	1:A:566:LEU:HD23	2:B:149:SER:CB	1	1.33
(1,16)	1:A:566:LEU:HD23	2:B:149:SER:H	1	1.33
(1,16)	1:A:566:LEU:HD23	2:B:149:SER:HA	1	1.33
(1,16)	1:A:566:LEU:HD23	2:B:149:SER:HB2	1	1.33

*Continued on next page...*

*Continued from previous page...*

Key	Atom-1	Atom-2	Model ID	Violation (Å)
(1,16)	1:A:566:LEU:HD23	2:B:149:SER:HB3	1	1.33
(1,16)	1:A:566:LEU:HD23	2:B:149:SER:HG	1	1.33
(1,16)	1:A:566:LEU:HD23	2:B:149:SER:N	1	1.33
(1,16)	1:A:566:LEU:HD23	2:B:149:SER:O	1	1.33
(1,16)	1:A:566:LEU:HD23	2:B:149:SER:OG	1	1.33
(1,16)	1:A:566:LEU:HD23	2:B:152:VAL:C	1	1.33
(1,16)	1:A:566:LEU:HD23	2:B:152:VAL:CA	1	1.33
(1,16)	1:A:566:LEU:HD23	2:B:152:VAL:CB	1	1.33
(1,16)	1:A:566:LEU:HD23	2:B:152:VAL:CG1	1	1.33
(1,16)	1:A:566:LEU:HD23	2:B:152:VAL:CG2	1	1.33
(1,16)	1:A:566:LEU:HD23	2:B:152:VAL:H	1	1.33
(1,16)	1:A:566:LEU:HD23	2:B:152:VAL:HA	1	1.33
(1,16)	1:A:566:LEU:HD23	2:B:152:VAL:HB	1	1.33
(1,16)	1:A:566:LEU:HD23	2:B:152:VAL:HG11	1	1.33
(1,16)	1:A:566:LEU:HD23	2:B:152:VAL:HG12	1	1.33
(1,16)	1:A:566:LEU:HD23	2:B:152:VAL:HG13	1	1.33
(1,16)	1:A:566:LEU:HD23	2:B:152:VAL:HG21	1	1.33
(1,16)	1:A:566:LEU:HD23	2:B:152:VAL:HG22	1	1.33
(1,16)	1:A:566:LEU:HD23	2:B:152:VAL:HG23	1	1.33
(1,16)	1:A:566:LEU:HD23	2:B:152:VAL:N	1	1.33
(1,16)	1:A:566:LEU:HD23	2:B:152:VAL:O	1	1.33
(1,16)	1:A:566:LEU:HD23	2:B:153:VAL:C	1	1.33
(1,16)	1:A:566:LEU:HD23	2:B:153:VAL:CA	1	1.33
(1,16)	1:A:566:LEU:HD23	2:B:153:VAL:CB	1	1.33
(1,16)	1:A:566:LEU:HD23	2:B:153:VAL:CG1	1	1.33
(1,16)	1:A:566:LEU:HD23	2:B:153:VAL:CG2	1	1.33
(1,16)	1:A:566:LEU:HD23	2:B:153:VAL:H	1	1.33
(1,16)	1:A:566:LEU:HD23	2:B:153:VAL:HA	1	1.33
(1,16)	1:A:566:LEU:HD23	2:B:153:VAL:HB	1	1.33
(1,16)	1:A:566:LEU:HD23	2:B:153:VAL:HG11	1	1.33
(1,16)	1:A:566:LEU:HD23	2:B:153:VAL:HG12	1	1.33
(1,16)	1:A:566:LEU:HD23	2:B:153:VAL:HG13	1	1.33
(1,16)	1:A:566:LEU:HD23	2:B:153:VAL:HG21	1	1.33
(1,16)	1:A:566:LEU:HD23	2:B:153:VAL:HG22	1	1.33
(1,16)	1:A:566:LEU:HD23	2:B:153:VAL:HG23	1	1.33
(1,16)	1:A:566:LEU:HD23	2:B:153:VAL:N	1	1.33
(1,16)	1:A:566:LEU:HD23	2:B:153:VAL:O	1	1.33
(1,16)	1:A:566:LEU:HD23	2:B:155:GLY:C	1	1.33
(1,16)	1:A:566:LEU:HD23	2:B:155:GLY:CA	1	1.33
(1,16)	1:A:566:LEU:HD23	2:B:155:GLY:H	1	1.33
(1,16)	1:A:566:LEU:HD23	2:B:155:GLY:HA2	1	1.33
(1,16)	1:A:566:LEU:HD23	2:B:155:GLY:HA3	1	1.33

*Continued on next page...*

*Continued from previous page...*

Key	Atom-1	Atom-2	Model ID	Violation (Å)
(1,16)	1:A:566:LEU:HD23	2:B:155:GLY:N	1	1.33
(1,16)	1:A:566:LEU:HD23	2:B:155:GLY:O	1	1.33
(1,16)	1:A:566:LEU:HD23	2:B:156:PHE:C	1	1.33
(1,16)	1:A:566:LEU:HD23	2:B:156:PHE:CA	1	1.33
(1,16)	1:A:566:LEU:HD23	2:B:156:PHE:CB	1	1.33
(1,16)	1:A:566:LEU:HD23	2:B:156:PHE:CD1	1	1.33
(1,16)	1:A:566:LEU:HD23	2:B:156:PHE:CD2	1	1.33
(1,16)	1:A:566:LEU:HD23	2:B:156:PHE:CE1	1	1.33
(1,16)	1:A:566:LEU:HD23	2:B:156:PHE:CE2	1	1.33
(1,16)	1:A:566:LEU:HD23	2:B:156:PHE:CG	1	1.33
(1,16)	1:A:566:LEU:HD23	2:B:156:PHE:CZ	1	1.33
(1,16)	1:A:566:LEU:HD23	2:B:156:PHE:H	1	1.33
(1,16)	1:A:566:LEU:HD23	2:B:156:PHE:HA	1	1.33
(1,16)	1:A:566:LEU:HD23	2:B:156:PHE:HB2	1	1.33
(1,16)	1:A:566:LEU:HD23	2:B:156:PHE:HB3	1	1.33
(1,16)	1:A:566:LEU:HD23	2:B:156:PHE:HD1	1	1.33
(1,16)	1:A:566:LEU:HD23	2:B:156:PHE:HD2	1	1.33
(1,16)	1:A:566:LEU:HD23	2:B:156:PHE:HE1	1	1.33
(1,16)	1:A:566:LEU:HD23	2:B:156:PHE:HE2	1	1.33
(1,16)	1:A:566:LEU:HD23	2:B:156:PHE:HZ	1	1.33
(1,16)	1:A:566:LEU:HD23	2:B:156:PHE:N	1	1.33
(1,16)	1:A:566:LEU:HD23	2:B:156:PHE:O	1	1.33
(1,16)	1:A:566:LEU:HD23	2:B:157:CYS:C	1	1.33
(1,16)	1:A:566:LEU:HD23	2:B:157:CYS:CA	1	1.33
(1,16)	1:A:566:LEU:HD23	2:B:157:CYS:CB	1	1.33
(1,16)	1:A:566:LEU:HD23	2:B:157:CYS:H	1	1.33
(1,16)	1:A:566:LEU:HD23	2:B:157:CYS:HA	1	1.33
(1,16)	1:A:566:LEU:HD23	2:B:157:CYS:HB2	1	1.33
(1,16)	1:A:566:LEU:HD23	2:B:157:CYS:HB3	1	1.33
(1,16)	1:A:566:LEU:HD23	2:B:157:CYS:N	1	1.33
(1,16)	1:A:566:LEU:HD23	2:B:157:CYS:O	1	1.33
(1,16)	1:A:566:LEU:HD23	2:B:157:CYS:SG	1	1.33
(1,16)	1:A:566:LEU:HD23	2:B:158:THR:C	1	1.33
(1,16)	1:A:566:LEU:HD23	2:B:158:THR:CA	1	1.33
(1,16)	1:A:566:LEU:HD23	2:B:158:THR:CB	1	1.33
(1,16)	1:A:566:LEU:HD23	2:B:158:THR:CG2	1	1.33
(1,16)	1:A:566:LEU:HD23	2:B:158:THR:H	1	1.33
(1,16)	1:A:566:LEU:HD23	2:B:158:THR:HA	1	1.33
(1,16)	1:A:566:LEU:HD23	2:B:158:THR:HB	1	1.33
(1,16)	1:A:566:LEU:HD23	2:B:158:THR:HG1	1	1.33
(1,16)	1:A:566:LEU:HD23	2:B:158:THR:HG21	1	1.33
(1,16)	1:A:566:LEU:HD23	2:B:158:THR:HG22	1	1.33

*Continued on next page...*

*Continued from previous page...*

Key	Atom-1	Atom-2	Model ID	Violation (Å)
(1,16)	1:A:566:LEU:HD23	2:B:158:THR:HG23	1	1.33
(1,16)	1:A:566:LEU:HD23	2:B:158:THR:N	1	1.33
(1,16)	1:A:566:LEU:HD23	2:B:158:THR:O	1	1.33
(1,16)	1:A:566:LEU:HD23	2:B:158:THR:OG1	1	1.33
(1,16)	1:A:566:LEU:HD23	2:B:159:ILE:C	1	1.33
(1,16)	1:A:566:LEU:HD23	2:B:159:ILE:CA	1	1.33
(1,16)	1:A:566:LEU:HD23	2:B:159:ILE:CB	1	1.33
(1,16)	1:A:566:LEU:HD23	2:B:159:ILE:CD1	1	1.33
(1,16)	1:A:566:LEU:HD23	2:B:159:ILE:CG1	1	1.33
(1,16)	1:A:566:LEU:HD23	2:B:159:ILE:CG2	1	1.33
(1,16)	1:A:566:LEU:HD23	2:B:159:ILE:H	1	1.33
(1,16)	1:A:566:LEU:HD23	2:B:159:ILE:HA	1	1.33
(1,16)	1:A:566:LEU:HD23	2:B:159:ILE:HB	1	1.33
(1,16)	1:A:566:LEU:HD23	2:B:159:ILE:HD11	1	1.33
(1,16)	1:A:566:LEU:HD23	2:B:159:ILE:HD12	1	1.33
(1,16)	1:A:566:LEU:HD23	2:B:159:ILE:HD13	1	1.33
(1,16)	1:A:566:LEU:HD23	2:B:159:ILE:HG12	1	1.33
(1,16)	1:A:566:LEU:HD23	2:B:159:ILE:HG13	1	1.33
(1,16)	1:A:566:LEU:HD23	2:B:159:ILE:HG21	1	1.33
(1,16)	1:A:566:LEU:HD23	2:B:159:ILE:HG22	1	1.33
(1,16)	1:A:566:LEU:HD23	2:B:159:ILE:HG23	1	1.33
(1,16)	1:A:566:LEU:HD23	2:B:159:ILE:N	1	1.33
(1,16)	1:A:566:LEU:HD23	2:B:159:ILE:O	1	1.33
(1,16)	1:A:566:LEU:HD23	2:B:161:ASN:C	1	1.33
(1,16)	1:A:566:LEU:HD23	2:B:161:ASN:CA	1	1.33
(1,16)	1:A:566:LEU:HD23	2:B:161:ASN:CB	1	1.33
(1,16)	1:A:566:LEU:HD23	2:B:161:ASN:CG	1	1.33
(1,16)	1:A:566:LEU:HD23	2:B:161:ASN:H	1	1.33
(1,16)	1:A:566:LEU:HD23	2:B:161:ASN:HA	1	1.33
(1,16)	1:A:566:LEU:HD23	2:B:161:ASN:HB2	1	1.33
(1,16)	1:A:566:LEU:HD23	2:B:161:ASN:HB3	1	1.33
(1,16)	1:A:566:LEU:HD23	2:B:161:ASN:HD21	1	1.33
(1,16)	1:A:566:LEU:HD23	2:B:161:ASN:HD22	1	1.33
(1,16)	1:A:566:LEU:HD23	2:B:161:ASN:N	1	1.33
(1,16)	1:A:566:LEU:HD23	2:B:161:ASN:ND2	1	1.33
(1,16)	1:A:566:LEU:HD23	2:B:161:ASN:O	1	1.33
(1,16)	1:A:566:LEU:HD23	2:B:161:ASN:OD1	1	1.33
(1,16)	1:A:566:LEU:HD23	2:B:162:LYS:C	1	1.33
(1,16)	1:A:566:LEU:HD23	2:B:162:LYS:CA	1	1.33
(1,16)	1:A:566:LEU:HD23	2:B:162:LYS:CB	1	1.33
(1,16)	1:A:566:LEU:HD23	2:B:162:LYS:CD	1	1.33
(1,16)	1:A:566:LEU:HD23	2:B:162:LYS:CE	1	1.33

*Continued on next page...*

*Continued from previous page...*

Key	Atom-1	Atom-2	Model ID	Violation (Å)
(1,16)	1:A:566:LEU:HD23	2:B:162:LYS:CG	1	1.33
(1,16)	1:A:566:LEU:HD23	2:B:162:LYS:H	1	1.33
(1,16)	1:A:566:LEU:HD23	2:B:162:LYS:HA	1	1.33
(1,16)	1:A:566:LEU:HD23	2:B:162:LYS:HB2	1	1.33
(1,16)	1:A:566:LEU:HD23	2:B:162:LYS:HB3	1	1.33
(1,16)	1:A:566:LEU:HD23	2:B:162:LYS:HD2	1	1.33
(1,16)	1:A:566:LEU:HD23	2:B:162:LYS:HD3	1	1.33
(1,16)	1:A:566:LEU:HD23	2:B:162:LYS:HE2	1	1.33
(1,16)	1:A:566:LEU:HD23	2:B:162:LYS:HE3	1	1.33
(1,16)	1:A:566:LEU:HD23	2:B:162:LYS:HG2	1	1.33
(1,16)	1:A:566:LEU:HD23	2:B:162:LYS:HG3	1	1.33
(1,16)	1:A:566:LEU:HD23	2:B:162:LYS:HZ1	1	1.33
(1,16)	1:A:566:LEU:HD23	2:B:162:LYS:HZ2	1	1.33
(1,16)	1:A:566:LEU:HD23	2:B:162:LYS:HZ3	1	1.33
(1,16)	1:A:566:LEU:HD23	2:B:162:LYS:N	1	1.33
(1,16)	1:A:566:LEU:HD23	2:B:162:LYS:NZ	1	1.33
(1,16)	1:A:566:LEU:HD23	2:B:162:LYS:O	1	1.33
(1,16)	1:A:566:LEU:HD23	2:B:167:SER:C	1	1.33
(1,16)	1:A:566:LEU:HD23	2:B:167:SER:CA	1	1.33
(1,16)	1:A:566:LEU:HD23	2:B:167:SER:CB	1	1.33
(1,16)	1:A:566:LEU:HD23	2:B:167:SER:H	1	1.33
(1,16)	1:A:566:LEU:HD23	2:B:167:SER:HA	1	1.33
(1,16)	1:A:566:LEU:HD23	2:B:167:SER:HB2	1	1.33
(1,16)	1:A:566:LEU:HD23	2:B:167:SER:HB3	1	1.33
(1,16)	1:A:566:LEU:HD23	2:B:167:SER:HG	1	1.33
(1,16)	1:A:566:LEU:HD23	2:B:167:SER:N	1	1.33
(1,16)	1:A:566:LEU:HD23	2:B:167:SER:O	1	1.33
(1,16)	1:A:566:LEU:HD23	2:B:167:SER:OG	1	1.33
(1,16)	1:A:566:LEU:HD23	2:B:168:LEU:C	1	1.33
(1,16)	1:A:566:LEU:HD23	2:B:168:LEU:CA	1	1.33
(1,16)	1:A:566:LEU:HD23	2:B:168:LEU:CB	1	1.33
(1,16)	1:A:566:LEU:HD23	2:B:168:LEU:CD1	1	1.33
(1,16)	1:A:566:LEU:HD23	2:B:168:LEU:CD2	1	1.33
(1,16)	1:A:566:LEU:HD23	2:B:168:LEU:CG	1	1.33
(1,16)	1:A:566:LEU:HD23	2:B:168:LEU:H	1	1.33
(1,16)	1:A:566:LEU:HD23	2:B:168:LEU:HA	1	1.33
(1,16)	1:A:566:LEU:HD23	2:B:168:LEU:HB2	1	1.33
(1,16)	1:A:566:LEU:HD23	2:B:168:LEU:HB3	1	1.33
(1,16)	1:A:566:LEU:HD23	2:B:168:LEU:HD11	1	1.33
(1,16)	1:A:566:LEU:HD23	2:B:168:LEU:HD12	1	1.33
(1,16)	1:A:566:LEU:HD23	2:B:168:LEU:HD13	1	1.33
(1,16)	1:A:566:LEU:HD23	2:B:168:LEU:HD21	1	1.33

*Continued on next page...*



*Continued from previous page...*

Key	Atom-1	Atom-2	Model ID	Violation (Å)
(1,16)	1:A:566:LEU:HD23	2:B:168:LEU:HD22	1	1.33
(1,16)	1:A:566:LEU:HD23	2:B:168:LEU:HD23	1	1.33
(1,16)	1:A:566:LEU:HD23	2:B:168:LEU:HG	1	1.33
(1,16)	1:A:566:LEU:HD23	2:B:168:LEU:N	1	1.33
(1,16)	1:A:566:LEU:HD23	2:B:168:LEU:O	1	1.33
(1,16)	1:A:566:LEU:HD23	2:B:170:MET:C	1	1.33
(1,16)	1:A:566:LEU:HD23	2:B:170:MET:CA	1	1.33
(1,16)	1:A:566:LEU:HD23	2:B:170:MET:CB	1	1.33
(1,16)	1:A:566:LEU:HD23	2:B:170:MET:CE	1	1.33
(1,16)	1:A:566:LEU:HD23	2:B:170:MET:CG	1	1.33
(1,16)	1:A:566:LEU:HD23	2:B:170:MET:H	1	1.33
(1,16)	1:A:566:LEU:HD23	2:B:170:MET:HA	1	1.33
(1,16)	1:A:566:LEU:HD23	2:B:170:MET:HB2	1	1.33
(1,16)	1:A:566:LEU:HD23	2:B:170:MET:HB3	1	1.33
(1,16)	1:A:566:LEU:HD23	2:B:170:MET:HE1	1	1.33
(1,16)	1:A:566:LEU:HD23	2:B:170:MET:HE2	1	1.33
(1,16)	1:A:566:LEU:HD23	2:B:170:MET:HE3	1	1.33
(1,16)	1:A:566:LEU:HD23	2:B:170:MET:HG2	1	1.33
(1,16)	1:A:566:LEU:HD23	2:B:170:MET:HG3	1	1.33
(1,16)	1:A:566:LEU:HD23	2:B:170:MET:N	1	1.33
(1,16)	1:A:566:LEU:HD23	2:B:170:MET:O	1	1.33
(1,16)	1:A:566:LEU:HD23	2:B:170:MET:SD	1	1.33
(1,16)	1:A:566:LEU:HD23	2:B:172:LYS:C	1	1.33
(1,16)	1:A:566:LEU:HD23	2:B:172:LYS:CA	1	1.33
(1,16)	1:A:566:LEU:HD23	2:B:172:LYS:CB	1	1.33
(1,16)	1:A:566:LEU:HD23	2:B:172:LYS:CD	1	1.33
(1,16)	1:A:566:LEU:HD23	2:B:172:LYS:CE	1	1.33
(1,16)	1:A:566:LEU:HD23	2:B:172:LYS:CG	1	1.33
(1,16)	1:A:566:LEU:HD23	2:B:172:LYS:H	1	1.33
(1,16)	1:A:566:LEU:HD23	2:B:172:LYS:HA	1	1.33
(1,16)	1:A:566:LEU:HD23	2:B:172:LYS:HB2	1	1.33
(1,16)	1:A:566:LEU:HD23	2:B:172:LYS:HB3	1	1.33
(1,16)	1:A:566:LEU:HD23	2:B:172:LYS:HD2	1	1.33
(1,16)	1:A:566:LEU:HD23	2:B:172:LYS:HD3	1	1.33
(1,16)	1:A:566:LEU:HD23	2:B:172:LYS:HE2	1	1.33
(1,16)	1:A:566:LEU:HD23	2:B:172:LYS:HE3	1	1.33
(1,16)	1:A:566:LEU:HD23	2:B:172:LYS:HG2	1	1.33
(1,16)	1:A:566:LEU:HD23	2:B:172:LYS:HG3	1	1.33
(1,16)	1:A:566:LEU:HD23	2:B:172:LYS:HZ1	1	1.33
(1,16)	1:A:566:LEU:HD23	2:B:172:LYS:HZ2	1	1.33
(1,16)	1:A:566:LEU:HD23	2:B:172:LYS:HZ3	1	1.33
(1,16)	1:A:566:LEU:HD23	2:B:172:LYS:N	1	1.33

*Continued on next page...*

*Continued from previous page...*

Key	Atom-1	Atom-2	Model ID	Violation (Å)
(1,16)	1:A:566:LEU:HD23	2:B:172:LYS:NZ	1	1.33
(1,16)	1:A:566:LEU:HD23	2:B:172:LYS:O	1	1.33
(1,16)	1:A:566:LEU:HD23	2:B:182:VAL:C	1	1.33
(1,16)	1:A:566:LEU:HD23	2:B:182:VAL:CA	1	1.33
(1,16)	1:A:566:LEU:HD23	2:B:182:VAL:CB	1	1.33
(1,16)	1:A:566:LEU:HD23	2:B:182:VAL:CG1	1	1.33
(1,16)	1:A:566:LEU:HD23	2:B:182:VAL:CG2	1	1.33
(1,16)	1:A:566:LEU:HD23	2:B:182:VAL:H	1	1.33
(1,16)	1:A:566:LEU:HD23	2:B:182:VAL:HA	1	1.33
(1,16)	1:A:566:LEU:HD23	2:B:182:VAL:HB	1	1.33
(1,16)	1:A:566:LEU:HD23	2:B:182:VAL:HG11	1	1.33
(1,16)	1:A:566:LEU:HD23	2:B:182:VAL:HG12	1	1.33
(1,16)	1:A:566:LEU:HD23	2:B:182:VAL:HG13	1	1.33
(1,16)	1:A:566:LEU:HD23	2:B:182:VAL:HG21	1	1.33
(1,16)	1:A:566:LEU:HD23	2:B:182:VAL:HG22	1	1.33
(1,16)	1:A:566:LEU:HD23	2:B:182:VAL:HG23	1	1.33
(1,16)	1:A:566:LEU:HD23	2:B:182:VAL:N	1	1.33
(1,16)	1:A:566:LEU:HD23	2:B:182:VAL:O	1	1.33
(1,16)	1:A:566:LEU:HD23	2:B:183:LYS:C	1	1.33
(1,16)	1:A:566:LEU:HD23	2:B:183:LYS:CA	1	1.33
(1,16)	1:A:566:LEU:HD23	2:B:183:LYS:CB	1	1.33
(1,16)	1:A:566:LEU:HD23	2:B:183:LYS:CD	1	1.33
(1,16)	1:A:566:LEU:HD23	2:B:183:LYS:CE	1	1.33
(1,16)	1:A:566:LEU:HD23	2:B:183:LYS:CG	1	1.33
(1,16)	1:A:566:LEU:HD23	2:B:183:LYS:H	1	1.33
(1,16)	1:A:566:LEU:HD23	2:B:183:LYS:HA	1	1.33
(1,16)	1:A:566:LEU:HD23	2:B:183:LYS:HB2	1	1.33
(1,16)	1:A:566:LEU:HD23	2:B:183:LYS:HB3	1	1.33
(1,16)	1:A:566:LEU:HD23	2:B:183:LYS:HD2	1	1.33
(1,16)	1:A:566:LEU:HD23	2:B:183:LYS:HD3	1	1.33
(1,16)	1:A:566:LEU:HD23	2:B:183:LYS:HE2	1	1.33
(1,16)	1:A:566:LEU:HD23	2:B:183:LYS:HE3	1	1.33
(1,16)	1:A:566:LEU:HD23	2:B:183:LYS:HG2	1	1.33
(1,16)	1:A:566:LEU:HD23	2:B:183:LYS:HG3	1	1.33
(1,16)	1:A:566:LEU:HD23	2:B:183:LYS:HZ1	1	1.33
(1,16)	1:A:566:LEU:HD23	2:B:183:LYS:HZ2	1	1.33
(1,16)	1:A:566:LEU:HD23	2:B:183:LYS:HZ3	1	1.33
(1,16)	1:A:566:LEU:HD23	2:B:183:LYS:N	1	1.33
(1,16)	1:A:566:LEU:HD23	2:B:183:LYS:NZ	1	1.33
(1,16)	1:A:566:LEU:HD23	2:B:183:LYS:O	1	1.33
(1,16)	1:A:566:LEU:HD23	2:B:185:GLY:C	1	1.33
(1,16)	1:A:566:LEU:HD23	2:B:185:GLY:CA	1	1.33

*Continued on next page...*

*Continued from previous page...*

Key	Atom-1	Atom-2	Model ID	Violation (Å)
(1,16)	1:A:566:LEU:HD23	2:B:185:GLY:H	1	1.33
(1,16)	1:A:566:LEU:HD23	2:B:185:GLY:HA2	1	1.33
(1,16)	1:A:566:LEU:HD23	2:B:185:GLY:HA3	1	1.33
(1,16)	1:A:566:LEU:HD23	2:B:185:GLY:N	1	1.33
(1,16)	1:A:566:LEU:HD23	2:B:185:GLY:O	1	1.33
(1,16)	1:A:566:LEU:HD23	2:B:187:TYR:C	1	1.33
(1,16)	1:A:566:LEU:HD23	2:B:187:TYR:CA	1	1.33
(1,16)	1:A:566:LEU:HD23	2:B:187:TYR:CB	1	1.33
(1,16)	1:A:566:LEU:HD23	2:B:187:TYR:CD1	1	1.33
(1,16)	1:A:566:LEU:HD23	2:B:187:TYR:CD2	1	1.33
(1,16)	1:A:566:LEU:HD23	2:B:187:TYR:CE1	1	1.33
(1,16)	1:A:566:LEU:HD23	2:B:187:TYR:CE2	1	1.33
(1,16)	1:A:566:LEU:HD23	2:B:187:TYR:CG	1	1.33
(1,16)	1:A:566:LEU:HD23	2:B:187:TYR:CZ	1	1.33
(1,16)	1:A:566:LEU:HD23	2:B:187:TYR:H	1	1.33
(1,16)	1:A:566:LEU:HD23	2:B:187:TYR:HA	1	1.33
(1,16)	1:A:566:LEU:HD23	2:B:187:TYR:HB2	1	1.33
(1,16)	1:A:566:LEU:HD23	2:B:187:TYR:HB3	1	1.33
(1,16)	1:A:566:LEU:HD23	2:B:187:TYR:HD1	1	1.33
(1,16)	1:A:566:LEU:HD23	2:B:187:TYR:HD2	1	1.33
(1,16)	1:A:566:LEU:HD23	2:B:187:TYR:HE1	1	1.33
(1,16)	1:A:566:LEU:HD23	2:B:187:TYR:HE2	1	1.33
(1,16)	1:A:566:LEU:HD23	2:B:187:TYR:HH	1	1.33
(1,16)	1:A:566:LEU:HD23	2:B:187:TYR:N	1	1.33
(1,16)	1:A:566:LEU:HD23	2:B:187:TYR:O	1	1.33
(1,16)	1:A:566:LEU:HD23	2:B:187:TYR:OH	1	1.33
(1,16)	1:A:566:LEU:HD23	2:B:200:THR:C	1	1.33
(1,16)	1:A:566:LEU:HD23	2:B:200:THR:CA	1	1.33
(1,16)	1:A:566:LEU:HD23	2:B:200:THR:CB	1	1.33
(1,16)	1:A:566:LEU:HD23	2:B:200:THR:CG2	1	1.33
(1,16)	1:A:566:LEU:HD23	2:B:200:THR:H	1	1.33
(1,16)	1:A:566:LEU:HD23	2:B:200:THR:HA	1	1.33
(1,16)	1:A:566:LEU:HD23	2:B:200:THR:HB	1	1.33
(1,16)	1:A:566:LEU:HD23	2:B:200:THR:HG1	1	1.33
(1,16)	1:A:566:LEU:HD23	2:B:200:THR:HG21	1	1.33
(1,16)	1:A:566:LEU:HD23	2:B:200:THR:HG22	1	1.33
(1,16)	1:A:566:LEU:HD23	2:B:200:THR:HG23	1	1.33
(1,16)	1:A:566:LEU:HD23	2:B:200:THR:N	1	1.33
(1,16)	1:A:566:LEU:HD23	2:B:200:THR:O	1	1.33
(1,16)	1:A:566:LEU:HD23	2:B:200:THR:OG1	1	1.33
(1,16)	1:A:566:LEU:HD23	2:B:211:LYS:C	1	1.33
(1,16)	1:A:566:LEU:HD23	2:B:211:LYS:CA	1	1.33

*Continued on next page...*

*Continued from previous page...*

Key	Atom-1	Atom-2	Model ID	Violation (Å)
(1,16)	1:A:566:LEU:HD23	2:B:211:LYS:CB	1	1.33
(1,16)	1:A:566:LEU:HD23	2:B:211:LYS:CD	1	1.33
(1,16)	1:A:566:LEU:HD23	2:B:211:LYS:CE	1	1.33
(1,16)	1:A:566:LEU:HD23	2:B:211:LYS:CG	1	1.33
(1,16)	1:A:566:LEU:HD23	2:B:211:LYS:H	1	1.33
(1,16)	1:A:566:LEU:HD23	2:B:211:LYS:HA	1	1.33
(1,16)	1:A:566:LEU:HD23	2:B:211:LYS:HB2	1	1.33
(1,16)	1:A:566:LEU:HD23	2:B:211:LYS:HB3	1	1.33
(1,16)	1:A:566:LEU:HD23	2:B:211:LYS:HD2	1	1.33
(1,16)	1:A:566:LEU:HD23	2:B:211:LYS:HD3	1	1.33
(1,16)	1:A:566:LEU:HD23	2:B:211:LYS:HE2	1	1.33
(1,16)	1:A:566:LEU:HD23	2:B:211:LYS:HE3	1	1.33
(1,16)	1:A:566:LEU:HD23	2:B:211:LYS:HG2	1	1.33
(1,16)	1:A:566:LEU:HD23	2:B:211:LYS:HG3	1	1.33
(1,16)	1:A:566:LEU:HD23	2:B:211:LYS:HZ1	1	1.33
(1,16)	1:A:566:LEU:HD23	2:B:211:LYS:HZ2	1	1.33
(1,16)	1:A:566:LEU:HD23	2:B:211:LYS:HZ3	1	1.33
(1,16)	1:A:566:LEU:HD23	2:B:211:LYS:N	1	1.33
(1,16)	1:A:566:LEU:HD23	2:B:211:LYS:NZ	1	1.33
(1,16)	1:A:566:LEU:HD23	2:B:211:LYS:O	1	1.33
(1,16)	1:A:566:LEU:HG	2:B:149:SER:C	1	1.33
(1,16)	1:A:566:LEU:HG	2:B:149:SER:CA	1	1.33
(1,16)	1:A:566:LEU:HG	2:B:149:SER:CB	1	1.33
(1,16)	1:A:566:LEU:HG	2:B:149:SER:H	1	1.33
(1,16)	1:A:566:LEU:HG	2:B:149:SER:HA	1	1.33
(1,16)	1:A:566:LEU:HG	2:B:149:SER:HB2	1	1.33
(1,16)	1:A:566:LEU:HG	2:B:149:SER:HB3	1	1.33
(1,16)	1:A:566:LEU:HG	2:B:149:SER:HG	1	1.33
(1,16)	1:A:566:LEU:HG	2:B:149:SER:N	1	1.33
(1,16)	1:A:566:LEU:HG	2:B:149:SER:O	1	1.33
(1,16)	1:A:566:LEU:HG	2:B:149:SER:OG	1	1.33
(1,16)	1:A:566:LEU:HG	2:B:152:VAL:C	1	1.33
(1,16)	1:A:566:LEU:HG	2:B:152:VAL:CA	1	1.33
(1,16)	1:A:566:LEU:HG	2:B:152:VAL:CB	1	1.33
(1,16)	1:A:566:LEU:HG	2:B:152:VAL:CG1	1	1.33
(1,16)	1:A:566:LEU:HG	2:B:152:VAL:CG2	1	1.33
(1,16)	1:A:566:LEU:HG	2:B:152:VAL:H	1	1.33
(1,16)	1:A:566:LEU:HG	2:B:152:VAL:HA	1	1.33
(1,16)	1:A:566:LEU:HG	2:B:152:VAL:HB	1	1.33
(1,16)	1:A:566:LEU:HG	2:B:152:VAL:HG11	1	1.33
(1,16)	1:A:566:LEU:HG	2:B:152:VAL:HG12	1	1.33
(1,16)	1:A:566:LEU:HG	2:B:152:VAL:HG13	1	1.33

*Continued on next page...*

*Continued from previous page...*

Key	Atom-1	Atom-2	Model ID	Violation (Å)
(1,16)	1:A:566:LEU:HG	2:B:152:VAL:HG21	1	1.33
(1,16)	1:A:566:LEU:HG	2:B:152:VAL:HG22	1	1.33
(1,16)	1:A:566:LEU:HG	2:B:152:VAL:HG23	1	1.33
(1,16)	1:A:566:LEU:HG	2:B:152:VAL:N	1	1.33
(1,16)	1:A:566:LEU:HG	2:B:152:VAL:O	1	1.33
(1,16)	1:A:566:LEU:HG	2:B:153:VAL:C	1	1.33
(1,16)	1:A:566:LEU:HG	2:B:153:VAL:CA	1	1.33
(1,16)	1:A:566:LEU:HG	2:B:153:VAL:CB	1	1.33
(1,16)	1:A:566:LEU:HG	2:B:153:VAL:CG1	1	1.33
(1,16)	1:A:566:LEU:HG	2:B:153:VAL:CG2	1	1.33
(1,16)	1:A:566:LEU:HG	2:B:153:VAL:H	1	1.33
(1,16)	1:A:566:LEU:HG	2:B:153:VAL:HA	1	1.33
(1,16)	1:A:566:LEU:HG	2:B:153:VAL:HB	1	1.33
(1,16)	1:A:566:LEU:HG	2:B:153:VAL:HG11	1	1.33
(1,16)	1:A:566:LEU:HG	2:B:153:VAL:HG12	1	1.33
(1,16)	1:A:566:LEU:HG	2:B:153:VAL:HG13	1	1.33
(1,16)	1:A:566:LEU:HG	2:B:153:VAL:HG21	1	1.33
(1,16)	1:A:566:LEU:HG	2:B:153:VAL:HG22	1	1.33
(1,16)	1:A:566:LEU:HG	2:B:153:VAL:HG23	1	1.33
(1,16)	1:A:566:LEU:HG	2:B:153:VAL:N	1	1.33
(1,16)	1:A:566:LEU:HG	2:B:153:VAL:O	1	1.33
(1,16)	1:A:566:LEU:HG	2:B:155:GLY:C	1	1.33
(1,16)	1:A:566:LEU:HG	2:B:155:GLY:CA	1	1.33
(1,16)	1:A:566:LEU:HG	2:B:155:GLY:H	1	1.33
(1,16)	1:A:566:LEU:HG	2:B:155:GLY:HA2	1	1.33
(1,16)	1:A:566:LEU:HG	2:B:155:GLY:HA3	1	1.33
(1,16)	1:A:566:LEU:HG	2:B:155:GLY:N	1	1.33
(1,16)	1:A:566:LEU:HG	2:B:155:GLY:O	1	1.33
(1,16)	1:A:566:LEU:HG	2:B:156:PHE:C	1	1.33
(1,16)	1:A:566:LEU:HG	2:B:156:PHE:CA	1	1.33
(1,16)	1:A:566:LEU:HG	2:B:156:PHE:CB	1	1.33
(1,16)	1:A:566:LEU:HG	2:B:156:PHE:CD1	1	1.33
(1,16)	1:A:566:LEU:HG	2:B:156:PHE:CD2	1	1.33
(1,16)	1:A:566:LEU:HG	2:B:156:PHE:CE1	1	1.33
(1,16)	1:A:566:LEU:HG	2:B:156:PHE:CE2	1	1.33
(1,16)	1:A:566:LEU:HG	2:B:156:PHE:CG	1	1.33
(1,16)	1:A:566:LEU:HG	2:B:156:PHE:CZ	1	1.33
(1,16)	1:A:566:LEU:HG	2:B:156:PHE:H	1	1.33
(1,16)	1:A:566:LEU:HG	2:B:156:PHE:HA	1	1.33
(1,16)	1:A:566:LEU:HG	2:B:156:PHE:HB2	1	1.33
(1,16)	1:A:566:LEU:HG	2:B:156:PHE:HB3	1	1.33
(1,16)	1:A:566:LEU:HG	2:B:156:PHE:HD1	1	1.33

*Continued on next page...*

*Continued from previous page...*

Key	Atom-1	Atom-2	Model ID	Violation (Å)
(1,16)	1:A:566:LEU:HG	2:B:156:PHE:HD2	1	1.33
(1,16)	1:A:566:LEU:HG	2:B:156:PHE:HE1	1	1.33
(1,16)	1:A:566:LEU:HG	2:B:156:PHE:HE2	1	1.33
(1,16)	1:A:566:LEU:HG	2:B:156:PHE:HZ	1	1.33
(1,16)	1:A:566:LEU:HG	2:B:156:PHE:N	1	1.33
(1,16)	1:A:566:LEU:HG	2:B:156:PHE:O	1	1.33
(1,16)	1:A:566:LEU:HG	2:B:157:CYS:C	1	1.33
(1,16)	1:A:566:LEU:HG	2:B:157:CYS:CA	1	1.33
(1,16)	1:A:566:LEU:HG	2:B:157:CYS:CB	1	1.33
(1,16)	1:A:566:LEU:HG	2:B:157:CYS:H	1	1.33
(1,16)	1:A:566:LEU:HG	2:B:157:CYS:HA	1	1.33
(1,16)	1:A:566:LEU:HG	2:B:157:CYS:HB2	1	1.33
(1,16)	1:A:566:LEU:HG	2:B:157:CYS:HB3	1	1.33
(1,16)	1:A:566:LEU:HG	2:B:157:CYS:N	1	1.33
(1,16)	1:A:566:LEU:HG	2:B:157:CYS:O	1	1.33
(1,16)	1:A:566:LEU:HG	2:B:157:CYS:SG	1	1.33
(1,16)	1:A:566:LEU:HG	2:B:158:THR:C	1	1.33
(1,16)	1:A:566:LEU:HG	2:B:158:THR:CA	1	1.33
(1,16)	1:A:566:LEU:HG	2:B:158:THR:CB	1	1.33
(1,16)	1:A:566:LEU:HG	2:B:158:THR:CG2	1	1.33
(1,16)	1:A:566:LEU:HG	2:B:158:THR:H	1	1.33
(1,16)	1:A:566:LEU:HG	2:B:158:THR:HA	1	1.33
(1,16)	1:A:566:LEU:HG	2:B:158:THR:HB	1	1.33
(1,16)	1:A:566:LEU:HG	2:B:158:THR:HG1	1	1.33
(1,16)	1:A:566:LEU:HG	2:B:158:THR:HG21	1	1.33
(1,16)	1:A:566:LEU:HG	2:B:158:THR:HG22	1	1.33
(1,16)	1:A:566:LEU:HG	2:B:158:THR:HG23	1	1.33
(1,16)	1:A:566:LEU:HG	2:B:158:THR:N	1	1.33
(1,16)	1:A:566:LEU:HG	2:B:158:THR:O	1	1.33
(1,16)	1:A:566:LEU:HG	2:B:158:THR:OG1	1	1.33
(1,16)	1:A:566:LEU:HG	2:B:159:ILE:C	1	1.33
(1,16)	1:A:566:LEU:HG	2:B:159:ILE:CA	1	1.33
(1,16)	1:A:566:LEU:HG	2:B:159:ILE:CB	1	1.33
(1,16)	1:A:566:LEU:HG	2:B:159:ILE:CD1	1	1.33
(1,16)	1:A:566:LEU:HG	2:B:159:ILE:CG1	1	1.33
(1,16)	1:A:566:LEU:HG	2:B:159:ILE:CG2	1	1.33
(1,16)	1:A:566:LEU:HG	2:B:159:ILE:H	1	1.33
(1,16)	1:A:566:LEU:HG	2:B:159:ILE:HA	1	1.33
(1,16)	1:A:566:LEU:HG	2:B:159:ILE:HB	1	1.33
(1,16)	1:A:566:LEU:HG	2:B:159:ILE:HD11	1	1.33
(1,16)	1:A:566:LEU:HG	2:B:159:ILE:HD12	1	1.33
(1,16)	1:A:566:LEU:HG	2:B:159:ILE:HD13	1	1.33

*Continued on next page...*

*Continued from previous page...*

Key	Atom-1	Atom-2	Model ID	Violation (Å)
(1,16)	1:A:566:LEU:HG	2:B:159:ILE:HG12	1	1.33
(1,16)	1:A:566:LEU:HG	2:B:159:ILE:HG13	1	1.33
(1,16)	1:A:566:LEU:HG	2:B:159:ILE:HG21	1	1.33
(1,16)	1:A:566:LEU:HG	2:B:159:ILE:HG22	1	1.33
(1,16)	1:A:566:LEU:HG	2:B:159:ILE:HG23	1	1.33
(1,16)	1:A:566:LEU:HG	2:B:159:ILE:N	1	1.33
(1,16)	1:A:566:LEU:HG	2:B:159:ILE:O	1	1.33
(1,16)	1:A:566:LEU:HG	2:B:161:ASN:C	1	1.33
(1,16)	1:A:566:LEU:HG	2:B:161:ASN:CA	1	1.33
(1,16)	1:A:566:LEU:HG	2:B:161:ASN:CB	1	1.33
(1,16)	1:A:566:LEU:HG	2:B:161:ASN:CG	1	1.33
(1,16)	1:A:566:LEU:HG	2:B:161:ASN:H	1	1.33
(1,16)	1:A:566:LEU:HG	2:B:161:ASN:HA	1	1.33
(1,16)	1:A:566:LEU:HG	2:B:161:ASN:HB2	1	1.33
(1,16)	1:A:566:LEU:HG	2:B:161:ASN:HB3	1	1.33
(1,16)	1:A:566:LEU:HG	2:B:161:ASN:HD21	1	1.33
(1,16)	1:A:566:LEU:HG	2:B:161:ASN:HD22	1	1.33
(1,16)	1:A:566:LEU:HG	2:B:161:ASN:N	1	1.33
(1,16)	1:A:566:LEU:HG	2:B:161:ASN:ND2	1	1.33
(1,16)	1:A:566:LEU:HG	2:B:161:ASN:O	1	1.33
(1,16)	1:A:566:LEU:HG	2:B:161:ASN:OD1	1	1.33
(1,16)	1:A:566:LEU:HG	2:B:162:LYS:C	1	1.33
(1,16)	1:A:566:LEU:HG	2:B:162:LYS:CA	1	1.33
(1,16)	1:A:566:LEU:HG	2:B:162:LYS:CB	1	1.33
(1,16)	1:A:566:LEU:HG	2:B:162:LYS:CD	1	1.33
(1,16)	1:A:566:LEU:HG	2:B:162:LYS:CE	1	1.33
(1,16)	1:A:566:LEU:HG	2:B:162:LYS:CG	1	1.33
(1,16)	1:A:566:LEU:HG	2:B:162:LYS:H	1	1.33
(1,16)	1:A:566:LEU:HG	2:B:162:LYS:HA	1	1.33
(1,16)	1:A:566:LEU:HG	2:B:162:LYS:HB2	1	1.33
(1,16)	1:A:566:LEU:HG	2:B:162:LYS:HB3	1	1.33
(1,16)	1:A:566:LEU:HG	2:B:162:LYS:HD2	1	1.33
(1,16)	1:A:566:LEU:HG	2:B:162:LYS:HD3	1	1.33
(1,16)	1:A:566:LEU:HG	2:B:162:LYS:HE2	1	1.33
(1,16)	1:A:566:LEU:HG	2:B:162:LYS:HE3	1	1.33
(1,16)	1:A:566:LEU:HG	2:B:162:LYS:HG2	1	1.33
(1,16)	1:A:566:LEU:HG	2:B:162:LYS:HG3	1	1.33
(1,16)	1:A:566:LEU:HG	2:B:162:LYS:HZ1	1	1.33
(1,16)	1:A:566:LEU:HG	2:B:162:LYS:HZ2	1	1.33
(1,16)	1:A:566:LEU:HG	2:B:162:LYS:HZ3	1	1.33
(1,16)	1:A:566:LEU:HG	2:B:162:LYS:N	1	1.33
(1,16)	1:A:566:LEU:HG	2:B:162:LYS:NZ	1	1.33

*Continued on next page...*

*Continued from previous page...*

Key	Atom-1	Atom-2	Model ID	Violation (Å)
(1,16)	1:A:566:LEU:HG	2:B:162:LYS:O	1	1.33
(1,16)	1:A:566:LEU:HG	2:B:167:SER:C	1	1.33
(1,16)	1:A:566:LEU:HG	2:B:167:SER:CA	1	1.33
(1,16)	1:A:566:LEU:HG	2:B:167:SER:CB	1	1.33
(1,16)	1:A:566:LEU:HG	2:B:167:SER:H	1	1.33
(1,16)	1:A:566:LEU:HG	2:B:167:SER:HA	1	1.33
(1,16)	1:A:566:LEU:HG	2:B:167:SER:HB2	1	1.33
(1,16)	1:A:566:LEU:HG	2:B:167:SER:HB3	1	1.33
(1,16)	1:A:566:LEU:HG	2:B:167:SER:HG	1	1.33
(1,16)	1:A:566:LEU:HG	2:B:167:SER:N	1	1.33
(1,16)	1:A:566:LEU:HG	2:B:167:SER:O	1	1.33
(1,16)	1:A:566:LEU:HG	2:B:167:SER:OG	1	1.33
(1,16)	1:A:566:LEU:HG	2:B:168:LEU:C	1	1.33
(1,16)	1:A:566:LEU:HG	2:B:168:LEU:CA	1	1.33
(1,16)	1:A:566:LEU:HG	2:B:168:LEU:CB	1	1.33
(1,16)	1:A:566:LEU:HG	2:B:168:LEU:CD1	1	1.33
(1,16)	1:A:566:LEU:HG	2:B:168:LEU:CD2	1	1.33
(1,16)	1:A:566:LEU:HG	2:B:168:LEU:CG	1	1.33
(1,16)	1:A:566:LEU:HG	2:B:168:LEU:H	1	1.33
(1,16)	1:A:566:LEU:HG	2:B:168:LEU:HA	1	1.33
(1,16)	1:A:566:LEU:HG	2:B:168:LEU:HB2	1	1.33
(1,16)	1:A:566:LEU:HG	2:B:168:LEU:HB3	1	1.33
(1,16)	1:A:566:LEU:HG	2:B:168:LEU:HD11	1	1.33
(1,16)	1:A:566:LEU:HG	2:B:168:LEU:HD12	1	1.33
(1,16)	1:A:566:LEU:HG	2:B:168:LEU:HD13	1	1.33
(1,16)	1:A:566:LEU:HG	2:B:168:LEU:HD21	1	1.33
(1,16)	1:A:566:LEU:HG	2:B:168:LEU:HD22	1	1.33
(1,16)	1:A:566:LEU:HG	2:B:168:LEU:HD23	1	1.33
(1,16)	1:A:566:LEU:HG	2:B:168:LEU:HG	1	1.33
(1,16)	1:A:566:LEU:HG	2:B:168:LEU:N	1	1.33
(1,16)	1:A:566:LEU:HG	2:B:168:LEU:O	1	1.33
(1,16)	1:A:566:LEU:HG	2:B:170:MET:C	1	1.33
(1,16)	1:A:566:LEU:HG	2:B:170:MET:CA	1	1.33
(1,16)	1:A:566:LEU:HG	2:B:170:MET:CB	1	1.33
(1,16)	1:A:566:LEU:HG	2:B:170:MET:CE	1	1.33
(1,16)	1:A:566:LEU:HG	2:B:170:MET:CG	1	1.33
(1,16)	1:A:566:LEU:HG	2:B:170:MET:H	1	1.33
(1,16)	1:A:566:LEU:HG	2:B:170:MET:HA	1	1.33
(1,16)	1:A:566:LEU:HG	2:B:170:MET:HB2	1	1.33
(1,16)	1:A:566:LEU:HG	2:B:170:MET:HB3	1	1.33
(1,16)	1:A:566:LEU:HG	2:B:170:MET:HE1	1	1.33
(1,16)	1:A:566:LEU:HG	2:B:170:MET:HE2	1	1.33

*Continued on next page...*



*Continued from previous page...*

Key	Atom-1	Atom-2	Model ID	Violation (Å)
(1,16)	1:A:566:LEU:HG	2:B:170:MET:HE3	1	1.33
(1,16)	1:A:566:LEU:HG	2:B:170:MET:HG2	1	1.33
(1,16)	1:A:566:LEU:HG	2:B:170:MET:HG3	1	1.33
(1,16)	1:A:566:LEU:HG	2:B:170:MET:N	1	1.33
(1,16)	1:A:566:LEU:HG	2:B:170:MET:O	1	1.33
(1,16)	1:A:566:LEU:HG	2:B:170:MET:SD	1	1.33
(1,16)	1:A:566:LEU:HG	2:B:172:LYS:C	1	1.33
(1,16)	1:A:566:LEU:HG	2:B:172:LYS:CA	1	1.33
(1,16)	1:A:566:LEU:HG	2:B:172:LYS:CB	1	1.33
(1,16)	1:A:566:LEU:HG	2:B:172:LYS:CD	1	1.33
(1,16)	1:A:566:LEU:HG	2:B:172:LYS:CE	1	1.33
(1,16)	1:A:566:LEU:HG	2:B:172:LYS:CG	1	1.33
(1,16)	1:A:566:LEU:HG	2:B:172:LYS:H	1	1.33
(1,16)	1:A:566:LEU:HG	2:B:172:LYS:HA	1	1.33
(1,16)	1:A:566:LEU:HG	2:B:172:LYS:HB2	1	1.33
(1,16)	1:A:566:LEU:HG	2:B:172:LYS:HB3	1	1.33
(1,16)	1:A:566:LEU:HG	2:B:172:LYS:HD2	1	1.33
(1,16)	1:A:566:LEU:HG	2:B:172:LYS:HD3	1	1.33
(1,16)	1:A:566:LEU:HG	2:B:172:LYS:HE2	1	1.33
(1,16)	1:A:566:LEU:HG	2:B:172:LYS:HE3	1	1.33
(1,16)	1:A:566:LEU:HG	2:B:172:LYS:HG2	1	1.33
(1,16)	1:A:566:LEU:HG	2:B:172:LYS:HG3	1	1.33
(1,16)	1:A:566:LEU:HG	2:B:172:LYS:HZ1	1	1.33
(1,16)	1:A:566:LEU:HG	2:B:172:LYS:HZ2	1	1.33
(1,16)	1:A:566:LEU:HG	2:B:172:LYS:HZ3	1	1.33
(1,16)	1:A:566:LEU:HG	2:B:172:LYS:N	1	1.33
(1,16)	1:A:566:LEU:HG	2:B:172:LYS:NZ	1	1.33
(1,16)	1:A:566:LEU:HG	2:B:172:LYS:O	1	1.33
(1,16)	1:A:566:LEU:HG	2:B:182:VAL:C	1	1.33
(1,16)	1:A:566:LEU:HG	2:B:182:VAL:CA	1	1.33
(1,16)	1:A:566:LEU:HG	2:B:182:VAL:CB	1	1.33
(1,16)	1:A:566:LEU:HG	2:B:182:VAL:CG1	1	1.33
(1,16)	1:A:566:LEU:HG	2:B:182:VAL:CG2	1	1.33
(1,16)	1:A:566:LEU:HG	2:B:182:VAL:H	1	1.33
(1,16)	1:A:566:LEU:HG	2:B:182:VAL:HA	1	1.33
(1,16)	1:A:566:LEU:HG	2:B:182:VAL:HB	1	1.33
(1,16)	1:A:566:LEU:HG	2:B:182:VAL:HG11	1	1.33
(1,16)	1:A:566:LEU:HG	2:B:182:VAL:HG12	1	1.33
(1,16)	1:A:566:LEU:HG	2:B:182:VAL:HG13	1	1.33
(1,16)	1:A:566:LEU:HG	2:B:182:VAL:HG21	1	1.33
(1,16)	1:A:566:LEU:HG	2:B:182:VAL:HG22	1	1.33
(1,16)	1:A:566:LEU:HG	2:B:182:VAL:HG23	1	1.33

*Continued on next page...*

*Continued from previous page...*

Key	Atom-1	Atom-2	Model ID	Violation (Å)
(1,16)	1:A:566:LEU:HG	2:B:182:VAL:N	1	1.33
(1,16)	1:A:566:LEU:HG	2:B:182:VAL:O	1	1.33
(1,16)	1:A:566:LEU:HG	2:B:183:LYS:C	1	1.33
(1,16)	1:A:566:LEU:HG	2:B:183:LYS:CA	1	1.33
(1,16)	1:A:566:LEU:HG	2:B:183:LYS:CB	1	1.33
(1,16)	1:A:566:LEU:HG	2:B:183:LYS:CD	1	1.33
(1,16)	1:A:566:LEU:HG	2:B:183:LYS:CE	1	1.33
(1,16)	1:A:566:LEU:HG	2:B:183:LYS:CG	1	1.33
(1,16)	1:A:566:LEU:HG	2:B:183:LYS:H	1	1.33
(1,16)	1:A:566:LEU:HG	2:B:183:LYS:HA	1	1.33
(1,16)	1:A:566:LEU:HG	2:B:183:LYS:HB2	1	1.33
(1,16)	1:A:566:LEU:HG	2:B:183:LYS:HB3	1	1.33
(1,16)	1:A:566:LEU:HG	2:B:183:LYS:HD2	1	1.33
(1,16)	1:A:566:LEU:HG	2:B:183:LYS:HD3	1	1.33
(1,16)	1:A:566:LEU:HG	2:B:183:LYS:HE2	1	1.33
(1,16)	1:A:566:LEU:HG	2:B:183:LYS:HE3	1	1.33
(1,16)	1:A:566:LEU:HG	2:B:183:LYS:HG2	1	1.33
(1,16)	1:A:566:LEU:HG	2:B:183:LYS:HG3	1	1.33
(1,16)	1:A:566:LEU:HG	2:B:183:LYS:HZ1	1	1.33
(1,16)	1:A:566:LEU:HG	2:B:183:LYS:HZ2	1	1.33
(1,16)	1:A:566:LEU:HG	2:B:183:LYS:HZ3	1	1.33
(1,16)	1:A:566:LEU:HG	2:B:183:LYS:N	1	1.33
(1,16)	1:A:566:LEU:HG	2:B:183:LYS:NZ	1	1.33
(1,16)	1:A:566:LEU:HG	2:B:183:LYS:O	1	1.33
(1,16)	1:A:566:LEU:HG	2:B:185:GLY:C	1	1.33
(1,16)	1:A:566:LEU:HG	2:B:185:GLY:CA	1	1.33
(1,16)	1:A:566:LEU:HG	2:B:185:GLY:H	1	1.33
(1,16)	1:A:566:LEU:HG	2:B:185:GLY:HA2	1	1.33
(1,16)	1:A:566:LEU:HG	2:B:185:GLY:HA3	1	1.33
(1,16)	1:A:566:LEU:HG	2:B:185:GLY:N	1	1.33
(1,16)	1:A:566:LEU:HG	2:B:185:GLY:O	1	1.33
(1,16)	1:A:566:LEU:HG	2:B:187:TYR:C	1	1.33
(1,16)	1:A:566:LEU:HG	2:B:187:TYR:CA	1	1.33
(1,16)	1:A:566:LEU:HG	2:B:187:TYR:CB	1	1.33
(1,16)	1:A:566:LEU:HG	2:B:187:TYR:CD1	1	1.33
(1,16)	1:A:566:LEU:HG	2:B:187:TYR:CD2	1	1.33
(1,16)	1:A:566:LEU:HG	2:B:187:TYR:CE1	1	1.33
(1,16)	1:A:566:LEU:HG	2:B:187:TYR:CE2	1	1.33
(1,16)	1:A:566:LEU:HG	2:B:187:TYR:CG	1	1.33
(1,16)	1:A:566:LEU:HG	2:B:187:TYR:CZ	1	1.33
(1,16)	1:A:566:LEU:HG	2:B:187:TYR:H	1	1.33
(1,16)	1:A:566:LEU:HG	2:B:187:TYR:HA	1	1.33

*Continued on next page...*

*Continued from previous page...*

Key	Atom-1	Atom-2	Model ID	Violation (Å)
(1,16)	1:A:566:LEU:HG	2:B:187:TYR:HB2	1	1.33
(1,16)	1:A:566:LEU:HG	2:B:187:TYR:HB3	1	1.33
(1,16)	1:A:566:LEU:HG	2:B:187:TYR:HD1	1	1.33
(1,16)	1:A:566:LEU:HG	2:B:187:TYR:HD2	1	1.33
(1,16)	1:A:566:LEU:HG	2:B:187:TYR:HE1	1	1.33
(1,16)	1:A:566:LEU:HG	2:B:187:TYR:HE2	1	1.33
(1,16)	1:A:566:LEU:HG	2:B:187:TYR:HH	1	1.33
(1,16)	1:A:566:LEU:HG	2:B:187:TYR:N	1	1.33
(1,16)	1:A:566:LEU:HG	2:B:187:TYR:O	1	1.33
(1,16)	1:A:566:LEU:HG	2:B:187:TYR:OH	1	1.33
(1,16)	1:A:566:LEU:HG	2:B:200:THR:C	1	1.33
(1,16)	1:A:566:LEU:HG	2:B:200:THR:CA	1	1.33
(1,16)	1:A:566:LEU:HG	2:B:200:THR:CB	1	1.33
(1,16)	1:A:566:LEU:HG	2:B:200:THR:CG2	1	1.33
(1,16)	1:A:566:LEU:HG	2:B:200:THR:H	1	1.33
(1,16)	1:A:566:LEU:HG	2:B:200:THR:HA	1	1.33
(1,16)	1:A:566:LEU:HG	2:B:200:THR:HB	1	1.33
(1,16)	1:A:566:LEU:HG	2:B:200:THR:HG1	1	1.33
(1,16)	1:A:566:LEU:HG	2:B:200:THR:HG21	1	1.33
(1,16)	1:A:566:LEU:HG	2:B:200:THR:HG22	1	1.33
(1,16)	1:A:566:LEU:HG	2:B:200:THR:HG23	1	1.33
(1,16)	1:A:566:LEU:HG	2:B:200:THR:N	1	1.33
(1,16)	1:A:566:LEU:HG	2:B:200:THR:O	1	1.33
(1,16)	1:A:566:LEU:HG	2:B:200:THR:OG1	1	1.33
(1,16)	1:A:566:LEU:HG	2:B:211:LYS:C	1	1.33
(1,16)	1:A:566:LEU:HG	2:B:211:LYS:CA	1	1.33
(1,16)	1:A:566:LEU:HG	2:B:211:LYS:CB	1	1.33
(1,16)	1:A:566:LEU:HG	2:B:211:LYS:CD	1	1.33
(1,16)	1:A:566:LEU:HG	2:B:211:LYS:CE	1	1.33
(1,16)	1:A:566:LEU:HG	2:B:211:LYS:CG	1	1.33
(1,16)	1:A:566:LEU:HG	2:B:211:LYS:H	1	1.33
(1,16)	1:A:566:LEU:HG	2:B:211:LYS:HA	1	1.33
(1,16)	1:A:566:LEU:HG	2:B:211:LYS:HB2	1	1.33
(1,16)	1:A:566:LEU:HG	2:B:211:LYS:HB3	1	1.33
(1,16)	1:A:566:LEU:HG	2:B:211:LYS:HD2	1	1.33
(1,16)	1:A:566:LEU:HG	2:B:211:LYS:HD3	1	1.33
(1,16)	1:A:566:LEU:HG	2:B:211:LYS:HE2	1	1.33
(1,16)	1:A:566:LEU:HG	2:B:211:LYS:HE3	1	1.33
(1,16)	1:A:566:LEU:HG	2:B:211:LYS:HG2	1	1.33
(1,16)	1:A:566:LEU:HG	2:B:211:LYS:HG3	1	1.33
(1,16)	1:A:566:LEU:HG	2:B:211:LYS:HZ1	1	1.33
(1,16)	1:A:566:LEU:HG	2:B:211:LYS:HZ2	1	1.33

*Continued on next page...*

*Continued from previous page...*

Key	Atom-1	Atom-2	Model ID	Violation (Å)
(1,16)	1:A:566:LEU:HG	2:B:211:LYS:HZ3	1	1.33
(1,16)	1:A:566:LEU:HG	2:B:211:LYS:N	1	1.33
(1,16)	1:A:566:LEU:HG	2:B:211:LYS:NZ	1	1.33
(1,16)	1:A:566:LEU:HG	2:B:211:LYS:O	1	1.33
(1,16)	1:A:566:LEU:N	2:B:149:SER:C	1	1.33
(1,16)	1:A:566:LEU:N	2:B:149:SER:CA	1	1.33
(1,16)	1:A:566:LEU:N	2:B:149:SER:CB	1	1.33
(1,16)	1:A:566:LEU:N	2:B:149:SER:H	1	1.33
(1,16)	1:A:566:LEU:N	2:B:149:SER:HA	1	1.33
(1,16)	1:A:566:LEU:N	2:B:149:SER:HB2	1	1.33
(1,16)	1:A:566:LEU:N	2:B:149:SER:HB3	1	1.33
(1,16)	1:A:566:LEU:N	2:B:149:SER:HG	1	1.33
(1,16)	1:A:566:LEU:N	2:B:149:SER:N	1	1.33
(1,16)	1:A:566:LEU:N	2:B:149:SER:O	1	1.33
(1,16)	1:A:566:LEU:N	2:B:149:SER:OG	1	1.33
(1,16)	1:A:566:LEU:N	2:B:152:VAL:C	1	1.33
(1,16)	1:A:566:LEU:N	2:B:152:VAL:CA	1	1.33
(1,16)	1:A:566:LEU:N	2:B:152:VAL:CB	1	1.33
(1,16)	1:A:566:LEU:N	2:B:152:VAL:CG1	1	1.33
(1,16)	1:A:566:LEU:N	2:B:152:VAL:CG2	1	1.33
(1,16)	1:A:566:LEU:N	2:B:152:VAL:H	1	1.33
(1,16)	1:A:566:LEU:N	2:B:152:VAL:HA	1	1.33
(1,16)	1:A:566:LEU:N	2:B:152:VAL:HB	1	1.33
(1,16)	1:A:566:LEU:N	2:B:152:VAL:HG11	1	1.33
(1,16)	1:A:566:LEU:N	2:B:152:VAL:HG12	1	1.33
(1,16)	1:A:566:LEU:N	2:B:152:VAL:HG13	1	1.33
(1,16)	1:A:566:LEU:N	2:B:152:VAL:HG21	1	1.33
(1,16)	1:A:566:LEU:N	2:B:152:VAL:HG22	1	1.33
(1,16)	1:A:566:LEU:N	2:B:152:VAL:HG23	1	1.33
(1,16)	1:A:566:LEU:N	2:B:152:VAL:N	1	1.33
(1,16)	1:A:566:LEU:N	2:B:152:VAL:O	1	1.33
(1,16)	1:A:566:LEU:N	2:B:153:VAL:C	1	1.33
(1,16)	1:A:566:LEU:N	2:B:153:VAL:CA	1	1.33
(1,16)	1:A:566:LEU:N	2:B:153:VAL:CB	1	1.33
(1,16)	1:A:566:LEU:N	2:B:153:VAL:CG1	1	1.33
(1,16)	1:A:566:LEU:N	2:B:153:VAL:CG2	1	1.33
(1,16)	1:A:566:LEU:N	2:B:153:VAL:H	1	1.33
(1,16)	1:A:566:LEU:N	2:B:153:VAL:HA	1	1.33
(1,16)	1:A:566:LEU:N	2:B:153:VAL:HB	1	1.33
(1,16)	1:A:566:LEU:N	2:B:153:VAL:HG11	1	1.33
(1,16)	1:A:566:LEU:N	2:B:153:VAL:HG12	1	1.33
(1,16)	1:A:566:LEU:N	2:B:153:VAL:HG13	1	1.33

*Continued on next page...*

*Continued from previous page...*

Key	Atom-1	Atom-2	Model ID	Violation (Å)
(1,16)	1:A:566:LEU:N	2:B:153:VAL:HG21	1	1.33
(1,16)	1:A:566:LEU:N	2:B:153:VAL:HG22	1	1.33
(1,16)	1:A:566:LEU:N	2:B:153:VAL:HG23	1	1.33
(1,16)	1:A:566:LEU:N	2:B:153:VAL:N	1	1.33
(1,16)	1:A:566:LEU:N	2:B:153:VAL:O	1	1.33
(1,16)	1:A:566:LEU:N	2:B:155:GLY:C	1	1.33
(1,16)	1:A:566:LEU:N	2:B:155:GLY:CA	1	1.33
(1,16)	1:A:566:LEU:N	2:B:155:GLY:H	1	1.33
(1,16)	1:A:566:LEU:N	2:B:155:GLY:HA2	1	1.33
(1,16)	1:A:566:LEU:N	2:B:155:GLY:HA3	1	1.33
(1,16)	1:A:566:LEU:N	2:B:155:GLY:N	1	1.33
(1,16)	1:A:566:LEU:N	2:B:155:GLY:O	1	1.33
(1,16)	1:A:566:LEU:N	2:B:156:PHE:C	1	1.33
(1,16)	1:A:566:LEU:N	2:B:156:PHE:CA	1	1.33
(1,16)	1:A:566:LEU:N	2:B:156:PHE:CB	1	1.33
(1,16)	1:A:566:LEU:N	2:B:156:PHE:CD1	1	1.33
(1,16)	1:A:566:LEU:N	2:B:156:PHE:CD2	1	1.33
(1,16)	1:A:566:LEU:N	2:B:156:PHE:CE1	1	1.33
(1,16)	1:A:566:LEU:N	2:B:156:PHE:CE2	1	1.33
(1,16)	1:A:566:LEU:N	2:B:156:PHE:CG	1	1.33
(1,16)	1:A:566:LEU:N	2:B:156:PHE:CZ	1	1.33
(1,16)	1:A:566:LEU:N	2:B:156:PHE:H	1	1.33
(1,16)	1:A:566:LEU:N	2:B:156:PHE:HA	1	1.33
(1,16)	1:A:566:LEU:N	2:B:156:PHE:HB2	1	1.33
(1,16)	1:A:566:LEU:N	2:B:156:PHE:HB3	1	1.33
(1,16)	1:A:566:LEU:N	2:B:156:PHE:HD1	1	1.33
(1,16)	1:A:566:LEU:N	2:B:156:PHE:HD2	1	1.33
(1,16)	1:A:566:LEU:N	2:B:156:PHE:HE1	1	1.33
(1,16)	1:A:566:LEU:N	2:B:156:PHE:HE2	1	1.33
(1,16)	1:A:566:LEU:N	2:B:156:PHE:HZ	1	1.33
(1,16)	1:A:566:LEU:N	2:B:156:PHE:N	1	1.33
(1,16)	1:A:566:LEU:N	2:B:156:PHE:O	1	1.33
(1,16)	1:A:566:LEU:N	2:B:157:CYS:C	1	1.33
(1,16)	1:A:566:LEU:N	2:B:157:CYS:CA	1	1.33
(1,16)	1:A:566:LEU:N	2:B:157:CYS:CB	1	1.33
(1,16)	1:A:566:LEU:N	2:B:157:CYS:H	1	1.33
(1,16)	1:A:566:LEU:N	2:B:157:CYS:HA	1	1.33
(1,16)	1:A:566:LEU:N	2:B:157:CYS:HB2	1	1.33
(1,16)	1:A:566:LEU:N	2:B:157:CYS:HB3	1	1.33
(1,16)	1:A:566:LEU:N	2:B:157:CYS:N	1	1.33
(1,16)	1:A:566:LEU:N	2:B:157:CYS:O	1	1.33
(1,16)	1:A:566:LEU:N	2:B:157:CYS:SG	1	1.33

*Continued on next page...*

*Continued from previous page...*

Key	Atom-1	Atom-2	Model ID	Violation (Å)
(1,16)	1:A:566:LEU:N	2:B:158:THR:C	1	1.33
(1,16)	1:A:566:LEU:N	2:B:158:THR:CA	1	1.33
(1,16)	1:A:566:LEU:N	2:B:158:THR:CB	1	1.33
(1,16)	1:A:566:LEU:N	2:B:158:THR:CG2	1	1.33
(1,16)	1:A:566:LEU:N	2:B:158:THR:H	1	1.33
(1,16)	1:A:566:LEU:N	2:B:158:THR:HA	1	1.33
(1,16)	1:A:566:LEU:N	2:B:158:THR:HB	1	1.33
(1,16)	1:A:566:LEU:N	2:B:158:THR:HG1	1	1.33
(1,16)	1:A:566:LEU:N	2:B:158:THR:HG21	1	1.33
(1,16)	1:A:566:LEU:N	2:B:158:THR:HG22	1	1.33
(1,16)	1:A:566:LEU:N	2:B:158:THR:HG23	1	1.33
(1,16)	1:A:566:LEU:N	2:B:158:THR:N	1	1.33
(1,16)	1:A:566:LEU:N	2:B:158:THR:O	1	1.33
(1,16)	1:A:566:LEU:N	2:B:158:THR:OG1	1	1.33
(1,16)	1:A:566:LEU:N	2:B:159:ILE:C	1	1.33
(1,16)	1:A:566:LEU:N	2:B:159:ILE:CA	1	1.33
(1,16)	1:A:566:LEU:N	2:B:159:ILE:CB	1	1.33
(1,16)	1:A:566:LEU:N	2:B:159:ILE:CD1	1	1.33
(1,16)	1:A:566:LEU:N	2:B:159:ILE:CG1	1	1.33
(1,16)	1:A:566:LEU:N	2:B:159:ILE:CG2	1	1.33
(1,16)	1:A:566:LEU:N	2:B:159:ILE:H	1	1.33
(1,16)	1:A:566:LEU:N	2:B:159:ILE:HA	1	1.33
(1,16)	1:A:566:LEU:N	2:B:159:ILE:HB	1	1.33
(1,16)	1:A:566:LEU:N	2:B:159:ILE:HD11	1	1.33
(1,16)	1:A:566:LEU:N	2:B:159:ILE:HD12	1	1.33
(1,16)	1:A:566:LEU:N	2:B:159:ILE:HD13	1	1.33
(1,16)	1:A:566:LEU:N	2:B:159:ILE:HG12	1	1.33
(1,16)	1:A:566:LEU:N	2:B:159:ILE:HG13	1	1.33
(1,16)	1:A:566:LEU:N	2:B:159:ILE:HG21	1	1.33
(1,16)	1:A:566:LEU:N	2:B:159:ILE:HG22	1	1.33
(1,16)	1:A:566:LEU:N	2:B:159:ILE:HG23	1	1.33
(1,16)	1:A:566:LEU:N	2:B:159:ILE:N	1	1.33
(1,16)	1:A:566:LEU:N	2:B:159:ILE:O	1	1.33
(1,16)	1:A:566:LEU:N	2:B:161:ASN:C	1	1.33
(1,16)	1:A:566:LEU:N	2:B:161:ASN:CA	1	1.33
(1,16)	1:A:566:LEU:N	2:B:161:ASN:CB	1	1.33
(1,16)	1:A:566:LEU:N	2:B:161:ASN:CG	1	1.33
(1,16)	1:A:566:LEU:N	2:B:161:ASN:H	1	1.33
(1,16)	1:A:566:LEU:N	2:B:161:ASN:HA	1	1.33
(1,16)	1:A:566:LEU:N	2:B:161:ASN:HB2	1	1.33
(1,16)	1:A:566:LEU:N	2:B:161:ASN:HB3	1	1.33
(1,16)	1:A:566:LEU:N	2:B:161:ASN:HD21	1	1.33

*Continued on next page...*

*Continued from previous page...*

Key	Atom-1	Atom-2	Model ID	Violation (Å)
(1,16)	1:A:566:LEU:N	2:B:161:ASN:HD22	1	1.33
(1,16)	1:A:566:LEU:N	2:B:161:ASN:N	1	1.33
(1,16)	1:A:566:LEU:N	2:B:161:ASN:ND2	1	1.33
(1,16)	1:A:566:LEU:N	2:B:161:ASN:O	1	1.33
(1,16)	1:A:566:LEU:N	2:B:161:ASN:OD1	1	1.33
(1,16)	1:A:566:LEU:N	2:B:162:LYS:C	1	1.33
(1,16)	1:A:566:LEU:N	2:B:162:LYS:CA	1	1.33
(1,16)	1:A:566:LEU:N	2:B:162:LYS:CB	1	1.33
(1,16)	1:A:566:LEU:N	2:B:162:LYS:CD	1	1.33
(1,16)	1:A:566:LEU:N	2:B:162:LYS:CE	1	1.33
(1,16)	1:A:566:LEU:N	2:B:162:LYS:CG	1	1.33
(1,16)	1:A:566:LEU:N	2:B:162:LYS:H	1	1.33
(1,16)	1:A:566:LEU:N	2:B:162:LYS:HA	1	1.33
(1,16)	1:A:566:LEU:N	2:B:162:LYS:HB2	1	1.33
(1,16)	1:A:566:LEU:N	2:B:162:LYS:HB3	1	1.33
(1,16)	1:A:566:LEU:N	2:B:162:LYS:HD2	1	1.33
(1,16)	1:A:566:LEU:N	2:B:162:LYS:HD3	1	1.33
(1,16)	1:A:566:LEU:N	2:B:162:LYS:HE2	1	1.33
(1,16)	1:A:566:LEU:N	2:B:162:LYS:HE3	1	1.33
(1,16)	1:A:566:LEU:N	2:B:162:LYS:HG2	1	1.33
(1,16)	1:A:566:LEU:N	2:B:162:LYS:HG3	1	1.33
(1,16)	1:A:566:LEU:N	2:B:162:LYS:HZ1	1	1.33
(1,16)	1:A:566:LEU:N	2:B:162:LYS:HZ2	1	1.33
(1,16)	1:A:566:LEU:N	2:B:162:LYS:HZ3	1	1.33
(1,16)	1:A:566:LEU:N	2:B:162:LYS:N	1	1.33
(1,16)	1:A:566:LEU:N	2:B:162:LYS:NZ	1	1.33
(1,16)	1:A:566:LEU:N	2:B:162:LYS:O	1	1.33
(1,16)	1:A:566:LEU:N	2:B:167:SER:C	1	1.33
(1,16)	1:A:566:LEU:N	2:B:167:SER:CA	1	1.33
(1,16)	1:A:566:LEU:N	2:B:167:SER:CB	1	1.33
(1,16)	1:A:566:LEU:N	2:B:167:SER:H	1	1.33
(1,16)	1:A:566:LEU:N	2:B:167:SER:HA	1	1.33
(1,16)	1:A:566:LEU:N	2:B:167:SER:HB2	1	1.33
(1,16)	1:A:566:LEU:N	2:B:167:SER:HB3	1	1.33
(1,16)	1:A:566:LEU:N	2:B:167:SER:HG	1	1.33
(1,16)	1:A:566:LEU:N	2:B:167:SER:N	1	1.33
(1,16)	1:A:566:LEU:N	2:B:167:SER:O	1	1.33
(1,16)	1:A:566:LEU:N	2:B:167:SER:OG	1	1.33
(1,16)	1:A:566:LEU:N	2:B:168:LEU:C	1	1.33
(1,16)	1:A:566:LEU:N	2:B:168:LEU:CA	1	1.33
(1,16)	1:A:566:LEU:N	2:B:168:LEU:CB	1	1.33
(1,16)	1:A:566:LEU:N	2:B:168:LEU:CD1	1	1.33

*Continued on next page...*

*Continued from previous page...*

Key	Atom-1	Atom-2	Model ID	Violation (Å)
(1,16)	1:A:566:LEU:N	2:B:168:LEU:CD2	1	1.33
(1,16)	1:A:566:LEU:N	2:B:168:LEU:CG	1	1.33
(1,16)	1:A:566:LEU:N	2:B:168:LEU:H	1	1.33
(1,16)	1:A:566:LEU:N	2:B:168:LEU:HA	1	1.33
(1,16)	1:A:566:LEU:N	2:B:168:LEU:HB2	1	1.33
(1,16)	1:A:566:LEU:N	2:B:168:LEU:HB3	1	1.33
(1,16)	1:A:566:LEU:N	2:B:168:LEU:HD11	1	1.33
(1,16)	1:A:566:LEU:N	2:B:168:LEU:HD12	1	1.33
(1,16)	1:A:566:LEU:N	2:B:168:LEU:HD13	1	1.33
(1,16)	1:A:566:LEU:N	2:B:168:LEU:HD21	1	1.33
(1,16)	1:A:566:LEU:N	2:B:168:LEU:HD22	1	1.33
(1,16)	1:A:566:LEU:N	2:B:168:LEU:HD23	1	1.33
(1,16)	1:A:566:LEU:N	2:B:168:LEU:HG	1	1.33
(1,16)	1:A:566:LEU:N	2:B:168:LEU:N	1	1.33
(1,16)	1:A:566:LEU:N	2:B:168:LEU:O	1	1.33
(1,16)	1:A:566:LEU:N	2:B:170:MET:C	1	1.33
(1,16)	1:A:566:LEU:N	2:B:170:MET:CA	1	1.33
(1,16)	1:A:566:LEU:N	2:B:170:MET:CB	1	1.33
(1,16)	1:A:566:LEU:N	2:B:170:MET:CE	1	1.33
(1,16)	1:A:566:LEU:N	2:B:170:MET:CG	1	1.33
(1,16)	1:A:566:LEU:N	2:B:170:MET:H	1	1.33
(1,16)	1:A:566:LEU:N	2:B:170:MET:HA	1	1.33
(1,16)	1:A:566:LEU:N	2:B:170:MET:HB2	1	1.33
(1,16)	1:A:566:LEU:N	2:B:170:MET:HB3	1	1.33
(1,16)	1:A:566:LEU:N	2:B:170:MET:HE1	1	1.33
(1,16)	1:A:566:LEU:N	2:B:170:MET:HE2	1	1.33
(1,16)	1:A:566:LEU:N	2:B:170:MET:HE3	1	1.33
(1,16)	1:A:566:LEU:N	2:B:170:MET:HG2	1	1.33
(1,16)	1:A:566:LEU:N	2:B:170:MET:HG3	1	1.33
(1,16)	1:A:566:LEU:N	2:B:170:MET:N	1	1.33
(1,16)	1:A:566:LEU:N	2:B:170:MET:O	1	1.33
(1,16)	1:A:566:LEU:N	2:B:170:MET:SD	1	1.33
(1,16)	1:A:566:LEU:N	2:B:172:LYS:C	1	1.33
(1,16)	1:A:566:LEU:N	2:B:172:LYS:CA	1	1.33
(1,16)	1:A:566:LEU:N	2:B:172:LYS:CB	1	1.33
(1,16)	1:A:566:LEU:N	2:B:172:LYS:CD	1	1.33
(1,16)	1:A:566:LEU:N	2:B:172:LYS:CE	1	1.33
(1,16)	1:A:566:LEU:N	2:B:172:LYS:CG	1	1.33
(1,16)	1:A:566:LEU:N	2:B:172:LYS:H	1	1.33
(1,16)	1:A:566:LEU:N	2:B:172:LYS:HA	1	1.33
(1,16)	1:A:566:LEU:N	2:B:172:LYS:HB2	1	1.33
(1,16)	1:A:566:LEU:N	2:B:172:LYS:HB3	1	1.33

*Continued on next page...*



*Continued from previous page...*

Key	Atom-1	Atom-2	Model ID	Violation (Å)
(1,16)	1:A:566:LEU:N	2:B:172:LYS:HD2	1	1.33
(1,16)	1:A:566:LEU:N	2:B:172:LYS:HD3	1	1.33
(1,16)	1:A:566:LEU:N	2:B:172:LYS:HE2	1	1.33
(1,16)	1:A:566:LEU:N	2:B:172:LYS:HE3	1	1.33
(1,16)	1:A:566:LEU:N	2:B:172:LYS:HG2	1	1.33
(1,16)	1:A:566:LEU:N	2:B:172:LYS:HG3	1	1.33
(1,16)	1:A:566:LEU:N	2:B:172:LYS:HZ1	1	1.33
(1,16)	1:A:566:LEU:N	2:B:172:LYS:HZ2	1	1.33
(1,16)	1:A:566:LEU:N	2:B:172:LYS:HZ3	1	1.33
(1,16)	1:A:566:LEU:N	2:B:172:LYS:N	1	1.33
(1,16)	1:A:566:LEU:N	2:B:172:LYS:NZ	1	1.33
(1,16)	1:A:566:LEU:N	2:B:172:LYS:O	1	1.33
(1,16)	1:A:566:LEU:N	2:B:182:VAL:C	1	1.33
(1,16)	1:A:566:LEU:N	2:B:182:VAL:CA	1	1.33
(1,16)	1:A:566:LEU:N	2:B:182:VAL:CB	1	1.33
(1,16)	1:A:566:LEU:N	2:B:182:VAL:CG1	1	1.33
(1,16)	1:A:566:LEU:N	2:B:182:VAL:CG2	1	1.33
(1,16)	1:A:566:LEU:N	2:B:182:VAL:H	1	1.33
(1,16)	1:A:566:LEU:N	2:B:182:VAL:HA	1	1.33
(1,16)	1:A:566:LEU:N	2:B:182:VAL:HB	1	1.33
(1,16)	1:A:566:LEU:N	2:B:182:VAL:HG11	1	1.33
(1,16)	1:A:566:LEU:N	2:B:182:VAL:HG12	1	1.33
(1,16)	1:A:566:LEU:N	2:B:182:VAL:HG13	1	1.33
(1,16)	1:A:566:LEU:N	2:B:182:VAL:HG21	1	1.33
(1,16)	1:A:566:LEU:N	2:B:182:VAL:HG22	1	1.33
(1,16)	1:A:566:LEU:N	2:B:182:VAL:HG23	1	1.33
(1,16)	1:A:566:LEU:N	2:B:182:VAL:N	1	1.33
(1,16)	1:A:566:LEU:N	2:B:182:VAL:O	1	1.33
(1,16)	1:A:566:LEU:N	2:B:183:LYS:C	1	1.33
(1,16)	1:A:566:LEU:N	2:B:183:LYS:CA	1	1.33
(1,16)	1:A:566:LEU:N	2:B:183:LYS:CB	1	1.33
(1,16)	1:A:566:LEU:N	2:B:183:LYS:CD	1	1.33
(1,16)	1:A:566:LEU:N	2:B:183:LYS:CE	1	1.33
(1,16)	1:A:566:LEU:N	2:B:183:LYS:CG	1	1.33
(1,16)	1:A:566:LEU:N	2:B:183:LYS:H	1	1.33
(1,16)	1:A:566:LEU:N	2:B:183:LYS:HA	1	1.33
(1,16)	1:A:566:LEU:N	2:B:183:LYS:HB2	1	1.33
(1,16)	1:A:566:LEU:N	2:B:183:LYS:HB3	1	1.33
(1,16)	1:A:566:LEU:N	2:B:183:LYS:HD2	1	1.33
(1,16)	1:A:566:LEU:N	2:B:183:LYS:HD3	1	1.33
(1,16)	1:A:566:LEU:N	2:B:183:LYS:HE2	1	1.33
(1,16)	1:A:566:LEU:N	2:B:183:LYS:HE3	1	1.33

*Continued on next page...*

*Continued from previous page...*

Key	Atom-1	Atom-2	Model ID	Violation (Å)
(1,16)	1:A:566:LEU:N	2:B:183:LYS:HG2	1	1.33
(1,16)	1:A:566:LEU:N	2:B:183:LYS:HG3	1	1.33
(1,16)	1:A:566:LEU:N	2:B:183:LYS:HZ1	1	1.33
(1,16)	1:A:566:LEU:N	2:B:183:LYS:HZ2	1	1.33
(1,16)	1:A:566:LEU:N	2:B:183:LYS:HZ3	1	1.33
(1,16)	1:A:566:LEU:N	2:B:183:LYS:N	1	1.33
(1,16)	1:A:566:LEU:N	2:B:183:LYS:NZ	1	1.33
(1,16)	1:A:566:LEU:N	2:B:183:LYS:O	1	1.33
(1,16)	1:A:566:LEU:N	2:B:185:GLY:C	1	1.33
(1,16)	1:A:566:LEU:N	2:B:185:GLY:CA	1	1.33
(1,16)	1:A:566:LEU:N	2:B:185:GLY:H	1	1.33
(1,16)	1:A:566:LEU:N	2:B:185:GLY:HA2	1	1.33
(1,16)	1:A:566:LEU:N	2:B:185:GLY:HA3	1	1.33
(1,16)	1:A:566:LEU:N	2:B:185:GLY:N	1	1.33
(1,16)	1:A:566:LEU:N	2:B:185:GLY:O	1	1.33
(1,16)	1:A:566:LEU:N	2:B:187:TYR:C	1	1.33
(1,16)	1:A:566:LEU:N	2:B:187:TYR:CA	1	1.33
(1,16)	1:A:566:LEU:N	2:B:187:TYR:CB	1	1.33
(1,16)	1:A:566:LEU:N	2:B:187:TYR:CD1	1	1.33
(1,16)	1:A:566:LEU:N	2:B:187:TYR:CD2	1	1.33
(1,16)	1:A:566:LEU:N	2:B:187:TYR:CE1	1	1.33
(1,16)	1:A:566:LEU:N	2:B:187:TYR:CE2	1	1.33
(1,16)	1:A:566:LEU:N	2:B:187:TYR:CG	1	1.33
(1,16)	1:A:566:LEU:N	2:B:187:TYR:CZ	1	1.33
(1,16)	1:A:566:LEU:N	2:B:187:TYR:H	1	1.33
(1,16)	1:A:566:LEU:N	2:B:187:TYR:HA	1	1.33
(1,16)	1:A:566:LEU:N	2:B:187:TYR:HB2	1	1.33
(1,16)	1:A:566:LEU:N	2:B:187:TYR:HB3	1	1.33
(1,16)	1:A:566:LEU:N	2:B:187:TYR:HD1	1	1.33
(1,16)	1:A:566:LEU:N	2:B:187:TYR:HD2	1	1.33
(1,16)	1:A:566:LEU:N	2:B:187:TYR:HE1	1	1.33
(1,16)	1:A:566:LEU:N	2:B:187:TYR:HE2	1	1.33
(1,16)	1:A:566:LEU:N	2:B:187:TYR:HH	1	1.33
(1,16)	1:A:566:LEU:N	2:B:187:TYR:N	1	1.33
(1,16)	1:A:566:LEU:N	2:B:187:TYR:O	1	1.33
(1,16)	1:A:566:LEU:N	2:B:187:TYR:OH	1	1.33
(1,16)	1:A:566:LEU:N	2:B:200:THR:C	1	1.33
(1,16)	1:A:566:LEU:N	2:B:200:THR:CA	1	1.33
(1,16)	1:A:566:LEU:N	2:B:200:THR:CB	1	1.33
(1,16)	1:A:566:LEU:N	2:B:200:THR:CG2	1	1.33
(1,16)	1:A:566:LEU:N	2:B:200:THR:H	1	1.33
(1,16)	1:A:566:LEU:N	2:B:200:THR:HA	1	1.33

*Continued on next page...*

*Continued from previous page...*

Key	Atom-1	Atom-2	Model ID	Violation (Å)
(1,16)	1:A:566:LEU:N	2:B:200:THR:HB	1	1.33
(1,16)	1:A:566:LEU:N	2:B:200:THR:HG1	1	1.33
(1,16)	1:A:566:LEU:N	2:B:200:THR:HG21	1	1.33
(1,16)	1:A:566:LEU:N	2:B:200:THR:HG22	1	1.33
(1,16)	1:A:566:LEU:N	2:B:200:THR:HG23	1	1.33
(1,16)	1:A:566:LEU:N	2:B:200:THR:N	1	1.33
(1,16)	1:A:566:LEU:N	2:B:200:THR:O	1	1.33
(1,16)	1:A:566:LEU:N	2:B:200:THR:OG1	1	1.33
(1,16)	1:A:566:LEU:N	2:B:211:LYS:C	1	1.33
(1,16)	1:A:566:LEU:N	2:B:211:LYS:CA	1	1.33
(1,16)	1:A:566:LEU:N	2:B:211:LYS:CB	1	1.33
(1,16)	1:A:566:LEU:N	2:B:211:LYS:CD	1	1.33
(1,16)	1:A:566:LEU:N	2:B:211:LYS:CE	1	1.33
(1,16)	1:A:566:LEU:N	2:B:211:LYS:CG	1	1.33
(1,16)	1:A:566:LEU:N	2:B:211:LYS:H	1	1.33
(1,16)	1:A:566:LEU:N	2:B:211:LYS:HA	1	1.33
(1,16)	1:A:566:LEU:N	2:B:211:LYS:HB2	1	1.33
(1,16)	1:A:566:LEU:N	2:B:211:LYS:HB3	1	1.33
(1,16)	1:A:566:LEU:N	2:B:211:LYS:HD2	1	1.33
(1,16)	1:A:566:LEU:N	2:B:211:LYS:HD3	1	1.33
(1,16)	1:A:566:LEU:N	2:B:211:LYS:HE2	1	1.33
(1,16)	1:A:566:LEU:N	2:B:211:LYS:HE3	1	1.33
(1,16)	1:A:566:LEU:N	2:B:211:LYS:HG2	1	1.33
(1,16)	1:A:566:LEU:N	2:B:211:LYS:HG3	1	1.33
(1,16)	1:A:566:LEU:N	2:B:211:LYS:HZ1	1	1.33
(1,16)	1:A:566:LEU:N	2:B:211:LYS:HZ2	1	1.33
(1,16)	1:A:566:LEU:N	2:B:211:LYS:HZ3	1	1.33
(1,16)	1:A:566:LEU:N	2:B:211:LYS:N	1	1.33
(1,16)	1:A:566:LEU:N	2:B:211:LYS:NZ	1	1.33
(1,16)	1:A:566:LEU:N	2:B:211:LYS:O	1	1.33
(1,16)	1:A:566:LEU:O	2:B:149:SER:C	1	1.33
(1,16)	1:A:566:LEU:O	2:B:149:SER:CA	1	1.33
(1,16)	1:A:566:LEU:O	2:B:149:SER:CB	1	1.33
(1,16)	1:A:566:LEU:O	2:B:149:SER:H	1	1.33
(1,16)	1:A:566:LEU:O	2:B:149:SER:HA	1	1.33
(1,16)	1:A:566:LEU:O	2:B:149:SER:HB2	1	1.33
(1,16)	1:A:566:LEU:O	2:B:149:SER:HB3	1	1.33
(1,16)	1:A:566:LEU:O	2:B:149:SER:HG	1	1.33
(1,16)	1:A:566:LEU:O	2:B:149:SER:N	1	1.33
(1,16)	1:A:566:LEU:O	2:B:149:SER:O	1	1.33
(1,16)	1:A:566:LEU:O	2:B:149:SER:OG	1	1.33
(1,16)	1:A:566:LEU:O	2:B:152:VAL:C	1	1.33

*Continued on next page...*

*Continued from previous page...*

Key	Atom-1	Atom-2	Model ID	Violation (Å)
(1,16)	1:A:566:LEU:O	2:B:152:VAL:CA	1	1.33
(1,16)	1:A:566:LEU:O	2:B:152:VAL:CB	1	1.33
(1,16)	1:A:566:LEU:O	2:B:152:VAL:CG1	1	1.33
(1,16)	1:A:566:LEU:O	2:B:152:VAL:CG2	1	1.33
(1,16)	1:A:566:LEU:O	2:B:152:VAL:H	1	1.33
(1,16)	1:A:566:LEU:O	2:B:152:VAL:HA	1	1.33
(1,16)	1:A:566:LEU:O	2:B:152:VAL:HB	1	1.33
(1,16)	1:A:566:LEU:O	2:B:152:VAL:HG11	1	1.33
(1,16)	1:A:566:LEU:O	2:B:152:VAL:HG12	1	1.33
(1,16)	1:A:566:LEU:O	2:B:152:VAL:HG13	1	1.33
(1,16)	1:A:566:LEU:O	2:B:152:VAL:HG21	1	1.33
(1,16)	1:A:566:LEU:O	2:B:152:VAL:HG22	1	1.33
(1,16)	1:A:566:LEU:O	2:B:152:VAL:HG23	1	1.33
(1,16)	1:A:566:LEU:O	2:B:152:VAL:N	1	1.33
(1,16)	1:A:566:LEU:O	2:B:152:VAL:O	1	1.33
(1,16)	1:A:566:LEU:O	2:B:153:VAL:C	1	1.33
(1,16)	1:A:566:LEU:O	2:B:153:VAL:CA	1	1.33
(1,16)	1:A:566:LEU:O	2:B:153:VAL:CB	1	1.33
(1,16)	1:A:566:LEU:O	2:B:153:VAL:CG1	1	1.33
(1,16)	1:A:566:LEU:O	2:B:153:VAL:CG2	1	1.33
(1,16)	1:A:566:LEU:O	2:B:153:VAL:H	1	1.33
(1,16)	1:A:566:LEU:O	2:B:153:VAL:HA	1	1.33
(1,16)	1:A:566:LEU:O	2:B:153:VAL:HB	1	1.33
(1,16)	1:A:566:LEU:O	2:B:153:VAL:HG11	1	1.33
(1,16)	1:A:566:LEU:O	2:B:153:VAL:HG12	1	1.33
(1,16)	1:A:566:LEU:O	2:B:153:VAL:HG13	1	1.33
(1,16)	1:A:566:LEU:O	2:B:153:VAL:HG21	1	1.33
(1,16)	1:A:566:LEU:O	2:B:153:VAL:HG22	1	1.33
(1,16)	1:A:566:LEU:O	2:B:153:VAL:HG23	1	1.33
(1,16)	1:A:566:LEU:O	2:B:153:VAL:N	1	1.33
(1,16)	1:A:566:LEU:O	2:B:153:VAL:O	1	1.33
(1,16)	1:A:566:LEU:O	2:B:155:GLY:C	1	1.33
(1,16)	1:A:566:LEU:O	2:B:155:GLY:CA	1	1.33
(1,16)	1:A:566:LEU:O	2:B:155:GLY:H	1	1.33
(1,16)	1:A:566:LEU:O	2:B:155:GLY:HA2	1	1.33
(1,16)	1:A:566:LEU:O	2:B:155:GLY:HA3	1	1.33
(1,16)	1:A:566:LEU:O	2:B:155:GLY:N	1	1.33
(1,16)	1:A:566:LEU:O	2:B:155:GLY:O	1	1.33
(1,16)	1:A:566:LEU:O	2:B:156:PHE:C	1	1.33
(1,16)	1:A:566:LEU:O	2:B:156:PHE:CA	1	1.33
(1,16)	1:A:566:LEU:O	2:B:156:PHE:CB	1	1.33
(1,16)	1:A:566:LEU:O	2:B:156:PHE:CD1	1	1.33

*Continued on next page...*

*Continued from previous page...*

Key	Atom-1	Atom-2	Model ID	Violation (Å)
(1,16)	1:A:566:LEU:O	2:B:156:PHE:CD2	1	1.33
(1,16)	1:A:566:LEU:O	2:B:156:PHE:CE1	1	1.33
(1,16)	1:A:566:LEU:O	2:B:156:PHE:CE2	1	1.33
(1,16)	1:A:566:LEU:O	2:B:156:PHE:CG	1	1.33
(1,16)	1:A:566:LEU:O	2:B:156:PHE:CZ	1	1.33
(1,16)	1:A:566:LEU:O	2:B:156:PHE:H	1	1.33
(1,16)	1:A:566:LEU:O	2:B:156:PHE:HA	1	1.33
(1,16)	1:A:566:LEU:O	2:B:156:PHE:HB2	1	1.33
(1,16)	1:A:566:LEU:O	2:B:156:PHE:HB3	1	1.33
(1,16)	1:A:566:LEU:O	2:B:156:PHE:HD1	1	1.33
(1,16)	1:A:566:LEU:O	2:B:156:PHE:HD2	1	1.33
(1,16)	1:A:566:LEU:O	2:B:156:PHE:HE1	1	1.33
(1,16)	1:A:566:LEU:O	2:B:156:PHE:HE2	1	1.33
(1,16)	1:A:566:LEU:O	2:B:156:PHE:HZ	1	1.33
(1,16)	1:A:566:LEU:O	2:B:156:PHE:N	1	1.33
(1,16)	1:A:566:LEU:O	2:B:156:PHE:O	1	1.33
(1,16)	1:A:566:LEU:O	2:B:157:CYS:C	1	1.33
(1,16)	1:A:566:LEU:O	2:B:157:CYS:CA	1	1.33
(1,16)	1:A:566:LEU:O	2:B:157:CYS:CB	1	1.33
(1,16)	1:A:566:LEU:O	2:B:157:CYS:H	1	1.33
(1,16)	1:A:566:LEU:O	2:B:157:CYS:HA	1	1.33
(1,16)	1:A:566:LEU:O	2:B:157:CYS:HB2	1	1.33
(1,16)	1:A:566:LEU:O	2:B:157:CYS:HB3	1	1.33
(1,16)	1:A:566:LEU:O	2:B:157:CYS:N	1	1.33
(1,16)	1:A:566:LEU:O	2:B:157:CYS:O	1	1.33
(1,16)	1:A:566:LEU:O	2:B:157:CYS:SG	1	1.33
(1,16)	1:A:566:LEU:O	2:B:158:THR:C	1	1.33
(1,16)	1:A:566:LEU:O	2:B:158:THR:CA	1	1.33
(1,16)	1:A:566:LEU:O	2:B:158:THR:CB	1	1.33
(1,16)	1:A:566:LEU:O	2:B:158:THR:CG2	1	1.33
(1,16)	1:A:566:LEU:O	2:B:158:THR:H	1	1.33
(1,16)	1:A:566:LEU:O	2:B:158:THR:HA	1	1.33
(1,16)	1:A:566:LEU:O	2:B:158:THR:HB	1	1.33
(1,16)	1:A:566:LEU:O	2:B:158:THR:HG1	1	1.33
(1,16)	1:A:566:LEU:O	2:B:158:THR:HG21	1	1.33
(1,16)	1:A:566:LEU:O	2:B:158:THR:HG22	1	1.33
(1,16)	1:A:566:LEU:O	2:B:158:THR:HG23	1	1.33
(1,16)	1:A:566:LEU:O	2:B:158:THR:N	1	1.33
(1,16)	1:A:566:LEU:O	2:B:158:THR:O	1	1.33
(1,16)	1:A:566:LEU:O	2:B:158:THR:OG1	1	1.33
(1,16)	1:A:566:LEU:O	2:B:159:ILE:C	1	1.33
(1,16)	1:A:566:LEU:O	2:B:159:ILE:CA	1	1.33

*Continued on next page...*

*Continued from previous page...*

Key	Atom-1	Atom-2	Model ID	Violation (Å)
(1,16)	1:A:566:LEU:O	2:B:159:ILE:CB	1	1.33
(1,16)	1:A:566:LEU:O	2:B:159:ILE:CD1	1	1.33
(1,16)	1:A:566:LEU:O	2:B:159:ILE:CG1	1	1.33
(1,16)	1:A:566:LEU:O	2:B:159:ILE:CG2	1	1.33
(1,16)	1:A:566:LEU:O	2:B:159:ILE:H	1	1.33
(1,16)	1:A:566:LEU:O	2:B:159:ILE:HA	1	1.33
(1,16)	1:A:566:LEU:O	2:B:159:ILE:HB	1	1.33
(1,16)	1:A:566:LEU:O	2:B:159:ILE:HD11	1	1.33
(1,16)	1:A:566:LEU:O	2:B:159:ILE:HD12	1	1.33
(1,16)	1:A:566:LEU:O	2:B:159:ILE:HD13	1	1.33
(1,16)	1:A:566:LEU:O	2:B:159:ILE:HG12	1	1.33
(1,16)	1:A:566:LEU:O	2:B:159:ILE:HG13	1	1.33
(1,16)	1:A:566:LEU:O	2:B:159:ILE:HG21	1	1.33
(1,16)	1:A:566:LEU:O	2:B:159:ILE:HG22	1	1.33
(1,16)	1:A:566:LEU:O	2:B:159:ILE:HG23	1	1.33
(1,16)	1:A:566:LEU:O	2:B:159:ILE:N	1	1.33
(1,16)	1:A:566:LEU:O	2:B:159:ILE:O	1	1.33
(1,16)	1:A:566:LEU:O	2:B:161:ASN:C	1	1.33
(1,16)	1:A:566:LEU:O	2:B:161:ASN:CA	1	1.33
(1,16)	1:A:566:LEU:O	2:B:161:ASN:CB	1	1.33
(1,16)	1:A:566:LEU:O	2:B:161:ASN:CG	1	1.33
(1,16)	1:A:566:LEU:O	2:B:161:ASN:H	1	1.33
(1,16)	1:A:566:LEU:O	2:B:161:ASN:HA	1	1.33
(1,16)	1:A:566:LEU:O	2:B:161:ASN:HB2	1	1.33
(1,16)	1:A:566:LEU:O	2:B:161:ASN:HB3	1	1.33
(1,16)	1:A:566:LEU:O	2:B:161:ASN:HD21	1	1.33
(1,16)	1:A:566:LEU:O	2:B:161:ASN:HD22	1	1.33
(1,16)	1:A:566:LEU:O	2:B:161:ASN:N	1	1.33
(1,16)	1:A:566:LEU:O	2:B:161:ASN:ND2	1	1.33
(1,16)	1:A:566:LEU:O	2:B:161:ASN:O	1	1.33
(1,16)	1:A:566:LEU:O	2:B:161:ASN:OD1	1	1.33
(1,16)	1:A:566:LEU:O	2:B:162:LYS:C	1	1.33
(1,16)	1:A:566:LEU:O	2:B:162:LYS:CA	1	1.33
(1,16)	1:A:566:LEU:O	2:B:162:LYS:CB	1	1.33
(1,16)	1:A:566:LEU:O	2:B:162:LYS:CD	1	1.33
(1,16)	1:A:566:LEU:O	2:B:162:LYS:CE	1	1.33
(1,16)	1:A:566:LEU:O	2:B:162:LYS:CG	1	1.33
(1,16)	1:A:566:LEU:O	2:B:162:LYS:H	1	1.33
(1,16)	1:A:566:LEU:O	2:B:162:LYS:HA	1	1.33
(1,16)	1:A:566:LEU:O	2:B:162:LYS:HB2	1	1.33
(1,16)	1:A:566:LEU:O	2:B:162:LYS:HB3	1	1.33
(1,16)	1:A:566:LEU:O	2:B:162:LYS:HD2	1	1.33

*Continued on next page...*

*Continued from previous page...*

Key	Atom-1	Atom-2	Model ID	Violation (Å)
(1,16)	1:A:566:LEU:O	2:B:162:LYS:HD3	1	1.33
(1,16)	1:A:566:LEU:O	2:B:162:LYS:HE2	1	1.33
(1,16)	1:A:566:LEU:O	2:B:162:LYS:HE3	1	1.33
(1,16)	1:A:566:LEU:O	2:B:162:LYS:HG2	1	1.33
(1,16)	1:A:566:LEU:O	2:B:162:LYS:HG3	1	1.33
(1,16)	1:A:566:LEU:O	2:B:162:LYS:HZ1	1	1.33
(1,16)	1:A:566:LEU:O	2:B:162:LYS:HZ2	1	1.33
(1,16)	1:A:566:LEU:O	2:B:162:LYS:HZ3	1	1.33
(1,16)	1:A:566:LEU:O	2:B:162:LYS:N	1	1.33
(1,16)	1:A:566:LEU:O	2:B:162:LYS:NZ	1	1.33
(1,16)	1:A:566:LEU:O	2:B:162:LYS:O	1	1.33
(1,16)	1:A:566:LEU:O	2:B:167:SER:C	1	1.33
(1,16)	1:A:566:LEU:O	2:B:167:SER:CA	1	1.33
(1,16)	1:A:566:LEU:O	2:B:167:SER:CB	1	1.33
(1,16)	1:A:566:LEU:O	2:B:167:SER:H	1	1.33
(1,16)	1:A:566:LEU:O	2:B:167:SER:HA	1	1.33
(1,16)	1:A:566:LEU:O	2:B:167:SER:HB2	1	1.33
(1,16)	1:A:566:LEU:O	2:B:167:SER:HB3	1	1.33
(1,16)	1:A:566:LEU:O	2:B:167:SER:HG	1	1.33
(1,16)	1:A:566:LEU:O	2:B:167:SER:N	1	1.33
(1,16)	1:A:566:LEU:O	2:B:167:SER:O	1	1.33
(1,16)	1:A:566:LEU:O	2:B:167:SER:OG	1	1.33
(1,16)	1:A:566:LEU:O	2:B:168:LEU:C	1	1.33
(1,16)	1:A:566:LEU:O	2:B:168:LEU:CA	1	1.33
(1,16)	1:A:566:LEU:O	2:B:168:LEU:CB	1	1.33
(1,16)	1:A:566:LEU:O	2:B:168:LEU:CD1	1	1.33
(1,16)	1:A:566:LEU:O	2:B:168:LEU:CD2	1	1.33
(1,16)	1:A:566:LEU:O	2:B:168:LEU:CG	1	1.33
(1,16)	1:A:566:LEU:O	2:B:168:LEU:H	1	1.33
(1,16)	1:A:566:LEU:O	2:B:168:LEU:HA	1	1.33
(1,16)	1:A:566:LEU:O	2:B:168:LEU:HB2	1	1.33
(1,16)	1:A:566:LEU:O	2:B:168:LEU:HB3	1	1.33
(1,16)	1:A:566:LEU:O	2:B:168:LEU:HD11	1	1.33
(1,16)	1:A:566:LEU:O	2:B:168:LEU:HD12	1	1.33
(1,16)	1:A:566:LEU:O	2:B:168:LEU:HD13	1	1.33
(1,16)	1:A:566:LEU:O	2:B:168:LEU:HD21	1	1.33
(1,16)	1:A:566:LEU:O	2:B:168:LEU:HD22	1	1.33
(1,16)	1:A:566:LEU:O	2:B:168:LEU:HD23	1	1.33
(1,16)	1:A:566:LEU:O	2:B:168:LEU:HG	1	1.33
(1,16)	1:A:566:LEU:O	2:B:168:LEU:N	1	1.33
(1,16)	1:A:566:LEU:O	2:B:168:LEU:O	1	1.33
(1,16)	1:A:566:LEU:O	2:B:170:MET:C	1	1.33

*Continued on next page...*

*Continued from previous page...*

Key	Atom-1	Atom-2	Model ID	Violation (Å)
(1,16)	1:A:566:LEU:O	2:B:170:MET:CA	1	1.33
(1,16)	1:A:566:LEU:O	2:B:170:MET:CB	1	1.33
(1,16)	1:A:566:LEU:O	2:B:170:MET:CE	1	1.33
(1,16)	1:A:566:LEU:O	2:B:170:MET:CG	1	1.33
(1,16)	1:A:566:LEU:O	2:B:170:MET:H	1	1.33
(1,16)	1:A:566:LEU:O	2:B:170:MET:HA	1	1.33
(1,16)	1:A:566:LEU:O	2:B:170:MET:HB2	1	1.33
(1,16)	1:A:566:LEU:O	2:B:170:MET:HB3	1	1.33
(1,16)	1:A:566:LEU:O	2:B:170:MET:HE1	1	1.33
(1,16)	1:A:566:LEU:O	2:B:170:MET:HE2	1	1.33
(1,16)	1:A:566:LEU:O	2:B:170:MET:HE3	1	1.33
(1,16)	1:A:566:LEU:O	2:B:170:MET:HG2	1	1.33
(1,16)	1:A:566:LEU:O	2:B:170:MET:HG3	1	1.33
(1,16)	1:A:566:LEU:O	2:B:170:MET:N	1	1.33
(1,16)	1:A:566:LEU:O	2:B:170:MET:O	1	1.33
(1,16)	1:A:566:LEU:O	2:B:170:MET:SD	1	1.33
(1,16)	1:A:566:LEU:O	2:B:172:LYS:C	1	1.33
(1,16)	1:A:566:LEU:O	2:B:172:LYS:CA	1	1.33
(1,16)	1:A:566:LEU:O	2:B:172:LYS:CB	1	1.33
(1,16)	1:A:566:LEU:O	2:B:172:LYS:CD	1	1.33
(1,16)	1:A:566:LEU:O	2:B:172:LYS:CE	1	1.33
(1,16)	1:A:566:LEU:O	2:B:172:LYS:CG	1	1.33
(1,16)	1:A:566:LEU:O	2:B:172:LYS:H	1	1.33
(1,16)	1:A:566:LEU:O	2:B:172:LYS:HA	1	1.33
(1,16)	1:A:566:LEU:O	2:B:172:LYS:HB2	1	1.33
(1,16)	1:A:566:LEU:O	2:B:172:LYS:HB3	1	1.33
(1,16)	1:A:566:LEU:O	2:B:172:LYS:HD2	1	1.33
(1,16)	1:A:566:LEU:O	2:B:172:LYS:HD3	1	1.33
(1,16)	1:A:566:LEU:O	2:B:172:LYS:HE2	1	1.33
(1,16)	1:A:566:LEU:O	2:B:172:LYS:HE3	1	1.33
(1,16)	1:A:566:LEU:O	2:B:172:LYS:HG2	1	1.33
(1,16)	1:A:566:LEU:O	2:B:172:LYS:HG3	1	1.33
(1,16)	1:A:566:LEU:O	2:B:172:LYS:HZ1	1	1.33
(1,16)	1:A:566:LEU:O	2:B:172:LYS:HZ2	1	1.33
(1,16)	1:A:566:LEU:O	2:B:172:LYS:HZ3	1	1.33
(1,16)	1:A:566:LEU:O	2:B:172:LYS:N	1	1.33
(1,16)	1:A:566:LEU:O	2:B:172:LYS:NZ	1	1.33
(1,16)	1:A:566:LEU:O	2:B:172:LYS:O	1	1.33
(1,16)	1:A:566:LEU:O	2:B:182:VAL:C	1	1.33
(1,16)	1:A:566:LEU:O	2:B:182:VAL:CA	1	1.33
(1,16)	1:A:566:LEU:O	2:B:182:VAL:CB	1	1.33
(1,16)	1:A:566:LEU:O	2:B:182:VAL:CG1	1	1.33

*Continued on next page...*



*Continued from previous page...*

Key	Atom-1	Atom-2	Model ID	Violation (Å)
(1,16)	1:A:566:LEU:O	2:B:182:VAL:CG2	1	1.33
(1,16)	1:A:566:LEU:O	2:B:182:VAL:H	1	1.33
(1,16)	1:A:566:LEU:O	2:B:182:VAL:HA	1	1.33
(1,16)	1:A:566:LEU:O	2:B:182:VAL:HB	1	1.33
(1,16)	1:A:566:LEU:O	2:B:182:VAL:HG11	1	1.33
(1,16)	1:A:566:LEU:O	2:B:182:VAL:HG12	1	1.33
(1,16)	1:A:566:LEU:O	2:B:182:VAL:HG13	1	1.33
(1,16)	1:A:566:LEU:O	2:B:182:VAL:HG21	1	1.33
(1,16)	1:A:566:LEU:O	2:B:182:VAL:HG22	1	1.33
(1,16)	1:A:566:LEU:O	2:B:182:VAL:HG23	1	1.33
(1,16)	1:A:566:LEU:O	2:B:182:VAL:N	1	1.33
(1,16)	1:A:566:LEU:O	2:B:182:VAL:O	1	1.33
(1,16)	1:A:566:LEU:O	2:B:183:LYS:C	1	1.33
(1,16)	1:A:566:LEU:O	2:B:183:LYS:CA	1	1.33
(1,16)	1:A:566:LEU:O	2:B:183:LYS:CB	1	1.33
(1,16)	1:A:566:LEU:O	2:B:183:LYS:CD	1	1.33
(1,16)	1:A:566:LEU:O	2:B:183:LYS:CE	1	1.33
(1,16)	1:A:566:LEU:O	2:B:183:LYS:CG	1	1.33
(1,16)	1:A:566:LEU:O	2:B:183:LYS:H	1	1.33
(1,16)	1:A:566:LEU:O	2:B:183:LYS:HA	1	1.33
(1,16)	1:A:566:LEU:O	2:B:183:LYS:HB2	1	1.33
(1,16)	1:A:566:LEU:O	2:B:183:LYS:HB3	1	1.33
(1,16)	1:A:566:LEU:O	2:B:183:LYS:HD2	1	1.33
(1,16)	1:A:566:LEU:O	2:B:183:LYS:HD3	1	1.33
(1,16)	1:A:566:LEU:O	2:B:183:LYS:HE2	1	1.33
(1,16)	1:A:566:LEU:O	2:B:183:LYS:HE3	1	1.33
(1,16)	1:A:566:LEU:O	2:B:183:LYS:HG2	1	1.33
(1,16)	1:A:566:LEU:O	2:B:183:LYS:HG3	1	1.33
(1,16)	1:A:566:LEU:O	2:B:183:LYS:HZ1	1	1.33
(1,16)	1:A:566:LEU:O	2:B:183:LYS:HZ2	1	1.33
(1,16)	1:A:566:LEU:O	2:B:183:LYS:HZ3	1	1.33
(1,16)	1:A:566:LEU:O	2:B:183:LYS:N	1	1.33
(1,16)	1:A:566:LEU:O	2:B:183:LYS:NZ	1	1.33
(1,16)	1:A:566:LEU:O	2:B:183:LYS:O	1	1.33
(1,16)	1:A:566:LEU:O	2:B:185:GLY:C	1	1.33
(1,16)	1:A:566:LEU:O	2:B:185:GLY:CA	1	1.33
(1,16)	1:A:566:LEU:O	2:B:185:GLY:H	1	1.33
(1,16)	1:A:566:LEU:O	2:B:185:GLY:HA2	1	1.33
(1,16)	1:A:566:LEU:O	2:B:185:GLY:HA3	1	1.33
(1,16)	1:A:566:LEU:O	2:B:185:GLY:N	1	1.33
(1,16)	1:A:566:LEU:O	2:B:185:GLY:O	1	1.33
(1,16)	1:A:566:LEU:O	2:B:187:TYR:C	1	1.33

*Continued on next page...*

*Continued from previous page...*

Key	Atom-1	Atom-2	Model ID	Violation (Å)
(1,16)	1:A:566:LEU:O	2:B:187:TYR:CA	1	1.33
(1,16)	1:A:566:LEU:O	2:B:187:TYR:CB	1	1.33
(1,16)	1:A:566:LEU:O	2:B:187:TYR:CD1	1	1.33
(1,16)	1:A:566:LEU:O	2:B:187:TYR:CD2	1	1.33
(1,16)	1:A:566:LEU:O	2:B:187:TYR:CE1	1	1.33
(1,16)	1:A:566:LEU:O	2:B:187:TYR:CE2	1	1.33
(1,16)	1:A:566:LEU:O	2:B:187:TYR:CG	1	1.33
(1,16)	1:A:566:LEU:O	2:B:187:TYR:CZ	1	1.33
(1,16)	1:A:566:LEU:O	2:B:187:TYR:H	1	1.33
(1,16)	1:A:566:LEU:O	2:B:187:TYR:HA	1	1.33
(1,16)	1:A:566:LEU:O	2:B:187:TYR:HB2	1	1.33
(1,16)	1:A:566:LEU:O	2:B:187:TYR:HB3	1	1.33
(1,16)	1:A:566:LEU:O	2:B:187:TYR:HD1	1	1.33
(1,16)	1:A:566:LEU:O	2:B:187:TYR:HD2	1	1.33
(1,16)	1:A:566:LEU:O	2:B:187:TYR:HE1	1	1.33
(1,16)	1:A:566:LEU:O	2:B:187:TYR:HE2	1	1.33
(1,16)	1:A:566:LEU:O	2:B:187:TYR:HH	1	1.33
(1,16)	1:A:566:LEU:O	2:B:187:TYR:N	1	1.33
(1,16)	1:A:566:LEU:O	2:B:187:TYR:O	1	1.33
(1,16)	1:A:566:LEU:O	2:B:187:TYR:OH	1	1.33
(1,16)	1:A:566:LEU:O	2:B:200:THR:C	1	1.33
(1,16)	1:A:566:LEU:O	2:B:200:THR:CA	1	1.33
(1,16)	1:A:566:LEU:O	2:B:200:THR:CB	1	1.33
(1,16)	1:A:566:LEU:O	2:B:200:THR:CG2	1	1.33
(1,16)	1:A:566:LEU:O	2:B:200:THR:H	1	1.33
(1,16)	1:A:566:LEU:O	2:B:200:THR:HA	1	1.33
(1,16)	1:A:566:LEU:O	2:B:200:THR:HB	1	1.33
(1,16)	1:A:566:LEU:O	2:B:200:THR:HG1	1	1.33
(1,16)	1:A:566:LEU:O	2:B:200:THR:HG21	1	1.33
(1,16)	1:A:566:LEU:O	2:B:200:THR:HG22	1	1.33
(1,16)	1:A:566:LEU:O	2:B:200:THR:HG23	1	1.33
(1,16)	1:A:566:LEU:O	2:B:200:THR:N	1	1.33
(1,16)	1:A:566:LEU:O	2:B:200:THR:O	1	1.33
(1,16)	1:A:566:LEU:O	2:B:200:THR:OG1	1	1.33
(1,16)	1:A:566:LEU:O	2:B:211:LYS:C	1	1.33
(1,16)	1:A:566:LEU:O	2:B:211:LYS:CA	1	1.33
(1,16)	1:A:566:LEU:O	2:B:211:LYS:CB	1	1.33
(1,16)	1:A:566:LEU:O	2:B:211:LYS:CD	1	1.33
(1,16)	1:A:566:LEU:O	2:B:211:LYS:CE	1	1.33
(1,16)	1:A:566:LEU:O	2:B:211:LYS:CG	1	1.33
(1,16)	1:A:566:LEU:O	2:B:211:LYS:H	1	1.33
(1,16)	1:A:566:LEU:O	2:B:211:LYS:HA	1	1.33

*Continued on next page...*

*Continued from previous page...*

Key	Atom-1	Atom-2	Model ID	Violation (Å)
(1,16)	1:A:566:LEU:O	2:B:211:LYS:HB2	1	1.33
(1,16)	1:A:566:LEU:O	2:B:211:LYS:HB3	1	1.33
(1,16)	1:A:566:LEU:O	2:B:211:LYS:HD2	1	1.33
(1,16)	1:A:566:LEU:O	2:B:211:LYS:HD3	1	1.33
(1,16)	1:A:566:LEU:O	2:B:211:LYS:HE2	1	1.33
(1,16)	1:A:566:LEU:O	2:B:211:LYS:HE3	1	1.33
(1,16)	1:A:566:LEU:O	2:B:211:LYS:HG2	1	1.33
(1,16)	1:A:566:LEU:O	2:B:211:LYS:HG3	1	1.33
(1,16)	1:A:566:LEU:O	2:B:211:LYS:HZ1	1	1.33
(1,16)	1:A:566:LEU:O	2:B:211:LYS:HZ2	1	1.33
(1,16)	1:A:566:LEU:O	2:B:211:LYS:HZ3	1	1.33
(1,16)	1:A:566:LEU:O	2:B:211:LYS:N	1	1.33
(1,16)	1:A:566:LEU:O	2:B:211:LYS:NZ	1	1.33
(1,16)	1:A:566:LEU:O	2:B:211:LYS:O	1	1.33
(1,10)	1:A:527:ALA:C	2:B:149:SER:C	1	1.3
(1,10)	1:A:527:ALA:C	2:B:149:SER:CA	1	1.3
(1,10)	1:A:527:ALA:C	2:B:149:SER:CB	1	1.3
(1,10)	1:A:527:ALA:C	2:B:149:SER:H	1	1.3
(1,10)	1:A:527:ALA:C	2:B:149:SER:HA	1	1.3
(1,10)	1:A:527:ALA:C	2:B:149:SER:HB2	1	1.3
(1,10)	1:A:527:ALA:C	2:B:149:SER:HB3	1	1.3
(1,10)	1:A:527:ALA:C	2:B:149:SER:HG	1	1.3
(1,10)	1:A:527:ALA:C	2:B:149:SER:N	1	1.3
(1,10)	1:A:527:ALA:C	2:B:149:SER:O	1	1.3
(1,10)	1:A:527:ALA:C	2:B:149:SER:OG	1	1.3
(1,10)	1:A:527:ALA:C	2:B:152:VAL:C	1	1.3
(1,10)	1:A:527:ALA:C	2:B:152:VAL:CA	1	1.3
(1,10)	1:A:527:ALA:C	2:B:152:VAL:CB	1	1.3
(1,10)	1:A:527:ALA:C	2:B:152:VAL:CG1	1	1.3
(1,10)	1:A:527:ALA:C	2:B:152:VAL:CG2	1	1.3
(1,10)	1:A:527:ALA:C	2:B:152:VAL:H	1	1.3
(1,10)	1:A:527:ALA:C	2:B:152:VAL:HA	1	1.3
(1,10)	1:A:527:ALA:C	2:B:152:VAL:HB	1	1.3
(1,10)	1:A:527:ALA:C	2:B:152:VAL:HG11	1	1.3
(1,10)	1:A:527:ALA:C	2:B:152:VAL:HG12	1	1.3
(1,10)	1:A:527:ALA:C	2:B:152:VAL:HG13	1	1.3
(1,10)	1:A:527:ALA:C	2:B:152:VAL:HG21	1	1.3
(1,10)	1:A:527:ALA:C	2:B:152:VAL:HG22	1	1.3
(1,10)	1:A:527:ALA:C	2:B:152:VAL:HG23	1	1.3
(1,10)	1:A:527:ALA:C	2:B:152:VAL:N	1	1.3
(1,10)	1:A:527:ALA:C	2:B:152:VAL:O	1	1.3
(1,10)	1:A:527:ALA:C	2:B:153:VAL:C	1	1.3

*Continued on next page...*

*Continued from previous page...*

Key	Atom-1	Atom-2	Model ID	Violation (Å)
(1,10)	1:A:527:ALA:C	2:B:153:VAL:CA	1	1.3
(1,10)	1:A:527:ALA:C	2:B:153:VAL:CB	1	1.3
(1,10)	1:A:527:ALA:C	2:B:153:VAL:CG1	1	1.3
(1,10)	1:A:527:ALA:C	2:B:153:VAL:CG2	1	1.3
(1,10)	1:A:527:ALA:C	2:B:153:VAL:H	1	1.3
(1,10)	1:A:527:ALA:C	2:B:153:VAL:HA	1	1.3
(1,10)	1:A:527:ALA:C	2:B:153:VAL:HB	1	1.3
(1,10)	1:A:527:ALA:C	2:B:153:VAL:HG11	1	1.3
(1,10)	1:A:527:ALA:C	2:B:153:VAL:HG12	1	1.3
(1,10)	1:A:527:ALA:C	2:B:153:VAL:HG13	1	1.3
(1,10)	1:A:527:ALA:C	2:B:153:VAL:HG21	1	1.3
(1,10)	1:A:527:ALA:C	2:B:153:VAL:HG22	1	1.3
(1,10)	1:A:527:ALA:C	2:B:153:VAL:HG23	1	1.3
(1,10)	1:A:527:ALA:C	2:B:153:VAL:N	1	1.3
(1,10)	1:A:527:ALA:C	2:B:153:VAL:O	1	1.3
(1,10)	1:A:527:ALA:C	2:B:155:GLY:C	1	1.3
(1,10)	1:A:527:ALA:C	2:B:155:GLY:CA	1	1.3
(1,10)	1:A:527:ALA:C	2:B:155:GLY:H	1	1.3
(1,10)	1:A:527:ALA:C	2:B:155:GLY:HA2	1	1.3
(1,10)	1:A:527:ALA:C	2:B:155:GLY:HA3	1	1.3
(1,10)	1:A:527:ALA:C	2:B:155:GLY:N	1	1.3
(1,10)	1:A:527:ALA:C	2:B:155:GLY:O	1	1.3
(1,10)	1:A:527:ALA:C	2:B:156:PHE:C	1	1.3
(1,10)	1:A:527:ALA:C	2:B:156:PHE:CA	1	1.3
(1,10)	1:A:527:ALA:C	2:B:156:PHE:CB	1	1.3
(1,10)	1:A:527:ALA:C	2:B:156:PHE:CD1	1	1.3
(1,10)	1:A:527:ALA:C	2:B:156:PHE:CD2	1	1.3
(1,10)	1:A:527:ALA:C	2:B:156:PHE:CE1	1	1.3
(1,10)	1:A:527:ALA:C	2:B:156:PHE:CE2	1	1.3
(1,10)	1:A:527:ALA:C	2:B:156:PHE:CG	1	1.3
(1,10)	1:A:527:ALA:C	2:B:156:PHE:CZ	1	1.3
(1,10)	1:A:527:ALA:C	2:B:156:PHE:H	1	1.3
(1,10)	1:A:527:ALA:C	2:B:156:PHE:HA	1	1.3
(1,10)	1:A:527:ALA:C	2:B:156:PHE:HB2	1	1.3
(1,10)	1:A:527:ALA:C	2:B:156:PHE:HB3	1	1.3
(1,10)	1:A:527:ALA:C	2:B:156:PHE:HD1	1	1.3
(1,10)	1:A:527:ALA:C	2:B:156:PHE:HD2	1	1.3
(1,10)	1:A:527:ALA:C	2:B:156:PHE:HE1	1	1.3
(1,10)	1:A:527:ALA:C	2:B:156:PHE:HE2	1	1.3
(1,10)	1:A:527:ALA:C	2:B:156:PHE:HZ	1	1.3
(1,10)	1:A:527:ALA:C	2:B:156:PHE:N	1	1.3
(1,10)	1:A:527:ALA:C	2:B:156:PHE:O	1	1.3

*Continued on next page...*

*Continued from previous page...*

Key	Atom-1	Atom-2	Model ID	Violation (Å)
(1,10)	1:A:527:ALA:C	2:B:157:CYS:C	1	1.3
(1,10)	1:A:527:ALA:C	2:B:157:CYS:CA	1	1.3
(1,10)	1:A:527:ALA:C	2:B:157:CYS:CB	1	1.3
(1,10)	1:A:527:ALA:C	2:B:157:CYS:H	1	1.3
(1,10)	1:A:527:ALA:C	2:B:157:CYS:HA	1	1.3
(1,10)	1:A:527:ALA:C	2:B:157:CYS:HB2	1	1.3
(1,10)	1:A:527:ALA:C	2:B:157:CYS:HB3	1	1.3
(1,10)	1:A:527:ALA:C	2:B:157:CYS:N	1	1.3
(1,10)	1:A:527:ALA:C	2:B:157:CYS:O	1	1.3
(1,10)	1:A:527:ALA:C	2:B:157:CYS:SG	1	1.3
(1,10)	1:A:527:ALA:C	2:B:158:THR:C	1	1.3
(1,10)	1:A:527:ALA:C	2:B:158:THR:CA	1	1.3
(1,10)	1:A:527:ALA:C	2:B:158:THR:CB	1	1.3
(1,10)	1:A:527:ALA:C	2:B:158:THR:CG2	1	1.3
(1,10)	1:A:527:ALA:C	2:B:158:THR:H	1	1.3
(1,10)	1:A:527:ALA:C	2:B:158:THR:HA	1	1.3
(1,10)	1:A:527:ALA:C	2:B:158:THR:HB	1	1.3
(1,10)	1:A:527:ALA:C	2:B:158:THR:HG1	1	1.3
(1,10)	1:A:527:ALA:C	2:B:158:THR:HG21	1	1.3
(1,10)	1:A:527:ALA:C	2:B:158:THR:HG22	1	1.3
(1,10)	1:A:527:ALA:C	2:B:158:THR:HG23	1	1.3
(1,10)	1:A:527:ALA:C	2:B:158:THR:N	1	1.3
(1,10)	1:A:527:ALA:C	2:B:158:THR:O	1	1.3
(1,10)	1:A:527:ALA:C	2:B:158:THR:OG1	1	1.3
(1,10)	1:A:527:ALA:C	2:B:159:ILE:C	1	1.3
(1,10)	1:A:527:ALA:C	2:B:159:ILE:CA	1	1.3
(1,10)	1:A:527:ALA:C	2:B:159:ILE:CB	1	1.3
(1,10)	1:A:527:ALA:C	2:B:159:ILE:CD1	1	1.3
(1,10)	1:A:527:ALA:C	2:B:159:ILE:CG1	1	1.3
(1,10)	1:A:527:ALA:C	2:B:159:ILE:CG2	1	1.3
(1,10)	1:A:527:ALA:C	2:B:159:ILE:H	1	1.3
(1,10)	1:A:527:ALA:C	2:B:159:ILE:HA	1	1.3
(1,10)	1:A:527:ALA:C	2:B:159:ILE:HB	1	1.3
(1,10)	1:A:527:ALA:C	2:B:159:ILE:HD11	1	1.3
(1,10)	1:A:527:ALA:C	2:B:159:ILE:HD12	1	1.3
(1,10)	1:A:527:ALA:C	2:B:159:ILE:HD13	1	1.3
(1,10)	1:A:527:ALA:C	2:B:159:ILE:HG12	1	1.3
(1,10)	1:A:527:ALA:C	2:B:159:ILE:HG13	1	1.3
(1,10)	1:A:527:ALA:C	2:B:159:ILE:HG21	1	1.3
(1,10)	1:A:527:ALA:C	2:B:159:ILE:HG22	1	1.3
(1,10)	1:A:527:ALA:C	2:B:159:ILE:HG23	1	1.3
(1,10)	1:A:527:ALA:C	2:B:159:ILE:N	1	1.3

*Continued on next page...*

*Continued from previous page...*

Key	Atom-1	Atom-2	Model ID	Violation (Å)
(1,10)	1:A:527:ALA:C	2:B:159:ILE:O	1	1.3
(1,10)	1:A:527:ALA:C	2:B:161:ASN:C	1	1.3
(1,10)	1:A:527:ALA:C	2:B:161:ASN:CA	1	1.3
(1,10)	1:A:527:ALA:C	2:B:161:ASN:CB	1	1.3
(1,10)	1:A:527:ALA:C	2:B:161:ASN:CG	1	1.3
(1,10)	1:A:527:ALA:C	2:B:161:ASN:H	1	1.3
(1,10)	1:A:527:ALA:C	2:B:161:ASN:HA	1	1.3
(1,10)	1:A:527:ALA:C	2:B:161:ASN:HB2	1	1.3
(1,10)	1:A:527:ALA:C	2:B:161:ASN:HB3	1	1.3
(1,10)	1:A:527:ALA:C	2:B:161:ASN:HD21	1	1.3
(1,10)	1:A:527:ALA:C	2:B:161:ASN:HD22	1	1.3
(1,10)	1:A:527:ALA:C	2:B:161:ASN:N	1	1.3
(1,10)	1:A:527:ALA:C	2:B:161:ASN:ND2	1	1.3
(1,10)	1:A:527:ALA:C	2:B:161:ASN:O	1	1.3
(1,10)	1:A:527:ALA:C	2:B:161:ASN:OD1	1	1.3
(1,10)	1:A:527:ALA:C	2:B:162:LYS:C	1	1.3
(1,10)	1:A:527:ALA:C	2:B:162:LYS:CA	1	1.3
(1,10)	1:A:527:ALA:C	2:B:162:LYS:CB	1	1.3
(1,10)	1:A:527:ALA:C	2:B:162:LYS:CD	1	1.3
(1,10)	1:A:527:ALA:C	2:B:162:LYS:CE	1	1.3
(1,10)	1:A:527:ALA:C	2:B:162:LYS:CG	1	1.3
(1,10)	1:A:527:ALA:C	2:B:162:LYS:H	1	1.3
(1,10)	1:A:527:ALA:C	2:B:162:LYS:HA	1	1.3
(1,10)	1:A:527:ALA:C	2:B:162:LYS:HB2	1	1.3
(1,10)	1:A:527:ALA:C	2:B:162:LYS:HB3	1	1.3
(1,10)	1:A:527:ALA:C	2:B:162:LYS:HD2	1	1.3
(1,10)	1:A:527:ALA:C	2:B:162:LYS:HD3	1	1.3
(1,10)	1:A:527:ALA:C	2:B:162:LYS:HE2	1	1.3
(1,10)	1:A:527:ALA:C	2:B:162:LYS:HE3	1	1.3
(1,10)	1:A:527:ALA:C	2:B:162:LYS:HG2	1	1.3
(1,10)	1:A:527:ALA:C	2:B:162:LYS:HG3	1	1.3
(1,10)	1:A:527:ALA:C	2:B:162:LYS:HZ1	1	1.3
(1,10)	1:A:527:ALA:C	2:B:162:LYS:HZ2	1	1.3
(1,10)	1:A:527:ALA:C	2:B:162:LYS:HZ3	1	1.3
(1,10)	1:A:527:ALA:C	2:B:162:LYS:N	1	1.3
(1,10)	1:A:527:ALA:C	2:B:162:LYS:NZ	1	1.3
(1,10)	1:A:527:ALA:C	2:B:162:LYS:O	1	1.3
(1,10)	1:A:527:ALA:C	2:B:167:SER:C	1	1.3
(1,10)	1:A:527:ALA:C	2:B:167:SER:CA	1	1.3
(1,10)	1:A:527:ALA:C	2:B:167:SER:CB	1	1.3
(1,10)	1:A:527:ALA:C	2:B:167:SER:H	1	1.3
(1,10)	1:A:527:ALA:C	2:B:167:SER:HA	1	1.3

*Continued on next page...*

*Continued from previous page...*

Key	Atom-1	Atom-2	Model ID	Violation (Å)
(1,10)	1:A:527:ALA:C	2:B:167:SER:HB2	1	1.3
(1,10)	1:A:527:ALA:C	2:B:167:SER:HB3	1	1.3
(1,10)	1:A:527:ALA:C	2:B:167:SER:HG	1	1.3
(1,10)	1:A:527:ALA:C	2:B:167:SER:N	1	1.3
(1,10)	1:A:527:ALA:C	2:B:167:SER:O	1	1.3
(1,10)	1:A:527:ALA:C	2:B:167:SER:OG	1	1.3
(1,10)	1:A:527:ALA:C	2:B:168:LEU:C	1	1.3
(1,10)	1:A:527:ALA:C	2:B:168:LEU:CA	1	1.3
(1,10)	1:A:527:ALA:C	2:B:168:LEU:CB	1	1.3
(1,10)	1:A:527:ALA:C	2:B:168:LEU:CD1	1	1.3
(1,10)	1:A:527:ALA:C	2:B:168:LEU:CD2	1	1.3
(1,10)	1:A:527:ALA:C	2:B:168:LEU:CG	1	1.3
(1,10)	1:A:527:ALA:C	2:B:168:LEU:H	1	1.3
(1,10)	1:A:527:ALA:C	2:B:168:LEU:HA	1	1.3
(1,10)	1:A:527:ALA:C	2:B:168:LEU:HB2	1	1.3
(1,10)	1:A:527:ALA:C	2:B:168:LEU:HB3	1	1.3
(1,10)	1:A:527:ALA:C	2:B:168:LEU:HD11	1	1.3
(1,10)	1:A:527:ALA:C	2:B:168:LEU:HD12	1	1.3
(1,10)	1:A:527:ALA:C	2:B:168:LEU:HD13	1	1.3
(1,10)	1:A:527:ALA:C	2:B:168:LEU:HD21	1	1.3
(1,10)	1:A:527:ALA:C	2:B:168:LEU:HD22	1	1.3
(1,10)	1:A:527:ALA:C	2:B:168:LEU:HD23	1	1.3
(1,10)	1:A:527:ALA:C	2:B:168:LEU:HG	1	1.3
(1,10)	1:A:527:ALA:C	2:B:168:LEU:N	1	1.3
(1,10)	1:A:527:ALA:C	2:B:168:LEU:O	1	1.3
(1,10)	1:A:527:ALA:C	2:B:170:MET:C	1	1.3
(1,10)	1:A:527:ALA:C	2:B:170:MET:CA	1	1.3
(1,10)	1:A:527:ALA:C	2:B:170:MET:CB	1	1.3
(1,10)	1:A:527:ALA:C	2:B:170:MET:CE	1	1.3
(1,10)	1:A:527:ALA:C	2:B:170:MET:CG	1	1.3
(1,10)	1:A:527:ALA:C	2:B:170:MET:H	1	1.3
(1,10)	1:A:527:ALA:C	2:B:170:MET:HA	1	1.3
(1,10)	1:A:527:ALA:C	2:B:170:MET:HB2	1	1.3
(1,10)	1:A:527:ALA:C	2:B:170:MET:HB3	1	1.3
(1,10)	1:A:527:ALA:C	2:B:170:MET:HE1	1	1.3
(1,10)	1:A:527:ALA:C	2:B:170:MET:HE2	1	1.3
(1,10)	1:A:527:ALA:C	2:B:170:MET:HE3	1	1.3
(1,10)	1:A:527:ALA:C	2:B:170:MET:HG2	1	1.3
(1,10)	1:A:527:ALA:C	2:B:170:MET:HG3	1	1.3
(1,10)	1:A:527:ALA:C	2:B:170:MET:N	1	1.3
(1,10)	1:A:527:ALA:C	2:B:170:MET:O	1	1.3
(1,10)	1:A:527:ALA:C	2:B:170:MET:SD	1	1.3

*Continued on next page...*

*Continued from previous page...*

Key	Atom-1	Atom-2	Model ID	Violation (Å)
(1,10)	1:A:527:ALA:C	2:B:172:LYS:C	1	1.3
(1,10)	1:A:527:ALA:C	2:B:172:LYS:CA	1	1.3
(1,10)	1:A:527:ALA:C	2:B:172:LYS:CB	1	1.3
(1,10)	1:A:527:ALA:C	2:B:172:LYS:CD	1	1.3
(1,10)	1:A:527:ALA:C	2:B:172:LYS:CE	1	1.3
(1,10)	1:A:527:ALA:C	2:B:172:LYS:CG	1	1.3
(1,10)	1:A:527:ALA:C	2:B:172:LYS:H	1	1.3
(1,10)	1:A:527:ALA:C	2:B:172:LYS:HA	1	1.3
(1,10)	1:A:527:ALA:C	2:B:172:LYS:HB2	1	1.3
(1,10)	1:A:527:ALA:C	2:B:172:LYS:HB3	1	1.3
(1,10)	1:A:527:ALA:C	2:B:172:LYS:HD2	1	1.3
(1,10)	1:A:527:ALA:C	2:B:172:LYS:HD3	1	1.3
(1,10)	1:A:527:ALA:C	2:B:172:LYS:HE2	1	1.3
(1,10)	1:A:527:ALA:C	2:B:172:LYS:HE3	1	1.3
(1,10)	1:A:527:ALA:C	2:B:172:LYS:HG2	1	1.3
(1,10)	1:A:527:ALA:C	2:B:172:LYS:HG3	1	1.3
(1,10)	1:A:527:ALA:C	2:B:172:LYS:HZ1	1	1.3
(1,10)	1:A:527:ALA:C	2:B:172:LYS:HZ2	1	1.3
(1,10)	1:A:527:ALA:C	2:B:172:LYS:HZ3	1	1.3
(1,10)	1:A:527:ALA:C	2:B:172:LYS:N	1	1.3
(1,10)	1:A:527:ALA:C	2:B:172:LYS:NZ	1	1.3
(1,10)	1:A:527:ALA:C	2:B:172:LYS:O	1	1.3
(1,10)	1:A:527:ALA:C	2:B:182:VAL:C	1	1.3
(1,10)	1:A:527:ALA:C	2:B:182:VAL:CA	1	1.3
(1,10)	1:A:527:ALA:C	2:B:182:VAL:CB	1	1.3
(1,10)	1:A:527:ALA:C	2:B:182:VAL:CG1	1	1.3
(1,10)	1:A:527:ALA:C	2:B:182:VAL:CG2	1	1.3
(1,10)	1:A:527:ALA:C	2:B:182:VAL:H	1	1.3
(1,10)	1:A:527:ALA:C	2:B:182:VAL:HA	1	1.3
(1,10)	1:A:527:ALA:C	2:B:182:VAL:HB	1	1.3
(1,10)	1:A:527:ALA:C	2:B:182:VAL:HG11	1	1.3
(1,10)	1:A:527:ALA:C	2:B:182:VAL:HG12	1	1.3
(1,10)	1:A:527:ALA:C	2:B:182:VAL:HG13	1	1.3
(1,10)	1:A:527:ALA:C	2:B:182:VAL:HG21	1	1.3
(1,10)	1:A:527:ALA:C	2:B:182:VAL:HG22	1	1.3
(1,10)	1:A:527:ALA:C	2:B:182:VAL:HG23	1	1.3
(1,10)	1:A:527:ALA:C	2:B:182:VAL:N	1	1.3
(1,10)	1:A:527:ALA:C	2:B:182:VAL:O	1	1.3
(1,10)	1:A:527:ALA:C	2:B:183:LYS:C	1	1.3
(1,10)	1:A:527:ALA:C	2:B:183:LYS:CA	1	1.3
(1,10)	1:A:527:ALA:C	2:B:183:LYS:CB	1	1.3
(1,10)	1:A:527:ALA:C	2:B:183:LYS:CD	1	1.3

*Continued on next page...*



*Continued from previous page...*

Key	Atom-1	Atom-2	Model ID	Violation (Å)
(1,10)	1:A:527:ALA:C	2:B:183:LYS:CE	1	1.3
(1,10)	1:A:527:ALA:C	2:B:183:LYS:CG	1	1.3
(1,10)	1:A:527:ALA:C	2:B:183:LYS:H	1	1.3
(1,10)	1:A:527:ALA:C	2:B:183:LYS:HA	1	1.3
(1,10)	1:A:527:ALA:C	2:B:183:LYS:HB2	1	1.3
(1,10)	1:A:527:ALA:C	2:B:183:LYS:HB3	1	1.3
(1,10)	1:A:527:ALA:C	2:B:183:LYS:HD2	1	1.3
(1,10)	1:A:527:ALA:C	2:B:183:LYS:HD3	1	1.3
(1,10)	1:A:527:ALA:C	2:B:183:LYS:HE2	1	1.3
(1,10)	1:A:527:ALA:C	2:B:183:LYS:HE3	1	1.3
(1,10)	1:A:527:ALA:C	2:B:183:LYS:HG2	1	1.3
(1,10)	1:A:527:ALA:C	2:B:183:LYS:HG3	1	1.3
(1,10)	1:A:527:ALA:C	2:B:183:LYS:HZ1	1	1.3
(1,10)	1:A:527:ALA:C	2:B:183:LYS:HZ2	1	1.3
(1,10)	1:A:527:ALA:C	2:B:183:LYS:HZ3	1	1.3
(1,10)	1:A:527:ALA:C	2:B:183:LYS:N	1	1.3
(1,10)	1:A:527:ALA:C	2:B:183:LYS:NZ	1	1.3
(1,10)	1:A:527:ALA:C	2:B:183:LYS:O	1	1.3
(1,10)	1:A:527:ALA:C	2:B:185:GLY:C	1	1.3
(1,10)	1:A:527:ALA:C	2:B:185:GLY:CA	1	1.3
(1,10)	1:A:527:ALA:C	2:B:185:GLY:H	1	1.3
(1,10)	1:A:527:ALA:C	2:B:185:GLY:HA2	1	1.3
(1,10)	1:A:527:ALA:C	2:B:185:GLY:HA3	1	1.3
(1,10)	1:A:527:ALA:C	2:B:185:GLY:N	1	1.3
(1,10)	1:A:527:ALA:C	2:B:185:GLY:O	1	1.3
(1,10)	1:A:527:ALA:C	2:B:187:TYR:C	1	1.3
(1,10)	1:A:527:ALA:C	2:B:187:TYR:CA	1	1.3
(1,10)	1:A:527:ALA:C	2:B:187:TYR:CB	1	1.3
(1,10)	1:A:527:ALA:C	2:B:187:TYR:CD1	1	1.3
(1,10)	1:A:527:ALA:C	2:B:187:TYR:CD2	1	1.3
(1,10)	1:A:527:ALA:C	2:B:187:TYR:CE1	1	1.3
(1,10)	1:A:527:ALA:C	2:B:187:TYR:CE2	1	1.3
(1,10)	1:A:527:ALA:C	2:B:187:TYR:CG	1	1.3
(1,10)	1:A:527:ALA:C	2:B:187:TYR:CZ	1	1.3
(1,10)	1:A:527:ALA:C	2:B:187:TYR:H	1	1.3
(1,10)	1:A:527:ALA:C	2:B:187:TYR:HA	1	1.3
(1,10)	1:A:527:ALA:C	2:B:187:TYR:HB2	1	1.3
(1,10)	1:A:527:ALA:C	2:B:187:TYR:HB3	1	1.3
(1,10)	1:A:527:ALA:C	2:B:187:TYR:HD1	1	1.3
(1,10)	1:A:527:ALA:C	2:B:187:TYR:HD2	1	1.3
(1,10)	1:A:527:ALA:C	2:B:187:TYR:HE1	1	1.3
(1,10)	1:A:527:ALA:C	2:B:187:TYR:HE2	1	1.3

*Continued on next page...*

*Continued from previous page...*

Key	Atom-1	Atom-2	Model ID	Violation (Å)
(1,10)	1:A:527:ALA:C	2:B:187:TYR:HH	1	1.3
(1,10)	1:A:527:ALA:C	2:B:187:TYR:N	1	1.3
(1,10)	1:A:527:ALA:C	2:B:187:TYR:O	1	1.3
(1,10)	1:A:527:ALA:C	2:B:187:TYR:OH	1	1.3
(1,10)	1:A:527:ALA:C	2:B:200:THR:C	1	1.3
(1,10)	1:A:527:ALA:C	2:B:200:THR:CA	1	1.3
(1,10)	1:A:527:ALA:C	2:B:200:THR:CB	1	1.3
(1,10)	1:A:527:ALA:C	2:B:200:THR:CG2	1	1.3
(1,10)	1:A:527:ALA:C	2:B:200:THR:H	1	1.3
(1,10)	1:A:527:ALA:C	2:B:200:THR:HA	1	1.3
(1,10)	1:A:527:ALA:C	2:B:200:THR:HB	1	1.3
(1,10)	1:A:527:ALA:C	2:B:200:THR:HG1	1	1.3
(1,10)	1:A:527:ALA:C	2:B:200:THR:HG21	1	1.3
(1,10)	1:A:527:ALA:C	2:B:200:THR:HG22	1	1.3
(1,10)	1:A:527:ALA:C	2:B:200:THR:HG23	1	1.3
(1,10)	1:A:527:ALA:C	2:B:200:THR:N	1	1.3
(1,10)	1:A:527:ALA:C	2:B:200:THR:O	1	1.3
(1,10)	1:A:527:ALA:C	2:B:200:THR:OG1	1	1.3
(1,10)	1:A:527:ALA:C	2:B:211:LYS:C	1	1.3
(1,10)	1:A:527:ALA:C	2:B:211:LYS:CA	1	1.3
(1,10)	1:A:527:ALA:C	2:B:211:LYS:CB	1	1.3
(1,10)	1:A:527:ALA:C	2:B:211:LYS:CD	1	1.3
(1,10)	1:A:527:ALA:C	2:B:211:LYS:CE	1	1.3
(1,10)	1:A:527:ALA:C	2:B:211:LYS:CG	1	1.3
(1,10)	1:A:527:ALA:C	2:B:211:LYS:H	1	1.3
(1,10)	1:A:527:ALA:C	2:B:211:LYS:HA	1	1.3
(1,10)	1:A:527:ALA:C	2:B:211:LYS:HB2	1	1.3
(1,10)	1:A:527:ALA:C	2:B:211:LYS:HB3	1	1.3
(1,10)	1:A:527:ALA:C	2:B:211:LYS:HD2	1	1.3
(1,10)	1:A:527:ALA:C	2:B:211:LYS:HD3	1	1.3
(1,10)	1:A:527:ALA:C	2:B:211:LYS:HE2	1	1.3
(1,10)	1:A:527:ALA:C	2:B:211:LYS:HE3	1	1.3
(1,10)	1:A:527:ALA:C	2:B:211:LYS:HG2	1	1.3
(1,10)	1:A:527:ALA:C	2:B:211:LYS:HG3	1	1.3
(1,10)	1:A:527:ALA:C	2:B:211:LYS:HZ1	1	1.3
(1,10)	1:A:527:ALA:C	2:B:211:LYS:HZ2	1	1.3
(1,10)	1:A:527:ALA:C	2:B:211:LYS:HZ3	1	1.3
(1,10)	1:A:527:ALA:C	2:B:211:LYS:N	1	1.3
(1,10)	1:A:527:ALA:C	2:B:211:LYS:NZ	1	1.3
(1,10)	1:A:527:ALA:C	2:B:211:LYS:O	1	1.3
(1,10)	1:A:527:ALA:CA	2:B:149:SER:C	1	1.3
(1,10)	1:A:527:ALA:CA	2:B:149:SER:CA	1	1.3

*Continued on next page...*

*Continued from previous page...*

Key	Atom-1	Atom-2	Model ID	Violation (Å)
(1,10)	1:A:527:ALA:CA	2:B:149:SER:CB	1	1.3
(1,10)	1:A:527:ALA:CA	2:B:149:SER:H	1	1.3
(1,10)	1:A:527:ALA:CA	2:B:149:SER:HA	1	1.3
(1,10)	1:A:527:ALA:CA	2:B:149:SER:HB2	1	1.3
(1,10)	1:A:527:ALA:CA	2:B:149:SER:HB3	1	1.3
(1,10)	1:A:527:ALA:CA	2:B:149:SER:HG	1	1.3
(1,10)	1:A:527:ALA:CA	2:B:149:SER:N	1	1.3
(1,10)	1:A:527:ALA:CA	2:B:149:SER:O	1	1.3
(1,10)	1:A:527:ALA:CA	2:B:149:SER:OG	1	1.3
(1,10)	1:A:527:ALA:CA	2:B:152:VAL:C	1	1.3
(1,10)	1:A:527:ALA:CA	2:B:152:VAL:CA	1	1.3
(1,10)	1:A:527:ALA:CA	2:B:152:VAL:CB	1	1.3
(1,10)	1:A:527:ALA:CA	2:B:152:VAL:CG1	1	1.3
(1,10)	1:A:527:ALA:CA	2:B:152:VAL:CG2	1	1.3
(1,10)	1:A:527:ALA:CA	2:B:152:VAL:H	1	1.3
(1,10)	1:A:527:ALA:CA	2:B:152:VAL:HA	1	1.3
(1,10)	1:A:527:ALA:CA	2:B:152:VAL:HB	1	1.3
(1,10)	1:A:527:ALA:CA	2:B:152:VAL:HG11	1	1.3
(1,10)	1:A:527:ALA:CA	2:B:152:VAL:HG12	1	1.3
(1,10)	1:A:527:ALA:CA	2:B:152:VAL:HG13	1	1.3
(1,10)	1:A:527:ALA:CA	2:B:152:VAL:HG21	1	1.3
(1,10)	1:A:527:ALA:CA	2:B:152:VAL:HG22	1	1.3
(1,10)	1:A:527:ALA:CA	2:B:152:VAL:HG23	1	1.3
(1,10)	1:A:527:ALA:CA	2:B:152:VAL:N	1	1.3
(1,10)	1:A:527:ALA:CA	2:B:152:VAL:O	1	1.3
(1,10)	1:A:527:ALA:CA	2:B:153:VAL:C	1	1.3
(1,10)	1:A:527:ALA:CA	2:B:153:VAL:CA	1	1.3
(1,10)	1:A:527:ALA:CA	2:B:153:VAL:CB	1	1.3
(1,10)	1:A:527:ALA:CA	2:B:153:VAL:CG1	1	1.3
(1,10)	1:A:527:ALA:CA	2:B:153:VAL:CG2	1	1.3
(1,10)	1:A:527:ALA:CA	2:B:153:VAL:H	1	1.3
(1,10)	1:A:527:ALA:CA	2:B:153:VAL:HA	1	1.3
(1,10)	1:A:527:ALA:CA	2:B:153:VAL:HB	1	1.3
(1,10)	1:A:527:ALA:CA	2:B:153:VAL:HG11	1	1.3
(1,10)	1:A:527:ALA:CA	2:B:153:VAL:HG12	1	1.3
(1,10)	1:A:527:ALA:CA	2:B:153:VAL:HG13	1	1.3
(1,10)	1:A:527:ALA:CA	2:B:153:VAL:HG21	1	1.3
(1,10)	1:A:527:ALA:CA	2:B:153:VAL:HG22	1	1.3
(1,10)	1:A:527:ALA:CA	2:B:153:VAL:HG23	1	1.3
(1,10)	1:A:527:ALA:CA	2:B:153:VAL:N	1	1.3
(1,10)	1:A:527:ALA:CA	2:B:153:VAL:O	1	1.3
(1,10)	1:A:527:ALA:CA	2:B:155:GLY:C	1	1.3

*Continued on next page...*

*Continued from previous page...*

Key	Atom-1	Atom-2	Model ID	Violation (Å)
(1,10)	1:A:527:ALA:CA	2:B:155:GLY:CA	1	1.3
(1,10)	1:A:527:ALA:CA	2:B:155:GLY:H	1	1.3
(1,10)	1:A:527:ALA:CA	2:B:155:GLY:HA2	1	1.3
(1,10)	1:A:527:ALA:CA	2:B:155:GLY:HA3	1	1.3
(1,10)	1:A:527:ALA:CA	2:B:155:GLY:N	1	1.3
(1,10)	1:A:527:ALA:CA	2:B:155:GLY:O	1	1.3
(1,10)	1:A:527:ALA:CA	2:B:156:PHE:C	1	1.3
(1,10)	1:A:527:ALA:CA	2:B:156:PHE:CA	1	1.3
(1,10)	1:A:527:ALA:CA	2:B:156:PHE:CB	1	1.3
(1,10)	1:A:527:ALA:CA	2:B:156:PHE:CD1	1	1.3
(1,10)	1:A:527:ALA:CA	2:B:156:PHE:CD2	1	1.3
(1,10)	1:A:527:ALA:CA	2:B:156:PHE:CE1	1	1.3
(1,10)	1:A:527:ALA:CA	2:B:156:PHE:CE2	1	1.3
(1,10)	1:A:527:ALA:CA	2:B:156:PHE:CG	1	1.3
(1,10)	1:A:527:ALA:CA	2:B:156:PHE:CZ	1	1.3
(1,10)	1:A:527:ALA:CA	2:B:156:PHE:H	1	1.3
(1,10)	1:A:527:ALA:CA	2:B:156:PHE:HA	1	1.3
(1,10)	1:A:527:ALA:CA	2:B:156:PHE:HB2	1	1.3
(1,10)	1:A:527:ALA:CA	2:B:156:PHE:HB3	1	1.3
(1,10)	1:A:527:ALA:CA	2:B:156:PHE:HD1	1	1.3
(1,10)	1:A:527:ALA:CA	2:B:156:PHE:HD2	1	1.3
(1,10)	1:A:527:ALA:CA	2:B:156:PHE:HE1	1	1.3
(1,10)	1:A:527:ALA:CA	2:B:156:PHE:HE2	1	1.3
(1,10)	1:A:527:ALA:CA	2:B:156:PHE:HZ	1	1.3
(1,10)	1:A:527:ALA:CA	2:B:156:PHE:N	1	1.3
(1,10)	1:A:527:ALA:CA	2:B:156:PHE:O	1	1.3
(1,10)	1:A:527:ALA:CA	2:B:157:CYS:C	1	1.3
(1,10)	1:A:527:ALA:CA	2:B:157:CYS:CA	1	1.3
(1,10)	1:A:527:ALA:CA	2:B:157:CYS:CB	1	1.3
(1,10)	1:A:527:ALA:CA	2:B:157:CYS:H	1	1.3
(1,10)	1:A:527:ALA:CA	2:B:157:CYS:HA	1	1.3
(1,10)	1:A:527:ALA:CA	2:B:157:CYS:HB2	1	1.3
(1,10)	1:A:527:ALA:CA	2:B:157:CYS:HB3	1	1.3
(1,10)	1:A:527:ALA:CA	2:B:157:CYS:N	1	1.3
(1,10)	1:A:527:ALA:CA	2:B:157:CYS:O	1	1.3
(1,10)	1:A:527:ALA:CA	2:B:157:CYS:SG	1	1.3
(1,10)	1:A:527:ALA:CA	2:B:158:THR:C	1	1.3
(1,10)	1:A:527:ALA:CA	2:B:158:THR:CA	1	1.3
(1,10)	1:A:527:ALA:CA	2:B:158:THR:CB	1	1.3
(1,10)	1:A:527:ALA:CA	2:B:158:THR:CG2	1	1.3
(1,10)	1:A:527:ALA:CA	2:B:158:THR:H	1	1.3
(1,10)	1:A:527:ALA:CA	2:B:158:THR:HA	1	1.3

*Continued on next page...*

*Continued from previous page...*

Key	Atom-1	Atom-2	Model ID	Violation (Å)
(1,10)	1:A:527:ALA:CA	2:B:158:THR:HB	1	1.3
(1,10)	1:A:527:ALA:CA	2:B:158:THR:HG1	1	1.3
(1,10)	1:A:527:ALA:CA	2:B:158:THR:HG21	1	1.3
(1,10)	1:A:527:ALA:CA	2:B:158:THR:HG22	1	1.3
(1,10)	1:A:527:ALA:CA	2:B:158:THR:HG23	1	1.3
(1,10)	1:A:527:ALA:CA	2:B:158:THR:N	1	1.3
(1,10)	1:A:527:ALA:CA	2:B:158:THR:O	1	1.3
(1,10)	1:A:527:ALA:CA	2:B:158:THR:OG1	1	1.3
(1,10)	1:A:527:ALA:CA	2:B:159:ILE:C	1	1.3
(1,10)	1:A:527:ALA:CA	2:B:159:ILE:CA	1	1.3
(1,10)	1:A:527:ALA:CA	2:B:159:ILE:CB	1	1.3
(1,10)	1:A:527:ALA:CA	2:B:159:ILE:CD1	1	1.3
(1,10)	1:A:527:ALA:CA	2:B:159:ILE:CG1	1	1.3
(1,10)	1:A:527:ALA:CA	2:B:159:ILE:CG2	1	1.3
(1,10)	1:A:527:ALA:CA	2:B:159:ILE:H	1	1.3
(1,10)	1:A:527:ALA:CA	2:B:159:ILE:HA	1	1.3
(1,10)	1:A:527:ALA:CA	2:B:159:ILE:HB	1	1.3
(1,10)	1:A:527:ALA:CA	2:B:159:ILE:HD11	1	1.3
(1,10)	1:A:527:ALA:CA	2:B:159:ILE:HD12	1	1.3
(1,10)	1:A:527:ALA:CA	2:B:159:ILE:HD13	1	1.3
(1,10)	1:A:527:ALA:CA	2:B:159:ILE:HG12	1	1.3
(1,10)	1:A:527:ALA:CA	2:B:159:ILE:HG13	1	1.3
(1,10)	1:A:527:ALA:CA	2:B:159:ILE:HG21	1	1.3
(1,10)	1:A:527:ALA:CA	2:B:159:ILE:HG22	1	1.3
(1,10)	1:A:527:ALA:CA	2:B:159:ILE:HG23	1	1.3
(1,10)	1:A:527:ALA:CA	2:B:159:ILE:N	1	1.3
(1,10)	1:A:527:ALA:CA	2:B:159:ILE:O	1	1.3
(1,10)	1:A:527:ALA:CA	2:B:161:ASN:C	1	1.3
(1,10)	1:A:527:ALA:CA	2:B:161:ASN:CA	1	1.3
(1,10)	1:A:527:ALA:CA	2:B:161:ASN:CB	1	1.3
(1,10)	1:A:527:ALA:CA	2:B:161:ASN:CG	1	1.3
(1,10)	1:A:527:ALA:CA	2:B:161:ASN:H	1	1.3
(1,10)	1:A:527:ALA:CA	2:B:161:ASN:HA	1	1.3
(1,10)	1:A:527:ALA:CA	2:B:161:ASN:HB2	1	1.3
(1,10)	1:A:527:ALA:CA	2:B:161:ASN:HB3	1	1.3
(1,10)	1:A:527:ALA:CA	2:B:161:ASN:HD21	1	1.3
(1,10)	1:A:527:ALA:CA	2:B:161:ASN:HD22	1	1.3
(1,10)	1:A:527:ALA:CA	2:B:161:ASN:N	1	1.3
(1,10)	1:A:527:ALA:CA	2:B:161:ASN:ND2	1	1.3
(1,10)	1:A:527:ALA:CA	2:B:161:ASN:O	1	1.3
(1,10)	1:A:527:ALA:CA	2:B:161:ASN:OD1	1	1.3
(1,10)	1:A:527:ALA:CA	2:B:162:LYS:C	1	1.3

*Continued on next page...*

*Continued from previous page...*

Key	Atom-1	Atom-2	Model ID	Violation (Å)
(1,10)	1:A:527:ALA:CA	2:B:162:LYS:CA	1	1.3
(1,10)	1:A:527:ALA:CA	2:B:162:LYS:CB	1	1.3
(1,10)	1:A:527:ALA:CA	2:B:162:LYS:CD	1	1.3
(1,10)	1:A:527:ALA:CA	2:B:162:LYS:CE	1	1.3
(1,10)	1:A:527:ALA:CA	2:B:162:LYS:CG	1	1.3
(1,10)	1:A:527:ALA:CA	2:B:162:LYS:H	1	1.3
(1,10)	1:A:527:ALA:CA	2:B:162:LYS:HA	1	1.3
(1,10)	1:A:527:ALA:CA	2:B:162:LYS:HB2	1	1.3
(1,10)	1:A:527:ALA:CA	2:B:162:LYS:HB3	1	1.3
(1,10)	1:A:527:ALA:CA	2:B:162:LYS:HD2	1	1.3
(1,10)	1:A:527:ALA:CA	2:B:162:LYS:HD3	1	1.3
(1,10)	1:A:527:ALA:CA	2:B:162:LYS:HE2	1	1.3
(1,10)	1:A:527:ALA:CA	2:B:162:LYS:HE3	1	1.3
(1,10)	1:A:527:ALA:CA	2:B:162:LYS:HG2	1	1.3
(1,10)	1:A:527:ALA:CA	2:B:162:LYS:HG3	1	1.3
(1,10)	1:A:527:ALA:CA	2:B:162:LYS:HZ1	1	1.3
(1,10)	1:A:527:ALA:CA	2:B:162:LYS:HZ2	1	1.3
(1,10)	1:A:527:ALA:CA	2:B:162:LYS:HZ3	1	1.3
(1,10)	1:A:527:ALA:CA	2:B:162:LYS:N	1	1.3
(1,10)	1:A:527:ALA:CA	2:B:162:LYS:NZ	1	1.3
(1,10)	1:A:527:ALA:CA	2:B:162:LYS:O	1	1.3
(1,10)	1:A:527:ALA:CA	2:B:167:SER:C	1	1.3
(1,10)	1:A:527:ALA:CA	2:B:167:SER:CA	1	1.3
(1,10)	1:A:527:ALA:CA	2:B:167:SER:CB	1	1.3
(1,10)	1:A:527:ALA:CA	2:B:167:SER:H	1	1.3
(1,10)	1:A:527:ALA:CA	2:B:167:SER:HA	1	1.3
(1,10)	1:A:527:ALA:CA	2:B:167:SER:HB2	1	1.3
(1,10)	1:A:527:ALA:CA	2:B:167:SER:HB3	1	1.3
(1,10)	1:A:527:ALA:CA	2:B:167:SER:HG	1	1.3
(1,10)	1:A:527:ALA:CA	2:B:167:SER:N	1	1.3
(1,10)	1:A:527:ALA:CA	2:B:167:SER:O	1	1.3
(1,10)	1:A:527:ALA:CA	2:B:167:SER:OG	1	1.3
(1,10)	1:A:527:ALA:CA	2:B:168:LEU:C	1	1.3
(1,10)	1:A:527:ALA:CA	2:B:168:LEU:CA	1	1.3
(1,10)	1:A:527:ALA:CA	2:B:168:LEU:CB	1	1.3
(1,10)	1:A:527:ALA:CA	2:B:168:LEU:CD1	1	1.3
(1,10)	1:A:527:ALA:CA	2:B:168:LEU:CD2	1	1.3
(1,10)	1:A:527:ALA:CA	2:B:168:LEU:CG	1	1.3
(1,10)	1:A:527:ALA:CA	2:B:168:LEU:H	1	1.3
(1,10)	1:A:527:ALA:CA	2:B:168:LEU:HA	1	1.3
(1,10)	1:A:527:ALA:CA	2:B:168:LEU:HB2	1	1.3
(1,10)	1:A:527:ALA:CA	2:B:168:LEU:HB3	1	1.3

*Continued on next page...*

*Continued from previous page...*

Key	Atom-1	Atom-2	Model ID	Violation (Å)
(1,10)	1:A:527:ALA:CA	2:B:168:LEU:HD11	1	1.3
(1,10)	1:A:527:ALA:CA	2:B:168:LEU:HD12	1	1.3
(1,10)	1:A:527:ALA:CA	2:B:168:LEU:HD13	1	1.3
(1,10)	1:A:527:ALA:CA	2:B:168:LEU:HD21	1	1.3
(1,10)	1:A:527:ALA:CA	2:B:168:LEU:HD22	1	1.3
(1,10)	1:A:527:ALA:CA	2:B:168:LEU:HD23	1	1.3
(1,10)	1:A:527:ALA:CA	2:B:168:LEU:HG	1	1.3
(1,10)	1:A:527:ALA:CA	2:B:168:LEU:N	1	1.3
(1,10)	1:A:527:ALA:CA	2:B:168:LEU:O	1	1.3
(1,10)	1:A:527:ALA:CA	2:B:170:MET:C	1	1.3
(1,10)	1:A:527:ALA:CA	2:B:170:MET:CA	1	1.3
(1,10)	1:A:527:ALA:CA	2:B:170:MET:CB	1	1.3
(1,10)	1:A:527:ALA:CA	2:B:170:MET:CE	1	1.3
(1,10)	1:A:527:ALA:CA	2:B:170:MET:CG	1	1.3
(1,10)	1:A:527:ALA:CA	2:B:170:MET:H	1	1.3
(1,10)	1:A:527:ALA:CA	2:B:170:MET:HA	1	1.3
(1,10)	1:A:527:ALA:CA	2:B:170:MET:HB2	1	1.3
(1,10)	1:A:527:ALA:CA	2:B:170:MET:HB3	1	1.3
(1,10)	1:A:527:ALA:CA	2:B:170:MET:HE1	1	1.3
(1,10)	1:A:527:ALA:CA	2:B:170:MET:HE2	1	1.3
(1,10)	1:A:527:ALA:CA	2:B:170:MET:HE3	1	1.3
(1,10)	1:A:527:ALA:CA	2:B:170:MET:HG2	1	1.3
(1,10)	1:A:527:ALA:CA	2:B:170:MET:HG3	1	1.3
(1,10)	1:A:527:ALA:CA	2:B:170:MET:N	1	1.3
(1,10)	1:A:527:ALA:CA	2:B:170:MET:O	1	1.3
(1,10)	1:A:527:ALA:CA	2:B:170:MET:SD	1	1.3
(1,10)	1:A:527:ALA:CA	2:B:172:LYS:C	1	1.3
(1,10)	1:A:527:ALA:CA	2:B:172:LYS:CA	1	1.3
(1,10)	1:A:527:ALA:CA	2:B:172:LYS:CB	1	1.3
(1,10)	1:A:527:ALA:CA	2:B:172:LYS:CD	1	1.3
(1,10)	1:A:527:ALA:CA	2:B:172:LYS:CE	1	1.3
(1,10)	1:A:527:ALA:CA	2:B:172:LYS:CG	1	1.3
(1,10)	1:A:527:ALA:CA	2:B:172:LYS:H	1	1.3
(1,10)	1:A:527:ALA:CA	2:B:172:LYS:HA	1	1.3
(1,10)	1:A:527:ALA:CA	2:B:172:LYS:HB2	1	1.3
(1,10)	1:A:527:ALA:CA	2:B:172:LYS:HB3	1	1.3
(1,10)	1:A:527:ALA:CA	2:B:172:LYS:HD2	1	1.3
(1,10)	1:A:527:ALA:CA	2:B:172:LYS:HD3	1	1.3
(1,10)	1:A:527:ALA:CA	2:B:172:LYS:HE2	1	1.3
(1,10)	1:A:527:ALA:CA	2:B:172:LYS:HE3	1	1.3
(1,10)	1:A:527:ALA:CA	2:B:172:LYS:HG2	1	1.3
(1,10)	1:A:527:ALA:CA	2:B:172:LYS:HG3	1	1.3

*Continued on next page...*

*Continued from previous page...*

Key	Atom-1	Atom-2	Model ID	Violation (Å)
(1,10)	1:A:527:ALA:CA	2:B:172:LYS:HZ1	1	1.3
(1,10)	1:A:527:ALA:CA	2:B:172:LYS:HZ2	1	1.3
(1,10)	1:A:527:ALA:CA	2:B:172:LYS:HZ3	1	1.3
(1,10)	1:A:527:ALA:CA	2:B:172:LYS:N	1	1.3
(1,10)	1:A:527:ALA:CA	2:B:172:LYS:NZ	1	1.3
(1,10)	1:A:527:ALA:CA	2:B:172:LYS:O	1	1.3
(1,10)	1:A:527:ALA:CA	2:B:182:VAL:C	1	1.3
(1,10)	1:A:527:ALA:CA	2:B:182:VAL:CA	1	1.3
(1,10)	1:A:527:ALA:CA	2:B:182:VAL:CB	1	1.3
(1,10)	1:A:527:ALA:CA	2:B:182:VAL:CG1	1	1.3
(1,10)	1:A:527:ALA:CA	2:B:182:VAL:CG2	1	1.3
(1,10)	1:A:527:ALA:CA	2:B:182:VAL:H	1	1.3
(1,10)	1:A:527:ALA:CA	2:B:182:VAL:HA	1	1.3
(1,10)	1:A:527:ALA:CA	2:B:182:VAL:HB	1	1.3
(1,10)	1:A:527:ALA:CA	2:B:182:VAL:HG11	1	1.3
(1,10)	1:A:527:ALA:CA	2:B:182:VAL:HG12	1	1.3
(1,10)	1:A:527:ALA:CA	2:B:182:VAL:HG13	1	1.3
(1,10)	1:A:527:ALA:CA	2:B:182:VAL:HG21	1	1.3
(1,10)	1:A:527:ALA:CA	2:B:182:VAL:HG22	1	1.3
(1,10)	1:A:527:ALA:CA	2:B:182:VAL:HG23	1	1.3
(1,10)	1:A:527:ALA:CA	2:B:182:VAL:N	1	1.3
(1,10)	1:A:527:ALA:CA	2:B:182:VAL:O	1	1.3
(1,10)	1:A:527:ALA:CA	2:B:183:LYS:C	1	1.3
(1,10)	1:A:527:ALA:CA	2:B:183:LYS:CA	1	1.3
(1,10)	1:A:527:ALA:CA	2:B:183:LYS:CB	1	1.3
(1,10)	1:A:527:ALA:CA	2:B:183:LYS:CD	1	1.3
(1,10)	1:A:527:ALA:CA	2:B:183:LYS:CE	1	1.3
(1,10)	1:A:527:ALA:CA	2:B:183:LYS:CG	1	1.3
(1,10)	1:A:527:ALA:CA	2:B:183:LYS:H	1	1.3
(1,10)	1:A:527:ALA:CA	2:B:183:LYS:HA	1	1.3
(1,10)	1:A:527:ALA:CA	2:B:183:LYS:HB2	1	1.3
(1,10)	1:A:527:ALA:CA	2:B:183:LYS:HB3	1	1.3
(1,10)	1:A:527:ALA:CA	2:B:183:LYS:HD2	1	1.3
(1,10)	1:A:527:ALA:CA	2:B:183:LYS:HD3	1	1.3
(1,10)	1:A:527:ALA:CA	2:B:183:LYS:HE2	1	1.3
(1,10)	1:A:527:ALA:CA	2:B:183:LYS:HE3	1	1.3
(1,10)	1:A:527:ALA:CA	2:B:183:LYS:HG2	1	1.3
(1,10)	1:A:527:ALA:CA	2:B:183:LYS:HG3	1	1.3
(1,10)	1:A:527:ALA:CA	2:B:183:LYS:HZ1	1	1.3
(1,10)	1:A:527:ALA:CA	2:B:183:LYS:HZ2	1	1.3
(1,10)	1:A:527:ALA:CA	2:B:183:LYS:HZ3	1	1.3
(1,10)	1:A:527:ALA:CA	2:B:183:LYS:N	1	1.3

*Continued on next page...*



*Continued from previous page...*

Key	Atom-1	Atom-2	Model ID	Violation (Å)
(1,10)	1:A:527:ALA:CA	2:B:183:LYS:NZ	1	1.3
(1,10)	1:A:527:ALA:CA	2:B:183:LYS:O	1	1.3
(1,10)	1:A:527:ALA:CA	2:B:185:GLY:C	1	1.3
(1,10)	1:A:527:ALA:CA	2:B:185:GLY:CA	1	1.3
(1,10)	1:A:527:ALA:CA	2:B:185:GLY:H	1	1.3
(1,10)	1:A:527:ALA:CA	2:B:185:GLY:HA2	1	1.3
(1,10)	1:A:527:ALA:CA	2:B:185:GLY:HA3	1	1.3
(1,10)	1:A:527:ALA:CA	2:B:185:GLY:N	1	1.3
(1,10)	1:A:527:ALA:CA	2:B:185:GLY:O	1	1.3
(1,10)	1:A:527:ALA:CA	2:B:187:TYR:C	1	1.3
(1,10)	1:A:527:ALA:CA	2:B:187:TYR:CA	1	1.3
(1,10)	1:A:527:ALA:CA	2:B:187:TYR:CB	1	1.3
(1,10)	1:A:527:ALA:CA	2:B:187:TYR:CD1	1	1.3
(1,10)	1:A:527:ALA:CA	2:B:187:TYR:CD2	1	1.3
(1,10)	1:A:527:ALA:CA	2:B:187:TYR:CE1	1	1.3
(1,10)	1:A:527:ALA:CA	2:B:187:TYR:CE2	1	1.3
(1,10)	1:A:527:ALA:CA	2:B:187:TYR:CG	1	1.3
(1,10)	1:A:527:ALA:CA	2:B:187:TYR:CZ	1	1.3
(1,10)	1:A:527:ALA:CA	2:B:187:TYR:H	1	1.3
(1,10)	1:A:527:ALA:CA	2:B:187:TYR:HA	1	1.3
(1,10)	1:A:527:ALA:CA	2:B:187:TYR:HB2	1	1.3
(1,10)	1:A:527:ALA:CA	2:B:187:TYR:HB3	1	1.3
(1,10)	1:A:527:ALA:CA	2:B:187:TYR:HD1	1	1.3
(1,10)	1:A:527:ALA:CA	2:B:187:TYR:HD2	1	1.3
(1,10)	1:A:527:ALA:CA	2:B:187:TYR:HE1	1	1.3
(1,10)	1:A:527:ALA:CA	2:B:187:TYR:HE2	1	1.3
(1,10)	1:A:527:ALA:CA	2:B:187:TYR:HH	1	1.3
(1,10)	1:A:527:ALA:CA	2:B:187:TYR:N	1	1.3
(1,10)	1:A:527:ALA:CA	2:B:187:TYR:O	1	1.3
(1,10)	1:A:527:ALA:CA	2:B:187:TYR:OH	1	1.3
(1,10)	1:A:527:ALA:CA	2:B:200:THR:C	1	1.3
(1,10)	1:A:527:ALA:CA	2:B:200:THR:CA	1	1.3
(1,10)	1:A:527:ALA:CA	2:B:200:THR:CB	1	1.3
(1,10)	1:A:527:ALA:CA	2:B:200:THR:CG2	1	1.3
(1,10)	1:A:527:ALA:CA	2:B:200:THR:H	1	1.3
(1,10)	1:A:527:ALA:CA	2:B:200:THR:HA	1	1.3
(1,10)	1:A:527:ALA:CA	2:B:200:THR:HB	1	1.3
(1,10)	1:A:527:ALA:CA	2:B:200:THR:HG1	1	1.3
(1,10)	1:A:527:ALA:CA	2:B:200:THR:HG21	1	1.3
(1,10)	1:A:527:ALA:CA	2:B:200:THR:HG22	1	1.3
(1,10)	1:A:527:ALA:CA	2:B:200:THR:HG23	1	1.3
(1,10)	1:A:527:ALA:CA	2:B:200:THR:N	1	1.3

*Continued on next page...*

*Continued from previous page...*

Key	Atom-1	Atom-2	Model ID	Violation (Å)
(1,10)	1:A:527:ALA:CA	2:B:200:THR:O	1	1.3
(1,10)	1:A:527:ALA:CA	2:B:200:THR:OG1	1	1.3
(1,10)	1:A:527:ALA:CA	2:B:211:LYS:C	1	1.3
(1,10)	1:A:527:ALA:CA	2:B:211:LYS:CA	1	1.3
(1,10)	1:A:527:ALA:CA	2:B:211:LYS:CB	1	1.3
(1,10)	1:A:527:ALA:CA	2:B:211:LYS:CD	1	1.3
(1,10)	1:A:527:ALA:CA	2:B:211:LYS:CE	1	1.3
(1,10)	1:A:527:ALA:CA	2:B:211:LYS:CG	1	1.3
(1,10)	1:A:527:ALA:CA	2:B:211:LYS:H	1	1.3
(1,10)	1:A:527:ALA:CA	2:B:211:LYS:HA	1	1.3
(1,10)	1:A:527:ALA:CA	2:B:211:LYS:HB2	1	1.3
(1,10)	1:A:527:ALA:CA	2:B:211:LYS:HB3	1	1.3
(1,10)	1:A:527:ALA:CA	2:B:211:LYS:HD2	1	1.3
(1,10)	1:A:527:ALA:CA	2:B:211:LYS:HD3	1	1.3
(1,10)	1:A:527:ALA:CA	2:B:211:LYS:HE2	1	1.3
(1,10)	1:A:527:ALA:CA	2:B:211:LYS:HE3	1	1.3
(1,10)	1:A:527:ALA:CA	2:B:211:LYS:HG2	1	1.3
(1,10)	1:A:527:ALA:CA	2:B:211:LYS:HG3	1	1.3
(1,10)	1:A:527:ALA:CA	2:B:211:LYS:HZ1	1	1.3
(1,10)	1:A:527:ALA:CA	2:B:211:LYS:HZ2	1	1.3
(1,10)	1:A:527:ALA:CA	2:B:211:LYS:HZ3	1	1.3
(1,10)	1:A:527:ALA:CA	2:B:211:LYS:N	1	1.3
(1,10)	1:A:527:ALA:CA	2:B:211:LYS:NZ	1	1.3
(1,10)	1:A:527:ALA:CA	2:B:211:LYS:O	1	1.3
(1,10)	1:A:527:ALA:CB	2:B:149:SER:C	1	1.3
(1,10)	1:A:527:ALA:CB	2:B:149:SER:CA	1	1.3
(1,10)	1:A:527:ALA:CB	2:B:149:SER:CB	1	1.3
(1,10)	1:A:527:ALA:CB	2:B:149:SER:H	1	1.3
(1,10)	1:A:527:ALA:CB	2:B:149:SER:HA	1	1.3
(1,10)	1:A:527:ALA:CB	2:B:149:SER:HB2	1	1.3
(1,10)	1:A:527:ALA:CB	2:B:149:SER:HB3	1	1.3
(1,10)	1:A:527:ALA:CB	2:B:149:SER:HG	1	1.3
(1,10)	1:A:527:ALA:CB	2:B:149:SER:N	1	1.3
(1,10)	1:A:527:ALA:CB	2:B:149:SER:O	1	1.3
(1,10)	1:A:527:ALA:CB	2:B:149:SER:OG	1	1.3
(1,10)	1:A:527:ALA:CB	2:B:152:VAL:C	1	1.3
(1,10)	1:A:527:ALA:CB	2:B:152:VAL:CA	1	1.3
(1,10)	1:A:527:ALA:CB	2:B:152:VAL:CB	1	1.3
(1,10)	1:A:527:ALA:CB	2:B:152:VAL:CG1	1	1.3
(1,10)	1:A:527:ALA:CB	2:B:152:VAL:CG2	1	1.3
(1,10)	1:A:527:ALA:CB	2:B:152:VAL:H	1	1.3
(1,10)	1:A:527:ALA:CB	2:B:152:VAL:HA	1	1.3

*Continued on next page...*

*Continued from previous page...*

Key	Atom-1	Atom-2	Model ID	Violation (Å)
(1,10)	1:A:527:ALA:CB	2:B:152:VAL:HB	1	1.3
(1,10)	1:A:527:ALA:CB	2:B:152:VAL:HG11	1	1.3
(1,10)	1:A:527:ALA:CB	2:B:152:VAL:HG12	1	1.3
(1,10)	1:A:527:ALA:CB	2:B:152:VAL:HG13	1	1.3
(1,10)	1:A:527:ALA:CB	2:B:152:VAL:HG21	1	1.3
(1,10)	1:A:527:ALA:CB	2:B:152:VAL:HG22	1	1.3
(1,10)	1:A:527:ALA:CB	2:B:152:VAL:HG23	1	1.3
(1,10)	1:A:527:ALA:CB	2:B:152:VAL:N	1	1.3
(1,10)	1:A:527:ALA:CB	2:B:152:VAL:O	1	1.3
(1,10)	1:A:527:ALA:CB	2:B:153:VAL:C	1	1.3
(1,10)	1:A:527:ALA:CB	2:B:153:VAL:CA	1	1.3
(1,10)	1:A:527:ALA:CB	2:B:153:VAL:CB	1	1.3
(1,10)	1:A:527:ALA:CB	2:B:153:VAL:CG1	1	1.3
(1,10)	1:A:527:ALA:CB	2:B:153:VAL:CG2	1	1.3
(1,10)	1:A:527:ALA:CB	2:B:153:VAL:H	1	1.3
(1,10)	1:A:527:ALA:CB	2:B:153:VAL:HA	1	1.3
(1,10)	1:A:527:ALA:CB	2:B:153:VAL:HB	1	1.3
(1,10)	1:A:527:ALA:CB	2:B:153:VAL:HG11	1	1.3
(1,10)	1:A:527:ALA:CB	2:B:153:VAL:HG12	1	1.3
(1,10)	1:A:527:ALA:CB	2:B:153:VAL:HG13	1	1.3
(1,10)	1:A:527:ALA:CB	2:B:153:VAL:HG21	1	1.3
(1,10)	1:A:527:ALA:CB	2:B:153:VAL:HG22	1	1.3
(1,10)	1:A:527:ALA:CB	2:B:153:VAL:HG23	1	1.3
(1,10)	1:A:527:ALA:CB	2:B:153:VAL:N	1	1.3
(1,10)	1:A:527:ALA:CB	2:B:153:VAL:O	1	1.3
(1,10)	1:A:527:ALA:CB	2:B:155:GLY:C	1	1.3
(1,10)	1:A:527:ALA:CB	2:B:155:GLY:CA	1	1.3
(1,10)	1:A:527:ALA:CB	2:B:155:GLY:H	1	1.3
(1,10)	1:A:527:ALA:CB	2:B:155:GLY:HA2	1	1.3
(1,10)	1:A:527:ALA:CB	2:B:155:GLY:HA3	1	1.3
(1,10)	1:A:527:ALA:CB	2:B:155:GLY:N	1	1.3
(1,10)	1:A:527:ALA:CB	2:B:155:GLY:O	1	1.3
(1,10)	1:A:527:ALA:CB	2:B:156:PHE:C	1	1.3
(1,10)	1:A:527:ALA:CB	2:B:156:PHE:CA	1	1.3
(1,10)	1:A:527:ALA:CB	2:B:156:PHE:CB	1	1.3
(1,10)	1:A:527:ALA:CB	2:B:156:PHE:CD1	1	1.3
(1,10)	1:A:527:ALA:CB	2:B:156:PHE:CD2	1	1.3
(1,10)	1:A:527:ALA:CB	2:B:156:PHE:CE1	1	1.3
(1,10)	1:A:527:ALA:CB	2:B:156:PHE:CE2	1	1.3
(1,10)	1:A:527:ALA:CB	2:B:156:PHE:CG	1	1.3
(1,10)	1:A:527:ALA:CB	2:B:156:PHE:CZ	1	1.3
(1,10)	1:A:527:ALA:CB	2:B:156:PHE:H	1	1.3

*Continued on next page...*

*Continued from previous page...*

Key	Atom-1	Atom-2	Model ID	Violation (Å)
(1,10)	1:A:527:ALA:CB	2:B:156:PHE:HA	1	1.3
(1,10)	1:A:527:ALA:CB	2:B:156:PHE:HB2	1	1.3
(1,10)	1:A:527:ALA:CB	2:B:156:PHE:HB3	1	1.3
(1,10)	1:A:527:ALA:CB	2:B:156:PHE:HD1	1	1.3
(1,10)	1:A:527:ALA:CB	2:B:156:PHE:HD2	1	1.3
(1,10)	1:A:527:ALA:CB	2:B:156:PHE:HE1	1	1.3
(1,10)	1:A:527:ALA:CB	2:B:156:PHE:HE2	1	1.3
(1,10)	1:A:527:ALA:CB	2:B:156:PHE:HZ	1	1.3
(1,10)	1:A:527:ALA:CB	2:B:156:PHE:N	1	1.3
(1,10)	1:A:527:ALA:CB	2:B:156:PHE:O	1	1.3
(1,10)	1:A:527:ALA:CB	2:B:157:CYS:C	1	1.3
(1,10)	1:A:527:ALA:CB	2:B:157:CYS:CA	1	1.3
(1,10)	1:A:527:ALA:CB	2:B:157:CYS:CB	1	1.3
(1,10)	1:A:527:ALA:CB	2:B:157:CYS:H	1	1.3
(1,10)	1:A:527:ALA:CB	2:B:157:CYS:HA	1	1.3
(1,10)	1:A:527:ALA:CB	2:B:157:CYS:HB2	1	1.3
(1,10)	1:A:527:ALA:CB	2:B:157:CYS:HB3	1	1.3
(1,10)	1:A:527:ALA:CB	2:B:157:CYS:N	1	1.3
(1,10)	1:A:527:ALA:CB	2:B:157:CYS:O	1	1.3
(1,10)	1:A:527:ALA:CB	2:B:157:CYS:SG	1	1.3
(1,10)	1:A:527:ALA:CB	2:B:158:THR:C	1	1.3
(1,10)	1:A:527:ALA:CB	2:B:158:THR:CA	1	1.3
(1,10)	1:A:527:ALA:CB	2:B:158:THR:CB	1	1.3
(1,10)	1:A:527:ALA:CB	2:B:158:THR:CG2	1	1.3
(1,10)	1:A:527:ALA:CB	2:B:158:THR:H	1	1.3
(1,10)	1:A:527:ALA:CB	2:B:158:THR:HA	1	1.3
(1,10)	1:A:527:ALA:CB	2:B:158:THR:HB	1	1.3
(1,10)	1:A:527:ALA:CB	2:B:158:THR:HG1	1	1.3
(1,10)	1:A:527:ALA:CB	2:B:158:THR:HG21	1	1.3
(1,10)	1:A:527:ALA:CB	2:B:158:THR:HG22	1	1.3
(1,10)	1:A:527:ALA:CB	2:B:158:THR:HG23	1	1.3
(1,10)	1:A:527:ALA:CB	2:B:158:THR:N	1	1.3
(1,10)	1:A:527:ALA:CB	2:B:158:THR:O	1	1.3
(1,10)	1:A:527:ALA:CB	2:B:158:THR:OG1	1	1.3
(1,10)	1:A:527:ALA:CB	2:B:159:ILE:C	1	1.3
(1,10)	1:A:527:ALA:CB	2:B:159:ILE:CA	1	1.3
(1,10)	1:A:527:ALA:CB	2:B:159:ILE:CB	1	1.3
(1,10)	1:A:527:ALA:CB	2:B:159:ILE:CD1	1	1.3
(1,10)	1:A:527:ALA:CB	2:B:159:ILE:CG1	1	1.3
(1,10)	1:A:527:ALA:CB	2:B:159:ILE:CG2	1	1.3
(1,10)	1:A:527:ALA:CB	2:B:159:ILE:H	1	1.3
(1,10)	1:A:527:ALA:CB	2:B:159:ILE:HA	1	1.3

*Continued on next page...*

*Continued from previous page...*

Key	Atom-1	Atom-2	Model ID	Violation (Å)
(1,10)	1:A:527:ALA:CB	2:B:159:ILE:HB	1	1.3
(1,10)	1:A:527:ALA:CB	2:B:159:ILE:HD11	1	1.3
(1,10)	1:A:527:ALA:CB	2:B:159:ILE:HD12	1	1.3
(1,10)	1:A:527:ALA:CB	2:B:159:ILE:HD13	1	1.3
(1,10)	1:A:527:ALA:CB	2:B:159:ILE:HG12	1	1.3
(1,10)	1:A:527:ALA:CB	2:B:159:ILE:HG13	1	1.3
(1,10)	1:A:527:ALA:CB	2:B:159:ILE:HG21	1	1.3
(1,10)	1:A:527:ALA:CB	2:B:159:ILE:HG22	1	1.3
(1,10)	1:A:527:ALA:CB	2:B:159:ILE:HG23	1	1.3
(1,10)	1:A:527:ALA:CB	2:B:159:ILE:N	1	1.3
(1,10)	1:A:527:ALA:CB	2:B:159:ILE:O	1	1.3
(1,10)	1:A:527:ALA:CB	2:B:161:ASN:C	1	1.3
(1,10)	1:A:527:ALA:CB	2:B:161:ASN:CA	1	1.3
(1,10)	1:A:527:ALA:CB	2:B:161:ASN:CB	1	1.3
(1,10)	1:A:527:ALA:CB	2:B:161:ASN:CG	1	1.3
(1,10)	1:A:527:ALA:CB	2:B:161:ASN:H	1	1.3
(1,10)	1:A:527:ALA:CB	2:B:161:ASN:HA	1	1.3
(1,10)	1:A:527:ALA:CB	2:B:161:ASN:HB2	1	1.3
(1,10)	1:A:527:ALA:CB	2:B:161:ASN:HB3	1	1.3
(1,10)	1:A:527:ALA:CB	2:B:161:ASN:HD21	1	1.3
(1,10)	1:A:527:ALA:CB	2:B:161:ASN:HD22	1	1.3
(1,10)	1:A:527:ALA:CB	2:B:161:ASN:N	1	1.3
(1,10)	1:A:527:ALA:CB	2:B:161:ASN:ND2	1	1.3
(1,10)	1:A:527:ALA:CB	2:B:161:ASN:O	1	1.3
(1,10)	1:A:527:ALA:CB	2:B:161:ASN:OD1	1	1.3
(1,10)	1:A:527:ALA:CB	2:B:162:LYS:C	1	1.3
(1,10)	1:A:527:ALA:CB	2:B:162:LYS:CA	1	1.3
(1,10)	1:A:527:ALA:CB	2:B:162:LYS:CB	1	1.3
(1,10)	1:A:527:ALA:CB	2:B:162:LYS:CD	1	1.3
(1,10)	1:A:527:ALA:CB	2:B:162:LYS:CE	1	1.3
(1,10)	1:A:527:ALA:CB	2:B:162:LYS:CG	1	1.3
(1,10)	1:A:527:ALA:CB	2:B:162:LYS:H	1	1.3
(1,10)	1:A:527:ALA:CB	2:B:162:LYS:HA	1	1.3
(1,10)	1:A:527:ALA:CB	2:B:162:LYS:HB2	1	1.3
(1,10)	1:A:527:ALA:CB	2:B:162:LYS:HB3	1	1.3
(1,10)	1:A:527:ALA:CB	2:B:162:LYS:HD2	1	1.3
(1,10)	1:A:527:ALA:CB	2:B:162:LYS:HD3	1	1.3
(1,10)	1:A:527:ALA:CB	2:B:162:LYS:HE2	1	1.3
(1,10)	1:A:527:ALA:CB	2:B:162:LYS:HE3	1	1.3
(1,10)	1:A:527:ALA:CB	2:B:162:LYS:HG2	1	1.3
(1,10)	1:A:527:ALA:CB	2:B:162:LYS:HG3	1	1.3
(1,10)	1:A:527:ALA:CB	2:B:162:LYS:HZ1	1	1.3

*Continued on next page...*

*Continued from previous page...*

Key	Atom-1	Atom-2	Model ID	Violation (Å)
(1,10)	1:A:527:ALA:CB	2:B:162:LYS:HZ2	1	1.3
(1,10)	1:A:527:ALA:CB	2:B:162:LYS:HZ3	1	1.3
(1,10)	1:A:527:ALA:CB	2:B:162:LYS:N	1	1.3
(1,10)	1:A:527:ALA:CB	2:B:162:LYS:NZ	1	1.3
(1,10)	1:A:527:ALA:CB	2:B:162:LYS:O	1	1.3
(1,10)	1:A:527:ALA:CB	2:B:167:SER:C	1	1.3
(1,10)	1:A:527:ALA:CB	2:B:167:SER:CA	1	1.3
(1,10)	1:A:527:ALA:CB	2:B:167:SER:CB	1	1.3
(1,10)	1:A:527:ALA:CB	2:B:167:SER:H	1	1.3
(1,10)	1:A:527:ALA:CB	2:B:167:SER:HA	1	1.3
(1,10)	1:A:527:ALA:CB	2:B:167:SER:HB2	1	1.3
(1,10)	1:A:527:ALA:CB	2:B:167:SER:HB3	1	1.3
(1,10)	1:A:527:ALA:CB	2:B:167:SER:HG	1	1.3
(1,10)	1:A:527:ALA:CB	2:B:167:SER:N	1	1.3
(1,10)	1:A:527:ALA:CB	2:B:167:SER:O	1	1.3
(1,10)	1:A:527:ALA:CB	2:B:167:SER:OG	1	1.3
(1,10)	1:A:527:ALA:CB	2:B:168:LEU:C	1	1.3
(1,10)	1:A:527:ALA:CB	2:B:168:LEU:CA	1	1.3
(1,10)	1:A:527:ALA:CB	2:B:168:LEU:CB	1	1.3
(1,10)	1:A:527:ALA:CB	2:B:168:LEU:CD1	1	1.3
(1,10)	1:A:527:ALA:CB	2:B:168:LEU:CD2	1	1.3
(1,10)	1:A:527:ALA:CB	2:B:168:LEU:CG	1	1.3
(1,10)	1:A:527:ALA:CB	2:B:168:LEU:H	1	1.3
(1,10)	1:A:527:ALA:CB	2:B:168:LEU:HA	1	1.3
(1,10)	1:A:527:ALA:CB	2:B:168:LEU:HB2	1	1.3
(1,10)	1:A:527:ALA:CB	2:B:168:LEU:HB3	1	1.3
(1,10)	1:A:527:ALA:CB	2:B:168:LEU:HD11	1	1.3
(1,10)	1:A:527:ALA:CB	2:B:168:LEU:HD12	1	1.3
(1,10)	1:A:527:ALA:CB	2:B:168:LEU:HD13	1	1.3
(1,10)	1:A:527:ALA:CB	2:B:168:LEU:HD21	1	1.3
(1,10)	1:A:527:ALA:CB	2:B:168:LEU:HD22	1	1.3
(1,10)	1:A:527:ALA:CB	2:B:168:LEU:HD23	1	1.3
(1,10)	1:A:527:ALA:CB	2:B:168:LEU:HG	1	1.3
(1,10)	1:A:527:ALA:CB	2:B:168:LEU:N	1	1.3
(1,10)	1:A:527:ALA:CB	2:B:168:LEU:O	1	1.3
(1,10)	1:A:527:ALA:CB	2:B:170:MET:C	1	1.3
(1,10)	1:A:527:ALA:CB	2:B:170:MET:CA	1	1.3
(1,10)	1:A:527:ALA:CB	2:B:170:MET:CB	1	1.3
(1,10)	1:A:527:ALA:CB	2:B:170:MET:CE	1	1.3
(1,10)	1:A:527:ALA:CB	2:B:170:MET:CG	1	1.3
(1,10)	1:A:527:ALA:CB	2:B:170:MET:H	1	1.3
(1,10)	1:A:527:ALA:CB	2:B:170:MET:HA	1	1.3

*Continued on next page...*

*Continued from previous page...*

Key	Atom-1	Atom-2	Model ID	Violation (Å)
(1,10)	1:A:527:ALA:CB	2:B:170:MET:HB2	1	1.3
(1,10)	1:A:527:ALA:CB	2:B:170:MET:HB3	1	1.3
(1,10)	1:A:527:ALA:CB	2:B:170:MET:HE1	1	1.3
(1,10)	1:A:527:ALA:CB	2:B:170:MET:HE2	1	1.3
(1,10)	1:A:527:ALA:CB	2:B:170:MET:HE3	1	1.3
(1,10)	1:A:527:ALA:CB	2:B:170:MET:HG2	1	1.3
(1,10)	1:A:527:ALA:CB	2:B:170:MET:HG3	1	1.3
(1,10)	1:A:527:ALA:CB	2:B:170:MET:N	1	1.3
(1,10)	1:A:527:ALA:CB	2:B:170:MET:O	1	1.3
(1,10)	1:A:527:ALA:CB	2:B:170:MET:SD	1	1.3
(1,10)	1:A:527:ALA:CB	2:B:172:LYS:C	1	1.3
(1,10)	1:A:527:ALA:CB	2:B:172:LYS:CA	1	1.3
(1,10)	1:A:527:ALA:CB	2:B:172:LYS:CB	1	1.3
(1,10)	1:A:527:ALA:CB	2:B:172:LYS:CD	1	1.3
(1,10)	1:A:527:ALA:CB	2:B:172:LYS:CE	1	1.3
(1,10)	1:A:527:ALA:CB	2:B:172:LYS:CG	1	1.3
(1,10)	1:A:527:ALA:CB	2:B:172:LYS:H	1	1.3
(1,10)	1:A:527:ALA:CB	2:B:172:LYS:HA	1	1.3
(1,10)	1:A:527:ALA:CB	2:B:172:LYS:HB2	1	1.3
(1,10)	1:A:527:ALA:CB	2:B:172:LYS:HB3	1	1.3
(1,10)	1:A:527:ALA:CB	2:B:172:LYS:HD2	1	1.3
(1,10)	1:A:527:ALA:CB	2:B:172:LYS:HD3	1	1.3
(1,10)	1:A:527:ALA:CB	2:B:172:LYS:HE2	1	1.3
(1,10)	1:A:527:ALA:CB	2:B:172:LYS:HE3	1	1.3
(1,10)	1:A:527:ALA:CB	2:B:172:LYS:HG2	1	1.3
(1,10)	1:A:527:ALA:CB	2:B:172:LYS:HG3	1	1.3
(1,10)	1:A:527:ALA:CB	2:B:172:LYS:HZ1	1	1.3
(1,10)	1:A:527:ALA:CB	2:B:172:LYS:HZ2	1	1.3
(1,10)	1:A:527:ALA:CB	2:B:172:LYS:HZ3	1	1.3
(1,10)	1:A:527:ALA:CB	2:B:172:LYS:N	1	1.3
(1,10)	1:A:527:ALA:CB	2:B:172:LYS:NZ	1	1.3
(1,10)	1:A:527:ALA:CB	2:B:172:LYS:O	1	1.3
(1,10)	1:A:527:ALA:CB	2:B:182:VAL:C	1	1.3
(1,10)	1:A:527:ALA:CB	2:B:182:VAL:CA	1	1.3
(1,10)	1:A:527:ALA:CB	2:B:182:VAL:CB	1	1.3
(1,10)	1:A:527:ALA:CB	2:B:182:VAL:CG1	1	1.3
(1,10)	1:A:527:ALA:CB	2:B:182:VAL:CG2	1	1.3
(1,10)	1:A:527:ALA:CB	2:B:182:VAL:H	1	1.3
(1,10)	1:A:527:ALA:CB	2:B:182:VAL:HA	1	1.3
(1,10)	1:A:527:ALA:CB	2:B:182:VAL:HB	1	1.3
(1,10)	1:A:527:ALA:CB	2:B:182:VAL:HG11	1	1.3
(1,10)	1:A:527:ALA:CB	2:B:182:VAL:HG12	1	1.3

*Continued on next page...*

*Continued from previous page...*

Key	Atom-1	Atom-2	Model ID	Violation (Å)
(1,10)	1:A:527:ALA:CB	2:B:182:VAL:HG13	1	1.3
(1,10)	1:A:527:ALA:CB	2:B:182:VAL:HG21	1	1.3
(1,10)	1:A:527:ALA:CB	2:B:182:VAL:HG22	1	1.3
(1,10)	1:A:527:ALA:CB	2:B:182:VAL:HG23	1	1.3
(1,10)	1:A:527:ALA:CB	2:B:182:VAL:N	1	1.3
(1,10)	1:A:527:ALA:CB	2:B:182:VAL:O	1	1.3
(1,10)	1:A:527:ALA:CB	2:B:183:LYS:C	1	1.3
(1,10)	1:A:527:ALA:CB	2:B:183:LYS:CA	1	1.3
(1,10)	1:A:527:ALA:CB	2:B:183:LYS:CB	1	1.3
(1,10)	1:A:527:ALA:CB	2:B:183:LYS:CD	1	1.3
(1,10)	1:A:527:ALA:CB	2:B:183:LYS:CE	1	1.3
(1,10)	1:A:527:ALA:CB	2:B:183:LYS:CG	1	1.3
(1,10)	1:A:527:ALA:CB	2:B:183:LYS:H	1	1.3
(1,10)	1:A:527:ALA:CB	2:B:183:LYS:HA	1	1.3
(1,10)	1:A:527:ALA:CB	2:B:183:LYS:HB2	1	1.3
(1,10)	1:A:527:ALA:CB	2:B:183:LYS:HB3	1	1.3
(1,10)	1:A:527:ALA:CB	2:B:183:LYS:HD2	1	1.3
(1,10)	1:A:527:ALA:CB	2:B:183:LYS:HD3	1	1.3
(1,10)	1:A:527:ALA:CB	2:B:183:LYS:HE2	1	1.3
(1,10)	1:A:527:ALA:CB	2:B:183:LYS:HE3	1	1.3
(1,10)	1:A:527:ALA:CB	2:B:183:LYS:HG2	1	1.3
(1,10)	1:A:527:ALA:CB	2:B:183:LYS:HG3	1	1.3
(1,10)	1:A:527:ALA:CB	2:B:183:LYS:HZ1	1	1.3
(1,10)	1:A:527:ALA:CB	2:B:183:LYS:HZ2	1	1.3
(1,10)	1:A:527:ALA:CB	2:B:183:LYS:HZ3	1	1.3
(1,10)	1:A:527:ALA:CB	2:B:183:LYS:N	1	1.3
(1,10)	1:A:527:ALA:CB	2:B:183:LYS:NZ	1	1.3
(1,10)	1:A:527:ALA:CB	2:B:183:LYS:O	1	1.3
(1,10)	1:A:527:ALA:CB	2:B:185:GLY:C	1	1.3
(1,10)	1:A:527:ALA:CB	2:B:185:GLY:CA	1	1.3
(1,10)	1:A:527:ALA:CB	2:B:185:GLY:H	1	1.3
(1,10)	1:A:527:ALA:CB	2:B:185:GLY:HA2	1	1.3
(1,10)	1:A:527:ALA:CB	2:B:185:GLY:HA3	1	1.3
(1,10)	1:A:527:ALA:CB	2:B:185:GLY:N	1	1.3
(1,10)	1:A:527:ALA:CB	2:B:185:GLY:O	1	1.3
(1,10)	1:A:527:ALA:CB	2:B:187:TYR:C	1	1.3
(1,10)	1:A:527:ALA:CB	2:B:187:TYR:CA	1	1.3
(1,10)	1:A:527:ALA:CB	2:B:187:TYR:CB	1	1.3
(1,10)	1:A:527:ALA:CB	2:B:187:TYR:CD1	1	1.3
(1,10)	1:A:527:ALA:CB	2:B:187:TYR:CD2	1	1.3
(1,10)	1:A:527:ALA:CB	2:B:187:TYR:CE1	1	1.3
(1,10)	1:A:527:ALA:CB	2:B:187:TYR:CE2	1	1.3

*Continued on next page...*



*Continued from previous page...*

Key	Atom-1	Atom-2	Model ID	Violation (Å)
(1,10)	1:A:527:ALA:CB	2:B:187:TYR:CG	1	1.3
(1,10)	1:A:527:ALA:CB	2:B:187:TYR:CZ	1	1.3
(1,10)	1:A:527:ALA:CB	2:B:187:TYR:H	1	1.3
(1,10)	1:A:527:ALA:CB	2:B:187:TYR:HA	1	1.3
(1,10)	1:A:527:ALA:CB	2:B:187:TYR:HB2	1	1.3
(1,10)	1:A:527:ALA:CB	2:B:187:TYR:HB3	1	1.3
(1,10)	1:A:527:ALA:CB	2:B:187:TYR:HD1	1	1.3
(1,10)	1:A:527:ALA:CB	2:B:187:TYR:HD2	1	1.3
(1,10)	1:A:527:ALA:CB	2:B:187:TYR:HE1	1	1.3
(1,10)	1:A:527:ALA:CB	2:B:187:TYR:HE2	1	1.3
(1,10)	1:A:527:ALA:CB	2:B:187:TYR:HH	1	1.3
(1,10)	1:A:527:ALA:CB	2:B:187:TYR:N	1	1.3
(1,10)	1:A:527:ALA:CB	2:B:187:TYR:O	1	1.3
(1,10)	1:A:527:ALA:CB	2:B:187:TYR:OH	1	1.3
(1,10)	1:A:527:ALA:CB	2:B:200:THR:C	1	1.3
(1,10)	1:A:527:ALA:CB	2:B:200:THR:CA	1	1.3
(1,10)	1:A:527:ALA:CB	2:B:200:THR:CB	1	1.3
(1,10)	1:A:527:ALA:CB	2:B:200:THR:CG2	1	1.3
(1,10)	1:A:527:ALA:CB	2:B:200:THR:H	1	1.3
(1,10)	1:A:527:ALA:CB	2:B:200:THR:HA	1	1.3
(1,10)	1:A:527:ALA:CB	2:B:200:THR:HB	1	1.3
(1,10)	1:A:527:ALA:CB	2:B:200:THR:HG1	1	1.3
(1,10)	1:A:527:ALA:CB	2:B:200:THR:HG21	1	1.3
(1,10)	1:A:527:ALA:CB	2:B:200:THR:HG22	1	1.3
(1,10)	1:A:527:ALA:CB	2:B:200:THR:HG23	1	1.3
(1,10)	1:A:527:ALA:CB	2:B:200:THR:N	1	1.3
(1,10)	1:A:527:ALA:CB	2:B:200:THR:O	1	1.3
(1,10)	1:A:527:ALA:CB	2:B:200:THR:OG1	1	1.3
(1,10)	1:A:527:ALA:CB	2:B:211:LYS:C	1	1.3
(1,10)	1:A:527:ALA:CB	2:B:211:LYS:CA	1	1.3
(1,10)	1:A:527:ALA:CB	2:B:211:LYS:CB	1	1.3
(1,10)	1:A:527:ALA:CB	2:B:211:LYS:CD	1	1.3
(1,10)	1:A:527:ALA:CB	2:B:211:LYS:CE	1	1.3
(1,10)	1:A:527:ALA:CB	2:B:211:LYS:CG	1	1.3
(1,10)	1:A:527:ALA:CB	2:B:211:LYS:H	1	1.3
(1,10)	1:A:527:ALA:CB	2:B:211:LYS:HA	1	1.3
(1,10)	1:A:527:ALA:CB	2:B:211:LYS:HB2	1	1.3
(1,10)	1:A:527:ALA:CB	2:B:211:LYS:HB3	1	1.3
(1,10)	1:A:527:ALA:CB	2:B:211:LYS:HD2	1	1.3
(1,10)	1:A:527:ALA:CB	2:B:211:LYS:HD3	1	1.3
(1,10)	1:A:527:ALA:CB	2:B:211:LYS:HE2	1	1.3
(1,10)	1:A:527:ALA:CB	2:B:211:LYS:HE3	1	1.3

*Continued on next page...*

*Continued from previous page...*

Key	Atom-1	Atom-2	Model ID	Violation (Å)
(1,10)	1:A:527:ALA:CB	2:B:211:LYS:HG2	1	1.3
(1,10)	1:A:527:ALA:CB	2:B:211:LYS:HG3	1	1.3
(1,10)	1:A:527:ALA:CB	2:B:211:LYS:HZ1	1	1.3
(1,10)	1:A:527:ALA:CB	2:B:211:LYS:HZ2	1	1.3
(1,10)	1:A:527:ALA:CB	2:B:211:LYS:HZ3	1	1.3
(1,10)	1:A:527:ALA:CB	2:B:211:LYS:N	1	1.3
(1,10)	1:A:527:ALA:CB	2:B:211:LYS:NZ	1	1.3
(1,10)	1:A:527:ALA:CB	2:B:211:LYS:O	1	1.3
(1,10)	1:A:527:ALA:H	2:B:149:SER:C	1	1.3
(1,10)	1:A:527:ALA:H	2:B:149:SER:CA	1	1.3
(1,10)	1:A:527:ALA:H	2:B:149:SER:CB	1	1.3
(1,10)	1:A:527:ALA:H	2:B:149:SER:H	1	1.3
(1,10)	1:A:527:ALA:H	2:B:149:SER:HA	1	1.3
(1,10)	1:A:527:ALA:H	2:B:149:SER:HB2	1	1.3
(1,10)	1:A:527:ALA:H	2:B:149:SER:HB3	1	1.3
(1,10)	1:A:527:ALA:H	2:B:149:SER:HG	1	1.3
(1,10)	1:A:527:ALA:H	2:B:149:SER:N	1	1.3
(1,10)	1:A:527:ALA:H	2:B:149:SER:O	1	1.3
(1,10)	1:A:527:ALA:H	2:B:149:SER:OG	1	1.3
(1,10)	1:A:527:ALA:H	2:B:152:VAL:C	1	1.3
(1,10)	1:A:527:ALA:H	2:B:152:VAL:CA	1	1.3
(1,10)	1:A:527:ALA:H	2:B:152:VAL:CB	1	1.3
(1,10)	1:A:527:ALA:H	2:B:152:VAL:CG1	1	1.3
(1,10)	1:A:527:ALA:H	2:B:152:VAL:CG2	1	1.3
(1,10)	1:A:527:ALA:H	2:B:152:VAL:H	1	1.3
(1,10)	1:A:527:ALA:H	2:B:152:VAL:HA	1	1.3
(1,10)	1:A:527:ALA:H	2:B:152:VAL:HB	1	1.3
(1,10)	1:A:527:ALA:H	2:B:152:VAL:HG11	1	1.3
(1,10)	1:A:527:ALA:H	2:B:152:VAL:HG12	1	1.3
(1,10)	1:A:527:ALA:H	2:B:152:VAL:HG13	1	1.3
(1,10)	1:A:527:ALA:H	2:B:152:VAL:HG21	1	1.3
(1,10)	1:A:527:ALA:H	2:B:152:VAL:HG22	1	1.3
(1,10)	1:A:527:ALA:H	2:B:152:VAL:HG23	1	1.3
(1,10)	1:A:527:ALA:H	2:B:152:VAL:N	1	1.3
(1,10)	1:A:527:ALA:H	2:B:152:VAL:O	1	1.3
(1,10)	1:A:527:ALA:H	2:B:153:VAL:C	1	1.3
(1,10)	1:A:527:ALA:H	2:B:153:VAL:CA	1	1.3
(1,10)	1:A:527:ALA:H	2:B:153:VAL:CB	1	1.3
(1,10)	1:A:527:ALA:H	2:B:153:VAL:CG1	1	1.3
(1,10)	1:A:527:ALA:H	2:B:153:VAL:CG2	1	1.3
(1,10)	1:A:527:ALA:H	2:B:153:VAL:H	1	1.3
(1,10)	1:A:527:ALA:H	2:B:153:VAL:HA	1	1.3

*Continued on next page...*

*Continued from previous page...*

Key	Atom-1	Atom-2	Model ID	Violation (Å)
(1,10)	1:A:527:ALA:H	2:B:153:VAL:HB	1	1.3
(1,10)	1:A:527:ALA:H	2:B:153:VAL:HG11	1	1.3
(1,10)	1:A:527:ALA:H	2:B:153:VAL:HG12	1	1.3
(1,10)	1:A:527:ALA:H	2:B:153:VAL:HG13	1	1.3
(1,10)	1:A:527:ALA:H	2:B:153:VAL:HG21	1	1.3
(1,10)	1:A:527:ALA:H	2:B:153:VAL:HG22	1	1.3
(1,10)	1:A:527:ALA:H	2:B:153:VAL:HG23	1	1.3
(1,10)	1:A:527:ALA:H	2:B:153:VAL:N	1	1.3
(1,10)	1:A:527:ALA:H	2:B:153:VAL:O	1	1.3
(1,10)	1:A:527:ALA:H	2:B:155:GLY:C	1	1.3
(1,10)	1:A:527:ALA:H	2:B:155:GLY:CA	1	1.3
(1,10)	1:A:527:ALA:H	2:B:155:GLY:H	1	1.3
(1,10)	1:A:527:ALA:H	2:B:155:GLY:HA2	1	1.3
(1,10)	1:A:527:ALA:H	2:B:155:GLY:HA3	1	1.3
(1,10)	1:A:527:ALA:H	2:B:155:GLY:N	1	1.3
(1,10)	1:A:527:ALA:H	2:B:155:GLY:O	1	1.3
(1,10)	1:A:527:ALA:H	2:B:156:PHE:C	1	1.3
(1,10)	1:A:527:ALA:H	2:B:156:PHE:CA	1	1.3
(1,10)	1:A:527:ALA:H	2:B:156:PHE:CB	1	1.3
(1,10)	1:A:527:ALA:H	2:B:156:PHE:CD1	1	1.3
(1,10)	1:A:527:ALA:H	2:B:156:PHE:CD2	1	1.3
(1,10)	1:A:527:ALA:H	2:B:156:PHE:CE1	1	1.3
(1,10)	1:A:527:ALA:H	2:B:156:PHE:CE2	1	1.3
(1,10)	1:A:527:ALA:H	2:B:156:PHE:CG	1	1.3
(1,10)	1:A:527:ALA:H	2:B:156:PHE:CZ	1	1.3
(1,10)	1:A:527:ALA:H	2:B:156:PHE:H	1	1.3
(1,10)	1:A:527:ALA:H	2:B:156:PHE:HA	1	1.3
(1,10)	1:A:527:ALA:H	2:B:156:PHE:HB2	1	1.3
(1,10)	1:A:527:ALA:H	2:B:156:PHE:HB3	1	1.3
(1,10)	1:A:527:ALA:H	2:B:156:PHE:HD1	1	1.3
(1,10)	1:A:527:ALA:H	2:B:156:PHE:HD2	1	1.3
(1,10)	1:A:527:ALA:H	2:B:156:PHE:HE1	1	1.3
(1,10)	1:A:527:ALA:H	2:B:156:PHE:HE2	1	1.3
(1,10)	1:A:527:ALA:H	2:B:156:PHE:HZ	1	1.3
(1,10)	1:A:527:ALA:H	2:B:156:PHE:N	1	1.3
(1,10)	1:A:527:ALA:H	2:B:156:PHE:O	1	1.3
(1,10)	1:A:527:ALA:H	2:B:157:CYS:C	1	1.3
(1,10)	1:A:527:ALA:H	2:B:157:CYS:CA	1	1.3
(1,10)	1:A:527:ALA:H	2:B:157:CYS:CB	1	1.3
(1,10)	1:A:527:ALA:H	2:B:157:CYS:H	1	1.3
(1,10)	1:A:527:ALA:H	2:B:157:CYS:HA	1	1.3
(1,10)	1:A:527:ALA:H	2:B:157:CYS:HB2	1	1.3

*Continued on next page...*

*Continued from previous page...*

Key	Atom-1	Atom-2	Model ID	Violation (Å)
(1,10)	1:A:527:ALA:H	2:B:157:CYS:HB3	1	1.3
(1,10)	1:A:527:ALA:H	2:B:157:CYS:N	1	1.3
(1,10)	1:A:527:ALA:H	2:B:157:CYS:O	1	1.3
(1,10)	1:A:527:ALA:H	2:B:157:CYS:SG	1	1.3
(1,10)	1:A:527:ALA:H	2:B:158:THR:C	1	1.3
(1,10)	1:A:527:ALA:H	2:B:158:THR:CA	1	1.3
(1,10)	1:A:527:ALA:H	2:B:158:THR:CB	1	1.3
(1,10)	1:A:527:ALA:H	2:B:158:THR:CG2	1	1.3
(1,10)	1:A:527:ALA:H	2:B:158:THR:H	1	1.3
(1,10)	1:A:527:ALA:H	2:B:158:THR:HA	1	1.3
(1,10)	1:A:527:ALA:H	2:B:158:THR:HB	1	1.3
(1,10)	1:A:527:ALA:H	2:B:158:THR:HG1	1	1.3
(1,10)	1:A:527:ALA:H	2:B:158:THR:HG21	1	1.3
(1,10)	1:A:527:ALA:H	2:B:158:THR:HG22	1	1.3
(1,10)	1:A:527:ALA:H	2:B:158:THR:HG23	1	1.3
(1,10)	1:A:527:ALA:H	2:B:158:THR:N	1	1.3
(1,10)	1:A:527:ALA:H	2:B:158:THR:O	1	1.3
(1,10)	1:A:527:ALA:H	2:B:158:THR:OG1	1	1.3
(1,10)	1:A:527:ALA:H	2:B:159:ILE:C	1	1.3
(1,10)	1:A:527:ALA:H	2:B:159:ILE:CA	1	1.3
(1,10)	1:A:527:ALA:H	2:B:159:ILE:CB	1	1.3
(1,10)	1:A:527:ALA:H	2:B:159:ILE:CD1	1	1.3
(1,10)	1:A:527:ALA:H	2:B:159:ILE:CG1	1	1.3
(1,10)	1:A:527:ALA:H	2:B:159:ILE:CG2	1	1.3
(1,10)	1:A:527:ALA:H	2:B:159:ILE:H	1	1.3
(1,10)	1:A:527:ALA:H	2:B:159:ILE:HA	1	1.3
(1,10)	1:A:527:ALA:H	2:B:159:ILE:HB	1	1.3
(1,10)	1:A:527:ALA:H	2:B:159:ILE:HD11	1	1.3
(1,10)	1:A:527:ALA:H	2:B:159:ILE:HD12	1	1.3
(1,10)	1:A:527:ALA:H	2:B:159:ILE:HD13	1	1.3
(1,10)	1:A:527:ALA:H	2:B:159:ILE:HG12	1	1.3
(1,10)	1:A:527:ALA:H	2:B:159:ILE:HG13	1	1.3
(1,10)	1:A:527:ALA:H	2:B:159:ILE:HG21	1	1.3
(1,10)	1:A:527:ALA:H	2:B:159:ILE:HG22	1	1.3
(1,10)	1:A:527:ALA:H	2:B:159:ILE:HG23	1	1.3
(1,10)	1:A:527:ALA:H	2:B:159:ILE:N	1	1.3
(1,10)	1:A:527:ALA:H	2:B:159:ILE:O	1	1.3
(1,10)	1:A:527:ALA:H	2:B:161:ASN:C	1	1.3
(1,10)	1:A:527:ALA:H	2:B:161:ASN:CA	1	1.3
(1,10)	1:A:527:ALA:H	2:B:161:ASN:CB	1	1.3
(1,10)	1:A:527:ALA:H	2:B:161:ASN:CG	1	1.3
(1,10)	1:A:527:ALA:H	2:B:161:ASN:H	1	1.3

*Continued on next page...*

*Continued from previous page...*

Key	Atom-1	Atom-2	Model ID	Violation (Å)
(1,10)	1:A:527:ALA:H	2:B:161:ASN:HA	1	1.3
(1,10)	1:A:527:ALA:H	2:B:161:ASN:HB2	1	1.3
(1,10)	1:A:527:ALA:H	2:B:161:ASN:HB3	1	1.3
(1,10)	1:A:527:ALA:H	2:B:161:ASN:HD21	1	1.3
(1,10)	1:A:527:ALA:H	2:B:161:ASN:HD22	1	1.3
(1,10)	1:A:527:ALA:H	2:B:161:ASN:N	1	1.3
(1,10)	1:A:527:ALA:H	2:B:161:ASN:ND2	1	1.3
(1,10)	1:A:527:ALA:H	2:B:161:ASN:O	1	1.3
(1,10)	1:A:527:ALA:H	2:B:161:ASN:OD1	1	1.3
(1,10)	1:A:527:ALA:H	2:B:162:LYS:C	1	1.3
(1,10)	1:A:527:ALA:H	2:B:162:LYS:CA	1	1.3
(1,10)	1:A:527:ALA:H	2:B:162:LYS:CB	1	1.3
(1,10)	1:A:527:ALA:H	2:B:162:LYS:CD	1	1.3
(1,10)	1:A:527:ALA:H	2:B:162:LYS:CE	1	1.3
(1,10)	1:A:527:ALA:H	2:B:162:LYS:CG	1	1.3
(1,10)	1:A:527:ALA:H	2:B:162:LYS:H	1	1.3
(1,10)	1:A:527:ALA:H	2:B:162:LYS:HA	1	1.3
(1,10)	1:A:527:ALA:H	2:B:162:LYS:HB2	1	1.3
(1,10)	1:A:527:ALA:H	2:B:162:LYS:HB3	1	1.3
(1,10)	1:A:527:ALA:H	2:B:162:LYS:HD2	1	1.3
(1,10)	1:A:527:ALA:H	2:B:162:LYS:HD3	1	1.3
(1,10)	1:A:527:ALA:H	2:B:162:LYS:HE2	1	1.3
(1,10)	1:A:527:ALA:H	2:B:162:LYS:HE3	1	1.3
(1,10)	1:A:527:ALA:H	2:B:162:LYS:HG2	1	1.3
(1,10)	1:A:527:ALA:H	2:B:162:LYS:HG3	1	1.3
(1,10)	1:A:527:ALA:H	2:B:162:LYS:HZ1	1	1.3
(1,10)	1:A:527:ALA:H	2:B:162:LYS:HZ2	1	1.3
(1,10)	1:A:527:ALA:H	2:B:162:LYS:HZ3	1	1.3
(1,10)	1:A:527:ALA:H	2:B:162:LYS:N	1	1.3
(1,10)	1:A:527:ALA:H	2:B:162:LYS:NZ	1	1.3
(1,10)	1:A:527:ALA:H	2:B:162:LYS:O	1	1.3
(1,10)	1:A:527:ALA:H	2:B:167:SER:C	1	1.3
(1,10)	1:A:527:ALA:H	2:B:167:SER:CA	1	1.3
(1,10)	1:A:527:ALA:H	2:B:167:SER:CB	1	1.3
(1,10)	1:A:527:ALA:H	2:B:167:SER:H	1	1.3
(1,10)	1:A:527:ALA:H	2:B:167:SER:HA	1	1.3
(1,10)	1:A:527:ALA:H	2:B:167:SER:HB2	1	1.3
(1,10)	1:A:527:ALA:H	2:B:167:SER:HB3	1	1.3
(1,10)	1:A:527:ALA:H	2:B:167:SER:HG	1	1.3
(1,10)	1:A:527:ALA:H	2:B:167:SER:N	1	1.3
(1,10)	1:A:527:ALA:H	2:B:167:SER:O	1	1.3
(1,10)	1:A:527:ALA:H	2:B:167:SER:OG	1	1.3

*Continued on next page...*

*Continued from previous page...*

Key	Atom-1	Atom-2	Model ID	Violation (Å)
(1,10)	1:A:527:ALA:H	2:B:168:LEU:C	1	1.3
(1,10)	1:A:527:ALA:H	2:B:168:LEU:CA	1	1.3
(1,10)	1:A:527:ALA:H	2:B:168:LEU:CB	1	1.3
(1,10)	1:A:527:ALA:H	2:B:168:LEU:CD1	1	1.3
(1,10)	1:A:527:ALA:H	2:B:168:LEU:CD2	1	1.3
(1,10)	1:A:527:ALA:H	2:B:168:LEU:CG	1	1.3
(1,10)	1:A:527:ALA:H	2:B:168:LEU:H	1	1.3
(1,10)	1:A:527:ALA:H	2:B:168:LEU:HA	1	1.3
(1,10)	1:A:527:ALA:H	2:B:168:LEU:HB2	1	1.3
(1,10)	1:A:527:ALA:H	2:B:168:LEU:HB3	1	1.3
(1,10)	1:A:527:ALA:H	2:B:168:LEU:HD11	1	1.3
(1,10)	1:A:527:ALA:H	2:B:168:LEU:HD12	1	1.3
(1,10)	1:A:527:ALA:H	2:B:168:LEU:HD13	1	1.3
(1,10)	1:A:527:ALA:H	2:B:168:LEU:HD21	1	1.3
(1,10)	1:A:527:ALA:H	2:B:168:LEU:HD22	1	1.3
(1,10)	1:A:527:ALA:H	2:B:168:LEU:HD23	1	1.3
(1,10)	1:A:527:ALA:H	2:B:168:LEU:HG	1	1.3
(1,10)	1:A:527:ALA:H	2:B:168:LEU:N	1	1.3
(1,10)	1:A:527:ALA:H	2:B:168:LEU:O	1	1.3
(1,10)	1:A:527:ALA:H	2:B:170:MET:C	1	1.3
(1,10)	1:A:527:ALA:H	2:B:170:MET:CA	1	1.3
(1,10)	1:A:527:ALA:H	2:B:170:MET:CB	1	1.3
(1,10)	1:A:527:ALA:H	2:B:170:MET:CE	1	1.3
(1,10)	1:A:527:ALA:H	2:B:170:MET:CG	1	1.3
(1,10)	1:A:527:ALA:H	2:B:170:MET:H	1	1.3
(1,10)	1:A:527:ALA:H	2:B:170:MET:HA	1	1.3
(1,10)	1:A:527:ALA:H	2:B:170:MET:HB2	1	1.3
(1,10)	1:A:527:ALA:H	2:B:170:MET:HB3	1	1.3
(1,10)	1:A:527:ALA:H	2:B:170:MET:HE1	1	1.3
(1,10)	1:A:527:ALA:H	2:B:170:MET:HE2	1	1.3
(1,10)	1:A:527:ALA:H	2:B:170:MET:HE3	1	1.3
(1,10)	1:A:527:ALA:H	2:B:170:MET:HG2	1	1.3
(1,10)	1:A:527:ALA:H	2:B:170:MET:HG3	1	1.3
(1,10)	1:A:527:ALA:H	2:B:170:MET:N	1	1.3
(1,10)	1:A:527:ALA:H	2:B:170:MET:O	1	1.3
(1,10)	1:A:527:ALA:H	2:B:170:MET:SD	1	1.3
(1,10)	1:A:527:ALA:H	2:B:172:LYS:C	1	1.3
(1,10)	1:A:527:ALA:H	2:B:172:LYS:CA	1	1.3
(1,10)	1:A:527:ALA:H	2:B:172:LYS:CB	1	1.3
(1,10)	1:A:527:ALA:H	2:B:172:LYS:CD	1	1.3
(1,10)	1:A:527:ALA:H	2:B:172:LYS:CE	1	1.3
(1,10)	1:A:527:ALA:H	2:B:172:LYS:CG	1	1.3

*Continued on next page...*

*Continued from previous page...*

Key	Atom-1	Atom-2	Model ID	Violation (Å)
(1,10)	1:A:527:ALA:H	2:B:172:LYS:H	1	1.3
(1,10)	1:A:527:ALA:H	2:B:172:LYS:HA	1	1.3
(1,10)	1:A:527:ALA:H	2:B:172:LYS:HB2	1	1.3
(1,10)	1:A:527:ALA:H	2:B:172:LYS:HB3	1	1.3
(1,10)	1:A:527:ALA:H	2:B:172:LYS:HD2	1	1.3
(1,10)	1:A:527:ALA:H	2:B:172:LYS:HD3	1	1.3
(1,10)	1:A:527:ALA:H	2:B:172:LYS:HE2	1	1.3
(1,10)	1:A:527:ALA:H	2:B:172:LYS:HE3	1	1.3
(1,10)	1:A:527:ALA:H	2:B:172:LYS:HG2	1	1.3
(1,10)	1:A:527:ALA:H	2:B:172:LYS:HG3	1	1.3
(1,10)	1:A:527:ALA:H	2:B:172:LYS:HZ1	1	1.3
(1,10)	1:A:527:ALA:H	2:B:172:LYS:HZ2	1	1.3
(1,10)	1:A:527:ALA:H	2:B:172:LYS:HZ3	1	1.3
(1,10)	1:A:527:ALA:H	2:B:172:LYS:N	1	1.3
(1,10)	1:A:527:ALA:H	2:B:172:LYS:NZ	1	1.3
(1,10)	1:A:527:ALA:H	2:B:172:LYS:O	1	1.3
(1,10)	1:A:527:ALA:H	2:B:182:VAL:C	1	1.3
(1,10)	1:A:527:ALA:H	2:B:182:VAL:CA	1	1.3
(1,10)	1:A:527:ALA:H	2:B:182:VAL:CB	1	1.3
(1,10)	1:A:527:ALA:H	2:B:182:VAL:CG1	1	1.3
(1,10)	1:A:527:ALA:H	2:B:182:VAL:CG2	1	1.3
(1,10)	1:A:527:ALA:H	2:B:182:VAL:H	1	1.3
(1,10)	1:A:527:ALA:H	2:B:182:VAL:HA	1	1.3
(1,10)	1:A:527:ALA:H	2:B:182:VAL:HB	1	1.3
(1,10)	1:A:527:ALA:H	2:B:182:VAL:HG11	1	1.3
(1,10)	1:A:527:ALA:H	2:B:182:VAL:HG12	1	1.3
(1,10)	1:A:527:ALA:H	2:B:182:VAL:HG13	1	1.3
(1,10)	1:A:527:ALA:H	2:B:182:VAL:HG21	1	1.3
(1,10)	1:A:527:ALA:H	2:B:182:VAL:HG22	1	1.3
(1,10)	1:A:527:ALA:H	2:B:182:VAL:HG23	1	1.3
(1,10)	1:A:527:ALA:H	2:B:182:VAL:N	1	1.3
(1,10)	1:A:527:ALA:H	2:B:182:VAL:O	1	1.3
(1,10)	1:A:527:ALA:H	2:B:183:LYS:C	1	1.3
(1,10)	1:A:527:ALA:H	2:B:183:LYS:CA	1	1.3
(1,10)	1:A:527:ALA:H	2:B:183:LYS:CB	1	1.3
(1,10)	1:A:527:ALA:H	2:B:183:LYS:CD	1	1.3
(1,10)	1:A:527:ALA:H	2:B:183:LYS:CE	1	1.3
(1,10)	1:A:527:ALA:H	2:B:183:LYS:CG	1	1.3
(1,10)	1:A:527:ALA:H	2:B:183:LYS:H	1	1.3
(1,10)	1:A:527:ALA:H	2:B:183:LYS:HA	1	1.3
(1,10)	1:A:527:ALA:H	2:B:183:LYS:HB2	1	1.3
(1,10)	1:A:527:ALA:H	2:B:183:LYS:HB3	1	1.3

*Continued on next page...*

*Continued from previous page...*

Key	Atom-1	Atom-2	Model ID	Violation (Å)
(1,10)	1:A:527:ALA:H	2:B:183:LYS:HD2	1	1.3
(1,10)	1:A:527:ALA:H	2:B:183:LYS:HD3	1	1.3
(1,10)	1:A:527:ALA:H	2:B:183:LYS:HE2	1	1.3
(1,10)	1:A:527:ALA:H	2:B:183:LYS:HE3	1	1.3
(1,10)	1:A:527:ALA:H	2:B:183:LYS:HG2	1	1.3
(1,10)	1:A:527:ALA:H	2:B:183:LYS:HG3	1	1.3
(1,10)	1:A:527:ALA:H	2:B:183:LYS:HZ1	1	1.3
(1,10)	1:A:527:ALA:H	2:B:183:LYS:HZ2	1	1.3
(1,10)	1:A:527:ALA:H	2:B:183:LYS:HZ3	1	1.3
(1,10)	1:A:527:ALA:H	2:B:183:LYS:N	1	1.3
(1,10)	1:A:527:ALA:H	2:B:183:LYS:NZ	1	1.3
(1,10)	1:A:527:ALA:H	2:B:183:LYS:O	1	1.3
(1,10)	1:A:527:ALA:H	2:B:185:GLY:C	1	1.3
(1,10)	1:A:527:ALA:H	2:B:185:GLY:CA	1	1.3
(1,10)	1:A:527:ALA:H	2:B:185:GLY:H	1	1.3
(1,10)	1:A:527:ALA:H	2:B:185:GLY:HA2	1	1.3
(1,10)	1:A:527:ALA:H	2:B:185:GLY:HA3	1	1.3
(1,10)	1:A:527:ALA:H	2:B:185:GLY:N	1	1.3
(1,10)	1:A:527:ALA:H	2:B:185:GLY:O	1	1.3
(1,10)	1:A:527:ALA:H	2:B:187:TYR:C	1	1.3
(1,10)	1:A:527:ALA:H	2:B:187:TYR:CA	1	1.3
(1,10)	1:A:527:ALA:H	2:B:187:TYR:CB	1	1.3
(1,10)	1:A:527:ALA:H	2:B:187:TYR:CD1	1	1.3
(1,10)	1:A:527:ALA:H	2:B:187:TYR:CD2	1	1.3
(1,10)	1:A:527:ALA:H	2:B:187:TYR:CE1	1	1.3
(1,10)	1:A:527:ALA:H	2:B:187:TYR:CE2	1	1.3
(1,10)	1:A:527:ALA:H	2:B:187:TYR:CG	1	1.3
(1,10)	1:A:527:ALA:H	2:B:187:TYR:CZ	1	1.3
(1,10)	1:A:527:ALA:H	2:B:187:TYR:H	1	1.3
(1,10)	1:A:527:ALA:H	2:B:187:TYR:HA	1	1.3
(1,10)	1:A:527:ALA:H	2:B:187:TYR:HB2	1	1.3
(1,10)	1:A:527:ALA:H	2:B:187:TYR:HB3	1	1.3
(1,10)	1:A:527:ALA:H	2:B:187:TYR:HD1	1	1.3
(1,10)	1:A:527:ALA:H	2:B:187:TYR:HD2	1	1.3
(1,10)	1:A:527:ALA:H	2:B:187:TYR:HE1	1	1.3
(1,10)	1:A:527:ALA:H	2:B:187:TYR:HE2	1	1.3
(1,10)	1:A:527:ALA:H	2:B:187:TYR:HH	1	1.3
(1,10)	1:A:527:ALA:H	2:B:187:TYR:N	1	1.3
(1,10)	1:A:527:ALA:H	2:B:187:TYR:O	1	1.3
(1,10)	1:A:527:ALA:H	2:B:187:TYR:OH	1	1.3
(1,10)	1:A:527:ALA:H	2:B:200:THR:C	1	1.3
(1,10)	1:A:527:ALA:H	2:B:200:THR:CA	1	1.3

*Continued on next page...*



*Continued from previous page...*

Key	Atom-1	Atom-2	Model ID	Violation (Å)
(1,10)	1:A:527:ALA:H	2:B:200:THR:CB	1	1.3
(1,10)	1:A:527:ALA:H	2:B:200:THR:CG2	1	1.3
(1,10)	1:A:527:ALA:H	2:B:200:THR:H	1	1.3
(1,10)	1:A:527:ALA:H	2:B:200:THR:HA	1	1.3
(1,10)	1:A:527:ALA:H	2:B:200:THR:HB	1	1.3
(1,10)	1:A:527:ALA:H	2:B:200:THR:HG1	1	1.3
(1,10)	1:A:527:ALA:H	2:B:200:THR:HG21	1	1.3
(1,10)	1:A:527:ALA:H	2:B:200:THR:HG22	1	1.3
(1,10)	1:A:527:ALA:H	2:B:200:THR:HG23	1	1.3
(1,10)	1:A:527:ALA:H	2:B:200:THR:N	1	1.3
(1,10)	1:A:527:ALA:H	2:B:200:THR:O	1	1.3
(1,10)	1:A:527:ALA:H	2:B:200:THR:OG1	1	1.3
(1,10)	1:A:527:ALA:H	2:B:211:LYS:C	1	1.3
(1,10)	1:A:527:ALA:H	2:B:211:LYS:CA	1	1.3
(1,10)	1:A:527:ALA:H	2:B:211:LYS:CB	1	1.3
(1,10)	1:A:527:ALA:H	2:B:211:LYS:CD	1	1.3
(1,10)	1:A:527:ALA:H	2:B:211:LYS:CE	1	1.3
(1,10)	1:A:527:ALA:H	2:B:211:LYS:CG	1	1.3
(1,10)	1:A:527:ALA:H	2:B:211:LYS:H	1	1.3
(1,10)	1:A:527:ALA:H	2:B:211:LYS:HA	1	1.3
(1,10)	1:A:527:ALA:H	2:B:211:LYS:HB2	1	1.3
(1,10)	1:A:527:ALA:H	2:B:211:LYS:HB3	1	1.3
(1,10)	1:A:527:ALA:H	2:B:211:LYS:HD2	1	1.3
(1,10)	1:A:527:ALA:H	2:B:211:LYS:HD3	1	1.3
(1,10)	1:A:527:ALA:H	2:B:211:LYS:HE2	1	1.3
(1,10)	1:A:527:ALA:H	2:B:211:LYS:HE3	1	1.3
(1,10)	1:A:527:ALA:H	2:B:211:LYS:HG2	1	1.3
(1,10)	1:A:527:ALA:H	2:B:211:LYS:HG3	1	1.3
(1,10)	1:A:527:ALA:H	2:B:211:LYS:HZ1	1	1.3
(1,10)	1:A:527:ALA:H	2:B:211:LYS:HZ2	1	1.3
(1,10)	1:A:527:ALA:H	2:B:211:LYS:HZ3	1	1.3
(1,10)	1:A:527:ALA:H	2:B:211:LYS:N	1	1.3
(1,10)	1:A:527:ALA:H	2:B:211:LYS:NZ	1	1.3
(1,10)	1:A:527:ALA:H	2:B:211:LYS:O	1	1.3
(1,10)	1:A:527:ALA:HA	2:B:149:SER:C	1	1.3
(1,10)	1:A:527:ALA:HA	2:B:149:SER:CA	1	1.3
(1,10)	1:A:527:ALA:HA	2:B:149:SER:CB	1	1.3
(1,10)	1:A:527:ALA:HA	2:B:149:SER:H	1	1.3
(1,10)	1:A:527:ALA:HA	2:B:149:SER:HA	1	1.3
(1,10)	1:A:527:ALA:HA	2:B:149:SER:HB2	1	1.3
(1,10)	1:A:527:ALA:HA	2:B:149:SER:HB3	1	1.3
(1,10)	1:A:527:ALA:HA	2:B:149:SER:HG	1	1.3

*Continued on next page...*

*Continued from previous page...*

Key	Atom-1	Atom-2	Model ID	Violation (Å)
(1,10)	1:A:527:ALA:HA	2:B:149:SER:N	1	1.3
(1,10)	1:A:527:ALA:HA	2:B:149:SER:O	1	1.3
(1,10)	1:A:527:ALA:HA	2:B:149:SER:OG	1	1.3
(1,10)	1:A:527:ALA:HA	2:B:152:VAL:C	1	1.3
(1,10)	1:A:527:ALA:HA	2:B:152:VAL:CA	1	1.3
(1,10)	1:A:527:ALA:HA	2:B:152:VAL:CB	1	1.3
(1,10)	1:A:527:ALA:HA	2:B:152:VAL:CG1	1	1.3
(1,10)	1:A:527:ALA:HA	2:B:152:VAL:CG2	1	1.3
(1,10)	1:A:527:ALA:HA	2:B:152:VAL:H	1	1.3
(1,10)	1:A:527:ALA:HA	2:B:152:VAL:HA	1	1.3
(1,10)	1:A:527:ALA:HA	2:B:152:VAL:HB	1	1.3
(1,10)	1:A:527:ALA:HA	2:B:152:VAL:HG11	1	1.3
(1,10)	1:A:527:ALA:HA	2:B:152:VAL:HG12	1	1.3
(1,10)	1:A:527:ALA:HA	2:B:152:VAL:HG13	1	1.3
(1,10)	1:A:527:ALA:HA	2:B:152:VAL:HG21	1	1.3
(1,10)	1:A:527:ALA:HA	2:B:152:VAL:HG22	1	1.3
(1,10)	1:A:527:ALA:HA	2:B:152:VAL:HG23	1	1.3
(1,10)	1:A:527:ALA:HA	2:B:152:VAL:N	1	1.3
(1,10)	1:A:527:ALA:HA	2:B:152:VAL:O	1	1.3
(1,10)	1:A:527:ALA:HA	2:B:153:VAL:C	1	1.3
(1,10)	1:A:527:ALA:HA	2:B:153:VAL:CA	1	1.3
(1,10)	1:A:527:ALA:HA	2:B:153:VAL:CB	1	1.3
(1,10)	1:A:527:ALA:HA	2:B:153:VAL:CG1	1	1.3
(1,10)	1:A:527:ALA:HA	2:B:153:VAL:CG2	1	1.3
(1,10)	1:A:527:ALA:HA	2:B:153:VAL:H	1	1.3
(1,10)	1:A:527:ALA:HA	2:B:153:VAL:HA	1	1.3
(1,10)	1:A:527:ALA:HA	2:B:153:VAL:HB	1	1.3
(1,10)	1:A:527:ALA:HA	2:B:153:VAL:HG11	1	1.3
(1,10)	1:A:527:ALA:HA	2:B:153:VAL:HG12	1	1.3
(1,10)	1:A:527:ALA:HA	2:B:153:VAL:HG13	1	1.3
(1,10)	1:A:527:ALA:HA	2:B:153:VAL:HG21	1	1.3
(1,10)	1:A:527:ALA:HA	2:B:153:VAL:HG22	1	1.3
(1,10)	1:A:527:ALA:HA	2:B:153:VAL:HG23	1	1.3
(1,10)	1:A:527:ALA:HA	2:B:153:VAL:N	1	1.3
(1,10)	1:A:527:ALA:HA	2:B:153:VAL:O	1	1.3
(1,10)	1:A:527:ALA:HA	2:B:155:GLY:C	1	1.3
(1,10)	1:A:527:ALA:HA	2:B:155:GLY:CA	1	1.3
(1,10)	1:A:527:ALA:HA	2:B:155:GLY:H	1	1.3
(1,10)	1:A:527:ALA:HA	2:B:155:GLY:HA2	1	1.3
(1,10)	1:A:527:ALA:HA	2:B:155:GLY:HA3	1	1.3
(1,10)	1:A:527:ALA:HA	2:B:155:GLY:N	1	1.3
(1,10)	1:A:527:ALA:HA	2:B:155:GLY:O	1	1.3

*Continued on next page...*

*Continued from previous page...*

Key	Atom-1	Atom-2	Model ID	Violation (Å)
(1,10)	1:A:527:ALA:HA	2:B:156:PHE:C	1	1.3
(1,10)	1:A:527:ALA:HA	2:B:156:PHE:CA	1	1.3
(1,10)	1:A:527:ALA:HA	2:B:156:PHE:CB	1	1.3
(1,10)	1:A:527:ALA:HA	2:B:156:PHE:CD1	1	1.3
(1,10)	1:A:527:ALA:HA	2:B:156:PHE:CD2	1	1.3
(1,10)	1:A:527:ALA:HA	2:B:156:PHE:CE1	1	1.3
(1,10)	1:A:527:ALA:HA	2:B:156:PHE:CE2	1	1.3
(1,10)	1:A:527:ALA:HA	2:B:156:PHE:CG	1	1.3
(1,10)	1:A:527:ALA:HA	2:B:156:PHE:CZ	1	1.3
(1,10)	1:A:527:ALA:HA	2:B:156:PHE:H	1	1.3
(1,10)	1:A:527:ALA:HA	2:B:156:PHE:HA	1	1.3
(1,10)	1:A:527:ALA:HA	2:B:156:PHE:HB2	1	1.3
(1,10)	1:A:527:ALA:HA	2:B:156:PHE:HB3	1	1.3
(1,10)	1:A:527:ALA:HA	2:B:156:PHE:HD1	1	1.3
(1,10)	1:A:527:ALA:HA	2:B:156:PHE:HD2	1	1.3
(1,10)	1:A:527:ALA:HA	2:B:156:PHE:HE1	1	1.3
(1,10)	1:A:527:ALA:HA	2:B:156:PHE:HE2	1	1.3
(1,10)	1:A:527:ALA:HA	2:B:156:PHE:HZ	1	1.3
(1,10)	1:A:527:ALA:HA	2:B:156:PHE:N	1	1.3
(1,10)	1:A:527:ALA:HA	2:B:156:PHE:O	1	1.3
(1,10)	1:A:527:ALA:HA	2:B:157:CYS:C	1	1.3
(1,10)	1:A:527:ALA:HA	2:B:157:CYS:CA	1	1.3
(1,10)	1:A:527:ALA:HA	2:B:157:CYS:CB	1	1.3
(1,10)	1:A:527:ALA:HA	2:B:157:CYS:H	1	1.3
(1,10)	1:A:527:ALA:HA	2:B:157:CYS:HA	1	1.3
(1,10)	1:A:527:ALA:HA	2:B:157:CYS:HB2	1	1.3
(1,10)	1:A:527:ALA:HA	2:B:157:CYS:HB3	1	1.3
(1,10)	1:A:527:ALA:HA	2:B:157:CYS:N	1	1.3
(1,10)	1:A:527:ALA:HA	2:B:157:CYS:O	1	1.3
(1,10)	1:A:527:ALA:HA	2:B:157:CYS:SG	1	1.3
(1,10)	1:A:527:ALA:HA	2:B:158:THR:C	1	1.3
(1,10)	1:A:527:ALA:HA	2:B:158:THR:CA	1	1.3
(1,10)	1:A:527:ALA:HA	2:B:158:THR:CB	1	1.3
(1,10)	1:A:527:ALA:HA	2:B:158:THR:CG2	1	1.3
(1,10)	1:A:527:ALA:HA	2:B:158:THR:H	1	1.3
(1,10)	1:A:527:ALA:HA	2:B:158:THR:HA	1	1.3
(1,10)	1:A:527:ALA:HA	2:B:158:THR:HB	1	1.3
(1,10)	1:A:527:ALA:HA	2:B:158:THR:HG1	1	1.3
(1,10)	1:A:527:ALA:HA	2:B:158:THR:HG21	1	1.3
(1,10)	1:A:527:ALA:HA	2:B:158:THR:HG22	1	1.3
(1,10)	1:A:527:ALA:HA	2:B:158:THR:HG23	1	1.3
(1,10)	1:A:527:ALA:HA	2:B:158:THR:N	1	1.3

*Continued on next page...*

*Continued from previous page...*

Key	Atom-1	Atom-2	Model ID	Violation (Å)
(1,10)	1:A:527:ALA:HA	2:B:158:THR:O	1	1.3
(1,10)	1:A:527:ALA:HA	2:B:158:THR:OG1	1	1.3
(1,10)	1:A:527:ALA:HA	2:B:159:ILE:C	1	1.3
(1,10)	1:A:527:ALA:HA	2:B:159:ILE:CA	1	1.3
(1,10)	1:A:527:ALA:HA	2:B:159:ILE:CB	1	1.3
(1,10)	1:A:527:ALA:HA	2:B:159:ILE:CD1	1	1.3
(1,10)	1:A:527:ALA:HA	2:B:159:ILE:CG1	1	1.3
(1,10)	1:A:527:ALA:HA	2:B:159:ILE:CG2	1	1.3
(1,10)	1:A:527:ALA:HA	2:B:159:ILE:H	1	1.3
(1,10)	1:A:527:ALA:HA	2:B:159:ILE:HA	1	1.3
(1,10)	1:A:527:ALA:HA	2:B:159:ILE:HB	1	1.3
(1,10)	1:A:527:ALA:HA	2:B:159:ILE:HD11	1	1.3
(1,10)	1:A:527:ALA:HA	2:B:159:ILE:HD12	1	1.3
(1,10)	1:A:527:ALA:HA	2:B:159:ILE:HD13	1	1.3
(1,10)	1:A:527:ALA:HA	2:B:159:ILE:HG12	1	1.3
(1,10)	1:A:527:ALA:HA	2:B:159:ILE:HG13	1	1.3
(1,10)	1:A:527:ALA:HA	2:B:159:ILE:HG21	1	1.3
(1,10)	1:A:527:ALA:HA	2:B:159:ILE:HG22	1	1.3
(1,10)	1:A:527:ALA:HA	2:B:159:ILE:HG23	1	1.3
(1,10)	1:A:527:ALA:HA	2:B:159:ILE:N	1	1.3
(1,10)	1:A:527:ALA:HA	2:B:159:ILE:O	1	1.3
(1,10)	1:A:527:ALA:HA	2:B:161:ASN:C	1	1.3
(1,10)	1:A:527:ALA:HA	2:B:161:ASN:CA	1	1.3
(1,10)	1:A:527:ALA:HA	2:B:161:ASN:CB	1	1.3
(1,10)	1:A:527:ALA:HA	2:B:161:ASN:CG	1	1.3
(1,10)	1:A:527:ALA:HA	2:B:161:ASN:H	1	1.3
(1,10)	1:A:527:ALA:HA	2:B:161:ASN:HA	1	1.3
(1,10)	1:A:527:ALA:HA	2:B:161:ASN:HB2	1	1.3
(1,10)	1:A:527:ALA:HA	2:B:161:ASN:HB3	1	1.3
(1,10)	1:A:527:ALA:HA	2:B:161:ASN:HD21	1	1.3
(1,10)	1:A:527:ALA:HA	2:B:161:ASN:HD22	1	1.3
(1,10)	1:A:527:ALA:HA	2:B:161:ASN:N	1	1.3
(1,10)	1:A:527:ALA:HA	2:B:161:ASN:ND2	1	1.3
(1,10)	1:A:527:ALA:HA	2:B:161:ASN:O	1	1.3
(1,10)	1:A:527:ALA:HA	2:B:161:ASN:OD1	1	1.3
(1,10)	1:A:527:ALA:HA	2:B:162:LYS:C	1	1.3
(1,10)	1:A:527:ALA:HA	2:B:162:LYS:CA	1	1.3
(1,10)	1:A:527:ALA:HA	2:B:162:LYS:CB	1	1.3
(1,10)	1:A:527:ALA:HA	2:B:162:LYS:CD	1	1.3
(1,10)	1:A:527:ALA:HA	2:B:162:LYS:CE	1	1.3
(1,10)	1:A:527:ALA:HA	2:B:162:LYS:CG	1	1.3
(1,10)	1:A:527:ALA:HA	2:B:162:LYS:H	1	1.3

*Continued on next page...*

*Continued from previous page...*

Key	Atom-1	Atom-2	Model ID	Violation (Å)
(1,10)	1:A:527:ALA:HA	2:B:162:LYS:HA	1	1.3
(1,10)	1:A:527:ALA:HA	2:B:162:LYS:HB2	1	1.3
(1,10)	1:A:527:ALA:HA	2:B:162:LYS:HB3	1	1.3
(1,10)	1:A:527:ALA:HA	2:B:162:LYS:HD2	1	1.3
(1,10)	1:A:527:ALA:HA	2:B:162:LYS:HD3	1	1.3
(1,10)	1:A:527:ALA:HA	2:B:162:LYS:HE2	1	1.3
(1,10)	1:A:527:ALA:HA	2:B:162:LYS:HE3	1	1.3
(1,10)	1:A:527:ALA:HA	2:B:162:LYS:HG2	1	1.3
(1,10)	1:A:527:ALA:HA	2:B:162:LYS:HG3	1	1.3
(1,10)	1:A:527:ALA:HA	2:B:162:LYS:HZ1	1	1.3
(1,10)	1:A:527:ALA:HA	2:B:162:LYS:HZ2	1	1.3
(1,10)	1:A:527:ALA:HA	2:B:162:LYS:HZ3	1	1.3
(1,10)	1:A:527:ALA:HA	2:B:162:LYS:N	1	1.3
(1,10)	1:A:527:ALA:HA	2:B:162:LYS:NZ	1	1.3
(1,10)	1:A:527:ALA:HA	2:B:162:LYS:O	1	1.3
(1,10)	1:A:527:ALA:HA	2:B:167:SER:C	1	1.3
(1,10)	1:A:527:ALA:HA	2:B:167:SER:CA	1	1.3
(1,10)	1:A:527:ALA:HA	2:B:167:SER:CB	1	1.3
(1,10)	1:A:527:ALA:HA	2:B:167:SER:H	1	1.3
(1,10)	1:A:527:ALA:HA	2:B:167:SER:HA	1	1.3
(1,10)	1:A:527:ALA:HA	2:B:167:SER:HB2	1	1.3
(1,10)	1:A:527:ALA:HA	2:B:167:SER:HB3	1	1.3
(1,10)	1:A:527:ALA:HA	2:B:167:SER:HG	1	1.3
(1,10)	1:A:527:ALA:HA	2:B:167:SER:N	1	1.3
(1,10)	1:A:527:ALA:HA	2:B:167:SER:O	1	1.3
(1,10)	1:A:527:ALA:HA	2:B:167:SER:OG	1	1.3
(1,10)	1:A:527:ALA:HA	2:B:168:LEU:C	1	1.3
(1,10)	1:A:527:ALA:HA	2:B:168:LEU:CA	1	1.3
(1,10)	1:A:527:ALA:HA	2:B:168:LEU:CB	1	1.3
(1,10)	1:A:527:ALA:HA	2:B:168:LEU:CD1	1	1.3
(1,10)	1:A:527:ALA:HA	2:B:168:LEU:CD2	1	1.3
(1,10)	1:A:527:ALA:HA	2:B:168:LEU:CG	1	1.3
(1,10)	1:A:527:ALA:HA	2:B:168:LEU:H	1	1.3
(1,10)	1:A:527:ALA:HA	2:B:168:LEU:HA	1	1.3
(1,10)	1:A:527:ALA:HA	2:B:168:LEU:HB2	1	1.3
(1,10)	1:A:527:ALA:HA	2:B:168:LEU:HB3	1	1.3
(1,10)	1:A:527:ALA:HA	2:B:168:LEU:HD11	1	1.3
(1,10)	1:A:527:ALA:HA	2:B:168:LEU:HD12	1	1.3
(1,10)	1:A:527:ALA:HA	2:B:168:LEU:HD13	1	1.3
(1,10)	1:A:527:ALA:HA	2:B:168:LEU:HD21	1	1.3
(1,10)	1:A:527:ALA:HA	2:B:168:LEU:HD22	1	1.3
(1,10)	1:A:527:ALA:HA	2:B:168:LEU:HD23	1	1.3

*Continued on next page...*

*Continued from previous page...*

Key	Atom-1	Atom-2	Model ID	Violation (Å)
(1,10)	1:A:527:ALA:HA	2:B:168:LEU:HG	1	1.3
(1,10)	1:A:527:ALA:HA	2:B:168:LEU:N	1	1.3
(1,10)	1:A:527:ALA:HA	2:B:168:LEU:O	1	1.3
(1,10)	1:A:527:ALA:HA	2:B:170:MET:C	1	1.3
(1,10)	1:A:527:ALA:HA	2:B:170:MET:CA	1	1.3
(1,10)	1:A:527:ALA:HA	2:B:170:MET:CB	1	1.3
(1,10)	1:A:527:ALA:HA	2:B:170:MET:CE	1	1.3
(1,10)	1:A:527:ALA:HA	2:B:170:MET:CG	1	1.3
(1,10)	1:A:527:ALA:HA	2:B:170:MET:H	1	1.3
(1,10)	1:A:527:ALA:HA	2:B:170:MET:HA	1	1.3
(1,10)	1:A:527:ALA:HA	2:B:170:MET:HB2	1	1.3
(1,10)	1:A:527:ALA:HA	2:B:170:MET:HB3	1	1.3
(1,10)	1:A:527:ALA:HA	2:B:170:MET:HE1	1	1.3
(1,10)	1:A:527:ALA:HA	2:B:170:MET:HE2	1	1.3
(1,10)	1:A:527:ALA:HA	2:B:170:MET:HE3	1	1.3
(1,10)	1:A:527:ALA:HA	2:B:170:MET:HG2	1	1.3
(1,10)	1:A:527:ALA:HA	2:B:170:MET:HG3	1	1.3
(1,10)	1:A:527:ALA:HA	2:B:170:MET:N	1	1.3
(1,10)	1:A:527:ALA:HA	2:B:170:MET:O	1	1.3
(1,10)	1:A:527:ALA:HA	2:B:170:MET:SD	1	1.3
(1,10)	1:A:527:ALA:HA	2:B:172:LYS:C	1	1.3
(1,10)	1:A:527:ALA:HA	2:B:172:LYS:CA	1	1.3
(1,10)	1:A:527:ALA:HA	2:B:172:LYS:CB	1	1.3
(1,10)	1:A:527:ALA:HA	2:B:172:LYS:CD	1	1.3
(1,10)	1:A:527:ALA:HA	2:B:172:LYS:CE	1	1.3
(1,10)	1:A:527:ALA:HA	2:B:172:LYS:CG	1	1.3
(1,10)	1:A:527:ALA:HA	2:B:172:LYS:H	1	1.3
(1,10)	1:A:527:ALA:HA	2:B:172:LYS:HA	1	1.3
(1,10)	1:A:527:ALA:HA	2:B:172:LYS:HB2	1	1.3
(1,10)	1:A:527:ALA:HA	2:B:172:LYS:HB3	1	1.3
(1,10)	1:A:527:ALA:HA	2:B:172:LYS:HD2	1	1.3
(1,10)	1:A:527:ALA:HA	2:B:172:LYS:HD3	1	1.3
(1,10)	1:A:527:ALA:HA	2:B:172:LYS:HE2	1	1.3
(1,10)	1:A:527:ALA:HA	2:B:172:LYS:HE3	1	1.3
(1,10)	1:A:527:ALA:HA	2:B:172:LYS:HG2	1	1.3
(1,10)	1:A:527:ALA:HA	2:B:172:LYS:HG3	1	1.3
(1,10)	1:A:527:ALA:HA	2:B:172:LYS:HZ1	1	1.3
(1,10)	1:A:527:ALA:HA	2:B:172:LYS:HZ2	1	1.3
(1,10)	1:A:527:ALA:HA	2:B:172:LYS:HZ3	1	1.3
(1,10)	1:A:527:ALA:HA	2:B:172:LYS:N	1	1.3
(1,10)	1:A:527:ALA:HA	2:B:172:LYS:NZ	1	1.3
(1,10)	1:A:527:ALA:HA	2:B:172:LYS:O	1	1.3

*Continued on next page...*

*Continued from previous page...*

Key	Atom-1	Atom-2	Model ID	Violation (Å)
(1,10)	1:A:527:ALA:HA	2:B:182:VAL:C	1	1.3
(1,10)	1:A:527:ALA:HA	2:B:182:VAL:CA	1	1.3
(1,10)	1:A:527:ALA:HA	2:B:182:VAL:CB	1	1.3
(1,10)	1:A:527:ALA:HA	2:B:182:VAL:CG1	1	1.3
(1,10)	1:A:527:ALA:HA	2:B:182:VAL:CG2	1	1.3
(1,10)	1:A:527:ALA:HA	2:B:182:VAL:H	1	1.3
(1,10)	1:A:527:ALA:HA	2:B:182:VAL:HA	1	1.3
(1,10)	1:A:527:ALA:HA	2:B:182:VAL:HB	1	1.3
(1,10)	1:A:527:ALA:HA	2:B:182:VAL:HG11	1	1.3
(1,10)	1:A:527:ALA:HA	2:B:182:VAL:HG12	1	1.3
(1,10)	1:A:527:ALA:HA	2:B:182:VAL:HG13	1	1.3
(1,10)	1:A:527:ALA:HA	2:B:182:VAL:HG21	1	1.3
(1,10)	1:A:527:ALA:HA	2:B:182:VAL:HG22	1	1.3
(1,10)	1:A:527:ALA:HA	2:B:182:VAL:HG23	1	1.3
(1,10)	1:A:527:ALA:HA	2:B:182:VAL:N	1	1.3
(1,10)	1:A:527:ALA:HA	2:B:182:VAL:O	1	1.3
(1,10)	1:A:527:ALA:HA	2:B:183:LYS:C	1	1.3
(1,10)	1:A:527:ALA:HA	2:B:183:LYS:CA	1	1.3
(1,10)	1:A:527:ALA:HA	2:B:183:LYS:CB	1	1.3
(1,10)	1:A:527:ALA:HA	2:B:183:LYS:CD	1	1.3
(1,10)	1:A:527:ALA:HA	2:B:183:LYS:CE	1	1.3
(1,10)	1:A:527:ALA:HA	2:B:183:LYS:CG	1	1.3
(1,10)	1:A:527:ALA:HA	2:B:183:LYS:H	1	1.3
(1,10)	1:A:527:ALA:HA	2:B:183:LYS:HA	1	1.3
(1,10)	1:A:527:ALA:HA	2:B:183:LYS:HB2	1	1.3
(1,10)	1:A:527:ALA:HA	2:B:183:LYS:HB3	1	1.3
(1,10)	1:A:527:ALA:HA	2:B:183:LYS:HD2	1	1.3
(1,10)	1:A:527:ALA:HA	2:B:183:LYS:HD3	1	1.3
(1,10)	1:A:527:ALA:HA	2:B:183:LYS:HE2	1	1.3
(1,10)	1:A:527:ALA:HA	2:B:183:LYS:HE3	1	1.3
(1,10)	1:A:527:ALA:HA	2:B:183:LYS:HG2	1	1.3
(1,10)	1:A:527:ALA:HA	2:B:183:LYS:HG3	1	1.3
(1,10)	1:A:527:ALA:HA	2:B:183:LYS:HZ1	1	1.3
(1,10)	1:A:527:ALA:HA	2:B:183:LYS:HZ2	1	1.3
(1,10)	1:A:527:ALA:HA	2:B:183:LYS:HZ3	1	1.3
(1,10)	1:A:527:ALA:HA	2:B:183:LYS:N	1	1.3
(1,10)	1:A:527:ALA:HA	2:B:183:LYS:NZ	1	1.3
(1,10)	1:A:527:ALA:HA	2:B:183:LYS:O	1	1.3
(1,10)	1:A:527:ALA:HA	2:B:185:GLY:C	1	1.3
(1,10)	1:A:527:ALA:HA	2:B:185:GLY:CA	1	1.3
(1,10)	1:A:527:ALA:HA	2:B:185:GLY:H	1	1.3
(1,10)	1:A:527:ALA:HA	2:B:185:GLY:HA2	1	1.3

*Continued on next page...*

*Continued from previous page...*

Key	Atom-1	Atom-2	Model ID	Violation (Å)
(1,10)	1:A:527:ALA:HA	2:B:185:GLY:HA3	1	1.3
(1,10)	1:A:527:ALA:HA	2:B:185:GLY:N	1	1.3
(1,10)	1:A:527:ALA:HA	2:B:185:GLY:O	1	1.3
(1,10)	1:A:527:ALA:HA	2:B:187:TYR:C	1	1.3
(1,10)	1:A:527:ALA:HA	2:B:187:TYR:CA	1	1.3
(1,10)	1:A:527:ALA:HA	2:B:187:TYR:CB	1	1.3
(1,10)	1:A:527:ALA:HA	2:B:187:TYR:CD1	1	1.3
(1,10)	1:A:527:ALA:HA	2:B:187:TYR:CD2	1	1.3
(1,10)	1:A:527:ALA:HA	2:B:187:TYR:CE1	1	1.3
(1,10)	1:A:527:ALA:HA	2:B:187:TYR:CE2	1	1.3
(1,10)	1:A:527:ALA:HA	2:B:187:TYR:CG	1	1.3
(1,10)	1:A:527:ALA:HA	2:B:187:TYR:CZ	1	1.3
(1,10)	1:A:527:ALA:HA	2:B:187:TYR:H	1	1.3
(1,10)	1:A:527:ALA:HA	2:B:187:TYR:HA	1	1.3
(1,10)	1:A:527:ALA:HA	2:B:187:TYR:HB2	1	1.3
(1,10)	1:A:527:ALA:HA	2:B:187:TYR:HB3	1	1.3
(1,10)	1:A:527:ALA:HA	2:B:187:TYR:HD1	1	1.3
(1,10)	1:A:527:ALA:HA	2:B:187:TYR:HD2	1	1.3
(1,10)	1:A:527:ALA:HA	2:B:187:TYR:HE1	1	1.3
(1,10)	1:A:527:ALA:HA	2:B:187:TYR:HE2	1	1.3
(1,10)	1:A:527:ALA:HA	2:B:187:TYR:HH	1	1.3
(1,10)	1:A:527:ALA:HA	2:B:187:TYR:N	1	1.3
(1,10)	1:A:527:ALA:HA	2:B:187:TYR:O	1	1.3
(1,10)	1:A:527:ALA:HA	2:B:187:TYR:OH	1	1.3
(1,10)	1:A:527:ALA:HA	2:B:200:THR:C	1	1.3
(1,10)	1:A:527:ALA:HA	2:B:200:THR:CA	1	1.3
(1,10)	1:A:527:ALA:HA	2:B:200:THR:CB	1	1.3
(1,10)	1:A:527:ALA:HA	2:B:200:THR:CG2	1	1.3
(1,10)	1:A:527:ALA:HA	2:B:200:THR:H	1	1.3
(1,10)	1:A:527:ALA:HA	2:B:200:THR:HA	1	1.3
(1,10)	1:A:527:ALA:HA	2:B:200:THR:HB	1	1.3
(1,10)	1:A:527:ALA:HA	2:B:200:THR:HG1	1	1.3
(1,10)	1:A:527:ALA:HA	2:B:200:THR:HG21	1	1.3
(1,10)	1:A:527:ALA:HA	2:B:200:THR:HG22	1	1.3
(1,10)	1:A:527:ALA:HA	2:B:200:THR:HG23	1	1.3
(1,10)	1:A:527:ALA:HA	2:B:200:THR:N	1	1.3
(1,10)	1:A:527:ALA:HA	2:B:200:THR:O	1	1.3
(1,10)	1:A:527:ALA:HA	2:B:200:THR:OG1	1	1.3
(1,10)	1:A:527:ALA:HA	2:B:211:LYS:C	1	1.3
(1,10)	1:A:527:ALA:HA	2:B:211:LYS:CA	1	1.3
(1,10)	1:A:527:ALA:HA	2:B:211:LYS:CB	1	1.3
(1,10)	1:A:527:ALA:HA	2:B:211:LYS:CD	1	1.3

*Continued on next page...*



*Continued from previous page...*

Key	Atom-1	Atom-2	Model ID	Violation (Å)
(1,10)	1:A:527:ALA:HA	2:B:211:LYS:CE	1	1.3
(1,10)	1:A:527:ALA:HA	2:B:211:LYS:CG	1	1.3
(1,10)	1:A:527:ALA:HA	2:B:211:LYS:H	1	1.3
(1,10)	1:A:527:ALA:HA	2:B:211:LYS:HA	1	1.3
(1,10)	1:A:527:ALA:HA	2:B:211:LYS:HB2	1	1.3
(1,10)	1:A:527:ALA:HA	2:B:211:LYS:HB3	1	1.3
(1,10)	1:A:527:ALA:HA	2:B:211:LYS:HD2	1	1.3
(1,10)	1:A:527:ALA:HA	2:B:211:LYS:HD3	1	1.3
(1,10)	1:A:527:ALA:HA	2:B:211:LYS:HE2	1	1.3
(1,10)	1:A:527:ALA:HA	2:B:211:LYS:HE3	1	1.3
(1,10)	1:A:527:ALA:HA	2:B:211:LYS:HG2	1	1.3
(1,10)	1:A:527:ALA:HA	2:B:211:LYS:HG3	1	1.3
(1,10)	1:A:527:ALA:HA	2:B:211:LYS:HZ1	1	1.3
(1,10)	1:A:527:ALA:HA	2:B:211:LYS:HZ2	1	1.3
(1,10)	1:A:527:ALA:HA	2:B:211:LYS:HZ3	1	1.3
(1,10)	1:A:527:ALA:HA	2:B:211:LYS:N	1	1.3
(1,10)	1:A:527:ALA:HA	2:B:211:LYS:NZ	1	1.3
(1,10)	1:A:527:ALA:HA	2:B:211:LYS:O	1	1.3
(1,10)	1:A:527:ALA:HB1	2:B:149:SER:C	1	1.3
(1,10)	1:A:527:ALA:HB1	2:B:149:SER:CA	1	1.3
(1,10)	1:A:527:ALA:HB1	2:B:149:SER:CB	1	1.3
(1,10)	1:A:527:ALA:HB1	2:B:149:SER:H	1	1.3
(1,10)	1:A:527:ALA:HB1	2:B:149:SER:HA	1	1.3
(1,10)	1:A:527:ALA:HB1	2:B:149:SER:HB2	1	1.3
(1,10)	1:A:527:ALA:HB1	2:B:149:SER:HB3	1	1.3
(1,10)	1:A:527:ALA:HB1	2:B:149:SER:HG	1	1.3
(1,10)	1:A:527:ALA:HB1	2:B:149:SER:N	1	1.3
(1,10)	1:A:527:ALA:HB1	2:B:149:SER:O	1	1.3
(1,10)	1:A:527:ALA:HB1	2:B:149:SER:OG	1	1.3
(1,10)	1:A:527:ALA:HB1	2:B:152:VAL:C	1	1.3
(1,10)	1:A:527:ALA:HB1	2:B:152:VAL:CA	1	1.3
(1,10)	1:A:527:ALA:HB1	2:B:152:VAL:CB	1	1.3
(1,10)	1:A:527:ALA:HB1	2:B:152:VAL:CG1	1	1.3
(1,10)	1:A:527:ALA:HB1	2:B:152:VAL:CG2	1	1.3
(1,10)	1:A:527:ALA:HB1	2:B:152:VAL:H	1	1.3
(1,10)	1:A:527:ALA:HB1	2:B:152:VAL:HA	1	1.3
(1,10)	1:A:527:ALA:HB1	2:B:152:VAL:HB	1	1.3
(1,10)	1:A:527:ALA:HB1	2:B:152:VAL:HG11	1	1.3
(1,10)	1:A:527:ALA:HB1	2:B:152:VAL:HG12	1	1.3
(1,10)	1:A:527:ALA:HB1	2:B:152:VAL:HG13	1	1.3
(1,10)	1:A:527:ALA:HB1	2:B:152:VAL:HG21	1	1.3
(1,10)	1:A:527:ALA:HB1	2:B:152:VAL:HG22	1	1.3

*Continued on next page...*

*Continued from previous page...*

Key	Atom-1	Atom-2	Model ID	Violation (Å)
(1,10)	1:A:527:ALA:HB1	2:B:152:VAL:HG23	1	1.3
(1,10)	1:A:527:ALA:HB1	2:B:152:VAL:N	1	1.3
(1,10)	1:A:527:ALA:HB1	2:B:152:VAL:O	1	1.3
(1,10)	1:A:527:ALA:HB1	2:B:153:VAL:C	1	1.3
(1,10)	1:A:527:ALA:HB1	2:B:153:VAL:CA	1	1.3
(1,10)	1:A:527:ALA:HB1	2:B:153:VAL:CB	1	1.3
(1,10)	1:A:527:ALA:HB1	2:B:153:VAL:CG1	1	1.3
(1,10)	1:A:527:ALA:HB1	2:B:153:VAL:CG2	1	1.3
(1,10)	1:A:527:ALA:HB1	2:B:153:VAL:H	1	1.3
(1,10)	1:A:527:ALA:HB1	2:B:153:VAL:HA	1	1.3
(1,10)	1:A:527:ALA:HB1	2:B:153:VAL:HB	1	1.3
(1,10)	1:A:527:ALA:HB1	2:B:153:VAL:HG11	1	1.3
(1,10)	1:A:527:ALA:HB1	2:B:153:VAL:HG12	1	1.3
(1,10)	1:A:527:ALA:HB1	2:B:153:VAL:HG13	1	1.3
(1,10)	1:A:527:ALA:HB1	2:B:153:VAL:HG21	1	1.3
(1,10)	1:A:527:ALA:HB1	2:B:153:VAL:HG22	1	1.3
(1,10)	1:A:527:ALA:HB1	2:B:153:VAL:HG23	1	1.3
(1,10)	1:A:527:ALA:HB1	2:B:153:VAL:N	1	1.3
(1,10)	1:A:527:ALA:HB1	2:B:153:VAL:O	1	1.3
(1,10)	1:A:527:ALA:HB1	2:B:155:GLY:C	1	1.3
(1,10)	1:A:527:ALA:HB1	2:B:155:GLY:CA	1	1.3
(1,10)	1:A:527:ALA:HB1	2:B:155:GLY:H	1	1.3
(1,10)	1:A:527:ALA:HB1	2:B:155:GLY:HA2	1	1.3
(1,10)	1:A:527:ALA:HB1	2:B:155:GLY:HA3	1	1.3
(1,10)	1:A:527:ALA:HB1	2:B:155:GLY:N	1	1.3
(1,10)	1:A:527:ALA:HB1	2:B:155:GLY:O	1	1.3
(1,10)	1:A:527:ALA:HB1	2:B:156:PHE:C	1	1.3
(1,10)	1:A:527:ALA:HB1	2:B:156:PHE:CA	1	1.3
(1,10)	1:A:527:ALA:HB1	2:B:156:PHE:CB	1	1.3
(1,10)	1:A:527:ALA:HB1	2:B:156:PHE:CD1	1	1.3
(1,10)	1:A:527:ALA:HB1	2:B:156:PHE:CD2	1	1.3
(1,10)	1:A:527:ALA:HB1	2:B:156:PHE:CE1	1	1.3
(1,10)	1:A:527:ALA:HB1	2:B:156:PHE:CE2	1	1.3
(1,10)	1:A:527:ALA:HB1	2:B:156:PHE:CG	1	1.3
(1,10)	1:A:527:ALA:HB1	2:B:156:PHE:CZ	1	1.3
(1,10)	1:A:527:ALA:HB1	2:B:156:PHE:H	1	1.3
(1,10)	1:A:527:ALA:HB1	2:B:156:PHE:HA	1	1.3
(1,10)	1:A:527:ALA:HB1	2:B:156:PHE:HB2	1	1.3
(1,10)	1:A:527:ALA:HB1	2:B:156:PHE:HB3	1	1.3
(1,10)	1:A:527:ALA:HB1	2:B:156:PHE:HD1	1	1.3
(1,10)	1:A:527:ALA:HB1	2:B:156:PHE:HD2	1	1.3
(1,10)	1:A:527:ALA:HB1	2:B:156:PHE:HE1	1	1.3

*Continued on next page...*

*Continued from previous page...*

Key	Atom-1	Atom-2	Model ID	Violation (Å)
(1,10)	1:A:527:ALA:HB1	2:B:156:PHE:HE2	1	1.3
(1,10)	1:A:527:ALA:HB1	2:B:156:PHE:HZ	1	1.3
(1,10)	1:A:527:ALA:HB1	2:B:156:PHE:N	1	1.3
(1,10)	1:A:527:ALA:HB1	2:B:156:PHE:O	1	1.3
(1,10)	1:A:527:ALA:HB1	2:B:157:CYS:C	1	1.3
(1,10)	1:A:527:ALA:HB1	2:B:157:CYS:CA	1	1.3
(1,10)	1:A:527:ALA:HB1	2:B:157:CYS:CB	1	1.3
(1,10)	1:A:527:ALA:HB1	2:B:157:CYS:H	1	1.3
(1,10)	1:A:527:ALA:HB1	2:B:157:CYS:HA	1	1.3
(1,10)	1:A:527:ALA:HB1	2:B:157:CYS:HB2	1	1.3
(1,10)	1:A:527:ALA:HB1	2:B:157:CYS:HB3	1	1.3
(1,10)	1:A:527:ALA:HB1	2:B:157:CYS:N	1	1.3
(1,10)	1:A:527:ALA:HB1	2:B:157:CYS:O	1	1.3
(1,10)	1:A:527:ALA:HB1	2:B:157:CYS:SG	1	1.3
(1,10)	1:A:527:ALA:HB1	2:B:158:THR:C	1	1.3
(1,10)	1:A:527:ALA:HB1	2:B:158:THR:CA	1	1.3
(1,10)	1:A:527:ALA:HB1	2:B:158:THR:CB	1	1.3
(1,10)	1:A:527:ALA:HB1	2:B:158:THR:CG2	1	1.3
(1,10)	1:A:527:ALA:HB1	2:B:158:THR:H	1	1.3
(1,10)	1:A:527:ALA:HB1	2:B:158:THR:HA	1	1.3
(1,10)	1:A:527:ALA:HB1	2:B:158:THR:HB	1	1.3
(1,10)	1:A:527:ALA:HB1	2:B:158:THR:HG1	1	1.3
(1,10)	1:A:527:ALA:HB1	2:B:158:THR:HG21	1	1.3
(1,10)	1:A:527:ALA:HB1	2:B:158:THR:HG22	1	1.3
(1,10)	1:A:527:ALA:HB1	2:B:158:THR:HG23	1	1.3
(1,10)	1:A:527:ALA:HB1	2:B:158:THR:N	1	1.3
(1,10)	1:A:527:ALA:HB1	2:B:158:THR:O	1	1.3
(1,10)	1:A:527:ALA:HB1	2:B:158:THR:OG1	1	1.3
(1,10)	1:A:527:ALA:HB1	2:B:159:ILE:C	1	1.3
(1,10)	1:A:527:ALA:HB1	2:B:159:ILE:CA	1	1.3
(1,10)	1:A:527:ALA:HB1	2:B:159:ILE:CB	1	1.3
(1,10)	1:A:527:ALA:HB1	2:B:159:ILE:CD1	1	1.3
(1,10)	1:A:527:ALA:HB1	2:B:159:ILE:CG1	1	1.3
(1,10)	1:A:527:ALA:HB1	2:B:159:ILE:CG2	1	1.3
(1,10)	1:A:527:ALA:HB1	2:B:159:ILE:H	1	1.3
(1,10)	1:A:527:ALA:HB1	2:B:159:ILE:HA	1	1.3
(1,10)	1:A:527:ALA:HB1	2:B:159:ILE:HB	1	1.3
(1,10)	1:A:527:ALA:HB1	2:B:159:ILE:HD11	1	1.3
(1,10)	1:A:527:ALA:HB1	2:B:159:ILE:HD12	1	1.3
(1,10)	1:A:527:ALA:HB1	2:B:159:ILE:HD13	1	1.3
(1,10)	1:A:527:ALA:HB1	2:B:159:ILE:HG12	1	1.3
(1,10)	1:A:527:ALA:HB1	2:B:159:ILE:HG13	1	1.3

*Continued on next page...*

*Continued from previous page...*

Key	Atom-1	Atom-2	Model ID	Violation (Å)
(1,10)	1:A:527:ALA:HB1	2:B:159:ILE:HG21	1	1.3
(1,10)	1:A:527:ALA:HB1	2:B:159:ILE:HG22	1	1.3
(1,10)	1:A:527:ALA:HB1	2:B:159:ILE:HG23	1	1.3
(1,10)	1:A:527:ALA:HB1	2:B:159:ILE:N	1	1.3
(1,10)	1:A:527:ALA:HB1	2:B:159:ILE:O	1	1.3
(1,10)	1:A:527:ALA:HB1	2:B:161:ASN:C	1	1.3
(1,10)	1:A:527:ALA:HB1	2:B:161:ASN:CA	1	1.3
(1,10)	1:A:527:ALA:HB1	2:B:161:ASN:CB	1	1.3
(1,10)	1:A:527:ALA:HB1	2:B:161:ASN:CG	1	1.3
(1,10)	1:A:527:ALA:HB1	2:B:161:ASN:H	1	1.3
(1,10)	1:A:527:ALA:HB1	2:B:161:ASN:HA	1	1.3
(1,10)	1:A:527:ALA:HB1	2:B:161:ASN:HB2	1	1.3
(1,10)	1:A:527:ALA:HB1	2:B:161:ASN:HB3	1	1.3
(1,10)	1:A:527:ALA:HB1	2:B:161:ASN:HD21	1	1.3
(1,10)	1:A:527:ALA:HB1	2:B:161:ASN:HD22	1	1.3
(1,10)	1:A:527:ALA:HB1	2:B:161:ASN:N	1	1.3
(1,10)	1:A:527:ALA:HB1	2:B:161:ASN:ND2	1	1.3
(1,10)	1:A:527:ALA:HB1	2:B:161:ASN:O	1	1.3
(1,10)	1:A:527:ALA:HB1	2:B:161:ASN:OD1	1	1.3
(1,10)	1:A:527:ALA:HB1	2:B:162:LYS:C	1	1.3
(1,10)	1:A:527:ALA:HB1	2:B:162:LYS:CA	1	1.3
(1,10)	1:A:527:ALA:HB1	2:B:162:LYS:CB	1	1.3
(1,10)	1:A:527:ALA:HB1	2:B:162:LYS:CD	1	1.3
(1,10)	1:A:527:ALA:HB1	2:B:162:LYS:CE	1	1.3
(1,10)	1:A:527:ALA:HB1	2:B:162:LYS:CG	1	1.3
(1,10)	1:A:527:ALA:HB1	2:B:162:LYS:H	1	1.3
(1,10)	1:A:527:ALA:HB1	2:B:162:LYS:HA	1	1.3
(1,10)	1:A:527:ALA:HB1	2:B:162:LYS:HB2	1	1.3
(1,10)	1:A:527:ALA:HB1	2:B:162:LYS:HB3	1	1.3
(1,10)	1:A:527:ALA:HB1	2:B:162:LYS:HD2	1	1.3
(1,10)	1:A:527:ALA:HB1	2:B:162:LYS:HD3	1	1.3
(1,10)	1:A:527:ALA:HB1	2:B:162:LYS:HE2	1	1.3
(1,10)	1:A:527:ALA:HB1	2:B:162:LYS:HE3	1	1.3
(1,10)	1:A:527:ALA:HB1	2:B:162:LYS:HG2	1	1.3
(1,10)	1:A:527:ALA:HB1	2:B:162:LYS:HG3	1	1.3
(1,10)	1:A:527:ALA:HB1	2:B:162:LYS:HZ1	1	1.3
(1,10)	1:A:527:ALA:HB1	2:B:162:LYS:HZ2	1	1.3
(1,10)	1:A:527:ALA:HB1	2:B:162:LYS:HZ3	1	1.3
(1,10)	1:A:527:ALA:HB1	2:B:162:LYS:N	1	1.3
(1,10)	1:A:527:ALA:HB1	2:B:162:LYS:NZ	1	1.3
(1,10)	1:A:527:ALA:HB1	2:B:162:LYS:O	1	1.3
(1,10)	1:A:527:ALA:HB1	2:B:167:SER:C	1	1.3

*Continued on next page...*

*Continued from previous page...*

Key	Atom-1	Atom-2	Model ID	Violation (Å)
(1,10)	1:A:527:ALA:HB1	2:B:167:SER:CA	1	1.3
(1,10)	1:A:527:ALA:HB1	2:B:167:SER:CB	1	1.3
(1,10)	1:A:527:ALA:HB1	2:B:167:SER:H	1	1.3
(1,10)	1:A:527:ALA:HB1	2:B:167:SER:HA	1	1.3
(1,10)	1:A:527:ALA:HB1	2:B:167:SER:HB2	1	1.3
(1,10)	1:A:527:ALA:HB1	2:B:167:SER:HB3	1	1.3
(1,10)	1:A:527:ALA:HB1	2:B:167:SER:HG	1	1.3
(1,10)	1:A:527:ALA:HB1	2:B:167:SER:N	1	1.3
(1,10)	1:A:527:ALA:HB1	2:B:167:SER:O	1	1.3
(1,10)	1:A:527:ALA:HB1	2:B:167:SER:OG	1	1.3
(1,10)	1:A:527:ALA:HB1	2:B:168:LEU:C	1	1.3
(1,10)	1:A:527:ALA:HB1	2:B:168:LEU:CA	1	1.3
(1,10)	1:A:527:ALA:HB1	2:B:168:LEU:CB	1	1.3
(1,10)	1:A:527:ALA:HB1	2:B:168:LEU:CD1	1	1.3
(1,10)	1:A:527:ALA:HB1	2:B:168:LEU:CD2	1	1.3
(1,10)	1:A:527:ALA:HB1	2:B:168:LEU:CG	1	1.3
(1,10)	1:A:527:ALA:HB1	2:B:168:LEU:H	1	1.3
(1,10)	1:A:527:ALA:HB1	2:B:168:LEU:HA	1	1.3
(1,10)	1:A:527:ALA:HB1	2:B:168:LEU:HB2	1	1.3
(1,10)	1:A:527:ALA:HB1	2:B:168:LEU:HB3	1	1.3
(1,10)	1:A:527:ALA:HB1	2:B:168:LEU:HD11	1	1.3
(1,10)	1:A:527:ALA:HB1	2:B:168:LEU:HD12	1	1.3
(1,10)	1:A:527:ALA:HB1	2:B:168:LEU:HD13	1	1.3
(1,10)	1:A:527:ALA:HB1	2:B:168:LEU:HD21	1	1.3
(1,10)	1:A:527:ALA:HB1	2:B:168:LEU:HD22	1	1.3
(1,10)	1:A:527:ALA:HB1	2:B:168:LEU:HD23	1	1.3
(1,10)	1:A:527:ALA:HB1	2:B:168:LEU:HG	1	1.3
(1,10)	1:A:527:ALA:HB1	2:B:168:LEU:N	1	1.3
(1,10)	1:A:527:ALA:HB1	2:B:168:LEU:O	1	1.3
(1,10)	1:A:527:ALA:HB1	2:B:170:MET:C	1	1.3
(1,10)	1:A:527:ALA:HB1	2:B:170:MET:CA	1	1.3
(1,10)	1:A:527:ALA:HB1	2:B:170:MET:CB	1	1.3
(1,10)	1:A:527:ALA:HB1	2:B:170:MET:CE	1	1.3
(1,10)	1:A:527:ALA:HB1	2:B:170:MET:CG	1	1.3
(1,10)	1:A:527:ALA:HB1	2:B:170:MET:H	1	1.3
(1,10)	1:A:527:ALA:HB1	2:B:170:MET:HA	1	1.3
(1,10)	1:A:527:ALA:HB1	2:B:170:MET:HB2	1	1.3
(1,10)	1:A:527:ALA:HB1	2:B:170:MET:HB3	1	1.3
(1,10)	1:A:527:ALA:HB1	2:B:170:MET:HE1	1	1.3
(1,10)	1:A:527:ALA:HB1	2:B:170:MET:HE2	1	1.3
(1,10)	1:A:527:ALA:HB1	2:B:170:MET:HE3	1	1.3
(1,10)	1:A:527:ALA:HB1	2:B:170:MET:HG2	1	1.3

*Continued on next page...*

*Continued from previous page...*

Key	Atom-1	Atom-2	Model ID	Violation (Å)
(1,10)	1:A:527:ALA:HB1	2:B:170:MET:HG3	1	1.3
(1,10)	1:A:527:ALA:HB1	2:B:170:MET:N	1	1.3
(1,10)	1:A:527:ALA:HB1	2:B:170:MET:O	1	1.3
(1,10)	1:A:527:ALA:HB1	2:B:170:MET:SD	1	1.3
(1,10)	1:A:527:ALA:HB1	2:B:172:LYS:C	1	1.3
(1,10)	1:A:527:ALA:HB1	2:B:172:LYS:CA	1	1.3
(1,10)	1:A:527:ALA:HB1	2:B:172:LYS:CB	1	1.3
(1,10)	1:A:527:ALA:HB1	2:B:172:LYS:CD	1	1.3
(1,10)	1:A:527:ALA:HB1	2:B:172:LYS:CE	1	1.3
(1,10)	1:A:527:ALA:HB1	2:B:172:LYS:CG	1	1.3
(1,10)	1:A:527:ALA:HB1	2:B:172:LYS:H	1	1.3
(1,10)	1:A:527:ALA:HB1	2:B:172:LYS:HA	1	1.3
(1,10)	1:A:527:ALA:HB1	2:B:172:LYS:HB2	1	1.3
(1,10)	1:A:527:ALA:HB1	2:B:172:LYS:HB3	1	1.3
(1,10)	1:A:527:ALA:HB1	2:B:172:LYS:HD2	1	1.3
(1,10)	1:A:527:ALA:HB1	2:B:172:LYS:HD3	1	1.3
(1,10)	1:A:527:ALA:HB1	2:B:172:LYS:HE2	1	1.3
(1,10)	1:A:527:ALA:HB1	2:B:172:LYS:HE3	1	1.3
(1,10)	1:A:527:ALA:HB1	2:B:172:LYS:HG2	1	1.3
(1,10)	1:A:527:ALA:HB1	2:B:172:LYS:HG3	1	1.3
(1,10)	1:A:527:ALA:HB1	2:B:172:LYS:HZ1	1	1.3
(1,10)	1:A:527:ALA:HB1	2:B:172:LYS:HZ2	1	1.3
(1,10)	1:A:527:ALA:HB1	2:B:172:LYS:HZ3	1	1.3
(1,10)	1:A:527:ALA:HB1	2:B:172:LYS:N	1	1.3
(1,10)	1:A:527:ALA:HB1	2:B:172:LYS:NZ	1	1.3
(1,10)	1:A:527:ALA:HB1	2:B:172:LYS:O	1	1.3
(1,10)	1:A:527:ALA:HB1	2:B:182:VAL:C	1	1.3
(1,10)	1:A:527:ALA:HB1	2:B:182:VAL:CA	1	1.3
(1,10)	1:A:527:ALA:HB1	2:B:182:VAL:CB	1	1.3
(1,10)	1:A:527:ALA:HB1	2:B:182:VAL:CG1	1	1.3
(1,10)	1:A:527:ALA:HB1	2:B:182:VAL:CG2	1	1.3
(1,10)	1:A:527:ALA:HB1	2:B:182:VAL:H	1	1.3
(1,10)	1:A:527:ALA:HB1	2:B:182:VAL:HA	1	1.3
(1,10)	1:A:527:ALA:HB1	2:B:182:VAL:HB	1	1.3
(1,10)	1:A:527:ALA:HB1	2:B:182:VAL:HG11	1	1.3
(1,10)	1:A:527:ALA:HB1	2:B:182:VAL:HG12	1	1.3
(1,10)	1:A:527:ALA:HB1	2:B:182:VAL:HG13	1	1.3
(1,10)	1:A:527:ALA:HB1	2:B:182:VAL:HG21	1	1.3
(1,10)	1:A:527:ALA:HB1	2:B:182:VAL:HG22	1	1.3
(1,10)	1:A:527:ALA:HB1	2:B:182:VAL:HG23	1	1.3
(1,10)	1:A:527:ALA:HB1	2:B:182:VAL:N	1	1.3
(1,10)	1:A:527:ALA:HB1	2:B:182:VAL:O	1	1.3

*Continued on next page...*

*Continued from previous page...*

Key	Atom-1	Atom-2	Model ID	Violation (Å)
(1,10)	1:A:527:ALA:HB1	2:B:183:LYS:C	1	1.3
(1,10)	1:A:527:ALA:HB1	2:B:183:LYS:CA	1	1.3
(1,10)	1:A:527:ALA:HB1	2:B:183:LYS:CB	1	1.3
(1,10)	1:A:527:ALA:HB1	2:B:183:LYS:CD	1	1.3
(1,10)	1:A:527:ALA:HB1	2:B:183:LYS:CE	1	1.3
(1,10)	1:A:527:ALA:HB1	2:B:183:LYS:CG	1	1.3
(1,10)	1:A:527:ALA:HB1	2:B:183:LYS:H	1	1.3
(1,10)	1:A:527:ALA:HB1	2:B:183:LYS:HA	1	1.3
(1,10)	1:A:527:ALA:HB1	2:B:183:LYS:HB2	1	1.3
(1,10)	1:A:527:ALA:HB1	2:B:183:LYS:HB3	1	1.3
(1,10)	1:A:527:ALA:HB1	2:B:183:LYS:HD2	1	1.3
(1,10)	1:A:527:ALA:HB1	2:B:183:LYS:HD3	1	1.3
(1,10)	1:A:527:ALA:HB1	2:B:183:LYS:HE2	1	1.3
(1,10)	1:A:527:ALA:HB1	2:B:183:LYS:HE3	1	1.3
(1,10)	1:A:527:ALA:HB1	2:B:183:LYS:HG2	1	1.3
(1,10)	1:A:527:ALA:HB1	2:B:183:LYS:HG3	1	1.3
(1,10)	1:A:527:ALA:HB1	2:B:183:LYS:HZ1	1	1.3
(1,10)	1:A:527:ALA:HB1	2:B:183:LYS:HZ2	1	1.3
(1,10)	1:A:527:ALA:HB1	2:B:183:LYS:HZ3	1	1.3
(1,10)	1:A:527:ALA:HB1	2:B:183:LYS:N	1	1.3
(1,10)	1:A:527:ALA:HB1	2:B:183:LYS:NZ	1	1.3
(1,10)	1:A:527:ALA:HB1	2:B:183:LYS:O	1	1.3
(1,10)	1:A:527:ALA:HB1	2:B:185:GLY:C	1	1.3
(1,10)	1:A:527:ALA:HB1	2:B:185:GLY:CA	1	1.3
(1,10)	1:A:527:ALA:HB1	2:B:185:GLY:H	1	1.3
(1,10)	1:A:527:ALA:HB1	2:B:185:GLY:HA2	1	1.3
(1,10)	1:A:527:ALA:HB1	2:B:185:GLY:HA3	1	1.3
(1,10)	1:A:527:ALA:HB1	2:B:185:GLY:N	1	1.3
(1,10)	1:A:527:ALA:HB1	2:B:185:GLY:O	1	1.3
(1,10)	1:A:527:ALA:HB1	2:B:187:TYR:C	1	1.3
(1,10)	1:A:527:ALA:HB1	2:B:187:TYR:CA	1	1.3
(1,10)	1:A:527:ALA:HB1	2:B:187:TYR:CB	1	1.3
(1,10)	1:A:527:ALA:HB1	2:B:187:TYR:CD1	1	1.3
(1,10)	1:A:527:ALA:HB1	2:B:187:TYR:CD2	1	1.3
(1,10)	1:A:527:ALA:HB1	2:B:187:TYR:CE1	1	1.3
(1,10)	1:A:527:ALA:HB1	2:B:187:TYR:CE2	1	1.3
(1,10)	1:A:527:ALA:HB1	2:B:187:TYR:CG	1	1.3
(1,10)	1:A:527:ALA:HB1	2:B:187:TYR:CZ	1	1.3
(1,10)	1:A:527:ALA:HB1	2:B:187:TYR:H	1	1.3
(1,10)	1:A:527:ALA:HB1	2:B:187:TYR:HA	1	1.3
(1,10)	1:A:527:ALA:HB1	2:B:187:TYR:HB2	1	1.3
(1,10)	1:A:527:ALA:HB1	2:B:187:TYR:HB3	1	1.3

*Continued on next page...*

*Continued from previous page...*

Key	Atom-1	Atom-2	Model ID	Violation (Å)
(1,10)	1:A:527:ALA:HB1	2:B:187:TYR:HD1	1	1.3
(1,10)	1:A:527:ALA:HB1	2:B:187:TYR:HD2	1	1.3
(1,10)	1:A:527:ALA:HB1	2:B:187:TYR:HE1	1	1.3
(1,10)	1:A:527:ALA:HB1	2:B:187:TYR:HE2	1	1.3
(1,10)	1:A:527:ALA:HB1	2:B:187:TYR:HH	1	1.3
(1,10)	1:A:527:ALA:HB1	2:B:187:TYR:N	1	1.3
(1,10)	1:A:527:ALA:HB1	2:B:187:TYR:O	1	1.3
(1,10)	1:A:527:ALA:HB1	2:B:187:TYR:OH	1	1.3
(1,10)	1:A:527:ALA:HB1	2:B:200:THR:C	1	1.3
(1,10)	1:A:527:ALA:HB1	2:B:200:THR:CA	1	1.3
(1,10)	1:A:527:ALA:HB1	2:B:200:THR:CB	1	1.3
(1,10)	1:A:527:ALA:HB1	2:B:200:THR:CG2	1	1.3
(1,10)	1:A:527:ALA:HB1	2:B:200:THR:H	1	1.3
(1,10)	1:A:527:ALA:HB1	2:B:200:THR:HA	1	1.3
(1,10)	1:A:527:ALA:HB1	2:B:200:THR:HB	1	1.3
(1,10)	1:A:527:ALA:HB1	2:B:200:THR:HG1	1	1.3
(1,10)	1:A:527:ALA:HB1	2:B:200:THR:HG21	1	1.3
(1,10)	1:A:527:ALA:HB1	2:B:200:THR:HG22	1	1.3
(1,10)	1:A:527:ALA:HB1	2:B:200:THR:HG23	1	1.3
(1,10)	1:A:527:ALA:HB1	2:B:200:THR:N	1	1.3
(1,10)	1:A:527:ALA:HB1	2:B:200:THR:O	1	1.3
(1,10)	1:A:527:ALA:HB1	2:B:200:THR:OG1	1	1.3
(1,10)	1:A:527:ALA:HB1	2:B:211:LYS:C	1	1.3
(1,10)	1:A:527:ALA:HB1	2:B:211:LYS:CA	1	1.3
(1,10)	1:A:527:ALA:HB1	2:B:211:LYS:CB	1	1.3
(1,10)	1:A:527:ALA:HB1	2:B:211:LYS:CD	1	1.3
(1,10)	1:A:527:ALA:HB1	2:B:211:LYS:CE	1	1.3
(1,10)	1:A:527:ALA:HB1	2:B:211:LYS:CG	1	1.3
(1,10)	1:A:527:ALA:HB1	2:B:211:LYS:H	1	1.3
(1,10)	1:A:527:ALA:HB1	2:B:211:LYS:HA	1	1.3
(1,10)	1:A:527:ALA:HB1	2:B:211:LYS:HB2	1	1.3
(1,10)	1:A:527:ALA:HB1	2:B:211:LYS:HB3	1	1.3
(1,10)	1:A:527:ALA:HB1	2:B:211:LYS:HD2	1	1.3
(1,10)	1:A:527:ALA:HB1	2:B:211:LYS:HD3	1	1.3
(1,10)	1:A:527:ALA:HB1	2:B:211:LYS:HE2	1	1.3
(1,10)	1:A:527:ALA:HB1	2:B:211:LYS:HE3	1	1.3
(1,10)	1:A:527:ALA:HB1	2:B:211:LYS:HG2	1	1.3
(1,10)	1:A:527:ALA:HB1	2:B:211:LYS:HG3	1	1.3
(1,10)	1:A:527:ALA:HB1	2:B:211:LYS:HZ1	1	1.3
(1,10)	1:A:527:ALA:HB1	2:B:211:LYS:HZ2	1	1.3
(1,10)	1:A:527:ALA:HB1	2:B:211:LYS:HZ3	1	1.3
(1,10)	1:A:527:ALA:HB1	2:B:211:LYS:N	1	1.3

*Continued on next page...*



*Continued from previous page...*

Key	Atom-1	Atom-2	Model ID	Violation (Å)
(1,10)	1:A:527:ALA:HB1	2:B:211:LYS:NZ	1	1.3
(1,10)	1:A:527:ALA:HB1	2:B:211:LYS:O	1	1.3
(1,10)	1:A:527:ALA:HB2	2:B:149:SER:C	1	1.3
(1,10)	1:A:527:ALA:HB2	2:B:149:SER:CA	1	1.3
(1,10)	1:A:527:ALA:HB2	2:B:149:SER:CB	1	1.3
(1,10)	1:A:527:ALA:HB2	2:B:149:SER:H	1	1.3
(1,10)	1:A:527:ALA:HB2	2:B:149:SER:HA	1	1.3
(1,10)	1:A:527:ALA:HB2	2:B:149:SER:HB2	1	1.3
(1,10)	1:A:527:ALA:HB2	2:B:149:SER:HB3	1	1.3
(1,10)	1:A:527:ALA:HB2	2:B:149:SER:HG	1	1.3
(1,10)	1:A:527:ALA:HB2	2:B:149:SER:N	1	1.3
(1,10)	1:A:527:ALA:HB2	2:B:149:SER:O	1	1.3
(1,10)	1:A:527:ALA:HB2	2:B:149:SER:OG	1	1.3
(1,10)	1:A:527:ALA:HB2	2:B:152:VAL:C	1	1.3
(1,10)	1:A:527:ALA:HB2	2:B:152:VAL:CA	1	1.3
(1,10)	1:A:527:ALA:HB2	2:B:152:VAL:CB	1	1.3
(1,10)	1:A:527:ALA:HB2	2:B:152:VAL:CG1	1	1.3
(1,10)	1:A:527:ALA:HB2	2:B:152:VAL:CG2	1	1.3
(1,10)	1:A:527:ALA:HB2	2:B:152:VAL:H	1	1.3
(1,10)	1:A:527:ALA:HB2	2:B:152:VAL:HA	1	1.3
(1,10)	1:A:527:ALA:HB2	2:B:152:VAL:HB	1	1.3
(1,10)	1:A:527:ALA:HB2	2:B:152:VAL:HG11	1	1.3
(1,10)	1:A:527:ALA:HB2	2:B:152:VAL:HG12	1	1.3
(1,10)	1:A:527:ALA:HB2	2:B:152:VAL:HG13	1	1.3
(1,10)	1:A:527:ALA:HB2	2:B:152:VAL:HG21	1	1.3
(1,10)	1:A:527:ALA:HB2	2:B:152:VAL:HG22	1	1.3
(1,10)	1:A:527:ALA:HB2	2:B:152:VAL:HG23	1	1.3
(1,10)	1:A:527:ALA:HB2	2:B:152:VAL:N	1	1.3
(1,10)	1:A:527:ALA:HB2	2:B:152:VAL:O	1	1.3
(1,10)	1:A:527:ALA:HB2	2:B:153:VAL:C	1	1.3
(1,10)	1:A:527:ALA:HB2	2:B:153:VAL:CA	1	1.3
(1,10)	1:A:527:ALA:HB2	2:B:153:VAL:CB	1	1.3
(1,10)	1:A:527:ALA:HB2	2:B:153:VAL:CG1	1	1.3
(1,10)	1:A:527:ALA:HB2	2:B:153:VAL:CG2	1	1.3
(1,10)	1:A:527:ALA:HB2	2:B:153:VAL:H	1	1.3
(1,10)	1:A:527:ALA:HB2	2:B:153:VAL:HA	1	1.3
(1,10)	1:A:527:ALA:HB2	2:B:153:VAL:HB	1	1.3
(1,10)	1:A:527:ALA:HB2	2:B:153:VAL:HG11	1	1.3
(1,10)	1:A:527:ALA:HB2	2:B:153:VAL:HG12	1	1.3
(1,10)	1:A:527:ALA:HB2	2:B:153:VAL:HG13	1	1.3
(1,10)	1:A:527:ALA:HB2	2:B:153:VAL:HG21	1	1.3
(1,10)	1:A:527:ALA:HB2	2:B:153:VAL:HG22	1	1.3

*Continued on next page...*

*Continued from previous page...*

Key	Atom-1	Atom-2	Model ID	Violation (Å)
(1,10)	1:A:527:ALA:HB2	2:B:153:VAL:HG23	1	1.3
(1,10)	1:A:527:ALA:HB2	2:B:153:VAL:N	1	1.3
(1,10)	1:A:527:ALA:HB2	2:B:153:VAL:O	1	1.3
(1,10)	1:A:527:ALA:HB2	2:B:155:GLY:C	1	1.3
(1,10)	1:A:527:ALA:HB2	2:B:155:GLY:CA	1	1.3
(1,10)	1:A:527:ALA:HB2	2:B:155:GLY:H	1	1.3
(1,10)	1:A:527:ALA:HB2	2:B:155:GLY:HA2	1	1.3
(1,10)	1:A:527:ALA:HB2	2:B:155:GLY:HA3	1	1.3
(1,10)	1:A:527:ALA:HB2	2:B:155:GLY:N	1	1.3
(1,10)	1:A:527:ALA:HB2	2:B:155:GLY:O	1	1.3
(1,10)	1:A:527:ALA:HB2	2:B:156:PHE:C	1	1.3
(1,10)	1:A:527:ALA:HB2	2:B:156:PHE:CA	1	1.3
(1,10)	1:A:527:ALA:HB2	2:B:156:PHE:CB	1	1.3
(1,10)	1:A:527:ALA:HB2	2:B:156:PHE:CD1	1	1.3
(1,10)	1:A:527:ALA:HB2	2:B:156:PHE:CD2	1	1.3
(1,10)	1:A:527:ALA:HB2	2:B:156:PHE:CE1	1	1.3
(1,10)	1:A:527:ALA:HB2	2:B:156:PHE:CE2	1	1.3
(1,10)	1:A:527:ALA:HB2	2:B:156:PHE:CG	1	1.3
(1,10)	1:A:527:ALA:HB2	2:B:156:PHE:CZ	1	1.3
(1,10)	1:A:527:ALA:HB2	2:B:156:PHE:H	1	1.3
(1,10)	1:A:527:ALA:HB2	2:B:156:PHE:HA	1	1.3
(1,10)	1:A:527:ALA:HB2	2:B:156:PHE:HB2	1	1.3
(1,10)	1:A:527:ALA:HB2	2:B:156:PHE:HB3	1	1.3
(1,10)	1:A:527:ALA:HB2	2:B:156:PHE:HD1	1	1.3
(1,10)	1:A:527:ALA:HB2	2:B:156:PHE:HD2	1	1.3
(1,10)	1:A:527:ALA:HB2	2:B:156:PHE:HE1	1	1.3
(1,10)	1:A:527:ALA:HB2	2:B:156:PHE:HE2	1	1.3
(1,10)	1:A:527:ALA:HB2	2:B:156:PHE:HZ	1	1.3
(1,10)	1:A:527:ALA:HB2	2:B:156:PHE:N	1	1.3
(1,10)	1:A:527:ALA:HB2	2:B:156:PHE:O	1	1.3
(1,10)	1:A:527:ALA:HB2	2:B:157:CYS:C	1	1.3
(1,10)	1:A:527:ALA:HB2	2:B:157:CYS:CA	1	1.3
(1,10)	1:A:527:ALA:HB2	2:B:157:CYS:CB	1	1.3
(1,10)	1:A:527:ALA:HB2	2:B:157:CYS:H	1	1.3
(1,10)	1:A:527:ALA:HB2	2:B:157:CYS:HA	1	1.3
(1,10)	1:A:527:ALA:HB2	2:B:157:CYS:HB2	1	1.3
(1,10)	1:A:527:ALA:HB2	2:B:157:CYS:HB3	1	1.3
(1,10)	1:A:527:ALA:HB2	2:B:157:CYS:N	1	1.3
(1,10)	1:A:527:ALA:HB2	2:B:157:CYS:O	1	1.3
(1,10)	1:A:527:ALA:HB2	2:B:157:CYS:SG	1	1.3
(1,10)	1:A:527:ALA:HB2	2:B:158:THR:C	1	1.3
(1,10)	1:A:527:ALA:HB2	2:B:158:THR:CA	1	1.3

*Continued on next page...*

*Continued from previous page...*

Key	Atom-1	Atom-2	Model ID	Violation (Å)
(1,10)	1:A:527:ALA:HB2	2:B:158:THR:CB	1	1.3
(1,10)	1:A:527:ALA:HB2	2:B:158:THR:CG2	1	1.3
(1,10)	1:A:527:ALA:HB2	2:B:158:THR:H	1	1.3
(1,10)	1:A:527:ALA:HB2	2:B:158:THR:HA	1	1.3
(1,10)	1:A:527:ALA:HB2	2:B:158:THR:HB	1	1.3
(1,10)	1:A:527:ALA:HB2	2:B:158:THR:HG1	1	1.3
(1,10)	1:A:527:ALA:HB2	2:B:158:THR:HG21	1	1.3
(1,10)	1:A:527:ALA:HB2	2:B:158:THR:HG22	1	1.3
(1,10)	1:A:527:ALA:HB2	2:B:158:THR:HG23	1	1.3
(1,10)	1:A:527:ALA:HB2	2:B:158:THR:N	1	1.3
(1,10)	1:A:527:ALA:HB2	2:B:158:THR:O	1	1.3
(1,10)	1:A:527:ALA:HB2	2:B:158:THR:OG1	1	1.3
(1,10)	1:A:527:ALA:HB2	2:B:159:ILE:C	1	1.3
(1,10)	1:A:527:ALA:HB2	2:B:159:ILE:CA	1	1.3
(1,10)	1:A:527:ALA:HB2	2:B:159:ILE:CB	1	1.3
(1,10)	1:A:527:ALA:HB2	2:B:159:ILE:CD1	1	1.3
(1,10)	1:A:527:ALA:HB2	2:B:159:ILE:CG1	1	1.3
(1,10)	1:A:527:ALA:HB2	2:B:159:ILE:CG2	1	1.3
(1,10)	1:A:527:ALA:HB2	2:B:159:ILE:H	1	1.3
(1,10)	1:A:527:ALA:HB2	2:B:159:ILE:HA	1	1.3
(1,10)	1:A:527:ALA:HB2	2:B:159:ILE:HB	1	1.3
(1,10)	1:A:527:ALA:HB2	2:B:159:ILE:HD11	1	1.3
(1,10)	1:A:527:ALA:HB2	2:B:159:ILE:HD12	1	1.3
(1,10)	1:A:527:ALA:HB2	2:B:159:ILE:HD13	1	1.3
(1,10)	1:A:527:ALA:HB2	2:B:159:ILE:HG12	1	1.3
(1,10)	1:A:527:ALA:HB2	2:B:159:ILE:HG13	1	1.3
(1,10)	1:A:527:ALA:HB2	2:B:159:ILE:HG21	1	1.3
(1,10)	1:A:527:ALA:HB2	2:B:159:ILE:HG22	1	1.3
(1,10)	1:A:527:ALA:HB2	2:B:159:ILE:HG23	1	1.3
(1,10)	1:A:527:ALA:HB2	2:B:159:ILE:N	1	1.3
(1,10)	1:A:527:ALA:HB2	2:B:159:ILE:O	1	1.3
(1,10)	1:A:527:ALA:HB2	2:B:161:ASN:C	1	1.3
(1,10)	1:A:527:ALA:HB2	2:B:161:ASN:CA	1	1.3
(1,10)	1:A:527:ALA:HB2	2:B:161:ASN:CB	1	1.3
(1,10)	1:A:527:ALA:HB2	2:B:161:ASN:CG	1	1.3
(1,10)	1:A:527:ALA:HB2	2:B:161:ASN:H	1	1.3
(1,10)	1:A:527:ALA:HB2	2:B:161:ASN:HA	1	1.3
(1,10)	1:A:527:ALA:HB2	2:B:161:ASN:HB2	1	1.3
(1,10)	1:A:527:ALA:HB2	2:B:161:ASN:HB3	1	1.3
(1,10)	1:A:527:ALA:HB2	2:B:161:ASN:HD21	1	1.3
(1,10)	1:A:527:ALA:HB2	2:B:161:ASN:HD22	1	1.3
(1,10)	1:A:527:ALA:HB2	2:B:161:ASN:N	1	1.3

*Continued on next page...*

*Continued from previous page...*

Key	Atom-1	Atom-2	Model ID	Violation (Å)
(1,10)	1:A:527:ALA:HB2	2:B:161:ASN:ND2	1	1.3
(1,10)	1:A:527:ALA:HB2	2:B:161:ASN:O	1	1.3
(1,10)	1:A:527:ALA:HB2	2:B:161:ASN:OD1	1	1.3
(1,10)	1:A:527:ALA:HB2	2:B:162:LYS:C	1	1.3
(1,10)	1:A:527:ALA:HB2	2:B:162:LYS:CA	1	1.3
(1,10)	1:A:527:ALA:HB2	2:B:162:LYS:CB	1	1.3
(1,10)	1:A:527:ALA:HB2	2:B:162:LYS:CD	1	1.3
(1,10)	1:A:527:ALA:HB2	2:B:162:LYS:CE	1	1.3
(1,10)	1:A:527:ALA:HB2	2:B:162:LYS:CG	1	1.3
(1,10)	1:A:527:ALA:HB2	2:B:162:LYS:H	1	1.3
(1,10)	1:A:527:ALA:HB2	2:B:162:LYS:HA	1	1.3
(1,10)	1:A:527:ALA:HB2	2:B:162:LYS:HB2	1	1.3
(1,10)	1:A:527:ALA:HB2	2:B:162:LYS:HB3	1	1.3
(1,10)	1:A:527:ALA:HB2	2:B:162:LYS:HD2	1	1.3
(1,10)	1:A:527:ALA:HB2	2:B:162:LYS:HD3	1	1.3
(1,10)	1:A:527:ALA:HB2	2:B:162:LYS:HE2	1	1.3
(1,10)	1:A:527:ALA:HB2	2:B:162:LYS:HE3	1	1.3
(1,10)	1:A:527:ALA:HB2	2:B:162:LYS:HG2	1	1.3
(1,10)	1:A:527:ALA:HB2	2:B:162:LYS:HG3	1	1.3
(1,10)	1:A:527:ALA:HB2	2:B:162:LYS:HZ1	1	1.3
(1,10)	1:A:527:ALA:HB2	2:B:162:LYS:HZ2	1	1.3
(1,10)	1:A:527:ALA:HB2	2:B:162:LYS:HZ3	1	1.3
(1,10)	1:A:527:ALA:HB2	2:B:162:LYS:N	1	1.3
(1,10)	1:A:527:ALA:HB2	2:B:162:LYS:NZ	1	1.3
(1,10)	1:A:527:ALA:HB2	2:B:162:LYS:O	1	1.3
(1,10)	1:A:527:ALA:HB2	2:B:167:SER:C	1	1.3
(1,10)	1:A:527:ALA:HB2	2:B:167:SER:CA	1	1.3
(1,10)	1:A:527:ALA:HB2	2:B:167:SER:CB	1	1.3
(1,10)	1:A:527:ALA:HB2	2:B:167:SER:H	1	1.3
(1,10)	1:A:527:ALA:HB2	2:B:167:SER:HA	1	1.3
(1,10)	1:A:527:ALA:HB2	2:B:167:SER:HB2	1	1.3
(1,10)	1:A:527:ALA:HB2	2:B:167:SER:HB3	1	1.3
(1,10)	1:A:527:ALA:HB2	2:B:167:SER:HG	1	1.3
(1,10)	1:A:527:ALA:HB2	2:B:167:SER:N	1	1.3
(1,10)	1:A:527:ALA:HB2	2:B:167:SER:O	1	1.3
(1,10)	1:A:527:ALA:HB2	2:B:167:SER:OG	1	1.3
(1,10)	1:A:527:ALA:HB2	2:B:168:LEU:C	1	1.3
(1,10)	1:A:527:ALA:HB2	2:B:168:LEU:CA	1	1.3
(1,10)	1:A:527:ALA:HB2	2:B:168:LEU:CB	1	1.3
(1,10)	1:A:527:ALA:HB2	2:B:168:LEU:CD1	1	1.3
(1,10)	1:A:527:ALA:HB2	2:B:168:LEU:CD2	1	1.3
(1,10)	1:A:527:ALA:HB2	2:B:168:LEU:CG	1	1.3

*Continued on next page...*

*Continued from previous page...*

Key	Atom-1	Atom-2	Model ID	Violation (Å)
(1,10)	1:A:527:ALA:HB2	2:B:168:LEU:H	1	1.3
(1,10)	1:A:527:ALA:HB2	2:B:168:LEU:HA	1	1.3
(1,10)	1:A:527:ALA:HB2	2:B:168:LEU:HB2	1	1.3
(1,10)	1:A:527:ALA:HB2	2:B:168:LEU:HB3	1	1.3
(1,10)	1:A:527:ALA:HB2	2:B:168:LEU:HD11	1	1.3
(1,10)	1:A:527:ALA:HB2	2:B:168:LEU:HD12	1	1.3
(1,10)	1:A:527:ALA:HB2	2:B:168:LEU:HD13	1	1.3
(1,10)	1:A:527:ALA:HB2	2:B:168:LEU:HD21	1	1.3
(1,10)	1:A:527:ALA:HB2	2:B:168:LEU:HD22	1	1.3
(1,10)	1:A:527:ALA:HB2	2:B:168:LEU:HD23	1	1.3
(1,10)	1:A:527:ALA:HB2	2:B:168:LEU:HG	1	1.3
(1,10)	1:A:527:ALA:HB2	2:B:168:LEU:N	1	1.3
(1,10)	1:A:527:ALA:HB2	2:B:168:LEU:O	1	1.3
(1,10)	1:A:527:ALA:HB2	2:B:170:MET:C	1	1.3
(1,10)	1:A:527:ALA:HB2	2:B:170:MET:CA	1	1.3
(1,10)	1:A:527:ALA:HB2	2:B:170:MET:CB	1	1.3
(1,10)	1:A:527:ALA:HB2	2:B:170:MET:CE	1	1.3
(1,10)	1:A:527:ALA:HB2	2:B:170:MET:CG	1	1.3
(1,10)	1:A:527:ALA:HB2	2:B:170:MET:H	1	1.3
(1,10)	1:A:527:ALA:HB2	2:B:170:MET:HA	1	1.3
(1,10)	1:A:527:ALA:HB2	2:B:170:MET:HB2	1	1.3
(1,10)	1:A:527:ALA:HB2	2:B:170:MET:HB3	1	1.3
(1,10)	1:A:527:ALA:HB2	2:B:170:MET:HE1	1	1.3
(1,10)	1:A:527:ALA:HB2	2:B:170:MET:HE2	1	1.3
(1,10)	1:A:527:ALA:HB2	2:B:170:MET:HE3	1	1.3
(1,10)	1:A:527:ALA:HB2	2:B:170:MET:HG2	1	1.3
(1,10)	1:A:527:ALA:HB2	2:B:170:MET:HG3	1	1.3
(1,10)	1:A:527:ALA:HB2	2:B:170:MET:N	1	1.3
(1,10)	1:A:527:ALA:HB2	2:B:170:MET:O	1	1.3
(1,10)	1:A:527:ALA:HB2	2:B:170:MET:SD	1	1.3
(1,10)	1:A:527:ALA:HB2	2:B:172:LYS:C	1	1.3
(1,10)	1:A:527:ALA:HB2	2:B:172:LYS:CA	1	1.3
(1,10)	1:A:527:ALA:HB2	2:B:172:LYS:CB	1	1.3
(1,10)	1:A:527:ALA:HB2	2:B:172:LYS:CD	1	1.3
(1,10)	1:A:527:ALA:HB2	2:B:172:LYS:CE	1	1.3
(1,10)	1:A:527:ALA:HB2	2:B:172:LYS:CG	1	1.3
(1,10)	1:A:527:ALA:HB2	2:B:172:LYS:H	1	1.3
(1,10)	1:A:527:ALA:HB2	2:B:172:LYS:HA	1	1.3
(1,10)	1:A:527:ALA:HB2	2:B:172:LYS:HB2	1	1.3
(1,10)	1:A:527:ALA:HB2	2:B:172:LYS:HB3	1	1.3
(1,10)	1:A:527:ALA:HB2	2:B:172:LYS:HD2	1	1.3
(1,10)	1:A:527:ALA:HB2	2:B:172:LYS:HD3	1	1.3

*Continued on next page...*

*Continued from previous page...*

Key	Atom-1	Atom-2	Model ID	Violation (Å)
(1,10)	1:A:527:ALA:HB2	2:B:172:LYS:HE2	1	1.3
(1,10)	1:A:527:ALA:HB2	2:B:172:LYS:HE3	1	1.3
(1,10)	1:A:527:ALA:HB2	2:B:172:LYS:HG2	1	1.3
(1,10)	1:A:527:ALA:HB2	2:B:172:LYS:HG3	1	1.3
(1,10)	1:A:527:ALA:HB2	2:B:172:LYS:HZ1	1	1.3
(1,10)	1:A:527:ALA:HB2	2:B:172:LYS:HZ2	1	1.3
(1,10)	1:A:527:ALA:HB2	2:B:172:LYS:HZ3	1	1.3
(1,10)	1:A:527:ALA:HB2	2:B:172:LYS:N	1	1.3
(1,10)	1:A:527:ALA:HB2	2:B:172:LYS:NZ	1	1.3
(1,10)	1:A:527:ALA:HB2	2:B:172:LYS:O	1	1.3
(1,10)	1:A:527:ALA:HB2	2:B:182:VAL:C	1	1.3
(1,10)	1:A:527:ALA:HB2	2:B:182:VAL:CA	1	1.3
(1,10)	1:A:527:ALA:HB2	2:B:182:VAL:CB	1	1.3
(1,10)	1:A:527:ALA:HB2	2:B:182:VAL:CG1	1	1.3
(1,10)	1:A:527:ALA:HB2	2:B:182:VAL:CG2	1	1.3
(1,10)	1:A:527:ALA:HB2	2:B:182:VAL:H	1	1.3
(1,10)	1:A:527:ALA:HB2	2:B:182:VAL:HA	1	1.3
(1,10)	1:A:527:ALA:HB2	2:B:182:VAL:HB	1	1.3
(1,10)	1:A:527:ALA:HB2	2:B:182:VAL:HG11	1	1.3
(1,10)	1:A:527:ALA:HB2	2:B:182:VAL:HG12	1	1.3
(1,10)	1:A:527:ALA:HB2	2:B:182:VAL:HG13	1	1.3
(1,10)	1:A:527:ALA:HB2	2:B:182:VAL:HG21	1	1.3
(1,10)	1:A:527:ALA:HB2	2:B:182:VAL:HG22	1	1.3
(1,10)	1:A:527:ALA:HB2	2:B:182:VAL:HG23	1	1.3
(1,10)	1:A:527:ALA:HB2	2:B:182:VAL:N	1	1.3
(1,10)	1:A:527:ALA:HB2	2:B:182:VAL:O	1	1.3
(1,10)	1:A:527:ALA:HB2	2:B:183:LYS:C	1	1.3
(1,10)	1:A:527:ALA:HB2	2:B:183:LYS:CA	1	1.3
(1,10)	1:A:527:ALA:HB2	2:B:183:LYS:CB	1	1.3
(1,10)	1:A:527:ALA:HB2	2:B:183:LYS:CD	1	1.3
(1,10)	1:A:527:ALA:HB2	2:B:183:LYS:CE	1	1.3
(1,10)	1:A:527:ALA:HB2	2:B:183:LYS:CG	1	1.3
(1,10)	1:A:527:ALA:HB2	2:B:183:LYS:H	1	1.3
(1,10)	1:A:527:ALA:HB2	2:B:183:LYS:HA	1	1.3
(1,10)	1:A:527:ALA:HB2	2:B:183:LYS:HB2	1	1.3
(1,10)	1:A:527:ALA:HB2	2:B:183:LYS:HB3	1	1.3
(1,10)	1:A:527:ALA:HB2	2:B:183:LYS:HD2	1	1.3
(1,10)	1:A:527:ALA:HB2	2:B:183:LYS:HD3	1	1.3
(1,10)	1:A:527:ALA:HB2	2:B:183:LYS:HE2	1	1.3
(1,10)	1:A:527:ALA:HB2	2:B:183:LYS:HE3	1	1.3
(1,10)	1:A:527:ALA:HB2	2:B:183:LYS:HG2	1	1.3
(1,10)	1:A:527:ALA:HB2	2:B:183:LYS:HG3	1	1.3

*Continued on next page...*

*Continued from previous page...*

Key	Atom-1	Atom-2	Model ID	Violation (Å)
(1,10)	1:A:527:ALA:HB2	2:B:183:LYS:HZ1	1	1.3
(1,10)	1:A:527:ALA:HB2	2:B:183:LYS:HZ2	1	1.3
(1,10)	1:A:527:ALA:HB2	2:B:183:LYS:HZ3	1	1.3
(1,10)	1:A:527:ALA:HB2	2:B:183:LYS:N	1	1.3
(1,10)	1:A:527:ALA:HB2	2:B:183:LYS:NZ	1	1.3
(1,10)	1:A:527:ALA:HB2	2:B:183:LYS:O	1	1.3
(1,10)	1:A:527:ALA:HB2	2:B:185:GLY:C	1	1.3
(1,10)	1:A:527:ALA:HB2	2:B:185:GLY:CA	1	1.3
(1,10)	1:A:527:ALA:HB2	2:B:185:GLY:H	1	1.3
(1,10)	1:A:527:ALA:HB2	2:B:185:GLY:HA2	1	1.3
(1,10)	1:A:527:ALA:HB2	2:B:185:GLY:HA3	1	1.3
(1,10)	1:A:527:ALA:HB2	2:B:185:GLY:N	1	1.3
(1,10)	1:A:527:ALA:HB2	2:B:185:GLY:O	1	1.3
(1,10)	1:A:527:ALA:HB2	2:B:187:TYR:C	1	1.3
(1,10)	1:A:527:ALA:HB2	2:B:187:TYR:CA	1	1.3
(1,10)	1:A:527:ALA:HB2	2:B:187:TYR:CB	1	1.3
(1,10)	1:A:527:ALA:HB2	2:B:187:TYR:CD1	1	1.3
(1,10)	1:A:527:ALA:HB2	2:B:187:TYR:CD2	1	1.3
(1,10)	1:A:527:ALA:HB2	2:B:187:TYR:CE1	1	1.3
(1,10)	1:A:527:ALA:HB2	2:B:187:TYR:CE2	1	1.3
(1,10)	1:A:527:ALA:HB2	2:B:187:TYR:CG	1	1.3
(1,10)	1:A:527:ALA:HB2	2:B:187:TYR:CZ	1	1.3
(1,10)	1:A:527:ALA:HB2	2:B:187:TYR:H	1	1.3
(1,10)	1:A:527:ALA:HB2	2:B:187:TYR:HA	1	1.3
(1,10)	1:A:527:ALA:HB2	2:B:187:TYR:HB2	1	1.3
(1,10)	1:A:527:ALA:HB2	2:B:187:TYR:HB3	1	1.3
(1,10)	1:A:527:ALA:HB2	2:B:187:TYR:HD1	1	1.3
(1,10)	1:A:527:ALA:HB2	2:B:187:TYR:HD2	1	1.3
(1,10)	1:A:527:ALA:HB2	2:B:187:TYR:HE1	1	1.3
(1,10)	1:A:527:ALA:HB2	2:B:187:TYR:HE2	1	1.3
(1,10)	1:A:527:ALA:HB2	2:B:187:TYR:HH	1	1.3
(1,10)	1:A:527:ALA:HB2	2:B:187:TYR:N	1	1.3
(1,10)	1:A:527:ALA:HB2	2:B:187:TYR:O	1	1.3
(1,10)	1:A:527:ALA:HB2	2:B:187:TYR:OH	1	1.3
(1,10)	1:A:527:ALA:HB2	2:B:200:THR:C	1	1.3
(1,10)	1:A:527:ALA:HB2	2:B:200:THR:CA	1	1.3
(1,10)	1:A:527:ALA:HB2	2:B:200:THR:CB	1	1.3
(1,10)	1:A:527:ALA:HB2	2:B:200:THR:CG2	1	1.3
(1,10)	1:A:527:ALA:HB2	2:B:200:THR:H	1	1.3
(1,10)	1:A:527:ALA:HB2	2:B:200:THR:HA	1	1.3
(1,10)	1:A:527:ALA:HB2	2:B:200:THR:HB	1	1.3
(1,10)	1:A:527:ALA:HB2	2:B:200:THR:HG1	1	1.3

*Continued on next page...*

*Continued from previous page...*

Key	Atom-1	Atom-2	Model ID	Violation (Å)
(1,10)	1:A:527:ALA:HB2	2:B:200:THR:HG21	1	1.3
(1,10)	1:A:527:ALA:HB2	2:B:200:THR:HG22	1	1.3
(1,10)	1:A:527:ALA:HB2	2:B:200:THR:HG23	1	1.3
(1,10)	1:A:527:ALA:HB2	2:B:200:THR:N	1	1.3
(1,10)	1:A:527:ALA:HB2	2:B:200:THR:O	1	1.3
(1,10)	1:A:527:ALA:HB2	2:B:200:THR:OG1	1	1.3
(1,10)	1:A:527:ALA:HB2	2:B:211:LYS:C	1	1.3
(1,10)	1:A:527:ALA:HB2	2:B:211:LYS:CA	1	1.3
(1,10)	1:A:527:ALA:HB2	2:B:211:LYS:CB	1	1.3
(1,10)	1:A:527:ALA:HB2	2:B:211:LYS:CD	1	1.3
(1,10)	1:A:527:ALA:HB2	2:B:211:LYS:CE	1	1.3
(1,10)	1:A:527:ALA:HB2	2:B:211:LYS:CG	1	1.3
(1,10)	1:A:527:ALA:HB2	2:B:211:LYS:H	1	1.3
(1,10)	1:A:527:ALA:HB2	2:B:211:LYS:HA	1	1.3
(1,10)	1:A:527:ALA:HB2	2:B:211:LYS:HB2	1	1.3
(1,10)	1:A:527:ALA:HB2	2:B:211:LYS:HB3	1	1.3
(1,10)	1:A:527:ALA:HB2	2:B:211:LYS:HD2	1	1.3
(1,10)	1:A:527:ALA:HB2	2:B:211:LYS:HD3	1	1.3
(1,10)	1:A:527:ALA:HB2	2:B:211:LYS:HE2	1	1.3
(1,10)	1:A:527:ALA:HB2	2:B:211:LYS:HE3	1	1.3
(1,10)	1:A:527:ALA:HB2	2:B:211:LYS:HG2	1	1.3
(1,10)	1:A:527:ALA:HB2	2:B:211:LYS:HG3	1	1.3
(1,10)	1:A:527:ALA:HB2	2:B:211:LYS:HZ1	1	1.3
(1,10)	1:A:527:ALA:HB2	2:B:211:LYS:HZ2	1	1.3
(1,10)	1:A:527:ALA:HB2	2:B:211:LYS:HZ3	1	1.3
(1,10)	1:A:527:ALA:HB2	2:B:211:LYS:N	1	1.3
(1,10)	1:A:527:ALA:HB2	2:B:211:LYS:NZ	1	1.3
(1,10)	1:A:527:ALA:HB2	2:B:211:LYS:O	1	1.3
(1,10)	1:A:527:ALA:HB3	2:B:149:SER:C	1	1.3
(1,10)	1:A:527:ALA:HB3	2:B:149:SER:CA	1	1.3
(1,10)	1:A:527:ALA:HB3	2:B:149:SER:CB	1	1.3
(1,10)	1:A:527:ALA:HB3	2:B:149:SER:H	1	1.3
(1,10)	1:A:527:ALA:HB3	2:B:149:SER:HA	1	1.3
(1,10)	1:A:527:ALA:HB3	2:B:149:SER:HB2	1	1.3
(1,10)	1:A:527:ALA:HB3	2:B:149:SER:HB3	1	1.3
(1,10)	1:A:527:ALA:HB3	2:B:149:SER:HG	1	1.3
(1,10)	1:A:527:ALA:HB3	2:B:149:SER:N	1	1.3
(1,10)	1:A:527:ALA:HB3	2:B:149:SER:O	1	1.3
(1,10)	1:A:527:ALA:HB3	2:B:149:SER:OG	1	1.3
(1,10)	1:A:527:ALA:HB3	2:B:152:VAL:C	1	1.3
(1,10)	1:A:527:ALA:HB3	2:B:152:VAL:CA	1	1.3
(1,10)	1:A:527:ALA:HB3	2:B:152:VAL:CB	1	1.3

*Continued on next page...*



*Continued from previous page...*

Key	Atom-1	Atom-2	Model ID	Violation (Å)
(1,10)	1:A:527:ALA:HB3	2:B:152:VAL:CG1	1	1.3
(1,10)	1:A:527:ALA:HB3	2:B:152:VAL:CG2	1	1.3
(1,10)	1:A:527:ALA:HB3	2:B:152:VAL:H	1	1.3
(1,10)	1:A:527:ALA:HB3	2:B:152:VAL:HA	1	1.3
(1,10)	1:A:527:ALA:HB3	2:B:152:VAL:HB	1	1.3
(1,10)	1:A:527:ALA:HB3	2:B:152:VAL:HG11	1	1.3
(1,10)	1:A:527:ALA:HB3	2:B:152:VAL:HG12	1	1.3
(1,10)	1:A:527:ALA:HB3	2:B:152:VAL:HG13	1	1.3
(1,10)	1:A:527:ALA:HB3	2:B:152:VAL:HG21	1	1.3
(1,10)	1:A:527:ALA:HB3	2:B:152:VAL:HG22	1	1.3
(1,10)	1:A:527:ALA:HB3	2:B:152:VAL:HG23	1	1.3
(1,10)	1:A:527:ALA:HB3	2:B:152:VAL:N	1	1.3
(1,10)	1:A:527:ALA:HB3	2:B:152:VAL:O	1	1.3
(1,10)	1:A:527:ALA:HB3	2:B:153:VAL:C	1	1.3
(1,10)	1:A:527:ALA:HB3	2:B:153:VAL:CA	1	1.3
(1,10)	1:A:527:ALA:HB3	2:B:153:VAL:CB	1	1.3
(1,10)	1:A:527:ALA:HB3	2:B:153:VAL:CG1	1	1.3
(1,10)	1:A:527:ALA:HB3	2:B:153:VAL:CG2	1	1.3
(1,10)	1:A:527:ALA:HB3	2:B:153:VAL:H	1	1.3
(1,10)	1:A:527:ALA:HB3	2:B:153:VAL:HA	1	1.3
(1,10)	1:A:527:ALA:HB3	2:B:153:VAL:HB	1	1.3
(1,10)	1:A:527:ALA:HB3	2:B:153:VAL:HG11	1	1.3
(1,10)	1:A:527:ALA:HB3	2:B:153:VAL:HG12	1	1.3
(1,10)	1:A:527:ALA:HB3	2:B:153:VAL:HG13	1	1.3
(1,10)	1:A:527:ALA:HB3	2:B:153:VAL:HG21	1	1.3
(1,10)	1:A:527:ALA:HB3	2:B:153:VAL:HG22	1	1.3
(1,10)	1:A:527:ALA:HB3	2:B:153:VAL:HG23	1	1.3
(1,10)	1:A:527:ALA:HB3	2:B:153:VAL:N	1	1.3
(1,10)	1:A:527:ALA:HB3	2:B:153:VAL:O	1	1.3
(1,10)	1:A:527:ALA:HB3	2:B:155:GLY:C	1	1.3
(1,10)	1:A:527:ALA:HB3	2:B:155:GLY:CA	1	1.3
(1,10)	1:A:527:ALA:HB3	2:B:155:GLY:H	1	1.3
(1,10)	1:A:527:ALA:HB3	2:B:155:GLY:HA2	1	1.3
(1,10)	1:A:527:ALA:HB3	2:B:155:GLY:HA3	1	1.3
(1,10)	1:A:527:ALA:HB3	2:B:155:GLY:N	1	1.3
(1,10)	1:A:527:ALA:HB3	2:B:155:GLY:O	1	1.3
(1,10)	1:A:527:ALA:HB3	2:B:156:PHE:C	1	1.3
(1,10)	1:A:527:ALA:HB3	2:B:156:PHE:CA	1	1.3
(1,10)	1:A:527:ALA:HB3	2:B:156:PHE:CB	1	1.3
(1,10)	1:A:527:ALA:HB3	2:B:156:PHE:CD1	1	1.3
(1,10)	1:A:527:ALA:HB3	2:B:156:PHE:CD2	1	1.3
(1,10)	1:A:527:ALA:HB3	2:B:156:PHE:CE1	1	1.3

*Continued on next page...*

*Continued from previous page...*

Key	Atom-1	Atom-2	Model ID	Violation (Å)
(1,10)	1:A:527:ALA:HB3	2:B:156:PHE:CE2	1	1.3
(1,10)	1:A:527:ALA:HB3	2:B:156:PHE:CG	1	1.3
(1,10)	1:A:527:ALA:HB3	2:B:156:PHE:CZ	1	1.3
(1,10)	1:A:527:ALA:HB3	2:B:156:PHE:H	1	1.3
(1,10)	1:A:527:ALA:HB3	2:B:156:PHE:HA	1	1.3
(1,10)	1:A:527:ALA:HB3	2:B:156:PHE:HB2	1	1.3
(1,10)	1:A:527:ALA:HB3	2:B:156:PHE:HB3	1	1.3
(1,10)	1:A:527:ALA:HB3	2:B:156:PHE:HD1	1	1.3
(1,10)	1:A:527:ALA:HB3	2:B:156:PHE:HD2	1	1.3
(1,10)	1:A:527:ALA:HB3	2:B:156:PHE:HE1	1	1.3
(1,10)	1:A:527:ALA:HB3	2:B:156:PHE:HE2	1	1.3
(1,10)	1:A:527:ALA:HB3	2:B:156:PHE:HZ	1	1.3
(1,10)	1:A:527:ALA:HB3	2:B:156:PHE:N	1	1.3
(1,10)	1:A:527:ALA:HB3	2:B:156:PHE:O	1	1.3
(1,10)	1:A:527:ALA:HB3	2:B:157:CYS:C	1	1.3
(1,10)	1:A:527:ALA:HB3	2:B:157:CYS:CA	1	1.3
(1,10)	1:A:527:ALA:HB3	2:B:157:CYS:CB	1	1.3
(1,10)	1:A:527:ALA:HB3	2:B:157:CYS:H	1	1.3
(1,10)	1:A:527:ALA:HB3	2:B:157:CYS:HA	1	1.3
(1,10)	1:A:527:ALA:HB3	2:B:157:CYS:HB2	1	1.3
(1,10)	1:A:527:ALA:HB3	2:B:157:CYS:HB3	1	1.3
(1,10)	1:A:527:ALA:HB3	2:B:157:CYS:N	1	1.3
(1,10)	1:A:527:ALA:HB3	2:B:157:CYS:O	1	1.3
(1,10)	1:A:527:ALA:HB3	2:B:157:CYS:SG	1	1.3
(1,10)	1:A:527:ALA:HB3	2:B:158:THR:C	1	1.3
(1,10)	1:A:527:ALA:HB3	2:B:158:THR:CA	1	1.3
(1,10)	1:A:527:ALA:HB3	2:B:158:THR:CB	1	1.3
(1,10)	1:A:527:ALA:HB3	2:B:158:THR:CG2	1	1.3
(1,10)	1:A:527:ALA:HB3	2:B:158:THR:H	1	1.3
(1,10)	1:A:527:ALA:HB3	2:B:158:THR:HA	1	1.3
(1,10)	1:A:527:ALA:HB3	2:B:158:THR:HB	1	1.3
(1,10)	1:A:527:ALA:HB3	2:B:158:THR:HG1	1	1.3
(1,10)	1:A:527:ALA:HB3	2:B:158:THR:HG21	1	1.3
(1,10)	1:A:527:ALA:HB3	2:B:158:THR:HG22	1	1.3
(1,10)	1:A:527:ALA:HB3	2:B:158:THR:HG23	1	1.3
(1,10)	1:A:527:ALA:HB3	2:B:158:THR:N	1	1.3
(1,10)	1:A:527:ALA:HB3	2:B:158:THR:O	1	1.3
(1,10)	1:A:527:ALA:HB3	2:B:158:THR:OG1	1	1.3
(1,10)	1:A:527:ALA:HB3	2:B:159:ILE:C	1	1.3
(1,10)	1:A:527:ALA:HB3	2:B:159:ILE:CA	1	1.3
(1,10)	1:A:527:ALA:HB3	2:B:159:ILE:CB	1	1.3
(1,10)	1:A:527:ALA:HB3	2:B:159:ILE:CD1	1	1.3

*Continued on next page...*

*Continued from previous page...*

Key	Atom-1	Atom-2	Model ID	Violation (Å)
(1,10)	1:A:527:ALA:HB3	2:B:159:ILE:CG1	1	1.3
(1,10)	1:A:527:ALA:HB3	2:B:159:ILE:CG2	1	1.3
(1,10)	1:A:527:ALA:HB3	2:B:159:ILE:H	1	1.3
(1,10)	1:A:527:ALA:HB3	2:B:159:ILE:HA	1	1.3
(1,10)	1:A:527:ALA:HB3	2:B:159:ILE:HB	1	1.3
(1,10)	1:A:527:ALA:HB3	2:B:159:ILE:HD11	1	1.3
(1,10)	1:A:527:ALA:HB3	2:B:159:ILE:HD12	1	1.3
(1,10)	1:A:527:ALA:HB3	2:B:159:ILE:HD13	1	1.3
(1,10)	1:A:527:ALA:HB3	2:B:159:ILE:HG12	1	1.3
(1,10)	1:A:527:ALA:HB3	2:B:159:ILE:HG13	1	1.3
(1,10)	1:A:527:ALA:HB3	2:B:159:ILE:HG21	1	1.3
(1,10)	1:A:527:ALA:HB3	2:B:159:ILE:HG22	1	1.3
(1,10)	1:A:527:ALA:HB3	2:B:159:ILE:HG23	1	1.3
(1,10)	1:A:527:ALA:HB3	2:B:159:ILE:N	1	1.3
(1,10)	1:A:527:ALA:HB3	2:B:159:ILE:O	1	1.3
(1,10)	1:A:527:ALA:HB3	2:B:161:ASN:C	1	1.3
(1,10)	1:A:527:ALA:HB3	2:B:161:ASN:CA	1	1.3
(1,10)	1:A:527:ALA:HB3	2:B:161:ASN:CB	1	1.3
(1,10)	1:A:527:ALA:HB3	2:B:161:ASN:CG	1	1.3
(1,10)	1:A:527:ALA:HB3	2:B:161:ASN:H	1	1.3
(1,10)	1:A:527:ALA:HB3	2:B:161:ASN:HA	1	1.3
(1,10)	1:A:527:ALA:HB3	2:B:161:ASN:HB2	1	1.3
(1,10)	1:A:527:ALA:HB3	2:B:161:ASN:HB3	1	1.3
(1,10)	1:A:527:ALA:HB3	2:B:161:ASN:HD21	1	1.3
(1,10)	1:A:527:ALA:HB3	2:B:161:ASN:HD22	1	1.3
(1,10)	1:A:527:ALA:HB3	2:B:161:ASN:N	1	1.3
(1,10)	1:A:527:ALA:HB3	2:B:161:ASN:ND2	1	1.3
(1,10)	1:A:527:ALA:HB3	2:B:161:ASN:O	1	1.3
(1,10)	1:A:527:ALA:HB3	2:B:161:ASN:OD1	1	1.3
(1,10)	1:A:527:ALA:HB3	2:B:162:LYS:C	1	1.3
(1,10)	1:A:527:ALA:HB3	2:B:162:LYS:CA	1	1.3
(1,10)	1:A:527:ALA:HB3	2:B:162:LYS:CB	1	1.3
(1,10)	1:A:527:ALA:HB3	2:B:162:LYS:CD	1	1.3
(1,10)	1:A:527:ALA:HB3	2:B:162:LYS:CE	1	1.3
(1,10)	1:A:527:ALA:HB3	2:B:162:LYS:CG	1	1.3
(1,10)	1:A:527:ALA:HB3	2:B:162:LYS:H	1	1.3
(1,10)	1:A:527:ALA:HB3	2:B:162:LYS:HA	1	1.3
(1,10)	1:A:527:ALA:HB3	2:B:162:LYS:HB2	1	1.3
(1,10)	1:A:527:ALA:HB3	2:B:162:LYS:HB3	1	1.3
(1,10)	1:A:527:ALA:HB3	2:B:162:LYS:HD2	1	1.3
(1,10)	1:A:527:ALA:HB3	2:B:162:LYS:HD3	1	1.3
(1,10)	1:A:527:ALA:HB3	2:B:162:LYS:HE2	1	1.3

*Continued on next page...*

*Continued from previous page...*

Key	Atom-1	Atom-2	Model ID	Violation (Å)
(1,10)	1:A:527:ALA:HB3	2:B:162:LYS:HE3	1	1.3
(1,10)	1:A:527:ALA:HB3	2:B:162:LYS:HG2	1	1.3
(1,10)	1:A:527:ALA:HB3	2:B:162:LYS:HG3	1	1.3
(1,10)	1:A:527:ALA:HB3	2:B:162:LYS:HZ1	1	1.3
(1,10)	1:A:527:ALA:HB3	2:B:162:LYS:HZ2	1	1.3
(1,10)	1:A:527:ALA:HB3	2:B:162:LYS:HZ3	1	1.3
(1,10)	1:A:527:ALA:HB3	2:B:162:LYS:N	1	1.3
(1,10)	1:A:527:ALA:HB3	2:B:162:LYS:NZ	1	1.3
(1,10)	1:A:527:ALA:HB3	2:B:162:LYS:O	1	1.3
(1,10)	1:A:527:ALA:HB3	2:B:167:SER:C	1	1.3
(1,10)	1:A:527:ALA:HB3	2:B:167:SER:CA	1	1.3
(1,10)	1:A:527:ALA:HB3	2:B:167:SER:CB	1	1.3
(1,10)	1:A:527:ALA:HB3	2:B:167:SER:H	1	1.3
(1,10)	1:A:527:ALA:HB3	2:B:167:SER:HA	1	1.3
(1,10)	1:A:527:ALA:HB3	2:B:167:SER:HB2	1	1.3
(1,10)	1:A:527:ALA:HB3	2:B:167:SER:HB3	1	1.3
(1,10)	1:A:527:ALA:HB3	2:B:167:SER:HG	1	1.3
(1,10)	1:A:527:ALA:HB3	2:B:167:SER:N	1	1.3
(1,10)	1:A:527:ALA:HB3	2:B:167:SER:O	1	1.3
(1,10)	1:A:527:ALA:HB3	2:B:167:SER:OG	1	1.3
(1,10)	1:A:527:ALA:HB3	2:B:168:LEU:C	1	1.3
(1,10)	1:A:527:ALA:HB3	2:B:168:LEU:CA	1	1.3
(1,10)	1:A:527:ALA:HB3	2:B:168:LEU:CB	1	1.3
(1,10)	1:A:527:ALA:HB3	2:B:168:LEU:CD1	1	1.3
(1,10)	1:A:527:ALA:HB3	2:B:168:LEU:CD2	1	1.3
(1,10)	1:A:527:ALA:HB3	2:B:168:LEU:CG	1	1.3
(1,10)	1:A:527:ALA:HB3	2:B:168:LEU:H	1	1.3
(1,10)	1:A:527:ALA:HB3	2:B:168:LEU:HA	1	1.3
(1,10)	1:A:527:ALA:HB3	2:B:168:LEU:HB2	1	1.3
(1,10)	1:A:527:ALA:HB3	2:B:168:LEU:HB3	1	1.3
(1,10)	1:A:527:ALA:HB3	2:B:168:LEU:HD11	1	1.3
(1,10)	1:A:527:ALA:HB3	2:B:168:LEU:HD12	1	1.3
(1,10)	1:A:527:ALA:HB3	2:B:168:LEU:HD13	1	1.3
(1,10)	1:A:527:ALA:HB3	2:B:168:LEU:HD21	1	1.3
(1,10)	1:A:527:ALA:HB3	2:B:168:LEU:HD22	1	1.3
(1,10)	1:A:527:ALA:HB3	2:B:168:LEU:HD23	1	1.3
(1,10)	1:A:527:ALA:HB3	2:B:168:LEU:HG	1	1.3
(1,10)	1:A:527:ALA:HB3	2:B:168:LEU:N	1	1.3
(1,10)	1:A:527:ALA:HB3	2:B:168:LEU:O	1	1.3
(1,10)	1:A:527:ALA:HB3	2:B:170:MET:C	1	1.3
(1,10)	1:A:527:ALA:HB3	2:B:170:MET:CA	1	1.3
(1,10)	1:A:527:ALA:HB3	2:B:170:MET:CB	1	1.3

*Continued on next page...*

*Continued from previous page...*

Key	Atom-1	Atom-2	Model ID	Violation (Å)
(1,10)	1:A:527:ALA:HB3	2:B:170:MET:CE	1	1.3
(1,10)	1:A:527:ALA:HB3	2:B:170:MET:CG	1	1.3
(1,10)	1:A:527:ALA:HB3	2:B:170:MET:H	1	1.3
(1,10)	1:A:527:ALA:HB3	2:B:170:MET:HA	1	1.3
(1,10)	1:A:527:ALA:HB3	2:B:170:MET:HB2	1	1.3
(1,10)	1:A:527:ALA:HB3	2:B:170:MET:HB3	1	1.3
(1,10)	1:A:527:ALA:HB3	2:B:170:MET:HE1	1	1.3
(1,10)	1:A:527:ALA:HB3	2:B:170:MET:HE2	1	1.3
(1,10)	1:A:527:ALA:HB3	2:B:170:MET:HE3	1	1.3
(1,10)	1:A:527:ALA:HB3	2:B:170:MET:HG2	1	1.3
(1,10)	1:A:527:ALA:HB3	2:B:170:MET:HG3	1	1.3
(1,10)	1:A:527:ALA:HB3	2:B:170:MET:N	1	1.3
(1,10)	1:A:527:ALA:HB3	2:B:170:MET:O	1	1.3
(1,10)	1:A:527:ALA:HB3	2:B:170:MET:SD	1	1.3
(1,10)	1:A:527:ALA:HB3	2:B:172:LYS:C	1	1.3
(1,10)	1:A:527:ALA:HB3	2:B:172:LYS:CA	1	1.3
(1,10)	1:A:527:ALA:HB3	2:B:172:LYS:CB	1	1.3
(1,10)	1:A:527:ALA:HB3	2:B:172:LYS:CD	1	1.3
(1,10)	1:A:527:ALA:HB3	2:B:172:LYS:CE	1	1.3
(1,10)	1:A:527:ALA:HB3	2:B:172:LYS:CG	1	1.3
(1,10)	1:A:527:ALA:HB3	2:B:172:LYS:H	1	1.3
(1,10)	1:A:527:ALA:HB3	2:B:172:LYS:HA	1	1.3
(1,10)	1:A:527:ALA:HB3	2:B:172:LYS:HB2	1	1.3
(1,10)	1:A:527:ALA:HB3	2:B:172:LYS:HB3	1	1.3
(1,10)	1:A:527:ALA:HB3	2:B:172:LYS:HD2	1	1.3
(1,10)	1:A:527:ALA:HB3	2:B:172:LYS:HD3	1	1.3
(1,10)	1:A:527:ALA:HB3	2:B:172:LYS:HE2	1	1.3
(1,10)	1:A:527:ALA:HB3	2:B:172:LYS:HE3	1	1.3
(1,10)	1:A:527:ALA:HB3	2:B:172:LYS:HG2	1	1.3
(1,10)	1:A:527:ALA:HB3	2:B:172:LYS:HG3	1	1.3
(1,10)	1:A:527:ALA:HB3	2:B:172:LYS:HZ1	1	1.3
(1,10)	1:A:527:ALA:HB3	2:B:172:LYS:HZ2	1	1.3
(1,10)	1:A:527:ALA:HB3	2:B:172:LYS:HZ3	1	1.3
(1,10)	1:A:527:ALA:HB3	2:B:172:LYS:N	1	1.3
(1,10)	1:A:527:ALA:HB3	2:B:172:LYS:NZ	1	1.3
(1,10)	1:A:527:ALA:HB3	2:B:172:LYS:O	1	1.3
(1,10)	1:A:527:ALA:HB3	2:B:182:VAL:C	1	1.3
(1,10)	1:A:527:ALA:HB3	2:B:182:VAL:CA	1	1.3
(1,10)	1:A:527:ALA:HB3	2:B:182:VAL:CB	1	1.3
(1,10)	1:A:527:ALA:HB3	2:B:182:VAL:CG1	1	1.3
(1,10)	1:A:527:ALA:HB3	2:B:182:VAL:CG2	1	1.3
(1,10)	1:A:527:ALA:HB3	2:B:182:VAL:H	1	1.3

*Continued on next page...*

*Continued from previous page...*

Key	Atom-1	Atom-2	Model ID	Violation (Å)
(1,10)	1:A:527:ALA:HB3	2:B:182:VAL:HA	1	1.3
(1,10)	1:A:527:ALA:HB3	2:B:182:VAL:HB	1	1.3
(1,10)	1:A:527:ALA:HB3	2:B:182:VAL:HG11	1	1.3
(1,10)	1:A:527:ALA:HB3	2:B:182:VAL:HG12	1	1.3
(1,10)	1:A:527:ALA:HB3	2:B:182:VAL:HG13	1	1.3
(1,10)	1:A:527:ALA:HB3	2:B:182:VAL:HG21	1	1.3
(1,10)	1:A:527:ALA:HB3	2:B:182:VAL:HG22	1	1.3
(1,10)	1:A:527:ALA:HB3	2:B:182:VAL:HG23	1	1.3
(1,10)	1:A:527:ALA:HB3	2:B:182:VAL:N	1	1.3
(1,10)	1:A:527:ALA:HB3	2:B:182:VAL:O	1	1.3
(1,10)	1:A:527:ALA:HB3	2:B:183:LYS:C	1	1.3
(1,10)	1:A:527:ALA:HB3	2:B:183:LYS:CA	1	1.3
(1,10)	1:A:527:ALA:HB3	2:B:183:LYS:CB	1	1.3
(1,10)	1:A:527:ALA:HB3	2:B:183:LYS:CD	1	1.3
(1,10)	1:A:527:ALA:HB3	2:B:183:LYS:CE	1	1.3
(1,10)	1:A:527:ALA:HB3	2:B:183:LYS:CG	1	1.3
(1,10)	1:A:527:ALA:HB3	2:B:183:LYS:H	1	1.3
(1,10)	1:A:527:ALA:HB3	2:B:183:LYS:HA	1	1.3
(1,10)	1:A:527:ALA:HB3	2:B:183:LYS:HB2	1	1.3
(1,10)	1:A:527:ALA:HB3	2:B:183:LYS:HB3	1	1.3
(1,10)	1:A:527:ALA:HB3	2:B:183:LYS:HD2	1	1.3
(1,10)	1:A:527:ALA:HB3	2:B:183:LYS:HD3	1	1.3
(1,10)	1:A:527:ALA:HB3	2:B:183:LYS:HE2	1	1.3
(1,10)	1:A:527:ALA:HB3	2:B:183:LYS:HE3	1	1.3
(1,10)	1:A:527:ALA:HB3	2:B:183:LYS:HG2	1	1.3
(1,10)	1:A:527:ALA:HB3	2:B:183:LYS:HG3	1	1.3
(1,10)	1:A:527:ALA:HB3	2:B:183:LYS:HZ1	1	1.3
(1,10)	1:A:527:ALA:HB3	2:B:183:LYS:HZ2	1	1.3
(1,10)	1:A:527:ALA:HB3	2:B:183:LYS:HZ3	1	1.3
(1,10)	1:A:527:ALA:HB3	2:B:183:LYS:N	1	1.3
(1,10)	1:A:527:ALA:HB3	2:B:183:LYS:NZ	1	1.3
(1,10)	1:A:527:ALA:HB3	2:B:183:LYS:O	1	1.3
(1,10)	1:A:527:ALA:HB3	2:B:185:GLY:C	1	1.3
(1,10)	1:A:527:ALA:HB3	2:B:185:GLY:CA	1	1.3
(1,10)	1:A:527:ALA:HB3	2:B:185:GLY:H	1	1.3
(1,10)	1:A:527:ALA:HB3	2:B:185:GLY:HA2	1	1.3
(1,10)	1:A:527:ALA:HB3	2:B:185:GLY:HA3	1	1.3
(1,10)	1:A:527:ALA:HB3	2:B:185:GLY:N	1	1.3
(1,10)	1:A:527:ALA:HB3	2:B:185:GLY:O	1	1.3
(1,10)	1:A:527:ALA:HB3	2:B:187:TYR:C	1	1.3
(1,10)	1:A:527:ALA:HB3	2:B:187:TYR:CA	1	1.3
(1,10)	1:A:527:ALA:HB3	2:B:187:TYR:CB	1	1.3

*Continued on next page...*

*Continued from previous page...*

Key	Atom-1	Atom-2	Model ID	Violation (Å)
(1,10)	1:A:527:ALA:HB3	2:B:187:TYR:CD1	1	1.3
(1,10)	1:A:527:ALA:HB3	2:B:187:TYR:CD2	1	1.3
(1,10)	1:A:527:ALA:HB3	2:B:187:TYR:CE1	1	1.3
(1,10)	1:A:527:ALA:HB3	2:B:187:TYR:CE2	1	1.3
(1,10)	1:A:527:ALA:HB3	2:B:187:TYR:CG	1	1.3
(1,10)	1:A:527:ALA:HB3	2:B:187:TYR:CZ	1	1.3
(1,10)	1:A:527:ALA:HB3	2:B:187:TYR:H	1	1.3
(1,10)	1:A:527:ALA:HB3	2:B:187:TYR:HA	1	1.3
(1,10)	1:A:527:ALA:HB3	2:B:187:TYR:HB2	1	1.3
(1,10)	1:A:527:ALA:HB3	2:B:187:TYR:HB3	1	1.3
(1,10)	1:A:527:ALA:HB3	2:B:187:TYR:HD1	1	1.3
(1,10)	1:A:527:ALA:HB3	2:B:187:TYR:HD2	1	1.3
(1,10)	1:A:527:ALA:HB3	2:B:187:TYR:HE1	1	1.3
(1,10)	1:A:527:ALA:HB3	2:B:187:TYR:HE2	1	1.3
(1,10)	1:A:527:ALA:HB3	2:B:187:TYR:HH	1	1.3
(1,10)	1:A:527:ALA:HB3	2:B:187:TYR:N	1	1.3
(1,10)	1:A:527:ALA:HB3	2:B:187:TYR:O	1	1.3
(1,10)	1:A:527:ALA:HB3	2:B:187:TYR:OH	1	1.3
(1,10)	1:A:527:ALA:HB3	2:B:200:THR:C	1	1.3
(1,10)	1:A:527:ALA:HB3	2:B:200:THR:CA	1	1.3
(1,10)	1:A:527:ALA:HB3	2:B:200:THR:CB	1	1.3
(1,10)	1:A:527:ALA:HB3	2:B:200:THR:CG2	1	1.3
(1,10)	1:A:527:ALA:HB3	2:B:200:THR:H	1	1.3
(1,10)	1:A:527:ALA:HB3	2:B:200:THR:HA	1	1.3
(1,10)	1:A:527:ALA:HB3	2:B:200:THR:HB	1	1.3
(1,10)	1:A:527:ALA:HB3	2:B:200:THR:HG1	1	1.3
(1,10)	1:A:527:ALA:HB3	2:B:200:THR:HG21	1	1.3
(1,10)	1:A:527:ALA:HB3	2:B:200:THR:HG22	1	1.3
(1,10)	1:A:527:ALA:HB3	2:B:200:THR:HG23	1	1.3
(1,10)	1:A:527:ALA:HB3	2:B:200:THR:N	1	1.3
(1,10)	1:A:527:ALA:HB3	2:B:200:THR:O	1	1.3
(1,10)	1:A:527:ALA:HB3	2:B:200:THR:OG1	1	1.3
(1,10)	1:A:527:ALA:HB3	2:B:211:LYS:C	1	1.3
(1,10)	1:A:527:ALA:HB3	2:B:211:LYS:CA	1	1.3
(1,10)	1:A:527:ALA:HB3	2:B:211:LYS:CB	1	1.3
(1,10)	1:A:527:ALA:HB3	2:B:211:LYS:CD	1	1.3
(1,10)	1:A:527:ALA:HB3	2:B:211:LYS:CE	1	1.3
(1,10)	1:A:527:ALA:HB3	2:B:211:LYS:CG	1	1.3
(1,10)	1:A:527:ALA:HB3	2:B:211:LYS:H	1	1.3
(1,10)	1:A:527:ALA:HB3	2:B:211:LYS:HA	1	1.3
(1,10)	1:A:527:ALA:HB3	2:B:211:LYS:HB2	1	1.3
(1,10)	1:A:527:ALA:HB3	2:B:211:LYS:HB3	1	1.3

*Continued on next page...*

*Continued from previous page...*

Key	Atom-1	Atom-2	Model ID	Violation (Å)
(1,10)	1:A:527:ALA:HB3	2:B:211:LYS:HD2	1	1.3
(1,10)	1:A:527:ALA:HB3	2:B:211:LYS:HD3	1	1.3
(1,10)	1:A:527:ALA:HB3	2:B:211:LYS:HE2	1	1.3
(1,10)	1:A:527:ALA:HB3	2:B:211:LYS:HE3	1	1.3
(1,10)	1:A:527:ALA:HB3	2:B:211:LYS:HG2	1	1.3
(1,10)	1:A:527:ALA:HB3	2:B:211:LYS:HG3	1	1.3
(1,10)	1:A:527:ALA:HB3	2:B:211:LYS:HZ1	1	1.3
(1,10)	1:A:527:ALA:HB3	2:B:211:LYS:HZ2	1	1.3
(1,10)	1:A:527:ALA:HB3	2:B:211:LYS:HZ3	1	1.3
(1,10)	1:A:527:ALA:HB3	2:B:211:LYS:N	1	1.3
(1,10)	1:A:527:ALA:HB3	2:B:211:LYS:NZ	1	1.3
(1,10)	1:A:527:ALA:HB3	2:B:211:LYS:O	1	1.3
(1,10)	1:A:527:ALA:N	2:B:149:SER:C	1	1.3
(1,10)	1:A:527:ALA:N	2:B:149:SER:CA	1	1.3
(1,10)	1:A:527:ALA:N	2:B:149:SER:CB	1	1.3
(1,10)	1:A:527:ALA:N	2:B:149:SER:H	1	1.3
(1,10)	1:A:527:ALA:N	2:B:149:SER:HA	1	1.3
(1,10)	1:A:527:ALA:N	2:B:149:SER:HB2	1	1.3
(1,10)	1:A:527:ALA:N	2:B:149:SER:HB3	1	1.3
(1,10)	1:A:527:ALA:N	2:B:149:SER:HG	1	1.3
(1,10)	1:A:527:ALA:N	2:B:149:SER:N	1	1.3
(1,10)	1:A:527:ALA:N	2:B:149:SER:O	1	1.3
(1,10)	1:A:527:ALA:N	2:B:149:SER:OG	1	1.3
(1,10)	1:A:527:ALA:N	2:B:152:VAL:C	1	1.3
(1,10)	1:A:527:ALA:N	2:B:152:VAL:CA	1	1.3
(1,10)	1:A:527:ALA:N	2:B:152:VAL:CB	1	1.3
(1,10)	1:A:527:ALA:N	2:B:152:VAL:CG1	1	1.3
(1,10)	1:A:527:ALA:N	2:B:152:VAL:CG2	1	1.3
(1,10)	1:A:527:ALA:N	2:B:152:VAL:H	1	1.3
(1,10)	1:A:527:ALA:N	2:B:152:VAL:HA	1	1.3
(1,10)	1:A:527:ALA:N	2:B:152:VAL:HB	1	1.3
(1,10)	1:A:527:ALA:N	2:B:152:VAL:HG11	1	1.3
(1,10)	1:A:527:ALA:N	2:B:152:VAL:HG12	1	1.3
(1,10)	1:A:527:ALA:N	2:B:152:VAL:HG13	1	1.3
(1,10)	1:A:527:ALA:N	2:B:152:VAL:HG21	1	1.3
(1,10)	1:A:527:ALA:N	2:B:152:VAL:HG22	1	1.3
(1,10)	1:A:527:ALA:N	2:B:152:VAL:HG23	1	1.3
(1,10)	1:A:527:ALA:N	2:B:152:VAL:N	1	1.3
(1,10)	1:A:527:ALA:N	2:B:152:VAL:O	1	1.3
(1,10)	1:A:527:ALA:N	2:B:153:VAL:C	1	1.3
(1,10)	1:A:527:ALA:N	2:B:153:VAL:CA	1	1.3
(1,10)	1:A:527:ALA:N	2:B:153:VAL:CB	1	1.3

*Continued on next page...*



*Continued from previous page...*

Key	Atom-1	Atom-2	Model ID	Violation (Å)
(1,10)	1:A:527:ALA:N	2:B:153:VAL:CG1	1	1.3
(1,10)	1:A:527:ALA:N	2:B:153:VAL:CG2	1	1.3
(1,10)	1:A:527:ALA:N	2:B:153:VAL:H	1	1.3
(1,10)	1:A:527:ALA:N	2:B:153:VAL:HA	1	1.3
(1,10)	1:A:527:ALA:N	2:B:153:VAL:HB	1	1.3
(1,10)	1:A:527:ALA:N	2:B:153:VAL:HG11	1	1.3
(1,10)	1:A:527:ALA:N	2:B:153:VAL:HG12	1	1.3
(1,10)	1:A:527:ALA:N	2:B:153:VAL:HG13	1	1.3
(1,10)	1:A:527:ALA:N	2:B:153:VAL:HG21	1	1.3
(1,10)	1:A:527:ALA:N	2:B:153:VAL:HG22	1	1.3
(1,10)	1:A:527:ALA:N	2:B:153:VAL:HG23	1	1.3
(1,10)	1:A:527:ALA:N	2:B:153:VAL:N	1	1.3
(1,10)	1:A:527:ALA:N	2:B:153:VAL:O	1	1.3
(1,10)	1:A:527:ALA:N	2:B:155:GLY:C	1	1.3
(1,10)	1:A:527:ALA:N	2:B:155:GLY:CA	1	1.3
(1,10)	1:A:527:ALA:N	2:B:155:GLY:H	1	1.3
(1,10)	1:A:527:ALA:N	2:B:155:GLY:HA2	1	1.3
(1,10)	1:A:527:ALA:N	2:B:155:GLY:HA3	1	1.3
(1,10)	1:A:527:ALA:N	2:B:155:GLY:N	1	1.3
(1,10)	1:A:527:ALA:N	2:B:155:GLY:O	1	1.3
(1,10)	1:A:527:ALA:N	2:B:156:PHE:C	1	1.3
(1,10)	1:A:527:ALA:N	2:B:156:PHE:CA	1	1.3
(1,10)	1:A:527:ALA:N	2:B:156:PHE:CB	1	1.3
(1,10)	1:A:527:ALA:N	2:B:156:PHE:CD1	1	1.3
(1,10)	1:A:527:ALA:N	2:B:156:PHE:CD2	1	1.3
(1,10)	1:A:527:ALA:N	2:B:156:PHE:CE1	1	1.3
(1,10)	1:A:527:ALA:N	2:B:156:PHE:CE2	1	1.3
(1,10)	1:A:527:ALA:N	2:B:156:PHE:CG	1	1.3
(1,10)	1:A:527:ALA:N	2:B:156:PHE:CZ	1	1.3
(1,10)	1:A:527:ALA:N	2:B:156:PHE:H	1	1.3
(1,10)	1:A:527:ALA:N	2:B:156:PHE:HA	1	1.3
(1,10)	1:A:527:ALA:N	2:B:156:PHE:HB2	1	1.3
(1,10)	1:A:527:ALA:N	2:B:156:PHE:HB3	1	1.3
(1,10)	1:A:527:ALA:N	2:B:156:PHE:HD1	1	1.3
(1,10)	1:A:527:ALA:N	2:B:156:PHE:HD2	1	1.3
(1,10)	1:A:527:ALA:N	2:B:156:PHE:HE1	1	1.3
(1,10)	1:A:527:ALA:N	2:B:156:PHE:HE2	1	1.3
(1,10)	1:A:527:ALA:N	2:B:156:PHE:HZ	1	1.3
(1,10)	1:A:527:ALA:N	2:B:156:PHE:N	1	1.3
(1,10)	1:A:527:ALA:N	2:B:156:PHE:O	1	1.3
(1,10)	1:A:527:ALA:N	2:B:157:CYS:C	1	1.3
(1,10)	1:A:527:ALA:N	2:B:157:CYS:CA	1	1.3

*Continued on next page...*

*Continued from previous page...*

Key	Atom-1	Atom-2	Model ID	Violation (Å)
(1,10)	1:A:527:ALA:N	2:B:157:CYS:CB	1	1.3
(1,10)	1:A:527:ALA:N	2:B:157:CYS:H	1	1.3
(1,10)	1:A:527:ALA:N	2:B:157:CYS:HA	1	1.3
(1,10)	1:A:527:ALA:N	2:B:157:CYS:HB2	1	1.3
(1,10)	1:A:527:ALA:N	2:B:157:CYS:HB3	1	1.3
(1,10)	1:A:527:ALA:N	2:B:157:CYS:N	1	1.3
(1,10)	1:A:527:ALA:N	2:B:157:CYS:O	1	1.3
(1,10)	1:A:527:ALA:N	2:B:157:CYS:SG	1	1.3
(1,10)	1:A:527:ALA:N	2:B:158:THR:C	1	1.3
(1,10)	1:A:527:ALA:N	2:B:158:THR:CA	1	1.3
(1,10)	1:A:527:ALA:N	2:B:158:THR:CB	1	1.3
(1,10)	1:A:527:ALA:N	2:B:158:THR:CG2	1	1.3
(1,10)	1:A:527:ALA:N	2:B:158:THR:H	1	1.3
(1,10)	1:A:527:ALA:N	2:B:158:THR:HA	1	1.3
(1,10)	1:A:527:ALA:N	2:B:158:THR:HB	1	1.3
(1,10)	1:A:527:ALA:N	2:B:158:THR:HG1	1	1.3
(1,10)	1:A:527:ALA:N	2:B:158:THR:HG21	1	1.3
(1,10)	1:A:527:ALA:N	2:B:158:THR:HG22	1	1.3
(1,10)	1:A:527:ALA:N	2:B:158:THR:HG23	1	1.3
(1,10)	1:A:527:ALA:N	2:B:158:THR:N	1	1.3
(1,10)	1:A:527:ALA:N	2:B:158:THR:O	1	1.3
(1,10)	1:A:527:ALA:N	2:B:158:THR:OG1	1	1.3
(1,10)	1:A:527:ALA:N	2:B:159:ILE:C	1	1.3
(1,10)	1:A:527:ALA:N	2:B:159:ILE:CA	1	1.3
(1,10)	1:A:527:ALA:N	2:B:159:ILE:CB	1	1.3
(1,10)	1:A:527:ALA:N	2:B:159:ILE:CD1	1	1.3
(1,10)	1:A:527:ALA:N	2:B:159:ILE:CG1	1	1.3
(1,10)	1:A:527:ALA:N	2:B:159:ILE:CG2	1	1.3
(1,10)	1:A:527:ALA:N	2:B:159:ILE:H	1	1.3
(1,10)	1:A:527:ALA:N	2:B:159:ILE:HA	1	1.3
(1,10)	1:A:527:ALA:N	2:B:159:ILE:HB	1	1.3
(1,10)	1:A:527:ALA:N	2:B:159:ILE:HD11	1	1.3
(1,10)	1:A:527:ALA:N	2:B:159:ILE:HD12	1	1.3
(1,10)	1:A:527:ALA:N	2:B:159:ILE:HD13	1	1.3
(1,10)	1:A:527:ALA:N	2:B:159:ILE:HG12	1	1.3
(1,10)	1:A:527:ALA:N	2:B:159:ILE:HG13	1	1.3
(1,10)	1:A:527:ALA:N	2:B:159:ILE:HG21	1	1.3
(1,10)	1:A:527:ALA:N	2:B:159:ILE:HG22	1	1.3
(1,10)	1:A:527:ALA:N	2:B:159:ILE:HG23	1	1.3
(1,10)	1:A:527:ALA:N	2:B:159:ILE:N	1	1.3
(1,10)	1:A:527:ALA:N	2:B:159:ILE:O	1	1.3
(1,10)	1:A:527:ALA:N	2:B:161:ASN:C	1	1.3

*Continued on next page...*

*Continued from previous page...*

Key	Atom-1	Atom-2	Model ID	Violation (Å)
(1,10)	1:A:527:ALA:N	2:B:161:ASN:CA	1	1.3
(1,10)	1:A:527:ALA:N	2:B:161:ASN:CB	1	1.3
(1,10)	1:A:527:ALA:N	2:B:161:ASN:CG	1	1.3
(1,10)	1:A:527:ALA:N	2:B:161:ASN:H	1	1.3
(1,10)	1:A:527:ALA:N	2:B:161:ASN:HA	1	1.3
(1,10)	1:A:527:ALA:N	2:B:161:ASN:HB2	1	1.3
(1,10)	1:A:527:ALA:N	2:B:161:ASN:HB3	1	1.3
(1,10)	1:A:527:ALA:N	2:B:161:ASN:HD21	1	1.3
(1,10)	1:A:527:ALA:N	2:B:161:ASN:HD22	1	1.3
(1,10)	1:A:527:ALA:N	2:B:161:ASN:N	1	1.3
(1,10)	1:A:527:ALA:N	2:B:161:ASN:ND2	1	1.3
(1,10)	1:A:527:ALA:N	2:B:161:ASN:O	1	1.3
(1,10)	1:A:527:ALA:N	2:B:161:ASN:OD1	1	1.3
(1,10)	1:A:527:ALA:N	2:B:162:LYS:C	1	1.3
(1,10)	1:A:527:ALA:N	2:B:162:LYS:CA	1	1.3
(1,10)	1:A:527:ALA:N	2:B:162:LYS:CB	1	1.3
(1,10)	1:A:527:ALA:N	2:B:162:LYS:CD	1	1.3
(1,10)	1:A:527:ALA:N	2:B:162:LYS:CE	1	1.3
(1,10)	1:A:527:ALA:N	2:B:162:LYS:CG	1	1.3
(1,10)	1:A:527:ALA:N	2:B:162:LYS:H	1	1.3
(1,10)	1:A:527:ALA:N	2:B:162:LYS:HA	1	1.3
(1,10)	1:A:527:ALA:N	2:B:162:LYS:HB2	1	1.3
(1,10)	1:A:527:ALA:N	2:B:162:LYS:HB3	1	1.3
(1,10)	1:A:527:ALA:N	2:B:162:LYS:HD2	1	1.3
(1,10)	1:A:527:ALA:N	2:B:162:LYS:HD3	1	1.3
(1,10)	1:A:527:ALA:N	2:B:162:LYS:HE2	1	1.3
(1,10)	1:A:527:ALA:N	2:B:162:LYS:HE3	1	1.3
(1,10)	1:A:527:ALA:N	2:B:162:LYS:HG2	1	1.3
(1,10)	1:A:527:ALA:N	2:B:162:LYS:HG3	1	1.3
(1,10)	1:A:527:ALA:N	2:B:162:LYS:HZ1	1	1.3
(1,10)	1:A:527:ALA:N	2:B:162:LYS:HZ2	1	1.3
(1,10)	1:A:527:ALA:N	2:B:162:LYS:HZ3	1	1.3
(1,10)	1:A:527:ALA:N	2:B:162:LYS:N	1	1.3
(1,10)	1:A:527:ALA:N	2:B:162:LYS:NZ	1	1.3
(1,10)	1:A:527:ALA:N	2:B:162:LYS:O	1	1.3
(1,10)	1:A:527:ALA:N	2:B:167:SER:C	1	1.3
(1,10)	1:A:527:ALA:N	2:B:167:SER:CA	1	1.3
(1,10)	1:A:527:ALA:N	2:B:167:SER:CB	1	1.3
(1,10)	1:A:527:ALA:N	2:B:167:SER:H	1	1.3
(1,10)	1:A:527:ALA:N	2:B:167:SER:HA	1	1.3
(1,10)	1:A:527:ALA:N	2:B:167:SER:HB2	1	1.3
(1,10)	1:A:527:ALA:N	2:B:167:SER:HB3	1	1.3

*Continued on next page...*

*Continued from previous page...*

Key	Atom-1	Atom-2	Model ID	Violation (Å)
(1,10)	1:A:527:ALA:N	2:B:167:SER:HG	1	1.3
(1,10)	1:A:527:ALA:N	2:B:167:SER:N	1	1.3
(1,10)	1:A:527:ALA:N	2:B:167:SER:O	1	1.3
(1,10)	1:A:527:ALA:N	2:B:167:SER:OG	1	1.3
(1,10)	1:A:527:ALA:N	2:B:168:LEU:C	1	1.3
(1,10)	1:A:527:ALA:N	2:B:168:LEU:CA	1	1.3
(1,10)	1:A:527:ALA:N	2:B:168:LEU:CB	1	1.3
(1,10)	1:A:527:ALA:N	2:B:168:LEU:CD1	1	1.3
(1,10)	1:A:527:ALA:N	2:B:168:LEU:CD2	1	1.3
(1,10)	1:A:527:ALA:N	2:B:168:LEU:CG	1	1.3
(1,10)	1:A:527:ALA:N	2:B:168:LEU:H	1	1.3
(1,10)	1:A:527:ALA:N	2:B:168:LEU:HA	1	1.3
(1,10)	1:A:527:ALA:N	2:B:168:LEU:HB2	1	1.3
(1,10)	1:A:527:ALA:N	2:B:168:LEU:HB3	1	1.3
(1,10)	1:A:527:ALA:N	2:B:168:LEU:HD11	1	1.3
(1,10)	1:A:527:ALA:N	2:B:168:LEU:HD12	1	1.3
(1,10)	1:A:527:ALA:N	2:B:168:LEU:HD13	1	1.3
(1,10)	1:A:527:ALA:N	2:B:168:LEU:HD21	1	1.3
(1,10)	1:A:527:ALA:N	2:B:168:LEU:HD22	1	1.3
(1,10)	1:A:527:ALA:N	2:B:168:LEU:HD23	1	1.3
(1,10)	1:A:527:ALA:N	2:B:168:LEU:HG	1	1.3
(1,10)	1:A:527:ALA:N	2:B:168:LEU:N	1	1.3
(1,10)	1:A:527:ALA:N	2:B:168:LEU:O	1	1.3
(1,10)	1:A:527:ALA:N	2:B:170:MET:C	1	1.3
(1,10)	1:A:527:ALA:N	2:B:170:MET:CA	1	1.3
(1,10)	1:A:527:ALA:N	2:B:170:MET:CB	1	1.3
(1,10)	1:A:527:ALA:N	2:B:170:MET:CE	1	1.3
(1,10)	1:A:527:ALA:N	2:B:170:MET:CG	1	1.3
(1,10)	1:A:527:ALA:N	2:B:170:MET:H	1	1.3
(1,10)	1:A:527:ALA:N	2:B:170:MET:HA	1	1.3
(1,10)	1:A:527:ALA:N	2:B:170:MET:HB2	1	1.3
(1,10)	1:A:527:ALA:N	2:B:170:MET:HB3	1	1.3
(1,10)	1:A:527:ALA:N	2:B:170:MET:HE1	1	1.3
(1,10)	1:A:527:ALA:N	2:B:170:MET:HE2	1	1.3
(1,10)	1:A:527:ALA:N	2:B:170:MET:HE3	1	1.3
(1,10)	1:A:527:ALA:N	2:B:170:MET:HG2	1	1.3
(1,10)	1:A:527:ALA:N	2:B:170:MET:HG3	1	1.3
(1,10)	1:A:527:ALA:N	2:B:170:MET:N	1	1.3
(1,10)	1:A:527:ALA:N	2:B:170:MET:O	1	1.3
(1,10)	1:A:527:ALA:N	2:B:170:MET:SD	1	1.3
(1,10)	1:A:527:ALA:N	2:B:172:LYS:C	1	1.3
(1,10)	1:A:527:ALA:N	2:B:172:LYS:CA	1	1.3

*Continued on next page...*

*Continued from previous page...*

Key	Atom-1	Atom-2	Model ID	Violation (Å)
(1,10)	1:A:527:ALA:N	2:B:172:LYS:CB	1	1.3
(1,10)	1:A:527:ALA:N	2:B:172:LYS:CD	1	1.3
(1,10)	1:A:527:ALA:N	2:B:172:LYS:CE	1	1.3
(1,10)	1:A:527:ALA:N	2:B:172:LYS:CG	1	1.3
(1,10)	1:A:527:ALA:N	2:B:172:LYS:H	1	1.3
(1,10)	1:A:527:ALA:N	2:B:172:LYS:HA	1	1.3
(1,10)	1:A:527:ALA:N	2:B:172:LYS:HB2	1	1.3
(1,10)	1:A:527:ALA:N	2:B:172:LYS:HB3	1	1.3
(1,10)	1:A:527:ALA:N	2:B:172:LYS:HD2	1	1.3
(1,10)	1:A:527:ALA:N	2:B:172:LYS:HD3	1	1.3
(1,10)	1:A:527:ALA:N	2:B:172:LYS:HE2	1	1.3
(1,10)	1:A:527:ALA:N	2:B:172:LYS:HE3	1	1.3
(1,10)	1:A:527:ALA:N	2:B:172:LYS:HG2	1	1.3
(1,10)	1:A:527:ALA:N	2:B:172:LYS:HG3	1	1.3
(1,10)	1:A:527:ALA:N	2:B:172:LYS:HZ1	1	1.3
(1,10)	1:A:527:ALA:N	2:B:172:LYS:HZ2	1	1.3
(1,10)	1:A:527:ALA:N	2:B:172:LYS:HZ3	1	1.3
(1,10)	1:A:527:ALA:N	2:B:172:LYS:N	1	1.3
(1,10)	1:A:527:ALA:N	2:B:172:LYS:NZ	1	1.3
(1,10)	1:A:527:ALA:N	2:B:172:LYS:O	1	1.3
(1,10)	1:A:527:ALA:N	2:B:182:VAL:C	1	1.3
(1,10)	1:A:527:ALA:N	2:B:182:VAL:CA	1	1.3
(1,10)	1:A:527:ALA:N	2:B:182:VAL:CB	1	1.3
(1,10)	1:A:527:ALA:N	2:B:182:VAL:CG1	1	1.3
(1,10)	1:A:527:ALA:N	2:B:182:VAL:CG2	1	1.3
(1,10)	1:A:527:ALA:N	2:B:182:VAL:H	1	1.3
(1,10)	1:A:527:ALA:N	2:B:182:VAL:HA	1	1.3
(1,10)	1:A:527:ALA:N	2:B:182:VAL:HB	1	1.3
(1,10)	1:A:527:ALA:N	2:B:182:VAL:HG11	1	1.3
(1,10)	1:A:527:ALA:N	2:B:182:VAL:HG12	1	1.3
(1,10)	1:A:527:ALA:N	2:B:182:VAL:HG13	1	1.3
(1,10)	1:A:527:ALA:N	2:B:182:VAL:HG21	1	1.3
(1,10)	1:A:527:ALA:N	2:B:182:VAL:HG22	1	1.3
(1,10)	1:A:527:ALA:N	2:B:182:VAL:HG23	1	1.3
(1,10)	1:A:527:ALA:N	2:B:182:VAL:N	1	1.3
(1,10)	1:A:527:ALA:N	2:B:182:VAL:O	1	1.3
(1,10)	1:A:527:ALA:N	2:B:183:LYS:C	1	1.3
(1,10)	1:A:527:ALA:N	2:B:183:LYS:CA	1	1.3
(1,10)	1:A:527:ALA:N	2:B:183:LYS:CB	1	1.3
(1,10)	1:A:527:ALA:N	2:B:183:LYS:CD	1	1.3
(1,10)	1:A:527:ALA:N	2:B:183:LYS:CE	1	1.3
(1,10)	1:A:527:ALA:N	2:B:183:LYS:CG	1	1.3

*Continued on next page...*

*Continued from previous page...*

Key	Atom-1	Atom-2	Model ID	Violation (Å)
(1,10)	1:A:527:ALA:N	2:B:183:LYS:H	1	1.3
(1,10)	1:A:527:ALA:N	2:B:183:LYS:HA	1	1.3
(1,10)	1:A:527:ALA:N	2:B:183:LYS:HB2	1	1.3
(1,10)	1:A:527:ALA:N	2:B:183:LYS:HB3	1	1.3
(1,10)	1:A:527:ALA:N	2:B:183:LYS:HD2	1	1.3
(1,10)	1:A:527:ALA:N	2:B:183:LYS:HD3	1	1.3
(1,10)	1:A:527:ALA:N	2:B:183:LYS:HE2	1	1.3
(1,10)	1:A:527:ALA:N	2:B:183:LYS:HE3	1	1.3
(1,10)	1:A:527:ALA:N	2:B:183:LYS:HG2	1	1.3
(1,10)	1:A:527:ALA:N	2:B:183:LYS:HG3	1	1.3
(1,10)	1:A:527:ALA:N	2:B:183:LYS:HZ1	1	1.3
(1,10)	1:A:527:ALA:N	2:B:183:LYS:HZ2	1	1.3
(1,10)	1:A:527:ALA:N	2:B:183:LYS:HZ3	1	1.3
(1,10)	1:A:527:ALA:N	2:B:183:LYS:N	1	1.3
(1,10)	1:A:527:ALA:N	2:B:183:LYS:NZ	1	1.3
(1,10)	1:A:527:ALA:N	2:B:183:LYS:O	1	1.3
(1,10)	1:A:527:ALA:N	2:B:185:GLY:C	1	1.3
(1,10)	1:A:527:ALA:N	2:B:185:GLY:CA	1	1.3
(1,10)	1:A:527:ALA:N	2:B:185:GLY:H	1	1.3
(1,10)	1:A:527:ALA:N	2:B:185:GLY:HA2	1	1.3
(1,10)	1:A:527:ALA:N	2:B:185:GLY:HA3	1	1.3
(1,10)	1:A:527:ALA:N	2:B:185:GLY:N	1	1.3
(1,10)	1:A:527:ALA:N	2:B:185:GLY:O	1	1.3
(1,10)	1:A:527:ALA:N	2:B:187:TYR:C	1	1.3
(1,10)	1:A:527:ALA:N	2:B:187:TYR:CA	1	1.3
(1,10)	1:A:527:ALA:N	2:B:187:TYR:CB	1	1.3
(1,10)	1:A:527:ALA:N	2:B:187:TYR:CD1	1	1.3
(1,10)	1:A:527:ALA:N	2:B:187:TYR:CD2	1	1.3
(1,10)	1:A:527:ALA:N	2:B:187:TYR:CE1	1	1.3
(1,10)	1:A:527:ALA:N	2:B:187:TYR:CE2	1	1.3
(1,10)	1:A:527:ALA:N	2:B:187:TYR:CG	1	1.3
(1,10)	1:A:527:ALA:N	2:B:187:TYR:CZ	1	1.3
(1,10)	1:A:527:ALA:N	2:B:187:TYR:H	1	1.3
(1,10)	1:A:527:ALA:N	2:B:187:TYR:HA	1	1.3
(1,10)	1:A:527:ALA:N	2:B:187:TYR:HB2	1	1.3
(1,10)	1:A:527:ALA:N	2:B:187:TYR:HB3	1	1.3
(1,10)	1:A:527:ALA:N	2:B:187:TYR:HD1	1	1.3
(1,10)	1:A:527:ALA:N	2:B:187:TYR:HD2	1	1.3
(1,10)	1:A:527:ALA:N	2:B:187:TYR:HE1	1	1.3
(1,10)	1:A:527:ALA:N	2:B:187:TYR:HE2	1	1.3
(1,10)	1:A:527:ALA:N	2:B:187:TYR:HH	1	1.3
(1,10)	1:A:527:ALA:N	2:B:187:TYR:N	1	1.3

*Continued on next page...*

*Continued from previous page...*

Key	Atom-1	Atom-2	Model ID	Violation (Å)
(1,10)	1:A:527:ALA:N	2:B:187:TYR:O	1	1.3
(1,10)	1:A:527:ALA:N	2:B:187:TYR:OH	1	1.3
(1,10)	1:A:527:ALA:N	2:B:200:THR:C	1	1.3
(1,10)	1:A:527:ALA:N	2:B:200:THR:CA	1	1.3
(1,10)	1:A:527:ALA:N	2:B:200:THR:CB	1	1.3
(1,10)	1:A:527:ALA:N	2:B:200:THR:CG2	1	1.3
(1,10)	1:A:527:ALA:N	2:B:200:THR:H	1	1.3
(1,10)	1:A:527:ALA:N	2:B:200:THR:HA	1	1.3
(1,10)	1:A:527:ALA:N	2:B:200:THR:HB	1	1.3
(1,10)	1:A:527:ALA:N	2:B:200:THR:HG1	1	1.3
(1,10)	1:A:527:ALA:N	2:B:200:THR:HG21	1	1.3
(1,10)	1:A:527:ALA:N	2:B:200:THR:HG22	1	1.3
(1,10)	1:A:527:ALA:N	2:B:200:THR:HG23	1	1.3
(1,10)	1:A:527:ALA:N	2:B:200:THR:N	1	1.3
(1,10)	1:A:527:ALA:N	2:B:200:THR:O	1	1.3
(1,10)	1:A:527:ALA:N	2:B:200:THR:OG1	1	1.3
(1,10)	1:A:527:ALA:N	2:B:211:LYS:C	1	1.3
(1,10)	1:A:527:ALA:N	2:B:211:LYS:CA	1	1.3
(1,10)	1:A:527:ALA:N	2:B:211:LYS:CB	1	1.3
(1,10)	1:A:527:ALA:N	2:B:211:LYS:CD	1	1.3
(1,10)	1:A:527:ALA:N	2:B:211:LYS:CE	1	1.3
(1,10)	1:A:527:ALA:N	2:B:211:LYS:CG	1	1.3
(1,10)	1:A:527:ALA:N	2:B:211:LYS:H	1	1.3
(1,10)	1:A:527:ALA:N	2:B:211:LYS:HA	1	1.3
(1,10)	1:A:527:ALA:N	2:B:211:LYS:HB2	1	1.3
(1,10)	1:A:527:ALA:N	2:B:211:LYS:HB3	1	1.3
(1,10)	1:A:527:ALA:N	2:B:211:LYS:HD2	1	1.3
(1,10)	1:A:527:ALA:N	2:B:211:LYS:HD3	1	1.3
(1,10)	1:A:527:ALA:N	2:B:211:LYS:HE2	1	1.3
(1,10)	1:A:527:ALA:N	2:B:211:LYS:HE3	1	1.3
(1,10)	1:A:527:ALA:N	2:B:211:LYS:HG2	1	1.3
(1,10)	1:A:527:ALA:N	2:B:211:LYS:HG3	1	1.3
(1,10)	1:A:527:ALA:N	2:B:211:LYS:HZ1	1	1.3
(1,10)	1:A:527:ALA:N	2:B:211:LYS:HZ2	1	1.3
(1,10)	1:A:527:ALA:N	2:B:211:LYS:HZ3	1	1.3
(1,10)	1:A:527:ALA:N	2:B:211:LYS:N	1	1.3
(1,10)	1:A:527:ALA:N	2:B:211:LYS:NZ	1	1.3
(1,10)	1:A:527:ALA:N	2:B:211:LYS:O	1	1.3
(1,10)	1:A:527:ALA:O	2:B:149:SER:C	1	1.3
(1,10)	1:A:527:ALA:O	2:B:149:SER:CA	1	1.3
(1,10)	1:A:527:ALA:O	2:B:149:SER:CB	1	1.3
(1,10)	1:A:527:ALA:O	2:B:149:SER:H	1	1.3

*Continued on next page...*

*Continued from previous page...*

Key	Atom-1	Atom-2	Model ID	Violation (Å)
(1,10)	1:A:527:ALA:O	2:B:149:SER:HA	1	1.3
(1,10)	1:A:527:ALA:O	2:B:149:SER:HB2	1	1.3
(1,10)	1:A:527:ALA:O	2:B:149:SER:HB3	1	1.3
(1,10)	1:A:527:ALA:O	2:B:149:SER:HG	1	1.3
(1,10)	1:A:527:ALA:O	2:B:149:SER:N	1	1.3
(1,10)	1:A:527:ALA:O	2:B:149:SER:O	1	1.3
(1,10)	1:A:527:ALA:O	2:B:149:SER:OG	1	1.3
(1,10)	1:A:527:ALA:O	2:B:152:VAL:C	1	1.3
(1,10)	1:A:527:ALA:O	2:B:152:VAL:CA	1	1.3
(1,10)	1:A:527:ALA:O	2:B:152:VAL:CB	1	1.3
(1,10)	1:A:527:ALA:O	2:B:152:VAL:CG1	1	1.3
(1,10)	1:A:527:ALA:O	2:B:152:VAL:CG2	1	1.3
(1,10)	1:A:527:ALA:O	2:B:152:VAL:H	1	1.3
(1,10)	1:A:527:ALA:O	2:B:152:VAL:HA	1	1.3
(1,10)	1:A:527:ALA:O	2:B:152:VAL:HB	1	1.3
(1,10)	1:A:527:ALA:O	2:B:152:VAL:HG11	1	1.3
(1,10)	1:A:527:ALA:O	2:B:152:VAL:HG12	1	1.3
(1,10)	1:A:527:ALA:O	2:B:152:VAL:HG13	1	1.3
(1,10)	1:A:527:ALA:O	2:B:152:VAL:HG21	1	1.3
(1,10)	1:A:527:ALA:O	2:B:152:VAL:HG22	1	1.3
(1,10)	1:A:527:ALA:O	2:B:152:VAL:HG23	1	1.3
(1,10)	1:A:527:ALA:O	2:B:152:VAL:N	1	1.3
(1,10)	1:A:527:ALA:O	2:B:152:VAL:O	1	1.3
(1,10)	1:A:527:ALA:O	2:B:153:VAL:C	1	1.3
(1,10)	1:A:527:ALA:O	2:B:153:VAL:CA	1	1.3
(1,10)	1:A:527:ALA:O	2:B:153:VAL:CB	1	1.3
(1,10)	1:A:527:ALA:O	2:B:153:VAL:CG1	1	1.3
(1,10)	1:A:527:ALA:O	2:B:153:VAL:CG2	1	1.3
(1,10)	1:A:527:ALA:O	2:B:153:VAL:H	1	1.3
(1,10)	1:A:527:ALA:O	2:B:153:VAL:HA	1	1.3
(1,10)	1:A:527:ALA:O	2:B:153:VAL:HB	1	1.3
(1,10)	1:A:527:ALA:O	2:B:153:VAL:HG11	1	1.3
(1,10)	1:A:527:ALA:O	2:B:153:VAL:HG12	1	1.3
(1,10)	1:A:527:ALA:O	2:B:153:VAL:HG13	1	1.3
(1,10)	1:A:527:ALA:O	2:B:153:VAL:HG21	1	1.3
(1,10)	1:A:527:ALA:O	2:B:153:VAL:HG22	1	1.3
(1,10)	1:A:527:ALA:O	2:B:153:VAL:HG23	1	1.3
(1,10)	1:A:527:ALA:O	2:B:153:VAL:N	1	1.3
(1,10)	1:A:527:ALA:O	2:B:153:VAL:O	1	1.3
(1,10)	1:A:527:ALA:O	2:B:155:GLY:C	1	1.3
(1,10)	1:A:527:ALA:O	2:B:155:GLY:CA	1	1.3
(1,10)	1:A:527:ALA:O	2:B:155:GLY:H	1	1.3

*Continued on next page...*



*Continued from previous page...*

Key	Atom-1	Atom-2	Model ID	Violation (Å)
(1,10)	1:A:527:ALA:O	2:B:155:GLY:HA2	1	1.3
(1,10)	1:A:527:ALA:O	2:B:155:GLY:HA3	1	1.3
(1,10)	1:A:527:ALA:O	2:B:155:GLY:N	1	1.3
(1,10)	1:A:527:ALA:O	2:B:155:GLY:O	1	1.3
(1,10)	1:A:527:ALA:O	2:B:156:PHE:C	1	1.3
(1,10)	1:A:527:ALA:O	2:B:156:PHE:CA	1	1.3
(1,10)	1:A:527:ALA:O	2:B:156:PHE:CB	1	1.3
(1,10)	1:A:527:ALA:O	2:B:156:PHE:CD1	1	1.3
(1,10)	1:A:527:ALA:O	2:B:156:PHE:CD2	1	1.3
(1,10)	1:A:527:ALA:O	2:B:156:PHE:CE1	1	1.3
(1,10)	1:A:527:ALA:O	2:B:156:PHE:CE2	1	1.3
(1,10)	1:A:527:ALA:O	2:B:156:PHE:CG	1	1.3
(1,10)	1:A:527:ALA:O	2:B:156:PHE:CZ	1	1.3
(1,10)	1:A:527:ALA:O	2:B:156:PHE:H	1	1.3
(1,10)	1:A:527:ALA:O	2:B:156:PHE:HA	1	1.3
(1,10)	1:A:527:ALA:O	2:B:156:PHE:HB2	1	1.3
(1,10)	1:A:527:ALA:O	2:B:156:PHE:HB3	1	1.3
(1,10)	1:A:527:ALA:O	2:B:156:PHE:HD1	1	1.3
(1,10)	1:A:527:ALA:O	2:B:156:PHE:HD2	1	1.3
(1,10)	1:A:527:ALA:O	2:B:156:PHE:HE1	1	1.3
(1,10)	1:A:527:ALA:O	2:B:156:PHE:HE2	1	1.3
(1,10)	1:A:527:ALA:O	2:B:156:PHE:HZ	1	1.3
(1,10)	1:A:527:ALA:O	2:B:156:PHE:N	1	1.3
(1,10)	1:A:527:ALA:O	2:B:156:PHE:O	1	1.3
(1,10)	1:A:527:ALA:O	2:B:157:CYS:C	1	1.3
(1,10)	1:A:527:ALA:O	2:B:157:CYS:CA	1	1.3
(1,10)	1:A:527:ALA:O	2:B:157:CYS:CB	1	1.3
(1,10)	1:A:527:ALA:O	2:B:157:CYS:H	1	1.3
(1,10)	1:A:527:ALA:O	2:B:157:CYS:HA	1	1.3
(1,10)	1:A:527:ALA:O	2:B:157:CYS:HB2	1	1.3
(1,10)	1:A:527:ALA:O	2:B:157:CYS:HB3	1	1.3
(1,10)	1:A:527:ALA:O	2:B:157:CYS:N	1	1.3
(1,10)	1:A:527:ALA:O	2:B:157:CYS:O	1	1.3
(1,10)	1:A:527:ALA:O	2:B:157:CYS:SG	1	1.3
(1,10)	1:A:527:ALA:O	2:B:158:THR:C	1	1.3
(1,10)	1:A:527:ALA:O	2:B:158:THR:CA	1	1.3
(1,10)	1:A:527:ALA:O	2:B:158:THR:CB	1	1.3
(1,10)	1:A:527:ALA:O	2:B:158:THR:CG2	1	1.3
(1,10)	1:A:527:ALA:O	2:B:158:THR:H	1	1.3
(1,10)	1:A:527:ALA:O	2:B:158:THR:HA	1	1.3
(1,10)	1:A:527:ALA:O	2:B:158:THR:HB	1	1.3
(1,10)	1:A:527:ALA:O	2:B:158:THR:HG1	1	1.3

*Continued on next page...*

*Continued from previous page...*

Key	Atom-1	Atom-2	Model ID	Violation (Å)
(1,10)	1:A:527:ALA:O	2:B:158:THR:HG21	1	1.3
(1,10)	1:A:527:ALA:O	2:B:158:THR:HG22	1	1.3
(1,10)	1:A:527:ALA:O	2:B:158:THR:HG23	1	1.3
(1,10)	1:A:527:ALA:O	2:B:158:THR:N	1	1.3
(1,10)	1:A:527:ALA:O	2:B:158:THR:O	1	1.3
(1,10)	1:A:527:ALA:O	2:B:158:THR:OG1	1	1.3
(1,10)	1:A:527:ALA:O	2:B:159:ILE:C	1	1.3
(1,10)	1:A:527:ALA:O	2:B:159:ILE:CA	1	1.3
(1,10)	1:A:527:ALA:O	2:B:159:ILE:CB	1	1.3
(1,10)	1:A:527:ALA:O	2:B:159:ILE:CD1	1	1.3
(1,10)	1:A:527:ALA:O	2:B:159:ILE:CG1	1	1.3
(1,10)	1:A:527:ALA:O	2:B:159:ILE:CG2	1	1.3
(1,10)	1:A:527:ALA:O	2:B:159:ILE:H	1	1.3
(1,10)	1:A:527:ALA:O	2:B:159:ILE:HA	1	1.3
(1,10)	1:A:527:ALA:O	2:B:159:ILE:HB	1	1.3
(1,10)	1:A:527:ALA:O	2:B:159:ILE:HD11	1	1.3
(1,10)	1:A:527:ALA:O	2:B:159:ILE:HD12	1	1.3
(1,10)	1:A:527:ALA:O	2:B:159:ILE:HD13	1	1.3
(1,10)	1:A:527:ALA:O	2:B:159:ILE:HG12	1	1.3
(1,10)	1:A:527:ALA:O	2:B:159:ILE:HG13	1	1.3
(1,10)	1:A:527:ALA:O	2:B:159:ILE:HG21	1	1.3
(1,10)	1:A:527:ALA:O	2:B:159:ILE:HG22	1	1.3
(1,10)	1:A:527:ALA:O	2:B:159:ILE:HG23	1	1.3
(1,10)	1:A:527:ALA:O	2:B:159:ILE:N	1	1.3
(1,10)	1:A:527:ALA:O	2:B:159:ILE:O	1	1.3
(1,10)	1:A:527:ALA:O	2:B:161:ASN:C	1	1.3
(1,10)	1:A:527:ALA:O	2:B:161:ASN:CA	1	1.3
(1,10)	1:A:527:ALA:O	2:B:161:ASN:CB	1	1.3
(1,10)	1:A:527:ALA:O	2:B:161:ASN:CG	1	1.3
(1,10)	1:A:527:ALA:O	2:B:161:ASN:H	1	1.3
(1,10)	1:A:527:ALA:O	2:B:161:ASN:HA	1	1.3
(1,10)	1:A:527:ALA:O	2:B:161:ASN:HB2	1	1.3
(1,10)	1:A:527:ALA:O	2:B:161:ASN:HB3	1	1.3
(1,10)	1:A:527:ALA:O	2:B:161:ASN:HD21	1	1.3
(1,10)	1:A:527:ALA:O	2:B:161:ASN:HD22	1	1.3
(1,10)	1:A:527:ALA:O	2:B:161:ASN:N	1	1.3
(1,10)	1:A:527:ALA:O	2:B:161:ASN:ND2	1	1.3
(1,10)	1:A:527:ALA:O	2:B:161:ASN:O	1	1.3
(1,10)	1:A:527:ALA:O	2:B:161:ASN:OD1	1	1.3
(1,10)	1:A:527:ALA:O	2:B:162:LYS:C	1	1.3
(1,10)	1:A:527:ALA:O	2:B:162:LYS:CA	1	1.3
(1,10)	1:A:527:ALA:O	2:B:162:LYS:CB	1	1.3

*Continued on next page...*

*Continued from previous page...*

Key	Atom-1	Atom-2	Model ID	Violation (Å)
(1,10)	1:A:527:ALA:O	2:B:162:LYS:CD	1	1.3
(1,10)	1:A:527:ALA:O	2:B:162:LYS:CE	1	1.3
(1,10)	1:A:527:ALA:O	2:B:162:LYS:CG	1	1.3
(1,10)	1:A:527:ALA:O	2:B:162:LYS:H	1	1.3
(1,10)	1:A:527:ALA:O	2:B:162:LYS:HA	1	1.3
(1,10)	1:A:527:ALA:O	2:B:162:LYS:HB2	1	1.3
(1,10)	1:A:527:ALA:O	2:B:162:LYS:HB3	1	1.3
(1,10)	1:A:527:ALA:O	2:B:162:LYS:HD2	1	1.3
(1,10)	1:A:527:ALA:O	2:B:162:LYS:HD3	1	1.3
(1,10)	1:A:527:ALA:O	2:B:162:LYS:HE2	1	1.3
(1,10)	1:A:527:ALA:O	2:B:162:LYS:HE3	1	1.3
(1,10)	1:A:527:ALA:O	2:B:162:LYS:HG2	1	1.3
(1,10)	1:A:527:ALA:O	2:B:162:LYS:HG3	1	1.3
(1,10)	1:A:527:ALA:O	2:B:162:LYS:HZ1	1	1.3
(1,10)	1:A:527:ALA:O	2:B:162:LYS:HZ2	1	1.3
(1,10)	1:A:527:ALA:O	2:B:162:LYS:HZ3	1	1.3
(1,10)	1:A:527:ALA:O	2:B:162:LYS:N	1	1.3
(1,10)	1:A:527:ALA:O	2:B:162:LYS:NZ	1	1.3
(1,10)	1:A:527:ALA:O	2:B:162:LYS:O	1	1.3
(1,10)	1:A:527:ALA:O	2:B:167:SER:C	1	1.3
(1,10)	1:A:527:ALA:O	2:B:167:SER:CA	1	1.3
(1,10)	1:A:527:ALA:O	2:B:167:SER:CB	1	1.3
(1,10)	1:A:527:ALA:O	2:B:167:SER:H	1	1.3
(1,10)	1:A:527:ALA:O	2:B:167:SER:HA	1	1.3
(1,10)	1:A:527:ALA:O	2:B:167:SER:HB2	1	1.3
(1,10)	1:A:527:ALA:O	2:B:167:SER:HB3	1	1.3
(1,10)	1:A:527:ALA:O	2:B:167:SER:HG	1	1.3
(1,10)	1:A:527:ALA:O	2:B:167:SER:N	1	1.3
(1,10)	1:A:527:ALA:O	2:B:167:SER:O	1	1.3
(1,10)	1:A:527:ALA:O	2:B:167:SER:OG	1	1.3
(1,10)	1:A:527:ALA:O	2:B:168:LEU:C	1	1.3
(1,10)	1:A:527:ALA:O	2:B:168:LEU:CA	1	1.3
(1,10)	1:A:527:ALA:O	2:B:168:LEU:CB	1	1.3
(1,10)	1:A:527:ALA:O	2:B:168:LEU:CD1	1	1.3
(1,10)	1:A:527:ALA:O	2:B:168:LEU:CD2	1	1.3
(1,10)	1:A:527:ALA:O	2:B:168:LEU:CG	1	1.3
(1,10)	1:A:527:ALA:O	2:B:168:LEU:H	1	1.3
(1,10)	1:A:527:ALA:O	2:B:168:LEU:HA	1	1.3
(1,10)	1:A:527:ALA:O	2:B:168:LEU:HB2	1	1.3
(1,10)	1:A:527:ALA:O	2:B:168:LEU:HB3	1	1.3
(1,10)	1:A:527:ALA:O	2:B:168:LEU:HD11	1	1.3
(1,10)	1:A:527:ALA:O	2:B:168:LEU:HD12	1	1.3

*Continued on next page...*

*Continued from previous page...*

Key	Atom-1	Atom-2	Model ID	Violation (Å)
(1,10)	1:A:527:ALA:O	2:B:168:LEU:HD13	1	1.3
(1,10)	1:A:527:ALA:O	2:B:168:LEU:HD21	1	1.3
(1,10)	1:A:527:ALA:O	2:B:168:LEU:HD22	1	1.3
(1,10)	1:A:527:ALA:O	2:B:168:LEU:HD23	1	1.3
(1,10)	1:A:527:ALA:O	2:B:168:LEU:HG	1	1.3
(1,10)	1:A:527:ALA:O	2:B:168:LEU:N	1	1.3
(1,10)	1:A:527:ALA:O	2:B:168:LEU:O	1	1.3
(1,10)	1:A:527:ALA:O	2:B:170:MET:C	1	1.3
(1,10)	1:A:527:ALA:O	2:B:170:MET:CA	1	1.3
(1,10)	1:A:527:ALA:O	2:B:170:MET:CB	1	1.3
(1,10)	1:A:527:ALA:O	2:B:170:MET:CE	1	1.3
(1,10)	1:A:527:ALA:O	2:B:170:MET:CG	1	1.3
(1,10)	1:A:527:ALA:O	2:B:170:MET:H	1	1.3
(1,10)	1:A:527:ALA:O	2:B:170:MET:HA	1	1.3
(1,10)	1:A:527:ALA:O	2:B:170:MET:HB2	1	1.3
(1,10)	1:A:527:ALA:O	2:B:170:MET:HB3	1	1.3
(1,10)	1:A:527:ALA:O	2:B:170:MET:HE1	1	1.3
(1,10)	1:A:527:ALA:O	2:B:170:MET:HE2	1	1.3
(1,10)	1:A:527:ALA:O	2:B:170:MET:HE3	1	1.3
(1,10)	1:A:527:ALA:O	2:B:170:MET:HG2	1	1.3
(1,10)	1:A:527:ALA:O	2:B:170:MET:HG3	1	1.3
(1,10)	1:A:527:ALA:O	2:B:170:MET:N	1	1.3
(1,10)	1:A:527:ALA:O	2:B:170:MET:O	1	1.3
(1,10)	1:A:527:ALA:O	2:B:170:MET:SD	1	1.3
(1,10)	1:A:527:ALA:O	2:B:172:LYS:C	1	1.3
(1,10)	1:A:527:ALA:O	2:B:172:LYS:CA	1	1.3
(1,10)	1:A:527:ALA:O	2:B:172:LYS:CB	1	1.3
(1,10)	1:A:527:ALA:O	2:B:172:LYS:CD	1	1.3
(1,10)	1:A:527:ALA:O	2:B:172:LYS:CE	1	1.3
(1,10)	1:A:527:ALA:O	2:B:172:LYS:CG	1	1.3
(1,10)	1:A:527:ALA:O	2:B:172:LYS:H	1	1.3
(1,10)	1:A:527:ALA:O	2:B:172:LYS:HA	1	1.3
(1,10)	1:A:527:ALA:O	2:B:172:LYS:HB2	1	1.3
(1,10)	1:A:527:ALA:O	2:B:172:LYS:HB3	1	1.3
(1,10)	1:A:527:ALA:O	2:B:172:LYS:HD2	1	1.3
(1,10)	1:A:527:ALA:O	2:B:172:LYS:HD3	1	1.3
(1,10)	1:A:527:ALA:O	2:B:172:LYS:HE2	1	1.3
(1,10)	1:A:527:ALA:O	2:B:172:LYS:HE3	1	1.3
(1,10)	1:A:527:ALA:O	2:B:172:LYS:HG2	1	1.3
(1,10)	1:A:527:ALA:O	2:B:172:LYS:HG3	1	1.3
(1,10)	1:A:527:ALA:O	2:B:172:LYS:HZ1	1	1.3
(1,10)	1:A:527:ALA:O	2:B:172:LYS:HZ2	1	1.3

*Continued on next page...*

*Continued from previous page...*

Key	Atom-1	Atom-2	Model ID	Violation (Å)
(1,10)	1:A:527:ALA:O	2:B:172:LYS:HZ3	1	1.3
(1,10)	1:A:527:ALA:O	2:B:172:LYS:N	1	1.3
(1,10)	1:A:527:ALA:O	2:B:172:LYS:NZ	1	1.3
(1,10)	1:A:527:ALA:O	2:B:172:LYS:O	1	1.3
(1,10)	1:A:527:ALA:O	2:B:182:VAL:C	1	1.3
(1,10)	1:A:527:ALA:O	2:B:182:VAL:CA	1	1.3
(1,10)	1:A:527:ALA:O	2:B:182:VAL:CB	1	1.3
(1,10)	1:A:527:ALA:O	2:B:182:VAL:CG1	1	1.3
(1,10)	1:A:527:ALA:O	2:B:182:VAL:CG2	1	1.3
(1,10)	1:A:527:ALA:O	2:B:182:VAL:H	1	1.3
(1,10)	1:A:527:ALA:O	2:B:182:VAL:HA	1	1.3
(1,10)	1:A:527:ALA:O	2:B:182:VAL:HB	1	1.3
(1,10)	1:A:527:ALA:O	2:B:182:VAL:HG11	1	1.3
(1,10)	1:A:527:ALA:O	2:B:182:VAL:HG12	1	1.3
(1,10)	1:A:527:ALA:O	2:B:182:VAL:HG13	1	1.3
(1,10)	1:A:527:ALA:O	2:B:182:VAL:HG21	1	1.3
(1,10)	1:A:527:ALA:O	2:B:182:VAL:HG22	1	1.3
(1,10)	1:A:527:ALA:O	2:B:182:VAL:HG23	1	1.3
(1,10)	1:A:527:ALA:O	2:B:182:VAL:N	1	1.3
(1,10)	1:A:527:ALA:O	2:B:182:VAL:O	1	1.3
(1,10)	1:A:527:ALA:O	2:B:183:LYS:C	1	1.3
(1,10)	1:A:527:ALA:O	2:B:183:LYS:CA	1	1.3
(1,10)	1:A:527:ALA:O	2:B:183:LYS:CB	1	1.3
(1,10)	1:A:527:ALA:O	2:B:183:LYS:CD	1	1.3
(1,10)	1:A:527:ALA:O	2:B:183:LYS:CE	1	1.3
(1,10)	1:A:527:ALA:O	2:B:183:LYS:CG	1	1.3
(1,10)	1:A:527:ALA:O	2:B:183:LYS:H	1	1.3
(1,10)	1:A:527:ALA:O	2:B:183:LYS:HA	1	1.3
(1,10)	1:A:527:ALA:O	2:B:183:LYS:HB2	1	1.3
(1,10)	1:A:527:ALA:O	2:B:183:LYS:HB3	1	1.3
(1,10)	1:A:527:ALA:O	2:B:183:LYS:HD2	1	1.3
(1,10)	1:A:527:ALA:O	2:B:183:LYS:HD3	1	1.3
(1,10)	1:A:527:ALA:O	2:B:183:LYS:HE2	1	1.3
(1,10)	1:A:527:ALA:O	2:B:183:LYS:HE3	1	1.3
(1,10)	1:A:527:ALA:O	2:B:183:LYS:HG2	1	1.3
(1,10)	1:A:527:ALA:O	2:B:183:LYS:HG3	1	1.3
(1,10)	1:A:527:ALA:O	2:B:183:LYS:HZ1	1	1.3
(1,10)	1:A:527:ALA:O	2:B:183:LYS:HZ2	1	1.3
(1,10)	1:A:527:ALA:O	2:B:183:LYS:HZ3	1	1.3
(1,10)	1:A:527:ALA:O	2:B:183:LYS:N	1	1.3
(1,10)	1:A:527:ALA:O	2:B:183:LYS:NZ	1	1.3
(1,10)	1:A:527:ALA:O	2:B:183:LYS:O	1	1.3

*Continued on next page...*

*Continued from previous page...*

Key	Atom-1	Atom-2	Model ID	Violation (Å)
(1,10)	1:A:527:ALA:O	2:B:185:GLY:C	1	1.3
(1,10)	1:A:527:ALA:O	2:B:185:GLY:CA	1	1.3
(1,10)	1:A:527:ALA:O	2:B:185:GLY:H	1	1.3
(1,10)	1:A:527:ALA:O	2:B:185:GLY:HA2	1	1.3
(1,10)	1:A:527:ALA:O	2:B:185:GLY:HA3	1	1.3
(1,10)	1:A:527:ALA:O	2:B:185:GLY:N	1	1.3
(1,10)	1:A:527:ALA:O	2:B:185:GLY:O	1	1.3
(1,10)	1:A:527:ALA:O	2:B:187:TYR:C	1	1.3
(1,10)	1:A:527:ALA:O	2:B:187:TYR:CA	1	1.3
(1,10)	1:A:527:ALA:O	2:B:187:TYR:CB	1	1.3
(1,10)	1:A:527:ALA:O	2:B:187:TYR:CD1	1	1.3
(1,10)	1:A:527:ALA:O	2:B:187:TYR:CD2	1	1.3
(1,10)	1:A:527:ALA:O	2:B:187:TYR:CE1	1	1.3
(1,10)	1:A:527:ALA:O	2:B:187:TYR:CE2	1	1.3
(1,10)	1:A:527:ALA:O	2:B:187:TYR:CG	1	1.3
(1,10)	1:A:527:ALA:O	2:B:187:TYR:CZ	1	1.3
(1,10)	1:A:527:ALA:O	2:B:187:TYR:H	1	1.3
(1,10)	1:A:527:ALA:O	2:B:187:TYR:HA	1	1.3
(1,10)	1:A:527:ALA:O	2:B:187:TYR:HB2	1	1.3
(1,10)	1:A:527:ALA:O	2:B:187:TYR:HB3	1	1.3
(1,10)	1:A:527:ALA:O	2:B:187:TYR:HD1	1	1.3
(1,10)	1:A:527:ALA:O	2:B:187:TYR:HD2	1	1.3
(1,10)	1:A:527:ALA:O	2:B:187:TYR:HE1	1	1.3
(1,10)	1:A:527:ALA:O	2:B:187:TYR:HE2	1	1.3
(1,10)	1:A:527:ALA:O	2:B:187:TYR:HH	1	1.3
(1,10)	1:A:527:ALA:O	2:B:187:TYR:N	1	1.3
(1,10)	1:A:527:ALA:O	2:B:187:TYR:O	1	1.3
(1,10)	1:A:527:ALA:O	2:B:187:TYR:OH	1	1.3
(1,10)	1:A:527:ALA:O	2:B:200:THR:C	1	1.3
(1,10)	1:A:527:ALA:O	2:B:200:THR:CA	1	1.3
(1,10)	1:A:527:ALA:O	2:B:200:THR:CB	1	1.3
(1,10)	1:A:527:ALA:O	2:B:200:THR:CG2	1	1.3
(1,10)	1:A:527:ALA:O	2:B:200:THR:H	1	1.3
(1,10)	1:A:527:ALA:O	2:B:200:THR:HA	1	1.3
(1,10)	1:A:527:ALA:O	2:B:200:THR:HB	1	1.3
(1,10)	1:A:527:ALA:O	2:B:200:THR:HG1	1	1.3
(1,10)	1:A:527:ALA:O	2:B:200:THR:HG21	1	1.3
(1,10)	1:A:527:ALA:O	2:B:200:THR:HG22	1	1.3
(1,10)	1:A:527:ALA:O	2:B:200:THR:HG23	1	1.3
(1,10)	1:A:527:ALA:O	2:B:200:THR:N	1	1.3
(1,10)	1:A:527:ALA:O	2:B:200:THR:O	1	1.3
(1,10)	1:A:527:ALA:O	2:B:200:THR:OG1	1	1.3

*Continued on next page...*

*Continued from previous page...*

Key	Atom-1	Atom-2	Model ID	Violation (Å)
(1,10)	1:A:527:ALA:O	2:B:211:LYS:C	1	1.3
(1,10)	1:A:527:ALA:O	2:B:211:LYS:CA	1	1.3
(1,10)	1:A:527:ALA:O	2:B:211:LYS:CB	1	1.3
(1,10)	1:A:527:ALA:O	2:B:211:LYS:CD	1	1.3
(1,10)	1:A:527:ALA:O	2:B:211:LYS:CE	1	1.3
(1,10)	1:A:527:ALA:O	2:B:211:LYS:CG	1	1.3
(1,10)	1:A:527:ALA:O	2:B:211:LYS:H	1	1.3
(1,10)	1:A:527:ALA:O	2:B:211:LYS:HA	1	1.3
(1,10)	1:A:527:ALA:O	2:B:211:LYS:HB2	1	1.3
(1,10)	1:A:527:ALA:O	2:B:211:LYS:HB3	1	1.3
(1,10)	1:A:527:ALA:O	2:B:211:LYS:HD2	1	1.3
(1,10)	1:A:527:ALA:O	2:B:211:LYS:HD3	1	1.3
(1,10)	1:A:527:ALA:O	2:B:211:LYS:HE2	1	1.3
(1,10)	1:A:527:ALA:O	2:B:211:LYS:HE3	1	1.3
(1,10)	1:A:527:ALA:O	2:B:211:LYS:HG2	1	1.3
(1,10)	1:A:527:ALA:O	2:B:211:LYS:HG3	1	1.3
(1,10)	1:A:527:ALA:O	2:B:211:LYS:HZ1	1	1.3
(1,10)	1:A:527:ALA:O	2:B:211:LYS:HZ2	1	1.3
(1,10)	1:A:527:ALA:O	2:B:211:LYS:HZ3	1	1.3
(1,10)	1:A:527:ALA:O	2:B:211:LYS:N	1	1.3
(1,10)	1:A:527:ALA:O	2:B:211:LYS:NZ	1	1.3
(1,10)	1:A:527:ALA:O	2:B:211:LYS:O	1	1.3
(1,15)	1:A:564:ALA:C	2:B:149:SER:C	1	1.13
(1,15)	1:A:564:ALA:C	2:B:149:SER:CA	1	1.13
(1,15)	1:A:564:ALA:C	2:B:149:SER:CB	1	1.13
(1,15)	1:A:564:ALA:C	2:B:149:SER:H	1	1.13
(1,15)	1:A:564:ALA:C	2:B:149:SER:HA	1	1.13
(1,15)	1:A:564:ALA:C	2:B:149:SER:HB2	1	1.13
(1,15)	1:A:564:ALA:C	2:B:149:SER:HB3	1	1.13
(1,15)	1:A:564:ALA:C	2:B:149:SER:HG	1	1.13
(1,15)	1:A:564:ALA:C	2:B:149:SER:N	1	1.13
(1,15)	1:A:564:ALA:C	2:B:149:SER:O	1	1.13
(1,15)	1:A:564:ALA:C	2:B:149:SER:OG	1	1.13
(1,15)	1:A:564:ALA:C	2:B:152:VAL:C	1	1.13
(1,15)	1:A:564:ALA:C	2:B:152:VAL:CA	1	1.13
(1,15)	1:A:564:ALA:C	2:B:152:VAL:CB	1	1.13
(1,15)	1:A:564:ALA:C	2:B:152:VAL:CG1	1	1.13
(1,15)	1:A:564:ALA:C	2:B:152:VAL:CG2	1	1.13
(1,15)	1:A:564:ALA:C	2:B:152:VAL:H	1	1.13
(1,15)	1:A:564:ALA:C	2:B:152:VAL:HA	1	1.13
(1,15)	1:A:564:ALA:C	2:B:152:VAL:HB	1	1.13
(1,15)	1:A:564:ALA:C	2:B:152:VAL:HG11	1	1.13

*Continued on next page...*

*Continued from previous page...*

Key	Atom-1	Atom-2	Model ID	Violation (Å)
(1,15)	1:A:564:ALA:C	2:B:152:VAL:HG12	1	1.13
(1,15)	1:A:564:ALA:C	2:B:152:VAL:HG13	1	1.13
(1,15)	1:A:564:ALA:C	2:B:152:VAL:HG21	1	1.13
(1,15)	1:A:564:ALA:C	2:B:152:VAL:HG22	1	1.13
(1,15)	1:A:564:ALA:C	2:B:152:VAL:HG23	1	1.13
(1,15)	1:A:564:ALA:C	2:B:152:VAL:N	1	1.13
(1,15)	1:A:564:ALA:C	2:B:152:VAL:O	1	1.13
(1,15)	1:A:564:ALA:C	2:B:153:VAL:C	1	1.13
(1,15)	1:A:564:ALA:C	2:B:153:VAL:CA	1	1.13
(1,15)	1:A:564:ALA:C	2:B:153:VAL:CB	1	1.13
(1,15)	1:A:564:ALA:C	2:B:153:VAL:CG1	1	1.13
(1,15)	1:A:564:ALA:C	2:B:153:VAL:CG2	1	1.13
(1,15)	1:A:564:ALA:C	2:B:153:VAL:H	1	1.13
(1,15)	1:A:564:ALA:C	2:B:153:VAL:HA	1	1.13
(1,15)	1:A:564:ALA:C	2:B:153:VAL:HB	1	1.13
(1,15)	1:A:564:ALA:C	2:B:153:VAL:HG11	1	1.13
(1,15)	1:A:564:ALA:C	2:B:153:VAL:HG12	1	1.13
(1,15)	1:A:564:ALA:C	2:B:153:VAL:HG13	1	1.13
(1,15)	1:A:564:ALA:C	2:B:153:VAL:HG21	1	1.13
(1,15)	1:A:564:ALA:C	2:B:153:VAL:HG22	1	1.13
(1,15)	1:A:564:ALA:C	2:B:153:VAL:HG23	1	1.13
(1,15)	1:A:564:ALA:C	2:B:153:VAL:N	1	1.13
(1,15)	1:A:564:ALA:C	2:B:153:VAL:O	1	1.13
(1,15)	1:A:564:ALA:C	2:B:155:GLY:C	1	1.13
(1,15)	1:A:564:ALA:C	2:B:155:GLY:CA	1	1.13
(1,15)	1:A:564:ALA:C	2:B:155:GLY:H	1	1.13
(1,15)	1:A:564:ALA:C	2:B:155:GLY:HA2	1	1.13
(1,15)	1:A:564:ALA:C	2:B:155:GLY:HA3	1	1.13
(1,15)	1:A:564:ALA:C	2:B:155:GLY:N	1	1.13
(1,15)	1:A:564:ALA:C	2:B:155:GLY:O	1	1.13
(1,15)	1:A:564:ALA:C	2:B:156:PHE:C	1	1.13
(1,15)	1:A:564:ALA:C	2:B:156:PHE:CA	1	1.13
(1,15)	1:A:564:ALA:C	2:B:156:PHE:CB	1	1.13
(1,15)	1:A:564:ALA:C	2:B:156:PHE:CD1	1	1.13
(1,15)	1:A:564:ALA:C	2:B:156:PHE:CD2	1	1.13
(1,15)	1:A:564:ALA:C	2:B:156:PHE:CE1	1	1.13
(1,15)	1:A:564:ALA:C	2:B:156:PHE:CE2	1	1.13
(1,15)	1:A:564:ALA:C	2:B:156:PHE:CG	1	1.13
(1,15)	1:A:564:ALA:C	2:B:156:PHE:CZ	1	1.13
(1,15)	1:A:564:ALA:C	2:B:156:PHE:H	1	1.13
(1,15)	1:A:564:ALA:C	2:B:156:PHE:HA	1	1.13
(1,15)	1:A:564:ALA:C	2:B:156:PHE:HB2	1	1.13

*Continued on next page...*



*Continued from previous page...*

Key	Atom-1	Atom-2	Model ID	Violation (Å)
(1,15)	1:A:564:ALA:C	2:B:156:PHE:HB3	1	1.13
(1,15)	1:A:564:ALA:C	2:B:156:PHE:HD1	1	1.13
(1,15)	1:A:564:ALA:C	2:B:156:PHE:HD2	1	1.13
(1,15)	1:A:564:ALA:C	2:B:156:PHE:HE1	1	1.13
(1,15)	1:A:564:ALA:C	2:B:156:PHE:HE2	1	1.13
(1,15)	1:A:564:ALA:C	2:B:156:PHE:HZ	1	1.13
(1,15)	1:A:564:ALA:C	2:B:156:PHE:N	1	1.13
(1,15)	1:A:564:ALA:C	2:B:156:PHE:O	1	1.13
(1,15)	1:A:564:ALA:C	2:B:157:CYS:C	1	1.13
(1,15)	1:A:564:ALA:C	2:B:157:CYS:CA	1	1.13
(1,15)	1:A:564:ALA:C	2:B:157:CYS:CB	1	1.13
(1,15)	1:A:564:ALA:C	2:B:157:CYS:H	1	1.13
(1,15)	1:A:564:ALA:C	2:B:157:CYS:HA	1	1.13
(1,15)	1:A:564:ALA:C	2:B:157:CYS:HB2	1	1.13
(1,15)	1:A:564:ALA:C	2:B:157:CYS:HB3	1	1.13
(1,15)	1:A:564:ALA:C	2:B:157:CYS:N	1	1.13
(1,15)	1:A:564:ALA:C	2:B:157:CYS:O	1	1.13
(1,15)	1:A:564:ALA:C	2:B:157:CYS:SG	1	1.13
(1,15)	1:A:564:ALA:C	2:B:158:THR:C	1	1.13
(1,15)	1:A:564:ALA:C	2:B:158:THR:CA	1	1.13
(1,15)	1:A:564:ALA:C	2:B:158:THR:CB	1	1.13
(1,15)	1:A:564:ALA:C	2:B:158:THR:CG2	1	1.13
(1,15)	1:A:564:ALA:C	2:B:158:THR:H	1	1.13
(1,15)	1:A:564:ALA:C	2:B:158:THR:HA	1	1.13
(1,15)	1:A:564:ALA:C	2:B:158:THR:HB	1	1.13
(1,15)	1:A:564:ALA:C	2:B:158:THR:HG1	1	1.13
(1,15)	1:A:564:ALA:C	2:B:158:THR:HG21	1	1.13
(1,15)	1:A:564:ALA:C	2:B:158:THR:HG22	1	1.13
(1,15)	1:A:564:ALA:C	2:B:158:THR:HG23	1	1.13
(1,15)	1:A:564:ALA:C	2:B:158:THR:N	1	1.13
(1,15)	1:A:564:ALA:C	2:B:158:THR:O	1	1.13
(1,15)	1:A:564:ALA:C	2:B:158:THR:OG1	1	1.13
(1,15)	1:A:564:ALA:C	2:B:159:ILE:C	1	1.13
(1,15)	1:A:564:ALA:C	2:B:159:ILE:CA	1	1.13
(1,15)	1:A:564:ALA:C	2:B:159:ILE:CB	1	1.13
(1,15)	1:A:564:ALA:C	2:B:159:ILE:CD1	1	1.13
(1,15)	1:A:564:ALA:C	2:B:159:ILE:CG1	1	1.13
(1,15)	1:A:564:ALA:C	2:B:159:ILE:CG2	1	1.13
(1,15)	1:A:564:ALA:C	2:B:159:ILE:H	1	1.13
(1,15)	1:A:564:ALA:C	2:B:159:ILE:HA	1	1.13
(1,15)	1:A:564:ALA:C	2:B:159:ILE:HB	1	1.13
(1,15)	1:A:564:ALA:C	2:B:159:ILE:HD11	1	1.13

*Continued on next page...*

*Continued from previous page...*

Key	Atom-1	Atom-2	Model ID	Violation (Å)
(1,15)	1:A:564:ALA:C	2:B:159:ILE:HD12	1	1.13
(1,15)	1:A:564:ALA:C	2:B:159:ILE:HD13	1	1.13
(1,15)	1:A:564:ALA:C	2:B:159:ILE:HG12	1	1.13
(1,15)	1:A:564:ALA:C	2:B:159:ILE:HG13	1	1.13
(1,15)	1:A:564:ALA:C	2:B:159:ILE:HG21	1	1.13
(1,15)	1:A:564:ALA:C	2:B:159:ILE:HG22	1	1.13
(1,15)	1:A:564:ALA:C	2:B:159:ILE:HG23	1	1.13
(1,15)	1:A:564:ALA:C	2:B:159:ILE:N	1	1.13
(1,15)	1:A:564:ALA:C	2:B:159:ILE:O	1	1.13
(1,15)	1:A:564:ALA:C	2:B:161:ASN:C	1	1.13
(1,15)	1:A:564:ALA:C	2:B:161:ASN:CA	1	1.13
(1,15)	1:A:564:ALA:C	2:B:161:ASN:CB	1	1.13
(1,15)	1:A:564:ALA:C	2:B:161:ASN:CG	1	1.13
(1,15)	1:A:564:ALA:C	2:B:161:ASN:H	1	1.13
(1,15)	1:A:564:ALA:C	2:B:161:ASN:HA	1	1.13
(1,15)	1:A:564:ALA:C	2:B:161:ASN:HB2	1	1.13
(1,15)	1:A:564:ALA:C	2:B:161:ASN:HB3	1	1.13
(1,15)	1:A:564:ALA:C	2:B:161:ASN:HD21	1	1.13
(1,15)	1:A:564:ALA:C	2:B:161:ASN:HD22	1	1.13
(1,15)	1:A:564:ALA:C	2:B:161:ASN:N	1	1.13
(1,15)	1:A:564:ALA:C	2:B:161:ASN:ND2	1	1.13
(1,15)	1:A:564:ALA:C	2:B:161:ASN:O	1	1.13
(1,15)	1:A:564:ALA:C	2:B:161:ASN:OD1	1	1.13
(1,15)	1:A:564:ALA:C	2:B:162:LYS:C	1	1.13
(1,15)	1:A:564:ALA:C	2:B:162:LYS:CA	1	1.13
(1,15)	1:A:564:ALA:C	2:B:162:LYS:CB	1	1.13
(1,15)	1:A:564:ALA:C	2:B:162:LYS:CD	1	1.13
(1,15)	1:A:564:ALA:C	2:B:162:LYS:CE	1	1.13
(1,15)	1:A:564:ALA:C	2:B:162:LYS:CG	1	1.13
(1,15)	1:A:564:ALA:C	2:B:162:LYS:H	1	1.13
(1,15)	1:A:564:ALA:C	2:B:162:LYS:HA	1	1.13
(1,15)	1:A:564:ALA:C	2:B:162:LYS:HB2	1	1.13
(1,15)	1:A:564:ALA:C	2:B:162:LYS:HB3	1	1.13
(1,15)	1:A:564:ALA:C	2:B:162:LYS:HD2	1	1.13
(1,15)	1:A:564:ALA:C	2:B:162:LYS:HD3	1	1.13
(1,15)	1:A:564:ALA:C	2:B:162:LYS:HE2	1	1.13
(1,15)	1:A:564:ALA:C	2:B:162:LYS:HE3	1	1.13
(1,15)	1:A:564:ALA:C	2:B:162:LYS:HG2	1	1.13
(1,15)	1:A:564:ALA:C	2:B:162:LYS:HG3	1	1.13
(1,15)	1:A:564:ALA:C	2:B:162:LYS:HZ1	1	1.13
(1,15)	1:A:564:ALA:C	2:B:162:LYS:HZ2	1	1.13
(1,15)	1:A:564:ALA:C	2:B:162:LYS:HZ3	1	1.13

*Continued on next page...*

*Continued from previous page...*

Key	Atom-1	Atom-2	Model ID	Violation (Å)
(1,15)	1:A:564:ALA:C	2:B:162:LYS:N	1	1.13
(1,15)	1:A:564:ALA:C	2:B:162:LYS:NZ	1	1.13
(1,15)	1:A:564:ALA:C	2:B:162:LYS:O	1	1.13
(1,15)	1:A:564:ALA:C	2:B:167:SER:C	1	1.13
(1,15)	1:A:564:ALA:C	2:B:167:SER:CA	1	1.13
(1,15)	1:A:564:ALA:C	2:B:167:SER:CB	1	1.13
(1,15)	1:A:564:ALA:C	2:B:167:SER:H	1	1.13
(1,15)	1:A:564:ALA:C	2:B:167:SER:HA	1	1.13
(1,15)	1:A:564:ALA:C	2:B:167:SER:HB2	1	1.13
(1,15)	1:A:564:ALA:C	2:B:167:SER:HB3	1	1.13
(1,15)	1:A:564:ALA:C	2:B:167:SER:HG	1	1.13
(1,15)	1:A:564:ALA:C	2:B:167:SER:N	1	1.13
(1,15)	1:A:564:ALA:C	2:B:167:SER:O	1	1.13
(1,15)	1:A:564:ALA:C	2:B:167:SER:OG	1	1.13
(1,15)	1:A:564:ALA:C	2:B:168:LEU:C	1	1.13
(1,15)	1:A:564:ALA:C	2:B:168:LEU:CA	1	1.13
(1,15)	1:A:564:ALA:C	2:B:168:LEU:CB	1	1.13
(1,15)	1:A:564:ALA:C	2:B:168:LEU:CD1	1	1.13
(1,15)	1:A:564:ALA:C	2:B:168:LEU:CD2	1	1.13
(1,15)	1:A:564:ALA:C	2:B:168:LEU:CG	1	1.13
(1,15)	1:A:564:ALA:C	2:B:168:LEU:H	1	1.13
(1,15)	1:A:564:ALA:C	2:B:168:LEU:HA	1	1.13
(1,15)	1:A:564:ALA:C	2:B:168:LEU:HB2	1	1.13
(1,15)	1:A:564:ALA:C	2:B:168:LEU:HB3	1	1.13
(1,15)	1:A:564:ALA:C	2:B:168:LEU:HD11	1	1.13
(1,15)	1:A:564:ALA:C	2:B:168:LEU:HD12	1	1.13
(1,15)	1:A:564:ALA:C	2:B:168:LEU:HD13	1	1.13
(1,15)	1:A:564:ALA:C	2:B:168:LEU:HD21	1	1.13
(1,15)	1:A:564:ALA:C	2:B:168:LEU:HD22	1	1.13
(1,15)	1:A:564:ALA:C	2:B:168:LEU:HD23	1	1.13
(1,15)	1:A:564:ALA:C	2:B:168:LEU:HG	1	1.13
(1,15)	1:A:564:ALA:C	2:B:168:LEU:N	1	1.13
(1,15)	1:A:564:ALA:C	2:B:168:LEU:O	1	1.13
(1,15)	1:A:564:ALA:C	2:B:170:MET:C	1	1.13
(1,15)	1:A:564:ALA:C	2:B:170:MET:CA	1	1.13
(1,15)	1:A:564:ALA:C	2:B:170:MET:CB	1	1.13
(1,15)	1:A:564:ALA:C	2:B:170:MET:CE	1	1.13
(1,15)	1:A:564:ALA:C	2:B:170:MET:CG	1	1.13
(1,15)	1:A:564:ALA:C	2:B:170:MET:H	1	1.13
(1,15)	1:A:564:ALA:C	2:B:170:MET:HA	1	1.13
(1,15)	1:A:564:ALA:C	2:B:170:MET:HB2	1	1.13
(1,15)	1:A:564:ALA:C	2:B:170:MET:HB3	1	1.13

*Continued on next page...*

*Continued from previous page...*

Key	Atom-1	Atom-2	Model ID	Violation (Å)
(1,15)	1:A:564:ALA:C	2:B:170:MET:HE1	1	1.13
(1,15)	1:A:564:ALA:C	2:B:170:MET:HE2	1	1.13
(1,15)	1:A:564:ALA:C	2:B:170:MET:HE3	1	1.13
(1,15)	1:A:564:ALA:C	2:B:170:MET:HG2	1	1.13
(1,15)	1:A:564:ALA:C	2:B:170:MET:HG3	1	1.13
(1,15)	1:A:564:ALA:C	2:B:170:MET:N	1	1.13
(1,15)	1:A:564:ALA:C	2:B:170:MET:O	1	1.13
(1,15)	1:A:564:ALA:C	2:B:170:MET:SD	1	1.13
(1,15)	1:A:564:ALA:C	2:B:172:LYS:C	1	1.13
(1,15)	1:A:564:ALA:C	2:B:172:LYS:CA	1	1.13
(1,15)	1:A:564:ALA:C	2:B:172:LYS:CB	1	1.13
(1,15)	1:A:564:ALA:C	2:B:172:LYS:CD	1	1.13
(1,15)	1:A:564:ALA:C	2:B:172:LYS:CE	1	1.13
(1,15)	1:A:564:ALA:C	2:B:172:LYS:CG	1	1.13
(1,15)	1:A:564:ALA:C	2:B:172:LYS:H	1	1.13
(1,15)	1:A:564:ALA:C	2:B:172:LYS:HA	1	1.13
(1,15)	1:A:564:ALA:C	2:B:172:LYS:HB2	1	1.13
(1,15)	1:A:564:ALA:C	2:B:172:LYS:HB3	1	1.13
(1,15)	1:A:564:ALA:C	2:B:172:LYS:HD2	1	1.13
(1,15)	1:A:564:ALA:C	2:B:172:LYS:HD3	1	1.13
(1,15)	1:A:564:ALA:C	2:B:172:LYS:HE2	1	1.13
(1,15)	1:A:564:ALA:C	2:B:172:LYS:HE3	1	1.13
(1,15)	1:A:564:ALA:C	2:B:172:LYS:HG2	1	1.13
(1,15)	1:A:564:ALA:C	2:B:172:LYS:HG3	1	1.13
(1,15)	1:A:564:ALA:C	2:B:172:LYS:HZ1	1	1.13
(1,15)	1:A:564:ALA:C	2:B:172:LYS:HZ2	1	1.13
(1,15)	1:A:564:ALA:C	2:B:172:LYS:HZ3	1	1.13
(1,15)	1:A:564:ALA:C	2:B:172:LYS:N	1	1.13
(1,15)	1:A:564:ALA:C	2:B:172:LYS:NZ	1	1.13
(1,15)	1:A:564:ALA:C	2:B:172:LYS:O	1	1.13
(1,15)	1:A:564:ALA:C	2:B:182:VAL:C	1	1.13
(1,15)	1:A:564:ALA:C	2:B:182:VAL:CA	1	1.13
(1,15)	1:A:564:ALA:C	2:B:182:VAL:CB	1	1.13
(1,15)	1:A:564:ALA:C	2:B:182:VAL:CG1	1	1.13
(1,15)	1:A:564:ALA:C	2:B:182:VAL:CG2	1	1.13
(1,15)	1:A:564:ALA:C	2:B:182:VAL:H	1	1.13
(1,15)	1:A:564:ALA:C	2:B:182:VAL:HA	1	1.13
(1,15)	1:A:564:ALA:C	2:B:182:VAL:HB	1	1.13
(1,15)	1:A:564:ALA:C	2:B:182:VAL:HG11	1	1.13
(1,15)	1:A:564:ALA:C	2:B:182:VAL:HG12	1	1.13
(1,15)	1:A:564:ALA:C	2:B:182:VAL:HG13	1	1.13
(1,15)	1:A:564:ALA:C	2:B:182:VAL:HG21	1	1.13

*Continued on next page...*

*Continued from previous page...*

Key	Atom-1	Atom-2	Model ID	Violation (Å)
(1,15)	1:A:564:ALA:C	2:B:182:VAL:HG22	1	1.13
(1,15)	1:A:564:ALA:C	2:B:182:VAL:HG23	1	1.13
(1,15)	1:A:564:ALA:C	2:B:182:VAL:N	1	1.13
(1,15)	1:A:564:ALA:C	2:B:182:VAL:O	1	1.13
(1,15)	1:A:564:ALA:C	2:B:183:LYS:C	1	1.13
(1,15)	1:A:564:ALA:C	2:B:183:LYS:CA	1	1.13
(1,15)	1:A:564:ALA:C	2:B:183:LYS:CB	1	1.13
(1,15)	1:A:564:ALA:C	2:B:183:LYS:CD	1	1.13
(1,15)	1:A:564:ALA:C	2:B:183:LYS:CE	1	1.13
(1,15)	1:A:564:ALA:C	2:B:183:LYS:CG	1	1.13
(1,15)	1:A:564:ALA:C	2:B:183:LYS:H	1	1.13
(1,15)	1:A:564:ALA:C	2:B:183:LYS:HA	1	1.13
(1,15)	1:A:564:ALA:C	2:B:183:LYS:HB2	1	1.13
(1,15)	1:A:564:ALA:C	2:B:183:LYS:HB3	1	1.13
(1,15)	1:A:564:ALA:C	2:B:183:LYS:HD2	1	1.13
(1,15)	1:A:564:ALA:C	2:B:183:LYS:HD3	1	1.13
(1,15)	1:A:564:ALA:C	2:B:183:LYS:HE2	1	1.13
(1,15)	1:A:564:ALA:C	2:B:183:LYS:HE3	1	1.13
(1,15)	1:A:564:ALA:C	2:B:183:LYS:HG2	1	1.13
(1,15)	1:A:564:ALA:C	2:B:183:LYS:HG3	1	1.13
(1,15)	1:A:564:ALA:C	2:B:183:LYS:HZ1	1	1.13
(1,15)	1:A:564:ALA:C	2:B:183:LYS:HZ2	1	1.13
(1,15)	1:A:564:ALA:C	2:B:183:LYS:HZ3	1	1.13
(1,15)	1:A:564:ALA:C	2:B:183:LYS:N	1	1.13
(1,15)	1:A:564:ALA:C	2:B:183:LYS:NZ	1	1.13
(1,15)	1:A:564:ALA:C	2:B:183:LYS:O	1	1.13
(1,15)	1:A:564:ALA:C	2:B:185:GLY:C	1	1.13
(1,15)	1:A:564:ALA:C	2:B:185:GLY:CA	1	1.13
(1,15)	1:A:564:ALA:C	2:B:185:GLY:H	1	1.13
(1,15)	1:A:564:ALA:C	2:B:185:GLY:HA2	1	1.13
(1,15)	1:A:564:ALA:C	2:B:185:GLY:HA3	1	1.13
(1,15)	1:A:564:ALA:C	2:B:185:GLY:N	1	1.13
(1,15)	1:A:564:ALA:C	2:B:185:GLY:O	1	1.13
(1,15)	1:A:564:ALA:C	2:B:187:TYR:C	1	1.13
(1,15)	1:A:564:ALA:C	2:B:187:TYR:CA	1	1.13
(1,15)	1:A:564:ALA:C	2:B:187:TYR:CB	1	1.13
(1,15)	1:A:564:ALA:C	2:B:187:TYR:CD1	1	1.13
(1,15)	1:A:564:ALA:C	2:B:187:TYR:CD2	1	1.13
(1,15)	1:A:564:ALA:C	2:B:187:TYR:CE1	1	1.13
(1,15)	1:A:564:ALA:C	2:B:187:TYR:CE2	1	1.13
(1,15)	1:A:564:ALA:C	2:B:187:TYR:CG	1	1.13
(1,15)	1:A:564:ALA:C	2:B:187:TYR:CZ	1	1.13

*Continued on next page...*

*Continued from previous page...*

Key	Atom-1	Atom-2	Model ID	Violation (Å)
(1,15)	1:A:564:ALA:C	2:B:187:TYR:H	1	1.13
(1,15)	1:A:564:ALA:C	2:B:187:TYR:HA	1	1.13
(1,15)	1:A:564:ALA:C	2:B:187:TYR:HB2	1	1.13
(1,15)	1:A:564:ALA:C	2:B:187:TYR:HB3	1	1.13
(1,15)	1:A:564:ALA:C	2:B:187:TYR:HD1	1	1.13
(1,15)	1:A:564:ALA:C	2:B:187:TYR:HD2	1	1.13
(1,15)	1:A:564:ALA:C	2:B:187:TYR:HE1	1	1.13
(1,15)	1:A:564:ALA:C	2:B:187:TYR:HE2	1	1.13
(1,15)	1:A:564:ALA:C	2:B:187:TYR:HH	1	1.13
(1,15)	1:A:564:ALA:C	2:B:187:TYR:N	1	1.13
(1,15)	1:A:564:ALA:C	2:B:187:TYR:O	1	1.13
(1,15)	1:A:564:ALA:C	2:B:187:TYR:OH	1	1.13
(1,15)	1:A:564:ALA:C	2:B:200:THR:C	1	1.13
(1,15)	1:A:564:ALA:C	2:B:200:THR:CA	1	1.13
(1,15)	1:A:564:ALA:C	2:B:200:THR:CB	1	1.13
(1,15)	1:A:564:ALA:C	2:B:200:THR:CG2	1	1.13
(1,15)	1:A:564:ALA:C	2:B:200:THR:H	1	1.13
(1,15)	1:A:564:ALA:C	2:B:200:THR:HA	1	1.13
(1,15)	1:A:564:ALA:C	2:B:200:THR:HB	1	1.13
(1,15)	1:A:564:ALA:C	2:B:200:THR:HG1	1	1.13
(1,15)	1:A:564:ALA:C	2:B:200:THR:HG21	1	1.13
(1,15)	1:A:564:ALA:C	2:B:200:THR:HG22	1	1.13
(1,15)	1:A:564:ALA:C	2:B:200:THR:HG23	1	1.13
(1,15)	1:A:564:ALA:C	2:B:200:THR:N	1	1.13
(1,15)	1:A:564:ALA:C	2:B:200:THR:O	1	1.13
(1,15)	1:A:564:ALA:C	2:B:200:THR:OG1	1	1.13
(1,15)	1:A:564:ALA:C	2:B:211:LYS:C	1	1.13
(1,15)	1:A:564:ALA:C	2:B:211:LYS:CA	1	1.13
(1,15)	1:A:564:ALA:C	2:B:211:LYS:CB	1	1.13
(1,15)	1:A:564:ALA:C	2:B:211:LYS:CD	1	1.13
(1,15)	1:A:564:ALA:C	2:B:211:LYS:CE	1	1.13
(1,15)	1:A:564:ALA:C	2:B:211:LYS:CG	1	1.13
(1,15)	1:A:564:ALA:C	2:B:211:LYS:H	1	1.13
(1,15)	1:A:564:ALA:C	2:B:211:LYS:HA	1	1.13
(1,15)	1:A:564:ALA:C	2:B:211:LYS:HB2	1	1.13
(1,15)	1:A:564:ALA:C	2:B:211:LYS:HB3	1	1.13
(1,15)	1:A:564:ALA:C	2:B:211:LYS:HD2	1	1.13
(1,15)	1:A:564:ALA:C	2:B:211:LYS:HD3	1	1.13
(1,15)	1:A:564:ALA:C	2:B:211:LYS:HE2	1	1.13
(1,15)	1:A:564:ALA:C	2:B:211:LYS:HE3	1	1.13
(1,15)	1:A:564:ALA:C	2:B:211:LYS:HG2	1	1.13
(1,15)	1:A:564:ALA:C	2:B:211:LYS:HG3	1	1.13

*Continued on next page...*

*Continued from previous page...*

Key	Atom-1	Atom-2	Model ID	Violation (Å)
(1,15)	1:A:564:ALA:C	2:B:211:LYS:HZ1	1	1.13
(1,15)	1:A:564:ALA:C	2:B:211:LYS:HZ2	1	1.13
(1,15)	1:A:564:ALA:C	2:B:211:LYS:HZ3	1	1.13
(1,15)	1:A:564:ALA:C	2:B:211:LYS:N	1	1.13
(1,15)	1:A:564:ALA:C	2:B:211:LYS:NZ	1	1.13
(1,15)	1:A:564:ALA:C	2:B:211:LYS:O	1	1.13
(1,15)	1:A:564:ALA:CA	2:B:149:SER:C	1	1.13
(1,15)	1:A:564:ALA:CA	2:B:149:SER:CA	1	1.13
(1,15)	1:A:564:ALA:CA	2:B:149:SER:CB	1	1.13
(1,15)	1:A:564:ALA:CA	2:B:149:SER:H	1	1.13
(1,15)	1:A:564:ALA:CA	2:B:149:SER:HA	1	1.13
(1,15)	1:A:564:ALA:CA	2:B:149:SER:HB2	1	1.13
(1,15)	1:A:564:ALA:CA	2:B:149:SER:HB3	1	1.13
(1,15)	1:A:564:ALA:CA	2:B:149:SER:HG	1	1.13
(1,15)	1:A:564:ALA:CA	2:B:149:SER:N	1	1.13
(1,15)	1:A:564:ALA:CA	2:B:149:SER:O	1	1.13
(1,15)	1:A:564:ALA:CA	2:B:149:SER:OG	1	1.13
(1,15)	1:A:564:ALA:CA	2:B:152:VAL:C	1	1.13
(1,15)	1:A:564:ALA:CA	2:B:152:VAL:CA	1	1.13
(1,15)	1:A:564:ALA:CA	2:B:152:VAL:CB	1	1.13
(1,15)	1:A:564:ALA:CA	2:B:152:VAL:CG1	1	1.13
(1,15)	1:A:564:ALA:CA	2:B:152:VAL:CG2	1	1.13
(1,15)	1:A:564:ALA:CA	2:B:152:VAL:H	1	1.13
(1,15)	1:A:564:ALA:CA	2:B:152:VAL:HA	1	1.13
(1,15)	1:A:564:ALA:CA	2:B:152:VAL:HB	1	1.13
(1,15)	1:A:564:ALA:CA	2:B:152:VAL:HG11	1	1.13
(1,15)	1:A:564:ALA:CA	2:B:152:VAL:HG12	1	1.13
(1,15)	1:A:564:ALA:CA	2:B:152:VAL:HG13	1	1.13
(1,15)	1:A:564:ALA:CA	2:B:152:VAL:HG21	1	1.13
(1,15)	1:A:564:ALA:CA	2:B:152:VAL:HG22	1	1.13
(1,15)	1:A:564:ALA:CA	2:B:152:VAL:HG23	1	1.13
(1,15)	1:A:564:ALA:CA	2:B:152:VAL:N	1	1.13
(1,15)	1:A:564:ALA:CA	2:B:152:VAL:O	1	1.13
(1,15)	1:A:564:ALA:CA	2:B:153:VAL:C	1	1.13
(1,15)	1:A:564:ALA:CA	2:B:153:VAL:CA	1	1.13
(1,15)	1:A:564:ALA:CA	2:B:153:VAL:CB	1	1.13
(1,15)	1:A:564:ALA:CA	2:B:153:VAL:CG1	1	1.13
(1,15)	1:A:564:ALA:CA	2:B:153:VAL:CG2	1	1.13
(1,15)	1:A:564:ALA:CA	2:B:153:VAL:H	1	1.13
(1,15)	1:A:564:ALA:CA	2:B:153:VAL:HA	1	1.13
(1,15)	1:A:564:ALA:CA	2:B:153:VAL:HB	1	1.13
(1,15)	1:A:564:ALA:CA	2:B:153:VAL:HG11	1	1.13

*Continued on next page...*

*Continued from previous page...*

Key	Atom-1	Atom-2	Model ID	Violation (Å)
(1,15)	1:A:564:ALA:CA	2:B:153:VAL:HG12	1	1.13
(1,15)	1:A:564:ALA:CA	2:B:153:VAL:HG13	1	1.13
(1,15)	1:A:564:ALA:CA	2:B:153:VAL:HG21	1	1.13
(1,15)	1:A:564:ALA:CA	2:B:153:VAL:HG22	1	1.13
(1,15)	1:A:564:ALA:CA	2:B:153:VAL:HG23	1	1.13
(1,15)	1:A:564:ALA:CA	2:B:153:VAL:N	1	1.13
(1,15)	1:A:564:ALA:CA	2:B:153:VAL:O	1	1.13
(1,15)	1:A:564:ALA:CA	2:B:155:GLY:C	1	1.13
(1,15)	1:A:564:ALA:CA	2:B:155:GLY:CA	1	1.13
(1,15)	1:A:564:ALA:CA	2:B:155:GLY:H	1	1.13
(1,15)	1:A:564:ALA:CA	2:B:155:GLY:HA2	1	1.13
(1,15)	1:A:564:ALA:CA	2:B:155:GLY:HA3	1	1.13
(1,15)	1:A:564:ALA:CA	2:B:155:GLY:N	1	1.13
(1,15)	1:A:564:ALA:CA	2:B:155:GLY:O	1	1.13
(1,15)	1:A:564:ALA:CA	2:B:156:PHE:C	1	1.13
(1,15)	1:A:564:ALA:CA	2:B:156:PHE:CA	1	1.13
(1,15)	1:A:564:ALA:CA	2:B:156:PHE:CB	1	1.13
(1,15)	1:A:564:ALA:CA	2:B:156:PHE:CD1	1	1.13
(1,15)	1:A:564:ALA:CA	2:B:156:PHE:CD2	1	1.13
(1,15)	1:A:564:ALA:CA	2:B:156:PHE:CE1	1	1.13
(1,15)	1:A:564:ALA:CA	2:B:156:PHE:CE2	1	1.13
(1,15)	1:A:564:ALA:CA	2:B:156:PHE:CG	1	1.13
(1,15)	1:A:564:ALA:CA	2:B:156:PHE:CZ	1	1.13
(1,15)	1:A:564:ALA:CA	2:B:156:PHE:H	1	1.13
(1,15)	1:A:564:ALA:CA	2:B:156:PHE:HA	1	1.13
(1,15)	1:A:564:ALA:CA	2:B:156:PHE:HB2	1	1.13
(1,15)	1:A:564:ALA:CA	2:B:156:PHE:HB3	1	1.13
(1,15)	1:A:564:ALA:CA	2:B:156:PHE:HD1	1	1.13
(1,15)	1:A:564:ALA:CA	2:B:156:PHE:HD2	1	1.13
(1,15)	1:A:564:ALA:CA	2:B:156:PHE:HE1	1	1.13
(1,15)	1:A:564:ALA:CA	2:B:156:PHE:HE2	1	1.13
(1,15)	1:A:564:ALA:CA	2:B:156:PHE:HZ	1	1.13
(1,15)	1:A:564:ALA:CA	2:B:156:PHE:N	1	1.13
(1,15)	1:A:564:ALA:CA	2:B:156:PHE:O	1	1.13
(1,15)	1:A:564:ALA:CA	2:B:157:CYS:C	1	1.13
(1,15)	1:A:564:ALA:CA	2:B:157:CYS:CA	1	1.13
(1,15)	1:A:564:ALA:CA	2:B:157:CYS:CB	1	1.13
(1,15)	1:A:564:ALA:CA	2:B:157:CYS:H	1	1.13
(1,15)	1:A:564:ALA:CA	2:B:157:CYS:HA	1	1.13
(1,15)	1:A:564:ALA:CA	2:B:157:CYS:HB2	1	1.13
(1,15)	1:A:564:ALA:CA	2:B:157:CYS:HB3	1	1.13
(1,15)	1:A:564:ALA:CA	2:B:157:CYS:N	1	1.13

*Continued on next page...*



*Continued from previous page...*

Key	Atom-1	Atom-2	Model ID	Violation (Å)
(1,15)	1:A:564:ALA:CA	2:B:157:CYS:O	1	1.13
(1,15)	1:A:564:ALA:CA	2:B:157:CYS:SG	1	1.13
(1,15)	1:A:564:ALA:CA	2:B:158:THR:C	1	1.13
(1,15)	1:A:564:ALA:CA	2:B:158:THR:CA	1	1.13
(1,15)	1:A:564:ALA:CA	2:B:158:THR:CB	1	1.13
(1,15)	1:A:564:ALA:CA	2:B:158:THR:CG2	1	1.13
(1,15)	1:A:564:ALA:CA	2:B:158:THR:H	1	1.13
(1,15)	1:A:564:ALA:CA	2:B:158:THR:HA	1	1.13
(1,15)	1:A:564:ALA:CA	2:B:158:THR:HB	1	1.13
(1,15)	1:A:564:ALA:CA	2:B:158:THR:HG1	1	1.13
(1,15)	1:A:564:ALA:CA	2:B:158:THR:HG21	1	1.13
(1,15)	1:A:564:ALA:CA	2:B:158:THR:HG22	1	1.13
(1,15)	1:A:564:ALA:CA	2:B:158:THR:HG23	1	1.13
(1,15)	1:A:564:ALA:CA	2:B:158:THR:N	1	1.13
(1,15)	1:A:564:ALA:CA	2:B:158:THR:O	1	1.13
(1,15)	1:A:564:ALA:CA	2:B:158:THR:OG1	1	1.13
(1,15)	1:A:564:ALA:CA	2:B:159:ILE:C	1	1.13
(1,15)	1:A:564:ALA:CA	2:B:159:ILE:CA	1	1.13
(1,15)	1:A:564:ALA:CA	2:B:159:ILE:CB	1	1.13
(1,15)	1:A:564:ALA:CA	2:B:159:ILE:CD1	1	1.13
(1,15)	1:A:564:ALA:CA	2:B:159:ILE:CG1	1	1.13
(1,15)	1:A:564:ALA:CA	2:B:159:ILE:CG2	1	1.13
(1,15)	1:A:564:ALA:CA	2:B:159:ILE:H	1	1.13
(1,15)	1:A:564:ALA:CA	2:B:159:ILE:HA	1	1.13
(1,15)	1:A:564:ALA:CA	2:B:159:ILE:HB	1	1.13
(1,15)	1:A:564:ALA:CA	2:B:159:ILE:HD11	1	1.13
(1,15)	1:A:564:ALA:CA	2:B:159:ILE:HD12	1	1.13
(1,15)	1:A:564:ALA:CA	2:B:159:ILE:HD13	1	1.13
(1,15)	1:A:564:ALA:CA	2:B:159:ILE:HG12	1	1.13
(1,15)	1:A:564:ALA:CA	2:B:159:ILE:HG13	1	1.13
(1,15)	1:A:564:ALA:CA	2:B:159:ILE:HG21	1	1.13
(1,15)	1:A:564:ALA:CA	2:B:159:ILE:HG22	1	1.13
(1,15)	1:A:564:ALA:CA	2:B:159:ILE:HG23	1	1.13
(1,15)	1:A:564:ALA:CA	2:B:159:ILE:N	1	1.13
(1,15)	1:A:564:ALA:CA	2:B:159:ILE:O	1	1.13
(1,15)	1:A:564:ALA:CA	2:B:161:ASN:C	1	1.13
(1,15)	1:A:564:ALA:CA	2:B:161:ASN:CA	1	1.13
(1,15)	1:A:564:ALA:CA	2:B:161:ASN:CB	1	1.13
(1,15)	1:A:564:ALA:CA	2:B:161:ASN:CG	1	1.13
(1,15)	1:A:564:ALA:CA	2:B:161:ASN:H	1	1.13
(1,15)	1:A:564:ALA:CA	2:B:161:ASN:HA	1	1.13
(1,15)	1:A:564:ALA:CA	2:B:161:ASN:HB2	1	1.13

*Continued on next page...*

*Continued from previous page...*

Key	Atom-1	Atom-2	Model ID	Violation (Å)
(1,15)	1:A:564:ALA:CA	2:B:161:ASN:HB3	1	1.13
(1,15)	1:A:564:ALA:CA	2:B:161:ASN:HD21	1	1.13
(1,15)	1:A:564:ALA:CA	2:B:161:ASN:HD22	1	1.13
(1,15)	1:A:564:ALA:CA	2:B:161:ASN:N	1	1.13
(1,15)	1:A:564:ALA:CA	2:B:161:ASN:ND2	1	1.13
(1,15)	1:A:564:ALA:CA	2:B:161:ASN:O	1	1.13
(1,15)	1:A:564:ALA:CA	2:B:161:ASN:OD1	1	1.13
(1,15)	1:A:564:ALA:CA	2:B:162:LYS:C	1	1.13
(1,15)	1:A:564:ALA:CA	2:B:162:LYS:CA	1	1.13
(1,15)	1:A:564:ALA:CA	2:B:162:LYS:CB	1	1.13
(1,15)	1:A:564:ALA:CA	2:B:162:LYS:CD	1	1.13
(1,15)	1:A:564:ALA:CA	2:B:162:LYS:CE	1	1.13
(1,15)	1:A:564:ALA:CA	2:B:162:LYS:CG	1	1.13
(1,15)	1:A:564:ALA:CA	2:B:162:LYS:H	1	1.13
(1,15)	1:A:564:ALA:CA	2:B:162:LYS:HA	1	1.13
(1,15)	1:A:564:ALA:CA	2:B:162:LYS:HB2	1	1.13
(1,15)	1:A:564:ALA:CA	2:B:162:LYS:HB3	1	1.13
(1,15)	1:A:564:ALA:CA	2:B:162:LYS:HD2	1	1.13
(1,15)	1:A:564:ALA:CA	2:B:162:LYS:HD3	1	1.13
(1,15)	1:A:564:ALA:CA	2:B:162:LYS:HE2	1	1.13
(1,15)	1:A:564:ALA:CA	2:B:162:LYS:HE3	1	1.13
(1,15)	1:A:564:ALA:CA	2:B:162:LYS:HG2	1	1.13
(1,15)	1:A:564:ALA:CA	2:B:162:LYS:HG3	1	1.13
(1,15)	1:A:564:ALA:CA	2:B:162:LYS:HZ1	1	1.13
(1,15)	1:A:564:ALA:CA	2:B:162:LYS:HZ2	1	1.13
(1,15)	1:A:564:ALA:CA	2:B:162:LYS:HZ3	1	1.13
(1,15)	1:A:564:ALA:CA	2:B:162:LYS:N	1	1.13
(1,15)	1:A:564:ALA:CA	2:B:162:LYS:NZ	1	1.13
(1,15)	1:A:564:ALA:CA	2:B:162:LYS:O	1	1.13
(1,15)	1:A:564:ALA:CA	2:B:167:SER:C	1	1.13
(1,15)	1:A:564:ALA:CA	2:B:167:SER:CA	1	1.13
(1,15)	1:A:564:ALA:CA	2:B:167:SER:CB	1	1.13
(1,15)	1:A:564:ALA:CA	2:B:167:SER:H	1	1.13
(1,15)	1:A:564:ALA:CA	2:B:167:SER:HA	1	1.13
(1,15)	1:A:564:ALA:CA	2:B:167:SER:HB2	1	1.13
(1,15)	1:A:564:ALA:CA	2:B:167:SER:HB3	1	1.13
(1,15)	1:A:564:ALA:CA	2:B:167:SER:HG	1	1.13
(1,15)	1:A:564:ALA:CA	2:B:167:SER:N	1	1.13
(1,15)	1:A:564:ALA:CA	2:B:167:SER:O	1	1.13
(1,15)	1:A:564:ALA:CA	2:B:167:SER:OG	1	1.13
(1,15)	1:A:564:ALA:CA	2:B:168:LEU:C	1	1.13
(1,15)	1:A:564:ALA:CA	2:B:168:LEU:CA	1	1.13

*Continued on next page...*

*Continued from previous page...*

Key	Atom-1	Atom-2	Model ID	Violation (Å)
(1,15)	1:A:564:ALA:CA	2:B:168:LEU:CB	1	1.13
(1,15)	1:A:564:ALA:CA	2:B:168:LEU:CD1	1	1.13
(1,15)	1:A:564:ALA:CA	2:B:168:LEU:CD2	1	1.13
(1,15)	1:A:564:ALA:CA	2:B:168:LEU:CG	1	1.13
(1,15)	1:A:564:ALA:CA	2:B:168:LEU:H	1	1.13
(1,15)	1:A:564:ALA:CA	2:B:168:LEU:HA	1	1.13
(1,15)	1:A:564:ALA:CA	2:B:168:LEU:HB2	1	1.13
(1,15)	1:A:564:ALA:CA	2:B:168:LEU:HB3	1	1.13
(1,15)	1:A:564:ALA:CA	2:B:168:LEU:HD11	1	1.13
(1,15)	1:A:564:ALA:CA	2:B:168:LEU:HD12	1	1.13
(1,15)	1:A:564:ALA:CA	2:B:168:LEU:HD13	1	1.13
(1,15)	1:A:564:ALA:CA	2:B:168:LEU:HD21	1	1.13
(1,15)	1:A:564:ALA:CA	2:B:168:LEU:HD22	1	1.13
(1,15)	1:A:564:ALA:CA	2:B:168:LEU:HD23	1	1.13
(1,15)	1:A:564:ALA:CA	2:B:168:LEU:HG	1	1.13
(1,15)	1:A:564:ALA:CA	2:B:168:LEU:N	1	1.13
(1,15)	1:A:564:ALA:CA	2:B:168:LEU:O	1	1.13
(1,15)	1:A:564:ALA:CA	2:B:170:MET:C	1	1.13
(1,15)	1:A:564:ALA:CA	2:B:170:MET:CA	1	1.13
(1,15)	1:A:564:ALA:CA	2:B:170:MET:CB	1	1.13
(1,15)	1:A:564:ALA:CA	2:B:170:MET:CE	1	1.13
(1,15)	1:A:564:ALA:CA	2:B:170:MET:CG	1	1.13
(1,15)	1:A:564:ALA:CA	2:B:170:MET:H	1	1.13
(1,15)	1:A:564:ALA:CA	2:B:170:MET:HA	1	1.13
(1,15)	1:A:564:ALA:CA	2:B:170:MET:HB2	1	1.13
(1,15)	1:A:564:ALA:CA	2:B:170:MET:HB3	1	1.13
(1,15)	1:A:564:ALA:CA	2:B:170:MET:HE1	1	1.13
(1,15)	1:A:564:ALA:CA	2:B:170:MET:HE2	1	1.13
(1,15)	1:A:564:ALA:CA	2:B:170:MET:HE3	1	1.13
(1,15)	1:A:564:ALA:CA	2:B:170:MET:HG2	1	1.13
(1,15)	1:A:564:ALA:CA	2:B:170:MET:HG3	1	1.13
(1,15)	1:A:564:ALA:CA	2:B:170:MET:N	1	1.13
(1,15)	1:A:564:ALA:CA	2:B:170:MET:O	1	1.13
(1,15)	1:A:564:ALA:CA	2:B:170:MET:SD	1	1.13
(1,15)	1:A:564:ALA:CA	2:B:172:LYS:C	1	1.13
(1,15)	1:A:564:ALA:CA	2:B:172:LYS:CA	1	1.13
(1,15)	1:A:564:ALA:CA	2:B:172:LYS:CB	1	1.13
(1,15)	1:A:564:ALA:CA	2:B:172:LYS:CD	1	1.13
(1,15)	1:A:564:ALA:CA	2:B:172:LYS:CE	1	1.13
(1,15)	1:A:564:ALA:CA	2:B:172:LYS:CG	1	1.13
(1,15)	1:A:564:ALA:CA	2:B:172:LYS:H	1	1.13
(1,15)	1:A:564:ALA:CA	2:B:172:LYS:HA	1	1.13

*Continued on next page...*

*Continued from previous page...*

Key	Atom-1	Atom-2	Model ID	Violation (Å)
(1,15)	1:A:564:ALA:CA	2:B:172:LYS:HB2	1	1.13
(1,15)	1:A:564:ALA:CA	2:B:172:LYS:HB3	1	1.13
(1,15)	1:A:564:ALA:CA	2:B:172:LYS:HD2	1	1.13
(1,15)	1:A:564:ALA:CA	2:B:172:LYS:HD3	1	1.13
(1,15)	1:A:564:ALA:CA	2:B:172:LYS:HE2	1	1.13
(1,15)	1:A:564:ALA:CA	2:B:172:LYS:HE3	1	1.13
(1,15)	1:A:564:ALA:CA	2:B:172:LYS:HG2	1	1.13
(1,15)	1:A:564:ALA:CA	2:B:172:LYS:HG3	1	1.13
(1,15)	1:A:564:ALA:CA	2:B:172:LYS:HZ1	1	1.13
(1,15)	1:A:564:ALA:CA	2:B:172:LYS:HZ2	1	1.13
(1,15)	1:A:564:ALA:CA	2:B:172:LYS:HZ3	1	1.13
(1,15)	1:A:564:ALA:CA	2:B:172:LYS:N	1	1.13
(1,15)	1:A:564:ALA:CA	2:B:172:LYS:NZ	1	1.13
(1,15)	1:A:564:ALA:CA	2:B:172:LYS:O	1	1.13
(1,15)	1:A:564:ALA:CA	2:B:182:VAL:C	1	1.13
(1,15)	1:A:564:ALA:CA	2:B:182:VAL:CA	1	1.13
(1,15)	1:A:564:ALA:CA	2:B:182:VAL:CB	1	1.13
(1,15)	1:A:564:ALA:CA	2:B:182:VAL:CG1	1	1.13
(1,15)	1:A:564:ALA:CA	2:B:182:VAL:CG2	1	1.13
(1,15)	1:A:564:ALA:CA	2:B:182:VAL:H	1	1.13
(1,15)	1:A:564:ALA:CA	2:B:182:VAL:HA	1	1.13
(1,15)	1:A:564:ALA:CA	2:B:182:VAL:HB	1	1.13
(1,15)	1:A:564:ALA:CA	2:B:182:VAL:HG11	1	1.13
(1,15)	1:A:564:ALA:CA	2:B:182:VAL:HG12	1	1.13
(1,15)	1:A:564:ALA:CA	2:B:182:VAL:HG13	1	1.13
(1,15)	1:A:564:ALA:CA	2:B:182:VAL:HG21	1	1.13
(1,15)	1:A:564:ALA:CA	2:B:182:VAL:HG22	1	1.13
(1,15)	1:A:564:ALA:CA	2:B:182:VAL:HG23	1	1.13
(1,15)	1:A:564:ALA:CA	2:B:182:VAL:N	1	1.13
(1,15)	1:A:564:ALA:CA	2:B:182:VAL:O	1	1.13
(1,15)	1:A:564:ALA:CA	2:B:183:LYS:C	1	1.13
(1,15)	1:A:564:ALA:CA	2:B:183:LYS:CA	1	1.13
(1,15)	1:A:564:ALA:CA	2:B:183:LYS:CB	1	1.13
(1,15)	1:A:564:ALA:CA	2:B:183:LYS:CD	1	1.13
(1,15)	1:A:564:ALA:CA	2:B:183:LYS:CE	1	1.13
(1,15)	1:A:564:ALA:CA	2:B:183:LYS:CG	1	1.13
(1,15)	1:A:564:ALA:CA	2:B:183:LYS:H	1	1.13
(1,15)	1:A:564:ALA:CA	2:B:183:LYS:HA	1	1.13
(1,15)	1:A:564:ALA:CA	2:B:183:LYS:HB2	1	1.13
(1,15)	1:A:564:ALA:CA	2:B:183:LYS:HB3	1	1.13
(1,15)	1:A:564:ALA:CA	2:B:183:LYS:HD2	1	1.13
(1,15)	1:A:564:ALA:CA	2:B:183:LYS:HD3	1	1.13

*Continued on next page...*

*Continued from previous page...*

Key	Atom-1	Atom-2	Model ID	Violation (Å)
(1,15)	1:A:564:ALA:CA	2:B:183:LYS:HE2	1	1.13
(1,15)	1:A:564:ALA:CA	2:B:183:LYS:HE3	1	1.13
(1,15)	1:A:564:ALA:CA	2:B:183:LYS:HG2	1	1.13
(1,15)	1:A:564:ALA:CA	2:B:183:LYS:HG3	1	1.13
(1,15)	1:A:564:ALA:CA	2:B:183:LYS:HZ1	1	1.13
(1,15)	1:A:564:ALA:CA	2:B:183:LYS:HZ2	1	1.13
(1,15)	1:A:564:ALA:CA	2:B:183:LYS:HZ3	1	1.13
(1,15)	1:A:564:ALA:CA	2:B:183:LYS:N	1	1.13
(1,15)	1:A:564:ALA:CA	2:B:183:LYS:NZ	1	1.13
(1,15)	1:A:564:ALA:CA	2:B:183:LYS:O	1	1.13
(1,15)	1:A:564:ALA:CA	2:B:185:GLY:C	1	1.13
(1,15)	1:A:564:ALA:CA	2:B:185:GLY:CA	1	1.13
(1,15)	1:A:564:ALA:CA	2:B:185:GLY:H	1	1.13
(1,15)	1:A:564:ALA:CA	2:B:185:GLY:HA2	1	1.13
(1,15)	1:A:564:ALA:CA	2:B:185:GLY:HA3	1	1.13
(1,15)	1:A:564:ALA:CA	2:B:185:GLY:N	1	1.13
(1,15)	1:A:564:ALA:CA	2:B:185:GLY:O	1	1.13
(1,15)	1:A:564:ALA:CA	2:B:187:TYR:C	1	1.13
(1,15)	1:A:564:ALA:CA	2:B:187:TYR:CA	1	1.13
(1,15)	1:A:564:ALA:CA	2:B:187:TYR:CB	1	1.13
(1,15)	1:A:564:ALA:CA	2:B:187:TYR:CD1	1	1.13
(1,15)	1:A:564:ALA:CA	2:B:187:TYR:CD2	1	1.13
(1,15)	1:A:564:ALA:CA	2:B:187:TYR:CE1	1	1.13
(1,15)	1:A:564:ALA:CA	2:B:187:TYR:CE2	1	1.13
(1,15)	1:A:564:ALA:CA	2:B:187:TYR:CG	1	1.13
(1,15)	1:A:564:ALA:CA	2:B:187:TYR:CZ	1	1.13
(1,15)	1:A:564:ALA:CA	2:B:187:TYR:H	1	1.13
(1,15)	1:A:564:ALA:CA	2:B:187:TYR:HA	1	1.13
(1,15)	1:A:564:ALA:CA	2:B:187:TYR:HB2	1	1.13
(1,15)	1:A:564:ALA:CA	2:B:187:TYR:HB3	1	1.13
(1,15)	1:A:564:ALA:CA	2:B:187:TYR:HD1	1	1.13
(1,15)	1:A:564:ALA:CA	2:B:187:TYR:HD2	1	1.13
(1,15)	1:A:564:ALA:CA	2:B:187:TYR:HE1	1	1.13
(1,15)	1:A:564:ALA:CA	2:B:187:TYR:HE2	1	1.13
(1,15)	1:A:564:ALA:CA	2:B:187:TYR:HH	1	1.13
(1,15)	1:A:564:ALA:CA	2:B:187:TYR:N	1	1.13
(1,15)	1:A:564:ALA:CA	2:B:187:TYR:O	1	1.13
(1,15)	1:A:564:ALA:CA	2:B:187:TYR:OH	1	1.13
(1,15)	1:A:564:ALA:CA	2:B:200:THR:C	1	1.13
(1,15)	1:A:564:ALA:CA	2:B:200:THR:CA	1	1.13
(1,15)	1:A:564:ALA:CA	2:B:200:THR:CB	1	1.13
(1,15)	1:A:564:ALA:CA	2:B:200:THR:CG2	1	1.13

*Continued on next page...*

*Continued from previous page...*

Key	Atom-1	Atom-2	Model ID	Violation (Å)
(1,15)	1:A:564:ALA:CA	2:B:200:THR:H	1	1.13
(1,15)	1:A:564:ALA:CA	2:B:200:THR:HA	1	1.13
(1,15)	1:A:564:ALA:CA	2:B:200:THR:HB	1	1.13
(1,15)	1:A:564:ALA:CA	2:B:200:THR:HG1	1	1.13
(1,15)	1:A:564:ALA:CA	2:B:200:THR:HG21	1	1.13
(1,15)	1:A:564:ALA:CA	2:B:200:THR:HG22	1	1.13
(1,15)	1:A:564:ALA:CA	2:B:200:THR:HG23	1	1.13
(1,15)	1:A:564:ALA:CA	2:B:200:THR:N	1	1.13
(1,15)	1:A:564:ALA:CA	2:B:200:THR:O	1	1.13
(1,15)	1:A:564:ALA:CA	2:B:200:THR:OG1	1	1.13
(1,15)	1:A:564:ALA:CA	2:B:211:LYS:C	1	1.13
(1,15)	1:A:564:ALA:CA	2:B:211:LYS:CA	1	1.13
(1,15)	1:A:564:ALA:CA	2:B:211:LYS:CB	1	1.13
(1,15)	1:A:564:ALA:CA	2:B:211:LYS:CD	1	1.13
(1,15)	1:A:564:ALA:CA	2:B:211:LYS:CE	1	1.13
(1,15)	1:A:564:ALA:CA	2:B:211:LYS:CG	1	1.13
(1,15)	1:A:564:ALA:CA	2:B:211:LYS:H	1	1.13
(1,15)	1:A:564:ALA:CA	2:B:211:LYS:HA	1	1.13
(1,15)	1:A:564:ALA:CA	2:B:211:LYS:HB2	1	1.13
(1,15)	1:A:564:ALA:CA	2:B:211:LYS:HB3	1	1.13
(1,15)	1:A:564:ALA:CA	2:B:211:LYS:HD2	1	1.13
(1,15)	1:A:564:ALA:CA	2:B:211:LYS:HD3	1	1.13
(1,15)	1:A:564:ALA:CA	2:B:211:LYS:HE2	1	1.13
(1,15)	1:A:564:ALA:CA	2:B:211:LYS:HE3	1	1.13
(1,15)	1:A:564:ALA:CA	2:B:211:LYS:HG2	1	1.13
(1,15)	1:A:564:ALA:CA	2:B:211:LYS:HG3	1	1.13
(1,15)	1:A:564:ALA:CA	2:B:211:LYS:HZ1	1	1.13
(1,15)	1:A:564:ALA:CA	2:B:211:LYS:HZ2	1	1.13
(1,15)	1:A:564:ALA:CA	2:B:211:LYS:HZ3	1	1.13
(1,15)	1:A:564:ALA:CA	2:B:211:LYS:N	1	1.13
(1,15)	1:A:564:ALA:CA	2:B:211:LYS:NZ	1	1.13
(1,15)	1:A:564:ALA:CA	2:B:211:LYS:O	1	1.13
(1,15)	1:A:564:ALA:CB	2:B:149:SER:C	1	1.13
(1,15)	1:A:564:ALA:CB	2:B:149:SER:CA	1	1.13
(1,15)	1:A:564:ALA:CB	2:B:149:SER:CB	1	1.13
(1,15)	1:A:564:ALA:CB	2:B:149:SER:H	1	1.13
(1,15)	1:A:564:ALA:CB	2:B:149:SER:HA	1	1.13
(1,15)	1:A:564:ALA:CB	2:B:149:SER:HB2	1	1.13
(1,15)	1:A:564:ALA:CB	2:B:149:SER:HB3	1	1.13
(1,15)	1:A:564:ALA:CB	2:B:149:SER:HG	1	1.13
(1,15)	1:A:564:ALA:CB	2:B:149:SER:N	1	1.13
(1,15)	1:A:564:ALA:CB	2:B:149:SER:O	1	1.13

*Continued on next page...*

*Continued from previous page...*

Key	Atom-1	Atom-2	Model ID	Violation (Å)
(1,15)	1:A:564:ALA:CB	2:B:149:SER:OG	1	1.13
(1,15)	1:A:564:ALA:CB	2:B:152:VAL:C	1	1.13
(1,15)	1:A:564:ALA:CB	2:B:152:VAL:CA	1	1.13
(1,15)	1:A:564:ALA:CB	2:B:152:VAL:CB	1	1.13
(1,15)	1:A:564:ALA:CB	2:B:152:VAL:CG1	1	1.13
(1,15)	1:A:564:ALA:CB	2:B:152:VAL:CG2	1	1.13
(1,15)	1:A:564:ALA:CB	2:B:152:VAL:H	1	1.13
(1,15)	1:A:564:ALA:CB	2:B:152:VAL:HA	1	1.13
(1,15)	1:A:564:ALA:CB	2:B:152:VAL:HB	1	1.13
(1,15)	1:A:564:ALA:CB	2:B:152:VAL:HG11	1	1.13
(1,15)	1:A:564:ALA:CB	2:B:152:VAL:HG12	1	1.13
(1,15)	1:A:564:ALA:CB	2:B:152:VAL:HG13	1	1.13
(1,15)	1:A:564:ALA:CB	2:B:152:VAL:HG21	1	1.13
(1,15)	1:A:564:ALA:CB	2:B:152:VAL:HG22	1	1.13
(1,15)	1:A:564:ALA:CB	2:B:152:VAL:HG23	1	1.13
(1,15)	1:A:564:ALA:CB	2:B:152:VAL:N	1	1.13
(1,15)	1:A:564:ALA:CB	2:B:152:VAL:O	1	1.13
(1,15)	1:A:564:ALA:CB	2:B:153:VAL:C	1	1.13
(1,15)	1:A:564:ALA:CB	2:B:153:VAL:CA	1	1.13
(1,15)	1:A:564:ALA:CB	2:B:153:VAL:CB	1	1.13
(1,15)	1:A:564:ALA:CB	2:B:153:VAL:CG1	1	1.13
(1,15)	1:A:564:ALA:CB	2:B:153:VAL:CG2	1	1.13
(1,15)	1:A:564:ALA:CB	2:B:153:VAL:H	1	1.13
(1,15)	1:A:564:ALA:CB	2:B:153:VAL:HA	1	1.13
(1,15)	1:A:564:ALA:CB	2:B:153:VAL:HB	1	1.13
(1,15)	1:A:564:ALA:CB	2:B:153:VAL:HG11	1	1.13
(1,15)	1:A:564:ALA:CB	2:B:153:VAL:HG12	1	1.13
(1,15)	1:A:564:ALA:CB	2:B:153:VAL:HG13	1	1.13
(1,15)	1:A:564:ALA:CB	2:B:153:VAL:HG21	1	1.13
(1,15)	1:A:564:ALA:CB	2:B:153:VAL:HG22	1	1.13
(1,15)	1:A:564:ALA:CB	2:B:153:VAL:HG23	1	1.13
(1,15)	1:A:564:ALA:CB	2:B:153:VAL:N	1	1.13
(1,15)	1:A:564:ALA:CB	2:B:153:VAL:O	1	1.13
(1,15)	1:A:564:ALA:CB	2:B:155:GLY:C	1	1.13
(1,15)	1:A:564:ALA:CB	2:B:155:GLY:CA	1	1.13
(1,15)	1:A:564:ALA:CB	2:B:155:GLY:H	1	1.13
(1,15)	1:A:564:ALA:CB	2:B:155:GLY:HA2	1	1.13
(1,15)	1:A:564:ALA:CB	2:B:155:GLY:HA3	1	1.13
(1,15)	1:A:564:ALA:CB	2:B:155:GLY:N	1	1.13
(1,15)	1:A:564:ALA:CB	2:B:155:GLY:O	1	1.13
(1,15)	1:A:564:ALA:CB	2:B:156:PHE:C	1	1.13
(1,15)	1:A:564:ALA:CB	2:B:156:PHE:CA	1	1.13

*Continued on next page...*

*Continued from previous page...*

Key	Atom-1	Atom-2	Model ID	Violation (Å)
(1,15)	1:A:564:ALA:CB	2:B:156:PHE:CB	1	1.13
(1,15)	1:A:564:ALA:CB	2:B:156:PHE:CD1	1	1.13
(1,15)	1:A:564:ALA:CB	2:B:156:PHE:CD2	1	1.13
(1,15)	1:A:564:ALA:CB	2:B:156:PHE:CE1	1	1.13
(1,15)	1:A:564:ALA:CB	2:B:156:PHE:CE2	1	1.13
(1,15)	1:A:564:ALA:CB	2:B:156:PHE:CG	1	1.13
(1,15)	1:A:564:ALA:CB	2:B:156:PHE:CZ	1	1.13
(1,15)	1:A:564:ALA:CB	2:B:156:PHE:H	1	1.13
(1,15)	1:A:564:ALA:CB	2:B:156:PHE:HA	1	1.13
(1,15)	1:A:564:ALA:CB	2:B:156:PHE:HB2	1	1.13
(1,15)	1:A:564:ALA:CB	2:B:156:PHE:HB3	1	1.13
(1,15)	1:A:564:ALA:CB	2:B:156:PHE:HD1	1	1.13
(1,15)	1:A:564:ALA:CB	2:B:156:PHE:HD2	1	1.13
(1,15)	1:A:564:ALA:CB	2:B:156:PHE:HE1	1	1.13
(1,15)	1:A:564:ALA:CB	2:B:156:PHE:HE2	1	1.13
(1,15)	1:A:564:ALA:CB	2:B:156:PHE:HZ	1	1.13
(1,15)	1:A:564:ALA:CB	2:B:156:PHE:N	1	1.13
(1,15)	1:A:564:ALA:CB	2:B:156:PHE:O	1	1.13
(1,15)	1:A:564:ALA:CB	2:B:157:CYS:C	1	1.13
(1,15)	1:A:564:ALA:CB	2:B:157:CYS:CA	1	1.13
(1,15)	1:A:564:ALA:CB	2:B:157:CYS:CB	1	1.13
(1,15)	1:A:564:ALA:CB	2:B:157:CYS:H	1	1.13
(1,15)	1:A:564:ALA:CB	2:B:157:CYS:HA	1	1.13
(1,15)	1:A:564:ALA:CB	2:B:157:CYS:HB2	1	1.13
(1,15)	1:A:564:ALA:CB	2:B:157:CYS:HB3	1	1.13
(1,15)	1:A:564:ALA:CB	2:B:157:CYS:N	1	1.13
(1,15)	1:A:564:ALA:CB	2:B:157:CYS:O	1	1.13
(1,15)	1:A:564:ALA:CB	2:B:157:CYS:SG	1	1.13
(1,15)	1:A:564:ALA:CB	2:B:158:THR:C	1	1.13
(1,15)	1:A:564:ALA:CB	2:B:158:THR:CA	1	1.13
(1,15)	1:A:564:ALA:CB	2:B:158:THR:CB	1	1.13
(1,15)	1:A:564:ALA:CB	2:B:158:THR:CG2	1	1.13
(1,15)	1:A:564:ALA:CB	2:B:158:THR:H	1	1.13
(1,15)	1:A:564:ALA:CB	2:B:158:THR:HA	1	1.13
(1,15)	1:A:564:ALA:CB	2:B:158:THR:HB	1	1.13
(1,15)	1:A:564:ALA:CB	2:B:158:THR:HG1	1	1.13
(1,15)	1:A:564:ALA:CB	2:B:158:THR:HG21	1	1.13
(1,15)	1:A:564:ALA:CB	2:B:158:THR:HG22	1	1.13
(1,15)	1:A:564:ALA:CB	2:B:158:THR:HG23	1	1.13
(1,15)	1:A:564:ALA:CB	2:B:158:THR:N	1	1.13
(1,15)	1:A:564:ALA:CB	2:B:158:THR:O	1	1.13
(1,15)	1:A:564:ALA:CB	2:B:158:THR:OG1	1	1.13

*Continued on next page...*



*Continued from previous page...*

Key	Atom-1	Atom-2	Model ID	Violation (Å)
(1,15)	1:A:564:ALA:CB	2:B:159:ILE:C	1	1.13
(1,15)	1:A:564:ALA:CB	2:B:159:ILE:CA	1	1.13
(1,15)	1:A:564:ALA:CB	2:B:159:ILE:CB	1	1.13
(1,15)	1:A:564:ALA:CB	2:B:159:ILE:CD1	1	1.13
(1,15)	1:A:564:ALA:CB	2:B:159:ILE:CG1	1	1.13
(1,15)	1:A:564:ALA:CB	2:B:159:ILE:CG2	1	1.13
(1,15)	1:A:564:ALA:CB	2:B:159:ILE:H	1	1.13
(1,15)	1:A:564:ALA:CB	2:B:159:ILE:HA	1	1.13
(1,15)	1:A:564:ALA:CB	2:B:159:ILE:HB	1	1.13
(1,15)	1:A:564:ALA:CB	2:B:159:ILE:HD11	1	1.13
(1,15)	1:A:564:ALA:CB	2:B:159:ILE:HD12	1	1.13
(1,15)	1:A:564:ALA:CB	2:B:159:ILE:HD13	1	1.13
(1,15)	1:A:564:ALA:CB	2:B:159:ILE:HG12	1	1.13
(1,15)	1:A:564:ALA:CB	2:B:159:ILE:HG13	1	1.13
(1,15)	1:A:564:ALA:CB	2:B:159:ILE:HG21	1	1.13
(1,15)	1:A:564:ALA:CB	2:B:159:ILE:HG22	1	1.13
(1,15)	1:A:564:ALA:CB	2:B:159:ILE:HG23	1	1.13
(1,15)	1:A:564:ALA:CB	2:B:159:ILE:N	1	1.13
(1,15)	1:A:564:ALA:CB	2:B:159:ILE:O	1	1.13
(1,15)	1:A:564:ALA:CB	2:B:161:ASN:C	1	1.13
(1,15)	1:A:564:ALA:CB	2:B:161:ASN:CA	1	1.13
(1,15)	1:A:564:ALA:CB	2:B:161:ASN:CB	1	1.13
(1,15)	1:A:564:ALA:CB	2:B:161:ASN:CG	1	1.13
(1,15)	1:A:564:ALA:CB	2:B:161:ASN:H	1	1.13
(1,15)	1:A:564:ALA:CB	2:B:161:ASN:HA	1	1.13
(1,15)	1:A:564:ALA:CB	2:B:161:ASN:HB2	1	1.13
(1,15)	1:A:564:ALA:CB	2:B:161:ASN:HB3	1	1.13
(1,15)	1:A:564:ALA:CB	2:B:161:ASN:HD21	1	1.13
(1,15)	1:A:564:ALA:CB	2:B:161:ASN:HD22	1	1.13
(1,15)	1:A:564:ALA:CB	2:B:161:ASN:N	1	1.13
(1,15)	1:A:564:ALA:CB	2:B:161:ASN:ND2	1	1.13
(1,15)	1:A:564:ALA:CB	2:B:161:ASN:O	1	1.13
(1,15)	1:A:564:ALA:CB	2:B:161:ASN:OD1	1	1.13
(1,15)	1:A:564:ALA:CB	2:B:162:LYS:C	1	1.13
(1,15)	1:A:564:ALA:CB	2:B:162:LYS:CA	1	1.13
(1,15)	1:A:564:ALA:CB	2:B:162:LYS:CB	1	1.13
(1,15)	1:A:564:ALA:CB	2:B:162:LYS:CD	1	1.13
(1,15)	1:A:564:ALA:CB	2:B:162:LYS:CE	1	1.13
(1,15)	1:A:564:ALA:CB	2:B:162:LYS:CG	1	1.13
(1,15)	1:A:564:ALA:CB	2:B:162:LYS:H	1	1.13
(1,15)	1:A:564:ALA:CB	2:B:162:LYS:HA	1	1.13
(1,15)	1:A:564:ALA:CB	2:B:162:LYS:HB2	1	1.13

*Continued on next page...*

*Continued from previous page...*

Key	Atom-1	Atom-2	Model ID	Violation (Å)
(1,15)	1:A:564:ALA:CB	2:B:162:LYS:HB3	1	1.13
(1,15)	1:A:564:ALA:CB	2:B:162:LYS:HD2	1	1.13
(1,15)	1:A:564:ALA:CB	2:B:162:LYS:HD3	1	1.13
(1,15)	1:A:564:ALA:CB	2:B:162:LYS:HE2	1	1.13
(1,15)	1:A:564:ALA:CB	2:B:162:LYS:HE3	1	1.13
(1,15)	1:A:564:ALA:CB	2:B:162:LYS:HG2	1	1.13
(1,15)	1:A:564:ALA:CB	2:B:162:LYS:HG3	1	1.13
(1,15)	1:A:564:ALA:CB	2:B:162:LYS:HZ1	1	1.13
(1,15)	1:A:564:ALA:CB	2:B:162:LYS:HZ2	1	1.13
(1,15)	1:A:564:ALA:CB	2:B:162:LYS:HZ3	1	1.13
(1,15)	1:A:564:ALA:CB	2:B:162:LYS:N	1	1.13
(1,15)	1:A:564:ALA:CB	2:B:162:LYS:NZ	1	1.13
(1,15)	1:A:564:ALA:CB	2:B:162:LYS:O	1	1.13
(1,15)	1:A:564:ALA:CB	2:B:167:SER:C	1	1.13
(1,15)	1:A:564:ALA:CB	2:B:167:SER:CA	1	1.13
(1,15)	1:A:564:ALA:CB	2:B:167:SER:CB	1	1.13
(1,15)	1:A:564:ALA:CB	2:B:167:SER:H	1	1.13
(1,15)	1:A:564:ALA:CB	2:B:167:SER:HA	1	1.13
(1,15)	1:A:564:ALA:CB	2:B:167:SER:HB2	1	1.13
(1,15)	1:A:564:ALA:CB	2:B:167:SER:HB3	1	1.13
(1,15)	1:A:564:ALA:CB	2:B:167:SER:HG	1	1.13
(1,15)	1:A:564:ALA:CB	2:B:167:SER:N	1	1.13
(1,15)	1:A:564:ALA:CB	2:B:167:SER:O	1	1.13
(1,15)	1:A:564:ALA:CB	2:B:167:SER:OG	1	1.13
(1,15)	1:A:564:ALA:CB	2:B:168:LEU:C	1	1.13
(1,15)	1:A:564:ALA:CB	2:B:168:LEU:CA	1	1.13
(1,15)	1:A:564:ALA:CB	2:B:168:LEU:CB	1	1.13
(1,15)	1:A:564:ALA:CB	2:B:168:LEU:CD1	1	1.13
(1,15)	1:A:564:ALA:CB	2:B:168:LEU:CD2	1	1.13
(1,15)	1:A:564:ALA:CB	2:B:168:LEU:CG	1	1.13
(1,15)	1:A:564:ALA:CB	2:B:168:LEU:H	1	1.13
(1,15)	1:A:564:ALA:CB	2:B:168:LEU:HA	1	1.13
(1,15)	1:A:564:ALA:CB	2:B:168:LEU:HB2	1	1.13
(1,15)	1:A:564:ALA:CB	2:B:168:LEU:HB3	1	1.13
(1,15)	1:A:564:ALA:CB	2:B:168:LEU:HD11	1	1.13
(1,15)	1:A:564:ALA:CB	2:B:168:LEU:HD12	1	1.13
(1,15)	1:A:564:ALA:CB	2:B:168:LEU:HD13	1	1.13
(1,15)	1:A:564:ALA:CB	2:B:168:LEU:HD21	1	1.13
(1,15)	1:A:564:ALA:CB	2:B:168:LEU:HD22	1	1.13
(1,15)	1:A:564:ALA:CB	2:B:168:LEU:HD23	1	1.13
(1,15)	1:A:564:ALA:CB	2:B:168:LEU:HG	1	1.13
(1,15)	1:A:564:ALA:CB	2:B:168:LEU:N	1	1.13

*Continued on next page...*

*Continued from previous page...*

Key	Atom-1	Atom-2	Model ID	Violation (Å)
(1,15)	1:A:564:ALA:CB	2:B:168:LEU:O	1	1.13
(1,15)	1:A:564:ALA:CB	2:B:170:MET:C	1	1.13
(1,15)	1:A:564:ALA:CB	2:B:170:MET:CA	1	1.13
(1,15)	1:A:564:ALA:CB	2:B:170:MET:CB	1	1.13
(1,15)	1:A:564:ALA:CB	2:B:170:MET:CE	1	1.13
(1,15)	1:A:564:ALA:CB	2:B:170:MET:CG	1	1.13
(1,15)	1:A:564:ALA:CB	2:B:170:MET:H	1	1.13
(1,15)	1:A:564:ALA:CB	2:B:170:MET:HA	1	1.13
(1,15)	1:A:564:ALA:CB	2:B:170:MET:HB2	1	1.13
(1,15)	1:A:564:ALA:CB	2:B:170:MET:HB3	1	1.13
(1,15)	1:A:564:ALA:CB	2:B:170:MET:HE1	1	1.13
(1,15)	1:A:564:ALA:CB	2:B:170:MET:HE2	1	1.13
(1,15)	1:A:564:ALA:CB	2:B:170:MET:HE3	1	1.13
(1,15)	1:A:564:ALA:CB	2:B:170:MET:HG2	1	1.13
(1,15)	1:A:564:ALA:CB	2:B:170:MET:HG3	1	1.13
(1,15)	1:A:564:ALA:CB	2:B:170:MET:N	1	1.13
(1,15)	1:A:564:ALA:CB	2:B:170:MET:O	1	1.13
(1,15)	1:A:564:ALA:CB	2:B:170:MET:SD	1	1.13
(1,15)	1:A:564:ALA:CB	2:B:172:LYS:C	1	1.13
(1,15)	1:A:564:ALA:CB	2:B:172:LYS:CA	1	1.13
(1,15)	1:A:564:ALA:CB	2:B:172:LYS:CB	1	1.13
(1,15)	1:A:564:ALA:CB	2:B:172:LYS:CD	1	1.13
(1,15)	1:A:564:ALA:CB	2:B:172:LYS:CE	1	1.13
(1,15)	1:A:564:ALA:CB	2:B:172:LYS:CG	1	1.13
(1,15)	1:A:564:ALA:CB	2:B:172:LYS:H	1	1.13
(1,15)	1:A:564:ALA:CB	2:B:172:LYS:HA	1	1.13
(1,15)	1:A:564:ALA:CB	2:B:172:LYS:HB2	1	1.13
(1,15)	1:A:564:ALA:CB	2:B:172:LYS:HB3	1	1.13
(1,15)	1:A:564:ALA:CB	2:B:172:LYS:HD2	1	1.13
(1,15)	1:A:564:ALA:CB	2:B:172:LYS:HD3	1	1.13
(1,15)	1:A:564:ALA:CB	2:B:172:LYS:HE2	1	1.13
(1,15)	1:A:564:ALA:CB	2:B:172:LYS:HE3	1	1.13
(1,15)	1:A:564:ALA:CB	2:B:172:LYS:HG2	1	1.13
(1,15)	1:A:564:ALA:CB	2:B:172:LYS:HG3	1	1.13
(1,15)	1:A:564:ALA:CB	2:B:172:LYS:HZ1	1	1.13
(1,15)	1:A:564:ALA:CB	2:B:172:LYS:HZ2	1	1.13
(1,15)	1:A:564:ALA:CB	2:B:172:LYS:HZ3	1	1.13
(1,15)	1:A:564:ALA:CB	2:B:172:LYS:N	1	1.13
(1,15)	1:A:564:ALA:CB	2:B:172:LYS:NZ	1	1.13
(1,15)	1:A:564:ALA:CB	2:B:172:LYS:O	1	1.13
(1,15)	1:A:564:ALA:CB	2:B:182:VAL:C	1	1.13
(1,15)	1:A:564:ALA:CB	2:B:182:VAL:CA	1	1.13

*Continued on next page...*

*Continued from previous page...*

Key	Atom-1	Atom-2	Model ID	Violation (Å)
(1,15)	1:A:564:ALA:CB	2:B:182:VAL:CB	1	1.13
(1,15)	1:A:564:ALA:CB	2:B:182:VAL:CG1	1	1.13
(1,15)	1:A:564:ALA:CB	2:B:182:VAL:CG2	1	1.13
(1,15)	1:A:564:ALA:CB	2:B:182:VAL:H	1	1.13
(1,15)	1:A:564:ALA:CB	2:B:182:VAL:HA	1	1.13
(1,15)	1:A:564:ALA:CB	2:B:182:VAL:HB	1	1.13
(1,15)	1:A:564:ALA:CB	2:B:182:VAL:HG11	1	1.13
(1,15)	1:A:564:ALA:CB	2:B:182:VAL:HG12	1	1.13
(1,15)	1:A:564:ALA:CB	2:B:182:VAL:HG13	1	1.13
(1,15)	1:A:564:ALA:CB	2:B:182:VAL:HG21	1	1.13
(1,15)	1:A:564:ALA:CB	2:B:182:VAL:HG22	1	1.13
(1,15)	1:A:564:ALA:CB	2:B:182:VAL:HG23	1	1.13
(1,15)	1:A:564:ALA:CB	2:B:182:VAL:N	1	1.13
(1,15)	1:A:564:ALA:CB	2:B:182:VAL:O	1	1.13
(1,15)	1:A:564:ALA:CB	2:B:183:LYS:C	1	1.13
(1,15)	1:A:564:ALA:CB	2:B:183:LYS:CA	1	1.13
(1,15)	1:A:564:ALA:CB	2:B:183:LYS:CB	1	1.13
(1,15)	1:A:564:ALA:CB	2:B:183:LYS:CD	1	1.13
(1,15)	1:A:564:ALA:CB	2:B:183:LYS:CE	1	1.13
(1,15)	1:A:564:ALA:CB	2:B:183:LYS:CG	1	1.13
(1,15)	1:A:564:ALA:CB	2:B:183:LYS:H	1	1.13
(1,15)	1:A:564:ALA:CB	2:B:183:LYS:HA	1	1.13
(1,15)	1:A:564:ALA:CB	2:B:183:LYS:HB2	1	1.13
(1,15)	1:A:564:ALA:CB	2:B:183:LYS:HB3	1	1.13
(1,15)	1:A:564:ALA:CB	2:B:183:LYS:HD2	1	1.13
(1,15)	1:A:564:ALA:CB	2:B:183:LYS:HD3	1	1.13
(1,15)	1:A:564:ALA:CB	2:B:183:LYS:HE2	1	1.13
(1,15)	1:A:564:ALA:CB	2:B:183:LYS:HE3	1	1.13
(1,15)	1:A:564:ALA:CB	2:B:183:LYS:HG2	1	1.13
(1,15)	1:A:564:ALA:CB	2:B:183:LYS:HG3	1	1.13
(1,15)	1:A:564:ALA:CB	2:B:183:LYS:HZ1	1	1.13
(1,15)	1:A:564:ALA:CB	2:B:183:LYS:HZ2	1	1.13
(1,15)	1:A:564:ALA:CB	2:B:183:LYS:HZ3	1	1.13
(1,15)	1:A:564:ALA:CB	2:B:183:LYS:N	1	1.13
(1,15)	1:A:564:ALA:CB	2:B:183:LYS:NZ	1	1.13
(1,15)	1:A:564:ALA:CB	2:B:183:LYS:O	1	1.13
(1,15)	1:A:564:ALA:CB	2:B:185:GLY:C	1	1.13
(1,15)	1:A:564:ALA:CB	2:B:185:GLY:CA	1	1.13
(1,15)	1:A:564:ALA:CB	2:B:185:GLY:H	1	1.13
(1,15)	1:A:564:ALA:CB	2:B:185:GLY:HA2	1	1.13
(1,15)	1:A:564:ALA:CB	2:B:185:GLY:HA3	1	1.13
(1,15)	1:A:564:ALA:CB	2:B:185:GLY:N	1	1.13

*Continued on next page...*

*Continued from previous page...*

Key	Atom-1	Atom-2	Model ID	Violation (Å)
(1,15)	1:A:564:ALA:CB	2:B:185:GLY:O	1	1.13
(1,15)	1:A:564:ALA:CB	2:B:187:TYR:C	1	1.13
(1,15)	1:A:564:ALA:CB	2:B:187:TYR:CA	1	1.13
(1,15)	1:A:564:ALA:CB	2:B:187:TYR:CB	1	1.13
(1,15)	1:A:564:ALA:CB	2:B:187:TYR:CD1	1	1.13
(1,15)	1:A:564:ALA:CB	2:B:187:TYR:CD2	1	1.13
(1,15)	1:A:564:ALA:CB	2:B:187:TYR:CE1	1	1.13
(1,15)	1:A:564:ALA:CB	2:B:187:TYR:CE2	1	1.13
(1,15)	1:A:564:ALA:CB	2:B:187:TYR:CG	1	1.13
(1,15)	1:A:564:ALA:CB	2:B:187:TYR:CZ	1	1.13
(1,15)	1:A:564:ALA:CB	2:B:187:TYR:H	1	1.13
(1,15)	1:A:564:ALA:CB	2:B:187:TYR:HA	1	1.13
(1,15)	1:A:564:ALA:CB	2:B:187:TYR:HB2	1	1.13
(1,15)	1:A:564:ALA:CB	2:B:187:TYR:HB3	1	1.13
(1,15)	1:A:564:ALA:CB	2:B:187:TYR:HD1	1	1.13
(1,15)	1:A:564:ALA:CB	2:B:187:TYR:HD2	1	1.13
(1,15)	1:A:564:ALA:CB	2:B:187:TYR:HE1	1	1.13
(1,15)	1:A:564:ALA:CB	2:B:187:TYR:HE2	1	1.13
(1,15)	1:A:564:ALA:CB	2:B:187:TYR:HH	1	1.13
(1,15)	1:A:564:ALA:CB	2:B:187:TYR:N	1	1.13
(1,15)	1:A:564:ALA:CB	2:B:187:TYR:O	1	1.13
(1,15)	1:A:564:ALA:CB	2:B:187:TYR:OH	1	1.13
(1,15)	1:A:564:ALA:CB	2:B:200:THR:C	1	1.13
(1,15)	1:A:564:ALA:CB	2:B:200:THR:CA	1	1.13
(1,15)	1:A:564:ALA:CB	2:B:200:THR:CB	1	1.13
(1,15)	1:A:564:ALA:CB	2:B:200:THR:CG2	1	1.13
(1,15)	1:A:564:ALA:CB	2:B:200:THR:H	1	1.13
(1,15)	1:A:564:ALA:CB	2:B:200:THR:HA	1	1.13
(1,15)	1:A:564:ALA:CB	2:B:200:THR:HB	1	1.13
(1,15)	1:A:564:ALA:CB	2:B:200:THR:HG1	1	1.13
(1,15)	1:A:564:ALA:CB	2:B:200:THR:HG21	1	1.13
(1,15)	1:A:564:ALA:CB	2:B:200:THR:HG22	1	1.13
(1,15)	1:A:564:ALA:CB	2:B:200:THR:HG23	1	1.13
(1,15)	1:A:564:ALA:CB	2:B:200:THR:N	1	1.13
(1,15)	1:A:564:ALA:CB	2:B:200:THR:O	1	1.13
(1,15)	1:A:564:ALA:CB	2:B:200:THR:OG1	1	1.13
(1,15)	1:A:564:ALA:CB	2:B:211:LYS:C	1	1.13
(1,15)	1:A:564:ALA:CB	2:B:211:LYS:CA	1	1.13
(1,15)	1:A:564:ALA:CB	2:B:211:LYS:CB	1	1.13
(1,15)	1:A:564:ALA:CB	2:B:211:LYS:CD	1	1.13
(1,15)	1:A:564:ALA:CB	2:B:211:LYS:CE	1	1.13
(1,15)	1:A:564:ALA:CB	2:B:211:LYS:CG	1	1.13

*Continued on next page...*

*Continued from previous page...*

Key	Atom-1	Atom-2	Model ID	Violation (Å)
(1,15)	1:A:564:ALA:CB	2:B:211:LYS:H	1	1.13
(1,15)	1:A:564:ALA:CB	2:B:211:LYS:HA	1	1.13
(1,15)	1:A:564:ALA:CB	2:B:211:LYS:HB2	1	1.13
(1,15)	1:A:564:ALA:CB	2:B:211:LYS:HB3	1	1.13
(1,15)	1:A:564:ALA:CB	2:B:211:LYS:HD2	1	1.13
(1,15)	1:A:564:ALA:CB	2:B:211:LYS:HD3	1	1.13
(1,15)	1:A:564:ALA:CB	2:B:211:LYS:HE2	1	1.13
(1,15)	1:A:564:ALA:CB	2:B:211:LYS:HE3	1	1.13
(1,15)	1:A:564:ALA:CB	2:B:211:LYS:HG2	1	1.13
(1,15)	1:A:564:ALA:CB	2:B:211:LYS:HG3	1	1.13
(1,15)	1:A:564:ALA:CB	2:B:211:LYS:HZ1	1	1.13
(1,15)	1:A:564:ALA:CB	2:B:211:LYS:HZ2	1	1.13
(1,15)	1:A:564:ALA:CB	2:B:211:LYS:HZ3	1	1.13
(1,15)	1:A:564:ALA:CB	2:B:211:LYS:N	1	1.13
(1,15)	1:A:564:ALA:CB	2:B:211:LYS:NZ	1	1.13
(1,15)	1:A:564:ALA:CB	2:B:211:LYS:O	1	1.13
(1,15)	1:A:564:ALA:H	2:B:149:SER:C	1	1.13
(1,15)	1:A:564:ALA:H	2:B:149:SER:CA	1	1.13
(1,15)	1:A:564:ALA:H	2:B:149:SER:CB	1	1.13
(1,15)	1:A:564:ALA:H	2:B:149:SER:H	1	1.13
(1,15)	1:A:564:ALA:H	2:B:149:SER:HA	1	1.13
(1,15)	1:A:564:ALA:H	2:B:149:SER:HB2	1	1.13
(1,15)	1:A:564:ALA:H	2:B:149:SER:HB3	1	1.13
(1,15)	1:A:564:ALA:H	2:B:149:SER:HG	1	1.13
(1,15)	1:A:564:ALA:H	2:B:149:SER:N	1	1.13
(1,15)	1:A:564:ALA:H	2:B:149:SER:O	1	1.13
(1,15)	1:A:564:ALA:H	2:B:149:SER:OG	1	1.13
(1,15)	1:A:564:ALA:H	2:B:152:VAL:C	1	1.13
(1,15)	1:A:564:ALA:H	2:B:152:VAL:CA	1	1.13
(1,15)	1:A:564:ALA:H	2:B:152:VAL:CB	1	1.13
(1,15)	1:A:564:ALA:H	2:B:152:VAL:CG1	1	1.13
(1,15)	1:A:564:ALA:H	2:B:152:VAL:CG2	1	1.13
(1,15)	1:A:564:ALA:H	2:B:152:VAL:H	1	1.13
(1,15)	1:A:564:ALA:H	2:B:152:VAL:HA	1	1.13
(1,15)	1:A:564:ALA:H	2:B:152:VAL:HB	1	1.13
(1,15)	1:A:564:ALA:H	2:B:152:VAL:HG11	1	1.13
(1,15)	1:A:564:ALA:H	2:B:152:VAL:HG12	1	1.13
(1,15)	1:A:564:ALA:H	2:B:152:VAL:HG13	1	1.13
(1,15)	1:A:564:ALA:H	2:B:152:VAL:HG21	1	1.13
(1,15)	1:A:564:ALA:H	2:B:152:VAL:HG22	1	1.13
(1,15)	1:A:564:ALA:H	2:B:152:VAL:HG23	1	1.13
(1,15)	1:A:564:ALA:H	2:B:152:VAL:N	1	1.13

*Continued on next page...*

*Continued from previous page...*

Key	Atom-1	Atom-2	Model ID	Violation (Å)
(1,15)	1:A:564:ALA:H	2:B:152:VAL:O	1	1.13
(1,15)	1:A:564:ALA:H	2:B:153:VAL:C	1	1.13
(1,15)	1:A:564:ALA:H	2:B:153:VAL:CA	1	1.13
(1,15)	1:A:564:ALA:H	2:B:153:VAL:CB	1	1.13
(1,15)	1:A:564:ALA:H	2:B:153:VAL:CG1	1	1.13
(1,15)	1:A:564:ALA:H	2:B:153:VAL:CG2	1	1.13
(1,15)	1:A:564:ALA:H	2:B:153:VAL:H	1	1.13
(1,15)	1:A:564:ALA:H	2:B:153:VAL:HA	1	1.13
(1,15)	1:A:564:ALA:H	2:B:153:VAL:HB	1	1.13
(1,15)	1:A:564:ALA:H	2:B:153:VAL:HG11	1	1.13
(1,15)	1:A:564:ALA:H	2:B:153:VAL:HG12	1	1.13
(1,15)	1:A:564:ALA:H	2:B:153:VAL:HG13	1	1.13
(1,15)	1:A:564:ALA:H	2:B:153:VAL:HG21	1	1.13
(1,15)	1:A:564:ALA:H	2:B:153:VAL:HG22	1	1.13
(1,15)	1:A:564:ALA:H	2:B:153:VAL:HG23	1	1.13
(1,15)	1:A:564:ALA:H	2:B:153:VAL:N	1	1.13
(1,15)	1:A:564:ALA:H	2:B:153:VAL:O	1	1.13
(1,15)	1:A:564:ALA:H	2:B:155:GLY:C	1	1.13
(1,15)	1:A:564:ALA:H	2:B:155:GLY:CA	1	1.13
(1,15)	1:A:564:ALA:H	2:B:155:GLY:H	1	1.13
(1,15)	1:A:564:ALA:H	2:B:155:GLY:HA2	1	1.13
(1,15)	1:A:564:ALA:H	2:B:155:GLY:HA3	1	1.13
(1,15)	1:A:564:ALA:H	2:B:155:GLY:N	1	1.13
(1,15)	1:A:564:ALA:H	2:B:155:GLY:O	1	1.13
(1,15)	1:A:564:ALA:H	2:B:156:PHE:C	1	1.13
(1,15)	1:A:564:ALA:H	2:B:156:PHE:CA	1	1.13
(1,15)	1:A:564:ALA:H	2:B:156:PHE:CB	1	1.13
(1,15)	1:A:564:ALA:H	2:B:156:PHE:CD1	1	1.13
(1,15)	1:A:564:ALA:H	2:B:156:PHE:CD2	1	1.13
(1,15)	1:A:564:ALA:H	2:B:156:PHE:CE1	1	1.13
(1,15)	1:A:564:ALA:H	2:B:156:PHE:CE2	1	1.13
(1,15)	1:A:564:ALA:H	2:B:156:PHE:CG	1	1.13
(1,15)	1:A:564:ALA:H	2:B:156:PHE:CZ	1	1.13
(1,15)	1:A:564:ALA:H	2:B:156:PHE:H	1	1.13
(1,15)	1:A:564:ALA:H	2:B:156:PHE:HA	1	1.13
(1,15)	1:A:564:ALA:H	2:B:156:PHE:HB2	1	1.13
(1,15)	1:A:564:ALA:H	2:B:156:PHE:HB3	1	1.13
(1,15)	1:A:564:ALA:H	2:B:156:PHE:HD1	1	1.13
(1,15)	1:A:564:ALA:H	2:B:156:PHE:HD2	1	1.13
(1,15)	1:A:564:ALA:H	2:B:156:PHE:HE1	1	1.13
(1,15)	1:A:564:ALA:H	2:B:156:PHE:HE2	1	1.13
(1,15)	1:A:564:ALA:H	2:B:156:PHE:HZ	1	1.13

*Continued on next page...*

*Continued from previous page...*

Key	Atom-1	Atom-2	Model ID	Violation (Å)
(1,15)	1:A:564:ALA:H	2:B:156:PHE:N	1	1.13
(1,15)	1:A:564:ALA:H	2:B:156:PHE:O	1	1.13
(1,15)	1:A:564:ALA:H	2:B:157:CYS:C	1	1.13
(1,15)	1:A:564:ALA:H	2:B:157:CYS:CA	1	1.13
(1,15)	1:A:564:ALA:H	2:B:157:CYS:CB	1	1.13
(1,15)	1:A:564:ALA:H	2:B:157:CYS:H	1	1.13
(1,15)	1:A:564:ALA:H	2:B:157:CYS:HA	1	1.13
(1,15)	1:A:564:ALA:H	2:B:157:CYS:HB2	1	1.13
(1,15)	1:A:564:ALA:H	2:B:157:CYS:HB3	1	1.13
(1,15)	1:A:564:ALA:H	2:B:157:CYS:N	1	1.13
(1,15)	1:A:564:ALA:H	2:B:157:CYS:O	1	1.13
(1,15)	1:A:564:ALA:H	2:B:157:CYS:SG	1	1.13
(1,15)	1:A:564:ALA:H	2:B:158:THR:C	1	1.13
(1,15)	1:A:564:ALA:H	2:B:158:THR:CA	1	1.13
(1,15)	1:A:564:ALA:H	2:B:158:THR:CB	1	1.13
(1,15)	1:A:564:ALA:H	2:B:158:THR:CG2	1	1.13
(1,15)	1:A:564:ALA:H	2:B:158:THR:H	1	1.13
(1,15)	1:A:564:ALA:H	2:B:158:THR:HA	1	1.13
(1,15)	1:A:564:ALA:H	2:B:158:THR:HB	1	1.13
(1,15)	1:A:564:ALA:H	2:B:158:THR:HG1	1	1.13
(1,15)	1:A:564:ALA:H	2:B:158:THR:HG21	1	1.13
(1,15)	1:A:564:ALA:H	2:B:158:THR:HG22	1	1.13
(1,15)	1:A:564:ALA:H	2:B:158:THR:HG23	1	1.13
(1,15)	1:A:564:ALA:H	2:B:158:THR:N	1	1.13
(1,15)	1:A:564:ALA:H	2:B:158:THR:O	1	1.13
(1,15)	1:A:564:ALA:H	2:B:158:THR:OG1	1	1.13
(1,15)	1:A:564:ALA:H	2:B:159:ILE:C	1	1.13
(1,15)	1:A:564:ALA:H	2:B:159:ILE:CA	1	1.13
(1,15)	1:A:564:ALA:H	2:B:159:ILE:CB	1	1.13
(1,15)	1:A:564:ALA:H	2:B:159:ILE:CD1	1	1.13
(1,15)	1:A:564:ALA:H	2:B:159:ILE:CG1	1	1.13
(1,15)	1:A:564:ALA:H	2:B:159:ILE:CG2	1	1.13
(1,15)	1:A:564:ALA:H	2:B:159:ILE:H	1	1.13
(1,15)	1:A:564:ALA:H	2:B:159:ILE:HA	1	1.13
(1,15)	1:A:564:ALA:H	2:B:159:ILE:HB	1	1.13
(1,15)	1:A:564:ALA:H	2:B:159:ILE:HD11	1	1.13
(1,15)	1:A:564:ALA:H	2:B:159:ILE:HD12	1	1.13
(1,15)	1:A:564:ALA:H	2:B:159:ILE:HD13	1	1.13
(1,15)	1:A:564:ALA:H	2:B:159:ILE:HG12	1	1.13
(1,15)	1:A:564:ALA:H	2:B:159:ILE:HG13	1	1.13
(1,15)	1:A:564:ALA:H	2:B:159:ILE:HG21	1	1.13
(1,15)	1:A:564:ALA:H	2:B:159:ILE:HG22	1	1.13

*Continued on next page...*



*Continued from previous page...*

Key	Atom-1	Atom-2	Model ID	Violation (Å)
(1,15)	1:A:564:ALA:H	2:B:159:ILE:HG23	1	1.13
(1,15)	1:A:564:ALA:H	2:B:159:ILE:N	1	1.13
(1,15)	1:A:564:ALA:H	2:B:159:ILE:O	1	1.13
(1,15)	1:A:564:ALA:H	2:B:161:ASN:C	1	1.13
(1,15)	1:A:564:ALA:H	2:B:161:ASN:CA	1	1.13
(1,15)	1:A:564:ALA:H	2:B:161:ASN:CB	1	1.13
(1,15)	1:A:564:ALA:H	2:B:161:ASN:CG	1	1.13
(1,15)	1:A:564:ALA:H	2:B:161:ASN:H	1	1.13
(1,15)	1:A:564:ALA:H	2:B:161:ASN:HA	1	1.13
(1,15)	1:A:564:ALA:H	2:B:161:ASN:HB2	1	1.13
(1,15)	1:A:564:ALA:H	2:B:161:ASN:HB3	1	1.13
(1,15)	1:A:564:ALA:H	2:B:161:ASN:HD21	1	1.13
(1,15)	1:A:564:ALA:H	2:B:161:ASN:HD22	1	1.13
(1,15)	1:A:564:ALA:H	2:B:161:ASN:N	1	1.13
(1,15)	1:A:564:ALA:H	2:B:161:ASN:ND2	1	1.13
(1,15)	1:A:564:ALA:H	2:B:161:ASN:O	1	1.13
(1,15)	1:A:564:ALA:H	2:B:161:ASN:OD1	1	1.13
(1,15)	1:A:564:ALA:H	2:B:162:LYS:C	1	1.13
(1,15)	1:A:564:ALA:H	2:B:162:LYS:CA	1	1.13
(1,15)	1:A:564:ALA:H	2:B:162:LYS:CB	1	1.13
(1,15)	1:A:564:ALA:H	2:B:162:LYS:CD	1	1.13
(1,15)	1:A:564:ALA:H	2:B:162:LYS:CE	1	1.13
(1,15)	1:A:564:ALA:H	2:B:162:LYS:CG	1	1.13
(1,15)	1:A:564:ALA:H	2:B:162:LYS:H	1	1.13
(1,15)	1:A:564:ALA:H	2:B:162:LYS:HA	1	1.13
(1,15)	1:A:564:ALA:H	2:B:162:LYS:HB2	1	1.13
(1,15)	1:A:564:ALA:H	2:B:162:LYS:HB3	1	1.13
(1,15)	1:A:564:ALA:H	2:B:162:LYS:HD2	1	1.13
(1,15)	1:A:564:ALA:H	2:B:162:LYS:HD3	1	1.13
(1,15)	1:A:564:ALA:H	2:B:162:LYS:HE2	1	1.13
(1,15)	1:A:564:ALA:H	2:B:162:LYS:HE3	1	1.13
(1,15)	1:A:564:ALA:H	2:B:162:LYS:HG2	1	1.13
(1,15)	1:A:564:ALA:H	2:B:162:LYS:HG3	1	1.13
(1,15)	1:A:564:ALA:H	2:B:162:LYS:HZ1	1	1.13
(1,15)	1:A:564:ALA:H	2:B:162:LYS:HZ2	1	1.13
(1,15)	1:A:564:ALA:H	2:B:162:LYS:HZ3	1	1.13
(1,15)	1:A:564:ALA:H	2:B:162:LYS:N	1	1.13
(1,15)	1:A:564:ALA:H	2:B:162:LYS:NZ	1	1.13
(1,15)	1:A:564:ALA:H	2:B:162:LYS:O	1	1.13
(1,15)	1:A:564:ALA:H	2:B:167:SER:C	1	1.13
(1,15)	1:A:564:ALA:H	2:B:167:SER:CA	1	1.13
(1,15)	1:A:564:ALA:H	2:B:167:SER:CB	1	1.13

*Continued on next page...*

*Continued from previous page...*

Key	Atom-1	Atom-2	Model ID	Violation (Å)
(1,15)	1:A:564:ALA:H	2:B:167:SER:H	1	1.13
(1,15)	1:A:564:ALA:H	2:B:167:SER:HA	1	1.13
(1,15)	1:A:564:ALA:H	2:B:167:SER:HB2	1	1.13
(1,15)	1:A:564:ALA:H	2:B:167:SER:HB3	1	1.13
(1,15)	1:A:564:ALA:H	2:B:167:SER:HG	1	1.13
(1,15)	1:A:564:ALA:H	2:B:167:SER:N	1	1.13
(1,15)	1:A:564:ALA:H	2:B:167:SER:O	1	1.13
(1,15)	1:A:564:ALA:H	2:B:167:SER:OG	1	1.13
(1,15)	1:A:564:ALA:H	2:B:168:LEU:C	1	1.13
(1,15)	1:A:564:ALA:H	2:B:168:LEU:CA	1	1.13
(1,15)	1:A:564:ALA:H	2:B:168:LEU:CB	1	1.13
(1,15)	1:A:564:ALA:H	2:B:168:LEU:CD1	1	1.13
(1,15)	1:A:564:ALA:H	2:B:168:LEU:CD2	1	1.13
(1,15)	1:A:564:ALA:H	2:B:168:LEU:CG	1	1.13
(1,15)	1:A:564:ALA:H	2:B:168:LEU:H	1	1.13
(1,15)	1:A:564:ALA:H	2:B:168:LEU:HA	1	1.13
(1,15)	1:A:564:ALA:H	2:B:168:LEU:HB2	1	1.13
(1,15)	1:A:564:ALA:H	2:B:168:LEU:HB3	1	1.13
(1,15)	1:A:564:ALA:H	2:B:168:LEU:HD11	1	1.13
(1,15)	1:A:564:ALA:H	2:B:168:LEU:HD12	1	1.13
(1,15)	1:A:564:ALA:H	2:B:168:LEU:HD13	1	1.13
(1,15)	1:A:564:ALA:H	2:B:168:LEU:HD21	1	1.13
(1,15)	1:A:564:ALA:H	2:B:168:LEU:HD22	1	1.13
(1,15)	1:A:564:ALA:H	2:B:168:LEU:HD23	1	1.13
(1,15)	1:A:564:ALA:H	2:B:168:LEU:HG	1	1.13
(1,15)	1:A:564:ALA:H	2:B:168:LEU:N	1	1.13
(1,15)	1:A:564:ALA:H	2:B:168:LEU:O	1	1.13
(1,15)	1:A:564:ALA:H	2:B:170:MET:C	1	1.13
(1,15)	1:A:564:ALA:H	2:B:170:MET:CA	1	1.13
(1,15)	1:A:564:ALA:H	2:B:170:MET:CB	1	1.13
(1,15)	1:A:564:ALA:H	2:B:170:MET:CE	1	1.13
(1,15)	1:A:564:ALA:H	2:B:170:MET:CG	1	1.13
(1,15)	1:A:564:ALA:H	2:B:170:MET:H	1	1.13
(1,15)	1:A:564:ALA:H	2:B:170:MET:HA	1	1.13
(1,15)	1:A:564:ALA:H	2:B:170:MET:HB2	1	1.13
(1,15)	1:A:564:ALA:H	2:B:170:MET:HB3	1	1.13
(1,15)	1:A:564:ALA:H	2:B:170:MET:HE1	1	1.13
(1,15)	1:A:564:ALA:H	2:B:170:MET:HE2	1	1.13
(1,15)	1:A:564:ALA:H	2:B:170:MET:HE3	1	1.13
(1,15)	1:A:564:ALA:H	2:B:170:MET:HG2	1	1.13
(1,15)	1:A:564:ALA:H	2:B:170:MET:HG3	1	1.13
(1,15)	1:A:564:ALA:H	2:B:170:MET:N	1	1.13

*Continued on next page...*

*Continued from previous page...*

Key	Atom-1	Atom-2	Model ID	Violation (Å)
(1,15)	1:A:564:ALA:H	2:B:170:MET:O	1	1.13
(1,15)	1:A:564:ALA:H	2:B:170:MET:SD	1	1.13
(1,15)	1:A:564:ALA:H	2:B:172:LYS:C	1	1.13
(1,15)	1:A:564:ALA:H	2:B:172:LYS:CA	1	1.13
(1,15)	1:A:564:ALA:H	2:B:172:LYS:CB	1	1.13
(1,15)	1:A:564:ALA:H	2:B:172:LYS:CD	1	1.13
(1,15)	1:A:564:ALA:H	2:B:172:LYS:CE	1	1.13
(1,15)	1:A:564:ALA:H	2:B:172:LYS:CG	1	1.13
(1,15)	1:A:564:ALA:H	2:B:172:LYS:H	1	1.13
(1,15)	1:A:564:ALA:H	2:B:172:LYS:HA	1	1.13
(1,15)	1:A:564:ALA:H	2:B:172:LYS:HB2	1	1.13
(1,15)	1:A:564:ALA:H	2:B:172:LYS:HB3	1	1.13
(1,15)	1:A:564:ALA:H	2:B:172:LYS:HD2	1	1.13
(1,15)	1:A:564:ALA:H	2:B:172:LYS:HD3	1	1.13
(1,15)	1:A:564:ALA:H	2:B:172:LYS:HE2	1	1.13
(1,15)	1:A:564:ALA:H	2:B:172:LYS:HE3	1	1.13
(1,15)	1:A:564:ALA:H	2:B:172:LYS:HG2	1	1.13
(1,15)	1:A:564:ALA:H	2:B:172:LYS:HG3	1	1.13
(1,15)	1:A:564:ALA:H	2:B:172:LYS:HZ1	1	1.13
(1,15)	1:A:564:ALA:H	2:B:172:LYS:HZ2	1	1.13
(1,15)	1:A:564:ALA:H	2:B:172:LYS:HZ3	1	1.13
(1,15)	1:A:564:ALA:H	2:B:172:LYS:N	1	1.13
(1,15)	1:A:564:ALA:H	2:B:172:LYS:NZ	1	1.13
(1,15)	1:A:564:ALA:H	2:B:172:LYS:O	1	1.13
(1,15)	1:A:564:ALA:H	2:B:182:VAL:C	1	1.13
(1,15)	1:A:564:ALA:H	2:B:182:VAL:CA	1	1.13
(1,15)	1:A:564:ALA:H	2:B:182:VAL:CB	1	1.13
(1,15)	1:A:564:ALA:H	2:B:182:VAL:CG1	1	1.13
(1,15)	1:A:564:ALA:H	2:B:182:VAL:CG2	1	1.13
(1,15)	1:A:564:ALA:H	2:B:182:VAL:H	1	1.13
(1,15)	1:A:564:ALA:H	2:B:182:VAL:HA	1	1.13
(1,15)	1:A:564:ALA:H	2:B:182:VAL:HB	1	1.13
(1,15)	1:A:564:ALA:H	2:B:182:VAL:HG11	1	1.13
(1,15)	1:A:564:ALA:H	2:B:182:VAL:HG12	1	1.13
(1,15)	1:A:564:ALA:H	2:B:182:VAL:HG13	1	1.13
(1,15)	1:A:564:ALA:H	2:B:182:VAL:HG21	1	1.13
(1,15)	1:A:564:ALA:H	2:B:182:VAL:HG22	1	1.13
(1,15)	1:A:564:ALA:H	2:B:182:VAL:HG23	1	1.13
(1,15)	1:A:564:ALA:H	2:B:182:VAL:N	1	1.13
(1,15)	1:A:564:ALA:H	2:B:182:VAL:O	1	1.13
(1,15)	1:A:564:ALA:H	2:B:183:LYS:C	1	1.13
(1,15)	1:A:564:ALA:H	2:B:183:LYS:CA	1	1.13

*Continued on next page...*

*Continued from previous page...*

Key	Atom-1	Atom-2	Model ID	Violation (Å)
(1,15)	1:A:564:ALA:H	2:B:183:LYS:CB	1	1.13
(1,15)	1:A:564:ALA:H	2:B:183:LYS:CD	1	1.13
(1,15)	1:A:564:ALA:H	2:B:183:LYS:CE	1	1.13
(1,15)	1:A:564:ALA:H	2:B:183:LYS:CG	1	1.13
(1,15)	1:A:564:ALA:H	2:B:183:LYS:H	1	1.13
(1,15)	1:A:564:ALA:H	2:B:183:LYS:HA	1	1.13
(1,15)	1:A:564:ALA:H	2:B:183:LYS:HB2	1	1.13
(1,15)	1:A:564:ALA:H	2:B:183:LYS:HB3	1	1.13
(1,15)	1:A:564:ALA:H	2:B:183:LYS:HD2	1	1.13
(1,15)	1:A:564:ALA:H	2:B:183:LYS:HD3	1	1.13
(1,15)	1:A:564:ALA:H	2:B:183:LYS:HE2	1	1.13
(1,15)	1:A:564:ALA:H	2:B:183:LYS:HE3	1	1.13
(1,15)	1:A:564:ALA:H	2:B:183:LYS:HG2	1	1.13
(1,15)	1:A:564:ALA:H	2:B:183:LYS:HG3	1	1.13
(1,15)	1:A:564:ALA:H	2:B:183:LYS:HZ1	1	1.13
(1,15)	1:A:564:ALA:H	2:B:183:LYS:HZ2	1	1.13
(1,15)	1:A:564:ALA:H	2:B:183:LYS:HZ3	1	1.13
(1,15)	1:A:564:ALA:H	2:B:183:LYS:N	1	1.13
(1,15)	1:A:564:ALA:H	2:B:183:LYS:NZ	1	1.13
(1,15)	1:A:564:ALA:H	2:B:183:LYS:O	1	1.13
(1,15)	1:A:564:ALA:H	2:B:185:GLY:C	1	1.13
(1,15)	1:A:564:ALA:H	2:B:185:GLY:CA	1	1.13
(1,15)	1:A:564:ALA:H	2:B:185:GLY:H	1	1.13
(1,15)	1:A:564:ALA:H	2:B:185:GLY:HA2	1	1.13
(1,15)	1:A:564:ALA:H	2:B:185:GLY:HA3	1	1.13
(1,15)	1:A:564:ALA:H	2:B:185:GLY:N	1	1.13
(1,15)	1:A:564:ALA:H	2:B:185:GLY:O	1	1.13
(1,15)	1:A:564:ALA:H	2:B:187:TYR:C	1	1.13
(1,15)	1:A:564:ALA:H	2:B:187:TYR:CA	1	1.13
(1,15)	1:A:564:ALA:H	2:B:187:TYR:CB	1	1.13
(1,15)	1:A:564:ALA:H	2:B:187:TYR:CD1	1	1.13
(1,15)	1:A:564:ALA:H	2:B:187:TYR:CD2	1	1.13
(1,15)	1:A:564:ALA:H	2:B:187:TYR:CE1	1	1.13
(1,15)	1:A:564:ALA:H	2:B:187:TYR:CE2	1	1.13
(1,15)	1:A:564:ALA:H	2:B:187:TYR:CG	1	1.13
(1,15)	1:A:564:ALA:H	2:B:187:TYR:CZ	1	1.13
(1,15)	1:A:564:ALA:H	2:B:187:TYR:H	1	1.13
(1,15)	1:A:564:ALA:H	2:B:187:TYR:HA	1	1.13
(1,15)	1:A:564:ALA:H	2:B:187:TYR:HB2	1	1.13
(1,15)	1:A:564:ALA:H	2:B:187:TYR:HB3	1	1.13
(1,15)	1:A:564:ALA:H	2:B:187:TYR:HD1	1	1.13
(1,15)	1:A:564:ALA:H	2:B:187:TYR:HD2	1	1.13

*Continued on next page...*

*Continued from previous page...*

Key	Atom-1	Atom-2	Model ID	Violation (Å)
(1,15)	1:A:564:ALA:H	2:B:187:TYR:HE1	1	1.13
(1,15)	1:A:564:ALA:H	2:B:187:TYR:HE2	1	1.13
(1,15)	1:A:564:ALA:H	2:B:187:TYR:HH	1	1.13
(1,15)	1:A:564:ALA:H	2:B:187:TYR:N	1	1.13
(1,15)	1:A:564:ALA:H	2:B:187:TYR:O	1	1.13
(1,15)	1:A:564:ALA:H	2:B:187:TYR:OH	1	1.13
(1,15)	1:A:564:ALA:H	2:B:200:THR:C	1	1.13
(1,15)	1:A:564:ALA:H	2:B:200:THR:CA	1	1.13
(1,15)	1:A:564:ALA:H	2:B:200:THR:CB	1	1.13
(1,15)	1:A:564:ALA:H	2:B:200:THR:CG2	1	1.13
(1,15)	1:A:564:ALA:H	2:B:200:THR:H	1	1.13
(1,15)	1:A:564:ALA:H	2:B:200:THR:HA	1	1.13
(1,15)	1:A:564:ALA:H	2:B:200:THR:HB	1	1.13
(1,15)	1:A:564:ALA:H	2:B:200:THR:HG1	1	1.13
(1,15)	1:A:564:ALA:H	2:B:200:THR:HG21	1	1.13
(1,15)	1:A:564:ALA:H	2:B:200:THR:HG22	1	1.13
(1,15)	1:A:564:ALA:H	2:B:200:THR:HG23	1	1.13
(1,15)	1:A:564:ALA:H	2:B:200:THR:N	1	1.13
(1,15)	1:A:564:ALA:H	2:B:200:THR:O	1	1.13
(1,15)	1:A:564:ALA:H	2:B:200:THR:OG1	1	1.13
(1,15)	1:A:564:ALA:H	2:B:211:LYS:C	1	1.13
(1,15)	1:A:564:ALA:H	2:B:211:LYS:CA	1	1.13
(1,15)	1:A:564:ALA:H	2:B:211:LYS:CB	1	1.13
(1,15)	1:A:564:ALA:H	2:B:211:LYS:CD	1	1.13
(1,15)	1:A:564:ALA:H	2:B:211:LYS:CE	1	1.13
(1,15)	1:A:564:ALA:H	2:B:211:LYS:CG	1	1.13
(1,15)	1:A:564:ALA:H	2:B:211:LYS:H	1	1.13
(1,15)	1:A:564:ALA:H	2:B:211:LYS:HA	1	1.13
(1,15)	1:A:564:ALA:H	2:B:211:LYS:HB2	1	1.13
(1,15)	1:A:564:ALA:H	2:B:211:LYS:HB3	1	1.13
(1,15)	1:A:564:ALA:H	2:B:211:LYS:HD2	1	1.13
(1,15)	1:A:564:ALA:H	2:B:211:LYS:HD3	1	1.13
(1,15)	1:A:564:ALA:H	2:B:211:LYS:HE2	1	1.13
(1,15)	1:A:564:ALA:H	2:B:211:LYS:HE3	1	1.13
(1,15)	1:A:564:ALA:H	2:B:211:LYS:HG2	1	1.13
(1,15)	1:A:564:ALA:H	2:B:211:LYS:HG3	1	1.13
(1,15)	1:A:564:ALA:H	2:B:211:LYS:HZ1	1	1.13
(1,15)	1:A:564:ALA:H	2:B:211:LYS:HZ2	1	1.13
(1,15)	1:A:564:ALA:H	2:B:211:LYS:HZ3	1	1.13
(1,15)	1:A:564:ALA:H	2:B:211:LYS:N	1	1.13
(1,15)	1:A:564:ALA:H	2:B:211:LYS:NZ	1	1.13
(1,15)	1:A:564:ALA:H	2:B:211:LYS:O	1	1.13

*Continued on next page...*

*Continued from previous page...*

Key	Atom-1	Atom-2	Model ID	Violation (Å)
(1,15)	1:A:564:ALA:HA	2:B:149:SER:C	1	1.13
(1,15)	1:A:564:ALA:HA	2:B:149:SER:CA	1	1.13
(1,15)	1:A:564:ALA:HA	2:B:149:SER:CB	1	1.13
(1,15)	1:A:564:ALA:HA	2:B:149:SER:H	1	1.13
(1,15)	1:A:564:ALA:HA	2:B:149:SER:HA	1	1.13
(1,15)	1:A:564:ALA:HA	2:B:149:SER:HB2	1	1.13
(1,15)	1:A:564:ALA:HA	2:B:149:SER:HB3	1	1.13
(1,15)	1:A:564:ALA:HA	2:B:149:SER:HG	1	1.13
(1,15)	1:A:564:ALA:HA	2:B:149:SER:N	1	1.13
(1,15)	1:A:564:ALA:HA	2:B:149:SER:O	1	1.13
(1,15)	1:A:564:ALA:HA	2:B:149:SER:OG	1	1.13
(1,15)	1:A:564:ALA:HA	2:B:152:VAL:C	1	1.13
(1,15)	1:A:564:ALA:HA	2:B:152:VAL:CA	1	1.13
(1,15)	1:A:564:ALA:HA	2:B:152:VAL:CB	1	1.13
(1,15)	1:A:564:ALA:HA	2:B:152:VAL:CG1	1	1.13
(1,15)	1:A:564:ALA:HA	2:B:152:VAL:CG2	1	1.13
(1,15)	1:A:564:ALA:HA	2:B:152:VAL:H	1	1.13
(1,15)	1:A:564:ALA:HA	2:B:152:VAL:HA	1	1.13
(1,15)	1:A:564:ALA:HA	2:B:152:VAL:HB	1	1.13
(1,15)	1:A:564:ALA:HA	2:B:152:VAL:HG11	1	1.13
(1,15)	1:A:564:ALA:HA	2:B:152:VAL:HG12	1	1.13
(1,15)	1:A:564:ALA:HA	2:B:152:VAL:HG13	1	1.13
(1,15)	1:A:564:ALA:HA	2:B:152:VAL:HG21	1	1.13
(1,15)	1:A:564:ALA:HA	2:B:152:VAL:HG22	1	1.13
(1,15)	1:A:564:ALA:HA	2:B:152:VAL:HG23	1	1.13
(1,15)	1:A:564:ALA:HA	2:B:152:VAL:N	1	1.13
(1,15)	1:A:564:ALA:HA	2:B:152:VAL:O	1	1.13
(1,15)	1:A:564:ALA:HA	2:B:153:VAL:C	1	1.13
(1,15)	1:A:564:ALA:HA	2:B:153:VAL:CA	1	1.13
(1,15)	1:A:564:ALA:HA	2:B:153:VAL:CB	1	1.13
(1,15)	1:A:564:ALA:HA	2:B:153:VAL:CG1	1	1.13
(1,15)	1:A:564:ALA:HA	2:B:153:VAL:CG2	1	1.13
(1,15)	1:A:564:ALA:HA	2:B:153:VAL:H	1	1.13
(1,15)	1:A:564:ALA:HA	2:B:153:VAL:HA	1	1.13
(1,15)	1:A:564:ALA:HA	2:B:153:VAL:HB	1	1.13
(1,15)	1:A:564:ALA:HA	2:B:153:VAL:HG11	1	1.13
(1,15)	1:A:564:ALA:HA	2:B:153:VAL:HG12	1	1.13
(1,15)	1:A:564:ALA:HA	2:B:153:VAL:HG13	1	1.13
(1,15)	1:A:564:ALA:HA	2:B:153:VAL:HG21	1	1.13
(1,15)	1:A:564:ALA:HA	2:B:153:VAL:HG22	1	1.13
(1,15)	1:A:564:ALA:HA	2:B:153:VAL:HG23	1	1.13
(1,15)	1:A:564:ALA:HA	2:B:153:VAL:N	1	1.13

*Continued on next page...*

*Continued from previous page...*

Key	Atom-1	Atom-2	Model ID	Violation (Å)
(1,15)	1:A:564:ALA:HA	2:B:153:VAL:O	1	1.13
(1,15)	1:A:564:ALA:HA	2:B:155:GLY:C	1	1.13
(1,15)	1:A:564:ALA:HA	2:B:155:GLY:CA	1	1.13
(1,15)	1:A:564:ALA:HA	2:B:155:GLY:H	1	1.13
(1,15)	1:A:564:ALA:HA	2:B:155:GLY:HA2	1	1.13
(1,15)	1:A:564:ALA:HA	2:B:155:GLY:HA3	1	1.13
(1,15)	1:A:564:ALA:HA	2:B:155:GLY:N	1	1.13
(1,15)	1:A:564:ALA:HA	2:B:155:GLY:O	1	1.13
(1,15)	1:A:564:ALA:HA	2:B:156:PHE:C	1	1.13
(1,15)	1:A:564:ALA:HA	2:B:156:PHE:CA	1	1.13
(1,15)	1:A:564:ALA:HA	2:B:156:PHE:CB	1	1.13
(1,15)	1:A:564:ALA:HA	2:B:156:PHE:CD1	1	1.13
(1,15)	1:A:564:ALA:HA	2:B:156:PHE:CD2	1	1.13
(1,15)	1:A:564:ALA:HA	2:B:156:PHE:CE1	1	1.13
(1,15)	1:A:564:ALA:HA	2:B:156:PHE:CE2	1	1.13
(1,15)	1:A:564:ALA:HA	2:B:156:PHE:CG	1	1.13
(1,15)	1:A:564:ALA:HA	2:B:156:PHE:CZ	1	1.13
(1,15)	1:A:564:ALA:HA	2:B:156:PHE:H	1	1.13
(1,15)	1:A:564:ALA:HA	2:B:156:PHE:HA	1	1.13
(1,15)	1:A:564:ALA:HA	2:B:156:PHE:HB2	1	1.13
(1,15)	1:A:564:ALA:HA	2:B:156:PHE:HB3	1	1.13
(1,15)	1:A:564:ALA:HA	2:B:156:PHE:HD1	1	1.13
(1,15)	1:A:564:ALA:HA	2:B:156:PHE:HD2	1	1.13
(1,15)	1:A:564:ALA:HA	2:B:156:PHE:HE1	1	1.13
(1,15)	1:A:564:ALA:HA	2:B:156:PHE:HE2	1	1.13
(1,15)	1:A:564:ALA:HA	2:B:156:PHE:HZ	1	1.13
(1,15)	1:A:564:ALA:HA	2:B:156:PHE:N	1	1.13
(1,15)	1:A:564:ALA:HA	2:B:156:PHE:O	1	1.13
(1,15)	1:A:564:ALA:HA	2:B:157:CYS:C	1	1.13
(1,15)	1:A:564:ALA:HA	2:B:157:CYS:CA	1	1.13
(1,15)	1:A:564:ALA:HA	2:B:157:CYS:CB	1	1.13
(1,15)	1:A:564:ALA:HA	2:B:157:CYS:H	1	1.13
(1,15)	1:A:564:ALA:HA	2:B:157:CYS:HA	1	1.13
(1,15)	1:A:564:ALA:HA	2:B:157:CYS:HB2	1	1.13
(1,15)	1:A:564:ALA:HA	2:B:157:CYS:HB3	1	1.13
(1,15)	1:A:564:ALA:HA	2:B:157:CYS:N	1	1.13
(1,15)	1:A:564:ALA:HA	2:B:157:CYS:O	1	1.13
(1,15)	1:A:564:ALA:HA	2:B:157:CYS:SG	1	1.13
(1,15)	1:A:564:ALA:HA	2:B:158:THR:C	1	1.13
(1,15)	1:A:564:ALA:HA	2:B:158:THR:CA	1	1.13
(1,15)	1:A:564:ALA:HA	2:B:158:THR:CB	1	1.13
(1,15)	1:A:564:ALA:HA	2:B:158:THR:CG2	1	1.13

*Continued on next page...*

*Continued from previous page...*

Key	Atom-1	Atom-2	Model ID	Violation (Å)
(1,15)	1:A:564:ALA:HA	2:B:158:THR:H	1	1.13
(1,15)	1:A:564:ALA:HA	2:B:158:THR:HA	1	1.13
(1,15)	1:A:564:ALA:HA	2:B:158:THR:HB	1	1.13
(1,15)	1:A:564:ALA:HA	2:B:158:THR:HG1	1	1.13
(1,15)	1:A:564:ALA:HA	2:B:158:THR:HG21	1	1.13
(1,15)	1:A:564:ALA:HA	2:B:158:THR:HG22	1	1.13
(1,15)	1:A:564:ALA:HA	2:B:158:THR:HG23	1	1.13
(1,15)	1:A:564:ALA:HA	2:B:158:THR:N	1	1.13
(1,15)	1:A:564:ALA:HA	2:B:158:THR:O	1	1.13
(1,15)	1:A:564:ALA:HA	2:B:158:THR:OG1	1	1.13
(1,15)	1:A:564:ALA:HA	2:B:159:ILE:C	1	1.13
(1,15)	1:A:564:ALA:HA	2:B:159:ILE:CA	1	1.13
(1,15)	1:A:564:ALA:HA	2:B:159:ILE:CB	1	1.13
(1,15)	1:A:564:ALA:HA	2:B:159:ILE:CD1	1	1.13
(1,15)	1:A:564:ALA:HA	2:B:159:ILE:CG1	1	1.13
(1,15)	1:A:564:ALA:HA	2:B:159:ILE:CG2	1	1.13
(1,15)	1:A:564:ALA:HA	2:B:159:ILE:H	1	1.13
(1,15)	1:A:564:ALA:HA	2:B:159:ILE:HA	1	1.13
(1,15)	1:A:564:ALA:HA	2:B:159:ILE:HB	1	1.13
(1,15)	1:A:564:ALA:HA	2:B:159:ILE:HD11	1	1.13
(1,15)	1:A:564:ALA:HA	2:B:159:ILE:HD12	1	1.13
(1,15)	1:A:564:ALA:HA	2:B:159:ILE:HD13	1	1.13
(1,15)	1:A:564:ALA:HA	2:B:159:ILE:HG12	1	1.13
(1,15)	1:A:564:ALA:HA	2:B:159:ILE:HG13	1	1.13
(1,15)	1:A:564:ALA:HA	2:B:159:ILE:HG21	1	1.13
(1,15)	1:A:564:ALA:HA	2:B:159:ILE:HG22	1	1.13
(1,15)	1:A:564:ALA:HA	2:B:159:ILE:HG23	1	1.13
(1,15)	1:A:564:ALA:HA	2:B:159:ILE:N	1	1.13
(1,15)	1:A:564:ALA:HA	2:B:159:ILE:O	1	1.13
(1,15)	1:A:564:ALA:HA	2:B:161:ASN:C	1	1.13
(1,15)	1:A:564:ALA:HA	2:B:161:ASN:CA	1	1.13
(1,15)	1:A:564:ALA:HA	2:B:161:ASN:CB	1	1.13
(1,15)	1:A:564:ALA:HA	2:B:161:ASN:CG	1	1.13
(1,15)	1:A:564:ALA:HA	2:B:161:ASN:H	1	1.13
(1,15)	1:A:564:ALA:HA	2:B:161:ASN:HA	1	1.13
(1,15)	1:A:564:ALA:HA	2:B:161:ASN:HB2	1	1.13
(1,15)	1:A:564:ALA:HA	2:B:161:ASN:HB3	1	1.13
(1,15)	1:A:564:ALA:HA	2:B:161:ASN:HD21	1	1.13
(1,15)	1:A:564:ALA:HA	2:B:161:ASN:HD22	1	1.13
(1,15)	1:A:564:ALA:HA	2:B:161:ASN:N	1	1.13
(1,15)	1:A:564:ALA:HA	2:B:161:ASN:ND2	1	1.13
(1,15)	1:A:564:ALA:HA	2:B:161:ASN:O	1	1.13

*Continued on next page...*



*Continued from previous page...*

Key	Atom-1	Atom-2	Model ID	Violation (Å)
(1,15)	1:A:564:ALA:HA	2:B:161:ASN:OD1	1	1.13
(1,15)	1:A:564:ALA:HA	2:B:162:LYS:C	1	1.13
(1,15)	1:A:564:ALA:HA	2:B:162:LYS:CA	1	1.13
(1,15)	1:A:564:ALA:HA	2:B:162:LYS:CB	1	1.13
(1,15)	1:A:564:ALA:HA	2:B:162:LYS:CD	1	1.13
(1,15)	1:A:564:ALA:HA	2:B:162:LYS:CE	1	1.13
(1,15)	1:A:564:ALA:HA	2:B:162:LYS:CG	1	1.13
(1,15)	1:A:564:ALA:HA	2:B:162:LYS:H	1	1.13
(1,15)	1:A:564:ALA:HA	2:B:162:LYS:HA	1	1.13
(1,15)	1:A:564:ALA:HA	2:B:162:LYS:HB2	1	1.13
(1,15)	1:A:564:ALA:HA	2:B:162:LYS:HB3	1	1.13
(1,15)	1:A:564:ALA:HA	2:B:162:LYS:HD2	1	1.13
(1,15)	1:A:564:ALA:HA	2:B:162:LYS:HD3	1	1.13
(1,15)	1:A:564:ALA:HA	2:B:162:LYS:HE2	1	1.13
(1,15)	1:A:564:ALA:HA	2:B:162:LYS:HE3	1	1.13
(1,15)	1:A:564:ALA:HA	2:B:162:LYS:HG2	1	1.13
(1,15)	1:A:564:ALA:HA	2:B:162:LYS:HG3	1	1.13
(1,15)	1:A:564:ALA:HA	2:B:162:LYS:HZ1	1	1.13
(1,15)	1:A:564:ALA:HA	2:B:162:LYS:HZ2	1	1.13
(1,15)	1:A:564:ALA:HA	2:B:162:LYS:HZ3	1	1.13
(1,15)	1:A:564:ALA:HA	2:B:162:LYS:N	1	1.13
(1,15)	1:A:564:ALA:HA	2:B:162:LYS:NZ	1	1.13
(1,15)	1:A:564:ALA:HA	2:B:162:LYS:O	1	1.13
(1,15)	1:A:564:ALA:HA	2:B:167:SER:C	1	1.13
(1,15)	1:A:564:ALA:HA	2:B:167:SER:CA	1	1.13
(1,15)	1:A:564:ALA:HA	2:B:167:SER:CB	1	1.13
(1,15)	1:A:564:ALA:HA	2:B:167:SER:H	1	1.13
(1,15)	1:A:564:ALA:HA	2:B:167:SER:HA	1	1.13
(1,15)	1:A:564:ALA:HA	2:B:167:SER:HB2	1	1.13
(1,15)	1:A:564:ALA:HA	2:B:167:SER:HB3	1	1.13
(1,15)	1:A:564:ALA:HA	2:B:167:SER:HG	1	1.13
(1,15)	1:A:564:ALA:HA	2:B:167:SER:N	1	1.13
(1,15)	1:A:564:ALA:HA	2:B:167:SER:O	1	1.13
(1,15)	1:A:564:ALA:HA	2:B:167:SER:OG	1	1.13
(1,15)	1:A:564:ALA:HA	2:B:168:LEU:C	1	1.13
(1,15)	1:A:564:ALA:HA	2:B:168:LEU:CA	1	1.13
(1,15)	1:A:564:ALA:HA	2:B:168:LEU:CB	1	1.13
(1,15)	1:A:564:ALA:HA	2:B:168:LEU:CD1	1	1.13
(1,15)	1:A:564:ALA:HA	2:B:168:LEU:CD2	1	1.13
(1,15)	1:A:564:ALA:HA	2:B:168:LEU:CG	1	1.13
(1,15)	1:A:564:ALA:HA	2:B:168:LEU:H	1	1.13
(1,15)	1:A:564:ALA:HA	2:B:168:LEU:HA	1	1.13

*Continued on next page...*

*Continued from previous page...*

Key	Atom-1	Atom-2	Model ID	Violation (Å)
(1,15)	1:A:564:ALA:HA	2:B:168:LEU:HB2	1	1.13
(1,15)	1:A:564:ALA:HA	2:B:168:LEU:HB3	1	1.13
(1,15)	1:A:564:ALA:HA	2:B:168:LEU:HD11	1	1.13
(1,15)	1:A:564:ALA:HA	2:B:168:LEU:HD12	1	1.13
(1,15)	1:A:564:ALA:HA	2:B:168:LEU:HD13	1	1.13
(1,15)	1:A:564:ALA:HA	2:B:168:LEU:HD21	1	1.13
(1,15)	1:A:564:ALA:HA	2:B:168:LEU:HD22	1	1.13
(1,15)	1:A:564:ALA:HA	2:B:168:LEU:HD23	1	1.13
(1,15)	1:A:564:ALA:HA	2:B:168:LEU:HG	1	1.13
(1,15)	1:A:564:ALA:HA	2:B:168:LEU:N	1	1.13
(1,15)	1:A:564:ALA:HA	2:B:168:LEU:O	1	1.13
(1,15)	1:A:564:ALA:HA	2:B:170:MET:C	1	1.13
(1,15)	1:A:564:ALA:HA	2:B:170:MET:CA	1	1.13
(1,15)	1:A:564:ALA:HA	2:B:170:MET:CB	1	1.13
(1,15)	1:A:564:ALA:HA	2:B:170:MET:CE	1	1.13
(1,15)	1:A:564:ALA:HA	2:B:170:MET:CG	1	1.13
(1,15)	1:A:564:ALA:HA	2:B:170:MET:H	1	1.13
(1,15)	1:A:564:ALA:HA	2:B:170:MET:HA	1	1.13
(1,15)	1:A:564:ALA:HA	2:B:170:MET:HB2	1	1.13
(1,15)	1:A:564:ALA:HA	2:B:170:MET:HB3	1	1.13
(1,15)	1:A:564:ALA:HA	2:B:170:MET:HE1	1	1.13
(1,15)	1:A:564:ALA:HA	2:B:170:MET:HE2	1	1.13
(1,15)	1:A:564:ALA:HA	2:B:170:MET:HE3	1	1.13
(1,15)	1:A:564:ALA:HA	2:B:170:MET:HG2	1	1.13
(1,15)	1:A:564:ALA:HA	2:B:170:MET:HG3	1	1.13
(1,15)	1:A:564:ALA:HA	2:B:170:MET:N	1	1.13
(1,15)	1:A:564:ALA:HA	2:B:170:MET:O	1	1.13
(1,15)	1:A:564:ALA:HA	2:B:170:MET:SD	1	1.13
(1,15)	1:A:564:ALA:HA	2:B:172:LYS:C	1	1.13
(1,15)	1:A:564:ALA:HA	2:B:172:LYS:CA	1	1.13
(1,15)	1:A:564:ALA:HA	2:B:172:LYS:CB	1	1.13
(1,15)	1:A:564:ALA:HA	2:B:172:LYS:CD	1	1.13
(1,15)	1:A:564:ALA:HA	2:B:172:LYS:CE	1	1.13
(1,15)	1:A:564:ALA:HA	2:B:172:LYS:CG	1	1.13
(1,15)	1:A:564:ALA:HA	2:B:172:LYS:H	1	1.13
(1,15)	1:A:564:ALA:HA	2:B:172:LYS:HA	1	1.13
(1,15)	1:A:564:ALA:HA	2:B:172:LYS:HB2	1	1.13
(1,15)	1:A:564:ALA:HA	2:B:172:LYS:HB3	1	1.13
(1,15)	1:A:564:ALA:HA	2:B:172:LYS:HD2	1	1.13
(1,15)	1:A:564:ALA:HA	2:B:172:LYS:HD3	1	1.13
(1,15)	1:A:564:ALA:HA	2:B:172:LYS:HE2	1	1.13
(1,15)	1:A:564:ALA:HA	2:B:172:LYS:HE3	1	1.13

*Continued on next page...*

*Continued from previous page...*

Key	Atom-1	Atom-2	Model ID	Violation (Å)
(1,15)	1:A:564:ALA:HA	2:B:172:LYS:HG2	1	1.13
(1,15)	1:A:564:ALA:HA	2:B:172:LYS:HG3	1	1.13
(1,15)	1:A:564:ALA:HA	2:B:172:LYS:HZ1	1	1.13
(1,15)	1:A:564:ALA:HA	2:B:172:LYS:HZ2	1	1.13
(1,15)	1:A:564:ALA:HA	2:B:172:LYS:HZ3	1	1.13
(1,15)	1:A:564:ALA:HA	2:B:172:LYS:N	1	1.13
(1,15)	1:A:564:ALA:HA	2:B:172:LYS:NZ	1	1.13
(1,15)	1:A:564:ALA:HA	2:B:172:LYS:O	1	1.13
(1,15)	1:A:564:ALA:HA	2:B:182:VAL:C	1	1.13
(1,15)	1:A:564:ALA:HA	2:B:182:VAL:CA	1	1.13
(1,15)	1:A:564:ALA:HA	2:B:182:VAL:CB	1	1.13
(1,15)	1:A:564:ALA:HA	2:B:182:VAL:CG1	1	1.13
(1,15)	1:A:564:ALA:HA	2:B:182:VAL:CG2	1	1.13
(1,15)	1:A:564:ALA:HA	2:B:182:VAL:H	1	1.13
(1,15)	1:A:564:ALA:HA	2:B:182:VAL:HA	1	1.13
(1,15)	1:A:564:ALA:HA	2:B:182:VAL:HB	1	1.13
(1,15)	1:A:564:ALA:HA	2:B:182:VAL:HG11	1	1.13
(1,15)	1:A:564:ALA:HA	2:B:182:VAL:HG12	1	1.13
(1,15)	1:A:564:ALA:HA	2:B:182:VAL:HG13	1	1.13
(1,15)	1:A:564:ALA:HA	2:B:182:VAL:HG21	1	1.13
(1,15)	1:A:564:ALA:HA	2:B:182:VAL:HG22	1	1.13
(1,15)	1:A:564:ALA:HA	2:B:182:VAL:HG23	1	1.13
(1,15)	1:A:564:ALA:HA	2:B:182:VAL:N	1	1.13
(1,15)	1:A:564:ALA:HA	2:B:182:VAL:O	1	1.13
(1,15)	1:A:564:ALA:HA	2:B:183:LYS:C	1	1.13
(1,15)	1:A:564:ALA:HA	2:B:183:LYS:CA	1	1.13
(1,15)	1:A:564:ALA:HA	2:B:183:LYS:CB	1	1.13
(1,15)	1:A:564:ALA:HA	2:B:183:LYS:CD	1	1.13
(1,15)	1:A:564:ALA:HA	2:B:183:LYS:CE	1	1.13
(1,15)	1:A:564:ALA:HA	2:B:183:LYS:CG	1	1.13
(1,15)	1:A:564:ALA:HA	2:B:183:LYS:H	1	1.13
(1,15)	1:A:564:ALA:HA	2:B:183:LYS:HA	1	1.13
(1,15)	1:A:564:ALA:HA	2:B:183:LYS:HB2	1	1.13
(1,15)	1:A:564:ALA:HA	2:B:183:LYS:HB3	1	1.13
(1,15)	1:A:564:ALA:HA	2:B:183:LYS:HD2	1	1.13
(1,15)	1:A:564:ALA:HA	2:B:183:LYS:HD3	1	1.13
(1,15)	1:A:564:ALA:HA	2:B:183:LYS:HE2	1	1.13
(1,15)	1:A:564:ALA:HA	2:B:183:LYS:HE3	1	1.13
(1,15)	1:A:564:ALA:HA	2:B:183:LYS:HG2	1	1.13
(1,15)	1:A:564:ALA:HA	2:B:183:LYS:HG3	1	1.13
(1,15)	1:A:564:ALA:HA	2:B:183:LYS:HZ1	1	1.13
(1,15)	1:A:564:ALA:HA	2:B:183:LYS:HZ2	1	1.13

*Continued on next page...*

*Continued from previous page...*

Key	Atom-1	Atom-2	Model ID	Violation (Å)
(1,15)	1:A:564:ALA:HA	2:B:183:LYS:HZ3	1	1.13
(1,15)	1:A:564:ALA:HA	2:B:183:LYS:N	1	1.13
(1,15)	1:A:564:ALA:HA	2:B:183:LYS:NZ	1	1.13
(1,15)	1:A:564:ALA:HA	2:B:183:LYS:O	1	1.13
(1,15)	1:A:564:ALA:HA	2:B:185:GLY:C	1	1.13
(1,15)	1:A:564:ALA:HA	2:B:185:GLY:CA	1	1.13
(1,15)	1:A:564:ALA:HA	2:B:185:GLY:H	1	1.13
(1,15)	1:A:564:ALA:HA	2:B:185:GLY:HA2	1	1.13
(1,15)	1:A:564:ALA:HA	2:B:185:GLY:HA3	1	1.13
(1,15)	1:A:564:ALA:HA	2:B:185:GLY:N	1	1.13
(1,15)	1:A:564:ALA:HA	2:B:185:GLY:O	1	1.13
(1,15)	1:A:564:ALA:HA	2:B:187:TYR:C	1	1.13
(1,15)	1:A:564:ALA:HA	2:B:187:TYR:CA	1	1.13
(1,15)	1:A:564:ALA:HA	2:B:187:TYR:CB	1	1.13
(1,15)	1:A:564:ALA:HA	2:B:187:TYR:CD1	1	1.13
(1,15)	1:A:564:ALA:HA	2:B:187:TYR:CD2	1	1.13
(1,15)	1:A:564:ALA:HA	2:B:187:TYR:CE1	1	1.13
(1,15)	1:A:564:ALA:HA	2:B:187:TYR:CE2	1	1.13
(1,15)	1:A:564:ALA:HA	2:B:187:TYR:CG	1	1.13
(1,15)	1:A:564:ALA:HA	2:B:187:TYR:CZ	1	1.13
(1,15)	1:A:564:ALA:HA	2:B:187:TYR:H	1	1.13
(1,15)	1:A:564:ALA:HA	2:B:187:TYR:HA	1	1.13
(1,15)	1:A:564:ALA:HA	2:B:187:TYR:HB2	1	1.13
(1,15)	1:A:564:ALA:HA	2:B:187:TYR:HB3	1	1.13
(1,15)	1:A:564:ALA:HA	2:B:187:TYR:HD1	1	1.13
(1,15)	1:A:564:ALA:HA	2:B:187:TYR:HD2	1	1.13
(1,15)	1:A:564:ALA:HA	2:B:187:TYR:HE1	1	1.13
(1,15)	1:A:564:ALA:HA	2:B:187:TYR:HE2	1	1.13
(1,15)	1:A:564:ALA:HA	2:B:187:TYR:HH	1	1.13
(1,15)	1:A:564:ALA:HA	2:B:187:TYR:N	1	1.13
(1,15)	1:A:564:ALA:HA	2:B:187:TYR:O	1	1.13
(1,15)	1:A:564:ALA:HA	2:B:187:TYR:OH	1	1.13
(1,15)	1:A:564:ALA:HA	2:B:200:THR:C	1	1.13
(1,15)	1:A:564:ALA:HA	2:B:200:THR:CA	1	1.13
(1,15)	1:A:564:ALA:HA	2:B:200:THR:CB	1	1.13
(1,15)	1:A:564:ALA:HA	2:B:200:THR:CG2	1	1.13
(1,15)	1:A:564:ALA:HA	2:B:200:THR:H	1	1.13
(1,15)	1:A:564:ALA:HA	2:B:200:THR:HA	1	1.13
(1,15)	1:A:564:ALA:HA	2:B:200:THR:HB	1	1.13
(1,15)	1:A:564:ALA:HA	2:B:200:THR:HG1	1	1.13
(1,15)	1:A:564:ALA:HA	2:B:200:THR:HG21	1	1.13
(1,15)	1:A:564:ALA:HA	2:B:200:THR:HG22	1	1.13

*Continued on next page...*

*Continued from previous page...*

Key	Atom-1	Atom-2	Model ID	Violation (Å)
(1,15)	1:A:564:ALA:HA	2:B:200:THR:HG23	1	1.13
(1,15)	1:A:564:ALA:HA	2:B:200:THR:N	1	1.13
(1,15)	1:A:564:ALA:HA	2:B:200:THR:O	1	1.13
(1,15)	1:A:564:ALA:HA	2:B:200:THR:OG1	1	1.13
(1,15)	1:A:564:ALA:HA	2:B:211:LYS:C	1	1.13
(1,15)	1:A:564:ALA:HA	2:B:211:LYS:CA	1	1.13
(1,15)	1:A:564:ALA:HA	2:B:211:LYS:CB	1	1.13
(1,15)	1:A:564:ALA:HA	2:B:211:LYS:CD	1	1.13
(1,15)	1:A:564:ALA:HA	2:B:211:LYS:CE	1	1.13
(1,15)	1:A:564:ALA:HA	2:B:211:LYS:CG	1	1.13
(1,15)	1:A:564:ALA:HA	2:B:211:LYS:H	1	1.13
(1,15)	1:A:564:ALA:HA	2:B:211:LYS:HA	1	1.13
(1,15)	1:A:564:ALA:HA	2:B:211:LYS:HB2	1	1.13
(1,15)	1:A:564:ALA:HA	2:B:211:LYS:HB3	1	1.13
(1,15)	1:A:564:ALA:HA	2:B:211:LYS:HD2	1	1.13
(1,15)	1:A:564:ALA:HA	2:B:211:LYS:HD3	1	1.13
(1,15)	1:A:564:ALA:HA	2:B:211:LYS:HE2	1	1.13
(1,15)	1:A:564:ALA:HA	2:B:211:LYS:HE3	1	1.13
(1,15)	1:A:564:ALA:HA	2:B:211:LYS:HG2	1	1.13
(1,15)	1:A:564:ALA:HA	2:B:211:LYS:HG3	1	1.13
(1,15)	1:A:564:ALA:HA	2:B:211:LYS:HZ1	1	1.13
(1,15)	1:A:564:ALA:HA	2:B:211:LYS:HZ2	1	1.13
(1,15)	1:A:564:ALA:HA	2:B:211:LYS:HZ3	1	1.13
(1,15)	1:A:564:ALA:HA	2:B:211:LYS:N	1	1.13
(1,15)	1:A:564:ALA:HA	2:B:211:LYS:NZ	1	1.13
(1,15)	1:A:564:ALA:HA	2:B:211:LYS:O	1	1.13
(1,15)	1:A:564:ALA:HB1	2:B:149:SER:C	1	1.13
(1,15)	1:A:564:ALA:HB1	2:B:149:SER:CA	1	1.13
(1,15)	1:A:564:ALA:HB1	2:B:149:SER:CB	1	1.13
(1,15)	1:A:564:ALA:HB1	2:B:149:SER:H	1	1.13
(1,15)	1:A:564:ALA:HB1	2:B:149:SER:HA	1	1.13
(1,15)	1:A:564:ALA:HB1	2:B:149:SER:HB2	1	1.13
(1,15)	1:A:564:ALA:HB1	2:B:149:SER:HB3	1	1.13
(1,15)	1:A:564:ALA:HB1	2:B:149:SER:HG	1	1.13
(1,15)	1:A:564:ALA:HB1	2:B:149:SER:N	1	1.13
(1,15)	1:A:564:ALA:HB1	2:B:149:SER:O	1	1.13
(1,15)	1:A:564:ALA:HB1	2:B:149:SER:OG	1	1.13
(1,15)	1:A:564:ALA:HB1	2:B:152:VAL:C	1	1.13
(1,15)	1:A:564:ALA:HB1	2:B:152:VAL:CA	1	1.13
(1,15)	1:A:564:ALA:HB1	2:B:152:VAL:CB	1	1.13
(1,15)	1:A:564:ALA:HB1	2:B:152:VAL:CG1	1	1.13
(1,15)	1:A:564:ALA:HB1	2:B:152:VAL:CG2	1	1.13

*Continued on next page...*

*Continued from previous page...*

Key	Atom-1	Atom-2	Model ID	Violation (Å)
(1,15)	1:A:564:ALA:HB1	2:B:152:VAL:H	1	1.13
(1,15)	1:A:564:ALA:HB1	2:B:152:VAL:HA	1	1.13
(1,15)	1:A:564:ALA:HB1	2:B:152:VAL:HB	1	1.13
(1,15)	1:A:564:ALA:HB1	2:B:152:VAL:HG11	1	1.13
(1,15)	1:A:564:ALA:HB1	2:B:152:VAL:HG12	1	1.13
(1,15)	1:A:564:ALA:HB1	2:B:152:VAL:HG13	1	1.13
(1,15)	1:A:564:ALA:HB1	2:B:152:VAL:HG21	1	1.13
(1,15)	1:A:564:ALA:HB1	2:B:152:VAL:HG22	1	1.13
(1,15)	1:A:564:ALA:HB1	2:B:152:VAL:HG23	1	1.13
(1,15)	1:A:564:ALA:HB1	2:B:152:VAL:N	1	1.13
(1,15)	1:A:564:ALA:HB1	2:B:152:VAL:O	1	1.13
(1,15)	1:A:564:ALA:HB1	2:B:153:VAL:C	1	1.13
(1,15)	1:A:564:ALA:HB1	2:B:153:VAL:CA	1	1.13
(1,15)	1:A:564:ALA:HB1	2:B:153:VAL:CB	1	1.13
(1,15)	1:A:564:ALA:HB1	2:B:153:VAL:CG1	1	1.13
(1,15)	1:A:564:ALA:HB1	2:B:153:VAL:CG2	1	1.13
(1,15)	1:A:564:ALA:HB1	2:B:153:VAL:H	1	1.13
(1,15)	1:A:564:ALA:HB1	2:B:153:VAL:HA	1	1.13
(1,15)	1:A:564:ALA:HB1	2:B:153:VAL:HB	1	1.13
(1,15)	1:A:564:ALA:HB1	2:B:153:VAL:HG11	1	1.13
(1,15)	1:A:564:ALA:HB1	2:B:153:VAL:HG12	1	1.13
(1,15)	1:A:564:ALA:HB1	2:B:153:VAL:HG13	1	1.13
(1,15)	1:A:564:ALA:HB1	2:B:153:VAL:HG21	1	1.13
(1,15)	1:A:564:ALA:HB1	2:B:153:VAL:HG22	1	1.13
(1,15)	1:A:564:ALA:HB1	2:B:153:VAL:HG23	1	1.13
(1,15)	1:A:564:ALA:HB1	2:B:153:VAL:N	1	1.13
(1,15)	1:A:564:ALA:HB1	2:B:153:VAL:O	1	1.13
(1,15)	1:A:564:ALA:HB1	2:B:155:GLY:C	1	1.13
(1,15)	1:A:564:ALA:HB1	2:B:155:GLY:CA	1	1.13
(1,15)	1:A:564:ALA:HB1	2:B:155:GLY:H	1	1.13
(1,15)	1:A:564:ALA:HB1	2:B:155:GLY:HA2	1	1.13
(1,15)	1:A:564:ALA:HB1	2:B:155:GLY:HA3	1	1.13
(1,15)	1:A:564:ALA:HB1	2:B:155:GLY:N	1	1.13
(1,15)	1:A:564:ALA:HB1	2:B:155:GLY:O	1	1.13
(1,15)	1:A:564:ALA:HB1	2:B:156:PHE:C	1	1.13
(1,15)	1:A:564:ALA:HB1	2:B:156:PHE:CA	1	1.13
(1,15)	1:A:564:ALA:HB1	2:B:156:PHE:CB	1	1.13
(1,15)	1:A:564:ALA:HB1	2:B:156:PHE:CD1	1	1.13
(1,15)	1:A:564:ALA:HB1	2:B:156:PHE:CD2	1	1.13
(1,15)	1:A:564:ALA:HB1	2:B:156:PHE:CE1	1	1.13
(1,15)	1:A:564:ALA:HB1	2:B:156:PHE:CE2	1	1.13
(1,15)	1:A:564:ALA:HB1	2:B:156:PHE:CG	1	1.13

*Continued on next page...*

*Continued from previous page...*

Key	Atom-1	Atom-2	Model ID	Violation (Å)
(1,15)	1:A:564:ALA:HB1	2:B:156:PHE:CZ	1	1.13
(1,15)	1:A:564:ALA:HB1	2:B:156:PHE:H	1	1.13
(1,15)	1:A:564:ALA:HB1	2:B:156:PHE:HA	1	1.13
(1,15)	1:A:564:ALA:HB1	2:B:156:PHE:HB2	1	1.13
(1,15)	1:A:564:ALA:HB1	2:B:156:PHE:HB3	1	1.13
(1,15)	1:A:564:ALA:HB1	2:B:156:PHE:HD1	1	1.13
(1,15)	1:A:564:ALA:HB1	2:B:156:PHE:HD2	1	1.13
(1,15)	1:A:564:ALA:HB1	2:B:156:PHE:HE1	1	1.13
(1,15)	1:A:564:ALA:HB1	2:B:156:PHE:HE2	1	1.13
(1,15)	1:A:564:ALA:HB1	2:B:156:PHE:HZ	1	1.13
(1,15)	1:A:564:ALA:HB1	2:B:156:PHE:N	1	1.13
(1,15)	1:A:564:ALA:HB1	2:B:156:PHE:O	1	1.13
(1,15)	1:A:564:ALA:HB1	2:B:157:CYS:C	1	1.13
(1,15)	1:A:564:ALA:HB1	2:B:157:CYS:CA	1	1.13
(1,15)	1:A:564:ALA:HB1	2:B:157:CYS:CB	1	1.13
(1,15)	1:A:564:ALA:HB1	2:B:157:CYS:H	1	1.13
(1,15)	1:A:564:ALA:HB1	2:B:157:CYS:HA	1	1.13
(1,15)	1:A:564:ALA:HB1	2:B:157:CYS:HB2	1	1.13
(1,15)	1:A:564:ALA:HB1	2:B:157:CYS:HB3	1	1.13
(1,15)	1:A:564:ALA:HB1	2:B:157:CYS:N	1	1.13
(1,15)	1:A:564:ALA:HB1	2:B:157:CYS:O	1	1.13
(1,15)	1:A:564:ALA:HB1	2:B:157:CYS:SG	1	1.13
(1,15)	1:A:564:ALA:HB1	2:B:158:THR:C	1	1.13
(1,15)	1:A:564:ALA:HB1	2:B:158:THR:CA	1	1.13
(1,15)	1:A:564:ALA:HB1	2:B:158:THR:CB	1	1.13
(1,15)	1:A:564:ALA:HB1	2:B:158:THR:CG2	1	1.13
(1,15)	1:A:564:ALA:HB1	2:B:158:THR:H	1	1.13
(1,15)	1:A:564:ALA:HB1	2:B:158:THR:HA	1	1.13
(1,15)	1:A:564:ALA:HB1	2:B:158:THR:HB	1	1.13
(1,15)	1:A:564:ALA:HB1	2:B:158:THR:HG1	1	1.13
(1,15)	1:A:564:ALA:HB1	2:B:158:THR:HG21	1	1.13
(1,15)	1:A:564:ALA:HB1	2:B:158:THR:HG22	1	1.13
(1,15)	1:A:564:ALA:HB1	2:B:158:THR:HG23	1	1.13
(1,15)	1:A:564:ALA:HB1	2:B:158:THR:N	1	1.13
(1,15)	1:A:564:ALA:HB1	2:B:158:THR:O	1	1.13
(1,15)	1:A:564:ALA:HB1	2:B:158:THR:OG1	1	1.13
(1,15)	1:A:564:ALA:HB1	2:B:159:ILE:C	1	1.13
(1,15)	1:A:564:ALA:HB1	2:B:159:ILE:CA	1	1.13
(1,15)	1:A:564:ALA:HB1	2:B:159:ILE:CB	1	1.13
(1,15)	1:A:564:ALA:HB1	2:B:159:ILE:CD1	1	1.13
(1,15)	1:A:564:ALA:HB1	2:B:159:ILE:CG1	1	1.13
(1,15)	1:A:564:ALA:HB1	2:B:159:ILE:CG2	1	1.13

*Continued on next page...*

*Continued from previous page...*

Key	Atom-1	Atom-2	Model ID	Violation (Å)
(1,15)	1:A:564:ALA:HB1	2:B:159:ILE:H	1	1.13
(1,15)	1:A:564:ALA:HB1	2:B:159:ILE:HA	1	1.13
(1,15)	1:A:564:ALA:HB1	2:B:159:ILE:HB	1	1.13
(1,15)	1:A:564:ALA:HB1	2:B:159:ILE:HD11	1	1.13
(1,15)	1:A:564:ALA:HB1	2:B:159:ILE:HD12	1	1.13
(1,15)	1:A:564:ALA:HB1	2:B:159:ILE:HD13	1	1.13
(1,15)	1:A:564:ALA:HB1	2:B:159:ILE:HG12	1	1.13
(1,15)	1:A:564:ALA:HB1	2:B:159:ILE:HG13	1	1.13
(1,15)	1:A:564:ALA:HB1	2:B:159:ILE:HG21	1	1.13
(1,15)	1:A:564:ALA:HB1	2:B:159:ILE:HG22	1	1.13
(1,15)	1:A:564:ALA:HB1	2:B:159:ILE:HG23	1	1.13
(1,15)	1:A:564:ALA:HB1	2:B:159:ILE:N	1	1.13
(1,15)	1:A:564:ALA:HB1	2:B:159:ILE:O	1	1.13
(1,15)	1:A:564:ALA:HB1	2:B:161:ASN:C	1	1.13
(1,15)	1:A:564:ALA:HB1	2:B:161:ASN:CA	1	1.13
(1,15)	1:A:564:ALA:HB1	2:B:161:ASN:CB	1	1.13
(1,15)	1:A:564:ALA:HB1	2:B:161:ASN:CG	1	1.13
(1,15)	1:A:564:ALA:HB1	2:B:161:ASN:H	1	1.13
(1,15)	1:A:564:ALA:HB1	2:B:161:ASN:HA	1	1.13
(1,15)	1:A:564:ALA:HB1	2:B:161:ASN:HB2	1	1.13
(1,15)	1:A:564:ALA:HB1	2:B:161:ASN:HB3	1	1.13
(1,15)	1:A:564:ALA:HB1	2:B:161:ASN:HD21	1	1.13
(1,15)	1:A:564:ALA:HB1	2:B:161:ASN:HD22	1	1.13
(1,15)	1:A:564:ALA:HB1	2:B:161:ASN:N	1	1.13
(1,15)	1:A:564:ALA:HB1	2:B:161:ASN:ND2	1	1.13
(1,15)	1:A:564:ALA:HB1	2:B:161:ASN:O	1	1.13
(1,15)	1:A:564:ALA:HB1	2:B:161:ASN:OD1	1	1.13
(1,15)	1:A:564:ALA:HB1	2:B:162:LYS:C	1	1.13
(1,15)	1:A:564:ALA:HB1	2:B:162:LYS:CA	1	1.13
(1,15)	1:A:564:ALA:HB1	2:B:162:LYS:CB	1	1.13
(1,15)	1:A:564:ALA:HB1	2:B:162:LYS:CD	1	1.13
(1,15)	1:A:564:ALA:HB1	2:B:162:LYS:CE	1	1.13
(1,15)	1:A:564:ALA:HB1	2:B:162:LYS:CG	1	1.13
(1,15)	1:A:564:ALA:HB1	2:B:162:LYS:H	1	1.13
(1,15)	1:A:564:ALA:HB1	2:B:162:LYS:HA	1	1.13
(1,15)	1:A:564:ALA:HB1	2:B:162:LYS:HB2	1	1.13
(1,15)	1:A:564:ALA:HB1	2:B:162:LYS:HB3	1	1.13
(1,15)	1:A:564:ALA:HB1	2:B:162:LYS:HD2	1	1.13
(1,15)	1:A:564:ALA:HB1	2:B:162:LYS:HD3	1	1.13
(1,15)	1:A:564:ALA:HB1	2:B:162:LYS:HE2	1	1.13
(1,15)	1:A:564:ALA:HB1	2:B:162:LYS:HE3	1	1.13
(1,15)	1:A:564:ALA:HB1	2:B:162:LYS:HG2	1	1.13

*Continued on next page...*



*Continued from previous page...*

Key	Atom-1	Atom-2	Model ID	Violation (Å)
(1,15)	1:A:564:ALA:HB1	2:B:162:LYS:HG3	1	1.13
(1,15)	1:A:564:ALA:HB1	2:B:162:LYS:HZ1	1	1.13
(1,15)	1:A:564:ALA:HB1	2:B:162:LYS:HZ2	1	1.13
(1,15)	1:A:564:ALA:HB1	2:B:162:LYS:HZ3	1	1.13
(1,15)	1:A:564:ALA:HB1	2:B:162:LYS:N	1	1.13
(1,15)	1:A:564:ALA:HB1	2:B:162:LYS:NZ	1	1.13
(1,15)	1:A:564:ALA:HB1	2:B:162:LYS:O	1	1.13
(1,15)	1:A:564:ALA:HB1	2:B:167:SER:C	1	1.13
(1,15)	1:A:564:ALA:HB1	2:B:167:SER:CA	1	1.13
(1,15)	1:A:564:ALA:HB1	2:B:167:SER:CB	1	1.13
(1,15)	1:A:564:ALA:HB1	2:B:167:SER:H	1	1.13
(1,15)	1:A:564:ALA:HB1	2:B:167:SER:HA	1	1.13
(1,15)	1:A:564:ALA:HB1	2:B:167:SER:HB2	1	1.13
(1,15)	1:A:564:ALA:HB1	2:B:167:SER:HB3	1	1.13
(1,15)	1:A:564:ALA:HB1	2:B:167:SER:HG	1	1.13
(1,15)	1:A:564:ALA:HB1	2:B:167:SER:N	1	1.13
(1,15)	1:A:564:ALA:HB1	2:B:167:SER:O	1	1.13
(1,15)	1:A:564:ALA:HB1	2:B:167:SER:OG	1	1.13
(1,15)	1:A:564:ALA:HB1	2:B:168:LEU:C	1	1.13
(1,15)	1:A:564:ALA:HB1	2:B:168:LEU:CA	1	1.13
(1,15)	1:A:564:ALA:HB1	2:B:168:LEU:CB	1	1.13
(1,15)	1:A:564:ALA:HB1	2:B:168:LEU:CD1	1	1.13
(1,15)	1:A:564:ALA:HB1	2:B:168:LEU:CD2	1	1.13
(1,15)	1:A:564:ALA:HB1	2:B:168:LEU:CG	1	1.13
(1,15)	1:A:564:ALA:HB1	2:B:168:LEU:H	1	1.13
(1,15)	1:A:564:ALA:HB1	2:B:168:LEU:HA	1	1.13
(1,15)	1:A:564:ALA:HB1	2:B:168:LEU:HB2	1	1.13
(1,15)	1:A:564:ALA:HB1	2:B:168:LEU:HB3	1	1.13
(1,15)	1:A:564:ALA:HB1	2:B:168:LEU:HD11	1	1.13
(1,15)	1:A:564:ALA:HB1	2:B:168:LEU:HD12	1	1.13
(1,15)	1:A:564:ALA:HB1	2:B:168:LEU:HD13	1	1.13
(1,15)	1:A:564:ALA:HB1	2:B:168:LEU:HD21	1	1.13
(1,15)	1:A:564:ALA:HB1	2:B:168:LEU:HD22	1	1.13
(1,15)	1:A:564:ALA:HB1	2:B:168:LEU:HD23	1	1.13
(1,15)	1:A:564:ALA:HB1	2:B:168:LEU:HG	1	1.13
(1,15)	1:A:564:ALA:HB1	2:B:168:LEU:N	1	1.13
(1,15)	1:A:564:ALA:HB1	2:B:168:LEU:O	1	1.13
(1,15)	1:A:564:ALA:HB1	2:B:170:MET:C	1	1.13
(1,15)	1:A:564:ALA:HB1	2:B:170:MET:CA	1	1.13
(1,15)	1:A:564:ALA:HB1	2:B:170:MET:CB	1	1.13
(1,15)	1:A:564:ALA:HB1	2:B:170:MET:CE	1	1.13
(1,15)	1:A:564:ALA:HB1	2:B:170:MET:CG	1	1.13

*Continued on next page...*

*Continued from previous page...*

Key	Atom-1	Atom-2	Model ID	Violation (Å)
(1,15)	1:A:564:ALA:HB1	2:B:170:MET:H	1	1.13
(1,15)	1:A:564:ALA:HB1	2:B:170:MET:HA	1	1.13
(1,15)	1:A:564:ALA:HB1	2:B:170:MET:HB2	1	1.13
(1,15)	1:A:564:ALA:HB1	2:B:170:MET:HB3	1	1.13
(1,15)	1:A:564:ALA:HB1	2:B:170:MET:HE1	1	1.13
(1,15)	1:A:564:ALA:HB1	2:B:170:MET:HE2	1	1.13
(1,15)	1:A:564:ALA:HB1	2:B:170:MET:HE3	1	1.13
(1,15)	1:A:564:ALA:HB1	2:B:170:MET:HG2	1	1.13
(1,15)	1:A:564:ALA:HB1	2:B:170:MET:HG3	1	1.13
(1,15)	1:A:564:ALA:HB1	2:B:170:MET:N	1	1.13
(1,15)	1:A:564:ALA:HB1	2:B:170:MET:O	1	1.13
(1,15)	1:A:564:ALA:HB1	2:B:170:MET:SD	1	1.13
(1,15)	1:A:564:ALA:HB1	2:B:172:LYS:C	1	1.13
(1,15)	1:A:564:ALA:HB1	2:B:172:LYS:CA	1	1.13
(1,15)	1:A:564:ALA:HB1	2:B:172:LYS:CB	1	1.13
(1,15)	1:A:564:ALA:HB1	2:B:172:LYS:CD	1	1.13
(1,15)	1:A:564:ALA:HB1	2:B:172:LYS:CE	1	1.13
(1,15)	1:A:564:ALA:HB1	2:B:172:LYS:CG	1	1.13
(1,15)	1:A:564:ALA:HB1	2:B:172:LYS:H	1	1.13
(1,15)	1:A:564:ALA:HB1	2:B:172:LYS:HA	1	1.13
(1,15)	1:A:564:ALA:HB1	2:B:172:LYS:HB2	1	1.13
(1,15)	1:A:564:ALA:HB1	2:B:172:LYS:HB3	1	1.13
(1,15)	1:A:564:ALA:HB1	2:B:172:LYS:HD2	1	1.13
(1,15)	1:A:564:ALA:HB1	2:B:172:LYS:HD3	1	1.13
(1,15)	1:A:564:ALA:HB1	2:B:172:LYS:HE2	1	1.13
(1,15)	1:A:564:ALA:HB1	2:B:172:LYS:HE3	1	1.13
(1,15)	1:A:564:ALA:HB1	2:B:172:LYS:HG2	1	1.13
(1,15)	1:A:564:ALA:HB1	2:B:172:LYS:HG3	1	1.13
(1,15)	1:A:564:ALA:HB1	2:B:172:LYS:HZ1	1	1.13
(1,15)	1:A:564:ALA:HB1	2:B:172:LYS:HZ2	1	1.13
(1,15)	1:A:564:ALA:HB1	2:B:172:LYS:HZ3	1	1.13
(1,15)	1:A:564:ALA:HB1	2:B:172:LYS:N	1	1.13
(1,15)	1:A:564:ALA:HB1	2:B:172:LYS:NZ	1	1.13
(1,15)	1:A:564:ALA:HB1	2:B:172:LYS:O	1	1.13
(1,15)	1:A:564:ALA:HB1	2:B:182:VAL:C	1	1.13
(1,15)	1:A:564:ALA:HB1	2:B:182:VAL:CA	1	1.13
(1,15)	1:A:564:ALA:HB1	2:B:182:VAL:CB	1	1.13
(1,15)	1:A:564:ALA:HB1	2:B:182:VAL:CG1	1	1.13
(1,15)	1:A:564:ALA:HB1	2:B:182:VAL:CG2	1	1.13
(1,15)	1:A:564:ALA:HB1	2:B:182:VAL:H	1	1.13
(1,15)	1:A:564:ALA:HB1	2:B:182:VAL:HA	1	1.13
(1,15)	1:A:564:ALA:HB1	2:B:182:VAL:HB	1	1.13

*Continued on next page...*

*Continued from previous page...*

Key	Atom-1	Atom-2	Model ID	Violation (Å)
(1,15)	1:A:564:ALA:HB1	2:B:182:VAL:HG11	1	1.13
(1,15)	1:A:564:ALA:HB1	2:B:182:VAL:HG12	1	1.13
(1,15)	1:A:564:ALA:HB1	2:B:182:VAL:HG13	1	1.13
(1,15)	1:A:564:ALA:HB1	2:B:182:VAL:HG21	1	1.13
(1,15)	1:A:564:ALA:HB1	2:B:182:VAL:HG22	1	1.13
(1,15)	1:A:564:ALA:HB1	2:B:182:VAL:HG23	1	1.13
(1,15)	1:A:564:ALA:HB1	2:B:182:VAL:N	1	1.13
(1,15)	1:A:564:ALA:HB1	2:B:182:VAL:O	1	1.13
(1,15)	1:A:564:ALA:HB1	2:B:183:LYS:C	1	1.13
(1,15)	1:A:564:ALA:HB1	2:B:183:LYS:CA	1	1.13
(1,15)	1:A:564:ALA:HB1	2:B:183:LYS:CB	1	1.13
(1,15)	1:A:564:ALA:HB1	2:B:183:LYS:CD	1	1.13
(1,15)	1:A:564:ALA:HB1	2:B:183:LYS:CE	1	1.13
(1,15)	1:A:564:ALA:HB1	2:B:183:LYS:CG	1	1.13
(1,15)	1:A:564:ALA:HB1	2:B:183:LYS:H	1	1.13
(1,15)	1:A:564:ALA:HB1	2:B:183:LYS:HA	1	1.13
(1,15)	1:A:564:ALA:HB1	2:B:183:LYS:HB2	1	1.13
(1,15)	1:A:564:ALA:HB1	2:B:183:LYS:HB3	1	1.13
(1,15)	1:A:564:ALA:HB1	2:B:183:LYS:HD2	1	1.13
(1,15)	1:A:564:ALA:HB1	2:B:183:LYS:HD3	1	1.13
(1,15)	1:A:564:ALA:HB1	2:B:183:LYS:HE2	1	1.13
(1,15)	1:A:564:ALA:HB1	2:B:183:LYS:HE3	1	1.13
(1,15)	1:A:564:ALA:HB1	2:B:183:LYS:HG2	1	1.13
(1,15)	1:A:564:ALA:HB1	2:B:183:LYS:HG3	1	1.13
(1,15)	1:A:564:ALA:HB1	2:B:183:LYS:HZ1	1	1.13
(1,15)	1:A:564:ALA:HB1	2:B:183:LYS:HZ2	1	1.13
(1,15)	1:A:564:ALA:HB1	2:B:183:LYS:HZ3	1	1.13
(1,15)	1:A:564:ALA:HB1	2:B:183:LYS:N	1	1.13
(1,15)	1:A:564:ALA:HB1	2:B:183:LYS:NZ	1	1.13
(1,15)	1:A:564:ALA:HB1	2:B:183:LYS:O	1	1.13
(1,15)	1:A:564:ALA:HB1	2:B:185:GLY:C	1	1.13
(1,15)	1:A:564:ALA:HB1	2:B:185:GLY:CA	1	1.13
(1,15)	1:A:564:ALA:HB1	2:B:185:GLY:H	1	1.13
(1,15)	1:A:564:ALA:HB1	2:B:185:GLY:HA2	1	1.13
(1,15)	1:A:564:ALA:HB1	2:B:185:GLY:HA3	1	1.13
(1,15)	1:A:564:ALA:HB1	2:B:185:GLY:N	1	1.13
(1,15)	1:A:564:ALA:HB1	2:B:185:GLY:O	1	1.13
(1,15)	1:A:564:ALA:HB1	2:B:187:TYR:C	1	1.13
(1,15)	1:A:564:ALA:HB1	2:B:187:TYR:CA	1	1.13
(1,15)	1:A:564:ALA:HB1	2:B:187:TYR:CB	1	1.13
(1,15)	1:A:564:ALA:HB1	2:B:187:TYR:CD1	1	1.13
(1,15)	1:A:564:ALA:HB1	2:B:187:TYR:CD2	1	1.13

*Continued on next page...*

*Continued from previous page...*

Key	Atom-1	Atom-2	Model ID	Violation (Å)
(1,15)	1:A:564:ALA:HB1	2:B:187:TYR:CE1	1	1.13
(1,15)	1:A:564:ALA:HB1	2:B:187:TYR:CE2	1	1.13
(1,15)	1:A:564:ALA:HB1	2:B:187:TYR:CG	1	1.13
(1,15)	1:A:564:ALA:HB1	2:B:187:TYR:CZ	1	1.13
(1,15)	1:A:564:ALA:HB1	2:B:187:TYR:H	1	1.13
(1,15)	1:A:564:ALA:HB1	2:B:187:TYR:HA	1	1.13
(1,15)	1:A:564:ALA:HB1	2:B:187:TYR:HB2	1	1.13
(1,15)	1:A:564:ALA:HB1	2:B:187:TYR:HB3	1	1.13
(1,15)	1:A:564:ALA:HB1	2:B:187:TYR:HD1	1	1.13
(1,15)	1:A:564:ALA:HB1	2:B:187:TYR:HD2	1	1.13
(1,15)	1:A:564:ALA:HB1	2:B:187:TYR:HE1	1	1.13
(1,15)	1:A:564:ALA:HB1	2:B:187:TYR:HE2	1	1.13
(1,15)	1:A:564:ALA:HB1	2:B:187:TYR:HH	1	1.13
(1,15)	1:A:564:ALA:HB1	2:B:187:TYR:N	1	1.13
(1,15)	1:A:564:ALA:HB1	2:B:187:TYR:O	1	1.13
(1,15)	1:A:564:ALA:HB1	2:B:187:TYR:OH	1	1.13
(1,15)	1:A:564:ALA:HB1	2:B:200:THR:C	1	1.13
(1,15)	1:A:564:ALA:HB1	2:B:200:THR:CA	1	1.13
(1,15)	1:A:564:ALA:HB1	2:B:200:THR:CB	1	1.13
(1,15)	1:A:564:ALA:HB1	2:B:200:THR:CG2	1	1.13
(1,15)	1:A:564:ALA:HB1	2:B:200:THR:H	1	1.13
(1,15)	1:A:564:ALA:HB1	2:B:200:THR:HA	1	1.13
(1,15)	1:A:564:ALA:HB1	2:B:200:THR:HB	1	1.13
(1,15)	1:A:564:ALA:HB1	2:B:200:THR:HG1	1	1.13
(1,15)	1:A:564:ALA:HB1	2:B:200:THR:HG21	1	1.13
(1,15)	1:A:564:ALA:HB1	2:B:200:THR:HG22	1	1.13
(1,15)	1:A:564:ALA:HB1	2:B:200:THR:HG23	1	1.13
(1,15)	1:A:564:ALA:HB1	2:B:200:THR:N	1	1.13
(1,15)	1:A:564:ALA:HB1	2:B:200:THR:O	1	1.13
(1,15)	1:A:564:ALA:HB1	2:B:200:THR:OG1	1	1.13
(1,15)	1:A:564:ALA:HB1	2:B:211:LYS:C	1	1.13
(1,15)	1:A:564:ALA:HB1	2:B:211:LYS:CA	1	1.13
(1,15)	1:A:564:ALA:HB1	2:B:211:LYS:CB	1	1.13
(1,15)	1:A:564:ALA:HB1	2:B:211:LYS:CD	1	1.13
(1,15)	1:A:564:ALA:HB1	2:B:211:LYS:CE	1	1.13
(1,15)	1:A:564:ALA:HB1	2:B:211:LYS:CG	1	1.13
(1,15)	1:A:564:ALA:HB1	2:B:211:LYS:H	1	1.13
(1,15)	1:A:564:ALA:HB1	2:B:211:LYS:HA	1	1.13
(1,15)	1:A:564:ALA:HB1	2:B:211:LYS:HB2	1	1.13
(1,15)	1:A:564:ALA:HB1	2:B:211:LYS:HB3	1	1.13
(1,15)	1:A:564:ALA:HB1	2:B:211:LYS:HD2	1	1.13
(1,15)	1:A:564:ALA:HB1	2:B:211:LYS:HD3	1	1.13

*Continued on next page...*

*Continued from previous page...*

Key	Atom-1	Atom-2	Model ID	Violation (Å)
(1,15)	1:A:564:ALA:HB1	2:B:211:LYS:HE2	1	1.13
(1,15)	1:A:564:ALA:HB1	2:B:211:LYS:HE3	1	1.13
(1,15)	1:A:564:ALA:HB1	2:B:211:LYS:HG2	1	1.13
(1,15)	1:A:564:ALA:HB1	2:B:211:LYS:HG3	1	1.13
(1,15)	1:A:564:ALA:HB1	2:B:211:LYS:HZ1	1	1.13
(1,15)	1:A:564:ALA:HB1	2:B:211:LYS:HZ2	1	1.13
(1,15)	1:A:564:ALA:HB1	2:B:211:LYS:HZ3	1	1.13
(1,15)	1:A:564:ALA:HB1	2:B:211:LYS:N	1	1.13
(1,15)	1:A:564:ALA:HB1	2:B:211:LYS:NZ	1	1.13
(1,15)	1:A:564:ALA:HB1	2:B:211:LYS:O	1	1.13
(1,15)	1:A:564:ALA:HB2	2:B:149:SER:C	1	1.13
(1,15)	1:A:564:ALA:HB2	2:B:149:SER:CA	1	1.13
(1,15)	1:A:564:ALA:HB2	2:B:149:SER:CB	1	1.13
(1,15)	1:A:564:ALA:HB2	2:B:149:SER:H	1	1.13
(1,15)	1:A:564:ALA:HB2	2:B:149:SER:HA	1	1.13
(1,15)	1:A:564:ALA:HB2	2:B:149:SER:HB2	1	1.13
(1,15)	1:A:564:ALA:HB2	2:B:149:SER:HB3	1	1.13
(1,15)	1:A:564:ALA:HB2	2:B:149:SER:HG	1	1.13
(1,15)	1:A:564:ALA:HB2	2:B:149:SER:N	1	1.13
(1,15)	1:A:564:ALA:HB2	2:B:149:SER:O	1	1.13
(1,15)	1:A:564:ALA:HB2	2:B:149:SER:OG	1	1.13
(1,15)	1:A:564:ALA:HB2	2:B:152:VAL:C	1	1.13
(1,15)	1:A:564:ALA:HB2	2:B:152:VAL:CA	1	1.13
(1,15)	1:A:564:ALA:HB2	2:B:152:VAL:CB	1	1.13
(1,15)	1:A:564:ALA:HB2	2:B:152:VAL:CG1	1	1.13
(1,15)	1:A:564:ALA:HB2	2:B:152:VAL:CG2	1	1.13
(1,15)	1:A:564:ALA:HB2	2:B:152:VAL:H	1	1.13
(1,15)	1:A:564:ALA:HB2	2:B:152:VAL:HA	1	1.13
(1,15)	1:A:564:ALA:HB2	2:B:152:VAL:HB	1	1.13
(1,15)	1:A:564:ALA:HB2	2:B:152:VAL:HG11	1	1.13
(1,15)	1:A:564:ALA:HB2	2:B:152:VAL:HG12	1	1.13
(1,15)	1:A:564:ALA:HB2	2:B:152:VAL:HG13	1	1.13
(1,15)	1:A:564:ALA:HB2	2:B:152:VAL:HG21	1	1.13
(1,15)	1:A:564:ALA:HB2	2:B:152:VAL:HG22	1	1.13
(1,15)	1:A:564:ALA:HB2	2:B:152:VAL:HG23	1	1.13
(1,15)	1:A:564:ALA:HB2	2:B:152:VAL:N	1	1.13
(1,15)	1:A:564:ALA:HB2	2:B:152:VAL:O	1	1.13
(1,15)	1:A:564:ALA:HB2	2:B:153:VAL:C	1	1.13
(1,15)	1:A:564:ALA:HB2	2:B:153:VAL:CA	1	1.13
(1,15)	1:A:564:ALA:HB2	2:B:153:VAL:CB	1	1.13
(1,15)	1:A:564:ALA:HB2	2:B:153:VAL:CG1	1	1.13
(1,15)	1:A:564:ALA:HB2	2:B:153:VAL:CG2	1	1.13

*Continued on next page...*

*Continued from previous page...*

Key	Atom-1	Atom-2	Model ID	Violation (Å)
(1,15)	1:A:564:ALA:HB2	2:B:153:VAL:H	1	1.13
(1,15)	1:A:564:ALA:HB2	2:B:153:VAL:HA	1	1.13
(1,15)	1:A:564:ALA:HB2	2:B:153:VAL:HB	1	1.13
(1,15)	1:A:564:ALA:HB2	2:B:153:VAL:HG11	1	1.13
(1,15)	1:A:564:ALA:HB2	2:B:153:VAL:HG12	1	1.13
(1,15)	1:A:564:ALA:HB2	2:B:153:VAL:HG13	1	1.13
(1,15)	1:A:564:ALA:HB2	2:B:153:VAL:HG21	1	1.13
(1,15)	1:A:564:ALA:HB2	2:B:153:VAL:HG22	1	1.13
(1,15)	1:A:564:ALA:HB2	2:B:153:VAL:HG23	1	1.13
(1,15)	1:A:564:ALA:HB2	2:B:153:VAL:N	1	1.13
(1,15)	1:A:564:ALA:HB2	2:B:153:VAL:O	1	1.13
(1,15)	1:A:564:ALA:HB2	2:B:155:GLY:C	1	1.13
(1,15)	1:A:564:ALA:HB2	2:B:155:GLY:CA	1	1.13
(1,15)	1:A:564:ALA:HB2	2:B:155:GLY:H	1	1.13
(1,15)	1:A:564:ALA:HB2	2:B:155:GLY:HA2	1	1.13
(1,15)	1:A:564:ALA:HB2	2:B:155:GLY:HA3	1	1.13
(1,15)	1:A:564:ALA:HB2	2:B:155:GLY:N	1	1.13
(1,15)	1:A:564:ALA:HB2	2:B:155:GLY:O	1	1.13
(1,15)	1:A:564:ALA:HB2	2:B:156:PHE:C	1	1.13
(1,15)	1:A:564:ALA:HB2	2:B:156:PHE:CA	1	1.13
(1,15)	1:A:564:ALA:HB2	2:B:156:PHE:CB	1	1.13
(1,15)	1:A:564:ALA:HB2	2:B:156:PHE:CD1	1	1.13
(1,15)	1:A:564:ALA:HB2	2:B:156:PHE:CD2	1	1.13
(1,15)	1:A:564:ALA:HB2	2:B:156:PHE:CE1	1	1.13
(1,15)	1:A:564:ALA:HB2	2:B:156:PHE:CE2	1	1.13
(1,15)	1:A:564:ALA:HB2	2:B:156:PHE:CG	1	1.13
(1,15)	1:A:564:ALA:HB2	2:B:156:PHE:CZ	1	1.13
(1,15)	1:A:564:ALA:HB2	2:B:156:PHE:H	1	1.13
(1,15)	1:A:564:ALA:HB2	2:B:156:PHE:HA	1	1.13
(1,15)	1:A:564:ALA:HB2	2:B:156:PHE:HB2	1	1.13
(1,15)	1:A:564:ALA:HB2	2:B:156:PHE:HB3	1	1.13
(1,15)	1:A:564:ALA:HB2	2:B:156:PHE:HD1	1	1.13
(1,15)	1:A:564:ALA:HB2	2:B:156:PHE:HD2	1	1.13
(1,15)	1:A:564:ALA:HB2	2:B:156:PHE:HE1	1	1.13
(1,15)	1:A:564:ALA:HB2	2:B:156:PHE:HE2	1	1.13
(1,15)	1:A:564:ALA:HB2	2:B:156:PHE:HZ	1	1.13
(1,15)	1:A:564:ALA:HB2	2:B:156:PHE:N	1	1.13
(1,15)	1:A:564:ALA:HB2	2:B:156:PHE:O	1	1.13
(1,15)	1:A:564:ALA:HB2	2:B:157:CYS:C	1	1.13
(1,15)	1:A:564:ALA:HB2	2:B:157:CYS:CA	1	1.13
(1,15)	1:A:564:ALA:HB2	2:B:157:CYS:CB	1	1.13
(1,15)	1:A:564:ALA:HB2	2:B:157:CYS:H	1	1.13

*Continued on next page...*

*Continued from previous page...*

Key	Atom-1	Atom-2	Model ID	Violation (Å)
(1,15)	1:A:564:ALA:HB2	2:B:157:CYS:HA	1	1.13
(1,15)	1:A:564:ALA:HB2	2:B:157:CYS:HB2	1	1.13
(1,15)	1:A:564:ALA:HB2	2:B:157:CYS:HB3	1	1.13
(1,15)	1:A:564:ALA:HB2	2:B:157:CYS:N	1	1.13
(1,15)	1:A:564:ALA:HB2	2:B:157:CYS:O	1	1.13
(1,15)	1:A:564:ALA:HB2	2:B:157:CYS:SG	1	1.13
(1,15)	1:A:564:ALA:HB2	2:B:158:THR:C	1	1.13
(1,15)	1:A:564:ALA:HB2	2:B:158:THR:CA	1	1.13
(1,15)	1:A:564:ALA:HB2	2:B:158:THR:CB	1	1.13
(1,15)	1:A:564:ALA:HB2	2:B:158:THR:CG2	1	1.13
(1,15)	1:A:564:ALA:HB2	2:B:158:THR:H	1	1.13
(1,15)	1:A:564:ALA:HB2	2:B:158:THR:HA	1	1.13
(1,15)	1:A:564:ALA:HB2	2:B:158:THR:HB	1	1.13
(1,15)	1:A:564:ALA:HB2	2:B:158:THR:HG1	1	1.13
(1,15)	1:A:564:ALA:HB2	2:B:158:THR:HG21	1	1.13
(1,15)	1:A:564:ALA:HB2	2:B:158:THR:HG22	1	1.13
(1,15)	1:A:564:ALA:HB2	2:B:158:THR:HG23	1	1.13
(1,15)	1:A:564:ALA:HB2	2:B:158:THR:N	1	1.13
(1,15)	1:A:564:ALA:HB2	2:B:158:THR:O	1	1.13
(1,15)	1:A:564:ALA:HB2	2:B:158:THR:OG1	1	1.13
(1,15)	1:A:564:ALA:HB2	2:B:159:ILE:C	1	1.13
(1,15)	1:A:564:ALA:HB2	2:B:159:ILE:CA	1	1.13
(1,15)	1:A:564:ALA:HB2	2:B:159:ILE:CB	1	1.13
(1,15)	1:A:564:ALA:HB2	2:B:159:ILE:CD1	1	1.13
(1,15)	1:A:564:ALA:HB2	2:B:159:ILE:CG1	1	1.13
(1,15)	1:A:564:ALA:HB2	2:B:159:ILE:CG2	1	1.13
(1,15)	1:A:564:ALA:HB2	2:B:159:ILE:H	1	1.13
(1,15)	1:A:564:ALA:HB2	2:B:159:ILE:HA	1	1.13
(1,15)	1:A:564:ALA:HB2	2:B:159:ILE:HB	1	1.13
(1,15)	1:A:564:ALA:HB2	2:B:159:ILE:HD11	1	1.13
(1,15)	1:A:564:ALA:HB2	2:B:159:ILE:HD12	1	1.13
(1,15)	1:A:564:ALA:HB2	2:B:159:ILE:HD13	1	1.13
(1,15)	1:A:564:ALA:HB2	2:B:159:ILE:HG12	1	1.13
(1,15)	1:A:564:ALA:HB2	2:B:159:ILE:HG13	1	1.13
(1,15)	1:A:564:ALA:HB2	2:B:159:ILE:HG21	1	1.13
(1,15)	1:A:564:ALA:HB2	2:B:159:ILE:HG22	1	1.13
(1,15)	1:A:564:ALA:HB2	2:B:159:ILE:HG23	1	1.13
(1,15)	1:A:564:ALA:HB2	2:B:159:ILE:N	1	1.13
(1,15)	1:A:564:ALA:HB2	2:B:159:ILE:O	1	1.13
(1,15)	1:A:564:ALA:HB2	2:B:161:ASN:C	1	1.13
(1,15)	1:A:564:ALA:HB2	2:B:161:ASN:CA	1	1.13
(1,15)	1:A:564:ALA:HB2	2:B:161:ASN:CB	1	1.13

*Continued on next page...*

*Continued from previous page...*

Key	Atom-1	Atom-2	Model ID	Violation (Å)
(1,15)	1:A:564:ALA:HB2	2:B:161:ASN:CG	1	1.13
(1,15)	1:A:564:ALA:HB2	2:B:161:ASN:H	1	1.13
(1,15)	1:A:564:ALA:HB2	2:B:161:ASN:HA	1	1.13
(1,15)	1:A:564:ALA:HB2	2:B:161:ASN:HB2	1	1.13
(1,15)	1:A:564:ALA:HB2	2:B:161:ASN:HB3	1	1.13
(1,15)	1:A:564:ALA:HB2	2:B:161:ASN:HD21	1	1.13
(1,15)	1:A:564:ALA:HB2	2:B:161:ASN:HD22	1	1.13
(1,15)	1:A:564:ALA:HB2	2:B:161:ASN:N	1	1.13
(1,15)	1:A:564:ALA:HB2	2:B:161:ASN:ND2	1	1.13
(1,15)	1:A:564:ALA:HB2	2:B:161:ASN:O	1	1.13
(1,15)	1:A:564:ALA:HB2	2:B:161:ASN:OD1	1	1.13
(1,15)	1:A:564:ALA:HB2	2:B:162:LYS:C	1	1.13
(1,15)	1:A:564:ALA:HB2	2:B:162:LYS:CA	1	1.13
(1,15)	1:A:564:ALA:HB2	2:B:162:LYS:CB	1	1.13
(1,15)	1:A:564:ALA:HB2	2:B:162:LYS:CD	1	1.13
(1,15)	1:A:564:ALA:HB2	2:B:162:LYS:CE	1	1.13
(1,15)	1:A:564:ALA:HB2	2:B:162:LYS:CG	1	1.13
(1,15)	1:A:564:ALA:HB2	2:B:162:LYS:H	1	1.13
(1,15)	1:A:564:ALA:HB2	2:B:162:LYS:HA	1	1.13
(1,15)	1:A:564:ALA:HB2	2:B:162:LYS:HB2	1	1.13
(1,15)	1:A:564:ALA:HB2	2:B:162:LYS:HB3	1	1.13
(1,15)	1:A:564:ALA:HB2	2:B:162:LYS:HD2	1	1.13
(1,15)	1:A:564:ALA:HB2	2:B:162:LYS:HD3	1	1.13
(1,15)	1:A:564:ALA:HB2	2:B:162:LYS:HE2	1	1.13
(1,15)	1:A:564:ALA:HB2	2:B:162:LYS:HE3	1	1.13
(1,15)	1:A:564:ALA:HB2	2:B:162:LYS:HG2	1	1.13
(1,15)	1:A:564:ALA:HB2	2:B:162:LYS:HG3	1	1.13
(1,15)	1:A:564:ALA:HB2	2:B:162:LYS:HZ1	1	1.13
(1,15)	1:A:564:ALA:HB2	2:B:162:LYS:HZ2	1	1.13
(1,15)	1:A:564:ALA:HB2	2:B:162:LYS:HZ3	1	1.13
(1,15)	1:A:564:ALA:HB2	2:B:162:LYS:N	1	1.13
(1,15)	1:A:564:ALA:HB2	2:B:162:LYS:NZ	1	1.13
(1,15)	1:A:564:ALA:HB2	2:B:162:LYS:O	1	1.13
(1,15)	1:A:564:ALA:HB2	2:B:167:SER:C	1	1.13
(1,15)	1:A:564:ALA:HB2	2:B:167:SER:CA	1	1.13
(1,15)	1:A:564:ALA:HB2	2:B:167:SER:CB	1	1.13
(1,15)	1:A:564:ALA:HB2	2:B:167:SER:H	1	1.13
(1,15)	1:A:564:ALA:HB2	2:B:167:SER:HA	1	1.13
(1,15)	1:A:564:ALA:HB2	2:B:167:SER:HB2	1	1.13
(1,15)	1:A:564:ALA:HB2	2:B:167:SER:HB3	1	1.13
(1,15)	1:A:564:ALA:HB2	2:B:167:SER:HG	1	1.13
(1,15)	1:A:564:ALA:HB2	2:B:167:SER:N	1	1.13

*Continued on next page...*



*Continued from previous page...*

Key	Atom-1	Atom-2	Model ID	Violation (Å)
(1,15)	1:A:564:ALA:HB2	2:B:167:SER:O	1	1.13
(1,15)	1:A:564:ALA:HB2	2:B:167:SER:OG	1	1.13
(1,15)	1:A:564:ALA:HB2	2:B:168:LEU:C	1	1.13
(1,15)	1:A:564:ALA:HB2	2:B:168:LEU:CA	1	1.13
(1,15)	1:A:564:ALA:HB2	2:B:168:LEU:CB	1	1.13
(1,15)	1:A:564:ALA:HB2	2:B:168:LEU:CD1	1	1.13
(1,15)	1:A:564:ALA:HB2	2:B:168:LEU:CD2	1	1.13
(1,15)	1:A:564:ALA:HB2	2:B:168:LEU:CG	1	1.13
(1,15)	1:A:564:ALA:HB2	2:B:168:LEU:H	1	1.13
(1,15)	1:A:564:ALA:HB2	2:B:168:LEU:HA	1	1.13
(1,15)	1:A:564:ALA:HB2	2:B:168:LEU:HB2	1	1.13
(1,15)	1:A:564:ALA:HB2	2:B:168:LEU:HB3	1	1.13
(1,15)	1:A:564:ALA:HB2	2:B:168:LEU:HD11	1	1.13
(1,15)	1:A:564:ALA:HB2	2:B:168:LEU:HD12	1	1.13
(1,15)	1:A:564:ALA:HB2	2:B:168:LEU:HD13	1	1.13
(1,15)	1:A:564:ALA:HB2	2:B:168:LEU:HD21	1	1.13
(1,15)	1:A:564:ALA:HB2	2:B:168:LEU:HD22	1	1.13
(1,15)	1:A:564:ALA:HB2	2:B:168:LEU:HD23	1	1.13
(1,15)	1:A:564:ALA:HB2	2:B:168:LEU:HG	1	1.13
(1,15)	1:A:564:ALA:HB2	2:B:168:LEU:N	1	1.13
(1,15)	1:A:564:ALA:HB2	2:B:168:LEU:O	1	1.13
(1,15)	1:A:564:ALA:HB2	2:B:170:MET:C	1	1.13
(1,15)	1:A:564:ALA:HB2	2:B:170:MET:CA	1	1.13
(1,15)	1:A:564:ALA:HB2	2:B:170:MET:CB	1	1.13
(1,15)	1:A:564:ALA:HB2	2:B:170:MET:CE	1	1.13
(1,15)	1:A:564:ALA:HB2	2:B:170:MET:CG	1	1.13
(1,15)	1:A:564:ALA:HB2	2:B:170:MET:H	1	1.13
(1,15)	1:A:564:ALA:HB2	2:B:170:MET:HA	1	1.13
(1,15)	1:A:564:ALA:HB2	2:B:170:MET:HB2	1	1.13
(1,15)	1:A:564:ALA:HB2	2:B:170:MET:HB3	1	1.13
(1,15)	1:A:564:ALA:HB2	2:B:170:MET:HE1	1	1.13
(1,15)	1:A:564:ALA:HB2	2:B:170:MET:HE2	1	1.13
(1,15)	1:A:564:ALA:HB2	2:B:170:MET:HE3	1	1.13
(1,15)	1:A:564:ALA:HB2	2:B:170:MET:HG2	1	1.13
(1,15)	1:A:564:ALA:HB2	2:B:170:MET:HG3	1	1.13
(1,15)	1:A:564:ALA:HB2	2:B:170:MET:N	1	1.13
(1,15)	1:A:564:ALA:HB2	2:B:170:MET:O	1	1.13
(1,15)	1:A:564:ALA:HB2	2:B:170:MET:SD	1	1.13
(1,15)	1:A:564:ALA:HB2	2:B:172:LYS:C	1	1.13
(1,15)	1:A:564:ALA:HB2	2:B:172:LYS:CA	1	1.13
(1,15)	1:A:564:ALA:HB2	2:B:172:LYS:CB	1	1.13
(1,15)	1:A:564:ALA:HB2	2:B:172:LYS:CD	1	1.13

*Continued on next page...*

*Continued from previous page...*

Key	Atom-1	Atom-2	Model ID	Violation (Å)
(1,15)	1:A:564:ALA:HB2	2:B:172:LYS:CE	1	1.13
(1,15)	1:A:564:ALA:HB2	2:B:172:LYS:CG	1	1.13
(1,15)	1:A:564:ALA:HB2	2:B:172:LYS:H	1	1.13
(1,15)	1:A:564:ALA:HB2	2:B:172:LYS:HA	1	1.13
(1,15)	1:A:564:ALA:HB2	2:B:172:LYS:HB2	1	1.13
(1,15)	1:A:564:ALA:HB2	2:B:172:LYS:HB3	1	1.13
(1,15)	1:A:564:ALA:HB2	2:B:172:LYS:HD2	1	1.13
(1,15)	1:A:564:ALA:HB2	2:B:172:LYS:HD3	1	1.13
(1,15)	1:A:564:ALA:HB2	2:B:172:LYS:HE2	1	1.13
(1,15)	1:A:564:ALA:HB2	2:B:172:LYS:HE3	1	1.13
(1,15)	1:A:564:ALA:HB2	2:B:172:LYS:HG2	1	1.13
(1,15)	1:A:564:ALA:HB2	2:B:172:LYS:HG3	1	1.13
(1,15)	1:A:564:ALA:HB2	2:B:172:LYS:HZ1	1	1.13
(1,15)	1:A:564:ALA:HB2	2:B:172:LYS:HZ2	1	1.13
(1,15)	1:A:564:ALA:HB2	2:B:172:LYS:HZ3	1	1.13
(1,15)	1:A:564:ALA:HB2	2:B:172:LYS:N	1	1.13
(1,15)	1:A:564:ALA:HB2	2:B:172:LYS:NZ	1	1.13
(1,15)	1:A:564:ALA:HB2	2:B:172:LYS:O	1	1.13
(1,15)	1:A:564:ALA:HB2	2:B:182:VAL:C	1	1.13
(1,15)	1:A:564:ALA:HB2	2:B:182:VAL:CA	1	1.13
(1,15)	1:A:564:ALA:HB2	2:B:182:VAL:CB	1	1.13
(1,15)	1:A:564:ALA:HB2	2:B:182:VAL:CG1	1	1.13
(1,15)	1:A:564:ALA:HB2	2:B:182:VAL:CG2	1	1.13
(1,15)	1:A:564:ALA:HB2	2:B:182:VAL:H	1	1.13
(1,15)	1:A:564:ALA:HB2	2:B:182:VAL:HA	1	1.13
(1,15)	1:A:564:ALA:HB2	2:B:182:VAL:HB	1	1.13
(1,15)	1:A:564:ALA:HB2	2:B:182:VAL:HG11	1	1.13
(1,15)	1:A:564:ALA:HB2	2:B:182:VAL:HG12	1	1.13
(1,15)	1:A:564:ALA:HB2	2:B:182:VAL:HG13	1	1.13
(1,15)	1:A:564:ALA:HB2	2:B:182:VAL:HG21	1	1.13
(1,15)	1:A:564:ALA:HB2	2:B:182:VAL:HG22	1	1.13
(1,15)	1:A:564:ALA:HB2	2:B:182:VAL:HG23	1	1.13
(1,15)	1:A:564:ALA:HB2	2:B:182:VAL:N	1	1.13
(1,15)	1:A:564:ALA:HB2	2:B:182:VAL:O	1	1.13
(1,15)	1:A:564:ALA:HB2	2:B:183:LYS:C	1	1.13
(1,15)	1:A:564:ALA:HB2	2:B:183:LYS:CA	1	1.13
(1,15)	1:A:564:ALA:HB2	2:B:183:LYS:CB	1	1.13
(1,15)	1:A:564:ALA:HB2	2:B:183:LYS:CD	1	1.13
(1,15)	1:A:564:ALA:HB2	2:B:183:LYS:CE	1	1.13
(1,15)	1:A:564:ALA:HB2	2:B:183:LYS:CG	1	1.13
(1,15)	1:A:564:ALA:HB2	2:B:183:LYS:H	1	1.13
(1,15)	1:A:564:ALA:HB2	2:B:183:LYS:HA	1	1.13

*Continued on next page...*

*Continued from previous page...*

Key	Atom-1	Atom-2	Model ID	Violation (Å)
(1,15)	1:A:564:ALA:HB2	2:B:183:LYS:HB2	1	1.13
(1,15)	1:A:564:ALA:HB2	2:B:183:LYS:HB3	1	1.13
(1,15)	1:A:564:ALA:HB2	2:B:183:LYS:HD2	1	1.13
(1,15)	1:A:564:ALA:HB2	2:B:183:LYS:HD3	1	1.13
(1,15)	1:A:564:ALA:HB2	2:B:183:LYS:HE2	1	1.13
(1,15)	1:A:564:ALA:HB2	2:B:183:LYS:HE3	1	1.13
(1,15)	1:A:564:ALA:HB2	2:B:183:LYS:HG2	1	1.13
(1,15)	1:A:564:ALA:HB2	2:B:183:LYS:HG3	1	1.13
(1,15)	1:A:564:ALA:HB2	2:B:183:LYS:HZ1	1	1.13
(1,15)	1:A:564:ALA:HB2	2:B:183:LYS:HZ2	1	1.13
(1,15)	1:A:564:ALA:HB2	2:B:183:LYS:HZ3	1	1.13
(1,15)	1:A:564:ALA:HB2	2:B:183:LYS:N	1	1.13
(1,15)	1:A:564:ALA:HB2	2:B:183:LYS:NZ	1	1.13
(1,15)	1:A:564:ALA:HB2	2:B:183:LYS:O	1	1.13
(1,15)	1:A:564:ALA:HB2	2:B:185:GLY:C	1	1.13
(1,15)	1:A:564:ALA:HB2	2:B:185:GLY:CA	1	1.13
(1,15)	1:A:564:ALA:HB2	2:B:185:GLY:H	1	1.13
(1,15)	1:A:564:ALA:HB2	2:B:185:GLY:HA2	1	1.13
(1,15)	1:A:564:ALA:HB2	2:B:185:GLY:HA3	1	1.13
(1,15)	1:A:564:ALA:HB2	2:B:185:GLY:N	1	1.13
(1,15)	1:A:564:ALA:HB2	2:B:185:GLY:O	1	1.13
(1,15)	1:A:564:ALA:HB2	2:B:187:TYR:C	1	1.13
(1,15)	1:A:564:ALA:HB2	2:B:187:TYR:CA	1	1.13
(1,15)	1:A:564:ALA:HB2	2:B:187:TYR:CB	1	1.13
(1,15)	1:A:564:ALA:HB2	2:B:187:TYR:CD1	1	1.13
(1,15)	1:A:564:ALA:HB2	2:B:187:TYR:CD2	1	1.13
(1,15)	1:A:564:ALA:HB2	2:B:187:TYR:CE1	1	1.13
(1,15)	1:A:564:ALA:HB2	2:B:187:TYR:CE2	1	1.13
(1,15)	1:A:564:ALA:HB2	2:B:187:TYR:CG	1	1.13
(1,15)	1:A:564:ALA:HB2	2:B:187:TYR:CZ	1	1.13
(1,15)	1:A:564:ALA:HB2	2:B:187:TYR:H	1	1.13
(1,15)	1:A:564:ALA:HB2	2:B:187:TYR:HA	1	1.13
(1,15)	1:A:564:ALA:HB2	2:B:187:TYR:HB2	1	1.13
(1,15)	1:A:564:ALA:HB2	2:B:187:TYR:HB3	1	1.13
(1,15)	1:A:564:ALA:HB2	2:B:187:TYR:HD1	1	1.13
(1,15)	1:A:564:ALA:HB2	2:B:187:TYR:HD2	1	1.13
(1,15)	1:A:564:ALA:HB2	2:B:187:TYR:HE1	1	1.13
(1,15)	1:A:564:ALA:HB2	2:B:187:TYR:HE2	1	1.13
(1,15)	1:A:564:ALA:HB2	2:B:187:TYR:HH	1	1.13
(1,15)	1:A:564:ALA:HB2	2:B:187:TYR:N	1	1.13
(1,15)	1:A:564:ALA:HB2	2:B:187:TYR:O	1	1.13
(1,15)	1:A:564:ALA:HB2	2:B:187:TYR:OH	1	1.13

*Continued on next page...*

*Continued from previous page...*

Key	Atom-1	Atom-2	Model ID	Violation (Å)
(1,15)	1:A:564:ALA:HB2	2:B:200:THR:C	1	1.13
(1,15)	1:A:564:ALA:HB2	2:B:200:THR:CA	1	1.13
(1,15)	1:A:564:ALA:HB2	2:B:200:THR:CB	1	1.13
(1,15)	1:A:564:ALA:HB2	2:B:200:THR:CG2	1	1.13
(1,15)	1:A:564:ALA:HB2	2:B:200:THR:H	1	1.13
(1,15)	1:A:564:ALA:HB2	2:B:200:THR:HA	1	1.13
(1,15)	1:A:564:ALA:HB2	2:B:200:THR:HB	1	1.13
(1,15)	1:A:564:ALA:HB2	2:B:200:THR:HG1	1	1.13
(1,15)	1:A:564:ALA:HB2	2:B:200:THR:HG21	1	1.13
(1,15)	1:A:564:ALA:HB2	2:B:200:THR:HG22	1	1.13
(1,15)	1:A:564:ALA:HB2	2:B:200:THR:HG23	1	1.13
(1,15)	1:A:564:ALA:HB2	2:B:200:THR:N	1	1.13
(1,15)	1:A:564:ALA:HB2	2:B:200:THR:O	1	1.13
(1,15)	1:A:564:ALA:HB2	2:B:200:THR:OG1	1	1.13
(1,15)	1:A:564:ALA:HB2	2:B:211:LYS:C	1	1.13
(1,15)	1:A:564:ALA:HB2	2:B:211:LYS:CA	1	1.13
(1,15)	1:A:564:ALA:HB2	2:B:211:LYS:CB	1	1.13
(1,15)	1:A:564:ALA:HB2	2:B:211:LYS:CD	1	1.13
(1,15)	1:A:564:ALA:HB2	2:B:211:LYS:CE	1	1.13
(1,15)	1:A:564:ALA:HB2	2:B:211:LYS:CG	1	1.13
(1,15)	1:A:564:ALA:HB2	2:B:211:LYS:H	1	1.13
(1,15)	1:A:564:ALA:HB2	2:B:211:LYS:HA	1	1.13
(1,15)	1:A:564:ALA:HB2	2:B:211:LYS:HB2	1	1.13
(1,15)	1:A:564:ALA:HB2	2:B:211:LYS:HB3	1	1.13
(1,15)	1:A:564:ALA:HB2	2:B:211:LYS:HD2	1	1.13
(1,15)	1:A:564:ALA:HB2	2:B:211:LYS:HD3	1	1.13
(1,15)	1:A:564:ALA:HB2	2:B:211:LYS:HE2	1	1.13
(1,15)	1:A:564:ALA:HB2	2:B:211:LYS:HE3	1	1.13
(1,15)	1:A:564:ALA:HB2	2:B:211:LYS:HG2	1	1.13
(1,15)	1:A:564:ALA:HB2	2:B:211:LYS:HG3	1	1.13
(1,15)	1:A:564:ALA:HB2	2:B:211:LYS:HZ1	1	1.13
(1,15)	1:A:564:ALA:HB2	2:B:211:LYS:HZ2	1	1.13
(1,15)	1:A:564:ALA:HB2	2:B:211:LYS:HZ3	1	1.13
(1,15)	1:A:564:ALA:HB2	2:B:211:LYS:N	1	1.13
(1,15)	1:A:564:ALA:HB2	2:B:211:LYS:NZ	1	1.13
(1,15)	1:A:564:ALA:HB2	2:B:211:LYS:O	1	1.13
(1,15)	1:A:564:ALA:HB3	2:B:149:SER:C	1	1.13
(1,15)	1:A:564:ALA:HB3	2:B:149:SER:CA	1	1.13
(1,15)	1:A:564:ALA:HB3	2:B:149:SER:CB	1	1.13
(1,15)	1:A:564:ALA:HB3	2:B:149:SER:H	1	1.13
(1,15)	1:A:564:ALA:HB3	2:B:149:SER:HA	1	1.13
(1,15)	1:A:564:ALA:HB3	2:B:149:SER:HB2	1	1.13

*Continued on next page...*

*Continued from previous page...*

Key	Atom-1	Atom-2	Model ID	Violation (Å)
(1,15)	1:A:564:ALA:HB3	2:B:149:SER:HB3	1	1.13
(1,15)	1:A:564:ALA:HB3	2:B:149:SER:HG	1	1.13
(1,15)	1:A:564:ALA:HB3	2:B:149:SER:N	1	1.13
(1,15)	1:A:564:ALA:HB3	2:B:149:SER:O	1	1.13
(1,15)	1:A:564:ALA:HB3	2:B:149:SER:OG	1	1.13
(1,15)	1:A:564:ALA:HB3	2:B:152:VAL:C	1	1.13
(1,15)	1:A:564:ALA:HB3	2:B:152:VAL:CA	1	1.13
(1,15)	1:A:564:ALA:HB3	2:B:152:VAL:CB	1	1.13
(1,15)	1:A:564:ALA:HB3	2:B:152:VAL:CG1	1	1.13
(1,15)	1:A:564:ALA:HB3	2:B:152:VAL:CG2	1	1.13
(1,15)	1:A:564:ALA:HB3	2:B:152:VAL:H	1	1.13
(1,15)	1:A:564:ALA:HB3	2:B:152:VAL:HA	1	1.13
(1,15)	1:A:564:ALA:HB3	2:B:152:VAL:HB	1	1.13
(1,15)	1:A:564:ALA:HB3	2:B:152:VAL:HG11	1	1.13
(1,15)	1:A:564:ALA:HB3	2:B:152:VAL:HG12	1	1.13
(1,15)	1:A:564:ALA:HB3	2:B:152:VAL:HG13	1	1.13
(1,15)	1:A:564:ALA:HB3	2:B:152:VAL:HG21	1	1.13
(1,15)	1:A:564:ALA:HB3	2:B:152:VAL:HG22	1	1.13
(1,15)	1:A:564:ALA:HB3	2:B:152:VAL:HG23	1	1.13
(1,15)	1:A:564:ALA:HB3	2:B:152:VAL:N	1	1.13
(1,15)	1:A:564:ALA:HB3	2:B:152:VAL:O	1	1.13
(1,15)	1:A:564:ALA:HB3	2:B:153:VAL:C	1	1.13
(1,15)	1:A:564:ALA:HB3	2:B:153:VAL:CA	1	1.13
(1,15)	1:A:564:ALA:HB3	2:B:153:VAL:CB	1	1.13
(1,15)	1:A:564:ALA:HB3	2:B:153:VAL:CG1	1	1.13
(1,15)	1:A:564:ALA:HB3	2:B:153:VAL:CG2	1	1.13
(1,15)	1:A:564:ALA:HB3	2:B:153:VAL:H	1	1.13
(1,15)	1:A:564:ALA:HB3	2:B:153:VAL:HA	1	1.13
(1,15)	1:A:564:ALA:HB3	2:B:153:VAL:HB	1	1.13
(1,15)	1:A:564:ALA:HB3	2:B:153:VAL:HG11	1	1.13
(1,15)	1:A:564:ALA:HB3	2:B:153:VAL:HG12	1	1.13
(1,15)	1:A:564:ALA:HB3	2:B:153:VAL:HG13	1	1.13
(1,15)	1:A:564:ALA:HB3	2:B:153:VAL:HG21	1	1.13
(1,15)	1:A:564:ALA:HB3	2:B:153:VAL:HG22	1	1.13
(1,15)	1:A:564:ALA:HB3	2:B:153:VAL:HG23	1	1.13
(1,15)	1:A:564:ALA:HB3	2:B:153:VAL:N	1	1.13
(1,15)	1:A:564:ALA:HB3	2:B:153:VAL:O	1	1.13
(1,15)	1:A:564:ALA:HB3	2:B:155:GLY:C	1	1.13
(1,15)	1:A:564:ALA:HB3	2:B:155:GLY:CA	1	1.13
(1,15)	1:A:564:ALA:HB3	2:B:155:GLY:H	1	1.13
(1,15)	1:A:564:ALA:HB3	2:B:155:GLY:HA2	1	1.13
(1,15)	1:A:564:ALA:HB3	2:B:155:GLY:HA3	1	1.13

*Continued on next page...*

*Continued from previous page...*

Key	Atom-1	Atom-2	Model ID	Violation (Å)
(1,15)	1:A:564:ALA:HB3	2:B:155:GLY:N	1	1.13
(1,15)	1:A:564:ALA:HB3	2:B:155:GLY:O	1	1.13
(1,15)	1:A:564:ALA:HB3	2:B:156:PHE:C	1	1.13
(1,15)	1:A:564:ALA:HB3	2:B:156:PHE:CA	1	1.13
(1,15)	1:A:564:ALA:HB3	2:B:156:PHE:CB	1	1.13
(1,15)	1:A:564:ALA:HB3	2:B:156:PHE:CD1	1	1.13
(1,15)	1:A:564:ALA:HB3	2:B:156:PHE:CD2	1	1.13
(1,15)	1:A:564:ALA:HB3	2:B:156:PHE:CE1	1	1.13
(1,15)	1:A:564:ALA:HB3	2:B:156:PHE:CE2	1	1.13
(1,15)	1:A:564:ALA:HB3	2:B:156:PHE:CG	1	1.13
(1,15)	1:A:564:ALA:HB3	2:B:156:PHE:CZ	1	1.13
(1,15)	1:A:564:ALA:HB3	2:B:156:PHE:H	1	1.13
(1,15)	1:A:564:ALA:HB3	2:B:156:PHE:HA	1	1.13
(1,15)	1:A:564:ALA:HB3	2:B:156:PHE:HB2	1	1.13
(1,15)	1:A:564:ALA:HB3	2:B:156:PHE:HB3	1	1.13
(1,15)	1:A:564:ALA:HB3	2:B:156:PHE:HD1	1	1.13
(1,15)	1:A:564:ALA:HB3	2:B:156:PHE:HD2	1	1.13
(1,15)	1:A:564:ALA:HB3	2:B:156:PHE:HE1	1	1.13
(1,15)	1:A:564:ALA:HB3	2:B:156:PHE:HE2	1	1.13
(1,15)	1:A:564:ALA:HB3	2:B:156:PHE:HZ	1	1.13
(1,15)	1:A:564:ALA:HB3	2:B:156:PHE:N	1	1.13
(1,15)	1:A:564:ALA:HB3	2:B:156:PHE:O	1	1.13
(1,15)	1:A:564:ALA:HB3	2:B:157:CYS:C	1	1.13
(1,15)	1:A:564:ALA:HB3	2:B:157:CYS:CA	1	1.13
(1,15)	1:A:564:ALA:HB3	2:B:157:CYS:CB	1	1.13
(1,15)	1:A:564:ALA:HB3	2:B:157:CYS:H	1	1.13
(1,15)	1:A:564:ALA:HB3	2:B:157:CYS:HA	1	1.13
(1,15)	1:A:564:ALA:HB3	2:B:157:CYS:HB2	1	1.13
(1,15)	1:A:564:ALA:HB3	2:B:157:CYS:HB3	1	1.13
(1,15)	1:A:564:ALA:HB3	2:B:157:CYS:N	1	1.13
(1,15)	1:A:564:ALA:HB3	2:B:157:CYS:O	1	1.13
(1,15)	1:A:564:ALA:HB3	2:B:157:CYS:SG	1	1.13
(1,15)	1:A:564:ALA:HB3	2:B:158:THR:C	1	1.13
(1,15)	1:A:564:ALA:HB3	2:B:158:THR:CA	1	1.13
(1,15)	1:A:564:ALA:HB3	2:B:158:THR:CB	1	1.13
(1,15)	1:A:564:ALA:HB3	2:B:158:THR:CG2	1	1.13
(1,15)	1:A:564:ALA:HB3	2:B:158:THR:H	1	1.13
(1,15)	1:A:564:ALA:HB3	2:B:158:THR:HA	1	1.13
(1,15)	1:A:564:ALA:HB3	2:B:158:THR:HB	1	1.13
(1,15)	1:A:564:ALA:HB3	2:B:158:THR:HG1	1	1.13
(1,15)	1:A:564:ALA:HB3	2:B:158:THR:HG21	1	1.13
(1,15)	1:A:564:ALA:HB3	2:B:158:THR:HG22	1	1.13

*Continued on next page...*

*Continued from previous page...*

Key	Atom-1	Atom-2	Model ID	Violation (Å)
(1,15)	1:A:564:ALA:HB3	2:B:158:THR:HG23	1	1.13
(1,15)	1:A:564:ALA:HB3	2:B:158:THR:N	1	1.13
(1,15)	1:A:564:ALA:HB3	2:B:158:THR:O	1	1.13
(1,15)	1:A:564:ALA:HB3	2:B:158:THR:OG1	1	1.13
(1,15)	1:A:564:ALA:HB3	2:B:159:ILE:C	1	1.13
(1,15)	1:A:564:ALA:HB3	2:B:159:ILE:CA	1	1.13
(1,15)	1:A:564:ALA:HB3	2:B:159:ILE:CB	1	1.13
(1,15)	1:A:564:ALA:HB3	2:B:159:ILE:CD1	1	1.13
(1,15)	1:A:564:ALA:HB3	2:B:159:ILE:CG1	1	1.13
(1,15)	1:A:564:ALA:HB3	2:B:159:ILE:CG2	1	1.13
(1,15)	1:A:564:ALA:HB3	2:B:159:ILE:H	1	1.13
(1,15)	1:A:564:ALA:HB3	2:B:159:ILE:HA	1	1.13
(1,15)	1:A:564:ALA:HB3	2:B:159:ILE:HB	1	1.13
(1,15)	1:A:564:ALA:HB3	2:B:159:ILE:HD11	1	1.13
(1,15)	1:A:564:ALA:HB3	2:B:159:ILE:HD12	1	1.13
(1,15)	1:A:564:ALA:HB3	2:B:159:ILE:HD13	1	1.13
(1,15)	1:A:564:ALA:HB3	2:B:159:ILE:HG12	1	1.13
(1,15)	1:A:564:ALA:HB3	2:B:159:ILE:HG13	1	1.13
(1,15)	1:A:564:ALA:HB3	2:B:159:ILE:HG21	1	1.13
(1,15)	1:A:564:ALA:HB3	2:B:159:ILE:HG22	1	1.13
(1,15)	1:A:564:ALA:HB3	2:B:159:ILE:HG23	1	1.13
(1,15)	1:A:564:ALA:HB3	2:B:159:ILE:N	1	1.13
(1,15)	1:A:564:ALA:HB3	2:B:159:ILE:O	1	1.13
(1,15)	1:A:564:ALA:HB3	2:B:161:ASN:C	1	1.13
(1,15)	1:A:564:ALA:HB3	2:B:161:ASN:CA	1	1.13
(1,15)	1:A:564:ALA:HB3	2:B:161:ASN:CB	1	1.13
(1,15)	1:A:564:ALA:HB3	2:B:161:ASN:CG	1	1.13
(1,15)	1:A:564:ALA:HB3	2:B:161:ASN:H	1	1.13
(1,15)	1:A:564:ALA:HB3	2:B:161:ASN:HA	1	1.13
(1,15)	1:A:564:ALA:HB3	2:B:161:ASN:HB2	1	1.13
(1,15)	1:A:564:ALA:HB3	2:B:161:ASN:HB3	1	1.13
(1,15)	1:A:564:ALA:HB3	2:B:161:ASN:HD21	1	1.13
(1,15)	1:A:564:ALA:HB3	2:B:161:ASN:HD22	1	1.13
(1,15)	1:A:564:ALA:HB3	2:B:161:ASN:N	1	1.13
(1,15)	1:A:564:ALA:HB3	2:B:161:ASN:ND2	1	1.13
(1,15)	1:A:564:ALA:HB3	2:B:161:ASN:O	1	1.13
(1,15)	1:A:564:ALA:HB3	2:B:161:ASN:OD1	1	1.13
(1,15)	1:A:564:ALA:HB3	2:B:162:LYS:C	1	1.13
(1,15)	1:A:564:ALA:HB3	2:B:162:LYS:CA	1	1.13
(1,15)	1:A:564:ALA:HB3	2:B:162:LYS:CB	1	1.13
(1,15)	1:A:564:ALA:HB3	2:B:162:LYS:CD	1	1.13
(1,15)	1:A:564:ALA:HB3	2:B:162:LYS:CE	1	1.13

*Continued on next page...*

*Continued from previous page...*

Key	Atom-1	Atom-2	Model ID	Violation (Å)
(1,15)	1:A:564:ALA:HB3	2:B:162:LYS:CG	1	1.13
(1,15)	1:A:564:ALA:HB3	2:B:162:LYS:H	1	1.13
(1,15)	1:A:564:ALA:HB3	2:B:162:LYS:HA	1	1.13
(1,15)	1:A:564:ALA:HB3	2:B:162:LYS:HB2	1	1.13
(1,15)	1:A:564:ALA:HB3	2:B:162:LYS:HB3	1	1.13
(1,15)	1:A:564:ALA:HB3	2:B:162:LYS:HD2	1	1.13
(1,15)	1:A:564:ALA:HB3	2:B:162:LYS:HD3	1	1.13
(1,15)	1:A:564:ALA:HB3	2:B:162:LYS:HE2	1	1.13
(1,15)	1:A:564:ALA:HB3	2:B:162:LYS:HE3	1	1.13
(1,15)	1:A:564:ALA:HB3	2:B:162:LYS:HG2	1	1.13
(1,15)	1:A:564:ALA:HB3	2:B:162:LYS:HG3	1	1.13
(1,15)	1:A:564:ALA:HB3	2:B:162:LYS:HZ1	1	1.13
(1,15)	1:A:564:ALA:HB3	2:B:162:LYS:HZ2	1	1.13
(1,15)	1:A:564:ALA:HB3	2:B:162:LYS:HZ3	1	1.13
(1,15)	1:A:564:ALA:HB3	2:B:162:LYS:N	1	1.13
(1,15)	1:A:564:ALA:HB3	2:B:162:LYS:NZ	1	1.13
(1,15)	1:A:564:ALA:HB3	2:B:162:LYS:O	1	1.13
(1,15)	1:A:564:ALA:HB3	2:B:167:SER:C	1	1.13
(1,15)	1:A:564:ALA:HB3	2:B:167:SER:CA	1	1.13
(1,15)	1:A:564:ALA:HB3	2:B:167:SER:CB	1	1.13
(1,15)	1:A:564:ALA:HB3	2:B:167:SER:H	1	1.13
(1,15)	1:A:564:ALA:HB3	2:B:167:SER:HA	1	1.13
(1,15)	1:A:564:ALA:HB3	2:B:167:SER:HB2	1	1.13
(1,15)	1:A:564:ALA:HB3	2:B:167:SER:HB3	1	1.13
(1,15)	1:A:564:ALA:HB3	2:B:167:SER:HG	1	1.13
(1,15)	1:A:564:ALA:HB3	2:B:167:SER:N	1	1.13
(1,15)	1:A:564:ALA:HB3	2:B:167:SER:O	1	1.13
(1,15)	1:A:564:ALA:HB3	2:B:167:SER:OG	1	1.13
(1,15)	1:A:564:ALA:HB3	2:B:168:LEU:C	1	1.13
(1,15)	1:A:564:ALA:HB3	2:B:168:LEU:CA	1	1.13
(1,15)	1:A:564:ALA:HB3	2:B:168:LEU:CB	1	1.13
(1,15)	1:A:564:ALA:HB3	2:B:168:LEU:CD1	1	1.13
(1,15)	1:A:564:ALA:HB3	2:B:168:LEU:CD2	1	1.13
(1,15)	1:A:564:ALA:HB3	2:B:168:LEU:CG	1	1.13
(1,15)	1:A:564:ALA:HB3	2:B:168:LEU:H	1	1.13
(1,15)	1:A:564:ALA:HB3	2:B:168:LEU:HA	1	1.13
(1,15)	1:A:564:ALA:HB3	2:B:168:LEU:HB2	1	1.13
(1,15)	1:A:564:ALA:HB3	2:B:168:LEU:HB3	1	1.13
(1,15)	1:A:564:ALA:HB3	2:B:168:LEU:HD11	1	1.13
(1,15)	1:A:564:ALA:HB3	2:B:168:LEU:HD12	1	1.13
(1,15)	1:A:564:ALA:HB3	2:B:168:LEU:HD13	1	1.13
(1,15)	1:A:564:ALA:HB3	2:B:168:LEU:HD21	1	1.13

*Continued on next page...*



*Continued from previous page...*

Key	Atom-1	Atom-2	Model ID	Violation (Å)
(1,15)	1:A:564:ALA:HB3	2:B:168:LEU:HD22	1	1.13
(1,15)	1:A:564:ALA:HB3	2:B:168:LEU:HD23	1	1.13
(1,15)	1:A:564:ALA:HB3	2:B:168:LEU:HG	1	1.13
(1,15)	1:A:564:ALA:HB3	2:B:168:LEU:N	1	1.13
(1,15)	1:A:564:ALA:HB3	2:B:168:LEU:O	1	1.13
(1,15)	1:A:564:ALA:HB3	2:B:170:MET:C	1	1.13
(1,15)	1:A:564:ALA:HB3	2:B:170:MET:CA	1	1.13
(1,15)	1:A:564:ALA:HB3	2:B:170:MET:CB	1	1.13
(1,15)	1:A:564:ALA:HB3	2:B:170:MET:CE	1	1.13
(1,15)	1:A:564:ALA:HB3	2:B:170:MET:CG	1	1.13
(1,15)	1:A:564:ALA:HB3	2:B:170:MET:H	1	1.13
(1,15)	1:A:564:ALA:HB3	2:B:170:MET:HA	1	1.13
(1,15)	1:A:564:ALA:HB3	2:B:170:MET:HB2	1	1.13
(1,15)	1:A:564:ALA:HB3	2:B:170:MET:HB3	1	1.13
(1,15)	1:A:564:ALA:HB3	2:B:170:MET:HE1	1	1.13
(1,15)	1:A:564:ALA:HB3	2:B:170:MET:HE2	1	1.13
(1,15)	1:A:564:ALA:HB3	2:B:170:MET:HE3	1	1.13
(1,15)	1:A:564:ALA:HB3	2:B:170:MET:HG2	1	1.13
(1,15)	1:A:564:ALA:HB3	2:B:170:MET:HG3	1	1.13
(1,15)	1:A:564:ALA:HB3	2:B:170:MET:N	1	1.13
(1,15)	1:A:564:ALA:HB3	2:B:170:MET:O	1	1.13
(1,15)	1:A:564:ALA:HB3	2:B:170:MET:SD	1	1.13
(1,15)	1:A:564:ALA:HB3	2:B:172:LYS:C	1	1.13
(1,15)	1:A:564:ALA:HB3	2:B:172:LYS:CA	1	1.13
(1,15)	1:A:564:ALA:HB3	2:B:172:LYS:CB	1	1.13
(1,15)	1:A:564:ALA:HB3	2:B:172:LYS:CD	1	1.13
(1,15)	1:A:564:ALA:HB3	2:B:172:LYS:CE	1	1.13
(1,15)	1:A:564:ALA:HB3	2:B:172:LYS:CG	1	1.13
(1,15)	1:A:564:ALA:HB3	2:B:172:LYS:H	1	1.13
(1,15)	1:A:564:ALA:HB3	2:B:172:LYS:HA	1	1.13
(1,15)	1:A:564:ALA:HB3	2:B:172:LYS:HB2	1	1.13
(1,15)	1:A:564:ALA:HB3	2:B:172:LYS:HB3	1	1.13
(1,15)	1:A:564:ALA:HB3	2:B:172:LYS:HD2	1	1.13
(1,15)	1:A:564:ALA:HB3	2:B:172:LYS:HD3	1	1.13
(1,15)	1:A:564:ALA:HB3	2:B:172:LYS:HE2	1	1.13
(1,15)	1:A:564:ALA:HB3	2:B:172:LYS:HE3	1	1.13
(1,15)	1:A:564:ALA:HB3	2:B:172:LYS:HG2	1	1.13
(1,15)	1:A:564:ALA:HB3	2:B:172:LYS:HG3	1	1.13
(1,15)	1:A:564:ALA:HB3	2:B:172:LYS:HZ1	1	1.13
(1,15)	1:A:564:ALA:HB3	2:B:172:LYS:HZ2	1	1.13
(1,15)	1:A:564:ALA:HB3	2:B:172:LYS:HZ3	1	1.13
(1,15)	1:A:564:ALA:HB3	2:B:172:LYS:N	1	1.13

*Continued on next page...*

*Continued from previous page...*

Key	Atom-1	Atom-2	Model ID	Violation (Å)
(1,15)	1:A:564:ALA:HB3	2:B:172:LYS:NZ	1	1.13
(1,15)	1:A:564:ALA:HB3	2:B:172:LYS:O	1	1.13
(1,15)	1:A:564:ALA:HB3	2:B:182:VAL:C	1	1.13
(1,15)	1:A:564:ALA:HB3	2:B:182:VAL:CA	1	1.13
(1,15)	1:A:564:ALA:HB3	2:B:182:VAL:CB	1	1.13
(1,15)	1:A:564:ALA:HB3	2:B:182:VAL:CG1	1	1.13
(1,15)	1:A:564:ALA:HB3	2:B:182:VAL:CG2	1	1.13
(1,15)	1:A:564:ALA:HB3	2:B:182:VAL:H	1	1.13
(1,15)	1:A:564:ALA:HB3	2:B:182:VAL:HA	1	1.13
(1,15)	1:A:564:ALA:HB3	2:B:182:VAL:HB	1	1.13
(1,15)	1:A:564:ALA:HB3	2:B:182:VAL:HG11	1	1.13
(1,15)	1:A:564:ALA:HB3	2:B:182:VAL:HG12	1	1.13
(1,15)	1:A:564:ALA:HB3	2:B:182:VAL:HG13	1	1.13
(1,15)	1:A:564:ALA:HB3	2:B:182:VAL:HG21	1	1.13
(1,15)	1:A:564:ALA:HB3	2:B:182:VAL:HG22	1	1.13
(1,15)	1:A:564:ALA:HB3	2:B:182:VAL:HG23	1	1.13
(1,15)	1:A:564:ALA:HB3	2:B:182:VAL:N	1	1.13
(1,15)	1:A:564:ALA:HB3	2:B:182:VAL:O	1	1.13
(1,15)	1:A:564:ALA:HB3	2:B:183:LYS:C	1	1.13
(1,15)	1:A:564:ALA:HB3	2:B:183:LYS:CA	1	1.13
(1,15)	1:A:564:ALA:HB3	2:B:183:LYS:CB	1	1.13
(1,15)	1:A:564:ALA:HB3	2:B:183:LYS:CD	1	1.13
(1,15)	1:A:564:ALA:HB3	2:B:183:LYS:CE	1	1.13
(1,15)	1:A:564:ALA:HB3	2:B:183:LYS:CG	1	1.13
(1,15)	1:A:564:ALA:HB3	2:B:183:LYS:H	1	1.13
(1,15)	1:A:564:ALA:HB3	2:B:183:LYS:HA	1	1.13
(1,15)	1:A:564:ALA:HB3	2:B:183:LYS:HB2	1	1.13
(1,15)	1:A:564:ALA:HB3	2:B:183:LYS:HB3	1	1.13
(1,15)	1:A:564:ALA:HB3	2:B:183:LYS:HD2	1	1.13
(1,15)	1:A:564:ALA:HB3	2:B:183:LYS:HD3	1	1.13
(1,15)	1:A:564:ALA:HB3	2:B:183:LYS:HE2	1	1.13
(1,15)	1:A:564:ALA:HB3	2:B:183:LYS:HE3	1	1.13
(1,15)	1:A:564:ALA:HB3	2:B:183:LYS:HG2	1	1.13
(1,15)	1:A:564:ALA:HB3	2:B:183:LYS:HG3	1	1.13
(1,15)	1:A:564:ALA:HB3	2:B:183:LYS:HZ1	1	1.13
(1,15)	1:A:564:ALA:HB3	2:B:183:LYS:HZ2	1	1.13
(1,15)	1:A:564:ALA:HB3	2:B:183:LYS:HZ3	1	1.13
(1,15)	1:A:564:ALA:HB3	2:B:183:LYS:N	1	1.13
(1,15)	1:A:564:ALA:HB3	2:B:183:LYS:NZ	1	1.13
(1,15)	1:A:564:ALA:HB3	2:B:183:LYS:O	1	1.13
(1,15)	1:A:564:ALA:HB3	2:B:185:GLY:C	1	1.13
(1,15)	1:A:564:ALA:HB3	2:B:185:GLY:CA	1	1.13

*Continued on next page...*

*Continued from previous page...*

Key	Atom-1	Atom-2	Model ID	Violation (Å)
(1,15)	1:A:564:ALA:HB3	2:B:185:GLY:H	1	1.13
(1,15)	1:A:564:ALA:HB3	2:B:185:GLY:HA2	1	1.13
(1,15)	1:A:564:ALA:HB3	2:B:185:GLY:HA3	1	1.13
(1,15)	1:A:564:ALA:HB3	2:B:185:GLY:N	1	1.13
(1,15)	1:A:564:ALA:HB3	2:B:185:GLY:O	1	1.13
(1,15)	1:A:564:ALA:HB3	2:B:187:TYR:C	1	1.13
(1,15)	1:A:564:ALA:HB3	2:B:187:TYR:CA	1	1.13
(1,15)	1:A:564:ALA:HB3	2:B:187:TYR:CB	1	1.13
(1,15)	1:A:564:ALA:HB3	2:B:187:TYR:CD1	1	1.13
(1,15)	1:A:564:ALA:HB3	2:B:187:TYR:CD2	1	1.13
(1,15)	1:A:564:ALA:HB3	2:B:187:TYR:CE1	1	1.13
(1,15)	1:A:564:ALA:HB3	2:B:187:TYR:CE2	1	1.13
(1,15)	1:A:564:ALA:HB3	2:B:187:TYR:CG	1	1.13
(1,15)	1:A:564:ALA:HB3	2:B:187:TYR:CZ	1	1.13
(1,15)	1:A:564:ALA:HB3	2:B:187:TYR:H	1	1.13
(1,15)	1:A:564:ALA:HB3	2:B:187:TYR:HA	1	1.13
(1,15)	1:A:564:ALA:HB3	2:B:187:TYR:HB2	1	1.13
(1,15)	1:A:564:ALA:HB3	2:B:187:TYR:HB3	1	1.13
(1,15)	1:A:564:ALA:HB3	2:B:187:TYR:HD1	1	1.13
(1,15)	1:A:564:ALA:HB3	2:B:187:TYR:HD2	1	1.13
(1,15)	1:A:564:ALA:HB3	2:B:187:TYR:HE1	1	1.13
(1,15)	1:A:564:ALA:HB3	2:B:187:TYR:HE2	1	1.13
(1,15)	1:A:564:ALA:HB3	2:B:187:TYR:HH	1	1.13
(1,15)	1:A:564:ALA:HB3	2:B:187:TYR:N	1	1.13
(1,15)	1:A:564:ALA:HB3	2:B:187:TYR:O	1	1.13
(1,15)	1:A:564:ALA:HB3	2:B:187:TYR:OH	1	1.13
(1,15)	1:A:564:ALA:HB3	2:B:200:THR:C	1	1.13
(1,15)	1:A:564:ALA:HB3	2:B:200:THR:CA	1	1.13
(1,15)	1:A:564:ALA:HB3	2:B:200:THR:CB	1	1.13
(1,15)	1:A:564:ALA:HB3	2:B:200:THR:CG2	1	1.13
(1,15)	1:A:564:ALA:HB3	2:B:200:THR:H	1	1.13
(1,15)	1:A:564:ALA:HB3	2:B:200:THR:HA	1	1.13
(1,15)	1:A:564:ALA:HB3	2:B:200:THR:HB	1	1.13
(1,15)	1:A:564:ALA:HB3	2:B:200:THR:HG1	1	1.13
(1,15)	1:A:564:ALA:HB3	2:B:200:THR:HG21	1	1.13
(1,15)	1:A:564:ALA:HB3	2:B:200:THR:HG22	1	1.13
(1,15)	1:A:564:ALA:HB3	2:B:200:THR:HG23	1	1.13
(1,15)	1:A:564:ALA:HB3	2:B:200:THR:N	1	1.13
(1,15)	1:A:564:ALA:HB3	2:B:200:THR:O	1	1.13
(1,15)	1:A:564:ALA:HB3	2:B:200:THR:OG1	1	1.13
(1,15)	1:A:564:ALA:HB3	2:B:211:LYS:C	1	1.13
(1,15)	1:A:564:ALA:HB3	2:B:211:LYS:CA	1	1.13

*Continued on next page...*

*Continued from previous page...*

Key	Atom-1	Atom-2	Model ID	Violation (Å)
(1,15)	1:A:564:ALA:HB3	2:B:211:LYS:CB	1	1.13
(1,15)	1:A:564:ALA:HB3	2:B:211:LYS:CD	1	1.13
(1,15)	1:A:564:ALA:HB3	2:B:211:LYS:CE	1	1.13
(1,15)	1:A:564:ALA:HB3	2:B:211:LYS:CG	1	1.13
(1,15)	1:A:564:ALA:HB3	2:B:211:LYS:H	1	1.13
(1,15)	1:A:564:ALA:HB3	2:B:211:LYS:HA	1	1.13
(1,15)	1:A:564:ALA:HB3	2:B:211:LYS:HB2	1	1.13
(1,15)	1:A:564:ALA:HB3	2:B:211:LYS:HB3	1	1.13
(1,15)	1:A:564:ALA:HB3	2:B:211:LYS:HD2	1	1.13
(1,15)	1:A:564:ALA:HB3	2:B:211:LYS:HD3	1	1.13
(1,15)	1:A:564:ALA:HB3	2:B:211:LYS:HE2	1	1.13
(1,15)	1:A:564:ALA:HB3	2:B:211:LYS:HE3	1	1.13
(1,15)	1:A:564:ALA:HB3	2:B:211:LYS:HG2	1	1.13
(1,15)	1:A:564:ALA:HB3	2:B:211:LYS:HG3	1	1.13
(1,15)	1:A:564:ALA:HB3	2:B:211:LYS:HZ1	1	1.13
(1,15)	1:A:564:ALA:HB3	2:B:211:LYS:HZ2	1	1.13
(1,15)	1:A:564:ALA:HB3	2:B:211:LYS:HZ3	1	1.13
(1,15)	1:A:564:ALA:HB3	2:B:211:LYS:N	1	1.13
(1,15)	1:A:564:ALA:HB3	2:B:211:LYS:NZ	1	1.13
(1,15)	1:A:564:ALA:HB3	2:B:211:LYS:O	1	1.13
(1,15)	1:A:564:ALA:N	2:B:149:SER:C	1	1.13
(1,15)	1:A:564:ALA:N	2:B:149:SER:CA	1	1.13
(1,15)	1:A:564:ALA:N	2:B:149:SER:CB	1	1.13
(1,15)	1:A:564:ALA:N	2:B:149:SER:H	1	1.13
(1,15)	1:A:564:ALA:N	2:B:149:SER:HA	1	1.13
(1,15)	1:A:564:ALA:N	2:B:149:SER:HB2	1	1.13
(1,15)	1:A:564:ALA:N	2:B:149:SER:HB3	1	1.13
(1,15)	1:A:564:ALA:N	2:B:149:SER:HG	1	1.13
(1,15)	1:A:564:ALA:N	2:B:149:SER:N	1	1.13
(1,15)	1:A:564:ALA:N	2:B:149:SER:O	1	1.13
(1,15)	1:A:564:ALA:N	2:B:149:SER:OG	1	1.13
(1,15)	1:A:564:ALA:N	2:B:152:VAL:C	1	1.13
(1,15)	1:A:564:ALA:N	2:B:152:VAL:CA	1	1.13
(1,15)	1:A:564:ALA:N	2:B:152:VAL:CB	1	1.13
(1,15)	1:A:564:ALA:N	2:B:152:VAL:CG1	1	1.13
(1,15)	1:A:564:ALA:N	2:B:152:VAL:CG2	1	1.13
(1,15)	1:A:564:ALA:N	2:B:152:VAL:H	1	1.13
(1,15)	1:A:564:ALA:N	2:B:152:VAL:HA	1	1.13
(1,15)	1:A:564:ALA:N	2:B:152:VAL:HB	1	1.13
(1,15)	1:A:564:ALA:N	2:B:152:VAL:HG11	1	1.13
(1,15)	1:A:564:ALA:N	2:B:152:VAL:HG12	1	1.13
(1,15)	1:A:564:ALA:N	2:B:152:VAL:HG13	1	1.13

*Continued on next page...*

*Continued from previous page...*

Key	Atom-1	Atom-2	Model ID	Violation (Å)
(1,15)	1:A:564:ALA:N	2:B:152:VAL:HG21	1	1.13
(1,15)	1:A:564:ALA:N	2:B:152:VAL:HG22	1	1.13
(1,15)	1:A:564:ALA:N	2:B:152:VAL:HG23	1	1.13
(1,15)	1:A:564:ALA:N	2:B:152:VAL:N	1	1.13
(1,15)	1:A:564:ALA:N	2:B:152:VAL:O	1	1.13
(1,15)	1:A:564:ALA:N	2:B:153:VAL:C	1	1.13
(1,15)	1:A:564:ALA:N	2:B:153:VAL:CA	1	1.13
(1,15)	1:A:564:ALA:N	2:B:153:VAL:CB	1	1.13
(1,15)	1:A:564:ALA:N	2:B:153:VAL:CG1	1	1.13
(1,15)	1:A:564:ALA:N	2:B:153:VAL:CG2	1	1.13
(1,15)	1:A:564:ALA:N	2:B:153:VAL:H	1	1.13
(1,15)	1:A:564:ALA:N	2:B:153:VAL:HA	1	1.13
(1,15)	1:A:564:ALA:N	2:B:153:VAL:HB	1	1.13
(1,15)	1:A:564:ALA:N	2:B:153:VAL:HG11	1	1.13
(1,15)	1:A:564:ALA:N	2:B:153:VAL:HG12	1	1.13
(1,15)	1:A:564:ALA:N	2:B:153:VAL:HG13	1	1.13
(1,15)	1:A:564:ALA:N	2:B:153:VAL:HG21	1	1.13
(1,15)	1:A:564:ALA:N	2:B:153:VAL:HG22	1	1.13
(1,15)	1:A:564:ALA:N	2:B:153:VAL:HG23	1	1.13
(1,15)	1:A:564:ALA:N	2:B:153:VAL:N	1	1.13
(1,15)	1:A:564:ALA:N	2:B:153:VAL:O	1	1.13
(1,15)	1:A:564:ALA:N	2:B:155:GLY:C	1	1.13
(1,15)	1:A:564:ALA:N	2:B:155:GLY:CA	1	1.13
(1,15)	1:A:564:ALA:N	2:B:155:GLY:H	1	1.13
(1,15)	1:A:564:ALA:N	2:B:155:GLY:HA2	1	1.13
(1,15)	1:A:564:ALA:N	2:B:155:GLY:HA3	1	1.13
(1,15)	1:A:564:ALA:N	2:B:155:GLY:N	1	1.13
(1,15)	1:A:564:ALA:N	2:B:155:GLY:O	1	1.13
(1,15)	1:A:564:ALA:N	2:B:156:PHE:C	1	1.13
(1,15)	1:A:564:ALA:N	2:B:156:PHE:CA	1	1.13
(1,15)	1:A:564:ALA:N	2:B:156:PHE:CB	1	1.13
(1,15)	1:A:564:ALA:N	2:B:156:PHE:CD1	1	1.13
(1,15)	1:A:564:ALA:N	2:B:156:PHE:CD2	1	1.13
(1,15)	1:A:564:ALA:N	2:B:156:PHE:CE1	1	1.13
(1,15)	1:A:564:ALA:N	2:B:156:PHE:CE2	1	1.13
(1,15)	1:A:564:ALA:N	2:B:156:PHE:CG	1	1.13
(1,15)	1:A:564:ALA:N	2:B:156:PHE:CZ	1	1.13
(1,15)	1:A:564:ALA:N	2:B:156:PHE:H	1	1.13
(1,15)	1:A:564:ALA:N	2:B:156:PHE:HA	1	1.13
(1,15)	1:A:564:ALA:N	2:B:156:PHE:HB2	1	1.13
(1,15)	1:A:564:ALA:N	2:B:156:PHE:HB3	1	1.13
(1,15)	1:A:564:ALA:N	2:B:156:PHE:HD1	1	1.13

*Continued on next page...*

*Continued from previous page...*

Key	Atom-1	Atom-2	Model ID	Violation (Å)
(1,15)	1:A:564:ALA:N	2:B:156:PHE:HD2	1	1.13
(1,15)	1:A:564:ALA:N	2:B:156:PHE:HE1	1	1.13
(1,15)	1:A:564:ALA:N	2:B:156:PHE:HE2	1	1.13
(1,15)	1:A:564:ALA:N	2:B:156:PHE:HZ	1	1.13
(1,15)	1:A:564:ALA:N	2:B:156:PHE:N	1	1.13
(1,15)	1:A:564:ALA:N	2:B:156:PHE:O	1	1.13
(1,15)	1:A:564:ALA:N	2:B:157:CYS:C	1	1.13
(1,15)	1:A:564:ALA:N	2:B:157:CYS:CA	1	1.13
(1,15)	1:A:564:ALA:N	2:B:157:CYS:CB	1	1.13
(1,15)	1:A:564:ALA:N	2:B:157:CYS:H	1	1.13
(1,15)	1:A:564:ALA:N	2:B:157:CYS:HA	1	1.13
(1,15)	1:A:564:ALA:N	2:B:157:CYS:HB2	1	1.13
(1,15)	1:A:564:ALA:N	2:B:157:CYS:HB3	1	1.13
(1,15)	1:A:564:ALA:N	2:B:157:CYS:N	1	1.13
(1,15)	1:A:564:ALA:N	2:B:157:CYS:O	1	1.13
(1,15)	1:A:564:ALA:N	2:B:157:CYS:SG	1	1.13
(1,15)	1:A:564:ALA:N	2:B:158:THR:C	1	1.13
(1,15)	1:A:564:ALA:N	2:B:158:THR:CA	1	1.13
(1,15)	1:A:564:ALA:N	2:B:158:THR:CB	1	1.13
(1,15)	1:A:564:ALA:N	2:B:158:THR:CG2	1	1.13
(1,15)	1:A:564:ALA:N	2:B:158:THR:H	1	1.13
(1,15)	1:A:564:ALA:N	2:B:158:THR:HA	1	1.13
(1,15)	1:A:564:ALA:N	2:B:158:THR:HB	1	1.13
(1,15)	1:A:564:ALA:N	2:B:158:THR:HG1	1	1.13
(1,15)	1:A:564:ALA:N	2:B:158:THR:HG21	1	1.13
(1,15)	1:A:564:ALA:N	2:B:158:THR:HG22	1	1.13
(1,15)	1:A:564:ALA:N	2:B:158:THR:HG23	1	1.13
(1,15)	1:A:564:ALA:N	2:B:158:THR:N	1	1.13
(1,15)	1:A:564:ALA:N	2:B:158:THR:O	1	1.13
(1,15)	1:A:564:ALA:N	2:B:158:THR:OG1	1	1.13
(1,15)	1:A:564:ALA:N	2:B:159:ILE:C	1	1.13
(1,15)	1:A:564:ALA:N	2:B:159:ILE:CA	1	1.13
(1,15)	1:A:564:ALA:N	2:B:159:ILE:CB	1	1.13
(1,15)	1:A:564:ALA:N	2:B:159:ILE:CD1	1	1.13
(1,15)	1:A:564:ALA:N	2:B:159:ILE:CG1	1	1.13
(1,15)	1:A:564:ALA:N	2:B:159:ILE:CG2	1	1.13
(1,15)	1:A:564:ALA:N	2:B:159:ILE:H	1	1.13
(1,15)	1:A:564:ALA:N	2:B:159:ILE:HA	1	1.13
(1,15)	1:A:564:ALA:N	2:B:159:ILE:HB	1	1.13
(1,15)	1:A:564:ALA:N	2:B:159:ILE:HD11	1	1.13
(1,15)	1:A:564:ALA:N	2:B:159:ILE:HD12	1	1.13
(1,15)	1:A:564:ALA:N	2:B:159:ILE:HD13	1	1.13

*Continued on next page...*

*Continued from previous page...*

Key	Atom-1	Atom-2	Model ID	Violation (Å)
(1,15)	1:A:564:ALA:N	2:B:159:ILE:HG12	1	1.13
(1,15)	1:A:564:ALA:N	2:B:159:ILE:HG13	1	1.13
(1,15)	1:A:564:ALA:N	2:B:159:ILE:HG21	1	1.13
(1,15)	1:A:564:ALA:N	2:B:159:ILE:HG22	1	1.13
(1,15)	1:A:564:ALA:N	2:B:159:ILE:HG23	1	1.13
(1,15)	1:A:564:ALA:N	2:B:159:ILE:N	1	1.13
(1,15)	1:A:564:ALA:N	2:B:159:ILE:O	1	1.13
(1,15)	1:A:564:ALA:N	2:B:161:ASN:C	1	1.13
(1,15)	1:A:564:ALA:N	2:B:161:ASN:CA	1	1.13
(1,15)	1:A:564:ALA:N	2:B:161:ASN:CB	1	1.13
(1,15)	1:A:564:ALA:N	2:B:161:ASN:CG	1	1.13
(1,15)	1:A:564:ALA:N	2:B:161:ASN:H	1	1.13
(1,15)	1:A:564:ALA:N	2:B:161:ASN:HA	1	1.13
(1,15)	1:A:564:ALA:N	2:B:161:ASN:HB2	1	1.13
(1,15)	1:A:564:ALA:N	2:B:161:ASN:HB3	1	1.13
(1,15)	1:A:564:ALA:N	2:B:161:ASN:HD21	1	1.13
(1,15)	1:A:564:ALA:N	2:B:161:ASN:HD22	1	1.13
(1,15)	1:A:564:ALA:N	2:B:161:ASN:N	1	1.13
(1,15)	1:A:564:ALA:N	2:B:161:ASN:ND2	1	1.13
(1,15)	1:A:564:ALA:N	2:B:161:ASN:O	1	1.13
(1,15)	1:A:564:ALA:N	2:B:161:ASN:OD1	1	1.13
(1,15)	1:A:564:ALA:N	2:B:162:LYS:C	1	1.13
(1,15)	1:A:564:ALA:N	2:B:162:LYS:CA	1	1.13
(1,15)	1:A:564:ALA:N	2:B:162:LYS:CB	1	1.13
(1,15)	1:A:564:ALA:N	2:B:162:LYS:CD	1	1.13
(1,15)	1:A:564:ALA:N	2:B:162:LYS:CE	1	1.13
(1,15)	1:A:564:ALA:N	2:B:162:LYS:CG	1	1.13
(1,15)	1:A:564:ALA:N	2:B:162:LYS:H	1	1.13
(1,15)	1:A:564:ALA:N	2:B:162:LYS:HA	1	1.13
(1,15)	1:A:564:ALA:N	2:B:162:LYS:HB2	1	1.13
(1,15)	1:A:564:ALA:N	2:B:162:LYS:HB3	1	1.13
(1,15)	1:A:564:ALA:N	2:B:162:LYS:HD2	1	1.13
(1,15)	1:A:564:ALA:N	2:B:162:LYS:HD3	1	1.13
(1,15)	1:A:564:ALA:N	2:B:162:LYS:HE2	1	1.13
(1,15)	1:A:564:ALA:N	2:B:162:LYS:HE3	1	1.13
(1,15)	1:A:564:ALA:N	2:B:162:LYS:HG2	1	1.13
(1,15)	1:A:564:ALA:N	2:B:162:LYS:HG3	1	1.13
(1,15)	1:A:564:ALA:N	2:B:162:LYS:HZ1	1	1.13
(1,15)	1:A:564:ALA:N	2:B:162:LYS:HZ2	1	1.13
(1,15)	1:A:564:ALA:N	2:B:162:LYS:HZ3	1	1.13
(1,15)	1:A:564:ALA:N	2:B:162:LYS:N	1	1.13
(1,15)	1:A:564:ALA:N	2:B:162:LYS:NZ	1	1.13

*Continued on next page...*

*Continued from previous page...*

Key	Atom-1	Atom-2	Model ID	Violation (Å)
(1,15)	1:A:564:ALA:N	2:B:162:LYS:O	1	1.13
(1,15)	1:A:564:ALA:N	2:B:167:SER:C	1	1.13
(1,15)	1:A:564:ALA:N	2:B:167:SER:CA	1	1.13
(1,15)	1:A:564:ALA:N	2:B:167:SER:CB	1	1.13
(1,15)	1:A:564:ALA:N	2:B:167:SER:H	1	1.13
(1,15)	1:A:564:ALA:N	2:B:167:SER:HA	1	1.13
(1,15)	1:A:564:ALA:N	2:B:167:SER:HB2	1	1.13
(1,15)	1:A:564:ALA:N	2:B:167:SER:HB3	1	1.13
(1,15)	1:A:564:ALA:N	2:B:167:SER:HG	1	1.13
(1,15)	1:A:564:ALA:N	2:B:167:SER:N	1	1.13
(1,15)	1:A:564:ALA:N	2:B:167:SER:O	1	1.13
(1,15)	1:A:564:ALA:N	2:B:167:SER:OG	1	1.13
(1,15)	1:A:564:ALA:N	2:B:168:LEU:C	1	1.13
(1,15)	1:A:564:ALA:N	2:B:168:LEU:CA	1	1.13
(1,15)	1:A:564:ALA:N	2:B:168:LEU:CB	1	1.13
(1,15)	1:A:564:ALA:N	2:B:168:LEU:CD1	1	1.13
(1,15)	1:A:564:ALA:N	2:B:168:LEU:CD2	1	1.13
(1,15)	1:A:564:ALA:N	2:B:168:LEU:CG	1	1.13
(1,15)	1:A:564:ALA:N	2:B:168:LEU:H	1	1.13
(1,15)	1:A:564:ALA:N	2:B:168:LEU:HA	1	1.13
(1,15)	1:A:564:ALA:N	2:B:168:LEU:HB2	1	1.13
(1,15)	1:A:564:ALA:N	2:B:168:LEU:HB3	1	1.13
(1,15)	1:A:564:ALA:N	2:B:168:LEU:HD11	1	1.13
(1,15)	1:A:564:ALA:N	2:B:168:LEU:HD12	1	1.13
(1,15)	1:A:564:ALA:N	2:B:168:LEU:HD13	1	1.13
(1,15)	1:A:564:ALA:N	2:B:168:LEU:HD21	1	1.13
(1,15)	1:A:564:ALA:N	2:B:168:LEU:HD22	1	1.13
(1,15)	1:A:564:ALA:N	2:B:168:LEU:HD23	1	1.13
(1,15)	1:A:564:ALA:N	2:B:168:LEU:HG	1	1.13
(1,15)	1:A:564:ALA:N	2:B:168:LEU:N	1	1.13
(1,15)	1:A:564:ALA:N	2:B:168:LEU:O	1	1.13
(1,15)	1:A:564:ALA:N	2:B:170:MET:C	1	1.13
(1,15)	1:A:564:ALA:N	2:B:170:MET:CA	1	1.13
(1,15)	1:A:564:ALA:N	2:B:170:MET:CB	1	1.13
(1,15)	1:A:564:ALA:N	2:B:170:MET:CE	1	1.13
(1,15)	1:A:564:ALA:N	2:B:170:MET:CG	1	1.13
(1,15)	1:A:564:ALA:N	2:B:170:MET:H	1	1.13
(1,15)	1:A:564:ALA:N	2:B:170:MET:HA	1	1.13
(1,15)	1:A:564:ALA:N	2:B:170:MET:HB2	1	1.13
(1,15)	1:A:564:ALA:N	2:B:170:MET:HB3	1	1.13
(1,15)	1:A:564:ALA:N	2:B:170:MET:HE1	1	1.13
(1,15)	1:A:564:ALA:N	2:B:170:MET:HE2	1	1.13

*Continued on next page...*



*Continued from previous page...*

Key	Atom-1	Atom-2	Model ID	Violation (Å)
(1,15)	1:A:564:ALA:N	2:B:170:MET:HE3	1	1.13
(1,15)	1:A:564:ALA:N	2:B:170:MET:HG2	1	1.13
(1,15)	1:A:564:ALA:N	2:B:170:MET:HG3	1	1.13
(1,15)	1:A:564:ALA:N	2:B:170:MET:N	1	1.13
(1,15)	1:A:564:ALA:N	2:B:170:MET:O	1	1.13
(1,15)	1:A:564:ALA:N	2:B:170:MET:SD	1	1.13
(1,15)	1:A:564:ALA:N	2:B:172:LYS:C	1	1.13
(1,15)	1:A:564:ALA:N	2:B:172:LYS:CA	1	1.13
(1,15)	1:A:564:ALA:N	2:B:172:LYS:CB	1	1.13
(1,15)	1:A:564:ALA:N	2:B:172:LYS:CD	1	1.13
(1,15)	1:A:564:ALA:N	2:B:172:LYS:CE	1	1.13
(1,15)	1:A:564:ALA:N	2:B:172:LYS:CG	1	1.13
(1,15)	1:A:564:ALA:N	2:B:172:LYS:H	1	1.13
(1,15)	1:A:564:ALA:N	2:B:172:LYS:HA	1	1.13
(1,15)	1:A:564:ALA:N	2:B:172:LYS:HB2	1	1.13
(1,15)	1:A:564:ALA:N	2:B:172:LYS:HB3	1	1.13
(1,15)	1:A:564:ALA:N	2:B:172:LYS:HD2	1	1.13
(1,15)	1:A:564:ALA:N	2:B:172:LYS:HD3	1	1.13
(1,15)	1:A:564:ALA:N	2:B:172:LYS:HE2	1	1.13
(1,15)	1:A:564:ALA:N	2:B:172:LYS:HE3	1	1.13
(1,15)	1:A:564:ALA:N	2:B:172:LYS:HG2	1	1.13
(1,15)	1:A:564:ALA:N	2:B:172:LYS:HG3	1	1.13
(1,15)	1:A:564:ALA:N	2:B:172:LYS:HZ1	1	1.13
(1,15)	1:A:564:ALA:N	2:B:172:LYS:HZ2	1	1.13
(1,15)	1:A:564:ALA:N	2:B:172:LYS:HZ3	1	1.13
(1,15)	1:A:564:ALA:N	2:B:172:LYS:N	1	1.13
(1,15)	1:A:564:ALA:N	2:B:172:LYS:NZ	1	1.13
(1,15)	1:A:564:ALA:N	2:B:172:LYS:O	1	1.13
(1,15)	1:A:564:ALA:N	2:B:182:VAL:C	1	1.13
(1,15)	1:A:564:ALA:N	2:B:182:VAL:CA	1	1.13
(1,15)	1:A:564:ALA:N	2:B:182:VAL:CB	1	1.13
(1,15)	1:A:564:ALA:N	2:B:182:VAL:CG1	1	1.13
(1,15)	1:A:564:ALA:N	2:B:182:VAL:CG2	1	1.13
(1,15)	1:A:564:ALA:N	2:B:182:VAL:H	1	1.13
(1,15)	1:A:564:ALA:N	2:B:182:VAL:HA	1	1.13
(1,15)	1:A:564:ALA:N	2:B:182:VAL:HB	1	1.13
(1,15)	1:A:564:ALA:N	2:B:182:VAL:HG11	1	1.13
(1,15)	1:A:564:ALA:N	2:B:182:VAL:HG12	1	1.13
(1,15)	1:A:564:ALA:N	2:B:182:VAL:HG13	1	1.13
(1,15)	1:A:564:ALA:N	2:B:182:VAL:HG21	1	1.13
(1,15)	1:A:564:ALA:N	2:B:182:VAL:HG22	1	1.13
(1,15)	1:A:564:ALA:N	2:B:182:VAL:HG23	1	1.13

*Continued on next page...*

*Continued from previous page...*

Key	Atom-1	Atom-2	Model ID	Violation (Å)
(1,15)	1:A:564:ALA:N	2:B:182:VAL:N	1	1.13
(1,15)	1:A:564:ALA:N	2:B:182:VAL:O	1	1.13
(1,15)	1:A:564:ALA:N	2:B:183:LYS:C	1	1.13
(1,15)	1:A:564:ALA:N	2:B:183:LYS:CA	1	1.13
(1,15)	1:A:564:ALA:N	2:B:183:LYS:CB	1	1.13
(1,15)	1:A:564:ALA:N	2:B:183:LYS:CD	1	1.13
(1,15)	1:A:564:ALA:N	2:B:183:LYS:CE	1	1.13
(1,15)	1:A:564:ALA:N	2:B:183:LYS:CG	1	1.13
(1,15)	1:A:564:ALA:N	2:B:183:LYS:H	1	1.13
(1,15)	1:A:564:ALA:N	2:B:183:LYS:HA	1	1.13
(1,15)	1:A:564:ALA:N	2:B:183:LYS:HB2	1	1.13
(1,15)	1:A:564:ALA:N	2:B:183:LYS:HB3	1	1.13
(1,15)	1:A:564:ALA:N	2:B:183:LYS:HD2	1	1.13
(1,15)	1:A:564:ALA:N	2:B:183:LYS:HD3	1	1.13
(1,15)	1:A:564:ALA:N	2:B:183:LYS:HE2	1	1.13
(1,15)	1:A:564:ALA:N	2:B:183:LYS:HE3	1	1.13
(1,15)	1:A:564:ALA:N	2:B:183:LYS:HG2	1	1.13
(1,15)	1:A:564:ALA:N	2:B:183:LYS:HG3	1	1.13
(1,15)	1:A:564:ALA:N	2:B:183:LYS:HZ1	1	1.13
(1,15)	1:A:564:ALA:N	2:B:183:LYS:HZ2	1	1.13
(1,15)	1:A:564:ALA:N	2:B:183:LYS:HZ3	1	1.13
(1,15)	1:A:564:ALA:N	2:B:183:LYS:N	1	1.13
(1,15)	1:A:564:ALA:N	2:B:183:LYS:NZ	1	1.13
(1,15)	1:A:564:ALA:N	2:B:183:LYS:O	1	1.13
(1,15)	1:A:564:ALA:N	2:B:185:GLY:C	1	1.13
(1,15)	1:A:564:ALA:N	2:B:185:GLY:CA	1	1.13
(1,15)	1:A:564:ALA:N	2:B:185:GLY:H	1	1.13
(1,15)	1:A:564:ALA:N	2:B:185:GLY:HA2	1	1.13
(1,15)	1:A:564:ALA:N	2:B:185:GLY:HA3	1	1.13
(1,15)	1:A:564:ALA:N	2:B:185:GLY:N	1	1.13
(1,15)	1:A:564:ALA:N	2:B:185:GLY:O	1	1.13
(1,15)	1:A:564:ALA:N	2:B:187:TYR:C	1	1.13
(1,15)	1:A:564:ALA:N	2:B:187:TYR:CA	1	1.13
(1,15)	1:A:564:ALA:N	2:B:187:TYR:CB	1	1.13
(1,15)	1:A:564:ALA:N	2:B:187:TYR:CD1	1	1.13
(1,15)	1:A:564:ALA:N	2:B:187:TYR:CD2	1	1.13
(1,15)	1:A:564:ALA:N	2:B:187:TYR:CE1	1	1.13
(1,15)	1:A:564:ALA:N	2:B:187:TYR:CE2	1	1.13
(1,15)	1:A:564:ALA:N	2:B:187:TYR:CG	1	1.13
(1,15)	1:A:564:ALA:N	2:B:187:TYR:CZ	1	1.13
(1,15)	1:A:564:ALA:N	2:B:187:TYR:H	1	1.13
(1,15)	1:A:564:ALA:N	2:B:187:TYR:HA	1	1.13

*Continued on next page...*

*Continued from previous page...*

Key	Atom-1	Atom-2	Model ID	Violation (Å)
(1,15)	1:A:564:ALA:N	2:B:187:TYR:HB2	1	1.13
(1,15)	1:A:564:ALA:N	2:B:187:TYR:HB3	1	1.13
(1,15)	1:A:564:ALA:N	2:B:187:TYR:HD1	1	1.13
(1,15)	1:A:564:ALA:N	2:B:187:TYR:HD2	1	1.13
(1,15)	1:A:564:ALA:N	2:B:187:TYR:HE1	1	1.13
(1,15)	1:A:564:ALA:N	2:B:187:TYR:HE2	1	1.13
(1,15)	1:A:564:ALA:N	2:B:187:TYR:HH	1	1.13
(1,15)	1:A:564:ALA:N	2:B:187:TYR:N	1	1.13
(1,15)	1:A:564:ALA:N	2:B:187:TYR:O	1	1.13
(1,15)	1:A:564:ALA:N	2:B:187:TYR:OH	1	1.13
(1,15)	1:A:564:ALA:N	2:B:200:THR:C	1	1.13
(1,15)	1:A:564:ALA:N	2:B:200:THR:CA	1	1.13
(1,15)	1:A:564:ALA:N	2:B:200:THR:CB	1	1.13
(1,15)	1:A:564:ALA:N	2:B:200:THR:CG2	1	1.13
(1,15)	1:A:564:ALA:N	2:B:200:THR:H	1	1.13
(1,15)	1:A:564:ALA:N	2:B:200:THR:HA	1	1.13
(1,15)	1:A:564:ALA:N	2:B:200:THR:HB	1	1.13
(1,15)	1:A:564:ALA:N	2:B:200:THR:HG1	1	1.13
(1,15)	1:A:564:ALA:N	2:B:200:THR:HG21	1	1.13
(1,15)	1:A:564:ALA:N	2:B:200:THR:HG22	1	1.13
(1,15)	1:A:564:ALA:N	2:B:200:THR:HG23	1	1.13
(1,15)	1:A:564:ALA:N	2:B:200:THR:N	1	1.13
(1,15)	1:A:564:ALA:N	2:B:200:THR:O	1	1.13
(1,15)	1:A:564:ALA:N	2:B:200:THR:OG1	1	1.13
(1,15)	1:A:564:ALA:N	2:B:211:LYS:C	1	1.13
(1,15)	1:A:564:ALA:N	2:B:211:LYS:CA	1	1.13
(1,15)	1:A:564:ALA:N	2:B:211:LYS:CB	1	1.13
(1,15)	1:A:564:ALA:N	2:B:211:LYS:CD	1	1.13
(1,15)	1:A:564:ALA:N	2:B:211:LYS:CE	1	1.13
(1,15)	1:A:564:ALA:N	2:B:211:LYS:CG	1	1.13
(1,15)	1:A:564:ALA:N	2:B:211:LYS:H	1	1.13
(1,15)	1:A:564:ALA:N	2:B:211:LYS:HA	1	1.13
(1,15)	1:A:564:ALA:N	2:B:211:LYS:HB2	1	1.13
(1,15)	1:A:564:ALA:N	2:B:211:LYS:HB3	1	1.13
(1,15)	1:A:564:ALA:N	2:B:211:LYS:HD2	1	1.13
(1,15)	1:A:564:ALA:N	2:B:211:LYS:HD3	1	1.13
(1,15)	1:A:564:ALA:N	2:B:211:LYS:HE2	1	1.13
(1,15)	1:A:564:ALA:N	2:B:211:LYS:HE3	1	1.13
(1,15)	1:A:564:ALA:N	2:B:211:LYS:HG2	1	1.13
(1,15)	1:A:564:ALA:N	2:B:211:LYS:HG3	1	1.13
(1,15)	1:A:564:ALA:N	2:B:211:LYS:HZ1	1	1.13
(1,15)	1:A:564:ALA:N	2:B:211:LYS:HZ2	1	1.13

*Continued on next page...*

*Continued from previous page...*

Key	Atom-1	Atom-2	Model ID	Violation (Å)
(1,15)	1:A:564:ALA:N	2:B:211:LYS:HZ3	1	1.13
(1,15)	1:A:564:ALA:N	2:B:211:LYS:N	1	1.13
(1,15)	1:A:564:ALA:N	2:B:211:LYS:NZ	1	1.13
(1,15)	1:A:564:ALA:N	2:B:211:LYS:O	1	1.13
(1,15)	1:A:564:ALA:O	2:B:149:SER:C	1	1.13
(1,15)	1:A:564:ALA:O	2:B:149:SER:CA	1	1.13
(1,15)	1:A:564:ALA:O	2:B:149:SER:CB	1	1.13
(1,15)	1:A:564:ALA:O	2:B:149:SER:H	1	1.13
(1,15)	1:A:564:ALA:O	2:B:149:SER:HA	1	1.13
(1,15)	1:A:564:ALA:O	2:B:149:SER:HB2	1	1.13
(1,15)	1:A:564:ALA:O	2:B:149:SER:HB3	1	1.13
(1,15)	1:A:564:ALA:O	2:B:149:SER:HG	1	1.13
(1,15)	1:A:564:ALA:O	2:B:149:SER:N	1	1.13
(1,15)	1:A:564:ALA:O	2:B:149:SER:O	1	1.13
(1,15)	1:A:564:ALA:O	2:B:149:SER:OG	1	1.13
(1,15)	1:A:564:ALA:O	2:B:152:VAL:C	1	1.13
(1,15)	1:A:564:ALA:O	2:B:152:VAL:CA	1	1.13
(1,15)	1:A:564:ALA:O	2:B:152:VAL:CB	1	1.13
(1,15)	1:A:564:ALA:O	2:B:152:VAL:CG1	1	1.13
(1,15)	1:A:564:ALA:O	2:B:152:VAL:CG2	1	1.13
(1,15)	1:A:564:ALA:O	2:B:152:VAL:H	1	1.13
(1,15)	1:A:564:ALA:O	2:B:152:VAL:HA	1	1.13
(1,15)	1:A:564:ALA:O	2:B:152:VAL:HB	1	1.13
(1,15)	1:A:564:ALA:O	2:B:152:VAL:HG11	1	1.13
(1,15)	1:A:564:ALA:O	2:B:152:VAL:HG12	1	1.13
(1,15)	1:A:564:ALA:O	2:B:152:VAL:HG13	1	1.13
(1,15)	1:A:564:ALA:O	2:B:152:VAL:HG21	1	1.13
(1,15)	1:A:564:ALA:O	2:B:152:VAL:HG22	1	1.13
(1,15)	1:A:564:ALA:O	2:B:152:VAL:HG23	1	1.13
(1,15)	1:A:564:ALA:O	2:B:152:VAL:N	1	1.13
(1,15)	1:A:564:ALA:O	2:B:152:VAL:O	1	1.13
(1,15)	1:A:564:ALA:O	2:B:153:VAL:C	1	1.13
(1,15)	1:A:564:ALA:O	2:B:153:VAL:CA	1	1.13
(1,15)	1:A:564:ALA:O	2:B:153:VAL:CB	1	1.13
(1,15)	1:A:564:ALA:O	2:B:153:VAL:CG1	1	1.13
(1,15)	1:A:564:ALA:O	2:B:153:VAL:CG2	1	1.13
(1,15)	1:A:564:ALA:O	2:B:153:VAL:H	1	1.13
(1,15)	1:A:564:ALA:O	2:B:153:VAL:HA	1	1.13
(1,15)	1:A:564:ALA:O	2:B:153:VAL:HB	1	1.13
(1,15)	1:A:564:ALA:O	2:B:153:VAL:HG11	1	1.13
(1,15)	1:A:564:ALA:O	2:B:153:VAL:HG12	1	1.13
(1,15)	1:A:564:ALA:O	2:B:153:VAL:HG13	1	1.13

*Continued on next page...*

*Continued from previous page...*

Key	Atom-1	Atom-2	Model ID	Violation (Å)
(1,15)	1:A:564:ALA:O	2:B:153:VAL:HG21	1	1.13
(1,15)	1:A:564:ALA:O	2:B:153:VAL:HG22	1	1.13
(1,15)	1:A:564:ALA:O	2:B:153:VAL:HG23	1	1.13
(1,15)	1:A:564:ALA:O	2:B:153:VAL:N	1	1.13
(1,15)	1:A:564:ALA:O	2:B:153:VAL:O	1	1.13
(1,15)	1:A:564:ALA:O	2:B:155:GLY:C	1	1.13
(1,15)	1:A:564:ALA:O	2:B:155:GLY:CA	1	1.13
(1,15)	1:A:564:ALA:O	2:B:155:GLY:H	1	1.13
(1,15)	1:A:564:ALA:O	2:B:155:GLY:HA2	1	1.13
(1,15)	1:A:564:ALA:O	2:B:155:GLY:HA3	1	1.13
(1,15)	1:A:564:ALA:O	2:B:155:GLY:N	1	1.13
(1,15)	1:A:564:ALA:O	2:B:155:GLY:O	1	1.13
(1,15)	1:A:564:ALA:O	2:B:156:PHE:C	1	1.13
(1,15)	1:A:564:ALA:O	2:B:156:PHE:CA	1	1.13
(1,15)	1:A:564:ALA:O	2:B:156:PHE:CB	1	1.13
(1,15)	1:A:564:ALA:O	2:B:156:PHE:CD1	1	1.13
(1,15)	1:A:564:ALA:O	2:B:156:PHE:CD2	1	1.13
(1,15)	1:A:564:ALA:O	2:B:156:PHE:CE1	1	1.13
(1,15)	1:A:564:ALA:O	2:B:156:PHE:CE2	1	1.13
(1,15)	1:A:564:ALA:O	2:B:156:PHE:CG	1	1.13
(1,15)	1:A:564:ALA:O	2:B:156:PHE:CZ	1	1.13
(1,15)	1:A:564:ALA:O	2:B:156:PHE:H	1	1.13
(1,15)	1:A:564:ALA:O	2:B:156:PHE:HA	1	1.13
(1,15)	1:A:564:ALA:O	2:B:156:PHE:HB2	1	1.13
(1,15)	1:A:564:ALA:O	2:B:156:PHE:HB3	1	1.13
(1,15)	1:A:564:ALA:O	2:B:156:PHE:HD1	1	1.13
(1,15)	1:A:564:ALA:O	2:B:156:PHE:HD2	1	1.13
(1,15)	1:A:564:ALA:O	2:B:156:PHE:HE1	1	1.13
(1,15)	1:A:564:ALA:O	2:B:156:PHE:HE2	1	1.13
(1,15)	1:A:564:ALA:O	2:B:156:PHE:HZ	1	1.13
(1,15)	1:A:564:ALA:O	2:B:156:PHE:N	1	1.13
(1,15)	1:A:564:ALA:O	2:B:156:PHE:O	1	1.13
(1,15)	1:A:564:ALA:O	2:B:157:CYS:C	1	1.13
(1,15)	1:A:564:ALA:O	2:B:157:CYS:CA	1	1.13
(1,15)	1:A:564:ALA:O	2:B:157:CYS:CB	1	1.13
(1,15)	1:A:564:ALA:O	2:B:157:CYS:H	1	1.13
(1,15)	1:A:564:ALA:O	2:B:157:CYS:HA	1	1.13
(1,15)	1:A:564:ALA:O	2:B:157:CYS:HB2	1	1.13
(1,15)	1:A:564:ALA:O	2:B:157:CYS:HB3	1	1.13
(1,15)	1:A:564:ALA:O	2:B:157:CYS:N	1	1.13
(1,15)	1:A:564:ALA:O	2:B:157:CYS:O	1	1.13
(1,15)	1:A:564:ALA:O	2:B:157:CYS:SG	1	1.13

*Continued on next page...*

*Continued from previous page...*

Key	Atom-1	Atom-2	Model ID	Violation (Å)
(1,15)	1:A:564:ALA:O	2:B:158:THR:C	1	1.13
(1,15)	1:A:564:ALA:O	2:B:158:THR:CA	1	1.13
(1,15)	1:A:564:ALA:O	2:B:158:THR:CB	1	1.13
(1,15)	1:A:564:ALA:O	2:B:158:THR:CG2	1	1.13
(1,15)	1:A:564:ALA:O	2:B:158:THR:H	1	1.13
(1,15)	1:A:564:ALA:O	2:B:158:THR:HA	1	1.13
(1,15)	1:A:564:ALA:O	2:B:158:THR:HB	1	1.13
(1,15)	1:A:564:ALA:O	2:B:158:THR:HG1	1	1.13
(1,15)	1:A:564:ALA:O	2:B:158:THR:HG21	1	1.13
(1,15)	1:A:564:ALA:O	2:B:158:THR:HG22	1	1.13
(1,15)	1:A:564:ALA:O	2:B:158:THR:HG23	1	1.13
(1,15)	1:A:564:ALA:O	2:B:158:THR:N	1	1.13
(1,15)	1:A:564:ALA:O	2:B:158:THR:O	1	1.13
(1,15)	1:A:564:ALA:O	2:B:158:THR:OG1	1	1.13
(1,15)	1:A:564:ALA:O	2:B:159:ILE:C	1	1.13
(1,15)	1:A:564:ALA:O	2:B:159:ILE:CA	1	1.13
(1,15)	1:A:564:ALA:O	2:B:159:ILE:CB	1	1.13
(1,15)	1:A:564:ALA:O	2:B:159:ILE:CD1	1	1.13
(1,15)	1:A:564:ALA:O	2:B:159:ILE:CG1	1	1.13
(1,15)	1:A:564:ALA:O	2:B:159:ILE:CG2	1	1.13
(1,15)	1:A:564:ALA:O	2:B:159:ILE:H	1	1.13
(1,15)	1:A:564:ALA:O	2:B:159:ILE:HA	1	1.13
(1,15)	1:A:564:ALA:O	2:B:159:ILE:HB	1	1.13
(1,15)	1:A:564:ALA:O	2:B:159:ILE:HD11	1	1.13
(1,15)	1:A:564:ALA:O	2:B:159:ILE:HD12	1	1.13
(1,15)	1:A:564:ALA:O	2:B:159:ILE:HD13	1	1.13
(1,15)	1:A:564:ALA:O	2:B:159:ILE:HG12	1	1.13
(1,15)	1:A:564:ALA:O	2:B:159:ILE:HG13	1	1.13
(1,15)	1:A:564:ALA:O	2:B:159:ILE:HG21	1	1.13
(1,15)	1:A:564:ALA:O	2:B:159:ILE:HG22	1	1.13
(1,15)	1:A:564:ALA:O	2:B:159:ILE:HG23	1	1.13
(1,15)	1:A:564:ALA:O	2:B:159:ILE:N	1	1.13
(1,15)	1:A:564:ALA:O	2:B:159:ILE:O	1	1.13
(1,15)	1:A:564:ALA:O	2:B:161:ASN:C	1	1.13
(1,15)	1:A:564:ALA:O	2:B:161:ASN:CA	1	1.13
(1,15)	1:A:564:ALA:O	2:B:161:ASN:CB	1	1.13
(1,15)	1:A:564:ALA:O	2:B:161:ASN:CG	1	1.13
(1,15)	1:A:564:ALA:O	2:B:161:ASN:H	1	1.13
(1,15)	1:A:564:ALA:O	2:B:161:ASN:HA	1	1.13
(1,15)	1:A:564:ALA:O	2:B:161:ASN:HB2	1	1.13
(1,15)	1:A:564:ALA:O	2:B:161:ASN:HB3	1	1.13
(1,15)	1:A:564:ALA:O	2:B:161:ASN:HD21	1	1.13

*Continued on next page...*

*Continued from previous page...*

Key	Atom-1	Atom-2	Model ID	Violation (Å)
(1,15)	1:A:564:ALA:O	2:B:161:ASN:HD22	1	1.13
(1,15)	1:A:564:ALA:O	2:B:161:ASN:N	1	1.13
(1,15)	1:A:564:ALA:O	2:B:161:ASN:ND2	1	1.13
(1,15)	1:A:564:ALA:O	2:B:161:ASN:O	1	1.13
(1,15)	1:A:564:ALA:O	2:B:161:ASN:OD1	1	1.13
(1,15)	1:A:564:ALA:O	2:B:162:LYS:C	1	1.13
(1,15)	1:A:564:ALA:O	2:B:162:LYS:CA	1	1.13
(1,15)	1:A:564:ALA:O	2:B:162:LYS:CB	1	1.13
(1,15)	1:A:564:ALA:O	2:B:162:LYS:CD	1	1.13
(1,15)	1:A:564:ALA:O	2:B:162:LYS:CE	1	1.13
(1,15)	1:A:564:ALA:O	2:B:162:LYS:CG	1	1.13
(1,15)	1:A:564:ALA:O	2:B:162:LYS:H	1	1.13
(1,15)	1:A:564:ALA:O	2:B:162:LYS:HA	1	1.13
(1,15)	1:A:564:ALA:O	2:B:162:LYS:HB2	1	1.13
(1,15)	1:A:564:ALA:O	2:B:162:LYS:HB3	1	1.13
(1,15)	1:A:564:ALA:O	2:B:162:LYS:HD2	1	1.13
(1,15)	1:A:564:ALA:O	2:B:162:LYS:HD3	1	1.13
(1,15)	1:A:564:ALA:O	2:B:162:LYS:HE2	1	1.13
(1,15)	1:A:564:ALA:O	2:B:162:LYS:HE3	1	1.13
(1,15)	1:A:564:ALA:O	2:B:162:LYS:HG2	1	1.13
(1,15)	1:A:564:ALA:O	2:B:162:LYS:HG3	1	1.13
(1,15)	1:A:564:ALA:O	2:B:162:LYS:HZ1	1	1.13
(1,15)	1:A:564:ALA:O	2:B:162:LYS:HZ2	1	1.13
(1,15)	1:A:564:ALA:O	2:B:162:LYS:HZ3	1	1.13
(1,15)	1:A:564:ALA:O	2:B:162:LYS:N	1	1.13
(1,15)	1:A:564:ALA:O	2:B:162:LYS:NZ	1	1.13
(1,15)	1:A:564:ALA:O	2:B:162:LYS:O	1	1.13
(1,15)	1:A:564:ALA:O	2:B:167:SER:C	1	1.13
(1,15)	1:A:564:ALA:O	2:B:167:SER:CA	1	1.13
(1,15)	1:A:564:ALA:O	2:B:167:SER:CB	1	1.13
(1,15)	1:A:564:ALA:O	2:B:167:SER:H	1	1.13
(1,15)	1:A:564:ALA:O	2:B:167:SER:HA	1	1.13
(1,15)	1:A:564:ALA:O	2:B:167:SER:HB2	1	1.13
(1,15)	1:A:564:ALA:O	2:B:167:SER:HB3	1	1.13
(1,15)	1:A:564:ALA:O	2:B:167:SER:HG	1	1.13
(1,15)	1:A:564:ALA:O	2:B:167:SER:N	1	1.13
(1,15)	1:A:564:ALA:O	2:B:167:SER:O	1	1.13
(1,15)	1:A:564:ALA:O	2:B:167:SER:OG	1	1.13
(1,15)	1:A:564:ALA:O	2:B:168:LEU:C	1	1.13
(1,15)	1:A:564:ALA:O	2:B:168:LEU:CA	1	1.13
(1,15)	1:A:564:ALA:O	2:B:168:LEU:CB	1	1.13
(1,15)	1:A:564:ALA:O	2:B:168:LEU:CD1	1	1.13

*Continued on next page...*

*Continued from previous page...*

Key	Atom-1	Atom-2	Model ID	Violation (Å)
(1,15)	1:A:564:ALA:O	2:B:168:LEU:CD2	1	1.13
(1,15)	1:A:564:ALA:O	2:B:168:LEU:CG	1	1.13
(1,15)	1:A:564:ALA:O	2:B:168:LEU:H	1	1.13
(1,15)	1:A:564:ALA:O	2:B:168:LEU:HA	1	1.13
(1,15)	1:A:564:ALA:O	2:B:168:LEU:HB2	1	1.13
(1,15)	1:A:564:ALA:O	2:B:168:LEU:HB3	1	1.13
(1,15)	1:A:564:ALA:O	2:B:168:LEU:HD11	1	1.13
(1,15)	1:A:564:ALA:O	2:B:168:LEU:HD12	1	1.13
(1,15)	1:A:564:ALA:O	2:B:168:LEU:HD13	1	1.13
(1,15)	1:A:564:ALA:O	2:B:168:LEU:HD21	1	1.13
(1,15)	1:A:564:ALA:O	2:B:168:LEU:HD22	1	1.13
(1,15)	1:A:564:ALA:O	2:B:168:LEU:HD23	1	1.13
(1,15)	1:A:564:ALA:O	2:B:168:LEU:HG	1	1.13
(1,15)	1:A:564:ALA:O	2:B:168:LEU:N	1	1.13
(1,15)	1:A:564:ALA:O	2:B:168:LEU:O	1	1.13
(1,15)	1:A:564:ALA:O	2:B:170:MET:C	1	1.13
(1,15)	1:A:564:ALA:O	2:B:170:MET:CA	1	1.13
(1,15)	1:A:564:ALA:O	2:B:170:MET:CB	1	1.13
(1,15)	1:A:564:ALA:O	2:B:170:MET:CE	1	1.13
(1,15)	1:A:564:ALA:O	2:B:170:MET:CG	1	1.13
(1,15)	1:A:564:ALA:O	2:B:170:MET:H	1	1.13
(1,15)	1:A:564:ALA:O	2:B:170:MET:HA	1	1.13
(1,15)	1:A:564:ALA:O	2:B:170:MET:HB2	1	1.13
(1,15)	1:A:564:ALA:O	2:B:170:MET:HB3	1	1.13
(1,15)	1:A:564:ALA:O	2:B:170:MET:HE1	1	1.13
(1,15)	1:A:564:ALA:O	2:B:170:MET:HE2	1	1.13
(1,15)	1:A:564:ALA:O	2:B:170:MET:HE3	1	1.13
(1,15)	1:A:564:ALA:O	2:B:170:MET:HG2	1	1.13
(1,15)	1:A:564:ALA:O	2:B:170:MET:HG3	1	1.13
(1,15)	1:A:564:ALA:O	2:B:170:MET:N	1	1.13
(1,15)	1:A:564:ALA:O	2:B:170:MET:O	1	1.13
(1,15)	1:A:564:ALA:O	2:B:170:MET:SD	1	1.13
(1,15)	1:A:564:ALA:O	2:B:172:LYS:C	1	1.13
(1,15)	1:A:564:ALA:O	2:B:172:LYS:CA	1	1.13
(1,15)	1:A:564:ALA:O	2:B:172:LYS:CB	1	1.13
(1,15)	1:A:564:ALA:O	2:B:172:LYS:CD	1	1.13
(1,15)	1:A:564:ALA:O	2:B:172:LYS:CE	1	1.13
(1,15)	1:A:564:ALA:O	2:B:172:LYS:CG	1	1.13
(1,15)	1:A:564:ALA:O	2:B:172:LYS:H	1	1.13
(1,15)	1:A:564:ALA:O	2:B:172:LYS:HA	1	1.13
(1,15)	1:A:564:ALA:O	2:B:172:LYS:HB2	1	1.13
(1,15)	1:A:564:ALA:O	2:B:172:LYS:HB3	1	1.13

*Continued on next page...*



*Continued from previous page...*

Key	Atom-1	Atom-2	Model ID	Violation (Å)
(1,15)	1:A:564:ALA:O	2:B:172:LYS:HD2	1	1.13
(1,15)	1:A:564:ALA:O	2:B:172:LYS:HD3	1	1.13
(1,15)	1:A:564:ALA:O	2:B:172:LYS:HE2	1	1.13
(1,15)	1:A:564:ALA:O	2:B:172:LYS:HE3	1	1.13
(1,15)	1:A:564:ALA:O	2:B:172:LYS:HG2	1	1.13
(1,15)	1:A:564:ALA:O	2:B:172:LYS:HG3	1	1.13
(1,15)	1:A:564:ALA:O	2:B:172:LYS:HZ1	1	1.13
(1,15)	1:A:564:ALA:O	2:B:172:LYS:HZ2	1	1.13
(1,15)	1:A:564:ALA:O	2:B:172:LYS:HZ3	1	1.13
(1,15)	1:A:564:ALA:O	2:B:172:LYS:N	1	1.13
(1,15)	1:A:564:ALA:O	2:B:172:LYS:NZ	1	1.13
(1,15)	1:A:564:ALA:O	2:B:172:LYS:O	1	1.13
(1,15)	1:A:564:ALA:O	2:B:182:VAL:C	1	1.13
(1,15)	1:A:564:ALA:O	2:B:182:VAL:CA	1	1.13
(1,15)	1:A:564:ALA:O	2:B:182:VAL:CB	1	1.13
(1,15)	1:A:564:ALA:O	2:B:182:VAL:CG1	1	1.13
(1,15)	1:A:564:ALA:O	2:B:182:VAL:CG2	1	1.13
(1,15)	1:A:564:ALA:O	2:B:182:VAL:H	1	1.13
(1,15)	1:A:564:ALA:O	2:B:182:VAL:HA	1	1.13
(1,15)	1:A:564:ALA:O	2:B:182:VAL:HB	1	1.13
(1,15)	1:A:564:ALA:O	2:B:182:VAL:HG11	1	1.13
(1,15)	1:A:564:ALA:O	2:B:182:VAL:HG12	1	1.13
(1,15)	1:A:564:ALA:O	2:B:182:VAL:HG13	1	1.13
(1,15)	1:A:564:ALA:O	2:B:182:VAL:HG21	1	1.13
(1,15)	1:A:564:ALA:O	2:B:182:VAL:HG22	1	1.13
(1,15)	1:A:564:ALA:O	2:B:182:VAL:HG23	1	1.13
(1,15)	1:A:564:ALA:O	2:B:182:VAL:N	1	1.13
(1,15)	1:A:564:ALA:O	2:B:182:VAL:O	1	1.13
(1,15)	1:A:564:ALA:O	2:B:183:LYS:C	1	1.13
(1,15)	1:A:564:ALA:O	2:B:183:LYS:CA	1	1.13
(1,15)	1:A:564:ALA:O	2:B:183:LYS:CB	1	1.13
(1,15)	1:A:564:ALA:O	2:B:183:LYS:CD	1	1.13
(1,15)	1:A:564:ALA:O	2:B:183:LYS:CE	1	1.13
(1,15)	1:A:564:ALA:O	2:B:183:LYS:CG	1	1.13
(1,15)	1:A:564:ALA:O	2:B:183:LYS:H	1	1.13
(1,15)	1:A:564:ALA:O	2:B:183:LYS:HA	1	1.13
(1,15)	1:A:564:ALA:O	2:B:183:LYS:HB2	1	1.13
(1,15)	1:A:564:ALA:O	2:B:183:LYS:HB3	1	1.13
(1,15)	1:A:564:ALA:O	2:B:183:LYS:HD2	1	1.13
(1,15)	1:A:564:ALA:O	2:B:183:LYS:HD3	1	1.13
(1,15)	1:A:564:ALA:O	2:B:183:LYS:HE2	1	1.13
(1,15)	1:A:564:ALA:O	2:B:183:LYS:HE3	1	1.13

*Continued on next page...*

*Continued from previous page...*

Key	Atom-1	Atom-2	Model ID	Violation (Å)
(1,15)	1:A:564:ALA:O	2:B:183:LYS:HG2	1	1.13
(1,15)	1:A:564:ALA:O	2:B:183:LYS:HG3	1	1.13
(1,15)	1:A:564:ALA:O	2:B:183:LYS:HZ1	1	1.13
(1,15)	1:A:564:ALA:O	2:B:183:LYS:HZ2	1	1.13
(1,15)	1:A:564:ALA:O	2:B:183:LYS:HZ3	1	1.13
(1,15)	1:A:564:ALA:O	2:B:183:LYS:N	1	1.13
(1,15)	1:A:564:ALA:O	2:B:183:LYS:NZ	1	1.13
(1,15)	1:A:564:ALA:O	2:B:183:LYS:O	1	1.13
(1,15)	1:A:564:ALA:O	2:B:185:GLY:C	1	1.13
(1,15)	1:A:564:ALA:O	2:B:185:GLY:CA	1	1.13
(1,15)	1:A:564:ALA:O	2:B:185:GLY:H	1	1.13
(1,15)	1:A:564:ALA:O	2:B:185:GLY:HA2	1	1.13
(1,15)	1:A:564:ALA:O	2:B:185:GLY:HA3	1	1.13
(1,15)	1:A:564:ALA:O	2:B:185:GLY:N	1	1.13
(1,15)	1:A:564:ALA:O	2:B:185:GLY:O	1	1.13
(1,15)	1:A:564:ALA:O	2:B:187:TYR:C	1	1.13
(1,15)	1:A:564:ALA:O	2:B:187:TYR:CA	1	1.13
(1,15)	1:A:564:ALA:O	2:B:187:TYR:CB	1	1.13
(1,15)	1:A:564:ALA:O	2:B:187:TYR:CD1	1	1.13
(1,15)	1:A:564:ALA:O	2:B:187:TYR:CD2	1	1.13
(1,15)	1:A:564:ALA:O	2:B:187:TYR:CE1	1	1.13
(1,15)	1:A:564:ALA:O	2:B:187:TYR:CE2	1	1.13
(1,15)	1:A:564:ALA:O	2:B:187:TYR:CG	1	1.13
(1,15)	1:A:564:ALA:O	2:B:187:TYR:CZ	1	1.13
(1,15)	1:A:564:ALA:O	2:B:187:TYR:H	1	1.13
(1,15)	1:A:564:ALA:O	2:B:187:TYR:HA	1	1.13
(1,15)	1:A:564:ALA:O	2:B:187:TYR:HB2	1	1.13
(1,15)	1:A:564:ALA:O	2:B:187:TYR:HB3	1	1.13
(1,15)	1:A:564:ALA:O	2:B:187:TYR:HD1	1	1.13
(1,15)	1:A:564:ALA:O	2:B:187:TYR:HD2	1	1.13
(1,15)	1:A:564:ALA:O	2:B:187:TYR:HE1	1	1.13
(1,15)	1:A:564:ALA:O	2:B:187:TYR:HE2	1	1.13
(1,15)	1:A:564:ALA:O	2:B:187:TYR:HH	1	1.13
(1,15)	1:A:564:ALA:O	2:B:187:TYR:N	1	1.13
(1,15)	1:A:564:ALA:O	2:B:187:TYR:O	1	1.13
(1,15)	1:A:564:ALA:O	2:B:187:TYR:OH	1	1.13
(1,15)	1:A:564:ALA:O	2:B:200:THR:C	1	1.13
(1,15)	1:A:564:ALA:O	2:B:200:THR:CA	1	1.13
(1,15)	1:A:564:ALA:O	2:B:200:THR:CB	1	1.13
(1,15)	1:A:564:ALA:O	2:B:200:THR:CG2	1	1.13
(1,15)	1:A:564:ALA:O	2:B:200:THR:H	1	1.13
(1,15)	1:A:564:ALA:O	2:B:200:THR:HA	1	1.13

*Continued on next page...*

*Continued from previous page...*

Key	Atom-1	Atom-2	Model ID	Violation (Å)
(1,15)	1:A:564:ALA:O	2:B:200:THR:HB	1	1.13
(1,15)	1:A:564:ALA:O	2:B:200:THR:HG1	1	1.13
(1,15)	1:A:564:ALA:O	2:B:200:THR:HG21	1	1.13
(1,15)	1:A:564:ALA:O	2:B:200:THR:HG22	1	1.13
(1,15)	1:A:564:ALA:O	2:B:200:THR:HG23	1	1.13
(1,15)	1:A:564:ALA:O	2:B:200:THR:N	1	1.13
(1,15)	1:A:564:ALA:O	2:B:200:THR:O	1	1.13
(1,15)	1:A:564:ALA:O	2:B:200:THR:OG1	1	1.13
(1,15)	1:A:564:ALA:O	2:B:211:LYS:C	1	1.13
(1,15)	1:A:564:ALA:O	2:B:211:LYS:CA	1	1.13
(1,15)	1:A:564:ALA:O	2:B:211:LYS:CB	1	1.13
(1,15)	1:A:564:ALA:O	2:B:211:LYS:CD	1	1.13
(1,15)	1:A:564:ALA:O	2:B:211:LYS:CE	1	1.13
(1,15)	1:A:564:ALA:O	2:B:211:LYS:CG	1	1.13
(1,15)	1:A:564:ALA:O	2:B:211:LYS:H	1	1.13
(1,15)	1:A:564:ALA:O	2:B:211:LYS:HA	1	1.13
(1,15)	1:A:564:ALA:O	2:B:211:LYS:HB2	1	1.13
(1,15)	1:A:564:ALA:O	2:B:211:LYS:HB3	1	1.13
(1,15)	1:A:564:ALA:O	2:B:211:LYS:HD2	1	1.13
(1,15)	1:A:564:ALA:O	2:B:211:LYS:HD3	1	1.13
(1,15)	1:A:564:ALA:O	2:B:211:LYS:HE2	1	1.13
(1,15)	1:A:564:ALA:O	2:B:211:LYS:HE3	1	1.13
(1,15)	1:A:564:ALA:O	2:B:211:LYS:HG2	1	1.13
(1,15)	1:A:564:ALA:O	2:B:211:LYS:HG3	1	1.13
(1,15)	1:A:564:ALA:O	2:B:211:LYS:HZ1	1	1.13
(1,15)	1:A:564:ALA:O	2:B:211:LYS:HZ2	1	1.13
(1,15)	1:A:564:ALA:O	2:B:211:LYS:HZ3	1	1.13
(1,15)	1:A:564:ALA:O	2:B:211:LYS:N	1	1.13
(1,15)	1:A:564:ALA:O	2:B:211:LYS:NZ	1	1.13
(1,15)	1:A:564:ALA:O	2:B:211:LYS:O	1	1.13
(1,19)	2:B:153:VAL:C	1:A:490:ALA:C	1	1.09
(1,19)	2:B:153:VAL:C	1:A:490:ALA:CA	1	1.09
(1,19)	2:B:153:VAL:C	1:A:490:ALA:CB	1	1.09
(1,19)	2:B:153:VAL:C	1:A:490:ALA:H	1	1.09
(1,19)	2:B:153:VAL:C	1:A:490:ALA:HA	1	1.09
(1,19)	2:B:153:VAL:C	1:A:490:ALA:HB1	1	1.09
(1,19)	2:B:153:VAL:C	1:A:490:ALA:HB2	1	1.09
(1,19)	2:B:153:VAL:C	1:A:490:ALA:HB3	1	1.09
(1,19)	2:B:153:VAL:C	1:A:490:ALA:N	1	1.09
(1,19)	2:B:153:VAL:C	1:A:490:ALA:O	1	1.09
(1,19)	2:B:153:VAL:C	1:A:514:THR:C	1	1.09
(1,19)	2:B:153:VAL:C	1:A:514:THR:CA	1	1.09

*Continued on next page...*

*Continued from previous page...*

Key	Atom-1	Atom-2	Model ID	Violation (Å)
(1,19)	2:B:153:VAL:C	1:A:514:THR:CB	1	1.09
(1,19)	2:B:153:VAL:C	1:A:514:THR:CG2	1	1.09
(1,19)	2:B:153:VAL:C	1:A:514:THR:H	1	1.09
(1,19)	2:B:153:VAL:C	1:A:514:THR:HA	1	1.09
(1,19)	2:B:153:VAL:C	1:A:514:THR:HB	1	1.09
(1,19)	2:B:153:VAL:C	1:A:514:THR:HG1	1	1.09
(1,19)	2:B:153:VAL:C	1:A:514:THR:HG21	1	1.09
(1,19)	2:B:153:VAL:C	1:A:514:THR:HG22	1	1.09
(1,19)	2:B:153:VAL:C	1:A:514:THR:HG23	1	1.09
(1,19)	2:B:153:VAL:C	1:A:514:THR:N	1	1.09
(1,19)	2:B:153:VAL:C	1:A:514:THR:O	1	1.09
(1,19)	2:B:153:VAL:C	1:A:514:THR:OG1	1	1.09
(1,19)	2:B:153:VAL:C	1:A:516:ASN:C	1	1.09
(1,19)	2:B:153:VAL:C	1:A:516:ASN:CA	1	1.09
(1,19)	2:B:153:VAL:C	1:A:516:ASN:CB	1	1.09
(1,19)	2:B:153:VAL:C	1:A:516:ASN:CG	1	1.09
(1,19)	2:B:153:VAL:C	1:A:516:ASN:H	1	1.09
(1,19)	2:B:153:VAL:C	1:A:516:ASN:HA	1	1.09
(1,19)	2:B:153:VAL:C	1:A:516:ASN:HB2	1	1.09
(1,19)	2:B:153:VAL:C	1:A:516:ASN:HB3	1	1.09
(1,19)	2:B:153:VAL:C	1:A:516:ASN:HD21	1	1.09
(1,19)	2:B:153:VAL:C	1:A:516:ASN:HD22	1	1.09
(1,19)	2:B:153:VAL:C	1:A:516:ASN:N	1	1.09
(1,19)	2:B:153:VAL:C	1:A:516:ASN:ND2	1	1.09
(1,19)	2:B:153:VAL:C	1:A:516:ASN:O	1	1.09
(1,19)	2:B:153:VAL:C	1:A:516:ASN:OD1	1	1.09
(1,19)	2:B:153:VAL:C	1:A:519:GLY:C	1	1.09
(1,19)	2:B:153:VAL:C	1:A:519:GLY:CA	1	1.09
(1,19)	2:B:153:VAL:C	1:A:519:GLY:H	1	1.09
(1,19)	2:B:153:VAL:C	1:A:519:GLY:HA2	1	1.09
(1,19)	2:B:153:VAL:C	1:A:519:GLY:HA3	1	1.09
(1,19)	2:B:153:VAL:C	1:A:519:GLY:N	1	1.09
(1,19)	2:B:153:VAL:C	1:A:519:GLY:O	1	1.09
(1,19)	2:B:153:VAL:C	1:A:522:PHE:C	1	1.09
(1,19)	2:B:153:VAL:C	1:A:522:PHE:CA	1	1.09
(1,19)	2:B:153:VAL:C	1:A:522:PHE:CB	1	1.09
(1,19)	2:B:153:VAL:C	1:A:522:PHE:CD1	1	1.09
(1,19)	2:B:153:VAL:C	1:A:522:PHE:CD2	1	1.09
(1,19)	2:B:153:VAL:C	1:A:522:PHE:CE1	1	1.09
(1,19)	2:B:153:VAL:C	1:A:522:PHE:CE2	1	1.09
(1,19)	2:B:153:VAL:C	1:A:522:PHE:CG	1	1.09
(1,19)	2:B:153:VAL:C	1:A:522:PHE:CZ	1	1.09

*Continued on next page...*

*Continued from previous page...*

Key	Atom-1	Atom-2	Model ID	Violation (Å)
(1,19)	2:B:153:VAL:C	1:A:522:PHE:H	1	1.09
(1,19)	2:B:153:VAL:C	1:A:522:PHE:HA	1	1.09
(1,19)	2:B:153:VAL:C	1:A:522:PHE:HB2	1	1.09
(1,19)	2:B:153:VAL:C	1:A:522:PHE:HB3	1	1.09
(1,19)	2:B:153:VAL:C	1:A:522:PHE:HD1	1	1.09
(1,19)	2:B:153:VAL:C	1:A:522:PHE:HD2	1	1.09
(1,19)	2:B:153:VAL:C	1:A:522:PHE:HE1	1	1.09
(1,19)	2:B:153:VAL:C	1:A:522:PHE:HE2	1	1.09
(1,19)	2:B:153:VAL:C	1:A:522:PHE:HZ	1	1.09
(1,19)	2:B:153:VAL:C	1:A:522:PHE:N	1	1.09
(1,19)	2:B:153:VAL:C	1:A:522:PHE:O	1	1.09
(1,19)	2:B:153:VAL:C	1:A:523:GLU:C	1	1.09
(1,19)	2:B:153:VAL:C	1:A:523:GLU:CA	1	1.09
(1,19)	2:B:153:VAL:C	1:A:523:GLU:CB	1	1.09
(1,19)	2:B:153:VAL:C	1:A:523:GLU:CD	1	1.09
(1,19)	2:B:153:VAL:C	1:A:523:GLU:CG	1	1.09
(1,19)	2:B:153:VAL:C	1:A:523:GLU:H	1	1.09
(1,19)	2:B:153:VAL:C	1:A:523:GLU:HA	1	1.09
(1,19)	2:B:153:VAL:C	1:A:523:GLU:HB2	1	1.09
(1,19)	2:B:153:VAL:C	1:A:523:GLU:HB3	1	1.09
(1,19)	2:B:153:VAL:C	1:A:523:GLU:HG2	1	1.09
(1,19)	2:B:153:VAL:C	1:A:523:GLU:HG3	1	1.09
(1,19)	2:B:153:VAL:C	1:A:523:GLU:N	1	1.09
(1,19)	2:B:153:VAL:C	1:A:523:GLU:O	1	1.09
(1,19)	2:B:153:VAL:C	1:A:523:GLU:OE1	1	1.09
(1,19)	2:B:153:VAL:C	1:A:523:GLU:OE2	1	1.09
(1,19)	2:B:153:VAL:C	1:A:524:PHE:C	1	1.09
(1,19)	2:B:153:VAL:C	1:A:524:PHE:CA	1	1.09
(1,19)	2:B:153:VAL:C	1:A:524:PHE:CB	1	1.09
(1,19)	2:B:153:VAL:C	1:A:524:PHE:CD1	1	1.09
(1,19)	2:B:153:VAL:C	1:A:524:PHE:CD2	1	1.09
(1,19)	2:B:153:VAL:C	1:A:524:PHE:CE1	1	1.09
(1,19)	2:B:153:VAL:C	1:A:524:PHE:CE2	1	1.09
(1,19)	2:B:153:VAL:C	1:A:524:PHE:CG	1	1.09
(1,19)	2:B:153:VAL:C	1:A:524:PHE:CZ	1	1.09
(1,19)	2:B:153:VAL:C	1:A:524:PHE:H	1	1.09
(1,19)	2:B:153:VAL:C	1:A:524:PHE:HA	1	1.09
(1,19)	2:B:153:VAL:C	1:A:524:PHE:HB2	1	1.09
(1,19)	2:B:153:VAL:C	1:A:524:PHE:HB3	1	1.09
(1,19)	2:B:153:VAL:C	1:A:524:PHE:HD1	1	1.09
(1,19)	2:B:153:VAL:C	1:A:524:PHE:HD2	1	1.09
(1,19)	2:B:153:VAL:C	1:A:524:PHE:HE1	1	1.09

*Continued on next page...*

*Continued from previous page...*

Key	Atom-1	Atom-2	Model ID	Violation (Å)
(1,19)	2:B:153:VAL:C	1:A:524:PHE:HE2	1	1.09
(1,19)	2:B:153:VAL:C	1:A:524:PHE:HZ	1	1.09
(1,19)	2:B:153:VAL:C	1:A:524:PHE:N	1	1.09
(1,19)	2:B:153:VAL:C	1:A:524:PHE:O	1	1.09
(1,19)	2:B:153:VAL:C	1:A:525:GLU:C	1	1.09
(1,19)	2:B:153:VAL:C	1:A:525:GLU:CA	1	1.09
(1,19)	2:B:153:VAL:C	1:A:525:GLU:CB	1	1.09
(1,19)	2:B:153:VAL:C	1:A:525:GLU:CD	1	1.09
(1,19)	2:B:153:VAL:C	1:A:525:GLU:CG	1	1.09
(1,19)	2:B:153:VAL:C	1:A:525:GLU:H	1	1.09
(1,19)	2:B:153:VAL:C	1:A:525:GLU:HA	1	1.09
(1,19)	2:B:153:VAL:C	1:A:525:GLU:HB2	1	1.09
(1,19)	2:B:153:VAL:C	1:A:525:GLU:HB3	1	1.09
(1,19)	2:B:153:VAL:C	1:A:525:GLU:HG2	1	1.09
(1,19)	2:B:153:VAL:C	1:A:525:GLU:HG3	1	1.09
(1,19)	2:B:153:VAL:C	1:A:525:GLU:N	1	1.09
(1,19)	2:B:153:VAL:C	1:A:525:GLU:O	1	1.09
(1,19)	2:B:153:VAL:C	1:A:525:GLU:OE1	1	1.09
(1,19)	2:B:153:VAL:C	1:A:525:GLU:OE2	1	1.09
(1,19)	2:B:153:VAL:C	1:A:526:ASN:C	1	1.09
(1,19)	2:B:153:VAL:C	1:A:526:ASN:CA	1	1.09
(1,19)	2:B:153:VAL:C	1:A:526:ASN:CB	1	1.09
(1,19)	2:B:153:VAL:C	1:A:526:ASN:CG	1	1.09
(1,19)	2:B:153:VAL:C	1:A:526:ASN:H	1	1.09
(1,19)	2:B:153:VAL:C	1:A:526:ASN:HA	1	1.09
(1,19)	2:B:153:VAL:C	1:A:526:ASN:HB2	1	1.09
(1,19)	2:B:153:VAL:C	1:A:526:ASN:HB3	1	1.09
(1,19)	2:B:153:VAL:C	1:A:526:ASN:HD21	1	1.09
(1,19)	2:B:153:VAL:C	1:A:526:ASN:HD22	1	1.09
(1,19)	2:B:153:VAL:C	1:A:526:ASN:N	1	1.09
(1,19)	2:B:153:VAL:C	1:A:526:ASN:ND2	1	1.09
(1,19)	2:B:153:VAL:C	1:A:526:ASN:O	1	1.09
(1,19)	2:B:153:VAL:C	1:A:526:ASN:OD1	1	1.09
(1,19)	2:B:153:VAL:C	1:A:527:ALA:C	1	1.09
(1,19)	2:B:153:VAL:C	1:A:527:ALA:CA	1	1.09
(1,19)	2:B:153:VAL:C	1:A:527:ALA:CB	1	1.09
(1,19)	2:B:153:VAL:C	1:A:527:ALA:H	1	1.09
(1,19)	2:B:153:VAL:C	1:A:527:ALA:HA	1	1.09
(1,19)	2:B:153:VAL:C	1:A:527:ALA:HB1	1	1.09
(1,19)	2:B:153:VAL:C	1:A:527:ALA:HB2	1	1.09
(1,19)	2:B:153:VAL:C	1:A:527:ALA:HB3	1	1.09
(1,19)	2:B:153:VAL:C	1:A:527:ALA:N	1	1.09

*Continued on next page...*

*Continued from previous page...*

Key	Atom-1	Atom-2	Model ID	Violation (Å)
(1,19)	2:B:153:VAL:C	1:A:527:ALA:O	1	1.09
(1,19)	2:B:153:VAL:C	1:A:528:ILE:C	1	1.09
(1,19)	2:B:153:VAL:C	1:A:528:ILE:CA	1	1.09
(1,19)	2:B:153:VAL:C	1:A:528:ILE:CB	1	1.09
(1,19)	2:B:153:VAL:C	1:A:528:ILE:CD1	1	1.09
(1,19)	2:B:153:VAL:C	1:A:528:ILE:CG1	1	1.09
(1,19)	2:B:153:VAL:C	1:A:528:ILE:CG2	1	1.09
(1,19)	2:B:153:VAL:C	1:A:528:ILE:H	1	1.09
(1,19)	2:B:153:VAL:C	1:A:528:ILE:HA	1	1.09
(1,19)	2:B:153:VAL:C	1:A:528:ILE:HB	1	1.09
(1,19)	2:B:153:VAL:C	1:A:528:ILE:HD11	1	1.09
(1,19)	2:B:153:VAL:C	1:A:528:ILE:HD12	1	1.09
(1,19)	2:B:153:VAL:C	1:A:528:ILE:HD13	1	1.09
(1,19)	2:B:153:VAL:C	1:A:528:ILE:HG12	1	1.09
(1,19)	2:B:153:VAL:C	1:A:528:ILE:HG13	1	1.09
(1,19)	2:B:153:VAL:C	1:A:528:ILE:HG21	1	1.09
(1,19)	2:B:153:VAL:C	1:A:528:ILE:HG22	1	1.09
(1,19)	2:B:153:VAL:C	1:A:528:ILE:HG23	1	1.09
(1,19)	2:B:153:VAL:C	1:A:528:ILE:N	1	1.09
(1,19)	2:B:153:VAL:C	1:A:528:ILE:O	1	1.09
(1,19)	2:B:153:VAL:C	1:A:529:VAL:C	1	1.09
(1,19)	2:B:153:VAL:C	1:A:529:VAL:CA	1	1.09
(1,19)	2:B:153:VAL:C	1:A:529:VAL:CB	1	1.09
(1,19)	2:B:153:VAL:C	1:A:529:VAL:CG1	1	1.09
(1,19)	2:B:153:VAL:C	1:A:529:VAL:CG2	1	1.09
(1,19)	2:B:153:VAL:C	1:A:529:VAL:H	1	1.09
(1,19)	2:B:153:VAL:C	1:A:529:VAL:HA	1	1.09
(1,19)	2:B:153:VAL:C	1:A:529:VAL:HB	1	1.09
(1,19)	2:B:153:VAL:C	1:A:529:VAL:HG11	1	1.09
(1,19)	2:B:153:VAL:C	1:A:529:VAL:HG12	1	1.09
(1,19)	2:B:153:VAL:C	1:A:529:VAL:HG13	1	1.09
(1,19)	2:B:153:VAL:C	1:A:529:VAL:HG21	1	1.09
(1,19)	2:B:153:VAL:C	1:A:529:VAL:HG22	1	1.09
(1,19)	2:B:153:VAL:C	1:A:529:VAL:HG23	1	1.09
(1,19)	2:B:153:VAL:C	1:A:529:VAL:N	1	1.09
(1,19)	2:B:153:VAL:C	1:A:529:VAL:O	1	1.09
(1,19)	2:B:153:VAL:C	1:A:561:ASP:C	1	1.09
(1,19)	2:B:153:VAL:C	1:A:561:ASP:CA	1	1.09
(1,19)	2:B:153:VAL:C	1:A:561:ASP:CB	1	1.09
(1,19)	2:B:153:VAL:C	1:A:561:ASP:CG	1	1.09
(1,19)	2:B:153:VAL:C	1:A:561:ASP:H	1	1.09
(1,19)	2:B:153:VAL:C	1:A:561:ASP:HA	1	1.09

*Continued on next page...*

*Continued from previous page...*

Key	Atom-1	Atom-2	Model ID	Violation (Å)
(1,19)	2:B:153:VAL:C	1:A:561:ASP:HB2	1	1.09
(1,19)	2:B:153:VAL:C	1:A:561:ASP:HB3	1	1.09
(1,19)	2:B:153:VAL:C	1:A:561:ASP:N	1	1.09
(1,19)	2:B:153:VAL:C	1:A:561:ASP:O	1	1.09
(1,19)	2:B:153:VAL:C	1:A:561:ASP:OD1	1	1.09
(1,19)	2:B:153:VAL:C	1:A:561:ASP:OD2	1	1.09
(1,19)	2:B:153:VAL:C	1:A:563:LYS:C	1	1.09
(1,19)	2:B:153:VAL:C	1:A:563:LYS:CA	1	1.09
(1,19)	2:B:153:VAL:C	1:A:563:LYS:CB	1	1.09
(1,19)	2:B:153:VAL:C	1:A:563:LYS:CD	1	1.09
(1,19)	2:B:153:VAL:C	1:A:563:LYS:CE	1	1.09
(1,19)	2:B:153:VAL:C	1:A:563:LYS:CG	1	1.09
(1,19)	2:B:153:VAL:C	1:A:563:LYS:H	1	1.09
(1,19)	2:B:153:VAL:C	1:A:563:LYS:HA	1	1.09
(1,19)	2:B:153:VAL:C	1:A:563:LYS:HB2	1	1.09
(1,19)	2:B:153:VAL:C	1:A:563:LYS:HB3	1	1.09
(1,19)	2:B:153:VAL:C	1:A:563:LYS:HD2	1	1.09
(1,19)	2:B:153:VAL:C	1:A:563:LYS:HD3	1	1.09
(1,19)	2:B:153:VAL:C	1:A:563:LYS:HE2	1	1.09
(1,19)	2:B:153:VAL:C	1:A:563:LYS:HE3	1	1.09
(1,19)	2:B:153:VAL:C	1:A:563:LYS:HG2	1	1.09
(1,19)	2:B:153:VAL:C	1:A:563:LYS:HG3	1	1.09
(1,19)	2:B:153:VAL:C	1:A:563:LYS:HZ1	1	1.09
(1,19)	2:B:153:VAL:C	1:A:563:LYS:HZ2	1	1.09
(1,19)	2:B:153:VAL:C	1:A:563:LYS:HZ3	1	1.09
(1,19)	2:B:153:VAL:C	1:A:563:LYS:N	1	1.09
(1,19)	2:B:153:VAL:C	1:A:563:LYS:NZ	1	1.09
(1,19)	2:B:153:VAL:C	1:A:563:LYS:O	1	1.09
(1,19)	2:B:153:VAL:C	1:A:564:ALA:C	1	1.09
(1,19)	2:B:153:VAL:C	1:A:564:ALA:CA	1	1.09
(1,19)	2:B:153:VAL:C	1:A:564:ALA:CB	1	1.09
(1,19)	2:B:153:VAL:C	1:A:564:ALA:H	1	1.09
(1,19)	2:B:153:VAL:C	1:A:564:ALA:HA	1	1.09
(1,19)	2:B:153:VAL:C	1:A:564:ALA:HB1	1	1.09
(1,19)	2:B:153:VAL:C	1:A:564:ALA:HB2	1	1.09
(1,19)	2:B:153:VAL:C	1:A:564:ALA:HB3	1	1.09
(1,19)	2:B:153:VAL:C	1:A:564:ALA:N	1	1.09
(1,19)	2:B:153:VAL:C	1:A:564:ALA:O	1	1.09
(1,19)	2:B:153:VAL:C	1:A:566:LEU:C	1	1.09
(1,19)	2:B:153:VAL:C	1:A:566:LEU:CA	1	1.09
(1,19)	2:B:153:VAL:C	1:A:566:LEU:CB	1	1.09
(1,19)	2:B:153:VAL:C	1:A:566:LEU:CD1	1	1.09

*Continued on next page...*



*Continued from previous page...*

Key	Atom-1	Atom-2	Model ID	Violation (Å)
(1,19)	2:B:153:VAL:C	1:A:566:LEU:CD2	1	1.09
(1,19)	2:B:153:VAL:C	1:A:566:LEU:CG	1	1.09
(1,19)	2:B:153:VAL:C	1:A:566:LEU:H	1	1.09
(1,19)	2:B:153:VAL:C	1:A:566:LEU:HA	1	1.09
(1,19)	2:B:153:VAL:C	1:A:566:LEU:HB2	1	1.09
(1,19)	2:B:153:VAL:C	1:A:566:LEU:HB3	1	1.09
(1,19)	2:B:153:VAL:C	1:A:566:LEU:HD11	1	1.09
(1,19)	2:B:153:VAL:C	1:A:566:LEU:HD12	1	1.09
(1,19)	2:B:153:VAL:C	1:A:566:LEU:HD13	1	1.09
(1,19)	2:B:153:VAL:C	1:A:566:LEU:HD21	1	1.09
(1,19)	2:B:153:VAL:C	1:A:566:LEU:HD22	1	1.09
(1,19)	2:B:153:VAL:C	1:A:566:LEU:HD23	1	1.09
(1,19)	2:B:153:VAL:C	1:A:566:LEU:HG	1	1.09
(1,19)	2:B:153:VAL:C	1:A:566:LEU:N	1	1.09
(1,19)	2:B:153:VAL:C	1:A:566:LEU:O	1	1.09
(1,19)	2:B:153:VAL:CA	1:A:490:ALA:C	1	1.09
(1,19)	2:B:153:VAL:CA	1:A:490:ALA:CA	1	1.09
(1,19)	2:B:153:VAL:CA	1:A:490:ALA:CB	1	1.09
(1,19)	2:B:153:VAL:CA	1:A:490:ALA:H	1	1.09
(1,19)	2:B:153:VAL:CA	1:A:490:ALA:HA	1	1.09
(1,19)	2:B:153:VAL:CA	1:A:490:ALA:HB1	1	1.09
(1,19)	2:B:153:VAL:CA	1:A:490:ALA:HB2	1	1.09
(1,19)	2:B:153:VAL:CA	1:A:490:ALA:HB3	1	1.09
(1,19)	2:B:153:VAL:CA	1:A:490:ALA:N	1	1.09
(1,19)	2:B:153:VAL:CA	1:A:490:ALA:O	1	1.09
(1,19)	2:B:153:VAL:CA	1:A:514:THR:C	1	1.09
(1,19)	2:B:153:VAL:CA	1:A:514:THR:CA	1	1.09
(1,19)	2:B:153:VAL:CA	1:A:514:THR:CB	1	1.09
(1,19)	2:B:153:VAL:CA	1:A:514:THR:CG2	1	1.09
(1,19)	2:B:153:VAL:CA	1:A:514:THR:H	1	1.09
(1,19)	2:B:153:VAL:CA	1:A:514:THR:HA	1	1.09
(1,19)	2:B:153:VAL:CA	1:A:514:THR:HB	1	1.09
(1,19)	2:B:153:VAL:CA	1:A:514:THR:HG1	1	1.09
(1,19)	2:B:153:VAL:CA	1:A:514:THR:HG21	1	1.09
(1,19)	2:B:153:VAL:CA	1:A:514:THR:HG22	1	1.09
(1,19)	2:B:153:VAL:CA	1:A:514:THR:HG23	1	1.09
(1,19)	2:B:153:VAL:CA	1:A:514:THR:N	1	1.09
(1,19)	2:B:153:VAL:CA	1:A:514:THR:O	1	1.09
(1,19)	2:B:153:VAL:CA	1:A:514:THR:OG1	1	1.09
(1,19)	2:B:153:VAL:CA	1:A:516:ASN:C	1	1.09
(1,19)	2:B:153:VAL:CA	1:A:516:ASN:CA	1	1.09
(1,19)	2:B:153:VAL:CA	1:A:516:ASN:CB	1	1.09

*Continued on next page...*

*Continued from previous page...*

Key	Atom-1	Atom-2	Model ID	Violation (Å)
(1,19)	2:B:153:VAL:CA	1:A:516:ASN:CG	1	1.09
(1,19)	2:B:153:VAL:CA	1:A:516:ASN:H	1	1.09
(1,19)	2:B:153:VAL:CA	1:A:516:ASN:HA	1	1.09
(1,19)	2:B:153:VAL:CA	1:A:516:ASN:HB2	1	1.09
(1,19)	2:B:153:VAL:CA	1:A:516:ASN:HB3	1	1.09
(1,19)	2:B:153:VAL:CA	1:A:516:ASN:HD21	1	1.09
(1,19)	2:B:153:VAL:CA	1:A:516:ASN:HD22	1	1.09
(1,19)	2:B:153:VAL:CA	1:A:516:ASN:N	1	1.09
(1,19)	2:B:153:VAL:CA	1:A:516:ASN:ND2	1	1.09
(1,19)	2:B:153:VAL:CA	1:A:516:ASN:O	1	1.09
(1,19)	2:B:153:VAL:CA	1:A:516:ASN:OD1	1	1.09
(1,19)	2:B:153:VAL:CA	1:A:519:GLY:C	1	1.09
(1,19)	2:B:153:VAL:CA	1:A:519:GLY:CA	1	1.09
(1,19)	2:B:153:VAL:CA	1:A:519:GLY:H	1	1.09
(1,19)	2:B:153:VAL:CA	1:A:519:GLY:HA2	1	1.09
(1,19)	2:B:153:VAL:CA	1:A:519:GLY:HA3	1	1.09
(1,19)	2:B:153:VAL:CA	1:A:519:GLY:N	1	1.09
(1,19)	2:B:153:VAL:CA	1:A:519:GLY:O	1	1.09
(1,19)	2:B:153:VAL:CA	1:A:522:PHE:C	1	1.09
(1,19)	2:B:153:VAL:CA	1:A:522:PHE:CA	1	1.09
(1,19)	2:B:153:VAL:CA	1:A:522:PHE:CB	1	1.09
(1,19)	2:B:153:VAL:CA	1:A:522:PHE:CD1	1	1.09
(1,19)	2:B:153:VAL:CA	1:A:522:PHE:CD2	1	1.09
(1,19)	2:B:153:VAL:CA	1:A:522:PHE:CE1	1	1.09
(1,19)	2:B:153:VAL:CA	1:A:522:PHE:CE2	1	1.09
(1,19)	2:B:153:VAL:CA	1:A:522:PHE:CG	1	1.09
(1,19)	2:B:153:VAL:CA	1:A:522:PHE:CZ	1	1.09
(1,19)	2:B:153:VAL:CA	1:A:522:PHE:H	1	1.09
(1,19)	2:B:153:VAL:CA	1:A:522:PHE:HA	1	1.09
(1,19)	2:B:153:VAL:CA	1:A:522:PHE:HB2	1	1.09
(1,19)	2:B:153:VAL:CA	1:A:522:PHE:HB3	1	1.09
(1,19)	2:B:153:VAL:CA	1:A:522:PHE:HD1	1	1.09
(1,19)	2:B:153:VAL:CA	1:A:522:PHE:HD2	1	1.09
(1,19)	2:B:153:VAL:CA	1:A:522:PHE:HE1	1	1.09
(1,19)	2:B:153:VAL:CA	1:A:522:PHE:HE2	1	1.09
(1,19)	2:B:153:VAL:CA	1:A:522:PHE:HZ	1	1.09
(1,19)	2:B:153:VAL:CA	1:A:522:PHE:N	1	1.09
(1,19)	2:B:153:VAL:CA	1:A:522:PHE:O	1	1.09
(1,19)	2:B:153:VAL:CA	1:A:523:GLU:C	1	1.09
(1,19)	2:B:153:VAL:CA	1:A:523:GLU:CA	1	1.09
(1,19)	2:B:153:VAL:CA	1:A:523:GLU:CB	1	1.09
(1,19)	2:B:153:VAL:CA	1:A:523:GLU:CD	1	1.09

*Continued on next page...*

*Continued from previous page...*

Key	Atom-1	Atom-2	Model ID	Violation (Å)
(1,19)	2:B:153:VAL:CA	1:A:523:GLU:CG	1	1.09
(1,19)	2:B:153:VAL:CA	1:A:523:GLU:H	1	1.09
(1,19)	2:B:153:VAL:CA	1:A:523:GLU:HA	1	1.09
(1,19)	2:B:153:VAL:CA	1:A:523:GLU:HB2	1	1.09
(1,19)	2:B:153:VAL:CA	1:A:523:GLU:HB3	1	1.09
(1,19)	2:B:153:VAL:CA	1:A:523:GLU:HG2	1	1.09
(1,19)	2:B:153:VAL:CA	1:A:523:GLU:HG3	1	1.09
(1,19)	2:B:153:VAL:CA	1:A:523:GLU:N	1	1.09
(1,19)	2:B:153:VAL:CA	1:A:523:GLU:O	1	1.09
(1,19)	2:B:153:VAL:CA	1:A:523:GLU:OE1	1	1.09
(1,19)	2:B:153:VAL:CA	1:A:523:GLU:OE2	1	1.09
(1,19)	2:B:153:VAL:CA	1:A:524:PHE:C	1	1.09
(1,19)	2:B:153:VAL:CA	1:A:524:PHE:CA	1	1.09
(1,19)	2:B:153:VAL:CA	1:A:524:PHE:CB	1	1.09
(1,19)	2:B:153:VAL:CA	1:A:524:PHE:CD1	1	1.09
(1,19)	2:B:153:VAL:CA	1:A:524:PHE:CD2	1	1.09
(1,19)	2:B:153:VAL:CA	1:A:524:PHE:CE1	1	1.09
(1,19)	2:B:153:VAL:CA	1:A:524:PHE:CE2	1	1.09
(1,19)	2:B:153:VAL:CA	1:A:524:PHE:CG	1	1.09
(1,19)	2:B:153:VAL:CA	1:A:524:PHE:CZ	1	1.09
(1,19)	2:B:153:VAL:CA	1:A:524:PHE:H	1	1.09
(1,19)	2:B:153:VAL:CA	1:A:524:PHE:HA	1	1.09
(1,19)	2:B:153:VAL:CA	1:A:524:PHE:HB2	1	1.09
(1,19)	2:B:153:VAL:CA	1:A:524:PHE:HB3	1	1.09
(1,19)	2:B:153:VAL:CA	1:A:524:PHE:HD1	1	1.09
(1,19)	2:B:153:VAL:CA	1:A:524:PHE:HD2	1	1.09
(1,19)	2:B:153:VAL:CA	1:A:524:PHE:HE1	1	1.09
(1,19)	2:B:153:VAL:CA	1:A:524:PHE:HE2	1	1.09
(1,19)	2:B:153:VAL:CA	1:A:524:PHE:HZ	1	1.09
(1,19)	2:B:153:VAL:CA	1:A:524:PHE:N	1	1.09
(1,19)	2:B:153:VAL:CA	1:A:524:PHE:O	1	1.09
(1,19)	2:B:153:VAL:CA	1:A:525:GLU:C	1	1.09
(1,19)	2:B:153:VAL:CA	1:A:525:GLU:CA	1	1.09
(1,19)	2:B:153:VAL:CA	1:A:525:GLU:CB	1	1.09
(1,19)	2:B:153:VAL:CA	1:A:525:GLU:CD	1	1.09
(1,19)	2:B:153:VAL:CA	1:A:525:GLU:CG	1	1.09
(1,19)	2:B:153:VAL:CA	1:A:525:GLU:H	1	1.09
(1,19)	2:B:153:VAL:CA	1:A:525:GLU:HA	1	1.09
(1,19)	2:B:153:VAL:CA	1:A:525:GLU:HB2	1	1.09
(1,19)	2:B:153:VAL:CA	1:A:525:GLU:HB3	1	1.09
(1,19)	2:B:153:VAL:CA	1:A:525:GLU:HG2	1	1.09
(1,19)	2:B:153:VAL:CA	1:A:525:GLU:HG3	1	1.09

*Continued on next page...*

*Continued from previous page...*

Key	Atom-1	Atom-2	Model ID	Violation (Å)
(1,19)	2:B:153:VAL:CA	1:A:525:GLU:N	1	1.09
(1,19)	2:B:153:VAL:CA	1:A:525:GLU:O	1	1.09
(1,19)	2:B:153:VAL:CA	1:A:525:GLU:OE1	1	1.09
(1,19)	2:B:153:VAL:CA	1:A:525:GLU:OE2	1	1.09
(1,19)	2:B:153:VAL:CA	1:A:526:ASN:C	1	1.09
(1,19)	2:B:153:VAL:CA	1:A:526:ASN:CA	1	1.09
(1,19)	2:B:153:VAL:CA	1:A:526:ASN:CB	1	1.09
(1,19)	2:B:153:VAL:CA	1:A:526:ASN:CG	1	1.09
(1,19)	2:B:153:VAL:CA	1:A:526:ASN:H	1	1.09
(1,19)	2:B:153:VAL:CA	1:A:526:ASN:HA	1	1.09
(1,19)	2:B:153:VAL:CA	1:A:526:ASN:HB2	1	1.09
(1,19)	2:B:153:VAL:CA	1:A:526:ASN:HB3	1	1.09
(1,19)	2:B:153:VAL:CA	1:A:526:ASN:HD21	1	1.09
(1,19)	2:B:153:VAL:CA	1:A:526:ASN:HD22	1	1.09
(1,19)	2:B:153:VAL:CA	1:A:526:ASN:N	1	1.09
(1,19)	2:B:153:VAL:CA	1:A:526:ASN:ND2	1	1.09
(1,19)	2:B:153:VAL:CA	1:A:526:ASN:O	1	1.09
(1,19)	2:B:153:VAL:CA	1:A:526:ASN:OD1	1	1.09
(1,19)	2:B:153:VAL:CA	1:A:527:ALA:C	1	1.09
(1,19)	2:B:153:VAL:CA	1:A:527:ALA:CA	1	1.09
(1,19)	2:B:153:VAL:CA	1:A:527:ALA:CB	1	1.09
(1,19)	2:B:153:VAL:CA	1:A:527:ALA:H	1	1.09
(1,19)	2:B:153:VAL:CA	1:A:527:ALA:HA	1	1.09
(1,19)	2:B:153:VAL:CA	1:A:527:ALA:HB1	1	1.09
(1,19)	2:B:153:VAL:CA	1:A:527:ALA:HB2	1	1.09
(1,19)	2:B:153:VAL:CA	1:A:527:ALA:HB3	1	1.09
(1,19)	2:B:153:VAL:CA	1:A:527:ALA:N	1	1.09
(1,19)	2:B:153:VAL:CA	1:A:527:ALA:O	1	1.09
(1,19)	2:B:153:VAL:CA	1:A:528:ILE:C	1	1.09
(1,19)	2:B:153:VAL:CA	1:A:528:ILE:CA	1	1.09
(1,19)	2:B:153:VAL:CA	1:A:528:ILE:CB	1	1.09
(1,19)	2:B:153:VAL:CA	1:A:528:ILE:CD1	1	1.09
(1,19)	2:B:153:VAL:CA	1:A:528:ILE:CG1	1	1.09
(1,19)	2:B:153:VAL:CA	1:A:528:ILE:CG2	1	1.09
(1,19)	2:B:153:VAL:CA	1:A:528:ILE:H	1	1.09
(1,19)	2:B:153:VAL:CA	1:A:528:ILE:HA	1	1.09
(1,19)	2:B:153:VAL:CA	1:A:528:ILE:HB	1	1.09
(1,19)	2:B:153:VAL:CA	1:A:528:ILE:HD11	1	1.09
(1,19)	2:B:153:VAL:CA	1:A:528:ILE:HD12	1	1.09
(1,19)	2:B:153:VAL:CA	1:A:528:ILE:HD13	1	1.09
(1,19)	2:B:153:VAL:CA	1:A:528:ILE:HG12	1	1.09
(1,19)	2:B:153:VAL:CA	1:A:528:ILE:HG13	1	1.09

*Continued on next page...*

*Continued from previous page...*

Key	Atom-1	Atom-2	Model ID	Violation (Å)
(1,19)	2:B:153:VAL:CA	1:A:528:ILE:HG21	1	1.09
(1,19)	2:B:153:VAL:CA	1:A:528:ILE:HG22	1	1.09
(1,19)	2:B:153:VAL:CA	1:A:528:ILE:HG23	1	1.09
(1,19)	2:B:153:VAL:CA	1:A:528:ILE:N	1	1.09
(1,19)	2:B:153:VAL:CA	1:A:528:ILE:O	1	1.09
(1,19)	2:B:153:VAL:CA	1:A:529:VAL:C	1	1.09
(1,19)	2:B:153:VAL:CA	1:A:529:VAL:CA	1	1.09
(1,19)	2:B:153:VAL:CA	1:A:529:VAL:CB	1	1.09
(1,19)	2:B:153:VAL:CA	1:A:529:VAL:CG1	1	1.09
(1,19)	2:B:153:VAL:CA	1:A:529:VAL:CG2	1	1.09
(1,19)	2:B:153:VAL:CA	1:A:529:VAL:H	1	1.09
(1,19)	2:B:153:VAL:CA	1:A:529:VAL:HA	1	1.09
(1,19)	2:B:153:VAL:CA	1:A:529:VAL:HB	1	1.09
(1,19)	2:B:153:VAL:CA	1:A:529:VAL:HG11	1	1.09
(1,19)	2:B:153:VAL:CA	1:A:529:VAL:HG12	1	1.09
(1,19)	2:B:153:VAL:CA	1:A:529:VAL:HG13	1	1.09
(1,19)	2:B:153:VAL:CA	1:A:529:VAL:HG21	1	1.09
(1,19)	2:B:153:VAL:CA	1:A:529:VAL:HG22	1	1.09
(1,19)	2:B:153:VAL:CA	1:A:529:VAL:HG23	1	1.09
(1,19)	2:B:153:VAL:CA	1:A:529:VAL:N	1	1.09
(1,19)	2:B:153:VAL:CA	1:A:529:VAL:O	1	1.09
(1,19)	2:B:153:VAL:CA	1:A:561:ASP:C	1	1.09
(1,19)	2:B:153:VAL:CA	1:A:561:ASP:CA	1	1.09
(1,19)	2:B:153:VAL:CA	1:A:561:ASP:CB	1	1.09
(1,19)	2:B:153:VAL:CA	1:A:561:ASP:CG	1	1.09
(1,19)	2:B:153:VAL:CA	1:A:561:ASP:H	1	1.09
(1,19)	2:B:153:VAL:CA	1:A:561:ASP:HA	1	1.09
(1,19)	2:B:153:VAL:CA	1:A:561:ASP:HB2	1	1.09
(1,19)	2:B:153:VAL:CA	1:A:561:ASP:HB3	1	1.09
(1,19)	2:B:153:VAL:CA	1:A:561:ASP:N	1	1.09
(1,19)	2:B:153:VAL:CA	1:A:561:ASP:O	1	1.09
(1,19)	2:B:153:VAL:CA	1:A:561:ASP:OD1	1	1.09
(1,19)	2:B:153:VAL:CA	1:A:561:ASP:OD2	1	1.09
(1,19)	2:B:153:VAL:CA	1:A:563:LYS:C	1	1.09
(1,19)	2:B:153:VAL:CA	1:A:563:LYS:CA	1	1.09
(1,19)	2:B:153:VAL:CA	1:A:563:LYS:CB	1	1.09
(1,19)	2:B:153:VAL:CA	1:A:563:LYS:CD	1	1.09
(1,19)	2:B:153:VAL:CA	1:A:563:LYS:CE	1	1.09
(1,19)	2:B:153:VAL:CA	1:A:563:LYS:CG	1	1.09
(1,19)	2:B:153:VAL:CA	1:A:563:LYS:H	1	1.09
(1,19)	2:B:153:VAL:CA	1:A:563:LYS:HA	1	1.09
(1,19)	2:B:153:VAL:CA	1:A:563:LYS:HB2	1	1.09

*Continued on next page...*

*Continued from previous page...*

Key	Atom-1	Atom-2	Model ID	Violation (Å)
(1,19)	2:B:153:VAL:CA	1:A:563:LYS:HB3	1	1.09
(1,19)	2:B:153:VAL:CA	1:A:563:LYS:HD2	1	1.09
(1,19)	2:B:153:VAL:CA	1:A:563:LYS:HD3	1	1.09
(1,19)	2:B:153:VAL:CA	1:A:563:LYS:HE2	1	1.09
(1,19)	2:B:153:VAL:CA	1:A:563:LYS:HE3	1	1.09
(1,19)	2:B:153:VAL:CA	1:A:563:LYS:HG2	1	1.09
(1,19)	2:B:153:VAL:CA	1:A:563:LYS:HG3	1	1.09
(1,19)	2:B:153:VAL:CA	1:A:563:LYS:HZ1	1	1.09
(1,19)	2:B:153:VAL:CA	1:A:563:LYS:HZ2	1	1.09
(1,19)	2:B:153:VAL:CA	1:A:563:LYS:HZ3	1	1.09
(1,19)	2:B:153:VAL:CA	1:A:563:LYS:N	1	1.09
(1,19)	2:B:153:VAL:CA	1:A:563:LYS:NZ	1	1.09
(1,19)	2:B:153:VAL:CA	1:A:563:LYS:O	1	1.09
(1,19)	2:B:153:VAL:CA	1:A:564:ALA:C	1	1.09
(1,19)	2:B:153:VAL:CA	1:A:564:ALA:CA	1	1.09
(1,19)	2:B:153:VAL:CA	1:A:564:ALA:CB	1	1.09
(1,19)	2:B:153:VAL:CA	1:A:564:ALA:H	1	1.09
(1,19)	2:B:153:VAL:CA	1:A:564:ALA:HA	1	1.09
(1,19)	2:B:153:VAL:CA	1:A:564:ALA:HB1	1	1.09
(1,19)	2:B:153:VAL:CA	1:A:564:ALA:HB2	1	1.09
(1,19)	2:B:153:VAL:CA	1:A:564:ALA:HB3	1	1.09
(1,19)	2:B:153:VAL:CA	1:A:564:ALA:N	1	1.09
(1,19)	2:B:153:VAL:CA	1:A:564:ALA:O	1	1.09
(1,19)	2:B:153:VAL:CA	1:A:566:LEU:C	1	1.09
(1,19)	2:B:153:VAL:CA	1:A:566:LEU:CA	1	1.09
(1,19)	2:B:153:VAL:CA	1:A:566:LEU:CB	1	1.09
(1,19)	2:B:153:VAL:CA	1:A:566:LEU:CD1	1	1.09
(1,19)	2:B:153:VAL:CA	1:A:566:LEU:CD2	1	1.09
(1,19)	2:B:153:VAL:CA	1:A:566:LEU:CG	1	1.09
(1,19)	2:B:153:VAL:CA	1:A:566:LEU:H	1	1.09
(1,19)	2:B:153:VAL:CA	1:A:566:LEU:HA	1	1.09
(1,19)	2:B:153:VAL:CA	1:A:566:LEU:HB2	1	1.09
(1,19)	2:B:153:VAL:CA	1:A:566:LEU:HB3	1	1.09
(1,19)	2:B:153:VAL:CA	1:A:566:LEU:HD11	1	1.09
(1,19)	2:B:153:VAL:CA	1:A:566:LEU:HD12	1	1.09
(1,19)	2:B:153:VAL:CA	1:A:566:LEU:HD13	1	1.09
(1,19)	2:B:153:VAL:CA	1:A:566:LEU:HD21	1	1.09
(1,19)	2:B:153:VAL:CA	1:A:566:LEU:HD22	1	1.09
(1,19)	2:B:153:VAL:CA	1:A:566:LEU:HD23	1	1.09
(1,19)	2:B:153:VAL:CA	1:A:566:LEU:HG	1	1.09
(1,19)	2:B:153:VAL:CA	1:A:566:LEU:N	1	1.09
(1,19)	2:B:153:VAL:CA	1:A:566:LEU:O	1	1.09

*Continued on next page...*

*Continued from previous page...*

Key	Atom-1	Atom-2	Model ID	Violation (Å)
(1,19)	2:B:153:VAL:CB	1:A:490:ALA:C	1	1.09
(1,19)	2:B:153:VAL:CB	1:A:490:ALA:CA	1	1.09
(1,19)	2:B:153:VAL:CB	1:A:490:ALA:CB	1	1.09
(1,19)	2:B:153:VAL:CB	1:A:490:ALA:H	1	1.09
(1,19)	2:B:153:VAL:CB	1:A:490:ALA:HA	1	1.09
(1,19)	2:B:153:VAL:CB	1:A:490:ALA:HB1	1	1.09
(1,19)	2:B:153:VAL:CB	1:A:490:ALA:HB2	1	1.09
(1,19)	2:B:153:VAL:CB	1:A:490:ALA:HB3	1	1.09
(1,19)	2:B:153:VAL:CB	1:A:490:ALA:N	1	1.09
(1,19)	2:B:153:VAL:CB	1:A:490:ALA:O	1	1.09
(1,19)	2:B:153:VAL:CB	1:A:514:THR:C	1	1.09
(1,19)	2:B:153:VAL:CB	1:A:514:THR:CA	1	1.09
(1,19)	2:B:153:VAL:CB	1:A:514:THR:CB	1	1.09
(1,19)	2:B:153:VAL:CB	1:A:514:THR:CG2	1	1.09
(1,19)	2:B:153:VAL:CB	1:A:514:THR:H	1	1.09
(1,19)	2:B:153:VAL:CB	1:A:514:THR:HA	1	1.09
(1,19)	2:B:153:VAL:CB	1:A:514:THR:HB	1	1.09
(1,19)	2:B:153:VAL:CB	1:A:514:THR:HG1	1	1.09
(1,19)	2:B:153:VAL:CB	1:A:514:THR:HG21	1	1.09
(1,19)	2:B:153:VAL:CB	1:A:514:THR:HG22	1	1.09
(1,19)	2:B:153:VAL:CB	1:A:514:THR:HG23	1	1.09
(1,19)	2:B:153:VAL:CB	1:A:514:THR:N	1	1.09
(1,19)	2:B:153:VAL:CB	1:A:514:THR:O	1	1.09
(1,19)	2:B:153:VAL:CB	1:A:514:THR:OG1	1	1.09
(1,19)	2:B:153:VAL:CB	1:A:516:ASN:C	1	1.09
(1,19)	2:B:153:VAL:CB	1:A:516:ASN:CA	1	1.09
(1,19)	2:B:153:VAL:CB	1:A:516:ASN:CB	1	1.09
(1,19)	2:B:153:VAL:CB	1:A:516:ASN:CG	1	1.09
(1,19)	2:B:153:VAL:CB	1:A:516:ASN:H	1	1.09
(1,19)	2:B:153:VAL:CB	1:A:516:ASN:HA	1	1.09
(1,19)	2:B:153:VAL:CB	1:A:516:ASN:HB2	1	1.09
(1,19)	2:B:153:VAL:CB	1:A:516:ASN:HB3	1	1.09
(1,19)	2:B:153:VAL:CB	1:A:516:ASN:HD21	1	1.09
(1,19)	2:B:153:VAL:CB	1:A:516:ASN:HD22	1	1.09
(1,19)	2:B:153:VAL:CB	1:A:516:ASN:N	1	1.09
(1,19)	2:B:153:VAL:CB	1:A:516:ASN:ND2	1	1.09
(1,19)	2:B:153:VAL:CB	1:A:516:ASN:O	1	1.09
(1,19)	2:B:153:VAL:CB	1:A:516:ASN:OD1	1	1.09
(1,19)	2:B:153:VAL:CB	1:A:519:GLY:C	1	1.09
(1,19)	2:B:153:VAL:CB	1:A:519:GLY:CA	1	1.09
(1,19)	2:B:153:VAL:CB	1:A:519:GLY:H	1	1.09
(1,19)	2:B:153:VAL:CB	1:A:519:GLY:HA2	1	1.09

*Continued on next page...*

*Continued from previous page...*

Key	Atom-1	Atom-2	Model ID	Violation (Å)
(1,19)	2:B:153:VAL:CB	1:A:519:GLY:HA3	1	1.09
(1,19)	2:B:153:VAL:CB	1:A:519:GLY:N	1	1.09
(1,19)	2:B:153:VAL:CB	1:A:519:GLY:O	1	1.09
(1,19)	2:B:153:VAL:CB	1:A:522:PHE:C	1	1.09
(1,19)	2:B:153:VAL:CB	1:A:522:PHE:CA	1	1.09
(1,19)	2:B:153:VAL:CB	1:A:522:PHE:CB	1	1.09
(1,19)	2:B:153:VAL:CB	1:A:522:PHE:CD1	1	1.09
(1,19)	2:B:153:VAL:CB	1:A:522:PHE:CD2	1	1.09
(1,19)	2:B:153:VAL:CB	1:A:522:PHE:CE1	1	1.09
(1,19)	2:B:153:VAL:CB	1:A:522:PHE:CE2	1	1.09
(1,19)	2:B:153:VAL:CB	1:A:522:PHE:CG	1	1.09
(1,19)	2:B:153:VAL:CB	1:A:522:PHE:CZ	1	1.09
(1,19)	2:B:153:VAL:CB	1:A:522:PHE:H	1	1.09
(1,19)	2:B:153:VAL:CB	1:A:522:PHE:HA	1	1.09
(1,19)	2:B:153:VAL:CB	1:A:522:PHE:HB2	1	1.09
(1,19)	2:B:153:VAL:CB	1:A:522:PHE:HB3	1	1.09
(1,19)	2:B:153:VAL:CB	1:A:522:PHE:HD1	1	1.09
(1,19)	2:B:153:VAL:CB	1:A:522:PHE:HD2	1	1.09
(1,19)	2:B:153:VAL:CB	1:A:522:PHE:HE1	1	1.09
(1,19)	2:B:153:VAL:CB	1:A:522:PHE:HE2	1	1.09
(1,19)	2:B:153:VAL:CB	1:A:522:PHE:HZ	1	1.09
(1,19)	2:B:153:VAL:CB	1:A:522:PHE:N	1	1.09
(1,19)	2:B:153:VAL:CB	1:A:522:PHE:O	1	1.09
(1,19)	2:B:153:VAL:CB	1:A:523:GLU:C	1	1.09
(1,19)	2:B:153:VAL:CB	1:A:523:GLU:CA	1	1.09
(1,19)	2:B:153:VAL:CB	1:A:523:GLU:CB	1	1.09
(1,19)	2:B:153:VAL:CB	1:A:523:GLU:CD	1	1.09
(1,19)	2:B:153:VAL:CB	1:A:523:GLU:CG	1	1.09
(1,19)	2:B:153:VAL:CB	1:A:523:GLU:H	1	1.09
(1,19)	2:B:153:VAL:CB	1:A:523:GLU:HA	1	1.09
(1,19)	2:B:153:VAL:CB	1:A:523:GLU:HB2	1	1.09
(1,19)	2:B:153:VAL:CB	1:A:523:GLU:HB3	1	1.09
(1,19)	2:B:153:VAL:CB	1:A:523:GLU:HG2	1	1.09
(1,19)	2:B:153:VAL:CB	1:A:523:GLU:HG3	1	1.09
(1,19)	2:B:153:VAL:CB	1:A:523:GLU:N	1	1.09
(1,19)	2:B:153:VAL:CB	1:A:523:GLU:O	1	1.09
(1,19)	2:B:153:VAL:CB	1:A:523:GLU:OE1	1	1.09
(1,19)	2:B:153:VAL:CB	1:A:523:GLU:OE2	1	1.09
(1,19)	2:B:153:VAL:CB	1:A:524:PHE:C	1	1.09
(1,19)	2:B:153:VAL:CB	1:A:524:PHE:CA	1	1.09
(1,19)	2:B:153:VAL:CB	1:A:524:PHE:CB	1	1.09
(1,19)	2:B:153:VAL:CB	1:A:524:PHE:CD1	1	1.09

*Continued on next page...*



*Continued from previous page...*

Key	Atom-1	Atom-2	Model ID	Violation (Å)
(1,19)	2:B:153:VAL:CB	1:A:524:PHE:CD2	1	1.09
(1,19)	2:B:153:VAL:CB	1:A:524:PHE:CE1	1	1.09
(1,19)	2:B:153:VAL:CB	1:A:524:PHE:CE2	1	1.09
(1,19)	2:B:153:VAL:CB	1:A:524:PHE:CG	1	1.09
(1,19)	2:B:153:VAL:CB	1:A:524:PHE:CZ	1	1.09
(1,19)	2:B:153:VAL:CB	1:A:524:PHE:H	1	1.09
(1,19)	2:B:153:VAL:CB	1:A:524:PHE:HA	1	1.09
(1,19)	2:B:153:VAL:CB	1:A:524:PHE:HB2	1	1.09
(1,19)	2:B:153:VAL:CB	1:A:524:PHE:HB3	1	1.09
(1,19)	2:B:153:VAL:CB	1:A:524:PHE:HD1	1	1.09
(1,19)	2:B:153:VAL:CB	1:A:524:PHE:HD2	1	1.09
(1,19)	2:B:153:VAL:CB	1:A:524:PHE:HE1	1	1.09
(1,19)	2:B:153:VAL:CB	1:A:524:PHE:HE2	1	1.09
(1,19)	2:B:153:VAL:CB	1:A:524:PHE:HZ	1	1.09
(1,19)	2:B:153:VAL:CB	1:A:524:PHE:N	1	1.09
(1,19)	2:B:153:VAL:CB	1:A:524:PHE:O	1	1.09
(1,19)	2:B:153:VAL:CB	1:A:525:GLU:C	1	1.09
(1,19)	2:B:153:VAL:CB	1:A:525:GLU:CA	1	1.09
(1,19)	2:B:153:VAL:CB	1:A:525:GLU:CB	1	1.09
(1,19)	2:B:153:VAL:CB	1:A:525:GLU:CD	1	1.09
(1,19)	2:B:153:VAL:CB	1:A:525:GLU:CG	1	1.09
(1,19)	2:B:153:VAL:CB	1:A:525:GLU:H	1	1.09
(1,19)	2:B:153:VAL:CB	1:A:525:GLU:HA	1	1.09
(1,19)	2:B:153:VAL:CB	1:A:525:GLU:HB2	1	1.09
(1,19)	2:B:153:VAL:CB	1:A:525:GLU:HB3	1	1.09
(1,19)	2:B:153:VAL:CB	1:A:525:GLU:HG2	1	1.09
(1,19)	2:B:153:VAL:CB	1:A:525:GLU:HG3	1	1.09
(1,19)	2:B:153:VAL:CB	1:A:525:GLU:N	1	1.09
(1,19)	2:B:153:VAL:CB	1:A:525:GLU:O	1	1.09
(1,19)	2:B:153:VAL:CB	1:A:525:GLU:OE1	1	1.09
(1,19)	2:B:153:VAL:CB	1:A:525:GLU:OE2	1	1.09
(1,19)	2:B:153:VAL:CB	1:A:526:ASN:C	1	1.09
(1,19)	2:B:153:VAL:CB	1:A:526:ASN:CA	1	1.09
(1,19)	2:B:153:VAL:CB	1:A:526:ASN:CB	1	1.09
(1,19)	2:B:153:VAL:CB	1:A:526:ASN:CG	1	1.09
(1,19)	2:B:153:VAL:CB	1:A:526:ASN:H	1	1.09
(1,19)	2:B:153:VAL:CB	1:A:526:ASN:HA	1	1.09
(1,19)	2:B:153:VAL:CB	1:A:526:ASN:HB2	1	1.09
(1,19)	2:B:153:VAL:CB	1:A:526:ASN:HB3	1	1.09
(1,19)	2:B:153:VAL:CB	1:A:526:ASN:HD21	1	1.09
(1,19)	2:B:153:VAL:CB	1:A:526:ASN:HD22	1	1.09
(1,19)	2:B:153:VAL:CB	1:A:526:ASN:N	1	1.09

*Continued on next page...*

*Continued from previous page...*

Key	Atom-1	Atom-2	Model ID	Violation (Å)
(1,19)	2:B:153:VAL:CB	1:A:526:ASN:ND2	1	1.09
(1,19)	2:B:153:VAL:CB	1:A:526:ASN:O	1	1.09
(1,19)	2:B:153:VAL:CB	1:A:526:ASN:OD1	1	1.09
(1,19)	2:B:153:VAL:CB	1:A:527:ALA:C	1	1.09
(1,19)	2:B:153:VAL:CB	1:A:527:ALA:CA	1	1.09
(1,19)	2:B:153:VAL:CB	1:A:527:ALA:CB	1	1.09
(1,19)	2:B:153:VAL:CB	1:A:527:ALA:H	1	1.09
(1,19)	2:B:153:VAL:CB	1:A:527:ALA:HA	1	1.09
(1,19)	2:B:153:VAL:CB	1:A:527:ALA:HB1	1	1.09
(1,19)	2:B:153:VAL:CB	1:A:527:ALA:HB2	1	1.09
(1,19)	2:B:153:VAL:CB	1:A:527:ALA:HB3	1	1.09
(1,19)	2:B:153:VAL:CB	1:A:527:ALA:N	1	1.09
(1,19)	2:B:153:VAL:CB	1:A:527:ALA:O	1	1.09
(1,19)	2:B:153:VAL:CB	1:A:528:ILE:C	1	1.09
(1,19)	2:B:153:VAL:CB	1:A:528:ILE:CA	1	1.09
(1,19)	2:B:153:VAL:CB	1:A:528:ILE:CB	1	1.09
(1,19)	2:B:153:VAL:CB	1:A:528:ILE:CD1	1	1.09
(1,19)	2:B:153:VAL:CB	1:A:528:ILE:CG1	1	1.09
(1,19)	2:B:153:VAL:CB	1:A:528:ILE:CG2	1	1.09
(1,19)	2:B:153:VAL:CB	1:A:528:ILE:H	1	1.09
(1,19)	2:B:153:VAL:CB	1:A:528:ILE:HA	1	1.09
(1,19)	2:B:153:VAL:CB	1:A:528:ILE:HB	1	1.09
(1,19)	2:B:153:VAL:CB	1:A:528:ILE:HD11	1	1.09
(1,19)	2:B:153:VAL:CB	1:A:528:ILE:HD12	1	1.09
(1,19)	2:B:153:VAL:CB	1:A:528:ILE:HD13	1	1.09
(1,19)	2:B:153:VAL:CB	1:A:528:ILE:HG12	1	1.09
(1,19)	2:B:153:VAL:CB	1:A:528:ILE:HG13	1	1.09
(1,19)	2:B:153:VAL:CB	1:A:528:ILE:HG21	1	1.09
(1,19)	2:B:153:VAL:CB	1:A:528:ILE:HG22	1	1.09
(1,19)	2:B:153:VAL:CB	1:A:528:ILE:HG23	1	1.09
(1,19)	2:B:153:VAL:CB	1:A:528:ILE:N	1	1.09
(1,19)	2:B:153:VAL:CB	1:A:528:ILE:O	1	1.09
(1,19)	2:B:153:VAL:CB	1:A:529:VAL:C	1	1.09
(1,19)	2:B:153:VAL:CB	1:A:529:VAL:CA	1	1.09
(1,19)	2:B:153:VAL:CB	1:A:529:VAL:CB	1	1.09
(1,19)	2:B:153:VAL:CB	1:A:529:VAL:CG1	1	1.09
(1,19)	2:B:153:VAL:CB	1:A:529:VAL:CG2	1	1.09
(1,19)	2:B:153:VAL:CB	1:A:529:VAL:H	1	1.09
(1,19)	2:B:153:VAL:CB	1:A:529:VAL:HA	1	1.09
(1,19)	2:B:153:VAL:CB	1:A:529:VAL:HB	1	1.09
(1,19)	2:B:153:VAL:CB	1:A:529:VAL:HG11	1	1.09
(1,19)	2:B:153:VAL:CB	1:A:529:VAL:HG12	1	1.09

*Continued on next page...*

*Continued from previous page...*

Key	Atom-1	Atom-2	Model ID	Violation (Å)
(1,19)	2:B:153:VAL:CB	1:A:529:VAL:HG13	1	1.09
(1,19)	2:B:153:VAL:CB	1:A:529:VAL:HG21	1	1.09
(1,19)	2:B:153:VAL:CB	1:A:529:VAL:HG22	1	1.09
(1,19)	2:B:153:VAL:CB	1:A:529:VAL:HG23	1	1.09
(1,19)	2:B:153:VAL:CB	1:A:529:VAL:N	1	1.09
(1,19)	2:B:153:VAL:CB	1:A:529:VAL:O	1	1.09
(1,19)	2:B:153:VAL:CB	1:A:561:ASP:C	1	1.09
(1,19)	2:B:153:VAL:CB	1:A:561:ASP:CA	1	1.09
(1,19)	2:B:153:VAL:CB	1:A:561:ASP:CB	1	1.09
(1,19)	2:B:153:VAL:CB	1:A:561:ASP:CG	1	1.09
(1,19)	2:B:153:VAL:CB	1:A:561:ASP:H	1	1.09
(1,19)	2:B:153:VAL:CB	1:A:561:ASP:HA	1	1.09
(1,19)	2:B:153:VAL:CB	1:A:561:ASP:HB2	1	1.09
(1,19)	2:B:153:VAL:CB	1:A:561:ASP:HB3	1	1.09
(1,19)	2:B:153:VAL:CB	1:A:561:ASP:N	1	1.09
(1,19)	2:B:153:VAL:CB	1:A:561:ASP:O	1	1.09
(1,19)	2:B:153:VAL:CB	1:A:561:ASP:OD1	1	1.09
(1,19)	2:B:153:VAL:CB	1:A:561:ASP:OD2	1	1.09
(1,19)	2:B:153:VAL:CB	1:A:563:LYS:C	1	1.09
(1,19)	2:B:153:VAL:CB	1:A:563:LYS:CA	1	1.09
(1,19)	2:B:153:VAL:CB	1:A:563:LYS:CB	1	1.09
(1,19)	2:B:153:VAL:CB	1:A:563:LYS:CD	1	1.09
(1,19)	2:B:153:VAL:CB	1:A:563:LYS:CE	1	1.09
(1,19)	2:B:153:VAL:CB	1:A:563:LYS:CG	1	1.09
(1,19)	2:B:153:VAL:CB	1:A:563:LYS:H	1	1.09
(1,19)	2:B:153:VAL:CB	1:A:563:LYS:HA	1	1.09
(1,19)	2:B:153:VAL:CB	1:A:563:LYS:HB2	1	1.09
(1,19)	2:B:153:VAL:CB	1:A:563:LYS:HB3	1	1.09
(1,19)	2:B:153:VAL:CB	1:A:563:LYS:HD2	1	1.09
(1,19)	2:B:153:VAL:CB	1:A:563:LYS:HD3	1	1.09
(1,19)	2:B:153:VAL:CB	1:A:563:LYS:HE2	1	1.09
(1,19)	2:B:153:VAL:CB	1:A:563:LYS:HE3	1	1.09
(1,19)	2:B:153:VAL:CB	1:A:563:LYS:HG2	1	1.09
(1,19)	2:B:153:VAL:CB	1:A:563:LYS:HG3	1	1.09
(1,19)	2:B:153:VAL:CB	1:A:563:LYS:HZ1	1	1.09
(1,19)	2:B:153:VAL:CB	1:A:563:LYS:HZ2	1	1.09
(1,19)	2:B:153:VAL:CB	1:A:563:LYS:HZ3	1	1.09
(1,19)	2:B:153:VAL:CB	1:A:563:LYS:N	1	1.09
(1,19)	2:B:153:VAL:CB	1:A:563:LYS:NZ	1	1.09
(1,19)	2:B:153:VAL:CB	1:A:563:LYS:O	1	1.09
(1,19)	2:B:153:VAL:CB	1:A:564:ALA:C	1	1.09
(1,19)	2:B:153:VAL:CB	1:A:564:ALA:CA	1	1.09

*Continued on next page...*

*Continued from previous page...*

Key	Atom-1	Atom-2	Model ID	Violation (Å)
(1,19)	2:B:153:VAL:CB	1:A:564:ALA:CB	1	1.09
(1,19)	2:B:153:VAL:CB	1:A:564:ALA:H	1	1.09
(1,19)	2:B:153:VAL:CB	1:A:564:ALA:HA	1	1.09
(1,19)	2:B:153:VAL:CB	1:A:564:ALA:HB1	1	1.09
(1,19)	2:B:153:VAL:CB	1:A:564:ALA:HB2	1	1.09
(1,19)	2:B:153:VAL:CB	1:A:564:ALA:HB3	1	1.09
(1,19)	2:B:153:VAL:CB	1:A:564:ALA:N	1	1.09
(1,19)	2:B:153:VAL:CB	1:A:564:ALA:O	1	1.09
(1,19)	2:B:153:VAL:CB	1:A:566:LEU:C	1	1.09
(1,19)	2:B:153:VAL:CB	1:A:566:LEU:CA	1	1.09
(1,19)	2:B:153:VAL:CB	1:A:566:LEU:CB	1	1.09
(1,19)	2:B:153:VAL:CB	1:A:566:LEU:CD1	1	1.09
(1,19)	2:B:153:VAL:CB	1:A:566:LEU:CD2	1	1.09
(1,19)	2:B:153:VAL:CB	1:A:566:LEU:CG	1	1.09
(1,19)	2:B:153:VAL:CB	1:A:566:LEU:H	1	1.09
(1,19)	2:B:153:VAL:CB	1:A:566:LEU:HA	1	1.09
(1,19)	2:B:153:VAL:CB	1:A:566:LEU:HB2	1	1.09
(1,19)	2:B:153:VAL:CB	1:A:566:LEU:HB3	1	1.09
(1,19)	2:B:153:VAL:CB	1:A:566:LEU:HD11	1	1.09
(1,19)	2:B:153:VAL:CB	1:A:566:LEU:HD12	1	1.09
(1,19)	2:B:153:VAL:CB	1:A:566:LEU:HD13	1	1.09
(1,19)	2:B:153:VAL:CB	1:A:566:LEU:HD21	1	1.09
(1,19)	2:B:153:VAL:CB	1:A:566:LEU:HD22	1	1.09
(1,19)	2:B:153:VAL:CB	1:A:566:LEU:HD23	1	1.09
(1,19)	2:B:153:VAL:CB	1:A:566:LEU:HG	1	1.09
(1,19)	2:B:153:VAL:CB	1:A:566:LEU:N	1	1.09
(1,19)	2:B:153:VAL:CB	1:A:566:LEU:O	1	1.09
(1,19)	2:B:153:VAL:CG1	1:A:490:ALA:C	1	1.09
(1,19)	2:B:153:VAL:CG1	1:A:490:ALA:CA	1	1.09
(1,19)	2:B:153:VAL:CG1	1:A:490:ALA:CB	1	1.09
(1,19)	2:B:153:VAL:CG1	1:A:490:ALA:H	1	1.09
(1,19)	2:B:153:VAL:CG1	1:A:490:ALA:HA	1	1.09
(1,19)	2:B:153:VAL:CG1	1:A:490:ALA:HB1	1	1.09
(1,19)	2:B:153:VAL:CG1	1:A:490:ALA:HB2	1	1.09
(1,19)	2:B:153:VAL:CG1	1:A:490:ALA:HB3	1	1.09
(1,19)	2:B:153:VAL:CG1	1:A:490:ALA:N	1	1.09
(1,19)	2:B:153:VAL:CG1	1:A:490:ALA:O	1	1.09
(1,19)	2:B:153:VAL:CG1	1:A:514:THR:C	1	1.09
(1,19)	2:B:153:VAL:CG1	1:A:514:THR:CA	1	1.09
(1,19)	2:B:153:VAL:CG1	1:A:514:THR:CB	1	1.09
(1,19)	2:B:153:VAL:CG1	1:A:514:THR:CG2	1	1.09
(1,19)	2:B:153:VAL:CG1	1:A:514:THR:H	1	1.09

*Continued on next page...*

*Continued from previous page...*

Key	Atom-1	Atom-2	Model ID	Violation (Å)
(1,19)	2:B:153:VAL:CG1	1:A:514:THR:HA	1	1.09
(1,19)	2:B:153:VAL:CG1	1:A:514:THR:HB	1	1.09
(1,19)	2:B:153:VAL:CG1	1:A:514:THR:HG1	1	1.09
(1,19)	2:B:153:VAL:CG1	1:A:514:THR:HG21	1	1.09
(1,19)	2:B:153:VAL:CG1	1:A:514:THR:HG22	1	1.09
(1,19)	2:B:153:VAL:CG1	1:A:514:THR:HG23	1	1.09
(1,19)	2:B:153:VAL:CG1	1:A:514:THR:N	1	1.09
(1,19)	2:B:153:VAL:CG1	1:A:514:THR:O	1	1.09
(1,19)	2:B:153:VAL:CG1	1:A:514:THR:OG1	1	1.09
(1,19)	2:B:153:VAL:CG1	1:A:516:ASN:C	1	1.09
(1,19)	2:B:153:VAL:CG1	1:A:516:ASN:CA	1	1.09
(1,19)	2:B:153:VAL:CG1	1:A:516:ASN:CB	1	1.09
(1,19)	2:B:153:VAL:CG1	1:A:516:ASN:CG	1	1.09
(1,19)	2:B:153:VAL:CG1	1:A:516:ASN:H	1	1.09
(1,19)	2:B:153:VAL:CG1	1:A:516:ASN:HA	1	1.09
(1,19)	2:B:153:VAL:CG1	1:A:516:ASN:HB2	1	1.09
(1,19)	2:B:153:VAL:CG1	1:A:516:ASN:HB3	1	1.09
(1,19)	2:B:153:VAL:CG1	1:A:516:ASN:HD21	1	1.09
(1,19)	2:B:153:VAL:CG1	1:A:516:ASN:HD22	1	1.09
(1,19)	2:B:153:VAL:CG1	1:A:516:ASN:N	1	1.09
(1,19)	2:B:153:VAL:CG1	1:A:516:ASN:ND2	1	1.09
(1,19)	2:B:153:VAL:CG1	1:A:516:ASN:O	1	1.09
(1,19)	2:B:153:VAL:CG1	1:A:516:ASN:OD1	1	1.09
(1,19)	2:B:153:VAL:CG1	1:A:519:GLY:C	1	1.09
(1,19)	2:B:153:VAL:CG1	1:A:519:GLY:CA	1	1.09
(1,19)	2:B:153:VAL:CG1	1:A:519:GLY:H	1	1.09
(1,19)	2:B:153:VAL:CG1	1:A:519:GLY:HA2	1	1.09
(1,19)	2:B:153:VAL:CG1	1:A:519:GLY:HA3	1	1.09
(1,19)	2:B:153:VAL:CG1	1:A:519:GLY:N	1	1.09
(1,19)	2:B:153:VAL:CG1	1:A:519:GLY:O	1	1.09
(1,19)	2:B:153:VAL:CG1	1:A:522:PHE:C	1	1.09
(1,19)	2:B:153:VAL:CG1	1:A:522:PHE:CA	1	1.09
(1,19)	2:B:153:VAL:CG1	1:A:522:PHE:CB	1	1.09
(1,19)	2:B:153:VAL:CG1	1:A:522:PHE:CD1	1	1.09
(1,19)	2:B:153:VAL:CG1	1:A:522:PHE:CD2	1	1.09
(1,19)	2:B:153:VAL:CG1	1:A:522:PHE:CE1	1	1.09
(1,19)	2:B:153:VAL:CG1	1:A:522:PHE:CE2	1	1.09
(1,19)	2:B:153:VAL:CG1	1:A:522:PHE:CG	1	1.09
(1,19)	2:B:153:VAL:CG1	1:A:522:PHE:CZ	1	1.09
(1,19)	2:B:153:VAL:CG1	1:A:522:PHE:H	1	1.09
(1,19)	2:B:153:VAL:CG1	1:A:522:PHE:HA	1	1.09
(1,19)	2:B:153:VAL:CG1	1:A:522:PHE:HB2	1	1.09

*Continued on next page...*

*Continued from previous page...*

Key	Atom-1	Atom-2	Model ID	Violation (Å)
(1,19)	2:B:153:VAL:CG1	1:A:522:PHE:HB3	1	1.09
(1,19)	2:B:153:VAL:CG1	1:A:522:PHE:HD1	1	1.09
(1,19)	2:B:153:VAL:CG1	1:A:522:PHE:HD2	1	1.09
(1,19)	2:B:153:VAL:CG1	1:A:522:PHE:HE1	1	1.09
(1,19)	2:B:153:VAL:CG1	1:A:522:PHE:HE2	1	1.09
(1,19)	2:B:153:VAL:CG1	1:A:522:PHE:HZ	1	1.09
(1,19)	2:B:153:VAL:CG1	1:A:522:PHE:N	1	1.09
(1,19)	2:B:153:VAL:CG1	1:A:522:PHE:O	1	1.09
(1,19)	2:B:153:VAL:CG1	1:A:523:GLU:C	1	1.09
(1,19)	2:B:153:VAL:CG1	1:A:523:GLU:CA	1	1.09
(1,19)	2:B:153:VAL:CG1	1:A:523:GLU:CB	1	1.09
(1,19)	2:B:153:VAL:CG1	1:A:523:GLU:CD	1	1.09
(1,19)	2:B:153:VAL:CG1	1:A:523:GLU:CG	1	1.09
(1,19)	2:B:153:VAL:CG1	1:A:523:GLU:H	1	1.09
(1,19)	2:B:153:VAL:CG1	1:A:523:GLU:HA	1	1.09
(1,19)	2:B:153:VAL:CG1	1:A:523:GLU:HB2	1	1.09
(1,19)	2:B:153:VAL:CG1	1:A:523:GLU:HB3	1	1.09
(1,19)	2:B:153:VAL:CG1	1:A:523:GLU:HG2	1	1.09
(1,19)	2:B:153:VAL:CG1	1:A:523:GLU:HG3	1	1.09
(1,19)	2:B:153:VAL:CG1	1:A:523:GLU:N	1	1.09
(1,19)	2:B:153:VAL:CG1	1:A:523:GLU:O	1	1.09
(1,19)	2:B:153:VAL:CG1	1:A:523:GLU:OE1	1	1.09
(1,19)	2:B:153:VAL:CG1	1:A:523:GLU:OE2	1	1.09
(1,19)	2:B:153:VAL:CG1	1:A:524:PHE:C	1	1.09
(1,19)	2:B:153:VAL:CG1	1:A:524:PHE:CA	1	1.09
(1,19)	2:B:153:VAL:CG1	1:A:524:PHE:CB	1	1.09
(1,19)	2:B:153:VAL:CG1	1:A:524:PHE:CD1	1	1.09
(1,19)	2:B:153:VAL:CG1	1:A:524:PHE:CD2	1	1.09
(1,19)	2:B:153:VAL:CG1	1:A:524:PHE:CE1	1	1.09
(1,19)	2:B:153:VAL:CG1	1:A:524:PHE:CE2	1	1.09
(1,19)	2:B:153:VAL:CG1	1:A:524:PHE:CG	1	1.09
(1,19)	2:B:153:VAL:CG1	1:A:524:PHE:CZ	1	1.09
(1,19)	2:B:153:VAL:CG1	1:A:524:PHE:H	1	1.09
(1,19)	2:B:153:VAL:CG1	1:A:524:PHE:HA	1	1.09
(1,19)	2:B:153:VAL:CG1	1:A:524:PHE:HB2	1	1.09
(1,19)	2:B:153:VAL:CG1	1:A:524:PHE:HB3	1	1.09
(1,19)	2:B:153:VAL:CG1	1:A:524:PHE:HD1	1	1.09
(1,19)	2:B:153:VAL:CG1	1:A:524:PHE:HD2	1	1.09
(1,19)	2:B:153:VAL:CG1	1:A:524:PHE:HE1	1	1.09
(1,19)	2:B:153:VAL:CG1	1:A:524:PHE:HE2	1	1.09
(1,19)	2:B:153:VAL:CG1	1:A:524:PHE:HZ	1	1.09
(1,19)	2:B:153:VAL:CG1	1:A:524:PHE:N	1	1.09

*Continued on next page...*

*Continued from previous page...*

Key	Atom-1	Atom-2	Model ID	Violation (Å)
(1,19)	2:B:153:VAL:CG1	1:A:524:PHE:O	1	1.09
(1,19)	2:B:153:VAL:CG1	1:A:525:GLU:C	1	1.09
(1,19)	2:B:153:VAL:CG1	1:A:525:GLU:CA	1	1.09
(1,19)	2:B:153:VAL:CG1	1:A:525:GLU:CB	1	1.09
(1,19)	2:B:153:VAL:CG1	1:A:525:GLU:CD	1	1.09
(1,19)	2:B:153:VAL:CG1	1:A:525:GLU:CG	1	1.09
(1,19)	2:B:153:VAL:CG1	1:A:525:GLU:H	1	1.09
(1,19)	2:B:153:VAL:CG1	1:A:525:GLU:HA	1	1.09
(1,19)	2:B:153:VAL:CG1	1:A:525:GLU:HB2	1	1.09
(1,19)	2:B:153:VAL:CG1	1:A:525:GLU:HB3	1	1.09
(1,19)	2:B:153:VAL:CG1	1:A:525:GLU:HG2	1	1.09
(1,19)	2:B:153:VAL:CG1	1:A:525:GLU:HG3	1	1.09
(1,19)	2:B:153:VAL:CG1	1:A:525:GLU:N	1	1.09
(1,19)	2:B:153:VAL:CG1	1:A:525:GLU:O	1	1.09
(1,19)	2:B:153:VAL:CG1	1:A:525:GLU:OE1	1	1.09
(1,19)	2:B:153:VAL:CG1	1:A:525:GLU:OE2	1	1.09
(1,19)	2:B:153:VAL:CG1	1:A:526:ASN:C	1	1.09
(1,19)	2:B:153:VAL:CG1	1:A:526:ASN:CA	1	1.09
(1,19)	2:B:153:VAL:CG1	1:A:526:ASN:CB	1	1.09
(1,19)	2:B:153:VAL:CG1	1:A:526:ASN:CG	1	1.09
(1,19)	2:B:153:VAL:CG1	1:A:526:ASN:H	1	1.09
(1,19)	2:B:153:VAL:CG1	1:A:526:ASN:HA	1	1.09
(1,19)	2:B:153:VAL:CG1	1:A:526:ASN:HB2	1	1.09
(1,19)	2:B:153:VAL:CG1	1:A:526:ASN:HB3	1	1.09
(1,19)	2:B:153:VAL:CG1	1:A:526:ASN:HD21	1	1.09
(1,19)	2:B:153:VAL:CG1	1:A:526:ASN:HD22	1	1.09
(1,19)	2:B:153:VAL:CG1	1:A:526:ASN:N	1	1.09
(1,19)	2:B:153:VAL:CG1	1:A:526:ASN:ND2	1	1.09
(1,19)	2:B:153:VAL:CG1	1:A:526:ASN:O	1	1.09
(1,19)	2:B:153:VAL:CG1	1:A:526:ASN:OD1	1	1.09
(1,19)	2:B:153:VAL:CG1	1:A:527:ALA:C	1	1.09
(1,19)	2:B:153:VAL:CG1	1:A:527:ALA:CA	1	1.09
(1,19)	2:B:153:VAL:CG1	1:A:527:ALA:CB	1	1.09
(1,19)	2:B:153:VAL:CG1	1:A:527:ALA:H	1	1.09
(1,19)	2:B:153:VAL:CG1	1:A:527:ALA:HA	1	1.09
(1,19)	2:B:153:VAL:CG1	1:A:527:ALA:HB1	1	1.09
(1,19)	2:B:153:VAL:CG1	1:A:527:ALA:HB2	1	1.09
(1,19)	2:B:153:VAL:CG1	1:A:527:ALA:HB3	1	1.09
(1,19)	2:B:153:VAL:CG1	1:A:527:ALA:N	1	1.09
(1,19)	2:B:153:VAL:CG1	1:A:527:ALA:O	1	1.09
(1,19)	2:B:153:VAL:CG1	1:A:528:ILE:C	1	1.09
(1,19)	2:B:153:VAL:CG1	1:A:528:ILE:CA	1	1.09

*Continued on next page...*

*Continued from previous page...*

Key	Atom-1	Atom-2	Model ID	Violation (Å)
(1,19)	2:B:153:VAL:CG1	1:A:528:ILE:CB	1	1.09
(1,19)	2:B:153:VAL:CG1	1:A:528:ILE:CD1	1	1.09
(1,19)	2:B:153:VAL:CG1	1:A:528:ILE:CG1	1	1.09
(1,19)	2:B:153:VAL:CG1	1:A:528:ILE:CG2	1	1.09
(1,19)	2:B:153:VAL:CG1	1:A:528:ILE:H	1	1.09
(1,19)	2:B:153:VAL:CG1	1:A:528:ILE:HA	1	1.09
(1,19)	2:B:153:VAL:CG1	1:A:528:ILE:HB	1	1.09
(1,19)	2:B:153:VAL:CG1	1:A:528:ILE:HD11	1	1.09
(1,19)	2:B:153:VAL:CG1	1:A:528:ILE:HD12	1	1.09
(1,19)	2:B:153:VAL:CG1	1:A:528:ILE:HD13	1	1.09
(1,19)	2:B:153:VAL:CG1	1:A:528:ILE:HG12	1	1.09
(1,19)	2:B:153:VAL:CG1	1:A:528:ILE:HG13	1	1.09
(1,19)	2:B:153:VAL:CG1	1:A:528:ILE:HG21	1	1.09
(1,19)	2:B:153:VAL:CG1	1:A:528:ILE:HG22	1	1.09
(1,19)	2:B:153:VAL:CG1	1:A:528:ILE:HG23	1	1.09
(1,19)	2:B:153:VAL:CG1	1:A:528:ILE:N	1	1.09
(1,19)	2:B:153:VAL:CG1	1:A:528:ILE:O	1	1.09
(1,19)	2:B:153:VAL:CG1	1:A:529:VAL:C	1	1.09
(1,19)	2:B:153:VAL:CG1	1:A:529:VAL:CA	1	1.09
(1,19)	2:B:153:VAL:CG1	1:A:529:VAL:CB	1	1.09
(1,19)	2:B:153:VAL:CG1	1:A:529:VAL:CG1	1	1.09
(1,19)	2:B:153:VAL:CG1	1:A:529:VAL:CG2	1	1.09
(1,19)	2:B:153:VAL:CG1	1:A:529:VAL:H	1	1.09
(1,19)	2:B:153:VAL:CG1	1:A:529:VAL:HA	1	1.09
(1,19)	2:B:153:VAL:CG1	1:A:529:VAL:HB	1	1.09
(1,19)	2:B:153:VAL:CG1	1:A:529:VAL:HG11	1	1.09
(1,19)	2:B:153:VAL:CG1	1:A:529:VAL:HG12	1	1.09
(1,19)	2:B:153:VAL:CG1	1:A:529:VAL:HG13	1	1.09
(1,19)	2:B:153:VAL:CG1	1:A:529:VAL:HG21	1	1.09
(1,19)	2:B:153:VAL:CG1	1:A:529:VAL:HG22	1	1.09
(1,19)	2:B:153:VAL:CG1	1:A:529:VAL:HG23	1	1.09
(1,19)	2:B:153:VAL:CG1	1:A:529:VAL:N	1	1.09
(1,19)	2:B:153:VAL:CG1	1:A:529:VAL:O	1	1.09
(1,19)	2:B:153:VAL:CG1	1:A:561:ASP:C	1	1.09
(1,19)	2:B:153:VAL:CG1	1:A:561:ASP:CA	1	1.09
(1,19)	2:B:153:VAL:CG1	1:A:561:ASP:CB	1	1.09
(1,19)	2:B:153:VAL:CG1	1:A:561:ASP:CG	1	1.09
(1,19)	2:B:153:VAL:CG1	1:A:561:ASP:H	1	1.09
(1,19)	2:B:153:VAL:CG1	1:A:561:ASP:HA	1	1.09
(1,19)	2:B:153:VAL:CG1	1:A:561:ASP:HB2	1	1.09
(1,19)	2:B:153:VAL:CG1	1:A:561:ASP:HB3	1	1.09
(1,19)	2:B:153:VAL:CG1	1:A:561:ASP:N	1	1.09

*Continued on next page...*



*Continued from previous page...*

Key	Atom-1	Atom-2	Model ID	Violation (Å)
(1,19)	2:B:153:VAL:CG1	1:A:561:ASP:O	1	1.09
(1,19)	2:B:153:VAL:CG1	1:A:561:ASP:OD1	1	1.09
(1,19)	2:B:153:VAL:CG1	1:A:561:ASP:OD2	1	1.09
(1,19)	2:B:153:VAL:CG1	1:A:563:LYS:C	1	1.09
(1,19)	2:B:153:VAL:CG1	1:A:563:LYS:CA	1	1.09
(1,19)	2:B:153:VAL:CG1	1:A:563:LYS:CB	1	1.09
(1,19)	2:B:153:VAL:CG1	1:A:563:LYS:CD	1	1.09
(1,19)	2:B:153:VAL:CG1	1:A:563:LYS:CE	1	1.09
(1,19)	2:B:153:VAL:CG1	1:A:563:LYS:CG	1	1.09
(1,19)	2:B:153:VAL:CG1	1:A:563:LYS:H	1	1.09
(1,19)	2:B:153:VAL:CG1	1:A:563:LYS:HA	1	1.09
(1,19)	2:B:153:VAL:CG1	1:A:563:LYS:HB2	1	1.09
(1,19)	2:B:153:VAL:CG1	1:A:563:LYS:HB3	1	1.09
(1,19)	2:B:153:VAL:CG1	1:A:563:LYS:HD2	1	1.09
(1,19)	2:B:153:VAL:CG1	1:A:563:LYS:HD3	1	1.09
(1,19)	2:B:153:VAL:CG1	1:A:563:LYS:HE2	1	1.09
(1,19)	2:B:153:VAL:CG1	1:A:563:LYS:HE3	1	1.09
(1,19)	2:B:153:VAL:CG1	1:A:563:LYS:HG2	1	1.09
(1,19)	2:B:153:VAL:CG1	1:A:563:LYS:HG3	1	1.09
(1,19)	2:B:153:VAL:CG1	1:A:563:LYS:HZ1	1	1.09
(1,19)	2:B:153:VAL:CG1	1:A:563:LYS:HZ2	1	1.09
(1,19)	2:B:153:VAL:CG1	1:A:563:LYS:HZ3	1	1.09
(1,19)	2:B:153:VAL:CG1	1:A:563:LYS:N	1	1.09
(1,19)	2:B:153:VAL:CG1	1:A:563:LYS:NZ	1	1.09
(1,19)	2:B:153:VAL:CG1	1:A:563:LYS:O	1	1.09
(1,19)	2:B:153:VAL:CG1	1:A:564:ALA:C	1	1.09
(1,19)	2:B:153:VAL:CG1	1:A:564:ALA:CA	1	1.09
(1,19)	2:B:153:VAL:CG1	1:A:564:ALA:CB	1	1.09
(1,19)	2:B:153:VAL:CG1	1:A:564:ALA:H	1	1.09
(1,19)	2:B:153:VAL:CG1	1:A:564:ALA:HA	1	1.09
(1,19)	2:B:153:VAL:CG1	1:A:564:ALA:HB1	1	1.09
(1,19)	2:B:153:VAL:CG1	1:A:564:ALA:HB2	1	1.09
(1,19)	2:B:153:VAL:CG1	1:A:564:ALA:HB3	1	1.09
(1,19)	2:B:153:VAL:CG1	1:A:564:ALA:N	1	1.09
(1,19)	2:B:153:VAL:CG1	1:A:564:ALA:O	1	1.09
(1,19)	2:B:153:VAL:CG1	1:A:566:LEU:C	1	1.09
(1,19)	2:B:153:VAL:CG1	1:A:566:LEU:CA	1	1.09
(1,19)	2:B:153:VAL:CG1	1:A:566:LEU:CB	1	1.09
(1,19)	2:B:153:VAL:CG1	1:A:566:LEU:CD1	1	1.09
(1,19)	2:B:153:VAL:CG1	1:A:566:LEU:CD2	1	1.09
(1,19)	2:B:153:VAL:CG1	1:A:566:LEU:CG	1	1.09
(1,19)	2:B:153:VAL:CG1	1:A:566:LEU:H	1	1.09

*Continued on next page...*

*Continued from previous page...*

Key	Atom-1	Atom-2	Model ID	Violation (Å)
(1,19)	2:B:153:VAL:CG1	1:A:566:LEU:HA	1	1.09
(1,19)	2:B:153:VAL:CG1	1:A:566:LEU:HB2	1	1.09
(1,19)	2:B:153:VAL:CG1	1:A:566:LEU:HB3	1	1.09
(1,19)	2:B:153:VAL:CG1	1:A:566:LEU:HD11	1	1.09
(1,19)	2:B:153:VAL:CG1	1:A:566:LEU:HD12	1	1.09
(1,19)	2:B:153:VAL:CG1	1:A:566:LEU:HD13	1	1.09
(1,19)	2:B:153:VAL:CG1	1:A:566:LEU:HD21	1	1.09
(1,19)	2:B:153:VAL:CG1	1:A:566:LEU:HD22	1	1.09
(1,19)	2:B:153:VAL:CG1	1:A:566:LEU:HD23	1	1.09
(1,19)	2:B:153:VAL:CG1	1:A:566:LEU:HG	1	1.09
(1,19)	2:B:153:VAL:CG1	1:A:566:LEU:N	1	1.09
(1,19)	2:B:153:VAL:CG1	1:A:566:LEU:O	1	1.09
(1,19)	2:B:153:VAL:CG2	1:A:490:ALA:C	1	1.09
(1,19)	2:B:153:VAL:CG2	1:A:490:ALA:CA	1	1.09
(1,19)	2:B:153:VAL:CG2	1:A:490:ALA:CB	1	1.09
(1,19)	2:B:153:VAL:CG2	1:A:490:ALA:H	1	1.09
(1,19)	2:B:153:VAL:CG2	1:A:490:ALA:HA	1	1.09
(1,19)	2:B:153:VAL:CG2	1:A:490:ALA:HB1	1	1.09
(1,19)	2:B:153:VAL:CG2	1:A:490:ALA:HB2	1	1.09
(1,19)	2:B:153:VAL:CG2	1:A:490:ALA:HB3	1	1.09
(1,19)	2:B:153:VAL:CG2	1:A:490:ALA:N	1	1.09
(1,19)	2:B:153:VAL:CG2	1:A:490:ALA:O	1	1.09
(1,19)	2:B:153:VAL:CG2	1:A:514:THR:C	1	1.09
(1,19)	2:B:153:VAL:CG2	1:A:514:THR:CA	1	1.09
(1,19)	2:B:153:VAL:CG2	1:A:514:THR:CB	1	1.09
(1,19)	2:B:153:VAL:CG2	1:A:514:THR:CG2	1	1.09
(1,19)	2:B:153:VAL:CG2	1:A:514:THR:H	1	1.09
(1,19)	2:B:153:VAL:CG2	1:A:514:THR:HA	1	1.09
(1,19)	2:B:153:VAL:CG2	1:A:514:THR:HB	1	1.09
(1,19)	2:B:153:VAL:CG2	1:A:514:THR:HG1	1	1.09
(1,19)	2:B:153:VAL:CG2	1:A:514:THR:HG21	1	1.09
(1,19)	2:B:153:VAL:CG2	1:A:514:THR:HG22	1	1.09
(1,19)	2:B:153:VAL:CG2	1:A:514:THR:HG23	1	1.09
(1,19)	2:B:153:VAL:CG2	1:A:514:THR:N	1	1.09
(1,19)	2:B:153:VAL:CG2	1:A:514:THR:O	1	1.09
(1,19)	2:B:153:VAL:CG2	1:A:514:THR:OG1	1	1.09
(1,19)	2:B:153:VAL:CG2	1:A:516:ASN:C	1	1.09
(1,19)	2:B:153:VAL:CG2	1:A:516:ASN:CA	1	1.09
(1,19)	2:B:153:VAL:CG2	1:A:516:ASN:CB	1	1.09
(1,19)	2:B:153:VAL:CG2	1:A:516:ASN:CG	1	1.09
(1,19)	2:B:153:VAL:CG2	1:A:516:ASN:H	1	1.09
(1,19)	2:B:153:VAL:CG2	1:A:516:ASN:HA	1	1.09

*Continued on next page...*

*Continued from previous page...*

Key	Atom-1	Atom-2	Model ID	Violation (Å)
(1,19)	2:B:153:VAL:CG2	1:A:516:ASN:HB2	1	1.09
(1,19)	2:B:153:VAL:CG2	1:A:516:ASN:HB3	1	1.09
(1,19)	2:B:153:VAL:CG2	1:A:516:ASN:HD21	1	1.09
(1,19)	2:B:153:VAL:CG2	1:A:516:ASN:HD22	1	1.09
(1,19)	2:B:153:VAL:CG2	1:A:516:ASN:N	1	1.09
(1,19)	2:B:153:VAL:CG2	1:A:516:ASN:ND2	1	1.09
(1,19)	2:B:153:VAL:CG2	1:A:516:ASN:O	1	1.09
(1,19)	2:B:153:VAL:CG2	1:A:516:ASN:OD1	1	1.09
(1,19)	2:B:153:VAL:CG2	1:A:519:GLY:C	1	1.09
(1,19)	2:B:153:VAL:CG2	1:A:519:GLY:CA	1	1.09
(1,19)	2:B:153:VAL:CG2	1:A:519:GLY:H	1	1.09
(1,19)	2:B:153:VAL:CG2	1:A:519:GLY:HA2	1	1.09
(1,19)	2:B:153:VAL:CG2	1:A:519:GLY:HA3	1	1.09
(1,19)	2:B:153:VAL:CG2	1:A:519:GLY:N	1	1.09
(1,19)	2:B:153:VAL:CG2	1:A:519:GLY:O	1	1.09
(1,19)	2:B:153:VAL:CG2	1:A:522:PHE:C	1	1.09
(1,19)	2:B:153:VAL:CG2	1:A:522:PHE:CA	1	1.09
(1,19)	2:B:153:VAL:CG2	1:A:522:PHE:CB	1	1.09
(1,19)	2:B:153:VAL:CG2	1:A:522:PHE:CD1	1	1.09
(1,19)	2:B:153:VAL:CG2	1:A:522:PHE:CD2	1	1.09
(1,19)	2:B:153:VAL:CG2	1:A:522:PHE:CE1	1	1.09
(1,19)	2:B:153:VAL:CG2	1:A:522:PHE:CE2	1	1.09
(1,19)	2:B:153:VAL:CG2	1:A:522:PHE:CG	1	1.09
(1,19)	2:B:153:VAL:CG2	1:A:522:PHE:CZ	1	1.09
(1,19)	2:B:153:VAL:CG2	1:A:522:PHE:H	1	1.09
(1,19)	2:B:153:VAL:CG2	1:A:522:PHE:HA	1	1.09
(1,19)	2:B:153:VAL:CG2	1:A:522:PHE:HB2	1	1.09
(1,19)	2:B:153:VAL:CG2	1:A:522:PHE:HB3	1	1.09
(1,19)	2:B:153:VAL:CG2	1:A:522:PHE:HD1	1	1.09
(1,19)	2:B:153:VAL:CG2	1:A:522:PHE:HD2	1	1.09
(1,19)	2:B:153:VAL:CG2	1:A:522:PHE:HE1	1	1.09
(1,19)	2:B:153:VAL:CG2	1:A:522:PHE:HE2	1	1.09
(1,19)	2:B:153:VAL:CG2	1:A:522:PHE:HZ	1	1.09
(1,19)	2:B:153:VAL:CG2	1:A:522:PHE:N	1	1.09
(1,19)	2:B:153:VAL:CG2	1:A:522:PHE:O	1	1.09
(1,19)	2:B:153:VAL:CG2	1:A:523:GLU:C	1	1.09
(1,19)	2:B:153:VAL:CG2	1:A:523:GLU:CA	1	1.09
(1,19)	2:B:153:VAL:CG2	1:A:523:GLU:CB	1	1.09
(1,19)	2:B:153:VAL:CG2	1:A:523:GLU:CD	1	1.09
(1,19)	2:B:153:VAL:CG2	1:A:523:GLU:CG	1	1.09
(1,19)	2:B:153:VAL:CG2	1:A:523:GLU:H	1	1.09
(1,19)	2:B:153:VAL:CG2	1:A:523:GLU:HA	1	1.09

*Continued on next page...*

*Continued from previous page...*

Key	Atom-1	Atom-2	Model ID	Violation (Å)
(1,19)	2:B:153:VAL:CG2	1:A:523:GLU:HB2	1	1.09
(1,19)	2:B:153:VAL:CG2	1:A:523:GLU:HB3	1	1.09
(1,19)	2:B:153:VAL:CG2	1:A:523:GLU:HG2	1	1.09
(1,19)	2:B:153:VAL:CG2	1:A:523:GLU:HG3	1	1.09
(1,19)	2:B:153:VAL:CG2	1:A:523:GLU:N	1	1.09
(1,19)	2:B:153:VAL:CG2	1:A:523:GLU:O	1	1.09
(1,19)	2:B:153:VAL:CG2	1:A:523:GLU:OE1	1	1.09
(1,19)	2:B:153:VAL:CG2	1:A:523:GLU:OE2	1	1.09
(1,19)	2:B:153:VAL:CG2	1:A:524:PHE:C	1	1.09
(1,19)	2:B:153:VAL:CG2	1:A:524:PHE:CA	1	1.09
(1,19)	2:B:153:VAL:CG2	1:A:524:PHE:CB	1	1.09
(1,19)	2:B:153:VAL:CG2	1:A:524:PHE:CD1	1	1.09
(1,19)	2:B:153:VAL:CG2	1:A:524:PHE:CD2	1	1.09
(1,19)	2:B:153:VAL:CG2	1:A:524:PHE:CE1	1	1.09
(1,19)	2:B:153:VAL:CG2	1:A:524:PHE:CE2	1	1.09
(1,19)	2:B:153:VAL:CG2	1:A:524:PHE:CG	1	1.09
(1,19)	2:B:153:VAL:CG2	1:A:524:PHE:CZ	1	1.09
(1,19)	2:B:153:VAL:CG2	1:A:524:PHE:H	1	1.09
(1,19)	2:B:153:VAL:CG2	1:A:524:PHE:HA	1	1.09
(1,19)	2:B:153:VAL:CG2	1:A:524:PHE:HB2	1	1.09
(1,19)	2:B:153:VAL:CG2	1:A:524:PHE:HB3	1	1.09
(1,19)	2:B:153:VAL:CG2	1:A:524:PHE:HD1	1	1.09
(1,19)	2:B:153:VAL:CG2	1:A:524:PHE:HD2	1	1.09
(1,19)	2:B:153:VAL:CG2	1:A:524:PHE:HE1	1	1.09
(1,19)	2:B:153:VAL:CG2	1:A:524:PHE:HE2	1	1.09
(1,19)	2:B:153:VAL:CG2	1:A:524:PHE:HZ	1	1.09
(1,19)	2:B:153:VAL:CG2	1:A:524:PHE:N	1	1.09
(1,19)	2:B:153:VAL:CG2	1:A:524:PHE:O	1	1.09
(1,19)	2:B:153:VAL:CG2	1:A:525:GLU:C	1	1.09
(1,19)	2:B:153:VAL:CG2	1:A:525:GLU:CA	1	1.09
(1,19)	2:B:153:VAL:CG2	1:A:525:GLU:CB	1	1.09
(1,19)	2:B:153:VAL:CG2	1:A:525:GLU:CD	1	1.09
(1,19)	2:B:153:VAL:CG2	1:A:525:GLU:CG	1	1.09
(1,19)	2:B:153:VAL:CG2	1:A:525:GLU:H	1	1.09
(1,19)	2:B:153:VAL:CG2	1:A:525:GLU:HA	1	1.09
(1,19)	2:B:153:VAL:CG2	1:A:525:GLU:HB2	1	1.09
(1,19)	2:B:153:VAL:CG2	1:A:525:GLU:HB3	1	1.09
(1,19)	2:B:153:VAL:CG2	1:A:525:GLU:HG2	1	1.09
(1,19)	2:B:153:VAL:CG2	1:A:525:GLU:HG3	1	1.09
(1,19)	2:B:153:VAL:CG2	1:A:525:GLU:N	1	1.09
(1,19)	2:B:153:VAL:CG2	1:A:525:GLU:O	1	1.09
(1,19)	2:B:153:VAL:CG2	1:A:525:GLU:OE1	1	1.09

*Continued on next page...*

*Continued from previous page...*

Key	Atom-1	Atom-2	Model ID	Violation (Å)
(1,19)	2:B:153:VAL:CG2	1:A:525:GLU:OE2	1	1.09
(1,19)	2:B:153:VAL:CG2	1:A:526:ASN:C	1	1.09
(1,19)	2:B:153:VAL:CG2	1:A:526:ASN:CA	1	1.09
(1,19)	2:B:153:VAL:CG2	1:A:526:ASN:CB	1	1.09
(1,19)	2:B:153:VAL:CG2	1:A:526:ASN:CG	1	1.09
(1,19)	2:B:153:VAL:CG2	1:A:526:ASN:H	1	1.09
(1,19)	2:B:153:VAL:CG2	1:A:526:ASN:HA	1	1.09
(1,19)	2:B:153:VAL:CG2	1:A:526:ASN:HB2	1	1.09
(1,19)	2:B:153:VAL:CG2	1:A:526:ASN:HB3	1	1.09
(1,19)	2:B:153:VAL:CG2	1:A:526:ASN:HD21	1	1.09
(1,19)	2:B:153:VAL:CG2	1:A:526:ASN:HD22	1	1.09
(1,19)	2:B:153:VAL:CG2	1:A:526:ASN:N	1	1.09
(1,19)	2:B:153:VAL:CG2	1:A:526:ASN:ND2	1	1.09
(1,19)	2:B:153:VAL:CG2	1:A:526:ASN:O	1	1.09
(1,19)	2:B:153:VAL:CG2	1:A:526:ASN:OD1	1	1.09
(1,19)	2:B:153:VAL:CG2	1:A:527:ALA:C	1	1.09
(1,19)	2:B:153:VAL:CG2	1:A:527:ALA:CA	1	1.09
(1,19)	2:B:153:VAL:CG2	1:A:527:ALA:CB	1	1.09
(1,19)	2:B:153:VAL:CG2	1:A:527:ALA:H	1	1.09
(1,19)	2:B:153:VAL:CG2	1:A:527:ALA:HA	1	1.09
(1,19)	2:B:153:VAL:CG2	1:A:527:ALA:HB1	1	1.09
(1,19)	2:B:153:VAL:CG2	1:A:527:ALA:HB2	1	1.09
(1,19)	2:B:153:VAL:CG2	1:A:527:ALA:HB3	1	1.09
(1,19)	2:B:153:VAL:CG2	1:A:527:ALA:N	1	1.09
(1,19)	2:B:153:VAL:CG2	1:A:527:ALA:O	1	1.09
(1,19)	2:B:153:VAL:CG2	1:A:528:ILE:C	1	1.09
(1,19)	2:B:153:VAL:CG2	1:A:528:ILE:CA	1	1.09
(1,19)	2:B:153:VAL:CG2	1:A:528:ILE:CB	1	1.09
(1,19)	2:B:153:VAL:CG2	1:A:528:ILE:CD1	1	1.09
(1,19)	2:B:153:VAL:CG2	1:A:528:ILE:CG1	1	1.09
(1,19)	2:B:153:VAL:CG2	1:A:528:ILE:CG2	1	1.09
(1,19)	2:B:153:VAL:CG2	1:A:528:ILE:H	1	1.09
(1,19)	2:B:153:VAL:CG2	1:A:528:ILE:HA	1	1.09
(1,19)	2:B:153:VAL:CG2	1:A:528:ILE:HB	1	1.09
(1,19)	2:B:153:VAL:CG2	1:A:528:ILE:HD11	1	1.09
(1,19)	2:B:153:VAL:CG2	1:A:528:ILE:HD12	1	1.09
(1,19)	2:B:153:VAL:CG2	1:A:528:ILE:HD13	1	1.09
(1,19)	2:B:153:VAL:CG2	1:A:528:ILE:HG12	1	1.09
(1,19)	2:B:153:VAL:CG2	1:A:528:ILE:HG13	1	1.09
(1,19)	2:B:153:VAL:CG2	1:A:528:ILE:HG21	1	1.09
(1,19)	2:B:153:VAL:CG2	1:A:528:ILE:HG22	1	1.09
(1,19)	2:B:153:VAL:CG2	1:A:528:ILE:HG23	1	1.09

*Continued on next page...*

*Continued from previous page...*

Key	Atom-1	Atom-2	Model ID	Violation (Å)
(1,19)	2:B:153:VAL:CG2	1:A:528:ILE:N	1	1.09
(1,19)	2:B:153:VAL:CG2	1:A:528:ILE:O	1	1.09
(1,19)	2:B:153:VAL:CG2	1:A:529:VAL:C	1	1.09
(1,19)	2:B:153:VAL:CG2	1:A:529:VAL:CA	1	1.09
(1,19)	2:B:153:VAL:CG2	1:A:529:VAL:CB	1	1.09
(1,19)	2:B:153:VAL:CG2	1:A:529:VAL:CG1	1	1.09
(1,19)	2:B:153:VAL:CG2	1:A:529:VAL:CG2	1	1.09
(1,19)	2:B:153:VAL:CG2	1:A:529:VAL:H	1	1.09
(1,19)	2:B:153:VAL:CG2	1:A:529:VAL:HA	1	1.09
(1,19)	2:B:153:VAL:CG2	1:A:529:VAL:HB	1	1.09
(1,19)	2:B:153:VAL:CG2	1:A:529:VAL:HG11	1	1.09
(1,19)	2:B:153:VAL:CG2	1:A:529:VAL:HG12	1	1.09
(1,19)	2:B:153:VAL:CG2	1:A:529:VAL:HG13	1	1.09
(1,19)	2:B:153:VAL:CG2	1:A:529:VAL:HG21	1	1.09
(1,19)	2:B:153:VAL:CG2	1:A:529:VAL:HG22	1	1.09
(1,19)	2:B:153:VAL:CG2	1:A:529:VAL:HG23	1	1.09
(1,19)	2:B:153:VAL:CG2	1:A:529:VAL:N	1	1.09
(1,19)	2:B:153:VAL:CG2	1:A:529:VAL:O	1	1.09
(1,19)	2:B:153:VAL:CG2	1:A:561:ASP:C	1	1.09
(1,19)	2:B:153:VAL:CG2	1:A:561:ASP:CA	1	1.09
(1,19)	2:B:153:VAL:CG2	1:A:561:ASP:CB	1	1.09
(1,19)	2:B:153:VAL:CG2	1:A:561:ASP:CG	1	1.09
(1,19)	2:B:153:VAL:CG2	1:A:561:ASP:H	1	1.09
(1,19)	2:B:153:VAL:CG2	1:A:561:ASP:HA	1	1.09
(1,19)	2:B:153:VAL:CG2	1:A:561:ASP:HB2	1	1.09
(1,19)	2:B:153:VAL:CG2	1:A:561:ASP:HB3	1	1.09
(1,19)	2:B:153:VAL:CG2	1:A:561:ASP:N	1	1.09
(1,19)	2:B:153:VAL:CG2	1:A:561:ASP:O	1	1.09
(1,19)	2:B:153:VAL:CG2	1:A:561:ASP:OD1	1	1.09
(1,19)	2:B:153:VAL:CG2	1:A:561:ASP:OD2	1	1.09
(1,19)	2:B:153:VAL:CG2	1:A:563:LYS:C	1	1.09
(1,19)	2:B:153:VAL:CG2	1:A:563:LYS:CA	1	1.09
(1,19)	2:B:153:VAL:CG2	1:A:563:LYS:CB	1	1.09
(1,19)	2:B:153:VAL:CG2	1:A:563:LYS:CD	1	1.09
(1,19)	2:B:153:VAL:CG2	1:A:563:LYS:CE	1	1.09
(1,19)	2:B:153:VAL:CG2	1:A:563:LYS:CG	1	1.09
(1,19)	2:B:153:VAL:CG2	1:A:563:LYS:H	1	1.09
(1,19)	2:B:153:VAL:CG2	1:A:563:LYS:HA	1	1.09
(1,19)	2:B:153:VAL:CG2	1:A:563:LYS:HB2	1	1.09
(1,19)	2:B:153:VAL:CG2	1:A:563:LYS:HB3	1	1.09
(1,19)	2:B:153:VAL:CG2	1:A:563:LYS:HD2	1	1.09
(1,19)	2:B:153:VAL:CG2	1:A:563:LYS:HD3	1	1.09

*Continued on next page...*

*Continued from previous page...*

Key	Atom-1	Atom-2	Model ID	Violation (Å)
(1,19)	2:B:153:VAL:CG2	1:A:563:LYS:HE2	1	1.09
(1,19)	2:B:153:VAL:CG2	1:A:563:LYS:HE3	1	1.09
(1,19)	2:B:153:VAL:CG2	1:A:563:LYS:HG2	1	1.09
(1,19)	2:B:153:VAL:CG2	1:A:563:LYS:HG3	1	1.09
(1,19)	2:B:153:VAL:CG2	1:A:563:LYS:HZ1	1	1.09
(1,19)	2:B:153:VAL:CG2	1:A:563:LYS:HZ2	1	1.09
(1,19)	2:B:153:VAL:CG2	1:A:563:LYS:HZ3	1	1.09
(1,19)	2:B:153:VAL:CG2	1:A:563:LYS:N	1	1.09
(1,19)	2:B:153:VAL:CG2	1:A:563:LYS:NZ	1	1.09
(1,19)	2:B:153:VAL:CG2	1:A:563:LYS:O	1	1.09
(1,19)	2:B:153:VAL:CG2	1:A:564:ALA:C	1	1.09
(1,19)	2:B:153:VAL:CG2	1:A:564:ALA:CA	1	1.09
(1,19)	2:B:153:VAL:CG2	1:A:564:ALA:CB	1	1.09
(1,19)	2:B:153:VAL:CG2	1:A:564:ALA:H	1	1.09
(1,19)	2:B:153:VAL:CG2	1:A:564:ALA:HA	1	1.09
(1,19)	2:B:153:VAL:CG2	1:A:564:ALA:HB1	1	1.09
(1,19)	2:B:153:VAL:CG2	1:A:564:ALA:HB2	1	1.09
(1,19)	2:B:153:VAL:CG2	1:A:564:ALA:HB3	1	1.09
(1,19)	2:B:153:VAL:CG2	1:A:564:ALA:N	1	1.09
(1,19)	2:B:153:VAL:CG2	1:A:564:ALA:O	1	1.09
(1,19)	2:B:153:VAL:CG2	1:A:566:LEU:C	1	1.09
(1,19)	2:B:153:VAL:CG2	1:A:566:LEU:CA	1	1.09
(1,19)	2:B:153:VAL:CG2	1:A:566:LEU:CB	1	1.09
(1,19)	2:B:153:VAL:CG2	1:A:566:LEU:CD1	1	1.09
(1,19)	2:B:153:VAL:CG2	1:A:566:LEU:CD2	1	1.09
(1,19)	2:B:153:VAL:CG2	1:A:566:LEU:CG	1	1.09
(1,19)	2:B:153:VAL:CG2	1:A:566:LEU:H	1	1.09
(1,19)	2:B:153:VAL:CG2	1:A:566:LEU:HA	1	1.09
(1,19)	2:B:153:VAL:CG2	1:A:566:LEU:HB2	1	1.09
(1,19)	2:B:153:VAL:CG2	1:A:566:LEU:HB3	1	1.09
(1,19)	2:B:153:VAL:CG2	1:A:566:LEU:HD11	1	1.09
(1,19)	2:B:153:VAL:CG2	1:A:566:LEU:HD12	1	1.09
(1,19)	2:B:153:VAL:CG2	1:A:566:LEU:HD13	1	1.09
(1,19)	2:B:153:VAL:CG2	1:A:566:LEU:HD21	1	1.09
(1,19)	2:B:153:VAL:CG2	1:A:566:LEU:HD22	1	1.09
(1,19)	2:B:153:VAL:CG2	1:A:566:LEU:HD23	1	1.09
(1,19)	2:B:153:VAL:CG2	1:A:566:LEU:HG	1	1.09
(1,19)	2:B:153:VAL:CG2	1:A:566:LEU:N	1	1.09
(1,19)	2:B:153:VAL:CG2	1:A:566:LEU:O	1	1.09
(1,19)	2:B:153:VAL:H	1:A:490:ALA:C	1	1.09
(1,19)	2:B:153:VAL:H	1:A:490:ALA:CA	1	1.09
(1,19)	2:B:153:VAL:H	1:A:490:ALA:CB	1	1.09

*Continued on next page...*

*Continued from previous page...*

Key	Atom-1	Atom-2	Model ID	Violation (Å)
(1,19)	2:B:153:VAL:H	1:A:490:ALA:H	1	1.09
(1,19)	2:B:153:VAL:H	1:A:490:ALA:HA	1	1.09
(1,19)	2:B:153:VAL:H	1:A:490:ALA:HB1	1	1.09
(1,19)	2:B:153:VAL:H	1:A:490:ALA:HB2	1	1.09
(1,19)	2:B:153:VAL:H	1:A:490:ALA:HB3	1	1.09
(1,19)	2:B:153:VAL:H	1:A:490:ALA:N	1	1.09
(1,19)	2:B:153:VAL:H	1:A:490:ALA:O	1	1.09
(1,19)	2:B:153:VAL:H	1:A:514:THR:C	1	1.09
(1,19)	2:B:153:VAL:H	1:A:514:THR:CA	1	1.09
(1,19)	2:B:153:VAL:H	1:A:514:THR:CB	1	1.09
(1,19)	2:B:153:VAL:H	1:A:514:THR:CG2	1	1.09
(1,19)	2:B:153:VAL:H	1:A:514:THR:H	1	1.09
(1,19)	2:B:153:VAL:H	1:A:514:THR:HA	1	1.09
(1,19)	2:B:153:VAL:H	1:A:514:THR:HB	1	1.09
(1,19)	2:B:153:VAL:H	1:A:514:THR:HG1	1	1.09
(1,19)	2:B:153:VAL:H	1:A:514:THR:HG21	1	1.09
(1,19)	2:B:153:VAL:H	1:A:514:THR:HG22	1	1.09
(1,19)	2:B:153:VAL:H	1:A:514:THR:HG23	1	1.09
(1,19)	2:B:153:VAL:H	1:A:514:THR:N	1	1.09
(1,19)	2:B:153:VAL:H	1:A:514:THR:O	1	1.09
(1,19)	2:B:153:VAL:H	1:A:514:THR:OG1	1	1.09
(1,19)	2:B:153:VAL:H	1:A:516:ASN:C	1	1.09
(1,19)	2:B:153:VAL:H	1:A:516:ASN:CA	1	1.09
(1,19)	2:B:153:VAL:H	1:A:516:ASN:CB	1	1.09
(1,19)	2:B:153:VAL:H	1:A:516:ASN:CG	1	1.09
(1,19)	2:B:153:VAL:H	1:A:516:ASN:H	1	1.09
(1,19)	2:B:153:VAL:H	1:A:516:ASN:HA	1	1.09
(1,19)	2:B:153:VAL:H	1:A:516:ASN:HB2	1	1.09
(1,19)	2:B:153:VAL:H	1:A:516:ASN:HB3	1	1.09
(1,19)	2:B:153:VAL:H	1:A:516:ASN:HD21	1	1.09
(1,19)	2:B:153:VAL:H	1:A:516:ASN:HD22	1	1.09
(1,19)	2:B:153:VAL:H	1:A:516:ASN:N	1	1.09
(1,19)	2:B:153:VAL:H	1:A:516:ASN:ND2	1	1.09
(1,19)	2:B:153:VAL:H	1:A:516:ASN:O	1	1.09
(1,19)	2:B:153:VAL:H	1:A:516:ASN:OD1	1	1.09
(1,19)	2:B:153:VAL:H	1:A:519:GLY:C	1	1.09
(1,19)	2:B:153:VAL:H	1:A:519:GLY:CA	1	1.09
(1,19)	2:B:153:VAL:H	1:A:519:GLY:H	1	1.09
(1,19)	2:B:153:VAL:H	1:A:519:GLY:HA2	1	1.09
(1,19)	2:B:153:VAL:H	1:A:519:GLY:HA3	1	1.09
(1,19)	2:B:153:VAL:H	1:A:519:GLY:N	1	1.09
(1,19)	2:B:153:VAL:H	1:A:519:GLY:O	1	1.09

*Continued on next page...*



*Continued from previous page...*

Key	Atom-1	Atom-2	Model ID	Violation (Å)
(1,19)	2:B:153:VAL:H	1:A:522:PHE:C	1	1.09
(1,19)	2:B:153:VAL:H	1:A:522:PHE:CA	1	1.09
(1,19)	2:B:153:VAL:H	1:A:522:PHE:CB	1	1.09
(1,19)	2:B:153:VAL:H	1:A:522:PHE:CD1	1	1.09
(1,19)	2:B:153:VAL:H	1:A:522:PHE:CD2	1	1.09
(1,19)	2:B:153:VAL:H	1:A:522:PHE:CE1	1	1.09
(1,19)	2:B:153:VAL:H	1:A:522:PHE:CE2	1	1.09
(1,19)	2:B:153:VAL:H	1:A:522:PHE:CG	1	1.09
(1,19)	2:B:153:VAL:H	1:A:522:PHE:CZ	1	1.09
(1,19)	2:B:153:VAL:H	1:A:522:PHE:H	1	1.09
(1,19)	2:B:153:VAL:H	1:A:522:PHE:HA	1	1.09
(1,19)	2:B:153:VAL:H	1:A:522:PHE:HB2	1	1.09
(1,19)	2:B:153:VAL:H	1:A:522:PHE:HB3	1	1.09
(1,19)	2:B:153:VAL:H	1:A:522:PHE:HD1	1	1.09
(1,19)	2:B:153:VAL:H	1:A:522:PHE:HD2	1	1.09
(1,19)	2:B:153:VAL:H	1:A:522:PHE:HE1	1	1.09
(1,19)	2:B:153:VAL:H	1:A:522:PHE:HE2	1	1.09
(1,19)	2:B:153:VAL:H	1:A:522:PHE:HZ	1	1.09
(1,19)	2:B:153:VAL:H	1:A:522:PHE:N	1	1.09
(1,19)	2:B:153:VAL:H	1:A:522:PHE:O	1	1.09
(1,19)	2:B:153:VAL:H	1:A:523:GLU:C	1	1.09
(1,19)	2:B:153:VAL:H	1:A:523:GLU:CA	1	1.09
(1,19)	2:B:153:VAL:H	1:A:523:GLU:CB	1	1.09
(1,19)	2:B:153:VAL:H	1:A:523:GLU:CD	1	1.09
(1,19)	2:B:153:VAL:H	1:A:523:GLU:CG	1	1.09
(1,19)	2:B:153:VAL:H	1:A:523:GLU:H	1	1.09
(1,19)	2:B:153:VAL:H	1:A:523:GLU:HA	1	1.09
(1,19)	2:B:153:VAL:H	1:A:523:GLU:HB2	1	1.09
(1,19)	2:B:153:VAL:H	1:A:523:GLU:HB3	1	1.09
(1,19)	2:B:153:VAL:H	1:A:523:GLU:HG2	1	1.09
(1,19)	2:B:153:VAL:H	1:A:523:GLU:HG3	1	1.09
(1,19)	2:B:153:VAL:H	1:A:523:GLU:N	1	1.09
(1,19)	2:B:153:VAL:H	1:A:523:GLU:O	1	1.09
(1,19)	2:B:153:VAL:H	1:A:523:GLU:OE1	1	1.09
(1,19)	2:B:153:VAL:H	1:A:523:GLU:OE2	1	1.09
(1,19)	2:B:153:VAL:H	1:A:524:PHE:C	1	1.09
(1,19)	2:B:153:VAL:H	1:A:524:PHE:CA	1	1.09
(1,19)	2:B:153:VAL:H	1:A:524:PHE:CB	1	1.09
(1,19)	2:B:153:VAL:H	1:A:524:PHE:CD1	1	1.09
(1,19)	2:B:153:VAL:H	1:A:524:PHE:CD2	1	1.09
(1,19)	2:B:153:VAL:H	1:A:524:PHE:CE1	1	1.09
(1,19)	2:B:153:VAL:H	1:A:524:PHE:CE2	1	1.09

*Continued on next page...*

*Continued from previous page...*

Key	Atom-1	Atom-2	Model ID	Violation (Å)
(1,19)	2:B:153:VAL:H	1:A:524:PHE:CG	1	1.09
(1,19)	2:B:153:VAL:H	1:A:524:PHE:CZ	1	1.09
(1,19)	2:B:153:VAL:H	1:A:524:PHE:H	1	1.09
(1,19)	2:B:153:VAL:H	1:A:524:PHE:HA	1	1.09
(1,19)	2:B:153:VAL:H	1:A:524:PHE:HB2	1	1.09
(1,19)	2:B:153:VAL:H	1:A:524:PHE:HB3	1	1.09
(1,19)	2:B:153:VAL:H	1:A:524:PHE:HD1	1	1.09
(1,19)	2:B:153:VAL:H	1:A:524:PHE:HD2	1	1.09
(1,19)	2:B:153:VAL:H	1:A:524:PHE:HE1	1	1.09
(1,19)	2:B:153:VAL:H	1:A:524:PHE:HE2	1	1.09
(1,19)	2:B:153:VAL:H	1:A:524:PHE:HZ	1	1.09
(1,19)	2:B:153:VAL:H	1:A:524:PHE:N	1	1.09
(1,19)	2:B:153:VAL:H	1:A:524:PHE:O	1	1.09
(1,19)	2:B:153:VAL:H	1:A:525:GLU:C	1	1.09
(1,19)	2:B:153:VAL:H	1:A:525:GLU:CA	1	1.09
(1,19)	2:B:153:VAL:H	1:A:525:GLU:CB	1	1.09
(1,19)	2:B:153:VAL:H	1:A:525:GLU:CD	1	1.09
(1,19)	2:B:153:VAL:H	1:A:525:GLU:CG	1	1.09
(1,19)	2:B:153:VAL:H	1:A:525:GLU:H	1	1.09
(1,19)	2:B:153:VAL:H	1:A:525:GLU:HA	1	1.09
(1,19)	2:B:153:VAL:H	1:A:525:GLU:HB2	1	1.09
(1,19)	2:B:153:VAL:H	1:A:525:GLU:HB3	1	1.09
(1,19)	2:B:153:VAL:H	1:A:525:GLU:HG2	1	1.09
(1,19)	2:B:153:VAL:H	1:A:525:GLU:HG3	1	1.09
(1,19)	2:B:153:VAL:H	1:A:525:GLU:N	1	1.09
(1,19)	2:B:153:VAL:H	1:A:525:GLU:O	1	1.09
(1,19)	2:B:153:VAL:H	1:A:525:GLU:OE1	1	1.09
(1,19)	2:B:153:VAL:H	1:A:525:GLU:OE2	1	1.09
(1,19)	2:B:153:VAL:H	1:A:526:ASN:C	1	1.09
(1,19)	2:B:153:VAL:H	1:A:526:ASN:CA	1	1.09
(1,19)	2:B:153:VAL:H	1:A:526:ASN:CB	1	1.09
(1,19)	2:B:153:VAL:H	1:A:526:ASN:CG	1	1.09
(1,19)	2:B:153:VAL:H	1:A:526:ASN:H	1	1.09
(1,19)	2:B:153:VAL:H	1:A:526:ASN:HA	1	1.09
(1,19)	2:B:153:VAL:H	1:A:526:ASN:HB2	1	1.09
(1,19)	2:B:153:VAL:H	1:A:526:ASN:HB3	1	1.09
(1,19)	2:B:153:VAL:H	1:A:526:ASN:HD21	1	1.09
(1,19)	2:B:153:VAL:H	1:A:526:ASN:HD22	1	1.09
(1,19)	2:B:153:VAL:H	1:A:526:ASN:N	1	1.09
(1,19)	2:B:153:VAL:H	1:A:526:ASN:ND2	1	1.09
(1,19)	2:B:153:VAL:H	1:A:526:ASN:O	1	1.09
(1,19)	2:B:153:VAL:H	1:A:526:ASN:OD1	1	1.09

*Continued on next page...*

*Continued from previous page...*

Key	Atom-1	Atom-2	Model ID	Violation (Å)
(1,19)	2:B:153:VAL:H	1:A:527:ALA:C	1	1.09
(1,19)	2:B:153:VAL:H	1:A:527:ALA:CA	1	1.09
(1,19)	2:B:153:VAL:H	1:A:527:ALA:CB	1	1.09
(1,19)	2:B:153:VAL:H	1:A:527:ALA:H	1	1.09
(1,19)	2:B:153:VAL:H	1:A:527:ALA:HA	1	1.09
(1,19)	2:B:153:VAL:H	1:A:527:ALA:HB1	1	1.09
(1,19)	2:B:153:VAL:H	1:A:527:ALA:HB2	1	1.09
(1,19)	2:B:153:VAL:H	1:A:527:ALA:HB3	1	1.09
(1,19)	2:B:153:VAL:H	1:A:527:ALA:N	1	1.09
(1,19)	2:B:153:VAL:H	1:A:527:ALA:O	1	1.09
(1,19)	2:B:153:VAL:H	1:A:528:ILE:C	1	1.09
(1,19)	2:B:153:VAL:H	1:A:528:ILE:CA	1	1.09
(1,19)	2:B:153:VAL:H	1:A:528:ILE:CB	1	1.09
(1,19)	2:B:153:VAL:H	1:A:528:ILE:CD1	1	1.09
(1,19)	2:B:153:VAL:H	1:A:528:ILE:CG1	1	1.09
(1,19)	2:B:153:VAL:H	1:A:528:ILE:CG2	1	1.09
(1,19)	2:B:153:VAL:H	1:A:528:ILE:H	1	1.09
(1,19)	2:B:153:VAL:H	1:A:528:ILE:HA	1	1.09
(1,19)	2:B:153:VAL:H	1:A:528:ILE:HB	1	1.09
(1,19)	2:B:153:VAL:H	1:A:528:ILE:HD11	1	1.09
(1,19)	2:B:153:VAL:H	1:A:528:ILE:HD12	1	1.09
(1,19)	2:B:153:VAL:H	1:A:528:ILE:HD13	1	1.09
(1,19)	2:B:153:VAL:H	1:A:528:ILE:HG12	1	1.09
(1,19)	2:B:153:VAL:H	1:A:528:ILE:HG13	1	1.09
(1,19)	2:B:153:VAL:H	1:A:528:ILE:HG21	1	1.09
(1,19)	2:B:153:VAL:H	1:A:528:ILE:HG22	1	1.09
(1,19)	2:B:153:VAL:H	1:A:528:ILE:HG23	1	1.09
(1,19)	2:B:153:VAL:H	1:A:528:ILE:N	1	1.09
(1,19)	2:B:153:VAL:H	1:A:528:ILE:O	1	1.09
(1,19)	2:B:153:VAL:H	1:A:529:VAL:C	1	1.09
(1,19)	2:B:153:VAL:H	1:A:529:VAL:CA	1	1.09
(1,19)	2:B:153:VAL:H	1:A:529:VAL:CB	1	1.09
(1,19)	2:B:153:VAL:H	1:A:529:VAL:CG1	1	1.09
(1,19)	2:B:153:VAL:H	1:A:529:VAL:CG2	1	1.09
(1,19)	2:B:153:VAL:H	1:A:529:VAL:H	1	1.09
(1,19)	2:B:153:VAL:H	1:A:529:VAL:HA	1	1.09
(1,19)	2:B:153:VAL:H	1:A:529:VAL:HB	1	1.09
(1,19)	2:B:153:VAL:H	1:A:529:VAL:HG11	1	1.09
(1,19)	2:B:153:VAL:H	1:A:529:VAL:HG12	1	1.09
(1,19)	2:B:153:VAL:H	1:A:529:VAL:HG13	1	1.09
(1,19)	2:B:153:VAL:H	1:A:529:VAL:HG21	1	1.09
(1,19)	2:B:153:VAL:H	1:A:529:VAL:HG22	1	1.09

*Continued on next page...*

*Continued from previous page...*

Key	Atom-1	Atom-2	Model ID	Violation (Å)
(1,19)	2:B:153:VAL:H	1:A:529:VAL:HG23	1	1.09
(1,19)	2:B:153:VAL:H	1:A:529:VAL:N	1	1.09
(1,19)	2:B:153:VAL:H	1:A:529:VAL:O	1	1.09
(1,19)	2:B:153:VAL:H	1:A:561:ASP:C	1	1.09
(1,19)	2:B:153:VAL:H	1:A:561:ASP:CA	1	1.09
(1,19)	2:B:153:VAL:H	1:A:561:ASP:CB	1	1.09
(1,19)	2:B:153:VAL:H	1:A:561:ASP:CG	1	1.09
(1,19)	2:B:153:VAL:H	1:A:561:ASP:H	1	1.09
(1,19)	2:B:153:VAL:H	1:A:561:ASP:HA	1	1.09
(1,19)	2:B:153:VAL:H	1:A:561:ASP:HB2	1	1.09
(1,19)	2:B:153:VAL:H	1:A:561:ASP:HB3	1	1.09
(1,19)	2:B:153:VAL:H	1:A:561:ASP:N	1	1.09
(1,19)	2:B:153:VAL:H	1:A:561:ASP:O	1	1.09
(1,19)	2:B:153:VAL:H	1:A:561:ASP:OD1	1	1.09
(1,19)	2:B:153:VAL:H	1:A:561:ASP:OD2	1	1.09
(1,19)	2:B:153:VAL:H	1:A:563:LYS:C	1	1.09
(1,19)	2:B:153:VAL:H	1:A:563:LYS:CA	1	1.09
(1,19)	2:B:153:VAL:H	1:A:563:LYS:CB	1	1.09
(1,19)	2:B:153:VAL:H	1:A:563:LYS:CD	1	1.09
(1,19)	2:B:153:VAL:H	1:A:563:LYS:CE	1	1.09
(1,19)	2:B:153:VAL:H	1:A:563:LYS:CG	1	1.09
(1,19)	2:B:153:VAL:H	1:A:563:LYS:H	1	1.09
(1,19)	2:B:153:VAL:H	1:A:563:LYS:HA	1	1.09
(1,19)	2:B:153:VAL:H	1:A:563:LYS:HB2	1	1.09
(1,19)	2:B:153:VAL:H	1:A:563:LYS:HB3	1	1.09
(1,19)	2:B:153:VAL:H	1:A:563:LYS:HD2	1	1.09
(1,19)	2:B:153:VAL:H	1:A:563:LYS:HD3	1	1.09
(1,19)	2:B:153:VAL:H	1:A:563:LYS:HE2	1	1.09
(1,19)	2:B:153:VAL:H	1:A:563:LYS:HE3	1	1.09
(1,19)	2:B:153:VAL:H	1:A:563:LYS:HG2	1	1.09
(1,19)	2:B:153:VAL:H	1:A:563:LYS:HG3	1	1.09
(1,19)	2:B:153:VAL:H	1:A:563:LYS:HZ1	1	1.09
(1,19)	2:B:153:VAL:H	1:A:563:LYS:HZ2	1	1.09
(1,19)	2:B:153:VAL:H	1:A:563:LYS:HZ3	1	1.09
(1,19)	2:B:153:VAL:H	1:A:563:LYS:N	1	1.09
(1,19)	2:B:153:VAL:H	1:A:563:LYS:NZ	1	1.09
(1,19)	2:B:153:VAL:H	1:A:563:LYS:O	1	1.09
(1,19)	2:B:153:VAL:H	1:A:564:ALA:C	1	1.09
(1,19)	2:B:153:VAL:H	1:A:564:ALA:CA	1	1.09
(1,19)	2:B:153:VAL:H	1:A:564:ALA:CB	1	1.09
(1,19)	2:B:153:VAL:H	1:A:564:ALA:H	1	1.09
(1,19)	2:B:153:VAL:H	1:A:564:ALA:HA	1	1.09

*Continued on next page...*

*Continued from previous page...*

Key	Atom-1	Atom-2	Model ID	Violation (Å)
(1,19)	2:B:153:VAL:H	1:A:564:ALA:HB1	1	1.09
(1,19)	2:B:153:VAL:H	1:A:564:ALA:HB2	1	1.09
(1,19)	2:B:153:VAL:H	1:A:564:ALA:HB3	1	1.09
(1,19)	2:B:153:VAL:H	1:A:564:ALA:N	1	1.09
(1,19)	2:B:153:VAL:H	1:A:564:ALA:O	1	1.09
(1,19)	2:B:153:VAL:H	1:A:566:LEU:C	1	1.09
(1,19)	2:B:153:VAL:H	1:A:566:LEU:CA	1	1.09
(1,19)	2:B:153:VAL:H	1:A:566:LEU:CB	1	1.09
(1,19)	2:B:153:VAL:H	1:A:566:LEU:CD1	1	1.09
(1,19)	2:B:153:VAL:H	1:A:566:LEU:CD2	1	1.09
(1,19)	2:B:153:VAL:H	1:A:566:LEU:CG	1	1.09
(1,19)	2:B:153:VAL:H	1:A:566:LEU:H	1	1.09
(1,19)	2:B:153:VAL:H	1:A:566:LEU:HA	1	1.09
(1,19)	2:B:153:VAL:H	1:A:566:LEU:HB2	1	1.09
(1,19)	2:B:153:VAL:H	1:A:566:LEU:HB3	1	1.09
(1,19)	2:B:153:VAL:H	1:A:566:LEU:HD11	1	1.09
(1,19)	2:B:153:VAL:H	1:A:566:LEU:HD12	1	1.09
(1,19)	2:B:153:VAL:H	1:A:566:LEU:HD13	1	1.09
(1,19)	2:B:153:VAL:H	1:A:566:LEU:HD21	1	1.09
(1,19)	2:B:153:VAL:H	1:A:566:LEU:HD22	1	1.09
(1,19)	2:B:153:VAL:H	1:A:566:LEU:HD23	1	1.09
(1,19)	2:B:153:VAL:H	1:A:566:LEU:HG	1	1.09
(1,19)	2:B:153:VAL:H	1:A:566:LEU:N	1	1.09
(1,19)	2:B:153:VAL:H	1:A:566:LEU:O	1	1.09
(1,19)	2:B:153:VAL:HA	1:A:490:ALA:C	1	1.09
(1,19)	2:B:153:VAL:HA	1:A:490:ALA:CA	1	1.09
(1,19)	2:B:153:VAL:HA	1:A:490:ALA:CB	1	1.09
(1,19)	2:B:153:VAL:HA	1:A:490:ALA:H	1	1.09
(1,19)	2:B:153:VAL:HA	1:A:490:ALA:HA	1	1.09
(1,19)	2:B:153:VAL:HA	1:A:490:ALA:HB1	1	1.09
(1,19)	2:B:153:VAL:HA	1:A:490:ALA:HB2	1	1.09
(1,19)	2:B:153:VAL:HA	1:A:490:ALA:HB3	1	1.09
(1,19)	2:B:153:VAL:HA	1:A:490:ALA:N	1	1.09
(1,19)	2:B:153:VAL:HA	1:A:490:ALA:O	1	1.09
(1,19)	2:B:153:VAL:HA	1:A:514:THR:C	1	1.09
(1,19)	2:B:153:VAL:HA	1:A:514:THR:CA	1	1.09
(1,19)	2:B:153:VAL:HA	1:A:514:THR:CB	1	1.09
(1,19)	2:B:153:VAL:HA	1:A:514:THR:CG2	1	1.09
(1,19)	2:B:153:VAL:HA	1:A:514:THR:H	1	1.09
(1,19)	2:B:153:VAL:HA	1:A:514:THR:HA	1	1.09
(1,19)	2:B:153:VAL:HA	1:A:514:THR:HB	1	1.09
(1,19)	2:B:153:VAL:HA	1:A:514:THR:HG1	1	1.09

*Continued on next page...*

*Continued from previous page...*

Key	Atom-1	Atom-2	Model ID	Violation (Å)
(1,19)	2:B:153:VAL:HA	1:A:514:THR:HG21	1	1.09
(1,19)	2:B:153:VAL:HA	1:A:514:THR:HG22	1	1.09
(1,19)	2:B:153:VAL:HA	1:A:514:THR:HG23	1	1.09
(1,19)	2:B:153:VAL:HA	1:A:514:THR:N	1	1.09
(1,19)	2:B:153:VAL:HA	1:A:514:THR:O	1	1.09
(1,19)	2:B:153:VAL:HA	1:A:514:THR:OG1	1	1.09
(1,19)	2:B:153:VAL:HA	1:A:516:ASN:C	1	1.09
(1,19)	2:B:153:VAL:HA	1:A:516:ASN:CA	1	1.09
(1,19)	2:B:153:VAL:HA	1:A:516:ASN:CB	1	1.09
(1,19)	2:B:153:VAL:HA	1:A:516:ASN:CG	1	1.09
(1,19)	2:B:153:VAL:HA	1:A:516:ASN:H	1	1.09
(1,19)	2:B:153:VAL:HA	1:A:516:ASN:HA	1	1.09
(1,19)	2:B:153:VAL:HA	1:A:516:ASN:HB2	1	1.09
(1,19)	2:B:153:VAL:HA	1:A:516:ASN:HB3	1	1.09
(1,19)	2:B:153:VAL:HA	1:A:516:ASN:HD21	1	1.09
(1,19)	2:B:153:VAL:HA	1:A:516:ASN:HD22	1	1.09
(1,19)	2:B:153:VAL:HA	1:A:516:ASN:N	1	1.09
(1,19)	2:B:153:VAL:HA	1:A:516:ASN:ND2	1	1.09
(1,19)	2:B:153:VAL:HA	1:A:516:ASN:O	1	1.09
(1,19)	2:B:153:VAL:HA	1:A:516:ASN:OD1	1	1.09
(1,19)	2:B:153:VAL:HA	1:A:519:GLY:C	1	1.09
(1,19)	2:B:153:VAL:HA	1:A:519:GLY:CA	1	1.09
(1,19)	2:B:153:VAL:HA	1:A:519:GLY:H	1	1.09
(1,19)	2:B:153:VAL:HA	1:A:519:GLY:HA2	1	1.09
(1,19)	2:B:153:VAL:HA	1:A:519:GLY:HA3	1	1.09
(1,19)	2:B:153:VAL:HA	1:A:519:GLY:N	1	1.09
(1,19)	2:B:153:VAL:HA	1:A:519:GLY:O	1	1.09
(1,19)	2:B:153:VAL:HA	1:A:522:PHE:C	1	1.09
(1,19)	2:B:153:VAL:HA	1:A:522:PHE:CA	1	1.09
(1,19)	2:B:153:VAL:HA	1:A:522:PHE:CB	1	1.09
(1,19)	2:B:153:VAL:HA	1:A:522:PHE:CD1	1	1.09
(1,19)	2:B:153:VAL:HA	1:A:522:PHE:CD2	1	1.09
(1,19)	2:B:153:VAL:HA	1:A:522:PHE:CE1	1	1.09
(1,19)	2:B:153:VAL:HA	1:A:522:PHE:CE2	1	1.09
(1,19)	2:B:153:VAL:HA	1:A:522:PHE:CG	1	1.09
(1,19)	2:B:153:VAL:HA	1:A:522:PHE:CZ	1	1.09
(1,19)	2:B:153:VAL:HA	1:A:522:PHE:H	1	1.09
(1,19)	2:B:153:VAL:HA	1:A:522:PHE:HA	1	1.09
(1,19)	2:B:153:VAL:HA	1:A:522:PHE:HB2	1	1.09
(1,19)	2:B:153:VAL:HA	1:A:522:PHE:HB3	1	1.09
(1,19)	2:B:153:VAL:HA	1:A:522:PHE:HD1	1	1.09
(1,19)	2:B:153:VAL:HA	1:A:522:PHE:HD2	1	1.09

*Continued on next page...*

*Continued from previous page...*

Key	Atom-1	Atom-2	Model ID	Violation (Å)
(1,19)	2:B:153:VAL:HA	1:A:522:PHE:HE1	1	1.09
(1,19)	2:B:153:VAL:HA	1:A:522:PHE:HE2	1	1.09
(1,19)	2:B:153:VAL:HA	1:A:522:PHE:HZ	1	1.09
(1,19)	2:B:153:VAL:HA	1:A:522:PHE:N	1	1.09
(1,19)	2:B:153:VAL:HA	1:A:522:PHE:O	1	1.09
(1,19)	2:B:153:VAL:HA	1:A:523:GLU:C	1	1.09
(1,19)	2:B:153:VAL:HA	1:A:523:GLU:CA	1	1.09
(1,19)	2:B:153:VAL:HA	1:A:523:GLU:CB	1	1.09
(1,19)	2:B:153:VAL:HA	1:A:523:GLU:CD	1	1.09
(1,19)	2:B:153:VAL:HA	1:A:523:GLU:CG	1	1.09
(1,19)	2:B:153:VAL:HA	1:A:523:GLU:H	1	1.09
(1,19)	2:B:153:VAL:HA	1:A:523:GLU:HA	1	1.09
(1,19)	2:B:153:VAL:HA	1:A:523:GLU:HB2	1	1.09
(1,19)	2:B:153:VAL:HA	1:A:523:GLU:HB3	1	1.09
(1,19)	2:B:153:VAL:HA	1:A:523:GLU:HG2	1	1.09
(1,19)	2:B:153:VAL:HA	1:A:523:GLU:HG3	1	1.09
(1,19)	2:B:153:VAL:HA	1:A:523:GLU:N	1	1.09
(1,19)	2:B:153:VAL:HA	1:A:523:GLU:O	1	1.09
(1,19)	2:B:153:VAL:HA	1:A:523:GLU:OE1	1	1.09
(1,19)	2:B:153:VAL:HA	1:A:523:GLU:OE2	1	1.09
(1,19)	2:B:153:VAL:HA	1:A:524:PHE:C	1	1.09
(1,19)	2:B:153:VAL:HA	1:A:524:PHE:CA	1	1.09
(1,19)	2:B:153:VAL:HA	1:A:524:PHE:CB	1	1.09
(1,19)	2:B:153:VAL:HA	1:A:524:PHE:CD1	1	1.09
(1,19)	2:B:153:VAL:HA	1:A:524:PHE:CD2	1	1.09
(1,19)	2:B:153:VAL:HA	1:A:524:PHE:CE1	1	1.09
(1,19)	2:B:153:VAL:HA	1:A:524:PHE:CE2	1	1.09
(1,19)	2:B:153:VAL:HA	1:A:524:PHE:CG	1	1.09
(1,19)	2:B:153:VAL:HA	1:A:524:PHE:CZ	1	1.09
(1,19)	2:B:153:VAL:HA	1:A:524:PHE:H	1	1.09
(1,19)	2:B:153:VAL:HA	1:A:524:PHE:HA	1	1.09
(1,19)	2:B:153:VAL:HA	1:A:524:PHE:HB2	1	1.09
(1,19)	2:B:153:VAL:HA	1:A:524:PHE:HB3	1	1.09
(1,19)	2:B:153:VAL:HA	1:A:524:PHE:HD1	1	1.09
(1,19)	2:B:153:VAL:HA	1:A:524:PHE:HD2	1	1.09
(1,19)	2:B:153:VAL:HA	1:A:524:PHE:HE1	1	1.09
(1,19)	2:B:153:VAL:HA	1:A:524:PHE:HE2	1	1.09
(1,19)	2:B:153:VAL:HA	1:A:524:PHE:HZ	1	1.09
(1,19)	2:B:153:VAL:HA	1:A:524:PHE:N	1	1.09
(1,19)	2:B:153:VAL:HA	1:A:524:PHE:O	1	1.09
(1,19)	2:B:153:VAL:HA	1:A:525:GLU:C	1	1.09
(1,19)	2:B:153:VAL:HA	1:A:525:GLU:CA	1	1.09

*Continued on next page...*

*Continued from previous page...*

Key	Atom-1	Atom-2	Model ID	Violation (Å)
(1,19)	2:B:153:VAL:HA	1:A:525:GLU:CB	1	1.09
(1,19)	2:B:153:VAL:HA	1:A:525:GLU:CD	1	1.09
(1,19)	2:B:153:VAL:HA	1:A:525:GLU:CG	1	1.09
(1,19)	2:B:153:VAL:HA	1:A:525:GLU:H	1	1.09
(1,19)	2:B:153:VAL:HA	1:A:525:GLU:HA	1	1.09
(1,19)	2:B:153:VAL:HA	1:A:525:GLU:HB2	1	1.09
(1,19)	2:B:153:VAL:HA	1:A:525:GLU:HB3	1	1.09
(1,19)	2:B:153:VAL:HA	1:A:525:GLU:HG2	1	1.09
(1,19)	2:B:153:VAL:HA	1:A:525:GLU:HG3	1	1.09
(1,19)	2:B:153:VAL:HA	1:A:525:GLU:N	1	1.09
(1,19)	2:B:153:VAL:HA	1:A:525:GLU:O	1	1.09
(1,19)	2:B:153:VAL:HA	1:A:525:GLU:OE1	1	1.09
(1,19)	2:B:153:VAL:HA	1:A:525:GLU:OE2	1	1.09
(1,19)	2:B:153:VAL:HA	1:A:526:ASN:C	1	1.09
(1,19)	2:B:153:VAL:HA	1:A:526:ASN:CA	1	1.09
(1,19)	2:B:153:VAL:HA	1:A:526:ASN:CB	1	1.09
(1,19)	2:B:153:VAL:HA	1:A:526:ASN:CG	1	1.09
(1,19)	2:B:153:VAL:HA	1:A:526:ASN:H	1	1.09
(1,19)	2:B:153:VAL:HA	1:A:526:ASN:HA	1	1.09
(1,19)	2:B:153:VAL:HA	1:A:526:ASN:HB2	1	1.09
(1,19)	2:B:153:VAL:HA	1:A:526:ASN:HB3	1	1.09
(1,19)	2:B:153:VAL:HA	1:A:526:ASN:HD21	1	1.09
(1,19)	2:B:153:VAL:HA	1:A:526:ASN:HD22	1	1.09
(1,19)	2:B:153:VAL:HA	1:A:526:ASN:N	1	1.09
(1,19)	2:B:153:VAL:HA	1:A:526:ASN:ND2	1	1.09
(1,19)	2:B:153:VAL:HA	1:A:526:ASN:OD1	1	1.09
(1,19)	2:B:153:VAL:HA	1:A:527:ALA:C	1	1.09
(1,19)	2:B:153:VAL:HA	1:A:527:ALA:CA	1	1.09
(1,19)	2:B:153:VAL:HA	1:A:527:ALA:CB	1	1.09
(1,19)	2:B:153:VAL:HA	1:A:527:ALA:H	1	1.09
(1,19)	2:B:153:VAL:HA	1:A:527:ALA:HA	1	1.09
(1,19)	2:B:153:VAL:HA	1:A:527:ALA:HB1	1	1.09
(1,19)	2:B:153:VAL:HA	1:A:527:ALA:HB2	1	1.09
(1,19)	2:B:153:VAL:HA	1:A:527:ALA:HB3	1	1.09
(1,19)	2:B:153:VAL:HA	1:A:527:ALA:N	1	1.09
(1,19)	2:B:153:VAL:HA	1:A:527:ALA:O	1	1.09
(1,19)	2:B:153:VAL:HA	1:A:528:ILE:C	1	1.09
(1,19)	2:B:153:VAL:HA	1:A:528:ILE:CA	1	1.09
(1,19)	2:B:153:VAL:HA	1:A:528:ILE:CB	1	1.09
(1,19)	2:B:153:VAL:HA	1:A:528:ILE:CD1	1	1.09
(1,19)	2:B:153:VAL:HA	1:A:528:ILE:CG1	1	1.09

*Continued on next page...*



*Continued from previous page...*

Key	Atom-1	Atom-2	Model ID	Violation (Å)
(1,19)	2:B:153:VAL:HA	1:A:528:ILE:CG2	1	1.09
(1,19)	2:B:153:VAL:HA	1:A:528:ILE:H	1	1.09
(1,19)	2:B:153:VAL:HA	1:A:528:ILE:HA	1	1.09
(1,19)	2:B:153:VAL:HA	1:A:528:ILE:HB	1	1.09
(1,19)	2:B:153:VAL:HA	1:A:528:ILE:HD11	1	1.09
(1,19)	2:B:153:VAL:HA	1:A:528:ILE:HD12	1	1.09
(1,19)	2:B:153:VAL:HA	1:A:528:ILE:HD13	1	1.09
(1,19)	2:B:153:VAL:HA	1:A:528:ILE:HG12	1	1.09
(1,19)	2:B:153:VAL:HA	1:A:528:ILE:HG13	1	1.09
(1,19)	2:B:153:VAL:HA	1:A:528:ILE:HG21	1	1.09
(1,19)	2:B:153:VAL:HA	1:A:528:ILE:HG22	1	1.09
(1,19)	2:B:153:VAL:HA	1:A:528:ILE:HG23	1	1.09
(1,19)	2:B:153:VAL:HA	1:A:528:ILE:N	1	1.09
(1,19)	2:B:153:VAL:HA	1:A:528:ILE:O	1	1.09
(1,19)	2:B:153:VAL:HA	1:A:529:VAL:C	1	1.09
(1,19)	2:B:153:VAL:HA	1:A:529:VAL:CA	1	1.09
(1,19)	2:B:153:VAL:HA	1:A:529:VAL:CB	1	1.09
(1,19)	2:B:153:VAL:HA	1:A:529:VAL:CG1	1	1.09
(1,19)	2:B:153:VAL:HA	1:A:529:VAL:CG2	1	1.09
(1,19)	2:B:153:VAL:HA	1:A:529:VAL:H	1	1.09
(1,19)	2:B:153:VAL:HA	1:A:529:VAL:HA	1	1.09
(1,19)	2:B:153:VAL:HA	1:A:529:VAL:HB	1	1.09
(1,19)	2:B:153:VAL:HA	1:A:529:VAL:HG11	1	1.09
(1,19)	2:B:153:VAL:HA	1:A:529:VAL:HG12	1	1.09
(1,19)	2:B:153:VAL:HA	1:A:529:VAL:HG13	1	1.09
(1,19)	2:B:153:VAL:HA	1:A:529:VAL:HG21	1	1.09
(1,19)	2:B:153:VAL:HA	1:A:529:VAL:HG22	1	1.09
(1,19)	2:B:153:VAL:HA	1:A:529:VAL:HG23	1	1.09
(1,19)	2:B:153:VAL:HA	1:A:529:VAL:N	1	1.09
(1,19)	2:B:153:VAL:HA	1:A:529:VAL:O	1	1.09
(1,19)	2:B:153:VAL:HA	1:A:561:ASP:C	1	1.09
(1,19)	2:B:153:VAL:HA	1:A:561:ASP:CA	1	1.09
(1,19)	2:B:153:VAL:HA	1:A:561:ASP:CB	1	1.09
(1,19)	2:B:153:VAL:HA	1:A:561:ASP:CG	1	1.09
(1,19)	2:B:153:VAL:HA	1:A:561:ASP:H	1	1.09
(1,19)	2:B:153:VAL:HA	1:A:561:ASP:HA	1	1.09
(1,19)	2:B:153:VAL:HA	1:A:561:ASP:HB2	1	1.09
(1,19)	2:B:153:VAL:HA	1:A:561:ASP:HB3	1	1.09
(1,19)	2:B:153:VAL:HA	1:A:561:ASP:N	1	1.09
(1,19)	2:B:153:VAL:HA	1:A:561:ASP:O	1	1.09
(1,19)	2:B:153:VAL:HA	1:A:561:ASP:OD1	1	1.09
(1,19)	2:B:153:VAL:HA	1:A:561:ASP:OD2	1	1.09

*Continued on next page...*

*Continued from previous page...*

Key	Atom-1	Atom-2	Model ID	Violation (Å)
(1,19)	2:B:153:VAL:HA	1:A:563:LYS:C	1	1.09
(1,19)	2:B:153:VAL:HA	1:A:563:LYS:CA	1	1.09
(1,19)	2:B:153:VAL:HA	1:A:563:LYS:CB	1	1.09
(1,19)	2:B:153:VAL:HA	1:A:563:LYS:CD	1	1.09
(1,19)	2:B:153:VAL:HA	1:A:563:LYS:CE	1	1.09
(1,19)	2:B:153:VAL:HA	1:A:563:LYS:CG	1	1.09
(1,19)	2:B:153:VAL:HA	1:A:563:LYS:H	1	1.09
(1,19)	2:B:153:VAL:HA	1:A:563:LYS:HA	1	1.09
(1,19)	2:B:153:VAL:HA	1:A:563:LYS:HB2	1	1.09
(1,19)	2:B:153:VAL:HA	1:A:563:LYS:HB3	1	1.09
(1,19)	2:B:153:VAL:HA	1:A:563:LYS:HD2	1	1.09
(1,19)	2:B:153:VAL:HA	1:A:563:LYS:HD3	1	1.09
(1,19)	2:B:153:VAL:HA	1:A:563:LYS:HE2	1	1.09
(1,19)	2:B:153:VAL:HA	1:A:563:LYS:HE3	1	1.09
(1,19)	2:B:153:VAL:HA	1:A:563:LYS:HG2	1	1.09
(1,19)	2:B:153:VAL:HA	1:A:563:LYS:HG3	1	1.09
(1,19)	2:B:153:VAL:HA	1:A:563:LYS:HZ1	1	1.09
(1,19)	2:B:153:VAL:HA	1:A:563:LYS:HZ2	1	1.09
(1,19)	2:B:153:VAL:HA	1:A:563:LYS:HZ3	1	1.09
(1,19)	2:B:153:VAL:HA	1:A:563:LYS:N	1	1.09
(1,19)	2:B:153:VAL:HA	1:A:563:LYS:NZ	1	1.09
(1,19)	2:B:153:VAL:HA	1:A:563:LYS:O	1	1.09
(1,19)	2:B:153:VAL:HA	1:A:564:ALA:C	1	1.09
(1,19)	2:B:153:VAL:HA	1:A:564:ALA:CA	1	1.09
(1,19)	2:B:153:VAL:HA	1:A:564:ALA:CB	1	1.09
(1,19)	2:B:153:VAL:HA	1:A:564:ALA:H	1	1.09
(1,19)	2:B:153:VAL:HA	1:A:564:ALA:HA	1	1.09
(1,19)	2:B:153:VAL:HA	1:A:564:ALA:HB1	1	1.09
(1,19)	2:B:153:VAL:HA	1:A:564:ALA:HB2	1	1.09
(1,19)	2:B:153:VAL:HA	1:A:564:ALA:HB3	1	1.09
(1,19)	2:B:153:VAL:HA	1:A:564:ALA:N	1	1.09
(1,19)	2:B:153:VAL:HA	1:A:564:ALA:O	1	1.09
(1,19)	2:B:153:VAL:HA	1:A:566:LEU:C	1	1.09
(1,19)	2:B:153:VAL:HA	1:A:566:LEU:CA	1	1.09
(1,19)	2:B:153:VAL:HA	1:A:566:LEU:CB	1	1.09
(1,19)	2:B:153:VAL:HA	1:A:566:LEU:CD1	1	1.09
(1,19)	2:B:153:VAL:HA	1:A:566:LEU:CD2	1	1.09
(1,19)	2:B:153:VAL:HA	1:A:566:LEU:CG	1	1.09
(1,19)	2:B:153:VAL:HA	1:A:566:LEU:H	1	1.09
(1,19)	2:B:153:VAL:HA	1:A:566:LEU:HA	1	1.09
(1,19)	2:B:153:VAL:HA	1:A:566:LEU:HB2	1	1.09
(1,19)	2:B:153:VAL:HA	1:A:566:LEU:HB3	1	1.09

*Continued on next page...*

*Continued from previous page...*

Key	Atom-1	Atom-2	Model ID	Violation (Å)
(1,19)	2:B:153:VAL:HA	1:A:566:LEU:HD11	1	1.09
(1,19)	2:B:153:VAL:HA	1:A:566:LEU:HD12	1	1.09
(1,19)	2:B:153:VAL:HA	1:A:566:LEU:HD13	1	1.09
(1,19)	2:B:153:VAL:HA	1:A:566:LEU:HD21	1	1.09
(1,19)	2:B:153:VAL:HA	1:A:566:LEU:HD22	1	1.09
(1,19)	2:B:153:VAL:HA	1:A:566:LEU:HD23	1	1.09
(1,19)	2:B:153:VAL:HA	1:A:566:LEU:HG	1	1.09
(1,19)	2:B:153:VAL:HA	1:A:566:LEU:N	1	1.09
(1,19)	2:B:153:VAL:HA	1:A:566:LEU:O	1	1.09
(1,19)	2:B:153:VAL:HB	1:A:490:ALA:C	1	1.09
(1,19)	2:B:153:VAL:HB	1:A:490:ALA:CA	1	1.09
(1,19)	2:B:153:VAL:HB	1:A:490:ALA:CB	1	1.09
(1,19)	2:B:153:VAL:HB	1:A:490:ALA:H	1	1.09
(1,19)	2:B:153:VAL:HB	1:A:490:ALA:HA	1	1.09
(1,19)	2:B:153:VAL:HB	1:A:490:ALA:HB1	1	1.09
(1,19)	2:B:153:VAL:HB	1:A:490:ALA:HB2	1	1.09
(1,19)	2:B:153:VAL:HB	1:A:490:ALA:HB3	1	1.09
(1,19)	2:B:153:VAL:HB	1:A:490:ALA:N	1	1.09
(1,19)	2:B:153:VAL:HB	1:A:490:ALA:O	1	1.09
(1,19)	2:B:153:VAL:HB	1:A:514:THR:C	1	1.09
(1,19)	2:B:153:VAL:HB	1:A:514:THR:CA	1	1.09
(1,19)	2:B:153:VAL:HB	1:A:514:THR:CB	1	1.09
(1,19)	2:B:153:VAL:HB	1:A:514:THR:CG2	1	1.09
(1,19)	2:B:153:VAL:HB	1:A:514:THR:H	1	1.09
(1,19)	2:B:153:VAL:HB	1:A:514:THR:HA	1	1.09
(1,19)	2:B:153:VAL:HB	1:A:514:THR:HB	1	1.09
(1,19)	2:B:153:VAL:HB	1:A:514:THR:HG1	1	1.09
(1,19)	2:B:153:VAL:HB	1:A:514:THR:HG21	1	1.09
(1,19)	2:B:153:VAL:HB	1:A:514:THR:HG22	1	1.09
(1,19)	2:B:153:VAL:HB	1:A:514:THR:HG23	1	1.09
(1,19)	2:B:153:VAL:HB	1:A:514:THR:N	1	1.09
(1,19)	2:B:153:VAL:HB	1:A:514:THR:O	1	1.09
(1,19)	2:B:153:VAL:HB	1:A:514:THR:OG1	1	1.09
(1,19)	2:B:153:VAL:HB	1:A:516:ASN:C	1	1.09
(1,19)	2:B:153:VAL:HB	1:A:516:ASN:CA	1	1.09
(1,19)	2:B:153:VAL:HB	1:A:516:ASN:CB	1	1.09
(1,19)	2:B:153:VAL:HB	1:A:516:ASN:CG	1	1.09
(1,19)	2:B:153:VAL:HB	1:A:516:ASN:H	1	1.09
(1,19)	2:B:153:VAL:HB	1:A:516:ASN:HA	1	1.09
(1,19)	2:B:153:VAL:HB	1:A:516:ASN:HB2	1	1.09
(1,19)	2:B:153:VAL:HB	1:A:516:ASN:HB3	1	1.09
(1,19)	2:B:153:VAL:HB	1:A:516:ASN:HD21	1	1.09

*Continued on next page...*

*Continued from previous page...*

Key	Atom-1	Atom-2	Model ID	Violation (Å)
(1,19)	2:B:153:VAL:HB	1:A:516:ASN:HD22	1	1.09
(1,19)	2:B:153:VAL:HB	1:A:516:ASN:N	1	1.09
(1,19)	2:B:153:VAL:HB	1:A:516:ASN:ND2	1	1.09
(1,19)	2:B:153:VAL:HB	1:A:516:ASN:O	1	1.09
(1,19)	2:B:153:VAL:HB	1:A:516:ASN:OD1	1	1.09
(1,19)	2:B:153:VAL:HB	1:A:519:GLY:C	1	1.09
(1,19)	2:B:153:VAL:HB	1:A:519:GLY:CA	1	1.09
(1,19)	2:B:153:VAL:HB	1:A:519:GLY:H	1	1.09
(1,19)	2:B:153:VAL:HB	1:A:519:GLY:HA2	1	1.09
(1,19)	2:B:153:VAL:HB	1:A:519:GLY:HA3	1	1.09
(1,19)	2:B:153:VAL:HB	1:A:519:GLY:N	1	1.09
(1,19)	2:B:153:VAL:HB	1:A:519:GLY:O	1	1.09
(1,19)	2:B:153:VAL:HB	1:A:522:PHE:C	1	1.09
(1,19)	2:B:153:VAL:HB	1:A:522:PHE:CA	1	1.09
(1,19)	2:B:153:VAL:HB	1:A:522:PHE:CB	1	1.09
(1,19)	2:B:153:VAL:HB	1:A:522:PHE:CD1	1	1.09
(1,19)	2:B:153:VAL:HB	1:A:522:PHE:CD2	1	1.09
(1,19)	2:B:153:VAL:HB	1:A:522:PHE:CE1	1	1.09
(1,19)	2:B:153:VAL:HB	1:A:522:PHE:CE2	1	1.09
(1,19)	2:B:153:VAL:HB	1:A:522:PHE:CG	1	1.09
(1,19)	2:B:153:VAL:HB	1:A:522:PHE:CZ	1	1.09
(1,19)	2:B:153:VAL:HB	1:A:522:PHE:H	1	1.09
(1,19)	2:B:153:VAL:HB	1:A:522:PHE:HA	1	1.09
(1,19)	2:B:153:VAL:HB	1:A:522:PHE:HB2	1	1.09
(1,19)	2:B:153:VAL:HB	1:A:522:PHE:HB3	1	1.09
(1,19)	2:B:153:VAL:HB	1:A:522:PHE:HD1	1	1.09
(1,19)	2:B:153:VAL:HB	1:A:522:PHE:HD2	1	1.09
(1,19)	2:B:153:VAL:HB	1:A:522:PHE:HE1	1	1.09
(1,19)	2:B:153:VAL:HB	1:A:522:PHE:HE2	1	1.09
(1,19)	2:B:153:VAL:HB	1:A:522:PHE:HZ	1	1.09
(1,19)	2:B:153:VAL:HB	1:A:522:PHE:N	1	1.09
(1,19)	2:B:153:VAL:HB	1:A:522:PHE:O	1	1.09
(1,19)	2:B:153:VAL:HB	1:A:523:GLU:C	1	1.09
(1,19)	2:B:153:VAL:HB	1:A:523:GLU:CA	1	1.09
(1,19)	2:B:153:VAL:HB	1:A:523:GLU:CB	1	1.09
(1,19)	2:B:153:VAL:HB	1:A:523:GLU:CD	1	1.09
(1,19)	2:B:153:VAL:HB	1:A:523:GLU:CG	1	1.09
(1,19)	2:B:153:VAL:HB	1:A:523:GLU:H	1	1.09
(1,19)	2:B:153:VAL:HB	1:A:523:GLU:HA	1	1.09
(1,19)	2:B:153:VAL:HB	1:A:523:GLU:HB2	1	1.09
(1,19)	2:B:153:VAL:HB	1:A:523:GLU:HB3	1	1.09
(1,19)	2:B:153:VAL:HB	1:A:523:GLU:HG2	1	1.09

*Continued on next page...*

*Continued from previous page...*

Key	Atom-1	Atom-2	Model ID	Violation (Å)
(1,19)	2:B:153:VAL:HB	1:A:523:GLU:HG3	1	1.09
(1,19)	2:B:153:VAL:HB	1:A:523:GLU:N	1	1.09
(1,19)	2:B:153:VAL:HB	1:A:523:GLU:O	1	1.09
(1,19)	2:B:153:VAL:HB	1:A:523:GLU:OE1	1	1.09
(1,19)	2:B:153:VAL:HB	1:A:523:GLU:OE2	1	1.09
(1,19)	2:B:153:VAL:HB	1:A:524:PHE:C	1	1.09
(1,19)	2:B:153:VAL:HB	1:A:524:PHE:CA	1	1.09
(1,19)	2:B:153:VAL:HB	1:A:524:PHE:CB	1	1.09
(1,19)	2:B:153:VAL:HB	1:A:524:PHE:CD1	1	1.09
(1,19)	2:B:153:VAL:HB	1:A:524:PHE:CD2	1	1.09
(1,19)	2:B:153:VAL:HB	1:A:524:PHE:CE1	1	1.09
(1,19)	2:B:153:VAL:HB	1:A:524:PHE:CE2	1	1.09
(1,19)	2:B:153:VAL:HB	1:A:524:PHE:CG	1	1.09
(1,19)	2:B:153:VAL:HB	1:A:524:PHE:CZ	1	1.09
(1,19)	2:B:153:VAL:HB	1:A:524:PHE:H	1	1.09
(1,19)	2:B:153:VAL:HB	1:A:524:PHE:HA	1	1.09
(1,19)	2:B:153:VAL:HB	1:A:524:PHE:HB2	1	1.09
(1,19)	2:B:153:VAL:HB	1:A:524:PHE:HB3	1	1.09
(1,19)	2:B:153:VAL:HB	1:A:524:PHE:HD1	1	1.09
(1,19)	2:B:153:VAL:HB	1:A:524:PHE:HD2	1	1.09
(1,19)	2:B:153:VAL:HB	1:A:524:PHE:HE1	1	1.09
(1,19)	2:B:153:VAL:HB	1:A:524:PHE:HE2	1	1.09
(1,19)	2:B:153:VAL:HB	1:A:524:PHE:HZ	1	1.09
(1,19)	2:B:153:VAL:HB	1:A:524:PHE:N	1	1.09
(1,19)	2:B:153:VAL:HB	1:A:524:PHE:O	1	1.09
(1,19)	2:B:153:VAL:HB	1:A:525:GLU:C	1	1.09
(1,19)	2:B:153:VAL:HB	1:A:525:GLU:CA	1	1.09
(1,19)	2:B:153:VAL:HB	1:A:525:GLU:CB	1	1.09
(1,19)	2:B:153:VAL:HB	1:A:525:GLU:CD	1	1.09
(1,19)	2:B:153:VAL:HB	1:A:525:GLU:CG	1	1.09
(1,19)	2:B:153:VAL:HB	1:A:525:GLU:H	1	1.09
(1,19)	2:B:153:VAL:HB	1:A:525:GLU:HA	1	1.09
(1,19)	2:B:153:VAL:HB	1:A:525:GLU:HB2	1	1.09
(1,19)	2:B:153:VAL:HB	1:A:525:GLU:HB3	1	1.09
(1,19)	2:B:153:VAL:HB	1:A:525:GLU:HG2	1	1.09
(1,19)	2:B:153:VAL:HB	1:A:525:GLU:HG3	1	1.09
(1,19)	2:B:153:VAL:HB	1:A:525:GLU:N	1	1.09
(1,19)	2:B:153:VAL:HB	1:A:525:GLU:O	1	1.09
(1,19)	2:B:153:VAL:HB	1:A:525:GLU:OE1	1	1.09
(1,19)	2:B:153:VAL:HB	1:A:525:GLU:OE2	1	1.09
(1,19)	2:B:153:VAL:HB	1:A:526:ASN:C	1	1.09
(1,19)	2:B:153:VAL:HB	1:A:526:ASN:CA	1	1.09

*Continued on next page...*

*Continued from previous page...*

Key	Atom-1	Atom-2	Model ID	Violation (Å)
(1,19)	2:B:153:VAL:HB	1:A:526:ASN:CB	1	1.09
(1,19)	2:B:153:VAL:HB	1:A:526:ASN:CG	1	1.09
(1,19)	2:B:153:VAL:HB	1:A:526:ASN:H	1	1.09
(1,19)	2:B:153:VAL:HB	1:A:526:ASN:HA	1	1.09
(1,19)	2:B:153:VAL:HB	1:A:526:ASN:HB2	1	1.09
(1,19)	2:B:153:VAL:HB	1:A:526:ASN:HB3	1	1.09
(1,19)	2:B:153:VAL:HB	1:A:526:ASN:HD21	1	1.09
(1,19)	2:B:153:VAL:HB	1:A:526:ASN:HD22	1	1.09
(1,19)	2:B:153:VAL:HB	1:A:526:ASN:N	1	1.09
(1,19)	2:B:153:VAL:HB	1:A:526:ASN:ND2	1	1.09
(1,19)	2:B:153:VAL:HB	1:A:526:ASN:O	1	1.09
(1,19)	2:B:153:VAL:HB	1:A:526:ASN:OD1	1	1.09
(1,19)	2:B:153:VAL:HB	1:A:527:ALA:C	1	1.09
(1,19)	2:B:153:VAL:HB	1:A:527:ALA:CA	1	1.09
(1,19)	2:B:153:VAL:HB	1:A:527:ALA:CB	1	1.09
(1,19)	2:B:153:VAL:HB	1:A:527:ALA:H	1	1.09
(1,19)	2:B:153:VAL:HB	1:A:527:ALA:HA	1	1.09
(1,19)	2:B:153:VAL:HB	1:A:527:ALA:HB1	1	1.09
(1,19)	2:B:153:VAL:HB	1:A:527:ALA:HB2	1	1.09
(1,19)	2:B:153:VAL:HB	1:A:527:ALA:HB3	1	1.09
(1,19)	2:B:153:VAL:HB	1:A:527:ALA:N	1	1.09
(1,19)	2:B:153:VAL:HB	1:A:527:ALA:O	1	1.09
(1,19)	2:B:153:VAL:HB	1:A:528:ILE:C	1	1.09
(1,19)	2:B:153:VAL:HB	1:A:528:ILE:CA	1	1.09
(1,19)	2:B:153:VAL:HB	1:A:528:ILE:CB	1	1.09
(1,19)	2:B:153:VAL:HB	1:A:528:ILE:CD1	1	1.09
(1,19)	2:B:153:VAL:HB	1:A:528:ILE:CG1	1	1.09
(1,19)	2:B:153:VAL:HB	1:A:528:ILE:CG2	1	1.09
(1,19)	2:B:153:VAL:HB	1:A:528:ILE:H	1	1.09
(1,19)	2:B:153:VAL:HB	1:A:528:ILE:HA	1	1.09
(1,19)	2:B:153:VAL:HB	1:A:528:ILE:HB	1	1.09
(1,19)	2:B:153:VAL:HB	1:A:528:ILE:HD11	1	1.09
(1,19)	2:B:153:VAL:HB	1:A:528:ILE:HD12	1	1.09
(1,19)	2:B:153:VAL:HB	1:A:528:ILE:HD13	1	1.09
(1,19)	2:B:153:VAL:HB	1:A:528:ILE:HG12	1	1.09
(1,19)	2:B:153:VAL:HB	1:A:528:ILE:HG13	1	1.09
(1,19)	2:B:153:VAL:HB	1:A:528:ILE:HG21	1	1.09
(1,19)	2:B:153:VAL:HB	1:A:528:ILE:HG22	1	1.09
(1,19)	2:B:153:VAL:HB	1:A:528:ILE:HG23	1	1.09
(1,19)	2:B:153:VAL:HB	1:A:528:ILE:N	1	1.09
(1,19)	2:B:153:VAL:HB	1:A:528:ILE:O	1	1.09
(1,19)	2:B:153:VAL:HB	1:A:529:VAL:C	1	1.09

*Continued on next page...*

*Continued from previous page...*

Key	Atom-1	Atom-2	Model ID	Violation (Å)
(1,19)	2:B:153:VAL:HB	1:A:529:VAL:CA	1	1.09
(1,19)	2:B:153:VAL:HB	1:A:529:VAL:CB	1	1.09
(1,19)	2:B:153:VAL:HB	1:A:529:VAL:CG1	1	1.09
(1,19)	2:B:153:VAL:HB	1:A:529:VAL:CG2	1	1.09
(1,19)	2:B:153:VAL:HB	1:A:529:VAL:H	1	1.09
(1,19)	2:B:153:VAL:HB	1:A:529:VAL:HA	1	1.09
(1,19)	2:B:153:VAL:HB	1:A:529:VAL:HB	1	1.09
(1,19)	2:B:153:VAL:HB	1:A:529:VAL:HG11	1	1.09
(1,19)	2:B:153:VAL:HB	1:A:529:VAL:HG12	1	1.09
(1,19)	2:B:153:VAL:HB	1:A:529:VAL:HG13	1	1.09
(1,19)	2:B:153:VAL:HB	1:A:529:VAL:HG21	1	1.09
(1,19)	2:B:153:VAL:HB	1:A:529:VAL:HG22	1	1.09
(1,19)	2:B:153:VAL:HB	1:A:529:VAL:HG23	1	1.09
(1,19)	2:B:153:VAL:HB	1:A:529:VAL:N	1	1.09
(1,19)	2:B:153:VAL:HB	1:A:529:VAL:O	1	1.09
(1,19)	2:B:153:VAL:HB	1:A:561:ASP:C	1	1.09
(1,19)	2:B:153:VAL:HB	1:A:561:ASP:CA	1	1.09
(1,19)	2:B:153:VAL:HB	1:A:561:ASP:CB	1	1.09
(1,19)	2:B:153:VAL:HB	1:A:561:ASP:CG	1	1.09
(1,19)	2:B:153:VAL:HB	1:A:561:ASP:H	1	1.09
(1,19)	2:B:153:VAL:HB	1:A:561:ASP:HA	1	1.09
(1,19)	2:B:153:VAL:HB	1:A:561:ASP:HB2	1	1.09
(1,19)	2:B:153:VAL:HB	1:A:561:ASP:HB3	1	1.09
(1,19)	2:B:153:VAL:HB	1:A:561:ASP:N	1	1.09
(1,19)	2:B:153:VAL:HB	1:A:561:ASP:O	1	1.09
(1,19)	2:B:153:VAL:HB	1:A:561:ASP:OD1	1	1.09
(1,19)	2:B:153:VAL:HB	1:A:561:ASP:OD2	1	1.09
(1,19)	2:B:153:VAL:HB	1:A:563:LYS:C	1	1.09
(1,19)	2:B:153:VAL:HB	1:A:563:LYS:CA	1	1.09
(1,19)	2:B:153:VAL:HB	1:A:563:LYS:CB	1	1.09
(1,19)	2:B:153:VAL:HB	1:A:563:LYS:CD	1	1.09
(1,19)	2:B:153:VAL:HB	1:A:563:LYS:CE	1	1.09
(1,19)	2:B:153:VAL:HB	1:A:563:LYS:CG	1	1.09
(1,19)	2:B:153:VAL:HB	1:A:563:LYS:H	1	1.09
(1,19)	2:B:153:VAL:HB	1:A:563:LYS:HA	1	1.09
(1,19)	2:B:153:VAL:HB	1:A:563:LYS:HB2	1	1.09
(1,19)	2:B:153:VAL:HB	1:A:563:LYS:HB3	1	1.09
(1,19)	2:B:153:VAL:HB	1:A:563:LYS:HD2	1	1.09
(1,19)	2:B:153:VAL:HB	1:A:563:LYS:HD3	1	1.09
(1,19)	2:B:153:VAL:HB	1:A:563:LYS:HE2	1	1.09
(1,19)	2:B:153:VAL:HB	1:A:563:LYS:HE3	1	1.09
(1,19)	2:B:153:VAL:HB	1:A:563:LYS:HG2	1	1.09

*Continued on next page...*

*Continued from previous page...*

Key	Atom-1	Atom-2	Model ID	Violation (Å)
(1,19)	2:B:153:VAL:HB	1:A:563:LYS:HG3	1	1.09
(1,19)	2:B:153:VAL:HB	1:A:563:LYS:HZ1	1	1.09
(1,19)	2:B:153:VAL:HB	1:A:563:LYS:HZ2	1	1.09
(1,19)	2:B:153:VAL:HB	1:A:563:LYS:HZ3	1	1.09
(1,19)	2:B:153:VAL:HB	1:A:563:LYS:N	1	1.09
(1,19)	2:B:153:VAL:HB	1:A:563:LYS:NZ	1	1.09
(1,19)	2:B:153:VAL:HB	1:A:563:LYS:O	1	1.09
(1,19)	2:B:153:VAL:HB	1:A:564:ALA:C	1	1.09
(1,19)	2:B:153:VAL:HB	1:A:564:ALA:CA	1	1.09
(1,19)	2:B:153:VAL:HB	1:A:564:ALA:CB	1	1.09
(1,19)	2:B:153:VAL:HB	1:A:564:ALA:H	1	1.09
(1,19)	2:B:153:VAL:HB	1:A:564:ALA:HA	1	1.09
(1,19)	2:B:153:VAL:HB	1:A:564:ALA:HB1	1	1.09
(1,19)	2:B:153:VAL:HB	1:A:564:ALA:HB2	1	1.09
(1,19)	2:B:153:VAL:HB	1:A:564:ALA:HB3	1	1.09
(1,19)	2:B:153:VAL:HB	1:A:564:ALA:N	1	1.09
(1,19)	2:B:153:VAL:HB	1:A:564:ALA:O	1	1.09
(1,19)	2:B:153:VAL:HB	1:A:566:LEU:C	1	1.09
(1,19)	2:B:153:VAL:HB	1:A:566:LEU:CA	1	1.09
(1,19)	2:B:153:VAL:HB	1:A:566:LEU:CB	1	1.09
(1,19)	2:B:153:VAL:HB	1:A:566:LEU:CD1	1	1.09
(1,19)	2:B:153:VAL:HB	1:A:566:LEU:CD2	1	1.09
(1,19)	2:B:153:VAL:HB	1:A:566:LEU:CG	1	1.09
(1,19)	2:B:153:VAL:HB	1:A:566:LEU:H	1	1.09
(1,19)	2:B:153:VAL:HB	1:A:566:LEU:HA	1	1.09
(1,19)	2:B:153:VAL:HB	1:A:566:LEU:HB2	1	1.09
(1,19)	2:B:153:VAL:HB	1:A:566:LEU:HB3	1	1.09
(1,19)	2:B:153:VAL:HB	1:A:566:LEU:HD11	1	1.09
(1,19)	2:B:153:VAL:HB	1:A:566:LEU:HD12	1	1.09
(1,19)	2:B:153:VAL:HB	1:A:566:LEU:HD13	1	1.09
(1,19)	2:B:153:VAL:HB	1:A:566:LEU:HD21	1	1.09
(1,19)	2:B:153:VAL:HB	1:A:566:LEU:HD22	1	1.09
(1,19)	2:B:153:VAL:HB	1:A:566:LEU:HD23	1	1.09
(1,19)	2:B:153:VAL:HB	1:A:566:LEU:HG	1	1.09
(1,19)	2:B:153:VAL:HB	1:A:566:LEU:N	1	1.09
(1,19)	2:B:153:VAL:HB	1:A:566:LEU:O	1	1.09
(1,19)	2:B:153:VAL:HG11	1:A:490:ALA:C	1	1.09
(1,19)	2:B:153:VAL:HG11	1:A:490:ALA:CA	1	1.09
(1,19)	2:B:153:VAL:HG11	1:A:490:ALA:CB	1	1.09
(1,19)	2:B:153:VAL:HG11	1:A:490:ALA:H	1	1.09
(1,19)	2:B:153:VAL:HG11	1:A:490:ALA:HA	1	1.09
(1,19)	2:B:153:VAL:HG11	1:A:490:ALA:HB1	1	1.09

*Continued on next page...*



*Continued from previous page...*

Key	Atom-1	Atom-2	Model ID	Violation (Å)
(1,19)	2:B:153:VAL:HG11	1:A:490:ALA:HB2	1	1.09
(1,19)	2:B:153:VAL:HG11	1:A:490:ALA:HB3	1	1.09
(1,19)	2:B:153:VAL:HG11	1:A:490:ALA:N	1	1.09
(1,19)	2:B:153:VAL:HG11	1:A:490:ALA:O	1	1.09
(1,19)	2:B:153:VAL:HG11	1:A:514:THR:C	1	1.09
(1,19)	2:B:153:VAL:HG11	1:A:514:THR:CA	1	1.09
(1,19)	2:B:153:VAL:HG11	1:A:514:THR:CB	1	1.09
(1,19)	2:B:153:VAL:HG11	1:A:514:THR:CG2	1	1.09
(1,19)	2:B:153:VAL:HG11	1:A:514:THR:H	1	1.09
(1,19)	2:B:153:VAL:HG11	1:A:514:THR:HA	1	1.09
(1,19)	2:B:153:VAL:HG11	1:A:514:THR:HB	1	1.09
(1,19)	2:B:153:VAL:HG11	1:A:514:THR:HG1	1	1.09
(1,19)	2:B:153:VAL:HG11	1:A:514:THR:HG21	1	1.09
(1,19)	2:B:153:VAL:HG11	1:A:514:THR:HG22	1	1.09
(1,19)	2:B:153:VAL:HG11	1:A:514:THR:HG23	1	1.09
(1,19)	2:B:153:VAL:HG11	1:A:514:THR:N	1	1.09
(1,19)	2:B:153:VAL:HG11	1:A:514:THR:O	1	1.09
(1,19)	2:B:153:VAL:HG11	1:A:514:THR:OG1	1	1.09
(1,19)	2:B:153:VAL:HG11	1:A:516:ASN:C	1	1.09
(1,19)	2:B:153:VAL:HG11	1:A:516:ASN:CA	1	1.09
(1,19)	2:B:153:VAL:HG11	1:A:516:ASN:CB	1	1.09
(1,19)	2:B:153:VAL:HG11	1:A:516:ASN:CG	1	1.09
(1,19)	2:B:153:VAL:HG11	1:A:516:ASN:H	1	1.09
(1,19)	2:B:153:VAL:HG11	1:A:516:ASN:HA	1	1.09
(1,19)	2:B:153:VAL:HG11	1:A:516:ASN:HB2	1	1.09
(1,19)	2:B:153:VAL:HG11	1:A:516:ASN:HB3	1	1.09
(1,19)	2:B:153:VAL:HG11	1:A:516:ASN:HD21	1	1.09
(1,19)	2:B:153:VAL:HG11	1:A:516:ASN:HD22	1	1.09
(1,19)	2:B:153:VAL:HG11	1:A:516:ASN:N	1	1.09
(1,19)	2:B:153:VAL:HG11	1:A:516:ASN:ND2	1	1.09
(1,19)	2:B:153:VAL:HG11	1:A:516:ASN:O	1	1.09
(1,19)	2:B:153:VAL:HG11	1:A:516:ASN:OD1	1	1.09
(1,19)	2:B:153:VAL:HG11	1:A:519:GLY:C	1	1.09
(1,19)	2:B:153:VAL:HG11	1:A:519:GLY:CA	1	1.09
(1,19)	2:B:153:VAL:HG11	1:A:519:GLY:H	1	1.09
(1,19)	2:B:153:VAL:HG11	1:A:519:GLY:HA2	1	1.09
(1,19)	2:B:153:VAL:HG11	1:A:519:GLY:HA3	1	1.09
(1,19)	2:B:153:VAL:HG11	1:A:519:GLY:N	1	1.09
(1,19)	2:B:153:VAL:HG11	1:A:519:GLY:O	1	1.09
(1,19)	2:B:153:VAL:HG11	1:A:522:PHE:C	1	1.09
(1,19)	2:B:153:VAL:HG11	1:A:522:PHE:CA	1	1.09
(1,19)	2:B:153:VAL:HG11	1:A:522:PHE:CB	1	1.09

*Continued on next page...*

*Continued from previous page...*

Key	Atom-1	Atom-2	Model ID	Violation (Å)
(1,19)	2:B:153:VAL:HG11	1:A:522:PHE:CD1	1	1.09
(1,19)	2:B:153:VAL:HG11	1:A:522:PHE:CD2	1	1.09
(1,19)	2:B:153:VAL:HG11	1:A:522:PHE:CE1	1	1.09
(1,19)	2:B:153:VAL:HG11	1:A:522:PHE:CE2	1	1.09
(1,19)	2:B:153:VAL:HG11	1:A:522:PHE:CG	1	1.09
(1,19)	2:B:153:VAL:HG11	1:A:522:PHE:CZ	1	1.09
(1,19)	2:B:153:VAL:HG11	1:A:522:PHE:H	1	1.09
(1,19)	2:B:153:VAL:HG11	1:A:522:PHE:HA	1	1.09
(1,19)	2:B:153:VAL:HG11	1:A:522:PHE:HB2	1	1.09
(1,19)	2:B:153:VAL:HG11	1:A:522:PHE:HB3	1	1.09
(1,19)	2:B:153:VAL:HG11	1:A:522:PHE:HD1	1	1.09
(1,19)	2:B:153:VAL:HG11	1:A:522:PHE:HD2	1	1.09
(1,19)	2:B:153:VAL:HG11	1:A:522:PHE:HE1	1	1.09
(1,19)	2:B:153:VAL:HG11	1:A:522:PHE:HE2	1	1.09
(1,19)	2:B:153:VAL:HG11	1:A:522:PHE:HZ	1	1.09
(1,19)	2:B:153:VAL:HG11	1:A:522:PHE:N	1	1.09
(1,19)	2:B:153:VAL:HG11	1:A:522:PHE:O	1	1.09
(1,19)	2:B:153:VAL:HG11	1:A:523:GLU:C	1	1.09
(1,19)	2:B:153:VAL:HG11	1:A:523:GLU:CA	1	1.09
(1,19)	2:B:153:VAL:HG11	1:A:523:GLU:CB	1	1.09
(1,19)	2:B:153:VAL:HG11	1:A:523:GLU:CD	1	1.09
(1,19)	2:B:153:VAL:HG11	1:A:523:GLU:CG	1	1.09
(1,19)	2:B:153:VAL:HG11	1:A:523:GLU:H	1	1.09
(1,19)	2:B:153:VAL:HG11	1:A:523:GLU:HA	1	1.09
(1,19)	2:B:153:VAL:HG11	1:A:523:GLU:HB2	1	1.09
(1,19)	2:B:153:VAL:HG11	1:A:523:GLU:HB3	1	1.09
(1,19)	2:B:153:VAL:HG11	1:A:523:GLU:HG2	1	1.09
(1,19)	2:B:153:VAL:HG11	1:A:523:GLU:HG3	1	1.09
(1,19)	2:B:153:VAL:HG11	1:A:523:GLU:N	1	1.09
(1,19)	2:B:153:VAL:HG11	1:A:523:GLU:O	1	1.09
(1,19)	2:B:153:VAL:HG11	1:A:523:GLU:OE1	1	1.09
(1,19)	2:B:153:VAL:HG11	1:A:523:GLU:OE2	1	1.09
(1,19)	2:B:153:VAL:HG11	1:A:524:PHE:C	1	1.09
(1,19)	2:B:153:VAL:HG11	1:A:524:PHE:CA	1	1.09
(1,19)	2:B:153:VAL:HG11	1:A:524:PHE:CB	1	1.09
(1,19)	2:B:153:VAL:HG11	1:A:524:PHE:CD1	1	1.09
(1,19)	2:B:153:VAL:HG11	1:A:524:PHE:CD2	1	1.09
(1,19)	2:B:153:VAL:HG11	1:A:524:PHE:CE1	1	1.09
(1,19)	2:B:153:VAL:HG11	1:A:524:PHE:CE2	1	1.09
(1,19)	2:B:153:VAL:HG11	1:A:524:PHE:CG	1	1.09
(1,19)	2:B:153:VAL:HG11	1:A:524:PHE:CZ	1	1.09
(1,19)	2:B:153:VAL:HG11	1:A:524:PHE:H	1	1.09

*Continued on next page...*

*Continued from previous page...*

Key	Atom-1	Atom-2	Model ID	Violation (Å)
(1,19)	2:B:153:VAL:HG11	1:A:524:PHE:HA	1	1.09
(1,19)	2:B:153:VAL:HG11	1:A:524:PHE:HB2	1	1.09
(1,19)	2:B:153:VAL:HG11	1:A:524:PHE:HB3	1	1.09
(1,19)	2:B:153:VAL:HG11	1:A:524:PHE:HD1	1	1.09
(1,19)	2:B:153:VAL:HG11	1:A:524:PHE:HD2	1	1.09
(1,19)	2:B:153:VAL:HG11	1:A:524:PHE:HE1	1	1.09
(1,19)	2:B:153:VAL:HG11	1:A:524:PHE:HE2	1	1.09
(1,19)	2:B:153:VAL:HG11	1:A:524:PHE:HZ	1	1.09
(1,19)	2:B:153:VAL:HG11	1:A:524:PHE:N	1	1.09
(1,19)	2:B:153:VAL:HG11	1:A:524:PHE:O	1	1.09
(1,19)	2:B:153:VAL:HG11	1:A:525:GLU:C	1	1.09
(1,19)	2:B:153:VAL:HG11	1:A:525:GLU:CA	1	1.09
(1,19)	2:B:153:VAL:HG11	1:A:525:GLU:CB	1	1.09
(1,19)	2:B:153:VAL:HG11	1:A:525:GLU:CD	1	1.09
(1,19)	2:B:153:VAL:HG11	1:A:525:GLU:CG	1	1.09
(1,19)	2:B:153:VAL:HG11	1:A:525:GLU:H	1	1.09
(1,19)	2:B:153:VAL:HG11	1:A:525:GLU:HA	1	1.09
(1,19)	2:B:153:VAL:HG11	1:A:525:GLU:HB2	1	1.09
(1,19)	2:B:153:VAL:HG11	1:A:525:GLU:HB3	1	1.09
(1,19)	2:B:153:VAL:HG11	1:A:525:GLU:HG2	1	1.09
(1,19)	2:B:153:VAL:HG11	1:A:525:GLU:HG3	1	1.09
(1,19)	2:B:153:VAL:HG11	1:A:525:GLU:N	1	1.09
(1,19)	2:B:153:VAL:HG11	1:A:525:GLU:O	1	1.09
(1,19)	2:B:153:VAL:HG11	1:A:525:GLU:OE1	1	1.09
(1,19)	2:B:153:VAL:HG11	1:A:525:GLU:OE2	1	1.09
(1,19)	2:B:153:VAL:HG11	1:A:526:ASN:C	1	1.09
(1,19)	2:B:153:VAL:HG11	1:A:526:ASN:CA	1	1.09
(1,19)	2:B:153:VAL:HG11	1:A:526:ASN:CB	1	1.09
(1,19)	2:B:153:VAL:HG11	1:A:526:ASN:CG	1	1.09
(1,19)	2:B:153:VAL:HG11	1:A:526:ASN:H	1	1.09
(1,19)	2:B:153:VAL:HG11	1:A:526:ASN:HA	1	1.09
(1,19)	2:B:153:VAL:HG11	1:A:526:ASN:HB2	1	1.09
(1,19)	2:B:153:VAL:HG11	1:A:526:ASN:HB3	1	1.09
(1,19)	2:B:153:VAL:HG11	1:A:526:ASN:HD21	1	1.09
(1,19)	2:B:153:VAL:HG11	1:A:526:ASN:HD22	1	1.09
(1,19)	2:B:153:VAL:HG11	1:A:526:ASN:N	1	1.09
(1,19)	2:B:153:VAL:HG11	1:A:526:ASN:ND2	1	1.09
(1,19)	2:B:153:VAL:HG11	1:A:526:ASN:O	1	1.09
(1,19)	2:B:153:VAL:HG11	1:A:526:ASN:OD1	1	1.09
(1,19)	2:B:153:VAL:HG11	1:A:527:ALA:C	1	1.09
(1,19)	2:B:153:VAL:HG11	1:A:527:ALA:CA	1	1.09
(1,19)	2:B:153:VAL:HG11	1:A:527:ALA:CB	1	1.09

*Continued on next page...*

*Continued from previous page...*

Key	Atom-1	Atom-2	Model ID	Violation (Å)
(1,19)	2:B:153:VAL:HG11	1:A:527:ALA:H	1	1.09
(1,19)	2:B:153:VAL:HG11	1:A:527:ALA:HA	1	1.09
(1,19)	2:B:153:VAL:HG11	1:A:527:ALA:HB1	1	1.09
(1,19)	2:B:153:VAL:HG11	1:A:527:ALA:HB2	1	1.09
(1,19)	2:B:153:VAL:HG11	1:A:527:ALA:HB3	1	1.09
(1,19)	2:B:153:VAL:HG11	1:A:527:ALA:N	1	1.09
(1,19)	2:B:153:VAL:HG11	1:A:527:ALA:O	1	1.09
(1,19)	2:B:153:VAL:HG11	1:A:528:ILE:C	1	1.09
(1,19)	2:B:153:VAL:HG11	1:A:528:ILE:CA	1	1.09
(1,19)	2:B:153:VAL:HG11	1:A:528:ILE:CB	1	1.09
(1,19)	2:B:153:VAL:HG11	1:A:528:ILE:CD1	1	1.09
(1,19)	2:B:153:VAL:HG11	1:A:528:ILE:CG1	1	1.09
(1,19)	2:B:153:VAL:HG11	1:A:528:ILE:CG2	1	1.09
(1,19)	2:B:153:VAL:HG11	1:A:528:ILE:H	1	1.09
(1,19)	2:B:153:VAL:HG11	1:A:528:ILE:HA	1	1.09
(1,19)	2:B:153:VAL:HG11	1:A:528:ILE:HB	1	1.09
(1,19)	2:B:153:VAL:HG11	1:A:528:ILE:HD11	1	1.09
(1,19)	2:B:153:VAL:HG11	1:A:528:ILE:HD12	1	1.09
(1,19)	2:B:153:VAL:HG11	1:A:528:ILE:HD13	1	1.09
(1,19)	2:B:153:VAL:HG11	1:A:528:ILE:HG12	1	1.09
(1,19)	2:B:153:VAL:HG11	1:A:528:ILE:HG13	1	1.09
(1,19)	2:B:153:VAL:HG11	1:A:528:ILE:HG21	1	1.09
(1,19)	2:B:153:VAL:HG11	1:A:528:ILE:HG22	1	1.09
(1,19)	2:B:153:VAL:HG11	1:A:528:ILE:HG23	1	1.09
(1,19)	2:B:153:VAL:HG11	1:A:528:ILE:N	1	1.09
(1,19)	2:B:153:VAL:HG11	1:A:528:ILE:O	1	1.09
(1,19)	2:B:153:VAL:HG11	1:A:529:VAL:C	1	1.09
(1,19)	2:B:153:VAL:HG11	1:A:529:VAL:CA	1	1.09
(1,19)	2:B:153:VAL:HG11	1:A:529:VAL:CB	1	1.09
(1,19)	2:B:153:VAL:HG11	1:A:529:VAL:CG1	1	1.09
(1,19)	2:B:153:VAL:HG11	1:A:529:VAL:CG2	1	1.09
(1,19)	2:B:153:VAL:HG11	1:A:529:VAL:H	1	1.09
(1,19)	2:B:153:VAL:HG11	1:A:529:VAL:HA	1	1.09
(1,19)	2:B:153:VAL:HG11	1:A:529:VAL:HB	1	1.09
(1,19)	2:B:153:VAL:HG11	1:A:529:VAL:HG11	1	1.09
(1,19)	2:B:153:VAL:HG11	1:A:529:VAL:HG12	1	1.09
(1,19)	2:B:153:VAL:HG11	1:A:529:VAL:HG13	1	1.09
(1,19)	2:B:153:VAL:HG11	1:A:529:VAL:HG21	1	1.09
(1,19)	2:B:153:VAL:HG11	1:A:529:VAL:HG22	1	1.09
(1,19)	2:B:153:VAL:HG11	1:A:529:VAL:HG23	1	1.09
(1,19)	2:B:153:VAL:HG11	1:A:529:VAL:N	1	1.09
(1,19)	2:B:153:VAL:HG11	1:A:529:VAL:O	1	1.09

*Continued on next page...*

*Continued from previous page...*

Key	Atom-1	Atom-2	Model ID	Violation (Å)
(1,19)	2:B:153:VAL:HG11	1:A:561:ASP:C	1	1.09
(1,19)	2:B:153:VAL:HG11	1:A:561:ASP:CA	1	1.09
(1,19)	2:B:153:VAL:HG11	1:A:561:ASP:CB	1	1.09
(1,19)	2:B:153:VAL:HG11	1:A:561:ASP:CG	1	1.09
(1,19)	2:B:153:VAL:HG11	1:A:561:ASP:H	1	1.09
(1,19)	2:B:153:VAL:HG11	1:A:561:ASP:HA	1	1.09
(1,19)	2:B:153:VAL:HG11	1:A:561:ASP:HB2	1	1.09
(1,19)	2:B:153:VAL:HG11	1:A:561:ASP:HB3	1	1.09
(1,19)	2:B:153:VAL:HG11	1:A:561:ASP:N	1	1.09
(1,19)	2:B:153:VAL:HG11	1:A:561:ASP:O	1	1.09
(1,19)	2:B:153:VAL:HG11	1:A:561:ASP:OD1	1	1.09
(1,19)	2:B:153:VAL:HG11	1:A:561:ASP:OD2	1	1.09
(1,19)	2:B:153:VAL:HG11	1:A:563:LYS:C	1	1.09
(1,19)	2:B:153:VAL:HG11	1:A:563:LYS:CA	1	1.09
(1,19)	2:B:153:VAL:HG11	1:A:563:LYS:CB	1	1.09
(1,19)	2:B:153:VAL:HG11	1:A:563:LYS:CD	1	1.09
(1,19)	2:B:153:VAL:HG11	1:A:563:LYS:CE	1	1.09
(1,19)	2:B:153:VAL:HG11	1:A:563:LYS:CG	1	1.09
(1,19)	2:B:153:VAL:HG11	1:A:563:LYS:H	1	1.09
(1,19)	2:B:153:VAL:HG11	1:A:563:LYS:HA	1	1.09
(1,19)	2:B:153:VAL:HG11	1:A:563:LYS:HB2	1	1.09
(1,19)	2:B:153:VAL:HG11	1:A:563:LYS:HB3	1	1.09
(1,19)	2:B:153:VAL:HG11	1:A:563:LYS:HD2	1	1.09
(1,19)	2:B:153:VAL:HG11	1:A:563:LYS:HD3	1	1.09
(1,19)	2:B:153:VAL:HG11	1:A:563:LYS:HE2	1	1.09
(1,19)	2:B:153:VAL:HG11	1:A:563:LYS:HE3	1	1.09
(1,19)	2:B:153:VAL:HG11	1:A:563:LYS:HG2	1	1.09
(1,19)	2:B:153:VAL:HG11	1:A:563:LYS:HG3	1	1.09
(1,19)	2:B:153:VAL:HG11	1:A:563:LYS:HZ1	1	1.09
(1,19)	2:B:153:VAL:HG11	1:A:563:LYS:HZ2	1	1.09
(1,19)	2:B:153:VAL:HG11	1:A:563:LYS:HZ3	1	1.09
(1,19)	2:B:153:VAL:HG11	1:A:563:LYS:N	1	1.09
(1,19)	2:B:153:VAL:HG11	1:A:563:LYS:NZ	1	1.09
(1,19)	2:B:153:VAL:HG11	1:A:563:LYS:O	1	1.09
(1,19)	2:B:153:VAL:HG11	1:A:564:ALA:C	1	1.09
(1,19)	2:B:153:VAL:HG11	1:A:564:ALA:CA	1	1.09
(1,19)	2:B:153:VAL:HG11	1:A:564:ALA:CB	1	1.09
(1,19)	2:B:153:VAL:HG11	1:A:564:ALA:H	1	1.09
(1,19)	2:B:153:VAL:HG11	1:A:564:ALA:HA	1	1.09
(1,19)	2:B:153:VAL:HG11	1:A:564:ALA:HB1	1	1.09
(1,19)	2:B:153:VAL:HG11	1:A:564:ALA:HB2	1	1.09
(1,19)	2:B:153:VAL:HG11	1:A:564:ALA:HB3	1	1.09

*Continued on next page...*

*Continued from previous page...*

Key	Atom-1	Atom-2	Model ID	Violation (Å)
(1,19)	2:B:153:VAL:HG11	1:A:564:ALA:N	1	1.09
(1,19)	2:B:153:VAL:HG11	1:A:564:ALA:O	1	1.09
(1,19)	2:B:153:VAL:HG11	1:A:566:LEU:C	1	1.09
(1,19)	2:B:153:VAL:HG11	1:A:566:LEU:CA	1	1.09
(1,19)	2:B:153:VAL:HG11	1:A:566:LEU:CB	1	1.09
(1,19)	2:B:153:VAL:HG11	1:A:566:LEU:CD1	1	1.09
(1,19)	2:B:153:VAL:HG11	1:A:566:LEU:CD2	1	1.09
(1,19)	2:B:153:VAL:HG11	1:A:566:LEU:CG	1	1.09
(1,19)	2:B:153:VAL:HG11	1:A:566:LEU:H	1	1.09
(1,19)	2:B:153:VAL:HG11	1:A:566:LEU:HA	1	1.09
(1,19)	2:B:153:VAL:HG11	1:A:566:LEU:HB2	1	1.09
(1,19)	2:B:153:VAL:HG11	1:A:566:LEU:HB3	1	1.09
(1,19)	2:B:153:VAL:HG11	1:A:566:LEU:HD11	1	1.09
(1,19)	2:B:153:VAL:HG11	1:A:566:LEU:HD12	1	1.09
(1,19)	2:B:153:VAL:HG11	1:A:566:LEU:HD13	1	1.09
(1,19)	2:B:153:VAL:HG11	1:A:566:LEU:HD21	1	1.09
(1,19)	2:B:153:VAL:HG11	1:A:566:LEU:HD22	1	1.09
(1,19)	2:B:153:VAL:HG11	1:A:566:LEU:HD23	1	1.09
(1,19)	2:B:153:VAL:HG11	1:A:566:LEU:HG	1	1.09
(1,19)	2:B:153:VAL:HG11	1:A:566:LEU:N	1	1.09
(1,19)	2:B:153:VAL:HG11	1:A:566:LEU:O	1	1.09
(1,19)	2:B:153:VAL:HG12	1:A:490:ALA:C	1	1.09
(1,19)	2:B:153:VAL:HG12	1:A:490:ALA:CA	1	1.09
(1,19)	2:B:153:VAL:HG12	1:A:490:ALA:CB	1	1.09
(1,19)	2:B:153:VAL:HG12	1:A:490:ALA:H	1	1.09
(1,19)	2:B:153:VAL:HG12	1:A:490:ALA:HA	1	1.09
(1,19)	2:B:153:VAL:HG12	1:A:490:ALA:HB1	1	1.09
(1,19)	2:B:153:VAL:HG12	1:A:490:ALA:HB2	1	1.09
(1,19)	2:B:153:VAL:HG12	1:A:490:ALA:HB3	1	1.09
(1,19)	2:B:153:VAL:HG12	1:A:490:ALA:N	1	1.09
(1,19)	2:B:153:VAL:HG12	1:A:490:ALA:O	1	1.09
(1,19)	2:B:153:VAL:HG12	1:A:514:THR:C	1	1.09
(1,19)	2:B:153:VAL:HG12	1:A:514:THR:CA	1	1.09
(1,19)	2:B:153:VAL:HG12	1:A:514:THR:CB	1	1.09
(1,19)	2:B:153:VAL:HG12	1:A:514:THR:CG2	1	1.09
(1,19)	2:B:153:VAL:HG12	1:A:514:THR:H	1	1.09
(1,19)	2:B:153:VAL:HG12	1:A:514:THR:HA	1	1.09
(1,19)	2:B:153:VAL:HG12	1:A:514:THR:HB	1	1.09
(1,19)	2:B:153:VAL:HG12	1:A:514:THR:HG1	1	1.09
(1,19)	2:B:153:VAL:HG12	1:A:514:THR:HG21	1	1.09
(1,19)	2:B:153:VAL:HG12	1:A:514:THR:HG22	1	1.09
(1,19)	2:B:153:VAL:HG12	1:A:514:THR:HG23	1	1.09

*Continued on next page...*

*Continued from previous page...*

Key	Atom-1	Atom-2	Model ID	Violation (Å)
(1,19)	2:B:153:VAL:HG12	1:A:514:THR:N	1	1.09
(1,19)	2:B:153:VAL:HG12	1:A:514:THR:O	1	1.09
(1,19)	2:B:153:VAL:HG12	1:A:514:THR:OG1	1	1.09
(1,19)	2:B:153:VAL:HG12	1:A:516:ASN:C	1	1.09
(1,19)	2:B:153:VAL:HG12	1:A:516:ASN:CA	1	1.09
(1,19)	2:B:153:VAL:HG12	1:A:516:ASN:CB	1	1.09
(1,19)	2:B:153:VAL:HG12	1:A:516:ASN:CG	1	1.09
(1,19)	2:B:153:VAL:HG12	1:A:516:ASN:H	1	1.09
(1,19)	2:B:153:VAL:HG12	1:A:516:ASN:HA	1	1.09
(1,19)	2:B:153:VAL:HG12	1:A:516:ASN:HB2	1	1.09
(1,19)	2:B:153:VAL:HG12	1:A:516:ASN:HB3	1	1.09
(1,19)	2:B:153:VAL:HG12	1:A:516:ASN:HD21	1	1.09
(1,19)	2:B:153:VAL:HG12	1:A:516:ASN:HD22	1	1.09
(1,19)	2:B:153:VAL:HG12	1:A:516:ASN:N	1	1.09
(1,19)	2:B:153:VAL:HG12	1:A:516:ASN:ND2	1	1.09
(1,19)	2:B:153:VAL:HG12	1:A:516:ASN:O	1	1.09
(1,19)	2:B:153:VAL:HG12	1:A:516:ASN:OD1	1	1.09
(1,19)	2:B:153:VAL:HG12	1:A:519:GLY:C	1	1.09
(1,19)	2:B:153:VAL:HG12	1:A:519:GLY:CA	1	1.09
(1,19)	2:B:153:VAL:HG12	1:A:519:GLY:H	1	1.09
(1,19)	2:B:153:VAL:HG12	1:A:519:GLY:HA2	1	1.09
(1,19)	2:B:153:VAL:HG12	1:A:519:GLY:HA3	1	1.09
(1,19)	2:B:153:VAL:HG12	1:A:519:GLY:N	1	1.09
(1,19)	2:B:153:VAL:HG12	1:A:519:GLY:O	1	1.09
(1,19)	2:B:153:VAL:HG12	1:A:522:PHE:C	1	1.09
(1,19)	2:B:153:VAL:HG12	1:A:522:PHE:CA	1	1.09
(1,19)	2:B:153:VAL:HG12	1:A:522:PHE:CB	1	1.09
(1,19)	2:B:153:VAL:HG12	1:A:522:PHE:CD1	1	1.09
(1,19)	2:B:153:VAL:HG12	1:A:522:PHE:CD2	1	1.09
(1,19)	2:B:153:VAL:HG12	1:A:522:PHE:CE1	1	1.09
(1,19)	2:B:153:VAL:HG12	1:A:522:PHE:CE2	1	1.09
(1,19)	2:B:153:VAL:HG12	1:A:522:PHE:CG	1	1.09
(1,19)	2:B:153:VAL:HG12	1:A:522:PHE:CZ	1	1.09
(1,19)	2:B:153:VAL:HG12	1:A:522:PHE:H	1	1.09
(1,19)	2:B:153:VAL:HG12	1:A:522:PHE:HA	1	1.09
(1,19)	2:B:153:VAL:HG12	1:A:522:PHE:HB2	1	1.09
(1,19)	2:B:153:VAL:HG12	1:A:522:PHE:HB3	1	1.09
(1,19)	2:B:153:VAL:HG12	1:A:522:PHE:HD1	1	1.09
(1,19)	2:B:153:VAL:HG12	1:A:522:PHE:HD2	1	1.09
(1,19)	2:B:153:VAL:HG12	1:A:522:PHE:HE1	1	1.09
(1,19)	2:B:153:VAL:HG12	1:A:522:PHE:HE2	1	1.09
(1,19)	2:B:153:VAL:HG12	1:A:522:PHE:HZ	1	1.09

*Continued on next page...*

*Continued from previous page...*

Key	Atom-1	Atom-2	Model ID	Violation (Å)
(1,19)	2:B:153:VAL:HG12	1:A:522:PHE:N	1	1.09
(1,19)	2:B:153:VAL:HG12	1:A:522:PHE:O	1	1.09
(1,19)	2:B:153:VAL:HG12	1:A:523:GLU:C	1	1.09
(1,19)	2:B:153:VAL:HG12	1:A:523:GLU:CA	1	1.09
(1,19)	2:B:153:VAL:HG12	1:A:523:GLU:CB	1	1.09
(1,19)	2:B:153:VAL:HG12	1:A:523:GLU:CD	1	1.09
(1,19)	2:B:153:VAL:HG12	1:A:523:GLU:CG	1	1.09
(1,19)	2:B:153:VAL:HG12	1:A:523:GLU:H	1	1.09
(1,19)	2:B:153:VAL:HG12	1:A:523:GLU:HA	1	1.09
(1,19)	2:B:153:VAL:HG12	1:A:523:GLU:HB2	1	1.09
(1,19)	2:B:153:VAL:HG12	1:A:523:GLU:HB3	1	1.09
(1,19)	2:B:153:VAL:HG12	1:A:523:GLU:HG2	1	1.09
(1,19)	2:B:153:VAL:HG12	1:A:523:GLU:HG3	1	1.09
(1,19)	2:B:153:VAL:HG12	1:A:523:GLU:N	1	1.09
(1,19)	2:B:153:VAL:HG12	1:A:523:GLU:O	1	1.09
(1,19)	2:B:153:VAL:HG12	1:A:523:GLU:OE1	1	1.09
(1,19)	2:B:153:VAL:HG12	1:A:523:GLU:OE2	1	1.09
(1,19)	2:B:153:VAL:HG12	1:A:524:PHE:C	1	1.09
(1,19)	2:B:153:VAL:HG12	1:A:524:PHE:CA	1	1.09
(1,19)	2:B:153:VAL:HG12	1:A:524:PHE:CB	1	1.09
(1,19)	2:B:153:VAL:HG12	1:A:524:PHE:CD1	1	1.09
(1,19)	2:B:153:VAL:HG12	1:A:524:PHE:CD2	1	1.09
(1,19)	2:B:153:VAL:HG12	1:A:524:PHE:CE1	1	1.09
(1,19)	2:B:153:VAL:HG12	1:A:524:PHE:CE2	1	1.09
(1,19)	2:B:153:VAL:HG12	1:A:524:PHE:CG	1	1.09
(1,19)	2:B:153:VAL:HG12	1:A:524:PHE:CZ	1	1.09
(1,19)	2:B:153:VAL:HG12	1:A:524:PHE:H	1	1.09
(1,19)	2:B:153:VAL:HG12	1:A:524:PHE:HA	1	1.09
(1,19)	2:B:153:VAL:HG12	1:A:524:PHE:HB2	1	1.09
(1,19)	2:B:153:VAL:HG12	1:A:524:PHE:HB3	1	1.09
(1,19)	2:B:153:VAL:HG12	1:A:524:PHE:HD1	1	1.09
(1,19)	2:B:153:VAL:HG12	1:A:524:PHE:HD2	1	1.09
(1,19)	2:B:153:VAL:HG12	1:A:524:PHE:HE1	1	1.09
(1,19)	2:B:153:VAL:HG12	1:A:524:PHE:HE2	1	1.09
(1,19)	2:B:153:VAL:HG12	1:A:524:PHE:HZ	1	1.09
(1,19)	2:B:153:VAL:HG12	1:A:524:PHE:N	1	1.09
(1,19)	2:B:153:VAL:HG12	1:A:524:PHE:O	1	1.09
(1,19)	2:B:153:VAL:HG12	1:A:525:GLU:C	1	1.09
(1,19)	2:B:153:VAL:HG12	1:A:525:GLU:CA	1	1.09
(1,19)	2:B:153:VAL:HG12	1:A:525:GLU:CB	1	1.09
(1,19)	2:B:153:VAL:HG12	1:A:525:GLU:CD	1	1.09
(1,19)	2:B:153:VAL:HG12	1:A:525:GLU:CG	1	1.09

*Continued on next page...*



*Continued from previous page...*

Key	Atom-1	Atom-2	Model ID	Violation (Å)
(1,19)	2:B:153:VAL:HG12	1:A:525:GLU:H	1	1.09
(1,19)	2:B:153:VAL:HG12	1:A:525:GLU:HA	1	1.09
(1,19)	2:B:153:VAL:HG12	1:A:525:GLU:HB2	1	1.09
(1,19)	2:B:153:VAL:HG12	1:A:525:GLU:HB3	1	1.09
(1,19)	2:B:153:VAL:HG12	1:A:525:GLU:HG2	1	1.09
(1,19)	2:B:153:VAL:HG12	1:A:525:GLU:HG3	1	1.09
(1,19)	2:B:153:VAL:HG12	1:A:525:GLU:N	1	1.09
(1,19)	2:B:153:VAL:HG12	1:A:525:GLU:O	1	1.09
(1,19)	2:B:153:VAL:HG12	1:A:525:GLU:OE1	1	1.09
(1,19)	2:B:153:VAL:HG12	1:A:525:GLU:OE2	1	1.09
(1,19)	2:B:153:VAL:HG12	1:A:526:ASN:C	1	1.09
(1,19)	2:B:153:VAL:HG12	1:A:526:ASN:CA	1	1.09
(1,19)	2:B:153:VAL:HG12	1:A:526:ASN:CB	1	1.09
(1,19)	2:B:153:VAL:HG12	1:A:526:ASN:CG	1	1.09
(1,19)	2:B:153:VAL:HG12	1:A:526:ASN:H	1	1.09
(1,19)	2:B:153:VAL:HG12	1:A:526:ASN:HA	1	1.09
(1,19)	2:B:153:VAL:HG12	1:A:526:ASN:HB2	1	1.09
(1,19)	2:B:153:VAL:HG12	1:A:526:ASN:HB3	1	1.09
(1,19)	2:B:153:VAL:HG12	1:A:526:ASN:HD21	1	1.09
(1,19)	2:B:153:VAL:HG12	1:A:526:ASN:HD22	1	1.09
(1,19)	2:B:153:VAL:HG12	1:A:526:ASN:N	1	1.09
(1,19)	2:B:153:VAL:HG12	1:A:526:ASN:ND2	1	1.09
(1,19)	2:B:153:VAL:HG12	1:A:526:ASN:O	1	1.09
(1,19)	2:B:153:VAL:HG12	1:A:526:ASN:OD1	1	1.09
(1,19)	2:B:153:VAL:HG12	1:A:527:ALA:C	1	1.09
(1,19)	2:B:153:VAL:HG12	1:A:527:ALA:CA	1	1.09
(1,19)	2:B:153:VAL:HG12	1:A:527:ALA:CB	1	1.09
(1,19)	2:B:153:VAL:HG12	1:A:527:ALA:H	1	1.09
(1,19)	2:B:153:VAL:HG12	1:A:527:ALA:HA	1	1.09
(1,19)	2:B:153:VAL:HG12	1:A:527:ALA:HB1	1	1.09
(1,19)	2:B:153:VAL:HG12	1:A:527:ALA:HB2	1	1.09
(1,19)	2:B:153:VAL:HG12	1:A:527:ALA:HB3	1	1.09
(1,19)	2:B:153:VAL:HG12	1:A:527:ALA:N	1	1.09
(1,19)	2:B:153:VAL:HG12	1:A:527:ALA:O	1	1.09
(1,19)	2:B:153:VAL:HG12	1:A:528:ILE:C	1	1.09
(1,19)	2:B:153:VAL:HG12	1:A:528:ILE:CA	1	1.09
(1,19)	2:B:153:VAL:HG12	1:A:528:ILE:CB	1	1.09
(1,19)	2:B:153:VAL:HG12	1:A:528:ILE:CD1	1	1.09
(1,19)	2:B:153:VAL:HG12	1:A:528:ILE:CG1	1	1.09
(1,19)	2:B:153:VAL:HG12	1:A:528:ILE:CG2	1	1.09
(1,19)	2:B:153:VAL:HG12	1:A:528:ILE:H	1	1.09
(1,19)	2:B:153:VAL:HG12	1:A:528:ILE:HA	1	1.09

*Continued on next page...*

*Continued from previous page...*

Key	Atom-1	Atom-2	Model ID	Violation (Å)
(1,19)	2:B:153:VAL:HG12	1:A:528:ILE:HB	1	1.09
(1,19)	2:B:153:VAL:HG12	1:A:528:ILE:HD11	1	1.09
(1,19)	2:B:153:VAL:HG12	1:A:528:ILE:HD12	1	1.09
(1,19)	2:B:153:VAL:HG12	1:A:528:ILE:HD13	1	1.09
(1,19)	2:B:153:VAL:HG12	1:A:528:ILE:HG12	1	1.09
(1,19)	2:B:153:VAL:HG12	1:A:528:ILE:HG13	1	1.09
(1,19)	2:B:153:VAL:HG12	1:A:528:ILE:HG21	1	1.09
(1,19)	2:B:153:VAL:HG12	1:A:528:ILE:HG22	1	1.09
(1,19)	2:B:153:VAL:HG12	1:A:528:ILE:HG23	1	1.09
(1,19)	2:B:153:VAL:HG12	1:A:528:ILE:N	1	1.09
(1,19)	2:B:153:VAL:HG12	1:A:528:ILE:O	1	1.09
(1,19)	2:B:153:VAL:HG12	1:A:529:VAL:C	1	1.09
(1,19)	2:B:153:VAL:HG12	1:A:529:VAL:CA	1	1.09
(1,19)	2:B:153:VAL:HG12	1:A:529:VAL:CB	1	1.09
(1,19)	2:B:153:VAL:HG12	1:A:529:VAL:CG1	1	1.09
(1,19)	2:B:153:VAL:HG12	1:A:529:VAL:CG2	1	1.09
(1,19)	2:B:153:VAL:HG12	1:A:529:VAL:H	1	1.09
(1,19)	2:B:153:VAL:HG12	1:A:529:VAL:HA	1	1.09
(1,19)	2:B:153:VAL:HG12	1:A:529:VAL:HB	1	1.09
(1,19)	2:B:153:VAL:HG12	1:A:529:VAL:HG11	1	1.09
(1,19)	2:B:153:VAL:HG12	1:A:529:VAL:HG12	1	1.09
(1,19)	2:B:153:VAL:HG12	1:A:529:VAL:HG13	1	1.09
(1,19)	2:B:153:VAL:HG12	1:A:529:VAL:HG21	1	1.09
(1,19)	2:B:153:VAL:HG12	1:A:529:VAL:HG22	1	1.09
(1,19)	2:B:153:VAL:HG12	1:A:529:VAL:HG23	1	1.09
(1,19)	2:B:153:VAL:HG12	1:A:529:VAL:N	1	1.09
(1,19)	2:B:153:VAL:HG12	1:A:529:VAL:O	1	1.09
(1,19)	2:B:153:VAL:HG12	1:A:561:ASP:C	1	1.09
(1,19)	2:B:153:VAL:HG12	1:A:561:ASP:CA	1	1.09
(1,19)	2:B:153:VAL:HG12	1:A:561:ASP:CB	1	1.09
(1,19)	2:B:153:VAL:HG12	1:A:561:ASP:CG	1	1.09
(1,19)	2:B:153:VAL:HG12	1:A:561:ASP:H	1	1.09
(1,19)	2:B:153:VAL:HG12	1:A:561:ASP:HA	1	1.09
(1,19)	2:B:153:VAL:HG12	1:A:561:ASP:HB2	1	1.09
(1,19)	2:B:153:VAL:HG12	1:A:561:ASP:HB3	1	1.09
(1,19)	2:B:153:VAL:HG12	1:A:561:ASP:N	1	1.09
(1,19)	2:B:153:VAL:HG12	1:A:561:ASP:O	1	1.09
(1,19)	2:B:153:VAL:HG12	1:A:561:ASP:OD1	1	1.09
(1,19)	2:B:153:VAL:HG12	1:A:561:ASP:OD2	1	1.09
(1,19)	2:B:153:VAL:HG12	1:A:563:LYS:C	1	1.09
(1,19)	2:B:153:VAL:HG12	1:A:563:LYS:CA	1	1.09
(1,19)	2:B:153:VAL:HG12	1:A:563:LYS:CB	1	1.09

*Continued on next page...*

*Continued from previous page...*

Key	Atom-1	Atom-2	Model ID	Violation (Å)
(1,19)	2:B:153:VAL:HG12	1:A:563:LYS:CD	1	1.09
(1,19)	2:B:153:VAL:HG12	1:A:563:LYS:CE	1	1.09
(1,19)	2:B:153:VAL:HG12	1:A:563:LYS:CG	1	1.09
(1,19)	2:B:153:VAL:HG12	1:A:563:LYS:H	1	1.09
(1,19)	2:B:153:VAL:HG12	1:A:563:LYS:HA	1	1.09
(1,19)	2:B:153:VAL:HG12	1:A:563:LYS:HB2	1	1.09
(1,19)	2:B:153:VAL:HG12	1:A:563:LYS:HB3	1	1.09
(1,19)	2:B:153:VAL:HG12	1:A:563:LYS:HD2	1	1.09
(1,19)	2:B:153:VAL:HG12	1:A:563:LYS:HD3	1	1.09
(1,19)	2:B:153:VAL:HG12	1:A:563:LYS:HE2	1	1.09
(1,19)	2:B:153:VAL:HG12	1:A:563:LYS:HE3	1	1.09
(1,19)	2:B:153:VAL:HG12	1:A:563:LYS:HG2	1	1.09
(1,19)	2:B:153:VAL:HG12	1:A:563:LYS:HG3	1	1.09
(1,19)	2:B:153:VAL:HG12	1:A:563:LYS:HZ1	1	1.09
(1,19)	2:B:153:VAL:HG12	1:A:563:LYS:HZ2	1	1.09
(1,19)	2:B:153:VAL:HG12	1:A:563:LYS:HZ3	1	1.09
(1,19)	2:B:153:VAL:HG12	1:A:563:LYS:N	1	1.09
(1,19)	2:B:153:VAL:HG12	1:A:563:LYS:NZ	1	1.09
(1,19)	2:B:153:VAL:HG12	1:A:563:LYS:O	1	1.09
(1,19)	2:B:153:VAL:HG12	1:A:564:ALA:C	1	1.09
(1,19)	2:B:153:VAL:HG12	1:A:564:ALA:CA	1	1.09
(1,19)	2:B:153:VAL:HG12	1:A:564:ALA:CB	1	1.09
(1,19)	2:B:153:VAL:HG12	1:A:564:ALA:H	1	1.09
(1,19)	2:B:153:VAL:HG12	1:A:564:ALA:HA	1	1.09
(1,19)	2:B:153:VAL:HG12	1:A:564:ALA:HB1	1	1.09
(1,19)	2:B:153:VAL:HG12	1:A:564:ALA:HB2	1	1.09
(1,19)	2:B:153:VAL:HG12	1:A:564:ALA:HB3	1	1.09
(1,19)	2:B:153:VAL:HG12	1:A:564:ALA:N	1	1.09
(1,19)	2:B:153:VAL:HG12	1:A:564:ALA:O	1	1.09
(1,19)	2:B:153:VAL:HG12	1:A:566:LEU:C	1	1.09
(1,19)	2:B:153:VAL:HG12	1:A:566:LEU:CA	1	1.09
(1,19)	2:B:153:VAL:HG12	1:A:566:LEU:CB	1	1.09
(1,19)	2:B:153:VAL:HG12	1:A:566:LEU:CD1	1	1.09
(1,19)	2:B:153:VAL:HG12	1:A:566:LEU:CD2	1	1.09
(1,19)	2:B:153:VAL:HG12	1:A:566:LEU:CG	1	1.09
(1,19)	2:B:153:VAL:HG12	1:A:566:LEU:H	1	1.09
(1,19)	2:B:153:VAL:HG12	1:A:566:LEU:HA	1	1.09
(1,19)	2:B:153:VAL:HG12	1:A:566:LEU:HB2	1	1.09
(1,19)	2:B:153:VAL:HG12	1:A:566:LEU:HB3	1	1.09
(1,19)	2:B:153:VAL:HG12	1:A:566:LEU:HD11	1	1.09
(1,19)	2:B:153:VAL:HG12	1:A:566:LEU:HD12	1	1.09
(1,19)	2:B:153:VAL:HG12	1:A:566:LEU:HD13	1	1.09

*Continued on next page...*

*Continued from previous page...*

Key	Atom-1	Atom-2	Model ID	Violation (Å)
(1,19)	2:B:153:VAL:HG12	1:A:566:LEU:HD21	1	1.09
(1,19)	2:B:153:VAL:HG12	1:A:566:LEU:HD22	1	1.09
(1,19)	2:B:153:VAL:HG12	1:A:566:LEU:HD23	1	1.09
(1,19)	2:B:153:VAL:HG12	1:A:566:LEU:HG	1	1.09
(1,19)	2:B:153:VAL:HG12	1:A:566:LEU:N	1	1.09
(1,19)	2:B:153:VAL:HG12	1:A:566:LEU:O	1	1.09
(1,19)	2:B:153:VAL:HG13	1:A:490:ALA:C	1	1.09
(1,19)	2:B:153:VAL:HG13	1:A:490:ALA:CA	1	1.09
(1,19)	2:B:153:VAL:HG13	1:A:490:ALA:CB	1	1.09
(1,19)	2:B:153:VAL:HG13	1:A:490:ALA:H	1	1.09
(1,19)	2:B:153:VAL:HG13	1:A:490:ALA:HA	1	1.09
(1,19)	2:B:153:VAL:HG13	1:A:490:ALA:HB1	1	1.09
(1,19)	2:B:153:VAL:HG13	1:A:490:ALA:HB2	1	1.09
(1,19)	2:B:153:VAL:HG13	1:A:490:ALA:HB3	1	1.09
(1,19)	2:B:153:VAL:HG13	1:A:490:ALA:N	1	1.09
(1,19)	2:B:153:VAL:HG13	1:A:490:ALA:O	1	1.09
(1,19)	2:B:153:VAL:HG13	1:A:514:THR:C	1	1.09
(1,19)	2:B:153:VAL:HG13	1:A:514:THR:CA	1	1.09
(1,19)	2:B:153:VAL:HG13	1:A:514:THR:CB	1	1.09
(1,19)	2:B:153:VAL:HG13	1:A:514:THR:CG2	1	1.09
(1,19)	2:B:153:VAL:HG13	1:A:514:THR:H	1	1.09
(1,19)	2:B:153:VAL:HG13	1:A:514:THR:HA	1	1.09
(1,19)	2:B:153:VAL:HG13	1:A:514:THR:HB	1	1.09
(1,19)	2:B:153:VAL:HG13	1:A:514:THR:HG1	1	1.09
(1,19)	2:B:153:VAL:HG13	1:A:514:THR:HG21	1	1.09
(1,19)	2:B:153:VAL:HG13	1:A:514:THR:HG22	1	1.09
(1,19)	2:B:153:VAL:HG13	1:A:514:THR:HG23	1	1.09
(1,19)	2:B:153:VAL:HG13	1:A:514:THR:N	1	1.09
(1,19)	2:B:153:VAL:HG13	1:A:514:THR:O	1	1.09
(1,19)	2:B:153:VAL:HG13	1:A:514:THR:OG1	1	1.09
(1,19)	2:B:153:VAL:HG13	1:A:516:ASN:C	1	1.09
(1,19)	2:B:153:VAL:HG13	1:A:516:ASN:CA	1	1.09
(1,19)	2:B:153:VAL:HG13	1:A:516:ASN:CB	1	1.09
(1,19)	2:B:153:VAL:HG13	1:A:516:ASN:CG	1	1.09
(1,19)	2:B:153:VAL:HG13	1:A:516:ASN:H	1	1.09
(1,19)	2:B:153:VAL:HG13	1:A:516:ASN:HA	1	1.09
(1,19)	2:B:153:VAL:HG13	1:A:516:ASN:HB2	1	1.09
(1,19)	2:B:153:VAL:HG13	1:A:516:ASN:HB3	1	1.09
(1,19)	2:B:153:VAL:HG13	1:A:516:ASN:HD21	1	1.09
(1,19)	2:B:153:VAL:HG13	1:A:516:ASN:HD22	1	1.09
(1,19)	2:B:153:VAL:HG13	1:A:516:ASN:N	1	1.09
(1,19)	2:B:153:VAL:HG13	1:A:516:ASN:ND2	1	1.09

*Continued on next page...*

*Continued from previous page...*

Key	Atom-1	Atom-2	Model ID	Violation (Å)
(1,19)	2:B:153:VAL:HG13	1:A:516:ASN:O	1	1.09
(1,19)	2:B:153:VAL:HG13	1:A:516:ASN:OD1	1	1.09
(1,19)	2:B:153:VAL:HG13	1:A:519:GLY:C	1	1.09
(1,19)	2:B:153:VAL:HG13	1:A:519:GLY:CA	1	1.09
(1,19)	2:B:153:VAL:HG13	1:A:519:GLY:H	1	1.09
(1,19)	2:B:153:VAL:HG13	1:A:519:GLY:HA2	1	1.09
(1,19)	2:B:153:VAL:HG13	1:A:519:GLY:HA3	1	1.09
(1,19)	2:B:153:VAL:HG13	1:A:519:GLY:N	1	1.09
(1,19)	2:B:153:VAL:HG13	1:A:519:GLY:O	1	1.09
(1,19)	2:B:153:VAL:HG13	1:A:522:PHE:C	1	1.09
(1,19)	2:B:153:VAL:HG13	1:A:522:PHE:CA	1	1.09
(1,19)	2:B:153:VAL:HG13	1:A:522:PHE:CB	1	1.09
(1,19)	2:B:153:VAL:HG13	1:A:522:PHE:CD1	1	1.09
(1,19)	2:B:153:VAL:HG13	1:A:522:PHE:CD2	1	1.09
(1,19)	2:B:153:VAL:HG13	1:A:522:PHE:CE1	1	1.09
(1,19)	2:B:153:VAL:HG13	1:A:522:PHE:CE2	1	1.09
(1,19)	2:B:153:VAL:HG13	1:A:522:PHE:CG	1	1.09
(1,19)	2:B:153:VAL:HG13	1:A:522:PHE:CZ	1	1.09
(1,19)	2:B:153:VAL:HG13	1:A:522:PHE:H	1	1.09
(1,19)	2:B:153:VAL:HG13	1:A:522:PHE:HA	1	1.09
(1,19)	2:B:153:VAL:HG13	1:A:522:PHE:HB2	1	1.09
(1,19)	2:B:153:VAL:HG13	1:A:522:PHE:HB3	1	1.09
(1,19)	2:B:153:VAL:HG13	1:A:522:PHE:HD1	1	1.09
(1,19)	2:B:153:VAL:HG13	1:A:522:PHE:HD2	1	1.09
(1,19)	2:B:153:VAL:HG13	1:A:522:PHE:HE1	1	1.09
(1,19)	2:B:153:VAL:HG13	1:A:522:PHE:HE2	1	1.09
(1,19)	2:B:153:VAL:HG13	1:A:522:PHE:HZ	1	1.09
(1,19)	2:B:153:VAL:HG13	1:A:522:PHE:N	1	1.09
(1,19)	2:B:153:VAL:HG13	1:A:522:PHE:O	1	1.09
(1,19)	2:B:153:VAL:HG13	1:A:523:GLU:C	1	1.09
(1,19)	2:B:153:VAL:HG13	1:A:523:GLU:CA	1	1.09
(1,19)	2:B:153:VAL:HG13	1:A:523:GLU:CB	1	1.09
(1,19)	2:B:153:VAL:HG13	1:A:523:GLU:CD	1	1.09
(1,19)	2:B:153:VAL:HG13	1:A:523:GLU:CG	1	1.09
(1,19)	2:B:153:VAL:HG13	1:A:523:GLU:H	1	1.09
(1,19)	2:B:153:VAL:HG13	1:A:523:GLU:HA	1	1.09
(1,19)	2:B:153:VAL:HG13	1:A:523:GLU:HB2	1	1.09
(1,19)	2:B:153:VAL:HG13	1:A:523:GLU:HB3	1	1.09
(1,19)	2:B:153:VAL:HG13	1:A:523:GLU:HG2	1	1.09
(1,19)	2:B:153:VAL:HG13	1:A:523:GLU:HG3	1	1.09
(1,19)	2:B:153:VAL:HG13	1:A:523:GLU:N	1	1.09
(1,19)	2:B:153:VAL:HG13	1:A:523:GLU:O	1	1.09

*Continued on next page...*

*Continued from previous page...*

Key	Atom-1	Atom-2	Model ID	Violation (Å)
(1,19)	2:B:153:VAL:HG13	1:A:523:GLU:OE1	1	1.09
(1,19)	2:B:153:VAL:HG13	1:A:523:GLU:OE2	1	1.09
(1,19)	2:B:153:VAL:HG13	1:A:524:PHE:C	1	1.09
(1,19)	2:B:153:VAL:HG13	1:A:524:PHE:CA	1	1.09
(1,19)	2:B:153:VAL:HG13	1:A:524:PHE:CB	1	1.09
(1,19)	2:B:153:VAL:HG13	1:A:524:PHE:CD1	1	1.09
(1,19)	2:B:153:VAL:HG13	1:A:524:PHE:CD2	1	1.09
(1,19)	2:B:153:VAL:HG13	1:A:524:PHE:CE1	1	1.09
(1,19)	2:B:153:VAL:HG13	1:A:524:PHE:CE2	1	1.09
(1,19)	2:B:153:VAL:HG13	1:A:524:PHE:CG	1	1.09
(1,19)	2:B:153:VAL:HG13	1:A:524:PHE:CZ	1	1.09
(1,19)	2:B:153:VAL:HG13	1:A:524:PHE:H	1	1.09
(1,19)	2:B:153:VAL:HG13	1:A:524:PHE:HA	1	1.09
(1,19)	2:B:153:VAL:HG13	1:A:524:PHE:HB2	1	1.09
(1,19)	2:B:153:VAL:HG13	1:A:524:PHE:HB3	1	1.09
(1,19)	2:B:153:VAL:HG13	1:A:524:PHE:HD1	1	1.09
(1,19)	2:B:153:VAL:HG13	1:A:524:PHE:HD2	1	1.09
(1,19)	2:B:153:VAL:HG13	1:A:524:PHE:HE1	1	1.09
(1,19)	2:B:153:VAL:HG13	1:A:524:PHE:HE2	1	1.09
(1,19)	2:B:153:VAL:HG13	1:A:524:PHE:HZ	1	1.09
(1,19)	2:B:153:VAL:HG13	1:A:524:PHE:N	1	1.09
(1,19)	2:B:153:VAL:HG13	1:A:524:PHE:O	1	1.09
(1,19)	2:B:153:VAL:HG13	1:A:525:GLU:C	1	1.09
(1,19)	2:B:153:VAL:HG13	1:A:525:GLU:CA	1	1.09
(1,19)	2:B:153:VAL:HG13	1:A:525:GLU:CB	1	1.09
(1,19)	2:B:153:VAL:HG13	1:A:525:GLU:CD	1	1.09
(1,19)	2:B:153:VAL:HG13	1:A:525:GLU:CG	1	1.09
(1,19)	2:B:153:VAL:HG13	1:A:525:GLU:H	1	1.09
(1,19)	2:B:153:VAL:HG13	1:A:525:GLU:HA	1	1.09
(1,19)	2:B:153:VAL:HG13	1:A:525:GLU:HB2	1	1.09
(1,19)	2:B:153:VAL:HG13	1:A:525:GLU:HB3	1	1.09
(1,19)	2:B:153:VAL:HG13	1:A:525:GLU:HG2	1	1.09
(1,19)	2:B:153:VAL:HG13	1:A:525:GLU:HG3	1	1.09
(1,19)	2:B:153:VAL:HG13	1:A:525:GLU:N	1	1.09
(1,19)	2:B:153:VAL:HG13	1:A:525:GLU:O	1	1.09
(1,19)	2:B:153:VAL:HG13	1:A:525:GLU:OE1	1	1.09
(1,19)	2:B:153:VAL:HG13	1:A:525:GLU:OE2	1	1.09
(1,19)	2:B:153:VAL:HG13	1:A:526:ASN:C	1	1.09
(1,19)	2:B:153:VAL:HG13	1:A:526:ASN:CA	1	1.09
(1,19)	2:B:153:VAL:HG13	1:A:526:ASN:CB	1	1.09
(1,19)	2:B:153:VAL:HG13	1:A:526:ASN:CG	1	1.09
(1,19)	2:B:153:VAL:HG13	1:A:526:ASN:H	1	1.09

*Continued on next page...*

*Continued from previous page...*

Key	Atom-1	Atom-2	Model ID	Violation (Å)
(1,19)	2:B:153:VAL:HG13	1:A:526:ASN:HA	1	1.09
(1,19)	2:B:153:VAL:HG13	1:A:526:ASN:HB2	1	1.09
(1,19)	2:B:153:VAL:HG13	1:A:526:ASN:HB3	1	1.09
(1,19)	2:B:153:VAL:HG13	1:A:526:ASN:HD21	1	1.09
(1,19)	2:B:153:VAL:HG13	1:A:526:ASN:HD22	1	1.09
(1,19)	2:B:153:VAL:HG13	1:A:526:ASN:N	1	1.09
(1,19)	2:B:153:VAL:HG13	1:A:526:ASN:ND2	1	1.09
(1,19)	2:B:153:VAL:HG13	1:A:526:ASN:O	1	1.09
(1,19)	2:B:153:VAL:HG13	1:A:526:ASN:OD1	1	1.09
(1,19)	2:B:153:VAL:HG13	1:A:527:ALA:C	1	1.09
(1,19)	2:B:153:VAL:HG13	1:A:527:ALA:CA	1	1.09
(1,19)	2:B:153:VAL:HG13	1:A:527:ALA:CB	1	1.09
(1,19)	2:B:153:VAL:HG13	1:A:527:ALA:H	1	1.09
(1,19)	2:B:153:VAL:HG13	1:A:527:ALA:HA	1	1.09
(1,19)	2:B:153:VAL:HG13	1:A:527:ALA:HB1	1	1.09
(1,19)	2:B:153:VAL:HG13	1:A:527:ALA:HB2	1	1.09
(1,19)	2:B:153:VAL:HG13	1:A:527:ALA:HB3	1	1.09
(1,19)	2:B:153:VAL:HG13	1:A:527:ALA:N	1	1.09
(1,19)	2:B:153:VAL:HG13	1:A:527:ALA:O	1	1.09
(1,19)	2:B:153:VAL:HG13	1:A:528:ILE:C	1	1.09
(1,19)	2:B:153:VAL:HG13	1:A:528:ILE:CA	1	1.09
(1,19)	2:B:153:VAL:HG13	1:A:528:ILE:CB	1	1.09
(1,19)	2:B:153:VAL:HG13	1:A:528:ILE:CD1	1	1.09
(1,19)	2:B:153:VAL:HG13	1:A:528:ILE:CG1	1	1.09
(1,19)	2:B:153:VAL:HG13	1:A:528:ILE:CG2	1	1.09
(1,19)	2:B:153:VAL:HG13	1:A:528:ILE:H	1	1.09
(1,19)	2:B:153:VAL:HG13	1:A:528:ILE:HA	1	1.09
(1,19)	2:B:153:VAL:HG13	1:A:528:ILE:HB	1	1.09
(1,19)	2:B:153:VAL:HG13	1:A:528:ILE:HD11	1	1.09
(1,19)	2:B:153:VAL:HG13	1:A:528:ILE:HD12	1	1.09
(1,19)	2:B:153:VAL:HG13	1:A:528:ILE:HD13	1	1.09
(1,19)	2:B:153:VAL:HG13	1:A:528:ILE:HG12	1	1.09
(1,19)	2:B:153:VAL:HG13	1:A:528:ILE:HG13	1	1.09
(1,19)	2:B:153:VAL:HG13	1:A:528:ILE:HG21	1	1.09
(1,19)	2:B:153:VAL:HG13	1:A:528:ILE:HG22	1	1.09
(1,19)	2:B:153:VAL:HG13	1:A:528:ILE:HG23	1	1.09
(1,19)	2:B:153:VAL:HG13	1:A:528:ILE:N	1	1.09
(1,19)	2:B:153:VAL:HG13	1:A:528:ILE:O	1	1.09
(1,19)	2:B:153:VAL:HG13	1:A:529:VAL:C	1	1.09
(1,19)	2:B:153:VAL:HG13	1:A:529:VAL:CA	1	1.09
(1,19)	2:B:153:VAL:HG13	1:A:529:VAL:CB	1	1.09
(1,19)	2:B:153:VAL:HG13	1:A:529:VAL:CG1	1	1.09

*Continued on next page...*

*Continued from previous page...*

Key	Atom-1	Atom-2	Model ID	Violation (Å)
(1,19)	2:B:153:VAL:HG13	1:A:529:VAL:CG2	1	1.09
(1,19)	2:B:153:VAL:HG13	1:A:529:VAL:H	1	1.09
(1,19)	2:B:153:VAL:HG13	1:A:529:VAL:HA	1	1.09
(1,19)	2:B:153:VAL:HG13	1:A:529:VAL:HB	1	1.09
(1,19)	2:B:153:VAL:HG13	1:A:529:VAL:HG11	1	1.09
(1,19)	2:B:153:VAL:HG13	1:A:529:VAL:HG12	1	1.09
(1,19)	2:B:153:VAL:HG13	1:A:529:VAL:HG13	1	1.09
(1,19)	2:B:153:VAL:HG13	1:A:529:VAL:HG21	1	1.09
(1,19)	2:B:153:VAL:HG13	1:A:529:VAL:HG22	1	1.09
(1,19)	2:B:153:VAL:HG13	1:A:529:VAL:HG23	1	1.09
(1,19)	2:B:153:VAL:HG13	1:A:529:VAL:N	1	1.09
(1,19)	2:B:153:VAL:HG13	1:A:529:VAL:O	1	1.09
(1,19)	2:B:153:VAL:HG13	1:A:561:ASP:C	1	1.09
(1,19)	2:B:153:VAL:HG13	1:A:561:ASP:CA	1	1.09
(1,19)	2:B:153:VAL:HG13	1:A:561:ASP:CB	1	1.09
(1,19)	2:B:153:VAL:HG13	1:A:561:ASP:CG	1	1.09
(1,19)	2:B:153:VAL:HG13	1:A:561:ASP:H	1	1.09
(1,19)	2:B:153:VAL:HG13	1:A:561:ASP:HA	1	1.09
(1,19)	2:B:153:VAL:HG13	1:A:561:ASP:HB2	1	1.09
(1,19)	2:B:153:VAL:HG13	1:A:561:ASP:HB3	1	1.09
(1,19)	2:B:153:VAL:HG13	1:A:561:ASP:N	1	1.09
(1,19)	2:B:153:VAL:HG13	1:A:561:ASP:O	1	1.09
(1,19)	2:B:153:VAL:HG13	1:A:561:ASP:OD1	1	1.09
(1,19)	2:B:153:VAL:HG13	1:A:561:ASP:OD2	1	1.09
(1,19)	2:B:153:VAL:HG13	1:A:563:LYS:C	1	1.09
(1,19)	2:B:153:VAL:HG13	1:A:563:LYS:CA	1	1.09
(1,19)	2:B:153:VAL:HG13	1:A:563:LYS:CB	1	1.09
(1,19)	2:B:153:VAL:HG13	1:A:563:LYS:CD	1	1.09
(1,19)	2:B:153:VAL:HG13	1:A:563:LYS:CE	1	1.09
(1,19)	2:B:153:VAL:HG13	1:A:563:LYS:CG	1	1.09
(1,19)	2:B:153:VAL:HG13	1:A:563:LYS:H	1	1.09
(1,19)	2:B:153:VAL:HG13	1:A:563:LYS:HA	1	1.09
(1,19)	2:B:153:VAL:HG13	1:A:563:LYS:HB2	1	1.09
(1,19)	2:B:153:VAL:HG13	1:A:563:LYS:HB3	1	1.09
(1,19)	2:B:153:VAL:HG13	1:A:563:LYS:HD2	1	1.09
(1,19)	2:B:153:VAL:HG13	1:A:563:LYS:HD3	1	1.09
(1,19)	2:B:153:VAL:HG13	1:A:563:LYS:HE2	1	1.09
(1,19)	2:B:153:VAL:HG13	1:A:563:LYS:HE3	1	1.09
(1,19)	2:B:153:VAL:HG13	1:A:563:LYS:HG2	1	1.09
(1,19)	2:B:153:VAL:HG13	1:A:563:LYS:HG3	1	1.09
(1,19)	2:B:153:VAL:HG13	1:A:563:LYS:HZ1	1	1.09
(1,19)	2:B:153:VAL:HG13	1:A:563:LYS:HZ2	1	1.09

*Continued on next page...*



*Continued from previous page...*

Key	Atom-1	Atom-2	Model ID	Violation (Å)
(1,19)	2:B:153:VAL:HG13	1:A:563:LYS:HZ3	1	1.09
(1,19)	2:B:153:VAL:HG13	1:A:563:LYS:N	1	1.09
(1,19)	2:B:153:VAL:HG13	1:A:563:LYS:NZ	1	1.09
(1,19)	2:B:153:VAL:HG13	1:A:563:LYS:O	1	1.09
(1,19)	2:B:153:VAL:HG13	1:A:564:ALA:C	1	1.09
(1,19)	2:B:153:VAL:HG13	1:A:564:ALA:CA	1	1.09
(1,19)	2:B:153:VAL:HG13	1:A:564:ALA:CB	1	1.09
(1,19)	2:B:153:VAL:HG13	1:A:564:ALA:H	1	1.09
(1,19)	2:B:153:VAL:HG13	1:A:564:ALA:HA	1	1.09
(1,19)	2:B:153:VAL:HG13	1:A:564:ALA:HB1	1	1.09
(1,19)	2:B:153:VAL:HG13	1:A:564:ALA:HB2	1	1.09
(1,19)	2:B:153:VAL:HG13	1:A:564:ALA:HB3	1	1.09
(1,19)	2:B:153:VAL:HG13	1:A:564:ALA:N	1	1.09
(1,19)	2:B:153:VAL:HG13	1:A:564:ALA:O	1	1.09
(1,19)	2:B:153:VAL:HG13	1:A:566:LEU:C	1	1.09
(1,19)	2:B:153:VAL:HG13	1:A:566:LEU:CA	1	1.09
(1,19)	2:B:153:VAL:HG13	1:A:566:LEU:CB	1	1.09
(1,19)	2:B:153:VAL:HG13	1:A:566:LEU:CD1	1	1.09
(1,19)	2:B:153:VAL:HG13	1:A:566:LEU:CD2	1	1.09
(1,19)	2:B:153:VAL:HG13	1:A:566:LEU:CG	1	1.09
(1,19)	2:B:153:VAL:HG13	1:A:566:LEU:H	1	1.09
(1,19)	2:B:153:VAL:HG13	1:A:566:LEU:HA	1	1.09
(1,19)	2:B:153:VAL:HG13	1:A:566:LEU:HB2	1	1.09
(1,19)	2:B:153:VAL:HG13	1:A:566:LEU:HB3	1	1.09
(1,19)	2:B:153:VAL:HG13	1:A:566:LEU:HD11	1	1.09
(1,19)	2:B:153:VAL:HG13	1:A:566:LEU:HD12	1	1.09
(1,19)	2:B:153:VAL:HG13	1:A:566:LEU:HD13	1	1.09
(1,19)	2:B:153:VAL:HG13	1:A:566:LEU:HD21	1	1.09
(1,19)	2:B:153:VAL:HG13	1:A:566:LEU:HD22	1	1.09
(1,19)	2:B:153:VAL:HG13	1:A:566:LEU:HD23	1	1.09
(1,19)	2:B:153:VAL:HG13	1:A:566:LEU:HG	1	1.09
(1,19)	2:B:153:VAL:HG13	1:A:566:LEU:N	1	1.09
(1,19)	2:B:153:VAL:HG13	1:A:566:LEU:O	1	1.09
(1,19)	2:B:153:VAL:HG21	1:A:490:ALA:C	1	1.09
(1,19)	2:B:153:VAL:HG21	1:A:490:ALA:CA	1	1.09
(1,19)	2:B:153:VAL:HG21	1:A:490:ALA:CB	1	1.09
(1,19)	2:B:153:VAL:HG21	1:A:490:ALA:H	1	1.09
(1,19)	2:B:153:VAL:HG21	1:A:490:ALA:HA	1	1.09
(1,19)	2:B:153:VAL:HG21	1:A:490:ALA:HB1	1	1.09
(1,19)	2:B:153:VAL:HG21	1:A:490:ALA:HB2	1	1.09
(1,19)	2:B:153:VAL:HG21	1:A:490:ALA:HB3	1	1.09
(1,19)	2:B:153:VAL:HG21	1:A:490:ALA:N	1	1.09

*Continued on next page...*

*Continued from previous page...*

Key	Atom-1	Atom-2	Model ID	Violation (Å)
(1,19)	2:B:153:VAL:HG21	1:A:490:ALA:O	1	1.09
(1,19)	2:B:153:VAL:HG21	1:A:514:THR:C	1	1.09
(1,19)	2:B:153:VAL:HG21	1:A:514:THR:CA	1	1.09
(1,19)	2:B:153:VAL:HG21	1:A:514:THR:CB	1	1.09
(1,19)	2:B:153:VAL:HG21	1:A:514:THR:CG2	1	1.09
(1,19)	2:B:153:VAL:HG21	1:A:514:THR:H	1	1.09
(1,19)	2:B:153:VAL:HG21	1:A:514:THR:HA	1	1.09
(1,19)	2:B:153:VAL:HG21	1:A:514:THR:HB	1	1.09
(1,19)	2:B:153:VAL:HG21	1:A:514:THR:HG1	1	1.09
(1,19)	2:B:153:VAL:HG21	1:A:514:THR:HG21	1	1.09
(1,19)	2:B:153:VAL:HG21	1:A:514:THR:HG22	1	1.09
(1,19)	2:B:153:VAL:HG21	1:A:514:THR:HG23	1	1.09
(1,19)	2:B:153:VAL:HG21	1:A:514:THR:N	1	1.09
(1,19)	2:B:153:VAL:HG21	1:A:514:THR:O	1	1.09
(1,19)	2:B:153:VAL:HG21	1:A:514:THR:OG1	1	1.09
(1,19)	2:B:153:VAL:HG21	1:A:516:ASN:C	1	1.09
(1,19)	2:B:153:VAL:HG21	1:A:516:ASN:CA	1	1.09
(1,19)	2:B:153:VAL:HG21	1:A:516:ASN:CB	1	1.09
(1,19)	2:B:153:VAL:HG21	1:A:516:ASN:CG	1	1.09
(1,19)	2:B:153:VAL:HG21	1:A:516:ASN:H	1	1.09
(1,19)	2:B:153:VAL:HG21	1:A:516:ASN:HA	1	1.09
(1,19)	2:B:153:VAL:HG21	1:A:516:ASN:HB2	1	1.09
(1,19)	2:B:153:VAL:HG21	1:A:516:ASN:HB3	1	1.09
(1,19)	2:B:153:VAL:HG21	1:A:516:ASN:HD21	1	1.09
(1,19)	2:B:153:VAL:HG21	1:A:516:ASN:HD22	1	1.09
(1,19)	2:B:153:VAL:HG21	1:A:516:ASN:N	1	1.09
(1,19)	2:B:153:VAL:HG21	1:A:516:ASN:ND2	1	1.09
(1,19)	2:B:153:VAL:HG21	1:A:516:ASN:O	1	1.09
(1,19)	2:B:153:VAL:HG21	1:A:516:ASN:OD1	1	1.09
(1,19)	2:B:153:VAL:HG21	1:A:519:GLY:C	1	1.09
(1,19)	2:B:153:VAL:HG21	1:A:519:GLY:CA	1	1.09
(1,19)	2:B:153:VAL:HG21	1:A:519:GLY:H	1	1.09
(1,19)	2:B:153:VAL:HG21	1:A:519:GLY:HA2	1	1.09
(1,19)	2:B:153:VAL:HG21	1:A:519:GLY:HA3	1	1.09
(1,19)	2:B:153:VAL:HG21	1:A:519:GLY:N	1	1.09
(1,19)	2:B:153:VAL:HG21	1:A:519:GLY:O	1	1.09
(1,19)	2:B:153:VAL:HG21	1:A:522:PHE:C	1	1.09
(1,19)	2:B:153:VAL:HG21	1:A:522:PHE:CA	1	1.09
(1,19)	2:B:153:VAL:HG21	1:A:522:PHE:CB	1	1.09
(1,19)	2:B:153:VAL:HG21	1:A:522:PHE:CD1	1	1.09
(1,19)	2:B:153:VAL:HG21	1:A:522:PHE:CD2	1	1.09
(1,19)	2:B:153:VAL:HG21	1:A:522:PHE:CE1	1	1.09

*Continued on next page...*

*Continued from previous page...*

Key	Atom-1	Atom-2	Model ID	Violation (Å)
(1,19)	2:B:153:VAL:HG21	1:A:522:PHE:CE2	1	1.09
(1,19)	2:B:153:VAL:HG21	1:A:522:PHE:CG	1	1.09
(1,19)	2:B:153:VAL:HG21	1:A:522:PHE:CZ	1	1.09
(1,19)	2:B:153:VAL:HG21	1:A:522:PHE:H	1	1.09
(1,19)	2:B:153:VAL:HG21	1:A:522:PHE:HA	1	1.09
(1,19)	2:B:153:VAL:HG21	1:A:522:PHE:HB2	1	1.09
(1,19)	2:B:153:VAL:HG21	1:A:522:PHE:HB3	1	1.09
(1,19)	2:B:153:VAL:HG21	1:A:522:PHE:HD1	1	1.09
(1,19)	2:B:153:VAL:HG21	1:A:522:PHE:HD2	1	1.09
(1,19)	2:B:153:VAL:HG21	1:A:522:PHE:HE1	1	1.09
(1,19)	2:B:153:VAL:HG21	1:A:522:PHE:HE2	1	1.09
(1,19)	2:B:153:VAL:HG21	1:A:522:PHE:HZ	1	1.09
(1,19)	2:B:153:VAL:HG21	1:A:522:PHE:N	1	1.09
(1,19)	2:B:153:VAL:HG21	1:A:522:PHE:O	1	1.09
(1,19)	2:B:153:VAL:HG21	1:A:523:GLU:C	1	1.09
(1,19)	2:B:153:VAL:HG21	1:A:523:GLU:CA	1	1.09
(1,19)	2:B:153:VAL:HG21	1:A:523:GLU:CB	1	1.09
(1,19)	2:B:153:VAL:HG21	1:A:523:GLU:CD	1	1.09
(1,19)	2:B:153:VAL:HG21	1:A:523:GLU:CG	1	1.09
(1,19)	2:B:153:VAL:HG21	1:A:523:GLU:H	1	1.09
(1,19)	2:B:153:VAL:HG21	1:A:523:GLU:HA	1	1.09
(1,19)	2:B:153:VAL:HG21	1:A:523:GLU:HB2	1	1.09
(1,19)	2:B:153:VAL:HG21	1:A:523:GLU:HB3	1	1.09
(1,19)	2:B:153:VAL:HG21	1:A:523:GLU:HG2	1	1.09
(1,19)	2:B:153:VAL:HG21	1:A:523:GLU:HG3	1	1.09
(1,19)	2:B:153:VAL:HG21	1:A:523:GLU:N	1	1.09
(1,19)	2:B:153:VAL:HG21	1:A:523:GLU:O	1	1.09
(1,19)	2:B:153:VAL:HG21	1:A:523:GLU:OE1	1	1.09
(1,19)	2:B:153:VAL:HG21	1:A:523:GLU:OE2	1	1.09
(1,19)	2:B:153:VAL:HG21	1:A:524:PHE:C	1	1.09
(1,19)	2:B:153:VAL:HG21	1:A:524:PHE:CA	1	1.09
(1,19)	2:B:153:VAL:HG21	1:A:524:PHE:CB	1	1.09
(1,19)	2:B:153:VAL:HG21	1:A:524:PHE:CD1	1	1.09
(1,19)	2:B:153:VAL:HG21	1:A:524:PHE:CD2	1	1.09
(1,19)	2:B:153:VAL:HG21	1:A:524:PHE:CE1	1	1.09
(1,19)	2:B:153:VAL:HG21	1:A:524:PHE:CE2	1	1.09
(1,19)	2:B:153:VAL:HG21	1:A:524:PHE:CG	1	1.09
(1,19)	2:B:153:VAL:HG21	1:A:524:PHE:CZ	1	1.09
(1,19)	2:B:153:VAL:HG21	1:A:524:PHE:H	1	1.09
(1,19)	2:B:153:VAL:HG21	1:A:524:PHE:HA	1	1.09
(1,19)	2:B:153:VAL:HG21	1:A:524:PHE:HB2	1	1.09
(1,19)	2:B:153:VAL:HG21	1:A:524:PHE:HB3	1	1.09

*Continued on next page...*

*Continued from previous page...*

Key	Atom-1	Atom-2	Model ID	Violation (Å)
(1,19)	2:B:153:VAL:HG21	1:A:524:PHE:HD1	1	1.09
(1,19)	2:B:153:VAL:HG21	1:A:524:PHE:HD2	1	1.09
(1,19)	2:B:153:VAL:HG21	1:A:524:PHE:HE1	1	1.09
(1,19)	2:B:153:VAL:HG21	1:A:524:PHE:HE2	1	1.09
(1,19)	2:B:153:VAL:HG21	1:A:524:PHE:HZ	1	1.09
(1,19)	2:B:153:VAL:HG21	1:A:524:PHE:N	1	1.09
(1,19)	2:B:153:VAL:HG21	1:A:524:PHE:O	1	1.09
(1,19)	2:B:153:VAL:HG21	1:A:525:GLU:C	1	1.09
(1,19)	2:B:153:VAL:HG21	1:A:525:GLU:CA	1	1.09
(1,19)	2:B:153:VAL:HG21	1:A:525:GLU:CB	1	1.09
(1,19)	2:B:153:VAL:HG21	1:A:525:GLU:CD	1	1.09
(1,19)	2:B:153:VAL:HG21	1:A:525:GLU:CG	1	1.09
(1,19)	2:B:153:VAL:HG21	1:A:525:GLU:H	1	1.09
(1,19)	2:B:153:VAL:HG21	1:A:525:GLU:HA	1	1.09
(1,19)	2:B:153:VAL:HG21	1:A:525:GLU:HB2	1	1.09
(1,19)	2:B:153:VAL:HG21	1:A:525:GLU:HB3	1	1.09
(1,19)	2:B:153:VAL:HG21	1:A:525:GLU:HG2	1	1.09
(1,19)	2:B:153:VAL:HG21	1:A:525:GLU:HG3	1	1.09
(1,19)	2:B:153:VAL:HG21	1:A:525:GLU:N	1	1.09
(1,19)	2:B:153:VAL:HG21	1:A:525:GLU:O	1	1.09
(1,19)	2:B:153:VAL:HG21	1:A:525:GLU:OE1	1	1.09
(1,19)	2:B:153:VAL:HG21	1:A:525:GLU:OE2	1	1.09
(1,19)	2:B:153:VAL:HG21	1:A:526:ASN:C	1	1.09
(1,19)	2:B:153:VAL:HG21	1:A:526:ASN:CA	1	1.09
(1,19)	2:B:153:VAL:HG21	1:A:526:ASN:CB	1	1.09
(1,19)	2:B:153:VAL:HG21	1:A:526:ASN:CG	1	1.09
(1,19)	2:B:153:VAL:HG21	1:A:526:ASN:H	1	1.09
(1,19)	2:B:153:VAL:HG21	1:A:526:ASN:HA	1	1.09
(1,19)	2:B:153:VAL:HG21	1:A:526:ASN:HB2	1	1.09
(1,19)	2:B:153:VAL:HG21	1:A:526:ASN:HB3	1	1.09
(1,19)	2:B:153:VAL:HG21	1:A:526:ASN:HD21	1	1.09
(1,19)	2:B:153:VAL:HG21	1:A:526:ASN:HD22	1	1.09
(1,19)	2:B:153:VAL:HG21	1:A:526:ASN:N	1	1.09
(1,19)	2:B:153:VAL:HG21	1:A:526:ASN:ND2	1	1.09
(1,19)	2:B:153:VAL:HG21	1:A:526:ASN:O	1	1.09
(1,19)	2:B:153:VAL:HG21	1:A:526:ASN:OD1	1	1.09
(1,19)	2:B:153:VAL:HG21	1:A:527:ALA:C	1	1.09
(1,19)	2:B:153:VAL:HG21	1:A:527:ALA:CA	1	1.09
(1,19)	2:B:153:VAL:HG21	1:A:527:ALA:CB	1	1.09
(1,19)	2:B:153:VAL:HG21	1:A:527:ALA:H	1	1.09
(1,19)	2:B:153:VAL:HG21	1:A:527:ALA:HA	1	1.09
(1,19)	2:B:153:VAL:HG21	1:A:527:ALA:HB1	1	1.09

*Continued on next page...*

*Continued from previous page...*

Key	Atom-1	Atom-2	Model ID	Violation (Å)
(1,19)	2:B:153:VAL:HG21	1:A:527:ALA:HB2	1	1.09
(1,19)	2:B:153:VAL:HG21	1:A:527:ALA:HB3	1	1.09
(1,19)	2:B:153:VAL:HG21	1:A:527:ALA:N	1	1.09
(1,19)	2:B:153:VAL:HG21	1:A:527:ALA:O	1	1.09
(1,19)	2:B:153:VAL:HG21	1:A:528:ILE:C	1	1.09
(1,19)	2:B:153:VAL:HG21	1:A:528:ILE:CA	1	1.09
(1,19)	2:B:153:VAL:HG21	1:A:528:ILE:CB	1	1.09
(1,19)	2:B:153:VAL:HG21	1:A:528:ILE:CD1	1	1.09
(1,19)	2:B:153:VAL:HG21	1:A:528:ILE:CG1	1	1.09
(1,19)	2:B:153:VAL:HG21	1:A:528:ILE:CG2	1	1.09
(1,19)	2:B:153:VAL:HG21	1:A:528:ILE:H	1	1.09
(1,19)	2:B:153:VAL:HG21	1:A:528:ILE:HA	1	1.09
(1,19)	2:B:153:VAL:HG21	1:A:528:ILE:HB	1	1.09
(1,19)	2:B:153:VAL:HG21	1:A:528:ILE:HD11	1	1.09
(1,19)	2:B:153:VAL:HG21	1:A:528:ILE:HD12	1	1.09
(1,19)	2:B:153:VAL:HG21	1:A:528:ILE:HD13	1	1.09
(1,19)	2:B:153:VAL:HG21	1:A:528:ILE:HG12	1	1.09
(1,19)	2:B:153:VAL:HG21	1:A:528:ILE:HG13	1	1.09
(1,19)	2:B:153:VAL:HG21	1:A:528:ILE:HG21	1	1.09
(1,19)	2:B:153:VAL:HG21	1:A:528:ILE:HG22	1	1.09
(1,19)	2:B:153:VAL:HG21	1:A:528:ILE:HG23	1	1.09
(1,19)	2:B:153:VAL:HG21	1:A:528:ILE:N	1	1.09
(1,19)	2:B:153:VAL:HG21	1:A:528:ILE:O	1	1.09
(1,19)	2:B:153:VAL:HG21	1:A:529:VAL:C	1	1.09
(1,19)	2:B:153:VAL:HG21	1:A:529:VAL:CA	1	1.09
(1,19)	2:B:153:VAL:HG21	1:A:529:VAL:CB	1	1.09
(1,19)	2:B:153:VAL:HG21	1:A:529:VAL:CG1	1	1.09
(1,19)	2:B:153:VAL:HG21	1:A:529:VAL:CG2	1	1.09
(1,19)	2:B:153:VAL:HG21	1:A:529:VAL:H	1	1.09
(1,19)	2:B:153:VAL:HG21	1:A:529:VAL:HA	1	1.09
(1,19)	2:B:153:VAL:HG21	1:A:529:VAL:HB	1	1.09
(1,19)	2:B:153:VAL:HG21	1:A:529:VAL:HG11	1	1.09
(1,19)	2:B:153:VAL:HG21	1:A:529:VAL:HG12	1	1.09
(1,19)	2:B:153:VAL:HG21	1:A:529:VAL:HG13	1	1.09
(1,19)	2:B:153:VAL:HG21	1:A:529:VAL:HG21	1	1.09
(1,19)	2:B:153:VAL:HG21	1:A:529:VAL:HG22	1	1.09
(1,19)	2:B:153:VAL:HG21	1:A:529:VAL:HG23	1	1.09
(1,19)	2:B:153:VAL:HG21	1:A:529:VAL:N	1	1.09
(1,19)	2:B:153:VAL:HG21	1:A:529:VAL:O	1	1.09
(1,19)	2:B:153:VAL:HG21	1:A:561:ASP:C	1	1.09
(1,19)	2:B:153:VAL:HG21	1:A:561:ASP:CA	1	1.09
(1,19)	2:B:153:VAL:HG21	1:A:561:ASP:CB	1	1.09

*Continued on next page...*

*Continued from previous page...*

Key	Atom-1	Atom-2	Model ID	Violation (Å)
(1,19)	2:B:153:VAL:HG21	1:A:561:ASP:CG	1	1.09
(1,19)	2:B:153:VAL:HG21	1:A:561:ASP:H	1	1.09
(1,19)	2:B:153:VAL:HG21	1:A:561:ASP:HA	1	1.09
(1,19)	2:B:153:VAL:HG21	1:A:561:ASP:HB2	1	1.09
(1,19)	2:B:153:VAL:HG21	1:A:561:ASP:HB3	1	1.09
(1,19)	2:B:153:VAL:HG21	1:A:561:ASP:N	1	1.09
(1,19)	2:B:153:VAL:HG21	1:A:561:ASP:O	1	1.09
(1,19)	2:B:153:VAL:HG21	1:A:561:ASP:OD1	1	1.09
(1,19)	2:B:153:VAL:HG21	1:A:561:ASP:OD2	1	1.09
(1,19)	2:B:153:VAL:HG21	1:A:563:LYS:C	1	1.09
(1,19)	2:B:153:VAL:HG21	1:A:563:LYS:CA	1	1.09
(1,19)	2:B:153:VAL:HG21	1:A:563:LYS:CB	1	1.09
(1,19)	2:B:153:VAL:HG21	1:A:563:LYS:CD	1	1.09
(1,19)	2:B:153:VAL:HG21	1:A:563:LYS:CE	1	1.09
(1,19)	2:B:153:VAL:HG21	1:A:563:LYS:CG	1	1.09
(1,19)	2:B:153:VAL:HG21	1:A:563:LYS:H	1	1.09
(1,19)	2:B:153:VAL:HG21	1:A:563:LYS:HA	1	1.09
(1,19)	2:B:153:VAL:HG21	1:A:563:LYS:HB2	1	1.09
(1,19)	2:B:153:VAL:HG21	1:A:563:LYS:HB3	1	1.09
(1,19)	2:B:153:VAL:HG21	1:A:563:LYS:HD2	1	1.09
(1,19)	2:B:153:VAL:HG21	1:A:563:LYS:HD3	1	1.09
(1,19)	2:B:153:VAL:HG21	1:A:563:LYS:HE2	1	1.09
(1,19)	2:B:153:VAL:HG21	1:A:563:LYS:HE3	1	1.09
(1,19)	2:B:153:VAL:HG21	1:A:563:LYS:HG2	1	1.09
(1,19)	2:B:153:VAL:HG21	1:A:563:LYS:HG3	1	1.09
(1,19)	2:B:153:VAL:HG21	1:A:563:LYS:HZ1	1	1.09
(1,19)	2:B:153:VAL:HG21	1:A:563:LYS:HZ2	1	1.09
(1,19)	2:B:153:VAL:HG21	1:A:563:LYS:HZ3	1	1.09
(1,19)	2:B:153:VAL:HG21	1:A:563:LYS:N	1	1.09
(1,19)	2:B:153:VAL:HG21	1:A:563:LYS:NZ	1	1.09
(1,19)	2:B:153:VAL:HG21	1:A:563:LYS:O	1	1.09
(1,19)	2:B:153:VAL:HG21	1:A:564:ALA:C	1	1.09
(1,19)	2:B:153:VAL:HG21	1:A:564:ALA:CA	1	1.09
(1,19)	2:B:153:VAL:HG21	1:A:564:ALA:CB	1	1.09
(1,19)	2:B:153:VAL:HG21	1:A:564:ALA:H	1	1.09
(1,19)	2:B:153:VAL:HG21	1:A:564:ALA:HA	1	1.09
(1,19)	2:B:153:VAL:HG21	1:A:564:ALA:HB1	1	1.09
(1,19)	2:B:153:VAL:HG21	1:A:564:ALA:HB2	1	1.09
(1,19)	2:B:153:VAL:HG21	1:A:564:ALA:HB3	1	1.09
(1,19)	2:B:153:VAL:HG21	1:A:564:ALA:N	1	1.09
(1,19)	2:B:153:VAL:HG21	1:A:564:ALA:O	1	1.09
(1,19)	2:B:153:VAL:HG21	1:A:566:LEU:C	1	1.09

*Continued on next page...*

*Continued from previous page...*

Key	Atom-1	Atom-2	Model ID	Violation (Å)
(1,19)	2:B:153:VAL:HG21	1:A:566:LEU:CA	1	1.09
(1,19)	2:B:153:VAL:HG21	1:A:566:LEU:CB	1	1.09
(1,19)	2:B:153:VAL:HG21	1:A:566:LEU:CD1	1	1.09
(1,19)	2:B:153:VAL:HG21	1:A:566:LEU:CD2	1	1.09
(1,19)	2:B:153:VAL:HG21	1:A:566:LEU:CG	1	1.09
(1,19)	2:B:153:VAL:HG21	1:A:566:LEU:H	1	1.09
(1,19)	2:B:153:VAL:HG21	1:A:566:LEU:HA	1	1.09
(1,19)	2:B:153:VAL:HG21	1:A:566:LEU:HB2	1	1.09
(1,19)	2:B:153:VAL:HG21	1:A:566:LEU:HB3	1	1.09
(1,19)	2:B:153:VAL:HG21	1:A:566:LEU:HD11	1	1.09
(1,19)	2:B:153:VAL:HG21	1:A:566:LEU:HD12	1	1.09
(1,19)	2:B:153:VAL:HG21	1:A:566:LEU:HD13	1	1.09
(1,19)	2:B:153:VAL:HG21	1:A:566:LEU:HD21	1	1.09
(1,19)	2:B:153:VAL:HG21	1:A:566:LEU:HD22	1	1.09
(1,19)	2:B:153:VAL:HG21	1:A:566:LEU:HD23	1	1.09
(1,19)	2:B:153:VAL:HG21	1:A:566:LEU:HG	1	1.09
(1,19)	2:B:153:VAL:HG21	1:A:566:LEU:N	1	1.09
(1,19)	2:B:153:VAL:HG21	1:A:566:LEU:O	1	1.09
(1,19)	2:B:153:VAL:HG22	1:A:490:ALA:C	1	1.09
(1,19)	2:B:153:VAL:HG22	1:A:490:ALA:CA	1	1.09
(1,19)	2:B:153:VAL:HG22	1:A:490:ALA:CB	1	1.09
(1,19)	2:B:153:VAL:HG22	1:A:490:ALA:H	1	1.09
(1,19)	2:B:153:VAL:HG22	1:A:490:ALA:HA	1	1.09
(1,19)	2:B:153:VAL:HG22	1:A:490:ALA:HB1	1	1.09
(1,19)	2:B:153:VAL:HG22	1:A:490:ALA:HB2	1	1.09
(1,19)	2:B:153:VAL:HG22	1:A:490:ALA:HB3	1	1.09
(1,19)	2:B:153:VAL:HG22	1:A:490:ALA:N	1	1.09
(1,19)	2:B:153:VAL:HG22	1:A:490:ALA:O	1	1.09
(1,19)	2:B:153:VAL:HG22	1:A:514:THR:C	1	1.09
(1,19)	2:B:153:VAL:HG22	1:A:514:THR:CA	1	1.09
(1,19)	2:B:153:VAL:HG22	1:A:514:THR:CB	1	1.09
(1,19)	2:B:153:VAL:HG22	1:A:514:THR:CG2	1	1.09
(1,19)	2:B:153:VAL:HG22	1:A:514:THR:H	1	1.09
(1,19)	2:B:153:VAL:HG22	1:A:514:THR:HA	1	1.09
(1,19)	2:B:153:VAL:HG22	1:A:514:THR:HB	1	1.09
(1,19)	2:B:153:VAL:HG22	1:A:514:THR:HG1	1	1.09
(1,19)	2:B:153:VAL:HG22	1:A:514:THR:HG21	1	1.09
(1,19)	2:B:153:VAL:HG22	1:A:514:THR:HG22	1	1.09
(1,19)	2:B:153:VAL:HG22	1:A:514:THR:HG23	1	1.09
(1,19)	2:B:153:VAL:HG22	1:A:514:THR:N	1	1.09
(1,19)	2:B:153:VAL:HG22	1:A:514:THR:O	1	1.09
(1,19)	2:B:153:VAL:HG22	1:A:514:THR:OG1	1	1.09

*Continued on next page...*

*Continued from previous page...*

Key	Atom-1	Atom-2	Model ID	Violation (Å)
(1,19)	2:B:153:VAL:HG22	1:A:516:ASN:C	1	1.09
(1,19)	2:B:153:VAL:HG22	1:A:516:ASN:CA	1	1.09
(1,19)	2:B:153:VAL:HG22	1:A:516:ASN:CB	1	1.09
(1,19)	2:B:153:VAL:HG22	1:A:516:ASN:CG	1	1.09
(1,19)	2:B:153:VAL:HG22	1:A:516:ASN:H	1	1.09
(1,19)	2:B:153:VAL:HG22	1:A:516:ASN:HA	1	1.09
(1,19)	2:B:153:VAL:HG22	1:A:516:ASN:HB2	1	1.09
(1,19)	2:B:153:VAL:HG22	1:A:516:ASN:HB3	1	1.09
(1,19)	2:B:153:VAL:HG22	1:A:516:ASN:HD21	1	1.09
(1,19)	2:B:153:VAL:HG22	1:A:516:ASN:HD22	1	1.09
(1,19)	2:B:153:VAL:HG22	1:A:516:ASN:N	1	1.09
(1,19)	2:B:153:VAL:HG22	1:A:516:ASN:ND2	1	1.09
(1,19)	2:B:153:VAL:HG22	1:A:516:ASN:O	1	1.09
(1,19)	2:B:153:VAL:HG22	1:A:516:ASN:OD1	1	1.09
(1,19)	2:B:153:VAL:HG22	1:A:519:GLY:C	1	1.09
(1,19)	2:B:153:VAL:HG22	1:A:519:GLY:CA	1	1.09
(1,19)	2:B:153:VAL:HG22	1:A:519:GLY:H	1	1.09
(1,19)	2:B:153:VAL:HG22	1:A:519:GLY:HA2	1	1.09
(1,19)	2:B:153:VAL:HG22	1:A:519:GLY:HA3	1	1.09
(1,19)	2:B:153:VAL:HG22	1:A:519:GLY:N	1	1.09
(1,19)	2:B:153:VAL:HG22	1:A:519:GLY:O	1	1.09
(1,19)	2:B:153:VAL:HG22	1:A:522:PHE:C	1	1.09
(1,19)	2:B:153:VAL:HG22	1:A:522:PHE:CA	1	1.09
(1,19)	2:B:153:VAL:HG22	1:A:522:PHE:CB	1	1.09
(1,19)	2:B:153:VAL:HG22	1:A:522:PHE:CD1	1	1.09
(1,19)	2:B:153:VAL:HG22	1:A:522:PHE:CD2	1	1.09
(1,19)	2:B:153:VAL:HG22	1:A:522:PHE:CE1	1	1.09
(1,19)	2:B:153:VAL:HG22	1:A:522:PHE:CE2	1	1.09
(1,19)	2:B:153:VAL:HG22	1:A:522:PHE:CG	1	1.09
(1,19)	2:B:153:VAL:HG22	1:A:522:PHE:CZ	1	1.09
(1,19)	2:B:153:VAL:HG22	1:A:522:PHE:H	1	1.09
(1,19)	2:B:153:VAL:HG22	1:A:522:PHE:HA	1	1.09
(1,19)	2:B:153:VAL:HG22	1:A:522:PHE:HB2	1	1.09
(1,19)	2:B:153:VAL:HG22	1:A:522:PHE:HB3	1	1.09
(1,19)	2:B:153:VAL:HG22	1:A:522:PHE:HD1	1	1.09
(1,19)	2:B:153:VAL:HG22	1:A:522:PHE:HD2	1	1.09
(1,19)	2:B:153:VAL:HG22	1:A:522:PHE:HE1	1	1.09
(1,19)	2:B:153:VAL:HG22	1:A:522:PHE:HE2	1	1.09
(1,19)	2:B:153:VAL:HG22	1:A:522:PHE:HZ	1	1.09
(1,19)	2:B:153:VAL:HG22	1:A:522:PHE:N	1	1.09
(1,19)	2:B:153:VAL:HG22	1:A:522:PHE:O	1	1.09
(1,19)	2:B:153:VAL:HG22	1:A:523:GLU:C	1	1.09

*Continued on next page...*



*Continued from previous page...*

Key	Atom-1	Atom-2	Model ID	Violation (Å)
(1,19)	2:B:153:VAL:HG22	1:A:523:GLU:CA	1	1.09
(1,19)	2:B:153:VAL:HG22	1:A:523:GLU:CB	1	1.09
(1,19)	2:B:153:VAL:HG22	1:A:523:GLU:CD	1	1.09
(1,19)	2:B:153:VAL:HG22	1:A:523:GLU:CG	1	1.09
(1,19)	2:B:153:VAL:HG22	1:A:523:GLU:H	1	1.09
(1,19)	2:B:153:VAL:HG22	1:A:523:GLU:HA	1	1.09
(1,19)	2:B:153:VAL:HG22	1:A:523:GLU:HB2	1	1.09
(1,19)	2:B:153:VAL:HG22	1:A:523:GLU:HB3	1	1.09
(1,19)	2:B:153:VAL:HG22	1:A:523:GLU:HG2	1	1.09
(1,19)	2:B:153:VAL:HG22	1:A:523:GLU:HG3	1	1.09
(1,19)	2:B:153:VAL:HG22	1:A:523:GLU:N	1	1.09
(1,19)	2:B:153:VAL:HG22	1:A:523:GLU:O	1	1.09
(1,19)	2:B:153:VAL:HG22	1:A:523:GLU:OE1	1	1.09
(1,19)	2:B:153:VAL:HG22	1:A:523:GLU:OE2	1	1.09
(1,19)	2:B:153:VAL:HG22	1:A:524:PHE:C	1	1.09
(1,19)	2:B:153:VAL:HG22	1:A:524:PHE:CA	1	1.09
(1,19)	2:B:153:VAL:HG22	1:A:524:PHE:CB	1	1.09
(1,19)	2:B:153:VAL:HG22	1:A:524:PHE:CD1	1	1.09
(1,19)	2:B:153:VAL:HG22	1:A:524:PHE:CD2	1	1.09
(1,19)	2:B:153:VAL:HG22	1:A:524:PHE:CE1	1	1.09
(1,19)	2:B:153:VAL:HG22	1:A:524:PHE:CE2	1	1.09
(1,19)	2:B:153:VAL:HG22	1:A:524:PHE:CG	1	1.09
(1,19)	2:B:153:VAL:HG22	1:A:524:PHE:CZ	1	1.09
(1,19)	2:B:153:VAL:HG22	1:A:524:PHE:H	1	1.09
(1,19)	2:B:153:VAL:HG22	1:A:524:PHE:HA	1	1.09
(1,19)	2:B:153:VAL:HG22	1:A:524:PHE:HB2	1	1.09
(1,19)	2:B:153:VAL:HG22	1:A:524:PHE:HB3	1	1.09
(1,19)	2:B:153:VAL:HG22	1:A:524:PHE:HD1	1	1.09
(1,19)	2:B:153:VAL:HG22	1:A:524:PHE:HD2	1	1.09
(1,19)	2:B:153:VAL:HG22	1:A:524:PHE:HE1	1	1.09
(1,19)	2:B:153:VAL:HG22	1:A:524:PHE:HE2	1	1.09
(1,19)	2:B:153:VAL:HG22	1:A:524:PHE:HZ	1	1.09
(1,19)	2:B:153:VAL:HG22	1:A:524:PHE:N	1	1.09
(1,19)	2:B:153:VAL:HG22	1:A:524:PHE:O	1	1.09
(1,19)	2:B:153:VAL:HG22	1:A:525:GLU:C	1	1.09
(1,19)	2:B:153:VAL:HG22	1:A:525:GLU:CA	1	1.09
(1,19)	2:B:153:VAL:HG22	1:A:525:GLU:CB	1	1.09
(1,19)	2:B:153:VAL:HG22	1:A:525:GLU:CD	1	1.09
(1,19)	2:B:153:VAL:HG22	1:A:525:GLU:CG	1	1.09
(1,19)	2:B:153:VAL:HG22	1:A:525:GLU:H	1	1.09
(1,19)	2:B:153:VAL:HG22	1:A:525:GLU:HA	1	1.09
(1,19)	2:B:153:VAL:HG22	1:A:525:GLU:HB2	1	1.09

*Continued on next page...*

*Continued from previous page...*

Key	Atom-1	Atom-2	Model ID	Violation (Å)
(1,19)	2:B:153:VAL:HG22	1:A:525:GLU:HB3	1	1.09
(1,19)	2:B:153:VAL:HG22	1:A:525:GLU:HG2	1	1.09
(1,19)	2:B:153:VAL:HG22	1:A:525:GLU:HG3	1	1.09
(1,19)	2:B:153:VAL:HG22	1:A:525:GLU:N	1	1.09
(1,19)	2:B:153:VAL:HG22	1:A:525:GLU:O	1	1.09
(1,19)	2:B:153:VAL:HG22	1:A:525:GLU:OE1	1	1.09
(1,19)	2:B:153:VAL:HG22	1:A:525:GLU:OE2	1	1.09
(1,19)	2:B:153:VAL:HG22	1:A:526:ASN:C	1	1.09
(1,19)	2:B:153:VAL:HG22	1:A:526:ASN:CA	1	1.09
(1,19)	2:B:153:VAL:HG22	1:A:526:ASN:CB	1	1.09
(1,19)	2:B:153:VAL:HG22	1:A:526:ASN:CG	1	1.09
(1,19)	2:B:153:VAL:HG22	1:A:526:ASN:H	1	1.09
(1,19)	2:B:153:VAL:HG22	1:A:526:ASN:HA	1	1.09
(1,19)	2:B:153:VAL:HG22	1:A:526:ASN:HB2	1	1.09
(1,19)	2:B:153:VAL:HG22	1:A:526:ASN:HB3	1	1.09
(1,19)	2:B:153:VAL:HG22	1:A:526:ASN:HD21	1	1.09
(1,19)	2:B:153:VAL:HG22	1:A:526:ASN:HD22	1	1.09
(1,19)	2:B:153:VAL:HG22	1:A:526:ASN:N	1	1.09
(1,19)	2:B:153:VAL:HG22	1:A:526:ASN:ND2	1	1.09
(1,19)	2:B:153:VAL:HG22	1:A:526:ASN:O	1	1.09
(1,19)	2:B:153:VAL:HG22	1:A:526:ASN:OD1	1	1.09
(1,19)	2:B:153:VAL:HG22	1:A:527:ALA:C	1	1.09
(1,19)	2:B:153:VAL:HG22	1:A:527:ALA:CA	1	1.09
(1,19)	2:B:153:VAL:HG22	1:A:527:ALA:CB	1	1.09
(1,19)	2:B:153:VAL:HG22	1:A:527:ALA:H	1	1.09
(1,19)	2:B:153:VAL:HG22	1:A:527:ALA:HA	1	1.09
(1,19)	2:B:153:VAL:HG22	1:A:527:ALA:HB1	1	1.09
(1,19)	2:B:153:VAL:HG22	1:A:527:ALA:HB2	1	1.09
(1,19)	2:B:153:VAL:HG22	1:A:527:ALA:HB3	1	1.09
(1,19)	2:B:153:VAL:HG22	1:A:527:ALA:N	1	1.09
(1,19)	2:B:153:VAL:HG22	1:A:527:ALA:O	1	1.09
(1,19)	2:B:153:VAL:HG22	1:A:528:ILE:C	1	1.09
(1,19)	2:B:153:VAL:HG22	1:A:528:ILE:CA	1	1.09
(1,19)	2:B:153:VAL:HG22	1:A:528:ILE:CB	1	1.09
(1,19)	2:B:153:VAL:HG22	1:A:528:ILE:CD1	1	1.09
(1,19)	2:B:153:VAL:HG22	1:A:528:ILE:CG1	1	1.09
(1,19)	2:B:153:VAL:HG22	1:A:528:ILE:CG2	1	1.09
(1,19)	2:B:153:VAL:HG22	1:A:528:ILE:H	1	1.09
(1,19)	2:B:153:VAL:HG22	1:A:528:ILE:HA	1	1.09
(1,19)	2:B:153:VAL:HG22	1:A:528:ILE:HB	1	1.09
(1,19)	2:B:153:VAL:HG22	1:A:528:ILE:HD11	1	1.09
(1,19)	2:B:153:VAL:HG22	1:A:528:ILE:HD12	1	1.09

*Continued on next page...*

*Continued from previous page...*

Key	Atom-1	Atom-2	Model ID	Violation (Å)
(1,19)	2:B:153:VAL:HG22	1:A:528:ILE:HD13	1	1.09
(1,19)	2:B:153:VAL:HG22	1:A:528:ILE:HG12	1	1.09
(1,19)	2:B:153:VAL:HG22	1:A:528:ILE:HG13	1	1.09
(1,19)	2:B:153:VAL:HG22	1:A:528:ILE:HG21	1	1.09
(1,19)	2:B:153:VAL:HG22	1:A:528:ILE:HG22	1	1.09
(1,19)	2:B:153:VAL:HG22	1:A:528:ILE:HG23	1	1.09
(1,19)	2:B:153:VAL:HG22	1:A:528:ILE:N	1	1.09
(1,19)	2:B:153:VAL:HG22	1:A:528:ILE:O	1	1.09
(1,19)	2:B:153:VAL:HG22	1:A:529:VAL:C	1	1.09
(1,19)	2:B:153:VAL:HG22	1:A:529:VAL:CA	1	1.09
(1,19)	2:B:153:VAL:HG22	1:A:529:VAL:CB	1	1.09
(1,19)	2:B:153:VAL:HG22	1:A:529:VAL:CG1	1	1.09
(1,19)	2:B:153:VAL:HG22	1:A:529:VAL:CG2	1	1.09
(1,19)	2:B:153:VAL:HG22	1:A:529:VAL:H	1	1.09
(1,19)	2:B:153:VAL:HG22	1:A:529:VAL:HA	1	1.09
(1,19)	2:B:153:VAL:HG22	1:A:529:VAL:HB	1	1.09
(1,19)	2:B:153:VAL:HG22	1:A:529:VAL:HG11	1	1.09
(1,19)	2:B:153:VAL:HG22	1:A:529:VAL:HG12	1	1.09
(1,19)	2:B:153:VAL:HG22	1:A:529:VAL:HG13	1	1.09
(1,19)	2:B:153:VAL:HG22	1:A:529:VAL:HG21	1	1.09
(1,19)	2:B:153:VAL:HG22	1:A:529:VAL:HG22	1	1.09
(1,19)	2:B:153:VAL:HG22	1:A:529:VAL:HG23	1	1.09
(1,19)	2:B:153:VAL:HG22	1:A:529:VAL:N	1	1.09
(1,19)	2:B:153:VAL:HG22	1:A:529:VAL:O	1	1.09
(1,19)	2:B:153:VAL:HG22	1:A:561:ASP:C	1	1.09
(1,19)	2:B:153:VAL:HG22	1:A:561:ASP:CA	1	1.09
(1,19)	2:B:153:VAL:HG22	1:A:561:ASP:CB	1	1.09
(1,19)	2:B:153:VAL:HG22	1:A:561:ASP:CG	1	1.09
(1,19)	2:B:153:VAL:HG22	1:A:561:ASP:H	1	1.09
(1,19)	2:B:153:VAL:HG22	1:A:561:ASP:HA	1	1.09
(1,19)	2:B:153:VAL:HG22	1:A:561:ASP:HB2	1	1.09
(1,19)	2:B:153:VAL:HG22	1:A:561:ASP:HB3	1	1.09
(1,19)	2:B:153:VAL:HG22	1:A:561:ASP:N	1	1.09
(1,19)	2:B:153:VAL:HG22	1:A:561:ASP:O	1	1.09
(1,19)	2:B:153:VAL:HG22	1:A:561:ASP:OD1	1	1.09
(1,19)	2:B:153:VAL:HG22	1:A:561:ASP:OD2	1	1.09
(1,19)	2:B:153:VAL:HG22	1:A:563:LYS:C	1	1.09
(1,19)	2:B:153:VAL:HG22	1:A:563:LYS:CA	1	1.09
(1,19)	2:B:153:VAL:HG22	1:A:563:LYS:CB	1	1.09
(1,19)	2:B:153:VAL:HG22	1:A:563:LYS:CD	1	1.09
(1,19)	2:B:153:VAL:HG22	1:A:563:LYS:CE	1	1.09
(1,19)	2:B:153:VAL:HG22	1:A:563:LYS:CG	1	1.09

*Continued on next page...*

*Continued from previous page...*

Key	Atom-1	Atom-2	Model ID	Violation (Å)
(1,19)	2:B:153:VAL:HG22	1:A:563:LYS:H	1	1.09
(1,19)	2:B:153:VAL:HG22	1:A:563:LYS:HA	1	1.09
(1,19)	2:B:153:VAL:HG22	1:A:563:LYS:HB2	1	1.09
(1,19)	2:B:153:VAL:HG22	1:A:563:LYS:HB3	1	1.09
(1,19)	2:B:153:VAL:HG22	1:A:563:LYS:HD2	1	1.09
(1,19)	2:B:153:VAL:HG22	1:A:563:LYS:HD3	1	1.09
(1,19)	2:B:153:VAL:HG22	1:A:563:LYS:HE2	1	1.09
(1,19)	2:B:153:VAL:HG22	1:A:563:LYS:HE3	1	1.09
(1,19)	2:B:153:VAL:HG22	1:A:563:LYS:HG2	1	1.09
(1,19)	2:B:153:VAL:HG22	1:A:563:LYS:HG3	1	1.09
(1,19)	2:B:153:VAL:HG22	1:A:563:LYS:HZ1	1	1.09
(1,19)	2:B:153:VAL:HG22	1:A:563:LYS:HZ2	1	1.09
(1,19)	2:B:153:VAL:HG22	1:A:563:LYS:HZ3	1	1.09
(1,19)	2:B:153:VAL:HG22	1:A:563:LYS:N	1	1.09
(1,19)	2:B:153:VAL:HG22	1:A:563:LYS:NZ	1	1.09
(1,19)	2:B:153:VAL:HG22	1:A:563:LYS:O	1	1.09
(1,19)	2:B:153:VAL:HG22	1:A:564:ALA:C	1	1.09
(1,19)	2:B:153:VAL:HG22	1:A:564:ALA:CA	1	1.09
(1,19)	2:B:153:VAL:HG22	1:A:564:ALA:CB	1	1.09
(1,19)	2:B:153:VAL:HG22	1:A:564:ALA:H	1	1.09
(1,19)	2:B:153:VAL:HG22	1:A:564:ALA:HA	1	1.09
(1,19)	2:B:153:VAL:HG22	1:A:564:ALA:HB1	1	1.09
(1,19)	2:B:153:VAL:HG22	1:A:564:ALA:HB2	1	1.09
(1,19)	2:B:153:VAL:HG22	1:A:564:ALA:HB3	1	1.09
(1,19)	2:B:153:VAL:HG22	1:A:564:ALA:N	1	1.09
(1,19)	2:B:153:VAL:HG22	1:A:564:ALA:O	1	1.09
(1,19)	2:B:153:VAL:HG22	1:A:566:LEU:C	1	1.09
(1,19)	2:B:153:VAL:HG22	1:A:566:LEU:CA	1	1.09
(1,19)	2:B:153:VAL:HG22	1:A:566:LEU:CB	1	1.09
(1,19)	2:B:153:VAL:HG22	1:A:566:LEU:CD1	1	1.09
(1,19)	2:B:153:VAL:HG22	1:A:566:LEU:CD2	1	1.09
(1,19)	2:B:153:VAL:HG22	1:A:566:LEU:CG	1	1.09
(1,19)	2:B:153:VAL:HG22	1:A:566:LEU:H	1	1.09
(1,19)	2:B:153:VAL:HG22	1:A:566:LEU:HA	1	1.09
(1,19)	2:B:153:VAL:HG22	1:A:566:LEU:HB2	1	1.09
(1,19)	2:B:153:VAL:HG22	1:A:566:LEU:HB3	1	1.09
(1,19)	2:B:153:VAL:HG22	1:A:566:LEU:HD11	1	1.09
(1,19)	2:B:153:VAL:HG22	1:A:566:LEU:HD12	1	1.09
(1,19)	2:B:153:VAL:HG22	1:A:566:LEU:HD13	1	1.09
(1,19)	2:B:153:VAL:HG22	1:A:566:LEU:HD21	1	1.09
(1,19)	2:B:153:VAL:HG22	1:A:566:LEU:HD22	1	1.09
(1,19)	2:B:153:VAL:HG22	1:A:566:LEU:HD23	1	1.09

*Continued on next page...*

*Continued from previous page...*

Key	Atom-1	Atom-2	Model ID	Violation (Å)
(1,19)	2:B:153:VAL:HG22	1:A:566:LEU:HG	1	1.09
(1,19)	2:B:153:VAL:HG22	1:A:566:LEU:N	1	1.09
(1,19)	2:B:153:VAL:HG22	1:A:566:LEU:O	1	1.09
(1,19)	2:B:153:VAL:HG23	1:A:490:ALA:C	1	1.09
(1,19)	2:B:153:VAL:HG23	1:A:490:ALA:CA	1	1.09
(1,19)	2:B:153:VAL:HG23	1:A:490:ALA:CB	1	1.09
(1,19)	2:B:153:VAL:HG23	1:A:490:ALA:H	1	1.09
(1,19)	2:B:153:VAL:HG23	1:A:490:ALA:HA	1	1.09
(1,19)	2:B:153:VAL:HG23	1:A:490:ALA:HB1	1	1.09
(1,19)	2:B:153:VAL:HG23	1:A:490:ALA:HB2	1	1.09
(1,19)	2:B:153:VAL:HG23	1:A:490:ALA:HB3	1	1.09
(1,19)	2:B:153:VAL:HG23	1:A:490:ALA:N	1	1.09
(1,19)	2:B:153:VAL:HG23	1:A:490:ALA:O	1	1.09
(1,19)	2:B:153:VAL:HG23	1:A:514:THR:C	1	1.09
(1,19)	2:B:153:VAL:HG23	1:A:514:THR:CA	1	1.09
(1,19)	2:B:153:VAL:HG23	1:A:514:THR:CB	1	1.09
(1,19)	2:B:153:VAL:HG23	1:A:514:THR:CG2	1	1.09
(1,19)	2:B:153:VAL:HG23	1:A:514:THR:H	1	1.09
(1,19)	2:B:153:VAL:HG23	1:A:514:THR:HA	1	1.09
(1,19)	2:B:153:VAL:HG23	1:A:514:THR:HB	1	1.09
(1,19)	2:B:153:VAL:HG23	1:A:514:THR:HG1	1	1.09
(1,19)	2:B:153:VAL:HG23	1:A:514:THR:HG21	1	1.09
(1,19)	2:B:153:VAL:HG23	1:A:514:THR:HG22	1	1.09
(1,19)	2:B:153:VAL:HG23	1:A:514:THR:HG23	1	1.09
(1,19)	2:B:153:VAL:HG23	1:A:514:THR:N	1	1.09
(1,19)	2:B:153:VAL:HG23	1:A:514:THR:O	1	1.09
(1,19)	2:B:153:VAL:HG23	1:A:514:THR:OG1	1	1.09
(1,19)	2:B:153:VAL:HG23	1:A:516:ASN:C	1	1.09
(1,19)	2:B:153:VAL:HG23	1:A:516:ASN:CA	1	1.09
(1,19)	2:B:153:VAL:HG23	1:A:516:ASN:CB	1	1.09
(1,19)	2:B:153:VAL:HG23	1:A:516:ASN:CG	1	1.09
(1,19)	2:B:153:VAL:HG23	1:A:516:ASN:H	1	1.09
(1,19)	2:B:153:VAL:HG23	1:A:516:ASN:HA	1	1.09
(1,19)	2:B:153:VAL:HG23	1:A:516:ASN:HB2	1	1.09
(1,19)	2:B:153:VAL:HG23	1:A:516:ASN:HB3	1	1.09
(1,19)	2:B:153:VAL:HG23	1:A:516:ASN:HD21	1	1.09
(1,19)	2:B:153:VAL:HG23	1:A:516:ASN:HD22	1	1.09
(1,19)	2:B:153:VAL:HG23	1:A:516:ASN:N	1	1.09
(1,19)	2:B:153:VAL:HG23	1:A:516:ASN:ND2	1	1.09
(1,19)	2:B:153:VAL:HG23	1:A:516:ASN:O	1	1.09
(1,19)	2:B:153:VAL:HG23	1:A:516:ASN:OD1	1	1.09
(1,19)	2:B:153:VAL:HG23	1:A:519:GLY:C	1	1.09

*Continued on next page...*

*Continued from previous page...*

Key	Atom-1	Atom-2	Model ID	Violation (Å)
(1,19)	2:B:153:VAL:HG23	1:A:519:GLY:CA	1	1.09
(1,19)	2:B:153:VAL:HG23	1:A:519:GLY:H	1	1.09
(1,19)	2:B:153:VAL:HG23	1:A:519:GLY:HA2	1	1.09
(1,19)	2:B:153:VAL:HG23	1:A:519:GLY:HA3	1	1.09
(1,19)	2:B:153:VAL:HG23	1:A:519:GLY:N	1	1.09
(1,19)	2:B:153:VAL:HG23	1:A:519:GLY:O	1	1.09
(1,19)	2:B:153:VAL:HG23	1:A:522:PHE:C	1	1.09
(1,19)	2:B:153:VAL:HG23	1:A:522:PHE:CA	1	1.09
(1,19)	2:B:153:VAL:HG23	1:A:522:PHE:CB	1	1.09
(1,19)	2:B:153:VAL:HG23	1:A:522:PHE:CD1	1	1.09
(1,19)	2:B:153:VAL:HG23	1:A:522:PHE:CD2	1	1.09
(1,19)	2:B:153:VAL:HG23	1:A:522:PHE:CE1	1	1.09
(1,19)	2:B:153:VAL:HG23	1:A:522:PHE:CE2	1	1.09
(1,19)	2:B:153:VAL:HG23	1:A:522:PHE:CG	1	1.09
(1,19)	2:B:153:VAL:HG23	1:A:522:PHE:CZ	1	1.09
(1,19)	2:B:153:VAL:HG23	1:A:522:PHE:H	1	1.09
(1,19)	2:B:153:VAL:HG23	1:A:522:PHE:HA	1	1.09
(1,19)	2:B:153:VAL:HG23	1:A:522:PHE:HB2	1	1.09
(1,19)	2:B:153:VAL:HG23	1:A:522:PHE:HB3	1	1.09
(1,19)	2:B:153:VAL:HG23	1:A:522:PHE:HD1	1	1.09
(1,19)	2:B:153:VAL:HG23	1:A:522:PHE:HD2	1	1.09
(1,19)	2:B:153:VAL:HG23	1:A:522:PHE:HE1	1	1.09
(1,19)	2:B:153:VAL:HG23	1:A:522:PHE:HE2	1	1.09
(1,19)	2:B:153:VAL:HG23	1:A:522:PHE:HZ	1	1.09
(1,19)	2:B:153:VAL:HG23	1:A:522:PHE:N	1	1.09
(1,19)	2:B:153:VAL:HG23	1:A:522:PHE:O	1	1.09
(1,19)	2:B:153:VAL:HG23	1:A:523:GLU:C	1	1.09
(1,19)	2:B:153:VAL:HG23	1:A:523:GLU:CA	1	1.09
(1,19)	2:B:153:VAL:HG23	1:A:523:GLU:CB	1	1.09
(1,19)	2:B:153:VAL:HG23	1:A:523:GLU:CD	1	1.09
(1,19)	2:B:153:VAL:HG23	1:A:523:GLU:CG	1	1.09
(1,19)	2:B:153:VAL:HG23	1:A:523:GLU:H	1	1.09
(1,19)	2:B:153:VAL:HG23	1:A:523:GLU:HA	1	1.09
(1,19)	2:B:153:VAL:HG23	1:A:523:GLU:HB2	1	1.09
(1,19)	2:B:153:VAL:HG23	1:A:523:GLU:HB3	1	1.09
(1,19)	2:B:153:VAL:HG23	1:A:523:GLU:HG2	1	1.09
(1,19)	2:B:153:VAL:HG23	1:A:523:GLU:HG3	1	1.09
(1,19)	2:B:153:VAL:HG23	1:A:523:GLU:N	1	1.09
(1,19)	2:B:153:VAL:HG23	1:A:523:GLU:O	1	1.09
(1,19)	2:B:153:VAL:HG23	1:A:523:GLU:OE1	1	1.09
(1,19)	2:B:153:VAL:HG23	1:A:523:GLU:OE2	1	1.09
(1,19)	2:B:153:VAL:HG23	1:A:524:PHE:C	1	1.09

*Continued on next page...*

*Continued from previous page...*

Key	Atom-1	Atom-2	Model ID	Violation (Å)
(1,19)	2:B:153:VAL:HG23	1:A:524:PHE:CA	1	1.09
(1,19)	2:B:153:VAL:HG23	1:A:524:PHE:CB	1	1.09
(1,19)	2:B:153:VAL:HG23	1:A:524:PHE:CD1	1	1.09
(1,19)	2:B:153:VAL:HG23	1:A:524:PHE:CD2	1	1.09
(1,19)	2:B:153:VAL:HG23	1:A:524:PHE:CE1	1	1.09
(1,19)	2:B:153:VAL:HG23	1:A:524:PHE:CE2	1	1.09
(1,19)	2:B:153:VAL:HG23	1:A:524:PHE:CG	1	1.09
(1,19)	2:B:153:VAL:HG23	1:A:524:PHE:CZ	1	1.09
(1,19)	2:B:153:VAL:HG23	1:A:524:PHE:H	1	1.09
(1,19)	2:B:153:VAL:HG23	1:A:524:PHE:HA	1	1.09
(1,19)	2:B:153:VAL:HG23	1:A:524:PHE:HB2	1	1.09
(1,19)	2:B:153:VAL:HG23	1:A:524:PHE:HB3	1	1.09
(1,19)	2:B:153:VAL:HG23	1:A:524:PHE:HD1	1	1.09
(1,19)	2:B:153:VAL:HG23	1:A:524:PHE:HD2	1	1.09
(1,19)	2:B:153:VAL:HG23	1:A:524:PHE:HE1	1	1.09
(1,19)	2:B:153:VAL:HG23	1:A:524:PHE:HE2	1	1.09
(1,19)	2:B:153:VAL:HG23	1:A:524:PHE:HZ	1	1.09
(1,19)	2:B:153:VAL:HG23	1:A:524:PHE:N	1	1.09
(1,19)	2:B:153:VAL:HG23	1:A:524:PHE:O	1	1.09
(1,19)	2:B:153:VAL:HG23	1:A:525:GLU:C	1	1.09
(1,19)	2:B:153:VAL:HG23	1:A:525:GLU:CA	1	1.09
(1,19)	2:B:153:VAL:HG23	1:A:525:GLU:CB	1	1.09
(1,19)	2:B:153:VAL:HG23	1:A:525:GLU:CD	1	1.09
(1,19)	2:B:153:VAL:HG23	1:A:525:GLU:CG	1	1.09
(1,19)	2:B:153:VAL:HG23	1:A:525:GLU:H	1	1.09
(1,19)	2:B:153:VAL:HG23	1:A:525:GLU:HA	1	1.09
(1,19)	2:B:153:VAL:HG23	1:A:525:GLU:HB2	1	1.09
(1,19)	2:B:153:VAL:HG23	1:A:525:GLU:HB3	1	1.09
(1,19)	2:B:153:VAL:HG23	1:A:525:GLU:HG2	1	1.09
(1,19)	2:B:153:VAL:HG23	1:A:525:GLU:HG3	1	1.09
(1,19)	2:B:153:VAL:HG23	1:A:525:GLU:N	1	1.09
(1,19)	2:B:153:VAL:HG23	1:A:525:GLU:O	1	1.09
(1,19)	2:B:153:VAL:HG23	1:A:525:GLU:OE1	1	1.09
(1,19)	2:B:153:VAL:HG23	1:A:525:GLU:OE2	1	1.09
(1,19)	2:B:153:VAL:HG23	1:A:526:ASN:C	1	1.09
(1,19)	2:B:153:VAL:HG23	1:A:526:ASN:CA	1	1.09
(1,19)	2:B:153:VAL:HG23	1:A:526:ASN:CB	1	1.09
(1,19)	2:B:153:VAL:HG23	1:A:526:ASN:CG	1	1.09
(1,19)	2:B:153:VAL:HG23	1:A:526:ASN:H	1	1.09
(1,19)	2:B:153:VAL:HG23	1:A:526:ASN:HA	1	1.09
(1,19)	2:B:153:VAL:HG23	1:A:526:ASN:HB2	1	1.09
(1,19)	2:B:153:VAL:HG23	1:A:526:ASN:HB3	1	1.09

*Continued on next page...*

*Continued from previous page...*

Key	Atom-1	Atom-2	Model ID	Violation (Å)
(1,19)	2:B:153:VAL:HG23	1:A:526:ASN:HD21	1	1.09
(1,19)	2:B:153:VAL:HG23	1:A:526:ASN:HD22	1	1.09
(1,19)	2:B:153:VAL:HG23	1:A:526:ASN:N	1	1.09
(1,19)	2:B:153:VAL:HG23	1:A:526:ASN:ND2	1	1.09
(1,19)	2:B:153:VAL:HG23	1:A:526:ASN:O	1	1.09
(1,19)	2:B:153:VAL:HG23	1:A:526:ASN:OD1	1	1.09
(1,19)	2:B:153:VAL:HG23	1:A:527:ALA:C	1	1.09
(1,19)	2:B:153:VAL:HG23	1:A:527:ALA:CA	1	1.09
(1,19)	2:B:153:VAL:HG23	1:A:527:ALA:CB	1	1.09
(1,19)	2:B:153:VAL:HG23	1:A:527:ALA:H	1	1.09
(1,19)	2:B:153:VAL:HG23	1:A:527:ALA:HA	1	1.09
(1,19)	2:B:153:VAL:HG23	1:A:527:ALA:HB1	1	1.09
(1,19)	2:B:153:VAL:HG23	1:A:527:ALA:HB2	1	1.09
(1,19)	2:B:153:VAL:HG23	1:A:527:ALA:HB3	1	1.09
(1,19)	2:B:153:VAL:HG23	1:A:527:ALA:N	1	1.09
(1,19)	2:B:153:VAL:HG23	1:A:527:ALA:O	1	1.09
(1,19)	2:B:153:VAL:HG23	1:A:528:ILE:C	1	1.09
(1,19)	2:B:153:VAL:HG23	1:A:528:ILE:CA	1	1.09
(1,19)	2:B:153:VAL:HG23	1:A:528:ILE:CB	1	1.09
(1,19)	2:B:153:VAL:HG23	1:A:528:ILE:CD1	1	1.09
(1,19)	2:B:153:VAL:HG23	1:A:528:ILE:CG1	1	1.09
(1,19)	2:B:153:VAL:HG23	1:A:528:ILE:CG2	1	1.09
(1,19)	2:B:153:VAL:HG23	1:A:528:ILE:H	1	1.09
(1,19)	2:B:153:VAL:HG23	1:A:528:ILE:HA	1	1.09
(1,19)	2:B:153:VAL:HG23	1:A:528:ILE:HB	1	1.09
(1,19)	2:B:153:VAL:HG23	1:A:528:ILE:HD11	1	1.09
(1,19)	2:B:153:VAL:HG23	1:A:528:ILE:HD12	1	1.09
(1,19)	2:B:153:VAL:HG23	1:A:528:ILE:HD13	1	1.09
(1,19)	2:B:153:VAL:HG23	1:A:528:ILE:HG12	1	1.09
(1,19)	2:B:153:VAL:HG23	1:A:528:ILE:HG13	1	1.09
(1,19)	2:B:153:VAL:HG23	1:A:528:ILE:HG21	1	1.09
(1,19)	2:B:153:VAL:HG23	1:A:528:ILE:HG22	1	1.09
(1,19)	2:B:153:VAL:HG23	1:A:528:ILE:HG23	1	1.09
(1,19)	2:B:153:VAL:HG23	1:A:528:ILE:N	1	1.09
(1,19)	2:B:153:VAL:HG23	1:A:528:ILE:O	1	1.09
(1,19)	2:B:153:VAL:HG23	1:A:529:VAL:C	1	1.09
(1,19)	2:B:153:VAL:HG23	1:A:529:VAL:CA	1	1.09
(1,19)	2:B:153:VAL:HG23	1:A:529:VAL:CB	1	1.09
(1,19)	2:B:153:VAL:HG23	1:A:529:VAL:CG1	1	1.09
(1,19)	2:B:153:VAL:HG23	1:A:529:VAL:CG2	1	1.09
(1,19)	2:B:153:VAL:HG23	1:A:529:VAL:H	1	1.09
(1,19)	2:B:153:VAL:HG23	1:A:529:VAL:HA	1	1.09

*Continued on next page...*



*Continued from previous page...*

Key	Atom-1	Atom-2	Model ID	Violation (Å)
(1,19)	2:B:153:VAL:HG23	1:A:529:VAL:HB	1	1.09
(1,19)	2:B:153:VAL:HG23	1:A:529:VAL:HG11	1	1.09
(1,19)	2:B:153:VAL:HG23	1:A:529:VAL:HG12	1	1.09
(1,19)	2:B:153:VAL:HG23	1:A:529:VAL:HG13	1	1.09
(1,19)	2:B:153:VAL:HG23	1:A:529:VAL:HG21	1	1.09
(1,19)	2:B:153:VAL:HG23	1:A:529:VAL:HG22	1	1.09
(1,19)	2:B:153:VAL:HG23	1:A:529:VAL:HG23	1	1.09
(1,19)	2:B:153:VAL:HG23	1:A:529:VAL:N	1	1.09
(1,19)	2:B:153:VAL:HG23	1:A:529:VAL:O	1	1.09
(1,19)	2:B:153:VAL:HG23	1:A:561:ASP:C	1	1.09
(1,19)	2:B:153:VAL:HG23	1:A:561:ASP:CA	1	1.09
(1,19)	2:B:153:VAL:HG23	1:A:561:ASP:CB	1	1.09
(1,19)	2:B:153:VAL:HG23	1:A:561:ASP:CG	1	1.09
(1,19)	2:B:153:VAL:HG23	1:A:561:ASP:H	1	1.09
(1,19)	2:B:153:VAL:HG23	1:A:561:ASP:HA	1	1.09
(1,19)	2:B:153:VAL:HG23	1:A:561:ASP:HB2	1	1.09
(1,19)	2:B:153:VAL:HG23	1:A:561:ASP:HB3	1	1.09
(1,19)	2:B:153:VAL:HG23	1:A:561:ASP:N	1	1.09
(1,19)	2:B:153:VAL:HG23	1:A:561:ASP:O	1	1.09
(1,19)	2:B:153:VAL:HG23	1:A:561:ASP:OD1	1	1.09
(1,19)	2:B:153:VAL:HG23	1:A:561:ASP:OD2	1	1.09
(1,19)	2:B:153:VAL:HG23	1:A:563:LYS:C	1	1.09
(1,19)	2:B:153:VAL:HG23	1:A:563:LYS:CA	1	1.09
(1,19)	2:B:153:VAL:HG23	1:A:563:LYS:CB	1	1.09
(1,19)	2:B:153:VAL:HG23	1:A:563:LYS:CD	1	1.09
(1,19)	2:B:153:VAL:HG23	1:A:563:LYS:CE	1	1.09
(1,19)	2:B:153:VAL:HG23	1:A:563:LYS:CG	1	1.09
(1,19)	2:B:153:VAL:HG23	1:A:563:LYS:H	1	1.09
(1,19)	2:B:153:VAL:HG23	1:A:563:LYS:HA	1	1.09
(1,19)	2:B:153:VAL:HG23	1:A:563:LYS:HB2	1	1.09
(1,19)	2:B:153:VAL:HG23	1:A:563:LYS:HB3	1	1.09
(1,19)	2:B:153:VAL:HG23	1:A:563:LYS:HD2	1	1.09
(1,19)	2:B:153:VAL:HG23	1:A:563:LYS:HD3	1	1.09
(1,19)	2:B:153:VAL:HG23	1:A:563:LYS:HE2	1	1.09
(1,19)	2:B:153:VAL:HG23	1:A:563:LYS:HE3	1	1.09
(1,19)	2:B:153:VAL:HG23	1:A:563:LYS:HG2	1	1.09
(1,19)	2:B:153:VAL:HG23	1:A:563:LYS:HG3	1	1.09
(1,19)	2:B:153:VAL:HG23	1:A:563:LYS:HZ1	1	1.09
(1,19)	2:B:153:VAL:HG23	1:A:563:LYS:HZ2	1	1.09
(1,19)	2:B:153:VAL:HG23	1:A:563:LYS:HZ3	1	1.09
(1,19)	2:B:153:VAL:HG23	1:A:563:LYS:N	1	1.09
(1,19)	2:B:153:VAL:HG23	1:A:563:LYS:NZ	1	1.09

*Continued on next page...*

*Continued from previous page...*

Key	Atom-1	Atom-2	Model ID	Violation (Å)
(1,19)	2:B:153:VAL:HG23	1:A:563:LYS:O	1	1.09
(1,19)	2:B:153:VAL:HG23	1:A:564:ALA:C	1	1.09
(1,19)	2:B:153:VAL:HG23	1:A:564:ALA:CA	1	1.09
(1,19)	2:B:153:VAL:HG23	1:A:564:ALA:CB	1	1.09
(1,19)	2:B:153:VAL:HG23	1:A:564:ALA:H	1	1.09
(1,19)	2:B:153:VAL:HG23	1:A:564:ALA:HA	1	1.09
(1,19)	2:B:153:VAL:HG23	1:A:564:ALA:HB1	1	1.09
(1,19)	2:B:153:VAL:HG23	1:A:564:ALA:HB2	1	1.09
(1,19)	2:B:153:VAL:HG23	1:A:564:ALA:HB3	1	1.09
(1,19)	2:B:153:VAL:HG23	1:A:564:ALA:N	1	1.09
(1,19)	2:B:153:VAL:HG23	1:A:564:ALA:O	1	1.09
(1,19)	2:B:153:VAL:HG23	1:A:566:LEU:C	1	1.09
(1,19)	2:B:153:VAL:HG23	1:A:566:LEU:CA	1	1.09
(1,19)	2:B:153:VAL:HG23	1:A:566:LEU:CB	1	1.09
(1,19)	2:B:153:VAL:HG23	1:A:566:LEU:CD1	1	1.09
(1,19)	2:B:153:VAL:HG23	1:A:566:LEU:CD2	1	1.09
(1,19)	2:B:153:VAL:HG23	1:A:566:LEU:CG	1	1.09
(1,19)	2:B:153:VAL:HG23	1:A:566:LEU:H	1	1.09
(1,19)	2:B:153:VAL:HG23	1:A:566:LEU:HA	1	1.09
(1,19)	2:B:153:VAL:HG23	1:A:566:LEU:HB2	1	1.09
(1,19)	2:B:153:VAL:HG23	1:A:566:LEU:HB3	1	1.09
(1,19)	2:B:153:VAL:HG23	1:A:566:LEU:HD11	1	1.09
(1,19)	2:B:153:VAL:HG23	1:A:566:LEU:HD12	1	1.09
(1,19)	2:B:153:VAL:HG23	1:A:566:LEU:HD13	1	1.09
(1,19)	2:B:153:VAL:HG23	1:A:566:LEU:HD21	1	1.09
(1,19)	2:B:153:VAL:HG23	1:A:566:LEU:HD22	1	1.09
(1,19)	2:B:153:VAL:HG23	1:A:566:LEU:HD23	1	1.09
(1,19)	2:B:153:VAL:HG23	1:A:566:LEU:HG	1	1.09
(1,19)	2:B:153:VAL:HG23	1:A:566:LEU:N	1	1.09
(1,19)	2:B:153:VAL:HG23	1:A:566:LEU:O	1	1.09
(1,19)	2:B:153:VAL:N	1:A:490:ALA:C	1	1.09
(1,19)	2:B:153:VAL:N	1:A:490:ALA:CA	1	1.09
(1,19)	2:B:153:VAL:N	1:A:490:ALA:CB	1	1.09
(1,19)	2:B:153:VAL:N	1:A:490:ALA:H	1	1.09
(1,19)	2:B:153:VAL:N	1:A:490:ALA:HA	1	1.09
(1,19)	2:B:153:VAL:N	1:A:490:ALA:HB1	1	1.09
(1,19)	2:B:153:VAL:N	1:A:490:ALA:HB2	1	1.09
(1,19)	2:B:153:VAL:N	1:A:490:ALA:HB3	1	1.09
(1,19)	2:B:153:VAL:N	1:A:490:ALA:N	1	1.09
(1,19)	2:B:153:VAL:N	1:A:490:ALA:O	1	1.09
(1,19)	2:B:153:VAL:N	1:A:514:THR:C	1	1.09
(1,19)	2:B:153:VAL:N	1:A:514:THR:CA	1	1.09

*Continued on next page...*

*Continued from previous page...*

Key	Atom-1	Atom-2	Model ID	Violation (Å)
(1,19)	2:B:153:VAL:N	1:A:514:THR:CB	1	1.09
(1,19)	2:B:153:VAL:N	1:A:514:THR:CG2	1	1.09
(1,19)	2:B:153:VAL:N	1:A:514:THR:H	1	1.09
(1,19)	2:B:153:VAL:N	1:A:514:THR:HA	1	1.09
(1,19)	2:B:153:VAL:N	1:A:514:THR:HB	1	1.09
(1,19)	2:B:153:VAL:N	1:A:514:THR:HG1	1	1.09
(1,19)	2:B:153:VAL:N	1:A:514:THR:HG21	1	1.09
(1,19)	2:B:153:VAL:N	1:A:514:THR:HG22	1	1.09
(1,19)	2:B:153:VAL:N	1:A:514:THR:HG23	1	1.09
(1,19)	2:B:153:VAL:N	1:A:514:THR:N	1	1.09
(1,19)	2:B:153:VAL:N	1:A:514:THR:O	1	1.09
(1,19)	2:B:153:VAL:N	1:A:514:THR:OG1	1	1.09
(1,19)	2:B:153:VAL:N	1:A:516:ASN:C	1	1.09
(1,19)	2:B:153:VAL:N	1:A:516:ASN:CA	1	1.09
(1,19)	2:B:153:VAL:N	1:A:516:ASN:CB	1	1.09
(1,19)	2:B:153:VAL:N	1:A:516:ASN:CG	1	1.09
(1,19)	2:B:153:VAL:N	1:A:516:ASN:H	1	1.09
(1,19)	2:B:153:VAL:N	1:A:516:ASN:HA	1	1.09
(1,19)	2:B:153:VAL:N	1:A:516:ASN:HB2	1	1.09
(1,19)	2:B:153:VAL:N	1:A:516:ASN:HB3	1	1.09
(1,19)	2:B:153:VAL:N	1:A:516:ASN:HD21	1	1.09
(1,19)	2:B:153:VAL:N	1:A:516:ASN:HD22	1	1.09
(1,19)	2:B:153:VAL:N	1:A:516:ASN:N	1	1.09
(1,19)	2:B:153:VAL:N	1:A:516:ASN:ND2	1	1.09
(1,19)	2:B:153:VAL:N	1:A:516:ASN:O	1	1.09
(1,19)	2:B:153:VAL:N	1:A:516:ASN:OD1	1	1.09
(1,19)	2:B:153:VAL:N	1:A:519:GLY:C	1	1.09
(1,19)	2:B:153:VAL:N	1:A:519:GLY:CA	1	1.09
(1,19)	2:B:153:VAL:N	1:A:519:GLY:H	1	1.09
(1,19)	2:B:153:VAL:N	1:A:519:GLY:HA2	1	1.09
(1,19)	2:B:153:VAL:N	1:A:519:GLY:HA3	1	1.09
(1,19)	2:B:153:VAL:N	1:A:519:GLY:N	1	1.09
(1,19)	2:B:153:VAL:N	1:A:519:GLY:O	1	1.09
(1,19)	2:B:153:VAL:N	1:A:522:PHE:C	1	1.09
(1,19)	2:B:153:VAL:N	1:A:522:PHE:CA	1	1.09
(1,19)	2:B:153:VAL:N	1:A:522:PHE:CB	1	1.09
(1,19)	2:B:153:VAL:N	1:A:522:PHE:CD1	1	1.09
(1,19)	2:B:153:VAL:N	1:A:522:PHE:CD2	1	1.09
(1,19)	2:B:153:VAL:N	1:A:522:PHE:CE1	1	1.09
(1,19)	2:B:153:VAL:N	1:A:522:PHE:CE2	1	1.09
(1,19)	2:B:153:VAL:N	1:A:522:PHE:CG	1	1.09
(1,19)	2:B:153:VAL:N	1:A:522:PHE:CZ	1	1.09

*Continued on next page...*

*Continued from previous page...*

Key	Atom-1	Atom-2	Model ID	Violation (Å)
(1,19)	2:B:153:VAL:N	1:A:522:PHE:H	1	1.09
(1,19)	2:B:153:VAL:N	1:A:522:PHE:HA	1	1.09
(1,19)	2:B:153:VAL:N	1:A:522:PHE:HB2	1	1.09
(1,19)	2:B:153:VAL:N	1:A:522:PHE:HB3	1	1.09
(1,19)	2:B:153:VAL:N	1:A:522:PHE:HD1	1	1.09
(1,19)	2:B:153:VAL:N	1:A:522:PHE:HD2	1	1.09
(1,19)	2:B:153:VAL:N	1:A:522:PHE:HE1	1	1.09
(1,19)	2:B:153:VAL:N	1:A:522:PHE:HE2	1	1.09
(1,19)	2:B:153:VAL:N	1:A:522:PHE:HZ	1	1.09
(1,19)	2:B:153:VAL:N	1:A:522:PHE:N	1	1.09
(1,19)	2:B:153:VAL:N	1:A:522:PHE:O	1	1.09
(1,19)	2:B:153:VAL:N	1:A:523:GLU:C	1	1.09
(1,19)	2:B:153:VAL:N	1:A:523:GLU:CA	1	1.09
(1,19)	2:B:153:VAL:N	1:A:523:GLU:CB	1	1.09
(1,19)	2:B:153:VAL:N	1:A:523:GLU:CD	1	1.09
(1,19)	2:B:153:VAL:N	1:A:523:GLU:CG	1	1.09
(1,19)	2:B:153:VAL:N	1:A:523:GLU:H	1	1.09
(1,19)	2:B:153:VAL:N	1:A:523:GLU:HA	1	1.09
(1,19)	2:B:153:VAL:N	1:A:523:GLU:HB2	1	1.09
(1,19)	2:B:153:VAL:N	1:A:523:GLU:HB3	1	1.09
(1,19)	2:B:153:VAL:N	1:A:523:GLU:HG2	1	1.09
(1,19)	2:B:153:VAL:N	1:A:523:GLU:HG3	1	1.09
(1,19)	2:B:153:VAL:N	1:A:523:GLU:N	1	1.09
(1,19)	2:B:153:VAL:N	1:A:523:GLU:O	1	1.09
(1,19)	2:B:153:VAL:N	1:A:523:GLU:OE1	1	1.09
(1,19)	2:B:153:VAL:N	1:A:523:GLU:OE2	1	1.09
(1,19)	2:B:153:VAL:N	1:A:524:PHE:C	1	1.09
(1,19)	2:B:153:VAL:N	1:A:524:PHE:CA	1	1.09
(1,19)	2:B:153:VAL:N	1:A:524:PHE:CB	1	1.09
(1,19)	2:B:153:VAL:N	1:A:524:PHE:CD1	1	1.09
(1,19)	2:B:153:VAL:N	1:A:524:PHE:CD2	1	1.09
(1,19)	2:B:153:VAL:N	1:A:524:PHE:CE1	1	1.09
(1,19)	2:B:153:VAL:N	1:A:524:PHE:CE2	1	1.09
(1,19)	2:B:153:VAL:N	1:A:524:PHE:CG	1	1.09
(1,19)	2:B:153:VAL:N	1:A:524:PHE:CZ	1	1.09
(1,19)	2:B:153:VAL:N	1:A:524:PHE:H	1	1.09
(1,19)	2:B:153:VAL:N	1:A:524:PHE:HA	1	1.09
(1,19)	2:B:153:VAL:N	1:A:524:PHE:HB2	1	1.09
(1,19)	2:B:153:VAL:N	1:A:524:PHE:HB3	1	1.09
(1,19)	2:B:153:VAL:N	1:A:524:PHE:HD1	1	1.09
(1,19)	2:B:153:VAL:N	1:A:524:PHE:HD2	1	1.09
(1,19)	2:B:153:VAL:N	1:A:524:PHE:HE1	1	1.09

*Continued on next page...*

*Continued from previous page...*

Key	Atom-1	Atom-2	Model ID	Violation (Å)
(1,19)	2:B:153:VAL:N	1:A:524:PHE:HE2	1	1.09
(1,19)	2:B:153:VAL:N	1:A:524:PHE:HZ	1	1.09
(1,19)	2:B:153:VAL:N	1:A:524:PHE:N	1	1.09
(1,19)	2:B:153:VAL:N	1:A:524:PHE:O	1	1.09
(1,19)	2:B:153:VAL:N	1:A:525:GLU:C	1	1.09
(1,19)	2:B:153:VAL:N	1:A:525:GLU:CA	1	1.09
(1,19)	2:B:153:VAL:N	1:A:525:GLU:CB	1	1.09
(1,19)	2:B:153:VAL:N	1:A:525:GLU:CD	1	1.09
(1,19)	2:B:153:VAL:N	1:A:525:GLU:CG	1	1.09
(1,19)	2:B:153:VAL:N	1:A:525:GLU:H	1	1.09
(1,19)	2:B:153:VAL:N	1:A:525:GLU:HA	1	1.09
(1,19)	2:B:153:VAL:N	1:A:525:GLU:HB2	1	1.09
(1,19)	2:B:153:VAL:N	1:A:525:GLU:HB3	1	1.09
(1,19)	2:B:153:VAL:N	1:A:525:GLU:HG2	1	1.09
(1,19)	2:B:153:VAL:N	1:A:525:GLU:HG3	1	1.09
(1,19)	2:B:153:VAL:N	1:A:525:GLU:N	1	1.09
(1,19)	2:B:153:VAL:N	1:A:525:GLU:O	1	1.09
(1,19)	2:B:153:VAL:N	1:A:525:GLU:OE1	1	1.09
(1,19)	2:B:153:VAL:N	1:A:525:GLU:OE2	1	1.09
(1,19)	2:B:153:VAL:N	1:A:526:ASN:C	1	1.09
(1,19)	2:B:153:VAL:N	1:A:526:ASN:CA	1	1.09
(1,19)	2:B:153:VAL:N	1:A:526:ASN:CB	1	1.09
(1,19)	2:B:153:VAL:N	1:A:526:ASN:CG	1	1.09
(1,19)	2:B:153:VAL:N	1:A:526:ASN:H	1	1.09
(1,19)	2:B:153:VAL:N	1:A:526:ASN:HA	1	1.09
(1,19)	2:B:153:VAL:N	1:A:526:ASN:HB2	1	1.09
(1,19)	2:B:153:VAL:N	1:A:526:ASN:HB3	1	1.09
(1,19)	2:B:153:VAL:N	1:A:526:ASN:HD21	1	1.09
(1,19)	2:B:153:VAL:N	1:A:526:ASN:HD22	1	1.09
(1,19)	2:B:153:VAL:N	1:A:526:ASN:N	1	1.09
(1,19)	2:B:153:VAL:N	1:A:526:ASN:ND2	1	1.09
(1,19)	2:B:153:VAL:N	1:A:526:ASN:O	1	1.09
(1,19)	2:B:153:VAL:N	1:A:526:ASN:OD1	1	1.09
(1,19)	2:B:153:VAL:N	1:A:527:ALA:C	1	1.09
(1,19)	2:B:153:VAL:N	1:A:527:ALA:CA	1	1.09
(1,19)	2:B:153:VAL:N	1:A:527:ALA:CB	1	1.09
(1,19)	2:B:153:VAL:N	1:A:527:ALA:H	1	1.09
(1,19)	2:B:153:VAL:N	1:A:527:ALA:HA	1	1.09
(1,19)	2:B:153:VAL:N	1:A:527:ALA:HB1	1	1.09
(1,19)	2:B:153:VAL:N	1:A:527:ALA:HB2	1	1.09
(1,19)	2:B:153:VAL:N	1:A:527:ALA:HB3	1	1.09
(1,19)	2:B:153:VAL:N	1:A:527:ALA:N	1	1.09

*Continued on next page...*

*Continued from previous page...*

Key	Atom-1	Atom-2	Model ID	Violation (Å)
(1,19)	2:B:153:VAL:N	1:A:527:ALA:O	1	1.09
(1,19)	2:B:153:VAL:N	1:A:528:ILE:C	1	1.09
(1,19)	2:B:153:VAL:N	1:A:528:ILE:CA	1	1.09
(1,19)	2:B:153:VAL:N	1:A:528:ILE:CB	1	1.09
(1,19)	2:B:153:VAL:N	1:A:528:ILE:CD1	1	1.09
(1,19)	2:B:153:VAL:N	1:A:528:ILE:CG1	1	1.09
(1,19)	2:B:153:VAL:N	1:A:528:ILE:CG2	1	1.09
(1,19)	2:B:153:VAL:N	1:A:528:ILE:H	1	1.09
(1,19)	2:B:153:VAL:N	1:A:528:ILE:HA	1	1.09
(1,19)	2:B:153:VAL:N	1:A:528:ILE:HB	1	1.09
(1,19)	2:B:153:VAL:N	1:A:528:ILE:HD11	1	1.09
(1,19)	2:B:153:VAL:N	1:A:528:ILE:HD12	1	1.09
(1,19)	2:B:153:VAL:N	1:A:528:ILE:HD13	1	1.09
(1,19)	2:B:153:VAL:N	1:A:528:ILE:HG12	1	1.09
(1,19)	2:B:153:VAL:N	1:A:528:ILE:HG13	1	1.09
(1,19)	2:B:153:VAL:N	1:A:528:ILE:HG21	1	1.09
(1,19)	2:B:153:VAL:N	1:A:528:ILE:HG22	1	1.09
(1,19)	2:B:153:VAL:N	1:A:528:ILE:HG23	1	1.09
(1,19)	2:B:153:VAL:N	1:A:528:ILE:N	1	1.09
(1,19)	2:B:153:VAL:N	1:A:528:ILE:O	1	1.09
(1,19)	2:B:153:VAL:N	1:A:529:VAL:C	1	1.09
(1,19)	2:B:153:VAL:N	1:A:529:VAL:CA	1	1.09
(1,19)	2:B:153:VAL:N	1:A:529:VAL:CB	1	1.09
(1,19)	2:B:153:VAL:N	1:A:529:VAL:CG1	1	1.09
(1,19)	2:B:153:VAL:N	1:A:529:VAL:CG2	1	1.09
(1,19)	2:B:153:VAL:N	1:A:529:VAL:H	1	1.09
(1,19)	2:B:153:VAL:N	1:A:529:VAL:HA	1	1.09
(1,19)	2:B:153:VAL:N	1:A:529:VAL:HB	1	1.09
(1,19)	2:B:153:VAL:N	1:A:529:VAL:HG11	1	1.09
(1,19)	2:B:153:VAL:N	1:A:529:VAL:HG12	1	1.09
(1,19)	2:B:153:VAL:N	1:A:529:VAL:HG13	1	1.09
(1,19)	2:B:153:VAL:N	1:A:529:VAL:HG21	1	1.09
(1,19)	2:B:153:VAL:N	1:A:529:VAL:HG22	1	1.09
(1,19)	2:B:153:VAL:N	1:A:529:VAL:HG23	1	1.09
(1,19)	2:B:153:VAL:N	1:A:529:VAL:N	1	1.09
(1,19)	2:B:153:VAL:N	1:A:529:VAL:O	1	1.09
(1,19)	2:B:153:VAL:N	1:A:561:ASP:C	1	1.09
(1,19)	2:B:153:VAL:N	1:A:561:ASP:CA	1	1.09
(1,19)	2:B:153:VAL:N	1:A:561:ASP:CB	1	1.09
(1,19)	2:B:153:VAL:N	1:A:561:ASP:CG	1	1.09
(1,19)	2:B:153:VAL:N	1:A:561:ASP:H	1	1.09
(1,19)	2:B:153:VAL:N	1:A:561:ASP:HA	1	1.09

*Continued on next page...*

*Continued from previous page...*

Key	Atom-1	Atom-2	Model ID	Violation (Å)
(1,19)	2:B:153:VAL:N	1:A:561:ASP:HB2	1	1.09
(1,19)	2:B:153:VAL:N	1:A:561:ASP:HB3	1	1.09
(1,19)	2:B:153:VAL:N	1:A:561:ASP:N	1	1.09
(1,19)	2:B:153:VAL:N	1:A:561:ASP:O	1	1.09
(1,19)	2:B:153:VAL:N	1:A:561:ASP:OD1	1	1.09
(1,19)	2:B:153:VAL:N	1:A:561:ASP:OD2	1	1.09
(1,19)	2:B:153:VAL:N	1:A:563:LYS:C	1	1.09
(1,19)	2:B:153:VAL:N	1:A:563:LYS:CA	1	1.09
(1,19)	2:B:153:VAL:N	1:A:563:LYS:CB	1	1.09
(1,19)	2:B:153:VAL:N	1:A:563:LYS:CD	1	1.09
(1,19)	2:B:153:VAL:N	1:A:563:LYS:CE	1	1.09
(1,19)	2:B:153:VAL:N	1:A:563:LYS:CG	1	1.09
(1,19)	2:B:153:VAL:N	1:A:563:LYS:H	1	1.09
(1,19)	2:B:153:VAL:N	1:A:563:LYS:HA	1	1.09
(1,19)	2:B:153:VAL:N	1:A:563:LYS:HB2	1	1.09
(1,19)	2:B:153:VAL:N	1:A:563:LYS:HB3	1	1.09
(1,19)	2:B:153:VAL:N	1:A:563:LYS:HD2	1	1.09
(1,19)	2:B:153:VAL:N	1:A:563:LYS:HD3	1	1.09
(1,19)	2:B:153:VAL:N	1:A:563:LYS:HE2	1	1.09
(1,19)	2:B:153:VAL:N	1:A:563:LYS:HE3	1	1.09
(1,19)	2:B:153:VAL:N	1:A:563:LYS:HG2	1	1.09
(1,19)	2:B:153:VAL:N	1:A:563:LYS:HG3	1	1.09
(1,19)	2:B:153:VAL:N	1:A:563:LYS:HZ1	1	1.09
(1,19)	2:B:153:VAL:N	1:A:563:LYS:HZ2	1	1.09
(1,19)	2:B:153:VAL:N	1:A:563:LYS:HZ3	1	1.09
(1,19)	2:B:153:VAL:N	1:A:563:LYS:N	1	1.09
(1,19)	2:B:153:VAL:N	1:A:563:LYS:NZ	1	1.09
(1,19)	2:B:153:VAL:N	1:A:563:LYS:O	1	1.09
(1,19)	2:B:153:VAL:N	1:A:564:ALA:C	1	1.09
(1,19)	2:B:153:VAL:N	1:A:564:ALA:CA	1	1.09
(1,19)	2:B:153:VAL:N	1:A:564:ALA:CB	1	1.09
(1,19)	2:B:153:VAL:N	1:A:564:ALA:H	1	1.09
(1,19)	2:B:153:VAL:N	1:A:564:ALA:HA	1	1.09
(1,19)	2:B:153:VAL:N	1:A:564:ALA:HB1	1	1.09
(1,19)	2:B:153:VAL:N	1:A:564:ALA:HB2	1	1.09
(1,19)	2:B:153:VAL:N	1:A:564:ALA:HB3	1	1.09
(1,19)	2:B:153:VAL:N	1:A:564:ALA:N	1	1.09
(1,19)	2:B:153:VAL:N	1:A:564:ALA:O	1	1.09
(1,19)	2:B:153:VAL:N	1:A:566:LEU:C	1	1.09
(1,19)	2:B:153:VAL:N	1:A:566:LEU:CA	1	1.09
(1,19)	2:B:153:VAL:N	1:A:566:LEU:CB	1	1.09
(1,19)	2:B:153:VAL:N	1:A:566:LEU:CD1	1	1.09

*Continued on next page...*

*Continued from previous page...*

Key	Atom-1	Atom-2	Model ID	Violation (Å)
(1,19)	2:B:153:VAL:N	1:A:566:LEU:CD2	1	1.09
(1,19)	2:B:153:VAL:N	1:A:566:LEU:CG	1	1.09
(1,19)	2:B:153:VAL:N	1:A:566:LEU:H	1	1.09
(1,19)	2:B:153:VAL:N	1:A:566:LEU:HA	1	1.09
(1,19)	2:B:153:VAL:N	1:A:566:LEU:HB2	1	1.09
(1,19)	2:B:153:VAL:N	1:A:566:LEU:HB3	1	1.09
(1,19)	2:B:153:VAL:N	1:A:566:LEU:HD11	1	1.09
(1,19)	2:B:153:VAL:N	1:A:566:LEU:HD12	1	1.09
(1,19)	2:B:153:VAL:N	1:A:566:LEU:HD13	1	1.09
(1,19)	2:B:153:VAL:N	1:A:566:LEU:HD21	1	1.09
(1,19)	2:B:153:VAL:N	1:A:566:LEU:HD22	1	1.09
(1,19)	2:B:153:VAL:N	1:A:566:LEU:HD23	1	1.09
(1,19)	2:B:153:VAL:N	1:A:566:LEU:HG	1	1.09
(1,19)	2:B:153:VAL:N	1:A:566:LEU:N	1	1.09
(1,19)	2:B:153:VAL:N	1:A:566:LEU:O	1	1.09
(1,19)	2:B:153:VAL:O	1:A:490:ALA:C	1	1.09
(1,19)	2:B:153:VAL:O	1:A:490:ALA:CA	1	1.09
(1,19)	2:B:153:VAL:O	1:A:490:ALA:CB	1	1.09
(1,19)	2:B:153:VAL:O	1:A:490:ALA:H	1	1.09
(1,19)	2:B:153:VAL:O	1:A:490:ALA:HA	1	1.09
(1,19)	2:B:153:VAL:O	1:A:490:ALA:HB1	1	1.09
(1,19)	2:B:153:VAL:O	1:A:490:ALA:HB2	1	1.09
(1,19)	2:B:153:VAL:O	1:A:490:ALA:HB3	1	1.09
(1,19)	2:B:153:VAL:O	1:A:490:ALA:N	1	1.09
(1,19)	2:B:153:VAL:O	1:A:490:ALA:O	1	1.09
(1,19)	2:B:153:VAL:O	1:A:514:THR:C	1	1.09
(1,19)	2:B:153:VAL:O	1:A:514:THR:CA	1	1.09
(1,19)	2:B:153:VAL:O	1:A:514:THR:CB	1	1.09
(1,19)	2:B:153:VAL:O	1:A:514:THR:CG2	1	1.09
(1,19)	2:B:153:VAL:O	1:A:514:THR:H	1	1.09
(1,19)	2:B:153:VAL:O	1:A:514:THR:HA	1	1.09
(1,19)	2:B:153:VAL:O	1:A:514:THR:HB	1	1.09
(1,19)	2:B:153:VAL:O	1:A:514:THR:HG1	1	1.09
(1,19)	2:B:153:VAL:O	1:A:514:THR:HG21	1	1.09
(1,19)	2:B:153:VAL:O	1:A:514:THR:HG22	1	1.09
(1,19)	2:B:153:VAL:O	1:A:514:THR:HG23	1	1.09
(1,19)	2:B:153:VAL:O	1:A:514:THR:N	1	1.09
(1,19)	2:B:153:VAL:O	1:A:514:THR:O	1	1.09
(1,19)	2:B:153:VAL:O	1:A:514:THR:OG1	1	1.09
(1,19)	2:B:153:VAL:O	1:A:516:ASN:C	1	1.09
(1,19)	2:B:153:VAL:O	1:A:516:ASN:CA	1	1.09
(1,19)	2:B:153:VAL:O	1:A:516:ASN:CB	1	1.09

*Continued on next page...*



*Continued from previous page...*

Key	Atom-1	Atom-2	Model ID	Violation (Å)
(1,19)	2:B:153:VAL:O	1:A:516:ASN:CG	1	1.09
(1,19)	2:B:153:VAL:O	1:A:516:ASN:H	1	1.09
(1,19)	2:B:153:VAL:O	1:A:516:ASN:HA	1	1.09
(1,19)	2:B:153:VAL:O	1:A:516:ASN:HB2	1	1.09
(1,19)	2:B:153:VAL:O	1:A:516:ASN:HB3	1	1.09
(1,19)	2:B:153:VAL:O	1:A:516:ASN:HD21	1	1.09
(1,19)	2:B:153:VAL:O	1:A:516:ASN:HD22	1	1.09
(1,19)	2:B:153:VAL:O	1:A:516:ASN:N	1	1.09
(1,19)	2:B:153:VAL:O	1:A:516:ASN:ND2	1	1.09
(1,19)	2:B:153:VAL:O	1:A:516:ASN:O	1	1.09
(1,19)	2:B:153:VAL:O	1:A:516:ASN:OD1	1	1.09
(1,19)	2:B:153:VAL:O	1:A:519:GLY:C	1	1.09
(1,19)	2:B:153:VAL:O	1:A:519:GLY:CA	1	1.09
(1,19)	2:B:153:VAL:O	1:A:519:GLY:H	1	1.09
(1,19)	2:B:153:VAL:O	1:A:519:GLY:HA2	1	1.09
(1,19)	2:B:153:VAL:O	1:A:519:GLY:HA3	1	1.09
(1,19)	2:B:153:VAL:O	1:A:519:GLY:N	1	1.09
(1,19)	2:B:153:VAL:O	1:A:519:GLY:O	1	1.09
(1,19)	2:B:153:VAL:O	1:A:522:PHE:C	1	1.09
(1,19)	2:B:153:VAL:O	1:A:522:PHE:CA	1	1.09
(1,19)	2:B:153:VAL:O	1:A:522:PHE:CB	1	1.09
(1,19)	2:B:153:VAL:O	1:A:522:PHE:CD1	1	1.09
(1,19)	2:B:153:VAL:O	1:A:522:PHE:CD2	1	1.09
(1,19)	2:B:153:VAL:O	1:A:522:PHE:CE1	1	1.09
(1,19)	2:B:153:VAL:O	1:A:522:PHE:CE2	1	1.09
(1,19)	2:B:153:VAL:O	1:A:522:PHE:CG	1	1.09
(1,19)	2:B:153:VAL:O	1:A:522:PHE:CZ	1	1.09
(1,19)	2:B:153:VAL:O	1:A:522:PHE:H	1	1.09
(1,19)	2:B:153:VAL:O	1:A:522:PHE:HA	1	1.09
(1,19)	2:B:153:VAL:O	1:A:522:PHE:HB2	1	1.09
(1,19)	2:B:153:VAL:O	1:A:522:PHE:HB3	1	1.09
(1,19)	2:B:153:VAL:O	1:A:522:PHE:HD1	1	1.09
(1,19)	2:B:153:VAL:O	1:A:522:PHE:HD2	1	1.09
(1,19)	2:B:153:VAL:O	1:A:522:PHE:HE1	1	1.09
(1,19)	2:B:153:VAL:O	1:A:522:PHE:HE2	1	1.09
(1,19)	2:B:153:VAL:O	1:A:522:PHE:HZ	1	1.09
(1,19)	2:B:153:VAL:O	1:A:522:PHE:N	1	1.09
(1,19)	2:B:153:VAL:O	1:A:522:PHE:O	1	1.09
(1,19)	2:B:153:VAL:O	1:A:523:GLU:C	1	1.09
(1,19)	2:B:153:VAL:O	1:A:523:GLU:CA	1	1.09
(1,19)	2:B:153:VAL:O	1:A:523:GLU:CB	1	1.09
(1,19)	2:B:153:VAL:O	1:A:523:GLU:CD	1	1.09

*Continued on next page...*

*Continued from previous page...*

Key	Atom-1	Atom-2	Model ID	Violation (Å)
(1,19)	2:B:153:VAL:O	1:A:523:GLU:CG	1	1.09
(1,19)	2:B:153:VAL:O	1:A:523:GLU:H	1	1.09
(1,19)	2:B:153:VAL:O	1:A:523:GLU:HA	1	1.09
(1,19)	2:B:153:VAL:O	1:A:523:GLU:HB2	1	1.09
(1,19)	2:B:153:VAL:O	1:A:523:GLU:HB3	1	1.09
(1,19)	2:B:153:VAL:O	1:A:523:GLU:HG2	1	1.09
(1,19)	2:B:153:VAL:O	1:A:523:GLU:HG3	1	1.09
(1,19)	2:B:153:VAL:O	1:A:523:GLU:N	1	1.09
(1,19)	2:B:153:VAL:O	1:A:523:GLU:O	1	1.09
(1,19)	2:B:153:VAL:O	1:A:523:GLU:OE1	1	1.09
(1,19)	2:B:153:VAL:O	1:A:523:GLU:OE2	1	1.09
(1,19)	2:B:153:VAL:O	1:A:524:PHE:C	1	1.09
(1,19)	2:B:153:VAL:O	1:A:524:PHE:CA	1	1.09
(1,19)	2:B:153:VAL:O	1:A:524:PHE:CB	1	1.09
(1,19)	2:B:153:VAL:O	1:A:524:PHE:CD1	1	1.09
(1,19)	2:B:153:VAL:O	1:A:524:PHE:CD2	1	1.09
(1,19)	2:B:153:VAL:O	1:A:524:PHE:CE1	1	1.09
(1,19)	2:B:153:VAL:O	1:A:524:PHE:CE2	1	1.09
(1,19)	2:B:153:VAL:O	1:A:524:PHE:CG	1	1.09
(1,19)	2:B:153:VAL:O	1:A:524:PHE:CZ	1	1.09
(1,19)	2:B:153:VAL:O	1:A:524:PHE:H	1	1.09
(1,19)	2:B:153:VAL:O	1:A:524:PHE:HA	1	1.09
(1,19)	2:B:153:VAL:O	1:A:524:PHE:HB2	1	1.09
(1,19)	2:B:153:VAL:O	1:A:524:PHE:HB3	1	1.09
(1,19)	2:B:153:VAL:O	1:A:524:PHE:HD1	1	1.09
(1,19)	2:B:153:VAL:O	1:A:524:PHE:HD2	1	1.09
(1,19)	2:B:153:VAL:O	1:A:524:PHE:HE1	1	1.09
(1,19)	2:B:153:VAL:O	1:A:524:PHE:HE2	1	1.09
(1,19)	2:B:153:VAL:O	1:A:524:PHE:HZ	1	1.09
(1,19)	2:B:153:VAL:O	1:A:524:PHE:N	1	1.09
(1,19)	2:B:153:VAL:O	1:A:524:PHE:O	1	1.09
(1,19)	2:B:153:VAL:O	1:A:525:GLU:C	1	1.09
(1,19)	2:B:153:VAL:O	1:A:525:GLU:CA	1	1.09
(1,19)	2:B:153:VAL:O	1:A:525:GLU:CB	1	1.09
(1,19)	2:B:153:VAL:O	1:A:525:GLU:CD	1	1.09
(1,19)	2:B:153:VAL:O	1:A:525:GLU:CG	1	1.09
(1,19)	2:B:153:VAL:O	1:A:525:GLU:H	1	1.09
(1,19)	2:B:153:VAL:O	1:A:525:GLU:HA	1	1.09
(1,19)	2:B:153:VAL:O	1:A:525:GLU:HB2	1	1.09
(1,19)	2:B:153:VAL:O	1:A:525:GLU:HB3	1	1.09
(1,19)	2:B:153:VAL:O	1:A:525:GLU:HG2	1	1.09
(1,19)	2:B:153:VAL:O	1:A:525:GLU:HG3	1	1.09

*Continued on next page...*

*Continued from previous page...*

Key	Atom-1	Atom-2	Model ID	Violation (Å)
(1,19)	2:B:153:VAL:O	1:A:525:GLU:N	1	1.09
(1,19)	2:B:153:VAL:O	1:A:525:GLU:O	1	1.09
(1,19)	2:B:153:VAL:O	1:A:525:GLU:OE1	1	1.09
(1,19)	2:B:153:VAL:O	1:A:525:GLU:OE2	1	1.09
(1,19)	2:B:153:VAL:O	1:A:526:ASN:C	1	1.09
(1,19)	2:B:153:VAL:O	1:A:526:ASN:CA	1	1.09
(1,19)	2:B:153:VAL:O	1:A:526:ASN:CB	1	1.09
(1,19)	2:B:153:VAL:O	1:A:526:ASN:CG	1	1.09
(1,19)	2:B:153:VAL:O	1:A:526:ASN:H	1	1.09
(1,19)	2:B:153:VAL:O	1:A:526:ASN:HA	1	1.09
(1,19)	2:B:153:VAL:O	1:A:526:ASN:HB2	1	1.09
(1,19)	2:B:153:VAL:O	1:A:526:ASN:HB3	1	1.09
(1,19)	2:B:153:VAL:O	1:A:526:ASN:HD21	1	1.09
(1,19)	2:B:153:VAL:O	1:A:526:ASN:HD22	1	1.09
(1,19)	2:B:153:VAL:O	1:A:526:ASN:N	1	1.09
(1,19)	2:B:153:VAL:O	1:A:526:ASN:ND2	1	1.09
(1,19)	2:B:153:VAL:O	1:A:526:ASN:O	1	1.09
(1,19)	2:B:153:VAL:O	1:A:526:ASN:OD1	1	1.09
(1,19)	2:B:153:VAL:O	1:A:527:ALA:C	1	1.09
(1,19)	2:B:153:VAL:O	1:A:527:ALA:CA	1	1.09
(1,19)	2:B:153:VAL:O	1:A:527:ALA:CB	1	1.09
(1,19)	2:B:153:VAL:O	1:A:527:ALA:H	1	1.09
(1,19)	2:B:153:VAL:O	1:A:527:ALA:HA	1	1.09
(1,19)	2:B:153:VAL:O	1:A:527:ALA:HB1	1	1.09
(1,19)	2:B:153:VAL:O	1:A:527:ALA:HB2	1	1.09
(1,19)	2:B:153:VAL:O	1:A:527:ALA:HB3	1	1.09
(1,19)	2:B:153:VAL:O	1:A:527:ALA:N	1	1.09
(1,19)	2:B:153:VAL:O	1:A:527:ALA:O	1	1.09
(1,19)	2:B:153:VAL:O	1:A:528:ILE:C	1	1.09
(1,19)	2:B:153:VAL:O	1:A:528:ILE:CA	1	1.09
(1,19)	2:B:153:VAL:O	1:A:528:ILE:CB	1	1.09
(1,19)	2:B:153:VAL:O	1:A:528:ILE:CD1	1	1.09
(1,19)	2:B:153:VAL:O	1:A:528:ILE:CG1	1	1.09
(1,19)	2:B:153:VAL:O	1:A:528:ILE:CG2	1	1.09
(1,19)	2:B:153:VAL:O	1:A:528:ILE:H	1	1.09
(1,19)	2:B:153:VAL:O	1:A:528:ILE:HA	1	1.09
(1,19)	2:B:153:VAL:O	1:A:528:ILE:HB	1	1.09
(1,19)	2:B:153:VAL:O	1:A:528:ILE:HD11	1	1.09
(1,19)	2:B:153:VAL:O	1:A:528:ILE:HD12	1	1.09
(1,19)	2:B:153:VAL:O	1:A:528:ILE:HD13	1	1.09
(1,19)	2:B:153:VAL:O	1:A:528:ILE:HG12	1	1.09
(1,19)	2:B:153:VAL:O	1:A:528:ILE:HG13	1	1.09

*Continued on next page...*

*Continued from previous page...*

Key	Atom-1	Atom-2	Model ID	Violation (Å)
(1,19)	2:B:153:VAL:O	1:A:528:ILE:HG21	1	1.09
(1,19)	2:B:153:VAL:O	1:A:528:ILE:HG22	1	1.09
(1,19)	2:B:153:VAL:O	1:A:528:ILE:HG23	1	1.09
(1,19)	2:B:153:VAL:O	1:A:528:ILE:N	1	1.09
(1,19)	2:B:153:VAL:O	1:A:528:ILE:O	1	1.09
(1,19)	2:B:153:VAL:O	1:A:529:VAL:C	1	1.09
(1,19)	2:B:153:VAL:O	1:A:529:VAL:CA	1	1.09
(1,19)	2:B:153:VAL:O	1:A:529:VAL:CB	1	1.09
(1,19)	2:B:153:VAL:O	1:A:529:VAL:CG1	1	1.09
(1,19)	2:B:153:VAL:O	1:A:529:VAL:CG2	1	1.09
(1,19)	2:B:153:VAL:O	1:A:529:VAL:H	1	1.09
(1,19)	2:B:153:VAL:O	1:A:529:VAL:HA	1	1.09
(1,19)	2:B:153:VAL:O	1:A:529:VAL:HB	1	1.09
(1,19)	2:B:153:VAL:O	1:A:529:VAL:HG11	1	1.09
(1,19)	2:B:153:VAL:O	1:A:529:VAL:HG12	1	1.09
(1,19)	2:B:153:VAL:O	1:A:529:VAL:HG13	1	1.09
(1,19)	2:B:153:VAL:O	1:A:529:VAL:HG21	1	1.09
(1,19)	2:B:153:VAL:O	1:A:529:VAL:HG22	1	1.09
(1,19)	2:B:153:VAL:O	1:A:529:VAL:HG23	1	1.09
(1,19)	2:B:153:VAL:O	1:A:529:VAL:N	1	1.09
(1,19)	2:B:153:VAL:O	1:A:529:VAL:O	1	1.09
(1,19)	2:B:153:VAL:O	1:A:561:ASP:C	1	1.09
(1,19)	2:B:153:VAL:O	1:A:561:ASP:CA	1	1.09
(1,19)	2:B:153:VAL:O	1:A:561:ASP:CB	1	1.09
(1,19)	2:B:153:VAL:O	1:A:561:ASP:CG	1	1.09
(1,19)	2:B:153:VAL:O	1:A:561:ASP:H	1	1.09
(1,19)	2:B:153:VAL:O	1:A:561:ASP:HA	1	1.09
(1,19)	2:B:153:VAL:O	1:A:561:ASP:HB2	1	1.09
(1,19)	2:B:153:VAL:O	1:A:561:ASP:HB3	1	1.09
(1,19)	2:B:153:VAL:O	1:A:561:ASP:N	1	1.09
(1,19)	2:B:153:VAL:O	1:A:561:ASP:O	1	1.09
(1,19)	2:B:153:VAL:O	1:A:561:ASP:OD1	1	1.09
(1,19)	2:B:153:VAL:O	1:A:561:ASP:OD2	1	1.09
(1,19)	2:B:153:VAL:O	1:A:563:LYS:C	1	1.09
(1,19)	2:B:153:VAL:O	1:A:563:LYS:CA	1	1.09
(1,19)	2:B:153:VAL:O	1:A:563:LYS:CB	1	1.09
(1,19)	2:B:153:VAL:O	1:A:563:LYS:CD	1	1.09
(1,19)	2:B:153:VAL:O	1:A:563:LYS:CE	1	1.09
(1,19)	2:B:153:VAL:O	1:A:563:LYS:CG	1	1.09
(1,19)	2:B:153:VAL:O	1:A:563:LYS:H	1	1.09
(1,19)	2:B:153:VAL:O	1:A:563:LYS:HA	1	1.09
(1,19)	2:B:153:VAL:O	1:A:563:LYS:HB2	1	1.09

*Continued on next page...*

*Continued from previous page...*

Key	Atom-1	Atom-2	Model ID	Violation (Å)
(1,19)	2:B:153:VAL:O	1:A:563:LYS:HB3	1	1.09
(1,19)	2:B:153:VAL:O	1:A:563:LYS:HD2	1	1.09
(1,19)	2:B:153:VAL:O	1:A:563:LYS:HD3	1	1.09
(1,19)	2:B:153:VAL:O	1:A:563:LYS:HE2	1	1.09
(1,19)	2:B:153:VAL:O	1:A:563:LYS:HE3	1	1.09
(1,19)	2:B:153:VAL:O	1:A:563:LYS:HG2	1	1.09
(1,19)	2:B:153:VAL:O	1:A:563:LYS:HG3	1	1.09
(1,19)	2:B:153:VAL:O	1:A:563:LYS:HZ1	1	1.09
(1,19)	2:B:153:VAL:O	1:A:563:LYS:HZ2	1	1.09
(1,19)	2:B:153:VAL:O	1:A:563:LYS:HZ3	1	1.09
(1,19)	2:B:153:VAL:O	1:A:563:LYS:N	1	1.09
(1,19)	2:B:153:VAL:O	1:A:563:LYS:NZ	1	1.09
(1,19)	2:B:153:VAL:O	1:A:563:LYS:O	1	1.09
(1,19)	2:B:153:VAL:O	1:A:564:ALA:C	1	1.09
(1,19)	2:B:153:VAL:O	1:A:564:ALA:CA	1	1.09
(1,19)	2:B:153:VAL:O	1:A:564:ALA:CB	1	1.09
(1,19)	2:B:153:VAL:O	1:A:564:ALA:H	1	1.09
(1,19)	2:B:153:VAL:O	1:A:564:ALA:HA	1	1.09
(1,19)	2:B:153:VAL:O	1:A:564:ALA:HB1	1	1.09
(1,19)	2:B:153:VAL:O	1:A:564:ALA:HB2	1	1.09
(1,19)	2:B:153:VAL:O	1:A:564:ALA:HB3	1	1.09
(1,19)	2:B:153:VAL:O	1:A:564:ALA:N	1	1.09
(1,19)	2:B:153:VAL:O	1:A:564:ALA:O	1	1.09
(1,19)	2:B:153:VAL:O	1:A:566:LEU:C	1	1.09
(1,19)	2:B:153:VAL:O	1:A:566:LEU:CA	1	1.09
(1,19)	2:B:153:VAL:O	1:A:566:LEU:CB	1	1.09
(1,19)	2:B:153:VAL:O	1:A:566:LEU:CD1	1	1.09
(1,19)	2:B:153:VAL:O	1:A:566:LEU:CD2	1	1.09
(1,19)	2:B:153:VAL:O	1:A:566:LEU:CG	1	1.09
(1,19)	2:B:153:VAL:O	1:A:566:LEU:H	1	1.09
(1,19)	2:B:153:VAL:O	1:A:566:LEU:HA	1	1.09
(1,19)	2:B:153:VAL:O	1:A:566:LEU:HB2	1	1.09
(1,19)	2:B:153:VAL:O	1:A:566:LEU:HB3	1	1.09
(1,19)	2:B:153:VAL:O	1:A:566:LEU:HD11	1	1.09
(1,19)	2:B:153:VAL:O	1:A:566:LEU:HD12	1	1.09
(1,19)	2:B:153:VAL:O	1:A:566:LEU:HD13	1	1.09
(1,19)	2:B:153:VAL:O	1:A:566:LEU:HD21	1	1.09
(1,19)	2:B:153:VAL:O	1:A:566:LEU:HD22	1	1.09
(1,19)	2:B:153:VAL:O	1:A:566:LEU:HD23	1	1.09
(1,19)	2:B:153:VAL:O	1:A:566:LEU:HG	1	1.09
(1,19)	2:B:153:VAL:O	1:A:566:LEU:N	1	1.09
(1,19)	2:B:153:VAL:O	1:A:566:LEU:O	1	1.09

*Continued on next page...*

*Continued from previous page...*

Key	Atom-1	Atom-2	Model ID	Violation (Å)
(1,11)	1:A:528:ILE:C	2:B:149:SER:C	1	1.04
(1,11)	1:A:528:ILE:C	2:B:149:SER:CA	1	1.04
(1,11)	1:A:528:ILE:C	2:B:149:SER:CB	1	1.04
(1,11)	1:A:528:ILE:C	2:B:149:SER:H	1	1.04
(1,11)	1:A:528:ILE:C	2:B:149:SER:HA	1	1.04
(1,11)	1:A:528:ILE:C	2:B:149:SER:HB2	1	1.04
(1,11)	1:A:528:ILE:C	2:B:149:SER:HB3	1	1.04
(1,11)	1:A:528:ILE:C	2:B:149:SER:HG	1	1.04
(1,11)	1:A:528:ILE:C	2:B:149:SER:N	1	1.04
(1,11)	1:A:528:ILE:C	2:B:149:SER:O	1	1.04
(1,11)	1:A:528:ILE:C	2:B:149:SER:OG	1	1.04
(1,11)	1:A:528:ILE:C	2:B:152:VAL:C	1	1.04
(1,11)	1:A:528:ILE:C	2:B:152:VAL:CA	1	1.04
(1,11)	1:A:528:ILE:C	2:B:152:VAL:CB	1	1.04
(1,11)	1:A:528:ILE:C	2:B:152:VAL:CG1	1	1.04
(1,11)	1:A:528:ILE:C	2:B:152:VAL:CG2	1	1.04
(1,11)	1:A:528:ILE:C	2:B:152:VAL:H	1	1.04
(1,11)	1:A:528:ILE:C	2:B:152:VAL:HA	1	1.04
(1,11)	1:A:528:ILE:C	2:B:152:VAL:HB	1	1.04
(1,11)	1:A:528:ILE:C	2:B:152:VAL:HG11	1	1.04
(1,11)	1:A:528:ILE:C	2:B:152:VAL:HG12	1	1.04
(1,11)	1:A:528:ILE:C	2:B:152:VAL:HG13	1	1.04
(1,11)	1:A:528:ILE:C	2:B:152:VAL:HG21	1	1.04
(1,11)	1:A:528:ILE:C	2:B:152:VAL:HG22	1	1.04
(1,11)	1:A:528:ILE:C	2:B:152:VAL:HG23	1	1.04
(1,11)	1:A:528:ILE:C	2:B:152:VAL:N	1	1.04
(1,11)	1:A:528:ILE:C	2:B:152:VAL:O	1	1.04
(1,11)	1:A:528:ILE:C	2:B:153:VAL:C	1	1.04
(1,11)	1:A:528:ILE:C	2:B:153:VAL:CA	1	1.04
(1,11)	1:A:528:ILE:C	2:B:153:VAL:CB	1	1.04
(1,11)	1:A:528:ILE:C	2:B:153:VAL:CG1	1	1.04
(1,11)	1:A:528:ILE:C	2:B:153:VAL:CG2	1	1.04
(1,11)	1:A:528:ILE:C	2:B:153:VAL:H	1	1.04
(1,11)	1:A:528:ILE:C	2:B:153:VAL:HA	1	1.04
(1,11)	1:A:528:ILE:C	2:B:153:VAL:HB	1	1.04
(1,11)	1:A:528:ILE:C	2:B:153:VAL:HG11	1	1.04
(1,11)	1:A:528:ILE:C	2:B:153:VAL:HG12	1	1.04
(1,11)	1:A:528:ILE:C	2:B:153:VAL:HG13	1	1.04
(1,11)	1:A:528:ILE:C	2:B:153:VAL:HG21	1	1.04
(1,11)	1:A:528:ILE:C	2:B:153:VAL:HG22	1	1.04
(1,11)	1:A:528:ILE:C	2:B:153:VAL:HG23	1	1.04
(1,11)	1:A:528:ILE:C	2:B:153:VAL:N	1	1.04

*Continued on next page...*

*Continued from previous page...*

Key	Atom-1	Atom-2	Model ID	Violation (Å)
(1,11)	1:A:528:ILE:C	2:B:153:VAL:O	1	1.04
(1,11)	1:A:528:ILE:C	2:B:155:GLY:C	1	1.04
(1,11)	1:A:528:ILE:C	2:B:155:GLY:CA	1	1.04
(1,11)	1:A:528:ILE:C	2:B:155:GLY:H	1	1.04
(1,11)	1:A:528:ILE:C	2:B:155:GLY:HA2	1	1.04
(1,11)	1:A:528:ILE:C	2:B:155:GLY:HA3	1	1.04
(1,11)	1:A:528:ILE:C	2:B:155:GLY:N	1	1.04
(1,11)	1:A:528:ILE:C	2:B:155:GLY:O	1	1.04
(1,11)	1:A:528:ILE:C	2:B:156:PHE:C	1	1.04
(1,11)	1:A:528:ILE:C	2:B:156:PHE:CA	1	1.04
(1,11)	1:A:528:ILE:C	2:B:156:PHE:CB	1	1.04
(1,11)	1:A:528:ILE:C	2:B:156:PHE:CD1	1	1.04
(1,11)	1:A:528:ILE:C	2:B:156:PHE:CD2	1	1.04
(1,11)	1:A:528:ILE:C	2:B:156:PHE:CE1	1	1.04
(1,11)	1:A:528:ILE:C	2:B:156:PHE:CE2	1	1.04
(1,11)	1:A:528:ILE:C	2:B:156:PHE:CG	1	1.04
(1,11)	1:A:528:ILE:C	2:B:156:PHE:CZ	1	1.04
(1,11)	1:A:528:ILE:C	2:B:156:PHE:H	1	1.04
(1,11)	1:A:528:ILE:C	2:B:156:PHE:HA	1	1.04
(1,11)	1:A:528:ILE:C	2:B:156:PHE:HB2	1	1.04
(1,11)	1:A:528:ILE:C	2:B:156:PHE:HB3	1	1.04
(1,11)	1:A:528:ILE:C	2:B:156:PHE:HD1	1	1.04
(1,11)	1:A:528:ILE:C	2:B:156:PHE:HD2	1	1.04
(1,11)	1:A:528:ILE:C	2:B:156:PHE:HE1	1	1.04
(1,11)	1:A:528:ILE:C	2:B:156:PHE:HE2	1	1.04
(1,11)	1:A:528:ILE:C	2:B:156:PHE:HZ	1	1.04
(1,11)	1:A:528:ILE:C	2:B:156:PHE:N	1	1.04
(1,11)	1:A:528:ILE:C	2:B:156:PHE:O	1	1.04
(1,11)	1:A:528:ILE:C	2:B:157:CYS:C	1	1.04
(1,11)	1:A:528:ILE:C	2:B:157:CYS:CA	1	1.04
(1,11)	1:A:528:ILE:C	2:B:157:CYS:CB	1	1.04
(1,11)	1:A:528:ILE:C	2:B:157:CYS:H	1	1.04
(1,11)	1:A:528:ILE:C	2:B:157:CYS:HA	1	1.04
(1,11)	1:A:528:ILE:C	2:B:157:CYS:HB2	1	1.04
(1,11)	1:A:528:ILE:C	2:B:157:CYS:HB3	1	1.04
(1,11)	1:A:528:ILE:C	2:B:157:CYS:N	1	1.04
(1,11)	1:A:528:ILE:C	2:B:157:CYS:O	1	1.04
(1,11)	1:A:528:ILE:C	2:B:157:CYS:SG	1	1.04
(1,11)	1:A:528:ILE:C	2:B:158:THR:C	1	1.04
(1,11)	1:A:528:ILE:C	2:B:158:THR:CA	1	1.04
(1,11)	1:A:528:ILE:C	2:B:158:THR:CB	1	1.04
(1,11)	1:A:528:ILE:C	2:B:158:THR:CG2	1	1.04

*Continued on next page...*

*Continued from previous page...*

Key	Atom-1	Atom-2	Model ID	Violation (Å)
(1,11)	1:A:528:ILE:C	2:B:158:THR:H	1	1.04
(1,11)	1:A:528:ILE:C	2:B:158:THR:HA	1	1.04
(1,11)	1:A:528:ILE:C	2:B:158:THR:HB	1	1.04
(1,11)	1:A:528:ILE:C	2:B:158:THR:HG1	1	1.04
(1,11)	1:A:528:ILE:C	2:B:158:THR:HG21	1	1.04
(1,11)	1:A:528:ILE:C	2:B:158:THR:HG22	1	1.04
(1,11)	1:A:528:ILE:C	2:B:158:THR:HG23	1	1.04
(1,11)	1:A:528:ILE:C	2:B:158:THR:N	1	1.04
(1,11)	1:A:528:ILE:C	2:B:158:THR:O	1	1.04
(1,11)	1:A:528:ILE:C	2:B:158:THR:OG1	1	1.04
(1,11)	1:A:528:ILE:C	2:B:159:ILE:C	1	1.04
(1,11)	1:A:528:ILE:C	2:B:159:ILE:CA	1	1.04
(1,11)	1:A:528:ILE:C	2:B:159:ILE:CB	1	1.04
(1,11)	1:A:528:ILE:C	2:B:159:ILE:CD1	1	1.04
(1,11)	1:A:528:ILE:C	2:B:159:ILE:CG1	1	1.04
(1,11)	1:A:528:ILE:C	2:B:159:ILE:CG2	1	1.04
(1,11)	1:A:528:ILE:C	2:B:159:ILE:H	1	1.04
(1,11)	1:A:528:ILE:C	2:B:159:ILE:HA	1	1.04
(1,11)	1:A:528:ILE:C	2:B:159:ILE:HB	1	1.04
(1,11)	1:A:528:ILE:C	2:B:159:ILE:HD11	1	1.04
(1,11)	1:A:528:ILE:C	2:B:159:ILE:HD12	1	1.04
(1,11)	1:A:528:ILE:C	2:B:159:ILE:HD13	1	1.04
(1,11)	1:A:528:ILE:C	2:B:159:ILE:HG12	1	1.04
(1,11)	1:A:528:ILE:C	2:B:159:ILE:HG13	1	1.04
(1,11)	1:A:528:ILE:C	2:B:159:ILE:HG21	1	1.04
(1,11)	1:A:528:ILE:C	2:B:159:ILE:HG22	1	1.04
(1,11)	1:A:528:ILE:C	2:B:159:ILE:HG23	1	1.04
(1,11)	1:A:528:ILE:C	2:B:159:ILE:N	1	1.04
(1,11)	1:A:528:ILE:C	2:B:159:ILE:O	1	1.04
(1,11)	1:A:528:ILE:C	2:B:161:ASN:C	1	1.04
(1,11)	1:A:528:ILE:C	2:B:161:ASN:CA	1	1.04
(1,11)	1:A:528:ILE:C	2:B:161:ASN:CB	1	1.04
(1,11)	1:A:528:ILE:C	2:B:161:ASN:CG	1	1.04
(1,11)	1:A:528:ILE:C	2:B:161:ASN:H	1	1.04
(1,11)	1:A:528:ILE:C	2:B:161:ASN:HA	1	1.04
(1,11)	1:A:528:ILE:C	2:B:161:ASN:HB2	1	1.04
(1,11)	1:A:528:ILE:C	2:B:161:ASN:HB3	1	1.04
(1,11)	1:A:528:ILE:C	2:B:161:ASN:HD21	1	1.04
(1,11)	1:A:528:ILE:C	2:B:161:ASN:HD22	1	1.04
(1,11)	1:A:528:ILE:C	2:B:161:ASN:N	1	1.04
(1,11)	1:A:528:ILE:C	2:B:161:ASN:ND2	1	1.04
(1,11)	1:A:528:ILE:C	2:B:161:ASN:O	1	1.04

*Continued on next page...*



*Continued from previous page...*

Key	Atom-1	Atom-2	Model ID	Violation (Å)
(1,11)	1:A:528:ILE:C	2:B:161:ASN:OD1	1	1.04
(1,11)	1:A:528:ILE:C	2:B:162:LYS:C	1	1.04
(1,11)	1:A:528:ILE:C	2:B:162:LYS:CA	1	1.04
(1,11)	1:A:528:ILE:C	2:B:162:LYS:CB	1	1.04
(1,11)	1:A:528:ILE:C	2:B:162:LYS:CD	1	1.04
(1,11)	1:A:528:ILE:C	2:B:162:LYS:CE	1	1.04
(1,11)	1:A:528:ILE:C	2:B:162:LYS:CG	1	1.04
(1,11)	1:A:528:ILE:C	2:B:162:LYS:H	1	1.04
(1,11)	1:A:528:ILE:C	2:B:162:LYS:HA	1	1.04
(1,11)	1:A:528:ILE:C	2:B:162:LYS:HB2	1	1.04
(1,11)	1:A:528:ILE:C	2:B:162:LYS:HB3	1	1.04
(1,11)	1:A:528:ILE:C	2:B:162:LYS:HD2	1	1.04
(1,11)	1:A:528:ILE:C	2:B:162:LYS:HD3	1	1.04
(1,11)	1:A:528:ILE:C	2:B:162:LYS:HE2	1	1.04
(1,11)	1:A:528:ILE:C	2:B:162:LYS:HE3	1	1.04
(1,11)	1:A:528:ILE:C	2:B:162:LYS:HG2	1	1.04
(1,11)	1:A:528:ILE:C	2:B:162:LYS:HG3	1	1.04
(1,11)	1:A:528:ILE:C	2:B:162:LYS:HZ1	1	1.04
(1,11)	1:A:528:ILE:C	2:B:162:LYS:HZ2	1	1.04
(1,11)	1:A:528:ILE:C	2:B:162:LYS:HZ3	1	1.04
(1,11)	1:A:528:ILE:C	2:B:162:LYS:N	1	1.04
(1,11)	1:A:528:ILE:C	2:B:162:LYS:NZ	1	1.04
(1,11)	1:A:528:ILE:C	2:B:162:LYS:O	1	1.04
(1,11)	1:A:528:ILE:C	2:B:167:SER:C	1	1.04
(1,11)	1:A:528:ILE:C	2:B:167:SER:CA	1	1.04
(1,11)	1:A:528:ILE:C	2:B:167:SER:CB	1	1.04
(1,11)	1:A:528:ILE:C	2:B:167:SER:H	1	1.04
(1,11)	1:A:528:ILE:C	2:B:167:SER:HA	1	1.04
(1,11)	1:A:528:ILE:C	2:B:167:SER:HB2	1	1.04
(1,11)	1:A:528:ILE:C	2:B:167:SER:HB3	1	1.04
(1,11)	1:A:528:ILE:C	2:B:167:SER:HG	1	1.04
(1,11)	1:A:528:ILE:C	2:B:167:SER:N	1	1.04
(1,11)	1:A:528:ILE:C	2:B:167:SER:O	1	1.04
(1,11)	1:A:528:ILE:C	2:B:167:SER:OG	1	1.04
(1,11)	1:A:528:ILE:C	2:B:168:LEU:C	1	1.04
(1,11)	1:A:528:ILE:C	2:B:168:LEU:CA	1	1.04
(1,11)	1:A:528:ILE:C	2:B:168:LEU:CB	1	1.04
(1,11)	1:A:528:ILE:C	2:B:168:LEU:CD1	1	1.04
(1,11)	1:A:528:ILE:C	2:B:168:LEU:CD2	1	1.04
(1,11)	1:A:528:ILE:C	2:B:168:LEU:CG	1	1.04
(1,11)	1:A:528:ILE:C	2:B:168:LEU:H	1	1.04
(1,11)	1:A:528:ILE:C	2:B:168:LEU:HA	1	1.04

*Continued on next page...*

*Continued from previous page...*

Key	Atom-1	Atom-2	Model ID	Violation (Å)
(1,11)	1:A:528:ILE:C	2:B:168:LEU:HB2	1	1.04
(1,11)	1:A:528:ILE:C	2:B:168:LEU:HB3	1	1.04
(1,11)	1:A:528:ILE:C	2:B:168:LEU:HD11	1	1.04
(1,11)	1:A:528:ILE:C	2:B:168:LEU:HD12	1	1.04
(1,11)	1:A:528:ILE:C	2:B:168:LEU:HD13	1	1.04
(1,11)	1:A:528:ILE:C	2:B:168:LEU:HD21	1	1.04
(1,11)	1:A:528:ILE:C	2:B:168:LEU:HD22	1	1.04
(1,11)	1:A:528:ILE:C	2:B:168:LEU:HD23	1	1.04
(1,11)	1:A:528:ILE:C	2:B:168:LEU:HG	1	1.04
(1,11)	1:A:528:ILE:C	2:B:168:LEU:N	1	1.04
(1,11)	1:A:528:ILE:C	2:B:168:LEU:O	1	1.04
(1,11)	1:A:528:ILE:C	2:B:170:MET:C	1	1.04
(1,11)	1:A:528:ILE:C	2:B:170:MET:CA	1	1.04
(1,11)	1:A:528:ILE:C	2:B:170:MET:CB	1	1.04
(1,11)	1:A:528:ILE:C	2:B:170:MET:CE	1	1.04
(1,11)	1:A:528:ILE:C	2:B:170:MET:CG	1	1.04
(1,11)	1:A:528:ILE:C	2:B:170:MET:H	1	1.04
(1,11)	1:A:528:ILE:C	2:B:170:MET:HA	1	1.04
(1,11)	1:A:528:ILE:C	2:B:170:MET:HB2	1	1.04
(1,11)	1:A:528:ILE:C	2:B:170:MET:HB3	1	1.04
(1,11)	1:A:528:ILE:C	2:B:170:MET:HE1	1	1.04
(1,11)	1:A:528:ILE:C	2:B:170:MET:HE2	1	1.04
(1,11)	1:A:528:ILE:C	2:B:170:MET:HE3	1	1.04
(1,11)	1:A:528:ILE:C	2:B:170:MET:HG2	1	1.04
(1,11)	1:A:528:ILE:C	2:B:170:MET:HG3	1	1.04
(1,11)	1:A:528:ILE:C	2:B:170:MET:N	1	1.04
(1,11)	1:A:528:ILE:C	2:B:170:MET:O	1	1.04
(1,11)	1:A:528:ILE:C	2:B:170:MET:SD	1	1.04
(1,11)	1:A:528:ILE:C	2:B:172:LYS:C	1	1.04
(1,11)	1:A:528:ILE:C	2:B:172:LYS:CA	1	1.04
(1,11)	1:A:528:ILE:C	2:B:172:LYS:CB	1	1.04
(1,11)	1:A:528:ILE:C	2:B:172:LYS:CD	1	1.04
(1,11)	1:A:528:ILE:C	2:B:172:LYS:CE	1	1.04
(1,11)	1:A:528:ILE:C	2:B:172:LYS:CG	1	1.04
(1,11)	1:A:528:ILE:C	2:B:172:LYS:H	1	1.04
(1,11)	1:A:528:ILE:C	2:B:172:LYS:HA	1	1.04
(1,11)	1:A:528:ILE:C	2:B:172:LYS:HB2	1	1.04
(1,11)	1:A:528:ILE:C	2:B:172:LYS:HB3	1	1.04
(1,11)	1:A:528:ILE:C	2:B:172:LYS:HD2	1	1.04
(1,11)	1:A:528:ILE:C	2:B:172:LYS:HD3	1	1.04
(1,11)	1:A:528:ILE:C	2:B:172:LYS:HE2	1	1.04
(1,11)	1:A:528:ILE:C	2:B:172:LYS:HE3	1	1.04

*Continued on next page...*

*Continued from previous page...*

Key	Atom-1	Atom-2	Model ID	Violation (Å)
(1,11)	1:A:528:ILE:C	2:B:172:LYS:HG2	1	1.04
(1,11)	1:A:528:ILE:C	2:B:172:LYS:HG3	1	1.04
(1,11)	1:A:528:ILE:C	2:B:172:LYS:HZ1	1	1.04
(1,11)	1:A:528:ILE:C	2:B:172:LYS:HZ2	1	1.04
(1,11)	1:A:528:ILE:C	2:B:172:LYS:HZ3	1	1.04
(1,11)	1:A:528:ILE:C	2:B:172:LYS:N	1	1.04
(1,11)	1:A:528:ILE:C	2:B:172:LYS:NZ	1	1.04
(1,11)	1:A:528:ILE:C	2:B:172:LYS:O	1	1.04
(1,11)	1:A:528:ILE:C	2:B:182:VAL:C	1	1.04
(1,11)	1:A:528:ILE:C	2:B:182:VAL:CA	1	1.04
(1,11)	1:A:528:ILE:C	2:B:182:VAL:CB	1	1.04
(1,11)	1:A:528:ILE:C	2:B:182:VAL:CG1	1	1.04
(1,11)	1:A:528:ILE:C	2:B:182:VAL:CG2	1	1.04
(1,11)	1:A:528:ILE:C	2:B:182:VAL:H	1	1.04
(1,11)	1:A:528:ILE:C	2:B:182:VAL:HA	1	1.04
(1,11)	1:A:528:ILE:C	2:B:182:VAL:HB	1	1.04
(1,11)	1:A:528:ILE:C	2:B:182:VAL:HG11	1	1.04
(1,11)	1:A:528:ILE:C	2:B:182:VAL:HG12	1	1.04
(1,11)	1:A:528:ILE:C	2:B:182:VAL:HG13	1	1.04
(1,11)	1:A:528:ILE:C	2:B:182:VAL:HG21	1	1.04
(1,11)	1:A:528:ILE:C	2:B:182:VAL:HG22	1	1.04
(1,11)	1:A:528:ILE:C	2:B:182:VAL:HG23	1	1.04
(1,11)	1:A:528:ILE:C	2:B:182:VAL:N	1	1.04
(1,11)	1:A:528:ILE:C	2:B:182:VAL:O	1	1.04
(1,11)	1:A:528:ILE:C	2:B:183:LYS:C	1	1.04
(1,11)	1:A:528:ILE:C	2:B:183:LYS:CA	1	1.04
(1,11)	1:A:528:ILE:C	2:B:183:LYS:CB	1	1.04
(1,11)	1:A:528:ILE:C	2:B:183:LYS:CD	1	1.04
(1,11)	1:A:528:ILE:C	2:B:183:LYS:CE	1	1.04
(1,11)	1:A:528:ILE:C	2:B:183:LYS:CG	1	1.04
(1,11)	1:A:528:ILE:C	2:B:183:LYS:H	1	1.04
(1,11)	1:A:528:ILE:C	2:B:183:LYS:HA	1	1.04
(1,11)	1:A:528:ILE:C	2:B:183:LYS:HB2	1	1.04
(1,11)	1:A:528:ILE:C	2:B:183:LYS:HB3	1	1.04
(1,11)	1:A:528:ILE:C	2:B:183:LYS:HD2	1	1.04
(1,11)	1:A:528:ILE:C	2:B:183:LYS:HD3	1	1.04
(1,11)	1:A:528:ILE:C	2:B:183:LYS:HE2	1	1.04
(1,11)	1:A:528:ILE:C	2:B:183:LYS:HE3	1	1.04
(1,11)	1:A:528:ILE:C	2:B:183:LYS:HG2	1	1.04
(1,11)	1:A:528:ILE:C	2:B:183:LYS:HG3	1	1.04
(1,11)	1:A:528:ILE:C	2:B:183:LYS:HZ1	1	1.04
(1,11)	1:A:528:ILE:C	2:B:183:LYS:HZ2	1	1.04

*Continued on next page...*

*Continued from previous page...*

Key	Atom-1	Atom-2	Model ID	Violation (Å)
(1,11)	1:A:528:ILE:C	2:B:183:LYS:HZ3	1	1.04
(1,11)	1:A:528:ILE:C	2:B:183:LYS:N	1	1.04
(1,11)	1:A:528:ILE:C	2:B:183:LYS:NZ	1	1.04
(1,11)	1:A:528:ILE:C	2:B:183:LYS:O	1	1.04
(1,11)	1:A:528:ILE:C	2:B:185:GLY:C	1	1.04
(1,11)	1:A:528:ILE:C	2:B:185:GLY:CA	1	1.04
(1,11)	1:A:528:ILE:C	2:B:185:GLY:H	1	1.04
(1,11)	1:A:528:ILE:C	2:B:185:GLY:HA2	1	1.04
(1,11)	1:A:528:ILE:C	2:B:185:GLY:HA3	1	1.04
(1,11)	1:A:528:ILE:C	2:B:185:GLY:N	1	1.04
(1,11)	1:A:528:ILE:C	2:B:185:GLY:O	1	1.04
(1,11)	1:A:528:ILE:C	2:B:187:TYR:C	1	1.04
(1,11)	1:A:528:ILE:C	2:B:187:TYR:CA	1	1.04
(1,11)	1:A:528:ILE:C	2:B:187:TYR:CB	1	1.04
(1,11)	1:A:528:ILE:C	2:B:187:TYR:CD1	1	1.04
(1,11)	1:A:528:ILE:C	2:B:187:TYR:CD2	1	1.04
(1,11)	1:A:528:ILE:C	2:B:187:TYR:CE1	1	1.04
(1,11)	1:A:528:ILE:C	2:B:187:TYR:CE2	1	1.04
(1,11)	1:A:528:ILE:C	2:B:187:TYR:CG	1	1.04
(1,11)	1:A:528:ILE:C	2:B:187:TYR:CZ	1	1.04
(1,11)	1:A:528:ILE:C	2:B:187:TYR:H	1	1.04
(1,11)	1:A:528:ILE:C	2:B:187:TYR:HA	1	1.04
(1,11)	1:A:528:ILE:C	2:B:187:TYR:HB2	1	1.04
(1,11)	1:A:528:ILE:C	2:B:187:TYR:HB3	1	1.04
(1,11)	1:A:528:ILE:C	2:B:187:TYR:HD1	1	1.04
(1,11)	1:A:528:ILE:C	2:B:187:TYR:HD2	1	1.04
(1,11)	1:A:528:ILE:C	2:B:187:TYR:HE1	1	1.04
(1,11)	1:A:528:ILE:C	2:B:187:TYR:HE2	1	1.04
(1,11)	1:A:528:ILE:C	2:B:187:TYR:HH	1	1.04
(1,11)	1:A:528:ILE:C	2:B:187:TYR:N	1	1.04
(1,11)	1:A:528:ILE:C	2:B:187:TYR:O	1	1.04
(1,11)	1:A:528:ILE:C	2:B:187:TYR:OH	1	1.04
(1,11)	1:A:528:ILE:C	2:B:200:THR:C	1	1.04
(1,11)	1:A:528:ILE:C	2:B:200:THR:CA	1	1.04
(1,11)	1:A:528:ILE:C	2:B:200:THR:CB	1	1.04
(1,11)	1:A:528:ILE:C	2:B:200:THR:CG2	1	1.04
(1,11)	1:A:528:ILE:C	2:B:200:THR:H	1	1.04
(1,11)	1:A:528:ILE:C	2:B:200:THR:HA	1	1.04
(1,11)	1:A:528:ILE:C	2:B:200:THR:HB	1	1.04
(1,11)	1:A:528:ILE:C	2:B:200:THR:HG1	1	1.04
(1,11)	1:A:528:ILE:C	2:B:200:THR:HG21	1	1.04
(1,11)	1:A:528:ILE:C	2:B:200:THR:HG22	1	1.04

*Continued on next page...*

*Continued from previous page...*

Key	Atom-1	Atom-2	Model ID	Violation (Å)
(1,11)	1:A:528:ILE:C	2:B:200:THR:HG23	1	1.04
(1,11)	1:A:528:ILE:C	2:B:200:THR:N	1	1.04
(1,11)	1:A:528:ILE:C	2:B:200:THR:O	1	1.04
(1,11)	1:A:528:ILE:C	2:B:200:THR:OG1	1	1.04
(1,11)	1:A:528:ILE:C	2:B:211:LYS:C	1	1.04
(1,11)	1:A:528:ILE:C	2:B:211:LYS:CA	1	1.04
(1,11)	1:A:528:ILE:C	2:B:211:LYS:CB	1	1.04
(1,11)	1:A:528:ILE:C	2:B:211:LYS:CD	1	1.04
(1,11)	1:A:528:ILE:C	2:B:211:LYS:CE	1	1.04
(1,11)	1:A:528:ILE:C	2:B:211:LYS:CG	1	1.04
(1,11)	1:A:528:ILE:C	2:B:211:LYS:H	1	1.04
(1,11)	1:A:528:ILE:C	2:B:211:LYS:HA	1	1.04
(1,11)	1:A:528:ILE:C	2:B:211:LYS:HB2	1	1.04
(1,11)	1:A:528:ILE:C	2:B:211:LYS:HB3	1	1.04
(1,11)	1:A:528:ILE:C	2:B:211:LYS:HD2	1	1.04
(1,11)	1:A:528:ILE:C	2:B:211:LYS:HD3	1	1.04
(1,11)	1:A:528:ILE:C	2:B:211:LYS:HE2	1	1.04
(1,11)	1:A:528:ILE:C	2:B:211:LYS:HE3	1	1.04
(1,11)	1:A:528:ILE:C	2:B:211:LYS:HG2	1	1.04
(1,11)	1:A:528:ILE:C	2:B:211:LYS:HG3	1	1.04
(1,11)	1:A:528:ILE:C	2:B:211:LYS:HZ1	1	1.04
(1,11)	1:A:528:ILE:C	2:B:211:LYS:HZ2	1	1.04
(1,11)	1:A:528:ILE:C	2:B:211:LYS:HZ3	1	1.04
(1,11)	1:A:528:ILE:C	2:B:211:LYS:N	1	1.04
(1,11)	1:A:528:ILE:C	2:B:211:LYS:NZ	1	1.04
(1,11)	1:A:528:ILE:C	2:B:211:LYS:O	1	1.04
(1,11)	1:A:528:ILE:CA	2:B:149:SER:C	1	1.04
(1,11)	1:A:528:ILE:CA	2:B:149:SER:CA	1	1.04
(1,11)	1:A:528:ILE:CA	2:B:149:SER:CB	1	1.04
(1,11)	1:A:528:ILE:CA	2:B:149:SER:H	1	1.04
(1,11)	1:A:528:ILE:CA	2:B:149:SER:HA	1	1.04
(1,11)	1:A:528:ILE:CA	2:B:149:SER:HB2	1	1.04
(1,11)	1:A:528:ILE:CA	2:B:149:SER:HB3	1	1.04
(1,11)	1:A:528:ILE:CA	2:B:149:SER:HG	1	1.04
(1,11)	1:A:528:ILE:CA	2:B:149:SER:N	1	1.04
(1,11)	1:A:528:ILE:CA	2:B:149:SER:O	1	1.04
(1,11)	1:A:528:ILE:CA	2:B:149:SER:OG	1	1.04
(1,11)	1:A:528:ILE:CA	2:B:152:VAL:C	1	1.04
(1,11)	1:A:528:ILE:CA	2:B:152:VAL:CA	1	1.04
(1,11)	1:A:528:ILE:CA	2:B:152:VAL:CB	1	1.04
(1,11)	1:A:528:ILE:CA	2:B:152:VAL:CG1	1	1.04
(1,11)	1:A:528:ILE:CA	2:B:152:VAL:CG2	1	1.04

*Continued on next page...*

*Continued from previous page...*

Key	Atom-1	Atom-2	Model ID	Violation (Å)
(1,11)	1:A:528:ILE:CA	2:B:152:VAL:H	1	1.04
(1,11)	1:A:528:ILE:CA	2:B:152:VAL:HA	1	1.04
(1,11)	1:A:528:ILE:CA	2:B:152:VAL:HB	1	1.04
(1,11)	1:A:528:ILE:CA	2:B:152:VAL:HG11	1	1.04
(1,11)	1:A:528:ILE:CA	2:B:152:VAL:HG12	1	1.04
(1,11)	1:A:528:ILE:CA	2:B:152:VAL:HG13	1	1.04
(1,11)	1:A:528:ILE:CA	2:B:152:VAL:HG21	1	1.04
(1,11)	1:A:528:ILE:CA	2:B:152:VAL:HG22	1	1.04
(1,11)	1:A:528:ILE:CA	2:B:152:VAL:HG23	1	1.04
(1,11)	1:A:528:ILE:CA	2:B:152:VAL:N	1	1.04
(1,11)	1:A:528:ILE:CA	2:B:152:VAL:O	1	1.04
(1,11)	1:A:528:ILE:CA	2:B:153:VAL:C	1	1.04
(1,11)	1:A:528:ILE:CA	2:B:153:VAL:CA	1	1.04
(1,11)	1:A:528:ILE:CA	2:B:153:VAL:CB	1	1.04
(1,11)	1:A:528:ILE:CA	2:B:153:VAL:CG1	1	1.04
(1,11)	1:A:528:ILE:CA	2:B:153:VAL:CG2	1	1.04
(1,11)	1:A:528:ILE:CA	2:B:153:VAL:H	1	1.04
(1,11)	1:A:528:ILE:CA	2:B:153:VAL:HA	1	1.04
(1,11)	1:A:528:ILE:CA	2:B:153:VAL:HB	1	1.04
(1,11)	1:A:528:ILE:CA	2:B:153:VAL:HG11	1	1.04
(1,11)	1:A:528:ILE:CA	2:B:153:VAL:HG12	1	1.04
(1,11)	1:A:528:ILE:CA	2:B:153:VAL:HG13	1	1.04
(1,11)	1:A:528:ILE:CA	2:B:153:VAL:HG21	1	1.04
(1,11)	1:A:528:ILE:CA	2:B:153:VAL:HG22	1	1.04
(1,11)	1:A:528:ILE:CA	2:B:153:VAL:HG23	1	1.04
(1,11)	1:A:528:ILE:CA	2:B:153:VAL:N	1	1.04
(1,11)	1:A:528:ILE:CA	2:B:153:VAL:O	1	1.04
(1,11)	1:A:528:ILE:CA	2:B:155:GLY:C	1	1.04
(1,11)	1:A:528:ILE:CA	2:B:155:GLY:CA	1	1.04
(1,11)	1:A:528:ILE:CA	2:B:155:GLY:H	1	1.04
(1,11)	1:A:528:ILE:CA	2:B:155:GLY:HA2	1	1.04
(1,11)	1:A:528:ILE:CA	2:B:155:GLY:HA3	1	1.04
(1,11)	1:A:528:ILE:CA	2:B:155:GLY:N	1	1.04
(1,11)	1:A:528:ILE:CA	2:B:155:GLY:O	1	1.04
(1,11)	1:A:528:ILE:CA	2:B:156:PHE:C	1	1.04
(1,11)	1:A:528:ILE:CA	2:B:156:PHE:CA	1	1.04
(1,11)	1:A:528:ILE:CA	2:B:156:PHE:CB	1	1.04
(1,11)	1:A:528:ILE:CA	2:B:156:PHE:CD1	1	1.04
(1,11)	1:A:528:ILE:CA	2:B:156:PHE:CD2	1	1.04
(1,11)	1:A:528:ILE:CA	2:B:156:PHE:CE1	1	1.04
(1,11)	1:A:528:ILE:CA	2:B:156:PHE:CE2	1	1.04
(1,11)	1:A:528:ILE:CA	2:B:156:PHE:CG	1	1.04

*Continued on next page...*

*Continued from previous page...*

Key	Atom-1	Atom-2	Model ID	Violation (Å)
(1,11)	1:A:528:ILE:CA	2:B:156:PHE:CZ	1	1.04
(1,11)	1:A:528:ILE:CA	2:B:156:PHE:H	1	1.04
(1,11)	1:A:528:ILE:CA	2:B:156:PHE:HA	1	1.04
(1,11)	1:A:528:ILE:CA	2:B:156:PHE:HB2	1	1.04
(1,11)	1:A:528:ILE:CA	2:B:156:PHE:HB3	1	1.04
(1,11)	1:A:528:ILE:CA	2:B:156:PHE:HD1	1	1.04
(1,11)	1:A:528:ILE:CA	2:B:156:PHE:HD2	1	1.04
(1,11)	1:A:528:ILE:CA	2:B:156:PHE:HE1	1	1.04
(1,11)	1:A:528:ILE:CA	2:B:156:PHE:HE2	1	1.04
(1,11)	1:A:528:ILE:CA	2:B:156:PHE:HZ	1	1.04
(1,11)	1:A:528:ILE:CA	2:B:156:PHE:N	1	1.04
(1,11)	1:A:528:ILE:CA	2:B:156:PHE:O	1	1.04
(1,11)	1:A:528:ILE:CA	2:B:157:CYS:C	1	1.04
(1,11)	1:A:528:ILE:CA	2:B:157:CYS:CA	1	1.04
(1,11)	1:A:528:ILE:CA	2:B:157:CYS:CB	1	1.04
(1,11)	1:A:528:ILE:CA	2:B:157:CYS:H	1	1.04
(1,11)	1:A:528:ILE:CA	2:B:157:CYS:HA	1	1.04
(1,11)	1:A:528:ILE:CA	2:B:157:CYS:HB2	1	1.04
(1,11)	1:A:528:ILE:CA	2:B:157:CYS:HB3	1	1.04
(1,11)	1:A:528:ILE:CA	2:B:157:CYS:N	1	1.04
(1,11)	1:A:528:ILE:CA	2:B:157:CYS:O	1	1.04
(1,11)	1:A:528:ILE:CA	2:B:157:CYS:SG	1	1.04
(1,11)	1:A:528:ILE:CA	2:B:158:THR:C	1	1.04
(1,11)	1:A:528:ILE:CA	2:B:158:THR:CA	1	1.04
(1,11)	1:A:528:ILE:CA	2:B:158:THR:CB	1	1.04
(1,11)	1:A:528:ILE:CA	2:B:158:THR:CG2	1	1.04
(1,11)	1:A:528:ILE:CA	2:B:158:THR:H	1	1.04
(1,11)	1:A:528:ILE:CA	2:B:158:THR:HA	1	1.04
(1,11)	1:A:528:ILE:CA	2:B:158:THR:HB	1	1.04
(1,11)	1:A:528:ILE:CA	2:B:158:THR:HG1	1	1.04
(1,11)	1:A:528:ILE:CA	2:B:158:THR:HG21	1	1.04
(1,11)	1:A:528:ILE:CA	2:B:158:THR:HG22	1	1.04
(1,11)	1:A:528:ILE:CA	2:B:158:THR:HG23	1	1.04
(1,11)	1:A:528:ILE:CA	2:B:158:THR:N	1	1.04
(1,11)	1:A:528:ILE:CA	2:B:158:THR:O	1	1.04
(1,11)	1:A:528:ILE:CA	2:B:158:THR:OG1	1	1.04
(1,11)	1:A:528:ILE:CA	2:B:159:ILE:C	1	1.04
(1,11)	1:A:528:ILE:CA	2:B:159:ILE:CA	1	1.04
(1,11)	1:A:528:ILE:CA	2:B:159:ILE:CB	1	1.04
(1,11)	1:A:528:ILE:CA	2:B:159:ILE:CD1	1	1.04
(1,11)	1:A:528:ILE:CA	2:B:159:ILE:CG1	1	1.04
(1,11)	1:A:528:ILE:CA	2:B:159:ILE:CG2	1	1.04

*Continued on next page...*

*Continued from previous page...*

Key	Atom-1	Atom-2	Model ID	Violation (Å)
(1,11)	1:A:528:ILE:CA	2:B:159:ILE:H	1	1.04
(1,11)	1:A:528:ILE:CA	2:B:159:ILE:HA	1	1.04
(1,11)	1:A:528:ILE:CA	2:B:159:ILE:HB	1	1.04
(1,11)	1:A:528:ILE:CA	2:B:159:ILE:HD11	1	1.04
(1,11)	1:A:528:ILE:CA	2:B:159:ILE:HD12	1	1.04
(1,11)	1:A:528:ILE:CA	2:B:159:ILE:HD13	1	1.04
(1,11)	1:A:528:ILE:CA	2:B:159:ILE:HG12	1	1.04
(1,11)	1:A:528:ILE:CA	2:B:159:ILE:HG13	1	1.04
(1,11)	1:A:528:ILE:CA	2:B:159:ILE:HG21	1	1.04
(1,11)	1:A:528:ILE:CA	2:B:159:ILE:HG22	1	1.04
(1,11)	1:A:528:ILE:CA	2:B:159:ILE:HG23	1	1.04
(1,11)	1:A:528:ILE:CA	2:B:159:ILE:N	1	1.04
(1,11)	1:A:528:ILE:CA	2:B:159:ILE:O	1	1.04
(1,11)	1:A:528:ILE:CA	2:B:161:ASN:C	1	1.04
(1,11)	1:A:528:ILE:CA	2:B:161:ASN:CA	1	1.04
(1,11)	1:A:528:ILE:CA	2:B:161:ASN:CB	1	1.04
(1,11)	1:A:528:ILE:CA	2:B:161:ASN:CG	1	1.04
(1,11)	1:A:528:ILE:CA	2:B:161:ASN:H	1	1.04
(1,11)	1:A:528:ILE:CA	2:B:161:ASN:HA	1	1.04
(1,11)	1:A:528:ILE:CA	2:B:161:ASN:HB2	1	1.04
(1,11)	1:A:528:ILE:CA	2:B:161:ASN:HB3	1	1.04
(1,11)	1:A:528:ILE:CA	2:B:161:ASN:HD21	1	1.04
(1,11)	1:A:528:ILE:CA	2:B:161:ASN:HD22	1	1.04
(1,11)	1:A:528:ILE:CA	2:B:161:ASN:N	1	1.04
(1,11)	1:A:528:ILE:CA	2:B:161:ASN:ND2	1	1.04
(1,11)	1:A:528:ILE:CA	2:B:161:ASN:O	1	1.04
(1,11)	1:A:528:ILE:CA	2:B:161:ASN:OD1	1	1.04
(1,11)	1:A:528:ILE:CA	2:B:162:LYS:C	1	1.04
(1,11)	1:A:528:ILE:CA	2:B:162:LYS:CA	1	1.04
(1,11)	1:A:528:ILE:CA	2:B:162:LYS:CB	1	1.04
(1,11)	1:A:528:ILE:CA	2:B:162:LYS:CD	1	1.04
(1,11)	1:A:528:ILE:CA	2:B:162:LYS:CE	1	1.04
(1,11)	1:A:528:ILE:CA	2:B:162:LYS:CG	1	1.04
(1,11)	1:A:528:ILE:CA	2:B:162:LYS:H	1	1.04
(1,11)	1:A:528:ILE:CA	2:B:162:LYS:HA	1	1.04
(1,11)	1:A:528:ILE:CA	2:B:162:LYS:HB2	1	1.04
(1,11)	1:A:528:ILE:CA	2:B:162:LYS:HB3	1	1.04
(1,11)	1:A:528:ILE:CA	2:B:162:LYS:HD2	1	1.04
(1,11)	1:A:528:ILE:CA	2:B:162:LYS:HD3	1	1.04
(1,11)	1:A:528:ILE:CA	2:B:162:LYS:HE2	1	1.04
(1,11)	1:A:528:ILE:CA	2:B:162:LYS:HE3	1	1.04
(1,11)	1:A:528:ILE:CA	2:B:162:LYS:HG2	1	1.04

*Continued on next page...*



*Continued from previous page...*

Key	Atom-1	Atom-2	Model ID	Violation (Å)
(1,11)	1:A:528:ILE:CA	2:B:162:LYS:HG3	1	1.04
(1,11)	1:A:528:ILE:CA	2:B:162:LYS:HZ1	1	1.04
(1,11)	1:A:528:ILE:CA	2:B:162:LYS:HZ2	1	1.04
(1,11)	1:A:528:ILE:CA	2:B:162:LYS:HZ3	1	1.04
(1,11)	1:A:528:ILE:CA	2:B:162:LYS:N	1	1.04
(1,11)	1:A:528:ILE:CA	2:B:162:LYS:NZ	1	1.04
(1,11)	1:A:528:ILE:CA	2:B:162:LYS:O	1	1.04
(1,11)	1:A:528:ILE:CA	2:B:167:SER:C	1	1.04
(1,11)	1:A:528:ILE:CA	2:B:167:SER:CA	1	1.04
(1,11)	1:A:528:ILE:CA	2:B:167:SER:CB	1	1.04
(1,11)	1:A:528:ILE:CA	2:B:167:SER:H	1	1.04
(1,11)	1:A:528:ILE:CA	2:B:167:SER:HA	1	1.04
(1,11)	1:A:528:ILE:CA	2:B:167:SER:HB2	1	1.04
(1,11)	1:A:528:ILE:CA	2:B:167:SER:HB3	1	1.04
(1,11)	1:A:528:ILE:CA	2:B:167:SER:HG	1	1.04
(1,11)	1:A:528:ILE:CA	2:B:167:SER:N	1	1.04
(1,11)	1:A:528:ILE:CA	2:B:167:SER:O	1	1.04
(1,11)	1:A:528:ILE:CA	2:B:167:SER:OG	1	1.04
(1,11)	1:A:528:ILE:CA	2:B:168:LEU:C	1	1.04
(1,11)	1:A:528:ILE:CA	2:B:168:LEU:CA	1	1.04
(1,11)	1:A:528:ILE:CA	2:B:168:LEU:CB	1	1.04
(1,11)	1:A:528:ILE:CA	2:B:168:LEU:CD1	1	1.04
(1,11)	1:A:528:ILE:CA	2:B:168:LEU:CD2	1	1.04
(1,11)	1:A:528:ILE:CA	2:B:168:LEU:CG	1	1.04
(1,11)	1:A:528:ILE:CA	2:B:168:LEU:H	1	1.04
(1,11)	1:A:528:ILE:CA	2:B:168:LEU:HA	1	1.04
(1,11)	1:A:528:ILE:CA	2:B:168:LEU:HB2	1	1.04
(1,11)	1:A:528:ILE:CA	2:B:168:LEU:HB3	1	1.04
(1,11)	1:A:528:ILE:CA	2:B:168:LEU:HD11	1	1.04
(1,11)	1:A:528:ILE:CA	2:B:168:LEU:HD12	1	1.04
(1,11)	1:A:528:ILE:CA	2:B:168:LEU:HD13	1	1.04
(1,11)	1:A:528:ILE:CA	2:B:168:LEU:HD21	1	1.04
(1,11)	1:A:528:ILE:CA	2:B:168:LEU:HD22	1	1.04
(1,11)	1:A:528:ILE:CA	2:B:168:LEU:HD23	1	1.04
(1,11)	1:A:528:ILE:CA	2:B:168:LEU:HG	1	1.04
(1,11)	1:A:528:ILE:CA	2:B:168:LEU:N	1	1.04
(1,11)	1:A:528:ILE:CA	2:B:168:LEU:O	1	1.04
(1,11)	1:A:528:ILE:CA	2:B:170:MET:C	1	1.04
(1,11)	1:A:528:ILE:CA	2:B:170:MET:CA	1	1.04
(1,11)	1:A:528:ILE:CA	2:B:170:MET:CB	1	1.04
(1,11)	1:A:528:ILE:CA	2:B:170:MET:CE	1	1.04
(1,11)	1:A:528:ILE:CA	2:B:170:MET:CG	1	1.04

*Continued on next page...*

*Continued from previous page...*

Key	Atom-1	Atom-2	Model ID	Violation (Å)
(1,11)	1:A:528:ILE:CA	2:B:170:MET:H	1	1.04
(1,11)	1:A:528:ILE:CA	2:B:170:MET:HA	1	1.04
(1,11)	1:A:528:ILE:CA	2:B:170:MET:HB2	1	1.04
(1,11)	1:A:528:ILE:CA	2:B:170:MET:HB3	1	1.04
(1,11)	1:A:528:ILE:CA	2:B:170:MET:HE1	1	1.04
(1,11)	1:A:528:ILE:CA	2:B:170:MET:HE2	1	1.04
(1,11)	1:A:528:ILE:CA	2:B:170:MET:HE3	1	1.04
(1,11)	1:A:528:ILE:CA	2:B:170:MET:HG2	1	1.04
(1,11)	1:A:528:ILE:CA	2:B:170:MET:HG3	1	1.04
(1,11)	1:A:528:ILE:CA	2:B:170:MET:N	1	1.04
(1,11)	1:A:528:ILE:CA	2:B:170:MET:O	1	1.04
(1,11)	1:A:528:ILE:CA	2:B:170:MET:SD	1	1.04
(1,11)	1:A:528:ILE:CA	2:B:172:LYS:C	1	1.04
(1,11)	1:A:528:ILE:CA	2:B:172:LYS:CA	1	1.04
(1,11)	1:A:528:ILE:CA	2:B:172:LYS:CB	1	1.04
(1,11)	1:A:528:ILE:CA	2:B:172:LYS:CD	1	1.04
(1,11)	1:A:528:ILE:CA	2:B:172:LYS:CE	1	1.04
(1,11)	1:A:528:ILE:CA	2:B:172:LYS:CG	1	1.04
(1,11)	1:A:528:ILE:CA	2:B:172:LYS:H	1	1.04
(1,11)	1:A:528:ILE:CA	2:B:172:LYS:HA	1	1.04
(1,11)	1:A:528:ILE:CA	2:B:172:LYS:HB2	1	1.04
(1,11)	1:A:528:ILE:CA	2:B:172:LYS:HB3	1	1.04
(1,11)	1:A:528:ILE:CA	2:B:172:LYS:HD2	1	1.04
(1,11)	1:A:528:ILE:CA	2:B:172:LYS:HD3	1	1.04
(1,11)	1:A:528:ILE:CA	2:B:172:LYS:HE2	1	1.04
(1,11)	1:A:528:ILE:CA	2:B:172:LYS:HE3	1	1.04
(1,11)	1:A:528:ILE:CA	2:B:172:LYS:HG2	1	1.04
(1,11)	1:A:528:ILE:CA	2:B:172:LYS:HG3	1	1.04
(1,11)	1:A:528:ILE:CA	2:B:172:LYS:HZ1	1	1.04
(1,11)	1:A:528:ILE:CA	2:B:172:LYS:HZ2	1	1.04
(1,11)	1:A:528:ILE:CA	2:B:172:LYS:HZ3	1	1.04
(1,11)	1:A:528:ILE:CA	2:B:172:LYS:N	1	1.04
(1,11)	1:A:528:ILE:CA	2:B:172:LYS:NZ	1	1.04
(1,11)	1:A:528:ILE:CA	2:B:172:LYS:O	1	1.04
(1,11)	1:A:528:ILE:CA	2:B:182:VAL:C	1	1.04
(1,11)	1:A:528:ILE:CA	2:B:182:VAL:CA	1	1.04
(1,11)	1:A:528:ILE:CA	2:B:182:VAL:CB	1	1.04
(1,11)	1:A:528:ILE:CA	2:B:182:VAL:CG1	1	1.04
(1,11)	1:A:528:ILE:CA	2:B:182:VAL:CG2	1	1.04
(1,11)	1:A:528:ILE:CA	2:B:182:VAL:H	1	1.04
(1,11)	1:A:528:ILE:CA	2:B:182:VAL:HA	1	1.04
(1,11)	1:A:528:ILE:CA	2:B:182:VAL:HB	1	1.04

*Continued on next page...*

*Continued from previous page...*

Key	Atom-1	Atom-2	Model ID	Violation (Å)
(1,11)	1:A:528:ILE:CA	2:B:182:VAL:HG11	1	1.04
(1,11)	1:A:528:ILE:CA	2:B:182:VAL:HG12	1	1.04
(1,11)	1:A:528:ILE:CA	2:B:182:VAL:HG13	1	1.04
(1,11)	1:A:528:ILE:CA	2:B:182:VAL:HG21	1	1.04
(1,11)	1:A:528:ILE:CA	2:B:182:VAL:HG22	1	1.04
(1,11)	1:A:528:ILE:CA	2:B:182:VAL:HG23	1	1.04
(1,11)	1:A:528:ILE:CA	2:B:182:VAL:N	1	1.04
(1,11)	1:A:528:ILE:CA	2:B:182:VAL:O	1	1.04
(1,11)	1:A:528:ILE:CA	2:B:183:LYS:C	1	1.04
(1,11)	1:A:528:ILE:CA	2:B:183:LYS:CA	1	1.04
(1,11)	1:A:528:ILE:CA	2:B:183:LYS:CB	1	1.04
(1,11)	1:A:528:ILE:CA	2:B:183:LYS:CD	1	1.04
(1,11)	1:A:528:ILE:CA	2:B:183:LYS:CE	1	1.04
(1,11)	1:A:528:ILE:CA	2:B:183:LYS:CG	1	1.04
(1,11)	1:A:528:ILE:CA	2:B:183:LYS:H	1	1.04
(1,11)	1:A:528:ILE:CA	2:B:183:LYS:HA	1	1.04
(1,11)	1:A:528:ILE:CA	2:B:183:LYS:HB2	1	1.04
(1,11)	1:A:528:ILE:CA	2:B:183:LYS:HB3	1	1.04
(1,11)	1:A:528:ILE:CA	2:B:183:LYS:HD2	1	1.04
(1,11)	1:A:528:ILE:CA	2:B:183:LYS:HD3	1	1.04
(1,11)	1:A:528:ILE:CA	2:B:183:LYS:HE2	1	1.04
(1,11)	1:A:528:ILE:CA	2:B:183:LYS:HE3	1	1.04
(1,11)	1:A:528:ILE:CA	2:B:183:LYS:HG2	1	1.04
(1,11)	1:A:528:ILE:CA	2:B:183:LYS:HG3	1	1.04
(1,11)	1:A:528:ILE:CA	2:B:183:LYS:HZ1	1	1.04
(1,11)	1:A:528:ILE:CA	2:B:183:LYS:HZ2	1	1.04
(1,11)	1:A:528:ILE:CA	2:B:183:LYS:HZ3	1	1.04
(1,11)	1:A:528:ILE:CA	2:B:183:LYS:N	1	1.04
(1,11)	1:A:528:ILE:CA	2:B:183:LYS:NZ	1	1.04
(1,11)	1:A:528:ILE:CA	2:B:183:LYS:O	1	1.04
(1,11)	1:A:528:ILE:CA	2:B:185:GLY:C	1	1.04
(1,11)	1:A:528:ILE:CA	2:B:185:GLY:CA	1	1.04
(1,11)	1:A:528:ILE:CA	2:B:185:GLY:H	1	1.04
(1,11)	1:A:528:ILE:CA	2:B:185:GLY:HA2	1	1.04
(1,11)	1:A:528:ILE:CA	2:B:185:GLY:HA3	1	1.04
(1,11)	1:A:528:ILE:CA	2:B:185:GLY:N	1	1.04
(1,11)	1:A:528:ILE:CA	2:B:185:GLY:O	1	1.04
(1,11)	1:A:528:ILE:CA	2:B:187:TYR:C	1	1.04
(1,11)	1:A:528:ILE:CA	2:B:187:TYR:CA	1	1.04
(1,11)	1:A:528:ILE:CA	2:B:187:TYR:CB	1	1.04
(1,11)	1:A:528:ILE:CA	2:B:187:TYR:CD1	1	1.04
(1,11)	1:A:528:ILE:CA	2:B:187:TYR:CD2	1	1.04

*Continued on next page...*

*Continued from previous page...*

Key	Atom-1	Atom-2	Model ID	Violation (Å)
(1,11)	1:A:528:ILE:CA	2:B:187:TYR:CE1	1	1.04
(1,11)	1:A:528:ILE:CA	2:B:187:TYR:CE2	1	1.04
(1,11)	1:A:528:ILE:CA	2:B:187:TYR:CG	1	1.04
(1,11)	1:A:528:ILE:CA	2:B:187:TYR:CZ	1	1.04
(1,11)	1:A:528:ILE:CA	2:B:187:TYR:H	1	1.04
(1,11)	1:A:528:ILE:CA	2:B:187:TYR:HA	1	1.04
(1,11)	1:A:528:ILE:CA	2:B:187:TYR:HB2	1	1.04
(1,11)	1:A:528:ILE:CA	2:B:187:TYR:HB3	1	1.04
(1,11)	1:A:528:ILE:CA	2:B:187:TYR:HD1	1	1.04
(1,11)	1:A:528:ILE:CA	2:B:187:TYR:HD2	1	1.04
(1,11)	1:A:528:ILE:CA	2:B:187:TYR:HE1	1	1.04
(1,11)	1:A:528:ILE:CA	2:B:187:TYR:HE2	1	1.04
(1,11)	1:A:528:ILE:CA	2:B:187:TYR:HH	1	1.04
(1,11)	1:A:528:ILE:CA	2:B:187:TYR:N	1	1.04
(1,11)	1:A:528:ILE:CA	2:B:187:TYR:O	1	1.04
(1,11)	1:A:528:ILE:CA	2:B:187:TYR:OH	1	1.04
(1,11)	1:A:528:ILE:CA	2:B:200:THR:C	1	1.04
(1,11)	1:A:528:ILE:CA	2:B:200:THR:CA	1	1.04
(1,11)	1:A:528:ILE:CA	2:B:200:THR:CB	1	1.04
(1,11)	1:A:528:ILE:CA	2:B:200:THR:CG2	1	1.04
(1,11)	1:A:528:ILE:CA	2:B:200:THR:H	1	1.04
(1,11)	1:A:528:ILE:CA	2:B:200:THR:HA	1	1.04
(1,11)	1:A:528:ILE:CA	2:B:200:THR:HB	1	1.04
(1,11)	1:A:528:ILE:CA	2:B:200:THR:HG1	1	1.04
(1,11)	1:A:528:ILE:CA	2:B:200:THR:HG21	1	1.04
(1,11)	1:A:528:ILE:CA	2:B:200:THR:HG22	1	1.04
(1,11)	1:A:528:ILE:CA	2:B:200:THR:HG23	1	1.04
(1,11)	1:A:528:ILE:CA	2:B:200:THR:N	1	1.04
(1,11)	1:A:528:ILE:CA	2:B:200:THR:O	1	1.04
(1,11)	1:A:528:ILE:CA	2:B:200:THR:OG1	1	1.04
(1,11)	1:A:528:ILE:CA	2:B:211:LYS:C	1	1.04
(1,11)	1:A:528:ILE:CA	2:B:211:LYS:CA	1	1.04
(1,11)	1:A:528:ILE:CA	2:B:211:LYS:CB	1	1.04
(1,11)	1:A:528:ILE:CA	2:B:211:LYS:CD	1	1.04
(1,11)	1:A:528:ILE:CA	2:B:211:LYS:CE	1	1.04
(1,11)	1:A:528:ILE:CA	2:B:211:LYS:CG	1	1.04
(1,11)	1:A:528:ILE:CA	2:B:211:LYS:H	1	1.04
(1,11)	1:A:528:ILE:CA	2:B:211:LYS:HA	1	1.04
(1,11)	1:A:528:ILE:CA	2:B:211:LYS:HB2	1	1.04
(1,11)	1:A:528:ILE:CA	2:B:211:LYS:HB3	1	1.04
(1,11)	1:A:528:ILE:CA	2:B:211:LYS:HD2	1	1.04
(1,11)	1:A:528:ILE:CA	2:B:211:LYS:HD3	1	1.04

*Continued on next page...*

*Continued from previous page...*

Key	Atom-1	Atom-2	Model ID	Violation (Å)
(1,11)	1:A:528:ILE:CA	2:B:211:LYS:HE2	1	1.04
(1,11)	1:A:528:ILE:CA	2:B:211:LYS:HE3	1	1.04
(1,11)	1:A:528:ILE:CA	2:B:211:LYS:HG2	1	1.04
(1,11)	1:A:528:ILE:CA	2:B:211:LYS:HG3	1	1.04
(1,11)	1:A:528:ILE:CA	2:B:211:LYS:HZ1	1	1.04
(1,11)	1:A:528:ILE:CA	2:B:211:LYS:HZ2	1	1.04
(1,11)	1:A:528:ILE:CA	2:B:211:LYS:HZ3	1	1.04
(1,11)	1:A:528:ILE:CA	2:B:211:LYS:N	1	1.04
(1,11)	1:A:528:ILE:CA	2:B:211:LYS:NZ	1	1.04
(1,11)	1:A:528:ILE:CA	2:B:211:LYS:O	1	1.04
(1,11)	1:A:528:ILE:CB	2:B:149:SER:C	1	1.04
(1,11)	1:A:528:ILE:CB	2:B:149:SER:CA	1	1.04
(1,11)	1:A:528:ILE:CB	2:B:149:SER:CB	1	1.04
(1,11)	1:A:528:ILE:CB	2:B:149:SER:H	1	1.04
(1,11)	1:A:528:ILE:CB	2:B:149:SER:HA	1	1.04
(1,11)	1:A:528:ILE:CB	2:B:149:SER:HB2	1	1.04
(1,11)	1:A:528:ILE:CB	2:B:149:SER:HB3	1	1.04
(1,11)	1:A:528:ILE:CB	2:B:149:SER:HG	1	1.04
(1,11)	1:A:528:ILE:CB	2:B:149:SER:N	1	1.04
(1,11)	1:A:528:ILE:CB	2:B:149:SER:O	1	1.04
(1,11)	1:A:528:ILE:CB	2:B:149:SER:OG	1	1.04
(1,11)	1:A:528:ILE:CB	2:B:152:VAL:C	1	1.04
(1,11)	1:A:528:ILE:CB	2:B:152:VAL:CA	1	1.04
(1,11)	1:A:528:ILE:CB	2:B:152:VAL:CB	1	1.04
(1,11)	1:A:528:ILE:CB	2:B:152:VAL:CG1	1	1.04
(1,11)	1:A:528:ILE:CB	2:B:152:VAL:CG2	1	1.04
(1,11)	1:A:528:ILE:CB	2:B:152:VAL:H	1	1.04
(1,11)	1:A:528:ILE:CB	2:B:152:VAL:HA	1	1.04
(1,11)	1:A:528:ILE:CB	2:B:152:VAL:HB	1	1.04
(1,11)	1:A:528:ILE:CB	2:B:152:VAL:HG11	1	1.04
(1,11)	1:A:528:ILE:CB	2:B:152:VAL:HG12	1	1.04
(1,11)	1:A:528:ILE:CB	2:B:152:VAL:HG13	1	1.04
(1,11)	1:A:528:ILE:CB	2:B:152:VAL:HG21	1	1.04
(1,11)	1:A:528:ILE:CB	2:B:152:VAL:HG22	1	1.04
(1,11)	1:A:528:ILE:CB	2:B:152:VAL:HG23	1	1.04
(1,11)	1:A:528:ILE:CB	2:B:152:VAL:N	1	1.04
(1,11)	1:A:528:ILE:CB	2:B:152:VAL:O	1	1.04
(1,11)	1:A:528:ILE:CB	2:B:153:VAL:C	1	1.04
(1,11)	1:A:528:ILE:CB	2:B:153:VAL:CA	1	1.04
(1,11)	1:A:528:ILE:CB	2:B:153:VAL:CB	1	1.04
(1,11)	1:A:528:ILE:CB	2:B:153:VAL:CG1	1	1.04
(1,11)	1:A:528:ILE:CB	2:B:153:VAL:CG2	1	1.04

*Continued on next page...*

*Continued from previous page...*

Key	Atom-1	Atom-2	Model ID	Violation (Å)
(1,11)	1:A:528:ILE:CB	2:B:153:VAL:H	1	1.04
(1,11)	1:A:528:ILE:CB	2:B:153:VAL:HA	1	1.04
(1,11)	1:A:528:ILE:CB	2:B:153:VAL:HB	1	1.04
(1,11)	1:A:528:ILE:CB	2:B:153:VAL:HG11	1	1.04
(1,11)	1:A:528:ILE:CB	2:B:153:VAL:HG12	1	1.04
(1,11)	1:A:528:ILE:CB	2:B:153:VAL:HG13	1	1.04
(1,11)	1:A:528:ILE:CB	2:B:153:VAL:HG21	1	1.04
(1,11)	1:A:528:ILE:CB	2:B:153:VAL:HG22	1	1.04
(1,11)	1:A:528:ILE:CB	2:B:153:VAL:HG23	1	1.04
(1,11)	1:A:528:ILE:CB	2:B:153:VAL:N	1	1.04
(1,11)	1:A:528:ILE:CB	2:B:153:VAL:O	1	1.04
(1,11)	1:A:528:ILE:CB	2:B:155:GLY:C	1	1.04
(1,11)	1:A:528:ILE:CB	2:B:155:GLY:CA	1	1.04
(1,11)	1:A:528:ILE:CB	2:B:155:GLY:H	1	1.04
(1,11)	1:A:528:ILE:CB	2:B:155:GLY:HA2	1	1.04
(1,11)	1:A:528:ILE:CB	2:B:155:GLY:HA3	1	1.04
(1,11)	1:A:528:ILE:CB	2:B:155:GLY:N	1	1.04
(1,11)	1:A:528:ILE:CB	2:B:155:GLY:O	1	1.04
(1,11)	1:A:528:ILE:CB	2:B:156:PHE:C	1	1.04
(1,11)	1:A:528:ILE:CB	2:B:156:PHE:CA	1	1.04
(1,11)	1:A:528:ILE:CB	2:B:156:PHE:CB	1	1.04
(1,11)	1:A:528:ILE:CB	2:B:156:PHE:CD1	1	1.04
(1,11)	1:A:528:ILE:CB	2:B:156:PHE:CD2	1	1.04
(1,11)	1:A:528:ILE:CB	2:B:156:PHE:CE1	1	1.04
(1,11)	1:A:528:ILE:CB	2:B:156:PHE:CE2	1	1.04
(1,11)	1:A:528:ILE:CB	2:B:156:PHE:CG	1	1.04
(1,11)	1:A:528:ILE:CB	2:B:156:PHE:CZ	1	1.04
(1,11)	1:A:528:ILE:CB	2:B:156:PHE:H	1	1.04
(1,11)	1:A:528:ILE:CB	2:B:156:PHE:HA	1	1.04
(1,11)	1:A:528:ILE:CB	2:B:156:PHE:HB2	1	1.04
(1,11)	1:A:528:ILE:CB	2:B:156:PHE:HB3	1	1.04
(1,11)	1:A:528:ILE:CB	2:B:156:PHE:HD1	1	1.04
(1,11)	1:A:528:ILE:CB	2:B:156:PHE:HD2	1	1.04
(1,11)	1:A:528:ILE:CB	2:B:156:PHE:HE1	1	1.04
(1,11)	1:A:528:ILE:CB	2:B:156:PHE:HE2	1	1.04
(1,11)	1:A:528:ILE:CB	2:B:156:PHE:HZ	1	1.04
(1,11)	1:A:528:ILE:CB	2:B:156:PHE:N	1	1.04
(1,11)	1:A:528:ILE:CB	2:B:156:PHE:O	1	1.04
(1,11)	1:A:528:ILE:CB	2:B:157:CYS:C	1	1.04
(1,11)	1:A:528:ILE:CB	2:B:157:CYS:CA	1	1.04
(1,11)	1:A:528:ILE:CB	2:B:157:CYS:CB	1	1.04
(1,11)	1:A:528:ILE:CB	2:B:157:CYS:H	1	1.04

*Continued on next page...*

*Continued from previous page...*

Key	Atom-1	Atom-2	Model ID	Violation (Å)
(1,11)	1:A:528:ILE:CB	2:B:157:CYS:HA	1	1.04
(1,11)	1:A:528:ILE:CB	2:B:157:CYS:HB2	1	1.04
(1,11)	1:A:528:ILE:CB	2:B:157:CYS:HB3	1	1.04
(1,11)	1:A:528:ILE:CB	2:B:157:CYS:N	1	1.04
(1,11)	1:A:528:ILE:CB	2:B:157:CYS:O	1	1.04
(1,11)	1:A:528:ILE:CB	2:B:157:CYS:SG	1	1.04
(1,11)	1:A:528:ILE:CB	2:B:158:THR:C	1	1.04
(1,11)	1:A:528:ILE:CB	2:B:158:THR:CA	1	1.04
(1,11)	1:A:528:ILE:CB	2:B:158:THR:CB	1	1.04
(1,11)	1:A:528:ILE:CB	2:B:158:THR:CG2	1	1.04
(1,11)	1:A:528:ILE:CB	2:B:158:THR:H	1	1.04
(1,11)	1:A:528:ILE:CB	2:B:158:THR:HA	1	1.04
(1,11)	1:A:528:ILE:CB	2:B:158:THR:HB	1	1.04
(1,11)	1:A:528:ILE:CB	2:B:158:THR:HG1	1	1.04
(1,11)	1:A:528:ILE:CB	2:B:158:THR:HG21	1	1.04
(1,11)	1:A:528:ILE:CB	2:B:158:THR:HG22	1	1.04
(1,11)	1:A:528:ILE:CB	2:B:158:THR:HG23	1	1.04
(1,11)	1:A:528:ILE:CB	2:B:158:THR:N	1	1.04
(1,11)	1:A:528:ILE:CB	2:B:158:THR:O	1	1.04
(1,11)	1:A:528:ILE:CB	2:B:158:THR:OG1	1	1.04
(1,11)	1:A:528:ILE:CB	2:B:159:ILE:C	1	1.04
(1,11)	1:A:528:ILE:CB	2:B:159:ILE:CA	1	1.04
(1,11)	1:A:528:ILE:CB	2:B:159:ILE:CB	1	1.04
(1,11)	1:A:528:ILE:CB	2:B:159:ILE:CD1	1	1.04
(1,11)	1:A:528:ILE:CB	2:B:159:ILE:CG1	1	1.04
(1,11)	1:A:528:ILE:CB	2:B:159:ILE:CG2	1	1.04
(1,11)	1:A:528:ILE:CB	2:B:159:ILE:H	1	1.04
(1,11)	1:A:528:ILE:CB	2:B:159:ILE:HA	1	1.04
(1,11)	1:A:528:ILE:CB	2:B:159:ILE:HB	1	1.04
(1,11)	1:A:528:ILE:CB	2:B:159:ILE:HD11	1	1.04
(1,11)	1:A:528:ILE:CB	2:B:159:ILE:HD12	1	1.04
(1,11)	1:A:528:ILE:CB	2:B:159:ILE:HD13	1	1.04
(1,11)	1:A:528:ILE:CB	2:B:159:ILE:HG12	1	1.04
(1,11)	1:A:528:ILE:CB	2:B:159:ILE:HG13	1	1.04
(1,11)	1:A:528:ILE:CB	2:B:159:ILE:HG21	1	1.04
(1,11)	1:A:528:ILE:CB	2:B:159:ILE:HG22	1	1.04
(1,11)	1:A:528:ILE:CB	2:B:159:ILE:HG23	1	1.04
(1,11)	1:A:528:ILE:CB	2:B:159:ILE:N	1	1.04
(1,11)	1:A:528:ILE:CB	2:B:159:ILE:O	1	1.04
(1,11)	1:A:528:ILE:CB	2:B:161:ASN:C	1	1.04
(1,11)	1:A:528:ILE:CB	2:B:161:ASN:CA	1	1.04
(1,11)	1:A:528:ILE:CB	2:B:161:ASN:CB	1	1.04

*Continued on next page...*

*Continued from previous page...*

Key	Atom-1	Atom-2	Model ID	Violation (Å)
(1,11)	1:A:528:ILE:CB	2:B:161:ASN:CG	1	1.04
(1,11)	1:A:528:ILE:CB	2:B:161:ASN:H	1	1.04
(1,11)	1:A:528:ILE:CB	2:B:161:ASN:HA	1	1.04
(1,11)	1:A:528:ILE:CB	2:B:161:ASN:HB2	1	1.04
(1,11)	1:A:528:ILE:CB	2:B:161:ASN:HB3	1	1.04
(1,11)	1:A:528:ILE:CB	2:B:161:ASN:HD21	1	1.04
(1,11)	1:A:528:ILE:CB	2:B:161:ASN:HD22	1	1.04
(1,11)	1:A:528:ILE:CB	2:B:161:ASN:N	1	1.04
(1,11)	1:A:528:ILE:CB	2:B:161:ASN:ND2	1	1.04
(1,11)	1:A:528:ILE:CB	2:B:161:ASN:O	1	1.04
(1,11)	1:A:528:ILE:CB	2:B:161:ASN:OD1	1	1.04
(1,11)	1:A:528:ILE:CB	2:B:162:LYS:C	1	1.04
(1,11)	1:A:528:ILE:CB	2:B:162:LYS:CA	1	1.04
(1,11)	1:A:528:ILE:CB	2:B:162:LYS:CB	1	1.04
(1,11)	1:A:528:ILE:CB	2:B:162:LYS:CD	1	1.04
(1,11)	1:A:528:ILE:CB	2:B:162:LYS:CE	1	1.04
(1,11)	1:A:528:ILE:CB	2:B:162:LYS:CG	1	1.04
(1,11)	1:A:528:ILE:CB	2:B:162:LYS:H	1	1.04
(1,11)	1:A:528:ILE:CB	2:B:162:LYS:HA	1	1.04
(1,11)	1:A:528:ILE:CB	2:B:162:LYS:HB2	1	1.04
(1,11)	1:A:528:ILE:CB	2:B:162:LYS:HB3	1	1.04
(1,11)	1:A:528:ILE:CB	2:B:162:LYS:HD2	1	1.04
(1,11)	1:A:528:ILE:CB	2:B:162:LYS:HD3	1	1.04
(1,11)	1:A:528:ILE:CB	2:B:162:LYS:HE2	1	1.04
(1,11)	1:A:528:ILE:CB	2:B:162:LYS:HE3	1	1.04
(1,11)	1:A:528:ILE:CB	2:B:162:LYS:HG2	1	1.04
(1,11)	1:A:528:ILE:CB	2:B:162:LYS:HG3	1	1.04
(1,11)	1:A:528:ILE:CB	2:B:162:LYS:HZ1	1	1.04
(1,11)	1:A:528:ILE:CB	2:B:162:LYS:HZ2	1	1.04
(1,11)	1:A:528:ILE:CB	2:B:162:LYS:HZ3	1	1.04
(1,11)	1:A:528:ILE:CB	2:B:162:LYS:N	1	1.04
(1,11)	1:A:528:ILE:CB	2:B:162:LYS:NZ	1	1.04
(1,11)	1:A:528:ILE:CB	2:B:162:LYS:O	1	1.04
(1,11)	1:A:528:ILE:CB	2:B:167:SER:C	1	1.04
(1,11)	1:A:528:ILE:CB	2:B:167:SER:CA	1	1.04
(1,11)	1:A:528:ILE:CB	2:B:167:SER:CB	1	1.04
(1,11)	1:A:528:ILE:CB	2:B:167:SER:H	1	1.04
(1,11)	1:A:528:ILE:CB	2:B:167:SER:HA	1	1.04
(1,11)	1:A:528:ILE:CB	2:B:167:SER:HB2	1	1.04
(1,11)	1:A:528:ILE:CB	2:B:167:SER:HB3	1	1.04
(1,11)	1:A:528:ILE:CB	2:B:167:SER:HG	1	1.04
(1,11)	1:A:528:ILE:CB	2:B:167:SER:N	1	1.04

*Continued on next page...*



*Continued from previous page...*

Key	Atom-1	Atom-2	Model ID	Violation (Å)
(1,11)	1:A:528:ILE:CB	2:B:167:SER:O	1	1.04
(1,11)	1:A:528:ILE:CB	2:B:167:SER:OG	1	1.04
(1,11)	1:A:528:ILE:CB	2:B:168:LEU:C	1	1.04
(1,11)	1:A:528:ILE:CB	2:B:168:LEU:CA	1	1.04
(1,11)	1:A:528:ILE:CB	2:B:168:LEU:CB	1	1.04
(1,11)	1:A:528:ILE:CB	2:B:168:LEU:CD1	1	1.04
(1,11)	1:A:528:ILE:CB	2:B:168:LEU:CD2	1	1.04
(1,11)	1:A:528:ILE:CB	2:B:168:LEU:CG	1	1.04
(1,11)	1:A:528:ILE:CB	2:B:168:LEU:H	1	1.04
(1,11)	1:A:528:ILE:CB	2:B:168:LEU:HA	1	1.04
(1,11)	1:A:528:ILE:CB	2:B:168:LEU:HB2	1	1.04
(1,11)	1:A:528:ILE:CB	2:B:168:LEU:HB3	1	1.04
(1,11)	1:A:528:ILE:CB	2:B:168:LEU:HD11	1	1.04
(1,11)	1:A:528:ILE:CB	2:B:168:LEU:HD12	1	1.04
(1,11)	1:A:528:ILE:CB	2:B:168:LEU:HD13	1	1.04
(1,11)	1:A:528:ILE:CB	2:B:168:LEU:HD21	1	1.04
(1,11)	1:A:528:ILE:CB	2:B:168:LEU:HD22	1	1.04
(1,11)	1:A:528:ILE:CB	2:B:168:LEU:HD23	1	1.04
(1,11)	1:A:528:ILE:CB	2:B:168:LEU:HG	1	1.04
(1,11)	1:A:528:ILE:CB	2:B:168:LEU:N	1	1.04
(1,11)	1:A:528:ILE:CB	2:B:168:LEU:O	1	1.04
(1,11)	1:A:528:ILE:CB	2:B:170:MET:C	1	1.04
(1,11)	1:A:528:ILE:CB	2:B:170:MET:CA	1	1.04
(1,11)	1:A:528:ILE:CB	2:B:170:MET:CB	1	1.04
(1,11)	1:A:528:ILE:CB	2:B:170:MET:CE	1	1.04
(1,11)	1:A:528:ILE:CB	2:B:170:MET:CG	1	1.04
(1,11)	1:A:528:ILE:CB	2:B:170:MET:H	1	1.04
(1,11)	1:A:528:ILE:CB	2:B:170:MET:HA	1	1.04
(1,11)	1:A:528:ILE:CB	2:B:170:MET:HB2	1	1.04
(1,11)	1:A:528:ILE:CB	2:B:170:MET:HB3	1	1.04
(1,11)	1:A:528:ILE:CB	2:B:170:MET:HE1	1	1.04
(1,11)	1:A:528:ILE:CB	2:B:170:MET:HE2	1	1.04
(1,11)	1:A:528:ILE:CB	2:B:170:MET:HE3	1	1.04
(1,11)	1:A:528:ILE:CB	2:B:170:MET:HG2	1	1.04
(1,11)	1:A:528:ILE:CB	2:B:170:MET:HG3	1	1.04
(1,11)	1:A:528:ILE:CB	2:B:170:MET:N	1	1.04
(1,11)	1:A:528:ILE:CB	2:B:170:MET:O	1	1.04
(1,11)	1:A:528:ILE:CB	2:B:170:MET:SD	1	1.04
(1,11)	1:A:528:ILE:CB	2:B:172:LYS:C	1	1.04
(1,11)	1:A:528:ILE:CB	2:B:172:LYS:CA	1	1.04
(1,11)	1:A:528:ILE:CB	2:B:172:LYS:CB	1	1.04
(1,11)	1:A:528:ILE:CB	2:B:172:LYS:CD	1	1.04

*Continued on next page...*

*Continued from previous page...*

Key	Atom-1	Atom-2	Model ID	Violation (Å)
(1,11)	1:A:528:ILE:CB	2:B:172:LYS:CE	1	1.04
(1,11)	1:A:528:ILE:CB	2:B:172:LYS:CG	1	1.04
(1,11)	1:A:528:ILE:CB	2:B:172:LYS:H	1	1.04
(1,11)	1:A:528:ILE:CB	2:B:172:LYS:HA	1	1.04
(1,11)	1:A:528:ILE:CB	2:B:172:LYS:HB2	1	1.04
(1,11)	1:A:528:ILE:CB	2:B:172:LYS:HB3	1	1.04
(1,11)	1:A:528:ILE:CB	2:B:172:LYS:HD2	1	1.04
(1,11)	1:A:528:ILE:CB	2:B:172:LYS:HD3	1	1.04
(1,11)	1:A:528:ILE:CB	2:B:172:LYS:HE2	1	1.04
(1,11)	1:A:528:ILE:CB	2:B:172:LYS:HE3	1	1.04
(1,11)	1:A:528:ILE:CB	2:B:172:LYS:HG2	1	1.04
(1,11)	1:A:528:ILE:CB	2:B:172:LYS:HG3	1	1.04
(1,11)	1:A:528:ILE:CB	2:B:172:LYS:HZ1	1	1.04
(1,11)	1:A:528:ILE:CB	2:B:172:LYS:HZ2	1	1.04
(1,11)	1:A:528:ILE:CB	2:B:172:LYS:HZ3	1	1.04
(1,11)	1:A:528:ILE:CB	2:B:172:LYS:N	1	1.04
(1,11)	1:A:528:ILE:CB	2:B:172:LYS:NZ	1	1.04
(1,11)	1:A:528:ILE:CB	2:B:172:LYS:O	1	1.04
(1,11)	1:A:528:ILE:CB	2:B:182:VAL:C	1	1.04
(1,11)	1:A:528:ILE:CB	2:B:182:VAL:CA	1	1.04
(1,11)	1:A:528:ILE:CB	2:B:182:VAL:CB	1	1.04
(1,11)	1:A:528:ILE:CB	2:B:182:VAL:CG1	1	1.04
(1,11)	1:A:528:ILE:CB	2:B:182:VAL:CG2	1	1.04
(1,11)	1:A:528:ILE:CB	2:B:182:VAL:H	1	1.04
(1,11)	1:A:528:ILE:CB	2:B:182:VAL:HA	1	1.04
(1,11)	1:A:528:ILE:CB	2:B:182:VAL:HB	1	1.04
(1,11)	1:A:528:ILE:CB	2:B:182:VAL:HG11	1	1.04
(1,11)	1:A:528:ILE:CB	2:B:182:VAL:HG12	1	1.04
(1,11)	1:A:528:ILE:CB	2:B:182:VAL:HG13	1	1.04
(1,11)	1:A:528:ILE:CB	2:B:182:VAL:HG21	1	1.04
(1,11)	1:A:528:ILE:CB	2:B:182:VAL:HG22	1	1.04
(1,11)	1:A:528:ILE:CB	2:B:182:VAL:HG23	1	1.04
(1,11)	1:A:528:ILE:CB	2:B:182:VAL:N	1	1.04
(1,11)	1:A:528:ILE:CB	2:B:182:VAL:O	1	1.04
(1,11)	1:A:528:ILE:CB	2:B:183:LYS:C	1	1.04
(1,11)	1:A:528:ILE:CB	2:B:183:LYS:CA	1	1.04
(1,11)	1:A:528:ILE:CB	2:B:183:LYS:CB	1	1.04
(1,11)	1:A:528:ILE:CB	2:B:183:LYS:CD	1	1.04
(1,11)	1:A:528:ILE:CB	2:B:183:LYS:CE	1	1.04
(1,11)	1:A:528:ILE:CB	2:B:183:LYS:CG	1	1.04
(1,11)	1:A:528:ILE:CB	2:B:183:LYS:H	1	1.04
(1,11)	1:A:528:ILE:CB	2:B:183:LYS:HA	1	1.04

*Continued on next page...*

*Continued from previous page...*

Key	Atom-1	Atom-2	Model ID	Violation (Å)
(1,11)	1:A:528:ILE:CB	2:B:183:LYS:HB2	1	1.04
(1,11)	1:A:528:ILE:CB	2:B:183:LYS:HB3	1	1.04
(1,11)	1:A:528:ILE:CB	2:B:183:LYS:HD2	1	1.04
(1,11)	1:A:528:ILE:CB	2:B:183:LYS:HD3	1	1.04
(1,11)	1:A:528:ILE:CB	2:B:183:LYS:HE2	1	1.04
(1,11)	1:A:528:ILE:CB	2:B:183:LYS:HE3	1	1.04
(1,11)	1:A:528:ILE:CB	2:B:183:LYS:HG2	1	1.04
(1,11)	1:A:528:ILE:CB	2:B:183:LYS:HG3	1	1.04
(1,11)	1:A:528:ILE:CB	2:B:183:LYS:HZ1	1	1.04
(1,11)	1:A:528:ILE:CB	2:B:183:LYS:HZ2	1	1.04
(1,11)	1:A:528:ILE:CB	2:B:183:LYS:HZ3	1	1.04
(1,11)	1:A:528:ILE:CB	2:B:183:LYS:N	1	1.04
(1,11)	1:A:528:ILE:CB	2:B:183:LYS:NZ	1	1.04
(1,11)	1:A:528:ILE:CB	2:B:183:LYS:O	1	1.04
(1,11)	1:A:528:ILE:CB	2:B:185:GLY:C	1	1.04
(1,11)	1:A:528:ILE:CB	2:B:185:GLY:CA	1	1.04
(1,11)	1:A:528:ILE:CB	2:B:185:GLY:H	1	1.04
(1,11)	1:A:528:ILE:CB	2:B:185:GLY:HA2	1	1.04
(1,11)	1:A:528:ILE:CB	2:B:185:GLY:HA3	1	1.04
(1,11)	1:A:528:ILE:CB	2:B:185:GLY:N	1	1.04
(1,11)	1:A:528:ILE:CB	2:B:185:GLY:O	1	1.04
(1,11)	1:A:528:ILE:CB	2:B:187:TYR:C	1	1.04
(1,11)	1:A:528:ILE:CB	2:B:187:TYR:CA	1	1.04
(1,11)	1:A:528:ILE:CB	2:B:187:TYR:CB	1	1.04
(1,11)	1:A:528:ILE:CB	2:B:187:TYR:CD1	1	1.04
(1,11)	1:A:528:ILE:CB	2:B:187:TYR:CD2	1	1.04
(1,11)	1:A:528:ILE:CB	2:B:187:TYR:CE1	1	1.04
(1,11)	1:A:528:ILE:CB	2:B:187:TYR:CE2	1	1.04
(1,11)	1:A:528:ILE:CB	2:B:187:TYR:CG	1	1.04
(1,11)	1:A:528:ILE:CB	2:B:187:TYR:CZ	1	1.04
(1,11)	1:A:528:ILE:CB	2:B:187:TYR:H	1	1.04
(1,11)	1:A:528:ILE:CB	2:B:187:TYR:HA	1	1.04
(1,11)	1:A:528:ILE:CB	2:B:187:TYR:HB2	1	1.04
(1,11)	1:A:528:ILE:CB	2:B:187:TYR:HB3	1	1.04
(1,11)	1:A:528:ILE:CB	2:B:187:TYR:HD1	1	1.04
(1,11)	1:A:528:ILE:CB	2:B:187:TYR:HD2	1	1.04
(1,11)	1:A:528:ILE:CB	2:B:187:TYR:HE1	1	1.04
(1,11)	1:A:528:ILE:CB	2:B:187:TYR:HE2	1	1.04
(1,11)	1:A:528:ILE:CB	2:B:187:TYR:HH	1	1.04
(1,11)	1:A:528:ILE:CB	2:B:187:TYR:N	1	1.04
(1,11)	1:A:528:ILE:CB	2:B:187:TYR:O	1	1.04
(1,11)	1:A:528:ILE:CB	2:B:187:TYR:OH	1	1.04

*Continued on next page...*

*Continued from previous page...*

Key	Atom-1	Atom-2	Model ID	Violation (Å)
(1,11)	1:A:528:ILE:CB	2:B:200:THR:C	1	1.04
(1,11)	1:A:528:ILE:CB	2:B:200:THR:CA	1	1.04
(1,11)	1:A:528:ILE:CB	2:B:200:THR:CB	1	1.04
(1,11)	1:A:528:ILE:CB	2:B:200:THR:CG2	1	1.04
(1,11)	1:A:528:ILE:CB	2:B:200:THR:H	1	1.04
(1,11)	1:A:528:ILE:CB	2:B:200:THR:HA	1	1.04
(1,11)	1:A:528:ILE:CB	2:B:200:THR:HB	1	1.04
(1,11)	1:A:528:ILE:CB	2:B:200:THR:HG1	1	1.04
(1,11)	1:A:528:ILE:CB	2:B:200:THR:HG21	1	1.04
(1,11)	1:A:528:ILE:CB	2:B:200:THR:HG22	1	1.04
(1,11)	1:A:528:ILE:CB	2:B:200:THR:HG23	1	1.04
(1,11)	1:A:528:ILE:CB	2:B:200:THR:N	1	1.04
(1,11)	1:A:528:ILE:CB	2:B:200:THR:O	1	1.04
(1,11)	1:A:528:ILE:CB	2:B:200:THR:OG1	1	1.04
(1,11)	1:A:528:ILE:CB	2:B:211:LYS:C	1	1.04
(1,11)	1:A:528:ILE:CB	2:B:211:LYS:CA	1	1.04
(1,11)	1:A:528:ILE:CB	2:B:211:LYS:CB	1	1.04
(1,11)	1:A:528:ILE:CB	2:B:211:LYS:CD	1	1.04
(1,11)	1:A:528:ILE:CB	2:B:211:LYS:CE	1	1.04
(1,11)	1:A:528:ILE:CB	2:B:211:LYS:CG	1	1.04
(1,11)	1:A:528:ILE:CB	2:B:211:LYS:H	1	1.04
(1,11)	1:A:528:ILE:CB	2:B:211:LYS:HA	1	1.04
(1,11)	1:A:528:ILE:CB	2:B:211:LYS:HB2	1	1.04
(1,11)	1:A:528:ILE:CB	2:B:211:LYS:HB3	1	1.04
(1,11)	1:A:528:ILE:CB	2:B:211:LYS:HD2	1	1.04
(1,11)	1:A:528:ILE:CB	2:B:211:LYS:HD3	1	1.04
(1,11)	1:A:528:ILE:CB	2:B:211:LYS:HE2	1	1.04
(1,11)	1:A:528:ILE:CB	2:B:211:LYS:HE3	1	1.04
(1,11)	1:A:528:ILE:CB	2:B:211:LYS:HG2	1	1.04
(1,11)	1:A:528:ILE:CB	2:B:211:LYS:HG3	1	1.04
(1,11)	1:A:528:ILE:CB	2:B:211:LYS:HZ1	1	1.04
(1,11)	1:A:528:ILE:CB	2:B:211:LYS:HZ2	1	1.04
(1,11)	1:A:528:ILE:CB	2:B:211:LYS:HZ3	1	1.04
(1,11)	1:A:528:ILE:CB	2:B:211:LYS:N	1	1.04
(1,11)	1:A:528:ILE:CB	2:B:211:LYS:NZ	1	1.04
(1,11)	1:A:528:ILE:CB	2:B:211:LYS:O	1	1.04
(1,11)	1:A:528:ILE:CD1	2:B:149:SER:C	1	1.04
(1,11)	1:A:528:ILE:CD1	2:B:149:SER:CA	1	1.04
(1,11)	1:A:528:ILE:CD1	2:B:149:SER:CB	1	1.04
(1,11)	1:A:528:ILE:CD1	2:B:149:SER:H	1	1.04
(1,11)	1:A:528:ILE:CD1	2:B:149:SER:HA	1	1.04
(1,11)	1:A:528:ILE:CD1	2:B:149:SER:HB2	1	1.04

*Continued on next page...*

*Continued from previous page...*

Key	Atom-1	Atom-2	Model ID	Violation (Å)
(1,11)	1:A:528:ILE:CD1	2:B:149:SER:HB3	1	1.04
(1,11)	1:A:528:ILE:CD1	2:B:149:SER:HG	1	1.04
(1,11)	1:A:528:ILE:CD1	2:B:149:SER:N	1	1.04
(1,11)	1:A:528:ILE:CD1	2:B:149:SER:O	1	1.04
(1,11)	1:A:528:ILE:CD1	2:B:149:SER:OG	1	1.04
(1,11)	1:A:528:ILE:CD1	2:B:152:VAL:C	1	1.04
(1,11)	1:A:528:ILE:CD1	2:B:152:VAL:CA	1	1.04
(1,11)	1:A:528:ILE:CD1	2:B:152:VAL:CB	1	1.04
(1,11)	1:A:528:ILE:CD1	2:B:152:VAL:CG1	1	1.04
(1,11)	1:A:528:ILE:CD1	2:B:152:VAL:CG2	1	1.04
(1,11)	1:A:528:ILE:CD1	2:B:152:VAL:H	1	1.04
(1,11)	1:A:528:ILE:CD1	2:B:152:VAL:HA	1	1.04
(1,11)	1:A:528:ILE:CD1	2:B:152:VAL:HB	1	1.04
(1,11)	1:A:528:ILE:CD1	2:B:152:VAL:HG11	1	1.04
(1,11)	1:A:528:ILE:CD1	2:B:152:VAL:HG12	1	1.04
(1,11)	1:A:528:ILE:CD1	2:B:152:VAL:HG13	1	1.04
(1,11)	1:A:528:ILE:CD1	2:B:152:VAL:HG21	1	1.04
(1,11)	1:A:528:ILE:CD1	2:B:152:VAL:HG22	1	1.04
(1,11)	1:A:528:ILE:CD1	2:B:152:VAL:HG23	1	1.04
(1,11)	1:A:528:ILE:CD1	2:B:152:VAL:N	1	1.04
(1,11)	1:A:528:ILE:CD1	2:B:152:VAL:O	1	1.04
(1,11)	1:A:528:ILE:CD1	2:B:153:VAL:C	1	1.04
(1,11)	1:A:528:ILE:CD1	2:B:153:VAL:CA	1	1.04
(1,11)	1:A:528:ILE:CD1	2:B:153:VAL:CB	1	1.04
(1,11)	1:A:528:ILE:CD1	2:B:153:VAL:CG1	1	1.04
(1,11)	1:A:528:ILE:CD1	2:B:153:VAL:CG2	1	1.04
(1,11)	1:A:528:ILE:CD1	2:B:153:VAL:H	1	1.04
(1,11)	1:A:528:ILE:CD1	2:B:153:VAL:HA	1	1.04
(1,11)	1:A:528:ILE:CD1	2:B:153:VAL:HB	1	1.04
(1,11)	1:A:528:ILE:CD1	2:B:153:VAL:HG11	1	1.04
(1,11)	1:A:528:ILE:CD1	2:B:153:VAL:HG12	1	1.04
(1,11)	1:A:528:ILE:CD1	2:B:153:VAL:HG13	1	1.04
(1,11)	1:A:528:ILE:CD1	2:B:153:VAL:HG21	1	1.04
(1,11)	1:A:528:ILE:CD1	2:B:153:VAL:HG22	1	1.04
(1,11)	1:A:528:ILE:CD1	2:B:153:VAL:HG23	1	1.04
(1,11)	1:A:528:ILE:CD1	2:B:153:VAL:N	1	1.04
(1,11)	1:A:528:ILE:CD1	2:B:153:VAL:O	1	1.04
(1,11)	1:A:528:ILE:CD1	2:B:155:GLY:C	1	1.04
(1,11)	1:A:528:ILE:CD1	2:B:155:GLY:CA	1	1.04
(1,11)	1:A:528:ILE:CD1	2:B:155:GLY:H	1	1.04
(1,11)	1:A:528:ILE:CD1	2:B:155:GLY:HA2	1	1.04
(1,11)	1:A:528:ILE:CD1	2:B:155:GLY:HA3	1	1.04

*Continued on next page...*

*Continued from previous page...*

Key	Atom-1	Atom-2	Model ID	Violation (Å)
(1,11)	1:A:528:ILE:CD1	2:B:155:GLY:N	1	1.04
(1,11)	1:A:528:ILE:CD1	2:B:155:GLY:O	1	1.04
(1,11)	1:A:528:ILE:CD1	2:B:156:PHE:C	1	1.04
(1,11)	1:A:528:ILE:CD1	2:B:156:PHE:CA	1	1.04
(1,11)	1:A:528:ILE:CD1	2:B:156:PHE:CB	1	1.04
(1,11)	1:A:528:ILE:CD1	2:B:156:PHE:CD1	1	1.04
(1,11)	1:A:528:ILE:CD1	2:B:156:PHE:CD2	1	1.04
(1,11)	1:A:528:ILE:CD1	2:B:156:PHE:CE1	1	1.04
(1,11)	1:A:528:ILE:CD1	2:B:156:PHE:CE2	1	1.04
(1,11)	1:A:528:ILE:CD1	2:B:156:PHE:CG	1	1.04
(1,11)	1:A:528:ILE:CD1	2:B:156:PHE:CZ	1	1.04
(1,11)	1:A:528:ILE:CD1	2:B:156:PHE:H	1	1.04
(1,11)	1:A:528:ILE:CD1	2:B:156:PHE:HA	1	1.04
(1,11)	1:A:528:ILE:CD1	2:B:156:PHE:HB2	1	1.04
(1,11)	1:A:528:ILE:CD1	2:B:156:PHE:HB3	1	1.04
(1,11)	1:A:528:ILE:CD1	2:B:156:PHE:HD1	1	1.04
(1,11)	1:A:528:ILE:CD1	2:B:156:PHE:HD2	1	1.04
(1,11)	1:A:528:ILE:CD1	2:B:156:PHE:HE1	1	1.04
(1,11)	1:A:528:ILE:CD1	2:B:156:PHE:HE2	1	1.04
(1,11)	1:A:528:ILE:CD1	2:B:156:PHE:HZ	1	1.04
(1,11)	1:A:528:ILE:CD1	2:B:156:PHE:N	1	1.04
(1,11)	1:A:528:ILE:CD1	2:B:156:PHE:O	1	1.04
(1,11)	1:A:528:ILE:CD1	2:B:157:CYS:C	1	1.04
(1,11)	1:A:528:ILE:CD1	2:B:157:CYS:CA	1	1.04
(1,11)	1:A:528:ILE:CD1	2:B:157:CYS:CB	1	1.04
(1,11)	1:A:528:ILE:CD1	2:B:157:CYS:H	1	1.04
(1,11)	1:A:528:ILE:CD1	2:B:157:CYS:HA	1	1.04
(1,11)	1:A:528:ILE:CD1	2:B:157:CYS:HB2	1	1.04
(1,11)	1:A:528:ILE:CD1	2:B:157:CYS:HB3	1	1.04
(1,11)	1:A:528:ILE:CD1	2:B:157:CYS:N	1	1.04
(1,11)	1:A:528:ILE:CD1	2:B:157:CYS:O	1	1.04
(1,11)	1:A:528:ILE:CD1	2:B:157:CYS:SG	1	1.04
(1,11)	1:A:528:ILE:CD1	2:B:158:THR:C	1	1.04
(1,11)	1:A:528:ILE:CD1	2:B:158:THR:CA	1	1.04
(1,11)	1:A:528:ILE:CD1	2:B:158:THR:CB	1	1.04
(1,11)	1:A:528:ILE:CD1	2:B:158:THR:CG2	1	1.04
(1,11)	1:A:528:ILE:CD1	2:B:158:THR:H	1	1.04
(1,11)	1:A:528:ILE:CD1	2:B:158:THR:HA	1	1.04
(1,11)	1:A:528:ILE:CD1	2:B:158:THR:HB	1	1.04
(1,11)	1:A:528:ILE:CD1	2:B:158:THR:HG1	1	1.04
(1,11)	1:A:528:ILE:CD1	2:B:158:THR:HG21	1	1.04
(1,11)	1:A:528:ILE:CD1	2:B:158:THR:HG22	1	1.04

*Continued on next page...*

*Continued from previous page...*

Key	Atom-1	Atom-2	Model ID	Violation (Å)
(1,11)	1:A:528:ILE:CD1	2:B:158:THR:HG23	1	1.04
(1,11)	1:A:528:ILE:CD1	2:B:158:THR:N	1	1.04
(1,11)	1:A:528:ILE:CD1	2:B:158:THR:O	1	1.04
(1,11)	1:A:528:ILE:CD1	2:B:158:THR:OG1	1	1.04
(1,11)	1:A:528:ILE:CD1	2:B:159:ILE:C	1	1.04
(1,11)	1:A:528:ILE:CD1	2:B:159:ILE:CA	1	1.04
(1,11)	1:A:528:ILE:CD1	2:B:159:ILE:CB	1	1.04
(1,11)	1:A:528:ILE:CD1	2:B:159:ILE:CD1	1	1.04
(1,11)	1:A:528:ILE:CD1	2:B:159:ILE:CG1	1	1.04
(1,11)	1:A:528:ILE:CD1	2:B:159:ILE:CG2	1	1.04
(1,11)	1:A:528:ILE:CD1	2:B:159:ILE:H	1	1.04
(1,11)	1:A:528:ILE:CD1	2:B:159:ILE:HA	1	1.04
(1,11)	1:A:528:ILE:CD1	2:B:159:ILE:HB	1	1.04
(1,11)	1:A:528:ILE:CD1	2:B:159:ILE:HD11	1	1.04
(1,11)	1:A:528:ILE:CD1	2:B:159:ILE:HD12	1	1.04
(1,11)	1:A:528:ILE:CD1	2:B:159:ILE:HD13	1	1.04
(1,11)	1:A:528:ILE:CD1	2:B:159:ILE:HG12	1	1.04
(1,11)	1:A:528:ILE:CD1	2:B:159:ILE:HG13	1	1.04
(1,11)	1:A:528:ILE:CD1	2:B:159:ILE:HG21	1	1.04
(1,11)	1:A:528:ILE:CD1	2:B:159:ILE:HG22	1	1.04
(1,11)	1:A:528:ILE:CD1	2:B:159:ILE:HG23	1	1.04
(1,11)	1:A:528:ILE:CD1	2:B:159:ILE:N	1	1.04
(1,11)	1:A:528:ILE:CD1	2:B:159:ILE:O	1	1.04
(1,11)	1:A:528:ILE:CD1	2:B:161:ASN:C	1	1.04
(1,11)	1:A:528:ILE:CD1	2:B:161:ASN:CA	1	1.04
(1,11)	1:A:528:ILE:CD1	2:B:161:ASN:CB	1	1.04
(1,11)	1:A:528:ILE:CD1	2:B:161:ASN:CG	1	1.04
(1,11)	1:A:528:ILE:CD1	2:B:161:ASN:H	1	1.04
(1,11)	1:A:528:ILE:CD1	2:B:161:ASN:HA	1	1.04
(1,11)	1:A:528:ILE:CD1	2:B:161:ASN:HB2	1	1.04
(1,11)	1:A:528:ILE:CD1	2:B:161:ASN:HB3	1	1.04
(1,11)	1:A:528:ILE:CD1	2:B:161:ASN:HD21	1	1.04
(1,11)	1:A:528:ILE:CD1	2:B:161:ASN:HD22	1	1.04
(1,11)	1:A:528:ILE:CD1	2:B:161:ASN:N	1	1.04
(1,11)	1:A:528:ILE:CD1	2:B:161:ASN:ND2	1	1.04
(1,11)	1:A:528:ILE:CD1	2:B:161:ASN:O	1	1.04
(1,11)	1:A:528:ILE:CD1	2:B:161:ASN:OD1	1	1.04
(1,11)	1:A:528:ILE:CD1	2:B:162:LYS:C	1	1.04
(1,11)	1:A:528:ILE:CD1	2:B:162:LYS:CA	1	1.04
(1,11)	1:A:528:ILE:CD1	2:B:162:LYS:CB	1	1.04
(1,11)	1:A:528:ILE:CD1	2:B:162:LYS:CD	1	1.04
(1,11)	1:A:528:ILE:CD1	2:B:162:LYS:CE	1	1.04

*Continued on next page...*

*Continued from previous page...*

Key	Atom-1	Atom-2	Model ID	Violation (Å)
(1,11)	1:A:528:ILE:CD1	2:B:162:LYS:CG	1	1.04
(1,11)	1:A:528:ILE:CD1	2:B:162:LYS:H	1	1.04
(1,11)	1:A:528:ILE:CD1	2:B:162:LYS:HA	1	1.04
(1,11)	1:A:528:ILE:CD1	2:B:162:LYS:HB2	1	1.04
(1,11)	1:A:528:ILE:CD1	2:B:162:LYS:HB3	1	1.04
(1,11)	1:A:528:ILE:CD1	2:B:162:LYS:HD2	1	1.04
(1,11)	1:A:528:ILE:CD1	2:B:162:LYS:HD3	1	1.04
(1,11)	1:A:528:ILE:CD1	2:B:162:LYS:HE2	1	1.04
(1,11)	1:A:528:ILE:CD1	2:B:162:LYS:HE3	1	1.04
(1,11)	1:A:528:ILE:CD1	2:B:162:LYS:HG2	1	1.04
(1,11)	1:A:528:ILE:CD1	2:B:162:LYS:HG3	1	1.04
(1,11)	1:A:528:ILE:CD1	2:B:162:LYS:HZ1	1	1.04
(1,11)	1:A:528:ILE:CD1	2:B:162:LYS:HZ2	1	1.04
(1,11)	1:A:528:ILE:CD1	2:B:162:LYS:HZ3	1	1.04
(1,11)	1:A:528:ILE:CD1	2:B:162:LYS:N	1	1.04
(1,11)	1:A:528:ILE:CD1	2:B:162:LYS:NZ	1	1.04
(1,11)	1:A:528:ILE:CD1	2:B:162:LYS:O	1	1.04
(1,11)	1:A:528:ILE:CD1	2:B:167:SER:C	1	1.04
(1,11)	1:A:528:ILE:CD1	2:B:167:SER:CA	1	1.04
(1,11)	1:A:528:ILE:CD1	2:B:167:SER:CB	1	1.04
(1,11)	1:A:528:ILE:CD1	2:B:167:SER:H	1	1.04
(1,11)	1:A:528:ILE:CD1	2:B:167:SER:HA	1	1.04
(1,11)	1:A:528:ILE:CD1	2:B:167:SER:HB2	1	1.04
(1,11)	1:A:528:ILE:CD1	2:B:167:SER:HB3	1	1.04
(1,11)	1:A:528:ILE:CD1	2:B:167:SER:HG	1	1.04
(1,11)	1:A:528:ILE:CD1	2:B:167:SER:N	1	1.04
(1,11)	1:A:528:ILE:CD1	2:B:167:SER:O	1	1.04
(1,11)	1:A:528:ILE:CD1	2:B:167:SER:OG	1	1.04
(1,11)	1:A:528:ILE:CD1	2:B:168:LEU:C	1	1.04
(1,11)	1:A:528:ILE:CD1	2:B:168:LEU:CA	1	1.04
(1,11)	1:A:528:ILE:CD1	2:B:168:LEU:CB	1	1.04
(1,11)	1:A:528:ILE:CD1	2:B:168:LEU:CD1	1	1.04
(1,11)	1:A:528:ILE:CD1	2:B:168:LEU:CD2	1	1.04
(1,11)	1:A:528:ILE:CD1	2:B:168:LEU:CG	1	1.04
(1,11)	1:A:528:ILE:CD1	2:B:168:LEU:H	1	1.04
(1,11)	1:A:528:ILE:CD1	2:B:168:LEU:HA	1	1.04
(1,11)	1:A:528:ILE:CD1	2:B:168:LEU:HB2	1	1.04
(1,11)	1:A:528:ILE:CD1	2:B:168:LEU:HB3	1	1.04
(1,11)	1:A:528:ILE:CD1	2:B:168:LEU:HD11	1	1.04
(1,11)	1:A:528:ILE:CD1	2:B:168:LEU:HD12	1	1.04
(1,11)	1:A:528:ILE:CD1	2:B:168:LEU:HD13	1	1.04
(1,11)	1:A:528:ILE:CD1	2:B:168:LEU:HD21	1	1.04

*Continued on next page...*



*Continued from previous page...*

Key	Atom-1	Atom-2	Model ID	Violation (Å)
(1,11)	1:A:528:ILE:CD1	2:B:168:LEU:HD22	1	1.04
(1,11)	1:A:528:ILE:CD1	2:B:168:LEU:HD23	1	1.04
(1,11)	1:A:528:ILE:CD1	2:B:168:LEU:HG	1	1.04
(1,11)	1:A:528:ILE:CD1	2:B:168:LEU:N	1	1.04
(1,11)	1:A:528:ILE:CD1	2:B:168:LEU:O	1	1.04
(1,11)	1:A:528:ILE:CD1	2:B:170:MET:C	1	1.04
(1,11)	1:A:528:ILE:CD1	2:B:170:MET:CA	1	1.04
(1,11)	1:A:528:ILE:CD1	2:B:170:MET:CB	1	1.04
(1,11)	1:A:528:ILE:CD1	2:B:170:MET:CE	1	1.04
(1,11)	1:A:528:ILE:CD1	2:B:170:MET:CG	1	1.04
(1,11)	1:A:528:ILE:CD1	2:B:170:MET:H	1	1.04
(1,11)	1:A:528:ILE:CD1	2:B:170:MET:HA	1	1.04
(1,11)	1:A:528:ILE:CD1	2:B:170:MET:HB2	1	1.04
(1,11)	1:A:528:ILE:CD1	2:B:170:MET:HB3	1	1.04
(1,11)	1:A:528:ILE:CD1	2:B:170:MET:HE1	1	1.04
(1,11)	1:A:528:ILE:CD1	2:B:170:MET:HE2	1	1.04
(1,11)	1:A:528:ILE:CD1	2:B:170:MET:HE3	1	1.04
(1,11)	1:A:528:ILE:CD1	2:B:170:MET:HG2	1	1.04
(1,11)	1:A:528:ILE:CD1	2:B:170:MET:HG3	1	1.04
(1,11)	1:A:528:ILE:CD1	2:B:170:MET:N	1	1.04
(1,11)	1:A:528:ILE:CD1	2:B:170:MET:O	1	1.04
(1,11)	1:A:528:ILE:CD1	2:B:170:MET:SD	1	1.04
(1,11)	1:A:528:ILE:CD1	2:B:172:LYS:C	1	1.04
(1,11)	1:A:528:ILE:CD1	2:B:172:LYS:CA	1	1.04
(1,11)	1:A:528:ILE:CD1	2:B:172:LYS:CB	1	1.04
(1,11)	1:A:528:ILE:CD1	2:B:172:LYS:CD	1	1.04
(1,11)	1:A:528:ILE:CD1	2:B:172:LYS:CE	1	1.04
(1,11)	1:A:528:ILE:CD1	2:B:172:LYS:CG	1	1.04
(1,11)	1:A:528:ILE:CD1	2:B:172:LYS:H	1	1.04
(1,11)	1:A:528:ILE:CD1	2:B:172:LYS:HA	1	1.04
(1,11)	1:A:528:ILE:CD1	2:B:172:LYS:HB2	1	1.04
(1,11)	1:A:528:ILE:CD1	2:B:172:LYS:HB3	1	1.04
(1,11)	1:A:528:ILE:CD1	2:B:172:LYS:HD2	1	1.04
(1,11)	1:A:528:ILE:CD1	2:B:172:LYS:HD3	1	1.04
(1,11)	1:A:528:ILE:CD1	2:B:172:LYS:HE2	1	1.04
(1,11)	1:A:528:ILE:CD1	2:B:172:LYS:HE3	1	1.04
(1,11)	1:A:528:ILE:CD1	2:B:172:LYS:HG2	1	1.04
(1,11)	1:A:528:ILE:CD1	2:B:172:LYS:HG3	1	1.04
(1,11)	1:A:528:ILE:CD1	2:B:172:LYS:HZ1	1	1.04
(1,11)	1:A:528:ILE:CD1	2:B:172:LYS:HZ2	1	1.04
(1,11)	1:A:528:ILE:CD1	2:B:172:LYS:HZ3	1	1.04
(1,11)	1:A:528:ILE:CD1	2:B:172:LYS:N	1	1.04

*Continued on next page...*

*Continued from previous page...*

Key	Atom-1	Atom-2	Model ID	Violation (Å)
(1,11)	1:A:528:ILE:CD1	2:B:172:LYS:NZ	1	1.04
(1,11)	1:A:528:ILE:CD1	2:B:172:LYS:O	1	1.04
(1,11)	1:A:528:ILE:CD1	2:B:182:VAL:C	1	1.04
(1,11)	1:A:528:ILE:CD1	2:B:182:VAL:CA	1	1.04
(1,11)	1:A:528:ILE:CD1	2:B:182:VAL:CB	1	1.04
(1,11)	1:A:528:ILE:CD1	2:B:182:VAL:CG1	1	1.04
(1,11)	1:A:528:ILE:CD1	2:B:182:VAL:CG2	1	1.04
(1,11)	1:A:528:ILE:CD1	2:B:182:VAL:H	1	1.04
(1,11)	1:A:528:ILE:CD1	2:B:182:VAL:HA	1	1.04
(1,11)	1:A:528:ILE:CD1	2:B:182:VAL:HB	1	1.04
(1,11)	1:A:528:ILE:CD1	2:B:182:VAL:HG11	1	1.04
(1,11)	1:A:528:ILE:CD1	2:B:182:VAL:HG12	1	1.04
(1,11)	1:A:528:ILE:CD1	2:B:182:VAL:HG13	1	1.04
(1,11)	1:A:528:ILE:CD1	2:B:182:VAL:HG21	1	1.04
(1,11)	1:A:528:ILE:CD1	2:B:182:VAL:HG22	1	1.04
(1,11)	1:A:528:ILE:CD1	2:B:182:VAL:HG23	1	1.04
(1,11)	1:A:528:ILE:CD1	2:B:182:VAL:N	1	1.04
(1,11)	1:A:528:ILE:CD1	2:B:182:VAL:O	1	1.04
(1,11)	1:A:528:ILE:CD1	2:B:183:LYS:C	1	1.04
(1,11)	1:A:528:ILE:CD1	2:B:183:LYS:CA	1	1.04
(1,11)	1:A:528:ILE:CD1	2:B:183:LYS:CB	1	1.04
(1,11)	1:A:528:ILE:CD1	2:B:183:LYS:CD	1	1.04
(1,11)	1:A:528:ILE:CD1	2:B:183:LYS:CE	1	1.04
(1,11)	1:A:528:ILE:CD1	2:B:183:LYS:CG	1	1.04
(1,11)	1:A:528:ILE:CD1	2:B:183:LYS:H	1	1.04
(1,11)	1:A:528:ILE:CD1	2:B:183:LYS:HA	1	1.04
(1,11)	1:A:528:ILE:CD1	2:B:183:LYS:HB2	1	1.04
(1,11)	1:A:528:ILE:CD1	2:B:183:LYS:HB3	1	1.04
(1,11)	1:A:528:ILE:CD1	2:B:183:LYS:HD2	1	1.04
(1,11)	1:A:528:ILE:CD1	2:B:183:LYS:HD3	1	1.04
(1,11)	1:A:528:ILE:CD1	2:B:183:LYS:HE2	1	1.04
(1,11)	1:A:528:ILE:CD1	2:B:183:LYS:HE3	1	1.04
(1,11)	1:A:528:ILE:CD1	2:B:183:LYS:HG2	1	1.04
(1,11)	1:A:528:ILE:CD1	2:B:183:LYS:HG3	1	1.04
(1,11)	1:A:528:ILE:CD1	2:B:183:LYS:HZ1	1	1.04
(1,11)	1:A:528:ILE:CD1	2:B:183:LYS:HZ2	1	1.04
(1,11)	1:A:528:ILE:CD1	2:B:183:LYS:HZ3	1	1.04
(1,11)	1:A:528:ILE:CD1	2:B:183:LYS:N	1	1.04
(1,11)	1:A:528:ILE:CD1	2:B:183:LYS:NZ	1	1.04
(1,11)	1:A:528:ILE:CD1	2:B:183:LYS:O	1	1.04
(1,11)	1:A:528:ILE:CD1	2:B:185:GLY:C	1	1.04
(1,11)	1:A:528:ILE:CD1	2:B:185:GLY:CA	1	1.04

*Continued on next page...*

*Continued from previous page...*

Key	Atom-1	Atom-2	Model ID	Violation (Å)
(1,11)	1:A:528:ILE:CD1	2:B:185:GLY:H	1	1.04
(1,11)	1:A:528:ILE:CD1	2:B:185:GLY:HA2	1	1.04
(1,11)	1:A:528:ILE:CD1	2:B:185:GLY:HA3	1	1.04
(1,11)	1:A:528:ILE:CD1	2:B:185:GLY:N	1	1.04
(1,11)	1:A:528:ILE:CD1	2:B:185:GLY:O	1	1.04
(1,11)	1:A:528:ILE:CD1	2:B:187:TYR:C	1	1.04
(1,11)	1:A:528:ILE:CD1	2:B:187:TYR:CA	1	1.04
(1,11)	1:A:528:ILE:CD1	2:B:187:TYR:CB	1	1.04
(1,11)	1:A:528:ILE:CD1	2:B:187:TYR:CD1	1	1.04
(1,11)	1:A:528:ILE:CD1	2:B:187:TYR:CD2	1	1.04
(1,11)	1:A:528:ILE:CD1	2:B:187:TYR:CE1	1	1.04
(1,11)	1:A:528:ILE:CD1	2:B:187:TYR:CE2	1	1.04
(1,11)	1:A:528:ILE:CD1	2:B:187:TYR:CG	1	1.04
(1,11)	1:A:528:ILE:CD1	2:B:187:TYR:CZ	1	1.04
(1,11)	1:A:528:ILE:CD1	2:B:187:TYR:H	1	1.04
(1,11)	1:A:528:ILE:CD1	2:B:187:TYR:HA	1	1.04
(1,11)	1:A:528:ILE:CD1	2:B:187:TYR:HB2	1	1.04
(1,11)	1:A:528:ILE:CD1	2:B:187:TYR:HB3	1	1.04
(1,11)	1:A:528:ILE:CD1	2:B:187:TYR:HD1	1	1.04
(1,11)	1:A:528:ILE:CD1	2:B:187:TYR:HD2	1	1.04
(1,11)	1:A:528:ILE:CD1	2:B:187:TYR:HE1	1	1.04
(1,11)	1:A:528:ILE:CD1	2:B:187:TYR:HE2	1	1.04
(1,11)	1:A:528:ILE:CD1	2:B:187:TYR:HH	1	1.04
(1,11)	1:A:528:ILE:CD1	2:B:187:TYR:N	1	1.04
(1,11)	1:A:528:ILE:CD1	2:B:187:TYR:O	1	1.04
(1,11)	1:A:528:ILE:CD1	2:B:187:TYR:OH	1	1.04
(1,11)	1:A:528:ILE:CD1	2:B:200:THR:C	1	1.04
(1,11)	1:A:528:ILE:CD1	2:B:200:THR:CA	1	1.04
(1,11)	1:A:528:ILE:CD1	2:B:200:THR:CB	1	1.04
(1,11)	1:A:528:ILE:CD1	2:B:200:THR:CG2	1	1.04
(1,11)	1:A:528:ILE:CD1	2:B:200:THR:H	1	1.04
(1,11)	1:A:528:ILE:CD1	2:B:200:THR:HA	1	1.04
(1,11)	1:A:528:ILE:CD1	2:B:200:THR:HB	1	1.04
(1,11)	1:A:528:ILE:CD1	2:B:200:THR:HG1	1	1.04
(1,11)	1:A:528:ILE:CD1	2:B:200:THR:HG21	1	1.04
(1,11)	1:A:528:ILE:CD1	2:B:200:THR:HG22	1	1.04
(1,11)	1:A:528:ILE:CD1	2:B:200:THR:HG23	1	1.04
(1,11)	1:A:528:ILE:CD1	2:B:200:THR:N	1	1.04
(1,11)	1:A:528:ILE:CD1	2:B:200:THR:O	1	1.04
(1,11)	1:A:528:ILE:CD1	2:B:200:THR:OG1	1	1.04
(1,11)	1:A:528:ILE:CD1	2:B:211:LYS:C	1	1.04
(1,11)	1:A:528:ILE:CD1	2:B:211:LYS:CA	1	1.04

*Continued on next page...*

*Continued from previous page...*

Key	Atom-1	Atom-2	Model ID	Violation (Å)
(1,11)	1:A:528:ILE:CD1	2:B:211:LYS:CB	1	1.04
(1,11)	1:A:528:ILE:CD1	2:B:211:LYS:CD	1	1.04
(1,11)	1:A:528:ILE:CD1	2:B:211:LYS:CE	1	1.04
(1,11)	1:A:528:ILE:CD1	2:B:211:LYS:CG	1	1.04
(1,11)	1:A:528:ILE:CD1	2:B:211:LYS:H	1	1.04
(1,11)	1:A:528:ILE:CD1	2:B:211:LYS:HA	1	1.04
(1,11)	1:A:528:ILE:CD1	2:B:211:LYS:HB2	1	1.04
(1,11)	1:A:528:ILE:CD1	2:B:211:LYS:HB3	1	1.04
(1,11)	1:A:528:ILE:CD1	2:B:211:LYS:HD2	1	1.04
(1,11)	1:A:528:ILE:CD1	2:B:211:LYS:HD3	1	1.04
(1,11)	1:A:528:ILE:CD1	2:B:211:LYS:HE2	1	1.04
(1,11)	1:A:528:ILE:CD1	2:B:211:LYS:HE3	1	1.04
(1,11)	1:A:528:ILE:CD1	2:B:211:LYS:HG2	1	1.04
(1,11)	1:A:528:ILE:CD1	2:B:211:LYS:HG3	1	1.04
(1,11)	1:A:528:ILE:CD1	2:B:211:LYS:HZ1	1	1.04
(1,11)	1:A:528:ILE:CD1	2:B:211:LYS:HZ2	1	1.04
(1,11)	1:A:528:ILE:CD1	2:B:211:LYS:HZ3	1	1.04
(1,11)	1:A:528:ILE:CD1	2:B:211:LYS:N	1	1.04
(1,11)	1:A:528:ILE:CD1	2:B:211:LYS:NZ	1	1.04
(1,11)	1:A:528:ILE:CD1	2:B:211:LYS:O	1	1.04
(1,11)	1:A:528:ILE:CG1	2:B:149:SER:C	1	1.04
(1,11)	1:A:528:ILE:CG1	2:B:149:SER:CA	1	1.04
(1,11)	1:A:528:ILE:CG1	2:B:149:SER:CB	1	1.04
(1,11)	1:A:528:ILE:CG1	2:B:149:SER:H	1	1.04
(1,11)	1:A:528:ILE:CG1	2:B:149:SER:HA	1	1.04
(1,11)	1:A:528:ILE:CG1	2:B:149:SER:HB2	1	1.04
(1,11)	1:A:528:ILE:CG1	2:B:149:SER:HB3	1	1.04
(1,11)	1:A:528:ILE:CG1	2:B:149:SER:HG	1	1.04
(1,11)	1:A:528:ILE:CG1	2:B:149:SER:N	1	1.04
(1,11)	1:A:528:ILE:CG1	2:B:149:SER:O	1	1.04
(1,11)	1:A:528:ILE:CG1	2:B:149:SER:OG	1	1.04
(1,11)	1:A:528:ILE:CG1	2:B:152:VAL:C	1	1.04
(1,11)	1:A:528:ILE:CG1	2:B:152:VAL:CA	1	1.04
(1,11)	1:A:528:ILE:CG1	2:B:152:VAL:CB	1	1.04
(1,11)	1:A:528:ILE:CG1	2:B:152:VAL:CG1	1	1.04
(1,11)	1:A:528:ILE:CG1	2:B:152:VAL:CG2	1	1.04
(1,11)	1:A:528:ILE:CG1	2:B:152:VAL:H	1	1.04
(1,11)	1:A:528:ILE:CG1	2:B:152:VAL:HA	1	1.04
(1,11)	1:A:528:ILE:CG1	2:B:152:VAL:HB	1	1.04
(1,11)	1:A:528:ILE:CG1	2:B:152:VAL:HG11	1	1.04
(1,11)	1:A:528:ILE:CG1	2:B:152:VAL:HG12	1	1.04
(1,11)	1:A:528:ILE:CG1	2:B:152:VAL:HG13	1	1.04

*Continued on next page...*

*Continued from previous page...*

Key	Atom-1	Atom-2	Model ID	Violation (Å)
(1,11)	1:A:528:ILE:CG1	2:B:152:VAL:HG21	1	1.04
(1,11)	1:A:528:ILE:CG1	2:B:152:VAL:HG22	1	1.04
(1,11)	1:A:528:ILE:CG1	2:B:152:VAL:HG23	1	1.04
(1,11)	1:A:528:ILE:CG1	2:B:152:VAL:N	1	1.04
(1,11)	1:A:528:ILE:CG1	2:B:152:VAL:O	1	1.04
(1,11)	1:A:528:ILE:CG1	2:B:153:VAL:C	1	1.04
(1,11)	1:A:528:ILE:CG1	2:B:153:VAL:CA	1	1.04
(1,11)	1:A:528:ILE:CG1	2:B:153:VAL:CB	1	1.04
(1,11)	1:A:528:ILE:CG1	2:B:153:VAL:CG1	1	1.04
(1,11)	1:A:528:ILE:CG1	2:B:153:VAL:CG2	1	1.04
(1,11)	1:A:528:ILE:CG1	2:B:153:VAL:H	1	1.04
(1,11)	1:A:528:ILE:CG1	2:B:153:VAL:HA	1	1.04
(1,11)	1:A:528:ILE:CG1	2:B:153:VAL:HB	1	1.04
(1,11)	1:A:528:ILE:CG1	2:B:153:VAL:HG11	1	1.04
(1,11)	1:A:528:ILE:CG1	2:B:153:VAL:HG12	1	1.04
(1,11)	1:A:528:ILE:CG1	2:B:153:VAL:HG13	1	1.04
(1,11)	1:A:528:ILE:CG1	2:B:153:VAL:HG21	1	1.04
(1,11)	1:A:528:ILE:CG1	2:B:153:VAL:HG22	1	1.04
(1,11)	1:A:528:ILE:CG1	2:B:153:VAL:HG23	1	1.04
(1,11)	1:A:528:ILE:CG1	2:B:153:VAL:N	1	1.04
(1,11)	1:A:528:ILE:CG1	2:B:153:VAL:O	1	1.04
(1,11)	1:A:528:ILE:CG1	2:B:155:GLY:C	1	1.04
(1,11)	1:A:528:ILE:CG1	2:B:155:GLY:CA	1	1.04
(1,11)	1:A:528:ILE:CG1	2:B:155:GLY:H	1	1.04
(1,11)	1:A:528:ILE:CG1	2:B:155:GLY:HA2	1	1.04
(1,11)	1:A:528:ILE:CG1	2:B:155:GLY:HA3	1	1.04
(1,11)	1:A:528:ILE:CG1	2:B:155:GLY:N	1	1.04
(1,11)	1:A:528:ILE:CG1	2:B:155:GLY:O	1	1.04
(1,11)	1:A:528:ILE:CG1	2:B:156:PHE:C	1	1.04
(1,11)	1:A:528:ILE:CG1	2:B:156:PHE:CA	1	1.04
(1,11)	1:A:528:ILE:CG1	2:B:156:PHE:CB	1	1.04
(1,11)	1:A:528:ILE:CG1	2:B:156:PHE:CD1	1	1.04
(1,11)	1:A:528:ILE:CG1	2:B:156:PHE:CD2	1	1.04
(1,11)	1:A:528:ILE:CG1	2:B:156:PHE:CE1	1	1.04
(1,11)	1:A:528:ILE:CG1	2:B:156:PHE:CE2	1	1.04
(1,11)	1:A:528:ILE:CG1	2:B:156:PHE:CG	1	1.04
(1,11)	1:A:528:ILE:CG1	2:B:156:PHE:CZ	1	1.04
(1,11)	1:A:528:ILE:CG1	2:B:156:PHE:H	1	1.04
(1,11)	1:A:528:ILE:CG1	2:B:156:PHE:HA	1	1.04
(1,11)	1:A:528:ILE:CG1	2:B:156:PHE:HB2	1	1.04
(1,11)	1:A:528:ILE:CG1	2:B:156:PHE:HB3	1	1.04
(1,11)	1:A:528:ILE:CG1	2:B:156:PHE:HD1	1	1.04

*Continued on next page...*

*Continued from previous page...*

Key	Atom-1	Atom-2	Model ID	Violation (Å)
(1,11)	1:A:528:ILE:CG1	2:B:156:PHE:HD2	1	1.04
(1,11)	1:A:528:ILE:CG1	2:B:156:PHE:HE1	1	1.04
(1,11)	1:A:528:ILE:CG1	2:B:156:PHE:HE2	1	1.04
(1,11)	1:A:528:ILE:CG1	2:B:156:PHE:HZ	1	1.04
(1,11)	1:A:528:ILE:CG1	2:B:156:PHE:N	1	1.04
(1,11)	1:A:528:ILE:CG1	2:B:156:PHE:O	1	1.04
(1,11)	1:A:528:ILE:CG1	2:B:157:CYS:C	1	1.04
(1,11)	1:A:528:ILE:CG1	2:B:157:CYS:CA	1	1.04
(1,11)	1:A:528:ILE:CG1	2:B:157:CYS:CB	1	1.04
(1,11)	1:A:528:ILE:CG1	2:B:157:CYS:H	1	1.04
(1,11)	1:A:528:ILE:CG1	2:B:157:CYS:HA	1	1.04
(1,11)	1:A:528:ILE:CG1	2:B:157:CYS:HB2	1	1.04
(1,11)	1:A:528:ILE:CG1	2:B:157:CYS:HB3	1	1.04
(1,11)	1:A:528:ILE:CG1	2:B:157:CYS:N	1	1.04
(1,11)	1:A:528:ILE:CG1	2:B:157:CYS:O	1	1.04
(1,11)	1:A:528:ILE:CG1	2:B:157:CYS:SG	1	1.04
(1,11)	1:A:528:ILE:CG1	2:B:158:THR:C	1	1.04
(1,11)	1:A:528:ILE:CG1	2:B:158:THR:CA	1	1.04
(1,11)	1:A:528:ILE:CG1	2:B:158:THR:CB	1	1.04
(1,11)	1:A:528:ILE:CG1	2:B:158:THR:CG2	1	1.04
(1,11)	1:A:528:ILE:CG1	2:B:158:THR:H	1	1.04
(1,11)	1:A:528:ILE:CG1	2:B:158:THR:HA	1	1.04
(1,11)	1:A:528:ILE:CG1	2:B:158:THR:HB	1	1.04
(1,11)	1:A:528:ILE:CG1	2:B:158:THR:HG1	1	1.04
(1,11)	1:A:528:ILE:CG1	2:B:158:THR:HG21	1	1.04
(1,11)	1:A:528:ILE:CG1	2:B:158:THR:HG22	1	1.04
(1,11)	1:A:528:ILE:CG1	2:B:158:THR:HG23	1	1.04
(1,11)	1:A:528:ILE:CG1	2:B:158:THR:N	1	1.04
(1,11)	1:A:528:ILE:CG1	2:B:158:THR:O	1	1.04
(1,11)	1:A:528:ILE:CG1	2:B:158:THR:OG1	1	1.04
(1,11)	1:A:528:ILE:CG1	2:B:159:ILE:C	1	1.04
(1,11)	1:A:528:ILE:CG1	2:B:159:ILE:CA	1	1.04
(1,11)	1:A:528:ILE:CG1	2:B:159:ILE:CB	1	1.04
(1,11)	1:A:528:ILE:CG1	2:B:159:ILE:CD1	1	1.04
(1,11)	1:A:528:ILE:CG1	2:B:159:ILE:CG1	1	1.04
(1,11)	1:A:528:ILE:CG1	2:B:159:ILE:CG2	1	1.04
(1,11)	1:A:528:ILE:CG1	2:B:159:ILE:H	1	1.04
(1,11)	1:A:528:ILE:CG1	2:B:159:ILE:HA	1	1.04
(1,11)	1:A:528:ILE:CG1	2:B:159:ILE:HB	1	1.04
(1,11)	1:A:528:ILE:CG1	2:B:159:ILE:HD11	1	1.04
(1,11)	1:A:528:ILE:CG1	2:B:159:ILE:HD12	1	1.04
(1,11)	1:A:528:ILE:CG1	2:B:159:ILE:HD13	1	1.04

*Continued on next page...*

*Continued from previous page...*

Key	Atom-1	Atom-2	Model ID	Violation (Å)
(1,11)	1:A:528:ILE:CG1	2:B:159:ILE:HG12	1	1.04
(1,11)	1:A:528:ILE:CG1	2:B:159:ILE:HG13	1	1.04
(1,11)	1:A:528:ILE:CG1	2:B:159:ILE:HG21	1	1.04
(1,11)	1:A:528:ILE:CG1	2:B:159:ILE:HG22	1	1.04
(1,11)	1:A:528:ILE:CG1	2:B:159:ILE:HG23	1	1.04
(1,11)	1:A:528:ILE:CG1	2:B:159:ILE:N	1	1.04
(1,11)	1:A:528:ILE:CG1	2:B:159:ILE:O	1	1.04
(1,11)	1:A:528:ILE:CG1	2:B:161:ASN:C	1	1.04
(1,11)	1:A:528:ILE:CG1	2:B:161:ASN:CA	1	1.04
(1,11)	1:A:528:ILE:CG1	2:B:161:ASN:CB	1	1.04
(1,11)	1:A:528:ILE:CG1	2:B:161:ASN:CG	1	1.04
(1,11)	1:A:528:ILE:CG1	2:B:161:ASN:H	1	1.04
(1,11)	1:A:528:ILE:CG1	2:B:161:ASN:HA	1	1.04
(1,11)	1:A:528:ILE:CG1	2:B:161:ASN:HB2	1	1.04
(1,11)	1:A:528:ILE:CG1	2:B:161:ASN:HB3	1	1.04
(1,11)	1:A:528:ILE:CG1	2:B:161:ASN:HD21	1	1.04
(1,11)	1:A:528:ILE:CG1	2:B:161:ASN:HD22	1	1.04
(1,11)	1:A:528:ILE:CG1	2:B:161:ASN:N	1	1.04
(1,11)	1:A:528:ILE:CG1	2:B:161:ASN:ND2	1	1.04
(1,11)	1:A:528:ILE:CG1	2:B:161:ASN:O	1	1.04
(1,11)	1:A:528:ILE:CG1	2:B:161:ASN:OD1	1	1.04
(1,11)	1:A:528:ILE:CG1	2:B:162:LYS:C	1	1.04
(1,11)	1:A:528:ILE:CG1	2:B:162:LYS:CA	1	1.04
(1,11)	1:A:528:ILE:CG1	2:B:162:LYS:CB	1	1.04
(1,11)	1:A:528:ILE:CG1	2:B:162:LYS:CD	1	1.04
(1,11)	1:A:528:ILE:CG1	2:B:162:LYS:CE	1	1.04
(1,11)	1:A:528:ILE:CG1	2:B:162:LYS:CG	1	1.04
(1,11)	1:A:528:ILE:CG1	2:B:162:LYS:H	1	1.04
(1,11)	1:A:528:ILE:CG1	2:B:162:LYS:HA	1	1.04
(1,11)	1:A:528:ILE:CG1	2:B:162:LYS:HB2	1	1.04
(1,11)	1:A:528:ILE:CG1	2:B:162:LYS:HB3	1	1.04
(1,11)	1:A:528:ILE:CG1	2:B:162:LYS:HD2	1	1.04
(1,11)	1:A:528:ILE:CG1	2:B:162:LYS:HD3	1	1.04
(1,11)	1:A:528:ILE:CG1	2:B:162:LYS:HE2	1	1.04
(1,11)	1:A:528:ILE:CG1	2:B:162:LYS:HE3	1	1.04
(1,11)	1:A:528:ILE:CG1	2:B:162:LYS:HG2	1	1.04
(1,11)	1:A:528:ILE:CG1	2:B:162:LYS:HG3	1	1.04
(1,11)	1:A:528:ILE:CG1	2:B:162:LYS:HZ1	1	1.04
(1,11)	1:A:528:ILE:CG1	2:B:162:LYS:HZ2	1	1.04
(1,11)	1:A:528:ILE:CG1	2:B:162:LYS:HZ3	1	1.04
(1,11)	1:A:528:ILE:CG1	2:B:162:LYS:N	1	1.04
(1,11)	1:A:528:ILE:CG1	2:B:162:LYS:NZ	1	1.04

*Continued on next page...*

*Continued from previous page...*

Key	Atom-1	Atom-2	Model ID	Violation (Å)
(1,11)	1:A:528:ILE:CG1	2:B:162:LYS:O	1	1.04
(1,11)	1:A:528:ILE:CG1	2:B:167:SER:C	1	1.04
(1,11)	1:A:528:ILE:CG1	2:B:167:SER:CA	1	1.04
(1,11)	1:A:528:ILE:CG1	2:B:167:SER:CB	1	1.04
(1,11)	1:A:528:ILE:CG1	2:B:167:SER:H	1	1.04
(1,11)	1:A:528:ILE:CG1	2:B:167:SER:HA	1	1.04
(1,11)	1:A:528:ILE:CG1	2:B:167:SER:HB2	1	1.04
(1,11)	1:A:528:ILE:CG1	2:B:167:SER:HB3	1	1.04
(1,11)	1:A:528:ILE:CG1	2:B:167:SER:HG	1	1.04
(1,11)	1:A:528:ILE:CG1	2:B:167:SER:N	1	1.04
(1,11)	1:A:528:ILE:CG1	2:B:167:SER:O	1	1.04
(1,11)	1:A:528:ILE:CG1	2:B:167:SER:OG	1	1.04
(1,11)	1:A:528:ILE:CG1	2:B:168:LEU:C	1	1.04
(1,11)	1:A:528:ILE:CG1	2:B:168:LEU:CA	1	1.04
(1,11)	1:A:528:ILE:CG1	2:B:168:LEU:CB	1	1.04
(1,11)	1:A:528:ILE:CG1	2:B:168:LEU:CD1	1	1.04
(1,11)	1:A:528:ILE:CG1	2:B:168:LEU:CD2	1	1.04
(1,11)	1:A:528:ILE:CG1	2:B:168:LEU:CG	1	1.04
(1,11)	1:A:528:ILE:CG1	2:B:168:LEU:H	1	1.04
(1,11)	1:A:528:ILE:CG1	2:B:168:LEU:HA	1	1.04
(1,11)	1:A:528:ILE:CG1	2:B:168:LEU:HB2	1	1.04
(1,11)	1:A:528:ILE:CG1	2:B:168:LEU:HB3	1	1.04
(1,11)	1:A:528:ILE:CG1	2:B:168:LEU:HD11	1	1.04
(1,11)	1:A:528:ILE:CG1	2:B:168:LEU:HD12	1	1.04
(1,11)	1:A:528:ILE:CG1	2:B:168:LEU:HD13	1	1.04
(1,11)	1:A:528:ILE:CG1	2:B:168:LEU:HD21	1	1.04
(1,11)	1:A:528:ILE:CG1	2:B:168:LEU:HD22	1	1.04
(1,11)	1:A:528:ILE:CG1	2:B:168:LEU:HD23	1	1.04
(1,11)	1:A:528:ILE:CG1	2:B:168:LEU:HG	1	1.04
(1,11)	1:A:528:ILE:CG1	2:B:168:LEU:N	1	1.04
(1,11)	1:A:528:ILE:CG1	2:B:168:LEU:O	1	1.04
(1,11)	1:A:528:ILE:CG1	2:B:170:MET:C	1	1.04
(1,11)	1:A:528:ILE:CG1	2:B:170:MET:CA	1	1.04
(1,11)	1:A:528:ILE:CG1	2:B:170:MET:CB	1	1.04
(1,11)	1:A:528:ILE:CG1	2:B:170:MET:CE	1	1.04
(1,11)	1:A:528:ILE:CG1	2:B:170:MET:CG	1	1.04
(1,11)	1:A:528:ILE:CG1	2:B:170:MET:H	1	1.04
(1,11)	1:A:528:ILE:CG1	2:B:170:MET:HA	1	1.04
(1,11)	1:A:528:ILE:CG1	2:B:170:MET:HB2	1	1.04
(1,11)	1:A:528:ILE:CG1	2:B:170:MET:HB3	1	1.04
(1,11)	1:A:528:ILE:CG1	2:B:170:MET:HE1	1	1.04
(1,11)	1:A:528:ILE:CG1	2:B:170:MET:HE2	1	1.04

*Continued on next page...*



*Continued from previous page...*

Key	Atom-1	Atom-2	Model ID	Violation (Å)
(1,11)	1:A:528:ILE:CG1	2:B:170:MET:HE3	1	1.04
(1,11)	1:A:528:ILE:CG1	2:B:170:MET:HG2	1	1.04
(1,11)	1:A:528:ILE:CG1	2:B:170:MET:HG3	1	1.04
(1,11)	1:A:528:ILE:CG1	2:B:170:MET:N	1	1.04
(1,11)	1:A:528:ILE:CG1	2:B:170:MET:O	1	1.04
(1,11)	1:A:528:ILE:CG1	2:B:170:MET:SD	1	1.04
(1,11)	1:A:528:ILE:CG1	2:B:172:LYS:C	1	1.04
(1,11)	1:A:528:ILE:CG1	2:B:172:LYS:CA	1	1.04
(1,11)	1:A:528:ILE:CG1	2:B:172:LYS:CB	1	1.04
(1,11)	1:A:528:ILE:CG1	2:B:172:LYS:CD	1	1.04
(1,11)	1:A:528:ILE:CG1	2:B:172:LYS:CE	1	1.04
(1,11)	1:A:528:ILE:CG1	2:B:172:LYS:CG	1	1.04
(1,11)	1:A:528:ILE:CG1	2:B:172:LYS:H	1	1.04
(1,11)	1:A:528:ILE:CG1	2:B:172:LYS:HA	1	1.04
(1,11)	1:A:528:ILE:CG1	2:B:172:LYS:HB2	1	1.04
(1,11)	1:A:528:ILE:CG1	2:B:172:LYS:HB3	1	1.04
(1,11)	1:A:528:ILE:CG1	2:B:172:LYS:HD2	1	1.04
(1,11)	1:A:528:ILE:CG1	2:B:172:LYS:HD3	1	1.04
(1,11)	1:A:528:ILE:CG1	2:B:172:LYS:HE2	1	1.04
(1,11)	1:A:528:ILE:CG1	2:B:172:LYS:HE3	1	1.04
(1,11)	1:A:528:ILE:CG1	2:B:172:LYS:HG2	1	1.04
(1,11)	1:A:528:ILE:CG1	2:B:172:LYS:HG3	1	1.04
(1,11)	1:A:528:ILE:CG1	2:B:172:LYS:HZ1	1	1.04
(1,11)	1:A:528:ILE:CG1	2:B:172:LYS:HZ2	1	1.04
(1,11)	1:A:528:ILE:CG1	2:B:172:LYS:HZ3	1	1.04
(1,11)	1:A:528:ILE:CG1	2:B:172:LYS:N	1	1.04
(1,11)	1:A:528:ILE:CG1	2:B:172:LYS:NZ	1	1.04
(1,11)	1:A:528:ILE:CG1	2:B:172:LYS:O	1	1.04
(1,11)	1:A:528:ILE:CG1	2:B:182:VAL:C	1	1.04
(1,11)	1:A:528:ILE:CG1	2:B:182:VAL:CA	1	1.04
(1,11)	1:A:528:ILE:CG1	2:B:182:VAL:CB	1	1.04
(1,11)	1:A:528:ILE:CG1	2:B:182:VAL:CG1	1	1.04
(1,11)	1:A:528:ILE:CG1	2:B:182:VAL:CG2	1	1.04
(1,11)	1:A:528:ILE:CG1	2:B:182:VAL:H	1	1.04
(1,11)	1:A:528:ILE:CG1	2:B:182:VAL:HA	1	1.04
(1,11)	1:A:528:ILE:CG1	2:B:182:VAL:HB	1	1.04
(1,11)	1:A:528:ILE:CG1	2:B:182:VAL:HG11	1	1.04
(1,11)	1:A:528:ILE:CG1	2:B:182:VAL:HG12	1	1.04
(1,11)	1:A:528:ILE:CG1	2:B:182:VAL:HG13	1	1.04
(1,11)	1:A:528:ILE:CG1	2:B:182:VAL:HG21	1	1.04
(1,11)	1:A:528:ILE:CG1	2:B:182:VAL:HG22	1	1.04
(1,11)	1:A:528:ILE:CG1	2:B:182:VAL:HG23	1	1.04

*Continued on next page...*

*Continued from previous page...*

Key	Atom-1	Atom-2	Model ID	Violation (Å)
(1,11)	1:A:528:ILE:CG1	2:B:182:VAL:N	1	1.04
(1,11)	1:A:528:ILE:CG1	2:B:182:VAL:O	1	1.04
(1,11)	1:A:528:ILE:CG1	2:B:183:LYS:C	1	1.04
(1,11)	1:A:528:ILE:CG1	2:B:183:LYS:CA	1	1.04
(1,11)	1:A:528:ILE:CG1	2:B:183:LYS:CB	1	1.04
(1,11)	1:A:528:ILE:CG1	2:B:183:LYS:CD	1	1.04
(1,11)	1:A:528:ILE:CG1	2:B:183:LYS:CE	1	1.04
(1,11)	1:A:528:ILE:CG1	2:B:183:LYS:CG	1	1.04
(1,11)	1:A:528:ILE:CG1	2:B:183:LYS:H	1	1.04
(1,11)	1:A:528:ILE:CG1	2:B:183:LYS:HA	1	1.04
(1,11)	1:A:528:ILE:CG1	2:B:183:LYS:HB2	1	1.04
(1,11)	1:A:528:ILE:CG1	2:B:183:LYS:HB3	1	1.04
(1,11)	1:A:528:ILE:CG1	2:B:183:LYS:HD2	1	1.04
(1,11)	1:A:528:ILE:CG1	2:B:183:LYS:HD3	1	1.04
(1,11)	1:A:528:ILE:CG1	2:B:183:LYS:HE2	1	1.04
(1,11)	1:A:528:ILE:CG1	2:B:183:LYS:HE3	1	1.04
(1,11)	1:A:528:ILE:CG1	2:B:183:LYS:HG2	1	1.04
(1,11)	1:A:528:ILE:CG1	2:B:183:LYS:HG3	1	1.04
(1,11)	1:A:528:ILE:CG1	2:B:183:LYS:HZ1	1	1.04
(1,11)	1:A:528:ILE:CG1	2:B:183:LYS:HZ2	1	1.04
(1,11)	1:A:528:ILE:CG1	2:B:183:LYS:HZ3	1	1.04
(1,11)	1:A:528:ILE:CG1	2:B:183:LYS:N	1	1.04
(1,11)	1:A:528:ILE:CG1	2:B:183:LYS:NZ	1	1.04
(1,11)	1:A:528:ILE:CG1	2:B:183:LYS:O	1	1.04
(1,11)	1:A:528:ILE:CG1	2:B:185:GLY:C	1	1.04
(1,11)	1:A:528:ILE:CG1	2:B:185:GLY:CA	1	1.04
(1,11)	1:A:528:ILE:CG1	2:B:185:GLY:H	1	1.04
(1,11)	1:A:528:ILE:CG1	2:B:185:GLY:HA2	1	1.04
(1,11)	1:A:528:ILE:CG1	2:B:185:GLY:HA3	1	1.04
(1,11)	1:A:528:ILE:CG1	2:B:185:GLY:N	1	1.04
(1,11)	1:A:528:ILE:CG1	2:B:185:GLY:O	1	1.04
(1,11)	1:A:528:ILE:CG1	2:B:187:TYR:C	1	1.04
(1,11)	1:A:528:ILE:CG1	2:B:187:TYR:CA	1	1.04
(1,11)	1:A:528:ILE:CG1	2:B:187:TYR:CB	1	1.04
(1,11)	1:A:528:ILE:CG1	2:B:187:TYR:CD1	1	1.04
(1,11)	1:A:528:ILE:CG1	2:B:187:TYR:CD2	1	1.04
(1,11)	1:A:528:ILE:CG1	2:B:187:TYR:CE1	1	1.04
(1,11)	1:A:528:ILE:CG1	2:B:187:TYR:CE2	1	1.04
(1,11)	1:A:528:ILE:CG1	2:B:187:TYR:CG	1	1.04
(1,11)	1:A:528:ILE:CG1	2:B:187:TYR:CZ	1	1.04
(1,11)	1:A:528:ILE:CG1	2:B:187:TYR:H	1	1.04
(1,11)	1:A:528:ILE:CG1	2:B:187:TYR:HA	1	1.04

*Continued on next page...*

*Continued from previous page...*

Key	Atom-1	Atom-2	Model ID	Violation (Å)
(1,11)	1:A:528:ILE:CG1	2:B:187:TYR:HB2	1	1.04
(1,11)	1:A:528:ILE:CG1	2:B:187:TYR:HB3	1	1.04
(1,11)	1:A:528:ILE:CG1	2:B:187:TYR:HD1	1	1.04
(1,11)	1:A:528:ILE:CG1	2:B:187:TYR:HD2	1	1.04
(1,11)	1:A:528:ILE:CG1	2:B:187:TYR:HE1	1	1.04
(1,11)	1:A:528:ILE:CG1	2:B:187:TYR:HE2	1	1.04
(1,11)	1:A:528:ILE:CG1	2:B:187:TYR:HH	1	1.04
(1,11)	1:A:528:ILE:CG1	2:B:187:TYR:N	1	1.04
(1,11)	1:A:528:ILE:CG1	2:B:187:TYR:O	1	1.04
(1,11)	1:A:528:ILE:CG1	2:B:187:TYR:OH	1	1.04
(1,11)	1:A:528:ILE:CG1	2:B:200:THR:C	1	1.04
(1,11)	1:A:528:ILE:CG1	2:B:200:THR:CA	1	1.04
(1,11)	1:A:528:ILE:CG1	2:B:200:THR:CB	1	1.04
(1,11)	1:A:528:ILE:CG1	2:B:200:THR:CG2	1	1.04
(1,11)	1:A:528:ILE:CG1	2:B:200:THR:H	1	1.04
(1,11)	1:A:528:ILE:CG1	2:B:200:THR:HA	1	1.04
(1,11)	1:A:528:ILE:CG1	2:B:200:THR:HB	1	1.04
(1,11)	1:A:528:ILE:CG1	2:B:200:THR:HG1	1	1.04
(1,11)	1:A:528:ILE:CG1	2:B:200:THR:HG21	1	1.04
(1,11)	1:A:528:ILE:CG1	2:B:200:THR:HG22	1	1.04
(1,11)	1:A:528:ILE:CG1	2:B:200:THR:HG23	1	1.04
(1,11)	1:A:528:ILE:CG1	2:B:200:THR:N	1	1.04
(1,11)	1:A:528:ILE:CG1	2:B:200:THR:O	1	1.04
(1,11)	1:A:528:ILE:CG1	2:B:200:THR:OG1	1	1.04
(1,11)	1:A:528:ILE:CG1	2:B:211:LYS:C	1	1.04
(1,11)	1:A:528:ILE:CG1	2:B:211:LYS:CA	1	1.04
(1,11)	1:A:528:ILE:CG1	2:B:211:LYS:CB	1	1.04
(1,11)	1:A:528:ILE:CG1	2:B:211:LYS:CD	1	1.04
(1,11)	1:A:528:ILE:CG1	2:B:211:LYS:CE	1	1.04
(1,11)	1:A:528:ILE:CG1	2:B:211:LYS:CG	1	1.04
(1,11)	1:A:528:ILE:CG1	2:B:211:LYS:H	1	1.04
(1,11)	1:A:528:ILE:CG1	2:B:211:LYS:HA	1	1.04
(1,11)	1:A:528:ILE:CG1	2:B:211:LYS:HB2	1	1.04
(1,11)	1:A:528:ILE:CG1	2:B:211:LYS:HB3	1	1.04
(1,11)	1:A:528:ILE:CG1	2:B:211:LYS:HD2	1	1.04
(1,11)	1:A:528:ILE:CG1	2:B:211:LYS:HD3	1	1.04
(1,11)	1:A:528:ILE:CG1	2:B:211:LYS:HE2	1	1.04
(1,11)	1:A:528:ILE:CG1	2:B:211:LYS:HE3	1	1.04
(1,11)	1:A:528:ILE:CG1	2:B:211:LYS:HG2	1	1.04
(1,11)	1:A:528:ILE:CG1	2:B:211:LYS:HG3	1	1.04
(1,11)	1:A:528:ILE:CG1	2:B:211:LYS:HZ1	1	1.04
(1,11)	1:A:528:ILE:CG1	2:B:211:LYS:HZ2	1	1.04

*Continued on next page...*

*Continued from previous page...*

Key	Atom-1	Atom-2	Model ID	Violation (Å)
(1,11)	1:A:528:ILE:CG1	2:B:211:LYS:HZ3	1	1.04
(1,11)	1:A:528:ILE:CG1	2:B:211:LYS:N	1	1.04
(1,11)	1:A:528:ILE:CG1	2:B:211:LYS:NZ	1	1.04
(1,11)	1:A:528:ILE:CG1	2:B:211:LYS:O	1	1.04
(1,11)	1:A:528:ILE:CG2	2:B:149:SER:C	1	1.04
(1,11)	1:A:528:ILE:CG2	2:B:149:SER:CA	1	1.04
(1,11)	1:A:528:ILE:CG2	2:B:149:SER:CB	1	1.04
(1,11)	1:A:528:ILE:CG2	2:B:149:SER:H	1	1.04
(1,11)	1:A:528:ILE:CG2	2:B:149:SER:HA	1	1.04
(1,11)	1:A:528:ILE:CG2	2:B:149:SER:HB2	1	1.04
(1,11)	1:A:528:ILE:CG2	2:B:149:SER:HB3	1	1.04
(1,11)	1:A:528:ILE:CG2	2:B:149:SER:HG	1	1.04
(1,11)	1:A:528:ILE:CG2	2:B:149:SER:N	1	1.04
(1,11)	1:A:528:ILE:CG2	2:B:149:SER:O	1	1.04
(1,11)	1:A:528:ILE:CG2	2:B:149:SER:OG	1	1.04
(1,11)	1:A:528:ILE:CG2	2:B:152:VAL:C	1	1.04
(1,11)	1:A:528:ILE:CG2	2:B:152:VAL:CA	1	1.04
(1,11)	1:A:528:ILE:CG2	2:B:152:VAL:CB	1	1.04
(1,11)	1:A:528:ILE:CG2	2:B:152:VAL:CG1	1	1.04
(1,11)	1:A:528:ILE:CG2	2:B:152:VAL:CG2	1	1.04
(1,11)	1:A:528:ILE:CG2	2:B:152:VAL:H	1	1.04
(1,11)	1:A:528:ILE:CG2	2:B:152:VAL:HA	1	1.04
(1,11)	1:A:528:ILE:CG2	2:B:152:VAL:HB	1	1.04
(1,11)	1:A:528:ILE:CG2	2:B:152:VAL:HG11	1	1.04
(1,11)	1:A:528:ILE:CG2	2:B:152:VAL:HG12	1	1.04
(1,11)	1:A:528:ILE:CG2	2:B:152:VAL:HG13	1	1.04
(1,11)	1:A:528:ILE:CG2	2:B:152:VAL:HG21	1	1.04
(1,11)	1:A:528:ILE:CG2	2:B:152:VAL:HG22	1	1.04
(1,11)	1:A:528:ILE:CG2	2:B:152:VAL:HG23	1	1.04
(1,11)	1:A:528:ILE:CG2	2:B:152:VAL:N	1	1.04
(1,11)	1:A:528:ILE:CG2	2:B:152:VAL:O	1	1.04
(1,11)	1:A:528:ILE:CG2	2:B:153:VAL:C	1	1.04
(1,11)	1:A:528:ILE:CG2	2:B:153:VAL:CA	1	1.04
(1,11)	1:A:528:ILE:CG2	2:B:153:VAL:CB	1	1.04
(1,11)	1:A:528:ILE:CG2	2:B:153:VAL:CG1	1	1.04
(1,11)	1:A:528:ILE:CG2	2:B:153:VAL:CG2	1	1.04
(1,11)	1:A:528:ILE:CG2	2:B:153:VAL:H	1	1.04
(1,11)	1:A:528:ILE:CG2	2:B:153:VAL:HA	1	1.04
(1,11)	1:A:528:ILE:CG2	2:B:153:VAL:HB	1	1.04
(1,11)	1:A:528:ILE:CG2	2:B:153:VAL:HG11	1	1.04
(1,11)	1:A:528:ILE:CG2	2:B:153:VAL:HG12	1	1.04
(1,11)	1:A:528:ILE:CG2	2:B:153:VAL:HG13	1	1.04

*Continued on next page...*

*Continued from previous page...*

Key	Atom-1	Atom-2	Model ID	Violation (Å)
(1,11)	1:A:528:ILE:CG2	2:B:153:VAL:HG21	1	1.04
(1,11)	1:A:528:ILE:CG2	2:B:153:VAL:HG22	1	1.04
(1,11)	1:A:528:ILE:CG2	2:B:153:VAL:HG23	1	1.04
(1,11)	1:A:528:ILE:CG2	2:B:153:VAL:N	1	1.04
(1,11)	1:A:528:ILE:CG2	2:B:153:VAL:O	1	1.04
(1,11)	1:A:528:ILE:CG2	2:B:155:GLY:C	1	1.04
(1,11)	1:A:528:ILE:CG2	2:B:155:GLY:CA	1	1.04
(1,11)	1:A:528:ILE:CG2	2:B:155:GLY:H	1	1.04
(1,11)	1:A:528:ILE:CG2	2:B:155:GLY:HA2	1	1.04
(1,11)	1:A:528:ILE:CG2	2:B:155:GLY:HA3	1	1.04
(1,11)	1:A:528:ILE:CG2	2:B:155:GLY:N	1	1.04
(1,11)	1:A:528:ILE:CG2	2:B:155:GLY:O	1	1.04
(1,11)	1:A:528:ILE:CG2	2:B:156:PHE:C	1	1.04
(1,11)	1:A:528:ILE:CG2	2:B:156:PHE:CA	1	1.04
(1,11)	1:A:528:ILE:CG2	2:B:156:PHE:CB	1	1.04
(1,11)	1:A:528:ILE:CG2	2:B:156:PHE:CD1	1	1.04
(1,11)	1:A:528:ILE:CG2	2:B:156:PHE:CD2	1	1.04
(1,11)	1:A:528:ILE:CG2	2:B:156:PHE:CE1	1	1.04
(1,11)	1:A:528:ILE:CG2	2:B:156:PHE:CE2	1	1.04
(1,11)	1:A:528:ILE:CG2	2:B:156:PHE:CG	1	1.04
(1,11)	1:A:528:ILE:CG2	2:B:156:PHE:CZ	1	1.04
(1,11)	1:A:528:ILE:CG2	2:B:156:PHE:H	1	1.04
(1,11)	1:A:528:ILE:CG2	2:B:156:PHE:HA	1	1.04
(1,11)	1:A:528:ILE:CG2	2:B:156:PHE:HB2	1	1.04
(1,11)	1:A:528:ILE:CG2	2:B:156:PHE:HB3	1	1.04
(1,11)	1:A:528:ILE:CG2	2:B:156:PHE:HD1	1	1.04
(1,11)	1:A:528:ILE:CG2	2:B:156:PHE:HD2	1	1.04
(1,11)	1:A:528:ILE:CG2	2:B:156:PHE:HE1	1	1.04
(1,11)	1:A:528:ILE:CG2	2:B:156:PHE:HE2	1	1.04
(1,11)	1:A:528:ILE:CG2	2:B:156:PHE:HZ	1	1.04
(1,11)	1:A:528:ILE:CG2	2:B:156:PHE:N	1	1.04
(1,11)	1:A:528:ILE:CG2	2:B:156:PHE:O	1	1.04
(1,11)	1:A:528:ILE:CG2	2:B:157:CYS:C	1	1.04
(1,11)	1:A:528:ILE:CG2	2:B:157:CYS:CA	1	1.04
(1,11)	1:A:528:ILE:CG2	2:B:157:CYS:CB	1	1.04
(1,11)	1:A:528:ILE:CG2	2:B:157:CYS:H	1	1.04
(1,11)	1:A:528:ILE:CG2	2:B:157:CYS:HA	1	1.04
(1,11)	1:A:528:ILE:CG2	2:B:157:CYS:HB2	1	1.04
(1,11)	1:A:528:ILE:CG2	2:B:157:CYS:HB3	1	1.04
(1,11)	1:A:528:ILE:CG2	2:B:157:CYS:N	1	1.04
(1,11)	1:A:528:ILE:CG2	2:B:157:CYS:O	1	1.04
(1,11)	1:A:528:ILE:CG2	2:B:157:CYS:SG	1	1.04

*Continued on next page...*

*Continued from previous page...*

Key	Atom-1	Atom-2	Model ID	Violation (Å)
(1,11)	1:A:528:ILE:CG2	2:B:158:THR:C	1	1.04
(1,11)	1:A:528:ILE:CG2	2:B:158:THR:CA	1	1.04
(1,11)	1:A:528:ILE:CG2	2:B:158:THR:CB	1	1.04
(1,11)	1:A:528:ILE:CG2	2:B:158:THR:CG2	1	1.04
(1,11)	1:A:528:ILE:CG2	2:B:158:THR:H	1	1.04
(1,11)	1:A:528:ILE:CG2	2:B:158:THR:HA	1	1.04
(1,11)	1:A:528:ILE:CG2	2:B:158:THR:HB	1	1.04
(1,11)	1:A:528:ILE:CG2	2:B:158:THR:HG1	1	1.04
(1,11)	1:A:528:ILE:CG2	2:B:158:THR:HG21	1	1.04
(1,11)	1:A:528:ILE:CG2	2:B:158:THR:HG22	1	1.04
(1,11)	1:A:528:ILE:CG2	2:B:158:THR:HG23	1	1.04
(1,11)	1:A:528:ILE:CG2	2:B:158:THR:N	1	1.04
(1,11)	1:A:528:ILE:CG2	2:B:158:THR:O	1	1.04
(1,11)	1:A:528:ILE:CG2	2:B:158:THR:OG1	1	1.04
(1,11)	1:A:528:ILE:CG2	2:B:159:ILE:C	1	1.04
(1,11)	1:A:528:ILE:CG2	2:B:159:ILE:CA	1	1.04
(1,11)	1:A:528:ILE:CG2	2:B:159:ILE:CB	1	1.04
(1,11)	1:A:528:ILE:CG2	2:B:159:ILE:CD1	1	1.04
(1,11)	1:A:528:ILE:CG2	2:B:159:ILE:CG1	1	1.04
(1,11)	1:A:528:ILE:CG2	2:B:159:ILE:CG2	1	1.04
(1,11)	1:A:528:ILE:CG2	2:B:159:ILE:H	1	1.04
(1,11)	1:A:528:ILE:CG2	2:B:159:ILE:HA	1	1.04
(1,11)	1:A:528:ILE:CG2	2:B:159:ILE:HB	1	1.04
(1,11)	1:A:528:ILE:CG2	2:B:159:ILE:HD11	1	1.04
(1,11)	1:A:528:ILE:CG2	2:B:159:ILE:HD12	1	1.04
(1,11)	1:A:528:ILE:CG2	2:B:159:ILE:HD13	1	1.04
(1,11)	1:A:528:ILE:CG2	2:B:159:ILE:HG12	1	1.04
(1,11)	1:A:528:ILE:CG2	2:B:159:ILE:HG13	1	1.04
(1,11)	1:A:528:ILE:CG2	2:B:159:ILE:HG21	1	1.04
(1,11)	1:A:528:ILE:CG2	2:B:159:ILE:HG22	1	1.04
(1,11)	1:A:528:ILE:CG2	2:B:159:ILE:HG23	1	1.04
(1,11)	1:A:528:ILE:CG2	2:B:159:ILE:N	1	1.04
(1,11)	1:A:528:ILE:CG2	2:B:159:ILE:O	1	1.04
(1,11)	1:A:528:ILE:CG2	2:B:161:ASN:C	1	1.04
(1,11)	1:A:528:ILE:CG2	2:B:161:ASN:CA	1	1.04
(1,11)	1:A:528:ILE:CG2	2:B:161:ASN:CB	1	1.04
(1,11)	1:A:528:ILE:CG2	2:B:161:ASN:CG	1	1.04
(1,11)	1:A:528:ILE:CG2	2:B:161:ASN:H	1	1.04
(1,11)	1:A:528:ILE:CG2	2:B:161:ASN:HA	1	1.04
(1,11)	1:A:528:ILE:CG2	2:B:161:ASN:HB2	1	1.04
(1,11)	1:A:528:ILE:CG2	2:B:161:ASN:HB3	1	1.04
(1,11)	1:A:528:ILE:CG2	2:B:161:ASN:HD21	1	1.04

*Continued on next page...*

*Continued from previous page...*

Key	Atom-1	Atom-2	Model ID	Violation (Å)
(1,11)	1:A:528:ILE:CG2	2:B:161:ASN:HD22	1	1.04
(1,11)	1:A:528:ILE:CG2	2:B:161:ASN:N	1	1.04
(1,11)	1:A:528:ILE:CG2	2:B:161:ASN:ND2	1	1.04
(1,11)	1:A:528:ILE:CG2	2:B:161:ASN:O	1	1.04
(1,11)	1:A:528:ILE:CG2	2:B:161:ASN:OD1	1	1.04
(1,11)	1:A:528:ILE:CG2	2:B:162:LYS:C	1	1.04
(1,11)	1:A:528:ILE:CG2	2:B:162:LYS:CA	1	1.04
(1,11)	1:A:528:ILE:CG2	2:B:162:LYS:CB	1	1.04
(1,11)	1:A:528:ILE:CG2	2:B:162:LYS:CD	1	1.04
(1,11)	1:A:528:ILE:CG2	2:B:162:LYS:CE	1	1.04
(1,11)	1:A:528:ILE:CG2	2:B:162:LYS:CG	1	1.04
(1,11)	1:A:528:ILE:CG2	2:B:162:LYS:H	1	1.04
(1,11)	1:A:528:ILE:CG2	2:B:162:LYS:HA	1	1.04
(1,11)	1:A:528:ILE:CG2	2:B:162:LYS:HB2	1	1.04
(1,11)	1:A:528:ILE:CG2	2:B:162:LYS:HB3	1	1.04
(1,11)	1:A:528:ILE:CG2	2:B:162:LYS:HD2	1	1.04
(1,11)	1:A:528:ILE:CG2	2:B:162:LYS:HD3	1	1.04
(1,11)	1:A:528:ILE:CG2	2:B:162:LYS:HE2	1	1.04
(1,11)	1:A:528:ILE:CG2	2:B:162:LYS:HE3	1	1.04
(1,11)	1:A:528:ILE:CG2	2:B:162:LYS:HG2	1	1.04
(1,11)	1:A:528:ILE:CG2	2:B:162:LYS:HG3	1	1.04
(1,11)	1:A:528:ILE:CG2	2:B:162:LYS:HZ1	1	1.04
(1,11)	1:A:528:ILE:CG2	2:B:162:LYS:HZ2	1	1.04
(1,11)	1:A:528:ILE:CG2	2:B:162:LYS:HZ3	1	1.04
(1,11)	1:A:528:ILE:CG2	2:B:162:LYS:N	1	1.04
(1,11)	1:A:528:ILE:CG2	2:B:162:LYS:NZ	1	1.04
(1,11)	1:A:528:ILE:CG2	2:B:162:LYS:O	1	1.04
(1,11)	1:A:528:ILE:CG2	2:B:167:SER:C	1	1.04
(1,11)	1:A:528:ILE:CG2	2:B:167:SER:CA	1	1.04
(1,11)	1:A:528:ILE:CG2	2:B:167:SER:CB	1	1.04
(1,11)	1:A:528:ILE:CG2	2:B:167:SER:H	1	1.04
(1,11)	1:A:528:ILE:CG2	2:B:167:SER:HA	1	1.04
(1,11)	1:A:528:ILE:CG2	2:B:167:SER:HB2	1	1.04
(1,11)	1:A:528:ILE:CG2	2:B:167:SER:HB3	1	1.04
(1,11)	1:A:528:ILE:CG2	2:B:167:SER:HG	1	1.04
(1,11)	1:A:528:ILE:CG2	2:B:167:SER:N	1	1.04
(1,11)	1:A:528:ILE:CG2	2:B:167:SER:O	1	1.04
(1,11)	1:A:528:ILE:CG2	2:B:167:SER:OG	1	1.04
(1,11)	1:A:528:ILE:CG2	2:B:168:LEU:C	1	1.04
(1,11)	1:A:528:ILE:CG2	2:B:168:LEU:CA	1	1.04
(1,11)	1:A:528:ILE:CG2	2:B:168:LEU:CB	1	1.04
(1,11)	1:A:528:ILE:CG2	2:B:168:LEU:CD1	1	1.04

*Continued on next page...*

*Continued from previous page...*

Key	Atom-1	Atom-2	Model ID	Violation (Å)
(1,11)	1:A:528:ILE:CG2	2:B:168:LEU:CD2	1	1.04
(1,11)	1:A:528:ILE:CG2	2:B:168:LEU:CG	1	1.04
(1,11)	1:A:528:ILE:CG2	2:B:168:LEU:H	1	1.04
(1,11)	1:A:528:ILE:CG2	2:B:168:LEU:HA	1	1.04
(1,11)	1:A:528:ILE:CG2	2:B:168:LEU:HB2	1	1.04
(1,11)	1:A:528:ILE:CG2	2:B:168:LEU:HB3	1	1.04
(1,11)	1:A:528:ILE:CG2	2:B:168:LEU:HD11	1	1.04
(1,11)	1:A:528:ILE:CG2	2:B:168:LEU:HD12	1	1.04
(1,11)	1:A:528:ILE:CG2	2:B:168:LEU:HD13	1	1.04
(1,11)	1:A:528:ILE:CG2	2:B:168:LEU:HD21	1	1.04
(1,11)	1:A:528:ILE:CG2	2:B:168:LEU:HD22	1	1.04
(1,11)	1:A:528:ILE:CG2	2:B:168:LEU:HD23	1	1.04
(1,11)	1:A:528:ILE:CG2	2:B:168:LEU:HG	1	1.04
(1,11)	1:A:528:ILE:CG2	2:B:168:LEU:N	1	1.04
(1,11)	1:A:528:ILE:CG2	2:B:168:LEU:O	1	1.04
(1,11)	1:A:528:ILE:CG2	2:B:170:MET:C	1	1.04
(1,11)	1:A:528:ILE:CG2	2:B:170:MET:CA	1	1.04
(1,11)	1:A:528:ILE:CG2	2:B:170:MET:CB	1	1.04
(1,11)	1:A:528:ILE:CG2	2:B:170:MET:CE	1	1.04
(1,11)	1:A:528:ILE:CG2	2:B:170:MET:CG	1	1.04
(1,11)	1:A:528:ILE:CG2	2:B:170:MET:H	1	1.04
(1,11)	1:A:528:ILE:CG2	2:B:170:MET:HA	1	1.04
(1,11)	1:A:528:ILE:CG2	2:B:170:MET:HB2	1	1.04
(1,11)	1:A:528:ILE:CG2	2:B:170:MET:HB3	1	1.04
(1,11)	1:A:528:ILE:CG2	2:B:170:MET:HE1	1	1.04
(1,11)	1:A:528:ILE:CG2	2:B:170:MET:HE2	1	1.04
(1,11)	1:A:528:ILE:CG2	2:B:170:MET:HE3	1	1.04
(1,11)	1:A:528:ILE:CG2	2:B:170:MET:HG2	1	1.04
(1,11)	1:A:528:ILE:CG2	2:B:170:MET:HG3	1	1.04
(1,11)	1:A:528:ILE:CG2	2:B:170:MET:N	1	1.04
(1,11)	1:A:528:ILE:CG2	2:B:170:MET:O	1	1.04
(1,11)	1:A:528:ILE:CG2	2:B:170:MET:SD	1	1.04
(1,11)	1:A:528:ILE:CG2	2:B:172:LYS:C	1	1.04
(1,11)	1:A:528:ILE:CG2	2:B:172:LYS:CA	1	1.04
(1,11)	1:A:528:ILE:CG2	2:B:172:LYS:CB	1	1.04
(1,11)	1:A:528:ILE:CG2	2:B:172:LYS:CD	1	1.04
(1,11)	1:A:528:ILE:CG2	2:B:172:LYS:CE	1	1.04
(1,11)	1:A:528:ILE:CG2	2:B:172:LYS:CG	1	1.04
(1,11)	1:A:528:ILE:CG2	2:B:172:LYS:H	1	1.04
(1,11)	1:A:528:ILE:CG2	2:B:172:LYS:HA	1	1.04
(1,11)	1:A:528:ILE:CG2	2:B:172:LYS:HB2	1	1.04
(1,11)	1:A:528:ILE:CG2	2:B:172:LYS:HB3	1	1.04

*Continued on next page...*



*Continued from previous page...*

Key	Atom-1	Atom-2	Model ID	Violation (Å)
(1,11)	1:A:528:ILE:CG2	2:B:172:LYS:HD2	1	1.04
(1,11)	1:A:528:ILE:CG2	2:B:172:LYS:HD3	1	1.04
(1,11)	1:A:528:ILE:CG2	2:B:172:LYS:HE2	1	1.04
(1,11)	1:A:528:ILE:CG2	2:B:172:LYS:HE3	1	1.04
(1,11)	1:A:528:ILE:CG2	2:B:172:LYS:HG2	1	1.04
(1,11)	1:A:528:ILE:CG2	2:B:172:LYS:HG3	1	1.04
(1,11)	1:A:528:ILE:CG2	2:B:172:LYS:HZ1	1	1.04
(1,11)	1:A:528:ILE:CG2	2:B:172:LYS:HZ2	1	1.04
(1,11)	1:A:528:ILE:CG2	2:B:172:LYS:HZ3	1	1.04
(1,11)	1:A:528:ILE:CG2	2:B:172:LYS:N	1	1.04
(1,11)	1:A:528:ILE:CG2	2:B:172:LYS:NZ	1	1.04
(1,11)	1:A:528:ILE:CG2	2:B:172:LYS:O	1	1.04
(1,11)	1:A:528:ILE:CG2	2:B:182:VAL:C	1	1.04
(1,11)	1:A:528:ILE:CG2	2:B:182:VAL:CA	1	1.04
(1,11)	1:A:528:ILE:CG2	2:B:182:VAL:CB	1	1.04
(1,11)	1:A:528:ILE:CG2	2:B:182:VAL:CG1	1	1.04
(1,11)	1:A:528:ILE:CG2	2:B:182:VAL:CG2	1	1.04
(1,11)	1:A:528:ILE:CG2	2:B:182:VAL:H	1	1.04
(1,11)	1:A:528:ILE:CG2	2:B:182:VAL:HA	1	1.04
(1,11)	1:A:528:ILE:CG2	2:B:182:VAL:HB	1	1.04
(1,11)	1:A:528:ILE:CG2	2:B:182:VAL:HG11	1	1.04
(1,11)	1:A:528:ILE:CG2	2:B:182:VAL:HG12	1	1.04
(1,11)	1:A:528:ILE:CG2	2:B:182:VAL:HG13	1	1.04
(1,11)	1:A:528:ILE:CG2	2:B:182:VAL:HG21	1	1.04
(1,11)	1:A:528:ILE:CG2	2:B:182:VAL:HG22	1	1.04
(1,11)	1:A:528:ILE:CG2	2:B:182:VAL:HG23	1	1.04
(1,11)	1:A:528:ILE:CG2	2:B:182:VAL:N	1	1.04
(1,11)	1:A:528:ILE:CG2	2:B:182:VAL:O	1	1.04
(1,11)	1:A:528:ILE:CG2	2:B:183:LYS:C	1	1.04
(1,11)	1:A:528:ILE:CG2	2:B:183:LYS:CA	1	1.04
(1,11)	1:A:528:ILE:CG2	2:B:183:LYS:CB	1	1.04
(1,11)	1:A:528:ILE:CG2	2:B:183:LYS:CD	1	1.04
(1,11)	1:A:528:ILE:CG2	2:B:183:LYS:CE	1	1.04
(1,11)	1:A:528:ILE:CG2	2:B:183:LYS:CG	1	1.04
(1,11)	1:A:528:ILE:CG2	2:B:183:LYS:H	1	1.04
(1,11)	1:A:528:ILE:CG2	2:B:183:LYS:HA	1	1.04
(1,11)	1:A:528:ILE:CG2	2:B:183:LYS:HB2	1	1.04
(1,11)	1:A:528:ILE:CG2	2:B:183:LYS:HB3	1	1.04
(1,11)	1:A:528:ILE:CG2	2:B:183:LYS:HD2	1	1.04
(1,11)	1:A:528:ILE:CG2	2:B:183:LYS:HD3	1	1.04
(1,11)	1:A:528:ILE:CG2	2:B:183:LYS:HE2	1	1.04
(1,11)	1:A:528:ILE:CG2	2:B:183:LYS:HE3	1	1.04

*Continued on next page...*

*Continued from previous page...*

Key	Atom-1	Atom-2	Model ID	Violation (Å)
(1,11)	1:A:528:ILE:CG2	2:B:183:LYS:HG2	1	1.04
(1,11)	1:A:528:ILE:CG2	2:B:183:LYS:HG3	1	1.04
(1,11)	1:A:528:ILE:CG2	2:B:183:LYS:HZ1	1	1.04
(1,11)	1:A:528:ILE:CG2	2:B:183:LYS:HZ2	1	1.04
(1,11)	1:A:528:ILE:CG2	2:B:183:LYS:HZ3	1	1.04
(1,11)	1:A:528:ILE:CG2	2:B:183:LYS:N	1	1.04
(1,11)	1:A:528:ILE:CG2	2:B:183:LYS:NZ	1	1.04
(1,11)	1:A:528:ILE:CG2	2:B:183:LYS:O	1	1.04
(1,11)	1:A:528:ILE:CG2	2:B:185:GLY:C	1	1.04
(1,11)	1:A:528:ILE:CG2	2:B:185:GLY:CA	1	1.04
(1,11)	1:A:528:ILE:CG2	2:B:185:GLY:H	1	1.04
(1,11)	1:A:528:ILE:CG2	2:B:185:GLY:HA2	1	1.04
(1,11)	1:A:528:ILE:CG2	2:B:185:GLY:HA3	1	1.04
(1,11)	1:A:528:ILE:CG2	2:B:185:GLY:N	1	1.04
(1,11)	1:A:528:ILE:CG2	2:B:185:GLY:O	1	1.04
(1,11)	1:A:528:ILE:CG2	2:B:187:TYR:C	1	1.04
(1,11)	1:A:528:ILE:CG2	2:B:187:TYR:CA	1	1.04
(1,11)	1:A:528:ILE:CG2	2:B:187:TYR:CB	1	1.04
(1,11)	1:A:528:ILE:CG2	2:B:187:TYR:CD1	1	1.04
(1,11)	1:A:528:ILE:CG2	2:B:187:TYR:CD2	1	1.04
(1,11)	1:A:528:ILE:CG2	2:B:187:TYR:CE1	1	1.04
(1,11)	1:A:528:ILE:CG2	2:B:187:TYR:CE2	1	1.04
(1,11)	1:A:528:ILE:CG2	2:B:187:TYR:CG	1	1.04
(1,11)	1:A:528:ILE:CG2	2:B:187:TYR:CZ	1	1.04
(1,11)	1:A:528:ILE:CG2	2:B:187:TYR:H	1	1.04
(1,11)	1:A:528:ILE:CG2	2:B:187:TYR:HA	1	1.04
(1,11)	1:A:528:ILE:CG2	2:B:187:TYR:HB2	1	1.04
(1,11)	1:A:528:ILE:CG2	2:B:187:TYR:HB3	1	1.04
(1,11)	1:A:528:ILE:CG2	2:B:187:TYR:HD1	1	1.04
(1,11)	1:A:528:ILE:CG2	2:B:187:TYR:HD2	1	1.04
(1,11)	1:A:528:ILE:CG2	2:B:187:TYR:HE1	1	1.04
(1,11)	1:A:528:ILE:CG2	2:B:187:TYR:HE2	1	1.04
(1,11)	1:A:528:ILE:CG2	2:B:187:TYR:HH	1	1.04
(1,11)	1:A:528:ILE:CG2	2:B:187:TYR:N	1	1.04
(1,11)	1:A:528:ILE:CG2	2:B:187:TYR:O	1	1.04
(1,11)	1:A:528:ILE:CG2	2:B:187:TYR:OH	1	1.04
(1,11)	1:A:528:ILE:CG2	2:B:200:THR:C	1	1.04
(1,11)	1:A:528:ILE:CG2	2:B:200:THR:CA	1	1.04
(1,11)	1:A:528:ILE:CG2	2:B:200:THR:CB	1	1.04
(1,11)	1:A:528:ILE:CG2	2:B:200:THR:CG2	1	1.04
(1,11)	1:A:528:ILE:CG2	2:B:200:THR:H	1	1.04
(1,11)	1:A:528:ILE:CG2	2:B:200:THR:HA	1	1.04

*Continued on next page...*

*Continued from previous page...*

Key	Atom-1	Atom-2	Model ID	Violation (Å)
(1,11)	1:A:528:ILE:CG2	2:B:200:THR:HB	1	1.04
(1,11)	1:A:528:ILE:CG2	2:B:200:THR:HG1	1	1.04
(1,11)	1:A:528:ILE:CG2	2:B:200:THR:HG21	1	1.04
(1,11)	1:A:528:ILE:CG2	2:B:200:THR:HG22	1	1.04
(1,11)	1:A:528:ILE:CG2	2:B:200:THR:HG23	1	1.04
(1,11)	1:A:528:ILE:CG2	2:B:200:THR:N	1	1.04
(1,11)	1:A:528:ILE:CG2	2:B:200:THR:O	1	1.04
(1,11)	1:A:528:ILE:CG2	2:B:200:THR:OG1	1	1.04
(1,11)	1:A:528:ILE:CG2	2:B:211:LYS:C	1	1.04
(1,11)	1:A:528:ILE:CG2	2:B:211:LYS:CA	1	1.04
(1,11)	1:A:528:ILE:CG2	2:B:211:LYS:CB	1	1.04
(1,11)	1:A:528:ILE:CG2	2:B:211:LYS:CD	1	1.04
(1,11)	1:A:528:ILE:CG2	2:B:211:LYS:CE	1	1.04
(1,11)	1:A:528:ILE:CG2	2:B:211:LYS:CG	1	1.04
(1,11)	1:A:528:ILE:CG2	2:B:211:LYS:H	1	1.04
(1,11)	1:A:528:ILE:CG2	2:B:211:LYS:HA	1	1.04
(1,11)	1:A:528:ILE:CG2	2:B:211:LYS:HB2	1	1.04
(1,11)	1:A:528:ILE:CG2	2:B:211:LYS:HB3	1	1.04
(1,11)	1:A:528:ILE:CG2	2:B:211:LYS:HD2	1	1.04
(1,11)	1:A:528:ILE:CG2	2:B:211:LYS:HD3	1	1.04
(1,11)	1:A:528:ILE:CG2	2:B:211:LYS:HE2	1	1.04
(1,11)	1:A:528:ILE:CG2	2:B:211:LYS:HE3	1	1.04
(1,11)	1:A:528:ILE:CG2	2:B:211:LYS:HG2	1	1.04
(1,11)	1:A:528:ILE:CG2	2:B:211:LYS:HG3	1	1.04
(1,11)	1:A:528:ILE:CG2	2:B:211:LYS:HZ1	1	1.04
(1,11)	1:A:528:ILE:CG2	2:B:211:LYS:HZ2	1	1.04
(1,11)	1:A:528:ILE:CG2	2:B:211:LYS:HZ3	1	1.04
(1,11)	1:A:528:ILE:CG2	2:B:211:LYS:N	1	1.04
(1,11)	1:A:528:ILE:CG2	2:B:211:LYS:NZ	1	1.04
(1,11)	1:A:528:ILE:CG2	2:B:211:LYS:O	1	1.04
(1,11)	1:A:528:ILE:H	2:B:149:SER:C	1	1.04
(1,11)	1:A:528:ILE:H	2:B:149:SER:CA	1	1.04
(1,11)	1:A:528:ILE:H	2:B:149:SER:CB	1	1.04
(1,11)	1:A:528:ILE:H	2:B:149:SER:H	1	1.04
(1,11)	1:A:528:ILE:H	2:B:149:SER:HA	1	1.04
(1,11)	1:A:528:ILE:H	2:B:149:SER:HB2	1	1.04
(1,11)	1:A:528:ILE:H	2:B:149:SER:HB3	1	1.04
(1,11)	1:A:528:ILE:H	2:B:149:SER:HG	1	1.04
(1,11)	1:A:528:ILE:H	2:B:149:SER:N	1	1.04
(1,11)	1:A:528:ILE:H	2:B:149:SER:O	1	1.04
(1,11)	1:A:528:ILE:H	2:B:149:SER:OG	1	1.04
(1,11)	1:A:528:ILE:H	2:B:152:VAL:C	1	1.04

*Continued on next page...*

*Continued from previous page...*

Key	Atom-1	Atom-2	Model ID	Violation (Å)
(1,11)	1:A:528:ILE:H	2:B:152:VAL:CA	1	1.04
(1,11)	1:A:528:ILE:H	2:B:152:VAL:CB	1	1.04
(1,11)	1:A:528:ILE:H	2:B:152:VAL:CG1	1	1.04
(1,11)	1:A:528:ILE:H	2:B:152:VAL:CG2	1	1.04
(1,11)	1:A:528:ILE:H	2:B:152:VAL:H	1	1.04
(1,11)	1:A:528:ILE:H	2:B:152:VAL:HA	1	1.04
(1,11)	1:A:528:ILE:H	2:B:152:VAL:HB	1	1.04
(1,11)	1:A:528:ILE:H	2:B:152:VAL:HG11	1	1.04
(1,11)	1:A:528:ILE:H	2:B:152:VAL:HG12	1	1.04
(1,11)	1:A:528:ILE:H	2:B:152:VAL:HG13	1	1.04
(1,11)	1:A:528:ILE:H	2:B:152:VAL:HG21	1	1.04
(1,11)	1:A:528:ILE:H	2:B:152:VAL:HG22	1	1.04
(1,11)	1:A:528:ILE:H	2:B:152:VAL:HG23	1	1.04
(1,11)	1:A:528:ILE:H	2:B:152:VAL:N	1	1.04
(1,11)	1:A:528:ILE:H	2:B:152:VAL:O	1	1.04
(1,11)	1:A:528:ILE:H	2:B:153:VAL:C	1	1.04
(1,11)	1:A:528:ILE:H	2:B:153:VAL:CA	1	1.04
(1,11)	1:A:528:ILE:H	2:B:153:VAL:CB	1	1.04
(1,11)	1:A:528:ILE:H	2:B:153:VAL:CG1	1	1.04
(1,11)	1:A:528:ILE:H	2:B:153:VAL:CG2	1	1.04
(1,11)	1:A:528:ILE:H	2:B:153:VAL:H	1	1.04
(1,11)	1:A:528:ILE:H	2:B:153:VAL:HA	1	1.04
(1,11)	1:A:528:ILE:H	2:B:153:VAL:HB	1	1.04
(1,11)	1:A:528:ILE:H	2:B:153:VAL:HG11	1	1.04
(1,11)	1:A:528:ILE:H	2:B:153:VAL:HG12	1	1.04
(1,11)	1:A:528:ILE:H	2:B:153:VAL:HG13	1	1.04
(1,11)	1:A:528:ILE:H	2:B:153:VAL:HG21	1	1.04
(1,11)	1:A:528:ILE:H	2:B:153:VAL:HG22	1	1.04
(1,11)	1:A:528:ILE:H	2:B:153:VAL:HG23	1	1.04
(1,11)	1:A:528:ILE:H	2:B:153:VAL:N	1	1.04
(1,11)	1:A:528:ILE:H	2:B:153:VAL:O	1	1.04
(1,11)	1:A:528:ILE:H	2:B:155:GLY:C	1	1.04
(1,11)	1:A:528:ILE:H	2:B:155:GLY:CA	1	1.04
(1,11)	1:A:528:ILE:H	2:B:155:GLY:H	1	1.04
(1,11)	1:A:528:ILE:H	2:B:155:GLY:HA2	1	1.04
(1,11)	1:A:528:ILE:H	2:B:155:GLY:HA3	1	1.04
(1,11)	1:A:528:ILE:H	2:B:155:GLY:N	1	1.04
(1,11)	1:A:528:ILE:H	2:B:155:GLY:O	1	1.04
(1,11)	1:A:528:ILE:H	2:B:156:PHE:C	1	1.04
(1,11)	1:A:528:ILE:H	2:B:156:PHE:CA	1	1.04
(1,11)	1:A:528:ILE:H	2:B:156:PHE:CB	1	1.04
(1,11)	1:A:528:ILE:H	2:B:156:PHE:CD1	1	1.04

*Continued on next page...*

*Continued from previous page...*

Key	Atom-1	Atom-2	Model ID	Violation (Å)
(1,11)	1:A:528:ILE:H	2:B:156:PHE:CD2	1	1.04
(1,11)	1:A:528:ILE:H	2:B:156:PHE:CE1	1	1.04
(1,11)	1:A:528:ILE:H	2:B:156:PHE:CE2	1	1.04
(1,11)	1:A:528:ILE:H	2:B:156:PHE:CG	1	1.04
(1,11)	1:A:528:ILE:H	2:B:156:PHE:CZ	1	1.04
(1,11)	1:A:528:ILE:H	2:B:156:PHE:H	1	1.04
(1,11)	1:A:528:ILE:H	2:B:156:PHE:HA	1	1.04
(1,11)	1:A:528:ILE:H	2:B:156:PHE:HB2	1	1.04
(1,11)	1:A:528:ILE:H	2:B:156:PHE:HB3	1	1.04
(1,11)	1:A:528:ILE:H	2:B:156:PHE:HD1	1	1.04
(1,11)	1:A:528:ILE:H	2:B:156:PHE:HD2	1	1.04
(1,11)	1:A:528:ILE:H	2:B:156:PHE:HE1	1	1.04
(1,11)	1:A:528:ILE:H	2:B:156:PHE:HE2	1	1.04
(1,11)	1:A:528:ILE:H	2:B:156:PHE:HZ	1	1.04
(1,11)	1:A:528:ILE:H	2:B:156:PHE:N	1	1.04
(1,11)	1:A:528:ILE:H	2:B:156:PHE:O	1	1.04
(1,11)	1:A:528:ILE:H	2:B:157:CYS:C	1	1.04
(1,11)	1:A:528:ILE:H	2:B:157:CYS:CA	1	1.04
(1,11)	1:A:528:ILE:H	2:B:157:CYS:CB	1	1.04
(1,11)	1:A:528:ILE:H	2:B:157:CYS:H	1	1.04
(1,11)	1:A:528:ILE:H	2:B:157:CYS:HA	1	1.04
(1,11)	1:A:528:ILE:H	2:B:157:CYS:HB2	1	1.04
(1,11)	1:A:528:ILE:H	2:B:157:CYS:HB3	1	1.04
(1,11)	1:A:528:ILE:H	2:B:157:CYS:N	1	1.04
(1,11)	1:A:528:ILE:H	2:B:157:CYS:O	1	1.04
(1,11)	1:A:528:ILE:H	2:B:157:CYS:SG	1	1.04
(1,11)	1:A:528:ILE:H	2:B:158:THR:C	1	1.04
(1,11)	1:A:528:ILE:H	2:B:158:THR:CA	1	1.04
(1,11)	1:A:528:ILE:H	2:B:158:THR:CB	1	1.04
(1,11)	1:A:528:ILE:H	2:B:158:THR:CG2	1	1.04
(1,11)	1:A:528:ILE:H	2:B:158:THR:H	1	1.04
(1,11)	1:A:528:ILE:H	2:B:158:THR:HA	1	1.04
(1,11)	1:A:528:ILE:H	2:B:158:THR:HB	1	1.04
(1,11)	1:A:528:ILE:H	2:B:158:THR:HG1	1	1.04
(1,11)	1:A:528:ILE:H	2:B:158:THR:HG21	1	1.04
(1,11)	1:A:528:ILE:H	2:B:158:THR:HG22	1	1.04
(1,11)	1:A:528:ILE:H	2:B:158:THR:HG23	1	1.04
(1,11)	1:A:528:ILE:H	2:B:158:THR:N	1	1.04
(1,11)	1:A:528:ILE:H	2:B:158:THR:O	1	1.04
(1,11)	1:A:528:ILE:H	2:B:158:THR:OG1	1	1.04
(1,11)	1:A:528:ILE:H	2:B:159:ILE:C	1	1.04
(1,11)	1:A:528:ILE:H	2:B:159:ILE:CA	1	1.04

*Continued on next page...*

*Continued from previous page...*

Key	Atom-1	Atom-2	Model ID	Violation (Å)
(1,11)	1:A:528:ILE:H	2:B:159:ILE:CB	1	1.04
(1,11)	1:A:528:ILE:H	2:B:159:ILE:CD1	1	1.04
(1,11)	1:A:528:ILE:H	2:B:159:ILE:CG1	1	1.04
(1,11)	1:A:528:ILE:H	2:B:159:ILE:CG2	1	1.04
(1,11)	1:A:528:ILE:H	2:B:159:ILE:H	1	1.04
(1,11)	1:A:528:ILE:H	2:B:159:ILE:HA	1	1.04
(1,11)	1:A:528:ILE:H	2:B:159:ILE:HB	1	1.04
(1,11)	1:A:528:ILE:H	2:B:159:ILE:HD11	1	1.04
(1,11)	1:A:528:ILE:H	2:B:159:ILE:HD12	1	1.04
(1,11)	1:A:528:ILE:H	2:B:159:ILE:HD13	1	1.04
(1,11)	1:A:528:ILE:H	2:B:159:ILE:HG12	1	1.04
(1,11)	1:A:528:ILE:H	2:B:159:ILE:HG13	1	1.04
(1,11)	1:A:528:ILE:H	2:B:159:ILE:HG21	1	1.04
(1,11)	1:A:528:ILE:H	2:B:159:ILE:HG22	1	1.04
(1,11)	1:A:528:ILE:H	2:B:159:ILE:HG23	1	1.04
(1,11)	1:A:528:ILE:H	2:B:159:ILE:N	1	1.04
(1,11)	1:A:528:ILE:H	2:B:159:ILE:O	1	1.04
(1,11)	1:A:528:ILE:H	2:B:161:ASN:C	1	1.04
(1,11)	1:A:528:ILE:H	2:B:161:ASN:CA	1	1.04
(1,11)	1:A:528:ILE:H	2:B:161:ASN:CB	1	1.04
(1,11)	1:A:528:ILE:H	2:B:161:ASN:CG	1	1.04
(1,11)	1:A:528:ILE:H	2:B:161:ASN:H	1	1.04
(1,11)	1:A:528:ILE:H	2:B:161:ASN:HA	1	1.04
(1,11)	1:A:528:ILE:H	2:B:161:ASN:HB2	1	1.04
(1,11)	1:A:528:ILE:H	2:B:161:ASN:HB3	1	1.04
(1,11)	1:A:528:ILE:H	2:B:161:ASN:HD21	1	1.04
(1,11)	1:A:528:ILE:H	2:B:161:ASN:HD22	1	1.04
(1,11)	1:A:528:ILE:H	2:B:161:ASN:N	1	1.04
(1,11)	1:A:528:ILE:H	2:B:161:ASN:ND2	1	1.04
(1,11)	1:A:528:ILE:H	2:B:161:ASN:O	1	1.04
(1,11)	1:A:528:ILE:H	2:B:161:ASN:OD1	1	1.04
(1,11)	1:A:528:ILE:H	2:B:162:LYS:C	1	1.04
(1,11)	1:A:528:ILE:H	2:B:162:LYS:CA	1	1.04
(1,11)	1:A:528:ILE:H	2:B:162:LYS:CB	1	1.04
(1,11)	1:A:528:ILE:H	2:B:162:LYS:CD	1	1.04
(1,11)	1:A:528:ILE:H	2:B:162:LYS:CE	1	1.04
(1,11)	1:A:528:ILE:H	2:B:162:LYS:CG	1	1.04
(1,11)	1:A:528:ILE:H	2:B:162:LYS:H	1	1.04
(1,11)	1:A:528:ILE:H	2:B:162:LYS:HA	1	1.04
(1,11)	1:A:528:ILE:H	2:B:162:LYS:HB2	1	1.04
(1,11)	1:A:528:ILE:H	2:B:162:LYS:HB3	1	1.04
(1,11)	1:A:528:ILE:H	2:B:162:LYS:HD2	1	1.04

*Continued on next page...*

*Continued from previous page...*

Key	Atom-1	Atom-2	Model ID	Violation (Å)
(1,11)	1:A:528:ILE:H	2:B:162:LYS:HD3	1	1.04
(1,11)	1:A:528:ILE:H	2:B:162:LYS:HE2	1	1.04
(1,11)	1:A:528:ILE:H	2:B:162:LYS:HE3	1	1.04
(1,11)	1:A:528:ILE:H	2:B:162:LYS:HG2	1	1.04
(1,11)	1:A:528:ILE:H	2:B:162:LYS:HG3	1	1.04
(1,11)	1:A:528:ILE:H	2:B:162:LYS:HZ1	1	1.04
(1,11)	1:A:528:ILE:H	2:B:162:LYS:HZ2	1	1.04
(1,11)	1:A:528:ILE:H	2:B:162:LYS:HZ3	1	1.04
(1,11)	1:A:528:ILE:H	2:B:162:LYS:N	1	1.04
(1,11)	1:A:528:ILE:H	2:B:162:LYS:NZ	1	1.04
(1,11)	1:A:528:ILE:H	2:B:162:LYS:O	1	1.04
(1,11)	1:A:528:ILE:H	2:B:167:SER:C	1	1.04
(1,11)	1:A:528:ILE:H	2:B:167:SER:CA	1	1.04
(1,11)	1:A:528:ILE:H	2:B:167:SER:CB	1	1.04
(1,11)	1:A:528:ILE:H	2:B:167:SER:H	1	1.04
(1,11)	1:A:528:ILE:H	2:B:167:SER:HA	1	1.04
(1,11)	1:A:528:ILE:H	2:B:167:SER:HB2	1	1.04
(1,11)	1:A:528:ILE:H	2:B:167:SER:HB3	1	1.04
(1,11)	1:A:528:ILE:H	2:B:167:SER:HG	1	1.04
(1,11)	1:A:528:ILE:H	2:B:167:SER:N	1	1.04
(1,11)	1:A:528:ILE:H	2:B:167:SER:O	1	1.04
(1,11)	1:A:528:ILE:H	2:B:167:SER:OG	1	1.04
(1,11)	1:A:528:ILE:H	2:B:168:LEU:C	1	1.04
(1,11)	1:A:528:ILE:H	2:B:168:LEU:CA	1	1.04
(1,11)	1:A:528:ILE:H	2:B:168:LEU:CB	1	1.04
(1,11)	1:A:528:ILE:H	2:B:168:LEU:CD1	1	1.04
(1,11)	1:A:528:ILE:H	2:B:168:LEU:CD2	1	1.04
(1,11)	1:A:528:ILE:H	2:B:168:LEU:CG	1	1.04
(1,11)	1:A:528:ILE:H	2:B:168:LEU:H	1	1.04
(1,11)	1:A:528:ILE:H	2:B:168:LEU:HA	1	1.04
(1,11)	1:A:528:ILE:H	2:B:168:LEU:HB2	1	1.04
(1,11)	1:A:528:ILE:H	2:B:168:LEU:HB3	1	1.04
(1,11)	1:A:528:ILE:H	2:B:168:LEU:HD11	1	1.04
(1,11)	1:A:528:ILE:H	2:B:168:LEU:HD12	1	1.04
(1,11)	1:A:528:ILE:H	2:B:168:LEU:HD13	1	1.04
(1,11)	1:A:528:ILE:H	2:B:168:LEU:HD21	1	1.04
(1,11)	1:A:528:ILE:H	2:B:168:LEU:HD22	1	1.04
(1,11)	1:A:528:ILE:H	2:B:168:LEU:HD23	1	1.04
(1,11)	1:A:528:ILE:H	2:B:168:LEU:HG	1	1.04
(1,11)	1:A:528:ILE:H	2:B:168:LEU:N	1	1.04
(1,11)	1:A:528:ILE:H	2:B:168:LEU:O	1	1.04
(1,11)	1:A:528:ILE:H	2:B:170:MET:C	1	1.04

*Continued on next page...*

*Continued from previous page...*

Key	Atom-1	Atom-2	Model ID	Violation (Å)
(1,11)	1:A:528:ILE:H	2:B:170:MET:CA	1	1.04
(1,11)	1:A:528:ILE:H	2:B:170:MET:CB	1	1.04
(1,11)	1:A:528:ILE:H	2:B:170:MET:CE	1	1.04
(1,11)	1:A:528:ILE:H	2:B:170:MET:CG	1	1.04
(1,11)	1:A:528:ILE:H	2:B:170:MET:H	1	1.04
(1,11)	1:A:528:ILE:H	2:B:170:MET:HA	1	1.04
(1,11)	1:A:528:ILE:H	2:B:170:MET:HB2	1	1.04
(1,11)	1:A:528:ILE:H	2:B:170:MET:HB3	1	1.04
(1,11)	1:A:528:ILE:H	2:B:170:MET:HE1	1	1.04
(1,11)	1:A:528:ILE:H	2:B:170:MET:HE2	1	1.04
(1,11)	1:A:528:ILE:H	2:B:170:MET:HE3	1	1.04
(1,11)	1:A:528:ILE:H	2:B:170:MET:HG2	1	1.04
(1,11)	1:A:528:ILE:H	2:B:170:MET:HG3	1	1.04
(1,11)	1:A:528:ILE:H	2:B:170:MET:N	1	1.04
(1,11)	1:A:528:ILE:H	2:B:170:MET:O	1	1.04
(1,11)	1:A:528:ILE:H	2:B:170:MET:SD	1	1.04
(1,11)	1:A:528:ILE:H	2:B:172:LYS:C	1	1.04
(1,11)	1:A:528:ILE:H	2:B:172:LYS:CA	1	1.04
(1,11)	1:A:528:ILE:H	2:B:172:LYS:CB	1	1.04
(1,11)	1:A:528:ILE:H	2:B:172:LYS:CD	1	1.04
(1,11)	1:A:528:ILE:H	2:B:172:LYS:CE	1	1.04
(1,11)	1:A:528:ILE:H	2:B:172:LYS:CG	1	1.04
(1,11)	1:A:528:ILE:H	2:B:172:LYS:H	1	1.04
(1,11)	1:A:528:ILE:H	2:B:172:LYS:HA	1	1.04
(1,11)	1:A:528:ILE:H	2:B:172:LYS:HB2	1	1.04
(1,11)	1:A:528:ILE:H	2:B:172:LYS:HB3	1	1.04
(1,11)	1:A:528:ILE:H	2:B:172:LYS:HD2	1	1.04
(1,11)	1:A:528:ILE:H	2:B:172:LYS:HD3	1	1.04
(1,11)	1:A:528:ILE:H	2:B:172:LYS:HE2	1	1.04
(1,11)	1:A:528:ILE:H	2:B:172:LYS:HE3	1	1.04
(1,11)	1:A:528:ILE:H	2:B:172:LYS:HG2	1	1.04
(1,11)	1:A:528:ILE:H	2:B:172:LYS:HG3	1	1.04
(1,11)	1:A:528:ILE:H	2:B:172:LYS:HZ1	1	1.04
(1,11)	1:A:528:ILE:H	2:B:172:LYS:HZ2	1	1.04
(1,11)	1:A:528:ILE:H	2:B:172:LYS:HZ3	1	1.04
(1,11)	1:A:528:ILE:H	2:B:172:LYS:N	1	1.04
(1,11)	1:A:528:ILE:H	2:B:172:LYS:NZ	1	1.04
(1,11)	1:A:528:ILE:H	2:B:172:LYS:O	1	1.04
(1,11)	1:A:528:ILE:H	2:B:182:VAL:C	1	1.04
(1,11)	1:A:528:ILE:H	2:B:182:VAL:CA	1	1.04
(1,11)	1:A:528:ILE:H	2:B:182:VAL:CB	1	1.04
(1,11)	1:A:528:ILE:H	2:B:182:VAL:CG1	1	1.04

*Continued on next page...*



*Continued from previous page...*

Key	Atom-1	Atom-2	Model ID	Violation (Å)
(1,11)	1:A:528:ILE:H	2:B:182:VAL:CG2	1	1.04
(1,11)	1:A:528:ILE:H	2:B:182:VAL:H	1	1.04
(1,11)	1:A:528:ILE:H	2:B:182:VAL:HA	1	1.04
(1,11)	1:A:528:ILE:H	2:B:182:VAL:HB	1	1.04
(1,11)	1:A:528:ILE:H	2:B:182:VAL:HG11	1	1.04
(1,11)	1:A:528:ILE:H	2:B:182:VAL:HG12	1	1.04
(1,11)	1:A:528:ILE:H	2:B:182:VAL:HG13	1	1.04
(1,11)	1:A:528:ILE:H	2:B:182:VAL:HG21	1	1.04
(1,11)	1:A:528:ILE:H	2:B:182:VAL:HG22	1	1.04
(1,11)	1:A:528:ILE:H	2:B:182:VAL:HG23	1	1.04
(1,11)	1:A:528:ILE:H	2:B:182:VAL:N	1	1.04
(1,11)	1:A:528:ILE:H	2:B:182:VAL:O	1	1.04
(1,11)	1:A:528:ILE:H	2:B:183:LYS:C	1	1.04
(1,11)	1:A:528:ILE:H	2:B:183:LYS:CA	1	1.04
(1,11)	1:A:528:ILE:H	2:B:183:LYS:CB	1	1.04
(1,11)	1:A:528:ILE:H	2:B:183:LYS:CD	1	1.04
(1,11)	1:A:528:ILE:H	2:B:183:LYS:CE	1	1.04
(1,11)	1:A:528:ILE:H	2:B:183:LYS:CG	1	1.04
(1,11)	1:A:528:ILE:H	2:B:183:LYS:H	1	1.04
(1,11)	1:A:528:ILE:H	2:B:183:LYS:HA	1	1.04
(1,11)	1:A:528:ILE:H	2:B:183:LYS:HB2	1	1.04
(1,11)	1:A:528:ILE:H	2:B:183:LYS:HB3	1	1.04
(1,11)	1:A:528:ILE:H	2:B:183:LYS:HD2	1	1.04
(1,11)	1:A:528:ILE:H	2:B:183:LYS:HD3	1	1.04
(1,11)	1:A:528:ILE:H	2:B:183:LYS:HE2	1	1.04
(1,11)	1:A:528:ILE:H	2:B:183:LYS:HE3	1	1.04
(1,11)	1:A:528:ILE:H	2:B:183:LYS:HG2	1	1.04
(1,11)	1:A:528:ILE:H	2:B:183:LYS:HG3	1	1.04
(1,11)	1:A:528:ILE:H	2:B:183:LYS:HZ1	1	1.04
(1,11)	1:A:528:ILE:H	2:B:183:LYS:HZ2	1	1.04
(1,11)	1:A:528:ILE:H	2:B:183:LYS:HZ3	1	1.04
(1,11)	1:A:528:ILE:H	2:B:183:LYS:N	1	1.04
(1,11)	1:A:528:ILE:H	2:B:183:LYS:NZ	1	1.04
(1,11)	1:A:528:ILE:H	2:B:183:LYS:O	1	1.04
(1,11)	1:A:528:ILE:H	2:B:185:GLY:C	1	1.04
(1,11)	1:A:528:ILE:H	2:B:185:GLY:CA	1	1.04
(1,11)	1:A:528:ILE:H	2:B:185:GLY:H	1	1.04
(1,11)	1:A:528:ILE:H	2:B:185:GLY:HA2	1	1.04
(1,11)	1:A:528:ILE:H	2:B:185:GLY:HA3	1	1.04
(1,11)	1:A:528:ILE:H	2:B:185:GLY:N	1	1.04
(1,11)	1:A:528:ILE:H	2:B:185:GLY:O	1	1.04
(1,11)	1:A:528:ILE:H	2:B:187:TYR:C	1	1.04

*Continued on next page...*

*Continued from previous page...*

Key	Atom-1	Atom-2	Model ID	Violation (Å)
(1,11)	1:A:528:ILE:H	2:B:187:TYR:CA	1	1.04
(1,11)	1:A:528:ILE:H	2:B:187:TYR:CB	1	1.04
(1,11)	1:A:528:ILE:H	2:B:187:TYR:CD1	1	1.04
(1,11)	1:A:528:ILE:H	2:B:187:TYR:CD2	1	1.04
(1,11)	1:A:528:ILE:H	2:B:187:TYR:CE1	1	1.04
(1,11)	1:A:528:ILE:H	2:B:187:TYR:CE2	1	1.04
(1,11)	1:A:528:ILE:H	2:B:187:TYR:CG	1	1.04
(1,11)	1:A:528:ILE:H	2:B:187:TYR:CZ	1	1.04
(1,11)	1:A:528:ILE:H	2:B:187:TYR:H	1	1.04
(1,11)	1:A:528:ILE:H	2:B:187:TYR:HA	1	1.04
(1,11)	1:A:528:ILE:H	2:B:187:TYR:HB2	1	1.04
(1,11)	1:A:528:ILE:H	2:B:187:TYR:HB3	1	1.04
(1,11)	1:A:528:ILE:H	2:B:187:TYR:HD1	1	1.04
(1,11)	1:A:528:ILE:H	2:B:187:TYR:HD2	1	1.04
(1,11)	1:A:528:ILE:H	2:B:187:TYR:HE1	1	1.04
(1,11)	1:A:528:ILE:H	2:B:187:TYR:HE2	1	1.04
(1,11)	1:A:528:ILE:H	2:B:187:TYR:HH	1	1.04
(1,11)	1:A:528:ILE:H	2:B:187:TYR:N	1	1.04
(1,11)	1:A:528:ILE:H	2:B:187:TYR:O	1	1.04
(1,11)	1:A:528:ILE:H	2:B:187:TYR:OH	1	1.04
(1,11)	1:A:528:ILE:H	2:B:200:THR:C	1	1.04
(1,11)	1:A:528:ILE:H	2:B:200:THR:CA	1	1.04
(1,11)	1:A:528:ILE:H	2:B:200:THR:CB	1	1.04
(1,11)	1:A:528:ILE:H	2:B:200:THR:CG2	1	1.04
(1,11)	1:A:528:ILE:H	2:B:200:THR:H	1	1.04
(1,11)	1:A:528:ILE:H	2:B:200:THR:HA	1	1.04
(1,11)	1:A:528:ILE:H	2:B:200:THR:HB	1	1.04
(1,11)	1:A:528:ILE:H	2:B:200:THR:HG1	1	1.04
(1,11)	1:A:528:ILE:H	2:B:200:THR:HG21	1	1.04
(1,11)	1:A:528:ILE:H	2:B:200:THR:HG22	1	1.04
(1,11)	1:A:528:ILE:H	2:B:200:THR:HG23	1	1.04
(1,11)	1:A:528:ILE:H	2:B:200:THR:N	1	1.04
(1,11)	1:A:528:ILE:H	2:B:200:THR:O	1	1.04
(1,11)	1:A:528:ILE:H	2:B:200:THR:OG1	1	1.04
(1,11)	1:A:528:ILE:H	2:B:211:LYS:C	1	1.04
(1,11)	1:A:528:ILE:H	2:B:211:LYS:CA	1	1.04
(1,11)	1:A:528:ILE:H	2:B:211:LYS:CB	1	1.04
(1,11)	1:A:528:ILE:H	2:B:211:LYS:CD	1	1.04
(1,11)	1:A:528:ILE:H	2:B:211:LYS:CE	1	1.04
(1,11)	1:A:528:ILE:H	2:B:211:LYS:CG	1	1.04
(1,11)	1:A:528:ILE:H	2:B:211:LYS:H	1	1.04
(1,11)	1:A:528:ILE:H	2:B:211:LYS:HA	1	1.04

*Continued on next page...*

*Continued from previous page...*

Key	Atom-1	Atom-2	Model ID	Violation (Å)
(1,11)	1:A:528:ILE:H	2:B:211:LYS:HB2	1	1.04
(1,11)	1:A:528:ILE:H	2:B:211:LYS:HB3	1	1.04
(1,11)	1:A:528:ILE:H	2:B:211:LYS:HD2	1	1.04
(1,11)	1:A:528:ILE:H	2:B:211:LYS:HD3	1	1.04
(1,11)	1:A:528:ILE:H	2:B:211:LYS:HE2	1	1.04
(1,11)	1:A:528:ILE:H	2:B:211:LYS:HE3	1	1.04
(1,11)	1:A:528:ILE:H	2:B:211:LYS:HG2	1	1.04
(1,11)	1:A:528:ILE:H	2:B:211:LYS:HG3	1	1.04
(1,11)	1:A:528:ILE:H	2:B:211:LYS:HZ1	1	1.04
(1,11)	1:A:528:ILE:H	2:B:211:LYS:HZ2	1	1.04
(1,11)	1:A:528:ILE:H	2:B:211:LYS:HZ3	1	1.04
(1,11)	1:A:528:ILE:H	2:B:211:LYS:N	1	1.04
(1,11)	1:A:528:ILE:H	2:B:211:LYS:NZ	1	1.04
(1,11)	1:A:528:ILE:H	2:B:211:LYS:O	1	1.04
(1,11)	1:A:528:ILE:HA	2:B:149:SER:C	1	1.04
(1,11)	1:A:528:ILE:HA	2:B:149:SER:CA	1	1.04
(1,11)	1:A:528:ILE:HA	2:B:149:SER:CB	1	1.04
(1,11)	1:A:528:ILE:HA	2:B:149:SER:H	1	1.04
(1,11)	1:A:528:ILE:HA	2:B:149:SER:HA	1	1.04
(1,11)	1:A:528:ILE:HA	2:B:149:SER:HB2	1	1.04
(1,11)	1:A:528:ILE:HA	2:B:149:SER:HB3	1	1.04
(1,11)	1:A:528:ILE:HA	2:B:149:SER:HG	1	1.04
(1,11)	1:A:528:ILE:HA	2:B:149:SER:N	1	1.04
(1,11)	1:A:528:ILE:HA	2:B:149:SER:O	1	1.04
(1,11)	1:A:528:ILE:HA	2:B:149:SER:OG	1	1.04
(1,11)	1:A:528:ILE:HA	2:B:152:VAL:C	1	1.04
(1,11)	1:A:528:ILE:HA	2:B:152:VAL:CA	1	1.04
(1,11)	1:A:528:ILE:HA	2:B:152:VAL:CB	1	1.04
(1,11)	1:A:528:ILE:HA	2:B:152:VAL:CG1	1	1.04
(1,11)	1:A:528:ILE:HA	2:B:152:VAL:CG2	1	1.04
(1,11)	1:A:528:ILE:HA	2:B:152:VAL:H	1	1.04
(1,11)	1:A:528:ILE:HA	2:B:152:VAL:HA	1	1.04
(1,11)	1:A:528:ILE:HA	2:B:152:VAL:HB	1	1.04
(1,11)	1:A:528:ILE:HA	2:B:152:VAL:HG11	1	1.04
(1,11)	1:A:528:ILE:HA	2:B:152:VAL:HG12	1	1.04
(1,11)	1:A:528:ILE:HA	2:B:152:VAL:HG13	1	1.04
(1,11)	1:A:528:ILE:HA	2:B:152:VAL:HG21	1	1.04
(1,11)	1:A:528:ILE:HA	2:B:152:VAL:HG22	1	1.04
(1,11)	1:A:528:ILE:HA	2:B:152:VAL:HG23	1	1.04
(1,11)	1:A:528:ILE:HA	2:B:152:VAL:N	1	1.04
(1,11)	1:A:528:ILE:HA	2:B:152:VAL:O	1	1.04
(1,11)	1:A:528:ILE:HA	2:B:153:VAL:C	1	1.04

*Continued on next page...*

*Continued from previous page...*

Key	Atom-1	Atom-2	Model ID	Violation (Å)
(1,11)	1:A:528:ILE:HA	2:B:153:VAL:CA	1	1.04
(1,11)	1:A:528:ILE:HA	2:B:153:VAL:CB	1	1.04
(1,11)	1:A:528:ILE:HA	2:B:153:VAL:CG1	1	1.04
(1,11)	1:A:528:ILE:HA	2:B:153:VAL:CG2	1	1.04
(1,11)	1:A:528:ILE:HA	2:B:153:VAL:H	1	1.04
(1,11)	1:A:528:ILE:HA	2:B:153:VAL:HA	1	1.04
(1,11)	1:A:528:ILE:HA	2:B:153:VAL:HB	1	1.04
(1,11)	1:A:528:ILE:HA	2:B:153:VAL:HG11	1	1.04
(1,11)	1:A:528:ILE:HA	2:B:153:VAL:HG12	1	1.04
(1,11)	1:A:528:ILE:HA	2:B:153:VAL:HG13	1	1.04
(1,11)	1:A:528:ILE:HA	2:B:153:VAL:HG21	1	1.04
(1,11)	1:A:528:ILE:HA	2:B:153:VAL:HG22	1	1.04
(1,11)	1:A:528:ILE:HA	2:B:153:VAL:HG23	1	1.04
(1,11)	1:A:528:ILE:HA	2:B:153:VAL:N	1	1.04
(1,11)	1:A:528:ILE:HA	2:B:153:VAL:O	1	1.04
(1,11)	1:A:528:ILE:HA	2:B:155:GLY:C	1	1.04
(1,11)	1:A:528:ILE:HA	2:B:155:GLY:CA	1	1.04
(1,11)	1:A:528:ILE:HA	2:B:155:GLY:H	1	1.04
(1,11)	1:A:528:ILE:HA	2:B:155:GLY:HA2	1	1.04
(1,11)	1:A:528:ILE:HA	2:B:155:GLY:HA3	1	1.04
(1,11)	1:A:528:ILE:HA	2:B:155:GLY:N	1	1.04
(1,11)	1:A:528:ILE:HA	2:B:155:GLY:O	1	1.04
(1,11)	1:A:528:ILE:HA	2:B:156:PHE:C	1	1.04
(1,11)	1:A:528:ILE:HA	2:B:156:PHE:CA	1	1.04
(1,11)	1:A:528:ILE:HA	2:B:156:PHE:CB	1	1.04
(1,11)	1:A:528:ILE:HA	2:B:156:PHE:CD1	1	1.04
(1,11)	1:A:528:ILE:HA	2:B:156:PHE:CD2	1	1.04
(1,11)	1:A:528:ILE:HA	2:B:156:PHE:CE1	1	1.04
(1,11)	1:A:528:ILE:HA	2:B:156:PHE:CE2	1	1.04
(1,11)	1:A:528:ILE:HA	2:B:156:PHE:CG	1	1.04
(1,11)	1:A:528:ILE:HA	2:B:156:PHE:CZ	1	1.04
(1,11)	1:A:528:ILE:HA	2:B:156:PHE:H	1	1.04
(1,11)	1:A:528:ILE:HA	2:B:156:PHE:HA	1	1.04
(1,11)	1:A:528:ILE:HA	2:B:156:PHE:HB2	1	1.04
(1,11)	1:A:528:ILE:HA	2:B:156:PHE:HB3	1	1.04
(1,11)	1:A:528:ILE:HA	2:B:156:PHE:HD1	1	1.04
(1,11)	1:A:528:ILE:HA	2:B:156:PHE:HD2	1	1.04
(1,11)	1:A:528:ILE:HA	2:B:156:PHE:HE1	1	1.04
(1,11)	1:A:528:ILE:HA	2:B:156:PHE:HE2	1	1.04
(1,11)	1:A:528:ILE:HA	2:B:156:PHE:HZ	1	1.04
(1,11)	1:A:528:ILE:HA	2:B:156:PHE:N	1	1.04
(1,11)	1:A:528:ILE:HA	2:B:156:PHE:O	1	1.04

*Continued on next page...*

*Continued from previous page...*

Key	Atom-1	Atom-2	Model ID	Violation (Å)
(1,11)	1:A:528:ILE:HA	2:B:157:CYS:C	1	1.04
(1,11)	1:A:528:ILE:HA	2:B:157:CYS:CA	1	1.04
(1,11)	1:A:528:ILE:HA	2:B:157:CYS:CB	1	1.04
(1,11)	1:A:528:ILE:HA	2:B:157:CYS:H	1	1.04
(1,11)	1:A:528:ILE:HA	2:B:157:CYS:HA	1	1.04
(1,11)	1:A:528:ILE:HA	2:B:157:CYS:HB2	1	1.04
(1,11)	1:A:528:ILE:HA	2:B:157:CYS:HB3	1	1.04
(1,11)	1:A:528:ILE:HA	2:B:157:CYS:N	1	1.04
(1,11)	1:A:528:ILE:HA	2:B:157:CYS:O	1	1.04
(1,11)	1:A:528:ILE:HA	2:B:157:CYS:SG	1	1.04
(1,11)	1:A:528:ILE:HA	2:B:158:THR:C	1	1.04
(1,11)	1:A:528:ILE:HA	2:B:158:THR:CA	1	1.04
(1,11)	1:A:528:ILE:HA	2:B:158:THR:CB	1	1.04
(1,11)	1:A:528:ILE:HA	2:B:158:THR:CG2	1	1.04
(1,11)	1:A:528:ILE:HA	2:B:158:THR:H	1	1.04
(1,11)	1:A:528:ILE:HA	2:B:158:THR:HA	1	1.04
(1,11)	1:A:528:ILE:HA	2:B:158:THR:HB	1	1.04
(1,11)	1:A:528:ILE:HA	2:B:158:THR:HG1	1	1.04
(1,11)	1:A:528:ILE:HA	2:B:158:THR:HG21	1	1.04
(1,11)	1:A:528:ILE:HA	2:B:158:THR:HG22	1	1.04
(1,11)	1:A:528:ILE:HA	2:B:158:THR:HG23	1	1.04
(1,11)	1:A:528:ILE:HA	2:B:158:THR:N	1	1.04
(1,11)	1:A:528:ILE:HA	2:B:158:THR:O	1	1.04
(1,11)	1:A:528:ILE:HA	2:B:158:THR:OG1	1	1.04
(1,11)	1:A:528:ILE:HA	2:B:159:ILE:C	1	1.04
(1,11)	1:A:528:ILE:HA	2:B:159:ILE:CA	1	1.04
(1,11)	1:A:528:ILE:HA	2:B:159:ILE:CB	1	1.04
(1,11)	1:A:528:ILE:HA	2:B:159:ILE:CD1	1	1.04
(1,11)	1:A:528:ILE:HA	2:B:159:ILE:CG1	1	1.04
(1,11)	1:A:528:ILE:HA	2:B:159:ILE:CG2	1	1.04
(1,11)	1:A:528:ILE:HA	2:B:159:ILE:H	1	1.04
(1,11)	1:A:528:ILE:HA	2:B:159:ILE:HA	1	1.04
(1,11)	1:A:528:ILE:HA	2:B:159:ILE:HB	1	1.04
(1,11)	1:A:528:ILE:HA	2:B:159:ILE:HD11	1	1.04
(1,11)	1:A:528:ILE:HA	2:B:159:ILE:HD12	1	1.04
(1,11)	1:A:528:ILE:HA	2:B:159:ILE:HD13	1	1.04
(1,11)	1:A:528:ILE:HA	2:B:159:ILE:HG12	1	1.04
(1,11)	1:A:528:ILE:HA	2:B:159:ILE:HG13	1	1.04
(1,11)	1:A:528:ILE:HA	2:B:159:ILE:HG21	1	1.04
(1,11)	1:A:528:ILE:HA	2:B:159:ILE:HG22	1	1.04
(1,11)	1:A:528:ILE:HA	2:B:159:ILE:HG23	1	1.04
(1,11)	1:A:528:ILE:HA	2:B:159:ILE:N	1	1.04

*Continued on next page...*

*Continued from previous page...*

Key	Atom-1	Atom-2	Model ID	Violation (Å)
(1,11)	1:A:528:ILE:HA	2:B:159:ILE:O	1	1.04
(1,11)	1:A:528:ILE:HA	2:B:161:ASN:C	1	1.04
(1,11)	1:A:528:ILE:HA	2:B:161:ASN:CA	1	1.04
(1,11)	1:A:528:ILE:HA	2:B:161:ASN:CB	1	1.04
(1,11)	1:A:528:ILE:HA	2:B:161:ASN:CG	1	1.04
(1,11)	1:A:528:ILE:HA	2:B:161:ASN:H	1	1.04
(1,11)	1:A:528:ILE:HA	2:B:161:ASN:HA	1	1.04
(1,11)	1:A:528:ILE:HA	2:B:161:ASN:HB2	1	1.04
(1,11)	1:A:528:ILE:HA	2:B:161:ASN:HB3	1	1.04
(1,11)	1:A:528:ILE:HA	2:B:161:ASN:HD21	1	1.04
(1,11)	1:A:528:ILE:HA	2:B:161:ASN:HD22	1	1.04
(1,11)	1:A:528:ILE:HA	2:B:161:ASN:N	1	1.04
(1,11)	1:A:528:ILE:HA	2:B:161:ASN:ND2	1	1.04
(1,11)	1:A:528:ILE:HA	2:B:161:ASN:O	1	1.04
(1,11)	1:A:528:ILE:HA	2:B:161:ASN:OD1	1	1.04
(1,11)	1:A:528:ILE:HA	2:B:162:LYS:C	1	1.04
(1,11)	1:A:528:ILE:HA	2:B:162:LYS:CA	1	1.04
(1,11)	1:A:528:ILE:HA	2:B:162:LYS:CB	1	1.04
(1,11)	1:A:528:ILE:HA	2:B:162:LYS:CD	1	1.04
(1,11)	1:A:528:ILE:HA	2:B:162:LYS:CE	1	1.04
(1,11)	1:A:528:ILE:HA	2:B:162:LYS:CG	1	1.04
(1,11)	1:A:528:ILE:HA	2:B:162:LYS:H	1	1.04
(1,11)	1:A:528:ILE:HA	2:B:162:LYS:HA	1	1.04
(1,11)	1:A:528:ILE:HA	2:B:162:LYS:HB2	1	1.04
(1,11)	1:A:528:ILE:HA	2:B:162:LYS:HB3	1	1.04
(1,11)	1:A:528:ILE:HA	2:B:162:LYS:HD2	1	1.04
(1,11)	1:A:528:ILE:HA	2:B:162:LYS:HD3	1	1.04
(1,11)	1:A:528:ILE:HA	2:B:162:LYS:HE2	1	1.04
(1,11)	1:A:528:ILE:HA	2:B:162:LYS:HE3	1	1.04
(1,11)	1:A:528:ILE:HA	2:B:162:LYS:HG2	1	1.04
(1,11)	1:A:528:ILE:HA	2:B:162:LYS:HG3	1	1.04
(1,11)	1:A:528:ILE:HA	2:B:162:LYS:HZ1	1	1.04
(1,11)	1:A:528:ILE:HA	2:B:162:LYS:HZ2	1	1.04
(1,11)	1:A:528:ILE:HA	2:B:162:LYS:HZ3	1	1.04
(1,11)	1:A:528:ILE:HA	2:B:162:LYS:N	1	1.04
(1,11)	1:A:528:ILE:HA	2:B:162:LYS:NZ	1	1.04
(1,11)	1:A:528:ILE:HA	2:B:162:LYS:O	1	1.04
(1,11)	1:A:528:ILE:HA	2:B:167:SER:C	1	1.04
(1,11)	1:A:528:ILE:HA	2:B:167:SER:CA	1	1.04
(1,11)	1:A:528:ILE:HA	2:B:167:SER:CB	1	1.04
(1,11)	1:A:528:ILE:HA	2:B:167:SER:H	1	1.04
(1,11)	1:A:528:ILE:HA	2:B:167:SER:HA	1	1.04

*Continued on next page...*

*Continued from previous page...*

Key	Atom-1	Atom-2	Model ID	Violation (Å)
(1,11)	1:A:528:ILE:HA	2:B:167:SER:HB2	1	1.04
(1,11)	1:A:528:ILE:HA	2:B:167:SER:HB3	1	1.04
(1,11)	1:A:528:ILE:HA	2:B:167:SER:HG	1	1.04
(1,11)	1:A:528:ILE:HA	2:B:167:SER:N	1	1.04
(1,11)	1:A:528:ILE:HA	2:B:167:SER:O	1	1.04
(1,11)	1:A:528:ILE:HA	2:B:167:SER:OG	1	1.04
(1,11)	1:A:528:ILE:HA	2:B:168:LEU:C	1	1.04
(1,11)	1:A:528:ILE:HA	2:B:168:LEU:CA	1	1.04
(1,11)	1:A:528:ILE:HA	2:B:168:LEU:CB	1	1.04
(1,11)	1:A:528:ILE:HA	2:B:168:LEU:CD1	1	1.04
(1,11)	1:A:528:ILE:HA	2:B:168:LEU:CD2	1	1.04
(1,11)	1:A:528:ILE:HA	2:B:168:LEU:CG	1	1.04
(1,11)	1:A:528:ILE:HA	2:B:168:LEU:H	1	1.04
(1,11)	1:A:528:ILE:HA	2:B:168:LEU:HA	1	1.04
(1,11)	1:A:528:ILE:HA	2:B:168:LEU:HB2	1	1.04
(1,11)	1:A:528:ILE:HA	2:B:168:LEU:HB3	1	1.04
(1,11)	1:A:528:ILE:HA	2:B:168:LEU:HD11	1	1.04
(1,11)	1:A:528:ILE:HA	2:B:168:LEU:HD12	1	1.04
(1,11)	1:A:528:ILE:HA	2:B:168:LEU:HD13	1	1.04
(1,11)	1:A:528:ILE:HA	2:B:168:LEU:HD21	1	1.04
(1,11)	1:A:528:ILE:HA	2:B:168:LEU:HD22	1	1.04
(1,11)	1:A:528:ILE:HA	2:B:168:LEU:HD23	1	1.04
(1,11)	1:A:528:ILE:HA	2:B:168:LEU:HG	1	1.04
(1,11)	1:A:528:ILE:HA	2:B:168:LEU:N	1	1.04
(1,11)	1:A:528:ILE:HA	2:B:168:LEU:O	1	1.04
(1,11)	1:A:528:ILE:HA	2:B:170:MET:C	1	1.04
(1,11)	1:A:528:ILE:HA	2:B:170:MET:CA	1	1.04
(1,11)	1:A:528:ILE:HA	2:B:170:MET:CB	1	1.04
(1,11)	1:A:528:ILE:HA	2:B:170:MET:CE	1	1.04
(1,11)	1:A:528:ILE:HA	2:B:170:MET:CG	1	1.04
(1,11)	1:A:528:ILE:HA	2:B:170:MET:H	1	1.04
(1,11)	1:A:528:ILE:HA	2:B:170:MET:HA	1	1.04
(1,11)	1:A:528:ILE:HA	2:B:170:MET:HB2	1	1.04
(1,11)	1:A:528:ILE:HA	2:B:170:MET:HB3	1	1.04
(1,11)	1:A:528:ILE:HA	2:B:170:MET:HE1	1	1.04
(1,11)	1:A:528:ILE:HA	2:B:170:MET:HE2	1	1.04
(1,11)	1:A:528:ILE:HA	2:B:170:MET:HE3	1	1.04
(1,11)	1:A:528:ILE:HA	2:B:170:MET:HG2	1	1.04
(1,11)	1:A:528:ILE:HA	2:B:170:MET:HG3	1	1.04
(1,11)	1:A:528:ILE:HA	2:B:170:MET:N	1	1.04
(1,11)	1:A:528:ILE:HA	2:B:170:MET:O	1	1.04
(1,11)	1:A:528:ILE:HA	2:B:170:MET:SD	1	1.04

*Continued on next page...*

*Continued from previous page...*

Key	Atom-1	Atom-2	Model ID	Violation (Å)
(1,11)	1:A:528:ILE:HA	2:B:172:LYS:C	1	1.04
(1,11)	1:A:528:ILE:HA	2:B:172:LYS:CA	1	1.04
(1,11)	1:A:528:ILE:HA	2:B:172:LYS:CB	1	1.04
(1,11)	1:A:528:ILE:HA	2:B:172:LYS:CD	1	1.04
(1,11)	1:A:528:ILE:HA	2:B:172:LYS:CE	1	1.04
(1,11)	1:A:528:ILE:HA	2:B:172:LYS:CG	1	1.04
(1,11)	1:A:528:ILE:HA	2:B:172:LYS:H	1	1.04
(1,11)	1:A:528:ILE:HA	2:B:172:LYS:HA	1	1.04
(1,11)	1:A:528:ILE:HA	2:B:172:LYS:HB2	1	1.04
(1,11)	1:A:528:ILE:HA	2:B:172:LYS:HB3	1	1.04
(1,11)	1:A:528:ILE:HA	2:B:172:LYS:HD2	1	1.04
(1,11)	1:A:528:ILE:HA	2:B:172:LYS:HD3	1	1.04
(1,11)	1:A:528:ILE:HA	2:B:172:LYS:HE2	1	1.04
(1,11)	1:A:528:ILE:HA	2:B:172:LYS:HE3	1	1.04
(1,11)	1:A:528:ILE:HA	2:B:172:LYS:HG2	1	1.04
(1,11)	1:A:528:ILE:HA	2:B:172:LYS:HG3	1	1.04
(1,11)	1:A:528:ILE:HA	2:B:172:LYS:HZ1	1	1.04
(1,11)	1:A:528:ILE:HA	2:B:172:LYS:HZ2	1	1.04
(1,11)	1:A:528:ILE:HA	2:B:172:LYS:HZ3	1	1.04
(1,11)	1:A:528:ILE:HA	2:B:172:LYS:N	1	1.04
(1,11)	1:A:528:ILE:HA	2:B:172:LYS:NZ	1	1.04
(1,11)	1:A:528:ILE:HA	2:B:172:LYS:O	1	1.04
(1,11)	1:A:528:ILE:HA	2:B:182:VAL:C	1	1.04
(1,11)	1:A:528:ILE:HA	2:B:182:VAL:CA	1	1.04
(1,11)	1:A:528:ILE:HA	2:B:182:VAL:CB	1	1.04
(1,11)	1:A:528:ILE:HA	2:B:182:VAL:CG1	1	1.04
(1,11)	1:A:528:ILE:HA	2:B:182:VAL:CG2	1	1.04
(1,11)	1:A:528:ILE:HA	2:B:182:VAL:H	1	1.04
(1,11)	1:A:528:ILE:HA	2:B:182:VAL:HA	1	1.04
(1,11)	1:A:528:ILE:HA	2:B:182:VAL:HB	1	1.04
(1,11)	1:A:528:ILE:HA	2:B:182:VAL:HG11	1	1.04
(1,11)	1:A:528:ILE:HA	2:B:182:VAL:HG12	1	1.04
(1,11)	1:A:528:ILE:HA	2:B:182:VAL:HG13	1	1.04
(1,11)	1:A:528:ILE:HA	2:B:182:VAL:HG21	1	1.04
(1,11)	1:A:528:ILE:HA	2:B:182:VAL:HG22	1	1.04
(1,11)	1:A:528:ILE:HA	2:B:182:VAL:HG23	1	1.04
(1,11)	1:A:528:ILE:HA	2:B:182:VAL:N	1	1.04
(1,11)	1:A:528:ILE:HA	2:B:182:VAL:O	1	1.04
(1,11)	1:A:528:ILE:HA	2:B:183:LYS:C	1	1.04
(1,11)	1:A:528:ILE:HA	2:B:183:LYS:CA	1	1.04
(1,11)	1:A:528:ILE:HA	2:B:183:LYS:CB	1	1.04
(1,11)	1:A:528:ILE:HA	2:B:183:LYS:CD	1	1.04

*Continued on next page...*



*Continued from previous page...*

Key	Atom-1	Atom-2	Model ID	Violation (Å)
(1,11)	1:A:528:ILE:HA	2:B:183:LYS:CE	1	1.04
(1,11)	1:A:528:ILE:HA	2:B:183:LYS:CG	1	1.04
(1,11)	1:A:528:ILE:HA	2:B:183:LYS:H	1	1.04
(1,11)	1:A:528:ILE:HA	2:B:183:LYS:HA	1	1.04
(1,11)	1:A:528:ILE:HA	2:B:183:LYS:HB2	1	1.04
(1,11)	1:A:528:ILE:HA	2:B:183:LYS:HB3	1	1.04
(1,11)	1:A:528:ILE:HA	2:B:183:LYS:HD2	1	1.04
(1,11)	1:A:528:ILE:HA	2:B:183:LYS:HD3	1	1.04
(1,11)	1:A:528:ILE:HA	2:B:183:LYS:HE2	1	1.04
(1,11)	1:A:528:ILE:HA	2:B:183:LYS:HE3	1	1.04
(1,11)	1:A:528:ILE:HA	2:B:183:LYS:HG2	1	1.04
(1,11)	1:A:528:ILE:HA	2:B:183:LYS:HG3	1	1.04
(1,11)	1:A:528:ILE:HA	2:B:183:LYS:HZ1	1	1.04
(1,11)	1:A:528:ILE:HA	2:B:183:LYS:HZ2	1	1.04
(1,11)	1:A:528:ILE:HA	2:B:183:LYS:HZ3	1	1.04
(1,11)	1:A:528:ILE:HA	2:B:183:LYS:N	1	1.04
(1,11)	1:A:528:ILE:HA	2:B:183:LYS:NZ	1	1.04
(1,11)	1:A:528:ILE:HA	2:B:183:LYS:O	1	1.04
(1,11)	1:A:528:ILE:HA	2:B:185:GLY:C	1	1.04
(1,11)	1:A:528:ILE:HA	2:B:185:GLY:CA	1	1.04
(1,11)	1:A:528:ILE:HA	2:B:185:GLY:H	1	1.04
(1,11)	1:A:528:ILE:HA	2:B:185:GLY:HA2	1	1.04
(1,11)	1:A:528:ILE:HA	2:B:185:GLY:HA3	1	1.04
(1,11)	1:A:528:ILE:HA	2:B:185:GLY:N	1	1.04
(1,11)	1:A:528:ILE:HA	2:B:185:GLY:O	1	1.04
(1,11)	1:A:528:ILE:HA	2:B:187:TYR:C	1	1.04
(1,11)	1:A:528:ILE:HA	2:B:187:TYR:CA	1	1.04
(1,11)	1:A:528:ILE:HA	2:B:187:TYR:CB	1	1.04
(1,11)	1:A:528:ILE:HA	2:B:187:TYR:CD1	1	1.04
(1,11)	1:A:528:ILE:HA	2:B:187:TYR:CD2	1	1.04
(1,11)	1:A:528:ILE:HA	2:B:187:TYR:CE1	1	1.04
(1,11)	1:A:528:ILE:HA	2:B:187:TYR:CE2	1	1.04
(1,11)	1:A:528:ILE:HA	2:B:187:TYR:CG	1	1.04
(1,11)	1:A:528:ILE:HA	2:B:187:TYR:CZ	1	1.04
(1,11)	1:A:528:ILE:HA	2:B:187:TYR:H	1	1.04
(1,11)	1:A:528:ILE:HA	2:B:187:TYR:HA	1	1.04
(1,11)	1:A:528:ILE:HA	2:B:187:TYR:HB2	1	1.04
(1,11)	1:A:528:ILE:HA	2:B:187:TYR:HB3	1	1.04
(1,11)	1:A:528:ILE:HA	2:B:187:TYR:HD1	1	1.04
(1,11)	1:A:528:ILE:HA	2:B:187:TYR:HD2	1	1.04
(1,11)	1:A:528:ILE:HA	2:B:187:TYR:HE1	1	1.04
(1,11)	1:A:528:ILE:HA	2:B:187:TYR:HE2	1	1.04

*Continued on next page...*

*Continued from previous page...*

Key	Atom-1	Atom-2	Model ID	Violation (Å)
(1,11)	1:A:528:ILE:HA	2:B:187:TYR:HH	1	1.04
(1,11)	1:A:528:ILE:HA	2:B:187:TYR:N	1	1.04
(1,11)	1:A:528:ILE:HA	2:B:187:TYR:O	1	1.04
(1,11)	1:A:528:ILE:HA	2:B:187:TYR:OH	1	1.04
(1,11)	1:A:528:ILE:HA	2:B:200:THR:C	1	1.04
(1,11)	1:A:528:ILE:HA	2:B:200:THR:CA	1	1.04
(1,11)	1:A:528:ILE:HA	2:B:200:THR:CB	1	1.04
(1,11)	1:A:528:ILE:HA	2:B:200:THR:CG2	1	1.04
(1,11)	1:A:528:ILE:HA	2:B:200:THR:H	1	1.04
(1,11)	1:A:528:ILE:HA	2:B:200:THR:HA	1	1.04
(1,11)	1:A:528:ILE:HA	2:B:200:THR:HB	1	1.04
(1,11)	1:A:528:ILE:HA	2:B:200:THR:HG1	1	1.04
(1,11)	1:A:528:ILE:HA	2:B:200:THR:HG21	1	1.04
(1,11)	1:A:528:ILE:HA	2:B:200:THR:HG22	1	1.04
(1,11)	1:A:528:ILE:HA	2:B:200:THR:HG23	1	1.04
(1,11)	1:A:528:ILE:HA	2:B:200:THR:N	1	1.04
(1,11)	1:A:528:ILE:HA	2:B:200:THR:O	1	1.04
(1,11)	1:A:528:ILE:HA	2:B:200:THR:OG1	1	1.04
(1,11)	1:A:528:ILE:HA	2:B:211:LYS:C	1	1.04
(1,11)	1:A:528:ILE:HA	2:B:211:LYS:CA	1	1.04
(1,11)	1:A:528:ILE:HA	2:B:211:LYS:CB	1	1.04
(1,11)	1:A:528:ILE:HA	2:B:211:LYS:CD	1	1.04
(1,11)	1:A:528:ILE:HA	2:B:211:LYS:CE	1	1.04
(1,11)	1:A:528:ILE:HA	2:B:211:LYS:CG	1	1.04
(1,11)	1:A:528:ILE:HA	2:B:211:LYS:H	1	1.04
(1,11)	1:A:528:ILE:HA	2:B:211:LYS:HA	1	1.04
(1,11)	1:A:528:ILE:HA	2:B:211:LYS:HB2	1	1.04
(1,11)	1:A:528:ILE:HA	2:B:211:LYS:HB3	1	1.04
(1,11)	1:A:528:ILE:HA	2:B:211:LYS:HD2	1	1.04
(1,11)	1:A:528:ILE:HA	2:B:211:LYS:HD3	1	1.04
(1,11)	1:A:528:ILE:HA	2:B:211:LYS:HE2	1	1.04
(1,11)	1:A:528:ILE:HA	2:B:211:LYS:HE3	1	1.04
(1,11)	1:A:528:ILE:HA	2:B:211:LYS:HG2	1	1.04
(1,11)	1:A:528:ILE:HA	2:B:211:LYS:HG3	1	1.04
(1,11)	1:A:528:ILE:HA	2:B:211:LYS:HZ1	1	1.04
(1,11)	1:A:528:ILE:HA	2:B:211:LYS:HZ2	1	1.04
(1,11)	1:A:528:ILE:HA	2:B:211:LYS:HZ3	1	1.04
(1,11)	1:A:528:ILE:HA	2:B:211:LYS:N	1	1.04
(1,11)	1:A:528:ILE:HA	2:B:211:LYS:NZ	1	1.04
(1,11)	1:A:528:ILE:HA	2:B:211:LYS:O	1	1.04
(1,11)	1:A:528:ILE:HB	2:B:149:SER:C	1	1.04
(1,11)	1:A:528:ILE:HB	2:B:149:SER:CA	1	1.04

*Continued on next page...*

*Continued from previous page...*

Key	Atom-1	Atom-2	Model ID	Violation (Å)
(1,11)	1:A:528:ILE:HB	2:B:149:SER:CB	1	1.04
(1,11)	1:A:528:ILE:HB	2:B:149:SER:H	1	1.04
(1,11)	1:A:528:ILE:HB	2:B:149:SER:HA	1	1.04
(1,11)	1:A:528:ILE:HB	2:B:149:SER:HB2	1	1.04
(1,11)	1:A:528:ILE:HB	2:B:149:SER:HB3	1	1.04
(1,11)	1:A:528:ILE:HB	2:B:149:SER:HG	1	1.04
(1,11)	1:A:528:ILE:HB	2:B:149:SER:N	1	1.04
(1,11)	1:A:528:ILE:HB	2:B:149:SER:O	1	1.04
(1,11)	1:A:528:ILE:HB	2:B:149:SER:OG	1	1.04
(1,11)	1:A:528:ILE:HB	2:B:152:VAL:C	1	1.04
(1,11)	1:A:528:ILE:HB	2:B:152:VAL:CA	1	1.04
(1,11)	1:A:528:ILE:HB	2:B:152:VAL:CB	1	1.04
(1,11)	1:A:528:ILE:HB	2:B:152:VAL:CG1	1	1.04
(1,11)	1:A:528:ILE:HB	2:B:152:VAL:CG2	1	1.04
(1,11)	1:A:528:ILE:HB	2:B:152:VAL:H	1	1.04
(1,11)	1:A:528:ILE:HB	2:B:152:VAL:HA	1	1.04
(1,11)	1:A:528:ILE:HB	2:B:152:VAL:HB	1	1.04
(1,11)	1:A:528:ILE:HB	2:B:152:VAL:HG11	1	1.04
(1,11)	1:A:528:ILE:HB	2:B:152:VAL:HG12	1	1.04
(1,11)	1:A:528:ILE:HB	2:B:152:VAL:HG13	1	1.04
(1,11)	1:A:528:ILE:HB	2:B:152:VAL:HG21	1	1.04
(1,11)	1:A:528:ILE:HB	2:B:152:VAL:HG22	1	1.04
(1,11)	1:A:528:ILE:HB	2:B:152:VAL:HG23	1	1.04
(1,11)	1:A:528:ILE:HB	2:B:152:VAL:N	1	1.04
(1,11)	1:A:528:ILE:HB	2:B:152:VAL:O	1	1.04
(1,11)	1:A:528:ILE:HB	2:B:153:VAL:C	1	1.04
(1,11)	1:A:528:ILE:HB	2:B:153:VAL:CA	1	1.04
(1,11)	1:A:528:ILE:HB	2:B:153:VAL:CB	1	1.04
(1,11)	1:A:528:ILE:HB	2:B:153:VAL:CG1	1	1.04
(1,11)	1:A:528:ILE:HB	2:B:153:VAL:CG2	1	1.04
(1,11)	1:A:528:ILE:HB	2:B:153:VAL:H	1	1.04
(1,11)	1:A:528:ILE:HB	2:B:153:VAL:HA	1	1.04
(1,11)	1:A:528:ILE:HB	2:B:153:VAL:HB	1	1.04
(1,11)	1:A:528:ILE:HB	2:B:153:VAL:HG11	1	1.04
(1,11)	1:A:528:ILE:HB	2:B:153:VAL:HG12	1	1.04
(1,11)	1:A:528:ILE:HB	2:B:153:VAL:HG13	1	1.04
(1,11)	1:A:528:ILE:HB	2:B:153:VAL:HG21	1	1.04
(1,11)	1:A:528:ILE:HB	2:B:153:VAL:HG22	1	1.04
(1,11)	1:A:528:ILE:HB	2:B:153:VAL:HG23	1	1.04
(1,11)	1:A:528:ILE:HB	2:B:153:VAL:N	1	1.04
(1,11)	1:A:528:ILE:HB	2:B:153:VAL:O	1	1.04
(1,11)	1:A:528:ILE:HB	2:B:155:GLY:C	1	1.04

*Continued on next page...*

*Continued from previous page...*

Key	Atom-1	Atom-2	Model ID	Violation (Å)
(1,11)	1:A:528:ILE:HB	2:B:155:GLY:CA	1	1.04
(1,11)	1:A:528:ILE:HB	2:B:155:GLY:H	1	1.04
(1,11)	1:A:528:ILE:HB	2:B:155:GLY:HA2	1	1.04
(1,11)	1:A:528:ILE:HB	2:B:155:GLY:HA3	1	1.04
(1,11)	1:A:528:ILE:HB	2:B:155:GLY:N	1	1.04
(1,11)	1:A:528:ILE:HB	2:B:155:GLY:O	1	1.04
(1,11)	1:A:528:ILE:HB	2:B:156:PHE:C	1	1.04
(1,11)	1:A:528:ILE:HB	2:B:156:PHE:CA	1	1.04
(1,11)	1:A:528:ILE:HB	2:B:156:PHE:CB	1	1.04
(1,11)	1:A:528:ILE:HB	2:B:156:PHE:CD1	1	1.04
(1,11)	1:A:528:ILE:HB	2:B:156:PHE:CD2	1	1.04
(1,11)	1:A:528:ILE:HB	2:B:156:PHE:CE1	1	1.04
(1,11)	1:A:528:ILE:HB	2:B:156:PHE:CE2	1	1.04
(1,11)	1:A:528:ILE:HB	2:B:156:PHE:CG	1	1.04
(1,11)	1:A:528:ILE:HB	2:B:156:PHE:CZ	1	1.04
(1,11)	1:A:528:ILE:HB	2:B:156:PHE:H	1	1.04
(1,11)	1:A:528:ILE:HB	2:B:156:PHE:HA	1	1.04
(1,11)	1:A:528:ILE:HB	2:B:156:PHE:HB2	1	1.04
(1,11)	1:A:528:ILE:HB	2:B:156:PHE:HB3	1	1.04
(1,11)	1:A:528:ILE:HB	2:B:156:PHE:HD1	1	1.04
(1,11)	1:A:528:ILE:HB	2:B:156:PHE:HD2	1	1.04
(1,11)	1:A:528:ILE:HB	2:B:156:PHE:HE1	1	1.04
(1,11)	1:A:528:ILE:HB	2:B:156:PHE:HE2	1	1.04
(1,11)	1:A:528:ILE:HB	2:B:156:PHE:HZ	1	1.04
(1,11)	1:A:528:ILE:HB	2:B:156:PHE:N	1	1.04
(1,11)	1:A:528:ILE:HB	2:B:156:PHE:O	1	1.04
(1,11)	1:A:528:ILE:HB	2:B:157:CYS:C	1	1.04
(1,11)	1:A:528:ILE:HB	2:B:157:CYS:CA	1	1.04
(1,11)	1:A:528:ILE:HB	2:B:157:CYS:CB	1	1.04
(1,11)	1:A:528:ILE:HB	2:B:157:CYS:H	1	1.04
(1,11)	1:A:528:ILE:HB	2:B:157:CYS:HA	1	1.04
(1,11)	1:A:528:ILE:HB	2:B:157:CYS:HB2	1	1.04
(1,11)	1:A:528:ILE:HB	2:B:157:CYS:HB3	1	1.04
(1,11)	1:A:528:ILE:HB	2:B:157:CYS:N	1	1.04
(1,11)	1:A:528:ILE:HB	2:B:157:CYS:O	1	1.04
(1,11)	1:A:528:ILE:HB	2:B:157:CYS:SG	1	1.04
(1,11)	1:A:528:ILE:HB	2:B:158:THR:C	1	1.04
(1,11)	1:A:528:ILE:HB	2:B:158:THR:CA	1	1.04
(1,11)	1:A:528:ILE:HB	2:B:158:THR:CB	1	1.04
(1,11)	1:A:528:ILE:HB	2:B:158:THR:CG2	1	1.04
(1,11)	1:A:528:ILE:HB	2:B:158:THR:H	1	1.04
(1,11)	1:A:528:ILE:HB	2:B:158:THR:HA	1	1.04

*Continued on next page...*

*Continued from previous page...*

Key	Atom-1	Atom-2	Model ID	Violation (Å)
(1,11)	1:A:528:ILE:HB	2:B:158:THR:HB	1	1.04
(1,11)	1:A:528:ILE:HB	2:B:158:THR:HG1	1	1.04
(1,11)	1:A:528:ILE:HB	2:B:158:THR:HG21	1	1.04
(1,11)	1:A:528:ILE:HB	2:B:158:THR:HG22	1	1.04
(1,11)	1:A:528:ILE:HB	2:B:158:THR:HG23	1	1.04
(1,11)	1:A:528:ILE:HB	2:B:158:THR:N	1	1.04
(1,11)	1:A:528:ILE:HB	2:B:158:THR:O	1	1.04
(1,11)	1:A:528:ILE:HB	2:B:158:THR:OG1	1	1.04
(1,11)	1:A:528:ILE:HB	2:B:159:ILE:C	1	1.04
(1,11)	1:A:528:ILE:HB	2:B:159:ILE:CA	1	1.04
(1,11)	1:A:528:ILE:HB	2:B:159:ILE:CB	1	1.04
(1,11)	1:A:528:ILE:HB	2:B:159:ILE:CD1	1	1.04
(1,11)	1:A:528:ILE:HB	2:B:159:ILE:CG1	1	1.04
(1,11)	1:A:528:ILE:HB	2:B:159:ILE:CG2	1	1.04
(1,11)	1:A:528:ILE:HB	2:B:159:ILE:H	1	1.04
(1,11)	1:A:528:ILE:HB	2:B:159:ILE:HA	1	1.04
(1,11)	1:A:528:ILE:HB	2:B:159:ILE:HB	1	1.04
(1,11)	1:A:528:ILE:HB	2:B:159:ILE:HD11	1	1.04
(1,11)	1:A:528:ILE:HB	2:B:159:ILE:HD12	1	1.04
(1,11)	1:A:528:ILE:HB	2:B:159:ILE:HD13	1	1.04
(1,11)	1:A:528:ILE:HB	2:B:159:ILE:HG12	1	1.04
(1,11)	1:A:528:ILE:HB	2:B:159:ILE:HG13	1	1.04
(1,11)	1:A:528:ILE:HB	2:B:159:ILE:HG21	1	1.04
(1,11)	1:A:528:ILE:HB	2:B:159:ILE:HG22	1	1.04
(1,11)	1:A:528:ILE:HB	2:B:159:ILE:HG23	1	1.04
(1,11)	1:A:528:ILE:HB	2:B:159:ILE:N	1	1.04
(1,11)	1:A:528:ILE:HB	2:B:159:ILE:O	1	1.04
(1,11)	1:A:528:ILE:HB	2:B:161:ASN:C	1	1.04
(1,11)	1:A:528:ILE:HB	2:B:161:ASN:CA	1	1.04
(1,11)	1:A:528:ILE:HB	2:B:161:ASN:CB	1	1.04
(1,11)	1:A:528:ILE:HB	2:B:161:ASN:CG	1	1.04
(1,11)	1:A:528:ILE:HB	2:B:161:ASN:H	1	1.04
(1,11)	1:A:528:ILE:HB	2:B:161:ASN:HA	1	1.04
(1,11)	1:A:528:ILE:HB	2:B:161:ASN:HB2	1	1.04
(1,11)	1:A:528:ILE:HB	2:B:161:ASN:HB3	1	1.04
(1,11)	1:A:528:ILE:HB	2:B:161:ASN:HD21	1	1.04
(1,11)	1:A:528:ILE:HB	2:B:161:ASN:HD22	1	1.04
(1,11)	1:A:528:ILE:HB	2:B:161:ASN:N	1	1.04
(1,11)	1:A:528:ILE:HB	2:B:161:ASN:ND2	1	1.04
(1,11)	1:A:528:ILE:HB	2:B:161:ASN:O	1	1.04
(1,11)	1:A:528:ILE:HB	2:B:161:ASN:OD1	1	1.04
(1,11)	1:A:528:ILE:HB	2:B:162:LYS:C	1	1.04

*Continued on next page...*

*Continued from previous page...*

Key	Atom-1	Atom-2	Model ID	Violation (Å)
(1,11)	1:A:528:ILE:HB	2:B:162:LYS:CA	1	1.04
(1,11)	1:A:528:ILE:HB	2:B:162:LYS:CB	1	1.04
(1,11)	1:A:528:ILE:HB	2:B:162:LYS:CD	1	1.04
(1,11)	1:A:528:ILE:HB	2:B:162:LYS:CE	1	1.04
(1,11)	1:A:528:ILE:HB	2:B:162:LYS:CG	1	1.04
(1,11)	1:A:528:ILE:HB	2:B:162:LYS:H	1	1.04
(1,11)	1:A:528:ILE:HB	2:B:162:LYS:HA	1	1.04
(1,11)	1:A:528:ILE:HB	2:B:162:LYS:HB2	1	1.04
(1,11)	1:A:528:ILE:HB	2:B:162:LYS:HB3	1	1.04
(1,11)	1:A:528:ILE:HB	2:B:162:LYS:HD2	1	1.04
(1,11)	1:A:528:ILE:HB	2:B:162:LYS:HD3	1	1.04
(1,11)	1:A:528:ILE:HB	2:B:162:LYS:HE2	1	1.04
(1,11)	1:A:528:ILE:HB	2:B:162:LYS:HE3	1	1.04
(1,11)	1:A:528:ILE:HB	2:B:162:LYS:HG2	1	1.04
(1,11)	1:A:528:ILE:HB	2:B:162:LYS:HG3	1	1.04
(1,11)	1:A:528:ILE:HB	2:B:162:LYS:HZ1	1	1.04
(1,11)	1:A:528:ILE:HB	2:B:162:LYS:HZ2	1	1.04
(1,11)	1:A:528:ILE:HB	2:B:162:LYS:HZ3	1	1.04
(1,11)	1:A:528:ILE:HB	2:B:162:LYS:N	1	1.04
(1,11)	1:A:528:ILE:HB	2:B:162:LYS:NZ	1	1.04
(1,11)	1:A:528:ILE:HB	2:B:162:LYS:O	1	1.04
(1,11)	1:A:528:ILE:HB	2:B:167:SER:C	1	1.04
(1,11)	1:A:528:ILE:HB	2:B:167:SER:CA	1	1.04
(1,11)	1:A:528:ILE:HB	2:B:167:SER:CB	1	1.04
(1,11)	1:A:528:ILE:HB	2:B:167:SER:H	1	1.04
(1,11)	1:A:528:ILE:HB	2:B:167:SER:HA	1	1.04
(1,11)	1:A:528:ILE:HB	2:B:167:SER:HB2	1	1.04
(1,11)	1:A:528:ILE:HB	2:B:167:SER:HB3	1	1.04
(1,11)	1:A:528:ILE:HB	2:B:167:SER:HG	1	1.04
(1,11)	1:A:528:ILE:HB	2:B:167:SER:N	1	1.04
(1,11)	1:A:528:ILE:HB	2:B:167:SER:O	1	1.04
(1,11)	1:A:528:ILE:HB	2:B:167:SER:OG	1	1.04
(1,11)	1:A:528:ILE:HB	2:B:168:LEU:C	1	1.04
(1,11)	1:A:528:ILE:HB	2:B:168:LEU:CA	1	1.04
(1,11)	1:A:528:ILE:HB	2:B:168:LEU:CB	1	1.04
(1,11)	1:A:528:ILE:HB	2:B:168:LEU:CD1	1	1.04
(1,11)	1:A:528:ILE:HB	2:B:168:LEU:CD2	1	1.04
(1,11)	1:A:528:ILE:HB	2:B:168:LEU:CG	1	1.04
(1,11)	1:A:528:ILE:HB	2:B:168:LEU:H	1	1.04
(1,11)	1:A:528:ILE:HB	2:B:168:LEU:HA	1	1.04
(1,11)	1:A:528:ILE:HB	2:B:168:LEU:HB2	1	1.04
(1,11)	1:A:528:ILE:HB	2:B:168:LEU:HB3	1	1.04

*Continued on next page...*

*Continued from previous page...*

Key	Atom-1	Atom-2	Model ID	Violation (Å)
(1,11)	1:A:528:ILE:HB	2:B:168:LEU:HD11	1	1.04
(1,11)	1:A:528:ILE:HB	2:B:168:LEU:HD12	1	1.04
(1,11)	1:A:528:ILE:HB	2:B:168:LEU:HD13	1	1.04
(1,11)	1:A:528:ILE:HB	2:B:168:LEU:HD21	1	1.04
(1,11)	1:A:528:ILE:HB	2:B:168:LEU:HD22	1	1.04
(1,11)	1:A:528:ILE:HB	2:B:168:LEU:HD23	1	1.04
(1,11)	1:A:528:ILE:HB	2:B:168:LEU:HG	1	1.04
(1,11)	1:A:528:ILE:HB	2:B:168:LEU:N	1	1.04
(1,11)	1:A:528:ILE:HB	2:B:168:LEU:O	1	1.04
(1,11)	1:A:528:ILE:HB	2:B:170:MET:C	1	1.04
(1,11)	1:A:528:ILE:HB	2:B:170:MET:CA	1	1.04
(1,11)	1:A:528:ILE:HB	2:B:170:MET:CB	1	1.04
(1,11)	1:A:528:ILE:HB	2:B:170:MET:CE	1	1.04
(1,11)	1:A:528:ILE:HB	2:B:170:MET:CG	1	1.04
(1,11)	1:A:528:ILE:HB	2:B:170:MET:H	1	1.04
(1,11)	1:A:528:ILE:HB	2:B:170:MET:HA	1	1.04
(1,11)	1:A:528:ILE:HB	2:B:170:MET:HB2	1	1.04
(1,11)	1:A:528:ILE:HB	2:B:170:MET:HB3	1	1.04
(1,11)	1:A:528:ILE:HB	2:B:170:MET:HE1	1	1.04
(1,11)	1:A:528:ILE:HB	2:B:170:MET:HE2	1	1.04
(1,11)	1:A:528:ILE:HB	2:B:170:MET:HE3	1	1.04
(1,11)	1:A:528:ILE:HB	2:B:170:MET:HG2	1	1.04
(1,11)	1:A:528:ILE:HB	2:B:170:MET:HG3	1	1.04
(1,11)	1:A:528:ILE:HB	2:B:170:MET:N	1	1.04
(1,11)	1:A:528:ILE:HB	2:B:170:MET:O	1	1.04
(1,11)	1:A:528:ILE:HB	2:B:170:MET:SD	1	1.04
(1,11)	1:A:528:ILE:HB	2:B:172:LYS:C	1	1.04
(1,11)	1:A:528:ILE:HB	2:B:172:LYS:CA	1	1.04
(1,11)	1:A:528:ILE:HB	2:B:172:LYS:CB	1	1.04
(1,11)	1:A:528:ILE:HB	2:B:172:LYS:CD	1	1.04
(1,11)	1:A:528:ILE:HB	2:B:172:LYS:CE	1	1.04
(1,11)	1:A:528:ILE:HB	2:B:172:LYS:CG	1	1.04
(1,11)	1:A:528:ILE:HB	2:B:172:LYS:H	1	1.04
(1,11)	1:A:528:ILE:HB	2:B:172:LYS:HA	1	1.04
(1,11)	1:A:528:ILE:HB	2:B:172:LYS:HB2	1	1.04
(1,11)	1:A:528:ILE:HB	2:B:172:LYS:HB3	1	1.04
(1,11)	1:A:528:ILE:HB	2:B:172:LYS:HD2	1	1.04
(1,11)	1:A:528:ILE:HB	2:B:172:LYS:HD3	1	1.04
(1,11)	1:A:528:ILE:HB	2:B:172:LYS:HE2	1	1.04
(1,11)	1:A:528:ILE:HB	2:B:172:LYS:HE3	1	1.04
(1,11)	1:A:528:ILE:HB	2:B:172:LYS:HG2	1	1.04
(1,11)	1:A:528:ILE:HB	2:B:172:LYS:HG3	1	1.04

*Continued on next page...*

*Continued from previous page...*

Key	Atom-1	Atom-2	Model ID	Violation (Å)
(1,11)	1:A:528:ILE:HB	2:B:172:LYS:HZ1	1	1.04
(1,11)	1:A:528:ILE:HB	2:B:172:LYS:HZ2	1	1.04
(1,11)	1:A:528:ILE:HB	2:B:172:LYS:HZ3	1	1.04
(1,11)	1:A:528:ILE:HB	2:B:172:LYS:N	1	1.04
(1,11)	1:A:528:ILE:HB	2:B:172:LYS:NZ	1	1.04
(1,11)	1:A:528:ILE:HB	2:B:172:LYS:O	1	1.04
(1,11)	1:A:528:ILE:HB	2:B:182:VAL:C	1	1.04
(1,11)	1:A:528:ILE:HB	2:B:182:VAL:CA	1	1.04
(1,11)	1:A:528:ILE:HB	2:B:182:VAL:CB	1	1.04
(1,11)	1:A:528:ILE:HB	2:B:182:VAL:CG1	1	1.04
(1,11)	1:A:528:ILE:HB	2:B:182:VAL:CG2	1	1.04
(1,11)	1:A:528:ILE:HB	2:B:182:VAL:H	1	1.04
(1,11)	1:A:528:ILE:HB	2:B:182:VAL:HA	1	1.04
(1,11)	1:A:528:ILE:HB	2:B:182:VAL:HB	1	1.04
(1,11)	1:A:528:ILE:HB	2:B:182:VAL:HG11	1	1.04
(1,11)	1:A:528:ILE:HB	2:B:182:VAL:HG12	1	1.04
(1,11)	1:A:528:ILE:HB	2:B:182:VAL:HG13	1	1.04
(1,11)	1:A:528:ILE:HB	2:B:182:VAL:HG21	1	1.04
(1,11)	1:A:528:ILE:HB	2:B:182:VAL:HG22	1	1.04
(1,11)	1:A:528:ILE:HB	2:B:182:VAL:HG23	1	1.04
(1,11)	1:A:528:ILE:HB	2:B:182:VAL:N	1	1.04
(1,11)	1:A:528:ILE:HB	2:B:182:VAL:O	1	1.04
(1,11)	1:A:528:ILE:HB	2:B:183:LYS:C	1	1.04
(1,11)	1:A:528:ILE:HB	2:B:183:LYS:CA	1	1.04
(1,11)	1:A:528:ILE:HB	2:B:183:LYS:CB	1	1.04
(1,11)	1:A:528:ILE:HB	2:B:183:LYS:CD	1	1.04
(1,11)	1:A:528:ILE:HB	2:B:183:LYS:CE	1	1.04
(1,11)	1:A:528:ILE:HB	2:B:183:LYS:CG	1	1.04
(1,11)	1:A:528:ILE:HB	2:B:183:LYS:H	1	1.04
(1,11)	1:A:528:ILE:HB	2:B:183:LYS:HA	1	1.04
(1,11)	1:A:528:ILE:HB	2:B:183:LYS:HB2	1	1.04
(1,11)	1:A:528:ILE:HB	2:B:183:LYS:HB3	1	1.04
(1,11)	1:A:528:ILE:HB	2:B:183:LYS:HD2	1	1.04
(1,11)	1:A:528:ILE:HB	2:B:183:LYS:HD3	1	1.04
(1,11)	1:A:528:ILE:HB	2:B:183:LYS:HE2	1	1.04
(1,11)	1:A:528:ILE:HB	2:B:183:LYS:HE3	1	1.04
(1,11)	1:A:528:ILE:HB	2:B:183:LYS:HG2	1	1.04
(1,11)	1:A:528:ILE:HB	2:B:183:LYS:HG3	1	1.04
(1,11)	1:A:528:ILE:HB	2:B:183:LYS:HZ1	1	1.04
(1,11)	1:A:528:ILE:HB	2:B:183:LYS:HZ2	1	1.04
(1,11)	1:A:528:ILE:HB	2:B:183:LYS:HZ3	1	1.04
(1,11)	1:A:528:ILE:HB	2:B:183:LYS:N	1	1.04

*Continued on next page...*



*Continued from previous page...*

Key	Atom-1	Atom-2	Model ID	Violation (Å)
(1,11)	1:A:528:ILE:HB	2:B:183:LYS:NZ	1	1.04
(1,11)	1:A:528:ILE:HB	2:B:183:LYS:O	1	1.04
(1,11)	1:A:528:ILE:HB	2:B:185:GLY:C	1	1.04
(1,11)	1:A:528:ILE:HB	2:B:185:GLY:CA	1	1.04
(1,11)	1:A:528:ILE:HB	2:B:185:GLY:H	1	1.04
(1,11)	1:A:528:ILE:HB	2:B:185:GLY:HA2	1	1.04
(1,11)	1:A:528:ILE:HB	2:B:185:GLY:HA3	1	1.04
(1,11)	1:A:528:ILE:HB	2:B:185:GLY:N	1	1.04
(1,11)	1:A:528:ILE:HB	2:B:185:GLY:O	1	1.04
(1,11)	1:A:528:ILE:HB	2:B:187:TYR:C	1	1.04
(1,11)	1:A:528:ILE:HB	2:B:187:TYR:CA	1	1.04
(1,11)	1:A:528:ILE:HB	2:B:187:TYR:CB	1	1.04
(1,11)	1:A:528:ILE:HB	2:B:187:TYR:CD1	1	1.04
(1,11)	1:A:528:ILE:HB	2:B:187:TYR:CD2	1	1.04
(1,11)	1:A:528:ILE:HB	2:B:187:TYR:CE1	1	1.04
(1,11)	1:A:528:ILE:HB	2:B:187:TYR:CE2	1	1.04
(1,11)	1:A:528:ILE:HB	2:B:187:TYR:CG	1	1.04
(1,11)	1:A:528:ILE:HB	2:B:187:TYR:CZ	1	1.04
(1,11)	1:A:528:ILE:HB	2:B:187:TYR:H	1	1.04
(1,11)	1:A:528:ILE:HB	2:B:187:TYR:HA	1	1.04
(1,11)	1:A:528:ILE:HB	2:B:187:TYR:HB2	1	1.04
(1,11)	1:A:528:ILE:HB	2:B:187:TYR:HB3	1	1.04
(1,11)	1:A:528:ILE:HB	2:B:187:TYR:HD1	1	1.04
(1,11)	1:A:528:ILE:HB	2:B:187:TYR:HD2	1	1.04
(1,11)	1:A:528:ILE:HB	2:B:187:TYR:HE1	1	1.04
(1,11)	1:A:528:ILE:HB	2:B:187:TYR:HE2	1	1.04
(1,11)	1:A:528:ILE:HB	2:B:187:TYR:HH	1	1.04
(1,11)	1:A:528:ILE:HB	2:B:187:TYR:N	1	1.04
(1,11)	1:A:528:ILE:HB	2:B:187:TYR:O	1	1.04
(1,11)	1:A:528:ILE:HB	2:B:187:TYR:OH	1	1.04
(1,11)	1:A:528:ILE:HB	2:B:200:THR:C	1	1.04
(1,11)	1:A:528:ILE:HB	2:B:200:THR:CA	1	1.04
(1,11)	1:A:528:ILE:HB	2:B:200:THR:CB	1	1.04
(1,11)	1:A:528:ILE:HB	2:B:200:THR:CG2	1	1.04
(1,11)	1:A:528:ILE:HB	2:B:200:THR:H	1	1.04
(1,11)	1:A:528:ILE:HB	2:B:200:THR:HA	1	1.04
(1,11)	1:A:528:ILE:HB	2:B:200:THR:HB	1	1.04
(1,11)	1:A:528:ILE:HB	2:B:200:THR:HG1	1	1.04
(1,11)	1:A:528:ILE:HB	2:B:200:THR:HG21	1	1.04
(1,11)	1:A:528:ILE:HB	2:B:200:THR:HG22	1	1.04
(1,11)	1:A:528:ILE:HB	2:B:200:THR:HG23	1	1.04
(1,11)	1:A:528:ILE:HB	2:B:200:THR:N	1	1.04

*Continued on next page...*

*Continued from previous page...*

Key	Atom-1	Atom-2	Model ID	Violation (Å)
(1,11)	1:A:528:ILE:HB	2:B:200:THR:O	1	1.04
(1,11)	1:A:528:ILE:HB	2:B:200:THR:OG1	1	1.04
(1,11)	1:A:528:ILE:HB	2:B:211:LYS:C	1	1.04
(1,11)	1:A:528:ILE:HB	2:B:211:LYS:CA	1	1.04
(1,11)	1:A:528:ILE:HB	2:B:211:LYS:CB	1	1.04
(1,11)	1:A:528:ILE:HB	2:B:211:LYS:CD	1	1.04
(1,11)	1:A:528:ILE:HB	2:B:211:LYS:CE	1	1.04
(1,11)	1:A:528:ILE:HB	2:B:211:LYS:CG	1	1.04
(1,11)	1:A:528:ILE:HB	2:B:211:LYS:H	1	1.04
(1,11)	1:A:528:ILE:HB	2:B:211:LYS:HA	1	1.04
(1,11)	1:A:528:ILE:HB	2:B:211:LYS:HB2	1	1.04
(1,11)	1:A:528:ILE:HB	2:B:211:LYS:HB3	1	1.04
(1,11)	1:A:528:ILE:HB	2:B:211:LYS:HD2	1	1.04
(1,11)	1:A:528:ILE:HB	2:B:211:LYS:HD3	1	1.04
(1,11)	1:A:528:ILE:HB	2:B:211:LYS:HE2	1	1.04
(1,11)	1:A:528:ILE:HB	2:B:211:LYS:HE3	1	1.04
(1,11)	1:A:528:ILE:HB	2:B:211:LYS:HG2	1	1.04
(1,11)	1:A:528:ILE:HB	2:B:211:LYS:HG3	1	1.04
(1,11)	1:A:528:ILE:HB	2:B:211:LYS:HZ1	1	1.04
(1,11)	1:A:528:ILE:HB	2:B:211:LYS:HZ2	1	1.04
(1,11)	1:A:528:ILE:HB	2:B:211:LYS:HZ3	1	1.04
(1,11)	1:A:528:ILE:HB	2:B:211:LYS:N	1	1.04
(1,11)	1:A:528:ILE:HB	2:B:211:LYS:NZ	1	1.04
(1,11)	1:A:528:ILE:HB	2:B:211:LYS:O	1	1.04
(1,11)	1:A:528:ILE:HD11	2:B:149:SER:C	1	1.04
(1,11)	1:A:528:ILE:HD11	2:B:149:SER:CA	1	1.04
(1,11)	1:A:528:ILE:HD11	2:B:149:SER:CB	1	1.04
(1,11)	1:A:528:ILE:HD11	2:B:149:SER:H	1	1.04
(1,11)	1:A:528:ILE:HD11	2:B:149:SER:HA	1	1.04
(1,11)	1:A:528:ILE:HD11	2:B:149:SER:HB2	1	1.04
(1,11)	1:A:528:ILE:HD11	2:B:149:SER:HB3	1	1.04
(1,11)	1:A:528:ILE:HD11	2:B:149:SER:HG	1	1.04
(1,11)	1:A:528:ILE:HD11	2:B:149:SER:N	1	1.04
(1,11)	1:A:528:ILE:HD11	2:B:149:SER:O	1	1.04
(1,11)	1:A:528:ILE:HD11	2:B:149:SER:OG	1	1.04
(1,11)	1:A:528:ILE:HD11	2:B:152:VAL:C	1	1.04
(1,11)	1:A:528:ILE:HD11	2:B:152:VAL:CA	1	1.04
(1,11)	1:A:528:ILE:HD11	2:B:152:VAL:CB	1	1.04
(1,11)	1:A:528:ILE:HD11	2:B:152:VAL:CG1	1	1.04
(1,11)	1:A:528:ILE:HD11	2:B:152:VAL:CG2	1	1.04
(1,11)	1:A:528:ILE:HD11	2:B:152:VAL:H	1	1.04
(1,11)	1:A:528:ILE:HD11	2:B:152:VAL:HA	1	1.04

*Continued on next page...*

*Continued from previous page...*

Key	Atom-1	Atom-2	Model ID	Violation (Å)
(1,11)	1:A:528:ILE:HD11	2:B:152:VAL:HB	1	1.04
(1,11)	1:A:528:ILE:HD11	2:B:152:VAL:HG11	1	1.04
(1,11)	1:A:528:ILE:HD11	2:B:152:VAL:HG12	1	1.04
(1,11)	1:A:528:ILE:HD11	2:B:152:VAL:HG13	1	1.04
(1,11)	1:A:528:ILE:HD11	2:B:152:VAL:HG21	1	1.04
(1,11)	1:A:528:ILE:HD11	2:B:152:VAL:HG22	1	1.04
(1,11)	1:A:528:ILE:HD11	2:B:152:VAL:HG23	1	1.04
(1,11)	1:A:528:ILE:HD11	2:B:152:VAL:N	1	1.04
(1,11)	1:A:528:ILE:HD11	2:B:152:VAL:O	1	1.04
(1,11)	1:A:528:ILE:HD11	2:B:153:VAL:C	1	1.04
(1,11)	1:A:528:ILE:HD11	2:B:153:VAL:CA	1	1.04
(1,11)	1:A:528:ILE:HD11	2:B:153:VAL:CB	1	1.04
(1,11)	1:A:528:ILE:HD11	2:B:153:VAL:CG1	1	1.04
(1,11)	1:A:528:ILE:HD11	2:B:153:VAL:CG2	1	1.04
(1,11)	1:A:528:ILE:HD11	2:B:153:VAL:H	1	1.04
(1,11)	1:A:528:ILE:HD11	2:B:153:VAL:HA	1	1.04
(1,11)	1:A:528:ILE:HD11	2:B:153:VAL:HB	1	1.04
(1,11)	1:A:528:ILE:HD11	2:B:153:VAL:HG11	1	1.04
(1,11)	1:A:528:ILE:HD11	2:B:153:VAL:HG12	1	1.04
(1,11)	1:A:528:ILE:HD11	2:B:153:VAL:HG13	1	1.04
(1,11)	1:A:528:ILE:HD11	2:B:153:VAL:HG21	1	1.04
(1,11)	1:A:528:ILE:HD11	2:B:153:VAL:HG22	1	1.04
(1,11)	1:A:528:ILE:HD11	2:B:153:VAL:HG23	1	1.04
(1,11)	1:A:528:ILE:HD11	2:B:153:VAL:N	1	1.04
(1,11)	1:A:528:ILE:HD11	2:B:153:VAL:O	1	1.04
(1,11)	1:A:528:ILE:HD11	2:B:155:GLY:C	1	1.04
(1,11)	1:A:528:ILE:HD11	2:B:155:GLY:CA	1	1.04
(1,11)	1:A:528:ILE:HD11	2:B:155:GLY:H	1	1.04
(1,11)	1:A:528:ILE:HD11	2:B:155:GLY:HA2	1	1.04
(1,11)	1:A:528:ILE:HD11	2:B:155:GLY:HA3	1	1.04
(1,11)	1:A:528:ILE:HD11	2:B:155:GLY:N	1	1.04
(1,11)	1:A:528:ILE:HD11	2:B:155:GLY:O	1	1.04
(1,11)	1:A:528:ILE:HD11	2:B:156:PHE:C	1	1.04
(1,11)	1:A:528:ILE:HD11	2:B:156:PHE:CA	1	1.04
(1,11)	1:A:528:ILE:HD11	2:B:156:PHE:CB	1	1.04
(1,11)	1:A:528:ILE:HD11	2:B:156:PHE:CD1	1	1.04
(1,11)	1:A:528:ILE:HD11	2:B:156:PHE:CD2	1	1.04
(1,11)	1:A:528:ILE:HD11	2:B:156:PHE:CE1	1	1.04
(1,11)	1:A:528:ILE:HD11	2:B:156:PHE:CE2	1	1.04
(1,11)	1:A:528:ILE:HD11	2:B:156:PHE:CG	1	1.04
(1,11)	1:A:528:ILE:HD11	2:B:156:PHE:CZ	1	1.04
(1,11)	1:A:528:ILE:HD11	2:B:156:PHE:H	1	1.04

*Continued on next page...*

*Continued from previous page...*

Key	Atom-1	Atom-2	Model ID	Violation (Å)
(1,11)	1:A:528:ILE:HD11	2:B:156:PHE:HA	1	1.04
(1,11)	1:A:528:ILE:HD11	2:B:156:PHE:HB2	1	1.04
(1,11)	1:A:528:ILE:HD11	2:B:156:PHE:HB3	1	1.04
(1,11)	1:A:528:ILE:HD11	2:B:156:PHE:HD1	1	1.04
(1,11)	1:A:528:ILE:HD11	2:B:156:PHE:HD2	1	1.04
(1,11)	1:A:528:ILE:HD11	2:B:156:PHE:HE1	1	1.04
(1,11)	1:A:528:ILE:HD11	2:B:156:PHE:HE2	1	1.04
(1,11)	1:A:528:ILE:HD11	2:B:156:PHE:HZ	1	1.04
(1,11)	1:A:528:ILE:HD11	2:B:156:PHE:N	1	1.04
(1,11)	1:A:528:ILE:HD11	2:B:156:PHE:O	1	1.04
(1,11)	1:A:528:ILE:HD11	2:B:157:CYS:C	1	1.04
(1,11)	1:A:528:ILE:HD11	2:B:157:CYS:CA	1	1.04
(1,11)	1:A:528:ILE:HD11	2:B:157:CYS:CB	1	1.04
(1,11)	1:A:528:ILE:HD11	2:B:157:CYS:H	1	1.04
(1,11)	1:A:528:ILE:HD11	2:B:157:CYS:HA	1	1.04
(1,11)	1:A:528:ILE:HD11	2:B:157:CYS:HB2	1	1.04
(1,11)	1:A:528:ILE:HD11	2:B:157:CYS:HB3	1	1.04
(1,11)	1:A:528:ILE:HD11	2:B:157:CYS:N	1	1.04
(1,11)	1:A:528:ILE:HD11	2:B:157:CYS:O	1	1.04
(1,11)	1:A:528:ILE:HD11	2:B:157:CYS:SG	1	1.04
(1,11)	1:A:528:ILE:HD11	2:B:158:THR:C	1	1.04
(1,11)	1:A:528:ILE:HD11	2:B:158:THR:CA	1	1.04
(1,11)	1:A:528:ILE:HD11	2:B:158:THR:CB	1	1.04
(1,11)	1:A:528:ILE:HD11	2:B:158:THR:CG2	1	1.04
(1,11)	1:A:528:ILE:HD11	2:B:158:THR:H	1	1.04
(1,11)	1:A:528:ILE:HD11	2:B:158:THR:HA	1	1.04
(1,11)	1:A:528:ILE:HD11	2:B:158:THR:HB	1	1.04
(1,11)	1:A:528:ILE:HD11	2:B:158:THR:HG1	1	1.04
(1,11)	1:A:528:ILE:HD11	2:B:158:THR:HG21	1	1.04
(1,11)	1:A:528:ILE:HD11	2:B:158:THR:HG22	1	1.04
(1,11)	1:A:528:ILE:HD11	2:B:158:THR:HG23	1	1.04
(1,11)	1:A:528:ILE:HD11	2:B:158:THR:N	1	1.04
(1,11)	1:A:528:ILE:HD11	2:B:158:THR:O	1	1.04
(1,11)	1:A:528:ILE:HD11	2:B:158:THR:OG1	1	1.04
(1,11)	1:A:528:ILE:HD11	2:B:159:ILE:C	1	1.04
(1,11)	1:A:528:ILE:HD11	2:B:159:ILE:CA	1	1.04
(1,11)	1:A:528:ILE:HD11	2:B:159:ILE:CB	1	1.04
(1,11)	1:A:528:ILE:HD11	2:B:159:ILE:CD1	1	1.04
(1,11)	1:A:528:ILE:HD11	2:B:159:ILE:CG1	1	1.04
(1,11)	1:A:528:ILE:HD11	2:B:159:ILE:CG2	1	1.04
(1,11)	1:A:528:ILE:HD11	2:B:159:ILE:H	1	1.04
(1,11)	1:A:528:ILE:HD11	2:B:159:ILE:HA	1	1.04

*Continued on next page...*

*Continued from previous page...*

Key	Atom-1	Atom-2	Model ID	Violation (Å)
(1,11)	1:A:528:ILE:HD11	2:B:159:ILE:HB	1	1.04
(1,11)	1:A:528:ILE:HD11	2:B:159:ILE:HD11	1	1.04
(1,11)	1:A:528:ILE:HD11	2:B:159:ILE:HD12	1	1.04
(1,11)	1:A:528:ILE:HD11	2:B:159:ILE:HD13	1	1.04
(1,11)	1:A:528:ILE:HD11	2:B:159:ILE:HG12	1	1.04
(1,11)	1:A:528:ILE:HD11	2:B:159:ILE:HG13	1	1.04
(1,11)	1:A:528:ILE:HD11	2:B:159:ILE:HG21	1	1.04
(1,11)	1:A:528:ILE:HD11	2:B:159:ILE:HG22	1	1.04
(1,11)	1:A:528:ILE:HD11	2:B:159:ILE:HG23	1	1.04
(1,11)	1:A:528:ILE:HD11	2:B:159:ILE:N	1	1.04
(1,11)	1:A:528:ILE:HD11	2:B:159:ILE:O	1	1.04
(1,11)	1:A:528:ILE:HD11	2:B:161:ASN:C	1	1.04
(1,11)	1:A:528:ILE:HD11	2:B:161:ASN:CA	1	1.04
(1,11)	1:A:528:ILE:HD11	2:B:161:ASN:CB	1	1.04
(1,11)	1:A:528:ILE:HD11	2:B:161:ASN:CG	1	1.04
(1,11)	1:A:528:ILE:HD11	2:B:161:ASN:H	1	1.04
(1,11)	1:A:528:ILE:HD11	2:B:161:ASN:HA	1	1.04
(1,11)	1:A:528:ILE:HD11	2:B:161:ASN:HB2	1	1.04
(1,11)	1:A:528:ILE:HD11	2:B:161:ASN:HB3	1	1.04
(1,11)	1:A:528:ILE:HD11	2:B:161:ASN:HD21	1	1.04
(1,11)	1:A:528:ILE:HD11	2:B:161:ASN:HD22	1	1.04
(1,11)	1:A:528:ILE:HD11	2:B:161:ASN:N	1	1.04
(1,11)	1:A:528:ILE:HD11	2:B:161:ASN:ND2	1	1.04
(1,11)	1:A:528:ILE:HD11	2:B:161:ASN:O	1	1.04
(1,11)	1:A:528:ILE:HD11	2:B:161:ASN:OD1	1	1.04
(1,11)	1:A:528:ILE:HD11	2:B:162:LYS:C	1	1.04
(1,11)	1:A:528:ILE:HD11	2:B:162:LYS:CA	1	1.04
(1,11)	1:A:528:ILE:HD11	2:B:162:LYS:CB	1	1.04
(1,11)	1:A:528:ILE:HD11	2:B:162:LYS:CD	1	1.04
(1,11)	1:A:528:ILE:HD11	2:B:162:LYS:CE	1	1.04
(1,11)	1:A:528:ILE:HD11	2:B:162:LYS:CG	1	1.04
(1,11)	1:A:528:ILE:HD11	2:B:162:LYS:H	1	1.04
(1,11)	1:A:528:ILE:HD11	2:B:162:LYS:HA	1	1.04
(1,11)	1:A:528:ILE:HD11	2:B:162:LYS:HB2	1	1.04
(1,11)	1:A:528:ILE:HD11	2:B:162:LYS:HB3	1	1.04
(1,11)	1:A:528:ILE:HD11	2:B:162:LYS:HD2	1	1.04
(1,11)	1:A:528:ILE:HD11	2:B:162:LYS:HD3	1	1.04
(1,11)	1:A:528:ILE:HD11	2:B:162:LYS:HE2	1	1.04
(1,11)	1:A:528:ILE:HD11	2:B:162:LYS:HE3	1	1.04
(1,11)	1:A:528:ILE:HD11	2:B:162:LYS:HG2	1	1.04
(1,11)	1:A:528:ILE:HD11	2:B:162:LYS:HG3	1	1.04
(1,11)	1:A:528:ILE:HD11	2:B:162:LYS:HZ1	1	1.04

*Continued on next page...*

*Continued from previous page...*

Key	Atom-1	Atom-2	Model ID	Violation (Å)
(1,11)	1:A:528:ILE:HD11	2:B:162:LYS:HZ2	1	1.04
(1,11)	1:A:528:ILE:HD11	2:B:162:LYS:HZ3	1	1.04
(1,11)	1:A:528:ILE:HD11	2:B:162:LYS:N	1	1.04
(1,11)	1:A:528:ILE:HD11	2:B:162:LYS:NZ	1	1.04
(1,11)	1:A:528:ILE:HD11	2:B:162:LYS:O	1	1.04
(1,11)	1:A:528:ILE:HD11	2:B:167:SER:C	1	1.04
(1,11)	1:A:528:ILE:HD11	2:B:167:SER:CA	1	1.04
(1,11)	1:A:528:ILE:HD11	2:B:167:SER:CB	1	1.04
(1,11)	1:A:528:ILE:HD11	2:B:167:SER:H	1	1.04
(1,11)	1:A:528:ILE:HD11	2:B:167:SER:HA	1	1.04
(1,11)	1:A:528:ILE:HD11	2:B:167:SER:HB2	1	1.04
(1,11)	1:A:528:ILE:HD11	2:B:167:SER:HB3	1	1.04
(1,11)	1:A:528:ILE:HD11	2:B:167:SER:HG	1	1.04
(1,11)	1:A:528:ILE:HD11	2:B:167:SER:N	1	1.04
(1,11)	1:A:528:ILE:HD11	2:B:167:SER:O	1	1.04
(1,11)	1:A:528:ILE:HD11	2:B:167:SER:OG	1	1.04
(1,11)	1:A:528:ILE:HD11	2:B:168:LEU:C	1	1.04
(1,11)	1:A:528:ILE:HD11	2:B:168:LEU:CA	1	1.04
(1,11)	1:A:528:ILE:HD11	2:B:168:LEU:CB	1	1.04
(1,11)	1:A:528:ILE:HD11	2:B:168:LEU:CD1	1	1.04
(1,11)	1:A:528:ILE:HD11	2:B:168:LEU:CD2	1	1.04
(1,11)	1:A:528:ILE:HD11	2:B:168:LEU:CG	1	1.04
(1,11)	1:A:528:ILE:HD11	2:B:168:LEU:H	1	1.04
(1,11)	1:A:528:ILE:HD11	2:B:168:LEU:HA	1	1.04
(1,11)	1:A:528:ILE:HD11	2:B:168:LEU:HB2	1	1.04
(1,11)	1:A:528:ILE:HD11	2:B:168:LEU:HB3	1	1.04
(1,11)	1:A:528:ILE:HD11	2:B:168:LEU:HD11	1	1.04
(1,11)	1:A:528:ILE:HD11	2:B:168:LEU:HD12	1	1.04
(1,11)	1:A:528:ILE:HD11	2:B:168:LEU:HD13	1	1.04
(1,11)	1:A:528:ILE:HD11	2:B:168:LEU:HD21	1	1.04
(1,11)	1:A:528:ILE:HD11	2:B:168:LEU:HD22	1	1.04
(1,11)	1:A:528:ILE:HD11	2:B:168:LEU:HD23	1	1.04
(1,11)	1:A:528:ILE:HD11	2:B:168:LEU:HG	1	1.04
(1,11)	1:A:528:ILE:HD11	2:B:168:LEU:N	1	1.04
(1,11)	1:A:528:ILE:HD11	2:B:168:LEU:O	1	1.04
(1,11)	1:A:528:ILE:HD11	2:B:170:MET:C	1	1.04
(1,11)	1:A:528:ILE:HD11	2:B:170:MET:CA	1	1.04
(1,11)	1:A:528:ILE:HD11	2:B:170:MET:CB	1	1.04
(1,11)	1:A:528:ILE:HD11	2:B:170:MET:CE	1	1.04
(1,11)	1:A:528:ILE:HD11	2:B:170:MET:CG	1	1.04
(1,11)	1:A:528:ILE:HD11	2:B:170:MET:H	1	1.04
(1,11)	1:A:528:ILE:HD11	2:B:170:MET:HA	1	1.04

*Continued on next page...*

*Continued from previous page...*

Key	Atom-1	Atom-2	Model ID	Violation (Å)
(1,11)	1:A:528:ILE:HD11	2:B:170:MET:HB2	1	1.04
(1,11)	1:A:528:ILE:HD11	2:B:170:MET:HB3	1	1.04
(1,11)	1:A:528:ILE:HD11	2:B:170:MET:HE1	1	1.04
(1,11)	1:A:528:ILE:HD11	2:B:170:MET:HE2	1	1.04
(1,11)	1:A:528:ILE:HD11	2:B:170:MET:HE3	1	1.04
(1,11)	1:A:528:ILE:HD11	2:B:170:MET:HG2	1	1.04
(1,11)	1:A:528:ILE:HD11	2:B:170:MET:HG3	1	1.04
(1,11)	1:A:528:ILE:HD11	2:B:170:MET:N	1	1.04
(1,11)	1:A:528:ILE:HD11	2:B:170:MET:O	1	1.04
(1,11)	1:A:528:ILE:HD11	2:B:170:MET:SD	1	1.04
(1,11)	1:A:528:ILE:HD11	2:B:172:LYS:C	1	1.04
(1,11)	1:A:528:ILE:HD11	2:B:172:LYS:CA	1	1.04
(1,11)	1:A:528:ILE:HD11	2:B:172:LYS:CB	1	1.04
(1,11)	1:A:528:ILE:HD11	2:B:172:LYS:CD	1	1.04
(1,11)	1:A:528:ILE:HD11	2:B:172:LYS:CE	1	1.04
(1,11)	1:A:528:ILE:HD11	2:B:172:LYS:CG	1	1.04
(1,11)	1:A:528:ILE:HD11	2:B:172:LYS:H	1	1.04
(1,11)	1:A:528:ILE:HD11	2:B:172:LYS:HA	1	1.04
(1,11)	1:A:528:ILE:HD11	2:B:172:LYS:HB2	1	1.04
(1,11)	1:A:528:ILE:HD11	2:B:172:LYS:HB3	1	1.04
(1,11)	1:A:528:ILE:HD11	2:B:172:LYS:HD2	1	1.04
(1,11)	1:A:528:ILE:HD11	2:B:172:LYS:HD3	1	1.04
(1,11)	1:A:528:ILE:HD11	2:B:172:LYS:HE2	1	1.04
(1,11)	1:A:528:ILE:HD11	2:B:172:LYS:HE3	1	1.04
(1,11)	1:A:528:ILE:HD11	2:B:172:LYS:HG2	1	1.04
(1,11)	1:A:528:ILE:HD11	2:B:172:LYS:HG3	1	1.04
(1,11)	1:A:528:ILE:HD11	2:B:172:LYS:HZ1	1	1.04
(1,11)	1:A:528:ILE:HD11	2:B:172:LYS:HZ2	1	1.04
(1,11)	1:A:528:ILE:HD11	2:B:172:LYS:HZ3	1	1.04
(1,11)	1:A:528:ILE:HD11	2:B:172:LYS:N	1	1.04
(1,11)	1:A:528:ILE:HD11	2:B:172:LYS:NZ	1	1.04
(1,11)	1:A:528:ILE:HD11	2:B:172:LYS:O	1	1.04
(1,11)	1:A:528:ILE:HD11	2:B:182:VAL:C	1	1.04
(1,11)	1:A:528:ILE:HD11	2:B:182:VAL:CA	1	1.04
(1,11)	1:A:528:ILE:HD11	2:B:182:VAL:CB	1	1.04
(1,11)	1:A:528:ILE:HD11	2:B:182:VAL:CG1	1	1.04
(1,11)	1:A:528:ILE:HD11	2:B:182:VAL:CG2	1	1.04
(1,11)	1:A:528:ILE:HD11	2:B:182:VAL:H	1	1.04
(1,11)	1:A:528:ILE:HD11	2:B:182:VAL:HA	1	1.04
(1,11)	1:A:528:ILE:HD11	2:B:182:VAL:HB	1	1.04
(1,11)	1:A:528:ILE:HD11	2:B:182:VAL:HG11	1	1.04
(1,11)	1:A:528:ILE:HD11	2:B:182:VAL:HG12	1	1.04

*Continued on next page...*

*Continued from previous page...*

Key	Atom-1	Atom-2	Model ID	Violation (Å)
(1,11)	1:A:528:ILE:HD11	2:B:182:VAL:HG13	1	1.04
(1,11)	1:A:528:ILE:HD11	2:B:182:VAL:HG21	1	1.04
(1,11)	1:A:528:ILE:HD11	2:B:182:VAL:HG22	1	1.04
(1,11)	1:A:528:ILE:HD11	2:B:182:VAL:HG23	1	1.04
(1,11)	1:A:528:ILE:HD11	2:B:182:VAL:N	1	1.04
(1,11)	1:A:528:ILE:HD11	2:B:182:VAL:O	1	1.04
(1,11)	1:A:528:ILE:HD11	2:B:183:LYS:C	1	1.04
(1,11)	1:A:528:ILE:HD11	2:B:183:LYS:CA	1	1.04
(1,11)	1:A:528:ILE:HD11	2:B:183:LYS:CB	1	1.04
(1,11)	1:A:528:ILE:HD11	2:B:183:LYS:CD	1	1.04
(1,11)	1:A:528:ILE:HD11	2:B:183:LYS:CE	1	1.04
(1,11)	1:A:528:ILE:HD11	2:B:183:LYS:CG	1	1.04
(1,11)	1:A:528:ILE:HD11	2:B:183:LYS:H	1	1.04
(1,11)	1:A:528:ILE:HD11	2:B:183:LYS:HA	1	1.04
(1,11)	1:A:528:ILE:HD11	2:B:183:LYS:HB2	1	1.04
(1,11)	1:A:528:ILE:HD11	2:B:183:LYS:HB3	1	1.04
(1,11)	1:A:528:ILE:HD11	2:B:183:LYS:HD2	1	1.04
(1,11)	1:A:528:ILE:HD11	2:B:183:LYS:HD3	1	1.04
(1,11)	1:A:528:ILE:HD11	2:B:183:LYS:HE2	1	1.04
(1,11)	1:A:528:ILE:HD11	2:B:183:LYS:HE3	1	1.04
(1,11)	1:A:528:ILE:HD11	2:B:183:LYS:HG2	1	1.04
(1,11)	1:A:528:ILE:HD11	2:B:183:LYS:HG3	1	1.04
(1,11)	1:A:528:ILE:HD11	2:B:183:LYS:HZ1	1	1.04
(1,11)	1:A:528:ILE:HD11	2:B:183:LYS:HZ2	1	1.04
(1,11)	1:A:528:ILE:HD11	2:B:183:LYS:HZ3	1	1.04
(1,11)	1:A:528:ILE:HD11	2:B:183:LYS:N	1	1.04
(1,11)	1:A:528:ILE:HD11	2:B:183:LYS:NZ	1	1.04
(1,11)	1:A:528:ILE:HD11	2:B:183:LYS:O	1	1.04
(1,11)	1:A:528:ILE:HD11	2:B:185:GLY:C	1	1.04
(1,11)	1:A:528:ILE:HD11	2:B:185:GLY:CA	1	1.04
(1,11)	1:A:528:ILE:HD11	2:B:185:GLY:H	1	1.04
(1,11)	1:A:528:ILE:HD11	2:B:185:GLY:HA2	1	1.04
(1,11)	1:A:528:ILE:HD11	2:B:185:GLY:HA3	1	1.04
(1,11)	1:A:528:ILE:HD11	2:B:185:GLY:N	1	1.04
(1,11)	1:A:528:ILE:HD11	2:B:185:GLY:O	1	1.04
(1,11)	1:A:528:ILE:HD11	2:B:187:TYR:C	1	1.04
(1,11)	1:A:528:ILE:HD11	2:B:187:TYR:CA	1	1.04
(1,11)	1:A:528:ILE:HD11	2:B:187:TYR:CB	1	1.04
(1,11)	1:A:528:ILE:HD11	2:B:187:TYR:CD1	1	1.04
(1,11)	1:A:528:ILE:HD11	2:B:187:TYR:CD2	1	1.04
(1,11)	1:A:528:ILE:HD11	2:B:187:TYR:CE1	1	1.04
(1,11)	1:A:528:ILE:HD11	2:B:187:TYR:CE2	1	1.04

*Continued on next page...*



*Continued from previous page...*

Key	Atom-1	Atom-2	Model ID	Violation (Å)
(1,11)	1:A:528:ILE:HD11	2:B:187:TYR:CG	1	1.04
(1,11)	1:A:528:ILE:HD11	2:B:187:TYR:CZ	1	1.04
(1,11)	1:A:528:ILE:HD11	2:B:187:TYR:H	1	1.04
(1,11)	1:A:528:ILE:HD11	2:B:187:TYR:HA	1	1.04
(1,11)	1:A:528:ILE:HD11	2:B:187:TYR:HB2	1	1.04
(1,11)	1:A:528:ILE:HD11	2:B:187:TYR:HB3	1	1.04
(1,11)	1:A:528:ILE:HD11	2:B:187:TYR:HD1	1	1.04
(1,11)	1:A:528:ILE:HD11	2:B:187:TYR:HD2	1	1.04
(1,11)	1:A:528:ILE:HD11	2:B:187:TYR:HE1	1	1.04
(1,11)	1:A:528:ILE:HD11	2:B:187:TYR:HE2	1	1.04
(1,11)	1:A:528:ILE:HD11	2:B:187:TYR:HH	1	1.04
(1,11)	1:A:528:ILE:HD11	2:B:187:TYR:N	1	1.04
(1,11)	1:A:528:ILE:HD11	2:B:187:TYR:O	1	1.04
(1,11)	1:A:528:ILE:HD11	2:B:187:TYR:OH	1	1.04
(1,11)	1:A:528:ILE:HD11	2:B:200:THR:C	1	1.04
(1,11)	1:A:528:ILE:HD11	2:B:200:THR:CA	1	1.04
(1,11)	1:A:528:ILE:HD11	2:B:200:THR:CB	1	1.04
(1,11)	1:A:528:ILE:HD11	2:B:200:THR:CG2	1	1.04
(1,11)	1:A:528:ILE:HD11	2:B:200:THR:H	1	1.04
(1,11)	1:A:528:ILE:HD11	2:B:200:THR:HA	1	1.04
(1,11)	1:A:528:ILE:HD11	2:B:200:THR:HB	1	1.04
(1,11)	1:A:528:ILE:HD11	2:B:200:THR:HG1	1	1.04
(1,11)	1:A:528:ILE:HD11	2:B:200:THR:HG21	1	1.04
(1,11)	1:A:528:ILE:HD11	2:B:200:THR:HG22	1	1.04
(1,11)	1:A:528:ILE:HD11	2:B:200:THR:HG23	1	1.04
(1,11)	1:A:528:ILE:HD11	2:B:200:THR:N	1	1.04
(1,11)	1:A:528:ILE:HD11	2:B:200:THR:O	1	1.04
(1,11)	1:A:528:ILE:HD11	2:B:200:THR:OG1	1	1.04
(1,11)	1:A:528:ILE:HD11	2:B:211:LYS:C	1	1.04
(1,11)	1:A:528:ILE:HD11	2:B:211:LYS:CA	1	1.04
(1,11)	1:A:528:ILE:HD11	2:B:211:LYS:CB	1	1.04
(1,11)	1:A:528:ILE:HD11	2:B:211:LYS:CD	1	1.04
(1,11)	1:A:528:ILE:HD11	2:B:211:LYS:CE	1	1.04
(1,11)	1:A:528:ILE:HD11	2:B:211:LYS:CG	1	1.04
(1,11)	1:A:528:ILE:HD11	2:B:211:LYS:H	1	1.04
(1,11)	1:A:528:ILE:HD11	2:B:211:LYS:HA	1	1.04
(1,11)	1:A:528:ILE:HD11	2:B:211:LYS:HB2	1	1.04
(1,11)	1:A:528:ILE:HD11	2:B:211:LYS:HB3	1	1.04
(1,11)	1:A:528:ILE:HD11	2:B:211:LYS:HD2	1	1.04
(1,11)	1:A:528:ILE:HD11	2:B:211:LYS:HD3	1	1.04
(1,11)	1:A:528:ILE:HD11	2:B:211:LYS:HE2	1	1.04
(1,11)	1:A:528:ILE:HD11	2:B:211:LYS:HE3	1	1.04

*Continued on next page...*

*Continued from previous page...*

Key	Atom-1	Atom-2	Model ID	Violation (Å)
(1,11)	1:A:528:ILE:HD11	2:B:211:LYS:HG2	1	1.04
(1,11)	1:A:528:ILE:HD11	2:B:211:LYS:HG3	1	1.04
(1,11)	1:A:528:ILE:HD11	2:B:211:LYS:HZ1	1	1.04
(1,11)	1:A:528:ILE:HD11	2:B:211:LYS:HZ2	1	1.04
(1,11)	1:A:528:ILE:HD11	2:B:211:LYS:HZ3	1	1.04
(1,11)	1:A:528:ILE:HD11	2:B:211:LYS:N	1	1.04
(1,11)	1:A:528:ILE:HD11	2:B:211:LYS:NZ	1	1.04
(1,11)	1:A:528:ILE:HD11	2:B:211:LYS:O	1	1.04
(1,11)	1:A:528:ILE:HD12	2:B:149:SER:C	1	1.04
(1,11)	1:A:528:ILE:HD12	2:B:149:SER:CA	1	1.04
(1,11)	1:A:528:ILE:HD12	2:B:149:SER:CB	1	1.04
(1,11)	1:A:528:ILE:HD12	2:B:149:SER:H	1	1.04
(1,11)	1:A:528:ILE:HD12	2:B:149:SER:HA	1	1.04
(1,11)	1:A:528:ILE:HD12	2:B:149:SER:HB2	1	1.04
(1,11)	1:A:528:ILE:HD12	2:B:149:SER:HB3	1	1.04
(1,11)	1:A:528:ILE:HD12	2:B:149:SER:HG	1	1.04
(1,11)	1:A:528:ILE:HD12	2:B:149:SER:N	1	1.04
(1,11)	1:A:528:ILE:HD12	2:B:149:SER:O	1	1.04
(1,11)	1:A:528:ILE:HD12	2:B:149:SER:OG	1	1.04
(1,11)	1:A:528:ILE:HD12	2:B:152:VAL:C	1	1.04
(1,11)	1:A:528:ILE:HD12	2:B:152:VAL:CA	1	1.04
(1,11)	1:A:528:ILE:HD12	2:B:152:VAL:CB	1	1.04
(1,11)	1:A:528:ILE:HD12	2:B:152:VAL:CG1	1	1.04
(1,11)	1:A:528:ILE:HD12	2:B:152:VAL:CG2	1	1.04
(1,11)	1:A:528:ILE:HD12	2:B:152:VAL:H	1	1.04
(1,11)	1:A:528:ILE:HD12	2:B:152:VAL:HA	1	1.04
(1,11)	1:A:528:ILE:HD12	2:B:152:VAL:HB	1	1.04
(1,11)	1:A:528:ILE:HD12	2:B:152:VAL:HG11	1	1.04
(1,11)	1:A:528:ILE:HD12	2:B:152:VAL:HG12	1	1.04
(1,11)	1:A:528:ILE:HD12	2:B:152:VAL:HG13	1	1.04
(1,11)	1:A:528:ILE:HD12	2:B:152:VAL:HG21	1	1.04
(1,11)	1:A:528:ILE:HD12	2:B:152:VAL:HG22	1	1.04
(1,11)	1:A:528:ILE:HD12	2:B:152:VAL:HG23	1	1.04
(1,11)	1:A:528:ILE:HD12	2:B:152:VAL:N	1	1.04
(1,11)	1:A:528:ILE:HD12	2:B:152:VAL:O	1	1.04
(1,11)	1:A:528:ILE:HD12	2:B:153:VAL:C	1	1.04
(1,11)	1:A:528:ILE:HD12	2:B:153:VAL:CA	1	1.04
(1,11)	1:A:528:ILE:HD12	2:B:153:VAL:CB	1	1.04
(1,11)	1:A:528:ILE:HD12	2:B:153:VAL:CG1	1	1.04
(1,11)	1:A:528:ILE:HD12	2:B:153:VAL:CG2	1	1.04
(1,11)	1:A:528:ILE:HD12	2:B:153:VAL:H	1	1.04
(1,11)	1:A:528:ILE:HD12	2:B:153:VAL:HA	1	1.04

*Continued on next page...*

*Continued from previous page...*

Key	Atom-1	Atom-2	Model ID	Violation (Å)
(1,11)	1:A:528:ILE:HD12	2:B:153:VAL:HB	1	1.04
(1,11)	1:A:528:ILE:HD12	2:B:153:VAL:HG11	1	1.04
(1,11)	1:A:528:ILE:HD12	2:B:153:VAL:HG12	1	1.04
(1,11)	1:A:528:ILE:HD12	2:B:153:VAL:HG13	1	1.04
(1,11)	1:A:528:ILE:HD12	2:B:153:VAL:HG21	1	1.04
(1,11)	1:A:528:ILE:HD12	2:B:153:VAL:HG22	1	1.04
(1,11)	1:A:528:ILE:HD12	2:B:153:VAL:HG23	1	1.04
(1,11)	1:A:528:ILE:HD12	2:B:153:VAL:N	1	1.04
(1,11)	1:A:528:ILE:HD12	2:B:153:VAL:O	1	1.04
(1,11)	1:A:528:ILE:HD12	2:B:155:GLY:C	1	1.04
(1,11)	1:A:528:ILE:HD12	2:B:155:GLY:CA	1	1.04
(1,11)	1:A:528:ILE:HD12	2:B:155:GLY:H	1	1.04
(1,11)	1:A:528:ILE:HD12	2:B:155:GLY:HA2	1	1.04
(1,11)	1:A:528:ILE:HD12	2:B:155:GLY:HA3	1	1.04
(1,11)	1:A:528:ILE:HD12	2:B:155:GLY:N	1	1.04
(1,11)	1:A:528:ILE:HD12	2:B:155:GLY:O	1	1.04
(1,11)	1:A:528:ILE:HD12	2:B:156:PHE:C	1	1.04
(1,11)	1:A:528:ILE:HD12	2:B:156:PHE:CA	1	1.04
(1,11)	1:A:528:ILE:HD12	2:B:156:PHE:CB	1	1.04
(1,11)	1:A:528:ILE:HD12	2:B:156:PHE:CD1	1	1.04
(1,11)	1:A:528:ILE:HD12	2:B:156:PHE:CD2	1	1.04
(1,11)	1:A:528:ILE:HD12	2:B:156:PHE:CE1	1	1.04
(1,11)	1:A:528:ILE:HD12	2:B:156:PHE:CE2	1	1.04
(1,11)	1:A:528:ILE:HD12	2:B:156:PHE:CG	1	1.04
(1,11)	1:A:528:ILE:HD12	2:B:156:PHE:CZ	1	1.04
(1,11)	1:A:528:ILE:HD12	2:B:156:PHE:H	1	1.04
(1,11)	1:A:528:ILE:HD12	2:B:156:PHE:HA	1	1.04
(1,11)	1:A:528:ILE:HD12	2:B:156:PHE:HB2	1	1.04
(1,11)	1:A:528:ILE:HD12	2:B:156:PHE:HB3	1	1.04
(1,11)	1:A:528:ILE:HD12	2:B:156:PHE:HD1	1	1.04
(1,11)	1:A:528:ILE:HD12	2:B:156:PHE:HD2	1	1.04
(1,11)	1:A:528:ILE:HD12	2:B:156:PHE:HE1	1	1.04
(1,11)	1:A:528:ILE:HD12	2:B:156:PHE:HE2	1	1.04
(1,11)	1:A:528:ILE:HD12	2:B:156:PHE:HZ	1	1.04
(1,11)	1:A:528:ILE:HD12	2:B:156:PHE:N	1	1.04
(1,11)	1:A:528:ILE:HD12	2:B:156:PHE:O	1	1.04
(1,11)	1:A:528:ILE:HD12	2:B:157:CYS:C	1	1.04
(1,11)	1:A:528:ILE:HD12	2:B:157:CYS:CA	1	1.04
(1,11)	1:A:528:ILE:HD12	2:B:157:CYS:CB	1	1.04
(1,11)	1:A:528:ILE:HD12	2:B:157:CYS:H	1	1.04
(1,11)	1:A:528:ILE:HD12	2:B:157:CYS:HA	1	1.04
(1,11)	1:A:528:ILE:HD12	2:B:157:CYS:HB2	1	1.04

*Continued on next page...*

*Continued from previous page...*

Key	Atom-1	Atom-2	Model ID	Violation (Å)
(1,11)	1:A:528:ILE:HD12	2:B:157:CYS:HB3	1	1.04
(1,11)	1:A:528:ILE:HD12	2:B:157:CYS:N	1	1.04
(1,11)	1:A:528:ILE:HD12	2:B:157:CYS:O	1	1.04
(1,11)	1:A:528:ILE:HD12	2:B:157:CYS:SG	1	1.04
(1,11)	1:A:528:ILE:HD12	2:B:158:THR:C	1	1.04
(1,11)	1:A:528:ILE:HD12	2:B:158:THR:CA	1	1.04
(1,11)	1:A:528:ILE:HD12	2:B:158:THR:CB	1	1.04
(1,11)	1:A:528:ILE:HD12	2:B:158:THR:CG2	1	1.04
(1,11)	1:A:528:ILE:HD12	2:B:158:THR:H	1	1.04
(1,11)	1:A:528:ILE:HD12	2:B:158:THR:HA	1	1.04
(1,11)	1:A:528:ILE:HD12	2:B:158:THR:HB	1	1.04
(1,11)	1:A:528:ILE:HD12	2:B:158:THR:HG1	1	1.04
(1,11)	1:A:528:ILE:HD12	2:B:158:THR:HG21	1	1.04
(1,11)	1:A:528:ILE:HD12	2:B:158:THR:HG22	1	1.04
(1,11)	1:A:528:ILE:HD12	2:B:158:THR:HG23	1	1.04
(1,11)	1:A:528:ILE:HD12	2:B:158:THR:N	1	1.04
(1,11)	1:A:528:ILE:HD12	2:B:158:THR:O	1	1.04
(1,11)	1:A:528:ILE:HD12	2:B:158:THR:OG1	1	1.04
(1,11)	1:A:528:ILE:HD12	2:B:159:ILE:C	1	1.04
(1,11)	1:A:528:ILE:HD12	2:B:159:ILE:CA	1	1.04
(1,11)	1:A:528:ILE:HD12	2:B:159:ILE:CB	1	1.04
(1,11)	1:A:528:ILE:HD12	2:B:159:ILE:CD1	1	1.04
(1,11)	1:A:528:ILE:HD12	2:B:159:ILE:CG1	1	1.04
(1,11)	1:A:528:ILE:HD12	2:B:159:ILE:CG2	1	1.04
(1,11)	1:A:528:ILE:HD12	2:B:159:ILE:H	1	1.04
(1,11)	1:A:528:ILE:HD12	2:B:159:ILE:HA	1	1.04
(1,11)	1:A:528:ILE:HD12	2:B:159:ILE:HB	1	1.04
(1,11)	1:A:528:ILE:HD12	2:B:159:ILE:HD11	1	1.04
(1,11)	1:A:528:ILE:HD12	2:B:159:ILE:HD12	1	1.04
(1,11)	1:A:528:ILE:HD12	2:B:159:ILE:HD13	1	1.04
(1,11)	1:A:528:ILE:HD12	2:B:159:ILE:HG12	1	1.04
(1,11)	1:A:528:ILE:HD12	2:B:159:ILE:HG13	1	1.04
(1,11)	1:A:528:ILE:HD12	2:B:159:ILE:HG21	1	1.04
(1,11)	1:A:528:ILE:HD12	2:B:159:ILE:HG22	1	1.04
(1,11)	1:A:528:ILE:HD12	2:B:159:ILE:HG23	1	1.04
(1,11)	1:A:528:ILE:HD12	2:B:159:ILE:N	1	1.04
(1,11)	1:A:528:ILE:HD12	2:B:159:ILE:O	1	1.04
(1,11)	1:A:528:ILE:HD12	2:B:161:ASN:C	1	1.04
(1,11)	1:A:528:ILE:HD12	2:B:161:ASN:CA	1	1.04
(1,11)	1:A:528:ILE:HD12	2:B:161:ASN:CB	1	1.04
(1,11)	1:A:528:ILE:HD12	2:B:161:ASN:CG	1	1.04
(1,11)	1:A:528:ILE:HD12	2:B:161:ASN:H	1	1.04

*Continued on next page...*

*Continued from previous page...*

Key	Atom-1	Atom-2	Model ID	Violation (Å)
(1,11)	1:A:528:ILE:HD12	2:B:161:ASN:HA	1	1.04
(1,11)	1:A:528:ILE:HD12	2:B:161:ASN:HB2	1	1.04
(1,11)	1:A:528:ILE:HD12	2:B:161:ASN:HB3	1	1.04
(1,11)	1:A:528:ILE:HD12	2:B:161:ASN:HD21	1	1.04
(1,11)	1:A:528:ILE:HD12	2:B:161:ASN:HD22	1	1.04
(1,11)	1:A:528:ILE:HD12	2:B:161:ASN:N	1	1.04
(1,11)	1:A:528:ILE:HD12	2:B:161:ASN:ND2	1	1.04
(1,11)	1:A:528:ILE:HD12	2:B:161:ASN:O	1	1.04
(1,11)	1:A:528:ILE:HD12	2:B:161:ASN:OD1	1	1.04
(1,11)	1:A:528:ILE:HD12	2:B:162:LYS:C	1	1.04
(1,11)	1:A:528:ILE:HD12	2:B:162:LYS:CA	1	1.04
(1,11)	1:A:528:ILE:HD12	2:B:162:LYS:CB	1	1.04
(1,11)	1:A:528:ILE:HD12	2:B:162:LYS:CD	1	1.04
(1,11)	1:A:528:ILE:HD12	2:B:162:LYS:CE	1	1.04
(1,11)	1:A:528:ILE:HD12	2:B:162:LYS:CG	1	1.04
(1,11)	1:A:528:ILE:HD12	2:B:162:LYS:H	1	1.04
(1,11)	1:A:528:ILE:HD12	2:B:162:LYS:HA	1	1.04
(1,11)	1:A:528:ILE:HD12	2:B:162:LYS:HB2	1	1.04
(1,11)	1:A:528:ILE:HD12	2:B:162:LYS:HB3	1	1.04
(1,11)	1:A:528:ILE:HD12	2:B:162:LYS:HD2	1	1.04
(1,11)	1:A:528:ILE:HD12	2:B:162:LYS:HD3	1	1.04
(1,11)	1:A:528:ILE:HD12	2:B:162:LYS:HE2	1	1.04
(1,11)	1:A:528:ILE:HD12	2:B:162:LYS:HE3	1	1.04
(1,11)	1:A:528:ILE:HD12	2:B:162:LYS:HG2	1	1.04
(1,11)	1:A:528:ILE:HD12	2:B:162:LYS:HG3	1	1.04
(1,11)	1:A:528:ILE:HD12	2:B:162:LYS:HZ1	1	1.04
(1,11)	1:A:528:ILE:HD12	2:B:162:LYS:HZ2	1	1.04
(1,11)	1:A:528:ILE:HD12	2:B:162:LYS:HZ3	1	1.04
(1,11)	1:A:528:ILE:HD12	2:B:162:LYS:N	1	1.04
(1,11)	1:A:528:ILE:HD12	2:B:162:LYS:NZ	1	1.04
(1,11)	1:A:528:ILE:HD12	2:B:162:LYS:O	1	1.04
(1,11)	1:A:528:ILE:HD12	2:B:167:SER:C	1	1.04
(1,11)	1:A:528:ILE:HD12	2:B:167:SER:CA	1	1.04
(1,11)	1:A:528:ILE:HD12	2:B:167:SER:CB	1	1.04
(1,11)	1:A:528:ILE:HD12	2:B:167:SER:H	1	1.04
(1,11)	1:A:528:ILE:HD12	2:B:167:SER:HA	1	1.04
(1,11)	1:A:528:ILE:HD12	2:B:167:SER:HB2	1	1.04
(1,11)	1:A:528:ILE:HD12	2:B:167:SER:HB3	1	1.04
(1,11)	1:A:528:ILE:HD12	2:B:167:SER:HG	1	1.04
(1,11)	1:A:528:ILE:HD12	2:B:167:SER:N	1	1.04
(1,11)	1:A:528:ILE:HD12	2:B:167:SER:O	1	1.04
(1,11)	1:A:528:ILE:HD12	2:B:167:SER:OG	1	1.04

*Continued on next page...*

*Continued from previous page...*

Key	Atom-1	Atom-2	Model ID	Violation (Å)
(1,11)	1:A:528:ILE:HD12	2:B:168:LEU:C	1	1.04
(1,11)	1:A:528:ILE:HD12	2:B:168:LEU:CA	1	1.04
(1,11)	1:A:528:ILE:HD12	2:B:168:LEU:CB	1	1.04
(1,11)	1:A:528:ILE:HD12	2:B:168:LEU:CD1	1	1.04
(1,11)	1:A:528:ILE:HD12	2:B:168:LEU:CD2	1	1.04
(1,11)	1:A:528:ILE:HD12	2:B:168:LEU:CG	1	1.04
(1,11)	1:A:528:ILE:HD12	2:B:168:LEU:H	1	1.04
(1,11)	1:A:528:ILE:HD12	2:B:168:LEU:HA	1	1.04
(1,11)	1:A:528:ILE:HD12	2:B:168:LEU:HB2	1	1.04
(1,11)	1:A:528:ILE:HD12	2:B:168:LEU:HB3	1	1.04
(1,11)	1:A:528:ILE:HD12	2:B:168:LEU:HD11	1	1.04
(1,11)	1:A:528:ILE:HD12	2:B:168:LEU:HD12	1	1.04
(1,11)	1:A:528:ILE:HD12	2:B:168:LEU:HD13	1	1.04
(1,11)	1:A:528:ILE:HD12	2:B:168:LEU:HD21	1	1.04
(1,11)	1:A:528:ILE:HD12	2:B:168:LEU:HD22	1	1.04
(1,11)	1:A:528:ILE:HD12	2:B:168:LEU:HD23	1	1.04
(1,11)	1:A:528:ILE:HD12	2:B:168:LEU:HG	1	1.04
(1,11)	1:A:528:ILE:HD12	2:B:168:LEU:N	1	1.04
(1,11)	1:A:528:ILE:HD12	2:B:168:LEU:O	1	1.04
(1,11)	1:A:528:ILE:HD12	2:B:170:MET:C	1	1.04
(1,11)	1:A:528:ILE:HD12	2:B:170:MET:CA	1	1.04
(1,11)	1:A:528:ILE:HD12	2:B:170:MET:CB	1	1.04
(1,11)	1:A:528:ILE:HD12	2:B:170:MET:CE	1	1.04
(1,11)	1:A:528:ILE:HD12	2:B:170:MET:CG	1	1.04
(1,11)	1:A:528:ILE:HD12	2:B:170:MET:H	1	1.04
(1,11)	1:A:528:ILE:HD12	2:B:170:MET:HA	1	1.04
(1,11)	1:A:528:ILE:HD12	2:B:170:MET:HB2	1	1.04
(1,11)	1:A:528:ILE:HD12	2:B:170:MET:HB3	1	1.04
(1,11)	1:A:528:ILE:HD12	2:B:170:MET:HE1	1	1.04
(1,11)	1:A:528:ILE:HD12	2:B:170:MET:HE2	1	1.04
(1,11)	1:A:528:ILE:HD12	2:B:170:MET:HE3	1	1.04
(1,11)	1:A:528:ILE:HD12	2:B:170:MET:HG2	1	1.04
(1,11)	1:A:528:ILE:HD12	2:B:170:MET:HG3	1	1.04
(1,11)	1:A:528:ILE:HD12	2:B:170:MET:N	1	1.04
(1,11)	1:A:528:ILE:HD12	2:B:170:MET:O	1	1.04
(1,11)	1:A:528:ILE:HD12	2:B:170:MET:SD	1	1.04
(1,11)	1:A:528:ILE:HD12	2:B:172:LYS:C	1	1.04
(1,11)	1:A:528:ILE:HD12	2:B:172:LYS:CA	1	1.04
(1,11)	1:A:528:ILE:HD12	2:B:172:LYS:CB	1	1.04
(1,11)	1:A:528:ILE:HD12	2:B:172:LYS:CD	1	1.04
(1,11)	1:A:528:ILE:HD12	2:B:172:LYS:CE	1	1.04
(1,11)	1:A:528:ILE:HD12	2:B:172:LYS:CG	1	1.04

*Continued on next page...*

*Continued from previous page...*

Key	Atom-1	Atom-2	Model ID	Violation (Å)
(1,11)	1:A:528:ILE:HD12	2:B:172:LYS:H	1	1.04
(1,11)	1:A:528:ILE:HD12	2:B:172:LYS:HA	1	1.04
(1,11)	1:A:528:ILE:HD12	2:B:172:LYS:HB2	1	1.04
(1,11)	1:A:528:ILE:HD12	2:B:172:LYS:HB3	1	1.04
(1,11)	1:A:528:ILE:HD12	2:B:172:LYS:HD2	1	1.04
(1,11)	1:A:528:ILE:HD12	2:B:172:LYS:HD3	1	1.04
(1,11)	1:A:528:ILE:HD12	2:B:172:LYS:HE2	1	1.04
(1,11)	1:A:528:ILE:HD12	2:B:172:LYS:HE3	1	1.04
(1,11)	1:A:528:ILE:HD12	2:B:172:LYS:HG2	1	1.04
(1,11)	1:A:528:ILE:HD12	2:B:172:LYS:HG3	1	1.04
(1,11)	1:A:528:ILE:HD12	2:B:172:LYS:HZ1	1	1.04
(1,11)	1:A:528:ILE:HD12	2:B:172:LYS:HZ2	1	1.04
(1,11)	1:A:528:ILE:HD12	2:B:172:LYS:HZ3	1	1.04
(1,11)	1:A:528:ILE:HD12	2:B:172:LYS:N	1	1.04
(1,11)	1:A:528:ILE:HD12	2:B:172:LYS:NZ	1	1.04
(1,11)	1:A:528:ILE:HD12	2:B:172:LYS:O	1	1.04
(1,11)	1:A:528:ILE:HD12	2:B:182:VAL:C	1	1.04
(1,11)	1:A:528:ILE:HD12	2:B:182:VAL:CA	1	1.04
(1,11)	1:A:528:ILE:HD12	2:B:182:VAL:CB	1	1.04
(1,11)	1:A:528:ILE:HD12	2:B:182:VAL:CG1	1	1.04
(1,11)	1:A:528:ILE:HD12	2:B:182:VAL:CG2	1	1.04
(1,11)	1:A:528:ILE:HD12	2:B:182:VAL:H	1	1.04
(1,11)	1:A:528:ILE:HD12	2:B:182:VAL:HA	1	1.04
(1,11)	1:A:528:ILE:HD12	2:B:182:VAL:HB	1	1.04
(1,11)	1:A:528:ILE:HD12	2:B:182:VAL:HG11	1	1.04
(1,11)	1:A:528:ILE:HD12	2:B:182:VAL:HG12	1	1.04
(1,11)	1:A:528:ILE:HD12	2:B:182:VAL:HG13	1	1.04
(1,11)	1:A:528:ILE:HD12	2:B:182:VAL:HG21	1	1.04
(1,11)	1:A:528:ILE:HD12	2:B:182:VAL:HG22	1	1.04
(1,11)	1:A:528:ILE:HD12	2:B:182:VAL:HG23	1	1.04
(1,11)	1:A:528:ILE:HD12	2:B:182:VAL:N	1	1.04
(1,11)	1:A:528:ILE:HD12	2:B:182:VAL:O	1	1.04
(1,11)	1:A:528:ILE:HD12	2:B:183:LYS:C	1	1.04
(1,11)	1:A:528:ILE:HD12	2:B:183:LYS:CA	1	1.04
(1,11)	1:A:528:ILE:HD12	2:B:183:LYS:CB	1	1.04
(1,11)	1:A:528:ILE:HD12	2:B:183:LYS:CD	1	1.04
(1,11)	1:A:528:ILE:HD12	2:B:183:LYS:CE	1	1.04
(1,11)	1:A:528:ILE:HD12	2:B:183:LYS:CG	1	1.04
(1,11)	1:A:528:ILE:HD12	2:B:183:LYS:H	1	1.04
(1,11)	1:A:528:ILE:HD12	2:B:183:LYS:HA	1	1.04
(1,11)	1:A:528:ILE:HD12	2:B:183:LYS:HB2	1	1.04
(1,11)	1:A:528:ILE:HD12	2:B:183:LYS:HB3	1	1.04

*Continued on next page...*

*Continued from previous page...*

Key	Atom-1	Atom-2	Model ID	Violation (Å)
(1,11)	1:A:528:ILE:HD12	2:B:183:LYS:HD2	1	1.04
(1,11)	1:A:528:ILE:HD12	2:B:183:LYS:HD3	1	1.04
(1,11)	1:A:528:ILE:HD12	2:B:183:LYS:HE2	1	1.04
(1,11)	1:A:528:ILE:HD12	2:B:183:LYS:HE3	1	1.04
(1,11)	1:A:528:ILE:HD12	2:B:183:LYS:HG2	1	1.04
(1,11)	1:A:528:ILE:HD12	2:B:183:LYS:HG3	1	1.04
(1,11)	1:A:528:ILE:HD12	2:B:183:LYS:HZ1	1	1.04
(1,11)	1:A:528:ILE:HD12	2:B:183:LYS:HZ2	1	1.04
(1,11)	1:A:528:ILE:HD12	2:B:183:LYS:HZ3	1	1.04
(1,11)	1:A:528:ILE:HD12	2:B:183:LYS:N	1	1.04
(1,11)	1:A:528:ILE:HD12	2:B:183:LYS:NZ	1	1.04
(1,11)	1:A:528:ILE:HD12	2:B:183:LYS:O	1	1.04
(1,11)	1:A:528:ILE:HD12	2:B:185:GLY:C	1	1.04
(1,11)	1:A:528:ILE:HD12	2:B:185:GLY:CA	1	1.04
(1,11)	1:A:528:ILE:HD12	2:B:185:GLY:H	1	1.04
(1,11)	1:A:528:ILE:HD12	2:B:185:GLY:HA2	1	1.04
(1,11)	1:A:528:ILE:HD12	2:B:185:GLY:HA3	1	1.04
(1,11)	1:A:528:ILE:HD12	2:B:185:GLY:N	1	1.04
(1,11)	1:A:528:ILE:HD12	2:B:185:GLY:O	1	1.04
(1,11)	1:A:528:ILE:HD12	2:B:187:TYR:C	1	1.04
(1,11)	1:A:528:ILE:HD12	2:B:187:TYR:CA	1	1.04
(1,11)	1:A:528:ILE:HD12	2:B:187:TYR:CB	1	1.04
(1,11)	1:A:528:ILE:HD12	2:B:187:TYR:CD1	1	1.04
(1,11)	1:A:528:ILE:HD12	2:B:187:TYR:CD2	1	1.04
(1,11)	1:A:528:ILE:HD12	2:B:187:TYR:CE1	1	1.04
(1,11)	1:A:528:ILE:HD12	2:B:187:TYR:CE2	1	1.04
(1,11)	1:A:528:ILE:HD12	2:B:187:TYR:CG	1	1.04
(1,11)	1:A:528:ILE:HD12	2:B:187:TYR:CZ	1	1.04
(1,11)	1:A:528:ILE:HD12	2:B:187:TYR:H	1	1.04
(1,11)	1:A:528:ILE:HD12	2:B:187:TYR:HA	1	1.04
(1,11)	1:A:528:ILE:HD12	2:B:187:TYR:HB2	1	1.04
(1,11)	1:A:528:ILE:HD12	2:B:187:TYR:HB3	1	1.04
(1,11)	1:A:528:ILE:HD12	2:B:187:TYR:HD1	1	1.04
(1,11)	1:A:528:ILE:HD12	2:B:187:TYR:HD2	1	1.04
(1,11)	1:A:528:ILE:HD12	2:B:187:TYR:HE1	1	1.04
(1,11)	1:A:528:ILE:HD12	2:B:187:TYR:HE2	1	1.04
(1,11)	1:A:528:ILE:HD12	2:B:187:TYR:HH	1	1.04
(1,11)	1:A:528:ILE:HD12	2:B:187:TYR:N	1	1.04
(1,11)	1:A:528:ILE:HD12	2:B:187:TYR:O	1	1.04
(1,11)	1:A:528:ILE:HD12	2:B:187:TYR:OH	1	1.04
(1,11)	1:A:528:ILE:HD12	2:B:200:THR:C	1	1.04
(1,11)	1:A:528:ILE:HD12	2:B:200:THR:CA	1	1.04

*Continued on next page...*



*Continued from previous page...*

Key	Atom-1	Atom-2	Model ID	Violation (Å)
(1,11)	1:A:528:ILE:HD12	2:B:200:THR:CB	1	1.04
(1,11)	1:A:528:ILE:HD12	2:B:200:THR:CG2	1	1.04
(1,11)	1:A:528:ILE:HD12	2:B:200:THR:H	1	1.04
(1,11)	1:A:528:ILE:HD12	2:B:200:THR:HA	1	1.04
(1,11)	1:A:528:ILE:HD12	2:B:200:THR:HB	1	1.04
(1,11)	1:A:528:ILE:HD12	2:B:200:THR:HG1	1	1.04
(1,11)	1:A:528:ILE:HD12	2:B:200:THR:HG21	1	1.04
(1,11)	1:A:528:ILE:HD12	2:B:200:THR:HG22	1	1.04
(1,11)	1:A:528:ILE:HD12	2:B:200:THR:HG23	1	1.04
(1,11)	1:A:528:ILE:HD12	2:B:200:THR:N	1	1.04
(1,11)	1:A:528:ILE:HD12	2:B:200:THR:O	1	1.04
(1,11)	1:A:528:ILE:HD12	2:B:200:THR:OG1	1	1.04
(1,11)	1:A:528:ILE:HD12	2:B:211:LYS:C	1	1.04
(1,11)	1:A:528:ILE:HD12	2:B:211:LYS:CA	1	1.04
(1,11)	1:A:528:ILE:HD12	2:B:211:LYS:CB	1	1.04
(1,11)	1:A:528:ILE:HD12	2:B:211:LYS:CD	1	1.04
(1,11)	1:A:528:ILE:HD12	2:B:211:LYS:CE	1	1.04
(1,11)	1:A:528:ILE:HD12	2:B:211:LYS:CG	1	1.04
(1,11)	1:A:528:ILE:HD12	2:B:211:LYS:H	1	1.04
(1,11)	1:A:528:ILE:HD12	2:B:211:LYS:HA	1	1.04
(1,11)	1:A:528:ILE:HD12	2:B:211:LYS:HB2	1	1.04
(1,11)	1:A:528:ILE:HD12	2:B:211:LYS:HB3	1	1.04
(1,11)	1:A:528:ILE:HD12	2:B:211:LYS:HD2	1	1.04
(1,11)	1:A:528:ILE:HD12	2:B:211:LYS:HD3	1	1.04
(1,11)	1:A:528:ILE:HD12	2:B:211:LYS:HE2	1	1.04
(1,11)	1:A:528:ILE:HD12	2:B:211:LYS:HE3	1	1.04
(1,11)	1:A:528:ILE:HD12	2:B:211:LYS:HG2	1	1.04
(1,11)	1:A:528:ILE:HD12	2:B:211:LYS:HG3	1	1.04
(1,11)	1:A:528:ILE:HD12	2:B:211:LYS:HZ1	1	1.04
(1,11)	1:A:528:ILE:HD12	2:B:211:LYS:HZ2	1	1.04
(1,11)	1:A:528:ILE:HD12	2:B:211:LYS:HZ3	1	1.04
(1,11)	1:A:528:ILE:HD12	2:B:211:LYS:N	1	1.04
(1,11)	1:A:528:ILE:HD12	2:B:211:LYS:NZ	1	1.04
(1,11)	1:A:528:ILE:HD12	2:B:211:LYS:O	1	1.04
(1,11)	1:A:528:ILE:HD13	2:B:149:SER:C	1	1.04
(1,11)	1:A:528:ILE:HD13	2:B:149:SER:CA	1	1.04
(1,11)	1:A:528:ILE:HD13	2:B:149:SER:CB	1	1.04
(1,11)	1:A:528:ILE:HD13	2:B:149:SER:H	1	1.04
(1,11)	1:A:528:ILE:HD13	2:B:149:SER:HA	1	1.04
(1,11)	1:A:528:ILE:HD13	2:B:149:SER:HB2	1	1.04
(1,11)	1:A:528:ILE:HD13	2:B:149:SER:HB3	1	1.04
(1,11)	1:A:528:ILE:HD13	2:B:149:SER:HG	1	1.04

*Continued on next page...*

*Continued from previous page...*

Key	Atom-1	Atom-2	Model ID	Violation (Å)
(1,11)	1:A:528:ILE:HD13	2:B:149:SER:N	1	1.04
(1,11)	1:A:528:ILE:HD13	2:B:149:SER:O	1	1.04
(1,11)	1:A:528:ILE:HD13	2:B:149:SER:OG	1	1.04
(1,11)	1:A:528:ILE:HD13	2:B:152:VAL:C	1	1.04
(1,11)	1:A:528:ILE:HD13	2:B:152:VAL:CA	1	1.04
(1,11)	1:A:528:ILE:HD13	2:B:152:VAL:CB	1	1.04
(1,11)	1:A:528:ILE:HD13	2:B:152:VAL:CG1	1	1.04
(1,11)	1:A:528:ILE:HD13	2:B:152:VAL:CG2	1	1.04
(1,11)	1:A:528:ILE:HD13	2:B:152:VAL:H	1	1.04
(1,11)	1:A:528:ILE:HD13	2:B:152:VAL:HA	1	1.04
(1,11)	1:A:528:ILE:HD13	2:B:152:VAL:HB	1	1.04
(1,11)	1:A:528:ILE:HD13	2:B:152:VAL:HG11	1	1.04
(1,11)	1:A:528:ILE:HD13	2:B:152:VAL:HG12	1	1.04
(1,11)	1:A:528:ILE:HD13	2:B:152:VAL:HG13	1	1.04
(1,11)	1:A:528:ILE:HD13	2:B:152:VAL:HG21	1	1.04
(1,11)	1:A:528:ILE:HD13	2:B:152:VAL:HG22	1	1.04
(1,11)	1:A:528:ILE:HD13	2:B:152:VAL:HG23	1	1.04
(1,11)	1:A:528:ILE:HD13	2:B:152:VAL:N	1	1.04
(1,11)	1:A:528:ILE:HD13	2:B:152:VAL:O	1	1.04
(1,11)	1:A:528:ILE:HD13	2:B:153:VAL:C	1	1.04
(1,11)	1:A:528:ILE:HD13	2:B:153:VAL:CA	1	1.04
(1,11)	1:A:528:ILE:HD13	2:B:153:VAL:CB	1	1.04
(1,11)	1:A:528:ILE:HD13	2:B:153:VAL:CG1	1	1.04
(1,11)	1:A:528:ILE:HD13	2:B:153:VAL:CG2	1	1.04
(1,11)	1:A:528:ILE:HD13	2:B:153:VAL:H	1	1.04
(1,11)	1:A:528:ILE:HD13	2:B:153:VAL:HA	1	1.04
(1,11)	1:A:528:ILE:HD13	2:B:153:VAL:HB	1	1.04
(1,11)	1:A:528:ILE:HD13	2:B:153:VAL:HG11	1	1.04
(1,11)	1:A:528:ILE:HD13	2:B:153:VAL:HG12	1	1.04
(1,11)	1:A:528:ILE:HD13	2:B:153:VAL:HG13	1	1.04
(1,11)	1:A:528:ILE:HD13	2:B:153:VAL:HG21	1	1.04
(1,11)	1:A:528:ILE:HD13	2:B:153:VAL:HG22	1	1.04
(1,11)	1:A:528:ILE:HD13	2:B:153:VAL:HG23	1	1.04
(1,11)	1:A:528:ILE:HD13	2:B:153:VAL:N	1	1.04
(1,11)	1:A:528:ILE:HD13	2:B:153:VAL:O	1	1.04
(1,11)	1:A:528:ILE:HD13	2:B:155:GLY:C	1	1.04
(1,11)	1:A:528:ILE:HD13	2:B:155:GLY:CA	1	1.04
(1,11)	1:A:528:ILE:HD13	2:B:155:GLY:H	1	1.04
(1,11)	1:A:528:ILE:HD13	2:B:155:GLY:HA2	1	1.04
(1,11)	1:A:528:ILE:HD13	2:B:155:GLY:HA3	1	1.04
(1,11)	1:A:528:ILE:HD13	2:B:155:GLY:N	1	1.04
(1,11)	1:A:528:ILE:HD13	2:B:155:GLY:O	1	1.04

*Continued on next page...*

*Continued from previous page...*

Key	Atom-1	Atom-2	Model ID	Violation (Å)
(1,11)	1:A:528:ILE:HD13	2:B:156:PHE:C	1	1.04
(1,11)	1:A:528:ILE:HD13	2:B:156:PHE:CA	1	1.04
(1,11)	1:A:528:ILE:HD13	2:B:156:PHE:CB	1	1.04
(1,11)	1:A:528:ILE:HD13	2:B:156:PHE:CD1	1	1.04
(1,11)	1:A:528:ILE:HD13	2:B:156:PHE:CD2	1	1.04
(1,11)	1:A:528:ILE:HD13	2:B:156:PHE:CE1	1	1.04
(1,11)	1:A:528:ILE:HD13	2:B:156:PHE:CE2	1	1.04
(1,11)	1:A:528:ILE:HD13	2:B:156:PHE:CG	1	1.04
(1,11)	1:A:528:ILE:HD13	2:B:156:PHE:CZ	1	1.04
(1,11)	1:A:528:ILE:HD13	2:B:156:PHE:H	1	1.04
(1,11)	1:A:528:ILE:HD13	2:B:156:PHE:HA	1	1.04
(1,11)	1:A:528:ILE:HD13	2:B:156:PHE:HB2	1	1.04
(1,11)	1:A:528:ILE:HD13	2:B:156:PHE:HB3	1	1.04
(1,11)	1:A:528:ILE:HD13	2:B:156:PHE:HD1	1	1.04
(1,11)	1:A:528:ILE:HD13	2:B:156:PHE:HD2	1	1.04
(1,11)	1:A:528:ILE:HD13	2:B:156:PHE:HE1	1	1.04
(1,11)	1:A:528:ILE:HD13	2:B:156:PHE:HE2	1	1.04
(1,11)	1:A:528:ILE:HD13	2:B:156:PHE:HZ	1	1.04
(1,11)	1:A:528:ILE:HD13	2:B:156:PHE:N	1	1.04
(1,11)	1:A:528:ILE:HD13	2:B:156:PHE:O	1	1.04
(1,11)	1:A:528:ILE:HD13	2:B:157:CYS:C	1	1.04
(1,11)	1:A:528:ILE:HD13	2:B:157:CYS:CA	1	1.04
(1,11)	1:A:528:ILE:HD13	2:B:157:CYS:CB	1	1.04
(1,11)	1:A:528:ILE:HD13	2:B:157:CYS:H	1	1.04
(1,11)	1:A:528:ILE:HD13	2:B:157:CYS:HA	1	1.04
(1,11)	1:A:528:ILE:HD13	2:B:157:CYS:HB2	1	1.04
(1,11)	1:A:528:ILE:HD13	2:B:157:CYS:HB3	1	1.04
(1,11)	1:A:528:ILE:HD13	2:B:157:CYS:N	1	1.04
(1,11)	1:A:528:ILE:HD13	2:B:157:CYS:O	1	1.04
(1,11)	1:A:528:ILE:HD13	2:B:157:CYS:SG	1	1.04
(1,11)	1:A:528:ILE:HD13	2:B:158:THR:C	1	1.04
(1,11)	1:A:528:ILE:HD13	2:B:158:THR:CA	1	1.04
(1,11)	1:A:528:ILE:HD13	2:B:158:THR:CB	1	1.04
(1,11)	1:A:528:ILE:HD13	2:B:158:THR:CG2	1	1.04
(1,11)	1:A:528:ILE:HD13	2:B:158:THR:H	1	1.04
(1,11)	1:A:528:ILE:HD13	2:B:158:THR:HA	1	1.04
(1,11)	1:A:528:ILE:HD13	2:B:158:THR:HB	1	1.04
(1,11)	1:A:528:ILE:HD13	2:B:158:THR:HG1	1	1.04
(1,11)	1:A:528:ILE:HD13	2:B:158:THR:HG21	1	1.04
(1,11)	1:A:528:ILE:HD13	2:B:158:THR:HG22	1	1.04
(1,11)	1:A:528:ILE:HD13	2:B:158:THR:HG23	1	1.04
(1,11)	1:A:528:ILE:HD13	2:B:158:THR:N	1	1.04

*Continued on next page...*

*Continued from previous page...*

Key	Atom-1	Atom-2	Model ID	Violation (Å)
(1,11)	1:A:528:ILE:HD13	2:B:158:THR:O	1	1.04
(1,11)	1:A:528:ILE:HD13	2:B:158:THR:OG1	1	1.04
(1,11)	1:A:528:ILE:HD13	2:B:159:ILE:C	1	1.04
(1,11)	1:A:528:ILE:HD13	2:B:159:ILE:CA	1	1.04
(1,11)	1:A:528:ILE:HD13	2:B:159:ILE:CB	1	1.04
(1,11)	1:A:528:ILE:HD13	2:B:159:ILE:CD1	1	1.04
(1,11)	1:A:528:ILE:HD13	2:B:159:ILE:CG1	1	1.04
(1,11)	1:A:528:ILE:HD13	2:B:159:ILE:CG2	1	1.04
(1,11)	1:A:528:ILE:HD13	2:B:159:ILE:H	1	1.04
(1,11)	1:A:528:ILE:HD13	2:B:159:ILE:HA	1	1.04
(1,11)	1:A:528:ILE:HD13	2:B:159:ILE:HB	1	1.04
(1,11)	1:A:528:ILE:HD13	2:B:159:ILE:HD11	1	1.04
(1,11)	1:A:528:ILE:HD13	2:B:159:ILE:HD12	1	1.04
(1,11)	1:A:528:ILE:HD13	2:B:159:ILE:HD13	1	1.04
(1,11)	1:A:528:ILE:HD13	2:B:159:ILE:HG12	1	1.04
(1,11)	1:A:528:ILE:HD13	2:B:159:ILE:HG13	1	1.04
(1,11)	1:A:528:ILE:HD13	2:B:159:ILE:HG21	1	1.04
(1,11)	1:A:528:ILE:HD13	2:B:159:ILE:HG22	1	1.04
(1,11)	1:A:528:ILE:HD13	2:B:159:ILE:HG23	1	1.04
(1,11)	1:A:528:ILE:HD13	2:B:159:ILE:N	1	1.04
(1,11)	1:A:528:ILE:HD13	2:B:159:ILE:O	1	1.04
(1,11)	1:A:528:ILE:HD13	2:B:161:ASN:C	1	1.04
(1,11)	1:A:528:ILE:HD13	2:B:161:ASN:CA	1	1.04
(1,11)	1:A:528:ILE:HD13	2:B:161:ASN:CB	1	1.04
(1,11)	1:A:528:ILE:HD13	2:B:161:ASN:CG	1	1.04
(1,11)	1:A:528:ILE:HD13	2:B:161:ASN:H	1	1.04
(1,11)	1:A:528:ILE:HD13	2:B:161:ASN:HA	1	1.04
(1,11)	1:A:528:ILE:HD13	2:B:161:ASN:HB2	1	1.04
(1,11)	1:A:528:ILE:HD13	2:B:161:ASN:HB3	1	1.04
(1,11)	1:A:528:ILE:HD13	2:B:161:ASN:HD21	1	1.04
(1,11)	1:A:528:ILE:HD13	2:B:161:ASN:HD22	1	1.04
(1,11)	1:A:528:ILE:HD13	2:B:161:ASN:N	1	1.04
(1,11)	1:A:528:ILE:HD13	2:B:161:ASN:ND2	1	1.04
(1,11)	1:A:528:ILE:HD13	2:B:161:ASN:O	1	1.04
(1,11)	1:A:528:ILE:HD13	2:B:161:ASN:OD1	1	1.04
(1,11)	1:A:528:ILE:HD13	2:B:162:LYS:C	1	1.04
(1,11)	1:A:528:ILE:HD13	2:B:162:LYS:CA	1	1.04
(1,11)	1:A:528:ILE:HD13	2:B:162:LYS:CB	1	1.04
(1,11)	1:A:528:ILE:HD13	2:B:162:LYS:CD	1	1.04
(1,11)	1:A:528:ILE:HD13	2:B:162:LYS:CE	1	1.04
(1,11)	1:A:528:ILE:HD13	2:B:162:LYS:CG	1	1.04
(1,11)	1:A:528:ILE:HD13	2:B:162:LYS:H	1	1.04

*Continued on next page...*

*Continued from previous page...*

Key	Atom-1	Atom-2	Model ID	Violation (Å)
(1,11)	1:A:528:ILE:HD13	2:B:162:LYS:HA	1	1.04
(1,11)	1:A:528:ILE:HD13	2:B:162:LYS:HB2	1	1.04
(1,11)	1:A:528:ILE:HD13	2:B:162:LYS:HB3	1	1.04
(1,11)	1:A:528:ILE:HD13	2:B:162:LYS:HD2	1	1.04
(1,11)	1:A:528:ILE:HD13	2:B:162:LYS:HD3	1	1.04
(1,11)	1:A:528:ILE:HD13	2:B:162:LYS:HE2	1	1.04
(1,11)	1:A:528:ILE:HD13	2:B:162:LYS:HE3	1	1.04
(1,11)	1:A:528:ILE:HD13	2:B:162:LYS:HG2	1	1.04
(1,11)	1:A:528:ILE:HD13	2:B:162:LYS:HG3	1	1.04
(1,11)	1:A:528:ILE:HD13	2:B:162:LYS:HZ1	1	1.04
(1,11)	1:A:528:ILE:HD13	2:B:162:LYS:HZ2	1	1.04
(1,11)	1:A:528:ILE:HD13	2:B:162:LYS:HZ3	1	1.04
(1,11)	1:A:528:ILE:HD13	2:B:162:LYS:N	1	1.04
(1,11)	1:A:528:ILE:HD13	2:B:162:LYS:NZ	1	1.04
(1,11)	1:A:528:ILE:HD13	2:B:162:LYS:O	1	1.04
(1,11)	1:A:528:ILE:HD13	2:B:167:SER:C	1	1.04
(1,11)	1:A:528:ILE:HD13	2:B:167:SER:CA	1	1.04
(1,11)	1:A:528:ILE:HD13	2:B:167:SER:CB	1	1.04
(1,11)	1:A:528:ILE:HD13	2:B:167:SER:H	1	1.04
(1,11)	1:A:528:ILE:HD13	2:B:167:SER:HA	1	1.04
(1,11)	1:A:528:ILE:HD13	2:B:167:SER:HB2	1	1.04
(1,11)	1:A:528:ILE:HD13	2:B:167:SER:HB3	1	1.04
(1,11)	1:A:528:ILE:HD13	2:B:167:SER:HG	1	1.04
(1,11)	1:A:528:ILE:HD13	2:B:167:SER:N	1	1.04
(1,11)	1:A:528:ILE:HD13	2:B:167:SER:O	1	1.04
(1,11)	1:A:528:ILE:HD13	2:B:167:SER:OG	1	1.04
(1,11)	1:A:528:ILE:HD13	2:B:168:LEU:C	1	1.04
(1,11)	1:A:528:ILE:HD13	2:B:168:LEU:CA	1	1.04
(1,11)	1:A:528:ILE:HD13	2:B:168:LEU:CB	1	1.04
(1,11)	1:A:528:ILE:HD13	2:B:168:LEU:CD1	1	1.04
(1,11)	1:A:528:ILE:HD13	2:B:168:LEU:CD2	1	1.04
(1,11)	1:A:528:ILE:HD13	2:B:168:LEU:CG	1	1.04
(1,11)	1:A:528:ILE:HD13	2:B:168:LEU:H	1	1.04
(1,11)	1:A:528:ILE:HD13	2:B:168:LEU:HA	1	1.04
(1,11)	1:A:528:ILE:HD13	2:B:168:LEU:HB2	1	1.04
(1,11)	1:A:528:ILE:HD13	2:B:168:LEU:HB3	1	1.04
(1,11)	1:A:528:ILE:HD13	2:B:168:LEU:HD11	1	1.04
(1,11)	1:A:528:ILE:HD13	2:B:168:LEU:HD12	1	1.04
(1,11)	1:A:528:ILE:HD13	2:B:168:LEU:HD13	1	1.04
(1,11)	1:A:528:ILE:HD13	2:B:168:LEU:HD21	1	1.04
(1,11)	1:A:528:ILE:HD13	2:B:168:LEU:HD22	1	1.04
(1,11)	1:A:528:ILE:HD13	2:B:168:LEU:HD23	1	1.04

*Continued on next page...*

*Continued from previous page...*

Key	Atom-1	Atom-2	Model ID	Violation (Å)
(1,11)	1:A:528:ILE:HD13	2:B:168:LEU:HG	1	1.04
(1,11)	1:A:528:ILE:HD13	2:B:168:LEU:N	1	1.04
(1,11)	1:A:528:ILE:HD13	2:B:168:LEU:O	1	1.04
(1,11)	1:A:528:ILE:HD13	2:B:170:MET:C	1	1.04
(1,11)	1:A:528:ILE:HD13	2:B:170:MET:CA	1	1.04
(1,11)	1:A:528:ILE:HD13	2:B:170:MET:CB	1	1.04
(1,11)	1:A:528:ILE:HD13	2:B:170:MET:CE	1	1.04
(1,11)	1:A:528:ILE:HD13	2:B:170:MET:CG	1	1.04
(1,11)	1:A:528:ILE:HD13	2:B:170:MET:H	1	1.04
(1,11)	1:A:528:ILE:HD13	2:B:170:MET:HA	1	1.04
(1,11)	1:A:528:ILE:HD13	2:B:170:MET:HB2	1	1.04
(1,11)	1:A:528:ILE:HD13	2:B:170:MET:HB3	1	1.04
(1,11)	1:A:528:ILE:HD13	2:B:170:MET:HE1	1	1.04
(1,11)	1:A:528:ILE:HD13	2:B:170:MET:HE2	1	1.04
(1,11)	1:A:528:ILE:HD13	2:B:170:MET:HE3	1	1.04
(1,11)	1:A:528:ILE:HD13	2:B:170:MET:HG2	1	1.04
(1,11)	1:A:528:ILE:HD13	2:B:170:MET:HG3	1	1.04
(1,11)	1:A:528:ILE:HD13	2:B:170:MET:N	1	1.04
(1,11)	1:A:528:ILE:HD13	2:B:170:MET:O	1	1.04
(1,11)	1:A:528:ILE:HD13	2:B:170:MET:SD	1	1.04
(1,11)	1:A:528:ILE:HD13	2:B:172:LYS:C	1	1.04
(1,11)	1:A:528:ILE:HD13	2:B:172:LYS:CA	1	1.04
(1,11)	1:A:528:ILE:HD13	2:B:172:LYS:CB	1	1.04
(1,11)	1:A:528:ILE:HD13	2:B:172:LYS:CD	1	1.04
(1,11)	1:A:528:ILE:HD13	2:B:172:LYS:CE	1	1.04
(1,11)	1:A:528:ILE:HD13	2:B:172:LYS:CG	1	1.04
(1,11)	1:A:528:ILE:HD13	2:B:172:LYS:H	1	1.04
(1,11)	1:A:528:ILE:HD13	2:B:172:LYS:HA	1	1.04
(1,11)	1:A:528:ILE:HD13	2:B:172:LYS:HB2	1	1.04
(1,11)	1:A:528:ILE:HD13	2:B:172:LYS:HB3	1	1.04
(1,11)	1:A:528:ILE:HD13	2:B:172:LYS:HD2	1	1.04
(1,11)	1:A:528:ILE:HD13	2:B:172:LYS:HD3	1	1.04
(1,11)	1:A:528:ILE:HD13	2:B:172:LYS:HE2	1	1.04
(1,11)	1:A:528:ILE:HD13	2:B:172:LYS:HE3	1	1.04
(1,11)	1:A:528:ILE:HD13	2:B:172:LYS:HG2	1	1.04
(1,11)	1:A:528:ILE:HD13	2:B:172:LYS:HG3	1	1.04
(1,11)	1:A:528:ILE:HD13	2:B:172:LYS:HZ1	1	1.04
(1,11)	1:A:528:ILE:HD13	2:B:172:LYS:HZ2	1	1.04
(1,11)	1:A:528:ILE:HD13	2:B:172:LYS:HZ3	1	1.04
(1,11)	1:A:528:ILE:HD13	2:B:172:LYS:N	1	1.04
(1,11)	1:A:528:ILE:HD13	2:B:172:LYS:NZ	1	1.04
(1,11)	1:A:528:ILE:HD13	2:B:172:LYS:O	1	1.04

*Continued on next page...*

*Continued from previous page...*

Key	Atom-1	Atom-2	Model ID	Violation (Å)
(1,11)	1:A:528:ILE:HD13	2:B:182:VAL:C	1	1.04
(1,11)	1:A:528:ILE:HD13	2:B:182:VAL:CA	1	1.04
(1,11)	1:A:528:ILE:HD13	2:B:182:VAL:CB	1	1.04
(1,11)	1:A:528:ILE:HD13	2:B:182:VAL:CG1	1	1.04
(1,11)	1:A:528:ILE:HD13	2:B:182:VAL:CG2	1	1.04
(1,11)	1:A:528:ILE:HD13	2:B:182:VAL:H	1	1.04
(1,11)	1:A:528:ILE:HD13	2:B:182:VAL:HA	1	1.04
(1,11)	1:A:528:ILE:HD13	2:B:182:VAL:HB	1	1.04
(1,11)	1:A:528:ILE:HD13	2:B:182:VAL:HG11	1	1.04
(1,11)	1:A:528:ILE:HD13	2:B:182:VAL:HG12	1	1.04
(1,11)	1:A:528:ILE:HD13	2:B:182:VAL:HG13	1	1.04
(1,11)	1:A:528:ILE:HD13	2:B:182:VAL:HG21	1	1.04
(1,11)	1:A:528:ILE:HD13	2:B:182:VAL:HG22	1	1.04
(1,11)	1:A:528:ILE:HD13	2:B:182:VAL:HG23	1	1.04
(1,11)	1:A:528:ILE:HD13	2:B:182:VAL:N	1	1.04
(1,11)	1:A:528:ILE:HD13	2:B:182:VAL:O	1	1.04
(1,11)	1:A:528:ILE:HD13	2:B:183:LYS:C	1	1.04
(1,11)	1:A:528:ILE:HD13	2:B:183:LYS:CA	1	1.04
(1,11)	1:A:528:ILE:HD13	2:B:183:LYS:CB	1	1.04
(1,11)	1:A:528:ILE:HD13	2:B:183:LYS:CD	1	1.04
(1,11)	1:A:528:ILE:HD13	2:B:183:LYS:CE	1	1.04
(1,11)	1:A:528:ILE:HD13	2:B:183:LYS:CG	1	1.04
(1,11)	1:A:528:ILE:HD13	2:B:183:LYS:H	1	1.04
(1,11)	1:A:528:ILE:HD13	2:B:183:LYS:HA	1	1.04
(1,11)	1:A:528:ILE:HD13	2:B:183:LYS:HB2	1	1.04
(1,11)	1:A:528:ILE:HD13	2:B:183:LYS:HB3	1	1.04
(1,11)	1:A:528:ILE:HD13	2:B:183:LYS:HD2	1	1.04
(1,11)	1:A:528:ILE:HD13	2:B:183:LYS:HD3	1	1.04
(1,11)	1:A:528:ILE:HD13	2:B:183:LYS:HE2	1	1.04
(1,11)	1:A:528:ILE:HD13	2:B:183:LYS:HE3	1	1.04
(1,11)	1:A:528:ILE:HD13	2:B:183:LYS:HG2	1	1.04
(1,11)	1:A:528:ILE:HD13	2:B:183:LYS:HG3	1	1.04
(1,11)	1:A:528:ILE:HD13	2:B:183:LYS:HZ1	1	1.04
(1,11)	1:A:528:ILE:HD13	2:B:183:LYS:HZ2	1	1.04
(1,11)	1:A:528:ILE:HD13	2:B:183:LYS:HZ3	1	1.04
(1,11)	1:A:528:ILE:HD13	2:B:183:LYS:N	1	1.04
(1,11)	1:A:528:ILE:HD13	2:B:183:LYS:NZ	1	1.04
(1,11)	1:A:528:ILE:HD13	2:B:183:LYS:O	1	1.04
(1,11)	1:A:528:ILE:HD13	2:B:185:GLY:C	1	1.04
(1,11)	1:A:528:ILE:HD13	2:B:185:GLY:CA	1	1.04
(1,11)	1:A:528:ILE:HD13	2:B:185:GLY:H	1	1.04
(1,11)	1:A:528:ILE:HD13	2:B:185:GLY:HA2	1	1.04

*Continued on next page...*

*Continued from previous page...*

Key	Atom-1	Atom-2	Model ID	Violation (Å)
(1,11)	1:A:528:ILE:HD13	2:B:185:GLY:HA3	1	1.04
(1,11)	1:A:528:ILE:HD13	2:B:185:GLY:N	1	1.04
(1,11)	1:A:528:ILE:HD13	2:B:185:GLY:O	1	1.04
(1,11)	1:A:528:ILE:HD13	2:B:187:TYR:C	1	1.04
(1,11)	1:A:528:ILE:HD13	2:B:187:TYR:CA	1	1.04
(1,11)	1:A:528:ILE:HD13	2:B:187:TYR:CB	1	1.04
(1,11)	1:A:528:ILE:HD13	2:B:187:TYR:CD1	1	1.04
(1,11)	1:A:528:ILE:HD13	2:B:187:TYR:CD2	1	1.04
(1,11)	1:A:528:ILE:HD13	2:B:187:TYR:CE1	1	1.04
(1,11)	1:A:528:ILE:HD13	2:B:187:TYR:CE2	1	1.04
(1,11)	1:A:528:ILE:HD13	2:B:187:TYR:CG	1	1.04
(1,11)	1:A:528:ILE:HD13	2:B:187:TYR:CZ	1	1.04
(1,11)	1:A:528:ILE:HD13	2:B:187:TYR:H	1	1.04
(1,11)	1:A:528:ILE:HD13	2:B:187:TYR:HA	1	1.04
(1,11)	1:A:528:ILE:HD13	2:B:187:TYR:HB2	1	1.04
(1,11)	1:A:528:ILE:HD13	2:B:187:TYR:HB3	1	1.04
(1,11)	1:A:528:ILE:HD13	2:B:187:TYR:HD1	1	1.04
(1,11)	1:A:528:ILE:HD13	2:B:187:TYR:HD2	1	1.04
(1,11)	1:A:528:ILE:HD13	2:B:187:TYR:HE1	1	1.04
(1,11)	1:A:528:ILE:HD13	2:B:187:TYR:HE2	1	1.04
(1,11)	1:A:528:ILE:HD13	2:B:187:TYR:HH	1	1.04
(1,11)	1:A:528:ILE:HD13	2:B:187:TYR:N	1	1.04
(1,11)	1:A:528:ILE:HD13	2:B:187:TYR:O	1	1.04
(1,11)	1:A:528:ILE:HD13	2:B:187:TYR:OH	1	1.04
(1,11)	1:A:528:ILE:HD13	2:B:200:THR:C	1	1.04
(1,11)	1:A:528:ILE:HD13	2:B:200:THR:CA	1	1.04
(1,11)	1:A:528:ILE:HD13	2:B:200:THR:CB	1	1.04
(1,11)	1:A:528:ILE:HD13	2:B:200:THR:CG2	1	1.04
(1,11)	1:A:528:ILE:HD13	2:B:200:THR:H	1	1.04
(1,11)	1:A:528:ILE:HD13	2:B:200:THR:HA	1	1.04
(1,11)	1:A:528:ILE:HD13	2:B:200:THR:HB	1	1.04
(1,11)	1:A:528:ILE:HD13	2:B:200:THR:HG1	1	1.04
(1,11)	1:A:528:ILE:HD13	2:B:200:THR:HG21	1	1.04
(1,11)	1:A:528:ILE:HD13	2:B:200:THR:HG22	1	1.04
(1,11)	1:A:528:ILE:HD13	2:B:200:THR:HG23	1	1.04
(1,11)	1:A:528:ILE:HD13	2:B:200:THR:N	1	1.04
(1,11)	1:A:528:ILE:HD13	2:B:200:THR:O	1	1.04
(1,11)	1:A:528:ILE:HD13	2:B:200:THR:OG1	1	1.04
(1,11)	1:A:528:ILE:HD13	2:B:211:LYS:C	1	1.04
(1,11)	1:A:528:ILE:HD13	2:B:211:LYS:CA	1	1.04
(1,11)	1:A:528:ILE:HD13	2:B:211:LYS:CB	1	1.04
(1,11)	1:A:528:ILE:HD13	2:B:211:LYS:CD	1	1.04

*Continued on next page...*



*Continued from previous page...*

Key	Atom-1	Atom-2	Model ID	Violation (Å)
(1,11)	1:A:528:ILE:HD13	2:B:211:LYS:CE	1	1.04
(1,11)	1:A:528:ILE:HD13	2:B:211:LYS:CG	1	1.04
(1,11)	1:A:528:ILE:HD13	2:B:211:LYS:H	1	1.04
(1,11)	1:A:528:ILE:HD13	2:B:211:LYS:HA	1	1.04
(1,11)	1:A:528:ILE:HD13	2:B:211:LYS:HB2	1	1.04
(1,11)	1:A:528:ILE:HD13	2:B:211:LYS:HB3	1	1.04
(1,11)	1:A:528:ILE:HD13	2:B:211:LYS:HD2	1	1.04
(1,11)	1:A:528:ILE:HD13	2:B:211:LYS:HD3	1	1.04
(1,11)	1:A:528:ILE:HD13	2:B:211:LYS:HE2	1	1.04
(1,11)	1:A:528:ILE:HD13	2:B:211:LYS:HE3	1	1.04
(1,11)	1:A:528:ILE:HD13	2:B:211:LYS:HG2	1	1.04
(1,11)	1:A:528:ILE:HD13	2:B:211:LYS:HG3	1	1.04
(1,11)	1:A:528:ILE:HD13	2:B:211:LYS:HZ1	1	1.04
(1,11)	1:A:528:ILE:HD13	2:B:211:LYS:HZ2	1	1.04
(1,11)	1:A:528:ILE:HD13	2:B:211:LYS:HZ3	1	1.04
(1,11)	1:A:528:ILE:HD13	2:B:211:LYS:N	1	1.04
(1,11)	1:A:528:ILE:HD13	2:B:211:LYS:NZ	1	1.04
(1,11)	1:A:528:ILE:HD13	2:B:211:LYS:O	1	1.04
(1,11)	1:A:528:ILE:HG12	2:B:149:SER:C	1	1.04
(1,11)	1:A:528:ILE:HG12	2:B:149:SER:CA	1	1.04
(1,11)	1:A:528:ILE:HG12	2:B:149:SER:CB	1	1.04
(1,11)	1:A:528:ILE:HG12	2:B:149:SER:H	1	1.04
(1,11)	1:A:528:ILE:HG12	2:B:149:SER:HA	1	1.04
(1,11)	1:A:528:ILE:HG12	2:B:149:SER:HB2	1	1.04
(1,11)	1:A:528:ILE:HG12	2:B:149:SER:HB3	1	1.04
(1,11)	1:A:528:ILE:HG12	2:B:149:SER:HG	1	1.04
(1,11)	1:A:528:ILE:HG12	2:B:149:SER:N	1	1.04
(1,11)	1:A:528:ILE:HG12	2:B:149:SER:O	1	1.04
(1,11)	1:A:528:ILE:HG12	2:B:149:SER:OG	1	1.04
(1,11)	1:A:528:ILE:HG12	2:B:152:VAL:C	1	1.04
(1,11)	1:A:528:ILE:HG12	2:B:152:VAL:CA	1	1.04
(1,11)	1:A:528:ILE:HG12	2:B:152:VAL:CB	1	1.04
(1,11)	1:A:528:ILE:HG12	2:B:152:VAL:CG1	1	1.04
(1,11)	1:A:528:ILE:HG12	2:B:152:VAL:CG2	1	1.04
(1,11)	1:A:528:ILE:HG12	2:B:152:VAL:H	1	1.04
(1,11)	1:A:528:ILE:HG12	2:B:152:VAL:HA	1	1.04
(1,11)	1:A:528:ILE:HG12	2:B:152:VAL:HB	1	1.04
(1,11)	1:A:528:ILE:HG12	2:B:152:VAL:HG11	1	1.04
(1,11)	1:A:528:ILE:HG12	2:B:152:VAL:HG12	1	1.04
(1,11)	1:A:528:ILE:HG12	2:B:152:VAL:HG13	1	1.04
(1,11)	1:A:528:ILE:HG12	2:B:152:VAL:HG21	1	1.04
(1,11)	1:A:528:ILE:HG12	2:B:152:VAL:HG22	1	1.04

*Continued on next page...*

*Continued from previous page...*

Key	Atom-1	Atom-2	Model ID	Violation (Å)
(1,11)	1:A:528:ILE:HG12	2:B:152:VAL:HG23	1	1.04
(1,11)	1:A:528:ILE:HG12	2:B:152:VAL:N	1	1.04
(1,11)	1:A:528:ILE:HG12	2:B:152:VAL:O	1	1.04
(1,11)	1:A:528:ILE:HG12	2:B:153:VAL:C	1	1.04
(1,11)	1:A:528:ILE:HG12	2:B:153:VAL:CA	1	1.04
(1,11)	1:A:528:ILE:HG12	2:B:153:VAL:CB	1	1.04
(1,11)	1:A:528:ILE:HG12	2:B:153:VAL:CG1	1	1.04
(1,11)	1:A:528:ILE:HG12	2:B:153:VAL:CG2	1	1.04
(1,11)	1:A:528:ILE:HG12	2:B:153:VAL:H	1	1.04
(1,11)	1:A:528:ILE:HG12	2:B:153:VAL:HA	1	1.04
(1,11)	1:A:528:ILE:HG12	2:B:153:VAL:HB	1	1.04
(1,11)	1:A:528:ILE:HG12	2:B:153:VAL:HG11	1	1.04
(1,11)	1:A:528:ILE:HG12	2:B:153:VAL:HG12	1	1.04
(1,11)	1:A:528:ILE:HG12	2:B:153:VAL:HG13	1	1.04
(1,11)	1:A:528:ILE:HG12	2:B:153:VAL:HG21	1	1.04
(1,11)	1:A:528:ILE:HG12	2:B:153:VAL:HG22	1	1.04
(1,11)	1:A:528:ILE:HG12	2:B:153:VAL:HG23	1	1.04
(1,11)	1:A:528:ILE:HG12	2:B:153:VAL:N	1	1.04
(1,11)	1:A:528:ILE:HG12	2:B:153:VAL:O	1	1.04
(1,11)	1:A:528:ILE:HG12	2:B:155:GLY:C	1	1.04
(1,11)	1:A:528:ILE:HG12	2:B:155:GLY:CA	1	1.04
(1,11)	1:A:528:ILE:HG12	2:B:155:GLY:H	1	1.04
(1,11)	1:A:528:ILE:HG12	2:B:155:GLY:HA2	1	1.04
(1,11)	1:A:528:ILE:HG12	2:B:155:GLY:HA3	1	1.04
(1,11)	1:A:528:ILE:HG12	2:B:155:GLY:N	1	1.04
(1,11)	1:A:528:ILE:HG12	2:B:155:GLY:O	1	1.04
(1,11)	1:A:528:ILE:HG12	2:B:156:PHE:C	1	1.04
(1,11)	1:A:528:ILE:HG12	2:B:156:PHE:CA	1	1.04
(1,11)	1:A:528:ILE:HG12	2:B:156:PHE:CB	1	1.04
(1,11)	1:A:528:ILE:HG12	2:B:156:PHE:CD1	1	1.04
(1,11)	1:A:528:ILE:HG12	2:B:156:PHE:CD2	1	1.04
(1,11)	1:A:528:ILE:HG12	2:B:156:PHE:CE1	1	1.04
(1,11)	1:A:528:ILE:HG12	2:B:156:PHE:CE2	1	1.04
(1,11)	1:A:528:ILE:HG12	2:B:156:PHE:CG	1	1.04
(1,11)	1:A:528:ILE:HG12	2:B:156:PHE:CZ	1	1.04
(1,11)	1:A:528:ILE:HG12	2:B:156:PHE:H	1	1.04
(1,11)	1:A:528:ILE:HG12	2:B:156:PHE:HA	1	1.04
(1,11)	1:A:528:ILE:HG12	2:B:156:PHE:HB2	1	1.04
(1,11)	1:A:528:ILE:HG12	2:B:156:PHE:HB3	1	1.04
(1,11)	1:A:528:ILE:HG12	2:B:156:PHE:HD1	1	1.04
(1,11)	1:A:528:ILE:HG12	2:B:156:PHE:HD2	1	1.04
(1,11)	1:A:528:ILE:HG12	2:B:156:PHE:HE1	1	1.04

*Continued on next page...*

*Continued from previous page...*

Key	Atom-1	Atom-2	Model ID	Violation (Å)
(1,11)	1:A:528:ILE:HG12	2:B:156:PHE:HE2	1	1.04
(1,11)	1:A:528:ILE:HG12	2:B:156:PHE:HZ	1	1.04
(1,11)	1:A:528:ILE:HG12	2:B:156:PHE:N	1	1.04
(1,11)	1:A:528:ILE:HG12	2:B:156:PHE:O	1	1.04
(1,11)	1:A:528:ILE:HG12	2:B:157:CYS:C	1	1.04
(1,11)	1:A:528:ILE:HG12	2:B:157:CYS:CA	1	1.04
(1,11)	1:A:528:ILE:HG12	2:B:157:CYS:CB	1	1.04
(1,11)	1:A:528:ILE:HG12	2:B:157:CYS:H	1	1.04
(1,11)	1:A:528:ILE:HG12	2:B:157:CYS:HA	1	1.04
(1,11)	1:A:528:ILE:HG12	2:B:157:CYS:HB2	1	1.04
(1,11)	1:A:528:ILE:HG12	2:B:157:CYS:HB3	1	1.04
(1,11)	1:A:528:ILE:HG12	2:B:157:CYS:N	1	1.04
(1,11)	1:A:528:ILE:HG12	2:B:157:CYS:O	1	1.04
(1,11)	1:A:528:ILE:HG12	2:B:157:CYS:SG	1	1.04
(1,11)	1:A:528:ILE:HG12	2:B:158:THR:C	1	1.04
(1,11)	1:A:528:ILE:HG12	2:B:158:THR:CA	1	1.04
(1,11)	1:A:528:ILE:HG12	2:B:158:THR:CB	1	1.04
(1,11)	1:A:528:ILE:HG12	2:B:158:THR:CG2	1	1.04
(1,11)	1:A:528:ILE:HG12	2:B:158:THR:H	1	1.04
(1,11)	1:A:528:ILE:HG12	2:B:158:THR:HA	1	1.04
(1,11)	1:A:528:ILE:HG12	2:B:158:THR:HB	1	1.04
(1,11)	1:A:528:ILE:HG12	2:B:158:THR:HG1	1	1.04
(1,11)	1:A:528:ILE:HG12	2:B:158:THR:HG21	1	1.04
(1,11)	1:A:528:ILE:HG12	2:B:158:THR:HG22	1	1.04
(1,11)	1:A:528:ILE:HG12	2:B:158:THR:HG23	1	1.04
(1,11)	1:A:528:ILE:HG12	2:B:158:THR:N	1	1.04
(1,11)	1:A:528:ILE:HG12	2:B:158:THR:O	1	1.04
(1,11)	1:A:528:ILE:HG12	2:B:158:THR:OG1	1	1.04
(1,11)	1:A:528:ILE:HG12	2:B:159:ILE:C	1	1.04
(1,11)	1:A:528:ILE:HG12	2:B:159:ILE:CA	1	1.04
(1,11)	1:A:528:ILE:HG12	2:B:159:ILE:CB	1	1.04
(1,11)	1:A:528:ILE:HG12	2:B:159:ILE:CD1	1	1.04
(1,11)	1:A:528:ILE:HG12	2:B:159:ILE:CG1	1	1.04
(1,11)	1:A:528:ILE:HG12	2:B:159:ILE:CG2	1	1.04
(1,11)	1:A:528:ILE:HG12	2:B:159:ILE:H	1	1.04
(1,11)	1:A:528:ILE:HG12	2:B:159:ILE:HA	1	1.04
(1,11)	1:A:528:ILE:HG12	2:B:159:ILE:HB	1	1.04
(1,11)	1:A:528:ILE:HG12	2:B:159:ILE:HD11	1	1.04
(1,11)	1:A:528:ILE:HG12	2:B:159:ILE:HD12	1	1.04
(1,11)	1:A:528:ILE:HG12	2:B:159:ILE:HD13	1	1.04
(1,11)	1:A:528:ILE:HG12	2:B:159:ILE:HG12	1	1.04
(1,11)	1:A:528:ILE:HG12	2:B:159:ILE:HG13	1	1.04

*Continued on next page...*

*Continued from previous page...*

Key	Atom-1	Atom-2	Model ID	Violation (Å)
(1,11)	1:A:528:ILE:HG12	2:B:159:ILE:HG21	1	1.04
(1,11)	1:A:528:ILE:HG12	2:B:159:ILE:HG22	1	1.04
(1,11)	1:A:528:ILE:HG12	2:B:159:ILE:HG23	1	1.04
(1,11)	1:A:528:ILE:HG12	2:B:159:ILE:N	1	1.04
(1,11)	1:A:528:ILE:HG12	2:B:159:ILE:O	1	1.04
(1,11)	1:A:528:ILE:HG12	2:B:161:ASN:C	1	1.04
(1,11)	1:A:528:ILE:HG12	2:B:161:ASN:CA	1	1.04
(1,11)	1:A:528:ILE:HG12	2:B:161:ASN:CB	1	1.04
(1,11)	1:A:528:ILE:HG12	2:B:161:ASN:CG	1	1.04
(1,11)	1:A:528:ILE:HG12	2:B:161:ASN:H	1	1.04
(1,11)	1:A:528:ILE:HG12	2:B:161:ASN:HA	1	1.04
(1,11)	1:A:528:ILE:HG12	2:B:161:ASN:HB2	1	1.04
(1,11)	1:A:528:ILE:HG12	2:B:161:ASN:HB3	1	1.04
(1,11)	1:A:528:ILE:HG12	2:B:161:ASN:HD21	1	1.04
(1,11)	1:A:528:ILE:HG12	2:B:161:ASN:HD22	1	1.04
(1,11)	1:A:528:ILE:HG12	2:B:161:ASN:N	1	1.04
(1,11)	1:A:528:ILE:HG12	2:B:161:ASN:ND2	1	1.04
(1,11)	1:A:528:ILE:HG12	2:B:161:ASN:O	1	1.04
(1,11)	1:A:528:ILE:HG12	2:B:161:ASN:OD1	1	1.04
(1,11)	1:A:528:ILE:HG12	2:B:162:LYS:C	1	1.04
(1,11)	1:A:528:ILE:HG12	2:B:162:LYS:CA	1	1.04
(1,11)	1:A:528:ILE:HG12	2:B:162:LYS:CB	1	1.04
(1,11)	1:A:528:ILE:HG12	2:B:162:LYS:CD	1	1.04
(1,11)	1:A:528:ILE:HG12	2:B:162:LYS:CE	1	1.04
(1,11)	1:A:528:ILE:HG12	2:B:162:LYS:CG	1	1.04
(1,11)	1:A:528:ILE:HG12	2:B:162:LYS:H	1	1.04
(1,11)	1:A:528:ILE:HG12	2:B:162:LYS:HA	1	1.04
(1,11)	1:A:528:ILE:HG12	2:B:162:LYS:HB2	1	1.04
(1,11)	1:A:528:ILE:HG12	2:B:162:LYS:HB3	1	1.04
(1,11)	1:A:528:ILE:HG12	2:B:162:LYS:HD2	1	1.04
(1,11)	1:A:528:ILE:HG12	2:B:162:LYS:HD3	1	1.04
(1,11)	1:A:528:ILE:HG12	2:B:162:LYS:HE2	1	1.04
(1,11)	1:A:528:ILE:HG12	2:B:162:LYS:HE3	1	1.04
(1,11)	1:A:528:ILE:HG12	2:B:162:LYS:HG2	1	1.04
(1,11)	1:A:528:ILE:HG12	2:B:162:LYS:HG3	1	1.04
(1,11)	1:A:528:ILE:HG12	2:B:162:LYS:HZ1	1	1.04
(1,11)	1:A:528:ILE:HG12	2:B:162:LYS:HZ2	1	1.04
(1,11)	1:A:528:ILE:HG12	2:B:162:LYS:HZ3	1	1.04
(1,11)	1:A:528:ILE:HG12	2:B:162:LYS:N	1	1.04
(1,11)	1:A:528:ILE:HG12	2:B:162:LYS:NZ	1	1.04
(1,11)	1:A:528:ILE:HG12	2:B:162:LYS:O	1	1.04
(1,11)	1:A:528:ILE:HG12	2:B:167:SER:C	1	1.04

*Continued on next page...*

*Continued from previous page...*

Key	Atom-1	Atom-2	Model ID	Violation (Å)
(1,11)	1:A:528:ILE:HG12	2:B:167:SER:CA	1	1.04
(1,11)	1:A:528:ILE:HG12	2:B:167:SER:CB	1	1.04
(1,11)	1:A:528:ILE:HG12	2:B:167:SER:H	1	1.04
(1,11)	1:A:528:ILE:HG12	2:B:167:SER:HA	1	1.04
(1,11)	1:A:528:ILE:HG12	2:B:167:SER:HB2	1	1.04
(1,11)	1:A:528:ILE:HG12	2:B:167:SER:HB3	1	1.04
(1,11)	1:A:528:ILE:HG12	2:B:167:SER:HG	1	1.04
(1,11)	1:A:528:ILE:HG12	2:B:167:SER:N	1	1.04
(1,11)	1:A:528:ILE:HG12	2:B:167:SER:O	1	1.04
(1,11)	1:A:528:ILE:HG12	2:B:167:SER:OG	1	1.04
(1,11)	1:A:528:ILE:HG12	2:B:168:LEU:C	1	1.04
(1,11)	1:A:528:ILE:HG12	2:B:168:LEU:CA	1	1.04
(1,11)	1:A:528:ILE:HG12	2:B:168:LEU:CB	1	1.04
(1,11)	1:A:528:ILE:HG12	2:B:168:LEU:CD1	1	1.04
(1,11)	1:A:528:ILE:HG12	2:B:168:LEU:CD2	1	1.04
(1,11)	1:A:528:ILE:HG12	2:B:168:LEU:CG	1	1.04
(1,11)	1:A:528:ILE:HG12	2:B:168:LEU:H	1	1.04
(1,11)	1:A:528:ILE:HG12	2:B:168:LEU:HA	1	1.04
(1,11)	1:A:528:ILE:HG12	2:B:168:LEU:HB2	1	1.04
(1,11)	1:A:528:ILE:HG12	2:B:168:LEU:HB3	1	1.04
(1,11)	1:A:528:ILE:HG12	2:B:168:LEU:HD11	1	1.04
(1,11)	1:A:528:ILE:HG12	2:B:168:LEU:HD12	1	1.04
(1,11)	1:A:528:ILE:HG12	2:B:168:LEU:HD13	1	1.04
(1,11)	1:A:528:ILE:HG12	2:B:168:LEU:HD21	1	1.04
(1,11)	1:A:528:ILE:HG12	2:B:168:LEU:HD22	1	1.04
(1,11)	1:A:528:ILE:HG12	2:B:168:LEU:HD23	1	1.04
(1,11)	1:A:528:ILE:HG12	2:B:168:LEU:HG	1	1.04
(1,11)	1:A:528:ILE:HG12	2:B:168:LEU:N	1	1.04
(1,11)	1:A:528:ILE:HG12	2:B:168:LEU:O	1	1.04
(1,11)	1:A:528:ILE:HG12	2:B:170:MET:C	1	1.04
(1,11)	1:A:528:ILE:HG12	2:B:170:MET:CA	1	1.04
(1,11)	1:A:528:ILE:HG12	2:B:170:MET:CB	1	1.04
(1,11)	1:A:528:ILE:HG12	2:B:170:MET:CE	1	1.04
(1,11)	1:A:528:ILE:HG12	2:B:170:MET:CG	1	1.04
(1,11)	1:A:528:ILE:HG12	2:B:170:MET:H	1	1.04
(1,11)	1:A:528:ILE:HG12	2:B:170:MET:HA	1	1.04
(1,11)	1:A:528:ILE:HG12	2:B:170:MET:HB2	1	1.04
(1,11)	1:A:528:ILE:HG12	2:B:170:MET:HB3	1	1.04
(1,11)	1:A:528:ILE:HG12	2:B:170:MET:HE1	1	1.04
(1,11)	1:A:528:ILE:HG12	2:B:170:MET:HE2	1	1.04
(1,11)	1:A:528:ILE:HG12	2:B:170:MET:HE3	1	1.04
(1,11)	1:A:528:ILE:HG12	2:B:170:MET:HG2	1	1.04

*Continued on next page...*

*Continued from previous page...*

Key	Atom-1	Atom-2	Model ID	Violation (Å)
(1,11)	1:A:528:ILE:HG12	2:B:170:MET:HG3	1	1.04
(1,11)	1:A:528:ILE:HG12	2:B:170:MET:N	1	1.04
(1,11)	1:A:528:ILE:HG12	2:B:170:MET:O	1	1.04
(1,11)	1:A:528:ILE:HG12	2:B:170:MET:SD	1	1.04
(1,11)	1:A:528:ILE:HG12	2:B:172:LYS:C	1	1.04
(1,11)	1:A:528:ILE:HG12	2:B:172:LYS:CA	1	1.04
(1,11)	1:A:528:ILE:HG12	2:B:172:LYS:CB	1	1.04
(1,11)	1:A:528:ILE:HG12	2:B:172:LYS:CD	1	1.04
(1,11)	1:A:528:ILE:HG12	2:B:172:LYS:CE	1	1.04
(1,11)	1:A:528:ILE:HG12	2:B:172:LYS:CG	1	1.04
(1,11)	1:A:528:ILE:HG12	2:B:172:LYS:H	1	1.04
(1,11)	1:A:528:ILE:HG12	2:B:172:LYS:HA	1	1.04
(1,11)	1:A:528:ILE:HG12	2:B:172:LYS:HB2	1	1.04
(1,11)	1:A:528:ILE:HG12	2:B:172:LYS:HB3	1	1.04
(1,11)	1:A:528:ILE:HG12	2:B:172:LYS:HD2	1	1.04
(1,11)	1:A:528:ILE:HG12	2:B:172:LYS:HD3	1	1.04
(1,11)	1:A:528:ILE:HG12	2:B:172:LYS:HE2	1	1.04
(1,11)	1:A:528:ILE:HG12	2:B:172:LYS:HE3	1	1.04
(1,11)	1:A:528:ILE:HG12	2:B:172:LYS:HG2	1	1.04
(1,11)	1:A:528:ILE:HG12	2:B:172:LYS:HG3	1	1.04
(1,11)	1:A:528:ILE:HG12	2:B:172:LYS:HZ1	1	1.04
(1,11)	1:A:528:ILE:HG12	2:B:172:LYS:HZ2	1	1.04
(1,11)	1:A:528:ILE:HG12	2:B:172:LYS:HZ3	1	1.04
(1,11)	1:A:528:ILE:HG12	2:B:172:LYS:N	1	1.04
(1,11)	1:A:528:ILE:HG12	2:B:172:LYS:NZ	1	1.04
(1,11)	1:A:528:ILE:HG12	2:B:172:LYS:O	1	1.04
(1,11)	1:A:528:ILE:HG12	2:B:182:VAL:C	1	1.04
(1,11)	1:A:528:ILE:HG12	2:B:182:VAL:CA	1	1.04
(1,11)	1:A:528:ILE:HG12	2:B:182:VAL:CB	1	1.04
(1,11)	1:A:528:ILE:HG12	2:B:182:VAL:CG1	1	1.04
(1,11)	1:A:528:ILE:HG12	2:B:182:VAL:CG2	1	1.04
(1,11)	1:A:528:ILE:HG12	2:B:182:VAL:H	1	1.04
(1,11)	1:A:528:ILE:HG12	2:B:182:VAL:HA	1	1.04
(1,11)	1:A:528:ILE:HG12	2:B:182:VAL:HB	1	1.04
(1,11)	1:A:528:ILE:HG12	2:B:182:VAL:HG11	1	1.04
(1,11)	1:A:528:ILE:HG12	2:B:182:VAL:HG12	1	1.04
(1,11)	1:A:528:ILE:HG12	2:B:182:VAL:HG13	1	1.04
(1,11)	1:A:528:ILE:HG12	2:B:182:VAL:HG21	1	1.04
(1,11)	1:A:528:ILE:HG12	2:B:182:VAL:HG22	1	1.04
(1,11)	1:A:528:ILE:HG12	2:B:182:VAL:HG23	1	1.04
(1,11)	1:A:528:ILE:HG12	2:B:182:VAL:N	1	1.04
(1,11)	1:A:528:ILE:HG12	2:B:182:VAL:O	1	1.04

*Continued on next page...*

*Continued from previous page...*

Key	Atom-1	Atom-2	Model ID	Violation (Å)
(1,11)	1:A:528:ILE:HG12	2:B:183:LYS:C	1	1.04
(1,11)	1:A:528:ILE:HG12	2:B:183:LYS:CA	1	1.04
(1,11)	1:A:528:ILE:HG12	2:B:183:LYS:CB	1	1.04
(1,11)	1:A:528:ILE:HG12	2:B:183:LYS:CD	1	1.04
(1,11)	1:A:528:ILE:HG12	2:B:183:LYS:CE	1	1.04
(1,11)	1:A:528:ILE:HG12	2:B:183:LYS:CG	1	1.04
(1,11)	1:A:528:ILE:HG12	2:B:183:LYS:H	1	1.04
(1,11)	1:A:528:ILE:HG12	2:B:183:LYS:HA	1	1.04
(1,11)	1:A:528:ILE:HG12	2:B:183:LYS:HB2	1	1.04
(1,11)	1:A:528:ILE:HG12	2:B:183:LYS:HB3	1	1.04
(1,11)	1:A:528:ILE:HG12	2:B:183:LYS:HD2	1	1.04
(1,11)	1:A:528:ILE:HG12	2:B:183:LYS:HD3	1	1.04
(1,11)	1:A:528:ILE:HG12	2:B:183:LYS:HE2	1	1.04
(1,11)	1:A:528:ILE:HG12	2:B:183:LYS:HE3	1	1.04
(1,11)	1:A:528:ILE:HG12	2:B:183:LYS:HG2	1	1.04
(1,11)	1:A:528:ILE:HG12	2:B:183:LYS:HG3	1	1.04
(1,11)	1:A:528:ILE:HG12	2:B:183:LYS:HZ1	1	1.04
(1,11)	1:A:528:ILE:HG12	2:B:183:LYS:HZ2	1	1.04
(1,11)	1:A:528:ILE:HG12	2:B:183:LYS:HZ3	1	1.04
(1,11)	1:A:528:ILE:HG12	2:B:183:LYS:N	1	1.04
(1,11)	1:A:528:ILE:HG12	2:B:183:LYS:NZ	1	1.04
(1,11)	1:A:528:ILE:HG12	2:B:183:LYS:O	1	1.04
(1,11)	1:A:528:ILE:HG12	2:B:185:GLY:C	1	1.04
(1,11)	1:A:528:ILE:HG12	2:B:185:GLY:CA	1	1.04
(1,11)	1:A:528:ILE:HG12	2:B:185:GLY:H	1	1.04
(1,11)	1:A:528:ILE:HG12	2:B:185:GLY:HA2	1	1.04
(1,11)	1:A:528:ILE:HG12	2:B:185:GLY:HA3	1	1.04
(1,11)	1:A:528:ILE:HG12	2:B:185:GLY:N	1	1.04
(1,11)	1:A:528:ILE:HG12	2:B:185:GLY:O	1	1.04
(1,11)	1:A:528:ILE:HG12	2:B:187:TYR:C	1	1.04
(1,11)	1:A:528:ILE:HG12	2:B:187:TYR:CA	1	1.04
(1,11)	1:A:528:ILE:HG12	2:B:187:TYR:CB	1	1.04
(1,11)	1:A:528:ILE:HG12	2:B:187:TYR:CD1	1	1.04
(1,11)	1:A:528:ILE:HG12	2:B:187:TYR:CD2	1	1.04
(1,11)	1:A:528:ILE:HG12	2:B:187:TYR:CE1	1	1.04
(1,11)	1:A:528:ILE:HG12	2:B:187:TYR:CE2	1	1.04
(1,11)	1:A:528:ILE:HG12	2:B:187:TYR:CG	1	1.04
(1,11)	1:A:528:ILE:HG12	2:B:187:TYR:CZ	1	1.04
(1,11)	1:A:528:ILE:HG12	2:B:187:TYR:H	1	1.04
(1,11)	1:A:528:ILE:HG12	2:B:187:TYR:HA	1	1.04
(1,11)	1:A:528:ILE:HG12	2:B:187:TYR:HB2	1	1.04
(1,11)	1:A:528:ILE:HG12	2:B:187:TYR:HB3	1	1.04

*Continued on next page...*

*Continued from previous page...*

Key	Atom-1	Atom-2	Model ID	Violation (Å)
(1,11)	1:A:528:ILE:HG12	2:B:187:TYR:HD1	1	1.04
(1,11)	1:A:528:ILE:HG12	2:B:187:TYR:HD2	1	1.04
(1,11)	1:A:528:ILE:HG12	2:B:187:TYR:HE1	1	1.04
(1,11)	1:A:528:ILE:HG12	2:B:187:TYR:HE2	1	1.04
(1,11)	1:A:528:ILE:HG12	2:B:187:TYR:HH	1	1.04
(1,11)	1:A:528:ILE:HG12	2:B:187:TYR:N	1	1.04
(1,11)	1:A:528:ILE:HG12	2:B:187:TYR:O	1	1.04
(1,11)	1:A:528:ILE:HG12	2:B:187:TYR:OH	1	1.04
(1,11)	1:A:528:ILE:HG12	2:B:200:THR:C	1	1.04
(1,11)	1:A:528:ILE:HG12	2:B:200:THR:CA	1	1.04
(1,11)	1:A:528:ILE:HG12	2:B:200:THR:CB	1	1.04
(1,11)	1:A:528:ILE:HG12	2:B:200:THR:CG2	1	1.04
(1,11)	1:A:528:ILE:HG12	2:B:200:THR:H	1	1.04
(1,11)	1:A:528:ILE:HG12	2:B:200:THR:HA	1	1.04
(1,11)	1:A:528:ILE:HG12	2:B:200:THR:HB	1	1.04
(1,11)	1:A:528:ILE:HG12	2:B:200:THR:HG1	1	1.04
(1,11)	1:A:528:ILE:HG12	2:B:200:THR:HG21	1	1.04
(1,11)	1:A:528:ILE:HG12	2:B:200:THR:HG22	1	1.04
(1,11)	1:A:528:ILE:HG12	2:B:200:THR:HG23	1	1.04
(1,11)	1:A:528:ILE:HG12	2:B:200:THR:N	1	1.04
(1,11)	1:A:528:ILE:HG12	2:B:200:THR:O	1	1.04
(1,11)	1:A:528:ILE:HG12	2:B:200:THR:OG1	1	1.04
(1,11)	1:A:528:ILE:HG12	2:B:211:LYS:C	1	1.04
(1,11)	1:A:528:ILE:HG12	2:B:211:LYS:CA	1	1.04
(1,11)	1:A:528:ILE:HG12	2:B:211:LYS:CB	1	1.04
(1,11)	1:A:528:ILE:HG12	2:B:211:LYS:CD	1	1.04
(1,11)	1:A:528:ILE:HG12	2:B:211:LYS:CE	1	1.04
(1,11)	1:A:528:ILE:HG12	2:B:211:LYS:CG	1	1.04
(1,11)	1:A:528:ILE:HG12	2:B:211:LYS:H	1	1.04
(1,11)	1:A:528:ILE:HG12	2:B:211:LYS:HA	1	1.04
(1,11)	1:A:528:ILE:HG12	2:B:211:LYS:HB2	1	1.04
(1,11)	1:A:528:ILE:HG12	2:B:211:LYS:HB3	1	1.04
(1,11)	1:A:528:ILE:HG12	2:B:211:LYS:HD2	1	1.04
(1,11)	1:A:528:ILE:HG12	2:B:211:LYS:HD3	1	1.04
(1,11)	1:A:528:ILE:HG12	2:B:211:LYS:HE2	1	1.04
(1,11)	1:A:528:ILE:HG12	2:B:211:LYS:HE3	1	1.04
(1,11)	1:A:528:ILE:HG12	2:B:211:LYS:HG2	1	1.04
(1,11)	1:A:528:ILE:HG12	2:B:211:LYS:HG3	1	1.04
(1,11)	1:A:528:ILE:HG12	2:B:211:LYS:HZ1	1	1.04
(1,11)	1:A:528:ILE:HG12	2:B:211:LYS:HZ2	1	1.04
(1,11)	1:A:528:ILE:HG12	2:B:211:LYS:HZ3	1	1.04
(1,11)	1:A:528:ILE:HG12	2:B:211:LYS:N	1	1.04

*Continued on next page...*



*Continued from previous page...*

Key	Atom-1	Atom-2	Model ID	Violation (Å)
(1,11)	1:A:528:ILE:HG12	2:B:211:LYS:NZ	1	1.04
(1,11)	1:A:528:ILE:HG12	2:B:211:LYS:O	1	1.04
(1,11)	1:A:528:ILE:HG13	2:B:149:SER:C	1	1.04
(1,11)	1:A:528:ILE:HG13	2:B:149:SER:CA	1	1.04
(1,11)	1:A:528:ILE:HG13	2:B:149:SER:CB	1	1.04
(1,11)	1:A:528:ILE:HG13	2:B:149:SER:H	1	1.04
(1,11)	1:A:528:ILE:HG13	2:B:149:SER:HA	1	1.04
(1,11)	1:A:528:ILE:HG13	2:B:149:SER:HB2	1	1.04
(1,11)	1:A:528:ILE:HG13	2:B:149:SER:HB3	1	1.04
(1,11)	1:A:528:ILE:HG13	2:B:149:SER:HG	1	1.04
(1,11)	1:A:528:ILE:HG13	2:B:149:SER:N	1	1.04
(1,11)	1:A:528:ILE:HG13	2:B:149:SER:O	1	1.04
(1,11)	1:A:528:ILE:HG13	2:B:149:SER:OG	1	1.04
(1,11)	1:A:528:ILE:HG13	2:B:152:VAL:C	1	1.04
(1,11)	1:A:528:ILE:HG13	2:B:152:VAL:CA	1	1.04
(1,11)	1:A:528:ILE:HG13	2:B:152:VAL:CB	1	1.04
(1,11)	1:A:528:ILE:HG13	2:B:152:VAL:CG1	1	1.04
(1,11)	1:A:528:ILE:HG13	2:B:152:VAL:CG2	1	1.04
(1,11)	1:A:528:ILE:HG13	2:B:152:VAL:H	1	1.04
(1,11)	1:A:528:ILE:HG13	2:B:152:VAL:HA	1	1.04
(1,11)	1:A:528:ILE:HG13	2:B:152:VAL:HB	1	1.04
(1,11)	1:A:528:ILE:HG13	2:B:152:VAL:HG11	1	1.04
(1,11)	1:A:528:ILE:HG13	2:B:152:VAL:HG12	1	1.04
(1,11)	1:A:528:ILE:HG13	2:B:152:VAL:HG13	1	1.04
(1,11)	1:A:528:ILE:HG13	2:B:152:VAL:HG21	1	1.04
(1,11)	1:A:528:ILE:HG13	2:B:152:VAL:HG22	1	1.04
(1,11)	1:A:528:ILE:HG13	2:B:152:VAL:HG23	1	1.04
(1,11)	1:A:528:ILE:HG13	2:B:152:VAL:N	1	1.04
(1,11)	1:A:528:ILE:HG13	2:B:152:VAL:O	1	1.04
(1,11)	1:A:528:ILE:HG13	2:B:153:VAL:C	1	1.04
(1,11)	1:A:528:ILE:HG13	2:B:153:VAL:CA	1	1.04
(1,11)	1:A:528:ILE:HG13	2:B:153:VAL:CB	1	1.04
(1,11)	1:A:528:ILE:HG13	2:B:153:VAL:CG1	1	1.04
(1,11)	1:A:528:ILE:HG13	2:B:153:VAL:CG2	1	1.04
(1,11)	1:A:528:ILE:HG13	2:B:153:VAL:H	1	1.04
(1,11)	1:A:528:ILE:HG13	2:B:153:VAL:HA	1	1.04
(1,11)	1:A:528:ILE:HG13	2:B:153:VAL:HB	1	1.04
(1,11)	1:A:528:ILE:HG13	2:B:153:VAL:HG11	1	1.04
(1,11)	1:A:528:ILE:HG13	2:B:153:VAL:HG12	1	1.04
(1,11)	1:A:528:ILE:HG13	2:B:153:VAL:HG13	1	1.04
(1,11)	1:A:528:ILE:HG13	2:B:153:VAL:HG21	1	1.04
(1,11)	1:A:528:ILE:HG13	2:B:153:VAL:HG22	1	1.04

*Continued on next page...*

*Continued from previous page...*

Key	Atom-1	Atom-2	Model ID	Violation (Å)
(1,11)	1:A:528:ILE:HG13	2:B:153:VAL:HG23	1	1.04
(1,11)	1:A:528:ILE:HG13	2:B:153:VAL:N	1	1.04
(1,11)	1:A:528:ILE:HG13	2:B:153:VAL:O	1	1.04
(1,11)	1:A:528:ILE:HG13	2:B:155:GLY:C	1	1.04
(1,11)	1:A:528:ILE:HG13	2:B:155:GLY:CA	1	1.04
(1,11)	1:A:528:ILE:HG13	2:B:155:GLY:H	1	1.04
(1,11)	1:A:528:ILE:HG13	2:B:155:GLY:HA2	1	1.04
(1,11)	1:A:528:ILE:HG13	2:B:155:GLY:HA3	1	1.04
(1,11)	1:A:528:ILE:HG13	2:B:155:GLY:N	1	1.04
(1,11)	1:A:528:ILE:HG13	2:B:155:GLY:O	1	1.04
(1,11)	1:A:528:ILE:HG13	2:B:156:PHE:C	1	1.04
(1,11)	1:A:528:ILE:HG13	2:B:156:PHE:CA	1	1.04
(1,11)	1:A:528:ILE:HG13	2:B:156:PHE:CB	1	1.04
(1,11)	1:A:528:ILE:HG13	2:B:156:PHE:CD1	1	1.04
(1,11)	1:A:528:ILE:HG13	2:B:156:PHE:CD2	1	1.04
(1,11)	1:A:528:ILE:HG13	2:B:156:PHE:CE1	1	1.04
(1,11)	1:A:528:ILE:HG13	2:B:156:PHE:CE2	1	1.04
(1,11)	1:A:528:ILE:HG13	2:B:156:PHE:CG	1	1.04
(1,11)	1:A:528:ILE:HG13	2:B:156:PHE:CZ	1	1.04
(1,11)	1:A:528:ILE:HG13	2:B:156:PHE:H	1	1.04
(1,11)	1:A:528:ILE:HG13	2:B:156:PHE:HA	1	1.04
(1,11)	1:A:528:ILE:HG13	2:B:156:PHE:HB2	1	1.04
(1,11)	1:A:528:ILE:HG13	2:B:156:PHE:HB3	1	1.04
(1,11)	1:A:528:ILE:HG13	2:B:156:PHE:HD1	1	1.04
(1,11)	1:A:528:ILE:HG13	2:B:156:PHE:HD2	1	1.04
(1,11)	1:A:528:ILE:HG13	2:B:156:PHE:HE1	1	1.04
(1,11)	1:A:528:ILE:HG13	2:B:156:PHE:HE2	1	1.04
(1,11)	1:A:528:ILE:HG13	2:B:156:PHE:HZ	1	1.04
(1,11)	1:A:528:ILE:HG13	2:B:156:PHE:N	1	1.04
(1,11)	1:A:528:ILE:HG13	2:B:156:PHE:O	1	1.04
(1,11)	1:A:528:ILE:HG13	2:B:157:CYS:C	1	1.04
(1,11)	1:A:528:ILE:HG13	2:B:157:CYS:CA	1	1.04
(1,11)	1:A:528:ILE:HG13	2:B:157:CYS:CB	1	1.04
(1,11)	1:A:528:ILE:HG13	2:B:157:CYS:H	1	1.04
(1,11)	1:A:528:ILE:HG13	2:B:157:CYS:HA	1	1.04
(1,11)	1:A:528:ILE:HG13	2:B:157:CYS:HB2	1	1.04
(1,11)	1:A:528:ILE:HG13	2:B:157:CYS:HB3	1	1.04
(1,11)	1:A:528:ILE:HG13	2:B:157:CYS:N	1	1.04
(1,11)	1:A:528:ILE:HG13	2:B:157:CYS:O	1	1.04
(1,11)	1:A:528:ILE:HG13	2:B:157:CYS:SG	1	1.04
(1,11)	1:A:528:ILE:HG13	2:B:158:THR:C	1	1.04
(1,11)	1:A:528:ILE:HG13	2:B:158:THR:CA	1	1.04

*Continued on next page...*

*Continued from previous page...*

Key	Atom-1	Atom-2	Model ID	Violation (Å)
(1,11)	1:A:528:ILE:HG13	2:B:158:THR:CB	1	1.04
(1,11)	1:A:528:ILE:HG13	2:B:158:THR:CG2	1	1.04
(1,11)	1:A:528:ILE:HG13	2:B:158:THR:H	1	1.04
(1,11)	1:A:528:ILE:HG13	2:B:158:THR:HA	1	1.04
(1,11)	1:A:528:ILE:HG13	2:B:158:THR:HB	1	1.04
(1,11)	1:A:528:ILE:HG13	2:B:158:THR:HG1	1	1.04
(1,11)	1:A:528:ILE:HG13	2:B:158:THR:HG21	1	1.04
(1,11)	1:A:528:ILE:HG13	2:B:158:THR:HG22	1	1.04
(1,11)	1:A:528:ILE:HG13	2:B:158:THR:HG23	1	1.04
(1,11)	1:A:528:ILE:HG13	2:B:158:THR:N	1	1.04
(1,11)	1:A:528:ILE:HG13	2:B:158:THR:O	1	1.04
(1,11)	1:A:528:ILE:HG13	2:B:158:THR:OG1	1	1.04
(1,11)	1:A:528:ILE:HG13	2:B:159:ILE:C	1	1.04
(1,11)	1:A:528:ILE:HG13	2:B:159:ILE:CA	1	1.04
(1,11)	1:A:528:ILE:HG13	2:B:159:ILE:CB	1	1.04
(1,11)	1:A:528:ILE:HG13	2:B:159:ILE:CD1	1	1.04
(1,11)	1:A:528:ILE:HG13	2:B:159:ILE:CG1	1	1.04
(1,11)	1:A:528:ILE:HG13	2:B:159:ILE:CG2	1	1.04
(1,11)	1:A:528:ILE:HG13	2:B:159:ILE:H	1	1.04
(1,11)	1:A:528:ILE:HG13	2:B:159:ILE:HA	1	1.04
(1,11)	1:A:528:ILE:HG13	2:B:159:ILE:HB	1	1.04
(1,11)	1:A:528:ILE:HG13	2:B:159:ILE:HD11	1	1.04
(1,11)	1:A:528:ILE:HG13	2:B:159:ILE:HD12	1	1.04
(1,11)	1:A:528:ILE:HG13	2:B:159:ILE:HD13	1	1.04
(1,11)	1:A:528:ILE:HG13	2:B:159:ILE:HG12	1	1.04
(1,11)	1:A:528:ILE:HG13	2:B:159:ILE:HG13	1	1.04
(1,11)	1:A:528:ILE:HG13	2:B:159:ILE:HG21	1	1.04
(1,11)	1:A:528:ILE:HG13	2:B:159:ILE:HG22	1	1.04
(1,11)	1:A:528:ILE:HG13	2:B:159:ILE:HG23	1	1.04
(1,11)	1:A:528:ILE:HG13	2:B:159:ILE:N	1	1.04
(1,11)	1:A:528:ILE:HG13	2:B:159:ILE:O	1	1.04
(1,11)	1:A:528:ILE:HG13	2:B:161:ASN:C	1	1.04
(1,11)	1:A:528:ILE:HG13	2:B:161:ASN:CA	1	1.04
(1,11)	1:A:528:ILE:HG13	2:B:161:ASN:CB	1	1.04
(1,11)	1:A:528:ILE:HG13	2:B:161:ASN:CG	1	1.04
(1,11)	1:A:528:ILE:HG13	2:B:161:ASN:H	1	1.04
(1,11)	1:A:528:ILE:HG13	2:B:161:ASN:HA	1	1.04
(1,11)	1:A:528:ILE:HG13	2:B:161:ASN:HB2	1	1.04
(1,11)	1:A:528:ILE:HG13	2:B:161:ASN:HB3	1	1.04
(1,11)	1:A:528:ILE:HG13	2:B:161:ASN:HD21	1	1.04
(1,11)	1:A:528:ILE:HG13	2:B:161:ASN:HD22	1	1.04
(1,11)	1:A:528:ILE:HG13	2:B:161:ASN:N	1	1.04

*Continued on next page...*

*Continued from previous page...*

Key	Atom-1	Atom-2	Model ID	Violation (Å)
(1,11)	1:A:528:ILE:HG13	2:B:161:ASN:ND2	1	1.04
(1,11)	1:A:528:ILE:HG13	2:B:161:ASN:O	1	1.04
(1,11)	1:A:528:ILE:HG13	2:B:161:ASN:OD1	1	1.04
(1,11)	1:A:528:ILE:HG13	2:B:162:LYS:C	1	1.04
(1,11)	1:A:528:ILE:HG13	2:B:162:LYS:CA	1	1.04
(1,11)	1:A:528:ILE:HG13	2:B:162:LYS:CB	1	1.04
(1,11)	1:A:528:ILE:HG13	2:B:162:LYS:CD	1	1.04
(1,11)	1:A:528:ILE:HG13	2:B:162:LYS:CE	1	1.04
(1,11)	1:A:528:ILE:HG13	2:B:162:LYS:CG	1	1.04
(1,11)	1:A:528:ILE:HG13	2:B:162:LYS:H	1	1.04
(1,11)	1:A:528:ILE:HG13	2:B:162:LYS:HA	1	1.04
(1,11)	1:A:528:ILE:HG13	2:B:162:LYS:HB2	1	1.04
(1,11)	1:A:528:ILE:HG13	2:B:162:LYS:HB3	1	1.04
(1,11)	1:A:528:ILE:HG13	2:B:162:LYS:HD2	1	1.04
(1,11)	1:A:528:ILE:HG13	2:B:162:LYS:HD3	1	1.04
(1,11)	1:A:528:ILE:HG13	2:B:162:LYS:HE2	1	1.04
(1,11)	1:A:528:ILE:HG13	2:B:162:LYS:HE3	1	1.04
(1,11)	1:A:528:ILE:HG13	2:B:162:LYS:HG2	1	1.04
(1,11)	1:A:528:ILE:HG13	2:B:162:LYS:HG3	1	1.04
(1,11)	1:A:528:ILE:HG13	2:B:162:LYS:HZ1	1	1.04
(1,11)	1:A:528:ILE:HG13	2:B:162:LYS:HZ2	1	1.04
(1,11)	1:A:528:ILE:HG13	2:B:162:LYS:HZ3	1	1.04
(1,11)	1:A:528:ILE:HG13	2:B:162:LYS:N	1	1.04
(1,11)	1:A:528:ILE:HG13	2:B:162:LYS:NZ	1	1.04
(1,11)	1:A:528:ILE:HG13	2:B:162:LYS:O	1	1.04
(1,11)	1:A:528:ILE:HG13	2:B:167:SER:C	1	1.04
(1,11)	1:A:528:ILE:HG13	2:B:167:SER:CA	1	1.04
(1,11)	1:A:528:ILE:HG13	2:B:167:SER:CB	1	1.04
(1,11)	1:A:528:ILE:HG13	2:B:167:SER:H	1	1.04
(1,11)	1:A:528:ILE:HG13	2:B:167:SER:HA	1	1.04
(1,11)	1:A:528:ILE:HG13	2:B:167:SER:HB2	1	1.04
(1,11)	1:A:528:ILE:HG13	2:B:167:SER:HB3	1	1.04
(1,11)	1:A:528:ILE:HG13	2:B:167:SER:HG	1	1.04
(1,11)	1:A:528:ILE:HG13	2:B:167:SER:N	1	1.04
(1,11)	1:A:528:ILE:HG13	2:B:167:SER:O	1	1.04
(1,11)	1:A:528:ILE:HG13	2:B:167:SER:OG	1	1.04
(1,11)	1:A:528:ILE:HG13	2:B:168:LEU:C	1	1.04
(1,11)	1:A:528:ILE:HG13	2:B:168:LEU:CA	1	1.04
(1,11)	1:A:528:ILE:HG13	2:B:168:LEU:CB	1	1.04
(1,11)	1:A:528:ILE:HG13	2:B:168:LEU:CD1	1	1.04
(1,11)	1:A:528:ILE:HG13	2:B:168:LEU:CD2	1	1.04
(1,11)	1:A:528:ILE:HG13	2:B:168:LEU:CG	1	1.04

*Continued on next page...*

*Continued from previous page...*

Key	Atom-1	Atom-2	Model ID	Violation (Å)
(1,11)	1:A:528:ILE:HG13	2:B:168:LEU:H	1	1.04
(1,11)	1:A:528:ILE:HG13	2:B:168:LEU:HA	1	1.04
(1,11)	1:A:528:ILE:HG13	2:B:168:LEU:HB2	1	1.04
(1,11)	1:A:528:ILE:HG13	2:B:168:LEU:HB3	1	1.04
(1,11)	1:A:528:ILE:HG13	2:B:168:LEU:HD11	1	1.04
(1,11)	1:A:528:ILE:HG13	2:B:168:LEU:HD12	1	1.04
(1,11)	1:A:528:ILE:HG13	2:B:168:LEU:HD13	1	1.04
(1,11)	1:A:528:ILE:HG13	2:B:168:LEU:HD21	1	1.04
(1,11)	1:A:528:ILE:HG13	2:B:168:LEU:HD22	1	1.04
(1,11)	1:A:528:ILE:HG13	2:B:168:LEU:HD23	1	1.04
(1,11)	1:A:528:ILE:HG13	2:B:168:LEU:HG	1	1.04
(1,11)	1:A:528:ILE:HG13	2:B:168:LEU:N	1	1.04
(1,11)	1:A:528:ILE:HG13	2:B:168:LEU:O	1	1.04
(1,11)	1:A:528:ILE:HG13	2:B:170:MET:C	1	1.04
(1,11)	1:A:528:ILE:HG13	2:B:170:MET:CA	1	1.04
(1,11)	1:A:528:ILE:HG13	2:B:170:MET:CB	1	1.04
(1,11)	1:A:528:ILE:HG13	2:B:170:MET:CE	1	1.04
(1,11)	1:A:528:ILE:HG13	2:B:170:MET:CG	1	1.04
(1,11)	1:A:528:ILE:HG13	2:B:170:MET:H	1	1.04
(1,11)	1:A:528:ILE:HG13	2:B:170:MET:HA	1	1.04
(1,11)	1:A:528:ILE:HG13	2:B:170:MET:HB2	1	1.04
(1,11)	1:A:528:ILE:HG13	2:B:170:MET:HB3	1	1.04
(1,11)	1:A:528:ILE:HG13	2:B:170:MET:HE1	1	1.04
(1,11)	1:A:528:ILE:HG13	2:B:170:MET:HE2	1	1.04
(1,11)	1:A:528:ILE:HG13	2:B:170:MET:HE3	1	1.04
(1,11)	1:A:528:ILE:HG13	2:B:170:MET:HG2	1	1.04
(1,11)	1:A:528:ILE:HG13	2:B:170:MET:HG3	1	1.04
(1,11)	1:A:528:ILE:HG13	2:B:170:MET:N	1	1.04
(1,11)	1:A:528:ILE:HG13	2:B:170:MET:O	1	1.04
(1,11)	1:A:528:ILE:HG13	2:B:170:MET:SD	1	1.04
(1,11)	1:A:528:ILE:HG13	2:B:172:LYS:C	1	1.04
(1,11)	1:A:528:ILE:HG13	2:B:172:LYS:CA	1	1.04
(1,11)	1:A:528:ILE:HG13	2:B:172:LYS:CB	1	1.04
(1,11)	1:A:528:ILE:HG13	2:B:172:LYS:CD	1	1.04
(1,11)	1:A:528:ILE:HG13	2:B:172:LYS:CE	1	1.04
(1,11)	1:A:528:ILE:HG13	2:B:172:LYS:CG	1	1.04
(1,11)	1:A:528:ILE:HG13	2:B:172:LYS:H	1	1.04
(1,11)	1:A:528:ILE:HG13	2:B:172:LYS:HA	1	1.04
(1,11)	1:A:528:ILE:HG13	2:B:172:LYS:HB2	1	1.04
(1,11)	1:A:528:ILE:HG13	2:B:172:LYS:HB3	1	1.04
(1,11)	1:A:528:ILE:HG13	2:B:172:LYS:HD2	1	1.04
(1,11)	1:A:528:ILE:HG13	2:B:172:LYS:HD3	1	1.04

*Continued on next page...*

*Continued from previous page...*

Key	Atom-1	Atom-2	Model ID	Violation (Å)
(1,11)	1:A:528:ILE:HG13	2:B:172:LYS:HE2	1	1.04
(1,11)	1:A:528:ILE:HG13	2:B:172:LYS:HE3	1	1.04
(1,11)	1:A:528:ILE:HG13	2:B:172:LYS:HG2	1	1.04
(1,11)	1:A:528:ILE:HG13	2:B:172:LYS:HG3	1	1.04
(1,11)	1:A:528:ILE:HG13	2:B:172:LYS:HZ1	1	1.04
(1,11)	1:A:528:ILE:HG13	2:B:172:LYS:HZ2	1	1.04
(1,11)	1:A:528:ILE:HG13	2:B:172:LYS:HZ3	1	1.04
(1,11)	1:A:528:ILE:HG13	2:B:172:LYS:N	1	1.04
(1,11)	1:A:528:ILE:HG13	2:B:172:LYS:NZ	1	1.04
(1,11)	1:A:528:ILE:HG13	2:B:172:LYS:O	1	1.04
(1,11)	1:A:528:ILE:HG13	2:B:182:VAL:C	1	1.04
(1,11)	1:A:528:ILE:HG13	2:B:182:VAL:CA	1	1.04
(1,11)	1:A:528:ILE:HG13	2:B:182:VAL:CB	1	1.04
(1,11)	1:A:528:ILE:HG13	2:B:182:VAL:CG1	1	1.04
(1,11)	1:A:528:ILE:HG13	2:B:182:VAL:CG2	1	1.04
(1,11)	1:A:528:ILE:HG13	2:B:182:VAL:H	1	1.04
(1,11)	1:A:528:ILE:HG13	2:B:182:VAL:HA	1	1.04
(1,11)	1:A:528:ILE:HG13	2:B:182:VAL:HB	1	1.04
(1,11)	1:A:528:ILE:HG13	2:B:182:VAL:HG11	1	1.04
(1,11)	1:A:528:ILE:HG13	2:B:182:VAL:HG12	1	1.04
(1,11)	1:A:528:ILE:HG13	2:B:182:VAL:HG13	1	1.04
(1,11)	1:A:528:ILE:HG13	2:B:182:VAL:HG21	1	1.04
(1,11)	1:A:528:ILE:HG13	2:B:182:VAL:HG22	1	1.04
(1,11)	1:A:528:ILE:HG13	2:B:182:VAL:HG23	1	1.04
(1,11)	1:A:528:ILE:HG13	2:B:182:VAL:N	1	1.04
(1,11)	1:A:528:ILE:HG13	2:B:182:VAL:O	1	1.04
(1,11)	1:A:528:ILE:HG13	2:B:183:LYS:C	1	1.04
(1,11)	1:A:528:ILE:HG13	2:B:183:LYS:CA	1	1.04
(1,11)	1:A:528:ILE:HG13	2:B:183:LYS:CB	1	1.04
(1,11)	1:A:528:ILE:HG13	2:B:183:LYS:CD	1	1.04
(1,11)	1:A:528:ILE:HG13	2:B:183:LYS:CE	1	1.04
(1,11)	1:A:528:ILE:HG13	2:B:183:LYS:CG	1	1.04
(1,11)	1:A:528:ILE:HG13	2:B:183:LYS:H	1	1.04
(1,11)	1:A:528:ILE:HG13	2:B:183:LYS:HA	1	1.04
(1,11)	1:A:528:ILE:HG13	2:B:183:LYS:HB2	1	1.04
(1,11)	1:A:528:ILE:HG13	2:B:183:LYS:HB3	1	1.04
(1,11)	1:A:528:ILE:HG13	2:B:183:LYS:HD2	1	1.04
(1,11)	1:A:528:ILE:HG13	2:B:183:LYS:HD3	1	1.04
(1,11)	1:A:528:ILE:HG13	2:B:183:LYS:HE2	1	1.04
(1,11)	1:A:528:ILE:HG13	2:B:183:LYS:HE3	1	1.04
(1,11)	1:A:528:ILE:HG13	2:B:183:LYS:HG2	1	1.04
(1,11)	1:A:528:ILE:HG13	2:B:183:LYS:HG3	1	1.04

*Continued on next page...*

*Continued from previous page...*

Key	Atom-1	Atom-2	Model ID	Violation (Å)
(1,11)	1:A:528:ILE:HG13	2:B:183:LYS:HZ1	1	1.04
(1,11)	1:A:528:ILE:HG13	2:B:183:LYS:HZ2	1	1.04
(1,11)	1:A:528:ILE:HG13	2:B:183:LYS:HZ3	1	1.04
(1,11)	1:A:528:ILE:HG13	2:B:183:LYS:N	1	1.04
(1,11)	1:A:528:ILE:HG13	2:B:183:LYS:NZ	1	1.04
(1,11)	1:A:528:ILE:HG13	2:B:183:LYS:O	1	1.04
(1,11)	1:A:528:ILE:HG13	2:B:185:GLY:C	1	1.04
(1,11)	1:A:528:ILE:HG13	2:B:185:GLY:CA	1	1.04
(1,11)	1:A:528:ILE:HG13	2:B:185:GLY:H	1	1.04
(1,11)	1:A:528:ILE:HG13	2:B:185:GLY:HA2	1	1.04
(1,11)	1:A:528:ILE:HG13	2:B:185:GLY:HA3	1	1.04
(1,11)	1:A:528:ILE:HG13	2:B:185:GLY:N	1	1.04
(1,11)	1:A:528:ILE:HG13	2:B:185:GLY:O	1	1.04
(1,11)	1:A:528:ILE:HG13	2:B:187:TYR:C	1	1.04
(1,11)	1:A:528:ILE:HG13	2:B:187:TYR:CA	1	1.04
(1,11)	1:A:528:ILE:HG13	2:B:187:TYR:CB	1	1.04
(1,11)	1:A:528:ILE:HG13	2:B:187:TYR:CD1	1	1.04
(1,11)	1:A:528:ILE:HG13	2:B:187:TYR:CD2	1	1.04
(1,11)	1:A:528:ILE:HG13	2:B:187:TYR:CE1	1	1.04
(1,11)	1:A:528:ILE:HG13	2:B:187:TYR:CE2	1	1.04
(1,11)	1:A:528:ILE:HG13	2:B:187:TYR:CG	1	1.04
(1,11)	1:A:528:ILE:HG13	2:B:187:TYR:CZ	1	1.04
(1,11)	1:A:528:ILE:HG13	2:B:187:TYR:H	1	1.04
(1,11)	1:A:528:ILE:HG13	2:B:187:TYR:HA	1	1.04
(1,11)	1:A:528:ILE:HG13	2:B:187:TYR:HB2	1	1.04
(1,11)	1:A:528:ILE:HG13	2:B:187:TYR:HB3	1	1.04
(1,11)	1:A:528:ILE:HG13	2:B:187:TYR:HD1	1	1.04
(1,11)	1:A:528:ILE:HG13	2:B:187:TYR:HD2	1	1.04
(1,11)	1:A:528:ILE:HG13	2:B:187:TYR:HE1	1	1.04
(1,11)	1:A:528:ILE:HG13	2:B:187:TYR:HE2	1	1.04
(1,11)	1:A:528:ILE:HG13	2:B:187:TYR:HH	1	1.04
(1,11)	1:A:528:ILE:HG13	2:B:187:TYR:N	1	1.04
(1,11)	1:A:528:ILE:HG13	2:B:187:TYR:O	1	1.04
(1,11)	1:A:528:ILE:HG13	2:B:187:TYR:OH	1	1.04
(1,11)	1:A:528:ILE:HG13	2:B:200:THR:C	1	1.04
(1,11)	1:A:528:ILE:HG13	2:B:200:THR:CA	1	1.04
(1,11)	1:A:528:ILE:HG13	2:B:200:THR:CB	1	1.04
(1,11)	1:A:528:ILE:HG13	2:B:200:THR:CG2	1	1.04
(1,11)	1:A:528:ILE:HG13	2:B:200:THR:H	1	1.04
(1,11)	1:A:528:ILE:HG13	2:B:200:THR:HA	1	1.04
(1,11)	1:A:528:ILE:HG13	2:B:200:THR:HB	1	1.04
(1,11)	1:A:528:ILE:HG13	2:B:200:THR:HG1	1	1.04

*Continued on next page...*

*Continued from previous page...*

Key	Atom-1	Atom-2	Model ID	Violation (Å)
(1,11)	1:A:528:ILE:HG13	2:B:200:THR:HG21	1	1.04
(1,11)	1:A:528:ILE:HG13	2:B:200:THR:HG22	1	1.04
(1,11)	1:A:528:ILE:HG13	2:B:200:THR:HG23	1	1.04
(1,11)	1:A:528:ILE:HG13	2:B:200:THR:N	1	1.04
(1,11)	1:A:528:ILE:HG13	2:B:200:THR:O	1	1.04
(1,11)	1:A:528:ILE:HG13	2:B:200:THR:OG1	1	1.04
(1,11)	1:A:528:ILE:HG13	2:B:211:LYS:C	1	1.04
(1,11)	1:A:528:ILE:HG13	2:B:211:LYS:CA	1	1.04
(1,11)	1:A:528:ILE:HG13	2:B:211:LYS:CB	1	1.04
(1,11)	1:A:528:ILE:HG13	2:B:211:LYS:CD	1	1.04
(1,11)	1:A:528:ILE:HG13	2:B:211:LYS:CE	1	1.04
(1,11)	1:A:528:ILE:HG13	2:B:211:LYS:CG	1	1.04
(1,11)	1:A:528:ILE:HG13	2:B:211:LYS:H	1	1.04
(1,11)	1:A:528:ILE:HG13	2:B:211:LYS:HA	1	1.04
(1,11)	1:A:528:ILE:HG13	2:B:211:LYS:HB2	1	1.04
(1,11)	1:A:528:ILE:HG13	2:B:211:LYS:HB3	1	1.04
(1,11)	1:A:528:ILE:HG13	2:B:211:LYS:HD2	1	1.04
(1,11)	1:A:528:ILE:HG13	2:B:211:LYS:HD3	1	1.04
(1,11)	1:A:528:ILE:HG13	2:B:211:LYS:HE2	1	1.04
(1,11)	1:A:528:ILE:HG13	2:B:211:LYS:HE3	1	1.04
(1,11)	1:A:528:ILE:HG13	2:B:211:LYS:HG2	1	1.04
(1,11)	1:A:528:ILE:HG13	2:B:211:LYS:HG3	1	1.04
(1,11)	1:A:528:ILE:HG13	2:B:211:LYS:HZ1	1	1.04
(1,11)	1:A:528:ILE:HG13	2:B:211:LYS:HZ2	1	1.04
(1,11)	1:A:528:ILE:HG13	2:B:211:LYS:HZ3	1	1.04
(1,11)	1:A:528:ILE:HG13	2:B:211:LYS:N	1	1.04
(1,11)	1:A:528:ILE:HG13	2:B:211:LYS:NZ	1	1.04
(1,11)	1:A:528:ILE:HG13	2:B:211:LYS:O	1	1.04
(1,11)	1:A:528:ILE:HG21	2:B:149:SER:C	1	1.04
(1,11)	1:A:528:ILE:HG21	2:B:149:SER:CA	1	1.04
(1,11)	1:A:528:ILE:HG21	2:B:149:SER:CB	1	1.04
(1,11)	1:A:528:ILE:HG21	2:B:149:SER:H	1	1.04
(1,11)	1:A:528:ILE:HG21	2:B:149:SER:HA	1	1.04
(1,11)	1:A:528:ILE:HG21	2:B:149:SER:HB2	1	1.04
(1,11)	1:A:528:ILE:HG21	2:B:149:SER:HB3	1	1.04
(1,11)	1:A:528:ILE:HG21	2:B:149:SER:HG	1	1.04
(1,11)	1:A:528:ILE:HG21	2:B:149:SER:N	1	1.04
(1,11)	1:A:528:ILE:HG21	2:B:149:SER:O	1	1.04
(1,11)	1:A:528:ILE:HG21	2:B:149:SER:OG	1	1.04
(1,11)	1:A:528:ILE:HG21	2:B:152:VAL:C	1	1.04
(1,11)	1:A:528:ILE:HG21	2:B:152:VAL:CA	1	1.04
(1,11)	1:A:528:ILE:HG21	2:B:152:VAL:CB	1	1.04

*Continued on next page...*



*Continued from previous page...*

Key	Atom-1	Atom-2	Model ID	Violation (Å)
(1,11)	1:A:528:ILE:HG21	2:B:152:VAL:CG1	1	1.04
(1,11)	1:A:528:ILE:HG21	2:B:152:VAL:CG2	1	1.04
(1,11)	1:A:528:ILE:HG21	2:B:152:VAL:H	1	1.04
(1,11)	1:A:528:ILE:HG21	2:B:152:VAL:HA	1	1.04
(1,11)	1:A:528:ILE:HG21	2:B:152:VAL:HB	1	1.04
(1,11)	1:A:528:ILE:HG21	2:B:152:VAL:HG11	1	1.04
(1,11)	1:A:528:ILE:HG21	2:B:152:VAL:HG12	1	1.04
(1,11)	1:A:528:ILE:HG21	2:B:152:VAL:HG13	1	1.04
(1,11)	1:A:528:ILE:HG21	2:B:152:VAL:HG21	1	1.04
(1,11)	1:A:528:ILE:HG21	2:B:152:VAL:HG22	1	1.04
(1,11)	1:A:528:ILE:HG21	2:B:152:VAL:HG23	1	1.04
(1,11)	1:A:528:ILE:HG21	2:B:152:VAL:N	1	1.04
(1,11)	1:A:528:ILE:HG21	2:B:152:VAL:O	1	1.04
(1,11)	1:A:528:ILE:HG21	2:B:153:VAL:C	1	1.04
(1,11)	1:A:528:ILE:HG21	2:B:153:VAL:CA	1	1.04
(1,11)	1:A:528:ILE:HG21	2:B:153:VAL:CB	1	1.04
(1,11)	1:A:528:ILE:HG21	2:B:153:VAL:CG1	1	1.04
(1,11)	1:A:528:ILE:HG21	2:B:153:VAL:CG2	1	1.04
(1,11)	1:A:528:ILE:HG21	2:B:153:VAL:H	1	1.04
(1,11)	1:A:528:ILE:HG21	2:B:153:VAL:HA	1	1.04
(1,11)	1:A:528:ILE:HG21	2:B:153:VAL:HB	1	1.04
(1,11)	1:A:528:ILE:HG21	2:B:153:VAL:HG11	1	1.04
(1,11)	1:A:528:ILE:HG21	2:B:153:VAL:HG12	1	1.04
(1,11)	1:A:528:ILE:HG21	2:B:153:VAL:HG13	1	1.04
(1,11)	1:A:528:ILE:HG21	2:B:153:VAL:HG21	1	1.04
(1,11)	1:A:528:ILE:HG21	2:B:153:VAL:HG22	1	1.04
(1,11)	1:A:528:ILE:HG21	2:B:153:VAL:HG23	1	1.04
(1,11)	1:A:528:ILE:HG21	2:B:153:VAL:N	1	1.04
(1,11)	1:A:528:ILE:HG21	2:B:153:VAL:O	1	1.04
(1,11)	1:A:528:ILE:HG21	2:B:155:GLY:C	1	1.04
(1,11)	1:A:528:ILE:HG21	2:B:155:GLY:CA	1	1.04
(1,11)	1:A:528:ILE:HG21	2:B:155:GLY:H	1	1.04
(1,11)	1:A:528:ILE:HG21	2:B:155:GLY:HA2	1	1.04
(1,11)	1:A:528:ILE:HG21	2:B:155:GLY:HA3	1	1.04
(1,11)	1:A:528:ILE:HG21	2:B:155:GLY:N	1	1.04
(1,11)	1:A:528:ILE:HG21	2:B:155:GLY:O	1	1.04
(1,11)	1:A:528:ILE:HG21	2:B:156:PHE:C	1	1.04
(1,11)	1:A:528:ILE:HG21	2:B:156:PHE:CA	1	1.04
(1,11)	1:A:528:ILE:HG21	2:B:156:PHE:CB	1	1.04
(1,11)	1:A:528:ILE:HG21	2:B:156:PHE:CD1	1	1.04
(1,11)	1:A:528:ILE:HG21	2:B:156:PHE:CD2	1	1.04
(1,11)	1:A:528:ILE:HG21	2:B:156:PHE:CE1	1	1.04

*Continued on next page...*

*Continued from previous page...*

Key	Atom-1	Atom-2	Model ID	Violation (Å)
(1,11)	1:A:528:ILE:HG21	2:B:156:PHE:CE2	1	1.04
(1,11)	1:A:528:ILE:HG21	2:B:156:PHE:CG	1	1.04
(1,11)	1:A:528:ILE:HG21	2:B:156:PHE:CZ	1	1.04
(1,11)	1:A:528:ILE:HG21	2:B:156:PHE:H	1	1.04
(1,11)	1:A:528:ILE:HG21	2:B:156:PHE:HA	1	1.04
(1,11)	1:A:528:ILE:HG21	2:B:156:PHE:HB2	1	1.04
(1,11)	1:A:528:ILE:HG21	2:B:156:PHE:HB3	1	1.04
(1,11)	1:A:528:ILE:HG21	2:B:156:PHE:HD1	1	1.04
(1,11)	1:A:528:ILE:HG21	2:B:156:PHE:HD2	1	1.04
(1,11)	1:A:528:ILE:HG21	2:B:156:PHE:HE1	1	1.04
(1,11)	1:A:528:ILE:HG21	2:B:156:PHE:HE2	1	1.04
(1,11)	1:A:528:ILE:HG21	2:B:156:PHE:HZ	1	1.04
(1,11)	1:A:528:ILE:HG21	2:B:156:PHE:N	1	1.04
(1,11)	1:A:528:ILE:HG21	2:B:156:PHE:O	1	1.04
(1,11)	1:A:528:ILE:HG21	2:B:157:CYS:C	1	1.04
(1,11)	1:A:528:ILE:HG21	2:B:157:CYS:CA	1	1.04
(1,11)	1:A:528:ILE:HG21	2:B:157:CYS:CB	1	1.04
(1,11)	1:A:528:ILE:HG21	2:B:157:CYS:H	1	1.04
(1,11)	1:A:528:ILE:HG21	2:B:157:CYS:HA	1	1.04
(1,11)	1:A:528:ILE:HG21	2:B:157:CYS:HB2	1	1.04
(1,11)	1:A:528:ILE:HG21	2:B:157:CYS:HB3	1	1.04
(1,11)	1:A:528:ILE:HG21	2:B:157:CYS:N	1	1.04
(1,11)	1:A:528:ILE:HG21	2:B:157:CYS:O	1	1.04
(1,11)	1:A:528:ILE:HG21	2:B:157:CYS:SG	1	1.04
(1,11)	1:A:528:ILE:HG21	2:B:158:THR:C	1	1.04
(1,11)	1:A:528:ILE:HG21	2:B:158:THR:CA	1	1.04
(1,11)	1:A:528:ILE:HG21	2:B:158:THR:CB	1	1.04
(1,11)	1:A:528:ILE:HG21	2:B:158:THR:CG2	1	1.04
(1,11)	1:A:528:ILE:HG21	2:B:158:THR:H	1	1.04
(1,11)	1:A:528:ILE:HG21	2:B:158:THR:HA	1	1.04
(1,11)	1:A:528:ILE:HG21	2:B:158:THR:HB	1	1.04
(1,11)	1:A:528:ILE:HG21	2:B:158:THR:HG1	1	1.04
(1,11)	1:A:528:ILE:HG21	2:B:158:THR:HG21	1	1.04
(1,11)	1:A:528:ILE:HG21	2:B:158:THR:HG22	1	1.04
(1,11)	1:A:528:ILE:HG21	2:B:158:THR:HG23	1	1.04
(1,11)	1:A:528:ILE:HG21	2:B:158:THR:N	1	1.04
(1,11)	1:A:528:ILE:HG21	2:B:158:THR:O	1	1.04
(1,11)	1:A:528:ILE:HG21	2:B:158:THR:OG1	1	1.04
(1,11)	1:A:528:ILE:HG21	2:B:159:ILE:C	1	1.04
(1,11)	1:A:528:ILE:HG21	2:B:159:ILE:CA	1	1.04
(1,11)	1:A:528:ILE:HG21	2:B:159:ILE:CB	1	1.04
(1,11)	1:A:528:ILE:HG21	2:B:159:ILE:CD1	1	1.04

*Continued on next page...*

*Continued from previous page...*

Key	Atom-1	Atom-2	Model ID	Violation (Å)
(1,11)	1:A:528:ILE:HG21	2:B:159:ILE:CG1	1	1.04
(1,11)	1:A:528:ILE:HG21	2:B:159:ILE:CG2	1	1.04
(1,11)	1:A:528:ILE:HG21	2:B:159:ILE:H	1	1.04
(1,11)	1:A:528:ILE:HG21	2:B:159:ILE:HA	1	1.04
(1,11)	1:A:528:ILE:HG21	2:B:159:ILE:HB	1	1.04
(1,11)	1:A:528:ILE:HG21	2:B:159:ILE:HD11	1	1.04
(1,11)	1:A:528:ILE:HG21	2:B:159:ILE:HD12	1	1.04
(1,11)	1:A:528:ILE:HG21	2:B:159:ILE:HD13	1	1.04
(1,11)	1:A:528:ILE:HG21	2:B:159:ILE:HG12	1	1.04
(1,11)	1:A:528:ILE:HG21	2:B:159:ILE:HG13	1	1.04
(1,11)	1:A:528:ILE:HG21	2:B:159:ILE:HG21	1	1.04
(1,11)	1:A:528:ILE:HG21	2:B:159:ILE:HG22	1	1.04
(1,11)	1:A:528:ILE:HG21	2:B:159:ILE:HG23	1	1.04
(1,11)	1:A:528:ILE:HG21	2:B:159:ILE:N	1	1.04
(1,11)	1:A:528:ILE:HG21	2:B:159:ILE:O	1	1.04
(1,11)	1:A:528:ILE:HG21	2:B:161:ASN:C	1	1.04
(1,11)	1:A:528:ILE:HG21	2:B:161:ASN:CA	1	1.04
(1,11)	1:A:528:ILE:HG21	2:B:161:ASN:CB	1	1.04
(1,11)	1:A:528:ILE:HG21	2:B:161:ASN:CG	1	1.04
(1,11)	1:A:528:ILE:HG21	2:B:161:ASN:H	1	1.04
(1,11)	1:A:528:ILE:HG21	2:B:161:ASN:HA	1	1.04
(1,11)	1:A:528:ILE:HG21	2:B:161:ASN:HB2	1	1.04
(1,11)	1:A:528:ILE:HG21	2:B:161:ASN:HB3	1	1.04
(1,11)	1:A:528:ILE:HG21	2:B:161:ASN:HD21	1	1.04
(1,11)	1:A:528:ILE:HG21	2:B:161:ASN:HD22	1	1.04
(1,11)	1:A:528:ILE:HG21	2:B:161:ASN:N	1	1.04
(1,11)	1:A:528:ILE:HG21	2:B:161:ASN:ND2	1	1.04
(1,11)	1:A:528:ILE:HG21	2:B:161:ASN:O	1	1.04
(1,11)	1:A:528:ILE:HG21	2:B:161:ASN:OD1	1	1.04
(1,11)	1:A:528:ILE:HG21	2:B:162:LYS:C	1	1.04
(1,11)	1:A:528:ILE:HG21	2:B:162:LYS:CA	1	1.04
(1,11)	1:A:528:ILE:HG21	2:B:162:LYS:CB	1	1.04
(1,11)	1:A:528:ILE:HG21	2:B:162:LYS:CD	1	1.04
(1,11)	1:A:528:ILE:HG21	2:B:162:LYS:CE	1	1.04
(1,11)	1:A:528:ILE:HG21	2:B:162:LYS:CG	1	1.04
(1,11)	1:A:528:ILE:HG21	2:B:162:LYS:H	1	1.04
(1,11)	1:A:528:ILE:HG21	2:B:162:LYS:HA	1	1.04
(1,11)	1:A:528:ILE:HG21	2:B:162:LYS:HB2	1	1.04
(1,11)	1:A:528:ILE:HG21	2:B:162:LYS:HB3	1	1.04
(1,11)	1:A:528:ILE:HG21	2:B:162:LYS:HD2	1	1.04
(1,11)	1:A:528:ILE:HG21	2:B:162:LYS:HD3	1	1.04
(1,11)	1:A:528:ILE:HG21	2:B:162:LYS:HE2	1	1.04

*Continued on next page...*

*Continued from previous page...*

Key	Atom-1	Atom-2	Model ID	Violation (Å)
(1,11)	1:A:528:ILE:HG21	2:B:162:LYS:HE3	1	1.04
(1,11)	1:A:528:ILE:HG21	2:B:162:LYS:HG2	1	1.04
(1,11)	1:A:528:ILE:HG21	2:B:162:LYS:HG3	1	1.04
(1,11)	1:A:528:ILE:HG21	2:B:162:LYS:HZ1	1	1.04
(1,11)	1:A:528:ILE:HG21	2:B:162:LYS:HZ2	1	1.04
(1,11)	1:A:528:ILE:HG21	2:B:162:LYS:HZ3	1	1.04
(1,11)	1:A:528:ILE:HG21	2:B:162:LYS:N	1	1.04
(1,11)	1:A:528:ILE:HG21	2:B:162:LYS:NZ	1	1.04
(1,11)	1:A:528:ILE:HG21	2:B:162:LYS:O	1	1.04
(1,11)	1:A:528:ILE:HG21	2:B:167:SER:C	1	1.04
(1,11)	1:A:528:ILE:HG21	2:B:167:SER:CA	1	1.04
(1,11)	1:A:528:ILE:HG21	2:B:167:SER:CB	1	1.04
(1,11)	1:A:528:ILE:HG21	2:B:167:SER:H	1	1.04
(1,11)	1:A:528:ILE:HG21	2:B:167:SER:HA	1	1.04
(1,11)	1:A:528:ILE:HG21	2:B:167:SER:HB2	1	1.04
(1,11)	1:A:528:ILE:HG21	2:B:167:SER:HB3	1	1.04
(1,11)	1:A:528:ILE:HG21	2:B:167:SER:HG	1	1.04
(1,11)	1:A:528:ILE:HG21	2:B:167:SER:N	1	1.04
(1,11)	1:A:528:ILE:HG21	2:B:167:SER:O	1	1.04
(1,11)	1:A:528:ILE:HG21	2:B:167:SER:OG	1	1.04
(1,11)	1:A:528:ILE:HG21	2:B:168:LEU:C	1	1.04
(1,11)	1:A:528:ILE:HG21	2:B:168:LEU:CA	1	1.04
(1,11)	1:A:528:ILE:HG21	2:B:168:LEU:CB	1	1.04
(1,11)	1:A:528:ILE:HG21	2:B:168:LEU:CD1	1	1.04
(1,11)	1:A:528:ILE:HG21	2:B:168:LEU:CD2	1	1.04
(1,11)	1:A:528:ILE:HG21	2:B:168:LEU:CG	1	1.04
(1,11)	1:A:528:ILE:HG21	2:B:168:LEU:H	1	1.04
(1,11)	1:A:528:ILE:HG21	2:B:168:LEU:HA	1	1.04
(1,11)	1:A:528:ILE:HG21	2:B:168:LEU:HB2	1	1.04
(1,11)	1:A:528:ILE:HG21	2:B:168:LEU:HB3	1	1.04
(1,11)	1:A:528:ILE:HG21	2:B:168:LEU:HD11	1	1.04
(1,11)	1:A:528:ILE:HG21	2:B:168:LEU:HD12	1	1.04
(1,11)	1:A:528:ILE:HG21	2:B:168:LEU:HD13	1	1.04
(1,11)	1:A:528:ILE:HG21	2:B:168:LEU:HD21	1	1.04
(1,11)	1:A:528:ILE:HG21	2:B:168:LEU:HD22	1	1.04
(1,11)	1:A:528:ILE:HG21	2:B:168:LEU:HD23	1	1.04
(1,11)	1:A:528:ILE:HG21	2:B:168:LEU:HG	1	1.04
(1,11)	1:A:528:ILE:HG21	2:B:168:LEU:N	1	1.04
(1,11)	1:A:528:ILE:HG21	2:B:168:LEU:O	1	1.04
(1,11)	1:A:528:ILE:HG21	2:B:170:MET:C	1	1.04
(1,11)	1:A:528:ILE:HG21	2:B:170:MET:CA	1	1.04
(1,11)	1:A:528:ILE:HG21	2:B:170:MET:CB	1	1.04

*Continued on next page...*

*Continued from previous page...*

Key	Atom-1	Atom-2	Model ID	Violation (Å)
(1,11)	1:A:528:ILE:HG21	2:B:170:MET:CE	1	1.04
(1,11)	1:A:528:ILE:HG21	2:B:170:MET:CG	1	1.04
(1,11)	1:A:528:ILE:HG21	2:B:170:MET:H	1	1.04
(1,11)	1:A:528:ILE:HG21	2:B:170:MET:HA	1	1.04
(1,11)	1:A:528:ILE:HG21	2:B:170:MET:HB2	1	1.04
(1,11)	1:A:528:ILE:HG21	2:B:170:MET:HB3	1	1.04
(1,11)	1:A:528:ILE:HG21	2:B:170:MET:HE1	1	1.04
(1,11)	1:A:528:ILE:HG21	2:B:170:MET:HE2	1	1.04
(1,11)	1:A:528:ILE:HG21	2:B:170:MET:HE3	1	1.04
(1,11)	1:A:528:ILE:HG21	2:B:170:MET:HG2	1	1.04
(1,11)	1:A:528:ILE:HG21	2:B:170:MET:HG3	1	1.04
(1,11)	1:A:528:ILE:HG21	2:B:170:MET:N	1	1.04
(1,11)	1:A:528:ILE:HG21	2:B:170:MET:O	1	1.04
(1,11)	1:A:528:ILE:HG21	2:B:170:MET:SD	1	1.04
(1,11)	1:A:528:ILE:HG21	2:B:172:LYS:C	1	1.04
(1,11)	1:A:528:ILE:HG21	2:B:172:LYS:CA	1	1.04
(1,11)	1:A:528:ILE:HG21	2:B:172:LYS:CB	1	1.04
(1,11)	1:A:528:ILE:HG21	2:B:172:LYS:CD	1	1.04
(1,11)	1:A:528:ILE:HG21	2:B:172:LYS:CE	1	1.04
(1,11)	1:A:528:ILE:HG21	2:B:172:LYS:CG	1	1.04
(1,11)	1:A:528:ILE:HG21	2:B:172:LYS:H	1	1.04
(1,11)	1:A:528:ILE:HG21	2:B:172:LYS:HA	1	1.04
(1,11)	1:A:528:ILE:HG21	2:B:172:LYS:HB2	1	1.04
(1,11)	1:A:528:ILE:HG21	2:B:172:LYS:HB3	1	1.04
(1,11)	1:A:528:ILE:HG21	2:B:172:LYS:HD2	1	1.04
(1,11)	1:A:528:ILE:HG21	2:B:172:LYS:HD3	1	1.04
(1,11)	1:A:528:ILE:HG21	2:B:172:LYS:HE2	1	1.04
(1,11)	1:A:528:ILE:HG21	2:B:172:LYS:HE3	1	1.04
(1,11)	1:A:528:ILE:HG21	2:B:172:LYS:HG2	1	1.04
(1,11)	1:A:528:ILE:HG21	2:B:172:LYS:HG3	1	1.04
(1,11)	1:A:528:ILE:HG21	2:B:172:LYS:HZ1	1	1.04
(1,11)	1:A:528:ILE:HG21	2:B:172:LYS:HZ2	1	1.04
(1,11)	1:A:528:ILE:HG21	2:B:172:LYS:HZ3	1	1.04
(1,11)	1:A:528:ILE:HG21	2:B:172:LYS:N	1	1.04
(1,11)	1:A:528:ILE:HG21	2:B:172:LYS:NZ	1	1.04
(1,11)	1:A:528:ILE:HG21	2:B:172:LYS:O	1	1.04
(1,11)	1:A:528:ILE:HG21	2:B:182:VAL:C	1	1.04
(1,11)	1:A:528:ILE:HG21	2:B:182:VAL:CA	1	1.04
(1,11)	1:A:528:ILE:HG21	2:B:182:VAL:CB	1	1.04
(1,11)	1:A:528:ILE:HG21	2:B:182:VAL:CG1	1	1.04
(1,11)	1:A:528:ILE:HG21	2:B:182:VAL:CG2	1	1.04
(1,11)	1:A:528:ILE:HG21	2:B:182:VAL:H	1	1.04

*Continued on next page...*

*Continued from previous page...*

Key	Atom-1	Atom-2	Model ID	Violation (Å)
(1,11)	1:A:528:ILE:HG21	2:B:182:VAL:HA	1	1.04
(1,11)	1:A:528:ILE:HG21	2:B:182:VAL:HB	1	1.04
(1,11)	1:A:528:ILE:HG21	2:B:182:VAL:HG11	1	1.04
(1,11)	1:A:528:ILE:HG21	2:B:182:VAL:HG12	1	1.04
(1,11)	1:A:528:ILE:HG21	2:B:182:VAL:HG13	1	1.04
(1,11)	1:A:528:ILE:HG21	2:B:182:VAL:HG21	1	1.04
(1,11)	1:A:528:ILE:HG21	2:B:182:VAL:HG22	1	1.04
(1,11)	1:A:528:ILE:HG21	2:B:182:VAL:HG23	1	1.04
(1,11)	1:A:528:ILE:HG21	2:B:182:VAL:N	1	1.04
(1,11)	1:A:528:ILE:HG21	2:B:182:VAL:O	1	1.04
(1,11)	1:A:528:ILE:HG21	2:B:183:LYS:C	1	1.04
(1,11)	1:A:528:ILE:HG21	2:B:183:LYS:CA	1	1.04
(1,11)	1:A:528:ILE:HG21	2:B:183:LYS:CB	1	1.04
(1,11)	1:A:528:ILE:HG21	2:B:183:LYS:CD	1	1.04
(1,11)	1:A:528:ILE:HG21	2:B:183:LYS:CE	1	1.04
(1,11)	1:A:528:ILE:HG21	2:B:183:LYS:CG	1	1.04
(1,11)	1:A:528:ILE:HG21	2:B:183:LYS:H	1	1.04
(1,11)	1:A:528:ILE:HG21	2:B:183:LYS:HA	1	1.04
(1,11)	1:A:528:ILE:HG21	2:B:183:LYS:HB2	1	1.04
(1,11)	1:A:528:ILE:HG21	2:B:183:LYS:HB3	1	1.04
(1,11)	1:A:528:ILE:HG21	2:B:183:LYS:HD2	1	1.04
(1,11)	1:A:528:ILE:HG21	2:B:183:LYS:HD3	1	1.04
(1,11)	1:A:528:ILE:HG21	2:B:183:LYS:HE2	1	1.04
(1,11)	1:A:528:ILE:HG21	2:B:183:LYS:HE3	1	1.04
(1,11)	1:A:528:ILE:HG21	2:B:183:LYS:HG2	1	1.04
(1,11)	1:A:528:ILE:HG21	2:B:183:LYS:HG3	1	1.04
(1,11)	1:A:528:ILE:HG21	2:B:183:LYS:HZ1	1	1.04
(1,11)	1:A:528:ILE:HG21	2:B:183:LYS:HZ2	1	1.04
(1,11)	1:A:528:ILE:HG21	2:B:183:LYS:HZ3	1	1.04
(1,11)	1:A:528:ILE:HG21	2:B:183:LYS:N	1	1.04
(1,11)	1:A:528:ILE:HG21	2:B:183:LYS:NZ	1	1.04
(1,11)	1:A:528:ILE:HG21	2:B:183:LYS:O	1	1.04
(1,11)	1:A:528:ILE:HG21	2:B:185:GLY:C	1	1.04
(1,11)	1:A:528:ILE:HG21	2:B:185:GLY:CA	1	1.04
(1,11)	1:A:528:ILE:HG21	2:B:185:GLY:H	1	1.04
(1,11)	1:A:528:ILE:HG21	2:B:185:GLY:HA2	1	1.04
(1,11)	1:A:528:ILE:HG21	2:B:185:GLY:HA3	1	1.04
(1,11)	1:A:528:ILE:HG21	2:B:185:GLY:N	1	1.04
(1,11)	1:A:528:ILE:HG21	2:B:185:GLY:O	1	1.04
(1,11)	1:A:528:ILE:HG21	2:B:187:TYR:C	1	1.04
(1,11)	1:A:528:ILE:HG21	2:B:187:TYR:CA	1	1.04
(1,11)	1:A:528:ILE:HG21	2:B:187:TYR:CB	1	1.04

*Continued on next page...*

*Continued from previous page...*

Key	Atom-1	Atom-2	Model ID	Violation (Å)
(1,11)	1:A:528:ILE:HG21	2:B:187:TYR:CD1	1	1.04
(1,11)	1:A:528:ILE:HG21	2:B:187:TYR:CD2	1	1.04
(1,11)	1:A:528:ILE:HG21	2:B:187:TYR:CE1	1	1.04
(1,11)	1:A:528:ILE:HG21	2:B:187:TYR:CE2	1	1.04
(1,11)	1:A:528:ILE:HG21	2:B:187:TYR:CG	1	1.04
(1,11)	1:A:528:ILE:HG21	2:B:187:TYR:CZ	1	1.04
(1,11)	1:A:528:ILE:HG21	2:B:187:TYR:H	1	1.04
(1,11)	1:A:528:ILE:HG21	2:B:187:TYR:HA	1	1.04
(1,11)	1:A:528:ILE:HG21	2:B:187:TYR:HB2	1	1.04
(1,11)	1:A:528:ILE:HG21	2:B:187:TYR:HB3	1	1.04
(1,11)	1:A:528:ILE:HG21	2:B:187:TYR:HD1	1	1.04
(1,11)	1:A:528:ILE:HG21	2:B:187:TYR:HD2	1	1.04
(1,11)	1:A:528:ILE:HG21	2:B:187:TYR:HE1	1	1.04
(1,11)	1:A:528:ILE:HG21	2:B:187:TYR:HE2	1	1.04
(1,11)	1:A:528:ILE:HG21	2:B:187:TYR:HH	1	1.04
(1,11)	1:A:528:ILE:HG21	2:B:187:TYR:N	1	1.04
(1,11)	1:A:528:ILE:HG21	2:B:187:TYR:O	1	1.04
(1,11)	1:A:528:ILE:HG21	2:B:187:TYR:OH	1	1.04
(1,11)	1:A:528:ILE:HG21	2:B:200:THR:C	1	1.04
(1,11)	1:A:528:ILE:HG21	2:B:200:THR:CA	1	1.04
(1,11)	1:A:528:ILE:HG21	2:B:200:THR:CB	1	1.04
(1,11)	1:A:528:ILE:HG21	2:B:200:THR:CG2	1	1.04
(1,11)	1:A:528:ILE:HG21	2:B:200:THR:H	1	1.04
(1,11)	1:A:528:ILE:HG21	2:B:200:THR:HA	1	1.04
(1,11)	1:A:528:ILE:HG21	2:B:200:THR:HB	1	1.04
(1,11)	1:A:528:ILE:HG21	2:B:200:THR:HG1	1	1.04
(1,11)	1:A:528:ILE:HG21	2:B:200:THR:HG21	1	1.04
(1,11)	1:A:528:ILE:HG21	2:B:200:THR:HG22	1	1.04
(1,11)	1:A:528:ILE:HG21	2:B:200:THR:HG23	1	1.04
(1,11)	1:A:528:ILE:HG21	2:B:200:THR:N	1	1.04
(1,11)	1:A:528:ILE:HG21	2:B:200:THR:O	1	1.04
(1,11)	1:A:528:ILE:HG21	2:B:200:THR:OG1	1	1.04
(1,11)	1:A:528:ILE:HG21	2:B:211:LYS:C	1	1.04
(1,11)	1:A:528:ILE:HG21	2:B:211:LYS:CA	1	1.04
(1,11)	1:A:528:ILE:HG21	2:B:211:LYS:CB	1	1.04
(1,11)	1:A:528:ILE:HG21	2:B:211:LYS:CD	1	1.04
(1,11)	1:A:528:ILE:HG21	2:B:211:LYS:CE	1	1.04
(1,11)	1:A:528:ILE:HG21	2:B:211:LYS:CG	1	1.04
(1,11)	1:A:528:ILE:HG21	2:B:211:LYS:H	1	1.04
(1,11)	1:A:528:ILE:HG21	2:B:211:LYS:HA	1	1.04
(1,11)	1:A:528:ILE:HG21	2:B:211:LYS:HB2	1	1.04
(1,11)	1:A:528:ILE:HG21	2:B:211:LYS:HB3	1	1.04

*Continued on next page...*

*Continued from previous page...*

Key	Atom-1	Atom-2	Model ID	Violation (Å)
(1,11)	1:A:528:ILE:HG21	2:B:211:LYS:HD2	1	1.04
(1,11)	1:A:528:ILE:HG21	2:B:211:LYS:HD3	1	1.04
(1,11)	1:A:528:ILE:HG21	2:B:211:LYS:HE2	1	1.04
(1,11)	1:A:528:ILE:HG21	2:B:211:LYS:HE3	1	1.04
(1,11)	1:A:528:ILE:HG21	2:B:211:LYS:HG2	1	1.04
(1,11)	1:A:528:ILE:HG21	2:B:211:LYS:HG3	1	1.04
(1,11)	1:A:528:ILE:HG21	2:B:211:LYS:HZ1	1	1.04
(1,11)	1:A:528:ILE:HG21	2:B:211:LYS:HZ2	1	1.04
(1,11)	1:A:528:ILE:HG21	2:B:211:LYS:HZ3	1	1.04
(1,11)	1:A:528:ILE:HG21	2:B:211:LYS:N	1	1.04
(1,11)	1:A:528:ILE:HG21	2:B:211:LYS:NZ	1	1.04
(1,11)	1:A:528:ILE:HG21	2:B:211:LYS:O	1	1.04
(1,11)	1:A:528:ILE:HG22	2:B:149:SER:C	1	1.04
(1,11)	1:A:528:ILE:HG22	2:B:149:SER:CA	1	1.04
(1,11)	1:A:528:ILE:HG22	2:B:149:SER:CB	1	1.04
(1,11)	1:A:528:ILE:HG22	2:B:149:SER:H	1	1.04
(1,11)	1:A:528:ILE:HG22	2:B:149:SER:HA	1	1.04
(1,11)	1:A:528:ILE:HG22	2:B:149:SER:HB2	1	1.04
(1,11)	1:A:528:ILE:HG22	2:B:149:SER:HB3	1	1.04
(1,11)	1:A:528:ILE:HG22	2:B:149:SER:HG	1	1.04
(1,11)	1:A:528:ILE:HG22	2:B:149:SER:N	1	1.04
(1,11)	1:A:528:ILE:HG22	2:B:149:SER:O	1	1.04
(1,11)	1:A:528:ILE:HG22	2:B:149:SER:OG	1	1.04
(1,11)	1:A:528:ILE:HG22	2:B:152:VAL:C	1	1.04
(1,11)	1:A:528:ILE:HG22	2:B:152:VAL:CA	1	1.04
(1,11)	1:A:528:ILE:HG22	2:B:152:VAL:CB	1	1.04
(1,11)	1:A:528:ILE:HG22	2:B:152:VAL:CG1	1	1.04
(1,11)	1:A:528:ILE:HG22	2:B:152:VAL:CG2	1	1.04
(1,11)	1:A:528:ILE:HG22	2:B:152:VAL:H	1	1.04
(1,11)	1:A:528:ILE:HG22	2:B:152:VAL:HA	1	1.04
(1,11)	1:A:528:ILE:HG22	2:B:152:VAL:HB	1	1.04
(1,11)	1:A:528:ILE:HG22	2:B:152:VAL:HG11	1	1.04
(1,11)	1:A:528:ILE:HG22	2:B:152:VAL:HG12	1	1.04
(1,11)	1:A:528:ILE:HG22	2:B:152:VAL:HG13	1	1.04
(1,11)	1:A:528:ILE:HG22	2:B:152:VAL:HG21	1	1.04
(1,11)	1:A:528:ILE:HG22	2:B:152:VAL:HG22	1	1.04
(1,11)	1:A:528:ILE:HG22	2:B:152:VAL:HG23	1	1.04
(1,11)	1:A:528:ILE:HG22	2:B:152:VAL:N	1	1.04
(1,11)	1:A:528:ILE:HG22	2:B:152:VAL:O	1	1.04
(1,11)	1:A:528:ILE:HG22	2:B:153:VAL:C	1	1.04
(1,11)	1:A:528:ILE:HG22	2:B:153:VAL:CA	1	1.04
(1,11)	1:A:528:ILE:HG22	2:B:153:VAL:CB	1	1.04

*Continued on next page...*



*Continued from previous page...*

Key	Atom-1	Atom-2	Model ID	Violation (Å)
(1,11)	1:A:528:ILE:HG22	2:B:153:VAL:CG1	1	1.04
(1,11)	1:A:528:ILE:HG22	2:B:153:VAL:CG2	1	1.04
(1,11)	1:A:528:ILE:HG22	2:B:153:VAL:H	1	1.04
(1,11)	1:A:528:ILE:HG22	2:B:153:VAL:HA	1	1.04
(1,11)	1:A:528:ILE:HG22	2:B:153:VAL:HB	1	1.04
(1,11)	1:A:528:ILE:HG22	2:B:153:VAL:HG11	1	1.04
(1,11)	1:A:528:ILE:HG22	2:B:153:VAL:HG12	1	1.04
(1,11)	1:A:528:ILE:HG22	2:B:153:VAL:HG13	1	1.04
(1,11)	1:A:528:ILE:HG22	2:B:153:VAL:HG21	1	1.04
(1,11)	1:A:528:ILE:HG22	2:B:153:VAL:HG22	1	1.04
(1,11)	1:A:528:ILE:HG22	2:B:153:VAL:HG23	1	1.04
(1,11)	1:A:528:ILE:HG22	2:B:153:VAL:N	1	1.04
(1,11)	1:A:528:ILE:HG22	2:B:153:VAL:O	1	1.04
(1,11)	1:A:528:ILE:HG22	2:B:155:GLY:C	1	1.04
(1,11)	1:A:528:ILE:HG22	2:B:155:GLY:CA	1	1.04
(1,11)	1:A:528:ILE:HG22	2:B:155:GLY:H	1	1.04
(1,11)	1:A:528:ILE:HG22	2:B:155:GLY:HA2	1	1.04
(1,11)	1:A:528:ILE:HG22	2:B:155:GLY:HA3	1	1.04
(1,11)	1:A:528:ILE:HG22	2:B:155:GLY:N	1	1.04
(1,11)	1:A:528:ILE:HG22	2:B:155:GLY:O	1	1.04
(1,11)	1:A:528:ILE:HG22	2:B:156:PHE:C	1	1.04
(1,11)	1:A:528:ILE:HG22	2:B:156:PHE:CA	1	1.04
(1,11)	1:A:528:ILE:HG22	2:B:156:PHE:CB	1	1.04
(1,11)	1:A:528:ILE:HG22	2:B:156:PHE:CD1	1	1.04
(1,11)	1:A:528:ILE:HG22	2:B:156:PHE:CD2	1	1.04
(1,11)	1:A:528:ILE:HG22	2:B:156:PHE:CE1	1	1.04
(1,11)	1:A:528:ILE:HG22	2:B:156:PHE:CE2	1	1.04
(1,11)	1:A:528:ILE:HG22	2:B:156:PHE:CG	1	1.04
(1,11)	1:A:528:ILE:HG22	2:B:156:PHE:CZ	1	1.04
(1,11)	1:A:528:ILE:HG22	2:B:156:PHE:H	1	1.04
(1,11)	1:A:528:ILE:HG22	2:B:156:PHE:HA	1	1.04
(1,11)	1:A:528:ILE:HG22	2:B:156:PHE:HB2	1	1.04
(1,11)	1:A:528:ILE:HG22	2:B:156:PHE:HB3	1	1.04
(1,11)	1:A:528:ILE:HG22	2:B:156:PHE:HD1	1	1.04
(1,11)	1:A:528:ILE:HG22	2:B:156:PHE:HD2	1	1.04
(1,11)	1:A:528:ILE:HG22	2:B:156:PHE:HE1	1	1.04
(1,11)	1:A:528:ILE:HG22	2:B:156:PHE:HE2	1	1.04
(1,11)	1:A:528:ILE:HG22	2:B:156:PHE:HZ	1	1.04
(1,11)	1:A:528:ILE:HG22	2:B:156:PHE:N	1	1.04
(1,11)	1:A:528:ILE:HG22	2:B:156:PHE:O	1	1.04
(1,11)	1:A:528:ILE:HG22	2:B:157:CYS:C	1	1.04
(1,11)	1:A:528:ILE:HG22	2:B:157:CYS:CA	1	1.04

*Continued on next page...*

*Continued from previous page...*

Key	Atom-1	Atom-2	Model ID	Violation (Å)
(1,11)	1:A:528:ILE:HG22	2:B:157:CYS:CB	1	1.04
(1,11)	1:A:528:ILE:HG22	2:B:157:CYS:H	1	1.04
(1,11)	1:A:528:ILE:HG22	2:B:157:CYS:HA	1	1.04
(1,11)	1:A:528:ILE:HG22	2:B:157:CYS:HB2	1	1.04
(1,11)	1:A:528:ILE:HG22	2:B:157:CYS:HB3	1	1.04
(1,11)	1:A:528:ILE:HG22	2:B:157:CYS:N	1	1.04
(1,11)	1:A:528:ILE:HG22	2:B:157:CYS:O	1	1.04
(1,11)	1:A:528:ILE:HG22	2:B:157:CYS:SG	1	1.04
(1,11)	1:A:528:ILE:HG22	2:B:158:THR:C	1	1.04
(1,11)	1:A:528:ILE:HG22	2:B:158:THR:CA	1	1.04
(1,11)	1:A:528:ILE:HG22	2:B:158:THR:CB	1	1.04
(1,11)	1:A:528:ILE:HG22	2:B:158:THR:CG2	1	1.04
(1,11)	1:A:528:ILE:HG22	2:B:158:THR:H	1	1.04
(1,11)	1:A:528:ILE:HG22	2:B:158:THR:HA	1	1.04
(1,11)	1:A:528:ILE:HG22	2:B:158:THR:HB	1	1.04
(1,11)	1:A:528:ILE:HG22	2:B:158:THR:HG1	1	1.04
(1,11)	1:A:528:ILE:HG22	2:B:158:THR:HG21	1	1.04
(1,11)	1:A:528:ILE:HG22	2:B:158:THR:HG22	1	1.04
(1,11)	1:A:528:ILE:HG22	2:B:158:THR:HG23	1	1.04
(1,11)	1:A:528:ILE:HG22	2:B:158:THR:N	1	1.04
(1,11)	1:A:528:ILE:HG22	2:B:158:THR:O	1	1.04
(1,11)	1:A:528:ILE:HG22	2:B:158:THR:OG1	1	1.04
(1,11)	1:A:528:ILE:HG22	2:B:159:ILE:C	1	1.04
(1,11)	1:A:528:ILE:HG22	2:B:159:ILE:CA	1	1.04
(1,11)	1:A:528:ILE:HG22	2:B:159:ILE:CB	1	1.04
(1,11)	1:A:528:ILE:HG22	2:B:159:ILE:CD1	1	1.04
(1,11)	1:A:528:ILE:HG22	2:B:159:ILE:CG1	1	1.04
(1,11)	1:A:528:ILE:HG22	2:B:159:ILE:CG2	1	1.04
(1,11)	1:A:528:ILE:HG22	2:B:159:ILE:H	1	1.04
(1,11)	1:A:528:ILE:HG22	2:B:159:ILE:HA	1	1.04
(1,11)	1:A:528:ILE:HG22	2:B:159:ILE:HB	1	1.04
(1,11)	1:A:528:ILE:HG22	2:B:159:ILE:HD11	1	1.04
(1,11)	1:A:528:ILE:HG22	2:B:159:ILE:HD12	1	1.04
(1,11)	1:A:528:ILE:HG22	2:B:159:ILE:HD13	1	1.04
(1,11)	1:A:528:ILE:HG22	2:B:159:ILE:HG12	1	1.04
(1,11)	1:A:528:ILE:HG22	2:B:159:ILE:HG13	1	1.04
(1,11)	1:A:528:ILE:HG22	2:B:159:ILE:HG21	1	1.04
(1,11)	1:A:528:ILE:HG22	2:B:159:ILE:HG22	1	1.04
(1,11)	1:A:528:ILE:HG22	2:B:159:ILE:HG23	1	1.04
(1,11)	1:A:528:ILE:HG22	2:B:159:ILE:N	1	1.04
(1,11)	1:A:528:ILE:HG22	2:B:159:ILE:O	1	1.04
(1,11)	1:A:528:ILE:HG22	2:B:161:ASN:C	1	1.04

*Continued on next page...*

*Continued from previous page...*

Key	Atom-1	Atom-2	Model ID	Violation (Å)
(1,11)	1:A:528:ILE:HG22	2:B:161:ASN:CA	1	1.04
(1,11)	1:A:528:ILE:HG22	2:B:161:ASN:CB	1	1.04
(1,11)	1:A:528:ILE:HG22	2:B:161:ASN:CG	1	1.04
(1,11)	1:A:528:ILE:HG22	2:B:161:ASN:H	1	1.04
(1,11)	1:A:528:ILE:HG22	2:B:161:ASN:HA	1	1.04
(1,11)	1:A:528:ILE:HG22	2:B:161:ASN:HB2	1	1.04
(1,11)	1:A:528:ILE:HG22	2:B:161:ASN:HB3	1	1.04
(1,11)	1:A:528:ILE:HG22	2:B:161:ASN:HD21	1	1.04
(1,11)	1:A:528:ILE:HG22	2:B:161:ASN:HD22	1	1.04
(1,11)	1:A:528:ILE:HG22	2:B:161:ASN:N	1	1.04
(1,11)	1:A:528:ILE:HG22	2:B:161:ASN:ND2	1	1.04
(1,11)	1:A:528:ILE:HG22	2:B:161:ASN:O	1	1.04
(1,11)	1:A:528:ILE:HG22	2:B:161:ASN:OD1	1	1.04
(1,11)	1:A:528:ILE:HG22	2:B:162:LYS:C	1	1.04
(1,11)	1:A:528:ILE:HG22	2:B:162:LYS:CA	1	1.04
(1,11)	1:A:528:ILE:HG22	2:B:162:LYS:CB	1	1.04
(1,11)	1:A:528:ILE:HG22	2:B:162:LYS:CD	1	1.04
(1,11)	1:A:528:ILE:HG22	2:B:162:LYS:CE	1	1.04
(1,11)	1:A:528:ILE:HG22	2:B:162:LYS:CG	1	1.04
(1,11)	1:A:528:ILE:HG22	2:B:162:LYS:H	1	1.04
(1,11)	1:A:528:ILE:HG22	2:B:162:LYS:HA	1	1.04
(1,11)	1:A:528:ILE:HG22	2:B:162:LYS:HB2	1	1.04
(1,11)	1:A:528:ILE:HG22	2:B:162:LYS:HB3	1	1.04
(1,11)	1:A:528:ILE:HG22	2:B:162:LYS:HD2	1	1.04
(1,11)	1:A:528:ILE:HG22	2:B:162:LYS:HD3	1	1.04
(1,11)	1:A:528:ILE:HG22	2:B:162:LYS:HE2	1	1.04
(1,11)	1:A:528:ILE:HG22	2:B:162:LYS:HE3	1	1.04
(1,11)	1:A:528:ILE:HG22	2:B:162:LYS:HG2	1	1.04
(1,11)	1:A:528:ILE:HG22	2:B:162:LYS:HG3	1	1.04
(1,11)	1:A:528:ILE:HG22	2:B:162:LYS:HZ1	1	1.04
(1,11)	1:A:528:ILE:HG22	2:B:162:LYS:HZ2	1	1.04
(1,11)	1:A:528:ILE:HG22	2:B:162:LYS:HZ3	1	1.04
(1,11)	1:A:528:ILE:HG22	2:B:162:LYS:N	1	1.04
(1,11)	1:A:528:ILE:HG22	2:B:162:LYS:NZ	1	1.04
(1,11)	1:A:528:ILE:HG22	2:B:162:LYS:O	1	1.04
(1,11)	1:A:528:ILE:HG22	2:B:167:SER:C	1	1.04
(1,11)	1:A:528:ILE:HG22	2:B:167:SER:CA	1	1.04
(1,11)	1:A:528:ILE:HG22	2:B:167:SER:CB	1	1.04
(1,11)	1:A:528:ILE:HG22	2:B:167:SER:H	1	1.04
(1,11)	1:A:528:ILE:HG22	2:B:167:SER:HA	1	1.04
(1,11)	1:A:528:ILE:HG22	2:B:167:SER:HB2	1	1.04
(1,11)	1:A:528:ILE:HG22	2:B:167:SER:HB3	1	1.04

*Continued on next page...*

*Continued from previous page...*

Key	Atom-1	Atom-2	Model ID	Violation (Å)
(1,11)	1:A:528:ILE:HG22	2:B:167:SER:HG	1	1.04
(1,11)	1:A:528:ILE:HG22	2:B:167:SER:N	1	1.04
(1,11)	1:A:528:ILE:HG22	2:B:167:SER:O	1	1.04
(1,11)	1:A:528:ILE:HG22	2:B:167:SER:OG	1	1.04
(1,11)	1:A:528:ILE:HG22	2:B:168:LEU:C	1	1.04
(1,11)	1:A:528:ILE:HG22	2:B:168:LEU:CA	1	1.04
(1,11)	1:A:528:ILE:HG22	2:B:168:LEU:CB	1	1.04
(1,11)	1:A:528:ILE:HG22	2:B:168:LEU:CD1	1	1.04
(1,11)	1:A:528:ILE:HG22	2:B:168:LEU:CD2	1	1.04
(1,11)	1:A:528:ILE:HG22	2:B:168:LEU:CG	1	1.04
(1,11)	1:A:528:ILE:HG22	2:B:168:LEU:H	1	1.04
(1,11)	1:A:528:ILE:HG22	2:B:168:LEU:HA	1	1.04
(1,11)	1:A:528:ILE:HG22	2:B:168:LEU:HB2	1	1.04
(1,11)	1:A:528:ILE:HG22	2:B:168:LEU:HB3	1	1.04
(1,11)	1:A:528:ILE:HG22	2:B:168:LEU:HD11	1	1.04
(1,11)	1:A:528:ILE:HG22	2:B:168:LEU:HD12	1	1.04
(1,11)	1:A:528:ILE:HG22	2:B:168:LEU:HD13	1	1.04
(1,11)	1:A:528:ILE:HG22	2:B:168:LEU:HD21	1	1.04
(1,11)	1:A:528:ILE:HG22	2:B:168:LEU:HD22	1	1.04
(1,11)	1:A:528:ILE:HG22	2:B:168:LEU:HD23	1	1.04
(1,11)	1:A:528:ILE:HG22	2:B:168:LEU:HG	1	1.04
(1,11)	1:A:528:ILE:HG22	2:B:168:LEU:N	1	1.04
(1,11)	1:A:528:ILE:HG22	2:B:168:LEU:O	1	1.04
(1,11)	1:A:528:ILE:HG22	2:B:170:MET:C	1	1.04
(1,11)	1:A:528:ILE:HG22	2:B:170:MET:CA	1	1.04
(1,11)	1:A:528:ILE:HG22	2:B:170:MET:CB	1	1.04
(1,11)	1:A:528:ILE:HG22	2:B:170:MET:CE	1	1.04
(1,11)	1:A:528:ILE:HG22	2:B:170:MET:CG	1	1.04
(1,11)	1:A:528:ILE:HG22	2:B:170:MET:H	1	1.04
(1,11)	1:A:528:ILE:HG22	2:B:170:MET:HA	1	1.04
(1,11)	1:A:528:ILE:HG22	2:B:170:MET:HB2	1	1.04
(1,11)	1:A:528:ILE:HG22	2:B:170:MET:HB3	1	1.04
(1,11)	1:A:528:ILE:HG22	2:B:170:MET:HE1	1	1.04
(1,11)	1:A:528:ILE:HG22	2:B:170:MET:HE2	1	1.04
(1,11)	1:A:528:ILE:HG22	2:B:170:MET:HE3	1	1.04
(1,11)	1:A:528:ILE:HG22	2:B:170:MET:HG2	1	1.04
(1,11)	1:A:528:ILE:HG22	2:B:170:MET:HG3	1	1.04
(1,11)	1:A:528:ILE:HG22	2:B:170:MET:N	1	1.04
(1,11)	1:A:528:ILE:HG22	2:B:170:MET:O	1	1.04
(1,11)	1:A:528:ILE:HG22	2:B:170:MET:SD	1	1.04
(1,11)	1:A:528:ILE:HG22	2:B:172:LYS:C	1	1.04
(1,11)	1:A:528:ILE:HG22	2:B:172:LYS:CA	1	1.04

*Continued on next page...*

*Continued from previous page...*

Key	Atom-1	Atom-2	Model ID	Violation (Å)
(1,11)	1:A:528:ILE:HG22	2:B:172:LYS:CB	1	1.04
(1,11)	1:A:528:ILE:HG22	2:B:172:LYS:CD	1	1.04
(1,11)	1:A:528:ILE:HG22	2:B:172:LYS:CE	1	1.04
(1,11)	1:A:528:ILE:HG22	2:B:172:LYS:CG	1	1.04
(1,11)	1:A:528:ILE:HG22	2:B:172:LYS:H	1	1.04
(1,11)	1:A:528:ILE:HG22	2:B:172:LYS:HA	1	1.04
(1,11)	1:A:528:ILE:HG22	2:B:172:LYS:HB2	1	1.04
(1,11)	1:A:528:ILE:HG22	2:B:172:LYS:HB3	1	1.04
(1,11)	1:A:528:ILE:HG22	2:B:172:LYS:HD2	1	1.04
(1,11)	1:A:528:ILE:HG22	2:B:172:LYS:HD3	1	1.04
(1,11)	1:A:528:ILE:HG22	2:B:172:LYS:HE2	1	1.04
(1,11)	1:A:528:ILE:HG22	2:B:172:LYS:HE3	1	1.04
(1,11)	1:A:528:ILE:HG22	2:B:172:LYS:HG2	1	1.04
(1,11)	1:A:528:ILE:HG22	2:B:172:LYS:HG3	1	1.04
(1,11)	1:A:528:ILE:HG22	2:B:172:LYS:HZ1	1	1.04
(1,11)	1:A:528:ILE:HG22	2:B:172:LYS:HZ2	1	1.04
(1,11)	1:A:528:ILE:HG22	2:B:172:LYS:HZ3	1	1.04
(1,11)	1:A:528:ILE:HG22	2:B:172:LYS:N	1	1.04
(1,11)	1:A:528:ILE:HG22	2:B:172:LYS:NZ	1	1.04
(1,11)	1:A:528:ILE:HG22	2:B:172:LYS:O	1	1.04
(1,11)	1:A:528:ILE:HG22	2:B:182:VAL:C	1	1.04
(1,11)	1:A:528:ILE:HG22	2:B:182:VAL:CA	1	1.04
(1,11)	1:A:528:ILE:HG22	2:B:182:VAL:CB	1	1.04
(1,11)	1:A:528:ILE:HG22	2:B:182:VAL:CG1	1	1.04
(1,11)	1:A:528:ILE:HG22	2:B:182:VAL:CG2	1	1.04
(1,11)	1:A:528:ILE:HG22	2:B:182:VAL:H	1	1.04
(1,11)	1:A:528:ILE:HG22	2:B:182:VAL:HA	1	1.04
(1,11)	1:A:528:ILE:HG22	2:B:182:VAL:HB	1	1.04
(1,11)	1:A:528:ILE:HG22	2:B:182:VAL:HG11	1	1.04
(1,11)	1:A:528:ILE:HG22	2:B:182:VAL:HG12	1	1.04
(1,11)	1:A:528:ILE:HG22	2:B:182:VAL:HG13	1	1.04
(1,11)	1:A:528:ILE:HG22	2:B:182:VAL:HG21	1	1.04
(1,11)	1:A:528:ILE:HG22	2:B:182:VAL:HG22	1	1.04
(1,11)	1:A:528:ILE:HG22	2:B:182:VAL:HG23	1	1.04
(1,11)	1:A:528:ILE:HG22	2:B:182:VAL:N	1	1.04
(1,11)	1:A:528:ILE:HG22	2:B:182:VAL:O	1	1.04
(1,11)	1:A:528:ILE:HG22	2:B:183:LYS:C	1	1.04
(1,11)	1:A:528:ILE:HG22	2:B:183:LYS:CA	1	1.04
(1,11)	1:A:528:ILE:HG22	2:B:183:LYS:CB	1	1.04
(1,11)	1:A:528:ILE:HG22	2:B:183:LYS:CD	1	1.04
(1,11)	1:A:528:ILE:HG22	2:B:183:LYS:CE	1	1.04
(1,11)	1:A:528:ILE:HG22	2:B:183:LYS:CG	1	1.04

*Continued on next page...*

*Continued from previous page...*

Key	Atom-1	Atom-2	Model ID	Violation (Å)
(1,11)	1:A:528:ILE:HG22	2:B:183:LYS:H	1	1.04
(1,11)	1:A:528:ILE:HG22	2:B:183:LYS:HA	1	1.04
(1,11)	1:A:528:ILE:HG22	2:B:183:LYS:HB2	1	1.04
(1,11)	1:A:528:ILE:HG22	2:B:183:LYS:HB3	1	1.04
(1,11)	1:A:528:ILE:HG22	2:B:183:LYS:HD2	1	1.04
(1,11)	1:A:528:ILE:HG22	2:B:183:LYS:HD3	1	1.04
(1,11)	1:A:528:ILE:HG22	2:B:183:LYS:HE2	1	1.04
(1,11)	1:A:528:ILE:HG22	2:B:183:LYS:HE3	1	1.04
(1,11)	1:A:528:ILE:HG22	2:B:183:LYS:HG2	1	1.04
(1,11)	1:A:528:ILE:HG22	2:B:183:LYS:HG3	1	1.04
(1,11)	1:A:528:ILE:HG22	2:B:183:LYS:HZ1	1	1.04
(1,11)	1:A:528:ILE:HG22	2:B:183:LYS:HZ2	1	1.04
(1,11)	1:A:528:ILE:HG22	2:B:183:LYS:HZ3	1	1.04
(1,11)	1:A:528:ILE:HG22	2:B:183:LYS:N	1	1.04
(1,11)	1:A:528:ILE:HG22	2:B:183:LYS:NZ	1	1.04
(1,11)	1:A:528:ILE:HG22	2:B:183:LYS:O	1	1.04
(1,11)	1:A:528:ILE:HG22	2:B:185:GLY:C	1	1.04
(1,11)	1:A:528:ILE:HG22	2:B:185:GLY:CA	1	1.04
(1,11)	1:A:528:ILE:HG22	2:B:185:GLY:H	1	1.04
(1,11)	1:A:528:ILE:HG22	2:B:185:GLY:HA2	1	1.04
(1,11)	1:A:528:ILE:HG22	2:B:185:GLY:HA3	1	1.04
(1,11)	1:A:528:ILE:HG22	2:B:185:GLY:N	1	1.04
(1,11)	1:A:528:ILE:HG22	2:B:185:GLY:O	1	1.04
(1,11)	1:A:528:ILE:HG22	2:B:187:TYR:C	1	1.04
(1,11)	1:A:528:ILE:HG22	2:B:187:TYR:CA	1	1.04
(1,11)	1:A:528:ILE:HG22	2:B:187:TYR:CB	1	1.04
(1,11)	1:A:528:ILE:HG22	2:B:187:TYR:CD1	1	1.04
(1,11)	1:A:528:ILE:HG22	2:B:187:TYR:CD2	1	1.04
(1,11)	1:A:528:ILE:HG22	2:B:187:TYR:CE1	1	1.04
(1,11)	1:A:528:ILE:HG22	2:B:187:TYR:CE2	1	1.04
(1,11)	1:A:528:ILE:HG22	2:B:187:TYR:CG	1	1.04
(1,11)	1:A:528:ILE:HG22	2:B:187:TYR:CZ	1	1.04
(1,11)	1:A:528:ILE:HG22	2:B:187:TYR:H	1	1.04
(1,11)	1:A:528:ILE:HG22	2:B:187:TYR:HA	1	1.04
(1,11)	1:A:528:ILE:HG22	2:B:187:TYR:HB2	1	1.04
(1,11)	1:A:528:ILE:HG22	2:B:187:TYR:HB3	1	1.04
(1,11)	1:A:528:ILE:HG22	2:B:187:TYR:HD1	1	1.04
(1,11)	1:A:528:ILE:HG22	2:B:187:TYR:HD2	1	1.04
(1,11)	1:A:528:ILE:HG22	2:B:187:TYR:HE1	1	1.04
(1,11)	1:A:528:ILE:HG22	2:B:187:TYR:HE2	1	1.04
(1,11)	1:A:528:ILE:HG22	2:B:187:TYR:HH	1	1.04
(1,11)	1:A:528:ILE:HG22	2:B:187:TYR:N	1	1.04

*Continued on next page...*

*Continued from previous page...*

Key	Atom-1	Atom-2	Model ID	Violation (Å)
(1,11)	1:A:528:ILE:HG22	2:B:187:TYR:O	1	1.04
(1,11)	1:A:528:ILE:HG22	2:B:187:TYR:OH	1	1.04
(1,11)	1:A:528:ILE:HG22	2:B:200:THR:C	1	1.04
(1,11)	1:A:528:ILE:HG22	2:B:200:THR:CA	1	1.04
(1,11)	1:A:528:ILE:HG22	2:B:200:THR:CB	1	1.04
(1,11)	1:A:528:ILE:HG22	2:B:200:THR:CG2	1	1.04
(1,11)	1:A:528:ILE:HG22	2:B:200:THR:H	1	1.04
(1,11)	1:A:528:ILE:HG22	2:B:200:THR:HA	1	1.04
(1,11)	1:A:528:ILE:HG22	2:B:200:THR:HB	1	1.04
(1,11)	1:A:528:ILE:HG22	2:B:200:THR:HG1	1	1.04
(1,11)	1:A:528:ILE:HG22	2:B:200:THR:HG21	1	1.04
(1,11)	1:A:528:ILE:HG22	2:B:200:THR:HG22	1	1.04
(1,11)	1:A:528:ILE:HG22	2:B:200:THR:HG23	1	1.04
(1,11)	1:A:528:ILE:HG22	2:B:200:THR:N	1	1.04
(1,11)	1:A:528:ILE:HG22	2:B:200:THR:O	1	1.04
(1,11)	1:A:528:ILE:HG22	2:B:200:THR:OG1	1	1.04
(1,11)	1:A:528:ILE:HG22	2:B:211:LYS:C	1	1.04
(1,11)	1:A:528:ILE:HG22	2:B:211:LYS:CA	1	1.04
(1,11)	1:A:528:ILE:HG22	2:B:211:LYS:CB	1	1.04
(1,11)	1:A:528:ILE:HG22	2:B:211:LYS:CD	1	1.04
(1,11)	1:A:528:ILE:HG22	2:B:211:LYS:CE	1	1.04
(1,11)	1:A:528:ILE:HG22	2:B:211:LYS:CG	1	1.04
(1,11)	1:A:528:ILE:HG22	2:B:211:LYS:H	1	1.04
(1,11)	1:A:528:ILE:HG22	2:B:211:LYS:HA	1	1.04
(1,11)	1:A:528:ILE:HG22	2:B:211:LYS:HB2	1	1.04
(1,11)	1:A:528:ILE:HG22	2:B:211:LYS:HB3	1	1.04
(1,11)	1:A:528:ILE:HG22	2:B:211:LYS:HD2	1	1.04
(1,11)	1:A:528:ILE:HG22	2:B:211:LYS:HD3	1	1.04
(1,11)	1:A:528:ILE:HG22	2:B:211:LYS:HE2	1	1.04
(1,11)	1:A:528:ILE:HG22	2:B:211:LYS:HE3	1	1.04
(1,11)	1:A:528:ILE:HG22	2:B:211:LYS:HG2	1	1.04
(1,11)	1:A:528:ILE:HG22	2:B:211:LYS:HG3	1	1.04
(1,11)	1:A:528:ILE:HG22	2:B:211:LYS:HZ1	1	1.04
(1,11)	1:A:528:ILE:HG22	2:B:211:LYS:HZ2	1	1.04
(1,11)	1:A:528:ILE:HG22	2:B:211:LYS:HZ3	1	1.04
(1,11)	1:A:528:ILE:HG22	2:B:211:LYS:N	1	1.04
(1,11)	1:A:528:ILE:HG22	2:B:211:LYS:NZ	1	1.04
(1,11)	1:A:528:ILE:HG22	2:B:211:LYS:O	1	1.04
(1,11)	1:A:528:ILE:HG23	2:B:149:SER:C	1	1.04
(1,11)	1:A:528:ILE:HG23	2:B:149:SER:CA	1	1.04
(1,11)	1:A:528:ILE:HG23	2:B:149:SER:CB	1	1.04
(1,11)	1:A:528:ILE:HG23	2:B:149:SER:H	1	1.04

*Continued on next page...*

*Continued from previous page...*

Key	Atom-1	Atom-2	Model ID	Violation (Å)
(1,11)	1:A:528:ILE:HG23	2:B:149:SER:HA	1	1.04
(1,11)	1:A:528:ILE:HG23	2:B:149:SER:HB2	1	1.04
(1,11)	1:A:528:ILE:HG23	2:B:149:SER:HB3	1	1.04
(1,11)	1:A:528:ILE:HG23	2:B:149:SER:HG	1	1.04
(1,11)	1:A:528:ILE:HG23	2:B:149:SER:N	1	1.04
(1,11)	1:A:528:ILE:HG23	2:B:149:SER:O	1	1.04
(1,11)	1:A:528:ILE:HG23	2:B:149:SER:OG	1	1.04
(1,11)	1:A:528:ILE:HG23	2:B:152:VAL:C	1	1.04
(1,11)	1:A:528:ILE:HG23	2:B:152:VAL:CA	1	1.04
(1,11)	1:A:528:ILE:HG23	2:B:152:VAL:CB	1	1.04
(1,11)	1:A:528:ILE:HG23	2:B:152:VAL:CG1	1	1.04
(1,11)	1:A:528:ILE:HG23	2:B:152:VAL:CG2	1	1.04
(1,11)	1:A:528:ILE:HG23	2:B:152:VAL:H	1	1.04
(1,11)	1:A:528:ILE:HG23	2:B:152:VAL:HA	1	1.04
(1,11)	1:A:528:ILE:HG23	2:B:152:VAL:HB	1	1.04
(1,11)	1:A:528:ILE:HG23	2:B:152:VAL:HG11	1	1.04
(1,11)	1:A:528:ILE:HG23	2:B:152:VAL:HG12	1	1.04
(1,11)	1:A:528:ILE:HG23	2:B:152:VAL:HG13	1	1.04
(1,11)	1:A:528:ILE:HG23	2:B:152:VAL:HG21	1	1.04
(1,11)	1:A:528:ILE:HG23	2:B:152:VAL:HG22	1	1.04
(1,11)	1:A:528:ILE:HG23	2:B:152:VAL:HG23	1	1.04
(1,11)	1:A:528:ILE:HG23	2:B:152:VAL:N	1	1.04
(1,11)	1:A:528:ILE:HG23	2:B:152:VAL:O	1	1.04
(1,11)	1:A:528:ILE:HG23	2:B:153:VAL:C	1	1.04
(1,11)	1:A:528:ILE:HG23	2:B:153:VAL:CA	1	1.04
(1,11)	1:A:528:ILE:HG23	2:B:153:VAL:CB	1	1.04
(1,11)	1:A:528:ILE:HG23	2:B:153:VAL:CG1	1	1.04
(1,11)	1:A:528:ILE:HG23	2:B:153:VAL:CG2	1	1.04
(1,11)	1:A:528:ILE:HG23	2:B:153:VAL:H	1	1.04
(1,11)	1:A:528:ILE:HG23	2:B:153:VAL:HA	1	1.04
(1,11)	1:A:528:ILE:HG23	2:B:153:VAL:HB	1	1.04
(1,11)	1:A:528:ILE:HG23	2:B:153:VAL:HG11	1	1.04
(1,11)	1:A:528:ILE:HG23	2:B:153:VAL:HG12	1	1.04
(1,11)	1:A:528:ILE:HG23	2:B:153:VAL:HG13	1	1.04
(1,11)	1:A:528:ILE:HG23	2:B:153:VAL:HG21	1	1.04
(1,11)	1:A:528:ILE:HG23	2:B:153:VAL:HG22	1	1.04
(1,11)	1:A:528:ILE:HG23	2:B:153:VAL:HG23	1	1.04
(1,11)	1:A:528:ILE:HG23	2:B:153:VAL:N	1	1.04
(1,11)	1:A:528:ILE:HG23	2:B:153:VAL:O	1	1.04
(1,11)	1:A:528:ILE:HG23	2:B:155:GLY:C	1	1.04
(1,11)	1:A:528:ILE:HG23	2:B:155:GLY:CA	1	1.04
(1,11)	1:A:528:ILE:HG23	2:B:155:GLY:H	1	1.04

*Continued on next page...*



*Continued from previous page...*

Key	Atom-1	Atom-2	Model ID	Violation (Å)
(1,11)	1:A:528:ILE:HG23	2:B:155:GLY:HA2	1	1.04
(1,11)	1:A:528:ILE:HG23	2:B:155:GLY:HA3	1	1.04
(1,11)	1:A:528:ILE:HG23	2:B:155:GLY:N	1	1.04
(1,11)	1:A:528:ILE:HG23	2:B:155:GLY:O	1	1.04
(1,11)	1:A:528:ILE:HG23	2:B:156:PHE:C	1	1.04
(1,11)	1:A:528:ILE:HG23	2:B:156:PHE:CA	1	1.04
(1,11)	1:A:528:ILE:HG23	2:B:156:PHE:CB	1	1.04
(1,11)	1:A:528:ILE:HG23	2:B:156:PHE:CD1	1	1.04
(1,11)	1:A:528:ILE:HG23	2:B:156:PHE:CD2	1	1.04
(1,11)	1:A:528:ILE:HG23	2:B:156:PHE:CE1	1	1.04
(1,11)	1:A:528:ILE:HG23	2:B:156:PHE:CE2	1	1.04
(1,11)	1:A:528:ILE:HG23	2:B:156:PHE:CG	1	1.04
(1,11)	1:A:528:ILE:HG23	2:B:156:PHE:CZ	1	1.04
(1,11)	1:A:528:ILE:HG23	2:B:156:PHE:H	1	1.04
(1,11)	1:A:528:ILE:HG23	2:B:156:PHE:HA	1	1.04
(1,11)	1:A:528:ILE:HG23	2:B:156:PHE:HB2	1	1.04
(1,11)	1:A:528:ILE:HG23	2:B:156:PHE:HB3	1	1.04
(1,11)	1:A:528:ILE:HG23	2:B:156:PHE:HD1	1	1.04
(1,11)	1:A:528:ILE:HG23	2:B:156:PHE:HD2	1	1.04
(1,11)	1:A:528:ILE:HG23	2:B:156:PHE:HE1	1	1.04
(1,11)	1:A:528:ILE:HG23	2:B:156:PHE:HE2	1	1.04
(1,11)	1:A:528:ILE:HG23	2:B:156:PHE:HZ	1	1.04
(1,11)	1:A:528:ILE:HG23	2:B:156:PHE:N	1	1.04
(1,11)	1:A:528:ILE:HG23	2:B:156:PHE:O	1	1.04
(1,11)	1:A:528:ILE:HG23	2:B:157:CYS:C	1	1.04
(1,11)	1:A:528:ILE:HG23	2:B:157:CYS:CA	1	1.04
(1,11)	1:A:528:ILE:HG23	2:B:157:CYS:CB	1	1.04
(1,11)	1:A:528:ILE:HG23	2:B:157:CYS:H	1	1.04
(1,11)	1:A:528:ILE:HG23	2:B:157:CYS:HA	1	1.04
(1,11)	1:A:528:ILE:HG23	2:B:157:CYS:HB2	1	1.04
(1,11)	1:A:528:ILE:HG23	2:B:157:CYS:HB3	1	1.04
(1,11)	1:A:528:ILE:HG23	2:B:157:CYS:N	1	1.04
(1,11)	1:A:528:ILE:HG23	2:B:157:CYS:O	1	1.04
(1,11)	1:A:528:ILE:HG23	2:B:157:CYS:SG	1	1.04
(1,11)	1:A:528:ILE:HG23	2:B:158:THR:C	1	1.04
(1,11)	1:A:528:ILE:HG23	2:B:158:THR:CA	1	1.04
(1,11)	1:A:528:ILE:HG23	2:B:158:THR:CB	1	1.04
(1,11)	1:A:528:ILE:HG23	2:B:158:THR:CG2	1	1.04
(1,11)	1:A:528:ILE:HG23	2:B:158:THR:H	1	1.04
(1,11)	1:A:528:ILE:HG23	2:B:158:THR:HA	1	1.04
(1,11)	1:A:528:ILE:HG23	2:B:158:THR:HB	1	1.04
(1,11)	1:A:528:ILE:HG23	2:B:158:THR:HG1	1	1.04

*Continued on next page...*

*Continued from previous page...*

Key	Atom-1	Atom-2	Model ID	Violation (Å)
(1,11)	1:A:528:ILE:HG23	2:B:158:THR:HG21	1	1.04
(1,11)	1:A:528:ILE:HG23	2:B:158:THR:HG22	1	1.04
(1,11)	1:A:528:ILE:HG23	2:B:158:THR:HG23	1	1.04
(1,11)	1:A:528:ILE:HG23	2:B:158:THR:N	1	1.04
(1,11)	1:A:528:ILE:HG23	2:B:158:THR:O	1	1.04
(1,11)	1:A:528:ILE:HG23	2:B:158:THR:OG1	1	1.04
(1,11)	1:A:528:ILE:HG23	2:B:159:ILE:C	1	1.04
(1,11)	1:A:528:ILE:HG23	2:B:159:ILE:CA	1	1.04
(1,11)	1:A:528:ILE:HG23	2:B:159:ILE:CB	1	1.04
(1,11)	1:A:528:ILE:HG23	2:B:159:ILE:CD1	1	1.04
(1,11)	1:A:528:ILE:HG23	2:B:159:ILE:CG1	1	1.04
(1,11)	1:A:528:ILE:HG23	2:B:159:ILE:CG2	1	1.04
(1,11)	1:A:528:ILE:HG23	2:B:159:ILE:H	1	1.04
(1,11)	1:A:528:ILE:HG23	2:B:159:ILE:HA	1	1.04
(1,11)	1:A:528:ILE:HG23	2:B:159:ILE:HB	1	1.04
(1,11)	1:A:528:ILE:HG23	2:B:159:ILE:HD11	1	1.04
(1,11)	1:A:528:ILE:HG23	2:B:159:ILE:HD12	1	1.04
(1,11)	1:A:528:ILE:HG23	2:B:159:ILE:HD13	1	1.04
(1,11)	1:A:528:ILE:HG23	2:B:159:ILE:HG12	1	1.04
(1,11)	1:A:528:ILE:HG23	2:B:159:ILE:HG13	1	1.04
(1,11)	1:A:528:ILE:HG23	2:B:159:ILE:HG21	1	1.04
(1,11)	1:A:528:ILE:HG23	2:B:159:ILE:HG22	1	1.04
(1,11)	1:A:528:ILE:HG23	2:B:159:ILE:HG23	1	1.04
(1,11)	1:A:528:ILE:HG23	2:B:159:ILE:N	1	1.04
(1,11)	1:A:528:ILE:HG23	2:B:159:ILE:O	1	1.04
(1,11)	1:A:528:ILE:HG23	2:B:161:ASN:C	1	1.04
(1,11)	1:A:528:ILE:HG23	2:B:161:ASN:CA	1	1.04
(1,11)	1:A:528:ILE:HG23	2:B:161:ASN:CB	1	1.04
(1,11)	1:A:528:ILE:HG23	2:B:161:ASN:CG	1	1.04
(1,11)	1:A:528:ILE:HG23	2:B:161:ASN:H	1	1.04
(1,11)	1:A:528:ILE:HG23	2:B:161:ASN:HA	1	1.04
(1,11)	1:A:528:ILE:HG23	2:B:161:ASN:HB2	1	1.04
(1,11)	1:A:528:ILE:HG23	2:B:161:ASN:HB3	1	1.04
(1,11)	1:A:528:ILE:HG23	2:B:161:ASN:HD21	1	1.04
(1,11)	1:A:528:ILE:HG23	2:B:161:ASN:HD22	1	1.04
(1,11)	1:A:528:ILE:HG23	2:B:161:ASN:N	1	1.04
(1,11)	1:A:528:ILE:HG23	2:B:161:ASN:ND2	1	1.04
(1,11)	1:A:528:ILE:HG23	2:B:161:ASN:O	1	1.04
(1,11)	1:A:528:ILE:HG23	2:B:161:ASN:OD1	1	1.04
(1,11)	1:A:528:ILE:HG23	2:B:162:LYS:C	1	1.04
(1,11)	1:A:528:ILE:HG23	2:B:162:LYS:CA	1	1.04
(1,11)	1:A:528:ILE:HG23	2:B:162:LYS:CB	1	1.04

*Continued on next page...*

*Continued from previous page...*

Key	Atom-1	Atom-2	Model ID	Violation (Å)
(1,11)	1:A:528:ILE:HG23	2:B:162:LYS:CD	1	1.04
(1,11)	1:A:528:ILE:HG23	2:B:162:LYS:CE	1	1.04
(1,11)	1:A:528:ILE:HG23	2:B:162:LYS:CG	1	1.04
(1,11)	1:A:528:ILE:HG23	2:B:162:LYS:H	1	1.04
(1,11)	1:A:528:ILE:HG23	2:B:162:LYS:HA	1	1.04
(1,11)	1:A:528:ILE:HG23	2:B:162:LYS:HB2	1	1.04
(1,11)	1:A:528:ILE:HG23	2:B:162:LYS:HB3	1	1.04
(1,11)	1:A:528:ILE:HG23	2:B:162:LYS:HD2	1	1.04
(1,11)	1:A:528:ILE:HG23	2:B:162:LYS:HD3	1	1.04
(1,11)	1:A:528:ILE:HG23	2:B:162:LYS:HE2	1	1.04
(1,11)	1:A:528:ILE:HG23	2:B:162:LYS:HE3	1	1.04
(1,11)	1:A:528:ILE:HG23	2:B:162:LYS:HG2	1	1.04
(1,11)	1:A:528:ILE:HG23	2:B:162:LYS:HG3	1	1.04
(1,11)	1:A:528:ILE:HG23	2:B:162:LYS:HZ1	1	1.04
(1,11)	1:A:528:ILE:HG23	2:B:162:LYS:HZ2	1	1.04
(1,11)	1:A:528:ILE:HG23	2:B:162:LYS:HZ3	1	1.04
(1,11)	1:A:528:ILE:HG23	2:B:162:LYS:N	1	1.04
(1,11)	1:A:528:ILE:HG23	2:B:162:LYS:NZ	1	1.04
(1,11)	1:A:528:ILE:HG23	2:B:162:LYS:O	1	1.04
(1,11)	1:A:528:ILE:HG23	2:B:167:SER:C	1	1.04
(1,11)	1:A:528:ILE:HG23	2:B:167:SER:CA	1	1.04
(1,11)	1:A:528:ILE:HG23	2:B:167:SER:CB	1	1.04
(1,11)	1:A:528:ILE:HG23	2:B:167:SER:H	1	1.04
(1,11)	1:A:528:ILE:HG23	2:B:167:SER:HA	1	1.04
(1,11)	1:A:528:ILE:HG23	2:B:167:SER:HB2	1	1.04
(1,11)	1:A:528:ILE:HG23	2:B:167:SER:HB3	1	1.04
(1,11)	1:A:528:ILE:HG23	2:B:167:SER:HG	1	1.04
(1,11)	1:A:528:ILE:HG23	2:B:167:SER:N	1	1.04
(1,11)	1:A:528:ILE:HG23	2:B:167:SER:O	1	1.04
(1,11)	1:A:528:ILE:HG23	2:B:167:SER:OG	1	1.04
(1,11)	1:A:528:ILE:HG23	2:B:168:LEU:C	1	1.04
(1,11)	1:A:528:ILE:HG23	2:B:168:LEU:CA	1	1.04
(1,11)	1:A:528:ILE:HG23	2:B:168:LEU:CB	1	1.04
(1,11)	1:A:528:ILE:HG23	2:B:168:LEU:CD1	1	1.04
(1,11)	1:A:528:ILE:HG23	2:B:168:LEU:CD2	1	1.04
(1,11)	1:A:528:ILE:HG23	2:B:168:LEU:CG	1	1.04
(1,11)	1:A:528:ILE:HG23	2:B:168:LEU:H	1	1.04
(1,11)	1:A:528:ILE:HG23	2:B:168:LEU:HA	1	1.04
(1,11)	1:A:528:ILE:HG23	2:B:168:LEU:HB2	1	1.04
(1,11)	1:A:528:ILE:HG23	2:B:168:LEU:HB3	1	1.04
(1,11)	1:A:528:ILE:HG23	2:B:168:LEU:HD11	1	1.04
(1,11)	1:A:528:ILE:HG23	2:B:168:LEU:HD12	1	1.04

*Continued on next page...*

*Continued from previous page...*

Key	Atom-1	Atom-2	Model ID	Violation (Å)
(1,11)	1:A:528:ILE:HG23	2:B:168:LEU:HD13	1	1.04
(1,11)	1:A:528:ILE:HG23	2:B:168:LEU:HD21	1	1.04
(1,11)	1:A:528:ILE:HG23	2:B:168:LEU:HD22	1	1.04
(1,11)	1:A:528:ILE:HG23	2:B:168:LEU:HD23	1	1.04
(1,11)	1:A:528:ILE:HG23	2:B:168:LEU:HG	1	1.04
(1,11)	1:A:528:ILE:HG23	2:B:168:LEU:N	1	1.04
(1,11)	1:A:528:ILE:HG23	2:B:168:LEU:O	1	1.04
(1,11)	1:A:528:ILE:HG23	2:B:170:MET:C	1	1.04
(1,11)	1:A:528:ILE:HG23	2:B:170:MET:CA	1	1.04
(1,11)	1:A:528:ILE:HG23	2:B:170:MET:CB	1	1.04
(1,11)	1:A:528:ILE:HG23	2:B:170:MET:CE	1	1.04
(1,11)	1:A:528:ILE:HG23	2:B:170:MET:CG	1	1.04
(1,11)	1:A:528:ILE:HG23	2:B:170:MET:H	1	1.04
(1,11)	1:A:528:ILE:HG23	2:B:170:MET:HA	1	1.04
(1,11)	1:A:528:ILE:HG23	2:B:170:MET:HB2	1	1.04
(1,11)	1:A:528:ILE:HG23	2:B:170:MET:HB3	1	1.04
(1,11)	1:A:528:ILE:HG23	2:B:170:MET:HE1	1	1.04
(1,11)	1:A:528:ILE:HG23	2:B:170:MET:HE2	1	1.04
(1,11)	1:A:528:ILE:HG23	2:B:170:MET:HE3	1	1.04
(1,11)	1:A:528:ILE:HG23	2:B:170:MET:HG2	1	1.04
(1,11)	1:A:528:ILE:HG23	2:B:170:MET:HG3	1	1.04
(1,11)	1:A:528:ILE:HG23	2:B:170:MET:N	1	1.04
(1,11)	1:A:528:ILE:HG23	2:B:170:MET:O	1	1.04
(1,11)	1:A:528:ILE:HG23	2:B:170:MET:SD	1	1.04
(1,11)	1:A:528:ILE:HG23	2:B:172:LYS:C	1	1.04
(1,11)	1:A:528:ILE:HG23	2:B:172:LYS:CA	1	1.04
(1,11)	1:A:528:ILE:HG23	2:B:172:LYS:CB	1	1.04
(1,11)	1:A:528:ILE:HG23	2:B:172:LYS:CD	1	1.04
(1,11)	1:A:528:ILE:HG23	2:B:172:LYS:CE	1	1.04
(1,11)	1:A:528:ILE:HG23	2:B:172:LYS:CG	1	1.04
(1,11)	1:A:528:ILE:HG23	2:B:172:LYS:H	1	1.04
(1,11)	1:A:528:ILE:HG23	2:B:172:LYS:HA	1	1.04
(1,11)	1:A:528:ILE:HG23	2:B:172:LYS:HB2	1	1.04
(1,11)	1:A:528:ILE:HG23	2:B:172:LYS:HB3	1	1.04
(1,11)	1:A:528:ILE:HG23	2:B:172:LYS:HD2	1	1.04
(1,11)	1:A:528:ILE:HG23	2:B:172:LYS:HD3	1	1.04
(1,11)	1:A:528:ILE:HG23	2:B:172:LYS:HE2	1	1.04
(1,11)	1:A:528:ILE:HG23	2:B:172:LYS:HE3	1	1.04
(1,11)	1:A:528:ILE:HG23	2:B:172:LYS:HG2	1	1.04
(1,11)	1:A:528:ILE:HG23	2:B:172:LYS:HG3	1	1.04
(1,11)	1:A:528:ILE:HG23	2:B:172:LYS:HZ1	1	1.04
(1,11)	1:A:528:ILE:HG23	2:B:172:LYS:HZ2	1	1.04

*Continued on next page...*

*Continued from previous page...*

Key	Atom-1	Atom-2	Model ID	Violation (Å)
(1,11)	1:A:528:ILE:HG23	2:B:172:LYS:HZ3	1	1.04
(1,11)	1:A:528:ILE:HG23	2:B:172:LYS:N	1	1.04
(1,11)	1:A:528:ILE:HG23	2:B:172:LYS:NZ	1	1.04
(1,11)	1:A:528:ILE:HG23	2:B:172:LYS:O	1	1.04
(1,11)	1:A:528:ILE:HG23	2:B:182:VAL:C	1	1.04
(1,11)	1:A:528:ILE:HG23	2:B:182:VAL:CA	1	1.04
(1,11)	1:A:528:ILE:HG23	2:B:182:VAL:CB	1	1.04
(1,11)	1:A:528:ILE:HG23	2:B:182:VAL:CG1	1	1.04
(1,11)	1:A:528:ILE:HG23	2:B:182:VAL:CG2	1	1.04
(1,11)	1:A:528:ILE:HG23	2:B:182:VAL:H	1	1.04
(1,11)	1:A:528:ILE:HG23	2:B:182:VAL:HA	1	1.04
(1,11)	1:A:528:ILE:HG23	2:B:182:VAL:HB	1	1.04
(1,11)	1:A:528:ILE:HG23	2:B:182:VAL:HG11	1	1.04
(1,11)	1:A:528:ILE:HG23	2:B:182:VAL:HG12	1	1.04
(1,11)	1:A:528:ILE:HG23	2:B:182:VAL:HG13	1	1.04
(1,11)	1:A:528:ILE:HG23	2:B:182:VAL:HG21	1	1.04
(1,11)	1:A:528:ILE:HG23	2:B:182:VAL:HG22	1	1.04
(1,11)	1:A:528:ILE:HG23	2:B:182:VAL:HG23	1	1.04
(1,11)	1:A:528:ILE:HG23	2:B:182:VAL:N	1	1.04
(1,11)	1:A:528:ILE:HG23	2:B:182:VAL:O	1	1.04
(1,11)	1:A:528:ILE:HG23	2:B:183:LYS:C	1	1.04
(1,11)	1:A:528:ILE:HG23	2:B:183:LYS:CA	1	1.04
(1,11)	1:A:528:ILE:HG23	2:B:183:LYS:CB	1	1.04
(1,11)	1:A:528:ILE:HG23	2:B:183:LYS:CD	1	1.04
(1,11)	1:A:528:ILE:HG23	2:B:183:LYS:CE	1	1.04
(1,11)	1:A:528:ILE:HG23	2:B:183:LYS:CG	1	1.04
(1,11)	1:A:528:ILE:HG23	2:B:183:LYS:H	1	1.04
(1,11)	1:A:528:ILE:HG23	2:B:183:LYS:HA	1	1.04
(1,11)	1:A:528:ILE:HG23	2:B:183:LYS:HB2	1	1.04
(1,11)	1:A:528:ILE:HG23	2:B:183:LYS:HB3	1	1.04
(1,11)	1:A:528:ILE:HG23	2:B:183:LYS:HD2	1	1.04
(1,11)	1:A:528:ILE:HG23	2:B:183:LYS:HD3	1	1.04
(1,11)	1:A:528:ILE:HG23	2:B:183:LYS:HE2	1	1.04
(1,11)	1:A:528:ILE:HG23	2:B:183:LYS:HE3	1	1.04
(1,11)	1:A:528:ILE:HG23	2:B:183:LYS:HG2	1	1.04
(1,11)	1:A:528:ILE:HG23	2:B:183:LYS:HG3	1	1.04
(1,11)	1:A:528:ILE:HG23	2:B:183:LYS:HZ1	1	1.04
(1,11)	1:A:528:ILE:HG23	2:B:183:LYS:HZ2	1	1.04
(1,11)	1:A:528:ILE:HG23	2:B:183:LYS:HZ3	1	1.04
(1,11)	1:A:528:ILE:HG23	2:B:183:LYS:N	1	1.04
(1,11)	1:A:528:ILE:HG23	2:B:183:LYS:NZ	1	1.04
(1,11)	1:A:528:ILE:HG23	2:B:183:LYS:O	1	1.04

*Continued on next page...*

*Continued from previous page...*

Key	Atom-1	Atom-2	Model ID	Violation (Å)
(1,11)	1:A:528:ILE:HG23	2:B:185:GLY:C	1	1.04
(1,11)	1:A:528:ILE:HG23	2:B:185:GLY:CA	1	1.04
(1,11)	1:A:528:ILE:HG23	2:B:185:GLY:H	1	1.04
(1,11)	1:A:528:ILE:HG23	2:B:185:GLY:HA2	1	1.04
(1,11)	1:A:528:ILE:HG23	2:B:185:GLY:HA3	1	1.04
(1,11)	1:A:528:ILE:HG23	2:B:185:GLY:N	1	1.04
(1,11)	1:A:528:ILE:HG23	2:B:185:GLY:O	1	1.04
(1,11)	1:A:528:ILE:HG23	2:B:187:TYR:C	1	1.04
(1,11)	1:A:528:ILE:HG23	2:B:187:TYR:CA	1	1.04
(1,11)	1:A:528:ILE:HG23	2:B:187:TYR:CB	1	1.04
(1,11)	1:A:528:ILE:HG23	2:B:187:TYR:CD1	1	1.04
(1,11)	1:A:528:ILE:HG23	2:B:187:TYR:CD2	1	1.04
(1,11)	1:A:528:ILE:HG23	2:B:187:TYR:CE1	1	1.04
(1,11)	1:A:528:ILE:HG23	2:B:187:TYR:CE2	1	1.04
(1,11)	1:A:528:ILE:HG23	2:B:187:TYR:CG	1	1.04
(1,11)	1:A:528:ILE:HG23	2:B:187:TYR:CZ	1	1.04
(1,11)	1:A:528:ILE:HG23	2:B:187:TYR:H	1	1.04
(1,11)	1:A:528:ILE:HG23	2:B:187:TYR:HA	1	1.04
(1,11)	1:A:528:ILE:HG23	2:B:187:TYR:HB2	1	1.04
(1,11)	1:A:528:ILE:HG23	2:B:187:TYR:HB3	1	1.04
(1,11)	1:A:528:ILE:HG23	2:B:187:TYR:HD1	1	1.04
(1,11)	1:A:528:ILE:HG23	2:B:187:TYR:HD2	1	1.04
(1,11)	1:A:528:ILE:HG23	2:B:187:TYR:HE1	1	1.04
(1,11)	1:A:528:ILE:HG23	2:B:187:TYR:HE2	1	1.04
(1,11)	1:A:528:ILE:HG23	2:B:187:TYR:HH	1	1.04
(1,11)	1:A:528:ILE:HG23	2:B:187:TYR:N	1	1.04
(1,11)	1:A:528:ILE:HG23	2:B:187:TYR:O	1	1.04
(1,11)	1:A:528:ILE:HG23	2:B:187:TYR:OH	1	1.04
(1,11)	1:A:528:ILE:HG23	2:B:200:THR:C	1	1.04
(1,11)	1:A:528:ILE:HG23	2:B:200:THR:CA	1	1.04
(1,11)	1:A:528:ILE:HG23	2:B:200:THR:CB	1	1.04
(1,11)	1:A:528:ILE:HG23	2:B:200:THR:CG2	1	1.04
(1,11)	1:A:528:ILE:HG23	2:B:200:THR:H	1	1.04
(1,11)	1:A:528:ILE:HG23	2:B:200:THR:HA	1	1.04
(1,11)	1:A:528:ILE:HG23	2:B:200:THR:HB	1	1.04
(1,11)	1:A:528:ILE:HG23	2:B:200:THR:HG1	1	1.04
(1,11)	1:A:528:ILE:HG23	2:B:200:THR:HG21	1	1.04
(1,11)	1:A:528:ILE:HG23	2:B:200:THR:HG22	1	1.04
(1,11)	1:A:528:ILE:HG23	2:B:200:THR:HG23	1	1.04
(1,11)	1:A:528:ILE:HG23	2:B:200:THR:N	1	1.04
(1,11)	1:A:528:ILE:HG23	2:B:200:THR:O	1	1.04
(1,11)	1:A:528:ILE:HG23	2:B:200:THR:OG1	1	1.04

*Continued on next page...*

*Continued from previous page...*

Key	Atom-1	Atom-2	Model ID	Violation (Å)
(1,11)	1:A:528:ILE:HG23	2:B:211:LYS:C	1	1.04
(1,11)	1:A:528:ILE:HG23	2:B:211:LYS:CA	1	1.04
(1,11)	1:A:528:ILE:HG23	2:B:211:LYS:CB	1	1.04
(1,11)	1:A:528:ILE:HG23	2:B:211:LYS:CD	1	1.04
(1,11)	1:A:528:ILE:HG23	2:B:211:LYS:CE	1	1.04
(1,11)	1:A:528:ILE:HG23	2:B:211:LYS:CG	1	1.04
(1,11)	1:A:528:ILE:HG23	2:B:211:LYS:H	1	1.04
(1,11)	1:A:528:ILE:HG23	2:B:211:LYS:HA	1	1.04
(1,11)	1:A:528:ILE:HG23	2:B:211:LYS:HB2	1	1.04
(1,11)	1:A:528:ILE:HG23	2:B:211:LYS:HB3	1	1.04
(1,11)	1:A:528:ILE:HG23	2:B:211:LYS:HD2	1	1.04
(1,11)	1:A:528:ILE:HG23	2:B:211:LYS:HD3	1	1.04
(1,11)	1:A:528:ILE:HG23	2:B:211:LYS:HE2	1	1.04
(1,11)	1:A:528:ILE:HG23	2:B:211:LYS:HE3	1	1.04
(1,11)	1:A:528:ILE:HG23	2:B:211:LYS:HG2	1	1.04
(1,11)	1:A:528:ILE:HG23	2:B:211:LYS:HG3	1	1.04
(1,11)	1:A:528:ILE:HG23	2:B:211:LYS:HZ1	1	1.04
(1,11)	1:A:528:ILE:HG23	2:B:211:LYS:HZ2	1	1.04
(1,11)	1:A:528:ILE:HG23	2:B:211:LYS:HZ3	1	1.04
(1,11)	1:A:528:ILE:HG23	2:B:211:LYS:N	1	1.04
(1,11)	1:A:528:ILE:HG23	2:B:211:LYS:NZ	1	1.04
(1,11)	1:A:528:ILE:HG23	2:B:211:LYS:O	1	1.04
(1,11)	1:A:528:ILE:N	2:B:149:SER:C	1	1.04
(1,11)	1:A:528:ILE:N	2:B:149:SER:CA	1	1.04
(1,11)	1:A:528:ILE:N	2:B:149:SER:CB	1	1.04
(1,11)	1:A:528:ILE:N	2:B:149:SER:H	1	1.04
(1,11)	1:A:528:ILE:N	2:B:149:SER:HA	1	1.04
(1,11)	1:A:528:ILE:N	2:B:149:SER:HB2	1	1.04
(1,11)	1:A:528:ILE:N	2:B:149:SER:HB3	1	1.04
(1,11)	1:A:528:ILE:N	2:B:149:SER:HG	1	1.04
(1,11)	1:A:528:ILE:N	2:B:149:SER:N	1	1.04
(1,11)	1:A:528:ILE:N	2:B:149:SER:O	1	1.04
(1,11)	1:A:528:ILE:N	2:B:149:SER:OG	1	1.04
(1,11)	1:A:528:ILE:N	2:B:152:VAL:C	1	1.04
(1,11)	1:A:528:ILE:N	2:B:152:VAL:CA	1	1.04
(1,11)	1:A:528:ILE:N	2:B:152:VAL:CB	1	1.04
(1,11)	1:A:528:ILE:N	2:B:152:VAL:CG1	1	1.04
(1,11)	1:A:528:ILE:N	2:B:152:VAL:CG2	1	1.04
(1,11)	1:A:528:ILE:N	2:B:152:VAL:H	1	1.04
(1,11)	1:A:528:ILE:N	2:B:152:VAL:HA	1	1.04
(1,11)	1:A:528:ILE:N	2:B:152:VAL:HB	1	1.04
(1,11)	1:A:528:ILE:N	2:B:152:VAL:HG11	1	1.04

*Continued on next page...*

*Continued from previous page...*

Key	Atom-1	Atom-2	Model ID	Violation (Å)
(1,11)	1:A:528:ILE:N	2:B:152:VAL:HG12	1	1.04
(1,11)	1:A:528:ILE:N	2:B:152:VAL:HG13	1	1.04
(1,11)	1:A:528:ILE:N	2:B:152:VAL:HG21	1	1.04
(1,11)	1:A:528:ILE:N	2:B:152:VAL:HG22	1	1.04
(1,11)	1:A:528:ILE:N	2:B:152:VAL:HG23	1	1.04
(1,11)	1:A:528:ILE:N	2:B:152:VAL:N	1	1.04
(1,11)	1:A:528:ILE:N	2:B:152:VAL:O	1	1.04
(1,11)	1:A:528:ILE:N	2:B:153:VAL:C	1	1.04
(1,11)	1:A:528:ILE:N	2:B:153:VAL:CA	1	1.04
(1,11)	1:A:528:ILE:N	2:B:153:VAL:CB	1	1.04
(1,11)	1:A:528:ILE:N	2:B:153:VAL:CG1	1	1.04
(1,11)	1:A:528:ILE:N	2:B:153:VAL:CG2	1	1.04
(1,11)	1:A:528:ILE:N	2:B:153:VAL:H	1	1.04
(1,11)	1:A:528:ILE:N	2:B:153:VAL:HA	1	1.04
(1,11)	1:A:528:ILE:N	2:B:153:VAL:HB	1	1.04
(1,11)	1:A:528:ILE:N	2:B:153:VAL:HG11	1	1.04
(1,11)	1:A:528:ILE:N	2:B:153:VAL:HG12	1	1.04
(1,11)	1:A:528:ILE:N	2:B:153:VAL:HG13	1	1.04
(1,11)	1:A:528:ILE:N	2:B:153:VAL:HG21	1	1.04
(1,11)	1:A:528:ILE:N	2:B:153:VAL:HG22	1	1.04
(1,11)	1:A:528:ILE:N	2:B:153:VAL:HG23	1	1.04
(1,11)	1:A:528:ILE:N	2:B:153:VAL:N	1	1.04
(1,11)	1:A:528:ILE:N	2:B:153:VAL:O	1	1.04
(1,11)	1:A:528:ILE:N	2:B:155:GLY:C	1	1.04
(1,11)	1:A:528:ILE:N	2:B:155:GLY:CA	1	1.04
(1,11)	1:A:528:ILE:N	2:B:155:GLY:H	1	1.04
(1,11)	1:A:528:ILE:N	2:B:155:GLY:HA2	1	1.04
(1,11)	1:A:528:ILE:N	2:B:155:GLY:HA3	1	1.04
(1,11)	1:A:528:ILE:N	2:B:155:GLY:N	1	1.04
(1,11)	1:A:528:ILE:N	2:B:155:GLY:O	1	1.04
(1,11)	1:A:528:ILE:N	2:B:156:PHE:C	1	1.04
(1,11)	1:A:528:ILE:N	2:B:156:PHE:CA	1	1.04
(1,11)	1:A:528:ILE:N	2:B:156:PHE:CB	1	1.04
(1,11)	1:A:528:ILE:N	2:B:156:PHE:CD1	1	1.04
(1,11)	1:A:528:ILE:N	2:B:156:PHE:CD2	1	1.04
(1,11)	1:A:528:ILE:N	2:B:156:PHE:CE1	1	1.04
(1,11)	1:A:528:ILE:N	2:B:156:PHE:CE2	1	1.04
(1,11)	1:A:528:ILE:N	2:B:156:PHE:CG	1	1.04
(1,11)	1:A:528:ILE:N	2:B:156:PHE:CZ	1	1.04
(1,11)	1:A:528:ILE:N	2:B:156:PHE:H	1	1.04
(1,11)	1:A:528:ILE:N	2:B:156:PHE:HA	1	1.04
(1,11)	1:A:528:ILE:N	2:B:156:PHE:HB2	1	1.04

*Continued on next page...*



*Continued from previous page...*

Key	Atom-1	Atom-2	Model ID	Violation (Å)
(1,11)	1:A:528:ILE:N	2:B:156:PHE:HB3	1	1.04
(1,11)	1:A:528:ILE:N	2:B:156:PHE:HD1	1	1.04
(1,11)	1:A:528:ILE:N	2:B:156:PHE:HD2	1	1.04
(1,11)	1:A:528:ILE:N	2:B:156:PHE:HE1	1	1.04
(1,11)	1:A:528:ILE:N	2:B:156:PHE:HE2	1	1.04
(1,11)	1:A:528:ILE:N	2:B:156:PHE:HZ	1	1.04
(1,11)	1:A:528:ILE:N	2:B:156:PHE:N	1	1.04
(1,11)	1:A:528:ILE:N	2:B:156:PHE:O	1	1.04
(1,11)	1:A:528:ILE:N	2:B:157:CYS:C	1	1.04
(1,11)	1:A:528:ILE:N	2:B:157:CYS:CA	1	1.04
(1,11)	1:A:528:ILE:N	2:B:157:CYS:CB	1	1.04
(1,11)	1:A:528:ILE:N	2:B:157:CYS:H	1	1.04
(1,11)	1:A:528:ILE:N	2:B:157:CYS:HA	1	1.04
(1,11)	1:A:528:ILE:N	2:B:157:CYS:HB2	1	1.04
(1,11)	1:A:528:ILE:N	2:B:157:CYS:HB3	1	1.04
(1,11)	1:A:528:ILE:N	2:B:157:CYS:N	1	1.04
(1,11)	1:A:528:ILE:N	2:B:157:CYS:O	1	1.04
(1,11)	1:A:528:ILE:N	2:B:157:CYS:SG	1	1.04
(1,11)	1:A:528:ILE:N	2:B:158:THR:C	1	1.04
(1,11)	1:A:528:ILE:N	2:B:158:THR:CA	1	1.04
(1,11)	1:A:528:ILE:N	2:B:158:THR:CB	1	1.04
(1,11)	1:A:528:ILE:N	2:B:158:THR:CG2	1	1.04
(1,11)	1:A:528:ILE:N	2:B:158:THR:H	1	1.04
(1,11)	1:A:528:ILE:N	2:B:158:THR:HA	1	1.04
(1,11)	1:A:528:ILE:N	2:B:158:THR:HB	1	1.04
(1,11)	1:A:528:ILE:N	2:B:158:THR:HG1	1	1.04
(1,11)	1:A:528:ILE:N	2:B:158:THR:HG21	1	1.04
(1,11)	1:A:528:ILE:N	2:B:158:THR:HG22	1	1.04
(1,11)	1:A:528:ILE:N	2:B:158:THR:HG23	1	1.04
(1,11)	1:A:528:ILE:N	2:B:158:THR:N	1	1.04
(1,11)	1:A:528:ILE:N	2:B:158:THR:O	1	1.04
(1,11)	1:A:528:ILE:N	2:B:158:THR:OG1	1	1.04
(1,11)	1:A:528:ILE:N	2:B:159:ILE:C	1	1.04
(1,11)	1:A:528:ILE:N	2:B:159:ILE:CA	1	1.04
(1,11)	1:A:528:ILE:N	2:B:159:ILE:CB	1	1.04
(1,11)	1:A:528:ILE:N	2:B:159:ILE:CD1	1	1.04
(1,11)	1:A:528:ILE:N	2:B:159:ILE:CG1	1	1.04
(1,11)	1:A:528:ILE:N	2:B:159:ILE:CG2	1	1.04
(1,11)	1:A:528:ILE:N	2:B:159:ILE:H	1	1.04
(1,11)	1:A:528:ILE:N	2:B:159:ILE:HA	1	1.04
(1,11)	1:A:528:ILE:N	2:B:159:ILE:HB	1	1.04
(1,11)	1:A:528:ILE:N	2:B:159:ILE:HD11	1	1.04

*Continued on next page...*

*Continued from previous page...*

Key	Atom-1	Atom-2	Model ID	Violation (Å)
(1,11)	1:A:528:ILE:N	2:B:159:ILE:HD12	1	1.04
(1,11)	1:A:528:ILE:N	2:B:159:ILE:HD13	1	1.04
(1,11)	1:A:528:ILE:N	2:B:159:ILE:HG12	1	1.04
(1,11)	1:A:528:ILE:N	2:B:159:ILE:HG13	1	1.04
(1,11)	1:A:528:ILE:N	2:B:159:ILE:HG21	1	1.04
(1,11)	1:A:528:ILE:N	2:B:159:ILE:HG22	1	1.04
(1,11)	1:A:528:ILE:N	2:B:159:ILE:HG23	1	1.04
(1,11)	1:A:528:ILE:N	2:B:159:ILE:N	1	1.04
(1,11)	1:A:528:ILE:N	2:B:159:ILE:O	1	1.04
(1,11)	1:A:528:ILE:N	2:B:161:ASN:C	1	1.04
(1,11)	1:A:528:ILE:N	2:B:161:ASN:CA	1	1.04
(1,11)	1:A:528:ILE:N	2:B:161:ASN:CB	1	1.04
(1,11)	1:A:528:ILE:N	2:B:161:ASN:CG	1	1.04
(1,11)	1:A:528:ILE:N	2:B:161:ASN:H	1	1.04
(1,11)	1:A:528:ILE:N	2:B:161:ASN:HA	1	1.04
(1,11)	1:A:528:ILE:N	2:B:161:ASN:HB2	1	1.04
(1,11)	1:A:528:ILE:N	2:B:161:ASN:HB3	1	1.04
(1,11)	1:A:528:ILE:N	2:B:161:ASN:HD21	1	1.04
(1,11)	1:A:528:ILE:N	2:B:161:ASN:HD22	1	1.04
(1,11)	1:A:528:ILE:N	2:B:161:ASN:N	1	1.04
(1,11)	1:A:528:ILE:N	2:B:161:ASN:ND2	1	1.04
(1,11)	1:A:528:ILE:N	2:B:161:ASN:O	1	1.04
(1,11)	1:A:528:ILE:N	2:B:161:ASN:OD1	1	1.04
(1,11)	1:A:528:ILE:N	2:B:162:LYS:C	1	1.04
(1,11)	1:A:528:ILE:N	2:B:162:LYS:CA	1	1.04
(1,11)	1:A:528:ILE:N	2:B:162:LYS:CB	1	1.04
(1,11)	1:A:528:ILE:N	2:B:162:LYS:CD	1	1.04
(1,11)	1:A:528:ILE:N	2:B:162:LYS:CE	1	1.04
(1,11)	1:A:528:ILE:N	2:B:162:LYS:CG	1	1.04
(1,11)	1:A:528:ILE:N	2:B:162:LYS:H	1	1.04
(1,11)	1:A:528:ILE:N	2:B:162:LYS:HA	1	1.04
(1,11)	1:A:528:ILE:N	2:B:162:LYS:HB2	1	1.04
(1,11)	1:A:528:ILE:N	2:B:162:LYS:HB3	1	1.04
(1,11)	1:A:528:ILE:N	2:B:162:LYS:HD2	1	1.04
(1,11)	1:A:528:ILE:N	2:B:162:LYS:HD3	1	1.04
(1,11)	1:A:528:ILE:N	2:B:162:LYS:HE2	1	1.04
(1,11)	1:A:528:ILE:N	2:B:162:LYS:HE3	1	1.04
(1,11)	1:A:528:ILE:N	2:B:162:LYS:HG2	1	1.04
(1,11)	1:A:528:ILE:N	2:B:162:LYS:HG3	1	1.04
(1,11)	1:A:528:ILE:N	2:B:162:LYS:HZ1	1	1.04
(1,11)	1:A:528:ILE:N	2:B:162:LYS:HZ2	1	1.04
(1,11)	1:A:528:ILE:N	2:B:162:LYS:HZ3	1	1.04

*Continued on next page...*

*Continued from previous page...*

Key	Atom-1	Atom-2	Model ID	Violation (Å)
(1,11)	1:A:528:ILE:N	2:B:162:LYS:N	1	1.04
(1,11)	1:A:528:ILE:N	2:B:162:LYS:NZ	1	1.04
(1,11)	1:A:528:ILE:N	2:B:162:LYS:O	1	1.04
(1,11)	1:A:528:ILE:N	2:B:167:SER:C	1	1.04
(1,11)	1:A:528:ILE:N	2:B:167:SER:CA	1	1.04
(1,11)	1:A:528:ILE:N	2:B:167:SER:CB	1	1.04
(1,11)	1:A:528:ILE:N	2:B:167:SER:H	1	1.04
(1,11)	1:A:528:ILE:N	2:B:167:SER:HA	1	1.04
(1,11)	1:A:528:ILE:N	2:B:167:SER:HB2	1	1.04
(1,11)	1:A:528:ILE:N	2:B:167:SER:HB3	1	1.04
(1,11)	1:A:528:ILE:N	2:B:167:SER:HG	1	1.04
(1,11)	1:A:528:ILE:N	2:B:167:SER:N	1	1.04
(1,11)	1:A:528:ILE:N	2:B:167:SER:O	1	1.04
(1,11)	1:A:528:ILE:N	2:B:167:SER:OG	1	1.04
(1,11)	1:A:528:ILE:N	2:B:168:LEU:C	1	1.04
(1,11)	1:A:528:ILE:N	2:B:168:LEU:CA	1	1.04
(1,11)	1:A:528:ILE:N	2:B:168:LEU:CB	1	1.04
(1,11)	1:A:528:ILE:N	2:B:168:LEU:CD1	1	1.04
(1,11)	1:A:528:ILE:N	2:B:168:LEU:CD2	1	1.04
(1,11)	1:A:528:ILE:N	2:B:168:LEU:CG	1	1.04
(1,11)	1:A:528:ILE:N	2:B:168:LEU:H	1	1.04
(1,11)	1:A:528:ILE:N	2:B:168:LEU:HA	1	1.04
(1,11)	1:A:528:ILE:N	2:B:168:LEU:HB2	1	1.04
(1,11)	1:A:528:ILE:N	2:B:168:LEU:HB3	1	1.04
(1,11)	1:A:528:ILE:N	2:B:168:LEU:HD11	1	1.04
(1,11)	1:A:528:ILE:N	2:B:168:LEU:HD12	1	1.04
(1,11)	1:A:528:ILE:N	2:B:168:LEU:HD13	1	1.04
(1,11)	1:A:528:ILE:N	2:B:168:LEU:HD21	1	1.04
(1,11)	1:A:528:ILE:N	2:B:168:LEU:HD22	1	1.04
(1,11)	1:A:528:ILE:N	2:B:168:LEU:HD23	1	1.04
(1,11)	1:A:528:ILE:N	2:B:168:LEU:HG	1	1.04
(1,11)	1:A:528:ILE:N	2:B:168:LEU:N	1	1.04
(1,11)	1:A:528:ILE:N	2:B:168:LEU:O	1	1.04
(1,11)	1:A:528:ILE:N	2:B:170:MET:C	1	1.04
(1,11)	1:A:528:ILE:N	2:B:170:MET:CA	1	1.04
(1,11)	1:A:528:ILE:N	2:B:170:MET:CB	1	1.04
(1,11)	1:A:528:ILE:N	2:B:170:MET:CE	1	1.04
(1,11)	1:A:528:ILE:N	2:B:170:MET:CG	1	1.04
(1,11)	1:A:528:ILE:N	2:B:170:MET:H	1	1.04
(1,11)	1:A:528:ILE:N	2:B:170:MET:HA	1	1.04
(1,11)	1:A:528:ILE:N	2:B:170:MET:HB2	1	1.04
(1,11)	1:A:528:ILE:N	2:B:170:MET:HB3	1	1.04

*Continued on next page...*

*Continued from previous page...*

Key	Atom-1	Atom-2	Model ID	Violation (Å)
(1,11)	1:A:528:ILE:N	2:B:170:MET:HE1	1	1.04
(1,11)	1:A:528:ILE:N	2:B:170:MET:HE2	1	1.04
(1,11)	1:A:528:ILE:N	2:B:170:MET:HE3	1	1.04
(1,11)	1:A:528:ILE:N	2:B:170:MET:HG2	1	1.04
(1,11)	1:A:528:ILE:N	2:B:170:MET:HG3	1	1.04
(1,11)	1:A:528:ILE:N	2:B:170:MET:N	1	1.04
(1,11)	1:A:528:ILE:N	2:B:170:MET:O	1	1.04
(1,11)	1:A:528:ILE:N	2:B:170:MET:SD	1	1.04
(1,11)	1:A:528:ILE:N	2:B:172:LYS:C	1	1.04
(1,11)	1:A:528:ILE:N	2:B:172:LYS:CA	1	1.04
(1,11)	1:A:528:ILE:N	2:B:172:LYS:CB	1	1.04
(1,11)	1:A:528:ILE:N	2:B:172:LYS:CD	1	1.04
(1,11)	1:A:528:ILE:N	2:B:172:LYS:CE	1	1.04
(1,11)	1:A:528:ILE:N	2:B:172:LYS:CG	1	1.04
(1,11)	1:A:528:ILE:N	2:B:172:LYS:H	1	1.04
(1,11)	1:A:528:ILE:N	2:B:172:LYS:HA	1	1.04
(1,11)	1:A:528:ILE:N	2:B:172:LYS:HB2	1	1.04
(1,11)	1:A:528:ILE:N	2:B:172:LYS:HB3	1	1.04
(1,11)	1:A:528:ILE:N	2:B:172:LYS:HD2	1	1.04
(1,11)	1:A:528:ILE:N	2:B:172:LYS:HD3	1	1.04
(1,11)	1:A:528:ILE:N	2:B:172:LYS:HE2	1	1.04
(1,11)	1:A:528:ILE:N	2:B:172:LYS:HE3	1	1.04
(1,11)	1:A:528:ILE:N	2:B:172:LYS:HG2	1	1.04
(1,11)	1:A:528:ILE:N	2:B:172:LYS:HG3	1	1.04
(1,11)	1:A:528:ILE:N	2:B:172:LYS:HZ1	1	1.04
(1,11)	1:A:528:ILE:N	2:B:172:LYS:HZ2	1	1.04
(1,11)	1:A:528:ILE:N	2:B:172:LYS:HZ3	1	1.04
(1,11)	1:A:528:ILE:N	2:B:172:LYS:N	1	1.04
(1,11)	1:A:528:ILE:N	2:B:172:LYS:NZ	1	1.04
(1,11)	1:A:528:ILE:N	2:B:172:LYS:O	1	1.04
(1,11)	1:A:528:ILE:N	2:B:182:VAL:C	1	1.04
(1,11)	1:A:528:ILE:N	2:B:182:VAL:CA	1	1.04
(1,11)	1:A:528:ILE:N	2:B:182:VAL:CB	1	1.04
(1,11)	1:A:528:ILE:N	2:B:182:VAL:CG1	1	1.04
(1,11)	1:A:528:ILE:N	2:B:182:VAL:CG2	1	1.04
(1,11)	1:A:528:ILE:N	2:B:182:VAL:H	1	1.04
(1,11)	1:A:528:ILE:N	2:B:182:VAL:HA	1	1.04
(1,11)	1:A:528:ILE:N	2:B:182:VAL:HB	1	1.04
(1,11)	1:A:528:ILE:N	2:B:182:VAL:HG11	1	1.04
(1,11)	1:A:528:ILE:N	2:B:182:VAL:HG12	1	1.04
(1,11)	1:A:528:ILE:N	2:B:182:VAL:HG13	1	1.04
(1,11)	1:A:528:ILE:N	2:B:182:VAL:HG21	1	1.04

*Continued on next page...*

*Continued from previous page...*

Key	Atom-1	Atom-2	Model ID	Violation (Å)
(1,11)	1:A:528:ILE:N	2:B:182:VAL:HG22	1	1.04
(1,11)	1:A:528:ILE:N	2:B:182:VAL:HG23	1	1.04
(1,11)	1:A:528:ILE:N	2:B:182:VAL:N	1	1.04
(1,11)	1:A:528:ILE:N	2:B:182:VAL:O	1	1.04
(1,11)	1:A:528:ILE:N	2:B:183:LYS:C	1	1.04
(1,11)	1:A:528:ILE:N	2:B:183:LYS:CA	1	1.04
(1,11)	1:A:528:ILE:N	2:B:183:LYS:CB	1	1.04
(1,11)	1:A:528:ILE:N	2:B:183:LYS:CD	1	1.04
(1,11)	1:A:528:ILE:N	2:B:183:LYS:CE	1	1.04
(1,11)	1:A:528:ILE:N	2:B:183:LYS:CG	1	1.04
(1,11)	1:A:528:ILE:N	2:B:183:LYS:H	1	1.04
(1,11)	1:A:528:ILE:N	2:B:183:LYS:HA	1	1.04
(1,11)	1:A:528:ILE:N	2:B:183:LYS:HB2	1	1.04
(1,11)	1:A:528:ILE:N	2:B:183:LYS:HB3	1	1.04
(1,11)	1:A:528:ILE:N	2:B:183:LYS:HD2	1	1.04
(1,11)	1:A:528:ILE:N	2:B:183:LYS:HD3	1	1.04
(1,11)	1:A:528:ILE:N	2:B:183:LYS:HE2	1	1.04
(1,11)	1:A:528:ILE:N	2:B:183:LYS:HE3	1	1.04
(1,11)	1:A:528:ILE:N	2:B:183:LYS:HG2	1	1.04
(1,11)	1:A:528:ILE:N	2:B:183:LYS:HG3	1	1.04
(1,11)	1:A:528:ILE:N	2:B:183:LYS:HZ1	1	1.04
(1,11)	1:A:528:ILE:N	2:B:183:LYS:HZ2	1	1.04
(1,11)	1:A:528:ILE:N	2:B:183:LYS:HZ3	1	1.04
(1,11)	1:A:528:ILE:N	2:B:183:LYS:N	1	1.04
(1,11)	1:A:528:ILE:N	2:B:183:LYS:NZ	1	1.04
(1,11)	1:A:528:ILE:N	2:B:183:LYS:O	1	1.04
(1,11)	1:A:528:ILE:N	2:B:185:GLY:C	1	1.04
(1,11)	1:A:528:ILE:N	2:B:185:GLY:CA	1	1.04
(1,11)	1:A:528:ILE:N	2:B:185:GLY:H	1	1.04
(1,11)	1:A:528:ILE:N	2:B:185:GLY:HA2	1	1.04
(1,11)	1:A:528:ILE:N	2:B:185:GLY:HA3	1	1.04
(1,11)	1:A:528:ILE:N	2:B:185:GLY:N	1	1.04
(1,11)	1:A:528:ILE:N	2:B:185:GLY:O	1	1.04
(1,11)	1:A:528:ILE:N	2:B:187:TYR:C	1	1.04
(1,11)	1:A:528:ILE:N	2:B:187:TYR:CA	1	1.04
(1,11)	1:A:528:ILE:N	2:B:187:TYR:CB	1	1.04
(1,11)	1:A:528:ILE:N	2:B:187:TYR:CD1	1	1.04
(1,11)	1:A:528:ILE:N	2:B:187:TYR:CD2	1	1.04
(1,11)	1:A:528:ILE:N	2:B:187:TYR:CE1	1	1.04
(1,11)	1:A:528:ILE:N	2:B:187:TYR:CE2	1	1.04
(1,11)	1:A:528:ILE:N	2:B:187:TYR:CG	1	1.04
(1,11)	1:A:528:ILE:N	2:B:187:TYR:CZ	1	1.04

*Continued on next page...*

*Continued from previous page...*

Key	Atom-1	Atom-2	Model ID	Violation (Å)
(1,11)	1:A:528:ILE:N	2:B:187:TYR:H	1	1.04
(1,11)	1:A:528:ILE:N	2:B:187:TYR:HA	1	1.04
(1,11)	1:A:528:ILE:N	2:B:187:TYR:HB2	1	1.04
(1,11)	1:A:528:ILE:N	2:B:187:TYR:HB3	1	1.04
(1,11)	1:A:528:ILE:N	2:B:187:TYR:HD1	1	1.04
(1,11)	1:A:528:ILE:N	2:B:187:TYR:HD2	1	1.04
(1,11)	1:A:528:ILE:N	2:B:187:TYR:HE1	1	1.04
(1,11)	1:A:528:ILE:N	2:B:187:TYR:HE2	1	1.04
(1,11)	1:A:528:ILE:N	2:B:187:TYR:HH	1	1.04
(1,11)	1:A:528:ILE:N	2:B:187:TYR:N	1	1.04
(1,11)	1:A:528:ILE:N	2:B:187:TYR:O	1	1.04
(1,11)	1:A:528:ILE:N	2:B:187:TYR:OH	1	1.04
(1,11)	1:A:528:ILE:N	2:B:200:THR:C	1	1.04
(1,11)	1:A:528:ILE:N	2:B:200:THR:CA	1	1.04
(1,11)	1:A:528:ILE:N	2:B:200:THR:CB	1	1.04
(1,11)	1:A:528:ILE:N	2:B:200:THR:CG2	1	1.04
(1,11)	1:A:528:ILE:N	2:B:200:THR:H	1	1.04
(1,11)	1:A:528:ILE:N	2:B:200:THR:HA	1	1.04
(1,11)	1:A:528:ILE:N	2:B:200:THR:HB	1	1.04
(1,11)	1:A:528:ILE:N	2:B:200:THR:HG1	1	1.04
(1,11)	1:A:528:ILE:N	2:B:200:THR:HG21	1	1.04
(1,11)	1:A:528:ILE:N	2:B:200:THR:HG22	1	1.04
(1,11)	1:A:528:ILE:N	2:B:200:THR:HG23	1	1.04
(1,11)	1:A:528:ILE:N	2:B:200:THR:N	1	1.04
(1,11)	1:A:528:ILE:N	2:B:200:THR:O	1	1.04
(1,11)	1:A:528:ILE:N	2:B:200:THR:OG1	1	1.04
(1,11)	1:A:528:ILE:N	2:B:211:LYS:C	1	1.04
(1,11)	1:A:528:ILE:N	2:B:211:LYS:CA	1	1.04
(1,11)	1:A:528:ILE:N	2:B:211:LYS:CB	1	1.04
(1,11)	1:A:528:ILE:N	2:B:211:LYS:CD	1	1.04
(1,11)	1:A:528:ILE:N	2:B:211:LYS:CE	1	1.04
(1,11)	1:A:528:ILE:N	2:B:211:LYS:CG	1	1.04
(1,11)	1:A:528:ILE:N	2:B:211:LYS:H	1	1.04
(1,11)	1:A:528:ILE:N	2:B:211:LYS:HA	1	1.04
(1,11)	1:A:528:ILE:N	2:B:211:LYS:HB2	1	1.04
(1,11)	1:A:528:ILE:N	2:B:211:LYS:HB3	1	1.04
(1,11)	1:A:528:ILE:N	2:B:211:LYS:HD2	1	1.04
(1,11)	1:A:528:ILE:N	2:B:211:LYS:HD3	1	1.04
(1,11)	1:A:528:ILE:N	2:B:211:LYS:HE2	1	1.04
(1,11)	1:A:528:ILE:N	2:B:211:LYS:HE3	1	1.04
(1,11)	1:A:528:ILE:N	2:B:211:LYS:HG2	1	1.04
(1,11)	1:A:528:ILE:N	2:B:211:LYS:HG3	1	1.04

*Continued on next page...*

*Continued from previous page...*

Key	Atom-1	Atom-2	Model ID	Violation (Å)
(1,11)	1:A:528:ILE:N	2:B:211:LYS:HZ1	1	1.04
(1,11)	1:A:528:ILE:N	2:B:211:LYS:HZ2	1	1.04
(1,11)	1:A:528:ILE:N	2:B:211:LYS:HZ3	1	1.04
(1,11)	1:A:528:ILE:N	2:B:211:LYS:N	1	1.04
(1,11)	1:A:528:ILE:N	2:B:211:LYS:NZ	1	1.04
(1,11)	1:A:528:ILE:N	2:B:211:LYS:O	1	1.04
(1,11)	1:A:528:ILE:O	2:B:149:SER:C	1	1.04
(1,11)	1:A:528:ILE:O	2:B:149:SER:CA	1	1.04
(1,11)	1:A:528:ILE:O	2:B:149:SER:CB	1	1.04
(1,11)	1:A:528:ILE:O	2:B:149:SER:H	1	1.04
(1,11)	1:A:528:ILE:O	2:B:149:SER:HA	1	1.04
(1,11)	1:A:528:ILE:O	2:B:149:SER:HB2	1	1.04
(1,11)	1:A:528:ILE:O	2:B:149:SER:HB3	1	1.04
(1,11)	1:A:528:ILE:O	2:B:149:SER:HG	1	1.04
(1,11)	1:A:528:ILE:O	2:B:149:SER:N	1	1.04
(1,11)	1:A:528:ILE:O	2:B:149:SER:O	1	1.04
(1,11)	1:A:528:ILE:O	2:B:149:SER:OG	1	1.04
(1,11)	1:A:528:ILE:O	2:B:152:VAL:C	1	1.04
(1,11)	1:A:528:ILE:O	2:B:152:VAL:CA	1	1.04
(1,11)	1:A:528:ILE:O	2:B:152:VAL:CB	1	1.04
(1,11)	1:A:528:ILE:O	2:B:152:VAL:CG1	1	1.04
(1,11)	1:A:528:ILE:O	2:B:152:VAL:CG2	1	1.04
(1,11)	1:A:528:ILE:O	2:B:152:VAL:H	1	1.04
(1,11)	1:A:528:ILE:O	2:B:152:VAL:HA	1	1.04
(1,11)	1:A:528:ILE:O	2:B:152:VAL:HB	1	1.04
(1,11)	1:A:528:ILE:O	2:B:152:VAL:HG11	1	1.04
(1,11)	1:A:528:ILE:O	2:B:152:VAL:HG12	1	1.04
(1,11)	1:A:528:ILE:O	2:B:152:VAL:HG13	1	1.04
(1,11)	1:A:528:ILE:O	2:B:152:VAL:HG21	1	1.04
(1,11)	1:A:528:ILE:O	2:B:152:VAL:HG22	1	1.04
(1,11)	1:A:528:ILE:O	2:B:152:VAL:HG23	1	1.04
(1,11)	1:A:528:ILE:O	2:B:152:VAL:N	1	1.04
(1,11)	1:A:528:ILE:O	2:B:152:VAL:O	1	1.04
(1,11)	1:A:528:ILE:O	2:B:153:VAL:C	1	1.04
(1,11)	1:A:528:ILE:O	2:B:153:VAL:CA	1	1.04
(1,11)	1:A:528:ILE:O	2:B:153:VAL:CB	1	1.04
(1,11)	1:A:528:ILE:O	2:B:153:VAL:CG1	1	1.04
(1,11)	1:A:528:ILE:O	2:B:153:VAL:CG2	1	1.04
(1,11)	1:A:528:ILE:O	2:B:153:VAL:H	1	1.04
(1,11)	1:A:528:ILE:O	2:B:153:VAL:HA	1	1.04
(1,11)	1:A:528:ILE:O	2:B:153:VAL:HB	1	1.04
(1,11)	1:A:528:ILE:O	2:B:153:VAL:HG11	1	1.04

*Continued on next page...*

*Continued from previous page...*

Key	Atom-1	Atom-2	Model ID	Violation (Å)
(1,11)	1:A:528:ILE:O	2:B:153:VAL:HG12	1	1.04
(1,11)	1:A:528:ILE:O	2:B:153:VAL:HG13	1	1.04
(1,11)	1:A:528:ILE:O	2:B:153:VAL:HG21	1	1.04
(1,11)	1:A:528:ILE:O	2:B:153:VAL:HG22	1	1.04
(1,11)	1:A:528:ILE:O	2:B:153:VAL:HG23	1	1.04
(1,11)	1:A:528:ILE:O	2:B:153:VAL:N	1	1.04
(1,11)	1:A:528:ILE:O	2:B:153:VAL:O	1	1.04
(1,11)	1:A:528:ILE:O	2:B:155:GLY:C	1	1.04
(1,11)	1:A:528:ILE:O	2:B:155:GLY:CA	1	1.04
(1,11)	1:A:528:ILE:O	2:B:155:GLY:H	1	1.04
(1,11)	1:A:528:ILE:O	2:B:155:GLY:HA2	1	1.04
(1,11)	1:A:528:ILE:O	2:B:155:GLY:HA3	1	1.04
(1,11)	1:A:528:ILE:O	2:B:155:GLY:N	1	1.04
(1,11)	1:A:528:ILE:O	2:B:155:GLY:O	1	1.04
(1,11)	1:A:528:ILE:O	2:B:156:PHE:C	1	1.04
(1,11)	1:A:528:ILE:O	2:B:156:PHE:CA	1	1.04
(1,11)	1:A:528:ILE:O	2:B:156:PHE:CB	1	1.04
(1,11)	1:A:528:ILE:O	2:B:156:PHE:CD1	1	1.04
(1,11)	1:A:528:ILE:O	2:B:156:PHE:CD2	1	1.04
(1,11)	1:A:528:ILE:O	2:B:156:PHE:CE1	1	1.04
(1,11)	1:A:528:ILE:O	2:B:156:PHE:CE2	1	1.04
(1,11)	1:A:528:ILE:O	2:B:156:PHE:CG	1	1.04
(1,11)	1:A:528:ILE:O	2:B:156:PHE:CZ	1	1.04
(1,11)	1:A:528:ILE:O	2:B:156:PHE:H	1	1.04
(1,11)	1:A:528:ILE:O	2:B:156:PHE:HA	1	1.04
(1,11)	1:A:528:ILE:O	2:B:156:PHE:HB2	1	1.04
(1,11)	1:A:528:ILE:O	2:B:156:PHE:HB3	1	1.04
(1,11)	1:A:528:ILE:O	2:B:156:PHE:HD1	1	1.04
(1,11)	1:A:528:ILE:O	2:B:156:PHE:HD2	1	1.04
(1,11)	1:A:528:ILE:O	2:B:156:PHE:HE1	1	1.04
(1,11)	1:A:528:ILE:O	2:B:156:PHE:HE2	1	1.04
(1,11)	1:A:528:ILE:O	2:B:156:PHE:HZ	1	1.04
(1,11)	1:A:528:ILE:O	2:B:156:PHE:N	1	1.04
(1,11)	1:A:528:ILE:O	2:B:156:PHE:O	1	1.04
(1,11)	1:A:528:ILE:O	2:B:157:CYS:C	1	1.04
(1,11)	1:A:528:ILE:O	2:B:157:CYS:CA	1	1.04
(1,11)	1:A:528:ILE:O	2:B:157:CYS:CB	1	1.04
(1,11)	1:A:528:ILE:O	2:B:157:CYS:H	1	1.04
(1,11)	1:A:528:ILE:O	2:B:157:CYS:HA	1	1.04
(1,11)	1:A:528:ILE:O	2:B:157:CYS:HB2	1	1.04
(1,11)	1:A:528:ILE:O	2:B:157:CYS:HB3	1	1.04
(1,11)	1:A:528:ILE:O	2:B:157:CYS:N	1	1.04

*Continued on next page...*



*Continued from previous page...*

Key	Atom-1	Atom-2	Model ID	Violation (Å)
(1,11)	1:A:528:ILE:O	2:B:157:CYS:O	1	1.04
(1,11)	1:A:528:ILE:O	2:B:157:CYS:SG	1	1.04
(1,11)	1:A:528:ILE:O	2:B:158:THR:C	1	1.04
(1,11)	1:A:528:ILE:O	2:B:158:THR:CA	1	1.04
(1,11)	1:A:528:ILE:O	2:B:158:THR:CB	1	1.04
(1,11)	1:A:528:ILE:O	2:B:158:THR:CG2	1	1.04
(1,11)	1:A:528:ILE:O	2:B:158:THR:H	1	1.04
(1,11)	1:A:528:ILE:O	2:B:158:THR:HA	1	1.04
(1,11)	1:A:528:ILE:O	2:B:158:THR:HB	1	1.04
(1,11)	1:A:528:ILE:O	2:B:158:THR:HG1	1	1.04
(1,11)	1:A:528:ILE:O	2:B:158:THR:HG21	1	1.04
(1,11)	1:A:528:ILE:O	2:B:158:THR:HG22	1	1.04
(1,11)	1:A:528:ILE:O	2:B:158:THR:HG23	1	1.04
(1,11)	1:A:528:ILE:O	2:B:158:THR:N	1	1.04
(1,11)	1:A:528:ILE:O	2:B:158:THR:O	1	1.04
(1,11)	1:A:528:ILE:O	2:B:158:THR:OG1	1	1.04
(1,11)	1:A:528:ILE:O	2:B:159:ILE:C	1	1.04
(1,11)	1:A:528:ILE:O	2:B:159:ILE:CA	1	1.04
(1,11)	1:A:528:ILE:O	2:B:159:ILE:CB	1	1.04
(1,11)	1:A:528:ILE:O	2:B:159:ILE:CD1	1	1.04
(1,11)	1:A:528:ILE:O	2:B:159:ILE:CG1	1	1.04
(1,11)	1:A:528:ILE:O	2:B:159:ILE:CG2	1	1.04
(1,11)	1:A:528:ILE:O	2:B:159:ILE:H	1	1.04
(1,11)	1:A:528:ILE:O	2:B:159:ILE:HA	1	1.04
(1,11)	1:A:528:ILE:O	2:B:159:ILE:HB	1	1.04
(1,11)	1:A:528:ILE:O	2:B:159:ILE:HD11	1	1.04
(1,11)	1:A:528:ILE:O	2:B:159:ILE:HD12	1	1.04
(1,11)	1:A:528:ILE:O	2:B:159:ILE:HD13	1	1.04
(1,11)	1:A:528:ILE:O	2:B:159:ILE:HG12	1	1.04
(1,11)	1:A:528:ILE:O	2:B:159:ILE:HG13	1	1.04
(1,11)	1:A:528:ILE:O	2:B:159:ILE:HG21	1	1.04
(1,11)	1:A:528:ILE:O	2:B:159:ILE:HG22	1	1.04
(1,11)	1:A:528:ILE:O	2:B:159:ILE:HG23	1	1.04
(1,11)	1:A:528:ILE:O	2:B:159:ILE:N	1	1.04
(1,11)	1:A:528:ILE:O	2:B:159:ILE:O	1	1.04
(1,11)	1:A:528:ILE:O	2:B:161:ASN:C	1	1.04
(1,11)	1:A:528:ILE:O	2:B:161:ASN:CA	1	1.04
(1,11)	1:A:528:ILE:O	2:B:161:ASN:CB	1	1.04
(1,11)	1:A:528:ILE:O	2:B:161:ASN:CG	1	1.04
(1,11)	1:A:528:ILE:O	2:B:161:ASN:H	1	1.04
(1,11)	1:A:528:ILE:O	2:B:161:ASN:HA	1	1.04
(1,11)	1:A:528:ILE:O	2:B:161:ASN:HB2	1	1.04

*Continued on next page...*

*Continued from previous page...*

Key	Atom-1	Atom-2	Model ID	Violation (Å)
(1,11)	1:A:528:ILE:O	2:B:161:ASN:HB3	1	1.04
(1,11)	1:A:528:ILE:O	2:B:161:ASN:HD21	1	1.04
(1,11)	1:A:528:ILE:O	2:B:161:ASN:HD22	1	1.04
(1,11)	1:A:528:ILE:O	2:B:161:ASN:N	1	1.04
(1,11)	1:A:528:ILE:O	2:B:161:ASN:ND2	1	1.04
(1,11)	1:A:528:ILE:O	2:B:161:ASN:O	1	1.04
(1,11)	1:A:528:ILE:O	2:B:161:ASN:OD1	1	1.04
(1,11)	1:A:528:ILE:O	2:B:162:LYS:C	1	1.04
(1,11)	1:A:528:ILE:O	2:B:162:LYS:CA	1	1.04
(1,11)	1:A:528:ILE:O	2:B:162:LYS:CB	1	1.04
(1,11)	1:A:528:ILE:O	2:B:162:LYS:CD	1	1.04
(1,11)	1:A:528:ILE:O	2:B:162:LYS:CE	1	1.04
(1,11)	1:A:528:ILE:O	2:B:162:LYS:CG	1	1.04
(1,11)	1:A:528:ILE:O	2:B:162:LYS:H	1	1.04
(1,11)	1:A:528:ILE:O	2:B:162:LYS:HA	1	1.04
(1,11)	1:A:528:ILE:O	2:B:162:LYS:HB2	1	1.04
(1,11)	1:A:528:ILE:O	2:B:162:LYS:HB3	1	1.04
(1,11)	1:A:528:ILE:O	2:B:162:LYS:HD2	1	1.04
(1,11)	1:A:528:ILE:O	2:B:162:LYS:HD3	1	1.04
(1,11)	1:A:528:ILE:O	2:B:162:LYS:HE2	1	1.04
(1,11)	1:A:528:ILE:O	2:B:162:LYS:HE3	1	1.04
(1,11)	1:A:528:ILE:O	2:B:162:LYS:HG2	1	1.04
(1,11)	1:A:528:ILE:O	2:B:162:LYS:HG3	1	1.04
(1,11)	1:A:528:ILE:O	2:B:162:LYS:HZ1	1	1.04
(1,11)	1:A:528:ILE:O	2:B:162:LYS:HZ2	1	1.04
(1,11)	1:A:528:ILE:O	2:B:162:LYS:HZ3	1	1.04
(1,11)	1:A:528:ILE:O	2:B:162:LYS:N	1	1.04
(1,11)	1:A:528:ILE:O	2:B:162:LYS:NZ	1	1.04
(1,11)	1:A:528:ILE:O	2:B:162:LYS:O	1	1.04
(1,11)	1:A:528:ILE:O	2:B:167:SER:C	1	1.04
(1,11)	1:A:528:ILE:O	2:B:167:SER:CA	1	1.04
(1,11)	1:A:528:ILE:O	2:B:167:SER:CB	1	1.04
(1,11)	1:A:528:ILE:O	2:B:167:SER:H	1	1.04
(1,11)	1:A:528:ILE:O	2:B:167:SER:HA	1	1.04
(1,11)	1:A:528:ILE:O	2:B:167:SER:HB2	1	1.04
(1,11)	1:A:528:ILE:O	2:B:167:SER:HB3	1	1.04
(1,11)	1:A:528:ILE:O	2:B:167:SER:HG	1	1.04
(1,11)	1:A:528:ILE:O	2:B:167:SER:N	1	1.04
(1,11)	1:A:528:ILE:O	2:B:167:SER:O	1	1.04
(1,11)	1:A:528:ILE:O	2:B:167:SER:OG	1	1.04
(1,11)	1:A:528:ILE:O	2:B:168:LEU:C	1	1.04
(1,11)	1:A:528:ILE:O	2:B:168:LEU:CA	1	1.04

*Continued on next page...*

*Continued from previous page...*

Key	Atom-1	Atom-2	Model ID	Violation (Å)
(1,11)	1:A:528:ILE:O	2:B:168:LEU:CB	1	1.04
(1,11)	1:A:528:ILE:O	2:B:168:LEU:CD1	1	1.04
(1,11)	1:A:528:ILE:O	2:B:168:LEU:CD2	1	1.04
(1,11)	1:A:528:ILE:O	2:B:168:LEU:CG	1	1.04
(1,11)	1:A:528:ILE:O	2:B:168:LEU:H	1	1.04
(1,11)	1:A:528:ILE:O	2:B:168:LEU:HA	1	1.04
(1,11)	1:A:528:ILE:O	2:B:168:LEU:HB2	1	1.04
(1,11)	1:A:528:ILE:O	2:B:168:LEU:HB3	1	1.04
(1,11)	1:A:528:ILE:O	2:B:168:LEU:HD11	1	1.04
(1,11)	1:A:528:ILE:O	2:B:168:LEU:HD12	1	1.04
(1,11)	1:A:528:ILE:O	2:B:168:LEU:HD13	1	1.04
(1,11)	1:A:528:ILE:O	2:B:168:LEU:HD21	1	1.04
(1,11)	1:A:528:ILE:O	2:B:168:LEU:HD22	1	1.04
(1,11)	1:A:528:ILE:O	2:B:168:LEU:HD23	1	1.04
(1,11)	1:A:528:ILE:O	2:B:168:LEU:HG	1	1.04
(1,11)	1:A:528:ILE:O	2:B:168:LEU:N	1	1.04
(1,11)	1:A:528:ILE:O	2:B:168:LEU:O	1	1.04
(1,11)	1:A:528:ILE:O	2:B:170:MET:C	1	1.04
(1,11)	1:A:528:ILE:O	2:B:170:MET:CA	1	1.04
(1,11)	1:A:528:ILE:O	2:B:170:MET:CB	1	1.04
(1,11)	1:A:528:ILE:O	2:B:170:MET:CE	1	1.04
(1,11)	1:A:528:ILE:O	2:B:170:MET:CG	1	1.04
(1,11)	1:A:528:ILE:O	2:B:170:MET:H	1	1.04
(1,11)	1:A:528:ILE:O	2:B:170:MET:HA	1	1.04
(1,11)	1:A:528:ILE:O	2:B:170:MET:HB2	1	1.04
(1,11)	1:A:528:ILE:O	2:B:170:MET:HB3	1	1.04
(1,11)	1:A:528:ILE:O	2:B:170:MET:HE1	1	1.04
(1,11)	1:A:528:ILE:O	2:B:170:MET:HE2	1	1.04
(1,11)	1:A:528:ILE:O	2:B:170:MET:HE3	1	1.04
(1,11)	1:A:528:ILE:O	2:B:170:MET:HG2	1	1.04
(1,11)	1:A:528:ILE:O	2:B:170:MET:HG3	1	1.04
(1,11)	1:A:528:ILE:O	2:B:170:MET:N	1	1.04
(1,11)	1:A:528:ILE:O	2:B:170:MET:O	1	1.04
(1,11)	1:A:528:ILE:O	2:B:170:MET:SD	1	1.04
(1,11)	1:A:528:ILE:O	2:B:172:LYS:C	1	1.04
(1,11)	1:A:528:ILE:O	2:B:172:LYS:CA	1	1.04
(1,11)	1:A:528:ILE:O	2:B:172:LYS:CB	1	1.04
(1,11)	1:A:528:ILE:O	2:B:172:LYS:CD	1	1.04
(1,11)	1:A:528:ILE:O	2:B:172:LYS:CE	1	1.04
(1,11)	1:A:528:ILE:O	2:B:172:LYS:CG	1	1.04
(1,11)	1:A:528:ILE:O	2:B:172:LYS:H	1	1.04
(1,11)	1:A:528:ILE:O	2:B:172:LYS:HA	1	1.04

*Continued on next page...*

*Continued from previous page...*

Key	Atom-1	Atom-2	Model ID	Violation (Å)
(1,11)	1:A:528:ILE:O	2:B:172:LYS:HB2	1	1.04
(1,11)	1:A:528:ILE:O	2:B:172:LYS:HB3	1	1.04
(1,11)	1:A:528:ILE:O	2:B:172:LYS:HD2	1	1.04
(1,11)	1:A:528:ILE:O	2:B:172:LYS:HD3	1	1.04
(1,11)	1:A:528:ILE:O	2:B:172:LYS:HE2	1	1.04
(1,11)	1:A:528:ILE:O	2:B:172:LYS:HE3	1	1.04
(1,11)	1:A:528:ILE:O	2:B:172:LYS:HG2	1	1.04
(1,11)	1:A:528:ILE:O	2:B:172:LYS:HG3	1	1.04
(1,11)	1:A:528:ILE:O	2:B:172:LYS:HZ1	1	1.04
(1,11)	1:A:528:ILE:O	2:B:172:LYS:HZ2	1	1.04
(1,11)	1:A:528:ILE:O	2:B:172:LYS:HZ3	1	1.04
(1,11)	1:A:528:ILE:O	2:B:172:LYS:N	1	1.04
(1,11)	1:A:528:ILE:O	2:B:172:LYS:NZ	1	1.04
(1,11)	1:A:528:ILE:O	2:B:172:LYS:O	1	1.04
(1,11)	1:A:528:ILE:O	2:B:182:VAL:C	1	1.04
(1,11)	1:A:528:ILE:O	2:B:182:VAL:CA	1	1.04
(1,11)	1:A:528:ILE:O	2:B:182:VAL:CB	1	1.04
(1,11)	1:A:528:ILE:O	2:B:182:VAL:CG1	1	1.04
(1,11)	1:A:528:ILE:O	2:B:182:VAL:CG2	1	1.04
(1,11)	1:A:528:ILE:O	2:B:182:VAL:H	1	1.04
(1,11)	1:A:528:ILE:O	2:B:182:VAL:HA	1	1.04
(1,11)	1:A:528:ILE:O	2:B:182:VAL:HB	1	1.04
(1,11)	1:A:528:ILE:O	2:B:182:VAL:HG11	1	1.04
(1,11)	1:A:528:ILE:O	2:B:182:VAL:HG12	1	1.04
(1,11)	1:A:528:ILE:O	2:B:182:VAL:HG13	1	1.04
(1,11)	1:A:528:ILE:O	2:B:182:VAL:HG21	1	1.04
(1,11)	1:A:528:ILE:O	2:B:182:VAL:HG22	1	1.04
(1,11)	1:A:528:ILE:O	2:B:182:VAL:HG23	1	1.04
(1,11)	1:A:528:ILE:O	2:B:182:VAL:N	1	1.04
(1,11)	1:A:528:ILE:O	2:B:182:VAL:O	1	1.04
(1,11)	1:A:528:ILE:O	2:B:183:LYS:C	1	1.04
(1,11)	1:A:528:ILE:O	2:B:183:LYS:CA	1	1.04
(1,11)	1:A:528:ILE:O	2:B:183:LYS:CB	1	1.04
(1,11)	1:A:528:ILE:O	2:B:183:LYS:CD	1	1.04
(1,11)	1:A:528:ILE:O	2:B:183:LYS:CE	1	1.04
(1,11)	1:A:528:ILE:O	2:B:183:LYS:CG	1	1.04
(1,11)	1:A:528:ILE:O	2:B:183:LYS:H	1	1.04
(1,11)	1:A:528:ILE:O	2:B:183:LYS:HA	1	1.04
(1,11)	1:A:528:ILE:O	2:B:183:LYS:HB2	1	1.04
(1,11)	1:A:528:ILE:O	2:B:183:LYS:HB3	1	1.04
(1,11)	1:A:528:ILE:O	2:B:183:LYS:HD2	1	1.04
(1,11)	1:A:528:ILE:O	2:B:183:LYS:HD3	1	1.04

*Continued on next page...*

*Continued from previous page...*

Key	Atom-1	Atom-2	Model ID	Violation (Å)
(1,11)	1:A:528:ILE:O	2:B:183:LYS:HE2	1	1.04
(1,11)	1:A:528:ILE:O	2:B:183:LYS:HE3	1	1.04
(1,11)	1:A:528:ILE:O	2:B:183:LYS:HG2	1	1.04
(1,11)	1:A:528:ILE:O	2:B:183:LYS:HG3	1	1.04
(1,11)	1:A:528:ILE:O	2:B:183:LYS:HZ1	1	1.04
(1,11)	1:A:528:ILE:O	2:B:183:LYS:HZ2	1	1.04
(1,11)	1:A:528:ILE:O	2:B:183:LYS:HZ3	1	1.04
(1,11)	1:A:528:ILE:O	2:B:183:LYS:N	1	1.04
(1,11)	1:A:528:ILE:O	2:B:183:LYS:NZ	1	1.04
(1,11)	1:A:528:ILE:O	2:B:183:LYS:O	1	1.04
(1,11)	1:A:528:ILE:O	2:B:185:GLY:C	1	1.04
(1,11)	1:A:528:ILE:O	2:B:185:GLY:CA	1	1.04
(1,11)	1:A:528:ILE:O	2:B:185:GLY:H	1	1.04
(1,11)	1:A:528:ILE:O	2:B:185:GLY:HA2	1	1.04
(1,11)	1:A:528:ILE:O	2:B:185:GLY:HA3	1	1.04
(1,11)	1:A:528:ILE:O	2:B:185:GLY:N	1	1.04
(1,11)	1:A:528:ILE:O	2:B:185:GLY:O	1	1.04
(1,11)	1:A:528:ILE:O	2:B:187:TYR:C	1	1.04
(1,11)	1:A:528:ILE:O	2:B:187:TYR:CA	1	1.04
(1,11)	1:A:528:ILE:O	2:B:187:TYR:CB	1	1.04
(1,11)	1:A:528:ILE:O	2:B:187:TYR:CD1	1	1.04
(1,11)	1:A:528:ILE:O	2:B:187:TYR:CD2	1	1.04
(1,11)	1:A:528:ILE:O	2:B:187:TYR:CE1	1	1.04
(1,11)	1:A:528:ILE:O	2:B:187:TYR:CE2	1	1.04
(1,11)	1:A:528:ILE:O	2:B:187:TYR:CG	1	1.04
(1,11)	1:A:528:ILE:O	2:B:187:TYR:CZ	1	1.04
(1,11)	1:A:528:ILE:O	2:B:187:TYR:H	1	1.04
(1,11)	1:A:528:ILE:O	2:B:187:TYR:HA	1	1.04
(1,11)	1:A:528:ILE:O	2:B:187:TYR:HB2	1	1.04
(1,11)	1:A:528:ILE:O	2:B:187:TYR:HB3	1	1.04
(1,11)	1:A:528:ILE:O	2:B:187:TYR:HD1	1	1.04
(1,11)	1:A:528:ILE:O	2:B:187:TYR:HD2	1	1.04
(1,11)	1:A:528:ILE:O	2:B:187:TYR:HE1	1	1.04
(1,11)	1:A:528:ILE:O	2:B:187:TYR:HE2	1	1.04
(1,11)	1:A:528:ILE:O	2:B:187:TYR:HH	1	1.04
(1,11)	1:A:528:ILE:O	2:B:187:TYR:N	1	1.04
(1,11)	1:A:528:ILE:O	2:B:187:TYR:O	1	1.04
(1,11)	1:A:528:ILE:O	2:B:187:TYR:OH	1	1.04
(1,11)	1:A:528:ILE:O	2:B:200:THR:C	1	1.04
(1,11)	1:A:528:ILE:O	2:B:200:THR:CA	1	1.04
(1,11)	1:A:528:ILE:O	2:B:200:THR:CB	1	1.04
(1,11)	1:A:528:ILE:O	2:B:200:THR:CG2	1	1.04

*Continued on next page...*

*Continued from previous page...*

Key	Atom-1	Atom-2	Model ID	Violation (Å)
(1,11)	1:A:528:ILE:O	2:B:200:THR:H	1	1.04
(1,11)	1:A:528:ILE:O	2:B:200:THR:HA	1	1.04
(1,11)	1:A:528:ILE:O	2:B:200:THR:HB	1	1.04
(1,11)	1:A:528:ILE:O	2:B:200:THR:HG1	1	1.04
(1,11)	1:A:528:ILE:O	2:B:200:THR:HG21	1	1.04
(1,11)	1:A:528:ILE:O	2:B:200:THR:HG22	1	1.04
(1,11)	1:A:528:ILE:O	2:B:200:THR:HG23	1	1.04
(1,11)	1:A:528:ILE:O	2:B:200:THR:N	1	1.04
(1,11)	1:A:528:ILE:O	2:B:200:THR:O	1	1.04
(1,11)	1:A:528:ILE:O	2:B:200:THR:OG1	1	1.04
(1,11)	1:A:528:ILE:O	2:B:211:LYS:C	1	1.04
(1,11)	1:A:528:ILE:O	2:B:211:LYS:CA	1	1.04
(1,11)	1:A:528:ILE:O	2:B:211:LYS:CB	1	1.04
(1,11)	1:A:528:ILE:O	2:B:211:LYS:CD	1	1.04
(1,11)	1:A:528:ILE:O	2:B:211:LYS:CE	1	1.04
(1,11)	1:A:528:ILE:O	2:B:211:LYS:CG	1	1.04
(1,11)	1:A:528:ILE:O	2:B:211:LYS:H	1	1.04
(1,11)	1:A:528:ILE:O	2:B:211:LYS:HA	1	1.04
(1,11)	1:A:528:ILE:O	2:B:211:LYS:HB2	1	1.04
(1,11)	1:A:528:ILE:O	2:B:211:LYS:HB3	1	1.04
(1,11)	1:A:528:ILE:O	2:B:211:LYS:HD2	1	1.04
(1,11)	1:A:528:ILE:O	2:B:211:LYS:HD3	1	1.04
(1,11)	1:A:528:ILE:O	2:B:211:LYS:HE2	1	1.04
(1,11)	1:A:528:ILE:O	2:B:211:LYS:HE3	1	1.04
(1,11)	1:A:528:ILE:O	2:B:211:LYS:HG2	1	1.04
(1,11)	1:A:528:ILE:O	2:B:211:LYS:HG3	1	1.04
(1,11)	1:A:528:ILE:O	2:B:211:LYS:HZ1	1	1.04
(1,11)	1:A:528:ILE:O	2:B:211:LYS:HZ2	1	1.04
(1,11)	1:A:528:ILE:O	2:B:211:LYS:HZ3	1	1.04
(1,11)	1:A:528:ILE:O	2:B:211:LYS:N	1	1.04
(1,11)	1:A:528:ILE:O	2:B:211:LYS:NZ	1	1.04
(1,11)	1:A:528:ILE:O	2:B:211:LYS:O	1	1.04
(1,27)	2:B:167:SER:C	1:A:490:ALA:C	1	0.99
(1,27)	2:B:167:SER:C	1:A:490:ALA:CA	1	0.99
(1,27)	2:B:167:SER:C	1:A:490:ALA:CB	1	0.99
(1,27)	2:B:167:SER:C	1:A:490:ALA:H	1	0.99
(1,27)	2:B:167:SER:C	1:A:490:ALA:HA	1	0.99
(1,27)	2:B:167:SER:C	1:A:490:ALA:HB1	1	0.99
(1,27)	2:B:167:SER:C	1:A:490:ALA:HB2	1	0.99
(1,27)	2:B:167:SER:C	1:A:490:ALA:HB3	1	0.99
(1,27)	2:B:167:SER:C	1:A:490:ALA:N	1	0.99
(1,27)	2:B:167:SER:C	1:A:490:ALA:O	1	0.99

*Continued on next page...*

*Continued from previous page...*

Key	Atom-1	Atom-2	Model ID	Violation (Å)
(1,27)	2:B:167:SER:C	1:A:514:THR:C	1	0.99
(1,27)	2:B:167:SER:C	1:A:514:THR:CA	1	0.99
(1,27)	2:B:167:SER:C	1:A:514:THR:CB	1	0.99
(1,27)	2:B:167:SER:C	1:A:514:THR:CG2	1	0.99
(1,27)	2:B:167:SER:C	1:A:514:THR:H	1	0.99
(1,27)	2:B:167:SER:C	1:A:514:THR:HA	1	0.99
(1,27)	2:B:167:SER:C	1:A:514:THR:HB	1	0.99
(1,27)	2:B:167:SER:C	1:A:514:THR:HG1	1	0.99
(1,27)	2:B:167:SER:C	1:A:514:THR:HG21	1	0.99
(1,27)	2:B:167:SER:C	1:A:514:THR:HG22	1	0.99
(1,27)	2:B:167:SER:C	1:A:514:THR:HG23	1	0.99
(1,27)	2:B:167:SER:C	1:A:514:THR:N	1	0.99
(1,27)	2:B:167:SER:C	1:A:514:THR:O	1	0.99
(1,27)	2:B:167:SER:C	1:A:514:THR:OG1	1	0.99
(1,27)	2:B:167:SER:C	1:A:516:ASN:C	1	0.99
(1,27)	2:B:167:SER:C	1:A:516:ASN:CA	1	0.99
(1,27)	2:B:167:SER:C	1:A:516:ASN:CB	1	0.99
(1,27)	2:B:167:SER:C	1:A:516:ASN:CG	1	0.99
(1,27)	2:B:167:SER:C	1:A:516:ASN:H	1	0.99
(1,27)	2:B:167:SER:C	1:A:516:ASN:HA	1	0.99
(1,27)	2:B:167:SER:C	1:A:516:ASN:HB2	1	0.99
(1,27)	2:B:167:SER:C	1:A:516:ASN:HB3	1	0.99
(1,27)	2:B:167:SER:C	1:A:516:ASN:HD21	1	0.99
(1,27)	2:B:167:SER:C	1:A:516:ASN:HD22	1	0.99
(1,27)	2:B:167:SER:C	1:A:516:ASN:N	1	0.99
(1,27)	2:B:167:SER:C	1:A:516:ASN:ND2	1	0.99
(1,27)	2:B:167:SER:C	1:A:516:ASN:O	1	0.99
(1,27)	2:B:167:SER:C	1:A:516:ASN:OD1	1	0.99
(1,27)	2:B:167:SER:C	1:A:519:GLY:C	1	0.99
(1,27)	2:B:167:SER:C	1:A:519:GLY:CA	1	0.99
(1,27)	2:B:167:SER:C	1:A:519:GLY:H	1	0.99
(1,27)	2:B:167:SER:C	1:A:519:GLY:HA2	1	0.99
(1,27)	2:B:167:SER:C	1:A:519:GLY:HA3	1	0.99
(1,27)	2:B:167:SER:C	1:A:519:GLY:N	1	0.99
(1,27)	2:B:167:SER:C	1:A:519:GLY:O	1	0.99
(1,27)	2:B:167:SER:C	1:A:522:PHE:C	1	0.99
(1,27)	2:B:167:SER:C	1:A:522:PHE:CA	1	0.99
(1,27)	2:B:167:SER:C	1:A:522:PHE:CB	1	0.99
(1,27)	2:B:167:SER:C	1:A:522:PHE:CD1	1	0.99
(1,27)	2:B:167:SER:C	1:A:522:PHE:CD2	1	0.99
(1,27)	2:B:167:SER:C	1:A:522:PHE:CE1	1	0.99
(1,27)	2:B:167:SER:C	1:A:522:PHE:CE2	1	0.99

*Continued on next page...*

*Continued from previous page...*

Key	Atom-1	Atom-2	Model ID	Violation (Å)
(1,27)	2:B:167:SER:C	1:A:522:PHE:CG	1	0.99
(1,27)	2:B:167:SER:C	1:A:522:PHE:CZ	1	0.99
(1,27)	2:B:167:SER:C	1:A:522:PHE:H	1	0.99
(1,27)	2:B:167:SER:C	1:A:522:PHE:HA	1	0.99
(1,27)	2:B:167:SER:C	1:A:522:PHE:HB2	1	0.99
(1,27)	2:B:167:SER:C	1:A:522:PHE:HB3	1	0.99
(1,27)	2:B:167:SER:C	1:A:522:PHE:HD1	1	0.99
(1,27)	2:B:167:SER:C	1:A:522:PHE:HD2	1	0.99
(1,27)	2:B:167:SER:C	1:A:522:PHE:HE1	1	0.99
(1,27)	2:B:167:SER:C	1:A:522:PHE:HE2	1	0.99
(1,27)	2:B:167:SER:C	1:A:522:PHE:HZ	1	0.99
(1,27)	2:B:167:SER:C	1:A:522:PHE:N	1	0.99
(1,27)	2:B:167:SER:C	1:A:522:PHE:O	1	0.99
(1,27)	2:B:167:SER:C	1:A:523:GLU:C	1	0.99
(1,27)	2:B:167:SER:C	1:A:523:GLU:CA	1	0.99
(1,27)	2:B:167:SER:C	1:A:523:GLU:CB	1	0.99
(1,27)	2:B:167:SER:C	1:A:523:GLU:CD	1	0.99
(1,27)	2:B:167:SER:C	1:A:523:GLU:CG	1	0.99
(1,27)	2:B:167:SER:C	1:A:523:GLU:H	1	0.99
(1,27)	2:B:167:SER:C	1:A:523:GLU:HA	1	0.99
(1,27)	2:B:167:SER:C	1:A:523:GLU:HB2	1	0.99
(1,27)	2:B:167:SER:C	1:A:523:GLU:HB3	1	0.99
(1,27)	2:B:167:SER:C	1:A:523:GLU:HG2	1	0.99
(1,27)	2:B:167:SER:C	1:A:523:GLU:HG3	1	0.99
(1,27)	2:B:167:SER:C	1:A:523:GLU:N	1	0.99
(1,27)	2:B:167:SER:C	1:A:523:GLU:O	1	0.99
(1,27)	2:B:167:SER:C	1:A:523:GLU:OE1	1	0.99
(1,27)	2:B:167:SER:C	1:A:523:GLU:OE2	1	0.99
(1,27)	2:B:167:SER:C	1:A:524:PHE:C	1	0.99
(1,27)	2:B:167:SER:C	1:A:524:PHE:CA	1	0.99
(1,27)	2:B:167:SER:C	1:A:524:PHE:CB	1	0.99
(1,27)	2:B:167:SER:C	1:A:524:PHE:CD1	1	0.99
(1,27)	2:B:167:SER:C	1:A:524:PHE:CD2	1	0.99
(1,27)	2:B:167:SER:C	1:A:524:PHE:CE1	1	0.99
(1,27)	2:B:167:SER:C	1:A:524:PHE:CE2	1	0.99
(1,27)	2:B:167:SER:C	1:A:524:PHE:CG	1	0.99
(1,27)	2:B:167:SER:C	1:A:524:PHE:CZ	1	0.99
(1,27)	2:B:167:SER:C	1:A:524:PHE:H	1	0.99
(1,27)	2:B:167:SER:C	1:A:524:PHE:HA	1	0.99
(1,27)	2:B:167:SER:C	1:A:524:PHE:HB2	1	0.99
(1,27)	2:B:167:SER:C	1:A:524:PHE:HB3	1	0.99
(1,27)	2:B:167:SER:C	1:A:524:PHE:HD1	1	0.99

*Continued on next page...*



*Continued from previous page...*

Key	Atom-1	Atom-2	Model ID	Violation (Å)
(1,27)	2:B:167:SER:C	1:A:524:PHE:HD2	1	0.99
(1,27)	2:B:167:SER:C	1:A:524:PHE:HE1	1	0.99
(1,27)	2:B:167:SER:C	1:A:524:PHE:HE2	1	0.99
(1,27)	2:B:167:SER:C	1:A:524:PHE:HZ	1	0.99
(1,27)	2:B:167:SER:C	1:A:524:PHE:N	1	0.99
(1,27)	2:B:167:SER:C	1:A:524:PHE:O	1	0.99
(1,27)	2:B:167:SER:C	1:A:525:GLU:C	1	0.99
(1,27)	2:B:167:SER:C	1:A:525:GLU:CA	1	0.99
(1,27)	2:B:167:SER:C	1:A:525:GLU:CB	1	0.99
(1,27)	2:B:167:SER:C	1:A:525:GLU:CD	1	0.99
(1,27)	2:B:167:SER:C	1:A:525:GLU:CG	1	0.99
(1,27)	2:B:167:SER:C	1:A:525:GLU:H	1	0.99
(1,27)	2:B:167:SER:C	1:A:525:GLU:HA	1	0.99
(1,27)	2:B:167:SER:C	1:A:525:GLU:HB2	1	0.99
(1,27)	2:B:167:SER:C	1:A:525:GLU:HB3	1	0.99
(1,27)	2:B:167:SER:C	1:A:525:GLU:HG2	1	0.99
(1,27)	2:B:167:SER:C	1:A:525:GLU:HG3	1	0.99
(1,27)	2:B:167:SER:C	1:A:525:GLU:N	1	0.99
(1,27)	2:B:167:SER:C	1:A:525:GLU:O	1	0.99
(1,27)	2:B:167:SER:C	1:A:525:GLU:OE1	1	0.99
(1,27)	2:B:167:SER:C	1:A:525:GLU:OE2	1	0.99
(1,27)	2:B:167:SER:C	1:A:526:ASN:C	1	0.99
(1,27)	2:B:167:SER:C	1:A:526:ASN:CA	1	0.99
(1,27)	2:B:167:SER:C	1:A:526:ASN:CB	1	0.99
(1,27)	2:B:167:SER:C	1:A:526:ASN:CG	1	0.99
(1,27)	2:B:167:SER:C	1:A:526:ASN:H	1	0.99
(1,27)	2:B:167:SER:C	1:A:526:ASN:HA	1	0.99
(1,27)	2:B:167:SER:C	1:A:526:ASN:HB2	1	0.99
(1,27)	2:B:167:SER:C	1:A:526:ASN:HB3	1	0.99
(1,27)	2:B:167:SER:C	1:A:526:ASN:HD21	1	0.99
(1,27)	2:B:167:SER:C	1:A:526:ASN:HD22	1	0.99
(1,27)	2:B:167:SER:C	1:A:526:ASN:N	1	0.99
(1,27)	2:B:167:SER:C	1:A:526:ASN:ND2	1	0.99
(1,27)	2:B:167:SER:C	1:A:526:ASN:O	1	0.99
(1,27)	2:B:167:SER:C	1:A:526:ASN:OD1	1	0.99
(1,27)	2:B:167:SER:C	1:A:527:ALA:C	1	0.99
(1,27)	2:B:167:SER:C	1:A:527:ALA:CA	1	0.99
(1,27)	2:B:167:SER:C	1:A:527:ALA:CB	1	0.99
(1,27)	2:B:167:SER:C	1:A:527:ALA:H	1	0.99
(1,27)	2:B:167:SER:C	1:A:527:ALA:HA	1	0.99
(1,27)	2:B:167:SER:C	1:A:527:ALA:HB1	1	0.99
(1,27)	2:B:167:SER:C	1:A:527:ALA:HB2	1	0.99

*Continued on next page...*

*Continued from previous page...*

Key	Atom-1	Atom-2	Model ID	Violation (Å)
(1,27)	2:B:167:SER:C	1:A:527:ALA:HB3	1	0.99
(1,27)	2:B:167:SER:C	1:A:527:ALA:N	1	0.99
(1,27)	2:B:167:SER:C	1:A:527:ALA:O	1	0.99
(1,27)	2:B:167:SER:C	1:A:528:ILE:C	1	0.99
(1,27)	2:B:167:SER:C	1:A:528:ILE:CA	1	0.99
(1,27)	2:B:167:SER:C	1:A:528:ILE:CB	1	0.99
(1,27)	2:B:167:SER:C	1:A:528:ILE:CD1	1	0.99
(1,27)	2:B:167:SER:C	1:A:528:ILE:CG1	1	0.99
(1,27)	2:B:167:SER:C	1:A:528:ILE:CG2	1	0.99
(1,27)	2:B:167:SER:C	1:A:528:ILE:H	1	0.99
(1,27)	2:B:167:SER:C	1:A:528:ILE:HA	1	0.99
(1,27)	2:B:167:SER:C	1:A:528:ILE:HB	1	0.99
(1,27)	2:B:167:SER:C	1:A:528:ILE:HD11	1	0.99
(1,27)	2:B:167:SER:C	1:A:528:ILE:HD12	1	0.99
(1,27)	2:B:167:SER:C	1:A:528:ILE:HD13	1	0.99
(1,27)	2:B:167:SER:C	1:A:528:ILE:HG12	1	0.99
(1,27)	2:B:167:SER:C	1:A:528:ILE:HG13	1	0.99
(1,27)	2:B:167:SER:C	1:A:528:ILE:HG21	1	0.99
(1,27)	2:B:167:SER:C	1:A:528:ILE:HG22	1	0.99
(1,27)	2:B:167:SER:C	1:A:528:ILE:HG23	1	0.99
(1,27)	2:B:167:SER:C	1:A:528:ILE:N	1	0.99
(1,27)	2:B:167:SER:C	1:A:528:ILE:O	1	0.99
(1,27)	2:B:167:SER:C	1:A:529:VAL:C	1	0.99
(1,27)	2:B:167:SER:C	1:A:529:VAL:CA	1	0.99
(1,27)	2:B:167:SER:C	1:A:529:VAL:CB	1	0.99
(1,27)	2:B:167:SER:C	1:A:529:VAL:CG1	1	0.99
(1,27)	2:B:167:SER:C	1:A:529:VAL:CG2	1	0.99
(1,27)	2:B:167:SER:C	1:A:529:VAL:H	1	0.99
(1,27)	2:B:167:SER:C	1:A:529:VAL:HA	1	0.99
(1,27)	2:B:167:SER:C	1:A:529:VAL:HB	1	0.99
(1,27)	2:B:167:SER:C	1:A:529:VAL:HG11	1	0.99
(1,27)	2:B:167:SER:C	1:A:529:VAL:HG12	1	0.99
(1,27)	2:B:167:SER:C	1:A:529:VAL:HG13	1	0.99
(1,27)	2:B:167:SER:C	1:A:529:VAL:HG21	1	0.99
(1,27)	2:B:167:SER:C	1:A:529:VAL:HG22	1	0.99
(1,27)	2:B:167:SER:C	1:A:529:VAL:HG23	1	0.99
(1,27)	2:B:167:SER:C	1:A:529:VAL:N	1	0.99
(1,27)	2:B:167:SER:C	1:A:529:VAL:O	1	0.99
(1,27)	2:B:167:SER:C	1:A:561:ASP:C	1	0.99
(1,27)	2:B:167:SER:C	1:A:561:ASP:CA	1	0.99
(1,27)	2:B:167:SER:C	1:A:561:ASP:CB	1	0.99
(1,27)	2:B:167:SER:C	1:A:561:ASP:CG	1	0.99

*Continued on next page...*

*Continued from previous page...*

Key	Atom-1	Atom-2	Model ID	Violation (Å)
(1,27)	2:B:167:SER:C	1:A:561:ASP:H	1	0.99
(1,27)	2:B:167:SER:C	1:A:561:ASP:HA	1	0.99
(1,27)	2:B:167:SER:C	1:A:561:ASP:HB2	1	0.99
(1,27)	2:B:167:SER:C	1:A:561:ASP:HB3	1	0.99
(1,27)	2:B:167:SER:C	1:A:561:ASP:N	1	0.99
(1,27)	2:B:167:SER:C	1:A:561:ASP:O	1	0.99
(1,27)	2:B:167:SER:C	1:A:561:ASP:OD1	1	0.99
(1,27)	2:B:167:SER:C	1:A:561:ASP:OD2	1	0.99
(1,27)	2:B:167:SER:C	1:A:563:LYS:C	1	0.99
(1,27)	2:B:167:SER:C	1:A:563:LYS:CA	1	0.99
(1,27)	2:B:167:SER:C	1:A:563:LYS:CB	1	0.99
(1,27)	2:B:167:SER:C	1:A:563:LYS:CD	1	0.99
(1,27)	2:B:167:SER:C	1:A:563:LYS:CE	1	0.99
(1,27)	2:B:167:SER:C	1:A:563:LYS:CG	1	0.99
(1,27)	2:B:167:SER:C	1:A:563:LYS:H	1	0.99
(1,27)	2:B:167:SER:C	1:A:563:LYS:HA	1	0.99
(1,27)	2:B:167:SER:C	1:A:563:LYS:HB2	1	0.99
(1,27)	2:B:167:SER:C	1:A:563:LYS:HB3	1	0.99
(1,27)	2:B:167:SER:C	1:A:563:LYS:HD2	1	0.99
(1,27)	2:B:167:SER:C	1:A:563:LYS:HD3	1	0.99
(1,27)	2:B:167:SER:C	1:A:563:LYS:HE2	1	0.99
(1,27)	2:B:167:SER:C	1:A:563:LYS:HE3	1	0.99
(1,27)	2:B:167:SER:C	1:A:563:LYS:HG2	1	0.99
(1,27)	2:B:167:SER:C	1:A:563:LYS:HG3	1	0.99
(1,27)	2:B:167:SER:C	1:A:563:LYS:HZ1	1	0.99
(1,27)	2:B:167:SER:C	1:A:563:LYS:HZ2	1	0.99
(1,27)	2:B:167:SER:C	1:A:563:LYS:HZ3	1	0.99
(1,27)	2:B:167:SER:C	1:A:563:LYS:N	1	0.99
(1,27)	2:B:167:SER:C	1:A:563:LYS:NZ	1	0.99
(1,27)	2:B:167:SER:C	1:A:563:LYS:O	1	0.99
(1,27)	2:B:167:SER:C	1:A:564:ALA:C	1	0.99
(1,27)	2:B:167:SER:C	1:A:564:ALA:CA	1	0.99
(1,27)	2:B:167:SER:C	1:A:564:ALA:CB	1	0.99
(1,27)	2:B:167:SER:C	1:A:564:ALA:H	1	0.99
(1,27)	2:B:167:SER:C	1:A:564:ALA:HA	1	0.99
(1,27)	2:B:167:SER:C	1:A:564:ALA:HB1	1	0.99
(1,27)	2:B:167:SER:C	1:A:564:ALA:HB2	1	0.99
(1,27)	2:B:167:SER:C	1:A:564:ALA:HB3	1	0.99
(1,27)	2:B:167:SER:C	1:A:564:ALA:N	1	0.99
(1,27)	2:B:167:SER:C	1:A:564:ALA:O	1	0.99
(1,27)	2:B:167:SER:C	1:A:566:LEU:C	1	0.99
(1,27)	2:B:167:SER:C	1:A:566:LEU:CA	1	0.99

*Continued on next page...*

*Continued from previous page...*

Key	Atom-1	Atom-2	Model ID	Violation (Å)
(1,27)	2:B:167:SER:C	1:A:566:LEU:CB	1	0.99
(1,27)	2:B:167:SER:C	1:A:566:LEU:CD1	1	0.99
(1,27)	2:B:167:SER:C	1:A:566:LEU:CD2	1	0.99
(1,27)	2:B:167:SER:C	1:A:566:LEU:CG	1	0.99
(1,27)	2:B:167:SER:C	1:A:566:LEU:H	1	0.99
(1,27)	2:B:167:SER:C	1:A:566:LEU:HA	1	0.99
(1,27)	2:B:167:SER:C	1:A:566:LEU:HB2	1	0.99
(1,27)	2:B:167:SER:C	1:A:566:LEU:HB3	1	0.99
(1,27)	2:B:167:SER:C	1:A:566:LEU:HD11	1	0.99
(1,27)	2:B:167:SER:C	1:A:566:LEU:HD12	1	0.99
(1,27)	2:B:167:SER:C	1:A:566:LEU:HD13	1	0.99
(1,27)	2:B:167:SER:C	1:A:566:LEU:HD21	1	0.99
(1,27)	2:B:167:SER:C	1:A:566:LEU:HD22	1	0.99
(1,27)	2:B:167:SER:C	1:A:566:LEU:HD23	1	0.99
(1,27)	2:B:167:SER:C	1:A:566:LEU:HG	1	0.99
(1,27)	2:B:167:SER:C	1:A:566:LEU:N	1	0.99
(1,27)	2:B:167:SER:C	1:A:566:LEU:O	1	0.99
(1,27)	2:B:167:SER:CA	1:A:490:ALA:C	1	0.99
(1,27)	2:B:167:SER:CA	1:A:490:ALA:CA	1	0.99
(1,27)	2:B:167:SER:CA	1:A:490:ALA:CB	1	0.99
(1,27)	2:B:167:SER:CA	1:A:490:ALA:H	1	0.99
(1,27)	2:B:167:SER:CA	1:A:490:ALA:HA	1	0.99
(1,27)	2:B:167:SER:CA	1:A:490:ALA:HB1	1	0.99
(1,27)	2:B:167:SER:CA	1:A:490:ALA:HB2	1	0.99
(1,27)	2:B:167:SER:CA	1:A:490:ALA:HB3	1	0.99
(1,27)	2:B:167:SER:CA	1:A:490:ALA:N	1	0.99
(1,27)	2:B:167:SER:CA	1:A:490:ALA:O	1	0.99
(1,27)	2:B:167:SER:CA	1:A:514:THR:C	1	0.99
(1,27)	2:B:167:SER:CA	1:A:514:THR:CA	1	0.99
(1,27)	2:B:167:SER:CA	1:A:514:THR:CB	1	0.99
(1,27)	2:B:167:SER:CA	1:A:514:THR:CG2	1	0.99
(1,27)	2:B:167:SER:CA	1:A:514:THR:H	1	0.99
(1,27)	2:B:167:SER:CA	1:A:514:THR:HA	1	0.99
(1,27)	2:B:167:SER:CA	1:A:514:THR:HB	1	0.99
(1,27)	2:B:167:SER:CA	1:A:514:THR:HG1	1	0.99
(1,27)	2:B:167:SER:CA	1:A:514:THR:HG21	1	0.99
(1,27)	2:B:167:SER:CA	1:A:514:THR:HG22	1	0.99
(1,27)	2:B:167:SER:CA	1:A:514:THR:HG23	1	0.99
(1,27)	2:B:167:SER:CA	1:A:514:THR:N	1	0.99
(1,27)	2:B:167:SER:CA	1:A:514:THR:O	1	0.99
(1,27)	2:B:167:SER:CA	1:A:514:THR:OG1	1	0.99
(1,27)	2:B:167:SER:CA	1:A:516:ASN:C	1	0.99

*Continued on next page...*

*Continued from previous page...*

Key	Atom-1	Atom-2	Model ID	Violation (Å)
(1,27)	2:B:167:SER:CA	1:A:516:ASN:CA	1	0.99
(1,27)	2:B:167:SER:CA	1:A:516:ASN:CB	1	0.99
(1,27)	2:B:167:SER:CA	1:A:516:ASN:CG	1	0.99
(1,27)	2:B:167:SER:CA	1:A:516:ASN:H	1	0.99
(1,27)	2:B:167:SER:CA	1:A:516:ASN:HA	1	0.99
(1,27)	2:B:167:SER:CA	1:A:516:ASN:HB2	1	0.99
(1,27)	2:B:167:SER:CA	1:A:516:ASN:HB3	1	0.99
(1,27)	2:B:167:SER:CA	1:A:516:ASN:HD21	1	0.99
(1,27)	2:B:167:SER:CA	1:A:516:ASN:HD22	1	0.99
(1,27)	2:B:167:SER:CA	1:A:516:ASN:N	1	0.99
(1,27)	2:B:167:SER:CA	1:A:516:ASN:ND2	1	0.99
(1,27)	2:B:167:SER:CA	1:A:516:ASN:O	1	0.99
(1,27)	2:B:167:SER:CA	1:A:516:ASN:OD1	1	0.99
(1,27)	2:B:167:SER:CA	1:A:519:GLY:C	1	0.99
(1,27)	2:B:167:SER:CA	1:A:519:GLY:CA	1	0.99
(1,27)	2:B:167:SER:CA	1:A:519:GLY:H	1	0.99
(1,27)	2:B:167:SER:CA	1:A:519:GLY:HA2	1	0.99
(1,27)	2:B:167:SER:CA	1:A:519:GLY:HA3	1	0.99
(1,27)	2:B:167:SER:CA	1:A:519:GLY:N	1	0.99
(1,27)	2:B:167:SER:CA	1:A:519:GLY:O	1	0.99
(1,27)	2:B:167:SER:CA	1:A:522:PHE:C	1	0.99
(1,27)	2:B:167:SER:CA	1:A:522:PHE:CA	1	0.99
(1,27)	2:B:167:SER:CA	1:A:522:PHE:CB	1	0.99
(1,27)	2:B:167:SER:CA	1:A:522:PHE:CD1	1	0.99
(1,27)	2:B:167:SER:CA	1:A:522:PHE:CD2	1	0.99
(1,27)	2:B:167:SER:CA	1:A:522:PHE:CE1	1	0.99
(1,27)	2:B:167:SER:CA	1:A:522:PHE:CE2	1	0.99
(1,27)	2:B:167:SER:CA	1:A:522:PHE:CG	1	0.99
(1,27)	2:B:167:SER:CA	1:A:522:PHE:CZ	1	0.99
(1,27)	2:B:167:SER:CA	1:A:522:PHE:H	1	0.99
(1,27)	2:B:167:SER:CA	1:A:522:PHE:HA	1	0.99
(1,27)	2:B:167:SER:CA	1:A:522:PHE:HB2	1	0.99
(1,27)	2:B:167:SER:CA	1:A:522:PHE:HB3	1	0.99
(1,27)	2:B:167:SER:CA	1:A:522:PHE:HD1	1	0.99
(1,27)	2:B:167:SER:CA	1:A:522:PHE:HD2	1	0.99
(1,27)	2:B:167:SER:CA	1:A:522:PHE:HE1	1	0.99
(1,27)	2:B:167:SER:CA	1:A:522:PHE:HE2	1	0.99
(1,27)	2:B:167:SER:CA	1:A:522:PHE:HZ	1	0.99
(1,27)	2:B:167:SER:CA	1:A:522:PHE:N	1	0.99
(1,27)	2:B:167:SER:CA	1:A:522:PHE:O	1	0.99
(1,27)	2:B:167:SER:CA	1:A:523:GLU:C	1	0.99
(1,27)	2:B:167:SER:CA	1:A:523:GLU:CA	1	0.99

*Continued on next page...*

*Continued from previous page...*

Key	Atom-1	Atom-2	Model ID	Violation (Å)
(1,27)	2:B:167:SER:CA	1:A:523:GLU:CB	1	0.99
(1,27)	2:B:167:SER:CA	1:A:523:GLU:CD	1	0.99
(1,27)	2:B:167:SER:CA	1:A:523:GLU:CG	1	0.99
(1,27)	2:B:167:SER:CA	1:A:523:GLU:H	1	0.99
(1,27)	2:B:167:SER:CA	1:A:523:GLU:HA	1	0.99
(1,27)	2:B:167:SER:CA	1:A:523:GLU:HB2	1	0.99
(1,27)	2:B:167:SER:CA	1:A:523:GLU:HB3	1	0.99
(1,27)	2:B:167:SER:CA	1:A:523:GLU:HG2	1	0.99
(1,27)	2:B:167:SER:CA	1:A:523:GLU:HG3	1	0.99
(1,27)	2:B:167:SER:CA	1:A:523:GLU:N	1	0.99
(1,27)	2:B:167:SER:CA	1:A:523:GLU:O	1	0.99
(1,27)	2:B:167:SER:CA	1:A:523:GLU:OE1	1	0.99
(1,27)	2:B:167:SER:CA	1:A:523:GLU:OE2	1	0.99
(1,27)	2:B:167:SER:CA	1:A:524:PHE:C	1	0.99
(1,27)	2:B:167:SER:CA	1:A:524:PHE:CA	1	0.99
(1,27)	2:B:167:SER:CA	1:A:524:PHE:CB	1	0.99
(1,27)	2:B:167:SER:CA	1:A:524:PHE:CD1	1	0.99
(1,27)	2:B:167:SER:CA	1:A:524:PHE:CD2	1	0.99
(1,27)	2:B:167:SER:CA	1:A:524:PHE:CE1	1	0.99
(1,27)	2:B:167:SER:CA	1:A:524:PHE:CE2	1	0.99
(1,27)	2:B:167:SER:CA	1:A:524:PHE:CG	1	0.99
(1,27)	2:B:167:SER:CA	1:A:524:PHE:CZ	1	0.99
(1,27)	2:B:167:SER:CA	1:A:524:PHE:H	1	0.99
(1,27)	2:B:167:SER:CA	1:A:524:PHE:HA	1	0.99
(1,27)	2:B:167:SER:CA	1:A:524:PHE:HB2	1	0.99
(1,27)	2:B:167:SER:CA	1:A:524:PHE:HB3	1	0.99
(1,27)	2:B:167:SER:CA	1:A:524:PHE:HD1	1	0.99
(1,27)	2:B:167:SER:CA	1:A:524:PHE:HD2	1	0.99
(1,27)	2:B:167:SER:CA	1:A:524:PHE:HE1	1	0.99
(1,27)	2:B:167:SER:CA	1:A:524:PHE:HE2	1	0.99
(1,27)	2:B:167:SER:CA	1:A:524:PHE:HZ	1	0.99
(1,27)	2:B:167:SER:CA	1:A:524:PHE:N	1	0.99
(1,27)	2:B:167:SER:CA	1:A:524:PHE:O	1	0.99
(1,27)	2:B:167:SER:CA	1:A:525:GLU:C	1	0.99
(1,27)	2:B:167:SER:CA	1:A:525:GLU:CA	1	0.99
(1,27)	2:B:167:SER:CA	1:A:525:GLU:CB	1	0.99
(1,27)	2:B:167:SER:CA	1:A:525:GLU:CD	1	0.99
(1,27)	2:B:167:SER:CA	1:A:525:GLU:CG	1	0.99
(1,27)	2:B:167:SER:CA	1:A:525:GLU:H	1	0.99
(1,27)	2:B:167:SER:CA	1:A:525:GLU:HA	1	0.99
(1,27)	2:B:167:SER:CA	1:A:525:GLU:HB2	1	0.99
(1,27)	2:B:167:SER:CA	1:A:525:GLU:HB3	1	0.99

*Continued on next page...*

*Continued from previous page...*

Key	Atom-1	Atom-2	Model ID	Violation (Å)
(1,27)	2:B:167:SER:CA	1:A:525:GLU:HG2	1	0.99
(1,27)	2:B:167:SER:CA	1:A:525:GLU:HG3	1	0.99
(1,27)	2:B:167:SER:CA	1:A:525:GLU:N	1	0.99
(1,27)	2:B:167:SER:CA	1:A:525:GLU:O	1	0.99
(1,27)	2:B:167:SER:CA	1:A:525:GLU:OE1	1	0.99
(1,27)	2:B:167:SER:CA	1:A:525:GLU:OE2	1	0.99
(1,27)	2:B:167:SER:CA	1:A:526:ASN:C	1	0.99
(1,27)	2:B:167:SER:CA	1:A:526:ASN:CA	1	0.99
(1,27)	2:B:167:SER:CA	1:A:526:ASN:CB	1	0.99
(1,27)	2:B:167:SER:CA	1:A:526:ASN:CG	1	0.99
(1,27)	2:B:167:SER:CA	1:A:526:ASN:H	1	0.99
(1,27)	2:B:167:SER:CA	1:A:526:ASN:HA	1	0.99
(1,27)	2:B:167:SER:CA	1:A:526:ASN:HB2	1	0.99
(1,27)	2:B:167:SER:CA	1:A:526:ASN:HB3	1	0.99
(1,27)	2:B:167:SER:CA	1:A:526:ASN:HD21	1	0.99
(1,27)	2:B:167:SER:CA	1:A:526:ASN:HD22	1	0.99
(1,27)	2:B:167:SER:CA	1:A:526:ASN:N	1	0.99
(1,27)	2:B:167:SER:CA	1:A:526:ASN:ND2	1	0.99
(1,27)	2:B:167:SER:CA	1:A:526:ASN:O	1	0.99
(1,27)	2:B:167:SER:CA	1:A:526:ASN:OD1	1	0.99
(1,27)	2:B:167:SER:CA	1:A:527:ALA:C	1	0.99
(1,27)	2:B:167:SER:CA	1:A:527:ALA:CA	1	0.99
(1,27)	2:B:167:SER:CA	1:A:527:ALA:CB	1	0.99
(1,27)	2:B:167:SER:CA	1:A:527:ALA:H	1	0.99
(1,27)	2:B:167:SER:CA	1:A:527:ALA:HA	1	0.99
(1,27)	2:B:167:SER:CA	1:A:527:ALA:HB1	1	0.99
(1,27)	2:B:167:SER:CA	1:A:527:ALA:HB2	1	0.99
(1,27)	2:B:167:SER:CA	1:A:527:ALA:HB3	1	0.99
(1,27)	2:B:167:SER:CA	1:A:527:ALA:N	1	0.99
(1,27)	2:B:167:SER:CA	1:A:527:ALA:O	1	0.99
(1,27)	2:B:167:SER:CA	1:A:528:ILE:C	1	0.99
(1,27)	2:B:167:SER:CA	1:A:528:ILE:CA	1	0.99
(1,27)	2:B:167:SER:CA	1:A:528:ILE:CB	1	0.99
(1,27)	2:B:167:SER:CA	1:A:528:ILE:CD1	1	0.99
(1,27)	2:B:167:SER:CA	1:A:528:ILE:CG1	1	0.99
(1,27)	2:B:167:SER:CA	1:A:528:ILE:CG2	1	0.99
(1,27)	2:B:167:SER:CA	1:A:528:ILE:H	1	0.99
(1,27)	2:B:167:SER:CA	1:A:528:ILE:HA	1	0.99
(1,27)	2:B:167:SER:CA	1:A:528:ILE:HB	1	0.99
(1,27)	2:B:167:SER:CA	1:A:528:ILE:HD11	1	0.99
(1,27)	2:B:167:SER:CA	1:A:528:ILE:HD12	1	0.99
(1,27)	2:B:167:SER:CA	1:A:528:ILE:HD13	1	0.99

*Continued on next page...*

*Continued from previous page...*

Key	Atom-1	Atom-2	Model ID	Violation (Å)
(1,27)	2:B:167:SER:CA	1:A:528:ILE:HG12	1	0.99
(1,27)	2:B:167:SER:CA	1:A:528:ILE:HG13	1	0.99
(1,27)	2:B:167:SER:CA	1:A:528:ILE:HG21	1	0.99
(1,27)	2:B:167:SER:CA	1:A:528:ILE:HG22	1	0.99
(1,27)	2:B:167:SER:CA	1:A:528:ILE:HG23	1	0.99
(1,27)	2:B:167:SER:CA	1:A:528:ILE:N	1	0.99
(1,27)	2:B:167:SER:CA	1:A:528:ILE:O	1	0.99
(1,27)	2:B:167:SER:CA	1:A:529:VAL:C	1	0.99
(1,27)	2:B:167:SER:CA	1:A:529:VAL:CA	1	0.99
(1,27)	2:B:167:SER:CA	1:A:529:VAL:CB	1	0.99
(1,27)	2:B:167:SER:CA	1:A:529:VAL:CG1	1	0.99
(1,27)	2:B:167:SER:CA	1:A:529:VAL:CG2	1	0.99
(1,27)	2:B:167:SER:CA	1:A:529:VAL:H	1	0.99
(1,27)	2:B:167:SER:CA	1:A:529:VAL:HA	1	0.99
(1,27)	2:B:167:SER:CA	1:A:529:VAL:HB	1	0.99
(1,27)	2:B:167:SER:CA	1:A:529:VAL:HG11	1	0.99
(1,27)	2:B:167:SER:CA	1:A:529:VAL:HG12	1	0.99
(1,27)	2:B:167:SER:CA	1:A:529:VAL:HG13	1	0.99
(1,27)	2:B:167:SER:CA	1:A:529:VAL:HG21	1	0.99
(1,27)	2:B:167:SER:CA	1:A:529:VAL:HG22	1	0.99
(1,27)	2:B:167:SER:CA	1:A:529:VAL:HG23	1	0.99
(1,27)	2:B:167:SER:CA	1:A:529:VAL:N	1	0.99
(1,27)	2:B:167:SER:CA	1:A:529:VAL:O	1	0.99
(1,27)	2:B:167:SER:CA	1:A:561:ASP:C	1	0.99
(1,27)	2:B:167:SER:CA	1:A:561:ASP:CA	1	0.99
(1,27)	2:B:167:SER:CA	1:A:561:ASP:CB	1	0.99
(1,27)	2:B:167:SER:CA	1:A:561:ASP:CG	1	0.99
(1,27)	2:B:167:SER:CA	1:A:561:ASP:H	1	0.99
(1,27)	2:B:167:SER:CA	1:A:561:ASP:HA	1	0.99
(1,27)	2:B:167:SER:CA	1:A:561:ASP:HB2	1	0.99
(1,27)	2:B:167:SER:CA	1:A:561:ASP:HB3	1	0.99
(1,27)	2:B:167:SER:CA	1:A:561:ASP:N	1	0.99
(1,27)	2:B:167:SER:CA	1:A:561:ASP:O	1	0.99
(1,27)	2:B:167:SER:CA	1:A:561:ASP:OD1	1	0.99
(1,27)	2:B:167:SER:CA	1:A:561:ASP:OD2	1	0.99
(1,27)	2:B:167:SER:CA	1:A:563:LYS:C	1	0.99
(1,27)	2:B:167:SER:CA	1:A:563:LYS:CA	1	0.99
(1,27)	2:B:167:SER:CA	1:A:563:LYS:CB	1	0.99
(1,27)	2:B:167:SER:CA	1:A:563:LYS:CD	1	0.99
(1,27)	2:B:167:SER:CA	1:A:563:LYS:CE	1	0.99
(1,27)	2:B:167:SER:CA	1:A:563:LYS:CG	1	0.99
(1,27)	2:B:167:SER:CA	1:A:563:LYS:H	1	0.99

*Continued on next page...*



*Continued from previous page...*

Key	Atom-1	Atom-2	Model ID	Violation (Å)
(1,27)	2:B:167:SER:CA	1:A:563:LYS:HA	1	0.99
(1,27)	2:B:167:SER:CA	1:A:563:LYS:HB2	1	0.99
(1,27)	2:B:167:SER:CA	1:A:563:LYS:HB3	1	0.99
(1,27)	2:B:167:SER:CA	1:A:563:LYS:HD2	1	0.99
(1,27)	2:B:167:SER:CA	1:A:563:LYS:HD3	1	0.99
(1,27)	2:B:167:SER:CA	1:A:563:LYS:HE2	1	0.99
(1,27)	2:B:167:SER:CA	1:A:563:LYS:HE3	1	0.99
(1,27)	2:B:167:SER:CA	1:A:563:LYS:HG2	1	0.99
(1,27)	2:B:167:SER:CA	1:A:563:LYS:HG3	1	0.99
(1,27)	2:B:167:SER:CA	1:A:563:LYS:HZ1	1	0.99
(1,27)	2:B:167:SER:CA	1:A:563:LYS:HZ2	1	0.99
(1,27)	2:B:167:SER:CA	1:A:563:LYS:HZ3	1	0.99
(1,27)	2:B:167:SER:CA	1:A:563:LYS:N	1	0.99
(1,27)	2:B:167:SER:CA	1:A:563:LYS:NZ	1	0.99
(1,27)	2:B:167:SER:CA	1:A:563:LYS:O	1	0.99
(1,27)	2:B:167:SER:CA	1:A:564:ALA:C	1	0.99
(1,27)	2:B:167:SER:CA	1:A:564:ALA:CA	1	0.99
(1,27)	2:B:167:SER:CA	1:A:564:ALA:CB	1	0.99
(1,27)	2:B:167:SER:CA	1:A:564:ALA:H	1	0.99
(1,27)	2:B:167:SER:CA	1:A:564:ALA:HA	1	0.99
(1,27)	2:B:167:SER:CA	1:A:564:ALA:HB1	1	0.99
(1,27)	2:B:167:SER:CA	1:A:564:ALA:HB2	1	0.99
(1,27)	2:B:167:SER:CA	1:A:564:ALA:HB3	1	0.99
(1,27)	2:B:167:SER:CA	1:A:564:ALA:N	1	0.99
(1,27)	2:B:167:SER:CA	1:A:564:ALA:O	1	0.99
(1,27)	2:B:167:SER:CA	1:A:566:LEU:C	1	0.99
(1,27)	2:B:167:SER:CA	1:A:566:LEU:CA	1	0.99
(1,27)	2:B:167:SER:CA	1:A:566:LEU:CB	1	0.99
(1,27)	2:B:167:SER:CA	1:A:566:LEU:CD1	1	0.99
(1,27)	2:B:167:SER:CA	1:A:566:LEU:CD2	1	0.99
(1,27)	2:B:167:SER:CA	1:A:566:LEU:CG	1	0.99
(1,27)	2:B:167:SER:CA	1:A:566:LEU:H	1	0.99
(1,27)	2:B:167:SER:CA	1:A:566:LEU:HA	1	0.99
(1,27)	2:B:167:SER:CA	1:A:566:LEU:HB2	1	0.99
(1,27)	2:B:167:SER:CA	1:A:566:LEU:HB3	1	0.99
(1,27)	2:B:167:SER:CA	1:A:566:LEU:HD11	1	0.99
(1,27)	2:B:167:SER:CA	1:A:566:LEU:HD12	1	0.99
(1,27)	2:B:167:SER:CA	1:A:566:LEU:HD13	1	0.99
(1,27)	2:B:167:SER:CA	1:A:566:LEU:HD21	1	0.99
(1,27)	2:B:167:SER:CA	1:A:566:LEU:HD22	1	0.99
(1,27)	2:B:167:SER:CA	1:A:566:LEU:HD23	1	0.99
(1,27)	2:B:167:SER:CA	1:A:566:LEU:HG	1	0.99

*Continued on next page...*

*Continued from previous page...*

Key	Atom-1	Atom-2	Model ID	Violation (Å)
(1,27)	2:B:167:SER:CA	1:A:566:LEU:N	1	0.99
(1,27)	2:B:167:SER:CA	1:A:566:LEU:O	1	0.99
(1,27)	2:B:167:SER:CB	1:A:490:ALA:C	1	0.99
(1,27)	2:B:167:SER:CB	1:A:490:ALA:CA	1	0.99
(1,27)	2:B:167:SER:CB	1:A:490:ALA:CB	1	0.99
(1,27)	2:B:167:SER:CB	1:A:490:ALA:H	1	0.99
(1,27)	2:B:167:SER:CB	1:A:490:ALA:HA	1	0.99
(1,27)	2:B:167:SER:CB	1:A:490:ALA:HB1	1	0.99
(1,27)	2:B:167:SER:CB	1:A:490:ALA:HB2	1	0.99
(1,27)	2:B:167:SER:CB	1:A:490:ALA:HB3	1	0.99
(1,27)	2:B:167:SER:CB	1:A:490:ALA:N	1	0.99
(1,27)	2:B:167:SER:CB	1:A:490:ALA:O	1	0.99
(1,27)	2:B:167:SER:CB	1:A:514:THR:C	1	0.99
(1,27)	2:B:167:SER:CB	1:A:514:THR:CA	1	0.99
(1,27)	2:B:167:SER:CB	1:A:514:THR:CB	1	0.99
(1,27)	2:B:167:SER:CB	1:A:514:THR:CG2	1	0.99
(1,27)	2:B:167:SER:CB	1:A:514:THR:H	1	0.99
(1,27)	2:B:167:SER:CB	1:A:514:THR:HA	1	0.99
(1,27)	2:B:167:SER:CB	1:A:514:THR:HB	1	0.99
(1,27)	2:B:167:SER:CB	1:A:514:THR:HG1	1	0.99
(1,27)	2:B:167:SER:CB	1:A:514:THR:HG21	1	0.99
(1,27)	2:B:167:SER:CB	1:A:514:THR:HG22	1	0.99
(1,27)	2:B:167:SER:CB	1:A:514:THR:HG23	1	0.99
(1,27)	2:B:167:SER:CB	1:A:514:THR:N	1	0.99
(1,27)	2:B:167:SER:CB	1:A:514:THR:O	1	0.99
(1,27)	2:B:167:SER:CB	1:A:514:THR:OG1	1	0.99
(1,27)	2:B:167:SER:CB	1:A:516:ASN:C	1	0.99
(1,27)	2:B:167:SER:CB	1:A:516:ASN:CA	1	0.99
(1,27)	2:B:167:SER:CB	1:A:516:ASN:CB	1	0.99
(1,27)	2:B:167:SER:CB	1:A:516:ASN:CG	1	0.99
(1,27)	2:B:167:SER:CB	1:A:516:ASN:H	1	0.99
(1,27)	2:B:167:SER:CB	1:A:516:ASN:HA	1	0.99
(1,27)	2:B:167:SER:CB	1:A:516:ASN:HB2	1	0.99
(1,27)	2:B:167:SER:CB	1:A:516:ASN:HB3	1	0.99
(1,27)	2:B:167:SER:CB	1:A:516:ASN:HD21	1	0.99
(1,27)	2:B:167:SER:CB	1:A:516:ASN:HD22	1	0.99
(1,27)	2:B:167:SER:CB	1:A:516:ASN:N	1	0.99
(1,27)	2:B:167:SER:CB	1:A:516:ASN:ND2	1	0.99
(1,27)	2:B:167:SER:CB	1:A:516:ASN:O	1	0.99
(1,27)	2:B:167:SER:CB	1:A:516:ASN:OD1	1	0.99
(1,27)	2:B:167:SER:CB	1:A:519:GLY:C	1	0.99
(1,27)	2:B:167:SER:CB	1:A:519:GLY:CA	1	0.99

*Continued on next page...*

*Continued from previous page...*

Key	Atom-1	Atom-2	Model ID	Violation (Å)
(1,27)	2:B:167:SER:CB	1:A:519:GLY:H	1	0.99
(1,27)	2:B:167:SER:CB	1:A:519:GLY:HA2	1	0.99
(1,27)	2:B:167:SER:CB	1:A:519:GLY:HA3	1	0.99
(1,27)	2:B:167:SER:CB	1:A:519:GLY:N	1	0.99
(1,27)	2:B:167:SER:CB	1:A:519:GLY:O	1	0.99
(1,27)	2:B:167:SER:CB	1:A:522:PHE:C	1	0.99
(1,27)	2:B:167:SER:CB	1:A:522:PHE:CA	1	0.99
(1,27)	2:B:167:SER:CB	1:A:522:PHE:CB	1	0.99
(1,27)	2:B:167:SER:CB	1:A:522:PHE:CD1	1	0.99
(1,27)	2:B:167:SER:CB	1:A:522:PHE:CD2	1	0.99
(1,27)	2:B:167:SER:CB	1:A:522:PHE:CE1	1	0.99
(1,27)	2:B:167:SER:CB	1:A:522:PHE:CE2	1	0.99
(1,27)	2:B:167:SER:CB	1:A:522:PHE:CG	1	0.99
(1,27)	2:B:167:SER:CB	1:A:522:PHE:CZ	1	0.99
(1,27)	2:B:167:SER:CB	1:A:522:PHE:H	1	0.99
(1,27)	2:B:167:SER:CB	1:A:522:PHE:HA	1	0.99
(1,27)	2:B:167:SER:CB	1:A:522:PHE:HB2	1	0.99
(1,27)	2:B:167:SER:CB	1:A:522:PHE:HB3	1	0.99
(1,27)	2:B:167:SER:CB	1:A:522:PHE:HD1	1	0.99
(1,27)	2:B:167:SER:CB	1:A:522:PHE:HD2	1	0.99
(1,27)	2:B:167:SER:CB	1:A:522:PHE:HE1	1	0.99
(1,27)	2:B:167:SER:CB	1:A:522:PHE:HE2	1	0.99
(1,27)	2:B:167:SER:CB	1:A:522:PHE:HZ	1	0.99
(1,27)	2:B:167:SER:CB	1:A:522:PHE:N	1	0.99
(1,27)	2:B:167:SER:CB	1:A:522:PHE:O	1	0.99
(1,27)	2:B:167:SER:CB	1:A:523:GLU:C	1	0.99
(1,27)	2:B:167:SER:CB	1:A:523:GLU:CA	1	0.99
(1,27)	2:B:167:SER:CB	1:A:523:GLU:CB	1	0.99
(1,27)	2:B:167:SER:CB	1:A:523:GLU:CD	1	0.99
(1,27)	2:B:167:SER:CB	1:A:523:GLU:CG	1	0.99
(1,27)	2:B:167:SER:CB	1:A:523:GLU:H	1	0.99
(1,27)	2:B:167:SER:CB	1:A:523:GLU:HA	1	0.99
(1,27)	2:B:167:SER:CB	1:A:523:GLU:HB2	1	0.99
(1,27)	2:B:167:SER:CB	1:A:523:GLU:HB3	1	0.99
(1,27)	2:B:167:SER:CB	1:A:523:GLU:HG2	1	0.99
(1,27)	2:B:167:SER:CB	1:A:523:GLU:HG3	1	0.99
(1,27)	2:B:167:SER:CB	1:A:523:GLU:N	1	0.99
(1,27)	2:B:167:SER:CB	1:A:523:GLU:O	1	0.99
(1,27)	2:B:167:SER:CB	1:A:523:GLU:OE1	1	0.99
(1,27)	2:B:167:SER:CB	1:A:523:GLU:OE2	1	0.99
(1,27)	2:B:167:SER:CB	1:A:524:PHE:C	1	0.99
(1,27)	2:B:167:SER:CB	1:A:524:PHE:CA	1	0.99

*Continued on next page...*

*Continued from previous page...*

Key	Atom-1	Atom-2	Model ID	Violation (Å)
(1,27)	2:B:167:SER:CB	1:A:524:PHE:CB	1	0.99
(1,27)	2:B:167:SER:CB	1:A:524:PHE:CD1	1	0.99
(1,27)	2:B:167:SER:CB	1:A:524:PHE:CD2	1	0.99
(1,27)	2:B:167:SER:CB	1:A:524:PHE:CE1	1	0.99
(1,27)	2:B:167:SER:CB	1:A:524:PHE:CE2	1	0.99
(1,27)	2:B:167:SER:CB	1:A:524:PHE:CG	1	0.99
(1,27)	2:B:167:SER:CB	1:A:524:PHE:CZ	1	0.99
(1,27)	2:B:167:SER:CB	1:A:524:PHE:H	1	0.99
(1,27)	2:B:167:SER:CB	1:A:524:PHE:HA	1	0.99
(1,27)	2:B:167:SER:CB	1:A:524:PHE:HB2	1	0.99
(1,27)	2:B:167:SER:CB	1:A:524:PHE:HB3	1	0.99
(1,27)	2:B:167:SER:CB	1:A:524:PHE:HD1	1	0.99
(1,27)	2:B:167:SER:CB	1:A:524:PHE:HD2	1	0.99
(1,27)	2:B:167:SER:CB	1:A:524:PHE:HE1	1	0.99
(1,27)	2:B:167:SER:CB	1:A:524:PHE:HE2	1	0.99
(1,27)	2:B:167:SER:CB	1:A:524:PHE:HZ	1	0.99
(1,27)	2:B:167:SER:CB	1:A:524:PHE:N	1	0.99
(1,27)	2:B:167:SER:CB	1:A:524:PHE:O	1	0.99
(1,27)	2:B:167:SER:CB	1:A:525:GLU:C	1	0.99
(1,27)	2:B:167:SER:CB	1:A:525:GLU:CA	1	0.99
(1,27)	2:B:167:SER:CB	1:A:525:GLU:CB	1	0.99
(1,27)	2:B:167:SER:CB	1:A:525:GLU:CD	1	0.99
(1,27)	2:B:167:SER:CB	1:A:525:GLU:CG	1	0.99
(1,27)	2:B:167:SER:CB	1:A:525:GLU:H	1	0.99
(1,27)	2:B:167:SER:CB	1:A:525:GLU:HA	1	0.99
(1,27)	2:B:167:SER:CB	1:A:525:GLU:HB2	1	0.99
(1,27)	2:B:167:SER:CB	1:A:525:GLU:HB3	1	0.99
(1,27)	2:B:167:SER:CB	1:A:525:GLU:HG2	1	0.99
(1,27)	2:B:167:SER:CB	1:A:525:GLU:HG3	1	0.99
(1,27)	2:B:167:SER:CB	1:A:525:GLU:N	1	0.99
(1,27)	2:B:167:SER:CB	1:A:525:GLU:O	1	0.99
(1,27)	2:B:167:SER:CB	1:A:525:GLU:OE1	1	0.99
(1,27)	2:B:167:SER:CB	1:A:525:GLU:OE2	1	0.99
(1,27)	2:B:167:SER:CB	1:A:526:ASN:C	1	0.99
(1,27)	2:B:167:SER:CB	1:A:526:ASN:CA	1	0.99
(1,27)	2:B:167:SER:CB	1:A:526:ASN:CB	1	0.99
(1,27)	2:B:167:SER:CB	1:A:526:ASN:CG	1	0.99
(1,27)	2:B:167:SER:CB	1:A:526:ASN:H	1	0.99
(1,27)	2:B:167:SER:CB	1:A:526:ASN:HA	1	0.99
(1,27)	2:B:167:SER:CB	1:A:526:ASN:HB2	1	0.99
(1,27)	2:B:167:SER:CB	1:A:526:ASN:HB3	1	0.99
(1,27)	2:B:167:SER:CB	1:A:526:ASN:HD21	1	0.99

*Continued on next page...*

*Continued from previous page...*

Key	Atom-1	Atom-2	Model ID	Violation (Å)
(1,27)	2:B:167:SER:CB	1:A:526:ASN:HD22	1	0.99
(1,27)	2:B:167:SER:CB	1:A:526:ASN:N	1	0.99
(1,27)	2:B:167:SER:CB	1:A:526:ASN:ND2	1	0.99
(1,27)	2:B:167:SER:CB	1:A:526:ASN:O	1	0.99
(1,27)	2:B:167:SER:CB	1:A:526:ASN:OD1	1	0.99
(1,27)	2:B:167:SER:CB	1:A:527:ALA:C	1	0.99
(1,27)	2:B:167:SER:CB	1:A:527:ALA:CA	1	0.99
(1,27)	2:B:167:SER:CB	1:A:527:ALA:CB	1	0.99
(1,27)	2:B:167:SER:CB	1:A:527:ALA:H	1	0.99
(1,27)	2:B:167:SER:CB	1:A:527:ALA:HA	1	0.99
(1,27)	2:B:167:SER:CB	1:A:527:ALA:HB1	1	0.99
(1,27)	2:B:167:SER:CB	1:A:527:ALA:HB2	1	0.99
(1,27)	2:B:167:SER:CB	1:A:527:ALA:HB3	1	0.99
(1,27)	2:B:167:SER:CB	1:A:527:ALA:N	1	0.99
(1,27)	2:B:167:SER:CB	1:A:527:ALA:O	1	0.99
(1,27)	2:B:167:SER:CB	1:A:528:ILE:C	1	0.99
(1,27)	2:B:167:SER:CB	1:A:528:ILE:CA	1	0.99
(1,27)	2:B:167:SER:CB	1:A:528:ILE:CB	1	0.99
(1,27)	2:B:167:SER:CB	1:A:528:ILE:CD1	1	0.99
(1,27)	2:B:167:SER:CB	1:A:528:ILE:CG1	1	0.99
(1,27)	2:B:167:SER:CB	1:A:528:ILE:CG2	1	0.99
(1,27)	2:B:167:SER:CB	1:A:528:ILE:H	1	0.99
(1,27)	2:B:167:SER:CB	1:A:528:ILE:HA	1	0.99
(1,27)	2:B:167:SER:CB	1:A:528:ILE:HB	1	0.99
(1,27)	2:B:167:SER:CB	1:A:528:ILE:HD11	1	0.99
(1,27)	2:B:167:SER:CB	1:A:528:ILE:HD12	1	0.99
(1,27)	2:B:167:SER:CB	1:A:528:ILE:HD13	1	0.99
(1,27)	2:B:167:SER:CB	1:A:528:ILE:HG12	1	0.99
(1,27)	2:B:167:SER:CB	1:A:528:ILE:HG13	1	0.99
(1,27)	2:B:167:SER:CB	1:A:528:ILE:HG21	1	0.99
(1,27)	2:B:167:SER:CB	1:A:528:ILE:HG22	1	0.99
(1,27)	2:B:167:SER:CB	1:A:528:ILE:HG23	1	0.99
(1,27)	2:B:167:SER:CB	1:A:528:ILE:N	1	0.99
(1,27)	2:B:167:SER:CB	1:A:528:ILE:O	1	0.99
(1,27)	2:B:167:SER:CB	1:A:529:VAL:C	1	0.99
(1,27)	2:B:167:SER:CB	1:A:529:VAL:CA	1	0.99
(1,27)	2:B:167:SER:CB	1:A:529:VAL:CB	1	0.99
(1,27)	2:B:167:SER:CB	1:A:529:VAL:CG1	1	0.99
(1,27)	2:B:167:SER:CB	1:A:529:VAL:CG2	1	0.99
(1,27)	2:B:167:SER:CB	1:A:529:VAL:H	1	0.99
(1,27)	2:B:167:SER:CB	1:A:529:VAL:HA	1	0.99
(1,27)	2:B:167:SER:CB	1:A:529:VAL:HB	1	0.99

*Continued on next page...*

*Continued from previous page...*

Key	Atom-1	Atom-2	Model ID	Violation (Å)
(1,27)	2:B:167:SER:CB	1:A:529:VAL:HG11	1	0.99
(1,27)	2:B:167:SER:CB	1:A:529:VAL:HG12	1	0.99
(1,27)	2:B:167:SER:CB	1:A:529:VAL:HG13	1	0.99
(1,27)	2:B:167:SER:CB	1:A:529:VAL:HG21	1	0.99
(1,27)	2:B:167:SER:CB	1:A:529:VAL:HG22	1	0.99
(1,27)	2:B:167:SER:CB	1:A:529:VAL:HG23	1	0.99
(1,27)	2:B:167:SER:CB	1:A:529:VAL:N	1	0.99
(1,27)	2:B:167:SER:CB	1:A:529:VAL:O	1	0.99
(1,27)	2:B:167:SER:CB	1:A:561:ASP:C	1	0.99
(1,27)	2:B:167:SER:CB	1:A:561:ASP:CA	1	0.99
(1,27)	2:B:167:SER:CB	1:A:561:ASP:CB	1	0.99
(1,27)	2:B:167:SER:CB	1:A:561:ASP:CG	1	0.99
(1,27)	2:B:167:SER:CB	1:A:561:ASP:H	1	0.99
(1,27)	2:B:167:SER:CB	1:A:561:ASP:HA	1	0.99
(1,27)	2:B:167:SER:CB	1:A:561:ASP:HB2	1	0.99
(1,27)	2:B:167:SER:CB	1:A:561:ASP:HB3	1	0.99
(1,27)	2:B:167:SER:CB	1:A:561:ASP:N	1	0.99
(1,27)	2:B:167:SER:CB	1:A:561:ASP:O	1	0.99
(1,27)	2:B:167:SER:CB	1:A:561:ASP:OD1	1	0.99
(1,27)	2:B:167:SER:CB	1:A:561:ASP:OD2	1	0.99
(1,27)	2:B:167:SER:CB	1:A:563:LYS:C	1	0.99
(1,27)	2:B:167:SER:CB	1:A:563:LYS:CA	1	0.99
(1,27)	2:B:167:SER:CB	1:A:563:LYS:CB	1	0.99
(1,27)	2:B:167:SER:CB	1:A:563:LYS:CD	1	0.99
(1,27)	2:B:167:SER:CB	1:A:563:LYS:CE	1	0.99
(1,27)	2:B:167:SER:CB	1:A:563:LYS:CG	1	0.99
(1,27)	2:B:167:SER:CB	1:A:563:LYS:H	1	0.99
(1,27)	2:B:167:SER:CB	1:A:563:LYS:HA	1	0.99
(1,27)	2:B:167:SER:CB	1:A:563:LYS:HB2	1	0.99
(1,27)	2:B:167:SER:CB	1:A:563:LYS:HB3	1	0.99
(1,27)	2:B:167:SER:CB	1:A:563:LYS:HD2	1	0.99
(1,27)	2:B:167:SER:CB	1:A:563:LYS:HD3	1	0.99
(1,27)	2:B:167:SER:CB	1:A:563:LYS:HE2	1	0.99
(1,27)	2:B:167:SER:CB	1:A:563:LYS:HE3	1	0.99
(1,27)	2:B:167:SER:CB	1:A:563:LYS:HG2	1	0.99
(1,27)	2:B:167:SER:CB	1:A:563:LYS:HG3	1	0.99
(1,27)	2:B:167:SER:CB	1:A:563:LYS:HZ1	1	0.99
(1,27)	2:B:167:SER:CB	1:A:563:LYS:HZ2	1	0.99
(1,27)	2:B:167:SER:CB	1:A:563:LYS:HZ3	1	0.99
(1,27)	2:B:167:SER:CB	1:A:563:LYS:N	1	0.99
(1,27)	2:B:167:SER:CB	1:A:563:LYS:NZ	1	0.99
(1,27)	2:B:167:SER:CB	1:A:563:LYS:O	1	0.99

*Continued on next page...*

*Continued from previous page...*

Key	Atom-1	Atom-2	Model ID	Violation (Å)
(1,27)	2:B:167:SER:CB	1:A:564:ALA:C	1	0.99
(1,27)	2:B:167:SER:CB	1:A:564:ALA:CA	1	0.99
(1,27)	2:B:167:SER:CB	1:A:564:ALA:CB	1	0.99
(1,27)	2:B:167:SER:CB	1:A:564:ALA:H	1	0.99
(1,27)	2:B:167:SER:CB	1:A:564:ALA:HA	1	0.99
(1,27)	2:B:167:SER:CB	1:A:564:ALA:HB1	1	0.99
(1,27)	2:B:167:SER:CB	1:A:564:ALA:HB2	1	0.99
(1,27)	2:B:167:SER:CB	1:A:564:ALA:HB3	1	0.99
(1,27)	2:B:167:SER:CB	1:A:564:ALA:N	1	0.99
(1,27)	2:B:167:SER:CB	1:A:564:ALA:O	1	0.99
(1,27)	2:B:167:SER:CB	1:A:566:LEU:C	1	0.99
(1,27)	2:B:167:SER:CB	1:A:566:LEU:CA	1	0.99
(1,27)	2:B:167:SER:CB	1:A:566:LEU:CB	1	0.99
(1,27)	2:B:167:SER:CB	1:A:566:LEU:CD1	1	0.99
(1,27)	2:B:167:SER:CB	1:A:566:LEU:CD2	1	0.99
(1,27)	2:B:167:SER:CB	1:A:566:LEU:CG	1	0.99
(1,27)	2:B:167:SER:CB	1:A:566:LEU:H	1	0.99
(1,27)	2:B:167:SER:CB	1:A:566:LEU:HA	1	0.99
(1,27)	2:B:167:SER:CB	1:A:566:LEU:HB2	1	0.99
(1,27)	2:B:167:SER:CB	1:A:566:LEU:HB3	1	0.99
(1,27)	2:B:167:SER:CB	1:A:566:LEU:HD11	1	0.99
(1,27)	2:B:167:SER:CB	1:A:566:LEU:HD12	1	0.99
(1,27)	2:B:167:SER:CB	1:A:566:LEU:HD13	1	0.99
(1,27)	2:B:167:SER:CB	1:A:566:LEU:HD21	1	0.99
(1,27)	2:B:167:SER:CB	1:A:566:LEU:HD22	1	0.99
(1,27)	2:B:167:SER:CB	1:A:566:LEU:HD23	1	0.99
(1,27)	2:B:167:SER:CB	1:A:566:LEU:HG	1	0.99
(1,27)	2:B:167:SER:CB	1:A:566:LEU:N	1	0.99
(1,27)	2:B:167:SER:CB	1:A:566:LEU:O	1	0.99
(1,27)	2:B:167:SER:H	1:A:490:ALA:C	1	0.99
(1,27)	2:B:167:SER:H	1:A:490:ALA:CA	1	0.99
(1,27)	2:B:167:SER:H	1:A:490:ALA:CB	1	0.99
(1,27)	2:B:167:SER:H	1:A:490:ALA:H	1	0.99
(1,27)	2:B:167:SER:H	1:A:490:ALA:HA	1	0.99
(1,27)	2:B:167:SER:H	1:A:490:ALA:HB1	1	0.99
(1,27)	2:B:167:SER:H	1:A:490:ALA:HB2	1	0.99
(1,27)	2:B:167:SER:H	1:A:490:ALA:HB3	1	0.99
(1,27)	2:B:167:SER:H	1:A:490:ALA:N	1	0.99
(1,27)	2:B:167:SER:H	1:A:490:ALA:O	1	0.99
(1,27)	2:B:167:SER:H	1:A:514:THR:C	1	0.99
(1,27)	2:B:167:SER:H	1:A:514:THR:CA	1	0.99
(1,27)	2:B:167:SER:H	1:A:514:THR:CB	1	0.99

*Continued on next page...*

*Continued from previous page...*

Key	Atom-1	Atom-2	Model ID	Violation (Å)
(1,27)	2:B:167:SER:H	1:A:514:THR:CG2	1	0.99
(1,27)	2:B:167:SER:H	1:A:514:THR:H	1	0.99
(1,27)	2:B:167:SER:H	1:A:514:THR:HA	1	0.99
(1,27)	2:B:167:SER:H	1:A:514:THR:HB	1	0.99
(1,27)	2:B:167:SER:H	1:A:514:THR:HG1	1	0.99
(1,27)	2:B:167:SER:H	1:A:514:THR:HG21	1	0.99
(1,27)	2:B:167:SER:H	1:A:514:THR:HG22	1	0.99
(1,27)	2:B:167:SER:H	1:A:514:THR:HG23	1	0.99
(1,27)	2:B:167:SER:H	1:A:514:THR:N	1	0.99
(1,27)	2:B:167:SER:H	1:A:514:THR:O	1	0.99
(1,27)	2:B:167:SER:H	1:A:514:THR:OG1	1	0.99
(1,27)	2:B:167:SER:H	1:A:516:ASN:C	1	0.99
(1,27)	2:B:167:SER:H	1:A:516:ASN:CA	1	0.99
(1,27)	2:B:167:SER:H	1:A:516:ASN:CB	1	0.99
(1,27)	2:B:167:SER:H	1:A:516:ASN:CG	1	0.99
(1,27)	2:B:167:SER:H	1:A:516:ASN:H	1	0.99
(1,27)	2:B:167:SER:H	1:A:516:ASN:HA	1	0.99
(1,27)	2:B:167:SER:H	1:A:516:ASN:HB2	1	0.99
(1,27)	2:B:167:SER:H	1:A:516:ASN:HB3	1	0.99
(1,27)	2:B:167:SER:H	1:A:516:ASN:HD21	1	0.99
(1,27)	2:B:167:SER:H	1:A:516:ASN:HD22	1	0.99
(1,27)	2:B:167:SER:H	1:A:516:ASN:N	1	0.99
(1,27)	2:B:167:SER:H	1:A:516:ASN:ND2	1	0.99
(1,27)	2:B:167:SER:H	1:A:516:ASN:O	1	0.99
(1,27)	2:B:167:SER:H	1:A:516:ASN:OD1	1	0.99
(1,27)	2:B:167:SER:H	1:A:519:GLY:C	1	0.99
(1,27)	2:B:167:SER:H	1:A:519:GLY:CA	1	0.99
(1,27)	2:B:167:SER:H	1:A:519:GLY:H	1	0.99
(1,27)	2:B:167:SER:H	1:A:519:GLY:HA2	1	0.99
(1,27)	2:B:167:SER:H	1:A:519:GLY:HA3	1	0.99
(1,27)	2:B:167:SER:H	1:A:519:GLY:N	1	0.99
(1,27)	2:B:167:SER:H	1:A:519:GLY:O	1	0.99
(1,27)	2:B:167:SER:H	1:A:522:PHE:C	1	0.99
(1,27)	2:B:167:SER:H	1:A:522:PHE:CA	1	0.99
(1,27)	2:B:167:SER:H	1:A:522:PHE:CB	1	0.99
(1,27)	2:B:167:SER:H	1:A:522:PHE:CD1	1	0.99
(1,27)	2:B:167:SER:H	1:A:522:PHE:CD2	1	0.99
(1,27)	2:B:167:SER:H	1:A:522:PHE:CE1	1	0.99
(1,27)	2:B:167:SER:H	1:A:522:PHE:CE2	1	0.99
(1,27)	2:B:167:SER:H	1:A:522:PHE:CG	1	0.99
(1,27)	2:B:167:SER:H	1:A:522:PHE:CZ	1	0.99
(1,27)	2:B:167:SER:H	1:A:522:PHE:H	1	0.99

*Continued on next page...*



*Continued from previous page...*

Key	Atom-1	Atom-2	Model ID	Violation (Å)
(1,27)	2:B:167:SER:H	1:A:522:PHE:HA	1	0.99
(1,27)	2:B:167:SER:H	1:A:522:PHE:HB2	1	0.99
(1,27)	2:B:167:SER:H	1:A:522:PHE:HB3	1	0.99
(1,27)	2:B:167:SER:H	1:A:522:PHE:HD1	1	0.99
(1,27)	2:B:167:SER:H	1:A:522:PHE:HD2	1	0.99
(1,27)	2:B:167:SER:H	1:A:522:PHE:HE1	1	0.99
(1,27)	2:B:167:SER:H	1:A:522:PHE:HE2	1	0.99
(1,27)	2:B:167:SER:H	1:A:522:PHE:HZ	1	0.99
(1,27)	2:B:167:SER:H	1:A:522:PHE:N	1	0.99
(1,27)	2:B:167:SER:H	1:A:522:PHE:O	1	0.99
(1,27)	2:B:167:SER:H	1:A:523:GLU:C	1	0.99
(1,27)	2:B:167:SER:H	1:A:523:GLU:CA	1	0.99
(1,27)	2:B:167:SER:H	1:A:523:GLU:CB	1	0.99
(1,27)	2:B:167:SER:H	1:A:523:GLU:CD	1	0.99
(1,27)	2:B:167:SER:H	1:A:523:GLU:CG	1	0.99
(1,27)	2:B:167:SER:H	1:A:523:GLU:H	1	0.99
(1,27)	2:B:167:SER:H	1:A:523:GLU:HA	1	0.99
(1,27)	2:B:167:SER:H	1:A:523:GLU:HB2	1	0.99
(1,27)	2:B:167:SER:H	1:A:523:GLU:HB3	1	0.99
(1,27)	2:B:167:SER:H	1:A:523:GLU:HG2	1	0.99
(1,27)	2:B:167:SER:H	1:A:523:GLU:HG3	1	0.99
(1,27)	2:B:167:SER:H	1:A:523:GLU:N	1	0.99
(1,27)	2:B:167:SER:H	1:A:523:GLU:O	1	0.99
(1,27)	2:B:167:SER:H	1:A:523:GLU:OE1	1	0.99
(1,27)	2:B:167:SER:H	1:A:523:GLU:OE2	1	0.99
(1,27)	2:B:167:SER:H	1:A:524:PHE:C	1	0.99
(1,27)	2:B:167:SER:H	1:A:524:PHE:CA	1	0.99
(1,27)	2:B:167:SER:H	1:A:524:PHE:CB	1	0.99
(1,27)	2:B:167:SER:H	1:A:524:PHE:CD1	1	0.99
(1,27)	2:B:167:SER:H	1:A:524:PHE:CD2	1	0.99
(1,27)	2:B:167:SER:H	1:A:524:PHE:CE1	1	0.99
(1,27)	2:B:167:SER:H	1:A:524:PHE:CE2	1	0.99
(1,27)	2:B:167:SER:H	1:A:524:PHE:CG	1	0.99
(1,27)	2:B:167:SER:H	1:A:524:PHE:CZ	1	0.99
(1,27)	2:B:167:SER:H	1:A:524:PHE:H	1	0.99
(1,27)	2:B:167:SER:H	1:A:524:PHE:HA	1	0.99
(1,27)	2:B:167:SER:H	1:A:524:PHE:HB2	1	0.99
(1,27)	2:B:167:SER:H	1:A:524:PHE:HB3	1	0.99
(1,27)	2:B:167:SER:H	1:A:524:PHE:HD1	1	0.99
(1,27)	2:B:167:SER:H	1:A:524:PHE:HD2	1	0.99
(1,27)	2:B:167:SER:H	1:A:524:PHE:HE1	1	0.99
(1,27)	2:B:167:SER:H	1:A:524:PHE:HE2	1	0.99

*Continued on next page...*

*Continued from previous page...*

Key	Atom-1	Atom-2	Model ID	Violation (Å)
(1,27)	2:B:167:SER:H	1:A:524:PHE:HZ	1	0.99
(1,27)	2:B:167:SER:H	1:A:524:PHE:N	1	0.99
(1,27)	2:B:167:SER:H	1:A:524:PHE:O	1	0.99
(1,27)	2:B:167:SER:H	1:A:525:GLU:C	1	0.99
(1,27)	2:B:167:SER:H	1:A:525:GLU:CA	1	0.99
(1,27)	2:B:167:SER:H	1:A:525:GLU:CB	1	0.99
(1,27)	2:B:167:SER:H	1:A:525:GLU:CD	1	0.99
(1,27)	2:B:167:SER:H	1:A:525:GLU:CG	1	0.99
(1,27)	2:B:167:SER:H	1:A:525:GLU:H	1	0.99
(1,27)	2:B:167:SER:H	1:A:525:GLU:HA	1	0.99
(1,27)	2:B:167:SER:H	1:A:525:GLU:HB2	1	0.99
(1,27)	2:B:167:SER:H	1:A:525:GLU:HB3	1	0.99
(1,27)	2:B:167:SER:H	1:A:525:GLU:HG2	1	0.99
(1,27)	2:B:167:SER:H	1:A:525:GLU:HG3	1	0.99
(1,27)	2:B:167:SER:H	1:A:525:GLU:N	1	0.99
(1,27)	2:B:167:SER:H	1:A:525:GLU:O	1	0.99
(1,27)	2:B:167:SER:H	1:A:525:GLU:OE1	1	0.99
(1,27)	2:B:167:SER:H	1:A:525:GLU:OE2	1	0.99
(1,27)	2:B:167:SER:H	1:A:526:ASN:C	1	0.99
(1,27)	2:B:167:SER:H	1:A:526:ASN:CA	1	0.99
(1,27)	2:B:167:SER:H	1:A:526:ASN:CB	1	0.99
(1,27)	2:B:167:SER:H	1:A:526:ASN:CG	1	0.99
(1,27)	2:B:167:SER:H	1:A:526:ASN:H	1	0.99
(1,27)	2:B:167:SER:H	1:A:526:ASN:HA	1	0.99
(1,27)	2:B:167:SER:H	1:A:526:ASN:HB2	1	0.99
(1,27)	2:B:167:SER:H	1:A:526:ASN:HB3	1	0.99
(1,27)	2:B:167:SER:H	1:A:526:ASN:HD21	1	0.99
(1,27)	2:B:167:SER:H	1:A:526:ASN:HD22	1	0.99
(1,27)	2:B:167:SER:H	1:A:526:ASN:N	1	0.99
(1,27)	2:B:167:SER:H	1:A:526:ASN:ND2	1	0.99
(1,27)	2:B:167:SER:H	1:A:526:ASN:O	1	0.99
(1,27)	2:B:167:SER:H	1:A:526:ASN:OD1	1	0.99
(1,27)	2:B:167:SER:H	1:A:527:ALA:C	1	0.99
(1,27)	2:B:167:SER:H	1:A:527:ALA:CA	1	0.99
(1,27)	2:B:167:SER:H	1:A:527:ALA:CB	1	0.99
(1,27)	2:B:167:SER:H	1:A:527:ALA:H	1	0.99
(1,27)	2:B:167:SER:H	1:A:527:ALA:HA	1	0.99
(1,27)	2:B:167:SER:H	1:A:527:ALA:HB1	1	0.99
(1,27)	2:B:167:SER:H	1:A:527:ALA:HB2	1	0.99
(1,27)	2:B:167:SER:H	1:A:527:ALA:HB3	1	0.99
(1,27)	2:B:167:SER:H	1:A:527:ALA:N	1	0.99
(1,27)	2:B:167:SER:H	1:A:527:ALA:O	1	0.99

*Continued on next page...*

*Continued from previous page...*

Key	Atom-1	Atom-2	Model ID	Violation (Å)
(1,27)	2:B:167:SER:H	1:A:528:ILE:C	1	0.99
(1,27)	2:B:167:SER:H	1:A:528:ILE:CA	1	0.99
(1,27)	2:B:167:SER:H	1:A:528:ILE:CB	1	0.99
(1,27)	2:B:167:SER:H	1:A:528:ILE:CD1	1	0.99
(1,27)	2:B:167:SER:H	1:A:528:ILE:CG1	1	0.99
(1,27)	2:B:167:SER:H	1:A:528:ILE:CG2	1	0.99
(1,27)	2:B:167:SER:H	1:A:528:ILE:H	1	0.99
(1,27)	2:B:167:SER:H	1:A:528:ILE:HA	1	0.99
(1,27)	2:B:167:SER:H	1:A:528:ILE:HB	1	0.99
(1,27)	2:B:167:SER:H	1:A:528:ILE:HD11	1	0.99
(1,27)	2:B:167:SER:H	1:A:528:ILE:HD12	1	0.99
(1,27)	2:B:167:SER:H	1:A:528:ILE:HD13	1	0.99
(1,27)	2:B:167:SER:H	1:A:528:ILE:HG12	1	0.99
(1,27)	2:B:167:SER:H	1:A:528:ILE:HG13	1	0.99
(1,27)	2:B:167:SER:H	1:A:528:ILE:HG21	1	0.99
(1,27)	2:B:167:SER:H	1:A:528:ILE:HG22	1	0.99
(1,27)	2:B:167:SER:H	1:A:528:ILE:HG23	1	0.99
(1,27)	2:B:167:SER:H	1:A:528:ILE:N	1	0.99
(1,27)	2:B:167:SER:H	1:A:528:ILE:O	1	0.99
(1,27)	2:B:167:SER:H	1:A:529:VAL:C	1	0.99
(1,27)	2:B:167:SER:H	1:A:529:VAL:CA	1	0.99
(1,27)	2:B:167:SER:H	1:A:529:VAL:CB	1	0.99
(1,27)	2:B:167:SER:H	1:A:529:VAL:CG1	1	0.99
(1,27)	2:B:167:SER:H	1:A:529:VAL:CG2	1	0.99
(1,27)	2:B:167:SER:H	1:A:529:VAL:H	1	0.99
(1,27)	2:B:167:SER:H	1:A:529:VAL:HA	1	0.99
(1,27)	2:B:167:SER:H	1:A:529:VAL:HB	1	0.99
(1,27)	2:B:167:SER:H	1:A:529:VAL:HG11	1	0.99
(1,27)	2:B:167:SER:H	1:A:529:VAL:HG12	1	0.99
(1,27)	2:B:167:SER:H	1:A:529:VAL:HG13	1	0.99
(1,27)	2:B:167:SER:H	1:A:529:VAL:HG21	1	0.99
(1,27)	2:B:167:SER:H	1:A:529:VAL:HG22	1	0.99
(1,27)	2:B:167:SER:H	1:A:529:VAL:HG23	1	0.99
(1,27)	2:B:167:SER:H	1:A:529:VAL:N	1	0.99
(1,27)	2:B:167:SER:H	1:A:529:VAL:O	1	0.99
(1,27)	2:B:167:SER:H	1:A:561:ASP:C	1	0.99
(1,27)	2:B:167:SER:H	1:A:561:ASP:CA	1	0.99
(1,27)	2:B:167:SER:H	1:A:561:ASP:CB	1	0.99
(1,27)	2:B:167:SER:H	1:A:561:ASP:CG	1	0.99
(1,27)	2:B:167:SER:H	1:A:561:ASP:H	1	0.99
(1,27)	2:B:167:SER:H	1:A:561:ASP:HA	1	0.99
(1,27)	2:B:167:SER:H	1:A:561:ASP:HB2	1	0.99

*Continued on next page...*

*Continued from previous page...*

Key	Atom-1	Atom-2	Model ID	Violation (Å)
(1,27)	2:B:167:SER:H	1:A:561:ASP:HB3	1	0.99
(1,27)	2:B:167:SER:H	1:A:561:ASP:N	1	0.99
(1,27)	2:B:167:SER:H	1:A:561:ASP:O	1	0.99
(1,27)	2:B:167:SER:H	1:A:561:ASP:OD1	1	0.99
(1,27)	2:B:167:SER:H	1:A:561:ASP:OD2	1	0.99
(1,27)	2:B:167:SER:H	1:A:563:LYS:C	1	0.99
(1,27)	2:B:167:SER:H	1:A:563:LYS:CA	1	0.99
(1,27)	2:B:167:SER:H	1:A:563:LYS:CB	1	0.99
(1,27)	2:B:167:SER:H	1:A:563:LYS:CD	1	0.99
(1,27)	2:B:167:SER:H	1:A:563:LYS:CE	1	0.99
(1,27)	2:B:167:SER:H	1:A:563:LYS:CG	1	0.99
(1,27)	2:B:167:SER:H	1:A:563:LYS:H	1	0.99
(1,27)	2:B:167:SER:H	1:A:563:LYS:HA	1	0.99
(1,27)	2:B:167:SER:H	1:A:563:LYS:HB2	1	0.99
(1,27)	2:B:167:SER:H	1:A:563:LYS:HB3	1	0.99
(1,27)	2:B:167:SER:H	1:A:563:LYS:HD2	1	0.99
(1,27)	2:B:167:SER:H	1:A:563:LYS:HD3	1	0.99
(1,27)	2:B:167:SER:H	1:A:563:LYS:HE2	1	0.99
(1,27)	2:B:167:SER:H	1:A:563:LYS:HE3	1	0.99
(1,27)	2:B:167:SER:H	1:A:563:LYS:HG2	1	0.99
(1,27)	2:B:167:SER:H	1:A:563:LYS:HG3	1	0.99
(1,27)	2:B:167:SER:H	1:A:563:LYS:HZ1	1	0.99
(1,27)	2:B:167:SER:H	1:A:563:LYS:HZ2	1	0.99
(1,27)	2:B:167:SER:H	1:A:563:LYS:HZ3	1	0.99
(1,27)	2:B:167:SER:H	1:A:563:LYS:N	1	0.99
(1,27)	2:B:167:SER:H	1:A:563:LYS:NZ	1	0.99
(1,27)	2:B:167:SER:H	1:A:563:LYS:O	1	0.99
(1,27)	2:B:167:SER:H	1:A:564:ALA:C	1	0.99
(1,27)	2:B:167:SER:H	1:A:564:ALA:CA	1	0.99
(1,27)	2:B:167:SER:H	1:A:564:ALA:CB	1	0.99
(1,27)	2:B:167:SER:H	1:A:564:ALA:H	1	0.99
(1,27)	2:B:167:SER:H	1:A:564:ALA:HA	1	0.99
(1,27)	2:B:167:SER:H	1:A:564:ALA:HB1	1	0.99
(1,27)	2:B:167:SER:H	1:A:564:ALA:HB2	1	0.99
(1,27)	2:B:167:SER:H	1:A:564:ALA:HB3	1	0.99
(1,27)	2:B:167:SER:H	1:A:564:ALA:N	1	0.99
(1,27)	2:B:167:SER:H	1:A:564:ALA:O	1	0.99
(1,27)	2:B:167:SER:H	1:A:566:LEU:C	1	0.99
(1,27)	2:B:167:SER:H	1:A:566:LEU:CA	1	0.99
(1,27)	2:B:167:SER:H	1:A:566:LEU:CB	1	0.99
(1,27)	2:B:167:SER:H	1:A:566:LEU:CD1	1	0.99
(1,27)	2:B:167:SER:H	1:A:566:LEU:CD2	1	0.99

*Continued on next page...*

*Continued from previous page...*

Key	Atom-1	Atom-2	Model ID	Violation (Å)
(1,27)	2:B:167:SER:H	1:A:566:LEU:CG	1	0.99
(1,27)	2:B:167:SER:H	1:A:566:LEU:H	1	0.99
(1,27)	2:B:167:SER:H	1:A:566:LEU:HA	1	0.99
(1,27)	2:B:167:SER:H	1:A:566:LEU:HB2	1	0.99
(1,27)	2:B:167:SER:H	1:A:566:LEU:HB3	1	0.99
(1,27)	2:B:167:SER:H	1:A:566:LEU:HD11	1	0.99
(1,27)	2:B:167:SER:H	1:A:566:LEU:HD12	1	0.99
(1,27)	2:B:167:SER:H	1:A:566:LEU:HD13	1	0.99
(1,27)	2:B:167:SER:H	1:A:566:LEU:HD21	1	0.99
(1,27)	2:B:167:SER:H	1:A:566:LEU:HD22	1	0.99
(1,27)	2:B:167:SER:H	1:A:566:LEU:HD23	1	0.99
(1,27)	2:B:167:SER:H	1:A:566:LEU:HG	1	0.99
(1,27)	2:B:167:SER:H	1:A:566:LEU:N	1	0.99
(1,27)	2:B:167:SER:H	1:A:566:LEU:O	1	0.99
(1,27)	2:B:167:SER:HA	1:A:490:ALA:C	1	0.99
(1,27)	2:B:167:SER:HA	1:A:490:ALA:CA	1	0.99
(1,27)	2:B:167:SER:HA	1:A:490:ALA:CB	1	0.99
(1,27)	2:B:167:SER:HA	1:A:490:ALA:H	1	0.99
(1,27)	2:B:167:SER:HA	1:A:490:ALA:HA	1	0.99
(1,27)	2:B:167:SER:HA	1:A:490:ALA:HB1	1	0.99
(1,27)	2:B:167:SER:HA	1:A:490:ALA:HB2	1	0.99
(1,27)	2:B:167:SER:HA	1:A:490:ALA:HB3	1	0.99
(1,27)	2:B:167:SER:HA	1:A:490:ALA:N	1	0.99
(1,27)	2:B:167:SER:HA	1:A:490:ALA:O	1	0.99
(1,27)	2:B:167:SER:HA	1:A:514:THR:C	1	0.99
(1,27)	2:B:167:SER:HA	1:A:514:THR:CA	1	0.99
(1,27)	2:B:167:SER:HA	1:A:514:THR:CB	1	0.99
(1,27)	2:B:167:SER:HA	1:A:514:THR:CG2	1	0.99
(1,27)	2:B:167:SER:HA	1:A:514:THR:H	1	0.99
(1,27)	2:B:167:SER:HA	1:A:514:THR:HA	1	0.99
(1,27)	2:B:167:SER:HA	1:A:514:THR:HB	1	0.99
(1,27)	2:B:167:SER:HA	1:A:514:THR:HG1	1	0.99
(1,27)	2:B:167:SER:HA	1:A:514:THR:HG21	1	0.99
(1,27)	2:B:167:SER:HA	1:A:514:THR:HG22	1	0.99
(1,27)	2:B:167:SER:HA	1:A:514:THR:HG23	1	0.99
(1,27)	2:B:167:SER:HA	1:A:514:THR:N	1	0.99
(1,27)	2:B:167:SER:HA	1:A:514:THR:O	1	0.99
(1,27)	2:B:167:SER:HA	1:A:514:THR:OG1	1	0.99
(1,27)	2:B:167:SER:HA	1:A:516:ASN:C	1	0.99
(1,27)	2:B:167:SER:HA	1:A:516:ASN:CA	1	0.99
(1,27)	2:B:167:SER:HA	1:A:516:ASN:CB	1	0.99
(1,27)	2:B:167:SER:HA	1:A:516:ASN:CG	1	0.99

*Continued on next page...*

*Continued from previous page...*

Key	Atom-1	Atom-2	Model ID	Violation (Å)
(1,27)	2:B:167:SER:HA	1:A:516:ASN:H	1	0.99
(1,27)	2:B:167:SER:HA	1:A:516:ASN:HA	1	0.99
(1,27)	2:B:167:SER:HA	1:A:516:ASN:HB2	1	0.99
(1,27)	2:B:167:SER:HA	1:A:516:ASN:HB3	1	0.99
(1,27)	2:B:167:SER:HA	1:A:516:ASN:HD21	1	0.99
(1,27)	2:B:167:SER:HA	1:A:516:ASN:HD22	1	0.99
(1,27)	2:B:167:SER:HA	1:A:516:ASN:N	1	0.99
(1,27)	2:B:167:SER:HA	1:A:516:ASN:ND2	1	0.99
(1,27)	2:B:167:SER:HA	1:A:516:ASN:O	1	0.99
(1,27)	2:B:167:SER:HA	1:A:516:ASN:OD1	1	0.99
(1,27)	2:B:167:SER:HA	1:A:519:GLY:C	1	0.99
(1,27)	2:B:167:SER:HA	1:A:519:GLY:CA	1	0.99
(1,27)	2:B:167:SER:HA	1:A:519:GLY:H	1	0.99
(1,27)	2:B:167:SER:HA	1:A:519:GLY:HA2	1	0.99
(1,27)	2:B:167:SER:HA	1:A:519:GLY:HA3	1	0.99
(1,27)	2:B:167:SER:HA	1:A:519:GLY:N	1	0.99
(1,27)	2:B:167:SER:HA	1:A:519:GLY:O	1	0.99
(1,27)	2:B:167:SER:HA	1:A:522:PHE:C	1	0.99
(1,27)	2:B:167:SER:HA	1:A:522:PHE:CA	1	0.99
(1,27)	2:B:167:SER:HA	1:A:522:PHE:CB	1	0.99
(1,27)	2:B:167:SER:HA	1:A:522:PHE:CD1	1	0.99
(1,27)	2:B:167:SER:HA	1:A:522:PHE:CD2	1	0.99
(1,27)	2:B:167:SER:HA	1:A:522:PHE:CE1	1	0.99
(1,27)	2:B:167:SER:HA	1:A:522:PHE:CE2	1	0.99
(1,27)	2:B:167:SER:HA	1:A:522:PHE:CG	1	0.99
(1,27)	2:B:167:SER:HA	1:A:522:PHE:CZ	1	0.99
(1,27)	2:B:167:SER:HA	1:A:522:PHE:H	1	0.99
(1,27)	2:B:167:SER:HA	1:A:522:PHE:HA	1	0.99
(1,27)	2:B:167:SER:HA	1:A:522:PHE:HB2	1	0.99
(1,27)	2:B:167:SER:HA	1:A:522:PHE:HB3	1	0.99
(1,27)	2:B:167:SER:HA	1:A:522:PHE:HD1	1	0.99
(1,27)	2:B:167:SER:HA	1:A:522:PHE:HD2	1	0.99
(1,27)	2:B:167:SER:HA	1:A:522:PHE:HE1	1	0.99
(1,27)	2:B:167:SER:HA	1:A:522:PHE:HE2	1	0.99
(1,27)	2:B:167:SER:HA	1:A:522:PHE:HZ	1	0.99
(1,27)	2:B:167:SER:HA	1:A:522:PHE:N	1	0.99
(1,27)	2:B:167:SER:HA	1:A:522:PHE:O	1	0.99
(1,27)	2:B:167:SER:HA	1:A:523:GLU:C	1	0.99
(1,27)	2:B:167:SER:HA	1:A:523:GLU:CA	1	0.99
(1,27)	2:B:167:SER:HA	1:A:523:GLU:CB	1	0.99
(1,27)	2:B:167:SER:HA	1:A:523:GLU:CD	1	0.99
(1,27)	2:B:167:SER:HA	1:A:523:GLU:CG	1	0.99

*Continued on next page...*

*Continued from previous page...*

Key	Atom-1	Atom-2	Model ID	Violation (Å)
(1,27)	2:B:167:SER:HA	1:A:523:GLU:H	1	0.99
(1,27)	2:B:167:SER:HA	1:A:523:GLU:HA	1	0.99
(1,27)	2:B:167:SER:HA	1:A:523:GLU:HB2	1	0.99
(1,27)	2:B:167:SER:HA	1:A:523:GLU:HB3	1	0.99
(1,27)	2:B:167:SER:HA	1:A:523:GLU:HG2	1	0.99
(1,27)	2:B:167:SER:HA	1:A:523:GLU:HG3	1	0.99
(1,27)	2:B:167:SER:HA	1:A:523:GLU:N	1	0.99
(1,27)	2:B:167:SER:HA	1:A:523:GLU:O	1	0.99
(1,27)	2:B:167:SER:HA	1:A:523:GLU:OE1	1	0.99
(1,27)	2:B:167:SER:HA	1:A:523:GLU:OE2	1	0.99
(1,27)	2:B:167:SER:HA	1:A:524:PHE:C	1	0.99
(1,27)	2:B:167:SER:HA	1:A:524:PHE:CA	1	0.99
(1,27)	2:B:167:SER:HA	1:A:524:PHE:CB	1	0.99
(1,27)	2:B:167:SER:HA	1:A:524:PHE:CD1	1	0.99
(1,27)	2:B:167:SER:HA	1:A:524:PHE:CD2	1	0.99
(1,27)	2:B:167:SER:HA	1:A:524:PHE:CE1	1	0.99
(1,27)	2:B:167:SER:HA	1:A:524:PHE:CE2	1	0.99
(1,27)	2:B:167:SER:HA	1:A:524:PHE:CG	1	0.99
(1,27)	2:B:167:SER:HA	1:A:524:PHE:CZ	1	0.99
(1,27)	2:B:167:SER:HA	1:A:524:PHE:H	1	0.99
(1,27)	2:B:167:SER:HA	1:A:524:PHE:HA	1	0.99
(1,27)	2:B:167:SER:HA	1:A:524:PHE:HB2	1	0.99
(1,27)	2:B:167:SER:HA	1:A:524:PHE:HB3	1	0.99
(1,27)	2:B:167:SER:HA	1:A:524:PHE:HD1	1	0.99
(1,27)	2:B:167:SER:HA	1:A:524:PHE:HD2	1	0.99
(1,27)	2:B:167:SER:HA	1:A:524:PHE:HE1	1	0.99
(1,27)	2:B:167:SER:HA	1:A:524:PHE:HE2	1	0.99
(1,27)	2:B:167:SER:HA	1:A:524:PHE:HZ	1	0.99
(1,27)	2:B:167:SER:HA	1:A:524:PHE:N	1	0.99
(1,27)	2:B:167:SER:HA	1:A:524:PHE:O	1	0.99
(1,27)	2:B:167:SER:HA	1:A:525:GLU:C	1	0.99
(1,27)	2:B:167:SER:HA	1:A:525:GLU:CA	1	0.99
(1,27)	2:B:167:SER:HA	1:A:525:GLU:CB	1	0.99
(1,27)	2:B:167:SER:HA	1:A:525:GLU:CD	1	0.99
(1,27)	2:B:167:SER:HA	1:A:525:GLU:CG	1	0.99
(1,27)	2:B:167:SER:HA	1:A:525:GLU:H	1	0.99
(1,27)	2:B:167:SER:HA	1:A:525:GLU:HA	1	0.99
(1,27)	2:B:167:SER:HA	1:A:525:GLU:HB2	1	0.99
(1,27)	2:B:167:SER:HA	1:A:525:GLU:HB3	1	0.99
(1,27)	2:B:167:SER:HA	1:A:525:GLU:HG2	1	0.99
(1,27)	2:B:167:SER:HA	1:A:525:GLU:HG3	1	0.99
(1,27)	2:B:167:SER:HA	1:A:525:GLU:N	1	0.99

*Continued on next page...*

*Continued from previous page...*

Key	Atom-1	Atom-2	Model ID	Violation (Å)
(1,27)	2:B:167:SER:HA	1:A:525:GLU:O	1	0.99
(1,27)	2:B:167:SER:HA	1:A:525:GLU:OE1	1	0.99
(1,27)	2:B:167:SER:HA	1:A:525:GLU:OE2	1	0.99
(1,27)	2:B:167:SER:HA	1:A:526:ASN:C	1	0.99
(1,27)	2:B:167:SER:HA	1:A:526:ASN:CA	1	0.99
(1,27)	2:B:167:SER:HA	1:A:526:ASN:CB	1	0.99
(1,27)	2:B:167:SER:HA	1:A:526:ASN:CG	1	0.99
(1,27)	2:B:167:SER:HA	1:A:526:ASN:H	1	0.99
(1,27)	2:B:167:SER:HA	1:A:526:ASN:HA	1	0.99
(1,27)	2:B:167:SER:HA	1:A:526:ASN:HB2	1	0.99
(1,27)	2:B:167:SER:HA	1:A:526:ASN:HB3	1	0.99
(1,27)	2:B:167:SER:HA	1:A:526:ASN:HD21	1	0.99
(1,27)	2:B:167:SER:HA	1:A:526:ASN:HD22	1	0.99
(1,27)	2:B:167:SER:HA	1:A:526:ASN:N	1	0.99
(1,27)	2:B:167:SER:HA	1:A:526:ASN:ND2	1	0.99
(1,27)	2:B:167:SER:HA	1:A:526:ASN:O	1	0.99
(1,27)	2:B:167:SER:HA	1:A:526:ASN:OD1	1	0.99
(1,27)	2:B:167:SER:HA	1:A:527:ALA:C	1	0.99
(1,27)	2:B:167:SER:HA	1:A:527:ALA:CA	1	0.99
(1,27)	2:B:167:SER:HA	1:A:527:ALA:CB	1	0.99
(1,27)	2:B:167:SER:HA	1:A:527:ALA:H	1	0.99
(1,27)	2:B:167:SER:HA	1:A:527:ALA:HA	1	0.99
(1,27)	2:B:167:SER:HA	1:A:527:ALA:HB1	1	0.99
(1,27)	2:B:167:SER:HA	1:A:527:ALA:HB2	1	0.99
(1,27)	2:B:167:SER:HA	1:A:527:ALA:HB3	1	0.99
(1,27)	2:B:167:SER:HA	1:A:527:ALA:N	1	0.99
(1,27)	2:B:167:SER:HA	1:A:527:ALA:O	1	0.99
(1,27)	2:B:167:SER:HA	1:A:528:ILE:C	1	0.99
(1,27)	2:B:167:SER:HA	1:A:528:ILE:CA	1	0.99
(1,27)	2:B:167:SER:HA	1:A:528:ILE:CB	1	0.99
(1,27)	2:B:167:SER:HA	1:A:528:ILE:CD1	1	0.99
(1,27)	2:B:167:SER:HA	1:A:528:ILE:CG1	1	0.99
(1,27)	2:B:167:SER:HA	1:A:528:ILE:CG2	1	0.99
(1,27)	2:B:167:SER:HA	1:A:528:ILE:H	1	0.99
(1,27)	2:B:167:SER:HA	1:A:528:ILE:HA	1	0.99
(1,27)	2:B:167:SER:HA	1:A:528:ILE:HB	1	0.99
(1,27)	2:B:167:SER:HA	1:A:528:ILE:HD11	1	0.99
(1,27)	2:B:167:SER:HA	1:A:528:ILE:HD12	1	0.99
(1,27)	2:B:167:SER:HA	1:A:528:ILE:HD13	1	0.99
(1,27)	2:B:167:SER:HA	1:A:528:ILE:HG12	1	0.99
(1,27)	2:B:167:SER:HA	1:A:528:ILE:HG13	1	0.99
(1,27)	2:B:167:SER:HA	1:A:528:ILE:HG21	1	0.99

*Continued on next page...*



*Continued from previous page...*

Key	Atom-1	Atom-2	Model ID	Violation (Å)
(1,27)	2:B:167:SER:HA	1:A:528:ILE:HG22	1	0.99
(1,27)	2:B:167:SER:HA	1:A:528:ILE:HG23	1	0.99
(1,27)	2:B:167:SER:HA	1:A:528:ILE:N	1	0.99
(1,27)	2:B:167:SER:HA	1:A:528:ILE:O	1	0.99
(1,27)	2:B:167:SER:HA	1:A:529:VAL:C	1	0.99
(1,27)	2:B:167:SER:HA	1:A:529:VAL:CA	1	0.99
(1,27)	2:B:167:SER:HA	1:A:529:VAL:CB	1	0.99
(1,27)	2:B:167:SER:HA	1:A:529:VAL:CG1	1	0.99
(1,27)	2:B:167:SER:HA	1:A:529:VAL:CG2	1	0.99
(1,27)	2:B:167:SER:HA	1:A:529:VAL:H	1	0.99
(1,27)	2:B:167:SER:HA	1:A:529:VAL:HA	1	0.99
(1,27)	2:B:167:SER:HA	1:A:529:VAL:HB	1	0.99
(1,27)	2:B:167:SER:HA	1:A:529:VAL:HG11	1	0.99
(1,27)	2:B:167:SER:HA	1:A:529:VAL:HG12	1	0.99
(1,27)	2:B:167:SER:HA	1:A:529:VAL:HG13	1	0.99
(1,27)	2:B:167:SER:HA	1:A:529:VAL:HG21	1	0.99
(1,27)	2:B:167:SER:HA	1:A:529:VAL:HG22	1	0.99
(1,27)	2:B:167:SER:HA	1:A:529:VAL:HG23	1	0.99
(1,27)	2:B:167:SER:HA	1:A:529:VAL:N	1	0.99
(1,27)	2:B:167:SER:HA	1:A:529:VAL:O	1	0.99
(1,27)	2:B:167:SER:HA	1:A:561:ASP:C	1	0.99
(1,27)	2:B:167:SER:HA	1:A:561:ASP:CA	1	0.99
(1,27)	2:B:167:SER:HA	1:A:561:ASP:CB	1	0.99
(1,27)	2:B:167:SER:HA	1:A:561:ASP:CG	1	0.99
(1,27)	2:B:167:SER:HA	1:A:561:ASP:H	1	0.99
(1,27)	2:B:167:SER:HA	1:A:561:ASP:HA	1	0.99
(1,27)	2:B:167:SER:HA	1:A:561:ASP:HB2	1	0.99
(1,27)	2:B:167:SER:HA	1:A:561:ASP:HB3	1	0.99
(1,27)	2:B:167:SER:HA	1:A:561:ASP:N	1	0.99
(1,27)	2:B:167:SER:HA	1:A:561:ASP:O	1	0.99
(1,27)	2:B:167:SER:HA	1:A:561:ASP:OD1	1	0.99
(1,27)	2:B:167:SER:HA	1:A:561:ASP:OD2	1	0.99
(1,27)	2:B:167:SER:HA	1:A:563:LYS:C	1	0.99
(1,27)	2:B:167:SER:HA	1:A:563:LYS:CA	1	0.99
(1,27)	2:B:167:SER:HA	1:A:563:LYS:CB	1	0.99
(1,27)	2:B:167:SER:HA	1:A:563:LYS:CD	1	0.99
(1,27)	2:B:167:SER:HA	1:A:563:LYS:CE	1	0.99
(1,27)	2:B:167:SER:HA	1:A:563:LYS:CG	1	0.99
(1,27)	2:B:167:SER:HA	1:A:563:LYS:H	1	0.99
(1,27)	2:B:167:SER:HA	1:A:563:LYS:HA	1	0.99
(1,27)	2:B:167:SER:HA	1:A:563:LYS:HB2	1	0.99
(1,27)	2:B:167:SER:HA	1:A:563:LYS:HB3	1	0.99

*Continued on next page...*

*Continued from previous page...*

Key	Atom-1	Atom-2	Model ID	Violation (Å)
(1,27)	2:B:167:SER:HA	1:A:563:LYS:HD2	1	0.99
(1,27)	2:B:167:SER:HA	1:A:563:LYS:HD3	1	0.99
(1,27)	2:B:167:SER:HA	1:A:563:LYS:HE2	1	0.99
(1,27)	2:B:167:SER:HA	1:A:563:LYS:HE3	1	0.99
(1,27)	2:B:167:SER:HA	1:A:563:LYS:HG2	1	0.99
(1,27)	2:B:167:SER:HA	1:A:563:LYS:HG3	1	0.99
(1,27)	2:B:167:SER:HA	1:A:563:LYS:HZ1	1	0.99
(1,27)	2:B:167:SER:HA	1:A:563:LYS:HZ2	1	0.99
(1,27)	2:B:167:SER:HA	1:A:563:LYS:HZ3	1	0.99
(1,27)	2:B:167:SER:HA	1:A:563:LYS:N	1	0.99
(1,27)	2:B:167:SER:HA	1:A:563:LYS:NZ	1	0.99
(1,27)	2:B:167:SER:HA	1:A:563:LYS:O	1	0.99
(1,27)	2:B:167:SER:HA	1:A:564:ALA:C	1	0.99
(1,27)	2:B:167:SER:HA	1:A:564:ALA:CA	1	0.99
(1,27)	2:B:167:SER:HA	1:A:564:ALA:CB	1	0.99
(1,27)	2:B:167:SER:HA	1:A:564:ALA:H	1	0.99
(1,27)	2:B:167:SER:HA	1:A:564:ALA:HA	1	0.99
(1,27)	2:B:167:SER:HA	1:A:564:ALA:HB1	1	0.99
(1,27)	2:B:167:SER:HA	1:A:564:ALA:HB2	1	0.99
(1,27)	2:B:167:SER:HA	1:A:564:ALA:HB3	1	0.99
(1,27)	2:B:167:SER:HA	1:A:564:ALA:N	1	0.99
(1,27)	2:B:167:SER:HA	1:A:564:ALA:O	1	0.99
(1,27)	2:B:167:SER:HA	1:A:566:LEU:C	1	0.99
(1,27)	2:B:167:SER:HA	1:A:566:LEU:CA	1	0.99
(1,27)	2:B:167:SER:HA	1:A:566:LEU:CB	1	0.99
(1,27)	2:B:167:SER:HA	1:A:566:LEU:CD1	1	0.99
(1,27)	2:B:167:SER:HA	1:A:566:LEU:CD2	1	0.99
(1,27)	2:B:167:SER:HA	1:A:566:LEU:CG	1	0.99
(1,27)	2:B:167:SER:HA	1:A:566:LEU:H	1	0.99
(1,27)	2:B:167:SER:HA	1:A:566:LEU:HA	1	0.99
(1,27)	2:B:167:SER:HA	1:A:566:LEU:HB2	1	0.99
(1,27)	2:B:167:SER:HA	1:A:566:LEU:HB3	1	0.99
(1,27)	2:B:167:SER:HA	1:A:566:LEU:HD11	1	0.99
(1,27)	2:B:167:SER:HA	1:A:566:LEU:HD12	1	0.99
(1,27)	2:B:167:SER:HA	1:A:566:LEU:HD13	1	0.99
(1,27)	2:B:167:SER:HA	1:A:566:LEU:HD21	1	0.99
(1,27)	2:B:167:SER:HA	1:A:566:LEU:HD22	1	0.99
(1,27)	2:B:167:SER:HA	1:A:566:LEU:HD23	1	0.99
(1,27)	2:B:167:SER:HA	1:A:566:LEU:HG	1	0.99
(1,27)	2:B:167:SER:HA	1:A:566:LEU:N	1	0.99
(1,27)	2:B:167:SER:HA	1:A:566:LEU:O	1	0.99
(1,27)	2:B:167:SER:HB2	1:A:490:ALA:C	1	0.99

*Continued on next page...*

*Continued from previous page...*

Key	Atom-1	Atom-2	Model ID	Violation (Å)
(1,27)	2:B:167:SER:HB2	1:A:490:ALA:CA	1	0.99
(1,27)	2:B:167:SER:HB2	1:A:490:ALA:CB	1	0.99
(1,27)	2:B:167:SER:HB2	1:A:490:ALA:H	1	0.99
(1,27)	2:B:167:SER:HB2	1:A:490:ALA:HA	1	0.99
(1,27)	2:B:167:SER:HB2	1:A:490:ALA:HB1	1	0.99
(1,27)	2:B:167:SER:HB2	1:A:490:ALA:HB2	1	0.99
(1,27)	2:B:167:SER:HB2	1:A:490:ALA:HB3	1	0.99
(1,27)	2:B:167:SER:HB2	1:A:490:ALA:N	1	0.99
(1,27)	2:B:167:SER:HB2	1:A:490:ALA:O	1	0.99
(1,27)	2:B:167:SER:HB2	1:A:514:THR:C	1	0.99
(1,27)	2:B:167:SER:HB2	1:A:514:THR:CA	1	0.99
(1,27)	2:B:167:SER:HB2	1:A:514:THR:CB	1	0.99
(1,27)	2:B:167:SER:HB2	1:A:514:THR:CG2	1	0.99
(1,27)	2:B:167:SER:HB2	1:A:514:THR:H	1	0.99
(1,27)	2:B:167:SER:HB2	1:A:514:THR:HA	1	0.99
(1,27)	2:B:167:SER:HB2	1:A:514:THR:HB	1	0.99
(1,27)	2:B:167:SER:HB2	1:A:514:THR:HG1	1	0.99
(1,27)	2:B:167:SER:HB2	1:A:514:THR:HG21	1	0.99
(1,27)	2:B:167:SER:HB2	1:A:514:THR:HG22	1	0.99
(1,27)	2:B:167:SER:HB2	1:A:514:THR:HG23	1	0.99
(1,27)	2:B:167:SER:HB2	1:A:514:THR:N	1	0.99
(1,27)	2:B:167:SER:HB2	1:A:514:THR:O	1	0.99
(1,27)	2:B:167:SER:HB2	1:A:514:THR:OG1	1	0.99
(1,27)	2:B:167:SER:HB2	1:A:516:ASN:C	1	0.99
(1,27)	2:B:167:SER:HB2	1:A:516:ASN:CA	1	0.99
(1,27)	2:B:167:SER:HB2	1:A:516:ASN:CB	1	0.99
(1,27)	2:B:167:SER:HB2	1:A:516:ASN:CG	1	0.99
(1,27)	2:B:167:SER:HB2	1:A:516:ASN:H	1	0.99
(1,27)	2:B:167:SER:HB2	1:A:516:ASN:HA	1	0.99
(1,27)	2:B:167:SER:HB2	1:A:516:ASN:HB2	1	0.99
(1,27)	2:B:167:SER:HB2	1:A:516:ASN:HB3	1	0.99
(1,27)	2:B:167:SER:HB2	1:A:516:ASN:HD21	1	0.99
(1,27)	2:B:167:SER:HB2	1:A:516:ASN:HD22	1	0.99
(1,27)	2:B:167:SER:HB2	1:A:516:ASN:N	1	0.99
(1,27)	2:B:167:SER:HB2	1:A:516:ASN:ND2	1	0.99
(1,27)	2:B:167:SER:HB2	1:A:516:ASN:O	1	0.99
(1,27)	2:B:167:SER:HB2	1:A:516:ASN:OD1	1	0.99
(1,27)	2:B:167:SER:HB2	1:A:519:GLY:C	1	0.99
(1,27)	2:B:167:SER:HB2	1:A:519:GLY:CA	1	0.99
(1,27)	2:B:167:SER:HB2	1:A:519:GLY:H	1	0.99
(1,27)	2:B:167:SER:HB2	1:A:519:GLY:HA2	1	0.99
(1,27)	2:B:167:SER:HB2	1:A:519:GLY:HA3	1	0.99

*Continued on next page...*

*Continued from previous page...*

Key	Atom-1	Atom-2	Model ID	Violation (Å)
(1,27)	2:B:167:SER:HB2	1:A:519:GLY:N	1	0.99
(1,27)	2:B:167:SER:HB2	1:A:519:GLY:O	1	0.99
(1,27)	2:B:167:SER:HB2	1:A:522:PHE:C	1	0.99
(1,27)	2:B:167:SER:HB2	1:A:522:PHE:CA	1	0.99
(1,27)	2:B:167:SER:HB2	1:A:522:PHE:CB	1	0.99
(1,27)	2:B:167:SER:HB2	1:A:522:PHE:CD1	1	0.99
(1,27)	2:B:167:SER:HB2	1:A:522:PHE:CD2	1	0.99
(1,27)	2:B:167:SER:HB2	1:A:522:PHE:CE1	1	0.99
(1,27)	2:B:167:SER:HB2	1:A:522:PHE:CE2	1	0.99
(1,27)	2:B:167:SER:HB2	1:A:522:PHE:CG	1	0.99
(1,27)	2:B:167:SER:HB2	1:A:522:PHE:CZ	1	0.99
(1,27)	2:B:167:SER:HB2	1:A:522:PHE:H	1	0.99
(1,27)	2:B:167:SER:HB2	1:A:522:PHE:HA	1	0.99
(1,27)	2:B:167:SER:HB2	1:A:522:PHE:HB2	1	0.99
(1,27)	2:B:167:SER:HB2	1:A:522:PHE:HB3	1	0.99
(1,27)	2:B:167:SER:HB2	1:A:522:PHE:HD1	1	0.99
(1,27)	2:B:167:SER:HB2	1:A:522:PHE:HD2	1	0.99
(1,27)	2:B:167:SER:HB2	1:A:522:PHE:HE1	1	0.99
(1,27)	2:B:167:SER:HB2	1:A:522:PHE:HE2	1	0.99
(1,27)	2:B:167:SER:HB2	1:A:522:PHE:HZ	1	0.99
(1,27)	2:B:167:SER:HB2	1:A:522:PHE:N	1	0.99
(1,27)	2:B:167:SER:HB2	1:A:522:PHE:O	1	0.99
(1,27)	2:B:167:SER:HB2	1:A:523:GLU:C	1	0.99
(1,27)	2:B:167:SER:HB2	1:A:523:GLU:CA	1	0.99
(1,27)	2:B:167:SER:HB2	1:A:523:GLU:CB	1	0.99
(1,27)	2:B:167:SER:HB2	1:A:523:GLU:CD	1	0.99
(1,27)	2:B:167:SER:HB2	1:A:523:GLU:CG	1	0.99
(1,27)	2:B:167:SER:HB2	1:A:523:GLU:H	1	0.99
(1,27)	2:B:167:SER:HB2	1:A:523:GLU:HA	1	0.99
(1,27)	2:B:167:SER:HB2	1:A:523:GLU:HB2	1	0.99
(1,27)	2:B:167:SER:HB2	1:A:523:GLU:HB3	1	0.99
(1,27)	2:B:167:SER:HB2	1:A:523:GLU:HG2	1	0.99
(1,27)	2:B:167:SER:HB2	1:A:523:GLU:HG3	1	0.99
(1,27)	2:B:167:SER:HB2	1:A:523:GLU:N	1	0.99
(1,27)	2:B:167:SER:HB2	1:A:523:GLU:O	1	0.99
(1,27)	2:B:167:SER:HB2	1:A:523:GLU:OE1	1	0.99
(1,27)	2:B:167:SER:HB2	1:A:523:GLU:OE2	1	0.99
(1,27)	2:B:167:SER:HB2	1:A:524:PHE:C	1	0.99
(1,27)	2:B:167:SER:HB2	1:A:524:PHE:CA	1	0.99
(1,27)	2:B:167:SER:HB2	1:A:524:PHE:CB	1	0.99
(1,27)	2:B:167:SER:HB2	1:A:524:PHE:CD1	1	0.99
(1,27)	2:B:167:SER:HB2	1:A:524:PHE:CD2	1	0.99

*Continued on next page...*

*Continued from previous page...*

Key	Atom-1	Atom-2	Model ID	Violation (Å)
(1,27)	2:B:167:SER:HB2	1:A:524:PHE:CE1	1	0.99
(1,27)	2:B:167:SER:HB2	1:A:524:PHE:CE2	1	0.99
(1,27)	2:B:167:SER:HB2	1:A:524:PHE:CG	1	0.99
(1,27)	2:B:167:SER:HB2	1:A:524:PHE:CZ	1	0.99
(1,27)	2:B:167:SER:HB2	1:A:524:PHE:H	1	0.99
(1,27)	2:B:167:SER:HB2	1:A:524:PHE:HA	1	0.99
(1,27)	2:B:167:SER:HB2	1:A:524:PHE:HB2	1	0.99
(1,27)	2:B:167:SER:HB2	1:A:524:PHE:HB3	1	0.99
(1,27)	2:B:167:SER:HB2	1:A:524:PHE:HD1	1	0.99
(1,27)	2:B:167:SER:HB2	1:A:524:PHE:HD2	1	0.99
(1,27)	2:B:167:SER:HB2	1:A:524:PHE:HE1	1	0.99
(1,27)	2:B:167:SER:HB2	1:A:524:PHE:HE2	1	0.99
(1,27)	2:B:167:SER:HB2	1:A:524:PHE:HZ	1	0.99
(1,27)	2:B:167:SER:HB2	1:A:524:PHE:N	1	0.99
(1,27)	2:B:167:SER:HB2	1:A:524:PHE:O	1	0.99
(1,27)	2:B:167:SER:HB2	1:A:525:GLU:C	1	0.99
(1,27)	2:B:167:SER:HB2	1:A:525:GLU:CA	1	0.99
(1,27)	2:B:167:SER:HB2	1:A:525:GLU:CB	1	0.99
(1,27)	2:B:167:SER:HB2	1:A:525:GLU:CD	1	0.99
(1,27)	2:B:167:SER:HB2	1:A:525:GLU:CG	1	0.99
(1,27)	2:B:167:SER:HB2	1:A:525:GLU:H	1	0.99
(1,27)	2:B:167:SER:HB2	1:A:525:GLU:HA	1	0.99
(1,27)	2:B:167:SER:HB2	1:A:525:GLU:HB2	1	0.99
(1,27)	2:B:167:SER:HB2	1:A:525:GLU:HB3	1	0.99
(1,27)	2:B:167:SER:HB2	1:A:525:GLU:HG2	1	0.99
(1,27)	2:B:167:SER:HB2	1:A:525:GLU:HG3	1	0.99
(1,27)	2:B:167:SER:HB2	1:A:525:GLU:N	1	0.99
(1,27)	2:B:167:SER:HB2	1:A:525:GLU:O	1	0.99
(1,27)	2:B:167:SER:HB2	1:A:525:GLU:OE1	1	0.99
(1,27)	2:B:167:SER:HB2	1:A:525:GLU:OE2	1	0.99
(1,27)	2:B:167:SER:HB2	1:A:526:ASN:C	1	0.99
(1,27)	2:B:167:SER:HB2	1:A:526:ASN:CA	1	0.99
(1,27)	2:B:167:SER:HB2	1:A:526:ASN:CB	1	0.99
(1,27)	2:B:167:SER:HB2	1:A:526:ASN:CG	1	0.99
(1,27)	2:B:167:SER:HB2	1:A:526:ASN:H	1	0.99
(1,27)	2:B:167:SER:HB2	1:A:526:ASN:HA	1	0.99
(1,27)	2:B:167:SER:HB2	1:A:526:ASN:HB2	1	0.99
(1,27)	2:B:167:SER:HB2	1:A:526:ASN:HB3	1	0.99
(1,27)	2:B:167:SER:HB2	1:A:526:ASN:HD21	1	0.99
(1,27)	2:B:167:SER:HB2	1:A:526:ASN:HD22	1	0.99
(1,27)	2:B:167:SER:HB2	1:A:526:ASN:N	1	0.99
(1,27)	2:B:167:SER:HB2	1:A:526:ASN:ND2	1	0.99

*Continued on next page...*

*Continued from previous page...*

Key	Atom-1	Atom-2	Model ID	Violation (Å)
(1,27)	2:B:167:SER:HB2	1:A:526:ASN:O	1	0.99
(1,27)	2:B:167:SER:HB2	1:A:526:ASN:OD1	1	0.99
(1,27)	2:B:167:SER:HB2	1:A:527:ALA:C	1	0.99
(1,27)	2:B:167:SER:HB2	1:A:527:ALA:CA	1	0.99
(1,27)	2:B:167:SER:HB2	1:A:527:ALA:CB	1	0.99
(1,27)	2:B:167:SER:HB2	1:A:527:ALA:H	1	0.99
(1,27)	2:B:167:SER:HB2	1:A:527:ALA:HA	1	0.99
(1,27)	2:B:167:SER:HB2	1:A:527:ALA:HB1	1	0.99
(1,27)	2:B:167:SER:HB2	1:A:527:ALA:HB2	1	0.99
(1,27)	2:B:167:SER:HB2	1:A:527:ALA:HB3	1	0.99
(1,27)	2:B:167:SER:HB2	1:A:527:ALA:N	1	0.99
(1,27)	2:B:167:SER:HB2	1:A:527:ALA:O	1	0.99
(1,27)	2:B:167:SER:HB2	1:A:528:ILE:C	1	0.99
(1,27)	2:B:167:SER:HB2	1:A:528:ILE:CA	1	0.99
(1,27)	2:B:167:SER:HB2	1:A:528:ILE:CB	1	0.99
(1,27)	2:B:167:SER:HB2	1:A:528:ILE:CD1	1	0.99
(1,27)	2:B:167:SER:HB2	1:A:528:ILE:CG1	1	0.99
(1,27)	2:B:167:SER:HB2	1:A:528:ILE:CG2	1	0.99
(1,27)	2:B:167:SER:HB2	1:A:528:ILE:H	1	0.99
(1,27)	2:B:167:SER:HB2	1:A:528:ILE:HA	1	0.99
(1,27)	2:B:167:SER:HB2	1:A:528:ILE:HB	1	0.99
(1,27)	2:B:167:SER:HB2	1:A:528:ILE:HD11	1	0.99
(1,27)	2:B:167:SER:HB2	1:A:528:ILE:HD12	1	0.99
(1,27)	2:B:167:SER:HB2	1:A:528:ILE:HD13	1	0.99
(1,27)	2:B:167:SER:HB2	1:A:528:ILE:HG12	1	0.99
(1,27)	2:B:167:SER:HB2	1:A:528:ILE:HG13	1	0.99
(1,27)	2:B:167:SER:HB2	1:A:528:ILE:HG21	1	0.99
(1,27)	2:B:167:SER:HB2	1:A:528:ILE:HG22	1	0.99
(1,27)	2:B:167:SER:HB2	1:A:528:ILE:HG23	1	0.99
(1,27)	2:B:167:SER:HB2	1:A:528:ILE:N	1	0.99
(1,27)	2:B:167:SER:HB2	1:A:528:ILE:O	1	0.99
(1,27)	2:B:167:SER:HB2	1:A:529:VAL:C	1	0.99
(1,27)	2:B:167:SER:HB2	1:A:529:VAL:CA	1	0.99
(1,27)	2:B:167:SER:HB2	1:A:529:VAL:CB	1	0.99
(1,27)	2:B:167:SER:HB2	1:A:529:VAL:CG1	1	0.99
(1,27)	2:B:167:SER:HB2	1:A:529:VAL:CG2	1	0.99
(1,27)	2:B:167:SER:HB2	1:A:529:VAL:H	1	0.99
(1,27)	2:B:167:SER:HB2	1:A:529:VAL:HA	1	0.99
(1,27)	2:B:167:SER:HB2	1:A:529:VAL:HB	1	0.99
(1,27)	2:B:167:SER:HB2	1:A:529:VAL:HG11	1	0.99
(1,27)	2:B:167:SER:HB2	1:A:529:VAL:HG12	1	0.99
(1,27)	2:B:167:SER:HB2	1:A:529:VAL:HG13	1	0.99

*Continued on next page...*

*Continued from previous page...*

Key	Atom-1	Atom-2	Model ID	Violation (Å)
(1,27)	2:B:167:SER:HB2	1:A:529:VAL:HG21	1	0.99
(1,27)	2:B:167:SER:HB2	1:A:529:VAL:HG22	1	0.99
(1,27)	2:B:167:SER:HB2	1:A:529:VAL:HG23	1	0.99
(1,27)	2:B:167:SER:HB2	1:A:529:VAL:N	1	0.99
(1,27)	2:B:167:SER:HB2	1:A:529:VAL:O	1	0.99
(1,27)	2:B:167:SER:HB2	1:A:561:ASP:C	1	0.99
(1,27)	2:B:167:SER:HB2	1:A:561:ASP:CA	1	0.99
(1,27)	2:B:167:SER:HB2	1:A:561:ASP:CB	1	0.99
(1,27)	2:B:167:SER:HB2	1:A:561:ASP:CG	1	0.99
(1,27)	2:B:167:SER:HB2	1:A:561:ASP:H	1	0.99
(1,27)	2:B:167:SER:HB2	1:A:561:ASP:HA	1	0.99
(1,27)	2:B:167:SER:HB2	1:A:561:ASP:HB2	1	0.99
(1,27)	2:B:167:SER:HB2	1:A:561:ASP:HB3	1	0.99
(1,27)	2:B:167:SER:HB2	1:A:561:ASP:N	1	0.99
(1,27)	2:B:167:SER:HB2	1:A:561:ASP:O	1	0.99
(1,27)	2:B:167:SER:HB2	1:A:561:ASP:OD1	1	0.99
(1,27)	2:B:167:SER:HB2	1:A:561:ASP:OD2	1	0.99
(1,27)	2:B:167:SER:HB2	1:A:563:LYS:C	1	0.99
(1,27)	2:B:167:SER:HB2	1:A:563:LYS:CA	1	0.99
(1,27)	2:B:167:SER:HB2	1:A:563:LYS:CB	1	0.99
(1,27)	2:B:167:SER:HB2	1:A:563:LYS:CD	1	0.99
(1,27)	2:B:167:SER:HB2	1:A:563:LYS:CE	1	0.99
(1,27)	2:B:167:SER:HB2	1:A:563:LYS:CG	1	0.99
(1,27)	2:B:167:SER:HB2	1:A:563:LYS:H	1	0.99
(1,27)	2:B:167:SER:HB2	1:A:563:LYS:HA	1	0.99
(1,27)	2:B:167:SER:HB2	1:A:563:LYS:HB2	1	0.99
(1,27)	2:B:167:SER:HB2	1:A:563:LYS:HB3	1	0.99
(1,27)	2:B:167:SER:HB2	1:A:563:LYS:HD2	1	0.99
(1,27)	2:B:167:SER:HB2	1:A:563:LYS:HD3	1	0.99
(1,27)	2:B:167:SER:HB2	1:A:563:LYS:HE2	1	0.99
(1,27)	2:B:167:SER:HB2	1:A:563:LYS:HE3	1	0.99
(1,27)	2:B:167:SER:HB2	1:A:563:LYS:HG2	1	0.99
(1,27)	2:B:167:SER:HB2	1:A:563:LYS:HG3	1	0.99
(1,27)	2:B:167:SER:HB2	1:A:563:LYS:HZ1	1	0.99
(1,27)	2:B:167:SER:HB2	1:A:563:LYS:HZ2	1	0.99
(1,27)	2:B:167:SER:HB2	1:A:563:LYS:HZ3	1	0.99
(1,27)	2:B:167:SER:HB2	1:A:563:LYS:N	1	0.99
(1,27)	2:B:167:SER:HB2	1:A:563:LYS:NZ	1	0.99
(1,27)	2:B:167:SER:HB2	1:A:563:LYS:O	1	0.99
(1,27)	2:B:167:SER:HB2	1:A:564:ALA:C	1	0.99
(1,27)	2:B:167:SER:HB2	1:A:564:ALA:CA	1	0.99
(1,27)	2:B:167:SER:HB2	1:A:564:ALA:CB	1	0.99

*Continued on next page...*

*Continued from previous page...*

Key	Atom-1	Atom-2	Model ID	Violation (Å)
(1,27)	2:B:167:SER:HB2	1:A:564:ALA:H	1	0.99
(1,27)	2:B:167:SER:HB2	1:A:564:ALA:HA	1	0.99
(1,27)	2:B:167:SER:HB2	1:A:564:ALA:HB1	1	0.99
(1,27)	2:B:167:SER:HB2	1:A:564:ALA:HB2	1	0.99
(1,27)	2:B:167:SER:HB2	1:A:564:ALA:HB3	1	0.99
(1,27)	2:B:167:SER:HB2	1:A:564:ALA:N	1	0.99
(1,27)	2:B:167:SER:HB2	1:A:564:ALA:O	1	0.99
(1,27)	2:B:167:SER:HB2	1:A:566:LEU:C	1	0.99
(1,27)	2:B:167:SER:HB2	1:A:566:LEU:CA	1	0.99
(1,27)	2:B:167:SER:HB2	1:A:566:LEU:CB	1	0.99
(1,27)	2:B:167:SER:HB2	1:A:566:LEU:CD1	1	0.99
(1,27)	2:B:167:SER:HB2	1:A:566:LEU:CD2	1	0.99
(1,27)	2:B:167:SER:HB2	1:A:566:LEU:CG	1	0.99
(1,27)	2:B:167:SER:HB2	1:A:566:LEU:H	1	0.99
(1,27)	2:B:167:SER:HB2	1:A:566:LEU:HA	1	0.99
(1,27)	2:B:167:SER:HB2	1:A:566:LEU:HB2	1	0.99
(1,27)	2:B:167:SER:HB2	1:A:566:LEU:HB3	1	0.99
(1,27)	2:B:167:SER:HB2	1:A:566:LEU:HD11	1	0.99
(1,27)	2:B:167:SER:HB2	1:A:566:LEU:HD12	1	0.99
(1,27)	2:B:167:SER:HB2	1:A:566:LEU:HD13	1	0.99
(1,27)	2:B:167:SER:HB2	1:A:566:LEU:HD21	1	0.99
(1,27)	2:B:167:SER:HB2	1:A:566:LEU:HD22	1	0.99
(1,27)	2:B:167:SER:HB2	1:A:566:LEU:HD23	1	0.99
(1,27)	2:B:167:SER:HB2	1:A:566:LEU:HG	1	0.99
(1,27)	2:B:167:SER:HB2	1:A:566:LEU:N	1	0.99
(1,27)	2:B:167:SER:HB2	1:A:566:LEU:O	1	0.99
(1,27)	2:B:167:SER:HB3	1:A:490:ALA:C	1	0.99
(1,27)	2:B:167:SER:HB3	1:A:490:ALA:CA	1	0.99
(1,27)	2:B:167:SER:HB3	1:A:490:ALA:CB	1	0.99
(1,27)	2:B:167:SER:HB3	1:A:490:ALA:H	1	0.99
(1,27)	2:B:167:SER:HB3	1:A:490:ALA:HA	1	0.99
(1,27)	2:B:167:SER:HB3	1:A:490:ALA:HB1	1	0.99
(1,27)	2:B:167:SER:HB3	1:A:490:ALA:HB2	1	0.99
(1,27)	2:B:167:SER:HB3	1:A:490:ALA:HB3	1	0.99
(1,27)	2:B:167:SER:HB3	1:A:490:ALA:N	1	0.99
(1,27)	2:B:167:SER:HB3	1:A:490:ALA:O	1	0.99
(1,27)	2:B:167:SER:HB3	1:A:514:THR:C	1	0.99
(1,27)	2:B:167:SER:HB3	1:A:514:THR:CA	1	0.99
(1,27)	2:B:167:SER:HB3	1:A:514:THR:CB	1	0.99
(1,27)	2:B:167:SER:HB3	1:A:514:THR:CG2	1	0.99
(1,27)	2:B:167:SER:HB3	1:A:514:THR:H	1	0.99
(1,27)	2:B:167:SER:HB3	1:A:514:THR:HA	1	0.99

*Continued on next page...*



*Continued from previous page...*

Key	Atom-1	Atom-2	Model ID	Violation (Å)
(1,27)	2:B:167:SER:HB3	1:A:514:THR:HB	1	0.99
(1,27)	2:B:167:SER:HB3	1:A:514:THR:HG1	1	0.99
(1,27)	2:B:167:SER:HB3	1:A:514:THR:HG21	1	0.99
(1,27)	2:B:167:SER:HB3	1:A:514:THR:HG22	1	0.99
(1,27)	2:B:167:SER:HB3	1:A:514:THR:HG23	1	0.99
(1,27)	2:B:167:SER:HB3	1:A:514:THR:N	1	0.99
(1,27)	2:B:167:SER:HB3	1:A:514:THR:O	1	0.99
(1,27)	2:B:167:SER:HB3	1:A:514:THR:OG1	1	0.99
(1,27)	2:B:167:SER:HB3	1:A:516:ASN:C	1	0.99
(1,27)	2:B:167:SER:HB3	1:A:516:ASN:CA	1	0.99
(1,27)	2:B:167:SER:HB3	1:A:516:ASN:CB	1	0.99
(1,27)	2:B:167:SER:HB3	1:A:516:ASN:CG	1	0.99
(1,27)	2:B:167:SER:HB3	1:A:516:ASN:H	1	0.99
(1,27)	2:B:167:SER:HB3	1:A:516:ASN:HA	1	0.99
(1,27)	2:B:167:SER:HB3	1:A:516:ASN:HB2	1	0.99
(1,27)	2:B:167:SER:HB3	1:A:516:ASN:HB3	1	0.99
(1,27)	2:B:167:SER:HB3	1:A:516:ASN:HD21	1	0.99
(1,27)	2:B:167:SER:HB3	1:A:516:ASN:HD22	1	0.99
(1,27)	2:B:167:SER:HB3	1:A:516:ASN:N	1	0.99
(1,27)	2:B:167:SER:HB3	1:A:516:ASN:ND2	1	0.99
(1,27)	2:B:167:SER:HB3	1:A:516:ASN:O	1	0.99
(1,27)	2:B:167:SER:HB3	1:A:516:ASN:OD1	1	0.99
(1,27)	2:B:167:SER:HB3	1:A:519:GLY:C	1	0.99
(1,27)	2:B:167:SER:HB3	1:A:519:GLY:CA	1	0.99
(1,27)	2:B:167:SER:HB3	1:A:519:GLY:H	1	0.99
(1,27)	2:B:167:SER:HB3	1:A:519:GLY:HA2	1	0.99
(1,27)	2:B:167:SER:HB3	1:A:519:GLY:HA3	1	0.99
(1,27)	2:B:167:SER:HB3	1:A:519:GLY:N	1	0.99
(1,27)	2:B:167:SER:HB3	1:A:519:GLY:O	1	0.99
(1,27)	2:B:167:SER:HB3	1:A:522:PHE:C	1	0.99
(1,27)	2:B:167:SER:HB3	1:A:522:PHE:CA	1	0.99
(1,27)	2:B:167:SER:HB3	1:A:522:PHE:CB	1	0.99
(1,27)	2:B:167:SER:HB3	1:A:522:PHE:CD1	1	0.99
(1,27)	2:B:167:SER:HB3	1:A:522:PHE:CD2	1	0.99
(1,27)	2:B:167:SER:HB3	1:A:522:PHE:CE1	1	0.99
(1,27)	2:B:167:SER:HB3	1:A:522:PHE:CE2	1	0.99
(1,27)	2:B:167:SER:HB3	1:A:522:PHE:CG	1	0.99
(1,27)	2:B:167:SER:HB3	1:A:522:PHE:CZ	1	0.99
(1,27)	2:B:167:SER:HB3	1:A:522:PHE:H	1	0.99
(1,27)	2:B:167:SER:HB3	1:A:522:PHE:HA	1	0.99
(1,27)	2:B:167:SER:HB3	1:A:522:PHE:HB2	1	0.99
(1,27)	2:B:167:SER:HB3	1:A:522:PHE:HB3	1	0.99

*Continued on next page...*

*Continued from previous page...*

Key	Atom-1	Atom-2	Model ID	Violation (Å)
(1,27)	2:B:167:SER:HB3	1:A:522:PHE:HD1	1	0.99
(1,27)	2:B:167:SER:HB3	1:A:522:PHE:HD2	1	0.99
(1,27)	2:B:167:SER:HB3	1:A:522:PHE:HE1	1	0.99
(1,27)	2:B:167:SER:HB3	1:A:522:PHE:HE2	1	0.99
(1,27)	2:B:167:SER:HB3	1:A:522:PHE:HZ	1	0.99
(1,27)	2:B:167:SER:HB3	1:A:522:PHE:N	1	0.99
(1,27)	2:B:167:SER:HB3	1:A:522:PHE:O	1	0.99
(1,27)	2:B:167:SER:HB3	1:A:523:GLU:C	1	0.99
(1,27)	2:B:167:SER:HB3	1:A:523:GLU:CA	1	0.99
(1,27)	2:B:167:SER:HB3	1:A:523:GLU:CB	1	0.99
(1,27)	2:B:167:SER:HB3	1:A:523:GLU:CD	1	0.99
(1,27)	2:B:167:SER:HB3	1:A:523:GLU:CG	1	0.99
(1,27)	2:B:167:SER:HB3	1:A:523:GLU:H	1	0.99
(1,27)	2:B:167:SER:HB3	1:A:523:GLU:HA	1	0.99
(1,27)	2:B:167:SER:HB3	1:A:523:GLU:HB2	1	0.99
(1,27)	2:B:167:SER:HB3	1:A:523:GLU:HB3	1	0.99
(1,27)	2:B:167:SER:HB3	1:A:523:GLU:HG2	1	0.99
(1,27)	2:B:167:SER:HB3	1:A:523:GLU:HG3	1	0.99
(1,27)	2:B:167:SER:HB3	1:A:523:GLU:N	1	0.99
(1,27)	2:B:167:SER:HB3	1:A:523:GLU:O	1	0.99
(1,27)	2:B:167:SER:HB3	1:A:523:GLU:OE1	1	0.99
(1,27)	2:B:167:SER:HB3	1:A:523:GLU:OE2	1	0.99
(1,27)	2:B:167:SER:HB3	1:A:524:PHE:C	1	0.99
(1,27)	2:B:167:SER:HB3	1:A:524:PHE:CA	1	0.99
(1,27)	2:B:167:SER:HB3	1:A:524:PHE:CB	1	0.99
(1,27)	2:B:167:SER:HB3	1:A:524:PHE:CD1	1	0.99
(1,27)	2:B:167:SER:HB3	1:A:524:PHE:CD2	1	0.99
(1,27)	2:B:167:SER:HB3	1:A:524:PHE:CE1	1	0.99
(1,27)	2:B:167:SER:HB3	1:A:524:PHE:CE2	1	0.99
(1,27)	2:B:167:SER:HB3	1:A:524:PHE:CG	1	0.99
(1,27)	2:B:167:SER:HB3	1:A:524:PHE:CZ	1	0.99
(1,27)	2:B:167:SER:HB3	1:A:524:PHE:H	1	0.99
(1,27)	2:B:167:SER:HB3	1:A:524:PHE:HA	1	0.99
(1,27)	2:B:167:SER:HB3	1:A:524:PHE:HB2	1	0.99
(1,27)	2:B:167:SER:HB3	1:A:524:PHE:HB3	1	0.99
(1,27)	2:B:167:SER:HB3	1:A:524:PHE:HD1	1	0.99
(1,27)	2:B:167:SER:HB3	1:A:524:PHE:HD2	1	0.99
(1,27)	2:B:167:SER:HB3	1:A:524:PHE:HE1	1	0.99
(1,27)	2:B:167:SER:HB3	1:A:524:PHE:HE2	1	0.99
(1,27)	2:B:167:SER:HB3	1:A:524:PHE:HZ	1	0.99
(1,27)	2:B:167:SER:HB3	1:A:524:PHE:N	1	0.99
(1,27)	2:B:167:SER:HB3	1:A:524:PHE:O	1	0.99

*Continued on next page...*

*Continued from previous page...*

Key	Atom-1	Atom-2	Model ID	Violation (Å)
(1,27)	2:B:167:SER:HB3	1:A:525:GLU:C	1	0.99
(1,27)	2:B:167:SER:HB3	1:A:525:GLU:CA	1	0.99
(1,27)	2:B:167:SER:HB3	1:A:525:GLU:CB	1	0.99
(1,27)	2:B:167:SER:HB3	1:A:525:GLU:CD	1	0.99
(1,27)	2:B:167:SER:HB3	1:A:525:GLU:CG	1	0.99
(1,27)	2:B:167:SER:HB3	1:A:525:GLU:H	1	0.99
(1,27)	2:B:167:SER:HB3	1:A:525:GLU:HA	1	0.99
(1,27)	2:B:167:SER:HB3	1:A:525:GLU:HB2	1	0.99
(1,27)	2:B:167:SER:HB3	1:A:525:GLU:HB3	1	0.99
(1,27)	2:B:167:SER:HB3	1:A:525:GLU:HG2	1	0.99
(1,27)	2:B:167:SER:HB3	1:A:525:GLU:HG3	1	0.99
(1,27)	2:B:167:SER:HB3	1:A:525:GLU:N	1	0.99
(1,27)	2:B:167:SER:HB3	1:A:525:GLU:O	1	0.99
(1,27)	2:B:167:SER:HB3	1:A:525:GLU:OE1	1	0.99
(1,27)	2:B:167:SER:HB3	1:A:525:GLU:OE2	1	0.99
(1,27)	2:B:167:SER:HB3	1:A:526:ASN:C	1	0.99
(1,27)	2:B:167:SER:HB3	1:A:526:ASN:CA	1	0.99
(1,27)	2:B:167:SER:HB3	1:A:526:ASN:CB	1	0.99
(1,27)	2:B:167:SER:HB3	1:A:526:ASN:CG	1	0.99
(1,27)	2:B:167:SER:HB3	1:A:526:ASN:H	1	0.99
(1,27)	2:B:167:SER:HB3	1:A:526:ASN:HA	1	0.99
(1,27)	2:B:167:SER:HB3	1:A:526:ASN:HB2	1	0.99
(1,27)	2:B:167:SER:HB3	1:A:526:ASN:HB3	1	0.99
(1,27)	2:B:167:SER:HB3	1:A:526:ASN:HD21	1	0.99
(1,27)	2:B:167:SER:HB3	1:A:526:ASN:HD22	1	0.99
(1,27)	2:B:167:SER:HB3	1:A:526:ASN:N	1	0.99
(1,27)	2:B:167:SER:HB3	1:A:526:ASN:ND2	1	0.99
(1,27)	2:B:167:SER:HB3	1:A:526:ASN:O	1	0.99
(1,27)	2:B:167:SER:HB3	1:A:526:ASN:OD1	1	0.99
(1,27)	2:B:167:SER:HB3	1:A:527:ALA:C	1	0.99
(1,27)	2:B:167:SER:HB3	1:A:527:ALA:CA	1	0.99
(1,27)	2:B:167:SER:HB3	1:A:527:ALA:CB	1	0.99
(1,27)	2:B:167:SER:HB3	1:A:527:ALA:H	1	0.99
(1,27)	2:B:167:SER:HB3	1:A:527:ALA:HA	1	0.99
(1,27)	2:B:167:SER:HB3	1:A:527:ALA:HB1	1	0.99
(1,27)	2:B:167:SER:HB3	1:A:527:ALA:HB2	1	0.99
(1,27)	2:B:167:SER:HB3	1:A:527:ALA:HB3	1	0.99
(1,27)	2:B:167:SER:HB3	1:A:527:ALA:N	1	0.99
(1,27)	2:B:167:SER:HB3	1:A:527:ALA:O	1	0.99
(1,27)	2:B:167:SER:HB3	1:A:528:ILE:C	1	0.99
(1,27)	2:B:167:SER:HB3	1:A:528:ILE:CA	1	0.99
(1,27)	2:B:167:SER:HB3	1:A:528:ILE:CB	1	0.99

*Continued on next page...*

*Continued from previous page...*

Key	Atom-1	Atom-2	Model ID	Violation (Å)
(1,27)	2:B:167:SER:HB3	1:A:528:ILE:CD1	1	0.99
(1,27)	2:B:167:SER:HB3	1:A:528:ILE:CG1	1	0.99
(1,27)	2:B:167:SER:HB3	1:A:528:ILE:CG2	1	0.99
(1,27)	2:B:167:SER:HB3	1:A:528:ILE:H	1	0.99
(1,27)	2:B:167:SER:HB3	1:A:528:ILE:HA	1	0.99
(1,27)	2:B:167:SER:HB3	1:A:528:ILE:HB	1	0.99
(1,27)	2:B:167:SER:HB3	1:A:528:ILE:HD11	1	0.99
(1,27)	2:B:167:SER:HB3	1:A:528:ILE:HD12	1	0.99
(1,27)	2:B:167:SER:HB3	1:A:528:ILE:HD13	1	0.99
(1,27)	2:B:167:SER:HB3	1:A:528:ILE:HG12	1	0.99
(1,27)	2:B:167:SER:HB3	1:A:528:ILE:HG13	1	0.99
(1,27)	2:B:167:SER:HB3	1:A:528:ILE:HG21	1	0.99
(1,27)	2:B:167:SER:HB3	1:A:528:ILE:HG22	1	0.99
(1,27)	2:B:167:SER:HB3	1:A:528:ILE:HG23	1	0.99
(1,27)	2:B:167:SER:HB3	1:A:528:ILE:N	1	0.99
(1,27)	2:B:167:SER:HB3	1:A:528:ILE:O	1	0.99
(1,27)	2:B:167:SER:HB3	1:A:529:VAL:C	1	0.99
(1,27)	2:B:167:SER:HB3	1:A:529:VAL:CA	1	0.99
(1,27)	2:B:167:SER:HB3	1:A:529:VAL:CB	1	0.99
(1,27)	2:B:167:SER:HB3	1:A:529:VAL:CG1	1	0.99
(1,27)	2:B:167:SER:HB3	1:A:529:VAL:CG2	1	0.99
(1,27)	2:B:167:SER:HB3	1:A:529:VAL:H	1	0.99
(1,27)	2:B:167:SER:HB3	1:A:529:VAL:HA	1	0.99
(1,27)	2:B:167:SER:HB3	1:A:529:VAL:HB	1	0.99
(1,27)	2:B:167:SER:HB3	1:A:529:VAL:HG11	1	0.99
(1,27)	2:B:167:SER:HB3	1:A:529:VAL:HG12	1	0.99
(1,27)	2:B:167:SER:HB3	1:A:529:VAL:HG13	1	0.99
(1,27)	2:B:167:SER:HB3	1:A:529:VAL:HG21	1	0.99
(1,27)	2:B:167:SER:HB3	1:A:529:VAL:HG22	1	0.99
(1,27)	2:B:167:SER:HB3	1:A:529:VAL:HG23	1	0.99
(1,27)	2:B:167:SER:HB3	1:A:529:VAL:N	1	0.99
(1,27)	2:B:167:SER:HB3	1:A:529:VAL:O	1	0.99
(1,27)	2:B:167:SER:HB3	1:A:561:ASP:C	1	0.99
(1,27)	2:B:167:SER:HB3	1:A:561:ASP:CA	1	0.99
(1,27)	2:B:167:SER:HB3	1:A:561:ASP:CB	1	0.99
(1,27)	2:B:167:SER:HB3	1:A:561:ASP:CG	1	0.99
(1,27)	2:B:167:SER:HB3	1:A:561:ASP:H	1	0.99
(1,27)	2:B:167:SER:HB3	1:A:561:ASP:HA	1	0.99
(1,27)	2:B:167:SER:HB3	1:A:561:ASP:HB2	1	0.99
(1,27)	2:B:167:SER:HB3	1:A:561:ASP:HB3	1	0.99
(1,27)	2:B:167:SER:HB3	1:A:561:ASP:N	1	0.99
(1,27)	2:B:167:SER:HB3	1:A:561:ASP:O	1	0.99

*Continued on next page...*

*Continued from previous page...*

Key	Atom-1	Atom-2	Model ID	Violation (Å)
(1,27)	2:B:167:SER:HB3	1:A:561:ASP:OD1	1	0.99
(1,27)	2:B:167:SER:HB3	1:A:561:ASP:OD2	1	0.99
(1,27)	2:B:167:SER:HB3	1:A:563:LYS:C	1	0.99
(1,27)	2:B:167:SER:HB3	1:A:563:LYS:CA	1	0.99
(1,27)	2:B:167:SER:HB3	1:A:563:LYS:CB	1	0.99
(1,27)	2:B:167:SER:HB3	1:A:563:LYS:CD	1	0.99
(1,27)	2:B:167:SER:HB3	1:A:563:LYS:CE	1	0.99
(1,27)	2:B:167:SER:HB3	1:A:563:LYS:CG	1	0.99
(1,27)	2:B:167:SER:HB3	1:A:563:LYS:H	1	0.99
(1,27)	2:B:167:SER:HB3	1:A:563:LYS:HA	1	0.99
(1,27)	2:B:167:SER:HB3	1:A:563:LYS:HB2	1	0.99
(1,27)	2:B:167:SER:HB3	1:A:563:LYS:HB3	1	0.99
(1,27)	2:B:167:SER:HB3	1:A:563:LYS:HD2	1	0.99
(1,27)	2:B:167:SER:HB3	1:A:563:LYS:HD3	1	0.99
(1,27)	2:B:167:SER:HB3	1:A:563:LYS:HE2	1	0.99
(1,27)	2:B:167:SER:HB3	1:A:563:LYS:HE3	1	0.99
(1,27)	2:B:167:SER:HB3	1:A:563:LYS:HG2	1	0.99
(1,27)	2:B:167:SER:HB3	1:A:563:LYS:HG3	1	0.99
(1,27)	2:B:167:SER:HB3	1:A:563:LYS:HZ1	1	0.99
(1,27)	2:B:167:SER:HB3	1:A:563:LYS:HZ2	1	0.99
(1,27)	2:B:167:SER:HB3	1:A:563:LYS:HZ3	1	0.99
(1,27)	2:B:167:SER:HB3	1:A:563:LYS:N	1	0.99
(1,27)	2:B:167:SER:HB3	1:A:563:LYS:NZ	1	0.99
(1,27)	2:B:167:SER:HB3	1:A:563:LYS:O	1	0.99
(1,27)	2:B:167:SER:HB3	1:A:564:ALA:C	1	0.99
(1,27)	2:B:167:SER:HB3	1:A:564:ALA:CA	1	0.99
(1,27)	2:B:167:SER:HB3	1:A:564:ALA:CB	1	0.99
(1,27)	2:B:167:SER:HB3	1:A:564:ALA:H	1	0.99
(1,27)	2:B:167:SER:HB3	1:A:564:ALA:HA	1	0.99
(1,27)	2:B:167:SER:HB3	1:A:564:ALA:HB1	1	0.99
(1,27)	2:B:167:SER:HB3	1:A:564:ALA:HB2	1	0.99
(1,27)	2:B:167:SER:HB3	1:A:564:ALA:HB3	1	0.99
(1,27)	2:B:167:SER:HB3	1:A:564:ALA:N	1	0.99
(1,27)	2:B:167:SER:HB3	1:A:564:ALA:O	1	0.99
(1,27)	2:B:167:SER:HB3	1:A:566:LEU:C	1	0.99
(1,27)	2:B:167:SER:HB3	1:A:566:LEU:CA	1	0.99
(1,27)	2:B:167:SER:HB3	1:A:566:LEU:CB	1	0.99
(1,27)	2:B:167:SER:HB3	1:A:566:LEU:CD1	1	0.99
(1,27)	2:B:167:SER:HB3	1:A:566:LEU:CD2	1	0.99
(1,27)	2:B:167:SER:HB3	1:A:566:LEU:CG	1	0.99
(1,27)	2:B:167:SER:HB3	1:A:566:LEU:H	1	0.99
(1,27)	2:B:167:SER:HB3	1:A:566:LEU:HA	1	0.99

*Continued on next page...*

*Continued from previous page...*

Key	Atom-1	Atom-2	Model ID	Violation (Å)
(1,27)	2:B:167:SER:HB3	1:A:566:LEU:HB2	1	0.99
(1,27)	2:B:167:SER:HB3	1:A:566:LEU:HB3	1	0.99
(1,27)	2:B:167:SER:HB3	1:A:566:LEU:HD11	1	0.99
(1,27)	2:B:167:SER:HB3	1:A:566:LEU:HD12	1	0.99
(1,27)	2:B:167:SER:HB3	1:A:566:LEU:HD13	1	0.99
(1,27)	2:B:167:SER:HB3	1:A:566:LEU:HD21	1	0.99
(1,27)	2:B:167:SER:HB3	1:A:566:LEU:HD22	1	0.99
(1,27)	2:B:167:SER:HB3	1:A:566:LEU:HD23	1	0.99
(1,27)	2:B:167:SER:HB3	1:A:566:LEU:HG	1	0.99
(1,27)	2:B:167:SER:HB3	1:A:566:LEU:N	1	0.99
(1,27)	2:B:167:SER:HB3	1:A:566:LEU:O	1	0.99
(1,27)	2:B:167:SER:HG	1:A:490:ALA:C	1	0.99
(1,27)	2:B:167:SER:HG	1:A:490:ALA:CA	1	0.99
(1,27)	2:B:167:SER:HG	1:A:490:ALA:CB	1	0.99
(1,27)	2:B:167:SER:HG	1:A:490:ALA:H	1	0.99
(1,27)	2:B:167:SER:HG	1:A:490:ALA:HA	1	0.99
(1,27)	2:B:167:SER:HG	1:A:490:ALA:HB1	1	0.99
(1,27)	2:B:167:SER:HG	1:A:490:ALA:HB2	1	0.99
(1,27)	2:B:167:SER:HG	1:A:490:ALA:HB3	1	0.99
(1,27)	2:B:167:SER:HG	1:A:490:ALA:N	1	0.99
(1,27)	2:B:167:SER:HG	1:A:490:ALA:O	1	0.99
(1,27)	2:B:167:SER:HG	1:A:514:THR:C	1	0.99
(1,27)	2:B:167:SER:HG	1:A:514:THR:CA	1	0.99
(1,27)	2:B:167:SER:HG	1:A:514:THR:CB	1	0.99
(1,27)	2:B:167:SER:HG	1:A:514:THR:CG2	1	0.99
(1,27)	2:B:167:SER:HG	1:A:514:THR:H	1	0.99
(1,27)	2:B:167:SER:HG	1:A:514:THR:HA	1	0.99
(1,27)	2:B:167:SER:HG	1:A:514:THR:HB	1	0.99
(1,27)	2:B:167:SER:HG	1:A:514:THR:HG1	1	0.99
(1,27)	2:B:167:SER:HG	1:A:514:THR:HG21	1	0.99
(1,27)	2:B:167:SER:HG	1:A:514:THR:HG22	1	0.99
(1,27)	2:B:167:SER:HG	1:A:514:THR:HG23	1	0.99
(1,27)	2:B:167:SER:HG	1:A:514:THR:N	1	0.99
(1,27)	2:B:167:SER:HG	1:A:514:THR:O	1	0.99
(1,27)	2:B:167:SER:HG	1:A:514:THR:OG1	1	0.99
(1,27)	2:B:167:SER:HG	1:A:516:ASN:C	1	0.99
(1,27)	2:B:167:SER:HG	1:A:516:ASN:CA	1	0.99
(1,27)	2:B:167:SER:HG	1:A:516:ASN:CB	1	0.99
(1,27)	2:B:167:SER:HG	1:A:516:ASN:CG	1	0.99
(1,27)	2:B:167:SER:HG	1:A:516:ASN:H	1	0.99
(1,27)	2:B:167:SER:HG	1:A:516:ASN:HA	1	0.99
(1,27)	2:B:167:SER:HG	1:A:516:ASN:HB2	1	0.99

*Continued on next page...*

*Continued from previous page...*

Key	Atom-1	Atom-2	Model ID	Violation (Å)
(1,27)	2:B:167:SER:HG	1:A:516:ASN:HB3	1	0.99
(1,27)	2:B:167:SER:HG	1:A:516:ASN:HD21	1	0.99
(1,27)	2:B:167:SER:HG	1:A:516:ASN:HD22	1	0.99
(1,27)	2:B:167:SER:HG	1:A:516:ASN:N	1	0.99
(1,27)	2:B:167:SER:HG	1:A:516:ASN:ND2	1	0.99
(1,27)	2:B:167:SER:HG	1:A:516:ASN:O	1	0.99
(1,27)	2:B:167:SER:HG	1:A:516:ASN:OD1	1	0.99
(1,27)	2:B:167:SER:HG	1:A:519:GLY:C	1	0.99
(1,27)	2:B:167:SER:HG	1:A:519:GLY:CA	1	0.99
(1,27)	2:B:167:SER:HG	1:A:519:GLY:H	1	0.99
(1,27)	2:B:167:SER:HG	1:A:519:GLY:HA2	1	0.99
(1,27)	2:B:167:SER:HG	1:A:519:GLY:HA3	1	0.99
(1,27)	2:B:167:SER:HG	1:A:519:GLY:N	1	0.99
(1,27)	2:B:167:SER:HG	1:A:519:GLY:O	1	0.99
(1,27)	2:B:167:SER:HG	1:A:522:PHE:C	1	0.99
(1,27)	2:B:167:SER:HG	1:A:522:PHE:CA	1	0.99
(1,27)	2:B:167:SER:HG	1:A:522:PHE:CB	1	0.99
(1,27)	2:B:167:SER:HG	1:A:522:PHE:CD1	1	0.99
(1,27)	2:B:167:SER:HG	1:A:522:PHE:CD2	1	0.99
(1,27)	2:B:167:SER:HG	1:A:522:PHE:CE1	1	0.99
(1,27)	2:B:167:SER:HG	1:A:522:PHE:CE2	1	0.99
(1,27)	2:B:167:SER:HG	1:A:522:PHE:CG	1	0.99
(1,27)	2:B:167:SER:HG	1:A:522:PHE:CZ	1	0.99
(1,27)	2:B:167:SER:HG	1:A:522:PHE:H	1	0.99
(1,27)	2:B:167:SER:HG	1:A:522:PHE:HA	1	0.99
(1,27)	2:B:167:SER:HG	1:A:522:PHE:HB2	1	0.99
(1,27)	2:B:167:SER:HG	1:A:522:PHE:HB3	1	0.99
(1,27)	2:B:167:SER:HG	1:A:522:PHE:HD1	1	0.99
(1,27)	2:B:167:SER:HG	1:A:522:PHE:HD2	1	0.99
(1,27)	2:B:167:SER:HG	1:A:522:PHE:HE1	1	0.99
(1,27)	2:B:167:SER:HG	1:A:522:PHE:HE2	1	0.99
(1,27)	2:B:167:SER:HG	1:A:522:PHE:HZ	1	0.99
(1,27)	2:B:167:SER:HG	1:A:522:PHE:N	1	0.99
(1,27)	2:B:167:SER:HG	1:A:522:PHE:O	1	0.99
(1,27)	2:B:167:SER:HG	1:A:523:GLU:C	1	0.99
(1,27)	2:B:167:SER:HG	1:A:523:GLU:CA	1	0.99
(1,27)	2:B:167:SER:HG	1:A:523:GLU:CB	1	0.99
(1,27)	2:B:167:SER:HG	1:A:523:GLU:CD	1	0.99
(1,27)	2:B:167:SER:HG	1:A:523:GLU:CG	1	0.99
(1,27)	2:B:167:SER:HG	1:A:523:GLU:H	1	0.99
(1,27)	2:B:167:SER:HG	1:A:523:GLU:HA	1	0.99
(1,27)	2:B:167:SER:HG	1:A:523:GLU:HB2	1	0.99

*Continued on next page...*

*Continued from previous page...*

Key	Atom-1	Atom-2	Model ID	Violation (Å)
(1,27)	2:B:167:SER:HG	1:A:523:GLU:HB3	1	0.99
(1,27)	2:B:167:SER:HG	1:A:523:GLU:HG2	1	0.99
(1,27)	2:B:167:SER:HG	1:A:523:GLU:HG3	1	0.99
(1,27)	2:B:167:SER:HG	1:A:523:GLU:N	1	0.99
(1,27)	2:B:167:SER:HG	1:A:523:GLU:O	1	0.99
(1,27)	2:B:167:SER:HG	1:A:523:GLU:OE1	1	0.99
(1,27)	2:B:167:SER:HG	1:A:523:GLU:OE2	1	0.99
(1,27)	2:B:167:SER:HG	1:A:524:PHE:C	1	0.99
(1,27)	2:B:167:SER:HG	1:A:524:PHE:CA	1	0.99
(1,27)	2:B:167:SER:HG	1:A:524:PHE:CB	1	0.99
(1,27)	2:B:167:SER:HG	1:A:524:PHE:CD1	1	0.99
(1,27)	2:B:167:SER:HG	1:A:524:PHE:CD2	1	0.99
(1,27)	2:B:167:SER:HG	1:A:524:PHE:CE1	1	0.99
(1,27)	2:B:167:SER:HG	1:A:524:PHE:CE2	1	0.99
(1,27)	2:B:167:SER:HG	1:A:524:PHE:CG	1	0.99
(1,27)	2:B:167:SER:HG	1:A:524:PHE:CZ	1	0.99
(1,27)	2:B:167:SER:HG	1:A:524:PHE:H	1	0.99
(1,27)	2:B:167:SER:HG	1:A:524:PHE:HA	1	0.99
(1,27)	2:B:167:SER:HG	1:A:524:PHE:HB2	1	0.99
(1,27)	2:B:167:SER:HG	1:A:524:PHE:HB3	1	0.99
(1,27)	2:B:167:SER:HG	1:A:524:PHE:HD1	1	0.99
(1,27)	2:B:167:SER:HG	1:A:524:PHE:HD2	1	0.99
(1,27)	2:B:167:SER:HG	1:A:524:PHE:HE1	1	0.99
(1,27)	2:B:167:SER:HG	1:A:524:PHE:HE2	1	0.99
(1,27)	2:B:167:SER:HG	1:A:524:PHE:HZ	1	0.99
(1,27)	2:B:167:SER:HG	1:A:524:PHE:N	1	0.99
(1,27)	2:B:167:SER:HG	1:A:524:PHE:O	1	0.99
(1,27)	2:B:167:SER:HG	1:A:525:GLU:C	1	0.99
(1,27)	2:B:167:SER:HG	1:A:525:GLU:CA	1	0.99
(1,27)	2:B:167:SER:HG	1:A:525:GLU:CB	1	0.99
(1,27)	2:B:167:SER:HG	1:A:525:GLU:CD	1	0.99
(1,27)	2:B:167:SER:HG	1:A:525:GLU:CG	1	0.99
(1,27)	2:B:167:SER:HG	1:A:525:GLU:H	1	0.99
(1,27)	2:B:167:SER:HG	1:A:525:GLU:HA	1	0.99
(1,27)	2:B:167:SER:HG	1:A:525:GLU:HB2	1	0.99
(1,27)	2:B:167:SER:HG	1:A:525:GLU:HB3	1	0.99
(1,27)	2:B:167:SER:HG	1:A:525:GLU:HG2	1	0.99
(1,27)	2:B:167:SER:HG	1:A:525:GLU:HG3	1	0.99
(1,27)	2:B:167:SER:HG	1:A:525:GLU:N	1	0.99
(1,27)	2:B:167:SER:HG	1:A:525:GLU:O	1	0.99
(1,27)	2:B:167:SER:HG	1:A:525:GLU:OE1	1	0.99
(1,27)	2:B:167:SER:HG	1:A:525:GLU:OE2	1	0.99

*Continued on next page...*



*Continued from previous page...*

Key	Atom-1	Atom-2	Model ID	Violation (Å)
(1,27)	2:B:167:SER:HG	1:A:526:ASN:C	1	0.99
(1,27)	2:B:167:SER:HG	1:A:526:ASN:CA	1	0.99
(1,27)	2:B:167:SER:HG	1:A:526:ASN:CB	1	0.99
(1,27)	2:B:167:SER:HG	1:A:526:ASN:CG	1	0.99
(1,27)	2:B:167:SER:HG	1:A:526:ASN:H	1	0.99
(1,27)	2:B:167:SER:HG	1:A:526:ASN:HA	1	0.99
(1,27)	2:B:167:SER:HG	1:A:526:ASN:HB2	1	0.99
(1,27)	2:B:167:SER:HG	1:A:526:ASN:HB3	1	0.99
(1,27)	2:B:167:SER:HG	1:A:526:ASN:HD21	1	0.99
(1,27)	2:B:167:SER:HG	1:A:526:ASN:HD22	1	0.99
(1,27)	2:B:167:SER:HG	1:A:526:ASN:N	1	0.99
(1,27)	2:B:167:SER:HG	1:A:526:ASN:ND2	1	0.99
(1,27)	2:B:167:SER:HG	1:A:526:ASN:O	1	0.99
(1,27)	2:B:167:SER:HG	1:A:526:ASN:OD1	1	0.99
(1,27)	2:B:167:SER:HG	1:A:527:ALA:C	1	0.99
(1,27)	2:B:167:SER:HG	1:A:527:ALA:CA	1	0.99
(1,27)	2:B:167:SER:HG	1:A:527:ALA:CB	1	0.99
(1,27)	2:B:167:SER:HG	1:A:527:ALA:H	1	0.99
(1,27)	2:B:167:SER:HG	1:A:527:ALA:HA	1	0.99
(1,27)	2:B:167:SER:HG	1:A:527:ALA:HB1	1	0.99
(1,27)	2:B:167:SER:HG	1:A:527:ALA:HB2	1	0.99
(1,27)	2:B:167:SER:HG	1:A:527:ALA:HB3	1	0.99
(1,27)	2:B:167:SER:HG	1:A:527:ALA:N	1	0.99
(1,27)	2:B:167:SER:HG	1:A:527:ALA:O	1	0.99
(1,27)	2:B:167:SER:HG	1:A:528:ILE:C	1	0.99
(1,27)	2:B:167:SER:HG	1:A:528:ILE:CA	1	0.99
(1,27)	2:B:167:SER:HG	1:A:528:ILE:CB	1	0.99
(1,27)	2:B:167:SER:HG	1:A:528:ILE:CD1	1	0.99
(1,27)	2:B:167:SER:HG	1:A:528:ILE:CG1	1	0.99
(1,27)	2:B:167:SER:HG	1:A:528:ILE:CG2	1	0.99
(1,27)	2:B:167:SER:HG	1:A:528:ILE:H	1	0.99
(1,27)	2:B:167:SER:HG	1:A:528:ILE:HA	1	0.99
(1,27)	2:B:167:SER:HG	1:A:528:ILE:HB	1	0.99
(1,27)	2:B:167:SER:HG	1:A:528:ILE:HD11	1	0.99
(1,27)	2:B:167:SER:HG	1:A:528:ILE:HD12	1	0.99
(1,27)	2:B:167:SER:HG	1:A:528:ILE:HD13	1	0.99
(1,27)	2:B:167:SER:HG	1:A:528:ILE:HG12	1	0.99
(1,27)	2:B:167:SER:HG	1:A:528:ILE:HG13	1	0.99
(1,27)	2:B:167:SER:HG	1:A:528:ILE:HG21	1	0.99
(1,27)	2:B:167:SER:HG	1:A:528:ILE:HG22	1	0.99
(1,27)	2:B:167:SER:HG	1:A:528:ILE:HG23	1	0.99
(1,27)	2:B:167:SER:HG	1:A:528:ILE:N	1	0.99

*Continued on next page...*

*Continued from previous page...*

Key	Atom-1	Atom-2	Model ID	Violation (Å)
(1,27)	2:B:167:SER:HG	1:A:528:ILE:O	1	0.99
(1,27)	2:B:167:SER:HG	1:A:529:VAL:C	1	0.99
(1,27)	2:B:167:SER:HG	1:A:529:VAL:CA	1	0.99
(1,27)	2:B:167:SER:HG	1:A:529:VAL:CB	1	0.99
(1,27)	2:B:167:SER:HG	1:A:529:VAL:CG1	1	0.99
(1,27)	2:B:167:SER:HG	1:A:529:VAL:CG2	1	0.99
(1,27)	2:B:167:SER:HG	1:A:529:VAL:H	1	0.99
(1,27)	2:B:167:SER:HG	1:A:529:VAL:HA	1	0.99
(1,27)	2:B:167:SER:HG	1:A:529:VAL:HB	1	0.99
(1,27)	2:B:167:SER:HG	1:A:529:VAL:HG11	1	0.99
(1,27)	2:B:167:SER:HG	1:A:529:VAL:HG12	1	0.99
(1,27)	2:B:167:SER:HG	1:A:529:VAL:HG13	1	0.99
(1,27)	2:B:167:SER:HG	1:A:529:VAL:HG21	1	0.99
(1,27)	2:B:167:SER:HG	1:A:529:VAL:HG22	1	0.99
(1,27)	2:B:167:SER:HG	1:A:529:VAL:HG23	1	0.99
(1,27)	2:B:167:SER:HG	1:A:529:VAL:N	1	0.99
(1,27)	2:B:167:SER:HG	1:A:529:VAL:O	1	0.99
(1,27)	2:B:167:SER:HG	1:A:561:ASP:C	1	0.99
(1,27)	2:B:167:SER:HG	1:A:561:ASP:CA	1	0.99
(1,27)	2:B:167:SER:HG	1:A:561:ASP:CB	1	0.99
(1,27)	2:B:167:SER:HG	1:A:561:ASP:CG	1	0.99
(1,27)	2:B:167:SER:HG	1:A:561:ASP:H	1	0.99
(1,27)	2:B:167:SER:HG	1:A:561:ASP:HA	1	0.99
(1,27)	2:B:167:SER:HG	1:A:561:ASP:HB2	1	0.99
(1,27)	2:B:167:SER:HG	1:A:561:ASP:HB3	1	0.99
(1,27)	2:B:167:SER:HG	1:A:561:ASP:N	1	0.99
(1,27)	2:B:167:SER:HG	1:A:561:ASP:O	1	0.99
(1,27)	2:B:167:SER:HG	1:A:561:ASP:OD1	1	0.99
(1,27)	2:B:167:SER:HG	1:A:561:ASP:OD2	1	0.99
(1,27)	2:B:167:SER:HG	1:A:563:LYS:C	1	0.99
(1,27)	2:B:167:SER:HG	1:A:563:LYS:CA	1	0.99
(1,27)	2:B:167:SER:HG	1:A:563:LYS:CB	1	0.99
(1,27)	2:B:167:SER:HG	1:A:563:LYS:CD	1	0.99
(1,27)	2:B:167:SER:HG	1:A:563:LYS:CE	1	0.99
(1,27)	2:B:167:SER:HG	1:A:563:LYS:CG	1	0.99
(1,27)	2:B:167:SER:HG	1:A:563:LYS:H	1	0.99
(1,27)	2:B:167:SER:HG	1:A:563:LYS:HA	1	0.99
(1,27)	2:B:167:SER:HG	1:A:563:LYS:HB2	1	0.99
(1,27)	2:B:167:SER:HG	1:A:563:LYS:HB3	1	0.99
(1,27)	2:B:167:SER:HG	1:A:563:LYS:HD2	1	0.99
(1,27)	2:B:167:SER:HG	1:A:563:LYS:HD3	1	0.99
(1,27)	2:B:167:SER:HG	1:A:563:LYS:HE2	1	0.99

*Continued on next page...*

*Continued from previous page...*

Key	Atom-1	Atom-2	Model ID	Violation (Å)
(1,27)	2:B:167:SER:HG	1:A:563:LYS:HE3	1	0.99
(1,27)	2:B:167:SER:HG	1:A:563:LYS:HG2	1	0.99
(1,27)	2:B:167:SER:HG	1:A:563:LYS:HG3	1	0.99
(1,27)	2:B:167:SER:HG	1:A:563:LYS:HZ1	1	0.99
(1,27)	2:B:167:SER:HG	1:A:563:LYS:HZ2	1	0.99
(1,27)	2:B:167:SER:HG	1:A:563:LYS:HZ3	1	0.99
(1,27)	2:B:167:SER:HG	1:A:563:LYS:N	1	0.99
(1,27)	2:B:167:SER:HG	1:A:563:LYS:NZ	1	0.99
(1,27)	2:B:167:SER:HG	1:A:563:LYS:O	1	0.99
(1,27)	2:B:167:SER:HG	1:A:564:ALA:C	1	0.99
(1,27)	2:B:167:SER:HG	1:A:564:ALA:CA	1	0.99
(1,27)	2:B:167:SER:HG	1:A:564:ALA:CB	1	0.99
(1,27)	2:B:167:SER:HG	1:A:564:ALA:H	1	0.99
(1,27)	2:B:167:SER:HG	1:A:564:ALA:HA	1	0.99
(1,27)	2:B:167:SER:HG	1:A:564:ALA:HB1	1	0.99
(1,27)	2:B:167:SER:HG	1:A:564:ALA:HB2	1	0.99
(1,27)	2:B:167:SER:HG	1:A:564:ALA:HB3	1	0.99
(1,27)	2:B:167:SER:HG	1:A:564:ALA:N	1	0.99
(1,27)	2:B:167:SER:HG	1:A:564:ALA:O	1	0.99
(1,27)	2:B:167:SER:HG	1:A:566:LEU:C	1	0.99
(1,27)	2:B:167:SER:HG	1:A:566:LEU:CA	1	0.99
(1,27)	2:B:167:SER:HG	1:A:566:LEU:CB	1	0.99
(1,27)	2:B:167:SER:HG	1:A:566:LEU:CD1	1	0.99
(1,27)	2:B:167:SER:HG	1:A:566:LEU:CD2	1	0.99
(1,27)	2:B:167:SER:HG	1:A:566:LEU:CG	1	0.99
(1,27)	2:B:167:SER:HG	1:A:566:LEU:H	1	0.99
(1,27)	2:B:167:SER:HG	1:A:566:LEU:HA	1	0.99
(1,27)	2:B:167:SER:HG	1:A:566:LEU:HB2	1	0.99
(1,27)	2:B:167:SER:HG	1:A:566:LEU:HB3	1	0.99
(1,27)	2:B:167:SER:HG	1:A:566:LEU:HD11	1	0.99
(1,27)	2:B:167:SER:HG	1:A:566:LEU:HD12	1	0.99
(1,27)	2:B:167:SER:HG	1:A:566:LEU:HD13	1	0.99
(1,27)	2:B:167:SER:HG	1:A:566:LEU:HD21	1	0.99
(1,27)	2:B:167:SER:HG	1:A:566:LEU:HD22	1	0.99
(1,27)	2:B:167:SER:HG	1:A:566:LEU:HD23	1	0.99
(1,27)	2:B:167:SER:HG	1:A:566:LEU:HG	1	0.99
(1,27)	2:B:167:SER:HG	1:A:566:LEU:N	1	0.99
(1,27)	2:B:167:SER:HG	1:A:566:LEU:O	1	0.99
(1,27)	2:B:167:SER:N	1:A:490:ALA:C	1	0.99
(1,27)	2:B:167:SER:N	1:A:490:ALA:CA	1	0.99
(1,27)	2:B:167:SER:N	1:A:490:ALA:CB	1	0.99
(1,27)	2:B:167:SER:N	1:A:490:ALA:H	1	0.99

*Continued on next page...*

*Continued from previous page...*

Key	Atom-1	Atom-2	Model ID	Violation (Å)
(1,27)	2:B:167:SER:N	1:A:490:ALA:HA	1	0.99
(1,27)	2:B:167:SER:N	1:A:490:ALA:HB1	1	0.99
(1,27)	2:B:167:SER:N	1:A:490:ALA:HB2	1	0.99
(1,27)	2:B:167:SER:N	1:A:490:ALA:HB3	1	0.99
(1,27)	2:B:167:SER:N	1:A:490:ALA:N	1	0.99
(1,27)	2:B:167:SER:N	1:A:490:ALA:O	1	0.99
(1,27)	2:B:167:SER:N	1:A:514:THR:C	1	0.99
(1,27)	2:B:167:SER:N	1:A:514:THR:CA	1	0.99
(1,27)	2:B:167:SER:N	1:A:514:THR:CB	1	0.99
(1,27)	2:B:167:SER:N	1:A:514:THR:CG2	1	0.99
(1,27)	2:B:167:SER:N	1:A:514:THR:H	1	0.99
(1,27)	2:B:167:SER:N	1:A:514:THR:HA	1	0.99
(1,27)	2:B:167:SER:N	1:A:514:THR:HB	1	0.99
(1,27)	2:B:167:SER:N	1:A:514:THR:HG1	1	0.99
(1,27)	2:B:167:SER:N	1:A:514:THR:HG21	1	0.99
(1,27)	2:B:167:SER:N	1:A:514:THR:HG22	1	0.99
(1,27)	2:B:167:SER:N	1:A:514:THR:HG23	1	0.99
(1,27)	2:B:167:SER:N	1:A:514:THR:N	1	0.99
(1,27)	2:B:167:SER:N	1:A:514:THR:O	1	0.99
(1,27)	2:B:167:SER:N	1:A:514:THR:OG1	1	0.99
(1,27)	2:B:167:SER:N	1:A:516:ASN:C	1	0.99
(1,27)	2:B:167:SER:N	1:A:516:ASN:CA	1	0.99
(1,27)	2:B:167:SER:N	1:A:516:ASN:CB	1	0.99
(1,27)	2:B:167:SER:N	1:A:516:ASN:CG	1	0.99
(1,27)	2:B:167:SER:N	1:A:516:ASN:H	1	0.99
(1,27)	2:B:167:SER:N	1:A:516:ASN:HA	1	0.99
(1,27)	2:B:167:SER:N	1:A:516:ASN:HB2	1	0.99
(1,27)	2:B:167:SER:N	1:A:516:ASN:HB3	1	0.99
(1,27)	2:B:167:SER:N	1:A:516:ASN:HD21	1	0.99
(1,27)	2:B:167:SER:N	1:A:516:ASN:HD22	1	0.99
(1,27)	2:B:167:SER:N	1:A:516:ASN:N	1	0.99
(1,27)	2:B:167:SER:N	1:A:516:ASN:ND2	1	0.99
(1,27)	2:B:167:SER:N	1:A:516:ASN:O	1	0.99
(1,27)	2:B:167:SER:N	1:A:516:ASN:OD1	1	0.99
(1,27)	2:B:167:SER:N	1:A:519:GLY:C	1	0.99
(1,27)	2:B:167:SER:N	1:A:519:GLY:CA	1	0.99
(1,27)	2:B:167:SER:N	1:A:519:GLY:H	1	0.99
(1,27)	2:B:167:SER:N	1:A:519:GLY:HA2	1	0.99
(1,27)	2:B:167:SER:N	1:A:519:GLY:HA3	1	0.99
(1,27)	2:B:167:SER:N	1:A:519:GLY:N	1	0.99
(1,27)	2:B:167:SER:N	1:A:519:GLY:O	1	0.99
(1,27)	2:B:167:SER:N	1:A:522:PHE:C	1	0.99

*Continued on next page...*

*Continued from previous page...*

Key	Atom-1	Atom-2	Model ID	Violation (Å)
(1,27)	2:B:167:SER:N	1:A:522:PHE:CA	1	0.99
(1,27)	2:B:167:SER:N	1:A:522:PHE:CB	1	0.99
(1,27)	2:B:167:SER:N	1:A:522:PHE:CD1	1	0.99
(1,27)	2:B:167:SER:N	1:A:522:PHE:CD2	1	0.99
(1,27)	2:B:167:SER:N	1:A:522:PHE:CE1	1	0.99
(1,27)	2:B:167:SER:N	1:A:522:PHE:CE2	1	0.99
(1,27)	2:B:167:SER:N	1:A:522:PHE:CG	1	0.99
(1,27)	2:B:167:SER:N	1:A:522:PHE:CZ	1	0.99
(1,27)	2:B:167:SER:N	1:A:522:PHE:H	1	0.99
(1,27)	2:B:167:SER:N	1:A:522:PHE:HA	1	0.99
(1,27)	2:B:167:SER:N	1:A:522:PHE:HB2	1	0.99
(1,27)	2:B:167:SER:N	1:A:522:PHE:HB3	1	0.99
(1,27)	2:B:167:SER:N	1:A:522:PHE:HD1	1	0.99
(1,27)	2:B:167:SER:N	1:A:522:PHE:HD2	1	0.99
(1,27)	2:B:167:SER:N	1:A:522:PHE:HE1	1	0.99
(1,27)	2:B:167:SER:N	1:A:522:PHE:HE2	1	0.99
(1,27)	2:B:167:SER:N	1:A:522:PHE:HZ	1	0.99
(1,27)	2:B:167:SER:N	1:A:522:PHE:N	1	0.99
(1,27)	2:B:167:SER:N	1:A:522:PHE:O	1	0.99
(1,27)	2:B:167:SER:N	1:A:523:GLU:C	1	0.99
(1,27)	2:B:167:SER:N	1:A:523:GLU:CA	1	0.99
(1,27)	2:B:167:SER:N	1:A:523:GLU:CB	1	0.99
(1,27)	2:B:167:SER:N	1:A:523:GLU:CD	1	0.99
(1,27)	2:B:167:SER:N	1:A:523:GLU:CG	1	0.99
(1,27)	2:B:167:SER:N	1:A:523:GLU:H	1	0.99
(1,27)	2:B:167:SER:N	1:A:523:GLU:HA	1	0.99
(1,27)	2:B:167:SER:N	1:A:523:GLU:HB2	1	0.99
(1,27)	2:B:167:SER:N	1:A:523:GLU:HB3	1	0.99
(1,27)	2:B:167:SER:N	1:A:523:GLU:HG2	1	0.99
(1,27)	2:B:167:SER:N	1:A:523:GLU:HG3	1	0.99
(1,27)	2:B:167:SER:N	1:A:523:GLU:N	1	0.99
(1,27)	2:B:167:SER:N	1:A:523:GLU:O	1	0.99
(1,27)	2:B:167:SER:N	1:A:523:GLU:OE1	1	0.99
(1,27)	2:B:167:SER:N	1:A:523:GLU:OE2	1	0.99
(1,27)	2:B:167:SER:N	1:A:524:PHE:C	1	0.99
(1,27)	2:B:167:SER:N	1:A:524:PHE:CA	1	0.99
(1,27)	2:B:167:SER:N	1:A:524:PHE:CB	1	0.99
(1,27)	2:B:167:SER:N	1:A:524:PHE:CD1	1	0.99
(1,27)	2:B:167:SER:N	1:A:524:PHE:CD2	1	0.99
(1,27)	2:B:167:SER:N	1:A:524:PHE:CE1	1	0.99
(1,27)	2:B:167:SER:N	1:A:524:PHE:CE2	1	0.99
(1,27)	2:B:167:SER:N	1:A:524:PHE:CG	1	0.99

*Continued on next page...*

*Continued from previous page...*

Key	Atom-1	Atom-2	Model ID	Violation (Å)
(1,27)	2:B:167:SER:N	1:A:524:PHE:CZ	1	0.99
(1,27)	2:B:167:SER:N	1:A:524:PHE:H	1	0.99
(1,27)	2:B:167:SER:N	1:A:524:PHE:HA	1	0.99
(1,27)	2:B:167:SER:N	1:A:524:PHE:HB2	1	0.99
(1,27)	2:B:167:SER:N	1:A:524:PHE:HB3	1	0.99
(1,27)	2:B:167:SER:N	1:A:524:PHE:HD1	1	0.99
(1,27)	2:B:167:SER:N	1:A:524:PHE:HD2	1	0.99
(1,27)	2:B:167:SER:N	1:A:524:PHE:HE1	1	0.99
(1,27)	2:B:167:SER:N	1:A:524:PHE:HE2	1	0.99
(1,27)	2:B:167:SER:N	1:A:524:PHE:HZ	1	0.99
(1,27)	2:B:167:SER:N	1:A:524:PHE:N	1	0.99
(1,27)	2:B:167:SER:N	1:A:524:PHE:O	1	0.99
(1,27)	2:B:167:SER:N	1:A:525:GLU:C	1	0.99
(1,27)	2:B:167:SER:N	1:A:525:GLU:CA	1	0.99
(1,27)	2:B:167:SER:N	1:A:525:GLU:CB	1	0.99
(1,27)	2:B:167:SER:N	1:A:525:GLU:CD	1	0.99
(1,27)	2:B:167:SER:N	1:A:525:GLU:CG	1	0.99
(1,27)	2:B:167:SER:N	1:A:525:GLU:H	1	0.99
(1,27)	2:B:167:SER:N	1:A:525:GLU:HA	1	0.99
(1,27)	2:B:167:SER:N	1:A:525:GLU:HB2	1	0.99
(1,27)	2:B:167:SER:N	1:A:525:GLU:HB3	1	0.99
(1,27)	2:B:167:SER:N	1:A:525:GLU:HG2	1	0.99
(1,27)	2:B:167:SER:N	1:A:525:GLU:HG3	1	0.99
(1,27)	2:B:167:SER:N	1:A:525:GLU:N	1	0.99
(1,27)	2:B:167:SER:N	1:A:525:GLU:O	1	0.99
(1,27)	2:B:167:SER:N	1:A:525:GLU:OE1	1	0.99
(1,27)	2:B:167:SER:N	1:A:525:GLU:OE2	1	0.99
(1,27)	2:B:167:SER:N	1:A:526:ASN:C	1	0.99
(1,27)	2:B:167:SER:N	1:A:526:ASN:CA	1	0.99
(1,27)	2:B:167:SER:N	1:A:526:ASN:CB	1	0.99
(1,27)	2:B:167:SER:N	1:A:526:ASN:CG	1	0.99
(1,27)	2:B:167:SER:N	1:A:526:ASN:H	1	0.99
(1,27)	2:B:167:SER:N	1:A:526:ASN:HA	1	0.99
(1,27)	2:B:167:SER:N	1:A:526:ASN:HB2	1	0.99
(1,27)	2:B:167:SER:N	1:A:526:ASN:HB3	1	0.99
(1,27)	2:B:167:SER:N	1:A:526:ASN:HD21	1	0.99
(1,27)	2:B:167:SER:N	1:A:526:ASN:HD22	1	0.99
(1,27)	2:B:167:SER:N	1:A:526:ASN:N	1	0.99
(1,27)	2:B:167:SER:N	1:A:526:ASN:ND2	1	0.99
(1,27)	2:B:167:SER:N	1:A:526:ASN:O	1	0.99
(1,27)	2:B:167:SER:N	1:A:526:ASN:OD1	1	0.99
(1,27)	2:B:167:SER:N	1:A:527:ALA:C	1	0.99

*Continued on next page...*

*Continued from previous page...*

Key	Atom-1	Atom-2	Model ID	Violation (Å)
(1,27)	2:B:167:SER:N	1:A:527:ALA:CA	1	0.99
(1,27)	2:B:167:SER:N	1:A:527:ALA:CB	1	0.99
(1,27)	2:B:167:SER:N	1:A:527:ALA:H	1	0.99
(1,27)	2:B:167:SER:N	1:A:527:ALA:HA	1	0.99
(1,27)	2:B:167:SER:N	1:A:527:ALA:HB1	1	0.99
(1,27)	2:B:167:SER:N	1:A:527:ALA:HB2	1	0.99
(1,27)	2:B:167:SER:N	1:A:527:ALA:HB3	1	0.99
(1,27)	2:B:167:SER:N	1:A:527:ALA:N	1	0.99
(1,27)	2:B:167:SER:N	1:A:527:ALA:O	1	0.99
(1,27)	2:B:167:SER:N	1:A:528:ILE:C	1	0.99
(1,27)	2:B:167:SER:N	1:A:528:ILE:CA	1	0.99
(1,27)	2:B:167:SER:N	1:A:528:ILE:CB	1	0.99
(1,27)	2:B:167:SER:N	1:A:528:ILE:CD1	1	0.99
(1,27)	2:B:167:SER:N	1:A:528:ILE:CG1	1	0.99
(1,27)	2:B:167:SER:N	1:A:528:ILE:CG2	1	0.99
(1,27)	2:B:167:SER:N	1:A:528:ILE:H	1	0.99
(1,27)	2:B:167:SER:N	1:A:528:ILE:HA	1	0.99
(1,27)	2:B:167:SER:N	1:A:528:ILE:HB	1	0.99
(1,27)	2:B:167:SER:N	1:A:528:ILE:HD11	1	0.99
(1,27)	2:B:167:SER:N	1:A:528:ILE:HD12	1	0.99
(1,27)	2:B:167:SER:N	1:A:528:ILE:HD13	1	0.99
(1,27)	2:B:167:SER:N	1:A:528:ILE:HG12	1	0.99
(1,27)	2:B:167:SER:N	1:A:528:ILE:HG13	1	0.99
(1,27)	2:B:167:SER:N	1:A:528:ILE:HG21	1	0.99
(1,27)	2:B:167:SER:N	1:A:528:ILE:HG22	1	0.99
(1,27)	2:B:167:SER:N	1:A:528:ILE:HG23	1	0.99
(1,27)	2:B:167:SER:N	1:A:528:ILE:N	1	0.99
(1,27)	2:B:167:SER:N	1:A:528:ILE:O	1	0.99
(1,27)	2:B:167:SER:N	1:A:529:VAL:C	1	0.99
(1,27)	2:B:167:SER:N	1:A:529:VAL:CA	1	0.99
(1,27)	2:B:167:SER:N	1:A:529:VAL:CB	1	0.99
(1,27)	2:B:167:SER:N	1:A:529:VAL:CG1	1	0.99
(1,27)	2:B:167:SER:N	1:A:529:VAL:CG2	1	0.99
(1,27)	2:B:167:SER:N	1:A:529:VAL:H	1	0.99
(1,27)	2:B:167:SER:N	1:A:529:VAL:HA	1	0.99
(1,27)	2:B:167:SER:N	1:A:529:VAL:HB	1	0.99
(1,27)	2:B:167:SER:N	1:A:529:VAL:HG11	1	0.99
(1,27)	2:B:167:SER:N	1:A:529:VAL:HG12	1	0.99
(1,27)	2:B:167:SER:N	1:A:529:VAL:HG13	1	0.99
(1,27)	2:B:167:SER:N	1:A:529:VAL:HG21	1	0.99
(1,27)	2:B:167:SER:N	1:A:529:VAL:HG22	1	0.99
(1,27)	2:B:167:SER:N	1:A:529:VAL:HG23	1	0.99

*Continued on next page...*

*Continued from previous page...*

Key	Atom-1	Atom-2	Model ID	Violation (Å)
(1,27)	2:B:167:SER:N	1:A:529:VAL:N	1	0.99
(1,27)	2:B:167:SER:N	1:A:529:VAL:O	1	0.99
(1,27)	2:B:167:SER:N	1:A:561:ASP:C	1	0.99
(1,27)	2:B:167:SER:N	1:A:561:ASP:CA	1	0.99
(1,27)	2:B:167:SER:N	1:A:561:ASP:CB	1	0.99
(1,27)	2:B:167:SER:N	1:A:561:ASP:CG	1	0.99
(1,27)	2:B:167:SER:N	1:A:561:ASP:H	1	0.99
(1,27)	2:B:167:SER:N	1:A:561:ASP:HA	1	0.99
(1,27)	2:B:167:SER:N	1:A:561:ASP:HB2	1	0.99
(1,27)	2:B:167:SER:N	1:A:561:ASP:HB3	1	0.99
(1,27)	2:B:167:SER:N	1:A:561:ASP:N	1	0.99
(1,27)	2:B:167:SER:N	1:A:561:ASP:O	1	0.99
(1,27)	2:B:167:SER:N	1:A:561:ASP:OD1	1	0.99
(1,27)	2:B:167:SER:N	1:A:561:ASP:OD2	1	0.99
(1,27)	2:B:167:SER:N	1:A:563:LYS:C	1	0.99
(1,27)	2:B:167:SER:N	1:A:563:LYS:CA	1	0.99
(1,27)	2:B:167:SER:N	1:A:563:LYS:CB	1	0.99
(1,27)	2:B:167:SER:N	1:A:563:LYS:CD	1	0.99
(1,27)	2:B:167:SER:N	1:A:563:LYS:CE	1	0.99
(1,27)	2:B:167:SER:N	1:A:563:LYS:CG	1	0.99
(1,27)	2:B:167:SER:N	1:A:563:LYS:H	1	0.99
(1,27)	2:B:167:SER:N	1:A:563:LYS:HA	1	0.99
(1,27)	2:B:167:SER:N	1:A:563:LYS:HB2	1	0.99
(1,27)	2:B:167:SER:N	1:A:563:LYS:HB3	1	0.99
(1,27)	2:B:167:SER:N	1:A:563:LYS:HD2	1	0.99
(1,27)	2:B:167:SER:N	1:A:563:LYS:HD3	1	0.99
(1,27)	2:B:167:SER:N	1:A:563:LYS:HE2	1	0.99
(1,27)	2:B:167:SER:N	1:A:563:LYS:HE3	1	0.99
(1,27)	2:B:167:SER:N	1:A:563:LYS:HG2	1	0.99
(1,27)	2:B:167:SER:N	1:A:563:LYS:HG3	1	0.99
(1,27)	2:B:167:SER:N	1:A:563:LYS:HZ1	1	0.99
(1,27)	2:B:167:SER:N	1:A:563:LYS:HZ2	1	0.99
(1,27)	2:B:167:SER:N	1:A:563:LYS:HZ3	1	0.99
(1,27)	2:B:167:SER:N	1:A:563:LYS:N	1	0.99
(1,27)	2:B:167:SER:N	1:A:563:LYS:NZ	1	0.99
(1,27)	2:B:167:SER:N	1:A:563:LYS:O	1	0.99
(1,27)	2:B:167:SER:N	1:A:564:ALA:C	1	0.99
(1,27)	2:B:167:SER:N	1:A:564:ALA:CA	1	0.99
(1,27)	2:B:167:SER:N	1:A:564:ALA:CB	1	0.99
(1,27)	2:B:167:SER:N	1:A:564:ALA:H	1	0.99
(1,27)	2:B:167:SER:N	1:A:564:ALA:HA	1	0.99
(1,27)	2:B:167:SER:N	1:A:564:ALA:HB1	1	0.99

*Continued on next page...*



*Continued from previous page...*

Key	Atom-1	Atom-2	Model ID	Violation (Å)
(1,27)	2:B:167:SER:N	1:A:564:ALA:HB2	1	0.99
(1,27)	2:B:167:SER:N	1:A:564:ALA:HB3	1	0.99
(1,27)	2:B:167:SER:N	1:A:564:ALA:N	1	0.99
(1,27)	2:B:167:SER:N	1:A:564:ALA:O	1	0.99
(1,27)	2:B:167:SER:N	1:A:566:LEU:C	1	0.99
(1,27)	2:B:167:SER:N	1:A:566:LEU:CA	1	0.99
(1,27)	2:B:167:SER:N	1:A:566:LEU:CB	1	0.99
(1,27)	2:B:167:SER:N	1:A:566:LEU:CD1	1	0.99
(1,27)	2:B:167:SER:N	1:A:566:LEU:CD2	1	0.99
(1,27)	2:B:167:SER:N	1:A:566:LEU:CG	1	0.99
(1,27)	2:B:167:SER:N	1:A:566:LEU:H	1	0.99
(1,27)	2:B:167:SER:N	1:A:566:LEU:HA	1	0.99
(1,27)	2:B:167:SER:N	1:A:566:LEU:HB2	1	0.99
(1,27)	2:B:167:SER:N	1:A:566:LEU:HB3	1	0.99
(1,27)	2:B:167:SER:N	1:A:566:LEU:HD11	1	0.99
(1,27)	2:B:167:SER:N	1:A:566:LEU:HD12	1	0.99
(1,27)	2:B:167:SER:N	1:A:566:LEU:HD13	1	0.99
(1,27)	2:B:167:SER:N	1:A:566:LEU:HD21	1	0.99
(1,27)	2:B:167:SER:N	1:A:566:LEU:HD22	1	0.99
(1,27)	2:B:167:SER:N	1:A:566:LEU:HD23	1	0.99
(1,27)	2:B:167:SER:N	1:A:566:LEU:HG	1	0.99
(1,27)	2:B:167:SER:N	1:A:566:LEU:N	1	0.99
(1,27)	2:B:167:SER:N	1:A:566:LEU:O	1	0.99
(1,27)	2:B:167:SER:O	1:A:490:ALA:C	1	0.99
(1,27)	2:B:167:SER:O	1:A:490:ALA:CA	1	0.99
(1,27)	2:B:167:SER:O	1:A:490:ALA:CB	1	0.99
(1,27)	2:B:167:SER:O	1:A:490:ALA:H	1	0.99
(1,27)	2:B:167:SER:O	1:A:490:ALA:HA	1	0.99
(1,27)	2:B:167:SER:O	1:A:490:ALA:HB1	1	0.99
(1,27)	2:B:167:SER:O	1:A:490:ALA:HB2	1	0.99
(1,27)	2:B:167:SER:O	1:A:490:ALA:HB3	1	0.99
(1,27)	2:B:167:SER:O	1:A:490:ALA:N	1	0.99
(1,27)	2:B:167:SER:O	1:A:490:ALA:O	1	0.99
(1,27)	2:B:167:SER:O	1:A:514:THR:C	1	0.99
(1,27)	2:B:167:SER:O	1:A:514:THR:CA	1	0.99
(1,27)	2:B:167:SER:O	1:A:514:THR:CB	1	0.99
(1,27)	2:B:167:SER:O	1:A:514:THR:CG2	1	0.99
(1,27)	2:B:167:SER:O	1:A:514:THR:H	1	0.99
(1,27)	2:B:167:SER:O	1:A:514:THR:HA	1	0.99
(1,27)	2:B:167:SER:O	1:A:514:THR:HB	1	0.99
(1,27)	2:B:167:SER:O	1:A:514:THR:HG1	1	0.99
(1,27)	2:B:167:SER:O	1:A:514:THR:HG21	1	0.99

*Continued on next page...*

*Continued from previous page...*

Key	Atom-1	Atom-2	Model ID	Violation (Å)
(1,27)	2:B:167:SER:O	1:A:514:THR:HG22	1	0.99
(1,27)	2:B:167:SER:O	1:A:514:THR:HG23	1	0.99
(1,27)	2:B:167:SER:O	1:A:514:THR:N	1	0.99
(1,27)	2:B:167:SER:O	1:A:514:THR:O	1	0.99
(1,27)	2:B:167:SER:O	1:A:514:THR:OG1	1	0.99
(1,27)	2:B:167:SER:O	1:A:516:ASN:C	1	0.99
(1,27)	2:B:167:SER:O	1:A:516:ASN:CA	1	0.99
(1,27)	2:B:167:SER:O	1:A:516:ASN:CB	1	0.99
(1,27)	2:B:167:SER:O	1:A:516:ASN:CG	1	0.99
(1,27)	2:B:167:SER:O	1:A:516:ASN:H	1	0.99
(1,27)	2:B:167:SER:O	1:A:516:ASN:HA	1	0.99
(1,27)	2:B:167:SER:O	1:A:516:ASN:HB2	1	0.99
(1,27)	2:B:167:SER:O	1:A:516:ASN:HB3	1	0.99
(1,27)	2:B:167:SER:O	1:A:516:ASN:HD21	1	0.99
(1,27)	2:B:167:SER:O	1:A:516:ASN:HD22	1	0.99
(1,27)	2:B:167:SER:O	1:A:516:ASN:N	1	0.99
(1,27)	2:B:167:SER:O	1:A:516:ASN:ND2	1	0.99
(1,27)	2:B:167:SER:O	1:A:516:ASN:O	1	0.99
(1,27)	2:B:167:SER:O	1:A:516:ASN:OD1	1	0.99
(1,27)	2:B:167:SER:O	1:A:519:GLY:C	1	0.99
(1,27)	2:B:167:SER:O	1:A:519:GLY:CA	1	0.99
(1,27)	2:B:167:SER:O	1:A:519:GLY:H	1	0.99
(1,27)	2:B:167:SER:O	1:A:519:GLY:HA2	1	0.99
(1,27)	2:B:167:SER:O	1:A:519:GLY:HA3	1	0.99
(1,27)	2:B:167:SER:O	1:A:519:GLY:N	1	0.99
(1,27)	2:B:167:SER:O	1:A:519:GLY:O	1	0.99
(1,27)	2:B:167:SER:O	1:A:522:PHE:C	1	0.99
(1,27)	2:B:167:SER:O	1:A:522:PHE:CA	1	0.99
(1,27)	2:B:167:SER:O	1:A:522:PHE:CB	1	0.99
(1,27)	2:B:167:SER:O	1:A:522:PHE:CD1	1	0.99
(1,27)	2:B:167:SER:O	1:A:522:PHE:CD2	1	0.99
(1,27)	2:B:167:SER:O	1:A:522:PHE:CE1	1	0.99
(1,27)	2:B:167:SER:O	1:A:522:PHE:CE2	1	0.99
(1,27)	2:B:167:SER:O	1:A:522:PHE:CG	1	0.99
(1,27)	2:B:167:SER:O	1:A:522:PHE:CZ	1	0.99
(1,27)	2:B:167:SER:O	1:A:522:PHE:H	1	0.99
(1,27)	2:B:167:SER:O	1:A:522:PHE:HA	1	0.99
(1,27)	2:B:167:SER:O	1:A:522:PHE:HB2	1	0.99
(1,27)	2:B:167:SER:O	1:A:522:PHE:HB3	1	0.99
(1,27)	2:B:167:SER:O	1:A:522:PHE:HD1	1	0.99
(1,27)	2:B:167:SER:O	1:A:522:PHE:HD2	1	0.99
(1,27)	2:B:167:SER:O	1:A:522:PHE:HE1	1	0.99

*Continued on next page...*

*Continued from previous page...*

Key	Atom-1	Atom-2	Model ID	Violation (Å)
(1,27)	2:B:167:SER:O	1:A:522:PHE:HE2	1	0.99
(1,27)	2:B:167:SER:O	1:A:522:PHE:HZ	1	0.99
(1,27)	2:B:167:SER:O	1:A:522:PHE:N	1	0.99
(1,27)	2:B:167:SER:O	1:A:522:PHE:O	1	0.99
(1,27)	2:B:167:SER:O	1:A:523:GLU:C	1	0.99
(1,27)	2:B:167:SER:O	1:A:523:GLU:CA	1	0.99
(1,27)	2:B:167:SER:O	1:A:523:GLU:CB	1	0.99
(1,27)	2:B:167:SER:O	1:A:523:GLU:CD	1	0.99
(1,27)	2:B:167:SER:O	1:A:523:GLU:CG	1	0.99
(1,27)	2:B:167:SER:O	1:A:523:GLU:H	1	0.99
(1,27)	2:B:167:SER:O	1:A:523:GLU:HA	1	0.99
(1,27)	2:B:167:SER:O	1:A:523:GLU:HB2	1	0.99
(1,27)	2:B:167:SER:O	1:A:523:GLU:HB3	1	0.99
(1,27)	2:B:167:SER:O	1:A:523:GLU:HG2	1	0.99
(1,27)	2:B:167:SER:O	1:A:523:GLU:HG3	1	0.99
(1,27)	2:B:167:SER:O	1:A:523:GLU:N	1	0.99
(1,27)	2:B:167:SER:O	1:A:523:GLU:O	1	0.99
(1,27)	2:B:167:SER:O	1:A:523:GLU:OE1	1	0.99
(1,27)	2:B:167:SER:O	1:A:523:GLU:OE2	1	0.99
(1,27)	2:B:167:SER:O	1:A:524:PHE:C	1	0.99
(1,27)	2:B:167:SER:O	1:A:524:PHE:CA	1	0.99
(1,27)	2:B:167:SER:O	1:A:524:PHE:CB	1	0.99
(1,27)	2:B:167:SER:O	1:A:524:PHE:CD1	1	0.99
(1,27)	2:B:167:SER:O	1:A:524:PHE:CD2	1	0.99
(1,27)	2:B:167:SER:O	1:A:524:PHE:CE1	1	0.99
(1,27)	2:B:167:SER:O	1:A:524:PHE:CE2	1	0.99
(1,27)	2:B:167:SER:O	1:A:524:PHE:CG	1	0.99
(1,27)	2:B:167:SER:O	1:A:524:PHE:CZ	1	0.99
(1,27)	2:B:167:SER:O	1:A:524:PHE:H	1	0.99
(1,27)	2:B:167:SER:O	1:A:524:PHE:HA	1	0.99
(1,27)	2:B:167:SER:O	1:A:524:PHE:HB2	1	0.99
(1,27)	2:B:167:SER:O	1:A:524:PHE:HB3	1	0.99
(1,27)	2:B:167:SER:O	1:A:524:PHE:HD1	1	0.99
(1,27)	2:B:167:SER:O	1:A:524:PHE:HD2	1	0.99
(1,27)	2:B:167:SER:O	1:A:524:PHE:HE1	1	0.99
(1,27)	2:B:167:SER:O	1:A:524:PHE:HE2	1	0.99
(1,27)	2:B:167:SER:O	1:A:524:PHE:HZ	1	0.99
(1,27)	2:B:167:SER:O	1:A:524:PHE:N	1	0.99
(1,27)	2:B:167:SER:O	1:A:524:PHE:O	1	0.99
(1,27)	2:B:167:SER:O	1:A:525:GLU:C	1	0.99
(1,27)	2:B:167:SER:O	1:A:525:GLU:CA	1	0.99
(1,27)	2:B:167:SER:O	1:A:525:GLU:CB	1	0.99

*Continued on next page...*

*Continued from previous page...*

Key	Atom-1	Atom-2	Model ID	Violation (Å)
(1,27)	2:B:167:SER:O	1:A:525:GLU:CD	1	0.99
(1,27)	2:B:167:SER:O	1:A:525:GLU:CG	1	0.99
(1,27)	2:B:167:SER:O	1:A:525:GLU:H	1	0.99
(1,27)	2:B:167:SER:O	1:A:525:GLU:HA	1	0.99
(1,27)	2:B:167:SER:O	1:A:525:GLU:HB2	1	0.99
(1,27)	2:B:167:SER:O	1:A:525:GLU:HB3	1	0.99
(1,27)	2:B:167:SER:O	1:A:525:GLU:HG2	1	0.99
(1,27)	2:B:167:SER:O	1:A:525:GLU:HG3	1	0.99
(1,27)	2:B:167:SER:O	1:A:525:GLU:N	1	0.99
(1,27)	2:B:167:SER:O	1:A:525:GLU:O	1	0.99
(1,27)	2:B:167:SER:O	1:A:525:GLU:OE1	1	0.99
(1,27)	2:B:167:SER:O	1:A:525:GLU:OE2	1	0.99
(1,27)	2:B:167:SER:O	1:A:526:ASN:C	1	0.99
(1,27)	2:B:167:SER:O	1:A:526:ASN:CA	1	0.99
(1,27)	2:B:167:SER:O	1:A:526:ASN:CB	1	0.99
(1,27)	2:B:167:SER:O	1:A:526:ASN:CG	1	0.99
(1,27)	2:B:167:SER:O	1:A:526:ASN:H	1	0.99
(1,27)	2:B:167:SER:O	1:A:526:ASN:HA	1	0.99
(1,27)	2:B:167:SER:O	1:A:526:ASN:HB2	1	0.99
(1,27)	2:B:167:SER:O	1:A:526:ASN:HB3	1	0.99
(1,27)	2:B:167:SER:O	1:A:526:ASN:HD21	1	0.99
(1,27)	2:B:167:SER:O	1:A:526:ASN:HD22	1	0.99
(1,27)	2:B:167:SER:O	1:A:526:ASN:N	1	0.99
(1,27)	2:B:167:SER:O	1:A:526:ASN:ND2	1	0.99
(1,27)	2:B:167:SER:O	1:A:526:ASN:O	1	0.99
(1,27)	2:B:167:SER:O	1:A:526:ASN:OD1	1	0.99
(1,27)	2:B:167:SER:O	1:A:527:ALA:C	1	0.99
(1,27)	2:B:167:SER:O	1:A:527:ALA:CA	1	0.99
(1,27)	2:B:167:SER:O	1:A:527:ALA:CB	1	0.99
(1,27)	2:B:167:SER:O	1:A:527:ALA:H	1	0.99
(1,27)	2:B:167:SER:O	1:A:527:ALA:HA	1	0.99
(1,27)	2:B:167:SER:O	1:A:527:ALA:HB1	1	0.99
(1,27)	2:B:167:SER:O	1:A:527:ALA:HB2	1	0.99
(1,27)	2:B:167:SER:O	1:A:527:ALA:HB3	1	0.99
(1,27)	2:B:167:SER:O	1:A:527:ALA:N	1	0.99
(1,27)	2:B:167:SER:O	1:A:527:ALA:O	1	0.99
(1,27)	2:B:167:SER:O	1:A:528:ILE:C	1	0.99
(1,27)	2:B:167:SER:O	1:A:528:ILE:CA	1	0.99
(1,27)	2:B:167:SER:O	1:A:528:ILE:CB	1	0.99
(1,27)	2:B:167:SER:O	1:A:528:ILE:CD1	1	0.99
(1,27)	2:B:167:SER:O	1:A:528:ILE:CG1	1	0.99
(1,27)	2:B:167:SER:O	1:A:528:ILE:CG2	1	0.99

*Continued on next page...*

*Continued from previous page...*

Key	Atom-1	Atom-2	Model ID	Violation (Å)
(1,27)	2:B:167:SER:O	1:A:528:ILE:H	1	0.99
(1,27)	2:B:167:SER:O	1:A:528:ILE:HA	1	0.99
(1,27)	2:B:167:SER:O	1:A:528:ILE:HB	1	0.99
(1,27)	2:B:167:SER:O	1:A:528:ILE:HD11	1	0.99
(1,27)	2:B:167:SER:O	1:A:528:ILE:HD12	1	0.99
(1,27)	2:B:167:SER:O	1:A:528:ILE:HD13	1	0.99
(1,27)	2:B:167:SER:O	1:A:528:ILE:HG12	1	0.99
(1,27)	2:B:167:SER:O	1:A:528:ILE:HG13	1	0.99
(1,27)	2:B:167:SER:O	1:A:528:ILE:HG21	1	0.99
(1,27)	2:B:167:SER:O	1:A:528:ILE:HG22	1	0.99
(1,27)	2:B:167:SER:O	1:A:528:ILE:HG23	1	0.99
(1,27)	2:B:167:SER:O	1:A:528:ILE:N	1	0.99
(1,27)	2:B:167:SER:O	1:A:528:ILE:O	1	0.99
(1,27)	2:B:167:SER:O	1:A:529:VAL:C	1	0.99
(1,27)	2:B:167:SER:O	1:A:529:VAL:CA	1	0.99
(1,27)	2:B:167:SER:O	1:A:529:VAL:CB	1	0.99
(1,27)	2:B:167:SER:O	1:A:529:VAL:CG1	1	0.99
(1,27)	2:B:167:SER:O	1:A:529:VAL:CG2	1	0.99
(1,27)	2:B:167:SER:O	1:A:529:VAL:H	1	0.99
(1,27)	2:B:167:SER:O	1:A:529:VAL:HA	1	0.99
(1,27)	2:B:167:SER:O	1:A:529:VAL:HB	1	0.99
(1,27)	2:B:167:SER:O	1:A:529:VAL:HG11	1	0.99
(1,27)	2:B:167:SER:O	1:A:529:VAL:HG12	1	0.99
(1,27)	2:B:167:SER:O	1:A:529:VAL:HG13	1	0.99
(1,27)	2:B:167:SER:O	1:A:529:VAL:HG21	1	0.99
(1,27)	2:B:167:SER:O	1:A:529:VAL:HG22	1	0.99
(1,27)	2:B:167:SER:O	1:A:529:VAL:HG23	1	0.99
(1,27)	2:B:167:SER:O	1:A:529:VAL:N	1	0.99
(1,27)	2:B:167:SER:O	1:A:529:VAL:O	1	0.99
(1,27)	2:B:167:SER:O	1:A:561:ASP:C	1	0.99
(1,27)	2:B:167:SER:O	1:A:561:ASP:CA	1	0.99
(1,27)	2:B:167:SER:O	1:A:561:ASP:CB	1	0.99
(1,27)	2:B:167:SER:O	1:A:561:ASP:CG	1	0.99
(1,27)	2:B:167:SER:O	1:A:561:ASP:H	1	0.99
(1,27)	2:B:167:SER:O	1:A:561:ASP:HA	1	0.99
(1,27)	2:B:167:SER:O	1:A:561:ASP:HB2	1	0.99
(1,27)	2:B:167:SER:O	1:A:561:ASP:HB3	1	0.99
(1,27)	2:B:167:SER:O	1:A:561:ASP:N	1	0.99
(1,27)	2:B:167:SER:O	1:A:561:ASP:O	1	0.99
(1,27)	2:B:167:SER:O	1:A:561:ASP:OD1	1	0.99
(1,27)	2:B:167:SER:O	1:A:561:ASP:OD2	1	0.99
(1,27)	2:B:167:SER:O	1:A:563:LYS:C	1	0.99

*Continued on next page...*

*Continued from previous page...*

Key	Atom-1	Atom-2	Model ID	Violation (Å)
(1,27)	2:B:167:SER:O	1:A:563:LYS:CA	1	0.99
(1,27)	2:B:167:SER:O	1:A:563:LYS:CB	1	0.99
(1,27)	2:B:167:SER:O	1:A:563:LYS:CD	1	0.99
(1,27)	2:B:167:SER:O	1:A:563:LYS:CE	1	0.99
(1,27)	2:B:167:SER:O	1:A:563:LYS:CG	1	0.99
(1,27)	2:B:167:SER:O	1:A:563:LYS:H	1	0.99
(1,27)	2:B:167:SER:O	1:A:563:LYS:HA	1	0.99
(1,27)	2:B:167:SER:O	1:A:563:LYS:HB2	1	0.99
(1,27)	2:B:167:SER:O	1:A:563:LYS:HB3	1	0.99
(1,27)	2:B:167:SER:O	1:A:563:LYS:HD2	1	0.99
(1,27)	2:B:167:SER:O	1:A:563:LYS:HD3	1	0.99
(1,27)	2:B:167:SER:O	1:A:563:LYS:HE2	1	0.99
(1,27)	2:B:167:SER:O	1:A:563:LYS:HE3	1	0.99
(1,27)	2:B:167:SER:O	1:A:563:LYS:HG2	1	0.99
(1,27)	2:B:167:SER:O	1:A:563:LYS:HG3	1	0.99
(1,27)	2:B:167:SER:O	1:A:563:LYS:HZ1	1	0.99
(1,27)	2:B:167:SER:O	1:A:563:LYS:HZ2	1	0.99
(1,27)	2:B:167:SER:O	1:A:563:LYS:HZ3	1	0.99
(1,27)	2:B:167:SER:O	1:A:563:LYS:N	1	0.99
(1,27)	2:B:167:SER:O	1:A:563:LYS:NZ	1	0.99
(1,27)	2:B:167:SER:O	1:A:563:LYS:O	1	0.99
(1,27)	2:B:167:SER:O	1:A:564:ALA:C	1	0.99
(1,27)	2:B:167:SER:O	1:A:564:ALA:CA	1	0.99
(1,27)	2:B:167:SER:O	1:A:564:ALA:CB	1	0.99
(1,27)	2:B:167:SER:O	1:A:564:ALA:H	1	0.99
(1,27)	2:B:167:SER:O	1:A:564:ALA:HA	1	0.99
(1,27)	2:B:167:SER:O	1:A:564:ALA:HB1	1	0.99
(1,27)	2:B:167:SER:O	1:A:564:ALA:HB2	1	0.99
(1,27)	2:B:167:SER:O	1:A:564:ALA:HB3	1	0.99
(1,27)	2:B:167:SER:O	1:A:564:ALA:N	1	0.99
(1,27)	2:B:167:SER:O	1:A:564:ALA:O	1	0.99
(1,27)	2:B:167:SER:O	1:A:566:LEU:C	1	0.99
(1,27)	2:B:167:SER:O	1:A:566:LEU:CA	1	0.99
(1,27)	2:B:167:SER:O	1:A:566:LEU:CB	1	0.99
(1,27)	2:B:167:SER:O	1:A:566:LEU:CD1	1	0.99
(1,27)	2:B:167:SER:O	1:A:566:LEU:CD2	1	0.99
(1,27)	2:B:167:SER:O	1:A:566:LEU:CG	1	0.99
(1,27)	2:B:167:SER:O	1:A:566:LEU:H	1	0.99
(1,27)	2:B:167:SER:O	1:A:566:LEU:HA	1	0.99
(1,27)	2:B:167:SER:O	1:A:566:LEU:HB2	1	0.99
(1,27)	2:B:167:SER:O	1:A:566:LEU:HB3	1	0.99
(1,27)	2:B:167:SER:O	1:A:566:LEU:HD11	1	0.99

*Continued on next page...*

*Continued from previous page...*

Key	Atom-1	Atom-2	Model ID	Violation (Å)
(1,27)	2:B:167:SER:O	1:A:566:LEU:HD12	1	0.99
(1,27)	2:B:167:SER:O	1:A:566:LEU:HD13	1	0.99
(1,27)	2:B:167:SER:O	1:A:566:LEU:HD21	1	0.99
(1,27)	2:B:167:SER:O	1:A:566:LEU:HD22	1	0.99
(1,27)	2:B:167:SER:O	1:A:566:LEU:HD23	1	0.99
(1,27)	2:B:167:SER:O	1:A:566:LEU:HG	1	0.99
(1,27)	2:B:167:SER:O	1:A:566:LEU:N	1	0.99
(1,27)	2:B:167:SER:O	1:A:566:LEU:O	1	0.99
(1,27)	2:B:167:SER:OG	1:A:490:ALA:C	1	0.99
(1,27)	2:B:167:SER:OG	1:A:490:ALA:CA	1	0.99
(1,27)	2:B:167:SER:OG	1:A:490:ALA:CB	1	0.99
(1,27)	2:B:167:SER:OG	1:A:490:ALA:H	1	0.99
(1,27)	2:B:167:SER:OG	1:A:490:ALA:HA	1	0.99
(1,27)	2:B:167:SER:OG	1:A:490:ALA:HB1	1	0.99
(1,27)	2:B:167:SER:OG	1:A:490:ALA:HB2	1	0.99
(1,27)	2:B:167:SER:OG	1:A:490:ALA:HB3	1	0.99
(1,27)	2:B:167:SER:OG	1:A:490:ALA:N	1	0.99
(1,27)	2:B:167:SER:OG	1:A:490:ALA:O	1	0.99
(1,27)	2:B:167:SER:OG	1:A:514:THR:C	1	0.99
(1,27)	2:B:167:SER:OG	1:A:514:THR:CA	1	0.99
(1,27)	2:B:167:SER:OG	1:A:514:THR:CB	1	0.99
(1,27)	2:B:167:SER:OG	1:A:514:THR:CG2	1	0.99
(1,27)	2:B:167:SER:OG	1:A:514:THR:H	1	0.99
(1,27)	2:B:167:SER:OG	1:A:514:THR:HA	1	0.99
(1,27)	2:B:167:SER:OG	1:A:514:THR:HB	1	0.99
(1,27)	2:B:167:SER:OG	1:A:514:THR:HG1	1	0.99
(1,27)	2:B:167:SER:OG	1:A:514:THR:HG21	1	0.99
(1,27)	2:B:167:SER:OG	1:A:514:THR:HG22	1	0.99
(1,27)	2:B:167:SER:OG	1:A:514:THR:HG23	1	0.99
(1,27)	2:B:167:SER:OG	1:A:514:THR:N	1	0.99
(1,27)	2:B:167:SER:OG	1:A:514:THR:O	1	0.99
(1,27)	2:B:167:SER:OG	1:A:514:THR:OG1	1	0.99
(1,27)	2:B:167:SER:OG	1:A:516:ASN:C	1	0.99
(1,27)	2:B:167:SER:OG	1:A:516:ASN:CA	1	0.99
(1,27)	2:B:167:SER:OG	1:A:516:ASN:CB	1	0.99
(1,27)	2:B:167:SER:OG	1:A:516:ASN:CG	1	0.99
(1,27)	2:B:167:SER:OG	1:A:516:ASN:H	1	0.99
(1,27)	2:B:167:SER:OG	1:A:516:ASN:HA	1	0.99
(1,27)	2:B:167:SER:OG	1:A:516:ASN:HB2	1	0.99
(1,27)	2:B:167:SER:OG	1:A:516:ASN:HB3	1	0.99
(1,27)	2:B:167:SER:OG	1:A:516:ASN:HD21	1	0.99
(1,27)	2:B:167:SER:OG	1:A:516:ASN:HD22	1	0.99

*Continued on next page...*

*Continued from previous page...*

Key	Atom-1	Atom-2	Model ID	Violation (Å)
(1,27)	2:B:167:SER:OG	1:A:516:ASN:N	1	0.99
(1,27)	2:B:167:SER:OG	1:A:516:ASN:ND2	1	0.99
(1,27)	2:B:167:SER:OG	1:A:516:ASN:O	1	0.99
(1,27)	2:B:167:SER:OG	1:A:516:ASN:OD1	1	0.99
(1,27)	2:B:167:SER:OG	1:A:519:GLY:C	1	0.99
(1,27)	2:B:167:SER:OG	1:A:519:GLY:CA	1	0.99
(1,27)	2:B:167:SER:OG	1:A:519:GLY:H	1	0.99
(1,27)	2:B:167:SER:OG	1:A:519:GLY:HA2	1	0.99
(1,27)	2:B:167:SER:OG	1:A:519:GLY:HA3	1	0.99
(1,27)	2:B:167:SER:OG	1:A:519:GLY:N	1	0.99
(1,27)	2:B:167:SER:OG	1:A:519:GLY:O	1	0.99
(1,27)	2:B:167:SER:OG	1:A:522:PHE:C	1	0.99
(1,27)	2:B:167:SER:OG	1:A:522:PHE:CA	1	0.99
(1,27)	2:B:167:SER:OG	1:A:522:PHE:CB	1	0.99
(1,27)	2:B:167:SER:OG	1:A:522:PHE:CD1	1	0.99
(1,27)	2:B:167:SER:OG	1:A:522:PHE:CD2	1	0.99
(1,27)	2:B:167:SER:OG	1:A:522:PHE:CE1	1	0.99
(1,27)	2:B:167:SER:OG	1:A:522:PHE:CE2	1	0.99
(1,27)	2:B:167:SER:OG	1:A:522:PHE:CG	1	0.99
(1,27)	2:B:167:SER:OG	1:A:522:PHE:CZ	1	0.99
(1,27)	2:B:167:SER:OG	1:A:522:PHE:H	1	0.99
(1,27)	2:B:167:SER:OG	1:A:522:PHE:HA	1	0.99
(1,27)	2:B:167:SER:OG	1:A:522:PHE:HB2	1	0.99
(1,27)	2:B:167:SER:OG	1:A:522:PHE:HB3	1	0.99
(1,27)	2:B:167:SER:OG	1:A:522:PHE:HD1	1	0.99
(1,27)	2:B:167:SER:OG	1:A:522:PHE:HD2	1	0.99
(1,27)	2:B:167:SER:OG	1:A:522:PHE:HE1	1	0.99
(1,27)	2:B:167:SER:OG	1:A:522:PHE:HE2	1	0.99
(1,27)	2:B:167:SER:OG	1:A:522:PHE:HZ	1	0.99
(1,27)	2:B:167:SER:OG	1:A:522:PHE:N	1	0.99
(1,27)	2:B:167:SER:OG	1:A:522:PHE:O	1	0.99
(1,27)	2:B:167:SER:OG	1:A:523:GLU:C	1	0.99
(1,27)	2:B:167:SER:OG	1:A:523:GLU:CA	1	0.99
(1,27)	2:B:167:SER:OG	1:A:523:GLU:CB	1	0.99
(1,27)	2:B:167:SER:OG	1:A:523:GLU:CD	1	0.99
(1,27)	2:B:167:SER:OG	1:A:523:GLU:CG	1	0.99
(1,27)	2:B:167:SER:OG	1:A:523:GLU:H	1	0.99
(1,27)	2:B:167:SER:OG	1:A:523:GLU:HA	1	0.99
(1,27)	2:B:167:SER:OG	1:A:523:GLU:HB2	1	0.99
(1,27)	2:B:167:SER:OG	1:A:523:GLU:HB3	1	0.99
(1,27)	2:B:167:SER:OG	1:A:523:GLU:HG2	1	0.99
(1,27)	2:B:167:SER:OG	1:A:523:GLU:HG3	1	0.99

*Continued on next page...*



*Continued from previous page...*

Key	Atom-1	Atom-2	Model ID	Violation (Å)
(1,27)	2:B:167:SER:OG	1:A:523:GLU:N	1	0.99
(1,27)	2:B:167:SER:OG	1:A:523:GLU:O	1	0.99
(1,27)	2:B:167:SER:OG	1:A:523:GLU:OE1	1	0.99
(1,27)	2:B:167:SER:OG	1:A:523:GLU:OE2	1	0.99
(1,27)	2:B:167:SER:OG	1:A:524:PHE:C	1	0.99
(1,27)	2:B:167:SER:OG	1:A:524:PHE:CA	1	0.99
(1,27)	2:B:167:SER:OG	1:A:524:PHE:CB	1	0.99
(1,27)	2:B:167:SER:OG	1:A:524:PHE:CD1	1	0.99
(1,27)	2:B:167:SER:OG	1:A:524:PHE:CD2	1	0.99
(1,27)	2:B:167:SER:OG	1:A:524:PHE:CE1	1	0.99
(1,27)	2:B:167:SER:OG	1:A:524:PHE:CE2	1	0.99
(1,27)	2:B:167:SER:OG	1:A:524:PHE:CG	1	0.99
(1,27)	2:B:167:SER:OG	1:A:524:PHE:CZ	1	0.99
(1,27)	2:B:167:SER:OG	1:A:524:PHE:H	1	0.99
(1,27)	2:B:167:SER:OG	1:A:524:PHE:HA	1	0.99
(1,27)	2:B:167:SER:OG	1:A:524:PHE:HB2	1	0.99
(1,27)	2:B:167:SER:OG	1:A:524:PHE:HB3	1	0.99
(1,27)	2:B:167:SER:OG	1:A:524:PHE:HD1	1	0.99
(1,27)	2:B:167:SER:OG	1:A:524:PHE:HD2	1	0.99
(1,27)	2:B:167:SER:OG	1:A:524:PHE:HE1	1	0.99
(1,27)	2:B:167:SER:OG	1:A:524:PHE:HE2	1	0.99
(1,27)	2:B:167:SER:OG	1:A:524:PHE:HZ	1	0.99
(1,27)	2:B:167:SER:OG	1:A:524:PHE:N	1	0.99
(1,27)	2:B:167:SER:OG	1:A:524:PHE:O	1	0.99
(1,27)	2:B:167:SER:OG	1:A:525:GLU:C	1	0.99
(1,27)	2:B:167:SER:OG	1:A:525:GLU:CA	1	0.99
(1,27)	2:B:167:SER:OG	1:A:525:GLU:CB	1	0.99
(1,27)	2:B:167:SER:OG	1:A:525:GLU:CD	1	0.99
(1,27)	2:B:167:SER:OG	1:A:525:GLU:CG	1	0.99
(1,27)	2:B:167:SER:OG	1:A:525:GLU:H	1	0.99
(1,27)	2:B:167:SER:OG	1:A:525:GLU:HA	1	0.99
(1,27)	2:B:167:SER:OG	1:A:525:GLU:HB2	1	0.99
(1,27)	2:B:167:SER:OG	1:A:525:GLU:HB3	1	0.99
(1,27)	2:B:167:SER:OG	1:A:525:GLU:HG2	1	0.99
(1,27)	2:B:167:SER:OG	1:A:525:GLU:HG3	1	0.99
(1,27)	2:B:167:SER:OG	1:A:525:GLU:N	1	0.99
(1,27)	2:B:167:SER:OG	1:A:525:GLU:O	1	0.99
(1,27)	2:B:167:SER:OG	1:A:525:GLU:OE1	1	0.99
(1,27)	2:B:167:SER:OG	1:A:525:GLU:OE2	1	0.99
(1,27)	2:B:167:SER:OG	1:A:526:ASN:C	1	0.99
(1,27)	2:B:167:SER:OG	1:A:526:ASN:CA	1	0.99
(1,27)	2:B:167:SER:OG	1:A:526:ASN:CB	1	0.99

*Continued on next page...*

*Continued from previous page...*

Key	Atom-1	Atom-2	Model ID	Violation (Å)
(1,27)	2:B:167:SER:OG	1:A:526:ASN:CG	1	0.99
(1,27)	2:B:167:SER:OG	1:A:526:ASN:H	1	0.99
(1,27)	2:B:167:SER:OG	1:A:526:ASN:HA	1	0.99
(1,27)	2:B:167:SER:OG	1:A:526:ASN:HB2	1	0.99
(1,27)	2:B:167:SER:OG	1:A:526:ASN:HB3	1	0.99
(1,27)	2:B:167:SER:OG	1:A:526:ASN:HD21	1	0.99
(1,27)	2:B:167:SER:OG	1:A:526:ASN:HD22	1	0.99
(1,27)	2:B:167:SER:OG	1:A:526:ASN:N	1	0.99
(1,27)	2:B:167:SER:OG	1:A:526:ASN:ND2	1	0.99
(1,27)	2:B:167:SER:OG	1:A:526:ASN:O	1	0.99
(1,27)	2:B:167:SER:OG	1:A:526:ASN:OD1	1	0.99
(1,27)	2:B:167:SER:OG	1:A:527:ALA:C	1	0.99
(1,27)	2:B:167:SER:OG	1:A:527:ALA:CA	1	0.99
(1,27)	2:B:167:SER:OG	1:A:527:ALA:CB	1	0.99
(1,27)	2:B:167:SER:OG	1:A:527:ALA:H	1	0.99
(1,27)	2:B:167:SER:OG	1:A:527:ALA:HA	1	0.99
(1,27)	2:B:167:SER:OG	1:A:527:ALA:HB1	1	0.99
(1,27)	2:B:167:SER:OG	1:A:527:ALA:HB2	1	0.99
(1,27)	2:B:167:SER:OG	1:A:527:ALA:HB3	1	0.99
(1,27)	2:B:167:SER:OG	1:A:527:ALA:N	1	0.99
(1,27)	2:B:167:SER:OG	1:A:527:ALA:O	1	0.99
(1,27)	2:B:167:SER:OG	1:A:528:ILE:C	1	0.99
(1,27)	2:B:167:SER:OG	1:A:528:ILE:CA	1	0.99
(1,27)	2:B:167:SER:OG	1:A:528:ILE:CB	1	0.99
(1,27)	2:B:167:SER:OG	1:A:528:ILE:CD1	1	0.99
(1,27)	2:B:167:SER:OG	1:A:528:ILE:CG1	1	0.99
(1,27)	2:B:167:SER:OG	1:A:528:ILE:CG2	1	0.99
(1,27)	2:B:167:SER:OG	1:A:528:ILE:H	1	0.99
(1,27)	2:B:167:SER:OG	1:A:528:ILE:HA	1	0.99
(1,27)	2:B:167:SER:OG	1:A:528:ILE:HB	1	0.99
(1,27)	2:B:167:SER:OG	1:A:528:ILE:HD11	1	0.99
(1,27)	2:B:167:SER:OG	1:A:528:ILE:HD12	1	0.99
(1,27)	2:B:167:SER:OG	1:A:528:ILE:HD13	1	0.99
(1,27)	2:B:167:SER:OG	1:A:528:ILE:HG12	1	0.99
(1,27)	2:B:167:SER:OG	1:A:528:ILE:HG13	1	0.99
(1,27)	2:B:167:SER:OG	1:A:528:ILE:HG21	1	0.99
(1,27)	2:B:167:SER:OG	1:A:528:ILE:HG22	1	0.99
(1,27)	2:B:167:SER:OG	1:A:528:ILE:HG23	1	0.99
(1,27)	2:B:167:SER:OG	1:A:528:ILE:N	1	0.99
(1,27)	2:B:167:SER:OG	1:A:528:ILE:O	1	0.99
(1,27)	2:B:167:SER:OG	1:A:529:VAL:C	1	0.99
(1,27)	2:B:167:SER:OG	1:A:529:VAL:CA	1	0.99

*Continued on next page...*

*Continued from previous page...*

Key	Atom-1	Atom-2	Model ID	Violation (Å)
(1,27)	2:B:167:SER:OG	1:A:529:VAL:CB	1	0.99
(1,27)	2:B:167:SER:OG	1:A:529:VAL:CG1	1	0.99
(1,27)	2:B:167:SER:OG	1:A:529:VAL:CG2	1	0.99
(1,27)	2:B:167:SER:OG	1:A:529:VAL:H	1	0.99
(1,27)	2:B:167:SER:OG	1:A:529:VAL:HA	1	0.99
(1,27)	2:B:167:SER:OG	1:A:529:VAL:HB	1	0.99
(1,27)	2:B:167:SER:OG	1:A:529:VAL:HG11	1	0.99
(1,27)	2:B:167:SER:OG	1:A:529:VAL:HG12	1	0.99
(1,27)	2:B:167:SER:OG	1:A:529:VAL:HG13	1	0.99
(1,27)	2:B:167:SER:OG	1:A:529:VAL:HG21	1	0.99
(1,27)	2:B:167:SER:OG	1:A:529:VAL:HG22	1	0.99
(1,27)	2:B:167:SER:OG	1:A:529:VAL:HG23	1	0.99
(1,27)	2:B:167:SER:OG	1:A:529:VAL:N	1	0.99
(1,27)	2:B:167:SER:OG	1:A:529:VAL:O	1	0.99
(1,27)	2:B:167:SER:OG	1:A:561:ASP:C	1	0.99
(1,27)	2:B:167:SER:OG	1:A:561:ASP:CA	1	0.99
(1,27)	2:B:167:SER:OG	1:A:561:ASP:CB	1	0.99
(1,27)	2:B:167:SER:OG	1:A:561:ASP:CG	1	0.99
(1,27)	2:B:167:SER:OG	1:A:561:ASP:H	1	0.99
(1,27)	2:B:167:SER:OG	1:A:561:ASP:HA	1	0.99
(1,27)	2:B:167:SER:OG	1:A:561:ASP:HB2	1	0.99
(1,27)	2:B:167:SER:OG	1:A:561:ASP:HB3	1	0.99
(1,27)	2:B:167:SER:OG	1:A:561:ASP:N	1	0.99
(1,27)	2:B:167:SER:OG	1:A:561:ASP:O	1	0.99
(1,27)	2:B:167:SER:OG	1:A:561:ASP:OD1	1	0.99
(1,27)	2:B:167:SER:OG	1:A:561:ASP:OD2	1	0.99
(1,27)	2:B:167:SER:OG	1:A:563:LYS:C	1	0.99
(1,27)	2:B:167:SER:OG	1:A:563:LYS:CA	1	0.99
(1,27)	2:B:167:SER:OG	1:A:563:LYS:CB	1	0.99
(1,27)	2:B:167:SER:OG	1:A:563:LYS:CD	1	0.99
(1,27)	2:B:167:SER:OG	1:A:563:LYS:CE	1	0.99
(1,27)	2:B:167:SER:OG	1:A:563:LYS:CG	1	0.99
(1,27)	2:B:167:SER:OG	1:A:563:LYS:H	1	0.99
(1,27)	2:B:167:SER:OG	1:A:563:LYS:HA	1	0.99
(1,27)	2:B:167:SER:OG	1:A:563:LYS:HB2	1	0.99
(1,27)	2:B:167:SER:OG	1:A:563:LYS:HB3	1	0.99
(1,27)	2:B:167:SER:OG	1:A:563:LYS:HD2	1	0.99
(1,27)	2:B:167:SER:OG	1:A:563:LYS:HD3	1	0.99
(1,27)	2:B:167:SER:OG	1:A:563:LYS:HE2	1	0.99
(1,27)	2:B:167:SER:OG	1:A:563:LYS:HE3	1	0.99
(1,27)	2:B:167:SER:OG	1:A:563:LYS:HG2	1	0.99
(1,27)	2:B:167:SER:OG	1:A:563:LYS:HG3	1	0.99

*Continued on next page...*

*Continued from previous page...*

Key	Atom-1	Atom-2	Model ID	Violation (Å)
(1,27)	2:B:167:SER:OG	1:A:563:LYS:HZ1	1	0.99
(1,27)	2:B:167:SER:OG	1:A:563:LYS:HZ2	1	0.99
(1,27)	2:B:167:SER:OG	1:A:563:LYS:HZ3	1	0.99
(1,27)	2:B:167:SER:OG	1:A:563:LYS:N	1	0.99
(1,27)	2:B:167:SER:OG	1:A:563:LYS:NZ	1	0.99
(1,27)	2:B:167:SER:OG	1:A:563:LYS:O	1	0.99
(1,27)	2:B:167:SER:OG	1:A:564:ALA:C	1	0.99
(1,27)	2:B:167:SER:OG	1:A:564:ALA:CA	1	0.99
(1,27)	2:B:167:SER:OG	1:A:564:ALA:CB	1	0.99
(1,27)	2:B:167:SER:OG	1:A:564:ALA:H	1	0.99
(1,27)	2:B:167:SER:OG	1:A:564:ALA:HA	1	0.99
(1,27)	2:B:167:SER:OG	1:A:564:ALA:HB1	1	0.99
(1,27)	2:B:167:SER:OG	1:A:564:ALA:HB2	1	0.99
(1,27)	2:B:167:SER:OG	1:A:564:ALA:HB3	1	0.99
(1,27)	2:B:167:SER:OG	1:A:564:ALA:N	1	0.99
(1,27)	2:B:167:SER:OG	1:A:564:ALA:O	1	0.99
(1,27)	2:B:167:SER:OG	1:A:566:LEU:C	1	0.99
(1,27)	2:B:167:SER:OG	1:A:566:LEU:CA	1	0.99
(1,27)	2:B:167:SER:OG	1:A:566:LEU:CB	1	0.99
(1,27)	2:B:167:SER:OG	1:A:566:LEU:CD1	1	0.99
(1,27)	2:B:167:SER:OG	1:A:566:LEU:CD2	1	0.99
(1,27)	2:B:167:SER:OG	1:A:566:LEU:CG	1	0.99
(1,27)	2:B:167:SER:OG	1:A:566:LEU:H	1	0.99
(1,27)	2:B:167:SER:OG	1:A:566:LEU:HA	1	0.99
(1,27)	2:B:167:SER:OG	1:A:566:LEU:HB2	1	0.99
(1,27)	2:B:167:SER:OG	1:A:566:LEU:HB3	1	0.99
(1,27)	2:B:167:SER:OG	1:A:566:LEU:HD11	1	0.99
(1,27)	2:B:167:SER:OG	1:A:566:LEU:HD12	1	0.99
(1,27)	2:B:167:SER:OG	1:A:566:LEU:HD13	1	0.99
(1,27)	2:B:167:SER:OG	1:A:566:LEU:HD21	1	0.99
(1,27)	2:B:167:SER:OG	1:A:566:LEU:HD22	1	0.99
(1,27)	2:B:167:SER:OG	1:A:566:LEU:HD23	1	0.99
(1,27)	2:B:167:SER:OG	1:A:566:LEU:HG	1	0.99
(1,27)	2:B:167:SER:OG	1:A:566:LEU:N	1	0.99
(1,27)	2:B:167:SER:OG	1:A:566:LEU:O	1	0.99
(1,22)	2:B:157:CYS:C	1:A:490:ALA:C	1	0.57
(1,22)	2:B:157:CYS:C	1:A:490:ALA:CA	1	0.57
(1,22)	2:B:157:CYS:C	1:A:490:ALA:CB	1	0.57
(1,22)	2:B:157:CYS:C	1:A:490:ALA:H	1	0.57
(1,22)	2:B:157:CYS:C	1:A:490:ALA:HA	1	0.57
(1,22)	2:B:157:CYS:C	1:A:490:ALA:HB1	1	0.57
(1,22)	2:B:157:CYS:C	1:A:490:ALA:HB2	1	0.57

*Continued on next page...*

*Continued from previous page...*

Key	Atom-1	Atom-2	Model ID	Violation (Å)
(1,22)	2:B:157:CYS:C	1:A:490:ALA:HB3	1	0.57
(1,22)	2:B:157:CYS:C	1:A:490:ALA:N	1	0.57
(1,22)	2:B:157:CYS:C	1:A:490:ALA:O	1	0.57
(1,22)	2:B:157:CYS:C	1:A:514:THR:C	1	0.57
(1,22)	2:B:157:CYS:C	1:A:514:THR:CA	1	0.57
(1,22)	2:B:157:CYS:C	1:A:514:THR:CB	1	0.57
(1,22)	2:B:157:CYS:C	1:A:514:THR:CG2	1	0.57
(1,22)	2:B:157:CYS:C	1:A:514:THR:H	1	0.57
(1,22)	2:B:157:CYS:C	1:A:514:THR:HA	1	0.57
(1,22)	2:B:157:CYS:C	1:A:514:THR:HB	1	0.57
(1,22)	2:B:157:CYS:C	1:A:514:THR:HG1	1	0.57
(1,22)	2:B:157:CYS:C	1:A:514:THR:HG21	1	0.57
(1,22)	2:B:157:CYS:C	1:A:514:THR:HG22	1	0.57
(1,22)	2:B:157:CYS:C	1:A:514:THR:HG23	1	0.57
(1,22)	2:B:157:CYS:C	1:A:514:THR:N	1	0.57
(1,22)	2:B:157:CYS:C	1:A:514:THR:O	1	0.57
(1,22)	2:B:157:CYS:C	1:A:514:THR:OG1	1	0.57
(1,22)	2:B:157:CYS:C	1:A:516:ASN:C	1	0.57
(1,22)	2:B:157:CYS:C	1:A:516:ASN:CA	1	0.57
(1,22)	2:B:157:CYS:C	1:A:516:ASN:CB	1	0.57
(1,22)	2:B:157:CYS:C	1:A:516:ASN:CG	1	0.57
(1,22)	2:B:157:CYS:C	1:A:516:ASN:H	1	0.57
(1,22)	2:B:157:CYS:C	1:A:516:ASN:HA	1	0.57
(1,22)	2:B:157:CYS:C	1:A:516:ASN:HB2	1	0.57
(1,22)	2:B:157:CYS:C	1:A:516:ASN:HB3	1	0.57
(1,22)	2:B:157:CYS:C	1:A:516:ASN:HD21	1	0.57
(1,22)	2:B:157:CYS:C	1:A:516:ASN:HD22	1	0.57
(1,22)	2:B:157:CYS:C	1:A:516:ASN:N	1	0.57
(1,22)	2:B:157:CYS:C	1:A:516:ASN:ND2	1	0.57
(1,22)	2:B:157:CYS:C	1:A:516:ASN:O	1	0.57
(1,22)	2:B:157:CYS:C	1:A:516:ASN:OD1	1	0.57
(1,22)	2:B:157:CYS:C	1:A:519:GLY:C	1	0.57
(1,22)	2:B:157:CYS:C	1:A:519:GLY:CA	1	0.57
(1,22)	2:B:157:CYS:C	1:A:519:GLY:H	1	0.57
(1,22)	2:B:157:CYS:C	1:A:519:GLY:HA2	1	0.57
(1,22)	2:B:157:CYS:C	1:A:519:GLY:HA3	1	0.57
(1,22)	2:B:157:CYS:C	1:A:519:GLY:N	1	0.57
(1,22)	2:B:157:CYS:C	1:A:519:GLY:O	1	0.57
(1,22)	2:B:157:CYS:C	1:A:522:PHE:C	1	0.57
(1,22)	2:B:157:CYS:C	1:A:522:PHE:CA	1	0.57
(1,22)	2:B:157:CYS:C	1:A:522:PHE:CB	1	0.57
(1,22)	2:B:157:CYS:C	1:A:522:PHE:CD1	1	0.57

*Continued on next page...*

*Continued from previous page...*

Key	Atom-1	Atom-2	Model ID	Violation (Å)
(1,22)	2:B:157:CYS:C	1:A:522:PHE:CD2	1	0.57
(1,22)	2:B:157:CYS:C	1:A:522:PHE:CE1	1	0.57
(1,22)	2:B:157:CYS:C	1:A:522:PHE:CE2	1	0.57
(1,22)	2:B:157:CYS:C	1:A:522:PHE:CG	1	0.57
(1,22)	2:B:157:CYS:C	1:A:522:PHE:CZ	1	0.57
(1,22)	2:B:157:CYS:C	1:A:522:PHE:H	1	0.57
(1,22)	2:B:157:CYS:C	1:A:522:PHE:HA	1	0.57
(1,22)	2:B:157:CYS:C	1:A:522:PHE:HB2	1	0.57
(1,22)	2:B:157:CYS:C	1:A:522:PHE:HB3	1	0.57
(1,22)	2:B:157:CYS:C	1:A:522:PHE:HD1	1	0.57
(1,22)	2:B:157:CYS:C	1:A:522:PHE:HD2	1	0.57
(1,22)	2:B:157:CYS:C	1:A:522:PHE:HE1	1	0.57
(1,22)	2:B:157:CYS:C	1:A:522:PHE:HE2	1	0.57
(1,22)	2:B:157:CYS:C	1:A:522:PHE:HZ	1	0.57
(1,22)	2:B:157:CYS:C	1:A:522:PHE:N	1	0.57
(1,22)	2:B:157:CYS:C	1:A:522:PHE:O	1	0.57
(1,22)	2:B:157:CYS:C	1:A:523:GLU:C	1	0.57
(1,22)	2:B:157:CYS:C	1:A:523:GLU:CA	1	0.57
(1,22)	2:B:157:CYS:C	1:A:523:GLU:CB	1	0.57
(1,22)	2:B:157:CYS:C	1:A:523:GLU:CD	1	0.57
(1,22)	2:B:157:CYS:C	1:A:523:GLU:CG	1	0.57
(1,22)	2:B:157:CYS:C	1:A:523:GLU:H	1	0.57
(1,22)	2:B:157:CYS:C	1:A:523:GLU:HA	1	0.57
(1,22)	2:B:157:CYS:C	1:A:523:GLU:HB2	1	0.57
(1,22)	2:B:157:CYS:C	1:A:523:GLU:HB3	1	0.57
(1,22)	2:B:157:CYS:C	1:A:523:GLU:HG2	1	0.57
(1,22)	2:B:157:CYS:C	1:A:523:GLU:HG3	1	0.57
(1,22)	2:B:157:CYS:C	1:A:523:GLU:N	1	0.57
(1,22)	2:B:157:CYS:C	1:A:523:GLU:O	1	0.57
(1,22)	2:B:157:CYS:C	1:A:523:GLU:OE1	1	0.57
(1,22)	2:B:157:CYS:C	1:A:523:GLU:OE2	1	0.57
(1,22)	2:B:157:CYS:C	1:A:524:PHE:C	1	0.57
(1,22)	2:B:157:CYS:C	1:A:524:PHE:CA	1	0.57
(1,22)	2:B:157:CYS:C	1:A:524:PHE:CB	1	0.57
(1,22)	2:B:157:CYS:C	1:A:524:PHE:CD1	1	0.57
(1,22)	2:B:157:CYS:C	1:A:524:PHE:CD2	1	0.57
(1,22)	2:B:157:CYS:C	1:A:524:PHE:CE1	1	0.57
(1,22)	2:B:157:CYS:C	1:A:524:PHE:CE2	1	0.57
(1,22)	2:B:157:CYS:C	1:A:524:PHE:CG	1	0.57
(1,22)	2:B:157:CYS:C	1:A:524:PHE:CZ	1	0.57
(1,22)	2:B:157:CYS:C	1:A:524:PHE:H	1	0.57
(1,22)	2:B:157:CYS:C	1:A:524:PHE:HA	1	0.57

*Continued on next page...*

*Continued from previous page...*

Key	Atom-1	Atom-2	Model ID	Violation (Å)
(1,22)	2:B:157:CYS:C	1:A:524:PHE:HB2	1	0.57
(1,22)	2:B:157:CYS:C	1:A:524:PHE:HB3	1	0.57
(1,22)	2:B:157:CYS:C	1:A:524:PHE:HD1	1	0.57
(1,22)	2:B:157:CYS:C	1:A:524:PHE:HD2	1	0.57
(1,22)	2:B:157:CYS:C	1:A:524:PHE:HE1	1	0.57
(1,22)	2:B:157:CYS:C	1:A:524:PHE:HE2	1	0.57
(1,22)	2:B:157:CYS:C	1:A:524:PHE:HZ	1	0.57
(1,22)	2:B:157:CYS:C	1:A:524:PHE:N	1	0.57
(1,22)	2:B:157:CYS:C	1:A:524:PHE:O	1	0.57
(1,22)	2:B:157:CYS:C	1:A:525:GLU:C	1	0.57
(1,22)	2:B:157:CYS:C	1:A:525:GLU:CA	1	0.57
(1,22)	2:B:157:CYS:C	1:A:525:GLU:CB	1	0.57
(1,22)	2:B:157:CYS:C	1:A:525:GLU:CD	1	0.57
(1,22)	2:B:157:CYS:C	1:A:525:GLU:CG	1	0.57
(1,22)	2:B:157:CYS:C	1:A:525:GLU:H	1	0.57
(1,22)	2:B:157:CYS:C	1:A:525:GLU:HA	1	0.57
(1,22)	2:B:157:CYS:C	1:A:525:GLU:HB2	1	0.57
(1,22)	2:B:157:CYS:C	1:A:525:GLU:HB3	1	0.57
(1,22)	2:B:157:CYS:C	1:A:525:GLU:HG2	1	0.57
(1,22)	2:B:157:CYS:C	1:A:525:GLU:HG3	1	0.57
(1,22)	2:B:157:CYS:C	1:A:525:GLU:N	1	0.57
(1,22)	2:B:157:CYS:C	1:A:525:GLU:O	1	0.57
(1,22)	2:B:157:CYS:C	1:A:525:GLU:OE1	1	0.57
(1,22)	2:B:157:CYS:C	1:A:525:GLU:OE2	1	0.57
(1,22)	2:B:157:CYS:C	1:A:526:ASN:C	1	0.57
(1,22)	2:B:157:CYS:C	1:A:526:ASN:CA	1	0.57
(1,22)	2:B:157:CYS:C	1:A:526:ASN:CB	1	0.57
(1,22)	2:B:157:CYS:C	1:A:526:ASN:CG	1	0.57
(1,22)	2:B:157:CYS:C	1:A:526:ASN:H	1	0.57
(1,22)	2:B:157:CYS:C	1:A:526:ASN:HA	1	0.57
(1,22)	2:B:157:CYS:C	1:A:526:ASN:HB2	1	0.57
(1,22)	2:B:157:CYS:C	1:A:526:ASN:HB3	1	0.57
(1,22)	2:B:157:CYS:C	1:A:526:ASN:HD21	1	0.57
(1,22)	2:B:157:CYS:C	1:A:526:ASN:HD22	1	0.57
(1,22)	2:B:157:CYS:C	1:A:526:ASN:N	1	0.57
(1,22)	2:B:157:CYS:C	1:A:526:ASN:ND2	1	0.57
(1,22)	2:B:157:CYS:C	1:A:526:ASN:O	1	0.57
(1,22)	2:B:157:CYS:C	1:A:526:ASN:OD1	1	0.57
(1,22)	2:B:157:CYS:C	1:A:527:ALA:C	1	0.57
(1,22)	2:B:157:CYS:C	1:A:527:ALA:CA	1	0.57
(1,22)	2:B:157:CYS:C	1:A:527:ALA:CB	1	0.57
(1,22)	2:B:157:CYS:C	1:A:527:ALA:H	1	0.57

*Continued on next page...*

*Continued from previous page...*

Key	Atom-1	Atom-2	Model ID	Violation (Å)
(1,22)	2:B:157:CYS:C	1:A:527:ALA:HA	1	0.57
(1,22)	2:B:157:CYS:C	1:A:527:ALA:HB1	1	0.57
(1,22)	2:B:157:CYS:C	1:A:527:ALA:HB2	1	0.57
(1,22)	2:B:157:CYS:C	1:A:527:ALA:HB3	1	0.57
(1,22)	2:B:157:CYS:C	1:A:527:ALA:N	1	0.57
(1,22)	2:B:157:CYS:C	1:A:527:ALA:O	1	0.57
(1,22)	2:B:157:CYS:C	1:A:528:ILE:C	1	0.57
(1,22)	2:B:157:CYS:C	1:A:528:ILE:CA	1	0.57
(1,22)	2:B:157:CYS:C	1:A:528:ILE:CB	1	0.57
(1,22)	2:B:157:CYS:C	1:A:528:ILE:CD1	1	0.57
(1,22)	2:B:157:CYS:C	1:A:528:ILE:CG1	1	0.57
(1,22)	2:B:157:CYS:C	1:A:528:ILE:CG2	1	0.57
(1,22)	2:B:157:CYS:C	1:A:528:ILE:H	1	0.57
(1,22)	2:B:157:CYS:C	1:A:528:ILE:HA	1	0.57
(1,22)	2:B:157:CYS:C	1:A:528:ILE:HB	1	0.57
(1,22)	2:B:157:CYS:C	1:A:528:ILE:HD11	1	0.57
(1,22)	2:B:157:CYS:C	1:A:528:ILE:HD12	1	0.57
(1,22)	2:B:157:CYS:C	1:A:528:ILE:HD13	1	0.57
(1,22)	2:B:157:CYS:C	1:A:528:ILE:HG12	1	0.57
(1,22)	2:B:157:CYS:C	1:A:528:ILE:HG13	1	0.57
(1,22)	2:B:157:CYS:C	1:A:528:ILE:HG21	1	0.57
(1,22)	2:B:157:CYS:C	1:A:528:ILE:HG22	1	0.57
(1,22)	2:B:157:CYS:C	1:A:528:ILE:HG23	1	0.57
(1,22)	2:B:157:CYS:C	1:A:528:ILE:N	1	0.57
(1,22)	2:B:157:CYS:C	1:A:528:ILE:O	1	0.57
(1,22)	2:B:157:CYS:C	1:A:529:VAL:C	1	0.57
(1,22)	2:B:157:CYS:C	1:A:529:VAL:CA	1	0.57
(1,22)	2:B:157:CYS:C	1:A:529:VAL:CB	1	0.57
(1,22)	2:B:157:CYS:C	1:A:529:VAL:CG1	1	0.57
(1,22)	2:B:157:CYS:C	1:A:529:VAL:CG2	1	0.57
(1,22)	2:B:157:CYS:C	1:A:529:VAL:H	1	0.57
(1,22)	2:B:157:CYS:C	1:A:529:VAL:HA	1	0.57
(1,22)	2:B:157:CYS:C	1:A:529:VAL:HB	1	0.57
(1,22)	2:B:157:CYS:C	1:A:529:VAL:HG11	1	0.57
(1,22)	2:B:157:CYS:C	1:A:529:VAL:HG12	1	0.57
(1,22)	2:B:157:CYS:C	1:A:529:VAL:HG13	1	0.57
(1,22)	2:B:157:CYS:C	1:A:529:VAL:HG21	1	0.57
(1,22)	2:B:157:CYS:C	1:A:529:VAL:HG22	1	0.57
(1,22)	2:B:157:CYS:C	1:A:529:VAL:HG23	1	0.57
(1,22)	2:B:157:CYS:C	1:A:529:VAL:N	1	0.57
(1,22)	2:B:157:CYS:C	1:A:529:VAL:O	1	0.57
(1,22)	2:B:157:CYS:C	1:A:561:ASP:C	1	0.57

*Continued on next page...*



*Continued from previous page...*

Key	Atom-1	Atom-2	Model ID	Violation (Å)
(1,22)	2:B:157:CYS:C	1:A:561:ASP:CA	1	0.57
(1,22)	2:B:157:CYS:C	1:A:561:ASP:CB	1	0.57
(1,22)	2:B:157:CYS:C	1:A:561:ASP:CG	1	0.57
(1,22)	2:B:157:CYS:C	1:A:561:ASP:H	1	0.57
(1,22)	2:B:157:CYS:C	1:A:561:ASP:HA	1	0.57
(1,22)	2:B:157:CYS:C	1:A:561:ASP:HB2	1	0.57
(1,22)	2:B:157:CYS:C	1:A:561:ASP:HB3	1	0.57
(1,22)	2:B:157:CYS:C	1:A:561:ASP:N	1	0.57
(1,22)	2:B:157:CYS:C	1:A:561:ASP:O	1	0.57
(1,22)	2:B:157:CYS:C	1:A:561:ASP:OD1	1	0.57
(1,22)	2:B:157:CYS:C	1:A:561:ASP:OD2	1	0.57
(1,22)	2:B:157:CYS:C	1:A:563:LYS:C	1	0.57
(1,22)	2:B:157:CYS:C	1:A:563:LYS:CA	1	0.57
(1,22)	2:B:157:CYS:C	1:A:563:LYS:CB	1	0.57
(1,22)	2:B:157:CYS:C	1:A:563:LYS:CD	1	0.57
(1,22)	2:B:157:CYS:C	1:A:563:LYS:CE	1	0.57
(1,22)	2:B:157:CYS:C	1:A:563:LYS:CG	1	0.57
(1,22)	2:B:157:CYS:C	1:A:563:LYS:H	1	0.57
(1,22)	2:B:157:CYS:C	1:A:563:LYS:HA	1	0.57
(1,22)	2:B:157:CYS:C	1:A:563:LYS:HB2	1	0.57
(1,22)	2:B:157:CYS:C	1:A:563:LYS:HB3	1	0.57
(1,22)	2:B:157:CYS:C	1:A:563:LYS:HD2	1	0.57
(1,22)	2:B:157:CYS:C	1:A:563:LYS:HD3	1	0.57
(1,22)	2:B:157:CYS:C	1:A:563:LYS:HE2	1	0.57
(1,22)	2:B:157:CYS:C	1:A:563:LYS:HE3	1	0.57
(1,22)	2:B:157:CYS:C	1:A:563:LYS:HG2	1	0.57
(1,22)	2:B:157:CYS:C	1:A:563:LYS:HG3	1	0.57
(1,22)	2:B:157:CYS:C	1:A:563:LYS:HZ1	1	0.57
(1,22)	2:B:157:CYS:C	1:A:563:LYS:HZ2	1	0.57
(1,22)	2:B:157:CYS:C	1:A:563:LYS:HZ3	1	0.57
(1,22)	2:B:157:CYS:C	1:A:563:LYS:N	1	0.57
(1,22)	2:B:157:CYS:C	1:A:563:LYS:NZ	1	0.57
(1,22)	2:B:157:CYS:C	1:A:563:LYS:O	1	0.57
(1,22)	2:B:157:CYS:C	1:A:564:ALA:C	1	0.57
(1,22)	2:B:157:CYS:C	1:A:564:ALA:CA	1	0.57
(1,22)	2:B:157:CYS:C	1:A:564:ALA:CB	1	0.57
(1,22)	2:B:157:CYS:C	1:A:564:ALA:H	1	0.57
(1,22)	2:B:157:CYS:C	1:A:564:ALA:HA	1	0.57
(1,22)	2:B:157:CYS:C	1:A:564:ALA:HB1	1	0.57
(1,22)	2:B:157:CYS:C	1:A:564:ALA:HB2	1	0.57
(1,22)	2:B:157:CYS:C	1:A:564:ALA:HB3	1	0.57
(1,22)	2:B:157:CYS:C	1:A:564:ALA:N	1	0.57

*Continued on next page...*

*Continued from previous page...*

Key	Atom-1	Atom-2	Model ID	Violation (Å)
(1,22)	2:B:157:CYS:C	1:A:564:ALA:O	1	0.57
(1,22)	2:B:157:CYS:C	1:A:566:LEU:C	1	0.57
(1,22)	2:B:157:CYS:C	1:A:566:LEU:CA	1	0.57
(1,22)	2:B:157:CYS:C	1:A:566:LEU:CB	1	0.57
(1,22)	2:B:157:CYS:C	1:A:566:LEU:CD1	1	0.57
(1,22)	2:B:157:CYS:C	1:A:566:LEU:CD2	1	0.57
(1,22)	2:B:157:CYS:C	1:A:566:LEU:CG	1	0.57
(1,22)	2:B:157:CYS:C	1:A:566:LEU:H	1	0.57
(1,22)	2:B:157:CYS:C	1:A:566:LEU:HA	1	0.57
(1,22)	2:B:157:CYS:C	1:A:566:LEU:HB2	1	0.57
(1,22)	2:B:157:CYS:C	1:A:566:LEU:HB3	1	0.57
(1,22)	2:B:157:CYS:C	1:A:566:LEU:HD11	1	0.57
(1,22)	2:B:157:CYS:C	1:A:566:LEU:HD12	1	0.57
(1,22)	2:B:157:CYS:C	1:A:566:LEU:HD13	1	0.57
(1,22)	2:B:157:CYS:C	1:A:566:LEU:HD21	1	0.57
(1,22)	2:B:157:CYS:C	1:A:566:LEU:HD22	1	0.57
(1,22)	2:B:157:CYS:C	1:A:566:LEU:HD23	1	0.57
(1,22)	2:B:157:CYS:C	1:A:566:LEU:HG	1	0.57
(1,22)	2:B:157:CYS:C	1:A:566:LEU:N	1	0.57
(1,22)	2:B:157:CYS:C	1:A:566:LEU:O	1	0.57
(1,22)	2:B:157:CYS:CA	1:A:490:ALA:C	1	0.57
(1,22)	2:B:157:CYS:CA	1:A:490:ALA:CA	1	0.57
(1,22)	2:B:157:CYS:CA	1:A:490:ALA:CB	1	0.57
(1,22)	2:B:157:CYS:CA	1:A:490:ALA:H	1	0.57
(1,22)	2:B:157:CYS:CA	1:A:490:ALA:HA	1	0.57
(1,22)	2:B:157:CYS:CA	1:A:490:ALA:HB1	1	0.57
(1,22)	2:B:157:CYS:CA	1:A:490:ALA:HB2	1	0.57
(1,22)	2:B:157:CYS:CA	1:A:490:ALA:HB3	1	0.57
(1,22)	2:B:157:CYS:CA	1:A:490:ALA:N	1	0.57
(1,22)	2:B:157:CYS:CA	1:A:490:ALA:O	1	0.57
(1,22)	2:B:157:CYS:CA	1:A:514:THR:C	1	0.57
(1,22)	2:B:157:CYS:CA	1:A:514:THR:CA	1	0.57
(1,22)	2:B:157:CYS:CA	1:A:514:THR:CB	1	0.57
(1,22)	2:B:157:CYS:CA	1:A:514:THR:CG2	1	0.57
(1,22)	2:B:157:CYS:CA	1:A:514:THR:H	1	0.57
(1,22)	2:B:157:CYS:CA	1:A:514:THR:HA	1	0.57
(1,22)	2:B:157:CYS:CA	1:A:514:THR:HB	1	0.57
(1,22)	2:B:157:CYS:CA	1:A:514:THR:HG1	1	0.57
(1,22)	2:B:157:CYS:CA	1:A:514:THR:HG21	1	0.57
(1,22)	2:B:157:CYS:CA	1:A:514:THR:HG22	1	0.57
(1,22)	2:B:157:CYS:CA	1:A:514:THR:HG23	1	0.57
(1,22)	2:B:157:CYS:CA	1:A:514:THR:N	1	0.57

*Continued on next page...*

*Continued from previous page...*

Key	Atom-1	Atom-2	Model ID	Violation (Å)
(1,22)	2:B:157:CYS:CA	1:A:514:THR:O	1	0.57
(1,22)	2:B:157:CYS:CA	1:A:514:THR:OG1	1	0.57
(1,22)	2:B:157:CYS:CA	1:A:516:ASN:C	1	0.57
(1,22)	2:B:157:CYS:CA	1:A:516:ASN:CA	1	0.57
(1,22)	2:B:157:CYS:CA	1:A:516:ASN:CB	1	0.57
(1,22)	2:B:157:CYS:CA	1:A:516:ASN:CG	1	0.57
(1,22)	2:B:157:CYS:CA	1:A:516:ASN:H	1	0.57
(1,22)	2:B:157:CYS:CA	1:A:516:ASN:HA	1	0.57
(1,22)	2:B:157:CYS:CA	1:A:516:ASN:HB2	1	0.57
(1,22)	2:B:157:CYS:CA	1:A:516:ASN:HB3	1	0.57
(1,22)	2:B:157:CYS:CA	1:A:516:ASN:HD21	1	0.57
(1,22)	2:B:157:CYS:CA	1:A:516:ASN:HD22	1	0.57
(1,22)	2:B:157:CYS:CA	1:A:516:ASN:N	1	0.57
(1,22)	2:B:157:CYS:CA	1:A:516:ASN:ND2	1	0.57
(1,22)	2:B:157:CYS:CA	1:A:516:ASN:O	1	0.57
(1,22)	2:B:157:CYS:CA	1:A:516:ASN:OD1	1	0.57
(1,22)	2:B:157:CYS:CA	1:A:519:GLY:C	1	0.57
(1,22)	2:B:157:CYS:CA	1:A:519:GLY:CA	1	0.57
(1,22)	2:B:157:CYS:CA	1:A:519:GLY:H	1	0.57
(1,22)	2:B:157:CYS:CA	1:A:519:GLY:HA2	1	0.57
(1,22)	2:B:157:CYS:CA	1:A:519:GLY:HA3	1	0.57
(1,22)	2:B:157:CYS:CA	1:A:519:GLY:N	1	0.57
(1,22)	2:B:157:CYS:CA	1:A:519:GLY:O	1	0.57
(1,22)	2:B:157:CYS:CA	1:A:522:PHE:C	1	0.57
(1,22)	2:B:157:CYS:CA	1:A:522:PHE:CA	1	0.57
(1,22)	2:B:157:CYS:CA	1:A:522:PHE:CB	1	0.57
(1,22)	2:B:157:CYS:CA	1:A:522:PHE:CD1	1	0.57
(1,22)	2:B:157:CYS:CA	1:A:522:PHE:CD2	1	0.57
(1,22)	2:B:157:CYS:CA	1:A:522:PHE:CE1	1	0.57
(1,22)	2:B:157:CYS:CA	1:A:522:PHE:CE2	1	0.57
(1,22)	2:B:157:CYS:CA	1:A:522:PHE:CG	1	0.57
(1,22)	2:B:157:CYS:CA	1:A:522:PHE:CZ	1	0.57
(1,22)	2:B:157:CYS:CA	1:A:522:PHE:H	1	0.57
(1,22)	2:B:157:CYS:CA	1:A:522:PHE:HA	1	0.57
(1,22)	2:B:157:CYS:CA	1:A:522:PHE:HB2	1	0.57
(1,22)	2:B:157:CYS:CA	1:A:522:PHE:HB3	1	0.57
(1,22)	2:B:157:CYS:CA	1:A:522:PHE:HD1	1	0.57
(1,22)	2:B:157:CYS:CA	1:A:522:PHE:HD2	1	0.57
(1,22)	2:B:157:CYS:CA	1:A:522:PHE:HE1	1	0.57
(1,22)	2:B:157:CYS:CA	1:A:522:PHE:HE2	1	0.57
(1,22)	2:B:157:CYS:CA	1:A:522:PHE:HZ	1	0.57
(1,22)	2:B:157:CYS:CA	1:A:522:PHE:N	1	0.57

*Continued on next page...*

*Continued from previous page...*

Key	Atom-1	Atom-2	Model ID	Violation (Å)
(1,22)	2:B:157:CYS:CA	1:A:522:PHE:O	1	0.57
(1,22)	2:B:157:CYS:CA	1:A:523:GLU:C	1	0.57
(1,22)	2:B:157:CYS:CA	1:A:523:GLU:CA	1	0.57
(1,22)	2:B:157:CYS:CA	1:A:523:GLU:CB	1	0.57
(1,22)	2:B:157:CYS:CA	1:A:523:GLU:CD	1	0.57
(1,22)	2:B:157:CYS:CA	1:A:523:GLU:CG	1	0.57
(1,22)	2:B:157:CYS:CA	1:A:523:GLU:H	1	0.57
(1,22)	2:B:157:CYS:CA	1:A:523:GLU:HA	1	0.57
(1,22)	2:B:157:CYS:CA	1:A:523:GLU:HB2	1	0.57
(1,22)	2:B:157:CYS:CA	1:A:523:GLU:HB3	1	0.57
(1,22)	2:B:157:CYS:CA	1:A:523:GLU:HG2	1	0.57
(1,22)	2:B:157:CYS:CA	1:A:523:GLU:HG3	1	0.57
(1,22)	2:B:157:CYS:CA	1:A:523:GLU:N	1	0.57
(1,22)	2:B:157:CYS:CA	1:A:523:GLU:O	1	0.57
(1,22)	2:B:157:CYS:CA	1:A:523:GLU:OE1	1	0.57
(1,22)	2:B:157:CYS:CA	1:A:523:GLU:OE2	1	0.57
(1,22)	2:B:157:CYS:CA	1:A:524:PHE:C	1	0.57
(1,22)	2:B:157:CYS:CA	1:A:524:PHE:CA	1	0.57
(1,22)	2:B:157:CYS:CA	1:A:524:PHE:CB	1	0.57
(1,22)	2:B:157:CYS:CA	1:A:524:PHE:CD1	1	0.57
(1,22)	2:B:157:CYS:CA	1:A:524:PHE:CD2	1	0.57
(1,22)	2:B:157:CYS:CA	1:A:524:PHE:CE1	1	0.57
(1,22)	2:B:157:CYS:CA	1:A:524:PHE:CE2	1	0.57
(1,22)	2:B:157:CYS:CA	1:A:524:PHE:CG	1	0.57
(1,22)	2:B:157:CYS:CA	1:A:524:PHE:CZ	1	0.57
(1,22)	2:B:157:CYS:CA	1:A:524:PHE:H	1	0.57
(1,22)	2:B:157:CYS:CA	1:A:524:PHE:HA	1	0.57
(1,22)	2:B:157:CYS:CA	1:A:524:PHE:HB2	1	0.57
(1,22)	2:B:157:CYS:CA	1:A:524:PHE:HB3	1	0.57
(1,22)	2:B:157:CYS:CA	1:A:524:PHE:HD1	1	0.57
(1,22)	2:B:157:CYS:CA	1:A:524:PHE:HD2	1	0.57
(1,22)	2:B:157:CYS:CA	1:A:524:PHE:HE1	1	0.57
(1,22)	2:B:157:CYS:CA	1:A:524:PHE:HE2	1	0.57
(1,22)	2:B:157:CYS:CA	1:A:524:PHE:HZ	1	0.57
(1,22)	2:B:157:CYS:CA	1:A:524:PHE:N	1	0.57
(1,22)	2:B:157:CYS:CA	1:A:524:PHE:O	1	0.57
(1,22)	2:B:157:CYS:CA	1:A:525:GLU:C	1	0.57
(1,22)	2:B:157:CYS:CA	1:A:525:GLU:CA	1	0.57
(1,22)	2:B:157:CYS:CA	1:A:525:GLU:CB	1	0.57
(1,22)	2:B:157:CYS:CA	1:A:525:GLU:CD	1	0.57
(1,22)	2:B:157:CYS:CA	1:A:525:GLU:CG	1	0.57
(1,22)	2:B:157:CYS:CA	1:A:525:GLU:H	1	0.57

*Continued on next page...*

*Continued from previous page...*

Key	Atom-1	Atom-2	Model ID	Violation (Å)
(1,22)	2:B:157:CYS:CA	1:A:525:GLU:HA	1	0.57
(1,22)	2:B:157:CYS:CA	1:A:525:GLU:HB2	1	0.57
(1,22)	2:B:157:CYS:CA	1:A:525:GLU:HB3	1	0.57
(1,22)	2:B:157:CYS:CA	1:A:525:GLU:HG2	1	0.57
(1,22)	2:B:157:CYS:CA	1:A:525:GLU:HG3	1	0.57
(1,22)	2:B:157:CYS:CA	1:A:525:GLU:N	1	0.57
(1,22)	2:B:157:CYS:CA	1:A:525:GLU:O	1	0.57
(1,22)	2:B:157:CYS:CA	1:A:525:GLU:OE1	1	0.57
(1,22)	2:B:157:CYS:CA	1:A:525:GLU:OE2	1	0.57
(1,22)	2:B:157:CYS:CA	1:A:526:ASN:C	1	0.57
(1,22)	2:B:157:CYS:CA	1:A:526:ASN:CA	1	0.57
(1,22)	2:B:157:CYS:CA	1:A:526:ASN:CB	1	0.57
(1,22)	2:B:157:CYS:CA	1:A:526:ASN:CG	1	0.57
(1,22)	2:B:157:CYS:CA	1:A:526:ASN:H	1	0.57
(1,22)	2:B:157:CYS:CA	1:A:526:ASN:HA	1	0.57
(1,22)	2:B:157:CYS:CA	1:A:526:ASN:HB2	1	0.57
(1,22)	2:B:157:CYS:CA	1:A:526:ASN:HB3	1	0.57
(1,22)	2:B:157:CYS:CA	1:A:526:ASN:HD21	1	0.57
(1,22)	2:B:157:CYS:CA	1:A:526:ASN:HD22	1	0.57
(1,22)	2:B:157:CYS:CA	1:A:526:ASN:N	1	0.57
(1,22)	2:B:157:CYS:CA	1:A:526:ASN:ND2	1	0.57
(1,22)	2:B:157:CYS:CA	1:A:526:ASN:O	1	0.57
(1,22)	2:B:157:CYS:CA	1:A:526:ASN:OD1	1	0.57
(1,22)	2:B:157:CYS:CA	1:A:527:ALA:C	1	0.57
(1,22)	2:B:157:CYS:CA	1:A:527:ALA:CA	1	0.57
(1,22)	2:B:157:CYS:CA	1:A:527:ALA:CB	1	0.57
(1,22)	2:B:157:CYS:CA	1:A:527:ALA:H	1	0.57
(1,22)	2:B:157:CYS:CA	1:A:527:ALA:HA	1	0.57
(1,22)	2:B:157:CYS:CA	1:A:527:ALA:HB1	1	0.57
(1,22)	2:B:157:CYS:CA	1:A:527:ALA:HB2	1	0.57
(1,22)	2:B:157:CYS:CA	1:A:527:ALA:HB3	1	0.57
(1,22)	2:B:157:CYS:CA	1:A:527:ALA:N	1	0.57
(1,22)	2:B:157:CYS:CA	1:A:527:ALA:O	1	0.57
(1,22)	2:B:157:CYS:CA	1:A:528:ILE:C	1	0.57
(1,22)	2:B:157:CYS:CA	1:A:528:ILE:CA	1	0.57
(1,22)	2:B:157:CYS:CA	1:A:528:ILE:CB	1	0.57
(1,22)	2:B:157:CYS:CA	1:A:528:ILE:CD1	1	0.57
(1,22)	2:B:157:CYS:CA	1:A:528:ILE:CG1	1	0.57
(1,22)	2:B:157:CYS:CA	1:A:528:ILE:CG2	1	0.57
(1,22)	2:B:157:CYS:CA	1:A:528:ILE:H	1	0.57
(1,22)	2:B:157:CYS:CA	1:A:528:ILE:HA	1	0.57
(1,22)	2:B:157:CYS:CA	1:A:528:ILE:HB	1	0.57

*Continued on next page...*

*Continued from previous page...*

Key	Atom-1	Atom-2	Model ID	Violation (Å)
(1,22)	2:B:157:CYS:CA	1:A:528:ILE:HD11	1	0.57
(1,22)	2:B:157:CYS:CA	1:A:528:ILE:HD12	1	0.57
(1,22)	2:B:157:CYS:CA	1:A:528:ILE:HD13	1	0.57
(1,22)	2:B:157:CYS:CA	1:A:528:ILE:HG12	1	0.57
(1,22)	2:B:157:CYS:CA	1:A:528:ILE:HG13	1	0.57
(1,22)	2:B:157:CYS:CA	1:A:528:ILE:HG21	1	0.57
(1,22)	2:B:157:CYS:CA	1:A:528:ILE:HG22	1	0.57
(1,22)	2:B:157:CYS:CA	1:A:528:ILE:HG23	1	0.57
(1,22)	2:B:157:CYS:CA	1:A:528:ILE:N	1	0.57
(1,22)	2:B:157:CYS:CA	1:A:528:ILE:O	1	0.57
(1,22)	2:B:157:CYS:CA	1:A:529:VAL:C	1	0.57
(1,22)	2:B:157:CYS:CA	1:A:529:VAL:CA	1	0.57
(1,22)	2:B:157:CYS:CA	1:A:529:VAL:CB	1	0.57
(1,22)	2:B:157:CYS:CA	1:A:529:VAL:CG1	1	0.57
(1,22)	2:B:157:CYS:CA	1:A:529:VAL:CG2	1	0.57
(1,22)	2:B:157:CYS:CA	1:A:529:VAL:H	1	0.57
(1,22)	2:B:157:CYS:CA	1:A:529:VAL:HA	1	0.57
(1,22)	2:B:157:CYS:CA	1:A:529:VAL:HB	1	0.57
(1,22)	2:B:157:CYS:CA	1:A:529:VAL:HG11	1	0.57
(1,22)	2:B:157:CYS:CA	1:A:529:VAL:HG12	1	0.57
(1,22)	2:B:157:CYS:CA	1:A:529:VAL:HG13	1	0.57
(1,22)	2:B:157:CYS:CA	1:A:529:VAL:HG21	1	0.57
(1,22)	2:B:157:CYS:CA	1:A:529:VAL:HG22	1	0.57
(1,22)	2:B:157:CYS:CA	1:A:529:VAL:HG23	1	0.57
(1,22)	2:B:157:CYS:CA	1:A:529:VAL:N	1	0.57
(1,22)	2:B:157:CYS:CA	1:A:529:VAL:O	1	0.57
(1,22)	2:B:157:CYS:CA	1:A:561:ASP:C	1	0.57
(1,22)	2:B:157:CYS:CA	1:A:561:ASP:CA	1	0.57
(1,22)	2:B:157:CYS:CA	1:A:561:ASP:CB	1	0.57
(1,22)	2:B:157:CYS:CA	1:A:561:ASP:CG	1	0.57
(1,22)	2:B:157:CYS:CA	1:A:561:ASP:H	1	0.57
(1,22)	2:B:157:CYS:CA	1:A:561:ASP:HA	1	0.57
(1,22)	2:B:157:CYS:CA	1:A:561:ASP:HB2	1	0.57
(1,22)	2:B:157:CYS:CA	1:A:561:ASP:HB3	1	0.57
(1,22)	2:B:157:CYS:CA	1:A:561:ASP:N	1	0.57
(1,22)	2:B:157:CYS:CA	1:A:561:ASP:O	1	0.57
(1,22)	2:B:157:CYS:CA	1:A:561:ASP:OD1	1	0.57
(1,22)	2:B:157:CYS:CA	1:A:561:ASP:OD2	1	0.57
(1,22)	2:B:157:CYS:CA	1:A:563:LYS:C	1	0.57
(1,22)	2:B:157:CYS:CA	1:A:563:LYS:CA	1	0.57
(1,22)	2:B:157:CYS:CA	1:A:563:LYS:CB	1	0.57
(1,22)	2:B:157:CYS:CA	1:A:563:LYS:CD	1	0.57

*Continued on next page...*

*Continued from previous page...*

Key	Atom-1	Atom-2	Model ID	Violation (Å)
(1,22)	2:B:157:CYS:CA	1:A:563:LYS:CE	1	0.57
(1,22)	2:B:157:CYS:CA	1:A:563:LYS:CG	1	0.57
(1,22)	2:B:157:CYS:CA	1:A:563:LYS:H	1	0.57
(1,22)	2:B:157:CYS:CA	1:A:563:LYS:HA	1	0.57
(1,22)	2:B:157:CYS:CA	1:A:563:LYS:HB2	1	0.57
(1,22)	2:B:157:CYS:CA	1:A:563:LYS:HB3	1	0.57
(1,22)	2:B:157:CYS:CA	1:A:563:LYS:HD2	1	0.57
(1,22)	2:B:157:CYS:CA	1:A:563:LYS:HD3	1	0.57
(1,22)	2:B:157:CYS:CA	1:A:563:LYS:HE2	1	0.57
(1,22)	2:B:157:CYS:CA	1:A:563:LYS:HE3	1	0.57
(1,22)	2:B:157:CYS:CA	1:A:563:LYS:HG2	1	0.57
(1,22)	2:B:157:CYS:CA	1:A:563:LYS:HG3	1	0.57
(1,22)	2:B:157:CYS:CA	1:A:563:LYS:HZ1	1	0.57
(1,22)	2:B:157:CYS:CA	1:A:563:LYS:HZ2	1	0.57
(1,22)	2:B:157:CYS:CA	1:A:563:LYS:HZ3	1	0.57
(1,22)	2:B:157:CYS:CA	1:A:563:LYS:N	1	0.57
(1,22)	2:B:157:CYS:CA	1:A:563:LYS:NZ	1	0.57
(1,22)	2:B:157:CYS:CA	1:A:563:LYS:O	1	0.57
(1,22)	2:B:157:CYS:CA	1:A:564:ALA:C	1	0.57
(1,22)	2:B:157:CYS:CA	1:A:564:ALA:CA	1	0.57
(1,22)	2:B:157:CYS:CA	1:A:564:ALA:CB	1	0.57
(1,22)	2:B:157:CYS:CA	1:A:564:ALA:H	1	0.57
(1,22)	2:B:157:CYS:CA	1:A:564:ALA:HA	1	0.57
(1,22)	2:B:157:CYS:CA	1:A:564:ALA:HB1	1	0.57
(1,22)	2:B:157:CYS:CA	1:A:564:ALA:HB2	1	0.57
(1,22)	2:B:157:CYS:CA	1:A:564:ALA:HB3	1	0.57
(1,22)	2:B:157:CYS:CA	1:A:564:ALA:N	1	0.57
(1,22)	2:B:157:CYS:CA	1:A:564:ALA:O	1	0.57
(1,22)	2:B:157:CYS:CA	1:A:566:LEU:C	1	0.57
(1,22)	2:B:157:CYS:CA	1:A:566:LEU:CA	1	0.57
(1,22)	2:B:157:CYS:CA	1:A:566:LEU:CB	1	0.57
(1,22)	2:B:157:CYS:CA	1:A:566:LEU:CD1	1	0.57
(1,22)	2:B:157:CYS:CA	1:A:566:LEU:CD2	1	0.57
(1,22)	2:B:157:CYS:CA	1:A:566:LEU:CG	1	0.57
(1,22)	2:B:157:CYS:CA	1:A:566:LEU:H	1	0.57
(1,22)	2:B:157:CYS:CA	1:A:566:LEU:HA	1	0.57
(1,22)	2:B:157:CYS:CA	1:A:566:LEU:HB2	1	0.57
(1,22)	2:B:157:CYS:CA	1:A:566:LEU:HB3	1	0.57
(1,22)	2:B:157:CYS:CA	1:A:566:LEU:HD11	1	0.57
(1,22)	2:B:157:CYS:CA	1:A:566:LEU:HD12	1	0.57
(1,22)	2:B:157:CYS:CA	1:A:566:LEU:HD13	1	0.57
(1,22)	2:B:157:CYS:CA	1:A:566:LEU:HD21	1	0.57

*Continued on next page...*

*Continued from previous page...*

Key	Atom-1	Atom-2	Model ID	Violation (Å)
(1,22)	2:B:157:CYS:CA	1:A:566:LEU:HD22	1	0.57
(1,22)	2:B:157:CYS:CA	1:A:566:LEU:HD23	1	0.57
(1,22)	2:B:157:CYS:CA	1:A:566:LEU:HG	1	0.57
(1,22)	2:B:157:CYS:CA	1:A:566:LEU:N	1	0.57
(1,22)	2:B:157:CYS:CA	1:A:566:LEU:O	1	0.57
(1,22)	2:B:157:CYS:CB	1:A:490:ALA:C	1	0.57
(1,22)	2:B:157:CYS:CB	1:A:490:ALA:CA	1	0.57
(1,22)	2:B:157:CYS:CB	1:A:490:ALA:CB	1	0.57
(1,22)	2:B:157:CYS:CB	1:A:490:ALA:H	1	0.57
(1,22)	2:B:157:CYS:CB	1:A:490:ALA:HA	1	0.57
(1,22)	2:B:157:CYS:CB	1:A:490:ALA:HB1	1	0.57
(1,22)	2:B:157:CYS:CB	1:A:490:ALA:HB2	1	0.57
(1,22)	2:B:157:CYS:CB	1:A:490:ALA:HB3	1	0.57
(1,22)	2:B:157:CYS:CB	1:A:490:ALA:N	1	0.57
(1,22)	2:B:157:CYS:CB	1:A:490:ALA:O	1	0.57
(1,22)	2:B:157:CYS:CB	1:A:514:THR:C	1	0.57
(1,22)	2:B:157:CYS:CB	1:A:514:THR:CA	1	0.57
(1,22)	2:B:157:CYS:CB	1:A:514:THR:CB	1	0.57
(1,22)	2:B:157:CYS:CB	1:A:514:THR:CG2	1	0.57
(1,22)	2:B:157:CYS:CB	1:A:514:THR:H	1	0.57
(1,22)	2:B:157:CYS:CB	1:A:514:THR:HA	1	0.57
(1,22)	2:B:157:CYS:CB	1:A:514:THR:HB	1	0.57
(1,22)	2:B:157:CYS:CB	1:A:514:THR:HG1	1	0.57
(1,22)	2:B:157:CYS:CB	1:A:514:THR:HG21	1	0.57
(1,22)	2:B:157:CYS:CB	1:A:514:THR:HG22	1	0.57
(1,22)	2:B:157:CYS:CB	1:A:514:THR:HG23	1	0.57
(1,22)	2:B:157:CYS:CB	1:A:514:THR:N	1	0.57
(1,22)	2:B:157:CYS:CB	1:A:514:THR:O	1	0.57
(1,22)	2:B:157:CYS:CB	1:A:514:THR:OG1	1	0.57
(1,22)	2:B:157:CYS:CB	1:A:516:ASN:C	1	0.57
(1,22)	2:B:157:CYS:CB	1:A:516:ASN:CA	1	0.57
(1,22)	2:B:157:CYS:CB	1:A:516:ASN:CB	1	0.57
(1,22)	2:B:157:CYS:CB	1:A:516:ASN:CG	1	0.57
(1,22)	2:B:157:CYS:CB	1:A:516:ASN:H	1	0.57
(1,22)	2:B:157:CYS:CB	1:A:516:ASN:HA	1	0.57
(1,22)	2:B:157:CYS:CB	1:A:516:ASN:HB2	1	0.57
(1,22)	2:B:157:CYS:CB	1:A:516:ASN:HB3	1	0.57
(1,22)	2:B:157:CYS:CB	1:A:516:ASN:HD21	1	0.57
(1,22)	2:B:157:CYS:CB	1:A:516:ASN:HD22	1	0.57
(1,22)	2:B:157:CYS:CB	1:A:516:ASN:N	1	0.57
(1,22)	2:B:157:CYS:CB	1:A:516:ASN:ND2	1	0.57
(1,22)	2:B:157:CYS:CB	1:A:516:ASN:O	1	0.57

*Continued on next page...*



*Continued from previous page...*

Key	Atom-1	Atom-2	Model ID	Violation (Å)
(1,22)	2:B:157:CYS:CB	1:A:516:ASN:OD1	1	0.57
(1,22)	2:B:157:CYS:CB	1:A:519:GLY:C	1	0.57
(1,22)	2:B:157:CYS:CB	1:A:519:GLY:CA	1	0.57
(1,22)	2:B:157:CYS:CB	1:A:519:GLY:H	1	0.57
(1,22)	2:B:157:CYS:CB	1:A:519:GLY:HA2	1	0.57
(1,22)	2:B:157:CYS:CB	1:A:519:GLY:HA3	1	0.57
(1,22)	2:B:157:CYS:CB	1:A:519:GLY:N	1	0.57
(1,22)	2:B:157:CYS:CB	1:A:519:GLY:O	1	0.57
(1,22)	2:B:157:CYS:CB	1:A:522:PHE:C	1	0.57
(1,22)	2:B:157:CYS:CB	1:A:522:PHE:CA	1	0.57
(1,22)	2:B:157:CYS:CB	1:A:522:PHE:CB	1	0.57
(1,22)	2:B:157:CYS:CB	1:A:522:PHE:CD1	1	0.57
(1,22)	2:B:157:CYS:CB	1:A:522:PHE:CD2	1	0.57
(1,22)	2:B:157:CYS:CB	1:A:522:PHE:CE1	1	0.57
(1,22)	2:B:157:CYS:CB	1:A:522:PHE:CE2	1	0.57
(1,22)	2:B:157:CYS:CB	1:A:522:PHE:CG	1	0.57
(1,22)	2:B:157:CYS:CB	1:A:522:PHE:CZ	1	0.57
(1,22)	2:B:157:CYS:CB	1:A:522:PHE:H	1	0.57
(1,22)	2:B:157:CYS:CB	1:A:522:PHE:HA	1	0.57
(1,22)	2:B:157:CYS:CB	1:A:522:PHE:HB2	1	0.57
(1,22)	2:B:157:CYS:CB	1:A:522:PHE:HB3	1	0.57
(1,22)	2:B:157:CYS:CB	1:A:522:PHE:HD1	1	0.57
(1,22)	2:B:157:CYS:CB	1:A:522:PHE:HD2	1	0.57
(1,22)	2:B:157:CYS:CB	1:A:522:PHE:HE1	1	0.57
(1,22)	2:B:157:CYS:CB	1:A:522:PHE:HE2	1	0.57
(1,22)	2:B:157:CYS:CB	1:A:522:PHE:HZ	1	0.57
(1,22)	2:B:157:CYS:CB	1:A:522:PHE:N	1	0.57
(1,22)	2:B:157:CYS:CB	1:A:522:PHE:O	1	0.57
(1,22)	2:B:157:CYS:CB	1:A:523:GLU:C	1	0.57
(1,22)	2:B:157:CYS:CB	1:A:523:GLU:CA	1	0.57
(1,22)	2:B:157:CYS:CB	1:A:523:GLU:CB	1	0.57
(1,22)	2:B:157:CYS:CB	1:A:523:GLU:CD	1	0.57
(1,22)	2:B:157:CYS:CB	1:A:523:GLU:CG	1	0.57
(1,22)	2:B:157:CYS:CB	1:A:523:GLU:H	1	0.57
(1,22)	2:B:157:CYS:CB	1:A:523:GLU:HA	1	0.57
(1,22)	2:B:157:CYS:CB	1:A:523:GLU:HB2	1	0.57
(1,22)	2:B:157:CYS:CB	1:A:523:GLU:HB3	1	0.57
(1,22)	2:B:157:CYS:CB	1:A:523:GLU:HG2	1	0.57
(1,22)	2:B:157:CYS:CB	1:A:523:GLU:HG3	1	0.57
(1,22)	2:B:157:CYS:CB	1:A:523:GLU:N	1	0.57
(1,22)	2:B:157:CYS:CB	1:A:523:GLU:O	1	0.57
(1,22)	2:B:157:CYS:CB	1:A:523:GLU:OE1	1	0.57

*Continued on next page...*

*Continued from previous page...*

Key	Atom-1	Atom-2	Model ID	Violation (Å)
(1,22)	2:B:157:CYS:CB	1:A:523:GLU:OE2	1	0.57
(1,22)	2:B:157:CYS:CB	1:A:524:PHE:C	1	0.57
(1,22)	2:B:157:CYS:CB	1:A:524:PHE:CA	1	0.57
(1,22)	2:B:157:CYS:CB	1:A:524:PHE:CB	1	0.57
(1,22)	2:B:157:CYS:CB	1:A:524:PHE:CD1	1	0.57
(1,22)	2:B:157:CYS:CB	1:A:524:PHE:CD2	1	0.57
(1,22)	2:B:157:CYS:CB	1:A:524:PHE:CE1	1	0.57
(1,22)	2:B:157:CYS:CB	1:A:524:PHE:CE2	1	0.57
(1,22)	2:B:157:CYS:CB	1:A:524:PHE:CG	1	0.57
(1,22)	2:B:157:CYS:CB	1:A:524:PHE:CZ	1	0.57
(1,22)	2:B:157:CYS:CB	1:A:524:PHE:H	1	0.57
(1,22)	2:B:157:CYS:CB	1:A:524:PHE:HA	1	0.57
(1,22)	2:B:157:CYS:CB	1:A:524:PHE:HB2	1	0.57
(1,22)	2:B:157:CYS:CB	1:A:524:PHE:HB3	1	0.57
(1,22)	2:B:157:CYS:CB	1:A:524:PHE:HD1	1	0.57
(1,22)	2:B:157:CYS:CB	1:A:524:PHE:HD2	1	0.57
(1,22)	2:B:157:CYS:CB	1:A:524:PHE:HE1	1	0.57
(1,22)	2:B:157:CYS:CB	1:A:524:PHE:HE2	1	0.57
(1,22)	2:B:157:CYS:CB	1:A:524:PHE:HZ	1	0.57
(1,22)	2:B:157:CYS:CB	1:A:524:PHE:N	1	0.57
(1,22)	2:B:157:CYS:CB	1:A:524:PHE:O	1	0.57
(1,22)	2:B:157:CYS:CB	1:A:525:GLU:C	1	0.57
(1,22)	2:B:157:CYS:CB	1:A:525:GLU:CA	1	0.57
(1,22)	2:B:157:CYS:CB	1:A:525:GLU:CB	1	0.57
(1,22)	2:B:157:CYS:CB	1:A:525:GLU:CD	1	0.57
(1,22)	2:B:157:CYS:CB	1:A:525:GLU:CG	1	0.57
(1,22)	2:B:157:CYS:CB	1:A:525:GLU:H	1	0.57
(1,22)	2:B:157:CYS:CB	1:A:525:GLU:HA	1	0.57
(1,22)	2:B:157:CYS:CB	1:A:525:GLU:HB2	1	0.57
(1,22)	2:B:157:CYS:CB	1:A:525:GLU:HB3	1	0.57
(1,22)	2:B:157:CYS:CB	1:A:525:GLU:HG2	1	0.57
(1,22)	2:B:157:CYS:CB	1:A:525:GLU:HG3	1	0.57
(1,22)	2:B:157:CYS:CB	1:A:525:GLU:N	1	0.57
(1,22)	2:B:157:CYS:CB	1:A:525:GLU:O	1	0.57
(1,22)	2:B:157:CYS:CB	1:A:525:GLU:OE1	1	0.57
(1,22)	2:B:157:CYS:CB	1:A:525:GLU:OE2	1	0.57
(1,22)	2:B:157:CYS:CB	1:A:526:ASN:C	1	0.57
(1,22)	2:B:157:CYS:CB	1:A:526:ASN:CA	1	0.57
(1,22)	2:B:157:CYS:CB	1:A:526:ASN:CB	1	0.57
(1,22)	2:B:157:CYS:CB	1:A:526:ASN:CG	1	0.57
(1,22)	2:B:157:CYS:CB	1:A:526:ASN:H	1	0.57
(1,22)	2:B:157:CYS:CB	1:A:526:ASN:HA	1	0.57

*Continued on next page...*

*Continued from previous page...*

Key	Atom-1	Atom-2	Model ID	Violation (Å)
(1,22)	2:B:157:CYS:CB	1:A:526:ASN:HB2	1	0.57
(1,22)	2:B:157:CYS:CB	1:A:526:ASN:HB3	1	0.57
(1,22)	2:B:157:CYS:CB	1:A:526:ASN:HD21	1	0.57
(1,22)	2:B:157:CYS:CB	1:A:526:ASN:HD22	1	0.57
(1,22)	2:B:157:CYS:CB	1:A:526:ASN:N	1	0.57
(1,22)	2:B:157:CYS:CB	1:A:526:ASN:ND2	1	0.57
(1,22)	2:B:157:CYS:CB	1:A:526:ASN:O	1	0.57
(1,22)	2:B:157:CYS:CB	1:A:526:ASN:OD1	1	0.57
(1,22)	2:B:157:CYS:CB	1:A:527:ALA:C	1	0.57
(1,22)	2:B:157:CYS:CB	1:A:527:ALA:CA	1	0.57
(1,22)	2:B:157:CYS:CB	1:A:527:ALA:CB	1	0.57
(1,22)	2:B:157:CYS:CB	1:A:527:ALA:H	1	0.57
(1,22)	2:B:157:CYS:CB	1:A:527:ALA:HA	1	0.57
(1,22)	2:B:157:CYS:CB	1:A:527:ALA:HB1	1	0.57
(1,22)	2:B:157:CYS:CB	1:A:527:ALA:HB2	1	0.57
(1,22)	2:B:157:CYS:CB	1:A:527:ALA:HB3	1	0.57
(1,22)	2:B:157:CYS:CB	1:A:527:ALA:N	1	0.57
(1,22)	2:B:157:CYS:CB	1:A:527:ALA:O	1	0.57
(1,22)	2:B:157:CYS:CB	1:A:528:ILE:C	1	0.57
(1,22)	2:B:157:CYS:CB	1:A:528:ILE:CA	1	0.57
(1,22)	2:B:157:CYS:CB	1:A:528:ILE:CB	1	0.57
(1,22)	2:B:157:CYS:CB	1:A:528:ILE:CD1	1	0.57
(1,22)	2:B:157:CYS:CB	1:A:528:ILE:CG1	1	0.57
(1,22)	2:B:157:CYS:CB	1:A:528:ILE:CG2	1	0.57
(1,22)	2:B:157:CYS:CB	1:A:528:ILE:H	1	0.57
(1,22)	2:B:157:CYS:CB	1:A:528:ILE:HA	1	0.57
(1,22)	2:B:157:CYS:CB	1:A:528:ILE:HB	1	0.57
(1,22)	2:B:157:CYS:CB	1:A:528:ILE:HD11	1	0.57
(1,22)	2:B:157:CYS:CB	1:A:528:ILE:HD12	1	0.57
(1,22)	2:B:157:CYS:CB	1:A:528:ILE:HD13	1	0.57
(1,22)	2:B:157:CYS:CB	1:A:528:ILE:HG12	1	0.57
(1,22)	2:B:157:CYS:CB	1:A:528:ILE:HG13	1	0.57
(1,22)	2:B:157:CYS:CB	1:A:528:ILE:HG21	1	0.57
(1,22)	2:B:157:CYS:CB	1:A:528:ILE:HG22	1	0.57
(1,22)	2:B:157:CYS:CB	1:A:528:ILE:HG23	1	0.57
(1,22)	2:B:157:CYS:CB	1:A:528:ILE:N	1	0.57
(1,22)	2:B:157:CYS:CB	1:A:528:ILE:O	1	0.57
(1,22)	2:B:157:CYS:CB	1:A:529:VAL:C	1	0.57
(1,22)	2:B:157:CYS:CB	1:A:529:VAL:CA	1	0.57
(1,22)	2:B:157:CYS:CB	1:A:529:VAL:CB	1	0.57
(1,22)	2:B:157:CYS:CB	1:A:529:VAL:CG1	1	0.57
(1,22)	2:B:157:CYS:CB	1:A:529:VAL:CG2	1	0.57

*Continued on next page...*

*Continued from previous page...*

Key	Atom-1	Atom-2	Model ID	Violation (Å)
(1,22)	2:B:157:CYS:CB	1:A:529:VAL:H	1	0.57
(1,22)	2:B:157:CYS:CB	1:A:529:VAL:HA	1	0.57
(1,22)	2:B:157:CYS:CB	1:A:529:VAL:HB	1	0.57
(1,22)	2:B:157:CYS:CB	1:A:529:VAL:HG11	1	0.57
(1,22)	2:B:157:CYS:CB	1:A:529:VAL:HG12	1	0.57
(1,22)	2:B:157:CYS:CB	1:A:529:VAL:HG13	1	0.57
(1,22)	2:B:157:CYS:CB	1:A:529:VAL:HG21	1	0.57
(1,22)	2:B:157:CYS:CB	1:A:529:VAL:HG22	1	0.57
(1,22)	2:B:157:CYS:CB	1:A:529:VAL:HG23	1	0.57
(1,22)	2:B:157:CYS:CB	1:A:529:VAL:N	1	0.57
(1,22)	2:B:157:CYS:CB	1:A:529:VAL:O	1	0.57
(1,22)	2:B:157:CYS:CB	1:A:561:ASP:C	1	0.57
(1,22)	2:B:157:CYS:CB	1:A:561:ASP:CA	1	0.57
(1,22)	2:B:157:CYS:CB	1:A:561:ASP:CB	1	0.57
(1,22)	2:B:157:CYS:CB	1:A:561:ASP:CG	1	0.57
(1,22)	2:B:157:CYS:CB	1:A:561:ASP:H	1	0.57
(1,22)	2:B:157:CYS:CB	1:A:561:ASP:HA	1	0.57
(1,22)	2:B:157:CYS:CB	1:A:561:ASP:HB2	1	0.57
(1,22)	2:B:157:CYS:CB	1:A:561:ASP:HB3	1	0.57
(1,22)	2:B:157:CYS:CB	1:A:561:ASP:N	1	0.57
(1,22)	2:B:157:CYS:CB	1:A:561:ASP:O	1	0.57
(1,22)	2:B:157:CYS:CB	1:A:561:ASP:OD1	1	0.57
(1,22)	2:B:157:CYS:CB	1:A:561:ASP:OD2	1	0.57
(1,22)	2:B:157:CYS:CB	1:A:563:LYS:C	1	0.57
(1,22)	2:B:157:CYS:CB	1:A:563:LYS:CA	1	0.57
(1,22)	2:B:157:CYS:CB	1:A:563:LYS:CB	1	0.57
(1,22)	2:B:157:CYS:CB	1:A:563:LYS:CD	1	0.57
(1,22)	2:B:157:CYS:CB	1:A:563:LYS:CE	1	0.57
(1,22)	2:B:157:CYS:CB	1:A:563:LYS:CG	1	0.57
(1,22)	2:B:157:CYS:CB	1:A:563:LYS:H	1	0.57
(1,22)	2:B:157:CYS:CB	1:A:563:LYS:HA	1	0.57
(1,22)	2:B:157:CYS:CB	1:A:563:LYS:HB2	1	0.57
(1,22)	2:B:157:CYS:CB	1:A:563:LYS:HB3	1	0.57
(1,22)	2:B:157:CYS:CB	1:A:563:LYS:HD2	1	0.57
(1,22)	2:B:157:CYS:CB	1:A:563:LYS:HD3	1	0.57
(1,22)	2:B:157:CYS:CB	1:A:563:LYS:HE2	1	0.57
(1,22)	2:B:157:CYS:CB	1:A:563:LYS:HE3	1	0.57
(1,22)	2:B:157:CYS:CB	1:A:563:LYS:HG2	1	0.57
(1,22)	2:B:157:CYS:CB	1:A:563:LYS:HG3	1	0.57
(1,22)	2:B:157:CYS:CB	1:A:563:LYS:HZ1	1	0.57
(1,22)	2:B:157:CYS:CB	1:A:563:LYS:HZ2	1	0.57
(1,22)	2:B:157:CYS:CB	1:A:563:LYS:HZ3	1	0.57

*Continued on next page...*

*Continued from previous page...*

Key	Atom-1	Atom-2	Model ID	Violation (Å)
(1,22)	2:B:157:CYS:CB	1:A:563:LYS:N	1	0.57
(1,22)	2:B:157:CYS:CB	1:A:563:LYS:NZ	1	0.57
(1,22)	2:B:157:CYS:CB	1:A:563:LYS:O	1	0.57
(1,22)	2:B:157:CYS:CB	1:A:564:ALA:C	1	0.57
(1,22)	2:B:157:CYS:CB	1:A:564:ALA:CA	1	0.57
(1,22)	2:B:157:CYS:CB	1:A:564:ALA:CB	1	0.57
(1,22)	2:B:157:CYS:CB	1:A:564:ALA:H	1	0.57
(1,22)	2:B:157:CYS:CB	1:A:564:ALA:HA	1	0.57
(1,22)	2:B:157:CYS:CB	1:A:564:ALA:HB1	1	0.57
(1,22)	2:B:157:CYS:CB	1:A:564:ALA:HB2	1	0.57
(1,22)	2:B:157:CYS:CB	1:A:564:ALA:HB3	1	0.57
(1,22)	2:B:157:CYS:CB	1:A:564:ALA:N	1	0.57
(1,22)	2:B:157:CYS:CB	1:A:564:ALA:O	1	0.57
(1,22)	2:B:157:CYS:CB	1:A:566:LEU:C	1	0.57
(1,22)	2:B:157:CYS:CB	1:A:566:LEU:CA	1	0.57
(1,22)	2:B:157:CYS:CB	1:A:566:LEU:CB	1	0.57
(1,22)	2:B:157:CYS:CB	1:A:566:LEU:CD1	1	0.57
(1,22)	2:B:157:CYS:CB	1:A:566:LEU:CD2	1	0.57
(1,22)	2:B:157:CYS:CB	1:A:566:LEU:CG	1	0.57
(1,22)	2:B:157:CYS:CB	1:A:566:LEU:H	1	0.57
(1,22)	2:B:157:CYS:CB	1:A:566:LEU:HA	1	0.57
(1,22)	2:B:157:CYS:CB	1:A:566:LEU:HB2	1	0.57
(1,22)	2:B:157:CYS:CB	1:A:566:LEU:HB3	1	0.57
(1,22)	2:B:157:CYS:CB	1:A:566:LEU:HD11	1	0.57
(1,22)	2:B:157:CYS:CB	1:A:566:LEU:HD12	1	0.57
(1,22)	2:B:157:CYS:CB	1:A:566:LEU:HD13	1	0.57
(1,22)	2:B:157:CYS:CB	1:A:566:LEU:HD21	1	0.57
(1,22)	2:B:157:CYS:CB	1:A:566:LEU:HD22	1	0.57
(1,22)	2:B:157:CYS:CB	1:A:566:LEU:HD23	1	0.57
(1,22)	2:B:157:CYS:CB	1:A:566:LEU:HG	1	0.57
(1,22)	2:B:157:CYS:CB	1:A:566:LEU:N	1	0.57
(1,22)	2:B:157:CYS:CB	1:A:566:LEU:O	1	0.57
(1,22)	2:B:157:CYS:H	1:A:490:ALA:C	1	0.57
(1,22)	2:B:157:CYS:H	1:A:490:ALA:CA	1	0.57
(1,22)	2:B:157:CYS:H	1:A:490:ALA:CB	1	0.57
(1,22)	2:B:157:CYS:H	1:A:490:ALA:H	1	0.57
(1,22)	2:B:157:CYS:H	1:A:490:ALA:HA	1	0.57
(1,22)	2:B:157:CYS:H	1:A:490:ALA:HB1	1	0.57
(1,22)	2:B:157:CYS:H	1:A:490:ALA:HB2	1	0.57
(1,22)	2:B:157:CYS:H	1:A:490:ALA:HB3	1	0.57
(1,22)	2:B:157:CYS:H	1:A:490:ALA:N	1	0.57
(1,22)	2:B:157:CYS:H	1:A:490:ALA:O	1	0.57

*Continued on next page...*

*Continued from previous page...*

Key	Atom-1	Atom-2	Model ID	Violation (Å)
(1,22)	2:B:157:CYS:H	1:A:514:THR:C	1	0.57
(1,22)	2:B:157:CYS:H	1:A:514:THR:CA	1	0.57
(1,22)	2:B:157:CYS:H	1:A:514:THR:CB	1	0.57
(1,22)	2:B:157:CYS:H	1:A:514:THR:CG2	1	0.57
(1,22)	2:B:157:CYS:H	1:A:514:THR:H	1	0.57
(1,22)	2:B:157:CYS:H	1:A:514:THR:HA	1	0.57
(1,22)	2:B:157:CYS:H	1:A:514:THR:HB	1	0.57
(1,22)	2:B:157:CYS:H	1:A:514:THR:HG1	1	0.57
(1,22)	2:B:157:CYS:H	1:A:514:THR:HG21	1	0.57
(1,22)	2:B:157:CYS:H	1:A:514:THR:HG22	1	0.57
(1,22)	2:B:157:CYS:H	1:A:514:THR:HG23	1	0.57
(1,22)	2:B:157:CYS:H	1:A:514:THR:N	1	0.57
(1,22)	2:B:157:CYS:H	1:A:514:THR:O	1	0.57
(1,22)	2:B:157:CYS:H	1:A:514:THR:OG1	1	0.57
(1,22)	2:B:157:CYS:H	1:A:516:ASN:C	1	0.57
(1,22)	2:B:157:CYS:H	1:A:516:ASN:CA	1	0.57
(1,22)	2:B:157:CYS:H	1:A:516:ASN:CB	1	0.57
(1,22)	2:B:157:CYS:H	1:A:516:ASN:CG	1	0.57
(1,22)	2:B:157:CYS:H	1:A:516:ASN:H	1	0.57
(1,22)	2:B:157:CYS:H	1:A:516:ASN:HA	1	0.57
(1,22)	2:B:157:CYS:H	1:A:516:ASN:HB2	1	0.57
(1,22)	2:B:157:CYS:H	1:A:516:ASN:HB3	1	0.57
(1,22)	2:B:157:CYS:H	1:A:516:ASN:HD21	1	0.57
(1,22)	2:B:157:CYS:H	1:A:516:ASN:HD22	1	0.57
(1,22)	2:B:157:CYS:H	1:A:516:ASN:N	1	0.57
(1,22)	2:B:157:CYS:H	1:A:516:ASN:ND2	1	0.57
(1,22)	2:B:157:CYS:H	1:A:516:ASN:O	1	0.57
(1,22)	2:B:157:CYS:H	1:A:516:ASN:OD1	1	0.57
(1,22)	2:B:157:CYS:H	1:A:519:GLY:C	1	0.57
(1,22)	2:B:157:CYS:H	1:A:519:GLY:CA	1	0.57
(1,22)	2:B:157:CYS:H	1:A:519:GLY:H	1	0.57
(1,22)	2:B:157:CYS:H	1:A:519:GLY:HA2	1	0.57
(1,22)	2:B:157:CYS:H	1:A:519:GLY:HA3	1	0.57
(1,22)	2:B:157:CYS:H	1:A:519:GLY:N	1	0.57
(1,22)	2:B:157:CYS:H	1:A:519:GLY:O	1	0.57
(1,22)	2:B:157:CYS:H	1:A:522:PHE:C	1	0.57
(1,22)	2:B:157:CYS:H	1:A:522:PHE:CA	1	0.57
(1,22)	2:B:157:CYS:H	1:A:522:PHE:CB	1	0.57
(1,22)	2:B:157:CYS:H	1:A:522:PHE:CD1	1	0.57
(1,22)	2:B:157:CYS:H	1:A:522:PHE:CD2	1	0.57
(1,22)	2:B:157:CYS:H	1:A:522:PHE:CE1	1	0.57
(1,22)	2:B:157:CYS:H	1:A:522:PHE:CE2	1	0.57

*Continued on next page...*

*Continued from previous page...*

Key	Atom-1	Atom-2	Model ID	Violation (Å)
(1,22)	2:B:157:CYS:H	1:A:522:PHE:CG	1	0.57
(1,22)	2:B:157:CYS:H	1:A:522:PHE:CZ	1	0.57
(1,22)	2:B:157:CYS:H	1:A:522:PHE:H	1	0.57
(1,22)	2:B:157:CYS:H	1:A:522:PHE:HA	1	0.57
(1,22)	2:B:157:CYS:H	1:A:522:PHE:HB2	1	0.57
(1,22)	2:B:157:CYS:H	1:A:522:PHE:HB3	1	0.57
(1,22)	2:B:157:CYS:H	1:A:522:PHE:HD1	1	0.57
(1,22)	2:B:157:CYS:H	1:A:522:PHE:HD2	1	0.57
(1,22)	2:B:157:CYS:H	1:A:522:PHE:HE1	1	0.57
(1,22)	2:B:157:CYS:H	1:A:522:PHE:HE2	1	0.57
(1,22)	2:B:157:CYS:H	1:A:522:PHE:HZ	1	0.57
(1,22)	2:B:157:CYS:H	1:A:522:PHE:N	1	0.57
(1,22)	2:B:157:CYS:H	1:A:522:PHE:O	1	0.57
(1,22)	2:B:157:CYS:H	1:A:523:GLU:C	1	0.57
(1,22)	2:B:157:CYS:H	1:A:523:GLU:CA	1	0.57
(1,22)	2:B:157:CYS:H	1:A:523:GLU:CB	1	0.57
(1,22)	2:B:157:CYS:H	1:A:523:GLU:CD	1	0.57
(1,22)	2:B:157:CYS:H	1:A:523:GLU:CG	1	0.57
(1,22)	2:B:157:CYS:H	1:A:523:GLU:H	1	0.57
(1,22)	2:B:157:CYS:H	1:A:523:GLU:HA	1	0.57
(1,22)	2:B:157:CYS:H	1:A:523:GLU:HB2	1	0.57
(1,22)	2:B:157:CYS:H	1:A:523:GLU:HB3	1	0.57
(1,22)	2:B:157:CYS:H	1:A:523:GLU:HG2	1	0.57
(1,22)	2:B:157:CYS:H	1:A:523:GLU:HG3	1	0.57
(1,22)	2:B:157:CYS:H	1:A:523:GLU:N	1	0.57
(1,22)	2:B:157:CYS:H	1:A:523:GLU:O	1	0.57
(1,22)	2:B:157:CYS:H	1:A:523:GLU:OE1	1	0.57
(1,22)	2:B:157:CYS:H	1:A:523:GLU:OE2	1	0.57
(1,22)	2:B:157:CYS:H	1:A:524:PHE:C	1	0.57
(1,22)	2:B:157:CYS:H	1:A:524:PHE:CA	1	0.57
(1,22)	2:B:157:CYS:H	1:A:524:PHE:CB	1	0.57
(1,22)	2:B:157:CYS:H	1:A:524:PHE:CD1	1	0.57
(1,22)	2:B:157:CYS:H	1:A:524:PHE:CD2	1	0.57
(1,22)	2:B:157:CYS:H	1:A:524:PHE:CE1	1	0.57
(1,22)	2:B:157:CYS:H	1:A:524:PHE:CE2	1	0.57
(1,22)	2:B:157:CYS:H	1:A:524:PHE:CG	1	0.57
(1,22)	2:B:157:CYS:H	1:A:524:PHE:CZ	1	0.57
(1,22)	2:B:157:CYS:H	1:A:524:PHE:H	1	0.57
(1,22)	2:B:157:CYS:H	1:A:524:PHE:HA	1	0.57
(1,22)	2:B:157:CYS:H	1:A:524:PHE:HB2	1	0.57
(1,22)	2:B:157:CYS:H	1:A:524:PHE:HB3	1	0.57
(1,22)	2:B:157:CYS:H	1:A:524:PHE:HD1	1	0.57

*Continued on next page...*

*Continued from previous page...*

Key	Atom-1	Atom-2	Model ID	Violation (Å)
(1,22)	2:B:157:CYS:H	1:A:524:PHE:HD2	1	0.57
(1,22)	2:B:157:CYS:H	1:A:524:PHE:HE1	1	0.57
(1,22)	2:B:157:CYS:H	1:A:524:PHE:HE2	1	0.57
(1,22)	2:B:157:CYS:H	1:A:524:PHE:HZ	1	0.57
(1,22)	2:B:157:CYS:H	1:A:524:PHE:N	1	0.57
(1,22)	2:B:157:CYS:H	1:A:524:PHE:O	1	0.57
(1,22)	2:B:157:CYS:H	1:A:525:GLU:C	1	0.57
(1,22)	2:B:157:CYS:H	1:A:525:GLU:CA	1	0.57
(1,22)	2:B:157:CYS:H	1:A:525:GLU:CB	1	0.57
(1,22)	2:B:157:CYS:H	1:A:525:GLU:CD	1	0.57
(1,22)	2:B:157:CYS:H	1:A:525:GLU:CG	1	0.57
(1,22)	2:B:157:CYS:H	1:A:525:GLU:H	1	0.57
(1,22)	2:B:157:CYS:H	1:A:525:GLU:HA	1	0.57
(1,22)	2:B:157:CYS:H	1:A:525:GLU:HB2	1	0.57
(1,22)	2:B:157:CYS:H	1:A:525:GLU:HB3	1	0.57
(1,22)	2:B:157:CYS:H	1:A:525:GLU:HG2	1	0.57
(1,22)	2:B:157:CYS:H	1:A:525:GLU:HG3	1	0.57
(1,22)	2:B:157:CYS:H	1:A:525:GLU:N	1	0.57
(1,22)	2:B:157:CYS:H	1:A:525:GLU:O	1	0.57
(1,22)	2:B:157:CYS:H	1:A:525:GLU:OE1	1	0.57
(1,22)	2:B:157:CYS:H	1:A:525:GLU:OE2	1	0.57
(1,22)	2:B:157:CYS:H	1:A:526:ASN:C	1	0.57
(1,22)	2:B:157:CYS:H	1:A:526:ASN:CA	1	0.57
(1,22)	2:B:157:CYS:H	1:A:526:ASN:CB	1	0.57
(1,22)	2:B:157:CYS:H	1:A:526:ASN:CG	1	0.57
(1,22)	2:B:157:CYS:H	1:A:526:ASN:H	1	0.57
(1,22)	2:B:157:CYS:H	1:A:526:ASN:HA	1	0.57
(1,22)	2:B:157:CYS:H	1:A:526:ASN:HB2	1	0.57
(1,22)	2:B:157:CYS:H	1:A:526:ASN:HB3	1	0.57
(1,22)	2:B:157:CYS:H	1:A:526:ASN:HD21	1	0.57
(1,22)	2:B:157:CYS:H	1:A:526:ASN:HD22	1	0.57
(1,22)	2:B:157:CYS:H	1:A:526:ASN:N	1	0.57
(1,22)	2:B:157:CYS:H	1:A:526:ASN:ND2	1	0.57
(1,22)	2:B:157:CYS:H	1:A:526:ASN:O	1	0.57
(1,22)	2:B:157:CYS:H	1:A:526:ASN:OD1	1	0.57
(1,22)	2:B:157:CYS:H	1:A:527:ALA:C	1	0.57
(1,22)	2:B:157:CYS:H	1:A:527:ALA:CA	1	0.57
(1,22)	2:B:157:CYS:H	1:A:527:ALA:CB	1	0.57
(1,22)	2:B:157:CYS:H	1:A:527:ALA:H	1	0.57
(1,22)	2:B:157:CYS:H	1:A:527:ALA:HA	1	0.57
(1,22)	2:B:157:CYS:H	1:A:527:ALA:HB1	1	0.57
(1,22)	2:B:157:CYS:H	1:A:527:ALA:HB2	1	0.57

*Continued on next page...*



*Continued from previous page...*

Key	Atom-1	Atom-2	Model ID	Violation (Å)
(1,22)	2:B:157:CYS:H	1:A:527:ALA:HB3	1	0.57
(1,22)	2:B:157:CYS:H	1:A:527:ALA:N	1	0.57
(1,22)	2:B:157:CYS:H	1:A:527:ALA:O	1	0.57
(1,22)	2:B:157:CYS:H	1:A:528:ILE:C	1	0.57
(1,22)	2:B:157:CYS:H	1:A:528:ILE:CA	1	0.57
(1,22)	2:B:157:CYS:H	1:A:528:ILE:CB	1	0.57
(1,22)	2:B:157:CYS:H	1:A:528:ILE:CD1	1	0.57
(1,22)	2:B:157:CYS:H	1:A:528:ILE:CG1	1	0.57
(1,22)	2:B:157:CYS:H	1:A:528:ILE:CG2	1	0.57
(1,22)	2:B:157:CYS:H	1:A:528:ILE:H	1	0.57
(1,22)	2:B:157:CYS:H	1:A:528:ILE:HA	1	0.57
(1,22)	2:B:157:CYS:H	1:A:528:ILE:HB	1	0.57
(1,22)	2:B:157:CYS:H	1:A:528:ILE:HD11	1	0.57
(1,22)	2:B:157:CYS:H	1:A:528:ILE:HD12	1	0.57
(1,22)	2:B:157:CYS:H	1:A:528:ILE:HD13	1	0.57
(1,22)	2:B:157:CYS:H	1:A:528:ILE:HG12	1	0.57
(1,22)	2:B:157:CYS:H	1:A:528:ILE:HG13	1	0.57
(1,22)	2:B:157:CYS:H	1:A:528:ILE:HG21	1	0.57
(1,22)	2:B:157:CYS:H	1:A:528:ILE:HG22	1	0.57
(1,22)	2:B:157:CYS:H	1:A:528:ILE:HG23	1	0.57
(1,22)	2:B:157:CYS:H	1:A:528:ILE:N	1	0.57
(1,22)	2:B:157:CYS:H	1:A:528:ILE:O	1	0.57
(1,22)	2:B:157:CYS:H	1:A:529:VAL:C	1	0.57
(1,22)	2:B:157:CYS:H	1:A:529:VAL:CA	1	0.57
(1,22)	2:B:157:CYS:H	1:A:529:VAL:CB	1	0.57
(1,22)	2:B:157:CYS:H	1:A:529:VAL:CG1	1	0.57
(1,22)	2:B:157:CYS:H	1:A:529:VAL:CG2	1	0.57
(1,22)	2:B:157:CYS:H	1:A:529:VAL:H	1	0.57
(1,22)	2:B:157:CYS:H	1:A:529:VAL:HA	1	0.57
(1,22)	2:B:157:CYS:H	1:A:529:VAL:HB	1	0.57
(1,22)	2:B:157:CYS:H	1:A:529:VAL:HG11	1	0.57
(1,22)	2:B:157:CYS:H	1:A:529:VAL:HG12	1	0.57
(1,22)	2:B:157:CYS:H	1:A:529:VAL:HG13	1	0.57
(1,22)	2:B:157:CYS:H	1:A:529:VAL:HG21	1	0.57
(1,22)	2:B:157:CYS:H	1:A:529:VAL:HG22	1	0.57
(1,22)	2:B:157:CYS:H	1:A:529:VAL:HG23	1	0.57
(1,22)	2:B:157:CYS:H	1:A:529:VAL:N	1	0.57
(1,22)	2:B:157:CYS:H	1:A:529:VAL:O	1	0.57
(1,22)	2:B:157:CYS:H	1:A:561:ASP:C	1	0.57
(1,22)	2:B:157:CYS:H	1:A:561:ASP:CA	1	0.57
(1,22)	2:B:157:CYS:H	1:A:561:ASP:CB	1	0.57
(1,22)	2:B:157:CYS:H	1:A:561:ASP:CG	1	0.57

*Continued on next page...*

*Continued from previous page...*

Key	Atom-1	Atom-2	Model ID	Violation (Å)
(1,22)	2:B:157:CYS:H	1:A:561:ASP:H	1	0.57
(1,22)	2:B:157:CYS:H	1:A:561:ASP:HA	1	0.57
(1,22)	2:B:157:CYS:H	1:A:561:ASP:HB2	1	0.57
(1,22)	2:B:157:CYS:H	1:A:561:ASP:HB3	1	0.57
(1,22)	2:B:157:CYS:H	1:A:561:ASP:N	1	0.57
(1,22)	2:B:157:CYS:H	1:A:561:ASP:O	1	0.57
(1,22)	2:B:157:CYS:H	1:A:561:ASP:OD1	1	0.57
(1,22)	2:B:157:CYS:H	1:A:561:ASP:OD2	1	0.57
(1,22)	2:B:157:CYS:H	1:A:563:LYS:C	1	0.57
(1,22)	2:B:157:CYS:H	1:A:563:LYS:CA	1	0.57
(1,22)	2:B:157:CYS:H	1:A:563:LYS:CB	1	0.57
(1,22)	2:B:157:CYS:H	1:A:563:LYS:CD	1	0.57
(1,22)	2:B:157:CYS:H	1:A:563:LYS:CE	1	0.57
(1,22)	2:B:157:CYS:H	1:A:563:LYS:CG	1	0.57
(1,22)	2:B:157:CYS:H	1:A:563:LYS:H	1	0.57
(1,22)	2:B:157:CYS:H	1:A:563:LYS:HA	1	0.57
(1,22)	2:B:157:CYS:H	1:A:563:LYS:HB2	1	0.57
(1,22)	2:B:157:CYS:H	1:A:563:LYS:HB3	1	0.57
(1,22)	2:B:157:CYS:H	1:A:563:LYS:HD2	1	0.57
(1,22)	2:B:157:CYS:H	1:A:563:LYS:HD3	1	0.57
(1,22)	2:B:157:CYS:H	1:A:563:LYS:HE2	1	0.57
(1,22)	2:B:157:CYS:H	1:A:563:LYS:HE3	1	0.57
(1,22)	2:B:157:CYS:H	1:A:563:LYS:HG2	1	0.57
(1,22)	2:B:157:CYS:H	1:A:563:LYS:HG3	1	0.57
(1,22)	2:B:157:CYS:H	1:A:563:LYS:HZ1	1	0.57
(1,22)	2:B:157:CYS:H	1:A:563:LYS:HZ2	1	0.57
(1,22)	2:B:157:CYS:H	1:A:563:LYS:HZ3	1	0.57
(1,22)	2:B:157:CYS:H	1:A:563:LYS:N	1	0.57
(1,22)	2:B:157:CYS:H	1:A:563:LYS:NZ	1	0.57
(1,22)	2:B:157:CYS:H	1:A:563:LYS:O	1	0.57
(1,22)	2:B:157:CYS:H	1:A:564:ALA:C	1	0.57
(1,22)	2:B:157:CYS:H	1:A:564:ALA:CA	1	0.57
(1,22)	2:B:157:CYS:H	1:A:564:ALA:CB	1	0.57
(1,22)	2:B:157:CYS:H	1:A:564:ALA:H	1	0.57
(1,22)	2:B:157:CYS:H	1:A:564:ALA:HA	1	0.57
(1,22)	2:B:157:CYS:H	1:A:564:ALA:HB1	1	0.57
(1,22)	2:B:157:CYS:H	1:A:564:ALA:HB2	1	0.57
(1,22)	2:B:157:CYS:H	1:A:564:ALA:HB3	1	0.57
(1,22)	2:B:157:CYS:H	1:A:564:ALA:N	1	0.57
(1,22)	2:B:157:CYS:H	1:A:564:ALA:O	1	0.57
(1,22)	2:B:157:CYS:H	1:A:566:LEU:C	1	0.57
(1,22)	2:B:157:CYS:H	1:A:566:LEU:CA	1	0.57

*Continued on next page...*

*Continued from previous page...*

Key	Atom-1	Atom-2	Model ID	Violation (Å)
(1,22)	2:B:157:CYS:H	1:A:566:LEU:CB	1	0.57
(1,22)	2:B:157:CYS:H	1:A:566:LEU:CD1	1	0.57
(1,22)	2:B:157:CYS:H	1:A:566:LEU:CD2	1	0.57
(1,22)	2:B:157:CYS:H	1:A:566:LEU:CG	1	0.57
(1,22)	2:B:157:CYS:H	1:A:566:LEU:H	1	0.57
(1,22)	2:B:157:CYS:H	1:A:566:LEU:HA	1	0.57
(1,22)	2:B:157:CYS:H	1:A:566:LEU:HB2	1	0.57
(1,22)	2:B:157:CYS:H	1:A:566:LEU:HB3	1	0.57
(1,22)	2:B:157:CYS:H	1:A:566:LEU:HD11	1	0.57
(1,22)	2:B:157:CYS:H	1:A:566:LEU:HD12	1	0.57
(1,22)	2:B:157:CYS:H	1:A:566:LEU:HD13	1	0.57
(1,22)	2:B:157:CYS:H	1:A:566:LEU:HD21	1	0.57
(1,22)	2:B:157:CYS:H	1:A:566:LEU:HD22	1	0.57
(1,22)	2:B:157:CYS:H	1:A:566:LEU:HD23	1	0.57
(1,22)	2:B:157:CYS:H	1:A:566:LEU:HG	1	0.57
(1,22)	2:B:157:CYS:H	1:A:566:LEU:N	1	0.57
(1,22)	2:B:157:CYS:H	1:A:566:LEU:O	1	0.57
(1,22)	2:B:157:CYS:HA	1:A:490:ALA:C	1	0.57
(1,22)	2:B:157:CYS:HA	1:A:490:ALA:CA	1	0.57
(1,22)	2:B:157:CYS:HA	1:A:490:ALA:CB	1	0.57
(1,22)	2:B:157:CYS:HA	1:A:490:ALA:H	1	0.57
(1,22)	2:B:157:CYS:HA	1:A:490:ALA:HA	1	0.57
(1,22)	2:B:157:CYS:HA	1:A:490:ALA:HB1	1	0.57
(1,22)	2:B:157:CYS:HA	1:A:490:ALA:HB2	1	0.57
(1,22)	2:B:157:CYS:HA	1:A:490:ALA:HB3	1	0.57
(1,22)	2:B:157:CYS:HA	1:A:490:ALA:N	1	0.57
(1,22)	2:B:157:CYS:HA	1:A:490:ALA:O	1	0.57
(1,22)	2:B:157:CYS:HA	1:A:514:THR:C	1	0.57
(1,22)	2:B:157:CYS:HA	1:A:514:THR:CA	1	0.57
(1,22)	2:B:157:CYS:HA	1:A:514:THR:CB	1	0.57
(1,22)	2:B:157:CYS:HA	1:A:514:THR:CG2	1	0.57
(1,22)	2:B:157:CYS:HA	1:A:514:THR:H	1	0.57
(1,22)	2:B:157:CYS:HA	1:A:514:THR:HA	1	0.57
(1,22)	2:B:157:CYS:HA	1:A:514:THR:HB	1	0.57
(1,22)	2:B:157:CYS:HA	1:A:514:THR:HG1	1	0.57
(1,22)	2:B:157:CYS:HA	1:A:514:THR:HG21	1	0.57
(1,22)	2:B:157:CYS:HA	1:A:514:THR:HG22	1	0.57
(1,22)	2:B:157:CYS:HA	1:A:514:THR:HG23	1	0.57
(1,22)	2:B:157:CYS:HA	1:A:514:THR:N	1	0.57
(1,22)	2:B:157:CYS:HA	1:A:514:THR:O	1	0.57
(1,22)	2:B:157:CYS:HA	1:A:514:THR:OG1	1	0.57
(1,22)	2:B:157:CYS:HA	1:A:516:ASN:C	1	0.57

*Continued on next page...*

*Continued from previous page...*

Key	Atom-1	Atom-2	Model ID	Violation (Å)
(1,22)	2:B:157:CYS:HA	1:A:516:ASN:CA	1	0.57
(1,22)	2:B:157:CYS:HA	1:A:516:ASN:CB	1	0.57
(1,22)	2:B:157:CYS:HA	1:A:516:ASN:CG	1	0.57
(1,22)	2:B:157:CYS:HA	1:A:516:ASN:H	1	0.57
(1,22)	2:B:157:CYS:HA	1:A:516:ASN:HA	1	0.57
(1,22)	2:B:157:CYS:HA	1:A:516:ASN:HB2	1	0.57
(1,22)	2:B:157:CYS:HA	1:A:516:ASN:HB3	1	0.57
(1,22)	2:B:157:CYS:HA	1:A:516:ASN:HD21	1	0.57
(1,22)	2:B:157:CYS:HA	1:A:516:ASN:HD22	1	0.57
(1,22)	2:B:157:CYS:HA	1:A:516:ASN:N	1	0.57
(1,22)	2:B:157:CYS:HA	1:A:516:ASN:ND2	1	0.57
(1,22)	2:B:157:CYS:HA	1:A:516:ASN:O	1	0.57
(1,22)	2:B:157:CYS:HA	1:A:516:ASN:OD1	1	0.57
(1,22)	2:B:157:CYS:HA	1:A:519:GLY:C	1	0.57
(1,22)	2:B:157:CYS:HA	1:A:519:GLY:CA	1	0.57
(1,22)	2:B:157:CYS:HA	1:A:519:GLY:H	1	0.57
(1,22)	2:B:157:CYS:HA	1:A:519:GLY:HA2	1	0.57
(1,22)	2:B:157:CYS:HA	1:A:519:GLY:HA3	1	0.57
(1,22)	2:B:157:CYS:HA	1:A:519:GLY:N	1	0.57
(1,22)	2:B:157:CYS:HA	1:A:519:GLY:O	1	0.57
(1,22)	2:B:157:CYS:HA	1:A:522:PHE:C	1	0.57
(1,22)	2:B:157:CYS:HA	1:A:522:PHE:CA	1	0.57
(1,22)	2:B:157:CYS:HA	1:A:522:PHE:CB	1	0.57
(1,22)	2:B:157:CYS:HA	1:A:522:PHE:CD1	1	0.57
(1,22)	2:B:157:CYS:HA	1:A:522:PHE:CD2	1	0.57
(1,22)	2:B:157:CYS:HA	1:A:522:PHE:CE1	1	0.57
(1,22)	2:B:157:CYS:HA	1:A:522:PHE:CE2	1	0.57
(1,22)	2:B:157:CYS:HA	1:A:522:PHE:CG	1	0.57
(1,22)	2:B:157:CYS:HA	1:A:522:PHE:CZ	1	0.57
(1,22)	2:B:157:CYS:HA	1:A:522:PHE:H	1	0.57
(1,22)	2:B:157:CYS:HA	1:A:522:PHE:HA	1	0.57
(1,22)	2:B:157:CYS:HA	1:A:522:PHE:HB2	1	0.57
(1,22)	2:B:157:CYS:HA	1:A:522:PHE:HB3	1	0.57
(1,22)	2:B:157:CYS:HA	1:A:522:PHE:HD1	1	0.57
(1,22)	2:B:157:CYS:HA	1:A:522:PHE:HD2	1	0.57
(1,22)	2:B:157:CYS:HA	1:A:522:PHE:HE1	1	0.57
(1,22)	2:B:157:CYS:HA	1:A:522:PHE:HE2	1	0.57
(1,22)	2:B:157:CYS:HA	1:A:522:PHE:HZ	1	0.57
(1,22)	2:B:157:CYS:HA	1:A:522:PHE:N	1	0.57
(1,22)	2:B:157:CYS:HA	1:A:522:PHE:O	1	0.57
(1,22)	2:B:157:CYS:HA	1:A:523:GLU:C	1	0.57
(1,22)	2:B:157:CYS:HA	1:A:523:GLU:CA	1	0.57

*Continued on next page...*

*Continued from previous page...*

Key	Atom-1	Atom-2	Model ID	Violation (Å)
(1,22)	2:B:157:CYS:HA	1:A:523:GLU:CB	1	0.57
(1,22)	2:B:157:CYS:HA	1:A:523:GLU:CD	1	0.57
(1,22)	2:B:157:CYS:HA	1:A:523:GLU:CG	1	0.57
(1,22)	2:B:157:CYS:HA	1:A:523:GLU:H	1	0.57
(1,22)	2:B:157:CYS:HA	1:A:523:GLU:HA	1	0.57
(1,22)	2:B:157:CYS:HA	1:A:523:GLU:HB2	1	0.57
(1,22)	2:B:157:CYS:HA	1:A:523:GLU:HB3	1	0.57
(1,22)	2:B:157:CYS:HA	1:A:523:GLU:HG2	1	0.57
(1,22)	2:B:157:CYS:HA	1:A:523:GLU:HG3	1	0.57
(1,22)	2:B:157:CYS:HA	1:A:523:GLU:N	1	0.57
(1,22)	2:B:157:CYS:HA	1:A:523:GLU:O	1	0.57
(1,22)	2:B:157:CYS:HA	1:A:523:GLU:OE1	1	0.57
(1,22)	2:B:157:CYS:HA	1:A:523:GLU:OE2	1	0.57
(1,22)	2:B:157:CYS:HA	1:A:524:PHE:C	1	0.57
(1,22)	2:B:157:CYS:HA	1:A:524:PHE:CA	1	0.57
(1,22)	2:B:157:CYS:HA	1:A:524:PHE:CB	1	0.57
(1,22)	2:B:157:CYS:HA	1:A:524:PHE:CD1	1	0.57
(1,22)	2:B:157:CYS:HA	1:A:524:PHE:CD2	1	0.57
(1,22)	2:B:157:CYS:HA	1:A:524:PHE:CE1	1	0.57
(1,22)	2:B:157:CYS:HA	1:A:524:PHE:CE2	1	0.57
(1,22)	2:B:157:CYS:HA	1:A:524:PHE:CG	1	0.57
(1,22)	2:B:157:CYS:HA	1:A:524:PHE:CZ	1	0.57
(1,22)	2:B:157:CYS:HA	1:A:524:PHE:H	1	0.57
(1,22)	2:B:157:CYS:HA	1:A:524:PHE:HA	1	0.57
(1,22)	2:B:157:CYS:HA	1:A:524:PHE:HB2	1	0.57
(1,22)	2:B:157:CYS:HA	1:A:524:PHE:HB3	1	0.57
(1,22)	2:B:157:CYS:HA	1:A:524:PHE:HD1	1	0.57
(1,22)	2:B:157:CYS:HA	1:A:524:PHE:HD2	1	0.57
(1,22)	2:B:157:CYS:HA	1:A:524:PHE:HE1	1	0.57
(1,22)	2:B:157:CYS:HA	1:A:524:PHE:HE2	1	0.57
(1,22)	2:B:157:CYS:HA	1:A:524:PHE:HZ	1	0.57
(1,22)	2:B:157:CYS:HA	1:A:524:PHE:N	1	0.57
(1,22)	2:B:157:CYS:HA	1:A:524:PHE:O	1	0.57
(1,22)	2:B:157:CYS:HA	1:A:525:GLU:C	1	0.57
(1,22)	2:B:157:CYS:HA	1:A:525:GLU:CA	1	0.57
(1,22)	2:B:157:CYS:HA	1:A:525:GLU:CB	1	0.57
(1,22)	2:B:157:CYS:HA	1:A:525:GLU:CD	1	0.57
(1,22)	2:B:157:CYS:HA	1:A:525:GLU:CG	1	0.57
(1,22)	2:B:157:CYS:HA	1:A:525:GLU:H	1	0.57
(1,22)	2:B:157:CYS:HA	1:A:525:GLU:HA	1	0.57
(1,22)	2:B:157:CYS:HA	1:A:525:GLU:HB2	1	0.57
(1,22)	2:B:157:CYS:HA	1:A:525:GLU:HB3	1	0.57

*Continued on next page...*

*Continued from previous page...*

Key	Atom-1	Atom-2	Model ID	Violation (Å)
(1,22)	2:B:157:CYS:HA	1:A:525:GLU:HG2	1	0.57
(1,22)	2:B:157:CYS:HA	1:A:525:GLU:HG3	1	0.57
(1,22)	2:B:157:CYS:HA	1:A:525:GLU:N	1	0.57
(1,22)	2:B:157:CYS:HA	1:A:525:GLU:O	1	0.57
(1,22)	2:B:157:CYS:HA	1:A:525:GLU:OE1	1	0.57
(1,22)	2:B:157:CYS:HA	1:A:525:GLU:OE2	1	0.57
(1,22)	2:B:157:CYS:HA	1:A:526:ASN:C	1	0.57
(1,22)	2:B:157:CYS:HA	1:A:526:ASN:CA	1	0.57
(1,22)	2:B:157:CYS:HA	1:A:526:ASN:CB	1	0.57
(1,22)	2:B:157:CYS:HA	1:A:526:ASN:CG	1	0.57
(1,22)	2:B:157:CYS:HA	1:A:526:ASN:H	1	0.57
(1,22)	2:B:157:CYS:HA	1:A:526:ASN:HA	1	0.57
(1,22)	2:B:157:CYS:HA	1:A:526:ASN:HB2	1	0.57
(1,22)	2:B:157:CYS:HA	1:A:526:ASN:HB3	1	0.57
(1,22)	2:B:157:CYS:HA	1:A:526:ASN:HD21	1	0.57
(1,22)	2:B:157:CYS:HA	1:A:526:ASN:HD22	1	0.57
(1,22)	2:B:157:CYS:HA	1:A:526:ASN:N	1	0.57
(1,22)	2:B:157:CYS:HA	1:A:526:ASN:ND2	1	0.57
(1,22)	2:B:157:CYS:HA	1:A:526:ASN:O	1	0.57
(1,22)	2:B:157:CYS:HA	1:A:526:ASN:OD1	1	0.57
(1,22)	2:B:157:CYS:HA	1:A:527:ALA:C	1	0.57
(1,22)	2:B:157:CYS:HA	1:A:527:ALA:CA	1	0.57
(1,22)	2:B:157:CYS:HA	1:A:527:ALA:CB	1	0.57
(1,22)	2:B:157:CYS:HA	1:A:527:ALA:H	1	0.57
(1,22)	2:B:157:CYS:HA	1:A:527:ALA:HA	1	0.57
(1,22)	2:B:157:CYS:HA	1:A:527:ALA:HB1	1	0.57
(1,22)	2:B:157:CYS:HA	1:A:527:ALA:HB2	1	0.57
(1,22)	2:B:157:CYS:HA	1:A:527:ALA:HB3	1	0.57
(1,22)	2:B:157:CYS:HA	1:A:527:ALA:N	1	0.57
(1,22)	2:B:157:CYS:HA	1:A:527:ALA:O	1	0.57
(1,22)	2:B:157:CYS:HA	1:A:528:ILE:C	1	0.57
(1,22)	2:B:157:CYS:HA	1:A:528:ILE:CA	1	0.57
(1,22)	2:B:157:CYS:HA	1:A:528:ILE:CB	1	0.57
(1,22)	2:B:157:CYS:HA	1:A:528:ILE:CD1	1	0.57
(1,22)	2:B:157:CYS:HA	1:A:528:ILE:CG1	1	0.57
(1,22)	2:B:157:CYS:HA	1:A:528:ILE:CG2	1	0.57
(1,22)	2:B:157:CYS:HA	1:A:528:ILE:H	1	0.57
(1,22)	2:B:157:CYS:HA	1:A:528:ILE:HA	1	0.57
(1,22)	2:B:157:CYS:HA	1:A:528:ILE:HB	1	0.57
(1,22)	2:B:157:CYS:HA	1:A:528:ILE:HD11	1	0.57
(1,22)	2:B:157:CYS:HA	1:A:528:ILE:HD12	1	0.57
(1,22)	2:B:157:CYS:HA	1:A:528:ILE:HD13	1	0.57

*Continued on next page...*

*Continued from previous page...*

Key	Atom-1	Atom-2	Model ID	Violation (Å)
(1,22)	2:B:157:CYS:HA	1:A:528:ILE:HG12	1	0.57
(1,22)	2:B:157:CYS:HA	1:A:528:ILE:HG13	1	0.57
(1,22)	2:B:157:CYS:HA	1:A:528:ILE:HG21	1	0.57
(1,22)	2:B:157:CYS:HA	1:A:528:ILE:HG22	1	0.57
(1,22)	2:B:157:CYS:HA	1:A:528:ILE:HG23	1	0.57
(1,22)	2:B:157:CYS:HA	1:A:528:ILE:N	1	0.57
(1,22)	2:B:157:CYS:HA	1:A:528:ILE:O	1	0.57
(1,22)	2:B:157:CYS:HA	1:A:529:VAL:C	1	0.57
(1,22)	2:B:157:CYS:HA	1:A:529:VAL:CA	1	0.57
(1,22)	2:B:157:CYS:HA	1:A:529:VAL:CB	1	0.57
(1,22)	2:B:157:CYS:HA	1:A:529:VAL:CG1	1	0.57
(1,22)	2:B:157:CYS:HA	1:A:529:VAL:CG2	1	0.57
(1,22)	2:B:157:CYS:HA	1:A:529:VAL:H	1	0.57
(1,22)	2:B:157:CYS:HA	1:A:529:VAL:HA	1	0.57
(1,22)	2:B:157:CYS:HA	1:A:529:VAL:HB	1	0.57
(1,22)	2:B:157:CYS:HA	1:A:529:VAL:HG11	1	0.57
(1,22)	2:B:157:CYS:HA	1:A:529:VAL:HG12	1	0.57
(1,22)	2:B:157:CYS:HA	1:A:529:VAL:HG13	1	0.57
(1,22)	2:B:157:CYS:HA	1:A:529:VAL:HG21	1	0.57
(1,22)	2:B:157:CYS:HA	1:A:529:VAL:HG22	1	0.57
(1,22)	2:B:157:CYS:HA	1:A:529:VAL:HG23	1	0.57
(1,22)	2:B:157:CYS:HA	1:A:529:VAL:N	1	0.57
(1,22)	2:B:157:CYS:HA	1:A:529:VAL:O	1	0.57
(1,22)	2:B:157:CYS:HA	1:A:561:ASP:C	1	0.57
(1,22)	2:B:157:CYS:HA	1:A:561:ASP:CA	1	0.57
(1,22)	2:B:157:CYS:HA	1:A:561:ASP:CB	1	0.57
(1,22)	2:B:157:CYS:HA	1:A:561:ASP:CG	1	0.57
(1,22)	2:B:157:CYS:HA	1:A:561:ASP:H	1	0.57
(1,22)	2:B:157:CYS:HA	1:A:561:ASP:HA	1	0.57
(1,22)	2:B:157:CYS:HA	1:A:561:ASP:HB2	1	0.57
(1,22)	2:B:157:CYS:HA	1:A:561:ASP:HB3	1	0.57
(1,22)	2:B:157:CYS:HA	1:A:561:ASP:N	1	0.57
(1,22)	2:B:157:CYS:HA	1:A:561:ASP:O	1	0.57
(1,22)	2:B:157:CYS:HA	1:A:561:ASP:OD1	1	0.57
(1,22)	2:B:157:CYS:HA	1:A:561:ASP:OD2	1	0.57
(1,22)	2:B:157:CYS:HA	1:A:563:LYS:C	1	0.57
(1,22)	2:B:157:CYS:HA	1:A:563:LYS:CA	1	0.57
(1,22)	2:B:157:CYS:HA	1:A:563:LYS:CB	1	0.57
(1,22)	2:B:157:CYS:HA	1:A:563:LYS:CD	1	0.57
(1,22)	2:B:157:CYS:HA	1:A:563:LYS:CE	1	0.57
(1,22)	2:B:157:CYS:HA	1:A:563:LYS:CG	1	0.57
(1,22)	2:B:157:CYS:HA	1:A:563:LYS:H	1	0.57

*Continued on next page...*

*Continued from previous page...*

Key	Atom-1	Atom-2	Model ID	Violation (Å)
(1,22)	2:B:157:CYS:HA	1:A:563:LYS:HA	1	0.57
(1,22)	2:B:157:CYS:HA	1:A:563:LYS:HB2	1	0.57
(1,22)	2:B:157:CYS:HA	1:A:563:LYS:HB3	1	0.57
(1,22)	2:B:157:CYS:HA	1:A:563:LYS:HD2	1	0.57
(1,22)	2:B:157:CYS:HA	1:A:563:LYS:HD3	1	0.57
(1,22)	2:B:157:CYS:HA	1:A:563:LYS:HE2	1	0.57
(1,22)	2:B:157:CYS:HA	1:A:563:LYS:HE3	1	0.57
(1,22)	2:B:157:CYS:HA	1:A:563:LYS:HG2	1	0.57
(1,22)	2:B:157:CYS:HA	1:A:563:LYS:HG3	1	0.57
(1,22)	2:B:157:CYS:HA	1:A:563:LYS:HZ1	1	0.57
(1,22)	2:B:157:CYS:HA	1:A:563:LYS:HZ2	1	0.57
(1,22)	2:B:157:CYS:HA	1:A:563:LYS:HZ3	1	0.57
(1,22)	2:B:157:CYS:HA	1:A:563:LYS:N	1	0.57
(1,22)	2:B:157:CYS:HA	1:A:563:LYS:NZ	1	0.57
(1,22)	2:B:157:CYS:HA	1:A:563:LYS:O	1	0.57
(1,22)	2:B:157:CYS:HA	1:A:564:ALA:C	1	0.57
(1,22)	2:B:157:CYS:HA	1:A:564:ALA:CA	1	0.57
(1,22)	2:B:157:CYS:HA	1:A:564:ALA:CB	1	0.57
(1,22)	2:B:157:CYS:HA	1:A:564:ALA:H	1	0.57
(1,22)	2:B:157:CYS:HA	1:A:564:ALA:HA	1	0.57
(1,22)	2:B:157:CYS:HA	1:A:564:ALA:HB1	1	0.57
(1,22)	2:B:157:CYS:HA	1:A:564:ALA:HB2	1	0.57
(1,22)	2:B:157:CYS:HA	1:A:564:ALA:HB3	1	0.57
(1,22)	2:B:157:CYS:HA	1:A:564:ALA:N	1	0.57
(1,22)	2:B:157:CYS:HA	1:A:564:ALA:O	1	0.57
(1,22)	2:B:157:CYS:HA	1:A:566:LEU:C	1	0.57
(1,22)	2:B:157:CYS:HA	1:A:566:LEU:CA	1	0.57
(1,22)	2:B:157:CYS:HA	1:A:566:LEU:CB	1	0.57
(1,22)	2:B:157:CYS:HA	1:A:566:LEU:CD1	1	0.57
(1,22)	2:B:157:CYS:HA	1:A:566:LEU:CD2	1	0.57
(1,22)	2:B:157:CYS:HA	1:A:566:LEU:CG	1	0.57
(1,22)	2:B:157:CYS:HA	1:A:566:LEU:H	1	0.57
(1,22)	2:B:157:CYS:HA	1:A:566:LEU:HA	1	0.57
(1,22)	2:B:157:CYS:HA	1:A:566:LEU:HB2	1	0.57
(1,22)	2:B:157:CYS:HA	1:A:566:LEU:HB3	1	0.57
(1,22)	2:B:157:CYS:HA	1:A:566:LEU:HD11	1	0.57
(1,22)	2:B:157:CYS:HA	1:A:566:LEU:HD12	1	0.57
(1,22)	2:B:157:CYS:HA	1:A:566:LEU:HD13	1	0.57
(1,22)	2:B:157:CYS:HA	1:A:566:LEU:HD21	1	0.57
(1,22)	2:B:157:CYS:HA	1:A:566:LEU:HD22	1	0.57
(1,22)	2:B:157:CYS:HA	1:A:566:LEU:HD23	1	0.57
(1,22)	2:B:157:CYS:HA	1:A:566:LEU:HG	1	0.57

*Continued on next page...*



*Continued from previous page...*

Key	Atom-1	Atom-2	Model ID	Violation (Å)
(1,22)	2:B:157:CYS:HA	1:A:566:LEU:N	1	0.57
(1,22)	2:B:157:CYS:HA	1:A:566:LEU:O	1	0.57
(1,22)	2:B:157:CYS:HB2	1:A:490:ALA:C	1	0.57
(1,22)	2:B:157:CYS:HB2	1:A:490:ALA:CA	1	0.57
(1,22)	2:B:157:CYS:HB2	1:A:490:ALA:CB	1	0.57
(1,22)	2:B:157:CYS:HB2	1:A:490:ALA:H	1	0.57
(1,22)	2:B:157:CYS:HB2	1:A:490:ALA:HA	1	0.57
(1,22)	2:B:157:CYS:HB2	1:A:490:ALA:HB1	1	0.57
(1,22)	2:B:157:CYS:HB2	1:A:490:ALA:HB2	1	0.57
(1,22)	2:B:157:CYS:HB2	1:A:490:ALA:HB3	1	0.57
(1,22)	2:B:157:CYS:HB2	1:A:490:ALA:N	1	0.57
(1,22)	2:B:157:CYS:HB2	1:A:490:ALA:O	1	0.57
(1,22)	2:B:157:CYS:HB2	1:A:514:THR:C	1	0.57
(1,22)	2:B:157:CYS:HB2	1:A:514:THR:CA	1	0.57
(1,22)	2:B:157:CYS:HB2	1:A:514:THR:CB	1	0.57
(1,22)	2:B:157:CYS:HB2	1:A:514:THR:CG2	1	0.57
(1,22)	2:B:157:CYS:HB2	1:A:514:THR:H	1	0.57
(1,22)	2:B:157:CYS:HB2	1:A:514:THR:HA	1	0.57
(1,22)	2:B:157:CYS:HB2	1:A:514:THR:HB	1	0.57
(1,22)	2:B:157:CYS:HB2	1:A:514:THR:HG1	1	0.57
(1,22)	2:B:157:CYS:HB2	1:A:514:THR:HG21	1	0.57
(1,22)	2:B:157:CYS:HB2	1:A:514:THR:HG22	1	0.57
(1,22)	2:B:157:CYS:HB2	1:A:514:THR:HG23	1	0.57
(1,22)	2:B:157:CYS:HB2	1:A:514:THR:N	1	0.57
(1,22)	2:B:157:CYS:HB2	1:A:514:THR:O	1	0.57
(1,22)	2:B:157:CYS:HB2	1:A:514:THR:OG1	1	0.57
(1,22)	2:B:157:CYS:HB2	1:A:516:ASN:C	1	0.57
(1,22)	2:B:157:CYS:HB2	1:A:516:ASN:CA	1	0.57
(1,22)	2:B:157:CYS:HB2	1:A:516:ASN:CB	1	0.57
(1,22)	2:B:157:CYS:HB2	1:A:516:ASN:CG	1	0.57
(1,22)	2:B:157:CYS:HB2	1:A:516:ASN:H	1	0.57
(1,22)	2:B:157:CYS:HB2	1:A:516:ASN:HA	1	0.57
(1,22)	2:B:157:CYS:HB2	1:A:516:ASN:HB2	1	0.57
(1,22)	2:B:157:CYS:HB2	1:A:516:ASN:HB3	1	0.57
(1,22)	2:B:157:CYS:HB2	1:A:516:ASN:HD21	1	0.57
(1,22)	2:B:157:CYS:HB2	1:A:516:ASN:HD22	1	0.57
(1,22)	2:B:157:CYS:HB2	1:A:516:ASN:N	1	0.57
(1,22)	2:B:157:CYS:HB2	1:A:516:ASN:ND2	1	0.57
(1,22)	2:B:157:CYS:HB2	1:A:516:ASN:O	1	0.57
(1,22)	2:B:157:CYS:HB2	1:A:516:ASN:OD1	1	0.57
(1,22)	2:B:157:CYS:HB2	1:A:519:GLY:C	1	0.57
(1,22)	2:B:157:CYS:HB2	1:A:519:GLY:CA	1	0.57

*Continued on next page...*

*Continued from previous page...*

Key	Atom-1	Atom-2	Model ID	Violation (Å)
(1,22)	2:B:157:CYS:HB2	1:A:519:GLY:H	1	0.57
(1,22)	2:B:157:CYS:HB2	1:A:519:GLY:HA2	1	0.57
(1,22)	2:B:157:CYS:HB2	1:A:519:GLY:HA3	1	0.57
(1,22)	2:B:157:CYS:HB2	1:A:519:GLY:N	1	0.57
(1,22)	2:B:157:CYS:HB2	1:A:519:GLY:O	1	0.57
(1,22)	2:B:157:CYS:HB2	1:A:522:PHE:C	1	0.57
(1,22)	2:B:157:CYS:HB2	1:A:522:PHE:CA	1	0.57
(1,22)	2:B:157:CYS:HB2	1:A:522:PHE:CB	1	0.57
(1,22)	2:B:157:CYS:HB2	1:A:522:PHE:CD1	1	0.57
(1,22)	2:B:157:CYS:HB2	1:A:522:PHE:CD2	1	0.57
(1,22)	2:B:157:CYS:HB2	1:A:522:PHE:CE1	1	0.57
(1,22)	2:B:157:CYS:HB2	1:A:522:PHE:CE2	1	0.57
(1,22)	2:B:157:CYS:HB2	1:A:522:PHE:CG	1	0.57
(1,22)	2:B:157:CYS:HB2	1:A:522:PHE:CZ	1	0.57
(1,22)	2:B:157:CYS:HB2	1:A:522:PHE:H	1	0.57
(1,22)	2:B:157:CYS:HB2	1:A:522:PHE:HA	1	0.57
(1,22)	2:B:157:CYS:HB2	1:A:522:PHE:HB2	1	0.57
(1,22)	2:B:157:CYS:HB2	1:A:522:PHE:HB3	1	0.57
(1,22)	2:B:157:CYS:HB2	1:A:522:PHE:HD1	1	0.57
(1,22)	2:B:157:CYS:HB2	1:A:522:PHE:HD2	1	0.57
(1,22)	2:B:157:CYS:HB2	1:A:522:PHE:HE1	1	0.57
(1,22)	2:B:157:CYS:HB2	1:A:522:PHE:HE2	1	0.57
(1,22)	2:B:157:CYS:HB2	1:A:522:PHE:HZ	1	0.57
(1,22)	2:B:157:CYS:HB2	1:A:522:PHE:N	1	0.57
(1,22)	2:B:157:CYS:HB2	1:A:522:PHE:O	1	0.57
(1,22)	2:B:157:CYS:HB2	1:A:523:GLU:C	1	0.57
(1,22)	2:B:157:CYS:HB2	1:A:523:GLU:CA	1	0.57
(1,22)	2:B:157:CYS:HB2	1:A:523:GLU:CB	1	0.57
(1,22)	2:B:157:CYS:HB2	1:A:523:GLU:CD	1	0.57
(1,22)	2:B:157:CYS:HB2	1:A:523:GLU:CG	1	0.57
(1,22)	2:B:157:CYS:HB2	1:A:523:GLU:H	1	0.57
(1,22)	2:B:157:CYS:HB2	1:A:523:GLU:HA	1	0.57
(1,22)	2:B:157:CYS:HB2	1:A:523:GLU:HB2	1	0.57
(1,22)	2:B:157:CYS:HB2	1:A:523:GLU:HB3	1	0.57
(1,22)	2:B:157:CYS:HB2	1:A:523:GLU:HG2	1	0.57
(1,22)	2:B:157:CYS:HB2	1:A:523:GLU:HG3	1	0.57
(1,22)	2:B:157:CYS:HB2	1:A:523:GLU:N	1	0.57
(1,22)	2:B:157:CYS:HB2	1:A:523:GLU:O	1	0.57
(1,22)	2:B:157:CYS:HB2	1:A:523:GLU:OE1	1	0.57
(1,22)	2:B:157:CYS:HB2	1:A:523:GLU:OE2	1	0.57
(1,22)	2:B:157:CYS:HB2	1:A:524:PHE:C	1	0.57
(1,22)	2:B:157:CYS:HB2	1:A:524:PHE:CA	1	0.57

*Continued on next page...*

*Continued from previous page...*

Key	Atom-1	Atom-2	Model ID	Violation (Å)
(1,22)	2:B:157:CYS:HB2	1:A:524:PHE:CB	1	0.57
(1,22)	2:B:157:CYS:HB2	1:A:524:PHE:CD1	1	0.57
(1,22)	2:B:157:CYS:HB2	1:A:524:PHE:CD2	1	0.57
(1,22)	2:B:157:CYS:HB2	1:A:524:PHE:CE1	1	0.57
(1,22)	2:B:157:CYS:HB2	1:A:524:PHE:CE2	1	0.57
(1,22)	2:B:157:CYS:HB2	1:A:524:PHE:CG	1	0.57
(1,22)	2:B:157:CYS:HB2	1:A:524:PHE:CZ	1	0.57
(1,22)	2:B:157:CYS:HB2	1:A:524:PHE:H	1	0.57
(1,22)	2:B:157:CYS:HB2	1:A:524:PHE:HA	1	0.57
(1,22)	2:B:157:CYS:HB2	1:A:524:PHE:HB2	1	0.57
(1,22)	2:B:157:CYS:HB2	1:A:524:PHE:HB3	1	0.57
(1,22)	2:B:157:CYS:HB2	1:A:524:PHE:HD1	1	0.57
(1,22)	2:B:157:CYS:HB2	1:A:524:PHE:HD2	1	0.57
(1,22)	2:B:157:CYS:HB2	1:A:524:PHE:HE1	1	0.57
(1,22)	2:B:157:CYS:HB2	1:A:524:PHE:HE2	1	0.57
(1,22)	2:B:157:CYS:HB2	1:A:524:PHE:HZ	1	0.57
(1,22)	2:B:157:CYS:HB2	1:A:524:PHE:N	1	0.57
(1,22)	2:B:157:CYS:HB2	1:A:524:PHE:O	1	0.57
(1,22)	2:B:157:CYS:HB2	1:A:525:GLU:C	1	0.57
(1,22)	2:B:157:CYS:HB2	1:A:525:GLU:CA	1	0.57
(1,22)	2:B:157:CYS:HB2	1:A:525:GLU:CB	1	0.57
(1,22)	2:B:157:CYS:HB2	1:A:525:GLU:CD	1	0.57
(1,22)	2:B:157:CYS:HB2	1:A:525:GLU:CG	1	0.57
(1,22)	2:B:157:CYS:HB2	1:A:525:GLU:H	1	0.57
(1,22)	2:B:157:CYS:HB2	1:A:525:GLU:HA	1	0.57
(1,22)	2:B:157:CYS:HB2	1:A:525:GLU:HB2	1	0.57
(1,22)	2:B:157:CYS:HB2	1:A:525:GLU:HB3	1	0.57
(1,22)	2:B:157:CYS:HB2	1:A:525:GLU:HG2	1	0.57
(1,22)	2:B:157:CYS:HB2	1:A:525:GLU:HG3	1	0.57
(1,22)	2:B:157:CYS:HB2	1:A:525:GLU:N	1	0.57
(1,22)	2:B:157:CYS:HB2	1:A:525:GLU:O	1	0.57
(1,22)	2:B:157:CYS:HB2	1:A:525:GLU:OE1	1	0.57
(1,22)	2:B:157:CYS:HB2	1:A:525:GLU:OE2	1	0.57
(1,22)	2:B:157:CYS:HB2	1:A:526:ASN:C	1	0.57
(1,22)	2:B:157:CYS:HB2	1:A:526:ASN:CA	1	0.57
(1,22)	2:B:157:CYS:HB2	1:A:526:ASN:CB	1	0.57
(1,22)	2:B:157:CYS:HB2	1:A:526:ASN:CG	1	0.57
(1,22)	2:B:157:CYS:HB2	1:A:526:ASN:H	1	0.57
(1,22)	2:B:157:CYS:HB2	1:A:526:ASN:HA	1	0.57
(1,22)	2:B:157:CYS:HB2	1:A:526:ASN:HB2	1	0.57
(1,22)	2:B:157:CYS:HB2	1:A:526:ASN:HB3	1	0.57
(1,22)	2:B:157:CYS:HB2	1:A:526:ASN:HD21	1	0.57

*Continued on next page...*

*Continued from previous page...*

Key	Atom-1	Atom-2	Model ID	Violation (Å)
(1,22)	2:B:157:CYS:HB2	1:A:526:ASN:HD22	1	0.57
(1,22)	2:B:157:CYS:HB2	1:A:526:ASN:N	1	0.57
(1,22)	2:B:157:CYS:HB2	1:A:526:ASN:ND2	1	0.57
(1,22)	2:B:157:CYS:HB2	1:A:526:ASN:O	1	0.57
(1,22)	2:B:157:CYS:HB2	1:A:526:ASN:OD1	1	0.57
(1,22)	2:B:157:CYS:HB2	1:A:527:ALA:C	1	0.57
(1,22)	2:B:157:CYS:HB2	1:A:527:ALA:CA	1	0.57
(1,22)	2:B:157:CYS:HB2	1:A:527:ALA:CB	1	0.57
(1,22)	2:B:157:CYS:HB2	1:A:527:ALA:H	1	0.57
(1,22)	2:B:157:CYS:HB2	1:A:527:ALA:HA	1	0.57
(1,22)	2:B:157:CYS:HB2	1:A:527:ALA:HB1	1	0.57
(1,22)	2:B:157:CYS:HB2	1:A:527:ALA:HB2	1	0.57
(1,22)	2:B:157:CYS:HB2	1:A:527:ALA:HB3	1	0.57
(1,22)	2:B:157:CYS:HB2	1:A:527:ALA:N	1	0.57
(1,22)	2:B:157:CYS:HB2	1:A:527:ALA:O	1	0.57
(1,22)	2:B:157:CYS:HB2	1:A:528:ILE:C	1	0.57
(1,22)	2:B:157:CYS:HB2	1:A:528:ILE:CA	1	0.57
(1,22)	2:B:157:CYS:HB2	1:A:528:ILE:CB	1	0.57
(1,22)	2:B:157:CYS:HB2	1:A:528:ILE:CD1	1	0.57
(1,22)	2:B:157:CYS:HB2	1:A:528:ILE:CG1	1	0.57
(1,22)	2:B:157:CYS:HB2	1:A:528:ILE:CG2	1	0.57
(1,22)	2:B:157:CYS:HB2	1:A:528:ILE:H	1	0.57
(1,22)	2:B:157:CYS:HB2	1:A:528:ILE:HA	1	0.57
(1,22)	2:B:157:CYS:HB2	1:A:528:ILE:HB	1	0.57
(1,22)	2:B:157:CYS:HB2	1:A:528:ILE:HD11	1	0.57
(1,22)	2:B:157:CYS:HB2	1:A:528:ILE:HD12	1	0.57
(1,22)	2:B:157:CYS:HB2	1:A:528:ILE:HD13	1	0.57
(1,22)	2:B:157:CYS:HB2	1:A:528:ILE:HG12	1	0.57
(1,22)	2:B:157:CYS:HB2	1:A:528:ILE:HG13	1	0.57
(1,22)	2:B:157:CYS:HB2	1:A:528:ILE:HG21	1	0.57
(1,22)	2:B:157:CYS:HB2	1:A:528:ILE:HG22	1	0.57
(1,22)	2:B:157:CYS:HB2	1:A:528:ILE:HG23	1	0.57
(1,22)	2:B:157:CYS:HB2	1:A:528:ILE:N	1	0.57
(1,22)	2:B:157:CYS:HB2	1:A:528:ILE:O	1	0.57
(1,22)	2:B:157:CYS:HB2	1:A:529:VAL:C	1	0.57
(1,22)	2:B:157:CYS:HB2	1:A:529:VAL:CA	1	0.57
(1,22)	2:B:157:CYS:HB2	1:A:529:VAL:CB	1	0.57
(1,22)	2:B:157:CYS:HB2	1:A:529:VAL:CG1	1	0.57
(1,22)	2:B:157:CYS:HB2	1:A:529:VAL:CG2	1	0.57
(1,22)	2:B:157:CYS:HB2	1:A:529:VAL:H	1	0.57
(1,22)	2:B:157:CYS:HB2	1:A:529:VAL:HA	1	0.57
(1,22)	2:B:157:CYS:HB2	1:A:529:VAL:HB	1	0.57

*Continued on next page...*

*Continued from previous page...*

Key	Atom-1	Atom-2	Model ID	Violation (Å)
(1,22)	2:B:157:CYS:HB2	1:A:529:VAL:HG11	1	0.57
(1,22)	2:B:157:CYS:HB2	1:A:529:VAL:HG12	1	0.57
(1,22)	2:B:157:CYS:HB2	1:A:529:VAL:HG13	1	0.57
(1,22)	2:B:157:CYS:HB2	1:A:529:VAL:HG21	1	0.57
(1,22)	2:B:157:CYS:HB2	1:A:529:VAL:HG22	1	0.57
(1,22)	2:B:157:CYS:HB2	1:A:529:VAL:HG23	1	0.57
(1,22)	2:B:157:CYS:HB2	1:A:529:VAL:N	1	0.57
(1,22)	2:B:157:CYS:HB2	1:A:529:VAL:O	1	0.57
(1,22)	2:B:157:CYS:HB2	1:A:561:ASP:C	1	0.57
(1,22)	2:B:157:CYS:HB2	1:A:561:ASP:CA	1	0.57
(1,22)	2:B:157:CYS:HB2	1:A:561:ASP:CB	1	0.57
(1,22)	2:B:157:CYS:HB2	1:A:561:ASP:CG	1	0.57
(1,22)	2:B:157:CYS:HB2	1:A:561:ASP:H	1	0.57
(1,22)	2:B:157:CYS:HB2	1:A:561:ASP:HA	1	0.57
(1,22)	2:B:157:CYS:HB2	1:A:561:ASP:HB2	1	0.57
(1,22)	2:B:157:CYS:HB2	1:A:561:ASP:HB3	1	0.57
(1,22)	2:B:157:CYS:HB2	1:A:561:ASP:N	1	0.57
(1,22)	2:B:157:CYS:HB2	1:A:561:ASP:O	1	0.57
(1,22)	2:B:157:CYS:HB2	1:A:561:ASP:OD1	1	0.57
(1,22)	2:B:157:CYS:HB2	1:A:561:ASP:OD2	1	0.57
(1,22)	2:B:157:CYS:HB2	1:A:563:LYS:C	1	0.57
(1,22)	2:B:157:CYS:HB2	1:A:563:LYS:CA	1	0.57
(1,22)	2:B:157:CYS:HB2	1:A:563:LYS:CB	1	0.57
(1,22)	2:B:157:CYS:HB2	1:A:563:LYS:CD	1	0.57
(1,22)	2:B:157:CYS:HB2	1:A:563:LYS:CE	1	0.57
(1,22)	2:B:157:CYS:HB2	1:A:563:LYS:CG	1	0.57
(1,22)	2:B:157:CYS:HB2	1:A:563:LYS:H	1	0.57
(1,22)	2:B:157:CYS:HB2	1:A:563:LYS:HA	1	0.57
(1,22)	2:B:157:CYS:HB2	1:A:563:LYS:HB2	1	0.57
(1,22)	2:B:157:CYS:HB2	1:A:563:LYS:HB3	1	0.57
(1,22)	2:B:157:CYS:HB2	1:A:563:LYS:HD2	1	0.57
(1,22)	2:B:157:CYS:HB2	1:A:563:LYS:HD3	1	0.57
(1,22)	2:B:157:CYS:HB2	1:A:563:LYS:HE2	1	0.57
(1,22)	2:B:157:CYS:HB2	1:A:563:LYS:HE3	1	0.57
(1,22)	2:B:157:CYS:HB2	1:A:563:LYS:HG2	1	0.57
(1,22)	2:B:157:CYS:HB2	1:A:563:LYS:HG3	1	0.57
(1,22)	2:B:157:CYS:HB2	1:A:563:LYS:HZ1	1	0.57
(1,22)	2:B:157:CYS:HB2	1:A:563:LYS:HZ2	1	0.57
(1,22)	2:B:157:CYS:HB2	1:A:563:LYS:HZ3	1	0.57
(1,22)	2:B:157:CYS:HB2	1:A:563:LYS:N	1	0.57
(1,22)	2:B:157:CYS:HB2	1:A:563:LYS:NZ	1	0.57
(1,22)	2:B:157:CYS:HB2	1:A:563:LYS:O	1	0.57

*Continued on next page...*

*Continued from previous page...*

Key	Atom-1	Atom-2	Model ID	Violation (Å)
(1,22)	2:B:157:CYS:HB2	1:A:564:ALA:C	1	0.57
(1,22)	2:B:157:CYS:HB2	1:A:564:ALA:CA	1	0.57
(1,22)	2:B:157:CYS:HB2	1:A:564:ALA:CB	1	0.57
(1,22)	2:B:157:CYS:HB2	1:A:564:ALA:H	1	0.57
(1,22)	2:B:157:CYS:HB2	1:A:564:ALA:HA	1	0.57
(1,22)	2:B:157:CYS:HB2	1:A:564:ALA:HB1	1	0.57
(1,22)	2:B:157:CYS:HB2	1:A:564:ALA:HB2	1	0.57
(1,22)	2:B:157:CYS:HB2	1:A:564:ALA:HB3	1	0.57
(1,22)	2:B:157:CYS:HB2	1:A:564:ALA:N	1	0.57
(1,22)	2:B:157:CYS:HB2	1:A:564:ALA:O	1	0.57
(1,22)	2:B:157:CYS:HB2	1:A:566:LEU:C	1	0.57
(1,22)	2:B:157:CYS:HB2	1:A:566:LEU:CA	1	0.57
(1,22)	2:B:157:CYS:HB2	1:A:566:LEU:CB	1	0.57
(1,22)	2:B:157:CYS:HB2	1:A:566:LEU:CD1	1	0.57
(1,22)	2:B:157:CYS:HB2	1:A:566:LEU:CD2	1	0.57
(1,22)	2:B:157:CYS:HB2	1:A:566:LEU:CG	1	0.57
(1,22)	2:B:157:CYS:HB2	1:A:566:LEU:H	1	0.57
(1,22)	2:B:157:CYS:HB2	1:A:566:LEU:HA	1	0.57
(1,22)	2:B:157:CYS:HB2	1:A:566:LEU:HB2	1	0.57
(1,22)	2:B:157:CYS:HB2	1:A:566:LEU:HB3	1	0.57
(1,22)	2:B:157:CYS:HB2	1:A:566:LEU:HD11	1	0.57
(1,22)	2:B:157:CYS:HB2	1:A:566:LEU:HD12	1	0.57
(1,22)	2:B:157:CYS:HB2	1:A:566:LEU:HD13	1	0.57
(1,22)	2:B:157:CYS:HB2	1:A:566:LEU:HD21	1	0.57
(1,22)	2:B:157:CYS:HB2	1:A:566:LEU:HD22	1	0.57
(1,22)	2:B:157:CYS:HB2	1:A:566:LEU:HD23	1	0.57
(1,22)	2:B:157:CYS:HB2	1:A:566:LEU:HG	1	0.57
(1,22)	2:B:157:CYS:HB2	1:A:566:LEU:N	1	0.57
(1,22)	2:B:157:CYS:HB2	1:A:566:LEU:O	1	0.57
(1,22)	2:B:157:CYS:HB3	1:A:490:ALA:C	1	0.57
(1,22)	2:B:157:CYS:HB3	1:A:490:ALA:CA	1	0.57
(1,22)	2:B:157:CYS:HB3	1:A:490:ALA:CB	1	0.57
(1,22)	2:B:157:CYS:HB3	1:A:490:ALA:H	1	0.57
(1,22)	2:B:157:CYS:HB3	1:A:490:ALA:HA	1	0.57
(1,22)	2:B:157:CYS:HB3	1:A:490:ALA:HB1	1	0.57
(1,22)	2:B:157:CYS:HB3	1:A:490:ALA:HB2	1	0.57
(1,22)	2:B:157:CYS:HB3	1:A:490:ALA:HB3	1	0.57
(1,22)	2:B:157:CYS:HB3	1:A:490:ALA:N	1	0.57
(1,22)	2:B:157:CYS:HB3	1:A:490:ALA:O	1	0.57
(1,22)	2:B:157:CYS:HB3	1:A:514:THR:C	1	0.57
(1,22)	2:B:157:CYS:HB3	1:A:514:THR:CA	1	0.57
(1,22)	2:B:157:CYS:HB3	1:A:514:THR:CB	1	0.57

*Continued on next page...*

*Continued from previous page...*

Key	Atom-1	Atom-2	Model ID	Violation (Å)
(1,22)	2:B:157:CYS:HB3	1:A:514:THR:CG2	1	0.57
(1,22)	2:B:157:CYS:HB3	1:A:514:THR:H	1	0.57
(1,22)	2:B:157:CYS:HB3	1:A:514:THR:HA	1	0.57
(1,22)	2:B:157:CYS:HB3	1:A:514:THR:HB	1	0.57
(1,22)	2:B:157:CYS:HB3	1:A:514:THR:HG1	1	0.57
(1,22)	2:B:157:CYS:HB3	1:A:514:THR:HG21	1	0.57
(1,22)	2:B:157:CYS:HB3	1:A:514:THR:HG22	1	0.57
(1,22)	2:B:157:CYS:HB3	1:A:514:THR:HG23	1	0.57
(1,22)	2:B:157:CYS:HB3	1:A:514:THR:N	1	0.57
(1,22)	2:B:157:CYS:HB3	1:A:514:THR:O	1	0.57
(1,22)	2:B:157:CYS:HB3	1:A:514:THR:OG1	1	0.57
(1,22)	2:B:157:CYS:HB3	1:A:516:ASN:C	1	0.57
(1,22)	2:B:157:CYS:HB3	1:A:516:ASN:CA	1	0.57
(1,22)	2:B:157:CYS:HB3	1:A:516:ASN:CB	1	0.57
(1,22)	2:B:157:CYS:HB3	1:A:516:ASN:CG	1	0.57
(1,22)	2:B:157:CYS:HB3	1:A:516:ASN:H	1	0.57
(1,22)	2:B:157:CYS:HB3	1:A:516:ASN:HA	1	0.57
(1,22)	2:B:157:CYS:HB3	1:A:516:ASN:HB2	1	0.57
(1,22)	2:B:157:CYS:HB3	1:A:516:ASN:HB3	1	0.57
(1,22)	2:B:157:CYS:HB3	1:A:516:ASN:HD21	1	0.57
(1,22)	2:B:157:CYS:HB3	1:A:516:ASN:HD22	1	0.57
(1,22)	2:B:157:CYS:HB3	1:A:516:ASN:N	1	0.57
(1,22)	2:B:157:CYS:HB3	1:A:516:ASN:ND2	1	0.57
(1,22)	2:B:157:CYS:HB3	1:A:516:ASN:O	1	0.57
(1,22)	2:B:157:CYS:HB3	1:A:516:ASN:OD1	1	0.57
(1,22)	2:B:157:CYS:HB3	1:A:519:GLY:C	1	0.57
(1,22)	2:B:157:CYS:HB3	1:A:519:GLY:CA	1	0.57
(1,22)	2:B:157:CYS:HB3	1:A:519:GLY:H	1	0.57
(1,22)	2:B:157:CYS:HB3	1:A:519:GLY:HA2	1	0.57
(1,22)	2:B:157:CYS:HB3	1:A:519:GLY:HA3	1	0.57
(1,22)	2:B:157:CYS:HB3	1:A:519:GLY:N	1	0.57
(1,22)	2:B:157:CYS:HB3	1:A:519:GLY:O	1	0.57
(1,22)	2:B:157:CYS:HB3	1:A:522:PHE:C	1	0.57
(1,22)	2:B:157:CYS:HB3	1:A:522:PHE:CA	1	0.57
(1,22)	2:B:157:CYS:HB3	1:A:522:PHE:CB	1	0.57
(1,22)	2:B:157:CYS:HB3	1:A:522:PHE:CD1	1	0.57
(1,22)	2:B:157:CYS:HB3	1:A:522:PHE:CD2	1	0.57
(1,22)	2:B:157:CYS:HB3	1:A:522:PHE:CE1	1	0.57
(1,22)	2:B:157:CYS:HB3	1:A:522:PHE:CE2	1	0.57
(1,22)	2:B:157:CYS:HB3	1:A:522:PHE:CG	1	0.57
(1,22)	2:B:157:CYS:HB3	1:A:522:PHE:CZ	1	0.57
(1,22)	2:B:157:CYS:HB3	1:A:522:PHE:H	1	0.57

*Continued on next page...*

*Continued from previous page...*

Key	Atom-1	Atom-2	Model ID	Violation (Å)
(1,22)	2:B:157:CYS:HB3	1:A:522:PHE:HA	1	0.57
(1,22)	2:B:157:CYS:HB3	1:A:522:PHE:HB2	1	0.57
(1,22)	2:B:157:CYS:HB3	1:A:522:PHE:HB3	1	0.57
(1,22)	2:B:157:CYS:HB3	1:A:522:PHE:HD1	1	0.57
(1,22)	2:B:157:CYS:HB3	1:A:522:PHE:HD2	1	0.57
(1,22)	2:B:157:CYS:HB3	1:A:522:PHE:HE1	1	0.57
(1,22)	2:B:157:CYS:HB3	1:A:522:PHE:HE2	1	0.57
(1,22)	2:B:157:CYS:HB3	1:A:522:PHE:HZ	1	0.57
(1,22)	2:B:157:CYS:HB3	1:A:522:PHE:N	1	0.57
(1,22)	2:B:157:CYS:HB3	1:A:522:PHE:O	1	0.57
(1,22)	2:B:157:CYS:HB3	1:A:523:GLU:C	1	0.57
(1,22)	2:B:157:CYS:HB3	1:A:523:GLU:CA	1	0.57
(1,22)	2:B:157:CYS:HB3	1:A:523:GLU:CB	1	0.57
(1,22)	2:B:157:CYS:HB3	1:A:523:GLU:CD	1	0.57
(1,22)	2:B:157:CYS:HB3	1:A:523:GLU:CG	1	0.57
(1,22)	2:B:157:CYS:HB3	1:A:523:GLU:H	1	0.57
(1,22)	2:B:157:CYS:HB3	1:A:523:GLU:HA	1	0.57
(1,22)	2:B:157:CYS:HB3	1:A:523:GLU:HB2	1	0.57
(1,22)	2:B:157:CYS:HB3	1:A:523:GLU:HB3	1	0.57
(1,22)	2:B:157:CYS:HB3	1:A:523:GLU:HG2	1	0.57
(1,22)	2:B:157:CYS:HB3	1:A:523:GLU:HG3	1	0.57
(1,22)	2:B:157:CYS:HB3	1:A:523:GLU:N	1	0.57
(1,22)	2:B:157:CYS:HB3	1:A:523:GLU:O	1	0.57
(1,22)	2:B:157:CYS:HB3	1:A:523:GLU:OE1	1	0.57
(1,22)	2:B:157:CYS:HB3	1:A:523:GLU:OE2	1	0.57
(1,22)	2:B:157:CYS:HB3	1:A:524:PHE:C	1	0.57
(1,22)	2:B:157:CYS:HB3	1:A:524:PHE:CA	1	0.57
(1,22)	2:B:157:CYS:HB3	1:A:524:PHE:CB	1	0.57
(1,22)	2:B:157:CYS:HB3	1:A:524:PHE:CD1	1	0.57
(1,22)	2:B:157:CYS:HB3	1:A:524:PHE:CD2	1	0.57
(1,22)	2:B:157:CYS:HB3	1:A:524:PHE:CE1	1	0.57
(1,22)	2:B:157:CYS:HB3	1:A:524:PHE:CE2	1	0.57
(1,22)	2:B:157:CYS:HB3	1:A:524:PHE:CG	1	0.57
(1,22)	2:B:157:CYS:HB3	1:A:524:PHE:CZ	1	0.57
(1,22)	2:B:157:CYS:HB3	1:A:524:PHE:H	1	0.57
(1,22)	2:B:157:CYS:HB3	1:A:524:PHE:HA	1	0.57
(1,22)	2:B:157:CYS:HB3	1:A:524:PHE:HB2	1	0.57
(1,22)	2:B:157:CYS:HB3	1:A:524:PHE:HB3	1	0.57
(1,22)	2:B:157:CYS:HB3	1:A:524:PHE:HD1	1	0.57
(1,22)	2:B:157:CYS:HB3	1:A:524:PHE:HD2	1	0.57
(1,22)	2:B:157:CYS:HB3	1:A:524:PHE:HE1	1	0.57
(1,22)	2:B:157:CYS:HB3	1:A:524:PHE:HE2	1	0.57

*Continued on next page...*



*Continued from previous page...*

Key	Atom-1	Atom-2	Model ID	Violation (Å)
(1,22)	2:B:157:CYS:HB3	1:A:524:PHE:HZ	1	0.57
(1,22)	2:B:157:CYS:HB3	1:A:524:PHE:N	1	0.57
(1,22)	2:B:157:CYS:HB3	1:A:524:PHE:O	1	0.57
(1,22)	2:B:157:CYS:HB3	1:A:525:GLU:C	1	0.57
(1,22)	2:B:157:CYS:HB3	1:A:525:GLU:CA	1	0.57
(1,22)	2:B:157:CYS:HB3	1:A:525:GLU:CB	1	0.57
(1,22)	2:B:157:CYS:HB3	1:A:525:GLU:CD	1	0.57
(1,22)	2:B:157:CYS:HB3	1:A:525:GLU:CG	1	0.57
(1,22)	2:B:157:CYS:HB3	1:A:525:GLU:H	1	0.57
(1,22)	2:B:157:CYS:HB3	1:A:525:GLU:HA	1	0.57
(1,22)	2:B:157:CYS:HB3	1:A:525:GLU:HB2	1	0.57
(1,22)	2:B:157:CYS:HB3	1:A:525:GLU:HB3	1	0.57
(1,22)	2:B:157:CYS:HB3	1:A:525:GLU:HG2	1	0.57
(1,22)	2:B:157:CYS:HB3	1:A:525:GLU:HG3	1	0.57
(1,22)	2:B:157:CYS:HB3	1:A:525:GLU:N	1	0.57
(1,22)	2:B:157:CYS:HB3	1:A:525:GLU:O	1	0.57
(1,22)	2:B:157:CYS:HB3	1:A:525:GLU:OE1	1	0.57
(1,22)	2:B:157:CYS:HB3	1:A:525:GLU:OE2	1	0.57
(1,22)	2:B:157:CYS:HB3	1:A:526:ASN:C	1	0.57
(1,22)	2:B:157:CYS:HB3	1:A:526:ASN:CA	1	0.57
(1,22)	2:B:157:CYS:HB3	1:A:526:ASN:CB	1	0.57
(1,22)	2:B:157:CYS:HB3	1:A:526:ASN:CG	1	0.57
(1,22)	2:B:157:CYS:HB3	1:A:526:ASN:H	1	0.57
(1,22)	2:B:157:CYS:HB3	1:A:526:ASN:HA	1	0.57
(1,22)	2:B:157:CYS:HB3	1:A:526:ASN:HB2	1	0.57
(1,22)	2:B:157:CYS:HB3	1:A:526:ASN:HB3	1	0.57
(1,22)	2:B:157:CYS:HB3	1:A:526:ASN:HD21	1	0.57
(1,22)	2:B:157:CYS:HB3	1:A:526:ASN:HD22	1	0.57
(1,22)	2:B:157:CYS:HB3	1:A:526:ASN:N	1	0.57
(1,22)	2:B:157:CYS:HB3	1:A:526:ASN:ND2	1	0.57
(1,22)	2:B:157:CYS:HB3	1:A:526:ASN:O	1	0.57
(1,22)	2:B:157:CYS:HB3	1:A:526:ASN:OD1	1	0.57
(1,22)	2:B:157:CYS:HB3	1:A:527:ALA:C	1	0.57
(1,22)	2:B:157:CYS:HB3	1:A:527:ALA:CA	1	0.57
(1,22)	2:B:157:CYS:HB3	1:A:527:ALA:CB	1	0.57
(1,22)	2:B:157:CYS:HB3	1:A:527:ALA:H	1	0.57
(1,22)	2:B:157:CYS:HB3	1:A:527:ALA:HA	1	0.57
(1,22)	2:B:157:CYS:HB3	1:A:527:ALA:HB1	1	0.57
(1,22)	2:B:157:CYS:HB3	1:A:527:ALA:HB2	1	0.57
(1,22)	2:B:157:CYS:HB3	1:A:527:ALA:HB3	1	0.57
(1,22)	2:B:157:CYS:HB3	1:A:527:ALA:N	1	0.57
(1,22)	2:B:157:CYS:HB3	1:A:527:ALA:O	1	0.57

*Continued on next page...*

*Continued from previous page...*

Key	Atom-1	Atom-2	Model ID	Violation (Å)
(1,22)	2:B:157:CYS:HB3	1:A:528:ILE:C	1	0.57
(1,22)	2:B:157:CYS:HB3	1:A:528:ILE:CA	1	0.57
(1,22)	2:B:157:CYS:HB3	1:A:528:ILE:CB	1	0.57
(1,22)	2:B:157:CYS:HB3	1:A:528:ILE:CD1	1	0.57
(1,22)	2:B:157:CYS:HB3	1:A:528:ILE:CG1	1	0.57
(1,22)	2:B:157:CYS:HB3	1:A:528:ILE:CG2	1	0.57
(1,22)	2:B:157:CYS:HB3	1:A:528:ILE:H	1	0.57
(1,22)	2:B:157:CYS:HB3	1:A:528:ILE:HA	1	0.57
(1,22)	2:B:157:CYS:HB3	1:A:528:ILE:HB	1	0.57
(1,22)	2:B:157:CYS:HB3	1:A:528:ILE:HD11	1	0.57
(1,22)	2:B:157:CYS:HB3	1:A:528:ILE:HD12	1	0.57
(1,22)	2:B:157:CYS:HB3	1:A:528:ILE:HD13	1	0.57
(1,22)	2:B:157:CYS:HB3	1:A:528:ILE:HG12	1	0.57
(1,22)	2:B:157:CYS:HB3	1:A:528:ILE:HG13	1	0.57
(1,22)	2:B:157:CYS:HB3	1:A:528:ILE:HG21	1	0.57
(1,22)	2:B:157:CYS:HB3	1:A:528:ILE:HG22	1	0.57
(1,22)	2:B:157:CYS:HB3	1:A:528:ILE:HG23	1	0.57
(1,22)	2:B:157:CYS:HB3	1:A:528:ILE:N	1	0.57
(1,22)	2:B:157:CYS:HB3	1:A:528:ILE:O	1	0.57
(1,22)	2:B:157:CYS:HB3	1:A:529:VAL:C	1	0.57
(1,22)	2:B:157:CYS:HB3	1:A:529:VAL:CA	1	0.57
(1,22)	2:B:157:CYS:HB3	1:A:529:VAL:CB	1	0.57
(1,22)	2:B:157:CYS:HB3	1:A:529:VAL:CG1	1	0.57
(1,22)	2:B:157:CYS:HB3	1:A:529:VAL:CG2	1	0.57
(1,22)	2:B:157:CYS:HB3	1:A:529:VAL:H	1	0.57
(1,22)	2:B:157:CYS:HB3	1:A:529:VAL:HA	1	0.57
(1,22)	2:B:157:CYS:HB3	1:A:529:VAL:HB	1	0.57
(1,22)	2:B:157:CYS:HB3	1:A:529:VAL:HG11	1	0.57
(1,22)	2:B:157:CYS:HB3	1:A:529:VAL:HG12	1	0.57
(1,22)	2:B:157:CYS:HB3	1:A:529:VAL:HG13	1	0.57
(1,22)	2:B:157:CYS:HB3	1:A:529:VAL:HG21	1	0.57
(1,22)	2:B:157:CYS:HB3	1:A:529:VAL:HG22	1	0.57
(1,22)	2:B:157:CYS:HB3	1:A:529:VAL:HG23	1	0.57
(1,22)	2:B:157:CYS:HB3	1:A:529:VAL:N	1	0.57
(1,22)	2:B:157:CYS:HB3	1:A:529:VAL:O	1	0.57
(1,22)	2:B:157:CYS:HB3	1:A:561:ASP:C	1	0.57
(1,22)	2:B:157:CYS:HB3	1:A:561:ASP:CA	1	0.57
(1,22)	2:B:157:CYS:HB3	1:A:561:ASP:CB	1	0.57
(1,22)	2:B:157:CYS:HB3	1:A:561:ASP:CG	1	0.57
(1,22)	2:B:157:CYS:HB3	1:A:561:ASP:H	1	0.57
(1,22)	2:B:157:CYS:HB3	1:A:561:ASP:HA	1	0.57
(1,22)	2:B:157:CYS:HB3	1:A:561:ASP:HB2	1	0.57

*Continued on next page...*

*Continued from previous page...*

Key	Atom-1	Atom-2	Model ID	Violation (Å)
(1,22)	2:B:157:CYS:HB3	1:A:561:ASP:HB3	1	0.57
(1,22)	2:B:157:CYS:HB3	1:A:561:ASP:N	1	0.57
(1,22)	2:B:157:CYS:HB3	1:A:561:ASP:O	1	0.57
(1,22)	2:B:157:CYS:HB3	1:A:561:ASP:OD1	1	0.57
(1,22)	2:B:157:CYS:HB3	1:A:561:ASP:OD2	1	0.57
(1,22)	2:B:157:CYS:HB3	1:A:563:LYS:C	1	0.57
(1,22)	2:B:157:CYS:HB3	1:A:563:LYS:CA	1	0.57
(1,22)	2:B:157:CYS:HB3	1:A:563:LYS:CB	1	0.57
(1,22)	2:B:157:CYS:HB3	1:A:563:LYS:CD	1	0.57
(1,22)	2:B:157:CYS:HB3	1:A:563:LYS:CE	1	0.57
(1,22)	2:B:157:CYS:HB3	1:A:563:LYS:CG	1	0.57
(1,22)	2:B:157:CYS:HB3	1:A:563:LYS:H	1	0.57
(1,22)	2:B:157:CYS:HB3	1:A:563:LYS:HA	1	0.57
(1,22)	2:B:157:CYS:HB3	1:A:563:LYS:HB2	1	0.57
(1,22)	2:B:157:CYS:HB3	1:A:563:LYS:HB3	1	0.57
(1,22)	2:B:157:CYS:HB3	1:A:563:LYS:HD2	1	0.57
(1,22)	2:B:157:CYS:HB3	1:A:563:LYS:HD3	1	0.57
(1,22)	2:B:157:CYS:HB3	1:A:563:LYS:HE2	1	0.57
(1,22)	2:B:157:CYS:HB3	1:A:563:LYS:HE3	1	0.57
(1,22)	2:B:157:CYS:HB3	1:A:563:LYS:HG2	1	0.57
(1,22)	2:B:157:CYS:HB3	1:A:563:LYS:HG3	1	0.57
(1,22)	2:B:157:CYS:HB3	1:A:563:LYS:HZ1	1	0.57
(1,22)	2:B:157:CYS:HB3	1:A:563:LYS:HZ2	1	0.57
(1,22)	2:B:157:CYS:HB3	1:A:563:LYS:HZ3	1	0.57
(1,22)	2:B:157:CYS:HB3	1:A:563:LYS:N	1	0.57
(1,22)	2:B:157:CYS:HB3	1:A:563:LYS:NZ	1	0.57
(1,22)	2:B:157:CYS:HB3	1:A:563:LYS:O	1	0.57
(1,22)	2:B:157:CYS:HB3	1:A:564:ALA:C	1	0.57
(1,22)	2:B:157:CYS:HB3	1:A:564:ALA:CA	1	0.57
(1,22)	2:B:157:CYS:HB3	1:A:564:ALA:CB	1	0.57
(1,22)	2:B:157:CYS:HB3	1:A:564:ALA:H	1	0.57
(1,22)	2:B:157:CYS:HB3	1:A:564:ALA:HA	1	0.57
(1,22)	2:B:157:CYS:HB3	1:A:564:ALA:HB1	1	0.57
(1,22)	2:B:157:CYS:HB3	1:A:564:ALA:HB2	1	0.57
(1,22)	2:B:157:CYS:HB3	1:A:564:ALA:HB3	1	0.57
(1,22)	2:B:157:CYS:HB3	1:A:564:ALA:N	1	0.57
(1,22)	2:B:157:CYS:HB3	1:A:564:ALA:O	1	0.57
(1,22)	2:B:157:CYS:HB3	1:A:566:LEU:C	1	0.57
(1,22)	2:B:157:CYS:HB3	1:A:566:LEU:CA	1	0.57
(1,22)	2:B:157:CYS:HB3	1:A:566:LEU:CB	1	0.57
(1,22)	2:B:157:CYS:HB3	1:A:566:LEU:CD1	1	0.57
(1,22)	2:B:157:CYS:HB3	1:A:566:LEU:CD2	1	0.57

*Continued on next page...*

*Continued from previous page...*

Key	Atom-1	Atom-2	Model ID	Violation (Å)
(1,22)	2:B:157:CYS:HB3	1:A:566:LEU:CG	1	0.57
(1,22)	2:B:157:CYS:HB3	1:A:566:LEU:H	1	0.57
(1,22)	2:B:157:CYS:HB3	1:A:566:LEU:HA	1	0.57
(1,22)	2:B:157:CYS:HB3	1:A:566:LEU:HB2	1	0.57
(1,22)	2:B:157:CYS:HB3	1:A:566:LEU:HB3	1	0.57
(1,22)	2:B:157:CYS:HB3	1:A:566:LEU:HD11	1	0.57
(1,22)	2:B:157:CYS:HB3	1:A:566:LEU:HD12	1	0.57
(1,22)	2:B:157:CYS:HB3	1:A:566:LEU:HD13	1	0.57
(1,22)	2:B:157:CYS:HB3	1:A:566:LEU:HD21	1	0.57
(1,22)	2:B:157:CYS:HB3	1:A:566:LEU:HD22	1	0.57
(1,22)	2:B:157:CYS:HB3	1:A:566:LEU:HD23	1	0.57
(1,22)	2:B:157:CYS:HB3	1:A:566:LEU:HG	1	0.57
(1,22)	2:B:157:CYS:HB3	1:A:566:LEU:N	1	0.57
(1,22)	2:B:157:CYS:HB3	1:A:566:LEU:O	1	0.57
(1,22)	2:B:157:CYS:N	1:A:490:ALA:C	1	0.57
(1,22)	2:B:157:CYS:N	1:A:490:ALA:CA	1	0.57
(1,22)	2:B:157:CYS:N	1:A:490:ALA:CB	1	0.57
(1,22)	2:B:157:CYS:N	1:A:490:ALA:H	1	0.57
(1,22)	2:B:157:CYS:N	1:A:490:ALA:HA	1	0.57
(1,22)	2:B:157:CYS:N	1:A:490:ALA:HB1	1	0.57
(1,22)	2:B:157:CYS:N	1:A:490:ALA:HB2	1	0.57
(1,22)	2:B:157:CYS:N	1:A:490:ALA:HB3	1	0.57
(1,22)	2:B:157:CYS:N	1:A:490:ALA:N	1	0.57
(1,22)	2:B:157:CYS:N	1:A:490:ALA:O	1	0.57
(1,22)	2:B:157:CYS:N	1:A:514:THR:C	1	0.57
(1,22)	2:B:157:CYS:N	1:A:514:THR:CA	1	0.57
(1,22)	2:B:157:CYS:N	1:A:514:THR:CB	1	0.57
(1,22)	2:B:157:CYS:N	1:A:514:THR:CG2	1	0.57
(1,22)	2:B:157:CYS:N	1:A:514:THR:H	1	0.57
(1,22)	2:B:157:CYS:N	1:A:514:THR:HA	1	0.57
(1,22)	2:B:157:CYS:N	1:A:514:THR:HB	1	0.57
(1,22)	2:B:157:CYS:N	1:A:514:THR:HG1	1	0.57
(1,22)	2:B:157:CYS:N	1:A:514:THR:HG21	1	0.57
(1,22)	2:B:157:CYS:N	1:A:514:THR:HG22	1	0.57
(1,22)	2:B:157:CYS:N	1:A:514:THR:HG23	1	0.57
(1,22)	2:B:157:CYS:N	1:A:514:THR:N	1	0.57
(1,22)	2:B:157:CYS:N	1:A:514:THR:O	1	0.57
(1,22)	2:B:157:CYS:N	1:A:514:THR:OG1	1	0.57
(1,22)	2:B:157:CYS:N	1:A:516:ASN:C	1	0.57
(1,22)	2:B:157:CYS:N	1:A:516:ASN:CA	1	0.57
(1,22)	2:B:157:CYS:N	1:A:516:ASN:CB	1	0.57
(1,22)	2:B:157:CYS:N	1:A:516:ASN:CG	1	0.57

*Continued on next page...*

*Continued from previous page...*

Key	Atom-1	Atom-2	Model ID	Violation (Å)
(1,22)	2:B:157:CYS:N	1:A:516:ASN:H	1	0.57
(1,22)	2:B:157:CYS:N	1:A:516:ASN:HA	1	0.57
(1,22)	2:B:157:CYS:N	1:A:516:ASN:HB2	1	0.57
(1,22)	2:B:157:CYS:N	1:A:516:ASN:HB3	1	0.57
(1,22)	2:B:157:CYS:N	1:A:516:ASN:HD21	1	0.57
(1,22)	2:B:157:CYS:N	1:A:516:ASN:HD22	1	0.57
(1,22)	2:B:157:CYS:N	1:A:516:ASN:N	1	0.57
(1,22)	2:B:157:CYS:N	1:A:516:ASN:ND2	1	0.57
(1,22)	2:B:157:CYS:N	1:A:516:ASN:O	1	0.57
(1,22)	2:B:157:CYS:N	1:A:516:ASN:OD1	1	0.57
(1,22)	2:B:157:CYS:N	1:A:519:GLY:C	1	0.57
(1,22)	2:B:157:CYS:N	1:A:519:GLY:CA	1	0.57
(1,22)	2:B:157:CYS:N	1:A:519:GLY:H	1	0.57
(1,22)	2:B:157:CYS:N	1:A:519:GLY:HA2	1	0.57
(1,22)	2:B:157:CYS:N	1:A:519:GLY:HA3	1	0.57
(1,22)	2:B:157:CYS:N	1:A:519:GLY:N	1	0.57
(1,22)	2:B:157:CYS:N	1:A:519:GLY:O	1	0.57
(1,22)	2:B:157:CYS:N	1:A:522:PHE:C	1	0.57
(1,22)	2:B:157:CYS:N	1:A:522:PHE:CA	1	0.57
(1,22)	2:B:157:CYS:N	1:A:522:PHE:CB	1	0.57
(1,22)	2:B:157:CYS:N	1:A:522:PHE:CD1	1	0.57
(1,22)	2:B:157:CYS:N	1:A:522:PHE:CD2	1	0.57
(1,22)	2:B:157:CYS:N	1:A:522:PHE:CE1	1	0.57
(1,22)	2:B:157:CYS:N	1:A:522:PHE:CE2	1	0.57
(1,22)	2:B:157:CYS:N	1:A:522:PHE:CG	1	0.57
(1,22)	2:B:157:CYS:N	1:A:522:PHE:CZ	1	0.57
(1,22)	2:B:157:CYS:N	1:A:522:PHE:H	1	0.57
(1,22)	2:B:157:CYS:N	1:A:522:PHE:HA	1	0.57
(1,22)	2:B:157:CYS:N	1:A:522:PHE:HB2	1	0.57
(1,22)	2:B:157:CYS:N	1:A:522:PHE:HB3	1	0.57
(1,22)	2:B:157:CYS:N	1:A:522:PHE:HD1	1	0.57
(1,22)	2:B:157:CYS:N	1:A:522:PHE:HD2	1	0.57
(1,22)	2:B:157:CYS:N	1:A:522:PHE:HE1	1	0.57
(1,22)	2:B:157:CYS:N	1:A:522:PHE:HE2	1	0.57
(1,22)	2:B:157:CYS:N	1:A:522:PHE:HZ	1	0.57
(1,22)	2:B:157:CYS:N	1:A:522:PHE:N	1	0.57
(1,22)	2:B:157:CYS:N	1:A:522:PHE:O	1	0.57
(1,22)	2:B:157:CYS:N	1:A:523:GLU:C	1	0.57
(1,22)	2:B:157:CYS:N	1:A:523:GLU:CA	1	0.57
(1,22)	2:B:157:CYS:N	1:A:523:GLU:CB	1	0.57
(1,22)	2:B:157:CYS:N	1:A:523:GLU:CD	1	0.57
(1,22)	2:B:157:CYS:N	1:A:523:GLU:CG	1	0.57

*Continued on next page...*

*Continued from previous page...*

Key	Atom-1	Atom-2	Model ID	Violation (Å)
(1,22)	2:B:157:CYS:N	1:A:523:GLU:H	1	0.57
(1,22)	2:B:157:CYS:N	1:A:523:GLU:HA	1	0.57
(1,22)	2:B:157:CYS:N	1:A:523:GLU:HB2	1	0.57
(1,22)	2:B:157:CYS:N	1:A:523:GLU:HB3	1	0.57
(1,22)	2:B:157:CYS:N	1:A:523:GLU:HG2	1	0.57
(1,22)	2:B:157:CYS:N	1:A:523:GLU:HG3	1	0.57
(1,22)	2:B:157:CYS:N	1:A:523:GLU:N	1	0.57
(1,22)	2:B:157:CYS:N	1:A:523:GLU:O	1	0.57
(1,22)	2:B:157:CYS:N	1:A:523:GLU:OE1	1	0.57
(1,22)	2:B:157:CYS:N	1:A:523:GLU:OE2	1	0.57
(1,22)	2:B:157:CYS:N	1:A:524:PHE:C	1	0.57
(1,22)	2:B:157:CYS:N	1:A:524:PHE:CA	1	0.57
(1,22)	2:B:157:CYS:N	1:A:524:PHE:CB	1	0.57
(1,22)	2:B:157:CYS:N	1:A:524:PHE:CD1	1	0.57
(1,22)	2:B:157:CYS:N	1:A:524:PHE:CD2	1	0.57
(1,22)	2:B:157:CYS:N	1:A:524:PHE:CE1	1	0.57
(1,22)	2:B:157:CYS:N	1:A:524:PHE:CE2	1	0.57
(1,22)	2:B:157:CYS:N	1:A:524:PHE:CG	1	0.57
(1,22)	2:B:157:CYS:N	1:A:524:PHE:CZ	1	0.57
(1,22)	2:B:157:CYS:N	1:A:524:PHE:H	1	0.57
(1,22)	2:B:157:CYS:N	1:A:524:PHE:HA	1	0.57
(1,22)	2:B:157:CYS:N	1:A:524:PHE:HB2	1	0.57
(1,22)	2:B:157:CYS:N	1:A:524:PHE:HB3	1	0.57
(1,22)	2:B:157:CYS:N	1:A:524:PHE:HD1	1	0.57
(1,22)	2:B:157:CYS:N	1:A:524:PHE:HD2	1	0.57
(1,22)	2:B:157:CYS:N	1:A:524:PHE:HE1	1	0.57
(1,22)	2:B:157:CYS:N	1:A:524:PHE:HE2	1	0.57
(1,22)	2:B:157:CYS:N	1:A:524:PHE:HZ	1	0.57
(1,22)	2:B:157:CYS:N	1:A:524:PHE:N	1	0.57
(1,22)	2:B:157:CYS:N	1:A:524:PHE:O	1	0.57
(1,22)	2:B:157:CYS:N	1:A:525:GLU:C	1	0.57
(1,22)	2:B:157:CYS:N	1:A:525:GLU:CA	1	0.57
(1,22)	2:B:157:CYS:N	1:A:525:GLU:CB	1	0.57
(1,22)	2:B:157:CYS:N	1:A:525:GLU:CD	1	0.57
(1,22)	2:B:157:CYS:N	1:A:525:GLU:CG	1	0.57
(1,22)	2:B:157:CYS:N	1:A:525:GLU:H	1	0.57
(1,22)	2:B:157:CYS:N	1:A:525:GLU:HA	1	0.57
(1,22)	2:B:157:CYS:N	1:A:525:GLU:HB2	1	0.57
(1,22)	2:B:157:CYS:N	1:A:525:GLU:HB3	1	0.57
(1,22)	2:B:157:CYS:N	1:A:525:GLU:HG2	1	0.57
(1,22)	2:B:157:CYS:N	1:A:525:GLU:HG3	1	0.57
(1,22)	2:B:157:CYS:N	1:A:525:GLU:N	1	0.57

*Continued on next page...*

*Continued from previous page...*

Key	Atom-1	Atom-2	Model ID	Violation (Å)
(1,22)	2:B:157:CYS:N	1:A:525:GLU:O	1	0.57
(1,22)	2:B:157:CYS:N	1:A:525:GLU:OE1	1	0.57
(1,22)	2:B:157:CYS:N	1:A:525:GLU:OE2	1	0.57
(1,22)	2:B:157:CYS:N	1:A:526:ASN:C	1	0.57
(1,22)	2:B:157:CYS:N	1:A:526:ASN:CA	1	0.57
(1,22)	2:B:157:CYS:N	1:A:526:ASN:CB	1	0.57
(1,22)	2:B:157:CYS:N	1:A:526:ASN:CG	1	0.57
(1,22)	2:B:157:CYS:N	1:A:526:ASN:H	1	0.57
(1,22)	2:B:157:CYS:N	1:A:526:ASN:HA	1	0.57
(1,22)	2:B:157:CYS:N	1:A:526:ASN:HB2	1	0.57
(1,22)	2:B:157:CYS:N	1:A:526:ASN:HB3	1	0.57
(1,22)	2:B:157:CYS:N	1:A:526:ASN:HD21	1	0.57
(1,22)	2:B:157:CYS:N	1:A:526:ASN:HD22	1	0.57
(1,22)	2:B:157:CYS:N	1:A:526:ASN:N	1	0.57
(1,22)	2:B:157:CYS:N	1:A:526:ASN:ND2	1	0.57
(1,22)	2:B:157:CYS:N	1:A:526:ASN:O	1	0.57
(1,22)	2:B:157:CYS:N	1:A:526:ASN:OD1	1	0.57
(1,22)	2:B:157:CYS:N	1:A:527:ALA:C	1	0.57
(1,22)	2:B:157:CYS:N	1:A:527:ALA:CA	1	0.57
(1,22)	2:B:157:CYS:N	1:A:527:ALA:CB	1	0.57
(1,22)	2:B:157:CYS:N	1:A:527:ALA:H	1	0.57
(1,22)	2:B:157:CYS:N	1:A:527:ALA:HA	1	0.57
(1,22)	2:B:157:CYS:N	1:A:527:ALA:HB1	1	0.57
(1,22)	2:B:157:CYS:N	1:A:527:ALA:HB2	1	0.57
(1,22)	2:B:157:CYS:N	1:A:527:ALA:HB3	1	0.57
(1,22)	2:B:157:CYS:N	1:A:527:ALA:N	1	0.57
(1,22)	2:B:157:CYS:N	1:A:527:ALA:O	1	0.57
(1,22)	2:B:157:CYS:N	1:A:528:ILE:C	1	0.57
(1,22)	2:B:157:CYS:N	1:A:528:ILE:CA	1	0.57
(1,22)	2:B:157:CYS:N	1:A:528:ILE:CB	1	0.57
(1,22)	2:B:157:CYS:N	1:A:528:ILE:CD1	1	0.57
(1,22)	2:B:157:CYS:N	1:A:528:ILE:CG1	1	0.57
(1,22)	2:B:157:CYS:N	1:A:528:ILE:CG2	1	0.57
(1,22)	2:B:157:CYS:N	1:A:528:ILE:H	1	0.57
(1,22)	2:B:157:CYS:N	1:A:528:ILE:HA	1	0.57
(1,22)	2:B:157:CYS:N	1:A:528:ILE:HB	1	0.57
(1,22)	2:B:157:CYS:N	1:A:528:ILE:HD11	1	0.57
(1,22)	2:B:157:CYS:N	1:A:528:ILE:HD12	1	0.57
(1,22)	2:B:157:CYS:N	1:A:528:ILE:HD13	1	0.57
(1,22)	2:B:157:CYS:N	1:A:528:ILE:HG12	1	0.57
(1,22)	2:B:157:CYS:N	1:A:528:ILE:HG13	1	0.57
(1,22)	2:B:157:CYS:N	1:A:528:ILE:HG21	1	0.57

*Continued on next page...*

*Continued from previous page...*

Key	Atom-1	Atom-2	Model ID	Violation (Å)
(1,22)	2:B:157:CYS:N	1:A:528:ILE:HG22	1	0.57
(1,22)	2:B:157:CYS:N	1:A:528:ILE:HG23	1	0.57
(1,22)	2:B:157:CYS:N	1:A:528:ILE:N	1	0.57
(1,22)	2:B:157:CYS:N	1:A:528:ILE:O	1	0.57
(1,22)	2:B:157:CYS:N	1:A:529:VAL:C	1	0.57
(1,22)	2:B:157:CYS:N	1:A:529:VAL:CA	1	0.57
(1,22)	2:B:157:CYS:N	1:A:529:VAL:CB	1	0.57
(1,22)	2:B:157:CYS:N	1:A:529:VAL:CG1	1	0.57
(1,22)	2:B:157:CYS:N	1:A:529:VAL:CG2	1	0.57
(1,22)	2:B:157:CYS:N	1:A:529:VAL:H	1	0.57
(1,22)	2:B:157:CYS:N	1:A:529:VAL:HA	1	0.57
(1,22)	2:B:157:CYS:N	1:A:529:VAL:HB	1	0.57
(1,22)	2:B:157:CYS:N	1:A:529:VAL:HG11	1	0.57
(1,22)	2:B:157:CYS:N	1:A:529:VAL:HG12	1	0.57
(1,22)	2:B:157:CYS:N	1:A:529:VAL:HG13	1	0.57
(1,22)	2:B:157:CYS:N	1:A:529:VAL:HG21	1	0.57
(1,22)	2:B:157:CYS:N	1:A:529:VAL:HG22	1	0.57
(1,22)	2:B:157:CYS:N	1:A:529:VAL:HG23	1	0.57
(1,22)	2:B:157:CYS:N	1:A:529:VAL:N	1	0.57
(1,22)	2:B:157:CYS:N	1:A:529:VAL:O	1	0.57
(1,22)	2:B:157:CYS:N	1:A:561:ASP:C	1	0.57
(1,22)	2:B:157:CYS:N	1:A:561:ASP:CA	1	0.57
(1,22)	2:B:157:CYS:N	1:A:561:ASP:CB	1	0.57
(1,22)	2:B:157:CYS:N	1:A:561:ASP:CG	1	0.57
(1,22)	2:B:157:CYS:N	1:A:561:ASP:H	1	0.57
(1,22)	2:B:157:CYS:N	1:A:561:ASP:HA	1	0.57
(1,22)	2:B:157:CYS:N	1:A:561:ASP:HB2	1	0.57
(1,22)	2:B:157:CYS:N	1:A:561:ASP:HB3	1	0.57
(1,22)	2:B:157:CYS:N	1:A:561:ASP:N	1	0.57
(1,22)	2:B:157:CYS:N	1:A:561:ASP:O	1	0.57
(1,22)	2:B:157:CYS:N	1:A:561:ASP:OD1	1	0.57
(1,22)	2:B:157:CYS:N	1:A:561:ASP:OD2	1	0.57
(1,22)	2:B:157:CYS:N	1:A:563:LYS:C	1	0.57
(1,22)	2:B:157:CYS:N	1:A:563:LYS:CA	1	0.57
(1,22)	2:B:157:CYS:N	1:A:563:LYS:CB	1	0.57
(1,22)	2:B:157:CYS:N	1:A:563:LYS:CD	1	0.57
(1,22)	2:B:157:CYS:N	1:A:563:LYS:CE	1	0.57
(1,22)	2:B:157:CYS:N	1:A:563:LYS:CG	1	0.57
(1,22)	2:B:157:CYS:N	1:A:563:LYS:H	1	0.57
(1,22)	2:B:157:CYS:N	1:A:563:LYS:HA	1	0.57
(1,22)	2:B:157:CYS:N	1:A:563:LYS:HB2	1	0.57
(1,22)	2:B:157:CYS:N	1:A:563:LYS:HB3	1	0.57

*Continued on next page...*



*Continued from previous page...*

Key	Atom-1	Atom-2	Model ID	Violation (Å)
(1,22)	2:B:157:CYS:N	1:A:563:LYS:HD2	1	0.57
(1,22)	2:B:157:CYS:N	1:A:563:LYS:HD3	1	0.57
(1,22)	2:B:157:CYS:N	1:A:563:LYS:HE2	1	0.57
(1,22)	2:B:157:CYS:N	1:A:563:LYS:HE3	1	0.57
(1,22)	2:B:157:CYS:N	1:A:563:LYS:HG2	1	0.57
(1,22)	2:B:157:CYS:N	1:A:563:LYS:HG3	1	0.57
(1,22)	2:B:157:CYS:N	1:A:563:LYS:HZ1	1	0.57
(1,22)	2:B:157:CYS:N	1:A:563:LYS:HZ2	1	0.57
(1,22)	2:B:157:CYS:N	1:A:563:LYS:HZ3	1	0.57
(1,22)	2:B:157:CYS:N	1:A:563:LYS:N	1	0.57
(1,22)	2:B:157:CYS:N	1:A:563:LYS:NZ	1	0.57
(1,22)	2:B:157:CYS:N	1:A:563:LYS:O	1	0.57
(1,22)	2:B:157:CYS:N	1:A:564:ALA:C	1	0.57
(1,22)	2:B:157:CYS:N	1:A:564:ALA:CA	1	0.57
(1,22)	2:B:157:CYS:N	1:A:564:ALA:CB	1	0.57
(1,22)	2:B:157:CYS:N	1:A:564:ALA:H	1	0.57
(1,22)	2:B:157:CYS:N	1:A:564:ALA:HA	1	0.57
(1,22)	2:B:157:CYS:N	1:A:564:ALA:HB1	1	0.57
(1,22)	2:B:157:CYS:N	1:A:564:ALA:HB2	1	0.57
(1,22)	2:B:157:CYS:N	1:A:564:ALA:HB3	1	0.57
(1,22)	2:B:157:CYS:N	1:A:564:ALA:N	1	0.57
(1,22)	2:B:157:CYS:N	1:A:564:ALA:O	1	0.57
(1,22)	2:B:157:CYS:N	1:A:566:LEU:C	1	0.57
(1,22)	2:B:157:CYS:N	1:A:566:LEU:CA	1	0.57
(1,22)	2:B:157:CYS:N	1:A:566:LEU:CB	1	0.57
(1,22)	2:B:157:CYS:N	1:A:566:LEU:CD1	1	0.57
(1,22)	2:B:157:CYS:N	1:A:566:LEU:CD2	1	0.57
(1,22)	2:B:157:CYS:N	1:A:566:LEU:CG	1	0.57
(1,22)	2:B:157:CYS:N	1:A:566:LEU:H	1	0.57
(1,22)	2:B:157:CYS:N	1:A:566:LEU:HA	1	0.57
(1,22)	2:B:157:CYS:N	1:A:566:LEU:HB2	1	0.57
(1,22)	2:B:157:CYS:N	1:A:566:LEU:HB3	1	0.57
(1,22)	2:B:157:CYS:N	1:A:566:LEU:HD11	1	0.57
(1,22)	2:B:157:CYS:N	1:A:566:LEU:HD12	1	0.57
(1,22)	2:B:157:CYS:N	1:A:566:LEU:HD13	1	0.57
(1,22)	2:B:157:CYS:N	1:A:566:LEU:HD21	1	0.57
(1,22)	2:B:157:CYS:N	1:A:566:LEU:HD22	1	0.57
(1,22)	2:B:157:CYS:N	1:A:566:LEU:HD23	1	0.57
(1,22)	2:B:157:CYS:N	1:A:566:LEU:HG	1	0.57
(1,22)	2:B:157:CYS:N	1:A:566:LEU:N	1	0.57
(1,22)	2:B:157:CYS:N	1:A:566:LEU:O	1	0.57
(1,22)	2:B:157:CYS:O	1:A:490:ALA:C	1	0.57

*Continued on next page...*

*Continued from previous page...*

Key	Atom-1	Atom-2	Model ID	Violation (Å)
(1,22)	2:B:157:CYS:O	1:A:490:ALA:CA	1	0.57
(1,22)	2:B:157:CYS:O	1:A:490:ALA:CB	1	0.57
(1,22)	2:B:157:CYS:O	1:A:490:ALA:H	1	0.57
(1,22)	2:B:157:CYS:O	1:A:490:ALA:HA	1	0.57
(1,22)	2:B:157:CYS:O	1:A:490:ALA:HB1	1	0.57
(1,22)	2:B:157:CYS:O	1:A:490:ALA:HB2	1	0.57
(1,22)	2:B:157:CYS:O	1:A:490:ALA:HB3	1	0.57
(1,22)	2:B:157:CYS:O	1:A:490:ALA:N	1	0.57
(1,22)	2:B:157:CYS:O	1:A:490:ALA:O	1	0.57
(1,22)	2:B:157:CYS:O	1:A:514:THR:C	1	0.57
(1,22)	2:B:157:CYS:O	1:A:514:THR:CA	1	0.57
(1,22)	2:B:157:CYS:O	1:A:514:THR:CB	1	0.57
(1,22)	2:B:157:CYS:O	1:A:514:THR:CG2	1	0.57
(1,22)	2:B:157:CYS:O	1:A:514:THR:H	1	0.57
(1,22)	2:B:157:CYS:O	1:A:514:THR:HA	1	0.57
(1,22)	2:B:157:CYS:O	1:A:514:THR:HB	1	0.57
(1,22)	2:B:157:CYS:O	1:A:514:THR:HG1	1	0.57
(1,22)	2:B:157:CYS:O	1:A:514:THR:HG21	1	0.57
(1,22)	2:B:157:CYS:O	1:A:514:THR:HG22	1	0.57
(1,22)	2:B:157:CYS:O	1:A:514:THR:HG23	1	0.57
(1,22)	2:B:157:CYS:O	1:A:514:THR:N	1	0.57
(1,22)	2:B:157:CYS:O	1:A:514:THR:O	1	0.57
(1,22)	2:B:157:CYS:O	1:A:514:THR:OG1	1	0.57
(1,22)	2:B:157:CYS:O	1:A:516:ASN:C	1	0.57
(1,22)	2:B:157:CYS:O	1:A:516:ASN:CA	1	0.57
(1,22)	2:B:157:CYS:O	1:A:516:ASN:CB	1	0.57
(1,22)	2:B:157:CYS:O	1:A:516:ASN:CG	1	0.57
(1,22)	2:B:157:CYS:O	1:A:516:ASN:H	1	0.57
(1,22)	2:B:157:CYS:O	1:A:516:ASN:HA	1	0.57
(1,22)	2:B:157:CYS:O	1:A:516:ASN:HB2	1	0.57
(1,22)	2:B:157:CYS:O	1:A:516:ASN:HB3	1	0.57
(1,22)	2:B:157:CYS:O	1:A:516:ASN:HD21	1	0.57
(1,22)	2:B:157:CYS:O	1:A:516:ASN:HD22	1	0.57
(1,22)	2:B:157:CYS:O	1:A:516:ASN:N	1	0.57
(1,22)	2:B:157:CYS:O	1:A:516:ASN:ND2	1	0.57
(1,22)	2:B:157:CYS:O	1:A:516:ASN:O	1	0.57
(1,22)	2:B:157:CYS:O	1:A:516:ASN:OD1	1	0.57
(1,22)	2:B:157:CYS:O	1:A:519:GLY:C	1	0.57
(1,22)	2:B:157:CYS:O	1:A:519:GLY:CA	1	0.57
(1,22)	2:B:157:CYS:O	1:A:519:GLY:H	1	0.57
(1,22)	2:B:157:CYS:O	1:A:519:GLY:HA2	1	0.57
(1,22)	2:B:157:CYS:O	1:A:519:GLY:HA3	1	0.57

*Continued on next page...*

*Continued from previous page...*

Key	Atom-1	Atom-2	Model ID	Violation (Å)
(1,22)	2:B:157:CYS:O	1:A:519:GLY:N	1	0.57
(1,22)	2:B:157:CYS:O	1:A:519:GLY:O	1	0.57
(1,22)	2:B:157:CYS:O	1:A:522:PHE:C	1	0.57
(1,22)	2:B:157:CYS:O	1:A:522:PHE:CA	1	0.57
(1,22)	2:B:157:CYS:O	1:A:522:PHE:CB	1	0.57
(1,22)	2:B:157:CYS:O	1:A:522:PHE:CD1	1	0.57
(1,22)	2:B:157:CYS:O	1:A:522:PHE:CD2	1	0.57
(1,22)	2:B:157:CYS:O	1:A:522:PHE:CE1	1	0.57
(1,22)	2:B:157:CYS:O	1:A:522:PHE:CE2	1	0.57
(1,22)	2:B:157:CYS:O	1:A:522:PHE:CG	1	0.57
(1,22)	2:B:157:CYS:O	1:A:522:PHE:CZ	1	0.57
(1,22)	2:B:157:CYS:O	1:A:522:PHE:H	1	0.57
(1,22)	2:B:157:CYS:O	1:A:522:PHE:HA	1	0.57
(1,22)	2:B:157:CYS:O	1:A:522:PHE:HB2	1	0.57
(1,22)	2:B:157:CYS:O	1:A:522:PHE:HB3	1	0.57
(1,22)	2:B:157:CYS:O	1:A:522:PHE:HD1	1	0.57
(1,22)	2:B:157:CYS:O	1:A:522:PHE:HD2	1	0.57
(1,22)	2:B:157:CYS:O	1:A:522:PHE:HE1	1	0.57
(1,22)	2:B:157:CYS:O	1:A:522:PHE:HE2	1	0.57
(1,22)	2:B:157:CYS:O	1:A:522:PHE:HZ	1	0.57
(1,22)	2:B:157:CYS:O	1:A:522:PHE:N	1	0.57
(1,22)	2:B:157:CYS:O	1:A:522:PHE:O	1	0.57
(1,22)	2:B:157:CYS:O	1:A:523:GLU:C	1	0.57
(1,22)	2:B:157:CYS:O	1:A:523:GLU:CA	1	0.57
(1,22)	2:B:157:CYS:O	1:A:523:GLU:CB	1	0.57
(1,22)	2:B:157:CYS:O	1:A:523:GLU:CD	1	0.57
(1,22)	2:B:157:CYS:O	1:A:523:GLU:CG	1	0.57
(1,22)	2:B:157:CYS:O	1:A:523:GLU:H	1	0.57
(1,22)	2:B:157:CYS:O	1:A:523:GLU:HA	1	0.57
(1,22)	2:B:157:CYS:O	1:A:523:GLU:HB2	1	0.57
(1,22)	2:B:157:CYS:O	1:A:523:GLU:HB3	1	0.57
(1,22)	2:B:157:CYS:O	1:A:523:GLU:HG2	1	0.57
(1,22)	2:B:157:CYS:O	1:A:523:GLU:HG3	1	0.57
(1,22)	2:B:157:CYS:O	1:A:523:GLU:N	1	0.57
(1,22)	2:B:157:CYS:O	1:A:523:GLU:O	1	0.57
(1,22)	2:B:157:CYS:O	1:A:523:GLU:OE1	1	0.57
(1,22)	2:B:157:CYS:O	1:A:523:GLU:OE2	1	0.57
(1,22)	2:B:157:CYS:O	1:A:524:PHE:C	1	0.57
(1,22)	2:B:157:CYS:O	1:A:524:PHE:CA	1	0.57
(1,22)	2:B:157:CYS:O	1:A:524:PHE:CB	1	0.57
(1,22)	2:B:157:CYS:O	1:A:524:PHE:CD1	1	0.57
(1,22)	2:B:157:CYS:O	1:A:524:PHE:CD2	1	0.57

*Continued on next page...*

*Continued from previous page...*

Key	Atom-1	Atom-2	Model ID	Violation (Å)
(1,22)	2:B:157:CYS:O	1:A:524:PHE:CE1	1	0.57
(1,22)	2:B:157:CYS:O	1:A:524:PHE:CE2	1	0.57
(1,22)	2:B:157:CYS:O	1:A:524:PHE:CG	1	0.57
(1,22)	2:B:157:CYS:O	1:A:524:PHE:CZ	1	0.57
(1,22)	2:B:157:CYS:O	1:A:524:PHE:H	1	0.57
(1,22)	2:B:157:CYS:O	1:A:524:PHE:HA	1	0.57
(1,22)	2:B:157:CYS:O	1:A:524:PHE:HB2	1	0.57
(1,22)	2:B:157:CYS:O	1:A:524:PHE:HB3	1	0.57
(1,22)	2:B:157:CYS:O	1:A:524:PHE:HD1	1	0.57
(1,22)	2:B:157:CYS:O	1:A:524:PHE:HD2	1	0.57
(1,22)	2:B:157:CYS:O	1:A:524:PHE:HE1	1	0.57
(1,22)	2:B:157:CYS:O	1:A:524:PHE:HE2	1	0.57
(1,22)	2:B:157:CYS:O	1:A:524:PHE:HZ	1	0.57
(1,22)	2:B:157:CYS:O	1:A:524:PHE:N	1	0.57
(1,22)	2:B:157:CYS:O	1:A:524:PHE:O	1	0.57
(1,22)	2:B:157:CYS:O	1:A:525:GLU:C	1	0.57
(1,22)	2:B:157:CYS:O	1:A:525:GLU:CA	1	0.57
(1,22)	2:B:157:CYS:O	1:A:525:GLU:CB	1	0.57
(1,22)	2:B:157:CYS:O	1:A:525:GLU:CD	1	0.57
(1,22)	2:B:157:CYS:O	1:A:525:GLU:CG	1	0.57
(1,22)	2:B:157:CYS:O	1:A:525:GLU:H	1	0.57
(1,22)	2:B:157:CYS:O	1:A:525:GLU:HA	1	0.57
(1,22)	2:B:157:CYS:O	1:A:525:GLU:HB2	1	0.57
(1,22)	2:B:157:CYS:O	1:A:525:GLU:HB3	1	0.57
(1,22)	2:B:157:CYS:O	1:A:525:GLU:HG2	1	0.57
(1,22)	2:B:157:CYS:O	1:A:525:GLU:HG3	1	0.57
(1,22)	2:B:157:CYS:O	1:A:525:GLU:N	1	0.57
(1,22)	2:B:157:CYS:O	1:A:525:GLU:O	1	0.57
(1,22)	2:B:157:CYS:O	1:A:525:GLU:OE1	1	0.57
(1,22)	2:B:157:CYS:O	1:A:525:GLU:OE2	1	0.57
(1,22)	2:B:157:CYS:O	1:A:526:ASN:C	1	0.57
(1,22)	2:B:157:CYS:O	1:A:526:ASN:CA	1	0.57
(1,22)	2:B:157:CYS:O	1:A:526:ASN:CB	1	0.57
(1,22)	2:B:157:CYS:O	1:A:526:ASN:CG	1	0.57
(1,22)	2:B:157:CYS:O	1:A:526:ASN:H	1	0.57
(1,22)	2:B:157:CYS:O	1:A:526:ASN:HA	1	0.57
(1,22)	2:B:157:CYS:O	1:A:526:ASN:HB2	1	0.57
(1,22)	2:B:157:CYS:O	1:A:526:ASN:HB3	1	0.57
(1,22)	2:B:157:CYS:O	1:A:526:ASN:HD21	1	0.57
(1,22)	2:B:157:CYS:O	1:A:526:ASN:HD22	1	0.57
(1,22)	2:B:157:CYS:O	1:A:526:ASN:N	1	0.57
(1,22)	2:B:157:CYS:O	1:A:526:ASN:ND2	1	0.57

*Continued on next page...*

*Continued from previous page...*

Key	Atom-1	Atom-2	Model ID	Violation (Å)
(1,22)	2:B:157:CYS:O	1:A:526:ASN:O	1	0.57
(1,22)	2:B:157:CYS:O	1:A:526:ASN:OD1	1	0.57
(1,22)	2:B:157:CYS:O	1:A:527:ALA:C	1	0.57
(1,22)	2:B:157:CYS:O	1:A:527:ALA:CA	1	0.57
(1,22)	2:B:157:CYS:O	1:A:527:ALA:CB	1	0.57
(1,22)	2:B:157:CYS:O	1:A:527:ALA:H	1	0.57
(1,22)	2:B:157:CYS:O	1:A:527:ALA:HA	1	0.57
(1,22)	2:B:157:CYS:O	1:A:527:ALA:HB1	1	0.57
(1,22)	2:B:157:CYS:O	1:A:527:ALA:HB2	1	0.57
(1,22)	2:B:157:CYS:O	1:A:527:ALA:HB3	1	0.57
(1,22)	2:B:157:CYS:O	1:A:527:ALA:N	1	0.57
(1,22)	2:B:157:CYS:O	1:A:527:ALA:O	1	0.57
(1,22)	2:B:157:CYS:O	1:A:528:ILE:C	1	0.57
(1,22)	2:B:157:CYS:O	1:A:528:ILE:CA	1	0.57
(1,22)	2:B:157:CYS:O	1:A:528:ILE:CB	1	0.57
(1,22)	2:B:157:CYS:O	1:A:528:ILE:CD1	1	0.57
(1,22)	2:B:157:CYS:O	1:A:528:ILE:CG1	1	0.57
(1,22)	2:B:157:CYS:O	1:A:528:ILE:CG2	1	0.57
(1,22)	2:B:157:CYS:O	1:A:528:ILE:H	1	0.57
(1,22)	2:B:157:CYS:O	1:A:528:ILE:HA	1	0.57
(1,22)	2:B:157:CYS:O	1:A:528:ILE:HB	1	0.57
(1,22)	2:B:157:CYS:O	1:A:528:ILE:HD11	1	0.57
(1,22)	2:B:157:CYS:O	1:A:528:ILE:HD12	1	0.57
(1,22)	2:B:157:CYS:O	1:A:528:ILE:HD13	1	0.57
(1,22)	2:B:157:CYS:O	1:A:528:ILE:HG12	1	0.57
(1,22)	2:B:157:CYS:O	1:A:528:ILE:HG13	1	0.57
(1,22)	2:B:157:CYS:O	1:A:528:ILE:HG21	1	0.57
(1,22)	2:B:157:CYS:O	1:A:528:ILE:HG22	1	0.57
(1,22)	2:B:157:CYS:O	1:A:528:ILE:HG23	1	0.57
(1,22)	2:B:157:CYS:O	1:A:528:ILE:N	1	0.57
(1,22)	2:B:157:CYS:O	1:A:528:ILE:O	1	0.57
(1,22)	2:B:157:CYS:O	1:A:529:VAL:C	1	0.57
(1,22)	2:B:157:CYS:O	1:A:529:VAL:CA	1	0.57
(1,22)	2:B:157:CYS:O	1:A:529:VAL:CB	1	0.57
(1,22)	2:B:157:CYS:O	1:A:529:VAL:CG1	1	0.57
(1,22)	2:B:157:CYS:O	1:A:529:VAL:CG2	1	0.57
(1,22)	2:B:157:CYS:O	1:A:529:VAL:H	1	0.57
(1,22)	2:B:157:CYS:O	1:A:529:VAL:HA	1	0.57
(1,22)	2:B:157:CYS:O	1:A:529:VAL:HB	1	0.57
(1,22)	2:B:157:CYS:O	1:A:529:VAL:HG11	1	0.57
(1,22)	2:B:157:CYS:O	1:A:529:VAL:HG12	1	0.57
(1,22)	2:B:157:CYS:O	1:A:529:VAL:HG13	1	0.57

*Continued on next page...*

*Continued from previous page...*

Key	Atom-1	Atom-2	Model ID	Violation (Å)
(1,22)	2:B:157:CYS:O	1:A:529:VAL:HG21	1	0.57
(1,22)	2:B:157:CYS:O	1:A:529:VAL:HG22	1	0.57
(1,22)	2:B:157:CYS:O	1:A:529:VAL:HG23	1	0.57
(1,22)	2:B:157:CYS:O	1:A:529:VAL:N	1	0.57
(1,22)	2:B:157:CYS:O	1:A:529:VAL:O	1	0.57
(1,22)	2:B:157:CYS:O	1:A:561:ASP:C	1	0.57
(1,22)	2:B:157:CYS:O	1:A:561:ASP:CA	1	0.57
(1,22)	2:B:157:CYS:O	1:A:561:ASP:CB	1	0.57
(1,22)	2:B:157:CYS:O	1:A:561:ASP:CG	1	0.57
(1,22)	2:B:157:CYS:O	1:A:561:ASP:H	1	0.57
(1,22)	2:B:157:CYS:O	1:A:561:ASP:HA	1	0.57
(1,22)	2:B:157:CYS:O	1:A:561:ASP:HB2	1	0.57
(1,22)	2:B:157:CYS:O	1:A:561:ASP:HB3	1	0.57
(1,22)	2:B:157:CYS:O	1:A:561:ASP:N	1	0.57
(1,22)	2:B:157:CYS:O	1:A:561:ASP:O	1	0.57
(1,22)	2:B:157:CYS:O	1:A:561:ASP:OD1	1	0.57
(1,22)	2:B:157:CYS:O	1:A:561:ASP:OD2	1	0.57
(1,22)	2:B:157:CYS:O	1:A:563:LYS:C	1	0.57
(1,22)	2:B:157:CYS:O	1:A:563:LYS:CA	1	0.57
(1,22)	2:B:157:CYS:O	1:A:563:LYS:CB	1	0.57
(1,22)	2:B:157:CYS:O	1:A:563:LYS:CD	1	0.57
(1,22)	2:B:157:CYS:O	1:A:563:LYS:CE	1	0.57
(1,22)	2:B:157:CYS:O	1:A:563:LYS:CG	1	0.57
(1,22)	2:B:157:CYS:O	1:A:563:LYS:H	1	0.57
(1,22)	2:B:157:CYS:O	1:A:563:LYS:HA	1	0.57
(1,22)	2:B:157:CYS:O	1:A:563:LYS:HB2	1	0.57
(1,22)	2:B:157:CYS:O	1:A:563:LYS:HB3	1	0.57
(1,22)	2:B:157:CYS:O	1:A:563:LYS:HD2	1	0.57
(1,22)	2:B:157:CYS:O	1:A:563:LYS:HD3	1	0.57
(1,22)	2:B:157:CYS:O	1:A:563:LYS:HE2	1	0.57
(1,22)	2:B:157:CYS:O	1:A:563:LYS:HE3	1	0.57
(1,22)	2:B:157:CYS:O	1:A:563:LYS:HG2	1	0.57
(1,22)	2:B:157:CYS:O	1:A:563:LYS:HG3	1	0.57
(1,22)	2:B:157:CYS:O	1:A:563:LYS:HZ1	1	0.57
(1,22)	2:B:157:CYS:O	1:A:563:LYS:HZ2	1	0.57
(1,22)	2:B:157:CYS:O	1:A:563:LYS:HZ3	1	0.57
(1,22)	2:B:157:CYS:O	1:A:563:LYS:N	1	0.57
(1,22)	2:B:157:CYS:O	1:A:563:LYS:NZ	1	0.57
(1,22)	2:B:157:CYS:O	1:A:563:LYS:O	1	0.57
(1,22)	2:B:157:CYS:O	1:A:564:ALA:C	1	0.57
(1,22)	2:B:157:CYS:O	1:A:564:ALA:CA	1	0.57
(1,22)	2:B:157:CYS:O	1:A:564:ALA:CB	1	0.57

*Continued on next page...*

*Continued from previous page...*

Key	Atom-1	Atom-2	Model ID	Violation (Å)
(1,22)	2:B:157:CYS:O	1:A:564:ALA:H	1	0.57
(1,22)	2:B:157:CYS:O	1:A:564:ALA:HA	1	0.57
(1,22)	2:B:157:CYS:O	1:A:564:ALA:HB1	1	0.57
(1,22)	2:B:157:CYS:O	1:A:564:ALA:HB2	1	0.57
(1,22)	2:B:157:CYS:O	1:A:564:ALA:HB3	1	0.57
(1,22)	2:B:157:CYS:O	1:A:564:ALA:N	1	0.57
(1,22)	2:B:157:CYS:O	1:A:564:ALA:O	1	0.57
(1,22)	2:B:157:CYS:O	1:A:566:LEU:C	1	0.57
(1,22)	2:B:157:CYS:O	1:A:566:LEU:CA	1	0.57
(1,22)	2:B:157:CYS:O	1:A:566:LEU:CB	1	0.57
(1,22)	2:B:157:CYS:O	1:A:566:LEU:CD1	1	0.57
(1,22)	2:B:157:CYS:O	1:A:566:LEU:CD2	1	0.57
(1,22)	2:B:157:CYS:O	1:A:566:LEU:CG	1	0.57
(1,22)	2:B:157:CYS:O	1:A:566:LEU:H	1	0.57
(1,22)	2:B:157:CYS:O	1:A:566:LEU:HA	1	0.57
(1,22)	2:B:157:CYS:O	1:A:566:LEU:HB2	1	0.57
(1,22)	2:B:157:CYS:O	1:A:566:LEU:HB3	1	0.57
(1,22)	2:B:157:CYS:O	1:A:566:LEU:HD11	1	0.57
(1,22)	2:B:157:CYS:O	1:A:566:LEU:HD12	1	0.57
(1,22)	2:B:157:CYS:O	1:A:566:LEU:HD13	1	0.57
(1,22)	2:B:157:CYS:O	1:A:566:LEU:HD21	1	0.57
(1,22)	2:B:157:CYS:O	1:A:566:LEU:HD22	1	0.57
(1,22)	2:B:157:CYS:O	1:A:566:LEU:HD23	1	0.57
(1,22)	2:B:157:CYS:O	1:A:566:LEU:HG	1	0.57
(1,22)	2:B:157:CYS:O	1:A:566:LEU:N	1	0.57
(1,22)	2:B:157:CYS:O	1:A:566:LEU:O	1	0.57
(1,22)	2:B:157:CYS:SG	1:A:490:ALA:C	1	0.57
(1,22)	2:B:157:CYS:SG	1:A:490:ALA:CA	1	0.57
(1,22)	2:B:157:CYS:SG	1:A:490:ALA:CB	1	0.57
(1,22)	2:B:157:CYS:SG	1:A:490:ALA:H	1	0.57
(1,22)	2:B:157:CYS:SG	1:A:490:ALA:HA	1	0.57
(1,22)	2:B:157:CYS:SG	1:A:490:ALA:HB1	1	0.57
(1,22)	2:B:157:CYS:SG	1:A:490:ALA:HB2	1	0.57
(1,22)	2:B:157:CYS:SG	1:A:490:ALA:HB3	1	0.57
(1,22)	2:B:157:CYS:SG	1:A:490:ALA:N	1	0.57
(1,22)	2:B:157:CYS:SG	1:A:490:ALA:O	1	0.57
(1,22)	2:B:157:CYS:SG	1:A:514:THR:C	1	0.57
(1,22)	2:B:157:CYS:SG	1:A:514:THR:CA	1	0.57
(1,22)	2:B:157:CYS:SG	1:A:514:THR:CB	1	0.57
(1,22)	2:B:157:CYS:SG	1:A:514:THR:CG2	1	0.57
(1,22)	2:B:157:CYS:SG	1:A:514:THR:H	1	0.57
(1,22)	2:B:157:CYS:SG	1:A:514:THR:HA	1	0.57

*Continued on next page...*

*Continued from previous page...*

Key	Atom-1	Atom-2	Model ID	Violation (Å)
(1,22)	2:B:157:CYS:SG	1:A:514:THR:HB	1	0.57
(1,22)	2:B:157:CYS:SG	1:A:514:THR:HG1	1	0.57
(1,22)	2:B:157:CYS:SG	1:A:514:THR:HG21	1	0.57
(1,22)	2:B:157:CYS:SG	1:A:514:THR:HG22	1	0.57
(1,22)	2:B:157:CYS:SG	1:A:514:THR:HG23	1	0.57
(1,22)	2:B:157:CYS:SG	1:A:514:THR:N	1	0.57
(1,22)	2:B:157:CYS:SG	1:A:514:THR:O	1	0.57
(1,22)	2:B:157:CYS:SG	1:A:514:THR:OG1	1	0.57
(1,22)	2:B:157:CYS:SG	1:A:516:ASN:C	1	0.57
(1,22)	2:B:157:CYS:SG	1:A:516:ASN:CA	1	0.57
(1,22)	2:B:157:CYS:SG	1:A:516:ASN:CB	1	0.57
(1,22)	2:B:157:CYS:SG	1:A:516:ASN:CG	1	0.57
(1,22)	2:B:157:CYS:SG	1:A:516:ASN:H	1	0.57
(1,22)	2:B:157:CYS:SG	1:A:516:ASN:HA	1	0.57
(1,22)	2:B:157:CYS:SG	1:A:516:ASN:HB2	1	0.57
(1,22)	2:B:157:CYS:SG	1:A:516:ASN:HB3	1	0.57
(1,22)	2:B:157:CYS:SG	1:A:516:ASN:HD21	1	0.57
(1,22)	2:B:157:CYS:SG	1:A:516:ASN:HD22	1	0.57
(1,22)	2:B:157:CYS:SG	1:A:516:ASN:N	1	0.57
(1,22)	2:B:157:CYS:SG	1:A:516:ASN:ND2	1	0.57
(1,22)	2:B:157:CYS:SG	1:A:516:ASN:O	1	0.57
(1,22)	2:B:157:CYS:SG	1:A:516:ASN:OD1	1	0.57
(1,22)	2:B:157:CYS:SG	1:A:519:GLY:C	1	0.57
(1,22)	2:B:157:CYS:SG	1:A:519:GLY:CA	1	0.57
(1,22)	2:B:157:CYS:SG	1:A:519:GLY:H	1	0.57
(1,22)	2:B:157:CYS:SG	1:A:519:GLY:HA2	1	0.57
(1,22)	2:B:157:CYS:SG	1:A:519:GLY:HA3	1	0.57
(1,22)	2:B:157:CYS:SG	1:A:519:GLY:N	1	0.57
(1,22)	2:B:157:CYS:SG	1:A:519:GLY:O	1	0.57
(1,22)	2:B:157:CYS:SG	1:A:522:PHE:C	1	0.57
(1,22)	2:B:157:CYS:SG	1:A:522:PHE:CA	1	0.57
(1,22)	2:B:157:CYS:SG	1:A:522:PHE:CB	1	0.57
(1,22)	2:B:157:CYS:SG	1:A:522:PHE:CD1	1	0.57
(1,22)	2:B:157:CYS:SG	1:A:522:PHE:CD2	1	0.57
(1,22)	2:B:157:CYS:SG	1:A:522:PHE:CE1	1	0.57
(1,22)	2:B:157:CYS:SG	1:A:522:PHE:CE2	1	0.57
(1,22)	2:B:157:CYS:SG	1:A:522:PHE:CG	1	0.57
(1,22)	2:B:157:CYS:SG	1:A:522:PHE:CZ	1	0.57
(1,22)	2:B:157:CYS:SG	1:A:522:PHE:H	1	0.57
(1,22)	2:B:157:CYS:SG	1:A:522:PHE:HA	1	0.57
(1,22)	2:B:157:CYS:SG	1:A:522:PHE:HB2	1	0.57
(1,22)	2:B:157:CYS:SG	1:A:522:PHE:HB3	1	0.57

*Continued on next page...*



*Continued from previous page...*

Key	Atom-1	Atom-2	Model ID	Violation (Å)
(1,22)	2:B:157:CYS:SG	1:A:522:PHE:HD1	1	0.57
(1,22)	2:B:157:CYS:SG	1:A:522:PHE:HD2	1	0.57
(1,22)	2:B:157:CYS:SG	1:A:522:PHE:HE1	1	0.57
(1,22)	2:B:157:CYS:SG	1:A:522:PHE:HE2	1	0.57
(1,22)	2:B:157:CYS:SG	1:A:522:PHE:HZ	1	0.57
(1,22)	2:B:157:CYS:SG	1:A:522:PHE:N	1	0.57
(1,22)	2:B:157:CYS:SG	1:A:522:PHE:O	1	0.57
(1,22)	2:B:157:CYS:SG	1:A:523:GLU:C	1	0.57
(1,22)	2:B:157:CYS:SG	1:A:523:GLU:CA	1	0.57
(1,22)	2:B:157:CYS:SG	1:A:523:GLU:CB	1	0.57
(1,22)	2:B:157:CYS:SG	1:A:523:GLU:CD	1	0.57
(1,22)	2:B:157:CYS:SG	1:A:523:GLU:CG	1	0.57
(1,22)	2:B:157:CYS:SG	1:A:523:GLU:H	1	0.57
(1,22)	2:B:157:CYS:SG	1:A:523:GLU:HA	1	0.57
(1,22)	2:B:157:CYS:SG	1:A:523:GLU:HB2	1	0.57
(1,22)	2:B:157:CYS:SG	1:A:523:GLU:HB3	1	0.57
(1,22)	2:B:157:CYS:SG	1:A:523:GLU:HG2	1	0.57
(1,22)	2:B:157:CYS:SG	1:A:523:GLU:HG3	1	0.57
(1,22)	2:B:157:CYS:SG	1:A:523:GLU:N	1	0.57
(1,22)	2:B:157:CYS:SG	1:A:523:GLU:O	1	0.57
(1,22)	2:B:157:CYS:SG	1:A:523:GLU:OE1	1	0.57
(1,22)	2:B:157:CYS:SG	1:A:523:GLU:OE2	1	0.57
(1,22)	2:B:157:CYS:SG	1:A:524:PHE:C	1	0.57
(1,22)	2:B:157:CYS:SG	1:A:524:PHE:CA	1	0.57
(1,22)	2:B:157:CYS:SG	1:A:524:PHE:CB	1	0.57
(1,22)	2:B:157:CYS:SG	1:A:524:PHE:CD1	1	0.57
(1,22)	2:B:157:CYS:SG	1:A:524:PHE:CD2	1	0.57
(1,22)	2:B:157:CYS:SG	1:A:524:PHE:CE1	1	0.57
(1,22)	2:B:157:CYS:SG	1:A:524:PHE:CE2	1	0.57
(1,22)	2:B:157:CYS:SG	1:A:524:PHE:CG	1	0.57
(1,22)	2:B:157:CYS:SG	1:A:524:PHE:CZ	1	0.57
(1,22)	2:B:157:CYS:SG	1:A:524:PHE:H	1	0.57
(1,22)	2:B:157:CYS:SG	1:A:524:PHE:HA	1	0.57
(1,22)	2:B:157:CYS:SG	1:A:524:PHE:HB2	1	0.57
(1,22)	2:B:157:CYS:SG	1:A:524:PHE:HB3	1	0.57
(1,22)	2:B:157:CYS:SG	1:A:524:PHE:HD1	1	0.57
(1,22)	2:B:157:CYS:SG	1:A:524:PHE:HD2	1	0.57
(1,22)	2:B:157:CYS:SG	1:A:524:PHE:HE1	1	0.57
(1,22)	2:B:157:CYS:SG	1:A:524:PHE:HE2	1	0.57
(1,22)	2:B:157:CYS:SG	1:A:524:PHE:HZ	1	0.57
(1,22)	2:B:157:CYS:SG	1:A:524:PHE:N	1	0.57
(1,22)	2:B:157:CYS:SG	1:A:524:PHE:O	1	0.57

*Continued on next page...*

*Continued from previous page...*

Key	Atom-1	Atom-2	Model ID	Violation (Å)
(1,22)	2:B:157:CYS:SG	1:A:525:GLU:C	1	0.57
(1,22)	2:B:157:CYS:SG	1:A:525:GLU:CA	1	0.57
(1,22)	2:B:157:CYS:SG	1:A:525:GLU:CB	1	0.57
(1,22)	2:B:157:CYS:SG	1:A:525:GLU:CD	1	0.57
(1,22)	2:B:157:CYS:SG	1:A:525:GLU:CG	1	0.57
(1,22)	2:B:157:CYS:SG	1:A:525:GLU:H	1	0.57
(1,22)	2:B:157:CYS:SG	1:A:525:GLU:HA	1	0.57
(1,22)	2:B:157:CYS:SG	1:A:525:GLU:HB2	1	0.57
(1,22)	2:B:157:CYS:SG	1:A:525:GLU:HB3	1	0.57
(1,22)	2:B:157:CYS:SG	1:A:525:GLU:HG2	1	0.57
(1,22)	2:B:157:CYS:SG	1:A:525:GLU:HG3	1	0.57
(1,22)	2:B:157:CYS:SG	1:A:525:GLU:N	1	0.57
(1,22)	2:B:157:CYS:SG	1:A:525:GLU:O	1	0.57
(1,22)	2:B:157:CYS:SG	1:A:525:GLU:OE1	1	0.57
(1,22)	2:B:157:CYS:SG	1:A:525:GLU:OE2	1	0.57
(1,22)	2:B:157:CYS:SG	1:A:526:ASN:C	1	0.57
(1,22)	2:B:157:CYS:SG	1:A:526:ASN:CA	1	0.57
(1,22)	2:B:157:CYS:SG	1:A:526:ASN:CB	1	0.57
(1,22)	2:B:157:CYS:SG	1:A:526:ASN:CG	1	0.57
(1,22)	2:B:157:CYS:SG	1:A:526:ASN:H	1	0.57
(1,22)	2:B:157:CYS:SG	1:A:526:ASN:HA	1	0.57
(1,22)	2:B:157:CYS:SG	1:A:526:ASN:HB2	1	0.57
(1,22)	2:B:157:CYS:SG	1:A:526:ASN:HB3	1	0.57
(1,22)	2:B:157:CYS:SG	1:A:526:ASN:HD21	1	0.57
(1,22)	2:B:157:CYS:SG	1:A:526:ASN:HD22	1	0.57
(1,22)	2:B:157:CYS:SG	1:A:526:ASN:N	1	0.57
(1,22)	2:B:157:CYS:SG	1:A:526:ASN:ND2	1	0.57
(1,22)	2:B:157:CYS:SG	1:A:526:ASN:O	1	0.57
(1,22)	2:B:157:CYS:SG	1:A:526:ASN:OD1	1	0.57
(1,22)	2:B:157:CYS:SG	1:A:527:ALA:C	1	0.57
(1,22)	2:B:157:CYS:SG	1:A:527:ALA:CA	1	0.57
(1,22)	2:B:157:CYS:SG	1:A:527:ALA:CB	1	0.57
(1,22)	2:B:157:CYS:SG	1:A:527:ALA:H	1	0.57
(1,22)	2:B:157:CYS:SG	1:A:527:ALA:HA	1	0.57
(1,22)	2:B:157:CYS:SG	1:A:527:ALA:HB1	1	0.57
(1,22)	2:B:157:CYS:SG	1:A:527:ALA:HB2	1	0.57
(1,22)	2:B:157:CYS:SG	1:A:527:ALA:HB3	1	0.57
(1,22)	2:B:157:CYS:SG	1:A:527:ALA:N	1	0.57
(1,22)	2:B:157:CYS:SG	1:A:527:ALA:O	1	0.57
(1,22)	2:B:157:CYS:SG	1:A:528:ILE:C	1	0.57
(1,22)	2:B:157:CYS:SG	1:A:528:ILE:CA	1	0.57
(1,22)	2:B:157:CYS:SG	1:A:528:ILE:CB	1	0.57

*Continued on next page...*

*Continued from previous page...*

Key	Atom-1	Atom-2	Model ID	Violation (Å)
(1,22)	2:B:157:CYS:SG	1:A:528:ILE:CD1	1	0.57
(1,22)	2:B:157:CYS:SG	1:A:528:ILE:CG1	1	0.57
(1,22)	2:B:157:CYS:SG	1:A:528:ILE:CG2	1	0.57
(1,22)	2:B:157:CYS:SG	1:A:528:ILE:H	1	0.57
(1,22)	2:B:157:CYS:SG	1:A:528:ILE:HA	1	0.57
(1,22)	2:B:157:CYS:SG	1:A:528:ILE:HB	1	0.57
(1,22)	2:B:157:CYS:SG	1:A:528:ILE:HD11	1	0.57
(1,22)	2:B:157:CYS:SG	1:A:528:ILE:HD12	1	0.57
(1,22)	2:B:157:CYS:SG	1:A:528:ILE:HD13	1	0.57
(1,22)	2:B:157:CYS:SG	1:A:528:ILE:HG12	1	0.57
(1,22)	2:B:157:CYS:SG	1:A:528:ILE:HG13	1	0.57
(1,22)	2:B:157:CYS:SG	1:A:528:ILE:HG21	1	0.57
(1,22)	2:B:157:CYS:SG	1:A:528:ILE:HG22	1	0.57
(1,22)	2:B:157:CYS:SG	1:A:528:ILE:HG23	1	0.57
(1,22)	2:B:157:CYS:SG	1:A:528:ILE:N	1	0.57
(1,22)	2:B:157:CYS:SG	1:A:528:ILE:O	1	0.57
(1,22)	2:B:157:CYS:SG	1:A:529:VAL:C	1	0.57
(1,22)	2:B:157:CYS:SG	1:A:529:VAL:CA	1	0.57
(1,22)	2:B:157:CYS:SG	1:A:529:VAL:CB	1	0.57
(1,22)	2:B:157:CYS:SG	1:A:529:VAL:CG1	1	0.57
(1,22)	2:B:157:CYS:SG	1:A:529:VAL:CG2	1	0.57
(1,22)	2:B:157:CYS:SG	1:A:529:VAL:H	1	0.57
(1,22)	2:B:157:CYS:SG	1:A:529:VAL:HA	1	0.57
(1,22)	2:B:157:CYS:SG	1:A:529:VAL:HB	1	0.57
(1,22)	2:B:157:CYS:SG	1:A:529:VAL:HG11	1	0.57
(1,22)	2:B:157:CYS:SG	1:A:529:VAL:HG12	1	0.57
(1,22)	2:B:157:CYS:SG	1:A:529:VAL:HG13	1	0.57
(1,22)	2:B:157:CYS:SG	1:A:529:VAL:HG21	1	0.57
(1,22)	2:B:157:CYS:SG	1:A:529:VAL:HG22	1	0.57
(1,22)	2:B:157:CYS:SG	1:A:529:VAL:HG23	1	0.57
(1,22)	2:B:157:CYS:SG	1:A:529:VAL:N	1	0.57
(1,22)	2:B:157:CYS:SG	1:A:529:VAL:O	1	0.57
(1,22)	2:B:157:CYS:SG	1:A:561:ASP:C	1	0.57
(1,22)	2:B:157:CYS:SG	1:A:561:ASP:CA	1	0.57
(1,22)	2:B:157:CYS:SG	1:A:561:ASP:CB	1	0.57
(1,22)	2:B:157:CYS:SG	1:A:561:ASP:CG	1	0.57
(1,22)	2:B:157:CYS:SG	1:A:561:ASP:H	1	0.57
(1,22)	2:B:157:CYS:SG	1:A:561:ASP:HA	1	0.57
(1,22)	2:B:157:CYS:SG	1:A:561:ASP:HB2	1	0.57
(1,22)	2:B:157:CYS:SG	1:A:561:ASP:HB3	1	0.57
(1,22)	2:B:157:CYS:SG	1:A:561:ASP:N	1	0.57
(1,22)	2:B:157:CYS:SG	1:A:561:ASP:O	1	0.57

*Continued on next page...*

*Continued from previous page...*

Key	Atom-1	Atom-2	Model ID	Violation (Å)
(1,22)	2:B:157:CYS:SG	1:A:561:ASP:OD1	1	0.57
(1,22)	2:B:157:CYS:SG	1:A:561:ASP:OD2	1	0.57
(1,22)	2:B:157:CYS:SG	1:A:563:LYS:C	1	0.57
(1,22)	2:B:157:CYS:SG	1:A:563:LYS:CA	1	0.57
(1,22)	2:B:157:CYS:SG	1:A:563:LYS:CB	1	0.57
(1,22)	2:B:157:CYS:SG	1:A:563:LYS:CD	1	0.57
(1,22)	2:B:157:CYS:SG	1:A:563:LYS:CE	1	0.57
(1,22)	2:B:157:CYS:SG	1:A:563:LYS:CG	1	0.57
(1,22)	2:B:157:CYS:SG	1:A:563:LYS:H	1	0.57
(1,22)	2:B:157:CYS:SG	1:A:563:LYS:HA	1	0.57
(1,22)	2:B:157:CYS:SG	1:A:563:LYS:HB2	1	0.57
(1,22)	2:B:157:CYS:SG	1:A:563:LYS:HB3	1	0.57
(1,22)	2:B:157:CYS:SG	1:A:563:LYS:HD2	1	0.57
(1,22)	2:B:157:CYS:SG	1:A:563:LYS:HD3	1	0.57
(1,22)	2:B:157:CYS:SG	1:A:563:LYS:HE2	1	0.57
(1,22)	2:B:157:CYS:SG	1:A:563:LYS:HE3	1	0.57
(1,22)	2:B:157:CYS:SG	1:A:563:LYS:HG2	1	0.57
(1,22)	2:B:157:CYS:SG	1:A:563:LYS:HG3	1	0.57
(1,22)	2:B:157:CYS:SG	1:A:563:LYS:HZ1	1	0.57
(1,22)	2:B:157:CYS:SG	1:A:563:LYS:HZ2	1	0.57
(1,22)	2:B:157:CYS:SG	1:A:563:LYS:HZ3	1	0.57
(1,22)	2:B:157:CYS:SG	1:A:563:LYS:N	1	0.57
(1,22)	2:B:157:CYS:SG	1:A:563:LYS:NZ	1	0.57
(1,22)	2:B:157:CYS:SG	1:A:563:LYS:O	1	0.57
(1,22)	2:B:157:CYS:SG	1:A:564:ALA:C	1	0.57
(1,22)	2:B:157:CYS:SG	1:A:564:ALA:CA	1	0.57
(1,22)	2:B:157:CYS:SG	1:A:564:ALA:CB	1	0.57
(1,22)	2:B:157:CYS:SG	1:A:564:ALA:H	1	0.57
(1,22)	2:B:157:CYS:SG	1:A:564:ALA:HA	1	0.57
(1,22)	2:B:157:CYS:SG	1:A:564:ALA:HB1	1	0.57
(1,22)	2:B:157:CYS:SG	1:A:564:ALA:HB2	1	0.57
(1,22)	2:B:157:CYS:SG	1:A:564:ALA:HB3	1	0.57
(1,22)	2:B:157:CYS:SG	1:A:564:ALA:N	1	0.57
(1,22)	2:B:157:CYS:SG	1:A:564:ALA:O	1	0.57
(1,22)	2:B:157:CYS:SG	1:A:566:LEU:C	1	0.57
(1,22)	2:B:157:CYS:SG	1:A:566:LEU:CA	1	0.57
(1,22)	2:B:157:CYS:SG	1:A:566:LEU:CB	1	0.57
(1,22)	2:B:157:CYS:SG	1:A:566:LEU:CD1	1	0.57
(1,22)	2:B:157:CYS:SG	1:A:566:LEU:CD2	1	0.57
(1,22)	2:B:157:CYS:SG	1:A:566:LEU:CG	1	0.57
(1,22)	2:B:157:CYS:SG	1:A:566:LEU:H	1	0.57
(1,22)	2:B:157:CYS:SG	1:A:566:LEU:HA	1	0.57

*Continued on next page...*

*Continued from previous page...*

Key	Atom-1	Atom-2	Model ID	Violation (Å)
(1,22)	2:B:157:CYS:SG	1:A:566:LEU:HB2	1	0.57
(1,22)	2:B:157:CYS:SG	1:A:566:LEU:HB3	1	0.57
(1,22)	2:B:157:CYS:SG	1:A:566:LEU:HD11	1	0.57
(1,22)	2:B:157:CYS:SG	1:A:566:LEU:HD12	1	0.57
(1,22)	2:B:157:CYS:SG	1:A:566:LEU:HD13	1	0.57
(1,22)	2:B:157:CYS:SG	1:A:566:LEU:HD21	1	0.57
(1,22)	2:B:157:CYS:SG	1:A:566:LEU:HD22	1	0.57
(1,22)	2:B:157:CYS:SG	1:A:566:LEU:HD23	1	0.57
(1,22)	2:B:157:CYS:SG	1:A:566:LEU:HG	1	0.57
(1,22)	2:B:157:CYS:SG	1:A:566:LEU:N	1	0.57
(1,22)	2:B:157:CYS:SG	1:A:566:LEU:O	1	0.57
(3,19)	2:B:19:ARG:CA	1:A:645:TYR:H	1	0.31
(1,21)	2:B:156:PHE:C	1:A:490:ALA:C	1	0.23
(1,21)	2:B:156:PHE:C	1:A:490:ALA:CA	1	0.23
(1,21)	2:B:156:PHE:C	1:A:490:ALA:CB	1	0.23
(1,21)	2:B:156:PHE:C	1:A:490:ALA:H	1	0.23
(1,21)	2:B:156:PHE:C	1:A:490:ALA:HA	1	0.23
(1,21)	2:B:156:PHE:C	1:A:490:ALA:HB1	1	0.23
(1,21)	2:B:156:PHE:C	1:A:490:ALA:HB2	1	0.23
(1,21)	2:B:156:PHE:C	1:A:490:ALA:HB3	1	0.23
(1,21)	2:B:156:PHE:C	1:A:490:ALA:N	1	0.23
(1,21)	2:B:156:PHE:C	1:A:490:ALA:O	1	0.23
(1,21)	2:B:156:PHE:C	1:A:514:THR:C	1	0.23
(1,21)	2:B:156:PHE:C	1:A:514:THR:CA	1	0.23
(1,21)	2:B:156:PHE:C	1:A:514:THR:CB	1	0.23
(1,21)	2:B:156:PHE:C	1:A:514:THR:CG2	1	0.23
(1,21)	2:B:156:PHE:C	1:A:514:THR:H	1	0.23
(1,21)	2:B:156:PHE:C	1:A:514:THR:HA	1	0.23
(1,21)	2:B:156:PHE:C	1:A:514:THR:HB	1	0.23
(1,21)	2:B:156:PHE:C	1:A:514:THR:HG1	1	0.23
(1,21)	2:B:156:PHE:C	1:A:514:THR:HG21	1	0.23
(1,21)	2:B:156:PHE:C	1:A:514:THR:HG22	1	0.23
(1,21)	2:B:156:PHE:C	1:A:514:THR:HG23	1	0.23
(1,21)	2:B:156:PHE:C	1:A:514:THR:N	1	0.23
(1,21)	2:B:156:PHE:C	1:A:514:THR:O	1	0.23
(1,21)	2:B:156:PHE:C	1:A:514:THR:OG1	1	0.23
(1,21)	2:B:156:PHE:C	1:A:516:ASN:C	1	0.23
(1,21)	2:B:156:PHE:C	1:A:516:ASN:CA	1	0.23
(1,21)	2:B:156:PHE:C	1:A:516:ASN:CB	1	0.23
(1,21)	2:B:156:PHE:C	1:A:516:ASN:CG	1	0.23
(1,21)	2:B:156:PHE:C	1:A:516:ASN:H	1	0.23
(1,21)	2:B:156:PHE:C	1:A:516:ASN:HA	1	0.23

*Continued on next page...*

*Continued from previous page...*

Key	Atom-1	Atom-2	Model ID	Violation (Å)
(1,21)	2:B:156:PHE:C	1:A:516:ASN:HB2	1	0.23
(1,21)	2:B:156:PHE:C	1:A:516:ASN:HB3	1	0.23
(1,21)	2:B:156:PHE:C	1:A:516:ASN:HD21	1	0.23
(1,21)	2:B:156:PHE:C	1:A:516:ASN:HD22	1	0.23
(1,21)	2:B:156:PHE:C	1:A:516:ASN:N	1	0.23
(1,21)	2:B:156:PHE:C	1:A:516:ASN:ND2	1	0.23
(1,21)	2:B:156:PHE:C	1:A:516:ASN:O	1	0.23
(1,21)	2:B:156:PHE:C	1:A:516:ASN:OD1	1	0.23
(1,21)	2:B:156:PHE:C	1:A:519:GLY:C	1	0.23
(1,21)	2:B:156:PHE:C	1:A:519:GLY:CA	1	0.23
(1,21)	2:B:156:PHE:C	1:A:519:GLY:H	1	0.23
(1,21)	2:B:156:PHE:C	1:A:519:GLY:HA2	1	0.23
(1,21)	2:B:156:PHE:C	1:A:519:GLY:HA3	1	0.23
(1,21)	2:B:156:PHE:C	1:A:519:GLY:N	1	0.23
(1,21)	2:B:156:PHE:C	1:A:519:GLY:O	1	0.23
(1,21)	2:B:156:PHE:C	1:A:522:PHE:C	1	0.23
(1,21)	2:B:156:PHE:C	1:A:522:PHE:CA	1	0.23
(1,21)	2:B:156:PHE:C	1:A:522:PHE:CB	1	0.23
(1,21)	2:B:156:PHE:C	1:A:522:PHE:CD1	1	0.23
(1,21)	2:B:156:PHE:C	1:A:522:PHE:CD2	1	0.23
(1,21)	2:B:156:PHE:C	1:A:522:PHE:CE1	1	0.23
(1,21)	2:B:156:PHE:C	1:A:522:PHE:CE2	1	0.23
(1,21)	2:B:156:PHE:C	1:A:522:PHE:CG	1	0.23
(1,21)	2:B:156:PHE:C	1:A:522:PHE:CZ	1	0.23
(1,21)	2:B:156:PHE:C	1:A:522:PHE:H	1	0.23
(1,21)	2:B:156:PHE:C	1:A:522:PHE:HA	1	0.23
(1,21)	2:B:156:PHE:C	1:A:522:PHE:HB2	1	0.23
(1,21)	2:B:156:PHE:C	1:A:522:PHE:HB3	1	0.23
(1,21)	2:B:156:PHE:C	1:A:522:PHE:HD1	1	0.23
(1,21)	2:B:156:PHE:C	1:A:522:PHE:HD2	1	0.23
(1,21)	2:B:156:PHE:C	1:A:522:PHE:HE1	1	0.23
(1,21)	2:B:156:PHE:C	1:A:522:PHE:HE2	1	0.23
(1,21)	2:B:156:PHE:C	1:A:522:PHE:HZ	1	0.23
(1,21)	2:B:156:PHE:C	1:A:522:PHE:N	1	0.23
(1,21)	2:B:156:PHE:C	1:A:522:PHE:O	1	0.23
(1,21)	2:B:156:PHE:C	1:A:523:GLU:C	1	0.23
(1,21)	2:B:156:PHE:C	1:A:523:GLU:CA	1	0.23
(1,21)	2:B:156:PHE:C	1:A:523:GLU:CB	1	0.23
(1,21)	2:B:156:PHE:C	1:A:523:GLU:CD	1	0.23
(1,21)	2:B:156:PHE:C	1:A:523:GLU:CG	1	0.23
(1,21)	2:B:156:PHE:C	1:A:523:GLU:H	1	0.23
(1,21)	2:B:156:PHE:C	1:A:523:GLU:HA	1	0.23

*Continued on next page...*

*Continued from previous page...*

Key	Atom-1	Atom-2	Model ID	Violation (Å)
(1,21)	2:B:156:PHE:C	1:A:523:GLU:HB2	1	0.23
(1,21)	2:B:156:PHE:C	1:A:523:GLU:HB3	1	0.23
(1,21)	2:B:156:PHE:C	1:A:523:GLU:HG2	1	0.23
(1,21)	2:B:156:PHE:C	1:A:523:GLU:HG3	1	0.23
(1,21)	2:B:156:PHE:C	1:A:523:GLU:N	1	0.23
(1,21)	2:B:156:PHE:C	1:A:523:GLU:O	1	0.23
(1,21)	2:B:156:PHE:C	1:A:523:GLU:OE1	1	0.23
(1,21)	2:B:156:PHE:C	1:A:523:GLU:OE2	1	0.23
(1,21)	2:B:156:PHE:C	1:A:524:PHE:C	1	0.23
(1,21)	2:B:156:PHE:C	1:A:524:PHE:CA	1	0.23
(1,21)	2:B:156:PHE:C	1:A:524:PHE:CB	1	0.23
(1,21)	2:B:156:PHE:C	1:A:524:PHE:CD1	1	0.23
(1,21)	2:B:156:PHE:C	1:A:524:PHE:CD2	1	0.23
(1,21)	2:B:156:PHE:C	1:A:524:PHE:CE1	1	0.23
(1,21)	2:B:156:PHE:C	1:A:524:PHE:CE2	1	0.23
(1,21)	2:B:156:PHE:C	1:A:524:PHE:CG	1	0.23
(1,21)	2:B:156:PHE:C	1:A:524:PHE:CZ	1	0.23
(1,21)	2:B:156:PHE:C	1:A:524:PHE:H	1	0.23
(1,21)	2:B:156:PHE:C	1:A:524:PHE:HA	1	0.23
(1,21)	2:B:156:PHE:C	1:A:524:PHE:HB2	1	0.23
(1,21)	2:B:156:PHE:C	1:A:524:PHE:HB3	1	0.23
(1,21)	2:B:156:PHE:C	1:A:524:PHE:HD1	1	0.23
(1,21)	2:B:156:PHE:C	1:A:524:PHE:HD2	1	0.23
(1,21)	2:B:156:PHE:C	1:A:524:PHE:HE1	1	0.23
(1,21)	2:B:156:PHE:C	1:A:524:PHE:HE2	1	0.23
(1,21)	2:B:156:PHE:C	1:A:524:PHE:HZ	1	0.23
(1,21)	2:B:156:PHE:C	1:A:524:PHE:N	1	0.23
(1,21)	2:B:156:PHE:C	1:A:524:PHE:O	1	0.23
(1,21)	2:B:156:PHE:C	1:A:525:GLU:C	1	0.23
(1,21)	2:B:156:PHE:C	1:A:525:GLU:CA	1	0.23
(1,21)	2:B:156:PHE:C	1:A:525:GLU:CB	1	0.23
(1,21)	2:B:156:PHE:C	1:A:525:GLU:CD	1	0.23
(1,21)	2:B:156:PHE:C	1:A:525:GLU:CG	1	0.23
(1,21)	2:B:156:PHE:C	1:A:525:GLU:H	1	0.23
(1,21)	2:B:156:PHE:C	1:A:525:GLU:HA	1	0.23
(1,21)	2:B:156:PHE:C	1:A:525:GLU:HB2	1	0.23
(1,21)	2:B:156:PHE:C	1:A:525:GLU:HB3	1	0.23
(1,21)	2:B:156:PHE:C	1:A:525:GLU:HG2	1	0.23
(1,21)	2:B:156:PHE:C	1:A:525:GLU:HG3	1	0.23
(1,21)	2:B:156:PHE:C	1:A:525:GLU:N	1	0.23
(1,21)	2:B:156:PHE:C	1:A:525:GLU:O	1	0.23
(1,21)	2:B:156:PHE:C	1:A:525:GLU:OE1	1	0.23

*Continued on next page...*

*Continued from previous page...*

Key	Atom-1	Atom-2	Model ID	Violation (Å)
(1,21)	2:B:156:PHE:C	1:A:525:GLU:OE2	1	0.23
(1,21)	2:B:156:PHE:C	1:A:526:ASN:C	1	0.23
(1,21)	2:B:156:PHE:C	1:A:526:ASN:CA	1	0.23
(1,21)	2:B:156:PHE:C	1:A:526:ASN:CB	1	0.23
(1,21)	2:B:156:PHE:C	1:A:526:ASN:CG	1	0.23
(1,21)	2:B:156:PHE:C	1:A:526:ASN:H	1	0.23
(1,21)	2:B:156:PHE:C	1:A:526:ASN:HA	1	0.23
(1,21)	2:B:156:PHE:C	1:A:526:ASN:HB2	1	0.23
(1,21)	2:B:156:PHE:C	1:A:526:ASN:HB3	1	0.23
(1,21)	2:B:156:PHE:C	1:A:526:ASN:HD21	1	0.23
(1,21)	2:B:156:PHE:C	1:A:526:ASN:HD22	1	0.23
(1,21)	2:B:156:PHE:C	1:A:526:ASN:N	1	0.23
(1,21)	2:B:156:PHE:C	1:A:526:ASN:ND2	1	0.23
(1,21)	2:B:156:PHE:C	1:A:526:ASN:O	1	0.23
(1,21)	2:B:156:PHE:C	1:A:526:ASN:OD1	1	0.23
(1,21)	2:B:156:PHE:C	1:A:527:ALA:C	1	0.23
(1,21)	2:B:156:PHE:C	1:A:527:ALA:CA	1	0.23
(1,21)	2:B:156:PHE:C	1:A:527:ALA:CB	1	0.23
(1,21)	2:B:156:PHE:C	1:A:527:ALA:H	1	0.23
(1,21)	2:B:156:PHE:C	1:A:527:ALA:HA	1	0.23
(1,21)	2:B:156:PHE:C	1:A:527:ALA:HB1	1	0.23
(1,21)	2:B:156:PHE:C	1:A:527:ALA:HB2	1	0.23
(1,21)	2:B:156:PHE:C	1:A:527:ALA:HB3	1	0.23
(1,21)	2:B:156:PHE:C	1:A:527:ALA:N	1	0.23
(1,21)	2:B:156:PHE:C	1:A:527:ALA:O	1	0.23
(1,21)	2:B:156:PHE:C	1:A:528:ILE:C	1	0.23
(1,21)	2:B:156:PHE:C	1:A:528:ILE:CA	1	0.23
(1,21)	2:B:156:PHE:C	1:A:528:ILE:CB	1	0.23
(1,21)	2:B:156:PHE:C	1:A:528:ILE:CD1	1	0.23
(1,21)	2:B:156:PHE:C	1:A:528:ILE:CG1	1	0.23
(1,21)	2:B:156:PHE:C	1:A:528:ILE:CG2	1	0.23
(1,21)	2:B:156:PHE:C	1:A:528:ILE:H	1	0.23
(1,21)	2:B:156:PHE:C	1:A:528:ILE:HA	1	0.23
(1,21)	2:B:156:PHE:C	1:A:528:ILE:HB	1	0.23
(1,21)	2:B:156:PHE:C	1:A:528:ILE:HD11	1	0.23
(1,21)	2:B:156:PHE:C	1:A:528:ILE:HD12	1	0.23
(1,21)	2:B:156:PHE:C	1:A:528:ILE:HD13	1	0.23
(1,21)	2:B:156:PHE:C	1:A:528:ILE:HG12	1	0.23
(1,21)	2:B:156:PHE:C	1:A:528:ILE:HG13	1	0.23
(1,21)	2:B:156:PHE:C	1:A:528:ILE:HG21	1	0.23
(1,21)	2:B:156:PHE:C	1:A:528:ILE:HG22	1	0.23
(1,21)	2:B:156:PHE:C	1:A:528:ILE:HG23	1	0.23

*Continued on next page...*



*Continued from previous page...*

Key	Atom-1	Atom-2	Model ID	Violation (Å)
(1,21)	2:B:156:PHE:C	1:A:528:ILE:N	1	0.23
(1,21)	2:B:156:PHE:C	1:A:528:ILE:O	1	0.23
(1,21)	2:B:156:PHE:C	1:A:529:VAL:C	1	0.23
(1,21)	2:B:156:PHE:C	1:A:529:VAL:CA	1	0.23
(1,21)	2:B:156:PHE:C	1:A:529:VAL:CB	1	0.23
(1,21)	2:B:156:PHE:C	1:A:529:VAL:CG1	1	0.23
(1,21)	2:B:156:PHE:C	1:A:529:VAL:CG2	1	0.23
(1,21)	2:B:156:PHE:C	1:A:529:VAL:H	1	0.23
(1,21)	2:B:156:PHE:C	1:A:529:VAL:HA	1	0.23
(1,21)	2:B:156:PHE:C	1:A:529:VAL:HB	1	0.23
(1,21)	2:B:156:PHE:C	1:A:529:VAL:HG11	1	0.23
(1,21)	2:B:156:PHE:C	1:A:529:VAL:HG12	1	0.23
(1,21)	2:B:156:PHE:C	1:A:529:VAL:HG13	1	0.23
(1,21)	2:B:156:PHE:C	1:A:529:VAL:HG21	1	0.23
(1,21)	2:B:156:PHE:C	1:A:529:VAL:HG22	1	0.23
(1,21)	2:B:156:PHE:C	1:A:529:VAL:HG23	1	0.23
(1,21)	2:B:156:PHE:C	1:A:529:VAL:N	1	0.23
(1,21)	2:B:156:PHE:C	1:A:529:VAL:O	1	0.23
(1,21)	2:B:156:PHE:C	1:A:561:ASP:C	1	0.23
(1,21)	2:B:156:PHE:C	1:A:561:ASP:CA	1	0.23
(1,21)	2:B:156:PHE:C	1:A:561:ASP:CB	1	0.23
(1,21)	2:B:156:PHE:C	1:A:561:ASP:CG	1	0.23
(1,21)	2:B:156:PHE:C	1:A:561:ASP:H	1	0.23
(1,21)	2:B:156:PHE:C	1:A:561:ASP:HA	1	0.23
(1,21)	2:B:156:PHE:C	1:A:561:ASP:HB2	1	0.23
(1,21)	2:B:156:PHE:C	1:A:561:ASP:HB3	1	0.23
(1,21)	2:B:156:PHE:C	1:A:561:ASP:N	1	0.23
(1,21)	2:B:156:PHE:C	1:A:561:ASP:O	1	0.23
(1,21)	2:B:156:PHE:C	1:A:561:ASP:OD1	1	0.23
(1,21)	2:B:156:PHE:C	1:A:561:ASP:OD2	1	0.23
(1,21)	2:B:156:PHE:C	1:A:563:LYS:C	1	0.23
(1,21)	2:B:156:PHE:C	1:A:563:LYS:CA	1	0.23
(1,21)	2:B:156:PHE:C	1:A:563:LYS:CB	1	0.23
(1,21)	2:B:156:PHE:C	1:A:563:LYS:CD	1	0.23
(1,21)	2:B:156:PHE:C	1:A:563:LYS:CE	1	0.23
(1,21)	2:B:156:PHE:C	1:A:563:LYS:CG	1	0.23
(1,21)	2:B:156:PHE:C	1:A:563:LYS:H	1	0.23
(1,21)	2:B:156:PHE:C	1:A:563:LYS:HA	1	0.23
(1,21)	2:B:156:PHE:C	1:A:563:LYS:HB2	1	0.23
(1,21)	2:B:156:PHE:C	1:A:563:LYS:HB3	1	0.23
(1,21)	2:B:156:PHE:C	1:A:563:LYS:HD2	1	0.23
(1,21)	2:B:156:PHE:C	1:A:563:LYS:HD3	1	0.23

*Continued on next page...*

*Continued from previous page...*

Key	Atom-1	Atom-2	Model ID	Violation (Å)
(1,21)	2:B:156:PHE:C	1:A:563:LYS:HE2	1	0.23
(1,21)	2:B:156:PHE:C	1:A:563:LYS:HE3	1	0.23
(1,21)	2:B:156:PHE:C	1:A:563:LYS:HG2	1	0.23
(1,21)	2:B:156:PHE:C	1:A:563:LYS:HG3	1	0.23
(1,21)	2:B:156:PHE:C	1:A:563:LYS:HZ1	1	0.23
(1,21)	2:B:156:PHE:C	1:A:563:LYS:HZ2	1	0.23
(1,21)	2:B:156:PHE:C	1:A:563:LYS:HZ3	1	0.23
(1,21)	2:B:156:PHE:C	1:A:563:LYS:N	1	0.23
(1,21)	2:B:156:PHE:C	1:A:563:LYS:NZ	1	0.23
(1,21)	2:B:156:PHE:C	1:A:563:LYS:O	1	0.23
(1,21)	2:B:156:PHE:C	1:A:564:ALA:C	1	0.23
(1,21)	2:B:156:PHE:C	1:A:564:ALA:CA	1	0.23
(1,21)	2:B:156:PHE:C	1:A:564:ALA:CB	1	0.23
(1,21)	2:B:156:PHE:C	1:A:564:ALA:H	1	0.23
(1,21)	2:B:156:PHE:C	1:A:564:ALA:HA	1	0.23
(1,21)	2:B:156:PHE:C	1:A:564:ALA:HB1	1	0.23
(1,21)	2:B:156:PHE:C	1:A:564:ALA:HB2	1	0.23
(1,21)	2:B:156:PHE:C	1:A:564:ALA:HB3	1	0.23
(1,21)	2:B:156:PHE:C	1:A:564:ALA:N	1	0.23
(1,21)	2:B:156:PHE:C	1:A:564:ALA:O	1	0.23
(1,21)	2:B:156:PHE:C	1:A:566:LEU:C	1	0.23
(1,21)	2:B:156:PHE:C	1:A:566:LEU:CA	1	0.23
(1,21)	2:B:156:PHE:C	1:A:566:LEU:CB	1	0.23
(1,21)	2:B:156:PHE:C	1:A:566:LEU:CD1	1	0.23
(1,21)	2:B:156:PHE:C	1:A:566:LEU:CD2	1	0.23
(1,21)	2:B:156:PHE:C	1:A:566:LEU:CG	1	0.23
(1,21)	2:B:156:PHE:C	1:A:566:LEU:H	1	0.23
(1,21)	2:B:156:PHE:C	1:A:566:LEU:HA	1	0.23
(1,21)	2:B:156:PHE:C	1:A:566:LEU:HB2	1	0.23
(1,21)	2:B:156:PHE:C	1:A:566:LEU:HB3	1	0.23
(1,21)	2:B:156:PHE:C	1:A:566:LEU:HD11	1	0.23
(1,21)	2:B:156:PHE:C	1:A:566:LEU:HD12	1	0.23
(1,21)	2:B:156:PHE:C	1:A:566:LEU:HD13	1	0.23
(1,21)	2:B:156:PHE:C	1:A:566:LEU:HD21	1	0.23
(1,21)	2:B:156:PHE:C	1:A:566:LEU:HD22	1	0.23
(1,21)	2:B:156:PHE:C	1:A:566:LEU:HD23	1	0.23
(1,21)	2:B:156:PHE:C	1:A:566:LEU:HG	1	0.23
(1,21)	2:B:156:PHE:C	1:A:566:LEU:N	1	0.23
(1,21)	2:B:156:PHE:C	1:A:566:LEU:O	1	0.23
(1,21)	2:B:156:PHE:CA	1:A:490:ALA:C	1	0.23
(1,21)	2:B:156:PHE:CA	1:A:490:ALA:CA	1	0.23
(1,21)	2:B:156:PHE:CA	1:A:490:ALA:CB	1	0.23

*Continued on next page...*

*Continued from previous page...*

Key	Atom-1	Atom-2	Model ID	Violation (Å)
(1,21)	2:B:156:PHE:CA	1:A:490:ALA:H	1	0.23
(1,21)	2:B:156:PHE:CA	1:A:490:ALA:HA	1	0.23
(1,21)	2:B:156:PHE:CA	1:A:490:ALA:HB1	1	0.23
(1,21)	2:B:156:PHE:CA	1:A:490:ALA:HB2	1	0.23
(1,21)	2:B:156:PHE:CA	1:A:490:ALA:HB3	1	0.23
(1,21)	2:B:156:PHE:CA	1:A:490:ALA:N	1	0.23
(1,21)	2:B:156:PHE:CA	1:A:490:ALA:O	1	0.23
(1,21)	2:B:156:PHE:CA	1:A:514:THR:C	1	0.23
(1,21)	2:B:156:PHE:CA	1:A:514:THR:CA	1	0.23
(1,21)	2:B:156:PHE:CA	1:A:514:THR:CB	1	0.23
(1,21)	2:B:156:PHE:CA	1:A:514:THR:CG2	1	0.23
(1,21)	2:B:156:PHE:CA	1:A:514:THR:H	1	0.23
(1,21)	2:B:156:PHE:CA	1:A:514:THR:HA	1	0.23
(1,21)	2:B:156:PHE:CA	1:A:514:THR:HB	1	0.23
(1,21)	2:B:156:PHE:CA	1:A:514:THR:HG1	1	0.23
(1,21)	2:B:156:PHE:CA	1:A:514:THR:HG21	1	0.23
(1,21)	2:B:156:PHE:CA	1:A:514:THR:HG22	1	0.23
(1,21)	2:B:156:PHE:CA	1:A:514:THR:HG23	1	0.23
(1,21)	2:B:156:PHE:CA	1:A:514:THR:N	1	0.23
(1,21)	2:B:156:PHE:CA	1:A:514:THR:O	1	0.23
(1,21)	2:B:156:PHE:CA	1:A:514:THR:OG1	1	0.23
(1,21)	2:B:156:PHE:CA	1:A:516:ASN:C	1	0.23
(1,21)	2:B:156:PHE:CA	1:A:516:ASN:CA	1	0.23
(1,21)	2:B:156:PHE:CA	1:A:516:ASN:CB	1	0.23
(1,21)	2:B:156:PHE:CA	1:A:516:ASN:CG	1	0.23
(1,21)	2:B:156:PHE:CA	1:A:516:ASN:H	1	0.23
(1,21)	2:B:156:PHE:CA	1:A:516:ASN:HA	1	0.23
(1,21)	2:B:156:PHE:CA	1:A:516:ASN:HB2	1	0.23
(1,21)	2:B:156:PHE:CA	1:A:516:ASN:HB3	1	0.23
(1,21)	2:B:156:PHE:CA	1:A:516:ASN:HD21	1	0.23
(1,21)	2:B:156:PHE:CA	1:A:516:ASN:HD22	1	0.23
(1,21)	2:B:156:PHE:CA	1:A:516:ASN:N	1	0.23
(1,21)	2:B:156:PHE:CA	1:A:516:ASN:ND2	1	0.23
(1,21)	2:B:156:PHE:CA	1:A:516:ASN:O	1	0.23
(1,21)	2:B:156:PHE:CA	1:A:516:ASN:OD1	1	0.23
(1,21)	2:B:156:PHE:CA	1:A:519:GLY:C	1	0.23
(1,21)	2:B:156:PHE:CA	1:A:519:GLY:CA	1	0.23
(1,21)	2:B:156:PHE:CA	1:A:519:GLY:H	1	0.23
(1,21)	2:B:156:PHE:CA	1:A:519:GLY:HA2	1	0.23
(1,21)	2:B:156:PHE:CA	1:A:519:GLY:HA3	1	0.23
(1,21)	2:B:156:PHE:CA	1:A:519:GLY:N	1	0.23
(1,21)	2:B:156:PHE:CA	1:A:519:GLY:O	1	0.23

*Continued on next page...*

*Continued from previous page...*

Key	Atom-1	Atom-2	Model ID	Violation (Å)
(1,21)	2:B:156:PHE:CA	1:A:522:PHE:C	1	0.23
(1,21)	2:B:156:PHE:CA	1:A:522:PHE:CA	1	0.23
(1,21)	2:B:156:PHE:CA	1:A:522:PHE:CB	1	0.23
(1,21)	2:B:156:PHE:CA	1:A:522:PHE:CD1	1	0.23
(1,21)	2:B:156:PHE:CA	1:A:522:PHE:CD2	1	0.23
(1,21)	2:B:156:PHE:CA	1:A:522:PHE:CE1	1	0.23
(1,21)	2:B:156:PHE:CA	1:A:522:PHE:CE2	1	0.23
(1,21)	2:B:156:PHE:CA	1:A:522:PHE:CG	1	0.23
(1,21)	2:B:156:PHE:CA	1:A:522:PHE:CZ	1	0.23
(1,21)	2:B:156:PHE:CA	1:A:522:PHE:H	1	0.23
(1,21)	2:B:156:PHE:CA	1:A:522:PHE:HA	1	0.23
(1,21)	2:B:156:PHE:CA	1:A:522:PHE:HB2	1	0.23
(1,21)	2:B:156:PHE:CA	1:A:522:PHE:HB3	1	0.23
(1,21)	2:B:156:PHE:CA	1:A:522:PHE:HD1	1	0.23
(1,21)	2:B:156:PHE:CA	1:A:522:PHE:HD2	1	0.23
(1,21)	2:B:156:PHE:CA	1:A:522:PHE:HE1	1	0.23
(1,21)	2:B:156:PHE:CA	1:A:522:PHE:HE2	1	0.23
(1,21)	2:B:156:PHE:CA	1:A:522:PHE:HZ	1	0.23
(1,21)	2:B:156:PHE:CA	1:A:522:PHE:N	1	0.23
(1,21)	2:B:156:PHE:CA	1:A:522:PHE:O	1	0.23
(1,21)	2:B:156:PHE:CA	1:A:523:GLU:C	1	0.23
(1,21)	2:B:156:PHE:CA	1:A:523:GLU:CA	1	0.23
(1,21)	2:B:156:PHE:CA	1:A:523:GLU:CB	1	0.23
(1,21)	2:B:156:PHE:CA	1:A:523:GLU:CD	1	0.23
(1,21)	2:B:156:PHE:CA	1:A:523:GLU:CG	1	0.23
(1,21)	2:B:156:PHE:CA	1:A:523:GLU:H	1	0.23
(1,21)	2:B:156:PHE:CA	1:A:523:GLU:HA	1	0.23
(1,21)	2:B:156:PHE:CA	1:A:523:GLU:HB2	1	0.23
(1,21)	2:B:156:PHE:CA	1:A:523:GLU:HB3	1	0.23
(1,21)	2:B:156:PHE:CA	1:A:523:GLU:HG2	1	0.23
(1,21)	2:B:156:PHE:CA	1:A:523:GLU:HG3	1	0.23
(1,21)	2:B:156:PHE:CA	1:A:523:GLU:N	1	0.23
(1,21)	2:B:156:PHE:CA	1:A:523:GLU:O	1	0.23
(1,21)	2:B:156:PHE:CA	1:A:523:GLU:OE1	1	0.23
(1,21)	2:B:156:PHE:CA	1:A:523:GLU:OE2	1	0.23
(1,21)	2:B:156:PHE:CA	1:A:524:PHE:C	1	0.23
(1,21)	2:B:156:PHE:CA	1:A:524:PHE:CA	1	0.23
(1,21)	2:B:156:PHE:CA	1:A:524:PHE:CB	1	0.23
(1,21)	2:B:156:PHE:CA	1:A:524:PHE:CD1	1	0.23
(1,21)	2:B:156:PHE:CA	1:A:524:PHE:CD2	1	0.23
(1,21)	2:B:156:PHE:CA	1:A:524:PHE:CE1	1	0.23
(1,21)	2:B:156:PHE:CA	1:A:524:PHE:CE2	1	0.23

*Continued on next page...*

*Continued from previous page...*

Key	Atom-1	Atom-2	Model ID	Violation (Å)
(1,21)	2:B:156:PHE:CA	1:A:524:PHE:CG	1	0.23
(1,21)	2:B:156:PHE:CA	1:A:524:PHE:CZ	1	0.23
(1,21)	2:B:156:PHE:CA	1:A:524:PHE:H	1	0.23
(1,21)	2:B:156:PHE:CA	1:A:524:PHE:HA	1	0.23
(1,21)	2:B:156:PHE:CA	1:A:524:PHE:HB2	1	0.23
(1,21)	2:B:156:PHE:CA	1:A:524:PHE:HB3	1	0.23
(1,21)	2:B:156:PHE:CA	1:A:524:PHE:HD1	1	0.23
(1,21)	2:B:156:PHE:CA	1:A:524:PHE:HD2	1	0.23
(1,21)	2:B:156:PHE:CA	1:A:524:PHE:HE1	1	0.23
(1,21)	2:B:156:PHE:CA	1:A:524:PHE:HE2	1	0.23
(1,21)	2:B:156:PHE:CA	1:A:524:PHE:HZ	1	0.23
(1,21)	2:B:156:PHE:CA	1:A:524:PHE:N	1	0.23
(1,21)	2:B:156:PHE:CA	1:A:524:PHE:O	1	0.23
(1,21)	2:B:156:PHE:CA	1:A:525:GLU:C	1	0.23
(1,21)	2:B:156:PHE:CA	1:A:525:GLU:CA	1	0.23
(1,21)	2:B:156:PHE:CA	1:A:525:GLU:CB	1	0.23
(1,21)	2:B:156:PHE:CA	1:A:525:GLU:CD	1	0.23
(1,21)	2:B:156:PHE:CA	1:A:525:GLU:CG	1	0.23
(1,21)	2:B:156:PHE:CA	1:A:525:GLU:H	1	0.23
(1,21)	2:B:156:PHE:CA	1:A:525:GLU:HA	1	0.23
(1,21)	2:B:156:PHE:CA	1:A:525:GLU:HB2	1	0.23
(1,21)	2:B:156:PHE:CA	1:A:525:GLU:HB3	1	0.23
(1,21)	2:B:156:PHE:CA	1:A:525:GLU:HG2	1	0.23
(1,21)	2:B:156:PHE:CA	1:A:525:GLU:HG3	1	0.23
(1,21)	2:B:156:PHE:CA	1:A:525:GLU:N	1	0.23
(1,21)	2:B:156:PHE:CA	1:A:525:GLU:O	1	0.23
(1,21)	2:B:156:PHE:CA	1:A:525:GLU:OE1	1	0.23
(1,21)	2:B:156:PHE:CA	1:A:525:GLU:OE2	1	0.23
(1,21)	2:B:156:PHE:CA	1:A:526:ASN:C	1	0.23
(1,21)	2:B:156:PHE:CA	1:A:526:ASN:CA	1	0.23
(1,21)	2:B:156:PHE:CA	1:A:526:ASN:CB	1	0.23
(1,21)	2:B:156:PHE:CA	1:A:526:ASN:CG	1	0.23
(1,21)	2:B:156:PHE:CA	1:A:526:ASN:H	1	0.23
(1,21)	2:B:156:PHE:CA	1:A:526:ASN:HA	1	0.23
(1,21)	2:B:156:PHE:CA	1:A:526:ASN:HB2	1	0.23
(1,21)	2:B:156:PHE:CA	1:A:526:ASN:HB3	1	0.23
(1,21)	2:B:156:PHE:CA	1:A:526:ASN:HD21	1	0.23
(1,21)	2:B:156:PHE:CA	1:A:526:ASN:HD22	1	0.23
(1,21)	2:B:156:PHE:CA	1:A:526:ASN:N	1	0.23
(1,21)	2:B:156:PHE:CA	1:A:526:ASN:ND2	1	0.23
(1,21)	2:B:156:PHE:CA	1:A:526:ASN:O	1	0.23
(1,21)	2:B:156:PHE:CA	1:A:526:ASN:OD1	1	0.23

*Continued on next page...*

*Continued from previous page...*

Key	Atom-1	Atom-2	Model ID	Violation (Å)
(1,21)	2:B:156:PHE:CA	1:A:527:ALA:C	1	0.23
(1,21)	2:B:156:PHE:CA	1:A:527:ALA:CA	1	0.23
(1,21)	2:B:156:PHE:CA	1:A:527:ALA:CB	1	0.23
(1,21)	2:B:156:PHE:CA	1:A:527:ALA:H	1	0.23
(1,21)	2:B:156:PHE:CA	1:A:527:ALA:HA	1	0.23
(1,21)	2:B:156:PHE:CA	1:A:527:ALA:HB1	1	0.23
(1,21)	2:B:156:PHE:CA	1:A:527:ALA:HB2	1	0.23
(1,21)	2:B:156:PHE:CA	1:A:527:ALA:HB3	1	0.23
(1,21)	2:B:156:PHE:CA	1:A:527:ALA:N	1	0.23
(1,21)	2:B:156:PHE:CA	1:A:527:ALA:O	1	0.23
(1,21)	2:B:156:PHE:CA	1:A:528:ILE:C	1	0.23
(1,21)	2:B:156:PHE:CA	1:A:528:ILE:CA	1	0.23
(1,21)	2:B:156:PHE:CA	1:A:528:ILE:CB	1	0.23
(1,21)	2:B:156:PHE:CA	1:A:528:ILE:CD1	1	0.23
(1,21)	2:B:156:PHE:CA	1:A:528:ILE:CG1	1	0.23
(1,21)	2:B:156:PHE:CA	1:A:528:ILE:CG2	1	0.23
(1,21)	2:B:156:PHE:CA	1:A:528:ILE:H	1	0.23
(1,21)	2:B:156:PHE:CA	1:A:528:ILE:HA	1	0.23
(1,21)	2:B:156:PHE:CA	1:A:528:ILE:HB	1	0.23
(1,21)	2:B:156:PHE:CA	1:A:528:ILE:HD11	1	0.23
(1,21)	2:B:156:PHE:CA	1:A:528:ILE:HD12	1	0.23
(1,21)	2:B:156:PHE:CA	1:A:528:ILE:HD13	1	0.23
(1,21)	2:B:156:PHE:CA	1:A:528:ILE:HG12	1	0.23
(1,21)	2:B:156:PHE:CA	1:A:528:ILE:HG13	1	0.23
(1,21)	2:B:156:PHE:CA	1:A:528:ILE:HG21	1	0.23
(1,21)	2:B:156:PHE:CA	1:A:528:ILE:HG22	1	0.23
(1,21)	2:B:156:PHE:CA	1:A:528:ILE:HG23	1	0.23
(1,21)	2:B:156:PHE:CA	1:A:528:ILE:N	1	0.23
(1,21)	2:B:156:PHE:CA	1:A:528:ILE:O	1	0.23
(1,21)	2:B:156:PHE:CA	1:A:529:VAL:C	1	0.23
(1,21)	2:B:156:PHE:CA	1:A:529:VAL:CA	1	0.23
(1,21)	2:B:156:PHE:CA	1:A:529:VAL:CB	1	0.23
(1,21)	2:B:156:PHE:CA	1:A:529:VAL:CG1	1	0.23
(1,21)	2:B:156:PHE:CA	1:A:529:VAL:CG2	1	0.23
(1,21)	2:B:156:PHE:CA	1:A:529:VAL:H	1	0.23
(1,21)	2:B:156:PHE:CA	1:A:529:VAL:HA	1	0.23
(1,21)	2:B:156:PHE:CA	1:A:529:VAL:HB	1	0.23
(1,21)	2:B:156:PHE:CA	1:A:529:VAL:HG11	1	0.23
(1,21)	2:B:156:PHE:CA	1:A:529:VAL:HG12	1	0.23
(1,21)	2:B:156:PHE:CA	1:A:529:VAL:HG13	1	0.23
(1,21)	2:B:156:PHE:CA	1:A:529:VAL:HG21	1	0.23
(1,21)	2:B:156:PHE:CA	1:A:529:VAL:HG22	1	0.23

*Continued on next page...*

*Continued from previous page...*

Key	Atom-1	Atom-2	Model ID	Violation (Å)
(1,21)	2:B:156:PHE:CA	1:A:529:VAL:HG23	1	0.23
(1,21)	2:B:156:PHE:CA	1:A:529:VAL:N	1	0.23
(1,21)	2:B:156:PHE:CA	1:A:529:VAL:O	1	0.23
(1,21)	2:B:156:PHE:CA	1:A:561:ASP:C	1	0.23
(1,21)	2:B:156:PHE:CA	1:A:561:ASP:CA	1	0.23
(1,21)	2:B:156:PHE:CA	1:A:561:ASP:CB	1	0.23
(1,21)	2:B:156:PHE:CA	1:A:561:ASP:CG	1	0.23
(1,21)	2:B:156:PHE:CA	1:A:561:ASP:H	1	0.23
(1,21)	2:B:156:PHE:CA	1:A:561:ASP:HA	1	0.23
(1,21)	2:B:156:PHE:CA	1:A:561:ASP:HB2	1	0.23
(1,21)	2:B:156:PHE:CA	1:A:561:ASP:HB3	1	0.23
(1,21)	2:B:156:PHE:CA	1:A:561:ASP:N	1	0.23
(1,21)	2:B:156:PHE:CA	1:A:561:ASP:O	1	0.23
(1,21)	2:B:156:PHE:CA	1:A:561:ASP:OD1	1	0.23
(1,21)	2:B:156:PHE:CA	1:A:561:ASP:OD2	1	0.23
(1,21)	2:B:156:PHE:CA	1:A:563:LYS:C	1	0.23
(1,21)	2:B:156:PHE:CA	1:A:563:LYS:CA	1	0.23
(1,21)	2:B:156:PHE:CA	1:A:563:LYS:CB	1	0.23
(1,21)	2:B:156:PHE:CA	1:A:563:LYS:CD	1	0.23
(1,21)	2:B:156:PHE:CA	1:A:563:LYS:CE	1	0.23
(1,21)	2:B:156:PHE:CA	1:A:563:LYS:CG	1	0.23
(1,21)	2:B:156:PHE:CA	1:A:563:LYS:H	1	0.23
(1,21)	2:B:156:PHE:CA	1:A:563:LYS:HA	1	0.23
(1,21)	2:B:156:PHE:CA	1:A:563:LYS:HB2	1	0.23
(1,21)	2:B:156:PHE:CA	1:A:563:LYS:HB3	1	0.23
(1,21)	2:B:156:PHE:CA	1:A:563:LYS:HD2	1	0.23
(1,21)	2:B:156:PHE:CA	1:A:563:LYS:HD3	1	0.23
(1,21)	2:B:156:PHE:CA	1:A:563:LYS:HE2	1	0.23
(1,21)	2:B:156:PHE:CA	1:A:563:LYS:HE3	1	0.23
(1,21)	2:B:156:PHE:CA	1:A:563:LYS:HG2	1	0.23
(1,21)	2:B:156:PHE:CA	1:A:563:LYS:HG3	1	0.23
(1,21)	2:B:156:PHE:CA	1:A:563:LYS:HZ1	1	0.23
(1,21)	2:B:156:PHE:CA	1:A:563:LYS:HZ2	1	0.23
(1,21)	2:B:156:PHE:CA	1:A:563:LYS:HZ3	1	0.23
(1,21)	2:B:156:PHE:CA	1:A:563:LYS:N	1	0.23
(1,21)	2:B:156:PHE:CA	1:A:563:LYS:NZ	1	0.23
(1,21)	2:B:156:PHE:CA	1:A:563:LYS:O	1	0.23
(1,21)	2:B:156:PHE:CA	1:A:564:ALA:C	1	0.23
(1,21)	2:B:156:PHE:CA	1:A:564:ALA:CA	1	0.23
(1,21)	2:B:156:PHE:CA	1:A:564:ALA:CB	1	0.23
(1,21)	2:B:156:PHE:CA	1:A:564:ALA:H	1	0.23
(1,21)	2:B:156:PHE:CA	1:A:564:ALA:HA	1	0.23

*Continued on next page...*

*Continued from previous page...*

Key	Atom-1	Atom-2	Model ID	Violation (Å)
(1,21)	2:B:156:PHE:CA	1:A:564:ALA:HB1	1	0.23
(1,21)	2:B:156:PHE:CA	1:A:564:ALA:HB2	1	0.23
(1,21)	2:B:156:PHE:CA	1:A:564:ALA:HB3	1	0.23
(1,21)	2:B:156:PHE:CA	1:A:564:ALA:N	1	0.23
(1,21)	2:B:156:PHE:CA	1:A:564:ALA:O	1	0.23
(1,21)	2:B:156:PHE:CA	1:A:566:LEU:C	1	0.23
(1,21)	2:B:156:PHE:CA	1:A:566:LEU:CA	1	0.23
(1,21)	2:B:156:PHE:CA	1:A:566:LEU:CB	1	0.23
(1,21)	2:B:156:PHE:CA	1:A:566:LEU:CD1	1	0.23
(1,21)	2:B:156:PHE:CA	1:A:566:LEU:CD2	1	0.23
(1,21)	2:B:156:PHE:CA	1:A:566:LEU:CG	1	0.23
(1,21)	2:B:156:PHE:CA	1:A:566:LEU:H	1	0.23
(1,21)	2:B:156:PHE:CA	1:A:566:LEU:HA	1	0.23
(1,21)	2:B:156:PHE:CA	1:A:566:LEU:HB2	1	0.23
(1,21)	2:B:156:PHE:CA	1:A:566:LEU:HB3	1	0.23
(1,21)	2:B:156:PHE:CA	1:A:566:LEU:HD11	1	0.23
(1,21)	2:B:156:PHE:CA	1:A:566:LEU:HD12	1	0.23
(1,21)	2:B:156:PHE:CA	1:A:566:LEU:HD13	1	0.23
(1,21)	2:B:156:PHE:CA	1:A:566:LEU:HD21	1	0.23
(1,21)	2:B:156:PHE:CA	1:A:566:LEU:HD22	1	0.23
(1,21)	2:B:156:PHE:CA	1:A:566:LEU:HD23	1	0.23
(1,21)	2:B:156:PHE:CA	1:A:566:LEU:HG	1	0.23
(1,21)	2:B:156:PHE:CA	1:A:566:LEU:N	1	0.23
(1,21)	2:B:156:PHE:CA	1:A:566:LEU:O	1	0.23
(1,21)	2:B:156:PHE:CB	1:A:490:ALA:C	1	0.23
(1,21)	2:B:156:PHE:CB	1:A:490:ALA:CA	1	0.23
(1,21)	2:B:156:PHE:CB	1:A:490:ALA:CB	1	0.23
(1,21)	2:B:156:PHE:CB	1:A:490:ALA:H	1	0.23
(1,21)	2:B:156:PHE:CB	1:A:490:ALA:HA	1	0.23
(1,21)	2:B:156:PHE:CB	1:A:490:ALA:HB1	1	0.23
(1,21)	2:B:156:PHE:CB	1:A:490:ALA:HB2	1	0.23
(1,21)	2:B:156:PHE:CB	1:A:490:ALA:HB3	1	0.23
(1,21)	2:B:156:PHE:CB	1:A:490:ALA:N	1	0.23
(1,21)	2:B:156:PHE:CB	1:A:490:ALA:O	1	0.23
(1,21)	2:B:156:PHE:CB	1:A:514:THR:C	1	0.23
(1,21)	2:B:156:PHE:CB	1:A:514:THR:CA	1	0.23
(1,21)	2:B:156:PHE:CB	1:A:514:THR:CB	1	0.23
(1,21)	2:B:156:PHE:CB	1:A:514:THR:CG2	1	0.23
(1,21)	2:B:156:PHE:CB	1:A:514:THR:H	1	0.23
(1,21)	2:B:156:PHE:CB	1:A:514:THR:HA	1	0.23
(1,21)	2:B:156:PHE:CB	1:A:514:THR:HB	1	0.23
(1,21)	2:B:156:PHE:CB	1:A:514:THR:HG1	1	0.23

*Continued on next page...*



*Continued from previous page...*

Key	Atom-1	Atom-2	Model ID	Violation (Å)
(1,21)	2:B:156:PHE:CB	1:A:514:THR:HG21	1	0.23
(1,21)	2:B:156:PHE:CB	1:A:514:THR:HG22	1	0.23
(1,21)	2:B:156:PHE:CB	1:A:514:THR:HG23	1	0.23
(1,21)	2:B:156:PHE:CB	1:A:514:THR:N	1	0.23
(1,21)	2:B:156:PHE:CB	1:A:514:THR:O	1	0.23
(1,21)	2:B:156:PHE:CB	1:A:514:THR:OG1	1	0.23
(1,21)	2:B:156:PHE:CB	1:A:516:ASN:C	1	0.23
(1,21)	2:B:156:PHE:CB	1:A:516:ASN:CA	1	0.23
(1,21)	2:B:156:PHE:CB	1:A:516:ASN:CB	1	0.23
(1,21)	2:B:156:PHE:CB	1:A:516:ASN:CG	1	0.23
(1,21)	2:B:156:PHE:CB	1:A:516:ASN:H	1	0.23
(1,21)	2:B:156:PHE:CB	1:A:516:ASN:HA	1	0.23
(1,21)	2:B:156:PHE:CB	1:A:516:ASN:HB2	1	0.23
(1,21)	2:B:156:PHE:CB	1:A:516:ASN:HB3	1	0.23
(1,21)	2:B:156:PHE:CB	1:A:516:ASN:HD21	1	0.23
(1,21)	2:B:156:PHE:CB	1:A:516:ASN:HD22	1	0.23
(1,21)	2:B:156:PHE:CB	1:A:516:ASN:N	1	0.23
(1,21)	2:B:156:PHE:CB	1:A:516:ASN:ND2	1	0.23
(1,21)	2:B:156:PHE:CB	1:A:516:ASN:O	1	0.23
(1,21)	2:B:156:PHE:CB	1:A:516:ASN:OD1	1	0.23
(1,21)	2:B:156:PHE:CB	1:A:519:GLY:C	1	0.23
(1,21)	2:B:156:PHE:CB	1:A:519:GLY:CA	1	0.23
(1,21)	2:B:156:PHE:CB	1:A:519:GLY:H	1	0.23
(1,21)	2:B:156:PHE:CB	1:A:519:GLY:HA2	1	0.23
(1,21)	2:B:156:PHE:CB	1:A:519:GLY:HA3	1	0.23
(1,21)	2:B:156:PHE:CB	1:A:519:GLY:N	1	0.23
(1,21)	2:B:156:PHE:CB	1:A:519:GLY:O	1	0.23
(1,21)	2:B:156:PHE:CB	1:A:522:PHE:C	1	0.23
(1,21)	2:B:156:PHE:CB	1:A:522:PHE:CA	1	0.23
(1,21)	2:B:156:PHE:CB	1:A:522:PHE:CB	1	0.23
(1,21)	2:B:156:PHE:CB	1:A:522:PHE:CD1	1	0.23
(1,21)	2:B:156:PHE:CB	1:A:522:PHE:CD2	1	0.23
(1,21)	2:B:156:PHE:CB	1:A:522:PHE:CE1	1	0.23
(1,21)	2:B:156:PHE:CB	1:A:522:PHE:CE2	1	0.23
(1,21)	2:B:156:PHE:CB	1:A:522:PHE:CG	1	0.23
(1,21)	2:B:156:PHE:CB	1:A:522:PHE:CZ	1	0.23
(1,21)	2:B:156:PHE:CB	1:A:522:PHE:H	1	0.23
(1,21)	2:B:156:PHE:CB	1:A:522:PHE:HA	1	0.23
(1,21)	2:B:156:PHE:CB	1:A:522:PHE:HB2	1	0.23
(1,21)	2:B:156:PHE:CB	1:A:522:PHE:HB3	1	0.23
(1,21)	2:B:156:PHE:CB	1:A:522:PHE:HD1	1	0.23
(1,21)	2:B:156:PHE:CB	1:A:522:PHE:HD2	1	0.23

*Continued on next page...*

*Continued from previous page...*

Key	Atom-1	Atom-2	Model ID	Violation (Å)
(1,21)	2:B:156:PHE:CB	1:A:522:PHE:HE1	1	0.23
(1,21)	2:B:156:PHE:CB	1:A:522:PHE:HE2	1	0.23
(1,21)	2:B:156:PHE:CB	1:A:522:PHE:HZ	1	0.23
(1,21)	2:B:156:PHE:CB	1:A:522:PHE:N	1	0.23
(1,21)	2:B:156:PHE:CB	1:A:522:PHE:O	1	0.23
(1,21)	2:B:156:PHE:CB	1:A:523:GLU:C	1	0.23
(1,21)	2:B:156:PHE:CB	1:A:523:GLU:CA	1	0.23
(1,21)	2:B:156:PHE:CB	1:A:523:GLU:CB	1	0.23
(1,21)	2:B:156:PHE:CB	1:A:523:GLU:CD	1	0.23
(1,21)	2:B:156:PHE:CB	1:A:523:GLU:CG	1	0.23
(1,21)	2:B:156:PHE:CB	1:A:523:GLU:H	1	0.23
(1,21)	2:B:156:PHE:CB	1:A:523:GLU:HA	1	0.23
(1,21)	2:B:156:PHE:CB	1:A:523:GLU:HB2	1	0.23
(1,21)	2:B:156:PHE:CB	1:A:523:GLU:HB3	1	0.23
(1,21)	2:B:156:PHE:CB	1:A:523:GLU:HG2	1	0.23
(1,21)	2:B:156:PHE:CB	1:A:523:GLU:HG3	1	0.23
(1,21)	2:B:156:PHE:CB	1:A:523:GLU:N	1	0.23
(1,21)	2:B:156:PHE:CB	1:A:523:GLU:O	1	0.23
(1,21)	2:B:156:PHE:CB	1:A:523:GLU:OE1	1	0.23
(1,21)	2:B:156:PHE:CB	1:A:523:GLU:OE2	1	0.23
(1,21)	2:B:156:PHE:CB	1:A:524:PHE:C	1	0.23
(1,21)	2:B:156:PHE:CB	1:A:524:PHE:CA	1	0.23
(1,21)	2:B:156:PHE:CB	1:A:524:PHE:CB	1	0.23
(1,21)	2:B:156:PHE:CB	1:A:524:PHE:CD1	1	0.23
(1,21)	2:B:156:PHE:CB	1:A:524:PHE:CD2	1	0.23
(1,21)	2:B:156:PHE:CB	1:A:524:PHE:CE1	1	0.23
(1,21)	2:B:156:PHE:CB	1:A:524:PHE:CE2	1	0.23
(1,21)	2:B:156:PHE:CB	1:A:524:PHE:CG	1	0.23
(1,21)	2:B:156:PHE:CB	1:A:524:PHE:CZ	1	0.23
(1,21)	2:B:156:PHE:CB	1:A:524:PHE:H	1	0.23
(1,21)	2:B:156:PHE:CB	1:A:524:PHE:HA	1	0.23
(1,21)	2:B:156:PHE:CB	1:A:524:PHE:HB2	1	0.23
(1,21)	2:B:156:PHE:CB	1:A:524:PHE:HB3	1	0.23
(1,21)	2:B:156:PHE:CB	1:A:524:PHE:HD1	1	0.23
(1,21)	2:B:156:PHE:CB	1:A:524:PHE:HD2	1	0.23
(1,21)	2:B:156:PHE:CB	1:A:524:PHE:HE1	1	0.23
(1,21)	2:B:156:PHE:CB	1:A:524:PHE:HE2	1	0.23
(1,21)	2:B:156:PHE:CB	1:A:524:PHE:HZ	1	0.23
(1,21)	2:B:156:PHE:CB	1:A:524:PHE:N	1	0.23
(1,21)	2:B:156:PHE:CB	1:A:524:PHE:O	1	0.23
(1,21)	2:B:156:PHE:CB	1:A:525:GLU:C	1	0.23
(1,21)	2:B:156:PHE:CB	1:A:525:GLU:CA	1	0.23

*Continued on next page...*

*Continued from previous page...*

Key	Atom-1	Atom-2	Model ID	Violation (Å)
(1,21)	2:B:156:PHE:CB	1:A:525:GLU:CB	1	0.23
(1,21)	2:B:156:PHE:CB	1:A:525:GLU:CD	1	0.23
(1,21)	2:B:156:PHE:CB	1:A:525:GLU:CG	1	0.23
(1,21)	2:B:156:PHE:CB	1:A:525:GLU:H	1	0.23
(1,21)	2:B:156:PHE:CB	1:A:525:GLU:HA	1	0.23
(1,21)	2:B:156:PHE:CB	1:A:525:GLU:HB2	1	0.23
(1,21)	2:B:156:PHE:CB	1:A:525:GLU:HB3	1	0.23
(1,21)	2:B:156:PHE:CB	1:A:525:GLU:HG2	1	0.23
(1,21)	2:B:156:PHE:CB	1:A:525:GLU:HG3	1	0.23
(1,21)	2:B:156:PHE:CB	1:A:525:GLU:N	1	0.23
(1,21)	2:B:156:PHE:CB	1:A:525:GLU:O	1	0.23
(1,21)	2:B:156:PHE:CB	1:A:525:GLU:OE1	1	0.23
(1,21)	2:B:156:PHE:CB	1:A:525:GLU:OE2	1	0.23
(1,21)	2:B:156:PHE:CB	1:A:526:ASN:C	1	0.23
(1,21)	2:B:156:PHE:CB	1:A:526:ASN:CA	1	0.23
(1,21)	2:B:156:PHE:CB	1:A:526:ASN:CB	1	0.23
(1,21)	2:B:156:PHE:CB	1:A:526:ASN:CG	1	0.23
(1,21)	2:B:156:PHE:CB	1:A:526:ASN:H	1	0.23
(1,21)	2:B:156:PHE:CB	1:A:526:ASN:HA	1	0.23
(1,21)	2:B:156:PHE:CB	1:A:526:ASN:HB2	1	0.23
(1,21)	2:B:156:PHE:CB	1:A:526:ASN:HB3	1	0.23
(1,21)	2:B:156:PHE:CB	1:A:526:ASN:HD21	1	0.23
(1,21)	2:B:156:PHE:CB	1:A:526:ASN:HD22	1	0.23
(1,21)	2:B:156:PHE:CB	1:A:526:ASN:N	1	0.23
(1,21)	2:B:156:PHE:CB	1:A:526:ASN:ND2	1	0.23
(1,21)	2:B:156:PHE:CB	1:A:526:ASN:O	1	0.23
(1,21)	2:B:156:PHE:CB	1:A:526:ASN:OD1	1	0.23
(1,21)	2:B:156:PHE:CB	1:A:527:ALA:C	1	0.23
(1,21)	2:B:156:PHE:CB	1:A:527:ALA:CA	1	0.23
(1,21)	2:B:156:PHE:CB	1:A:527:ALA:CB	1	0.23
(1,21)	2:B:156:PHE:CB	1:A:527:ALA:H	1	0.23
(1,21)	2:B:156:PHE:CB	1:A:527:ALA:HA	1	0.23
(1,21)	2:B:156:PHE:CB	1:A:527:ALA:HB1	1	0.23
(1,21)	2:B:156:PHE:CB	1:A:527:ALA:HB2	1	0.23
(1,21)	2:B:156:PHE:CB	1:A:527:ALA:HB3	1	0.23
(1,21)	2:B:156:PHE:CB	1:A:527:ALA:N	1	0.23
(1,21)	2:B:156:PHE:CB	1:A:527:ALA:O	1	0.23
(1,21)	2:B:156:PHE:CB	1:A:528:ILE:C	1	0.23
(1,21)	2:B:156:PHE:CB	1:A:528:ILE:CA	1	0.23
(1,21)	2:B:156:PHE:CB	1:A:528:ILE:CB	1	0.23
(1,21)	2:B:156:PHE:CB	1:A:528:ILE:CD1	1	0.23
(1,21)	2:B:156:PHE:CB	1:A:528:ILE:CG1	1	0.23

*Continued on next page...*

*Continued from previous page...*

Key	Atom-1	Atom-2	Model ID	Violation (Å)
(1,21)	2:B:156:PHE:CB	1:A:528:ILE:CG2	1	0.23
(1,21)	2:B:156:PHE:CB	1:A:528:ILE:H	1	0.23
(1,21)	2:B:156:PHE:CB	1:A:528:ILE:HA	1	0.23
(1,21)	2:B:156:PHE:CB	1:A:528:ILE:HB	1	0.23
(1,21)	2:B:156:PHE:CB	1:A:528:ILE:HD11	1	0.23
(1,21)	2:B:156:PHE:CB	1:A:528:ILE:HD12	1	0.23
(1,21)	2:B:156:PHE:CB	1:A:528:ILE:HD13	1	0.23
(1,21)	2:B:156:PHE:CB	1:A:528:ILE:HG12	1	0.23
(1,21)	2:B:156:PHE:CB	1:A:528:ILE:HG13	1	0.23
(1,21)	2:B:156:PHE:CB	1:A:528:ILE:HG21	1	0.23
(1,21)	2:B:156:PHE:CB	1:A:528:ILE:HG22	1	0.23
(1,21)	2:B:156:PHE:CB	1:A:528:ILE:HG23	1	0.23
(1,21)	2:B:156:PHE:CB	1:A:528:ILE:N	1	0.23
(1,21)	2:B:156:PHE:CB	1:A:528:ILE:O	1	0.23
(1,21)	2:B:156:PHE:CB	1:A:529:VAL:C	1	0.23
(1,21)	2:B:156:PHE:CB	1:A:529:VAL:CA	1	0.23
(1,21)	2:B:156:PHE:CB	1:A:529:VAL:CB	1	0.23
(1,21)	2:B:156:PHE:CB	1:A:529:VAL:CG1	1	0.23
(1,21)	2:B:156:PHE:CB	1:A:529:VAL:CG2	1	0.23
(1,21)	2:B:156:PHE:CB	1:A:529:VAL:H	1	0.23
(1,21)	2:B:156:PHE:CB	1:A:529:VAL:HA	1	0.23
(1,21)	2:B:156:PHE:CB	1:A:529:VAL:HB	1	0.23
(1,21)	2:B:156:PHE:CB	1:A:529:VAL:HG11	1	0.23
(1,21)	2:B:156:PHE:CB	1:A:529:VAL:HG12	1	0.23
(1,21)	2:B:156:PHE:CB	1:A:529:VAL:HG13	1	0.23
(1,21)	2:B:156:PHE:CB	1:A:529:VAL:HG21	1	0.23
(1,21)	2:B:156:PHE:CB	1:A:529:VAL:HG22	1	0.23
(1,21)	2:B:156:PHE:CB	1:A:529:VAL:HG23	1	0.23
(1,21)	2:B:156:PHE:CB	1:A:529:VAL:N	1	0.23
(1,21)	2:B:156:PHE:CB	1:A:529:VAL:O	1	0.23
(1,21)	2:B:156:PHE:CB	1:A:561:ASP:C	1	0.23
(1,21)	2:B:156:PHE:CB	1:A:561:ASP:CA	1	0.23
(1,21)	2:B:156:PHE:CB	1:A:561:ASP:CB	1	0.23
(1,21)	2:B:156:PHE:CB	1:A:561:ASP:CG	1	0.23
(1,21)	2:B:156:PHE:CB	1:A:561:ASP:H	1	0.23
(1,21)	2:B:156:PHE:CB	1:A:561:ASP:HA	1	0.23
(1,21)	2:B:156:PHE:CB	1:A:561:ASP:HB2	1	0.23
(1,21)	2:B:156:PHE:CB	1:A:561:ASP:HB3	1	0.23
(1,21)	2:B:156:PHE:CB	1:A:561:ASP:N	1	0.23
(1,21)	2:B:156:PHE:CB	1:A:561:ASP:O	1	0.23
(1,21)	2:B:156:PHE:CB	1:A:561:ASP:OD1	1	0.23
(1,21)	2:B:156:PHE:CB	1:A:561:ASP:OD2	1	0.23

*Continued on next page...*

*Continued from previous page...*

Key	Atom-1	Atom-2	Model ID	Violation (Å)
(1,21)	2:B:156:PHE:CB	1:A:563:LYS:C	1	0.23
(1,21)	2:B:156:PHE:CB	1:A:563:LYS:CA	1	0.23
(1,21)	2:B:156:PHE:CB	1:A:563:LYS:CB	1	0.23
(1,21)	2:B:156:PHE:CB	1:A:563:LYS:CD	1	0.23
(1,21)	2:B:156:PHE:CB	1:A:563:LYS:CE	1	0.23
(1,21)	2:B:156:PHE:CB	1:A:563:LYS:CG	1	0.23
(1,21)	2:B:156:PHE:CB	1:A:563:LYS:H	1	0.23
(1,21)	2:B:156:PHE:CB	1:A:563:LYS:HA	1	0.23
(1,21)	2:B:156:PHE:CB	1:A:563:LYS:HB2	1	0.23
(1,21)	2:B:156:PHE:CB	1:A:563:LYS:HB3	1	0.23
(1,21)	2:B:156:PHE:CB	1:A:563:LYS:HD2	1	0.23
(1,21)	2:B:156:PHE:CB	1:A:563:LYS:HD3	1	0.23
(1,21)	2:B:156:PHE:CB	1:A:563:LYS:HE2	1	0.23
(1,21)	2:B:156:PHE:CB	1:A:563:LYS:HE3	1	0.23
(1,21)	2:B:156:PHE:CB	1:A:563:LYS:HG2	1	0.23
(1,21)	2:B:156:PHE:CB	1:A:563:LYS:HG3	1	0.23
(1,21)	2:B:156:PHE:CB	1:A:563:LYS:HZ1	1	0.23
(1,21)	2:B:156:PHE:CB	1:A:563:LYS:HZ2	1	0.23
(1,21)	2:B:156:PHE:CB	1:A:563:LYS:HZ3	1	0.23
(1,21)	2:B:156:PHE:CB	1:A:563:LYS:N	1	0.23
(1,21)	2:B:156:PHE:CB	1:A:563:LYS:NZ	1	0.23
(1,21)	2:B:156:PHE:CB	1:A:563:LYS:O	1	0.23
(1,21)	2:B:156:PHE:CB	1:A:564:ALA:C	1	0.23
(1,21)	2:B:156:PHE:CB	1:A:564:ALA:CA	1	0.23
(1,21)	2:B:156:PHE:CB	1:A:564:ALA:CB	1	0.23
(1,21)	2:B:156:PHE:CB	1:A:564:ALA:H	1	0.23
(1,21)	2:B:156:PHE:CB	1:A:564:ALA:HA	1	0.23
(1,21)	2:B:156:PHE:CB	1:A:564:ALA:HB1	1	0.23
(1,21)	2:B:156:PHE:CB	1:A:564:ALA:HB2	1	0.23
(1,21)	2:B:156:PHE:CB	1:A:564:ALA:HB3	1	0.23
(1,21)	2:B:156:PHE:CB	1:A:564:ALA:N	1	0.23
(1,21)	2:B:156:PHE:CB	1:A:564:ALA:O	1	0.23
(1,21)	2:B:156:PHE:CB	1:A:566:LEU:C	1	0.23
(1,21)	2:B:156:PHE:CB	1:A:566:LEU:CA	1	0.23
(1,21)	2:B:156:PHE:CB	1:A:566:LEU:CB	1	0.23
(1,21)	2:B:156:PHE:CB	1:A:566:LEU:CD1	1	0.23
(1,21)	2:B:156:PHE:CB	1:A:566:LEU:CD2	1	0.23
(1,21)	2:B:156:PHE:CB	1:A:566:LEU:CG	1	0.23
(1,21)	2:B:156:PHE:CB	1:A:566:LEU:H	1	0.23
(1,21)	2:B:156:PHE:CB	1:A:566:LEU:HA	1	0.23
(1,21)	2:B:156:PHE:CB	1:A:566:LEU:HB2	1	0.23
(1,21)	2:B:156:PHE:CB	1:A:566:LEU:HB3	1	0.23

*Continued on next page...*

*Continued from previous page...*

Key	Atom-1	Atom-2	Model ID	Violation (Å)
(1,21)	2:B:156:PHE:CB	1:A:566:LEU:HD11	1	0.23
(1,21)	2:B:156:PHE:CB	1:A:566:LEU:HD12	1	0.23
(1,21)	2:B:156:PHE:CB	1:A:566:LEU:HD13	1	0.23
(1,21)	2:B:156:PHE:CB	1:A:566:LEU:HD21	1	0.23
(1,21)	2:B:156:PHE:CB	1:A:566:LEU:HD22	1	0.23
(1,21)	2:B:156:PHE:CB	1:A:566:LEU:HD23	1	0.23
(1,21)	2:B:156:PHE:CB	1:A:566:LEU:HG	1	0.23
(1,21)	2:B:156:PHE:CB	1:A:566:LEU:N	1	0.23
(1,21)	2:B:156:PHE:CB	1:A:566:LEU:O	1	0.23
(1,21)	2:B:156:PHE:CD1	1:A:490:ALA:C	1	0.23
(1,21)	2:B:156:PHE:CD1	1:A:490:ALA:CA	1	0.23
(1,21)	2:B:156:PHE:CD1	1:A:490:ALA:CB	1	0.23
(1,21)	2:B:156:PHE:CD1	1:A:490:ALA:H	1	0.23
(1,21)	2:B:156:PHE:CD1	1:A:490:ALA:HA	1	0.23
(1,21)	2:B:156:PHE:CD1	1:A:490:ALA:HB1	1	0.23
(1,21)	2:B:156:PHE:CD1	1:A:490:ALA:HB2	1	0.23
(1,21)	2:B:156:PHE:CD1	1:A:490:ALA:HB3	1	0.23
(1,21)	2:B:156:PHE:CD1	1:A:490:ALA:N	1	0.23
(1,21)	2:B:156:PHE:CD1	1:A:490:ALA:O	1	0.23
(1,21)	2:B:156:PHE:CD1	1:A:514:THR:C	1	0.23
(1,21)	2:B:156:PHE:CD1	1:A:514:THR:CA	1	0.23
(1,21)	2:B:156:PHE:CD1	1:A:514:THR:CB	1	0.23
(1,21)	2:B:156:PHE:CD1	1:A:514:THR:CG2	1	0.23
(1,21)	2:B:156:PHE:CD1	1:A:514:THR:H	1	0.23
(1,21)	2:B:156:PHE:CD1	1:A:514:THR:HA	1	0.23
(1,21)	2:B:156:PHE:CD1	1:A:514:THR:HB	1	0.23
(1,21)	2:B:156:PHE:CD1	1:A:514:THR:HG1	1	0.23
(1,21)	2:B:156:PHE:CD1	1:A:514:THR:HG21	1	0.23
(1,21)	2:B:156:PHE:CD1	1:A:514:THR:HG22	1	0.23
(1,21)	2:B:156:PHE:CD1	1:A:514:THR:HG23	1	0.23
(1,21)	2:B:156:PHE:CD1	1:A:514:THR:N	1	0.23
(1,21)	2:B:156:PHE:CD1	1:A:514:THR:O	1	0.23
(1,21)	2:B:156:PHE:CD1	1:A:514:THR:OG1	1	0.23
(1,21)	2:B:156:PHE:CD1	1:A:516:ASN:C	1	0.23
(1,21)	2:B:156:PHE:CD1	1:A:516:ASN:CA	1	0.23
(1,21)	2:B:156:PHE:CD1	1:A:516:ASN:CB	1	0.23
(1,21)	2:B:156:PHE:CD1	1:A:516:ASN:CG	1	0.23
(1,21)	2:B:156:PHE:CD1	1:A:516:ASN:H	1	0.23
(1,21)	2:B:156:PHE:CD1	1:A:516:ASN:HA	1	0.23
(1,21)	2:B:156:PHE:CD1	1:A:516:ASN:HB2	1	0.23
(1,21)	2:B:156:PHE:CD1	1:A:516:ASN:HB3	1	0.23
(1,21)	2:B:156:PHE:CD1	1:A:516:ASN:HD21	1	0.23

*Continued on next page...*

*Continued from previous page...*

Key	Atom-1	Atom-2	Model ID	Violation (Å)
(1,21)	2:B:156:PHE:CD1	1:A:516:ASN:HD22	1	0.23
(1,21)	2:B:156:PHE:CD1	1:A:516:ASN:N	1	0.23
(1,21)	2:B:156:PHE:CD1	1:A:516:ASN:ND2	1	0.23
(1,21)	2:B:156:PHE:CD1	1:A:516:ASN:O	1	0.23
(1,21)	2:B:156:PHE:CD1	1:A:516:ASN:OD1	1	0.23
(1,21)	2:B:156:PHE:CD1	1:A:519:GLY:C	1	0.23
(1,21)	2:B:156:PHE:CD1	1:A:519:GLY:CA	1	0.23
(1,21)	2:B:156:PHE:CD1	1:A:519:GLY:H	1	0.23
(1,21)	2:B:156:PHE:CD1	1:A:519:GLY:HA2	1	0.23
(1,21)	2:B:156:PHE:CD1	1:A:519:GLY:HA3	1	0.23
(1,21)	2:B:156:PHE:CD1	1:A:519:GLY:N	1	0.23
(1,21)	2:B:156:PHE:CD1	1:A:519:GLY:O	1	0.23
(1,21)	2:B:156:PHE:CD1	1:A:522:PHE:C	1	0.23
(1,21)	2:B:156:PHE:CD1	1:A:522:PHE:CA	1	0.23
(1,21)	2:B:156:PHE:CD1	1:A:522:PHE:CB	1	0.23
(1,21)	2:B:156:PHE:CD1	1:A:522:PHE:CD1	1	0.23
(1,21)	2:B:156:PHE:CD1	1:A:522:PHE:CD2	1	0.23
(1,21)	2:B:156:PHE:CD1	1:A:522:PHE:CE1	1	0.23
(1,21)	2:B:156:PHE:CD1	1:A:522:PHE:CE2	1	0.23
(1,21)	2:B:156:PHE:CD1	1:A:522:PHE:CG	1	0.23
(1,21)	2:B:156:PHE:CD1	1:A:522:PHE:CZ	1	0.23
(1,21)	2:B:156:PHE:CD1	1:A:522:PHE:H	1	0.23
(1,21)	2:B:156:PHE:CD1	1:A:522:PHE:HA	1	0.23
(1,21)	2:B:156:PHE:CD1	1:A:522:PHE:HB2	1	0.23
(1,21)	2:B:156:PHE:CD1	1:A:522:PHE:HB3	1	0.23
(1,21)	2:B:156:PHE:CD1	1:A:522:PHE:HD1	1	0.23
(1,21)	2:B:156:PHE:CD1	1:A:522:PHE:HD2	1	0.23
(1,21)	2:B:156:PHE:CD1	1:A:522:PHE:HE1	1	0.23
(1,21)	2:B:156:PHE:CD1	1:A:522:PHE:HE2	1	0.23
(1,21)	2:B:156:PHE:CD1	1:A:522:PHE:HZ	1	0.23
(1,21)	2:B:156:PHE:CD1	1:A:522:PHE:N	1	0.23
(1,21)	2:B:156:PHE:CD1	1:A:522:PHE:O	1	0.23
(1,21)	2:B:156:PHE:CD1	1:A:523:GLU:C	1	0.23
(1,21)	2:B:156:PHE:CD1	1:A:523:GLU:CA	1	0.23
(1,21)	2:B:156:PHE:CD1	1:A:523:GLU:CB	1	0.23
(1,21)	2:B:156:PHE:CD1	1:A:523:GLU:CD	1	0.23
(1,21)	2:B:156:PHE:CD1	1:A:523:GLU:CG	1	0.23
(1,21)	2:B:156:PHE:CD1	1:A:523:GLU:H	1	0.23
(1,21)	2:B:156:PHE:CD1	1:A:523:GLU:HA	1	0.23
(1,21)	2:B:156:PHE:CD1	1:A:523:GLU:HB2	1	0.23
(1,21)	2:B:156:PHE:CD1	1:A:523:GLU:HB3	1	0.23
(1,21)	2:B:156:PHE:CD1	1:A:523:GLU:HG2	1	0.23

*Continued on next page...*

*Continued from previous page...*

Key	Atom-1	Atom-2	Model ID	Violation (Å)
(1,21)	2:B:156:PHE:CD1	1:A:523:GLU:HG3	1	0.23
(1,21)	2:B:156:PHE:CD1	1:A:523:GLU:N	1	0.23
(1,21)	2:B:156:PHE:CD1	1:A:523:GLU:O	1	0.23
(1,21)	2:B:156:PHE:CD1	1:A:523:GLU:OE1	1	0.23
(1,21)	2:B:156:PHE:CD1	1:A:523:GLU:OE2	1	0.23
(1,21)	2:B:156:PHE:CD1	1:A:524:PHE:C	1	0.23
(1,21)	2:B:156:PHE:CD1	1:A:524:PHE:CA	1	0.23
(1,21)	2:B:156:PHE:CD1	1:A:524:PHE:CB	1	0.23
(1,21)	2:B:156:PHE:CD1	1:A:524:PHE:CD1	1	0.23
(1,21)	2:B:156:PHE:CD1	1:A:524:PHE:CD2	1	0.23
(1,21)	2:B:156:PHE:CD1	1:A:524:PHE:CE1	1	0.23
(1,21)	2:B:156:PHE:CD1	1:A:524:PHE:CE2	1	0.23
(1,21)	2:B:156:PHE:CD1	1:A:524:PHE:CG	1	0.23
(1,21)	2:B:156:PHE:CD1	1:A:524:PHE:CZ	1	0.23
(1,21)	2:B:156:PHE:CD1	1:A:524:PHE:H	1	0.23
(1,21)	2:B:156:PHE:CD1	1:A:524:PHE:HA	1	0.23
(1,21)	2:B:156:PHE:CD1	1:A:524:PHE:HB2	1	0.23
(1,21)	2:B:156:PHE:CD1	1:A:524:PHE:HB3	1	0.23
(1,21)	2:B:156:PHE:CD1	1:A:524:PHE:HD1	1	0.23
(1,21)	2:B:156:PHE:CD1	1:A:524:PHE:HD2	1	0.23
(1,21)	2:B:156:PHE:CD1	1:A:524:PHE:HE1	1	0.23
(1,21)	2:B:156:PHE:CD1	1:A:524:PHE:HE2	1	0.23
(1,21)	2:B:156:PHE:CD1	1:A:524:PHE:HZ	1	0.23
(1,21)	2:B:156:PHE:CD1	1:A:524:PHE:N	1	0.23
(1,21)	2:B:156:PHE:CD1	1:A:524:PHE:O	1	0.23
(1,21)	2:B:156:PHE:CD1	1:A:525:GLU:C	1	0.23
(1,21)	2:B:156:PHE:CD1	1:A:525:GLU:CA	1	0.23
(1,21)	2:B:156:PHE:CD1	1:A:525:GLU:CB	1	0.23
(1,21)	2:B:156:PHE:CD1	1:A:525:GLU:CD	1	0.23
(1,21)	2:B:156:PHE:CD1	1:A:525:GLU:CG	1	0.23
(1,21)	2:B:156:PHE:CD1	1:A:525:GLU:H	1	0.23
(1,21)	2:B:156:PHE:CD1	1:A:525:GLU:HA	1	0.23
(1,21)	2:B:156:PHE:CD1	1:A:525:GLU:HB2	1	0.23
(1,21)	2:B:156:PHE:CD1	1:A:525:GLU:HB3	1	0.23
(1,21)	2:B:156:PHE:CD1	1:A:525:GLU:HG2	1	0.23
(1,21)	2:B:156:PHE:CD1	1:A:525:GLU:HG3	1	0.23
(1,21)	2:B:156:PHE:CD1	1:A:525:GLU:N	1	0.23
(1,21)	2:B:156:PHE:CD1	1:A:525:GLU:O	1	0.23
(1,21)	2:B:156:PHE:CD1	1:A:525:GLU:OE1	1	0.23
(1,21)	2:B:156:PHE:CD1	1:A:525:GLU:OE2	1	0.23
(1,21)	2:B:156:PHE:CD1	1:A:526:ASN:C	1	0.23
(1,21)	2:B:156:PHE:CD1	1:A:526:ASN:CA	1	0.23

*Continued on next page...*



*Continued from previous page...*

Key	Atom-1	Atom-2	Model ID	Violation (Å)
(1,21)	2:B:156:PHE:CD1	1:A:526:ASN:CB	1	0.23
(1,21)	2:B:156:PHE:CD1	1:A:526:ASN:CG	1	0.23
(1,21)	2:B:156:PHE:CD1	1:A:526:ASN:H	1	0.23
(1,21)	2:B:156:PHE:CD1	1:A:526:ASN:HA	1	0.23
(1,21)	2:B:156:PHE:CD1	1:A:526:ASN:HB2	1	0.23
(1,21)	2:B:156:PHE:CD1	1:A:526:ASN:HB3	1	0.23
(1,21)	2:B:156:PHE:CD1	1:A:526:ASN:HD21	1	0.23
(1,21)	2:B:156:PHE:CD1	1:A:526:ASN:HD22	1	0.23
(1,21)	2:B:156:PHE:CD1	1:A:526:ASN:N	1	0.23
(1,21)	2:B:156:PHE:CD1	1:A:526:ASN:ND2	1	0.23
(1,21)	2:B:156:PHE:CD1	1:A:526:ASN:O	1	0.23
(1,21)	2:B:156:PHE:CD1	1:A:526:ASN:OD1	1	0.23
(1,21)	2:B:156:PHE:CD1	1:A:527:ALA:C	1	0.23
(1,21)	2:B:156:PHE:CD1	1:A:527:ALA:CA	1	0.23
(1,21)	2:B:156:PHE:CD1	1:A:527:ALA:CB	1	0.23
(1,21)	2:B:156:PHE:CD1	1:A:527:ALA:H	1	0.23
(1,21)	2:B:156:PHE:CD1	1:A:527:ALA:HA	1	0.23
(1,21)	2:B:156:PHE:CD1	1:A:527:ALA:HB1	1	0.23
(1,21)	2:B:156:PHE:CD1	1:A:527:ALA:HB2	1	0.23
(1,21)	2:B:156:PHE:CD1	1:A:527:ALA:HB3	1	0.23
(1,21)	2:B:156:PHE:CD1	1:A:527:ALA:N	1	0.23
(1,21)	2:B:156:PHE:CD1	1:A:527:ALA:O	1	0.23
(1,21)	2:B:156:PHE:CD1	1:A:528:ILE:C	1	0.23
(1,21)	2:B:156:PHE:CD1	1:A:528:ILE:CA	1	0.23
(1,21)	2:B:156:PHE:CD1	1:A:528:ILE:CB	1	0.23
(1,21)	2:B:156:PHE:CD1	1:A:528:ILE:CD1	1	0.23
(1,21)	2:B:156:PHE:CD1	1:A:528:ILE:CG1	1	0.23
(1,21)	2:B:156:PHE:CD1	1:A:528:ILE:CG2	1	0.23
(1,21)	2:B:156:PHE:CD1	1:A:528:ILE:H	1	0.23
(1,21)	2:B:156:PHE:CD1	1:A:528:ILE:HA	1	0.23
(1,21)	2:B:156:PHE:CD1	1:A:528:ILE:HB	1	0.23
(1,21)	2:B:156:PHE:CD1	1:A:528:ILE:HD11	1	0.23
(1,21)	2:B:156:PHE:CD1	1:A:528:ILE:HD12	1	0.23
(1,21)	2:B:156:PHE:CD1	1:A:528:ILE:HD13	1	0.23
(1,21)	2:B:156:PHE:CD1	1:A:528:ILE:HG12	1	0.23
(1,21)	2:B:156:PHE:CD1	1:A:528:ILE:HG13	1	0.23
(1,21)	2:B:156:PHE:CD1	1:A:528:ILE:HG21	1	0.23
(1,21)	2:B:156:PHE:CD1	1:A:528:ILE:HG22	1	0.23
(1,21)	2:B:156:PHE:CD1	1:A:528:ILE:HG23	1	0.23
(1,21)	2:B:156:PHE:CD1	1:A:528:ILE:N	1	0.23
(1,21)	2:B:156:PHE:CD1	1:A:528:ILE:O	1	0.23
(1,21)	2:B:156:PHE:CD1	1:A:529:VAL:C	1	0.23

*Continued on next page...*

*Continued from previous page...*

Key	Atom-1	Atom-2	Model ID	Violation (Å)
(1,21)	2:B:156:PHE:CD1	1:A:529:VAL:CA	1	0.23
(1,21)	2:B:156:PHE:CD1	1:A:529:VAL:CB	1	0.23
(1,21)	2:B:156:PHE:CD1	1:A:529:VAL:CG1	1	0.23
(1,21)	2:B:156:PHE:CD1	1:A:529:VAL:CG2	1	0.23
(1,21)	2:B:156:PHE:CD1	1:A:529:VAL:H	1	0.23
(1,21)	2:B:156:PHE:CD1	1:A:529:VAL:HA	1	0.23
(1,21)	2:B:156:PHE:CD1	1:A:529:VAL:HB	1	0.23
(1,21)	2:B:156:PHE:CD1	1:A:529:VAL:HG11	1	0.23
(1,21)	2:B:156:PHE:CD1	1:A:529:VAL:HG12	1	0.23
(1,21)	2:B:156:PHE:CD1	1:A:529:VAL:HG13	1	0.23
(1,21)	2:B:156:PHE:CD1	1:A:529:VAL:HG21	1	0.23
(1,21)	2:B:156:PHE:CD1	1:A:529:VAL:HG22	1	0.23
(1,21)	2:B:156:PHE:CD1	1:A:529:VAL:HG23	1	0.23
(1,21)	2:B:156:PHE:CD1	1:A:529:VAL:N	1	0.23
(1,21)	2:B:156:PHE:CD1	1:A:529:VAL:O	1	0.23
(1,21)	2:B:156:PHE:CD1	1:A:561:ASP:C	1	0.23
(1,21)	2:B:156:PHE:CD1	1:A:561:ASP:CA	1	0.23
(1,21)	2:B:156:PHE:CD1	1:A:561:ASP:CB	1	0.23
(1,21)	2:B:156:PHE:CD1	1:A:561:ASP:CG	1	0.23
(1,21)	2:B:156:PHE:CD1	1:A:561:ASP:H	1	0.23
(1,21)	2:B:156:PHE:CD1	1:A:561:ASP:HA	1	0.23
(1,21)	2:B:156:PHE:CD1	1:A:561:ASP:HB2	1	0.23
(1,21)	2:B:156:PHE:CD1	1:A:561:ASP:HB3	1	0.23
(1,21)	2:B:156:PHE:CD1	1:A:561:ASP:N	1	0.23
(1,21)	2:B:156:PHE:CD1	1:A:561:ASP:O	1	0.23
(1,21)	2:B:156:PHE:CD1	1:A:561:ASP:OD1	1	0.23
(1,21)	2:B:156:PHE:CD1	1:A:561:ASP:OD2	1	0.23
(1,21)	2:B:156:PHE:CD1	1:A:563:LYS:C	1	0.23
(1,21)	2:B:156:PHE:CD1	1:A:563:LYS:CA	1	0.23
(1,21)	2:B:156:PHE:CD1	1:A:563:LYS:CB	1	0.23
(1,21)	2:B:156:PHE:CD1	1:A:563:LYS:CD	1	0.23
(1,21)	2:B:156:PHE:CD1	1:A:563:LYS:CE	1	0.23
(1,21)	2:B:156:PHE:CD1	1:A:563:LYS:CG	1	0.23
(1,21)	2:B:156:PHE:CD1	1:A:563:LYS:H	1	0.23
(1,21)	2:B:156:PHE:CD1	1:A:563:LYS:HA	1	0.23
(1,21)	2:B:156:PHE:CD1	1:A:563:LYS:HB2	1	0.23
(1,21)	2:B:156:PHE:CD1	1:A:563:LYS:HB3	1	0.23
(1,21)	2:B:156:PHE:CD1	1:A:563:LYS:HD2	1	0.23
(1,21)	2:B:156:PHE:CD1	1:A:563:LYS:HD3	1	0.23
(1,21)	2:B:156:PHE:CD1	1:A:563:LYS:HE2	1	0.23
(1,21)	2:B:156:PHE:CD1	1:A:563:LYS:HE3	1	0.23
(1,21)	2:B:156:PHE:CD1	1:A:563:LYS:HG2	1	0.23

*Continued on next page...*

*Continued from previous page...*

Key	Atom-1	Atom-2	Model ID	Violation (Å)
(1,21)	2:B:156:PHE:CD1	1:A:563:LYS:HG3	1	0.23
(1,21)	2:B:156:PHE:CD1	1:A:563:LYS:HZ1	1	0.23
(1,21)	2:B:156:PHE:CD1	1:A:563:LYS:HZ2	1	0.23
(1,21)	2:B:156:PHE:CD1	1:A:563:LYS:HZ3	1	0.23
(1,21)	2:B:156:PHE:CD1	1:A:563:LYS:N	1	0.23
(1,21)	2:B:156:PHE:CD1	1:A:563:LYS:NZ	1	0.23
(1,21)	2:B:156:PHE:CD1	1:A:563:LYS:O	1	0.23
(1,21)	2:B:156:PHE:CD1	1:A:564:ALA:C	1	0.23
(1,21)	2:B:156:PHE:CD1	1:A:564:ALA:CA	1	0.23
(1,21)	2:B:156:PHE:CD1	1:A:564:ALA:CB	1	0.23
(1,21)	2:B:156:PHE:CD1	1:A:564:ALA:H	1	0.23
(1,21)	2:B:156:PHE:CD1	1:A:564:ALA:HA	1	0.23
(1,21)	2:B:156:PHE:CD1	1:A:564:ALA:HB1	1	0.23
(1,21)	2:B:156:PHE:CD1	1:A:564:ALA:HB2	1	0.23
(1,21)	2:B:156:PHE:CD1	1:A:564:ALA:HB3	1	0.23
(1,21)	2:B:156:PHE:CD1	1:A:564:ALA:N	1	0.23
(1,21)	2:B:156:PHE:CD1	1:A:564:ALA:O	1	0.23
(1,21)	2:B:156:PHE:CD1	1:A:566:LEU:C	1	0.23
(1,21)	2:B:156:PHE:CD1	1:A:566:LEU:CA	1	0.23
(1,21)	2:B:156:PHE:CD1	1:A:566:LEU:CB	1	0.23
(1,21)	2:B:156:PHE:CD1	1:A:566:LEU:CD1	1	0.23
(1,21)	2:B:156:PHE:CD1	1:A:566:LEU:CD2	1	0.23
(1,21)	2:B:156:PHE:CD1	1:A:566:LEU:CG	1	0.23
(1,21)	2:B:156:PHE:CD1	1:A:566:LEU:H	1	0.23
(1,21)	2:B:156:PHE:CD1	1:A:566:LEU:HA	1	0.23
(1,21)	2:B:156:PHE:CD1	1:A:566:LEU:HB2	1	0.23
(1,21)	2:B:156:PHE:CD1	1:A:566:LEU:HB3	1	0.23
(1,21)	2:B:156:PHE:CD1	1:A:566:LEU:HD11	1	0.23
(1,21)	2:B:156:PHE:CD1	1:A:566:LEU:HD12	1	0.23
(1,21)	2:B:156:PHE:CD1	1:A:566:LEU:HD13	1	0.23
(1,21)	2:B:156:PHE:CD1	1:A:566:LEU:HD21	1	0.23
(1,21)	2:B:156:PHE:CD1	1:A:566:LEU:HD22	1	0.23
(1,21)	2:B:156:PHE:CD1	1:A:566:LEU:HD23	1	0.23
(1,21)	2:B:156:PHE:CD1	1:A:566:LEU:HG	1	0.23
(1,21)	2:B:156:PHE:CD1	1:A:566:LEU:N	1	0.23
(1,21)	2:B:156:PHE:CD1	1:A:566:LEU:O	1	0.23
(1,21)	2:B:156:PHE:CD2	1:A:490:ALA:C	1	0.23
(1,21)	2:B:156:PHE:CD2	1:A:490:ALA:CA	1	0.23
(1,21)	2:B:156:PHE:CD2	1:A:490:ALA:CB	1	0.23
(1,21)	2:B:156:PHE:CD2	1:A:490:ALA:H	1	0.23
(1,21)	2:B:156:PHE:CD2	1:A:490:ALA:HA	1	0.23
(1,21)	2:B:156:PHE:CD2	1:A:490:ALA:HB1	1	0.23

*Continued on next page...*

*Continued from previous page...*

Key	Atom-1	Atom-2	Model ID	Violation (Å)
(1,21)	2:B:156:PHE:CD2	1:A:490:ALA:HB2	1	0.23
(1,21)	2:B:156:PHE:CD2	1:A:490:ALA:HB3	1	0.23
(1,21)	2:B:156:PHE:CD2	1:A:490:ALA:N	1	0.23
(1,21)	2:B:156:PHE:CD2	1:A:490:ALA:O	1	0.23
(1,21)	2:B:156:PHE:CD2	1:A:514:THR:C	1	0.23
(1,21)	2:B:156:PHE:CD2	1:A:514:THR:CA	1	0.23
(1,21)	2:B:156:PHE:CD2	1:A:514:THR:CB	1	0.23
(1,21)	2:B:156:PHE:CD2	1:A:514:THR:CG2	1	0.23
(1,21)	2:B:156:PHE:CD2	1:A:514:THR:H	1	0.23
(1,21)	2:B:156:PHE:CD2	1:A:514:THR:HA	1	0.23
(1,21)	2:B:156:PHE:CD2	1:A:514:THR:HB	1	0.23
(1,21)	2:B:156:PHE:CD2	1:A:514:THR:HG1	1	0.23
(1,21)	2:B:156:PHE:CD2	1:A:514:THR:HG21	1	0.23
(1,21)	2:B:156:PHE:CD2	1:A:514:THR:HG22	1	0.23
(1,21)	2:B:156:PHE:CD2	1:A:514:THR:HG23	1	0.23
(1,21)	2:B:156:PHE:CD2	1:A:514:THR:N	1	0.23
(1,21)	2:B:156:PHE:CD2	1:A:514:THR:O	1	0.23
(1,21)	2:B:156:PHE:CD2	1:A:514:THR:OG1	1	0.23
(1,21)	2:B:156:PHE:CD2	1:A:516:ASN:C	1	0.23
(1,21)	2:B:156:PHE:CD2	1:A:516:ASN:CA	1	0.23
(1,21)	2:B:156:PHE:CD2	1:A:516:ASN:CB	1	0.23
(1,21)	2:B:156:PHE:CD2	1:A:516:ASN:CG	1	0.23
(1,21)	2:B:156:PHE:CD2	1:A:516:ASN:H	1	0.23
(1,21)	2:B:156:PHE:CD2	1:A:516:ASN:HA	1	0.23
(1,21)	2:B:156:PHE:CD2	1:A:516:ASN:HB2	1	0.23
(1,21)	2:B:156:PHE:CD2	1:A:516:ASN:HB3	1	0.23
(1,21)	2:B:156:PHE:CD2	1:A:516:ASN:HD21	1	0.23
(1,21)	2:B:156:PHE:CD2	1:A:516:ASN:HD22	1	0.23
(1,21)	2:B:156:PHE:CD2	1:A:516:ASN:N	1	0.23
(1,21)	2:B:156:PHE:CD2	1:A:516:ASN:ND2	1	0.23
(1,21)	2:B:156:PHE:CD2	1:A:516:ASN:O	1	0.23
(1,21)	2:B:156:PHE:CD2	1:A:516:ASN:OD1	1	0.23
(1,21)	2:B:156:PHE:CD2	1:A:519:GLY:C	1	0.23
(1,21)	2:B:156:PHE:CD2	1:A:519:GLY:CA	1	0.23
(1,21)	2:B:156:PHE:CD2	1:A:519:GLY:H	1	0.23
(1,21)	2:B:156:PHE:CD2	1:A:519:GLY:HA2	1	0.23
(1,21)	2:B:156:PHE:CD2	1:A:519:GLY:HA3	1	0.23
(1,21)	2:B:156:PHE:CD2	1:A:519:GLY:N	1	0.23
(1,21)	2:B:156:PHE:CD2	1:A:519:GLY:O	1	0.23
(1,21)	2:B:156:PHE:CD2	1:A:522:PHE:C	1	0.23
(1,21)	2:B:156:PHE:CD2	1:A:522:PHE:CA	1	0.23
(1,21)	2:B:156:PHE:CD2	1:A:522:PHE:CB	1	0.23

*Continued on next page...*

*Continued from previous page...*

Key	Atom-1	Atom-2	Model ID	Violation (Å)
(1,21)	2:B:156:PHE:CD2	1:A:522:PHE:CD1	1	0.23
(1,21)	2:B:156:PHE:CD2	1:A:522:PHE:CD2	1	0.23
(1,21)	2:B:156:PHE:CD2	1:A:522:PHE:CE1	1	0.23
(1,21)	2:B:156:PHE:CD2	1:A:522:PHE:CE2	1	0.23
(1,21)	2:B:156:PHE:CD2	1:A:522:PHE:CG	1	0.23
(1,21)	2:B:156:PHE:CD2	1:A:522:PHE:CZ	1	0.23
(1,21)	2:B:156:PHE:CD2	1:A:522:PHE:H	1	0.23
(1,21)	2:B:156:PHE:CD2	1:A:522:PHE:HA	1	0.23
(1,21)	2:B:156:PHE:CD2	1:A:522:PHE:HB2	1	0.23
(1,21)	2:B:156:PHE:CD2	1:A:522:PHE:HB3	1	0.23
(1,21)	2:B:156:PHE:CD2	1:A:522:PHE:HD1	1	0.23
(1,21)	2:B:156:PHE:CD2	1:A:522:PHE:HD2	1	0.23
(1,21)	2:B:156:PHE:CD2	1:A:522:PHE:HE1	1	0.23
(1,21)	2:B:156:PHE:CD2	1:A:522:PHE:HE2	1	0.23
(1,21)	2:B:156:PHE:CD2	1:A:522:PHE:HZ	1	0.23
(1,21)	2:B:156:PHE:CD2	1:A:522:PHE:N	1	0.23
(1,21)	2:B:156:PHE:CD2	1:A:522:PHE:O	1	0.23
(1,21)	2:B:156:PHE:CD2	1:A:523:GLU:C	1	0.23
(1,21)	2:B:156:PHE:CD2	1:A:523:GLU:CA	1	0.23
(1,21)	2:B:156:PHE:CD2	1:A:523:GLU:CB	1	0.23
(1,21)	2:B:156:PHE:CD2	1:A:523:GLU:CD	1	0.23
(1,21)	2:B:156:PHE:CD2	1:A:523:GLU:CG	1	0.23
(1,21)	2:B:156:PHE:CD2	1:A:523:GLU:H	1	0.23
(1,21)	2:B:156:PHE:CD2	1:A:523:GLU:HA	1	0.23
(1,21)	2:B:156:PHE:CD2	1:A:523:GLU:HB2	1	0.23
(1,21)	2:B:156:PHE:CD2	1:A:523:GLU:HB3	1	0.23
(1,21)	2:B:156:PHE:CD2	1:A:523:GLU:HG2	1	0.23
(1,21)	2:B:156:PHE:CD2	1:A:523:GLU:HG3	1	0.23
(1,21)	2:B:156:PHE:CD2	1:A:523:GLU:N	1	0.23
(1,21)	2:B:156:PHE:CD2	1:A:523:GLU:O	1	0.23
(1,21)	2:B:156:PHE:CD2	1:A:523:GLU:OE1	1	0.23
(1,21)	2:B:156:PHE:CD2	1:A:523:GLU:OE2	1	0.23
(1,21)	2:B:156:PHE:CD2	1:A:524:PHE:C	1	0.23
(1,21)	2:B:156:PHE:CD2	1:A:524:PHE:CA	1	0.23
(1,21)	2:B:156:PHE:CD2	1:A:524:PHE:CB	1	0.23
(1,21)	2:B:156:PHE:CD2	1:A:524:PHE:CD1	1	0.23
(1,21)	2:B:156:PHE:CD2	1:A:524:PHE:CD2	1	0.23
(1,21)	2:B:156:PHE:CD2	1:A:524:PHE:CE1	1	0.23
(1,21)	2:B:156:PHE:CD2	1:A:524:PHE:CE2	1	0.23
(1,21)	2:B:156:PHE:CD2	1:A:524:PHE:CG	1	0.23
(1,21)	2:B:156:PHE:CD2	1:A:524:PHE:CZ	1	0.23
(1,21)	2:B:156:PHE:CD2	1:A:524:PHE:H	1	0.23

*Continued on next page...*

*Continued from previous page...*

Key	Atom-1	Atom-2	Model ID	Violation (Å)
(1,21)	2:B:156:PHE:CD2	1:A:524:PHE:HA	1	0.23
(1,21)	2:B:156:PHE:CD2	1:A:524:PHE:HB2	1	0.23
(1,21)	2:B:156:PHE:CD2	1:A:524:PHE:HB3	1	0.23
(1,21)	2:B:156:PHE:CD2	1:A:524:PHE:HD1	1	0.23
(1,21)	2:B:156:PHE:CD2	1:A:524:PHE:HD2	1	0.23
(1,21)	2:B:156:PHE:CD2	1:A:524:PHE:HE1	1	0.23
(1,21)	2:B:156:PHE:CD2	1:A:524:PHE:HE2	1	0.23
(1,21)	2:B:156:PHE:CD2	1:A:524:PHE:HZ	1	0.23
(1,21)	2:B:156:PHE:CD2	1:A:524:PHE:N	1	0.23
(1,21)	2:B:156:PHE:CD2	1:A:524:PHE:O	1	0.23
(1,21)	2:B:156:PHE:CD2	1:A:525:GLU:C	1	0.23
(1,21)	2:B:156:PHE:CD2	1:A:525:GLU:CA	1	0.23
(1,21)	2:B:156:PHE:CD2	1:A:525:GLU:CB	1	0.23
(1,21)	2:B:156:PHE:CD2	1:A:525:GLU:CD	1	0.23
(1,21)	2:B:156:PHE:CD2	1:A:525:GLU:CG	1	0.23
(1,21)	2:B:156:PHE:CD2	1:A:525:GLU:H	1	0.23
(1,21)	2:B:156:PHE:CD2	1:A:525:GLU:HA	1	0.23
(1,21)	2:B:156:PHE:CD2	1:A:525:GLU:HB2	1	0.23
(1,21)	2:B:156:PHE:CD2	1:A:525:GLU:HB3	1	0.23
(1,21)	2:B:156:PHE:CD2	1:A:525:GLU:HG2	1	0.23
(1,21)	2:B:156:PHE:CD2	1:A:525:GLU:HG3	1	0.23
(1,21)	2:B:156:PHE:CD2	1:A:525:GLU:N	1	0.23
(1,21)	2:B:156:PHE:CD2	1:A:525:GLU:O	1	0.23
(1,21)	2:B:156:PHE:CD2	1:A:525:GLU:OE1	1	0.23
(1,21)	2:B:156:PHE:CD2	1:A:525:GLU:OE2	1	0.23
(1,21)	2:B:156:PHE:CD2	1:A:526:ASN:C	1	0.23
(1,21)	2:B:156:PHE:CD2	1:A:526:ASN:CA	1	0.23
(1,21)	2:B:156:PHE:CD2	1:A:526:ASN:CB	1	0.23
(1,21)	2:B:156:PHE:CD2	1:A:526:ASN:CG	1	0.23
(1,21)	2:B:156:PHE:CD2	1:A:526:ASN:H	1	0.23
(1,21)	2:B:156:PHE:CD2	1:A:526:ASN:HA	1	0.23
(1,21)	2:B:156:PHE:CD2	1:A:526:ASN:HB2	1	0.23
(1,21)	2:B:156:PHE:CD2	1:A:526:ASN:HB3	1	0.23
(1,21)	2:B:156:PHE:CD2	1:A:526:ASN:HD21	1	0.23
(1,21)	2:B:156:PHE:CD2	1:A:526:ASN:HD22	1	0.23
(1,21)	2:B:156:PHE:CD2	1:A:526:ASN:N	1	0.23
(1,21)	2:B:156:PHE:CD2	1:A:526:ASN:ND2	1	0.23
(1,21)	2:B:156:PHE:CD2	1:A:526:ASN:O	1	0.23
(1,21)	2:B:156:PHE:CD2	1:A:526:ASN:OD1	1	0.23
(1,21)	2:B:156:PHE:CD2	1:A:527:ALA:C	1	0.23
(1,21)	2:B:156:PHE:CD2	1:A:527:ALA:CA	1	0.23
(1,21)	2:B:156:PHE:CD2	1:A:527:ALA:CB	1	0.23

*Continued on next page...*

*Continued from previous page...*

Key	Atom-1	Atom-2	Model ID	Violation (Å)
(1,21)	2:B:156:PHE:CD2	1:A:527:ALA:H	1	0.23
(1,21)	2:B:156:PHE:CD2	1:A:527:ALA:HA	1	0.23
(1,21)	2:B:156:PHE:CD2	1:A:527:ALA:HB1	1	0.23
(1,21)	2:B:156:PHE:CD2	1:A:527:ALA:HB2	1	0.23
(1,21)	2:B:156:PHE:CD2	1:A:527:ALA:HB3	1	0.23
(1,21)	2:B:156:PHE:CD2	1:A:527:ALA:N	1	0.23
(1,21)	2:B:156:PHE:CD2	1:A:527:ALA:O	1	0.23
(1,21)	2:B:156:PHE:CD2	1:A:528:ILE:C	1	0.23
(1,21)	2:B:156:PHE:CD2	1:A:528:ILE:CA	1	0.23
(1,21)	2:B:156:PHE:CD2	1:A:528:ILE:CB	1	0.23
(1,21)	2:B:156:PHE:CD2	1:A:528:ILE:CD1	1	0.23
(1,21)	2:B:156:PHE:CD2	1:A:528:ILE:CG1	1	0.23
(1,21)	2:B:156:PHE:CD2	1:A:528:ILE:CG2	1	0.23
(1,21)	2:B:156:PHE:CD2	1:A:528:ILE:H	1	0.23
(1,21)	2:B:156:PHE:CD2	1:A:528:ILE:HA	1	0.23
(1,21)	2:B:156:PHE:CD2	1:A:528:ILE:HB	1	0.23
(1,21)	2:B:156:PHE:CD2	1:A:528:ILE:HD11	1	0.23
(1,21)	2:B:156:PHE:CD2	1:A:528:ILE:HD12	1	0.23
(1,21)	2:B:156:PHE:CD2	1:A:528:ILE:HD13	1	0.23
(1,21)	2:B:156:PHE:CD2	1:A:528:ILE:HG12	1	0.23
(1,21)	2:B:156:PHE:CD2	1:A:528:ILE:HG13	1	0.23
(1,21)	2:B:156:PHE:CD2	1:A:528:ILE:HG21	1	0.23
(1,21)	2:B:156:PHE:CD2	1:A:528:ILE:HG22	1	0.23
(1,21)	2:B:156:PHE:CD2	1:A:528:ILE:HG23	1	0.23
(1,21)	2:B:156:PHE:CD2	1:A:528:ILE:N	1	0.23
(1,21)	2:B:156:PHE:CD2	1:A:528:ILE:O	1	0.23
(1,21)	2:B:156:PHE:CD2	1:A:529:VAL:C	1	0.23
(1,21)	2:B:156:PHE:CD2	1:A:529:VAL:CA	1	0.23
(1,21)	2:B:156:PHE:CD2	1:A:529:VAL:CB	1	0.23
(1,21)	2:B:156:PHE:CD2	1:A:529:VAL:CG1	1	0.23
(1,21)	2:B:156:PHE:CD2	1:A:529:VAL:CG2	1	0.23
(1,21)	2:B:156:PHE:CD2	1:A:529:VAL:H	1	0.23
(1,21)	2:B:156:PHE:CD2	1:A:529:VAL:HA	1	0.23
(1,21)	2:B:156:PHE:CD2	1:A:529:VAL:HB	1	0.23
(1,21)	2:B:156:PHE:CD2	1:A:529:VAL:HG11	1	0.23
(1,21)	2:B:156:PHE:CD2	1:A:529:VAL:HG12	1	0.23
(1,21)	2:B:156:PHE:CD2	1:A:529:VAL:HG13	1	0.23
(1,21)	2:B:156:PHE:CD2	1:A:529:VAL:HG21	1	0.23
(1,21)	2:B:156:PHE:CD2	1:A:529:VAL:HG22	1	0.23
(1,21)	2:B:156:PHE:CD2	1:A:529:VAL:HG23	1	0.23
(1,21)	2:B:156:PHE:CD2	1:A:529:VAL:N	1	0.23
(1,21)	2:B:156:PHE:CD2	1:A:529:VAL:O	1	0.23

*Continued on next page...*

*Continued from previous page...*

Key	Atom-1	Atom-2	Model ID	Violation (Å)
(1,21)	2:B:156:PHE:CD2	1:A:561:ASP:C	1	0.23
(1,21)	2:B:156:PHE:CD2	1:A:561:ASP:CA	1	0.23
(1,21)	2:B:156:PHE:CD2	1:A:561:ASP:CB	1	0.23
(1,21)	2:B:156:PHE:CD2	1:A:561:ASP:CG	1	0.23
(1,21)	2:B:156:PHE:CD2	1:A:561:ASP:H	1	0.23
(1,21)	2:B:156:PHE:CD2	1:A:561:ASP:HA	1	0.23
(1,21)	2:B:156:PHE:CD2	1:A:561:ASP:HB2	1	0.23
(1,21)	2:B:156:PHE:CD2	1:A:561:ASP:HB3	1	0.23
(1,21)	2:B:156:PHE:CD2	1:A:561:ASP:N	1	0.23
(1,21)	2:B:156:PHE:CD2	1:A:561:ASP:O	1	0.23
(1,21)	2:B:156:PHE:CD2	1:A:561:ASP:OD1	1	0.23
(1,21)	2:B:156:PHE:CD2	1:A:561:ASP:OD2	1	0.23
(1,21)	2:B:156:PHE:CD2	1:A:563:LYS:C	1	0.23
(1,21)	2:B:156:PHE:CD2	1:A:563:LYS:CA	1	0.23
(1,21)	2:B:156:PHE:CD2	1:A:563:LYS:CB	1	0.23
(1,21)	2:B:156:PHE:CD2	1:A:563:LYS:CD	1	0.23
(1,21)	2:B:156:PHE:CD2	1:A:563:LYS:CE	1	0.23
(1,21)	2:B:156:PHE:CD2	1:A:563:LYS:CG	1	0.23
(1,21)	2:B:156:PHE:CD2	1:A:563:LYS:H	1	0.23
(1,21)	2:B:156:PHE:CD2	1:A:563:LYS:HA	1	0.23
(1,21)	2:B:156:PHE:CD2	1:A:563:LYS:HB2	1	0.23
(1,21)	2:B:156:PHE:CD2	1:A:563:LYS:HB3	1	0.23
(1,21)	2:B:156:PHE:CD2	1:A:563:LYS:HD2	1	0.23
(1,21)	2:B:156:PHE:CD2	1:A:563:LYS:HD3	1	0.23
(1,21)	2:B:156:PHE:CD2	1:A:563:LYS:HE2	1	0.23
(1,21)	2:B:156:PHE:CD2	1:A:563:LYS:HE3	1	0.23
(1,21)	2:B:156:PHE:CD2	1:A:563:LYS:HG2	1	0.23
(1,21)	2:B:156:PHE:CD2	1:A:563:LYS:HG3	1	0.23
(1,21)	2:B:156:PHE:CD2	1:A:563:LYS:HZ1	1	0.23
(1,21)	2:B:156:PHE:CD2	1:A:563:LYS:HZ2	1	0.23
(1,21)	2:B:156:PHE:CD2	1:A:563:LYS:HZ3	1	0.23
(1,21)	2:B:156:PHE:CD2	1:A:563:LYS:N	1	0.23
(1,21)	2:B:156:PHE:CD2	1:A:563:LYS:NZ	1	0.23
(1,21)	2:B:156:PHE:CD2	1:A:563:LYS:O	1	0.23
(1,21)	2:B:156:PHE:CD2	1:A:564:ALA:C	1	0.23
(1,21)	2:B:156:PHE:CD2	1:A:564:ALA:CA	1	0.23
(1,21)	2:B:156:PHE:CD2	1:A:564:ALA:CB	1	0.23
(1,21)	2:B:156:PHE:CD2	1:A:564:ALA:H	1	0.23
(1,21)	2:B:156:PHE:CD2	1:A:564:ALA:HA	1	0.23
(1,21)	2:B:156:PHE:CD2	1:A:564:ALA:HB1	1	0.23
(1,21)	2:B:156:PHE:CD2	1:A:564:ALA:HB2	1	0.23
(1,21)	2:B:156:PHE:CD2	1:A:564:ALA:HB3	1	0.23

*Continued on next page...*



*Continued from previous page...*

Key	Atom-1	Atom-2	Model ID	Violation (Å)
(1,21)	2:B:156:PHE:CD2	1:A:564:ALA:N	1	0.23
(1,21)	2:B:156:PHE:CD2	1:A:564:ALA:O	1	0.23
(1,21)	2:B:156:PHE:CD2	1:A:566:LEU:C	1	0.23
(1,21)	2:B:156:PHE:CD2	1:A:566:LEU:CA	1	0.23
(1,21)	2:B:156:PHE:CD2	1:A:566:LEU:CB	1	0.23
(1,21)	2:B:156:PHE:CD2	1:A:566:LEU:CD1	1	0.23
(1,21)	2:B:156:PHE:CD2	1:A:566:LEU:CD2	1	0.23
(1,21)	2:B:156:PHE:CD2	1:A:566:LEU:CG	1	0.23
(1,21)	2:B:156:PHE:CD2	1:A:566:LEU:H	1	0.23
(1,21)	2:B:156:PHE:CD2	1:A:566:LEU:HA	1	0.23
(1,21)	2:B:156:PHE:CD2	1:A:566:LEU:HB2	1	0.23
(1,21)	2:B:156:PHE:CD2	1:A:566:LEU:HB3	1	0.23
(1,21)	2:B:156:PHE:CD2	1:A:566:LEU:HD11	1	0.23
(1,21)	2:B:156:PHE:CD2	1:A:566:LEU:HD12	1	0.23
(1,21)	2:B:156:PHE:CD2	1:A:566:LEU:HD13	1	0.23
(1,21)	2:B:156:PHE:CD2	1:A:566:LEU:HD21	1	0.23
(1,21)	2:B:156:PHE:CD2	1:A:566:LEU:HD22	1	0.23
(1,21)	2:B:156:PHE:CD2	1:A:566:LEU:HD23	1	0.23
(1,21)	2:B:156:PHE:CD2	1:A:566:LEU:HG	1	0.23
(1,21)	2:B:156:PHE:CD2	1:A:566:LEU:N	1	0.23
(1,21)	2:B:156:PHE:CD2	1:A:566:LEU:O	1	0.23
(1,21)	2:B:156:PHE:CE1	1:A:490:ALA:C	1	0.23
(1,21)	2:B:156:PHE:CE1	1:A:490:ALA:CA	1	0.23
(1,21)	2:B:156:PHE:CE1	1:A:490:ALA:CB	1	0.23
(1,21)	2:B:156:PHE:CE1	1:A:490:ALA:H	1	0.23
(1,21)	2:B:156:PHE:CE1	1:A:490:ALA:HA	1	0.23
(1,21)	2:B:156:PHE:CE1	1:A:490:ALA:HB1	1	0.23
(1,21)	2:B:156:PHE:CE1	1:A:490:ALA:HB2	1	0.23
(1,21)	2:B:156:PHE:CE1	1:A:490:ALA:HB3	1	0.23
(1,21)	2:B:156:PHE:CE1	1:A:490:ALA:N	1	0.23
(1,21)	2:B:156:PHE:CE1	1:A:490:ALA:O	1	0.23
(1,21)	2:B:156:PHE:CE1	1:A:514:THR:C	1	0.23
(1,21)	2:B:156:PHE:CE1	1:A:514:THR:CA	1	0.23
(1,21)	2:B:156:PHE:CE1	1:A:514:THR:CB	1	0.23
(1,21)	2:B:156:PHE:CE1	1:A:514:THR:CG2	1	0.23
(1,21)	2:B:156:PHE:CE1	1:A:514:THR:H	1	0.23
(1,21)	2:B:156:PHE:CE1	1:A:514:THR:HA	1	0.23
(1,21)	2:B:156:PHE:CE1	1:A:514:THR:HB	1	0.23
(1,21)	2:B:156:PHE:CE1	1:A:514:THR:HG1	1	0.23
(1,21)	2:B:156:PHE:CE1	1:A:514:THR:HG21	1	0.23
(1,21)	2:B:156:PHE:CE1	1:A:514:THR:HG22	1	0.23
(1,21)	2:B:156:PHE:CE1	1:A:514:THR:HG23	1	0.23

*Continued on next page...*

*Continued from previous page...*

Key	Atom-1	Atom-2	Model ID	Violation (Å)
(1,21)	2:B:156:PHE:CE1	1:A:514:THR:N	1	0.23
(1,21)	2:B:156:PHE:CE1	1:A:514:THR:O	1	0.23
(1,21)	2:B:156:PHE:CE1	1:A:514:THR:OG1	1	0.23
(1,21)	2:B:156:PHE:CE1	1:A:516:ASN:C	1	0.23
(1,21)	2:B:156:PHE:CE1	1:A:516:ASN:CA	1	0.23
(1,21)	2:B:156:PHE:CE1	1:A:516:ASN:CB	1	0.23
(1,21)	2:B:156:PHE:CE1	1:A:516:ASN:CG	1	0.23
(1,21)	2:B:156:PHE:CE1	1:A:516:ASN:H	1	0.23
(1,21)	2:B:156:PHE:CE1	1:A:516:ASN:HA	1	0.23
(1,21)	2:B:156:PHE:CE1	1:A:516:ASN:HB2	1	0.23
(1,21)	2:B:156:PHE:CE1	1:A:516:ASN:HB3	1	0.23
(1,21)	2:B:156:PHE:CE1	1:A:516:ASN:HD21	1	0.23
(1,21)	2:B:156:PHE:CE1	1:A:516:ASN:HD22	1	0.23
(1,21)	2:B:156:PHE:CE1	1:A:516:ASN:N	1	0.23
(1,21)	2:B:156:PHE:CE1	1:A:516:ASN:ND2	1	0.23
(1,21)	2:B:156:PHE:CE1	1:A:516:ASN:O	1	0.23
(1,21)	2:B:156:PHE:CE1	1:A:516:ASN:OD1	1	0.23
(1,21)	2:B:156:PHE:CE1	1:A:519:GLY:C	1	0.23
(1,21)	2:B:156:PHE:CE1	1:A:519:GLY:CA	1	0.23
(1,21)	2:B:156:PHE:CE1	1:A:519:GLY:H	1	0.23
(1,21)	2:B:156:PHE:CE1	1:A:519:GLY:HA2	1	0.23
(1,21)	2:B:156:PHE:CE1	1:A:519:GLY:HA3	1	0.23
(1,21)	2:B:156:PHE:CE1	1:A:519:GLY:N	1	0.23
(1,21)	2:B:156:PHE:CE1	1:A:519:GLY:O	1	0.23
(1,21)	2:B:156:PHE:CE1	1:A:522:PHE:C	1	0.23
(1,21)	2:B:156:PHE:CE1	1:A:522:PHE:CA	1	0.23
(1,21)	2:B:156:PHE:CE1	1:A:522:PHE:CB	1	0.23
(1,21)	2:B:156:PHE:CE1	1:A:522:PHE:CD1	1	0.23
(1,21)	2:B:156:PHE:CE1	1:A:522:PHE:CD2	1	0.23
(1,21)	2:B:156:PHE:CE1	1:A:522:PHE:CE1	1	0.23
(1,21)	2:B:156:PHE:CE1	1:A:522:PHE:CE2	1	0.23
(1,21)	2:B:156:PHE:CE1	1:A:522:PHE:CG	1	0.23
(1,21)	2:B:156:PHE:CE1	1:A:522:PHE:CZ	1	0.23
(1,21)	2:B:156:PHE:CE1	1:A:522:PHE:H	1	0.23
(1,21)	2:B:156:PHE:CE1	1:A:522:PHE:HA	1	0.23
(1,21)	2:B:156:PHE:CE1	1:A:522:PHE:HB2	1	0.23
(1,21)	2:B:156:PHE:CE1	1:A:522:PHE:HB3	1	0.23
(1,21)	2:B:156:PHE:CE1	1:A:522:PHE:HD1	1	0.23
(1,21)	2:B:156:PHE:CE1	1:A:522:PHE:HD2	1	0.23
(1,21)	2:B:156:PHE:CE1	1:A:522:PHE:HE1	1	0.23
(1,21)	2:B:156:PHE:CE1	1:A:522:PHE:HE2	1	0.23
(1,21)	2:B:156:PHE:CE1	1:A:522:PHE:HZ	1	0.23

*Continued on next page...*

*Continued from previous page...*

Key	Atom-1	Atom-2	Model ID	Violation (Å)
(1,21)	2:B:156:PHE:CE1	1:A:522:PHE:N	1	0.23
(1,21)	2:B:156:PHE:CE1	1:A:522:PHE:O	1	0.23
(1,21)	2:B:156:PHE:CE1	1:A:523:GLU:C	1	0.23
(1,21)	2:B:156:PHE:CE1	1:A:523:GLU:CA	1	0.23
(1,21)	2:B:156:PHE:CE1	1:A:523:GLU:CB	1	0.23
(1,21)	2:B:156:PHE:CE1	1:A:523:GLU:CD	1	0.23
(1,21)	2:B:156:PHE:CE1	1:A:523:GLU:CG	1	0.23
(1,21)	2:B:156:PHE:CE1	1:A:523:GLU:H	1	0.23
(1,21)	2:B:156:PHE:CE1	1:A:523:GLU:HA	1	0.23
(1,21)	2:B:156:PHE:CE1	1:A:523:GLU:HB2	1	0.23
(1,21)	2:B:156:PHE:CE1	1:A:523:GLU:HB3	1	0.23
(1,21)	2:B:156:PHE:CE1	1:A:523:GLU:HG2	1	0.23
(1,21)	2:B:156:PHE:CE1	1:A:523:GLU:HG3	1	0.23
(1,21)	2:B:156:PHE:CE1	1:A:523:GLU:N	1	0.23
(1,21)	2:B:156:PHE:CE1	1:A:523:GLU:O	1	0.23
(1,21)	2:B:156:PHE:CE1	1:A:523:GLU:OE1	1	0.23
(1,21)	2:B:156:PHE:CE1	1:A:523:GLU:OE2	1	0.23
(1,21)	2:B:156:PHE:CE1	1:A:524:PHE:C	1	0.23
(1,21)	2:B:156:PHE:CE1	1:A:524:PHE:CA	1	0.23
(1,21)	2:B:156:PHE:CE1	1:A:524:PHE:CB	1	0.23
(1,21)	2:B:156:PHE:CE1	1:A:524:PHE:CD1	1	0.23
(1,21)	2:B:156:PHE:CE1	1:A:524:PHE:CD2	1	0.23
(1,21)	2:B:156:PHE:CE1	1:A:524:PHE:CE1	1	0.23
(1,21)	2:B:156:PHE:CE1	1:A:524:PHE:CE2	1	0.23
(1,21)	2:B:156:PHE:CE1	1:A:524:PHE:CG	1	0.23
(1,21)	2:B:156:PHE:CE1	1:A:524:PHE:CZ	1	0.23
(1,21)	2:B:156:PHE:CE1	1:A:524:PHE:H	1	0.23
(1,21)	2:B:156:PHE:CE1	1:A:524:PHE:HA	1	0.23
(1,21)	2:B:156:PHE:CE1	1:A:524:PHE:HB2	1	0.23
(1,21)	2:B:156:PHE:CE1	1:A:524:PHE:HB3	1	0.23
(1,21)	2:B:156:PHE:CE1	1:A:524:PHE:HD1	1	0.23
(1,21)	2:B:156:PHE:CE1	1:A:524:PHE:HD2	1	0.23
(1,21)	2:B:156:PHE:CE1	1:A:524:PHE:HE1	1	0.23
(1,21)	2:B:156:PHE:CE1	1:A:524:PHE:HE2	1	0.23
(1,21)	2:B:156:PHE:CE1	1:A:524:PHE:HZ	1	0.23
(1,21)	2:B:156:PHE:CE1	1:A:524:PHE:N	1	0.23
(1,21)	2:B:156:PHE:CE1	1:A:524:PHE:O	1	0.23
(1,21)	2:B:156:PHE:CE1	1:A:525:GLU:C	1	0.23
(1,21)	2:B:156:PHE:CE1	1:A:525:GLU:CA	1	0.23
(1,21)	2:B:156:PHE:CE1	1:A:525:GLU:CB	1	0.23
(1,21)	2:B:156:PHE:CE1	1:A:525:GLU:CD	1	0.23
(1,21)	2:B:156:PHE:CE1	1:A:525:GLU:CG	1	0.23

*Continued on next page...*

*Continued from previous page...*

Key	Atom-1	Atom-2	Model ID	Violation (Å)
(1,21)	2:B:156:PHE:CE1	1:A:525:GLU:H	1	0.23
(1,21)	2:B:156:PHE:CE1	1:A:525:GLU:HA	1	0.23
(1,21)	2:B:156:PHE:CE1	1:A:525:GLU:HB2	1	0.23
(1,21)	2:B:156:PHE:CE1	1:A:525:GLU:HB3	1	0.23
(1,21)	2:B:156:PHE:CE1	1:A:525:GLU:HG2	1	0.23
(1,21)	2:B:156:PHE:CE1	1:A:525:GLU:HG3	1	0.23
(1,21)	2:B:156:PHE:CE1	1:A:525:GLU:N	1	0.23
(1,21)	2:B:156:PHE:CE1	1:A:525:GLU:O	1	0.23
(1,21)	2:B:156:PHE:CE1	1:A:525:GLU:OE1	1	0.23
(1,21)	2:B:156:PHE:CE1	1:A:525:GLU:OE2	1	0.23
(1,21)	2:B:156:PHE:CE1	1:A:526:ASN:C	1	0.23
(1,21)	2:B:156:PHE:CE1	1:A:526:ASN:CA	1	0.23
(1,21)	2:B:156:PHE:CE1	1:A:526:ASN:CB	1	0.23
(1,21)	2:B:156:PHE:CE1	1:A:526:ASN:CG	1	0.23
(1,21)	2:B:156:PHE:CE1	1:A:526:ASN:H	1	0.23
(1,21)	2:B:156:PHE:CE1	1:A:526:ASN:HA	1	0.23
(1,21)	2:B:156:PHE:CE1	1:A:526:ASN:HB2	1	0.23
(1,21)	2:B:156:PHE:CE1	1:A:526:ASN:HB3	1	0.23
(1,21)	2:B:156:PHE:CE1	1:A:526:ASN:HD21	1	0.23
(1,21)	2:B:156:PHE:CE1	1:A:526:ASN:HD22	1	0.23
(1,21)	2:B:156:PHE:CE1	1:A:526:ASN:N	1	0.23
(1,21)	2:B:156:PHE:CE1	1:A:526:ASN:ND2	1	0.23
(1,21)	2:B:156:PHE:CE1	1:A:526:ASN:O	1	0.23
(1,21)	2:B:156:PHE:CE1	1:A:526:ASN:OD1	1	0.23
(1,21)	2:B:156:PHE:CE1	1:A:527:ALA:C	1	0.23
(1,21)	2:B:156:PHE:CE1	1:A:527:ALA:CA	1	0.23
(1,21)	2:B:156:PHE:CE1	1:A:527:ALA:CB	1	0.23
(1,21)	2:B:156:PHE:CE1	1:A:527:ALA:H	1	0.23
(1,21)	2:B:156:PHE:CE1	1:A:527:ALA:HA	1	0.23
(1,21)	2:B:156:PHE:CE1	1:A:527:ALA:HB1	1	0.23
(1,21)	2:B:156:PHE:CE1	1:A:527:ALA:HB2	1	0.23
(1,21)	2:B:156:PHE:CE1	1:A:527:ALA:HB3	1	0.23
(1,21)	2:B:156:PHE:CE1	1:A:527:ALA:N	1	0.23
(1,21)	2:B:156:PHE:CE1	1:A:527:ALA:O	1	0.23
(1,21)	2:B:156:PHE:CE1	1:A:528:ILE:C	1	0.23
(1,21)	2:B:156:PHE:CE1	1:A:528:ILE:CA	1	0.23
(1,21)	2:B:156:PHE:CE1	1:A:528:ILE:CB	1	0.23
(1,21)	2:B:156:PHE:CE1	1:A:528:ILE:CD1	1	0.23
(1,21)	2:B:156:PHE:CE1	1:A:528:ILE:CG1	1	0.23
(1,21)	2:B:156:PHE:CE1	1:A:528:ILE:CG2	1	0.23
(1,21)	2:B:156:PHE:CE1	1:A:528:ILE:H	1	0.23
(1,21)	2:B:156:PHE:CE1	1:A:528:ILE:HA	1	0.23

*Continued on next page...*

*Continued from previous page...*

Key	Atom-1	Atom-2	Model ID	Violation (Å)
(1,21)	2:B:156:PHE:CE1	1:A:528:ILE:HB	1	0.23
(1,21)	2:B:156:PHE:CE1	1:A:528:ILE:HD11	1	0.23
(1,21)	2:B:156:PHE:CE1	1:A:528:ILE:HD12	1	0.23
(1,21)	2:B:156:PHE:CE1	1:A:528:ILE:HD13	1	0.23
(1,21)	2:B:156:PHE:CE1	1:A:528:ILE:HG12	1	0.23
(1,21)	2:B:156:PHE:CE1	1:A:528:ILE:HG13	1	0.23
(1,21)	2:B:156:PHE:CE1	1:A:528:ILE:HG21	1	0.23
(1,21)	2:B:156:PHE:CE1	1:A:528:ILE:HG22	1	0.23
(1,21)	2:B:156:PHE:CE1	1:A:528:ILE:HG23	1	0.23
(1,21)	2:B:156:PHE:CE1	1:A:528:ILE:N	1	0.23
(1,21)	2:B:156:PHE:CE1	1:A:528:ILE:O	1	0.23
(1,21)	2:B:156:PHE:CE1	1:A:529:VAL:C	1	0.23
(1,21)	2:B:156:PHE:CE1	1:A:529:VAL:CA	1	0.23
(1,21)	2:B:156:PHE:CE1	1:A:529:VAL:CB	1	0.23
(1,21)	2:B:156:PHE:CE1	1:A:529:VAL:CG1	1	0.23
(1,21)	2:B:156:PHE:CE1	1:A:529:VAL:CG2	1	0.23
(1,21)	2:B:156:PHE:CE1	1:A:529:VAL:H	1	0.23
(1,21)	2:B:156:PHE:CE1	1:A:529:VAL:HA	1	0.23
(1,21)	2:B:156:PHE:CE1	1:A:529:VAL:HB	1	0.23
(1,21)	2:B:156:PHE:CE1	1:A:529:VAL:HG11	1	0.23
(1,21)	2:B:156:PHE:CE1	1:A:529:VAL:HG12	1	0.23
(1,21)	2:B:156:PHE:CE1	1:A:529:VAL:HG13	1	0.23
(1,21)	2:B:156:PHE:CE1	1:A:529:VAL:HG21	1	0.23
(1,21)	2:B:156:PHE:CE1	1:A:529:VAL:HG22	1	0.23
(1,21)	2:B:156:PHE:CE1	1:A:529:VAL:HG23	1	0.23
(1,21)	2:B:156:PHE:CE1	1:A:529:VAL:N	1	0.23
(1,21)	2:B:156:PHE:CE1	1:A:529:VAL:O	1	0.23
(1,21)	2:B:156:PHE:CE1	1:A:561:ASP:C	1	0.23
(1,21)	2:B:156:PHE:CE1	1:A:561:ASP:CA	1	0.23
(1,21)	2:B:156:PHE:CE1	1:A:561:ASP:CB	1	0.23
(1,21)	2:B:156:PHE:CE1	1:A:561:ASP:CG	1	0.23
(1,21)	2:B:156:PHE:CE1	1:A:561:ASP:H	1	0.23
(1,21)	2:B:156:PHE:CE1	1:A:561:ASP:HA	1	0.23
(1,21)	2:B:156:PHE:CE1	1:A:561:ASP:HB2	1	0.23
(1,21)	2:B:156:PHE:CE1	1:A:561:ASP:HB3	1	0.23
(1,21)	2:B:156:PHE:CE1	1:A:561:ASP:N	1	0.23
(1,21)	2:B:156:PHE:CE1	1:A:561:ASP:O	1	0.23
(1,21)	2:B:156:PHE:CE1	1:A:561:ASP:OD1	1	0.23
(1,21)	2:B:156:PHE:CE1	1:A:561:ASP:OD2	1	0.23
(1,21)	2:B:156:PHE:CE1	1:A:563:LYS:C	1	0.23
(1,21)	2:B:156:PHE:CE1	1:A:563:LYS:CA	1	0.23
(1,21)	2:B:156:PHE:CE1	1:A:563:LYS:CB	1	0.23

*Continued on next page...*

*Continued from previous page...*

Key	Atom-1	Atom-2	Model ID	Violation (Å)
(1,21)	2:B:156:PHE:CE1	1:A:563:LYS:CD	1	0.23
(1,21)	2:B:156:PHE:CE1	1:A:563:LYS:CE	1	0.23
(1,21)	2:B:156:PHE:CE1	1:A:563:LYS:CG	1	0.23
(1,21)	2:B:156:PHE:CE1	1:A:563:LYS:H	1	0.23
(1,21)	2:B:156:PHE:CE1	1:A:563:LYS:HA	1	0.23
(1,21)	2:B:156:PHE:CE1	1:A:563:LYS:HB2	1	0.23
(1,21)	2:B:156:PHE:CE1	1:A:563:LYS:HB3	1	0.23
(1,21)	2:B:156:PHE:CE1	1:A:563:LYS:HD2	1	0.23
(1,21)	2:B:156:PHE:CE1	1:A:563:LYS:HD3	1	0.23
(1,21)	2:B:156:PHE:CE1	1:A:563:LYS:HE2	1	0.23
(1,21)	2:B:156:PHE:CE1	1:A:563:LYS:HE3	1	0.23
(1,21)	2:B:156:PHE:CE1	1:A:563:LYS:HG2	1	0.23
(1,21)	2:B:156:PHE:CE1	1:A:563:LYS:HG3	1	0.23
(1,21)	2:B:156:PHE:CE1	1:A:563:LYS:HZ1	1	0.23
(1,21)	2:B:156:PHE:CE1	1:A:563:LYS:HZ2	1	0.23
(1,21)	2:B:156:PHE:CE1	1:A:563:LYS:HZ3	1	0.23
(1,21)	2:B:156:PHE:CE1	1:A:563:LYS:N	1	0.23
(1,21)	2:B:156:PHE:CE1	1:A:563:LYS:NZ	1	0.23
(1,21)	2:B:156:PHE:CE1	1:A:563:LYS:O	1	0.23
(1,21)	2:B:156:PHE:CE1	1:A:564:ALA:C	1	0.23
(1,21)	2:B:156:PHE:CE1	1:A:564:ALA:CA	1	0.23
(1,21)	2:B:156:PHE:CE1	1:A:564:ALA:CB	1	0.23
(1,21)	2:B:156:PHE:CE1	1:A:564:ALA:H	1	0.23
(1,21)	2:B:156:PHE:CE1	1:A:564:ALA:HA	1	0.23
(1,21)	2:B:156:PHE:CE1	1:A:564:ALA:HB1	1	0.23
(1,21)	2:B:156:PHE:CE1	1:A:564:ALA:HB2	1	0.23
(1,21)	2:B:156:PHE:CE1	1:A:564:ALA:HB3	1	0.23
(1,21)	2:B:156:PHE:CE1	1:A:564:ALA:N	1	0.23
(1,21)	2:B:156:PHE:CE1	1:A:564:ALA:O	1	0.23
(1,21)	2:B:156:PHE:CE1	1:A:566:LEU:C	1	0.23
(1,21)	2:B:156:PHE:CE1	1:A:566:LEU:CA	1	0.23
(1,21)	2:B:156:PHE:CE1	1:A:566:LEU:CB	1	0.23
(1,21)	2:B:156:PHE:CE1	1:A:566:LEU:CD1	1	0.23
(1,21)	2:B:156:PHE:CE1	1:A:566:LEU:CD2	1	0.23
(1,21)	2:B:156:PHE:CE1	1:A:566:LEU:CG	1	0.23
(1,21)	2:B:156:PHE:CE1	1:A:566:LEU:H	1	0.23
(1,21)	2:B:156:PHE:CE1	1:A:566:LEU:HA	1	0.23
(1,21)	2:B:156:PHE:CE1	1:A:566:LEU:HB2	1	0.23
(1,21)	2:B:156:PHE:CE1	1:A:566:LEU:HB3	1	0.23
(1,21)	2:B:156:PHE:CE1	1:A:566:LEU:HD11	1	0.23
(1,21)	2:B:156:PHE:CE1	1:A:566:LEU:HD12	1	0.23
(1,21)	2:B:156:PHE:CE1	1:A:566:LEU:HD13	1	0.23

*Continued on next page...*

*Continued from previous page...*

Key	Atom-1	Atom-2	Model ID	Violation (Å)
(1,21)	2:B:156:PHE:CE1	1:A:566:LEU:HD21	1	0.23
(1,21)	2:B:156:PHE:CE1	1:A:566:LEU:HD22	1	0.23
(1,21)	2:B:156:PHE:CE1	1:A:566:LEU:HD23	1	0.23
(1,21)	2:B:156:PHE:CE1	1:A:566:LEU:HG	1	0.23
(1,21)	2:B:156:PHE:CE1	1:A:566:LEU:N	1	0.23
(1,21)	2:B:156:PHE:CE1	1:A:566:LEU:O	1	0.23
(1,21)	2:B:156:PHE:CE2	1:A:490:ALA:C	1	0.23
(1,21)	2:B:156:PHE:CE2	1:A:490:ALA:CA	1	0.23
(1,21)	2:B:156:PHE:CE2	1:A:490:ALA:CB	1	0.23
(1,21)	2:B:156:PHE:CE2	1:A:490:ALA:H	1	0.23
(1,21)	2:B:156:PHE:CE2	1:A:490:ALA:HA	1	0.23
(1,21)	2:B:156:PHE:CE2	1:A:490:ALA:HB1	1	0.23
(1,21)	2:B:156:PHE:CE2	1:A:490:ALA:HB2	1	0.23
(1,21)	2:B:156:PHE:CE2	1:A:490:ALA:HB3	1	0.23
(1,21)	2:B:156:PHE:CE2	1:A:490:ALA:N	1	0.23
(1,21)	2:B:156:PHE:CE2	1:A:490:ALA:O	1	0.23
(1,21)	2:B:156:PHE:CE2	1:A:514:THR:C	1	0.23
(1,21)	2:B:156:PHE:CE2	1:A:514:THR:CA	1	0.23
(1,21)	2:B:156:PHE:CE2	1:A:514:THR:CB	1	0.23
(1,21)	2:B:156:PHE:CE2	1:A:514:THR:CG2	1	0.23
(1,21)	2:B:156:PHE:CE2	1:A:514:THR:H	1	0.23
(1,21)	2:B:156:PHE:CE2	1:A:514:THR:HA	1	0.23
(1,21)	2:B:156:PHE:CE2	1:A:514:THR:HB	1	0.23
(1,21)	2:B:156:PHE:CE2	1:A:514:THR:HG1	1	0.23
(1,21)	2:B:156:PHE:CE2	1:A:514:THR:HG21	1	0.23
(1,21)	2:B:156:PHE:CE2	1:A:514:THR:HG22	1	0.23
(1,21)	2:B:156:PHE:CE2	1:A:514:THR:HG23	1	0.23
(1,21)	2:B:156:PHE:CE2	1:A:514:THR:N	1	0.23
(1,21)	2:B:156:PHE:CE2	1:A:514:THR:O	1	0.23
(1,21)	2:B:156:PHE:CE2	1:A:514:THR:OG1	1	0.23
(1,21)	2:B:156:PHE:CE2	1:A:516:ASN:C	1	0.23
(1,21)	2:B:156:PHE:CE2	1:A:516:ASN:CA	1	0.23
(1,21)	2:B:156:PHE:CE2	1:A:516:ASN:CB	1	0.23
(1,21)	2:B:156:PHE:CE2	1:A:516:ASN:CG	1	0.23
(1,21)	2:B:156:PHE:CE2	1:A:516:ASN:H	1	0.23
(1,21)	2:B:156:PHE:CE2	1:A:516:ASN:HA	1	0.23
(1,21)	2:B:156:PHE:CE2	1:A:516:ASN:HB2	1	0.23
(1,21)	2:B:156:PHE:CE2	1:A:516:ASN:HB3	1	0.23
(1,21)	2:B:156:PHE:CE2	1:A:516:ASN:HD21	1	0.23
(1,21)	2:B:156:PHE:CE2	1:A:516:ASN:HD22	1	0.23
(1,21)	2:B:156:PHE:CE2	1:A:516:ASN:N	1	0.23
(1,21)	2:B:156:PHE:CE2	1:A:516:ASN:ND2	1	0.23

*Continued on next page...*

*Continued from previous page...*

Key	Atom-1	Atom-2	Model ID	Violation (Å)
(1,21)	2:B:156:PHE:CE2	1:A:516:ASN:O	1	0.23
(1,21)	2:B:156:PHE:CE2	1:A:516:ASN:OD1	1	0.23
(1,21)	2:B:156:PHE:CE2	1:A:519:GLY:C	1	0.23
(1,21)	2:B:156:PHE:CE2	1:A:519:GLY:CA	1	0.23
(1,21)	2:B:156:PHE:CE2	1:A:519:GLY:H	1	0.23
(1,21)	2:B:156:PHE:CE2	1:A:519:GLY:HA2	1	0.23
(1,21)	2:B:156:PHE:CE2	1:A:519:GLY:HA3	1	0.23
(1,21)	2:B:156:PHE:CE2	1:A:519:GLY:N	1	0.23
(1,21)	2:B:156:PHE:CE2	1:A:519:GLY:O	1	0.23
(1,21)	2:B:156:PHE:CE2	1:A:522:PHE:C	1	0.23
(1,21)	2:B:156:PHE:CE2	1:A:522:PHE:CA	1	0.23
(1,21)	2:B:156:PHE:CE2	1:A:522:PHE:CB	1	0.23
(1,21)	2:B:156:PHE:CE2	1:A:522:PHE:CD1	1	0.23
(1,21)	2:B:156:PHE:CE2	1:A:522:PHE:CD2	1	0.23
(1,21)	2:B:156:PHE:CE2	1:A:522:PHE:CE1	1	0.23
(1,21)	2:B:156:PHE:CE2	1:A:522:PHE:CE2	1	0.23
(1,21)	2:B:156:PHE:CE2	1:A:522:PHE:CG	1	0.23
(1,21)	2:B:156:PHE:CE2	1:A:522:PHE:CZ	1	0.23
(1,21)	2:B:156:PHE:CE2	1:A:522:PHE:H	1	0.23
(1,21)	2:B:156:PHE:CE2	1:A:522:PHE:HA	1	0.23
(1,21)	2:B:156:PHE:CE2	1:A:522:PHE:HB2	1	0.23
(1,21)	2:B:156:PHE:CE2	1:A:522:PHE:HB3	1	0.23
(1,21)	2:B:156:PHE:CE2	1:A:522:PHE:HD1	1	0.23
(1,21)	2:B:156:PHE:CE2	1:A:522:PHE:HD2	1	0.23
(1,21)	2:B:156:PHE:CE2	1:A:522:PHE:HE1	1	0.23
(1,21)	2:B:156:PHE:CE2	1:A:522:PHE:HE2	1	0.23
(1,21)	2:B:156:PHE:CE2	1:A:522:PHE:HZ	1	0.23
(1,21)	2:B:156:PHE:CE2	1:A:522:PHE:N	1	0.23
(1,21)	2:B:156:PHE:CE2	1:A:522:PHE:O	1	0.23
(1,21)	2:B:156:PHE:CE2	1:A:523:GLU:C	1	0.23
(1,21)	2:B:156:PHE:CE2	1:A:523:GLU:CA	1	0.23
(1,21)	2:B:156:PHE:CE2	1:A:523:GLU:CB	1	0.23
(1,21)	2:B:156:PHE:CE2	1:A:523:GLU:CD	1	0.23
(1,21)	2:B:156:PHE:CE2	1:A:523:GLU:CG	1	0.23
(1,21)	2:B:156:PHE:CE2	1:A:523:GLU:H	1	0.23
(1,21)	2:B:156:PHE:CE2	1:A:523:GLU:HA	1	0.23
(1,21)	2:B:156:PHE:CE2	1:A:523:GLU:HB2	1	0.23
(1,21)	2:B:156:PHE:CE2	1:A:523:GLU:HB3	1	0.23
(1,21)	2:B:156:PHE:CE2	1:A:523:GLU:HG2	1	0.23
(1,21)	2:B:156:PHE:CE2	1:A:523:GLU:HG3	1	0.23
(1,21)	2:B:156:PHE:CE2	1:A:523:GLU:N	1	0.23
(1,21)	2:B:156:PHE:CE2	1:A:523:GLU:O	1	0.23

*Continued on next page...*



*Continued from previous page...*

Key	Atom-1	Atom-2	Model ID	Violation (Å)
(1,21)	2:B:156:PHE:CE2	1:A:523:GLU:OE1	1	0.23
(1,21)	2:B:156:PHE:CE2	1:A:523:GLU:OE2	1	0.23
(1,21)	2:B:156:PHE:CE2	1:A:524:PHE:C	1	0.23
(1,21)	2:B:156:PHE:CE2	1:A:524:PHE:CA	1	0.23
(1,21)	2:B:156:PHE:CE2	1:A:524:PHE:CB	1	0.23
(1,21)	2:B:156:PHE:CE2	1:A:524:PHE:CD1	1	0.23
(1,21)	2:B:156:PHE:CE2	1:A:524:PHE:CD2	1	0.23
(1,21)	2:B:156:PHE:CE2	1:A:524:PHE:CE1	1	0.23
(1,21)	2:B:156:PHE:CE2	1:A:524:PHE:CE2	1	0.23
(1,21)	2:B:156:PHE:CE2	1:A:524:PHE:CG	1	0.23
(1,21)	2:B:156:PHE:CE2	1:A:524:PHE:CZ	1	0.23
(1,21)	2:B:156:PHE:CE2	1:A:524:PHE:H	1	0.23
(1,21)	2:B:156:PHE:CE2	1:A:524:PHE:HA	1	0.23
(1,21)	2:B:156:PHE:CE2	1:A:524:PHE:HB2	1	0.23
(1,21)	2:B:156:PHE:CE2	1:A:524:PHE:HB3	1	0.23
(1,21)	2:B:156:PHE:CE2	1:A:524:PHE:HD1	1	0.23
(1,21)	2:B:156:PHE:CE2	1:A:524:PHE:HD2	1	0.23
(1,21)	2:B:156:PHE:CE2	1:A:524:PHE:HE1	1	0.23
(1,21)	2:B:156:PHE:CE2	1:A:524:PHE:HE2	1	0.23
(1,21)	2:B:156:PHE:CE2	1:A:524:PHE:HZ	1	0.23
(1,21)	2:B:156:PHE:CE2	1:A:524:PHE:N	1	0.23
(1,21)	2:B:156:PHE:CE2	1:A:524:PHE:O	1	0.23
(1,21)	2:B:156:PHE:CE2	1:A:525:GLU:C	1	0.23
(1,21)	2:B:156:PHE:CE2	1:A:525:GLU:CA	1	0.23
(1,21)	2:B:156:PHE:CE2	1:A:525:GLU:CB	1	0.23
(1,21)	2:B:156:PHE:CE2	1:A:525:GLU:CD	1	0.23
(1,21)	2:B:156:PHE:CE2	1:A:525:GLU:CG	1	0.23
(1,21)	2:B:156:PHE:CE2	1:A:525:GLU:H	1	0.23
(1,21)	2:B:156:PHE:CE2	1:A:525:GLU:HA	1	0.23
(1,21)	2:B:156:PHE:CE2	1:A:525:GLU:HB2	1	0.23
(1,21)	2:B:156:PHE:CE2	1:A:525:GLU:HB3	1	0.23
(1,21)	2:B:156:PHE:CE2	1:A:525:GLU:HG2	1	0.23
(1,21)	2:B:156:PHE:CE2	1:A:525:GLU:HG3	1	0.23
(1,21)	2:B:156:PHE:CE2	1:A:525:GLU:N	1	0.23
(1,21)	2:B:156:PHE:CE2	1:A:525:GLU:O	1	0.23
(1,21)	2:B:156:PHE:CE2	1:A:525:GLU:OE1	1	0.23
(1,21)	2:B:156:PHE:CE2	1:A:525:GLU:OE2	1	0.23
(1,21)	2:B:156:PHE:CE2	1:A:526:ASN:C	1	0.23
(1,21)	2:B:156:PHE:CE2	1:A:526:ASN:CA	1	0.23
(1,21)	2:B:156:PHE:CE2	1:A:526:ASN:CB	1	0.23
(1,21)	2:B:156:PHE:CE2	1:A:526:ASN:CG	1	0.23
(1,21)	2:B:156:PHE:CE2	1:A:526:ASN:H	1	0.23

*Continued on next page...*

*Continued from previous page...*

Key	Atom-1	Atom-2	Model ID	Violation (Å)
(1,21)	2:B:156:PHE:CE2	1:A:526:ASN:HA	1	0.23
(1,21)	2:B:156:PHE:CE2	1:A:526:ASN:HB2	1	0.23
(1,21)	2:B:156:PHE:CE2	1:A:526:ASN:HB3	1	0.23
(1,21)	2:B:156:PHE:CE2	1:A:526:ASN:HD21	1	0.23
(1,21)	2:B:156:PHE:CE2	1:A:526:ASN:HD22	1	0.23
(1,21)	2:B:156:PHE:CE2	1:A:526:ASN:N	1	0.23
(1,21)	2:B:156:PHE:CE2	1:A:526:ASN:ND2	1	0.23
(1,21)	2:B:156:PHE:CE2	1:A:526:ASN:O	1	0.23
(1,21)	2:B:156:PHE:CE2	1:A:526:ASN:OD1	1	0.23
(1,21)	2:B:156:PHE:CE2	1:A:527:ALA:C	1	0.23
(1,21)	2:B:156:PHE:CE2	1:A:527:ALA:CA	1	0.23
(1,21)	2:B:156:PHE:CE2	1:A:527:ALA:CB	1	0.23
(1,21)	2:B:156:PHE:CE2	1:A:527:ALA:H	1	0.23
(1,21)	2:B:156:PHE:CE2	1:A:527:ALA:HA	1	0.23
(1,21)	2:B:156:PHE:CE2	1:A:527:ALA:HB1	1	0.23
(1,21)	2:B:156:PHE:CE2	1:A:527:ALA:HB2	1	0.23
(1,21)	2:B:156:PHE:CE2	1:A:527:ALA:HB3	1	0.23
(1,21)	2:B:156:PHE:CE2	1:A:527:ALA:N	1	0.23
(1,21)	2:B:156:PHE:CE2	1:A:527:ALA:O	1	0.23
(1,21)	2:B:156:PHE:CE2	1:A:528:ILE:C	1	0.23
(1,21)	2:B:156:PHE:CE2	1:A:528:ILE:CA	1	0.23
(1,21)	2:B:156:PHE:CE2	1:A:528:ILE:CB	1	0.23
(1,21)	2:B:156:PHE:CE2	1:A:528:ILE:CD1	1	0.23
(1,21)	2:B:156:PHE:CE2	1:A:528:ILE:CG1	1	0.23
(1,21)	2:B:156:PHE:CE2	1:A:528:ILE:CG2	1	0.23
(1,21)	2:B:156:PHE:CE2	1:A:528:ILE:H	1	0.23
(1,21)	2:B:156:PHE:CE2	1:A:528:ILE:HA	1	0.23
(1,21)	2:B:156:PHE:CE2	1:A:528:ILE:HB	1	0.23
(1,21)	2:B:156:PHE:CE2	1:A:528:ILE:HD11	1	0.23
(1,21)	2:B:156:PHE:CE2	1:A:528:ILE:HD12	1	0.23
(1,21)	2:B:156:PHE:CE2	1:A:528:ILE:HD13	1	0.23
(1,21)	2:B:156:PHE:CE2	1:A:528:ILE:HG12	1	0.23
(1,21)	2:B:156:PHE:CE2	1:A:528:ILE:HG13	1	0.23
(1,21)	2:B:156:PHE:CE2	1:A:528:ILE:HG21	1	0.23
(1,21)	2:B:156:PHE:CE2	1:A:528:ILE:HG22	1	0.23
(1,21)	2:B:156:PHE:CE2	1:A:528:ILE:HG23	1	0.23
(1,21)	2:B:156:PHE:CE2	1:A:528:ILE:N	1	0.23
(1,21)	2:B:156:PHE:CE2	1:A:528:ILE:O	1	0.23
(1,21)	2:B:156:PHE:CE2	1:A:529:VAL:C	1	0.23
(1,21)	2:B:156:PHE:CE2	1:A:529:VAL:CA	1	0.23
(1,21)	2:B:156:PHE:CE2	1:A:529:VAL:CB	1	0.23
(1,21)	2:B:156:PHE:CE2	1:A:529:VAL:CG1	1	0.23

*Continued on next page...*

*Continued from previous page...*

Key	Atom-1	Atom-2	Model ID	Violation (Å)
(1,21)	2:B:156:PHE:CE2	1:A:529:VAL:CG2	1	0.23
(1,21)	2:B:156:PHE:CE2	1:A:529:VAL:H	1	0.23
(1,21)	2:B:156:PHE:CE2	1:A:529:VAL:HA	1	0.23
(1,21)	2:B:156:PHE:CE2	1:A:529:VAL:HB	1	0.23
(1,21)	2:B:156:PHE:CE2	1:A:529:VAL:HG11	1	0.23
(1,21)	2:B:156:PHE:CE2	1:A:529:VAL:HG12	1	0.23
(1,21)	2:B:156:PHE:CE2	1:A:529:VAL:HG13	1	0.23
(1,21)	2:B:156:PHE:CE2	1:A:529:VAL:HG21	1	0.23
(1,21)	2:B:156:PHE:CE2	1:A:529:VAL:HG22	1	0.23
(1,21)	2:B:156:PHE:CE2	1:A:529:VAL:HG23	1	0.23
(1,21)	2:B:156:PHE:CE2	1:A:529:VAL:N	1	0.23
(1,21)	2:B:156:PHE:CE2	1:A:529:VAL:O	1	0.23
(1,21)	2:B:156:PHE:CE2	1:A:561:ASP:C	1	0.23
(1,21)	2:B:156:PHE:CE2	1:A:561:ASP:CA	1	0.23
(1,21)	2:B:156:PHE:CE2	1:A:561:ASP:CB	1	0.23
(1,21)	2:B:156:PHE:CE2	1:A:561:ASP:CG	1	0.23
(1,21)	2:B:156:PHE:CE2	1:A:561:ASP:H	1	0.23
(1,21)	2:B:156:PHE:CE2	1:A:561:ASP:HA	1	0.23
(1,21)	2:B:156:PHE:CE2	1:A:561:ASP:HB2	1	0.23
(1,21)	2:B:156:PHE:CE2	1:A:561:ASP:HB3	1	0.23
(1,21)	2:B:156:PHE:CE2	1:A:561:ASP:N	1	0.23
(1,21)	2:B:156:PHE:CE2	1:A:561:ASP:O	1	0.23
(1,21)	2:B:156:PHE:CE2	1:A:561:ASP:OD1	1	0.23
(1,21)	2:B:156:PHE:CE2	1:A:561:ASP:OD2	1	0.23
(1,21)	2:B:156:PHE:CE2	1:A:563:LYS:C	1	0.23
(1,21)	2:B:156:PHE:CE2	1:A:563:LYS:CA	1	0.23
(1,21)	2:B:156:PHE:CE2	1:A:563:LYS:CB	1	0.23
(1,21)	2:B:156:PHE:CE2	1:A:563:LYS:CD	1	0.23
(1,21)	2:B:156:PHE:CE2	1:A:563:LYS:CE	1	0.23
(1,21)	2:B:156:PHE:CE2	1:A:563:LYS:CG	1	0.23
(1,21)	2:B:156:PHE:CE2	1:A:563:LYS:H	1	0.23
(1,21)	2:B:156:PHE:CE2	1:A:563:LYS:HA	1	0.23
(1,21)	2:B:156:PHE:CE2	1:A:563:LYS:HB2	1	0.23
(1,21)	2:B:156:PHE:CE2	1:A:563:LYS:HB3	1	0.23
(1,21)	2:B:156:PHE:CE2	1:A:563:LYS:HD2	1	0.23
(1,21)	2:B:156:PHE:CE2	1:A:563:LYS:HD3	1	0.23
(1,21)	2:B:156:PHE:CE2	1:A:563:LYS:HE2	1	0.23
(1,21)	2:B:156:PHE:CE2	1:A:563:LYS:HE3	1	0.23
(1,21)	2:B:156:PHE:CE2	1:A:563:LYS:HG2	1	0.23
(1,21)	2:B:156:PHE:CE2	1:A:563:LYS:HG3	1	0.23
(1,21)	2:B:156:PHE:CE2	1:A:563:LYS:HZ1	1	0.23
(1,21)	2:B:156:PHE:CE2	1:A:563:LYS:HZ2	1	0.23

*Continued on next page...*

*Continued from previous page...*

Key	Atom-1	Atom-2	Model ID	Violation (Å)
(1,21)	2:B:156:PHE:CE2	1:A:563:LYS:HZ3	1	0.23
(1,21)	2:B:156:PHE:CE2	1:A:563:LYS:N	1	0.23
(1,21)	2:B:156:PHE:CE2	1:A:563:LYS:NZ	1	0.23
(1,21)	2:B:156:PHE:CE2	1:A:563:LYS:O	1	0.23
(1,21)	2:B:156:PHE:CE2	1:A:564:ALA:C	1	0.23
(1,21)	2:B:156:PHE:CE2	1:A:564:ALA:CA	1	0.23
(1,21)	2:B:156:PHE:CE2	1:A:564:ALA:CB	1	0.23
(1,21)	2:B:156:PHE:CE2	1:A:564:ALA:H	1	0.23
(1,21)	2:B:156:PHE:CE2	1:A:564:ALA:HA	1	0.23
(1,21)	2:B:156:PHE:CE2	1:A:564:ALA:HB1	1	0.23
(1,21)	2:B:156:PHE:CE2	1:A:564:ALA:HB2	1	0.23
(1,21)	2:B:156:PHE:CE2	1:A:564:ALA:HB3	1	0.23
(1,21)	2:B:156:PHE:CE2	1:A:564:ALA:N	1	0.23
(1,21)	2:B:156:PHE:CE2	1:A:564:ALA:O	1	0.23
(1,21)	2:B:156:PHE:CE2	1:A:566:LEU:C	1	0.23
(1,21)	2:B:156:PHE:CE2	1:A:566:LEU:CA	1	0.23
(1,21)	2:B:156:PHE:CE2	1:A:566:LEU:CB	1	0.23
(1,21)	2:B:156:PHE:CE2	1:A:566:LEU:CD1	1	0.23
(1,21)	2:B:156:PHE:CE2	1:A:566:LEU:CD2	1	0.23
(1,21)	2:B:156:PHE:CE2	1:A:566:LEU:CG	1	0.23
(1,21)	2:B:156:PHE:CE2	1:A:566:LEU:H	1	0.23
(1,21)	2:B:156:PHE:CE2	1:A:566:LEU:HA	1	0.23
(1,21)	2:B:156:PHE:CE2	1:A:566:LEU:HB2	1	0.23
(1,21)	2:B:156:PHE:CE2	1:A:566:LEU:HB3	1	0.23
(1,21)	2:B:156:PHE:CE2	1:A:566:LEU:HD11	1	0.23
(1,21)	2:B:156:PHE:CE2	1:A:566:LEU:HD12	1	0.23
(1,21)	2:B:156:PHE:CE2	1:A:566:LEU:HD13	1	0.23
(1,21)	2:B:156:PHE:CE2	1:A:566:LEU:HD21	1	0.23
(1,21)	2:B:156:PHE:CE2	1:A:566:LEU:HD22	1	0.23
(1,21)	2:B:156:PHE:CE2	1:A:566:LEU:HD23	1	0.23
(1,21)	2:B:156:PHE:CE2	1:A:566:LEU:HG	1	0.23
(1,21)	2:B:156:PHE:CE2	1:A:566:LEU:N	1	0.23
(1,21)	2:B:156:PHE:CE2	1:A:566:LEU:O	1	0.23
(1,21)	2:B:156:PHE:CG	1:A:490:ALA:C	1	0.23
(1,21)	2:B:156:PHE:CG	1:A:490:ALA:CA	1	0.23
(1,21)	2:B:156:PHE:CG	1:A:490:ALA:CB	1	0.23
(1,21)	2:B:156:PHE:CG	1:A:490:ALA:H	1	0.23
(1,21)	2:B:156:PHE:CG	1:A:490:ALA:HA	1	0.23
(1,21)	2:B:156:PHE:CG	1:A:490:ALA:HB1	1	0.23
(1,21)	2:B:156:PHE:CG	1:A:490:ALA:HB2	1	0.23
(1,21)	2:B:156:PHE:CG	1:A:490:ALA:HB3	1	0.23
(1,21)	2:B:156:PHE:CG	1:A:490:ALA:N	1	0.23

*Continued on next page...*

*Continued from previous page...*

Key	Atom-1	Atom-2	Model ID	Violation (Å)
(1,21)	2:B:156:PHE:CG	1:A:490:ALA:O	1	0.23
(1,21)	2:B:156:PHE:CG	1:A:514:THR:C	1	0.23
(1,21)	2:B:156:PHE:CG	1:A:514:THR:CA	1	0.23
(1,21)	2:B:156:PHE:CG	1:A:514:THR:CB	1	0.23
(1,21)	2:B:156:PHE:CG	1:A:514:THR:CG2	1	0.23
(1,21)	2:B:156:PHE:CG	1:A:514:THR:H	1	0.23
(1,21)	2:B:156:PHE:CG	1:A:514:THR:HA	1	0.23
(1,21)	2:B:156:PHE:CG	1:A:514:THR:HB	1	0.23
(1,21)	2:B:156:PHE:CG	1:A:514:THR:HG1	1	0.23
(1,21)	2:B:156:PHE:CG	1:A:514:THR:HG21	1	0.23
(1,21)	2:B:156:PHE:CG	1:A:514:THR:HG22	1	0.23
(1,21)	2:B:156:PHE:CG	1:A:514:THR:HG23	1	0.23
(1,21)	2:B:156:PHE:CG	1:A:514:THR:N	1	0.23
(1,21)	2:B:156:PHE:CG	1:A:514:THR:O	1	0.23
(1,21)	2:B:156:PHE:CG	1:A:514:THR:OG1	1	0.23
(1,21)	2:B:156:PHE:CG	1:A:516:ASN:C	1	0.23
(1,21)	2:B:156:PHE:CG	1:A:516:ASN:CA	1	0.23
(1,21)	2:B:156:PHE:CG	1:A:516:ASN:CB	1	0.23
(1,21)	2:B:156:PHE:CG	1:A:516:ASN:CG	1	0.23
(1,21)	2:B:156:PHE:CG	1:A:516:ASN:H	1	0.23
(1,21)	2:B:156:PHE:CG	1:A:516:ASN:HA	1	0.23
(1,21)	2:B:156:PHE:CG	1:A:516:ASN:HB2	1	0.23
(1,21)	2:B:156:PHE:CG	1:A:516:ASN:HB3	1	0.23
(1,21)	2:B:156:PHE:CG	1:A:516:ASN:HD21	1	0.23
(1,21)	2:B:156:PHE:CG	1:A:516:ASN:HD22	1	0.23
(1,21)	2:B:156:PHE:CG	1:A:516:ASN:N	1	0.23
(1,21)	2:B:156:PHE:CG	1:A:516:ASN:ND2	1	0.23
(1,21)	2:B:156:PHE:CG	1:A:516:ASN:O	1	0.23
(1,21)	2:B:156:PHE:CG	1:A:516:ASN:OD1	1	0.23
(1,21)	2:B:156:PHE:CG	1:A:519:GLY:C	1	0.23
(1,21)	2:B:156:PHE:CG	1:A:519:GLY:CA	1	0.23
(1,21)	2:B:156:PHE:CG	1:A:519:GLY:H	1	0.23
(1,21)	2:B:156:PHE:CG	1:A:519:GLY:HA2	1	0.23
(1,21)	2:B:156:PHE:CG	1:A:519:GLY:HA3	1	0.23
(1,21)	2:B:156:PHE:CG	1:A:519:GLY:N	1	0.23
(1,21)	2:B:156:PHE:CG	1:A:519:GLY:O	1	0.23
(1,21)	2:B:156:PHE:CG	1:A:522:PHE:C	1	0.23
(1,21)	2:B:156:PHE:CG	1:A:522:PHE:CA	1	0.23
(1,21)	2:B:156:PHE:CG	1:A:522:PHE:CB	1	0.23
(1,21)	2:B:156:PHE:CG	1:A:522:PHE:CD1	1	0.23
(1,21)	2:B:156:PHE:CG	1:A:522:PHE:CD2	1	0.23
(1,21)	2:B:156:PHE:CG	1:A:522:PHE:CE1	1	0.23

*Continued on next page...*

*Continued from previous page...*

Key	Atom-1	Atom-2	Model ID	Violation (Å)
(1,21)	2:B:156:PHE:CG	1:A:522:PHE:CE2	1	0.23
(1,21)	2:B:156:PHE:CG	1:A:522:PHE:CG	1	0.23
(1,21)	2:B:156:PHE:CG	1:A:522:PHE:CZ	1	0.23
(1,21)	2:B:156:PHE:CG	1:A:522:PHE:H	1	0.23
(1,21)	2:B:156:PHE:CG	1:A:522:PHE:HA	1	0.23
(1,21)	2:B:156:PHE:CG	1:A:522:PHE:HB2	1	0.23
(1,21)	2:B:156:PHE:CG	1:A:522:PHE:HB3	1	0.23
(1,21)	2:B:156:PHE:CG	1:A:522:PHE:HD1	1	0.23
(1,21)	2:B:156:PHE:CG	1:A:522:PHE:HD2	1	0.23
(1,21)	2:B:156:PHE:CG	1:A:522:PHE:HE1	1	0.23
(1,21)	2:B:156:PHE:CG	1:A:522:PHE:HE2	1	0.23
(1,21)	2:B:156:PHE:CG	1:A:522:PHE:HZ	1	0.23
(1,21)	2:B:156:PHE:CG	1:A:522:PHE:N	1	0.23
(1,21)	2:B:156:PHE:CG	1:A:522:PHE:O	1	0.23
(1,21)	2:B:156:PHE:CG	1:A:523:GLU:C	1	0.23
(1,21)	2:B:156:PHE:CG	1:A:523:GLU:CA	1	0.23
(1,21)	2:B:156:PHE:CG	1:A:523:GLU:CB	1	0.23
(1,21)	2:B:156:PHE:CG	1:A:523:GLU:CD	1	0.23
(1,21)	2:B:156:PHE:CG	1:A:523:GLU:CG	1	0.23
(1,21)	2:B:156:PHE:CG	1:A:523:GLU:H	1	0.23
(1,21)	2:B:156:PHE:CG	1:A:523:GLU:HA	1	0.23
(1,21)	2:B:156:PHE:CG	1:A:523:GLU:HB2	1	0.23
(1,21)	2:B:156:PHE:CG	1:A:523:GLU:HB3	1	0.23
(1,21)	2:B:156:PHE:CG	1:A:523:GLU:HG2	1	0.23
(1,21)	2:B:156:PHE:CG	1:A:523:GLU:HG3	1	0.23
(1,21)	2:B:156:PHE:CG	1:A:523:GLU:N	1	0.23
(1,21)	2:B:156:PHE:CG	1:A:523:GLU:O	1	0.23
(1,21)	2:B:156:PHE:CG	1:A:523:GLU:OE1	1	0.23
(1,21)	2:B:156:PHE:CG	1:A:523:GLU:OE2	1	0.23
(1,21)	2:B:156:PHE:CG	1:A:524:PHE:C	1	0.23
(1,21)	2:B:156:PHE:CG	1:A:524:PHE:CA	1	0.23
(1,21)	2:B:156:PHE:CG	1:A:524:PHE:CB	1	0.23
(1,21)	2:B:156:PHE:CG	1:A:524:PHE:CD1	1	0.23
(1,21)	2:B:156:PHE:CG	1:A:524:PHE:CD2	1	0.23
(1,21)	2:B:156:PHE:CG	1:A:524:PHE:CE1	1	0.23
(1,21)	2:B:156:PHE:CG	1:A:524:PHE:CE2	1	0.23
(1,21)	2:B:156:PHE:CG	1:A:524:PHE:CG	1	0.23
(1,21)	2:B:156:PHE:CG	1:A:524:PHE:CZ	1	0.23
(1,21)	2:B:156:PHE:CG	1:A:524:PHE:H	1	0.23
(1,21)	2:B:156:PHE:CG	1:A:524:PHE:HA	1	0.23
(1,21)	2:B:156:PHE:CG	1:A:524:PHE:HB2	1	0.23
(1,21)	2:B:156:PHE:CG	1:A:524:PHE:HB3	1	0.23

*Continued on next page...*

*Continued from previous page...*

Key	Atom-1	Atom-2	Model ID	Violation (Å)
(1,21)	2:B:156:PHE:CG	1:A:524:PHE:HD1	1	0.23
(1,21)	2:B:156:PHE:CG	1:A:524:PHE:HD2	1	0.23
(1,21)	2:B:156:PHE:CG	1:A:524:PHE:HE1	1	0.23
(1,21)	2:B:156:PHE:CG	1:A:524:PHE:HE2	1	0.23
(1,21)	2:B:156:PHE:CG	1:A:524:PHE:HZ	1	0.23
(1,21)	2:B:156:PHE:CG	1:A:524:PHE:N	1	0.23
(1,21)	2:B:156:PHE:CG	1:A:524:PHE:O	1	0.23
(1,21)	2:B:156:PHE:CG	1:A:525:GLU:C	1	0.23
(1,21)	2:B:156:PHE:CG	1:A:525:GLU:CA	1	0.23
(1,21)	2:B:156:PHE:CG	1:A:525:GLU:CB	1	0.23
(1,21)	2:B:156:PHE:CG	1:A:525:GLU:CD	1	0.23
(1,21)	2:B:156:PHE:CG	1:A:525:GLU:CG	1	0.23
(1,21)	2:B:156:PHE:CG	1:A:525:GLU:H	1	0.23
(1,21)	2:B:156:PHE:CG	1:A:525:GLU:HA	1	0.23
(1,21)	2:B:156:PHE:CG	1:A:525:GLU:HB2	1	0.23
(1,21)	2:B:156:PHE:CG	1:A:525:GLU:HB3	1	0.23
(1,21)	2:B:156:PHE:CG	1:A:525:GLU:HG2	1	0.23
(1,21)	2:B:156:PHE:CG	1:A:525:GLU:HG3	1	0.23
(1,21)	2:B:156:PHE:CG	1:A:525:GLU:N	1	0.23
(1,21)	2:B:156:PHE:CG	1:A:525:GLU:O	1	0.23
(1,21)	2:B:156:PHE:CG	1:A:525:GLU:OE1	1	0.23
(1,21)	2:B:156:PHE:CG	1:A:525:GLU:OE2	1	0.23
(1,21)	2:B:156:PHE:CG	1:A:526:ASN:C	1	0.23
(1,21)	2:B:156:PHE:CG	1:A:526:ASN:CA	1	0.23
(1,21)	2:B:156:PHE:CG	1:A:526:ASN:CB	1	0.23
(1,21)	2:B:156:PHE:CG	1:A:526:ASN:CG	1	0.23
(1,21)	2:B:156:PHE:CG	1:A:526:ASN:H	1	0.23
(1,21)	2:B:156:PHE:CG	1:A:526:ASN:HA	1	0.23
(1,21)	2:B:156:PHE:CG	1:A:526:ASN:HB2	1	0.23
(1,21)	2:B:156:PHE:CG	1:A:526:ASN:HB3	1	0.23
(1,21)	2:B:156:PHE:CG	1:A:526:ASN:HD21	1	0.23
(1,21)	2:B:156:PHE:CG	1:A:526:ASN:HD22	1	0.23
(1,21)	2:B:156:PHE:CG	1:A:526:ASN:N	1	0.23
(1,21)	2:B:156:PHE:CG	1:A:526:ASN:ND2	1	0.23
(1,21)	2:B:156:PHE:CG	1:A:526:ASN:O	1	0.23
(1,21)	2:B:156:PHE:CG	1:A:526:ASN:OD1	1	0.23
(1,21)	2:B:156:PHE:CG	1:A:527:ALA:C	1	0.23
(1,21)	2:B:156:PHE:CG	1:A:527:ALA:CA	1	0.23
(1,21)	2:B:156:PHE:CG	1:A:527:ALA:CB	1	0.23
(1,21)	2:B:156:PHE:CG	1:A:527:ALA:H	1	0.23
(1,21)	2:B:156:PHE:CG	1:A:527:ALA:HA	1	0.23
(1,21)	2:B:156:PHE:CG	1:A:527:ALA:HB1	1	0.23

*Continued on next page...*

*Continued from previous page...*

Key	Atom-1	Atom-2	Model ID	Violation (Å)
(1,21)	2:B:156:PHE:CG	1:A:527:ALA:HB2	1	0.23
(1,21)	2:B:156:PHE:CG	1:A:527:ALA:HB3	1	0.23
(1,21)	2:B:156:PHE:CG	1:A:527:ALA:N	1	0.23
(1,21)	2:B:156:PHE:CG	1:A:527:ALA:O	1	0.23
(1,21)	2:B:156:PHE:CG	1:A:528:ILE:C	1	0.23
(1,21)	2:B:156:PHE:CG	1:A:528:ILE:CA	1	0.23
(1,21)	2:B:156:PHE:CG	1:A:528:ILE:CB	1	0.23
(1,21)	2:B:156:PHE:CG	1:A:528:ILE:CD1	1	0.23
(1,21)	2:B:156:PHE:CG	1:A:528:ILE:CG1	1	0.23
(1,21)	2:B:156:PHE:CG	1:A:528:ILE:CG2	1	0.23
(1,21)	2:B:156:PHE:CG	1:A:528:ILE:H	1	0.23
(1,21)	2:B:156:PHE:CG	1:A:528:ILE:HA	1	0.23
(1,21)	2:B:156:PHE:CG	1:A:528:ILE:HB	1	0.23
(1,21)	2:B:156:PHE:CG	1:A:528:ILE:HD11	1	0.23
(1,21)	2:B:156:PHE:CG	1:A:528:ILE:HD12	1	0.23
(1,21)	2:B:156:PHE:CG	1:A:528:ILE:HD13	1	0.23
(1,21)	2:B:156:PHE:CG	1:A:528:ILE:HG12	1	0.23
(1,21)	2:B:156:PHE:CG	1:A:528:ILE:HG13	1	0.23
(1,21)	2:B:156:PHE:CG	1:A:528:ILE:HG21	1	0.23
(1,21)	2:B:156:PHE:CG	1:A:528:ILE:HG22	1	0.23
(1,21)	2:B:156:PHE:CG	1:A:528:ILE:HG23	1	0.23
(1,21)	2:B:156:PHE:CG	1:A:528:ILE:N	1	0.23
(1,21)	2:B:156:PHE:CG	1:A:528:ILE:O	1	0.23
(1,21)	2:B:156:PHE:CG	1:A:529:VAL:C	1	0.23
(1,21)	2:B:156:PHE:CG	1:A:529:VAL:CA	1	0.23
(1,21)	2:B:156:PHE:CG	1:A:529:VAL:CB	1	0.23
(1,21)	2:B:156:PHE:CG	1:A:529:VAL:CG1	1	0.23
(1,21)	2:B:156:PHE:CG	1:A:529:VAL:CG2	1	0.23
(1,21)	2:B:156:PHE:CG	1:A:529:VAL:H	1	0.23
(1,21)	2:B:156:PHE:CG	1:A:529:VAL:HA	1	0.23
(1,21)	2:B:156:PHE:CG	1:A:529:VAL:HB	1	0.23
(1,21)	2:B:156:PHE:CG	1:A:529:VAL:HG11	1	0.23
(1,21)	2:B:156:PHE:CG	1:A:529:VAL:HG12	1	0.23
(1,21)	2:B:156:PHE:CG	1:A:529:VAL:HG13	1	0.23
(1,21)	2:B:156:PHE:CG	1:A:529:VAL:HG21	1	0.23
(1,21)	2:B:156:PHE:CG	1:A:529:VAL:HG22	1	0.23
(1,21)	2:B:156:PHE:CG	1:A:529:VAL:HG23	1	0.23
(1,21)	2:B:156:PHE:CG	1:A:529:VAL:N	1	0.23
(1,21)	2:B:156:PHE:CG	1:A:529:VAL:O	1	0.23
(1,21)	2:B:156:PHE:CG	1:A:561:ASP:C	1	0.23
(1,21)	2:B:156:PHE:CG	1:A:561:ASP:CA	1	0.23
(1,21)	2:B:156:PHE:CG	1:A:561:ASP:CB	1	0.23

*Continued on next page...*



*Continued from previous page...*

Key	Atom-1	Atom-2	Model ID	Violation (Å)
(1,21)	2:B:156:PHE:CG	1:A:561:ASP:CG	1	0.23
(1,21)	2:B:156:PHE:CG	1:A:561:ASP:H	1	0.23
(1,21)	2:B:156:PHE:CG	1:A:561:ASP:HA	1	0.23
(1,21)	2:B:156:PHE:CG	1:A:561:ASP:HB2	1	0.23
(1,21)	2:B:156:PHE:CG	1:A:561:ASP:HB3	1	0.23
(1,21)	2:B:156:PHE:CG	1:A:561:ASP:N	1	0.23
(1,21)	2:B:156:PHE:CG	1:A:561:ASP:O	1	0.23
(1,21)	2:B:156:PHE:CG	1:A:561:ASP:OD1	1	0.23
(1,21)	2:B:156:PHE:CG	1:A:561:ASP:OD2	1	0.23
(1,21)	2:B:156:PHE:CG	1:A:563:LYS:C	1	0.23
(1,21)	2:B:156:PHE:CG	1:A:563:LYS:CA	1	0.23
(1,21)	2:B:156:PHE:CG	1:A:563:LYS:CB	1	0.23
(1,21)	2:B:156:PHE:CG	1:A:563:LYS:CD	1	0.23
(1,21)	2:B:156:PHE:CG	1:A:563:LYS:CE	1	0.23
(1,21)	2:B:156:PHE:CG	1:A:563:LYS:CG	1	0.23
(1,21)	2:B:156:PHE:CG	1:A:563:LYS:H	1	0.23
(1,21)	2:B:156:PHE:CG	1:A:563:LYS:HA	1	0.23
(1,21)	2:B:156:PHE:CG	1:A:563:LYS:HB2	1	0.23
(1,21)	2:B:156:PHE:CG	1:A:563:LYS:HB3	1	0.23
(1,21)	2:B:156:PHE:CG	1:A:563:LYS:HD2	1	0.23
(1,21)	2:B:156:PHE:CG	1:A:563:LYS:HD3	1	0.23
(1,21)	2:B:156:PHE:CG	1:A:563:LYS:HE2	1	0.23
(1,21)	2:B:156:PHE:CG	1:A:563:LYS:HE3	1	0.23
(1,21)	2:B:156:PHE:CG	1:A:563:LYS:HG2	1	0.23
(1,21)	2:B:156:PHE:CG	1:A:563:LYS:HG3	1	0.23
(1,21)	2:B:156:PHE:CG	1:A:563:LYS:HZ1	1	0.23
(1,21)	2:B:156:PHE:CG	1:A:563:LYS:HZ2	1	0.23
(1,21)	2:B:156:PHE:CG	1:A:563:LYS:HZ3	1	0.23
(1,21)	2:B:156:PHE:CG	1:A:563:LYS:N	1	0.23
(1,21)	2:B:156:PHE:CG	1:A:563:LYS:NZ	1	0.23
(1,21)	2:B:156:PHE:CG	1:A:563:LYS:O	1	0.23
(1,21)	2:B:156:PHE:CG	1:A:564:ALA:C	1	0.23
(1,21)	2:B:156:PHE:CG	1:A:564:ALA:CA	1	0.23
(1,21)	2:B:156:PHE:CG	1:A:564:ALA:CB	1	0.23
(1,21)	2:B:156:PHE:CG	1:A:564:ALA:H	1	0.23
(1,21)	2:B:156:PHE:CG	1:A:564:ALA:HA	1	0.23
(1,21)	2:B:156:PHE:CG	1:A:564:ALA:HB1	1	0.23
(1,21)	2:B:156:PHE:CG	1:A:564:ALA:HB2	1	0.23
(1,21)	2:B:156:PHE:CG	1:A:564:ALA:HB3	1	0.23
(1,21)	2:B:156:PHE:CG	1:A:564:ALA:N	1	0.23
(1,21)	2:B:156:PHE:CG	1:A:564:ALA:O	1	0.23
(1,21)	2:B:156:PHE:CG	1:A:566:LEU:C	1	0.23

*Continued on next page...*

*Continued from previous page...*

Key	Atom-1	Atom-2	Model ID	Violation (Å)
(1,21)	2:B:156:PHE:CG	1:A:566:LEU:CA	1	0.23
(1,21)	2:B:156:PHE:CG	1:A:566:LEU:CB	1	0.23
(1,21)	2:B:156:PHE:CG	1:A:566:LEU:CD1	1	0.23
(1,21)	2:B:156:PHE:CG	1:A:566:LEU:CD2	1	0.23
(1,21)	2:B:156:PHE:CG	1:A:566:LEU:CG	1	0.23
(1,21)	2:B:156:PHE:CG	1:A:566:LEU:H	1	0.23
(1,21)	2:B:156:PHE:CG	1:A:566:LEU:HA	1	0.23
(1,21)	2:B:156:PHE:CG	1:A:566:LEU:HB2	1	0.23
(1,21)	2:B:156:PHE:CG	1:A:566:LEU:HB3	1	0.23
(1,21)	2:B:156:PHE:CG	1:A:566:LEU:HD11	1	0.23
(1,21)	2:B:156:PHE:CG	1:A:566:LEU:HD12	1	0.23
(1,21)	2:B:156:PHE:CG	1:A:566:LEU:HD13	1	0.23
(1,21)	2:B:156:PHE:CG	1:A:566:LEU:HD21	1	0.23
(1,21)	2:B:156:PHE:CG	1:A:566:LEU:HD22	1	0.23
(1,21)	2:B:156:PHE:CG	1:A:566:LEU:HD23	1	0.23
(1,21)	2:B:156:PHE:CG	1:A:566:LEU:HG	1	0.23
(1,21)	2:B:156:PHE:CG	1:A:566:LEU:N	1	0.23
(1,21)	2:B:156:PHE:CG	1:A:566:LEU:O	1	0.23
(1,21)	2:B:156:PHE:CZ	1:A:490:ALA:C	1	0.23
(1,21)	2:B:156:PHE:CZ	1:A:490:ALA:CA	1	0.23
(1,21)	2:B:156:PHE:CZ	1:A:490:ALA:CB	1	0.23
(1,21)	2:B:156:PHE:CZ	1:A:490:ALA:H	1	0.23
(1,21)	2:B:156:PHE:CZ	1:A:490:ALA:HA	1	0.23
(1,21)	2:B:156:PHE:CZ	1:A:490:ALA:HB1	1	0.23
(1,21)	2:B:156:PHE:CZ	1:A:490:ALA:HB2	1	0.23
(1,21)	2:B:156:PHE:CZ	1:A:490:ALA:HB3	1	0.23
(1,21)	2:B:156:PHE:CZ	1:A:490:ALA:N	1	0.23
(1,21)	2:B:156:PHE:CZ	1:A:490:ALA:O	1	0.23
(1,21)	2:B:156:PHE:CZ	1:A:514:THR:C	1	0.23
(1,21)	2:B:156:PHE:CZ	1:A:514:THR:CA	1	0.23
(1,21)	2:B:156:PHE:CZ	1:A:514:THR:CB	1	0.23
(1,21)	2:B:156:PHE:CZ	1:A:514:THR:CG2	1	0.23
(1,21)	2:B:156:PHE:CZ	1:A:514:THR:H	1	0.23
(1,21)	2:B:156:PHE:CZ	1:A:514:THR:HA	1	0.23
(1,21)	2:B:156:PHE:CZ	1:A:514:THR:HB	1	0.23
(1,21)	2:B:156:PHE:CZ	1:A:514:THR:HG1	1	0.23
(1,21)	2:B:156:PHE:CZ	1:A:514:THR:HG21	1	0.23
(1,21)	2:B:156:PHE:CZ	1:A:514:THR:HG22	1	0.23
(1,21)	2:B:156:PHE:CZ	1:A:514:THR:HG23	1	0.23
(1,21)	2:B:156:PHE:CZ	1:A:514:THR:N	1	0.23
(1,21)	2:B:156:PHE:CZ	1:A:514:THR:O	1	0.23
(1,21)	2:B:156:PHE:CZ	1:A:514:THR:OG1	1	0.23

*Continued on next page...*

*Continued from previous page...*

Key	Atom-1	Atom-2	Model ID	Violation (Å)
(1,21)	2:B:156:PHE:CZ	1:A:516:ASN:C	1	0.23
(1,21)	2:B:156:PHE:CZ	1:A:516:ASN:CA	1	0.23
(1,21)	2:B:156:PHE:CZ	1:A:516:ASN:CB	1	0.23
(1,21)	2:B:156:PHE:CZ	1:A:516:ASN:CG	1	0.23
(1,21)	2:B:156:PHE:CZ	1:A:516:ASN:H	1	0.23
(1,21)	2:B:156:PHE:CZ	1:A:516:ASN:HA	1	0.23
(1,21)	2:B:156:PHE:CZ	1:A:516:ASN:HB2	1	0.23
(1,21)	2:B:156:PHE:CZ	1:A:516:ASN:HB3	1	0.23
(1,21)	2:B:156:PHE:CZ	1:A:516:ASN:HD21	1	0.23
(1,21)	2:B:156:PHE:CZ	1:A:516:ASN:HD22	1	0.23
(1,21)	2:B:156:PHE:CZ	1:A:516:ASN:N	1	0.23
(1,21)	2:B:156:PHE:CZ	1:A:516:ASN:ND2	1	0.23
(1,21)	2:B:156:PHE:CZ	1:A:516:ASN:O	1	0.23
(1,21)	2:B:156:PHE:CZ	1:A:516:ASN:OD1	1	0.23
(1,21)	2:B:156:PHE:CZ	1:A:519:GLY:C	1	0.23
(1,21)	2:B:156:PHE:CZ	1:A:519:GLY:CA	1	0.23
(1,21)	2:B:156:PHE:CZ	1:A:519:GLY:H	1	0.23
(1,21)	2:B:156:PHE:CZ	1:A:519:GLY:HA2	1	0.23
(1,21)	2:B:156:PHE:CZ	1:A:519:GLY:HA3	1	0.23
(1,21)	2:B:156:PHE:CZ	1:A:519:GLY:N	1	0.23
(1,21)	2:B:156:PHE:CZ	1:A:519:GLY:O	1	0.23
(1,21)	2:B:156:PHE:CZ	1:A:522:PHE:C	1	0.23
(1,21)	2:B:156:PHE:CZ	1:A:522:PHE:CA	1	0.23
(1,21)	2:B:156:PHE:CZ	1:A:522:PHE:CB	1	0.23
(1,21)	2:B:156:PHE:CZ	1:A:522:PHE:CD1	1	0.23
(1,21)	2:B:156:PHE:CZ	1:A:522:PHE:CD2	1	0.23
(1,21)	2:B:156:PHE:CZ	1:A:522:PHE:CE1	1	0.23
(1,21)	2:B:156:PHE:CZ	1:A:522:PHE:CE2	1	0.23
(1,21)	2:B:156:PHE:CZ	1:A:522:PHE:CG	1	0.23
(1,21)	2:B:156:PHE:CZ	1:A:522:PHE:CZ	1	0.23
(1,21)	2:B:156:PHE:CZ	1:A:522:PHE:H	1	0.23
(1,21)	2:B:156:PHE:CZ	1:A:522:PHE:HA	1	0.23
(1,21)	2:B:156:PHE:CZ	1:A:522:PHE:HB2	1	0.23
(1,21)	2:B:156:PHE:CZ	1:A:522:PHE:HB3	1	0.23
(1,21)	2:B:156:PHE:CZ	1:A:522:PHE:HD1	1	0.23
(1,21)	2:B:156:PHE:CZ	1:A:522:PHE:HD2	1	0.23
(1,21)	2:B:156:PHE:CZ	1:A:522:PHE:HE1	1	0.23
(1,21)	2:B:156:PHE:CZ	1:A:522:PHE:HE2	1	0.23
(1,21)	2:B:156:PHE:CZ	1:A:522:PHE:HZ	1	0.23
(1,21)	2:B:156:PHE:CZ	1:A:522:PHE:N	1	0.23
(1,21)	2:B:156:PHE:CZ	1:A:522:PHE:O	1	0.23
(1,21)	2:B:156:PHE:CZ	1:A:523:GLU:C	1	0.23

*Continued on next page...*

*Continued from previous page...*

Key	Atom-1	Atom-2	Model ID	Violation (Å)
(1,21)	2:B:156:PHE:CZ	1:A:523:GLU:CA	1	0.23
(1,21)	2:B:156:PHE:CZ	1:A:523:GLU:CB	1	0.23
(1,21)	2:B:156:PHE:CZ	1:A:523:GLU:CD	1	0.23
(1,21)	2:B:156:PHE:CZ	1:A:523:GLU:CG	1	0.23
(1,21)	2:B:156:PHE:CZ	1:A:523:GLU:H	1	0.23
(1,21)	2:B:156:PHE:CZ	1:A:523:GLU:HA	1	0.23
(1,21)	2:B:156:PHE:CZ	1:A:523:GLU:HB2	1	0.23
(1,21)	2:B:156:PHE:CZ	1:A:523:GLU:HB3	1	0.23
(1,21)	2:B:156:PHE:CZ	1:A:523:GLU:HG2	1	0.23
(1,21)	2:B:156:PHE:CZ	1:A:523:GLU:HG3	1	0.23
(1,21)	2:B:156:PHE:CZ	1:A:523:GLU:N	1	0.23
(1,21)	2:B:156:PHE:CZ	1:A:523:GLU:O	1	0.23
(1,21)	2:B:156:PHE:CZ	1:A:523:GLU:OE1	1	0.23
(1,21)	2:B:156:PHE:CZ	1:A:523:GLU:OE2	1	0.23
(1,21)	2:B:156:PHE:CZ	1:A:524:PHE:C	1	0.23
(1,21)	2:B:156:PHE:CZ	1:A:524:PHE:CA	1	0.23
(1,21)	2:B:156:PHE:CZ	1:A:524:PHE:CB	1	0.23
(1,21)	2:B:156:PHE:CZ	1:A:524:PHE:CD1	1	0.23
(1,21)	2:B:156:PHE:CZ	1:A:524:PHE:CD2	1	0.23
(1,21)	2:B:156:PHE:CZ	1:A:524:PHE:CE1	1	0.23
(1,21)	2:B:156:PHE:CZ	1:A:524:PHE:CE2	1	0.23
(1,21)	2:B:156:PHE:CZ	1:A:524:PHE:CG	1	0.23
(1,21)	2:B:156:PHE:CZ	1:A:524:PHE:CZ	1	0.23
(1,21)	2:B:156:PHE:CZ	1:A:524:PHE:H	1	0.23
(1,21)	2:B:156:PHE:CZ	1:A:524:PHE:HA	1	0.23
(1,21)	2:B:156:PHE:CZ	1:A:524:PHE:HB2	1	0.23
(1,21)	2:B:156:PHE:CZ	1:A:524:PHE:HB3	1	0.23
(1,21)	2:B:156:PHE:CZ	1:A:524:PHE:HD1	1	0.23
(1,21)	2:B:156:PHE:CZ	1:A:524:PHE:HD2	1	0.23
(1,21)	2:B:156:PHE:CZ	1:A:524:PHE:HE1	1	0.23
(1,21)	2:B:156:PHE:CZ	1:A:524:PHE:HE2	1	0.23
(1,21)	2:B:156:PHE:CZ	1:A:524:PHE:HZ	1	0.23
(1,21)	2:B:156:PHE:CZ	1:A:524:PHE:N	1	0.23
(1,21)	2:B:156:PHE:CZ	1:A:524:PHE:O	1	0.23
(1,21)	2:B:156:PHE:CZ	1:A:525:GLU:C	1	0.23
(1,21)	2:B:156:PHE:CZ	1:A:525:GLU:CA	1	0.23
(1,21)	2:B:156:PHE:CZ	1:A:525:GLU:CB	1	0.23
(1,21)	2:B:156:PHE:CZ	1:A:525:GLU:CD	1	0.23
(1,21)	2:B:156:PHE:CZ	1:A:525:GLU:CG	1	0.23
(1,21)	2:B:156:PHE:CZ	1:A:525:GLU:H	1	0.23
(1,21)	2:B:156:PHE:CZ	1:A:525:GLU:HA	1	0.23
(1,21)	2:B:156:PHE:CZ	1:A:525:GLU:HB2	1	0.23

*Continued on next page...*

*Continued from previous page...*

Key	Atom-1	Atom-2	Model ID	Violation (Å)
(1,21)	2:B:156:PHE:CZ	1:A:525:GLU:HB3	1	0.23
(1,21)	2:B:156:PHE:CZ	1:A:525:GLU:HG2	1	0.23
(1,21)	2:B:156:PHE:CZ	1:A:525:GLU:HG3	1	0.23
(1,21)	2:B:156:PHE:CZ	1:A:525:GLU:N	1	0.23
(1,21)	2:B:156:PHE:CZ	1:A:525:GLU:O	1	0.23
(1,21)	2:B:156:PHE:CZ	1:A:525:GLU:OE1	1	0.23
(1,21)	2:B:156:PHE:CZ	1:A:525:GLU:OE2	1	0.23
(1,21)	2:B:156:PHE:CZ	1:A:526:ASN:C	1	0.23
(1,21)	2:B:156:PHE:CZ	1:A:526:ASN:CA	1	0.23
(1,21)	2:B:156:PHE:CZ	1:A:526:ASN:CB	1	0.23
(1,21)	2:B:156:PHE:CZ	1:A:526:ASN:CG	1	0.23
(1,21)	2:B:156:PHE:CZ	1:A:526:ASN:H	1	0.23
(1,21)	2:B:156:PHE:CZ	1:A:526:ASN:HA	1	0.23
(1,21)	2:B:156:PHE:CZ	1:A:526:ASN:HB2	1	0.23
(1,21)	2:B:156:PHE:CZ	1:A:526:ASN:HB3	1	0.23
(1,21)	2:B:156:PHE:CZ	1:A:526:ASN:HD21	1	0.23
(1,21)	2:B:156:PHE:CZ	1:A:526:ASN:HD22	1	0.23
(1,21)	2:B:156:PHE:CZ	1:A:526:ASN:N	1	0.23
(1,21)	2:B:156:PHE:CZ	1:A:526:ASN:ND2	1	0.23
(1,21)	2:B:156:PHE:CZ	1:A:526:ASN:O	1	0.23
(1,21)	2:B:156:PHE:CZ	1:A:526:ASN:OD1	1	0.23
(1,21)	2:B:156:PHE:CZ	1:A:527:ALA:C	1	0.23
(1,21)	2:B:156:PHE:CZ	1:A:527:ALA:CA	1	0.23
(1,21)	2:B:156:PHE:CZ	1:A:527:ALA:CB	1	0.23
(1,21)	2:B:156:PHE:CZ	1:A:527:ALA:H	1	0.23
(1,21)	2:B:156:PHE:CZ	1:A:527:ALA:HA	1	0.23
(1,21)	2:B:156:PHE:CZ	1:A:527:ALA:HB1	1	0.23
(1,21)	2:B:156:PHE:CZ	1:A:527:ALA:HB2	1	0.23
(1,21)	2:B:156:PHE:CZ	1:A:527:ALA:HB3	1	0.23
(1,21)	2:B:156:PHE:CZ	1:A:527:ALA:N	1	0.23
(1,21)	2:B:156:PHE:CZ	1:A:527:ALA:O	1	0.23
(1,21)	2:B:156:PHE:CZ	1:A:528:ILE:C	1	0.23
(1,21)	2:B:156:PHE:CZ	1:A:528:ILE:CA	1	0.23
(1,21)	2:B:156:PHE:CZ	1:A:528:ILE:CB	1	0.23
(1,21)	2:B:156:PHE:CZ	1:A:528:ILE:CD1	1	0.23
(1,21)	2:B:156:PHE:CZ	1:A:528:ILE:CG1	1	0.23
(1,21)	2:B:156:PHE:CZ	1:A:528:ILE:CG2	1	0.23
(1,21)	2:B:156:PHE:CZ	1:A:528:ILE:H	1	0.23
(1,21)	2:B:156:PHE:CZ	1:A:528:ILE:HA	1	0.23
(1,21)	2:B:156:PHE:CZ	1:A:528:ILE:HB	1	0.23
(1,21)	2:B:156:PHE:CZ	1:A:528:ILE:HD11	1	0.23
(1,21)	2:B:156:PHE:CZ	1:A:528:ILE:HD12	1	0.23

*Continued on next page...*

*Continued from previous page...*

Key	Atom-1	Atom-2	Model ID	Violation (Å)
(1,21)	2:B:156:PHE:CZ	1:A:528:ILE:HD13	1	0.23
(1,21)	2:B:156:PHE:CZ	1:A:528:ILE:HG12	1	0.23
(1,21)	2:B:156:PHE:CZ	1:A:528:ILE:HG13	1	0.23
(1,21)	2:B:156:PHE:CZ	1:A:528:ILE:HG21	1	0.23
(1,21)	2:B:156:PHE:CZ	1:A:528:ILE:HG22	1	0.23
(1,21)	2:B:156:PHE:CZ	1:A:528:ILE:HG23	1	0.23
(1,21)	2:B:156:PHE:CZ	1:A:528:ILE:N	1	0.23
(1,21)	2:B:156:PHE:CZ	1:A:528:ILE:O	1	0.23
(1,21)	2:B:156:PHE:CZ	1:A:529:VAL:C	1	0.23
(1,21)	2:B:156:PHE:CZ	1:A:529:VAL:CA	1	0.23
(1,21)	2:B:156:PHE:CZ	1:A:529:VAL:CB	1	0.23
(1,21)	2:B:156:PHE:CZ	1:A:529:VAL:CG1	1	0.23
(1,21)	2:B:156:PHE:CZ	1:A:529:VAL:CG2	1	0.23
(1,21)	2:B:156:PHE:CZ	1:A:529:VAL:H	1	0.23
(1,21)	2:B:156:PHE:CZ	1:A:529:VAL:HA	1	0.23
(1,21)	2:B:156:PHE:CZ	1:A:529:VAL:HB	1	0.23
(1,21)	2:B:156:PHE:CZ	1:A:529:VAL:HG11	1	0.23
(1,21)	2:B:156:PHE:CZ	1:A:529:VAL:HG12	1	0.23
(1,21)	2:B:156:PHE:CZ	1:A:529:VAL:HG13	1	0.23
(1,21)	2:B:156:PHE:CZ	1:A:529:VAL:HG21	1	0.23
(1,21)	2:B:156:PHE:CZ	1:A:529:VAL:HG22	1	0.23
(1,21)	2:B:156:PHE:CZ	1:A:529:VAL:HG23	1	0.23
(1,21)	2:B:156:PHE:CZ	1:A:529:VAL:N	1	0.23
(1,21)	2:B:156:PHE:CZ	1:A:529:VAL:O	1	0.23
(1,21)	2:B:156:PHE:CZ	1:A:561:ASP:C	1	0.23
(1,21)	2:B:156:PHE:CZ	1:A:561:ASP:CA	1	0.23
(1,21)	2:B:156:PHE:CZ	1:A:561:ASP:CB	1	0.23
(1,21)	2:B:156:PHE:CZ	1:A:561:ASP:CG	1	0.23
(1,21)	2:B:156:PHE:CZ	1:A:561:ASP:H	1	0.23
(1,21)	2:B:156:PHE:CZ	1:A:561:ASP:HA	1	0.23
(1,21)	2:B:156:PHE:CZ	1:A:561:ASP:HB2	1	0.23
(1,21)	2:B:156:PHE:CZ	1:A:561:ASP:HB3	1	0.23
(1,21)	2:B:156:PHE:CZ	1:A:561:ASP:N	1	0.23
(1,21)	2:B:156:PHE:CZ	1:A:561:ASP:O	1	0.23
(1,21)	2:B:156:PHE:CZ	1:A:561:ASP:OD1	1	0.23
(1,21)	2:B:156:PHE:CZ	1:A:561:ASP:OD2	1	0.23
(1,21)	2:B:156:PHE:CZ	1:A:563:LYS:C	1	0.23
(1,21)	2:B:156:PHE:CZ	1:A:563:LYS:CA	1	0.23
(1,21)	2:B:156:PHE:CZ	1:A:563:LYS:CB	1	0.23
(1,21)	2:B:156:PHE:CZ	1:A:563:LYS:CD	1	0.23
(1,21)	2:B:156:PHE:CZ	1:A:563:LYS:CE	1	0.23
(1,21)	2:B:156:PHE:CZ	1:A:563:LYS:CG	1	0.23

*Continued on next page...*

*Continued from previous page...*

Key	Atom-1	Atom-2	Model ID	Violation (Å)
(1,21)	2:B:156:PHE:CZ	1:A:563:LYS:H	1	0.23
(1,21)	2:B:156:PHE:CZ	1:A:563:LYS:HA	1	0.23
(1,21)	2:B:156:PHE:CZ	1:A:563:LYS:HB2	1	0.23
(1,21)	2:B:156:PHE:CZ	1:A:563:LYS:HB3	1	0.23
(1,21)	2:B:156:PHE:CZ	1:A:563:LYS:HD2	1	0.23
(1,21)	2:B:156:PHE:CZ	1:A:563:LYS:HD3	1	0.23
(1,21)	2:B:156:PHE:CZ	1:A:563:LYS:HE2	1	0.23
(1,21)	2:B:156:PHE:CZ	1:A:563:LYS:HE3	1	0.23
(1,21)	2:B:156:PHE:CZ	1:A:563:LYS:HG2	1	0.23
(1,21)	2:B:156:PHE:CZ	1:A:563:LYS:HG3	1	0.23
(1,21)	2:B:156:PHE:CZ	1:A:563:LYS:HZ1	1	0.23
(1,21)	2:B:156:PHE:CZ	1:A:563:LYS:HZ2	1	0.23
(1,21)	2:B:156:PHE:CZ	1:A:563:LYS:HZ3	1	0.23
(1,21)	2:B:156:PHE:CZ	1:A:563:LYS:N	1	0.23
(1,21)	2:B:156:PHE:CZ	1:A:563:LYS:NZ	1	0.23
(1,21)	2:B:156:PHE:CZ	1:A:563:LYS:O	1	0.23
(1,21)	2:B:156:PHE:CZ	1:A:564:ALA:C	1	0.23
(1,21)	2:B:156:PHE:CZ	1:A:564:ALA:CA	1	0.23
(1,21)	2:B:156:PHE:CZ	1:A:564:ALA:CB	1	0.23
(1,21)	2:B:156:PHE:CZ	1:A:564:ALA:H	1	0.23
(1,21)	2:B:156:PHE:CZ	1:A:564:ALA:HA	1	0.23
(1,21)	2:B:156:PHE:CZ	1:A:564:ALA:HB1	1	0.23
(1,21)	2:B:156:PHE:CZ	1:A:564:ALA:HB2	1	0.23
(1,21)	2:B:156:PHE:CZ	1:A:564:ALA:HB3	1	0.23
(1,21)	2:B:156:PHE:CZ	1:A:564:ALA:N	1	0.23
(1,21)	2:B:156:PHE:CZ	1:A:564:ALA:O	1	0.23
(1,21)	2:B:156:PHE:CZ	1:A:566:LEU:C	1	0.23
(1,21)	2:B:156:PHE:CZ	1:A:566:LEU:CA	1	0.23
(1,21)	2:B:156:PHE:CZ	1:A:566:LEU:CB	1	0.23
(1,21)	2:B:156:PHE:CZ	1:A:566:LEU:CD1	1	0.23
(1,21)	2:B:156:PHE:CZ	1:A:566:LEU:CD2	1	0.23
(1,21)	2:B:156:PHE:CZ	1:A:566:LEU:CG	1	0.23
(1,21)	2:B:156:PHE:CZ	1:A:566:LEU:H	1	0.23
(1,21)	2:B:156:PHE:CZ	1:A:566:LEU:HA	1	0.23
(1,21)	2:B:156:PHE:CZ	1:A:566:LEU:HB2	1	0.23
(1,21)	2:B:156:PHE:CZ	1:A:566:LEU:HB3	1	0.23
(1,21)	2:B:156:PHE:CZ	1:A:566:LEU:HD11	1	0.23
(1,21)	2:B:156:PHE:CZ	1:A:566:LEU:HD12	1	0.23
(1,21)	2:B:156:PHE:CZ	1:A:566:LEU:HD13	1	0.23
(1,21)	2:B:156:PHE:CZ	1:A:566:LEU:HD21	1	0.23
(1,21)	2:B:156:PHE:CZ	1:A:566:LEU:HD22	1	0.23
(1,21)	2:B:156:PHE:CZ	1:A:566:LEU:HD23	1	0.23

*Continued on next page...*

*Continued from previous page...*

Key	Atom-1	Atom-2	Model ID	Violation (Å)
(1,21)	2:B:156:PHE:CZ	1:A:566:LEU:HG	1	0.23
(1,21)	2:B:156:PHE:CZ	1:A:566:LEU:N	1	0.23
(1,21)	2:B:156:PHE:CZ	1:A:566:LEU:O	1	0.23
(1,21)	2:B:156:PHE:H	1:A:490:ALA:C	1	0.23
(1,21)	2:B:156:PHE:H	1:A:490:ALA:CA	1	0.23
(1,21)	2:B:156:PHE:H	1:A:490:ALA:CB	1	0.23
(1,21)	2:B:156:PHE:H	1:A:490:ALA:H	1	0.23
(1,21)	2:B:156:PHE:H	1:A:490:ALA:HA	1	0.23
(1,21)	2:B:156:PHE:H	1:A:490:ALA:HB1	1	0.23
(1,21)	2:B:156:PHE:H	1:A:490:ALA:HB2	1	0.23
(1,21)	2:B:156:PHE:H	1:A:490:ALA:HB3	1	0.23
(1,21)	2:B:156:PHE:H	1:A:490:ALA:N	1	0.23
(1,21)	2:B:156:PHE:H	1:A:490:ALA:O	1	0.23
(1,21)	2:B:156:PHE:H	1:A:514:THR:C	1	0.23
(1,21)	2:B:156:PHE:H	1:A:514:THR:CA	1	0.23
(1,21)	2:B:156:PHE:H	1:A:514:THR:CB	1	0.23
(1,21)	2:B:156:PHE:H	1:A:514:THR:CG2	1	0.23
(1,21)	2:B:156:PHE:H	1:A:514:THR:H	1	0.23
(1,21)	2:B:156:PHE:H	1:A:514:THR:HA	1	0.23
(1,21)	2:B:156:PHE:H	1:A:514:THR:HB	1	0.23
(1,21)	2:B:156:PHE:H	1:A:514:THR:HG1	1	0.23
(1,21)	2:B:156:PHE:H	1:A:514:THR:HG21	1	0.23
(1,21)	2:B:156:PHE:H	1:A:514:THR:HG22	1	0.23
(1,21)	2:B:156:PHE:H	1:A:514:THR:HG23	1	0.23
(1,21)	2:B:156:PHE:H	1:A:514:THR:N	1	0.23
(1,21)	2:B:156:PHE:H	1:A:514:THR:O	1	0.23
(1,21)	2:B:156:PHE:H	1:A:514:THR:OG1	1	0.23
(1,21)	2:B:156:PHE:H	1:A:516:ASN:C	1	0.23
(1,21)	2:B:156:PHE:H	1:A:516:ASN:CA	1	0.23
(1,21)	2:B:156:PHE:H	1:A:516:ASN:CB	1	0.23
(1,21)	2:B:156:PHE:H	1:A:516:ASN:CG	1	0.23
(1,21)	2:B:156:PHE:H	1:A:516:ASN:H	1	0.23
(1,21)	2:B:156:PHE:H	1:A:516:ASN:HA	1	0.23
(1,21)	2:B:156:PHE:H	1:A:516:ASN:HB2	1	0.23
(1,21)	2:B:156:PHE:H	1:A:516:ASN:HB3	1	0.23
(1,21)	2:B:156:PHE:H	1:A:516:ASN:HD21	1	0.23
(1,21)	2:B:156:PHE:H	1:A:516:ASN:HD22	1	0.23
(1,21)	2:B:156:PHE:H	1:A:516:ASN:N	1	0.23
(1,21)	2:B:156:PHE:H	1:A:516:ASN:ND2	1	0.23
(1,21)	2:B:156:PHE:H	1:A:516:ASN:O	1	0.23
(1,21)	2:B:156:PHE:H	1:A:516:ASN:OD1	1	0.23
(1,21)	2:B:156:PHE:H	1:A:519:GLY:C	1	0.23

*Continued on next page...*



*Continued from previous page...*

Key	Atom-1	Atom-2	Model ID	Violation (Å)
(1,21)	2:B:156:PHE:H	1:A:519:GLY:CA	1	0.23
(1,21)	2:B:156:PHE:H	1:A:519:GLY:H	1	0.23
(1,21)	2:B:156:PHE:H	1:A:519:GLY:HA2	1	0.23
(1,21)	2:B:156:PHE:H	1:A:519:GLY:HA3	1	0.23
(1,21)	2:B:156:PHE:H	1:A:519:GLY:N	1	0.23
(1,21)	2:B:156:PHE:H	1:A:519:GLY:O	1	0.23
(1,21)	2:B:156:PHE:H	1:A:522:PHE:C	1	0.23
(1,21)	2:B:156:PHE:H	1:A:522:PHE:CA	1	0.23
(1,21)	2:B:156:PHE:H	1:A:522:PHE:CB	1	0.23
(1,21)	2:B:156:PHE:H	1:A:522:PHE:CD1	1	0.23
(1,21)	2:B:156:PHE:H	1:A:522:PHE:CD2	1	0.23
(1,21)	2:B:156:PHE:H	1:A:522:PHE:CE1	1	0.23
(1,21)	2:B:156:PHE:H	1:A:522:PHE:CE2	1	0.23
(1,21)	2:B:156:PHE:H	1:A:522:PHE:CG	1	0.23
(1,21)	2:B:156:PHE:H	1:A:522:PHE:CZ	1	0.23
(1,21)	2:B:156:PHE:H	1:A:522:PHE:H	1	0.23
(1,21)	2:B:156:PHE:H	1:A:522:PHE:HA	1	0.23
(1,21)	2:B:156:PHE:H	1:A:522:PHE:HB2	1	0.23
(1,21)	2:B:156:PHE:H	1:A:522:PHE:HB3	1	0.23
(1,21)	2:B:156:PHE:H	1:A:522:PHE:HD1	1	0.23
(1,21)	2:B:156:PHE:H	1:A:522:PHE:HD2	1	0.23
(1,21)	2:B:156:PHE:H	1:A:522:PHE:HE1	1	0.23
(1,21)	2:B:156:PHE:H	1:A:522:PHE:HE2	1	0.23
(1,21)	2:B:156:PHE:H	1:A:522:PHE:HZ	1	0.23
(1,21)	2:B:156:PHE:H	1:A:522:PHE:N	1	0.23
(1,21)	2:B:156:PHE:H	1:A:522:PHE:O	1	0.23
(1,21)	2:B:156:PHE:H	1:A:523:GLU:C	1	0.23
(1,21)	2:B:156:PHE:H	1:A:523:GLU:CA	1	0.23
(1,21)	2:B:156:PHE:H	1:A:523:GLU:CB	1	0.23
(1,21)	2:B:156:PHE:H	1:A:523:GLU:CD	1	0.23
(1,21)	2:B:156:PHE:H	1:A:523:GLU:CG	1	0.23
(1,21)	2:B:156:PHE:H	1:A:523:GLU:H	1	0.23
(1,21)	2:B:156:PHE:H	1:A:523:GLU:HA	1	0.23
(1,21)	2:B:156:PHE:H	1:A:523:GLU:HB2	1	0.23
(1,21)	2:B:156:PHE:H	1:A:523:GLU:HB3	1	0.23
(1,21)	2:B:156:PHE:H	1:A:523:GLU:HG2	1	0.23
(1,21)	2:B:156:PHE:H	1:A:523:GLU:HG3	1	0.23
(1,21)	2:B:156:PHE:H	1:A:523:GLU:N	1	0.23
(1,21)	2:B:156:PHE:H	1:A:523:GLU:O	1	0.23
(1,21)	2:B:156:PHE:H	1:A:523:GLU:OE1	1	0.23
(1,21)	2:B:156:PHE:H	1:A:523:GLU:OE2	1	0.23
(1,21)	2:B:156:PHE:H	1:A:524:PHE:C	1	0.23

*Continued on next page...*

*Continued from previous page...*

Key	Atom-1	Atom-2	Model ID	Violation (Å)
(1,21)	2:B:156:PHE:H	1:A:524:PHE:CA	1	0.23
(1,21)	2:B:156:PHE:H	1:A:524:PHE:CB	1	0.23
(1,21)	2:B:156:PHE:H	1:A:524:PHE:CD1	1	0.23
(1,21)	2:B:156:PHE:H	1:A:524:PHE:CD2	1	0.23
(1,21)	2:B:156:PHE:H	1:A:524:PHE:CE1	1	0.23
(1,21)	2:B:156:PHE:H	1:A:524:PHE:CE2	1	0.23
(1,21)	2:B:156:PHE:H	1:A:524:PHE:CG	1	0.23
(1,21)	2:B:156:PHE:H	1:A:524:PHE:CZ	1	0.23
(1,21)	2:B:156:PHE:H	1:A:524:PHE:H	1	0.23
(1,21)	2:B:156:PHE:H	1:A:524:PHE:HA	1	0.23
(1,21)	2:B:156:PHE:H	1:A:524:PHE:HB2	1	0.23
(1,21)	2:B:156:PHE:H	1:A:524:PHE:HB3	1	0.23
(1,21)	2:B:156:PHE:H	1:A:524:PHE:HD1	1	0.23
(1,21)	2:B:156:PHE:H	1:A:524:PHE:HD2	1	0.23
(1,21)	2:B:156:PHE:H	1:A:524:PHE:HE1	1	0.23
(1,21)	2:B:156:PHE:H	1:A:524:PHE:HE2	1	0.23
(1,21)	2:B:156:PHE:H	1:A:524:PHE:HZ	1	0.23
(1,21)	2:B:156:PHE:H	1:A:524:PHE:N	1	0.23
(1,21)	2:B:156:PHE:H	1:A:524:PHE:O	1	0.23
(1,21)	2:B:156:PHE:H	1:A:525:GLU:C	1	0.23
(1,21)	2:B:156:PHE:H	1:A:525:GLU:CA	1	0.23
(1,21)	2:B:156:PHE:H	1:A:525:GLU:CB	1	0.23
(1,21)	2:B:156:PHE:H	1:A:525:GLU:CD	1	0.23
(1,21)	2:B:156:PHE:H	1:A:525:GLU:CG	1	0.23
(1,21)	2:B:156:PHE:H	1:A:525:GLU:H	1	0.23
(1,21)	2:B:156:PHE:H	1:A:525:GLU:HA	1	0.23
(1,21)	2:B:156:PHE:H	1:A:525:GLU:HB2	1	0.23
(1,21)	2:B:156:PHE:H	1:A:525:GLU:HB3	1	0.23
(1,21)	2:B:156:PHE:H	1:A:525:GLU:HG2	1	0.23
(1,21)	2:B:156:PHE:H	1:A:525:GLU:HG3	1	0.23
(1,21)	2:B:156:PHE:H	1:A:525:GLU:N	1	0.23
(1,21)	2:B:156:PHE:H	1:A:525:GLU:O	1	0.23
(1,21)	2:B:156:PHE:H	1:A:525:GLU:OE1	1	0.23
(1,21)	2:B:156:PHE:H	1:A:525:GLU:OE2	1	0.23
(1,21)	2:B:156:PHE:H	1:A:526:ASN:C	1	0.23
(1,21)	2:B:156:PHE:H	1:A:526:ASN:CA	1	0.23
(1,21)	2:B:156:PHE:H	1:A:526:ASN:CB	1	0.23
(1,21)	2:B:156:PHE:H	1:A:526:ASN:CG	1	0.23
(1,21)	2:B:156:PHE:H	1:A:526:ASN:H	1	0.23
(1,21)	2:B:156:PHE:H	1:A:526:ASN:HA	1	0.23
(1,21)	2:B:156:PHE:H	1:A:526:ASN:HB2	1	0.23
(1,21)	2:B:156:PHE:H	1:A:526:ASN:HB3	1	0.23

*Continued on next page...*

*Continued from previous page...*

Key	Atom-1	Atom-2	Model ID	Violation (Å)
(1,21)	2:B:156:PHE:H	1:A:526:ASN:HD21	1	0.23
(1,21)	2:B:156:PHE:H	1:A:526:ASN:HD22	1	0.23
(1,21)	2:B:156:PHE:H	1:A:526:ASN:N	1	0.23
(1,21)	2:B:156:PHE:H	1:A:526:ASN:ND2	1	0.23
(1,21)	2:B:156:PHE:H	1:A:526:ASN:O	1	0.23
(1,21)	2:B:156:PHE:H	1:A:526:ASN:OD1	1	0.23
(1,21)	2:B:156:PHE:H	1:A:527:ALA:C	1	0.23
(1,21)	2:B:156:PHE:H	1:A:527:ALA:CA	1	0.23
(1,21)	2:B:156:PHE:H	1:A:527:ALA:CB	1	0.23
(1,21)	2:B:156:PHE:H	1:A:527:ALA:H	1	0.23
(1,21)	2:B:156:PHE:H	1:A:527:ALA:HA	1	0.23
(1,21)	2:B:156:PHE:H	1:A:527:ALA:HB1	1	0.23
(1,21)	2:B:156:PHE:H	1:A:527:ALA:HB2	1	0.23
(1,21)	2:B:156:PHE:H	1:A:527:ALA:HB3	1	0.23
(1,21)	2:B:156:PHE:H	1:A:527:ALA:N	1	0.23
(1,21)	2:B:156:PHE:H	1:A:527:ALA:O	1	0.23
(1,21)	2:B:156:PHE:H	1:A:528:ILE:C	1	0.23
(1,21)	2:B:156:PHE:H	1:A:528:ILE:CA	1	0.23
(1,21)	2:B:156:PHE:H	1:A:528:ILE:CB	1	0.23
(1,21)	2:B:156:PHE:H	1:A:528:ILE:CD1	1	0.23
(1,21)	2:B:156:PHE:H	1:A:528:ILE:CG1	1	0.23
(1,21)	2:B:156:PHE:H	1:A:528:ILE:CG2	1	0.23
(1,21)	2:B:156:PHE:H	1:A:528:ILE:H	1	0.23
(1,21)	2:B:156:PHE:H	1:A:528:ILE:HA	1	0.23
(1,21)	2:B:156:PHE:H	1:A:528:ILE:HB	1	0.23
(1,21)	2:B:156:PHE:H	1:A:528:ILE:HD11	1	0.23
(1,21)	2:B:156:PHE:H	1:A:528:ILE:HD12	1	0.23
(1,21)	2:B:156:PHE:H	1:A:528:ILE:HD13	1	0.23
(1,21)	2:B:156:PHE:H	1:A:528:ILE:HG12	1	0.23
(1,21)	2:B:156:PHE:H	1:A:528:ILE:HG13	1	0.23
(1,21)	2:B:156:PHE:H	1:A:528:ILE:HG21	1	0.23
(1,21)	2:B:156:PHE:H	1:A:528:ILE:HG22	1	0.23
(1,21)	2:B:156:PHE:H	1:A:528:ILE:HG23	1	0.23
(1,21)	2:B:156:PHE:H	1:A:528:ILE:N	1	0.23
(1,21)	2:B:156:PHE:H	1:A:528:ILE:O	1	0.23
(1,21)	2:B:156:PHE:H	1:A:529:VAL:C	1	0.23
(1,21)	2:B:156:PHE:H	1:A:529:VAL:CA	1	0.23
(1,21)	2:B:156:PHE:H	1:A:529:VAL:CB	1	0.23
(1,21)	2:B:156:PHE:H	1:A:529:VAL:CG1	1	0.23
(1,21)	2:B:156:PHE:H	1:A:529:VAL:CG2	1	0.23
(1,21)	2:B:156:PHE:H	1:A:529:VAL:H	1	0.23
(1,21)	2:B:156:PHE:H	1:A:529:VAL:HA	1	0.23

*Continued on next page...*

*Continued from previous page...*

Key	Atom-1	Atom-2	Model ID	Violation (Å)
(1,21)	2:B:156:PHE:H	1:A:529:VAL:HB	1	0.23
(1,21)	2:B:156:PHE:H	1:A:529:VAL:HG11	1	0.23
(1,21)	2:B:156:PHE:H	1:A:529:VAL:HG12	1	0.23
(1,21)	2:B:156:PHE:H	1:A:529:VAL:HG13	1	0.23
(1,21)	2:B:156:PHE:H	1:A:529:VAL:HG21	1	0.23
(1,21)	2:B:156:PHE:H	1:A:529:VAL:HG22	1	0.23
(1,21)	2:B:156:PHE:H	1:A:529:VAL:HG23	1	0.23
(1,21)	2:B:156:PHE:H	1:A:529:VAL:N	1	0.23
(1,21)	2:B:156:PHE:H	1:A:529:VAL:O	1	0.23
(1,21)	2:B:156:PHE:H	1:A:561:ASP:C	1	0.23
(1,21)	2:B:156:PHE:H	1:A:561:ASP:CA	1	0.23
(1,21)	2:B:156:PHE:H	1:A:561:ASP:CB	1	0.23
(1,21)	2:B:156:PHE:H	1:A:561:ASP:CG	1	0.23
(1,21)	2:B:156:PHE:H	1:A:561:ASP:H	1	0.23
(1,21)	2:B:156:PHE:H	1:A:561:ASP:HA	1	0.23
(1,21)	2:B:156:PHE:H	1:A:561:ASP:HB2	1	0.23
(1,21)	2:B:156:PHE:H	1:A:561:ASP:HB3	1	0.23
(1,21)	2:B:156:PHE:H	1:A:561:ASP:N	1	0.23
(1,21)	2:B:156:PHE:H	1:A:561:ASP:O	1	0.23
(1,21)	2:B:156:PHE:H	1:A:561:ASP:OD1	1	0.23
(1,21)	2:B:156:PHE:H	1:A:561:ASP:OD2	1	0.23
(1,21)	2:B:156:PHE:H	1:A:563:LYS:C	1	0.23
(1,21)	2:B:156:PHE:H	1:A:563:LYS:CA	1	0.23
(1,21)	2:B:156:PHE:H	1:A:563:LYS:CB	1	0.23
(1,21)	2:B:156:PHE:H	1:A:563:LYS:CD	1	0.23
(1,21)	2:B:156:PHE:H	1:A:563:LYS:CE	1	0.23
(1,21)	2:B:156:PHE:H	1:A:563:LYS:CG	1	0.23
(1,21)	2:B:156:PHE:H	1:A:563:LYS:H	1	0.23
(1,21)	2:B:156:PHE:H	1:A:563:LYS:HA	1	0.23
(1,21)	2:B:156:PHE:H	1:A:563:LYS:HB2	1	0.23
(1,21)	2:B:156:PHE:H	1:A:563:LYS:HB3	1	0.23
(1,21)	2:B:156:PHE:H	1:A:563:LYS:HD2	1	0.23
(1,21)	2:B:156:PHE:H	1:A:563:LYS:HD3	1	0.23
(1,21)	2:B:156:PHE:H	1:A:563:LYS:HE2	1	0.23
(1,21)	2:B:156:PHE:H	1:A:563:LYS:HE3	1	0.23
(1,21)	2:B:156:PHE:H	1:A:563:LYS:HG2	1	0.23
(1,21)	2:B:156:PHE:H	1:A:563:LYS:HG3	1	0.23
(1,21)	2:B:156:PHE:H	1:A:563:LYS:HZ1	1	0.23
(1,21)	2:B:156:PHE:H	1:A:563:LYS:HZ2	1	0.23
(1,21)	2:B:156:PHE:H	1:A:563:LYS:HZ3	1	0.23
(1,21)	2:B:156:PHE:H	1:A:563:LYS:N	1	0.23
(1,21)	2:B:156:PHE:H	1:A:563:LYS:NZ	1	0.23

*Continued on next page...*

*Continued from previous page...*

Key	Atom-1	Atom-2	Model ID	Violation (Å)
(1,21)	2:B:156:PHE:H	1:A:563:LYS:O	1	0.23
(1,21)	2:B:156:PHE:H	1:A:564:ALA:C	1	0.23
(1,21)	2:B:156:PHE:H	1:A:564:ALA:CA	1	0.23
(1,21)	2:B:156:PHE:H	1:A:564:ALA:CB	1	0.23
(1,21)	2:B:156:PHE:H	1:A:564:ALA:H	1	0.23
(1,21)	2:B:156:PHE:H	1:A:564:ALA:HA	1	0.23
(1,21)	2:B:156:PHE:H	1:A:564:ALA:HB1	1	0.23
(1,21)	2:B:156:PHE:H	1:A:564:ALA:HB2	1	0.23
(1,21)	2:B:156:PHE:H	1:A:564:ALA:HB3	1	0.23
(1,21)	2:B:156:PHE:H	1:A:564:ALA:N	1	0.23
(1,21)	2:B:156:PHE:H	1:A:564:ALA:O	1	0.23
(1,21)	2:B:156:PHE:H	1:A:566:LEU:C	1	0.23
(1,21)	2:B:156:PHE:H	1:A:566:LEU:CA	1	0.23
(1,21)	2:B:156:PHE:H	1:A:566:LEU:CB	1	0.23
(1,21)	2:B:156:PHE:H	1:A:566:LEU:CD1	1	0.23
(1,21)	2:B:156:PHE:H	1:A:566:LEU:CD2	1	0.23
(1,21)	2:B:156:PHE:H	1:A:566:LEU:CG	1	0.23
(1,21)	2:B:156:PHE:H	1:A:566:LEU:H	1	0.23
(1,21)	2:B:156:PHE:H	1:A:566:LEU:HA	1	0.23
(1,21)	2:B:156:PHE:H	1:A:566:LEU:HB2	1	0.23
(1,21)	2:B:156:PHE:H	1:A:566:LEU:HB3	1	0.23
(1,21)	2:B:156:PHE:H	1:A:566:LEU:HD11	1	0.23
(1,21)	2:B:156:PHE:H	1:A:566:LEU:HD12	1	0.23
(1,21)	2:B:156:PHE:H	1:A:566:LEU:HD13	1	0.23
(1,21)	2:B:156:PHE:H	1:A:566:LEU:HD21	1	0.23
(1,21)	2:B:156:PHE:H	1:A:566:LEU:HD22	1	0.23
(1,21)	2:B:156:PHE:H	1:A:566:LEU:HD23	1	0.23
(1,21)	2:B:156:PHE:H	1:A:566:LEU:HG	1	0.23
(1,21)	2:B:156:PHE:H	1:A:566:LEU:N	1	0.23
(1,21)	2:B:156:PHE:H	1:A:566:LEU:O	1	0.23
(1,21)	2:B:156:PHE:HA	1:A:490:ALA:C	1	0.23
(1,21)	2:B:156:PHE:HA	1:A:490:ALA:CA	1	0.23
(1,21)	2:B:156:PHE:HA	1:A:490:ALA:CB	1	0.23
(1,21)	2:B:156:PHE:HA	1:A:490:ALA:H	1	0.23
(1,21)	2:B:156:PHE:HA	1:A:490:ALA:HA	1	0.23
(1,21)	2:B:156:PHE:HA	1:A:490:ALA:HB1	1	0.23
(1,21)	2:B:156:PHE:HA	1:A:490:ALA:HB2	1	0.23
(1,21)	2:B:156:PHE:HA	1:A:490:ALA:HB3	1	0.23
(1,21)	2:B:156:PHE:HA	1:A:490:ALA:N	1	0.23
(1,21)	2:B:156:PHE:HA	1:A:490:ALA:O	1	0.23
(1,21)	2:B:156:PHE:HA	1:A:514:THR:C	1	0.23
(1,21)	2:B:156:PHE:HA	1:A:514:THR:CA	1	0.23

*Continued on next page...*

*Continued from previous page...*

Key	Atom-1	Atom-2	Model ID	Violation (Å)
(1,21)	2:B:156:PHE:HA	1:A:514:THR:CB	1	0.23
(1,21)	2:B:156:PHE:HA	1:A:514:THR:CG2	1	0.23
(1,21)	2:B:156:PHE:HA	1:A:514:THR:H	1	0.23
(1,21)	2:B:156:PHE:HA	1:A:514:THR:HA	1	0.23
(1,21)	2:B:156:PHE:HA	1:A:514:THR:HB	1	0.23
(1,21)	2:B:156:PHE:HA	1:A:514:THR:HG1	1	0.23
(1,21)	2:B:156:PHE:HA	1:A:514:THR:HG21	1	0.23
(1,21)	2:B:156:PHE:HA	1:A:514:THR:HG22	1	0.23
(1,21)	2:B:156:PHE:HA	1:A:514:THR:HG23	1	0.23
(1,21)	2:B:156:PHE:HA	1:A:514:THR:N	1	0.23
(1,21)	2:B:156:PHE:HA	1:A:514:THR:O	1	0.23
(1,21)	2:B:156:PHE:HA	1:A:514:THR:OG1	1	0.23
(1,21)	2:B:156:PHE:HA	1:A:516:ASN:C	1	0.23
(1,21)	2:B:156:PHE:HA	1:A:516:ASN:CA	1	0.23
(1,21)	2:B:156:PHE:HA	1:A:516:ASN:CB	1	0.23
(1,21)	2:B:156:PHE:HA	1:A:516:ASN:CG	1	0.23
(1,21)	2:B:156:PHE:HA	1:A:516:ASN:H	1	0.23
(1,21)	2:B:156:PHE:HA	1:A:516:ASN:HA	1	0.23
(1,21)	2:B:156:PHE:HA	1:A:516:ASN:HB2	1	0.23
(1,21)	2:B:156:PHE:HA	1:A:516:ASN:HB3	1	0.23
(1,21)	2:B:156:PHE:HA	1:A:516:ASN:HD21	1	0.23
(1,21)	2:B:156:PHE:HA	1:A:516:ASN:HD22	1	0.23
(1,21)	2:B:156:PHE:HA	1:A:516:ASN:N	1	0.23
(1,21)	2:B:156:PHE:HA	1:A:516:ASN:ND2	1	0.23
(1,21)	2:B:156:PHE:HA	1:A:516:ASN:O	1	0.23
(1,21)	2:B:156:PHE:HA	1:A:516:ASN:OD1	1	0.23
(1,21)	2:B:156:PHE:HA	1:A:519:GLY:C	1	0.23
(1,21)	2:B:156:PHE:HA	1:A:519:GLY:CA	1	0.23
(1,21)	2:B:156:PHE:HA	1:A:519:GLY:H	1	0.23
(1,21)	2:B:156:PHE:HA	1:A:519:GLY:HA2	1	0.23
(1,21)	2:B:156:PHE:HA	1:A:519:GLY:HA3	1	0.23
(1,21)	2:B:156:PHE:HA	1:A:519:GLY:N	1	0.23
(1,21)	2:B:156:PHE:HA	1:A:519:GLY:O	1	0.23
(1,21)	2:B:156:PHE:HA	1:A:522:PHE:C	1	0.23
(1,21)	2:B:156:PHE:HA	1:A:522:PHE:CA	1	0.23
(1,21)	2:B:156:PHE:HA	1:A:522:PHE:CB	1	0.23
(1,21)	2:B:156:PHE:HA	1:A:522:PHE:CD1	1	0.23
(1,21)	2:B:156:PHE:HA	1:A:522:PHE:CD2	1	0.23
(1,21)	2:B:156:PHE:HA	1:A:522:PHE:CE1	1	0.23
(1,21)	2:B:156:PHE:HA	1:A:522:PHE:CE2	1	0.23
(1,21)	2:B:156:PHE:HA	1:A:522:PHE:CG	1	0.23
(1,21)	2:B:156:PHE:HA	1:A:522:PHE:CZ	1	0.23

*Continued on next page...*

*Continued from previous page...*

Key	Atom-1	Atom-2	Model ID	Violation (Å)
(1,21)	2:B:156:PHE:HA	1:A:522:PHE:H	1	0.23
(1,21)	2:B:156:PHE:HA	1:A:522:PHE:HA	1	0.23
(1,21)	2:B:156:PHE:HA	1:A:522:PHE:HB2	1	0.23
(1,21)	2:B:156:PHE:HA	1:A:522:PHE:HB3	1	0.23
(1,21)	2:B:156:PHE:HA	1:A:522:PHE:HD1	1	0.23
(1,21)	2:B:156:PHE:HA	1:A:522:PHE:HD2	1	0.23
(1,21)	2:B:156:PHE:HA	1:A:522:PHE:HE1	1	0.23
(1,21)	2:B:156:PHE:HA	1:A:522:PHE:HE2	1	0.23
(1,21)	2:B:156:PHE:HA	1:A:522:PHE:HZ	1	0.23
(1,21)	2:B:156:PHE:HA	1:A:522:PHE:N	1	0.23
(1,21)	2:B:156:PHE:HA	1:A:522:PHE:O	1	0.23
(1,21)	2:B:156:PHE:HA	1:A:523:GLU:C	1	0.23
(1,21)	2:B:156:PHE:HA	1:A:523:GLU:CA	1	0.23
(1,21)	2:B:156:PHE:HA	1:A:523:GLU:CB	1	0.23
(1,21)	2:B:156:PHE:HA	1:A:523:GLU:CD	1	0.23
(1,21)	2:B:156:PHE:HA	1:A:523:GLU:CG	1	0.23
(1,21)	2:B:156:PHE:HA	1:A:523:GLU:H	1	0.23
(1,21)	2:B:156:PHE:HA	1:A:523:GLU:HA	1	0.23
(1,21)	2:B:156:PHE:HA	1:A:523:GLU:HB2	1	0.23
(1,21)	2:B:156:PHE:HA	1:A:523:GLU:HB3	1	0.23
(1,21)	2:B:156:PHE:HA	1:A:523:GLU:HG2	1	0.23
(1,21)	2:B:156:PHE:HA	1:A:523:GLU:HG3	1	0.23
(1,21)	2:B:156:PHE:HA	1:A:523:GLU:N	1	0.23
(1,21)	2:B:156:PHE:HA	1:A:523:GLU:O	1	0.23
(1,21)	2:B:156:PHE:HA	1:A:523:GLU:OE1	1	0.23
(1,21)	2:B:156:PHE:HA	1:A:523:GLU:OE2	1	0.23
(1,21)	2:B:156:PHE:HA	1:A:524:PHE:C	1	0.23
(1,21)	2:B:156:PHE:HA	1:A:524:PHE:CA	1	0.23
(1,21)	2:B:156:PHE:HA	1:A:524:PHE:CB	1	0.23
(1,21)	2:B:156:PHE:HA	1:A:524:PHE:CD1	1	0.23
(1,21)	2:B:156:PHE:HA	1:A:524:PHE:CD2	1	0.23
(1,21)	2:B:156:PHE:HA	1:A:524:PHE:CE1	1	0.23
(1,21)	2:B:156:PHE:HA	1:A:524:PHE:CE2	1	0.23
(1,21)	2:B:156:PHE:HA	1:A:524:PHE:CG	1	0.23
(1,21)	2:B:156:PHE:HA	1:A:524:PHE:CZ	1	0.23
(1,21)	2:B:156:PHE:HA	1:A:524:PHE:H	1	0.23
(1,21)	2:B:156:PHE:HA	1:A:524:PHE:HA	1	0.23
(1,21)	2:B:156:PHE:HA	1:A:524:PHE:HB2	1	0.23
(1,21)	2:B:156:PHE:HA	1:A:524:PHE:HB3	1	0.23
(1,21)	2:B:156:PHE:HA	1:A:524:PHE:HD1	1	0.23
(1,21)	2:B:156:PHE:HA	1:A:524:PHE:HD2	1	0.23
(1,21)	2:B:156:PHE:HA	1:A:524:PHE:HE1	1	0.23

*Continued on next page...*

*Continued from previous page...*

Key	Atom-1	Atom-2	Model ID	Violation (Å)
(1,21)	2:B:156:PHE:HA	1:A:524:PHE:HE2	1	0.23
(1,21)	2:B:156:PHE:HA	1:A:524:PHE:HZ	1	0.23
(1,21)	2:B:156:PHE:HA	1:A:524:PHE:N	1	0.23
(1,21)	2:B:156:PHE:HA	1:A:524:PHE:O	1	0.23
(1,21)	2:B:156:PHE:HA	1:A:525:GLU:C	1	0.23
(1,21)	2:B:156:PHE:HA	1:A:525:GLU:CA	1	0.23
(1,21)	2:B:156:PHE:HA	1:A:525:GLU:CB	1	0.23
(1,21)	2:B:156:PHE:HA	1:A:525:GLU:CD	1	0.23
(1,21)	2:B:156:PHE:HA	1:A:525:GLU:CG	1	0.23
(1,21)	2:B:156:PHE:HA	1:A:525:GLU:H	1	0.23
(1,21)	2:B:156:PHE:HA	1:A:525:GLU:HA	1	0.23
(1,21)	2:B:156:PHE:HA	1:A:525:GLU:HB2	1	0.23
(1,21)	2:B:156:PHE:HA	1:A:525:GLU:HB3	1	0.23
(1,21)	2:B:156:PHE:HA	1:A:525:GLU:HG2	1	0.23
(1,21)	2:B:156:PHE:HA	1:A:525:GLU:HG3	1	0.23
(1,21)	2:B:156:PHE:HA	1:A:525:GLU:N	1	0.23
(1,21)	2:B:156:PHE:HA	1:A:525:GLU:O	1	0.23
(1,21)	2:B:156:PHE:HA	1:A:525:GLU:OE1	1	0.23
(1,21)	2:B:156:PHE:HA	1:A:525:GLU:OE2	1	0.23
(1,21)	2:B:156:PHE:HA	1:A:526:ASN:C	1	0.23
(1,21)	2:B:156:PHE:HA	1:A:526:ASN:CA	1	0.23
(1,21)	2:B:156:PHE:HA	1:A:526:ASN:CB	1	0.23
(1,21)	2:B:156:PHE:HA	1:A:526:ASN:CG	1	0.23
(1,21)	2:B:156:PHE:HA	1:A:526:ASN:H	1	0.23
(1,21)	2:B:156:PHE:HA	1:A:526:ASN:HA	1	0.23
(1,21)	2:B:156:PHE:HA	1:A:526:ASN:HB2	1	0.23
(1,21)	2:B:156:PHE:HA	1:A:526:ASN:HB3	1	0.23
(1,21)	2:B:156:PHE:HA	1:A:526:ASN:HD21	1	0.23
(1,21)	2:B:156:PHE:HA	1:A:526:ASN:HD22	1	0.23
(1,21)	2:B:156:PHE:HA	1:A:526:ASN:N	1	0.23
(1,21)	2:B:156:PHE:HA	1:A:526:ASN:ND2	1	0.23
(1,21)	2:B:156:PHE:HA	1:A:526:ASN:O	1	0.23
(1,21)	2:B:156:PHE:HA	1:A:526:ASN:OD1	1	0.23
(1,21)	2:B:156:PHE:HA	1:A:527:ALA:C	1	0.23
(1,21)	2:B:156:PHE:HA	1:A:527:ALA:CA	1	0.23
(1,21)	2:B:156:PHE:HA	1:A:527:ALA:CB	1	0.23
(1,21)	2:B:156:PHE:HA	1:A:527:ALA:H	1	0.23
(1,21)	2:B:156:PHE:HA	1:A:527:ALA:HA	1	0.23
(1,21)	2:B:156:PHE:HA	1:A:527:ALA:HB1	1	0.23
(1,21)	2:B:156:PHE:HA	1:A:527:ALA:HB2	1	0.23
(1,21)	2:B:156:PHE:HA	1:A:527:ALA:HB3	1	0.23
(1,21)	2:B:156:PHE:HA	1:A:527:ALA:N	1	0.23

*Continued on next page...*



*Continued from previous page...*

Key	Atom-1	Atom-2	Model ID	Violation (Å)
(1,21)	2:B:156:PHE:HA	1:A:527:ALA:O	1	0.23
(1,21)	2:B:156:PHE:HA	1:A:528:ILE:C	1	0.23
(1,21)	2:B:156:PHE:HA	1:A:528:ILE:CA	1	0.23
(1,21)	2:B:156:PHE:HA	1:A:528:ILE:CB	1	0.23
(1,21)	2:B:156:PHE:HA	1:A:528:ILE:CD1	1	0.23
(1,21)	2:B:156:PHE:HA	1:A:528:ILE:CG1	1	0.23
(1,21)	2:B:156:PHE:HA	1:A:528:ILE:CG2	1	0.23
(1,21)	2:B:156:PHE:HA	1:A:528:ILE:H	1	0.23
(1,21)	2:B:156:PHE:HA	1:A:528:ILE:HA	1	0.23
(1,21)	2:B:156:PHE:HA	1:A:528:ILE:HB	1	0.23
(1,21)	2:B:156:PHE:HA	1:A:528:ILE:HD11	1	0.23
(1,21)	2:B:156:PHE:HA	1:A:528:ILE:HD12	1	0.23
(1,21)	2:B:156:PHE:HA	1:A:528:ILE:HD13	1	0.23
(1,21)	2:B:156:PHE:HA	1:A:528:ILE:HG12	1	0.23
(1,21)	2:B:156:PHE:HA	1:A:528:ILE:HG13	1	0.23
(1,21)	2:B:156:PHE:HA	1:A:528:ILE:HG21	1	0.23
(1,21)	2:B:156:PHE:HA	1:A:528:ILE:HG22	1	0.23
(1,21)	2:B:156:PHE:HA	1:A:528:ILE:HG23	1	0.23
(1,21)	2:B:156:PHE:HA	1:A:528:ILE:N	1	0.23
(1,21)	2:B:156:PHE:HA	1:A:528:ILE:O	1	0.23
(1,21)	2:B:156:PHE:HA	1:A:529:VAL:C	1	0.23
(1,21)	2:B:156:PHE:HA	1:A:529:VAL:CA	1	0.23
(1,21)	2:B:156:PHE:HA	1:A:529:VAL:CB	1	0.23
(1,21)	2:B:156:PHE:HA	1:A:529:VAL:CG1	1	0.23
(1,21)	2:B:156:PHE:HA	1:A:529:VAL:CG2	1	0.23
(1,21)	2:B:156:PHE:HA	1:A:529:VAL:H	1	0.23
(1,21)	2:B:156:PHE:HA	1:A:529:VAL:HA	1	0.23
(1,21)	2:B:156:PHE:HA	1:A:529:VAL:HB	1	0.23
(1,21)	2:B:156:PHE:HA	1:A:529:VAL:HG11	1	0.23
(1,21)	2:B:156:PHE:HA	1:A:529:VAL:HG12	1	0.23
(1,21)	2:B:156:PHE:HA	1:A:529:VAL:HG13	1	0.23
(1,21)	2:B:156:PHE:HA	1:A:529:VAL:HG21	1	0.23
(1,21)	2:B:156:PHE:HA	1:A:529:VAL:HG22	1	0.23
(1,21)	2:B:156:PHE:HA	1:A:529:VAL:HG23	1	0.23
(1,21)	2:B:156:PHE:HA	1:A:529:VAL:N	1	0.23
(1,21)	2:B:156:PHE:HA	1:A:529:VAL:O	1	0.23
(1,21)	2:B:156:PHE:HA	1:A:561:ASP:C	1	0.23
(1,21)	2:B:156:PHE:HA	1:A:561:ASP:CA	1	0.23
(1,21)	2:B:156:PHE:HA	1:A:561:ASP:CB	1	0.23
(1,21)	2:B:156:PHE:HA	1:A:561:ASP:CG	1	0.23
(1,21)	2:B:156:PHE:HA	1:A:561:ASP:H	1	0.23
(1,21)	2:B:156:PHE:HA	1:A:561:ASP:HA	1	0.23

*Continued on next page...*

*Continued from previous page...*

Key	Atom-1	Atom-2	Model ID	Violation (Å)
(1,21)	2:B:156:PHE:HA	1:A:561:ASP:HB2	1	0.23
(1,21)	2:B:156:PHE:HA	1:A:561:ASP:HB3	1	0.23
(1,21)	2:B:156:PHE:HA	1:A:561:ASP:N	1	0.23
(1,21)	2:B:156:PHE:HA	1:A:561:ASP:O	1	0.23
(1,21)	2:B:156:PHE:HA	1:A:561:ASP:OD1	1	0.23
(1,21)	2:B:156:PHE:HA	1:A:561:ASP:OD2	1	0.23
(1,21)	2:B:156:PHE:HA	1:A:563:LYS:C	1	0.23
(1,21)	2:B:156:PHE:HA	1:A:563:LYS:CA	1	0.23
(1,21)	2:B:156:PHE:HA	1:A:563:LYS:CB	1	0.23
(1,21)	2:B:156:PHE:HA	1:A:563:LYS:CD	1	0.23
(1,21)	2:B:156:PHE:HA	1:A:563:LYS:CE	1	0.23
(1,21)	2:B:156:PHE:HA	1:A:563:LYS:CG	1	0.23
(1,21)	2:B:156:PHE:HA	1:A:563:LYS:H	1	0.23
(1,21)	2:B:156:PHE:HA	1:A:563:LYS:HA	1	0.23
(1,21)	2:B:156:PHE:HA	1:A:563:LYS:HB2	1	0.23
(1,21)	2:B:156:PHE:HA	1:A:563:LYS:HB3	1	0.23
(1,21)	2:B:156:PHE:HA	1:A:563:LYS:HD2	1	0.23
(1,21)	2:B:156:PHE:HA	1:A:563:LYS:HD3	1	0.23
(1,21)	2:B:156:PHE:HA	1:A:563:LYS:HE2	1	0.23
(1,21)	2:B:156:PHE:HA	1:A:563:LYS:HE3	1	0.23
(1,21)	2:B:156:PHE:HA	1:A:563:LYS:HG2	1	0.23
(1,21)	2:B:156:PHE:HA	1:A:563:LYS:HG3	1	0.23
(1,21)	2:B:156:PHE:HA	1:A:563:LYS:HZ1	1	0.23
(1,21)	2:B:156:PHE:HA	1:A:563:LYS:HZ2	1	0.23
(1,21)	2:B:156:PHE:HA	1:A:563:LYS:HZ3	1	0.23
(1,21)	2:B:156:PHE:HA	1:A:563:LYS:N	1	0.23
(1,21)	2:B:156:PHE:HA	1:A:563:LYS:NZ	1	0.23
(1,21)	2:B:156:PHE:HA	1:A:563:LYS:O	1	0.23
(1,21)	2:B:156:PHE:HA	1:A:564:ALA:C	1	0.23
(1,21)	2:B:156:PHE:HA	1:A:564:ALA:CA	1	0.23
(1,21)	2:B:156:PHE:HA	1:A:564:ALA:CB	1	0.23
(1,21)	2:B:156:PHE:HA	1:A:564:ALA:H	1	0.23
(1,21)	2:B:156:PHE:HA	1:A:564:ALA:HA	1	0.23
(1,21)	2:B:156:PHE:HA	1:A:564:ALA:HB1	1	0.23
(1,21)	2:B:156:PHE:HA	1:A:564:ALA:HB2	1	0.23
(1,21)	2:B:156:PHE:HA	1:A:564:ALA:HB3	1	0.23
(1,21)	2:B:156:PHE:HA	1:A:564:ALA:N	1	0.23
(1,21)	2:B:156:PHE:HA	1:A:564:ALA:O	1	0.23
(1,21)	2:B:156:PHE:HA	1:A:566:LEU:C	1	0.23
(1,21)	2:B:156:PHE:HA	1:A:566:LEU:CA	1	0.23
(1,21)	2:B:156:PHE:HA	1:A:566:LEU:CB	1	0.23
(1,21)	2:B:156:PHE:HA	1:A:566:LEU:CD1	1	0.23

*Continued on next page...*

*Continued from previous page...*

Key	Atom-1	Atom-2	Model ID	Violation (Å)
(1,21)	2:B:156:PHE:HA	1:A:566:LEU:CD2	1	0.23
(1,21)	2:B:156:PHE:HA	1:A:566:LEU:CG	1	0.23
(1,21)	2:B:156:PHE:HA	1:A:566:LEU:H	1	0.23
(1,21)	2:B:156:PHE:HA	1:A:566:LEU:HA	1	0.23
(1,21)	2:B:156:PHE:HA	1:A:566:LEU:HB2	1	0.23
(1,21)	2:B:156:PHE:HA	1:A:566:LEU:HB3	1	0.23
(1,21)	2:B:156:PHE:HA	1:A:566:LEU:HD11	1	0.23
(1,21)	2:B:156:PHE:HA	1:A:566:LEU:HD12	1	0.23
(1,21)	2:B:156:PHE:HA	1:A:566:LEU:HD13	1	0.23
(1,21)	2:B:156:PHE:HA	1:A:566:LEU:HD21	1	0.23
(1,21)	2:B:156:PHE:HA	1:A:566:LEU:HD22	1	0.23
(1,21)	2:B:156:PHE:HA	1:A:566:LEU:HD23	1	0.23
(1,21)	2:B:156:PHE:HA	1:A:566:LEU:HG	1	0.23
(1,21)	2:B:156:PHE:HA	1:A:566:LEU:N	1	0.23
(1,21)	2:B:156:PHE:HA	1:A:566:LEU:O	1	0.23
(1,21)	2:B:156:PHE:HB2	1:A:490:ALA:C	1	0.23
(1,21)	2:B:156:PHE:HB2	1:A:490:ALA:CA	1	0.23
(1,21)	2:B:156:PHE:HB2	1:A:490:ALA:CB	1	0.23
(1,21)	2:B:156:PHE:HB2	1:A:490:ALA:H	1	0.23
(1,21)	2:B:156:PHE:HB2	1:A:490:ALA:HA	1	0.23
(1,21)	2:B:156:PHE:HB2	1:A:490:ALA:HB1	1	0.23
(1,21)	2:B:156:PHE:HB2	1:A:490:ALA:HB2	1	0.23
(1,21)	2:B:156:PHE:HB2	1:A:490:ALA:HB3	1	0.23
(1,21)	2:B:156:PHE:HB2	1:A:490:ALA:N	1	0.23
(1,21)	2:B:156:PHE:HB2	1:A:490:ALA:O	1	0.23
(1,21)	2:B:156:PHE:HB2	1:A:514:THR:C	1	0.23
(1,21)	2:B:156:PHE:HB2	1:A:514:THR:CA	1	0.23
(1,21)	2:B:156:PHE:HB2	1:A:514:THR:CB	1	0.23
(1,21)	2:B:156:PHE:HB2	1:A:514:THR:CG2	1	0.23
(1,21)	2:B:156:PHE:HB2	1:A:514:THR:H	1	0.23
(1,21)	2:B:156:PHE:HB2	1:A:514:THR:HA	1	0.23
(1,21)	2:B:156:PHE:HB2	1:A:514:THR:HB	1	0.23
(1,21)	2:B:156:PHE:HB2	1:A:514:THR:HG1	1	0.23
(1,21)	2:B:156:PHE:HB2	1:A:514:THR:HG21	1	0.23
(1,21)	2:B:156:PHE:HB2	1:A:514:THR:HG22	1	0.23
(1,21)	2:B:156:PHE:HB2	1:A:514:THR:HG23	1	0.23
(1,21)	2:B:156:PHE:HB2	1:A:514:THR:N	1	0.23
(1,21)	2:B:156:PHE:HB2	1:A:514:THR:O	1	0.23
(1,21)	2:B:156:PHE:HB2	1:A:514:THR:OG1	1	0.23
(1,21)	2:B:156:PHE:HB2	1:A:516:ASN:C	1	0.23
(1,21)	2:B:156:PHE:HB2	1:A:516:ASN:CA	1	0.23
(1,21)	2:B:156:PHE:HB2	1:A:516:ASN:CB	1	0.23

*Continued on next page...*

*Continued from previous page...*

Key	Atom-1	Atom-2	Model ID	Violation (Å)
(1,21)	2:B:156:PHE:HB2	1:A:516:ASN:CG	1	0.23
(1,21)	2:B:156:PHE:HB2	1:A:516:ASN:H	1	0.23
(1,21)	2:B:156:PHE:HB2	1:A:516:ASN:HA	1	0.23
(1,21)	2:B:156:PHE:HB2	1:A:516:ASN:HB2	1	0.23
(1,21)	2:B:156:PHE:HB2	1:A:516:ASN:HB3	1	0.23
(1,21)	2:B:156:PHE:HB2	1:A:516:ASN:HD21	1	0.23
(1,21)	2:B:156:PHE:HB2	1:A:516:ASN:HD22	1	0.23
(1,21)	2:B:156:PHE:HB2	1:A:516:ASN:N	1	0.23
(1,21)	2:B:156:PHE:HB2	1:A:516:ASN:ND2	1	0.23
(1,21)	2:B:156:PHE:HB2	1:A:516:ASN:O	1	0.23
(1,21)	2:B:156:PHE:HB2	1:A:516:ASN:OD1	1	0.23
(1,21)	2:B:156:PHE:HB2	1:A:519:GLY:C	1	0.23
(1,21)	2:B:156:PHE:HB2	1:A:519:GLY:CA	1	0.23
(1,21)	2:B:156:PHE:HB2	1:A:519:GLY:H	1	0.23
(1,21)	2:B:156:PHE:HB2	1:A:519:GLY:HA2	1	0.23
(1,21)	2:B:156:PHE:HB2	1:A:519:GLY:HA3	1	0.23
(1,21)	2:B:156:PHE:HB2	1:A:519:GLY:N	1	0.23
(1,21)	2:B:156:PHE:HB2	1:A:519:GLY:O	1	0.23
(1,21)	2:B:156:PHE:HB2	1:A:522:PHE:C	1	0.23
(1,21)	2:B:156:PHE:HB2	1:A:522:PHE:CA	1	0.23
(1,21)	2:B:156:PHE:HB2	1:A:522:PHE:CB	1	0.23
(1,21)	2:B:156:PHE:HB2	1:A:522:PHE:CD1	1	0.23
(1,21)	2:B:156:PHE:HB2	1:A:522:PHE:CD2	1	0.23
(1,21)	2:B:156:PHE:HB2	1:A:522:PHE:CE1	1	0.23
(1,21)	2:B:156:PHE:HB2	1:A:522:PHE:CE2	1	0.23
(1,21)	2:B:156:PHE:HB2	1:A:522:PHE:CG	1	0.23
(1,21)	2:B:156:PHE:HB2	1:A:522:PHE:CZ	1	0.23
(1,21)	2:B:156:PHE:HB2	1:A:522:PHE:H	1	0.23
(1,21)	2:B:156:PHE:HB2	1:A:522:PHE:HA	1	0.23
(1,21)	2:B:156:PHE:HB2	1:A:522:PHE:HB2	1	0.23
(1,21)	2:B:156:PHE:HB2	1:A:522:PHE:HB3	1	0.23
(1,21)	2:B:156:PHE:HB2	1:A:522:PHE:HD1	1	0.23
(1,21)	2:B:156:PHE:HB2	1:A:522:PHE:HD2	1	0.23
(1,21)	2:B:156:PHE:HB2	1:A:522:PHE:HE1	1	0.23
(1,21)	2:B:156:PHE:HB2	1:A:522:PHE:HE2	1	0.23
(1,21)	2:B:156:PHE:HB2	1:A:522:PHE:HZ	1	0.23
(1,21)	2:B:156:PHE:HB2	1:A:522:PHE:N	1	0.23
(1,21)	2:B:156:PHE:HB2	1:A:522:PHE:O	1	0.23
(1,21)	2:B:156:PHE:HB2	1:A:523:GLU:C	1	0.23
(1,21)	2:B:156:PHE:HB2	1:A:523:GLU:CA	1	0.23
(1,21)	2:B:156:PHE:HB2	1:A:523:GLU:CB	1	0.23
(1,21)	2:B:156:PHE:HB2	1:A:523:GLU:CD	1	0.23

*Continued on next page...*

*Continued from previous page...*

Key	Atom-1	Atom-2	Model ID	Violation (Å)
(1,21)	2:B:156:PHE:HB2	1:A:523:GLU:CG	1	0.23
(1,21)	2:B:156:PHE:HB2	1:A:523:GLU:H	1	0.23
(1,21)	2:B:156:PHE:HB2	1:A:523:GLU:HA	1	0.23
(1,21)	2:B:156:PHE:HB2	1:A:523:GLU:HB2	1	0.23
(1,21)	2:B:156:PHE:HB2	1:A:523:GLU:HB3	1	0.23
(1,21)	2:B:156:PHE:HB2	1:A:523:GLU:HG2	1	0.23
(1,21)	2:B:156:PHE:HB2	1:A:523:GLU:HG3	1	0.23
(1,21)	2:B:156:PHE:HB2	1:A:523:GLU:N	1	0.23
(1,21)	2:B:156:PHE:HB2	1:A:523:GLU:O	1	0.23
(1,21)	2:B:156:PHE:HB2	1:A:523:GLU:OE1	1	0.23
(1,21)	2:B:156:PHE:HB2	1:A:523:GLU:OE2	1	0.23
(1,21)	2:B:156:PHE:HB2	1:A:524:PHE:C	1	0.23
(1,21)	2:B:156:PHE:HB2	1:A:524:PHE:CA	1	0.23
(1,21)	2:B:156:PHE:HB2	1:A:524:PHE:CB	1	0.23
(1,21)	2:B:156:PHE:HB2	1:A:524:PHE:CD1	1	0.23
(1,21)	2:B:156:PHE:HB2	1:A:524:PHE:CD2	1	0.23
(1,21)	2:B:156:PHE:HB2	1:A:524:PHE:CE1	1	0.23
(1,21)	2:B:156:PHE:HB2	1:A:524:PHE:CE2	1	0.23
(1,21)	2:B:156:PHE:HB2	1:A:524:PHE:CG	1	0.23
(1,21)	2:B:156:PHE:HB2	1:A:524:PHE:CZ	1	0.23
(1,21)	2:B:156:PHE:HB2	1:A:524:PHE:H	1	0.23
(1,21)	2:B:156:PHE:HB2	1:A:524:PHE:HA	1	0.23
(1,21)	2:B:156:PHE:HB2	1:A:524:PHE:HB2	1	0.23
(1,21)	2:B:156:PHE:HB2	1:A:524:PHE:HB3	1	0.23
(1,21)	2:B:156:PHE:HB2	1:A:524:PHE:HD1	1	0.23
(1,21)	2:B:156:PHE:HB2	1:A:524:PHE:HD2	1	0.23
(1,21)	2:B:156:PHE:HB2	1:A:524:PHE:HE1	1	0.23
(1,21)	2:B:156:PHE:HB2	1:A:524:PHE:HE2	1	0.23
(1,21)	2:B:156:PHE:HB2	1:A:524:PHE:HZ	1	0.23
(1,21)	2:B:156:PHE:HB2	1:A:524:PHE:N	1	0.23
(1,21)	2:B:156:PHE:HB2	1:A:524:PHE:O	1	0.23
(1,21)	2:B:156:PHE:HB2	1:A:525:GLU:C	1	0.23
(1,21)	2:B:156:PHE:HB2	1:A:525:GLU:CA	1	0.23
(1,21)	2:B:156:PHE:HB2	1:A:525:GLU:CB	1	0.23
(1,21)	2:B:156:PHE:HB2	1:A:525:GLU:CD	1	0.23
(1,21)	2:B:156:PHE:HB2	1:A:525:GLU:CG	1	0.23
(1,21)	2:B:156:PHE:HB2	1:A:525:GLU:H	1	0.23
(1,21)	2:B:156:PHE:HB2	1:A:525:GLU:HA	1	0.23
(1,21)	2:B:156:PHE:HB2	1:A:525:GLU:HB2	1	0.23
(1,21)	2:B:156:PHE:HB2	1:A:525:GLU:HB3	1	0.23
(1,21)	2:B:156:PHE:HB2	1:A:525:GLU:HG2	1	0.23
(1,21)	2:B:156:PHE:HB2	1:A:525:GLU:HG3	1	0.23

*Continued on next page...*

*Continued from previous page...*

Key	Atom-1	Atom-2	Model ID	Violation (Å)
(1,21)	2:B:156:PHE:HB2	1:A:525:GLU:N	1	0.23
(1,21)	2:B:156:PHE:HB2	1:A:525:GLU:O	1	0.23
(1,21)	2:B:156:PHE:HB2	1:A:525:GLU:OE1	1	0.23
(1,21)	2:B:156:PHE:HB2	1:A:525:GLU:OE2	1	0.23
(1,21)	2:B:156:PHE:HB2	1:A:526:ASN:C	1	0.23
(1,21)	2:B:156:PHE:HB2	1:A:526:ASN:CA	1	0.23
(1,21)	2:B:156:PHE:HB2	1:A:526:ASN:CB	1	0.23
(1,21)	2:B:156:PHE:HB2	1:A:526:ASN:CG	1	0.23
(1,21)	2:B:156:PHE:HB2	1:A:526:ASN:H	1	0.23
(1,21)	2:B:156:PHE:HB2	1:A:526:ASN:HA	1	0.23
(1,21)	2:B:156:PHE:HB2	1:A:526:ASN:HB2	1	0.23
(1,21)	2:B:156:PHE:HB2	1:A:526:ASN:HB3	1	0.23
(1,21)	2:B:156:PHE:HB2	1:A:526:ASN:HD21	1	0.23
(1,21)	2:B:156:PHE:HB2	1:A:526:ASN:HD22	1	0.23
(1,21)	2:B:156:PHE:HB2	1:A:526:ASN:N	1	0.23
(1,21)	2:B:156:PHE:HB2	1:A:526:ASN:ND2	1	0.23
(1,21)	2:B:156:PHE:HB2	1:A:526:ASN:O	1	0.23
(1,21)	2:B:156:PHE:HB2	1:A:526:ASN:OD1	1	0.23
(1,21)	2:B:156:PHE:HB2	1:A:527:ALA:C	1	0.23
(1,21)	2:B:156:PHE:HB2	1:A:527:ALA:CA	1	0.23
(1,21)	2:B:156:PHE:HB2	1:A:527:ALA:CB	1	0.23
(1,21)	2:B:156:PHE:HB2	1:A:527:ALA:H	1	0.23
(1,21)	2:B:156:PHE:HB2	1:A:527:ALA:HA	1	0.23
(1,21)	2:B:156:PHE:HB2	1:A:527:ALA:HB1	1	0.23
(1,21)	2:B:156:PHE:HB2	1:A:527:ALA:HB2	1	0.23
(1,21)	2:B:156:PHE:HB2	1:A:527:ALA:HB3	1	0.23
(1,21)	2:B:156:PHE:HB2	1:A:527:ALA:N	1	0.23
(1,21)	2:B:156:PHE:HB2	1:A:527:ALA:O	1	0.23
(1,21)	2:B:156:PHE:HB2	1:A:528:ILE:C	1	0.23
(1,21)	2:B:156:PHE:HB2	1:A:528:ILE:CA	1	0.23
(1,21)	2:B:156:PHE:HB2	1:A:528:ILE:CB	1	0.23
(1,21)	2:B:156:PHE:HB2	1:A:528:ILE:CD1	1	0.23
(1,21)	2:B:156:PHE:HB2	1:A:528:ILE:CG1	1	0.23
(1,21)	2:B:156:PHE:HB2	1:A:528:ILE:CG2	1	0.23
(1,21)	2:B:156:PHE:HB2	1:A:528:ILE:H	1	0.23
(1,21)	2:B:156:PHE:HB2	1:A:528:ILE:HA	1	0.23
(1,21)	2:B:156:PHE:HB2	1:A:528:ILE:HB	1	0.23
(1,21)	2:B:156:PHE:HB2	1:A:528:ILE:HD11	1	0.23
(1,21)	2:B:156:PHE:HB2	1:A:528:ILE:HD12	1	0.23
(1,21)	2:B:156:PHE:HB2	1:A:528:ILE:HD13	1	0.23
(1,21)	2:B:156:PHE:HB2	1:A:528:ILE:HG12	1	0.23
(1,21)	2:B:156:PHE:HB2	1:A:528:ILE:HG13	1	0.23

*Continued on next page...*

*Continued from previous page...*

Key	Atom-1	Atom-2	Model ID	Violation (Å)
(1,21)	2:B:156:PHE:HB2	1:A:528:ILE:HG21	1	0.23
(1,21)	2:B:156:PHE:HB2	1:A:528:ILE:HG22	1	0.23
(1,21)	2:B:156:PHE:HB2	1:A:528:ILE:HG23	1	0.23
(1,21)	2:B:156:PHE:HB2	1:A:528:ILE:N	1	0.23
(1,21)	2:B:156:PHE:HB2	1:A:528:ILE:O	1	0.23
(1,21)	2:B:156:PHE:HB2	1:A:529:VAL:C	1	0.23
(1,21)	2:B:156:PHE:HB2	1:A:529:VAL:CA	1	0.23
(1,21)	2:B:156:PHE:HB2	1:A:529:VAL:CB	1	0.23
(1,21)	2:B:156:PHE:HB2	1:A:529:VAL:CG1	1	0.23
(1,21)	2:B:156:PHE:HB2	1:A:529:VAL:CG2	1	0.23
(1,21)	2:B:156:PHE:HB2	1:A:529:VAL:H	1	0.23
(1,21)	2:B:156:PHE:HB2	1:A:529:VAL:HA	1	0.23
(1,21)	2:B:156:PHE:HB2	1:A:529:VAL:HB	1	0.23
(1,21)	2:B:156:PHE:HB2	1:A:529:VAL:HG11	1	0.23
(1,21)	2:B:156:PHE:HB2	1:A:529:VAL:HG12	1	0.23
(1,21)	2:B:156:PHE:HB2	1:A:529:VAL:HG13	1	0.23
(1,21)	2:B:156:PHE:HB2	1:A:529:VAL:HG21	1	0.23
(1,21)	2:B:156:PHE:HB2	1:A:529:VAL:HG22	1	0.23
(1,21)	2:B:156:PHE:HB2	1:A:529:VAL:HG23	1	0.23
(1,21)	2:B:156:PHE:HB2	1:A:529:VAL:N	1	0.23
(1,21)	2:B:156:PHE:HB2	1:A:529:VAL:O	1	0.23
(1,21)	2:B:156:PHE:HB2	1:A:561:ASP:C	1	0.23
(1,21)	2:B:156:PHE:HB2	1:A:561:ASP:CA	1	0.23
(1,21)	2:B:156:PHE:HB2	1:A:561:ASP:CB	1	0.23
(1,21)	2:B:156:PHE:HB2	1:A:561:ASP:CG	1	0.23
(1,21)	2:B:156:PHE:HB2	1:A:561:ASP:H	1	0.23
(1,21)	2:B:156:PHE:HB2	1:A:561:ASP:HA	1	0.23
(1,21)	2:B:156:PHE:HB2	1:A:561:ASP:HB2	1	0.23
(1,21)	2:B:156:PHE:HB2	1:A:561:ASP:HB3	1	0.23
(1,21)	2:B:156:PHE:HB2	1:A:561:ASP:N	1	0.23
(1,21)	2:B:156:PHE:HB2	1:A:561:ASP:O	1	0.23
(1,21)	2:B:156:PHE:HB2	1:A:561:ASP:OD1	1	0.23
(1,21)	2:B:156:PHE:HB2	1:A:561:ASP:OD2	1	0.23
(1,21)	2:B:156:PHE:HB2	1:A:563:LYS:C	1	0.23
(1,21)	2:B:156:PHE:HB2	1:A:563:LYS:CA	1	0.23
(1,21)	2:B:156:PHE:HB2	1:A:563:LYS:CB	1	0.23
(1,21)	2:B:156:PHE:HB2	1:A:563:LYS:CD	1	0.23
(1,21)	2:B:156:PHE:HB2	1:A:563:LYS:CE	1	0.23
(1,21)	2:B:156:PHE:HB2	1:A:563:LYS:CG	1	0.23
(1,21)	2:B:156:PHE:HB2	1:A:563:LYS:H	1	0.23
(1,21)	2:B:156:PHE:HB2	1:A:563:LYS:HA	1	0.23
(1,21)	2:B:156:PHE:HB2	1:A:563:LYS:HB2	1	0.23

*Continued on next page...*

*Continued from previous page...*

Key	Atom-1	Atom-2	Model ID	Violation (Å)
(1,21)	2:B:156:PHE:HB2	1:A:563:LYS:HB3	1	0.23
(1,21)	2:B:156:PHE:HB2	1:A:563:LYS:HD2	1	0.23
(1,21)	2:B:156:PHE:HB2	1:A:563:LYS:HD3	1	0.23
(1,21)	2:B:156:PHE:HB2	1:A:563:LYS:HE2	1	0.23
(1,21)	2:B:156:PHE:HB2	1:A:563:LYS:HE3	1	0.23
(1,21)	2:B:156:PHE:HB2	1:A:563:LYS:HG2	1	0.23
(1,21)	2:B:156:PHE:HB2	1:A:563:LYS:HG3	1	0.23
(1,21)	2:B:156:PHE:HB2	1:A:563:LYS:HZ1	1	0.23
(1,21)	2:B:156:PHE:HB2	1:A:563:LYS:HZ2	1	0.23
(1,21)	2:B:156:PHE:HB2	1:A:563:LYS:HZ3	1	0.23
(1,21)	2:B:156:PHE:HB2	1:A:563:LYS:N	1	0.23
(1,21)	2:B:156:PHE:HB2	1:A:563:LYS:NZ	1	0.23
(1,21)	2:B:156:PHE:HB2	1:A:563:LYS:O	1	0.23
(1,21)	2:B:156:PHE:HB2	1:A:564:ALA:C	1	0.23
(1,21)	2:B:156:PHE:HB2	1:A:564:ALA:CA	1	0.23
(1,21)	2:B:156:PHE:HB2	1:A:564:ALA:CB	1	0.23
(1,21)	2:B:156:PHE:HB2	1:A:564:ALA:H	1	0.23
(1,21)	2:B:156:PHE:HB2	1:A:564:ALA:HA	1	0.23
(1,21)	2:B:156:PHE:HB2	1:A:564:ALA:HB1	1	0.23
(1,21)	2:B:156:PHE:HB2	1:A:564:ALA:HB2	1	0.23
(1,21)	2:B:156:PHE:HB2	1:A:564:ALA:HB3	1	0.23
(1,21)	2:B:156:PHE:HB2	1:A:564:ALA:N	1	0.23
(1,21)	2:B:156:PHE:HB2	1:A:564:ALA:O	1	0.23
(1,21)	2:B:156:PHE:HB2	1:A:566:LEU:C	1	0.23
(1,21)	2:B:156:PHE:HB2	1:A:566:LEU:CA	1	0.23
(1,21)	2:B:156:PHE:HB2	1:A:566:LEU:CB	1	0.23
(1,21)	2:B:156:PHE:HB2	1:A:566:LEU:CD1	1	0.23
(1,21)	2:B:156:PHE:HB2	1:A:566:LEU:CD2	1	0.23
(1,21)	2:B:156:PHE:HB2	1:A:566:LEU:CG	1	0.23
(1,21)	2:B:156:PHE:HB2	1:A:566:LEU:H	1	0.23
(1,21)	2:B:156:PHE:HB2	1:A:566:LEU:HA	1	0.23
(1,21)	2:B:156:PHE:HB2	1:A:566:LEU:HB2	1	0.23
(1,21)	2:B:156:PHE:HB2	1:A:566:LEU:HB3	1	0.23
(1,21)	2:B:156:PHE:HB2	1:A:566:LEU:HD11	1	0.23
(1,21)	2:B:156:PHE:HB2	1:A:566:LEU:HD12	1	0.23
(1,21)	2:B:156:PHE:HB2	1:A:566:LEU:HD13	1	0.23
(1,21)	2:B:156:PHE:HB2	1:A:566:LEU:HD21	1	0.23
(1,21)	2:B:156:PHE:HB2	1:A:566:LEU:HD22	1	0.23
(1,21)	2:B:156:PHE:HB2	1:A:566:LEU:HD23	1	0.23
(1,21)	2:B:156:PHE:HB2	1:A:566:LEU:HG	1	0.23
(1,21)	2:B:156:PHE:HB2	1:A:566:LEU:N	1	0.23
(1,21)	2:B:156:PHE:HB2	1:A:566:LEU:O	1	0.23

*Continued on next page...*



*Continued from previous page...*

Key	Atom-1	Atom-2	Model ID	Violation (Å)
(1,21)	2:B:156:PHE:HB3	1:A:490:ALA:C	1	0.23
(1,21)	2:B:156:PHE:HB3	1:A:490:ALA:CA	1	0.23
(1,21)	2:B:156:PHE:HB3	1:A:490:ALA:CB	1	0.23
(1,21)	2:B:156:PHE:HB3	1:A:490:ALA:H	1	0.23
(1,21)	2:B:156:PHE:HB3	1:A:490:ALA:HA	1	0.23
(1,21)	2:B:156:PHE:HB3	1:A:490:ALA:HB1	1	0.23
(1,21)	2:B:156:PHE:HB3	1:A:490:ALA:HB2	1	0.23
(1,21)	2:B:156:PHE:HB3	1:A:490:ALA:HB3	1	0.23
(1,21)	2:B:156:PHE:HB3	1:A:490:ALA:N	1	0.23
(1,21)	2:B:156:PHE:HB3	1:A:490:ALA:O	1	0.23
(1,21)	2:B:156:PHE:HB3	1:A:514:THR:C	1	0.23
(1,21)	2:B:156:PHE:HB3	1:A:514:THR:CA	1	0.23
(1,21)	2:B:156:PHE:HB3	1:A:514:THR:CB	1	0.23
(1,21)	2:B:156:PHE:HB3	1:A:514:THR:CG2	1	0.23
(1,21)	2:B:156:PHE:HB3	1:A:514:THR:H	1	0.23
(1,21)	2:B:156:PHE:HB3	1:A:514:THR:HA	1	0.23
(1,21)	2:B:156:PHE:HB3	1:A:514:THR:HB	1	0.23
(1,21)	2:B:156:PHE:HB3	1:A:514:THR:HG1	1	0.23
(1,21)	2:B:156:PHE:HB3	1:A:514:THR:HG21	1	0.23
(1,21)	2:B:156:PHE:HB3	1:A:514:THR:HG22	1	0.23
(1,21)	2:B:156:PHE:HB3	1:A:514:THR:HG23	1	0.23
(1,21)	2:B:156:PHE:HB3	1:A:514:THR:N	1	0.23
(1,21)	2:B:156:PHE:HB3	1:A:514:THR:O	1	0.23
(1,21)	2:B:156:PHE:HB3	1:A:514:THR:OG1	1	0.23
(1,21)	2:B:156:PHE:HB3	1:A:516:ASN:C	1	0.23
(1,21)	2:B:156:PHE:HB3	1:A:516:ASN:CA	1	0.23
(1,21)	2:B:156:PHE:HB3	1:A:516:ASN:CB	1	0.23
(1,21)	2:B:156:PHE:HB3	1:A:516:ASN:CG	1	0.23
(1,21)	2:B:156:PHE:HB3	1:A:516:ASN:H	1	0.23
(1,21)	2:B:156:PHE:HB3	1:A:516:ASN:HA	1	0.23
(1,21)	2:B:156:PHE:HB3	1:A:516:ASN:HB2	1	0.23
(1,21)	2:B:156:PHE:HB3	1:A:516:ASN:HB3	1	0.23
(1,21)	2:B:156:PHE:HB3	1:A:516:ASN:HD21	1	0.23
(1,21)	2:B:156:PHE:HB3	1:A:516:ASN:HD22	1	0.23
(1,21)	2:B:156:PHE:HB3	1:A:516:ASN:N	1	0.23
(1,21)	2:B:156:PHE:HB3	1:A:516:ASN:ND2	1	0.23
(1,21)	2:B:156:PHE:HB3	1:A:516:ASN:O	1	0.23
(1,21)	2:B:156:PHE:HB3	1:A:516:ASN:OD1	1	0.23
(1,21)	2:B:156:PHE:HB3	1:A:519:GLY:C	1	0.23
(1,21)	2:B:156:PHE:HB3	1:A:519:GLY:CA	1	0.23
(1,21)	2:B:156:PHE:HB3	1:A:519:GLY:H	1	0.23
(1,21)	2:B:156:PHE:HB3	1:A:519:GLY:HA2	1	0.23

*Continued on next page...*

*Continued from previous page...*

Key	Atom-1	Atom-2	Model ID	Violation (Å)
(1,21)	2:B:156:PHE:HB3	1:A:519:GLY:HA3	1	0.23
(1,21)	2:B:156:PHE:HB3	1:A:519:GLY:N	1	0.23
(1,21)	2:B:156:PHE:HB3	1:A:519:GLY:O	1	0.23
(1,21)	2:B:156:PHE:HB3	1:A:522:PHE:C	1	0.23
(1,21)	2:B:156:PHE:HB3	1:A:522:PHE:CA	1	0.23
(1,21)	2:B:156:PHE:HB3	1:A:522:PHE:CB	1	0.23
(1,21)	2:B:156:PHE:HB3	1:A:522:PHE:CD1	1	0.23
(1,21)	2:B:156:PHE:HB3	1:A:522:PHE:CD2	1	0.23
(1,21)	2:B:156:PHE:HB3	1:A:522:PHE:CE1	1	0.23
(1,21)	2:B:156:PHE:HB3	1:A:522:PHE:CE2	1	0.23
(1,21)	2:B:156:PHE:HB3	1:A:522:PHE:CG	1	0.23
(1,21)	2:B:156:PHE:HB3	1:A:522:PHE:CZ	1	0.23
(1,21)	2:B:156:PHE:HB3	1:A:522:PHE:H	1	0.23
(1,21)	2:B:156:PHE:HB3	1:A:522:PHE:HA	1	0.23
(1,21)	2:B:156:PHE:HB3	1:A:522:PHE:HB2	1	0.23
(1,21)	2:B:156:PHE:HB3	1:A:522:PHE:HB3	1	0.23
(1,21)	2:B:156:PHE:HB3	1:A:522:PHE:HD1	1	0.23
(1,21)	2:B:156:PHE:HB3	1:A:522:PHE:HD2	1	0.23
(1,21)	2:B:156:PHE:HB3	1:A:522:PHE:HE1	1	0.23
(1,21)	2:B:156:PHE:HB3	1:A:522:PHE:HE2	1	0.23
(1,21)	2:B:156:PHE:HB3	1:A:522:PHE:HZ	1	0.23
(1,21)	2:B:156:PHE:HB3	1:A:522:PHE:N	1	0.23
(1,21)	2:B:156:PHE:HB3	1:A:522:PHE:O	1	0.23
(1,21)	2:B:156:PHE:HB3	1:A:523:GLU:C	1	0.23
(1,21)	2:B:156:PHE:HB3	1:A:523:GLU:CA	1	0.23
(1,21)	2:B:156:PHE:HB3	1:A:523:GLU:CB	1	0.23
(1,21)	2:B:156:PHE:HB3	1:A:523:GLU:CD	1	0.23
(1,21)	2:B:156:PHE:HB3	1:A:523:GLU:CG	1	0.23
(1,21)	2:B:156:PHE:HB3	1:A:523:GLU:H	1	0.23
(1,21)	2:B:156:PHE:HB3	1:A:523:GLU:HA	1	0.23
(1,21)	2:B:156:PHE:HB3	1:A:523:GLU:HB2	1	0.23
(1,21)	2:B:156:PHE:HB3	1:A:523:GLU:HB3	1	0.23
(1,21)	2:B:156:PHE:HB3	1:A:523:GLU:HG2	1	0.23
(1,21)	2:B:156:PHE:HB3	1:A:523:GLU:HG3	1	0.23
(1,21)	2:B:156:PHE:HB3	1:A:523:GLU:N	1	0.23
(1,21)	2:B:156:PHE:HB3	1:A:523:GLU:O	1	0.23
(1,21)	2:B:156:PHE:HB3	1:A:523:GLU:OE1	1	0.23
(1,21)	2:B:156:PHE:HB3	1:A:523:GLU:OE2	1	0.23
(1,21)	2:B:156:PHE:HB3	1:A:524:PHE:C	1	0.23
(1,21)	2:B:156:PHE:HB3	1:A:524:PHE:CA	1	0.23
(1,21)	2:B:156:PHE:HB3	1:A:524:PHE:CB	1	0.23
(1,21)	2:B:156:PHE:HB3	1:A:524:PHE:CD1	1	0.23

*Continued on next page...*

*Continued from previous page...*

Key	Atom-1	Atom-2	Model ID	Violation (Å)
(1,21)	2:B:156:PHE:HB3	1:A:524:PHE:CD2	1	0.23
(1,21)	2:B:156:PHE:HB3	1:A:524:PHE:CE1	1	0.23
(1,21)	2:B:156:PHE:HB3	1:A:524:PHE:CE2	1	0.23
(1,21)	2:B:156:PHE:HB3	1:A:524:PHE:CG	1	0.23
(1,21)	2:B:156:PHE:HB3	1:A:524:PHE:CZ	1	0.23
(1,21)	2:B:156:PHE:HB3	1:A:524:PHE:H	1	0.23
(1,21)	2:B:156:PHE:HB3	1:A:524:PHE:HA	1	0.23
(1,21)	2:B:156:PHE:HB3	1:A:524:PHE:HB2	1	0.23
(1,21)	2:B:156:PHE:HB3	1:A:524:PHE:HB3	1	0.23
(1,21)	2:B:156:PHE:HB3	1:A:524:PHE:HD1	1	0.23
(1,21)	2:B:156:PHE:HB3	1:A:524:PHE:HD2	1	0.23
(1,21)	2:B:156:PHE:HB3	1:A:524:PHE:HE1	1	0.23
(1,21)	2:B:156:PHE:HB3	1:A:524:PHE:HE2	1	0.23
(1,21)	2:B:156:PHE:HB3	1:A:524:PHE:HZ	1	0.23
(1,21)	2:B:156:PHE:HB3	1:A:524:PHE:N	1	0.23
(1,21)	2:B:156:PHE:HB3	1:A:524:PHE:O	1	0.23
(1,21)	2:B:156:PHE:HB3	1:A:525:GLU:C	1	0.23
(1,21)	2:B:156:PHE:HB3	1:A:525:GLU:CA	1	0.23
(1,21)	2:B:156:PHE:HB3	1:A:525:GLU:CB	1	0.23
(1,21)	2:B:156:PHE:HB3	1:A:525:GLU:CD	1	0.23
(1,21)	2:B:156:PHE:HB3	1:A:525:GLU:CG	1	0.23
(1,21)	2:B:156:PHE:HB3	1:A:525:GLU:H	1	0.23
(1,21)	2:B:156:PHE:HB3	1:A:525:GLU:HA	1	0.23
(1,21)	2:B:156:PHE:HB3	1:A:525:GLU:HB2	1	0.23
(1,21)	2:B:156:PHE:HB3	1:A:525:GLU:HB3	1	0.23
(1,21)	2:B:156:PHE:HB3	1:A:525:GLU:HG2	1	0.23
(1,21)	2:B:156:PHE:HB3	1:A:525:GLU:HG3	1	0.23
(1,21)	2:B:156:PHE:HB3	1:A:525:GLU:N	1	0.23
(1,21)	2:B:156:PHE:HB3	1:A:525:GLU:O	1	0.23
(1,21)	2:B:156:PHE:HB3	1:A:525:GLU:OE1	1	0.23
(1,21)	2:B:156:PHE:HB3	1:A:525:GLU:OE2	1	0.23
(1,21)	2:B:156:PHE:HB3	1:A:526:ASN:C	1	0.23
(1,21)	2:B:156:PHE:HB3	1:A:526:ASN:CA	1	0.23
(1,21)	2:B:156:PHE:HB3	1:A:526:ASN:CB	1	0.23
(1,21)	2:B:156:PHE:HB3	1:A:526:ASN:CG	1	0.23
(1,21)	2:B:156:PHE:HB3	1:A:526:ASN:H	1	0.23
(1,21)	2:B:156:PHE:HB3	1:A:526:ASN:HA	1	0.23
(1,21)	2:B:156:PHE:HB3	1:A:526:ASN:HB2	1	0.23
(1,21)	2:B:156:PHE:HB3	1:A:526:ASN:HB3	1	0.23
(1,21)	2:B:156:PHE:HB3	1:A:526:ASN:HD21	1	0.23
(1,21)	2:B:156:PHE:HB3	1:A:526:ASN:HD22	1	0.23
(1,21)	2:B:156:PHE:HB3	1:A:526:ASN:N	1	0.23

*Continued on next page...*

*Continued from previous page...*

Key	Atom-1	Atom-2	Model ID	Violation (Å)
(1,21)	2:B:156:PHE:HB3	1:A:526:ASN:ND2	1	0.23
(1,21)	2:B:156:PHE:HB3	1:A:526:ASN:O	1	0.23
(1,21)	2:B:156:PHE:HB3	1:A:526:ASN:OD1	1	0.23
(1,21)	2:B:156:PHE:HB3	1:A:527:ALA:C	1	0.23
(1,21)	2:B:156:PHE:HB3	1:A:527:ALA:CA	1	0.23
(1,21)	2:B:156:PHE:HB3	1:A:527:ALA:CB	1	0.23
(1,21)	2:B:156:PHE:HB3	1:A:527:ALA:H	1	0.23
(1,21)	2:B:156:PHE:HB3	1:A:527:ALA:HA	1	0.23
(1,21)	2:B:156:PHE:HB3	1:A:527:ALA:HB1	1	0.23
(1,21)	2:B:156:PHE:HB3	1:A:527:ALA:HB2	1	0.23
(1,21)	2:B:156:PHE:HB3	1:A:527:ALA:HB3	1	0.23
(1,21)	2:B:156:PHE:HB3	1:A:527:ALA:N	1	0.23
(1,21)	2:B:156:PHE:HB3	1:A:527:ALA:O	1	0.23
(1,21)	2:B:156:PHE:HB3	1:A:528:ILE:C	1	0.23
(1,21)	2:B:156:PHE:HB3	1:A:528:ILE:CA	1	0.23
(1,21)	2:B:156:PHE:HB3	1:A:528:ILE:CB	1	0.23
(1,21)	2:B:156:PHE:HB3	1:A:528:ILE:CD1	1	0.23
(1,21)	2:B:156:PHE:HB3	1:A:528:ILE:CG1	1	0.23
(1,21)	2:B:156:PHE:HB3	1:A:528:ILE:CG2	1	0.23
(1,21)	2:B:156:PHE:HB3	1:A:528:ILE:H	1	0.23
(1,21)	2:B:156:PHE:HB3	1:A:528:ILE:HA	1	0.23
(1,21)	2:B:156:PHE:HB3	1:A:528:ILE:HB	1	0.23
(1,21)	2:B:156:PHE:HB3	1:A:528:ILE:HD11	1	0.23
(1,21)	2:B:156:PHE:HB3	1:A:528:ILE:HD12	1	0.23
(1,21)	2:B:156:PHE:HB3	1:A:528:ILE:HD13	1	0.23
(1,21)	2:B:156:PHE:HB3	1:A:528:ILE:HG12	1	0.23
(1,21)	2:B:156:PHE:HB3	1:A:528:ILE:HG13	1	0.23
(1,21)	2:B:156:PHE:HB3	1:A:528:ILE:HG21	1	0.23
(1,21)	2:B:156:PHE:HB3	1:A:528:ILE:HG22	1	0.23
(1,21)	2:B:156:PHE:HB3	1:A:528:ILE:HG23	1	0.23
(1,21)	2:B:156:PHE:HB3	1:A:528:ILE:N	1	0.23
(1,21)	2:B:156:PHE:HB3	1:A:528:ILE:O	1	0.23
(1,21)	2:B:156:PHE:HB3	1:A:529:VAL:C	1	0.23
(1,21)	2:B:156:PHE:HB3	1:A:529:VAL:CA	1	0.23
(1,21)	2:B:156:PHE:HB3	1:A:529:VAL:CB	1	0.23
(1,21)	2:B:156:PHE:HB3	1:A:529:VAL:CG1	1	0.23
(1,21)	2:B:156:PHE:HB3	1:A:529:VAL:CG2	1	0.23
(1,21)	2:B:156:PHE:HB3	1:A:529:VAL:H	1	0.23
(1,21)	2:B:156:PHE:HB3	1:A:529:VAL:HA	1	0.23
(1,21)	2:B:156:PHE:HB3	1:A:529:VAL:HB	1	0.23
(1,21)	2:B:156:PHE:HB3	1:A:529:VAL:HG11	1	0.23
(1,21)	2:B:156:PHE:HB3	1:A:529:VAL:HG12	1	0.23

*Continued on next page...*

*Continued from previous page...*

Key	Atom-1	Atom-2	Model ID	Violation (Å)
(1,21)	2:B:156:PHE:HB3	1:A:529:VAL:HG13	1	0.23
(1,21)	2:B:156:PHE:HB3	1:A:529:VAL:HG21	1	0.23
(1,21)	2:B:156:PHE:HB3	1:A:529:VAL:HG22	1	0.23
(1,21)	2:B:156:PHE:HB3	1:A:529:VAL:HG23	1	0.23
(1,21)	2:B:156:PHE:HB3	1:A:529:VAL:N	1	0.23
(1,21)	2:B:156:PHE:HB3	1:A:529:VAL:O	1	0.23
(1,21)	2:B:156:PHE:HB3	1:A:561:ASP:C	1	0.23
(1,21)	2:B:156:PHE:HB3	1:A:561:ASP:CA	1	0.23
(1,21)	2:B:156:PHE:HB3	1:A:561:ASP:CB	1	0.23
(1,21)	2:B:156:PHE:HB3	1:A:561:ASP:CG	1	0.23
(1,21)	2:B:156:PHE:HB3	1:A:561:ASP:H	1	0.23
(1,21)	2:B:156:PHE:HB3	1:A:561:ASP:HA	1	0.23
(1,21)	2:B:156:PHE:HB3	1:A:561:ASP:HB2	1	0.23
(1,21)	2:B:156:PHE:HB3	1:A:561:ASP:HB3	1	0.23
(1,21)	2:B:156:PHE:HB3	1:A:561:ASP:N	1	0.23
(1,21)	2:B:156:PHE:HB3	1:A:561:ASP:O	1	0.23
(1,21)	2:B:156:PHE:HB3	1:A:561:ASP:OD1	1	0.23
(1,21)	2:B:156:PHE:HB3	1:A:561:ASP:OD2	1	0.23
(1,21)	2:B:156:PHE:HB3	1:A:563:LYS:C	1	0.23
(1,21)	2:B:156:PHE:HB3	1:A:563:LYS:CA	1	0.23
(1,21)	2:B:156:PHE:HB3	1:A:563:LYS:CB	1	0.23
(1,21)	2:B:156:PHE:HB3	1:A:563:LYS:CD	1	0.23
(1,21)	2:B:156:PHE:HB3	1:A:563:LYS:CE	1	0.23
(1,21)	2:B:156:PHE:HB3	1:A:563:LYS:CG	1	0.23
(1,21)	2:B:156:PHE:HB3	1:A:563:LYS:H	1	0.23
(1,21)	2:B:156:PHE:HB3	1:A:563:LYS:HA	1	0.23
(1,21)	2:B:156:PHE:HB3	1:A:563:LYS:HB2	1	0.23
(1,21)	2:B:156:PHE:HB3	1:A:563:LYS:HB3	1	0.23
(1,21)	2:B:156:PHE:HB3	1:A:563:LYS:HD2	1	0.23
(1,21)	2:B:156:PHE:HB3	1:A:563:LYS:HD3	1	0.23
(1,21)	2:B:156:PHE:HB3	1:A:563:LYS:HE2	1	0.23
(1,21)	2:B:156:PHE:HB3	1:A:563:LYS:HE3	1	0.23
(1,21)	2:B:156:PHE:HB3	1:A:563:LYS:HG2	1	0.23
(1,21)	2:B:156:PHE:HB3	1:A:563:LYS:HG3	1	0.23
(1,21)	2:B:156:PHE:HB3	1:A:563:LYS:HZ1	1	0.23
(1,21)	2:B:156:PHE:HB3	1:A:563:LYS:HZ2	1	0.23
(1,21)	2:B:156:PHE:HB3	1:A:563:LYS:HZ3	1	0.23
(1,21)	2:B:156:PHE:HB3	1:A:563:LYS:N	1	0.23
(1,21)	2:B:156:PHE:HB3	1:A:563:LYS:NZ	1	0.23
(1,21)	2:B:156:PHE:HB3	1:A:563:LYS:O	1	0.23
(1,21)	2:B:156:PHE:HB3	1:A:564:ALA:C	1	0.23
(1,21)	2:B:156:PHE:HB3	1:A:564:ALA:CA	1	0.23

*Continued on next page...*

*Continued from previous page...*

Key	Atom-1	Atom-2	Model ID	Violation (Å)
(1,21)	2:B:156:PHE:HB3	1:A:564:ALA:CB	1	0.23
(1,21)	2:B:156:PHE:HB3	1:A:564:ALA:H	1	0.23
(1,21)	2:B:156:PHE:HB3	1:A:564:ALA:HA	1	0.23
(1,21)	2:B:156:PHE:HB3	1:A:564:ALA:HB1	1	0.23
(1,21)	2:B:156:PHE:HB3	1:A:564:ALA:HB2	1	0.23
(1,21)	2:B:156:PHE:HB3	1:A:564:ALA:HB3	1	0.23
(1,21)	2:B:156:PHE:HB3	1:A:564:ALA:N	1	0.23
(1,21)	2:B:156:PHE:HB3	1:A:564:ALA:O	1	0.23
(1,21)	2:B:156:PHE:HB3	1:A:566:LEU:C	1	0.23
(1,21)	2:B:156:PHE:HB3	1:A:566:LEU:CA	1	0.23
(1,21)	2:B:156:PHE:HB3	1:A:566:LEU:CB	1	0.23
(1,21)	2:B:156:PHE:HB3	1:A:566:LEU:CD1	1	0.23
(1,21)	2:B:156:PHE:HB3	1:A:566:LEU:CD2	1	0.23
(1,21)	2:B:156:PHE:HB3	1:A:566:LEU:CG	1	0.23
(1,21)	2:B:156:PHE:HB3	1:A:566:LEU:H	1	0.23
(1,21)	2:B:156:PHE:HB3	1:A:566:LEU:HA	1	0.23
(1,21)	2:B:156:PHE:HB3	1:A:566:LEU:HB2	1	0.23
(1,21)	2:B:156:PHE:HB3	1:A:566:LEU:HB3	1	0.23
(1,21)	2:B:156:PHE:HB3	1:A:566:LEU:HD11	1	0.23
(1,21)	2:B:156:PHE:HB3	1:A:566:LEU:HD12	1	0.23
(1,21)	2:B:156:PHE:HB3	1:A:566:LEU:HD13	1	0.23
(1,21)	2:B:156:PHE:HB3	1:A:566:LEU:HD21	1	0.23
(1,21)	2:B:156:PHE:HB3	1:A:566:LEU:HD22	1	0.23
(1,21)	2:B:156:PHE:HB3	1:A:566:LEU:HD23	1	0.23
(1,21)	2:B:156:PHE:HB3	1:A:566:LEU:HG	1	0.23
(1,21)	2:B:156:PHE:HB3	1:A:566:LEU:N	1	0.23
(1,21)	2:B:156:PHE:HB3	1:A:566:LEU:O	1	0.23
(1,21)	2:B:156:PHE:HD1	1:A:490:ALA:C	1	0.23
(1,21)	2:B:156:PHE:HD1	1:A:490:ALA:CA	1	0.23
(1,21)	2:B:156:PHE:HD1	1:A:490:ALA:CB	1	0.23
(1,21)	2:B:156:PHE:HD1	1:A:490:ALA:H	1	0.23
(1,21)	2:B:156:PHE:HD1	1:A:490:ALA:HA	1	0.23
(1,21)	2:B:156:PHE:HD1	1:A:490:ALA:HB1	1	0.23
(1,21)	2:B:156:PHE:HD1	1:A:490:ALA:HB2	1	0.23
(1,21)	2:B:156:PHE:HD1	1:A:490:ALA:HB3	1	0.23
(1,21)	2:B:156:PHE:HD1	1:A:490:ALA:N	1	0.23
(1,21)	2:B:156:PHE:HD1	1:A:490:ALA:O	1	0.23
(1,21)	2:B:156:PHE:HD1	1:A:514:THR:C	1	0.23
(1,21)	2:B:156:PHE:HD1	1:A:514:THR:CA	1	0.23
(1,21)	2:B:156:PHE:HD1	1:A:514:THR:CB	1	0.23
(1,21)	2:B:156:PHE:HD1	1:A:514:THR:CG2	1	0.23
(1,21)	2:B:156:PHE:HD1	1:A:514:THR:H	1	0.23

*Continued on next page...*

*Continued from previous page...*

Key	Atom-1	Atom-2	Model ID	Violation (Å)
(1,21)	2:B:156:PHE:HD1	1:A:514:THR:HA	1	0.23
(1,21)	2:B:156:PHE:HD1	1:A:514:THR:HB	1	0.23
(1,21)	2:B:156:PHE:HD1	1:A:514:THR:HG1	1	0.23
(1,21)	2:B:156:PHE:HD1	1:A:514:THR:HG21	1	0.23
(1,21)	2:B:156:PHE:HD1	1:A:514:THR:HG22	1	0.23
(1,21)	2:B:156:PHE:HD1	1:A:514:THR:HG23	1	0.23
(1,21)	2:B:156:PHE:HD1	1:A:514:THR:N	1	0.23
(1,21)	2:B:156:PHE:HD1	1:A:514:THR:O	1	0.23
(1,21)	2:B:156:PHE:HD1	1:A:514:THR:OG1	1	0.23
(1,21)	2:B:156:PHE:HD1	1:A:516:ASN:C	1	0.23
(1,21)	2:B:156:PHE:HD1	1:A:516:ASN:CA	1	0.23
(1,21)	2:B:156:PHE:HD1	1:A:516:ASN:CB	1	0.23
(1,21)	2:B:156:PHE:HD1	1:A:516:ASN:CG	1	0.23
(1,21)	2:B:156:PHE:HD1	1:A:516:ASN:H	1	0.23
(1,21)	2:B:156:PHE:HD1	1:A:516:ASN:HA	1	0.23
(1,21)	2:B:156:PHE:HD1	1:A:516:ASN:HB2	1	0.23
(1,21)	2:B:156:PHE:HD1	1:A:516:ASN:HB3	1	0.23
(1,21)	2:B:156:PHE:HD1	1:A:516:ASN:HD21	1	0.23
(1,21)	2:B:156:PHE:HD1	1:A:516:ASN:HD22	1	0.23
(1,21)	2:B:156:PHE:HD1	1:A:516:ASN:N	1	0.23
(1,21)	2:B:156:PHE:HD1	1:A:516:ASN:ND2	1	0.23
(1,21)	2:B:156:PHE:HD1	1:A:516:ASN:O	1	0.23
(1,21)	2:B:156:PHE:HD1	1:A:516:ASN:OD1	1	0.23
(1,21)	2:B:156:PHE:HD1	1:A:519:GLY:C	1	0.23
(1,21)	2:B:156:PHE:HD1	1:A:519:GLY:CA	1	0.23
(1,21)	2:B:156:PHE:HD1	1:A:519:GLY:H	1	0.23
(1,21)	2:B:156:PHE:HD1	1:A:519:GLY:HA2	1	0.23
(1,21)	2:B:156:PHE:HD1	1:A:519:GLY:HA3	1	0.23
(1,21)	2:B:156:PHE:HD1	1:A:519:GLY:N	1	0.23
(1,21)	2:B:156:PHE:HD1	1:A:519:GLY:O	1	0.23
(1,21)	2:B:156:PHE:HD1	1:A:522:PHE:C	1	0.23
(1,21)	2:B:156:PHE:HD1	1:A:522:PHE:CA	1	0.23
(1,21)	2:B:156:PHE:HD1	1:A:522:PHE:CB	1	0.23
(1,21)	2:B:156:PHE:HD1	1:A:522:PHE:CD1	1	0.23
(1,21)	2:B:156:PHE:HD1	1:A:522:PHE:CD2	1	0.23
(1,21)	2:B:156:PHE:HD1	1:A:522:PHE:CE1	1	0.23
(1,21)	2:B:156:PHE:HD1	1:A:522:PHE:CE2	1	0.23
(1,21)	2:B:156:PHE:HD1	1:A:522:PHE:CG	1	0.23
(1,21)	2:B:156:PHE:HD1	1:A:522:PHE:CZ	1	0.23
(1,21)	2:B:156:PHE:HD1	1:A:522:PHE:H	1	0.23
(1,21)	2:B:156:PHE:HD1	1:A:522:PHE:HA	1	0.23
(1,21)	2:B:156:PHE:HD1	1:A:522:PHE:HB2	1	0.23

*Continued on next page...*

*Continued from previous page...*

Key	Atom-1	Atom-2	Model ID	Violation (Å)
(1,21)	2:B:156:PHE:HD1	1:A:522:PHE:HB3	1	0.23
(1,21)	2:B:156:PHE:HD1	1:A:522:PHE:HD1	1	0.23
(1,21)	2:B:156:PHE:HD1	1:A:522:PHE:HD2	1	0.23
(1,21)	2:B:156:PHE:HD1	1:A:522:PHE:HE1	1	0.23
(1,21)	2:B:156:PHE:HD1	1:A:522:PHE:HE2	1	0.23
(1,21)	2:B:156:PHE:HD1	1:A:522:PHE:HZ	1	0.23
(1,21)	2:B:156:PHE:HD1	1:A:522:PHE:N	1	0.23
(1,21)	2:B:156:PHE:HD1	1:A:522:PHE:O	1	0.23
(1,21)	2:B:156:PHE:HD1	1:A:523:GLU:C	1	0.23
(1,21)	2:B:156:PHE:HD1	1:A:523:GLU:CA	1	0.23
(1,21)	2:B:156:PHE:HD1	1:A:523:GLU:CB	1	0.23
(1,21)	2:B:156:PHE:HD1	1:A:523:GLU:CD	1	0.23
(1,21)	2:B:156:PHE:HD1	1:A:523:GLU:CG	1	0.23
(1,21)	2:B:156:PHE:HD1	1:A:523:GLU:H	1	0.23
(1,21)	2:B:156:PHE:HD1	1:A:523:GLU:HA	1	0.23
(1,21)	2:B:156:PHE:HD1	1:A:523:GLU:HB2	1	0.23
(1,21)	2:B:156:PHE:HD1	1:A:523:GLU:HB3	1	0.23
(1,21)	2:B:156:PHE:HD1	1:A:523:GLU:HG2	1	0.23
(1,21)	2:B:156:PHE:HD1	1:A:523:GLU:HG3	1	0.23
(1,21)	2:B:156:PHE:HD1	1:A:523:GLU:N	1	0.23
(1,21)	2:B:156:PHE:HD1	1:A:523:GLU:O	1	0.23
(1,21)	2:B:156:PHE:HD1	1:A:523:GLU:OE1	1	0.23
(1,21)	2:B:156:PHE:HD1	1:A:523:GLU:OE2	1	0.23
(1,21)	2:B:156:PHE:HD1	1:A:524:PHE:C	1	0.23
(1,21)	2:B:156:PHE:HD1	1:A:524:PHE:CA	1	0.23
(1,21)	2:B:156:PHE:HD1	1:A:524:PHE:CB	1	0.23
(1,21)	2:B:156:PHE:HD1	1:A:524:PHE:CD1	1	0.23
(1,21)	2:B:156:PHE:HD1	1:A:524:PHE:CD2	1	0.23
(1,21)	2:B:156:PHE:HD1	1:A:524:PHE:CE1	1	0.23
(1,21)	2:B:156:PHE:HD1	1:A:524:PHE:CE2	1	0.23
(1,21)	2:B:156:PHE:HD1	1:A:524:PHE:CG	1	0.23
(1,21)	2:B:156:PHE:HD1	1:A:524:PHE:CZ	1	0.23
(1,21)	2:B:156:PHE:HD1	1:A:524:PHE:H	1	0.23
(1,21)	2:B:156:PHE:HD1	1:A:524:PHE:HA	1	0.23
(1,21)	2:B:156:PHE:HD1	1:A:524:PHE:HB2	1	0.23
(1,21)	2:B:156:PHE:HD1	1:A:524:PHE:HB3	1	0.23
(1,21)	2:B:156:PHE:HD1	1:A:524:PHE:HD1	1	0.23
(1,21)	2:B:156:PHE:HD1	1:A:524:PHE:HD2	1	0.23
(1,21)	2:B:156:PHE:HD1	1:A:524:PHE:HE1	1	0.23
(1,21)	2:B:156:PHE:HD1	1:A:524:PHE:HE2	1	0.23
(1,21)	2:B:156:PHE:HD1	1:A:524:PHE:HZ	1	0.23
(1,21)	2:B:156:PHE:HD1	1:A:524:PHE:N	1	0.23

*Continued on next page...*



*Continued from previous page...*

Key	Atom-1	Atom-2	Model ID	Violation (Å)
(1,21)	2:B:156:PHE:HD1	1:A:524:PHE:O	1	0.23
(1,21)	2:B:156:PHE:HD1	1:A:525:GLU:C	1	0.23
(1,21)	2:B:156:PHE:HD1	1:A:525:GLU:CA	1	0.23
(1,21)	2:B:156:PHE:HD1	1:A:525:GLU:CB	1	0.23
(1,21)	2:B:156:PHE:HD1	1:A:525:GLU:CD	1	0.23
(1,21)	2:B:156:PHE:HD1	1:A:525:GLU:CG	1	0.23
(1,21)	2:B:156:PHE:HD1	1:A:525:GLU:H	1	0.23
(1,21)	2:B:156:PHE:HD1	1:A:525:GLU:HA	1	0.23
(1,21)	2:B:156:PHE:HD1	1:A:525:GLU:HB2	1	0.23
(1,21)	2:B:156:PHE:HD1	1:A:525:GLU:HB3	1	0.23
(1,21)	2:B:156:PHE:HD1	1:A:525:GLU:HG2	1	0.23
(1,21)	2:B:156:PHE:HD1	1:A:525:GLU:HG3	1	0.23
(1,21)	2:B:156:PHE:HD1	1:A:525:GLU:N	1	0.23
(1,21)	2:B:156:PHE:HD1	1:A:525:GLU:O	1	0.23
(1,21)	2:B:156:PHE:HD1	1:A:525:GLU:OE1	1	0.23
(1,21)	2:B:156:PHE:HD1	1:A:525:GLU:OE2	1	0.23
(1,21)	2:B:156:PHE:HD1	1:A:526:ASN:C	1	0.23
(1,21)	2:B:156:PHE:HD1	1:A:526:ASN:CA	1	0.23
(1,21)	2:B:156:PHE:HD1	1:A:526:ASN:CB	1	0.23
(1,21)	2:B:156:PHE:HD1	1:A:526:ASN:CG	1	0.23
(1,21)	2:B:156:PHE:HD1	1:A:526:ASN:H	1	0.23
(1,21)	2:B:156:PHE:HD1	1:A:526:ASN:HA	1	0.23
(1,21)	2:B:156:PHE:HD1	1:A:526:ASN:HB2	1	0.23
(1,21)	2:B:156:PHE:HD1	1:A:526:ASN:HB3	1	0.23
(1,21)	2:B:156:PHE:HD1	1:A:526:ASN:HD21	1	0.23
(1,21)	2:B:156:PHE:HD1	1:A:526:ASN:HD22	1	0.23
(1,21)	2:B:156:PHE:HD1	1:A:526:ASN:N	1	0.23
(1,21)	2:B:156:PHE:HD1	1:A:526:ASN:ND2	1	0.23
(1,21)	2:B:156:PHE:HD1	1:A:526:ASN:O	1	0.23
(1,21)	2:B:156:PHE:HD1	1:A:526:ASN:OD1	1	0.23
(1,21)	2:B:156:PHE:HD1	1:A:527:ALA:C	1	0.23
(1,21)	2:B:156:PHE:HD1	1:A:527:ALA:CA	1	0.23
(1,21)	2:B:156:PHE:HD1	1:A:527:ALA:CB	1	0.23
(1,21)	2:B:156:PHE:HD1	1:A:527:ALA:H	1	0.23
(1,21)	2:B:156:PHE:HD1	1:A:527:ALA:HA	1	0.23
(1,21)	2:B:156:PHE:HD1	1:A:527:ALA:HB1	1	0.23
(1,21)	2:B:156:PHE:HD1	1:A:527:ALA:HB2	1	0.23
(1,21)	2:B:156:PHE:HD1	1:A:527:ALA:HB3	1	0.23
(1,21)	2:B:156:PHE:HD1	1:A:527:ALA:N	1	0.23
(1,21)	2:B:156:PHE:HD1	1:A:527:ALA:O	1	0.23
(1,21)	2:B:156:PHE:HD1	1:A:528:ILE:C	1	0.23
(1,21)	2:B:156:PHE:HD1	1:A:528:ILE:CA	1	0.23

*Continued on next page...*

*Continued from previous page...*

Key	Atom-1	Atom-2	Model ID	Violation (Å)
(1,21)	2:B:156:PHE:HD1	1:A:528:ILE:CB	1	0.23
(1,21)	2:B:156:PHE:HD1	1:A:528:ILE:CD1	1	0.23
(1,21)	2:B:156:PHE:HD1	1:A:528:ILE:CG1	1	0.23
(1,21)	2:B:156:PHE:HD1	1:A:528:ILE:CG2	1	0.23
(1,21)	2:B:156:PHE:HD1	1:A:528:ILE:H	1	0.23
(1,21)	2:B:156:PHE:HD1	1:A:528:ILE:HA	1	0.23
(1,21)	2:B:156:PHE:HD1	1:A:528:ILE:HB	1	0.23
(1,21)	2:B:156:PHE:HD1	1:A:528:ILE:HD11	1	0.23
(1,21)	2:B:156:PHE:HD1	1:A:528:ILE:HD12	1	0.23
(1,21)	2:B:156:PHE:HD1	1:A:528:ILE:HD13	1	0.23
(1,21)	2:B:156:PHE:HD1	1:A:528:ILE:HG12	1	0.23
(1,21)	2:B:156:PHE:HD1	1:A:528:ILE:HG13	1	0.23
(1,21)	2:B:156:PHE:HD1	1:A:528:ILE:HG21	1	0.23
(1,21)	2:B:156:PHE:HD1	1:A:528:ILE:HG22	1	0.23
(1,21)	2:B:156:PHE:HD1	1:A:528:ILE:HG23	1	0.23
(1,21)	2:B:156:PHE:HD1	1:A:528:ILE:N	1	0.23
(1,21)	2:B:156:PHE:HD1	1:A:528:ILE:O	1	0.23
(1,21)	2:B:156:PHE:HD1	1:A:529:VAL:C	1	0.23
(1,21)	2:B:156:PHE:HD1	1:A:529:VAL:CA	1	0.23
(1,21)	2:B:156:PHE:HD1	1:A:529:VAL:CB	1	0.23
(1,21)	2:B:156:PHE:HD1	1:A:529:VAL:CG1	1	0.23
(1,21)	2:B:156:PHE:HD1	1:A:529:VAL:CG2	1	0.23
(1,21)	2:B:156:PHE:HD1	1:A:529:VAL:H	1	0.23
(1,21)	2:B:156:PHE:HD1	1:A:529:VAL:HA	1	0.23
(1,21)	2:B:156:PHE:HD1	1:A:529:VAL:HB	1	0.23
(1,21)	2:B:156:PHE:HD1	1:A:529:VAL:HG11	1	0.23
(1,21)	2:B:156:PHE:HD1	1:A:529:VAL:HG12	1	0.23
(1,21)	2:B:156:PHE:HD1	1:A:529:VAL:HG13	1	0.23
(1,21)	2:B:156:PHE:HD1	1:A:529:VAL:HG21	1	0.23
(1,21)	2:B:156:PHE:HD1	1:A:529:VAL:HG22	1	0.23
(1,21)	2:B:156:PHE:HD1	1:A:529:VAL:HG23	1	0.23
(1,21)	2:B:156:PHE:HD1	1:A:529:VAL:N	1	0.23
(1,21)	2:B:156:PHE:HD1	1:A:529:VAL:O	1	0.23
(1,21)	2:B:156:PHE:HD1	1:A:561:ASP:C	1	0.23
(1,21)	2:B:156:PHE:HD1	1:A:561:ASP:CA	1	0.23
(1,21)	2:B:156:PHE:HD1	1:A:561:ASP:CB	1	0.23
(1,21)	2:B:156:PHE:HD1	1:A:561:ASP:CG	1	0.23
(1,21)	2:B:156:PHE:HD1	1:A:561:ASP:H	1	0.23
(1,21)	2:B:156:PHE:HD1	1:A:561:ASP:HA	1	0.23
(1,21)	2:B:156:PHE:HD1	1:A:561:ASP:HB2	1	0.23
(1,21)	2:B:156:PHE:HD1	1:A:561:ASP:HB3	1	0.23
(1,21)	2:B:156:PHE:HD1	1:A:561:ASP:N	1	0.23

*Continued on next page...*

*Continued from previous page...*

Key	Atom-1	Atom-2	Model ID	Violation (Å)
(1,21)	2:B:156:PHE:HD1	1:A:561:ASP:O	1	0.23
(1,21)	2:B:156:PHE:HD1	1:A:561:ASP:OD1	1	0.23
(1,21)	2:B:156:PHE:HD1	1:A:561:ASP:OD2	1	0.23
(1,21)	2:B:156:PHE:HD1	1:A:563:LYS:C	1	0.23
(1,21)	2:B:156:PHE:HD1	1:A:563:LYS:CA	1	0.23
(1,21)	2:B:156:PHE:HD1	1:A:563:LYS:CB	1	0.23
(1,21)	2:B:156:PHE:HD1	1:A:563:LYS:CD	1	0.23
(1,21)	2:B:156:PHE:HD1	1:A:563:LYS:CE	1	0.23
(1,21)	2:B:156:PHE:HD1	1:A:563:LYS:CG	1	0.23
(1,21)	2:B:156:PHE:HD1	1:A:563:LYS:H	1	0.23
(1,21)	2:B:156:PHE:HD1	1:A:563:LYS:HA	1	0.23
(1,21)	2:B:156:PHE:HD1	1:A:563:LYS:HB2	1	0.23
(1,21)	2:B:156:PHE:HD1	1:A:563:LYS:HB3	1	0.23
(1,21)	2:B:156:PHE:HD1	1:A:563:LYS:HD2	1	0.23
(1,21)	2:B:156:PHE:HD1	1:A:563:LYS:HD3	1	0.23
(1,21)	2:B:156:PHE:HD1	1:A:563:LYS:HE2	1	0.23
(1,21)	2:B:156:PHE:HD1	1:A:563:LYS:HE3	1	0.23
(1,21)	2:B:156:PHE:HD1	1:A:563:LYS:HG2	1	0.23
(1,21)	2:B:156:PHE:HD1	1:A:563:LYS:HG3	1	0.23
(1,21)	2:B:156:PHE:HD1	1:A:563:LYS:HZ1	1	0.23
(1,21)	2:B:156:PHE:HD1	1:A:563:LYS:HZ2	1	0.23
(1,21)	2:B:156:PHE:HD1	1:A:563:LYS:HZ3	1	0.23
(1,21)	2:B:156:PHE:HD1	1:A:563:LYS:N	1	0.23
(1,21)	2:B:156:PHE:HD1	1:A:563:LYS:NZ	1	0.23
(1,21)	2:B:156:PHE:HD1	1:A:563:LYS:O	1	0.23
(1,21)	2:B:156:PHE:HD1	1:A:564:ALA:C	1	0.23
(1,21)	2:B:156:PHE:HD1	1:A:564:ALA:CA	1	0.23
(1,21)	2:B:156:PHE:HD1	1:A:564:ALA:CB	1	0.23
(1,21)	2:B:156:PHE:HD1	1:A:564:ALA:H	1	0.23
(1,21)	2:B:156:PHE:HD1	1:A:564:ALA:HA	1	0.23
(1,21)	2:B:156:PHE:HD1	1:A:564:ALA:HB1	1	0.23
(1,21)	2:B:156:PHE:HD1	1:A:564:ALA:HB2	1	0.23
(1,21)	2:B:156:PHE:HD1	1:A:564:ALA:HB3	1	0.23
(1,21)	2:B:156:PHE:HD1	1:A:564:ALA:N	1	0.23
(1,21)	2:B:156:PHE:HD1	1:A:564:ALA:O	1	0.23
(1,21)	2:B:156:PHE:HD1	1:A:566:LEU:C	1	0.23
(1,21)	2:B:156:PHE:HD1	1:A:566:LEU:CA	1	0.23
(1,21)	2:B:156:PHE:HD1	1:A:566:LEU:CB	1	0.23
(1,21)	2:B:156:PHE:HD1	1:A:566:LEU:CD1	1	0.23
(1,21)	2:B:156:PHE:HD1	1:A:566:LEU:CD2	1	0.23
(1,21)	2:B:156:PHE:HD1	1:A:566:LEU:CG	1	0.23
(1,21)	2:B:156:PHE:HD1	1:A:566:LEU:H	1	0.23

*Continued on next page...*

*Continued from previous page...*

Key	Atom-1	Atom-2	Model ID	Violation (Å)
(1,21)	2:B:156:PHE:HD1	1:A:566:LEU:HA	1	0.23
(1,21)	2:B:156:PHE:HD1	1:A:566:LEU:HB2	1	0.23
(1,21)	2:B:156:PHE:HD1	1:A:566:LEU:HB3	1	0.23
(1,21)	2:B:156:PHE:HD1	1:A:566:LEU:HD11	1	0.23
(1,21)	2:B:156:PHE:HD1	1:A:566:LEU:HD12	1	0.23
(1,21)	2:B:156:PHE:HD1	1:A:566:LEU:HD13	1	0.23
(1,21)	2:B:156:PHE:HD1	1:A:566:LEU:HD21	1	0.23
(1,21)	2:B:156:PHE:HD1	1:A:566:LEU:HD22	1	0.23
(1,21)	2:B:156:PHE:HD1	1:A:566:LEU:HD23	1	0.23
(1,21)	2:B:156:PHE:HD1	1:A:566:LEU:HG	1	0.23
(1,21)	2:B:156:PHE:HD1	1:A:566:LEU:N	1	0.23
(1,21)	2:B:156:PHE:HD1	1:A:566:LEU:O	1	0.23
(1,21)	2:B:156:PHE:HD2	1:A:490:ALA:C	1	0.23
(1,21)	2:B:156:PHE:HD2	1:A:490:ALA:CA	1	0.23
(1,21)	2:B:156:PHE:HD2	1:A:490:ALA:CB	1	0.23
(1,21)	2:B:156:PHE:HD2	1:A:490:ALA:H	1	0.23
(1,21)	2:B:156:PHE:HD2	1:A:490:ALA:HA	1	0.23
(1,21)	2:B:156:PHE:HD2	1:A:490:ALA:HB1	1	0.23
(1,21)	2:B:156:PHE:HD2	1:A:490:ALA:HB2	1	0.23
(1,21)	2:B:156:PHE:HD2	1:A:490:ALA:HB3	1	0.23
(1,21)	2:B:156:PHE:HD2	1:A:490:ALA:N	1	0.23
(1,21)	2:B:156:PHE:HD2	1:A:490:ALA:O	1	0.23
(1,21)	2:B:156:PHE:HD2	1:A:514:THR:C	1	0.23
(1,21)	2:B:156:PHE:HD2	1:A:514:THR:CA	1	0.23
(1,21)	2:B:156:PHE:HD2	1:A:514:THR:CB	1	0.23
(1,21)	2:B:156:PHE:HD2	1:A:514:THR:CG2	1	0.23
(1,21)	2:B:156:PHE:HD2	1:A:514:THR:H	1	0.23
(1,21)	2:B:156:PHE:HD2	1:A:514:THR:HA	1	0.23
(1,21)	2:B:156:PHE:HD2	1:A:514:THR:HB	1	0.23
(1,21)	2:B:156:PHE:HD2	1:A:514:THR:HG1	1	0.23
(1,21)	2:B:156:PHE:HD2	1:A:514:THR:HG21	1	0.23
(1,21)	2:B:156:PHE:HD2	1:A:514:THR:HG22	1	0.23
(1,21)	2:B:156:PHE:HD2	1:A:514:THR:HG23	1	0.23
(1,21)	2:B:156:PHE:HD2	1:A:514:THR:N	1	0.23
(1,21)	2:B:156:PHE:HD2	1:A:514:THR:O	1	0.23
(1,21)	2:B:156:PHE:HD2	1:A:514:THR:OG1	1	0.23
(1,21)	2:B:156:PHE:HD2	1:A:516:ASN:C	1	0.23
(1,21)	2:B:156:PHE:HD2	1:A:516:ASN:CA	1	0.23
(1,21)	2:B:156:PHE:HD2	1:A:516:ASN:CB	1	0.23
(1,21)	2:B:156:PHE:HD2	1:A:516:ASN:CG	1	0.23
(1,21)	2:B:156:PHE:HD2	1:A:516:ASN:H	1	0.23
(1,21)	2:B:156:PHE:HD2	1:A:516:ASN:HA	1	0.23

*Continued on next page...*

*Continued from previous page...*

Key	Atom-1	Atom-2	Model ID	Violation (Å)
(1,21)	2:B:156:PHE:HD2	1:A:516:ASN:HB2	1	0.23
(1,21)	2:B:156:PHE:HD2	1:A:516:ASN:HB3	1	0.23
(1,21)	2:B:156:PHE:HD2	1:A:516:ASN:HD21	1	0.23
(1,21)	2:B:156:PHE:HD2	1:A:516:ASN:HD22	1	0.23
(1,21)	2:B:156:PHE:HD2	1:A:516:ASN:N	1	0.23
(1,21)	2:B:156:PHE:HD2	1:A:516:ASN:ND2	1	0.23
(1,21)	2:B:156:PHE:HD2	1:A:516:ASN:O	1	0.23
(1,21)	2:B:156:PHE:HD2	1:A:516:ASN:OD1	1	0.23
(1,21)	2:B:156:PHE:HD2	1:A:519:GLY:C	1	0.23
(1,21)	2:B:156:PHE:HD2	1:A:519:GLY:CA	1	0.23
(1,21)	2:B:156:PHE:HD2	1:A:519:GLY:H	1	0.23
(1,21)	2:B:156:PHE:HD2	1:A:519:GLY:HA2	1	0.23
(1,21)	2:B:156:PHE:HD2	1:A:519:GLY:HA3	1	0.23
(1,21)	2:B:156:PHE:HD2	1:A:519:GLY:N	1	0.23
(1,21)	2:B:156:PHE:HD2	1:A:519:GLY:O	1	0.23
(1,21)	2:B:156:PHE:HD2	1:A:522:PHE:C	1	0.23
(1,21)	2:B:156:PHE:HD2	1:A:522:PHE:CA	1	0.23
(1,21)	2:B:156:PHE:HD2	1:A:522:PHE:CB	1	0.23
(1,21)	2:B:156:PHE:HD2	1:A:522:PHE:CD1	1	0.23
(1,21)	2:B:156:PHE:HD2	1:A:522:PHE:CD2	1	0.23
(1,21)	2:B:156:PHE:HD2	1:A:522:PHE:CE1	1	0.23
(1,21)	2:B:156:PHE:HD2	1:A:522:PHE:CE2	1	0.23
(1,21)	2:B:156:PHE:HD2	1:A:522:PHE:CG	1	0.23
(1,21)	2:B:156:PHE:HD2	1:A:522:PHE:CZ	1	0.23
(1,21)	2:B:156:PHE:HD2	1:A:522:PHE:H	1	0.23
(1,21)	2:B:156:PHE:HD2	1:A:522:PHE:HA	1	0.23
(1,21)	2:B:156:PHE:HD2	1:A:522:PHE:HB2	1	0.23
(1,21)	2:B:156:PHE:HD2	1:A:522:PHE:HB3	1	0.23
(1,21)	2:B:156:PHE:HD2	1:A:522:PHE:HD1	1	0.23
(1,21)	2:B:156:PHE:HD2	1:A:522:PHE:HD2	1	0.23
(1,21)	2:B:156:PHE:HD2	1:A:522:PHE:HE1	1	0.23
(1,21)	2:B:156:PHE:HD2	1:A:522:PHE:HE2	1	0.23
(1,21)	2:B:156:PHE:HD2	1:A:522:PHE:HZ	1	0.23
(1,21)	2:B:156:PHE:HD2	1:A:522:PHE:N	1	0.23
(1,21)	2:B:156:PHE:HD2	1:A:522:PHE:O	1	0.23
(1,21)	2:B:156:PHE:HD2	1:A:523:GLU:C	1	0.23
(1,21)	2:B:156:PHE:HD2	1:A:523:GLU:CA	1	0.23
(1,21)	2:B:156:PHE:HD2	1:A:523:GLU:CB	1	0.23
(1,21)	2:B:156:PHE:HD2	1:A:523:GLU:CD	1	0.23
(1,21)	2:B:156:PHE:HD2	1:A:523:GLU:CG	1	0.23
(1,21)	2:B:156:PHE:HD2	1:A:523:GLU:H	1	0.23
(1,21)	2:B:156:PHE:HD2	1:A:523:GLU:HA	1	0.23

*Continued on next page...*

*Continued from previous page...*

Key	Atom-1	Atom-2	Model ID	Violation (Å)
(1,21)	2:B:156:PHE:HD2	1:A:523:GLU:HB2	1	0.23
(1,21)	2:B:156:PHE:HD2	1:A:523:GLU:HB3	1	0.23
(1,21)	2:B:156:PHE:HD2	1:A:523:GLU:HG2	1	0.23
(1,21)	2:B:156:PHE:HD2	1:A:523:GLU:HG3	1	0.23
(1,21)	2:B:156:PHE:HD2	1:A:523:GLU:N	1	0.23
(1,21)	2:B:156:PHE:HD2	1:A:523:GLU:O	1	0.23
(1,21)	2:B:156:PHE:HD2	1:A:523:GLU:OE1	1	0.23
(1,21)	2:B:156:PHE:HD2	1:A:523:GLU:OE2	1	0.23
(1,21)	2:B:156:PHE:HD2	1:A:524:PHE:C	1	0.23
(1,21)	2:B:156:PHE:HD2	1:A:524:PHE:CA	1	0.23
(1,21)	2:B:156:PHE:HD2	1:A:524:PHE:CB	1	0.23
(1,21)	2:B:156:PHE:HD2	1:A:524:PHE:CD1	1	0.23
(1,21)	2:B:156:PHE:HD2	1:A:524:PHE:CD2	1	0.23
(1,21)	2:B:156:PHE:HD2	1:A:524:PHE:CE1	1	0.23
(1,21)	2:B:156:PHE:HD2	1:A:524:PHE:CE2	1	0.23
(1,21)	2:B:156:PHE:HD2	1:A:524:PHE:CG	1	0.23
(1,21)	2:B:156:PHE:HD2	1:A:524:PHE:CZ	1	0.23
(1,21)	2:B:156:PHE:HD2	1:A:524:PHE:H	1	0.23
(1,21)	2:B:156:PHE:HD2	1:A:524:PHE:HA	1	0.23
(1,21)	2:B:156:PHE:HD2	1:A:524:PHE:HB2	1	0.23
(1,21)	2:B:156:PHE:HD2	1:A:524:PHE:HB3	1	0.23
(1,21)	2:B:156:PHE:HD2	1:A:524:PHE:HD1	1	0.23
(1,21)	2:B:156:PHE:HD2	1:A:524:PHE:HD2	1	0.23
(1,21)	2:B:156:PHE:HD2	1:A:524:PHE:HE1	1	0.23
(1,21)	2:B:156:PHE:HD2	1:A:524:PHE:HE2	1	0.23
(1,21)	2:B:156:PHE:HD2	1:A:524:PHE:HZ	1	0.23
(1,21)	2:B:156:PHE:HD2	1:A:524:PHE:N	1	0.23
(1,21)	2:B:156:PHE:HD2	1:A:524:PHE:O	1	0.23
(1,21)	2:B:156:PHE:HD2	1:A:525:GLU:C	1	0.23
(1,21)	2:B:156:PHE:HD2	1:A:525:GLU:CA	1	0.23
(1,21)	2:B:156:PHE:HD2	1:A:525:GLU:CB	1	0.23
(1,21)	2:B:156:PHE:HD2	1:A:525:GLU:CD	1	0.23
(1,21)	2:B:156:PHE:HD2	1:A:525:GLU:CG	1	0.23
(1,21)	2:B:156:PHE:HD2	1:A:525:GLU:H	1	0.23
(1,21)	2:B:156:PHE:HD2	1:A:525:GLU:HA	1	0.23
(1,21)	2:B:156:PHE:HD2	1:A:525:GLU:HB2	1	0.23
(1,21)	2:B:156:PHE:HD2	1:A:525:GLU:HB3	1	0.23
(1,21)	2:B:156:PHE:HD2	1:A:525:GLU:HG2	1	0.23
(1,21)	2:B:156:PHE:HD2	1:A:525:GLU:HG3	1	0.23
(1,21)	2:B:156:PHE:HD2	1:A:525:GLU:N	1	0.23
(1,21)	2:B:156:PHE:HD2	1:A:525:GLU:O	1	0.23
(1,21)	2:B:156:PHE:HD2	1:A:525:GLU:OE1	1	0.23

*Continued on next page...*

*Continued from previous page...*

Key	Atom-1	Atom-2	Model ID	Violation (Å)
(1,21)	2:B:156:PHE:HD2	1:A:525:GLU:OE2	1	0.23
(1,21)	2:B:156:PHE:HD2	1:A:526:ASN:C	1	0.23
(1,21)	2:B:156:PHE:HD2	1:A:526:ASN:CA	1	0.23
(1,21)	2:B:156:PHE:HD2	1:A:526:ASN:CB	1	0.23
(1,21)	2:B:156:PHE:HD2	1:A:526:ASN:CG	1	0.23
(1,21)	2:B:156:PHE:HD2	1:A:526:ASN:H	1	0.23
(1,21)	2:B:156:PHE:HD2	1:A:526:ASN:HA	1	0.23
(1,21)	2:B:156:PHE:HD2	1:A:526:ASN:HB2	1	0.23
(1,21)	2:B:156:PHE:HD2	1:A:526:ASN:HB3	1	0.23
(1,21)	2:B:156:PHE:HD2	1:A:526:ASN:HD21	1	0.23
(1,21)	2:B:156:PHE:HD2	1:A:526:ASN:HD22	1	0.23
(1,21)	2:B:156:PHE:HD2	1:A:526:ASN:N	1	0.23
(1,21)	2:B:156:PHE:HD2	1:A:526:ASN:ND2	1	0.23
(1,21)	2:B:156:PHE:HD2	1:A:526:ASN:O	1	0.23
(1,21)	2:B:156:PHE:HD2	1:A:526:ASN:OD1	1	0.23
(1,21)	2:B:156:PHE:HD2	1:A:527:ALA:C	1	0.23
(1,21)	2:B:156:PHE:HD2	1:A:527:ALA:CA	1	0.23
(1,21)	2:B:156:PHE:HD2	1:A:527:ALA:CB	1	0.23
(1,21)	2:B:156:PHE:HD2	1:A:527:ALA:H	1	0.23
(1,21)	2:B:156:PHE:HD2	1:A:527:ALA:HA	1	0.23
(1,21)	2:B:156:PHE:HD2	1:A:527:ALA:HB1	1	0.23
(1,21)	2:B:156:PHE:HD2	1:A:527:ALA:HB2	1	0.23
(1,21)	2:B:156:PHE:HD2	1:A:527:ALA:HB3	1	0.23
(1,21)	2:B:156:PHE:HD2	1:A:527:ALA:N	1	0.23
(1,21)	2:B:156:PHE:HD2	1:A:527:ALA:O	1	0.23
(1,21)	2:B:156:PHE:HD2	1:A:528:ILE:C	1	0.23
(1,21)	2:B:156:PHE:HD2	1:A:528:ILE:CA	1	0.23
(1,21)	2:B:156:PHE:HD2	1:A:528:ILE:CB	1	0.23
(1,21)	2:B:156:PHE:HD2	1:A:528:ILE:CD1	1	0.23
(1,21)	2:B:156:PHE:HD2	1:A:528:ILE:CG1	1	0.23
(1,21)	2:B:156:PHE:HD2	1:A:528:ILE:CG2	1	0.23
(1,21)	2:B:156:PHE:HD2	1:A:528:ILE:H	1	0.23
(1,21)	2:B:156:PHE:HD2	1:A:528:ILE:HA	1	0.23
(1,21)	2:B:156:PHE:HD2	1:A:528:ILE:HB	1	0.23
(1,21)	2:B:156:PHE:HD2	1:A:528:ILE:HD11	1	0.23
(1,21)	2:B:156:PHE:HD2	1:A:528:ILE:HD12	1	0.23
(1,21)	2:B:156:PHE:HD2	1:A:528:ILE:HD13	1	0.23
(1,21)	2:B:156:PHE:HD2	1:A:528:ILE:HG12	1	0.23
(1,21)	2:B:156:PHE:HD2	1:A:528:ILE:HG13	1	0.23
(1,21)	2:B:156:PHE:HD2	1:A:528:ILE:HG21	1	0.23
(1,21)	2:B:156:PHE:HD2	1:A:528:ILE:HG22	1	0.23
(1,21)	2:B:156:PHE:HD2	1:A:528:ILE:HG23	1	0.23

*Continued on next page...*

*Continued from previous page...*

Key	Atom-1	Atom-2	Model ID	Violation (Å)
(1,21)	2:B:156:PHE:HD2	1:A:528:ILE:N	1	0.23
(1,21)	2:B:156:PHE:HD2	1:A:528:ILE:O	1	0.23
(1,21)	2:B:156:PHE:HD2	1:A:529:VAL:C	1	0.23
(1,21)	2:B:156:PHE:HD2	1:A:529:VAL:CA	1	0.23
(1,21)	2:B:156:PHE:HD2	1:A:529:VAL:CB	1	0.23
(1,21)	2:B:156:PHE:HD2	1:A:529:VAL:CG1	1	0.23
(1,21)	2:B:156:PHE:HD2	1:A:529:VAL:CG2	1	0.23
(1,21)	2:B:156:PHE:HD2	1:A:529:VAL:H	1	0.23
(1,21)	2:B:156:PHE:HD2	1:A:529:VAL:HA	1	0.23
(1,21)	2:B:156:PHE:HD2	1:A:529:VAL:HB	1	0.23
(1,21)	2:B:156:PHE:HD2	1:A:529:VAL:HG11	1	0.23
(1,21)	2:B:156:PHE:HD2	1:A:529:VAL:HG12	1	0.23
(1,21)	2:B:156:PHE:HD2	1:A:529:VAL:HG13	1	0.23
(1,21)	2:B:156:PHE:HD2	1:A:529:VAL:HG21	1	0.23
(1,21)	2:B:156:PHE:HD2	1:A:529:VAL:HG22	1	0.23
(1,21)	2:B:156:PHE:HD2	1:A:529:VAL:HG23	1	0.23
(1,21)	2:B:156:PHE:HD2	1:A:529:VAL:N	1	0.23
(1,21)	2:B:156:PHE:HD2	1:A:529:VAL:O	1	0.23
(1,21)	2:B:156:PHE:HD2	1:A:561:ASP:C	1	0.23
(1,21)	2:B:156:PHE:HD2	1:A:561:ASP:CA	1	0.23
(1,21)	2:B:156:PHE:HD2	1:A:561:ASP:CB	1	0.23
(1,21)	2:B:156:PHE:HD2	1:A:561:ASP:CG	1	0.23
(1,21)	2:B:156:PHE:HD2	1:A:561:ASP:H	1	0.23
(1,21)	2:B:156:PHE:HD2	1:A:561:ASP:HA	1	0.23
(1,21)	2:B:156:PHE:HD2	1:A:561:ASP:HB2	1	0.23
(1,21)	2:B:156:PHE:HD2	1:A:561:ASP:HB3	1	0.23
(1,21)	2:B:156:PHE:HD2	1:A:561:ASP:N	1	0.23
(1,21)	2:B:156:PHE:HD2	1:A:561:ASP:O	1	0.23
(1,21)	2:B:156:PHE:HD2	1:A:561:ASP:OD1	1	0.23
(1,21)	2:B:156:PHE:HD2	1:A:561:ASP:OD2	1	0.23
(1,21)	2:B:156:PHE:HD2	1:A:563:LYS:C	1	0.23
(1,21)	2:B:156:PHE:HD2	1:A:563:LYS:CA	1	0.23
(1,21)	2:B:156:PHE:HD2	1:A:563:LYS:CB	1	0.23
(1,21)	2:B:156:PHE:HD2	1:A:563:LYS:CD	1	0.23
(1,21)	2:B:156:PHE:HD2	1:A:563:LYS:CE	1	0.23
(1,21)	2:B:156:PHE:HD2	1:A:563:LYS:CG	1	0.23
(1,21)	2:B:156:PHE:HD2	1:A:563:LYS:H	1	0.23
(1,21)	2:B:156:PHE:HD2	1:A:563:LYS:HA	1	0.23
(1,21)	2:B:156:PHE:HD2	1:A:563:LYS:HB2	1	0.23
(1,21)	2:B:156:PHE:HD2	1:A:563:LYS:HB3	1	0.23
(1,21)	2:B:156:PHE:HD2	1:A:563:LYS:HD2	1	0.23
(1,21)	2:B:156:PHE:HD2	1:A:563:LYS:HD3	1	0.23

*Continued on next page...*



*Continued from previous page...*

Key	Atom-1	Atom-2	Model ID	Violation (Å)
(1,21)	2:B:156:PHE:HD2	1:A:563:LYS:HE2	1	0.23
(1,21)	2:B:156:PHE:HD2	1:A:563:LYS:HE3	1	0.23
(1,21)	2:B:156:PHE:HD2	1:A:563:LYS:HG2	1	0.23
(1,21)	2:B:156:PHE:HD2	1:A:563:LYS:HG3	1	0.23
(1,21)	2:B:156:PHE:HD2	1:A:563:LYS:HZ1	1	0.23
(1,21)	2:B:156:PHE:HD2	1:A:563:LYS:HZ2	1	0.23
(1,21)	2:B:156:PHE:HD2	1:A:563:LYS:HZ3	1	0.23
(1,21)	2:B:156:PHE:HD2	1:A:563:LYS:N	1	0.23
(1,21)	2:B:156:PHE:HD2	1:A:563:LYS:NZ	1	0.23
(1,21)	2:B:156:PHE:HD2	1:A:563:LYS:O	1	0.23
(1,21)	2:B:156:PHE:HD2	1:A:564:ALA:C	1	0.23
(1,21)	2:B:156:PHE:HD2	1:A:564:ALA:CA	1	0.23
(1,21)	2:B:156:PHE:HD2	1:A:564:ALA:CB	1	0.23
(1,21)	2:B:156:PHE:HD2	1:A:564:ALA:H	1	0.23
(1,21)	2:B:156:PHE:HD2	1:A:564:ALA:HA	1	0.23
(1,21)	2:B:156:PHE:HD2	1:A:564:ALA:HB1	1	0.23
(1,21)	2:B:156:PHE:HD2	1:A:564:ALA:HB2	1	0.23
(1,21)	2:B:156:PHE:HD2	1:A:564:ALA:HB3	1	0.23
(1,21)	2:B:156:PHE:HD2	1:A:564:ALA:N	1	0.23
(1,21)	2:B:156:PHE:HD2	1:A:564:ALA:O	1	0.23
(1,21)	2:B:156:PHE:HD2	1:A:566:LEU:C	1	0.23
(1,21)	2:B:156:PHE:HD2	1:A:566:LEU:CA	1	0.23
(1,21)	2:B:156:PHE:HD2	1:A:566:LEU:CB	1	0.23
(1,21)	2:B:156:PHE:HD2	1:A:566:LEU:CD1	1	0.23
(1,21)	2:B:156:PHE:HD2	1:A:566:LEU:CD2	1	0.23
(1,21)	2:B:156:PHE:HD2	1:A:566:LEU:CG	1	0.23
(1,21)	2:B:156:PHE:HD2	1:A:566:LEU:H	1	0.23
(1,21)	2:B:156:PHE:HD2	1:A:566:LEU:HA	1	0.23
(1,21)	2:B:156:PHE:HD2	1:A:566:LEU:HB2	1	0.23
(1,21)	2:B:156:PHE:HD2	1:A:566:LEU:HB3	1	0.23
(1,21)	2:B:156:PHE:HD2	1:A:566:LEU:HD11	1	0.23
(1,21)	2:B:156:PHE:HD2	1:A:566:LEU:HD12	1	0.23
(1,21)	2:B:156:PHE:HD2	1:A:566:LEU:HD13	1	0.23
(1,21)	2:B:156:PHE:HD2	1:A:566:LEU:HD21	1	0.23
(1,21)	2:B:156:PHE:HD2	1:A:566:LEU:HD22	1	0.23
(1,21)	2:B:156:PHE:HD2	1:A:566:LEU:HD23	1	0.23
(1,21)	2:B:156:PHE:HD2	1:A:566:LEU:HG	1	0.23
(1,21)	2:B:156:PHE:HD2	1:A:566:LEU:N	1	0.23
(1,21)	2:B:156:PHE:HD2	1:A:566:LEU:O	1	0.23
(1,21)	2:B:156:PHE:HE1	1:A:490:ALA:C	1	0.23
(1,21)	2:B:156:PHE:HE1	1:A:490:ALA:CA	1	0.23
(1,21)	2:B:156:PHE:HE1	1:A:490:ALA:CB	1	0.23

*Continued on next page...*

*Continued from previous page...*

Key	Atom-1	Atom-2	Model ID	Violation (Å)
(1,21)	2:B:156:PHE:HE1	1:A:490:ALA:H	1	0.23
(1,21)	2:B:156:PHE:HE1	1:A:490:ALA:HA	1	0.23
(1,21)	2:B:156:PHE:HE1	1:A:490:ALA:HB1	1	0.23
(1,21)	2:B:156:PHE:HE1	1:A:490:ALA:HB2	1	0.23
(1,21)	2:B:156:PHE:HE1	1:A:490:ALA:HB3	1	0.23
(1,21)	2:B:156:PHE:HE1	1:A:490:ALA:N	1	0.23
(1,21)	2:B:156:PHE:HE1	1:A:490:ALA:O	1	0.23
(1,21)	2:B:156:PHE:HE1	1:A:514:THR:C	1	0.23
(1,21)	2:B:156:PHE:HE1	1:A:514:THR:CA	1	0.23
(1,21)	2:B:156:PHE:HE1	1:A:514:THR:CB	1	0.23
(1,21)	2:B:156:PHE:HE1	1:A:514:THR:CG2	1	0.23
(1,21)	2:B:156:PHE:HE1	1:A:514:THR:H	1	0.23
(1,21)	2:B:156:PHE:HE1	1:A:514:THR:HA	1	0.23
(1,21)	2:B:156:PHE:HE1	1:A:514:THR:HB	1	0.23
(1,21)	2:B:156:PHE:HE1	1:A:514:THR:HG1	1	0.23
(1,21)	2:B:156:PHE:HE1	1:A:514:THR:HG21	1	0.23
(1,21)	2:B:156:PHE:HE1	1:A:514:THR:HG22	1	0.23
(1,21)	2:B:156:PHE:HE1	1:A:514:THR:HG23	1	0.23
(1,21)	2:B:156:PHE:HE1	1:A:514:THR:N	1	0.23
(1,21)	2:B:156:PHE:HE1	1:A:514:THR:O	1	0.23
(1,21)	2:B:156:PHE:HE1	1:A:514:THR:OG1	1	0.23
(1,21)	2:B:156:PHE:HE1	1:A:516:ASN:C	1	0.23
(1,21)	2:B:156:PHE:HE1	1:A:516:ASN:CA	1	0.23
(1,21)	2:B:156:PHE:HE1	1:A:516:ASN:CB	1	0.23
(1,21)	2:B:156:PHE:HE1	1:A:516:ASN:CG	1	0.23
(1,21)	2:B:156:PHE:HE1	1:A:516:ASN:H	1	0.23
(1,21)	2:B:156:PHE:HE1	1:A:516:ASN:HA	1	0.23
(1,21)	2:B:156:PHE:HE1	1:A:516:ASN:HB2	1	0.23
(1,21)	2:B:156:PHE:HE1	1:A:516:ASN:HB3	1	0.23
(1,21)	2:B:156:PHE:HE1	1:A:516:ASN:HD21	1	0.23
(1,21)	2:B:156:PHE:HE1	1:A:516:ASN:HD22	1	0.23
(1,21)	2:B:156:PHE:HE1	1:A:516:ASN:N	1	0.23
(1,21)	2:B:156:PHE:HE1	1:A:516:ASN:ND2	1	0.23
(1,21)	2:B:156:PHE:HE1	1:A:516:ASN:O	1	0.23
(1,21)	2:B:156:PHE:HE1	1:A:516:ASN:OD1	1	0.23
(1,21)	2:B:156:PHE:HE1	1:A:519:GLY:C	1	0.23
(1,21)	2:B:156:PHE:HE1	1:A:519:GLY:CA	1	0.23
(1,21)	2:B:156:PHE:HE1	1:A:519:GLY:H	1	0.23
(1,21)	2:B:156:PHE:HE1	1:A:519:GLY:HA2	1	0.23
(1,21)	2:B:156:PHE:HE1	1:A:519:GLY:HA3	1	0.23
(1,21)	2:B:156:PHE:HE1	1:A:519:GLY:N	1	0.23
(1,21)	2:B:156:PHE:HE1	1:A:519:GLY:O	1	0.23

*Continued on next page...*

*Continued from previous page...*

Key	Atom-1	Atom-2	Model ID	Violation (Å)
(1,21)	2:B:156:PHE:HE1	1:A:522:PHE:C	1	0.23
(1,21)	2:B:156:PHE:HE1	1:A:522:PHE:CA	1	0.23
(1,21)	2:B:156:PHE:HE1	1:A:522:PHE:CB	1	0.23
(1,21)	2:B:156:PHE:HE1	1:A:522:PHE:CD1	1	0.23
(1,21)	2:B:156:PHE:HE1	1:A:522:PHE:CD2	1	0.23
(1,21)	2:B:156:PHE:HE1	1:A:522:PHE:CE1	1	0.23
(1,21)	2:B:156:PHE:HE1	1:A:522:PHE:CE2	1	0.23
(1,21)	2:B:156:PHE:HE1	1:A:522:PHE:CG	1	0.23
(1,21)	2:B:156:PHE:HE1	1:A:522:PHE:CZ	1	0.23
(1,21)	2:B:156:PHE:HE1	1:A:522:PHE:H	1	0.23
(1,21)	2:B:156:PHE:HE1	1:A:522:PHE:HA	1	0.23
(1,21)	2:B:156:PHE:HE1	1:A:522:PHE:HB2	1	0.23
(1,21)	2:B:156:PHE:HE1	1:A:522:PHE:HB3	1	0.23
(1,21)	2:B:156:PHE:HE1	1:A:522:PHE:HD1	1	0.23
(1,21)	2:B:156:PHE:HE1	1:A:522:PHE:HD2	1	0.23
(1,21)	2:B:156:PHE:HE1	1:A:522:PHE:HE1	1	0.23
(1,21)	2:B:156:PHE:HE1	1:A:522:PHE:HE2	1	0.23
(1,21)	2:B:156:PHE:HE1	1:A:522:PHE:HZ	1	0.23
(1,21)	2:B:156:PHE:HE1	1:A:522:PHE:N	1	0.23
(1,21)	2:B:156:PHE:HE1	1:A:522:PHE:O	1	0.23
(1,21)	2:B:156:PHE:HE1	1:A:523:GLU:C	1	0.23
(1,21)	2:B:156:PHE:HE1	1:A:523:GLU:CA	1	0.23
(1,21)	2:B:156:PHE:HE1	1:A:523:GLU:CB	1	0.23
(1,21)	2:B:156:PHE:HE1	1:A:523:GLU:CD	1	0.23
(1,21)	2:B:156:PHE:HE1	1:A:523:GLU:CG	1	0.23
(1,21)	2:B:156:PHE:HE1	1:A:523:GLU:H	1	0.23
(1,21)	2:B:156:PHE:HE1	1:A:523:GLU:HA	1	0.23
(1,21)	2:B:156:PHE:HE1	1:A:523:GLU:HB2	1	0.23
(1,21)	2:B:156:PHE:HE1	1:A:523:GLU:HB3	1	0.23
(1,21)	2:B:156:PHE:HE1	1:A:523:GLU:HG2	1	0.23
(1,21)	2:B:156:PHE:HE1	1:A:523:GLU:HG3	1	0.23
(1,21)	2:B:156:PHE:HE1	1:A:523:GLU:N	1	0.23
(1,21)	2:B:156:PHE:HE1	1:A:523:GLU:O	1	0.23
(1,21)	2:B:156:PHE:HE1	1:A:523:GLU:OE1	1	0.23
(1,21)	2:B:156:PHE:HE1	1:A:523:GLU:OE2	1	0.23
(1,21)	2:B:156:PHE:HE1	1:A:524:PHE:C	1	0.23
(1,21)	2:B:156:PHE:HE1	1:A:524:PHE:CA	1	0.23
(1,21)	2:B:156:PHE:HE1	1:A:524:PHE:CB	1	0.23
(1,21)	2:B:156:PHE:HE1	1:A:524:PHE:CD1	1	0.23
(1,21)	2:B:156:PHE:HE1	1:A:524:PHE:CD2	1	0.23
(1,21)	2:B:156:PHE:HE1	1:A:524:PHE:CE1	1	0.23
(1,21)	2:B:156:PHE:HE1	1:A:524:PHE:CE2	1	0.23

*Continued on next page...*

*Continued from previous page...*

Key	Atom-1	Atom-2	Model ID	Violation (Å)
(1,21)	2:B:156:PHE:HE1	1:A:524:PHE:CG	1	0.23
(1,21)	2:B:156:PHE:HE1	1:A:524:PHE:CZ	1	0.23
(1,21)	2:B:156:PHE:HE1	1:A:524:PHE:H	1	0.23
(1,21)	2:B:156:PHE:HE1	1:A:524:PHE:HA	1	0.23
(1,21)	2:B:156:PHE:HE1	1:A:524:PHE:HB2	1	0.23
(1,21)	2:B:156:PHE:HE1	1:A:524:PHE:HB3	1	0.23
(1,21)	2:B:156:PHE:HE1	1:A:524:PHE:HD1	1	0.23
(1,21)	2:B:156:PHE:HE1	1:A:524:PHE:HD2	1	0.23
(1,21)	2:B:156:PHE:HE1	1:A:524:PHE:HE1	1	0.23
(1,21)	2:B:156:PHE:HE1	1:A:524:PHE:HE2	1	0.23
(1,21)	2:B:156:PHE:HE1	1:A:524:PHE:HZ	1	0.23
(1,21)	2:B:156:PHE:HE1	1:A:524:PHE:N	1	0.23
(1,21)	2:B:156:PHE:HE1	1:A:524:PHE:O	1	0.23
(1,21)	2:B:156:PHE:HE1	1:A:525:GLU:C	1	0.23
(1,21)	2:B:156:PHE:HE1	1:A:525:GLU:CA	1	0.23
(1,21)	2:B:156:PHE:HE1	1:A:525:GLU:CB	1	0.23
(1,21)	2:B:156:PHE:HE1	1:A:525:GLU:CD	1	0.23
(1,21)	2:B:156:PHE:HE1	1:A:525:GLU:CG	1	0.23
(1,21)	2:B:156:PHE:HE1	1:A:525:GLU:H	1	0.23
(1,21)	2:B:156:PHE:HE1	1:A:525:GLU:HA	1	0.23
(1,21)	2:B:156:PHE:HE1	1:A:525:GLU:HB2	1	0.23
(1,21)	2:B:156:PHE:HE1	1:A:525:GLU:HB3	1	0.23
(1,21)	2:B:156:PHE:HE1	1:A:525:GLU:HG2	1	0.23
(1,21)	2:B:156:PHE:HE1	1:A:525:GLU:HG3	1	0.23
(1,21)	2:B:156:PHE:HE1	1:A:525:GLU:N	1	0.23
(1,21)	2:B:156:PHE:HE1	1:A:525:GLU:O	1	0.23
(1,21)	2:B:156:PHE:HE1	1:A:525:GLU:OE1	1	0.23
(1,21)	2:B:156:PHE:HE1	1:A:525:GLU:OE2	1	0.23
(1,21)	2:B:156:PHE:HE1	1:A:526:ASN:C	1	0.23
(1,21)	2:B:156:PHE:HE1	1:A:526:ASN:CA	1	0.23
(1,21)	2:B:156:PHE:HE1	1:A:526:ASN:CB	1	0.23
(1,21)	2:B:156:PHE:HE1	1:A:526:ASN:CG	1	0.23
(1,21)	2:B:156:PHE:HE1	1:A:526:ASN:H	1	0.23
(1,21)	2:B:156:PHE:HE1	1:A:526:ASN:HA	1	0.23
(1,21)	2:B:156:PHE:HE1	1:A:526:ASN:HB2	1	0.23
(1,21)	2:B:156:PHE:HE1	1:A:526:ASN:HB3	1	0.23
(1,21)	2:B:156:PHE:HE1	1:A:526:ASN:HD21	1	0.23
(1,21)	2:B:156:PHE:HE1	1:A:526:ASN:HD22	1	0.23
(1,21)	2:B:156:PHE:HE1	1:A:526:ASN:N	1	0.23
(1,21)	2:B:156:PHE:HE1	1:A:526:ASN:ND2	1	0.23
(1,21)	2:B:156:PHE:HE1	1:A:526:ASN:O	1	0.23
(1,21)	2:B:156:PHE:HE1	1:A:526:ASN:OD1	1	0.23

*Continued on next page...*

*Continued from previous page...*

Key	Atom-1	Atom-2	Model ID	Violation (Å)
(1,21)	2:B:156:PHE:HE1	1:A:527:ALA:C	1	0.23
(1,21)	2:B:156:PHE:HE1	1:A:527:ALA:CA	1	0.23
(1,21)	2:B:156:PHE:HE1	1:A:527:ALA:CB	1	0.23
(1,21)	2:B:156:PHE:HE1	1:A:527:ALA:H	1	0.23
(1,21)	2:B:156:PHE:HE1	1:A:527:ALA:HA	1	0.23
(1,21)	2:B:156:PHE:HE1	1:A:527:ALA:HB1	1	0.23
(1,21)	2:B:156:PHE:HE1	1:A:527:ALA:HB2	1	0.23
(1,21)	2:B:156:PHE:HE1	1:A:527:ALA:HB3	1	0.23
(1,21)	2:B:156:PHE:HE1	1:A:527:ALA:N	1	0.23
(1,21)	2:B:156:PHE:HE1	1:A:527:ALA:O	1	0.23
(1,21)	2:B:156:PHE:HE1	1:A:528:ILE:C	1	0.23
(1,21)	2:B:156:PHE:HE1	1:A:528:ILE:CA	1	0.23
(1,21)	2:B:156:PHE:HE1	1:A:528:ILE:CB	1	0.23
(1,21)	2:B:156:PHE:HE1	1:A:528:ILE:CD1	1	0.23
(1,21)	2:B:156:PHE:HE1	1:A:528:ILE:CG1	1	0.23
(1,21)	2:B:156:PHE:HE1	1:A:528:ILE:CG2	1	0.23
(1,21)	2:B:156:PHE:HE1	1:A:528:ILE:H	1	0.23
(1,21)	2:B:156:PHE:HE1	1:A:528:ILE:HA	1	0.23
(1,21)	2:B:156:PHE:HE1	1:A:528:ILE:HB	1	0.23
(1,21)	2:B:156:PHE:HE1	1:A:528:ILE:HD11	1	0.23
(1,21)	2:B:156:PHE:HE1	1:A:528:ILE:HD12	1	0.23
(1,21)	2:B:156:PHE:HE1	1:A:528:ILE:HD13	1	0.23
(1,21)	2:B:156:PHE:HE1	1:A:528:ILE:HG12	1	0.23
(1,21)	2:B:156:PHE:HE1	1:A:528:ILE:HG13	1	0.23
(1,21)	2:B:156:PHE:HE1	1:A:528:ILE:HG21	1	0.23
(1,21)	2:B:156:PHE:HE1	1:A:528:ILE:HG22	1	0.23
(1,21)	2:B:156:PHE:HE1	1:A:528:ILE:HG23	1	0.23
(1,21)	2:B:156:PHE:HE1	1:A:528:ILE:N	1	0.23
(1,21)	2:B:156:PHE:HE1	1:A:528:ILE:O	1	0.23
(1,21)	2:B:156:PHE:HE1	1:A:529:VAL:C	1	0.23
(1,21)	2:B:156:PHE:HE1	1:A:529:VAL:CA	1	0.23
(1,21)	2:B:156:PHE:HE1	1:A:529:VAL:CB	1	0.23
(1,21)	2:B:156:PHE:HE1	1:A:529:VAL:CG1	1	0.23
(1,21)	2:B:156:PHE:HE1	1:A:529:VAL:CG2	1	0.23
(1,21)	2:B:156:PHE:HE1	1:A:529:VAL:H	1	0.23
(1,21)	2:B:156:PHE:HE1	1:A:529:VAL:HA	1	0.23
(1,21)	2:B:156:PHE:HE1	1:A:529:VAL:HB	1	0.23
(1,21)	2:B:156:PHE:HE1	1:A:529:VAL:HG11	1	0.23
(1,21)	2:B:156:PHE:HE1	1:A:529:VAL:HG12	1	0.23
(1,21)	2:B:156:PHE:HE1	1:A:529:VAL:HG13	1	0.23
(1,21)	2:B:156:PHE:HE1	1:A:529:VAL:HG21	1	0.23
(1,21)	2:B:156:PHE:HE1	1:A:529:VAL:HG22	1	0.23

*Continued on next page...*

*Continued from previous page...*

Key	Atom-1	Atom-2	Model ID	Violation (Å)
(1,21)	2:B:156:PHE:HE1	1:A:529:VAL:HG23	1	0.23
(1,21)	2:B:156:PHE:HE1	1:A:529:VAL:N	1	0.23
(1,21)	2:B:156:PHE:HE1	1:A:529:VAL:O	1	0.23
(1,21)	2:B:156:PHE:HE1	1:A:561:ASP:C	1	0.23
(1,21)	2:B:156:PHE:HE1	1:A:561:ASP:CA	1	0.23
(1,21)	2:B:156:PHE:HE1	1:A:561:ASP:CB	1	0.23
(1,21)	2:B:156:PHE:HE1	1:A:561:ASP:CG	1	0.23
(1,21)	2:B:156:PHE:HE1	1:A:561:ASP:H	1	0.23
(1,21)	2:B:156:PHE:HE1	1:A:561:ASP:HA	1	0.23
(1,21)	2:B:156:PHE:HE1	1:A:561:ASP:HB2	1	0.23
(1,21)	2:B:156:PHE:HE1	1:A:561:ASP:HB3	1	0.23
(1,21)	2:B:156:PHE:HE1	1:A:561:ASP:N	1	0.23
(1,21)	2:B:156:PHE:HE1	1:A:561:ASP:O	1	0.23
(1,21)	2:B:156:PHE:HE1	1:A:561:ASP:OD1	1	0.23
(1,21)	2:B:156:PHE:HE1	1:A:561:ASP:OD2	1	0.23
(1,21)	2:B:156:PHE:HE1	1:A:563:LYS:C	1	0.23
(1,21)	2:B:156:PHE:HE1	1:A:563:LYS:CA	1	0.23
(1,21)	2:B:156:PHE:HE1	1:A:563:LYS:CB	1	0.23
(1,21)	2:B:156:PHE:HE1	1:A:563:LYS:CD	1	0.23
(1,21)	2:B:156:PHE:HE1	1:A:563:LYS:CE	1	0.23
(1,21)	2:B:156:PHE:HE1	1:A:563:LYS:CG	1	0.23
(1,21)	2:B:156:PHE:HE1	1:A:563:LYS:H	1	0.23
(1,21)	2:B:156:PHE:HE1	1:A:563:LYS:HA	1	0.23
(1,21)	2:B:156:PHE:HE1	1:A:563:LYS:HB2	1	0.23
(1,21)	2:B:156:PHE:HE1	1:A:563:LYS:HB3	1	0.23
(1,21)	2:B:156:PHE:HE1	1:A:563:LYS:HD2	1	0.23
(1,21)	2:B:156:PHE:HE1	1:A:563:LYS:HD3	1	0.23
(1,21)	2:B:156:PHE:HE1	1:A:563:LYS:HE2	1	0.23
(1,21)	2:B:156:PHE:HE1	1:A:563:LYS:HE3	1	0.23
(1,21)	2:B:156:PHE:HE1	1:A:563:LYS:HG2	1	0.23
(1,21)	2:B:156:PHE:HE1	1:A:563:LYS:HG3	1	0.23
(1,21)	2:B:156:PHE:HE1	1:A:563:LYS:HZ1	1	0.23
(1,21)	2:B:156:PHE:HE1	1:A:563:LYS:HZ2	1	0.23
(1,21)	2:B:156:PHE:HE1	1:A:563:LYS:HZ3	1	0.23
(1,21)	2:B:156:PHE:HE1	1:A:563:LYS:N	1	0.23
(1,21)	2:B:156:PHE:HE1	1:A:563:LYS:NZ	1	0.23
(1,21)	2:B:156:PHE:HE1	1:A:563:LYS:O	1	0.23
(1,21)	2:B:156:PHE:HE1	1:A:564:ALA:C	1	0.23
(1,21)	2:B:156:PHE:HE1	1:A:564:ALA:CA	1	0.23
(1,21)	2:B:156:PHE:HE1	1:A:564:ALA:CB	1	0.23
(1,21)	2:B:156:PHE:HE1	1:A:564:ALA:H	1	0.23
(1,21)	2:B:156:PHE:HE1	1:A:564:ALA:HA	1	0.23

*Continued on next page...*

*Continued from previous page...*

Key	Atom-1	Atom-2	Model ID	Violation (Å)
(1,21)	2:B:156:PHE:HE1	1:A:564:ALA:HB1	1	0.23
(1,21)	2:B:156:PHE:HE1	1:A:564:ALA:HB2	1	0.23
(1,21)	2:B:156:PHE:HE1	1:A:564:ALA:HB3	1	0.23
(1,21)	2:B:156:PHE:HE1	1:A:564:ALA:N	1	0.23
(1,21)	2:B:156:PHE:HE1	1:A:564:ALA:O	1	0.23
(1,21)	2:B:156:PHE:HE1	1:A:566:LEU:C	1	0.23
(1,21)	2:B:156:PHE:HE1	1:A:566:LEU:CA	1	0.23
(1,21)	2:B:156:PHE:HE1	1:A:566:LEU:CB	1	0.23
(1,21)	2:B:156:PHE:HE1	1:A:566:LEU:CD1	1	0.23
(1,21)	2:B:156:PHE:HE1	1:A:566:LEU:CD2	1	0.23
(1,21)	2:B:156:PHE:HE1	1:A:566:LEU:CG	1	0.23
(1,21)	2:B:156:PHE:HE1	1:A:566:LEU:H	1	0.23
(1,21)	2:B:156:PHE:HE1	1:A:566:LEU:HA	1	0.23
(1,21)	2:B:156:PHE:HE1	1:A:566:LEU:HB2	1	0.23
(1,21)	2:B:156:PHE:HE1	1:A:566:LEU:HB3	1	0.23
(1,21)	2:B:156:PHE:HE1	1:A:566:LEU:HD11	1	0.23
(1,21)	2:B:156:PHE:HE1	1:A:566:LEU:HD12	1	0.23
(1,21)	2:B:156:PHE:HE1	1:A:566:LEU:HD13	1	0.23
(1,21)	2:B:156:PHE:HE1	1:A:566:LEU:HD21	1	0.23
(1,21)	2:B:156:PHE:HE1	1:A:566:LEU:HD22	1	0.23
(1,21)	2:B:156:PHE:HE1	1:A:566:LEU:HD23	1	0.23
(1,21)	2:B:156:PHE:HE1	1:A:566:LEU:HG	1	0.23
(1,21)	2:B:156:PHE:HE1	1:A:566:LEU:N	1	0.23
(1,21)	2:B:156:PHE:HE1	1:A:566:LEU:O	1	0.23
(1,21)	2:B:156:PHE:HE2	1:A:490:ALA:C	1	0.23
(1,21)	2:B:156:PHE:HE2	1:A:490:ALA:CA	1	0.23
(1,21)	2:B:156:PHE:HE2	1:A:490:ALA:CB	1	0.23
(1,21)	2:B:156:PHE:HE2	1:A:490:ALA:H	1	0.23
(1,21)	2:B:156:PHE:HE2	1:A:490:ALA:HA	1	0.23
(1,21)	2:B:156:PHE:HE2	1:A:490:ALA:HB1	1	0.23
(1,21)	2:B:156:PHE:HE2	1:A:490:ALA:HB2	1	0.23
(1,21)	2:B:156:PHE:HE2	1:A:490:ALA:HB3	1	0.23
(1,21)	2:B:156:PHE:HE2	1:A:490:ALA:N	1	0.23
(1,21)	2:B:156:PHE:HE2	1:A:490:ALA:O	1	0.23
(1,21)	2:B:156:PHE:HE2	1:A:514:THR:C	1	0.23
(1,21)	2:B:156:PHE:HE2	1:A:514:THR:CA	1	0.23
(1,21)	2:B:156:PHE:HE2	1:A:514:THR:CB	1	0.23
(1,21)	2:B:156:PHE:HE2	1:A:514:THR:CG2	1	0.23
(1,21)	2:B:156:PHE:HE2	1:A:514:THR:H	1	0.23
(1,21)	2:B:156:PHE:HE2	1:A:514:THR:HA	1	0.23
(1,21)	2:B:156:PHE:HE2	1:A:514:THR:HB	1	0.23
(1,21)	2:B:156:PHE:HE2	1:A:514:THR:HG1	1	0.23

*Continued on next page...*

*Continued from previous page...*

Key	Atom-1	Atom-2	Model ID	Violation (Å)
(1,21)	2:B:156:PHE:HE2	1:A:514:THR:HG21	1	0.23
(1,21)	2:B:156:PHE:HE2	1:A:514:THR:HG22	1	0.23
(1,21)	2:B:156:PHE:HE2	1:A:514:THR:HG23	1	0.23
(1,21)	2:B:156:PHE:HE2	1:A:514:THR:N	1	0.23
(1,21)	2:B:156:PHE:HE2	1:A:514:THR:O	1	0.23
(1,21)	2:B:156:PHE:HE2	1:A:514:THR:OG1	1	0.23
(1,21)	2:B:156:PHE:HE2	1:A:516:ASN:C	1	0.23
(1,21)	2:B:156:PHE:HE2	1:A:516:ASN:CA	1	0.23
(1,21)	2:B:156:PHE:HE2	1:A:516:ASN:CB	1	0.23
(1,21)	2:B:156:PHE:HE2	1:A:516:ASN:CG	1	0.23
(1,21)	2:B:156:PHE:HE2	1:A:516:ASN:H	1	0.23
(1,21)	2:B:156:PHE:HE2	1:A:516:ASN:HA	1	0.23
(1,21)	2:B:156:PHE:HE2	1:A:516:ASN:HB2	1	0.23
(1,21)	2:B:156:PHE:HE2	1:A:516:ASN:HB3	1	0.23
(1,21)	2:B:156:PHE:HE2	1:A:516:ASN:HD21	1	0.23
(1,21)	2:B:156:PHE:HE2	1:A:516:ASN:HD22	1	0.23
(1,21)	2:B:156:PHE:HE2	1:A:516:ASN:N	1	0.23
(1,21)	2:B:156:PHE:HE2	1:A:516:ASN:ND2	1	0.23
(1,21)	2:B:156:PHE:HE2	1:A:516:ASN:O	1	0.23
(1,21)	2:B:156:PHE:HE2	1:A:516:ASN:OD1	1	0.23
(1,21)	2:B:156:PHE:HE2	1:A:519:GLY:C	1	0.23
(1,21)	2:B:156:PHE:HE2	1:A:519:GLY:CA	1	0.23
(1,21)	2:B:156:PHE:HE2	1:A:519:GLY:H	1	0.23
(1,21)	2:B:156:PHE:HE2	1:A:519:GLY:HA2	1	0.23
(1,21)	2:B:156:PHE:HE2	1:A:519:GLY:HA3	1	0.23
(1,21)	2:B:156:PHE:HE2	1:A:519:GLY:N	1	0.23
(1,21)	2:B:156:PHE:HE2	1:A:519:GLY:O	1	0.23
(1,21)	2:B:156:PHE:HE2	1:A:522:PHE:C	1	0.23
(1,21)	2:B:156:PHE:HE2	1:A:522:PHE:CA	1	0.23
(1,21)	2:B:156:PHE:HE2	1:A:522:PHE:CB	1	0.23
(1,21)	2:B:156:PHE:HE2	1:A:522:PHE:CD1	1	0.23
(1,21)	2:B:156:PHE:HE2	1:A:522:PHE:CD2	1	0.23
(1,21)	2:B:156:PHE:HE2	1:A:522:PHE:CE1	1	0.23
(1,21)	2:B:156:PHE:HE2	1:A:522:PHE:CE2	1	0.23
(1,21)	2:B:156:PHE:HE2	1:A:522:PHE:CG	1	0.23
(1,21)	2:B:156:PHE:HE2	1:A:522:PHE:CZ	1	0.23
(1,21)	2:B:156:PHE:HE2	1:A:522:PHE:H	1	0.23
(1,21)	2:B:156:PHE:HE2	1:A:522:PHE:HA	1	0.23
(1,21)	2:B:156:PHE:HE2	1:A:522:PHE:HB2	1	0.23
(1,21)	2:B:156:PHE:HE2	1:A:522:PHE:HB3	1	0.23
(1,21)	2:B:156:PHE:HE2	1:A:522:PHE:HD1	1	0.23
(1,21)	2:B:156:PHE:HE2	1:A:522:PHE:HD2	1	0.23

*Continued on next page...*



*Continued from previous page...*

Key	Atom-1	Atom-2	Model ID	Violation (Å)
(1,21)	2:B:156:PHE:HE2	1:A:522:PHE:HE1	1	0.23
(1,21)	2:B:156:PHE:HE2	1:A:522:PHE:HE2	1	0.23
(1,21)	2:B:156:PHE:HE2	1:A:522:PHE:HZ	1	0.23
(1,21)	2:B:156:PHE:HE2	1:A:522:PHE:N	1	0.23
(1,21)	2:B:156:PHE:HE2	1:A:522:PHE:O	1	0.23
(1,21)	2:B:156:PHE:HE2	1:A:523:GLU:C	1	0.23
(1,21)	2:B:156:PHE:HE2	1:A:523:GLU:CA	1	0.23
(1,21)	2:B:156:PHE:HE2	1:A:523:GLU:CB	1	0.23
(1,21)	2:B:156:PHE:HE2	1:A:523:GLU:CD	1	0.23
(1,21)	2:B:156:PHE:HE2	1:A:523:GLU:CG	1	0.23
(1,21)	2:B:156:PHE:HE2	1:A:523:GLU:H	1	0.23
(1,21)	2:B:156:PHE:HE2	1:A:523:GLU:HA	1	0.23
(1,21)	2:B:156:PHE:HE2	1:A:523:GLU:HB2	1	0.23
(1,21)	2:B:156:PHE:HE2	1:A:523:GLU:HB3	1	0.23
(1,21)	2:B:156:PHE:HE2	1:A:523:GLU:HG2	1	0.23
(1,21)	2:B:156:PHE:HE2	1:A:523:GLU:HG3	1	0.23
(1,21)	2:B:156:PHE:HE2	1:A:523:GLU:N	1	0.23
(1,21)	2:B:156:PHE:HE2	1:A:523:GLU:O	1	0.23
(1,21)	2:B:156:PHE:HE2	1:A:523:GLU:OE1	1	0.23
(1,21)	2:B:156:PHE:HE2	1:A:523:GLU:OE2	1	0.23
(1,21)	2:B:156:PHE:HE2	1:A:524:PHE:C	1	0.23
(1,21)	2:B:156:PHE:HE2	1:A:524:PHE:CA	1	0.23
(1,21)	2:B:156:PHE:HE2	1:A:524:PHE:CB	1	0.23
(1,21)	2:B:156:PHE:HE2	1:A:524:PHE:CD1	1	0.23
(1,21)	2:B:156:PHE:HE2	1:A:524:PHE:CD2	1	0.23
(1,21)	2:B:156:PHE:HE2	1:A:524:PHE:CE1	1	0.23
(1,21)	2:B:156:PHE:HE2	1:A:524:PHE:CE2	1	0.23
(1,21)	2:B:156:PHE:HE2	1:A:524:PHE:CG	1	0.23
(1,21)	2:B:156:PHE:HE2	1:A:524:PHE:CZ	1	0.23
(1,21)	2:B:156:PHE:HE2	1:A:524:PHE:H	1	0.23
(1,21)	2:B:156:PHE:HE2	1:A:524:PHE:HA	1	0.23
(1,21)	2:B:156:PHE:HE2	1:A:524:PHE:HB2	1	0.23
(1,21)	2:B:156:PHE:HE2	1:A:524:PHE:HB3	1	0.23
(1,21)	2:B:156:PHE:HE2	1:A:524:PHE:HD1	1	0.23
(1,21)	2:B:156:PHE:HE2	1:A:524:PHE:HD2	1	0.23
(1,21)	2:B:156:PHE:HE2	1:A:524:PHE:HE1	1	0.23
(1,21)	2:B:156:PHE:HE2	1:A:524:PHE:HE2	1	0.23
(1,21)	2:B:156:PHE:HE2	1:A:524:PHE:HZ	1	0.23
(1,21)	2:B:156:PHE:HE2	1:A:524:PHE:N	1	0.23
(1,21)	2:B:156:PHE:HE2	1:A:524:PHE:O	1	0.23
(1,21)	2:B:156:PHE:HE2	1:A:525:GLU:C	1	0.23
(1,21)	2:B:156:PHE:HE2	1:A:525:GLU:CA	1	0.23

*Continued on next page...*

*Continued from previous page...*

Key	Atom-1	Atom-2	Model ID	Violation (Å)
(1,21)	2:B:156:PHE:HE2	1:A:525:GLU:CB	1	0.23
(1,21)	2:B:156:PHE:HE2	1:A:525:GLU:CD	1	0.23
(1,21)	2:B:156:PHE:HE2	1:A:525:GLU:CG	1	0.23
(1,21)	2:B:156:PHE:HE2	1:A:525:GLU:H	1	0.23
(1,21)	2:B:156:PHE:HE2	1:A:525:GLU:HA	1	0.23
(1,21)	2:B:156:PHE:HE2	1:A:525:GLU:HB2	1	0.23
(1,21)	2:B:156:PHE:HE2	1:A:525:GLU:HB3	1	0.23
(1,21)	2:B:156:PHE:HE2	1:A:525:GLU:HG2	1	0.23
(1,21)	2:B:156:PHE:HE2	1:A:525:GLU:HG3	1	0.23
(1,21)	2:B:156:PHE:HE2	1:A:525:GLU:N	1	0.23
(1,21)	2:B:156:PHE:HE2	1:A:525:GLU:O	1	0.23
(1,21)	2:B:156:PHE:HE2	1:A:525:GLU:OE1	1	0.23
(1,21)	2:B:156:PHE:HE2	1:A:525:GLU:OE2	1	0.23
(1,21)	2:B:156:PHE:HE2	1:A:526:ASN:C	1	0.23
(1,21)	2:B:156:PHE:HE2	1:A:526:ASN:CA	1	0.23
(1,21)	2:B:156:PHE:HE2	1:A:526:ASN:CB	1	0.23
(1,21)	2:B:156:PHE:HE2	1:A:526:ASN:CG	1	0.23
(1,21)	2:B:156:PHE:HE2	1:A:526:ASN:H	1	0.23
(1,21)	2:B:156:PHE:HE2	1:A:526:ASN:HA	1	0.23
(1,21)	2:B:156:PHE:HE2	1:A:526:ASN:HB2	1	0.23
(1,21)	2:B:156:PHE:HE2	1:A:526:ASN:HB3	1	0.23
(1,21)	2:B:156:PHE:HE2	1:A:526:ASN:HD21	1	0.23
(1,21)	2:B:156:PHE:HE2	1:A:526:ASN:HD22	1	0.23
(1,21)	2:B:156:PHE:HE2	1:A:526:ASN:N	1	0.23
(1,21)	2:B:156:PHE:HE2	1:A:526:ASN:ND2	1	0.23
(1,21)	2:B:156:PHE:HE2	1:A:526:ASN:O	1	0.23
(1,21)	2:B:156:PHE:HE2	1:A:526:ASN:OD1	1	0.23
(1,21)	2:B:156:PHE:HE2	1:A:527:ALA:C	1	0.23
(1,21)	2:B:156:PHE:HE2	1:A:527:ALA:CA	1	0.23
(1,21)	2:B:156:PHE:HE2	1:A:527:ALA:CB	1	0.23
(1,21)	2:B:156:PHE:HE2	1:A:527:ALA:H	1	0.23
(1,21)	2:B:156:PHE:HE2	1:A:527:ALA:HA	1	0.23
(1,21)	2:B:156:PHE:HE2	1:A:527:ALA:HB1	1	0.23
(1,21)	2:B:156:PHE:HE2	1:A:527:ALA:HB2	1	0.23
(1,21)	2:B:156:PHE:HE2	1:A:527:ALA:HB3	1	0.23
(1,21)	2:B:156:PHE:HE2	1:A:527:ALA:N	1	0.23
(1,21)	2:B:156:PHE:HE2	1:A:527:ALA:O	1	0.23
(1,21)	2:B:156:PHE:HE2	1:A:528:ILE:C	1	0.23
(1,21)	2:B:156:PHE:HE2	1:A:528:ILE:CA	1	0.23
(1,21)	2:B:156:PHE:HE2	1:A:528:ILE:CB	1	0.23
(1,21)	2:B:156:PHE:HE2	1:A:528:ILE:CD1	1	0.23
(1,21)	2:B:156:PHE:HE2	1:A:528:ILE:CG1	1	0.23

*Continued on next page...*

*Continued from previous page...*

Key	Atom-1	Atom-2	Model ID	Violation (Å)
(1,21)	2:B:156:PHE:HE2	1:A:528:ILE:CG2	1	0.23
(1,21)	2:B:156:PHE:HE2	1:A:528:ILE:H	1	0.23
(1,21)	2:B:156:PHE:HE2	1:A:528:ILE:HA	1	0.23
(1,21)	2:B:156:PHE:HE2	1:A:528:ILE:HB	1	0.23
(1,21)	2:B:156:PHE:HE2	1:A:528:ILE:HD11	1	0.23
(1,21)	2:B:156:PHE:HE2	1:A:528:ILE:HD12	1	0.23
(1,21)	2:B:156:PHE:HE2	1:A:528:ILE:HD13	1	0.23
(1,21)	2:B:156:PHE:HE2	1:A:528:ILE:HG12	1	0.23
(1,21)	2:B:156:PHE:HE2	1:A:528:ILE:HG13	1	0.23
(1,21)	2:B:156:PHE:HE2	1:A:528:ILE:HG21	1	0.23
(1,21)	2:B:156:PHE:HE2	1:A:528:ILE:HG22	1	0.23
(1,21)	2:B:156:PHE:HE2	1:A:528:ILE:HG23	1	0.23
(1,21)	2:B:156:PHE:HE2	1:A:528:ILE:N	1	0.23
(1,21)	2:B:156:PHE:HE2	1:A:528:ILE:O	1	0.23
(1,21)	2:B:156:PHE:HE2	1:A:529:VAL:C	1	0.23
(1,21)	2:B:156:PHE:HE2	1:A:529:VAL:CA	1	0.23
(1,21)	2:B:156:PHE:HE2	1:A:529:VAL:CB	1	0.23
(1,21)	2:B:156:PHE:HE2	1:A:529:VAL:CG1	1	0.23
(1,21)	2:B:156:PHE:HE2	1:A:529:VAL:CG2	1	0.23
(1,21)	2:B:156:PHE:HE2	1:A:529:VAL:H	1	0.23
(1,21)	2:B:156:PHE:HE2	1:A:529:VAL:HA	1	0.23
(1,21)	2:B:156:PHE:HE2	1:A:529:VAL:HB	1	0.23
(1,21)	2:B:156:PHE:HE2	1:A:529:VAL:HG11	1	0.23
(1,21)	2:B:156:PHE:HE2	1:A:529:VAL:HG12	1	0.23
(1,21)	2:B:156:PHE:HE2	1:A:529:VAL:HG13	1	0.23
(1,21)	2:B:156:PHE:HE2	1:A:529:VAL:HG21	1	0.23
(1,21)	2:B:156:PHE:HE2	1:A:529:VAL:HG22	1	0.23
(1,21)	2:B:156:PHE:HE2	1:A:529:VAL:HG23	1	0.23
(1,21)	2:B:156:PHE:HE2	1:A:529:VAL:N	1	0.23
(1,21)	2:B:156:PHE:HE2	1:A:529:VAL:O	1	0.23
(1,21)	2:B:156:PHE:HE2	1:A:561:ASP:C	1	0.23
(1,21)	2:B:156:PHE:HE2	1:A:561:ASP:CA	1	0.23
(1,21)	2:B:156:PHE:HE2	1:A:561:ASP:CB	1	0.23
(1,21)	2:B:156:PHE:HE2	1:A:561:ASP:CG	1	0.23
(1,21)	2:B:156:PHE:HE2	1:A:561:ASP:H	1	0.23
(1,21)	2:B:156:PHE:HE2	1:A:561:ASP:HA	1	0.23
(1,21)	2:B:156:PHE:HE2	1:A:561:ASP:HB2	1	0.23
(1,21)	2:B:156:PHE:HE2	1:A:561:ASP:HB3	1	0.23
(1,21)	2:B:156:PHE:HE2	1:A:561:ASP:N	1	0.23
(1,21)	2:B:156:PHE:HE2	1:A:561:ASP:O	1	0.23
(1,21)	2:B:156:PHE:HE2	1:A:561:ASP:OD1	1	0.23
(1,21)	2:B:156:PHE:HE2	1:A:561:ASP:OD2	1	0.23

*Continued on next page...*

*Continued from previous page...*

Key	Atom-1	Atom-2	Model ID	Violation (Å)
(1,21)	2:B:156:PHE:HE2	1:A:563:LYS:C	1	0.23
(1,21)	2:B:156:PHE:HE2	1:A:563:LYS:CA	1	0.23
(1,21)	2:B:156:PHE:HE2	1:A:563:LYS:CB	1	0.23
(1,21)	2:B:156:PHE:HE2	1:A:563:LYS:CD	1	0.23
(1,21)	2:B:156:PHE:HE2	1:A:563:LYS:CE	1	0.23
(1,21)	2:B:156:PHE:HE2	1:A:563:LYS:CG	1	0.23
(1,21)	2:B:156:PHE:HE2	1:A:563:LYS:H	1	0.23
(1,21)	2:B:156:PHE:HE2	1:A:563:LYS:HA	1	0.23
(1,21)	2:B:156:PHE:HE2	1:A:563:LYS:HB2	1	0.23
(1,21)	2:B:156:PHE:HE2	1:A:563:LYS:HB3	1	0.23
(1,21)	2:B:156:PHE:HE2	1:A:563:LYS:HD2	1	0.23
(1,21)	2:B:156:PHE:HE2	1:A:563:LYS:HD3	1	0.23
(1,21)	2:B:156:PHE:HE2	1:A:563:LYS:HE2	1	0.23
(1,21)	2:B:156:PHE:HE2	1:A:563:LYS:HE3	1	0.23
(1,21)	2:B:156:PHE:HE2	1:A:563:LYS:HG2	1	0.23
(1,21)	2:B:156:PHE:HE2	1:A:563:LYS:HG3	1	0.23
(1,21)	2:B:156:PHE:HE2	1:A:563:LYS:HZ1	1	0.23
(1,21)	2:B:156:PHE:HE2	1:A:563:LYS:HZ2	1	0.23
(1,21)	2:B:156:PHE:HE2	1:A:563:LYS:HZ3	1	0.23
(1,21)	2:B:156:PHE:HE2	1:A:563:LYS:N	1	0.23
(1,21)	2:B:156:PHE:HE2	1:A:563:LYS:NZ	1	0.23
(1,21)	2:B:156:PHE:HE2	1:A:563:LYS:O	1	0.23
(1,21)	2:B:156:PHE:HE2	1:A:564:ALA:C	1	0.23
(1,21)	2:B:156:PHE:HE2	1:A:564:ALA:CA	1	0.23
(1,21)	2:B:156:PHE:HE2	1:A:564:ALA:CB	1	0.23
(1,21)	2:B:156:PHE:HE2	1:A:564:ALA:H	1	0.23
(1,21)	2:B:156:PHE:HE2	1:A:564:ALA:HA	1	0.23
(1,21)	2:B:156:PHE:HE2	1:A:564:ALA:HB1	1	0.23
(1,21)	2:B:156:PHE:HE2	1:A:564:ALA:HB2	1	0.23
(1,21)	2:B:156:PHE:HE2	1:A:564:ALA:HB3	1	0.23
(1,21)	2:B:156:PHE:HE2	1:A:564:ALA:N	1	0.23
(1,21)	2:B:156:PHE:HE2	1:A:564:ALA:O	1	0.23
(1,21)	2:B:156:PHE:HE2	1:A:566:LEU:C	1	0.23
(1,21)	2:B:156:PHE:HE2	1:A:566:LEU:CA	1	0.23
(1,21)	2:B:156:PHE:HE2	1:A:566:LEU:CB	1	0.23
(1,21)	2:B:156:PHE:HE2	1:A:566:LEU:CD1	1	0.23
(1,21)	2:B:156:PHE:HE2	1:A:566:LEU:CD2	1	0.23
(1,21)	2:B:156:PHE:HE2	1:A:566:LEU:CG	1	0.23
(1,21)	2:B:156:PHE:HE2	1:A:566:LEU:H	1	0.23
(1,21)	2:B:156:PHE:HE2	1:A:566:LEU:HA	1	0.23
(1,21)	2:B:156:PHE:HE2	1:A:566:LEU:HB2	1	0.23
(1,21)	2:B:156:PHE:HE2	1:A:566:LEU:HB3	1	0.23

*Continued on next page...*

*Continued from previous page...*

Key	Atom-1	Atom-2	Model ID	Violation (Å)
(1,21)	2:B:156:PHE:HE2	1:A:566:LEU:HD11	1	0.23
(1,21)	2:B:156:PHE:HE2	1:A:566:LEU:HD12	1	0.23
(1,21)	2:B:156:PHE:HE2	1:A:566:LEU:HD13	1	0.23
(1,21)	2:B:156:PHE:HE2	1:A:566:LEU:HD21	1	0.23
(1,21)	2:B:156:PHE:HE2	1:A:566:LEU:HD22	1	0.23
(1,21)	2:B:156:PHE:HE2	1:A:566:LEU:HD23	1	0.23
(1,21)	2:B:156:PHE:HE2	1:A:566:LEU:HG	1	0.23
(1,21)	2:B:156:PHE:HE2	1:A:566:LEU:N	1	0.23
(1,21)	2:B:156:PHE:HE2	1:A:566:LEU:O	1	0.23
(1,21)	2:B:156:PHE:HZ	1:A:490:ALA:C	1	0.23
(1,21)	2:B:156:PHE:HZ	1:A:490:ALA:CA	1	0.23
(1,21)	2:B:156:PHE:HZ	1:A:490:ALA:CB	1	0.23
(1,21)	2:B:156:PHE:HZ	1:A:490:ALA:H	1	0.23
(1,21)	2:B:156:PHE:HZ	1:A:490:ALA:HA	1	0.23
(1,21)	2:B:156:PHE:HZ	1:A:490:ALA:HB1	1	0.23
(1,21)	2:B:156:PHE:HZ	1:A:490:ALA:HB2	1	0.23
(1,21)	2:B:156:PHE:HZ	1:A:490:ALA:HB3	1	0.23
(1,21)	2:B:156:PHE:HZ	1:A:490:ALA:N	1	0.23
(1,21)	2:B:156:PHE:HZ	1:A:490:ALA:O	1	0.23
(1,21)	2:B:156:PHE:HZ	1:A:514:THR:C	1	0.23
(1,21)	2:B:156:PHE:HZ	1:A:514:THR:CA	1	0.23
(1,21)	2:B:156:PHE:HZ	1:A:514:THR:CB	1	0.23
(1,21)	2:B:156:PHE:HZ	1:A:514:THR:CG2	1	0.23
(1,21)	2:B:156:PHE:HZ	1:A:514:THR:H	1	0.23
(1,21)	2:B:156:PHE:HZ	1:A:514:THR:HA	1	0.23
(1,21)	2:B:156:PHE:HZ	1:A:514:THR:HB	1	0.23
(1,21)	2:B:156:PHE:HZ	1:A:514:THR:HG1	1	0.23
(1,21)	2:B:156:PHE:HZ	1:A:514:THR:HG21	1	0.23
(1,21)	2:B:156:PHE:HZ	1:A:514:THR:HG22	1	0.23
(1,21)	2:B:156:PHE:HZ	1:A:514:THR:HG23	1	0.23
(1,21)	2:B:156:PHE:HZ	1:A:514:THR:N	1	0.23
(1,21)	2:B:156:PHE:HZ	1:A:514:THR:O	1	0.23
(1,21)	2:B:156:PHE:HZ	1:A:514:THR:OG1	1	0.23
(1,21)	2:B:156:PHE:HZ	1:A:516:ASN:C	1	0.23
(1,21)	2:B:156:PHE:HZ	1:A:516:ASN:CA	1	0.23
(1,21)	2:B:156:PHE:HZ	1:A:516:ASN:CB	1	0.23
(1,21)	2:B:156:PHE:HZ	1:A:516:ASN:CG	1	0.23
(1,21)	2:B:156:PHE:HZ	1:A:516:ASN:H	1	0.23
(1,21)	2:B:156:PHE:HZ	1:A:516:ASN:HA	1	0.23
(1,21)	2:B:156:PHE:HZ	1:A:516:ASN:HB2	1	0.23
(1,21)	2:B:156:PHE:HZ	1:A:516:ASN:HB3	1	0.23
(1,21)	2:B:156:PHE:HZ	1:A:516:ASN:HD21	1	0.23

*Continued on next page...*

*Continued from previous page...*

Key	Atom-1	Atom-2	Model ID	Violation (Å)
(1,21)	2:B:156:PHE:HZ	1:A:516:ASN:HD22	1	0.23
(1,21)	2:B:156:PHE:HZ	1:A:516:ASN:N	1	0.23
(1,21)	2:B:156:PHE:HZ	1:A:516:ASN:ND2	1	0.23
(1,21)	2:B:156:PHE:HZ	1:A:516:ASN:O	1	0.23
(1,21)	2:B:156:PHE:HZ	1:A:516:ASN:OD1	1	0.23
(1,21)	2:B:156:PHE:HZ	1:A:519:GLY:C	1	0.23
(1,21)	2:B:156:PHE:HZ	1:A:519:GLY:CA	1	0.23
(1,21)	2:B:156:PHE:HZ	1:A:519:GLY:H	1	0.23
(1,21)	2:B:156:PHE:HZ	1:A:519:GLY:HA2	1	0.23
(1,21)	2:B:156:PHE:HZ	1:A:519:GLY:HA3	1	0.23
(1,21)	2:B:156:PHE:HZ	1:A:519:GLY:N	1	0.23
(1,21)	2:B:156:PHE:HZ	1:A:519:GLY:O	1	0.23
(1,21)	2:B:156:PHE:HZ	1:A:522:PHE:C	1	0.23
(1,21)	2:B:156:PHE:HZ	1:A:522:PHE:CA	1	0.23
(1,21)	2:B:156:PHE:HZ	1:A:522:PHE:CB	1	0.23
(1,21)	2:B:156:PHE:HZ	1:A:522:PHE:CD1	1	0.23
(1,21)	2:B:156:PHE:HZ	1:A:522:PHE:CD2	1	0.23
(1,21)	2:B:156:PHE:HZ	1:A:522:PHE:CE1	1	0.23
(1,21)	2:B:156:PHE:HZ	1:A:522:PHE:CE2	1	0.23
(1,21)	2:B:156:PHE:HZ	1:A:522:PHE:CG	1	0.23
(1,21)	2:B:156:PHE:HZ	1:A:522:PHE:CZ	1	0.23
(1,21)	2:B:156:PHE:HZ	1:A:522:PHE:H	1	0.23
(1,21)	2:B:156:PHE:HZ	1:A:522:PHE:HA	1	0.23
(1,21)	2:B:156:PHE:HZ	1:A:522:PHE:HB2	1	0.23
(1,21)	2:B:156:PHE:HZ	1:A:522:PHE:HB3	1	0.23
(1,21)	2:B:156:PHE:HZ	1:A:522:PHE:HD1	1	0.23
(1,21)	2:B:156:PHE:HZ	1:A:522:PHE:HD2	1	0.23
(1,21)	2:B:156:PHE:HZ	1:A:522:PHE:HE1	1	0.23
(1,21)	2:B:156:PHE:HZ	1:A:522:PHE:HE2	1	0.23
(1,21)	2:B:156:PHE:HZ	1:A:522:PHE:HZ	1	0.23
(1,21)	2:B:156:PHE:HZ	1:A:522:PHE:N	1	0.23
(1,21)	2:B:156:PHE:HZ	1:A:522:PHE:O	1	0.23
(1,21)	2:B:156:PHE:HZ	1:A:523:GLU:C	1	0.23
(1,21)	2:B:156:PHE:HZ	1:A:523:GLU:CA	1	0.23
(1,21)	2:B:156:PHE:HZ	1:A:523:GLU:CB	1	0.23
(1,21)	2:B:156:PHE:HZ	1:A:523:GLU:CD	1	0.23
(1,21)	2:B:156:PHE:HZ	1:A:523:GLU:CG	1	0.23
(1,21)	2:B:156:PHE:HZ	1:A:523:GLU:H	1	0.23
(1,21)	2:B:156:PHE:HZ	1:A:523:GLU:HA	1	0.23
(1,21)	2:B:156:PHE:HZ	1:A:523:GLU:HB2	1	0.23
(1,21)	2:B:156:PHE:HZ	1:A:523:GLU:HB3	1	0.23
(1,21)	2:B:156:PHE:HZ	1:A:523:GLU:HG2	1	0.23

*Continued on next page...*

*Continued from previous page...*

Key	Atom-1	Atom-2	Model ID	Violation (Å)
(1,21)	2:B:156:PHE:HZ	1:A:523:GLU:HG3	1	0.23
(1,21)	2:B:156:PHE:HZ	1:A:523:GLU:N	1	0.23
(1,21)	2:B:156:PHE:HZ	1:A:523:GLU:O	1	0.23
(1,21)	2:B:156:PHE:HZ	1:A:523:GLU:OE1	1	0.23
(1,21)	2:B:156:PHE:HZ	1:A:523:GLU:OE2	1	0.23
(1,21)	2:B:156:PHE:HZ	1:A:524:PHE:C	1	0.23
(1,21)	2:B:156:PHE:HZ	1:A:524:PHE:CA	1	0.23
(1,21)	2:B:156:PHE:HZ	1:A:524:PHE:CB	1	0.23
(1,21)	2:B:156:PHE:HZ	1:A:524:PHE:CD1	1	0.23
(1,21)	2:B:156:PHE:HZ	1:A:524:PHE:CD2	1	0.23
(1,21)	2:B:156:PHE:HZ	1:A:524:PHE:CE1	1	0.23
(1,21)	2:B:156:PHE:HZ	1:A:524:PHE:CE2	1	0.23
(1,21)	2:B:156:PHE:HZ	1:A:524:PHE:CG	1	0.23
(1,21)	2:B:156:PHE:HZ	1:A:524:PHE:CZ	1	0.23
(1,21)	2:B:156:PHE:HZ	1:A:524:PHE:H	1	0.23
(1,21)	2:B:156:PHE:HZ	1:A:524:PHE:HA	1	0.23
(1,21)	2:B:156:PHE:HZ	1:A:524:PHE:HB2	1	0.23
(1,21)	2:B:156:PHE:HZ	1:A:524:PHE:HB3	1	0.23
(1,21)	2:B:156:PHE:HZ	1:A:524:PHE:HD1	1	0.23
(1,21)	2:B:156:PHE:HZ	1:A:524:PHE:HD2	1	0.23
(1,21)	2:B:156:PHE:HZ	1:A:524:PHE:HE1	1	0.23
(1,21)	2:B:156:PHE:HZ	1:A:524:PHE:HE2	1	0.23
(1,21)	2:B:156:PHE:HZ	1:A:524:PHE:HZ	1	0.23
(1,21)	2:B:156:PHE:HZ	1:A:524:PHE:N	1	0.23
(1,21)	2:B:156:PHE:HZ	1:A:524:PHE:O	1	0.23
(1,21)	2:B:156:PHE:HZ	1:A:525:GLU:C	1	0.23
(1,21)	2:B:156:PHE:HZ	1:A:525:GLU:CA	1	0.23
(1,21)	2:B:156:PHE:HZ	1:A:525:GLU:CB	1	0.23
(1,21)	2:B:156:PHE:HZ	1:A:525:GLU:CD	1	0.23
(1,21)	2:B:156:PHE:HZ	1:A:525:GLU:CG	1	0.23
(1,21)	2:B:156:PHE:HZ	1:A:525:GLU:H	1	0.23
(1,21)	2:B:156:PHE:HZ	1:A:525:GLU:HA	1	0.23
(1,21)	2:B:156:PHE:HZ	1:A:525:GLU:HB2	1	0.23
(1,21)	2:B:156:PHE:HZ	1:A:525:GLU:HB3	1	0.23
(1,21)	2:B:156:PHE:HZ	1:A:525:GLU:HG2	1	0.23
(1,21)	2:B:156:PHE:HZ	1:A:525:GLU:HG3	1	0.23
(1,21)	2:B:156:PHE:HZ	1:A:525:GLU:N	1	0.23
(1,21)	2:B:156:PHE:HZ	1:A:525:GLU:O	1	0.23
(1,21)	2:B:156:PHE:HZ	1:A:525:GLU:OE1	1	0.23
(1,21)	2:B:156:PHE:HZ	1:A:525:GLU:OE2	1	0.23
(1,21)	2:B:156:PHE:HZ	1:A:526:ASN:C	1	0.23
(1,21)	2:B:156:PHE:HZ	1:A:526:ASN:CA	1	0.23

*Continued on next page...*

*Continued from previous page...*

Key	Atom-1	Atom-2	Model ID	Violation (Å)
(1,21)	2:B:156:PHE:HZ	1:A:526:ASN:CB	1	0.23
(1,21)	2:B:156:PHE:HZ	1:A:526:ASN:CG	1	0.23
(1,21)	2:B:156:PHE:HZ	1:A:526:ASN:H	1	0.23
(1,21)	2:B:156:PHE:HZ	1:A:526:ASN:HA	1	0.23
(1,21)	2:B:156:PHE:HZ	1:A:526:ASN:HB2	1	0.23
(1,21)	2:B:156:PHE:HZ	1:A:526:ASN:HB3	1	0.23
(1,21)	2:B:156:PHE:HZ	1:A:526:ASN:HD21	1	0.23
(1,21)	2:B:156:PHE:HZ	1:A:526:ASN:HD22	1	0.23
(1,21)	2:B:156:PHE:HZ	1:A:526:ASN:N	1	0.23
(1,21)	2:B:156:PHE:HZ	1:A:526:ASN:ND2	1	0.23
(1,21)	2:B:156:PHE:HZ	1:A:526:ASN:O	1	0.23
(1,21)	2:B:156:PHE:HZ	1:A:526:ASN:OD1	1	0.23
(1,21)	2:B:156:PHE:HZ	1:A:527:ALA:C	1	0.23
(1,21)	2:B:156:PHE:HZ	1:A:527:ALA:CA	1	0.23
(1,21)	2:B:156:PHE:HZ	1:A:527:ALA:CB	1	0.23
(1,21)	2:B:156:PHE:HZ	1:A:527:ALA:H	1	0.23
(1,21)	2:B:156:PHE:HZ	1:A:527:ALA:HA	1	0.23
(1,21)	2:B:156:PHE:HZ	1:A:527:ALA:HB1	1	0.23
(1,21)	2:B:156:PHE:HZ	1:A:527:ALA:HB2	1	0.23
(1,21)	2:B:156:PHE:HZ	1:A:527:ALA:HB3	1	0.23
(1,21)	2:B:156:PHE:HZ	1:A:527:ALA:N	1	0.23
(1,21)	2:B:156:PHE:HZ	1:A:527:ALA:O	1	0.23
(1,21)	2:B:156:PHE:HZ	1:A:528:ILE:C	1	0.23
(1,21)	2:B:156:PHE:HZ	1:A:528:ILE:CA	1	0.23
(1,21)	2:B:156:PHE:HZ	1:A:528:ILE:CB	1	0.23
(1,21)	2:B:156:PHE:HZ	1:A:528:ILE:CD1	1	0.23
(1,21)	2:B:156:PHE:HZ	1:A:528:ILE:CG1	1	0.23
(1,21)	2:B:156:PHE:HZ	1:A:528:ILE:CG2	1	0.23
(1,21)	2:B:156:PHE:HZ	1:A:528:ILE:H	1	0.23
(1,21)	2:B:156:PHE:HZ	1:A:528:ILE:HA	1	0.23
(1,21)	2:B:156:PHE:HZ	1:A:528:ILE:HB	1	0.23
(1,21)	2:B:156:PHE:HZ	1:A:528:ILE:HD11	1	0.23
(1,21)	2:B:156:PHE:HZ	1:A:528:ILE:HD12	1	0.23
(1,21)	2:B:156:PHE:HZ	1:A:528:ILE:HD13	1	0.23
(1,21)	2:B:156:PHE:HZ	1:A:528:ILE:HG12	1	0.23
(1,21)	2:B:156:PHE:HZ	1:A:528:ILE:HG13	1	0.23
(1,21)	2:B:156:PHE:HZ	1:A:528:ILE:HG21	1	0.23
(1,21)	2:B:156:PHE:HZ	1:A:528:ILE:HG22	1	0.23
(1,21)	2:B:156:PHE:HZ	1:A:528:ILE:HG23	1	0.23
(1,21)	2:B:156:PHE:HZ	1:A:528:ILE:N	1	0.23
(1,21)	2:B:156:PHE:HZ	1:A:528:ILE:O	1	0.23
(1,21)	2:B:156:PHE:HZ	1:A:529:VAL:C	1	0.23

*Continued on next page...*



*Continued from previous page...*

Key	Atom-1	Atom-2	Model ID	Violation (Å)
(1,21)	2:B:156:PHE:HZ	1:A:529:VAL:CA	1	0.23
(1,21)	2:B:156:PHE:HZ	1:A:529:VAL:CB	1	0.23
(1,21)	2:B:156:PHE:HZ	1:A:529:VAL:CG1	1	0.23
(1,21)	2:B:156:PHE:HZ	1:A:529:VAL:CG2	1	0.23
(1,21)	2:B:156:PHE:HZ	1:A:529:VAL:H	1	0.23
(1,21)	2:B:156:PHE:HZ	1:A:529:VAL:HA	1	0.23
(1,21)	2:B:156:PHE:HZ	1:A:529:VAL:HB	1	0.23
(1,21)	2:B:156:PHE:HZ	1:A:529:VAL:HG11	1	0.23
(1,21)	2:B:156:PHE:HZ	1:A:529:VAL:HG12	1	0.23
(1,21)	2:B:156:PHE:HZ	1:A:529:VAL:HG13	1	0.23
(1,21)	2:B:156:PHE:HZ	1:A:529:VAL:HG21	1	0.23
(1,21)	2:B:156:PHE:HZ	1:A:529:VAL:HG22	1	0.23
(1,21)	2:B:156:PHE:HZ	1:A:529:VAL:HG23	1	0.23
(1,21)	2:B:156:PHE:HZ	1:A:529:VAL:N	1	0.23
(1,21)	2:B:156:PHE:HZ	1:A:529:VAL:O	1	0.23
(1,21)	2:B:156:PHE:HZ	1:A:561:ASP:C	1	0.23
(1,21)	2:B:156:PHE:HZ	1:A:561:ASP:CA	1	0.23
(1,21)	2:B:156:PHE:HZ	1:A:561:ASP:CB	1	0.23
(1,21)	2:B:156:PHE:HZ	1:A:561:ASP:CG	1	0.23
(1,21)	2:B:156:PHE:HZ	1:A:561:ASP:H	1	0.23
(1,21)	2:B:156:PHE:HZ	1:A:561:ASP:HA	1	0.23
(1,21)	2:B:156:PHE:HZ	1:A:561:ASP:HB2	1	0.23
(1,21)	2:B:156:PHE:HZ	1:A:561:ASP:HB3	1	0.23
(1,21)	2:B:156:PHE:HZ	1:A:561:ASP:N	1	0.23
(1,21)	2:B:156:PHE:HZ	1:A:561:ASP:O	1	0.23
(1,21)	2:B:156:PHE:HZ	1:A:561:ASP:OD1	1	0.23
(1,21)	2:B:156:PHE:HZ	1:A:561:ASP:OD2	1	0.23
(1,21)	2:B:156:PHE:HZ	1:A:563:LYS:C	1	0.23
(1,21)	2:B:156:PHE:HZ	1:A:563:LYS:CA	1	0.23
(1,21)	2:B:156:PHE:HZ	1:A:563:LYS:CB	1	0.23
(1,21)	2:B:156:PHE:HZ	1:A:563:LYS:CD	1	0.23
(1,21)	2:B:156:PHE:HZ	1:A:563:LYS:CE	1	0.23
(1,21)	2:B:156:PHE:HZ	1:A:563:LYS:CG	1	0.23
(1,21)	2:B:156:PHE:HZ	1:A:563:LYS:H	1	0.23
(1,21)	2:B:156:PHE:HZ	1:A:563:LYS:HA	1	0.23
(1,21)	2:B:156:PHE:HZ	1:A:563:LYS:HB2	1	0.23
(1,21)	2:B:156:PHE:HZ	1:A:563:LYS:HB3	1	0.23
(1,21)	2:B:156:PHE:HZ	1:A:563:LYS:HD2	1	0.23
(1,21)	2:B:156:PHE:HZ	1:A:563:LYS:HD3	1	0.23
(1,21)	2:B:156:PHE:HZ	1:A:563:LYS:HE2	1	0.23
(1,21)	2:B:156:PHE:HZ	1:A:563:LYS:HE3	1	0.23
(1,21)	2:B:156:PHE:HZ	1:A:563:LYS:HG2	1	0.23

*Continued on next page...*

*Continued from previous page...*

Key	Atom-1	Atom-2	Model ID	Violation (Å)
(1,21)	2:B:156:PHE:HZ	1:A:563:LYS:HG3	1	0.23
(1,21)	2:B:156:PHE:HZ	1:A:563:LYS:HZ1	1	0.23
(1,21)	2:B:156:PHE:HZ	1:A:563:LYS:HZ2	1	0.23
(1,21)	2:B:156:PHE:HZ	1:A:563:LYS:HZ3	1	0.23
(1,21)	2:B:156:PHE:HZ	1:A:563:LYS:N	1	0.23
(1,21)	2:B:156:PHE:HZ	1:A:563:LYS:NZ	1	0.23
(1,21)	2:B:156:PHE:HZ	1:A:563:LYS:O	1	0.23
(1,21)	2:B:156:PHE:HZ	1:A:564:ALA:C	1	0.23
(1,21)	2:B:156:PHE:HZ	1:A:564:ALA:CA	1	0.23
(1,21)	2:B:156:PHE:HZ	1:A:564:ALA:CB	1	0.23
(1,21)	2:B:156:PHE:HZ	1:A:564:ALA:H	1	0.23
(1,21)	2:B:156:PHE:HZ	1:A:564:ALA:HA	1	0.23
(1,21)	2:B:156:PHE:HZ	1:A:564:ALA:HB1	1	0.23
(1,21)	2:B:156:PHE:HZ	1:A:564:ALA:HB2	1	0.23
(1,21)	2:B:156:PHE:HZ	1:A:564:ALA:HB3	1	0.23
(1,21)	2:B:156:PHE:HZ	1:A:564:ALA:N	1	0.23
(1,21)	2:B:156:PHE:HZ	1:A:564:ALA:O	1	0.23
(1,21)	2:B:156:PHE:HZ	1:A:566:LEU:C	1	0.23
(1,21)	2:B:156:PHE:HZ	1:A:566:LEU:CA	1	0.23
(1,21)	2:B:156:PHE:HZ	1:A:566:LEU:CB	1	0.23
(1,21)	2:B:156:PHE:HZ	1:A:566:LEU:CD1	1	0.23
(1,21)	2:B:156:PHE:HZ	1:A:566:LEU:CD2	1	0.23
(1,21)	2:B:156:PHE:HZ	1:A:566:LEU:CG	1	0.23
(1,21)	2:B:156:PHE:HZ	1:A:566:LEU:H	1	0.23
(1,21)	2:B:156:PHE:HZ	1:A:566:LEU:HA	1	0.23
(1,21)	2:B:156:PHE:HZ	1:A:566:LEU:HB2	1	0.23
(1,21)	2:B:156:PHE:HZ	1:A:566:LEU:HB3	1	0.23
(1,21)	2:B:156:PHE:HZ	1:A:566:LEU:HD11	1	0.23
(1,21)	2:B:156:PHE:HZ	1:A:566:LEU:HD12	1	0.23
(1,21)	2:B:156:PHE:HZ	1:A:566:LEU:HD13	1	0.23
(1,21)	2:B:156:PHE:HZ	1:A:566:LEU:HD21	1	0.23
(1,21)	2:B:156:PHE:HZ	1:A:566:LEU:HD22	1	0.23
(1,21)	2:B:156:PHE:HZ	1:A:566:LEU:HD23	1	0.23
(1,21)	2:B:156:PHE:HZ	1:A:566:LEU:HG	1	0.23
(1,21)	2:B:156:PHE:HZ	1:A:566:LEU:N	1	0.23
(1,21)	2:B:156:PHE:HZ	1:A:566:LEU:O	1	0.23
(1,21)	2:B:156:PHE:N	1:A:490:ALA:C	1	0.23
(1,21)	2:B:156:PHE:N	1:A:490:ALA:CA	1	0.23
(1,21)	2:B:156:PHE:N	1:A:490:ALA:CB	1	0.23
(1,21)	2:B:156:PHE:N	1:A:490:ALA:H	1	0.23
(1,21)	2:B:156:PHE:N	1:A:490:ALA:HA	1	0.23
(1,21)	2:B:156:PHE:N	1:A:490:ALA:HB1	1	0.23

*Continued on next page...*

*Continued from previous page...*

Key	Atom-1	Atom-2	Model ID	Violation (Å)
(1,21)	2:B:156:PHE:N	1:A:490:ALA:HB2	1	0.23
(1,21)	2:B:156:PHE:N	1:A:490:ALA:HB3	1	0.23
(1,21)	2:B:156:PHE:N	1:A:490:ALA:N	1	0.23
(1,21)	2:B:156:PHE:N	1:A:490:ALA:O	1	0.23
(1,21)	2:B:156:PHE:N	1:A:514:THR:C	1	0.23
(1,21)	2:B:156:PHE:N	1:A:514:THR:CA	1	0.23
(1,21)	2:B:156:PHE:N	1:A:514:THR:CB	1	0.23
(1,21)	2:B:156:PHE:N	1:A:514:THR:CG2	1	0.23
(1,21)	2:B:156:PHE:N	1:A:514:THR:H	1	0.23
(1,21)	2:B:156:PHE:N	1:A:514:THR:HA	1	0.23
(1,21)	2:B:156:PHE:N	1:A:514:THR:HB	1	0.23
(1,21)	2:B:156:PHE:N	1:A:514:THR:HG1	1	0.23
(1,21)	2:B:156:PHE:N	1:A:514:THR:HG21	1	0.23
(1,21)	2:B:156:PHE:N	1:A:514:THR:HG22	1	0.23
(1,21)	2:B:156:PHE:N	1:A:514:THR:HG23	1	0.23
(1,21)	2:B:156:PHE:N	1:A:514:THR:N	1	0.23
(1,21)	2:B:156:PHE:N	1:A:514:THR:O	1	0.23
(1,21)	2:B:156:PHE:N	1:A:514:THR:OG1	1	0.23
(1,21)	2:B:156:PHE:N	1:A:516:ASN:C	1	0.23
(1,21)	2:B:156:PHE:N	1:A:516:ASN:CA	1	0.23
(1,21)	2:B:156:PHE:N	1:A:516:ASN:CB	1	0.23
(1,21)	2:B:156:PHE:N	1:A:516:ASN:CG	1	0.23
(1,21)	2:B:156:PHE:N	1:A:516:ASN:H	1	0.23
(1,21)	2:B:156:PHE:N	1:A:516:ASN:HA	1	0.23
(1,21)	2:B:156:PHE:N	1:A:516:ASN:HB2	1	0.23
(1,21)	2:B:156:PHE:N	1:A:516:ASN:HB3	1	0.23
(1,21)	2:B:156:PHE:N	1:A:516:ASN:HD21	1	0.23
(1,21)	2:B:156:PHE:N	1:A:516:ASN:HD22	1	0.23
(1,21)	2:B:156:PHE:N	1:A:516:ASN:N	1	0.23
(1,21)	2:B:156:PHE:N	1:A:516:ASN:ND2	1	0.23
(1,21)	2:B:156:PHE:N	1:A:516:ASN:O	1	0.23
(1,21)	2:B:156:PHE:N	1:A:516:ASN:OD1	1	0.23
(1,21)	2:B:156:PHE:N	1:A:519:GLY:C	1	0.23
(1,21)	2:B:156:PHE:N	1:A:519:GLY:CA	1	0.23
(1,21)	2:B:156:PHE:N	1:A:519:GLY:H	1	0.23
(1,21)	2:B:156:PHE:N	1:A:519:GLY:HA2	1	0.23
(1,21)	2:B:156:PHE:N	1:A:519:GLY:HA3	1	0.23
(1,21)	2:B:156:PHE:N	1:A:519:GLY:N	1	0.23
(1,21)	2:B:156:PHE:N	1:A:519:GLY:O	1	0.23
(1,21)	2:B:156:PHE:N	1:A:522:PHE:C	1	0.23
(1,21)	2:B:156:PHE:N	1:A:522:PHE:CA	1	0.23
(1,21)	2:B:156:PHE:N	1:A:522:PHE:CB	1	0.23

*Continued on next page...*

*Continued from previous page...*

Key	Atom-1	Atom-2	Model ID	Violation (Å)
(1,21)	2:B:156:PHE:N	1:A:522:PHE:CD1	1	0.23
(1,21)	2:B:156:PHE:N	1:A:522:PHE:CD2	1	0.23
(1,21)	2:B:156:PHE:N	1:A:522:PHE:CE1	1	0.23
(1,21)	2:B:156:PHE:N	1:A:522:PHE:CE2	1	0.23
(1,21)	2:B:156:PHE:N	1:A:522:PHE:CG	1	0.23
(1,21)	2:B:156:PHE:N	1:A:522:PHE:CZ	1	0.23
(1,21)	2:B:156:PHE:N	1:A:522:PHE:H	1	0.23
(1,21)	2:B:156:PHE:N	1:A:522:PHE:HA	1	0.23
(1,21)	2:B:156:PHE:N	1:A:522:PHE:HB2	1	0.23
(1,21)	2:B:156:PHE:N	1:A:522:PHE:HB3	1	0.23
(1,21)	2:B:156:PHE:N	1:A:522:PHE:HD1	1	0.23
(1,21)	2:B:156:PHE:N	1:A:522:PHE:HD2	1	0.23
(1,21)	2:B:156:PHE:N	1:A:522:PHE:HE1	1	0.23
(1,21)	2:B:156:PHE:N	1:A:522:PHE:HE2	1	0.23
(1,21)	2:B:156:PHE:N	1:A:522:PHE:HZ	1	0.23
(1,21)	2:B:156:PHE:N	1:A:522:PHE:N	1	0.23
(1,21)	2:B:156:PHE:N	1:A:522:PHE:O	1	0.23
(1,21)	2:B:156:PHE:N	1:A:523:GLU:C	1	0.23
(1,21)	2:B:156:PHE:N	1:A:523:GLU:CA	1	0.23
(1,21)	2:B:156:PHE:N	1:A:523:GLU:CB	1	0.23
(1,21)	2:B:156:PHE:N	1:A:523:GLU:CD	1	0.23
(1,21)	2:B:156:PHE:N	1:A:523:GLU:CG	1	0.23
(1,21)	2:B:156:PHE:N	1:A:523:GLU:H	1	0.23
(1,21)	2:B:156:PHE:N	1:A:523:GLU:HA	1	0.23
(1,21)	2:B:156:PHE:N	1:A:523:GLU:HB2	1	0.23
(1,21)	2:B:156:PHE:N	1:A:523:GLU:HB3	1	0.23
(1,21)	2:B:156:PHE:N	1:A:523:GLU:HG2	1	0.23
(1,21)	2:B:156:PHE:N	1:A:523:GLU:HG3	1	0.23
(1,21)	2:B:156:PHE:N	1:A:523:GLU:N	1	0.23
(1,21)	2:B:156:PHE:N	1:A:523:GLU:O	1	0.23
(1,21)	2:B:156:PHE:N	1:A:523:GLU:OE1	1	0.23
(1,21)	2:B:156:PHE:N	1:A:523:GLU:OE2	1	0.23
(1,21)	2:B:156:PHE:N	1:A:524:PHE:C	1	0.23
(1,21)	2:B:156:PHE:N	1:A:524:PHE:CA	1	0.23
(1,21)	2:B:156:PHE:N	1:A:524:PHE:CB	1	0.23
(1,21)	2:B:156:PHE:N	1:A:524:PHE:CD1	1	0.23
(1,21)	2:B:156:PHE:N	1:A:524:PHE:CD2	1	0.23
(1,21)	2:B:156:PHE:N	1:A:524:PHE:CE1	1	0.23
(1,21)	2:B:156:PHE:N	1:A:524:PHE:CE2	1	0.23
(1,21)	2:B:156:PHE:N	1:A:524:PHE:CG	1	0.23
(1,21)	2:B:156:PHE:N	1:A:524:PHE:CZ	1	0.23
(1,21)	2:B:156:PHE:N	1:A:524:PHE:H	1	0.23

*Continued on next page...*

*Continued from previous page...*

Key	Atom-1	Atom-2	Model ID	Violation (Å)
(1,21)	2:B:156:PHE:N	1:A:524:PHE:HA	1	0.23
(1,21)	2:B:156:PHE:N	1:A:524:PHE:HB2	1	0.23
(1,21)	2:B:156:PHE:N	1:A:524:PHE:HB3	1	0.23
(1,21)	2:B:156:PHE:N	1:A:524:PHE:HD1	1	0.23
(1,21)	2:B:156:PHE:N	1:A:524:PHE:HD2	1	0.23
(1,21)	2:B:156:PHE:N	1:A:524:PHE:HE1	1	0.23
(1,21)	2:B:156:PHE:N	1:A:524:PHE:HE2	1	0.23
(1,21)	2:B:156:PHE:N	1:A:524:PHE:HZ	1	0.23
(1,21)	2:B:156:PHE:N	1:A:524:PHE:N	1	0.23
(1,21)	2:B:156:PHE:N	1:A:524:PHE:O	1	0.23
(1,21)	2:B:156:PHE:N	1:A:525:GLU:C	1	0.23
(1,21)	2:B:156:PHE:N	1:A:525:GLU:CA	1	0.23
(1,21)	2:B:156:PHE:N	1:A:525:GLU:CB	1	0.23
(1,21)	2:B:156:PHE:N	1:A:525:GLU:CD	1	0.23
(1,21)	2:B:156:PHE:N	1:A:525:GLU:CG	1	0.23
(1,21)	2:B:156:PHE:N	1:A:525:GLU:H	1	0.23
(1,21)	2:B:156:PHE:N	1:A:525:GLU:HA	1	0.23
(1,21)	2:B:156:PHE:N	1:A:525:GLU:HB2	1	0.23
(1,21)	2:B:156:PHE:N	1:A:525:GLU:HB3	1	0.23
(1,21)	2:B:156:PHE:N	1:A:525:GLU:HG2	1	0.23
(1,21)	2:B:156:PHE:N	1:A:525:GLU:HG3	1	0.23
(1,21)	2:B:156:PHE:N	1:A:525:GLU:N	1	0.23
(1,21)	2:B:156:PHE:N	1:A:525:GLU:O	1	0.23
(1,21)	2:B:156:PHE:N	1:A:525:GLU:OE1	1	0.23
(1,21)	2:B:156:PHE:N	1:A:525:GLU:OE2	1	0.23
(1,21)	2:B:156:PHE:N	1:A:526:ASN:C	1	0.23
(1,21)	2:B:156:PHE:N	1:A:526:ASN:CA	1	0.23
(1,21)	2:B:156:PHE:N	1:A:526:ASN:CB	1	0.23
(1,21)	2:B:156:PHE:N	1:A:526:ASN:CG	1	0.23
(1,21)	2:B:156:PHE:N	1:A:526:ASN:H	1	0.23
(1,21)	2:B:156:PHE:N	1:A:526:ASN:HA	1	0.23
(1,21)	2:B:156:PHE:N	1:A:526:ASN:HB2	1	0.23
(1,21)	2:B:156:PHE:N	1:A:526:ASN:HB3	1	0.23
(1,21)	2:B:156:PHE:N	1:A:526:ASN:HD21	1	0.23
(1,21)	2:B:156:PHE:N	1:A:526:ASN:HD22	1	0.23
(1,21)	2:B:156:PHE:N	1:A:526:ASN:N	1	0.23
(1,21)	2:B:156:PHE:N	1:A:526:ASN:ND2	1	0.23
(1,21)	2:B:156:PHE:N	1:A:526:ASN:O	1	0.23
(1,21)	2:B:156:PHE:N	1:A:526:ASN:OD1	1	0.23
(1,21)	2:B:156:PHE:N	1:A:527:ALA:C	1	0.23
(1,21)	2:B:156:PHE:N	1:A:527:ALA:CA	1	0.23
(1,21)	2:B:156:PHE:N	1:A:527:ALA:CB	1	0.23

*Continued on next page...*

*Continued from previous page...*

Key	Atom-1	Atom-2	Model ID	Violation (Å)
(1,21)	2:B:156:PHE:N	1:A:527:ALA:H	1	0.23
(1,21)	2:B:156:PHE:N	1:A:527:ALA:HA	1	0.23
(1,21)	2:B:156:PHE:N	1:A:527:ALA:HB1	1	0.23
(1,21)	2:B:156:PHE:N	1:A:527:ALA:HB2	1	0.23
(1,21)	2:B:156:PHE:N	1:A:527:ALA:HB3	1	0.23
(1,21)	2:B:156:PHE:N	1:A:527:ALA:N	1	0.23
(1,21)	2:B:156:PHE:N	1:A:527:ALA:O	1	0.23
(1,21)	2:B:156:PHE:N	1:A:528:ILE:C	1	0.23
(1,21)	2:B:156:PHE:N	1:A:528:ILE:CA	1	0.23
(1,21)	2:B:156:PHE:N	1:A:528:ILE:CB	1	0.23
(1,21)	2:B:156:PHE:N	1:A:528:ILE:CD1	1	0.23
(1,21)	2:B:156:PHE:N	1:A:528:ILE:CG1	1	0.23
(1,21)	2:B:156:PHE:N	1:A:528:ILE:CG2	1	0.23
(1,21)	2:B:156:PHE:N	1:A:528:ILE:H	1	0.23
(1,21)	2:B:156:PHE:N	1:A:528:ILE:HA	1	0.23
(1,21)	2:B:156:PHE:N	1:A:528:ILE:HB	1	0.23
(1,21)	2:B:156:PHE:N	1:A:528:ILE:HD11	1	0.23
(1,21)	2:B:156:PHE:N	1:A:528:ILE:HD12	1	0.23
(1,21)	2:B:156:PHE:N	1:A:528:ILE:HD13	1	0.23
(1,21)	2:B:156:PHE:N	1:A:528:ILE:HG12	1	0.23
(1,21)	2:B:156:PHE:N	1:A:528:ILE:HG13	1	0.23
(1,21)	2:B:156:PHE:N	1:A:528:ILE:HG21	1	0.23
(1,21)	2:B:156:PHE:N	1:A:528:ILE:HG22	1	0.23
(1,21)	2:B:156:PHE:N	1:A:528:ILE:HG23	1	0.23
(1,21)	2:B:156:PHE:N	1:A:528:ILE:N	1	0.23
(1,21)	2:B:156:PHE:N	1:A:528:ILE:O	1	0.23
(1,21)	2:B:156:PHE:N	1:A:529:VAL:C	1	0.23
(1,21)	2:B:156:PHE:N	1:A:529:VAL:CA	1	0.23
(1,21)	2:B:156:PHE:N	1:A:529:VAL:CB	1	0.23
(1,21)	2:B:156:PHE:N	1:A:529:VAL:CG1	1	0.23
(1,21)	2:B:156:PHE:N	1:A:529:VAL:CG2	1	0.23
(1,21)	2:B:156:PHE:N	1:A:529:VAL:H	1	0.23
(1,21)	2:B:156:PHE:N	1:A:529:VAL:HA	1	0.23
(1,21)	2:B:156:PHE:N	1:A:529:VAL:HB	1	0.23
(1,21)	2:B:156:PHE:N	1:A:529:VAL:HG11	1	0.23
(1,21)	2:B:156:PHE:N	1:A:529:VAL:HG12	1	0.23
(1,21)	2:B:156:PHE:N	1:A:529:VAL:HG13	1	0.23
(1,21)	2:B:156:PHE:N	1:A:529:VAL:HG21	1	0.23
(1,21)	2:B:156:PHE:N	1:A:529:VAL:HG22	1	0.23
(1,21)	2:B:156:PHE:N	1:A:529:VAL:HG23	1	0.23
(1,21)	2:B:156:PHE:N	1:A:529:VAL:N	1	0.23
(1,21)	2:B:156:PHE:N	1:A:529:VAL:O	1	0.23

*Continued on next page...*

*Continued from previous page...*

Key	Atom-1	Atom-2	Model ID	Violation (Å)
(1,21)	2:B:156:PHE:N	1:A:561:ASP:C	1	0.23
(1,21)	2:B:156:PHE:N	1:A:561:ASP:CA	1	0.23
(1,21)	2:B:156:PHE:N	1:A:561:ASP:CB	1	0.23
(1,21)	2:B:156:PHE:N	1:A:561:ASP:CG	1	0.23
(1,21)	2:B:156:PHE:N	1:A:561:ASP:H	1	0.23
(1,21)	2:B:156:PHE:N	1:A:561:ASP:HA	1	0.23
(1,21)	2:B:156:PHE:N	1:A:561:ASP:HB2	1	0.23
(1,21)	2:B:156:PHE:N	1:A:561:ASP:HB3	1	0.23
(1,21)	2:B:156:PHE:N	1:A:561:ASP:N	1	0.23
(1,21)	2:B:156:PHE:N	1:A:561:ASP:O	1	0.23
(1,21)	2:B:156:PHE:N	1:A:561:ASP:OD1	1	0.23
(1,21)	2:B:156:PHE:N	1:A:561:ASP:OD2	1	0.23
(1,21)	2:B:156:PHE:N	1:A:563:LYS:C	1	0.23
(1,21)	2:B:156:PHE:N	1:A:563:LYS:CA	1	0.23
(1,21)	2:B:156:PHE:N	1:A:563:LYS:CB	1	0.23
(1,21)	2:B:156:PHE:N	1:A:563:LYS:CD	1	0.23
(1,21)	2:B:156:PHE:N	1:A:563:LYS:CE	1	0.23
(1,21)	2:B:156:PHE:N	1:A:563:LYS:CG	1	0.23
(1,21)	2:B:156:PHE:N	1:A:563:LYS:H	1	0.23
(1,21)	2:B:156:PHE:N	1:A:563:LYS:HA	1	0.23
(1,21)	2:B:156:PHE:N	1:A:563:LYS:HB2	1	0.23
(1,21)	2:B:156:PHE:N	1:A:563:LYS:HB3	1	0.23
(1,21)	2:B:156:PHE:N	1:A:563:LYS:HD2	1	0.23
(1,21)	2:B:156:PHE:N	1:A:563:LYS:HD3	1	0.23
(1,21)	2:B:156:PHE:N	1:A:563:LYS:HE2	1	0.23
(1,21)	2:B:156:PHE:N	1:A:563:LYS:HE3	1	0.23
(1,21)	2:B:156:PHE:N	1:A:563:LYS:HG2	1	0.23
(1,21)	2:B:156:PHE:N	1:A:563:LYS:HG3	1	0.23
(1,21)	2:B:156:PHE:N	1:A:563:LYS:HZ1	1	0.23
(1,21)	2:B:156:PHE:N	1:A:563:LYS:HZ2	1	0.23
(1,21)	2:B:156:PHE:N	1:A:563:LYS:HZ3	1	0.23
(1,21)	2:B:156:PHE:N	1:A:563:LYS:N	1	0.23
(1,21)	2:B:156:PHE:N	1:A:563:LYS:NZ	1	0.23
(1,21)	2:B:156:PHE:N	1:A:563:LYS:O	1	0.23
(1,21)	2:B:156:PHE:N	1:A:564:ALA:C	1	0.23
(1,21)	2:B:156:PHE:N	1:A:564:ALA:CA	1	0.23
(1,21)	2:B:156:PHE:N	1:A:564:ALA:CB	1	0.23
(1,21)	2:B:156:PHE:N	1:A:564:ALA:H	1	0.23
(1,21)	2:B:156:PHE:N	1:A:564:ALA:HA	1	0.23
(1,21)	2:B:156:PHE:N	1:A:564:ALA:HB1	1	0.23
(1,21)	2:B:156:PHE:N	1:A:564:ALA:HB2	1	0.23
(1,21)	2:B:156:PHE:N	1:A:564:ALA:HB3	1	0.23

*Continued on next page...*

*Continued from previous page...*

Key	Atom-1	Atom-2	Model ID	Violation (Å)
(1,21)	2:B:156:PHE:N	1:A:564:ALA:N	1	0.23
(1,21)	2:B:156:PHE:N	1:A:564:ALA:O	1	0.23
(1,21)	2:B:156:PHE:N	1:A:566:LEU:C	1	0.23
(1,21)	2:B:156:PHE:N	1:A:566:LEU:CA	1	0.23
(1,21)	2:B:156:PHE:N	1:A:566:LEU:CB	1	0.23
(1,21)	2:B:156:PHE:N	1:A:566:LEU:CD1	1	0.23
(1,21)	2:B:156:PHE:N	1:A:566:LEU:CD2	1	0.23
(1,21)	2:B:156:PHE:N	1:A:566:LEU:CG	1	0.23
(1,21)	2:B:156:PHE:N	1:A:566:LEU:H	1	0.23
(1,21)	2:B:156:PHE:N	1:A:566:LEU:HA	1	0.23
(1,21)	2:B:156:PHE:N	1:A:566:LEU:HB2	1	0.23
(1,21)	2:B:156:PHE:N	1:A:566:LEU:HB3	1	0.23
(1,21)	2:B:156:PHE:N	1:A:566:LEU:HD11	1	0.23
(1,21)	2:B:156:PHE:N	1:A:566:LEU:HD12	1	0.23
(1,21)	2:B:156:PHE:N	1:A:566:LEU:HD13	1	0.23
(1,21)	2:B:156:PHE:N	1:A:566:LEU:HD21	1	0.23
(1,21)	2:B:156:PHE:N	1:A:566:LEU:HD22	1	0.23
(1,21)	2:B:156:PHE:N	1:A:566:LEU:HD23	1	0.23
(1,21)	2:B:156:PHE:N	1:A:566:LEU:HG	1	0.23
(1,21)	2:B:156:PHE:N	1:A:566:LEU:N	1	0.23
(1,21)	2:B:156:PHE:N	1:A:566:LEU:O	1	0.23
(1,21)	2:B:156:PHE:O	1:A:490:ALA:C	1	0.23
(1,21)	2:B:156:PHE:O	1:A:490:ALA:CA	1	0.23
(1,21)	2:B:156:PHE:O	1:A:490:ALA:CB	1	0.23
(1,21)	2:B:156:PHE:O	1:A:490:ALA:H	1	0.23
(1,21)	2:B:156:PHE:O	1:A:490:ALA:HA	1	0.23
(1,21)	2:B:156:PHE:O	1:A:490:ALA:HB1	1	0.23
(1,21)	2:B:156:PHE:O	1:A:490:ALA:HB2	1	0.23
(1,21)	2:B:156:PHE:O	1:A:490:ALA:HB3	1	0.23
(1,21)	2:B:156:PHE:O	1:A:490:ALA:N	1	0.23
(1,21)	2:B:156:PHE:O	1:A:490:ALA:O	1	0.23
(1,21)	2:B:156:PHE:O	1:A:514:THR:C	1	0.23
(1,21)	2:B:156:PHE:O	1:A:514:THR:CA	1	0.23
(1,21)	2:B:156:PHE:O	1:A:514:THR:CB	1	0.23
(1,21)	2:B:156:PHE:O	1:A:514:THR:CG2	1	0.23
(1,21)	2:B:156:PHE:O	1:A:514:THR:H	1	0.23
(1,21)	2:B:156:PHE:O	1:A:514:THR:HA	1	0.23
(1,21)	2:B:156:PHE:O	1:A:514:THR:HB	1	0.23
(1,21)	2:B:156:PHE:O	1:A:514:THR:HG1	1	0.23
(1,21)	2:B:156:PHE:O	1:A:514:THR:HG21	1	0.23
(1,21)	2:B:156:PHE:O	1:A:514:THR:HG22	1	0.23
(1,21)	2:B:156:PHE:O	1:A:514:THR:HG23	1	0.23

*Continued on next page...*



*Continued from previous page...*

Key	Atom-1	Atom-2	Model ID	Violation (Å)
(1,21)	2:B:156:PHE:O	1:A:514:THR:N	1	0.23
(1,21)	2:B:156:PHE:O	1:A:514:THR:O	1	0.23
(1,21)	2:B:156:PHE:O	1:A:514:THR:OG1	1	0.23
(1,21)	2:B:156:PHE:O	1:A:516:ASN:C	1	0.23
(1,21)	2:B:156:PHE:O	1:A:516:ASN:CA	1	0.23
(1,21)	2:B:156:PHE:O	1:A:516:ASN:CB	1	0.23
(1,21)	2:B:156:PHE:O	1:A:516:ASN:CG	1	0.23
(1,21)	2:B:156:PHE:O	1:A:516:ASN:H	1	0.23
(1,21)	2:B:156:PHE:O	1:A:516:ASN:HA	1	0.23
(1,21)	2:B:156:PHE:O	1:A:516:ASN:HB2	1	0.23
(1,21)	2:B:156:PHE:O	1:A:516:ASN:HB3	1	0.23
(1,21)	2:B:156:PHE:O	1:A:516:ASN:HD21	1	0.23
(1,21)	2:B:156:PHE:O	1:A:516:ASN:HD22	1	0.23
(1,21)	2:B:156:PHE:O	1:A:516:ASN:N	1	0.23
(1,21)	2:B:156:PHE:O	1:A:516:ASN:ND2	1	0.23
(1,21)	2:B:156:PHE:O	1:A:516:ASN:O	1	0.23
(1,21)	2:B:156:PHE:O	1:A:516:ASN:OD1	1	0.23
(1,21)	2:B:156:PHE:O	1:A:519:GLY:C	1	0.23
(1,21)	2:B:156:PHE:O	1:A:519:GLY:CA	1	0.23
(1,21)	2:B:156:PHE:O	1:A:519:GLY:H	1	0.23
(1,21)	2:B:156:PHE:O	1:A:519:GLY:HA2	1	0.23
(1,21)	2:B:156:PHE:O	1:A:519:GLY:HA3	1	0.23
(1,21)	2:B:156:PHE:O	1:A:519:GLY:N	1	0.23
(1,21)	2:B:156:PHE:O	1:A:519:GLY:O	1	0.23
(1,21)	2:B:156:PHE:O	1:A:522:PHE:C	1	0.23
(1,21)	2:B:156:PHE:O	1:A:522:PHE:CA	1	0.23
(1,21)	2:B:156:PHE:O	1:A:522:PHE:CB	1	0.23
(1,21)	2:B:156:PHE:O	1:A:522:PHE:CD1	1	0.23
(1,21)	2:B:156:PHE:O	1:A:522:PHE:CD2	1	0.23
(1,21)	2:B:156:PHE:O	1:A:522:PHE:CE1	1	0.23
(1,21)	2:B:156:PHE:O	1:A:522:PHE:CE2	1	0.23
(1,21)	2:B:156:PHE:O	1:A:522:PHE:CG	1	0.23
(1,21)	2:B:156:PHE:O	1:A:522:PHE:CZ	1	0.23
(1,21)	2:B:156:PHE:O	1:A:522:PHE:H	1	0.23
(1,21)	2:B:156:PHE:O	1:A:522:PHE:HA	1	0.23
(1,21)	2:B:156:PHE:O	1:A:522:PHE:HB2	1	0.23
(1,21)	2:B:156:PHE:O	1:A:522:PHE:HB3	1	0.23
(1,21)	2:B:156:PHE:O	1:A:522:PHE:HD1	1	0.23
(1,21)	2:B:156:PHE:O	1:A:522:PHE:HD2	1	0.23
(1,21)	2:B:156:PHE:O	1:A:522:PHE:HE1	1	0.23
(1,21)	2:B:156:PHE:O	1:A:522:PHE:HE2	1	0.23
(1,21)	2:B:156:PHE:O	1:A:522:PHE:HZ	1	0.23

*Continued on next page...*

*Continued from previous page...*

Key	Atom-1	Atom-2	Model ID	Violation (Å)
(1,21)	2:B:156:PHE:O	1:A:522:PHE:N	1	0.23
(1,21)	2:B:156:PHE:O	1:A:522:PHE:O	1	0.23
(1,21)	2:B:156:PHE:O	1:A:523:GLU:C	1	0.23
(1,21)	2:B:156:PHE:O	1:A:523:GLU:CA	1	0.23
(1,21)	2:B:156:PHE:O	1:A:523:GLU:CB	1	0.23
(1,21)	2:B:156:PHE:O	1:A:523:GLU:CD	1	0.23
(1,21)	2:B:156:PHE:O	1:A:523:GLU:CG	1	0.23
(1,21)	2:B:156:PHE:O	1:A:523:GLU:H	1	0.23
(1,21)	2:B:156:PHE:O	1:A:523:GLU:HA	1	0.23
(1,21)	2:B:156:PHE:O	1:A:523:GLU:HB2	1	0.23
(1,21)	2:B:156:PHE:O	1:A:523:GLU:HB3	1	0.23
(1,21)	2:B:156:PHE:O	1:A:523:GLU:HG2	1	0.23
(1,21)	2:B:156:PHE:O	1:A:523:GLU:HG3	1	0.23
(1,21)	2:B:156:PHE:O	1:A:523:GLU:N	1	0.23
(1,21)	2:B:156:PHE:O	1:A:523:GLU:O	1	0.23
(1,21)	2:B:156:PHE:O	1:A:523:GLU:OE1	1	0.23
(1,21)	2:B:156:PHE:O	1:A:523:GLU:OE2	1	0.23
(1,21)	2:B:156:PHE:O	1:A:524:PHE:C	1	0.23
(1,21)	2:B:156:PHE:O	1:A:524:PHE:CA	1	0.23
(1,21)	2:B:156:PHE:O	1:A:524:PHE:CB	1	0.23
(1,21)	2:B:156:PHE:O	1:A:524:PHE:CD1	1	0.23
(1,21)	2:B:156:PHE:O	1:A:524:PHE:CD2	1	0.23
(1,21)	2:B:156:PHE:O	1:A:524:PHE:CE1	1	0.23
(1,21)	2:B:156:PHE:O	1:A:524:PHE:CE2	1	0.23
(1,21)	2:B:156:PHE:O	1:A:524:PHE:CG	1	0.23
(1,21)	2:B:156:PHE:O	1:A:524:PHE:CZ	1	0.23
(1,21)	2:B:156:PHE:O	1:A:524:PHE:H	1	0.23
(1,21)	2:B:156:PHE:O	1:A:524:PHE:HA	1	0.23
(1,21)	2:B:156:PHE:O	1:A:524:PHE:HB2	1	0.23
(1,21)	2:B:156:PHE:O	1:A:524:PHE:HB3	1	0.23
(1,21)	2:B:156:PHE:O	1:A:524:PHE:HD1	1	0.23
(1,21)	2:B:156:PHE:O	1:A:524:PHE:HD2	1	0.23
(1,21)	2:B:156:PHE:O	1:A:524:PHE:HE1	1	0.23
(1,21)	2:B:156:PHE:O	1:A:524:PHE:HE2	1	0.23
(1,21)	2:B:156:PHE:O	1:A:524:PHE:HZ	1	0.23
(1,21)	2:B:156:PHE:O	1:A:524:PHE:N	1	0.23
(1,21)	2:B:156:PHE:O	1:A:524:PHE:O	1	0.23
(1,21)	2:B:156:PHE:O	1:A:525:GLU:C	1	0.23
(1,21)	2:B:156:PHE:O	1:A:525:GLU:CA	1	0.23
(1,21)	2:B:156:PHE:O	1:A:525:GLU:CB	1	0.23
(1,21)	2:B:156:PHE:O	1:A:525:GLU:CD	1	0.23
(1,21)	2:B:156:PHE:O	1:A:525:GLU:CG	1	0.23

*Continued on next page...*

*Continued from previous page...*

Key	Atom-1	Atom-2	Model ID	Violation (Å)
(1,21)	2:B:156:PHE:O	1:A:525:GLU:H	1	0.23
(1,21)	2:B:156:PHE:O	1:A:525:GLU:HA	1	0.23
(1,21)	2:B:156:PHE:O	1:A:525:GLU:HB2	1	0.23
(1,21)	2:B:156:PHE:O	1:A:525:GLU:HB3	1	0.23
(1,21)	2:B:156:PHE:O	1:A:525:GLU:HG2	1	0.23
(1,21)	2:B:156:PHE:O	1:A:525:GLU:HG3	1	0.23
(1,21)	2:B:156:PHE:O	1:A:525:GLU:N	1	0.23
(1,21)	2:B:156:PHE:O	1:A:525:GLU:O	1	0.23
(1,21)	2:B:156:PHE:O	1:A:525:GLU:OE1	1	0.23
(1,21)	2:B:156:PHE:O	1:A:525:GLU:OE2	1	0.23
(1,21)	2:B:156:PHE:O	1:A:526:ASN:C	1	0.23
(1,21)	2:B:156:PHE:O	1:A:526:ASN:CA	1	0.23
(1,21)	2:B:156:PHE:O	1:A:526:ASN:CB	1	0.23
(1,21)	2:B:156:PHE:O	1:A:526:ASN:CG	1	0.23
(1,21)	2:B:156:PHE:O	1:A:526:ASN:H	1	0.23
(1,21)	2:B:156:PHE:O	1:A:526:ASN:HA	1	0.23
(1,21)	2:B:156:PHE:O	1:A:526:ASN:HB2	1	0.23
(1,21)	2:B:156:PHE:O	1:A:526:ASN:HB3	1	0.23
(1,21)	2:B:156:PHE:O	1:A:526:ASN:HD21	1	0.23
(1,21)	2:B:156:PHE:O	1:A:526:ASN:HD22	1	0.23
(1,21)	2:B:156:PHE:O	1:A:526:ASN:N	1	0.23
(1,21)	2:B:156:PHE:O	1:A:526:ASN:ND2	1	0.23
(1,21)	2:B:156:PHE:O	1:A:526:ASN:O	1	0.23
(1,21)	2:B:156:PHE:O	1:A:526:ASN:OD1	1	0.23
(1,21)	2:B:156:PHE:O	1:A:527:ALA:C	1	0.23
(1,21)	2:B:156:PHE:O	1:A:527:ALA:CA	1	0.23
(1,21)	2:B:156:PHE:O	1:A:527:ALA:CB	1	0.23
(1,21)	2:B:156:PHE:O	1:A:527:ALA:H	1	0.23
(1,21)	2:B:156:PHE:O	1:A:527:ALA:HA	1	0.23
(1,21)	2:B:156:PHE:O	1:A:527:ALA:HB1	1	0.23
(1,21)	2:B:156:PHE:O	1:A:527:ALA:HB2	1	0.23
(1,21)	2:B:156:PHE:O	1:A:527:ALA:HB3	1	0.23
(1,21)	2:B:156:PHE:O	1:A:527:ALA:N	1	0.23
(1,21)	2:B:156:PHE:O	1:A:527:ALA:O	1	0.23
(1,21)	2:B:156:PHE:O	1:A:528:ILE:C	1	0.23
(1,21)	2:B:156:PHE:O	1:A:528:ILE:CA	1	0.23
(1,21)	2:B:156:PHE:O	1:A:528:ILE:CB	1	0.23
(1,21)	2:B:156:PHE:O	1:A:528:ILE:CD1	1	0.23
(1,21)	2:B:156:PHE:O	1:A:528:ILE:CG1	1	0.23
(1,21)	2:B:156:PHE:O	1:A:528:ILE:CG2	1	0.23
(1,21)	2:B:156:PHE:O	1:A:528:ILE:H	1	0.23
(1,21)	2:B:156:PHE:O	1:A:528:ILE:HA	1	0.23

*Continued on next page...*

*Continued from previous page...*

Key	Atom-1	Atom-2	Model ID	Violation (Å)
(1,21)	2:B:156:PHE:O	1:A:528:ILE:HB	1	0.23
(1,21)	2:B:156:PHE:O	1:A:528:ILE:HD11	1	0.23
(1,21)	2:B:156:PHE:O	1:A:528:ILE:HD12	1	0.23
(1,21)	2:B:156:PHE:O	1:A:528:ILE:HD13	1	0.23
(1,21)	2:B:156:PHE:O	1:A:528:ILE:HG12	1	0.23
(1,21)	2:B:156:PHE:O	1:A:528:ILE:HG13	1	0.23
(1,21)	2:B:156:PHE:O	1:A:528:ILE:HG21	1	0.23
(1,21)	2:B:156:PHE:O	1:A:528:ILE:HG22	1	0.23
(1,21)	2:B:156:PHE:O	1:A:528:ILE:HG23	1	0.23
(1,21)	2:B:156:PHE:O	1:A:528:ILE:N	1	0.23
(1,21)	2:B:156:PHE:O	1:A:528:ILE:O	1	0.23
(1,21)	2:B:156:PHE:O	1:A:529:VAL:C	1	0.23
(1,21)	2:B:156:PHE:O	1:A:529:VAL:CA	1	0.23
(1,21)	2:B:156:PHE:O	1:A:529:VAL:CB	1	0.23
(1,21)	2:B:156:PHE:O	1:A:529:VAL:CG1	1	0.23
(1,21)	2:B:156:PHE:O	1:A:529:VAL:CG2	1	0.23
(1,21)	2:B:156:PHE:O	1:A:529:VAL:H	1	0.23
(1,21)	2:B:156:PHE:O	1:A:529:VAL:HA	1	0.23
(1,21)	2:B:156:PHE:O	1:A:529:VAL:HB	1	0.23
(1,21)	2:B:156:PHE:O	1:A:529:VAL:HG11	1	0.23
(1,21)	2:B:156:PHE:O	1:A:529:VAL:HG12	1	0.23
(1,21)	2:B:156:PHE:O	1:A:529:VAL:HG13	1	0.23
(1,21)	2:B:156:PHE:O	1:A:529:VAL:HG21	1	0.23
(1,21)	2:B:156:PHE:O	1:A:529:VAL:HG22	1	0.23
(1,21)	2:B:156:PHE:O	1:A:529:VAL:HG23	1	0.23
(1,21)	2:B:156:PHE:O	1:A:529:VAL:N	1	0.23
(1,21)	2:B:156:PHE:O	1:A:529:VAL:O	1	0.23
(1,21)	2:B:156:PHE:O	1:A:561:ASP:C	1	0.23
(1,21)	2:B:156:PHE:O	1:A:561:ASP:CA	1	0.23
(1,21)	2:B:156:PHE:O	1:A:561:ASP:CB	1	0.23
(1,21)	2:B:156:PHE:O	1:A:561:ASP:CG	1	0.23
(1,21)	2:B:156:PHE:O	1:A:561:ASP:H	1	0.23
(1,21)	2:B:156:PHE:O	1:A:561:ASP:HA	1	0.23
(1,21)	2:B:156:PHE:O	1:A:561:ASP:HB2	1	0.23
(1,21)	2:B:156:PHE:O	1:A:561:ASP:HB3	1	0.23
(1,21)	2:B:156:PHE:O	1:A:561:ASP:N	1	0.23
(1,21)	2:B:156:PHE:O	1:A:561:ASP:O	1	0.23
(1,21)	2:B:156:PHE:O	1:A:561:ASP:OD1	1	0.23
(1,21)	2:B:156:PHE:O	1:A:561:ASP:OD2	1	0.23
(1,21)	2:B:156:PHE:O	1:A:563:LYS:C	1	0.23
(1,21)	2:B:156:PHE:O	1:A:563:LYS:CA	1	0.23
(1,21)	2:B:156:PHE:O	1:A:563:LYS:CB	1	0.23

*Continued on next page...*

*Continued from previous page...*

Key	Atom-1	Atom-2	Model ID	Violation (Å)
(1,21)	2:B:156:PHE:O	1:A:563:LYS:CD	1	0.23
(1,21)	2:B:156:PHE:O	1:A:563:LYS:CE	1	0.23
(1,21)	2:B:156:PHE:O	1:A:563:LYS:CG	1	0.23
(1,21)	2:B:156:PHE:O	1:A:563:LYS:H	1	0.23
(1,21)	2:B:156:PHE:O	1:A:563:LYS:HA	1	0.23
(1,21)	2:B:156:PHE:O	1:A:563:LYS:HB2	1	0.23
(1,21)	2:B:156:PHE:O	1:A:563:LYS:HB3	1	0.23
(1,21)	2:B:156:PHE:O	1:A:563:LYS:HD2	1	0.23
(1,21)	2:B:156:PHE:O	1:A:563:LYS:HD3	1	0.23
(1,21)	2:B:156:PHE:O	1:A:563:LYS:HE2	1	0.23
(1,21)	2:B:156:PHE:O	1:A:563:LYS:HE3	1	0.23
(1,21)	2:B:156:PHE:O	1:A:563:LYS:HG2	1	0.23
(1,21)	2:B:156:PHE:O	1:A:563:LYS:HG3	1	0.23
(1,21)	2:B:156:PHE:O	1:A:563:LYS:HZ1	1	0.23
(1,21)	2:B:156:PHE:O	1:A:563:LYS:HZ2	1	0.23
(1,21)	2:B:156:PHE:O	1:A:563:LYS:HZ3	1	0.23
(1,21)	2:B:156:PHE:O	1:A:563:LYS:N	1	0.23
(1,21)	2:B:156:PHE:O	1:A:563:LYS:NZ	1	0.23
(1,21)	2:B:156:PHE:O	1:A:563:LYS:O	1	0.23
(1,21)	2:B:156:PHE:O	1:A:564:ALA:C	1	0.23
(1,21)	2:B:156:PHE:O	1:A:564:ALA:CA	1	0.23
(1,21)	2:B:156:PHE:O	1:A:564:ALA:CB	1	0.23
(1,21)	2:B:156:PHE:O	1:A:564:ALA:H	1	0.23
(1,21)	2:B:156:PHE:O	1:A:564:ALA:HA	1	0.23
(1,21)	2:B:156:PHE:O	1:A:564:ALA:HB1	1	0.23
(1,21)	2:B:156:PHE:O	1:A:564:ALA:HB2	1	0.23
(1,21)	2:B:156:PHE:O	1:A:564:ALA:HB3	1	0.23
(1,21)	2:B:156:PHE:O	1:A:564:ALA:N	1	0.23
(1,21)	2:B:156:PHE:O	1:A:564:ALA:O	1	0.23
(1,21)	2:B:156:PHE:O	1:A:566:LEU:C	1	0.23
(1,21)	2:B:156:PHE:O	1:A:566:LEU:CA	1	0.23
(1,21)	2:B:156:PHE:O	1:A:566:LEU:CB	1	0.23
(1,21)	2:B:156:PHE:O	1:A:566:LEU:CD1	1	0.23
(1,21)	2:B:156:PHE:O	1:A:566:LEU:CD2	1	0.23
(1,21)	2:B:156:PHE:O	1:A:566:LEU:CG	1	0.23
(1,21)	2:B:156:PHE:O	1:A:566:LEU:H	1	0.23
(1,21)	2:B:156:PHE:O	1:A:566:LEU:HA	1	0.23
(1,21)	2:B:156:PHE:O	1:A:566:LEU:HB2	1	0.23
(1,21)	2:B:156:PHE:O	1:A:566:LEU:HB3	1	0.23
(1,21)	2:B:156:PHE:O	1:A:566:LEU:HD11	1	0.23
(1,21)	2:B:156:PHE:O	1:A:566:LEU:HD12	1	0.23
(1,21)	2:B:156:PHE:O	1:A:566:LEU:HD13	1	0.23

*Continued on next page...*

*Continued from previous page...*

<b>Key</b>	<b>Atom-1</b>	<b>Atom-2</b>	<b>Model ID</b>	<b>Violation (Å)</b>
(1,21)	2:B:156:PHE:O	1:A:566:LEU:HD21	1	0.23
(1,21)	2:B:156:PHE:O	1:A:566:LEU:HD22	1	0.23
(1,21)	2:B:156:PHE:O	1:A:566:LEU:HD23	1	0.23
(1,21)	2:B:156:PHE:O	1:A:566:LEU:HG	1	0.23
(1,21)	2:B:156:PHE:O	1:A:566:LEU:N	1	0.23
(1,21)	2:B:156:PHE:O	1:A:566:LEU:O	1	0.23
(3,20)	2:B:19:ARG:CA	1:A:664:GLY:H	1	0.2
(3,13)	2:B:19:ARG:CA	1:A:631:ASP:H	1	0.19
(2,86)	2:B:150:ASN:CA	1:A:519:GLY:H	1	0.14

## 10 Dihedral-angle violation analysis

No dihedral-angle restraints found