



Full wwPDB EM Validation Report ⓘ

Mar 9, 2024 – 11:49 AM EST

PDB ID : 6NR9
EMDB ID : EMD-0491
Title : hTRiC-hPFD Class5
Authors : Gestaut, D.; Roh, S.H.; Ma, B.; Pintilie, G.; Joachimiak, L.A.; Leitner, A.; Walzthoeni, T.; Aebersold, R.; Chiu, W.; Frydman, J.
Deposited on : 2019-01-23
Resolution : 8.50 Å(reported)

This is a Full wwPDB EM Validation Report for a publicly released PDB entry.

We welcome your comments at validation@mail.wwpdb.org

A user guide is available at

<https://www.wwpdb.org/validation/2017/EMValidationReportHelp>

with specific help available everywhere you see the ⓘ symbol.

The types of validation reports are described at

<http://www.wwpdb.org/validation/2017/FAQs#types>.

The following versions of software and data (see [references ⓘ](#)) were used in the production of this report:

EMDB validation analysis : 0.0.1.dev70
MolProbity : 4.02b-467
Percentile statistics : 20191225.v01 (using entries in the PDB archive December 25th 2019)
MapQ : 1.9.13
Ideal geometry (proteins) : Engh & Huber (2001)
Ideal geometry (DNA, RNA) : Parkinson et al. (1996)
Validation Pipeline (wwPDB-VP) : 2.36

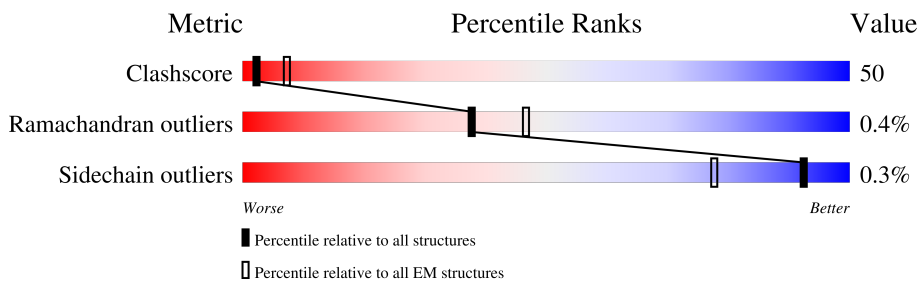
1 Overall quality at a glance i

The following experimental techniques were used to determine the structure:

ELECTRON MICROSCOPY

The reported resolution of this entry is 8.50 Å.

Percentile scores (ranging between 0-100) for global validation metrics of the entry are shown in the following graphic. The table shows the number of entries on which the scores are based.



Metric	Whole archive (#Entries)	EM structures (#Entries)
Clashscore	158937	4297
Ramachandran outliers	154571	4023
Sidechain outliers	154315	3826

The table below summarises the geometric issues observed across the polymeric chains and their fit to the map. The red, orange, yellow and green segments of the bar indicate the fraction of residues that contain outliers for ≥ 3 , 2, 1 and 0 types of geometric quality criteria respectively. A grey segment represents the fraction of residues that are not modelled. The numeric value for each fraction is indicated below the corresponding segment, with a dot representing fractions $\leq 5\%$. The upper red bar (where present) indicates the fraction of residues that have poor fit to the EM map (all-atom inclusion $< 40\%$). The numeric value is given above the bar.

Mol	Chain	Length	Quality of chain
1	A	534	
1	I	534	
2	B	509	
2	J	509	
3	C	513	
3	K	513	
4	D	514	
4	L	514	

Continued on next page...

Continued from previous page...

Mol	Chain	Length	Quality of chain
5	E	517	
5	M	517	
6	F	515	
6	N	515	
7	G	514	
7	O	514	
8	H	514	
8	P	514	
9	1	107	
10	2	103	
11	3	132	
12	4	104	
13	5	127	
14	6	102	

2 Entry composition [i](#)

There are 14 unique types of molecules in this entry. The entry contains 68284 atoms, of which 0 are hydrogens and 0 are deuteriums.

In the tables below, the AltConf column contains the number of residues with at least one atom in alternate conformation and the Trace column contains the number of residues modelled with at most 2 atoms.

- Molecule 1 is a protein called T-complex protein 1 subunit alpha.

Mol	Chain	Residues	Atoms					AltConf	Trace
			Total	C	N	O	S		
1	A	521	Total	C	N	O	S	0	0
			3956	2479	691	763	23		
1	I	534	Total	C	N	O	S	0	0
			4056	2540	709	783	24		

- Molecule 2 is a protein called T-complex protein 1 subunit beta.

Mol	Chain	Residues	Atoms					AltConf	Trace
			Total	C	N	O	S		
2	B	509	Total	C	N	O	S	0	0
			3829	2392	673	745	19		
2	J	508	Total	C	N	O	S	0	0
			3823	2389	672	743	19		

- Molecule 3 is a protein called T-complex protein 1 subunit gamma.

Mol	Chain	Residues	Atoms					AltConf	Trace
			Total	C	N	O	S		
3	C	509	Total	C	N	O	S	0	0
			3956	2465	697	764	30		
3	K	513	Total	C	N	O	S	0	0
			3985	2481	703	771	30		

- Molecule 4 is a protein called T-complex protein 1 subunit delta.

Mol	Chain	Residues	Atoms					AltConf	Trace
			Total	C	N	O	S		
4	D	508	Total	C	N	O	S	0	0
			3832	2398	665	746	23		
4	L	513	Total	C	N	O	S	0	0
			3873	2422	674	754	23		

- Molecule 5 is a protein called T-complex protein 1 subunit epsilon.

Mol	Chain	Residues	Atoms					AltConf	Trace
			Total	C	N	O	S		
5	E	517	3974	2483	692	769	30	0	0
5	M	517	3974	2483	692	769	30	0	0

- Molecule 6 is a protein called T-complex protein 1 subunit zeta.

Mol	Chain	Residues	Atoms					AltConf	Trace
			Total	C	N	O	S		
6	F	514	3945	2478	690	757	20	0	0
6	N	513	3940	2476	689	755	20	0	0

- Molecule 7 is a protein called T-complex protein 1 subunit eta.

Mol	Chain	Residues	Atoms					AltConf	Trace
			Total	C	N	O	S		
7	G	512	3936	2485	682	746	23	0	0
7	O	514	3947	2490	684	750	23	0	0

- Molecule 8 is a protein called T-complex protein 1 subunit theta.

Mol	Chain	Residues	Atoms					AltConf	Trace
			Total	C	N	O	S		
8	H	510	3892	2451	661	754	26	0	0
8	P	509	3884	2447	659	752	26	0	0

- Molecule 9 is a protein called Prefoldin subunit 1.

Mol	Chain	Residues	Atoms					AltConf	Trace
			Total	C	N	O	S		
9	1	107	874	546	150	173	5	0	0

- Molecule 10 is a protein called Prefoldin subunit 2.

Mol	Chain	Residues	Atoms					AltConf	Trace
			Total	C	N	O	S		
10	2	103	830	513	151	163	3	0	0

- Molecule 11 is a protein called Prefoldin subunit 3.

Mol	Chain	Residues	Atoms					AltConf	Trace
			Total	C	N	O	S		
11	3	132	1087	690	179	210	8	0	0

- Molecule 12 is a protein called Prefoldin subunit 4.

Mol	Chain	Residues	Atoms					AltConf	Trace
			Total	C	N	O	S		
12	4	104	847	523	142	177	5	0	0

- Molecule 13 is a protein called Prefoldin subunit 5.

Mol	Chain	Residues	Atoms					AltConf	Trace
			Total	C	N	O	S		
13	5	127	1018	647	166	197	8	0	0

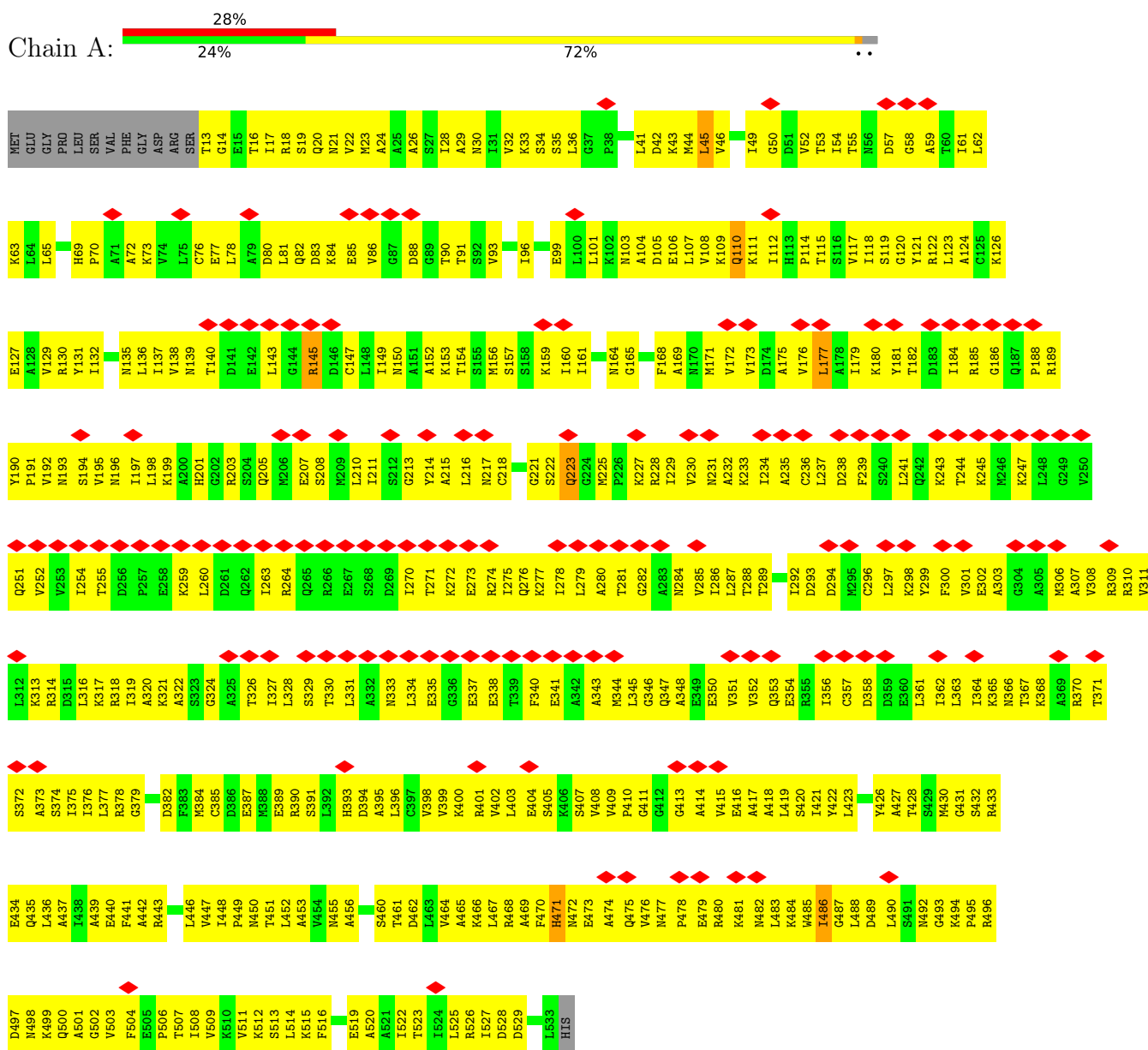
- Molecule 14 is a protein called Prefoldin subunit 6.

Mol	Chain	Residues	Atoms					AltConf	Trace
			Total	C	N	O	S		
14	6	102	826	511	148	166	1	0	0


3 Residue-property plots

These plots are drawn for all protein, RNA, DNA and oligosaccharide chains in the entry. The first graphic for a chain summarises the proportions of the various outlier classes displayed in the second graphic. The second graphic shows the sequence view annotated by issues in geometry and atom inclusion in map density. Residues are color-coded according to the number of geometric quality criteria for which they contain at least one outlier: green = 0, yellow = 1, orange = 2 and red = 3 or more. A red diamond above a residue indicates a poor fit to the EM map for this residue (all-atom inclusion < 40%). Stretches of 2 or more consecutive residues without any outlier are shown as a green connector. Residues present in the sample, but not in the model, are shown in grey.

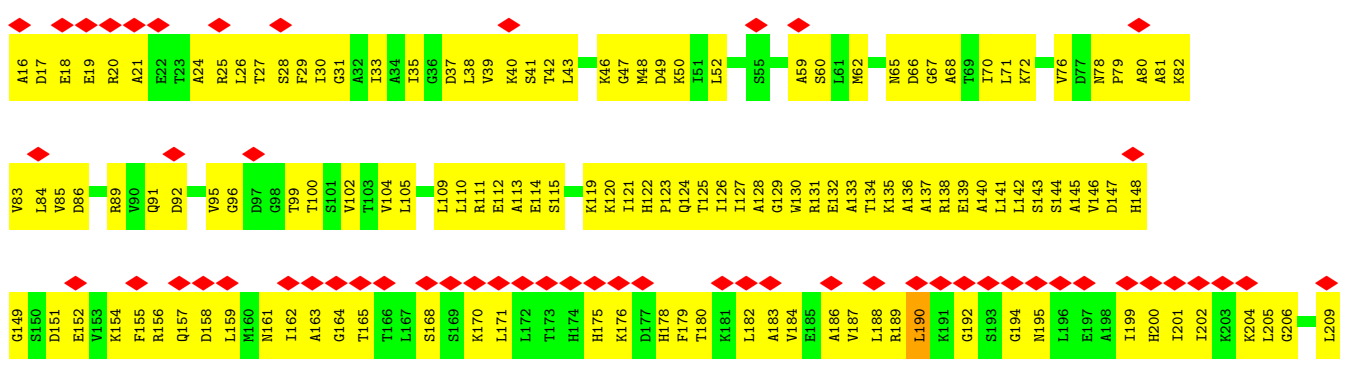
- Molecule 1: T-complex protein 1 subunit alpha

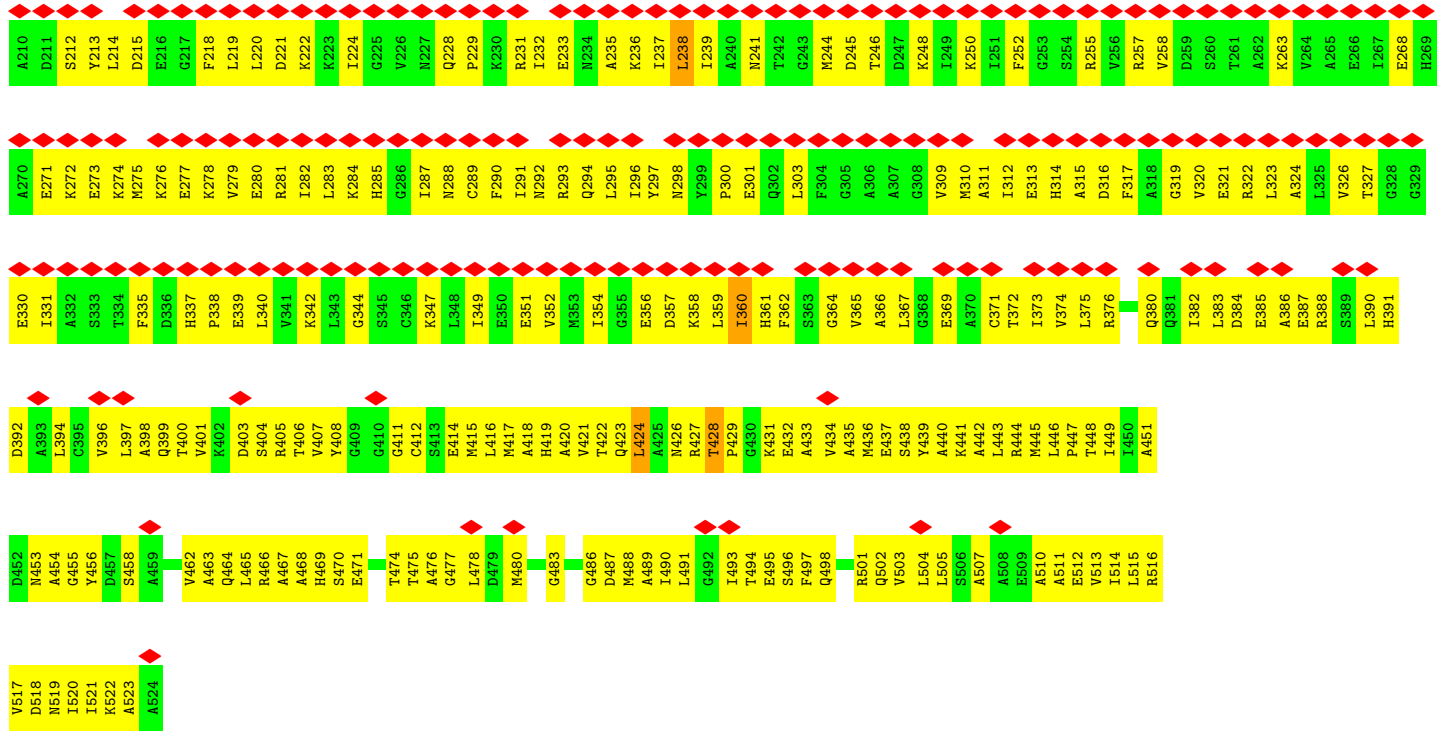


- Molecule 1: T-complex protein 1 subunit alpha

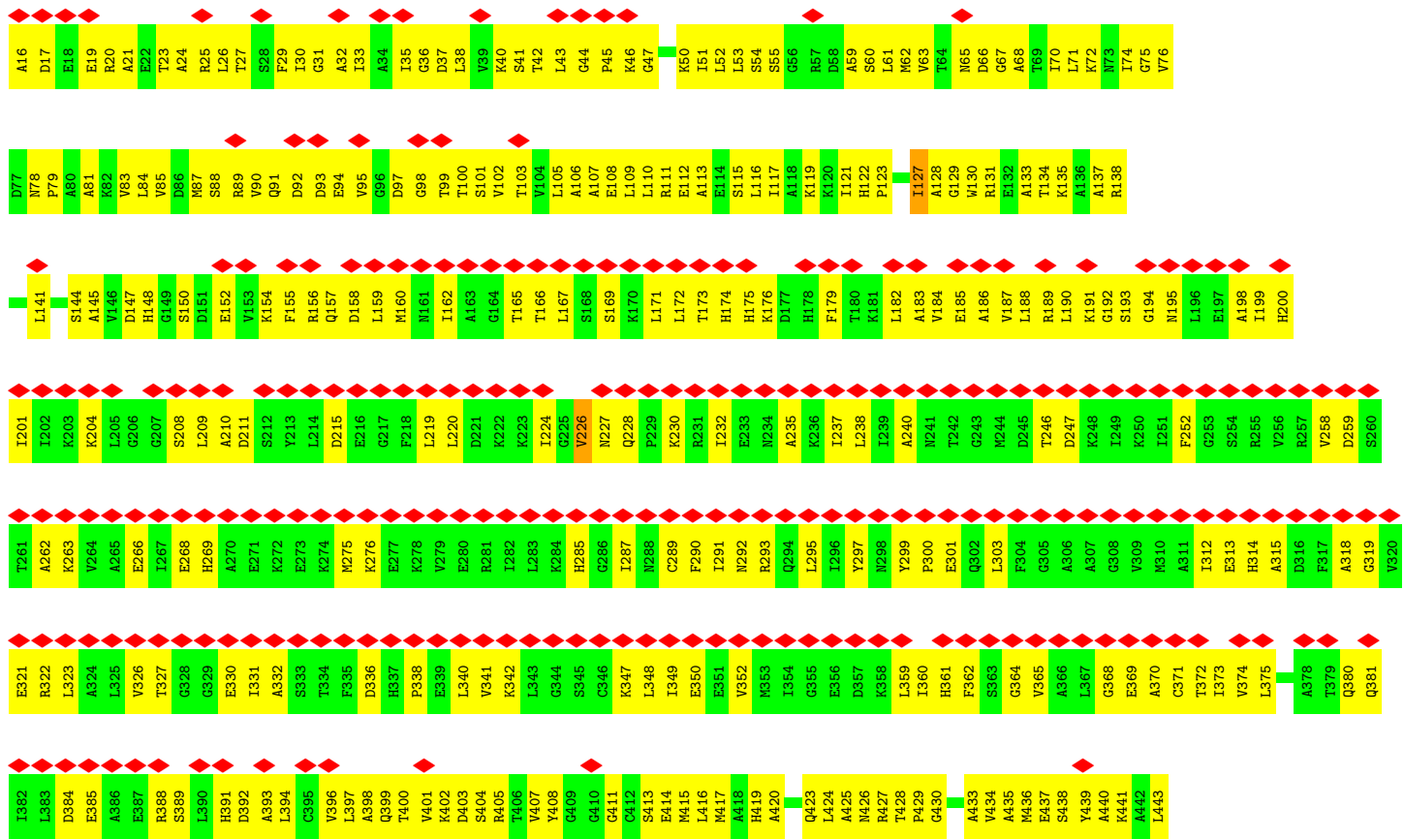


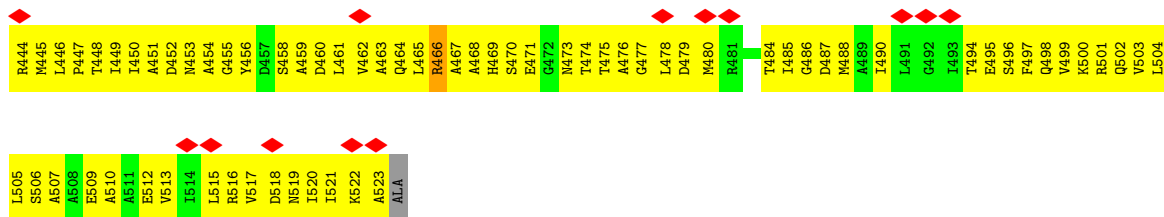
• Molecule 2: T-complex protein 1 subunit beta



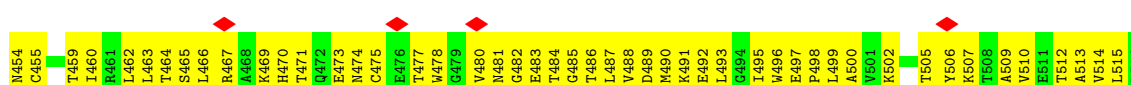
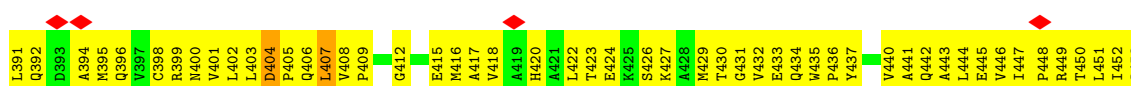
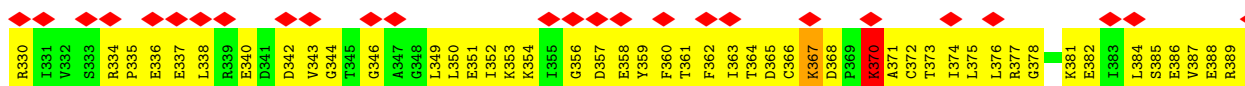
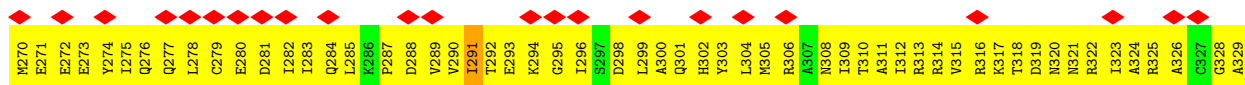
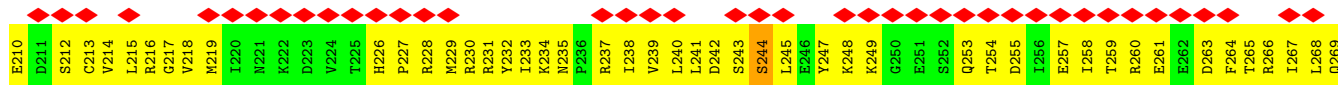


• Molecule 2: T-complex protein 1 subunit beta






• Molecule 3: T-complex protein 1 subunit gamma

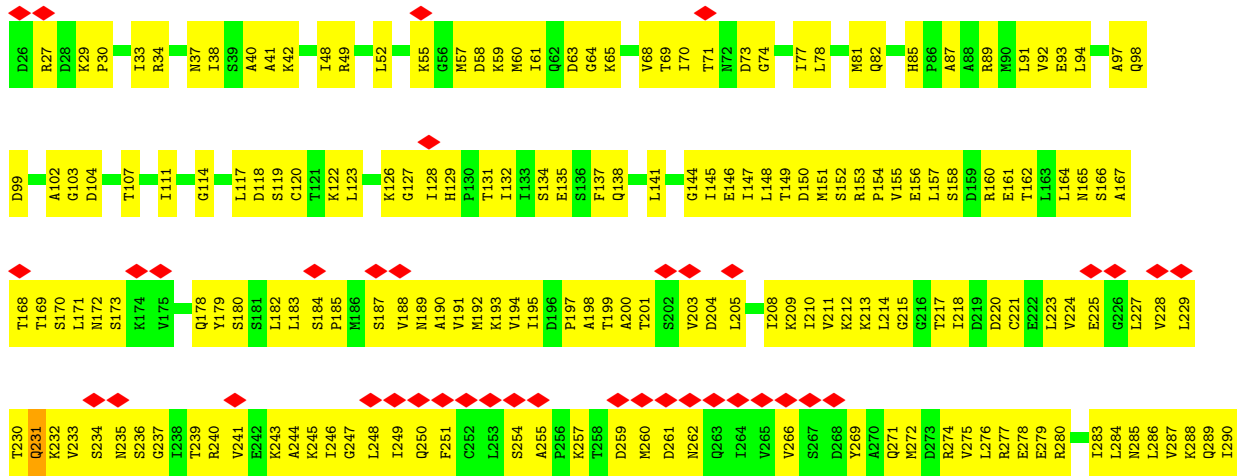


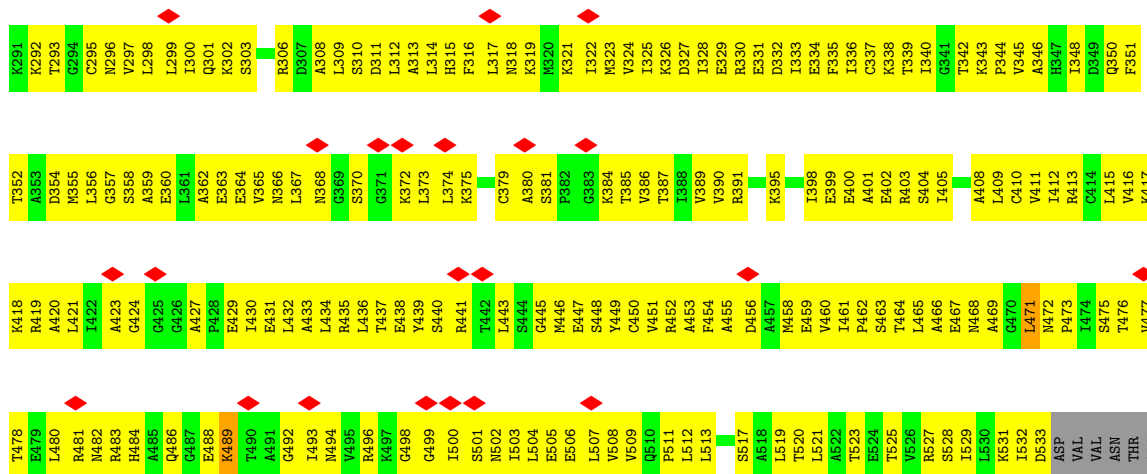
• Molecule 3: T-complex protein 1 subunit gamma



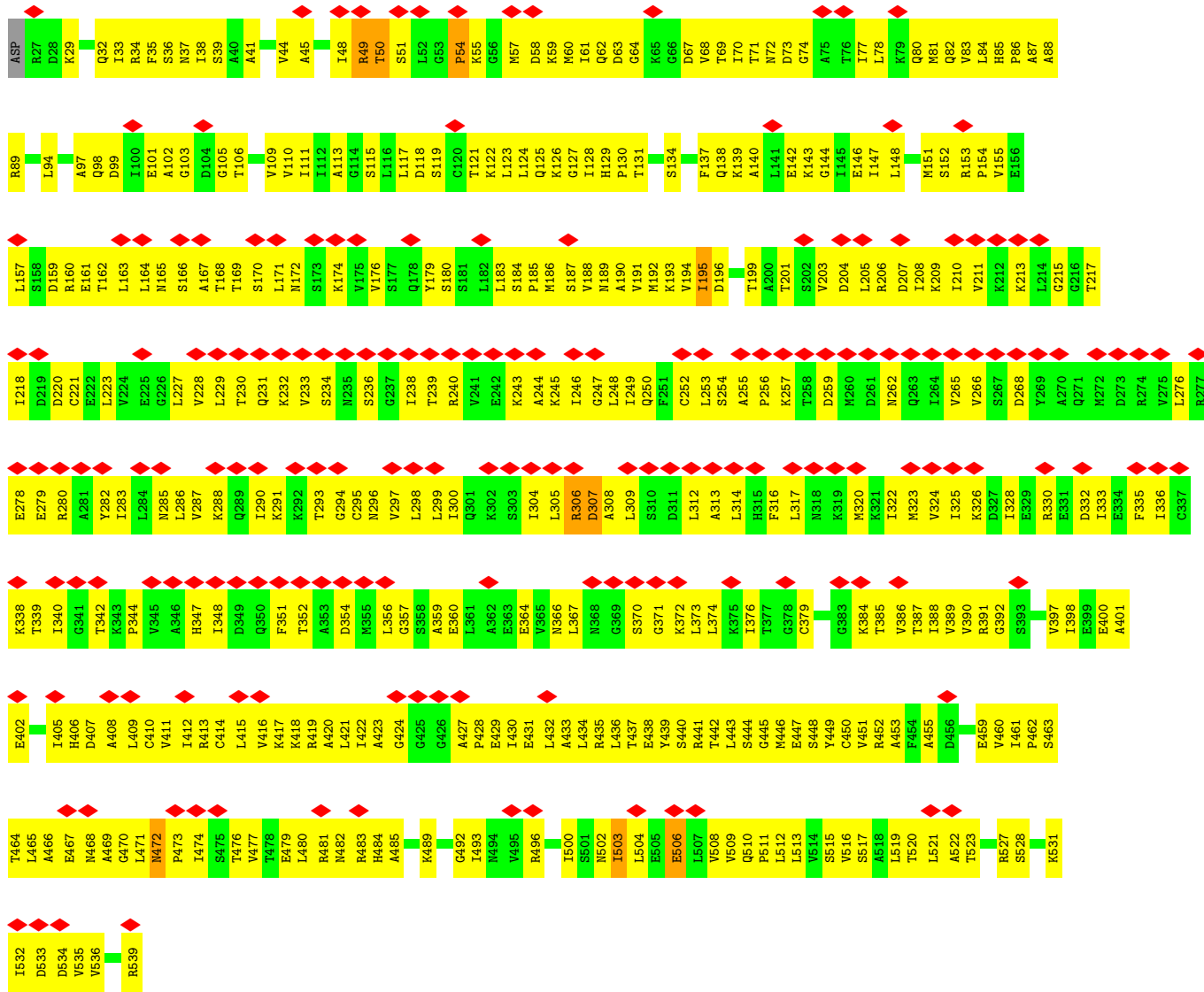


• Molecule 4: T-complex protein 1 subunit delta

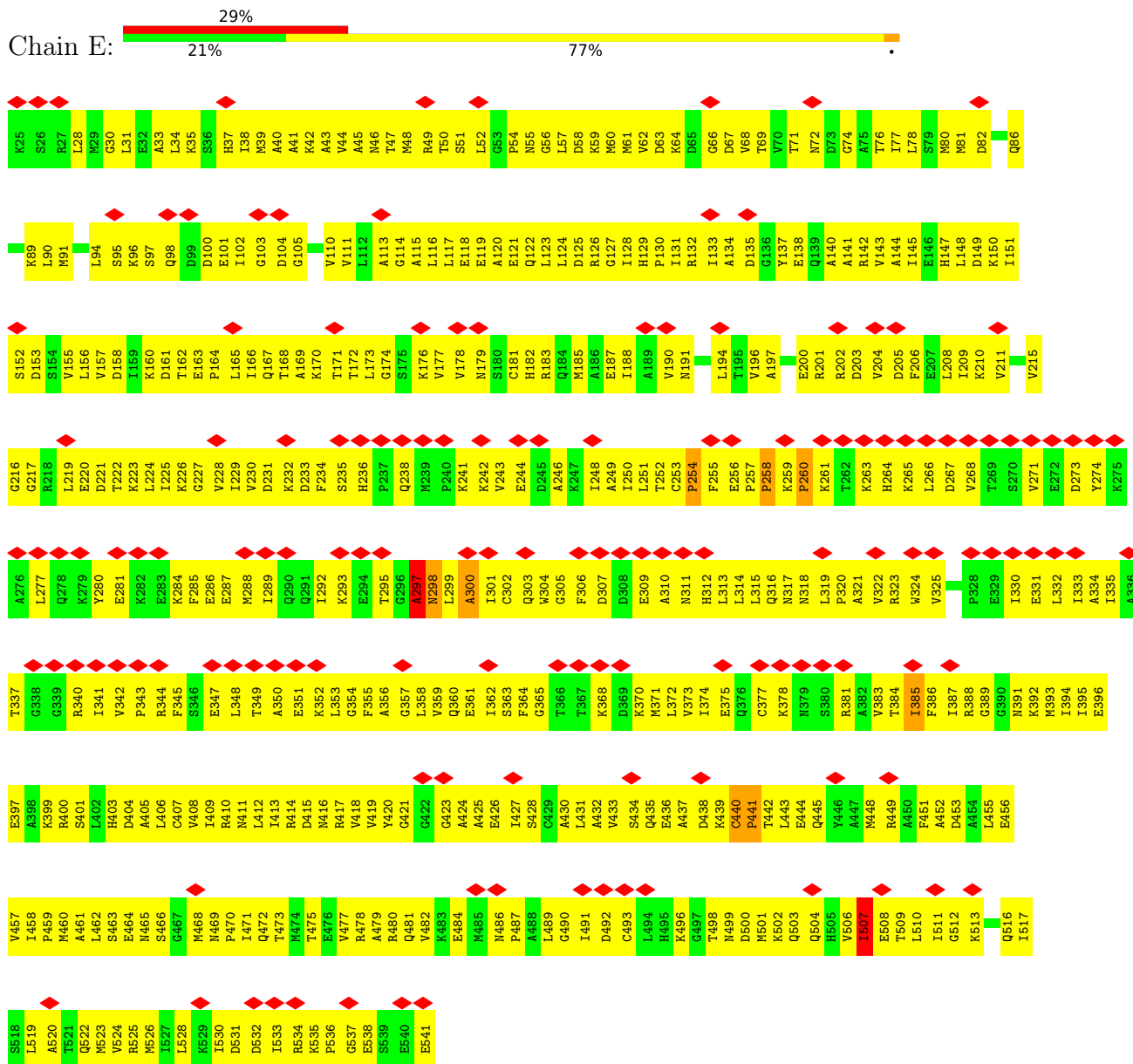




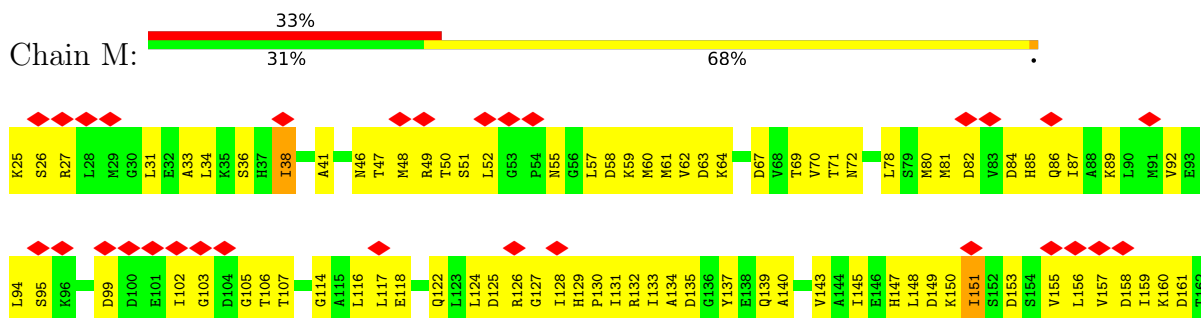
• Molecule 4: T-complex protein 1 subunit delta

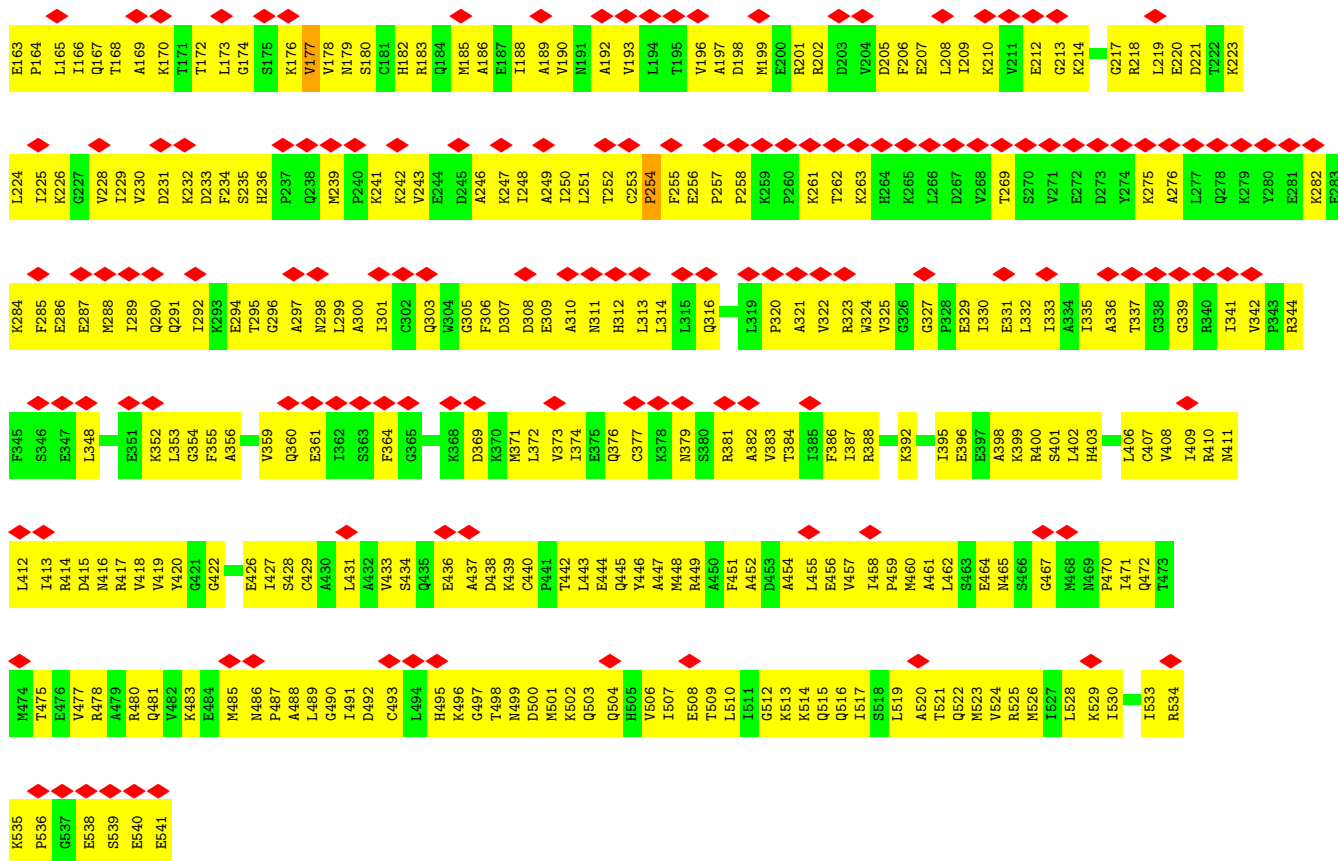


• Molecule 5: T-complex protein 1 subunit epsilon

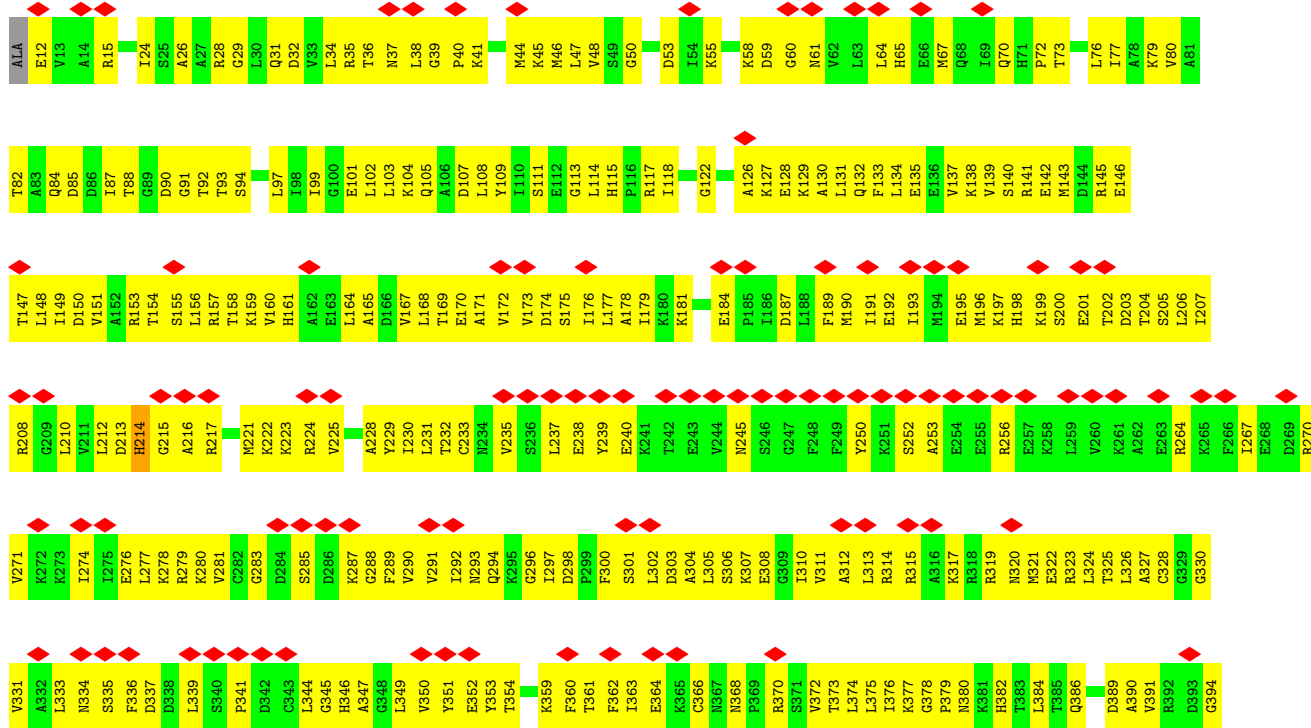


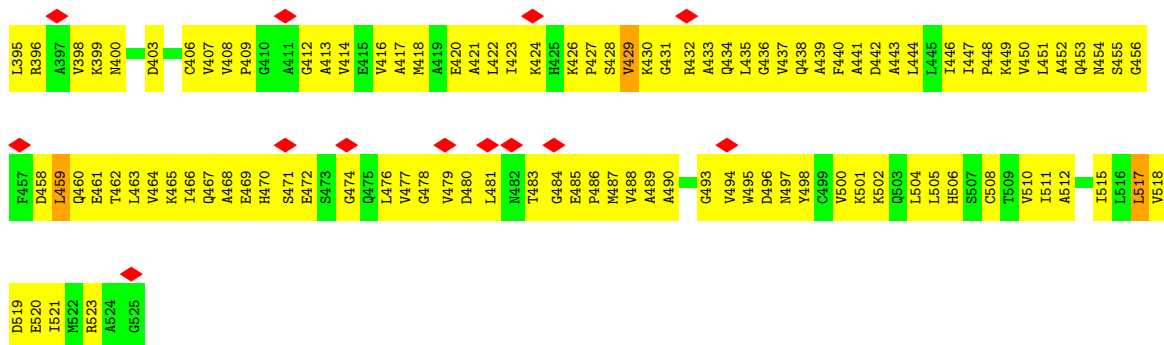
• Molecule 5: T-complex protein 1 subunit epsilon






• Molecule 6: T-complex protein 1 subunit zeta






• Molecule 6: T-complex protein 1 subunit zeta



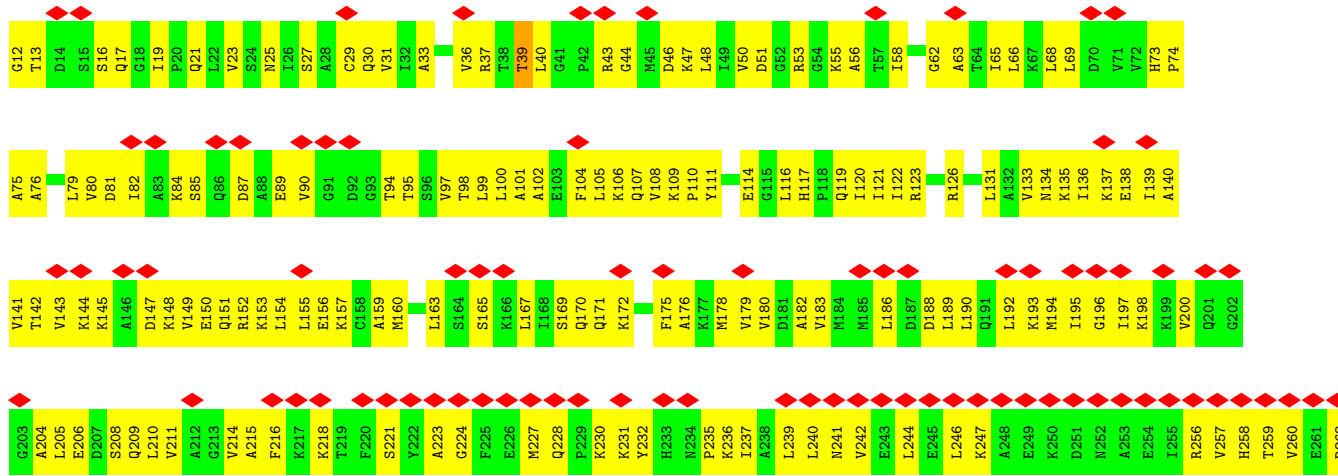
• Molecule 7: T-complex protein 1 subunit eta

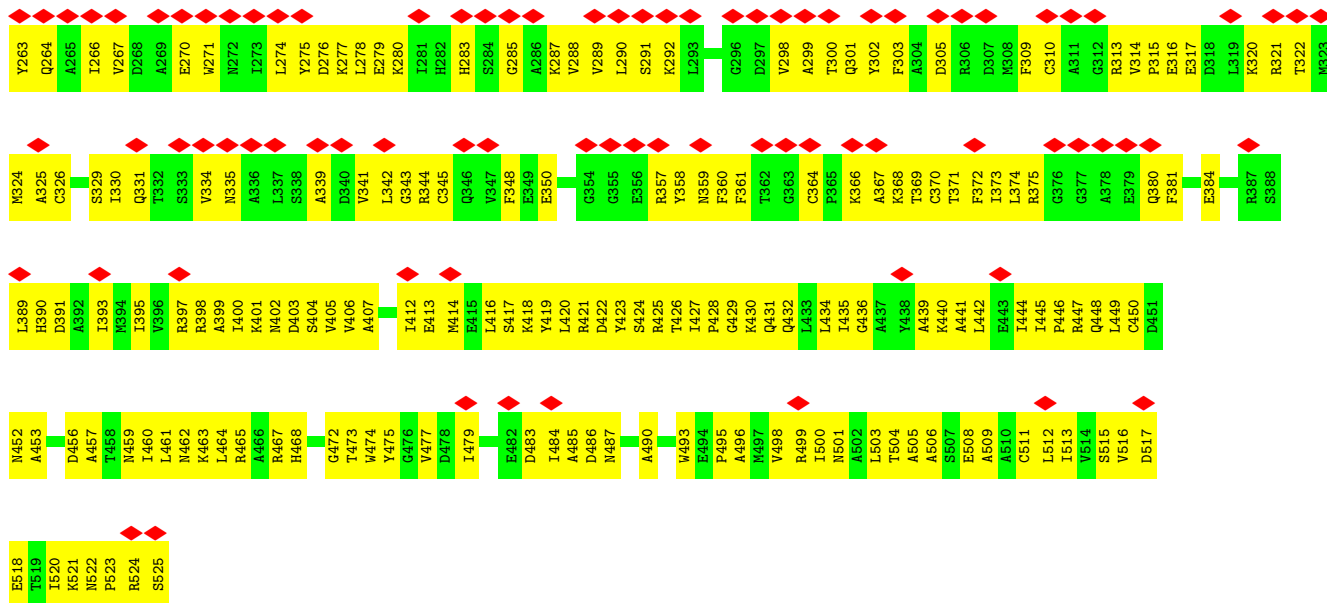




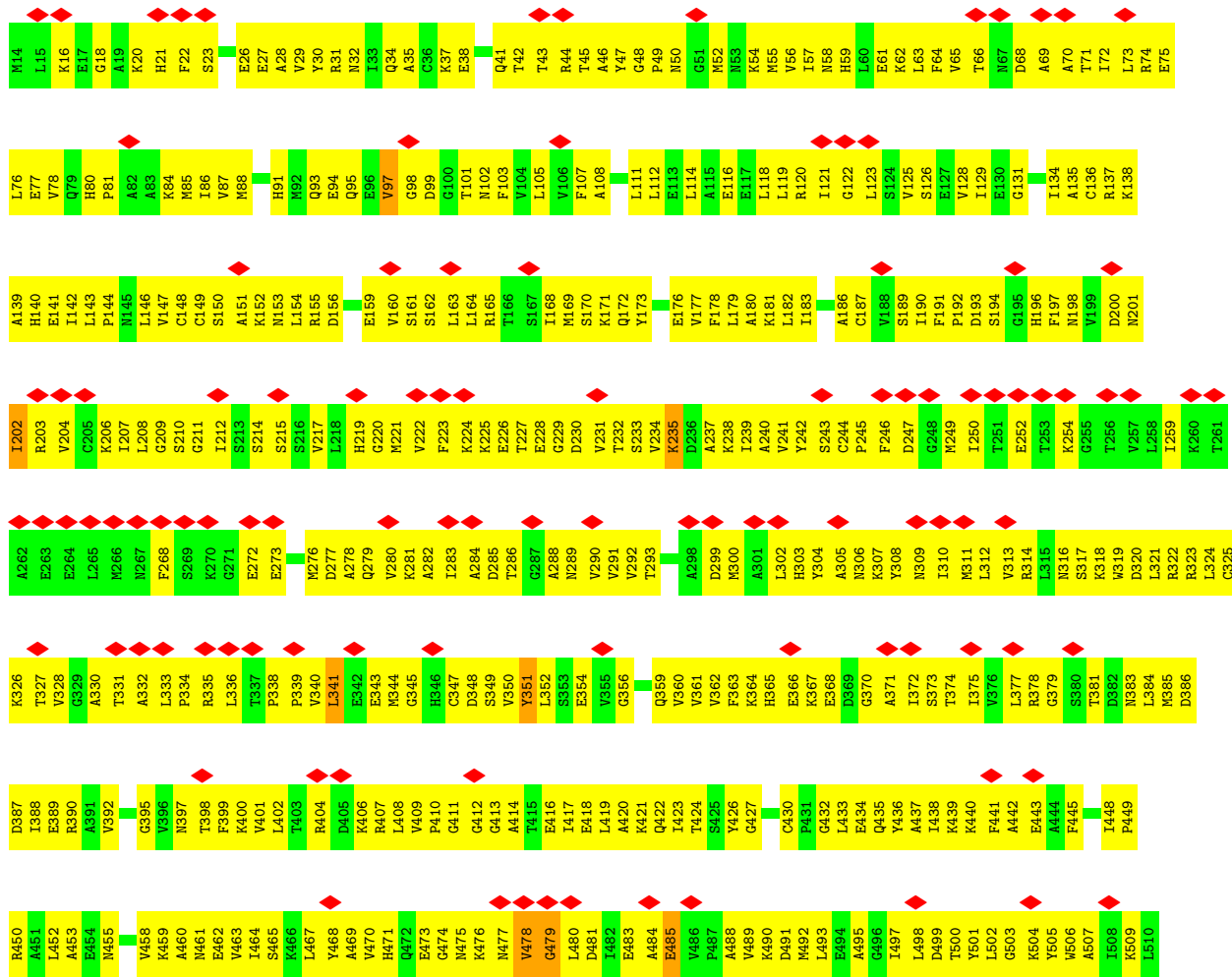
• Molecule 7: T-complex protein 1 subunit eta

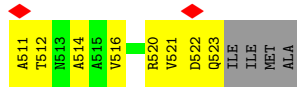
Chain O:






• Molecule 8: T-complex protein 1 subunit theta

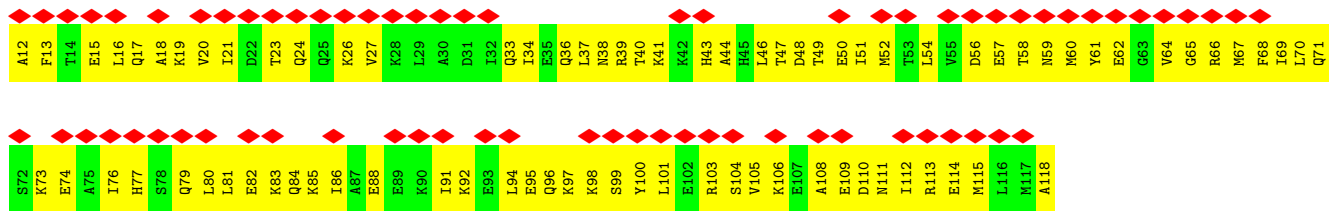




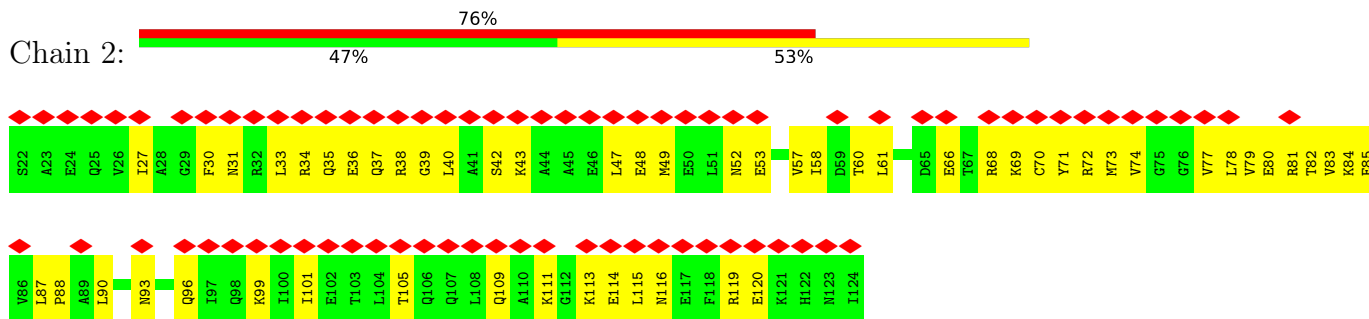
• Molecule 8: T-complex protein 1 subunit theta



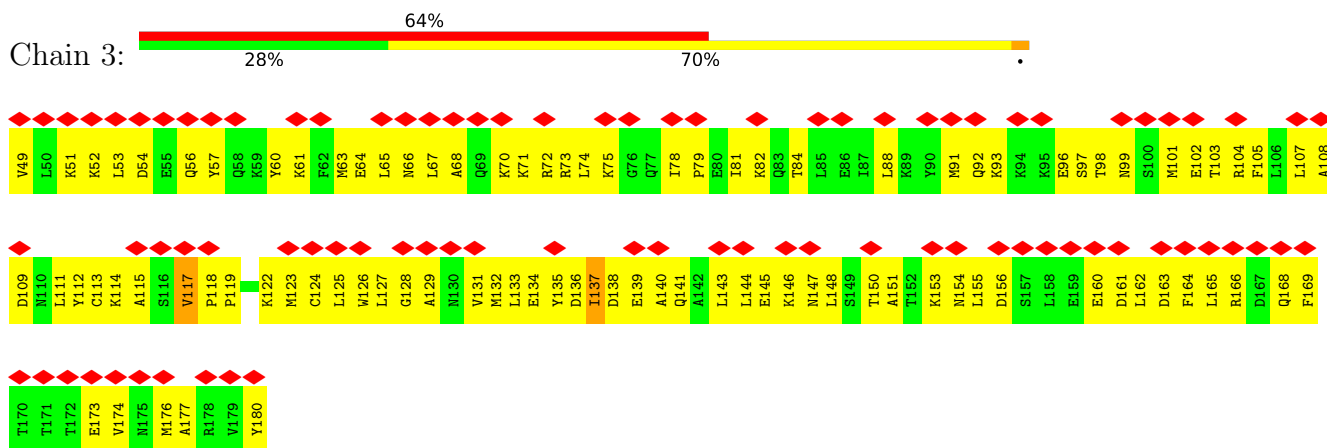
• Molecule 9: Prefoldin subunit 1



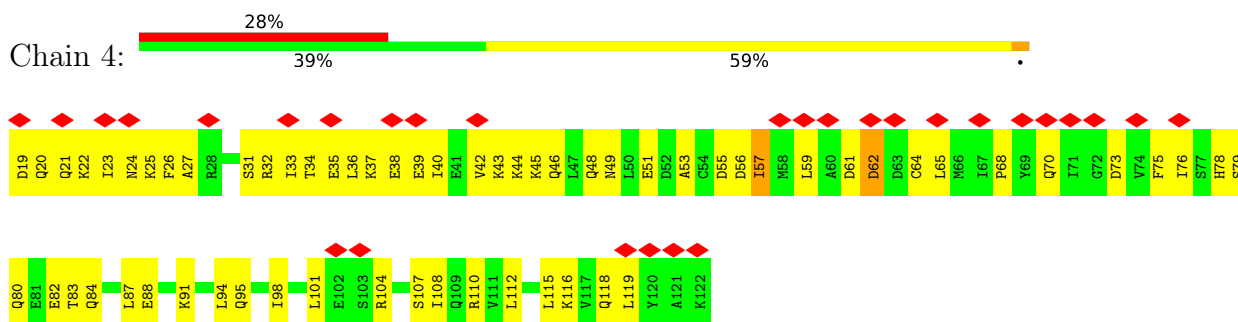
• Molecule 10: Prefoldin subunit 2



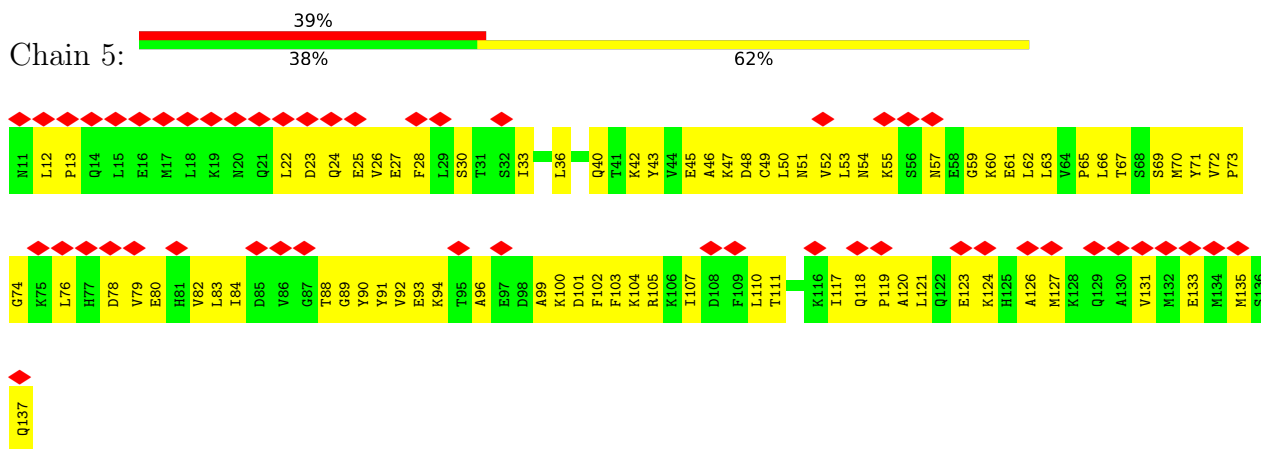
• Molecule 11: Prefoldin subunit 3



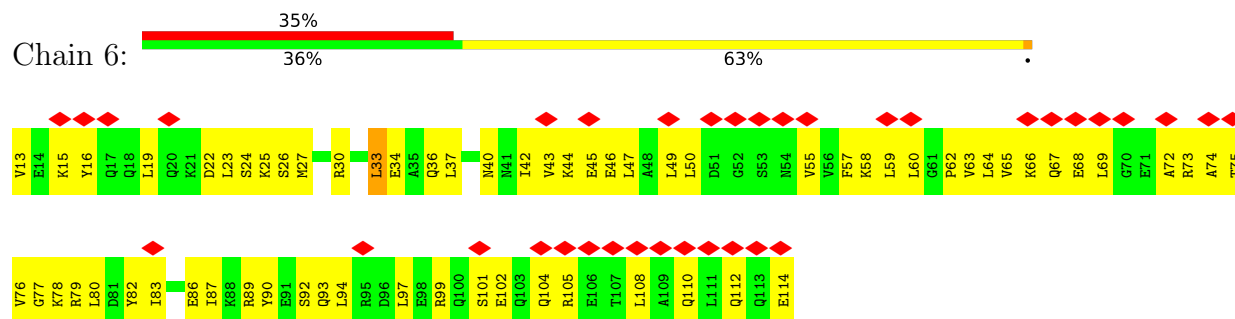
• Molecule 12: Prefoldin subunit 4



• Molecule 13: Prefoldin subunit 5



● Molecule 14: Prefoldin subunit 6



4 Experimental information

Property	Value	Source
EM reconstruction method	SINGLE PARTICLE	Depositor
Imposed symmetry	POINT, Not provided	
Number of particles used	9478	Depositor
Resolution determination method	FSC 0.143 CUT-OFF	Depositor
CTF correction method	PHASE FLIPPING AND AMPLITUDE CORRECTION	Depositor
Microscope	JEOL 3200FSC	Depositor
Voltage (kV)	300	Depositor
Electron dose ($e^-/\text{\AA}^2$)	1	Depositor
Minimum defocus (nm)	Not provided	
Maximum defocus (nm)	Not provided	
Magnification	Not provided	
Image detector	GATAN K2 SUMMIT (4k x 4k)	Depositor
Maximum map value	2.101	Depositor
Minimum map value	-0.825	Depositor
Average map value	-0.000	Depositor
Map value standard deviation	0.129	Depositor
Recommended contour level	0.6	Depositor
Map size (Å)	408.0, 408.0, 408.0	wwPDB
Map dimensions	240, 240, 240	wwPDB
Map angles (°)	90.0, 90.0, 90.0	wwPDB
Pixel spacing (Å)	1.7, 1.7, 1.7	Depositor

5 Model quality i

5.1 Standard geometry i

The Z score for a bond length (or angle) is the number of standard deviations the observed value is removed from the expected value. A bond length (or angle) with $|Z| > 5$ is considered an outlier worth inspection. RMSZ is the root-mean-square of all Z scores of the bond lengths (or angles).

Mol	Chain	Bond lengths		Bond angles	
		RMSZ	# Z >5	RMSZ	# Z >5
1	A	0.32	0/3992	0.56	1/5389 (0.0%)
1	I	0.29	0/4095	0.54	2/5526 (0.0%)
2	B	0.30	0/3869	0.53	2/5214 (0.0%)
2	J	0.28	0/3863	0.50	0/5207
3	C	0.36	1/4000 (0.0%)	0.56	0/5397
3	K	0.30	0/4028	0.52	1/5431 (0.0%)
4	D	0.32	0/3863	0.56	0/5214
4	L	0.29	0/3904	0.55	0/5269
5	E	0.34	1/4020 (0.0%)	0.55	0/5414
5	M	0.29	0/4020	0.53	0/5414
6	F	0.30	0/3991	0.55	2/5379 (0.0%)
6	N	0.31	0/3986	0.54	0/5374
7	G	0.33	0/3991	0.56	1/5386 (0.0%)
7	O	0.31	0/4001	0.53	0/5396
8	H	0.34	0/3945	0.55	0/5331
8	P	0.32	0/3937	0.57	2/5321 (0.0%)
9	1	0.28	0/880	0.50	0/1173
10	2	0.28	0/835	0.49	0/1116
11	3	0.29	0/1101	0.55	0/1476
12	4	0.26	0/852	0.49	0/1140
13	5	0.32	0/1032	0.55	0/1385
14	6	0.32	0/830	0.59	2/1109 (0.2%)
All	All	0.31	2/69035 (0.0%)	0.54	13/93061 (0.0%)

Chiral center outliers are detected by calculating the chiral volume of a chiral center and verifying if the center is modelled as a planar moiety or with the opposite hand. A planarity outlier is detected by checking planarity of atoms in a peptide group, atoms in a mainchain group or atoms of a sidechain that are expected to be planar.

Mol	Chain	#Chirality outliers	#Planarity outliers
1	A	0	4
1	I	0	5
2	B	0	2

Continued on next page...

Continued from previous page...

Mol	Chain	#Chirality outliers	#Planarity outliers
2	J	0	1
3	C	0	2
4	D	0	4
4	L	0	6
5	E	0	5
5	M	0	1
6	F	0	1
6	N	0	1
7	G	0	2
7	O	0	2
8	H	0	5
8	P	0	6
11	3	0	1
All	All	0	48

All (2) bond length outliers are listed below:

Mol	Chain	Res	Type	Atoms	Z	Observed(Å)	Ideal(Å)
3	C	404	ASP	C-N	-10.71	1.13	1.34
5	E	258	PRO	C-N	-6.16	1.19	1.34

All (13) bond angle outliers are listed below:

Mol	Chain	Res	Type	Atoms	Z	Observed(°)	Ideal(°)
7	G	292	LYS	C-N-CA	8.16	142.10	121.70
1	I	525	LEU	CA-CB-CG	6.87	131.10	115.30
14	6	33	LEU	CB-CG-CD1	-6.61	99.76	111.00
1	A	45	LEU	CA-CB-CG	6.39	130.00	115.30
8	P	312	LEU	CA-CB-CG	6.04	129.18	115.30
8	P	286	THR	C-N-CA	5.87	134.62	122.30
2	B	238	LEU	CA-CB-CG	-5.71	102.17	115.30
1	I	525	LEU	CB-CG-CD1	-5.69	101.32	111.00
2	B	424	LEU	CA-CB-CG	-5.41	102.86	115.30
6	F	517	LEU	CA-CB-CG	-5.24	103.25	115.30
14	6	33	LEU	CA-CB-CG	5.02	126.85	115.30
6	F	459	LEU	CA-CB-CG	5.01	126.82	115.30
3	K	384	LEU	CA-CB-CG	5.00	126.81	115.30

There are no chirality outliers.

All (48) planarity outliers are listed below:

Mol	Chain	Res	Type	Group
11	3	117	VAL	Peptide
1	A	111	LYS	Peptide
1	A	145	ARG	Peptide
1	A	223	GLN	Peptide
1	A	471	HIS	Peptide
2	B	428	THR	Peptide
2	B	59	ALA	Peptide
3	C	367	LYS	Peptide
3	C	370	LYS	Peptide
4	D	231	GLN	Peptide
4	D	257	LYS	Peptide
4	D	488	GLU	Peptide
4	D	489	LYS	Peptide
5	E	254	PRO	Peptide
5	E	297	ALA	Peptide
5	E	298	ASN	Peptide
5	E	300	ALA	Peptide
5	E	440	CYS	Peptide
6	F	214	HIS	Peptide
7	G	236	LYS	Peptide
7	G	285	GLY	Peptide
8	H	235	LYS	Peptide
8	H	341	LEU	Peptide
8	H	351	TYR	Peptide
8	H	402	LEU	Peptide
8	H	479	GLY	Peptide
1	I	12	SER	Peptide
1	I	135	ASN	Peptide
1	I	479	GLU	Peptide
1	I	490	LEU	Peptide
1	I	525	LEU	Peptide
2	J	55	SER	Peptide
4	L	306	ARG	Peptide
4	L	472	ASN	Peptide
4	L	473	PRO	Peptide
4	L	49	ARG	Peptide
4	L	50	THR	Peptide
4	L	506	GLU	Peptide
5	M	254	PRO	Peptide
6	N	423	ILE	Peptide
7	O	39	THR	Peptide
7	O	427	ILE	Peptide
8	P	41	GLN	Peptide

Continued on next page...

Continued from previous page...

Mol	Chain	Res	Type	Group
8	P	430	CYS	Peptide
8	P	431	PRO	Peptide
8	P	445	PHE	Peptide
8	P	471	HIS	Peptide
8	P	472	GLN	Peptide

5.2 Too-close contacts [\(i\)](#)

In the following table, the Non-H and H(model) columns list the number of non-hydrogen atoms and hydrogen atoms in the chain respectively. The H(added) column lists the number of hydrogen atoms added and optimized by MolProbity. The Clashes column lists the number of clashes within the asymmetric unit, whereas Symm-Clashes lists symmetry-related clashes.

Mol	Chain	Non-H	H(model)	H(added)	Clashes	Symm-Clashes
1	A	3956	0	4124	487	0
1	I	4056	0	4218	405	0
2	B	3829	0	3932	425	0
2	J	3823	0	3927	367	0
3	C	3956	0	4079	492	0
3	K	3985	0	4107	411	0
4	D	3832	0	4042	469	0
4	L	3873	0	4086	418	0
5	E	3974	0	4083	537	0
5	M	3974	0	4084	421	0
6	F	3945	0	4071	419	0
6	N	3940	0	4068	400	0
7	G	3936	0	4028	470	0
7	O	3947	0	4036	388	0
8	H	3892	0	3949	463	0
8	P	3884	0	3943	401	0
9	1	874	0	902	95	0
10	2	830	0	852	68	0
11	3	1087	0	1114	131	0
12	4	847	0	845	71	0
13	5	1018	0	1042	107	0
14	6	826	0	850	104	0
All	All	68284	0	70382	6998	0

The all-atom clashscore is defined as the number of clashes found per 1000 atoms (including hydrogen atoms). The all-atom clashscore for this structure is 50.

All (6998) close contacts within the same asymmetric unit are listed below, sorted by their clash magnitude.

Atom-1	Atom-2	Interatomic distance (Å)	Clash overlap (Å)
14:6:33:LEU:HD11	14:6:86:GLU:HB2	1.27	1.08
3:C:376:LEU:HB3	3:C:384:LEU:HD11	1.39	1.03
4:D:217:THR:H	4:D:220:ASP:HB2	1.25	0.99
3:C:144:VAL:HG23	3:C:151:MET:HG2	1.45	0.98
6:F:201:GLU:HG3	6:F:379:PRO:HD3	1.45	0.96
9:1:57:GLU:HG2	10:2:80:GLU:HG2	1.48	0.95
8:P:198:ASN:HB2	8:P:201:ASN:HD21	1.31	0.95
8:P:53:ASN:HB3	8:P:65:VAL:HB	1.46	0.95
1:A:103:ASN:HB3	1:A:440:GLU:HB3	1.50	0.94
6:N:270:ARG:HD2	6:N:336:PHE:HB2	1.50	0.93
4:L:434:LEU:HD21	4:L:485:ALA:HA	1.50	0.93
1:I:210:LEU:HD11	1:I:373:ALA:HB1	1.48	0.93
8:H:47:TYR:HB2	8:H:102:ASN:HB2	1.50	0.92
7:G:186:LEU:HD12	7:G:370:CYS:H	1.32	0.92
13:5:50:LEU:HD13	13:5:82:VAL:HG11	1.51	0.92
6:N:294:GLN:HE22	6:N:321:MET:HB2	1.33	0.92
3:K:365:ASP:HB2	3:K:370:LYS:HD3	1.52	0.91
5:M:299:LEU:HD11	5:M:322:VAL:HG23	1.50	0.91
8:H:452:LEU:HB3	8:H:479:GLY:HA3	1.51	0.90
1:A:45:LEU:HD21	1:A:61:ILE:HB	1.52	0.90
8:P:365:HIS:HB3	8:P:370:GLY:HA2	1.52	0.90
7:O:395:ILE:HA	7:O:398:ARG:HB3	1.54	0.90
1:A:32:VAL:HG12	1:A:58:GLY:HA3	1.53	0.90
5:M:221:ASP:HB3	5:M:388:ARG:HE	1.36	0.90
7:G:407:ALA:HB1	7:G:487:ASN:HB2	1.54	0.89
7:O:186:LEU:HD13	7:O:195:ILE:HG23	1.54	0.89
1:A:347:GLN:HB3	1:A:368:LYS:HB3	1.53	0.89
7:G:232:TYR:HB2	7:G:348:PHE:HB3	1.52	0.89
3:K:60:THR:HG22	3:K:62:ASP:H	1.37	0.89
3:K:200:ARG:HH21	3:K:316:ARG:HH21	1.20	0.89
4:L:137:PHE:HB3	4:L:523:THR:HG23	1.54	0.88
5:E:489:LEU:HA	5:E:501:MET:H	1.35	0.88
2:J:208:SER:HB3	2:J:211:ASP:HB2	1.54	0.88
3:C:113:LEU:HA	3:C:116:GLN:HB2	1.54	0.88
1:A:236:CYS:H	1:A:327:ILE:HD11	1.39	0.87
3:C:197:LYS:O	3:C:200:ARG:NH1	2.07	0.87
7:O:247:LYS:HZ3	7:O:267:VAL:HG13	1.39	0.87
5:E:430:ALA:HA	5:E:452:ALA:HB1	1.56	0.87
5:E:302:CYS:SG	5:E:323:ARG:NH1	2.47	0.87
1:A:254:ILE:HD13	1:A:259:LYS:HB2	1.57	0.87
6:N:97:LEU:HB3	6:N:446:ILE:HG12	1.56	0.87
2:B:190:LEU:HA	2:B:369:GLU:HB2	1.55	0.87

Continued on next page...

Continued from previous page...

Atom-1	Atom-2	Interatomic distance (Å)	Clash overlap (Å)
8:H:351:TYR:HB2	8:H:362:VAL:HB	1.54	0.87
1:I:118:ILE:HG23	1:I:522:ILE:HG12	1.56	0.87
3:C:218:VAL:H	3:C:326:ALA:HA	1.39	0.86
5:E:217:GLY:HA3	5:E:388:ARG:HB3	1.56	0.86
3:K:246:GLU:H	3:K:278:LEU:HD22	1.39	0.86
8:H:245:PRO:HA	8:H:335:ARG:HB2	1.56	0.86
8:H:417:ILE:HG21	8:H:467:LEU:HB3	1.57	0.86
6:F:292:ILE:HG12	6:F:313:LEU:HB2	1.55	0.86
7:G:37:ARG:O	7:G:448:GLN:NE2	2.08	0.86
7:G:389:LEU:HA	7:G:392:ALA:HB3	1.55	0.86
1:A:414:ALA:HB1	1:A:485:TRP:HB3	1.58	0.86
5:E:363:SER:HA	5:E:370:LYS:HA	1.55	0.86
6:N:497:ASN:HB2	6:N:500:VAL:HG23	1.57	0.86
9:1:33:GLN:HB2	9:1:94:LEU:HD21	1.58	0.86
2:J:312:ILE:HG21	2:J:362:PHE:HZ	1.41	0.86
5:M:243:VAL:HB	5:M:359:VAL:HB	1.58	0.86
9:1:61:TYR:HB2	10:2:78:LEU:HB3	1.58	0.86
7:O:29:CYS:HB2	7:O:75:ALA:HB1	1.58	0.86
10:2:37:GLN:NE2	11:3:169:PHE:O	2.09	0.86
4:L:297:VAL:HG22	4:L:323:MET:HB2	1.58	0.85
3:C:212:SER:OG	3:C:375:LEU:O	1.94	0.85
2:J:47:GLY:O	4:L:131:THR:OG1	1.94	0.85
6:N:274:ILE:HD12	6:N:291:VAL:HG11	1.58	0.85
4:L:342:THR:HG23	4:L:356:LEU:HA	1.57	0.85
7:O:136:ILE:HD12	7:O:503:LEU:HD11	1.58	0.85
5:E:306:PHE:HE2	5:E:310:ALA:HB3	1.42	0.85
4:D:134:SER:HB3	4:D:527:ARG:HG3	1.59	0.85
1:I:423:LEU:HA	1:I:426:TYR:HB3	1.59	0.85
1:A:432:SER:HA	7:O:459:ASN:HA	1.59	0.84
4:D:215:GLY:HA3	4:D:370:SER:H	1.42	0.84
6:F:281:VAL:HG13	6:F:341:PRO:HB3	1.59	0.84
5:M:477:VAL:HG23	5:M:491:ILE:HG23	1.60	0.84
14:6:15:LYS:HB3	14:6:104:GLN:HB3	1.60	0.84
3:C:296:ILE:HG21	3:C:313:ARG:HB2	1.59	0.84
5:E:72:ASN:O	5:E:400:ARG:NH2	2.10	0.84
4:L:239:THR:HG21	4:L:297:VAL:HG23	1.58	0.84
4:D:433:ALA:HA	4:D:455:ALA:HB1	1.57	0.84
6:F:140:SER:HA	6:F:406:CYS:HA	1.57	0.84
12:4:36:LEU:HD13	12:4:104:ARG:HG3	1.59	0.84
2:J:131:ARG:HH22	2:J:509:GLU:HA	1.41	0.84
1:A:286:ILE:HB	1:A:307:ALA:HA	1.58	0.84

Continued on next page...

Continued from previous page...

Atom-1	Atom-2	Interatomic distance (Å)	Clash overlap (Å)
6:F:274:ILE:HA	6:F:277:LEU:HB3	1.59	0.84
4:L:479:GLU:HG3	4:L:483:ARG:HG3	1.58	0.83
4:D:247:GLY:N	4:D:297:VAL:O	2.10	0.83
7:O:190:LEU:HD22	7:O:397:ARG:HD2	1.59	0.83
7:O:450:CYS:HB2	7:O:457:ALA:HB2	1.60	0.83
1:A:33:LYS:O	1:A:455:ASN:ND2	2.11	0.83
6:F:228:ALA:HB3	6:F:347:ALA:H	1.40	0.83
7:O:140:ALA:HB1	7:O:404:SER:HB3	1.58	0.83
3:C:200:ARG:H	3:C:373:THR:HG22	1.44	0.83
5:E:259:LYS:HG3	5:E:264:HIS:HB2	1.61	0.83
5:E:196:VAL:HG11	5:E:208:LEU:HB3	1.60	0.83
4:L:217:THR:H	4:L:220:ASP:HB2	1.43	0.83
7:G:14:ASP:HB2	7:G:521:LYS:HB2	1.61	0.83
8:H:78:VAL:HG22	8:H:80:HIS:H	1.44	0.83
6:N:292:ILE:HA	6:N:313:LEU:HB2	1.60	0.83
6:N:324:LEU:HD13	6:N:363:ILE:HD13	1.61	0.83
2:B:133:ALA:HB2	2:B:436:MET:HG2	1.59	0.82
3:C:118:HIS:HE1	3:C:122:VAL:HG23	1.43	0.82
4:D:141:LEU:HD11	4:D:520:THR:HA	1.61	0.82
5:E:170:LYS:O	5:E:174:GLY:N	2.11	0.82
4:L:74:GLY:HA2	4:L:77:ILE:HB	1.61	0.82
14:6:90:TYR:O	14:6:94:LEU:N	2.12	0.82
1:A:431:GLY:H	1:A:435:GLN:HB2	1.43	0.82
4:D:245:LYS:H	4:D:296:ASN:HD22	1.27	0.82
1:I:65:LEU:HB3	3:K:13:ASN:HD21	1.44	0.82
4:D:60:MET:HG2	4:D:70:ILE:HG12	1.61	0.82
5:E:162:THR:O	5:E:166:ILE:N	2.10	0.82
7:G:222:TYR:HB3	7:G:300:THR:HG21	1.61	0.82
2:J:47:GLY:H	2:J:450:ILE:HD11	1.43	0.82
4:L:463:SER:HA	4:L:480:LEU:HD13	1.59	0.82
4:D:233:VAL:HB	4:D:326:LYS:H	1.44	0.82
1:I:237:LEU:HD23	1:I:344:MET:HE1	1.62	0.82
4:L:213:LYS:HB3	4:L:391:ARG:HG2	1.58	0.82
8:H:414:ALA:HB2	8:H:492:MET:HB2	1.61	0.82
2:J:17:ASP:HB2	2:J:522:LYS:HB2	1.59	0.82
1:A:494:LYS:HE2	1:A:496:ARG:HH22	1.43	0.82
3:C:217:GLY:HA2	3:C:371:ALA:HB3	1.61	0.82
4:D:360:GLU:H	4:D:379:CYS:HA	1.44	0.82
6:F:153:ARG:O	6:F:157:ARG:N	2.11	0.82
5:M:217:GLY:HA3	5:M:388:ARG:HB3	1.61	0.82
2:B:420:ALA:O	2:B:427:ARG:NH2	2.13	0.81

Continued on next page...

Continued from previous page...

Atom-1	Atom-2	Interatomic distance (Å)	Clash overlap (Å)
8:H:460:ALA:O	8:H:464:ILE:N	2.13	0.81
3:K:466:LEU:HD21	3:K:480:VAL:HB	1.59	0.81
8:P:93:GLN:HG3	8:P:104:VAL:HG21	1.61	0.81
13:5:54:ASN:OD1	13:5:100:LYS:NZ	2.13	0.81
5:E:222:THR:HG22	5:E:387:ILE:HG13	1.62	0.81
7:G:71:VAL:HG11	7:G:76:ALA:HB3	1.62	0.81
7:G:149:VAL:HG21	7:G:154:LEU:HB2	1.62	0.81
5:E:205:ASP:HA	5:E:410:ARG:HE	1.44	0.81
6:N:333:LEU:HG	6:N:335:SER:H	1.43	0.81
4:D:513:LEU:O	4:D:517:SER:N	2.14	0.81
9:1:48:ASP:OD1	9:1:77:HIS:ND1	2.10	0.81
1:A:527:ILE:HG12	4:D:60:MET:H	1.45	0.81
4:D:276:LEU:HD13	4:D:280:ARG:HH21	1.46	0.81
2:J:51:ILE:HB	4:L:532:ILE:HG12	1.62	0.81
3:K:215:LEU:HB3	3:K:375:LEU:H	1.45	0.81
6:N:131:LEU:O	6:N:502:LYS:NZ	2.14	0.81
8:P:431:PRO:HA	8:P:435:GLN:HB2	1.61	0.81
1:A:145:ARG:NH2	1:A:398:VAL:O	2.14	0.81
8:H:97:VAL:HG12	8:H:98:GLY:H	1.45	0.81
13:5:91:TYR:HB2	14:6:57:PHE:HB2	1.61	0.81
2:B:52:LEU:HB2	2:B:62:MET:HB2	1.63	0.80
5:E:131:ILE:HG12	7:G:43:ARG:HB3	1.61	0.80
4:D:335:PHE:HA	4:D:338:LYS:HE3	1.62	0.80
6:F:352:GLU:HA	6:F:361:THR:HA	1.63	0.80
3:K:469:LYS:HD3	3:K:487:LEU:HD22	1.63	0.80
2:B:219:LEU:HB3	2:B:372:THR:HG21	1.61	0.80
3:C:169:SER:HA	3:C:387:VAL:HG13	1.63	0.80
7:O:516:VAL:HG21	8:P:55:MET:HG3	1.63	0.80
8:P:313:VAL:HG12	8:P:316:ASN:HD21	1.45	0.80
4:D:423:ALA:HB3	4:D:489:LYS:HE2	1.62	0.80
2:J:45:PRO:HD2	2:J:450:ILE:HG21	1.62	0.80
7:O:209:GLN:HB2	7:O:373:ILE:HB	1.63	0.80
6:N:270:ARG:NH1	6:N:337:ASP:OD1	2.15	0.80
7:O:221:SER:HB2	7:O:357:ARG:HH12	1.46	0.80
5:E:215:VAL:HG22	5:E:395:ILE:HG21	1.63	0.80
7:G:149:VAL:HG23	7:G:151:GLN:H	1.47	0.80
3:K:40:CYS:HA	3:K:46:MET:H	1.45	0.80
4:D:329:GLU:HG3	4:D:331:GLU:H	1.46	0.80
4:L:305:LEU:H	4:L:308:ALA:HB2	1.47	0.80
5:M:150:LYS:HE3	5:M:486:ASN:HD21	1.47	0.80
4:L:172:ASN:HB3	4:L:496:ARG:HH22	1.47	0.80

Continued on next page...

Continued from previous page...

Atom-1	Atom-2	Interatomic distance (Å)	Clash overlap (Å)
6:N:37:ASN:HB3	6:N:58:LYS:HG3	1.63	0.80
2:B:125:THR:HG23	2:B:431:LYS:HB3	1.64	0.79
5:E:229:ILE:HG22	5:E:373:VAL:HA	1.62	0.79
7:G:136:ILE:HD11	7:G:416:LEU:HD11	1.64	0.79
6:N:330:GLY:HA3	6:N:345:GLY:HA2	1.65	0.79
1:A:251:GLN:HE21	1:A:259:LYS:HA	1.47	0.79
6:F:145:ARG:O	6:F:149:ILE:N	2.13	0.79
8:H:421:LYS:HE2	8:H:471:HIS:HA	1.65	0.79
1:A:129:VAL:HG12	1:A:511:VAL:HG12	1.65	0.79
5:E:334:ALA:HB2	5:E:341:ILE:HG13	1.64	0.79
3:K:293:GLU:HG2	3:K:317:LYS:HB2	1.63	0.79
6:N:317:LYS:H	6:N:320:ASN:HB2	1.46	0.79
5:E:318:ASN:HB3	5:E:319:LEU:HG	1.65	0.79
7:G:116:LEU:HD21	7:G:434:LEU:HD22	1.64	0.79
2:J:198:ALA:HB1	2:J:370:ALA:HA	1.64	0.79
5:M:105:GLY:HA2	5:M:516:GLN:HE21	1.48	0.79
5:E:140:ALA:HB2	5:E:448:MET:HG2	1.64	0.79
4:L:366:ASN:ND2	4:L:371:GLY:O	2.14	0.79
1:A:147:CYS:HB2	1:A:150:ASN:HB3	1.65	0.79
1:I:275:ILE:HD13	1:I:306:MET:H	1.48	0.79
3:K:212:SER:HB2	3:K:377:ARG:HB2	1.65	0.79
3:K:474:ASN:HB2	3:K:478:TRP:HB3	1.64	0.79
5:M:462:LEU:HD21	5:M:493:CYS:HA	1.63	0.79
7:O:240:LEU:HB3	7:O:242:VAL:HG22	1.65	0.79
8:P:44:ARG:HA	8:P:451:ALA:HB1	1.64	0.79
2:B:138:ARG:O	2:B:142:LEU:N	2.13	0.79
4:D:523:THR:O	4:D:527:ARG:N	2.16	0.79
5:E:480:ARG:HD3	5:E:489:LEU:HD13	1.63	0.79
6:F:289:PHE:HB3	6:F:310:ILE:HG12	1.64	0.79
4:L:476:THR:HG22	4:L:480:LEU:HG	1.65	0.79
1:A:320:ALA:HB1	1:A:327:ILE:HG12	1.63	0.79
6:F:126:ALA:HB2	6:F:437:VAL:HG22	1.65	0.79
6:F:353:TYR:O	6:F:360:PHE:N	2.16	0.79
1:I:485:TRP:CD1	1:I:495:PRO:HB3	2.17	0.79
6:N:105:GLN:NE2	6:N:442:ASP:OD2	2.16	0.79
7:O:218:LYS:HB2	7:O:315:PRO:HD3	1.65	0.79
2:B:200:HIS:HD2	2:B:322:ARG:HH11	1.31	0.79
5:M:475:THR:HA	5:M:478:ARG:HB2	1.64	0.79
1:A:356:ILE:HD12	1:A:378:ARG:HH21	1.48	0.78
5:E:219:LEU:HD21	5:E:394:ILE:HG13	1.65	0.78
2:J:450:ILE:HD12	2:J:453:ASN:HD22	1.47	0.78

Continued on next page...

Continued from previous page...

Atom-1	Atom-2	Interatomic distance (Å)	Clash overlap (Å)
1:A:480:ARG:HD2	1:A:483:LEU:HD12	1.66	0.78
1:I:359:ASP:OD2	1:I:378:ARG:NH1	2.16	0.78
2:J:25:ARG:HH11	2:J:117:ILE:HG23	1.48	0.78
3:K:149:SER:HB3	3:K:177:LEU:HD13	1.64	0.78
3:C:150:ASP:HA	3:C:153:LEU:HB3	1.63	0.78
3:C:155:ILE:HD11	3:C:407:LEU:HB3	1.63	0.78
8:H:169:MET:HG3	8:H:173:TYR:HD1	1.48	0.78
4:L:143:LYS:HD3	4:L:439:TYR:HB3	1.65	0.78
9:I:67:MET:HG3	13:5:62:LEU:HG	1.65	0.78
1:A:182:THR:HG22	1:A:372:SER:HB2	1.66	0.78
5:M:225:ILE:HG21	5:M:229:ILE:HG23	1.66	0.78
1:I:288:THR:HG22	1:I:290:GLY:H	1.49	0.78
5:M:344:ARG:NH2	7:O:246:LEU:O	2.16	0.78
4:D:429:GLU:HB3	4:D:458:MET:HB3	1.65	0.78
5:E:204:VAL:HG12	5:E:413:ILE:HD11	1.64	0.78
13:5:82:VAL:O	13:5:94:LYS:N	2.13	0.78
5:E:181:CYS:SG	5:E:182:HIS:N	2.57	0.78
5:E:147:HIS:HA	5:E:150:LYS:HE2	1.64	0.78
1:A:192:VAL:HG21	1:A:400:LYS:HD3	1.66	0.78
3:C:41:LEU:HD11	3:C:100:ILE:HG13	1.64	0.78
3:C:143:PRO:HA	3:C:406:GLN:HA	1.66	0.78
6:F:168:LEU:HD13	6:F:391:VAL:HB	1.65	0.78
6:N:41:LYS:HG3	6:N:455:SER:HB3	1.64	0.78
7:G:23:VAL:HG13	7:G:109:LYS:HD2	1.66	0.78
7:G:425:ARG:HD2	1:I:473:GLU:HG2	1.66	0.77
5:M:95:SER:HB3	5:M:106:THR:HG23	1.65	0.77
4:D:231:GLN:O	4:D:374:LEU:N	2.16	0.77
4:D:271:GLN:HE22	12:4:48:GLN:HE22	1.32	0.77
8:H:162:SER:OG	8:H:165:ARG:NH2	2.17	0.77
10:2:72:ARG:HB3	10:2:79:VAL:HB	1.65	0.77
3:K:497:GLU:HB3	3:K:502:LYS:HD3	1.65	0.77
8:H:201:ASN:HB3	8:H:372:ILE:HG22	1.67	0.77
2:J:200:HIS:HB2	2:J:372:THR:HA	1.66	0.77
4:L:101:GLU:OE1	4:L:517:SER:OG	2.02	0.77
6:N:232:THR:HB	6:N:333:LEU:H	1.49	0.77
8:P:218:LEU:HD22	8:P:355:VAL:HG22	1.66	0.77
11:3:140:ALA:HB1	13:5:70:MET:HE3	1.67	0.77
2:B:296:ILE:HD13	2:B:311:ALA:HB1	1.65	0.77
5:E:244:GLU:HG3	5:E:298:ASN:HB2	1.67	0.77
1:I:175:ALA:HA	1:I:195:VAL:HG21	1.65	0.77
4:D:266:VAL:HB	14:6:89:ARG:HB2	1.65	0.77

Continued on next page...

Continued from previous page...

Atom-1	Atom-2	Interatomic distance (Å)	Clash overlap (Å)
7:G:182:ALA:HB2	7:G:210:LEU:HD11	1.66	0.77
3:K:190:ARG:NH1	3:K:195:ILE:O	2.18	0.77
9:1:54:LEU:O	9:1:73:LYS:NZ	2.18	0.77
7:G:13:THR:HG21	8:H:76:LEU:HA	1.65	0.77
2:J:237:ILE:HB	2:J:291:ILE:HG12	1.65	0.77
8:P:161:SER:O	8:P:165:ARG:N	2.18	0.77
2:B:190:LEU:HD13	2:B:195:ASN:H	1.50	0.77
5:E:305:GLY:HA2	5:E:323:ARG:HB3	1.66	0.77
2:J:460:ASP:O	2:J:464:GLN:N	2.14	0.77
1:A:99:GLU:HG3	1:A:447:VAL:HG11	1.67	0.76
3:C:140:ILE:HG12	3:C:409:PRO:HD2	1.65	0.76
7:O:317:GLU:O	7:O:321:ARG:N	2.14	0.76
4:D:343:LYS:HB2	4:D:355:MET:HA	1.68	0.76
3:K:412:GLY:HA3	3:K:448:PRO:HB3	1.67	0.76
7:O:216:PHE:HB2	7:O:359:ASN:HB2	1.67	0.76
1:A:177:LEU:HD12	1:A:403:LEU:HD11	1.65	0.76
2:B:52:LEU:HD21	2:B:70:ILE:HG12	1.68	0.76
8:H:221:MET:N	8:H:363:PHE:O	2.17	0.76
8:H:299:ASP:O	8:H:303:HIS:N	2.14	0.76
2:J:295:LEU:HA	2:J:313:GLU:HB2	1.65	0.76
1:A:107:LEU:HD11	1:A:440:GLU:HG3	1.67	0.76
8:H:450:ARG:HB2	8:H:460:ALA:HB2	1.67	0.76
4:D:434:LEU:HB2	4:D:481:ARG:HG3	1.67	0.76
1:I:88:ASP:HB2	1:I:509:VAL:HG11	1.68	0.76
9:1:57:GLU:HG3	9:1:59:ASN:H	1.50	0.76
1:A:164:ASN:O	1:A:168:PHE:N	2.19	0.76
4:D:423:ALA:HA	4:D:509:VAL:HA	1.67	0.76
7:G:230:LYS:HB3	7:G:350:GLU:HB3	1.68	0.76
1:A:348:ALA:HA	1:A:367:THR:HA	1.67	0.76
2:B:86:ASP:OD1	2:B:89:ARG:NH2	2.18	0.76
7:G:198:LYS:HD2	7:G:217:LYS:HG3	1.67	0.76
13:5:59:GLY:N	13:5:76:LEU:O	2.19	0.76
1:A:182:THR:HA	1:A:370:ARG:HH11	1.50	0.76
3:K:46:MET:O	3:K:61:ASN:ND2	2.18	0.76
6:N:189:PHE:HB2	6:N:370:ARG:HG3	1.66	0.76
6:N:292:ILE:HG12	6:N:313:LEU:HD22	1.67	0.76
8:P:45:THR:O	8:P:455:ASN:ND2	2.19	0.76
2:B:37:ASP:HA	2:B:40:LYS:HE3	1.68	0.76
8:H:241:VAL:HG21	8:H:324:LEU:HB3	1.68	0.76
14:6:58:LYS:HG2	14:6:67:GLN:HG3	1.66	0.76
2:B:130:TRP:CD1	2:B:439:TYR:HB2	2.20	0.75

Continued on next page...

Continued from previous page...

Atom-1	Atom-2	Interatomic distance (Å)	Clash overlap (Å)
4:D:247:GLY:HA2	4:D:356:LEU:HD22	1.67	0.75
4:D:420:ALA:HB3	4:D:512:LEU:HD11	1.66	0.75
7:G:520:ILE:N	8:H:55:MET:O	2.18	0.75
5:M:248:ILE:HD12	5:M:299:LEU:HD23	1.67	0.75
12:4:95:GLN:HA	12:4:98:ILE:HD12	1.68	0.75
5:E:74:GLY:O	5:E:78:LEU:N	2.17	0.75
5:E:357:GLY:HA3	5:E:377:CYS:HB2	1.68	0.75
7:G:152:ARG:NH1	7:G:156:GLU:OE2	2.18	0.75
7:G:174:PHE:HA	7:G:177:LYS:HE2	1.68	0.75
8:H:57:ILE:HG22	8:H:63:LEU:HA	1.67	0.75
5:M:490:GLY:HA3	5:M:501:MET:HG2	1.68	0.75
5:E:243:VAL:HG23	5:E:299:LEU:HD22	1.68	0.75
5:E:358:LEU:HB3	5:E:375:GLU:HB2	1.67	0.75
8:H:143:LEU:HD21	8:H:505:TYR:HA	1.68	0.75
5:M:102:ILE:HG21	5:M:512:GLY:HA3	1.66	0.75
3:C:244:SER:HB3	3:C:335:PRO:HG2	1.68	0.75
4:D:237:GLY:N	4:D:318:ASN:HB3	2.02	0.75
1:I:20:GLN:O	1:I:24:ALA:N	2.19	0.75
3:C:39:THR:HB	3:C:46:MET:HB2	1.68	0.75
4:D:160:ARG:HH21	4:D:189:ASN:HB2	1.49	0.75
7:G:108:VAL:O	7:G:111:TYR:N	2.19	0.75
5:M:306:PHE:HB2	5:M:323:ARG:HG2	1.69	0.75
6:N:172:VAL:HG13	6:N:395:LEU:HD23	1.68	0.75
5:E:165:LEU:O	5:E:169:ALA:N	2.18	0.75
4:D:384:LYS:HG3	4:D:385:THR:H	1.51	0.75
7:G:444:ILE:HD12	7:G:447:ARG:HD2	1.67	0.75
4:D:213:LYS:HB3	4:D:391:ARG:HG2	1.67	0.75
4:D:255:ALA:HB3	4:D:279:GLU:HG2	1.69	0.75
8:P:452:LEU:HD23	8:P:479:GLY:HA2	1.68	0.75
3:C:287:PRO:HG2	3:C:309:ILE:HG21	1.69	0.75
5:E:411:ASN:HB2	5:E:509:THR:HG21	1.67	0.75
7:G:156:GLU:O	7:G:160:MET:N	2.17	0.75
8:H:22:PHE:O	8:H:31:ARG:NH2	2.20	0.75
8:H:245:PRO:O	8:H:279:GLN:NE2	2.19	0.75
6:N:148:LEU:O	6:N:152:ALA:N	2.18	0.75
7:O:428:PRO:HG3	7:O:432:GLN:HB3	1.69	0.75
8:P:232:THR:HG22	8:P:311:MET:HG3	1.69	0.75
2:B:38:LEU:HD13	2:B:50:LYS:HG2	1.69	0.74
5:E:168:THR:HA	5:E:171:THR:HG22	1.67	0.74
4:L:190:ALA:HA	4:L:386:VAL:HG21	1.69	0.74
6:N:274:ILE:HD11	6:N:336:PHE:HB3	1.68	0.74

Continued on next page...

Continued from previous page...

Atom-1	Atom-2	Interatomic distance (Å)	Clash overlap (Å)
8:P:164:LEU:HD22	8:P:395:GLY:HA2	1.68	0.74
3:C:36:ILE:HB	6:F:15:ARG:HH12	1.52	0.74
3:C:118:HIS:CE1	3:C:122:VAL:HG23	2.22	0.74
7:G:522:ASN:ND2	8:H:75:GLU:OE2	2.20	0.74
1:A:197:ILE:HG23	1:A:375:ILE:HB	1.69	0.74
7:G:49:ILE:HB	7:G:57:THR:HB	1.70	0.74
7:G:209:GLN:HB3	7:G:373:ILE:HB	1.68	0.74
4:L:239:THR:OG1	4:L:296:ASN:O	2.04	0.74
3:C:235:ASN:O	3:C:237:ARG:NH1	2.20	0.74
4:D:244:ALA:HB3	4:D:359:ALA:HB3	1.68	0.74
2:J:523:ALA:HB3	5:M:64:LYS:H	1.53	0.74
3:K:434:GLN:HE21	3:K:438:ARG:HH22	1.34	0.74
8:P:459:LYS:HD3	8:P:461:ASN:HB2	1.69	0.74
6:F:351:TYR:O	6:F:362:PHE:N	2.21	0.74
1:I:124:ALA:HB1	1:I:423:LEU:HD23	1.68	0.74
6:F:434:GLN:HE21	6:F:438:GLN:HG3	1.51	0.74
7:G:468:HIS:HA	7:G:472:GLY:HA2	1.70	0.74
6:N:239:TYR:O	6:N:270:ARG:NH2	2.20	0.74
6:N:431:GLY:HA2	6:N:434:GLN:HB3	1.70	0.74
3:C:480:VAL:HA	3:C:487:LEU:HA	1.69	0.74
5:E:431:LEU:HD22	5:E:481:GLN:HB3	1.68	0.74
1:I:534:HIS:H	4:L:82:GLN:HB2	1.52	0.74
1:A:263:ILE:HD12	3:C:273:GLU:HG3	1.67	0.74
8:H:349:SER:HB2	8:H:364:LYS:HB3	1.68	0.74
2:J:52:LEU:HD12	4:L:536:VAL:HG21	1.68	0.74
5:M:188:ILE:HB	5:M:224:LEU:HB2	1.70	0.74
1:A:237:LEU:N	1:A:287:LEU:O	2.19	0.74
5:E:132:ARG:HD3	5:E:443:LEU:HD22	1.68	0.74
6:F:70:GLN:H	8:H:18:GLY:HA2	1.51	0.74
7:G:425:ARG:NH1	1:I:421:ILE:HB	2.01	0.74
3:K:217:GLY:HA3	3:K:365:ASP:H	1.52	0.74
3:K:407:LEU:HB2	3:K:498:PRO:HA	1.69	0.74
4:L:418:LYS:HB3	4:L:513:LEU:HB2	1.68	0.74
6:N:465:LYS:O	6:N:469:GLU:N	2.19	0.74
5:E:440:CYS:HB3	5:E:444:GLU:HG3	1.69	0.74
6:F:197:LYS:HA	6:F:380:ASN:HD21	1.50	0.74
2:J:27:THR:HA	2:J:30:ILE:HG12	1.69	0.74
3:K:203:LYS:HB3	3:K:384:LEU:HD21	1.70	0.74
3:C:230:ARG:H	9:1:118:ALA:HB1	1.51	0.73
8:H:282:ALA:HA	8:H:285:ASP:HB2	1.68	0.73
1:I:420:SER:HA	1:I:442:ALA:HB1	1.68	0.73

Continued on next page...

Continued from previous page...

Atom-1	Atom-2	Interatomic distance (Å)	Clash overlap (Å)
3:K:182:MET:HG3	3:K:216:ARG:HD3	1.70	0.73
5:M:477:VAL:O	5:M:481:GLN:N	2.19	0.73
1:A:222:SER:HA	1:A:225:MET:HB3	1.70	0.73
4:D:494:ASN:O	4:D:498:GLY:N	2.21	0.73
6:F:222:LYS:NZ	6:F:285:SER:O	2.21	0.73
2:J:263:LYS:HE2	4:L:265:VAL:HB	1.71	0.73
3:K:175:ILE:HA	3:K:214:VAL:HG22	1.71	0.73
3:K:218:VAL:HG11	3:K:323:ILE:HG12	1.69	0.73
5:M:491:ILE:HA	5:M:499:ASN:HB3	1.70	0.73
4:D:492:GLY:N	4:D:501:SER:O	2.19	0.73
5:E:233:ASP:HB3	5:E:322:VAL:HA	1.71	0.73
6:F:190:MET:HA	6:F:372:VAL:H	1.52	0.73
1:I:525:LEU:HD13	4:L:54:PRO:HB2	1.68	0.73
8:P:187:CYS:HA	8:P:202:ILE:HD11	1.71	0.73
3:C:43:PRO:HB2	3:C:483:GLU:HG2	1.69	0.73
5:E:61:MET:N	5:E:69:THR:O	2.17	0.73
7:G:235:PRO:HB3	7:G:348:PHE:HB2	1.70	0.73
7:O:43:ARG:NH2	7:O:453:ALA:O	2.21	0.73
1:A:270:ILE:HA	1:A:273:GLU:HB3	1.71	0.73
1:A:423:LEU:O	1:A:427:ALA:N	2.19	0.73
2:B:412:CYS:HB2	2:B:488:MET:HE3	1.68	0.73
5:E:396:GLU:O	5:E:400:ARG:N	2.15	0.73
7:G:103:GLU:HG2	7:G:441:ALA:HA	1.70	0.73
3:K:20:ARG:HH22	3:K:27:ILE:HD12	1.52	0.73
6:N:289:PHE:HE1	6:N:344:LEU:HD13	1.54	0.73
11:3:51:LYS:HD2	11:3:177:ALA:HB1	1.71	0.73
7:G:62:GLY:O	7:G:66:LEU:N	2.19	0.73
8:H:500:THR:HG23	8:H:503:GLY:H	1.54	0.73
1:I:106:GLU:HG3	4:L:471:LEU:H	1.53	0.73
2:J:53:LEU:HD12	4:L:535:VAL:HG12	1.70	0.73
5:M:460:MET:HA	5:M:470:PRO:HB3	1.68	0.73
6:N:117:ARG:HH12	6:N:121:GLU:HB2	1.53	0.73
14:6:40:ASN:HD21	14:6:83:ILE:HG13	1.53	0.73
7:G:17:GLN:HG2	7:G:518:GLU:HG2	1.69	0.73
8:H:478:VAL:HB	8:H:484:ALA:HA	1.70	0.73
12:4:53:ALA:HB2	14:6:62:PRO:HD2	1.70	0.73
2:B:229:PRO:HB2	2:B:232:ILE:HD11	1.71	0.73
4:D:232:LYS:HG3	4:D:374:LEU:HD12	1.69	0.73
3:K:400:ASN:O	3:K:404:ASP:N	2.15	0.73
9:1:46:LEU:O	9:1:50:GLU:N	2.22	0.73
4:D:247:GLY:HA3	4:D:298:LEU:HD23	1.71	0.73

Continued on next page...

Continued from previous page...

Atom-1	Atom-2	Interatomic distance (Å)	Clash overlap (Å)
5:E:153:ASP:OD2	5:E:160:LYS:NZ	2.22	0.73
5:E:426:GLU:O	5:E:430:ALA:N	2.16	0.73
7:G:37:ARG:HD3	7:G:448:GLN:HE22	1.54	0.73
6:N:91:GLY:O	6:N:95:ASN:N	2.22	0.73
8:P:283:ILE:HG21	8:P:291:VAL:HG22	1.71	0.73
8:P:477:ASN:ND2	8:P:492:MET:SD	2.62	0.73
10:2:61:LEU:HD22	11:3:131:VAL:HG11	1.70	0.73
1:A:182:THR:O	1:A:214:TYR:OH	2.07	0.73
3:C:124:SER:OG	3:C:433:GLU:OE2	2.07	0.73
4:D:528:SER:O	4:D:532:ILE:N	2.21	0.73
5:E:480:ARG:O	5:E:484:GLU:N	2.20	0.73
7:G:13:THR:OG1	8:H:75:GLU:O	2.06	0.73
3:K:351:GLU:O	3:K:362:PHE:N	2.20	0.73
3:C:130:LEU:HA	3:C:506:TYR:HE2	1.54	0.72
3:C:320:ASN:O	3:C:324:ALA:N	2.19	0.72
5:E:156:LEU:HB3	5:E:161:ASP:HB3	1.70	0.72
5:E:266:LEU:HD21	7:G:260:VAL:HG13	1.71	0.72
8:P:377:LEU:HD22	8:P:388:ILE:HG13	1.69	0.72
14:6:75:THR:O	14:6:79:ARG:N	2.18	0.72
3:C:152:MET:HG2	3:C:401:VAL:HG11	1.71	0.72
6:F:88:THR:HG22	6:F:500:VAL:HG22	1.72	0.72
8:H:87:VAL:O	8:H:91:HIS:N	2.19	0.72
8:H:227:THR:HG23	8:H:311:MET:HG3	1.71	0.72
8:H:401:VAL:HB	8:H:406:LYS:HZ2	1.54	0.72
1:I:126:LYS:HA	1:I:129:VAL:HB	1.71	0.72
2:J:189:ARG:NH1	2:J:371:CYS:SG	2.62	0.72
4:L:249:ILE:HD11	4:L:300:ILE:HG22	1.72	0.72
7:G:149:VAL:HB	7:G:153:LYS:HB2	1.72	0.72
3:K:138:LYS:HE3	3:K:499:LEU:HD21	1.71	0.72
3:K:478:TRP:HE3	3:K:489:ASP:HB2	1.54	0.72
5:M:344:ARG:HD3	7:O:271:TRP:CD2	2.24	0.72
7:G:317:GLU:O	7:G:321:ARG:N	2.12	0.72
7:O:468:HIS:CE1	7:O:475:TYR:HB2	2.23	0.72
3:C:175:ILE:HG23	3:C:214:VAL:HG13	1.70	0.72
4:D:221:CYS:SG	4:D:391:ARG:N	2.60	0.72
5:E:225:ILE:HG23	5:E:375:GLU:HG2	1.71	0.72
3:K:353:LYS:HB2	3:K:362:PHE:HE2	1.54	0.72
5:M:135:ASP:OD1	5:M:525:ARG:NH2	2.22	0.72
3:C:374:ILE:HG21	3:C:391:LEU:HD21	1.71	0.72
4:D:123:LEU:HD23	4:D:126:LYS:HD3	1.72	0.72
6:F:221:MET:HG2	6:F:306:SER:HB3	1.72	0.72

Continued on next page...

Continued from previous page...

Atom-1	Atom-2	Interatomic distance (Å)	Clash overlap (Å)
6:F:278:LYS:NZ	6:F:287:LYS:O	2.22	0.72
7:G:464:LEU:HD21	7:G:484:ILE:HB	1.70	0.72
3:K:198:TYR:HE1	3:K:322:ARG:HD2	1.54	0.72
3:K:422:LEU:O	3:K:426:SER:N	2.20	0.72
2:B:245:ASP:HB2	2:B:297:TYR:HB2	1.71	0.72
4:D:183:LEU:O	4:D:187:SER:N	2.21	0.72
4:D:246:ILE:N	4:D:357:GLY:O	2.21	0.72
6:F:109:TYR:O	6:F:113:GLY:N	2.23	0.72
6:F:187:ASP:HB2	6:F:395:LEU:HD21	1.72	0.72
5:M:295:THR:HG21	5:M:348:LEU:HB3	1.72	0.72
4:D:235:ASN:OD1	4:D:236:SER:N	2.23	0.72
8:H:221:MET:HG3	8:H:372:ILE:HD12	1.70	0.72
8:H:323:ARG:NH2	8:H:374:THR:OG1	2.22	0.72
1:I:274:ARG:HH21	1:I:331:LEU:HD11	1.53	0.72
1:I:410:PRO:HG2	1:I:486:ILE:HG23	1.72	0.72
6:N:93:THR:H	6:N:159:LYS:HE2	1.55	0.72
6:N:126:ALA:HB2	6:N:437:VAL:HG12	1.70	0.72
6:N:205:SER:HB2	6:N:375:LEU:HB3	1.71	0.72
13:5:62:LEU:HD13	13:5:76:LEU:HB2	1.71	0.72
4:D:144:GLY:HA2	4:D:432:LEU:HD11	1.72	0.72
4:D:248:LEU:HD23	4:D:344:PRO:HA	1.72	0.72
6:N:38:LEU:HD23	6:N:450:VAL:HG11	1.70	0.72
1:A:82:GLN:NE2	1:A:513:SER:OG	2.23	0.72
1:A:169:ALA:O	1:A:173:VAL:N	2.19	0.72
1:A:229:ILE:HD12	1:A:284:ASN:HB3	1.70	0.72
3:C:50:LEU:HB2	3:C:58:VAL:HB	1.72	0.72
5:E:285:PHE:O	5:E:289:ILE:N	2.16	0.72
1:I:45:LEU:HD22	3:K:523:VAL:HG13	1.72	0.72
6:N:207:ILE:HB	6:N:362:PHE:HE1	1.53	0.72
8:P:297:VAL:HB	8:P:314:ARG:HD2	1.70	0.72
10:2:37:GLN:HE22	11:3:173:GLU:HB2	1.55	0.72
1:A:22:VAL:HG22	1:A:101:LEU:HB3	1.70	0.71
4:L:440:SER:HB3	4:L:452:ARG:HB2	1.72	0.71
5:M:221:ASP:HB3	5:M:388:ARG:NE	2.04	0.71
5:M:224:LEU:HD11	5:M:383:VAL:HG22	1.70	0.71
2:B:295:LEU:HA	2:B:313:GLU:HB2	1.71	0.71
2:B:520:ILE:HG12	5:E:60:MET:HB3	1.73	0.71
4:D:354:ASP:OD1	4:D:355:MET:N	2.23	0.71
6:F:31:GLN:NE2	6:F:97:LEU:O	2.23	0.71
7:G:216:PHE:HB2	7:G:359:ASN:HB2	1.72	0.71
2:J:47:GLY:HA3	2:J:453:ASN:HB3	1.72	0.71

Continued on next page...

Continued from previous page...

Atom-1	Atom-2	Interatomic distance (Å)	Clash overlap (Å)
7:O:33:ALA:HB1	7:O:37:ARG:HH12	1.55	0.71
1:A:254:ILE:H	3:C:269:GLN:HB3	1.55	0.71
1:A:341:GLU:HG2	1:A:344:MET:HG2	1.71	0.71
3:C:200:ARG:HB3	3:C:322:ARG:NH1	2.05	0.71
3:C:209:ILE:HG13	3:C:387:VAL:HG21	1.71	0.71
4:D:49:ARG:HG2	4:D:111:ILE:HD12	1.71	0.71
4:D:315:HIS:HE1	14:6:73:ARG:HG3	1.54	0.71
6:F:408:VAL:HG11	6:F:501:LYS:HZ3	1.55	0.71
6:N:91:GLY:H	6:N:159:LYS:HE3	1.53	0.71
6:N:114:LEU:HD13	6:N:119:ILE:HD11	1.72	0.71
7:O:194:MET:HA	7:O:369:THR:HG23	1.71	0.71
10:2:111:LYS:HA	10:2:114:GLU:HG2	1.72	0.71
2:B:214:LEU:HD11	2:B:371:CYS:HB3	1.70	0.71
11:3:81:ILE:O	11:3:84:THR:OG1	2.06	0.71
4:D:160:ARG:NH2	4:D:185:PRO:O	2.23	0.71
4:D:405:ILE:O	4:D:409:LEU:N	2.18	0.71
5:E:41:ALA:HB1	5:E:114:GLY:HA2	1.73	0.71
5:E:260:PRO:HA	5:E:304:TRP:CD1	2.26	0.71
7:G:458:THR:HB	1:I:436:LEU:HD21	1.71	0.71
8:H:48:GLY:HA3	8:H:452:LEU:HD11	1.72	0.71
8:H:228:GLU:HB2	8:H:312:LEU:HB2	1.72	0.71
5:M:444:GLU:HA	5:M:447:ALA:HB3	1.72	0.71
8:P:250:ILE:HG13	8:P:336:LEU:HD22	1.71	0.71
1:A:316:LEU:O	1:A:320:ALA:N	2.15	0.71
1:A:334:LEU:O	3:C:253:GLN:NE2	2.24	0.71
7:G:239:LEU:O	7:G:331:GLN:N	2.15	0.71
2:J:102:VAL:HA	2:J:507:ALA:HB2	1.70	0.71
3:K:194:ASP:OD1	3:K:399:ARG:NH2	2.23	0.71
6:N:461:GLU:O	6:N:465:LYS:NZ	2.22	0.71
9:1:62:GLU:HG3	10:2:77:VAL:HG22	1.73	0.71
10:2:109:GLN:O	10:2:113:LYS:N	2.23	0.71
11:3:126:TRP:HB2	13:5:71:TYR:HE2	1.54	0.71
2:B:466:ARG:O	2:B:470:SER:N	2.21	0.71
3:C:241:LEU:HD13	3:C:245:LEU:HD21	1.72	0.71
5:E:441:PRO:HA	5:E:445:GLN:HB3	1.73	0.71
8:H:318:LYS:O	8:H:322:ARG:N	2.24	0.71
2:J:425:ALA:HB2	2:J:436:MET:HB2	1.70	0.71
5:M:197:ALA:HB2	5:M:205:ASP:HB2	1.71	0.71
5:M:530:ILE:HG12	7:O:46:ASP:HB2	1.73	0.71
6:N:422:LEU:HD23	6:N:441:ALA:HB2	1.71	0.71
11:3:125:LEU:HG	13:5:70:MET:HG2	1.71	0.71

Continued on next page...

Continued from previous page...

Atom-1	Atom-2	Interatomic distance (Å)	Clash overlap (Å)
1:A:228:ARG:HG3	1:A:352:VAL:HG22	1.73	0.71
1:A:327:ILE:HD13	1:A:346:GLY:H	1.56	0.71
8:H:234:VAL:HG22	8:H:289:ASN:HD22	1.55	0.71
1:I:107:LEU:HB3	1:I:433:ARG:HD2	1.72	0.71
8:P:411:GLY:HA3	8:P:497:ILE:HG22	1.71	0.71
11:3:122:LYS:HA	11:3:136:ASP:HA	1.72	0.71
1:A:292:ILE:O	3:C:334:ARG:NH1	2.23	0.71
2:B:41:SER:O	2:B:48:MET:N	2.23	0.71
3:C:104:GLU:HG2	3:C:443:ALA:HA	1.73	0.71
3:C:400:ASN:HB3	3:C:498:PRO:HG3	1.72	0.71
5:E:62:VAL:HG22	5:E:68:VAL:HG12	1.73	0.71
5:E:438:ASP:OD1	5:E:449:ARG:NH2	2.23	0.71
8:H:475:ASN:HA	8:H:493:LEU:HB3	1.72	0.71
2:B:228:GLN:NE2	2:B:309:VAL:O	2.24	0.71
3:C:281:ASP:HB3	3:C:338:LEU:HB2	1.73	0.71
3:C:298:ASP:OD1	3:C:313:ARG:NH1	2.23	0.71
6:F:205:SER:HB2	6:F:375:LEU:HB3	1.73	0.71
3:K:173:CYS:O	3:K:177:LEU:N	2.22	0.71
4:L:49:ARG:HE	4:L:464:THR:HB	1.56	0.71
5:M:134:ALA:HB1	5:M:525:ARG:HG3	1.71	0.71
7:O:331:GLN:HE21	7:O:341:VAL:HG23	1.56	0.71
8:P:223:PHE:HB2	8:P:361:VAL:HG13	1.72	0.71
8:P:227:THR:HG21	8:P:352:LEU:HD21	1.73	0.71
8:P:319:TRP:CE2	8:P:323:ARG:HD2	2.26	0.71
10:2:39:GLY:O	10:2:109:GLN:NE2	2.24	0.71
2:B:424:LEU:HA	2:B:427:ARG:HB2	1.72	0.70
2:B:491:LEU:HB2	2:B:493:ILE:HG22	1.73	0.70
3:C:445:GLU:OE2	3:C:467:ARG:NH2	2.24	0.70
8:H:385:MET:HA	8:H:388:ILE:HB	1.73	0.70
7:O:405:VAL:HA	7:O:495:PRO:HA	1.72	0.70
7:O:418:LYS:O	7:O:422:ASP:N	2.23	0.70
10:2:57:VAL:HG11	11:3:129:ALA:HB3	1.72	0.70
1:A:112:ILE:HD12	1:A:433:ARG:HG2	1.72	0.70
3:C:21:LYS:O	3:C:25:GLY:N	2.21	0.70
8:H:341:LEU:HD13	8:H:344:MET:HA	1.73	0.70
1:I:466:LYS:HG2	1:I:495:PRO:HD2	1.73	0.70
4:L:247:GLY:N	4:L:297:VAL:O	2.21	0.70
9:1:49:THR:HA	9:1:52:MET:HB2	1.74	0.70
6:F:221:MET:HB3	6:F:311:VAL:HA	1.74	0.70
1:I:100:LEU:HD23	1:I:103:ASN:HD22	1.55	0.70
1:I:293:ASP:OD2	3:K:247:TYR:OH	2.08	0.70

Continued on next page...

Continued from previous page...

Atom-1	Atom-2	Interatomic distance (Å)	Clash overlap (Å)
6:N:212:LEU:HB2	6:N:361:THR:HB	1.73	0.70
8:P:291:VAL:N	8:P:311:MET:O	2.24	0.70
8:P:302:LEU:HD13	8:P:314:ARG:HD3	1.72	0.70
11:3:91:MET:HB3	11:3:99:ASN:HB3	1.72	0.70
1:A:149:ILE:HG23	1:A:169:ALA:HB3	1.73	0.70
1:A:447:VAL:HA	1:A:450:ASN:HB2	1.71	0.70
2:B:19:GLU:N	2:B:520:ILE:O	2.21	0.70
3:C:301:GLN:HG2	3:C:311:ALA:HB3	1.74	0.70
4:D:504:LEU:HA	4:D:507:LEU:HD23	1.73	0.70
6:F:347:ALA:HA	6:F:366:CYS:HA	1.72	0.70
4:L:155:VAL:HG21	4:L:415:LEU:HD22	1.73	0.70
8:P:100:GLY:HA2	8:P:103:PHE:HB3	1.72	0.70
12:4:22:LYS:O	12:4:26:PHE:N	2.19	0.70
6:F:463:LEU:HA	6:F:466:ILE:HG22	1.73	0.70
7:G:122:ILE:HG12	7:G:511:CYS:HB2	1.72	0.70
5:M:534:ARG:HD2	7:O:69:LEU:HG	1.73	0.70
6:N:47:LEU:HD12	6:N:63:LEU:HD23	1.74	0.70
6:N:381:LYS:NZ	6:N:385:THR:OG1	2.22	0.70
1:A:281:THR:HG21	1:A:340:PHE:HB2	1.74	0.70
3:C:408:VAL:N	3:C:497:GLU:O	2.23	0.70
5:E:163:GLU:HA	5:E:166:ILE:HB	1.72	0.70
6:F:250:TYR:H	6:F:256:ARG:HD3	1.55	0.70
3:K:450:THR:HA	3:K:453:GLN:HG2	1.72	0.70
6:N:153:ARG:NH2	6:N:492:VAL:O	2.25	0.70
7:O:464:LEU:HG	7:O:484:ILE:HG22	1.74	0.70
14:6:40:ASN:HA	14:6:43:VAL:HG12	1.74	0.70
1:A:264:ARG:HH22	3:C:280:GLU:HG3	1.55	0.70
5:E:170:LYS:HB2	5:E:183:ARG:HH12	1.56	0.70
6:F:196:MET:HB2	6:F:375:LEU:HD11	1.73	0.70
1:I:199:LYS:HG2	1:I:377:LEU:HD12	1.74	0.70
2:J:388:ARG:O	2:J:392:ASP:N	2.25	0.70
4:L:440:SER:O	4:L:448:SER:OG	2.10	0.70
6:N:429:VAL:HG13	6:N:430:LYS:H	1.55	0.70
12:4:43:LYS:HB3	12:4:94:LEU:HG	1.73	0.70
1:A:45:LEU:N	1:A:53:THR:O	2.25	0.70
1:A:120:GLY:O	1:A:124:ALA:N	2.23	0.70
6:F:378:GLY:HA3	6:F:384:LEU:HD13	1.72	0.70
3:K:30:ALA:HB1	3:K:103:GLY:HA2	1.73	0.70
1:A:17:ILE:O	1:A:21:ASN:N	2.22	0.70
1:A:43:LYS:HB3	3:C:521:ASP:HB2	1.73	0.70
1:A:214:TYR:HB3	1:A:319:ILE:HG12	1.74	0.70

Continued on next page...

Continued from previous page...

Atom-1	Atom-2	Interatomic distance (Å)	Clash overlap (Å)
2:B:123:PRO:O	2:B:127:ILE:N	2.21	0.70
4:D:213:LYS:NZ	4:D:367:LEU:O	2.24	0.70
4:D:464:THR:O	4:D:468:ASN:N	2.24	0.70
5:E:232:LYS:HD2	5:E:322:VAL:HG22	1.71	0.70
5:E:530:ILE:HD12	5:E:532:ASP:HB2	1.71	0.70
8:H:220:GLY:HA2	8:H:372:ILE:HG13	1.72	0.70
7:O:292:LYS:NZ	7:O:316:GLU:OE1	2.25	0.70
1:A:287:LEU:HD23	1:A:308:VAL:HB	1.74	0.70
5:E:173:LEU:HD23	5:E:401:SER:HB2	1.72	0.70
8:P:238:LYS:HA	8:P:346:HIS:HA	1.73	0.70
3:C:257:GLU:HA	3:C:267:ILE:HG21	1.73	0.69
4:D:123:LEU:HA	4:D:126:LYS:HB3	1.74	0.69
4:D:475:SER:HA	5:M:443:LEU:HD22	1.74	0.69
5:E:225:ILE:HG21	5:E:229:ILE:HG23	1.74	0.69
5:E:412:LEU:O	5:E:416:ASN:ND2	2.25	0.69
6:F:470:HIS:HE1	6:F:476:LEU:HA	1.56	0.69
1:I:452:LEU:HD13	1:I:490:LEU:HD11	1.73	0.69
5:M:411:ASN:HD22	5:M:414:ARG:HH21	1.40	0.69
6:N:195:GLU:HB3	6:N:384:LEU:HD21	1.74	0.69
1:A:228:ARG:NH2	1:A:350:GLU:OE1	2.24	0.69
5:E:259:LYS:O	5:E:261:LYS:N	2.22	0.69
5:E:289:ILE:O	5:E:293:LYS:N	2.21	0.69
8:H:409:VAL:N	8:H:499:ASP:O	2.23	0.69
2:J:189:ARG:HD2	2:J:369:GLU:HA	1.73	0.69
2:J:521:ILE:H	5:M:61:MET:HG2	1.57	0.69
3:K:208:ILE:HG23	3:K:211:ASP:H	1.57	0.69
3:K:479:GLY:N	3:K:488:VAL:O	2.24	0.69
7:O:228:GLN:HE22	7:O:303:PHE:HB3	1.58	0.69
8:P:63:LEU:O	8:P:383:ASN:ND2	2.24	0.69
2:B:205:LEU:HB2	2:B:380:GLN:HE21	1.56	0.69
2:B:516:ARG:NH2	5:E:56:GLY:O	2.24	0.69
4:D:155:VAL:O	4:D:419:ARG:NH1	2.24	0.69
5:E:227:GLY:O	5:E:384:THR:OG1	2.09	0.69
5:M:164:PRO:HA	5:M:167:GLN:HB2	1.74	0.69
6:N:88:THR:HG22	6:N:90:ASP:H	1.55	0.69
8:P:22:PHE:H	8:P:524:ILE:HB	1.57	0.69
13:5:36:LEU:HD22	13:5:110:LEU:HD11	1.74	0.69
1:A:366:ASN:HA	1:A:372:SER:H	1.56	0.69
3:C:213:CYS:H	3:C:375:LEU:HD23	1.56	0.69
5:E:525:ARG:NH1	7:G:384:GLU:OE2	2.26	0.69
6:F:201:GLU:HA	6:F:378:GLY:HA2	1.75	0.69

Continued on next page...

Continued from previous page...

Atom-1	Atom-2	Interatomic distance (Å)	Clash overlap (Å)
8:H:347:CYS:HA	8:H:365:HIS:HB3	1.72	0.69
1:I:420:SER:HB2	1:I:446:LEU:HD21	1.75	0.69
8:P:179:LEU:HD11	8:P:388:ILE:HG22	1.74	0.69
1:A:135:ASN:HA	1:A:475:GLN:HE22	1.58	0.69
1:A:326:THR:OG1	1:A:343:ALA:O	2.09	0.69
2:B:132:GLU:O	2:B:136:ALA:N	2.23	0.69
2:B:244:MET:HB2	2:B:296:ILE:HA	1.74	0.69
3:C:289:VAL:HG21	3:C:350:LEU:HD13	1.73	0.69
4:D:180:SER:O	4:D:184:SER:N	2.16	0.69
5:E:59:LYS:O	5:E:71:THR:N	2.24	0.69
7:G:398:ARG:HE	7:G:495:PRO:HD2	1.58	0.69
3:C:247:TYR:HA	3:C:275:ILE:HD11	1.74	0.69
4:D:259:ASP:OD2	14:6:89:ARG:HA	1.93	0.69
4:D:399:GLU:HB3	4:D:403:ARG:HH12	1.56	0.69
4:D:437:THR:HG23	4:D:455:ALA:HB3	1.75	0.69
8:H:131:GLY:HA3	8:H:437:ALA:HB3	1.72	0.69
8:H:423:ILE:O	8:H:427:GLY:N	2.25	0.69
1:A:145:ARG:HG3	1:A:504:PHE:HB2	1.75	0.69
2:B:71:LEU:HD22	2:B:85:VAL:HG22	1.75	0.69
4:D:122:LYS:O	4:D:126:LYS:N	2.18	0.69
3:K:33:ILE:HG22	3:K:99:ILE:HD13	1.75	0.69
3:K:138:LYS:O	3:K:406:GLN:NE2	2.25	0.69
4:L:49:ARG:NH1	4:L:111:ILE:O	2.26	0.69
1:A:135:ASN:HD21	1:A:415:VAL:HG12	1.58	0.69
2:B:183:ALA:HB2	2:B:390:LEU:HD11	1.74	0.69
3:C:91:VAL:O	3:C:396:GLN:NE2	2.26	0.69
4:D:146:GLU:O	4:D:149:THR:OG1	2.09	0.69
6:F:217:ARG:HG2	6:F:302:LEU:HD12	1.75	0.69
7:G:288:VAL:HG11	7:G:361:PHE:HZ	1.58	0.69
8:H:279:GLN:HG3	8:H:339:PRO:HD3	1.74	0.69
1:I:106:GLU:HA	4:L:470:GLY:HA3	1.73	0.69
2:J:332:ALA:HB3	2:J:341:VAL:HG22	1.73	0.69
3:K:374:ILE:HD11	3:K:391:LEU:HD13	1.75	0.69
8:P:97:VAL:HG21	8:P:503:GLY:HA2	1.73	0.69
11:3:53:LEU:O	11:3:57:TYR:N	2.24	0.69
2:B:239:ILE:HG21	2:B:324:ALA:HB2	1.74	0.69
4:D:441:ARG:HD3	5:M:431:LEU:HG	1.75	0.69
5:E:200:GLU:HB2	5:E:203:ASP:O	1.93	0.69
6:F:115:HIS:HB3	6:F:118:ILE:HG22	1.75	0.69
7:G:66:LEU:HD13	7:G:80:VAL:HG13	1.73	0.69
7:G:405:VAL:HA	7:G:495:PRO:HA	1.75	0.69

Continued on next page...

Continued from previous page...

Atom-1	Atom-2	Interatomic distance (Å)	Clash overlap (Å)
8:H:409:VAL:HG22	8:H:504:LYS:HG3	1.75	0.69
2:J:42:THR:O	2:J:169:SER:OG	2.11	0.69
2:J:237:ILE:HG22	2:J:349:ILE:HD11	1.74	0.69
5:M:129:HIS:H	5:M:132:ARG:HD3	1.58	0.69
5:M:174:GLY:HA2	5:M:179:ASN:HD22	1.57	0.69
5:M:183:ARG:HA	5:M:186:ALA:HB3	1.74	0.69
6:N:234:ASN:HD21	6:N:318:ARG:HH22	1.41	0.69
1:A:467:LEU:HD21	1:A:495:PRO:HB3	1.74	0.69
4:D:49:ARG:HH22	4:D:114:GLY:H	1.40	0.69
4:D:229:LEU:HD12	4:D:374:LEU:HD22	1.75	0.69
7:G:166:LYS:HD2	7:G:384:GLU:HB3	1.75	0.69
7:G:388:SER:O	7:G:392:ALA:N	2.26	0.69
4:L:245:LYS:HA	4:L:359:ALA:HB3	1.75	0.69
5:M:252:THR:HB	5:M:344:ARG:HG2	1.75	0.69
1:A:275:ILE:HG13	1:A:299:TYR:HB2	1.75	0.68
1:A:313:LYS:HA	1:A:316:LEU:HB3	1.74	0.68
2:B:176:LYS:O	2:B:180:THR:N	2.24	0.68
3:C:409:PRO:HB3	3:C:490:MET:HB2	1.74	0.68
8:H:410:PRO:HG3	8:H:493:LEU:HD13	1.74	0.68
2:J:444:ARG:HD2	2:J:462:VAL:HB	1.75	0.68
5:M:58:ASP:OD1	5:M:72:ASN:ND2	2.27	0.68
5:M:166:ILE:HA	5:M:169:ALA:HB3	1.75	0.68
1:A:131:TYR:HB2	1:A:422:TYR:CE2	2.28	0.68
2:B:522:LYS:HA	5:E:62:VAL:HB	1.76	0.68
4:D:298:LEU:HB2	4:D:324:VAL:HG22	1.75	0.68
4:D:441:ARG:HA	5:M:478:ARG:HH22	1.58	0.68
6:F:399:LYS:O	6:F:403:ASP:N	2.26	0.68
6:F:413:ALA:HB1	6:F:476:LEU:HB3	1.75	0.68
3:K:320:ASN:O	3:K:324:ALA:N	2.16	0.68
5:M:419:VAL:HG11	5:M:513:LYS:HG3	1.76	0.68
10:2:84:LYS:HG3	10:2:85:GLU:HG3	1.74	0.68
1:A:274:ARG:NH2	1:A:296:CYS:SG	2.67	0.68
2:B:290:PHE:N	2:B:310:MET:O	2.24	0.68
3:C:216:ARG:NH2	3:C:366:CYS:O	2.26	0.68
5:E:223:LYS:HB2	5:E:386:PHE:HB3	1.76	0.68
6:F:468:ALA:O	6:F:472:GLU:N	2.19	0.68
1:I:112:ILE:HD12	1:I:433:ARG:HB2	1.74	0.68
2:J:150:SER:HB2	2:J:154:LYS:HG3	1.76	0.68
4:L:72:ASN:OD1	4:L:73:ASP:N	2.27	0.68
4:L:163:LEU:HG	4:L:412:ILE:HG23	1.75	0.68
4:L:423:ALA:HB3	4:L:428:PRO:HD3	1.74	0.68

Continued on next page...

Continued from previous page...

Atom-1	Atom-2	Interatomic distance (Å)	Clash overlap (Å)
1:A:199:LYS:HG2	1:A:377:LEU:HD13	1.73	0.68
1:A:353:GLN:HA	1:A:362:ILE:HA	1.76	0.68
4:D:250:GLN:HB2	4:D:346:ALA:HA	1.74	0.68
5:E:343:PRO:HD2	5:E:352:LYS:HD2	1.75	0.68
8:H:473:GLU:HG3	8:H:476:LYS:HD3	1.74	0.68
2:J:330:GLU:HB2	2:J:342:LYS:HB3	1.74	0.68
8:P:225:LYS:HG3	8:P:316:ASN:HA	1.76	0.68
2:B:25:ARG:NH1	2:B:514:ILE:O	2.21	0.68
5:E:170:LYS:HB2	5:E:183:ARG:NH1	2.07	0.68
7:G:80:VAL:HG12	7:G:84:LYS:HE2	1.76	0.68
8:H:280:VAL:HG21	8:H:305:ALA:HB2	1.75	0.68
2:J:440:ALA:HA	2:J:443:LEU:HD12	1.74	0.68
2:J:465:LEU:HA	2:J:468:ALA:HB3	1.76	0.68
4:L:209:LYS:NZ	4:L:332:ASP:OD1	2.26	0.68
7:O:279:GLU:HG3	7:O:283:HIS:HD1	1.58	0.68
8:P:115:ALA:O	8:P:119:LEU:N	2.26	0.68
8:P:147:VAL:HA	8:P:409:VAL:HG22	1.76	0.68
8:P:500:THR:HG23	8:P:503:GLY:H	1.58	0.68
3:C:442:GLN:NE2	3:C:445:GLU:OE1	2.26	0.68
1:I:11:ARG:NH1	1:I:13:THR:OG1	2.27	0.68
1:A:49:ILE:HG23	1:A:50:GLY:H	1.59	0.68
3:C:481:ASN:HB3	3:C:484:THR:HG22	1.76	0.68
6:F:44:MET:HG2	6:F:58:LYS:HB2	1.75	0.68
7:G:407:ALA:HB2	7:G:488:PHE:HB2	1.74	0.68
6:N:213:ASP:HB2	6:N:317:LYS:HG3	1.76	0.68
6:N:413:ALA:HB2	6:N:489:ALA:HB3	1.75	0.68
7:O:350:GLU:OE2	7:O:357:ARG:NE	2.23	0.68
7:O:460:ILE:HD13	7:O:483:ASP:HA	1.76	0.68
8:P:66:THR:HG22	8:P:390:ARG:HH21	1.59	0.68
3:C:335:PRO:HA	3:C:338:LEU:HD21	1.75	0.68
5:E:250:ILE:HD11	5:E:333:ILE:HG12	1.74	0.68
5:E:417:ARG:HB3	5:E:510:LEU:HB3	1.76	0.68
6:F:231:LEU:O	6:F:292:ILE:N	2.26	0.68
8:H:81:PRO:O	8:H:85:MET:N	2.26	0.68
8:H:421:LYS:HE3	8:H:468:TYR:HA	1.76	0.68
3:K:146:ILE:HB	3:K:402:LEU:HD23	1.76	0.68
5:M:420:TYR:HB3	5:M:501:MET:HB3	1.74	0.68
6:N:279:ARG:NH1	6:N:308:GLU:OE2	2.26	0.68
14:6:16:TYR:CE1	14:6:105:ARG:HB2	2.29	0.68
2:B:112:GLU:HB3	2:B:438:SER:OG	1.93	0.68
3:C:243:SER:HA	3:C:295:GLY:HA3	1.76	0.68

Continued on next page...

Continued from previous page...

Atom-1	Atom-2	Interatomic distance (Å)	Clash overlap (Å)
6:F:264:ARG:HH22	6:F:300:PHE:HB2	1.59	0.68
8:H:432:GLY:O	8:H:435:GLN:HG2	1.92	0.68
4:D:243:LYS:HZ2	4:D:358:SER:HG	1.39	0.68
5:E:309:GLU:O	5:E:312:HIS:ND1	2.26	0.68
7:G:260:VAL:HA	7:G:263:TYR:HD2	1.58	0.68
8:H:198:ASN:OD1	8:H:201:ASN:ND2	2.27	0.68
8:H:424:THR:HB	8:H:442:ALA:HB3	1.76	0.68
3:K:131:ASP:O	3:K:135:SER:N	2.24	0.68
7:O:237:ILE:O	7:O:343:GLY:N	2.24	0.68
1:A:498:ASN:HA	1:A:502:GLY:HA3	1.76	0.67
2:B:385:GLU:HG3	2:B:388:ARG:HH21	1.59	0.67
3:C:329:ALA:HB1	3:C:343:VAL:HA	1.76	0.67
5:E:231:ASP:HA	5:E:371:MET:HA	1.75	0.67
6:F:477:VAL:HA	6:F:488:VAL:HA	1.75	0.67
7:G:469:ALA:HB2	1:I:428:THR:HG22	1.75	0.67
8:H:54:LYS:H	8:H:65:VAL:HG23	1.59	0.67
8:H:209:GLY:N	8:H:379:GLY:O	2.26	0.67
1:I:45:LEU:N	1:I:53:THR:O	2.25	0.67
3:K:47:MET:SD	3:K:61:ASN:ND2	2.67	0.67
4:L:176:VAL:O	4:L:180:SER:OG	2.12	0.67
5:M:209:ILE:HG21	5:M:406:LEU:HD21	1.75	0.67
5:M:493:CYS:H	5:M:504:GLN:HE22	1.40	0.67
6:N:130:ALA:O	6:N:134:LEU:N	2.20	0.67
7:O:214:VAL:HG21	7:O:321:ARG:HB3	1.75	0.67
1:A:327:ILE:HG13	1:A:329:SER:H	1.58	0.67
2:B:423:GLN:O	2:B:427:ARG:N	2.26	0.67
5:E:133:ILE:O	5:E:137:TYR:N	2.27	0.67
7:G:192:LEU:HB3	7:G:393:ILE:HG21	1.75	0.67
7:G:466:ALA:HB2	1:I:431:GLY:HA3	1.76	0.67
8:H:20:LYS:O	8:H:523:GLN:NE2	2.26	0.67
2:J:165:THR:HG21	2:J:495:GLU:HB2	1.76	0.67
2:J:350:GLU:O	2:J:361:HIS:N	2.20	0.67
3:K:407:LEU:HA	3:K:499:LEU:HB2	1.76	0.67
5:M:299:LEU:HD12	5:M:321:ALA:HA	1.75	0.67
5:M:535:LYS:NZ	5:M:540:GLU:O	2.23	0.67
5:M:540:GLU:HB3	7:O:50:VAL:HG11	1.77	0.67
8:P:163:LEU:HD22	8:P:402:LEU:HD13	1.76	0.67
9:1:66:ARG:HH21	13:5:71:TYR:HE1	1.42	0.67
11:3:101:MET:HG2	12:4:76:ILE:HD13	1.76	0.67
2:B:421:VAL:HG21	2:B:439:TYR:HE2	1.59	0.67
3:C:292:THR:N	3:C:312:ILE:O	2.24	0.67

Continued on next page...

Continued from previous page...

Atom-1	Atom-2	Interatomic distance (Å)	Clash overlap (Å)
4:D:183:LEU:HD23	4:D:405:ILE:HG23	1.75	0.67
5:E:512:GLY:O	5:E:516:GLN:N	2.27	0.67
2:J:84:LEU:HD21	2:J:106:ALA:HB3	1.74	0.67
2:J:506:SER:O	2:J:510:ALA:N	2.27	0.67
3:K:47:MET:N	6:N:517:LEU:O	2.24	0.67
3:K:218:VAL:HA	3:K:373:THR:H	1.59	0.67
6:N:348:GLY:HA3	6:N:365:LYS:HB3	1.77	0.67
8:P:103:PHE:CE1	8:P:448:ILE:HG13	2.29	0.67
8:P:242:TYR:HD1	8:P:333:LEU:HB2	1.58	0.67
1:A:433:ARG:O	1:A:437:ALA:N	2.25	0.67
3:C:122:VAL:O	3:C:126:TYR:N	2.27	0.67
6:F:196:MET:HB3	6:F:377:LYS:HA	1.76	0.67
8:H:422:GLN:O	8:H:426:TYR:N	2.23	0.67
2:J:195:ASN:HB3	2:J:198:ALA:HB3	1.76	0.67
2:J:263:LYS:HA	2:J:266:GLU:HB2	1.76	0.67
3:K:324:ALA:O	3:K:328:GLY:N	2.26	0.67
3:K:478:TRP:CE3	3:K:489:ASP:HB2	2.29	0.67
8:P:56:VAL:N	8:P:64:PHE:O	2.27	0.67
11:3:153:LYS:HA	11:3:156:ASP:HB3	1.76	0.67
4:D:363:GLU:O	4:D:375:LYS:N	2.27	0.67
8:H:99:ASP:HA	8:H:171:LYS:HZ3	1.59	0.67
1:I:157:SER:HA	1:I:160:ILE:HB	1.76	0.67
4:L:229:LEU:HD12	4:L:374:LEU:HD23	1.77	0.67
5:M:185:MET:HA	5:M:188:ILE:HG12	1.76	0.67
5:M:263:LYS:HZ2	7:O:266:ILE:HB	1.58	0.67
10:2:58:ILE:HG22	10:2:90:LEU:HB3	1.77	0.67
14:6:37:LEU:HD12	14:6:80:LEU:HD12	1.75	0.67
2:B:21:ALA:O	2:B:25:ARG:N	2.24	0.67
2:B:123:PRO:HA	2:B:126:ILE:HB	1.75	0.67
2:B:419:HIS:HE1	2:B:466:ARG:HA	1.59	0.67
3:C:85:ARG:HA	3:C:88:ASP:HB3	1.76	0.67
3:C:155:ILE:HG12	3:C:496:TRP:HB2	1.75	0.67
3:C:351:GLU:O	3:C:362:PHE:N	2.23	0.67
4:D:276:LEU:HB3	4:D:280:ARG:HE	1.58	0.67
5:E:522:GLN:OE1	7:G:380:GLN:NE2	2.28	0.67
2:J:79:PRO:HB3	5:M:62:VAL:HG11	1.75	0.67
3:K:215:LEU:HB2	3:K:375:LEU:HB3	1.77	0.67
4:L:283:ILE:HD13	4:L:313:ALA:HB2	1.76	0.67
6:N:106:ALA:HB2	6:N:123:PHE:HZ	1.59	0.67
8:P:172:GLN:HG2	8:P:174:GLY:H	1.59	0.67
2:B:228:GLN:HB3	2:B:310:MET:HA	1.76	0.67

Continued on next page...

Continued from previous page...

Atom-1	Atom-2	Interatomic distance (Å)	Clash overlap (Å)
4:D:400:GLU:O	4:D:404:SER:N	2.26	0.67
8:H:388:ILE:O	8:H:392:VAL:N	2.26	0.67
4:L:410:CYS:O	4:L:414:CYS:N	2.25	0.67
4:L:447:GLU:HA	4:L:450:CYS:HB2	1.76	0.67
6:N:274:ILE:HB	6:N:305:LEU:HD21	1.77	0.67
7:O:398:ARG:HG3	7:O:495:PRO:HG2	1.77	0.67
8:P:118:LEU:HD22	8:P:123:LEU:HD22	1.75	0.67
8:P:224:LYS:HA	8:P:360:VAL:HG21	1.76	0.67
14:6:86:GLU:HB3	14:6:89:ARG:HE	1.58	0.67
5:E:243:VAL:HG11	5:E:360:GLN:HA	1.76	0.67
6:F:154:THR:HB	6:F:157:ARG:HH21	1.60	0.67
6:F:462:THR:HG23	6:F:486:PRO:HD3	1.75	0.67
7:G:406:VAL:HG11	7:G:499:ARG:HG3	1.76	0.67
2:J:156:ARG:HD2	2:J:184:VAL:HG11	1.76	0.67
3:K:284:GLN:OE1	3:K:334:ARG:NH2	2.28	0.67
4:L:60:MET:HG2	4:L:70:ILE:HG13	1.76	0.67
5:M:225:ILE:HB	5:M:384:THR:HB	1.76	0.67
7:O:329:SER:HB3	7:O:341:VAL:HG12	1.76	0.67
5:E:285:PHE:HZ	5:E:310:ALA:HB1	1.59	0.67
6:F:28:ARG:O	6:F:32:ASP:N	2.26	0.67
7:G:121:ILE:HG13	7:G:122:ILE:H	1.59	0.67
7:G:171:GLN:O	7:G:175:PHE:N	2.26	0.67
8:H:302:LEU:O	8:H:306:ASN:N	2.28	0.67
1:I:318:ARG:O	1:I:322:ALA:N	2.28	0.67
4:L:62:GLN:HG3	4:L:68:VAL:HG22	1.76	0.67
7:O:133:VAL:HA	7:O:500:ILE:HG13	1.76	0.67
7:O:209:GLN:O	7:O:373:ILE:N	2.28	0.67
1:A:274:ARG:HB3	1:A:337:GLU:HB3	1.76	0.67
4:D:168:THR:O	4:D:172:ASN:N	2.28	0.67
8:H:43:THR:HA	8:H:46:ALA:HB3	1.75	0.67
8:H:282:ALA:O	8:H:286:THR:N	2.26	0.67
2:J:190:LEU:HB2	2:J:195:ASN:ND2	2.10	0.67
2:J:394:LEU:O	2:J:398:ALA:N	2.25	0.67
5:M:292:ILE:HG21	5:M:300:ALA:HB2	1.76	0.67
5:M:333:ILE:O	5:M:337:THR:OG1	2.11	0.67
3:C:417:ALA:HA	3:C:470:HIS:CD2	2.30	0.66
4:D:161:GLU:O	4:D:165:ASN:N	2.27	0.66
8:H:453:ALA:HB1	8:H:458:VAL:HG23	1.77	0.66
3:K:152:MET:HG2	3:K:401:VAL:HG11	1.76	0.66
5:M:25:LYS:HE3	7:O:51:ASP:HA	1.76	0.66
5:M:481:GLN:O	5:M:485:MET:N	2.28	0.66

Continued on next page...

Continued from previous page...

Atom-1	Atom-2	Interatomic distance (Å)	Clash overlap (Å)
6:N:56:LEU:HD21	8:P:521:VAL:HG12	1.76	0.66
11:3:61:LYS:HD3	12:4:23:ILE:HG23	1.77	0.66
3:C:149:SER:O	3:C:153:LEU:N	2.23	0.66
5:E:202:ARG:NH2	5:E:416:ASN:OD1	2.28	0.66
6:F:31:GLN:HG3	6:F:97:LEU:HA	1.76	0.66
6:F:212:LEU:O	6:F:361:THR:N	2.28	0.66
7:G:57:THR:HG21	7:G:65:ILE:HG12	1.78	0.66
8:H:168:ILE:O	8:H:172:GLN:N	2.27	0.66
8:H:319:TRP:HE3	8:H:322:ARG:HH21	1.44	0.66
2:J:190:LEU:HB2	2:J:195:ASN:HD21	1.60	0.66
3:K:50:LEU:HB3	3:K:58:VAL:HB	1.75	0.66
4:L:160:ARG:HH12	4:L:189:ASN:HA	1.60	0.66
5:M:301:ILE:HB	5:M:325:VAL:HG21	1.76	0.66
5:M:475:THR:HG22	5:M:478:ARG:HD3	1.77	0.66
11:3:102:GLU:O	12:4:75:PHE:N	2.26	0.66
1:A:120:GLY:HA3	1:A:437:ALA:HB1	1.76	0.66
2:B:95:VAL:HG22	2:B:502:GLN:HB3	1.77	0.66
3:C:241:LEU:HD21	3:C:282:ILE:HG12	1.77	0.66
6:F:149:ILE:HG23	6:F:169:THR:HG21	1.78	0.66
3:K:104:GLU:HG3	3:K:443:ALA:HB1	1.77	0.66
6:N:232:THR:HG21	6:N:321:MET:HG3	1.77	0.66
6:N:408:VAL:O	6:N:496:ASP:N	2.27	0.66
9:1:23:THR:HG21	9:1:104:SER:HB2	1.77	0.66
14:6:33:LEU:O	14:6:37:LEU:N	2.19	0.66
2:B:52:LEU:N	2:B:62:MET:O	2.19	0.66
2:B:282:ILE:HA	2:B:285:HIS:CD2	2.30	0.66
7:G:278:LEU:HD21	7:G:302:TYR:HD2	1.60	0.66
8:H:27:GLU:HA	8:H:31:ARG:HB3	1.77	0.66
8:H:155:ARG:NH1	8:H:189:SER:O	2.29	0.66
3:K:50:LEU:N	3:K:58:VAL:O	2.25	0.66
4:L:85:HIS:HD2	4:L:86:PRO:HD2	1.60	0.66
3:C:160:ILE:HG21	3:C:173:CYS:SG	2.36	0.66
3:C:218:VAL:N	3:C:326:ALA:HA	2.09	0.66
4:D:471:LEU:HD22	4:D:499:GLY:HA2	1.77	0.66
7:G:199:LYS:HG3	7:G:382:MET:HE1	1.77	0.66
8:H:49:PRO:HB2	8:H:480:LEU:HB3	1.77	0.66
1:I:110:GLN:OE1	1:I:433:ARG:NH1	2.24	0.66
2:J:145:ALA:O	2:J:405:ARG:NH1	2.28	0.66
3:K:291:ILE:HG22	3:K:312:ILE:HB	1.78	0.66
4:L:280:ARG:HE	4:L:312:LEU:HD22	1.60	0.66
6:N:187:ASP:HB3	6:N:190:MET:HB2	1.76	0.66

Continued on next page...

Continued from previous page...

Atom-1	Atom-2	Interatomic distance (Å)	Clash overlap (Å)
1:A:45:LEU:HB2	1:A:53:THR:HB	1.78	0.66
1:A:121:TYR:CD1	1:A:441:PHE:HB2	2.30	0.66
2:B:232:ILE:HG21	2:B:288:ASN:HB3	1.76	0.66
2:B:293:ARG:HH22	2:B:321:GLU:HG3	1.60	0.66
3:C:118:HIS:CE1	3:C:121:VAL:HB	2.30	0.66
4:D:247:GLY:O	4:D:299:LEU:N	2.21	0.66
1:I:45:LEU:HB3	3:K:523:VAL:HG22	1.76	0.66
3:K:217:GLY:HA2	3:K:370:LYS:HE3	1.76	0.66
6:N:293:ASN:N	6:N:313:LEU:O	2.28	0.66
1:A:121:TYR:HD1	1:A:441:PHE:HB2	1.61	0.66
1:A:149:ILE:HG22	1:A:153:LYS:HE2	1.78	0.66
2:B:462:VAL:O	2:B:466:ARG:N	2.22	0.66
7:G:202:GLY:H	7:G:377:GLY:HA2	1.60	0.66
1:I:129:VAL:HA	1:I:132:ILE:HD12	1.77	0.66
2:J:129:GLY:HA3	2:J:435:ALA:HB3	1.76	0.66
3:K:183:VAL:HB	3:K:190:ARG:HB2	1.78	0.66
4:L:201:THR:HA	4:L:417:LYS:HA	1.77	0.66
4:L:510:GLN:NE2	4:L:515:SER:OG	2.28	0.66
5:M:225:ILE:N	5:M:384:THR:O	2.27	0.66
5:M:251:LEU:H	5:M:330:ILE:HD11	1.61	0.66
6:N:451:LEU:O	6:N:455:SER:N	2.25	0.66
7:O:117:HIS:CE1	7:O:121:ILE:HB	2.30	0.66
1:A:58:GLY:HA2	1:A:61:ILE:HG12	1.78	0.66
3:C:51:LEU:HD13	6:F:72:PRO:HB3	1.78	0.66
3:C:153:LEU:HA	3:C:156:ILE:HB	1.78	0.66
5:E:105:GLY:HA3	5:E:516:GLN:NE2	2.11	0.66
7:G:188:ASP:OD1	7:G:397:ARG:NH2	2.29	0.66
7:G:464:LEU:O	7:G:468:HIS:N	2.26	0.66
7:O:81:ASP:HA	7:O:84:LYS:HB3	1.76	0.66
7:O:276:ASP:O	7:O:280:LYS:N	2.29	0.66
2:B:127:ILE:HG22	2:B:131:ARG:HE	1.61	0.66
4:D:154:PRO:HA	4:D:420:ALA:HA	1.75	0.66
4:D:173:SER:HB2	4:D:508:VAL:HA	1.78	0.66
1:I:146:ASP:HB3	1:I:149:ILE:HB	1.77	0.66
1:I:231:ASN:O	1:I:351:VAL:N	2.26	0.66
2:J:429:PRO:HG2	2:J:433:ALA:N	2.11	0.66
3:K:38:ARG:HD2	3:K:447:ILE:HA	1.77	0.66
4:L:32:GLN:O	4:L:36:SER:N	2.26	0.66
5:M:526:MET:HG3	7:O:380:GLN:HB3	1.76	0.66
7:O:320:LYS:HZ2	7:O:330:ILE:HD13	1.61	0.66
8:P:475:ASN:HB2	8:P:491:ASP:HB3	1.78	0.66

Continued on next page...

Continued from previous page...

Atom-1	Atom-2	Interatomic distance (Å)	Clash overlap (Å)
9:1:51:ILE:HG13	9:1:73:LYS:HE3	1.77	0.66
10:2:35:GLN:NE2	10:2:116:ASN:OD1	2.29	0.66
1:A:185:ARG:HH22	1:A:330:THR:HG21	1.61	0.66
7:G:478:ASP:OD1	7:G:487:ASN:ND2	2.29	0.66
1:I:103:ASN:OD1	1:I:443:ARG:NH2	2.29	0.66
3:K:240:LEU:H	3:K:331:ILE:HG23	1.59	0.66
5:M:86:GLN:NE2	7:O:48:LEU:HD21	2.10	0.66
6:N:431:GLY:O	6:N:435:LEU:N	2.26	0.66
7:O:522:ASN:HB2	8:P:58:ASN:HA	1.78	0.66
1:A:294:ASP:HA	1:A:297:LEU:HB3	1.78	0.65
1:A:434:GLU:HA	1:A:437:ALA:HB3	1.76	0.65
3:C:113:LEU:HB3	3:C:118:HIS:NE2	2.11	0.65
4:D:232:LYS:HE2	4:D:239:THR:HA	1.78	0.65
4:D:269:TYR:OH	14:6:25:LYS:O	2.14	0.65
5:E:248:ILE:HG23	5:E:354:GLY:HA3	1.76	0.65
2:J:84:LEU:HD23	2:J:103:THR:HA	1.78	0.65
6:N:349:LEU:HB3	6:N:364:GLU:HB2	1.77	0.65
7:O:204:ALA:O	7:O:375:ARG:NE	2.25	0.65
8:P:135:ALA:HB2	8:P:438:ILE:HG13	1.79	0.65
8:P:168:ILE:HD12	8:P:391:ALA:HB1	1.76	0.65
1:A:286:ILE:O	1:A:308:VAL:N	2.29	0.65
1:A:470:PHE:CE2	1:A:495:PRO:HG3	2.32	0.65
2:B:126:ILE:HA	2:B:435:ALA:HB2	1.77	0.65
6:F:128:GLU:O	6:F:132:GLN:N	2.22	0.65
7:G:15:SER:HA	7:G:520:ILE:HA	1.77	0.65
7:G:181:ASP:O	7:G:185:MET:N	2.24	0.65
8:H:48:GLY:O	8:H:50:ASN:ND2	2.29	0.65
8:H:207:ILE:N	8:H:377:LEU:O	2.28	0.65
8:H:244:CYS:HB3	8:H:247:ASP:HB2	1.77	0.65
1:I:153:LYS:NZ	1:I:166:ASP:OD1	2.29	0.65
3:K:391:LEU:O	3:K:395:MET:N	2.18	0.65
6:N:237:LEU:HD13	6:N:301:SER:HB2	1.79	0.65
6:N:347:ALA:HB3	6:N:350:VAL:HG23	1.77	0.65
8:P:223:PHE:CD2	8:P:313:VAL:HG11	2.31	0.65
8:P:277:ASP:HA	8:P:304:TYR:CE2	2.31	0.65
1:A:472:ASN:HB2	1:A:483:LEU:HD22	1.79	0.65
3:C:265:THR:HG21	9:1:96:GLN:HG3	1.78	0.65
5:E:475:THR:HG23	4:L:445:GLY:HA2	1.79	0.65
8:H:150:SER:HA	8:H:408:LEU:H	1.62	0.65
1:I:139:ASN:O	1:I:408:VAL:HG21	1.96	0.65
1:I:172:VAL:HG13	1:I:396:LEU:HD23	1.77	0.65

Continued on next page...

Continued from previous page...

Atom-1	Atom-2	Interatomic distance (Å)	Clash overlap (Å)
6:N:153:ARG:O	6:N:157:ARG:N	2.28	0.65
7:O:230:LYS:HB2	7:O:350:GLU:HB3	1.78	0.65
5:E:528:LEU:HD23	7:G:43:ARG:HD2	1.78	0.65
6:F:224:ARG:HE	6:F:351:TYR:HB2	1.60	0.65
1:I:100:LEU:O	1:I:104:ALA:N	2.25	0.65
3:K:219:MET:H	3:K:373:THR:HB	1.62	0.65
7:O:193:LYS:NZ	7:O:324:MET:SD	2.61	0.65
4:D:436:LEU:O	4:D:440:SER:N	2.26	0.65
5:E:337:THR:HB	5:E:355:PHE:H	1.62	0.65
6:F:232:THR:HG21	6:F:321:MET:HA	1.77	0.65
6:F:293:ASN:N	6:F:313:LEU:O	2.29	0.65
7:G:222:TYR:HB2	7:G:225:PHE:HB2	1.79	0.65
7:G:427:ILE:HG23	7:G:432:GLN:HA	1.78	0.65
8:H:241:VAL:HA	8:H:292:VAL:HB	1.79	0.65
8:H:349:SER:O	8:H:364:LYS:N	2.29	0.65
8:H:449:PRO:HG3	8:H:477:ASN:HD21	1.61	0.65
1:I:19:SER:HA	1:I:22:VAL:HG22	1.78	0.65
1:I:121:TYR:HD1	1:I:441:PHE:HB2	1.61	0.65
2:J:456:TYR:HE2	2:J:461:LEU:HB2	1.61	0.65
3:K:38:ARG:NE	3:K:450:THR:HG21	2.12	0.65
3:K:44:LYS:NZ	3:K:483:GLU:O	2.29	0.65
4:L:430:ILE:HD11	4:L:462:PRO:HD3	1.78	0.65
8:P:203:ARG:HE	8:P:326:LYS:HE3	1.60	0.65
8:P:242:TYR:O	8:P:294:GLY:N	2.19	0.65
9:1:16:LEU:HD22	9:1:111:ASN:HB2	1.78	0.65
11:3:54:ASP:HA	11:3:57:TYR:HB3	1.79	0.65
1:A:471:HIS:CE1	7:O:426:THR:HA	2.32	0.65
3:C:64:ASN:HB3	3:C:68:ARG:HH12	1.61	0.65
4:D:145:ILE:HG23	4:D:519:LEU:HD23	1.78	0.65
5:E:223:LYS:O	5:E:386:PHE:N	2.28	0.65
1:I:49:ILE:HG23	1:I:50:GLY:H	1.62	0.65
2:J:393:ALA:O	2:J:397:LEU:N	2.25	0.65
2:J:466:ARG:O	2:J:470:SER:N	2.24	0.65
3:C:217:GLY:N	3:C:371:ALA:O	2.30	0.65
4:D:436:LEU:HB2	4:D:455:ALA:HB2	1.79	0.65
6:F:26:ALA:HB1	8:H:16:LYS:HE2	1.77	0.65
6:F:207:ILE:HB	6:F:373:THR:HB	1.78	0.65
8:H:198:ASN:HB3	8:H:201:ASN:HB2	1.78	0.65
8:H:237:ALA:HB1	8:H:289:ASN:HB2	1.79	0.65
8:H:477:ASN:OD1	8:H:478:VAL:N	2.29	0.65
3:K:110:GLU:O	3:K:114:GLU:N	2.22	0.65

Continued on next page...

Continued from previous page...

Atom-1	Atom-2	Interatomic distance (Å)	Clash overlap (Å)
4:L:160:ARG:HH11	4:L:188:VAL:HG12	1.61	0.65
4:L:204:ASP:OD2	4:L:206:ARG:NH2	2.30	0.65
5:M:133:ILE:HG23	5:M:447:ALA:HB1	1.77	0.65
5:M:287:GLU:O	5:M:291:GLN:N	2.30	0.65
8:P:42:THR:O	8:P:46:ALA:N	2.29	0.65
8:P:467:LEU:HD12	8:P:489:VAL:HG12	1.78	0.65
1:A:294:ASP:OD1	1:A:309:ARG:NH1	2.30	0.65
1:I:393:HIS:HD2	1:I:396:LEU:HD12	1.62	0.65
2:J:425:ALA:HB3	2:J:437:GLU:HG3	1.79	0.65
3:K:137:LEU:O	3:K:141:SER:N	2.25	0.65
4:L:300:ILE:HG21	4:L:309:LEU:HD22	1.78	0.65
4:L:314:LEU:HD11	4:L:326:LYS:HB2	1.78	0.65
9:1:56:ASP:HA	9:1:73:LYS:HD3	1.79	0.65
9:1:94:LEU:O	9:1:98:LYS:N	2.25	0.65
1:A:395:ALA:O	1:A:399:VAL:N	2.22	0.65
2:B:475:THR:O	2:B:488:MET:N	2.30	0.65
3:C:420:HIS:O	3:C:424:GLU:N	2.19	0.65
4:L:245:LYS:HB2	4:L:295:CYS:HA	1.79	0.65
6:N:152:ALA:HA	6:N:398:VAL:HG22	1.78	0.65
6:N:191:ILE:O	6:N:323:ARG:NH2	2.30	0.65
1:A:44:MET:HG3	3:C:519:ILE:HG21	1.79	0.65
2:B:128:ALA:HA	2:B:131:ARG:HD2	1.78	0.65
6:F:59:ASP:OD1	6:F:159:LYS:NZ	2.27	0.65
8:H:114:LEU:HB3	8:H:440:LYS:HD2	1.79	0.65
3:K:503:LEU:HD11	3:K:507:LYS:HE3	1.79	0.65
1:A:180:LYS:O	1:A:373:ALA:N	2.30	0.64
3:C:481:ASN:O	3:C:485:GLY:N	2.30	0.64
4:D:333:ILE:O	4:D:337:CYS:N	2.26	0.64
8:H:436:TYR:OH	3:K:467:ARG:NH2	2.30	0.64
1:I:180:LYS:HD2	1:I:371:THR:HB	1.79	0.64
4:L:317:LEU:HD22	4:L:324:VAL:HG21	1.79	0.64
6:N:430:LYS:HB2	6:N:432:ARG:HG2	1.78	0.64
7:O:136:ILE:HG12	7:O:412:ILE:HG21	1.79	0.64
10:2:71:TYR:HB3	10:2:78:LEU:HD11	1.79	0.64
11:3:136:ASP:O	11:3:138:ASP:N	2.30	0.64
2:B:349:ILE:HD13	2:B:362:PHE:CE1	2.33	0.64
3:C:195:ILE:HG21	3:C:198:TYR:HD2	1.62	0.64
5:E:255:PHE:CZ	5:E:289:ILE:HG12	2.32	0.64
8:H:196:HIS:CE1	8:H:370:GLY:H	2.14	0.64
8:H:215:SER:OG	8:H:378:ARG:O	2.14	0.64
3:K:396:GLN:HE21	3:K:501:VAL:HG22	1.60	0.64

Continued on next page...

Continued from previous page...

Atom-1	Atom-2	Interatomic distance (Å)	Clash overlap (Å)
4:L:33:ILE:O	4:L:37:ASN:N	2.23	0.64
5:M:243:VAL:HG13	5:M:298:ASN:HB2	1.78	0.64
6:N:109:TYR:HB3	6:N:114:LEU:HD12	1.78	0.64
6:N:470:HIS:ND1	6:N:475:GLN:O	2.21	0.64
7:O:172:LYS:O	7:O:176:ALA:N	2.30	0.64
1:A:214:TYR:CB	1:A:319:ILE:HG12	2.27	0.64
1:A:341:GLU:HG3	1:A:343:ALA:H	1.62	0.64
3:C:354:LYS:NZ	3:C:357:ASP:O	2.29	0.64
4:D:472:ASN:ND2	4:D:475:SER:OG	2.30	0.64
5:E:111:VAL:O	5:E:115:ALA:N	2.30	0.64
5:E:249:ALA:HB1	5:E:353:LEU:HD22	1.80	0.64
5:E:434:SER:HB3	4:L:452:ARG:HH22	1.62	0.64
6:F:223:LYS:HB2	6:F:352:GLU:HB3	1.78	0.64
6:F:256:ARG:NH2	14:6:112:GLN:O	2.31	0.64
10:2:34:ARG:HA	10:2:37:GLN:HB3	1.79	0.64
1:A:127:GLU:OE1	1:A:130:ARG:NH1	2.29	0.64
5:E:143:VAL:HG23	5:E:433:VAL:HG22	1.80	0.64
8:H:69:ALA:N	8:H:102:ASN:OD1	2.30	0.64
2:J:43:LEU:HG	2:J:44:GLY:H	1.60	0.64
6:N:264:ARG:HA	6:N:267:ILE:HD12	1.80	0.64
14:6:69:LEU:O	14:6:73:ARG:N	2.30	0.64
2:B:79:PRO:HB3	5:E:68:VAL:HG11	1.79	0.64
2:B:184:VAL:O	2:B:188:LEU:N	2.30	0.64
3:C:153:LEU:O	3:C:157:ASN:N	2.20	0.64
3:C:202:GLU:O	3:C:376:LEU:HB2	1.96	0.64
3:C:484:THR:HG23	3:C:486:THR:H	1.62	0.64
4:D:384:LYS:O	4:D:385:THR:OG1	2.14	0.64
4:D:480:LEU:O	4:D:484:HIS:N	2.27	0.64
4:L:191:VAL:O	4:L:195:ILE:N	2.29	0.64
8:P:304:TYR:O	8:P:308:TYR:N	2.25	0.64
4:D:160:ARG:HH22	4:D:185:PRO:HA	1.62	0.64
5:M:131:ILE:HG22	7:O:43:ARG:HE	1.62	0.64
6:N:61:ASN:ND2	6:N:85:ASP:OD2	2.30	0.64
7:O:431:GLN:HB2	7:O:434:LEU:HB2	1.80	0.64
8:P:104:VAL:HG13	8:P:511:ALA:HB2	1.79	0.64
5:E:230:VAL:O	5:E:372:LEU:N	2.28	0.64
6:F:327:ALA:O	6:F:368:ASN:N	2.28	0.64
8:H:137:ARG:HA	8:H:140:HIS:HB2	1.78	0.64
8:H:208:LEU:H	8:H:224:LYS:NZ	1.96	0.64
3:K:211:ASP:O	3:K:353:LYS:NZ	2.31	0.64
5:M:85:HIS:ND1	5:M:538:GLU:O	2.24	0.64

Continued on next page...

Continued from previous page...

Atom-1	Atom-2	Interatomic distance (Å)	Clash overlap (Å)
14:6:74:ALA:O	14:6:78:LYS:N	2.25	0.64
4:D:209:LYS:NZ	4:D:228:VAL:O	2.30	0.64
6:F:131:LEU:HD23	6:F:134:LEU:HD12	1.79	0.64
8:H:501:TYR:O	8:H:505:TYR:N	2.25	0.64
2:J:20:ARG:HH12	5:M:47:THR:HA	1.62	0.64
3:K:180:VAL:HG13	3:K:190:ARG:HD3	1.78	0.64
6:N:30:LEU:HD21	6:N:69:ILE:HB	1.80	0.64
6:N:162:ALA:O	6:N:166:ASP:N	2.30	0.64
8:P:54:LYS:H	8:P:66:THR:H	1.46	0.64
12:4:51:GLU:OE1	12:4:91:LYS:NZ	2.31	0.64
5:E:381:ARG:NH2	7:G:221:SER:OG	2.31	0.64
4:L:304:ILE:HB	4:L:307:ASP:HA	1.79	0.64
6:N:17:GLN:HG3	6:N:20:LEU:HD23	1.80	0.64
6:N:44:MET:HB3	6:N:56:LEU:HB3	1.78	0.64
6:N:88:THR:HG21	6:N:500:VAL:HG22	1.80	0.64
1:A:211:ILE:HG12	1:A:376:ILE:HG13	1.80	0.64
2:B:433:ALA:HA	2:B:436:MET:HB2	1.81	0.64
3:C:291:ILE:HA	3:C:312:ILE:HB	1.80	0.64
3:C:437:TYR:O	3:C:441:ALA:N	2.24	0.64
7:G:238:ALA:HB3	7:G:289:VAL:HA	1.79	0.64
8:H:118:LEU:HD23	8:H:121:ILE:HD12	1.80	0.64
8:H:222:VAL:HG13	8:H:360:VAL:HG11	1.80	0.64
8:H:417:ILE:HA	8:H:420:ALA:HB3	1.78	0.64
1:I:104:ALA:HA	1:I:121:TYR:CE2	2.33	0.64
1:I:527:ILE:HB	4:L:58:ASP:HA	1.79	0.64
2:J:95:VAL:HG21	2:J:502:GLN:HG3	1.79	0.64
5:M:229:ILE:HA	5:M:373:VAL:HA	1.80	0.64
11:3:63:MET:HG3	11:3:166:ARG:HA	1.80	0.64
1:A:254:ILE:O	3:C:269:GLN:HG2	1.98	0.63
1:A:367:THR:HB	1:A:370:ARG:O	1.99	0.63
2:B:412:CYS:HA	2:B:465:LEU:HD21	1.79	0.63
6:F:113:GLY:O	6:N:460:GLN:NE2	2.31	0.63
8:H:381:THR:HG22	8:H:383:ASN:H	1.64	0.63
2:J:453:ASN:HA	4:L:129:HIS:NE2	2.14	0.63
2:J:453:ASN:HA	4:L:129:HIS:CE1	2.33	0.63
14:6:13:VAL:HG12	14:6:15:LYS:H	1.64	0.63
5:E:248:ILE:HB	5:E:359:VAL:HG21	1.79	0.63
5:E:253:CYS:HB2	5:E:254:PRO:HD2	1.79	0.63
6:F:210:LEU:HD22	6:F:324:LEU:HG	1.80	0.63
7:G:398:ARG:HH21	7:G:494:GLU:HG2	1.63	0.63
2:J:415:MET:HB2	2:J:469:HIS:CE1	2.32	0.63

Continued on next page...

Continued from previous page...

Atom-1	Atom-2	Interatomic distance (Å)	Clash overlap (Å)
2:J:465:LEU:HG	2:J:469:HIS:HD2	1.63	0.63
3:K:153:LEU:HA	3:K:156:ILE:HG22	1.80	0.63
4:L:102:ALA:O	4:L:410:CYS:HB3	1.99	0.63
4:L:144:GLY:HA2	4:L:432:LEU:HD11	1.80	0.63
7:O:156:GLU:HG3	7:O:176:ALA:HB1	1.81	0.63
7:O:221:SER:HA	7:O:300:THR:HG21	1.80	0.63
7:O:236:LYS:O	7:O:287:LYS:N	2.31	0.63
8:P:103:PHE:CD2	8:P:507:ALA:HB1	2.33	0.63
8:P:239:ILE:HG12	8:P:324:LEU:HD11	1.78	0.63
12:4:36:LEU:HA	12:4:101:LEU:HD23	1.80	0.63
1:A:387:GLU:OE1	1:A:390:ARG:NH2	2.31	0.63
1:A:430:MET:HB3	1:A:434:GLU:HG3	1.81	0.63
1:A:446:LEU:O	1:A:450:ASN:ND2	2.30	0.63
3:C:202:GLU:HG2	3:C:375:LEU:HD12	1.79	0.63
3:C:238:ILE:HG21	3:C:363:ILE:HG23	1.80	0.63
2:J:71:LEU:HD22	2:J:85:VAL:HG22	1.79	0.63
2:J:228:GLN:NE2	2:J:301:GLU:O	2.31	0.63
2:J:322:ARG:HH12	2:J:365:VAL:HG23	1.63	0.63
4:L:38:ILE:HG12	4:L:117:LEU:HD22	1.79	0.63
7:O:182:ALA:HB1	7:O:195:ILE:HG22	1.80	0.63
8:P:322:ARG:O	8:P:326:LYS:N	2.30	0.63
12:4:49:ASN:O	12:4:53:ALA:N	2.22	0.63
1:A:70:PRO:HA	1:A:73:LYS:HB3	1.80	0.63
1:A:145:ARG:HD3	1:A:408:VAL:HG11	1.80	0.63
1:A:450:ASN:HA	1:A:460:SER:HB3	1.78	0.63
1:A:511:VAL:HA	1:A:514:LEU:HD12	1.79	0.63
2:B:159:LEU:HD22	2:B:397:LEU:HG	1.80	0.63
4:D:164:LEU:HA	4:D:188:VAL:HG21	1.79	0.63
5:E:258:PRO:HA	5:E:323:ARG:HH22	1.63	0.63
8:H:64:PHE:HE2	8:H:66:THR:HB	1.63	0.63
2:J:167:LEU:HD23	2:J:389:SER:HB3	1.80	0.63
2:J:415:MET:HE1	2:J:462:VAL:HG12	1.81	0.63
7:O:244:LEU:HD22	7:O:278:LEU:HD23	1.78	0.63
8:P:239:ILE:HD13	8:P:241:VAL:HB	1.79	0.63
8:P:477:ASN:OD1	8:P:478:VAL:N	2.31	0.63
2:B:43:LEU:O	2:B:453:ASN:ND2	2.31	0.63
4:D:193:LYS:HE2	4:D:223:LEU:HD23	1.79	0.63
4:D:306:ARG:HE	4:D:309:LEU:HD21	1.64	0.63
7:G:427:ILE:HG21	7:G:435:ILE:HG13	1.80	0.63
8:H:381:THR:HB	8:H:384:LEU:HG	1.79	0.63
3:K:70:ILE:HG13	3:K:71:GLN:H	1.63	0.63

Continued on next page...

Continued from previous page...

Atom-1	Atom-2	Interatomic distance (Å)	Clash overlap (Å)
4:D:48:ILE:O	4:D:52:LEU:N	2.30	0.63
5:E:31:LEU:HA	5:E:34:LEU:HB3	1.81	0.63
6:F:215:GLY:N	6:F:313:LEU:HG	2.14	0.63
7:G:395:ILE:HG12	7:G:398:ARG:HH22	1.64	0.63
7:G:488:PHE:HA	7:G:493:TRP:CD1	2.33	0.63
7:G:522:ASN:HB2	8:H:59:HIS:N	2.14	0.63
8:H:136:CYS:O	8:H:140:HIS:N	2.22	0.63
2:J:456:TYR:CE2	2:J:461:LEU:HB2	2.34	0.63
7:O:51:ASP:O	7:O:55:LYS:HB3	1.98	0.63
2:B:257:ARG:HH22	5:E:271:VAL:HG23	1.63	0.63
3:C:292:THR:HG21	3:C:296:ILE:HD13	1.81	0.63
4:D:280:ARG:NH2	14:6:79:ARG:HD2	2.14	0.63
4:D:437:THR:HG22	4:D:452:ARG:HA	1.81	0.63
7:G:249:GLU:HB2	7:G:273:ILE:HB	1.80	0.63
8:H:410:PRO:HB3	8:H:493:LEU:HB2	1.79	0.63
1:I:153:LYS:HB2	1:I:169:ALA:HB2	1.80	0.63
3:K:49:MET:HA	3:K:59:MET:HA	1.80	0.63
6:N:45:LYS:HG3	8:P:522:ASP:HB2	1.81	0.63
6:N:109:TYR:HE2	6:N:439:ALA:HB2	1.62	0.63
11:3:60:TYR:HA	11:3:166:ARG:HG3	1.80	0.63
1:A:181:TYR:O	1:A:370:ARG:NH1	2.31	0.63
1:A:411:GLY:N	1:A:503:VAL:O	2.28	0.63
1:A:413:GLY:HA3	1:A:488:LEU:HD13	1.81	0.63
4:D:217:THR:N	4:D:220:ASP:HB2	2.07	0.63
5:E:147:HIS:HE1	5:E:428:SER:HB3	1.64	0.63
5:E:260:PRO:HD2	5:E:264:HIS:CE1	2.33	0.63
5:E:504:GLN:HB3	5:E:506:VAL:HG23	1.81	0.63
6:F:175:SER:HB3	6:F:190:MET:HB3	1.80	0.63
1:I:148:LEU:HD13	1:I:399:VAL:HG13	1.80	0.63
3:K:152:MET:O	3:K:155:ILE:HG13	1.98	0.63
4:L:166:SER:HB3	4:L:411:VAL:HG22	1.81	0.63
6:N:331:VAL:HB	6:N:343:CYS:HB3	1.80	0.63
7:O:407:ALA:HB1	7:O:487:ASN:HB2	1.81	0.63
2:B:146:VAL:O	2:B:406:THR:N	2.32	0.63
3:C:122:VAL:HA	3:C:125:ALA:HB3	1.80	0.63
3:C:318:THR:O	3:C:322:ARG:N	2.20	0.63
3:C:491:LYS:HG2	3:C:496:TRP:CZ2	2.33	0.63
4:D:93:GLU:O	4:D:97:ALA:N	2.28	0.63
7:G:487:ASN:HB3	7:G:492:VAL:HB	1.81	0.63
8:H:186:ALA:HA	8:H:217:VAL:HG11	1.80	0.63
1:I:42:ASP:HB3	1:I:54:ILE:HG22	1.81	0.63

Continued on next page...

Continued from previous page...

Atom-1	Atom-2	Interatomic distance (Å)	Clash overlap (Å)
1:I:217:ASN:HA	1:I:361:LEU:HG	1.79	0.63
3:K:145:ASP:H	3:K:151:MET:HG2	1.63	0.63
14:6:57:PHE:HE1	14:6:66:LYS:HD2	1.63	0.63
1:A:328:LEU:HD23	1:A:331:LEU:HD12	1.80	0.62
3:C:180:VAL:HG21	3:C:395:MET:HB2	1.81	0.62
3:C:459:THR:O	3:C:463:LEU:N	2.24	0.62
3:K:368:ASP:O	3:K:370:LYS:NZ	2.31	0.62
5:M:243:VAL:HG21	5:M:299:LEU:HB2	1.81	0.62
1:A:83:ASP:HA	1:A:90:THR:HG22	1.81	0.62
2:B:20:ARG:NH1	5:E:47:THR:OG1	2.31	0.62
5:E:200:GLU:O	5:E:201:ARG:HG2	1.98	0.62
6:F:278:LYS:HB2	6:F:310:ILE:HD11	1.80	0.62
8:H:322:ARG:HG3	8:H:323:ARG:N	2.13	0.62
8:H:414:ALA:HA	8:H:477:ASN:HB2	1.80	0.62
2:J:16:ALA:HB1	2:J:521:ILE:HG23	1.80	0.62
5:M:247:LYS:HA	5:M:353:LEU:HD13	1.81	0.62
5:M:438:ASP:HB2	5:M:449:ARG:HH11	1.62	0.62
7:O:194:MET:O	7:O:370:CYS:N	2.32	0.62
3:C:39:THR:OG1	6:F:519:ASP:OD2	2.16	0.62
4:D:229:LEU:HD13	4:D:325:ILE:HG12	1.80	0.62
6:F:150:ASP:HB3	6:F:493:GLY:O	1.99	0.62
7:G:226:GLU:OE2	7:G:357:ARG:NH2	2.31	0.62
1:I:26:ALA:O	1:I:30:ASN:N	2.30	0.62
1:I:36:LEU:O	1:I:455:ASN:ND2	2.29	0.62
1:I:146:ASP:HB2	1:I:150:ASN:H	1.63	0.62
5:M:61:MET:N	5:M:69:THR:O	2.32	0.62
6:N:173:VAL:HA	6:N:176:ILE:HG13	1.82	0.62
11:3:165:LEU:HA	11:3:168:GLN:HG2	1.80	0.62
1:A:477:ASN:OD1	1:A:484:LYS:HB2	1.98	0.62
2:B:109:LEU:HD21	2:B:439:TYR:HA	1.81	0.62
2:B:375:LEU:HB3	2:B:383:LEU:HD11	1.79	0.62
3:C:196:LYS:HB2	3:C:399:ARG:HD2	1.82	0.62
5:E:123:LEU:HD23	5:E:126:ARG:HD3	1.80	0.62
7:G:315:PRO:HB2	7:G:318:ASP:HB2	1.82	0.62
8:H:153:ASN:H	8:H:159:GLU:HG3	1.64	0.62
1:I:471:HIS:NE2	1:I:486:ILE:HA	2.15	0.62
2:J:43:LEU:HD21	2:J:446:LEU:HD11	1.81	0.62
4:L:41:ALA:HB2	4:L:87:ALA:HB1	1.80	0.62
4:L:249:ILE:HD13	4:L:298:LEU:HD13	1.81	0.62
4:L:296:ASN:HA	4:L:322:ILE:HG12	1.81	0.62
6:N:278:LYS:HD2	6:N:310:ILE:HG13	1.80	0.62

Continued on next page...

Continued from previous page...

Atom-1	Atom-2	Interatomic distance (Å)	Clash overlap (Å)
8:P:143:LEU:HD13	8:P:505:TYR:HA	1.81	0.62
1:A:234:ILE:O	1:A:346:GLY:N	2.33	0.62
2:B:138:ARG:HH22	2:B:505:LEU:HA	1.64	0.62
2:B:354:ILE:HB	2:B:376:ARG:HH21	1.63	0.62
2:B:516:ARG:NH2	5:E:54:PRO:O	2.32	0.62
3:C:110:GLU:O	3:C:114:GLU:N	2.24	0.62
3:C:394:ALA:O	3:C:398:CYS:N	2.20	0.62
3:C:403:LEU:HD23	3:C:500:ALA:HB1	1.82	0.62
4:D:78:LEU:HB3	4:D:92:VAL:HG12	1.80	0.62
4:D:276:LEU:O	4:D:280:ARG:N	2.23	0.62
4:D:395:LYS:HA	4:D:398:ILE:HD12	1.81	0.62
5:E:55:ASN:HD21	5:E:462:LEU:HD21	1.65	0.62
5:E:427:ILE:HA	5:E:430:ALA:HB3	1.81	0.62
7:G:287:LYS:HG2	7:G:308:MET:HG2	1.80	0.62
8:H:70:ALA:O	8:H:74:ARG:N	2.31	0.62
3:K:421:ALA:HA	3:K:424:GLU:HG2	1.82	0.62
5:M:179:ASN:OD1	5:M:180:SER:N	2.30	0.62
6:N:89:GLY:O	6:N:159:LYS:NZ	2.33	0.62
6:N:233:CYS:HB3	6:N:336:PHE:CE1	2.33	0.62
6:N:445:LEU:HD13	6:N:463:LEU:HD21	1.79	0.62
14:6:79:ARG:O	14:6:83:ILE:N	2.24	0.62
1:A:264:ARG:HE	3:C:277:GLN:HE22	1.47	0.62
1:A:377:LEU:HB3	1:A:384:MET:HE1	1.82	0.62
2:B:149:GLY:H	2:B:154:LYS:HB3	1.63	0.62
2:B:497:PHE:CE2	2:B:501:ARG:HD3	2.33	0.62
5:E:206:PHE:O	5:E:209:ILE:N	2.20	0.62
5:E:441:PRO:O	5:E:442:THR:HG22	1.99	0.62
7:G:432:GLN:NE2	1:I:468:ARG:HH11	1.98	0.62
8:H:99:ASP:OD2	8:H:170:SER:HB2	2.00	0.62
8:H:288:ALA:HB2	8:H:341:LEU:HD11	1.81	0.62
8:P:281:LYS:O	8:P:285:ASP:N	2.29	0.62
1:A:103:ASN:ND2	1:A:440:GLU:OE1	2.33	0.62
5:E:34:LEU:HD21	5:E:121:GLU:HG3	1.82	0.62
5:E:59:LYS:HD2	5:E:77:ILE:HG21	1.82	0.62
5:E:423:GLY:H	5:E:501:MET:HE1	1.63	0.62
1:I:398:VAL:HG21	1:I:502:GLY:HA2	1.81	0.62
3:K:463:LEU:HA	3:K:466:LEU:HB2	1.82	0.62
4:L:287:VAL:HA	4:L:290:ILE:HD12	1.81	0.62
4:L:463:SER:HB3	4:L:477:VAL:HG13	1.82	0.62
6:N:194:MET:O	6:N:376:ILE:N	2.27	0.62
6:N:277:LEU:HD22	6:N:338:ASP:HA	1.80	0.62

Continued on next page...

Continued from previous page...

Atom-1	Atom-2	Interatomic distance (Å)	Clash overlap (Å)
1:A:408:VAL:HG12	1:A:506:PRO:HA	1.82	0.62
2:B:426:ASN:OD1	2:J:466:ARG:NH2	2.32	0.62
3:C:265:THR:OG1	9:1:97:LYS:HA	1.98	0.62
4:D:38:ILE:HG23	4:D:117:LEU:HD13	1.80	0.62
5:E:255:PHE:HD2	5:E:321:ALA:HB2	1.63	0.62
6:F:109:TYR:CE2	6:F:439:ALA:HB2	2.34	0.62
6:F:274:ILE:HD13	6:F:305:LEU:HD21	1.81	0.62
7:G:282:HIS:HB3	7:G:306:ARG:HE	1.64	0.62
8:H:135:ALA:O	8:H:139:ALA:N	2.25	0.62
1:I:299:TYR:OH	3:K:331:ILE:N	2.30	0.62
2:J:76:VAL:HG11	2:J:85:VAL:HG11	1.80	0.62
2:J:224:ILE:HG21	2:J:230:LYS:HA	1.82	0.62
3:K:50:LEU:HB2	3:K:66:ILE:HG23	1.82	0.62
4:L:253:LEU:HD22	4:L:348:ILE:HG21	1.80	0.62
10:2:47:LEU:HD22	10:2:101:ILE:HB	1.80	0.62
2:B:396:VAL:O	2:B:400:THR:N	2.29	0.62
3:C:185:PHE:HD1	3:C:186:GLU:HG2	1.63	0.62
3:C:328:GLY:HA3	3:C:367:LYS:O	2.00	0.62
5:E:35:LYS:O	5:E:39:MET:HG2	1.99	0.62
2:J:179:PHE:O	2:J:183:ALA:N	2.30	0.62
7:O:467:ARG:HH21	7:O:475:TYR:HB3	1.64	0.62
5:E:393:MET:O	5:E:397:GLU:N	2.28	0.62
7:G:140:ALA:HB1	7:G:404:SER:HB3	1.82	0.62
7:G:171:GLN:HA	7:G:174:PHE:HB3	1.81	0.62
8:H:279:GLN:HA	8:H:338:PRO:HA	1.80	0.62
2:J:155:PHE:HZ	2:J:401:VAL:HG22	1.65	0.62
4:L:484:HIS:CD2	4:L:492:GLY:HA3	2.35	0.62
8:P:26:GLU:HA	8:P:30:TYR:HD2	1.65	0.62
8:P:401:VAL:O	8:P:405:ASP:N	2.26	0.62
1:A:235:ALA:O	1:A:286:ILE:HA	2.00	0.61
2:B:418:ALA:O	2:B:422:THR:N	2.26	0.61
3:C:75:PRO:HA	3:C:78:LYS:HB3	1.80	0.61
6:F:40:PRO:HG3	6:F:157:ARG:HB3	1.82	0.61
6:F:463:LEU:O	6:F:467:GLN:N	2.20	0.61
7:G:132:ALA:O	7:G:136:ILE:N	2.19	0.61
2:J:23:THR:O	2:J:27:THR:N	2.22	0.61
2:J:38:LEU:O	2:J:41:SER:OG	2.18	0.61
2:J:465:LEU:HD22	2:J:485:ILE:HG12	1.82	0.61
5:M:352:LYS:NZ	7:O:305:ASP:OD1	2.29	0.61
6:N:39:GLY:HA3	6:N:451:LEU:HD21	1.82	0.61
8:P:292:VAL:HG21	8:P:324:LEU:HD13	1.82	0.61

Continued on next page...

Continued from previous page...

Atom-1	Atom-2	Interatomic distance (Å)	Clash overlap (Å)
9:1:64:VAL:HG23	13:5:49:CYS:HA	1.81	0.61
11:3:144:LEU:HD22	13:5:70:MET:SD	2.40	0.61
1:A:208:SER:HB3	1:A:378:ARG:H	1.65	0.61
1:A:210:LEU:HA	1:A:375:ILE:HA	1.82	0.61
3:C:57:ILE:HG21	6:F:76:LEU:HD21	1.82	0.61
3:C:249:LYS:HD3	3:C:267:ILE:HG23	1.82	0.61
3:C:265:THR:HA	9:1:100:TYR:HD2	1.63	0.61
4:D:245:LYS:HB2	4:D:296:ASN:H	1.64	0.61
5:E:131:ILE:HG23	7:G:43:ARG:HG3	1.82	0.61
6:F:44:MET:H	8:H:520:ARG:HD3	1.64	0.61
6:F:237:LEU:HB2	6:F:297:ILE:HG12	1.81	0.61
6:F:396:ARG:O	6:F:400:ASN:ND2	2.33	0.61
7:G:103:GLU:O	7:G:107:GLN:HG2	1.99	0.61
7:G:142:THR:HA	7:G:404:SER:HA	1.81	0.61
7:G:402:ASN:HD22	7:G:497:MET:HB2	1.64	0.61
11:3:164:PHE:O	11:3:168:GLN:N	2.30	0.61
1:A:118:ILE:HD12	1:A:121:TYR:HB2	1.82	0.61
3:C:462:LEU:HD22	3:C:487:LEU:HD13	1.83	0.61
4:D:465:LEU:HA	4:D:468:ASN:HB2	1.81	0.61
5:E:243:VAL:HG21	5:E:360:GLN:HA	1.82	0.61
6:F:161:HIS:HB2	6:F:164:LEU:H	1.65	0.61
7:G:186:LEU:HD13	7:G:195:ILE:HG12	1.82	0.61
7:G:414:MET:HB3	7:G:465:ARG:HD3	1.81	0.61
3:K:285:LEU:HD13	3:K:335:PRO:HB2	1.80	0.61
5:M:464:GLU:HG3	5:M:470:PRO:HG2	1.82	0.61
5:E:30:GLY:HA2	7:G:45:MET:HG3	1.81	0.61
5:E:256:GLU:HG3	5:E:285:PHE:CE1	2.35	0.61
5:E:357:GLY:H	5:E:377:CYS:H	1.48	0.61
5:E:364:PHE:HE1	5:E:388:ARG:HG2	1.65	0.61
8:H:280:VAL:HG13	8:H:308:TYR:HD2	1.64	0.61
3:K:416:MET:SD	3:K:466:LEU:HB3	2.40	0.61
3:K:478:TRP:HA	3:K:489:ASP:HA	1.81	0.61
4:L:376:ILE:HG22	4:L:379:CYS:HB3	1.81	0.61
7:O:104:PHE:O	7:O:108:VAL:N	2.27	0.61
7:O:144:LYS:HZ3	7:O:400:ILE:HG12	1.65	0.61
1:A:198:LEU:HB3	1:A:376:ILE:HG12	1.82	0.61
2:B:220:LEU:HD13	2:B:312:ILE:HG21	1.82	0.61
3:C:112:PHE:O	3:C:116:GLN:N	2.31	0.61
7:G:207:ASP:O	7:G:375:ARG:HB2	2.00	0.61
8:H:283:ILE:HD11	8:H:339:PRO:HG2	1.82	0.61
2:J:469:HIS:HA	2:J:473:ASN:HB2	1.82	0.61

Continued on next page...

Continued from previous page...

Atom-1	Atom-2	Interatomic distance (Å)	Clash overlap (Å)
3:K:370:LYS:HG3	3:K:372:CYS:H	1.63	0.61
4:L:121:THR:O	4:L:125:GLN:N	2.28	0.61
4:L:168:THR:O	4:L:172:ASN:N	2.30	0.61
6:N:31:GLN:HE22	6:N:100:GLY:H	1.47	0.61
8:P:52:MET:O	8:P:54:LYS:NZ	2.32	0.61
12:4:45:LYS:O	12:4:49:ASN:N	2.27	0.61
2:B:140:ALA:O	2:B:144:SER:N	2.27	0.61
2:B:154:LYS:O	2:B:158:ASP:N	2.24	0.61
5:E:255:PHE:CD2	5:E:321:ALA:HB2	2.35	0.61
5:E:300:ALA:HB3	5:E:321:ALA:HA	1.81	0.61
6:F:225:VAL:HB	6:F:350:VAL:HB	1.81	0.61
7:G:116:LEU:HD12	7:G:430:LYS:HD3	1.82	0.61
1:I:196:ASN:ND2	1:I:214:TYR:HB3	2.16	0.61
2:J:428:THR:HB	2:J:429:PRO:HD3	1.83	0.61
5:M:335:ILE:HD12	5:M:381:ARG:HH11	1.66	0.61
6:N:203:ASP:HB3	6:N:377:LYS:HB2	1.83	0.61
6:N:362:PHE:HB3	6:N:364:GLU:HG3	1.83	0.61
7:O:33:ALA:HB2	7:O:79:LEU:HD13	1.83	0.61
14:6:57:PHE:HA	14:6:67:GLN:HB2	1.83	0.61
1:A:313:LYS:NZ	1:A:329:SER:OG	2.29	0.61
1:A:489:ASP:O	1:A:493:GLY:N	2.34	0.61
2:B:351:GLU:HA	2:B:360:ILE:HA	1.82	0.61
3:C:430:THR:HA	3:C:434:GLN:OE1	2.01	0.61
5:E:428:SER:HA	5:E:481:GLN:NE2	2.16	0.61
5:E:498:THR:O	5:E:504:GLN:NE2	2.34	0.61
6:F:270:ARG:HD2	6:F:336:PHE:HB2	1.82	0.61
6:F:478:GLY:N	6:F:487:MET:O	2.33	0.61
8:H:91:HIS:O	8:H:95:GLN:N	2.27	0.61
8:H:228:GLU:O	8:H:312:LEU:N	2.33	0.61
8:H:242:TYR:OH	8:H:340:VAL:O	2.18	0.61
1:I:349:GLU:N	1:I:368:LYS:HZ3	1.99	0.61
6:N:46:MET:HG3	6:N:54:ILE:HG23	1.83	0.61
6:N:140:SER:HA	6:N:406:CYS:HA	1.83	0.61
6:N:427:PRO:HG2	6:N:434:GLN:HA	1.82	0.61
7:O:167:LEU:HB2	7:O:384:GLU:HG3	1.83	0.61
2:B:68:ALA:O	2:B:72:LYS:NZ	2.32	0.61
4:D:225:GLU:OE1	4:D:384:LYS:NZ	2.33	0.61
4:D:313:ALA:O	4:D:317:LEU:N	2.29	0.61
5:E:341:ILE:O	7:G:301:GLN:NE2	2.34	0.61
6:F:130:ALA:O	6:F:134:LEU:N	2.34	0.61
6:F:208:ARG:HA	6:F:372:VAL:HG13	1.81	0.61

Continued on next page...

Continued from previous page...

Atom-1	Atom-2	Interatomic distance (Å)	Clash overlap (Å)
7:G:458:THR:O	7:G:462:ASN:N	2.27	0.61
1:I:1:MET:HG2	1:I:20:GLN:NE2	2.16	0.61
1:I:31:ILE:HA	3:K:16:ARG:NH1	2.16	0.61
3:K:67:LEU:HA	3:K:70:ILE:HG22	1.83	0.61
3:K:299:LEU:HA	3:K:302:HIS:HD2	1.65	0.61
8:P:501:TYR:O	8:P:505:TYR:N	2.29	0.61
11:3:127:LEU:HD11	11:3:143:LEU:HD21	1.83	0.61
4:D:49:ARG:HH22	4:D:114:GLY:N	1.99	0.61
4:D:326:LYS:NZ	4:D:327:ASP:OD1	2.27	0.61
5:E:225:ILE:HG22	5:E:227:GLY:H	1.66	0.61
5:E:359:VAL:HG22	5:E:374:ILE:HG23	1.82	0.61
7:G:319:LEU:HG	7:G:330:ILE:HG22	1.83	0.61
7:G:333:SER:HB2	7:G:336:ALA:HB2	1.83	0.61
1:I:104:ALA:HA	1:I:121:TYR:HE2	1.66	0.61
1:I:410:PRO:HB3	1:I:487:GLY:HA2	1.83	0.61
3:K:230:ARG:HG3	3:K:233:ILE:HD12	1.82	0.61
4:L:140:ALA:HB2	4:L:451:VAL:HG13	1.82	0.61
6:N:78:ALA:HA	6:N:81:ALA:HB3	1.82	0.61
7:O:420:LEU:O	7:O:424:SER:N	2.32	0.61
7:O:457:ALA:O	7:O:461:LEU:N	2.22	0.61
4:D:37:ASN:HA	4:D:85:HIS:HE1	1.65	0.61
5:E:101:GLU:HA	5:E:410:ARG:HH12	1.64	0.61
5:E:161:ASP:OD1	5:E:162:THR:N	2.34	0.61
5:E:436:GLU:HG3	5:E:440:CYS:SG	2.41	0.61
6:F:67:MET:HG2	8:H:523:GLN:HE22	1.64	0.61
6:F:412:GLY:HA3	6:F:448:PRO:HB3	1.83	0.61
8:H:240:ALA:O	8:H:292:VAL:N	2.32	0.61
1:I:452:LEU:HD22	1:I:490:LEU:HD13	1.83	0.61
3:K:68:ARG:HH11	3:K:81:ILE:HG23	1.66	0.61
5:M:34:LEU:HD22	5:M:124:LEU:HD23	1.82	0.61
5:M:161:ASP:O	5:M:165:LEU:N	2.27	0.61
5:M:166:ILE:O	5:M:170:LYS:N	2.34	0.61
6:N:381:LYS:HA	6:N:384:LEU:HB3	1.82	0.61
7:O:244:LEU:HD21	7:O:277:LYS:HG2	1.83	0.61
1:A:218:CYS:HB2	1:A:311:VAL:HG22	1.83	0.60
2:B:25:ARG:NH2	2:B:517:VAL:O	2.33	0.60
2:B:477:GLY:N	2:B:486:GLY:O	2.22	0.60
3:C:16:ARG:HG2	3:C:524:SER:H	1.65	0.60
3:C:75:PRO:O	3:C:79:SER:N	2.29	0.60
4:D:395:LYS:NZ	4:D:399:GLU:OE2	2.29	0.60
7:G:155:LEU:O	7:G:159:ALA:N	2.30	0.60

Continued on next page...

Continued from previous page...

Atom-1	Atom-2	Interatomic distance (Å)	Clash overlap (Å)
7:G:186:LEU:HD12	7:G:370:CYS:N	2.12	0.60
1:I:161:ILE:HB	1:I:387:GLU:HG3	1.83	0.60
2:J:50:LYS:HG2	2:J:70:ILE:HG12	1.83	0.60
3:K:156:ILE:HD11	3:K:394:ALA:HB1	1.83	0.60
10:2:81:ARG:NH2	10:2:85:GLU:HB3	2.16	0.60
1:A:462:ASP:O	1:A:466:LYS:HG2	2.01	0.60
3:C:351:GLU:OE1	3:C:353:LYS:NZ	2.34	0.60
7:G:232:TYR:O	7:G:348:PHE:N	2.32	0.60
6:N:451:LEU:HD13	6:N:481:LEU:HA	1.83	0.60
7:O:102:ALA:HA	7:O:105:LEU:HD13	1.82	0.60
7:O:517:ASP:H	8:P:54:LYS:HE3	1.65	0.60
8:P:163:LEU:HA	8:P:166:THR:HG22	1.83	0.60
8:P:202:ILE:HD13	8:P:396:VAL:HG22	1.83	0.60
8:P:355:VAL:HG12	8:P:376:VAL:HB	1.81	0.60
7:G:374:LEU:HD13	7:G:386:GLU:HB3	1.84	0.60
7:G:497:MET:HG3	7:G:501:ASN:HD21	1.65	0.60
8:H:144:PRO:HA	8:H:147:VAL:HG23	1.83	0.60
1:I:533:LEU:HD21	4:L:80:GLN:HG2	1.83	0.60
2:J:475:THR:O	2:J:488:MET:N	2.26	0.60
3:K:49:MET:HE1	6:N:76:LEU:HD11	1.83	0.60
5:M:223:LYS:HD2	5:M:364:PHE:HD1	1.66	0.60
5:M:496:LYS:HG3	5:M:498:THR:H	1.66	0.60
7:O:197:ILE:HG13	7:O:372:PHE:HB2	1.84	0.60
7:O:444:ILE:O	7:O:448:GLN:N	2.27	0.60
14:6:19:LEU:HD23	14:6:97:LEU:HA	1.83	0.60
1:A:190:TYR:OH	1:A:404:GLU:HB2	2.01	0.60
1:A:327:ILE:HD13	1:A:346:GLY:N	2.16	0.60
2:B:39:VAL:O	2:B:100:THR:OG1	2.20	0.60
3:C:230:ARG:NE	3:C:288:ASP:OD2	2.35	0.60
4:D:249:ILE:O	4:D:306:ARG:NH2	2.33	0.60
5:E:536:PRO:HG2	5:E:538:GLU:HB2	1.83	0.60
6:F:102:LEU:HB2	6:F:443:ALA:HB2	1.82	0.60
1:I:118:ILE:HD12	1:I:522:ILE:HG13	1.83	0.60
1:I:260:LEU:HA	1:I:263:ILE:HG12	1.82	0.60
6:N:107:ASP:O	6:N:111:SER:N	2.33	0.60
6:N:433:ALA:O	6:N:437:VAL:N	2.22	0.60
7:O:520:ILE:O	8:P:57:ILE:N	2.31	0.60
8:P:206:LYS:HG2	8:P:377:LEU:HB2	1.83	0.60
11:3:72:ARG:HE	12:4:35:GLU:HG2	1.66	0.60
1:A:93:VAL:HA	1:A:96:ILE:HD12	1.84	0.60
1:A:196:ASN:HA	1:A:318:ARG:HD3	1.83	0.60

Continued on next page...

Continued from previous page...

Atom-1	Atom-2	Interatomic distance (Å)	Clash overlap (Å)
1:A:236:CYS:HB3	1:A:316:LEU:HD11	1.83	0.60
2:B:246:THR:OG1	2:B:248:LYS:NZ	2.35	0.60
2:B:292:ASN:ND2	2:B:295:LEU:O	2.33	0.60
3:C:185:PHE:CD1	3:C:186:GLU:HG2	2.36	0.60
3:C:197:LYS:HG2	3:C:200:ARG:HH12	1.66	0.60
4:D:229:LEU:HB2	4:D:374:LEU:HB3	1.84	0.60
4:D:232:LYS:HA	4:D:325:ILE:HG22	1.83	0.60
8:H:242:TYR:HA	8:H:333:LEU:H	1.65	0.60
1:I:449:PRO:HA	1:I:452:LEU:HD12	1.83	0.60
3:K:183:VAL:HG11	3:K:198:TYR:HB3	1.82	0.60
4:L:286:LEU:HB3	4:L:348:ILE:HG21	1.84	0.60
5:M:282:LYS:NZ	5:M:286:GLU:OE2	2.27	0.60
5:M:410:ARG:HA	5:M:413:ILE:HG22	1.83	0.60
8:P:477:ASN:N	8:P:490:LYS:O	2.32	0.60
11:3:104:ARG:HH21	14:6:57:PHE:HZ	1.49	0.60
1:A:470:PHE:HE2	1:A:495:PRO:HG3	1.66	0.60
2:B:434:VAL:HG22	2:J:459:ALA:HB1	1.84	0.60
3:C:22:VAL:O	3:C:26:ASN:N	2.32	0.60
4:D:153:ARG:HH12	4:D:423:ALA:H	1.48	0.60
4:D:482:ASN:O	4:D:486:GLN:HG2	2.01	0.60
5:E:235:SER:H	5:E:315:LEU:HD11	1.66	0.60
5:E:261:LYS:HG3	5:E:304:TRP:HD1	1.67	0.60
8:H:26:GLU:O	8:H:30:TYR:N	2.35	0.60
1:I:257:PRO:HG3	3:K:278:LEU:HD23	1.83	0.60
2:J:68:ALA:HA	2:J:71:LEU:HB2	1.84	0.60
2:J:512:GLU:HA	2:J:515:LEU:HB3	1.84	0.60
5:M:47:THR:HG21	5:M:81:MET:HE1	1.83	0.60
6:N:31:GLN:HG3	6:N:96:VAL:HG12	1.83	0.60
7:O:150:GLU:HB3	7:O:152:ARG:HG2	1.82	0.60
8:P:405:ASP:HB2	8:P:407:ARG:HE	1.67	0.60
10:2:30:PHE:HD1	11:3:176:MET:HG2	1.67	0.60
4:D:250:GLN:C	4:D:306:ARG:HH12	2.03	0.60
4:D:366:ASN:HD22	4:D:372:LYS:HB2	1.66	0.60
5:E:104:ASP:OD1	5:E:404:ASP:HB3	2.01	0.60
6:F:145:ARG:HA	6:F:148:LEU:HB2	1.84	0.60
6:F:303:ASP:O	6:F:306:SER:OG	2.18	0.60
6:F:408:VAL:HG11	6:F:501:LYS:NZ	2.17	0.60
2:J:399:GLN:O	2:J:403:ASP:N	2.32	0.60
2:J:477:GLY:N	2:J:486:GLY:O	2.35	0.60
4:L:157:LEU:HD22	4:L:416:VAL:HA	1.84	0.60
5:M:331:GLU:HA	7:O:223:ALA:HB2	1.84	0.60

Continued on next page...

Continued from previous page...

Atom-1	Atom-2	Interatomic distance (Å)	Clash overlap (Å)
5:M:477:VAL:HA	5:M:480:ARG:HB2	1.84	0.60
7:O:137:LYS:HA	7:O:140:ALA:HB2	1.82	0.60
1:A:232:ALA:HB3	1:A:348:ALA:HB3	1.84	0.60
3:C:407:LEU:HB2	3:C:496:TRP:HB3	1.83	0.60
4:D:478:THR:HG23	4:D:481:ARG:HH22	1.67	0.60
5:E:177:VAL:HG13	5:E:178:VAL:H	1.66	0.60
5:E:250:ILE:HG22	5:E:341:ILE:HG23	1.84	0.60
6:F:91:GLY:HA2	6:F:94:SER:HB2	1.84	0.60
7:G:14:ASP:O	7:G:521:LYS:N	2.31	0.60
8:H:249:MET:HG3	8:H:272:GLU:HA	1.84	0.60
8:H:268:PHE:O	8:H:272:GLU:HB2	2.02	0.60
1:I:209:MET:O	1:I:376:ILE:N	2.26	0.60
3:K:111:HIS:O	3:K:115:GLN:N	2.32	0.60
3:K:248:LYS:NZ	3:K:274:TYR:OH	2.34	0.60
6:N:156:LEU:HD23	6:N:394:GLY:HA3	1.84	0.60
1:A:472:ASN:N	1:A:483:LEU:O	2.34	0.60
2:B:18:GLU:HA	2:B:521:ILE:HA	1.84	0.60
3:C:451:LEU:HB3	3:C:482:GLY:H	1.67	0.60
4:D:283:ILE:HB	4:D:313:ALA:HB2	1.83	0.60
5:E:63:ASP:H	5:E:67:ASP:H	1.50	0.60
6:F:395:LEU:HA	6:F:398:VAL:HG22	1.82	0.60
6:F:470:HIS:CE1	6:F:476:LEU:HA	2.37	0.60
1:I:113:HIS:CD2	1:I:114:PRO:HD2	2.36	0.60
3:K:246:GLU:OE1	3:K:274:TYR:OH	2.20	0.60
3:K:272:GLU:O	3:K:276:GLN:N	2.33	0.60
5:M:105:GLY:HA2	5:M:516:GLN:NE2	2.15	0.60
6:N:182:GLN:NE2	6:N:184:GLU:OE2	2.35	0.60
6:N:237:LEU:HD12	6:N:298:ASP:H	1.66	0.60
8:P:29:VAL:HG12	8:P:119:LEU:HD13	1.84	0.60
8:P:365:HIS:HD2	8:P:370:GLY:H	1.47	0.60
11:3:52:LYS:HD3	11:3:174:VAL:HG11	1.84	0.60
11:3:63:MET:O	11:3:67:LEU:HG	2.02	0.60
14:6:15:LYS:HE2	14:6:108:LEU:HD13	1.84	0.60
4:D:482:ASN:N	5:M:445:GLN:HE22	2.00	0.60
5:E:442:THR:HG23	5:E:443:LEU:H	1.66	0.60
6:F:330:GLY:HA2	6:F:345:GLY:HA3	1.82	0.60
7:G:232:TYR:CZ	7:G:287:LYS:HB3	2.37	0.60
7:G:462:ASN:O	7:G:466:ALA:N	2.29	0.60
8:H:131:GLY:O	8:H:438:ILE:HG13	2.02	0.60
1:I:242:GLN:HA	1:I:292:ILE:HG22	1.84	0.60
3:K:113:LEU:HD13	3:K:122:VAL:HG22	1.82	0.60

Continued on next page...

Continued from previous page...

Atom-1	Atom-2	Interatomic distance (Å)	Clash overlap (Å)
3:K:481:ASN:HB3	3:K:484:THR:HB	1.83	0.60
8:P:401:VAL:HG22	8:P:404:ARG:HH21	1.67	0.60
12:4:19:ASP:HB3	12:4:24:ASN:HD21	1.66	0.60
2:B:24:ALA:O	2:B:28:SER:N	2.26	0.59
2:B:290:PHE:CE2	2:B:292:ASN:HB2	2.37	0.59
2:B:463:ALA:HA	2:B:466:ARG:HB3	1.84	0.59
3:C:399:ARG:O	3:C:403:LEU:N	2.26	0.59
4:D:49:ARG:HG2	4:D:111:ILE:HG23	1.83	0.59
4:D:156:GLU:H	4:D:162:THR:HG21	1.67	0.59
4:D:248:LEU:HD23	4:D:345:VAL:H	1.67	0.59
6:F:434:GLN:HA	6:F:437:VAL:HB	1.84	0.59
7:G:300:THR:HA	7:G:303:PHE:CD2	2.36	0.59
7:G:393:ILE:HA	7:G:396:VAL:HG22	1.84	0.59
7:G:419:TYR:O	7:G:423:TYR:N	2.31	0.59
8:H:58:ASN:H	8:H:62:LYS:H	1.49	0.59
2:J:189:ARG:NH1	2:J:368:GLY:O	2.35	0.59
3:K:230:ARG:HD3	3:K:288:ASP:HB2	1.83	0.59
4:L:85:HIS:CD2	4:L:86:PRO:HD2	2.37	0.59
5:M:179:ASN:O	5:M:183:ARG:NH1	2.35	0.59
7:O:65:ILE:HA	7:O:68:LEU:HB2	1.84	0.59
11:3:71:LYS:HG3	11:3:74:LEU:HD13	1.85	0.59
14:6:36:GLN:O	14:6:40:ASN:N	2.34	0.59
3:C:285:LEU:HB2	3:C:340:GLU:HB2	1.83	0.59
3:C:346:GLY:HA3	3:C:367:LYS:HG3	1.84	0.59
4:D:306:ARG:HG3	4:D:308:ALA:N	2.15	0.59
5:E:391:ASN:HB2	5:E:394:ILE:HG12	1.84	0.59
5:E:530:ILE:HG13	5:E:532:ASP:H	1.67	0.59
6:F:114:LEU:HD21	6:F:435:LEU:HD13	1.83	0.59
6:F:446:ILE:HA	6:F:449:LYS:HE3	1.83	0.59
7:G:32:ILE:HD13	7:G:76:ALA:HB1	1.84	0.59
8:H:86:ILE:HG12	8:H:514:ALA:HB1	1.83	0.59
3:K:434:GLN:HG2	3:K:438:ARG:HH12	1.67	0.59
4:L:451:VAL:O	4:L:455:ALA:N	2.34	0.59
5:M:84:ASP:HB3	5:M:539:SER:O	2.02	0.59
6:N:235:VAL:HG21	6:N:244:VAL:HA	1.83	0.59
7:O:196:GLY:HA3	7:O:321:ARG:HH22	1.66	0.59
8:P:328:VAL:HG23	8:P:330:ALA:H	1.67	0.59
11:3:114:LYS:O	13:5:78:ASP:HB2	2.01	0.59
3:C:319:ASP:HA	3:C:322:ARG:HD3	1.84	0.59
5:E:210:LYS:HB2	5:E:384:THR:HG22	1.83	0.59
6:F:326:LEU:O	6:F:368:ASN:ND2	2.28	0.59

Continued on next page...

Continued from previous page...

Atom-1	Atom-2	Interatomic distance (Å)	Clash overlap (Å)
7:G:124:ALA:HB3	7:G:434:LEU:HD23	1.84	0.59
7:G:278:LEU:HD21	7:G:302:TYR:CD2	2.36	0.59
7:G:310:CYS:SG	7:G:311:ALA:N	2.75	0.59
1:I:121:TYR:CD1	1:I:441:PHE:HB2	2.37	0.59
3:K:413:ALA:O	3:K:417:ALA:N	2.32	0.59
3:K:463:LEU:HA	3:K:466:LEU:HD12	1.84	0.59
5:M:165:LEU:HD22	5:M:409:ILE:HG23	1.84	0.59
5:M:250:ILE:HG12	5:M:301:ILE:HD11	1.85	0.59
8:P:228:GLU:HG3	8:P:314:ARG:HH21	1.67	0.59
14:6:27:MET:SD	14:6:30:ARG:NH1	2.75	0.59
2:B:76:VAL:O	2:B:82:LYS:NZ	2.29	0.59
3:C:34:ALA:HB1	3:C:100:ILE:HA	1.84	0.59
4:D:157:LEU:HD11	4:D:419:ARG:HA	1.85	0.59
4:D:301:GLN:HE22	4:D:306:ARG:NH2	1.99	0.59
4:D:345:VAL:HG22	4:D:355:MET:HB3	1.84	0.59
5:E:303:GLN:HA	5:E:325:VAL:HB	1.84	0.59
6:F:229:TYR:HE2	6:F:287:LYS:HB3	1.67	0.59
7:G:467:ARG:O	7:G:472:GLY:N	2.33	0.59
7:G:486:ASP:HB3	7:G:489:GLU:OE1	2.02	0.59
8:H:427:GLY:O	8:H:435:GLN:HB2	2.02	0.59
3:K:107:SER:O	3:K:111:HIS:ND1	2.32	0.59
4:L:122:LYS:O	4:L:126:LYS:N	2.35	0.59
4:L:407:ASP:HA	4:L:410:CYS:HB2	1.84	0.59
5:M:143:VAL:O	5:M:147:HIS:N	2.32	0.59
7:O:500:ILE:HA	7:O:503:LEU:HD12	1.84	0.59
8:P:132:TYR:HD1	8:P:441:PHE:HD1	1.50	0.59
8:P:491:ASP:O	8:P:495:ALA:N	2.34	0.59
10:2:60:THR:HB	11:3:127:LEU:HD22	1.84	0.59
12:4:33:ILE:HG12	12:4:108:ILE:HG23	1.84	0.59
1:A:401:ARG:HD3	1:A:506:PRO:HG2	1.83	0.59
2:B:424:LEU:O	2:B:428:THR:OG1	2.16	0.59
3:C:205:PRO:HD2	3:C:360:PHE:HZ	1.68	0.59
3:C:365:ASP:OD1	3:C:367:LYS:NZ	2.35	0.59
5:E:94:LEU:HD22	5:E:523:MET:HB3	1.85	0.59
5:E:163:GLU:O	5:E:167:GLN:N	2.27	0.59
6:F:192:GLU:HB2	6:F:323:ARG:NH1	2.18	0.59
8:H:203:ARG:HE	8:H:323:ARG:HD2	1.67	0.59
8:H:230:ASP:HB2	8:H:309:ASN:HA	1.84	0.59
8:H:244:CYS:H	8:H:334:PRO:HA	1.67	0.59
8:H:273:GLU:O	8:H:277:ASP:N	2.32	0.59
8:H:503:GLY:O	8:H:507:ALA:N	2.31	0.59

Continued on next page...

Continued from previous page...

Atom-1	Atom-2	Interatomic distance (Å)	Clash overlap (Å)
2:J:469:HIS:HA	2:J:473:ASN:H	1.66	0.59
3:K:155:ILE:HG22	3:K:496:TRP:CD2	2.37	0.59
4:L:430:ILE:HG23	4:L:459:GLU:HG2	1.84	0.59
5:M:155:VAL:HA	5:M:416:ASN:HB3	1.84	0.59
6:N:278:LYS:HE3	6:N:285:SER:HA	1.84	0.59
8:P:291:VAL:HB	8:P:312:LEU:HA	1.84	0.59
1:A:227:LYS:HG3	1:A:353:GLN:HB3	1.85	0.59
2:B:29:PHE:CE2	2:B:114:GLU:HG2	2.38	0.59
3:C:63:GLY:O	3:C:67:LEU:N	2.30	0.59
4:D:204:ASP:HA	4:D:413:ARG:HE	1.67	0.59
6:F:173:VAL:HA	6:F:176:ILE:HG12	1.82	0.59
6:F:303:ASP:OD2	6:F:307:LYS:NZ	2.35	0.59
7:G:339:ALA:HA	7:G:342:LEU:HD12	1.83	0.59
1:I:44:MET:H	3:K:519:ILE:HG22	1.68	0.59
2:J:167:LEU:HD13	2:J:176:LYS:HA	1.85	0.59
3:K:473:GLU:OE1	3:K:478:TRP:NE1	2.33	0.59
4:L:483:ARG:HB3	4:L:500:ILE:HD11	1.84	0.59
5:M:342:VAL:HG11	5:M:348:LEU:HD23	1.85	0.59
6:N:14:ALA:HB3	6:N:521:ILE:HG22	1.83	0.59
6:N:125:ALA:O	6:N:129:LYS:N	2.28	0.59
6:N:231:LEU:HB3	6:N:291:VAL:HG12	1.83	0.59
7:O:82:ILE:HG13	7:O:509:ALA:HB2	1.85	0.59
13:5:83:LEU:HA	13:5:93:GLU:HA	1.85	0.59
14:6:89:ARG:HG3	14:6:90:TYR:N	2.17	0.59
1:A:411:GLY:HA2	1:A:503:VAL:HB	1.85	0.59
1:A:489:ASP:HB3	1:A:493:GLY:H	1.68	0.59
2:B:162:ILE:HG21	2:B:396:VAL:HG11	1.84	0.59
2:B:445:MET:O	2:B:448:THR:OG1	2.19	0.59
2:B:521:ILE:O	5:E:62:VAL:N	2.30	0.59
3:C:417:ALA:HA	3:C:470:HIS:HD2	1.67	0.59
3:C:451:LEU:HD13	3:C:481:ASN:HA	1.83	0.59
4:D:288:LYS:O	4:D:292:LYS:HG3	2.03	0.59
8:H:179:LEU:HD23	8:H:182:LEU:HD12	1.85	0.59
8:H:491:ASP:HB2	8:H:495:ALA:HB2	1.83	0.59
1:I:397:CYS:O	1:I:401:ARG:N	2.28	0.59
6:N:294:GLN:HG2	6:N:316:ALA:HB3	1.84	0.59
8:P:197:PHE:CD2	8:P:400:LYS:HB2	2.36	0.59
9:1:74:GLU:HA	9:1:77:HIS:HD2	1.67	0.59
12:4:34:THR:O	12:4:38:GLU:HG3	2.03	0.59
13:5:83:LEU:HG	13:5:84:ILE:N	2.17	0.59
1:A:137:ILE:HG13	1:A:139:ASN:H	1.67	0.59

Continued on next page...

Continued from previous page...

Atom-1	Atom-2	Interatomic distance (Å)	Clash overlap (Å)
1:A:208:SER:CB	1:A:378:ARG:H	2.15	0.59
1:A:245:LYS:HZ2	3:C:274:TYR:HD1	1.50	0.59
1:A:471:HIS:HB2	7:O:425:ARG:HH21	1.68	0.59
2:B:451:ALA:HB2	2:B:478:LEU:HD11	1.85	0.59
4:D:61:ILE:N	4:D:69:THR:O	2.34	0.59
4:D:220:ASP:HB3	4:D:391:ARG:HD2	1.85	0.59
4:D:224:VAL:N	4:D:387:THR:O	2.31	0.59
4:D:496:ARG:HE	4:D:506:GLU:HG3	1.67	0.59
5:E:187:GLU:N	5:E:187:GLU:OE1	2.36	0.59
5:E:252:THR:N	5:E:341:ILE:HG22	2.17	0.59
8:H:45:THR:HG22	8:H:455:ASN:HD21	1.67	0.59
1:I:245:LYS:HD3	1:I:248:LEU:HD11	1.84	0.59
2:J:16:ALA:N	5:M:82:ASP:OD1	2.36	0.59
5:M:251:LEU:HD21	5:M:348:LEU:HD21	1.85	0.59
6:N:161:HIS:CD2	8:P:520:ARG:HH12	2.20	0.59
6:N:210:LEU:O	6:N:363:ILE:N	2.31	0.59
7:O:37:ARG:NH1	7:O:99:LEU:HA	2.17	0.59
1:A:318:ARG:O	1:A:322:ALA:HB3	2.03	0.59
6:F:293:ASN:HB3	6:F:314:ARG:HA	1.85	0.59
7:G:49:ILE:O	7:G:57:THR:N	2.36	0.59
7:G:443:GLU:OE2	7:G:465:ARG:NH1	2.34	0.59
8:H:173:TYR:HB3	8:H:480:LEU:HD23	1.84	0.59
2:J:215:ASP:HB3	2:J:372:THR:HB	1.84	0.59
2:J:522:LYS:HA	5:M:62:VAL:O	2.03	0.59
4:L:101:GLU:O	4:L:413:ARG:NH1	2.24	0.59
4:L:123:LEU:HB3	4:L:128:ILE:HB	1.84	0.59
4:L:147:ILE:HB	4:L:432:LEU:HD13	1.83	0.59
8:P:220:GLY:HA2	8:P:365:HIS:HD1	1.67	0.59
12:4:37:LYS:HA	12:4:40:ILE:HD12	1.83	0.59
1:A:225:MET:SD	1:A:307:ALA:N	2.76	0.59
1:A:230:VAL:HA	1:A:350:GLU:HA	1.84	0.59
3:C:240:LEU:HD11	3:C:323:ILE:HG22	1.84	0.59
6:F:61:ASN:HA	6:F:64:LEU:HD12	1.84	0.59
6:F:496:ASP:OD1	6:F:497:ASN:N	2.36	0.59
2:J:220:LEU:HB3	2:J:360:ILE:HG23	1.85	0.59
3:K:141:SER:CB	3:K:406:GLN:HG2	2.33	0.59
5:M:248:ILE:O	5:M:354:GLY:N	2.36	0.59
6:N:230:ILE:N	6:N:345:GLY:O	2.29	0.59
6:N:432:ARG:O	6:N:436:GLY:N	2.32	0.59
1:A:106:GLU:HA	1:A:109:LYS:HB2	1.85	0.58
1:A:471:HIS:CE1	7:O:425:ARG:HG2	2.37	0.58

Continued on next page...

Continued from previous page...

Atom-1	Atom-2	Interatomic distance (Å)	Clash overlap (Å)
3:C:436:PRO:O	3:C:440:VAL:N	2.30	0.58
3:C:452:ILE:HD13	3:C:459:THR:HA	1.84	0.58
6:F:418:MET:HB2	6:F:444:LEU:HD13	1.85	0.58
8:H:147:VAL:HA	8:H:409:VAL:HG12	1.85	0.58
8:H:169:MET:HB2	8:H:176:GLU:CD	2.23	0.58
8:H:421:LYS:NZ	8:H:467:LEU:O	2.29	0.58
6:N:426:LYS:CG	6:N:427:PRO:HD3	2.33	0.58
6:N:452:ALA:HB3	6:N:459:LEU:HA	1.84	0.58
7:O:210:LEU:HD11	7:O:370:CYS:HB3	1.85	0.58
8:P:502:LEU:O	8:P:506:TRP:N	2.20	0.58
11:3:81:ILE:HD12	11:3:84:THR:HG21	1.85	0.58
1:A:278:ILE:O	1:A:282:GLY:N	2.36	0.58
1:A:448:ILE:HB	1:A:449:PRO:HD3	1.85	0.58
2:B:440:ALA:HA	2:B:443:LEU:HD12	1.85	0.58
3:C:227:PRO:HG3	3:C:231:ARG:NH1	2.18	0.58
6:F:331:VAL:HB	6:F:333:LEU:HG	1.85	0.58
8:H:68:ASP:HB3	8:H:390:ARG:HH21	1.68	0.58
1:I:411:GLY:H	1:I:504:PHE:HB3	1.68	0.58
1:I:529:ASP:O	1:I:530:LEU:HD12	2.02	0.58
2:J:336:ASP:H	2:J:340:LEU:HD12	1.67	0.58
3:K:179:ALA:O	3:K:183:VAL:HG23	2.03	0.58
5:M:290:GLN:O	5:M:294:GLU:N	2.34	0.58
5:M:396:GLU:O	5:M:400:ARG:HG2	2.03	0.58
7:O:89:GLU:OE1	7:O:501:ASN:HB3	2.03	0.58
7:O:119:GLN:O	7:O:122:ILE:HG12	2.03	0.58
7:O:516:VAL:HA	8:P:54:LYS:HD3	1.85	0.58
8:P:129:ILE:HG12	8:P:519:LEU:HD23	1.85	0.58
11:3:104:ARG:HB3	11:3:112:TYR:HB3	1.86	0.58
1:A:118:ILE:HG12	1:A:522:ILE:HB	1.85	0.58
1:A:478:PRO:HD3	1:A:498:ASN:HD22	1.68	0.58
3:C:230:ARG:HG3	3:C:233:ILE:HD11	1.85	0.58
5:E:445:GLN:HB2	5:E:449:ARG:HH12	1.68	0.58
7:G:294:PRO:HA	7:G:313:ARG:HG3	1.85	0.58
1:I:210:LEU:HD13	1:I:375:ILE:HG13	1.84	0.58
1:I:468:ARG:HA	1:I:471:HIS:HB2	1.84	0.58
4:L:338:LYS:NZ	4:L:385:THR:OG1	2.36	0.58
6:N:135:GLU:HA	6:N:138:LYS:HE3	1.85	0.58
9:1:114:GLU:O	9:1:118:ALA:N	2.36	0.58
1:A:160:ILE:HD11	1:A:384:MET:HB2	1.85	0.58
1:A:446:LEU:C	1:A:450:ASN:HD22	2.06	0.58
2:B:200:HIS:CD2	2:B:322:ARG:HH11	2.18	0.58

Continued on next page...

Continued from previous page...

Atom-1	Atom-2	Interatomic distance (Å)	Clash overlap (Å)
2:B:213:TYR:O	2:B:374:VAL:N	2.35	0.58
2:B:215:ASP:N	2:B:372:THR:O	2.37	0.58
4:D:129:HIS:HB3	4:D:132:ILE:HG12	1.85	0.58
4:D:430:ILE:HA	4:D:459:GLU:HG2	1.86	0.58
6:F:48:VAL:HA	6:F:53:ASP:O	2.03	0.58
8:H:413:GLY:C	8:H:477:ASN:HD22	2.06	0.58
3:K:17:GLU:OE1	3:K:522:ILE:N	2.25	0.58
3:K:481:ASN:OD1	3:K:483:GLU:HG2	2.03	0.58
5:M:50:THR:O	5:M:57:LEU:N	2.35	0.58
7:O:216:PHE:N	7:O:359:ASN:O	2.37	0.58
9:1:74:GLU:HA	9:1:77:HIS:CD2	2.39	0.58
11:3:163:ASP:O	11:3:166:ARG:HB3	2.03	0.58
14:6:86:GLU:HB3	14:6:89:ARG:NE	2.18	0.58
1:A:347:GLN:O	1:A:367:THR:HG23	2.04	0.58
2:B:109:LEU:HA	2:B:112:GLU:HB2	1.85	0.58
5:E:259:LYS:HB3	5:E:305:GLY:O	2.04	0.58
5:E:531:ASP:OD2	7:G:37:ARG:HB3	2.03	0.58
6:F:461:GLU:O	6:F:465:LYS:NZ	2.31	0.58
8:H:331:THR:H	8:H:343:GLU:HG3	1.68	0.58
4:L:228:VAL:H	4:L:387:THR:HG21	1.68	0.58
4:L:447:GLU:O	4:L:451:VAL:N	2.33	0.58
7:O:148:LYS:HE2	7:O:153:LYS:HB3	1.86	0.58
11:3:60:TYR:O	11:3:64:GLU:HG2	2.03	0.58
1:A:44:MET:SD	3:C:75:PRO:HB2	2.42	0.58
2:B:92:ASP:OD1	2:B:99:THR:OG1	2.21	0.58
4:D:244:ALA:HA	4:D:296:ASN:HB2	1.86	0.58
6:F:210:LEU:HD11	6:F:323:ARG:HB3	1.84	0.58
6:F:431:GLY:HA2	6:F:434:GLN:HB3	1.85	0.58
7:G:38:THR:OG1	7:G:452:ASN:ND2	2.37	0.58
7:G:155:LEU:HB3	7:G:180:VAL:HG22	1.85	0.58
8:H:35:ALA:HA	8:H:38:GLU:HB3	1.86	0.58
1:I:9:GLY:HA2	4:L:62:GLN:H	1.69	0.58
1:I:133:ASN:OD1	1:I:507:THR:OG1	2.16	0.58
3:K:376:LEU:HD12	3:K:384:LEU:HD12	1.85	0.58
4:L:253:LEU:HD21	4:L:290:ILE:HD11	1.85	0.58
5:M:291:GLN:HA	5:M:294:GLU:HB3	1.85	0.58
6:N:31:GLN:NE2	6:N:96:VAL:O	2.36	0.58
6:N:221:MET:HG3	6:N:311:VAL:HA	1.85	0.58
7:O:421:ARG:HA	7:O:424:SER:HB2	1.85	0.58
8:P:23:SER:HA	8:P:523:GLN:HB2	1.85	0.58
1:A:117:VAL:O	1:A:121:TYR:N	2.30	0.58

Continued on next page...

Continued from previous page...

Atom-1	Atom-2	Interatomic distance (Å)	Clash overlap (Å)
2:B:387:GLU:HA	2:B:390:LEU:HB3	1.84	0.58
3:C:198:TYR:HB3	3:C:325:ARG:HD3	1.85	0.58
3:C:272:GLU:OE2	3:C:306:ARG:NH2	2.37	0.58
3:C:275:ILE:O	3:C:279:CYS:N	2.31	0.58
3:C:452:ILE:HA	3:C:455:CYS:SG	2.44	0.58
4:D:191:VAL:O	4:D:195:ILE:N	2.36	0.58
4:D:231:GLN:HB3	4:D:372:LYS:NZ	2.19	0.58
4:D:345:VAL:HG11	4:D:351:PHE:CD1	2.39	0.58
5:E:156:LEU:HG	5:E:160:LYS:HE2	1.86	0.58
5:E:344:ARG:HA	7:G:271:TRP:CZ3	2.39	0.58
7:G:331:GLN:HG2	7:G:341:VAL:HB	1.86	0.58
8:H:161:SER:O	8:H:165:ARG:N	2.34	0.58
4:L:244:ALA:HB1	4:L:296:ASN:HB2	1.84	0.58
4:L:503:ILE:HG12	4:L:504:LEU:HD12	1.86	0.58
6:N:115:HIS:HB2	6:N:118:ILE:HG23	1.85	0.58
6:N:225:VAL:HB	6:N:350:VAL:HB	1.85	0.58
7:O:141:VAL:O	7:O:405:VAL:N	2.33	0.58
7:O:288:VAL:HG13	7:O:309:PHE:HD2	1.67	0.58
4:D:160:ARG:HG3	4:D:188:VAL:HG12	1.86	0.58
4:D:276:LEU:HD21	14:6:82:TYR:CD1	2.38	0.58
4:D:301:GLN:NE2	4:D:330:ARG:HH21	2.02	0.58
5:E:479:ALA:HA	4:L:444:SER:HB2	1.84	0.58
6:F:161:HIS:O	6:F:165:ALA:N	2.34	0.58
6:F:197:LYS:HA	6:F:380:ASN:ND2	2.18	0.58
8:H:467:LEU:HA	8:H:470:VAL:HG22	1.84	0.58
1:I:33:LYS:HE3	1:I:95:ILE:HG23	1.85	0.58
1:I:86:VAL:HG23	1:I:512:LYS:NZ	2.19	0.58
2:J:292:ASN:OD1	2:J:313:GLU:HA	2.04	0.58
3:K:36:ILE:HG21	3:K:48:LYS:HZ2	1.69	0.58
3:K:230:ARG:HB3	3:K:310:THR:HB	1.86	0.58
8:P:209:GLY:O	8:P:378:ARG:NH2	2.36	0.58
8:P:221:MET:HA	8:P:372:ILE:HD13	1.86	0.58
1:A:118:ILE:HA	1:A:121:TYR:CD2	2.39	0.58
4:D:283:ILE:HD11	14:6:78:LYS:HD3	1.85	0.58
5:E:49:ARG:HA	5:E:52:LEU:HG	1.85	0.58
5:E:538:GLU:OE1	7:G:52:GLY:N	2.27	0.58
7:G:142:THR:HG1	7:G:404:SER:HG	1.47	0.58
7:G:191:GLN:HB3	7:G:193:LYS:HG2	1.85	0.58
7:G:211:VAL:O	7:G:371:THR:N	2.37	0.58
8:H:242:TYR:HB3	8:H:333:LEU:O	2.04	0.58
8:H:322:ARG:O	8:H:326:LYS:N	2.36	0.58

Continued on next page...

Continued from previous page...

Atom-1	Atom-2	Interatomic distance (Å)	Clash overlap (Å)
2:J:215:ASP:HB2	2:J:374:VAL:HG23	1.86	0.58
3:K:113:LEU:HD22	3:K:436:PRO:HG3	1.86	0.58
5:M:59:LYS:O	5:M:71:THR:N	2.32	0.58
6:N:327:ALA:O	6:N:367:ASN:N	2.37	0.58
6:N:411:ALA:O	6:N:478:GLY:HA3	2.03	0.58
6:N:480:ASP:HB3	6:N:484:GLY:H	1.68	0.58
8:P:90:SER:O	8:P:94:GLU:N	2.34	0.58
8:P:240:ALA:HB3	8:P:283:ILE:HG23	1.85	0.58
1:A:45:LEU:HD11	1:A:61:ILE:HD12	1.85	0.58
1:A:235:ALA:HB1	1:A:328:LEU:HD12	1.84	0.58
1:A:317:LYS:O	1:A:321:LYS:N	2.36	0.58
3:C:433:GLU:HA	3:C:436:PRO:HD2	1.86	0.58
7:G:201:GLN:NE2	7:G:377:GLY:O	2.37	0.58
1:I:165:GLY:HA2	1:I:168:PHE:HB2	1.86	0.58
4:L:430:ILE:HG13	4:L:459:GLU:HA	1.86	0.58
5:M:185:MET:HB3	5:M:402:LEU:HD13	1.85	0.58
5:M:361:GLU:HA	5:M:372:LEU:HA	1.84	0.58
6:N:424:LYS:HE3	6:N:437:VAL:HG23	1.86	0.58
7:O:423:TYR:HA	7:O:426:THR:HB	1.86	0.58
8:P:212:ILE:HD12	8:P:384:LEU:HB3	1.86	0.58
8:P:493:LEU:HD12	8:P:498:LEU:HD11	1.86	0.58
9:1:73:LYS:HA	9:1:76:ILE:HB	1.85	0.58
2:B:337:HIS:HB3	2:B:340:LEU:HB2	1.86	0.57
5:E:246:ALA:HB1	5:E:358:LEU:HA	1.85	0.57
6:F:179:ILE:HG13	6:F:184:GLU:HB3	1.85	0.57
6:F:189:PHE:C	6:F:191:ILE:H	2.08	0.57
8:H:464:ILE:O	8:H:468:TYR:N	2.32	0.57
1:I:32:VAL:O	1:I:36:LEU:N	2.37	0.57
2:J:290:PHE:HE2	2:J:292:ASN:HD22	1.52	0.57
3:K:469:LYS:HD2	3:K:478:TRP:CD1	2.39	0.57
7:O:236:LYS:H	7:O:287:LYS:HB2	1.68	0.57
8:P:356:GLY:HA3	8:P:376:VAL:HG11	1.84	0.57
1:A:529:ASP:HB2	4:D:59:LYS:HG2	1.86	0.57
2:B:429:PRO:HB3	2:J:463:ALA:HB1	1.86	0.57
3:C:303:TYR:HD1	3:C:306:ARG:HD2	1.70	0.57
4:D:418:LYS:HG3	4:D:513:LEU:N	2.19	0.57
5:E:102:ILE:HA	5:E:411:ASN:OD1	2.04	0.57
5:E:330:ILE:HD12	5:E:341:ILE:HG21	1.86	0.57
5:E:463:SER:HB3	5:E:468:MET:HG3	1.85	0.57
7:G:139:ILE:HG12	7:G:474:TRP:CH2	2.39	0.57
3:K:425:LYS:O	3:K:429:MET:N	2.35	0.57

Continued on next page...

Continued from previous page...

Atom-1	Atom-2	Interatomic distance (Å)	Clash overlap (Å)
4:L:333:ILE:O	4:L:336:ILE:HG22	2.04	0.57
5:M:163:GLU:HB3	5:M:164:PRO:HD3	1.86	0.57
8:P:191:PHE:HE2	8:P:197:PHE:HA	1.69	0.57
8:P:219:HIS:HA	8:P:373:SER:HA	1.86	0.57
2:B:127:ILE:O	2:B:131:ARG:HG3	2.03	0.57
2:B:360:ILE:HG22	2:B:362:PHE:HE1	1.69	0.57
2:B:456:TYR:CD2	2:B:483:GLY:HA3	2.38	0.57
4:D:413:ARG:HA	4:D:416:VAL:HG22	1.85	0.57
5:E:437:ALA:HB3	5:E:449:ARG:HG3	1.85	0.57
5:E:535:LYS:HG3	5:E:537:GLY:H	1.69	0.57
5:E:541:GLU:HB3	7:G:50:VAL:HG12	1.86	0.57
6:F:451:LEU:O	6:F:455:SER:N	2.34	0.57
7:G:22:LEU:HD22	7:G:112:VAL:HG11	1.85	0.57
2:J:17:ASP:N	2:J:522:LYS:O	2.30	0.57
2:J:172:LEU:HB3	2:J:175:HIS:HB2	1.85	0.57
5:M:202:ARG:HG2	5:M:414:ARG:HB3	1.86	0.57
6:N:186:ILE:HG22	6:N:396:ARG:HB2	1.85	0.57
8:P:172:GLN:HG2	8:P:174:GLY:N	2.17	0.57
8:P:232:THR:HG21	8:P:310:ILE:HA	1.85	0.57
1:A:143:LEU:HB3	1:A:504:PHE:CZ	2.39	0.57
1:A:232:ALA:N	1:A:348:ALA:O	2.37	0.57
2:B:60:SER:HA	4:D:89:ARG:HH22	1.69	0.57
3:C:142:ILE:HG23	3:C:407:LEU:HD12	1.86	0.57
3:C:430:THR:HG21	8:P:471:HIS:CE1	2.39	0.57
4:D:271:GLN:HE22	12:4:48:GLN:NE2	2.01	0.57
6:F:35:ARG:HD3	6:F:454:ASN:HD21	1.68	0.57
6:F:418:MET:O	6:F:422:LEU:N	2.27	0.57
6:F:498:TYR:HD1	6:F:501:LYS:HE3	1.69	0.57
8:H:16:LYS:HG3	8:H:18:GLY:H	1.69	0.57
2:J:498:GLN:O	2:J:502:GLN:N	2.27	0.57
8:P:161:SER:HB2	8:P:180:ALA:HB1	1.87	0.57
8:P:229:GLY:N	8:P:302:LEU:HD11	2.19	0.57
11:3:51:LYS:NZ	11:3:177:ALA:O	2.34	0.57
1:A:63:LYS:HD3	1:A:80:ASP:HB2	1.86	0.57
1:A:175:ALA:O	1:A:179:ILE:HG12	2.05	0.57
2:B:186:ALA:HB1	2:B:199:ILE:HD12	1.86	0.57
3:C:85:ARG:O	3:C:89:GLU:N	2.24	0.57
3:C:388:GLU:HA	3:C:391:LEU:HB3	1.86	0.57
4:D:170:SER:O	4:D:173:SER:OG	2.19	0.57
4:D:249:ILE:HB	4:D:300:ILE:HG12	1.86	0.57
4:D:306:ARG:HG2	4:D:309:LEU:HG	1.85	0.57

Continued on next page...

Continued from previous page...

Atom-1	Atom-2	Interatomic distance (Å)	Clash overlap (Å)
4:D:315:HIS:CE1	14:6:73:ARG:HG3	2.36	0.57
5:E:55:ASN:ND2	5:E:493:CYS:O	2.37	0.57
5:E:130:PRO:HB2	5:E:528:LEU:HD11	1.87	0.57
6:F:470:HIS:O	6:F:474:GLY:N	2.34	0.57
1:I:211:ILE:HG21	1:I:363:LEU:HD22	1.86	0.57
2:J:192:GLY:O	2:J:402:LYS:NZ	2.33	0.57
3:K:38:ARG:HD3	3:K:447:ILE:HD13	1.85	0.57
3:K:42:GLY:HA3	3:K:451:LEU:HD22	1.85	0.57
4:L:184:SER:O	4:L:188:VAL:N	2.30	0.57
5:M:399:LYS:O	5:M:403:HIS:N	2.26	0.57
5:M:420:TYR:HB2	5:M:487:PRO:HB2	1.86	0.57
6:N:145:ARG:NH1	6:N:146:GLU:OE2	2.37	0.57
8:P:165:ARG:HB2	8:P:180:ALA:HB2	1.86	0.57
8:P:168:ILE:O	8:P:172:GLN:N	2.38	0.57
1:A:237:LEU:HD22	1:A:239:PHE:CZ	2.39	0.57
1:A:243:LYS:HE3	1:A:245:LYS:HE2	1.87	0.57
2:B:130:TRP:NE1	2:B:435:ALA:O	2.33	0.57
2:B:215:ASP:HB3	2:B:372:THR:HB	1.87	0.57
3:C:238:ILE:HG12	3:C:363:ILE:HG12	1.87	0.57
4:D:217:THR:OG1	4:D:220:ASP:N	2.35	0.57
5:E:221:ASP:HB2	5:E:388:ARG:HB2	1.87	0.57
5:E:268:VAL:HG11	5:E:274:TYR:HA	1.87	0.57
5:E:458:ILE:O	5:E:462:LEU:N	2.31	0.57
7:G:297:ASP:HA	7:G:300:THR:HG22	1.87	0.57
8:H:477:ASN:O	8:H:490:LYS:HB2	2.04	0.57
1:I:235:ALA:H	1:I:286:ILE:HA	1.69	0.57
4:L:183:LEU:O	4:L:187:SER:N	2.36	0.57
4:L:476:THR:O	4:L:480:LEU:N	2.32	0.57
4:L:533:ASP:OD1	4:L:534:ASP:N	2.37	0.57
6:N:347:ALA:HB2	6:N:363:ILE:HG23	1.84	0.57
7:O:280:LYS:HA	7:O:283:HIS:CE1	2.39	0.57
11:3:117:VAL:HG22	11:3:119:PRO:HD3	1.87	0.57
1:A:145:ARG:CZ	1:A:401:ARG:HG3	2.34	0.57
1:A:229:ILE:HD11	1:A:285:VAL:HG23	1.86	0.57
2:B:518:ASP:OD1	2:B:519:ASN:N	2.34	0.57
3:C:313:ARG:H	9:1:115:MET:HE3	1.70	0.57
4:D:276:LEU:HB3	4:D:280:ARG:NE	2.19	0.57
4:D:410:CYS:HA	4:D:413:ARG:HG2	1.84	0.57
4:D:424:GLY:N	4:D:508:VAL:O	2.30	0.57
6:F:452:ALA:HB2	6:F:479:VAL:HG11	1.86	0.57
7:G:295:ILE:HD12	7:G:303:PHE:HE2	1.69	0.57

Continued on next page...

Continued from previous page...

Atom-1	Atom-2	Interatomic distance (Å)	Clash overlap (Å)
1:I:234:ILE:O	1:I:345:LEU:HA	2.04	0.57
1:I:278:ILE:HG21	1:I:286:ILE:HG22	1.86	0.57
2:J:137:ALA:O	2:J:141:LEU:N	2.32	0.57
4:L:171:LEU:HB3	4:L:180:SER:OG	2.04	0.57
5:M:292:ILE:O	5:M:296:GLY:N	2.33	0.57
5:M:307:ASP:O	5:M:311:ASN:N	2.37	0.57
6:N:418:MET:HE3	6:N:422:LEU:HD22	1.85	0.57
13:5:45:GLU:O	13:5:49:CYS:N	2.23	0.57
1:A:13:THR:HA	1:A:17:ILE:HB	1.84	0.57
1:A:123:LEU:HA	1:A:126:LYS:HG2	1.87	0.57
2:B:189:ARG:HD2	2:B:371:CYS:SG	2.44	0.57
4:D:441:ARG:HA	5:M:478:ARG:NH2	2.19	0.57
5:E:423:GLY:HA3	5:E:491:ILE:H	1.70	0.57
6:F:300:PHE:HA	6:F:303:ASP:HB3	1.87	0.57
7:G:85:SER:O	7:G:89:GLU:HG2	2.04	0.57
7:G:123:ARG:HB2	7:G:431:GLN:HE22	1.70	0.57
7:G:165:SER:HA	7:G:480:ASN:HD22	1.70	0.57
7:G:345:CYS:SG	7:G:361:PHE:HB3	2.44	0.57
3:K:237:ARG:NE	3:K:330:ARG:HE	2.02	0.57
4:L:50:THR:HG23	4:L:468:ASN:HB2	1.86	0.57
4:L:209:LYS:HZ3	4:L:230:THR:H	1.52	0.57
7:O:420:LEU:HB2	7:O:439:ALA:HB2	1.87	0.57
8:P:246:PHE:HB2	8:P:297:VAL:HG22	1.87	0.57
8:P:510:LEU:HD23	8:P:513:ASN:HD22	1.70	0.57
11:3:73:ARG:HG3	11:3:155:LEU:HB2	1.87	0.57
14:6:30:ARG:HD2	14:6:90:TYR:HB3	1.87	0.57
1:A:421:ILE:HG21	7:O:425:ARG:CZ	2.35	0.57
1:A:431:GLY:N	1:A:435:GLN:HB2	2.19	0.57
3:C:165:ILE:HB	3:C:390:ASN:OD1	2.05	0.57
4:D:123:LEU:O	4:D:127:GLY:N	2.37	0.57
5:E:148:LEU:HD11	5:E:419:VAL:HG21	1.85	0.57
6:F:293:ASN:O	6:F:315:ARG:N	2.37	0.57
8:H:223:PHE:HB2	8:H:361:VAL:HB	1.85	0.57
1:I:109:LYS:N	4:L:469:ALA:HB3	2.20	0.57
4:L:61:ILE:O	4:L:69:THR:N	2.36	0.57
4:L:437:THR:HA	4:L:440:SER:HB2	1.86	0.57
5:M:31:LEU:HA	5:M:34:LEU:HB3	1.85	0.57
6:N:271:VAL:HG21	6:N:304:ALA:HB3	1.86	0.57
7:O:159:ALA:O	7:O:163:LEU:N	2.31	0.57
7:O:397:ARG:O	7:O:401:LYS:N	2.31	0.57
8:P:271:GLY:O	8:P:275:LEU:N	2.30	0.57

Continued on next page...

Continued from previous page...

Atom-1	Atom-2	Interatomic distance (Å)	Clash overlap (Å)
8:P:304:TYR:CE2	8:P:308:TYR:HB2	2.40	0.57
9:1:34:ILE:HA	9:1:37:LEU:HD12	1.87	0.57
7:G:50:VAL:HG22	7:G:56:ALA:HA	1.87	0.57
8:H:356:GLY:HA2	8:H:378:ARG:NE	2.20	0.57
2:J:473:ASN:O	2:J:476:ALA:N	2.38	0.57
3:K:141:SER:HB2	3:K:406:GLN:HG2	1.86	0.57
3:K:287:PRO:HD3	3:K:335:PRO:HG2	1.85	0.57
3:K:414:SER:HA	3:K:417:ALA:HB3	1.87	0.57
4:L:192:MET:HA	4:L:195:ILE:HB	1.87	0.57
7:O:317:GLU:HG2	7:O:321:ARG:HG3	1.85	0.57
10:2:43:LYS:HB3	10:2:105:THR:HG21	1.87	0.57
12:4:91:LYS:O	12:4:95:GLN:N	2.35	0.57
2:B:258:VAL:HA	2:B:263:LYS:HG2	1.87	0.56
3:C:323:ILE:HA	3:C:326:ALA:HB3	1.87	0.56
4:D:249:ILE:HD12	4:D:300:ILE:HD11	1.87	0.56
7:G:74:PRO:O	7:G:78:THR:N	2.30	0.56
7:G:431:GLN:HA	7:G:434:LEU:HB3	1.87	0.56
8:H:423:ILE:HG21	8:H:441:PHE:HD2	1.70	0.56
1:I:17:ILE:HA	1:I:20:GLN:HB3	1.86	0.56
2:J:115:SER:O	2:J:119:LYS:N	2.38	0.56
3:K:237:ARG:HH22	3:K:335:PRO:HB3	1.69	0.56
7:O:121:ILE:HG23	7:O:434:LEU:HG	1.87	0.56
8:P:45:THR:HA	8:P:455:ASN:HB2	1.85	0.56
8:P:228:GLU:HB2	8:P:314:ARG:HE	1.70	0.56
8:P:435:GLN:O	8:P:439:LYS:HG2	2.05	0.56
1:A:311:VAL:HG11	1:A:316:LEU:HD13	1.86	0.56
2:B:228:GLN:HG3	2:B:311:ALA:H	1.70	0.56
3:C:178:ASP:O	3:C:182:MET:N	2.37	0.56
3:C:233:ILE:HB	3:C:350:LEU:HB3	1.86	0.56
3:C:418:VAL:HB	3:C:444:LEU:HD13	1.87	0.56
5:E:129:HIS:HB3	5:E:131:ILE:HB	1.87	0.56
5:E:403:HIS:HA	5:E:406:LEU:HB2	1.86	0.56
6:F:142:GLU:HG3	6:F:143:MET:H	1.69	0.56
8:H:430:CYS:SG	8:H:438:ILE:HD13	2.44	0.56
1:I:119:SER:O	1:I:123:LEU:N	2.26	0.56
1:I:241:LEU:HB2	1:I:309:ARG:HH22	1.68	0.56
2:J:179:PHE:HA	2:J:182:LEU:HB3	1.87	0.56
3:K:215:LEU:CB	3:K:375:LEU:H	2.14	0.56
4:L:29:LYS:HA	4:L:32:GLN:HG2	1.86	0.56
5:M:512:GLY:O	5:M:516:GLN:N	2.29	0.56
8:P:229:GLY:H	8:P:302:LEU:HD11	1.69	0.56

Continued on next page...

Continued from previous page...

Atom-1	Atom-2	Interatomic distance (Å)	Clash overlap (Å)
8:P:470:VAL:HG13	8:P:472:GLN:H	1.69	0.56
1:A:275:ILE:HD12	1:A:300:PHE:CE2	2.41	0.56
1:A:395:ALA:HA	1:A:398:VAL:HB	1.87	0.56
3:C:196:LYS:HD2	3:C:395:MET:HG3	1.87	0.56
3:C:353:LYS:HB2	3:C:362:PHE:HE2	1.70	0.56
3:C:404:ASP:OD2	3:C:499:LEU:HB3	2.05	0.56
4:D:152:SER:HB3	4:D:420:ALA:HB3	1.86	0.56
4:D:179:TYR:O	4:D:183:LEU:N	2.35	0.56
4:D:316:PHE:HA	4:D:319:LYS:HB3	1.86	0.56
5:E:124:LEU:HA	5:E:128:ILE:H	1.68	0.56
5:E:340:ARG:N	5:E:351:GLU:O	2.38	0.56
5:E:434:SER:HB3	4:L:441:ARG:HH22	1.70	0.56
5:E:502:LYS:HG3	5:E:503:GLN:H	1.69	0.56
5:E:512:GLY:O	5:E:516:GLN:HG3	2.05	0.56
6:F:40:PRO:HD2	6:F:481:LEU:HD12	1.87	0.56
6:F:50:GLY:HA3	6:F:67:MET:HA	1.87	0.56
6:F:216:ALA:HB2	6:F:314:ARG:H	1.68	0.56
7:G:240:LEU:HD23	7:G:331:GLN:HB2	1.87	0.56
7:G:260:VAL:HA	7:G:263:TYR:CD2	2.39	0.56
7:G:282:HIS:HB3	7:G:306:ARG:NE	2.20	0.56
7:G:295:ILE:HG12	7:G:312:GLY:HA3	1.86	0.56
7:G:419:TYR:HA	7:G:422:ASP:HB2	1.86	0.56
8:H:239:ILE:HA	8:H:290:VAL:HG13	1.88	0.56
2:J:45:PRO:HG2	2:J:480:MET:HB2	1.86	0.56
2:J:238:LEU:HD23	2:J:290:PHE:HD1	1.70	0.56
3:K:328:GLY:HA3	3:K:345:THR:HA	1.86	0.56
5:M:234:PHE:HE1	5:M:299:LEU:HD13	1.69	0.56
6:N:151:VAL:HG22	6:N:495:TRP:HB2	1.87	0.56
6:N:291:VAL:HG23	6:N:312:ALA:HA	1.88	0.56
8:P:217:VAL:HG22	8:P:375:ILE:HG12	1.85	0.56
8:P:246:PHE:N	8:P:296:LYS:O	2.35	0.56
8:P:493:LEU:HA	8:P:498:LEU:HD21	1.88	0.56
13:5:47:LYS:HB2	13:5:103:PHE:HB3	1.87	0.56
14:6:27:MET:HB2	14:6:90:TYR:CE1	2.40	0.56
2:B:359:LEU:HB2	2:B:361:HIS:CE1	2.39	0.56
4:D:160:ARG:NH2	4:D:189:ASN:HB2	2.18	0.56
5:E:196:VAL:HG12	5:E:200:GLU:HG2	1.87	0.56
5:E:249:ALA:HA	5:E:353:LEU:HB3	1.86	0.56
5:E:342:VAL:HA	5:E:352:LYS:HB3	1.87	0.56
6:F:38:LEU:HA	6:F:158:THR:HG23	1.87	0.56
6:F:154:THR:HB	6:F:157:ARG:NH2	2.20	0.56

Continued on next page...

Continued from previous page...

Atom-1	Atom-2	Interatomic distance (Å)	Clash overlap (Å)
6:F:409:PRO:HD2	6:F:476:LEU:HD12	1.88	0.56
7:G:176:ALA:O	7:G:180:VAL:HG23	2.06	0.56
8:H:97:VAL:HG12	8:H:98:GLY:N	2.17	0.56
8:H:367:LYS:H	8:H:371:ALA:HB2	1.71	0.56
1:I:276:GLN:HG2	1:I:279:LEU:HD12	1.86	0.56
3:K:399:ARG:O	3:K:403:LEU:N	2.26	0.56
3:K:407:LEU:HB2	3:K:499:LEU:H	1.70	0.56
4:L:33:ILE:HG21	4:L:535:VAL:HG22	1.87	0.56
4:L:340:ILE:HG12	4:L:379:CYS:HB2	1.86	0.56
5:M:228:VAL:HG21	5:M:333:ILE:HG12	1.87	0.56
5:M:269:THR:HG23	7:O:256:ARG:HH22	1.70	0.56
5:M:335:ILE:O	5:M:381:ARG:HD2	2.05	0.56
6:N:38:LEU:HD12	6:N:39:GLY:H	1.70	0.56
8:P:272:GLU:O	8:P:276:MET:N	2.26	0.56
8:P:327:THR:OG1	8:P:370:GLY:O	2.21	0.56
11:3:63:MET:HE3	11:3:162:LEU:HB3	1.87	0.56
1:A:526:ARG:HA	4:D:57:MET:HB3	1.88	0.56
2:B:130:TRP:HA	2:B:133:ALA:HB3	1.86	0.56
2:B:384:ASP:OD1	2:B:385:GLU:N	2.38	0.56
3:C:45:SER:O	6:F:117:ARG:NH1	2.39	0.56
3:C:101:LEU:HB2	3:C:509:ALA:HB3	1.88	0.56
3:C:230:ARG:NH2	3:C:308:ASN:O	2.39	0.56
8:H:221:MET:HA	8:H:374:THR:OG1	2.05	0.56
1:I:477:ASN:O	1:I:484:LYS:NZ	2.37	0.56
1:I:529:ASP:HA	4:L:50:THR:H	1.71	0.56
2:J:174:HIS:H	2:J:210:ALA:HB3	1.71	0.56
3:K:137:LEU:HG	3:K:408:VAL:HG11	1.88	0.56
3:K:417:ALA:HA	3:K:470:HIS:HE1	1.70	0.56
6:N:393:ASP:OD1	6:N:396:ARG:NH1	2.38	0.56
6:N:424:LYS:HB3	6:N:434:GLN:HG3	1.86	0.56
8:P:417:ILE:HG13	8:P:473:GLU:HB3	1.86	0.56
11:3:71:LYS:O	11:3:74:LEU:HB3	2.05	0.56
11:3:112:TYR:O	13:5:82:VAL:HA	2.05	0.56
1:A:423:LEU:HA	1:A:426:TYR:HB3	1.88	0.56
2:B:122:HIS:NE2	5:E:464:GLU:O	2.37	0.56
3:C:195:ILE:HG21	3:C:198:TYR:CD2	2.41	0.56
3:C:249:LYS:HE2	3:C:257:GLU:HA	1.87	0.56
4:D:254:SER:HA	4:D:310:SER:HB2	1.86	0.56
4:D:285:ASN:HA	4:D:288:LYS:HB2	1.88	0.56
4:D:461:ILE:O	4:D:464:THR:OG1	2.18	0.56
5:E:77:ILE:O	5:E:81:MET:N	2.36	0.56

Continued on next page...

Continued from previous page...

Atom-1	Atom-2	Interatomic distance (Å)	Clash overlap (Å)
5:E:285:PHE:CZ	5:E:310:ALA:HB1	2.40	0.56
7:G:108:VAL:HG13	7:G:111:TYR:HB2	1.87	0.56
7:G:209:GLN:N	7:G:373:ILE:O	2.39	0.56
8:H:123:LEU:HD22	8:H:128:VAL:HB	1.88	0.56
1:I:179:ILE:HG21	1:I:191:PRO:HD2	1.86	0.56
1:I:220:VAL:HG12	1:I:227:LYS:HE3	1.87	0.56
3:K:453:GLN:O	6:N:115:HIS:NE2	2.38	0.56
4:L:137:PHE:HB2	4:L:527:ARG:HH21	1.70	0.56
4:L:299:LEU:HD22	4:L:328:ILE:HG12	1.86	0.56
4:L:479:GLU:HA	4:L:482:ASN:HB2	1.88	0.56
5:M:59:LYS:HB2	5:M:71:THR:O	2.06	0.56
6:N:52:GLY:O	8:P:20:LYS:NZ	2.36	0.56
6:N:145:ARG:HB2	6:N:177:LEU:HD22	1.87	0.56
8:P:328:VAL:HA	8:P:369:ASP:HB3	1.87	0.56
8:P:409:VAL:HB	8:P:504:LYS:HG3	1.88	0.56
9:1:92:LYS:O	9:1:96:GLN:N	2.35	0.56
13:5:89:GLY:O	14:6:59:LEU:HB3	2.04	0.56
1:A:474:ALA:HA	1:A:485:TRP:HZ3	1.70	0.56
2:B:293:ARG:HD3	2:B:317:PHE:HD1	1.71	0.56
2:B:519:ASN:HB2	5:E:59:LYS:HG2	1.88	0.56
4:D:301:GLN:HE22	4:D:306:ARG:CZ	2.18	0.56
4:D:312:LEU:HG	14:6:78:LYS:HA	1.87	0.56
5:E:258:PRO:HD2	7:G:263:TYR:HB3	1.87	0.56
6:F:319:ARG:HG3	6:F:320:ASN:N	2.20	0.56
7:G:186:LEU:HD11	7:G:194:MET:HG3	1.87	0.56
1:I:156:MET:HB3	1:I:160:ILE:HD13	1.87	0.56
3:K:168:TRP:HB3	3:K:172:ALA:HB2	1.88	0.56
3:K:242:ASP:OD2	3:K:339:ARG:NH2	2.34	0.56
5:M:26:SER:HB2	5:M:536:PRO:HA	1.88	0.56
5:M:329:GLU:HG3	5:M:332:LEU:HD23	1.88	0.56
7:O:445:ILE:O	7:O:449:LEU:N	2.37	0.56
2:B:522:LYS:HZ3	5:E:62:VAL:HG11	1.70	0.56
3:C:22:VAL:O	3:C:26:ASN:ND2	2.38	0.56
3:C:408:VAL:HG11	3:C:502:LYS:HG3	1.88	0.56
6:F:289:PHE:HE1	6:F:344:LEU:HD13	1.71	0.56
8:H:240:ALA:HB3	8:H:291:VAL:HA	1.87	0.56
1:I:241:LEU:HB3	1:I:271:THR:HG22	1.87	0.56
6:N:47:LEU:HB3	6:N:55:LYS:HB2	1.87	0.56
6:N:426:LYS:HG3	6:N:427:PRO:HD3	1.87	0.56
7:O:247:LYS:HD3	7:O:270:GLU:HB3	1.87	0.56
7:O:291:SER:O	7:O:313:ARG:N	2.39	0.56

Continued on next page...

Continued from previous page...

Atom-1	Atom-2	Interatomic distance (Å)	Clash overlap (Å)
1:A:13:THR:OG1	1:A:528:ASP:O	2.23	0.56
1:A:317:LYS:O	1:A:321:LYS:HG2	2.06	0.56
3:C:38:ARG:CZ	3:C:446:VAL:HG23	2.36	0.56
5:E:419:VAL:O	5:E:507:ILE:HG13	2.05	0.56
5:E:496:LYS:HD2	5:E:504:GLN:NE2	2.20	0.56
7:G:16:SER:N	7:G:519:THR:O	2.39	0.56
7:G:85:SER:O	7:G:89:GLU:N	2.39	0.56
7:G:214:VAL:O	7:G:361:PHE:HB2	2.06	0.56
7:G:292:LYS:HB3	7:G:319:LEU:HD22	1.88	0.56
8:H:45:THR:HG22	8:H:455:ASN:ND2	2.20	0.56
1:I:531:ILE:HG21	4:L:81:MET:HB2	1.88	0.56
2:J:394:LEU:HA	2:J:397:LEU:HB2	1.86	0.56
2:J:396:VAL:HA	2:J:399:GLN:HG2	1.88	0.56
2:J:415:MET:HB3	2:J:466:ARG:HG3	1.86	0.56
3:K:417:ALA:HA	3:K:470:HIS:CE1	2.41	0.56
4:L:208:ILE:HA	4:L:386:VAL:O	2.06	0.56
5:M:151:ILE:HG21	5:M:419:VAL:HG23	1.88	0.56
5:M:522:GLN:HE22	7:O:381:PHE:HB2	1.71	0.56
6:N:203:ASP:OD1	6:N:204:THR:N	2.39	0.56
8:P:450:ARG:HG2	8:P:460:ALA:HB3	1.88	0.56
9:1:58:THR:O	9:1:70:LEU:HD11	2.05	0.56
2:B:21:ALA:HB2	2:B:518:ASP:HB2	1.87	0.56
3:C:218:VAL:HG11	3:C:322:ARG:HB3	1.88	0.56
4:D:169:THR:O	4:D:173:SER:N	2.39	0.56
4:D:365:VAL:HG12	4:D:367:LEU:H	1.71	0.56
8:H:68:ASP:HB3	8:H:390:ARG:NH2	2.21	0.56
2:J:123:PRO:O	2:J:127:ILE:HG12	2.06	0.56
2:J:201:ILE:HG23	2:J:375:LEU:HD13	1.87	0.56
3:K:378:GLY:HA3	3:K:383:ILE:HG23	1.88	0.56
3:K:459:THR:HA	3:K:462:LEU:HD12	1.88	0.56
4:L:140:ALA:O	4:L:144:GLY:N	2.37	0.56
4:L:191:VAL:HG13	4:L:203:VAL:HG11	1.87	0.56
4:L:296:ASN:O	4:L:322:ILE:HA	2.06	0.56
4:L:330:ARG:NH1	4:L:333:ILE:HG21	2.20	0.56
7:O:62:GLY:O	7:O:65:ILE:HG13	2.06	0.56
8:P:324:LEU:O	8:P:328:VAL:HG22	2.06	0.56
8:P:428:GLU:OE1	8:P:435:GLN:NE2	2.38	0.56
14:6:26:SER:OG	14:6:93:GLN:OE1	2.21	0.56
1:A:251:GLN:NE2	1:A:259:LYS:HA	2.18	0.55
2:B:419:HIS:HA	2:B:422:THR:HB	1.87	0.55
3:C:227:PRO:HD3	3:C:359:TYR:CD2	2.41	0.55

Continued on next page...

Continued from previous page...

Atom-1	Atom-2	Interatomic distance (Å)	Clash overlap (Å)
3:C:423:THR:O	3:C:427:LYS:HG2	2.06	0.55
3:C:493:LEU:HB3	3:C:495:ILE:HG12	1.88	0.55
6:F:41:LYS:HE2	6:F:454:ASN:C	2.27	0.55
6:F:189:PHE:HB2	6:F:370:ARG:NH1	2.21	0.55
6:F:289:PHE:CE1	6:F:344:LEU:HD13	2.41	0.55
3:K:76:ALA:O	3:K:80:MET:N	2.39	0.55
4:L:129:HIS:ND1	4:L:130:PRO:HD2	2.20	0.55
4:L:291:LYS:HD2	4:L:296:ASN:HD21	1.71	0.55
4:L:504:LEU:O	4:L:509:VAL:HG12	2.07	0.55
6:N:192:GLU:OE1	6:N:323:ARG:NH1	2.39	0.55
1:A:201:HIS:HA	1:A:379:GLY:H	1.71	0.55
1:A:236:CYS:O	1:A:329:SER:N	2.40	0.55
2:B:109:LEU:HB3	2:B:130:TRP:CZ3	2.41	0.55
3:C:17:GLU:O	3:C:522:ILE:N	2.38	0.55
3:C:489:ASP:OD1	3:C:491:LYS:N	2.26	0.55
4:D:311:ASP:HA	4:D:314:LEU:HB3	1.88	0.55
4:D:481:ARG:HH21	5:M:445:GLN:HG2	1.69	0.55
4:D:502:ASN:O	4:D:505:GLU:HG2	2.05	0.55
5:E:415:ASP:O	5:E:511:ILE:HD11	2.06	0.55
5:E:421:GLY:N	5:E:501:MET:HG2	2.21	0.55
6:F:99:ILE:HG23	6:F:512:ALA:HB2	1.88	0.55
6:F:213:ASP:OD1	6:F:214:HIS:ND1	2.39	0.55
7:G:287:LYS:HA	7:G:308:MET:HB3	1.87	0.55
8:H:198:ASN:O	8:H:202:ILE:HG12	2.06	0.55
7:O:195:ILE:HA	7:O:370:CYS:HB2	1.87	0.55
8:P:100:GLY:O	8:P:104:VAL:N	2.39	0.55
8:P:324:LEU:HA	8:P:327:THR:HG22	1.87	0.55
8:P:475:ASN:HB2	8:P:491:ASP:CB	2.36	0.55
11:3:56:GLN:HG3	11:3:60:TYR:CE2	2.41	0.55
1:A:161:ILE:HD13	1:A:387:GLU:HB3	1.86	0.55
1:A:251:GLN:HG3	1:A:259:LYS:HD2	1.89	0.55
3:C:210:GLU:OE1	3:C:210:GLU:N	2.23	0.55
3:C:352:ILE:HG12	3:C:361:THR:HA	1.89	0.55
3:C:378:GLY:HA3	3:C:384:LEU:HB2	1.88	0.55
3:C:406:GLN:O	3:C:498:PRO:HA	2.07	0.55
4:D:272:MET:HA	4:D:275:VAL:HG12	1.88	0.55
5:E:123:LEU:HB3	5:E:128:ILE:HD12	1.88	0.55
5:E:259:LYS:O	5:E:304:TRP:HB3	2.06	0.55
5:E:334:ALA:O	5:E:337:THR:OG1	2.25	0.55
5:E:407:CYS:HA	5:E:410:ARG:HB3	1.88	0.55
6:F:464:VAL:HA	6:F:467:GLN:HB2	1.88	0.55

Continued on next page...

Continued from previous page...

Atom-1	Atom-2	Interatomic distance (Å)	Clash overlap (Å)
7:G:281:ILE:HD13	7:G:336:ALA:HB3	1.88	0.55
8:H:142:ILE:HG22	8:H:146:LEU:HG	1.88	0.55
8:H:154:LEU:HD22	8:H:404:ARG:NH1	2.21	0.55
8:H:186:ALA:HB2	8:H:217:VAL:HG21	1.89	0.55
1:I:463:LEU:O	1:I:467:LEU:HG	2.07	0.55
2:J:318:ALA:HA	2:J:321:GLU:HB3	1.89	0.55
3:K:326:ALA:HB1	3:K:365:ASP:HB3	1.87	0.55
3:K:388:GLU:HA	3:K:391:LEU:HB2	1.87	0.55
4:L:35:PHE:O	4:L:39:SER:N	2.39	0.55
7:O:136:ILE:HG23	7:O:406:VAL:HG11	1.87	0.55
8:P:423:ILE:HG21	8:P:441:PHE:HD2	1.70	0.55
9:1:20:VAL:O	9:1:24:GLN:HB2	2.06	0.55
3:C:249:LYS:HB2	3:C:255:ASP:H	1.70	0.55
4:D:61:ILE:O	4:D:69:THR:N	2.38	0.55
4:D:111:ILE:HG22	4:D:461:ILE:HG12	1.88	0.55
5:E:52:LEU:HD21	5:E:111:VAL:HG21	1.88	0.55
5:E:301:ILE:HG22	5:E:330:ILE:HG22	1.87	0.55
6:F:76:LEU:HD23	6:F:79:LYS:HZ1	1.72	0.55
7:G:145:LYS:HG3	7:G:151:GLN:HB2	1.89	0.55
8:H:421:LYS:CE	8:H:471:HIS:HA	2.35	0.55
1:I:152:ALA:HA	1:I:395:ALA:HB1	1.87	0.55
2:J:51:ILE:HD12	2:J:63:VAL:HG22	1.87	0.55
3:K:296:ILE:HD11	3:K:311:ALA:HB1	1.87	0.55
4:L:528:SER:O	4:L:532:ILE:HG13	2.07	0.55
5:M:52:LEU:HD21	5:M:458:ILE:HG23	1.87	0.55
8:P:38:GLU:OE1	8:P:80:HIS:NE2	2.40	0.55
8:P:246:PHE:O	8:P:297:VAL:HA	2.07	0.55
9:1:51:ILE:HG12	9:1:60:MET:HG2	1.89	0.55
13:5:92:VAL:HG21	14:6:46:GLU:OE1	2.07	0.55
1:A:127:GLU:HG3	1:A:422:TYR:CE2	2.42	0.55
2:B:421:VAL:HG11	2:B:439:TYR:CD2	2.41	0.55
3:C:94:GLY:O	3:C:98:VAL:N	2.38	0.55
3:C:125:ALA:O	3:C:129:ALA:N	2.37	0.55
4:D:227:LEU:HD11	4:D:339:THR:OG1	2.06	0.55
4:D:441:ARG:HH22	5:M:449:ARG:CZ	2.20	0.55
5:E:260:PRO:HD2	5:E:264:HIS:ND1	2.22	0.55
8:H:99:ASP:HA	8:H:171:LYS:NZ	2.22	0.55
1:I:137:ILE:HB	1:I:478:PRO:O	2.06	0.55
2:J:200:HIS:CD2	2:J:318:ALA:HB1	2.42	0.55
3:K:469:LYS:HB2	3:K:487:LEU:HD13	1.88	0.55
6:N:150:ASP:HB3	6:N:493:GLY:O	2.05	0.55

Continued on next page...

Continued from previous page...

Atom-1	Atom-2	Interatomic distance (Å)	Clash overlap (Å)
11:3:112:TYR:CD2	13:5:83:LEU:HD22	2.41	0.55
14:6:46:GLU:HA	14:6:49:LEU:HB2	1.88	0.55
14:6:72:ALA:HA	14:6:75:THR:HB	1.88	0.55
1:A:419:LEU:O	1:A:423:LEU:HB2	2.07	0.55
2:B:27:THR:HA	2:B:30:ILE:HG12	1.87	0.55
4:D:137:PHE:CE1	4:D:454:PHE:HB2	2.42	0.55
8:H:423:ILE:HA	8:H:426:TYR:HB3	1.89	0.55
1:I:314:ARG:HB2	1:I:318:ARG:HH12	1.72	0.55
1:I:528:ASP:HB2	4:L:74:GLY:H	1.71	0.55
1:I:529:ASP:N	4:L:50:THR:HB	2.22	0.55
3:K:144:VAL:HB	3:K:151:MET:HG3	1.89	0.55
4:L:210:ILE:HG21	4:L:402:GLU:HG3	1.89	0.55
5:M:232:LYS:HG3	5:M:324:TRP:HB3	1.87	0.55
5:M:329:GLU:HA	5:M:332:LEU:HB3	1.88	0.55
5:M:398:ALA:O	5:M:402:LEU:N	2.27	0.55
7:O:21:GLN:O	7:O:25:ASN:N	2.33	0.55
8:P:56:VAL:O	8:P:64:PHE:N	2.39	0.55
8:P:135:ALA:O	8:P:139:ALA:N	2.35	0.55
8:P:475:ASN:HB3	8:P:493:LEU:HD23	1.87	0.55
12:4:46:GLN:HB2	12:4:94:LEU:HD21	1.88	0.55
1:A:107:LEU:HD22	1:A:436:LEU:HD21	1.87	0.55
1:A:417:ALA:HA	1:A:446:LEU:HD21	1.89	0.55
2:B:190:LEU:HD22	2:B:195:ASN:HB2	1.88	0.55
3:C:44:LYS:HA	6:F:117:ARG:HH21	1.72	0.55
3:C:180:VAL:HG13	3:C:196:LYS:HA	1.89	0.55
4:D:30:PRO:O	4:D:34:ARG:N	2.26	0.55
4:D:342:THR:HG23	4:D:357:GLY:H	1.70	0.55
5:E:35:LYS:O	5:E:38:ILE:HG22	2.07	0.55
6:F:175:SER:HA	6:F:208:ARG:HH12	1.72	0.55
7:G:246:LEU:H	7:G:296:GLY:HA3	1.71	0.55
7:G:498:VAL:HA	7:G:501:ASN:HB2	1.87	0.55
8:H:93:GLN:O	8:H:97:VAL:N	2.40	0.55
8:H:461:ASN:HA	8:H:464:ILE:HG22	1.89	0.55
1:I:275:ILE:HD12	1:I:276:GLN:HG3	1.87	0.55
3:K:143:PRO:HA	3:K:406:GLN:HA	1.87	0.55
3:K:245:LEU:HA	3:K:278:LEU:HB3	1.88	0.55
4:L:194:VAL:HG22	4:L:384:LYS:HA	1.89	0.55
6:N:40:PRO:HD3	6:N:157:ARG:HG2	1.88	0.55
6:N:313:LEU:HD21	6:N:361:THR:HG21	1.87	0.55
6:N:408:VAL:HG11	6:N:501:LYS:HG3	1.89	0.55
8:P:417:ILE:HG21	8:P:467:LEU:HB3	1.89	0.55

Continued on next page...

Continued from previous page...

Atom-1	Atom-2	Interatomic distance (Å)	Clash overlap (Å)
8:P:510:LEU:HA	8:P:513:ASN:HB2	1.89	0.55
9:1:27:VAL:HB	9:1:101:LEU:HB3	1.89	0.55
14:6:86:GLU:HA	14:6:89:ARG:HG2	1.89	0.55
1:A:115:THR:HG21	4:D:468:ASN:O	2.07	0.55
2:B:110:LEU:O	2:B:114:GLU:HG3	2.06	0.55
2:B:291:ILE:HG13	2:B:323:LEU:HD21	1.89	0.55
5:E:52:LEU:O	5:E:465:ASN:ND2	2.39	0.55
5:E:59:LYS:NZ	5:E:72:ASN:HA	2.22	0.55
5:E:215:VAL:HG12	5:E:216:GLY:H	1.71	0.55
5:E:259:LYS:NZ	5:E:307:ASP:OD1	2.34	0.55
6:F:97:LEU:HD12	6:F:447:ILE:HG12	1.89	0.55
6:F:327:ALA:HA	6:F:368:ASN:HB2	1.89	0.55
6:F:430:LYS:HE2	6:F:432:ARG:HD3	1.89	0.55
7:G:259:THR:HG23	7:G:261:GLU:H	1.72	0.55
7:G:349:GLU:O	7:G:360:PHE:N	2.32	0.55
8:H:48:GLY:C	8:H:170:SER:HA	2.27	0.55
1:I:446:LEU:HD22	1:I:468:ARG:HH21	1.72	0.55
2:J:437:GLU:O	2:J:441:LYS:N	2.35	0.55
5:M:535:LYS:NZ	7:O:50:VAL:HG21	2.22	0.55
7:O:142:THR:HA	7:O:403:ASP:O	2.07	0.55
8:P:475:ASN:OD1	8:P:476:LYS:HD2	2.06	0.55
1:A:213:GLY:HA3	1:A:364:ILE:O	2.07	0.55
2:B:206:GLY:HA3	2:B:356:GLU:HG2	1.87	0.55
3:C:74:HIS:HD2	3:C:75:PRO:HD2	1.71	0.55
3:C:218:VAL:HG13	3:C:373:THR:HG21	1.87	0.55
5:E:30:GLY:O	5:E:34:LEU:N	2.26	0.55
6:F:189:PHE:HD1	6:F:323:ARG:NH1	2.05	0.55
6:F:274:ILE:O	6:F:278:LYS:N	2.38	0.55
8:H:304:TYR:HD1	8:H:307:LYS:HD2	1.72	0.55
1:I:138:VAL:HB	1:I:410:PRO:HG3	1.87	0.55
2:J:186:ALA:HA	2:J:189:ARG:HE	1.71	0.55
2:J:416:LEU:HD21	2:J:474:THR:HG22	1.88	0.55
3:K:283:ILE:HD11	3:K:303:TYR:HB3	1.88	0.55
5:M:480:ARG:HA	5:M:483:LYS:HE2	1.87	0.55
7:O:131:LEU:HB3	7:O:419:TYR:HE2	1.70	0.55
7:O:486:ASP:O	7:O:490:ALA:N	2.34	0.55
9:1:76:ILE:O	9:1:80:LEU:N	2.31	0.55
1:A:199:LYS:HG2	1:A:377:LEU:HB2	1.88	0.55
3:C:288:ASP:O	3:C:310:THR:N	2.40	0.55
3:C:415:GLU:HG3	3:C:447:ILE:HB	1.89	0.55
4:D:277:ARG:NE	12:4:56:ASP:OD1	2.24	0.55

Continued on next page...

Continued from previous page...

Atom-1	Atom-2	Interatomic distance (Å)	Clash overlap (Å)
5:E:130:PRO:O	5:E:528:LEU:HD21	2.07	0.55
6:F:133:PHE:CD2	6:F:418:MET:HG2	2.41	0.55
8:H:283:ILE:HA	8:H:286:THR:HG22	1.87	0.55
1:I:70:PRO:HA	1:I:73:LYS:HB3	1.88	0.55
2:J:476:ALA:HA	2:J:487:ASP:HA	1.89	0.55
4:L:170:SER:O	4:L:174:LYS:HG2	2.07	0.55
4:L:218:ILE:HG13	4:L:397:VAL:HG13	1.88	0.55
4:L:256:PRO:HG2	4:L:278:GLU:HG2	1.88	0.55
4:L:299:LEU:HD12	4:L:336:ILE:HG21	1.89	0.55
4:L:422:ILE:HD11	4:L:510:GLN:HE21	1.72	0.55
11:3:49:VAL:HG13	11:3:52:LYS:H	1.71	0.55
11:3:111:LEU:HD11	13:5:82:VAL:HG12	1.89	0.55
1:A:136:LEU:HD13	1:A:407:SER:HB3	1.88	0.54
1:A:175:ALA:HA	1:A:179:ILE:HG23	1.89	0.54
2:B:419:HIS:CE1	2:B:466:ARG:HA	2.40	0.54
3:C:230:ARG:N	9:1:118:ALA:HB1	2.19	0.54
3:C:315:VAL:HG23	3:C:320:ASN:HD21	1.72	0.54
4:D:193:LYS:NZ	4:D:223:LEU:HB3	2.22	0.54
4:D:233:VAL:HG11	4:D:326:LYS:HE3	1.89	0.54
4:D:235:ASN:OD1	4:D:318:ASN:HB2	2.06	0.54
4:D:431:GLU:HG2	4:D:484:HIS:HB3	1.89	0.54
5:E:423:GLY:CA	5:E:491:ILE:HG12	2.37	0.54
8:H:235:LYS:HD3	8:H:351:TYR:CD1	2.41	0.54
8:H:281:LYS:O	8:H:285:ASP:N	2.40	0.54
1:I:216:LEU:HD21	1:I:311:VAL:HB	1.88	0.54
1:I:529:ASP:H	4:L:50:THR:HB	1.72	0.54
2:J:323:LEU:O	2:J:327:THR:N	2.32	0.54
3:K:51:LEU:HB2	6:N:521:ILE:HD11	1.89	0.54
4:L:255:ALA:HB2	4:L:283:ILE:HG13	1.89	0.54
5:M:33:ALA:HA	5:M:36:SER:HB2	1.89	0.54
5:M:176:LYS:HB2	5:M:401:SER:HB2	1.89	0.54
5:M:336:ALA:HA	5:M:381:ARG:HB2	1.89	0.54
5:M:525:ARG:HA	5:M:528:LEU:HD12	1.89	0.54
6:N:113:GLY:O	6:N:114:LEU:HG	2.06	0.54
6:N:317:LYS:O	6:N:321:MET:N	2.40	0.54
6:N:387:ILE:O	6:N:391:VAL:HG23	2.07	0.54
7:O:518:GLU:OE1	8:P:42:THR:HG22	2.07	0.54
8:P:52:MET:HG2	8:P:455:ASN:HD21	1.72	0.54
14:6:30:ARG:HE	14:6:87:ILE:HG23	1.70	0.54
1:A:467:LEU:O	1:A:485:TRP:NE1	2.41	0.54
1:A:475:GLN:O	1:A:484:LYS:HB3	2.07	0.54

Continued on next page...

Continued from previous page...

Atom-1	Atom-2	Interatomic distance (Å)	Clash overlap (Å)
3:C:245:LEU:HD23	3:C:300:ALA:HB1	1.90	0.54
3:C:452:ILE:HG12	3:C:462:LEU:HD12	1.90	0.54
5:E:145:ILE:O	5:E:149:ASP:N	2.38	0.54
6:F:466:ILE:HG12	6:F:470:HIS:CD2	2.42	0.54
7:G:398:ARG:HG2	7:G:495:PRO:HG2	1.90	0.54
8:H:73:LEU:HD13	8:H:87:VAL:HG12	1.88	0.54
8:H:163:LEU:HD21	8:H:399:PHE:HA	1.90	0.54
8:H:203:ARG:O	8:H:374:THR:HG23	2.08	0.54
1:I:192:VAL:HG21	1:I:396:LEU:HB3	1.90	0.54
2:J:121:ILE:HD13	2:J:434:VAL:HG11	1.88	0.54
5:M:50:THR:HA	5:M:465:ASN:OD1	2.07	0.54
6:N:78:ALA:O	6:N:82:THR:N	2.40	0.54
6:N:353:TYR:CE2	6:N:355:LEU:HB2	2.41	0.54
8:P:166:THR:HA	8:P:169:MET:HG3	1.89	0.54
13:5:22:LEU:HD13	13:5:127:MET:HG3	1.89	0.54
1:A:63:LYS:HG2	1:A:76:CYS:SG	2.47	0.54
3:C:376:LEU:HD21	3:C:391:LEU:HD22	1.88	0.54
3:C:412:GLY:HA2	3:C:415:GLU:HG2	1.89	0.54
4:D:297:VAL:HG22	4:D:323:MET:HE2	1.87	0.54
4:D:430:ILE:HG21	4:D:480:LEU:HB3	1.89	0.54
5:E:113:ALA:HB2	5:E:520:ALA:HA	1.88	0.54
6:F:39:GLY:H	6:F:158:THR:HG23	1.72	0.54
7:G:288:VAL:HG11	7:G:361:PHE:CZ	2.41	0.54
8:H:197:PHE:HD2	8:H:400:LYS:HE2	1.72	0.54
8:H:366:GLU:HA	8:H:371:ALA:HA	1.89	0.54
2:J:290:PHE:O	2:J:312:ILE:N	2.35	0.54
3:K:388:GLU:HA	3:K:391:LEU:HD12	1.89	0.54
3:K:491:LYS:HG3	3:K:496:TRP:CZ2	2.43	0.54
5:M:262:THR:OG1	7:O:247:LYS:HB2	2.08	0.54
6:N:240:GLU:HB2	6:N:266:PHE:HD1	1.73	0.54
8:P:158:ASP:O	8:P:161:SER:OG	2.21	0.54
8:P:462:GLU:HG3	8:P:466:LYS:NZ	2.22	0.54
14:6:45:GLU:O	14:6:49:LEU:N	2.34	0.54
1:A:189:ARG:HG2	1:A:190:TYR:CD2	2.42	0.54
1:A:217:ASN:HA	1:A:361:LEU:HD22	1.88	0.54
1:A:235:ALA:HB2	1:A:345:LEU:HD22	1.89	0.54
2:B:429:PRO:O	2:J:464:GLN:HG2	2.07	0.54
3:C:334:ARG:HE	3:C:337:GLU:HB3	1.72	0.54
3:C:464:THR:HG21	8:P:432:GLY:N	2.22	0.54
5:E:48:MET:HG3	5:E:110:VAL:HB	1.89	0.54
5:E:432:ALA:O	5:E:436:GLU:N	2.32	0.54

Continued on next page...

Continued from previous page...

Atom-1	Atom-2	Interatomic distance (Å)	Clash overlap (Å)
6:F:36:THR:HG22	6:F:451:LEU:HD23	1.89	0.54
7:G:188:ASP:OD1	7:G:189:LEU:N	2.35	0.54
8:H:225:LYS:NZ	8:H:320:ASP:OD2	2.32	0.54
8:H:234:VAL:HG22	8:H:289:ASN:ND2	2.21	0.54
1:I:138:VAL:HG11	1:I:487:GLY:HA3	1.89	0.54
1:I:430:MET:HB3	1:I:434:GLU:HB2	1.90	0.54
2:J:226:VAL:HG12	2:J:227:ASN:H	1.72	0.54
3:K:100:ILE:O	3:K:104:GLU:HB2	2.08	0.54
3:K:218:VAL:HA	3:K:373:THR:N	2.23	0.54
4:L:33:ILE:HA	4:L:36:SER:HB2	1.90	0.54
4:L:134:SER:O	4:L:527:ARG:NH2	2.41	0.54
4:L:147:ILE:HD11	4:L:439:TYR:CE2	2.42	0.54
5:M:228:VAL:HG23	5:M:374:ILE:HB	1.89	0.54
5:M:305:GLY:HA2	5:M:323:ARG:O	2.08	0.54
7:O:117:HIS:ND1	7:O:121:ILE:HB	2.22	0.54
7:O:521:LYS:HG2	7:O:523:PRO:HD2	1.89	0.54
8:P:348:ASP:OD2	8:P:366:GLU:N	2.40	0.54
11:3:162:LEU:HA	11:3:165:LEU:HB2	1.88	0.54
12:4:61:ASP:HA	12:4:64:CYS:SG	2.47	0.54
14:6:110:GLN:O	14:6:114:GLU:N	2.38	0.54
1:A:182:THR:HG23	1:A:214:TYR:OH	2.07	0.54
2:B:182:LEU:HD13	2:B:373:ILE:HD11	1.88	0.54
4:D:99:ASP:O	4:D:103:GLY:N	2.32	0.54
5:E:235:SER:HB3	5:E:312:HIS:HB3	1.90	0.54
1:I:70:PRO:O	1:I:74:VAL:N	2.35	0.54
1:I:409:VAL:HG21	1:I:510:LYS:HE2	1.89	0.54
3:K:241:LEU:HD21	3:K:292:THR:HG23	1.89	0.54
3:K:423:THR:HG23	3:K:438:ARG:HE	1.71	0.54
4:L:220:ASP:O	4:L:391:ARG:HD2	2.08	0.54
4:L:390:VAL:HG11	4:L:402:GLU:HB2	1.90	0.54
5:M:426:GLU:HA	5:M:429:CYS:HB2	1.88	0.54
6:N:469:GLU:O	6:N:475:GLN:HB3	2.07	0.54
7:O:48:LEU:HD11	7:O:56:ALA:HB1	1.89	0.54
8:P:97:VAL:HG22	8:P:401:VAL:HG21	1.89	0.54
1:A:29:ALA:O	1:A:33:LYS:HG3	2.07	0.54
2:B:155:PHE:HA	2:B:158:ASP:HB3	1.89	0.54
2:B:187:VAL:HG11	2:B:397:LEU:HB3	1.89	0.54
3:C:353:LYS:O	3:C:360:PHE:N	2.39	0.54
4:D:390:VAL:HG12	4:D:398:ILE:HG23	1.90	0.54
5:E:188:ILE:HG23	5:E:224:LEU:HB2	1.88	0.54
5:E:226:LYS:HA	5:E:383:VAL:HG13	1.90	0.54

Continued on next page...

Continued from previous page...

Atom-1	Atom-2	Interatomic distance (Å)	Clash overlap (Å)
5:E:434:SER:OG	5:E:452:ALA:HB3	2.06	0.54
5:E:501:MET:HG3	5:E:506:VAL:O	2.07	0.54
6:F:319:ARG:HG3	6:F:320:ASN:H	1.73	0.54
7:G:155:LEU:HA	7:G:396:VAL:HB	1.88	0.54
7:G:235:PRO:O	7:G:344:ARG:HA	2.08	0.54
7:G:245:GLU:HA	7:G:296:GLY:H	1.72	0.54
7:G:302:TYR:O	7:G:306:ARG:N	2.41	0.54
7:G:331:GLN:HE22	7:G:342:LEU:HD23	1.72	0.54
7:G:520:ILE:HB	8:H:56:VAL:HA	1.88	0.54
8:H:135:ALA:HA	8:H:138:LYS:HB3	1.89	0.54
8:H:206:LYS:HB2	8:H:385:MET:SD	2.48	0.54
8:H:223:PHE:N	8:H:361:VAL:O	2.37	0.54
8:H:461:ASN:OD1	3:K:432:VAL:HA	2.08	0.54
3:K:118:HIS:CD2	3:K:121:VAL:HB	2.43	0.54
3:K:146:ILE:HG22	3:K:401:VAL:O	2.08	0.54
3:K:408:VAL:HG22	3:K:497:GLU:O	2.08	0.54
4:L:71:THR:HG22	4:L:80:GLN:HE22	1.72	0.54
4:L:129:HIS:CD2	4:L:131:THR:H	2.26	0.54
4:L:223:LEU:HA	4:L:388:ILE:HA	1.89	0.54
4:L:247:GLY:CA	4:L:356:LEU:HD22	2.38	0.54
4:L:290:ILE:HG13	4:L:348:ILE:HG12	1.90	0.54
5:M:306:PHE:HE2	5:M:321:ALA:HB3	1.71	0.54
13:5:27:GLU:HA	13:5:30:SER:HB3	1.89	0.54
2:B:416:LEU:HD12	2:B:474:THR:OG1	2.07	0.54
3:C:322:ARG:O	3:C:326:ALA:N	2.41	0.54
3:C:466:LEU:HD12	3:C:469:LYS:HB2	1.90	0.54
3:C:469:LYS:O	3:C:473:GLU:HB2	2.08	0.54
4:D:234:SER:HB3	4:D:237:GLY:HA3	1.89	0.54
4:D:332:ASP:O	4:D:336:ILE:N	2.39	0.54
5:E:303:GLN:HB2	5:E:330:ILE:HD13	1.89	0.54
5:E:480:ARG:HD3	5:E:489:LEU:CD1	2.37	0.54
5:E:536:PRO:HD3	7:G:69:LEU:HD11	1.89	0.54
7:G:216:PHE:HD2	7:G:359:ASN:HD22	1.55	0.54
8:H:233:SER:H	8:H:289:ASN:HB3	1.72	0.54
2:J:464:GLN:O	2:J:468:ALA:N	2.25	0.54
5:M:438:ASP:HA	5:M:445:GLN:HG3	1.90	0.54
7:O:100:LEU:HD23	7:O:506:ALA:HB3	1.90	0.54
8:P:459:LYS:HG3	8:P:462:GLU:H	1.73	0.54
8:P:509:LYS:HG2	8:P:513:ASN:ND2	2.23	0.54
11:3:109:ASP:HB2	13:5:42:LYS:HB2	1.90	0.54
12:4:45:LYS:HA	12:4:48:GLN:HB3	1.90	0.54

Continued on next page...

Continued from previous page...

Atom-1	Atom-2	Interatomic distance (Å)	Clash overlap (Å)
13:5:133:GLU:O	13:5:137:GLN:N	2.41	0.54
1:A:13:THR:N	1:A:16:THR:OG1	2.40	0.54
5:E:151:ILE:HG12	5:E:486:ASN:HB3	1.90	0.54
6:F:452:ALA:O	6:F:456:GLY:N	2.41	0.54
8:H:228:GLU:CG	8:H:314:ARG:HB3	2.38	0.54
8:H:239:ILE:HB	8:H:328:VAL:HG11	1.89	0.54
1:I:41:LEU:O	1:I:43:LYS:NZ	2.38	0.54
3:K:200:ARG:HD2	3:K:371:ALA:HB1	1.90	0.54
3:K:230:ARG:NH1	3:K:233:ILE:O	2.41	0.54
3:K:260:ARG:HG2	3:K:262:GLU:H	1.72	0.54
3:K:381:LYS:O	3:K:384:LEU:HB3	2.08	0.54
4:L:33:ILE:HD13	4:L:535:VAL:HG13	1.90	0.54
4:L:153:ARG:NH2	4:L:502:ASN:HD22	2.05	0.54
7:O:165:SER:OG	7:O:391:ASP:OD2	2.23	0.54
7:O:200:VAL:HG12	7:O:358:TYR:CZ	2.43	0.54
11:3:111:LEU:HB2	13:5:46:ALA:HB1	1.90	0.54
2:B:465:LEU:HD12	2:B:468:ALA:HB3	1.90	0.54
4:D:63:ASP:OD2	4:D:65:LYS:NZ	2.41	0.54
5:E:205:ASP:H	5:E:208:LEU:HD12	1.71	0.54
5:E:258:PRO:HB2	7:G:267:VAL:HG11	1.90	0.54
6:F:137:VAL:HG13	6:F:501:LYS:NZ	2.23	0.54
8:H:28:ALA:HA	8:H:32:ASN:OD1	2.08	0.54
4:L:247:GLY:O	4:L:299:LEU:N	2.36	0.54
5:M:140:ALA:HB2	5:M:448:MET:HB3	1.90	0.54
5:M:209:ILE:HD13	5:M:406:LEU:HD11	1.89	0.54
5:M:306:PHE:CE2	5:M:321:ALA:HB3	2.43	0.54
5:M:339:GLY:HA3	5:M:354:GLY:HA2	1.89	0.54
6:N:201:GLU:HA	6:N:379:PRO:HD2	1.90	0.54
6:N:278:LYS:HZ2	6:N:289:PHE:H	1.55	0.54
7:O:398:ARG:HA	7:O:401:LYS:HB3	1.89	0.54
7:O:472:GLY:HA3	7:O:475:TYR:CE2	2.43	0.54
8:P:436:TYR:O	8:P:440:LYS:HG2	2.07	0.54
1:A:77:GLU:O	1:A:81:LEU:N	2.36	0.54
1:A:171:MET:O	1:A:175:ALA:N	2.40	0.54
2:B:403:ASP:HB3	2:B:405:ARG:HD3	1.89	0.54
6:F:189:PHE:HB2	6:F:370:ARG:CZ	2.37	0.54
8:H:192:PRO:HD3	8:H:368:GLU:HG3	1.90	0.54
8:H:349:SER:HB3	8:H:351:TYR:CZ	2.43	0.54
2:J:166:THR:OG1	2:J:495:GLU:OE2	2.26	0.54
3:K:49:MET:O	6:N:521:ILE:HA	2.08	0.54
6:N:231:LEU:HD11	6:N:333:LEU:HD23	1.89	0.54

Continued on next page...

Continued from previous page...

Atom-1	Atom-2	Interatomic distance (Å)	Clash overlap (Å)
7:O:135:LYS:HA	7:O:138:GLU:HB2	1.90	0.54
7:O:431:GLN:HE21	7:O:435:ILE:HD11	1.73	0.54
8:P:401:VAL:HG22	8:P:404:ARG:NH2	2.23	0.54
11:3:96:GLU:HG2	11:3:97:SER:H	1.73	0.54
3:C:302:HIS:O	3:C:306:ARG:HG3	2.08	0.53
4:D:266:VAL:HG23	14:6:89:ARG:HD2	1.90	0.53
7:G:171:GLN:NE2	7:G:206:GLU:HG3	2.23	0.53
7:G:258:HIS:ND1	7:G:262:ASP:OD2	2.41	0.53
8:H:209:GLY:O	8:H:379:GLY:N	2.40	0.53
8:H:232:THR:HG21	8:H:350:VAL:HG12	1.90	0.53
1:I:392:LEU:O	1:I:396:LEU:N	2.41	0.53
2:J:107:ALA:HA	2:J:110:LEU:HD12	1.89	0.53
2:J:220:LEU:HD11	2:J:314:HIS:CD2	2.44	0.53
3:K:296:ILE:HG12	3:K:313:ARG:HD3	1.89	0.53
6:N:138:LYS:HE2	6:N:498:TYR:CE1	2.44	0.53
6:N:174:ASP:O	6:N:208:ARG:NH2	2.29	0.53
7:O:247:LYS:HD3	7:O:270:GLU:CB	2.39	0.53
9:1:57:GLU:HG3	9:1:59:ASN:N	2.20	0.53
1:A:78:LEU:HD22	1:A:520:ALA:HB2	1.90	0.53
2:B:127:ILE:HG23	2:B:512:GLU:HB3	1.90	0.53
2:B:319:GLY:HA2	2:B:322:ARG:HB2	1.91	0.53
4:D:302:LYS:HA	4:D:327:ASP:HA	1.90	0.53
5:E:115:ALA:O	5:E:118:GLU:N	2.40	0.53
5:E:524:VAL:O	5:E:528:LEU:HD13	2.08	0.53
6:F:92:THR:OG1	6:F:93:THR:N	2.41	0.53
7:G:394:MET:O	7:G:398:ARG:NH1	2.41	0.53
7:G:488:PHE:O	7:G:493:TRP:NE1	2.28	0.53
1:I:498:ASN:O	1:I:504:PHE:HE2	1.90	0.53
3:K:38:ARG:NH1	3:K:104:GLU:OE1	2.40	0.53
4:L:205:LEU:HD11	4:L:410:CYS:SG	2.48	0.53
5:M:364:PHE:HB3	5:M:388:ARG:CZ	2.38	0.53
6:N:46:MET:HA	6:N:56:LEU:HD23	1.90	0.53
6:N:230:ILE:HG12	6:N:290:VAL:HB	1.89	0.53
6:N:404:ASP:HB3	6:N:406:CYS:O	2.08	0.53
1:A:135:ASN:HD21	1:A:415:VAL:CG1	2.22	0.53
2:B:429:PRO:HA	2:B:433:ALA:HB2	1.91	0.53
3:C:175:ILE:HG22	3:C:374:ILE:HG12	1.90	0.53
3:C:304:LEU:HD13	3:C:311:ALA:HB2	1.91	0.53
3:C:484:THR:HB	3:C:493:LEU:HD21	1.90	0.53
4:D:160:ARG:HE	4:D:189:ASN:HA	1.74	0.53
6:F:41:LYS:HB3	6:F:451:LEU:HD22	1.90	0.53

Continued on next page...

Continued from previous page...

Atom-1	Atom-2	Interatomic distance (Å)	Clash overlap (Å)
6:F:151:VAL:HA	6:F:154:THR:HG22	1.91	0.53
8:H:250:ILE:HA	8:H:268:PHE:CD2	2.43	0.53
2:J:90:VAL:O	2:J:94:GLU:N	2.40	0.53
2:J:451:ALA:HB3	2:J:458:SER:OG	2.08	0.53
3:K:240:LEU:HD11	3:K:317:LYS:HE2	1.90	0.53
5:M:102:ILE:HA	5:M:411:ASN:OD1	2.09	0.53
6:N:488:VAL:HG13	6:N:491:GLU:HB3	1.89	0.53
8:P:118:LEU:HA	8:P:121:ILE:HB	1.90	0.53
10:2:42:SER:HG	10:2:109:GLN:HE21	1.50	0.53
12:4:68:PRO:HA	12:4:76:ILE:O	2.08	0.53
14:6:65:VAL:HG12	14:6:67:GLN:HE21	1.73	0.53
1:A:18:ARG:HA	1:A:21:ASN:HB2	1.89	0.53
1:A:150:ASN:OD1	1:A:154:THR:OG1	2.27	0.53
2:B:241:ASN:OD1	2:B:331:ILE:HD11	2.08	0.53
2:B:280:GLU:HA	2:B:283:LEU:HB3	1.90	0.53
3:C:196:LYS:CB	3:C:399:ARG:HD2	2.38	0.53
4:D:78:LEU:O	4:D:82:GLN:HB3	2.09	0.53
5:E:98:GLN:HB2	5:E:519:LEU:CD1	2.38	0.53
5:E:341:ILE:HB	7:G:301:GLN:HE22	1.73	0.53
7:G:111:TYR:O	7:G:115:GLY:N	2.42	0.53
8:H:57:ILE:HA	8:H:62:LYS:O	2.09	0.53
1:I:1:MET:HG2	1:I:20:GLN:HE22	1.73	0.53
1:I:13:THR:HG22	1:I:14:GLY:H	1.73	0.53
1:I:151:ALA:HA	1:I:500:GLN:HB3	1.88	0.53
2:J:400:THR:HA	2:J:403:ASP:O	2.09	0.53
2:J:517:VAL:HA	5:M:58:ASP:O	2.08	0.53
2:J:518:ASP:HB2	5:M:59:LYS:HE3	1.90	0.53
4:L:243:LYS:N	4:L:360:GLU:O	2.39	0.53
5:M:86:GLN:HE21	7:O:48:LEU:HD21	1.72	0.53
7:O:123:ARG:HH21	8:P:173:TYR:HE1	1.56	0.53
2:B:42:THR:HG22	2:B:49:ASP:HA	1.91	0.53
2:B:127:ILE:HG22	2:B:131:ARG:NE	2.23	0.53
3:C:156:ILE:HG22	3:C:160:ILE:HD13	1.91	0.53
4:D:169:THR:HG21	4:D:507:LEU:HD12	1.89	0.53
5:E:331:GLU:HA	5:E:341:ILE:HD11	1.90	0.53
7:G:244:LEU:HD22	7:G:278:LEU:HB3	1.91	0.53
8:H:228:GLU:HG2	8:H:314:ARG:HB3	1.89	0.53
1:I:131:TYR:CG	1:I:419:LEU:HD21	2.44	0.53
4:L:81:MET:HG2	4:L:83:VAL:HG13	1.90	0.53
4:L:231:GLN:HG3	4:L:328:ILE:HD11	1.90	0.53
4:L:293:THR:HA	4:L:351:PHE:CZ	2.43	0.53

Continued on next page...

Continued from previous page...

Atom-1	Atom-2	Interatomic distance (Å)	Clash overlap (Å)
4:L:464:THR:HG23	4:L:467:GLU:OE1	2.09	0.53
5:M:249:ALA:HB3	5:M:300:ALA:HA	1.89	0.53
7:O:413:GLU:HA	7:O:416:LEU:HD12	1.91	0.53
10:2:57:VAL:HG22	11:3:128:GLY:HA3	1.90	0.53
11:3:173:GLU:O	11:3:177:ALA:N	2.39	0.53
1:A:101:LEU:O	1:A:105:ASP:N	2.42	0.53
1:A:450:ASN:O	1:A:460:SER:OG	2.23	0.53
2:B:239:ILE:HB	2:B:330:GLU:O	2.08	0.53
4:D:52:LEU:HD22	4:D:111:ILE:HG13	1.89	0.53
5:E:138:GLU:OE1	5:E:525:ARG:NH2	2.41	0.53
6:F:179:ILE:HG12	6:F:187:ASP:OD1	2.08	0.53
6:F:279:ARG:HD3	6:F:283:GLY:HA2	1.89	0.53
7:G:414:MET:HB2	7:G:468:HIS:ND1	2.23	0.53
7:G:418:LYS:NZ	7:G:469:ALA:HA	2.24	0.53
8:H:210:SER:HB2	8:H:378:ARG:HB3	1.91	0.53
3:K:218:VAL:HG21	3:K:371:ALA:HB3	1.90	0.53
3:K:375:LEU:HD11	3:K:377:ARG:NH1	2.23	0.53
3:K:412:GLY:N	3:K:497:GLU:OE2	2.42	0.53
3:K:423:THR:HA	3:K:426:SER:HB3	1.91	0.53
5:M:38:ILE:HG13	5:M:117:LEU:HB3	1.91	0.53
5:M:151:ILE:HG13	5:M:419:VAL:HG23	1.90	0.53
6:N:217:ARG:HB2	6:N:359:LYS:NZ	2.23	0.53
6:N:313:LEU:CD2	6:N:361:THR:HG21	2.39	0.53
7:O:448:GLN:O	7:O:452:ASN:ND2	2.42	0.53
9:1:66:ARG:HB3	13:5:65:PRO:HD3	1.90	0.53
1:A:176:VAL:HG11	1:A:396:LEU:HA	1.89	0.53
2:B:408:TYR:HD2	2:B:474:THR:HG22	1.74	0.53
2:B:458:SER:O	2:B:462:VAL:N	2.21	0.53
3:C:233:ILE:N	3:C:350:LEU:O	2.33	0.53
3:C:263:ASP:OD1	3:C:266:ARG:NH2	2.42	0.53
3:C:290:VAL:N	3:C:310:THR:O	2.41	0.53
4:D:418:LYS:HB3	4:D:512:LEU:HB2	1.91	0.53
5:E:359:VAL:HG13	5:E:374:ILE:HG13	1.90	0.53
7:G:245:GLU:HA	7:G:296:GLY:N	2.24	0.53
7:G:351:THR:O	7:G:358:TYR:HB3	2.09	0.53
7:G:425:ARG:HH21	1:I:471:HIS:C	2.12	0.53
7:G:491:PHE:HA	7:G:493:TRP:CE2	2.43	0.53
8:H:254:LYS:NZ	8:H:259:ILE:O	2.37	0.53
8:H:502:LEU:HD11	8:H:506:TRP:HE1	1.74	0.53
1:I:424:GLU:HG3	1:I:442:ALA:HB3	1.91	0.53
5:M:517:ILE:O	5:M:521:THR:HG22	2.09	0.53

Continued on next page...

Continued from previous page...

Atom-1	Atom-2	Interatomic distance (Å)	Clash overlap (Å)
6:N:278:LYS:HG3	6:N:289:PHE:HB2	1.91	0.53
7:O:48:LEU:HD13	7:O:58:ILE:HG13	1.90	0.53
7:O:136:ILE:HG21	7:O:499:ARG:HB2	1.91	0.53
7:O:232:TYR:HB2	7:O:348:PHE:HB3	1.91	0.53
7:O:422:ASP:O	7:O:426:THR:N	2.42	0.53
8:P:43:THR:O	8:P:47:TYR:N	2.40	0.53
8:P:172:GLN:NE2	8:P:175:ASN:O	2.42	0.53
8:P:237:ALA:HB2	8:P:350:VAL:N	2.23	0.53
8:P:250:ILE:HA	8:P:336:LEU:HB3	1.91	0.53
8:P:269:SER:HA	8:P:300:MET:HG3	1.91	0.53
10:2:96:GLN:HA	10:2:99:LYS:HE2	1.91	0.53
3:C:217:GLY:HA3	3:C:326:ALA:O	2.08	0.53
6:F:118:ILE:HD11	6:F:432:ARG:HB3	1.91	0.53
6:F:224:ARG:NE	6:F:351:TYR:HB2	2.22	0.53
8:H:401:VAL:HG21	8:H:406:LYS:HD3	1.89	0.53
1:I:106:GLU:OE2	4:L:472:ASN:ND2	2.41	0.53
1:I:198:LEU:HD13	1:I:217:ASN:HB2	1.90	0.53
2:J:415:MET:HB3	2:J:466:ARG:HA	1.91	0.53
2:J:473:ASN:HB3	2:J:476:ALA:HB3	1.91	0.53
3:K:376:LEU:HB2	3:K:387:VAL:HG11	1.90	0.53
4:L:33:ILE:HB	4:L:535:VAL:HG13	1.89	0.53
6:N:130:ALA:HA	6:N:133:PHE:HB2	1.91	0.53
6:N:207:ILE:HB	6:N:362:PHE:CE1	2.38	0.53
7:O:171:GLN:NE2	7:O:206:GLU:HG2	2.23	0.53
7:O:523:PRO:HD3	8:P:58:ASN:O	2.08	0.53
8:P:186:ALA:HB1	8:P:202:ILE:HG12	1.91	0.53
8:P:221:MET:H	8:P:363:PHE:HB2	1.73	0.53
9:1:39:ARG:O	9:1:43:HIS:N	2.34	0.53
14:6:26:SER:HB2	14:6:90:TYR:HD1	1.74	0.53
14:6:79:ARG:O	14:6:83:ILE:HG12	2.09	0.53
1:A:196:ASN:HD22	1:A:214:TYR:HB3	1.73	0.53
2:B:456:TYR:CE2	2:B:483:GLY:HA3	2.43	0.53
3:C:106:LEU:HD21	3:C:517:LEU:HB2	1.90	0.53
5:E:182:HIS:CE1	5:E:220:GLU:HG2	2.44	0.53
5:E:423:GLY:HA3	5:E:491:ILE:HG12	1.89	0.53
5:E:461:ALA:O	5:E:464:GLU:HB3	2.08	0.53
6:F:141:ARG:HB2	6:F:407:VAL:HB	1.89	0.53
6:F:228:ALA:O	6:F:346:HIS:HA	2.07	0.53
6:F:476:LEU:O	6:F:488:VAL:HG13	2.09	0.53
8:H:52:MET:HB3	8:H:54:LYS:HZ2	1.74	0.53
8:H:386:ASP:OD1	8:H:387:ASP:N	2.42	0.53

Continued on next page...

Continued from previous page...

Atom-1	Atom-2	Interatomic distance (Å)	Clash overlap (Å)
8:H:475:ASN:ND2	8:H:491:ASP:OD1	2.41	0.53
4:L:218:ILE:HG23	4:L:401:ALA:HB2	1.90	0.53
4:L:246:ILE:O	4:L:336:ILE:HD11	2.08	0.53
6:N:144:ASP:O	6:N:148:LEU:HG	2.09	0.53
6:N:509:THR:HA	6:N:512:ALA:HB3	1.91	0.53
7:O:74:PRO:HB3	8:P:63:LEU:HD22	1.91	0.53
7:O:209:GLN:N	7:O:373:ILE:O	2.40	0.53
7:O:414:MET:HE1	7:O:464:LEU:HD13	1.90	0.53
7:O:431:GLN:HA	7:O:434:LEU:HD13	1.91	0.53
8:P:218:LEU:O	8:P:374:THR:OG1	2.22	0.53
12:4:40:ILE:HG23	12:4:98:ILE:HG23	1.91	0.53
1:A:145:ARG:HA	1:A:504:PHE:HB2	1.90	0.53
1:A:181:TYR:HB3	1:A:191:PRO:HB3	1.91	0.53
1:A:201:HIS:CG	1:A:382:ASP:HA	2.44	0.53
1:A:276:GLN:O	1:A:280:ALA:N	2.23	0.53
1:A:357:CYS:SG	1:A:378:ARG:HG2	2.49	0.53
2:B:109:LEU:O	2:B:113:ALA:N	2.38	0.53
2:B:375:LEU:HD22	2:B:387:GLU:HB2	1.90	0.53
3:C:289:VAL:HG11	3:C:350:LEU:HD22	1.91	0.53
4:D:287:VAL:HG11	4:D:317:LEU:HA	1.91	0.53
4:D:325:ILE:HG23	4:D:374:LEU:HD13	1.91	0.53
4:D:418:LYS:HG3	4:D:513:LEU:H	1.73	0.53
5:E:144:ALA:HB2	5:E:433:VAL:HG21	1.91	0.53
5:E:251:LEU:HD12	5:E:255:PHE:HB2	1.90	0.53
6:F:138:LYS:HA	6:F:408:VAL:HG11	1.91	0.53
7:G:26:ILE:HG23	7:G:105:LEU:HB3	1.91	0.53
7:G:120:ILE:HG21	7:G:430:LYS:HD2	1.91	0.53
7:G:163:LEU:HB3	7:G:172:LYS:HG2	1.90	0.53
8:H:395:GLY:HA2	8:H:398:THR:OG1	2.09	0.53
1:I:383:PHE:O	1:I:387:GLU:N	2.30	0.53
3:K:275:ILE:HA	3:K:278:LEU:HD12	1.91	0.53
4:L:286:LEU:HD22	4:L:348:ILE:HG23	1.90	0.53
6:N:275:ILE:HA	6:N:310:ILE:HD11	1.90	0.53
8:P:96:GLU:O	8:P:404:ARG:NH2	2.41	0.53
8:P:206:LYS:NZ	8:P:386:ASP:OD1	2.37	0.53
8:P:219:HIS:O	8:P:364:LYS:HD2	2.09	0.53
11:3:105:PHE:O	11:3:112:TYR:HA	2.09	0.53
11:3:161:ASP:O	11:3:165:LEU:HD13	2.08	0.53
14:6:58:LYS:H	14:6:67:GLN:HG3	1.73	0.53
2:B:78:ASN:O	2:B:82:LYS:N	2.31	0.52
2:B:119:LYS:O	2:B:120:LYS:HB3	2.09	0.52

Continued on next page...

Continued from previous page...

Atom-1	Atom-2	Interatomic distance (Å)	Clash overlap (Å)
2:B:129:GLY:HA3	2:B:435:ALA:HB3	1.90	0.52
2:B:146:VAL:N	2:B:406:THR:O	2.39	0.52
4:D:63:ASP:HB2	4:D:65:LYS:HG2	1.91	0.52
4:D:137:PHE:CD1	4:D:454:PHE:HB2	2.43	0.52
4:D:145:ILE:HA	4:D:148:LEU:HB3	1.91	0.52
5:E:232:LYS:NZ	5:E:299:LEU:HD11	2.24	0.52
6:F:459:LEU:O	6:F:463:LEU:N	2.36	0.52
7:G:214:VAL:HG23	7:G:361:PHE:HB2	1.90	0.52
7:G:497:MET:HG3	7:G:501:ASN:ND2	2.25	0.52
8:H:151:ALA:H	8:H:406:LYS:H	1.57	0.52
2:J:131:ARG:NH2	2:J:509:GLU:HA	2.20	0.52
3:K:111:HIS:CG	3:K:112:PHE:H	2.27	0.52
3:K:156:ILE:HG13	3:K:397:VAL:HB	1.91	0.52
4:L:48:ILE:HG22	4:L:111:ILE:HG22	1.91	0.52
4:L:506:GLU:HB3	4:L:508:VAL:HG23	1.91	0.52
5:M:161:ASP:OD1	5:M:164:PRO:HB2	2.09	0.52
6:N:47:LEU:N	6:N:55:LYS:O	2.40	0.52
8:P:282:ALA:HA	8:P:285:ASP:HB2	1.91	0.52
11:3:122:LYS:HG3	13:5:73:PRO:HG3	1.90	0.52
3:C:163:LYS:HZ1	3:C:389:ARG:HB3	1.74	0.52
5:E:76:THR:OG1	5:E:400:ARG:NH2	2.42	0.52
5:E:203:ASP:HA	5:E:414:ARG:HG2	1.91	0.52
5:E:301:ILE:HG13	5:E:333:ILE:HD13	1.90	0.52
6:F:294:GLN:NE2	6:F:321:MET:HB2	2.23	0.52
1:I:156:MET:O	1:I:160:ILE:N	2.42	0.52
3:K:108:VAL:HA	3:K:111:HIS:HE1	1.74	0.52
5:M:356:ALA:HA	5:M:376:GLN:OE1	2.08	0.52
6:N:127:LYS:HG3	6:N:505:LEU:HB3	1.90	0.52
7:O:186:LEU:CD1	7:O:195:ILE:HG23	2.34	0.52
7:O:523:PRO:HA	8:P:59:HIS:ND1	2.24	0.52
8:P:51:GLY:O	8:P:173:TYR:HB2	2.10	0.52
10:2:71:TYR:HB2	11:3:132:MET:O	2.09	0.52
1:A:205:GLN:O	1:A:208:SER:OG	2.26	0.52
1:A:440:GLU:HA	1:A:443:ARG:HB2	1.90	0.52
1:A:453:ALA:HB3	1:A:460:SER:OG	2.09	0.52
2:B:26:LEU:O	2:B:30:ILE:HG23	2.10	0.52
3:C:130:LEU:HA	3:C:506:TYR:CE2	2.41	0.52
3:C:215:LEU:HB3	3:C:364:THR:HG21	1.91	0.52
4:D:287:VAL:CG1	4:D:317:LEU:HA	2.38	0.52
5:E:165:LEU:HD21	5:E:412:LEU:HD13	1.90	0.52
5:E:261:LYS:HG3	5:E:304:TRP:CD1	2.45	0.52

Continued on next page...

Continued from previous page...

Atom-1	Atom-2	Interatomic distance (Å)	Clash overlap (Å)
5:E:295:THR:HG21	5:E:348:LEU:HG	1.91	0.52
6:F:109:TYR:HE2	6:F:439:ALA:HB2	1.73	0.52
6:F:139:VAL:H	6:F:408:VAL:HG12	1.74	0.52
6:F:205:SER:N	6:F:375:LEU:O	2.34	0.52
7:G:155:LEU:HD22	7:G:180:VAL:HG13	1.90	0.52
7:G:425:ARG:NH1	1:I:473:GLU:OE2	2.41	0.52
8:H:26:GLU:HA	8:H:30:TYR:HD2	1.74	0.52
8:H:327:THR:HG22	8:H:365:HIS:HE1	1.74	0.52
1:I:471:HIS:HA	1:I:484:LYS:HD2	1.91	0.52
2:J:292:ASN:O	2:J:315:ALA:N	2.42	0.52
2:J:381:GLN:HE21	2:J:385:GLU:HG3	1.74	0.52
4:L:49:ARG:HD3	4:L:461:ILE:HG22	1.92	0.52
6:N:135:GLU:HG2	6:N:502:LYS:HZ2	1.74	0.52
7:O:65:ILE:O	7:O:69:LEU:N	2.23	0.52
7:O:259:THR:HG21	7:O:262:ASP:HB2	1.92	0.52
8:P:97:VAL:HG21	8:P:503:GLY:CA	2.39	0.52
8:P:166:THR:OG1	8:P:497:ILE:HG23	2.10	0.52
8:P:272:GLU:HA	8:P:275:LEU:HB3	1.91	0.52
8:P:328:VAL:HB	8:P:345:GLY:HA3	1.89	0.52
8:P:351:TYR:HE2	8:P:364:LYS:HB2	1.74	0.52
12:4:70:GLN:HG3	12:4:75:PHE:CE1	2.44	0.52
12:4:107:SER:HA	12:4:110:ARG:HH21	1.74	0.52
1:A:73:LYS:O	1:A:76:CYS:N	2.41	0.52
1:A:420:SER:HA	1:A:442:ALA:HB1	1.91	0.52
2:B:130:TRP:CD1	2:B:435:ALA:HB1	2.44	0.52
3:C:182:MET:HB2	3:C:372:CYS:HB2	1.91	0.52
4:D:128:ILE:HG21	4:D:450:CYS:SG	2.49	0.52
4:D:210:ILE:HD11	4:D:402:GLU:HG2	1.91	0.52
4:D:306:ARG:HG3	4:D:308:ALA:H	1.74	0.52
5:E:362:ILE:O	5:E:371:MET:N	2.41	0.52
5:E:417:ARG:O	5:E:510:LEU:N	2.43	0.52
5:E:509:THR:O	5:E:512:GLY:N	2.42	0.52
6:F:198:HIS:CD2	6:F:199:LYS:H	2.27	0.52
1:I:524:ILE:O	4:L:57:MET:HA	2.08	0.52
2:J:19:GLU:O	2:J:519:ASN:HA	2.09	0.52
2:J:53:LEU:HB3	4:L:86:PRO:HG2	1.92	0.52
2:J:122:HIS:CG	5:M:467:GLY:HA2	2.44	0.52
3:K:149:SER:HA	3:K:152:MET:HB2	1.90	0.52
5:M:241:LYS:NZ	5:M:361:GLU:HG3	2.25	0.52
6:N:422:LEU:HD11	6:N:437:VAL:HB	1.91	0.52
8:P:116:GLU:HA	8:P:119:LEU:HD12	1.92	0.52

Continued on next page...

Continued from previous page...

Atom-1	Atom-2	Interatomic distance (Å)	Clash overlap (Å)
9:1:95:GLU:HA	9:1:98:LYS:HB3	1.91	0.52
13:5:52:VAL:HA	13:5:55:LYS:HB3	1.90	0.52
1:A:214:TYR:OH	1:A:322:ALA:O	2.27	0.52
2:B:141:LEU:HD21	2:B:501:ARG:HA	1.91	0.52
2:B:278:LYS:HE2	2:B:335:PHE:CD2	2.45	0.52
2:B:280:GLU:O	2:B:284:LYS:HG3	2.09	0.52
2:B:327:THR:HA	2:B:366:ALA:H	1.74	0.52
3:C:16:ARG:HG2	3:C:523:VAL:HA	1.90	0.52
3:C:133:MET:O	3:C:137:LEU:N	2.35	0.52
3:C:265:THR:HA	9:1:100:TYR:CD2	2.45	0.52
4:D:98:GLN:NE2	4:D:104:ASP:O	2.39	0.52
4:D:368:ASN:O	4:D:391:ARG:NH1	2.41	0.52
4:D:399:GLU:HB3	4:D:403:ARG:NH1	2.23	0.52
5:E:140:ALA:HA	5:E:143:VAL:HG22	1.91	0.52
5:E:235:SER:HB2	5:E:311:ASN:HB3	1.91	0.52
8:H:66:THR:HG21	8:H:71:THR:HB	1.91	0.52
8:H:235:LYS:HG2	8:H:350:VAL:O	2.08	0.52
8:H:240:ALA:HB1	8:H:242:TYR:CE2	2.45	0.52
2:J:50:LYS:HZ1	2:J:52:LEU:HA	1.74	0.52
2:J:92:ASP:OD1	2:J:97:ASP:N	2.43	0.52
3:K:73:GLN:HB3	3:K:75:PRO:HD2	1.92	0.52
4:L:159:ASP:O	4:L:163:LEU:HD13	2.10	0.52
5:M:223:LYS:HD2	5:M:364:PHE:CD1	2.45	0.52
6:N:319:ARG:HH21	6:N:323:ARG:HH22	1.57	0.52
7:O:48:LEU:HB2	7:O:58:ILE:HG12	1.90	0.52
7:O:114:GLU:HG3	7:O:116:LEU:H	1.74	0.52
7:O:366:LYS:HB3	7:O:368:LYS:HG3	1.89	0.52
8:P:168:ILE:HG22	8:P:394:ASP:HB2	1.92	0.52
8:P:223:PHE:HZ	8:P:324:LEU:HD13	1.75	0.52
8:P:280:VAL:HA	8:P:283:ILE:HD12	1.91	0.52
9:1:19:LYS:HD3	9:1:108:ALA:HB2	1.91	0.52
1:A:180:LYS:HE2	1:A:373:ALA:HB2	1.92	0.52
1:A:446:LEU:HD11	1:A:468:ARG:HH11	1.75	0.52
2:B:138:ARG:NH2	2:B:505:LEU:HA	2.22	0.52
2:B:201:ILE:H	2:B:322:ARG:NH1	2.08	0.52
3:C:23:GLN:HA	3:C:26:ASN:HD22	1.74	0.52
3:C:88:ASP:HA	3:C:92:GLY:HA2	1.92	0.52
5:E:266:LEU:HB3	5:E:277:LEU:HD21	1.92	0.52
6:F:203:ASP:HB2	6:F:377:LYS:HB2	1.91	0.52
6:F:215:GLY:H	6:F:313:LEU:HG	1.74	0.52
7:G:63:ALA:O	7:G:67:LYS:HG3	2.09	0.52

Continued on next page...

Continued from previous page...

Atom-1	Atom-2	Interatomic distance (Å)	Clash overlap (Å)
7:G:406:VAL:HG12	7:G:496:ALA:HA	1.92	0.52
7:G:523:PRO:O	8:H:59:HIS:ND1	2.43	0.52
8:H:463:VAL:HA	8:H:488:ALA:HB2	1.90	0.52
3:K:173:CYS:O	3:K:177:LEU:HG	2.10	0.52
6:N:468:ALA:O	6:N:472:GLU:N	2.40	0.52
8:P:197:PHE:HD2	8:P:400:LYS:HB2	1.74	0.52
9:1:38:ASN:ND2	9:1:91:ILE:HG21	2.25	0.52
13:5:94:LYS:NZ	14:6:50:LEU:HG	2.24	0.52
1:A:140:THR:HG21	1:A:402:VAL:O	2.10	0.52
2:B:140:ALA:HB1	2:B:416:LEU:CD2	2.40	0.52
2:B:419:HIS:HB3	2:B:423:GLN:HE22	1.75	0.52
2:B:489:ALA:HB3	2:B:491:LEU:HD12	1.91	0.52
3:C:185:PHE:O	3:C:193:ILE:HA	2.10	0.52
3:C:208:ILE:HG13	3:C:210:GLU:OE1	2.09	0.52
4:D:251:PHE:HB3	4:D:346:ALA:O	2.10	0.52
5:E:116:LEU:O	5:E:120:ALA:N	2.39	0.52
6:F:328:CYS:O	6:F:346:HIS:N	2.39	0.52
7:G:92:ASP:OD2	7:G:398:ARG:NH1	2.42	0.52
7:G:120:ILE:HG12	7:G:431:GLN:HG3	1.91	0.52
7:G:425:ARG:HH11	1:I:421:ILE:HB	1.74	0.52
1:I:150:ASN:O	1:I:154:THR:N	2.25	0.52
2:J:297:TYR:O	2:J:301:GLU:HG3	2.10	0.52
3:K:349:LEU:HB3	3:K:364:THR:HB	1.91	0.52
4:L:194:VAL:HB	4:L:203:VAL:HG13	1.92	0.52
4:L:233:VAL:HG12	4:L:234:SER:N	2.25	0.52
6:N:303:ASP:HB3	6:N:307:LYS:NZ	2.24	0.52
8:P:155:ARG:HA	8:P:188:VAL:HG11	1.92	0.52
8:P:348:ASP:HB2	8:P:364:LYS:HB3	1.91	0.52
10:2:27:ILE:HA	10:2:30:PHE:HB3	1.90	0.52
11:3:160:GLU:HA	11:3:163:ASP:CG	2.30	0.52
1:A:185:ARG:HA	1:A:321:LYS:O	2.10	0.52
1:A:271:THR:O	1:A:275:ILE:HG12	2.09	0.52
1:A:377:LEU:HB3	1:A:384:MET:CE	2.40	0.52
2:B:20:ARG:HH22	5:E:46:ASN:C	2.13	0.52
4:D:118:ASP:O	4:D:122:LYS:HD3	2.09	0.52
4:D:192:MET:HA	4:D:195:ILE:HD12	1.92	0.52
5:E:251:LEU:HA	5:E:342:VAL:HB	1.92	0.52
5:E:288:MET:O	5:E:292:ILE:HG12	2.10	0.52
5:E:306:PHE:CE2	5:E:310:ALA:HB3	2.32	0.52
6:F:353:TYR:N	6:F:360:PHE:O	2.29	0.52
6:F:455:SER:OG	6:F:481:LEU:O	2.26	0.52

Continued on next page...

Continued from previous page...

Atom-1	Atom-2	Interatomic distance (Å)	Clash overlap (Å)
8:H:286:THR:OG1	8:H:341:LEU:N	2.43	0.52
8:H:350:VAL:HG13	8:H:363:PHE:CD1	2.45	0.52
1:I:196:ASN:HA	1:I:314:ARG:HH12	1.74	0.52
1:I:321:LYS:HB3	1:I:370:ARG:HH21	1.75	0.52
2:J:513:VAL:O	2:J:517:VAL:HG23	2.09	0.52
3:K:191:LYS:HG3	3:K:192:GLU:HG3	1.91	0.52
6:N:292:ILE:HG21	6:N:316:ALA:HB2	1.92	0.52
8:P:380:SER:H	8:P:384:LEU:HD12	1.75	0.52
10:2:31:ASN:HD21	10:2:116:ASN:HB3	1.75	0.52
1:A:136:LEU:HD23	1:A:409:VAL:HG13	1.92	0.52
1:A:477:ASN:ND2	1:A:479:GLU:HB2	2.25	0.52
1:A:478:PRO:HD3	1:A:498:ASN:HB2	1.92	0.52
2:B:149:GLY:HA2	2:B:155:PHE:N	2.25	0.52
3:C:200:ARG:O	3:C:373:THR:HB	2.10	0.52
4:D:298:LEU:HG	4:D:322:ILE:HG21	1.92	0.52
5:E:28:LEU:HB2	7:G:47:LYS:NZ	2.25	0.52
5:E:305:GLY:HA3	5:E:324:TRP:CD2	2.45	0.52
6:F:114:LEU:HB2	6:N:460:GLN:HE22	1.75	0.52
6:F:155:SER:O	6:F:159:LYS:HG2	2.09	0.52
6:F:328:CYS:HA	6:F:366:CYS:HB3	1.92	0.52
7:G:149:VAL:HG21	7:G:154:LEU:CB	2.37	0.52
7:G:158:CYS:HB2	7:G:396:VAL:HG12	1.92	0.52
7:G:468:HIS:CD2	7:G:472:GLY:HA2	2.45	0.52
4:L:213:LYS:HZ1	4:L:367:LEU:H	1.57	0.52
6:N:409:PRO:HA	6:N:495:TRP:HA	1.92	0.52
8:P:239:ILE:HA	8:P:290:VAL:O	2.10	0.52
11:3:107:LEU:HD21	13:5:53:LEU:HD13	1.90	0.52
13:5:84:ILE:HB	13:5:92:VAL:HG23	1.91	0.52
1:A:198:LEU:HD13	1:A:314:ARG:HH22	1.75	0.52
3:C:183:VAL:HG21	3:C:199:ALA:N	2.25	0.52
3:C:382:GLU:O	3:C:385:SER:N	2.43	0.52
5:E:134:ALA:O	5:E:138:GLU:HG2	2.09	0.52
5:E:287:GLU:HG2	5:E:345:PHE:HZ	1.74	0.52
5:E:305:GLY:HA3	5:E:324:TRP:CE2	2.45	0.52
6:F:354:THR:OG1	6:F:359:LYS:HG2	2.09	0.52
7:G:121:ILE:HD12	7:G:514:VAL:HG13	1.91	0.52
8:H:221:MET:O	8:H:362:VAL:HA	2.10	0.52
2:J:408:TYR:O	2:J:413:SER:HB3	2.10	0.52
3:K:27:ILE:HG12	3:K:106:LEU:HG	1.91	0.52
3:K:200:ARG:NH2	3:K:316:ARG:HH21	1.99	0.52
3:K:220:ILE:HB	3:K:223:ASP:HB2	1.91	0.52

Continued on next page...

Continued from previous page...

Atom-1	Atom-2	Interatomic distance (Å)	Clash overlap (Å)
3:K:430:THR:HA	3:K:434:GLN:OE1	2.09	0.52
3:K:466:LEU:O	3:K:470:HIS:N	2.42	0.52
7:O:65:ILE:HB	7:O:69:LEU:HD13	1.92	0.52
7:O:419:TYR:O	7:O:422:ASP:HB2	2.10	0.52
8:P:78:VAL:O	8:P:84:LYS:NZ	2.28	0.52
8:P:117:GLU:O	8:P:121:ILE:N	2.29	0.52
8:P:276:MET:HE1	8:P:312:LEU:HD11	1.92	0.52
10:2:72:ARG:HB2	10:2:81:ARG:HD3	1.92	0.52
11:3:60:TYR:HD1	11:3:166:ARG:HH11	1.58	0.52
13:5:40:GLN:HA	13:5:43:TYR:CD2	2.44	0.52
1:A:233:LYS:HE3	1:A:345:LEU:HD12	1.92	0.51
3:C:374:ILE:HG22	3:C:376:LEU:HG	1.92	0.51
4:D:274:ARG:NH1	12:4:48:GLN:HE21	2.08	0.51
5:E:254:PRO:HG3	5:E:258:PRO:HD3	1.92	0.51
5:E:350:ALA:HA	5:E:353:LEU:HB2	1.92	0.51
5:E:356:ALA:N	5:E:378:LYS:HD2	2.24	0.51
8:H:71:THR:O	8:H:75:GLU:HB2	2.10	0.51
1:I:295:MET:HB3	3:K:331:ILE:HG21	1.92	0.51
2:J:130:TRP:HB2	2:J:512:GLU:OE2	2.10	0.51
2:J:465:LEU:HG	2:J:469:HIS:CD2	2.44	0.51
3:K:119:PRO:HB2	3:K:517:LEU:HD21	1.92	0.51
5:M:182:HIS:CE1	5:M:219:LEU:HB3	2.45	0.51
7:O:108:VAL:HA	7:O:111:TYR:CD2	2.45	0.51
7:O:205:LEU:HA	7:O:375:ARG:HB3	1.92	0.51
8:P:322:ARG:HG2	8:P:326:LYS:HG3	1.92	0.51
1:A:42:ASP:O	3:C:519:ILE:HD13	2.11	0.51
1:A:314:ARG:HA	1:A:317:LYS:HE3	1.91	0.51
2:B:421:VAL:HA	2:B:424:LEU:HB3	1.91	0.51
3:C:17:GLU:HB2	3:C:522:ILE:HD12	1.92	0.51
3:C:39:THR:O	3:C:46:MET:N	2.26	0.51
3:C:243:SER:O	3:C:245:LEU:N	2.43	0.51
3:C:316:ARG:O	3:C:320:ASN:ND2	2.38	0.51
3:C:408:VAL:O	3:C:496:TRP:HA	2.10	0.51
5:E:103:GLY:HA3	5:E:407:CYS:HB2	1.91	0.51
5:E:410:ARG:HG2	5:E:414:ARG:CZ	2.40	0.51
6:F:87:ILE:O	6:F:396:ARG:HB3	2.10	0.51
6:F:137:VAL:HG13	6:F:501:LYS:HZ2	1.75	0.51
6:F:174:ASP:HB3	6:F:206:LEU:HD13	1.91	0.51
6:F:489:ALA:HB1	6:F:494:VAL:HG23	1.92	0.51
7:G:242:VAL:HB	7:G:334:VAL:HB	1.92	0.51
7:G:349:GLU:HB3	7:G:360:PHE:CD2	2.46	0.51

Continued on next page...

Continued from previous page...

Atom-1	Atom-2	Interatomic distance (Å)	Clash overlap (Å)
8:H:411:GLY:H	8:H:498:LEU:HA	1.74	0.51
1:I:21:ASN:HA	1:I:24:ALA:HB3	1.93	0.51
2:J:113:ALA:HB2	2:J:130:TRP:CH2	2.45	0.51
3:K:160:ILE:HD11	3:K:394:ALA:HB2	1.93	0.51
3:K:279:CYS:HB2	3:K:300:ALA:HB1	1.92	0.51
3:K:449:ARG:O	3:K:453:GLN:N	2.40	0.51
4:L:59:LYS:HB2	4:L:71:THR:OG1	2.10	0.51
4:L:461:ILE:HG13	4:L:462:PRO:HD3	1.92	0.51
4:L:493:ILE:HA	4:L:500:ILE:HA	1.91	0.51
6:N:234:ASN:HD21	6:N:318:ARG:NH2	2.07	0.51
7:O:40:LEU:O	7:O:44:GLY:HA3	2.09	0.51
7:O:230:LYS:HE3	7:O:231:LYS:HE2	1.92	0.51
7:O:520:ILE:HB	8:P:56:VAL:HG13	1.92	0.51
8:P:240:ALA:HA	8:P:344:MET:HG2	1.91	0.51
11:3:123:MET:HG2	11:3:137:ILE:HD13	1.91	0.51
11:3:123:MET:N	11:3:135:TYR:O	2.25	0.51
12:4:78:HIS:HE1	12:4:83:THR:OG1	1.93	0.51
1:A:186:GLY:H	1:A:322:ALA:HA	1.75	0.51
1:A:526:ARG:HD3	4:D:57:MET:HG2	1.92	0.51
2:B:86:ASP:N	2:B:89:ARG:HH21	2.08	0.51
3:C:94:GLY:O	3:C:98:VAL:HG13	2.10	0.51
4:D:435:ARG:NH2	4:D:484:HIS:O	2.38	0.51
6:F:127:LYS:HA	6:F:440:PHE:CZ	2.45	0.51
8:H:245:PRO:HD2	8:H:293:THR:HA	1.92	0.51
2:J:322:ARG:NH1	2:J:365:VAL:HG23	2.25	0.51
3:K:27:ILE:HD11	3:K:110:GLU:HB3	1.92	0.51
3:K:157:ASN:HB2	3:K:169:SER:OG	2.10	0.51
3:K:236:PRO:HG2	3:K:328:GLY:O	2.10	0.51
6:N:212:LEU:HD23	6:N:320:ASN:HB3	1.92	0.51
6:N:487:MET:SD	6:N:492:VAL:HG21	2.51	0.51
7:O:228:GLN:NE2	7:O:303:PHE:HB3	2.25	0.51
8:P:172:GLN:NE2	8:P:179:LEU:HD12	2.25	0.51
8:P:242:TYR:CE2	8:P:283:ILE:HG12	2.45	0.51
9:1:108:ALA:HA	9:1:111:ASN:OD1	2.10	0.51
2:B:289:CYS:SG	2:B:349:ILE:HD12	2.50	0.51
2:B:451:ALA:O	2:B:455:GLY:N	2.43	0.51
3:C:67:LEU:HB2	3:C:85:ARG:HH22	1.74	0.51
5:E:437:ALA:HA	5:E:440:CYS:HB2	1.92	0.51
5:E:471:ILE:HG22	4:L:446:MET:HG2	1.92	0.51
6:F:15:ARG:HG2	6:F:520:GLU:HG3	1.92	0.51
1:I:131:TYR:CE1	1:I:478:PRO:HG3	2.46	0.51

Continued on next page...

Continued from previous page...

Atom-1	Atom-2	Interatomic distance (Å)	Clash overlap (Å)
1:I:165:GLY:H	1:I:168:PHE:HD2	1.57	0.51
2:J:19:GLU:HB2	2:J:522:LYS:NZ	2.25	0.51
2:J:32:ALA:O	2:J:36:GLY:N	2.41	0.51
2:J:50:LYS:NZ	2:J:52:LEU:HA	2.25	0.51
2:J:72:LYS:HZ3	2:J:89:ARG:HB2	1.75	0.51
4:L:282:TYR:CE2	4:L:286:LEU:HD11	2.45	0.51
4:L:408:ALA:HA	4:L:411:VAL:HG12	1.92	0.51
5:M:189:ALA:HB2	5:M:402:LEU:HD11	1.93	0.51
6:N:28:ARG:HD3	6:N:103:LEU:HB2	1.91	0.51
6:N:446:ILE:HA	6:N:449:LYS:HB2	1.92	0.51
7:O:16:SER:O	7:O:518:GLU:HA	2.11	0.51
8:P:140:HIS:HA	8:P:143:LEU:HD12	1.93	0.51
8:P:499:ASP:HB2	8:P:504:LYS:HD3	1.93	0.51
10:2:30:PHE:CD1	11:3:176:MET:HG2	2.45	0.51
2:B:159:LEU:HB3	2:B:184:VAL:HG12	1.93	0.51
2:B:521:ILE:HB	5:E:77:ILE:HD11	1.91	0.51
3:C:238:ILE:HA	3:C:289:VAL:HG23	1.93	0.51
4:D:209:LYS:HB2	4:D:335:PHE:CZ	2.46	0.51
4:D:221:CYS:HA	4:D:389:VAL:O	2.10	0.51
4:D:390:VAL:HG11	4:D:402:GLU:HG3	1.93	0.51
5:E:337:THR:O	5:E:355:PHE:HB2	2.10	0.51
5:E:513:LYS:HD3	5:E:516:GLN:OE1	2.10	0.51
6:F:134:LEU:HB3	6:F:498:TYR:HE1	1.75	0.51
6:F:274:ILE:HG13	6:F:336:PHE:HB3	1.93	0.51
6:F:323:ARG:O	6:F:327:ALA:N	2.34	0.51
7:G:36:VAL:O	7:G:39:THR:HG22	2.10	0.51
7:G:143:VAL:HG23	7:G:147:ASP:HB2	1.91	0.51
1:I:117:VAL:HG13	1:I:437:ALA:HB2	1.92	0.51
1:I:252:VAL:HG13	3:K:248:LYS:HD2	1.93	0.51
2:J:61:LEU:HD11	4:L:86:PRO:HA	1.91	0.51
2:J:147:ASP:HA	2:J:405:ARG:HA	1.90	0.51
2:J:269:HIS:CE1	4:L:306:ARG:HD2	2.46	0.51
3:K:370:LYS:HE2	3:K:372:CYS:HB2	1.91	0.51
6:N:446:ILE:HA	6:N:449:LYS:HE2	1.92	0.51
7:O:37:ARG:HH22	7:O:102:ALA:HB3	1.74	0.51
8:P:57:ILE:HA	8:P:62:LYS:O	2.11	0.51
8:P:203:ARG:O	8:P:374:THR:HA	2.10	0.51
9:1:36:GLN:HA	9:1:39:ARG:HB2	1.93	0.51
12:4:62:ASP:O	12:4:80:GLN:NE2	2.38	0.51
1:A:288:THR:HB	1:A:309:ARG:HA	1.93	0.51
2:B:219:LEU:HD13	2:B:361:HIS:CD2	2.46	0.51

Continued on next page...

Continued from previous page...

Atom-1	Atom-2	Interatomic distance (Å)	Clash overlap (Å)
2:B:414:GLU:O	2:B:418:ALA:N	2.37	0.51
3:C:430:THR:HG21	8:P:471:HIS:HE1	1.76	0.51
4:D:191:VAL:O	4:D:195:ILE:HG13	2.10	0.51
5:E:135:ASP:OD1	7:G:43:ARG:NH2	2.42	0.51
5:E:439:LYS:C	5:E:441:PRO:HD3	2.31	0.51
6:F:253:ALA:HB2	14:6:112:GLN:HB3	1.92	0.51
8:H:347:CYS:SG	8:H:363:PHE:HB3	2.50	0.51
1:I:210:LEU:HA	1:I:375:ILE:HA	1.92	0.51
2:J:246:THR:HG23	2:J:247:ASP:H	1.75	0.51
4:L:159:ASP:OD1	4:L:160:ARG:N	2.43	0.51
4:L:187:SER:OG	4:L:405:ILE:HG13	2.11	0.51
4:L:300:ILE:O	4:L:328:ILE:HG22	2.10	0.51
4:L:376:ILE:CG2	4:L:379:CYS:HB3	2.41	0.51
5:M:61:MET:O	5:M:69:THR:N	2.43	0.51
5:M:329:GLU:HG2	5:M:333:ILE:HG13	1.93	0.51
6:N:91:GLY:HA2	6:N:94:SER:HB2	1.91	0.51
6:N:250:TYR:HD1	6:N:256:ARG:HG2	1.75	0.51
6:N:268:GLU:HA	6:N:271:VAL:HG12	1.92	0.51
7:O:200:VAL:HG23	7:O:375:ARG:CG	2.40	0.51
7:O:417:SER:HA	7:O:439:ALA:HB1	1.92	0.51
10:2:72:ARG:HD2	10:2:81:ARG:HH11	1.76	0.51
11:3:125:LEU:HA	13:5:70:MET:HA	1.91	0.51
1:A:348:ALA:HB2	1:A:364:ILE:HG23	1.93	0.51
2:B:85:VAL:HG12	2:B:89:ARG:CZ	2.41	0.51
2:B:142:LEU:HD23	2:B:497:PHE:HZ	1.76	0.51
3:C:155:ILE:O	3:C:159:SER:N	2.44	0.51
3:C:301:GLN:O	3:C:305:MET:HG2	2.10	0.51
5:E:59:LYS:HZ1	5:E:72:ASN:HA	1.76	0.51
5:E:194:LEU:HA	5:E:197:ALA:HB3	1.92	0.51
5:E:340:ARG:NH2	7:G:305:ASP:OD1	2.44	0.51
5:E:541:GLU:HB2	7:G:54:GLY:HA2	1.93	0.51
6:F:245:ASN:HB3	6:F:250:TYR:HB2	1.92	0.51
8:H:31:ARG:HG2	8:H:80:HIS:CE1	2.45	0.51
8:H:103:PHE:CE2	8:H:507:ALA:HB1	2.46	0.51
8:H:246:PHE:O	8:H:293:THR:OG1	2.28	0.51
1:I:196:ASN:HD22	1:I:214:TYR:HB3	1.74	0.51
1:I:299:TYR:HE2	3:K:331:ILE:HB	1.76	0.51
2:J:416:LEU:HG	2:J:469:HIS:CE1	2.45	0.51
3:K:286:LYS:HB3	3:K:309:ILE:HD11	1.91	0.51
4:L:172:ASN:HB3	4:L:496:ARG:NH2	2.21	0.51
4:L:209:LYS:HZ3	4:L:229:LEU:HA	1.76	0.51

Continued on next page...

Continued from previous page...

Atom-1	Atom-2	Interatomic distance (Å)	Clash overlap (Å)
5:M:135:ASP:HB2	5:M:444:GLU:OE2	2.11	0.51
5:M:419:VAL:CG1	5:M:513:LYS:HG3	2.40	0.51
5:M:522:GLN:O	5:M:526:MET:N	2.27	0.51
6:N:155:SER:HB3	6:N:397:ALA:HB1	1.91	0.51
6:N:382:HIS:CE1	6:N:383:THR:HG23	2.46	0.51
7:O:279:GLU:O	7:O:283:HIS:ND1	2.44	0.51
7:O:499:ARG:O	7:O:503:LEU:HG	2.10	0.51
8:P:41:GLN:HB2	8:P:44:ARG:HH11	1.74	0.51
8:P:423:ILE:HA	8:P:426:TYR:HB3	1.92	0.51
9:1:106:LYS:HA	9:1:109:GLU:HB3	1.93	0.51
11:3:144:LEU:HD13	13:5:70:MET:HG3	1.91	0.51
1:A:52:VAL:HG22	1:A:53:THR:H	1.76	0.51
1:A:465:ALA:HB3	7:O:429:GLY:O	2.11	0.51
2:B:281:ARG:HD2	2:B:338:PRO:HB2	1.91	0.51
2:B:407:VAL:N	2:B:495:GLU:O	2.27	0.51
2:B:498:GLN:HA	2:B:501:ARG:HE	1.76	0.51
3:C:186:GLU:O	3:C:192:GLU:HB3	2.11	0.51
3:C:470:HIS:HB2	3:C:475:CYS:SG	2.51	0.51
3:C:491:LYS:HG2	3:C:496:TRP:HZ2	1.73	0.51
4:D:169:THR:HA	4:D:172:ASN:HB2	1.91	0.51
5:E:102:ILE:HD13	5:E:411:ASN:ND2	2.24	0.51
5:E:137:TYR:HD1	5:E:451:PHE:HB2	1.75	0.51
5:E:251:LEU:HD23	5:E:342:VAL:HB	1.93	0.51
5:E:306:PHE:HB2	5:E:323:ARG:NE	2.26	0.51
5:E:405:ALA:HA	5:E:408:VAL:HG22	1.92	0.51
7:G:323:MET:HA	7:G:328:GLY:O	2.11	0.51
7:G:374:LEU:HD11	7:G:385:THR:HG22	1.93	0.51
8:H:434:GLU:HG3	8:H:438:ILE:CD1	2.41	0.51
8:H:434:GLU:O	8:H:438:ILE:HD12	2.10	0.51
1:I:139:ASN:HB2	1:I:504:PHE:CD2	2.46	0.51
2:J:487:ASP:HB2	2:J:490:ILE:HB	1.91	0.51
3:K:48:LYS:HG3	6:N:520:GLU:HG2	1.91	0.51
3:K:168:TRP:HH2	3:K:378:GLY:HA2	1.76	0.51
5:M:51:SER:OG	5:M:59:LYS:HD3	2.11	0.51
5:M:284:LYS:O	5:M:288:MET:N	2.33	0.51
5:M:419:VAL:N	5:M:508:GLU:O	2.40	0.51
6:N:354:THR:OG1	6:N:359:LYS:HG2	2.11	0.51
8:P:71:THR:HA	8:P:74:ARG:NH1	2.26	0.51
8:P:152:LYS:HD3	8:P:402:LEU:O	2.11	0.51
8:P:417:ILE:HD13	8:P:467:LEU:HD23	1.92	0.51
9:1:110:ASP:OD1	9:1:113:ARG:NH2	2.44	0.51

Continued on next page...

Continued from previous page...

Atom-1	Atom-2	Interatomic distance (Å)	Clash overlap (Å)
1:A:131:TYR:O	1:A:135:ASN:N	2.40	0.51
1:A:313:LYS:O	1:A:317:LYS:HG2	2.11	0.51
2:B:293:ARG:HH21	2:B:320:VAL:HB	1.73	0.51
4:D:135:GLU:HA	4:D:527:ARG:HH12	1.75	0.51
4:D:157:LEU:HD13	4:D:416:VAL:HA	1.91	0.51
4:D:431:GLU:O	4:D:435:ARG:HG2	2.11	0.51
5:E:256:GLU:OE2	5:E:311:ASN:HA	2.11	0.51
6:F:409:PRO:HB3	6:F:489:ALA:HB3	1.93	0.51
6:F:504:LEU:O	6:F:508:CYS:N	2.31	0.51
7:G:220:PHE:HB2	7:G:222:TYR:CZ	2.46	0.51
7:G:408:GLY:HA2	7:G:499:ARG:HH22	1.76	0.51
7:G:417:SER:HA	7:G:420:LEU:HB2	1.91	0.51
8:H:160:VAL:O	8:H:164:LEU:HG	2.11	0.51
8:H:341:LEU:HD22	8:H:344:MET:H	1.75	0.51
1:I:13:THR:HA	1:I:530:LEU:HD22	1.93	0.51
1:I:110:GLN:NE2	4:L:472:ASN:HB2	2.25	0.51
2:J:478:LEU:O	2:J:488:MET:HE1	2.11	0.51
4:L:459:GLU:O	4:L:462:PRO:HD2	2.11	0.51
4:L:527:ARG:O	4:L:531:LYS:N	2.33	0.51
7:O:278:LEU:HD22	7:O:303:PHE:CE2	2.46	0.51
8:P:448:ILE:HB	8:P:449:PRO:HD3	1.93	0.51
9:1:66:ARG:NH2	13:5:65:PRO:HB3	2.26	0.51
9:1:91:ILE:HG13	9:1:92:LYS:HG3	1.91	0.51
10:2:27:ILE:O	10:2:31:ASN:N	2.44	0.51
10:2:71:TYR:HE2	11:3:124:CYS:HG	1.59	0.51
12:4:65:LEU:HD11	14:6:68:GLU:HG2	1.93	0.51
13:5:91:TYR:CZ	14:6:59:LEU:HD22	2.46	0.51
1:A:69:HIS:HB2	1:A:72:ALA:H	1.75	0.51
2:B:40:LYS:HB3	2:B:104:VAL:HG21	1.93	0.51
2:B:518:ASP:OD2	5:E:57:LEU:HB2	2.10	0.51
4:D:52:LEU:HA	4:D:107:THR:HG21	1.93	0.51
5:E:299:LEU:HD23	5:E:359:VAL:HG11	1.93	0.51
6:F:453:GLN:OE1	6:F:459:LEU:N	2.42	0.51
7:G:286:ALA:HB2	7:G:342:LEU:HD21	1.93	0.51
7:G:502:ALA:O	7:G:506:ALA:N	2.44	0.51
8:H:191:PHE:HE1	8:H:198:ASN:HD22	1.54	0.51
1:I:275:ILE:HG12	1:I:305:ALA:HB1	1.92	0.51
3:K:44:LYS:HB3	6:N:117:ARG:HG2	1.93	0.51
3:K:489:ASP:HB3	3:K:492:GLU:HB2	1.93	0.51
4:L:232:LYS:NZ	4:L:372:LYS:O	2.36	0.51
6:N:221:MET:HE1	6:N:312:ALA:HB3	1.93	0.51

Continued on next page...

Continued from previous page...

Atom-1	Atom-2	Interatomic distance (Å)	Clash overlap (Å)
8:P:39:LEU:HA	8:P:73:LEU:HD21	1.93	0.51
8:P:118:LEU:O	8:P:123:LEU:N	2.43	0.51
8:P:203:ARG:NH1	8:P:372:ILE:HB	2.26	0.51
8:P:502:LEU:HB3	8:P:506:TRP:NE1	2.25	0.51
10:2:36:GLU:O	10:2:40:LEU:HG	2.11	0.51
4:D:231:GLN:HA	4:D:372:LYS:O	2.10	0.50
4:D:262:ASN:HA	4:D:279:GLU:HG3	1.92	0.50
5:E:62:VAL:HG12	5:E:66:GLY:HA2	1.93	0.50
5:E:101:GLU:HA	5:E:410:ARG:NH1	2.26	0.50
5:E:442:THR:HA	4:L:482:ASN:HB3	1.93	0.50
6:F:195:GLU:HG3	6:F:376:ILE:HD11	1.93	0.50
6:F:464:VAL:HG21	6:N:428:SER:O	2.10	0.50
7:G:116:LEU:HG	7:G:121:ILE:CG2	2.41	0.50
7:G:153:LYS:O	7:G:157:LYS:N	2.31	0.50
8:H:142:ILE:O	8:H:146:LEU:N	2.44	0.50
8:H:164:LEU:HD12	8:H:180:ALA:O	2.11	0.50
8:H:417:ILE:HB	8:H:421:LYS:HZ2	1.74	0.50
1:I:241:LEU:HB2	1:I:309:ARG:HH12	1.77	0.50
2:J:37:ASP:OD1	2:J:38:LEU:N	2.44	0.50
2:J:113:ALA:HB2	2:J:130:TRP:HH2	1.76	0.50
2:J:444:ARG:HD3	2:J:466:ARG:HD3	1.93	0.50
3:K:204:ILE:H	3:K:384:LEU:HD11	1.76	0.50
5:M:85:HIS:O	5:M:541:GLU:HG3	2.10	0.50
5:M:137:TYR:HD1	5:M:451:PHE:HB2	1.76	0.50
5:M:311:ASN:HD21	5:M:323:ARG:CZ	2.24	0.50
6:N:190:MET:HE2	6:N:370:ARG:HD2	1.93	0.50
6:N:348:GLY:HA3	6:N:365:LYS:HD3	1.93	0.50
8:P:142:ILE:HG21	8:P:422:GLN:OE1	2.11	0.50
13:5:33:ILE:HB	13:5:117:ILE:HB	1.94	0.50
1:A:223:GLN:HE21	1:A:301:VAL:HG21	1.74	0.50
3:C:141:SER:HB2	3:C:499:LEU:HD12	1.93	0.50
3:C:471:THR:OG1	8:P:428:GLU:OE2	2.27	0.50
5:E:116:LEU:HD21	5:E:137:TYR:CG	2.45	0.50
6:F:192:GLU:OE1	6:F:373:THR:OG1	2.19	0.50
7:G:279:GLU:HB3	7:G:283:HIS:CD2	2.45	0.50
7:G:429:GLY:O	7:G:432:GLN:HB3	2.11	0.50
8:H:72:ILE:O	8:H:76:LEU:HG	2.11	0.50
8:H:139:ALA:HA	8:H:419:LEU:HD22	1.92	0.50
8:H:238:LYS:HD2	8:H:344:MET:HB3	1.92	0.50
8:H:351:TYR:N	8:H:362:VAL:O	2.28	0.50
8:H:416:GLU:HB3	8:H:445:PHE:HB3	1.94	0.50

Continued on next page...

Continued from previous page...

Atom-1	Atom-2	Interatomic distance (Å)	Clash overlap (Å)
1:I:114:PRO:HB3	4:L:55:LYS:HE3	1.93	0.50
1:I:135:ASN:HD22	1:I:478:PRO:HB3	1.76	0.50
1:I:204:SER:HB3	1:I:207:GLU:HG3	1.93	0.50
2:J:173:THR:HB	2:J:210:ALA:HB2	1.93	0.50
2:J:200:HIS:CE1	2:J:322:ARG:HB2	2.46	0.50
3:K:397:VAL:HA	3:K:400:ASN:HB3	1.93	0.50
4:L:137:PHE:HD2	4:L:527:ARG:HB3	1.75	0.50
4:L:147:ILE:HD12	4:L:432:LEU:HD12	1.94	0.50
4:L:208:ILE:HD13	4:L:409:LEU:HD13	1.92	0.50
4:L:306:ARG:N	4:L:308:ALA:H	2.09	0.50
4:L:413:ARG:HH11	4:L:417:LYS:NZ	2.09	0.50
5:M:427:ILE:HD13	5:M:456:GLU:HG2	1.93	0.50
6:N:133:PHE:O	6:N:137:VAL:HG12	2.11	0.50
7:O:223:ALA:HB3	7:O:301:GLN:HG2	1.93	0.50
7:O:290:LEU:HD11	7:O:361:PHE:CE2	2.47	0.50
8:P:103:PHE:HE1	8:P:448:ILE:HG13	1.74	0.50
10:2:68:ARG:NH2	11:3:134:GLU:O	2.31	0.50
11:3:81:ILE:HD11	13:5:69:SER:HB2	1.92	0.50
3:C:258:ILE:HB	3:C:264:PHE:HD1	1.76	0.50
3:C:429:MET:SD	3:C:437:TYR:OH	2.63	0.50
4:D:275:VAL:O	4:D:278:GLU:HB2	2.11	0.50
5:E:121:GLU:O	5:E:125:ASP:N	2.31	0.50
5:E:334:ALA:HB1	5:E:340:ARG:HA	1.94	0.50
5:E:457:VAL:O	5:E:461:ALA:N	2.28	0.50
5:E:496:LYS:HB2	5:E:504:GLN:HE22	1.77	0.50
6:F:58:LYS:HD2	6:F:159:LYS:O	2.12	0.50
6:F:134:LEU:HA	6:F:137:VAL:HG12	1.93	0.50
7:G:231:LYS:HE3	7:G:349:GLU:HG3	1.93	0.50
7:G:287:LYS:O	7:G:309:PHE:N	2.44	0.50
7:G:517:ASP:OD1	7:G:518:GLU:HG3	2.11	0.50
8:H:304:TYR:O	8:H:308:TYR:N	2.39	0.50
1:I:243:LYS:O	1:I:264:ARG:NH1	2.44	0.50
1:I:430:MET:HB3	1:I:434:GLU:CB	2.42	0.50
3:K:462:LEU:O	3:K:466:LEU:N	2.31	0.50
4:L:74:GLY:O	4:L:78:LEU:N	2.39	0.50
4:L:213:LYS:HZ1	4:L:367:LEU:HB2	1.75	0.50
4:L:429:GLU:HB2	4:L:461:ILE:HD11	1.93	0.50
6:N:274:ILE:HG22	6:N:310:ILE:HG12	1.91	0.50
7:O:214:VAL:N	7:O:361:PHE:O	2.40	0.50
8:P:216:SER:H	8:P:376:VAL:HG12	1.77	0.50
9:1:33:GLN:HB2	9:1:94:LEU:CD2	2.38	0.50

Continued on next page...

Continued from previous page...

Atom-1	Atom-2	Interatomic distance (Å)	Clash overlap (Å)
9:1:82:GLU:O	9:1:86:ILE:HG12	2.11	0.50
10:2:31:ASN:O	10:2:35:GLN:N	2.33	0.50
11:3:101:MET:O	11:3:117:VAL:HG12	2.11	0.50
11:3:105:PHE:N	11:3:113:CYS:O	2.35	0.50
11:3:132:MET:O	11:3:133:LEU:HD12	2.11	0.50
13:5:50:LEU:HD13	13:5:53:LEU:HD23	1.92	0.50
1:A:32:VAL:HB	1:A:91:THR:OG1	2.10	0.50
1:A:44:MET:HB2	3:C:522:ILE:HG12	1.93	0.50
1:A:233:LYS:O	1:A:284:ASN:N	2.42	0.50
2:B:20:ARG:NH1	5:E:47:THR:HG1	2.10	0.50
2:B:441:LYS:O	2:B:445:MET:N	2.45	0.50
3:C:122:VAL:HG22	3:C:436:PRO:HG3	1.92	0.50
3:C:129:ALA:HB1	3:C:440:VAL:HG11	1.93	0.50
4:D:297:VAL:HA	4:D:323:MET:O	2.11	0.50
6:F:414:VAL:HG12	6:F:418:MET:HE2	1.94	0.50
7:G:71:VAL:HG12	7:G:73:HIS:N	2.27	0.50
7:G:108:VAL:HG12	7:G:112:VAL:HG23	1.93	0.50
7:G:168:ILE:HG13	7:G:169:SER:H	1.76	0.50
8:H:178:PHE:CE2	8:H:182:LEU:HD11	2.46	0.50
8:H:354:GLU:HG2	8:H:359:GLN:HA	1.94	0.50
2:J:91:GLN:HE22	2:J:502:GLN:HB3	1.76	0.50
2:J:138:ARG:HG2	2:J:501:ARG:HG3	1.94	0.50
2:J:424:LEU:HD23	2:J:427:ARG:HH11	1.75	0.50
3:K:449:ARG:HG3	3:K:459:THR:OG1	2.11	0.50
4:L:300:ILE:HD13	4:L:324:VAL:HB	1.94	0.50
5:M:27:ARG:HD3	5:M:533:ILE:O	2.11	0.50
5:M:94:LEU:HD11	5:M:519:LEU:HB3	1.94	0.50
5:M:169:ALA:O	5:M:173:LEU:HB2	2.12	0.50
5:M:199:MET:HG2	5:M:413:ILE:HG12	1.92	0.50
5:M:306:PHE:CE2	5:M:314:LEU:HD22	2.45	0.50
6:N:259:LEU:O	6:N:263:GLU:N	2.45	0.50
8:P:80:HIS:O	8:P:84:LYS:HG3	2.12	0.50
1:A:86:VAL:HG22	1:A:88:ASP:H	1.77	0.50
1:A:228:ARG:HH12	1:A:230:VAL:HB	1.75	0.50
1:A:285:VAL:HG21	1:A:351:VAL:HG21	1.92	0.50
2:B:424:LEU:HA	2:B:427:ARG:HE	1.77	0.50
3:C:144:VAL:N	3:C:405:PRO:O	2.39	0.50
4:D:280:ARG:HH22	14:6:79:ARG:HA	1.77	0.50
5:E:215:VAL:HG21	5:E:392:LYS:HG2	1.93	0.50
7:G:297:ASP:OD1	7:G:298:VAL:N	2.44	0.50
8:H:142:ILE:HB	8:H:419:LEU:HD23	1.93	0.50

Continued on next page...

Continued from previous page...

Atom-1	Atom-2	Interatomic distance (Å)	Clash overlap (Å)
1:I:492:ASN:HB3	1:I:496:ARG:HH21	1.77	0.50
2:J:198:ALA:O	2:J:200:HIS:ND1	2.44	0.50
3:K:74:HIS:HA	3:K:78:LYS:HE3	1.93	0.50
3:K:144:VAL:HG23	3:K:401:VAL:HG23	1.92	0.50
3:K:387:VAL:HG12	3:K:391:LEU:HD11	1.93	0.50
4:L:171:LEU:HG	4:L:408:ALA:HB2	1.94	0.50
4:L:240:ARG:NE	4:L:364:GLU:O	2.45	0.50
4:L:427:ALA:HB1	4:L:503:ILE:HG21	1.93	0.50
7:O:134:ASN:O	7:O:138:GLU:N	2.44	0.50
7:O:326:CYS:HA	7:O:364:CYS:HB3	1.93	0.50
8:P:222:VAL:HG23	8:P:374:THR:HG21	1.94	0.50
8:P:354:GLU:HA	8:P:358:THR:O	2.11	0.50
11:3:104:ARG:NH1	11:3:114:LYS:HG3	2.26	0.50
1:A:44:MET:HA	1:A:54:ILE:HG13	1.92	0.50
2:B:115:SER:O	2:B:119:LYS:N	2.44	0.50
2:B:175:HIS:NE2	2:B:209:LEU:HB2	2.26	0.50
2:B:293:ARG:HD3	2:B:317:PHE:CD1	2.46	0.50
2:B:293:ARG:NH2	2:B:321:GLU:HG3	2.26	0.50
2:B:316:ASP:O	2:B:320:VAL:HG23	2.11	0.50
3:C:126:TYR:CD2	3:C:514:VAL:HG22	2.46	0.50
3:C:167:ARG:NH2	3:C:386:GLU:OE1	2.44	0.50
3:C:239:VAL:HG11	3:C:282:ILE:HG23	1.94	0.50
3:C:398:CYS:O	3:C:402:LEU:HG	2.10	0.50
5:E:156:LEU:HD23	5:E:161:ASP:HA	1.93	0.50
5:E:288:MET:HG2	5:E:345:PHE:CE1	2.47	0.50
5:E:298:ASN:CG	5:E:319:LEU:HD13	2.32	0.50
5:E:365:GLY:H	5:E:388:ARG:CZ	2.24	0.50
6:F:350:VAL:HG22	6:F:363:ILE:HG13	1.92	0.50
6:F:382:HIS:O	6:F:386:GLN:N	2.44	0.50
6:F:504:LEU:HD12	6:F:505:LEU:N	2.26	0.50
1:I:100:LEU:HA	1:I:103:ASN:HB2	1.94	0.50
2:J:91:GLN:NE2	2:J:502:GLN:HB3	2.26	0.50
2:J:135:LYS:HA	2:J:138:ARG:HE	1.75	0.50
4:L:155:VAL:HG22	4:L:420:ALA:N	2.27	0.50
4:L:247:GLY:N	4:L:295:CYS:SG	2.85	0.50
4:L:253:LEU:HD22	4:L:348:ILE:CG2	2.41	0.50
5:M:157:VAL:O	5:M:161:ASP:N	2.27	0.50
5:M:178:VAL:HG23	5:M:182:HIS:CE1	2.47	0.50
6:N:50:GLY:H	6:N:67:MET:HE3	1.77	0.50
6:N:413:ALA:HB1	6:N:476:LEU:HD22	1.94	0.50
7:O:66:LEU:HD13	7:O:80:VAL:HA	1.93	0.50

Continued on next page...

Continued from previous page...

Atom-1	Atom-2	Interatomic distance (Å)	Clash overlap (Å)
7:O:276:ASP:OD2	7:O:280:LYS:NZ	2.30	0.50
7:O:413:GLU:HB3	7:O:442:LEU:HB3	1.93	0.50
7:O:450:CYS:SG	7:O:477:VAL:HG11	2.52	0.50
8:P:86:ILE:HG13	8:P:514:ALA:HB1	1.92	0.50
11:3:136:ASP:C	11:3:138:ASP:H	2.15	0.50
1:A:45:LEU:O	1:A:53:THR:N	2.44	0.50
2:B:49:ASP:N	4:D:531:LYS:O	2.45	0.50
2:B:323:LEU:HD13	2:B:362:PHE:HD2	1.76	0.50
3:C:154:ASN:OD1	3:C:155:ILE:N	2.45	0.50
4:D:280:ARG:CZ	14:6:79:ARG:HD2	2.42	0.50
5:E:289:ILE:HG22	5:E:293:LYS:HE3	1.94	0.50
5:E:478:ARG:NH2	4:L:440:SER:O	2.45	0.50
6:F:232:THR:HB	6:F:331:VAL:O	2.11	0.50
7:G:74:PRO:HB3	8:H:63:LEU:HD22	1.94	0.50
7:G:103:GLU:OE2	7:G:107:GLN:NE2	2.44	0.50
8:H:207:ILE:HB	8:H:378:ARG:HG2	1.93	0.50
8:H:208:LEU:H	8:H:224:LYS:HZ1	1.59	0.50
8:H:439:LYS:O	8:H:443:GLU:HG3	2.11	0.50
1:I:214:TYR:CG	1:I:372:SER:HB3	2.46	0.50
1:I:237:LEU:HB2	1:I:288:THR:HA	1.94	0.50
1:I:245:LYS:HZ3	3:K:247:TYR:HD2	1.60	0.50
4:L:239:THR:HG23	4:L:296:ASN:HB2	1.94	0.50
5:M:36:SER:HA	5:M:538:GLU:OE2	2.11	0.50
5:M:114:GLY:O	5:M:118:GLU:N	2.34	0.50
5:M:437:ALA:HB1	5:M:448:MET:HB2	1.94	0.50
7:O:247:LYS:HE2	7:O:271:TRP:CD1	2.47	0.50
10:2:81:ARG:CZ	10:2:85:GLU:HB3	2.42	0.50
1:A:35:SER:HB3	1:A:57:ASP:N	2.27	0.50
1:A:196:ASN:ND2	1:A:215:ALA:O	2.45	0.50
1:A:450:ASN:HA	1:A:460:SER:CB	2.40	0.50
1:A:487:GLY:HA3	1:A:496:ARG:O	2.12	0.50
2:B:30:ILE:HG13	2:B:31:GLY:N	2.27	0.50
2:B:354:ILE:HB	2:B:376:ARG:NH2	2.26	0.50
4:D:91:LEU:HA	4:D:94:LEU:HB3	1.93	0.50
4:D:119:SER:OG	4:D:453:ALA:O	2.27	0.50
5:E:51:SER:C	5:E:56:GLY:HA3	2.32	0.50
5:E:417:ARG:HH21	5:E:510:LEU:HD22	1.76	0.50
6:F:91:GLY:HA2	6:F:94:SER:CB	2.41	0.50
6:F:204:THR:HA	6:F:375:LEU:O	2.12	0.50
6:F:276:GLU:HA	6:F:279:ARG:HB2	1.92	0.50
7:G:157:LYS:O	7:G:161:THR:OG1	2.23	0.50

Continued on next page...

Continued from previous page...

Atom-1	Atom-2	Interatomic distance (Å)	Clash overlap (Å)
7:G:426:THR:HA	1:I:469:ALA:HA	1.93	0.50
8:H:243:SER:H	8:H:333:LEU:N	2.10	0.50
1:I:131:TYR:CD2	1:I:419:LEU:HD21	2.47	0.50
1:I:278:ILE:HG12	1:I:340:PHE:CG	2.46	0.50
1:I:361:LEU:HD22	1:I:376:ILE:HD11	1.94	0.50
5:M:416:ASN:O	5:M:418:VAL:HG13	2.11	0.50
7:O:239:LEU:O	7:O:331:GLN:N	2.35	0.50
7:O:521:LYS:HA	8:P:57:ILE:HB	1.92	0.50
8:P:130:GLU:O	8:P:134:ILE:HG12	2.12	0.50
8:P:245:PRO:HG3	8:P:295:GLY:HA3	1.94	0.50
8:P:460:ALA:HA	8:P:463:VAL:HB	1.92	0.50
12:4:78:HIS:ND1	12:4:79:SER:O	2.45	0.50
1:A:292:ILE:H	1:A:309:ARG:HD2	1.77	0.50
2:B:498:GLN:NE2	2:B:501:ARG:HH21	2.10	0.50
2:B:501:ARG:NH1	2:B:502:GLN:OE1	2.44	0.50
2:B:511:ALA:O	2:B:515:LEU:HG	2.12	0.50
3:C:215:LEU:HD22	3:C:362:PHE:CD1	2.47	0.50
3:C:259:THR:HG22	3:C:260:ARG:HG2	1.94	0.50
4:D:205:LEU:HD21	4:D:409:LEU:HB3	1.93	0.50
4:D:228:VAL:HG23	4:D:387:THR:HG21	1.93	0.50
5:E:122:GLN:HA	5:E:125:ASP:HB2	1.93	0.50
5:E:421:GLY:HA2	5:E:424:ALA:HB3	1.93	0.50
5:E:501:MET:SD	5:E:506:VAL:HB	2.52	0.50
6:F:117:ARG:HH11	6:F:517:LEU:HD13	1.76	0.50
8:H:483:GLU:HB3	8:H:489:VAL:O	2.12	0.50
1:I:408:VAL:HA	1:I:507:THR:N	2.27	0.50
3:K:141:SER:HG	3:K:408:VAL:HG12	1.77	0.50
4:L:137:PHE:CD2	4:L:527:ARG:HB3	2.47	0.50
4:L:298:LEU:O	4:L:324:VAL:HG12	2.12	0.50
5:M:153:ASP:HA	5:M:417:ARG:NE	2.27	0.50
5:M:208:LEU:O	5:M:382:ALA:HA	2.12	0.50
5:M:426:GLU:HB3	5:M:455:LEU:HB3	1.94	0.50
6:N:221:MET:HB2	6:N:306:SER:OG	2.11	0.50
6:N:342:ASP:OD1	6:N:343:CYS:N	2.44	0.50
7:O:418:LYS:HZ3	7:O:465:ARG:HB3	1.77	0.50
8:P:460:ALA:O	8:P:464:ILE:N	2.26	0.50
1:A:58:GLY:O	1:A:62:LEU:N	2.28	0.49
1:A:213:GLY:N	1:A:373:ALA:HA	2.27	0.49
2:B:190:LEU:HD21	2:B:199:ILE:HG12	1.94	0.49
3:C:123:ILE:HA	3:C:126:TYR:HD2	1.77	0.49
4:D:284:LEU:HB3	4:D:288:LYS:NZ	2.27	0.49

Continued on next page...

Continued from previous page...

Atom-1	Atom-2	Interatomic distance (Å)	Clash overlap (Å)
4:D:433:ALA:HB2	4:D:458:MET:HB2	1.93	0.49
4:D:450:CYS:O	4:D:454:PHE:N	2.32	0.49
4:D:466:ALA:HB3	4:D:473:PRO:HA	1.94	0.49
6:F:210:LEU:HD21	6:F:323:ARG:HB2	1.93	0.49
6:F:293:ASN:ND2	6:F:296:GLY:O	2.44	0.49
8:H:276:MET:O	8:H:280:VAL:HG12	2.12	0.49
8:H:347:CYS:HG	8:H:365:HIS:CE1	2.30	0.49
8:H:408:LEU:HB3	8:H:498:LEU:HB3	1.93	0.49
1:I:128:ALA:O	1:I:132:ILE:HG13	2.12	0.49
2:J:424:LEU:O	2:J:428:THR:N	2.29	0.49
3:K:111:HIS:CG	3:K:112:PHE:N	2.80	0.49
4:L:171:LEU:HA	4:L:174:LYS:HB2	1.94	0.49
5:M:49:ARG:HB2	5:M:461:ALA:HB1	1.94	0.49
5:M:457:VAL:O	5:M:460:MET:HB3	2.12	0.49
7:O:522:ASN:HD21	8:P:75:GLU:HB3	1.76	0.49
8:P:25:LEU:HG	8:P:29:VAL:HG22	1.93	0.49
8:P:281:LYS:HG2	8:P:285:ASP:OD2	2.12	0.49
11:3:63:MET:SD	11:3:66:ASN:ND2	2.76	0.49
11:3:84:THR:HG22	13:5:67:THR:OG1	2.12	0.49
1:A:36:LEU:HD13	1:A:451:THR:HG21	1.94	0.49
2:B:465:LEU:CD1	2:B:477:GLY:HA2	2.42	0.49
3:C:48:LYS:HE2	6:F:520:GLU:HB3	1.93	0.49
3:C:134:ILE:O	3:C:138:LYS:HG2	2.11	0.49
3:C:330:ARG:HG2	3:C:342:ASP:O	2.12	0.49
4:D:452:ARG:HH12	5:M:478:ARG:NH2	2.10	0.49
5:E:260:PRO:HD2	5:E:264:HIS:HD1	1.77	0.49
5:E:349:THR:HG23	5:E:352:LYS:H	1.76	0.49
6:F:217:ARG:NH2	6:F:238:GLU:OE1	2.46	0.49
7:G:459:ASN:ND2	1:I:112:ILE:HD11	2.27	0.49
8:H:284:ALA:HB2	8:H:308:TYR:HB3	1.93	0.49
8:H:442:ALA:HA	8:H:445:PHE:CE2	2.47	0.49
1:I:485:TRP:NE1	1:I:495:PRO:HB3	2.27	0.49
2:J:322:ARG:HE	2:J:372:THR:N	2.09	0.49
2:J:411:GLY:HA2	2:J:414:GLU:HG2	1.94	0.49
2:J:461:LEU:HD11	2:J:478:LEU:HG	1.92	0.49
4:L:123:LEU:HD21	4:L:450:CYS:HA	1.94	0.49
4:L:155:VAL:HG22	4:L:420:ALA:H	1.76	0.49
4:L:233:VAL:HG12	4:L:234:SER:H	1.77	0.49
5:M:122:GLN:HA	5:M:125:ASP:HB2	1.94	0.49
5:M:257:PRO:HA	7:O:258:HIS:HE1	1.76	0.49
5:M:322:VAL:HG22	5:M:372:LEU:HD13	1.94	0.49

Continued on next page...

Continued from previous page...

Atom-1	Atom-2	Interatomic distance (Å)	Clash overlap (Å)
6:N:352:GLU:HA	6:N:361:THR:HA	1.94	0.49
7:O:157:LYS:HD3	7:O:160:MET:HE3	1.94	0.49
7:O:320:LYS:HZ2	7:O:330:ILE:HG21	1.76	0.49
8:P:26:GLU:HA	8:P:30:TYR:CD2	2.47	0.49
8:P:47:TYR:HD1	8:P:102:ASN:HB2	1.77	0.49
8:P:455:ASN:ND2	8:P:480:LEU:HD21	2.27	0.49
10:2:36:GLU:HB2	10:2:113:LYS:HE3	1.93	0.49
12:4:112:LEU:O	12:4:116:LYS:N	2.42	0.49
1:A:471:HIS:HB2	7:O:425:ARG:NH2	2.28	0.49
2:B:71:LEU:HD13	2:B:85:VAL:HG13	1.94	0.49
2:B:113:ALA:HB2	2:B:130:TRP:CH2	2.47	0.49
2:B:157:GLN:O	2:B:161:ASN:N	2.40	0.49
3:C:51:LEU:O	6:F:523:ARG:HA	2.12	0.49
3:C:80:MET:O	3:C:84:SER:N	2.38	0.49
3:C:144:VAL:HB	3:C:407:LEU:HG	1.93	0.49
3:C:174:ASN:O	3:C:178:ASP:N	2.45	0.49
3:C:276:GLN:O	3:C:280:GLU:HG2	2.11	0.49
4:D:290:ILE:HG12	4:D:351:PHE:CE2	2.48	0.49
4:D:481:ARG:HH22	5:M:446:TYR:HB2	1.76	0.49
5:E:152:SER:HB2	5:E:418:VAL:O	2.11	0.49
6:F:167:VAL:HG11	6:F:202:THR:HB	1.93	0.49
8:H:177:VAL:HA	8:H:180:ALA:HB3	1.93	0.49
1:I:415:VAL:HA	1:I:486:ILE:HG12	1.94	0.49
2:J:54:SER:HB2	2:J:60:SER:HB2	1.95	0.49
2:J:112:GLU:O	2:J:116:LEU:HG	2.13	0.49
2:J:130:TRP:O	2:J:134:THR:N	2.42	0.49
2:J:380:GLN:O	2:J:384:ASP:N	2.44	0.49
3:K:144:VAL:HG11	3:K:155:ILE:HG21	1.94	0.49
3:K:395:MET:HA	3:K:398:CYS:HB2	1.95	0.49
4:L:248:LEU:O	4:L:344:PRO:HA	2.12	0.49
5:M:63:ASP:HB2	5:M:67:ASP:HB2	1.94	0.49
5:M:198:ASP:H	5:M:201:ARG:NE	2.10	0.49
5:M:247:LYS:HE2	5:M:298:ASN:N	2.28	0.49
5:M:285:PHE:HZ	7:O:263:TYR:HE2	1.59	0.49
6:N:422:LEU:HD21	6:N:437:VAL:HB	1.93	0.49
7:O:19:ILE:HG22	7:O:23:VAL:HG23	1.94	0.49
7:O:303:PHE:CG	7:O:310:CYS:HB2	2.47	0.49
7:O:487:ASN:HA	7:O:490:ALA:HB3	1.94	0.49
1:A:327:ILE:HD12	1:A:328:LEU:H	1.77	0.49
1:A:506:PRO:HD2	1:A:509:VAL:HG21	1.94	0.49
2:B:285:HIS:CE1	2:B:339:GLU:HA	2.48	0.49

Continued on next page...

Continued from previous page...

Atom-1	Atom-2	Interatomic distance (Å)	Clash overlap (Å)
4:D:38:ILE:HG22	4:D:42:LYS:NZ	2.27	0.49
4:D:60:MET:HG2	4:D:70:ILE:CG1	2.38	0.49
4:D:408:ALA:HA	4:D:411:VAL:HG22	1.93	0.49
5:E:182:HIS:NE2	5:E:220:GLU:HG2	2.27	0.49
5:E:252:THR:H	5:E:341:ILE:HG22	1.75	0.49
5:E:310:ALA:HA	5:E:313:LEU:HB2	1.94	0.49
5:E:409:ILE:O	5:E:413:ILE:HG13	2.13	0.49
6:F:46:MET:O	6:F:47:LEU:HD12	2.13	0.49
6:F:82:THR:HA	6:F:85:ASP:HB3	1.93	0.49
6:F:174:ASP:HB3	6:F:206:LEU:HD22	1.94	0.49
6:F:291:VAL:O	6:F:312:ALA:HA	2.13	0.49
7:G:79:LEU:HD13	7:G:509:ALA:HB3	1.94	0.49
7:G:190:LEU:HA	7:G:397:ARG:HG2	1.94	0.49
8:H:224:LYS:HA	8:H:360:VAL:HG22	1.94	0.49
8:H:350:VAL:HG13	8:H:363:PHE:CE1	2.48	0.49
1:I:408:VAL:HG12	1:I:506:PRO:HA	1.93	0.49
1:I:522:ILE:HG23	1:I:525:LEU:HD12	1.95	0.49
2:J:399:GLN:HE22	2:J:499:VAL:H	1.60	0.49
3:K:168:TRP:CZ2	3:K:383:ILE:HG12	2.47	0.49
3:K:435:TRP:HB2	3:K:436:PRO:HD3	1.93	0.49
4:L:49:ARG:HH11	4:L:111:ILE:HB	1.76	0.49
5:M:230:VAL:HG21	5:M:325:VAL:HG22	1.95	0.49
5:M:344:ARG:HD2	7:O:275:TYR:OH	2.12	0.49
7:O:136:ILE:HA	7:O:139:ILE:HG22	1.95	0.49
11:3:65:LEU:HD23	12:4:31:SER:OG	2.11	0.49
11:3:103:THR:OG1	12:4:73:ASP:O	2.24	0.49
1:A:189:ARG:HB3	1:A:193:ASN:OD1	2.13	0.49
2:B:178:HIS:CE1	2:B:182:LEU:HD11	2.48	0.49
2:B:224:ILE:HB	2:B:312:ILE:HD13	1.94	0.49
3:C:509:ALA:O	3:C:513:ALA:N	2.36	0.49
4:D:153:ARG:O	4:D:421:LEU:N	2.39	0.49
4:D:453:ALA:HA	4:D:456:ASP:HB2	1.95	0.49
5:E:248:ILE:HD11	5:E:301:ILE:HG12	1.94	0.49
5:E:268:VAL:HG13	5:E:277:LEU:HD22	1.93	0.49
6:F:93:THR:O	6:F:97:LEU:HG	2.12	0.49
6:F:416:VAL:HG21	6:F:466:ILE:HG23	1.94	0.49
7:G:18:GLY:O	7:G:517:ASP:HB2	2.12	0.49
7:G:457:ALA:O	7:G:461:LEU:HG	2.13	0.49
8:H:116:GLU:O	8:H:120:ARG:N	2.44	0.49
8:H:187:CYS:O	8:H:190:ILE:HG12	2.13	0.49
8:H:242:TYR:CD2	8:H:245:PRO:HB3	2.48	0.49

Continued on next page...

Continued from previous page...

Atom-1	Atom-2	Interatomic distance (Å)	Clash overlap (Å)
1:I:10:ASP:O	4:L:59:LYS:NZ	2.34	0.49
1:I:292:ILE:HD11	1:I:297:LEU:HA	1.94	0.49
1:I:299:TYR:CE2	3:K:331:ILE:HB	2.48	0.49
2:J:259:ASP:OD1	4:L:265:VAL:HG21	2.12	0.49
2:J:519:ASN:OD1	2:J:520:ILE:N	2.45	0.49
3:K:174:ASN:HA	3:K:177:LEU:HD12	1.95	0.49
3:K:183:VAL:CG1	3:K:198:TYR:HB3	2.42	0.49
3:K:205:PRO:HB3	3:K:381:LYS:HD2	1.93	0.49
3:K:458:SER:O	3:K:462:LEU:HG	2.12	0.49
5:M:128:ILE:HA	5:M:132:ARG:CZ	2.43	0.49
5:M:299:LEU:HD22	5:M:359:VAL:HG11	1.95	0.49
5:M:433:VAL:O	5:M:437:ALA:N	2.44	0.49
6:N:31:GLN:NE2	6:N:100:GLY:H	2.10	0.49
6:N:280:LYS:NZ	6:N:338:ASP:OD2	2.45	0.49
7:O:224:GLY:HA2	7:O:227:MET:HG2	1.93	0.49
7:O:423:TYR:O	7:O:428:PRO:HD3	2.13	0.49
8:P:248:GLY:C	8:P:255:GLY:H	2.16	0.49
13:5:47:LYS:O	13:5:51:ASN:N	2.46	0.49
13:5:66:LEU:H	13:5:71:TYR:HA	1.77	0.49
14:6:40:ASN:HB3	14:6:80:LEU:HB2	1.94	0.49
1:A:273:GLU:HG2	1:A:277:LYS:NZ	2.27	0.49
3:C:242:ASP:HA	3:C:293:GLU:HG2	1.95	0.49
3:C:278:LEU:HD22	3:C:336:GLU:HA	1.95	0.49
3:C:426:SER:OG	3:C:437:TYR:HB2	2.12	0.49
4:D:189:ASN:O	4:D:193:LYS:N	2.33	0.49
4:D:413:ARG:O	4:D:417:LYS:HB2	2.13	0.49
4:D:478:THR:HG23	4:D:481:ARG:NH2	2.26	0.49
5:E:219:LEU:HD11	5:E:394:ILE:HD12	1.94	0.49
6:F:423:ILE:HD11	6:F:441:ALA:HB3	1.94	0.49
1:I:418:ALA:HB2	1:I:471:HIS:HB3	1.95	0.49
2:J:452:ASP:C	2:J:455:GLY:H	2.15	0.49
3:K:230:ARG:HH21	3:K:310:THR:HG21	1.77	0.49
4:L:98:GLN:HG2	4:L:105:GLY:O	2.12	0.49
4:L:151:MET:HG3	4:L:504:LEU:HD21	1.94	0.49
4:L:186:MET:HA	4:L:223:LEU:HD22	1.95	0.49
4:L:207:ASP:OD2	4:L:384:LYS:HD2	2.12	0.49
4:L:280:ARG:HG2	4:L:312:LEU:HB3	1.94	0.49
5:M:196:VAL:HG23	5:M:197:ALA:H	1.77	0.49
5:M:255:PHE:HA	5:M:285:PHE:CZ	2.47	0.49
5:M:344:ARG:HD3	7:O:271:TRP:CG	2.47	0.49
5:M:516:GLN:O	5:M:520:ALA:N	2.41	0.49

Continued on next page...

Continued from previous page...

Atom-1	Atom-2	Interatomic distance (Å)	Clash overlap (Å)
6:N:12:GLU:O	6:N:522:MET:HG3	2.12	0.49
6:N:210:LEU:HB3	6:N:363:ILE:HB	1.94	0.49
7:O:36:VAL:HG11	7:O:98:THR:HB	1.93	0.49
7:O:167:LEU:HD22	7:O:384:GLU:HB3	1.94	0.49
7:O:325:ALA:O	7:O:367:ALA:N	2.35	0.49
8:P:207:ILE:HG21	8:P:358:THR:OG1	2.12	0.49
8:P:228:GLU:CB	8:P:314:ARG:HE	2.26	0.49
8:P:330:ALA:HA	8:P:342:GLU:O	2.12	0.49
10:2:34:ARG:NH2	10:2:120:GLU:OE2	2.44	0.49
1:A:279:LEU:HD22	1:A:303:ALA:HB1	1.95	0.49
1:A:460:SER:O	1:A:464:VAL:N	2.33	0.49
1:A:481:LYS:HB2	1:A:486:ILE:HG21	1.95	0.49
2:B:25:ARG:HG3	2:B:29:PHE:CZ	2.47	0.49
2:B:139:GLU:O	2:B:143:SER:N	2.43	0.49
3:C:378:GLY:N	3:C:384:LEU:HD13	2.27	0.49
5:E:86:GLN:HA	5:E:89:LYS:HB3	1.94	0.49
5:E:424:ALA:HB1	5:E:487:PRO:HD2	1.94	0.49
6:F:224:ARG:HD2	6:F:349:LEU:HD11	1.94	0.49
7:G:71:VAL:HG12	7:G:73:HIS:H	1.78	0.49
7:G:414:MET:HB3	7:G:465:ARG:CD	2.41	0.49
8:H:282:ALA:HB2	8:H:338:PRO:HB3	1.94	0.49
8:H:348:ASP:H	8:H:365:HIS:HB3	1.78	0.49
4:L:138:GLN:HE21	4:L:142:GLU:HG3	1.78	0.49
4:L:215:GLY:N	4:L:392:GLY:O	2.45	0.49
4:L:227:LEU:HD11	4:L:335:PHE:HB3	1.95	0.49
4:L:421:LEU:HD13	4:L:509:VAL:HG11	1.94	0.49
5:M:228:VAL:N	5:M:374:ILE:O	2.46	0.49
5:M:533:ILE:HG22	5:M:535:LYS:HG3	1.94	0.49
6:N:46:MET:H	8:P:522:ASP:H	1.60	0.49
7:O:500:ILE:H	7:O:500:ILE:HD12	1.78	0.49
8:P:249:MET:O	8:P:279:GLN:NE2	2.46	0.49
8:P:502:LEU:HB3	8:P:506:TRP:CD1	2.48	0.49
2:B:16:ALA:N	5:E:82:ASP:HB2	2.28	0.49
2:B:282:ILE:HD13	2:B:290:PHE:CE1	2.48	0.49
2:B:448:THR:HG22	2:B:458:SER:HB3	1.94	0.49
3:C:156:ILE:HG21	3:C:173:CYS:HB3	1.95	0.49
4:D:167:ALA:O	4:D:171:LEU:N	2.40	0.49
5:E:42:LYS:HG3	5:E:43:ALA:H	1.78	0.49
5:E:86:GLN:O	5:E:90:LEU:N	2.36	0.49
6:F:72:PRO:O	6:F:76:LEU:HG	2.13	0.49
6:F:145:ARG:HG3	6:F:173:VAL:HG11	1.93	0.49

Continued on next page...

Continued from previous page...

Atom-1	Atom-2	Interatomic distance (Å)	Clash overlap (Å)
7:G:186:LEU:CD1	7:G:370:CYS:H	2.16	0.49
1:I:148:LEU:HD22	1:I:399:VAL:HG22	1.95	0.49
1:I:258:GLU:HB2	3:K:334:ARG:NH1	2.28	0.49
2:J:68:ALA:O	2:J:72:LYS:N	2.38	0.49
2:J:189:ARG:HG3	2:J:195:ASN:ND2	2.28	0.49
3:K:149:SER:O	3:K:153:LEU:N	2.46	0.49
3:K:216:ARG:O	3:K:370:LYS:HE3	2.12	0.49
3:K:407:LEU:CB	3:K:499:LEU:H	2.25	0.49
4:L:421:LEU:HD23	4:L:511:PRO:HA	1.94	0.49
5:M:180:SER:C	5:M:182:HIS:H	2.16	0.49
5:M:256:GLU:HB2	5:M:257:PRO:HD2	1.95	0.49
5:M:403:HIS:O	5:M:407:CYS:N	2.30	0.49
5:M:493:CYS:H	5:M:504:GLN:NE2	2.08	0.49
5:M:496:LYS:HE3	5:M:498:THR:HB	1.95	0.49
6:N:277:LEU:HA	6:N:280:LYS:HD2	1.94	0.49
8:P:178:PHE:CE2	8:P:213:SER:HA	2.48	0.49
8:P:427:GLY:O	8:P:435:GLN:HG3	2.12	0.49
10:2:61:LEU:HG	10:2:66:GLU:OE2	2.12	0.49
11:3:61:LYS:HD3	12:4:23:ILE:CG2	2.41	0.49
1:A:208:SER:HB2	1:A:377:LEU:HG	1.94	0.49
1:A:413:GLY:N	1:A:488:LEU:HD22	2.27	0.49
2:B:222:LYS:HE3	2:B:315:ALA:HA	1.93	0.49
3:C:248:LYS:HA	3:C:254:THR:HG22	1.94	0.49
3:C:283:ILE:HD13	3:C:303:TYR:CE2	2.48	0.49
3:C:301:GLN:HG2	3:C:311:ALA:CB	2.40	0.49
4:D:260:MET:HG2	4:D:261:ASP:N	2.28	0.49
5:E:232:LYS:HB2	5:E:372:LEU:HB2	1.94	0.49
5:E:257:PRO:HA	5:E:288:MET:HE1	1.93	0.49
5:E:469:ASN:HB2	5:E:472:GLN:HB3	1.95	0.49
6:F:145:ARG:NH1	6:F:149:ILE:HD11	2.27	0.49
6:F:319:ARG:O	6:F:323:ARG:N	2.28	0.49
6:F:428:SER:OG	6:F:430:LYS:O	2.30	0.49
7:G:128:ALA:HA	7:G:131:LEU:HD12	1.94	0.49
7:G:465:ARG:HB3	1:I:435:GLN:HE22	1.76	0.49
7:G:522:ASN:HD22	8:H:58:ASN:HA	1.78	0.49
8:H:241:VAL:O	8:H:332:ALA:HA	2.12	0.49
1:I:11:ARG:HA	4:L:59:LYS:HZ3	1.77	0.49
1:I:47:ASP:O	3:K:525:GLY:HA2	2.13	0.49
2:J:83:VAL:O	2:J:87:MET:N	2.43	0.49
3:K:220:ILE:HD11	3:K:323:ILE:HG21	1.94	0.49
3:K:232:TYR:HE1	3:K:352:ILE:H	1.61	0.49

Continued on next page...

Continued from previous page...

Atom-1	Atom-2	Interatomic distance (Å)	Clash overlap (Å)
4:L:139:LYS:HD3	4:L:443:LEU:HD21	1.94	0.49
4:L:209:LYS:HD3	4:L:228:VAL:O	2.12	0.49
6:N:85:ASP:HA	6:N:89:GLY:HA2	1.94	0.49
6:N:135:GLU:HG2	6:N:502:LYS:NZ	2.27	0.49
6:N:172:VAL:HG13	6:N:395:LEU:HA	1.95	0.49
6:N:195:GLU:HA	6:N:376:ILE:HB	1.94	0.49
7:O:275:TYR:O	7:O:279:GLU:N	2.40	0.49
7:O:321:ARG:HG2	7:O:369:THR:HG21	1.94	0.49
8:P:223:PHE:HB2	8:P:361:VAL:CG1	2.43	0.49
11:3:52:LYS:HB2	11:3:174:VAL:HG21	1.95	0.49
1:A:80:ASP:OD1	1:A:84:LYS:HG3	2.13	0.49
1:A:195:VAL:HB	1:A:197:ILE:HG12	1.95	0.49
1:A:418:ALA:O	1:A:422:TYR:N	2.33	0.49
1:A:452:LEU:HD11	1:A:490:LEU:O	2.13	0.49
2:B:19:GLU:O	2:B:520:ILE:N	2.40	0.49
2:B:29:PHE:CD2	2:B:114:GLU:HG2	2.48	0.49
2:B:323:LEU:HD13	2:B:362:PHE:CD2	2.47	0.49
2:B:352:VAL:HB	2:B:361:HIS:ND1	2.28	0.49
3:C:219:MET:HE1	3:C:373:THR:O	2.13	0.49
4:D:117:LEU:HA	4:D:120:CYS:HB2	1.95	0.49
4:D:314:LEU:HD12	4:D:317:LEU:HD23	1.94	0.49
4:D:340:ILE:HB	4:D:379:CYS:SG	2.53	0.49
4:D:448:SER:HB2	4:D:452:ARG:HH12	1.77	0.49
5:E:254:PRO:HB2	5:E:288:MET:SD	2.53	0.49
5:E:342:VAL:HG13	5:E:347:GLU:O	2.11	0.49
5:E:508:GLU:CD	5:E:513:LYS:HE3	2.33	0.49
6:F:70:GLN:OE1	8:H:18:GLY:HA2	2.13	0.49
6:F:239:TYR:CG	6:F:240:GLU:N	2.80	0.49
6:F:352:GLU:HG2	6:F:359:LYS:HB3	1.95	0.49
6:F:496:ASP:OD1	6:F:500:VAL:HB	2.12	0.49
7:G:285:GLY:H	7:G:342:LEU:HD11	1.77	0.49
7:G:291:SER:O	7:G:313:ARG:N	2.46	0.49
8:H:421:LYS:CE	8:H:468:TYR:HA	2.42	0.49
1:I:390:ARG:HD3	1:I:393:HIS:CE1	2.48	0.49
2:J:411:GLY:HA3	2:J:447:PRO:HG3	1.95	0.49
3:K:38:ARG:HE	3:K:450:THR:HG21	1.78	0.49
3:K:245:LEU:HG	3:K:278:LEU:HB3	1.95	0.49
4:L:179:TYR:CD2	4:L:218:ILE:HD12	2.48	0.49
4:L:306:ARG:O	4:L:306:ARG:HG2	2.12	0.49
5:M:163:GLU:O	5:M:166:ILE:HG13	2.12	0.49
5:M:422:GLY:O	5:M:459:PRO:HB3	2.12	0.49

Continued on next page...

Continued from previous page...

Atom-1	Atom-2	Interatomic distance (Å)	Clash overlap (Å)
6:N:46:MET:HB3	8:P:522:ASP:O	2.13	0.49
7:O:446:PRO:HB2	7:O:461:LEU:HD21	1.95	0.49
7:O:467:ARG:HG2	7:O:475:TYR:CE2	2.48	0.49
9:1:99:SER:O	9:1:103:ARG:NH1	2.45	0.49
13:5:94:LYS:HE2	13:5:102:PHE:CE2	2.48	0.49
14:6:75:THR:O	14:6:79:ARG:HG2	2.12	0.49
1:A:354:GLU:HB3	1:A:363:LEU:HD13	1.94	0.48
1:A:399:VAL:HG13	1:A:403:LEU:HD12	1.94	0.48
2:B:141:LEU:HA	2:B:144:SER:HB2	1.95	0.48
2:B:498:GLN:HA	2:B:501:ARG:NE	2.29	0.48
3:C:230:ARG:HA	9:1:118:ALA:HA	1.95	0.48
3:C:354:LYS:HB2	3:C:359:TYR:CD1	2.48	0.48
4:D:240:ARG:HG3	4:D:362:ALA:O	2.13	0.48
5:E:61:MET:SD	5:E:80:MET:HB3	2.53	0.48
5:E:281:GLU:HA	7:G:260:VAL:HG21	1.93	0.48
5:E:471:ILE:HD12	4:L:126:LYS:HE2	1.94	0.48
5:E:482:VAL:HG21	4:L:444:SER:HB3	1.95	0.48
5:E:489:LEU:HA	5:E:501:MET:N	2.17	0.48
6:F:228:ALA:H	6:F:346:HIS:CE1	2.31	0.48
7:G:155:LEU:HD21	7:G:400:ILE:HD11	1.94	0.48
7:G:207:ASP:O	7:G:375:ARG:NE	2.46	0.48
8:H:150:SER:H	8:H:152:LYS:NZ	2.11	0.48
1:I:41:LEU:HD13	3:K:518:ARG:HA	1.95	0.48
1:I:107:LEU:HD22	1:I:433:ARG:HH11	1.78	0.48
1:I:122:ARG:O	1:I:125:CYS:HB3	2.13	0.48
1:I:412:GLY:HA3	1:I:488:LEU:HD23	1.95	0.48
2:J:72:LYS:NZ	2:J:89:ARG:HB2	2.28	0.48
2:J:147:ASP:OD1	2:J:404:SER:HB2	2.13	0.48
2:J:152:GLU:O	2:J:156:ARG:N	2.28	0.48
2:J:226:VAL:HG12	2:J:227:ASN:N	2.26	0.48
2:J:500:LYS:O	2:J:504:LEU:HG	2.12	0.48
3:K:207:GLY:HA3	3:K:377:ARG:HD3	1.93	0.48
4:L:37:ASN:HD22	4:L:87:ALA:HB2	1.78	0.48
4:L:99:ASP:O	4:L:103:GLY:N	2.44	0.48
5:M:500:ASP:O	5:M:504:GLN:HB3	2.13	0.48
6:N:465:LYS:HD2	6:N:486:PRO:HG3	1.95	0.48
6:N:479:VAL:HG13	6:N:484:GLY:HA2	1.95	0.48
7:O:27:SER:O	7:O:31:VAL:HG23	2.13	0.48
7:O:81:ASP:O	7:O:85:SER:N	2.36	0.48
7:O:524:ARG:HG2	7:O:525:SER:H	1.78	0.48
8:P:148:CYS:HB2	8:P:410:PRO:HD3	1.95	0.48

Continued on next page...

Continued from previous page...

Atom-1	Atom-2	Interatomic distance (Å)	Clash overlap (Å)
9:1:20:VAL:HG12	9:1:105:VAL:O	2.13	0.48
9:1:38:ASN:O	9:1:41:LYS:HB3	2.13	0.48
1:A:168:PHE:HE1	1:A:208:SER:OG	1.96	0.48
1:A:328:LEU:HA	1:A:331:LEU:HB2	1.96	0.48
2:B:218:PHE:HB2	2:B:326:VAL:CG2	2.44	0.48
3:C:321:ASN:HA	3:C:324:ALA:HB3	1.95	0.48
3:C:484:THR:HG21	3:C:488:VAL:HG11	1.95	0.48
4:D:41:ALA:HB2	4:D:87:ALA:HB1	1.94	0.48
4:D:246:ILE:HD13	4:D:297:VAL:HB	1.95	0.48
5:E:477:VAL:HA	5:E:480:ARG:HB2	1.94	0.48
6:F:446:ILE:O	6:F:450:VAL:N	2.35	0.48
7:G:136:ILE:O	7:G:139:ILE:HG22	2.14	0.48
8:H:125:VAL:HG13	8:H:126:SER:H	1.77	0.48
8:H:183:ILE:HA	8:H:186:ALA:HB2	1.96	0.48
1:I:109:LYS:HG3	4:L:467:GLU:O	2.13	0.48
1:I:226:PRO:HD2	1:I:305:ALA:O	2.13	0.48
2:J:52:LEU:N	2:J:62:MET:O	2.46	0.48
2:J:275:MET:SD	2:J:300:PRO:HG3	2.53	0.48
3:K:128:LYS:HE2	3:K:433:GLU:HB2	1.95	0.48
3:K:418:VAL:HG12	3:K:422:LEU:HG	1.95	0.48
3:K:420:HIS:HB3	3:K:470:HIS:CE1	2.48	0.48
5:M:475:THR:HA	5:M:478:ARG:HD3	1.94	0.48
5:M:529:LYS:NZ	7:O:44:GLY:O	2.38	0.48
5:M:533:ILE:HA	7:O:48:LEU:O	2.12	0.48
6:N:28:ARG:HD2	6:N:104:LYS:HG3	1.95	0.48
6:N:46:MET:HB2	8:P:521:VAL:HB	1.95	0.48
7:O:63:ALA:HA	7:O:66:LEU:HD12	1.95	0.48
8:P:112:LEU:HD21	8:P:515:ALA:HB1	1.95	0.48
8:P:386:ASP:O	8:P:389:GLU:HB3	2.13	0.48
11:3:75:LYS:O	11:3:79:PRO:HD3	2.13	0.48
1:A:247:LYS:NZ	3:C:273:GLU:OE1	2.43	0.48
2:B:138:ARG:HH22	2:B:505:LEU:CA	2.26	0.48
2:B:218:PHE:HD2	2:B:362:PHE:CD2	2.30	0.48
2:B:399:GLN:HB3	2:B:498:GLN:HE21	1.79	0.48
2:B:464:GLN:N	2:J:430:GLY:O	2.46	0.48
3:C:358:GLU:HB2	3:C:360:PHE:CE1	2.49	0.48
4:D:37:ASN:HA	4:D:85:HIS:CE1	2.45	0.48
4:D:212:LYS:HE3	4:D:398:ILE:HD13	1.95	0.48
5:E:234:PHE:CG	5:E:241:LYS:HG2	2.48	0.48
6:F:76:LEU:HA	6:F:79:LYS:HZ3	1.78	0.48
7:G:124:ALA:HB2	7:G:431:GLN:CG	2.42	0.48

Continued on next page...

Continued from previous page...

Atom-1	Atom-2	Interatomic distance (Å)	Clash overlap (Å)
7:G:258:HIS:CG	7:G:259:THR:H	2.30	0.48
8:H:118:LEU:O	8:H:122:GLY:N	2.45	0.48
8:H:283:ILE:HG21	8:H:291:VAL:HB	1.95	0.48
1:I:41:LEU:HD22	3:K:518:ARG:HG2	1.94	0.48
1:I:42:ASP:HB2	3:K:518:ARG:HD3	1.95	0.48
1:I:234:ILE:HG23	1:I:351:VAL:HG21	1.95	0.48
3:K:212:SER:HB2	3:K:377:ARG:CB	2.40	0.48
3:K:465:SER:HB3	3:K:487:LEU:HD11	1.93	0.48
6:N:31:GLN:HE21	6:N:97:LEU:HA	1.78	0.48
6:N:198:HIS:HD2	6:N:200:SER:HB2	1.78	0.48
6:N:214:HIS:HA	6:N:359:LYS:O	2.14	0.48
6:N:250:TYR:CD1	6:N:256:ARG:HG2	2.47	0.48
6:N:281:VAL:HG22	6:N:341:PRO:HB3	1.94	0.48
6:N:289:PHE:CE1	6:N:344:LEU:HD13	2.42	0.48
6:N:317:LYS:HB2	6:N:320:ASN:H	1.78	0.48
9:1:80:LEU:HD13	10:2:77:VAL:HG21	1.95	0.48
4:D:366:ASN:ND2	4:D:372:LYS:HB2	2.28	0.48
5:E:127:GLY:O	4:L:474:ILE:HD11	2.14	0.48
5:E:257:PRO:HG2	7:G:260:VAL:HB	1.95	0.48
6:F:245:ASN:HB2	6:F:256:ARG:HG2	1.95	0.48
6:F:279:ARG:HA	6:F:283:GLY:HA2	1.95	0.48
7:G:193:LYS:HG3	7:G:194:MET:H	1.78	0.48
7:G:278:LEU:HD22	7:G:303:PHE:CE1	2.48	0.48
7:G:289:VAL:O	7:G:311:ALA:N	2.43	0.48
8:H:16:LYS:HG3	8:H:18:GLY:N	2.28	0.48
8:H:249:MET:HA	8:H:336:LEU:HD22	1.94	0.48
1:I:411:GLY:H	1:I:504:PHE:HD1	1.59	0.48
2:J:67:GLY:O	2:J:71:LEU:N	2.31	0.48
2:J:109:LEU:HB3	2:J:130:TRP:CH2	2.47	0.48
2:J:263:LYS:HD3	2:J:266:GLU:OE1	2.12	0.48
3:K:422:LEU:HD12	3:K:441:ALA:HA	1.95	0.48
4:L:390:VAL:HG12	4:L:398:ILE:HG23	1.95	0.48
4:L:463:SER:HA	4:L:480:LEU:CD1	2.39	0.48
5:M:49:ARG:O	5:M:465:ASN:ND2	2.44	0.48
5:M:460:MET:HG3	5:M:470:PRO:HB2	1.95	0.48
7:O:90:VAL:HG21	7:O:498:VAL:HG13	1.94	0.48
7:O:235:PRO:HB2	7:O:237:ILE:HG13	1.95	0.48
8:P:138:LYS:NZ	8:P:142:ILE:HD11	2.28	0.48
8:P:142:ILE:HG22	8:P:146:LEU:HG	1.95	0.48
8:P:203:ARG:HD3	8:P:323:ARG:HG2	1.94	0.48
8:P:303:HIS:O	8:P:307:LYS:HG3	2.14	0.48

Continued on next page...

Continued from previous page...

Atom-1	Atom-2	Interatomic distance (Å)	Clash overlap (Å)
9:1:46:LEU:O	9:1:50:GLU:HG2	2.13	0.48
12:4:23:ILE:HG13	12:4:119:LEU:HD13	1.95	0.48
13:5:53:LEU:HD12	13:5:76:LEU:HD21	1.94	0.48
14:6:44:LYS:NZ	14:6:76:VAL:O	2.46	0.48
1:A:36:LEU:HD22	1:A:451:THR:HG23	1.95	0.48
1:A:42:ASP:O	1:A:43:LYS:HD3	2.13	0.48
1:A:54:ILE:O	1:A:55:THR:HG23	2.14	0.48
1:A:124:ALA:HB1	1:A:423:LEU:HD23	1.96	0.48
1:A:184:ILE:HA	1:A:322:ALA:HB2	1.94	0.48
1:A:466:LYS:HD3	7:O:429:GLY:HA2	1.95	0.48
2:B:522:LYS:NZ	5:E:62:VAL:HG11	2.28	0.48
3:C:296:ILE:HD11	3:C:301:GLN:HG3	1.96	0.48
4:D:352:THR:O	4:D:356:LEU:N	2.44	0.48
5:E:61:MET:O	5:E:69:THR:N	2.46	0.48
5:E:223:LYS:N	5:E:386:PHE:O	2.46	0.48
7:G:122:ILE:HG22	7:G:126:ARG:NE	2.27	0.48
7:G:322:THR:HG23	7:G:326:CYS:SG	2.53	0.48
8:H:102:ASN:HD21	8:H:171:LYS:HE3	1.78	0.48
8:H:138:LYS:HG3	8:H:423:ILE:HG13	1.94	0.48
8:H:202:ILE:HG22	8:H:373:SER:H	1.78	0.48
8:H:449:PRO:HG3	8:H:477:ASN:ND2	2.25	0.48
1:I:531:ILE:HG12	4:L:77:ILE:HG23	1.94	0.48
4:L:176:VAL:HG13	4:L:400:GLU:HB3	1.94	0.48
4:L:423:ALA:O	4:L:510:GLN:HG2	2.13	0.48
4:L:459:GLU:HB3	4:L:481:ARG:HG2	1.95	0.48
4:L:528:SER:HA	4:L:531:LYS:HB2	1.96	0.48
5:M:161:ASP:O	5:M:165:LEU:HG	2.14	0.48
5:M:173:LEU:HB3	5:M:178:VAL:O	2.13	0.48
5:M:193:VAL:HA	5:M:209:ILE:HD11	1.95	0.48
5:M:257:PRO:HA	7:O:258:HIS:CE1	2.49	0.48
5:M:500:ASP:HB2	5:M:504:GLN:H	1.77	0.48
6:N:206:LEU:HD21	6:N:208:ARG:CZ	2.44	0.48
7:O:236:LYS:HB3	7:O:285:GLY:O	2.13	0.48
7:O:288:VAL:HG13	7:O:309:PHE:CD2	2.47	0.48
8:P:234:VAL:HG23	8:P:235:LYS:H	1.78	0.48
9:1:15:GLU:HA	9:1:18:ALA:HB3	1.95	0.48
1:A:245:LYS:HE2	3:C:277:GLN:HG2	1.95	0.48
1:A:421:ILE:HD11	1:A:468:ARG:HE	1.78	0.48
1:A:476:VAL:HA	1:A:485:TRP:O	2.13	0.48
3:C:239:VAL:HG21	3:C:287:PRO:HB3	1.94	0.48
3:C:301:GLN:O	3:C:305:MET:N	2.46	0.48

Continued on next page...

Continued from previous page...

Atom-1	Atom-2	Interatomic distance (Å)	Clash overlap (Å)
4:D:248:LEU:O	4:D:345:VAL:HB	2.14	0.48
5:E:134:ALA:O	5:E:138:GLU:N	2.42	0.48
5:E:137:TYR:CD1	5:E:451:PHE:HB2	2.48	0.48
5:E:157:VAL:O	5:E:161:ASP:N	2.35	0.48
5:E:228:VAL:HG12	5:E:332:LEU:HG	1.95	0.48
5:E:260:PRO:HB3	7:G:251:ASP:O	2.12	0.48
5:E:442:THR:HG23	5:E:443:LEU:N	2.28	0.48
6:F:426:LYS:HB2	6:F:429:VAL:HA	1.95	0.48
6:F:431:GLY:O	6:F:435:LEU:HG	2.14	0.48
6:F:501:LYS:O	6:F:504:LEU:HG	2.12	0.48
7:G:275:TYR:CZ	7:G:279:GLU:HG3	2.48	0.48
7:G:431:GLN:O	7:G:435:ILE:HG12	2.14	0.48
8:H:41:GLN:HA	8:H:44:ARG:NH2	2.29	0.48
8:H:46:ALA:O	8:H:102:ASN:ND2	2.47	0.48
1:I:261:ASP:HB2	3:K:243:SER:HB3	1.95	0.48
1:I:401:ARG:O	1:I:508:ILE:HD11	2.13	0.48
2:J:479:ASP:O	2:J:484:THR:N	2.35	0.48
3:K:387:VAL:HG12	3:K:391:LEU:CD1	2.44	0.48
4:L:161:GLU:OE1	4:L:162:THR:HG23	2.13	0.48
4:L:183:LEU:HD23	4:L:405:ILE:HB	1.95	0.48
5:M:193:VAL:HG13	5:M:406:LEU:HD12	1.96	0.48
9:1:13:PHE:HD1	9:1:16:LEU:HD12	1.79	0.48
12:4:44:LYS:HD2	12:4:98:ILE:HD13	1.96	0.48
1:A:156:MET:SD	1:A:165:GLY:HA2	2.54	0.48
1:A:203:ARG:HH11	1:A:378:ARG:NH1	2.11	0.48
1:A:489:ASP:HB2	1:A:494:LYS:O	2.13	0.48
1:A:526:ARG:O	4:D:57:MET:HB3	2.14	0.48
2:B:480:MET:HA	2:B:483:GLY:HA2	1.96	0.48
3:C:293:GLU:HB3	3:C:320:ASN:ND2	2.28	0.48
3:C:317:LYS:O	3:C:321:ASN:N	2.38	0.48
4:D:379:CYS:SG	4:D:380:ALA:N	2.87	0.48
5:E:209:ILE:HA	5:E:383:VAL:O	2.14	0.48
5:E:211:VAL:HG11	5:E:399:LYS:HG2	1.95	0.48
5:E:310:ALA:O	5:E:314:LEU:N	2.46	0.48
6:F:389:ASP:OD1	6:F:390:ALA:N	2.46	0.48
6:F:460:GLN:HA	6:F:463:LEU:HB2	1.95	0.48
6:F:469:GLU:HB3	6:F:477:VAL:HG11	1.94	0.48
1:I:83:ASP:HA	1:I:87:GLY:HA2	1.95	0.48
1:I:355:ARG:HB2	1:I:360:GLU:HB2	1.95	0.48
2:J:43:LEU:HB2	2:J:100:THR:HB	1.96	0.48
2:J:75:GLY:HA2	4:L:539:ARG:HD3	1.96	0.48

Continued on next page...

Continued from previous page...

Atom-1	Atom-2	Interatomic distance (Å)	Clash overlap (Å)
2:J:516:ARG:O	5:M:57:LEU:HB3	2.14	0.48
4:L:84:LEU:O	4:L:88:ALA:HB3	2.14	0.48
4:L:430:ILE:H	4:L:430:ILE:HD12	1.79	0.48
5:M:212:GLU:HG3	5:M:386:PHE:HD1	1.78	0.48
6:N:237:LEU:HD11	6:N:297:ILE:HG23	1.96	0.48
8:P:133:GLU:HA	8:P:136:CYS:SG	2.53	0.48
8:P:356:GLY:O	8:P:378:ARG:NH1	2.47	0.48
1:A:18:ARG:O	1:A:22:VAL:HG23	2.13	0.48
5:E:38:ILE:HD12	5:E:117:LEU:HG	1.96	0.48
5:E:489:LEU:CA	5:E:501:MET:H	2.16	0.48
6:F:141:ARG:HH22	6:F:409:PRO:HG3	1.79	0.48
8:H:41:GLN:O	8:H:44:ARG:HB2	2.13	0.48
8:H:273:GLU:HG2	8:H:300:MET:SD	2.54	0.48
4:L:320:MET:HB2	4:L:322:ILE:HD12	1.96	0.48
4:L:429:GLU:O	4:L:433:ALA:N	2.44	0.48
5:M:46:ASN:O	5:M:49:ARG:HG2	2.13	0.48
5:M:145:ILE:HG22	5:M:514:LYS:HA	1.94	0.48
5:M:247:LYS:HB3	5:M:298:ASN:H	1.78	0.48
5:M:285:PHE:CZ	7:O:263:TYR:HE2	2.31	0.48
5:M:492:ASP:OD2	5:M:497:GLY:N	2.46	0.48
6:N:469:GLU:HB2	6:N:477:VAL:HG21	1.95	0.48
7:O:247:LYS:HE2	7:O:271:TRP:HE1	1.79	0.48
7:O:274:LEU:HD21	7:O:299:ALA:HB2	1.96	0.48
7:O:430:LYS:O	7:O:432:GLN:HG2	2.13	0.48
7:O:504:THR:O	7:O:508:GLU:HG3	2.13	0.48
8:P:43:THR:HA	8:P:46:ALA:HB3	1.96	0.48
8:P:124:SER:N	8:P:127:GLU:OE1	2.40	0.48
11:3:122:LYS:CG	13:5:73:PRO:HG3	2.43	0.48
1:A:469:ALA:HA	7:O:425:ARG:O	2.14	0.48
2:B:30:ILE:HG13	2:B:31:GLY:H	1.79	0.48
2:B:235:ALA:HB3	2:B:349:ILE:HG13	1.96	0.48
3:C:36:ILE:O	3:C:39:THR:OG1	2.31	0.48
3:C:125:ALA:HA	3:C:128:LYS:HB2	1.94	0.48
3:C:198:TYR:HD1	3:C:325:ARG:NE	2.12	0.48
4:D:430:ILE:HG12	4:D:477:VAL:HG13	1.95	0.48
4:D:437:THR:HA	4:D:452:ARG:HG2	1.96	0.48
4:D:472:ASN:HB3	4:D:475:SER:HB2	1.94	0.48
5:E:284:LYS:HG3	7:G:260:VAL:HG23	1.95	0.48
5:E:434:SER:HB3	4:L:452:ARG:NH2	2.29	0.48
7:G:19:ILE:HG22	7:G:23:VAL:HG23	1.96	0.48
7:G:157:LYS:HD3	7:G:491:PHE:HE1	1.79	0.48

Continued on next page...

Continued from previous page...

Atom-1	Atom-2	Interatomic distance (Å)	Clash overlap (Å)
7:G:176:ALA:HA	7:G:179:VAL:HG12	1.94	0.48
7:G:214:VAL:CG1	7:G:321:ARG:HG2	2.44	0.48
8:H:27:GLU:HG2	8:H:31:ARG:CZ	2.44	0.48
8:H:154:LEU:HD21	8:H:193:ASP:HB2	1.96	0.48
8:H:397:ASN:O	8:H:400:LYS:N	2.46	0.48
8:H:465:SER:O	8:H:469:ALA:N	2.47	0.48
1:I:135:ASN:HB3	1:I:410:PRO:HD3	1.96	0.48
1:I:179:ILE:HG12	1:I:195:VAL:CG2	2.44	0.48
1:I:200:ALA:HB1	1:I:359:ASP:OD2	2.13	0.48
1:I:488:LEU:N	1:I:504:PHE:HE1	2.12	0.48
2:J:20:ARG:HG3	2:J:21:ALA:H	1.79	0.48
4:L:255:ALA:HB1	4:L:279:GLU:HA	1.96	0.48
5:M:86:GLN:O	5:M:89:LYS:HB3	2.12	0.48
5:M:250:ILE:HB	5:M:342:VAL:HB	1.96	0.48
6:N:160:VAL:HG11	6:N:390:ALA:HA	1.95	0.48
6:N:281:VAL:HG21	6:N:344:LEU:CD1	2.43	0.48
6:N:349:LEU:HD23	6:N:364:GLU:OE1	2.13	0.48
8:P:106:VAL:HG21	8:P:451:ALA:HB2	1.96	0.48
8:P:226:GLU:OE1	8:P:314:ARG:NH2	2.47	0.48
10:2:30:PHE:O	10:2:34:ARG:NH1	2.47	0.48
13:5:84:ILE:N	13:5:92:VAL:O	2.31	0.48
1:A:255:THR:HG22	9:1:100:TYR:HB2	1.96	0.48
1:A:527:ILE:HG13	4:D:58:ASP:O	2.14	0.48
2:B:149:GLY:HA2	2:B:155:PHE:CA	2.43	0.48
2:B:519:ASN:ND2	5:E:50:THR:OG1	2.26	0.48
3:C:228:ARG:CD	3:C:312:ILE:HG23	2.44	0.48
3:C:291:ILE:HD11	3:C:315:VAL:HG21	1.95	0.48
4:D:33:ILE:O	4:D:37:ASN:N	2.29	0.48
4:D:314:LEU:HA	4:D:317:LEU:HB3	1.96	0.48
6:F:37:ASN:OD1	6:F:58:LYS:HG3	2.14	0.48
6:F:47:LEU:HB2	6:F:55:LYS:HE2	1.95	0.48
6:F:506:HIS:O	6:F:510:VAL:HG12	2.14	0.48
7:G:218:LYS:NZ	7:G:357:ARG:H	2.12	0.48
8:H:47:TYR:O	8:H:452:LEU:HD21	2.14	0.48
1:I:32:VAL:HG21	1:I:94:VAL:HG11	1.96	0.48
1:I:494:LYS:HB2	1:I:496:ARG:CZ	2.43	0.48
2:J:201:ILE:HD13	2:J:373:ILE:HB	1.96	0.48
2:J:445:MET:O	2:J:448:THR:N	2.45	0.48
3:K:512:THR:O	3:K:516:LEU:HG	2.13	0.48
4:L:152:SER:OG	4:L:512:LEU:HD22	2.14	0.48
6:N:294:GLN:HA	6:N:315:ARG:HA	1.95	0.48

Continued on next page...

Continued from previous page...

Atom-1	Atom-2	Interatomic distance (Å)	Clash overlap (Å)
6:N:450:VAL:O	6:N:453:GLN:HB3	2.14	0.48
6:N:463:LEU:HD12	6:N:466:ILE:HB	1.95	0.48
8:P:237:ALA:CB	8:P:347:CYS:HB2	2.44	0.48
10:2:60:THR:HB	11:3:143:LEU:HD11	1.96	0.48
11:3:79:PRO:HA	11:3:82:LYS:HB3	1.96	0.48
11:3:104:ARG:NH2	14:6:57:PHE:HZ	2.12	0.48
12:4:51:GLU:HB2	12:4:91:LYS:HZ1	1.79	0.48
14:6:82:TYR:OH	14:6:86:GLU:OE2	2.18	0.48
1:A:20:GLN:O	1:A:24:ALA:N	2.36	0.47
1:A:199:LYS:HB3	1:A:385:CYS:SG	2.53	0.47
1:A:235:ALA:N	1:A:285:VAL:O	2.38	0.47
1:A:496:ARG:HB3	1:A:501:ALA:HB3	1.96	0.47
2:B:35:ILE:O	2:B:39:VAL:HG22	2.14	0.47
3:C:38:ARG:HH22	3:C:449:ARG:NH2	2.12	0.47
3:C:209:ILE:HD11	3:C:384:LEU:HD12	1.96	0.47
3:C:314:ARG:HD3	9:1:12:ALA:HB3	1.96	0.47
4:D:38:ILE:HA	4:D:41:ALA:HB3	1.95	0.47
4:D:147:ILE:O	4:D:151:MET:HG3	2.14	0.47
4:D:337:CYS:HA	4:D:342:THR:O	2.14	0.47
5:E:113:ALA:HB1	5:E:523:MET:SD	2.54	0.47
6:F:15:ARG:NH1	6:F:520:GLU:OE1	2.46	0.47
8:H:232:THR:HG22	8:H:290:VAL:HB	1.96	0.47
1:I:211:ILE:N	1:I:374:SER:O	2.47	0.47
1:I:224:GLY:HA3	1:I:301:VAL:HG13	1.96	0.47
1:I:335:GLU:HB3	1:I:338:GLU:HG3	1.96	0.47
1:I:401:ARG:HD2	1:I:506:PRO:HG3	1.96	0.47
2:J:185:GLU:O	2:J:189:ARG:HG2	2.13	0.47
2:J:446:LEU:HB3	2:J:447:PRO:HD3	1.96	0.47
5:M:131:ILE:CG2	7:O:43:ARG:HE	2.27	0.47
6:N:192:GLU:HB3	6:N:373:THR:HA	1.95	0.47
6:N:270:ARG:CD	6:N:336:PHE:HB2	2.34	0.47
7:O:144:LYS:O	7:O:151:GLN:HG2	2.14	0.47
7:O:465:ARG:HA	7:O:468:HIS:HB2	1.96	0.47
8:P:177:VAL:O	8:P:181:LYS:HG2	2.14	0.47
8:P:220:GLY:O	8:P:374:THR:HG23	2.14	0.47
8:P:347:CYS:SG	8:P:365:HIS:NE2	2.83	0.47
9:1:43:HIS:CD2	9:1:47:THR:HG23	2.48	0.47
11:3:88:LEU:HD13	13:5:70:MET:HE1	1.95	0.47
14:6:19:LEU:HB2	14:6:101:SER:HB2	1.96	0.47
1:A:85:GLU:OE1	1:A:512:LYS:HD2	2.14	0.47
1:A:199:LYS:HA	1:A:377:LEU:H	1.80	0.47

Continued on next page...

Continued from previous page...

Atom-1	Atom-2	Interatomic distance (Å)	Clash overlap (Å)
1:A:351:VAL:HG22	1:A:364:ILE:HA	1.96	0.47
2:B:279:VAL:O	2:B:283:LEU:N	2.39	0.47
4:D:162:THR:O	4:D:166:SER:N	2.31	0.47
4:D:359:ALA:HA	4:D:379:CYS:SG	2.54	0.47
4:D:481:ARG:NH2	5:M:446:TYR:HB2	2.29	0.47
5:E:45:ALA:HB1	5:E:111:VAL:HA	1.95	0.47
5:E:413:ILE:HD12	5:E:414:ARG:N	2.29	0.47
6:F:76:LEU:HA	6:F:79:LYS:NZ	2.29	0.47
7:G:259:THR:OG1	7:G:260:VAL:N	2.46	0.47
8:H:197:PHE:HB3	8:H:400:LYS:NZ	2.29	0.47
1:I:136:LEU:HD21	1:I:407:SER:HA	1.96	0.47
1:I:201:HIS:ND1	1:I:382:ASP:OD1	2.47	0.47
2:J:109:LEU:HB3	2:J:130:TRP:CZ3	2.48	0.47
2:J:159:LEU:HD12	2:J:184:VAL:HG13	1.96	0.47
2:J:258:VAL:HA	2:J:263:LYS:HB3	1.96	0.47
3:K:223:ASP:OD2	3:K:361:THR:HG21	2.14	0.47
4:L:419:ARG:O	4:L:512:LEU:HB3	2.14	0.47
4:L:477:VAL:HA	4:L:480:LEU:HD12	1.97	0.47
5:M:58:ASP:HB3	5:M:70:VAL:HG12	1.96	0.47
5:M:515:GLN:HE21	5:M:519:LEU:HG	1.79	0.47
6:N:165:ALA:O	6:N:169:THR:OG1	2.24	0.47
8:P:37:LYS:HA	8:P:40:ALA:HB3	1.96	0.47
8:P:402:LEU:HD12	8:P:406:LYS:HA	1.96	0.47
11:3:101:MET:SD	12:4:76:ILE:HB	2.54	0.47
14:6:57:PHE:CE2	14:6:64:LEU:HD21	2.48	0.47
1:A:428:THR:HG23	7:O:418:LYS:HZ2	1.77	0.47
2:B:294:GLN:O	2:B:314:HIS:N	2.28	0.47
3:C:181:LYS:HA	3:C:402:LEU:HD11	1.96	0.47
5:E:176:LYS:O	5:E:397:GLU:HG3	2.14	0.47
5:E:248:ILE:HG21	5:E:333:ILE:HD11	1.95	0.47
6:F:179:ILE:HD11	6:F:184:GLU:OE1	2.15	0.47
6:F:190:MET:HG3	6:F:370:ARG:O	2.14	0.47
6:F:290:VAL:HA	6:F:311:VAL:O	2.14	0.47
7:G:13:THR:OG1	8:H:77:GLU:HG2	2.15	0.47
7:G:118:PRO:O	7:G:120:ILE:N	2.48	0.47
7:G:241:ASN:HD21	7:G:330:ILE:HB	1.79	0.47
7:G:329:SER:HB3	7:G:341:VAL:HG12	1.95	0.47
8:H:94:GLU:OE1	8:H:101:THR:OG1	2.18	0.47
1:I:11:ARG:HA	4:L:59:LYS:NZ	2.28	0.47
1:I:413:GLY:HA3	1:I:449:PRO:HD3	1.96	0.47
2:J:65:ASN:HD21	2:J:171:LEU:HG	1.80	0.47

Continued on next page...

Continued from previous page...

Atom-1	Atom-2	Interatomic distance (Å)	Clash overlap (Å)
3:K:243:SER:HB2	3:K:333:SER:C	2.34	0.47
5:M:129:HIS:CG	5:M:130:PRO:HD2	2.50	0.47
6:N:14:ALA:N	6:N:521:ILE:O	2.44	0.47
6:N:135:GLU:N	6:N:502:LYS:HZ1	2.12	0.47
6:N:173:VAL:HA	6:N:176:ILE:CG1	2.43	0.47
6:N:233:CYS:O	6:N:294:GLN:N	2.37	0.47
6:N:378:GLY:N	6:N:384:LEU:HD13	2.28	0.47
7:O:247:LYS:HE2	7:O:271:TRP:NE1	2.29	0.47
8:P:42:THR:OG1	8:P:43:THR:N	2.47	0.47
8:P:450:ARG:HA	8:P:460:ALA:HB2	1.96	0.47
9:1:65:GLY:HA3	13:5:49:CYS:SG	2.55	0.47
11:3:125:LEU:HB2	11:3:135:TYR:CD2	2.49	0.47
13:5:12:LEU:HB2	13:5:13:PRO:HD3	1.96	0.47
1:A:34:SER:O	1:A:41:LEU:N	2.36	0.47
1:A:286:ILE:N	1:A:306:MET:O	2.37	0.47
1:A:311:VAL:HG12	1:A:316:LEU:HB2	1.95	0.47
1:A:313:LYS:HE3	1:A:317:LYS:HB3	1.97	0.47
1:A:465:ALA:O	1:A:469:ALA:N	2.40	0.47
1:A:486:ILE:HG23	1:A:495:PRO:HB2	1.97	0.47
3:C:205:PRO:O	3:C:356:GLY:HA3	2.13	0.47
3:C:229:MET:HG2	3:C:312:ILE:CD1	2.44	0.47
4:D:145:ILE:O	4:D:149:THR:HG23	2.15	0.47
4:D:209:LYS:HD2	4:D:227:LEU:HD22	1.95	0.47
4:D:417:LYS:HD3	4:D:513:LEU:HD22	1.96	0.47
5:E:96:LYS:HG2	5:E:100:ASP:OD2	2.14	0.47
6:F:141:ARG:HB3	6:F:147:THR:HG21	1.96	0.47
6:F:416:VAL:HG11	6:F:467:GLN:HA	1.96	0.47
6:F:431:GLY:HA3	6:N:464:VAL:HB	1.95	0.47
6:F:479:VAL:HA	6:F:486:PRO:HA	1.96	0.47
7:G:372:PHE:O	7:G:373:ILE:HD13	2.14	0.47
7:G:397:ARG:O	7:G:401:LYS:HG2	2.13	0.47
8:H:365:HIS:H	8:H:372:ILE:HD11	1.78	0.47
8:H:448:ILE:H	8:H:448:ILE:HD12	1.80	0.47
1:I:214:TYR:HE2	1:I:370:ARG:HH12	1.62	0.47
2:J:240:ALA:HB3	2:J:292:ASN:HA	1.96	0.47
3:K:238:ILE:O	3:K:331:ILE:HA	2.14	0.47
4:L:405:ILE:O	4:L:409:LEU:HG	2.15	0.47
6:N:381:LYS:O	6:N:385:THR:N	2.30	0.47
7:O:30:GLN:HE21	7:O:105:LEU:HB3	1.79	0.47
7:O:325:ALA:HA	7:O:368:LYS:H	1.79	0.47
8:P:97:VAL:HA	8:P:401:VAL:HG21	1.97	0.47

Continued on next page...

Continued from previous page...

Atom-1	Atom-2	Interatomic distance (Å)	Clash overlap (Å)
9:1:23:THR:HA	9:1:26:LYS:HD2	1.96	0.47
10:2:115:LEU:O	10:2:119:ARG:HG2	2.14	0.47
13:5:50:LEU:HG	13:5:100:LYS:NZ	2.29	0.47
1:A:237:LEU:O	1:A:288:THR:HA	2.15	0.47
1:A:271:THR:HA	1:A:274:ARG:HE	1.79	0.47
1:A:499:LYS:HG3	1:A:500:GLN:HG3	1.97	0.47
1:A:527:ILE:CG1	4:D:60:MET:H	2.21	0.47
2:B:152:GLU:HA	2:B:155:PHE:HB3	1.96	0.47
2:B:155:PHE:HZ	2:B:401:VAL:HG22	1.79	0.47
2:B:219:LEU:HD21	2:B:359:LEU:HD13	1.95	0.47
2:B:337:HIS:CB	2:B:340:LEU:HB2	2.44	0.47
3:C:140:ILE:CG1	3:C:409:PRO:HD2	2.41	0.47
4:D:427:ALA:HA	4:D:430:ILE:HD12	1.95	0.47
5:E:286:GLU:HG2	5:E:317:ASN:HD21	1.79	0.47
5:E:309:GLU:O	5:E:312:HIS:CE1	2.67	0.47
5:E:434:SER:CB	4:L:441:ARG:HH22	2.27	0.47
5:E:525:ARG:HB2	7:G:43:ARG:HH12	1.80	0.47
6:F:109:TYR:HB3	6:F:114:LEU:HD23	1.95	0.47
6:F:191:ILE:O	6:F:193:ILE:HG12	2.14	0.47
6:F:334:ASN:O	6:F:335:SER:OG	2.26	0.47
7:G:76:ALA:O	7:G:80:VAL:HG23	2.14	0.47
7:G:107:GLN:HB3	7:G:437:ALA:HB1	1.97	0.47
7:G:219:THR:O	7:G:357:ARG:HB2	2.15	0.47
7:G:277:LYS:HG2	7:G:335:ASN:OD1	2.14	0.47
7:G:449:LEU:HB3	7:G:479:ILE:HB	1.96	0.47
7:G:474:TRP:HD1	7:G:489:GLU:OE2	1.97	0.47
8:H:56:VAL:N	8:H:64:PHE:O	2.36	0.47
8:H:107:PHE:CD2	8:H:511:ALA:HB1	2.50	0.47
8:H:204:VAL:HG22	8:H:375:ILE:HB	1.96	0.47
1:I:245:LYS:HG2	1:I:248:LEU:HD21	1.96	0.47
1:I:274:ARG:HH12	1:I:278:ILE:HG13	1.79	0.47
1:I:411:GLY:N	1:I:504:PHE:HD1	2.12	0.47
2:J:155:PHE:CE2	2:J:159:LEU:HD11	2.48	0.47
3:K:48:LYS:HE3	3:K:66:ILE:HG21	1.96	0.47
4:L:229:LEU:HD13	4:L:332:ASP:HB3	1.97	0.47
4:L:431:GLU:HA	4:L:484:HIS:CE1	2.49	0.47
5:M:327:GLY:O	5:M:330:ILE:HG22	2.15	0.47
6:N:47:LEU:HD11	6:N:66:GLU:HB2	1.95	0.47
7:O:39:THR:HG21	7:O:47:LYS:HB3	1.96	0.47
8:P:447:ALA:HA	8:P:450:ARG:HD2	1.96	0.47
9:1:68:PHE:HB2	13:5:63:LEU:HB2	1.96	0.47

Continued on next page...

Continued from previous page...

Atom-1	Atom-2	Interatomic distance (Å)	Clash overlap (Å)
12:4:39:GLU:HB2	12:4:101:LEU:HD22	1.97	0.47
2:B:17:ASP:O	2:B:522:LYS:N	2.32	0.47
2:B:33:ILE:HD12	2:B:111:ARG:HB2	1.96	0.47
2:B:159:LEU:O	2:B:163:ALA:N	2.47	0.47
2:B:400:THR:HA	2:B:403:ASP:O	2.15	0.47
2:B:421:VAL:HG11	2:B:439:TYR:HD2	1.79	0.47
3:C:290:VAL:O	3:C:312:ILE:N	2.28	0.47
3:C:470:HIS:CE1	3:C:474:ASN:HD22	2.33	0.47
5:E:129:HIS:CE1	7:G:454:GLY:HA2	2.49	0.47
7:G:158:CYS:HG	7:G:493:TRP:HE3	1.58	0.47
8:H:23:SER:HA	8:H:27:GLU:HB3	1.96	0.47
8:H:136:CYS:SG	8:H:512:THR:OG1	2.64	0.47
8:H:227:THR:HG21	8:H:231:VAL:HG12	1.97	0.47
8:H:291:VAL:CG1	8:H:312:LEU:HD23	2.45	0.47
8:H:321:LEU:O	8:H:325:CYS:N	2.32	0.47
8:H:381:THR:HG22	8:H:383:ASN:N	2.28	0.47
1:I:59:ALA:O	1:I:63:LYS:HG3	2.14	0.47
1:I:273:GLU:O	1:I:277:LYS:HG3	2.14	0.47
1:I:531:ILE:HD13	4:L:77:ILE:O	2.14	0.47
2:J:23:THR:HA	2:J:26:LEU:HB3	1.96	0.47
2:J:186:ALA:O	2:J:195:ASN:ND2	2.47	0.47
3:K:84:SER:O	3:K:88:ASP:N	2.48	0.47
3:K:93:ASP:HB3	3:K:396:GLN:HE22	1.80	0.47
3:K:141:SER:OG	3:K:499:LEU:HD12	2.13	0.47
3:K:302:HIS:O	3:K:306:ARG:HG3	2.15	0.47
6:N:134:LEU:HD13	6:N:501:LYS:HB3	1.97	0.47
6:N:206:LEU:HD11	6:N:208:ARG:NH1	2.30	0.47
6:N:452:ALA:H	6:N:479:VAL:HG11	1.79	0.47
7:O:123:ARG:HH11	8:P:482:ILE:HG23	1.77	0.47
10:2:68:ARG:NH2	11:3:139:GLU:OE1	2.31	0.47
1:A:132:ILE:HA	1:A:135:ASN:HB3	1.97	0.47
1:A:135:ASN:ND2	1:A:409:VAL:HB	2.29	0.47
1:A:234:ILE:HG23	1:A:285:VAL:HB	1.96	0.47
1:A:285:VAL:HG22	1:A:306:MET:SD	2.55	0.47
1:A:375:ILE:HG22	1:A:377:LEU:HD12	1.96	0.47
1:A:453:ALA:HA	1:A:456:ALA:HB3	1.96	0.47
2:B:33:ILE:HG13	2:B:114:GLU:OE2	2.15	0.47
2:B:48:MET:HB2	4:D:531:LYS:HA	1.97	0.47
2:B:144:SER:OG	2:B:416:LEU:HD22	2.15	0.47
2:B:268:GLU:O	2:B:272:LYS:HG3	2.15	0.47
3:C:144:VAL:O	3:C:405:PRO:HB2	2.14	0.47

Continued on next page...

Continued from previous page...

Atom-1	Atom-2	Interatomic distance (Å)	Clash overlap (Å)
3:C:174:ASN:HA	3:C:177:LEU:HB3	1.97	0.47
3:C:200:ARG:HB2	3:C:218:VAL:HG13	1.97	0.47
3:C:208:ILE:HG23	3:C:210:GLU:HB2	1.95	0.47
3:C:237:ARG:NE	3:C:340:GLU:OE2	2.48	0.47
3:C:282:ILE:O	3:C:285:LEU:HG	2.15	0.47
4:D:87:ALA:O	4:D:91:LEU:HG	2.15	0.47
4:D:147:ILE:HD13	4:D:435:ARG:HB3	1.97	0.47
4:D:148:LEU:O	4:D:152:SER:N	2.48	0.47
5:E:130:PRO:C	5:E:528:LEU:HD21	2.35	0.47
5:E:285:PHE:CD1	5:E:314:LEU:HD12	2.48	0.47
5:E:410:ARG:HG2	5:E:414:ARG:NH2	2.30	0.47
6:F:291:VAL:HB	6:F:312:ALA:CB	2.44	0.47
6:F:380:ASN:HD22	6:F:384:LEU:HD22	1.79	0.47
6:F:517:LEU:HA	6:F:517:LEU:HD23	1.58	0.47
7:G:36:VAL:HG12	7:G:62:GLY:HA3	1.97	0.47
7:G:74:PRO:HA	7:G:77:LYS:HB3	1.96	0.47
7:G:116:LEU:CD1	7:G:430:LYS:HB3	2.45	0.47
7:G:243:GLU:HB3	7:G:293:LEU:HB3	1.95	0.47
8:H:191:PHE:CZ	8:H:371:ALA:HB3	2.50	0.47
8:H:234:VAL:O	8:H:237:ALA:HB2	2.15	0.47
8:H:245:PRO:CD	8:H:293:THR:HA	2.45	0.47
8:H:246:PHE:CZ	8:H:280:VAL:HB	2.49	0.47
8:H:246:PHE:HZ	8:H:280:VAL:HB	1.78	0.47
1:I:231:ASN:ND2	1:I:233:LYS:O	2.48	0.47
1:I:294:ASP:OD1	1:I:295:MET:N	2.47	0.47
1:I:418:ALA:HB1	1:I:422:TYR:CZ	2.49	0.47
1:I:528:ASP:HB2	4:L:73:ASP:HA	1.96	0.47
2:J:21:ALA:HA	2:J:24:ALA:HB3	1.97	0.47
2:J:133:ALA:HB2	2:J:436:MET:HG2	1.96	0.47
2:J:347:LYS:H	2:J:364:GLY:HA2	1.80	0.47
2:J:399:GLN:HE22	2:J:499:VAL:HB	1.80	0.47
2:J:415:MET:HB2	2:J:469:HIS:HE1	1.79	0.47
2:J:425:ALA:HB1	2:J:433:ALA:HA	1.97	0.47
2:J:469:HIS:HB2	2:J:474:THR:HA	1.97	0.47
3:K:37:ILE:HG21	3:K:99:ILE:HD11	1.97	0.47
3:K:193:ILE:HG13	3:K:195:ILE:HG12	1.96	0.47
3:K:334:ARG:HG2	3:K:336:GLU:HG2	1.97	0.47
3:K:434:GLN:HG2	3:K:438:ARG:NH1	2.29	0.47
4:L:123:LEU:O	4:L:127:GLY:N	2.48	0.47
4:L:229:LEU:HD11	4:L:246:ILE:HD11	1.97	0.47
5:M:165:LEU:HD13	5:M:409:ILE:HG23	1.95	0.47

Continued on next page...

Continued from previous page...

Atom-1	Atom-2	Interatomic distance (Å)	Clash overlap (Å)
5:M:231:ASP:HA	5:M:371:MET:SD	2.55	0.47
5:M:255:PHE:CB	5:M:306:PHE:HD1	2.28	0.47
5:M:493:CYS:SG	5:M:506:VAL:HG11	2.55	0.47
6:N:57:THR:HG21	6:N:62:VAL:HG11	1.97	0.47
6:N:159:LYS:HD3	6:N:159:LYS:HA	1.61	0.47
7:O:13:THR:HB	8:P:77:GLU:H	1.79	0.47
7:O:37:ARG:HB3	7:O:448:GLN:NE2	2.29	0.47
7:O:167:LEU:HB2	7:O:384:GLU:CG	2.44	0.47
7:O:193:LYS:O	7:O:321:ARG:NH1	2.47	0.47
7:O:322:THR:O	7:O:326:CYS:N	2.23	0.47
7:O:523:PRO:HD3	8:P:58:ASN:C	2.35	0.47
8:P:453:ALA:O	8:P:457:GLY:N	2.48	0.47
9:1:51:ILE:HG23	9:1:77:HIS:CE1	2.49	0.47
10:2:66:GLU:O	10:2:83:VAL:HB	2.14	0.47
11:3:61:LYS:HG3	12:4:27:ALA:HB2	1.96	0.47
11:3:133:LEU:HB2	11:3:135:TYR:CZ	2.49	0.47
1:A:143:LEU:HD23	1:A:499:LYS:HB3	1.97	0.47
1:A:252:VAL:HG22	3:C:270:MET:HG2	1.96	0.47
1:A:471:HIS:NE2	7:O:426:THR:HA	2.28	0.47
2:B:43:LEU:HB3	2:B:453:ASN:HD21	1.80	0.47
2:B:237:ILE:N	2:B:344:GLY:O	2.24	0.47
3:C:354:LYS:HB2	3:C:359:TYR:CE1	2.50	0.47
4:D:502:ASN:HD21	4:D:504:LEU:HB2	1.79	0.47
7:G:410:GLY:HA2	7:G:413:GLU:HG2	1.96	0.47
8:H:125:VAL:O	8:H:129:ILE:HG13	2.15	0.47
8:H:226:GLU:HB3	8:H:314:ARG:CD	2.45	0.47
1:I:398:VAL:HB	1:I:401:ARG:HH21	1.79	0.47
1:I:534:HIS:N	4:L:82:GLN:HB2	2.23	0.47
2:J:122:HIS:CD2	5:M:467:GLY:HA2	2.50	0.47
2:J:352:VAL:HG22	2:J:361:HIS:HB2	1.96	0.47
2:J:407:VAL:N	2:J:495:GLU:O	2.46	0.47
3:K:418:VAL:O	3:K:422:LEU:HG	2.15	0.47
5:M:55:ASN:HD21	5:M:495:HIS:H	1.62	0.47
5:M:167:GLN:O	5:M:170:LYS:HB2	2.13	0.47
5:M:168:THR:HG21	5:M:408:VAL:HG11	1.96	0.47
8:P:73:LEU:HD11	8:P:105:LEU:HD11	1.95	0.47
8:P:93:GLN:OE1	8:P:506:TRP:HB3	2.15	0.47
8:P:189:SER:HB2	8:P:219:HIS:NE2	2.29	0.47
8:P:207:ILE:HD13	8:P:358:THR:HG21	1.97	0.47
8:P:278:ALA:HA	8:P:281:LYS:HE2	1.97	0.47
13:5:42:LYS:HA	13:5:45:GLU:HB3	1.97	0.47

Continued on next page...

Continued from previous page...

Atom-1	Atom-2	Interatomic distance (Å)	Clash overlap (Å)
1:A:82:GLN:HG2	1:A:516:PHE:HD2	1.80	0.47
1:A:119:SER:O	1:A:123:LEU:N	2.43	0.47
3:C:109:ALA:HB1	3:C:113:LEU:HD12	1.96	0.47
3:C:326:ALA:HB1	3:C:363:ILE:HB	1.97	0.47
3:C:453:GLN:O	6:F:115:HIS:NE2	2.48	0.47
4:D:241:VAL:HG12	4:D:323:MET:HE1	1.97	0.47
5:E:141:ALA:O	5:E:145:ILE:HG13	2.14	0.47
5:E:142:ARG:HA	5:E:145:ILE:HD12	1.96	0.47
5:E:258:PRO:HG2	7:G:263:TYR:O	2.15	0.47
5:E:513:LYS:O	5:E:517:ILE:HG13	2.14	0.47
6:F:237:LEU:O	6:F:298:ASP:N	2.45	0.47
6:F:396:ARG:HA	6:F:399:LYS:HG2	1.96	0.47
7:G:145:LYS:HD2	7:G:151:GLN:OE1	2.14	0.47
7:G:521:LYS:HG2	8:H:57:ILE:HG12	1.97	0.47
8:H:42:THR:OG1	8:H:54:LYS:HD2	2.15	0.47
8:H:196:HIS:HE1	8:H:198:ASN:ND2	2.13	0.47
1:I:17:ILE:O	1:I:21:ASN:N	2.43	0.47
1:I:129:VAL:HG13	1:I:511:VAL:HG12	1.96	0.47
1:I:183:ASP:HB2	1:I:189:ARG:HB3	1.96	0.47
1:I:534:HIS:HA	4:L:64:GLY:HA3	1.96	0.47
2:J:148:HIS:ND1	2:J:158:ASP:HB2	2.30	0.47
2:J:396:VAL:HG13	2:J:399:GLN:HE21	1.80	0.47
2:J:425:ALA:CB	2:J:437:GLU:HG3	2.45	0.47
4:L:489:LYS:N	4:L:489:LYS:HD2	2.30	0.47
4:L:496:ARG:HB3	4:L:508:VAL:HG22	1.96	0.47
5:M:420:TYR:CD1	5:M:507:ILE:HG12	2.50	0.47
6:N:445:LEU:O	6:N:449:LYS:N	2.46	0.47
7:O:241:ASN:HA	7:O:292:LYS:HB3	1.96	0.47
7:O:447:ARG:HA	7:O:457:ALA:CB	2.45	0.47
7:O:522:ASN:N	7:O:523:PRO:HD2	2.30	0.47
8:P:165:ARG:HG3	8:P:176:GLU:HB3	1.97	0.47
8:P:179:LEU:HD23	8:P:182:LEU:HD12	1.97	0.47
9:1:79:GLN:O	9:1:83:LYS:N	2.45	0.47
13:5:24:GLN:HB3	13:5:28:PHE:CZ	2.50	0.47
13:5:82:VAL:HG21	13:5:96:ALA:HA	1.96	0.47
13:5:120:ALA:HA	13:5:123:GLU:HG2	1.96	0.47
14:6:27:MET:HB2	14:6:90:TYR:CZ	2.50	0.47
1:A:108:VAL:HA	1:A:112:ILE:O	2.14	0.47
1:A:119:SER:OG	1:A:122:ARG:NH2	2.48	0.47
1:A:152:ALA:O	1:A:156:MET:HG3	2.14	0.47
1:A:203:ARG:NE	1:A:358:ASP:OD1	2.27	0.47

Continued on next page...

Continued from previous page...

Atom-1	Atom-2	Interatomic distance (Å)	Clash overlap (Å)
1:A:523:THR:O	1:A:527:ILE:HD12	2.15	0.47
2:B:424:LEU:HD12	2:B:427:ARG:HB2	1.96	0.47
2:B:437:GLU:O	2:B:441:LYS:HG2	2.15	0.47
3:C:123:ILE:HA	3:C:126:TYR:CD2	2.50	0.47
3:C:172:ALA:O	3:C:175:ILE:HB	2.15	0.47
3:C:180:VAL:HA	3:C:183:VAL:HG22	1.97	0.47
3:C:392:GLN:HA	3:C:395:MET:HG2	1.97	0.47
3:C:408:VAL:HG12	3:C:497:GLU:O	2.15	0.47
5:E:408:VAL:HA	5:E:411:ASN:OD1	2.15	0.47
6:F:322:GLU:O	6:F:326:LEU:N	2.44	0.47
8:H:211:GLY:H	8:H:214:SER:HB2	1.80	0.47
8:H:278:ALA:HA	8:H:281:LYS:HB3	1.96	0.47
1:I:109:LYS:HB2	4:L:470:GLY:N	2.30	0.47
1:I:152:ALA:HA	1:I:395:ALA:CB	2.45	0.47
1:I:451:THR:HA	1:I:454:VAL:HB	1.97	0.47
3:K:168:TRP:CH2	3:K:378:GLY:HA2	2.50	0.47
3:K:435:TRP:O	3:K:439:ALA:N	2.34	0.47
4:L:163:LEU:HB3	4:L:188:VAL:HG22	1.96	0.47
5:M:156:LEU:HD12	5:M:164:PRO:HG2	1.96	0.47
5:M:510:LEU:HD23	5:M:514:LYS:HE2	1.97	0.47
6:N:302:LEU:HD22	6:N:314:ARG:HH22	1.80	0.47
6:N:437:VAL:O	6:N:441:ALA:N	2.38	0.47
6:N:449:LYS:HA	6:N:459:LEU:HB2	1.97	0.47
7:O:12:GLY:O	7:O:524:ARG:HB2	2.15	0.47
7:O:211:VAL:HG23	7:O:371:THR:HB	1.97	0.47
2:B:79:PRO:O	2:B:83:VAL:N	2.41	0.46
2:B:276:LYS:HE3	2:B:280:GLU:OE2	2.14	0.46
3:C:451:LEU:HB3	3:C:482:GLY:N	2.29	0.46
4:D:395:LYS:O	4:D:399:GLU:N	2.46	0.46
5:E:144:ALA:O	5:E:148:LEU:N	2.35	0.46
5:E:242:LYS:HA	5:E:361:GLU:OE2	2.15	0.46
5:E:480:ARG:O	5:E:484:GLU:HG2	2.15	0.46
6:F:150:ASP:HA	6:F:153:ARG:HG2	1.97	0.46
6:F:154:THR:HA	6:F:157:ARG:HE	1.79	0.46
8:H:34:GLN:HA	8:H:37:LYS:HE3	1.97	0.46
1:I:161:ILE:CB	1:I:387:GLU:HG3	2.45	0.46
3:K:133:MET:HG3	3:K:418:VAL:HG21	1.97	0.46
3:K:230:ARG:HH12	3:K:350:LEU:CD2	2.28	0.46
3:K:260:ARG:HE	3:K:263:ASP:HB2	1.80	0.46
3:K:323:ILE:O	3:K:327:CYS:N	2.43	0.46
3:K:390:ASN:O	3:K:394:ALA:N	2.31	0.46

Continued on next page...

Continued from previous page...

Atom-1	Atom-2	Interatomic distance (Å)	Clash overlap (Å)
4:L:94:LEU:HD23	4:L:110:VAL:HA	1.97	0.46
4:L:280:ARG:NE	4:L:312:LEU:HD22	2.29	0.46
4:L:291:LYS:HB2	4:L:320:MET:HB3	1.97	0.46
4:L:306:ARG:H	4:L:308:ALA:H	1.60	0.46
4:L:373:LEU:HD22	4:L:389:VAL:HG11	1.97	0.46
5:M:55:ASN:HD21	5:M:495:HIS:N	2.13	0.46
5:M:163:GLU:O	5:M:167:GLN:N	2.32	0.46
5:M:313:LEU:HA	5:M:316:GLN:HB3	1.97	0.46
5:M:444:GLU:HB3	5:M:448:MET:HG3	1.97	0.46
7:O:160:MET:HA	7:O:172:LYS:HB2	1.96	0.46
7:O:246:LEU:HG	7:O:247:LYS:HG3	1.96	0.46
7:O:420:LEU:HD23	7:O:423:TYR:HD2	1.80	0.46
8:P:42:THR:HG21	8:P:72:ILE:HD13	1.97	0.46
9:1:70:LEU:HB2	13:5:61:GLU:HB2	1.96	0.46
9:1:79:GLN:O	9:1:82:GLU:HB3	2.15	0.46
1:A:140:THR:HG23	1:A:402:VAL:HG13	1.97	0.46
1:A:161:ILE:HA	1:A:168:PHE:CE2	2.50	0.46
1:A:471:HIS:N	1:A:482:ASN:O	2.46	0.46
2:B:95:VAL:CG2	2:B:502:GLN:HB3	2.45	0.46
4:D:48:ILE:HD12	4:D:74:GLY:HA2	1.98	0.46
4:D:466:ALA:O	4:D:471:LEU:HB3	2.15	0.46
5:E:61:MET:HG2	5:E:80:MET:SD	2.55	0.46
5:E:405:ALA:O	5:E:409:ILE:HG22	2.16	0.46
5:E:423:GLY:N	5:E:501:MET:HE1	2.28	0.46
7:G:22:LEU:HD12	7:G:517:ASP:HB3	1.97	0.46
7:G:248:ALA:HB3	7:G:274:LEU:HD23	1.96	0.46
7:G:425:ARG:CD	1:I:473:GLU:HG2	2.43	0.46
8:H:470:VAL:HG11	8:H:476:LYS:HG2	1.96	0.46
1:I:109:LYS:HE2	4:L:467:GLU:O	2.15	0.46
1:I:258:GLU:HB2	3:K:334:ARG:HH12	1.80	0.46
2:J:276:LYS:HG2	2:J:303:LEU:HD13	1.96	0.46
3:K:130:LEU:HD12	3:K:133:MET:CE	2.45	0.46
3:K:377:ARG:HA	3:K:384:LEU:CD1	2.46	0.46
3:K:449:ARG:NH2	3:K:460:ILE:HA	2.30	0.46
5:M:312:HIS:O	5:M:316:GLN:N	2.44	0.46
6:N:40:PRO:HD2	6:N:481:LEU:HB3	1.97	0.46
6:N:477:VAL:HG23	6:N:487:MET:O	2.15	0.46
7:O:66:LEU:HD11	7:O:98:THR:OG1	2.16	0.46
7:O:73:HIS:HB2	7:O:76:ALA:H	1.80	0.46
7:O:188:ASP:OD1	7:O:189:LEU:N	2.48	0.46
8:P:242:TYR:CD1	8:P:333:LEU:HB2	2.46	0.46

Continued on next page...

Continued from previous page...

Atom-1	Atom-2	Interatomic distance (Å)	Clash overlap (Å)
8:P:413:GLY:HA2	8:P:416:GLU:HG2	1.97	0.46
11:3:105:PHE:HE2	11:3:115:ALA:HB3	1.80	0.46
12:4:33:ILE:HD12	12:4:112:LEU:HD22	1.98	0.46
13:5:40:GLN:NE2	13:5:111:THR:OG1	2.48	0.46
1:A:235:ALA:HB3	1:A:286:ILE:HD13	1.97	0.46
1:A:320:ALA:HB1	1:A:327:ILE:CG1	2.42	0.46
1:A:466:LYS:CD	7:O:429:GLY:HA2	2.45	0.46
1:A:515:LYS:HG3	1:A:519:GLU:HG3	1.97	0.46
2:B:49:ASP:O	4:D:533:ASP:N	2.48	0.46
2:B:426:ASN:HA	2:B:429:PRO:HG3	1.97	0.46
2:B:518:ASP:CG	2:B:519:ASN:H	2.16	0.46
4:D:94:LEU:HD13	4:D:525:THR:OG1	2.15	0.46
4:D:277:ARG:NH2	14:6:60:LEU:HD13	2.31	0.46
4:D:286:LEU:O	4:D:290:ILE:HG13	2.15	0.46
4:D:300:ILE:HB	4:D:326:LYS:HA	1.97	0.46
4:D:462:PRO:HB2	4:D:493:ILE:HD12	1.96	0.46
5:E:170:LYS:HG3	5:E:181:CYS:HB3	1.97	0.46
5:E:256:GLU:O	5:E:323:ARG:NH1	2.48	0.46
5:E:437:ALA:HB2	5:E:448:MET:HB2	1.97	0.46
6:F:235:VAL:HB	6:F:336:PHE:CE2	2.50	0.46
6:F:468:ALA:HA	6:F:471:SER:HB2	1.97	0.46
8:H:232:THR:HG21	8:H:350:VAL:CG1	2.44	0.46
8:H:412:GLY:O	8:H:477:ASN:ND2	2.48	0.46
8:H:433:LEU:HA	8:H:436:TYR:CD2	2.50	0.46
1:I:9:GLY:HA2	4:L:62:GLN:OE1	2.15	0.46
1:I:29:ALA:O	1:I:33:LYS:HG3	2.14	0.46
1:I:227:LYS:CB	1:I:308:VAL:HG22	2.45	0.46
1:I:278:ILE:HG23	1:I:340:PHE:CE2	2.50	0.46
1:I:458:GLN:HB3	1:I:494:LYS:HD3	1.98	0.46
2:J:61:LEU:HD21	4:L:86:PRO:O	2.16	0.46
2:J:84:LEU:O	2:J:88:SER:N	2.29	0.46
2:J:134:THR:HG22	2:J:138:ARG:NE	2.31	0.46
3:K:452:ILE:HD13	3:K:480:VAL:HG21	1.96	0.46
5:M:234:PHE:HA	5:M:321:ALA:O	2.15	0.46
7:O:403:ASP:OD1	7:O:404:SER:N	2.48	0.46
11:3:81:ILE:HG12	11:3:147:ASN:HB2	1.97	0.46
11:3:126:TRP:CE2	11:3:128:GLY:HA2	2.51	0.46
1:A:112:ILE:HG23	1:A:433:ARG:HD3	1.96	0.46
1:A:298:LYS:HA	1:A:301:VAL:HG22	1.97	0.46
2:B:91:GLN:HG3	2:B:102:VAL:HG21	1.97	0.46
2:B:244:MET:HB3	2:B:300:PRO:HG3	1.97	0.46

Continued on next page...

Continued from previous page...

Atom-1	Atom-2	Interatomic distance (Å)	Clash overlap (Å)
3:C:261:GLU:HB3	9:1:97:LYS:HD2	1.96	0.46
4:D:190:ALA:HB1	4:D:208:ILE:HD12	1.97	0.46
5:E:358:LEU:O	5:E:375:GLU:N	2.48	0.46
6:F:458:ASP:O	6:F:462:THR:HB	2.16	0.46
6:F:498:TYR:HA	6:F:501:LYS:HE2	1.97	0.46
7:G:13:THR:HG21	8:H:76:LEU:HD23	1.96	0.46
8:H:252:GLU:CD	8:H:334:PRO:HB2	2.35	0.46
1:I:111:LYS:NZ	4:L:480:LEU:HD21	2.30	0.46
1:I:354:GLU:HB3	1:I:363:LEU:HD12	1.97	0.46
1:I:450:ASN:O	1:I:454:VAL:N	2.37	0.46
1:I:464:VAL:HG12	1:I:468:ARG:HH12	1.81	0.46
2:J:405:ARG:O	2:J:496:SER:HA	2.15	0.46
4:L:184:SER:HB2	4:L:185:PRO:HD3	1.96	0.46
4:L:234:SER:O	4:L:238:ILE:HG21	2.15	0.46
5:M:60:MET:HA	5:M:70:VAL:HA	1.96	0.46
5:M:233:ASP:HA	5:M:372:LEU:HB2	1.96	0.46
5:M:276:ALA:HB1	7:O:260:VAL:HG13	1.97	0.46
6:N:14:ALA:HB3	6:N:521:ILE:CG2	2.45	0.46
6:N:249:PHE:HB2	6:N:259:LEU:HB2	1.97	0.46
7:O:120:ILE:H	7:O:120:ILE:HD12	1.79	0.46
9:1:73:LYS:O	9:1:77:HIS:N	2.39	0.46
11:3:92:GLN:HE22	11:3:141:GLN:HB2	1.80	0.46
1:A:526:ARG:HB3	4:D:58:ASP:H	1.81	0.46
2:B:194:GLY:HA3	2:B:398:ALA:HA	1.97	0.46
2:B:228:GLN:CG	2:B:311:ALA:H	2.29	0.46
3:C:76:ALA:O	3:C:80:MET:HG2	2.16	0.46
3:C:323:ILE:HA	3:C:326:ALA:CB	2.45	0.46
3:C:376:LEU:CB	3:C:384:LEU:HD11	2.28	0.46
4:D:236:SER:O	4:D:321:LYS:NZ	2.46	0.46
4:D:301:GLN:CD	4:D:330:ARG:HH21	2.18	0.46
5:E:335:ILE:HB	5:E:381:ARG:NH1	2.31	0.46
6:F:61:ASN:OD1	6:F:65:HIS:NE2	2.48	0.46
7:G:26:ILE:O	7:G:30:GLN:HG2	2.15	0.46
8:H:48:GLY:H	8:H:170:SER:HB3	1.80	0.46
8:H:225:LYS:NZ	8:H:317:SER:H	2.14	0.46
8:H:292:VAL:HA	8:H:313:VAL:HB	1.98	0.46
8:H:423:ILE:HG21	8:H:441:PHE:CD2	2.49	0.46
2:J:144:SER:OG	2:J:416:LEU:HD13	2.16	0.46
3:K:130:LEU:HD11	3:K:507:LYS:HD3	1.97	0.46
5:M:434:SER:HB3	5:M:452:ALA:HB3	1.96	0.46
6:N:37:ASN:ND2	6:N:45:LYS:HB2	2.31	0.46

Continued on next page...

Continued from previous page...

Atom-1	Atom-2	Interatomic distance (Å)	Clash overlap (Å)
6:N:230:ILE:HA	6:N:290:VAL:O	2.15	0.46
7:O:240:LEU:HD23	7:O:331:GLN:HB2	1.97	0.46
7:O:290:LEU:HB3	7:O:314:VAL:HG21	1.98	0.46
7:O:398:ARG:HD2	7:O:401:LYS:HB3	1.97	0.46
8:P:249:MET:HA	8:P:254:LYS:HA	1.97	0.46
8:P:250:ILE:N	8:P:254:LYS:HD2	2.31	0.46
8:P:427:GLY:O	8:P:430:CYS:HB2	2.16	0.46
8:P:481:ASP:HB3	8:P:483:GLU:H	1.81	0.46
9:1:50:GLU:OE1	10:2:81:ARG:NH1	2.49	0.46
9:1:61:TYR:CD2	10:2:78:LEU:HD23	2.50	0.46
10:2:73:MET:HG2	11:3:126:TRP:CZ3	2.49	0.46
1:A:354:GLU:OE1	1:A:365:LYS:NZ	2.38	0.46
2:B:137:ALA:O	2:B:141:LEU:N	2.30	0.46
2:B:165:THR:O	2:B:168:SER:OG	2.24	0.46
2:B:219:LEU:HD11	2:B:359:LEU:HB3	1.97	0.46
2:B:360:ILE:HG22	2:B:362:PHE:CE1	2.50	0.46
2:B:465:LEU:HD11	2:B:469:HIS:CE1	2.51	0.46
3:C:219:MET:HG2	3:C:362:PHE:HD1	1.80	0.46
3:C:240:LEU:HD21	3:C:320:ASN:O	2.16	0.46
3:C:291:ILE:HD12	3:C:312:ILE:HG21	1.97	0.46
3:C:452:ILE:HG21	3:C:459:THR:CA	2.46	0.46
4:D:209:LYS:HB2	4:D:335:PHE:CE2	2.51	0.46
4:D:244:ALA:HA	4:D:296:ASN:CB	2.45	0.46
5:E:160:LYS:O	5:E:164:PRO:HD2	2.16	0.46
5:E:244:GLU:HG2	5:E:299:LEU:HB2	1.98	0.46
6:F:90:ASP:OD1	6:F:91:GLY:N	2.44	0.46
6:F:153:ARG:HG3	6:F:157:ARG:NH2	2.30	0.46
6:F:274:ILE:HG22	6:F:308:GLU:OE1	2.16	0.46
6:F:461:GLU:HG2	6:N:430:LYS:HB3	1.97	0.46
6:F:461:GLU:OE2	6:N:430:LYS:HD3	2.16	0.46
7:G:194:MET:O	7:G:369:THR:HG23	2.15	0.46
7:G:279:GLU:HA	7:G:282:HIS:HB2	1.98	0.46
7:G:324:MET:HB3	7:G:368:LYS:HB3	1.98	0.46
7:G:449:LEU:O	7:G:453:ALA:N	2.24	0.46
8:H:134:ILE:HD12	8:H:134:ILE:H	1.80	0.46
8:H:459:LYS:HG3	8:H:462:GLU:H	1.80	0.46
1:I:77:GLU:O	1:I:81:LEU:N	2.49	0.46
1:I:86:VAL:HG23	1:I:512:LYS:HZ3	1.81	0.46
1:I:128:ALA:O	1:I:132:ILE:N	2.47	0.46
1:I:417:ALA:HB3	1:I:471:HIS:CE1	2.50	0.46
1:I:485:TRP:NE1	1:I:487:GLY:O	2.49	0.46

Continued on next page...

Continued from previous page...

Atom-1	Atom-2	Interatomic distance (Å)	Clash overlap (Å)
2:J:20:ARG:HH12	5:M:47:THR:CA	2.28	0.46
2:J:444:ARG:O	2:J:448:THR:HG23	2.15	0.46
3:K:466:LEU:O	3:K:469:LYS:HB3	2.15	0.46
5:M:226:LYS:NZ	5:M:377:CYS:SG	2.68	0.46
5:M:331:GLU:O	5:M:335:ILE:HG22	2.14	0.46
5:M:360:GLN:O	5:M:373:VAL:N	2.47	0.46
8:P:492:MET:CE	8:P:497:ILE:HG21	2.46	0.46
13:5:90:TYR:CD1	14:6:58:LYS:HA	2.51	0.46
14:6:13:VAL:HB	14:6:16:TYR:HD2	1.81	0.46
14:6:74:ALA:O	14:6:78:LYS:HG3	2.16	0.46
1:A:196:ASN:HB3	1:A:374:SER:OG	2.15	0.46
1:A:508:ILE:HA	1:A:511:VAL:HG22	1.97	0.46
2:B:79:PRO:HA	2:B:82:LYS:HB3	1.97	0.46
3:C:279:CYS:HB3	3:C:303:TYR:HD2	1.80	0.46
4:D:158:SER:HB2	4:D:198:ALA:HB1	1.97	0.46
4:D:212:LYS:HE3	4:D:398:ILE:HG21	1.98	0.46
4:D:261:ASP:OD2	4:D:310:SER:HA	2.16	0.46
4:D:439:TYR:O	4:D:443:LEU:N	2.35	0.46
5:E:61:MET:HB2	5:E:77:ILE:HD13	1.98	0.46
5:E:490:GLY:H	5:E:500:ASP:HA	1.81	0.46
6:F:41:LYS:HD3	6:F:455:SER:HB2	1.98	0.46
6:F:138:LYS:HB3	6:F:498:TYR:CD1	2.51	0.46
6:F:154:THR:N	6:F:157:ARG:HE	2.13	0.46
6:F:213:ASP:OD1	6:F:213:ASP:N	2.48	0.46
7:G:62:GLY:O	7:G:66:LEU:HG	2.16	0.46
7:G:326:CYS:HA	7:G:365:PRO:HD2	1.98	0.46
7:G:415:GLU:O	7:G:418:LYS:HB3	2.16	0.46
7:G:494:GLU:HB3	7:G:499:ARG:HH21	1.81	0.46
8:H:135:ALA:HB2	8:H:438:ILE:HG23	1.97	0.46
8:H:229:GLY:HA2	8:H:302:LEU:HD12	1.96	0.46
2:J:59:ALA:HB1	4:L:89:ARG:NH1	2.31	0.46
2:J:145:ALA:HB1	2:J:405:ARG:HB3	1.97	0.46
2:J:285:HIS:CG	2:J:338:PRO:HG3	2.51	0.46
3:K:469:LYS:HG3	3:K:473:GLU:HB2	1.96	0.46
4:L:84:LEU:HD23	4:L:89:ARG:HH21	1.80	0.46
4:L:167:ALA:HA	4:L:411:VAL:HG11	1.98	0.46
5:M:105:GLY:CA	5:M:516:GLN:HE21	2.25	0.46
5:M:428:SER:HB2	5:M:481:GLN:OE1	2.16	0.46
6:N:90:ASP:HB3	6:N:500:VAL:CG2	2.45	0.46
6:N:141:ARG:NH1	6:N:407:VAL:O	2.49	0.46
6:N:206:LEU:HD21	6:N:208:ARG:NH2	2.31	0.46

Continued on next page...

Continued from previous page...

Atom-1	Atom-2	Interatomic distance (Å)	Clash overlap (Å)
6:N:458:ASP:HB2	6:N:461:GLU:HB3	1.97	0.46
7:O:463:LYS:O	7:O:467:ARG:N	2.43	0.46
8:P:163:LEU:HD11	8:P:408:LEU:HD21	1.98	0.46
8:P:207:ILE:O	8:P:378:ARG:HA	2.16	0.46
8:P:462:GLU:HG3	8:P:466:LYS:HZ2	1.81	0.46
11:3:135:TYR:HB3	11:3:139:GLU:HB2	1.98	0.46
1:A:138:VAL:HA	1:A:407:SER:HA	1.96	0.46
1:A:145:ARG:HA	1:A:504:PHE:CD2	2.51	0.46
1:A:477:ASN:N	1:A:485:TRP:O	2.47	0.46
2:B:27:THR:O	2:B:30:ILE:HG12	2.16	0.46
2:B:135:LYS:HD2	2:B:138:ARG:HG3	1.97	0.46
2:B:190:LEU:HD13	2:B:195:ASN:N	2.27	0.46
2:B:218:PHE:HB2	2:B:326:VAL:HG21	1.98	0.46
2:B:297:TYR:CG	2:B:298:ASN:N	2.83	0.46
3:C:23:GLN:NE2	3:C:114:GLU:OE2	2.48	0.46
3:C:432:VAL:O	3:C:436:PRO:HD2	2.16	0.46
4:D:276:LEU:HD11	14:6:82:TYR:CE2	2.50	0.46
4:D:441:ARG:HH22	5:M:449:ARG:NH1	2.13	0.46
5:E:234:PHE:CE1	5:E:241:LYS:HA	2.51	0.46
7:G:57:THR:CG2	7:G:65:ILE:HG12	2.45	0.46
7:G:408:GLY:HA2	7:G:499:ARG:NH2	2.31	0.46
8:H:70:ALA:O	8:H:74:ARG:HG2	2.15	0.46
1:I:18:ARG:NE	4:L:57:MET:H	2.13	0.46
1:I:89:GLY:O	1:I:93:VAL:HG12	2.16	0.46
1:I:135:ASN:ND2	1:I:478:PRO:HB3	2.31	0.46
2:J:220:LEU:N	2:J:360:ILE:O	2.46	0.46
4:L:38:ILE:HG21	4:L:121:THR:OG1	2.15	0.46
5:M:27:ARG:HH21	7:O:69:LEU:HD21	1.81	0.46
5:M:38:ILE:HA	5:M:41:ALA:HB3	1.97	0.46
5:M:167:GLN:HA	5:M:170:LYS:HZ2	1.81	0.46
5:M:509:THR:HG23	5:M:512:GLY:H	1.79	0.46
6:N:299:PRO:HA	6:N:302:LEU:HB3	1.98	0.46
7:O:277:LYS:HG3	7:O:334:VAL:HG21	1.98	0.46
9:1:36:GLN:O	9:1:40:THR:N	2.34	0.46
1:A:474:ALA:HA	1:A:485:TRP:CZ3	2.51	0.46
2:B:156:ARG:NH1	2:B:184:VAL:HG23	2.30	0.46
2:B:204:LYS:N	2:B:375:LEU:O	2.42	0.46
2:B:231:ARG:NH2	2:B:233:GLU:OE2	2.48	0.46
2:B:352:VAL:HB	2:B:361:HIS:CE1	2.50	0.46
3:C:80:MET:O	3:C:83:ILE:HG13	2.15	0.46
3:C:137:LEU:HB3	3:C:499:LEU:CD1	2.46	0.46

Continued on next page...

Continued from previous page...

Atom-1	Atom-2	Interatomic distance (Å)	Clash overlap (Å)
4:D:224:VAL:HB	4:D:387:THR:CG2	2.46	0.46
4:D:276:LEU:HD13	4:D:280:ARG:NH2	2.23	0.46
4:D:402:GLU:HA	4:D:405:ILE:HG12	1.98	0.46
5:E:91:MET:O	5:E:95:SER:N	2.40	0.46
5:E:284:LYS:HD3	5:E:287:GLU:OE1	2.16	0.46
5:E:351:GLU:HA	5:E:355:PHE:CZ	2.51	0.46
6:F:459:LEU:HD12	6:F:460:GLN:N	2.31	0.46
7:G:166:LYS:HZ1	7:G:387:ARG:HH11	1.62	0.46
8:H:64:PHE:CE2	8:H:66:THR:HB	2.47	0.46
8:H:434:GLU:HG3	8:H:438:ILE:HD11	1.98	0.46
8:H:492:MET:HA	8:H:497:ILE:HB	1.98	0.46
1:I:28:ILE:HA	1:I:31:ILE:HD12	1.97	0.46
1:I:287:LEU:HD21	1:I:362:ILE:HG21	1.98	0.46
2:J:500:LYS:HA	2:J:503:VAL:HG22	1.98	0.46
3:K:36:ILE:HD13	6:N:519:ASP:HB2	1.97	0.46
3:K:434:GLN:HE21	3:K:438:ARG:NH2	2.10	0.46
3:K:469:LYS:NZ	3:K:475:CYS:O	2.48	0.46
4:L:461:ILE:CG1	4:L:462:PRO:HD3	2.45	0.46
5:M:250:ILE:HA	5:M:301:ILE:HG13	1.97	0.46
5:M:434:SER:O	5:M:437:ALA:HB3	2.16	0.46
5:M:488:ALA:O	5:M:502:LYS:N	2.49	0.46
6:N:412:GLY:HA3	6:N:448:PRO:HG3	1.98	0.46
7:O:107:GLN:HE22	7:O:441:ALA:CA	2.29	0.46
7:O:192:LEU:HD22	7:O:390:HIS:CE1	2.50	0.46
8:P:242:TYR:HA	8:P:333:LEU:H	1.81	0.46
11:3:108:ALA:HB2	13:5:49:CYS:SG	2.56	0.46
13:5:50:LEU:HD21	13:5:96:ALA:O	2.15	0.46
1:A:20:GLN:HA	1:A:23:MET:HB2	1.98	0.46
1:A:341:GLU:HG3	1:A:343:ALA:N	2.28	0.46
2:B:272:LYS:O	2:B:276:LYS:N	2.35	0.46
2:B:280:GLU:O	2:B:284:LYS:N	2.49	0.46
2:B:441:LYS:O	2:B:445:MET:HG3	2.15	0.46
3:C:19:GLY:N	3:C:520:ASP:O	2.40	0.46
3:C:334:ARG:NE	3:C:337:GLU:HB3	2.31	0.46
3:C:396:GLN:O	3:C:399:ARG:HG2	2.16	0.46
4:D:271:GLN:NE2	12:4:48:GLN:HE22	2.07	0.46
5:E:152:SER:HB3	5:E:418:VAL:HG23	1.97	0.46
5:E:211:VAL:HA	5:E:385:ILE:HG23	1.98	0.46
5:E:311:ASN:O	5:E:315:LEU:HG	2.15	0.46
5:E:441:PRO:HG2	4:L:485:ALA:O	2.16	0.46
6:F:178:ALA:O	6:F:181:LYS:HB3	2.16	0.46

Continued on next page...

Continued from previous page...

Atom-1	Atom-2	Interatomic distance (Å)	Clash overlap (Å)
6:F:337:ASP:O	6:F:339:LEU:HG	2.16	0.46
7:G:125:PHE:CG	7:G:511:CYS:HB3	2.51	0.46
1:I:240:SER:HA	1:I:290:GLY:HA3	1.97	0.46
1:I:285:VAL:HA	1:I:306:MET:HE2	1.98	0.46
1:I:290:GLY:O	1:I:309:ARG:HB3	2.16	0.46
2:J:32:ALA:HB3	2:J:110:LEU:CD1	2.46	0.46
2:J:53:LEU:HD11	4:L:532:ILE:HD13	1.97	0.46
2:J:61:LEU:HG	4:L:86:PRO:HB3	1.98	0.46
2:J:238:LEU:HB3	2:J:290:PHE:HA	1.98	0.46
3:K:97:SER:O	3:K:100:ILE:HG12	2.16	0.46
3:K:230:ARG:HH12	3:K:350:LEU:HD21	1.81	0.46
4:L:520:THR:O	4:L:523:THR:HB	2.16	0.46
5:M:149:ASP:HA	5:M:510:LEU:HD21	1.97	0.46
6:N:336:PHE:N	6:N:336:PHE:CD1	2.84	0.46
7:O:200:VAL:HG23	7:O:375:ARG:HG3	1.97	0.46
7:O:246:LEU:HD12	7:O:298:VAL:HG12	1.97	0.46
7:O:504:THR:HG23	7:O:505:ALA:N	2.31	0.46
8:P:100:GLY:O	8:P:104:VAL:HG23	2.15	0.46
8:P:290:VAL:HA	8:P:311:MET:HB2	1.97	0.46
12:4:61:ASP:OD2	12:4:65:LEU:HB2	2.16	0.46
13:5:48:ASP:HA	13:5:51:ASN:ND2	2.31	0.46
14:6:34:GLU:HA	14:6:37:LEU:HB3	1.97	0.46
1:A:24:ALA:O	1:A:28:ILE:HG12	2.15	0.45
1:A:114:PRO:HB3	1:A:525:LEU:HD11	1.96	0.45
1:A:127:GLU:HA	1:A:130:ARG:NH1	2.32	0.45
1:A:188:PRO:O	1:A:189:ARG:HB2	2.17	0.45
1:A:190:TYR:HB2	1:A:403:LEU:HD13	1.98	0.45
1:A:201:HIS:CD2	1:A:382:ASP:HA	2.51	0.45
1:A:229:ILE:HD11	1:A:285:VAL:CG2	2.46	0.45
1:A:475:GLN:O	1:A:485:TRP:N	2.44	0.45
2:B:81:ALA:O	2:B:85:VAL:HG23	2.15	0.45
2:B:476:ALA:HA	2:B:487:ASP:HA	1.97	0.45
3:C:49:MET:O	6:F:521:ILE:HA	2.16	0.45
3:C:514:VAL:HG12	3:C:518:ARG:NE	2.31	0.45
4:D:319:LYS:HE2	14:6:74:ALA:H	1.81	0.45
4:D:466:ALA:HB1	4:D:471:LEU:HD23	1.98	0.45
5:E:421:GLY:HA2	5:E:425:ALA:H	1.81	0.45
5:E:498:THR:HG23	5:E:504:GLN:NE2	2.31	0.45
6:F:101:GLU:HG3	6:F:443:ALA:HA	1.97	0.45
6:F:155:SER:O	6:F:158:THR:HB	2.16	0.45
6:F:207:ILE:HG23	6:F:364:GLU:HB3	1.99	0.45

Continued on next page...

Continued from previous page...

Atom-1	Atom-2	Interatomic distance (Å)	Clash overlap (Å)
6:F:228:ALA:HB3	6:F:347:ALA:N	2.21	0.45
6:F:459:LEU:O	6:F:463:LEU:HG	2.16	0.45
7:G:242:VAL:HA	7:G:293:LEU:HD12	1.96	0.45
8:H:138:LYS:O	8:H:141:GLU:HB3	2.16	0.45
8:H:182:LEU:O	8:H:186:ALA:N	2.49	0.45
8:H:341:LEU:HA	8:H:343:GLU:OE1	2.16	0.45
1:I:155:SER:OG	1:I:502:GLY:N	2.49	0.45
2:J:415:MET:SD	2:J:444:ARG:HG2	2.56	0.45
2:J:451:ALA:O	2:J:456:TYR:N	2.46	0.45
3:K:62:ASP:OD2	3:K:65:ALA:N	2.47	0.45
3:K:121:VAL:HG12	3:K:436:PRO:HG2	1.98	0.45
3:K:198:TYR:CE1	3:K:322:ARG:HD2	2.42	0.45
4:L:164:LEU:O	4:L:168:THR:N	2.43	0.45
4:L:227:LEU:HB2	4:L:339:THR:HG21	1.98	0.45
5:M:186:ALA:O	5:M:190:VAL:HG23	2.15	0.45
6:N:34:LEU:HD22	6:N:96:VAL:HG11	1.98	0.45
6:N:40:PRO:CD	6:N:481:LEU:HB3	2.46	0.45
6:N:228:ALA:O	6:N:346:HIS:HA	2.16	0.45
8:P:150:SER:OG	8:P:407:ARG:HA	2.16	0.45
8:P:509:LYS:HG2	8:P:513:ASN:HD21	1.79	0.45
9:1:41:LYS:O	9:1:84:GLN:HG3	2.15	0.45
9:1:70:LEU:O	13:5:60:LYS:HD2	2.16	0.45
13:5:100:LYS:HA	13:5:103:PHE:HB2	1.99	0.45
13:5:118:GLN:HB3	13:5:119:PRO:HD3	1.99	0.45
14:6:30:ARG:NE	14:6:87:ILE:HG23	2.30	0.45
1:A:114:PRO:O	1:A:525:LEU:HD21	2.16	0.45
1:A:245:LYS:NZ	3:C:274:TYR:HA	2.31	0.45
1:A:416:GLU:HG2	1:A:449:PRO:CD	2.46	0.45
1:A:486:ILE:HD11	1:A:497:ASP:HA	1.97	0.45
2:B:96:GLY:O	2:B:392:ASP:HB3	2.16	0.45
2:B:296:ILE:HG22	2:B:301:GLU:HB2	1.97	0.45
2:B:411:GLY:HA3	2:B:447:PRO:HG3	1.99	0.45
2:B:418:ALA:HB1	2:B:444:ARG:HE	1.81	0.45
3:C:226:HIS:HA	3:C:359:TYR:HD2	1.81	0.45
3:C:510:VAL:O	3:C:514:VAL:HG23	2.15	0.45
4:D:153:ARG:HH22	4:D:423:ALA:N	2.14	0.45
5:E:152:SER:OG	5:E:420:TYR:N	2.48	0.45
5:E:427:ILE:HG13	5:E:481:GLN:HG3	1.99	0.45
5:E:534:ARG:NH2	7:G:66:LEU:HD23	2.32	0.45
6:F:99:ILE:HD11	6:F:508:CYS:HA	1.98	0.45
6:F:467:GLN:O	6:F:471:SER:N	2.26	0.45

Continued on next page...

Continued from previous page...

Atom-1	Atom-2	Interatomic distance (Å)	Clash overlap (Å)
7:G:419:TYR:CZ	7:G:423:TYR:HB2	2.51	0.45
8:H:49:PRO:HG3	8:H:169:MET:SD	2.56	0.45
8:H:239:ILE:H	8:H:344:MET:C	2.18	0.45
8:H:347:CYS:SG	8:H:365:HIS:ND1	2.86	0.45
8:H:365:HIS:CE1	8:H:372:ILE:HD13	2.51	0.45
1:I:201:HIS:HA	1:I:379:GLY:H	1.81	0.45
1:I:335:GLU:HG3	1:I:337:GLU:H	1.80	0.45
1:I:419:LEU:HA	1:I:422:TYR:CD2	2.51	0.45
2:J:186:ALA:HB1	2:J:195:ASN:HB2	1.97	0.45
3:K:130:LEU:HD12	3:K:133:MET:HE1	1.97	0.45
3:K:230:ARG:HE	3:K:310:THR:HG22	1.81	0.45
3:K:389:ARG:HH12	3:K:393:ASP:CG	2.20	0.45
4:L:254:SER:HA	4:L:259:ASP:HB2	1.97	0.45
4:L:424:GLY:H	4:L:508:VAL:HG12	1.81	0.45
5:M:169:ALA:HB2	5:M:409:ILE:HD11	1.97	0.45
6:N:145:ARG:HG3	6:N:173:VAL:CG1	2.46	0.45
7:O:101:ALA:HB1	7:O:509:ALA:HB3	1.98	0.45
8:P:245:PRO:HB3	8:P:296:LYS:H	1.81	0.45
8:P:401:VAL:HG12	8:P:405:ASP:OD1	2.16	0.45
8:P:418:GLU:HG2	8:P:472:GLN:HE22	1.80	0.45
8:P:436:TYR:O	8:P:440:LYS:N	2.34	0.45
11:3:88:LEU:O	11:3:92:GLN:N	2.46	0.45
11:3:104:ARG:HD3	11:3:114:LYS:HA	1.97	0.45
13:5:90:TYR:CE2	13:5:92:VAL:HG13	2.51	0.45
2:B:155:PHE:CZ	2:B:401:VAL:HG22	2.51	0.45
3:C:512:THR:HA	3:C:515:LEU:HB3	1.97	0.45
4:D:137:PHE:CE1	4:D:450:CYS:HB3	2.52	0.45
6:F:156:LEU:HD21	6:F:391:VAL:HA	1.98	0.45
6:F:237:LEU:HG	6:F:336:PHE:CE2	2.51	0.45
7:G:156:GLU:HG3	7:G:180:VAL:HG21	1.98	0.45
7:G:279:GLU:HB3	7:G:283:HIS:NE2	2.31	0.45
7:G:444:ILE:O	7:G:448:GLN:HG2	2.16	0.45
7:G:490:ALA:O	7:G:491:PHE:HB2	2.16	0.45
8:H:26:GLU:HA	8:H:30:TYR:CD2	2.50	0.45
8:H:143:LEU:HG	8:H:501:TYR:CE1	2.52	0.45
8:H:149:CYS:O	8:H:408:LEU:N	2.50	0.45
8:H:436:TYR:HE1	3:K:467:ARG:HH22	1.65	0.45
1:I:45:LEU:HD23	3:K:522:ILE:HA	1.98	0.45
1:I:427:ALA:HB1	1:I:435:GLN:HA	1.98	0.45
1:I:440:GLU:HA	1:I:443:ARG:NE	2.30	0.45
2:J:52:LEU:HB3	2:J:62:MET:HB2	1.98	0.45

Continued on next page...

Continued from previous page...

Atom-1	Atom-2	Interatomic distance (Å)	Clash overlap (Å)
2:J:157:GLN:HA	2:J:160:MET:HB3	1.99	0.45
2:J:189:ARG:HB2	2:J:369:GLU:HG2	1.98	0.45
2:J:326:VAL:HB	2:J:365:VAL:HG21	1.98	0.45
3:K:132:ASP:HB2	3:K:425:LYS:HD2	1.97	0.45
3:K:155:ILE:HG22	3:K:496:TRP:CG	2.51	0.45
3:K:237:ARG:HD3	3:K:287:PRO:HA	1.98	0.45
3:K:469:LYS:NZ	3:K:474:ASN:O	2.49	0.45
4:L:74:GLY:O	4:L:78:LEU:HG	2.15	0.45
4:L:211:VAL:HG23	4:L:389:VAL:HG13	1.98	0.45
5:M:84:ASP:OD2	7:O:53:ARG:NH2	2.50	0.45
5:M:356:ALA:HB2	5:M:374:ILE:HG23	1.97	0.45
6:N:102:LEU:HD13	6:N:440:PHE:HA	1.97	0.45
6:N:241:LYS:HA	6:N:337:ASP:OD1	2.16	0.45
6:N:496:ASP:OD1	6:N:497:ASN:N	2.49	0.45
7:O:21:GLN:NE2	7:O:25:ASN:OD1	2.37	0.45
7:O:143:VAL:HG13	7:O:405:VAL:HB	1.99	0.45
7:O:237:ILE:HA	7:O:288:VAL:O	2.16	0.45
8:P:467:LEU:HD21	8:P:477:ASN:HA	1.98	0.45
9:1:44:ALA:O	9:1:80:LEU:HG	2.17	0.45
9:1:60:MET:HE2	9:1:76:ILE:HG21	1.99	0.45
9:1:109:GLU:HG2	9:1:113:ARG:HE	1.80	0.45
11:3:93:LYS:HB2	11:3:98:THR:HA	1.97	0.45
11:3:104:ARG:HE	14:6:55:VAL:HG21	1.81	0.45
13:5:12:LEU:HD22	13:5:135:MET:O	2.17	0.45
1:A:182:THR:HA	1:A:370:ARG:NH1	2.26	0.45
1:A:231:ASN:OD1	1:A:368:LYS:HE2	2.16	0.45
2:B:67:GLY:O	2:B:71:LEU:HG	2.16	0.45
2:B:138:ARG:HA	2:B:141:LEU:HB3	1.97	0.45
2:B:151:ASP:H	2:B:154:LYS:HD3	1.81	0.45
3:C:280:GLU:O	3:C:284:GLN:HG3	2.17	0.45
3:C:285:LEU:HD22	3:C:340:GLU:HA	1.98	0.45
4:D:160:ARG:HE	4:D:189:ASN:CA	2.30	0.45
4:D:200:ALA:HB3	4:D:416:VAL:HB	1.97	0.45
4:D:280:ARG:HB3	14:6:78:LYS:NZ	2.32	0.45
5:E:228:VAL:HG23	5:E:374:ILE:HD13	1.97	0.45
5:E:229:ILE:HD11	5:E:386:PHE:HB2	1.98	0.45
5:E:288:MET:HA	5:E:345:PHE:HE1	1.81	0.45
6:F:274:ILE:HD11	6:F:336:PHE:CD1	2.52	0.45
7:G:182:ALA:HA	7:G:185:MET:HB2	1.99	0.45
7:G:232:TYR:HB3	7:G:234:ASN:H	1.82	0.45
7:G:278:LEU:HB2	7:G:303:PHE:HE1	1.82	0.45

Continued on next page...

Continued from previous page...

Atom-1	Atom-2	Interatomic distance (Å)	Clash overlap (Å)
8:H:42:THR:HG21	8:H:72:ILE:HG21	1.99	0.45
8:H:222:VAL:HG13	8:H:360:VAL:CG1	2.47	0.45
8:H:227:THR:OG1	8:H:352:LEU:HD13	2.17	0.45
1:I:172:VAL:HG21	1:I:395:ALA:HB3	1.98	0.45
1:I:329:SER:OG	1:I:330:THR:N	2.49	0.45
2:J:137:ALA:HB1	2:J:417:MET:HB3	1.99	0.45
2:J:297:TYR:HB2	2:J:300:PRO:HD2	1.98	0.45
2:J:447:PRO:HB3	2:J:478:LEU:HD21	1.98	0.45
2:J:517:VAL:HG11	5:M:60:MET:HB3	1.99	0.45
3:K:182:MET:HA	3:K:367:LYS:HD2	1.99	0.45
5:M:408:VAL:HG13	5:M:509:THR:HB	1.99	0.45
6:N:209:GLY:HA2	6:N:366:CYS:SG	2.56	0.45
6:N:209:GLY:HA3	6:N:364:GLU:HG2	1.99	0.45
6:N:424:LYS:C	6:N:426:LYS:H	2.20	0.45
7:O:66:LEU:HB3	7:O:80:VAL:HG22	1.98	0.45
7:O:152:ARG:O	7:O:155:LEU:HB2	2.16	0.45
7:O:171:GLN:HE21	7:O:206:GLU:HG2	1.82	0.45
8:P:179:LEU:HD11	8:P:388:ILE:CG2	2.44	0.45
8:P:243:SER:N	8:P:332:ALA:HB1	2.31	0.45
14:6:58:LYS:HG2	14:6:67:GLN:CG	2.40	0.45
1:A:152:ALA:O	1:A:156:MET:N	2.50	0.45
2:B:136:ALA:HB3	2:B:421:VAL:HG22	1.98	0.45
2:B:326:VAL:HA	2:B:367:LEU:HB2	1.99	0.45
2:B:427:ARG:C	2:B:429:PRO:HD3	2.37	0.45
3:C:44:LYS:HG3	3:C:483:GLU:HG3	1.98	0.45
3:C:375:LEU:HD21	3:C:377:ARG:NE	2.31	0.45
3:C:463:LEU:HB3	3:C:467:ARG:HH12	1.81	0.45
4:D:246:ILE:HD11	4:D:359:ALA:HB2	1.98	0.45
4:D:395:LYS:O	4:D:399:GLU:HG3	2.16	0.45
5:E:219:LEU:HD23	5:E:389:GLY:HA2	1.97	0.45
5:E:244:GLU:HG3	5:E:298:ASN:CB	2.42	0.45
6:F:50:GLY:HA2	8:H:20:LYS:HB2	1.98	0.45
6:F:101:GLU:CG	6:F:443:ALA:HA	2.46	0.45
6:F:213:ASP:HA	6:F:360:PHE:CD1	2.52	0.45
7:G:255:ILE:HB	7:G:266:ILE:HD13	1.98	0.45
7:G:339:ALA:O	7:G:342:LEU:HB2	2.17	0.45
7:G:350:GLU:OE2	7:G:357:ARG:HB3	2.16	0.45
7:G:395:ILE:HG12	7:G:398:ARG:NH2	2.29	0.45
8:H:142:ILE:HB	8:H:419:LEU:CD2	2.47	0.45
8:H:217:VAL:HG22	8:H:375:ILE:HG12	1.99	0.45
1:I:244:THR:HA	1:I:264:ARG:NE	2.32	0.45

Continued on next page...

Continued from previous page...

Atom-1	Atom-2	Interatomic distance (Å)	Clash overlap (Å)
1:I:260:LEU:HD13	3:K:248:LYS:HE3	1.99	0.45
1:I:278:ILE:HG12	1:I:340:PHE:CD2	2.51	0.45
1:I:515:LYS:O	1:I:519:GLU:N	2.47	0.45
2:J:29:PHE:HA	2:J:110:LEU:HB3	1.98	0.45
2:J:347:LYS:HG2	2:J:348:LEU:HG	1.97	0.45
3:K:64:ASN:HB3	3:K:68:ARG:HH12	1.82	0.45
5:M:254:PRO:HG3	5:M:258:PRO:HB3	1.99	0.45
5:M:517:ILE:O	5:M:521:THR:N	2.32	0.45
6:N:290:VAL:HG21	6:N:350:VAL:HG21	1.98	0.45
6:N:416:VAL:HG11	6:N:466:ILE:HG22	1.98	0.45
7:O:163:LEU:HD21	7:O:179:VAL:HG21	1.99	0.45
7:O:350:GLU:OE2	7:O:357:ARG:HB3	2.16	0.45
7:O:518:GLU:HB3	8:P:54:LYS:HD2	1.97	0.45
8:P:222:VAL:CG2	8:P:355:VAL:HG21	2.47	0.45
11:3:78:ILE:HG23	11:3:148:LEU:HD11	1.99	0.45
11:3:151:ALA:HA	11:3:154:ASN:ND2	2.32	0.45
1:A:19:SER:O	1:A:23:MET:HG2	2.17	0.45
1:A:157:SER:HB3	1:A:387:GLU:OE1	2.17	0.45
1:A:172:VAL:HA	1:A:175:ALA:HB3	1.97	0.45
1:A:254:ILE:HD12	3:C:276:GLN:OE1	2.16	0.45
1:A:446:LEU:HB3	1:A:464:VAL:HG21	1.97	0.45
2:B:285:HIS:HB3	2:B:287:ILE:HG23	1.99	0.45
3:C:38:ARG:O	3:C:450:THR:HG23	2.17	0.45
3:C:183:VAL:HG13	3:C:372:CYS:O	2.16	0.45
3:C:261:GLU:CB	9:1:97:LYS:HD2	2.47	0.45
3:C:319:ASP:O	3:C:322:ARG:HB2	2.16	0.45
3:C:469:LYS:HZ3	3:C:478:TRP:HD1	1.65	0.45
5:E:412:LEU:C	5:E:416:ASN:HD22	2.19	0.45
5:E:513:LYS:O	5:E:517:ILE:N	2.48	0.45
6:F:173:VAL:O	6:F:177:LEU:HG	2.16	0.45
7:G:395:ILE:O	7:G:399:ALA:N	2.39	0.45
7:G:432:GLN:HE22	1:I:468:ARG:HH11	1.64	0.45
1:I:179:ILE:HD12	1:I:181:TYR:CE2	2.52	0.45
1:I:237:LEU:N	1:I:287:LEU:O	2.49	0.45
1:I:349:GLU:H	1:I:368:LYS:HZ3	1.64	0.45
3:K:467:ARG:HA	3:K:470:HIS:HB2	1.98	0.45
5:M:178:VAL:HG21	5:M:219:LEU:HD22	1.98	0.45
5:M:212:GLU:HG2	5:M:229:ILE:HD11	1.98	0.45
6:N:123:PHE:O	6:N:126:ALA:N	2.49	0.45
6:N:165:ALA:O	6:N:169:THR:N	2.47	0.45
6:N:278:LYS:NZ	6:N:289:PHE:H	2.15	0.45

Continued on next page...

Continued from previous page...

Atom-1	Atom-2	Interatomic distance (Å)	Clash overlap (Å)
7:O:398:ARG:HD3	7:O:401:LYS:HD3	1.97	0.45
9:1:44:ALA:HA	9:1:47:THR:HG1	1.82	0.45
11:3:78:ILE:HB	11:3:79:PRO:HD3	1.99	0.45
12:4:88:GLU:OE2	12:4:91:LYS:NZ	2.37	0.45
13:5:25:GLU:HB3	13:5:124:LYS:HD2	1.99	0.45
1:A:59:ALA:O	1:A:63:LYS:NZ	2.39	0.45
1:A:119:SER:HA	1:A:122:ARG:HE	1.82	0.45
1:A:196:ASN:ND2	1:A:214:TYR:HB3	2.31	0.45
1:A:298:LYS:O	1:A:302:GLU:HG2	2.17	0.45
2:B:290:PHE:O	2:B:311:ALA:HA	2.17	0.45
2:B:382:ILE:O	2:B:386:ALA:N	2.45	0.45
3:C:133:MET:SD	3:C:418:VAL:HG21	2.57	0.45
3:C:188:ASN:ND2	3:C:192:GLU:HB2	2.31	0.45
3:C:194:ASP:N	3:C:194:ASP:OD1	2.48	0.45
3:C:272:GLU:OE2	3:C:302:HIS:NE2	2.35	0.45
3:C:488:VAL:HB	3:C:493:LEU:HD13	1.99	0.45
3:C:514:VAL:O	3:C:518:ARG:HG3	2.16	0.45
5:E:254:PRO:HD3	5:E:258:PRO:HG3	1.98	0.45
6:F:84:GLN:OE1	6:F:504:LEU:HA	2.16	0.45
6:F:480:ASP:N	6:F:485:GLU:O	2.39	0.45
7:G:36:VAL:HG23	7:G:95:THR:HG23	1.97	0.45
8:H:137:ARG:O	8:H:141:GLU:N	2.50	0.45
8:H:348:ASP:OD1	8:H:365:HIS:HA	2.17	0.45
1:I:203:ARG:HD2	1:I:357:CYS:SG	2.57	0.45
1:I:431:GLY:HA2	1:I:435:GLN:HB2	1.99	0.45
1:I:513:SER:O	1:I:517:ALA:N	2.46	0.45
2:J:116:LEU:HD22	2:J:434:VAL:HG13	1.99	0.45
2:J:291:ILE:HG22	2:J:312:ILE:HB	1.98	0.45
2:J:416:LEU:HG	2:J:469:HIS:HE1	1.82	0.45
3:K:243:SER:OG	3:K:333:SER:HB3	2.17	0.45
4:L:187:SER:HA	4:L:409:LEU:HD23	1.98	0.45
4:L:407:ASP:O	4:L:411:VAL:N	2.27	0.45
4:L:448:SER:O	4:L:452:ARG:HB2	2.16	0.45
5:M:288:MET:HA	5:M:291:GLN:HB3	1.98	0.45
5:M:288:MET:O	5:M:292:ILE:N	2.35	0.45
5:M:314:LEU:HD21	5:M:321:ALA:H	1.81	0.45
5:M:472:GLN:O	5:M:475:THR:OG1	2.35	0.45
6:N:157:ARG:HA	6:N:160:VAL:O	2.17	0.45
6:N:221:MET:HG2	6:N:311:VAL:HG13	1.99	0.45
7:O:235:PRO:HG2	7:O:237:ILE:HD11	1.98	0.45
8:P:68:ASP:OD1	8:P:101:THR:OG1	2.27	0.45

Continued on next page...

Continued from previous page...

Atom-1	Atom-2	Interatomic distance (Å)	Clash overlap (Å)
8:P:166:THR:HA	8:P:169:MET:CG	2.47	0.45
8:P:232:THR:HG23	8:P:289:ASN:HB3	1.98	0.45
10:2:33:LEU:O	10:2:37:GLN:N	2.36	0.45
10:2:68:ARG:NH2	11:3:135:TYR:HA	2.32	0.45
13:5:57:ASN:OD1	13:5:60:LYS:HG2	2.17	0.45
1:A:225:MET:CG	1:A:306:MET:HA	2.47	0.45
1:A:299:TYR:HA	1:A:302:GLU:HG2	1.98	0.45
2:B:175:HIS:CE1	2:B:209:LEU:HB2	2.52	0.45
3:C:237:ARG:HB3	3:C:344:GLY:HA3	1.99	0.45
3:C:374:ILE:HD13	3:C:391:LEU:HD11	1.98	0.45
4:D:272:MET:SD	14:6:86:GLU:HG2	2.57	0.45
6:F:107:ASP:O	6:F:111:SER:N	2.40	0.45
6:F:154:THR:HB	6:F:494:VAL:HA	1.98	0.45
6:F:223:LYS:O	6:F:351:TYR:HA	2.17	0.45
7:G:258:HIS:NE2	7:G:259:THR:HG22	2.32	0.45
7:G:358:TYR:CD2	7:G:360:PHE:HE1	2.35	0.45
7:G:500:ILE:HA	7:G:503:LEU:HB2	1.99	0.45
1:I:15:GLU:O	1:I:19:SER:N	2.27	0.45
1:I:125:CYS:O	1:I:129:VAL:N	2.33	0.45
1:I:178:ALA:HB2	1:I:373:ALA:HB3	1.99	0.45
1:I:389:GLU:HA	1:I:392:LEU:HD12	1.98	0.45
2:J:43:LEU:HD13	2:J:100:THR:C	2.37	0.45
2:J:204:LYS:HE2	2:J:359:LEU:HD11	1.99	0.45
2:J:519:ASN:HB3	5:M:59:LYS:HG2	1.98	0.45
3:K:91:VAL:HG23	3:K:93:ASP:H	1.82	0.45
3:K:168:TRP:HZ2	3:K:383:ILE:HG12	1.82	0.45
3:K:418:VAL:O	3:K:422:LEU:N	2.29	0.45
4:L:44:VAL:O	4:L:48:ILE:HG13	2.17	0.45
4:L:157:LEU:HD21	4:L:199:THR:CB	2.47	0.45
4:L:252:CYS:SG	4:L:308:ALA:HB1	2.57	0.45
4:L:445:GLY:H	4:L:448:SER:HB2	1.81	0.45
5:M:116:LEU:HB2	5:M:524:VAL:HG21	1.98	0.45
5:M:218:ARG:NE	5:M:220:GLU:HB2	2.32	0.45
5:M:256:GLU:HA	5:M:307:ASP:HB2	1.98	0.45
5:M:282:LYS:HA	5:M:309:GLU:OE2	2.17	0.45
7:O:345:CYS:SG	7:O:361:PHE:HB3	2.57	0.45
7:O:402:ASN:HB3	7:O:495:PRO:HB3	1.99	0.45
8:P:188:VAL:HA	8:P:194:SER:OG	2.16	0.45
9:1:26:LYS:O	9:1:97:LYS:NZ	2.23	0.45
12:4:55:ASP:O	12:4:59:LEU:N	2.49	0.45
1:A:14:GLY:HA2	1:A:528:ASP:HB3	1.98	0.45

Continued on next page...

Continued from previous page...

Atom-1	Atom-2	Interatomic distance (Å)	Clash overlap (Å)
1:A:352:VAL:HB	1:A:365:LYS:CE	2.47	0.45
2:B:268:GLU:HG3	2:B:272:LYS:HE2	1.98	0.45
2:B:467:ALA:HA	2:B:470:SER:HB2	1.98	0.45
3:C:229:MET:HG2	3:C:312:ILE:HD13	1.99	0.45
3:C:435:TRP:HB2	3:C:436:PRO:HD3	1.98	0.45
3:C:488:VAL:HG21	3:C:493:LEU:HD22	1.99	0.45
4:D:346:ALA:N	4:D:350:GLN:OE1	2.39	0.45
4:D:447:GLU:OE1	4:D:447:GLU:N	2.47	0.45
5:E:42:LYS:HG3	5:E:43:ALA:N	2.32	0.45
5:E:232:LYS:HZ1	5:E:299:LEU:HD11	1.82	0.45
5:E:315:LEU:HD22	5:E:320:PRO:HG3	1.99	0.45
5:E:541:GLU:HB3	7:G:50:VAL:CG1	2.46	0.45
6:F:24:ILE:HG22	6:F:103:LEU:HD13	1.99	0.45
7:G:295:ILE:HD12	7:G:303:PHE:CE2	2.49	0.45
8:H:114:LEU:HD22	8:H:440:LYS:HD2	1.99	0.45
8:H:207:ILE:HB	8:H:378:ARG:HA	1.99	0.45
8:H:480:LEU:O	8:H:481:ASP:HB2	2.16	0.45
1:I:321:LYS:HG2	1:I:370:ARG:HE	1.80	0.45
1:I:326:THR:H	1:I:344:MET:HA	1.81	0.45
1:I:453:ALA:HB1	1:I:458:GLN:HB2	1.99	0.45
2:J:219:LEU:HA	2:J:361:HIS:HA	1.98	0.45
2:J:232:ILE:HG22	2:J:235:ALA:HB2	1.99	0.45
2:J:293:ARG:HD3	2:J:315:ALA:O	2.17	0.45
2:J:475:THR:HG22	2:J:487:ASP:HB3	1.99	0.45
3:K:273:GLU:O	3:K:276:GLN:HB3	2.17	0.45
3:K:491:LYS:HG3	3:K:496:TRP:HZ2	1.78	0.45
4:L:139:LYS:HZ3	4:L:447:GLU:HG2	1.82	0.45
4:L:169:THR:HG21	4:L:509:VAL:HG22	1.98	0.45
5:M:392:LYS:HA	5:M:395:ILE:HG12	1.99	0.45
6:N:44:MET:HG3	6:N:386:GLN:NE2	2.32	0.45
6:N:353:TYR:HE2	6:N:355:LEU:HD22	1.82	0.45
6:N:409:PRO:HA	6:N:495:TRP:CD1	2.51	0.45
7:O:215:ALA:HA	7:O:360:PHE:HA	1.99	0.45
8:P:232:THR:HG23	8:P:233:SER:N	2.32	0.45
8:P:239:ILE:CD1	8:P:324:LEU:HD21	2.46	0.45
8:P:243:SER:HB3	8:P:321:LEU:HD21	1.98	0.45
9:1:17:GLN:O	9:1:21:ILE:HG12	2.17	0.45
11:3:97:SER:HB2	11:3:118:PRO:HB3	1.99	0.45
11:3:98:THR:HG21	11:3:137:ILE:HD12	1.98	0.45
12:4:36:LEU:HD12	12:4:108:ILE:HG21	1.99	0.45
1:A:78:LEU:HA	1:A:81:LEU:HB3	1.98	0.45

Continued on next page...

Continued from previous page...

Atom-1	Atom-2	Interatomic distance (Å)	Clash overlap (Å)
1:A:114:PRO:HB3	1:A:525:LEU:CD1	2.47	0.45
1:A:313:LYS:O	1:A:317:LYS:N	2.42	0.45
3:C:95:THR:HA	3:C:98:VAL:HG22	1.99	0.45
3:C:415:GLU:HB3	3:C:444:LEU:O	2.17	0.45
3:C:469:LYS:HD2	3:C:473:GLU:OE1	2.17	0.45
4:D:126:LYS:HE2	4:D:449:TYR:HB3	1.99	0.45
4:D:190:ALA:O	4:D:194:VAL:HG22	2.17	0.45
4:D:342:THR:OG1	4:D:357:GLY:HA3	2.17	0.45
5:E:173:LEU:HB2	5:E:181:CYS:SG	2.57	0.45
5:E:267:ASP:OD2	7:G:256:ARG:NH2	2.50	0.45
6:F:129:LYS:HG2	6:F:427:PRO:HB3	1.99	0.45
6:F:135:GLU:HA	6:F:138:LYS:HG2	1.98	0.45
6:F:436:GLY:O	6:F:440:PHE:N	2.46	0.45
7:G:321:ARG:CG	7:G:369:THR:HG21	2.47	0.45
8:H:228:GLU:CB	8:H:312:LEU:HB2	2.46	0.45
8:H:241:VAL:HB	8:H:330:ALA:HB1	1.97	0.45
8:H:246:PHE:CD1	8:H:276:MET:HG2	2.52	0.45
8:H:322:ARG:HG3	8:H:323:ARG:H	1.81	0.45
1:I:122:ARG:HD2	1:I:518:THR:HG21	1.99	0.45
1:I:172:VAL:HG13	1:I:396:LEU:HA	1.98	0.45
3:K:205:PRO:HD2	3:K:360:PHE:CZ	2.52	0.45
4:L:74:GLY:CA	4:L:77:ILE:HB	2.41	0.45
4:L:143:LYS:O	4:L:146:GLU:HB3	2.17	0.45
4:L:438:GLU:O	4:L:441:ARG:HB3	2.16	0.45
5:M:256:GLU:N	5:M:305:GLY:O	2.50	0.45
5:M:480:ARG:O	5:M:483:LYS:HB2	2.17	0.45
6:N:33:VAL:O	6:N:45:LYS:NZ	2.44	0.45
6:N:68:GLN:O	8:P:527:ALA:HA	2.17	0.45
7:O:257:VAL:HG23	7:O:266:ILE:HD11	1.98	0.45
8:P:49:PRO:HD2	8:P:480:LEU:H	1.82	0.45
8:P:172:GLN:CD	8:P:179:LEU:HD12	2.37	0.45
8:P:178:PHE:CE2	8:P:215:SER:HB2	2.51	0.45
8:P:232:THR:HG23	8:P:233:SER:H	1.82	0.45
9:1:71:GLN:HB2	9:1:76:ILE:HD11	1.98	0.45
10:2:69:LYS:HB3	10:2:80:GLU:OE2	2.16	0.45
10:2:70:CYS:H	10:2:82:THR:HA	1.82	0.45
10:2:93:ASN:HA	10:2:96:GLN:HB3	1.99	0.45
12:4:68:PRO:HB2	12:4:75:PHE:HB3	1.98	0.45
13:5:118:GLN:O	13:5:121:LEU:HB3	2.16	0.45
1:A:26:ALA:O	1:A:30:ASN:N	2.45	0.44
1:A:244:THR:HG21	1:A:335:GLU:O	2.17	0.44

Continued on next page...

Continued from previous page...

Atom-1	Atom-2	Interatomic distance (Å)	Clash overlap (Å)
1:A:449:PRO:O	1:A:452:LEU:HB3	2.17	0.44
2:B:391:HIS:HA	2:B:394:LEU:HD12	1.99	0.44
3:C:87:GLN:HB3	3:C:95:THR:HG22	1.98	0.44
3:C:416:MET:HG3	3:C:420:HIS:CE1	2.52	0.44
4:D:364:GLU:HA	4:D:374:LEU:HA	1.98	0.44
4:D:447:GLU:O	4:D:451:VAL:N	2.31	0.44
5:E:156:LEU:H	5:E:416:ASN:HB2	1.82	0.44
5:E:228:VAL:HG21	5:E:333:ILE:HB	2.00	0.44
5:E:465:ASN:OD1	5:E:466:SER:N	2.50	0.44
7:G:104:PHE:CE1	7:G:438:TYR:HA	2.52	0.44
7:G:279:GLU:O	7:G:283:HIS:N	2.30	0.44
8:H:111:LEU:HD12	8:H:114:LEU:HD12	1.99	0.44
8:H:186:ALA:O	8:H:219:HIS:HE1	2.00	0.44
8:H:318:LYS:O	8:H:322:ARG:HG2	2.17	0.44
1:I:244:THR:HA	1:I:264:ARG:CD	2.48	0.44
1:I:257:PRO:HD3	3:K:277:GLN:HB3	1.98	0.44
1:I:400:LYS:O	1:I:404:GLU:HG3	2.17	0.44
2:J:46:LYS:NZ	4:L:531:LYS:HE3	2.32	0.44
2:J:92:ASP:HB2	2:J:99:THR:H	1.82	0.44
2:J:509:GLU:O	2:J:513:VAL:HG23	2.17	0.44
3:K:236:PRO:HA	3:K:288:ASP:OD2	2.16	0.44
3:K:370:LYS:HG3	3:K:372:CYS:N	2.32	0.44
4:L:157:LEU:HA	4:L:163:LEU:HD11	2.00	0.44
4:L:195:ILE:HG12	4:L:196:ASP:N	2.32	0.44
5:M:420:TYR:CE2	5:M:488:ALA:HA	2.52	0.44
7:O:170:GLN:HG2	7:O:171:GLN:HG3	1.99	0.44
8:P:30:TYR:O	8:P:33:ILE:HG13	2.17	0.44
8:P:43:THR:OG1	8:P:102:ASN:HB3	2.17	0.44
8:P:202:ILE:HG13	8:P:373:SER:HB3	1.99	0.44
8:P:220:GLY:CA	8:P:365:HIS:HD1	2.29	0.44
8:P:279:GLN:O	8:P:283:ILE:HG13	2.18	0.44
10:2:79:VAL:HG12	10:2:81:ARG:HG3	1.99	0.44
14:6:30:ARG:HH21	14:6:87:ILE:HG23	1.82	0.44
1:A:270:ILE:O	1:A:274:ARG:N	2.33	0.44
1:A:298:LYS:O	1:A:301:VAL:HG22	2.18	0.44
1:A:308:VAL:HG21	1:A:362:ILE:HG12	2.00	0.44
2:B:424:LEU:HB2	2:B:427:ARG:HH21	1.81	0.44
3:C:232:TYR:HE1	3:C:353:LYS:HG2	1.81	0.44
3:C:422:LEU:O	3:C:426:SER:N	2.49	0.44
4:D:218:ILE:O	4:D:221:CYS:HB2	2.17	0.44
4:D:233:VAL:HG11	4:D:326:LYS:HB3	1.99	0.44

Continued on next page...

Continued from previous page...

Atom-1	Atom-2	Interatomic distance (Å)	Clash overlap (Å)
4:D:250:GLN:CA	4:D:306:ARG:HH22	2.30	0.44
5:E:178:VAL:HG12	5:E:179:ASN:N	2.32	0.44
5:E:191:ASN:HA	5:E:194:LEU:HB3	1.99	0.44
5:E:364:PHE:CE1	5:E:386:PHE:HZ	2.35	0.44
6:F:73:THR:HA	6:F:76:LEU:HD12	1.98	0.44
6:F:470:HIS:CE1	6:F:477:VAL:H	2.35	0.44
6:F:520:GLU:HG2	6:F:521:ILE:N	2.32	0.44
7:G:278:LEU:HD12	7:G:279:GLU:N	2.33	0.44
7:G:444:ILE:HA	7:G:447:ARG:HG2	1.98	0.44
8:H:197:PHE:HB3	8:H:400:LYS:HZ3	1.81	0.44
8:H:506:TRP:HA	8:H:509:LYS:HB3	1.98	0.44
1:I:205:GLN:HG3	1:I:384:MET:HB3	1.98	0.44
1:I:454:VAL:HG22	1:I:459:ASP:HA	1.99	0.44
2:J:78:ASN:HB3	2:J:81:ALA:HB3	1.98	0.44
2:J:162:ILE:HG12	2:J:495:GLU:HA	1.99	0.44
2:J:192:GLY:O	2:J:193:SER:OG	2.35	0.44
2:J:200:HIS:HD2	2:J:318:ALA:HB1	1.81	0.44
3:K:293:GLU:OE1	3:K:293:GLU:N	2.49	0.44
4:L:61:ILE:HD12	4:L:71:THR:HG21	1.99	0.44
5:M:234:PHE:CZ	5:M:243:VAL:HG23	2.52	0.44
6:N:185:PRO:HA	6:N:403:ASP:OD2	2.18	0.44
7:O:97:VAL:HG13	7:O:506:ALA:HB2	1.98	0.44
7:O:182:ALA:O	7:O:186:LEU:N	2.21	0.44
8:P:187:CYS:HB2	8:P:197:PHE:CE1	2.51	0.44
11:3:123:MET:HB2	11:3:140:ALA:HB2	1.98	0.44
13:5:96:ALA:O	13:5:100:LYS:HG3	2.17	0.44
14:6:99:ARG:O	14:6:102:GLU:HB3	2.16	0.44
1:A:292:ILE:HG22	1:A:293:ASP:O	2.17	0.44
1:A:350:GLU:HG3	1:A:365:LYS:HB2	2.00	0.44
2:B:80:ALA:O	2:B:84:LEU:HG	2.18	0.44
2:B:133:ALA:HB1	2:B:439:TYR:CD2	2.52	0.44
3:C:175:ILE:O	3:C:179:ALA:N	2.34	0.44
3:C:400:ASN:HB3	3:C:498:PRO:CG	2.42	0.44
4:D:74:GLY:O	4:D:78:LEU:N	2.35	0.44
5:E:156:LEU:HD22	5:E:412:LEU:HD11	1.99	0.44
5:E:251:LEU:HD21	5:E:292:ILE:HD12	1.99	0.44
5:E:458:ILE:H	5:E:458:ILE:HD12	1.81	0.44
6:F:67:MET:CG	8:H:523:GLN:HE22	2.30	0.44
6:F:77:ILE:HA	6:F:80:VAL:HG12	1.98	0.44
6:F:417:ALA:O	6:F:421:ALA:N	2.28	0.44
6:F:423:ILE:HD13	6:F:437:VAL:HG12	1.98	0.44

Continued on next page...

Continued from previous page...

Atom-1	Atom-2	Interatomic distance (Å)	Clash overlap (Å)
7:G:81:ASP:O	7:G:85:SER:N	2.34	0.44
7:G:214:VAL:HG21	7:G:322:THR:HA	2.00	0.44
8:H:123:LEU:HG	8:H:433:LEU:HD22	1.99	0.44
8:H:217:VAL:HG22	8:H:375:ILE:HG23	2.00	0.44
8:H:242:TYR:HE2	8:H:283:ILE:HD11	1.82	0.44
1:I:508:ILE:O	1:I:511:VAL:HG22	2.17	0.44
2:J:37:ASP:HA	2:J:40:LYS:HG2	1.99	0.44
2:J:258:VAL:HA	2:J:263:LYS:CB	2.47	0.44
3:K:133:MET:O	3:K:137:LEU:HB2	2.17	0.44
4:L:223:LEU:HD11	4:L:386:VAL:HG22	1.99	0.44
5:M:210:LYS:HD3	5:M:384:THR:OG1	2.17	0.44
5:M:261:LYS:HD3	7:O:246:LEU:HB2	1.99	0.44
5:M:314:LEU:HD21	5:M:321:ALA:N	2.32	0.44
5:M:500:ASP:OD2	5:M:503:GLN:HB2	2.17	0.44
6:N:105:GLN:HG3	6:N:442:ASP:HB2	1.99	0.44
6:N:351:TYR:O	6:N:362:PHE:N	2.43	0.44
6:N:429:VAL:HG13	6:N:430:LYS:N	2.28	0.44
6:N:469:GLU:OE1	6:N:486:PRO:HB2	2.18	0.44
7:O:111:TYR:HA	7:O:114:GLU:HG2	1.99	0.44
8:P:114:LEU:HB3	8:P:440:LYS:HD2	1.99	0.44
8:P:155:ARG:HA	8:P:188:VAL:CG1	2.48	0.44
8:P:439:LYS:O	8:P:443:GLU:HG3	2.16	0.44
11:3:70:LYS:HG3	11:3:162:LEU:HD12	1.99	0.44
12:4:22:LYS:HE2	12:4:118:GLN:HB3	1.98	0.44
13:5:90:TYR:HE2	13:5:92:VAL:HG13	1.81	0.44
1:A:159:LYS:HD3	1:A:387:GLU:HG3	1.99	0.44
1:A:175:ALA:HA	1:A:179:ILE:CG2	2.48	0.44
1:A:288:THR:O	1:A:310:ARG:N	2.50	0.44
3:C:41:LEU:O	3:C:454:ASN:ND2	2.50	0.44
3:C:129:ALA:CB	3:C:440:VAL:HG11	2.46	0.44
3:C:275:ILE:HD12	3:C:275:ILE:HG23	1.73	0.44
4:D:227:LEU:HD22	4:D:335:PHE:HE2	1.82	0.44
4:D:427:ALA:O	4:D:431:GLU:HG3	2.18	0.44
5:E:138:GLU:O	5:E:141:ALA:HB3	2.17	0.44
5:E:421:GLY:H	5:E:501:MET:HG2	1.80	0.44
8:H:70:ALA:HB3	8:H:390:ARG:HH22	1.82	0.44
8:H:200:ASP:OD1	8:H:203:ARG:HD3	2.17	0.44
1:I:192:VAL:HB	1:I:396:LEU:HD22	1.99	0.44
1:I:440:GLU:HA	1:I:443:ARG:HE	1.81	0.44
3:K:64:ASN:HB3	3:K:68:ARG:NH1	2.31	0.44
3:K:230:ARG:HD2	3:K:233:ILE:HB	1.99	0.44

Continued on next page...

Continued from previous page...

Atom-1	Atom-2	Interatomic distance (Å)	Clash overlap (Å)
3:K:296:ILE:O	3:K:313:ARG:NH1	2.50	0.44
4:L:189:ASN:O	4:L:193:LYS:N	2.48	0.44
4:L:300:ILE:HD11	4:L:325:ILE:O	2.17	0.44
5:M:148:LEU:HA	5:M:151:ILE:HG12	2.00	0.44
5:M:158:ASP:OD1	5:M:159:ILE:N	2.49	0.44
5:M:234:PHE:CE1	5:M:299:LEU:HD13	2.50	0.44
6:N:101:GLU:O	6:N:105:GLN:HG2	2.17	0.44
6:N:109:TYR:O	6:N:112:GLU:HB2	2.16	0.44
7:O:107:GLN:HG2	7:O:440:LYS:HD3	1.99	0.44
7:O:120:ILE:O	7:O:123:ARG:N	2.27	0.44
7:O:468:HIS:HE1	7:O:473:THR:O	2.00	0.44
8:P:71:THR:HG21	8:P:390:ARG:HD3	1.98	0.44
8:P:280:VAL:HG12	8:P:283:ILE:HD12	2.00	0.44
8:P:327:THR:HG23	8:P:328:VAL:HG13	2.00	0.44
9:1:67:MET:SD	9:1:69:ILE:HB	2.57	0.44
10:2:105:THR:O	10:2:109:GLN:N	2.43	0.44
12:4:78:HIS:ND1	12:4:82:GLU:HB3	2.32	0.44
13:5:50:LEU:CD1	13:5:53:LEU:HD23	2.47	0.44
13:5:80:GLU:HA	13:5:96:ALA:HB2	1.99	0.44
1:A:190:TYR:CB	1:A:403:LEU:HD13	2.47	0.44
1:A:237:LEU:HB2	1:A:288:THR:HA	2.00	0.44
1:A:244:THR:HG23	1:A:274:ARG:NH1	2.33	0.44
1:A:431:GLY:HA2	7:O:462:ASN:HB3	1.99	0.44
2:B:78:ASN:HB3	2:B:81:ALA:HB3	1.98	0.44
2:B:179:PHE:HB3	2:B:390:LEU:HD13	1.99	0.44
2:B:292:ASN:HD22	2:B:296:ILE:HG13	1.83	0.44
2:B:447:PRO:HB2	2:B:462:VAL:HG22	1.99	0.44
2:B:510:ALA:HA	2:B:513:VAL:HB	1.99	0.44
3:C:20:ARG:HA	3:C:23:GLN:HB2	1.99	0.44
3:C:101:LEU:O	3:C:104:GLU:HB3	2.17	0.44
3:C:118:HIS:CE1	3:C:122:VAL:H	2.35	0.44
3:C:268:LEU:HG	9:1:100:TYR:OH	2.18	0.44
5:E:129:HIS:HE1	7:G:454:GLY:HA2	1.83	0.44
5:E:437:ALA:CB	5:E:449:ARG:HG3	2.46	0.44
6:F:122:GLY:HA2	6:F:433:ALA:HA	1.98	0.44
6:F:146:GLU:HA	6:F:149:ILE:HD12	2.00	0.44
6:F:154:THR:HA	6:F:157:ARG:HB2	2.00	0.44
6:F:198:HIS:CE1	6:F:200:SER:HB2	2.53	0.44
7:G:103:GLU:CG	7:G:441:ALA:HA	2.45	0.44
7:G:282:HIS:CE1	7:G:303:PHE:CD1	3.06	0.44
7:G:292:LYS:HA	7:G:314:VAL:HG22	1.99	0.44

Continued on next page...

Continued from previous page...

Atom-1	Atom-2	Interatomic distance (Å)	Clash overlap (Å)
1:I:234:ILE:HB	1:I:287:LEU:HG	1.98	0.44
2:J:38:LEU:HA	4:L:533:ASP:OD2	2.16	0.44
2:J:411:GLY:O	2:J:415:MET:HG2	2.17	0.44
3:K:134:ILE:O	3:K:138:LYS:HD3	2.18	0.44
4:L:147:ILE:HD13	4:L:435:ARG:HB2	1.98	0.44
4:L:155:VAL:HB	4:L:162:THR:HG21	1.99	0.44
4:L:168:THR:HG22	4:L:172:ASN:ND2	2.33	0.44
5:M:131:ILE:HG21	7:O:43:ARG:HB3	1.99	0.44
5:M:332:LEU:O	5:M:336:ALA:N	2.43	0.44
5:M:339:GLY:HA2	5:M:355:PHE:CD2	2.52	0.44
6:N:28:ARG:HH12	6:N:107:ASP:HB2	1.83	0.44
6:N:240:GLU:HB2	6:N:266:PHE:CD1	2.51	0.44
6:N:266:PHE:O	6:N:270:ARG:N	2.47	0.44
6:N:408:VAL:HG13	6:N:414:VAL:HG11	1.99	0.44
7:O:39:THR:HG21	7:O:47:LYS:HD3	1.99	0.44
7:O:47:LYS:CE	7:O:65:ILE:HG12	2.47	0.44
7:O:508:GLU:O	7:O:512:LEU:HG	2.17	0.44
9:1:64:VAL:HG21	13:5:48:ASP:O	2.17	0.44
11:3:60:TYR:HD1	11:3:166:ARG:NH1	2.15	0.44
1:A:69:HIS:O	1:A:73:LYS:N	2.50	0.44
1:A:80:ASP:HA	1:A:83:ASP:HB3	2.00	0.44
1:A:190:TYR:CE1	1:A:192:VAL:HG22	2.52	0.44
1:A:238:ASP:HB2	1:A:329:SER:O	2.18	0.44
1:A:272:LYS:HB2	1:A:299:TYR:CE1	2.53	0.44
2:B:79:PRO:O	2:B:83:VAL:HG23	2.18	0.44
2:B:178:HIS:HE1	2:B:212:SER:O	2.00	0.44
3:C:489:ASP:O	3:C:492:GLU:HG2	2.18	0.44
5:E:40:ALA:O	5:E:44:VAL:HG22	2.17	0.44
5:E:530:ILE:H	7:G:46:ASP:HB2	1.83	0.44
6:F:60:GLY:O	6:F:64:LEU:HG	2.18	0.44
6:F:198:HIS:ND1	6:F:377:LYS:HD3	2.32	0.44
7:G:50:VAL:HA	7:G:55:LYS:O	2.17	0.44
7:G:64:THR:O	7:G:68:LEU:HG	2.18	0.44
7:G:174:PHE:HE2	7:G:208:SER:HB2	1.83	0.44
8:H:49:PRO:HB3	8:H:173:TYR:CD1	2.53	0.44
8:H:409:VAL:CG2	8:H:504:LYS:HG3	2.43	0.44
1:I:21:ASN:HB2	4:L:57:MET:SD	2.57	0.44
1:I:144:GLY:HA3	1:I:500:GLN:HE21	1.82	0.44
1:I:179:ILE:HG12	1:I:195:VAL:HG22	1.98	0.44
1:I:477:ASN:HB2	1:I:479:GLU:HG3	1.99	0.44
3:K:34:ALA:CB	3:K:100:ILE:HA	2.48	0.44

Continued on next page...

Continued from previous page...

Atom-1	Atom-2	Interatomic distance (Å)	Clash overlap (Å)
3:K:203:LYS:HB3	3:K:384:LEU:CD2	2.45	0.44
4:L:423:ALA:HB2	4:L:504:LEU:HA	2.00	0.44
5:M:166:ILE:O	5:M:170:LYS:HG3	2.18	0.44
5:M:251:LEU:HB3	5:M:253:CYS:SG	2.58	0.44
5:M:301:ILE:HD12	5:M:330:ILE:HD12	1.98	0.44
5:M:471:ILE:O	5:M:475:THR:HG23	2.16	0.44
6:N:440:PHE:CE2	6:N:444:LEU:HD21	2.51	0.44
7:O:460:ILE:HG23	7:O:484:ILE:HG23	2.00	0.44
8:P:237:ALA:HB3	8:P:347:CYS:HB2	2.00	0.44
11:3:145:GLU:O	11:3:148:LEU:HB3	2.17	0.44
12:4:21:GLN:HE21	12:4:25:LYS:NZ	2.14	0.44
13:5:84:ILE:HD13	13:5:103:PHE:CE1	2.53	0.44
2:B:218:PHE:HB3	2:B:362:PHE:HB2	2.00	0.44
2:B:419:HIS:CE1	2:B:469:HIS:HB2	2.53	0.44
2:B:446:LEU:HB3	2:B:447:PRO:HD3	1.99	0.44
3:C:136:THR:HB	3:C:418:VAL:HG22	1.99	0.44
4:D:284:LEU:HD11	14:6:78:LYS:HZ3	1.82	0.44
4:D:312:LEU:H	4:D:312:LEU:HD12	1.83	0.44
5:E:77:ILE:HA	5:E:80:MET:HB2	1.99	0.44
5:E:397:GLU:HA	5:E:400:ARG:HB3	1.98	0.44
7:G:158:CYS:CB	7:G:396:VAL:HG12	2.47	0.44
7:G:217:LYS:HA	7:G:358:TYR:CE1	2.53	0.44
7:G:459:ASN:HD22	1:I:112:ILE:HD11	1.83	0.44
8:H:55:MET:SD	8:H:65:VAL:HB	2.58	0.44
8:H:239:ILE:HG22	8:H:241:VAL:HG23	1.98	0.44
1:I:422:TYR:CE1	1:I:476:VAL:HG12	2.53	0.44
2:J:266:GLU:CD	4:L:262:ASN:HB2	2.38	0.44
3:K:362:PHE:CZ	3:K:375:LEU:HD13	2.53	0.44
3:K:376:LEU:HD13	3:K:387:VAL:HB	1.98	0.44
3:K:395:MET:O	3:K:399:ARG:HG2	2.18	0.44
4:L:97:ALA:HB1	4:L:521:LEU:HD13	1.98	0.44
5:M:247:LYS:HB3	5:M:297:ALA:HA	1.99	0.44
6:N:271:VAL:HG23	6:N:305:LEU:CD2	2.47	0.44
6:N:425:HIS:O	6:N:428:SER:HB3	2.17	0.44
7:O:121:ILE:HG12	7:O:434:LEU:HD21	1.99	0.44
7:O:126:ARG:CZ	7:O:508:GLU:HG2	2.48	0.44
7:O:156:GLU:HG3	7:O:176:ALA:CB	2.47	0.44
10:2:48:GLU:HG3	10:2:52:ASN:HD21	1.82	0.44
13:5:120:ALA:O	13:5:124:LYS:HG2	2.17	0.44
14:6:13:VAL:HB	14:6:16:TYR:CD2	2.52	0.44
14:6:47:LEU:HD12	14:6:76:VAL:HG21	1.99	0.44

Continued on next page...

Continued from previous page...

Atom-1	Atom-2	Interatomic distance (Å)	Clash overlap (Å)
2:B:250:LYS:HB3	2:B:335:PHE:CD2	2.53	0.44
2:B:421:VAL:HG21	2:B:439:TYR:CE2	2.45	0.44
2:B:442:ALA:HA	2:B:445:MET:HB2	2.00	0.44
3:C:163:LYS:HZ3	3:C:389:ARG:C	2.22	0.44
3:C:431:GLY:O	3:C:434:GLN:HG2	2.18	0.44
4:D:287:VAL:HA	4:D:290:ILE:HD12	1.99	0.44
5:E:478:ARG:NH1	4:L:441:ARG:O	2.46	0.44
7:G:249:GLU:HG3	7:G:270:GLU:HA	2.00	0.44
8:H:31:ARG:NE	8:H:80:HIS:HE1	2.16	0.44
8:H:235:LYS:HD3	8:H:351:TYR:CE1	2.53	0.44
8:H:291:VAL:HG13	8:H:312:LEU:HD23	1.99	0.44
1:I:48:ASP:H	1:I:51:ASP:HB2	1.83	0.44
1:I:227:LYS:HB2	1:I:308:VAL:HG22	1.99	0.44
1:I:378:ARG:HA	1:I:378:ARG:HD3	1.82	0.44
2:J:33:ILE:HG23	2:J:111:ARG:NH2	2.32	0.44
2:J:314:HIS:CG	2:J:314:HIS:O	2.71	0.44
2:J:321:GLU:HA	2:J:331:ILE:HG21	2.00	0.44
2:J:399:GLN:HE21	2:J:496:SER:HB3	1.82	0.44
3:K:156:ILE:HD12	3:K:398:CYS:SG	2.58	0.44
3:K:245:LEU:HD21	3:K:249:LYS:HE3	1.99	0.44
4:L:61:ILE:N	4:L:69:THR:O	2.24	0.44
4:L:236:SER:C	4:L:238:ILE:H	2.21	0.44
4:L:266:VAL:HG13	4:L:268:ASP:O	2.18	0.44
5:M:179:ASN:O	5:M:182:HIS:HB2	2.18	0.44
5:M:263:LYS:HE3	7:O:270:GLU:OE2	2.17	0.44
5:M:464:GLU:HG3	5:M:470:PRO:CG	2.45	0.44
5:M:464:GLU:N	5:M:470:PRO:HG3	2.32	0.44
6:N:198:HIS:CD2	6:N:200:SER:H	2.35	0.44
7:O:292:LYS:O	7:O:313:ARG:HA	2.18	0.44
8:P:297:VAL:CB	8:P:314:ARG:HD2	2.43	0.44
9:1:20:VAL:HA	9:1:105:VAL:HG23	2.00	0.44
3:C:239:VAL:CG2	3:C:287:PRO:HB3	2.48	0.44
3:C:264:PHE:O	3:C:268:LEU:HB3	2.18	0.44
4:D:260:MET:HG2	4:D:261:ASP:H	1.82	0.44
4:D:289:GLN:HB3	4:D:348:ILE:HD13	1.99	0.44
4:D:528:SER:O	4:D:532:ILE:HG13	2.18	0.44
5:E:215:VAL:HG12	5:E:216:GLY:N	2.33	0.44
5:E:257:PRO:CG	7:G:260:VAL:HB	2.48	0.44
5:E:478:ARG:NH2	4:L:448:SER:OG	2.51	0.44
6:F:501:LYS:HA	6:F:504:LEU:CD2	2.48	0.44
7:G:163:LEU:HD11	7:G:389:LEU:HD21	1.99	0.44

Continued on next page...

Continued from previous page...

Atom-1	Atom-2	Interatomic distance (Å)	Clash overlap (Å)
7:G:175:PHE:HZ	7:G:205:LEU:HD22	1.83	0.44
7:G:205:LEU:HD23	7:G:375:ARG:O	2.18	0.44
8:H:207:ILE:HG21	8:H:356:GLY:HA3	2.00	0.44
2:J:53:LEU:HD22	4:L:86:PRO:HB3	1.98	0.44
5:M:41:ALA:HA	5:M:87:ILE:HG21	1.99	0.44
6:N:69:ILE:HG22	6:N:71:HIS:CE1	2.53	0.44
6:N:134:LEU:HB2	6:N:502:LYS:NZ	2.33	0.44
7:O:36:VAL:HG22	7:O:65:ILE:HD11	2.00	0.44
8:P:442:ALA:HA	8:P:445:PHE:CE2	2.53	0.44
14:6:22:ASP:C	14:6:97:LEU:HD13	2.38	0.44
14:6:43:VAL:O	14:6:47:LEU:N	2.42	0.44
1:A:93:VAL:HG21	1:A:516:PHE:HB2	2.00	0.43
1:A:236:CYS:CB	1:A:329:SER:HB2	2.48	0.43
2:B:47:GLY:HA2	2:B:453:ASN:HB3	2.00	0.43
2:B:91:GLN:NE2	2:B:502:GLN:O	2.50	0.43
2:B:147:ASP:OD1	2:B:405:ARG:HG2	2.18	0.43
2:B:221:ASP:HA	2:B:359:LEU:HD22	1.99	0.43
2:B:431:LYS:N	2:J:460:ASP:OD1	2.51	0.43
2:B:465:LEU:HD13	2:B:477:GLY:HA2	1.99	0.43
3:C:52:ASP:HB2	3:C:56:GLY:H	1.82	0.43
4:D:214:LEU:O	4:D:398:ILE:HD11	2.18	0.43
4:D:300:ILE:O	4:D:328:ILE:HG22	2.17	0.43
4:D:329:GLU:HG3	4:D:331:GLU:N	2.24	0.43
4:D:352:THR:O	4:D:356:LEU:HG	2.18	0.43
4:D:437:THR:HG22	4:D:452:ARG:CA	2.46	0.43
5:E:394:ILE:HA	5:E:397:GLU:HB3	2.00	0.43
5:E:426:GLU:HB3	5:E:455:LEU:O	2.18	0.43
5:E:427:ILE:HG21	5:E:477:VAL:HG22	2.00	0.43
6:F:104:LYS:O	6:F:108:LEU:N	2.38	0.43
6:F:379:PRO:HD2	6:F:384:LEU:HB2	2.00	0.43
6:F:456:GLY:HA3	6:F:483:THR:O	2.18	0.43
7:G:202:GLY:HA3	7:G:354:GLY:HA3	2.00	0.43
8:H:41:GLN:HA	8:H:44:ARG:CZ	2.47	0.43
8:H:323:ARG:O	8:H:327:THR:N	2.37	0.43
8:H:440:LYS:HD3	8:H:443:GLU:OE1	2.18	0.43
1:I:286:ILE:HD11	1:I:307:ALA:HA	2.00	0.43
2:J:89:ARG:O	2:J:93:ASP:N	2.43	0.43
2:J:268:GLU:OE1	4:L:306:ARG:HA	2.17	0.43
2:J:436:MET:O	2:J:439:TYR:HB3	2.18	0.43
3:K:160:ILE:HG23	3:K:390:ASN:ND2	2.33	0.43
3:K:175:ILE:HG22	3:K:374:ILE:HD13	2.00	0.43

Continued on next page...

Continued from previous page...

Atom-1	Atom-2	Interatomic distance (Å)	Clash overlap (Å)
3:K:354:LYS:HD2	3:K:359:TYR:CE1	2.53	0.43
3:K:410:GLY:CA	3:K:490:MET:HG3	2.47	0.43
4:L:257:LYS:HB2	4:L:262:ASN:OD1	2.17	0.43
5:M:48:MET:HB3	5:M:107:THR:HG23	2.00	0.43
6:N:129:LYS:O	6:N:132:GLN:HB3	2.18	0.43
7:O:473:THR:HG23	7:O:474:TRP:N	2.33	0.43
8:P:35:ALA:HB1	8:P:83:ALA:HB2	2.00	0.43
8:P:247:ASP:HA	8:P:298:ALA:HB2	1.99	0.43
8:P:351:TYR:HD1	8:P:353:SER:HG	1.64	0.43
12:4:83:THR:HG21	14:6:63:VAL:HG21	2.00	0.43
13:5:88:THR:HG23	14:6:36:GLN:CD	2.38	0.43
1:A:309:ARG:NH1	3:C:334:ARG:HH12	2.16	0.43
1:A:466:LYS:O	1:A:470:PHE:N	2.51	0.43
2:B:252:PHE:HD2	2:B:277:GLU:HG3	1.83	0.43
3:C:229:MET:CE	3:C:361:THR:HG21	2.48	0.43
5:E:172:THR:HG21	5:E:405:ALA:HB2	2.01	0.43
5:E:268:VAL:HB	5:E:273:ASP:HB3	1.99	0.43
5:E:297:ALA:HB1	5:E:299:LEU:H	1.83	0.43
6:F:115:HIS:O	6:F:118:ILE:HG22	2.18	0.43
6:F:331:VAL:HB	6:F:333:LEU:H	1.84	0.43
6:F:456:GLY:HA3	6:F:484:GLY:HA3	2.00	0.43
7:G:209:GLN:HB2	7:G:375:ARG:HH12	1.84	0.43
7:G:232:TYR:N	7:G:348:PHE:O	2.31	0.43
7:G:318:ASP:OD1	7:G:321:ARG:NH1	2.50	0.43
7:G:374:LEU:HD11	7:G:385:THR:CG2	2.49	0.43
1:I:18:ARG:HD3	4:L:57:MET:HB2	2.00	0.43
1:I:36:LEU:HG	1:I:452:LEU:HD23	2.00	0.43
1:I:103:ASN:CG	1:I:440:GLU:HB3	2.37	0.43
2:J:458:SER:O	2:J:461:LEU:HB3	2.17	0.43
3:K:113:LEU:HD11	3:K:436:PRO:HA	1.99	0.43
3:K:215:LEU:HD22	3:K:362:PHE:HD1	1.83	0.43
3:K:419:ALA:O	3:K:422:LEU:HB2	2.18	0.43
4:L:233:VAL:HG21	4:L:323:MET:HB3	2.01	0.43
4:L:276:LEU:HD22	4:L:312:LEU:HD11	1.99	0.43
6:N:141:ARG:HH12	6:N:409:PRO:HD3	1.83	0.43
6:N:149:ILE:HA	6:N:152:ALA:HB3	2.00	0.43
6:N:250:TYR:HE2	6:N:259:LEU:HD13	1.84	0.43
6:N:393:ASP:HA	6:N:396:ARG:NH1	2.33	0.43
7:O:94:THR:OG1	7:O:95:THR:N	2.51	0.43
7:O:198:LYS:HG2	7:O:371:THR:HG23	2.00	0.43
8:P:203:ARG:HH21	8:P:326:LYS:HB3	1.83	0.43

Continued on next page...

Continued from previous page...

Atom-1	Atom-2	Interatomic distance (Å)	Clash overlap (Å)
9:1:81:LEU:O	9:1:84:GLN:HB3	2.18	0.43
11:3:146:LYS:O	11:3:150:THR:HG22	2.18	0.43
12:4:56:ASP:O	14:6:58:LYS:NZ	2.42	0.43
1:A:13:THR:O	1:A:16:THR:OG1	2.26	0.43
1:A:160:ILE:CD1	1:A:384:MET:HB2	2.47	0.43
1:A:199:LYS:HD2	1:A:385:CYS:HA	1.99	0.43
2:B:124:GLN:HG2	5:E:466:SER:HA	2.00	0.43
2:B:151:ASP:HB3	2:B:154:LYS:HD3	2.00	0.43
3:C:179:ALA:O	3:C:183:VAL:HG22	2.17	0.43
3:C:232:TYR:HB3	3:C:234:LYS:NZ	2.33	0.43
4:D:231:GLN:HB3	4:D:372:LYS:HZ1	1.84	0.43
4:D:243:LYS:HA	4:D:359:ALA:O	2.18	0.43
5:E:158:ASP:O	5:E:162:THR:HG23	2.18	0.43
5:E:225:ILE:O	5:E:384:THR:N	2.51	0.43
5:E:265:LYS:H	7:G:257:VAL:HG21	1.82	0.43
5:E:405:ALA:O	5:E:408:VAL:HG22	2.17	0.43
8:H:48:GLY:HA3	8:H:452:LEU:CD1	2.44	0.43
8:H:232:THR:CG2	8:H:290:VAL:HB	2.49	0.43
2:J:319:GLY:O	2:J:322:ARG:HB3	2.18	0.43
2:J:322:ARG:HE	2:J:372:THR:H	1.65	0.43
2:J:435:ALA:HA	2:J:438:SER:HB2	1.99	0.43
3:K:156:ILE:HG23	3:K:173:CYS:SG	2.58	0.43
3:K:400:ASN:HA	3:K:403:LEU:HB3	1.99	0.43
4:L:55:LYS:NZ	4:L:466:ALA:HA	2.33	0.43
4:L:128:ILE:HG21	4:L:450:CYS:SG	2.59	0.43
4:L:330:ARG:O	4:L:333:ILE:HB	2.17	0.43
5:M:253:CYS:HB3	7:O:271:TRP:CH2	2.53	0.43
5:M:289:ILE:HG21	5:M:314:LEU:HA	2.00	0.43
5:M:448:MET:O	5:M:451:PHE:HB3	2.18	0.43
5:M:517:ILE:O	5:M:520:ALA:N	2.51	0.43
6:N:409:PRO:HA	6:N:495:TRP:HD1	1.83	0.43
7:O:21:GLN:HG3	7:O:25:ASN:ND2	2.33	0.43
8:P:190:ILE:HB	8:P:373:SER:HB2	1.98	0.43
8:P:191:PHE:CE2	8:P:197:PHE:HA	2.50	0.43
11:3:127:LEU:HD21	11:3:143:LEU:HD21	1.99	0.43
14:6:24:SER:HA	14:6:27:MET:HB3	1.99	0.43
1:A:61:ILE:O	1:A:65:LEU:N	2.47	0.43
1:A:207:GLU:HB3	1:A:378:ARG:HH11	1.83	0.43
3:C:38:ARG:NH1	3:C:449:ARG:HB2	2.34	0.43
3:C:349:LEU:N	3:C:364:THR:O	2.52	0.43
3:C:447:ILE:HB	3:C:448:PRO:HD3	2.00	0.43

Continued on next page...

Continued from previous page...

Atom-1	Atom-2	Interatomic distance (Å)	Clash overlap (Å)
3:C:507:LYS:HE3	3:C:507:LYS:HB3	1.80	0.43
4:D:194:VAL:HG13	4:D:386:VAL:HG23	1.99	0.43
4:D:231:GLN:H	4:D:373:LEU:HD23	1.82	0.43
4:D:232:LYS:HE3	4:D:364:GLU:OE1	2.19	0.43
4:D:480:LEU:HA	4:D:483:ARG:HB2	1.99	0.43
5:E:148:LEU:HD12	5:E:151:ILE:HD12	2.00	0.43
5:E:187:GLU:HA	5:E:190:VAL:HG22	2.01	0.43
5:E:437:ALA:HB1	5:E:445:GLN:O	2.19	0.43
6:F:130:ALA:O	6:F:134:LEU:HG	2.18	0.43
7:G:116:LEU:HG	7:G:121:ILE:HG22	2.00	0.43
7:G:468:HIS:HA	7:G:472:GLY:CA	2.43	0.43
7:G:468:HIS:HD2	7:G:472:GLY:HA2	1.81	0.43
7:G:478:ASP:HB2	7:G:483:ASP:OD1	2.19	0.43
1:I:257:PRO:CG	3:K:278:LEU:HD23	2.48	0.43
2:J:454:ALA:HB2	2:J:480:MET:O	2.18	0.43
3:K:362:PHE:CE1	3:K:375:LEU:HD13	2.53	0.43
4:L:139:LYS:NZ	4:L:447:GLU:HG2	2.32	0.43
4:L:186:MET:HB3	4:L:388:ILE:HD13	2.00	0.43
4:L:512:LEU:O	4:L:516:VAL:HG22	2.18	0.43
5:M:61:MET:HB3	5:M:80:MET:HG2	1.99	0.43
5:M:208:LEU:HD22	5:M:381:ARG:O	2.18	0.43
5:M:246:ALA:N	5:M:356:ALA:O	2.47	0.43
5:M:255:PHE:CZ	5:M:292:ILE:HD11	2.53	0.43
7:O:242:VAL:HG21	7:O:334:VAL:HG12	2.01	0.43
7:O:421:ARG:NH2	7:O:436:GLY:O	2.52	0.43
8:P:203:ARG:HH11	8:P:372:ILE:HB	1.81	0.43
8:P:221:MET:HB3	8:P:363:PHE:CD2	2.53	0.43
8:P:243:SER:H	8:P:332:ALA:HB1	1.82	0.43
8:P:246:PHE:CE2	8:P:283:ILE:HD11	2.53	0.43
11:3:105:PHE:HZ	11:3:117:VAL:HA	1.83	0.43
14:6:65:VAL:CG1	14:6:67:GLN:HE21	2.31	0.43
1:A:107:LEU:O	1:A:112:ILE:N	2.52	0.43
1:A:354:GLU:OE1	1:A:363:LEU:HD22	2.18	0.43
1:A:489:ASP:HB3	1:A:492:ASN:HB2	2.00	0.43
2:B:429:PRO:HB2	2:J:464:GLN:HA	2.00	0.43
2:B:467:ALA:O	2:B:471:GLU:HG2	2.18	0.43
3:C:227:PRO:HB3	3:C:352:ILE:HG21	2.00	0.43
3:C:381:LYS:O	3:C:384:LEU:HB3	2.17	0.43
4:D:197:PRO:HD2	4:D:200:ALA:HA	2.00	0.43
4:D:212:LYS:NZ	4:D:395:LYS:HG3	2.32	0.43
4:D:329:GLU:O	4:D:332:ASP:HB2	2.17	0.43

Continued on next page...

Continued from previous page...

Atom-1	Atom-2	Interatomic distance (Å)	Clash overlap (Å)
4:D:384:LYS:CG	4:D:385:THR:H	2.27	0.43
5:E:236:HIS:HB3	5:E:238:GLN:HG2	2.01	0.43
5:E:256:GLU:HB2	5:E:314:LEU:HD13	2.00	0.43
5:E:265:LYS:H	7:G:257:VAL:CG2	2.31	0.43
5:E:445:GLN:CD	4:L:482:ASN:HD22	2.21	0.43
5:E:477:VAL:HG23	5:E:480:ARG:HD2	2.01	0.43
5:E:481:GLN:HA	5:E:484:GLU:O	2.18	0.43
6:F:195:GLU:OE1	6:F:195:GLU:N	2.52	0.43
6:F:252:SER:HA	14:6:112:GLN:OE1	2.18	0.43
6:F:453:GLN:HG3	6:F:458:ASP:HA	2.00	0.43
6:F:505:LEU:HA	6:F:508:CYS:HB3	2.00	0.43
7:G:178:MET:O	7:G:210:LEU:HD22	2.18	0.43
7:G:217:LYS:HA	7:G:358:TYR:CD1	2.54	0.43
7:G:237:ILE:HA	7:G:288:VAL:HB	2.00	0.43
7:G:258:HIS:CG	7:G:259:THR:N	2.86	0.43
7:G:489:GLU:OE1	7:G:489:GLU:N	2.38	0.43
1:I:118:ILE:CD1	1:I:525:LEU:HD11	2.47	0.43
1:I:414:ALA:HB2	1:I:467:LEU:HD22	2.01	0.43
3:K:198:TYR:O	3:K:372:CYS:HB3	2.17	0.43
4:L:48:ILE:HG23	4:L:78:LEU:HD21	2.00	0.43
4:L:84:LEU:CD2	4:L:89:ARG:HH21	2.31	0.43
4:L:148:LEU:HG	4:L:432:LEU:HD22	2.00	0.43
4:L:443:LEU:HB3	4:L:448:SER:HB2	1.99	0.43
5:M:48:MET:HA	5:M:51:SER:HB2	2.00	0.43
5:M:165:LEU:HD22	5:M:409:ILE:HA	1.99	0.43
5:M:512:GLY:HA2	5:M:515:GLN:HB3	2.01	0.43
7:O:148:LYS:HB3	7:O:149:VAL:H	1.59	0.43
7:O:152:ARG:HB2	7:O:180:VAL:CG1	2.48	0.43
7:O:240:LEU:HD12	7:O:289:VAL:HG13	2.00	0.43
7:O:464:LEU:HD21	7:O:484:ILE:HA	2.00	0.43
1:A:494:LYS:HB3	1:A:496:ARG:HH12	1.83	0.43
2:B:31:GLY:O	2:B:35:ILE:HG12	2.19	0.43
2:B:149:GLY:HA3	2:B:404:SER:HB3	1.99	0.43
2:B:380:GLN:HA	2:B:383:LEU:HB3	2.00	0.43
3:C:228:ARG:HG2	3:C:312:ILE:HG13	2.01	0.43
3:C:299:LEU:HA	3:C:302:HIS:ND1	2.33	0.43
4:D:149:THR:HA	4:D:152:SER:OG	2.18	0.43
4:D:209:LYS:HG2	4:D:211:VAL:HG23	1.99	0.43
4:D:279:GLU:OE2	4:D:312:LEU:HD22	2.18	0.43
4:D:303:SER:HA	4:D:306:ARG:HB3	2.00	0.43
4:D:451:VAL:HA	4:D:454:PHE:HB3	1.99	0.43

Continued on next page...

Continued from previous page...

Atom-1	Atom-2	Interatomic distance (Å)	Clash overlap (Å)
5:E:197:ALA:HA	5:E:203:ASP:O	2.18	0.43
5:E:312:HIS:HA	5:E:315:LEU:HG	1.99	0.43
5:E:541:GLU:HA	7:G:51:ASP:O	2.19	0.43
6:F:46:MET:HG3	8:H:521:VAL:HG11	1.99	0.43
6:F:114:LEU:HD13	6:N:460:GLN:NE2	2.34	0.43
6:F:117:ARG:HA	6:F:517:LEU:HD21	2.00	0.43
8:H:88:MET:HA	8:H:91:HIS:ND1	2.33	0.43
8:H:367:LYS:O	8:H:371:ALA:HB2	2.19	0.43
1:I:322:ALA:HA	1:I:370:ARG:HG2	2.00	0.43
2:J:287:ILE:HG22	2:J:289:CYS:H	1.84	0.43
2:J:419:HIS:CD2	2:J:470:SER:HB3	2.54	0.43
2:J:519:ASN:H	5:M:59:LYS:HG3	1.83	0.43
2:J:521:ILE:HG21	5:M:80:MET:HG3	1.99	0.43
3:K:93:ASP:HB2	3:K:393:ASP:OD1	2.18	0.43
3:K:423:THR:HG22	3:K:427:LYS:NZ	2.33	0.43
4:L:98:GLN:HB2	4:L:109:VAL:HB	2.00	0.43
4:L:218:ILE:HA	4:L:221:CYS:SG	2.58	0.43
5:M:156:LEU:H	5:M:416:ASN:HB2	1.83	0.43
5:M:434:SER:O	5:M:449:ARG:HG2	2.19	0.43
6:N:30:LEU:CD2	6:N:69:ILE:HB	2.47	0.43
6:N:128:GLU:HA	6:N:131:LEU:HD12	2.01	0.43
6:N:339:LEU:HD21	6:N:343:CYS:HB2	1.99	0.43
7:O:122:ILE:HD13	7:O:515:SER:OG	2.18	0.43
7:O:145:LYS:HA	7:O:151:GLN:HE21	1.83	0.43
7:O:195:ILE:HG21	7:O:393:ILE:HD13	2.00	0.43
7:O:430:LYS:O	7:O:432:GLN:N	2.52	0.43
7:O:477:VAL:C	7:O:487:ASN:HD21	2.21	0.43
7:O:515:SER:O	8:P:54:LYS:NZ	2.34	0.43
8:P:201:ASN:HB2	8:P:202:ILE:HD12	2.00	0.43
8:P:415:THR:O	8:P:418:GLU:HB2	2.17	0.43
9:1:26:LYS:HB3	9:1:101:LEU:HD23	1.99	0.43
13:5:48:ASP:OD1	13:5:51:ASN:ND2	2.52	0.43
1:A:43:LYS:CB	3:C:521:ASP:HB2	2.46	0.43
2:B:137:ALA:HB1	2:B:417:MET:SD	2.59	0.43
2:B:200:HIS:CE1	2:B:202:ILE:HD11	2.53	0.43
3:C:195:ILE:HG13	3:C:196:LYS:N	2.34	0.43
3:C:228:ARG:HD2	3:C:312:ILE:HG23	2.01	0.43
3:C:292:THR:HG22	3:C:293:GLU:O	2.19	0.43
4:D:289:GLN:HA	4:D:292:LYS:HD3	2.01	0.43
5:E:63:ASP:OD2	5:E:67:ASP:HB2	2.19	0.43
6:F:168:LEU:O	6:F:172:VAL:HG23	2.19	0.43

Continued on next page...

Continued from previous page...

Atom-1	Atom-2	Interatomic distance (Å)	Clash overlap (Å)
6:F:233:CYS:O	6:F:294:GLN:N	2.42	0.43
6:F:289:PHE:CD2	6:F:310:ILE:HD13	2.53	0.43
7:G:64:THR:O	7:G:67:LYS:HB2	2.19	0.43
7:G:297:ASP:O	7:G:301:GLN:HG3	2.19	0.43
1:I:217:ASN:HB3	1:I:312:LEU:HD12	2.00	0.43
1:I:288:THR:O	1:I:310:ARG:N	2.51	0.43
2:J:167:LEU:O	2:J:176:LYS:NZ	2.51	0.43
2:J:420:ALA:O	2:J:424:LEU:HG	2.19	0.43
4:L:97:ALA:CB	4:L:521:LEU:HD13	2.48	0.43
5:M:235:SER:HB2	5:M:314:LEU:HD23	2.01	0.43
7:O:117:HIS:HA	7:O:121:ILE:HD12	2.01	0.43
7:O:246:LEU:O	7:O:274:LEU:HD22	2.18	0.43
7:O:421:ARG:NH2	7:O:440:LYS:HB2	2.34	0.43
7:O:474:TRP:HB3	7:O:486:ASP:OD1	2.18	0.43
8:P:56:VAL:HB	8:P:64:PHE:HB2	1.99	0.43
8:P:179:LEU:O	8:P:183:ILE:HG22	2.18	0.43
12:4:78:HIS:CE1	12:4:83:THR:OG1	2.72	0.43
1:A:324:GLY:HA3	1:A:346:GLY:HA2	2.01	0.43
2:B:91:GLN:HE21	2:B:503:VAL:HA	1.82	0.43
2:B:140:ALA:HB1	2:B:416:LEU:HD21	2.01	0.43
2:B:147:ASP:HA	2:B:405:ARG:HA	1.99	0.43
2:B:163:ALA:HB3	2:B:180:THR:HG23	2.00	0.43
2:B:271:GLU:O	2:B:275:MET:N	2.42	0.43
2:B:385:GLU:HG3	2:B:388:ARG:NH2	2.32	0.43
2:B:408:TYR:CD2	2:B:474:THR:HG22	2.53	0.43
4:D:40:ALA:HB3	4:D:85:HIS:CE1	2.54	0.43
4:D:152:SER:HB3	4:D:420:ALA:CB	2.48	0.43
4:D:286:LEU:HD12	4:D:348:ILE:HD11	2.01	0.43
4:D:340:ILE:HG22	4:D:381:SER:OG	2.19	0.43
4:D:434:LEU:HD23	4:D:435:ARG:HH12	1.84	0.43
5:E:246:ALA:O	5:E:359:VAL:N	2.52	0.43
7:G:99:LEU:HD11	7:G:448:GLN:NE2	2.34	0.43
7:G:425:ARG:HG2	1:I:421:ILE:HG13	1.99	0.43
8:H:317:SER:O	8:H:320:ASP:HB2	2.19	0.43
1:I:117:VAL:HG12	1:I:121:TYR:CE2	2.53	0.43
1:I:449:PRO:O	1:I:452:LEU:HB2	2.18	0.43
3:K:391:LEU:HA	3:K:394:ALA:HB3	1.99	0.43
4:L:348:ILE:HD12	4:L:348:ILE:HA	1.84	0.43
4:L:477:VAL:O	4:L:480:LEU:HB2	2.19	0.43
5:M:165:LEU:HD12	5:M:190:VAL:HG13	2.00	0.43
6:N:157:ARG:NH2	6:N:166:ASP:OD1	2.49	0.43

Continued on next page...

Continued from previous page...

Atom-1	Atom-2	Interatomic distance (Å)	Clash overlap (Å)
6:N:404:ASP:OD2	6:N:499:CYS:N	2.52	0.43
6:N:431:GLY:CA	6:N:434:GLN:HB3	2.46	0.43
7:O:131:LEU:HB3	7:O:419:TYR:CE2	2.52	0.43
8:P:135:ALA:HA	8:P:138:LYS:HB3	2.00	0.43
8:P:144:PRO:HA	8:P:147:VAL:HG23	2.00	0.43
8:P:405:ASP:OD2	8:P:502:LEU:HG	2.18	0.43
9:1:48:ASP:OD2	9:1:81:LEU:HG	2.19	0.43
9:1:50:GLU:HG3	10:2:72:ARG:NE	2.34	0.43
11:3:96:GLU:HG2	11:3:97:SER:N	2.34	0.43
12:4:31:SER:O	12:4:35:GLU:HG3	2.18	0.43
1:A:43:LYS:HZ2	3:C:520:ASP:HB2	1.84	0.43
1:A:120:GLY:HA2	1:A:123:LEU:HB2	2.00	0.43
1:A:169:ALA:O	1:A:172:VAL:N	2.52	0.43
1:A:236:CYS:HB2	1:A:329:SER:HB2	2.00	0.43
2:B:50:LYS:HD3	4:D:533:ASP:HB2	2.01	0.43
2:B:65:ASN:H	2:B:171:LEU:HD13	1.84	0.43
2:B:523:ALA:HB3	5:E:64:LYS:N	2.34	0.43
3:C:469:LYS:NZ	3:C:487:LEU:HB3	2.34	0.43
4:D:27:ARG:C	4:D:30:PRO:HD2	2.39	0.43
4:D:232:LYS:NZ	4:D:234:SER:HB2	2.34	0.43
4:D:234:SER:OG	4:D:324:VAL:O	2.34	0.43
4:D:235:ASN:HD21	4:D:314:LEU:C	2.22	0.43
5:E:255:PHE:HE2	5:E:314:LEU:HD21	1.83	0.43
5:E:364:PHE:CE1	5:E:388:ARG:HG2	2.48	0.43
5:E:460:MET:CG	5:E:470:PRO:HB2	2.48	0.43
6:F:302:LEU:O	6:F:306:SER:N	2.49	0.43
8:H:138:LYS:HG2	8:H:426:TYR:CD2	2.54	0.43
8:H:233:SER:HB2	8:H:289:ASN:CG	2.38	0.43
8:H:282:ALA:CB	8:H:338:PRO:HB3	2.48	0.43
8:H:284:ALA:HB2	8:H:310:ILE:HD11	2.01	0.43
8:H:433:LEU:HA	8:H:436:TYR:HD2	1.84	0.43
1:I:264:ARG:NE	3:K:333:SER:OG	2.52	0.43
1:I:463:LEU:HD12	1:I:466:LYS:HB3	2.00	0.43
2:J:162:ILE:HG23	2:J:495:GLU:HG3	2.00	0.43
3:K:146:ILE:O	3:K:181:LYS:HD3	2.18	0.43
3:K:393:ASP:HA	3:K:396:GLN:HB3	2.00	0.43
3:K:452:ILE:HA	3:K:455:CYS:SG	2.59	0.43
4:L:35:PHE:HE1	4:L:124:LEU:HD13	1.84	0.43
4:L:449:TYR:O	4:L:453:ALA:N	2.36	0.43
5:M:248:ILE:HG22	5:M:301:ILE:HG12	2.00	0.43
5:M:248:ILE:HB	5:M:354:GLY:HA3	2.00	0.43

Continued on next page...

Continued from previous page...

Atom-1	Atom-2	Interatomic distance (Å)	Clash overlap (Å)
5:M:253:CYS:HB3	7:O:271:TRP:HH2	1.83	0.43
5:M:286:GLU:HG2	5:M:313:LEU:HD22	2.01	0.43
6:N:35:ARG:HA	6:N:97:LEU:HD11	2.01	0.43
6:N:168:LEU:HD21	6:N:391:VAL:HG22	2.01	0.43
6:N:483:THR:HG23	6:N:485:GLU:HG2	2.01	0.43
7:O:169:SER:O	7:O:172:LYS:HG2	2.19	0.43
7:O:178:MET:HB3	7:O:372:PHE:HE1	1.83	0.43
7:O:495:PRO:HD2	7:O:498:VAL:HG21	2.01	0.43
8:P:492:MET:HB3	8:P:497:ILE:HB	1.99	0.43
13:5:23:ASP:O	13:5:26:VAL:HB	2.19	0.43
14:6:42:ILE:O	14:6:45:GLU:HB2	2.19	0.43
1:A:182:THR:HG23	1:A:322:ALA:O	2.19	0.43
1:A:391:SER:O	1:A:394:ASP:HB3	2.19	0.43
2:B:91:GLN:HG3	2:B:102:VAL:HG11	2.01	0.43
2:B:497:PHE:O	2:B:501:ARG:HG2	2.19	0.43
3:C:271:GLU:HB3	3:C:299:LEU:HD11	2.00	0.43
3:C:319:ASP:O	3:C:323:ILE:HG13	2.18	0.43
4:D:467:GLU:HB2	4:D:473:PRO:HB3	2.01	0.43
5:E:61:MET:HB2	5:E:77:ILE:CD1	2.49	0.43
5:E:182:HIS:HD2	5:E:185:MET:SD	2.41	0.43
5:E:522:GLN:O	5:E:526:MET:HB2	2.19	0.43
6:F:104:LYS:O	6:F:108:LEU:HG	2.17	0.43
6:F:302:LEU:CD2	6:F:312:ALA:HB3	2.49	0.43
6:F:433:ALA:O	6:F:437:VAL:HG23	2.19	0.43
6:F:464:VAL:HG23	6:N:425:HIS:CE1	2.54	0.43
7:G:101:ALA:HA	7:G:104:PHE:CD2	2.54	0.43
7:G:130:GLN:HA	7:G:133:VAL:HG22	2.00	0.43
7:G:420:LEU:HD13	7:G:438:TYR:CE2	2.54	0.43
1:I:136:LEU:HD23	1:I:136:LEU:HA	1.91	0.43
1:I:463:LEU:O	1:I:467:LEU:N	2.50	0.43
2:J:188:LEU:O	2:J:191:LYS:HD3	2.19	0.43
2:J:326:VAL:HG11	2:J:368:GLY:HA3	2.01	0.43
3:K:141:SER:HA	3:K:408:VAL:HA	2.00	0.43
3:K:245:LEU:HG	3:K:278:LEU:HD13	2.00	0.43
4:L:246:ILE:HG12	4:L:336:ILE:HD12	1.99	0.43
5:M:255:PHE:HB2	5:M:306:PHE:HD1	1.84	0.43
7:O:144:LYS:NZ	7:O:400:ILE:HG12	2.34	0.43
7:O:289:VAL:HG11	7:O:303:PHE:CE1	2.53	0.43
9:1:62:GLU:OE1	9:1:76:ILE:HG23	2.19	0.43
10:2:53:GLU:O	10:2:57:VAL:HG23	2.18	0.43
11:3:67:LEU:HD22	11:3:163:ASP:OD1	2.19	0.43

Continued on next page...

Continued from previous page...

Atom-1	Atom-2	Interatomic distance (Å)	Clash overlap (Å)
1:A:46:VAL:N	3:C:523:VAL:O	2.48	0.42
1:A:216:LEU:HD21	1:A:287:LEU:HD21	2.01	0.42
1:A:439:ALA:O	1:A:443:ARG:HG2	2.19	0.42
2:B:41:SER:HA	4:D:27:ARG:HH12	1.84	0.42
2:B:134:THR:HA	2:B:439:TYR:OH	2.19	0.42
2:B:429:PRO:HG2	2:J:467:ALA:HB3	1.99	0.42
3:C:102:ALA:H	3:C:509:ALA:HB1	1.84	0.42
3:C:233:ILE:HG13	3:C:289:VAL:HG13	2.00	0.42
3:C:258:ILE:HB	3:C:264:PHE:CD1	2.53	0.42
3:C:324:ALA:O	3:C:328:GLY:HA2	2.19	0.42
4:D:52:LEU:HB3	4:D:468:ASN:ND2	2.34	0.42
4:D:71:THR:OG1	4:D:77:ILE:HG12	2.19	0.42
4:D:137:PHE:O	4:D:141:LEU:N	2.48	0.42
4:D:161:GLU:H	4:D:161:GLU:CD	2.22	0.42
4:D:415:LEU:HB2	4:D:511:PRO:HG3	2.01	0.42
4:D:480:LEU:CD1	4:D:500:ILE:HG12	2.49	0.42
5:E:40:ALA:C	5:E:44:VAL:HG22	2.40	0.42
5:E:96:LYS:NZ	5:E:100:ASP:OD2	2.51	0.42
5:E:148:LEU:HD21	5:E:513:LYS:HB2	2.01	0.42
5:E:202:ARG:O	5:E:414:ARG:HA	2.19	0.42
6:F:70:GLN:H	8:H:18:GLY:CA	2.28	0.42
6:F:154:THR:CA	6:F:157:ARG:HE	2.32	0.42
6:F:155:SER:OG	6:F:394:GLY:HA2	2.19	0.42
7:G:467:ARG:O	7:G:471:GLY:N	2.52	0.42
8:H:52:MET:O	8:H:54:LYS:NZ	2.50	0.42
8:H:66:THR:CG2	8:H:72:ILE:HG13	2.49	0.42
8:H:237:ALA:O	8:H:350:VAL:HG21	2.18	0.42
8:H:418:GLU:OE2	8:H:474:GLY:N	2.45	0.42
1:I:20:GLN:HE21	1:I:69:HIS:CD2	2.37	0.42
1:I:122:ARG:HH12	1:I:515:LYS:HB3	1.83	0.42
1:I:146:ASP:HB2	1:I:150:ASN:N	2.33	0.42
1:I:296:CYS:SG	3:K:339:ARG:NH1	2.92	0.42
2:J:52:LEU:HD11	2:J:74:ILE:HD11	2.00	0.42
2:J:322:ARG:HE	2:J:371:CYS:HA	1.84	0.42
3:K:155:ILE:HD13	3:K:407:LEU:HD21	2.01	0.42
3:K:516:LEU:HA	3:K:519:ILE:HG12	2.00	0.42
4:L:157:LEU:HD21	4:L:199:THR:HB	2.01	0.42
8:P:155:ARG:O	8:P:188:VAL:HG11	2.19	0.42
8:P:445:PHE:O	8:P:448:ILE:HG12	2.18	0.42
10:2:60:THR:OG1	11:3:127:LEU:HB3	2.19	0.42
1:A:160:ILE:HB	1:A:205:GLN:HG3	2.01	0.42

Continued on next page...

Continued from previous page...

Atom-1	Atom-2	Interatomic distance (Å)	Clash overlap (Å)
1:A:401:ARG:O	1:A:405:SER:HB2	2.19	0.42
2:B:24:ALA:HA	2:B:27:THR:HB	2.02	0.42
2:B:330:GLU:HB2	2:B:342:LYS:HB2	2.01	0.42
2:B:432:GLU:HG2	2:B:433:ALA:N	2.35	0.42
3:C:302:HIS:HA	3:C:305:MET:HG2	2.01	0.42
4:D:188:VAL:HG22	4:D:412:ILE:HD11	2.01	0.42
4:D:331:GLU:HA	4:D:334:GLU:HB2	1.99	0.42
4:D:336:ILE:HG23	4:D:340:ILE:HD11	2.00	0.42
5:E:166:ILE:O	5:E:183:ARG:NH1	2.43	0.42
5:E:225:ILE:HB	5:E:384:THR:O	2.18	0.42
5:E:251:LEU:HD11	5:E:292:ILE:HG13	2.01	0.42
5:E:306:PHE:HB2	5:E:323:ARG:HE	1.83	0.42
5:E:426:GLU:HG2	5:E:459:PRO:HD3	2.00	0.42
6:F:99:ILE:O	6:F:103:LEU:HG	2.18	0.42
6:F:325:THR:HA	6:F:330:GLY:C	2.40	0.42
6:F:331:VAL:HG11	6:F:344:LEU:HD23	2.01	0.42
8:H:206:LYS:O	8:H:224:LYS:HD2	2.19	0.42
8:H:206:LYS:HZ1	8:H:386:ASP:HB3	1.83	0.42
8:H:468:TYR:HE2	3:K:435:TRP:HZ2	1.65	0.42
2:J:66:ASP:OD1	2:J:388:ARG:NE	2.52	0.42
3:K:38:ARG:CD	3:K:447:ILE:HD13	2.48	0.42
3:K:44:LYS:HA	6:N:117:ARG:HE	1.83	0.42
3:K:436:PRO:O	3:K:440:VAL:N	2.46	0.42
3:K:490:MET:O	3:K:495:ILE:N	2.51	0.42
4:L:63:ASP:N	4:L:67:ASP:O	2.52	0.42
4:L:211:VAL:HG12	4:L:230:THR:HB	2.00	0.42
5:M:50:THR:CB	5:M:59:LYS:HZ1	2.31	0.42
5:M:228:VAL:HG11	5:M:332:LEU:HG	2.01	0.42
6:N:293:ASN:O	6:N:315:ARG:N	2.46	0.42
7:O:175:PHE:CD2	7:O:389:LEU:HD21	2.54	0.42
7:O:467:ARG:NH2	7:O:485:ALA:O	2.52	0.42
8:P:137:ARG:O	8:P:141:GLU:HG3	2.19	0.42
8:P:189:SER:HB2	8:P:219:HIS:HE2	1.84	0.42
10:2:49:MET:HA	10:2:52:ASN:HB2	2.02	0.42
12:4:32:ARG:O	12:4:36:LEU:HG	2.19	0.42
12:4:62:ASP:N	12:4:62:ASP:OD1	2.52	0.42
1:A:44:MET:CG	3:C:519:ILE:HG21	2.48	0.42
1:A:117:VAL:HB	1:A:121:TYR:CZ	2.54	0.42
1:A:169:ALA:HA	1:A:172:VAL:HG22	2.01	0.42
1:A:275:ILE:HD13	1:A:337:GLU:OE1	2.19	0.42
2:B:96:GLY:O	2:B:170:LYS:NZ	2.52	0.42

Continued on next page...

Continued from previous page...

Atom-1	Atom-2	Interatomic distance (Å)	Clash overlap (Å)
2:B:105:LEU:HD23	2:B:507:ALA:HB3	2.01	0.42
2:B:273:GLU:O	2:B:277:GLU:HG2	2.19	0.42
2:B:465:LEU:HD12	2:B:465:LEU:HA	1.78	0.42
3:C:184:GLN:HG2	3:C:193:ILE:HB	2.00	0.42
3:C:218:VAL:HA	3:C:373:THR:CG2	2.50	0.42
3:C:302:HIS:O	3:C:306:ARG:N	2.52	0.42
4:D:182:LEU:C	4:D:185:PRO:HD2	2.39	0.42
4:D:243:LYS:NZ	4:D:358:SER:OG	2.31	0.42
5:E:305:GLY:HA3	5:E:324:TRP:CG	2.53	0.42
6:F:368:ASN:HB3	6:F:370:ARG:HB2	2.00	0.42
7:G:197:ILE:HA	7:G:372:PHE:O	2.19	0.42
7:G:198:LYS:NZ	7:G:371:THR:OG1	2.52	0.42
7:G:232:TYR:OH	7:G:309:PHE:N	2.35	0.42
7:G:236:LYS:HB2	7:G:287:LYS:H	1.84	0.42
7:G:418:LYS:HZ2	7:G:469:ALA:HA	1.85	0.42
8:H:70:ALA:HA	8:H:73:LEU:HB2	2.01	0.42
8:H:238:LYS:HB3	8:H:344:MET:HA	2.01	0.42
8:H:327:THR:HG21	8:H:372:ILE:HG21	2.02	0.42
1:I:86:VAL:HG23	1:I:512:LYS:HZ1	1.85	0.42
2:J:179:PHE:HD1	2:J:182:LEU:HD23	1.84	0.42
2:J:372:THR:O	2:J:373:ILE:HD13	2.19	0.42
2:J:397:LEU:O	2:J:401:VAL:HG23	2.19	0.42
3:K:144:VAL:HG21	3:K:155:ILE:HG21	2.00	0.42
4:L:33:ILE:HD12	4:L:34:ARG:N	2.35	0.42
4:L:45:ALA:HA	4:L:48:ILE:HD12	2.01	0.42
4:L:213:LYS:NZ	4:L:367:LEU:HB2	2.34	0.42
4:L:245:LYS:N	4:L:294:GLY:O	2.38	0.42
4:L:366:ASN:HB3	4:L:370:SER:N	2.34	0.42
4:L:528:SER:O	4:L:532:ILE:N	2.53	0.42
5:M:177:VAL:HG12	5:M:177:VAL:O	2.20	0.42
6:N:38:LEU:H	6:N:42:GLY:HA3	1.85	0.42
6:N:123:PHE:CE2	6:N:516:LEU:HD11	2.55	0.42
6:N:182:GLN:OE1	6:N:370:ARG:HG2	2.19	0.42
6:N:198:HIS:CD2	6:N:377:LYS:HD2	2.54	0.42
6:N:213:ASP:HB3	6:N:315:ARG:O	2.19	0.42
8:P:41:GLN:HB2	8:P:44:ARG:NH1	2.33	0.42
8:P:420:ALA:HB2	8:P:446:GLU:OE2	2.20	0.42
1:A:184:ILE:HB	1:A:194:SER:HB2	2.02	0.42
1:A:221:GLY:HA3	1:A:308:VAL:HA	2.00	0.42
1:A:228:ARG:HG2	1:A:229:ILE:N	2.34	0.42
1:A:489:ASP:OD2	1:A:492:ASN:N	2.52	0.42

Continued on next page...

Continued from previous page...

Atom-1	Atom-2	Interatomic distance (Å)	Clash overlap (Å)
2:B:296:ILE:HD12	2:B:313:GLU:HB3	2.01	0.42
2:B:397:LEU:O	2:B:401:VAL:HG23	2.20	0.42
2:B:414:GLU:HB3	2:B:443:LEU:O	2.19	0.42
2:B:521:ILE:HD12	5:E:77:ILE:HG13	2.01	0.42
3:C:33:ILE:HD11	3:C:77:ALA:HA	2.01	0.42
3:C:44:LYS:HA	6:F:117:ARG:NH2	2.33	0.42
3:C:47:MET:O	6:F:519:ASP:N	2.47	0.42
3:C:143:PRO:HA	3:C:405:PRO:O	2.19	0.42
3:C:150:ASP:O	3:C:154:ASN:N	2.26	0.42
3:C:489:ASP:HB3	3:C:492:GLU:CD	2.39	0.42
4:D:135:GLU:CA	4:D:527:ARG:HH12	2.33	0.42
5:E:97:SER:HA	5:E:100:ASP:HB2	2.01	0.42
6:F:230:ILE:HA	6:F:290:VAL:O	2.19	0.42
6:F:446:ILE:O	6:F:450:VAL:HG12	2.19	0.42
6:F:459:LEU:HD12	6:F:460:GLN:HB2	2.01	0.42
7:G:21:GLN:OE1	7:G:25:ASN:ND2	2.53	0.42
7:G:450:CYS:O	7:G:455:PHE:N	2.28	0.42
8:H:45:THR:HB	8:H:52:MET:HG2	2.01	0.42
8:H:125:VAL:HG13	8:H:126:SER:N	2.34	0.42
2:J:19:GLU:HB3	2:J:520:ILE:HB	2.01	0.42
2:J:116:LEU:HD22	2:J:434:VAL:CG1	2.49	0.42
2:J:165:THR:OG1	2:J:494:THR:O	2.37	0.42
2:J:246:THR:HG23	2:J:247:ASP:N	2.35	0.42
3:K:283:ILE:CD1	3:K:303:TYR:HB3	2.49	0.42
3:K:414:SER:HA	3:K:476:GLU:HB3	2.02	0.42
3:K:469:LYS:HG3	3:K:478:TRP:CD1	2.54	0.42
3:K:516:LEU:HD23	3:K:519:ILE:HD11	2.00	0.42
4:L:154:PRO:HA	4:L:420:ALA:HB2	2.00	0.42
5:M:58:ASP:HA	5:M:72:ASN:HB3	2.01	0.42
6:N:64:LEU:HD13	6:N:81:ALA:HB2	2.01	0.42
6:N:197:LYS:HA	6:N:378:GLY:O	2.20	0.42
7:O:196:GLY:HA3	7:O:321:ARG:NH2	2.33	0.42
7:O:522:ASN:CB	8:P:58:ASN:HA	2.47	0.42
8:P:111:LEU:HG	8:P:132:TYR:CD1	2.55	0.42
8:P:351:TYR:CE1	8:P:362:VAL:HG13	2.54	0.42
11:3:56:GLN:O	12:4:19:ASP:HB2	2.18	0.42
11:3:176:MET:HB3	11:3:176:MET:HE2	1.84	0.42
12:4:57:ILE:HB	12:4:80:GLN:HE22	1.85	0.42
13:5:123:GLU:O	13:5:127:MET:N	2.50	0.42
1:A:367:THR:H	1:A:371:THR:HA	1.85	0.42
1:A:393:HIS:NE2	1:A:396:LEU:HD22	2.35	0.42

Continued on next page...

Continued from previous page...

Atom-1	Atom-2	Interatomic distance (Å)	Clash overlap (Å)
3:C:232:TYR:CE1	3:C:353:LYS:HG2	2.55	0.42
3:C:460:ILE:HA	3:C:463:LEU:HD12	2.02	0.42
5:E:31:LEU:O	5:E:35:LYS:N	2.23	0.42
5:E:170:LYS:HD3	5:E:183:ARG:NH2	2.34	0.42
5:E:389:GLY:HA3	5:E:395:ILE:HB	2.02	0.42
5:E:418:VAL:HB	5:E:507:ILE:HG12	2.02	0.42
5:E:432:ALA:HA	5:E:435:GLN:HB2	2.00	0.42
6:F:44:MET:HG3	6:F:58:LYS:HE3	2.00	0.42
6:F:210:LEU:HD23	6:F:320:ASN:HD22	1.85	0.42
6:F:271:VAL:HG22	6:F:301:SER:HA	2.01	0.42
6:F:408:VAL:N	6:F:496:ASP:O	2.36	0.42
7:G:33:ALA:HA	7:G:98:THR:HG22	2.01	0.42
7:G:77:LYS:O	7:G:80:VAL:HB	2.20	0.42
7:G:116:LEU:HA	7:G:430:LYS:HD3	2.01	0.42
7:G:167:LEU:O	7:G:168:ILE:HG12	2.18	0.42
8:H:29:VAL:HG13	8:H:119:LEU:HD23	2.01	0.42
8:H:409:VAL:O	8:H:499:ASP:N	2.44	0.42
8:H:497:ILE:C	8:H:498:LEU:HD12	2.39	0.42
1:I:42:ASP:HA	1:I:56:ASN:HB3	2.00	0.42
1:I:167:PHE:CD2	1:I:207:GLU:HA	2.54	0.42
1:I:179:ILE:HG23	1:I:181:TYR:CD2	2.54	0.42
2:J:135:LYS:CA	2:J:138:ARG:HH21	2.32	0.42
2:J:179:PHE:CD1	2:J:182:LEU:HD23	2.54	0.42
2:J:415:MET:SD	2:J:466:ARG:HB2	2.59	0.42
2:J:437:GLU:O	2:J:441:LYS:HG3	2.19	0.42
2:J:450:ILE:O	2:J:453:ASN:HB2	2.19	0.42
3:K:93:ASP:CG	3:K:94:GLY:H	2.23	0.42
4:L:101:GLU:OE1	4:L:521:LEU:HD11	2.18	0.42
4:L:148:LEU:HD12	4:L:519:LEU:HD11	2.01	0.42
4:L:176:VAL:HB	4:L:179:TYR:HB2	2.01	0.42
5:M:38:ILE:HD11	5:M:118:GLU:HA	2.02	0.42
5:M:255:PHE:HB2	5:M:306:PHE:HA	2.01	0.42
5:M:440:CYS:HB3	5:M:442:THR:HG22	2.01	0.42
6:N:115:HIS:HB2	6:N:118:ILE:HG12	2.02	0.42
6:N:120:THR:HG23	6:N:513:THR:HG23	2.00	0.42
6:N:151:VAL:HG13	6:N:495:TRP:O	2.19	0.42
6:N:231:LEU:O	6:N:291:VAL:HA	2.20	0.42
6:N:446:ILE:HD12	6:N:449:LYS:HE2	2.01	0.42
7:O:147:ASP:OD2	7:O:154:LEU:HD13	2.19	0.42
7:O:208:SER:OG	7:O:374:LEU:HD13	2.20	0.42
7:O:278:LEU:HD21	7:O:299:ALA:HB1	2.01	0.42

Continued on next page...

Continued from previous page...

Atom-1	Atom-2	Interatomic distance (Å)	Clash overlap (Å)
7:O:395:ILE:O	7:O:399:ALA:N	2.46	0.42
8:P:250:ILE:H	8:P:254:LYS:HD2	1.84	0.42
14:6:89:ARG:HG3	14:6:90:TYR:H	1.81	0.42
1:A:43:LYS:O	1:A:54:ILE:HA	2.19	0.42
1:A:216:LEU:HD23	1:A:362:ILE:O	2.19	0.42
1:A:247:LYS:HZ3	3:C:274:TYR:HB2	1.83	0.42
1:A:473:GLU:C	7:O:425:ARG:HH22	2.23	0.42
2:B:141:LEU:O	2:B:145:ALA:N	2.50	0.42
2:B:322:ARG:O	2:B:326:VAL:HG22	2.19	0.42
3:C:118:HIS:NE2	3:C:121:VAL:HB	2.34	0.42
3:C:257:GLU:CA	3:C:267:ILE:HG21	2.46	0.42
3:C:490:MET:HB3	3:C:495:ILE:HB	2.01	0.42
4:D:137:PHE:HE1	4:D:450:CYS:HB3	1.84	0.42
4:D:244:ALA:HB1	4:D:297:VAL:HG23	2.01	0.42
4:D:249:ILE:HD11	4:D:298:LEU:HD13	2.01	0.42
4:D:310:SER:OG	4:D:312:LEU:HB2	2.20	0.42
4:D:471:LEU:CD2	4:D:499:GLY:HA2	2.48	0.42
5:E:430:ALA:CA	5:E:452:ALA:HB1	2.39	0.42
6:F:276:GLU:O	6:F:280:LYS:N	2.34	0.42
7:G:121:ILE:HG13	7:G:122:ILE:N	2.29	0.42
7:G:453:ALA:HB2	7:G:479:ILE:HA	2.01	0.42
8:H:85:MET:O	8:H:88:MET:N	2.39	0.42
8:H:215:SER:HG	8:H:378:ARG:H	1.66	0.42
8:H:233:SER:HB2	8:H:289:ASN:ND2	2.34	0.42
8:H:242:TYR:HB2	8:H:245:PRO:CG	2.50	0.42
8:H:316:ASN:HB3	8:H:321:LEU:HG	2.02	0.42
1:I:107:LEU:HB2	1:I:117:VAL:HG11	2.01	0.42
1:I:129:VAL:HG22	1:I:511:VAL:HA	2.02	0.42
1:I:161:ILE:HG12	1:I:388:MET:HA	2.02	0.42
1:I:533:LEU:O	4:L:64:GLY:N	2.53	0.42
2:J:215:ASP:OD1	2:J:361:HIS:HE1	2.01	0.42
2:J:467:ALA:O	2:J:471:GLU:N	2.53	0.42
6:N:41:LYS:HG2	6:N:481:LEU:O	2.20	0.42
6:N:135:GLU:H	6:N:502:LYS:HZ1	1.68	0.42
6:N:355:LEU:HD23	6:N:375:LEU:HD21	2.02	0.42
7:O:122:ILE:HG13	7:O:123:ARG:N	2.34	0.42
7:O:244:LEU:HD11	7:O:334:VAL:HG11	2.01	0.42
7:O:278:LEU:HD13	7:O:302:TYR:HB3	2.01	0.42
7:O:412:ILE:HD11	7:O:474:TRP:CD1	2.55	0.42
8:P:83:ALA:HA	8:P:86:ILE:HD13	2.02	0.42
8:P:242:TYR:HE2	8:P:283:ILE:HG12	1.84	0.42

Continued on next page...

Continued from previous page...

Atom-1	Atom-2	Interatomic distance (Å)	Clash overlap (Å)
11:3:72:ARG:HH21	12:4:35:GLU:HG3	1.84	0.42
11:3:176:MET:O	11:3:180:TYR:N	2.50	0.42
14:6:44:LYS:NZ	14:6:77:GLY:HA2	2.34	0.42
1:A:106:GLU:O	1:A:110:GLN:N	2.28	0.42
2:B:464:GLN:O	2:B:468:ALA:N	2.46	0.42
2:B:465:LEU:HD11	2:B:469:HIS:HE1	1.84	0.42
2:B:475:THR:C	2:B:488:MET:H	2.19	0.42
2:B:518:ASP:OD2	5:E:50:THR:HB	2.18	0.42
3:C:301:GLN:NE2	3:C:313:ARG:HB3	2.35	0.42
3:C:434:GLN:HA	3:C:437:TYR:CD2	2.55	0.42
3:C:465:SER:O	3:C:469:LYS:N	2.52	0.42
4:D:60:MET:HB3	4:D:68:VAL:HG23	2.02	0.42
4:D:217:THR:O	4:D:221:CYS:N	2.45	0.42
4:D:503:ILE:HB	4:D:508:VAL:HB	2.02	0.42
5:E:48:MET:O	5:E:52:LEU:N	2.52	0.42
5:E:177:VAL:HG13	5:E:178:VAL:N	2.32	0.42
5:E:502:LYS:HG3	5:E:503:GLN:N	2.33	0.42
6:F:12:GLU:OE1	6:F:12:GLU:N	2.53	0.42
6:F:229:TYR:O	6:F:290:VAL:N	2.30	0.42
6:F:233:CYS:O	6:F:293:ASN:HA	2.19	0.42
6:F:267:ILE:O	6:F:271:VAL:HG23	2.20	0.42
6:F:420:GLU:HA	6:F:424:LYS:HE3	2.02	0.42
7:G:22:LEU:HB2	7:G:517:ASP:HB3	2.01	0.42
8:H:140:HIS:HE1	8:H:509:LYS:HD3	1.84	0.42
8:H:148:CYS:SG	8:H:149:CYS:N	2.91	0.42
1:I:288:THR:HB	1:I:309:ARG:HA	2.02	0.42
2:J:145:ALA:HB1	2:J:497:PHE:HB2	2.01	0.42
2:J:322:ARG:HD2	2:J:372:THR:OG1	2.19	0.42
2:J:498:GLN:O	2:J:502:GLN:HG2	2.19	0.42
3:K:158:SER:OG	3:K:494:GLY:O	2.36	0.42
3:K:218:VAL:CG2	3:K:371:ALA:HB3	2.50	0.42
5:M:218:ARG:NH2	5:M:221:ASP:OD1	2.53	0.42
6:N:47:LEU:HD12	6:N:63:LEU:HA	2.02	0.42
6:N:347:ALA:CB	6:N:363:ILE:HG23	2.48	0.42
7:O:17:GLN:HE22	8:P:41:GLN:HB3	1.85	0.42
7:O:420:LEU:O	7:O:423:TYR:N	2.52	0.42
8:P:239:ILE:HD12	8:P:239:ILE:O	2.19	0.42
11:3:105:PHE:CE2	11:3:115:ALA:HB3	2.54	0.42
13:5:79:VAL:HG23	13:5:80:GLU:H	1.85	0.42
13:5:84:ILE:CD1	13:5:102:PHE:HB2	2.50	0.42
13:5:94:LYS:HD2	14:6:50:LEU:HD11	2.02	0.42

Continued on next page...

Continued from previous page...

Atom-1	Atom-2	Interatomic distance (Å)	Clash overlap (Å)
1:A:327:ILE:CD1	1:A:346:GLY:H	2.27	0.42
2:B:25:ARG:HA	2:B:25:ARG:HD3	1.83	0.42
2:B:43:LEU:HD21	2:B:446:LEU:HD11	2.02	0.42
2:B:431:LYS:O	2:B:434:VAL:HB	2.20	0.42
2:B:465:LEU:HA	2:B:468:ALA:HB3	2.01	0.42
3:C:44:LYS:HD2	3:C:482:GLY:O	2.20	0.42
3:C:63:GLY:O	3:C:67:LEU:HG	2.20	0.42
3:C:205:PRO:HD2	3:C:360:PHE:CZ	2.52	0.42
4:D:33:ILE:HG22	4:D:37:ASN:OD1	2.18	0.42
4:D:213:LYS:HD3	4:D:391:ARG:NE	2.35	0.42
5:E:251:LEU:HD22	5:E:253:CYS:SG	2.60	0.42
5:E:303:GLN:O	5:E:325:VAL:N	2.53	0.42
6:F:453:GLN:CG	6:F:458:ASP:HA	2.50	0.42
6:F:490:ALA:HA	6:F:495:TRP:HE1	1.84	0.42
7:G:237:ILE:HG21	7:G:322:THR:HG21	2.02	0.42
7:G:246:LEU:HD22	7:G:297:ASP:OD1	2.20	0.42
7:G:406:VAL:N	7:G:494:GLU:O	2.51	0.42
8:H:54:LYS:HE2	8:H:66:THR:O	2.20	0.42
8:H:191:PHE:CE1	8:H:371:ALA:HB3	2.54	0.42
8:H:509:LYS:O	8:H:512:THR:HB	2.20	0.42
1:I:25:ALA:HB2	1:I:101:LEU:HD21	2.02	0.42
1:I:132:ILE:HG23	1:I:409:VAL:HG13	2.01	0.42
1:I:148:LEU:HA	1:I:151:ALA:HB3	2.01	0.42
1:I:419:LEU:HD23	1:I:422:TYR:HD2	1.85	0.42
2:J:291:ILE:HB	2:J:315:ALA:CB	2.49	0.42
2:J:388:ARG:HA	2:J:391:HIS:HB3	2.02	0.42
2:J:452:ASP:OD1	2:J:452:ASP:N	2.53	0.42
3:K:144:VAL:HG22	3:K:405:PRO:O	2.19	0.42
3:K:156:ILE:HA	3:K:397:VAL:HG11	2.02	0.42
3:K:399:ARG:HH22	3:K:403:LEU:HD22	1.84	0.42
3:K:462:LEU:HD22	3:K:485:GLY:O	2.19	0.42
4:L:352:THR:OG1	4:L:354:ASP:OD1	2.30	0.42
5:M:143:VAL:HB	5:M:433:VAL:HG22	2.02	0.42
5:M:156:LEU:HD22	5:M:160:LYS:HE3	2.02	0.42
5:M:480:ARG:HA	5:M:483:LYS:CE	2.50	0.42
6:N:109:TYR:CZ	6:N:435:LEU:HB3	2.54	0.42
6:N:319:ARG:HE	6:N:323:ARG:HH12	1.68	0.42
6:N:352:GLU:HG2	6:N:361:THR:OG1	2.18	0.42
6:N:376:ILE:HG22	6:N:384:LEU:HD12	2.02	0.42
7:O:110:PRO:O	7:O:114:GLU:N	2.40	0.42
7:O:504:THR:HG23	7:O:505:ALA:H	1.83	0.42

Continued on next page...

Continued from previous page...

Atom-1	Atom-2	Interatomic distance (Å)	Clash overlap (Å)
11:3:141:GLN:NE2	11:3:145:GLU:OE2	2.53	0.42
1:A:288:THR:OG1	1:A:292:ILE:HD11	2.20	0.42
1:A:417:ALA:HB3	1:A:485:TRP:HE1	1.84	0.42
2:B:26:LEU:HD23	2:B:29:PHE:HD2	1.85	0.42
2:B:148:HIS:HB3	2:B:406:THR:HG23	2.01	0.42
2:B:432:GLU:O	2:B:436:MET:N	2.39	0.42
2:B:439:TYR:CE2	2:B:443:LEU:HD11	2.55	0.42
2:B:477:GLY:O	2:B:486:GLY:N	2.33	0.42
3:C:136:THR:HA	3:C:139:LYS:NZ	2.34	0.42
3:C:464:THR:HG23	8:P:431:PRO:HB3	2.01	0.42
4:D:147:ILE:O	4:D:150:ASP:HB2	2.20	0.42
4:D:231:GLN:HB3	4:D:372:LYS:HZ2	1.85	0.42
4:D:321:LYS:HA	4:D:321:LYS:HD3	1.84	0.42
4:D:529:ILE:HA	4:D:532:ILE:HB	2.02	0.42
5:E:155:VAL:O	5:E:156:LEU:HD12	2.20	0.42
5:E:277:LEU:O	5:E:280:TYR:HB2	2.20	0.42
6:F:217:ARG:HG2	6:F:302:LEU:CD1	2.47	0.42
7:G:13:THR:HG23	7:G:521:LYS:O	2.20	0.42
8:H:81:PRO:HA	8:H:84:LYS:HB3	2.01	0.42
8:H:242:TYR:HA	8:H:332:ALA:HA	2.01	0.42
8:H:497:ILE:O	8:H:498:LEU:HD12	2.20	0.42
8:H:504:LYS:HA	8:H:507:ALA:HB3	2.02	0.42
1:I:149:ILE:HG12	1:I:173:VAL:HG21	2.02	0.42
2:J:90:VAL:HA	2:J:93:ASP:HB2	2.00	0.42
2:J:159:LEU:HD22	2:J:397:LEU:HG	2.00	0.42
3:K:228:ARG:CB	3:K:305:MET:HB3	2.49	0.42
3:K:255:ASP:HB2	3:K:266:ARG:HH22	1.85	0.42
3:K:376:LEU:HD22	3:K:391:LEU:CD1	2.50	0.42
4:L:305:LEU:HB2	4:L:308:ALA:HA	2.02	0.42
5:M:99:ASP:O	5:M:103:GLY:HA2	2.20	0.42
5:M:178:VAL:HG11	5:M:398:ALA:HA	2.00	0.42
5:M:213:GLY:HA2	5:M:387:ILE:O	2.20	0.42
5:M:223:LYS:NZ	5:M:364:PHE:HA	2.35	0.42
5:M:236:HIS:O	5:M:239:MET:HG2	2.20	0.42
5:M:535:LYS:HZ3	7:O:50:VAL:HG21	1.85	0.42
6:N:47:LEU:HD22	6:N:55:LYS:HE2	2.01	0.42
6:N:506:HIS:O	6:N:510:VAL:HG22	2.20	0.42
7:O:192:LEU:HB3	7:O:390:HIS:CE1	2.54	0.42
7:O:326:CYS:HB3	7:O:344:ARG:O	2.19	0.42
7:O:424:SER:O	7:O:428:PRO:HG3	2.19	0.42
8:P:138:LYS:HZ3	8:P:142:ILE:HD11	1.85	0.42

Continued on next page...

Continued from previous page...

Atom-1	Atom-2	Interatomic distance (Å)	Clash overlap (Å)
8:P:225:LYS:HE2	8:P:317:SER:N	2.34	0.42
8:P:419:LEU:HB3	8:P:445:PHE:CZ	2.54	0.42
11:3:68:ALA:O	11:3:72:ARG:HG3	2.20	0.42
11:3:88:LEU:O	11:3:92:GLN:HG3	2.20	0.42
13:5:94:LYS:HZ3	14:6:50:LEU:HG	1.85	0.42
1:A:254:ILE:H	3:C:269:GLN:CB	2.30	0.42
1:A:320:ALA:HB1	1:A:327:ILE:HG21	2.01	0.42
2:B:142:LEU:HD23	2:B:497:PHE:CZ	2.54	0.42
2:B:376:ARG:HA	2:B:376:ARG:HD3	1.76	0.42
3:C:98:VAL:HG12	3:C:505:THR:HA	2.01	0.42
3:C:278:LEU:HD21	3:C:336:GLU:HG2	2.02	0.42
3:C:370:LYS:HB3	3:C:371:ALA:H	1.71	0.42
3:C:454:ASN:O	6:F:117:ARG:HD3	2.19	0.42
4:D:145:ILE:O	4:D:148:LEU:HB3	2.20	0.42
4:D:312:LEU:CB	14:6:78:LYS:HG2	2.50	0.42
4:D:395:LYS:O	4:D:398:ILE:HB	2.18	0.42
5:E:263:LYS:O	5:E:264:HIS:CD2	2.73	0.42
5:E:452:ALA:HA	5:E:455:LEU:HD12	2.02	0.42
6:F:304:ALA:O	6:F:308:GLU:HG3	2.19	0.42
6:F:347:ALA:HB1	6:F:364:GLU:O	2.19	0.42
6:F:432:ARG:HG2	6:N:461:GLU:HG3	2.02	0.42
7:G:75:ALA:O	7:G:78:THR:OG1	2.35	0.42
7:G:375:ARG:HA	7:G:382:MET:HE3	2.02	0.42
7:G:444:ILE:O	7:G:447:ARG:HG2	2.19	0.42
7:G:459:ASN:CG	7:G:463:LYS:HZ2	2.20	0.42
8:H:64:PHE:CE2	8:H:71:THR:HG21	2.54	0.42
1:I:101:LEU:HB3	1:I:521:ALA:HA	2.00	0.42
1:I:149:ILE:O	1:I:152:ALA:HB3	2.20	0.42
2:J:148:HIS:CE1	2:J:157:GLN:HE21	2.37	0.42
2:J:174:HIS:H	2:J:210:ALA:CB	2.33	0.42
2:J:469:HIS:CA	2:J:473:ASN:HB2	2.50	0.42
2:J:477:GLY:HA3	2:J:488:MET:HG2	2.01	0.42
3:K:153:LEU:CA	3:K:156:ILE:HG22	2.49	0.42
3:K:229:MET:HB3	3:K:310:THR:HA	2.01	0.42
3:K:501:VAL:O	3:K:505:THR:HG23	2.19	0.42
4:L:63:ASP:HB2	4:L:67:ASP:HB2	2.01	0.42
4:L:94:LEU:HD21	4:L:522:ALA:HB2	2.00	0.42
5:M:78:LEU:HD13	5:M:92:VAL:HA	2.02	0.42
5:M:170:LYS:HG2	5:M:183:ARG:NH2	2.35	0.42
5:M:230:VAL:HG11	5:M:322:VAL:HG21	2.01	0.42
5:M:308:ASP:HA	5:M:311:ASN:ND2	2.34	0.42

Continued on next page...

Continued from previous page...

Atom-1	Atom-2	Interatomic distance (Å)	Clash overlap (Å)
5:M:417:ARG:HB3	5:M:510:LEU:HB3	2.00	0.42
6:N:100:GLY:HA2	6:N:103:LEU:HD12	2.02	0.42
6:N:104:LYS:O	6:N:108:LEU:HG	2.19	0.42
6:N:109:TYR:CE2	6:N:439:ALA:HB2	2.50	0.42
6:N:129:LYS:O	6:N:133:PHE:HD2	2.03	0.42
6:N:148:LEU:HD13	6:N:176:ILE:HD11	2.02	0.42
6:N:348:GLY:CA	6:N:365:LYS:HB3	2.49	0.42
7:O:205:LEU:HD23	7:O:375:ARG:HB3	2.02	0.42
8:P:401:VAL:HG11	8:P:500:THR:HG21	2.02	0.42
12:4:84:GLN:HA	12:4:87:LEU:HD12	2.02	0.42
13:5:66:LEU:HG	13:5:67:THR:HG22	2.01	0.42
1:A:104:ALA:HA	1:A:107:LEU:HD12	2.00	0.41
1:A:121:TYR:CD1	1:A:437:ALA:O	2.73	0.41
2:B:236:LYS:O	2:B:288:ASN:N	2.53	0.41
2:B:281:ARG:O	2:B:284:LYS:HB2	2.20	0.41
3:C:179:ALA:HA	3:C:372:CYS:HB2	2.01	0.41
3:C:240:LEU:HA	3:C:291:ILE:O	2.19	0.41
4:D:183:LEU:HD21	4:D:401:ALA:HB1	2.01	0.41
4:D:277:ARG:HD2	12:4:59:LEU:HB2	2.01	0.41
4:D:405:ILE:HB	4:D:409:LEU:HG	2.02	0.41
6:F:34:LEU:HD22	6:F:37:ASN:CG	2.40	0.41
7:G:104:PHE:HE1	7:G:438:TYR:HA	1.85	0.41
7:G:111:TYR:CE1	7:G:433:LEU:HD13	2.55	0.41
7:G:498:VAL:HA	7:G:501:ASN:ND2	2.35	0.41
8:H:156:ASP:OD2	8:H:159:GLU:HG2	2.20	0.41
1:I:225:MET:SD	1:I:307:ALA:HB3	2.60	0.41
2:J:101:SER:HB3	2:J:503:VAL:HB	2.01	0.41
3:K:232:TYR:HE1	3:K:351:GLU:HA	1.83	0.41
3:K:241:LEU:HA	3:K:245:LEU:O	2.19	0.41
3:K:381:LYS:HG3	3:K:384:LEU:HD23	2.01	0.41
3:K:461:ARG:HA	3:K:464:THR:HB	2.01	0.41
4:L:99:ASP:HB2	4:L:106:THR:HG22	2.02	0.41
5:M:193:VAL:CG1	5:M:410:ARG:HB2	2.50	0.41
5:M:410:ARG:O	5:M:414:ARG:HG3	2.19	0.41
6:N:225:VAL:O	6:N:350:VAL:N	2.45	0.41
6:N:239:TYR:HB3	6:N:242:THR:HG21	2.02	0.41
6:N:240:GLU:O	6:N:242:THR:HG23	2.20	0.41
6:N:319:ARG:HH21	6:N:323:ARG:NH2	2.17	0.41
6:N:445:LEU:HB2	6:N:449:LYS:HZ3	1.85	0.41
7:O:108:VAL:HA	7:O:111:TYR:HD2	1.84	0.41
7:O:421:ARG:HA	7:O:424:SER:CB	2.49	0.41

Continued on next page...

Continued from previous page...

Atom-1	Atom-2	Interatomic distance (Å)	Clash overlap (Å)
7:O:522:ASN:HB2	8:P:58:ASN:CA	2.48	0.41
8:P:143:LEU:HD21	8:P:508:ILE:HD12	2.02	0.41
13:5:94:LYS:HE2	13:5:102:PHE:HE2	1.85	0.41
13:5:104:LYS:HA	13:5:107:ILE:HD12	2.01	0.41
2:B:424:LEU:CA	2:B:427:ARG:HE	2.32	0.41
2:B:501:ARG:HG3	2:B:502:GLN:N	2.34	0.41
3:C:45:SER:H	6:F:117:ARG:CZ	2.34	0.41
3:C:183:VAL:HG13	3:C:372:CYS:H	1.84	0.41
3:C:374:ILE:HD13	3:C:391:LEU:HD21	2.01	0.41
4:D:246:ILE:O	4:D:356:LEU:HA	2.20	0.41
4:D:529:ILE:HA	4:D:532:ILE:HD12	2.01	0.41
5:E:50:THR:O	5:E:57:LEU:N	2.52	0.41
5:E:258:PRO:O	7:G:263:TYR:HD1	2.03	0.41
5:E:396:GLU:OE2	5:E:400:ARG:HB2	2.20	0.41
5:E:433:VAL:HG11	5:E:451:PHE:CD2	2.55	0.41
6:F:129:LYS:O	6:F:133:PHE:N	2.47	0.41
6:F:204:THR:OG1	6:F:376:ILE:HG22	2.20	0.41
7:G:161:THR:OG1	7:G:491:PHE:HB3	2.20	0.41
7:G:214:VAL:HG11	7:G:321:ARG:O	2.21	0.41
7:G:435:ILE:O	7:G:439:ALA:N	2.37	0.41
7:G:455:PHE:HB3	7:G:460:ILE:HG12	2.01	0.41
8:H:198:ASN:CB	8:H:201:ASN:HB2	2.48	0.41
1:I:43:LYS:O	1:I:54:ILE:HA	2.20	0.41
1:I:167:PHE:HD2	1:I:207:GLU:HA	1.85	0.41
2:J:108:GLU:OE2	2:J:446:LEU:HB2	2.20	0.41
2:J:499:VAL:HA	2:J:502:GLN:HB2	2.02	0.41
3:K:63:GLY:O	3:K:67:LEU:N	2.31	0.41
3:K:133:MET:HA	3:K:418:VAL:HG22	2.02	0.41
3:K:135:SER:HB3	3:K:139:LYS:NZ	2.35	0.41
3:K:288:ASP:HA	3:K:309:ILE:HD12	2.02	0.41
4:L:119:SER:O	4:L:123:LEU:HG	2.20	0.41
4:L:183:LEU:HA	4:L:186:MET:HE3	2.02	0.41
4:L:280:ARG:HA	4:L:316:PHE:HE2	1.85	0.41
4:L:460:VAL:HG12	4:L:481:ARG:HH21	1.85	0.41
5:M:500:ASP:CB	5:M:504:GLN:H	2.32	0.41
6:N:156:LEU:CD2	6:N:394:GLY:HA3	2.50	0.41
6:N:214:HIS:CG	6:N:215:GLY:N	2.88	0.41
8:P:193:ASP:HB2	8:P:196:HIS:ND1	2.34	0.41
8:P:284:ALA:HB3	8:P:308:TYR:OH	2.21	0.41
8:P:328:VAL:HA	8:P:369:ASP:CB	2.50	0.41
9:1:108:ALA:O	9:1:112:ILE:HG13	2.20	0.41

Continued on next page...

Continued from previous page...

Atom-1	Atom-2	Interatomic distance (Å)	Clash overlap (Å)
10:2:57:VAL:HG12	10:2:90:LEU:HD13	2.00	0.41
12:4:19:ASP:OD1	12:4:20:GLN:N	2.53	0.41
1:A:185:ARG:N	1:A:322:ALA:HA	2.35	0.41
1:A:410:PRO:HA	1:A:504:PHE:CD1	2.56	0.41
1:A:478:PRO:HD3	1:A:498:ASN:ND2	2.33	0.41
2:B:122:HIS:O	2:B:126:ILE:HG12	2.20	0.41
2:B:255:ARG:HG3	5:E:274:TYR:HE1	1.85	0.41
2:B:282:ILE:HG21	2:B:290:PHE:CD1	2.55	0.41
3:C:131:ASP:OD1	3:C:132:ASP:N	2.53	0.41
3:C:202:GLU:HB3	3:C:375:LEU:HA	2.02	0.41
3:C:279:CYS:HA	3:C:282:ILE:HD12	2.02	0.41
3:C:282:ILE:HG22	3:C:287:PRO:HG3	2.02	0.41
4:D:49:ARG:HE	4:D:111:ILE:HA	1.85	0.41
4:D:52:LEU:HB3	4:D:468:ASN:HD21	1.84	0.41
4:D:144:GLY:CA	4:D:436:LEU:HD11	2.50	0.41
4:D:272:MET:O	4:D:276:LEU:HG	2.21	0.41
4:D:330:ARG:O	4:D:334:GLU:HG2	2.21	0.41
4:D:373:LEU:HB2	4:D:375:LYS:NZ	2.34	0.41
5:E:58:ASP:CG	5:E:72:ASN:HD21	2.23	0.41
6:F:138:LYS:HA	6:F:408:VAL:CG1	2.50	0.41
6:F:463:LEU:O	6:F:466:ILE:HG22	2.20	0.41
7:G:210:LEU:HD12	7:G:372:PHE:HA	2.03	0.41
7:G:456:ASP:O	7:G:460:ILE:HB	2.20	0.41
8:H:23:SER:HB2	8:H:523:GLN:N	2.36	0.41
8:H:154:LEU:HD23	8:H:189:SER:HA	2.03	0.41
8:H:478:VAL:CB	8:H:484:ALA:HA	2.47	0.41
1:I:106:GLU:CD	4:L:471:LEU:HB2	2.41	0.41
1:I:164:ASN:HB2	1:I:168:PHE:CE2	2.55	0.41
1:I:348:ALA:HB1	1:I:365:LYS:O	2.20	0.41
1:I:446:LEU:HD22	1:I:468:ARG:NH2	2.34	0.41
2:J:186:ALA:HA	2:J:189:ARG:NE	2.35	0.41
2:J:437:GLU:HA	2:J:440:ALA:HB3	2.02	0.41
3:K:26:ASN:HB3	3:K:516:LEU:HB3	2.01	0.41
3:K:185:PHE:CD1	3:K:198:TYR:CD2	3.09	0.41
3:K:238:ILE:HG23	3:K:291:ILE:HG23	2.01	0.41
4:L:49:ARG:HE	4:L:464:THR:CB	2.30	0.41
4:L:115:SER:O	4:L:118:ASP:HB2	2.19	0.41
4:L:295:CYS:SG	4:L:356:LEU:HD13	2.60	0.41
5:M:214:LYS:HD3	5:M:369:ASP:HA	2.01	0.41
5:M:242:LYS:CD	5:M:360:GLN:HG2	2.49	0.41
5:M:436:GLU:HA	5:M:439:LYS:HG2	2.02	0.41

Continued on next page...

Continued from previous page...

Atom-1	Atom-2	Interatomic distance (Å)	Clash overlap (Å)
6:N:292:ILE:CG2	6:N:316:ALA:HB2	2.50	0.41
7:O:16:SER:HB2	7:O:21:GLN:OE1	2.21	0.41
7:O:87:ASP:HB2	7:O:94:THR:HG22	2.01	0.41
7:O:107:GLN:HE22	7:O:441:ALA:HA	1.84	0.41
8:P:280:VAL:HA	8:P:283:ILE:HB	2.01	0.41
8:P:408:LEU:HD23	8:P:498:LEU:CD1	2.50	0.41
13:5:84:ILE:HD12	13:5:102:PHE:HB2	2.01	0.41
1:A:333:ASN:OD1	1:A:338:GLU:HB2	2.21	0.41
1:A:417:ALA:HB1	1:A:468:ARG:HD2	2.03	0.41
2:B:387:GLU:O	2:B:391:HIS:N	2.40	0.41
2:B:411:GLY:O	2:B:414:GLU:HB2	2.20	0.41
3:C:446:VAL:HG13	3:C:447:ILE:N	2.36	0.41
3:C:473:GLU:HB3	3:C:478:TRP:CE3	2.55	0.41
4:D:38:ILE:HG22	4:D:42:LYS:HZ2	1.85	0.41
6:F:39:GLY:O	6:F:158:THR:HA	2.20	0.41
6:F:193:ILE:HD12	6:F:374:LEU:HB2	2.02	0.41
6:F:237:LEU:HD13	6:F:301:SER:HB3	2.01	0.41
7:G:14:ASP:CG	7:G:523:PRO:HD3	2.40	0.41
7:G:159:ALA:HB1	7:G:392:ALA:HB1	2.01	0.41
7:G:166:LYS:HZ1	7:G:387:ARG:NH1	2.18	0.41
7:G:235:PRO:CG	7:G:345:CYS:HB2	2.51	0.41
8:H:103:PHE:HD1	8:H:448:ILE:HG12	1.85	0.41
8:H:219:HIS:HA	8:H:373:SER:HA	2.02	0.41
8:H:292:VAL:HG12	8:H:316:ASN:OD1	2.20	0.41
8:H:365:HIS:O	8:H:372:ILE:HG12	2.20	0.41
1:I:106:GLU:HG3	4:L:471:LEU:HB2	2.02	0.41
1:I:283:ALA:HB2	1:I:345:LEU:HD22	2.03	0.41
1:I:473:GLU:O	1:I:476:VAL:HG13	2.20	0.41
2:J:92:ASP:CB	2:J:98:GLY:H	2.34	0.41
2:J:115:SER:O	2:J:119:LYS:HG3	2.20	0.41
2:J:127:ILE:HD12	2:J:512:GLU:HB3	2.02	0.41
3:K:176:ALA:HB2	3:K:391:LEU:HD23	2.03	0.41
3:K:296:ILE:CD1	3:K:311:ALA:HB1	2.50	0.41
3:K:313:ARG:CZ	3:K:314:ARG:HH12	2.33	0.41
3:K:354:LYS:HD2	3:K:359:TYR:CZ	2.54	0.41
5:M:307:ASP:N	5:M:310:ALA:HB3	2.35	0.41
6:N:176:ILE:HG22	6:N:187:ASP:OD2	2.20	0.41
6:N:179:ILE:HG22	6:N:370:ARG:NH1	2.35	0.41
7:O:141:VAL:HG21	7:O:474:TRP:CH2	2.55	0.41
7:O:149:VAL:HG13	7:O:150:GLU:H	1.86	0.41
8:P:165:ARG:O	8:P:168:ILE:HG12	2.20	0.41

Continued on next page...

Continued from previous page...

Atom-1	Atom-2	Interatomic distance (Å)	Clash overlap (Å)
8:P:308:TYR:HD2	8:P:310:ILE:HB	1.85	0.41
8:P:409:VAL:HG21	8:P:501:TYR:HA	2.01	0.41
10:2:40:LEU:HD23	10:2:43:LYS:HE2	2.01	0.41
11:3:92:GLN:NE2	11:3:137:ILE:O	2.54	0.41
1:A:203:ARG:HD3	1:A:207:GLU:OE1	2.21	0.41
1:A:507:THR:HG23	1:A:508:ILE:HG23	2.03	0.41
2:B:40:LYS:HB2	2:B:449:ILE:HG21	2.02	0.41
2:B:190:LEU:C	2:B:192:GLY:H	2.24	0.41
2:B:238:LEU:HB2	2:B:287:ILE:HG21	2.00	0.41
2:B:358:LYS:O	2:B:359:LEU:HD23	2.21	0.41
2:B:466:ARG:HH11	2:J:433:ALA:HB1	1.86	0.41
3:C:126:TYR:HD2	3:C:514:VAL:HG22	1.84	0.41
3:C:304:LEU:HB3	3:C:309:ILE:O	2.20	0.41
4:D:73:ASP:OD1	4:D:107:THR:OG1	2.27	0.41
4:D:209:LYS:HB3	4:D:387:THR:HA	2.02	0.41
4:D:232:LYS:HZ3	4:D:234:SER:HB2	1.84	0.41
5:E:47:THR:HG22	5:E:59:LYS:HD3	2.03	0.41
5:E:253:CYS:HA	7:G:271:TRP:HH2	1.85	0.41
5:E:534:ARG:HH12	7:G:69:LEU:HB2	1.83	0.41
6:F:145:ARG:NH2	6:F:170:GLU:OE2	2.53	0.41
6:F:165:ALA:O	6:F:169:THR:N	2.50	0.41
6:F:238:GLU:HB3	6:F:296:GLY:C	2.41	0.41
6:F:498:TYR:CE2	6:F:502:LYS:HD2	2.56	0.41
7:G:74:PRO:O	7:G:78:THR:HG23	2.21	0.41
7:G:209:GLN:O	7:G:373:ILE:N	2.33	0.41
7:G:446:PRO:HB2	7:G:461:LEU:HD21	2.02	0.41
8:H:173:TYR:CB	8:H:480:LEU:HD23	2.51	0.41
8:H:196:HIS:CE1	8:H:370:GLY:N	2.86	0.41
1:I:100:LEU:HD21	1:I:441:PHE:HA	2.01	0.41
1:I:107:LEU:HB2	1:I:117:VAL:HG21	2.02	0.41
1:I:137:ILE:HG13	1:I:481:LYS:O	2.21	0.41
1:I:353:GLN:HB3	1:I:360:GLU:OE2	2.19	0.41
1:I:393:HIS:CD2	1:I:396:LEU:HD12	2.47	0.41
2:J:415:MET:HB3	2:J:466:ARG:CB	2.50	0.41
2:J:518:ASP:HB2	5:M:59:LYS:CE	2.50	0.41
3:K:178:ASP:O	3:K:182:MET:HG2	2.20	0.41
3:K:184:GLN:O	3:K:369:PRO:HA	2.21	0.41
3:K:472:GLN:HG2	3:K:473:GLU:HG3	2.03	0.41
4:L:94:LEU:CD2	4:L:110:VAL:HA	2.50	0.41
4:L:110:VAL:O	4:L:113:ALA:N	2.49	0.41
6:N:149:ILE:HD13	6:N:173:VAL:HG21	2.02	0.41

Continued on next page...

Continued from previous page...

Atom-1	Atom-2	Interatomic distance (Å)	Clash overlap (Å)
6:N:448:PRO:O	6:N:479:VAL:HG21	2.21	0.41
7:O:200:VAL:HG12	7:O:358:TYR:CE2	2.56	0.41
7:O:200:VAL:HG23	7:O:375:ARG:HG2	2.01	0.41
7:O:276:ASP:O	7:O:280:LYS:HG3	2.21	0.41
8:P:118:LEU:HB3	8:P:123:LEU:HB2	2.01	0.41
8:P:249:MET:HB3	8:P:254:LYS:HE3	2.02	0.41
11:3:146:LYS:HE2	11:3:150:THR:HB	2.02	0.41
13:5:48:ASP:HA	13:5:51:ASN:HB2	2.03	0.41
13:5:57:ASN:ND2	13:5:60:LYS:HE2	2.35	0.41
13:5:62:LEU:CD1	13:5:76:LEU:HB2	2.46	0.41
13:5:101:ASP:O	13:5:105:ARG:N	2.41	0.41
14:6:19:LEU:HD23	14:6:97:LEU:HD23	2.01	0.41
1:A:260:LEU:HD22	3:C:276:GLN:HB3	2.03	0.41
1:A:416:GLU:HG2	1:A:449:PRO:HD3	2.03	0.41
1:A:453:ALA:HB2	1:A:492:ASN:O	2.21	0.41
1:A:528:ASP:H	4:D:59:LYS:HG3	1.86	0.41
2:B:141:LEU:HD21	2:B:501:ARG:CB	2.51	0.41
2:B:164:GLY:O	2:B:168:SER:HB3	2.21	0.41
2:B:212:SER:HA	2:B:376:ARG:H	1.85	0.41
3:C:209:ILE:HA	3:C:212:SER:HB3	2.02	0.41
4:D:103:GLY:HA3	4:D:410:CYS:SG	2.60	0.41
4:D:230:THR:HG21	4:D:327:ASP:O	2.19	0.41
4:D:280:ARG:O	4:D:284:LEU:HG	2.21	0.41
4:D:423:ALA:HA	4:D:509:VAL:HG12	2.03	0.41
4:D:503:ILE:O	4:D:507:LEU:HA	2.21	0.41
5:E:46:ASN:HA	5:E:49:ARG:HB2	2.01	0.41
5:E:243:VAL:HB	5:E:361:GLU:H	1.86	0.41
5:E:305:GLY:HA3	5:E:324:TRP:CD1	2.55	0.41
5:E:387:ILE:HG12	5:E:388:ARG:O	2.19	0.41
6:F:45:LYS:HG3	8:H:522:ASP:H	1.85	0.41
6:F:225:VAL:HG13	6:F:288:GLY:HA3	2.01	0.41
6:F:237:LEU:HA	6:F:267:ILE:HG12	2.02	0.41
6:F:483:THR:HB	6:F:485:GLU:HG2	2.02	0.41
7:G:30:GLN:NE2	7:G:102:ALA:O	2.37	0.41
7:G:202:GLY:H	7:G:377:GLY:CA	2.29	0.41
7:G:331:GLN:HE22	7:G:342:LEU:CD2	2.32	0.41
7:G:500:ILE:O	7:G:504:THR:N	2.34	0.41
1:I:257:PRO:HG2	3:K:278:LEU:HA	2.02	0.41
1:I:274:ARG:NH1	1:I:278:ILE:HG13	2.36	0.41
3:K:140:ILE:HB	3:K:476:GLU:OE2	2.20	0.41
3:K:200:ARG:HH21	3:K:316:ARG:NH2	2.01	0.41

Continued on next page...

Continued from previous page...

Atom-1	Atom-2	Interatomic distance (Å)	Clash overlap (Å)
3:K:319:ASP:HA	3:K:322:ARG:HH21	1.84	0.41
4:L:367:LEU:HD22	4:L:391:ARG:HD3	2.03	0.41
5:M:78:LEU:HB3	5:M:92:VAL:HA	2.03	0.41
5:M:172:THR:HG21	5:M:408:VAL:HG21	2.03	0.41
5:M:207:GLU:HG2	5:M:208:LEU:HG	2.03	0.41
5:M:364:PHE:CE2	5:M:371:MET:HG2	2.55	0.41
5:M:437:ALA:HA	5:M:448:MET:HE2	2.03	0.41
5:M:522:GLN:O	5:M:526:MET:HG2	2.21	0.41
6:N:161:HIS:CG	8:P:520:ARG:HH12	2.38	0.41
6:N:277:LEU:HB2	6:N:338:ASP:OD1	2.21	0.41
6:N:448:PRO:HA	6:N:479:VAL:HB	2.03	0.41
7:O:339:ALA:HA	7:O:342:LEU:HB2	2.03	0.41
14:6:89:ARG:O	14:6:92:SER:HB2	2.21	0.41
1:A:112:ILE:HG13	1:A:436:LEU:HD23	2.02	0.41
1:A:122:ARG:O	1:A:126:LYS:HG2	2.20	0.41
1:A:156:MET:HE1	1:A:168:PHE:CB	2.50	0.41
1:A:199:LYS:HE3	1:A:389:GLU:HA	2.02	0.41
1:A:241:LEU:HB2	1:A:292:ILE:HG23	2.03	0.41
1:A:366:ASN:CA	1:A:372:SER:H	2.29	0.41
2:B:141:LEU:HD22	2:B:504:LEU:HD23	2.02	0.41
2:B:200:HIS:HD2	2:B:322:ARG:NH1	2.10	0.41
2:B:200:HIS:HE1	2:B:219:LEU:O	2.04	0.41
3:C:216:ARG:O	3:C:364:THR:HG22	2.21	0.41
3:C:230:ARG:HB3	3:C:231:ARG:H	1.64	0.41
4:D:123:LEU:HD11	4:D:450:CYS:HA	2.02	0.41
4:D:441:ARG:HH21	5:M:434:SER:CB	2.34	0.41
5:E:96:LYS:O	5:E:100:ASP:N	2.52	0.41
5:E:129:HIS:HB2	5:E:132:ARG:HG3	2.02	0.41
5:E:165:LEU:HD11	5:E:412:LEU:HD22	2.02	0.41
5:E:232:LYS:HZ2	5:E:321:ALA:C	2.24	0.41
5:E:284:LYS:HE2	7:G:261:GLU:HA	2.03	0.41
5:E:343:PRO:CD	5:E:352:LYS:HD2	2.45	0.41
6:F:84:GLN:HE22	6:F:504:LEU:HB3	1.86	0.41
6:F:278:LYS:HG2	6:F:308:GLU:HB3	2.03	0.41
6:F:494:VAL:O	6:F:495:TRP:HD1	2.04	0.41
7:G:198:LYS:HB3	7:G:217:LYS:HD3	2.03	0.41
7:G:268:ASP:HA	7:G:271:TRP:CE3	2.55	0.41
7:G:282:HIS:CE1	7:G:303:PHE:HD1	2.38	0.41
8:H:57:ILE:HD12	8:H:61:GLU:HB3	2.03	0.41
8:H:108:ALA:O	8:H:112:LEU:N	2.46	0.41
8:H:177:VAL:O	8:H:181:LYS:HG2	2.21	0.41

Continued on next page...

Continued from previous page...

Atom-1	Atom-2	Interatomic distance (Å)	Clash overlap (Å)
8:H:183:ILE:O	8:H:186:ALA:HB3	2.21	0.41
8:H:212:ILE:HA	8:H:378:ARG:O	2.21	0.41
8:H:237:ALA:CB	8:H:289:ASN:HB2	2.50	0.41
8:H:341:LEU:HD22	8:H:344:MET:N	2.36	0.41
8:H:407:ARG:O	8:H:501:TYR:N	2.54	0.41
1:I:35:SER:HB3	1:I:56:ASN:O	2.20	0.41
1:I:422:TYR:OH	1:I:484:LYS:HE3	2.21	0.41
1:I:481:LYS:HE2	1:I:483:LEU:HG	2.03	0.41
2:J:187:VAL:HA	2:J:194:GLY:HA2	2.03	0.41
2:J:465:LEU:O	2:J:469:HIS:CD2	2.74	0.41
2:J:520:ILE:HA	5:M:60:MET:O	2.20	0.41
3:K:26:ASN:ND2	3:K:516:LEU:HD22	2.36	0.41
3:K:253:GLN:N	3:K:270:MET:SD	2.93	0.41
4:L:51:SER:HB2	4:L:465:LEU:HG	2.02	0.41
4:L:432:LEU:O	4:L:436:LEU:N	2.49	0.41
6:N:149:ILE:O	6:N:153:ARG:HG2	2.20	0.41
6:N:228:ALA:O	6:N:346:HIS:ND1	2.43	0.41
7:O:405:VAL:HG11	7:O:493:TRP:HB3	2.03	0.41
8:P:68:ASP:HA	8:P:171:LYS:HE3	2.01	0.41
8:P:182:LEU:HD22	8:P:217:VAL:HG23	2.02	0.41
8:P:221:MET:N	8:P:365:HIS:HD1	2.18	0.41
8:P:437:ALA:O	8:P:441:PHE:N	2.50	0.41
8:P:505:TYR:CZ	8:P:509:LYS:HD2	2.56	0.41
13:5:50:LEU:HA	13:5:53:LEU:HB3	2.02	0.41
2:B:274:LYS:HB2	2:B:274:LYS:HE3	1.84	0.41
2:B:424:LEU:N	2:B:427:ARG:HE	2.18	0.41
2:B:517:VAL:HA	5:E:58:ASP:O	2.21	0.41
3:C:95:THR:O	3:C:98:VAL:HG22	2.21	0.41
3:C:195:ILE:HG12	3:C:198:TYR:CD2	2.55	0.41
3:C:238:ILE:HG21	3:C:363:ILE:CG2	2.49	0.41
3:C:416:MET:HB3	3:C:475:CYS:SG	2.61	0.41
3:C:491:LYS:HG2	3:C:496:TRP:CH2	2.55	0.41
4:D:180:SER:O	4:D:183:LEU:N	2.54	0.41
4:D:184:SER:HA	4:D:187:SER:HB2	2.02	0.41
5:E:42:LYS:HA	5:E:118:GLU:OE2	2.21	0.41
5:E:151:ILE:HG12	5:E:486:ASN:CB	2.50	0.41
5:E:226:LYS:HA	5:E:383:VAL:HG22	2.03	0.41
5:E:355:PHE:HB3	5:E:378:LYS:CB	2.50	0.41
6:F:34:LEU:HD23	6:F:34:LEU:HA	1.86	0.41
6:F:94:SER:HB3	6:F:447:ILE:HD13	2.03	0.41
6:F:344:LEU:H	6:F:344:LEU:HG	1.69	0.41

Continued on next page...

Continued from previous page...

Atom-1	Atom-2	Interatomic distance (Å)	Clash overlap (Å)
7:G:116:LEU:HG	7:G:121:ILE:HG23	2.03	0.41
7:G:190:LEU:HD12	7:G:397:ARG:HB3	2.01	0.41
7:G:315:PRO:O	7:G:319:LEU:N	2.46	0.41
7:G:428:PRO:C	7:G:432:GLN:HB2	2.41	0.41
8:H:21:HIS:HA	8:H:523:GLN:HG3	2.02	0.41
8:H:98:GLY:HA2	8:H:397:ASN:HD22	1.85	0.41
8:H:238:LYS:HD2	8:H:345:GLY:H	1.86	0.41
1:I:147:CYS:SG	1:I:148:LEU:N	2.94	0.41
1:I:214:TYR:HB2	1:I:319:ILE:HG12	2.02	0.41
1:I:235:ALA:HB3	1:I:286:ILE:HA	2.02	0.41
2:J:29:PHE:HZ	2:J:117:ILE:HG13	1.86	0.41
2:J:32:ALA:CB	2:J:84:LEU:HD22	2.51	0.41
2:J:299:TYR:HE1	4:L:347:HIS:CD2	2.39	0.41
2:J:349:ILE:HG23	2:J:362:PHE:CE1	2.55	0.41
2:J:501:ARG:O	2:J:505:LEU:HG	2.20	0.41
3:K:114:GLU:C	3:K:117:MET:H	2.24	0.41
3:K:282:ILE:O	3:K:286:LYS:N	2.45	0.41
3:K:409:PRO:HB3	3:K:490:MET:HB2	2.02	0.41
4:L:293:THR:HG23	4:L:352:THR:OG1	2.21	0.41
4:L:340:ILE:HG22	4:L:357:GLY:HA3	2.03	0.41
4:L:423:ALA:HB3	4:L:428:PRO:CD	2.46	0.41
5:M:124:LEU:HD22	5:M:130:PRO:HD3	2.03	0.41
5:M:192:ALA:O	5:M:383:VAL:HG11	2.21	0.41
5:M:206:PHE:CZ	5:M:407:CYS:HA	2.56	0.41
5:M:246:ALA:HA	5:M:356:ALA:H	1.84	0.41
5:M:298:ASN:O	5:M:320:PRO:HB2	2.20	0.41
5:M:364:PHE:HE2	5:M:371:MET:HG2	1.85	0.41
6:N:89:GLY:HA3	6:N:396:ARG:HG3	2.03	0.41
6:N:118:ILE:HB	6:N:432:ARG:HH11	1.86	0.41
6:N:131:LEU:HD11	6:N:506:HIS:CE1	2.56	0.41
6:N:189:PHE:HB3	6:N:371:SER:OG	2.21	0.41
7:O:111:TYR:O	7:O:114:GLU:HG2	2.21	0.41
1:A:43:LYS:HD2	3:C:520:ASP:H	1.86	0.41
1:A:278:ILE:HD11	1:A:328:LEU:HD11	2.02	0.41
1:A:446:LEU:HD22	1:A:464:VAL:CG2	2.51	0.41
1:A:515:LYS:O	1:A:519:GLU:N	2.35	0.41
2:B:244:MET:O	2:B:300:PRO:HG3	2.21	0.41
2:B:347:LYS:H	2:B:364:GLY:HA3	1.85	0.41
2:B:415:MET:HB3	2:B:469:HIS:CE1	2.56	0.41
3:C:142:ILE:O	3:C:407:LEU:N	2.54	0.41
3:C:229:MET:HB2	3:C:352:ILE:HD11	2.01	0.41

Continued on next page...

Continued from previous page...

Atom-1	Atom-2	Interatomic distance (Å)	Clash overlap (Å)
3:C:240:LEU:H	3:C:343:VAL:HB	1.85	0.41
3:C:245:LEU:HB2	3:C:295:GLY:O	2.21	0.41
3:C:321:ASN:O	3:C:325:ARG:N	2.54	0.41
3:C:352:ILE:HA	3:C:361:THR:HA	2.03	0.41
3:C:477:THR:OG1	3:C:490:MET:N	2.50	0.41
4:D:29:LYS:HB3	4:D:30:PRO:HD3	2.03	0.41
4:D:49:ARG:HH22	4:D:114:GLY:CA	2.34	0.41
4:D:64:GLY:H	4:D:81:MET:CE	2.34	0.41
4:D:293:THR:OG1	4:D:351:PHE:HB3	2.21	0.41
4:D:295:CYS:HB2	4:D:322:ILE:HD13	2.02	0.41
4:D:440:SER:HB2	4:D:451:VAL:HG12	2.02	0.41
4:D:446:MET:HG3	5:M:471:ILE:CG2	2.51	0.41
4:D:460:VAL:O	4:D:464:THR:HG23	2.20	0.41
4:D:460:VAL:O	4:D:463:SER:HB2	2.21	0.41
5:E:33:ALA:O	5:E:37:HIS:N	2.33	0.41
5:E:285:PHE:O	5:E:289:ILE:HG13	2.21	0.41
6:F:102:LEU:HD13	6:F:440:PHE:HA	2.03	0.41
6:F:145:ARG:HG2	6:F:149:ILE:HG13	2.01	0.41
6:F:156:LEU:O	6:F:160:VAL:N	2.28	0.41
6:F:235:VAL:HG22	6:F:334:ASN:OD1	2.20	0.41
7:G:15:SER:OG	7:G:16:SER:N	2.54	0.41
7:G:109:LYS:N	7:G:110:PRO:HD2	2.36	0.41
7:G:123:ARG:HB2	7:G:431:GLN:NE2	2.35	0.41
7:G:240:LEU:N	7:G:290:LEU:O	2.33	0.41
7:G:462:ASN:HB3	1:I:435:GLN:HB3	2.02	0.41
8:H:23:SER:HB2	8:H:523:GLN:CA	2.51	0.41
8:H:381:THR:O	8:H:384:LEU:HB2	2.21	0.41
8:H:406:LYS:HB3	8:H:500:THR:OG1	2.19	0.41
8:H:458:VAL:HG21	8:H:485:GLU:O	2.20	0.41
1:I:15:GLU:HA	1:I:18:ARG:HB2	2.02	0.41
1:I:32:VAL:HG21	1:I:94:VAL:HG21	2.03	0.41
1:I:62:LEU:HD23	1:I:76:CYS:HA	2.03	0.41
1:I:85:GLU:HB3	1:I:512:LYS:NZ	2.36	0.41
1:I:146:ASP:HB2	1:I:150:ASN:HB2	2.03	0.41
1:I:202:GLY:N	1:I:379:GLY:O	2.51	0.41
1:I:227:LYS:HE2	1:I:360:GLU:CD	2.41	0.41
1:I:240:SER:N	1:I:334:LEU:HD22	2.36	0.41
1:I:246:MET:H	1:I:267:GLU:CD	2.24	0.41
1:I:287:LEU:HB3	1:I:311:VAL:HG11	2.03	0.41
1:I:530:LEU:HD23	4:L:59:LYS:NZ	2.36	0.41
2:J:262:ALA:O	2:J:266:GLU:HG3	2.20	0.41

Continued on next page...

Continued from previous page...

Atom-1	Atom-2	Interatomic distance (Å)	Clash overlap (Å)
3:K:126:TYR:O	3:K:130:LEU:N	2.53	0.41
3:K:133:MET:HB3	3:K:133:MET:HE2	1.72	0.41
3:K:172:ALA:O	3:K:176:ALA:N	2.49	0.41
3:K:204:ILE:HB	3:K:377:ARG:HG2	2.03	0.41
3:K:239:VAL:HG22	3:K:332:VAL:HG22	2.03	0.41
3:K:490:MET:HE3	3:K:493:LEU:HD23	2.01	0.41
4:L:170:SER:OG	4:L:411:VAL:HG11	2.21	0.41
4:L:285:ASN:HA	4:L:288:LYS:HD2	2.02	0.41
4:L:447:GLU:HA	4:L:450:CYS:CB	2.48	0.41
5:M:55:ASN:O	5:M:465:ASN:HB3	2.21	0.41
5:M:127:GLY:O	5:M:132:ARG:NH1	2.54	0.41
5:M:218:ARG:H	5:M:221:ASP:HB2	1.85	0.41
5:M:252:THR:HA	5:M:303:GLN:HB3	2.03	0.41
5:M:307:ASP:H	5:M:310:ALA:HB3	1.85	0.41
5:M:341:ILE:HD13	7:O:223:ALA:HB1	2.01	0.41
6:N:44:MET:SD	6:N:58:LYS:N	2.94	0.41
6:N:47:LEU:O	6:N:55:LYS:N	2.53	0.41
6:N:186:ILE:O	6:N:399:LYS:HG2	2.20	0.41
6:N:231:LEU:N	6:N:290:VAL:O	2.51	0.41
6:N:392:ARG:HA	6:N:395:LEU:HD12	2.02	0.41
7:O:122:ILE:HB	7:O:511:CYS:HA	2.02	0.41
7:O:139:ILE:HG23	7:O:406:VAL:HG12	2.02	0.41
7:O:183:VAL:HG22	7:O:393:ILE:HG23	2.03	0.41
7:O:279:GLU:HG3	7:O:283:HIS:ND1	2.30	0.41
7:O:348:PHE:CD1	7:O:361:PHE:HE1	2.39	0.41
7:O:428:PRO:CG	7:O:432:GLN:HB3	2.46	0.41
7:O:456:ASP:O	7:O:460:ILE:HD12	2.21	0.41
8:P:178:PHE:CE2	8:P:182:LEU:HD11	2.56	0.41
9:1:50:GLU:HB3	10:2:79:VAL:HG11	2.02	0.41
9:1:85:LYS:HA	9:1:88:GLU:HB3	2.02	0.41
10:2:34:ARG:O	10:2:38:ARG:N	2.28	0.41
12:4:23:ILE:HA	12:4:26:PHE:HB3	2.03	0.41
13:5:90:TYR:OH	14:6:47:LEU:HD21	2.20	0.41
1:A:294:ASP:O	1:A:298:LYS:N	2.53	0.41
1:A:529:ASP:O	4:D:61:ILE:HG12	2.20	0.41
2:B:121:ILE:HG22	2:B:126:ILE:HG12	2.02	0.41
2:B:155:PHE:HE2	2:B:188:LEU:HA	1.85	0.41
2:B:241:ASN:HA	2:B:293:ARG:HB3	2.03	0.41
2:B:326:VAL:O	2:B:367:LEU:N	2.53	0.41
2:B:419:HIS:HB3	2:B:423:GLN:NE2	2.36	0.41
3:C:156:ILE:HD12	3:C:177:LEU:HD12	2.02	0.41

Continued on next page...

Continued from previous page...

Atom-1	Atom-2	Interatomic distance (Å)	Clash overlap (Å)
3:C:163:LYS:NZ	3:C:389:ARG:HB3	2.35	0.41
3:C:294:LYS:HE3	3:C:314:ARG:NH2	2.36	0.41
3:C:478:TRP:HA	3:C:488:VAL:O	2.20	0.41
4:D:64:GLY:H	4:D:81:MET:HE3	1.86	0.41
4:D:131:THR:O	4:D:135:GLU:HG2	2.21	0.41
4:D:179:TYR:CD1	4:D:218:ILE:HG13	2.56	0.41
4:D:276:LEU:HD11	14:6:82:TYR:CZ	2.56	0.41
5:E:131:ILE:HG12	7:G:43:ARG:CB	2.42	0.41
5:E:151:ILE:HB	5:E:419:VAL:HG23	2.03	0.41
5:E:313:LEU:HA	5:E:316:GLN:HB3	2.02	0.41
6:F:70:GLN:OE1	8:H:20:LYS:NZ	2.53	0.41
6:F:317:LYS:HB2	6:F:320:ASN:OD1	2.21	0.41
7:G:63:ALA:O	7:G:67:LYS:N	2.50	0.41
7:G:117:HIS:CE1	7:G:515:SER:HA	2.55	0.41
7:G:156:GLU:CG	7:G:180:VAL:HG21	2.51	0.41
8:H:52:MET:HG3	8:H:54:LYS:HG3	2.03	0.41
8:H:223:PHE:CE2	8:H:324:LEU:HD21	2.56	0.41
8:H:389:GLU:HA	8:H:392:VAL:HB	2.03	0.41
1:I:43:LYS:O	1:I:45:LEU:HG	2.20	0.41
2:J:128:ALA:HA	2:J:131:ARG:HB3	2.03	0.41
3:K:227:PRO:HD3	3:K:359:TYR:CE2	2.56	0.41
4:L:162:THR:HA	4:L:165:ASN:HB2	2.03	0.41
4:L:406:HIS:O	4:L:409:LEU:HB2	2.21	0.41
4:L:438:GLU:O	4:L:442:THR:HG23	2.20	0.41
4:L:496:ARG:HB3	4:L:508:VAL:CG2	2.51	0.41
5:M:135:ASP:O	5:M:139:GLN:N	2.23	0.41
6:N:80:VAL:HG21	6:N:511:ILE:HG21	2.03	0.41
6:N:419:ALA:HB2	6:N:444:LEU:HD12	2.02	0.41
7:O:139:ILE:HG21	7:O:412:ILE:HD12	2.03	0.41
7:O:280:LYS:HA	7:O:283:HIS:HE1	1.86	0.41
8:P:277:ASP:OD1	8:P:304:TYR:OH	2.30	0.41
8:P:321:LEU:HD11	8:P:332:ALA:HB2	2.03	0.41
8:P:418:GLU:HG3	8:P:473:GLU:O	2.21	0.41
8:P:429:THR:C	8:P:431:PRO:HD3	2.42	0.41
10:2:43:LYS:CB	10:2:105:THR:HG21	2.51	0.41
12:4:42:VAL:HG23	12:4:43:LYS:HG3	2.03	0.41
12:4:84:GLN:HA	12:4:87:LEU:HB2	2.03	0.41
13:5:62:LEU:N	13:5:74:GLY:O	2.35	0.41
13:5:62:LEU:HD21	13:5:76:LEU:HD13	2.02	0.41
1:A:168:PHE:O	1:A:172:VAL:HG22	2.20	0.40
1:A:189:ARG:HG2	1:A:190:TYR:N	2.36	0.40

Continued on next page...

Continued from previous page...

Atom-1	Atom-2	Interatomic distance (Å)	Clash overlap (Å)
1:A:461:THR:HA	1:A:464:VAL:HG12	2.03	0.40
1:A:466:LYS:HE3	1:A:470:PHE:CZ	2.55	0.40
2:B:141:LEU:HG	2:B:497:PHE:HE1	1.85	0.40
2:B:326:VAL:O	2:B:366:ALA:N	2.54	0.40
2:B:397:LEU:O	2:B:401:VAL:N	2.45	0.40
3:C:101:LEU:HB2	3:C:509:ALA:CB	2.51	0.40
3:C:104:GLU:O	3:C:108:VAL:HG23	2.21	0.40
3:C:194:ASP:HB2	3:C:403:LEU:HA	2.03	0.40
3:C:200:ARG:HG3	3:C:322:ARG:HG2	2.03	0.40
3:C:349:LEU:O	3:C:363:ILE:HA	2.22	0.40
3:C:463:LEU:HB3	3:C:467:ARG:NH1	2.37	0.40
4:D:141:LEU:HD12	4:D:523:THR:HG21	2.03	0.40
4:D:445:GLY:O	5:M:475:THR:HG21	2.21	0.40
4:D:451:VAL:O	4:D:454:PHE:HB3	2.20	0.40
5:E:225:ILE:HG13	5:E:229:ILE:HG12	2.03	0.40
5:E:266:LEU:HD23	5:E:277:LEU:HD11	2.02	0.40
5:E:463:SER:OG	5:E:473:THR:HG21	2.21	0.40
5:E:500:ASP:O	5:E:504:GLN:HG3	2.20	0.40
5:E:530:ILE:HG21	7:G:58:ILE:O	2.21	0.40
6:F:113:GLY:O	6:F:114:LEU:HB2	2.21	0.40
6:F:153:ARG:HG3	6:F:157:ARG:CZ	2.51	0.40
6:F:171:ALA:HA	6:F:174:ASP:OD2	2.21	0.40
6:F:447:ILE:HA	6:F:450:VAL:HG12	2.03	0.40
7:G:82:ILE:HA	7:G:85:SER:HB2	2.02	0.40
7:G:153:LYS:HA	7:G:156:GLU:HB2	2.02	0.40
7:G:243:GLU:HB3	7:G:293:LEU:CB	2.51	0.40
8:H:129:ILE:HG23	8:H:516:VAL:CG1	2.51	0.40
8:H:192:PRO:HB2	8:H:194:SER:OG	2.21	0.40
8:H:289:ASN:C	8:H:310:ILE:HG23	2.42	0.40
3:K:514:VAL:O	3:K:517:LEU:HB3	2.22	0.40
5:M:387:ILE:HD12	5:M:387:ILE:HA	1.94	0.40
5:M:412:LEU:HA	5:M:415:ASP:O	2.21	0.40
5:M:440:CYS:O	5:M:445:GLN:HB2	2.21	0.40
6:N:281:VAL:HG21	6:N:344:LEU:HD12	2.02	0.40
7:O:106:LYS:HA	7:O:109:LYS:HB2	2.03	0.40
7:O:200:VAL:O	7:O:375:ARG:HA	2.21	0.40
7:O:280:LYS:O	7:O:335:ASN:HA	2.22	0.40
8:P:432:GLY:O	8:P:435:GLN:N	2.22	0.40
10:2:33:LEU:HB2	11:3:176:MET:SD	2.61	0.40
14:6:19:LEU:HB3	14:6:97:LEU:HB3	2.03	0.40
14:6:102:GLU:O	14:6:105:ARG:HG2	2.22	0.40

Continued on next page...

Continued from previous page...

Atom-1	Atom-2	Interatomic distance (Å)	Clash overlap (Å)
1:A:90:THR:OG1	1:A:91:THR:N	2.54	0.40
1:A:237:LEU:O	1:A:289:THR:N	2.38	0.40
1:A:271:THR:HG23	1:A:296:CYS:SG	2.62	0.40
1:A:426:TYR:O	1:A:430:MET:HG2	2.20	0.40
1:A:467:LEU:HD22	1:A:485:TRP:HD1	1.85	0.40
2:B:20:ARG:HH22	5:E:47:THR:N	2.19	0.40
2:B:66:ASP:OD1	2:B:67:GLY:N	2.54	0.40
3:C:119:PRO:O	3:C:123:ILE:HG13	2.22	0.40
4:D:55:LYS:CB	4:D:469:ALA:HA	2.51	0.40
4:D:94:LEU:CD1	4:D:521:LEU:HB3	2.51	0.40
4:D:102:ALA:HB1	4:D:104:ASP:HB2	2.04	0.40
4:D:138:GLN:HE22	4:D:141:LEU:HD13	1.86	0.40
4:D:157:LEU:HD22	4:D:416:VAL:HA	2.03	0.40
5:E:364:PHE:CD2	5:E:368:LYS:HD3	2.56	0.40
6:F:127:LYS:NZ	6:F:506:HIS:HA	2.36	0.40
6:F:511:ILE:O	6:F:515:ILE:HG12	2.20	0.40
7:G:27:SER:O	7:G:31:VAL:HG23	2.21	0.40
7:G:222:TYR:H	7:G:225:PHE:CB	2.34	0.40
7:G:318:ASP:HA	7:G:321:ARG:HB3	2.03	0.40
7:G:498:VAL:HA	7:G:501:ASN:HD22	1.86	0.40
8:H:43:THR:HG21	8:H:105:LEU:HD23	2.03	0.40
8:H:72:ILE:O	8:H:75:GLU:HB3	2.22	0.40
8:H:88:MET:O	8:H:91:HIS:HB2	2.22	0.40
8:H:125:VAL:HA	8:H:128:VAL:HG12	2.03	0.40
1:I:34:SER:HA	1:I:455:ASN:OD1	2.21	0.40
1:I:132:ILE:HG22	1:I:507:THR:OG1	2.21	0.40
1:I:184:ILE:HG13	1:I:185:ARG:H	1.85	0.40
2:J:43:LEU:HD21	2:J:446:LEU:CD1	2.50	0.40
2:J:105:LEU:O	2:J:108:GLU:HB2	2.21	0.40
2:J:399:GLN:NE2	2:J:499:VAL:H	2.19	0.40
2:J:423:GLN:O	2:J:426:ASN:HB2	2.22	0.40
3:K:230:ARG:HB2	3:K:308:ASN:O	2.21	0.40
3:K:239:VAL:HG13	3:K:332:VAL:O	2.21	0.40
4:L:94:LEU:HD11	4:L:109:VAL:HG22	2.03	0.40
4:L:129:HIS:HD2	4:L:131:THR:HB	1.86	0.40
4:L:174:LYS:NZ	4:L:407:ASP:OD2	2.48	0.40
4:L:207:ASP:O	4:L:385:THR:HA	2.21	0.40
4:L:250:GLN:H	4:L:344:PRO:HB3	1.86	0.40
5:M:201:ARG:HG3	5:M:202:ARG:N	2.36	0.40
5:M:301:ILE:HG13	5:M:301:ILE:O	2.21	0.40
5:M:475:THR:HA	5:M:478:ARG:CB	2.44	0.40

Continued on next page...

Continued from previous page...

Atom-1	Atom-2	Interatomic distance (Å)	Clash overlap (Å)
6:N:408:VAL:HG11	6:N:501:LYS:HE2	2.03	0.40
7:O:75:ALA:HA	7:O:513:ILE:HD13	2.03	0.40
7:O:398:ARG:HG3	7:O:495:PRO:CG	2.49	0.40
8:P:149:CYS:O	8:P:150:SER:OG	2.32	0.40
8:P:244:CYS:N	8:P:333:LEU:O	2.52	0.40
10:2:74:VAL:HB	10:2:77:VAL:O	2.21	0.40
12:4:33:ILE:HA	12:4:108:ILE:HG21	2.03	0.40
14:6:23:LEU:HD11	14:6:94:LEU:HD12	2.03	0.40
1:A:153:LYS:HA	1:A:156:MET:HB2	2.03	0.40
1:A:375:ILE:CG2	1:A:377:LEU:HD12	2.52	0.40
2:B:218:PHE:H	2:B:365:VAL:HG11	1.86	0.40
2:B:490:ILE:HG12	2:B:494:THR:HG21	2.04	0.40
3:C:20:ARG:CZ	3:C:115:GLN:HE21	2.35	0.40
3:C:195:ILE:HG12	3:C:198:TYR:CE2	2.57	0.40
3:C:239:VAL:O	3:C:291:ILE:N	2.54	0.40
3:C:423:THR:O	3:C:426:SER:HB2	2.22	0.40
3:C:462:LEU:HB3	3:C:487:LEU:HD11	2.02	0.40
4:D:476:THR:HG23	4:D:500:ILE:CG1	2.51	0.40
4:D:480:LEU:HA	4:D:483:ARG:CG	2.51	0.40
5:E:258:PRO:CD	7:G:263:TYR:HB3	2.52	0.40
5:E:492:ASP:CG	5:E:499:ASN:HD22	2.25	0.40
5:E:541:GLU:CB	7:G:54:GLY:HA2	2.51	0.40
6:F:44:MET:CG	6:F:58:LYS:HE3	2.51	0.40
6:F:301:SER:O	6:F:305:LEU:HD13	2.21	0.40
7:G:232:TYR:CB	7:G:348:PHE:HB3	2.39	0.40
7:G:294:PRO:HB3	7:G:313:ARG:HH11	1.86	0.40
7:G:391:ASP:O	7:G:395:ILE:HB	2.22	0.40
8:H:164:LEU:HD13	8:H:183:ILE:HB	2.03	0.40
8:H:169:MET:HA	8:H:173:TYR:HA	2.03	0.40
1:I:90:THR:O	1:I:94:VAL:HG23	2.22	0.40
1:I:96:ILE:HD13	1:I:445:LEU:HA	2.03	0.40
1:I:132:ILE:HG23	1:I:409:VAL:CG1	2.51	0.40
1:I:241:LEU:HD21	1:I:274:ARG:HG2	2.03	0.40
1:I:531:ILE:CG1	4:L:77:ILE:HG23	2.52	0.40
3:K:155:ILE:HD11	3:K:401:VAL:HB	2.04	0.40
3:K:159:SER:HA	3:K:162:THR:HG23	2.03	0.40
3:K:324:ALA:HA	3:K:327:CYS:SG	2.62	0.40
4:L:221:CYS:SG	4:L:391:ARG:N	2.78	0.40
5:M:254:PRO:HD3	7:O:267:VAL:HG11	2.03	0.40
5:M:254:PRO:HG2	7:O:264:GLN:OE1	2.20	0.40
5:M:379:ASN:ND2	5:M:381:ARG:HE	2.19	0.40

Continued on next page...

Continued from previous page...

Atom-1	Atom-2	Interatomic distance (Å)	Clash overlap (Å)
5:M:454:ALA:O	5:M:457:VAL:HG12	2.21	0.40
6:N:37:ASN:HD21	6:N:45:LYS:HB2	1.86	0.40
6:N:49:SER:HA	6:N:67:MET:HG3	2.04	0.40
6:N:192:GLU:HG3	6:N:373:THR:HG23	2.03	0.40
6:N:233:CYS:HB3	6:N:336:PHE:CD1	2.57	0.40
7:O:218:LYS:CB	7:O:315:PRO:HD3	2.45	0.40
8:P:222:VAL:HA	8:P:362:VAL:HA	2.03	0.40
8:P:235:LYS:HA	8:P:235:LYS:HD2	1.91	0.40
8:P:286:THR:HB	8:P:344:MET:HE1	2.03	0.40
11:3:112:TYR:HD2	13:5:83:LEU:HD22	1.82	0.40
1:A:118:ILE:HA	1:A:121:TYR:HB2	2.02	0.40
2:B:38:LEU:HD22	2:B:50:LYS:HD3	2.03	0.40
2:B:136:ALA:HB2	2:B:424:LEU:HD22	2.04	0.40
2:B:141:LEU:HD21	2:B:501:ARG:CA	2.51	0.40
2:B:250:LYS:HB3	2:B:335:PHE:HD2	1.87	0.40
2:B:279:VAL:HG11	2:B:303:LEU:HB3	2.04	0.40
2:B:412:CYS:SG	2:B:488:MET:HG3	2.62	0.40
3:C:36:ILE:HD12	3:C:36:ILE:HA	1.85	0.40
3:C:208:ILE:HD12	3:C:208:ILE:HA	1.84	0.40
3:C:239:VAL:HB	3:C:290:VAL:HG22	2.04	0.40
3:C:258:ILE:HG22	3:C:263:ASP:O	2.21	0.40
4:D:250:GLN:HA	4:D:306:ARG:HH22	1.85	0.40
4:D:496:ARG:HE	4:D:506:GLU:CG	2.31	0.40
5:E:31:LEU:O	5:E:35:LYS:HG2	2.20	0.40
5:E:74:GLY:CA	5:E:77:ILE:HG22	2.52	0.40
5:E:116:LEU:HD12	5:E:119:GLU:HB2	2.03	0.40
5:E:138:GLU:OE2	5:E:525:ARG:HB3	2.21	0.40
5:E:251:LEU:CD1	5:E:255:PHE:HB2	2.51	0.40
5:E:305:GLY:HA2	5:E:324:TRP:N	2.37	0.40
5:E:358:LEU:N	5:E:375:GLU:O	2.52	0.40
6:F:145:ARG:HG3	6:F:173:VAL:HG21	2.03	0.40
6:F:190:MET:HA	6:F:372:VAL:N	2.28	0.40
6:F:434:GLN:HE21	6:F:438:GLN:CG	2.28	0.40
6:F:515:ILE:HA	6:F:518:VAL:HG13	2.03	0.40
7:G:125:PHE:HB3	7:G:507:SER:OG	2.21	0.40
7:G:189:LEU:O	7:G:397:ARG:NE	2.55	0.40
7:G:233:HIS:ND1	7:G:233:HIS:O	2.54	0.40
7:G:331:GLN:NE2	7:G:342:LEU:HD23	2.36	0.40
7:G:352:GLN:HG3	7:G:356:GLU:O	2.21	0.40
8:H:356:GLY:HA2	8:H:378:ARG:CZ	2.51	0.40
1:I:77:GLU:HA	1:I:80:ASP:HB2	2.03	0.40

Continued on next page...

Continued from previous page...

Atom-1	Atom-2	Interatomic distance (Å)	Clash overlap (Å)
1:I:112:ILE:HD12	1:I:433:ARG:HE	1.86	0.40
1:I:179:ILE:HD13	1:I:214:TYR:OH	2.21	0.40
1:I:468:ARG:HA	1:I:471:HIS:CB	2.51	0.40
2:J:31:GLY:O	2:J:35:ILE:HG12	2.21	0.40
2:J:449:ILE:O	2:J:453:ASN:ND2	2.55	0.40
5:M:246:ALA:HA	5:M:356:ALA:N	2.36	0.40
5:M:445:GLN:O	5:M:449:ARG:HG3	2.21	0.40
6:N:375:LEU:HG	6:N:377:LYS:HZ1	1.87	0.40
7:O:237:ILE:HB	7:O:343:GLY:HA3	2.02	0.40
9:1:51:ILE:HG12	9:1:60:MET:CG	2.51	0.40
10:2:87:LEU:HB3	10:2:88:PRO:HD3	2.03	0.40
11:3:99:ASN:ND2	13:5:72:VAL:HG21	2.37	0.40
11:3:112:TYR:CE2	13:5:83:LEU:HD22	2.56	0.40
12:4:88:GLU:HA	12:4:91:LYS:HD2	2.04	0.40
13:5:123:GLU:HA	13:5:126:ALA:HB3	2.04	0.40
1:A:198:LEU:O	1:A:376:ILE:HA	2.21	0.40
2:B:46:LYS:HE3	2:B:454:ALA:HA	2.04	0.40
2:B:356:GLU:HG3	2:B:357:ASP:OD1	2.22	0.40
2:B:406:THR:HA	2:B:496:SER:HA	2.04	0.40
3:C:183:VAL:HB	3:C:198:TYR:HB2	2.02	0.40
3:C:185:PHE:C	3:C:193:ILE:HG22	2.42	0.40
3:C:446:VAL:HA	3:C:449:ARG:HE	1.87	0.40
4:D:55:LYS:HB3	4:D:469:ALA:HA	2.03	0.40
4:D:199:THR:C	4:D:201:THR:H	2.25	0.40
4:D:204:ASP:HA	4:D:413:ARG:NE	2.35	0.40
4:D:235:ASN:ND2	4:D:314:LEU:HG	2.36	0.40
4:D:438:GLU:HA	4:D:441:ARG:HH11	1.86	0.40
4:D:460:VAL:HA	5:M:126:ARG:HH22	1.85	0.40
5:E:453:ASP:O	5:E:456:GLU:HB2	2.21	0.40
6:F:29:GLY:HA2	6:F:32:ASP:HB2	2.02	0.40
6:F:105:GLN:NE2	6:F:442:ASP:OD2	2.54	0.40
6:F:233:CYS:N	6:F:292:ILE:O	2.38	0.40
7:G:156:GLU:O	7:G:159:ALA:N	2.54	0.40
7:G:215:ALA:HB1	7:G:358:TYR:CE2	2.57	0.40
7:G:299:ALA:HA	7:G:302:TYR:CD2	2.57	0.40
7:G:410:GLY:HA2	7:G:413:GLU:CG	2.52	0.40
7:G:449:LEU:HD12	7:G:477:VAL:HG13	2.03	0.40
8:H:242:TYR:HB2	8:H:245:PRO:HG3	2.04	0.40
8:H:299:ASP:HA	8:H:302:LEU:HB3	2.03	0.40
1:I:237:LEU:CD2	1:I:344:MET:HE1	2.44	0.40
1:I:260:LEU:HB3	3:K:246:GLU:OE2	2.22	0.40

Continued on next page...

Continued from previous page...

Atom-1	Atom-2	Interatomic distance (Å)	Clash overlap (Å)
1:I:278:ILE:HG22	1:I:283:ALA:HB3	2.02	0.40
2:J:182:LEU:HD11	2:J:199:ILE:HG22	2.03	0.40
2:J:252:PHE:HE1	5:M:275:LYS:HE3	1.85	0.40
2:J:461:LEU:O	2:J:465:LEU:N	2.54	0.40
3:K:141:SER:OG	3:K:408:VAL:HG12	2.22	0.40
3:K:155:ILE:HG22	3:K:496:TRP:CE2	2.56	0.40
3:K:204:ILE:HD12	3:K:360:PHE:CG	2.57	0.40
3:K:223:ASP:O	3:K:310:THR:OG1	2.39	0.40
3:K:445:GLU:C	3:K:448:PRO:HD2	2.42	0.40
4:L:123:LEU:HA	4:L:126:LYS:HB3	2.02	0.40
5:M:94:LEU:HD22	5:M:523:MET:SD	2.61	0.40
5:M:306:PHE:CD2	5:M:314:LEU:HD22	2.56	0.40
5:M:489:LEU:C	5:M:501:MET:H	2.25	0.40
6:N:394:GLY:HA2	6:N:397:ALA:HB3	2.04	0.40
6:N:424:LYS:CG	6:N:434:GLN:HG3	2.52	0.40
7:O:406:VAL:HG22	7:O:496:ALA:HA	2.04	0.40
7:O:431:GLN:O	7:O:434:LEU:N	2.54	0.40
8:P:26:GLU:HA	8:P:30:TYR:HB2	2.03	0.40
8:P:39:LEU:HG	8:P:73:LEU:HD22	2.03	0.40
8:P:221:MET:HB3	8:P:363:PHE:HD2	1.86	0.40
8:P:242:TYR:HE1	8:P:333:LEU:HD22	1.85	0.40
8:P:347:CYS:SG	8:P:365:HIS:CE1	3.15	0.40
11:3:98:THR:O	11:3:119:PRO:HD2	2.22	0.40
12:4:25:LYS:C	12:4:115:LEU:HD13	2.42	0.40
13:5:79:VAL:HG23	13:5:80:GLU:N	2.36	0.40
13:5:94:LYS:HB2	13:5:99:ALA:HB2	2.04	0.40
13:5:131:VAL:O	13:5:135:MET:N	2.47	0.40

There are no symmetry-related clashes.

5.3 Torsion angles [i](#)

5.3.1 Protein backbone [i](#)

In the following table, the Percentiles column shows the percent Ramachandran outliers of the chain as a percentile score with respect to all PDB entries followed by that with respect to all EM entries.

The Analysed column shows the number of residues for which the backbone conformation was analysed, and the total number of residues.

Mol	Chain	Analysed	Favoured	Allowed	Outliers	Percentiles	
1	A	519/534 (97%)	451 (87%)	66 (13%)	2 (0%)	34	72
1	I	532/534 (100%)	482 (91%)	49 (9%)	1 (0%)	47	81
2	B	507/509 (100%)	461 (91%)	45 (9%)	1 (0%)	47	81
2	J	506/509 (99%)	456 (90%)	46 (9%)	4 (1%)	19	60
3	C	507/513 (99%)	436 (86%)	68 (13%)	3 (1%)	25	66
3	K	509/513 (99%)	455 (89%)	53 (10%)	1 (0%)	47	81
4	D	506/514 (98%)	453 (90%)	50 (10%)	3 (1%)	25	66
4	L	511/514 (99%)	458 (90%)	51 (10%)	2 (0%)	34	72
5	E	515/517 (100%)	454 (88%)	57 (11%)	4 (1%)	19	60
5	M	515/517 (100%)	466 (90%)	47 (9%)	2 (0%)	34	72
6	F	512/515 (99%)	451 (88%)	60 (12%)	1 (0%)	47	81
6	N	511/515 (99%)	463 (91%)	46 (9%)	2 (0%)	34	72
7	G	510/514 (99%)	442 (87%)	65 (13%)	3 (1%)	25	66
7	O	510/514 (99%)	465 (91%)	45 (9%)	0	100	100
8	H	508/514 (99%)	444 (87%)	61 (12%)	3 (1%)	25	66
8	P	507/514 (99%)	458 (90%)	47 (9%)	2 (0%)	34	72
9	1	105/107 (98%)	99 (94%)	6 (6%)	0	100	100
10	2	101/103 (98%)	99 (98%)	2 (2%)	0	100	100
11	3	130/132 (98%)	119 (92%)	10 (8%)	1 (1%)	19	60
12	4	102/104 (98%)	96 (94%)	5 (5%)	1 (1%)	15	55
13	5	125/127 (98%)	113 (90%)	12 (10%)	0	100	100
14	6	100/102 (98%)	93 (93%)	7 (7%)	0	100	100
All	All	8848/8935 (99%)	7914 (89%)	898 (10%)	36 (0%)	38	72

All (36) Ramachandran outliers are listed below:

Mol	Chain	Res	Type
5	E	441	PRO
8	P	473	GLU
11	3	137	ILE
3	C	370	LYS
1	I	408	VAL
1	A	110	GLN
3	C	244	SER
4	D	471	LEU

Continued on next page...

Continued from previous page...

Mol	Chain	Res	Type
5	E	297	ALA
8	H	478	VAL
8	H	485	GLU
2	J	209	LEU
4	L	307	ASP
2	B	190	LEU
4	D	178	GLN
7	G	168	ILE
2	J	226	VAL
1	A	177	LEU
2	J	466	ARG
3	K	470	HIS
12	4	62	ASP
7	G	121	ILE
6	N	429	VAL
6	N	427	PRO
5	E	507	ILE
7	G	117	HIS
5	M	151	ILE
5	M	177	VAL
8	P	360	VAL
8	H	97	VAL
4	D	203	VAL
5	E	260	PRO
6	F	429	VAL
4	L	54	PRO
3	C	368	ASP
2	J	127	ILE

5.3.2 Protein sidechains [i](#)

In the following table, the Percentiles column shows the percent sidechain outliers of the chain as a percentile score with respect to all PDB entries followed by that with respect to all EM entries.

The Analysed column shows the number of residues for which the sidechain conformation was analysed, and the total number of residues.

Mol	Chain	Analysed	Rotameric	Outliers	Percentiles
1	A	434/445 (98%)	433 (100%)	1 (0%)	93 96
1	I	445/445 (100%)	443 (100%)	2 (0%)	91 94
2	B	405/405 (100%)	404 (100%)	1 (0%)	93 96

Continued on next page...

Continued from previous page...

Mol	Chain	Analysed	Rotameric	Outliers	Percentiles	
2	J	405/405 (100%)	405 (100%)	0	100	100
3	C	441/444 (99%)	438 (99%)	3 (1%)	84	90
3	K	444/444 (100%)	441 (99%)	3 (1%)	84	90
4	D	433/439 (99%)	433 (100%)	0	100	100
4	L	438/439 (100%)	436 (100%)	2 (0%)	88	93
5	E	436/436 (100%)	433 (99%)	3 (1%)	84	90
5	M	436/436 (100%)	435 (100%)	1 (0%)	93	96
6	F	429/429 (100%)	429 (100%)	0	100	100
6	N	429/429 (100%)	429 (100%)	0	100	100
7	G	420/421 (100%)	419 (100%)	1 (0%)	93	96
7	O	421/421 (100%)	420 (100%)	1 (0%)	93	96
8	H	423/426 (99%)	422 (100%)	1 (0%)	93	96
8	P	422/426 (99%)	421 (100%)	1 (0%)	93	96
9	1	97/97 (100%)	97 (100%)	0	100	100
10	2	91/91 (100%)	91 (100%)	0	100	100
11	3	122/122 (100%)	122 (100%)	0	100	100
12	4	96/96 (100%)	95 (99%)	1 (1%)	76	86
13	5	116/116 (100%)	116 (100%)	0	100	100
14	6	91/91 (100%)	91 (100%)	0	100	100
All	All	7474/7503 (100%)	7453 (100%)	21 (0%)	92	95

All (21) residues with a non-rotameric sidechain are listed below:

Mol	Chain	Res	Type
1	A	486	ILE
2	B	360	ILE
3	C	99	ILE
3	C	291	ILE
3	C	407	LEU
5	E	385	ILE
5	E	507	ILE
5	E	533	ILE
7	G	479	ILE
8	H	202	ILE
1	I	234	ILE

Continued on next page...

Continued from previous page...

Mol	Chain	Res	Type
1	I	527	ILE
3	K	156	ILE
3	K	296	ILE
3	K	363	ILE
4	L	195	ILE
4	L	503	ILE
5	M	38	ILE
7	O	479	ILE
8	P	417	ILE
12	4	57	ILE

Sometimes sidechains can be flipped to improve hydrogen bonding and reduce clashes. All (142) such sidechains are listed below:

Mol	Chain	Res	Type
1	A	82	GLN
1	A	135	ASN
1	A	223	GLN
1	A	242	GLN
1	A	251	GLN
1	A	347	GLN
1	A	353	GLN
1	A	475	GLN
1	A	498	ASN
2	B	91	GLN
2	B	178	HIS
2	B	200	HIS
2	B	228	GLN
2	B	234	ASN
2	B	285	HIS
2	B	380	GLN
2	B	498	GLN
3	C	61	ASN
3	C	64	ASN
3	C	74	HIS
3	C	115	GLN
3	C	253	GLN
3	C	474	ASN
4	D	138	GLN
4	D	296	ASN
4	D	315	HIS
4	D	366	ASN
5	E	72	ASN

Continued on next page...

Continued from previous page...

Mol	Chain	Res	Type
5	E	129	HIS
5	E	391	ASN
5	E	469	ASN
5	E	481	GLN
5	E	499	ASN
5	E	504	GLN
6	F	37	ASN
6	F	380	ASN
6	F	454	ASN
6	F	470	HIS
6	F	506	HIS
7	G	107	GLN
7	G	241	ASN
7	G	264	GLN
7	G	301	GLN
7	G	346	GLN
7	G	448	GLN
7	G	452	ASN
7	G	501	ASN
8	H	50	ASN
8	H	67	ASN
8	H	80	HIS
8	H	140	HIS
8	H	196	HIS
8	H	289	ASN
8	H	472	GLN
8	H	523	GLN
1	I	20	GLN
1	I	135	ASN
1	I	393	HIS
1	I	472	ASN
2	J	73	ASN
2	J	122	HIS
2	J	124	GLN
2	J	157	GLN
2	J	298	ASN
2	J	314	HIS
2	J	381	GLN
2	J	399	GLN
2	J	453	ASN
2	J	469	HIS
3	K	13	ASN

Continued on next page...

Continued from previous page...

Mol	Chain	Res	Type
3	K	118	HIS
3	K	235	ASN
3	K	302	HIS
3	K	434	GLN
3	K	470	HIS
3	K	504	GLN
4	L	37	ASN
4	L	80	GLN
4	L	85	HIS
4	L	129	HIS
4	L	138	GLN
4	L	285	ASN
4	L	315	HIS
4	L	318	ASN
4	L	482	ASN
4	L	510	GLN
4	L	537	ASN
5	M	55	ASN
5	M	86	GLN
5	M	182	HIS
5	M	236	HIS
5	M	379	ASN
5	M	391	ASN
5	M	499	ASN
5	M	515	GLN
5	M	516	GLN
6	N	65	HIS
6	N	105	GLN
6	N	198	HIS
6	N	234	ASN
6	N	293	ASN
6	N	294	GLN
6	N	367	ASN
6	N	368	ASN
6	N	400	ASN
6	N	506	HIS
7	O	30	GLN
7	O	60	ASN
7	O	86	GLN
7	O	107	GLN
7	O	228	GLN
7	O	258	HIS

Continued on next page...

Continued from previous page...

Mol	Chain	Res	Type
7	O	331	GLN
7	O	359	ASN
7	O	431	GLN
7	O	522	ASN
8	P	50	ASN
8	P	53	ASN
8	P	58	ASN
8	P	279	GLN
8	P	316	ASN
8	P	346	HIS
8	P	471	HIS
8	P	472	GLN
8	P	513	ASN
9	1	25	GLN
9	1	38	ASN
9	1	111	ASN
10	2	31	ASN
10	2	35	GLN
10	2	37	GLN
10	2	52	ASN
10	2	54	HIS
10	2	116	ASN
11	3	168	GLN
12	4	21	GLN
12	4	24	ASN
12	4	48	GLN
13	5	40	GLN
14	6	40	ASN
14	6	41	ASN
14	6	67	GLN

5.3.3 RNA [i](#)

There are no RNA molecules in this entry.

5.4 Non-standard residues in protein, DNA, RNA chains [i](#)

There are no non-standard protein/DNA/RNA residues in this entry.

5.5 Carbohydrates [i](#)

There are no monosaccharides in this entry.

5.6 Ligand geometry [i](#)

There are no ligands in this entry.

5.7 Other polymers [i](#)

There are no such residues in this entry.

5.8 Polymer linkage issues [i](#)

The following chains have linkage breaks:

Mol	Chain	Number of breaks
3	K	1
7	O	1
5	E	1
3	C	1

All chain breaks are listed below:

Model	Chain	Residue-1	Atom-1	Residue-2	Atom-2	Distance (Å)
1	K	188:ASN	C	189:GLY	N	4.89
1	O	258:HIS	C	259:THR	N	3.48
1	E	258:PRO	C	259:LYS	N	1.19
1	C	404:ASP	C	405:PRO	N	1.13

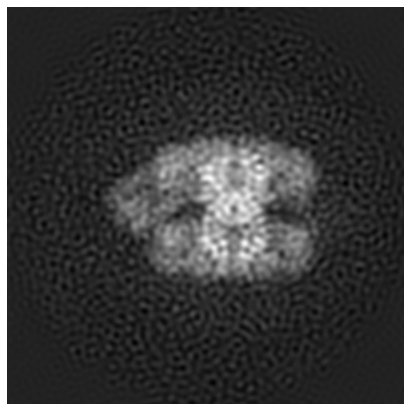
6 Map visualisation [i](#)

This section contains visualisations of the EMDB entry EMD-0491. These allow visual inspection of the internal detail of the map and identification of artifacts.

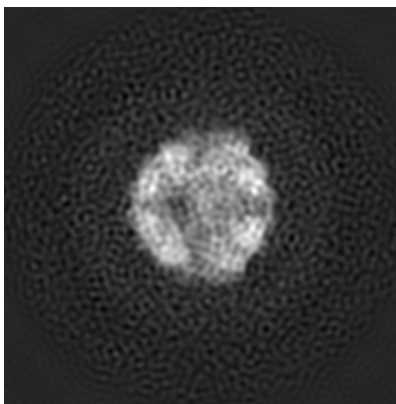
Images derived from a raw map, generated by summing the deposited half-maps, are presented below the corresponding image components of the primary map to allow further visual inspection and comparison with those of the primary map.

6.1 Orthogonal projections [i](#)

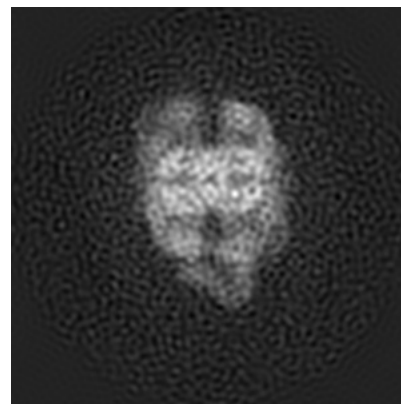
6.1.1 Primary map



X

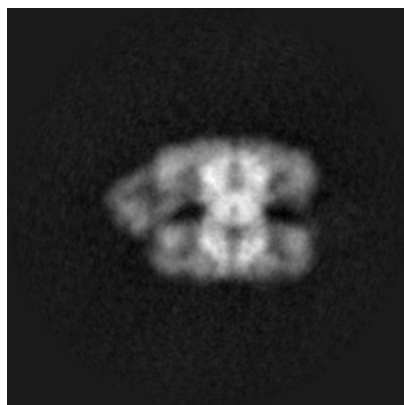


Y

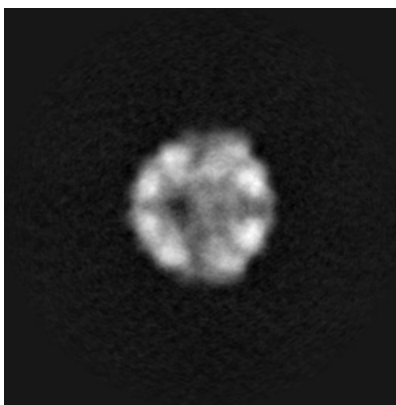


Z

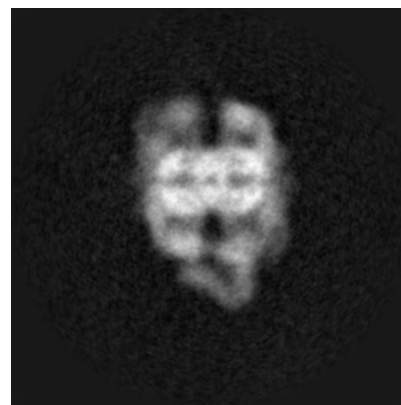
6.1.2 Raw map



X



Y

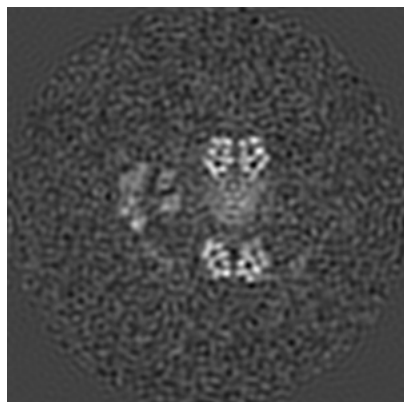


Z


The images above show the map projected in three orthogonal directions.

6.2 Central slices [i](#)

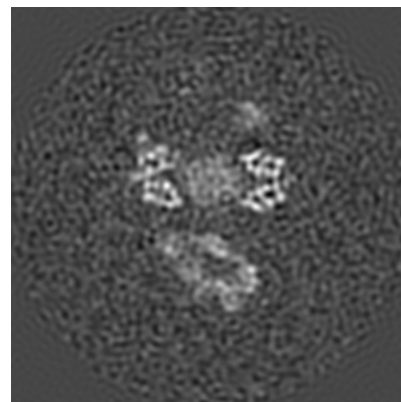
6.2.1 Primary map



X Index: 120

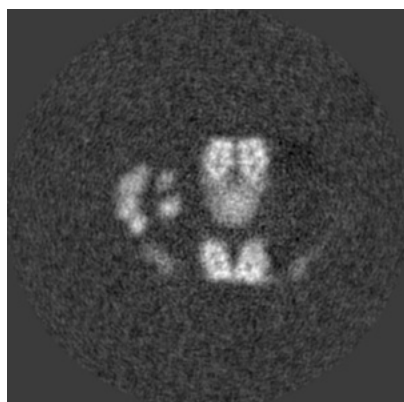


Y Index: 120

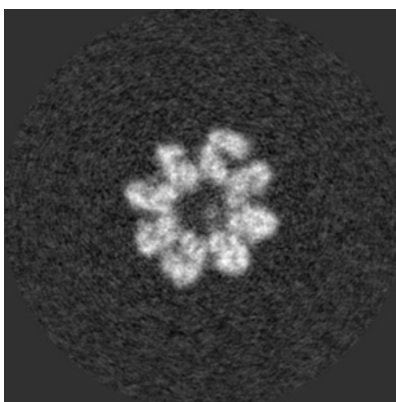


Z Index: 120

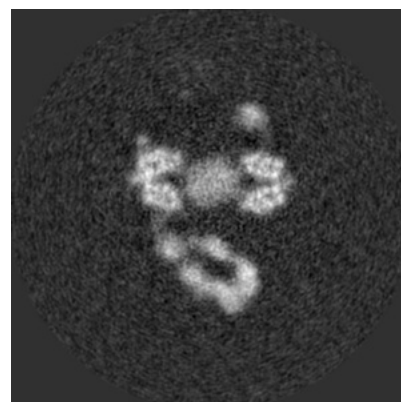
6.2.2 Raw map



X Index: 120



Y Index: 120

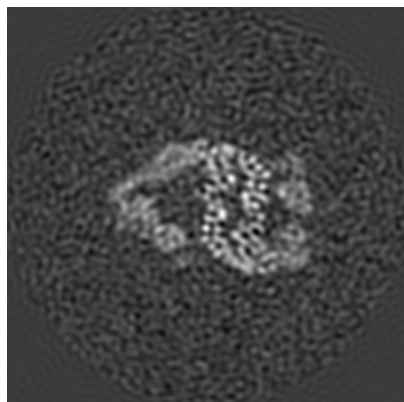


Z Index: 120

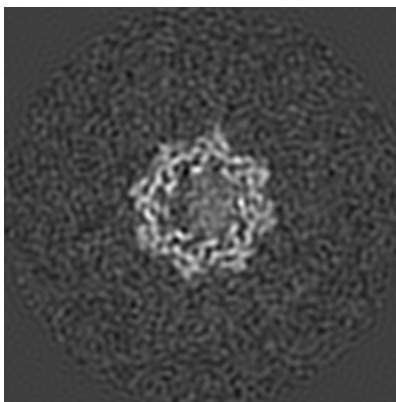
The images above show central slices of the map in three orthogonal directions.

6.3 Largest variance slices [i](#)

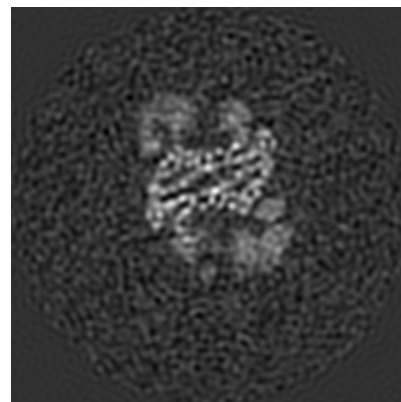
6.3.1 Primary map



X Index: 142

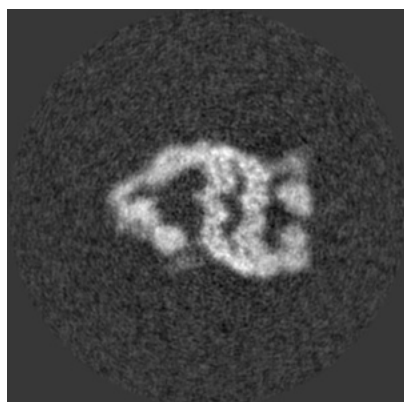


Y Index: 129

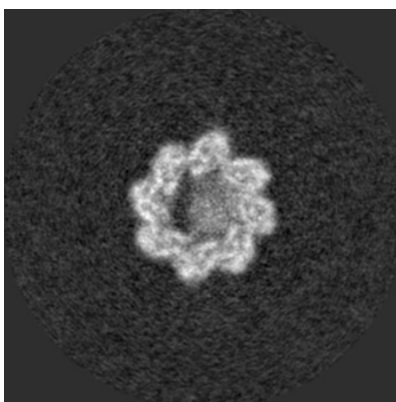


Z Index: 142

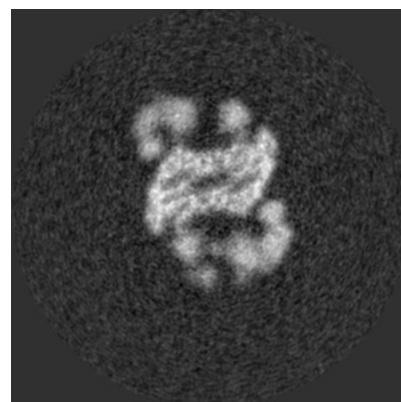
6.3.2 Raw map



X Index: 142



Y Index: 128

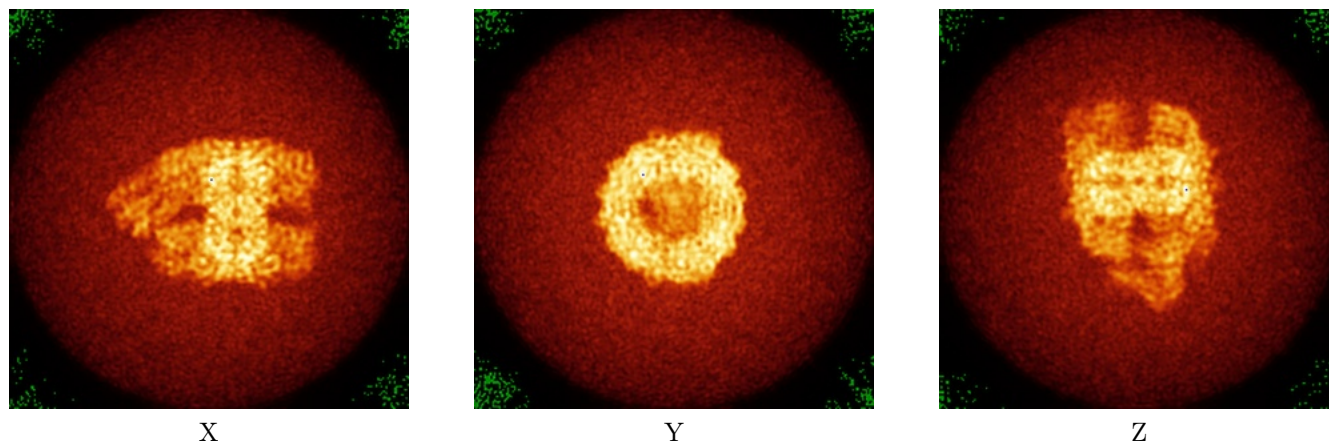


Z Index: 141


The images above show the largest variance slices of the map in three orthogonal directions.

6.4 Orthogonal standard-deviation projections (False-color) [i](#)

6.4.1 Primary map



6.4.2 Raw map



The images above show the map standard deviation projections with false color in three orthogonal directions. Minimum values are shown in green, max in blue, and dark to light orange shades represent small to large values respectively.

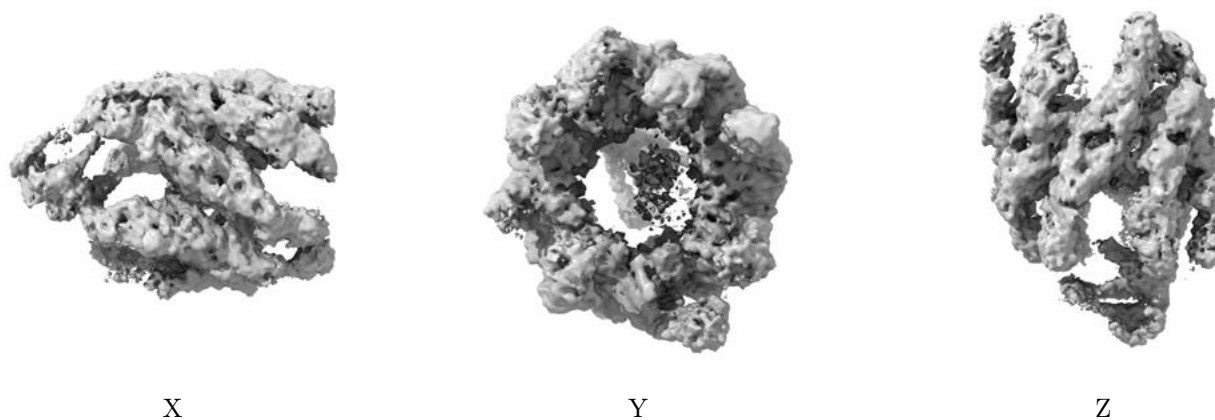
6.5 Orthogonal surface views [i](#)

6.5.1 Primary map



The images above show the 3D surface view of the map at the recommended contour level 0.6. These images, in conjunction with the slice images, may facilitate assessment of whether an appropriate contour level has been provided.

6.5.2 Raw map



These images show the 3D surface of the raw map. The raw map's contour level was selected so that its surface encloses the same volume as the primary map does at its recommended contour level.

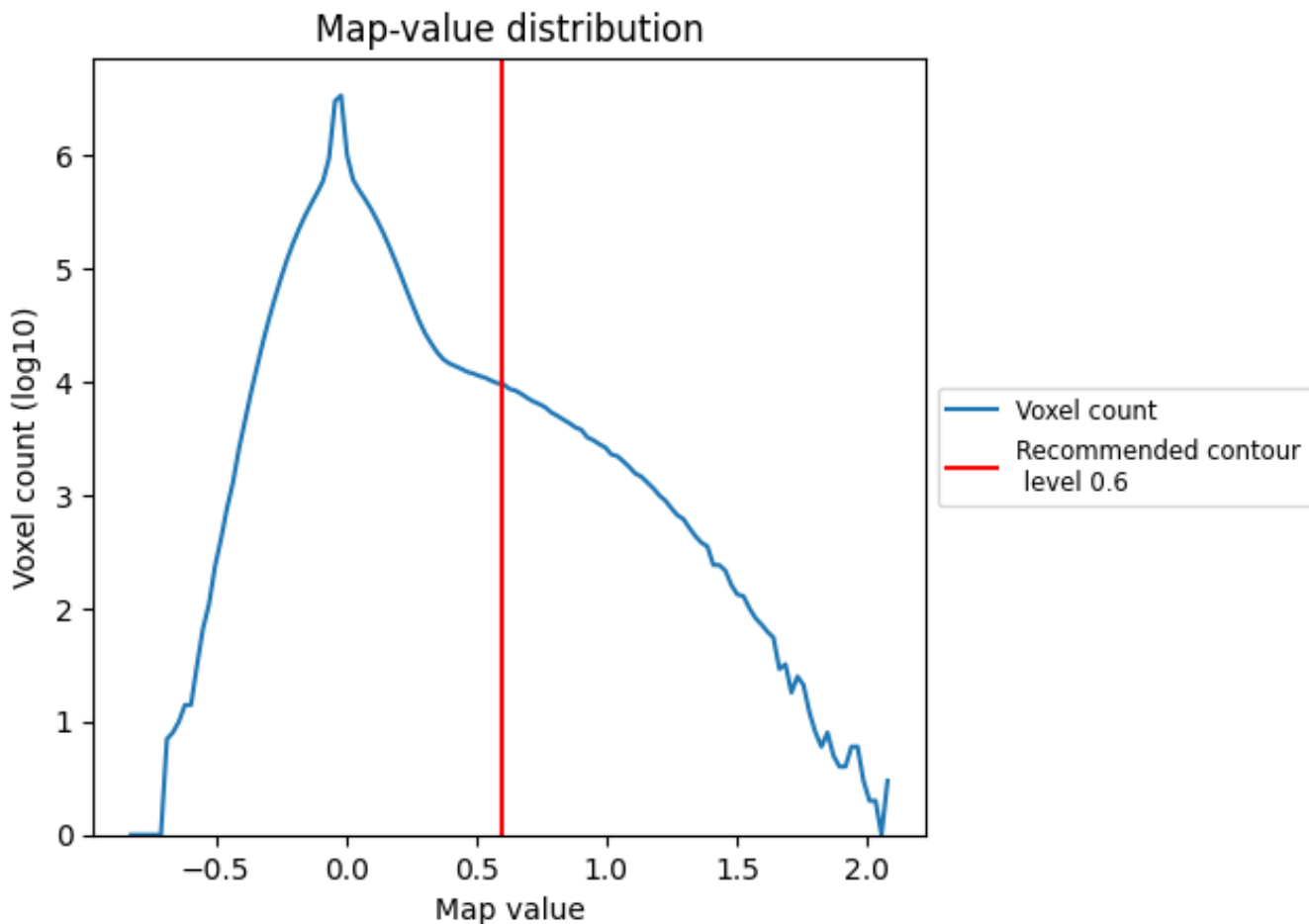
6.6 Mask visualisation [i](#)

This section was not generated. No masks/segmentation were deposited.

7 Map analysis [i](#)

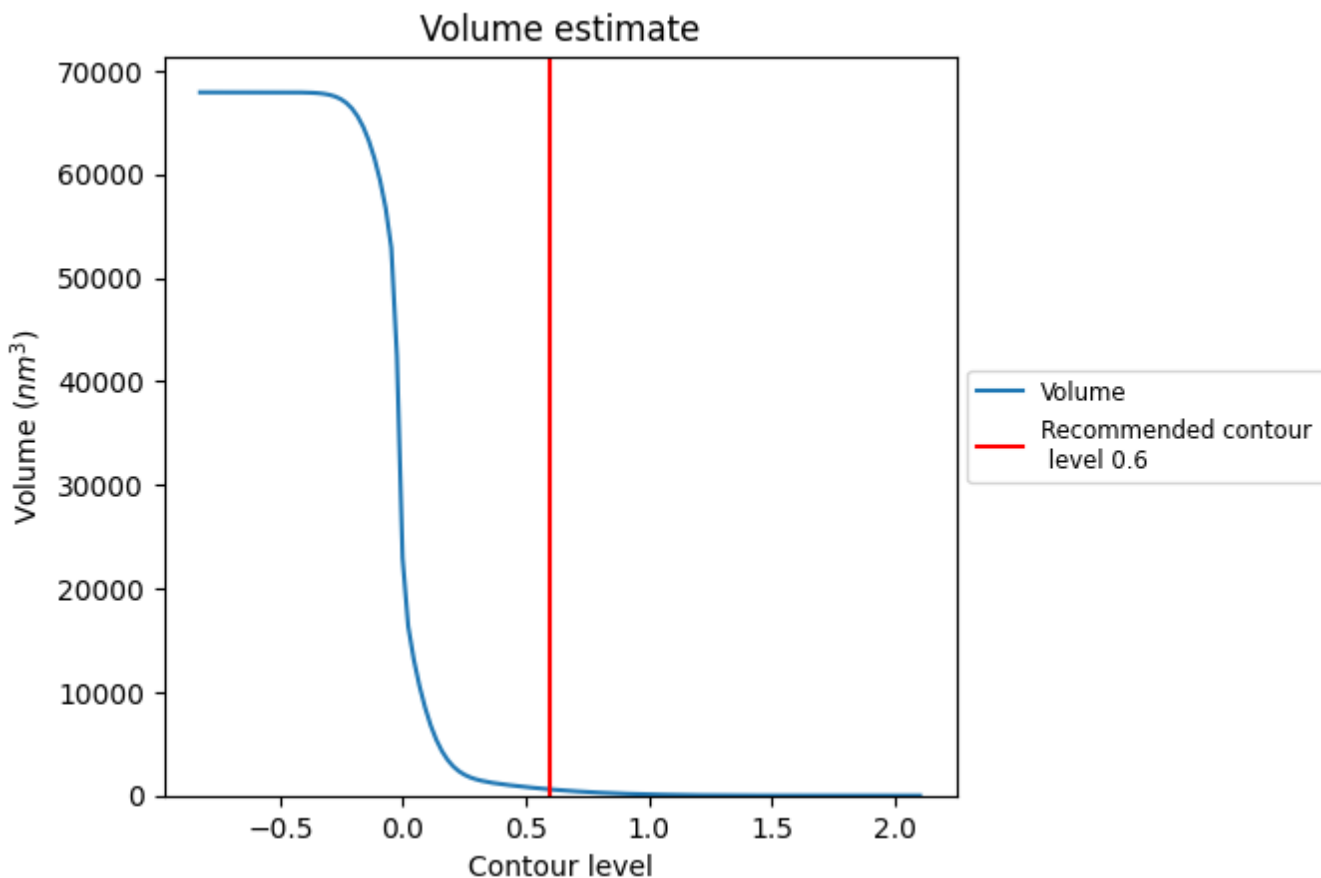
This section contains the results of statistical analysis of the map.

7.1 Map-value distribution [i](#)



The map-value distribution is plotted in 128 intervals along the x-axis. The y-axis is logarithmic. A spike in this graph at zero usually indicates that the volume has been masked.

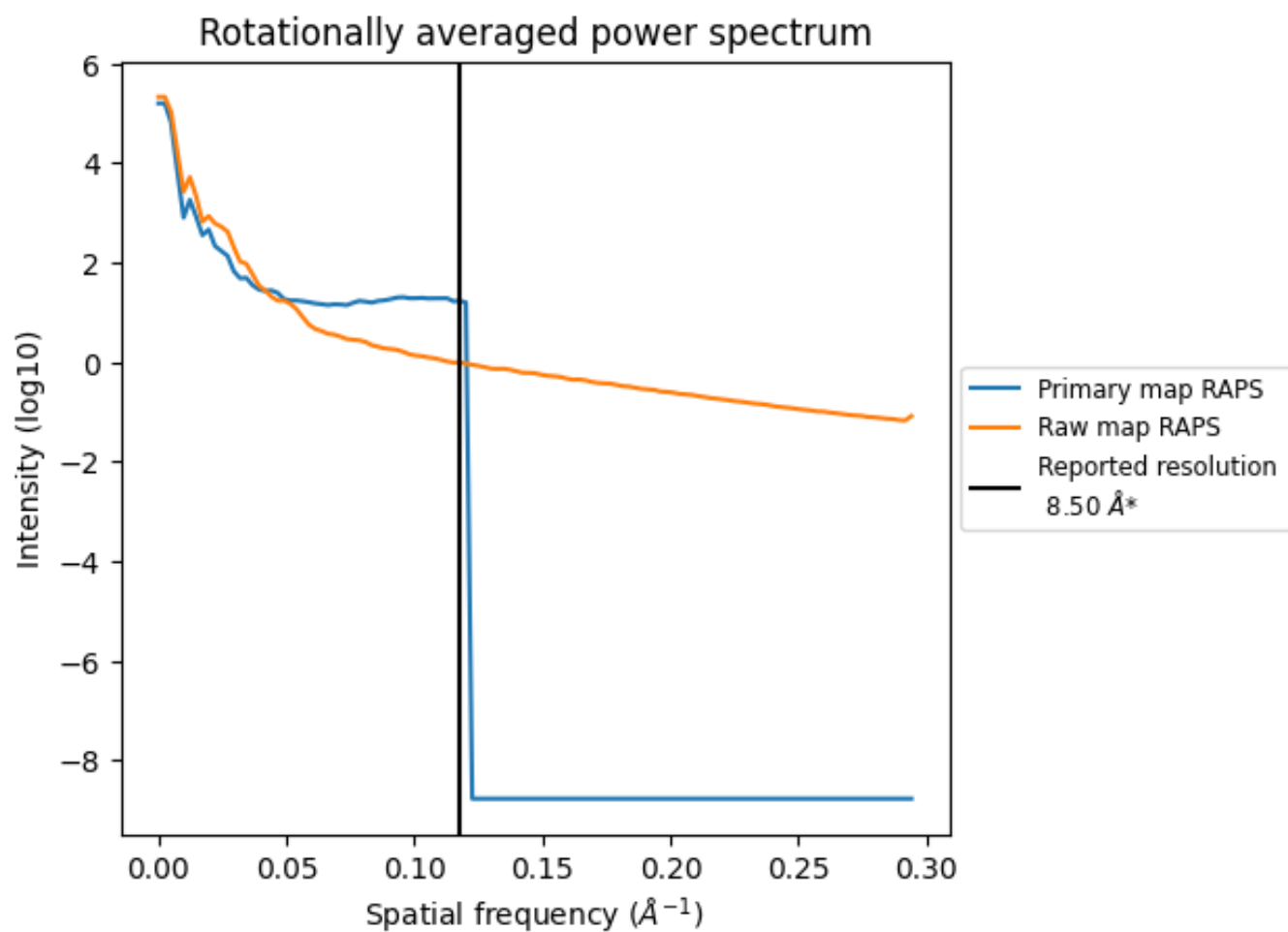
7.2 Volume estimate [i](#)



The volume at the recommended contour level is 597 nm³; this corresponds to an approximate mass of 539 kDa.

The volume estimate graph shows how the enclosed volume varies with the contour level. The recommended contour level is shown as a vertical line and the intersection between the line and the curve gives the volume of the enclosed surface at the given level.

7.3 Rotationally averaged power spectrum [\(i\)](#)

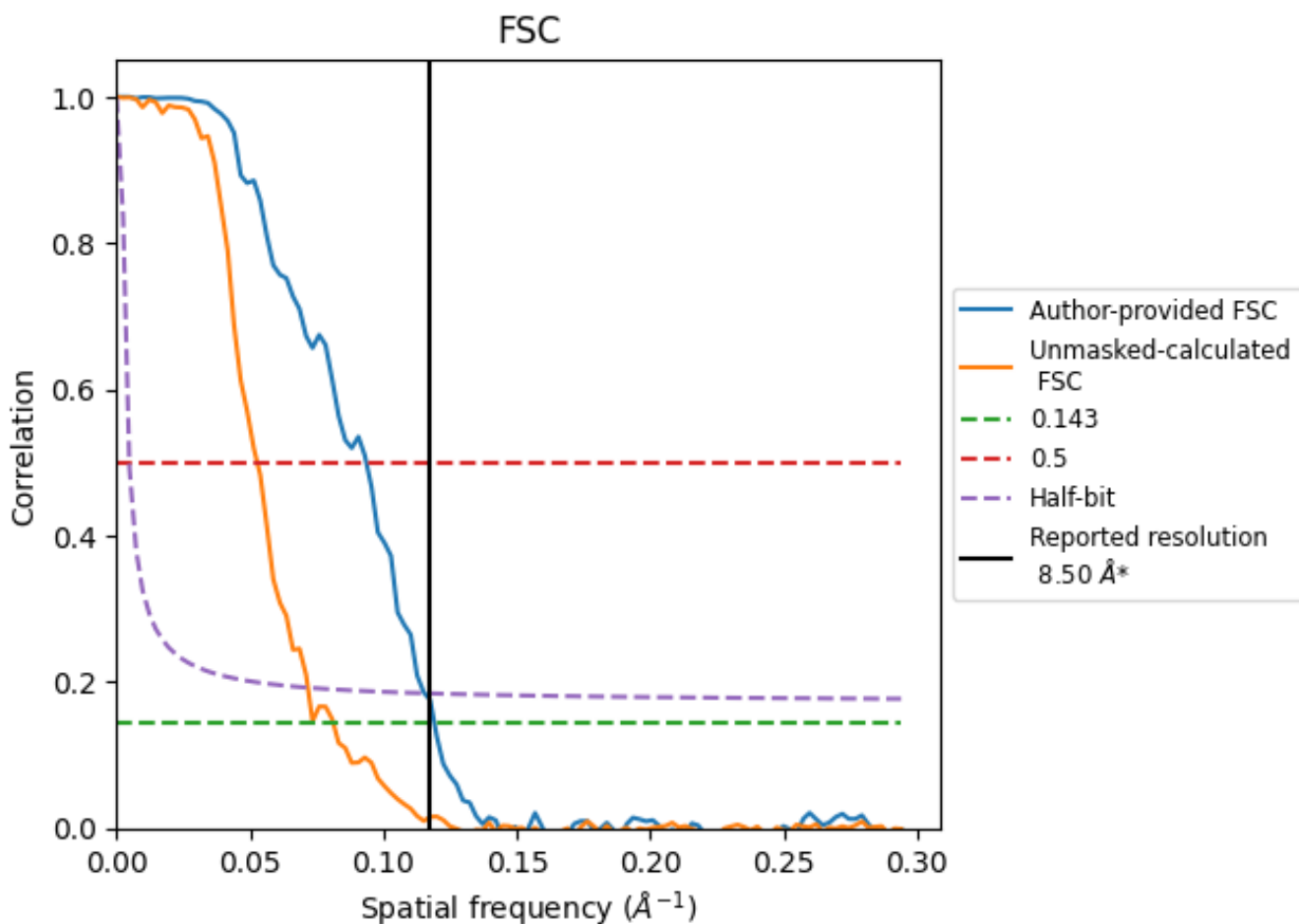


*Reported resolution corresponds to spatial frequency of 0.118 Å⁻¹

8 Fourier-Shell correlation [i](#)

Fourier-Shell Correlation (FSC) is the most commonly used method to estimate the resolution of single-particle and subtomogram-averaged maps. The shape of the curve depends on the imposed symmetry, mask and whether or not the two 3D reconstructions used were processed from a common reference. The reported resolution is shown as a black line. A curve is displayed for the half-bit criterion in addition to lines showing the 0.143 gold standard cut-off and 0.5 cut-off.

8.1 FSC [i](#)



*Reported resolution corresponds to spatial frequency of 0.118 Å⁻¹

8.2 Resolution estimates [i](#)

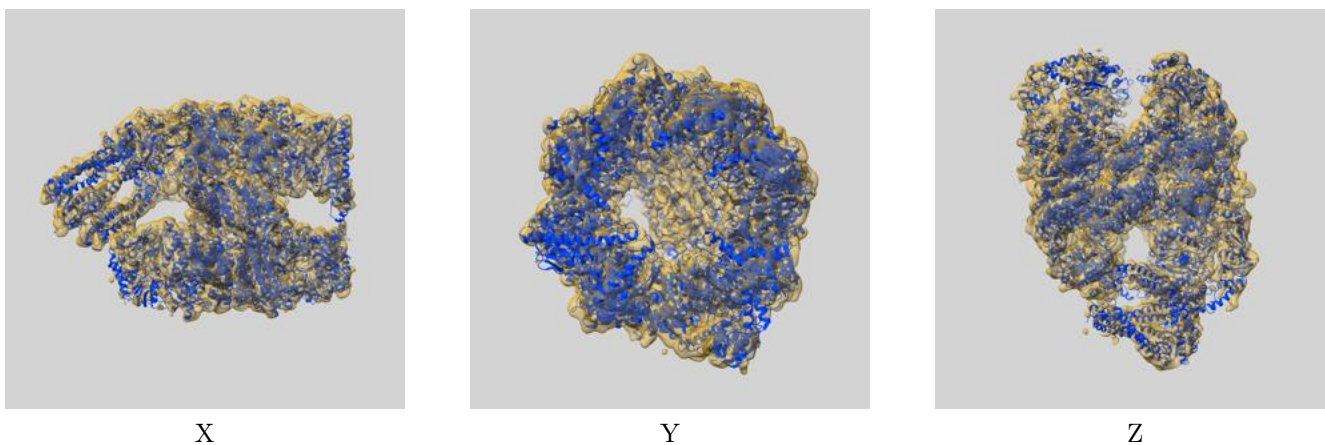
Resolution estimate (Å)	Estimation criterion (FSC cut-off)		
	0.143	0.5	Half-bit
Reported by author	8.50	-	-
Author-provided FSC curve	8.39	10.67	8.66
Unmasked-calculated*	12.30	18.94	13.93

*Resolution estimate based on FSC curve calculated by comparison of deposited half-maps. The value from deposited half-maps intersecting FSC 0.143 CUT-OFF 12.30 differs from the reported value 8.5 by more than 10 %

9 Map-model fit [i](#)

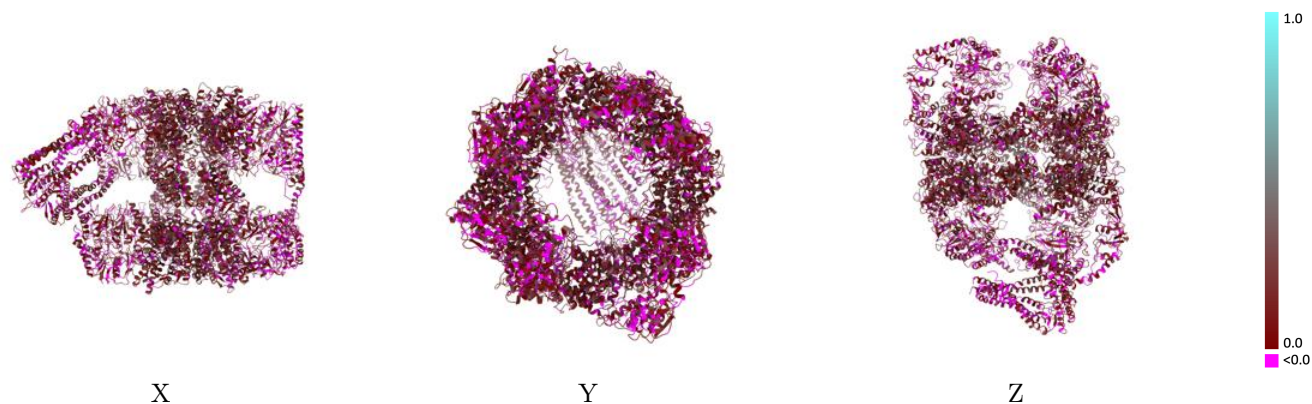
This section contains information regarding the fit between EMDB map EMD-0491 and PDB model 6NR9. Per-residue inclusion information can be found in section 3 on page 7.

9.1 Map-model overlay [i](#)



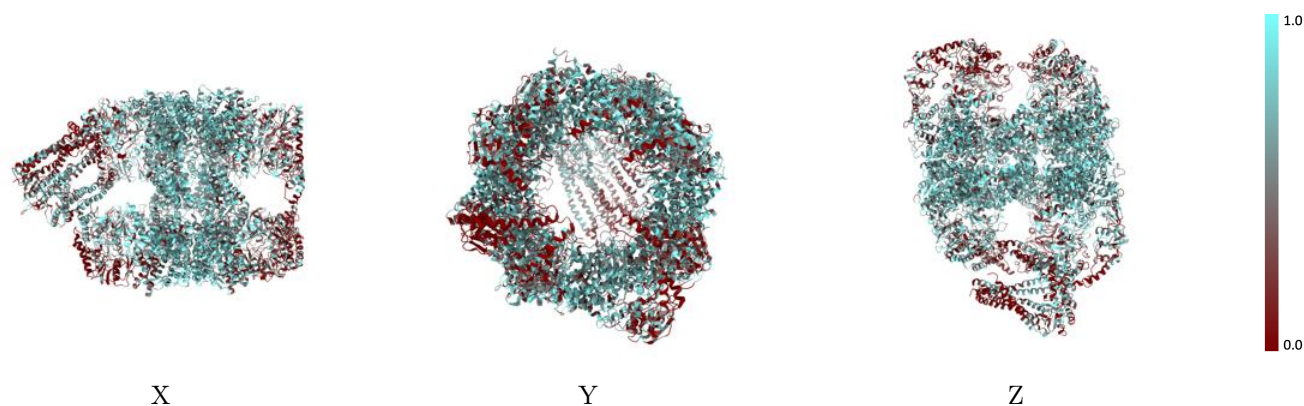
The images above show the 3D surface view of the map at the recommended contour level 0.6 at 50% transparency in yellow overlaid with a ribbon representation of the model coloured in blue. These images allow for the visual assessment of the quality of fit between the atomic model and the map.

9.2 Q-score mapped to coordinate model [i](#)



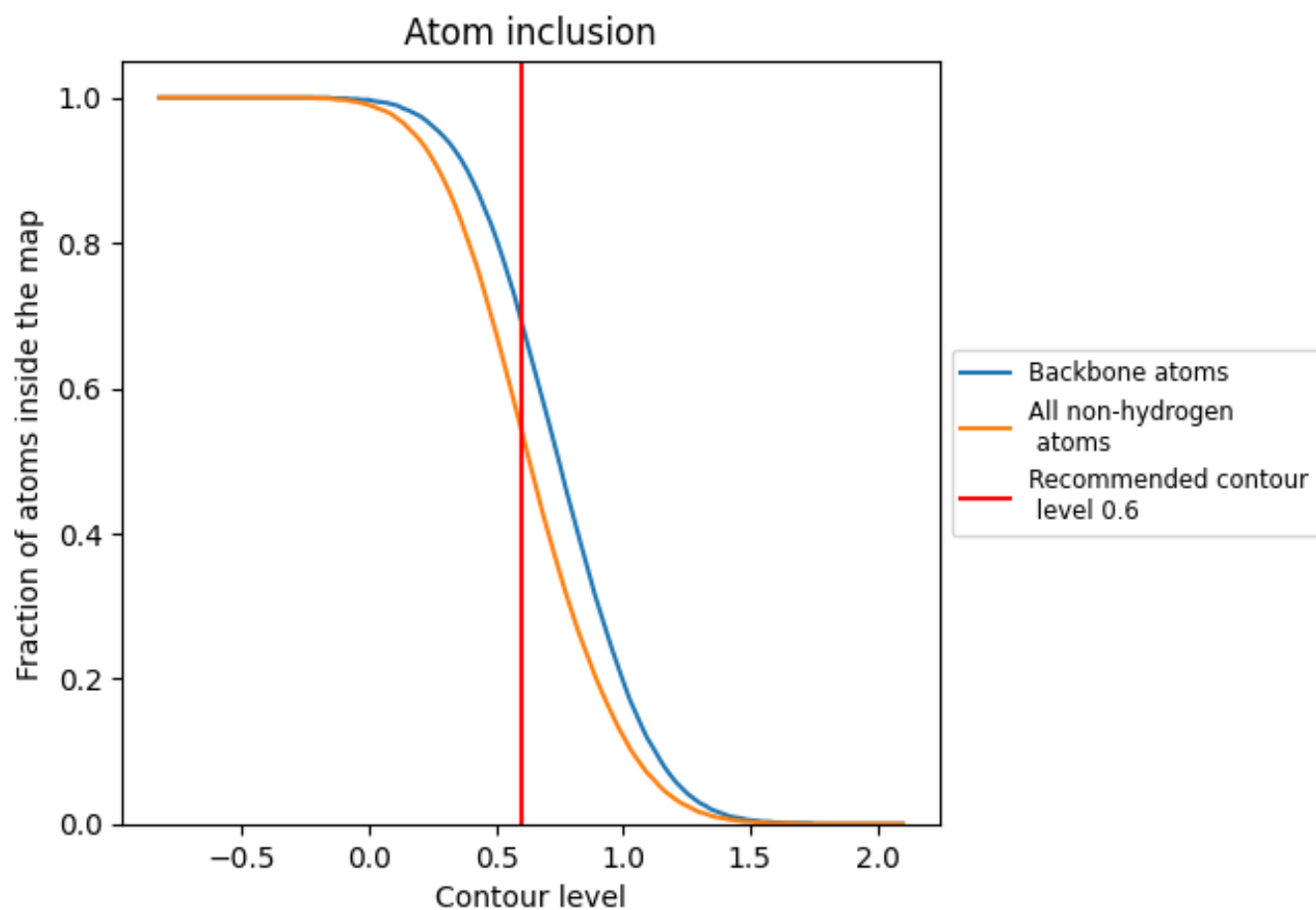
The images above show the model with each residue coloured according to its Q-score. This shows their resolvability in the map with higher Q-score values reflecting better resolvability. Please note: Q-score is calculating the resolvability of atoms, and thus high values are only expected at resolutions at which atoms can be resolved. Low Q-score values may therefore be expected for many entries.

9.3 Atom inclusion mapped to coordinate model [i](#)



The images above show the model with each residue coloured according to its atom inclusion. This shows to what extent they are inside the map at the recommended contour level (0.6).















































9.4 Atom inclusion [i](#)



At the recommended contour level, 69% of all backbone atoms, 54% of all non-hydrogen atoms, are inside the map.

9.5 Map-model fit summary

The table lists the average atom inclusion at the recommended contour level (0.6) and Q-score for the entire model and for each chain.

Chain	Atom inclusion	Q-score
All	 0.5410	 0.1110
1	 0.2930	 0.0670
2	 0.2320	 0.0350
3	 0.3230	 0.0480
4	 0.5520	 0.1020
5	 0.5240	 0.1050
6	 0.5170	 0.0990
A	 0.5770	 0.1250
B	 0.4460	 0.1120
C	 0.5900	 0.1200
D	 0.6850	 0.1440
E	 0.5820	 0.1150
F	 0.6240	 0.1200
G	 0.5650	 0.1150
H	 0.6370	 0.1290
I	 0.4850	 0.0940
J	 0.3950	 0.1030
K	 0.4820	 0.0930
L	 0.5210	 0.1090
M	 0.5550	 0.1110
N	 0.5660	 0.1110
O	 0.5310	 0.1070
P	 0.5970	 0.1130

