



# Full wwPDB X-ray Structure Validation Report ⓘ

Oct 4, 2023 – 01:36 PM EDT

PDB ID : 6NWY  
Title : Modified tRNA(Pro) bound to Thermus thermophilus 70S (near-cognate)  
Authors : Hoffer, E.D.; Subaramanian, S.; Hong, S.; Maehigashi, T.; Dunham, C.M.  
Deposited on : 2019-02-07  
Resolution : 3.50 Å(reported)

This is a Full wwPDB X-ray Structure Validation Report for a publicly released PDB entry.

We welcome your comments at [validation@mail.wwpdb.org](mailto:validation@mail.wwpdb.org)

A user guide is available at

<https://www.wwpdb.org/validation/2017/XrayValidationReportHelp>

with specific help available everywhere you see the ⓘ symbol.

The types of validation reports are described at

<http://www.wwpdb.org/validation/2017/FAQs#types>.

---

The following versions of software and data (see [references ⓘ](#)) were used in the production of this report:

MolProbity : 4.02b-467  
Mogul : 1.8.5 (274361), CSD as541be (2020)  
Xtrriage (Phenix) : 1.13  
EDS : **FAILED**  
Percentile statistics : 20191225.v01 (using entries in the PDB archive December 25th 2019)  
Ideal geometry (proteins) : Engh & Huber (2001)  
Ideal geometry (DNA, RNA) : Parkinson et al. (1996)  
Validation Pipeline (wwPDB-VP) : 2.35.1

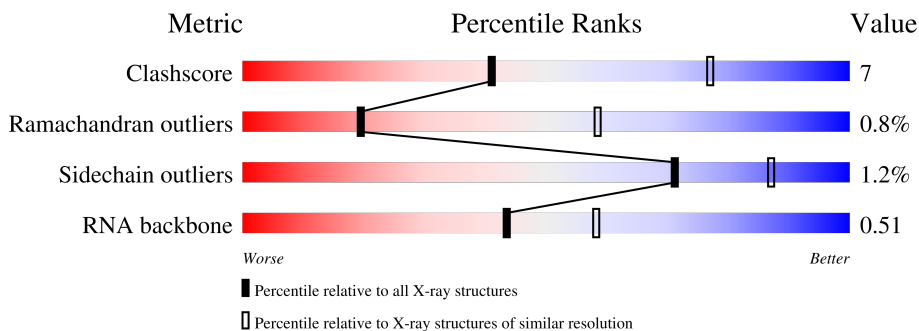
# 1 Overall quality at a glance

The following experimental techniques were used to determine the structure:

*X-RAY DIFFRACTION*

The reported resolution of this entry is 3.50 Å.

Percentile scores (ranging between 0-100) for global validation metrics of the entry are shown in the following graphic. The table shows the number of entries on which the scores are based.



Metric	Whole archive (#Entries)	Similar resolution (#Entries, resolution range(Å))
Clashscore	141614	1036 (3.58-3.42)
Ramachandran outliers	138981	1005 (3.58-3.42)
Sidechain outliers	138945	1006 (3.58-3.42)
RNA backbone	3102	1002 (4.00-3.00)











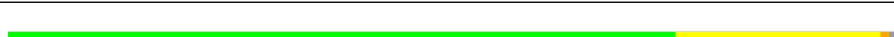














The table below summarises the geometric issues observed across the polymeric chains and their fit to the electron density. The red, orange, yellow and green segments of the lower bar indicate the fraction of residues that contain outliers for  $\geq 3$ , 2, 1 and 0 types of geometric quality criteria respectively. A grey segment represents the fraction of residues that are not modelled. The numeric value for each fraction is indicated below the corresponding segment, with a dot representing fractions  $\leq 5\%$

Note EDS failed to run properly.

Mol	Chain	Length	Quality of chain
1	QA	1521	
1	XA	1521	
2	QB	256	
2	XB	256	
3	QC	239	
3	XC	239	

*Continued on next page...*

Continued from previous page...

Mol	Chain	Length	Quality of chain
4	QD	209	 76% 22%
4	XD	209	 70% 27%
5	QE	162	 75% 18% 7%
5	XE	162	 72% 21% 7%
6	QF	101	 84% 16%
6	XF	101	 82% 18%
7	QG	156	 81% 18%
7	XG	156	 79% 20%
8	QH	138	 80% 20%
8	XH	138	 78% 22%
9	QI	128	 75% 23%
9	XI	128	 77% 20%
10	QJ	105	 63% 31% 6%
10	XJ	105	 75% 16% 9%
11	QK	129	 83% 9% 8%
11	XK	129	 78% 12% 10%
12	QL	132	 72% 21% 5%
12	XL	132	 73% 17% 8%
13	QM	126	 68% 27% 5%
13	XM	126	 66% 24% 10%
14	QN	61	 70% 25%
14	XN	61	 62% 31% 5%
15	QO	89	 89% 10%
15	XO	89	 83% 15%
16	QP	88	 74% 22% 5%

Continued on next page...

Continued from previous page...

Mol	Chain	Length	Quality of chain
16	XP	88	76% 19% 5%
17	QQ	105	83% 12% 5%
17	XQ	105	76% 19% 5%
18	QR	88	70% 9% 20%
18	XR	88	67% 13% 20%
19	QS	93	73% 15% 11%
19	XS	93	68% 23% 10%
20	QT	106	70% 22% 7%
20	XT	106	69% 21% 7%
21	QU	27	59% 33% 7%
21	XU	27	74% 19% 7%
22	QV	77	52% 36% 10%
22	XV	77	51% 40% 8%
23	QX	19	32% 42% 16%
23	XX	19	42% 47% 11%
24	R0	85	85% 11% 5%
24	Y0	85	80% 16% 4%
25	R1	98	80% 17% 3%
25	Y1	98	83% 12% 5%
26	R2	72	82% 14% 4%
26	Y2	72	82% 12% 6%
27	R3	60	85% 13% 2%
27	Y3	60	77% 22% 1%
28	R4	71	52% 11% 37%
28	Y4	71	39% 21% 35%

Continued on next page...

Continued from previous page...

Mol	Chain	Length	Quality of chain
29	R5	60	68% 25% 5% .
29	Y5	60	67% 27% . . .
30	R6	54	72% 22% . . .
30	Y6	54	65% 26% 6% . .
31	R7	49	67% 29% .
31	Y7	49	86% 12% .
32	R8	65	69% 23% 6% .
32	Y8	65	72% 26% .
33	R9	37	70% 24% 5%
33	Y9	37	68% 27% 5%
34	RA	2915	53% 36% 9% . .
34	YA	2915	53% 35% 10% . .
35	RB	122	57% 37% . . .
35	YB	122	53% 36% 7% . .
36	RD	276	76% 21% . .
36	YD	276	80% 18% . .
37	RE	206	72% 25% .
37	YE	206	75% 24%
38	RF	210	75% 20% . .
38	YF	210	73% 23% .
39	RG	182	76% 23% . .
39	YG	182	78% 21% .
40	RH	180	64% 27% 6% .
40	YH	180	77% 18% . . .
41	RI	148	72% 23% . .

Continued on next page...

Continued from previous page...

Mol	Chain	Length	Quality of chain
41	YI	148	68% 30% ..
42	RN	140	82% 16% ..
42	YN	140	79% 20% .
43	RO	122	75% 25%
43	YO	122	84% 16%
44	RP	150	77% 21% .
44	YP	150	75% 23% .
45	RQ	141	75% 25%
45	YQ	141	74% 26% .
46	RR	118	69% 28% ..
46	YR	118	75% 24% .
47	RS	112	75% 24% .
47	YS	112	79% 18% ...
48	RT	146	75% 19% 6%
48	YT	146	66% 27% 6%
49	RU	118	77% 19% ..
49	YU	118	79% 19% ..
50	RV	101	78% 22%
50	YV	101	79% 21%
51	RW	113	79% 21%
51	YW	113	81% 19%
52	RX	96	80% 16% .
52	YX	96	76% 20% .
53	RY	110	72% 22% . .
53	YY	110	75% 22% . .

Continued on next page...

*Continued from previous page...*

Mol	Chain	Length	Quality of chain
54	RZ	206	<p>64% 22% 11%</p>
54	YZ	206	<p>68% 21% 6%</p>

The following table lists non-polymeric compounds, carbohydrate monomers and non-standard residues in protein, DNA, RNA chains that are outliers for geometric or electron-density-fit criteria:

Mol	Type	Chain	Res	Chirality	Geometry	Clashes	Electron density
56	SF4	QD	301	-	-	X	-

## 2 Entry composition

There are 57 unique types of molecules in this entry. The entry contains 292039 atoms, of which 0 are hydrogens and 0 are deuteriums.

In the tables below, the ZeroOcc column contains the number of atoms modelled with zero occupancy, the AltConf column contains the number of residues with at least one atom in alternate conformation and the Trace column contains the number of residues modelled with at most 2 atoms.

- Molecule 1 is a RNA chain called 16S rRNA.

Mol	Chain	Residues	Atoms					ZeroOcc	AltConf	Trace
			Total	C	N	O	P			
1	QA	1511	Total 32469	C 14453	N 6011	O 10495	P 1510	0	0	0
1	XA	1515	Total 32551	C 14490	N 6022	O 10525	P 1514	0	0	0

- Molecule 2 is a protein called 30S ribosomal protein S2.

Mol	Chain	Residues	Atoms					ZeroOcc	AltConf	Trace
			Total	C	N	O	S			
2	QB	235	Total 1907	C 1217	N 342	O 343	S 5	0	0	0
2	XB	236	Total 1915	C 1223	N 343	O 344	S 5	0	0	0

- Molecule 3 is a protein called 30S ribosomal protein S3.

Mol	Chain	Residues	Atoms					ZeroOcc	AltConf	Trace
			Total	C	N	O	S			
3	QC	205	Total 1605	C 1011	N 313	O 280	S 1	0	0	0
3	XC	205	Total 1605	C 1011	N 313	O 280	S 1	0	0	0

- Molecule 4 is a protein called 30S ribosomal protein S4.

Mol	Chain	Residues	Atoms					ZeroOcc	AltConf	Trace
			Total	C	N	O	S			
4	QD	208	Total 1703	C 1066	N 339	O 291	S 7	0	0	0
4	XD	208	Total 1703	C 1066	N 339	O 291	S 7	0	0	0

- Molecule 5 is a protein called 30S ribosomal protein S5.



Mol	Chain	Residues	Atoms					ZeroOcc	AltConf	Trace
5	QE	151	Total	C	N	O	S	0	0	0
			1155	729	218	204	4			
5	XE	151	Total	C	N	O	S	0	0	0
			1155	729	218	204	4			

- Molecule 6 is a protein called 30S ribosomal protein S6.

Mol	Chain	Residues	Atoms					ZeroOcc	AltConf	Trace
6	QF	101	Total	C	N	O	S	0	0	0
			843	531	155	154	3			
6	XF	101	Total	C	N	O	S	0	0	0
			843	531	155	154	3			

- Molecule 7 is a protein called 30S ribosomal protein S7.

Mol	Chain	Residues	Atoms					ZeroOcc	AltConf	Trace
7	QG	155	Total	C	N	O	S	0	0	0
			1257	781	252	218	6			
7	XG	155	Total	C	N	O	S	0	0	0
			1257	781	252	218	6			

- Molecule 8 is a protein called 30S ribosomal protein S8.

Mol	Chain	Residues	Atoms					ZeroOcc	AltConf	Trace
8	QH	137	Total	C	N	O	S	0	0	0
			1108	700	214	192	2			
8	XH	137	Total	C	N	O	S	0	0	0
			1108	700	214	192	2			

- Molecule 9 is a protein called 30S ribosomal protein S9.

Mol	Chain	Residues	Atoms				ZeroOcc	AltConf	Trace
9	QI	127	Total	C	N	O	0	0	0
			1010	639	197	174			
9	XI	126	Total	C	N	O	0	0	0
			998	633	193	172			

- Molecule 10 is a protein called 30S ribosomal protein S10.

Mol	Chain	Residues	Atoms					ZeroOcc	AltConf	Trace
10	QJ	99	Total	C	N	O	S	0	0	0
			801	504	157	139	1			

*Continued on next page...*

*Continued from previous page...*

Mol	Chain	Residues	Atoms					ZeroOcc	AltConf	Trace
			Total	C	N	O	S			
10	XJ	96	777	487	153	136	1	0	0	0

- Molecule 11 is a protein called 30S ribosomal protein S11.

Mol	Chain	Residues	Atoms					ZeroOcc	AltConf	Trace
			Total	C	N	O	S			
11	QK	119	885	549	168	165	3	0	0	0
11	XK	116	864	537	164	160	3	0	0	0

- Molecule 12 is a protein called 30S ribosomal protein S12.

Mol	Chain	Residues	Atoms					ZeroOcc	AltConf	Trace
			Total	C	N	O	S			
12	QL	125	975	614	196	164	1	0	0	0
12	XL	122	956	603	193	159	1	0	0	0

- Molecule 13 is a protein called 30S ribosomal protein S13.

Mol	Chain	Residues	Atoms					ZeroOcc	AltConf	Trace
			Total	C	N	O	S			
13	QM	120	955	591	197	165	2	0	0	0
13	XM	114	914	565	189	158	2	0	0	0

- Molecule 14 is a protein called 30S ribosomal protein S14 type Z.

Mol	Chain	Residues	Atoms					ZeroOcc	AltConf	Trace
			Total	C	N	O	S			
14	QN	60	492	312	104	72	4	0	0	0
14	XN	60	492	312	104	72	4	0	0	0

- Molecule 15 is a protein called 30S ribosomal protein S15.

Mol	Chain	Residues	Atoms					ZeroOcc	AltConf	Trace
			Total	C	N	O	S			
15	QO	88	734	459	147	126	2	0	0	0
15	XO	87	729	457	146	124	2	0	0	0

- Molecule 16 is a protein called 30S ribosomal protein S16.

Mol	Chain	Residues	Atoms					ZeroOcc	AltConf	Trace
16	QP	84	Total	C	N	O	S	0	0	0
			705	446	140	118	1			
16	XP	84	Total	C	N	O	S	0	0	0
			705	446	140	118	1			

- Molecule 17 is a protein called 30S ribosomal protein S17.

Mol	Chain	Residues	Atoms					ZeroOcc	AltConf	Trace
17	QQ	100	Total	C	N	O	S	0	0	0
			834	534	155	143	2			
17	XQ	100	Total	C	N	O	S	0	0	0
			834	534	155	143	2			

- Molecule 18 is a protein called 30S ribosomal protein S18.

Mol	Chain	Residues	Atoms				ZeroOcc	AltConf	Trace
18	QR	70	Total	C	N	O	0	0	0
			574	367	112	95			
18	XR	70	Total	C	N	O	0	0	0
			574	367	112	95			

- Molecule 19 is a protein called 30S ribosomal protein S19.

Mol	Chain	Residues	Atoms					ZeroOcc	AltConf	Trace
19	QS	83	Total	C	N	O	S	0	0	0
			665	424	124	115	2			
19	XS	84	Total	C	N	O	S	0	0	0
			674	430	126	116	2			

- Molecule 20 is a protein called 30S ribosomal protein S20.

Mol	Chain	Residues	Atoms					ZeroOcc	AltConf	Trace
20	QT	99	Total	C	N	O	S	0	0	0
			763	470	162	129	2			
20	XT	99	Total	C	N	O	S	0	0	0
			763	470	162	129	2			

- Molecule 21 is a protein called 30S ribosomal protein Thx.

Mol	Chain	Residues	Atoms				ZeroOcc	AltConf	Trace
21	QU	25	Total	C	N	O	0	0	0
			217	134	52	31			
21	XU	25	Total	C	N	O	0	0	0
			217	134	52	31			

- Molecule 22 is a RNA chain called E-site tRNA-Pro.

Mol	Chain	Residues	Atoms					ZeroOcc	AltConf	Trace
22	QV	77	Total	C	N	O	P	0	0	0
			1647	734	295	541	77			
22	XV	77	Total	C	N	O	P	0	0	0
			1647	734	295	541	77			

- Molecule 23 is a RNA chain called mRNA.

Mol	Chain	Residues	Atoms					ZeroOcc	AltConf	Trace
23	QX	19	Total	C	N	O	P	0	0	0
			409	184	81	126	18			
23	XX	19	Total	C	N	O	P	0	0	0
			409	184	81	126	18			

- Molecule 24 is a protein called 50S ribosomal protein L27.

Mol	Chain	Residues	Atoms					ZeroOcc	AltConf	Trace
24	R0	81	Total	C	N	O	S	0	0	0
			643	398	137	107	1			
24	Y0	82	Total	C	N	O	S	0	0	0
			648	401	138	108	1			

- Molecule 25 is a protein called 50S ribosomal protein L28.

Mol	Chain	Residues	Atoms					ZeroOcc	AltConf	Trace
25	R1	95	Total	C	N	O	S	0	0	0
			746	469	148	128	1			
25	Y1	93	Total	C	N	O	S	0	0	0
			729	457	145	126	1			

- Molecule 26 is a protein called 50S ribosomal protein L29.

Mol	Chain	Residues	Atoms					ZeroOcc	AltConf	Trace
26	R2	69	Total	C	N	O	S	0	0	0
			581	358	118	104	1			

*Continued on next page...*

*Continued from previous page...*

Mol	Chain	Residues	Atoms					ZeroOcc	AltConf	Trace
			Total	C	N	O	S			
26	Y2	68	575	355	117	102	1	0	0	0

- Molecule 27 is a protein called 50S ribosomal protein L30.

Mol	Chain	Residues	Atoms					ZeroOcc	AltConf	Trace
			Total	C	N	O	S			
27	R3	59	469	298	90	81		0	0	0
27	Y3	59	469	298	90	81		0	0	0

- Molecule 28 is a protein called 50S ribosomal protein L31.

Mol	Chain	Residues	Atoms					ZeroOcc	AltConf	Trace
			Total	C	N	O	S			
28	R4	45	348	224	57	62	5	0	0	0
28	Y4	46	357	229	59	64	5	0	0	0

- Molecule 29 is a protein called 50S ribosomal protein L32.

Mol	Chain	Residues	Atoms					ZeroOcc	AltConf	Trace
			Total	C	N	O	S			
29	R5	59	459	288	90	76	5	0	0	0
29	Y5	59	459	288	90	76	5	0	0	0

- Molecule 30 is a protein called 50S ribosomal protein L33.

Mol	Chain	Residues	Atoms					ZeroOcc	AltConf	Trace
			Total	C	N	O	S			
30	R6	53	453	281	91	77	4	0	0	0
30	Y6	53	453	281	91	77	4	0	0	0

- Molecule 31 is a protein called 50S ribosomal protein L34.

Mol	Chain	Residues	Atoms					ZeroOcc	AltConf	Trace
			Total	C	N	O	S			
31	R7	47	409	251	102	54	2	0	0	0
31	Y7	48	418	257	104	55	2	0	0	0

- Molecule 32 is a protein called 50S ribosomal protein L35.

Mol	Chain	Residues	Atoms					ZeroOcc	AltConf	Trace
			Total	C	N	O	S			
32	R8	64	Total 517	C 331	N 102	O 82	S 2	0	0	0
32	Y8	64	Total 517	C 331	N 102	O 82	S 2	0	0	0

- Molecule 33 is a protein called 50S ribosomal protein L36.

Mol	Chain	Residues	Atoms					ZeroOcc	AltConf	Trace
			Total	C	N	O	S			
33	R9	37	Total 307	C 188	N 68	O 47	S 4	0	0	0
33	Y9	37	Total 307	C 188	N 68	O 47	S 4	0	0	0

- Molecule 34 is a RNA chain called 23S rRNA.

Mol	Chain	Residues	Atoms					ZeroOcc	AltConf	Trace
			Total	C	N	O	P			
34	RA	2882	Total 62070	C 27627	N 11611	O 19951	P 2881	0	0	0
34	YA	2883	Total 62091	C 27636	N 11613	O 19960	P 2882	0	0	0

- Molecule 35 is a RNA chain called 5S rRNA.

Mol	Chain	Residues	Atoms					ZeroOcc	AltConf	Trace
			Total	C	N	O	P			
35	RB	120	Total 2573	C 1146	N 476	O 832	P 119	0	0	0
35	YB	120	Total 2573	C 1146	N 476	O 832	P 119	0	0	0

- Molecule 36 is a protein called 50S ribosomal protein L2.

Mol	Chain	Residues	Atoms					ZeroOcc	AltConf	Trace
			Total	C	N	O	S			
36	RD	272	Total 2115	C 1335	N 420	O 357	S 3	0	0	0
36	YD	272	Total 2115	C 1335	N 420	O 357	S 3	0	0	0

- Molecule 37 is a protein called 50S ribosomal protein L3.

Mol	Chain	Residues	Atoms					ZeroOcc	AltConf	Trace
37	RE	205	Total	C	N	O	S	0	0	0
			1568	991	300	271	6			
37	YE	205	Total	C	N	O	S	0	0	0
			1568	991	300	271	6			

- Molecule 38 is a protein called 50S ribosomal protein L4.

Mol	Chain	Residues	Atoms					ZeroOcc	AltConf	Trace
38	RF	202	Total	C	N	O	S	0	0	0
			1585	1011	297	275	2			
38	YF	202	Total	C	N	O	S	0	0	0
			1585	1011	297	275	2			

- Molecule 39 is a protein called 50S ribosomal protein L5.

Mol	Chain	Residues	Atoms					ZeroOcc	AltConf	Trace
39	RG	181	Total	C	N	O	S	0	0	0
			1474	942	268	260	4			
39	YG	181	Total	C	N	O	S	0	0	0
			1474	942	268	260	4			

- Molecule 40 is a protein called 50S ribosomal protein L6.

Mol	Chain	Residues	Atoms					ZeroOcc	AltConf	Trace
40	RH	174	Total	C	N	O	S	0	0	0
			1336	848	251	236	1			
40	YH	174	Total	C	N	O	S	0	0	0
			1336	848	251	236	1			

- Molecule 41 is a protein called 50S ribosomal protein L9.

Mol	Chain	Residues	Atoms					ZeroOcc	AltConf	Trace
41	RI	146	Total	C	N	O	S	0	0	0
			1136	726	201	208	1			
41	YI	146	Total	C	N	O	S	0	0	0
			1136	726	201	208	1			

- Molecule 42 is a protein called 50S ribosomal protein L13.

Mol	Chain	Residues	Atoms					ZeroOcc	AltConf	Trace
42	RN	138	Total	C	N	O	S	0	0	0
			1104	712	206	182	4			

*Continued on next page...*

*Continued from previous page...*

Mol	Chain	Residues	Atoms					ZeroOcc	AltConf	Trace
			Total	C	N	O	S			
42	YN	138	1104	712	206	182	4	0	0	0

- Molecule 43 is a protein called 50S ribosomal protein L14.

Mol	Chain	Residues	Atoms					ZeroOcc	AltConf	Trace
			Total	C	N	O	S			
43	RO	122	933	588	171	170	4	0	0	0
43	YO	122	933	588	171	170	4	0	0	0

- Molecule 44 is a protein called 50S ribosomal protein L15.

Mol	Chain	Residues	Atoms					ZeroOcc	AltConf	Trace
			Total	C	N	O	S			
44	RP	150	1145	712	232	198	3	0	0	0
44	YP	147	1122	698	229	192	3	0	0	0

- Molecule 45 is a protein called 50S ribosomal protein L16.

Mol	Chain	Residues	Atoms					ZeroOcc	AltConf	Trace
			Total	C	N	O	S			
45	RQ	141	1122	715	212	188	7	0	0	0
45	YQ	141	1122	715	212	188	7	0	0	0

- Molecule 46 is a protein called 50S ribosomal protein L17.

Mol	Chain	Residues	Atoms				ZeroOcc	AltConf	Trace
			Total	C	N	O			
46	RR	117	960	599	202	159	0	0	0
46	YR	117	960	599	202	159	0	0	0

- Molecule 47 is a protein called 50S ribosomal protein L18.

Mol	Chain	Residues	Atoms				ZeroOcc	AltConf	Trace
			Total	C	N	O			
47	RS	111	882	556	176	150	0	0	0
47	YS	111	882	556	176	150	0	0	0



- Molecule 48 is a protein called 50S ribosomal protein L19.

Mol	Chain	Residues	Atoms					ZeroOcc	AltConf	Trace
			Total	C	N	O	S			
48	RT	137	Total 1141	C 710	N 234	O 196	S 1	0	0	0
48	YT	137	Total 1141	C 710	N 234	O 196	S 1	0	0	0

- Molecule 49 is a protein called 50S ribosomal protein L20.

Mol	Chain	Residues	Atoms					ZeroOcc	AltConf	Trace
			Total	C	N	O	S			
49	RU	117	Total 964	C 610	N 202	O 151	S 1	0	0	0
49	YU	117	Total 964	C 610	N 202	O 151	S 1	0	0	0

- Molecule 50 is a protein called 50S ribosomal protein L21.

Mol	Chain	Residues	Atoms					ZeroOcc	AltConf	Trace
			Total	C	N	O	S			
50	RV	101	Total 779	C 501	N 142	O 135	S 1	0	0	0
50	YV	101	Total 779	C 501	N 142	O 135	S 1	0	0	0

- Molecule 51 is a protein called 50S ribosomal protein L22.

Mol	Chain	Residues	Atoms					ZeroOcc	AltConf	Trace
			Total	C	N	O	S			
51	RW	113	Total 900	C 566	N 177	O 155	S 2	0	0	0
51	YW	113	Total 900	C 566	N 177	O 155	S 2	0	0	0

- Molecule 52 is a protein called 50S ribosomal protein L23.

Mol	Chain	Residues	Atoms				ZeroOcc	AltConf	Trace
			Total	C	N	O			
52	RX	92	Total 725	C 471	N 131	O 123	0	0	0
52	YX	92	Total 725	C 471	N 131	O 123	0	0	0

- Molecule 53 is a protein called 50S ribosomal protein L24.

Mol	Chain	Residues	Atoms					ZeroOcc	AltConf	Trace
53	RY	107	Total	C	N	O	S	0	0	0
			818	525	155	132	6			
53	YY	107	Total	C	N	O	S	0	0	0
			818	525	155	132	6			

- Molecule 54 is a protein called 50S ribosomal protein L25.

Mol	Chain	Residues	Atoms					ZeroOcc	AltConf	Trace
54	RZ	183	Total	C	N	O	S	0	0	0
			1461	933	260	265	3			
54	YZ	193	Total	C	N	O	S	0	0	0
			1529	973	270	283	3			

- Molecule 55 is MAGNESIUM ION (three-letter code: MG) (formula: Mg).

Mol	Chain	Residues	Atoms		ZeroOcc	AltConf
55	QA	87	Total	Mg	0	0
			87	87		
55	QF	1	Total	Mg	0	0
			1	1		
55	QH	2	Total	Mg	0	0
			2	2		
55	QL	1	Total	Mg	0	0
			1	1		
55	R0	2	Total	Mg	0	0
			2	2		
55	R1	1	Total	Mg	0	0
			1	1		
55	R3	1	Total	Mg	0	0
			1	1		
55	R8	1	Total	Mg	0	0
			1	1		
55	RA	429	Total	Mg	0	0
			429	429		
55	RB	11	Total	Mg	0	0
			11	11		
55	RD	1	Total	Mg	0	0
			1	1		
55	RE	4	Total	Mg	0	0
			4	4		
55	RF	2	Total	Mg	0	0
			2	2		
55	RN	1	Total	Mg	0	0
			1	1		

*Continued on next page...*

*Continued from previous page...*

Mol	Chain	Residues	Atoms	ZeroOcc	AltConf
55	RO	1	Total Mg 1 1	0	0
55	RP	1	Total Mg 1 1	0	0
55	RQ	1	Total Mg 1 1	0	0
55	XA	89	Total Mg 89 89	0	0
55	XE	1	Total Mg 1 1	0	0
55	Y1	1	Total Mg 1 1	0	0
55	Y2	1	Total Mg 1 1	0	0
55	Y5	1	Total Mg 1 1	0	0
55	Y7	1	Total Mg 1 1	0	0
55	Y8	1	Total Mg 1 1	0	0
55	YA	439	Total Mg 439 439	0	0
55	YB	8	Total Mg 8 8	0	0
55	YD	1	Total Mg 1 1	0	0
55	YE	2	Total Mg 2 2	0	0
55	YF	1	Total Mg 1 1	0	0
55	YQ	1	Total Mg 1 1	0	0
55	YR	2	Total Mg 2 2	0	0
55	YU	1	Total Mg 1 1	0	0
55	YX	1	Total Mg 1 1	0	0

- Molecule 56 is IRON/SULFUR CLUSTER (three-letter code: SF4) (formula: Fe<sub>4</sub>S<sub>4</sub>).



Mol	Chain	Residues	Atoms		ZeroOcc	AltConf
56	QD	1	Total	Fe S	0	0
			8	4 4		
56	XD	1	Total	Fe S	0	0
			8	4 4		

- Molecule 57 is ZINC ION (three-letter code: ZN) (formula: Zn).

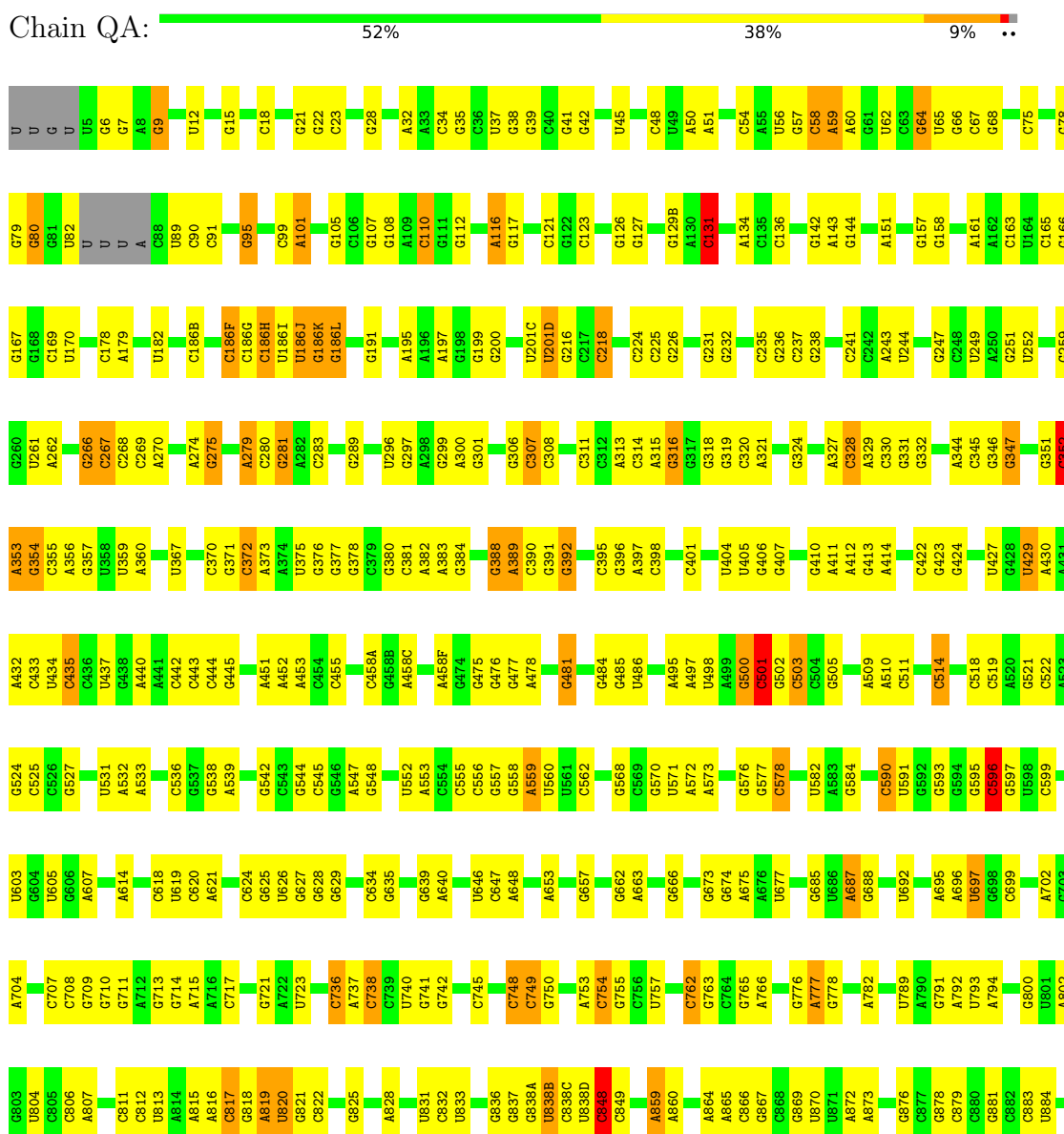
Mol	Chain	Residues	Atoms		ZeroOcc	AltConf
57	QN	1	Total	Zn	0	0
			1	1		
57	R5	1	Total	Zn	0	0
			1	1		
57	R6	1	Total	Zn	0	0
			1	1		
57	R9	1	Total	Zn	0	0
			1	1		
57	RY	1	Total	Zn	0	0
			1	1		
57	XN	1	Total	Zn	0	0
			1	1		
57	Y5	1	Total	Zn	0	0
			1	1		
57	Y6	1	Total	Zn	0	0
			1	1		
57	Y9	1	Total	Zn	0	0
			1	1		
57	YY	1	Total	Zn	0	0
			1	1		

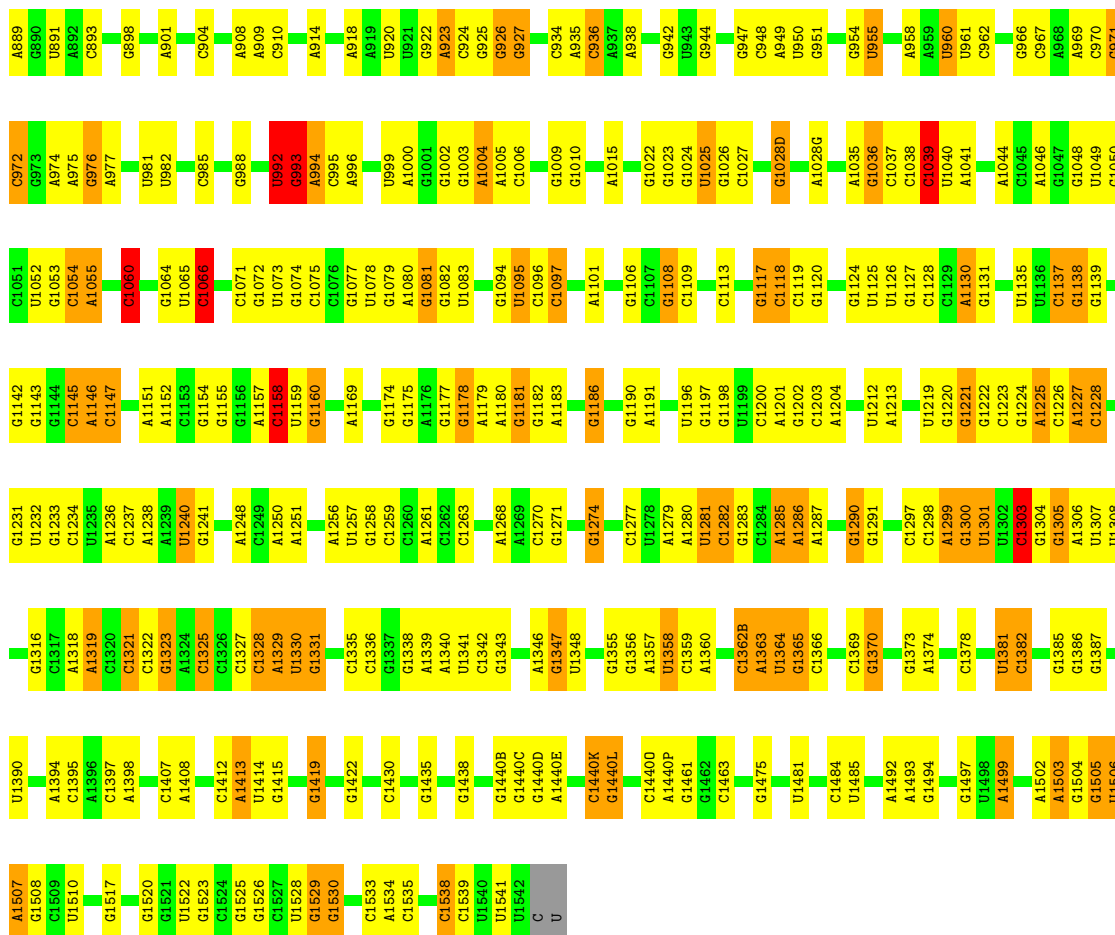
### 3 Residue-property plots [i](#)

These plots are drawn for all protein, RNA, DNA and oligosaccharide chains in the entry. The first graphic for a chain summarises the proportions of the various outlier classes displayed in the second graphic. The second graphic shows the sequence view annotated by issues in geometry. Residues are color-coded according to the number of geometric quality criteria for which they contain at least one outlier: green = 0, yellow = 1, orange = 2 and red = 3 or more. Stretches of 2 or more consecutive residues without any outlier are shown as a green connector. Residues present in the sample, but not in the model, are shown in grey.

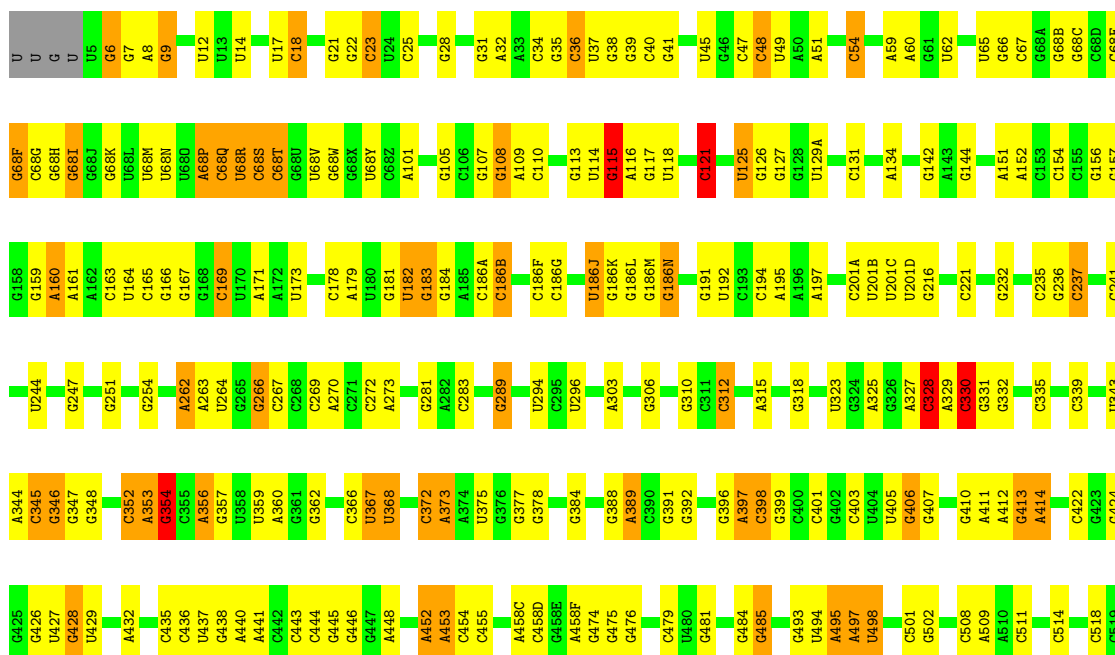
Note EDS failed to run properly.

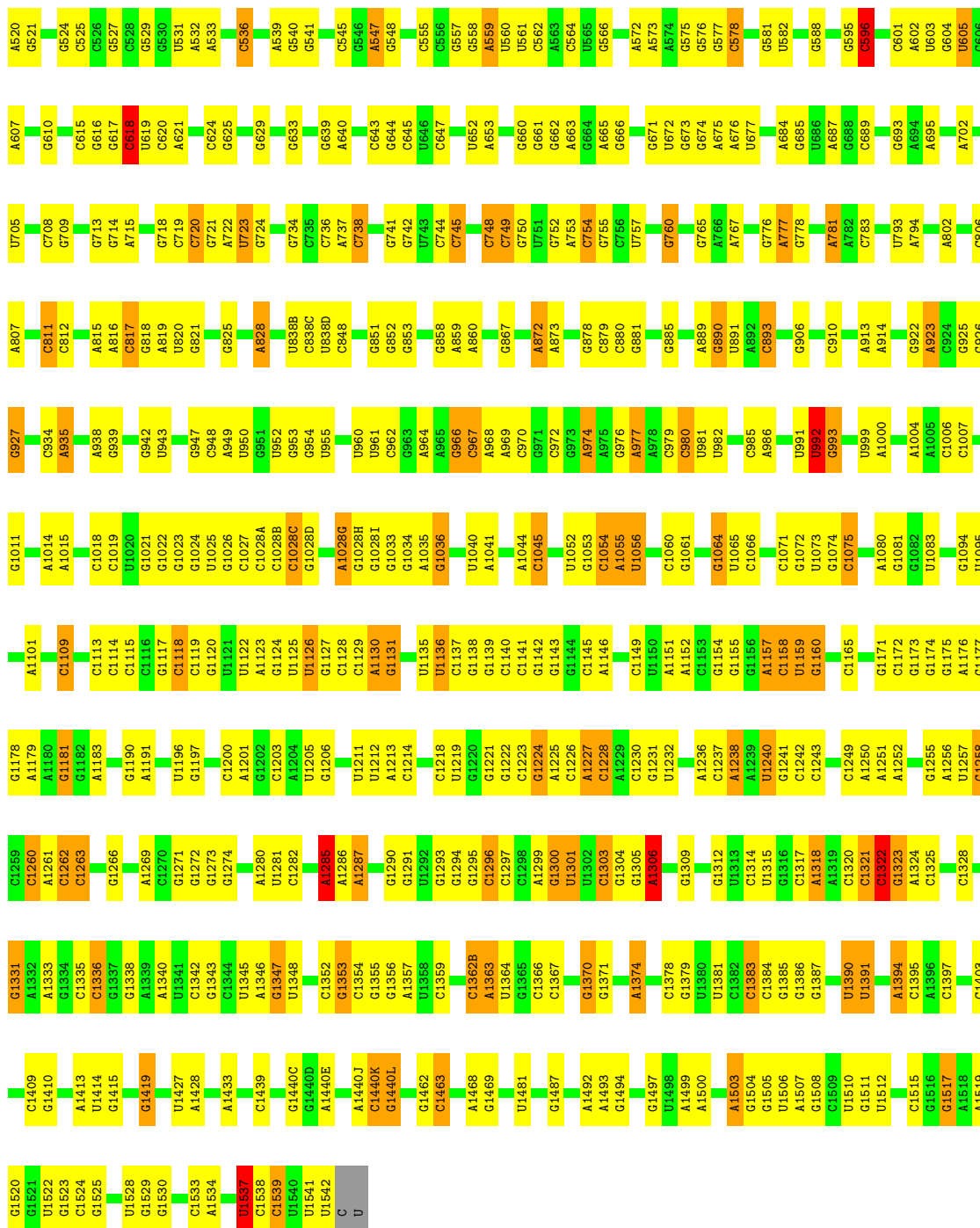
- Molecule 1: 16S rRNA



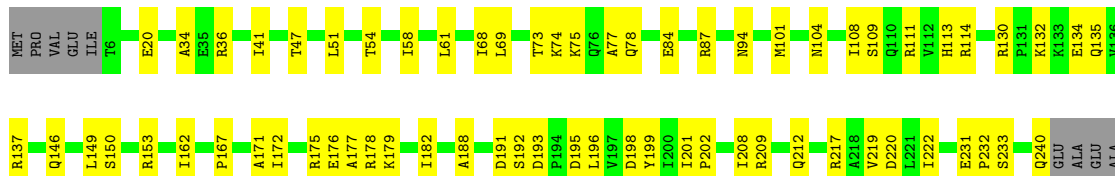


• Molecule 1: 16S rRNA





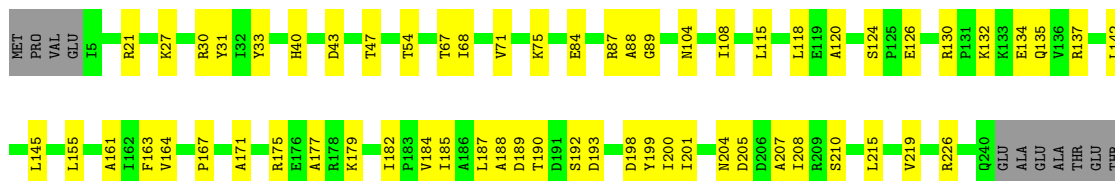
• Molecule 2: 30S ribosomal protein S2



THR  
GLU  
THR  
PRO  
GLU  
GLY  
GLU  
SER  
VAL  
GLU  
ALA

• Molecule 2: 30S ribosomal protein S2

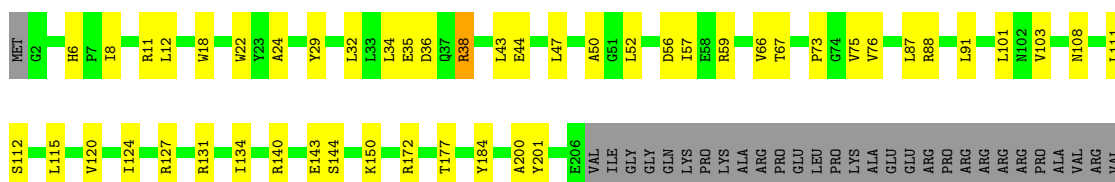
Chain XB: 68% 24% 8%



PRO  
GLU  
GLY  
GLU  
SER  
GLU  
VAL  
GLU  
ALA

• Molecule 3: 30S ribosomal protein S3

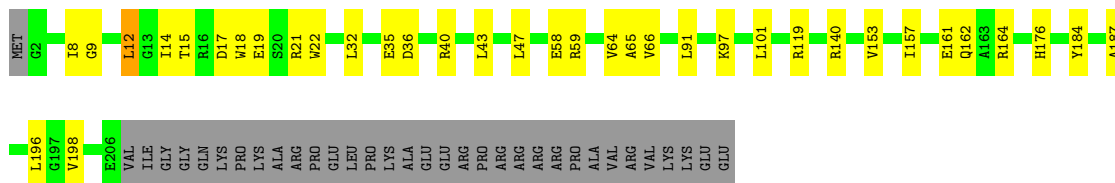
Chain QC: 65% 20% 14%



LYS  
LYS  
GLU  
GLU

• Molecule 3: 30S ribosomal protein S3

Chain XC: 71% 15% 14%



• Molecule 4: 30S ribosomal protein S4

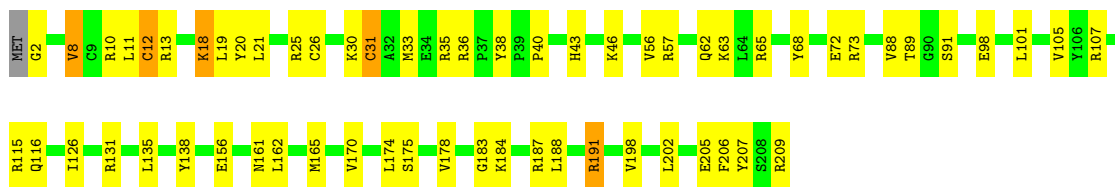
Chain QD: 76% 22%




• Molecule 4: 30S ribosomal protein S4

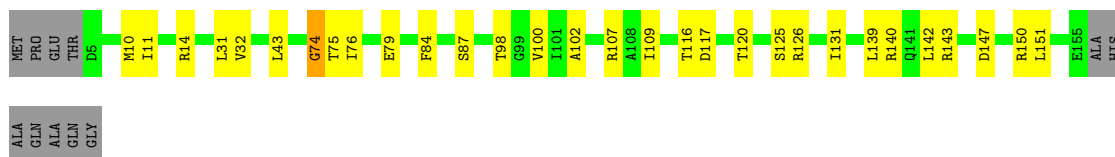


Chain XD:  70% 27%



- Molecule 5: 30S ribosomal protein S5

Chain QE:  75% 18% 7%




- Molecule 5: 30S ribosomal protein S5

Chain XE:  72% 21% 7%




- Molecule 6: 30S ribosomal protein S6

Chain QF:  84% 16%




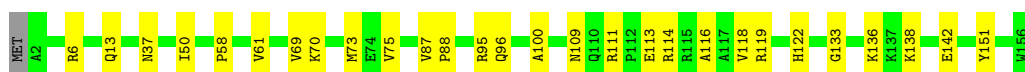
- Molecule 6: 30S ribosomal protein S6

Chain XF:  82% 18%




- Molecule 7: 30S ribosomal protein S7

Chain QG:  81% 18%




- Molecule 7: 30S ribosomal protein S7

Chain XG:  79% 20%




- Molecule 8: 30S ribosomal protein S8

Chain QH:  80% 20%



- Molecule 8: 30S ribosomal protein S8

Chain XH:  78% 22%




- Molecule 9: 30S ribosomal protein S9

Chain QI:  75% 23%



- Molecule 9: 30S ribosomal protein S9

Chain XI:  77% 20%




- Molecule 10: 30S ribosomal protein S10

Chain QJ:  63% 31% 6%



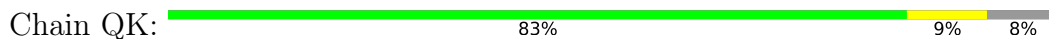
GLY  
GLY  
GLY  
ARG

- Molecule 10: 30S ribosomal protein S10

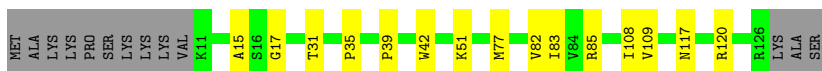
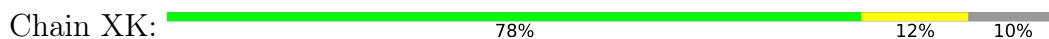
Chain XJ:  75% 16% 9%



• Molecule 11: 30S ribosomal protein S11



• Molecule 11: 30S ribosomal protein S11



• Molecule 12: 30S ribosomal protein S12



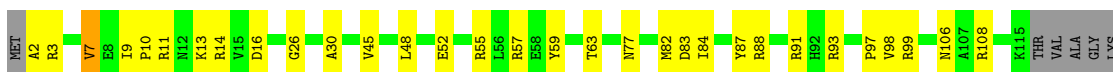
• Molecule 12: 30S ribosomal protein S12



• Molecule 13: 30S ribosomal protein S13



• Molecule 13: 30S ribosomal protein S13



LYS  
LYS  
ALA  
PRD  
ARG  
LYS

- Molecule 14: 30S ribosomal protein S14 type Z

Chain QN:  70% 25% 5%

MET A2 R3 L6 K9 R12 T13 P14 K17 V18 R23 C24 G28 R35 C40 R41 I42 C43 L44 R45 P54 W61

- Molecule 14: 30S ribosomal protein S14 type Z

Chain XN:  62% 31% 5%


MET A2 K9 R12 R19 R23 C24 C37 G28 R29 C40 R41 I42 C43 L44 R45 E46 L47 Q52 L53 P54 G55 V56 R57 K58 W61

- Molecule 15: 30S ribosomal protein S15

Chain QO:  89% 10% 1%

MET F2 T22 E26 Q28 V29 L39 L56 R64 R72 I87 R88 G89

- Molecule 15: 30S ribosomal protein S15

Chain XO:  83% 15% 2%


MET F2 K10 Q13 E26 R35 L39 H53 L56 R64 R65 R68 R72 L81 R88 GLY

- Molecule 16: 30S ribosomal protein S16

Chain QP:  74% 22% 5%


H1 I4 R5 R8 M14 P15 H16 V21 R25 I33 G37 D40 K43 K50 V53 E54 R55 W59 V62 T69 R75 V79 A84 ARG GLU GLY ALA

- Molecule 16: 30S ribosomal protein S16

Chain XP:  76% 19% 5%

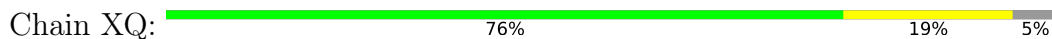
H1 I4 R5 L6 Y17 R18 I19 V20 V21 D23 K27 K35 I36 G37 D40 M48 L49 K50 P66 R75 Q82 E53 A84 ARG GLU GLY ALA

- Molecule 17: 30S ribosomal protein S17

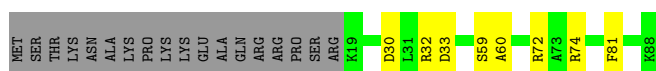
Chain QQ:  83% 12% 5%



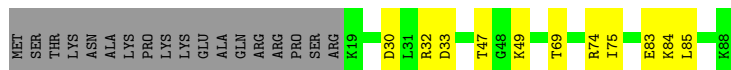
- Molecule 17: 30S ribosomal protein S17



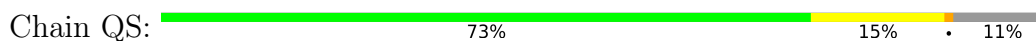
- Molecule 18: 30S ribosomal protein S18



- Molecule 18: 30S ribosomal protein S18



- Molecule 19: 30S ribosomal protein S19



- Molecule 19: 30S ribosomal protein S19



- Molecule 20: 30S ribosomal protein S20



- Molecule 20: 30S ribosomal protein S20

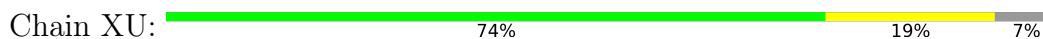




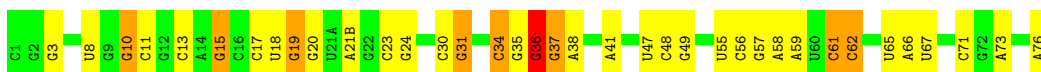
- Molecule 21: 30S ribosomal protein Thx



- Molecule 21: 30S ribosomal protein Thx



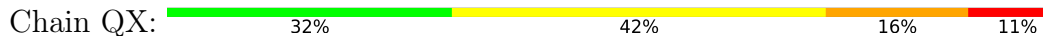
- Molecule 22: E-site tRNA-Pro



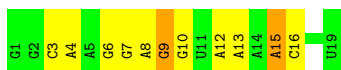
- Molecule 22: E-site tRNA-Pro



- Molecule 23: mRNA



- Molecule 23: mRNA

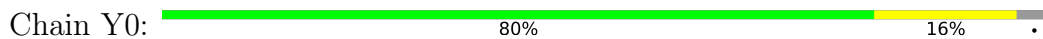


- Molecule 24: 50S ribosomal protein L27

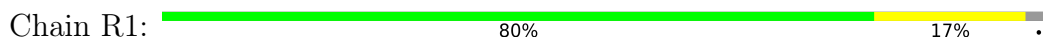




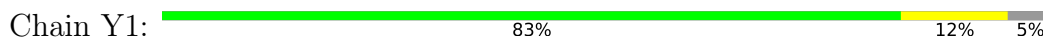
- Molecule 24: 50S ribosomal protein L27



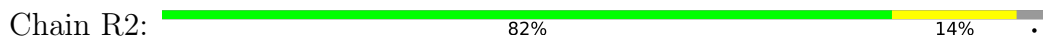
- Molecule 25: 50S ribosomal protein L28



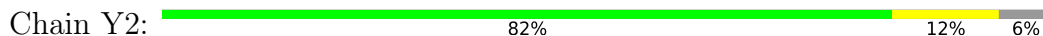
- Molecule 25: 50S ribosomal protein L28



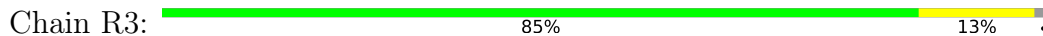
- Molecule 26: 50S ribosomal protein L29



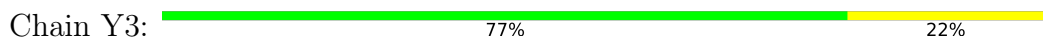
- Molecule 26: 50S ribosomal protein L29



- Molecule 27: 50S ribosomal protein L30

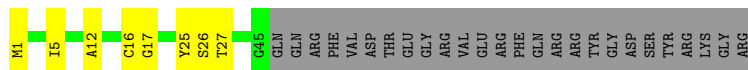


- Molecule 27: 50S ribosomal protein L30





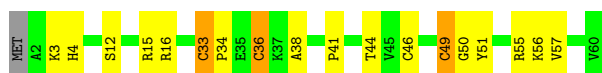
- Molecule 28: 50S ribosomal protein L31



- Molecule 28: 50S ribosomal protein L31



- Molecule 29: 50S ribosomal protein L32



- Molecule 29: 50S ribosomal protein L32



- Molecule 30: 50S ribosomal protein L33



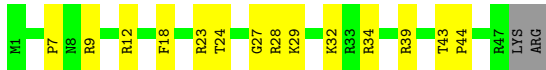
- Molecule 30: 50S ribosomal protein L33



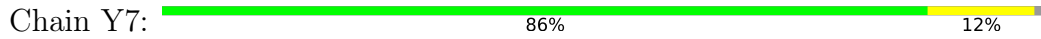
- Molecule 31: 50S ribosomal protein L34







- Molecule 31: 50S ribosomal protein L34



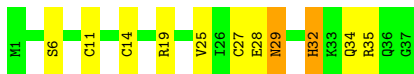
- Molecule 32: 50S ribosomal protein L35



- Molecule 32: 50S ribosomal protein L35



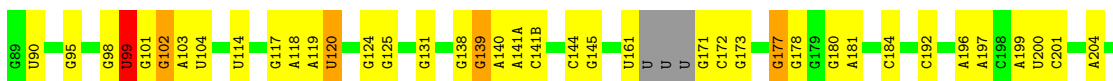
- Molecule 33: 50S ribosomal protein L36



- Molecule 33: 50S ribosomal protein L36




- Molecule 34: 23S rRNA

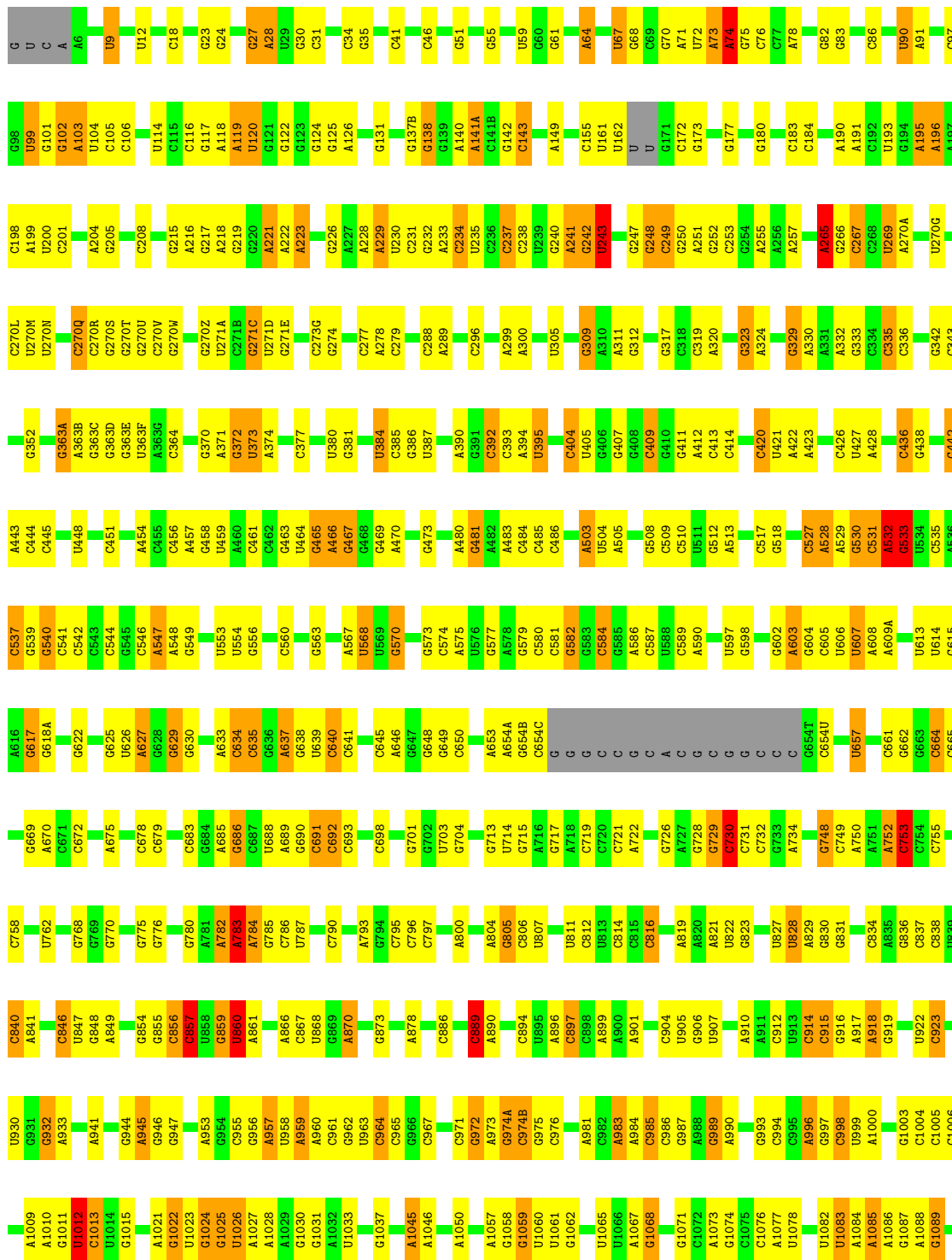


G1400	G1401	C1304	G1216	A1127	A1050	G977	G892	A800	G690	C641	G566	G481	G271E	C208
G1404	C1306	C1305	C1217	A1128	G1051	G978	C893	A805	C691	G642	U566	A481	G272	C209
U1405	A1307	U1130	A1220	U1131	C1053	A980	U895	G805	C645	C646	A567	A482	C273E	G214
U1406	C1308	C1131	G1058	A1054	A1054	A981	A896	U807	G702	A646	U568	C484	A216	A216
C1407	G1309	C1135	G1059	G1058	G1058	A983	C904	G808	G707	C650	A571	C487	G217	G217
C1411	U1310	G1137	G1062	G1062	G1062	A984	U907	G809	G651	G651	A572	G494	A221	A221
G1416	U1312	G1138	G1063	G1063	G1063	C986	A910	U810	G715	C652	C574	G495	A222	A222
C1417	U1313	G1139	C1064	C1064	C1064	C987	A911	U811	A716	A653	A575	G496	A223	A223
G1418	C1314	U1140	U1065	U1065	U1065	A990	C912	C812	G717	A654A	U576	A501	A228	A228
A1419	U1316	U1141	U1066	U1066	U1066	C991	U913	C816	A722	G654B	G577	A502	U230	U230
U1420	A1317	U1142A	A1067	A1067	A1067	C994	C914	C817	G723	G	G579	A503	C231	C231
G1421	U1234	A1143	U1068	U1068	U1068	C995	G916	G818	U724	G	C581	A504	C232	C232
G1422	G1235	G1144	A1069	A1069	A1069	A996	G917	U819	G725	G	C582	A505	A233	A233
A1427	G1238	C1147	A1070	A1070	A1070	C997	A918	A820	G726	C	G585	G508	A234	A234
C1428	A1241	A1148	G1071	G1071	G1071	C998	U922	C825	G729	C	A586	C510	U303	U303
C1430	U1249	G1149	A1073	A1073	A1073	U999	C923	U826	C730	A	C587	U511	G304	G304
C1437	U1247	C1150	G1074	G1074	G1074	C924	C924	U827	U747	C	U588	G512	G309	G309
G1441	G1248	U1153	C1075	C1075	C1075	C925	C925	U828	G748	C	C589	A513	A310	A310
G1442	U1249	G1154	A1076	A1076	A1076	A941	A926	U829	G749	C	G603	A514	A311	A311
A1444B	G1250	A1155	U1077	U1077	U1077	G1003	G932	C830	A752	C	A604	C517	C319	C319
A1445	C1251	A1156	G1087	G1087	G1087	C1008	G933	A834	C753	C	G521	C414	G252	G252
A1445	G1157	A1157	U1088	U1088	U1088	G1011	G939	A835	C754	C	G604	G522	G323	G323
A1445	A1253	C1158	A1084	A1084	A1084	U1012	G940	U836	G755	C	C605	G522	A324	A324
A1445	U1255	U1165	A1085	A1085	A1085	G1013	A941	U837	C756	C	U525	U525	G257	G257
G1449A	G1256	A1086	U1086	U1086	U1086	U1014	G942	U838	G757	C	A526	A526	A257	A257
G1449B	C1257	G1087	G1087	G1087	G1087	G1015	U943	U839	U758	C	U607	C517	G259	G259
U1454	G1173	U1088	U1088	U1088	U1088	C1008	G933	U845	U762	C	U613	A527	G329	G329
G1455	A1174	G1089	G1089	G1089	G1089	G1019	G944	C846	C763	C	U614	A529	A330	A330
G1461	G1263	U1090	U1090	U1090	U1090	U1019	A945	U847	A764	C	U615	G530	A331	A331
C1462	G1264	G1091	G1091	G1091	G1091	A1020	G946	U848	A765	C	G615	C531	A332	A332
C1467	A1265	G1176	G1092	G1092	G1092	A1021	G947	U849	G766	C	A616	A532	C268	C268
C1468	G1266	A1177	U1093	U1093	U1093	G1022	G948	C850	U767	C	G617	A532	U269	U269
A1471	U1267	C1178	U1094	U1094	U1094	U1023	C949	U851	G768	C	G618A	U534	A270A	A270A
C1474	C1270	A1179	A1095	A1095	A1095	G1024	G950	C852	G776	C	A621	C537	G270F	G270F
G1480	G1271	C1180	U1096	U1096	U1096	G1025	G956	U855	A622	C	G622	G539	C270L	C270L
G1483	A1272	A1182	U1097	U1097	U1097	U1026	A959	C856	U667	C	G623	G540	U270N	U270N
G1484	U1273	G1183	A1098	A1098	A1098	A1027	A960	U858	A782	C	C624	G544	G270O	G270O
G1485	A1276	G1184	C1102	C1102	C1102	A1028	A961	U859	A783	C	G625	C544	A346	A346
C1489	A1286	G1187	C1104	C1104	C1104	A1029	C962	U860	A784	C	U626	C545	U350	U350
C1493	A1287	G1189	G1110	G1110	G1110	U1035	C964	U861	G785	C	A547	C455	C270P	C270P
A1494	U1288	A1111	A1111	A1111	A1111	C1041	G965	A863	U787	C	A631	C456	G270R	G270R
A1495	G1294	G1112	C1202	C1202	C1202	G1042	G966	U864	C671	C	U632	U553	G270S	G270S
A1496	C1203	C1116	G1203	G1203	G1203	C1043	C971	C876	C790	C	A633	G554	G270T	G270T
A1497	G1295	G1117	A1204	A1204	A1204	G1044	G972	U877	C792	C	G556	U557	C270U	C270U
C1498	C1296	U1205	G1205	G1205	G1205	A1045	A973	U887	G794	C	G635	G558	G270V	G270V
C1498	G1298	G1120	A1046	A1046	A1046	A1046	G974A	C888	G794	C	A637	G558	G270W	G270W
C1498	U1299	A1210	G1047	G1047	G1047	C974B	C974B	C889	C795	C	A638	G559	G270X	G270X
C1498	U1300	U1211	A1048	A1048	A1048	C975	C975	C890	C796	C	U639	C560	G271C	G271C
C1498	A1301	A1126	C1049	C1049	C1049	C976	C976	A890	C797	C	G640	G563	U271D	U271D

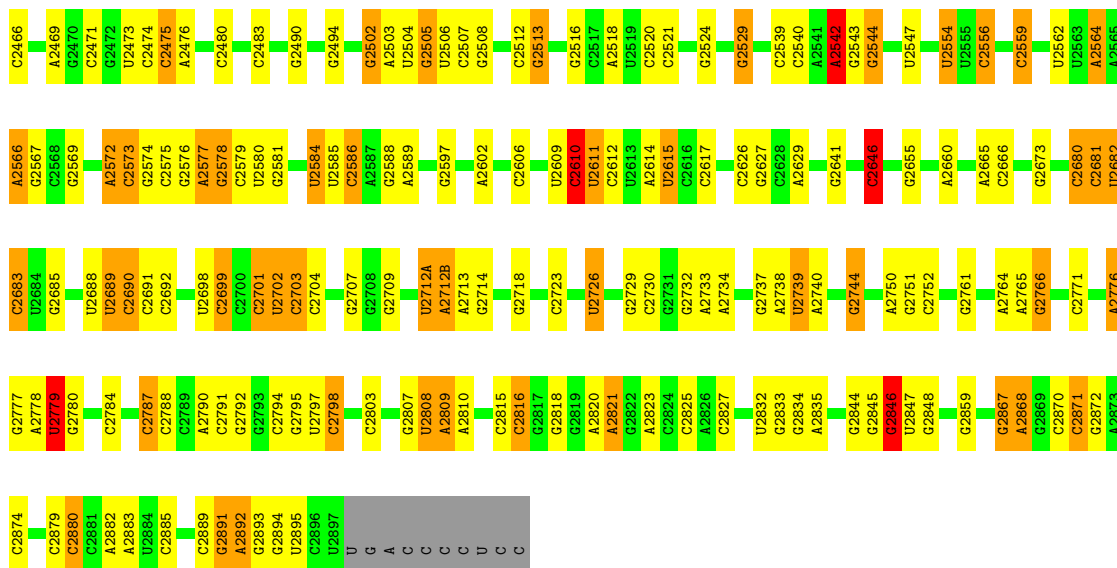
C2784	U2686	U2584	C2313	G2210	U2132	A2060	A1970	C1870	A1769	A1676	G1596	C1504
C2785	G2697	U2585	C2314	G2211	G2133	G2061	A1971	A1871	C1790	G1681	A1596	C1505
C2788	C2701	C2586	C2315	A2212	A2134	A2062	A1972	G1878	A1791	G1682	A1597	C1506
C2789	U2702	A2587	C2316	G2215	C2137	C2063	A1978	C1881	U1796	C1686	C1598	A1507
A2790	C2501	G2502	G2319	G2224	C2142	G2069	A1981	C1882	C1797	G1687	C1599	A1508
C2791	A2503	G2503	A2320	C2143	C2143	C2065	C1982	G1883	U1798	U1688	C1600	A1510
G2792	U2504	U2505	G2321	G2225	A2144	G2069	C1983	G1888	G1799	A1689	G1601	A1511
G2793	A2602	U2506	A2322	C2229	C2145	A2071	G1984	G1889	G1800	A1690	U1602	A1512
C2794	G2603	C2426	G2325	C2229	C2146	G2072	G1988	A1889	A1802	C1607	C1603	A1513
C2795	C2507	G2428	G2326	G2238	G2147	C2073	G1989	A1890	A1803	A1608	C1607	A1516
U2797	U2604	G2429	A2328	G2239	G2148	A2077	C1990	G1891	C1804	A1609	A1610	A1517
C2798	U2511	A2430	G2329	G2239	G2149	A2077	C1991	A1891	U1805	G1695	C1611	A1518
A2799	C2512	U2431	G2334	G2243	U2150	A2077	U1991	G1896	C1806	A1698	C1611	A1519
G2807	U2513	A2432	G2335	U2243	G2151	G2080	G1992	G1897	C1807	G1702	C1617	G1525
U2808	G2514	A2433	A2335	U2244	G2152	C2081	U1993	A1898	A1809	G1702	C1617	G1525
A2809	U2515	A2434	A2336	U2245	G2153	A2082	U1994	U1899	A1810	G1708	A1618	G1526
A2810	C2517	A2435	A2337	G2246	G2154	A2082	U1995	G1899	G1811	C1708	G1622	G1527
G2811	C2518	A2436	G2341	A2247	G2155	C2085	C1996	C1905	U1716	C1708	G1622	A1528
A2812	A2519	A2437	C2342	G2248	G2156	U2086	C1997	G1906	G1814	U1716	G1622	A1529
A2813	C2520	U2440	C2343	U2249	G2157	U2089	C1998	C1914	A1815	G1725	A1632	C1533
C2814	C2521	C2441	A2344	U2249	A2158	U2089	C1999	U1915	G1816	G1725	A1632	A1534
C2815	G2529	C2442	G2345	G2253	G2159	U2089	C2000	A1916	G1817	G1728	A1634	U1535
U2726	A2530	C2442	A2346	G2254	G2159	U2089	C2001	A1916	U1818	A1729	A1635	U1536
G2727	A2531	A2448	C2347	C2254	G2159	U2089	C2002	A1919	A1819	A1729	A1636	A1536
U2728	U2519	U2449	C2348	C2258	C2184	U2092	C2003	U1920	U1820	U1730	A1637	C1537
G2729	C2539	A2450	C2350	C2258	G2185	G2094	C2008	G1931	A1829	G1741	A1644	A1542
G2732	U2636	A2456	G2351	A2266	G2186	C2095	C2009	C1934	C1742	C1742	G1645	A1543
C2734	C2641	C2456	G2352	A2266	G2187	U2096	G2009	U1935	G1743	C1743	C1646	A1544
A2735	G2642	U2460	G2353	A2266	G2188	C2097	G2010	A1937	A1732	A1732	C1647	A1545A
U2739	C2643	U2460	G2354	G2271	G2188	C2097	G2010	A1938	G1733	G1733	C1648	A1546
G2744	C2646	C2463	G2372	G2271	A2170	U2098	A2013	U1938	A1759	A1759	G1651	C1546
G2747	U2552	C2466	G2373	A2278	A2171	U2098	A2014	A1938	A1762	A1762	A1652	C1547
A2748	C2553	C2466	G2374	G2279	U2172	U2098	A2015	A1938	G1763	G1763	A1654	C1549
A2749	U2554	C2467	G2375	G2280	A2173	U2098	A2016	A1938	G1764	G1764	A1654	A1558
A2750	C2559	G2468	A2376	G2283	C2175	U2098	G2021	U1938	U1768	U1768	C1657	G1559
A2751	U2562	A2470	A2377	C2283	C2176	U2098	G2022	A1938	U1768	U1768	C1658	A1566
U2754	U2562	C2471	A2378	A2286	C2177	U2098	G2023	A1938	U1768	U1768	U1659	A1567
C2755	A2566	C2471	A2378	A2287	C2178	U2098	G2024	A1938	G1764	G1764	C1660	A1568
U2756	C2567	U2474	C2385	A2288	C2186	U2098	A2030	U1955	U1774	U1774	G1661	A1569
A2757	C2568	C2475	C2385	A2288	C2186	U2098	A2031	U1956	G1775	G1775	C1662	A1570
G2761	C2569	C2475	A2388	U2291	C2188	U2098	G2032	U1956	U1775	U1775	C1663	A1571
A2851	U2570	A2478	A2388	U2291	C2188	U2098	A2033	A1960	U1779	U1779	A1664	A1576
U2852	C2571	G2479	G2391	C2294	G2188	U2098	A2034	A1960	A1780	A1780	G1667	U1576
U2853	C2572	C2480	A2392	C2295	G2189	U2098	A2035	A1960	C1781	C1781	C1668	U1578
C2854	C2573	G2481	C2393	U2296	C2190	U2098	A2036	A1960	C1782	C1782	A1669	A1579
C2855	G2574	C2482	C2394	C2297	G2191	U2098	A2037	A1960	A1783	A1783	C1670	C1586
U2887	C2575	C2483	C2395	C2297	G2192	U2098	G2038	A1960	A1784	A1784	U1671	A1587
U2888	C2576	C2483	C2395	G2304	G2193	U2098	C2043	A1960	A1785	A1785	C1672	A1587
U2889	C2577	A2488	C2396	G2305	G2194	U2098	G2044	A1960	A1786	A1786	U1673	A1587
C2690	C2578	G2489	C2397	C2305	C2195	U2098	G2048	A1960	A1787	A1787	C1674	G1591
C2691	C2579	G2490	G2397	G2307	C2196	U2098	G2048	A1960	U1788	U1788	C1675	G1591
C2692	C2580	C2490	C2402	G2308	U2197	U2098	G2053	A1960	G1788	G1788	C1675	G1591
A2893	U2581	G2494	C2403	A2309	A2198	U2098	C2055	A1960	A1788	A1788	C1675	G1591
C2894	C2582	C2494	U2406	A2310	U2208	U2098	G2056	A1960	A1789	A1789	C1675	G1591
C2895	C2583	C2496	U2406	U2312	C2209	U2098	A2059	A1960	A1789	A1789	C1675	G1591



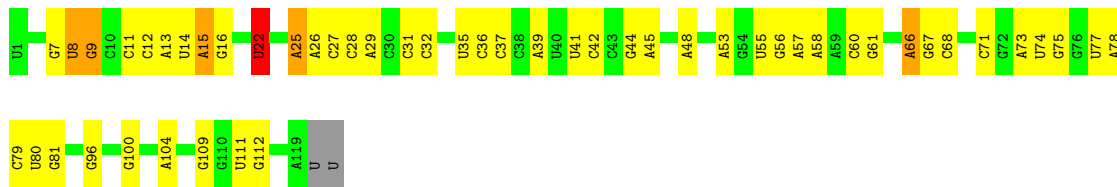
• Molecule 34: 23S rRNA



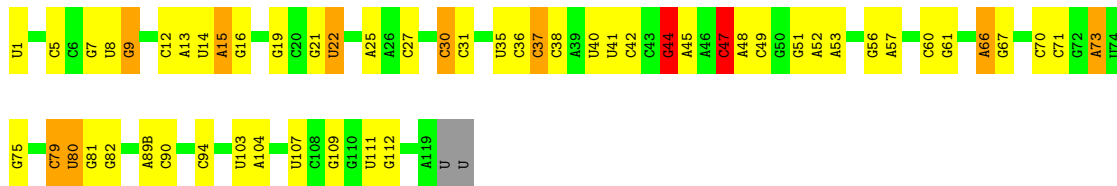
G1093	U1273	C1375	C1468	A1567	U1671	U1779	A1871	A1969	G2056	C2128	G2210	G2289	G2382
U1094	A1274	A1376	A1471	G1568	C1672	U1779	A1872	A1970	G2056	C2129	G2211	G2299	G2383
A1095	A1275	A1379	A1472	A1569	U1673	C1781	G1878	A2060	A2059	U2130	A2212	G2303	G2384
U1097	A1286	C1383	C1473	C1575	C1675	C1782	C1882	G2061	G2062	U2133	G2215	C2306	C2386
A1098	C1289	A1384	C1474	U1578	U1679	A1784	G1882	C1979	A2062	G2133	G2219	G2307	C2387
G1099	C1290	G1385	A1477	A1578	A1679	A1785	A1883	C1980	C2063	A2134	G2224	G2308	U2387
U1101	C1299	A1388	A1478	C1585	G1682	A1786	A1884	C1982	C2064	A2135	A2225	A2311	A2392
A1102	A1293	A1392	G1478	A1586	C1683	U1787	C1887	C1988	U2068	C2136	A2226	U2312	A2393
A1103	U1294	A1393	G1479	A1587	C1684	C1788	G1888	G1989	G2069	C2137	C2226	U2314	C2394
U1104	C1295	U1394	A1480	A1588	C1685	A1789	A1889	C1990	G2070	C2140	G2230	C2311	C2395
U1105	U1205	A1395	U1482	G1595	C1686	C1790	A1890	U1991	A2071	G2141	U2233	C2314	C2399
G1110	G1206	G1398	G1484	C1598	A1689	A1791	G1891	U1992	A2071	C2145	U2234	G2315	G2399
A1111	A1210	C1399	G1485	C1599	A1689	G1792	C1892	G1992	U2074	C2148	G2234	C2316	C2402
G1112	U1211	U1300	A1490	C1600	C1694	C1793	C1893	U1993	U2075	G2149	G2235	U2317	C2403
U1113	G1212	A1301	A1493	A1608	C1695	C1793	C1894	C1994	U2076	G2150	C2236	C2318	C2404
C1121	G1215	C1306	C1497	A1609	A1698	G1799	A1899	C1996	U2076	G2151	G2239	G2321	U2406
G1122	C1217	A1307	C1498	A1610	G1699	C1800	A1900	A2005	C2081	G2152	U2243	G2325	G2410
A1126	C1218	U1406	C1499	A1611	A1700	A1802	A1901	C2006	A2082	C2153	U2244	G2326	A2411
G1131	G1219	C1407	C1500	C1612	A1701	C1803	G1905	C2007	G2083	G2154	G2245	C2327	U2423
C1135	A1220	U1313	G1500	G1613	U1709	U1805	G1906	G2009	U2086	G2155	U2246	A2327	G2424
G1136	G1224	C1314	C1506	A1616	U1709	C1806	A1913	G2010	G2087	G2157	G2246	G2329	G2425
G1139	U1225	C1318	A1507	C1617	G1725	A1809	A1914	U2011	U2089	A2158	U2249	G2330	C2426
C1140	C1226	C1318	A1508	A1618	G1728	A1812	U1915	G2012	U2092	G2159	G2250	G2334	A2427
U1141	G1227	G1325	C1509	G1619	A1729	G1813	A1918	A2015	U2092	C2160	G2253	A2335	G2428
U1142A	U1228	U1326	A1498	A1621	A1730	C1814	A1919	C2019	G2094	G2162	C2254	G2336	U2429
A1142B	C1233	G1327	C1511	G1622	U1731	A1815	C1920	A2019	G2095	C2163	C2255	G2340	C2430
C1145	U1420	U1328	U1512	A1622	A1732	G1816	A1929	G2022	U2096	C2164	C2260	G2341	G2431
C1146	U1233	U1329	U1516	C1636	G1733	A1819	G1930	G2023	U2097	G2165	C2261	C2342	A2426
C1147	U1235	C1330	G1519	A1637	A1741	U1820	U1931	G2024	U2098	G2166	A2266	C2343	C2427
G1151	G1244	A1331	U1520	C1640	G1743	G1824	G1935	C2026	U2102	C2167	A2267	A2344	G2428
C1152	A1246	U1340	C1533	C1644	U1750	G1828	A1936	A2030	C2103	U2172	A2268	C2346	A2430
G1154	U1254	A1342	U1534	C1646	G1753	A1829	A1938	A2031	G2104	A2173	A2273	G2347	A2435
G1157	G1250	U1342	U1535	C1648	C1754	C1830	U1939	G2032	C2105	A2176	A2274	C2349	A2439
C1158	C1251	A1342	A1536	G1651	U1755	U1833	C1947	A2033	C2107	A2176	C2275	C2350	C2440
U1165	A1252	G1343	C1537	G1652	G1756	G1839	G1950	C2036	U2109	G2182	A2278	G2352	C2441
C1166	U1255	A1349	U1543	A1654	U1757	G1839	G1951	C2039	G2110	C2185	A2279	G2353	C2442
G1173	G1256	U1352	A1545A	A1655	G1763	C1844	A1953	C2040	G2111	C2186	G2280	C2354	G2446
A1174	C1257	A1353	C1549	C1657	U1764	A1847	G1954	U2041	G2112	G2187	C2281	C2356	G2447
U1175	G1264	U1362	A1554	C1664	C1765	A1854	U1955	A2042	A2114	A2114	C2282	U2357	A2448
G1176	A1266	C1363	A1554	A1665	U1766	A1854	U1956	C2043	G2115	G2190	C2284	G2358	A2453
A1177	U1267	A1365	A1558	C1666	C1767	A1854	C1957	C2044	G2116	G2191	C2285	C2359	G2454
C1179	C1270	C1362	A1559	G1667	U1768	A1858	C1958	U2047	U2117	G2192	A2286	C2368	G2455
U1180	A1272	A1363	G1560	A1668	G1769	A1859	G1963	G2048	U2118	G2193	A2287	U2371	C2456
G1184	C1370	C1368	A1566	A1669	A1773	A1864	U1964	G2049	A2119	C2196	A2288	G2374	U2457
		G1369	G1560	A1669	U1775	U1864	G1964	G2049	A2120	G2197	U2291	C2375	U2460
		C1370	A1566	A1670	G1776	C1870	A1966	G2052	G2125	A2199	C2292	G2378	C2461
		C1467	A1566	C1670	G1776	C1870	A1967	C2055	G2127	A2199	C2293	A2378	C2465



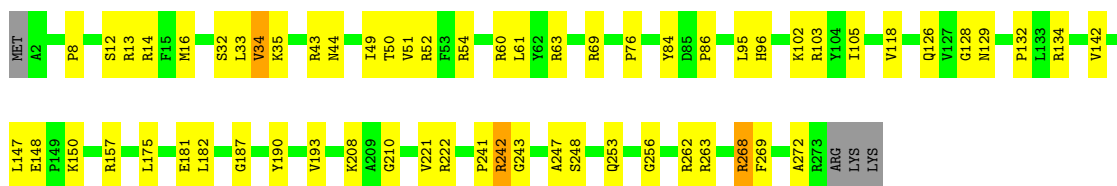
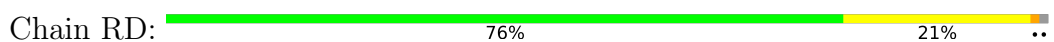
• Molecule 35: 5S rRNA



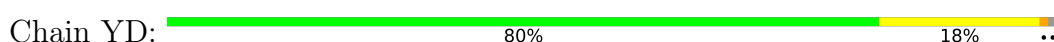
• Molecule 35: 5S rRNA

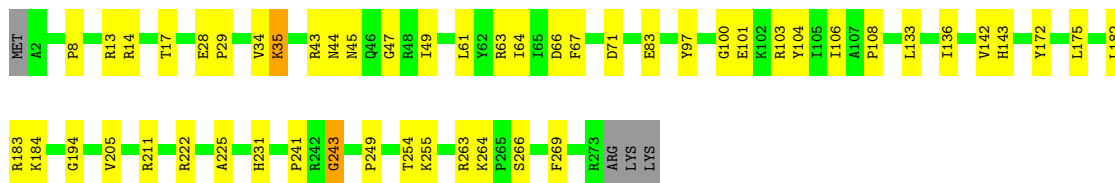


• Molecule 36: 50S ribosomal protein L2

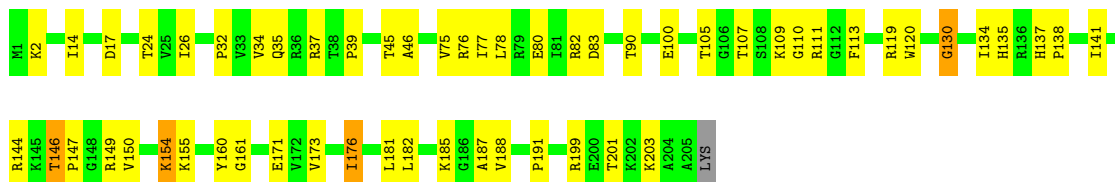
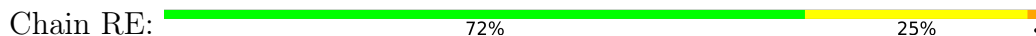


• Molecule 36: 50S ribosomal protein L2

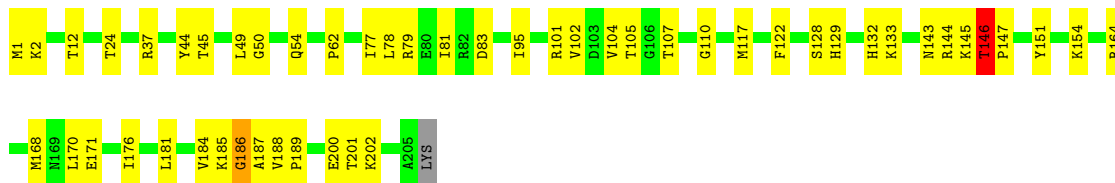
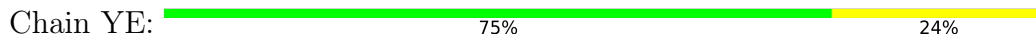




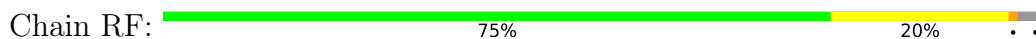
- Molecule 37: 50S ribosomal protein L3



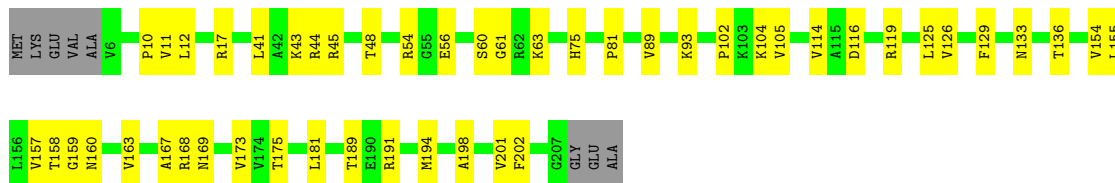
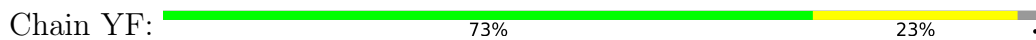
- Molecule 37: 50S ribosomal protein L3



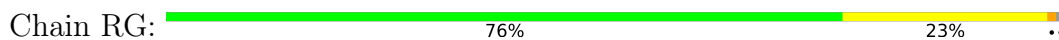
- Molecule 38: 50S ribosomal protein L4

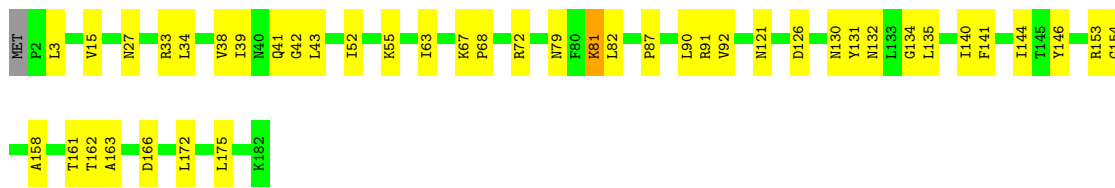


- Molecule 38: 50S ribosomal protein L4

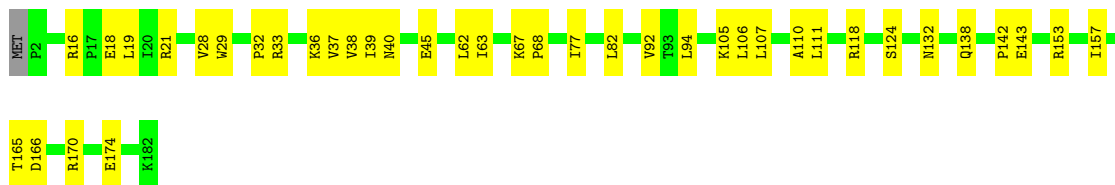
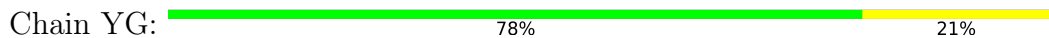


- Molecule 39: 50S ribosomal protein L5

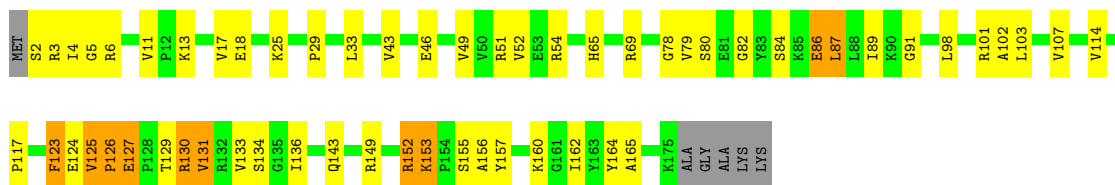




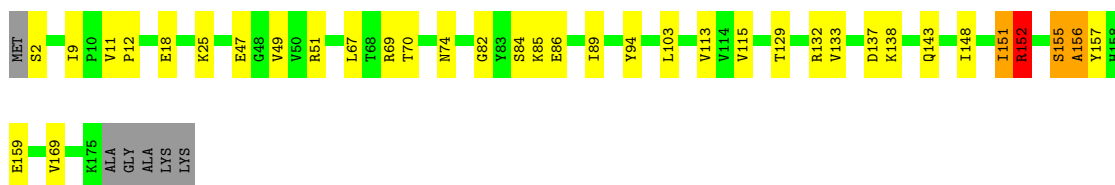
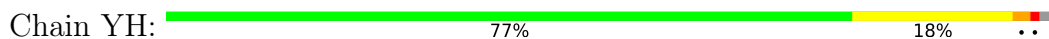
• Molecule 39: 50S ribosomal protein L5



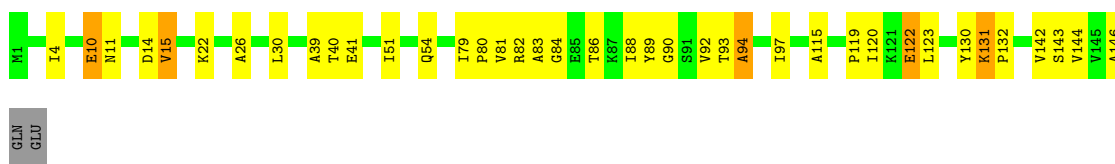
• Molecule 40: 50S ribosomal protein L6



• Molecule 40: 50S ribosomal protein L6



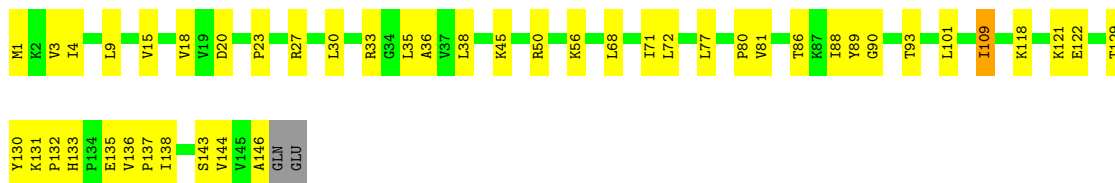
• Molecule 41: 50S ribosomal protein L9



• Molecule 41: 50S ribosomal protein L9

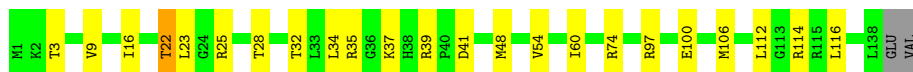






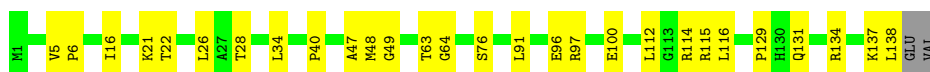
- Molecule 42: 50S ribosomal protein L13

Chain RN: 82% 16% ..



- Molecule 42: 50S ribosomal protein L13

Chain YN: 79% 20% .



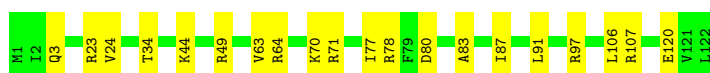
- Molecule 43: 50S ribosomal protein L14

Chain RO: 75% 25%



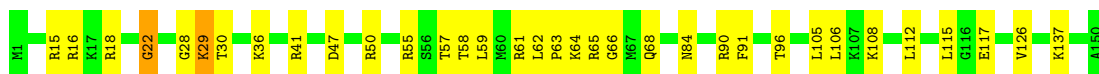
- Molecule 43: 50S ribosomal protein L14

Chain YO: 84% 16%



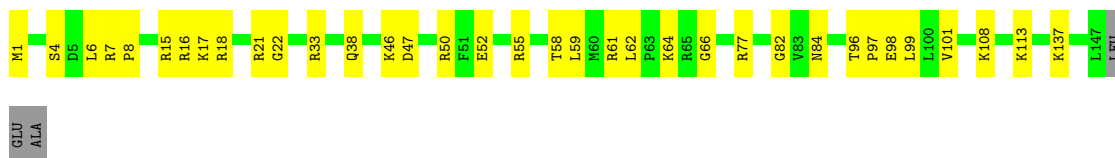
- Molecule 44: 50S ribosomal protein L15

Chain RP: 77% 21% .

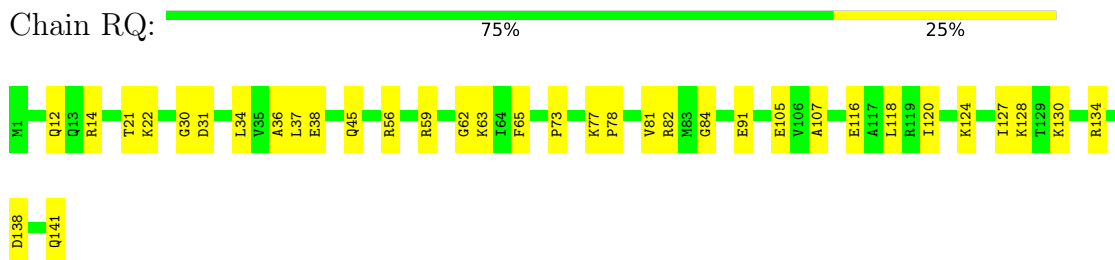


- Molecule 44: 50S ribosomal protein L15

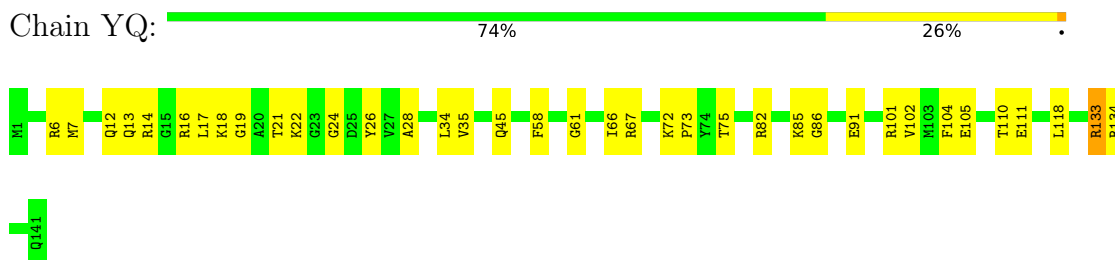
Chain YP: 75% 23% .



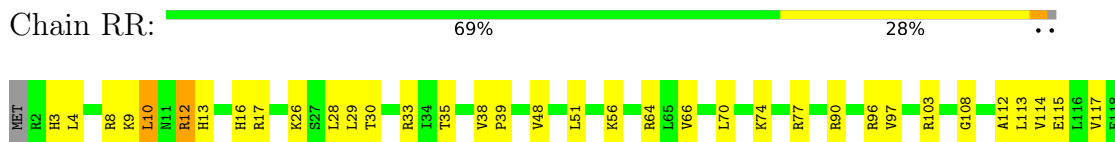
- Molecule 45: 50S ribosomal protein L16



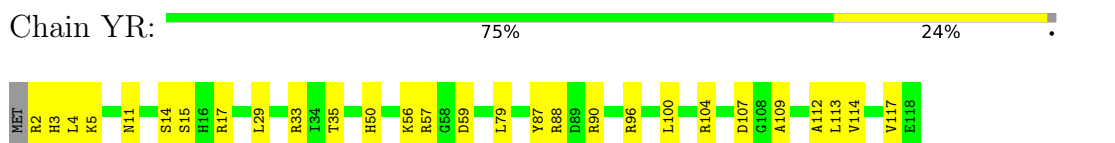
- Molecule 45: 50S ribosomal protein L16



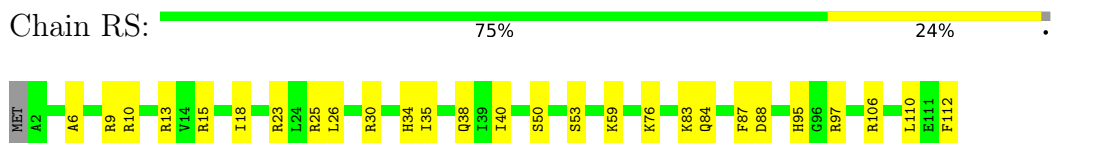
- Molecule 46: 50S ribosomal protein L17



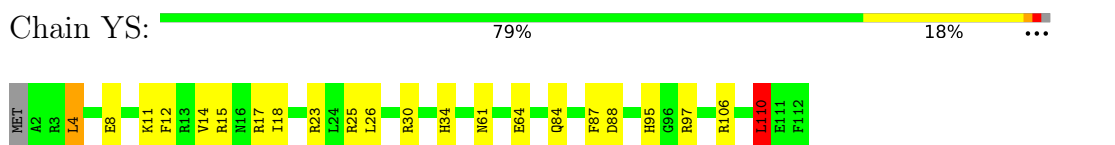
- Molecule 46: 50S ribosomal protein L17




- Molecule 47: 50S ribosomal protein L18

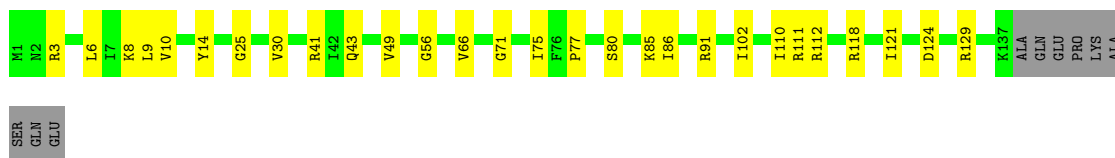


- Molecule 47: 50S ribosomal protein L18



- Molecule 48: 50S ribosomal protein L19

Chain RT:  75% 19% 6%




- Molecule 48: 50S ribosomal protein L19

Chain YT:  66% 27% 6%




- Molecule 49: 50S ribosomal protein L20

Chain RU:  77% 19% ..




- Molecule 49: 50S ribosomal protein L20

Chain YU:  79% 19% ..




- Molecule 50: 50S ribosomal protein L21

Chain RV:  78% 22%




- Molecule 50: 50S ribosomal protein L21

Chain YV:  79% 21%

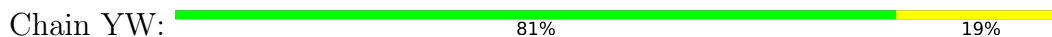


- Molecule 51: 50S ribosomal protein L22

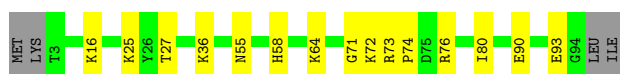
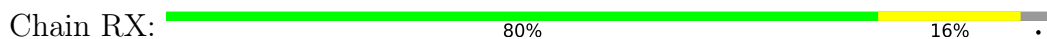
Chain RW:  79% 21%



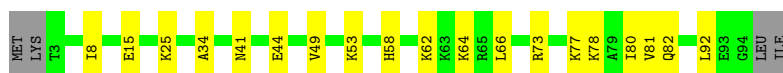
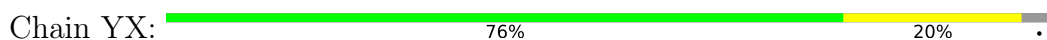
- Molecule 51: 50S ribosomal protein L22



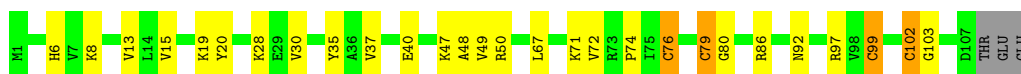
- Molecule 52: 50S ribosomal protein L23



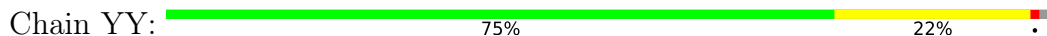
- Molecule 52: 50S ribosomal protein L23



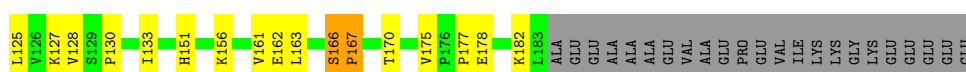
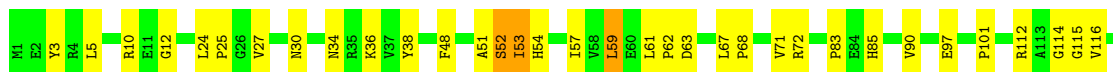
- Molecule 53: 50S ribosomal protein L24



- Molecule 53: 50S ribosomal protein L24

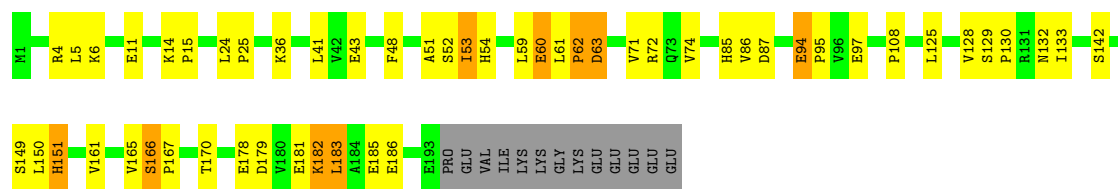


- Molecule 54: 50S ribosomal protein L25



- Molecule 54: 50S ribosomal protein L25

Chain YZ: 68% 21% 6%



## 4 Data and refinement statistics

EDS failed to run properly - this section is therefore incomplete.

Property	Value	Source
Space group	P 21 21 21	Depositor
Cell constants a, b, c, $\alpha$ , $\beta$ , $\gamma$	210.74Å 450.26Å 626.11Å 90.00° 90.00° 90.00°	Depositor
Resolution (Å)	49.94 – 3.50	Depositor
% Data completeness (in resolution range)	97.6 (49.94-3.50)	Depositor
$R_{merge}$	0.17	Depositor
$R_{sym}$	(Not available)	Depositor
$\langle I/\sigma(I) \rangle$ <sup>1</sup>	1.17 (at 3.19Å)	Xtriage
Refinement program	PHENIX 1.14_3260	Depositor
R, $R_{free}$	0.240 , 0.258	Depositor
Wilson B-factor (Å <sup>2</sup> )	75.0	Xtriage
Anisotropy	0.423	Xtriage
L-test for twinning <sup>2</sup>	$\langle  L  \rangle = 0.37$ , $\langle L^2 \rangle = 0.20$	Xtriage
Estimated twinning fraction	No twinning to report.	Xtriage
Total number of atoms	292039	wwPDB-VP
Average B, all atoms (Å <sup>2</sup> )	113.0	wwPDB-VP

Xtriage's analysis on translational NCS is as follows: *The largest off-origin peak in the Patterson function is 1.68% of the height of the origin peak. No significant pseudotranslation is detected.*

<sup>1</sup>Intensities estimated from amplitudes.

<sup>2</sup>Theoretical values of  $\langle |L| \rangle$ ,  $\langle L^2 \rangle$  for acentric reflections are 0.5, 0.333 respectively for untwinned datasets, and 0.375, 0.2 for perfectly twinned datasets.

## 5 Model quality i

### 5.1 Standard geometry i

Bond lengths and bond angles in the following residue types are not validated in this section: SF4, 1MG, MG, ZN

The Z score for a bond length (or angle) is the number of standard deviations the observed value is removed from the expected value. A bond length (or angle) with  $|Z| > 5$  is considered an outlier worth inspection. RMSZ is the root-mean-square of all Z scores of the bond lengths (or angles).

Mol	Chain	Bond lengths		Bond angles	
		RMSZ	# Z  >5	RMSZ	# Z  >5
1	QA	0.69	1/36343 (0.0%)	1.14	198/56720 (0.3%)
1	XA	0.77	0/36435	1.15	194/56865 (0.3%)
2	QB	0.35	0/1942	0.67	0/2619
2	XB	0.37	0/1950	0.64	1/2630 (0.0%)
3	QC	0.36	0/1629	0.66	0/2195
3	XC	0.37	0/1629	0.61	0/2195
4	QD	0.45	1/1733 (0.1%)	0.65	0/2318
4	XD	0.52	2/1733 (0.1%)	0.70	2/2318 (0.1%)
5	QE	0.37	0/1171	0.67	0/1576
5	XE	0.43	0/1171	0.62	0/1576
6	QF	0.39	0/856	0.68	0/1154
6	XF	0.41	0/856	0.62	0/1154
7	QG	0.35	0/1276	0.63	1/1709 (0.1%)
7	XG	0.36	0/1276	0.60	0/1709
8	QH	0.40	0/1128	0.62	0/1517
8	XH	0.42	0/1128	0.66	0/1517
9	QI	0.42	0/1029	0.74	0/1379
9	XI	0.36	0/1017	0.70	0/1365
10	QJ	0.35	0/814	0.67	0/1095
10	XJ	0.34	0/790	0.59	0/1063
11	QK	0.36	0/900	0.57	0/1213
11	XK	0.39	0/879	0.59	0/1187
12	QL	0.41	0/991	0.70	1/1327 (0.1%)
12	XL	0.45	0/972	0.77	2/1301 (0.2%)
13	QM	0.35	0/965	0.78	0/1292
13	XM	0.37	0/924	0.66	0/1238
14	QN	0.67	1/501 (0.2%)	0.84	3/664 (0.5%)
14	XN	0.68	1/501 (0.2%)	0.88	2/664 (0.3%)
15	QO	0.38	0/745	0.57	0/992
15	XO	0.40	0/740	0.56	0/987
16	QP	0.40	0/721	0.64	0/970
16	XP	0.38	0/721	0.66	0/970

Mol	Chain	Bond lengths		Bond angles	
		RMSZ	# Z  >5	RMSZ	# Z  >5
17	QQ	0.39	0/847	0.62	0/1131
17	XQ	0.47	0/847	0.64	0/1131
18	QR	0.37	0/579	0.56	0/768
18	XR	0.39	0/579	0.58	0/768
19	QS	0.35	0/680	0.72	1/915 (0.1%)
19	XS	0.36	0/689	0.70	0/926
20	QT	0.77	2/765 (0.3%)	1.14	8/1007 (0.8%)
20	XT	0.37	0/765	0.75	2/1007 (0.2%)
21	QU	0.34	0/221	0.58	0/288
21	XU	0.32	0/221	0.54	0/288
22	QV	0.70	2/1813 (0.1%)	1.39	32/2825 (1.1%)
22	XV	0.66	0/1813	1.20	13/2825 (0.5%)
23	QX	0.99	1/459 (0.2%)	2.11	25/715 (3.5%)
23	XX	0.63	0/459	1.26	1/715 (0.1%)
24	R0	0.40	0/652	0.63	0/867
24	Y0	0.59	0/657	0.60	0/874
25	R1	0.54	0/753	0.68	0/1000
25	Y1	0.59	0/736	0.73	0/978
26	R2	0.37	0/583	0.62	0/771
26	Y2	0.47	0/577	0.62	0/764
27	R3	0.39	0/474	0.59	0/635
27	Y3	0.62	0/474	0.59	0/635
28	R4	0.33	0/357	0.60	0/483
28	Y4	1.56	2/366 (0.5%)	1.47	8/495 (1.6%)
29	R5	0.88	3/473 (0.6%)	0.79	2/639 (0.3%)
29	Y5	0.94	2/473 (0.4%)	0.77	1/639 (0.2%)
30	R6	0.96	3/460 (0.7%)	0.78	2/613 (0.3%)
30	Y6	1.33	6/460 (1.3%)	1.01	3/613 (0.5%)
31	R7	0.53	0/417	0.62	0/550
31	Y7	0.63	0/426	0.66	0/561
32	R8	0.43	0/525	0.88	3/691 (0.4%)
32	Y8	0.59	0/525	0.84	0/691
33	R9	0.62	1/310 (0.3%)	0.72	1/407 (0.2%)
33	Y9	0.63	0/310	0.73	0/407
34	RA	0.91	2/69520 (0.0%)	1.22	576/108527 (0.5%)
34	YA	1.27	23/69543 (0.0%)	1.33	807/108563 (0.7%)
35	RB	0.71	0/2878	1.14	18/4490 (0.4%)
35	YB	1.08	0/2878	1.32	38/4490 (0.8%)
36	RD	0.52	0/2165	0.71	3/2919 (0.1%)
36	YD	0.64	0/2165	0.74	4/2919 (0.1%)
37	RE	0.50	0/1601	0.83	3/2160 (0.1%)
37	YE	0.66	0/1601	0.84	3/2160 (0.1%)
38	RF	0.49	0/1620	0.70	1/2194 (0.0%)



Mol	Chain	Bond lengths		Bond angles	
		RMSZ	# Z  >5	RMSZ	# Z  >5
38	YF	0.67	0/1620	0.65	1/2194 (0.0%)
39	RG	0.40	0/1499	0.69	0/2016
39	YG	0.43	0/1499	0.68	0/2016
40	RH	0.39	0/1362	0.83	5/1841 (0.3%)
40	YH	0.58	0/1362	0.82	4/1841 (0.2%)
41	RI	0.48	2/1151 (0.2%)	0.86	6/1558 (0.4%)
41	YI	0.45	1/1151 (0.1%)	0.79	0/1558
42	RN	0.45	0/1131	0.68	1/1525 (0.1%)
42	YN	0.63	0/1131	0.70	2/1525 (0.1%)
43	RO	0.51	0/943	0.65	0/1269
43	YO	0.60	0/943	0.63	0/1269
44	RP	0.44	0/1162	0.76	1/1544 (0.1%)
44	YP	0.54	0/1139	0.83	1/1514 (0.1%)
45	RQ	0.45	0/1143	0.73	0/1527
45	YQ	0.61	0/1143	0.77	2/1527 (0.1%)
46	RR	0.48	0/974	0.68	0/1302
46	YR	0.57	0/974	0.70	0/1302
47	RS	0.39	0/892	0.66	0/1187
47	YS	0.52	0/892	0.67	0/1187
48	RT	0.43	0/1155	0.69	0/1542
48	YT	0.54	0/1155	0.72	1/1542 (0.1%)
49	RU	0.49	0/982	0.62	0/1306
49	YU	0.70	0/982	0.61	0/1306
50	RV	0.47	0/790	0.74	1/1057 (0.1%)
50	YV	0.63	0/790	0.76	1/1057 (0.1%)
51	RW	0.52	0/911	0.63	0/1220
51	YW	0.68	0/911	0.64	0/1220
52	RX	0.52	0/739	0.60	0/993
52	YX	0.66	0/739	0.68	0/993
53	RY	0.72	4/831 (0.5%)	0.66	2/1108 (0.2%)
53	YY	0.73	1/831 (0.1%)	0.72	2/1108 (0.2%)
54	RZ	0.43	0/1493	0.89	6/2026 (0.3%)
54	YZ	0.51	0/1561	0.85	5/2119 (0.2%)
All	All	0.87	61/316163 (0.0%)	1.12	2000/472822 (0.4%)

Chiral center outliers are detected by calculating the chiral volume of a chiral center and verifying if the center is modelled as a planar moiety or with the opposite hand. A planarity outlier is detected by checking planarity of atoms in a peptide group, atoms in a mainchain group or atoms of a sidechain that are expected to be planar.

Mol	Chain	#Chirality outliers	#Planarity outliers
28	Y4	1	1

*Continued on next page...*

Continued from previous page...

Mol	Chain	#Chirality outliers	#Planarity outliers
37	RE	0	1
37	YE	0	1
50	RV	0	2
54	RZ	0	1
54	YZ	0	1
All	All	1	7

All (61) bond length outliers are listed below:

Mol	Chain	Res	Type	Atoms	Z	Observed(Å)	Ideal(Å)
28	Y4	5	ILE	CA-CB	-21.70	1.04	1.54
28	Y4	4	GLY	N-CA	-18.70	1.18	1.46
30	R6	16	CYS	CB-SG	14.24	2.06	1.82
30	Y6	16	CYS	CB-SG	-14.07	1.58	1.82
20	QT	74	LYS	CA-CB	-13.71	1.23	1.53
29	Y5	32	PRO	N-CA	13.22	1.69	1.47
30	Y6	13	CYS	CB-SG	-13.08	1.60	1.82
20	QT	73	HIS	N-CA	-12.34	1.21	1.46
14	QN	43	CYS	CB-SG	11.14	2.01	1.82
4	XD	12	CYS	CB-SG	10.96	2.00	1.82
14	XN	43	CYS	CB-SG	10.95	2.00	1.82
53	RY	102	CYS	CB-SG	-10.82	1.63	1.82
29	R5	34	PRO	N-CD	10.57	1.62	1.47
53	YY	79	CYS	CB-SG	-10.37	1.64	1.82
29	R5	33	CYS	C-N	8.95	1.51	1.34
30	Y6	40	CYS	CB-SG	8.88	1.97	1.82
30	Y6	40	CYS	C-N	8.73	1.50	1.34
33	R9	29	ASN	C-N	8.41	1.50	1.34
53	RY	79	CYS	CB-SG	8.22	1.96	1.82
30	R6	13	CYS	CB-SG	-7.94	1.68	1.82
30	R6	41	PRO	N-CD	7.50	1.58	1.47
34	RA	74	A	N9-C4	-7.27	1.33	1.37
41	RI	94	ALA	C-N	7.08	1.50	1.34
30	Y6	41	PRO	N-CD	7.04	1.57	1.47
41	RI	82	ARG	C-N	-6.80	1.18	1.34
4	QD	8	VAL	CB-CG1	6.80	1.67	1.52
34	YA	1021	A	N9-C4	-6.67	1.33	1.37
23	QX	16	C	N1-C6	6.17	1.40	1.37
53	RY	99	CYS	CB-SG	-6.08	1.72	1.82
34	RA	1601	G	O3'-P	-6.06	1.53	1.61
22	QV	36	G	N7-C5	-6.02	1.35	1.39
22	QV	34	C	N1-C2	6.00	1.46	1.40

Continued on next page...

Continued from previous page...

Mol	Chain	Res	Type	Atoms	Z	Observed(Å)	Ideal(Å)
34	YA	74	A	N9-C4	-5.98	1.34	1.37
29	Y5	31	VAL	C-N	5.92	1.45	1.34
34	YA	198	C	C4-C5	-5.86	1.38	1.43
53	RY	76	CYS	CB-SG	-5.84	1.72	1.81
1	QA	1499	A	O3'-P	5.79	1.68	1.61
4	XD	31	CYS	CB-SG	5.55	1.91	1.82
34	YA	1210	A	N9-C4	-5.52	1.34	1.37
34	YA	390	A	N9-C4	-5.47	1.34	1.37
34	YA	783	A	N9-C4	-5.41	1.34	1.37
34	YA	528	A	N9-C4	-5.40	1.34	1.37
30	Y6	51	GLU	CG-CD	-5.35	1.44	1.51
34	YA	1021	A	N3-C4	-5.35	1.31	1.34
34	YA	804	A	N9-C4	-5.33	1.34	1.37
34	YA	2015	A	N7-C5	-5.30	1.36	1.39
34	YA	582	G	N7-C5	-5.29	1.36	1.39
41	YI	109	ILE	C-N	5.28	1.46	1.34
34	YA	1253	A	N9-C4	-5.26	1.34	1.37
34	YA	2453	A	C5-C4	-5.25	1.35	1.38
34	YA	528	A	C5-C6	-5.15	1.36	1.41
29	R5	33	CYS	CB-SG	-5.15	1.73	1.81
34	YA	981	A	N7-C5	-5.12	1.36	1.39
34	YA	2025	C	N1-C6	-5.12	1.34	1.37
34	YA	451	C	N1-C6	-5.09	1.34	1.37
34	YA	2564	A	N9-C4	-5.08	1.34	1.37
34	YA	1658	C	N1-C6	-5.07	1.34	1.37
34	YA	532	A	N7-C5	-5.05	1.36	1.39
34	YA	567	A	N9-C4	-5.03	1.34	1.37
34	YA	2030	A	N9-C4	-5.03	1.34	1.37
34	YA	2542	A	N3-C4	5.01	1.37	1.34

All (2000) bond angle outliers are listed below:

Mol	Chain	Res	Type	Atoms	Z	Observed(°)	Ideal(°)
20	QT	74	LYS	N-CA-CB	21.28	148.91	110.60
23	QX	17	C	C6-N1-C2	-19.01	112.70	120.30
22	QV	35	G	C8-N9-C4	-16.76	99.70	106.40
28	Y4	5	ILE	CB-CA-C	16.14	143.88	111.60
34	YA	2453	A	N1-C2-N3	-15.63	121.48	129.30
23	QX	18	C	O5'-P-OP1	-15.31	91.92	105.70
37	RE	146	THR	C-N-CD	-15.29	86.97	120.60
54	RZ	166	SER	C-N-CD	-14.13	89.52	120.60
37	YE	146	THR	C-N-CD	-14.12	89.53	120.60

Continued on next page...

Continued from previous page...

Mol	Chain	Res	Type	Atoms	Z	Observed(°)	Ideal(°)
23	QX	15	A	P-O3'-C3'	-13.61	103.37	119.70
40	RH	86	GLU	CB-CA-C	-12.84	84.72	110.40
54	YZ	166	SER	C-N-CD	-12.60	92.88	120.60
1	XA	1301	U	C2-N1-C1'	12.40	132.58	117.70
1	XA	1158	C	N1-C2-O2	11.98	126.09	118.90
1	QA	1301	U	C2-N1-C1'	11.78	131.84	117.70
23	QX	18	C	N1-C2-O2	11.78	125.97	118.90
1	QA	754	C	C2-N1-C1'	11.76	131.74	118.80
1	QA	754	C	N1-C2-O2	11.76	125.96	118.90
1	XA	1158	C	C2-N1-C1'	11.73	131.70	118.80
23	QX	18	C	C2-N1-C1'	11.72	131.69	118.80
22	QV	35	G	O5'-P-OP1	-11.31	95.52	105.70
34	YA	856	C	C6-N1-C2	-11.28	115.79	120.30
22	QV	35	G	N7-C8-N9	11.26	118.73	113.10
23	QX	18	C	C6-N1-C1'	-11.00	107.60	120.80
1	XA	1301	U	N1-C2-O2	10.97	130.48	122.80
34	YA	2542	A	N9-C4-C5	-10.95	101.42	105.80
34	RA	856	C	C6-N1-C2	-10.75	116.00	120.30
1	QA	1301	U	N1-C2-O2	10.56	130.20	122.80
34	RA	828	U	C2-N1-C1'	10.38	130.15	117.70
1	XA	754	C	C2-N1-C1'	10.29	130.12	118.80
23	QX	17	C	C5-C6-N1	10.27	126.13	121.00
34	RA	1313	U	C2-N1-C1'	10.17	129.91	117.70
34	RA	1407	C	C6-N1-C2	-10.17	116.23	120.30
34	YA	1658	C	C5-C6-N1	10.05	126.03	121.00
34	YA	537	C	C5-C6-N1	10.04	126.02	121.00
34	RA	120	U	N3-C2-O2	-10.00	115.20	122.20
34	YA	2063	C	N1-C2-O2	10.00	124.90	118.90
34	RA	1762	A	C6-N1-C2	-9.99	112.61	118.60
34	RA	828	U	N1-C2-O2	9.94	129.76	122.80
34	YA	1653	G	N1-C6-O6	-9.92	113.95	119.90
1	XA	1301	U	N3-C2-O2	-9.90	115.27	122.20
30	Y6	43	CYS	N-CA-CB	-9.84	92.89	110.60
1	XA	121	C	C2-N3-C4	-9.83	114.98	119.90
1	QA	1301	U	N3-C2-O2	-9.80	115.34	122.20
34	RA	120	U	N1-C2-O2	9.70	129.59	122.80
34	YA	2032	G	C5-N7-C8	-9.66	99.47	104.30
34	YA	1956	U	N3-C2-O2	-9.64	115.45	122.20
1	QA	754	C	N3-C2-O2	-9.60	115.18	121.90
34	YA	1914	C	N1-C2-O2	9.55	124.63	118.90
34	RA	1407	C	C2-N1-C1'	9.52	129.28	118.80
37	YE	146	THR	C-N-CA	9.52	161.97	122.00

Continued on next page...

*Continued from previous page...*

Mol	Chain	Res	Type	Atoms	Z	Observed(°)	Ideal(°)
23	QX	17	C	C2-N1-C1'	9.48	129.23	118.80
34	YA	1788	C	C5-C6-N1	9.47	125.74	121.00
34	RA	1314	C	C2-N1-C1'	9.44	129.18	118.80
1	XA	618	C	N1-C2-O2	9.44	124.56	118.90
34	YA	1535	U	N1-C2-O2	9.39	129.37	122.80
1	XA	1158	C	N3-C2-O2	-9.37	115.34	121.90
34	YA	1653	G	N3-C4-C5	-9.31	123.95	128.60
34	YA	837	C	C6-N1-C2	-9.23	116.61	120.30
34	YA	1914	C	C2-N1-C1'	9.20	128.92	118.80
34	YA	860	U	N3-C2-O2	-9.19	115.77	122.20
34	RA	1640	C	N1-C2-O2	9.16	124.40	118.90
34	RA	2143	C	N3-C2-O2	-9.16	115.49	121.90
23	QX	18	C	N3-C4-N4	9.15	124.41	118.00
1	QA	1358	U	N3-C2-O2	-9.15	115.80	122.20
54	RZ	166	SER	C-N-CA	9.14	160.39	122.00
34	YA	2544	G	C5-N7-C8	-9.13	99.73	104.30
34	RA	856	C	C5-C6-N1	9.11	125.56	121.00
30	R6	16	CYS	CA-CB-SG	9.10	130.39	114.00
34	YA	2868	A	N7-C8-N9	9.10	118.35	113.80
20	QT	74	LYS	N-CA-C	-9.09	86.46	111.00
20	QT	73	HIS	N-CA-C	9.07	135.49	111.00
1	QA	618	C	N1-C2-O2	9.07	124.34	118.90
22	QV	34	C	N1-C2-O2	8.99	124.30	118.90
34	RA	1417	C	C5-C6-N1	8.99	125.50	121.00
1	QA	1358	U	N1-C2-O2	8.96	129.07	122.80
34	YA	120	U	N3-C2-O2	-8.95	115.93	122.20
1	QA	90	C	C2-N1-C1'	8.93	128.62	118.80
34	YA	856	C	C5-C6-N1	8.93	125.46	121.00
34	YA	1314	C	C2-N1-C1'	8.91	128.60	118.80
1	XA	1301	U	C5-C6-N1	8.91	127.15	122.70
28	Y4	39	CYS	C-N-CA	8.90	143.96	121.70
34	YA	1313	U	C2-N1-C1'	8.89	128.37	117.70
34	RA	1632	A	C5-N7-C8	-8.89	99.45	103.90
28	Y4	5	ILE	N-CA-C	-8.88	87.02	111.00
34	YA	2544	G	C4-C5-N7	8.87	114.35	110.80
35	YB	31	C	N1-C2-O2	8.85	124.21	118.90
1	QA	1395	C	C2-N1-C1'	8.83	128.51	118.80
34	RA	1535	U	C2-N1-C1'	8.79	128.25	117.70
34	YA	1535	U	C2-N1-C1'	8.79	128.25	117.70
34	YA	753	C	C5-C6-N1	8.77	125.38	121.00
34	YA	2063	C	N3-C2-O2	-8.75	115.78	121.90
1	XA	1019	C	N3-C2-O2	-8.70	115.81	121.90

*Continued on next page...*

*Continued from previous page...*

Mol	Chain	Res	Type	Atoms	Z	Observed(°)	Ideal(°)
1	QA	136	C	C2-N1-C1'	8.66	128.33	118.80
34	YA	1640	C	N1-C2-O2	8.64	124.09	118.90
34	YA	198	C	C5-C6-N1	8.63	125.31	121.00
34	YA	795	C	C6-N1-C2	-8.62	116.85	120.30
34	RA	1882	C	C2-N1-C1'	8.61	128.28	118.80
35	RB	11	C	N1-C2-O2	8.61	124.06	118.90
34	YA	31	C	C5-C6-N1	8.61	125.30	121.00
34	RA	828	U	N3-C2-O2	-8.60	116.18	122.20
34	RA	889	C	O4'-C1'-N1	8.58	115.06	108.20
34	RA	456	C	C2-N1-C1'	8.57	128.23	118.80
34	YA	343	C	C6-N1-C2	-8.56	116.88	120.30
34	RA	1135	C	N1-C2-O2	8.55	124.03	118.90
34	YA	1407	C	C2-N1-C1'	8.55	128.20	118.80
34	YA	1658	C	C6-N1-C2	-8.54	116.88	120.30
34	RA	613	U	N1-C2-O2	8.54	128.78	122.80
1	XA	221	C	N1-C2-O2	8.51	124.00	118.90
54	YZ	166	SER	C-N-CA	8.51	157.72	122.00
1	XA	1539	C	N3-C2-O2	-8.50	115.95	121.90
2	XB	89	GLY	C-N-CA	8.49	142.92	121.70
34	RA	1407	C	C5-C6-N1	8.45	125.23	121.00
34	YA	2808	U	N3-C2-O2	-8.45	116.28	122.20
30	Y6	43	CYS	CB-CA-C	8.43	127.27	110.40
37	RE	146	THR	C-N-CA	8.43	157.41	122.00
22	QV	35	G	N9-C4-C5	8.43	108.77	105.40
34	RA	669	G	C4-N9-C1'	8.39	137.41	126.50
34	YA	1653	G	C6-N1-C2	-8.38	120.07	125.10
34	YA	2712(B)	A	N7-C8-N9	8.34	117.97	113.80
34	YA	1535	U	N3-C2-O2	-8.34	116.36	122.20
34	YA	2726	U	N3-C2-O2	-8.32	116.38	122.20
34	RA	613	U	N3-C2-O2	-8.31	116.38	122.20
1	XA	1383	C	N1-C2-O2	8.31	123.89	118.90
4	XD	18	LYS	CD-CE-NZ	8.30	130.79	111.70
34	YA	97	C	C6-N1-C2	-8.29	116.98	120.30
34	YA	2542	A	C8-N9-C4	8.29	109.12	105.80
22	QV	35	G	C4-N9-C1'	8.26	137.24	126.50
34	YA	120	U	N1-C2-O2	8.24	128.57	122.80
1	XA	1348	U	N1-C2-O2	8.24	128.57	122.80
34	YA	343	C	C5-C6-N1	8.24	125.12	121.00
34	YA	661	C	C6-N1-C2	-8.23	117.01	120.30
34	YA	1264	G	C8-N9-C4	-8.22	103.11	106.40
34	YA	1313	U	N3-C2-O2	-8.21	116.45	122.20
1	XA	1019	C	N1-C2-O2	8.20	123.82	118.90

*Continued on next page...*

*Continued from previous page...*

Mol	Chain	Res	Type	Atoms	Z	Observed(°)	Ideal(°)
1	QA	754	C	C6-N1-C1'	-8.19	110.97	120.80
34	YA	2453	A	C2-N3-C4	8.18	114.69	110.60
1	XA	498	U	N3-C2-O2	-8.18	116.48	122.20
34	RA	1535	U	N3-C2-O2	-8.17	116.48	122.20
1	XA	312	C	N3-C2-O2	-8.14	116.20	121.90
36	YD	34	VAL	N-CA-C	-8.14	89.02	111.00
22	XV	15	G	C4-N9-C1'	8.13	137.07	126.50
34	YA	2868	A	C8-N9-C4	-8.12	102.55	105.80
35	YB	27	C	N1-C2-O2	8.12	123.77	118.90
1	QA	1348	U	N1-C2-O2	8.12	128.48	122.80
34	RA	1535	U	N1-C2-O2	8.09	128.46	122.80
34	RA	1804	C	C6-N1-C2	-8.07	117.07	120.30
34	YA	749	C	N1-C2-O2	8.07	123.74	118.90
34	RA	1914	C	C2-N1-C1'	8.05	127.65	118.80
1	XA	1158	C	C6-N1-C2	-8.05	117.08	120.30
1	XA	738	C	C5-C6-N1	8.04	125.02	121.00
1	XA	1301	U	C6-N1-C1'	-8.03	109.95	121.20
22	QV	36	G	C5'-C4'-O4'	8.03	118.74	109.10
29	Y5	32	PRO	CA-N-CD	-8.03	100.26	111.50
34	YA	1135	C	N1-C2-O2	8.02	123.71	118.90
34	YA	2739	U	N3-C2-O2	-8.01	116.59	122.20
34	RA	1313	U	N1-C2-O2	8.01	128.41	122.80
40	RH	152	ARG	C-N-CA	7.99	141.68	121.70
34	YA	1788	C	C6-N1-C2	-7.99	117.10	120.30
23	QX	19	U	C4-C5-C6	7.99	124.50	119.70
34	RA	1313	U	N3-C2-O2	-7.99	116.61	122.20
1	XA	1158	C	C6-N1-C1'	-7.99	111.21	120.80
40	YH	151	ILE	N-CA-C	-7.98	89.45	111.00
34	YA	2542	A	C2-N3-C4	-7.98	106.61	110.60
34	RA	856	C	C2-N1-C1'	7.98	127.58	118.80
34	YA	2465	C	C5-C6-N1	7.98	124.99	121.00
34	YA	373	U	N3-C2-O2	-7.97	116.62	122.20
34	YA	2712(B)	A	C8-N9-C4	-7.94	102.63	105.80
1	QA	307	C	N1-C2-O2	7.93	123.66	118.90
34	YA	198	C	C6-N1-C2	-7.93	117.13	120.30
34	YA	1407	C	C6-N1-C2	-7.92	117.13	120.30
34	YA	795	C	C5-C6-N1	7.92	124.96	121.00
34	RA	613	U	C2-N1-C1'	7.91	127.20	117.70
34	YA	2726	U	C2-N1-C1'	7.91	127.19	117.70
34	YA	2815	C	C6-N1-C2	-7.90	117.14	120.30
34	YA	856	C	C2-N1-C1'	7.89	127.48	118.80
34	YA	2465	C	C6-N1-C2	-7.88	117.15	120.30

*Continued on next page...*



*Continued from previous page...*

Mol	Chain	Res	Type	Atoms	Z	Observed(°)	Ideal(°)
34	RA	753	C	C5-C6-N1	7.88	124.94	121.00
34	RA	1804	C	C5-C6-N1	7.88	124.94	121.00
34	YA	915	C	C2-N1-C1'	7.87	127.46	118.80
34	RA	2210	G	C4-N9-C1'	7.87	136.73	126.50
34	YA	837	C	C5-C6-N1	7.87	124.94	121.00
34	YA	1979	C	C6-N1-C2	-7.87	117.15	120.30
34	RA	1417	C	C2-N1-C1'	7.87	127.45	118.80
1	XA	754	C	C6-N1-C1'	-7.87	111.36	120.80
22	QV	30	C	C6-N1-C2	-7.86	117.16	120.30
34	YA	392	C	C6-N1-C2	-7.86	117.16	120.30
34	YA	1882	C	C6-N1-C2	-7.85	117.16	120.30
34	YA	2416	C	C6-N1-C2	-7.85	117.16	120.30
34	RA	31	C	C5-C6-N1	7.84	124.92	121.00
34	RA	2542	A	C2-N3-C4	-7.84	106.68	110.60
34	RA	1406	U	C2-N1-C1'	7.84	127.10	117.70
34	YA	889	C	O4'-C1'-N1	7.84	114.47	108.20
34	YA	2808	U	N1-C2-O2	7.84	128.29	122.80
34	YA	2210	G	C4-N9-C1'	7.83	136.67	126.50
1	XA	1328	C	N3-C2-O2	-7.82	116.43	121.90
34	YA	930	U	C2-N1-C1'	7.82	127.08	117.70
34	YA	120	U	C2-N1-C1'	7.81	127.07	117.70
34	YA	1640	C	C2-N1-C1'	7.81	127.39	118.80
34	YA	97	C	C5-C6-N1	7.80	124.90	121.00
34	RA	2847	U	N1-C2-O2	7.80	128.26	122.80
34	YA	2416	C	C5-C6-N1	7.79	124.90	121.00
34	RA	1914	C	N1-C2-O2	7.78	123.56	118.90
34	YA	530	G	O4'-C1'-N9	7.77	114.42	108.20
34	YA	1640	C	C6-N1-C2	-7.75	117.20	120.30
28	Y4	5	ILE	N-CA-CB	7.75	128.62	110.80
28	Y4	3	GLU	C-N-CA	-7.75	106.03	122.30
1	XA	618	C	N3-C2-O2	-7.73	116.49	121.90
34	RA	1180	C	C2-N1-C1'	7.72	127.29	118.80
1	QA	1301	U	C6-N1-C1'	-7.71	110.40	121.20
1	XA	1383	C	N3-C2-O2	-7.70	116.51	121.90
34	YA	1437	C	C6-N1-C2	-7.69	117.22	120.30
34	YA	2712(A)	U	N3-C2-O2	-7.69	116.82	122.20
41	RI	82	ARG	C-N-CA	-7.69	102.48	121.70
34	YA	1313	U	N1-C2-O2	7.68	128.18	122.80
34	RA	1078	U	N1-C2-O2	7.68	128.18	122.80
34	RA	456	C	N1-C2-O2	7.67	123.50	118.90
34	YA	2666	C	N1-C2-O2	7.67	123.50	118.90
1	QA	330	C	N1-C2-O2	7.66	123.50	118.90

*Continued on next page...*



*Continued from previous page...*

Mol	Chain	Res	Type	Atoms	Z	Observed(°)	Ideal(°)
34	YA	1914	C	N3-C2-O2	-7.66	116.54	121.90
34	RA	912	C	C2-N1-C1'	7.65	127.21	118.80
34	YA	2063	C	C2-N1-C1'	7.64	127.20	118.80
34	YA	2394	C	N1-C2-O2	7.64	123.48	118.90
34	RA	2295	C	C5-C6-N1	7.64	124.82	121.00
35	YB	37	C	N3-C2-O2	-7.64	116.56	121.90
34	YA	1598	C	C2-N1-C1'	7.63	127.20	118.80
34	YA	1375	C	C5-C6-N1	7.62	124.81	121.00
34	YA	12	U	N3-C2-O2	-7.62	116.87	122.20
34	YA	860	U	C2-N1-C1'	7.62	126.84	117.70
14	QN	24	CYS	CA-CB-SG	7.61	127.70	114.00
1	XA	125	U	N1-C2-N3	7.58	119.45	114.90
35	RB	11	C	N3-C2-O2	-7.58	116.59	121.90
34	RA	676	A	N7-C8-N9	7.58	117.59	113.80
1	XA	1322	C	N1-C2-O2	7.57	123.44	118.90
1	QA	1358	U	C2-N1-C1'	7.56	126.77	117.70
34	YA	930	U	N1-C2-O2	7.56	128.09	122.80
34	YA	1534	G	N3-C4-C5	-7.55	124.82	128.60
20	QT	73	HIS	N-CA-CB	7.54	124.18	110.60
34	RA	2847	U	N3-C2-O2	-7.54	116.92	122.20
1	XA	221	C	N3-C2-O2	-7.54	116.62	121.90
34	YA	2787	C	C2-N1-C1'	7.54	127.09	118.80
1	QA	754	C	C6-N1-C2	-7.53	117.29	120.30
35	YB	47	C	N1-C2-O2	7.53	123.42	118.90
34	YA	1640	C	N3-C2-O2	-7.52	116.63	121.90
34	YA	806	C	N1-C2-O2	7.52	123.41	118.90
34	YA	1180	C	C5-C6-N1	7.51	124.76	121.00
34	YA	2044	C	C6-N1-C2	-7.51	117.30	120.30
34	RA	1474	C	C6-N1-C2	-7.50	117.30	120.30
34	RA	2179	C	N1-C2-O2	7.50	123.40	118.90
34	YA	1892	C	C6-N1-C2	-7.49	117.30	120.30
34	YA	1534	G	N3-C4-N9	7.48	130.49	126.00
34	YA	183	C	C6-N1-C2	-7.47	117.31	120.30
34	YA	797	C	C5-C6-N1	7.47	124.73	121.00
34	RA	120	U	C2-N1-C1'	7.46	126.66	117.70
23	QX	19	U	N3-C4-C5	-7.46	110.12	114.60
34	RA	749	C	N1-C2-O2	7.46	123.38	118.90
34	RA	456	C	C6-N1-C2	-7.46	117.32	120.30
34	RA	1881	C	C2-N1-C1'	7.46	127.00	118.80
34	YA	860	U	N1-C2-O2	7.45	128.02	122.80
34	YA	856	C	N1-C2-O2	7.45	123.37	118.90
34	YA	2321	G	C4-N9-C1'	7.43	136.16	126.50

*Continued on next page...*

*Continued from previous page...*

Mol	Chain	Res	Type	Atoms	Z	Observed(°)	Ideal(°)
34	RA	2168	G	C4-N9-C1'	7.43	136.16	126.50
34	YA	1882	C	C2-N1-C1'	7.43	126.97	118.80
34	YA	640	C	C5-C6-N1	7.43	124.71	121.00
34	YA	753	C	C6-N1-C2	-7.41	117.33	120.30
34	RA	1640	C	N3-C2-O2	-7.41	116.71	121.90
1	QA	1301	U	C5-C6-N1	7.40	126.40	122.70
36	RD	34	VAL	N-CA-C	-7.39	91.04	111.00
34	YA	930	U	N3-C2-O2	-7.39	117.02	122.20
34	YA	2032	G	C8-N9-C1'	7.39	136.61	127.00
35	YB	30	C	C6-N1-C2	-7.39	117.34	120.30
34	YA	2108	C	N1-C2-O2	7.39	123.33	118.90
34	YA	1180	C	C6-N1-C2	-7.38	117.35	120.30
1	QA	307	C	N3-C2-O2	-7.37	116.74	121.90
34	YA	41	C	C6-N1-C2	-7.37	117.35	120.30
34	RA	1180	C	C5-C6-N1	7.35	124.68	121.00
34	YA	2044	C	C5-C6-N1	7.35	124.67	121.00
34	RA	1774	C	N1-C2-O2	7.34	123.31	118.90
23	QX	18	C	O5'-P-OP2	7.34	119.51	110.70
34	RA	1406	U	C5-C6-N1	7.34	126.37	122.70
1	XA	115	G	P-O3'-C3'	7.33	128.50	119.70
34	RA	2712(A)	U	C2'-C3'-O3'	7.33	125.63	109.50
34	RA	2814	C	N1-C2-O2	7.33	123.30	118.90
34	YA	1656	C	C6-N1-C2	-7.32	117.37	120.30
34	RA	1741	C	N1-C2-O2	7.32	123.29	118.90
34	YA	1314	C	C6-N1-C2	-7.31	117.38	120.30
1	XA	1348	U	N3-C2-O2	-7.31	117.09	122.20
34	RA	2143	C	C6-N1-C2	-7.30	117.38	120.30
34	RA	2701	C	C6-N1-C2	-7.30	117.38	120.30
34	YA	2726	U	N1-C2-O2	7.30	127.91	122.80
34	RA	1267	U	N3-C2-O2	-7.30	117.09	122.20
1	QA	136	C	N1-C2-O2	7.29	123.28	118.90
1	XA	1149	C	N3-C2-O2	-7.29	116.80	121.90
34	YA	1774	C	C2-N1-C1'	7.29	126.81	118.80
1	QA	618	C	N3-C2-O2	-7.28	116.80	121.90
34	RA	1956	U	N3-C2-O2	-7.28	117.10	122.20
34	YA	1598	C	N1-C2-O2	7.28	123.27	118.90
34	RA	63	U	O4'-C1'-N1	7.27	114.02	108.20
34	YA	974(B)	C	C2-N1-C1'	7.27	126.79	118.80
34	RA	1774	C	C6-N1-C2	-7.26	117.40	120.30
1	QA	1263	C	C2-N1-C1'	7.25	126.78	118.80
34	RA	669	G	C8-N9-C1'	-7.23	117.60	127.00
34	RA	2703	C	C2-N1-C1'	7.23	126.75	118.80

*Continued on next page...*

*Continued from previous page...*

Mol	Chain	Res	Type	Atoms	Z	Observed(°)	Ideal(°)
1	XA	125	U	C6-N1-C2	-7.23	116.66	121.00
1	QA	620	C	N1-C2-O2	7.23	123.24	118.90
35	YB	31	C	N3-C2-O2	-7.22	116.84	121.90
34	YA	1375	C	C6-N1-C2	-7.22	117.41	120.30
34	RA	721	C	C2-N1-C1'	7.22	126.74	118.80
1	XA	514	C	C2-N1-C1'	7.22	126.74	118.80
34	YA	640	C	C6-N1-C2	-7.22	117.41	120.30
34	RA	114	U	C2-N1-C1'	7.21	126.36	117.70
34	YA	114	U	C2-N1-C1'	7.21	126.35	117.70
34	YA	2870	C	C6-N1-C2	-7.20	117.42	120.30
34	YA	1956	U	N1-C2-O2	7.19	127.84	122.80
1	XA	1306	A	C8-N9-C4	-7.19	102.92	105.80
34	YA	1407	C	C5-C6-N1	7.19	124.60	121.00
1	XA	1395	C	C2-N1-C1'	7.18	126.70	118.80
34	RA	2006	C	C2-N1-C1'	7.18	126.69	118.80
1	QA	136	C	C6-N1-C2	-7.17	117.43	120.30
35	YB	37	C	N1-C2-O2	7.16	123.20	118.90
22	QV	35	G	N3-C4-C5	-7.16	125.02	128.60
34	YA	650	C	C5-C6-N1	7.16	124.58	121.00
34	YA	1636	C	C6-N1-C2	-7.16	117.44	120.30
34	RA	2321	G	C4-N9-C1'	7.16	135.80	126.50
34	YA	265	A	O4'-C1'-N9	7.15	113.92	108.20
34	YA	1267	U	C2-N1-C1'	7.15	126.28	117.70
34	YA	1882	C	C5-C6-N1	7.15	124.58	121.00
34	YA	466	A	C8-N9-C4	-7.15	102.94	105.80
34	YA	1804	C	C6-N1-C2	-7.15	117.44	120.30
23	QX	17	C	N3-C2-O2	-7.15	116.90	121.90
36	YD	35	LYS	CA-CB-CG	7.14	129.12	113.40
22	QV	30	C	C2-N1-C1'	7.14	126.66	118.80
34	YA	2211	G	C4-N9-C1'	7.14	135.78	126.50
34	RA	1498	C	C2-N1-C1'	7.14	126.65	118.80
34	YA	2666	C	N3-C2-O2	-7.14	116.90	121.90
34	YA	1306	C	C5-C6-N1	7.13	124.57	121.00
34	RA	828	U	C5-C6-N1	7.13	126.26	122.70
1	QA	1228	C	C2-N1-C1'	7.12	126.64	118.80
1	XA	1537	U	OP1-P-O3'	7.12	120.86	105.20
34	YA	140	A	N7-C8-N9	7.12	117.36	113.80
34	RA	139	G	O4'-C1'-N9	-7.12	102.51	108.20
34	YA	1830	C	C2-N1-C1'	7.12	126.63	118.80
34	YA	806	C	C6-N1-C2	-7.10	117.46	120.30
34	YA	2666	C	C6-N1-C2	-7.10	117.46	120.30
34	RA	753	C	C6-N1-C2	-7.09	117.46	120.30

*Continued on next page...*

*Continued from previous page...*

Mol	Chain	Res	Type	Atoms	Z	Observed(°)	Ideal(°)
34	YA	1534	G	C4-N9-C1'	7.09	135.72	126.50
34	YA	2063	C	C6-N1-C2	-7.09	117.46	120.30
34	YA	2584	U	C2-N1-C1'	7.09	126.21	117.70
1	XA	498	U	N1-C2-O2	7.08	127.76	122.80
34	YA	1793	C	C6-N1-C2	-7.08	117.47	120.30
34	YA	31	C	C6-N1-C2	-7.08	117.47	120.30
1	QA	1027	C	C2-N1-C1'	7.08	126.58	118.80
1	QA	241	C	C2-N1-C1'	7.08	126.58	118.80
34	RA	2726	U	C2-N1-C1'	7.08	126.19	117.70
34	RA	1774	C	N3-C2-O2	-7.07	116.95	121.90
34	YA	231	C	C2-N1-C1'	7.06	126.57	118.80
34	RA	2580	U	C2-N1-C1'	7.06	126.17	117.70
34	YA	1506	C	C2-N1-C1'	7.05	126.56	118.80
22	XV	15	G	N3-C4-C5	-7.05	125.07	128.60
34	YA	1830	C	C5-C6-N1	7.05	124.53	121.00
34	RA	2832	U	P-O3'-C3'	7.05	128.16	119.70
34	YA	1407	C	N1-C2-O2	7.05	123.13	118.90
34	YA	2542	A	C4-C5-N7	7.04	114.22	110.70
1	QA	435	C	C5-C6-N1	7.04	124.52	121.00
34	YA	2559	C	C2-N1-C1'	7.04	126.54	118.80
1	XA	962	C	C6-N1-C2	-7.03	117.49	120.30
34	YA	721	C	C2-N1-C1'	7.03	126.53	118.80
1	QA	748	C	P-O3'-C3'	7.02	128.12	119.70
34	RA	2874	C	C2-N1-C1'	7.01	126.51	118.80
34	YA	2185	C	C6-N1-C2	-7.01	117.50	120.30
34	RA	2210	G	C8-N9-C1'	-7.00	117.90	127.00
34	YA	607	U	N1-C2-O2	7.00	127.70	122.80
34	YA	1370	C	C2-N1-C1'	7.00	126.50	118.80
34	YA	2041	U	C5-C6-N1	7.00	126.20	122.70
34	YA	537	C	C6-N1-C2	-7.00	117.50	120.30
34	YA	2032	G	N3-C4-N9	-7.00	121.80	126.00
34	RA	2683	C	N1-C2-O2	6.99	123.10	118.90
41	RI	82	ARG	O-C-N	6.99	133.89	122.70
1	XA	368	U	N3-C2-O2	-6.99	117.31	122.20
34	YA	1474	C	C2-N1-C1'	6.99	126.49	118.80
34	RA	795	C	C6-N1-C2	-6.99	117.50	120.30
34	RA	537	C	C5-C6-N1	6.97	124.48	121.00
34	YA	1332	G	C6-C5-N7	-6.97	126.22	130.40
34	YA	2712(A)	U	P-O3'-C3'	6.97	128.06	119.70
1	XA	1260	C	N1-C2-O2	6.97	123.08	118.90
34	RA	2211	G	C4-N9-C1'	6.96	135.55	126.50
35	YB	1	U	N3-C2-O2	-6.96	117.33	122.20

*Continued on next page...*

*Continued from previous page...*

Mol	Chain	Res	Type	Atoms	Z	Observed(°)	Ideal(°)
34	YA	1915	U	N1-C2-O2	6.96	127.67	122.80
34	YA	1105	U	C2-N1-C1'	6.96	126.05	117.70
1	QA	1066	C	N1-C2-O2	6.95	123.07	118.90
34	YA	1741	C	C2-N1-C1'	6.95	126.44	118.80
34	YA	2507	C	C6-N1-C2	-6.95	117.52	120.30
34	RA	2814	C	N3-C2-O2	-6.94	117.05	121.90
1	QA	1036	G	N3-C4-N9	6.93	130.16	126.00
34	YA	1830	C	C6-N1-C2	-6.93	117.53	120.30
34	YA	1306	C	C6-N1-C2	-6.93	117.53	120.30
1	QA	186(H)	C	C6-N1-C2	-6.93	117.53	120.30
34	RA	2229	C	C6-N1-C2	-6.93	117.53	120.30
20	QT	73	HIS	CB-CA-C	-6.93	96.55	110.40
34	YA	2712(A)	U	C6-N1-C2	-6.92	116.84	121.00
34	YA	1506	C	N1-C2-O2	6.92	123.05	118.90
34	YA	2617	C	N1-C2-O2	6.92	123.05	118.90
34	YA	2559	C	C6-N1-C2	-6.92	117.53	120.30
1	XA	992	U	P-O3'-C3'	6.91	127.99	119.70
34	RA	1135	C	C2-N1-C1'	6.90	126.39	118.80
35	YB	30	C	N1-C2-O2	6.90	123.04	118.90
34	RA	1686	C	C2-N1-C1'	6.90	126.39	118.80
34	YA	2083	G	N3-C4-N9	6.89	130.13	126.00
34	YA	1022	G	P-O3'-C3'	6.89	127.97	119.70
22	QV	36	G	C6-C5-N7	-6.88	126.27	130.40
34	YA	1135	C	C2-N1-C1'	6.88	126.37	118.80
34	RA	2128	C	C2-N1-C1'	6.88	126.36	118.80
34	YA	607	U	N3-C2-O2	-6.88	117.39	122.20
34	YA	1026	U	P-O3'-C3'	6.88	127.95	119.70
34	RA	904	C	N1-C2-O2	6.87	123.03	118.90
1	XA	1260	C	N3-C2-O2	-6.87	117.09	121.90
23	QX	18	C	C5-C4-N4	-6.87	115.39	120.20
34	RA	2559	C	N1-C2-O2	6.87	123.02	118.90
41	RI	131	LYS	N-CA-C	6.87	129.54	111.00
34	RA	721	C	N1-C2-O2	6.86	123.02	118.90
23	QX	18	C	N1-C2-N3	-6.86	114.40	119.20
34	RA	2703	C	C5-C6-N1	6.86	124.43	121.00
34	YA	2196	C	C2-N1-C1'	6.86	126.34	118.80
34	RA	1267	U	N1-C2-O2	6.86	127.60	122.80
34	YA	537	C	C2-N1-C1'	6.85	126.34	118.80
34	YA	2688	U	C2-N1-C1'	6.85	125.92	117.70
1	XA	1537	U	P-O3'-C3'	6.85	127.92	119.70
34	RA	372	G	OP2-P-O3'	6.85	120.27	105.20
34	RA	1314	C	C6-N1-C2	-6.85	117.56	120.30

*Continued on next page...*

*Continued from previous page...*

Mol	Chain	Res	Type	Atoms	Z	Observed(°)	Ideal(°)
34	YA	1781	C	N1-C2-O2	6.85	123.01	118.90
34	YA	2065	C	C6-N1-C2	-6.85	117.56	120.30
34	YA	2889	C	N1-C2-O2	6.85	123.01	118.90
35	YB	27	C	C6-N1-C2	-6.85	117.56	120.30
34	YA	1656	C	C5-C6-N1	6.84	124.42	121.00
1	XA	1149	C	N1-C2-O2	6.84	123.00	118.90
34	YA	271(C)	G	P-O3'-C3'	6.84	127.91	119.70
34	RA	1694	C	P-O3'-C3'	6.84	127.91	119.70
34	RA	1632	A	C4-C5-N7	6.83	114.11	110.70
34	RA	343	C	C6-N1-C2	-6.83	117.57	120.30
1	XA	962	C	C5-C6-N1	6.83	124.41	121.00
34	RA	828	U	C6-N1-C1'	-6.82	111.65	121.20
34	YA	141(A)	A	N7-C8-N9	6.82	117.21	113.80
34	YA	1558	A	P-O3'-C3'	6.82	127.89	119.70
34	RA	1314	C	N1-C2-O2	6.82	122.99	118.90
34	YA	846	C	P-O3'-C3'	6.82	127.88	119.70
34	YA	2210	G	C8-N9-C1'	-6.82	118.14	127.00
1	QA	1036	G	C4-N9-C1'	6.81	135.36	126.50
34	RA	1598	C	N1-C2-O2	6.81	122.98	118.90
34	RA	2544	G	C5-N7-C8	-6.80	100.90	104.30
34	YA	1892	C	C5-C6-N1	6.80	124.40	121.00
1	QA	330	C	C6-N1-C2	-6.80	117.58	120.30
1	XA	1064	G	P-O3'-C3'	6.80	127.86	119.70
1	XA	645	C	N1-C2-O2	6.80	122.98	118.90
34	YA	1920	C	C5-C6-N1	6.79	124.39	121.00
34	RA	1836	C	C6-N1-C2	-6.79	117.58	120.30
34	YA	2739	U	N1-C2-O2	6.79	127.55	122.80
34	RA	1914	C	N3-C2-O2	-6.78	117.15	121.90
34	YA	1516	U	C2-N1-C1'	6.78	125.84	117.70
23	QX	19	U	C5-C4-O4	6.78	129.97	125.90
34	YA	2666	C	C2-N1-C1'	6.78	126.26	118.80
35	YB	27	C	N3-C2-O2	-6.78	117.16	121.90
34	RA	2321	G	N3-C4-C5	-6.78	125.21	128.60
34	RA	456	C	C5-C6-N1	6.77	124.39	121.00
1	QA	992	U	P-O3'-C3'	6.77	127.82	119.70
34	RA	837	C	C5-C6-N1	6.77	124.38	121.00
34	YA	1881	C	C2-N1-C1'	6.77	126.24	118.80
35	YB	1	U	N1-C2-O2	6.77	127.54	122.80
1	XA	1296	C	N1-C2-O2	6.76	122.96	118.90
1	QA	330	C	C5-C6-N1	6.76	124.38	121.00
34	YA	41	C	C5-C6-N1	6.76	124.38	121.00
34	YA	1830	C	N1-C2-O2	6.76	122.96	118.90

*Continued on next page...*

*Continued from previous page...*

Mol	Chain	Res	Type	Atoms	Z	Observed(°)	Ideal(°)
34	RA	1064	C	C6-N1-C2	-6.76	117.60	120.30
1	XA	368	U	N1-C2-O2	6.76	127.53	122.80
34	RA	2507	C	C5-C6-N1	6.75	124.38	121.00
34	RA	2043	C	C5-C6-N1	6.75	124.38	121.00
34	RA	2499	C	C2-N3-C4	-6.75	116.53	119.90
1	XA	1325	C	C2-N1-C1'	6.75	126.22	118.80
34	RA	2064	C	C6-N1-C2	-6.75	117.60	120.30
42	YN	114	ARG	N-CA-C	-6.75	92.78	111.00
34	YA	537	C	N1-C2-O2	6.74	122.94	118.90
35	YB	79	C	C6-N1-C2	-6.74	117.60	120.30
34	RA	976	C	C6-N1-C2	-6.74	117.61	120.30
34	YA	985	C	C5-C6-N1	6.74	124.37	121.00
35	RB	11	C	C2-N1-C1'	6.73	126.20	118.80
1	XA	221	C	C6-N1-C2	-6.73	117.61	120.30
34	YA	1774	C	C6-N1-C2	-6.73	117.61	120.30
34	YA	2465	C	C2-N1-C1'	6.73	126.20	118.80
34	YA	141(A)	A	C5-N7-C8	-6.72	100.54	103.90
1	QA	972	C	C6-N1-C2	-6.72	117.61	120.30
34	RA	459	U	N1-C2-O2	6.72	127.50	122.80
34	YA	650	C	C6-N1-C2	-6.71	117.61	120.30
34	RA	1762	A	C5-C6-N1	6.71	121.05	117.70
34	YA	1332	G	N7-C8-N9	6.71	116.45	113.10
34	RA	2394	C	N1-C2-O2	6.70	122.92	118.90
1	XA	121	C	C5-C4-N4	-6.70	115.51	120.20
34	YA	465	G	C8-N9-C4	-6.70	103.72	106.40
22	QV	30	C	C5-C6-N1	6.70	124.35	121.00
34	RA	1417	C	C6-N1-C2	-6.69	117.62	120.30
40	YH	152	ARG	C-N-CA	6.68	138.41	121.70
34	YA	637	A	P-O3'-C3'	6.68	127.72	119.70
35	RB	27	C	N1-C2-O2	6.68	122.91	118.90
34	YA	1498	C	C2-N1-C1'	6.67	126.14	118.80
34	RA	2814	C	C2-N1-C1'	6.67	126.14	118.80
20	QT	74	LYS	CA-C-O	6.67	134.10	120.10
1	XA	1036	G	N3-C4-C5	-6.66	125.27	128.60
34	RA	1078	U	C2-N1-C1'	6.66	125.69	117.70
35	YB	80	U	N3-C2-O2	-6.66	117.54	122.20
34	RA	1558	A	P-O3'-C3'	6.65	127.69	119.70
34	RA	1882	C	C6-N1-C2	-6.65	117.64	120.30
34	RA	234	C	N1-C2-O2	6.65	122.89	118.90
34	RA	537	C	C2-N1-C1'	6.65	126.11	118.80
34	YA	2032	G	N7-C8-N9	6.65	116.42	113.10
1	QA	91	C	C2-N1-C1'	6.65	126.11	118.80

*Continued on next page...*



*Continued from previous page...*

Mol	Chain	Res	Type	Atoms	Z	Observed(°)	Ideal(°)
1	QA	596	C	C6-N1-C2	-6.65	117.64	120.30
34	YA	1914	C	C6-N1-C1'	-6.65	112.82	120.80
34	RA	1506	C	N1-C2-O2	6.64	122.89	118.90
34	YA	2032	G	C4-C5-N7	6.64	113.46	110.80
34	YA	2701	C	C6-N1-C2	-6.64	117.64	120.30
34	YA	758	C	C6-N1-C2	-6.64	117.64	120.30
1	QA	90	C	N1-C2-O2	6.64	122.88	118.90
34	YA	1332	G	C4-N9-C1'	6.64	135.13	126.50
34	YA	2703	C	C2-N1-C1'	6.64	126.10	118.80
1	QA	1075	C	N1-C2-O2	6.63	122.88	118.90
22	QV	34	C	C2-N1-C1'	6.63	126.10	118.80
34	RA	676	A	C8-N9-C4	-6.63	103.15	105.80
34	YA	2610	C	P-O3'-C3'	6.63	127.66	119.70
1	QA	501	C	C6-N1-C2	-6.63	117.65	120.30
34	YA	857	C	C2-N1-C1'	6.63	126.09	118.80
1	XA	754	C	N1-C2-O2	6.62	122.87	118.90
34	YA	2681	C	P-O3'-C3'	6.62	127.64	119.70
34	RA	2442	C	C6-N1-C2	-6.61	117.66	120.30
34	RA	1304	C	C6-N1-C2	-6.61	117.66	120.30
34	RA	67	U	C5-C6-N1	6.61	126.00	122.70
1	XA	962	C	C2-N1-C1'	6.61	126.07	118.80
34	YA	1411	C	C6-N1-C2	-6.61	117.66	120.30
22	QV	34	C	C6-N1-C1'	-6.60	112.88	120.80
34	YA	373	U	N1-C2-O2	6.60	127.42	122.80
1	QA	308	C	N1-C2-O2	6.60	122.86	118.90
34	RA	2847	U	C2-N1-C1'	6.60	125.62	117.70
1	QA	1158	C	C6-N1-C2	-6.60	117.66	120.30
19	QS	41	VAL	N-CA-C	6.60	128.82	111.00
34	YA	1474	C	C6-N1-C2	-6.60	117.66	120.30
34	YA	2779	U	C2-N1-C1'	6.60	125.62	117.70
34	YA	2460	U	C5-C6-N1	6.59	126.00	122.70
34	RA	1306	C	C5-C6-N1	6.58	124.29	121.00
34	RA	2559	C	C2-N1-C1'	6.58	126.04	118.80
34	YA	974(B)	C	N1-C2-O2	6.58	122.84	118.90
34	RA	1102	C	N1-C2-O2	6.57	122.84	118.90
34	YA	2453	A	N9-C4-C5	-6.57	103.17	105.80
34	YA	635	C	C6-N1-C2	-6.57	117.67	120.30
34	RA	1533	C	C2-N1-C1'	6.57	126.03	118.80
35	YB	1	U	C2-N1-C1'	6.57	125.58	117.70
34	YA	634	C	C6-N1-C2	-6.57	117.67	120.30
34	YA	12	U	N1-C2-O2	6.57	127.39	122.80
1	QA	1060	C	C2-N1-C1'	6.56	126.02	118.80

*Continued on next page...*



*Continued from previous page...*

Mol	Chain	Res	Type	Atoms	Z	Observed(°)	Ideal(°)
34	RA	637	A	P-O3'-C3'	6.56	127.57	119.70
34	YA	544	C	C6-N1-C2	-6.56	117.68	120.30
34	YA	1805	U	C6-N1-C2	-6.55	117.07	121.00
1	QA	838(B)	U	N3-C2-O2	-6.55	117.61	122.20
34	RA	856	C	N1-C2-O2	6.55	122.83	118.90
1	XA	201(A)	C	C2-N1-C1'	6.55	126.00	118.80
34	YA	466	A	N7-C8-N9	6.55	117.07	113.80
34	RA	2128	C	C5-C6-N1	6.54	124.27	121.00
14	XN	28	GLY	N-CA-C	6.54	129.46	113.10
34	RA	1306	C	C6-N1-C2	-6.54	117.68	120.30
34	YA	2584	U	N3-C2-O2	-6.54	117.62	122.20
1	XA	443	C	C2-N1-C1'	6.54	125.99	118.80
34	YA	856	C	N3-C2-O2	-6.54	117.32	121.90
34	YA	392	C	C5-C6-N1	6.54	124.27	121.00
34	YA	1012	U	P-O3'-C3'	6.54	127.54	119.70
34	RA	426	C	N1-C2-O2	6.53	122.82	118.90
34	YA	363(F)	U	C2-N1-C1'	6.53	125.54	117.70
1	XA	514	C	C5-C6-N1	6.53	124.27	121.00
20	QT	74	LYS	CA-C-N	-6.53	102.84	117.20
34	YA	1445	C	C6-N1-C2	-6.53	117.69	120.30
34	YA	2043	C	C5-C6-N1	6.53	124.26	121.00
34	YA	998	C	C6-N1-C2	-6.53	117.69	120.30
34	RA	2043	C	C6-N1-C2	-6.52	117.69	120.30
34	YA	1264	G	N7-C8-N9	6.52	116.36	113.10
34	RA	1267	U	C2-N1-C1'	6.52	125.52	117.70
22	QV	15	G	N3-C4-C5	-6.51	125.34	128.60
34	YA	834	C	C6-N1-C2	-6.51	117.69	120.30
1	QA	503	C	C6-N1-C2	-6.51	117.69	120.30
1	QA	1348	U	C2-N1-C1'	6.51	125.51	117.70
34	RA	2683	C	N3-C2-O2	-6.50	117.35	121.90
34	YA	384	U	N3-C2-O2	-6.50	117.65	122.20
23	QX	19	U	N1-C1'-C2'	-6.49	104.86	112.00
34	RA	846	C	P-O3'-C3'	6.49	127.49	119.70
1	QA	58	C	C5-C6-N1	6.49	124.24	121.00
34	YA	2506	U	N1-C2-O2	6.49	127.34	122.80
34	RA	1294	U	N3-C2-O2	-6.49	117.66	122.20
1	XA	1322	C	C2-N1-C1'	6.49	125.93	118.80
34	YA	1881	C	C6-N1-C2	-6.49	117.71	120.30
34	RA	1474	C	C2-N1-C1'	6.48	125.93	118.80
34	RA	1640	C	C2-N1-C1'	6.48	125.93	118.80
34	YA	2588	G	C4-C5-N7	6.48	113.39	110.80
34	YA	2816	C	C6-N1-C2	-6.48	117.71	120.30

*Continued on next page...*

*Continued from previous page...*

Mol	Chain	Res	Type	Atoms	Z	Observed(°)	Ideal(°)
35	YB	27	C	C2-N1-C1'	6.48	125.92	118.80
1	QA	267	C	N1-C2-O2	6.47	122.78	118.90
34	RA	2559	C	C6-N1-C2	-6.47	117.71	120.30
54	RZ	62	PRO	C-N-CA	6.47	137.86	121.70
1	XA	110	C	N1-C2-O2	6.47	122.78	118.90
34	RA	2580	U	N3-C2-O2	-6.46	117.68	122.20
1	QA	443	C	N1-C2-O2	6.46	122.78	118.90
1	QA	1395	C	N1-C2-O2	6.46	122.78	118.90
34	YA	2439	A	P-O3'-C3'	6.46	127.45	119.70
1	QA	962	C	C2-N1-C1'	6.45	125.90	118.80
34	RA	2825	C	N1-C2-O2	6.45	122.77	118.90
34	YA	2784	C	C5-C6-N1	6.45	124.22	121.00
34	YA	672	C	C6-N1-C2	-6.44	117.72	120.30
1	QA	618	C	C2-N1-C1'	6.44	125.89	118.80
34	YA	2646	C	C5-C6-N1	6.44	124.22	121.00
34	YA	1804	C	C5-C6-N1	6.44	124.22	121.00
34	RA	2507	C	C6-N1-C2	-6.44	117.72	120.30
1	XA	121	C	N3-C4-C5	6.44	124.47	121.90
34	RA	459	U	N3-C2-O2	-6.43	117.70	122.20
34	YA	459	U	C2-N1-C1'	6.43	125.42	117.70
1	QA	699	C	C6-N1-C2	-6.43	117.73	120.30
34	YA	1234	U	N3-C2-O2	-6.43	117.70	122.20
34	YA	1404	C	C6-N1-C2	-6.43	117.73	120.30
34	YA	749	C	N3-C2-O2	-6.43	117.40	121.90
1	QA	91	C	N1-C2-O2	6.42	122.75	118.90
34	YA	806	C	N3-C2-O2	-6.42	117.40	121.90
34	YA	2064	C	C6-N1-C2	-6.42	117.73	120.30
1	QA	1325	C	N1-C2-O2	6.42	122.75	118.90
34	YA	2032	G	C8-N9-C4	-6.42	103.83	106.40
34	YA	2825	C	C6-N1-C2	-6.42	117.73	120.30
1	QA	754	C	C5-C6-N1	6.42	124.21	121.00
34	RA	1313	U	C6-N1-C1'	-6.42	112.22	121.20
34	YA	484	C	C6-N1-C2	-6.42	117.73	120.30
22	QV	36	G	C5-C6-O6	-6.41	124.75	128.60
42	RN	114	ARG	N-CA-C	-6.41	93.69	111.00
34	YA	140	A	C8-N9-C4	-6.41	103.24	105.80
34	YA	1045	A	P-O3'-C3'	6.41	127.39	119.70
34	RA	755	C	C5-C6-N1	6.41	124.20	121.00
34	YA	533	G	C8-N9-C4	-6.41	103.84	106.40
22	QV	36	G	N1-C6-O6	6.40	123.74	119.90
1	QA	838(B)	U	N1-C2-O2	6.40	127.28	122.80
34	RA	837	C	C6-N1-C2	-6.40	117.74	120.30

*Continued on next page...*

*Continued from previous page...*

Mol	Chain	Res	Type	Atoms	Z	Observed(°)	Ideal(°)
34	YA	1881	C	C5-C6-N1	6.40	124.20	121.00
34	RA	229	A	P-O3'-C3'	6.40	127.38	119.70
30	R6	13	CYS	CA-CB-SG	-6.39	102.49	114.00
34	YA	183	C	C2-N1-C1'	6.39	125.83	118.80
34	RA	1314	C	C6-N1-C1'	-6.39	113.13	120.80
34	RA	31	C	C6-N1-C2	-6.39	117.74	120.30
34	RA	758	C	C6-N1-C2	-6.39	117.74	120.30
34	YA	1653	G	C5-C6-N1	6.39	114.69	111.50
53	RY	99	CYS	CA-CB-SG	6.39	125.50	114.00
1	XA	738	C	C6-N1-C2	-6.39	117.75	120.30
34	YA	613	U	C2-N1-C1'	6.38	125.36	117.70
1	QA	307	C	C6-N1-C2	-6.38	117.75	120.30
1	XA	68(S)	C	C6-N1-C2	-6.38	117.75	120.30
1	XA	368	U	C2-N1-C1'	6.38	125.36	117.70
1	QA	1348	U	N3-C2-O2	-6.38	117.73	122.20
34	YA	2065	C	C5-C6-N1	6.38	124.19	121.00
34	YA	183	C	N1-C2-O2	6.38	122.73	118.90
1	QA	1036	G	N3-C4-C5	-6.38	125.41	128.60
34	RA	1882	C	C5-C6-N1	6.38	124.19	121.00
22	XV	15	G	N3-C4-N9	6.38	129.83	126.00
34	YA	1498	C	N1-C2-O2	6.38	122.72	118.90
34	RA	1544	C	N1-C2-O2	6.37	122.72	118.90
34	YA	2107	C	N1-C2-O2	6.37	122.72	118.90
34	YA	1333	C	C5-C6-N1	6.37	124.18	121.00
1	QA	1263	C	N1-C2-O2	6.36	122.72	118.90
1	QA	1538	C	P-O3'-C3'	6.36	127.34	119.70
34	RA	208	C	C6-N1-C2	-6.36	117.75	120.30
23	QX	18	C	C2-N3-C4	6.36	123.08	119.90
34	RA	1022	G	C2'-C3'-O3'	6.36	123.88	113.70
34	YA	783	A	C5-N7-C8	-6.36	100.72	103.90
34	YA	1013	C	C6-N1-C2	-6.36	117.76	120.30
34	YA	2688	U	N3-C2-O2	-6.36	117.75	122.20
1	QA	1395	C	C6-N1-C2	-6.36	117.76	120.30
34	RA	2126	A	P-O3'-C3'	6.36	127.33	119.70
34	RA	1078	U	N3-C2-O2	-6.35	117.75	122.20
1	QA	1109	C	N1-C2-O2	6.35	122.71	118.90
34	YA	528	A	C5-N7-C8	-6.35	100.72	103.90
22	XV	15	G	C8-N9-C1'	-6.35	118.74	127.00
34	RA	2814	C	C6-N1-C2	-6.35	117.76	120.30
34	YA	661	C	C5-C6-N1	6.35	124.17	121.00
34	RA	1474	C	N1-C2-O2	6.35	122.71	118.90
34	RA	2043	C	C2-N1-C1'	6.34	125.78	118.80

*Continued on next page...*

*Continued from previous page...*

Mol	Chain	Res	Type	Atoms	Z	Observed(°)	Ideal(°)
1	QA	1325	C	N3-C2-O2	-6.34	117.46	121.90
1	XA	221	C	C2-N1-C1'	6.33	125.77	118.80
34	YA	1893	C	N1-C2-O2	6.33	122.70	118.90
34	RA	343	C	C5-C6-N1	6.33	124.16	121.00
34	YA	1408	C	C6-N1-C2	-6.33	117.77	120.30
1	XA	618	C	C2-N1-C1'	6.33	125.76	118.80
34	RA	965	C	C2-N1-C1'	6.32	125.75	118.80
1	QA	936	C	N1-C2-O2	6.32	122.69	118.90
34	YA	1402	C	C6-N1-C2	-6.32	117.77	120.30
34	RA	1956	U	N1-C2-O2	6.32	127.22	122.80
34	RA	2785	C	C6-N1-C2	-6.32	117.77	120.30
34	RA	459	U	C2-N1-C1'	6.32	125.28	117.70
34	YA	384	U	N1-C2-O2	6.32	127.22	122.80
34	RA	1180	C	C6-N1-C2	-6.31	117.78	120.30
34	YA	392	C	C2-N1-C1'	6.31	125.74	118.80
34	YA	242	G	P-O3'-C3'	6.31	127.27	119.70
34	YA	1653	G	P-O3'-C3'	6.31	127.27	119.70
34	YA	1406	U	C2-N1-C1'	6.31	125.27	117.70
40	YH	82	GLY	N-CA-C	6.31	128.87	113.10
34	RA	1915	U	N3-C2-O2	-6.30	117.79	122.20
42	YN	48	MET	CG-SD-CE	-6.30	90.11	100.20
34	RA	2168	G	N3-C4-C5	-6.30	125.45	128.60
1	QA	433	C	C6-N1-C2	-6.30	117.78	120.30
34	YA	1180	C	C2-N1-C1'	6.30	125.73	118.80
34	YA	1404	C	C2-N1-C1'	6.30	125.73	118.80
12	QL	104	VAL	C-N-CA	6.29	137.43	121.70
34	RA	242	G	P-O3'-C3'	6.29	127.25	119.70
34	RA	1899	G	N3-C4-N9	6.29	129.78	126.00
1	XA	972	C	C6-N1-C2	-6.29	117.78	120.30
34	YA	404	C	P-O3'-C3'	6.29	127.25	119.70
34	YA	752	A	P-O3'-C3'	6.29	127.24	119.70
1	XA	1306	A	N7-C8-N9	6.28	116.94	113.80
34	YA	985	C	C2-N1-C1'	6.28	125.71	118.80
1	QA	90	C	C6-N1-C2	-6.28	117.79	120.30
34	YA	2559	C	C5-C6-N1	6.28	124.14	121.00
1	XA	18	C	C5-C6-N1	6.28	124.14	121.00
1	XA	1383	C	C6-N1-C2	-6.28	117.79	120.30
34	RA	2295	C	C6-N1-C2	-6.27	117.79	120.30
34	YA	1026	U	OP1-P-O3'	6.27	119.00	105.20
34	YA	1774	C	C5-C6-N1	6.27	124.14	121.00
1	QA	962	C	N1-C2-O2	6.27	122.66	118.90
34	YA	1915	U	N3-C2-O2	-6.27	117.81	122.20

*Continued on next page...*

*Continued from previous page...*

Mol	Chain	Res	Type	Atoms	Z	Observed(°)	Ideal(°)
34	RA	271(C)	G	P-O3'-C3'	6.27	127.22	119.70
1	XA	1260	C	C6-N1-C2	-6.27	117.79	120.30
34	RA	915	C	C2-N1-C1'	6.26	125.69	118.80
34	RA	104	U	N1-C2-O2	6.26	127.18	122.80
1	XA	1290	G	C4-N9-C1'	6.26	134.64	126.50
1	XA	736	C	C6-N1-C2	-6.26	117.80	120.30
34	YA	1833	U	N3-C2-O2	-6.26	117.82	122.20
34	RA	1950	G	C4-N9-C1'	6.26	134.63	126.50
34	RA	2179	C	N3-C2-O2	-6.26	117.52	121.90
34	YA	1411	C	C5-C6-N1	6.25	124.13	121.00
34	RA	1087	G	O4'-C1'-N9	-6.25	103.20	108.20
34	RA	229	A	OP2-P-O3'	6.25	118.94	105.20
34	RA	537	C	C6-N1-C2	-6.25	117.80	120.30
34	RA	2439	A	P-O3'-C3'	6.25	127.20	119.70
34	RA	456	C	N3-C2-O2	-6.25	117.53	121.90
34	YA	985	C	N1-C2-O2	6.24	122.64	118.90
34	YA	691	C	C6-N1-C2	-6.24	117.80	120.30
34	YA	2766	G	C4-N9-C1'	6.24	134.61	126.50
35	RB	27	C	N3-C2-O2	-6.24	117.53	121.90
1	QA	455	C	N1-C2-O2	6.24	122.64	118.90
1	XA	1158	C	C5-C6-N1	6.24	124.12	121.00
34	YA	2211	G	C8-N9-C1'	-6.24	118.89	127.00
1	XA	54	C	N1-C2-O2	6.23	122.64	118.90
34	RA	2542	A	N9-C4-C5	-6.23	103.31	105.80
34	YA	377	C	C5-C6-N1	6.23	124.11	121.00
1	QA	1097	C	N1-C2-O2	6.23	122.64	118.90
34	YA	1982	C	C2-N1-C1'	6.23	125.65	118.80
35	YB	30	C	C2-N1-C1'	6.23	125.65	118.80
34	RA	1920	C	C5-C6-N1	6.22	124.11	121.00
34	YA	834	C	C5-C6-N1	6.22	124.11	121.00
34	YA	1437	C	C5-C6-N1	6.22	124.11	121.00
34	YA	393	C	C6-N1-C2	-6.22	117.81	120.30
34	YA	1950	G	C4-N9-C1'	6.22	134.59	126.50
22	QV	36	G	N7-C8-N9	6.22	116.21	113.10
1	QA	960	U	C2-N1-C1'	6.22	125.16	117.70
1	QA	1228	C	N1-C2-O2	6.22	122.63	118.90
34	RA	269	U	N3-C2-O2	-6.22	117.85	122.20
22	XV	31	G	C4-N9-C1'	6.22	134.58	126.50
34	YA	904	C	N3-C2-O2	-6.22	117.55	121.90
34	RA	1983	C	C6-N1-C2	-6.21	117.81	120.30
38	RF	197	ASP	N-CA-C	-6.21	94.22	111.00
34	YA	1992	G	P-O3'-C3'	6.21	127.16	119.70

*Continued on next page...*

*Continued from previous page...*

Mol	Chain	Res	Type	Atoms	Z	Observed(°)	Ideal(°)
35	RB	22	U	C2-N1-C1'	6.21	125.16	117.70
34	YA	915	C	C6-N1-C2	-6.21	117.82	120.30
22	QV	30	C	N1-C2-O2	6.21	122.62	118.90
34	RA	1304	C	C2-N1-C1'	6.21	125.63	118.80
34	YA	613	U	N1-C2-O2	6.21	127.14	122.80
34	YA	2211	G	N3-C4-N9	6.21	129.72	126.00
34	YA	2099	U	C5-C6-N1	6.20	125.80	122.70
34	YA	2108	C	N3-C2-O2	-6.20	117.56	121.90
34	YA	1178	C	C6-N1-C2	-6.20	117.82	120.30
1	QA	328	C	P-O3'-C3'	6.20	127.13	119.70
34	YA	420	C	C2-N1-C1'	6.20	125.61	118.80
1	XA	893	C	N1-C2-O2	6.19	122.62	118.90
34	YA	1653	G	N3-C4-N9	6.19	129.71	126.00
34	YA	2006	C	N1-C2-O2	6.19	122.61	118.90
1	QA	252	U	N3-C2-O2	-6.18	117.87	122.20
34	RA	2128	C	N1-C2-O2	6.18	122.61	118.90
7	QG	73	MET	N-CA-CB	-6.18	99.47	110.60
34	YA	2126	A	P-O3'-C3'	6.18	127.12	119.70
1	QA	620	C	C2-N1-C1'	6.18	125.59	118.80
1	XA	241	C	C2-N1-C1'	6.18	125.59	118.80
35	RB	66	A	P-O3'-C3'	6.17	127.11	119.70
34	RA	1533	C	N1-C2-O2	6.17	122.60	118.90
34	RA	1498	C	N1-C2-O2	6.17	122.60	118.90
34	RA	1312	U	P-O3'-C3'	6.16	127.10	119.70
1	XA	68(R)	U	N1-C2-O2	6.16	127.11	122.80
34	RA	2825	C	N3-C2-O2	-6.16	117.59	121.90
34	YA	974(B)	C	P-O3'-C3'	6.15	127.08	119.70
35	YB	47	C	N3-C2-O2	-6.15	117.59	121.90
1	QA	90	C	C6-N1-C1'	-6.15	113.42	120.80
35	RB	11	C	C6-N1-C2	-6.15	117.84	120.30
22	QV	36	G	C4-C5-N7	6.15	113.26	110.80
34	RA	200	U	N3-C2-O2	-6.15	117.90	122.20
34	YA	114	U	C5-C6-N1	6.15	125.77	122.70
34	YA	229	A	P-O3'-C3'	6.14	127.07	119.70
34	YA	1982	C	C5-C6-N1	6.14	124.07	121.00
34	YA	198	C	C2-N1-C1'	6.14	125.55	118.80
34	YA	420	C	N1-C2-O2	6.14	122.58	118.90
22	QV	15	G	C4-N9-C1'	6.14	134.48	126.50
1	XA	18	C	C6-N1-C2	-6.13	117.85	120.30
34	YA	985	C	C6-N1-C2	-6.13	117.85	120.30
34	YA	1267	U	N3-C2-O2	-6.13	117.91	122.20
34	YA	669	G	C4-N9-C1'	6.13	134.47	126.50

*Continued on next page...*

*Continued from previous page...*

Mol	Chain	Res	Type	Atoms	Z	Observed(°)	Ideal(°)
41	RI	10	GLU	C-N-CA	6.13	137.02	121.70
1	XA	618	C	C6-N1-C2	-6.13	117.85	120.30
1	XA	620	C	N1-C2-O2	6.12	122.58	118.90
34	RA	923	C	C5-C6-N1	6.12	124.06	121.00
34	RA	2703	C	N1-C2-O2	6.12	122.57	118.90
34	YA	2320	A	C2-N3-C4	6.12	113.66	110.60
34	RA	222	A	P-O3'-C3'	6.12	127.04	119.70
1	XA	237	C	N3-C4-C5	-6.12	119.45	121.90
1	XA	525	C	C5-C6-N1	6.12	124.06	121.00
23	QX	16	C	C6-N1-C2	-6.12	117.85	120.30
34	RA	269	U	N1-C2-O2	6.12	127.08	122.80
34	RA	2480	C	N3-C2-O2	-6.11	117.62	121.90
1	QA	1036	G	C8-N9-C1'	-6.11	119.06	127.00
1	QA	1039	C	N3-C2-O2	-6.11	117.62	121.90
1	QA	91	C	C6-N1-C2	-6.11	117.86	120.30
1	QA	1395	C	C6-N1-C1'	-6.11	113.47	120.80
34	RA	385	C	C6-N1-C2	-6.11	117.86	120.30
35	YB	27	C	C5-C6-N1	6.11	124.05	121.00
34	YA	2889	C	C6-N1-C2	-6.10	117.86	120.30
34	RA	2295	C	C2-N1-C1'	6.10	125.51	118.80
23	QX	17	C	N1-C2-N3	6.10	123.47	119.20
34	RA	1549	C	C2-N1-C1'	6.10	125.51	118.80
34	RA	1882	C	N1-C2-O2	6.10	122.56	118.90
1	XA	514	C	C6-N1-C2	-6.10	117.86	120.30
34	YA	2787	C	N1-C2-O2	6.10	122.56	118.90
1	QA	381	C	N1-C2-O2	6.09	122.56	118.90
34	RA	2043	C	N1-C2-O2	6.09	122.56	118.90
22	QV	62	C	C5-C6-N1	6.09	124.05	121.00
1	QA	1109	C	N3-C2-O2	-6.09	117.64	121.90
34	RA	912	C	N1-C2-O2	6.09	122.56	118.90
34	RA	1915	U	N1-C2-O2	6.09	127.06	122.80
34	RA	1314	C	C5-C6-N1	6.09	124.05	121.00
34	RA	1427	A	P-O3'-C3'	6.09	127.01	119.70
36	RD	33	LEU	CA-CB-CG	6.09	129.31	115.30
34	YA	1314	C	C5-C6-N1	6.09	124.05	121.00
34	YA	2776	A	P-O3'-C3'	6.09	127.01	119.70
34	RA	2471	C	C6-N1-C2	-6.09	117.87	120.30
34	RA	1742	C	C6-N1-C2	-6.08	117.87	120.30
1	XA	68(S)	C	C5-C6-N1	6.08	124.04	121.00
1	QA	90	C	C5-C6-N1	6.08	124.04	121.00
34	RA	2456	C	C6-N1-C2	-6.08	117.87	120.30
34	RA	2776	A	P-O3'-C3'	6.08	126.99	119.70

*Continued on next page...*



*Continued from previous page...*

Mol	Chain	Res	Type	Atoms	Z	Observed(°)	Ideal(°)
34	YA	2260	C	C6-N1-C2	-6.08	117.87	120.30
1	QA	1113	C	C6-N1-C2	-6.08	117.87	120.30
34	RA	1462	C	N3-C2-O2	-6.08	117.65	121.90
22	XV	40	G	C4-N9-C1'	6.08	134.40	126.50
34	RA	912	C	C6-N1-C2	-6.08	117.87	120.30
34	RA	2168	G	C8-N9-C1'	-6.07	119.10	127.00
1	XA	54	C	N3-C2-O2	-6.07	117.65	121.90
34	YA	2889	C	C5-C6-N1	6.07	124.04	121.00
34	YA	456	C	N1-C2-O2	6.07	122.54	118.90
34	RA	2471	C	C2-N1-C1'	6.07	125.47	118.80
1	XA	201(A)	C	N1-C2-O2	6.07	122.54	118.90
34	YA	1506	C	C5-C6-N1	6.07	124.03	121.00
34	YA	2474	C	N1-C2-O2	6.07	122.54	118.90
34	YA	1121	C	C6-N1-C2	-6.06	117.88	120.30
1	QA	736	C	C6-N1-C2	-6.06	117.88	120.30
34	RA	372	G	P-O3'-C3'	6.06	126.97	119.70
34	RA	876	C	N1-C2-O2	6.06	122.53	118.90
34	RA	1658	C	C5-C6-N1	6.06	124.03	121.00
34	YA	2506	U	C2-N1-C1'	6.06	124.97	117.70
34	RA	2210	G	N3-C4-N9	6.05	129.63	126.00
34	RA	2512	C	C5-C6-N1	6.05	124.03	121.00
34	RA	2254	C	C6-N1-C2	-6.05	117.88	120.30
34	YA	1544	C	N1-C2-O2	6.05	122.53	118.90
34	YA	2041	U	C6-N1-C2	-6.05	117.37	121.00
1	QA	1027	C	N1-C2-O2	6.05	122.53	118.90
34	YA	2712(A)	U	N1-C2-O2	6.05	127.03	122.80
1	QA	1075	C	C2-N1-C1'	6.05	125.45	118.80
34	YA	1894	C	C6-N1-C2	-6.05	117.88	120.30
1	QA	687	A	P-O3'-C3'	6.04	126.95	119.70
1	QA	1325	C	C2-N1-C1'	6.04	125.45	118.80
1	XA	1322	C	N3-C2-O2	-6.04	117.67	121.90
34	RA	2544	G	C4-C5-N7	6.04	113.21	110.80
40	RH	87	LEU	N-CA-CB	-6.04	98.33	110.40
1	XA	582	U	N3-C2-O2	-6.04	117.97	122.20
34	YA	1535	U	C6-N1-C1'	-6.04	112.75	121.20
34	RA	1950	G	O4'-C1'-N9	6.03	113.02	108.20
34	YA	333	G	C4-N9-C1'	6.03	134.34	126.50
34	YA	200	U	N3-C2-O2	-6.02	117.98	122.20
34	RA	2307	G	C4-N9-C1'	6.02	134.32	126.50
1	XA	723	U	N1-C2-O2	6.02	127.01	122.80
34	YA	1799	G	P-O3'-C3'	6.02	126.92	119.70
34	YA	1462	C	N1-C2-O2	6.02	122.51	118.90

*Continued on next page...*



*Continued from previous page...*

Mol	Chain	Res	Type	Atoms	Z	Observed(°)	Ideal(°)
34	YA	634	C	C5-C6-N1	6.01	124.01	121.00
34	RA	2006	C	C6-N1-C2	-6.01	117.89	120.30
1	XA	1395	C	C6-N1-C2	-6.01	117.90	120.30
34	YA	1636	C	N3-C2-O2	-6.01	117.69	121.90
34	RA	1899	G	N1-C2-N2	-6.01	110.79	116.20
34	RA	2053	G	C4-C5-N7	6.01	113.20	110.80
34	RA	1135	C	N3-C2-O2	-6.01	117.70	121.90
34	RA	2032	G	C5-N7-C8	-6.00	101.30	104.30
1	QA	697	U	N3-C2-O2	-6.00	118.00	122.20
34	RA	9	U	N3-C2-O2	-6.00	118.00	122.20
41	RI	130	TYR	C-N-CA	6.00	136.70	121.70
34	YA	2210	G	N3-C4-N9	6.00	129.60	126.00
1	XA	1114	C	C6-N1-C2	-5.99	117.90	120.30
34	YA	755	C	C6-N1-C2	-5.99	117.90	120.30
22	QV	31	G	C4-N9-C1'	5.99	134.28	126.50
34	RA	1982	C	N1-C2-O2	5.99	122.49	118.90
34	YA	2868	A	C5-N7-C8	-5.99	100.91	103.90
1	QA	455	C	C2-N1-C1'	5.98	125.38	118.80
34	RA	904	C	N3-C2-O2	-5.98	117.71	121.90
1	XA	455	C	C2-N1-C1'	5.98	125.38	118.80
34	YA	1893	C	N3-C2-O2	-5.98	117.71	121.90
35	YB	66	A	P-O3'-C3'	5.98	126.88	119.70
1	QA	960	U	N1-C2-O2	5.98	126.98	122.80
34	RA	669	G	N3-C4-N9	5.98	129.59	126.00
34	YA	806	C	C5-C6-N1	5.97	123.99	121.00
34	YA	1427	A	P-O3'-C3'	5.97	126.87	119.70
35	YB	31	C	C2-N1-C1'	5.97	125.37	118.80
34	RA	1370	C	N1-C2-O2	5.96	122.48	118.90
34	YA	923	C	C5-C6-N1	5.96	123.98	121.00
34	YA	1297	C	C6-N1-C2	-5.96	117.92	120.30
34	YA	1417	C	C5-C6-N1	5.96	123.98	121.00
34	RA	1799	G	P-O3'-C3'	5.96	126.85	119.70
34	RA	2766	G	C4-N9-C1'	5.95	134.24	126.50
41	RI	82	ARG	CA-C-N	-5.95	104.10	117.20
34	RA	766	C	C6-N1-C2	-5.95	117.92	120.30
34	RA	1741	C	C2-N1-C1'	5.95	125.35	118.80
34	YA	2226	C	N1-C2-O2	5.95	122.47	118.90
1	QA	993	G	N3-C4-N9	5.95	129.57	126.00
34	RA	1533	C	C5-C6-N1	5.95	123.97	121.00
34	RA	74	A	N3-C4-N9	-5.95	122.64	127.40
34	YA	74	A	O4'-C1'-N9	-5.95	103.44	108.20
34	YA	1534	G	C2-N3-C4	5.94	114.87	111.90

*Continued on next page...*

*Continued from previous page...*

Mol	Chain	Res	Type	Atoms	Z	Observed(°)	Ideal(°)
34	RA	752	A	P-O3'-C3'	5.94	126.83	119.70
1	XA	1301	U	C6-N1-C2	-5.94	117.43	121.00
34	YA	104	U	N3-C2-O2	-5.94	118.04	122.20
34	RA	1130	U	P-O3'-C3'	5.94	126.83	119.70
34	RA	1468	C	C6-N1-C2	-5.94	117.92	120.30
1	XA	328	C	P-O3'-C3'	5.94	126.83	119.70
35	YB	47	C	C2-N1-C1'	5.94	125.33	118.80
1	QA	186(H)	C	C6-N1-C1'	5.94	127.92	120.80
34	RA	806	C	C6-N1-C2	-5.94	117.92	120.30
34	RA	41	C	C2-N1-C1'	5.93	125.33	118.80
1	XA	498	U	C2-N1-C1'	5.93	124.82	117.70
34	YA	1333	C	C6-N1-C2	-5.93	117.93	120.30
34	RA	2726	U	N1-C2-O2	5.93	126.95	122.80
34	RA	2229	C	N3-C4-C5	-5.93	119.53	121.90
34	RA	1774	C	C2-N1-C1'	5.93	125.32	118.80
34	RA	2784	C	C5-C6-N1	5.93	123.96	121.00
34	YA	99	U	P-O3'-C3'	5.93	126.81	119.70
34	RA	1462	C	N1-C2-O2	5.92	122.45	118.90
22	QV	31	G	N3-C4-C5	-5.92	125.64	128.60
35	YB	30	C	C5-C6-N1	5.92	123.96	121.00
34	RA	2065	C	C5-C6-N1	5.92	123.96	121.00
34	YA	530	G	N1-C6-O6	-5.92	116.35	119.90
34	YA	2321	G	C8-N9-C4	-5.92	104.03	106.40
34	RA	1644	C	C6-N1-C2	-5.92	117.93	120.30
34	RA	63	U	C4'-C3'-O3'	5.91	124.82	113.00
34	YA	1362	C	C6-N1-C2	-5.91	117.94	120.30
28	Y4	5	ILE	CA-CB-CG1	5.91	122.22	111.00
34	YA	198	C	N1-C2-O2	5.91	122.44	118.90
34	YA	2483	C	C6-N1-C2	-5.91	117.94	120.30
1	QA	1060	C	C6-N1-C2	-5.90	117.94	120.30
1	XA	1036	G	N3-C4-N9	5.90	129.54	126.00
34	YA	2507	C	C5-C6-N1	5.90	123.95	121.00
34	RA	1833	U	N3-C2-O2	-5.90	118.07	122.20
34	YA	1694	C	P-O3'-C3'	5.90	126.78	119.70
34	YA	2544	G	N7-C8-N9	5.90	116.05	113.10
1	QA	955	U	C5-C6-N1	5.90	125.65	122.70
34	RA	2580	U	N1-C2-O2	5.90	126.93	122.80
34	RA	1779	U	C2-N1-C1'	5.89	124.77	117.70
34	YA	377	C	C6-N1-C2	-5.89	117.94	120.30
34	RA	544	C	C2-N1-C1'	5.89	125.28	118.80
34	RA	141(B)	C	C6-N1-C2	-5.89	117.94	120.30
34	RA	624	C	C2-N1-C1'	5.89	125.28	118.80

*Continued on next page...*

*Continued from previous page...*

Mol	Chain	Res	Type	Atoms	Z	Observed(°)	Ideal(°)
34	YA	1013	C	C5-C6-N1	5.89	123.94	121.00
34	YA	974(B)	C	N3-C2-O2	-5.88	117.78	121.90
34	YA	2566	A	P-O3'-C3'	5.88	126.76	119.70
34	YA	967	C	C6-N1-C2	-5.88	117.95	120.30
1	QA	866	C	C5-C6-N1	5.88	123.94	121.00
34	YA	97	C	C2-N1-C1'	5.88	125.27	118.80
34	RA	1045	A	P-O3'-C3'	5.88	126.75	119.70
34	RA	138	G	O4'-C1'-N9	5.87	112.90	108.20
34	RA	634	C	C6-N1-C2	-5.87	117.95	120.30
34	RA	2006	C	N1-C2-O2	5.87	122.42	118.90
34	YA	143	C	C5-C6-N1	5.87	123.94	121.00
34	YA	957	A	C5-C6-N6	-5.87	119.00	123.70
34	RA	1741	C	N3-C2-O2	-5.87	117.79	121.90
34	RA	209	C	C5-C6-N1	5.87	123.93	121.00
34	YA	731	C	C6-N1-C2	-5.86	117.95	120.30
34	RA	1376	C	C5-C6-N1	5.86	123.93	121.00
34	YA	528	A	C4-C5-N7	5.86	113.63	110.70
1	XA	962	C	N1-C2-O2	5.86	122.42	118.90
34	YA	2703	C	C5-C6-N1	5.86	123.93	121.00
1	QA	1228	C	C6-N1-C2	-5.86	117.96	120.30
1	XA	1539	C	N3-C4-N4	-5.86	113.90	118.00
54	RZ	59	LEU	CA-CB-CG	5.86	128.77	115.30
34	YA	2243	U	N3-C2-O2	-5.85	118.10	122.20
34	RA	676	A	C5-N7-C8	-5.85	100.97	103.90
1	XA	1260	C	C2-N1-C1'	5.85	125.24	118.80
34	YA	67	U	C5-C6-N1	5.85	125.63	122.70
34	RA	2666	C	C6-N1-C2	-5.85	117.96	120.30
34	YA	1920	C	C6-N1-C2	-5.85	117.96	120.30
34	YA	2243	U	N1-C2-N3	5.85	118.41	114.90
34	YA	2504	U	N1-C2-O2	5.85	126.89	122.80
34	YA	976	C	C6-N1-C2	-5.85	117.96	120.30
4	XD	8	VAL	CG1-CB-CG2	5.84	120.25	110.90
34	YA	195	A	P-O3'-C3'	5.84	126.71	119.70
34	RA	2689	U	P-O3'-C3'	5.84	126.71	119.70
34	YA	267	C	C5-C6-N1	5.84	123.92	121.00
34	RA	512	G	P-O3'-C3'	5.84	126.71	119.70
34	RA	1644	C	N3-C2-O2	-5.84	117.81	121.90
34	YA	221	A	P-O3'-C3'	5.84	126.71	119.70
34	YA	2321	G	N3-C4-C5	-5.84	125.68	128.60
34	YA	1915	U	C2-N1-C1'	5.84	124.71	117.70
1	QA	1323	G	N3-C4-N9	5.83	129.50	126.00
34	RA	834	C	C6-N1-C2	-5.83	117.97	120.30

*Continued on next page...*

*Continued from previous page...*

Mol	Chain	Res	Type	Atoms	Z	Observed(°)	Ideal(°)
1	XA	891	U	N3-C2-O2	-5.83	118.12	122.20
1	QA	1303	C	C2-N1-C1'	5.83	125.22	118.80
1	QA	1290	G	C4-N9-C1'	5.83	134.08	126.50
34	RA	2517	C	C6-N1-C2	-5.83	117.97	120.30
1	XA	993	G	C4-N9-C1'	5.83	134.08	126.50
34	YA	2779	U	N3-C2-O2	-5.83	118.12	122.20
1	XA	1113	C	C6-N1-C2	-5.83	117.97	120.30
1	XA	1296	C	N3-C2-O2	-5.83	117.82	121.90
1	QA	136	C	C5-C6-N1	5.83	123.91	121.00
34	RA	650	C	C6-N1-C2	-5.82	117.97	120.30
34	YA	486	C	C6-N1-C2	-5.82	117.97	120.30
34	YA	503	A	OP2-P-O3'	5.82	118.01	105.20
34	YA	1437	C	C2-N1-C1'	5.82	125.21	118.80
34	YA	2211	G	N3-C4-C5	-5.82	125.69	128.60
34	YA	2254	C	C6-N1-C2	-5.82	117.97	120.30
32	R8	62	LEU	CA-CB-CG	5.82	128.69	115.30
34	YA	1293	C	C5-C6-N1	5.82	123.91	121.00
34	RA	2582	G	C4-N9-C1'	5.82	134.06	126.50
34	YA	1314	C	N1-C2-O2	5.82	122.39	118.90
34	YA	2615	U	C2-N1-C1'	5.82	124.68	117.70
34	YA	2815	C	C5-C6-N1	5.82	123.91	121.00
28	Y4	5	ILE	CA-CB-CG2	-5.82	99.27	110.90
1	QA	582	U	N3-C2-O2	-5.81	118.13	122.20
34	RA	2688	U	C2-N1-C1'	5.81	124.67	117.70
34	YA	580	C	C5-C6-N1	5.81	123.91	121.00
34	YA	930	U	C5-C6-N1	5.81	125.61	122.70
34	YA	967	C	C5-C6-N1	5.81	123.91	121.00
34	YA	1234	U	N1-C2-O2	5.81	126.87	122.80
1	QA	1285	A	P-O3'-C3'	5.81	126.67	119.70
34	YA	672	C	C5-C6-N1	5.81	123.91	121.00
34	YA	859	G	P-O3'-C3'	5.81	126.67	119.70
34	RA	1819	A	P-O3'-C3'	5.81	126.67	119.70
34	RA	2785	C	C5-C6-N1	5.80	123.90	121.00
34	YA	234	C	N1-C2-O2	5.80	122.38	118.90
34	YA	503	A	P-O3'-C3'	5.80	126.66	119.70
1	QA	1060	C	C5-C6-N1	5.80	123.90	121.00
34	RA	209	C	C6-N1-C2	-5.80	117.98	120.30
34	RA	776	G	C4-N9-C1'	5.80	134.04	126.50
34	YA	1293	C	C6-N1-C2	-5.80	117.98	120.30
12	XL	47	LYS	N-CA-C	5.80	126.66	111.00
34	YA	556	G	C6-C5-N7	-5.80	126.92	130.40
34	YA	2808	U	C2-N1-C1'	5.80	124.66	117.70

*Continued on next page...*

*Continued from previous page...*

Mol	Chain	Res	Type	Atoms	Z	Observed(°)	Ideal(°)
34	RA	1474	C	C5-C6-N1	5.79	123.90	121.00
1	QA	1499	A	P-O3'-C3'	5.79	126.65	119.70
34	YA	485	C	C6-N1-C2	-5.79	117.98	120.30
34	YA	1534	G	C8-N9-C1'	-5.79	119.47	127.00
34	RA	392	C	C2-N1-C1'	5.79	125.17	118.80
34	RA	1920	C	C6-N1-C2	-5.79	117.98	120.30
34	YA	114	U	N1-C2-O2	5.79	126.85	122.80
34	YA	758	C	N3-C2-O2	-5.79	117.85	121.90
34	YA	1519	G	C4-N9-C1'	5.79	134.03	126.50
34	YA	1537	C	C6-N1-C2	-5.78	117.99	120.30
1	QA	433	C	N3-C2-O2	-5.78	117.85	121.90
34	YA	2739	U	C6-N1-C2	-5.78	117.53	121.00
1	XA	1322	C	C6-N1-C2	-5.78	117.99	120.30
34	RA	2175	C	C5-C6-N1	5.78	123.89	121.00
34	YA	1988	C	C6-N1-C2	-5.78	117.99	120.30
34	RA	9	U	N1-C2-O2	5.77	126.84	122.80
34	RA	1658	C	C6-N1-C2	-5.77	117.99	120.30
34	RA	2646	C	C6-N1-C2	-5.77	117.99	120.30
34	RA	797	C	C5-C6-N1	5.77	123.88	121.00
34	RA	1881	C	N1-C2-O2	5.77	122.36	118.90
34	RA	669	G	N3-C4-C5	-5.76	125.72	128.60
34	RA	1430	C	C5-C6-N1	5.76	123.88	121.00
1	QA	618	C	C6-N1-C2	-5.76	118.00	120.30
34	YA	426	C	N1-C2-O2	5.76	122.36	118.90
34	RA	1430	C	C6-N1-C2	-5.76	118.00	120.30
34	YA	1188	U	N1-C2-O2	5.76	126.83	122.80
34	YA	1468	C	C6-N1-C2	-5.76	118.00	120.30
34	RA	1762	A	N1-C2-N3	5.75	132.18	129.30
34	YA	1314	C	C6-N1-C1'	-5.75	113.89	120.80
1	QA	1066	C	C2-N1-C1'	5.75	125.13	118.80
34	YA	155	C	C6-N1-C2	-5.75	118.00	120.30
34	YA	2784	C	C6-N1-C2	-5.75	118.00	120.30
34	YA	140	A	C5-N7-C8	-5.75	101.03	103.90
34	YA	613	U	N3-C2-O2	-5.75	118.18	122.20
1	QA	620	C	N3-C2-O2	-5.75	117.88	121.90
34	YA	2504	U	N3-C2-O2	-5.75	118.18	122.20
34	RA	1258	C	C6-N1-C2	-5.74	118.00	120.30
22	XV	56	C	N1-C2-O2	5.74	122.35	118.90
34	YA	196	A	O4'-C1'-N9	5.74	112.80	108.20
34	YA	267	C	C6-N1-C2	-5.74	118.00	120.30
34	YA	721	C	C6-N1-C2	-5.74	118.00	120.30
34	YA	1474	C	C5-C6-N1	5.74	123.87	121.00

*Continued on next page...*

*Continued from previous page...*

Mol	Chain	Res	Type	Atoms	Z	Observed(°)	Ideal(°)
34	YA	1979	C	C5-C6-N1	5.74	123.87	121.00
1	QA	838(B)	U	C2-N1-C1'	5.74	124.59	117.70
34	RA	1304	C	C5-C6-N1	5.74	123.87	121.00
34	YA	234	C	N3-C2-O2	-5.74	117.88	121.90
34	YA	1313	U	C6-N1-C1'	-5.74	113.16	121.20
34	YA	2576	G	C4-N9-C1'	5.74	133.96	126.50
1	XA	312	C	C6-N1-C2	-5.74	118.00	120.30
1	XA	1149	C	C6-N1-C2	-5.74	118.00	120.30
1	XA	596	C	C6-N1-C2	-5.73	118.01	120.30
22	XV	15	G	C8-N9-C4	-5.73	104.11	106.40
34	YA	1012	U	OP2-P-O3'	5.73	117.81	105.20
34	YA	2089	U	C5-C6-N1	5.73	125.57	122.70
34	YA	2870	C	N3-C2-O2	-5.73	117.89	121.90
34	YA	1102	C	N1-C2-O2	5.73	122.34	118.90
1	QA	136	C	N3-C2-O2	-5.73	117.89	121.90
34	RA	976	C	C5-C6-N1	5.73	123.86	121.00
34	RA	1078	U	C5-C6-N1	5.73	125.56	122.70
34	RA	1404	C	N1-C2-O2	5.73	122.34	118.90
34	YA	1140	C	N1-C2-O2	5.73	122.34	118.90
14	QN	43	CYS	CB-CA-C	5.72	121.85	110.40
34	RA	384	U	N1-C2-O2	5.72	126.81	122.80
34	RA	1075	C	N3-C2-O2	-5.72	117.89	121.90
35	RB	27	C	C2-N1-C1'	5.72	125.10	118.80
34	YA	2506	U	N3-C2-O2	-5.72	118.19	122.20
34	YA	1679	U	N3-C2-O2	-5.72	118.19	122.20
34	RA	856	C	P-O3'-C3'	5.72	126.56	119.70
34	RA	1406	U	N1-C2-O2	5.72	126.80	122.80
34	YA	485	C	C5-C6-N1	5.72	123.86	121.00
34	RA	234	C	N3-C2-O2	-5.71	117.90	121.90
34	RA	1882	C	C6-N1-C1'	-5.71	113.95	120.80
34	RA	1899	G	N3-C2-N2	5.71	123.90	119.90
34	YA	2490	G	C4-N9-C1'	5.71	133.92	126.50
34	RA	640	C	C5-C6-N1	5.71	123.86	121.00
34	RA	2060	A	P-O3'-C3'	5.70	126.54	119.70
34	RA	2584	U	N3-C2-O2	-5.70	118.21	122.20
1	XA	330	C	N1-C2-O2	5.70	122.32	118.90
1	QA	353	A	OP2-P-O3'	5.70	117.74	105.20
34	RA	2321	G	C8-N9-C4	-5.70	104.12	106.40
34	YA	640	C	C2-N1-C1'	5.70	125.07	118.80
34	YA	965	C	C5-C6-N1	5.70	123.85	121.00
34	RA	1914	C	C6-N1-C2	-5.70	118.02	120.30
35	YB	60	C	C6-N1-C2	-5.70	118.02	120.30

*Continued on next page...*



*Continued from previous page...*

Mol	Chain	Res	Type	Atoms	Z	Observed(°)	Ideal(°)
34	YA	1233	C	C6-N1-C2	-5.70	118.02	120.30
34	RA	1404	C	C6-N1-C2	-5.69	118.02	120.30
1	XA	596	C	N1-C2-O2	5.69	122.31	118.90
1	XA	736	C	C5-C6-N1	5.69	123.84	121.00
34	YA	1819	A	P-O3'-C3'	5.69	126.53	119.70
34	YA	1982	C	N1-C2-O2	5.69	122.31	118.90
1	QA	960	U	N3-C2-O2	-5.68	118.22	122.20
34	RA	2226	C	N1-C2-O2	5.68	122.31	118.90
35	RB	60	C	C5-C6-N1	5.68	123.84	121.00
34	YA	363(F)	U	N1-C2-O2	5.68	126.78	122.80
34	RA	2566	A	P-O3'-C3'	5.68	126.51	119.70
34	RA	2512	C	C6-N1-C2	-5.68	118.03	120.30
34	RA	2584	U	C2-N1-C1'	5.67	124.51	117.70
34	YA	2584	U	N1-C2-O2	5.67	126.77	122.80
34	RA	1005	C	C2-N1-C1'	5.67	125.04	118.80
34	YA	2588	G	C6-C5-N7	-5.67	127.00	130.40
34	RA	1295	C	C6-N1-C2	-5.67	118.03	120.30
1	XA	993	G	C8-N9-C1'	-5.67	119.63	127.00
34	YA	1775	U	C5-C4-O4	-5.67	122.50	125.90
34	RA	65	C	N1-C2-O2	5.67	122.30	118.90
34	YA	2098	U	N1-C2-O2	5.67	126.77	122.80
45	YQ	19	GLY	N-CA-C	-5.67	98.93	113.10
1	XA	1262	C	C5-C6-N1	5.67	123.83	121.00
34	RA	271(C)	G	OP2-P-O3'	5.66	117.66	105.20
34	YA	1399	C	C6-N1-C2	-5.66	118.03	120.30
34	YA	231	C	C6-N1-C1'	-5.66	114.01	120.80
34	YA	1774	C	N1-C2-O2	5.66	122.30	118.90
34	YA	1930	G	OP2-P-O3'	5.66	117.65	105.20
34	YA	2048	G	C4-N9-C1'	5.66	133.86	126.50
34	RA	2726	U	N3-C2-O2	-5.66	118.24	122.20
34	YA	1267	U	N1-C2-O2	5.66	126.76	122.80
22	QV	62	C	C6-N1-C2	-5.66	118.04	120.30
34	YA	1806	C	C6-N1-C2	-5.66	118.04	120.30
35	YB	30	C	N3-C2-O2	-5.66	117.94	121.90
34	YA	1686	C	C2-N1-C1'	5.65	125.02	118.80
34	YA	2723	C	C6-N1-C2	-5.65	118.04	120.30
34	RA	1632	A	N7-C8-N9	5.64	116.62	113.80
1	XA	23	C	C5-C6-N1	5.64	123.82	121.00
22	QV	31	G	C8-N9-C4	-5.64	104.14	106.40
34	RA	2701	C	C5-C6-N1	5.64	123.82	121.00
34	YA	1992	G	OP2-P-O3'	5.64	117.61	105.20
34	RA	104	U	N3-C2-O2	-5.64	118.25	122.20

*Continued on next page...*

*Continued from previous page...*

Mol	Chain	Res	Type	Atoms	Z	Observed(°)	Ideal(°)
34	RA	1513	C	C5-C6-N1	5.64	123.82	121.00
34	YA	183	C	N3-C2-O2	-5.64	117.95	121.90
34	YA	544	C	C5-C6-N1	5.64	123.82	121.00
34	YA	1407	C	N3-C2-O2	-5.64	117.95	121.90
1	QA	936	C	N3-C2-O2	-5.63	117.96	121.90
1	XA	68(R)	U	N3-C2-O2	-5.63	118.26	122.20
1	XA	1285	A	P-O3'-C3'	5.63	126.46	119.70
34	YA	106	C	C6-N1-C2	-5.63	118.05	120.30
37	YE	186	GLY	N-CA-C	5.63	127.18	113.10
34	YA	363(F)	U	N3-C2-O2	-5.63	118.26	122.20
34	YA	2294	C	N1-C2-O2	5.63	122.28	118.90
34	RA	2168	G	N3-C4-N9	5.63	129.38	126.00
1	XA	1203	C	N1-C2-O2	5.63	122.28	118.90
35	YB	70	C	C6-N1-C2	-5.63	118.05	120.30
34	RA	1407	C	N1-C2-O2	5.63	122.28	118.90
34	YA	384	U	C2-N1-C1'	5.63	124.45	117.70
34	YA	1085	A	P-O3'-C3'	5.63	126.45	119.70
35	YB	71	C	N1-C2-O2	5.63	122.28	118.90
36	YD	241	PRO	C-N-CA	5.62	135.76	121.70
1	XA	1290	G	N3-C4-N9	5.62	129.37	126.00
34	YA	1844	C	C6-N1-C2	-5.62	118.05	120.30
20	QT	73	HIS	CA-CB-CG	5.62	123.15	113.60
34	RA	689	A	C5-C6-N1	5.62	120.51	117.70
34	YA	2368	C	C6-N1-C2	-5.62	118.05	120.30
1	XA	68(T)	C	N1-C2-O2	5.62	122.27	118.90
34	YA	584	C	C2-N1-C1'	5.62	124.98	118.80
34	YA	243	U	C5-C6-N1	5.62	125.51	122.70
34	YA	1398	C	N1-C2-O2	5.62	122.27	118.90
1	QA	1225	A	C4-N9-C1'	5.62	136.41	126.30
34	YA	1535	U	O4'-C1'-N1	5.62	112.69	108.20
1	QA	23	C	C6-N1-C2	-5.61	118.05	120.30
35	RB	60	C	C6-N1-C2	-5.61	118.06	120.30
34	YA	319	C	N1-C2-O2	5.61	122.27	118.90
1	QA	267	C	N3-C2-O2	-5.61	117.97	121.90
1	XA	748	C	P-O3'-C3'	5.61	126.43	119.70
34	YA	964	C	C6-N1-C2	-5.61	118.06	120.30
34	RA	2211	G	C8-N9-C1'	-5.61	119.71	127.00
1	XA	68(R)	U	C2-N1-C1'	5.61	124.43	117.70
34	YA	1786	A	C4-N9-C1'	5.61	136.39	126.30
34	RA	2542	A	C8-N9-C4	5.60	108.04	105.80
34	YA	2457	U	N3-C2-O2	-5.60	118.28	122.20
44	RP	59	LEU	CA-CB-CG	5.60	128.18	115.30

*Continued on next page...*



*Continued from previous page...*

Mol	Chain	Res	Type	Atoms	Z	Observed(°)	Ideal(°)
1	XA	435	C	C5-C6-N1	5.60	123.80	121.00
34	RA	1417	C	N1-C2-O2	5.60	122.26	118.90
34	RA	1982	C	C2-N1-C1'	5.60	124.96	118.80
34	RA	1934	C	N1-C2-O2	5.60	122.26	118.90
34	YA	231	C	N1-C2-O2	5.60	122.26	118.90
34	YA	2559	C	N1-C2-O2	5.60	122.26	118.90
1	QA	525	C	C5-C6-N1	5.60	123.80	121.00
22	XV	31	G	N3-C4-C5	-5.60	125.80	128.60
22	QV	15	G	N3-C4-N9	5.59	129.35	126.00
22	XV	15	G	N7-C8-N9	5.59	115.90	113.10
34	RA	1881	C	C6-N1-C2	-5.59	118.06	120.30
34	YA	1742	C	C6-N1-C2	-5.59	118.06	120.30
35	YB	38	C	C6-N1-C2	-5.59	118.06	120.30
35	YB	60	C	C5-C6-N1	5.59	123.79	121.00
34	RA	420	C	C2-N1-C1'	5.59	124.94	118.80
35	YB	37	C	C6-N1-C2	-5.58	118.07	120.30
35	YB	94	C	C6-N1-C2	-5.58	118.07	120.30
34	YA	1430	C	C5-C6-N1	5.58	123.79	121.00
1	XA	154	C	N1-C2-O2	5.58	122.25	118.90
34	YA	1683	C	C5-C6-N1	5.58	123.79	121.00
1	QA	891	U	N3-C2-O2	-5.58	118.30	122.20
34	RA	2065	C	C6-N1-C2	-5.58	118.07	120.30
34	YA	2460	U	N1-C2-O2	5.58	126.70	122.80
1	QA	503	C	C2-N1-C1'	5.57	124.93	118.80
34	RA	76	C	C6-N1-C2	-5.57	118.07	120.30
34	YA	797	C	C6-N1-C2	-5.57	118.07	120.30
34	YA	2008	C	C6-N1-C2	-5.57	118.07	120.30
34	YA	2516	G	N3-C4-C5	-5.57	125.81	128.60
34	RA	2128	C	C6-N1-C2	-5.57	118.07	120.30
34	YA	409	C	N1-C2-O2	5.57	122.24	118.90
34	YA	2032	G	N3-C4-C5	5.57	131.38	128.60
34	YA	1644	C	N3-C2-O2	-5.57	118.00	121.90
34	RA	102	G	P-O3'-C3'	5.56	126.37	119.70
34	RA	2559	C	N3-C2-O2	-5.56	118.01	121.90
34	RA	1881	C	C5-C6-N1	5.56	123.78	121.00
1	XA	645	C	N3-C2-O2	-5.56	118.01	121.90
34	YA	2832	U	OP2-P-O3'	5.55	117.42	105.20
1	QA	241	C	C6-N1-C2	-5.55	118.08	120.30
34	YA	385	C	C2-N1-C1'	5.55	124.91	118.80
1	QA	993	G	C4-N9-C1'	5.55	133.72	126.50
34	YA	1398	C	C6-N1-C2	-5.55	118.08	120.30
1	XA	1113	C	C5-C6-N1	5.55	123.77	121.00

*Continued on next page...*

*Continued from previous page...*

Mol	Chain	Res	Type	Atoms	Z	Observed(°)	Ideal(°)
29	R5	34	PRO	CA-N-CD	-5.55	103.73	111.50
34	YA	2099	U	N1-C2-O2	5.55	126.68	122.80
28	Y4	39	CYS	N-CA-C	-5.54	96.03	111.00
32	R8	61	LEU	C-N-CA	5.54	135.56	121.70
34	RA	384	U	C2-N1-C1'	5.54	124.35	117.70
34	YA	1383	C	N1-C2-O2	5.54	122.23	118.90
34	YA	2161	C	N1-C2-O2	5.54	122.23	118.90
1	XA	455	C	N1-C2-O2	5.54	122.22	118.90
34	YA	2321	G	C8-N9-C1'	-5.54	119.80	127.00
34	YA	2889	C	C2-N1-C1'	5.54	124.90	118.80
34	RA	99	U	P-O3'-C3'	5.54	126.35	119.70
34	RA	1264	G	C8-N9-C4	-5.54	104.18	106.40
1	QA	458(A)	C	C6-N1-C2	-5.54	118.08	120.30
34	RA	624	C	C6-N1-C2	-5.54	118.08	120.30
34	YA	2061	G	C4-N9-C1'	5.54	133.70	126.50
1	QA	762	C	C6-N1-C2	-5.54	118.09	120.30
1	QA	381	C	N3-C2-O2	-5.53	118.03	121.90
1	XA	1322	C	C5-C6-N1	5.53	123.77	121.00
34	YA	544	C	C2-N1-C1'	5.53	124.88	118.80
34	YA	1290	C	C6-N1-C2	-5.53	118.09	120.30
34	YA	2846	G	C8-N9-C4	-5.53	104.19	106.40
54	YZ	62	PRO	C-N-CA	5.53	135.52	121.70
34	YA	2827	C	C5-C6-N1	5.53	123.77	121.00
34	RA	1857	G	C8-N9-C4	-5.53	104.19	106.40
34	RA	2559	C	C5-C6-N1	5.53	123.76	121.00
34	RA	2874	C	N1-C2-O2	5.53	122.22	118.90
1	XA	125	U	O4'-C1'-N1	5.53	112.62	108.20
1	XA	811	C	N3-C2-O2	-5.53	118.03	121.90
40	RH	153	LYS	N-CA-C	5.53	125.92	111.00
34	YA	267	C	N1-C2-O2	5.53	122.22	118.90
34	YA	2453	A	C5-C6-N6	-5.53	119.28	123.70
1	QA	443	C	C2-N1-C1'	5.52	124.88	118.80
34	YA	9	U	N1-C2-O2	5.52	126.67	122.80
34	YA	1658	C	C2-N1-C1'	5.52	124.88	118.80
34	YA	2107	C	N3-C2-O2	-5.52	118.03	121.90
34	YA	1549	C	C6-N1-C2	-5.52	118.09	120.30
34	YA	904	C	N1-C2-O2	5.52	122.21	118.90
1	QA	455	C	C5-C6-N1	5.52	123.76	121.00
34	YA	104	U	N1-C2-O2	5.52	126.66	122.80
34	YA	1653	G	C4-N9-C1'	5.52	133.67	126.50
44	YP	59	LEU	CA-CB-CG	5.52	127.99	115.30
34	RA	1742	C	N1-C2-O2	5.51	122.21	118.90

*Continued on next page...*

*Continued from previous page...*

Mol	Chain	Res	Type	Atoms	Z	Observed(°)	Ideal(°)
34	YA	102	G	P-O3'-C3'	5.51	126.32	119.70
34	YA	2506	U	C5-C6-N1	5.51	125.46	122.70
34	YA	2871	C	C6-N1-C2	-5.51	118.09	120.30
1	QA	597	G	C4-C5-N7	5.51	113.00	110.80
1	QA	136	C	C6-N1-C1'	-5.51	114.19	120.80
34	RA	1376	C	C2-N1-C1'	5.51	124.86	118.80
34	RA	1632	A	C8-N9-C4	-5.51	103.59	105.80
34	RA	1786	A	N7-C8-N9	5.51	116.56	113.80
34	RA	2295	C	N1-C2-O2	5.51	122.21	118.90
1	XA	353	A	OP2-P-O3'	5.51	117.33	105.20
34	YA	1598	C	N3-C2-O2	-5.51	118.04	121.90
1	QA	697	U	N1-C2-O2	5.51	126.66	122.80
1	QA	1158	C	C2-N1-C1'	5.51	124.86	118.80
34	RA	1611	C	C6-N1-C2	-5.51	118.10	120.30
34	RA	2226	C	C6-N1-C2	-5.51	118.10	120.30
34	RA	2591	C	C6-N1-C2	-5.51	118.10	120.30
1	XA	1290	G	C8-N9-C1'	-5.51	119.84	127.00
34	RA	1549	C	N1-C2-O2	5.50	122.20	118.90
34	YA	2098	U	N3-C2-O2	-5.50	118.35	122.20
34	YA	2771	C	N1-C2-O2	5.50	122.20	118.90
34	RA	2316	C	C5-C6-N1	5.50	123.75	121.00
1	XA	525	C	C6-N1-C2	-5.50	118.10	120.30
34	YA	923	C	C6-N1-C2	-5.50	118.10	120.30
34	YA	998	C	C5-C6-N1	5.50	123.75	121.00
34	YA	1947	C	C6-N1-C2	-5.50	118.10	120.30
34	YA	2048	G	C8-N9-C1'	-5.50	119.84	127.00
34	YA	2576	G	N3-C4-N9	5.50	129.30	126.00
34	RA	974(B)	C	P-O3'-C3'	5.50	126.30	119.70
34	YA	641	C	N1-C2-O2	5.50	122.20	118.90
34	YA	2512	C	C5-C6-N1	5.50	123.75	121.00
23	QX	17	C	N3-C4-C5	-5.50	119.70	121.90
34	YA	1295	C	N3-C2-O2	-5.50	118.05	121.90
34	YA	1140	C	C2-N1-C1'	5.50	124.84	118.80
34	YA	2099	U	C2-N1-C1'	5.50	124.29	117.70
34	RA	2666	C	N1-C2-O2	5.49	122.20	118.90
1	QA	1181	G	N1-C6-O6	-5.49	116.61	119.90
34	YA	1290	C	C5-C6-N1	5.49	123.75	121.00
34	YA	2048	G	N3-C4-N9	5.49	129.29	126.00
23	QX	19	U	O4'-C1'-N1	5.49	112.59	108.20
34	RA	2053	G	N9-C4-C5	-5.49	103.20	105.40
1	QA	64	G	P-O3'-C3'	5.49	126.28	119.70
34	RA	856	C	N3-C2-O2	-5.48	118.06	121.90

*Continued on next page...*

*Continued from previous page...*

Mol	Chain	Res	Type	Atoms	Z	Observed(°)	Ideal(°)
1	QA	988	G	N1-C6-O6	-5.48	116.61	119.90
1	XA	1297	C	N1-C2-O2	5.48	122.19	118.90
1	QA	548	G	C6-C5-N7	-5.48	127.11	130.40
34	YA	657	U	N3-C2-O2	-5.48	118.36	122.20
34	RA	1064	C	C5-C6-N1	5.48	123.74	121.00
34	RA	2720	U	N3-C2-O2	-5.48	118.37	122.20
34	YA	510	C	N1-C2-O2	5.48	122.19	118.90
1	QA	1407	C	C6-N1-C2	-5.47	118.11	120.30
1	XA	1403	C	C6-N1-C2	-5.47	118.11	120.30
34	RA	1786	A	C4-N9-C1'	5.47	136.15	126.30
34	RA	2784	C	C6-N1-C2	-5.47	118.11	120.30
34	RA	1180	C	N1-C2-O2	5.47	122.18	118.90
34	RA	1611	C	C5-C6-N1	5.47	123.73	121.00
34	YA	413	C	N1-C2-O2	5.47	122.18	118.90
34	RA	665	C	C6-N1-C2	-5.47	118.11	120.30
34	YA	1575	C	C5-C6-N1	5.47	123.73	121.00
34	RA	825	C	C6-N1-C2	-5.46	118.11	120.30
34	RA	1644	C	N1-C2-O2	5.46	122.18	118.90
34	YA	2317	C	C6-N1-C2	-5.46	118.11	120.30
1	XA	1539	C	C5-C4-N4	5.46	124.02	120.20
34	YA	1775	U	N3-C4-O4	5.46	123.22	119.40
1	QA	1366	C	C6-N1-C2	-5.46	118.12	120.30
1	QA	590	C	C2-N1-C1'	5.46	124.80	118.80
1	QA	1430	C	C6-N1-C2	-5.46	118.12	120.30
34	RA	120	U	C6-N1-C2	-5.46	117.72	121.00
34	RA	1075	C	N1-C2-O2	5.46	122.17	118.90
34	RA	2254	C	C5-C6-N1	5.46	123.73	121.00
34	YA	1844	C	C5-C6-N1	5.46	123.73	121.00
34	RA	641	C	C2-N1-C1'	5.45	124.80	118.80
34	RA	1535	U	C6-N1-C1'	-5.45	113.57	121.20
34	RA	1741	C	C6-N1-C2	-5.45	118.12	120.30
34	YA	1363	C	C6-N1-C2	-5.45	118.12	120.30
34	RA	456	C	C6-N1-C1'	-5.45	114.27	120.80
34	RA	2142	C	N1-C2-O2	5.45	122.17	118.90
1	XA	514	C	N1-C2-O2	5.45	122.17	118.90
34	YA	986	C	C6-N1-C2	-5.45	118.12	120.30
34	YA	1549	C	C2-N1-C1'	5.45	124.79	118.80
34	RA	1762	A	C8-N9-C4	-5.44	103.62	105.80
34	YA	393	C	C5-C6-N1	5.44	123.72	121.00
34	YA	1157	G	C6-C5-N7	-5.44	127.13	130.40
34	YA	2683	C	N1-C2-O2	5.44	122.17	118.90
50	RV	48	GLY	C-N-CA	5.44	135.30	121.70

*Continued on next page...*

*Continued from previous page...*

Mol	Chain	Res	Type	Atoms	Z	Observed(°)	Ideal(°)
34	YA	1135	C	N3-C2-O2	-5.44	118.09	121.90
34	RA	208	C	C5-C6-N1	5.44	123.72	121.00
34	YA	30	G	N3-C4-N9	5.44	129.26	126.00
34	RA	74	A	C4-C5-C6	-5.44	114.28	117.00
34	YA	2294	C	C5-C6-N1	5.44	123.72	121.00
34	RA	2064	C	C2-N1-C1'	5.43	124.78	118.80
1	XA	1190	G	C6-N1-C2	-5.43	121.84	125.10
34	YA	584	C	N1-C2-O2	5.43	122.16	118.90
34	RA	2579	C	C6-N1-C2	-5.43	118.13	120.30
34	YA	2043	C	C6-N1-C2	-5.43	118.13	120.30
23	XX	16	C	O5'-P-OP2	-5.43	100.81	105.70
34	YA	669	G	C8-N9-C1'	-5.43	119.94	127.00
1	QA	54	C	N3-C2-O2	-5.43	118.10	121.90
1	XA	1539	C	C6-N1-C1'	5.43	127.31	120.80
34	RA	1774	C	C5-C6-N1	5.42	123.71	121.00
34	YA	208	C	C5-C6-N1	5.42	123.71	121.00
34	YA	2254	C	C5-C6-N1	5.42	123.71	121.00
1	QA	1263	C	C6-N1-C1'	-5.42	114.30	120.80
34	RA	265	A	O4'-C1'-N9	5.42	112.53	108.20
1	XA	943	U	N1-C2-O2	5.42	126.59	122.80
1	QA	1301	U	C6-N1-C2	-5.42	117.75	121.00
34	RA	676	A	O4'-C1'-N9	5.42	112.53	108.20
34	RA	2073	C	C6-N1-C2	-5.42	118.13	120.30
34	YA	335	C	C6-N1-C2	-5.42	118.13	120.30
34	RA	1506	C	N3-C2-O2	-5.41	118.11	121.90
34	RA	1836	C	C5-C6-N1	5.41	123.71	121.00
1	XA	993	G	C6-C5-N7	-5.41	127.15	130.40
34	YA	1233	C	C5-C6-N1	5.41	123.71	121.00
34	RA	1437	C	C6-N1-C2	-5.41	118.14	120.30
34	RA	2008	C	C6-N1-C2	-5.41	118.14	120.30
34	YA	657	U	N1-C2-O2	5.41	126.59	122.80
34	RA	221	A	P-O3'-C3'	5.41	126.19	119.70
12	XL	46	LYS	C-N-CA	-5.41	108.18	121.70
34	RA	2456	C	C5-C6-N1	5.40	123.70	121.00
34	YA	691	C	C5-C6-N1	5.40	123.70	121.00
34	YA	1781	C	N3-C2-O2	-5.40	118.12	121.90
34	YA	2474	C	N3-C2-O2	-5.40	118.12	121.90
1	QA	58	C	C6-N1-C2	-5.40	118.14	120.30
1	QA	738	C	C5-C6-N1	5.40	123.70	121.00
34	YA	957	A	C4-C5-N7	5.40	113.40	110.70
34	YA	1343	G	C4-N9-C1'	5.40	133.52	126.50
1	QA	522	C	N1-C2-O2	5.40	122.14	118.90

*Continued on next page...*

*Continued from previous page...*

Mol	Chain	Res	Type	Atoms	Z	Observed(°)	Ideal(°)
22	QV	13	C	N1-C2-O2	5.40	122.14	118.90
34	RA	2108	C	N1-C2-O2	5.40	122.14	118.90
35	YB	71	C	C2-N1-C1'	5.40	124.74	118.80
34	YA	1402	C	C5-C6-N1	5.40	123.70	121.00
34	RA	1914	C	C6-N1-C1'	-5.39	114.33	120.80
22	XV	40	G	C8-N9-C1'	-5.39	119.99	127.00
34	RA	1407	C	C6-N1-C1'	-5.39	114.33	120.80
34	YA	1640	C	C5-C6-N1	5.39	123.70	121.00
48	YT	114	LEU	CA-CB-CG	5.39	127.70	115.30
34	YA	1021	A	C8-N9-C4	-5.39	103.64	105.80
34	YA	1468	C	C5-C6-N1	5.39	123.70	121.00
34	RA	634	C	N1-C2-O2	5.39	122.13	118.90
34	RA	1126	A	C6-N1-C2	5.39	121.83	118.60
34	RA	1830	C	N1-C2-O2	5.39	122.13	118.90
34	YA	2036	C	C2-N1-C1'	5.39	124.73	118.80
40	YH	155	SER	N-CA-C	5.39	125.55	111.00
34	YA	461	C	C5-C6-N1	5.39	123.69	121.00
34	RA	420	C	N1-C2-O2	5.38	122.13	118.90
34	RA	2496	C	O5'-P-OP1	-5.38	100.86	105.70
34	YA	897	C	C2-N1-C1'	5.38	124.72	118.80
34	YA	2576	G	C8-N9-C1'	-5.38	120.00	127.00
34	YA	2787	C	C6-N1-C1'	-5.38	114.34	120.80
34	RA	270(L)	C	N1-C2-O2	5.38	122.13	118.90
34	RA	1598	C	C2-N1-C1'	5.38	124.72	118.80
34	YA	2646	C	C6-N1-C2	-5.38	118.15	120.30
34	YA	2779	U	N1-C2-O2	5.38	126.57	122.80
34	RA	1762	A	N3-C4-C5	-5.38	123.03	126.80
34	RA	2063	C	N1-C2-O2	5.38	122.13	118.90
1	XA	455	C	C6-N1-C2	-5.38	118.15	120.30
34	YA	445	C	C6-N1-C2	-5.38	118.15	120.30
34	RA	1640	C	C6-N1-C2	-5.38	118.15	120.30
34	YA	2032	G	C4-C5-C6	-5.38	115.57	118.80
1	XA	615	C	C6-N1-C2	-5.37	118.15	120.30
1	XA	723	U	N3-C2-O2	-5.37	118.44	122.20
34	YA	2107	C	C6-N1-C2	-5.37	118.15	120.30
35	YB	51	G	N1-C6-O6	-5.37	116.68	119.90
1	QA	218	C	C6-N1-C2	-5.37	118.15	120.30
1	XA	1045	C	N1-C2-O2	5.37	122.12	118.90
34	YA	1644	C	N1-C2-O2	5.37	122.12	118.90
34	RA	2517	C	N3-C4-C5	-5.37	119.75	121.90
34	YA	1598	C	C5-C6-N1	5.37	123.69	121.00
34	YA	2043	C	N1-C2-O2	5.37	122.12	118.90

*Continued on next page...*

*Continued from previous page...*

Mol	Chain	Res	Type	Atoms	Z	Observed(°)	Ideal(°)
34	YA	2809	A	N7-C8-N9	5.37	116.48	113.80
1	XA	443	C	C6-N1-C2	-5.37	118.15	120.30
34	YA	183	C	C5-C6-N1	5.37	123.68	121.00
1	QA	514	C	N1-C2-O2	5.37	122.12	118.90
14	QN	43	CYS	CA-CB-SG	-5.37	104.34	114.00
34	RA	1158	C	N1-C2-O2	5.37	122.12	118.90
34	RA	1534	G	N3-C4-N9	5.37	129.22	126.00
34	YA	1679	U	C2-N1-C1'	5.37	124.14	117.70
34	YA	2320	A	N3-C4-N9	5.37	131.69	127.40
22	QV	36	G	C8-N9-C4	-5.36	104.25	106.40
34	RA	1513	C	C6-N1-C2	-5.36	118.16	120.30
14	XN	58	LYS	N-CA-C	-5.36	96.52	111.00
34	YA	2008	C	C5-C6-N1	5.36	123.68	121.00
23	QX	19	U	C2-N1-C1'	-5.36	111.27	117.70
34	YA	729	G	N3-C2-N2	-5.36	116.15	119.90
1	QA	1395	C	C5-C6-N1	5.36	123.68	121.00
34	RA	1788	C	C6-N1-C2	-5.36	118.16	120.30
1	XA	891	U	N1-C2-O2	5.36	126.55	122.80
34	YA	541	C	C6-N1-C2	-5.36	118.16	120.30
34	YA	2210	G	N3-C4-C5	-5.36	125.92	128.60
34	YA	2471	C	C2-N1-C1'	5.36	124.69	118.80
34	YA	2681	C	OP2-P-O3'	5.36	116.99	105.20
35	RB	22	U	N3-C2-O2	-5.36	118.45	122.20
34	YA	1411	C	C2-N1-C1'	5.36	124.69	118.80
1	QA	1066	C	C5-C6-N1	5.36	123.68	121.00
34	RA	1306	C	C2-N1-C1'	5.36	124.69	118.80
34	RA	2089	U	N1-C2-O2	5.36	126.55	122.80
34	YA	1021	A	C5-N7-C8	-5.36	101.22	103.90
34	RA	1544	C	N3-C2-O2	-5.36	118.15	121.90
34	RA	1988	C	C5-C6-N1	5.36	123.68	121.00
34	YA	12	U	C2-N1-C1'	5.36	124.13	117.70
34	YA	2032	G	C4-N9-C1'	-5.36	119.54	126.50
34	RA	1313	U	C5-C6-N1	5.35	125.38	122.70
34	RA	1947	C	C6-N1-C2	-5.35	118.16	120.30
34	YA	2395	C	C5-C6-N1	5.35	123.68	121.00
34	RA	1445	C	C5-C6-N1	5.35	123.67	121.00
1	XA	1056	U	N3-C2-O2	-5.35	118.46	122.20
34	YA	1957	C	N3-C2-O2	-5.35	118.16	121.90
34	YA	2889	C	N3-C2-O2	-5.35	118.16	121.90
1	QA	54	C	C6-N1-C2	-5.35	118.16	120.30
1	QA	241	C	N1-C2-O2	5.35	122.11	118.90
34	RA	797	C	C6-N1-C2	-5.35	118.16	120.30

*Continued on next page...*



*Continued from previous page...*

Mol	Chain	Res	Type	Atoms	Z	Observed(°)	Ideal(°)
34	RA	1797	C	C6-N1-C2	-5.35	118.16	120.30
34	RA	2115	G	C4-N9-C1'	5.35	133.45	126.50
34	RA	2703	C	C6-N1-C2	-5.35	118.16	120.30
34	RA	1375	C	C6-N1-C2	-5.35	118.16	120.30
34	RA	2307	G	O4'-C1'-N9	5.35	112.48	108.20
34	YA	1793	C	C5-C6-N1	5.34	123.67	121.00
34	YA	2542	A	N1-C6-N6	5.34	121.81	118.60
1	QA	131	C	N3-C2-O2	-5.34	118.16	121.90
34	RA	487	C	N1-C2-O2	5.34	122.10	118.90
34	RA	1741	C	C5-C6-N1	5.34	123.67	121.00
20	XT	10	LEU	CA-CB-CG	5.34	127.58	115.30
34	YA	1166	C	C5-C6-N1	5.34	123.67	121.00
34	YA	2033	A	O5'-P-OP2	-5.34	100.89	105.70
34	RA	1526	G	C4-N9-C1'	5.34	133.44	126.50
34	YA	2026	C	C5-C6-N1	5.34	123.67	121.00
34	RA	721	C	C5-C6-N1	5.34	123.67	121.00
34	RA	817	C	C6-N1-C2	-5.34	118.17	120.30
1	XA	1348	U	C2-N1-C1'	5.34	124.10	117.70
34	RA	1049	C	C6-N1-C2	-5.33	118.17	120.30
1	QA	848	C	N1-C2-O2	5.33	122.10	118.90
34	RA	200	U	N1-C2-O2	5.33	126.53	122.80
34	RA	384	U	N3-C2-O2	-5.33	118.47	122.20
34	RA	2321	G	C8-N9-C1'	-5.33	120.07	127.00
1	XA	354	G	C4-N9-C1'	5.33	133.43	126.50
34	YA	459	U	N1-C2-O2	5.33	126.53	122.80
34	YA	1102	C	N3-C2-O2	-5.33	118.17	121.90
33	R9	32	HIS	CB-CA-C	5.33	121.06	110.40
1	QA	1158	C	N3-C2-O2	-5.33	118.17	121.90
34	RA	721	C	C6-N1-C1'	-5.33	114.41	120.80
1	XA	1109	C	N1-C2-O2	5.33	122.10	118.90
34	YA	2359	C	C5-C6-N1	5.33	123.66	121.00
34	RA	67	U	C2-N1-C1'	5.33	124.09	117.70
34	YA	1004	C	C5-C6-N1	5.33	123.66	121.00
34	RA	2115	G	N3-C4-N9	5.32	129.19	126.00
1	QA	352	C	N1-C2-O2	5.32	122.09	118.90
34	YA	1506	C	C6-N1-C2	-5.32	118.17	120.30
34	RA	580	C	C6-N1-C2	-5.32	118.17	120.30
34	RA	1691	C	C5-C6-N1	5.32	123.66	121.00
34	YA	2043	C	C2-N1-C1'	5.32	124.65	118.80
34	RA	2568	C	C5-C6-N1	5.32	123.66	121.00
34	RA	1781	C	C2-N1-C1'	5.32	124.65	118.80
1	XA	1390	U	N3-C2-O2	-5.32	118.48	122.20

*Continued on next page...*



*Continued from previous page...*

Mol	Chain	Res	Type	Atoms	Z	Observed(°)	Ideal(°)
34	YA	535	C	C5-C6-N1	5.32	123.66	121.00
34	YA	1157	G	C4-N9-C1'	5.32	133.41	126.50
34	RA	665	C	C5-C6-N1	5.31	123.66	121.00
1	XA	1296	C	C6-N1-C2	-5.31	118.17	120.30
35	YB	22	U	N1-C2-O2	5.31	126.52	122.80
35	RB	22	U	N1-C2-O2	5.31	126.52	122.80
34	YA	1805	U	C5-C6-N1	5.31	125.36	122.70
34	YA	2874	C	N1-C2-O2	5.31	122.09	118.90
34	RA	634	C	C5-C6-N1	5.31	123.66	121.00
34	RA	141(B)	C	C5-C6-N1	5.31	123.65	121.00
1	XA	110	C	N3-C2-O2	-5.31	118.19	121.90
34	YA	241	A	OP1-P-O3'	5.31	116.88	105.20
35	YB	44	G	C4-N9-C1'	-5.31	119.60	126.50
45	YQ	17	LEU	CB-CA-C	-5.31	100.11	110.20
34	YA	2395	C	C6-N1-C2	-5.31	118.18	120.30
1	XA	910	C	C5-C6-N1	5.30	123.65	121.00
34	YA	248	G	C8-N9-C4	-5.30	104.28	106.40
34	YA	542	C	C6-N1-C2	-5.30	118.18	120.30
34	YA	1990	C	C6-N1-C2	-5.30	118.18	120.30
34	YA	2236	C	N1-C2-O2	5.30	122.08	118.90
34	RA	503	A	P-O3'-C3'	5.30	126.06	119.70
34	YA	641	C	C6-N1-C2	-5.30	118.18	120.30
34	YA	2320	A	C4-N9-C1'	5.30	135.84	126.30
34	YA	481	G	O4'-C1'-N9	5.30	112.44	108.20
1	QA	904	C	N1-C2-O2	5.30	122.08	118.90
1	QA	252	U	N1-C2-O2	5.30	126.51	122.80
34	RA	1445	C	C6-N1-C2	-5.30	118.18	120.30
1	QA	435	C	C6-N1-C2	-5.29	118.18	120.30
34	RA	2089	U	C5-C6-N1	5.29	125.35	122.70
34	YA	556	G	C4-N9-C1'	5.29	133.38	126.50
1	QA	514	C	C6-N1-C2	-5.29	118.18	120.30
22	QV	36	G	C5-N7-C8	-5.29	101.66	104.30
34	RA	537	C	N1-C2-O2	5.29	122.08	118.90
34	YA	836	G	C8-N9-C4	-5.29	104.28	106.40
34	YA	1398	C	C5-C6-N1	5.29	123.65	121.00
34	RA	1506	C	C6-N1-C2	-5.29	118.18	120.30
34	YA	2682	U	N1-C2-O2	5.29	126.50	122.80
34	RA	1611	C	C2-N1-C1'	5.29	124.62	118.80
34	YA	1385	G	O4'-C1'-N9	5.29	112.43	108.20
34	RA	2089	U	N3-C2-O2	-5.28	118.50	122.20
34	YA	2236	C	C5-C6-N1	5.28	123.64	121.00
34	YA	420	C	N3-C2-O2	-5.28	118.20	121.90

*Continued on next page...*

*Continued from previous page...*

Mol	Chain	Res	Type	Atoms	Z	Observed(°)	Ideal(°)
34	YA	1463	C	C6-N1-C2	-5.28	118.19	120.30
34	RA	1437	C	C2-N1-C1'	5.28	124.61	118.80
1	XA	68(S)	C	C2-N1-C1'	5.28	124.61	118.80
34	YA	556	G	N3-C4-N9	5.28	129.17	126.00
34	YA	692	C	C6-N1-C2	-5.28	118.19	120.30
34	RA	192	C	N3-C2-O2	-5.28	118.21	121.90
34	RA	846	C	OP2-P-O3'	5.28	116.81	105.20
34	RA	1313	U	C6-N1-C2	-5.28	117.83	121.00
34	YA	1407	C	C6-N1-C1'	-5.28	114.47	120.80
34	YA	1864	U	N1-C2-O2	5.28	126.49	122.80
34	YA	2350	C	C2-N1-C1'	5.28	124.61	118.80
35	YB	51	G	C5-C6-O6	5.28	131.77	128.60
34	RA	1982	C	C5-C6-N1	5.28	123.64	121.00
1	XA	186(B)	C	C5-C6-N1	5.28	123.64	121.00
34	YA	1267	U	C5-C6-N1	5.28	125.34	122.70
34	YA	1766	U	N3-C2-O2	-5.28	118.51	122.20
34	YA	2798	C	N1-C2-O2	5.28	122.06	118.90
35	RB	27	C	C6-N1-C2	-5.27	118.19	120.30
34	YA	1370	C	N1-C2-O2	5.27	122.06	118.90
1	QA	1234	C	C6-N1-C2	-5.27	118.19	120.30
34	RA	1526	G	C8-N9-C1'	-5.27	120.15	127.00
34	YA	692	C	C5-C6-N1	5.27	123.64	121.00
34	YA	1257	C	C6-N1-C2	-5.27	118.19	120.30
34	YA	1920	C	C2-N1-C1'	5.27	124.60	118.80
1	QA	597	G	N9-C4-C5	-5.27	103.29	105.40
34	RA	2615	U	C2-N1-C1'	5.27	124.03	117.70
34	YA	229	A	OP2-P-O3'	5.27	116.80	105.20
34	YA	840	C	C6-N1-C2	-5.27	118.19	120.30
34	RA	1509	C	OP1-P-O3'	5.27	116.80	105.20
34	YA	1135	C	C6-N1-C1'	-5.27	114.48	120.80
34	YA	1742	C	C5-C6-N1	5.27	123.63	121.00
34	YA	2699	C	N1-C2-O2	5.27	122.06	118.90
1	XA	723	U	C2-N1-C1'	5.27	124.02	117.70
34	YA	1298	C	C5-C6-N1	5.27	123.63	121.00
34	YA	2539	C	N1-C2-O2	5.27	122.06	118.90
54	YZ	151	HIS	N-CA-C	5.27	125.22	111.00
34	RA	650	C	C2-N1-C1'	5.26	124.59	118.80
34	RA	692	C	C2-N1-C1'	5.26	124.59	118.80
34	RA	74	A	C4-N9-C1'	-5.26	116.83	126.30
34	RA	2666	C	C2-N1-C1'	5.26	124.59	118.80
1	XA	689	C	C2-N1-C1'	5.26	124.59	118.80
34	RA	1153	C	C6-N1-C2	-5.26	118.20	120.30

*Continued on next page...*

*Continued from previous page...*

Mol	Chain	Res	Type	Atoms	Z	Observed(°)	Ideal(°)
1	XA	283	C	C6-N1-C2	-5.26	118.20	120.30
34	YA	2556	C	N1-C2-O2	5.26	122.05	118.90
1	QA	555	C	C6-N1-C2	-5.25	118.20	120.30
1	QA	745	C	C6-N1-C2	-5.25	118.20	120.30
1	XA	266	G	P-O3'-C3'	5.25	126.00	119.70
34	YA	2798	C	C6-N1-C2	-5.25	118.20	120.30
35	YB	31	C	C6-N1-C2	-5.25	118.20	120.30
34	RA	1549	C	C6-N1-C2	-5.25	118.20	120.30
34	YA	1295	C	N1-C2-O2	5.25	122.05	118.90
34	YA	1931	U	N3-C2-O2	-5.25	118.53	122.20
34	RA	2179	C	C2-N1-C1'	5.25	124.57	118.80
1	XA	966	G	C4-N9-C1'	-5.25	119.68	126.50
1	QA	962	C	C6-N1-C2	-5.25	118.20	120.30
34	RA	1830	C	C6-N1-C2	-5.24	118.20	120.30
1	XA	37	U	N3-C2-O2	-5.24	118.53	122.20
34	YA	1653	G	C8-N9-C4	-5.24	104.30	106.40
34	RA	1708	C	C6-N1-C2	-5.24	118.20	120.30
54	RZ	178	GLU	C-N-CA	5.24	134.81	121.70
34	YA	2063	C	C5-C6-N1	5.24	123.62	121.00
34	YA	1779	U	C2-N1-C1'	5.24	123.98	117.70
34	RA	1332	G	C4-N9-C1'	5.24	133.31	126.50
34	RA	1971	A	C2-N3-C4	5.24	113.22	110.60
1	XA	993	G	N3-C4-N9	5.24	129.14	126.00
1	QA	519	C	N1-C2-O2	5.23	122.04	118.90
34	YA	2129	C	N1-C2-O2	5.23	122.04	118.90
34	YA	664	C	C6-N1-C2	-5.23	118.21	120.30
34	YA	752	A	OP2-P-O3'	5.23	116.71	105.20
34	YA	856	C	C2-N3-C4	5.23	122.52	119.90
34	RA	666	G	N3-C4-N9	5.23	129.14	126.00
34	RA	1102	C	C5-C6-N1	5.23	123.61	121.00
34	YA	1957	C	N1-C2-O2	5.23	122.03	118.90
1	XA	328	C	OP2-P-O3'	5.22	116.69	105.20
34	YA	2787	C	C5-C6-N1	5.22	123.61	121.00
34	RA	876	C	N3-C2-O2	-5.22	118.24	121.90
34	RA	2646	C	C5-C6-N1	5.22	123.61	121.00
1	XA	536	C	C6-N1-C2	-5.22	118.21	120.30
34	YA	1526	G	C4-N9-C1'	5.22	133.29	126.50
34	RA	2755	C	C5-C6-N1	5.22	123.61	121.00
34	RA	31	C	C2-N1-C1'	5.22	124.54	118.80
34	RA	613	U	C6-N1-C1'	-5.22	113.90	121.20
34	RA	1930	G	P-O3'-C3'	5.22	125.96	119.70
34	YA	1083	U	N3-C2-O2	-5.22	118.55	122.20

*Continued on next page...*

*Continued from previous page...*

Mol	Chain	Res	Type	Atoms	Z	Observed(°)	Ideal(°)
34	RA	2588	G	C4-C5-N7	5.21	112.89	110.80
34	YA	273(G)	C	C6-N1-C2	-5.21	118.22	120.30
1	XA	1463	C	C6-N1-C2	-5.21	118.22	120.30
34	YA	1598	C	C6-N1-C1'	-5.21	114.55	120.80
34	YA	528	A	N1-C6-N6	5.21	121.72	118.60
34	RA	2137	C	C2-N1-C1'	5.21	124.53	118.80
1	XA	970	C	C6-N1-C2	-5.21	118.22	120.30
1	XA	1539	C	C2-N1-C1'	-5.21	113.07	118.80
34	YA	635	C	C5-C6-N1	5.21	123.60	121.00
35	YB	44	G	C8-N9-C1'	5.21	133.77	127.00
1	XA	1306	A	O4'-C1'-N9	5.20	112.36	108.20
34	YA	1145	C	C6-N1-C2	-5.20	118.22	120.30
34	RA	2582	G	C8-N9-C1'	-5.20	120.24	127.00
1	XA	1383	C	C2-N1-C1'	5.20	124.52	118.80
34	RA	2874	C	C6-N1-C1'	-5.20	114.56	120.80
34	RA	2544	G	N7-C8-N9	5.20	115.70	113.10
1	XA	943	U	N3-C2-O2	-5.20	118.56	122.20
34	YA	530	G	C4-C5-N7	-5.20	108.72	110.80
34	RA	2063	C	C6-N1-C2	-5.19	118.22	120.30
34	YA	816	C	C5-C6-N1	5.19	123.60	121.00
34	YA	1178	C	C5-C6-N1	5.19	123.60	121.00
1	QA	891	U	N1-C2-O2	5.19	126.43	122.80
34	YA	1021	A	C2-N3-C4	-5.19	108.00	110.60
34	YA	1652	A	N1-C6-N6	5.19	121.71	118.60
34	YA	2685	G	N3-C4-N9	-5.19	122.89	126.00
53	YY	79	CYS	N-CA-CB	5.19	119.94	110.60
34	RA	339	U	N3-C2-O2	-5.18	118.57	122.20
22	XV	15	G	C2-N3-C4	5.18	114.49	111.90
34	YA	915	C	C6-N1-C1'	-5.18	114.58	120.80
34	RA	915	C	C6-N1-C2	-5.18	118.23	120.30
34	RA	976	C	C2-N1-C1'	5.18	124.50	118.80
34	YA	721	C	C5-C6-N1	5.18	123.59	121.00
34	YA	730	C	C6-N1-C2	-5.18	118.23	120.30
34	YA	1519	G	C6-C5-N7	-5.18	127.29	130.40
34	YA	2299	G	C4-N9-C1'	5.18	133.24	126.50
1	QA	110	C	N1-C2-O2	5.18	122.01	118.90
1	QA	590	C	C6-N1-C2	-5.18	118.23	120.30
34	YA	2544	G	C5-C6-O6	-5.18	125.49	128.60
34	YA	2456	C	C6-N1-C2	-5.18	118.23	120.30
34	RA	510	C	C5-C6-N1	5.18	123.59	121.00
34	YA	2798	C	C2-N1-C1'	5.18	124.50	118.80
35	RB	31	C	C6-N1-C2	-5.18	118.23	120.30

*Continued on next page...*

*Continued from previous page...*

Mol	Chain	Res	Type	Atoms	Z	Observed(°)	Ideal(°)
34	YA	1598	C	C6-N1-C2	-5.18	118.23	120.30
34	YA	1684	C	C6-N1-C2	-5.18	118.23	120.30
34	YA	1839	G	C4-N9-C1'	5.18	133.23	126.50
34	RA	1474	C	N3-C2-O2	-5.17	118.28	121.90
1	XA	620	C	N3-C2-O2	-5.17	118.28	121.90
34	RA	1776	G	N3-C4-N9	5.17	129.10	126.00
34	RA	1806	C	C6-N1-C2	-5.17	118.23	120.30
1	XA	241	C	N1-C2-O2	5.17	122.00	118.90
34	RA	1899	G	N3-C4-C5	-5.17	126.02	128.60
34	RA	1950	G	C8-N9-C1'	-5.17	120.28	127.00
34	RA	1294	U	N1-C2-O2	5.16	126.42	122.80
1	XA	1054	C	N1-C2-O2	5.16	122.00	118.90
36	YD	243	GLY	N-CA-C	5.16	126.01	113.10
34	RA	1526	G	N3-C4-N9	5.16	129.10	126.00
34	YA	2006	C	N3-C2-O2	-5.16	118.29	121.90
34	RA	9	U	C2-N1-C1'	5.16	123.89	117.70
34	RA	1830	C	C2-N1-C1'	5.16	124.48	118.80
34	YA	1256	G	N3-C4-N9	5.16	129.10	126.00
34	YA	2442	C	C6-N1-C2	-5.16	118.24	120.30
1	QA	330	C	N3-C2-O2	-5.16	118.29	121.90
1	QA	442	C	C6-N1-C2	-5.16	118.24	120.30
1	QA	833	U	N3-C2-O2	-5.16	118.59	122.20
34	YA	105	C	C6-N1-C2	-5.16	118.24	120.30
34	RA	2307	G	C8-N9-C1'	-5.16	120.30	127.00
34	YA	1881	C	N1-C2-O2	5.16	121.99	118.90
1	QA	224	C	N1-C2-O2	5.16	121.99	118.90
34	RA	1130	U	OP1-P-O3'	5.16	116.54	105.20
34	YA	333	G	C8-N9-C1'	-5.16	120.30	127.00
34	YA	2584	U	O4'-C1'-N1	5.16	112.32	108.20
34	RA	1788	C	C2-N1-C1'	5.15	124.47	118.80
34	YA	2006	C	C6-N1-C2	-5.15	118.24	120.30
1	QA	1440(O)	C	N3-C2-O2	-5.15	118.29	121.90
34	YA	1683	C	C6-N1-C2	-5.15	118.24	120.30
1	QA	308	C	N3-C2-O2	-5.15	118.30	121.90
34	RA	41	C	C6-N1-C2	-5.15	118.24	120.30
34	RA	1467	C	C6-N1-C2	-5.15	118.24	120.30
34	YA	634	C	N1-C2-O2	5.15	121.99	118.90
34	RA	2089	U	C2-N1-C1'	5.15	123.88	117.70
34	RA	2142	C	N3-C2-O2	-5.15	118.30	121.90
34	YA	9	U	C2-N1-C1'	5.15	123.88	117.70
34	RA	635	C	C6-N1-C2	-5.15	118.24	120.30
34	RA	1506	C	C2-N1-C1'	5.14	124.46	118.80

*Continued on next page...*

*Continued from previous page...*

Mol	Chain	Res	Type	Atoms	Z	Observed(°)	Ideal(°)
20	XT	72	LEU	CA-CB-CG	5.14	127.13	115.30
1	XA	68(S)	C	N1-C2-O2	5.14	121.98	118.90
34	YA	2689	U	P-O3'-C3'	5.14	125.87	119.70
50	YV	35	LEU	CA-CB-CG	5.14	127.13	115.30
1	QA	1097	C	C5-C6-N1	5.14	123.57	121.00
34	RA	2306	C	C6-N1-C2	-5.14	118.24	120.30
34	YA	1157	G	C8-N9-C1'	-5.14	120.32	127.00
34	YA	1950	G	C6-C5-N7	-5.14	127.32	130.40
34	YA	2420	C	C5-C6-N1	5.14	123.57	121.00
34	YA	2579	C	N1-C2-O2	5.14	121.98	118.90
34	YA	1767	C	C5-C6-N1	5.14	123.57	121.00
34	YA	2460	U	C2-N1-C1'	5.14	123.87	117.70
53	RY	99	CYS	CB-CA-C	-5.14	100.13	110.40
34	YA	1218	C	C6-N1-C2	-5.14	118.25	120.30
34	YA	1533	C	N1-C2-O2	5.14	121.98	118.90
34	RA	74	A	N3-C4-C5	5.13	130.40	126.80
34	YA	531	C	O5'-P-OP1	-5.13	101.08	105.70
34	YA	976	C	C5-C6-N1	5.13	123.57	121.00
34	YA	1950	G	C8-N9-C1'	-5.13	120.33	127.00
1	QA	1290	G	C8-N9-C1'	-5.13	120.33	127.00
34	RA	1505	C	N3-C2-O2	-5.13	118.31	121.90
36	RD	241	PRO	C-N-CA	5.13	134.53	121.70
34	YA	689	A	C5-C6-N1	5.13	120.27	117.70
34	YA	2137	C	N1-C2-O2	5.13	121.98	118.90
34	YA	2704	C	C2-N1-C1'	5.13	124.44	118.80
34	RA	1157	G	N3-C4-N9	5.13	129.08	126.00
32	R8	28	GLY	N-CA-C	5.13	125.92	113.10
34	RA	640	C	C6-N1-C2	-5.13	118.25	120.30
34	YA	894	C	N1-C2-O2	5.13	121.98	118.90
34	YA	99	U	OP2-P-O3'	5.13	116.48	105.20
34	YA	1158	C	N1-C2-O2	5.13	121.97	118.90
34	YA	1914	C	C6-N1-C2	-5.13	118.25	120.30
34	YA	2453	A	C6-N1-C2	5.13	121.68	118.60
34	YA	2040	C	C5-C6-N1	5.12	123.56	121.00
34	YA	2680	C	C2-N1-C1'	5.12	124.44	118.80
34	RA	659	C	C6-N1-C2	-5.12	118.25	120.30
34	RA	806	C	C2-N1-C1'	5.12	124.44	118.80
34	RA	1404	C	C2-N1-C1'	5.12	124.44	118.80
34	RA	2551	C	N1-C2-O2	5.12	121.97	118.90
34	YA	459	U	N3-C2-O2	-5.12	118.61	122.20
34	YA	1101	U	N1-C2-O2	5.12	126.39	122.80
34	YA	2844	G	C4-N9-C1'	5.12	133.16	126.50

*Continued on next page...*

*Continued from previous page...*

Mol	Chain	Res	Type	Atoms	Z	Observed(°)	Ideal(°)
34	YA	2885	C	C6-N1-C2	-5.12	118.25	120.30
34	YA	749	C	C2-N1-C1'	5.12	124.43	118.80
34	YA	2712(A)	U	C5-C6-N1	5.12	125.26	122.70
1	XA	1439	C	C6-N1-C2	-5.12	118.25	120.30
34	YA	1417	C	C2-N1-C1'	5.12	124.43	118.80
1	QA	514	C	C5-C6-N1	5.12	123.56	121.00
34	RA	63	U	OP1-P-O3'	5.12	116.46	105.20
1	XA	744	C	C6-N1-C2	-5.12	118.25	120.30
29	R5	34	PRO	N-CA-CB	5.12	109.44	103.30
34	RA	1370	C	N3-C2-O2	-5.12	118.32	121.90
1	XA	1391	U	N3-C2-O2	-5.12	118.62	122.20
30	Y6	13	CYS	CA-CB-SG	-5.11	104.80	114.00
34	YA	1332	G	C8-N9-C1'	-5.11	120.35	127.00
22	QV	10	G	P-O3'-C3'	5.11	125.83	119.70
34	RA	974(B)	C	C2-N1-C1'	5.11	124.42	118.80
34	YA	838	C	C6-N1-C2	-5.11	118.26	120.30
34	YA	868	U	C2-N1-C1'	5.11	123.83	117.70
34	YA	2108	C	C6-N1-C2	-5.11	118.26	120.30
34	YA	1157	G	C4-C5-N7	5.11	112.84	110.80
34	RA	2784	C	N1-C2-O2	5.11	121.96	118.90
1	XA	328	C	C2-N1-C1'	5.11	124.42	118.80
1	XA	738	C	C2-N1-C1'	5.11	124.42	118.80
34	YA	2885	C	C5-C6-N1	5.11	123.55	121.00
34	RA	1178	C	P-O3'-C3'	5.11	125.83	119.70
34	RA	1516	U	C2-N1-C1'	5.11	123.83	117.70
34	YA	1516	U	N3-C2-O2	-5.11	118.63	122.20
34	YA	1982	C	C6-N1-C2	-5.11	118.26	120.30
34	YA	2326	C	C6-N1-C2	-5.11	118.26	120.30
38	YF	133	ASN	N-CA-C	-5.11	97.22	111.00
1	QA	18	C	C5-C6-N1	5.10	123.55	121.00
34	RA	691	C	C6-N1-C2	-5.10	118.26	120.30
34	YA	999	U	N3-C2-O2	-5.10	118.63	122.20
34	YA	2424	C	C5-C4-N4	-5.10	116.63	120.20
34	YA	2794	C	N1-C2-O2	5.10	121.96	118.90
34	YA	404	C	OP2-P-O3'	5.10	116.42	105.20
1	QA	1290	G	N3-C4-N9	5.10	129.06	126.00
34	RA	2636	U	N3-C2-O2	-5.10	118.63	122.20
35	RB	71	C	C2-N1-C1'	5.10	124.41	118.80
34	YA	1330	C	C6-N1-C2	-5.10	118.26	120.30
22	XV	31	G	C8-N9-C4	-5.10	104.36	106.40
1	XA	647	C	C6-N1-C2	-5.09	118.26	120.30
1	XA	754	C	C5-C6-N1	5.09	123.55	121.00

*Continued on next page...*



Continued from previous page...

Mol	Chain	Res	Type	Atoms	Z	Observed(°)	Ideal(°)
34	YA	1147	C	C6-N1-C2	-5.09	118.26	120.30
34	YA	1899	G	N1-C2-N2	-5.09	111.61	116.20
1	QA	1060	C	N1-C2-O2	5.09	121.96	118.90
1	XA	1165	C	C6-N1-C2	-5.09	118.26	120.30
34	YA	237	C	N1-C2-O2	5.09	121.95	118.90
1	QA	1358	U	C5-C6-N1	5.09	125.25	122.70
34	RA	1333	C	N1-C2-O2	5.09	121.95	118.90
34	RA	1417	C	N3-C4-N4	5.09	121.56	118.00
1	XA	955	U	C5-C6-N1	5.09	125.25	122.70
34	YA	914	C	C6-N1-C2	-5.09	118.26	120.30
34	YA	1370	C	C6-N1-C1'	-5.09	114.69	120.80
34	RA	231	C	N1-C2-O2	5.09	121.95	118.90
34	RA	1233	C	C6-N1-C2	-5.09	118.27	120.30
1	XA	1290	G	N3-C4-C5	-5.09	126.06	128.60
23	QX	18	C	C5'-C4'-O4'	5.08	115.20	109.10
34	YA	2044	C	C2-N1-C1'	5.08	124.39	118.80
22	QV	34	C	C5-C4-N4	-5.08	116.64	120.20
34	RA	766	C	C5-C6-N1	5.08	123.54	121.00
34	YA	177	G	C4-N9-C1'	5.08	133.11	126.50
34	YA	683	C	N1-C2-O2	5.08	121.95	118.90
34	YA	1864	U	N3-C2-O2	-5.08	118.64	122.20
1	QA	1285	A	OP2-P-O3'	5.08	116.38	105.20
1	XA	1075	C	C6-N1-C2	-5.08	118.27	120.30
34	YA	1332	G	C4-C5-N7	5.08	112.83	110.80
34	RA	904	C	C2-N1-C1'	5.08	124.39	118.80
34	RA	2210	G	N3-C4-C5	-5.08	126.06	128.60
34	RA	2636	U	N1-C2-O2	5.08	126.35	122.80
34	YA	465	G	N3-C4-C5	-5.08	126.06	128.60
34	RA	1526	G	C6-C5-N7	-5.08	127.36	130.40
54	RZ	12	GLY	N-CA-C	-5.08	100.41	113.10
1	XA	1018	C	N1-C2-O2	5.08	121.95	118.90
34	YA	719	C	C6-N1-C2	-5.07	118.27	120.30
1	QA	201(D)	U	C2-N1-C1'	5.07	123.79	117.70
34	RA	1830	C	C5-C6-N1	5.07	123.54	121.00
1	XA	241	C	C5-C6-N1	5.07	123.54	121.00
34	RA	2480	C	N1-C2-O2	5.07	121.94	118.90
1	XA	1336	C	OP2-P-O3'	5.07	116.36	105.20
34	YA	372	G	C4-N9-C1'	-5.07	119.91	126.50
34	YA	2036	C	C6-N1-C2	-5.07	118.27	120.30
1	QA	500	G	C4-N9-C1'	5.07	133.09	126.50
34	RA	319	C	C2-N1-C1'	5.07	124.37	118.80
34	RA	1312	U	OP2-P-O3'	5.07	116.35	105.20

Continued on next page...



*Continued from previous page...*

Mol	Chain	Res	Type	Atoms	Z	Observed(°)	Ideal(°)
34	YA	372	G	O4'-C1'-N9	5.07	112.25	108.20
34	YA	753	C	N1-C2-O2	5.07	121.94	118.90
34	YA	2816	C	C5-C6-N1	5.07	123.53	121.00
1	QA	1440(O)	C	N1-C2-O2	5.07	121.94	118.90
34	RA	2320	A	C2-N3-C4	5.07	113.13	110.60
34	RA	2579	C	C5-C6-N1	5.07	123.53	121.00
34	YA	641	C	C2-N1-C1'	5.07	124.37	118.80
34	YA	1394	U	C6-N1-C1'	5.07	128.29	121.20
34	YA	76	C	C6-N1-C2	-5.06	118.27	120.30
34	YA	533	G	N3-C4-C5	-5.06	126.07	128.60
34	RA	2471	C	N1-C2-O2	5.06	121.94	118.90
34	YA	537	C	C4-C5-C6	-5.06	114.87	117.40
34	RA	1178	C	N1-C2-O2	5.06	121.94	118.90
34	YA	114	U	N3-C2-O2	-5.06	118.66	122.20
34	YA	242	G	OP2-P-O3'	5.06	116.33	105.20
34	YA	436	C	C6-N1-C2	-5.06	118.28	120.30
34	YA	1741	C	C6-N1-C2	-5.06	118.28	120.30
1	QA	201(D)	U	N1-C2-O2	5.06	126.34	122.80
40	RH	155	SER	N-CA-C	5.06	124.66	111.00
34	YA	1398	C	C2-N1-C1'	5.06	124.36	118.80
34	YA	2870	C	C5-C6-N1	5.06	123.53	121.00
34	RA	2186	G	C4-N9-C1'	5.06	133.07	126.50
1	QA	1054	C	N1-C2-O2	5.05	121.93	118.90
1	QA	1225	A	N3-C4-N9	5.05	131.44	127.40
34	RA	1611	C	N1-C2-O2	5.05	121.93	118.90
37	RE	146	THR	N-CA-C	5.05	124.64	111.00
34	YA	2461	C	C2-N1-C1'	5.05	124.36	118.80
34	YA	1318	C	C5-C6-N1	5.05	123.53	121.00
34	RA	856	C	C2-N3-C4	5.05	122.42	119.90
34	YA	1958	C	C5-C6-N1	5.05	123.52	121.00
34	RA	2115	G	N3-C4-C5	-5.05	126.08	128.60
35	RB	68	C	C6-N1-C2	-5.05	118.28	120.30
1	XA	36	C	C6-N1-C2	-5.05	118.28	120.30
34	YA	626	U	C5-C6-N1	5.05	125.22	122.70
34	YA	1383	C	N3-C2-O2	-5.05	118.37	121.90
34	YA	2083	G	C5-C6-O6	-5.05	125.57	128.60
34	RA	2870	C	C6-N1-C2	-5.04	118.28	120.30
34	RA	1187	G	C8-N9-C4	-5.04	104.38	106.40
34	YA	2056	G	C4-N9-C1'	5.04	133.05	126.50
34	YA	2261	C	C2-N1-C1'	5.04	124.34	118.80
1	QA	1027	C	C6-N1-C1'	-5.04	114.75	120.80
34	RA	1686	C	C6-N1-C2	-5.04	118.28	120.30

*Continued on next page...*

*Continued from previous page...*

Mol	Chain	Res	Type	Atoms	Z	Observed(°)	Ideal(°)
34	RA	2103	C	N1-C2-O2	5.04	121.92	118.90
34	RA	2116	G	C8-N9-C4	-5.04	104.39	106.40
34	YA	510	C	C2-N1-C1'	5.04	124.34	118.80
34	RA	1345	C	C6-N1-C2	-5.04	118.29	120.30
34	RA	2350	C	C5-C6-N1	5.04	123.52	121.00
34	YA	857	C	C6-N1-C2	-5.04	118.29	120.30
35	RB	22	U	C5-C6-N1	5.03	125.22	122.70
34	RA	2343	C	C2-N1-C1'	5.03	124.33	118.80
34	RA	2724	C	N1-C2-O2	5.03	121.92	118.90
34	YA	486	C	C5-C6-N1	5.03	123.52	121.00
34	YA	2703	C	N1-C2-O2	5.03	121.92	118.90
34	RA	1258	C	C5-C6-N1	5.03	123.52	121.00
34	YA	1306	C	N1-C2-O2	5.03	121.92	118.90
34	YA	1432	C	C5-C6-N1	5.03	123.52	121.00
34	RA	1241	A	O4'-C1'-N9	5.03	112.22	108.20
34	RA	2164	C	N1-C2-O2	5.03	121.92	118.90
34	YA	1887	C	C6-N1-C2	-5.03	118.29	120.30
34	RA	1742	C	C5-C6-N1	5.03	123.51	121.00
34	YA	755	C	C5-C6-N1	5.03	123.51	121.00
34	YA	2083	G	C6-C5-N7	-5.03	127.38	130.40
23	QX	16	C	C5-C4-N4	5.02	123.72	120.20
34	YA	2752	C	N1-C2-O2	5.02	121.91	118.90
1	XA	330	C	C5-C6-N1	5.02	123.51	121.00
1	XA	1539	C	O4'-C1'-N1	5.02	112.22	108.20
34	YA	732	C	C5-C6-N1	5.02	123.51	121.00
1	QA	1075	C	C5-C6-N1	5.02	123.51	121.00
34	RA	267	C	C6-N1-C2	-5.02	118.29	120.30
34	YA	1533	C	C2-N1-C1'	5.02	124.32	118.80
1	XA	745	C	C6-N1-C2	-5.02	118.29	120.30
34	YA	560	C	C6-N1-C2	-5.02	118.29	120.30
34	YA	731	C	C5-C6-N1	5.02	123.51	121.00
34	YA	1404	C	N1-C2-O2	5.02	121.91	118.90
1	QA	514	C	C2-N1-C1'	5.02	124.32	118.80
34	RA	1417	C	C6-N1-C1'	-5.02	114.78	120.80
34	YA	974(B)	C	C6-N1-C1'	-5.02	114.78	120.80
34	RA	2149	G	N1-C2-N2	-5.01	111.69	116.20
54	YZ	63	ASP	CB-CG-OD1	5.01	122.81	118.30
34	RA	1375	C	C5-C6-N1	5.01	123.51	121.00
34	YA	1675	C	N3-C2-O2	-5.01	118.39	121.90
34	YA	731	C	C2-N1-C1'	5.01	124.31	118.80
34	YA	1882	C	N1-C2-O2	5.01	121.91	118.90
34	YA	2342	C	C2-N1-C1'	5.01	124.31	118.80

*Continued on next page...*

Continued from previous page...

Mol	Chain	Res	Type	Atoms	Z	Observed(°)	Ideal(°)
53	YY	79	CYS	CA-CB-SG	5.01	123.02	114.00
34	RA	392	C	C6-N1-C2	-5.01	118.30	120.30
34	YA	1786	A	C8-N9-C1'	-5.01	118.68	127.70
34	YA	2286	A	N7-C8-N9	5.01	116.30	113.80
1	QA	910	C	C6-N1-C2	-5.01	118.30	120.30
34	YA	540	G	C4-N9-C1'	5.01	133.01	126.50
34	RA	392	C	C5-C6-N1	5.01	123.50	121.00
34	YA	1406	U	N1-C2-O2	5.01	126.31	122.80
34	YA	783	A	C4-C5-N7	5.00	113.20	110.70
34	YA	944	G	C4-N9-C1'	5.00	133.01	126.50
34	YA	2803	C	N1-C2-O2	5.00	121.90	118.90
34	RA	231	C	C2-N1-C1'	5.00	124.30	118.80
34	RA	976	C	N1-C2-O2	5.00	121.90	118.90
34	YA	253	C	C5-C6-N1	5.00	123.50	121.00
34	RA	1178	C	C6-N1-C2	-5.00	118.30	120.30
34	YA	1544	C	N3-C2-O2	-5.00	118.40	121.90
34	YA	2474	C	C6-N1-C2	-5.00	118.30	120.30

All (1) chirality outliers are listed below:

Mol	Chain	Res	Type	Atom
28	Y4	5	ILE	CA

All (7) planarity outliers are listed below:

Mol	Chain	Res	Type	Group
37	RE	146	THR	Peptide
50	RV	49	THR	Mainchain,Peptide
54	RZ	166	SER	Peptide
28	Y4	5	ILE	Mainchain
37	YE	146	THR	Peptide
54	YZ	166	SER	Peptide

## 5.2 Too-close contacts

In the following table, the Non-H and H(model) columns list the number of non-hydrogen atoms and hydrogen atoms in the chain respectively. The H(added) column lists the number of hydrogen atoms added and optimized by MolProbity. The Clashes column lists the number of clashes within the asymmetric unit, whereas Symm-Clashes lists symmetry-related clashes.

Mol	Chain	Non-H	H(model)	H(added)	Clashes	Symm-Clashes
1	QA	32469	0	16393	389	0
1	XA	32551	0	16433	382	1
2	QB	1907	0	1958	40	0
2	XB	1915	0	1968	37	0
3	QC	1605	0	1668	31	0
3	XC	1605	0	1668	22	0
4	QD	1703	0	1763	55	0
4	XD	1703	0	1763	47	0
5	QE	1155	0	1213	20	0
5	XE	1155	0	1213	22	0
6	QF	843	0	857	9	0
6	XF	843	0	857	11	0
7	QG	1257	0	1296	21	0
7	XG	1257	0	1296	23	0
8	QH	1108	0	1165	20	0
8	XH	1108	0	1165	23	0
9	QI	1010	0	1037	22	0
9	XI	998	0	1024	21	0
10	QJ	801	0	849	22	0
10	XJ	777	0	816	13	0
11	QK	885	0	904	7	0
11	XK	864	0	881	11	0
12	QL	975	0	1062	23	0
12	XL	956	0	1046	14	0
13	QM	955	0	1021	27	0
13	XM	914	0	971	23	0
14	QN	492	0	532	18	0
14	XN	492	0	531	16	0
15	QO	734	0	771	5	0
15	XO	729	0	768	10	0
16	QP	705	0	725	13	0
16	XP	705	0	725	12	0
17	QQ	834	0	904	12	0
17	XQ	834	0	904	12	0
18	QR	574	0	644	5	0
18	XR	574	0	644	11	0
19	QS	665	0	686	14	0
19	XS	674	0	699	16	0
20	QT	763	0	861	17	0
20	XT	763	0	861	17	0
21	QU	217	0	234	8	0
21	XU	217	0	234	4	0
22	QV	1647	0	834	23	0

*Continued on next page...*

*Continued from previous page...*

Mol	Chain	Non-H	H(model)	H(added)	Clashes	Symm-Clashes
22	XV	1647	0	834	18	0
23	QX	409	0	209	13	0
23	XX	409	0	209	6	0
24	R0	643	0	667	6	0
24	Y0	648	0	672	14	0
25	R1	746	0	826	21	0
25	Y1	729	0	802	7	0
26	R2	581	0	629	7	0
26	Y2	575	0	624	5	0
27	R3	469	0	518	6	0
27	Y3	469	0	518	10	0
28	R4	348	0	354	6	0
28	Y4	357	0	362	12	0
29	R5	459	0	477	23	0
29	Y5	459	0	476	17	0
30	R6	453	0	474	7	0
30	Y6	453	0	473	13	0
31	R7	409	0	454	9	0
31	Y7	418	0	467	7	0
32	R8	517	0	582	19	0
32	Y8	517	0	582	16	0
33	R9	307	0	335	9	0
33	Y9	307	0	336	17	0
34	RA	62070	0	31284	607	0
34	YA	62091	0	31294	489	0
35	RB	2573	0	1306	26	0
35	YB	2573	0	1306	24	0
36	RD	2115	0	2195	50	0
36	YD	2115	0	2195	39	0
37	RE	1568	0	1634	36	0
37	YE	1568	0	1633	34	0
38	RF	1585	0	1632	30	0
38	YF	1585	0	1632	31	0
39	RG	1474	0	1535	32	0
39	YG	1474	0	1535	24	0
40	RH	1336	0	1418	57	0
40	YH	1336	0	1418	21	0
41	RI	1136	0	1223	32	1
41	YI	1136	0	1223	25	0
42	RN	1104	0	1180	14	0
42	YN	1104	0	1180	15	0
43	RO	933	0	996	21	0

*Continued on next page...*

*Continued from previous page...*

Mol	Chain	Non-H	H(model)	H(added)	Clashes	Symm-Clashes
43	YO	933	0	996	14	0
44	RP	1145	0	1228	27	0
44	YP	1122	0	1206	28	0
45	RQ	1122	0	1179	23	0
45	YQ	1122	0	1179	25	0
46	RR	960	0	1021	31	0
46	YR	960	0	1021	19	0
47	RS	882	0	943	20	0
47	YS	882	0	943	18	0
48	RT	1141	0	1202	17	0
48	YT	1141	0	1202	27	0
49	RU	964	0	1022	25	0
49	YU	964	0	1022	22	0
50	RV	779	0	852	14	0
50	YV	779	0	852	12	0
51	RW	900	0	964	17	0
51	YW	900	0	964	16	0
52	RX	725	0	778	9	0
52	YX	725	0	778	14	0
53	RY	818	0	911	24	0
53	YY	818	0	910	21	0
54	RZ	1461	0	1493	32	0
54	YZ	1529	0	1551	29	0
55	QA	87	0	0	0	0
55	QF	1	0	0	0	0
55	QH	2	0	0	0	0
55	QL	1	0	0	0	0
55	R0	2	0	0	0	0
55	R1	1	0	0	0	0
55	R3	1	0	0	0	0
55	R8	1	0	0	0	0
55	RA	429	0	0	0	0
55	RB	11	0	0	0	0
55	RD	1	0	0	0	0
55	RE	4	0	0	0	0
55	RF	2	0	0	0	0
55	RN	1	0	0	0	0
55	RO	1	0	0	0	0
55	RP	1	0	0	0	0
55	RQ	1	0	0	0	0
55	XA	89	0	0	0	0
55	XE	1	0	0	0	0

*Continued on next page...*

Continued from previous page...

Mol	Chain	Non-H	H(model)	H(added)	Clashes	Symm-Clashes
55	Y1	1	0	0	0	0
55	Y2	1	0	0	0	0
55	Y5	1	0	0	0	0
55	Y7	1	0	0	0	0
55	Y8	1	0	0	0	0
55	YA	439	0	0	0	0
55	YB	8	0	0	0	0
55	YD	1	0	0	0	0
55	YE	2	0	0	0	0
55	YF	1	0	0	0	0
55	YQ	1	0	0	0	0
55	YR	2	0	0	0	0
55	YU	1	0	0	0	0
55	YX	1	0	0	0	0
56	QD	8	0	0	2	0
56	XD	8	0	0	0	0
57	QN	1	0	0	0	0
57	R5	1	0	0	0	0
57	R6	1	0	0	0	0
57	R9	1	0	0	0	0
57	RY	1	0	0	0	0
57	XN	1	0	0	0	0
57	Y5	1	0	0	0	0
57	Y6	1	0	0	0	0
57	Y9	1	0	0	0	0
57	YY	1	0	0	1	0
All	All	292039	0	197760	3309	1

The all-atom clashscore is defined as the number of clashes found per 1000 atoms (including hydrogen atoms). The all-atom clashscore for this structure is 7.

All (3309) close contacts within the same asymmetric unit are listed below, sorted by their clash magnitude.

Atom-1	Atom-2	Interatomic distance (Å)	Clash overlap (Å)
14:QN:24:CYS:SG	14:QN:40:CYS:HB2	1.24	1.78
40:RH:98:LEU:CD2	40:RH:125:VAL:HG11	1.44	1.45
29:Y5:32:PRO:N	29:Y5:32:PRO:CA	1.69	1.44
30:R6:16:CYS:SG	30:R6:16:CYS:CB	2.06	1.44
14:QN:24:CYS:SG	14:QN:40:CYS:CB	2.14	1.35
34:RA:1789:A:OP1	36:RD:222:ARG:HG3	1.26	1.29
46:RR:12:ARG:CG	46:RR:16:HIS:CD2	2.17	1.27

Continued on next page...

*Continued from previous page...*

Atom-1	Atom-2	Interatomic distance (Å)	Clash overlap (Å)
12:QL:104:VAL:O	12:QL:105:TYR:CD2	1.90	1.24
40:RH:98:LEU:HD21	40:RH:125:VAL:CG1	1.66	1.23
40:RH:103:LEU:HD11	40:RH:123:PHE:CZ	1.72	1.22
46:RR:12:ARG:HD3	46:RR:16:HIS:NE2	1.53	1.21
46:RR:12:ARG:CG	46:RR:16:HIS:HD2	1.50	1.19
46:RR:12:ARG:HG2	46:RR:16:HIS:CD2	1.76	1.19
46:RR:12:ARG:HD3	46:RR:16:HIS:CD2	1.82	1.14
46:RR:12:ARG:CD	46:RR:16:HIS:CD2	2.31	1.14
1:XA:372:C:N4	1:XA:389:A:H62	1.48	1.11
34:YA:2611:U:H6	34:YA:2611:U:H5'	1.15	1.11
25:R1:90:ILE:HG22	25:R1:94:LEU:HD11	1.19	1.09
1:XA:372:C:H42	1:XA:389:A:N6	1.51	1.06
4:XD:18:LYS:NZ	4:XD:31:CYS:SG	2.26	1.06
14:YN:27:CYS:SG	14:YN:28:GLY:N	2.28	1.06
40:RH:87:LEU:O	40:RH:131:VAL:HG23	1.54	1.05
26:R2:48:HIS:HE2	26:R2:49:LYS:HE2	1.21	1.02
34:RA:1093:G:N2	34:RA:1098:A:H62	1.58	1.01
26:R2:48:HIS:NE2	26:R2:49:LYS:HE2	1.74	1.00
46:RR:12:ARG:HG2	46:RR:16:HIS:HD2	1.12	0.99
34:RA:1542:G:O6	34:RA:1543:A:N6	1.97	0.98
25:R1:95:LEU:O	25:R1:95:LEU:HD23	1.64	0.97
34:RA:1247:A:N1	34:RA:1249:U:O2	1.99	0.96
30:R6:13:CYS:SG	30:R6:14:THR:N	2.39	0.96
1:QA:372:C:N4	1:QA:389:A:H62	1.64	0.95
35:RB:22:U:H3	35:RB:61:G:H1	1.08	0.95
34:RA:2808:U:H3	34:RA:2892:A:H62	0.97	0.95
34:YA:2611:U:H5'	34:YA:2611:U:C6	2.02	0.95
29:R5:16:ARG:CD	34:RA:1263:U:H5''	1.97	0.94
1:QA:62:U:H3	1:QA:105:G:H1	0.95	0.94
34:RA:1093:G:H21	34:RA:1098:A:N6	1.66	0.94
34:YA:1652:A:N6	34:YA:1653:G:N1	2.17	0.93
22:XV:8:U:H3	22:XV:14:A:N6	1.66	0.93
34:RA:1035:U:H3	34:RA:1120:G:H1	1.14	0.93
1:XA:1238:A:N6	1:XA:1301:U:H3	1.66	0.93
34:RA:2094:G:OP1	41:RI:22:LYS:HE3	1.70	0.91
34:YA:2099:U:H3	34:YA:2190:G:H1	1.00	0.91
1:QA:372:C:H42	1:QA:389:A:N6	1.69	0.91
1:XA:45:U:H3	1:XA:396:G:H1	1.19	0.90
1:XA:927:G:H1	1:XA:1390:U:H3	1.10	0.90
25:R1:90:ILE:HA	25:R1:94:LEU:CD1	2.00	0.90
34:YA:1165:U:H3	34:YA:1184:G:H1	1.15	0.90

*Continued on next page...*



*Continued from previous page...*

Atom-1	Atom-2	Interatomic distance (Å)	Clash overlap (Å)
34:YA:2068:U:H3	34:YA:2430:A:H2	1.15	0.90
22:XV:8:U:H3	22:XV:14:A:H62	1.20	0.89
1:XA:1304:G:H21	1:XA:1333:A:H62	1.15	0.89
25:R1:90:ILE:CG2	25:R1:94:LEU:HD11	2.03	0.89
29:Y5:48:GLU:OE2	51:YW:37:ARG:NH1	2.05	0.88
1:XA:741:G:P	15:XO:35:ARG:HH21	1.96	0.88
34:RA:855:G:H1	34:RA:922:U:H3	1.20	0.88
34:RA:2508:G:H1	34:RA:2580:U:H3	1.21	0.88
1:XA:152:A:N6	1:XA:169:C:C4	2.43	0.87
1:QA:1066:C:H42	1:QA:1191:A:N6	1.72	0.87
34:RA:2680:C:OP2	37:RE:111:ARG:NH2	2.08	0.87
34:RA:585:G:N2	34:RA:1256:G:C6	2.42	0.86
34:RA:2808:U:H3	34:RA:2892:A:N6	1.73	0.86
33:Y9:13:LYS:HD2	33:Y9:13:LYS:O	1.76	0.86
1:QA:249:U:H3	1:QA:275:G:H1	1.19	0.86
1:XA:12:U:H3	1:XA:22:G:H1	1.24	0.86
40:RH:103:LEU:HD11	40:RH:123:PHE:CE1	2.09	0.85
1:XA:157:G:H1	1:XA:164:U:H3	1.21	0.85
34:YA:270(A):A:N6	34:YA:271(A):U:O2	2.09	0.85
1:XA:437:U:H3	1:XA:495:A:H62	1.21	0.85
34:YA:1419:A:H62	34:YA:1578:U:H3	1.23	0.85
34:RA:1482:U:H3	34:RA:1512:G:H1	1.25	0.85
34:RA:2475:C:H42	34:RA:2529:G:H22	1.22	0.84
4:QD:61:LYS:HE2	4:QD:206:PHE:CE2	2.11	0.84
16:QP:37:GLY:HA3	16:QP:50:LYS:O	1.77	0.84
34:RA:139:G:N2	34:RA:141(A):A:C6	2.45	0.84
34:RA:2542:A:O2'	34:RA:2543:G:H8	1.60	0.84
40:YH:9:ILE:HG21	40:YH:49:VAL:HB	1.56	0.84
1:QA:372:C:H42	1:QA:389:A:H62	0.88	0.84
34:RA:1093:G:H21	34:RA:1098:A:H62	0.86	0.84
35:RB:8:U:H3	35:RB:112:G:H1	1.21	0.84
34:YA:2542:A:H2	34:YA:2544:G:O6	1.61	0.84
40:RH:103:LEU:CD1	40:RH:123:PHE:CZ	2.61	0.84
1:XA:244:U:H3	1:XA:893:C:H42	1.22	0.84
35:YB:73:A:H62	35:YB:103:U:H3	1.26	0.83
34:RA:1247:A:C6	34:RA:1249:U:O2	2.31	0.83
29:R5:16:ARG:HD2	34:RA:1263:U:H5''	1.57	0.83
34:RA:2475:C:H42	34:RA:2529:G:N2	1.75	0.83
34:RA:2123:G:H1	34:RA:2175:C:H42	1.26	0.83
1:QA:401:C:C5	4:QD:73:ARG:NH2	2.48	0.82
1:QA:782:A:H62	1:QA:800:G:H21	1.27	0.82

*Continued on next page...*

*Continued from previous page...*

Atom-1	Atom-2	Interatomic distance (Å)	Clash overlap (Å)
34:RA:2751:G:C4	40:RH:3:ARG:HB3	2.14	0.82
1:XA:560:U:H5'	1:XA:566:G:N2	1.95	0.82
34:RA:586:A:H5'	38:RF:89:VAL:HG21	1.63	0.81
4:QD:61:LYS:HE2	4:QD:206:PHE:HE2	1.45	0.81
1:QA:15:G:H1	1:QA:920:U:H3	1.25	0.81
29:Y5:45:VAL:HG21	29:Y5:58:LEU:HD21	1.63	0.81
34:YA:1652:A:N6	34:YA:1653:G:C6	2.49	0.81
40:YH:9:ILE:CG2	40:YH:49:VAL:HB	2.11	0.80
40:RH:98:LEU:HD21	40:RH:125:VAL:HG11	0.81	0.80
1:XA:289:G:N2	1:XA:312:C:O2	2.14	0.80
25:R1:90:ILE:HG22	25:R1:94:LEU:CD1	2.06	0.80
46:RR:12:ARG:HG3	46:RR:16:HIS:HD2	1.47	0.80
34:RA:1632:A:N6	34:RA:1762:A:C2	2.49	0.80
34:RA:2852:G:H1	34:RA:2865:U:H3	1.26	0.80
40:RH:89:ILE:CD1	40:RH:131:VAL:HG22	2.12	0.80
41:RI:84:GLY:HA3	41:RI:89:TYR:OH	1.82	0.80
29:R5:16:ARG:HD3	34:RA:1263:U:H5''	1.63	0.79
35:RB:35:U:OP2	35:RB:36:C:OP2	1.98	0.79
34:RA:978:G:N2	34:RA:986:C:C2	2.50	0.79
1:QA:766:A:H62	1:QA:813:U:H3	1.27	0.79
4:QD:18:LYS:NZ	56:QD:301:SF4:S4	2.55	0.79
40:RH:98:LEU:CG	40:RH:125:VAL:HG11	2.13	0.78
1:QA:80:G:H1	1:QA:89:U:H3	1.30	0.78
1:QA:401:C:H5	4:QD:73:ARG:NH2	1.82	0.78
34:YA:59:U:H3	34:YA:68:G:H1	1.32	0.78
34:RA:2094:G:OP1	41:RI:22:LYS:CE	2.32	0.77
34:RA:676:A:H8	34:RA:2069:G:H21	1.33	0.77
34:RA:990:A:OP2	34:RA:991:C:OP2	2.03	0.77
34:RA:2291:U:H3	34:RA:2341:G:H1	1.28	0.77
40:RH:98:LEU:CD2	40:RH:125:VAL:CG1	2.41	0.77
34:RA:585:G:C2	34:RA:1256:G:C6	2.73	0.77
40:RH:87:LEU:O	40:RH:131:VAL:CG2	2.32	0.77
34:RA:1276:A:O2'	46:RR:12:ARG:NH1	2.18	0.77
1:XA:575:G:N2	1:XA:880:C:O2	2.17	0.77
34:YA:2508:G:H1	34:YA:2580:U:H3	1.31	0.77
50:RV:45:THR:O	50:RV:45:THR:HG22	1.83	0.77
25:R1:90:ILE:HA	25:R1:94:LEU:HD12	1.67	0.76
1:QA:819:A:N7	1:QA:1529:G:N1	2.34	0.76
41:RI:92:VAL:O	41:RI:120:ILE:HB	1.85	0.76
54:YZ:183:LEU:HD23	54:YZ:183:LEU:O	1.85	0.76
34:RA:2475:C:N4	34:RA:2529:G:H22	1.83	0.75

*Continued on next page...*

*Continued from previous page...*

Atom-1	Atom-2	Interatomic distance (Å)	Clash overlap (Å)
34:RA:526:A:OP1	34:RA:527:C:OP1	2.03	0.75
34:RA:2747:G:H21	34:RA:2757:A:H62	1.32	0.75
41:RI:92:VAL:HB	41:RI:120:ILE:CG2	2.16	0.75
10:QJ:79:ARG:NH1	10:QJ:79:ARG:O	2.20	0.75
33:Y9:27:CYS:SG	33:Y9:29:ASN:N	2.58	0.75
33:Y9:29:ASN:ND2	33:Y9:32:HIS:NE2	2.35	0.75
34:RA:1789:A:OP1	36:RD:222:ARG:CG	2.21	0.74
34:RA:2641:G:N2	34:RA:2774:C:C2	2.55	0.74
34:YA:2245:U:H6	34:YA:2245:U:H5''	1.52	0.74
34:YA:855:G:H1	34:YA:922:U:H3	1.34	0.74
32:R8:35:GLN:NE2	32:R8:36:LYS:HE2	2.02	0.74
34:RA:1165:U:H3	34:RA:1184:G:H1	1.35	0.74
34:RA:1234:U:C2'	34:RA:1235:G:H5'	2.17	0.74
1:XA:244:U:H3	1:XA:893:C:N4	1.85	0.74
1:XA:1304:G:N2	1:XA:1333:A:H62	1.85	0.74
1:QA:1066:C:H42	1:QA:1191:A:H62	1.32	0.74
1:QA:663:A:H61	1:QA:742:G:H1	1.36	0.73
1:QA:1066:C:N4	1:QA:1191:A:H62	1.84	0.73
1:XA:152:A:N6	1:XA:169:C:N4	2.36	0.73
34:RA:139:G:N2	34:RA:141(A):A:N6	2.36	0.73
34:YA:1215:G:H1	34:YA:1234:U:H3	1.36	0.73
34:RA:2542:A:O2'	34:RA:2543:G:C8	2.37	0.73
34:RA:2061:G:H5''	34:RA:2503:A:C2	2.24	0.72
34:RA:1632:A:N6	34:RA:1762:A:H2	1.87	0.72
2:QB:172:ILE:O	2:QB:176:GLU:HB2	1.88	0.72
34:YA:2611:U:H6	34:YA:2611:U:C5'	1.99	0.72
34:RA:141(A):A:H8	34:RA:1595:G:H21	1.37	0.72
1:QA:60:A:H62	1:QA:110:C:N4	1.88	0.72
36:RD:96:HIS:CE1	36:RD:102:LYS:HE2	2.24	0.71
1:XA:765:G:H1	1:XA:812:C:HO2'	1.37	0.71
1:QA:778:G:H1	1:QA:804:U:H3	1.38	0.71
34:YA:1612:C:C2	34:YA:1620:G:N2	2.59	0.71
9:QI:16:ARG:HB3	9:QI:64:THR:HG23	1.73	0.71
45:RQ:65:PHE:HB2	45:RQ:105:GLU:HB2	1.72	0.71
34:YA:1433:U:H3	34:YA:1560:G:H1	1.37	0.71
34:YA:574:C:N3	37:YE:145:LYS:NZ	2.35	0.71
1:XA:323:U:H3	1:XA:327:A:H62	1.39	0.71
34:RA:978:G:C2	34:RA:986:C:C2	2.79	0.70
2:XB:120:ALA:O	2:XB:124:SER:HB2	1.92	0.70
34:RA:1768:U:H3	34:RA:1984:G:H1	1.40	0.70
34:YA:2403:C:N4	34:YA:2415:G:C6	2.60	0.70

*Continued on next page...*

*Continued from previous page...*

Atom-1	Atom-2	Interatomic distance (Å)	Clash overlap (Å)
1:XA:152:A:H62	1:XA:169:C:N4	1.90	0.70
12:QL:104:VAL:O	12:QL:105:TYR:HD2	1.68	0.70
2:QB:54:THR:HG22	2:QB:199:TYR:HB3	1.74	0.69
4:XD:57:ARG:HB3	4:XD:206:PHE:HB2	1.72	0.69
34:RA:1632:A:H61	34:RA:1762:A:H2	1.39	0.69
4:XD:12:CYS:SG	4:XD:19:LEU:HB2	2.33	0.69
4:QD:61:LYS:CE	4:QD:206:PHE:CE2	2.75	0.69
14:QN:24:CYS:SG	14:QN:40:CYS:CA	2.81	0.69
40:RH:103:LEU:CD1	40:RH:123:PHE:CE1	2.75	0.69
1:QA:819:A:N7	1:QA:1529:G:C2	2.61	0.69
34:RA:1234:U:O2'	34:RA:1235:G:H5'	1.93	0.69
29:R5:15:ARG:NH2	34:RA:2022:U:OP2	2.26	0.69
36:YD:35:LYS:HB2	36:YD:63:ARG:HA	1.75	0.69
1:QA:927:G:H1	1:QA:1390:U:H3	1.40	0.68
36:RD:8:PRO:HB3	36:RD:14:ARG:HB3	1.75	0.68
30:Y6:6:ARG:NH1	34:YA:2285:C:OP2	2.25	0.68
1:XA:289:G:N1	1:XA:312:C:N3	2.41	0.68
34:RA:1791:A:N6	34:RA:1828:G:O2'	2.25	0.68
42:RN:16:ILE:HB	42:RN:54:VAL:HG12	1.75	0.68
53:RY:99:CYS:HB2	53:RY:103:GLY:H	1.58	0.68
1:XA:68(F):G:H1	1:XA:68(V):U:H3	1.39	0.68
34:YA:2392:A:H2	34:YA:2424:C:H42	1.41	0.68
1:QA:60:A:N6	1:QA:110:C:N4	2.41	0.68
3:XC:43:LEU:O	3:XC:47:LEU:HB2	1.93	0.68
22:XV:8:U:N3	22:XV:14:A:N6	2.34	0.68
34:YA:2185:C:H2'	34:YA:2186:G:H8	1.58	0.68
41:RI:81:VAL:HG21	41:RI:88:ILE:HD12	1.75	0.68
45:RQ:38:GLU:HG2	45:RQ:127:ILE:HG23	1.74	0.68
34:YA:2245:U:H5''	34:YA:2245:U:C6	2.29	0.67
34:YA:2542:A:C2	34:YA:2544:G:O6	2.46	0.67
4:QD:3:ARG:HH22	4:QD:100:ARG:HH22	1.42	0.67
34:RA:2576:G:H3'	34:RA:2576:G:N3	2.09	0.67
34:YA:1154:G:OP2	49:YU:58:ARG:NH2	2.27	0.67
38:RF:154:VAL:HG12	38:RF:191:ARG:HB2	1.77	0.67
1:XA:1238:A:H62	1:XA:1301:U:H3	0.80	0.67
1:QA:437:U:H3	1:QA:495:A:H62	1.42	0.67
42:YN:131:GLN:OE1	42:YN:134:ARG:NH2	2.27	0.67
1:XA:107:G:N7	20:XT:15:ARG:NH2	2.43	0.67
45:YQ:16:ARG:HH21	45:YQ:18:LYS:HD3	1.59	0.67
5:QE:139:LEU:HA	5:QE:142:LEU:HD12	1.77	0.67
34:RA:784:A:OP2	34:RA:2589:A:OP1	2.13	0.67

*Continued on next page...*

*Continued from previous page...*

Atom-1	Atom-2	Interatomic distance (Å)	Clash overlap (Å)
41:RI:92:VAL:HB	41:RI:120:ILE:HG21	1.74	0.67
34:RA:2343:C:HO2'	34:RA:2373:G:HO2'	1.37	0.67
40:RH:101:ARG:HH12	40:RH:123:PHE:H	1.43	0.67
54:RZ:52:SER:O	54:RZ:54:HIS:N	2.28	0.67
22:QV:37:1MG:HM13	23:QX:16:C:C6	2.30	0.67
4:QD:31:CYS:SG	4:QD:33:MET:HB2	2.35	0.66
33:Y9:13:LYS:HD2	33:Y9:13:LYS:C	2.14	0.66
54:RZ:112:ARG:HG3	54:RZ:114:GLY:H	1.59	0.66
1:XA:1119:C:H2'	1:XA:1120:G:H8	1.60	0.66
1:XA:1238:A:N7	1:XA:1301:U:O4	2.27	0.66
22:XV:65:U:H2'	22:XV:66:A:H8	1.59	0.66
32:Y8:8:LYS:NZ	34:YA:243:U:OP1	2.28	0.66
53:YY:79:CYS:SG	57:YY:201:ZN:ZN	1.84	0.66
1:XA:1512:U:H3	1:XA:1523:G:H1	1.43	0.66
34:RA:139:G:N3	34:RA:141(A):A:N1	2.43	0.66
2:XB:185:ILE:HG22	2:XB:199:TYR:HB2	1.78	0.66
1:QA:765:G:H1	1:QA:812:C:HO2'	1.42	0.66
34:RA:981:A:H2	34:RA:2027:G:N3	1.93	0.66
1:XA:1300:G:O2'	1:XA:1303:C:N4	2.29	0.66
34:YA:1187:G:H8	34:YA:1187:G:O5'	1.79	0.66
34:RA:2751:G:N3	40:RH:3:ARG:HG2	2.10	0.66
1:XA:186(G):C:H42	1:XA:186(M):G:H1	1.43	0.66
1:QA:815:A:O4'	1:QA:817:C:N4	2.29	0.66
34:RA:27:G:N2	34:RA:513:A:OP2	2.29	0.66
40:RH:18:GLU:HB2	40:RH:25:LYS:HB2	1.78	0.66
1:XA:560:U:H5'	1:XA:566:G:H21	1.60	0.66
1:XA:1320:C:H42	19:XS:36:ARG:HG3	1.59	0.66
40:YH:84:SER:HB2	40:YH:132:ARG:HD2	1.78	0.66
9:XI:18:PHE:HB3	9:XI:20:ARG:HH12	1.60	0.66
34:RA:1052:C:O5'	34:RA:1052:C:H6	1.79	0.65
29:Y5:16:ARG:NH2	34:YA:517:C:OP1	2.28	0.65
2:QB:167:PRO:O	2:QB:171:ALA:HB2	1.96	0.65
34:RA:2508:G:O6	34:RA:2580:U:O4	2.15	0.65
34:RA:2641:G:C2	34:RA:2774:C:N3	2.65	0.65
34:RA:2641:G:N1	34:RA:2774:C:N3	2.43	0.65
1:QA:1127:G:N3	1:QA:1147:C:N4	2.44	0.65
1:QA:266:G:H5'	1:QA:268:C:H41	1.60	0.65
1:QA:766:A:N6	1:QA:813:U:H3	1.94	0.65
34:RA:962:G:OP1	34:RA:963:U:OP2	2.13	0.65
34:RA:1824:G:HO2'	36:RD:248:SER:HG	1.40	0.65
51:RW:88:ARG:HB2	51:RW:92:ARG:HB3	1.77	0.65

*Continued on next page...*

*Continued from previous page...*

Atom-1	Atom-2	Interatomic distance (Å)	Clash overlap (Å)
1:XA:674:G:H2'	1:XA:675:A:H8	1.61	0.65
20:XT:86:ARG:O	20:XT:90:GLN:NE2	2.30	0.65
34:YA:530:G:O2'	34:YA:532:A:N7	2.29	0.65
50:RV:62:LEU:HD11	50:RV:95:LEU:HB2	1.77	0.65
1:QA:401:C:OP2	4:QD:73:ARG:NE	2.29	0.65
38:RF:147:GLY:O	38:RF:191:ARG:NH1	2.29	0.65
40:RH:89:ILE:HD11	40:RH:131:VAL:HG22	1.76	0.65
1:XA:375:U:H4'	16:XP:6:LEU:HD11	1.78	0.65
1:XA:438:G:H21	1:XA:497:A:H62	1.45	0.65
1:XA:1386:G:H2'	1:XA:1387:G:H8	1.61	0.65
34:YA:2680:C:H5'	37:YE:189:PRO:HA	1.79	0.65
13:QM:14:ARG:HG2	13:QM:44:ARG:HD3	1.78	0.65
34:RA:675:A:O2'	38:RF:67:GLN:NE2	2.29	0.65
34:RA:2641:G:N1	34:RA:2774:C:C4	2.65	0.65
29:Y5:48:GLU:CD	51:YW:37:ARG:HH12	1.99	0.65
1:QA:982:U:H3	1:QA:1223:C:H42	1.44	0.65
4:QD:121:VAL:HG22	4:QD:126:ILE:HG13	1.79	0.65
34:RA:229:A:H4'	34:RA:230:U:H5'	1.78	0.65
34:YA:703:U:H3	34:YA:728:G:H1	1.44	0.65
1:QA:942:G:H1	1:QA:1341:U:H3	1.45	0.65
1:XA:1261:A:H62	1:XA:1274:G:H21	1.45	0.65
54:RZ:10:ARG:HD2	54:RZ:38:TYR:HB3	1.79	0.65
4:XD:20:TYR:HA	4:XD:26:CYS:SG	2.37	0.65
22:XV:8:U:O4	22:XV:14:A:N7	2.30	0.65
47:YS:106:ARG:HB2	47:YS:110:LEU:HD23	1.78	0.65
34:RA:811:U:HO2'	34:RA:1250:G:HO2'	1.35	0.64
37:RE:75:VAL:HG23	37:RE:76:ARG:HG2	1.79	0.64
1:QA:860:A:N3	8:QH:18:ARG:NH1	2.44	0.64
2:QB:177:ALA:HB1	2:QB:182:ILE:HB	1.78	0.64
34:RA:331:A:N6	34:RA:1210:A:OP2	2.30	0.64
8:XH:14:ARG:HB3	8:XH:83:ILE:HD11	1.79	0.64
35:YB:90:C:H5'	45:YQ:18:LYS:HA	1.80	0.64
41:RI:92:VAL:HB	41:RI:120:ILE:HB	1.80	0.64
29:Y5:16:ARG:NH1	29:Y5:17:ASP:OD1	2.30	0.64
34:YA:1252:G:N3	49:YU:33:ARG:NH1	2.45	0.64
34:YA:1392:A:N6	52:YX:15:GLU:OE2	2.30	0.64
34:YA:2402:C:H6	34:YA:2402:C:O5'	1.80	0.64
4:QD:18:LYS:HG3	4:QD:33:MET:HG3	1.78	0.64
25:Y1:87:PRO:HA	25:Y1:90:ILE:HG22	1.80	0.64
1:QA:1291:G:H4'	9:QI:39:GLY:HA3	1.80	0.64
4:QD:9:CYS:SG	4:QD:22:LYS:NZ	2.71	0.64

*Continued on next page...*



*Continued from previous page...*

Atom-1	Atom-2	Interatomic distance (Å)	Clash overlap (Å)
34:RA:2542:A:C2	34:RA:2544:G:O6	2.50	0.64
1:QA:624:C:H2'	1:QA:625:G:H8	1.62	0.64
1:QA:1074:G:H1	1:QA:1083:U:H3	1.45	0.64
9:XI:17:VAL:HG12	9:XI:63:ILE:HD12	1.79	0.64
32:R8:8:LYS:NZ	34:RA:243:U:OP1	2.29	0.64
1:XA:1323:G:H5''	13:XM:99:ARG:HH21	1.61	0.64
34:YA:138:G:N2	52:YX:44:GLU:OE2	2.29	0.64
34:YA:414:C:O2	34:YA:1864:U:O2'	2.16	0.64
34:YA:2086:U:OP2	36:YD:263:ARG:NH1	2.29	0.64
1:QA:12:U:H3	1:QA:22:G:H1	1.46	0.64
34:RA:811:U:H3'	44:RP:22:GLY:HA2	1.80	0.64
34:RA:1654:A:H8	34:RA:1654:A:H5''	1.61	0.64
34:YA:1270:C:H5''	34:YA:1271:G:H5'	1.79	0.64
34:YA:1307:A:C6	34:YA:1622:G:O6	2.51	0.64
2:QB:132:LYS:HA	2:QB:135:GLN:HB2	1.78	0.64
34:RA:1026:U:H1'	34:RA:1027:A:H5''	1.80	0.64
34:YA:2425:A:H4'	34:YA:2426:A:H5''	1.79	0.64
1:QA:1415:G:H1	1:QA:1485:U:H3	1.44	0.64
34:RA:1818:U:OP2	36:RD:157:ARG:NH1	2.31	0.64
40:RH:6:ARG:HH22	40:RH:54:ARG:HD3	1.62	0.64
10:XJ:50:ILE:HA	10:XJ:60:ARG:HB2	1.79	0.64
36:RD:60:ARG:HD3	36:RD:86:PRO:HB2	1.80	0.63
45:RQ:81:VAL:HG12	45:RQ:82:ARG:HG2	1.80	0.63
1:XA:160:A:N1	1:XA:343:U:O2'	2.30	0.63
1:QA:1221:G:OP1	1:QA:1321:C:N4	2.31	0.63
54:RZ:52:SER:O	54:RZ:54:HIS:ND1	2.32	0.63
2:XB:54:THR:HG22	2:XB:199:TYR:HB3	1.81	0.63
32:Y8:22:VAL:HB	32:Y8:53:PRO:HB3	1.80	0.63
5:QE:140:ARG:O	5:QE:143:ARG:NH1	2.32	0.63
34:RA:1012:U:OP1	49:RU:75:ASN:ND2	2.31	0.63
40:RH:78:GLY:HA2	40:RH:82:GLY:HA3	1.79	0.63
41:RI:84:GLY:HA3	41:RI:89:TYR:CZ	2.33	0.63
34:YA:1695:G:N7	36:YD:14:ARG:NH2	2.47	0.63
34:YA:2701:C:H3'	34:YA:2702:U:H5''	1.80	0.63
44:YP:4:SER:O	44:YP:7:ARG:NH2	2.32	0.63
1:QA:346:G:OP1	48:RT:41:ARG:NH2	2.32	0.63
5:QE:79:GLU:O	8:QH:104:ARG:NH1	2.32	0.63
17:XQ:29:HIS:HB3	17:XQ:33:GLY:H	1.64	0.63
28:Y4:22:ILE:HG22	28:Y4:23:GLU:HG3	1.80	0.63
34:RA:1022:G:N7	34:RA:1140:C:N4	2.46	0.63
24:Y0:72:ARG:HE	24:Y0:75:LEU:HD12	1.64	0.63

*Continued on next page...*

*Continued from previous page...*

Atom-1	Atom-2	Interatomic distance (Å)	Clash overlap (Å)
37:RE:109:LYS:HE3	37:RE:191:PRO:HA	1.79	0.63
1:XA:166:G:H2'	1:XA:167:G:H8	1.64	0.63
34:YA:2006:C:O2'	34:YA:2823:A:N3	2.31	0.63
1:QA:619:U:N3	4:QD:134:ASP:OD1	2.30	0.63
34:RA:1247:A:OP2	44:RP:15:ARG:NH2	2.32	0.63
4:XD:8:VAL:HA	4:XD:11:LEU:HD13	1.81	0.63
32:R8:35:GLN:HE22	32:R8:36:LYS:HE2	1.62	0.62
34:YA:1186:G:H8	34:YA:1186:G:O5'	1.82	0.62
34:YA:1607:C:N4	34:YA:1622:G:OP2	2.32	0.62
34:YA:1995:U:O2	43:YO:3:GLN:NE2	2.32	0.62
1:QA:674:G:H2'	1:QA:675:A:H8	1.64	0.62
21:QU:12:LYS:HB3	21:QU:22:ARG:HD2	1.80	0.62
34:RA:998:C:OP2	49:RU:58:ARG:NH1	2.32	0.62
37:RE:119:ARG:HG3	37:RE:160:TYR:CD1	2.34	0.62
34:RA:2102:U:H3	34:RA:2187:G:H1	1.46	0.62
34:YA:627:A:N7	44:YP:84:ASN:ND2	2.46	0.62
54:YZ:52:SER:O	54:YZ:54:HIS:N	2.32	0.62
34:RA:139:G:C2	34:RA:141(A):A:N6	2.67	0.62
34:RA:2641:G:C2	34:RA:2774:C:C2	2.88	0.62
47:RS:83:LYS:HG3	47:RS:84:GLN:HG3	1.81	0.62
1:XA:345:C:O2'	1:XA:346:G:N2	2.33	0.62
1:QA:1198:G:H21	10:QJ:54:PHE:HE1	1.48	0.62
7:QG:118:VAL:O	7:QG:122:HIS:ND1	2.32	0.62
29:R5:51:TYR:CE1	29:R5:56:LYS:HB3	2.35	0.62
45:RQ:37:LEU:HD11	45:RQ:130:LYS:HG2	1.81	0.62
53:RY:99:CYS:CB	53:RY:103:GLY:H	2.12	0.62
1:QA:1066:C:N4	1:QA:1191:A:N6	2.43	0.62
27:R3:49:LYS:NZ	34:RA:851:U:OP1	2.31	0.62
34:YA:270(A):A:OP2	34:YA:270(Z):G:N2	2.28	0.62
34:YA:2547:U:O2	43:YO:23:ARG:NH2	2.33	0.62
41:YI:80:PRO:HB2	41:YI:146:ALA:HB2	1.81	0.62
34:RA:1314:C:OP1	34:RA:1332:G:OP1	2.17	0.62
1:XA:954:G:H21	1:XA:1227:A:H62	1.48	0.62
1:XA:1179:A:H4'	9:XI:103:THR:HA	1.80	0.62
1:XA:1510:U:H3	1:XA:1525:G:H1	1.48	0.62
34:YA:780:G:H21	34:YA:783:A:H62	1.48	0.62
34:YA:1612:C:C2	34:YA:1620:G:C2	2.88	0.62
36:YD:264:LYS:HG2	36:YD:266:SER:H	1.64	0.62
1:QA:262:A:H5''	20:QT:76:ALA:HB2	1.82	0.62
1:QA:553:A:H5''	12:QL:24:VAL:HG11	1.82	0.62
1:QA:570:G:H2'	1:QA:571:U:H6	1.64	0.62

*Continued on next page...*



*Continued from previous page...*

Atom-1	Atom-2	Interatomic distance (Å)	Clash overlap (Å)
1:QA:1077:G:N2	1:QA:1080:A:OP2	2.33	0.62
47:YS:23:ARG:NH2	47:YS:84:GLN:OE1	2.33	0.62
1:QA:1073:U:O2	2:QB:104:ASN:ND2	2.32	0.62
29:R5:3:LYS:O	34:RA:2056:G:N2	2.30	0.62
1:XA:289:G:N2	1:XA:312:C:C2	2.68	0.62
1:XA:1007:C:N3	1:XA:1023:G:N2	2.48	0.62
38:YF:160:ASN:HB3	38:YF:163:VAL:HG12	1.81	0.62
22:QV:19:G:H1'	22:QV:56:C:H42	1.65	0.61
25:R1:95:LEU:O	25:R1:95:LEU:CD2	2.45	0.61
54:RZ:72:ARG:NH2	54:RZ:97:GLU:O	2.33	0.61
34:YA:269:U:C5	34:YA:271(A):U:C4	2.88	0.61
34:YA:768:G:O2'	34:YA:1379:A:N6	2.32	0.61
37:RE:141:ILE:O	37:RE:154:LYS:NZ	2.33	0.61
8:XH:17:THR:O	8:XH:78:GLN:NE2	2.32	0.61
32:Y8:11:LYS:HB3	32:Y8:60:LEU:HD11	1.82	0.61
34:YA:2126:A:N6	34:YA:2163:C:O2'	2.34	0.61
50:YV:72:VAL:HB	50:YV:85:LYS:HB3	1.82	0.61
27:R3:12:PRO:HB2	27:R3:20:LYS:HD3	1.82	0.61
34:RA:259:G:H21	34:RA:621:A:H8	1.48	0.61
34:RA:1664:A:H61	34:RA:1996:C:N4	1.99	0.61
34:RA:1859:A:N6	34:RA:1883:G:O2'	2.33	0.61
1:XA:339:C:OP2	43:YO:97:ARG:NH1	2.33	0.61
1:XA:749:C:H2'	1:XA:750:G:H8	1.64	0.61
1:XA:1157:A:H2'	1:XA:1181:G:H22	1.65	0.61
15:XO:88:ARG:NH1	34:YA:713:G:OP2	2.33	0.61
34:YA:814:C:O2'	34:YA:1225:C:N3	2.33	0.61
44:RP:47:ASP:OD2	44:RP:50:ARG:NH2	2.33	0.61
16:XP:6:LEU:HB2	16:XP:17:TYR:HB3	1.82	0.61
42:YN:112:LEU:O	42:YN:116:LEU:HB2	1.99	0.61
28:R4:16:CYS:SG	28:R4:17:GLY:N	2.73	0.61
1:XA:437:U:H3	1:XA:495:A:N6	1.96	0.61
36:RD:96:HIS:HE1	36:RD:102:LYS:HE2	1.64	0.61
34:YA:955:C:OP1	45:YQ:85:LYS:NZ	2.33	0.61
41:YI:30:LEU:HB3	41:YI:36:ALA:HB3	1.80	0.61
1:QA:992:U:H3	1:QA:1044:A:H62	1.47	0.61
1:QA:1316:G:H4'	14:QN:18:VAL:HG11	1.83	0.61
45:RQ:63:LYS:HD2	54:RZ:175:VAL:HG21	1.82	0.61
1:XA:881:G:OP2	12:XL:9:GLN:NE2	2.33	0.61
32:Y8:12:LYS:NZ	34:YA:249:C:O2	2.32	0.61
16:QP:53:VAL:HG12	16:QP:79:VAL:HG12	1.82	0.61
34:RA:300:A:OP1	53:RY:86:ARG:NH2	2.34	0.61

*Continued on next page...*

*Continued from previous page...*

Atom-1	Atom-2	Interatomic distance (Å)	Clash overlap (Å)
46:RR:74:LYS:HD3	46:RR:77:ARG:HH21	1.66	0.61
1:XA:1324:A:OP2	13:XM:99:ARG:NH2	2.33	0.61
54:YZ:181:GLU:O	54:YZ:182:LYS:O	2.19	0.61
1:QA:766:A:N7	1:QA:813:U:O4	2.34	0.61
1:QA:1306:A:N6	1:QA:1331:G:O2'	2.33	0.61
34:RA:1638:C:O3'	34:RA:2709:G:N2	2.34	0.61
53:RY:76:CYS:SG	53:RY:80:GLY:N	2.74	0.61
34:YA:265:A:N6	34:YA:427:U:O2'	2.34	0.61
35:YB:37:C:O2	47:YS:95:HIS:NE2	2.27	0.61
7:QG:133:GLY:HA2	7:QG:136:LYS:HE2	1.83	0.60
7:QG:138:LYS:HE2	7:QG:142:GLU:HG3	1.83	0.60
13:QM:57:ARG:O	13:QM:61:GLU:HB2	2.01	0.60
54:RZ:3:TYR:HB2	54:RZ:57:ILE:HG22	1.81	0.60
34:YA:2010:G:H5''	51:YW:42:ARG:HB2	1.81	0.60
34:RA:2641:G:H2'	34:RA:2642:G:H8	1.66	0.60
48:RT:77:PRO:HG2	48:RT:80:SER:HB3	1.82	0.60
1:XA:68(I):G:H21	1:XA:68(T):C:H41	1.47	0.60
34:YA:960:A:H61	45:YQ:82:ARG:HH12	1.48	0.60
34:RA:626:U:H3	44:RP:105:LEU:HA	1.66	0.60
34:RA:994:C:OP1	49:RU:53:ARG:NH2	2.35	0.60
4:XD:25:ARG:NE	4:XD:30:LYS:O	2.33	0.60
34:YA:688:U:H6	34:YA:688:U:O5'	1.85	0.60
34:YA:750:A:C2	34:YA:753:C:C6	2.89	0.60
34:YA:2402:C:H6	34:YA:2402:C:C5'	2.14	0.60
34:RA:2483:C:N3	45:RQ:124:LYS:NZ	2.49	0.60
39:RG:72:ARG:HA	39:RG:87:PRO:HA	1.82	0.60
34:YA:1093:G:H21	34:YA:1098:A:H62	1.48	0.60
34:YA:2572:A:OP1	34:YA:2574:G:O2'	2.20	0.60
35:YB:48:A:OP2	47:YS:30:ARG:NH2	2.34	0.60
37:YE:1:MET:HG3	37:YE:200:GLU:HG2	1.82	0.60
2:XB:163:PHE:HA	2:XB:185:ILE:O	2.01	0.60
34:YA:1669:A:H2'	34:YA:1669:A:N3	2.17	0.60
34:RA:2808:U:C2	34:RA:2892:A:N6	2.70	0.60
28:Y4:1:MET:N	35:YB:44:G:OP1	2.33	0.60
34:YA:1224:G:N2	34:YA:1227:A:OP2	2.31	0.60
41:RI:92:VAL:HB	41:RI:120:ILE:CB	2.30	0.60
1:XA:1118:C:OP1	9:XI:104:ARG:NH1	2.34	0.60
39:YG:16:ARG:NH2	39:YG:28:VAL:O	2.35	0.60
44:YP:58:THR:O	44:YP:61:ARG:NH2	2.34	0.60
51:YW:6:ILE:HG12	51:YW:104:THR:HG23	1.84	0.60
51:YW:30:GLU:O	51:YW:34:ASN:ND2	2.34	0.60

*Continued on next page...*

*Continued from previous page...*

Atom-1	Atom-2	Interatomic distance (Å)	Clash overlap (Å)
34:RA:585:G:C2	34:RA:1256:G:O6	2.55	0.60
34:RA:1234:U:H2'	34:RA:1235:G:H5'	1.83	0.60
46:RR:97:VAL:HG22	46:RR:114:VAL:HG12	1.84	0.60
4:XD:13:ARG:HG3	4:XD:40:PRO:HD3	1.84	0.60
34:YA:987:G:O2'	34:YA:1000:A:N3	2.30	0.60
40:YH:89:ILE:O	40:YH:129:THR:OG1	2.19	0.60
1:QA:1261:A:H62	1:QA:1274:G:H21	1.50	0.60
32:R8:12:LYS:NZ	34:RA:249:C:O2	2.35	0.60
2:XB:67:THR:HG21	2:XB:155:LEU:HG	1.84	0.60
2:XB:126:GLU:OE2	2:XB:130:ARG:NH1	2.34	0.60
13:XM:3:ARG:O	13:XM:57:ARG:NH2	2.35	0.60
34:RA:1827:C:OP2	36:RD:222:ARG:NH1	2.35	0.60
1:XA:545:C:OP2	4:XD:65:ARG:NH2	2.35	0.60
34:YA:811:U:O4	44:YP:21:ARG:NH2	2.34	0.60
34:YA:1340:U:OP2	52:YX:78:LYS:NZ	2.32	0.60
38:YF:11:VAL:HG22	38:YF:125:LEU:HB2	1.84	0.60
10:QJ:6:ILE:HG22	10:QJ:98:ILE:HG22	1.84	0.59
32:R8:56:GLU:HA	32:R8:59:LYS:HE2	1.83	0.59
1:XA:760:G:N2	17:XQ:97:SER:OG	2.35	0.59
5:XE:79:GLU:HG3	5:XE:93:PRO:HD2	1.84	0.59
34:YA:782:A:O2'	36:YD:225:ALA:O	2.19	0.59
34:YA:2108:C:N3	34:YA:2182:G:N2	2.50	0.59
47:YS:4:LEU:HD11	47:YS:12:PHE:HE2	1.67	0.59
1:QA:544:G:OP1	4:QD:59:ARG:NH2	2.35	0.59
11:XK:17:GLY:HA2	11:XK:35:PRO:HD3	1.83	0.59
30:Y6:6:ARG:HH21	30:Y6:24:GLU:HG3	1.65	0.59
31:Y7:3:ARG:NE	34:YA:1613:G:O2'	2.36	0.59
1:QA:178:C:H2'	1:QA:179:A:H8	1.66	0.59
1:QA:545:C:OP2	4:QD:65:ARG:NH2	2.36	0.59
34:RA:825:C:O2	44:RP:55:ARG:NH2	2.36	0.59
34:RA:2701:C:H3'	34:RA:2702:U:H5''	1.84	0.59
37:RE:201:THR:HG22	37:RE:203:LYS:H	1.66	0.59
41:RI:88:ILE:HG22	41:RI:90:GLY:H	1.66	0.59
1:XA:520:A:H62	1:XA:529:G:H21	1.50	0.59
34:YA:994:C:OP1	49:YU:53:ARG:NH2	2.36	0.59
34:YA:1988:C:N4	34:YA:1989:G:O6	2.35	0.59
51:YW:33:ARG:NH2	51:YW:52:GLU:OE1	2.35	0.59
34:RA:2820:A:N3	34:RA:2820:A:H2'	2.17	0.59
46:RR:12:ARG:HG3	46:RR:16:HIS:CD2	2.25	0.59
28:Y4:5:ILE:HD13	28:Y4:5:ILE:N	2.17	0.59
34:YA:2055:C:O2	34:YA:2572:A:N6	2.35	0.59

*Continued on next page...*

*Continued from previous page...*

Atom-1	Atom-2	Interatomic distance (Å)	Clash overlap (Å)
34:RA:530:G:O2'	34:RA:532:A:N7	2.34	0.59
40:RH:89:ILE:HD11	40:RH:131:VAL:CG2	2.32	0.59
1:XA:410:G:H21	1:XA:432:A:H62	1.50	0.59
8:XH:100:ILE:HD11	8:XH:125:ARG:HB3	1.84	0.59
34:YA:1216:G:OP1	49:YU:11:ARG:NH2	2.32	0.59
34:YA:1433:U:O4	34:YA:1560:G:O6	2.21	0.59
37:YE:143:ASN:OD1	37:YE:143:ASN:N	2.35	0.59
53:YY:79:CYS:HB2	53:YY:81:LYS:HG2	1.83	0.59
31:R7:9:ARG:NE	34:RA:1310:G:OP2	2.34	0.59
34:RA:572:A:H61	34:RA:2029:G:H21	1.50	0.59
34:RA:659:C:H2'	34:RA:660:G:H8	1.66	0.59
22:XV:30:C:H2'	22:XV:31:G:H8	1.66	0.59
36:YD:61:LEU:O	36:YD:63:ARG:NH1	2.36	0.59
41:YI:9:LEU:HD21	41:YI:35:LEU:HD12	1.84	0.59
34:RA:2085:C:H4'	36:RD:262:ARG:HH21	1.66	0.59
34:RA:2542:A:H2	34:RA:2544:G:O6	1.86	0.59
35:RB:37:C:O2	47:RS:95:HIS:NE2	2.35	0.59
41:RI:93:THR:O	41:RI:97:ILE:HG13	2.03	0.59
46:RR:51:LEU:HG	46:RR:66:VAL:HG23	1.85	0.59
8:XH:91:ARG:NH1	17:XQ:32:TYR:O	2.35	0.59
25:Y1:39:LYS:NZ	34:YA:205:G:O6	2.35	0.59
34:YA:83:G:N2	34:YA:103:A:OP2	2.34	0.59
1:QA:782:A:H62	1:QA:800:G:N2	1.98	0.59
4:QD:98:GLU:OE1	4:QD:103:ASN:ND2	2.36	0.59
34:RA:1066:U:N3	34:RA:1069:A:OP2	2.34	0.59
40:RH:107:VAL:O	40:RH:152:ARG:NH2	2.35	0.59
43:RO:88:ASN:ND2	43:RO:90:GLN:OE1	2.36	0.59
23:QX:8:A:H2'	23:QX:9:G:H8	1.68	0.59
10:XJ:10:GLY:HA3	10:XJ:16:LEU:HD21	1.84	0.59
34:YA:2475:C:H42	34:YA:2529:G:H22	1.50	0.59
34:YA:2502:G:H5''	34:YA:2503:A:H5''	1.85	0.59
38:YF:168:ARG:HG2	38:YF:175:THR:HG21	1.84	0.59
34:RA:2576:G:O2'	34:RA:2579:C:OP2	2.16	0.59
13:XM:3:ARG:HH12	13:XM:11:ARG:HH21	1.51	0.59
19:XS:63:THR:OG1	19:XS:65:ASN:OD1	2.21	0.59
34:YA:1800:C:OP2	36:YD:183:ARG:NH1	2.34	0.59
54:YZ:151:HIS:HB3	54:YZ:170:THR:HA	1.85	0.59
1:QA:1071:C:H2'	1:QA:1072:G:H8	1.67	0.58
29:R5:33:CYS:CB	29:R5:46:CYS:SG	2.90	0.58
34:RA:2134:A:O2'	34:RA:2159:G:N3	2.36	0.58
34:RA:2448:A:OP2	34:RA:2499:C:OP2	2.21	0.58

*Continued on next page...*

*Continued from previous page...*

Atom-1	Atom-2	Interatomic distance (Å)	Clash overlap (Å)
40:RH:152:ARG:HG2	40:RH:153:LYS:HG2	1.84	0.58
33:Y9:6:SER:HB3	34:YA:2466:C:H5''	1.85	0.58
3:QC:108:ASN:ND2	3:QC:144:SER:OG	2.36	0.58
5:QE:75:THR:OG1	5:QE:76:ILE:N	2.35	0.58
38:RF:148:LEU:HD13	38:RF:191:ARG:HH11	1.68	0.58
1:XA:406:G:H1	1:XA:436:C:H42	1.51	0.58
1:XA:578:C:H5''	1:XA:578:C:H6	1.68	0.58
34:YA:1930:G:N2	34:YA:1969:A:OP2	2.35	0.58
34:RA:309:G:N3	34:RA:329:G:O2'	2.36	0.58
1:XA:1463:C:H4'	48:YT:112:ARG:HH21	1.68	0.58
34:YA:1789:A:OP2	36:YD:222:ARG:NH1	2.36	0.58
1:QA:976:G:O4'	1:QA:1363:A:N6	2.36	0.58
2:QB:78:GLN:O	2:QB:94:ASN:ND2	2.37	0.58
34:RA:946:G:O6	34:RA:972:G:N2	2.36	0.58
34:RA:1637:A:H4'	34:RA:2711:A:O2'	2.03	0.58
1:XA:49:U:H3	1:XA:362:G:H1'	1.69	0.58
1:XA:1130:A:O2'	9:XI:3:GLN:OE1	2.22	0.58
34:YA:27:G:N2	34:YA:513:A:OP2	2.36	0.58
34:YA:776:G:N7	34:YA:793:A:O2'	2.36	0.58
34:YA:1667:G:O2'	34:YA:1991:U:O4	2.21	0.58
36:YD:35:LYS:H	36:YD:64:ILE:HG12	1.68	0.58
6:QF:23:LYS:NZ	6:QF:42:GLU:OE1	2.36	0.58
34:RA:2086:U:OP2	36:RD:263:ARG:NH1	2.36	0.58
34:RA:2729:G:H1'	37:RE:187:ALA:HB2	1.86	0.58
5:XE:18:ARG:NH1	5:XE:25:ARG:O	2.36	0.58
22:XV:49:G:H1	22:XV:65:U:H3	1.52	0.58
24:Y0:33:ALA:O	34:YA:2353:G:O2'	2.22	0.58
32:Y8:42:ARG:NH1	34:YA:2349:G:OP2	2.36	0.58
34:YA:269:U:C6	34:YA:271(A):U:C4	2.91	0.58
37:YE:50:GLY:HA2	37:YE:77:ILE:HA	1.85	0.58
37:YE:128:SER:OG	37:YE:129:HIS:N	2.35	0.58
43:YO:80:ASP:OD2	48:YT:64:ARG:NH2	2.34	0.58
30:R6:16:CYS:SG	30:R6:42:TRP:HB2	2.44	0.58
1:XA:578:C:H5''	1:XA:578:C:C6	2.38	0.58
1:XA:643:C:H2'	1:XA:644:G:H8	1.67	0.58
3:XC:9:GLY:HA2	3:XC:12:LEU:HD13	1.83	0.58
34:YA:180:G:N2	34:YA:215:G:O6	2.36	0.58
4:QD:59:ARG:HH12	4:QD:66:ARG:HH22	1.51	0.58
34:RA:654(B):G:N2	34:RA:654(U):C:O2	2.36	0.58
34:RA:863:A:O3'	35:RB:100:G:N2	2.37	0.58
50:RV:24:LYS:HA	50:RV:92:THR:HG23	1.85	0.58

*Continued on next page...*

*Continued from previous page...*

Atom-1	Atom-2	Interatomic distance (Å)	Clash overlap (Å)
52:RX:25:LYS:HD3	52:RX:80:ILE:HD11	1.86	0.58
53:RY:99:CYS:HB2	53:RY:103:GLY:N	2.18	0.58
34:YA:141(A):A:H8	34:YA:1595:G:H21	1.50	0.58
1:QA:736:C:OP1	18:QR:72:ARG:NH2	2.37	0.58
1:QA:1268:A:N3	21:QU:20:LYS:NZ	2.51	0.58
43:RO:1:MET:HB2	43:RO:32:TYR:HB3	1.84	0.58
54:RZ:30:ASN:HB3	54:RZ:90:VAL:HG22	1.86	0.58
13:XM:11:ARG:O	13:XM:13:LYS:NZ	2.35	0.58
17:XQ:99:SER:OG	17:XQ:100:LYS:N	2.37	0.58
20:XT:71:THR:OG1	20:XT:72:LEU:N	2.36	0.58
1:QA:1233:G:OP2	9:QI:124:GLN:NE2	2.36	0.58
1:QA:1522:U:H2'	1:QA:1523:G:H8	1.69	0.58
10:QJ:40:LEU:HD11	10:QJ:71:LEU:HB2	1.86	0.58
22:QV:37:1MG:H3'	22:QV:38:A:H8	1.69	0.58
34:RA:197:A:N6	34:RA:2430:A:C8	2.72	0.58
34:RA:2431:U:N3	34:RA:2434:A:OP2	2.31	0.58
34:RA:2808:U:O4	34:RA:2892:A:N7	2.36	0.58
1:XA:825:G:O2'	8:XH:12:ARG:NH2	2.37	0.58
34:YA:392:C:H5''	34:YA:409:C:H5''	1.85	0.58
34:YA:442:G:H1'	38:YF:48:THR:HG21	1.86	0.58
34:YA:2683:C:O2	43:YO:70:LYS:NZ	2.28	0.58
41:YI:3:VAL:HG12	41:YI:38:LEU:HA	1.85	0.58
3:QC:91:LEU:HD12	3:QC:101:LEU:HD11	1.85	0.57
27:R3:30:ARG:NH1	34:RA:1184:G:OP1	2.37	0.57
34:RA:1653:G:N7	46:RR:9:LYS:HB2	2.18	0.57
34:RA:2314:C:H2'	34:RA:2315:G:H8	1.69	0.57
39:RG:15:VAL:HG22	39:RG:175:LEU:HD22	1.86	0.57
5:XE:11:ILE:HG21	5:XE:105:VAL:HG22	1.86	0.57
34:YA:662:G:OP1	44:YP:15:ARG:NH1	2.36	0.57
34:YA:1068:G:O2'	34:YA:1096:A:N3	2.37	0.57
34:YA:2118:U:H3	34:YA:2148:G:H4'	1.67	0.57
34:YA:2788:C:O2'	34:YA:2809:A:N3	2.32	0.57
34:RA:265:A:N6	34:RA:428:A:N7	2.52	0.57
34:RA:2712(A):U:O2	34:RA:2712(A):U:H5''	2.05	0.57
41:RI:115:ALA:HB2	41:RI:131:LYS:HE3	1.85	0.57
1:XA:1304:G:H21	1:XA:1333:A:N6	1.93	0.57
27:Y3:24:LYS:NZ	34:YA:933:A:OP1	2.36	0.57
34:YA:2131:G:H1'	34:YA:2158:A:H61	1.69	0.57
34:YA:2508:G:O6	34:YA:2580:U:O4	2.22	0.57
46:YR:56:LYS:O	46:YR:88:ARG:NH2	2.36	0.57
48:YT:36:GLU:OE1	48:YT:41:ARG:NH1	2.37	0.57

*Continued on next page...*



*Continued from previous page...*

Atom-1	Atom-2	Interatomic distance (Å)	Clash overlap (Å)
1:QA:881:G:OP1	12:QL:13:LYS:NZ	2.37	0.57
4:QD:167:GLY:O	4:QD:169:LYS:NZ	2.36	0.57
12:QL:113:ARG:HH21	12:QL:116:SER:HB2	1.68	0.57
34:RA:585:G:N2	34:RA:1256:G:C5	2.71	0.57
34:RA:1789:A:P	36:RD:222:ARG:HG3	2.40	0.57
35:RB:9:G:OP1	47:RS:15:ARG:NH1	2.37	0.57
37:RE:26:ILE:HG23	37:RE:182:LEU:HB3	1.86	0.57
49:RU:6:THR:OG1	49:RU:7:GLY:N	2.37	0.57
1:XA:708:C:OP1	11:XK:85:ARG:NH2	2.35	0.57
1:XA:1028(B):C:O2	1:XA:1028(I):G:N2	2.37	0.57
2:XB:115:LEU:HD12	2:XB:145:LEU:HB3	1.86	0.57
20:XT:30:LYS:HA	20:XT:33:ILE:HD12	1.87	0.57
34:YA:2134:A:H8	34:YA:2157:G:H21	1.53	0.57
34:YA:2880:C:O2'	46:YR:90:ARG:NH1	2.37	0.57
39:YG:29:TRP:O	39:YG:33:ARG:NH1	2.37	0.57
40:YH:9:ILE:HD12	40:YH:51:ARG:HG2	1.85	0.57
1:QA:1408:A:O2'	34:RA:1916:A:N6	2.34	0.57
34:RA:1856:G:O6	34:RA:1857:G:N2	2.37	0.57
40:RH:149:ARG:HA	40:RH:162:ILE:HD11	1.85	0.57
1:XA:1440(K):C:O2'	1:XA:1440(L):G:N2	2.37	0.57
1:XA:1507:A:H2'	1:XA:1508:G:H8	1.70	0.57
8:XH:11:THR:O	8:XH:15:ASN:ND2	2.37	0.57
34:YA:2312:U:O2	39:YG:40:ASN:ND2	2.35	0.57
1:QA:995:C:H2'	1:QA:996:A:H8	1.70	0.57
10:QJ:45:ARG:HB3	10:QJ:65:LEU:HB3	1.85	0.57
34:RA:1454:U:O2'	34:RA:1455:G:N7	2.36	0.57
8:XH:8:ASP:OD2	8:XH:12:ARG:NH2	2.37	0.57
34:YA:2219:G:OP1	36:YD:172:TYR:OH	2.22	0.57
34:YA:2871:C:OP1	46:YR:50:HIS:NE2	2.37	0.57
1:QA:677:U:O2	1:QA:777:A:O2'	2.22	0.57
1:QA:1060:C:H4'	10:QJ:51:ARG:HB3	1.86	0.57
1:QA:1240:U:O4	7:QG:109:ASN:ND2	2.37	0.57
2:QB:74:LYS:HG3	2:QB:77:ALA:HB3	1.87	0.57
7:QG:50:ILE:HG12	7:QG:61:VAL:HG11	1.86	0.57
9:QI:67:GLY:O	9:QI:73:GLN:NE2	2.38	0.57
26:R2:4:SER:OG	26:R2:5:GLU:N	2.37	0.57
34:RA:514:A:N3	34:RA:581:C:O2'	2.35	0.57
45:RQ:12:GLN:HB2	45:RQ:73:PRO:HD2	1.87	0.57
1:XA:1158:C:H2'	1:XA:1159:U:H4'	1.87	0.57
1:XA:1414:U:H2'	1:XA:1415:G:H8	1.70	0.57
3:XC:17:ASP:OD1	3:XC:21:ARG:NH2	2.37	0.57

*Continued on next page...*

*Continued from previous page...*

Atom-1	Atom-2	Interatomic distance (Å)	Clash overlap (Å)
34:YA:1113:U:H5'	40:YH:2:SER:HB3	1.85	0.57
34:YA:1307:A:C6	34:YA:1622:G:C6	2.93	0.57
36:YD:28:GLU:HG2	36:YD:29:PRO:HD3	1.86	0.57
1:QA:237:C:H2'	1:QA:238:G:H8	1.69	0.57
1:QA:1505:G:H4'	1:QA:1506:U:H5''	1.85	0.57
2:QB:219:VAL:HA	2:QB:222:ILE:HD12	1.85	0.57
10:QJ:24:VAL:HG21	10:QJ:37:PRO:HG3	1.87	0.57
32:R8:13:ARG:HG2	44:RP:63:PRO:HB3	1.85	0.57
34:RA:1528:A:OP2	34:RA:1542:G:O6	2.23	0.57
34:RA:2744:G:N2	40:RH:143:GLN:OE1	2.37	0.57
43:RO:71:ARG:NE	43:RO:105:GLU:OE2	2.36	0.57
1:XA:1252:A:H61	1:XA:1285:A:H61	1.53	0.57
34:YA:2882:A:OP1	46:YR:96:ARG:NH1	2.37	0.57
46:YR:57:ARG:NH1	46:YR:59:ASP:OD2	2.38	0.57
1:QA:944:G:H21	1:QA:1339:A:H62	1.52	0.57
34:RA:2683:C:N3	34:RA:2727:G:O2'	2.36	0.57
3:XC:36:ASP:OD1	3:XC:59:ARG:NH2	2.34	0.57
34:YA:1566:A:OP1	36:YD:211:ARG:NH1	2.37	0.57
36:YD:184:LYS:HB3	36:YD:269:PHE:HB3	1.86	0.57
53:YY:30:VAL:HG22	53:YY:37:VAL:HG12	1.87	0.57
1:QA:1440(K):C:O2'	1:QA:1440(L):G:N2	2.36	0.57
9:XI:10:ARG:HG3	9:XI:11:LYS:HG2	1.86	0.57
34:YA:974(A):G:C4	34:YA:989:G:N2	2.72	0.57
1:QA:9:G:N7	1:QA:558:G:O2'	2.38	0.57
1:QA:570:G:O4'	1:QA:820:U:C6	2.58	0.57
13:QM:91:ARG:HD2	13:QM:96:LEU:HD22	1.87	0.57
34:RA:2406:U:OP2	34:RA:2411:A:N6	2.38	0.57
1:XA:1131:G:H1	1:XA:1143:G:H21	1.53	0.57
34:YA:886:C:O2'	34:YA:889:C:N4	2.35	0.57
40:YH:155:SER:OG	40:YH:156:ALA:N	2.36	0.57
1:QA:401:C:C6	4:QD:73:ARG:NH2	2.73	0.56
17:XQ:3:LYS:HB2	17:XQ:60:ILE:HD11	1.86	0.56
30:Y6:3:SER:OG	30:Y6:4:GLU:N	2.37	0.56
30:Y6:19:ARG:HH21	30:Y6:52:VAL:HG21	1.68	0.56
34:YA:184:C:O2'	34:YA:217:G:N3	2.35	0.56
1:QA:60:A:N6	1:QA:110:C:C4	2.73	0.56
1:QA:1316:G:N1	1:QA:1319:A:OP2	2.37	0.56
2:QB:130:ARG:O	2:QB:135:GLN:NE2	2.37	0.56
9:QI:64:THR:OG1	9:QI:66:ARG:NH1	2.37	0.56
28:R4:1:MET:N	35:RB:39:A:N1	2.53	0.56
34:RA:495:G:N3	51:RW:61:ASN:ND2	2.53	0.56

*Continued on next page...*



*Continued from previous page...*

Atom-1	Atom-2	Interatomic distance (Å)	Clash overlap (Å)
34:RA:1251:C:OP2	49:RU:10:ARG:NH1	2.38	0.56
34:RA:2816:C:O2	34:RA:2883:A:O2'	2.21	0.56
39:RG:144:ILE:HG22	39:RG:146:TYR:H	1.69	0.56
1:XA:427:U:OP2	4:XD:36:ARG:NH1	2.38	0.56
1:XA:1317:C:O2	19:XS:37:ARG:NH2	2.38	0.56
11:XK:15:ALA:HA	11:XK:77:MET:HA	1.86	0.56
15:XO:88:ARG:NH2	34:YA:714:U:OP2	2.38	0.56
34:YA:1812:A:H2'	34:YA:1813:G:H8	1.69	0.56
1:QA:708:C:H2'	1:QA:709:G:H8	1.70	0.56
2:QB:87:ARG:NH1	2:QB:220:ASP:OD2	2.38	0.56
25:R1:29:GLY:O	34:RA:2396:G:O2'	2.23	0.56
34:RA:978:G:C2	34:RA:986:C:N3	2.73	0.56
34:RA:1066:U:H2'	34:RA:1067:A:H3'	1.87	0.56
34:RA:2635:C:H5''	37:RE:78:LEU:HA	1.86	0.56
35:RB:35:U:OP2	35:RB:36:C:P	2.62	0.56
40:RH:29:PRO:HD2	40:RH:79:VAL:HB	1.86	0.56
44:RP:58:THR:O	44:RP:61:ARG:NH2	2.38	0.56
54:RZ:127:LYS:HB3	54:RZ:162:GLU:HB2	1.86	0.56
1:XA:405:U:O4	4:XD:2:GLY:N	2.37	0.56
1:XA:413:G:H1'	1:XA:428:G:H21	1.70	0.56
8:XH:73:ASP:OD1	8:XH:75:ARG:NH1	2.38	0.56
10:XJ:40:LEU:HD11	10:XJ:71:LEU:HB2	1.87	0.56
37:YE:49:LEU:HD22	37:YE:81:ILE:HD11	1.85	0.56
45:YQ:24:GLY:H	45:YQ:101:ARG:HD2	1.70	0.56
46:YR:14:SER:OG	46:YR:15:SER:N	2.38	0.56
53:YY:76:CYS:HB3	53:YY:79:CYS:SG	2.45	0.56
33:R9:6:SER:HB2	34:RA:2466:C:H5''	1.88	0.56
1:XA:118:U:O5'	1:XA:118:U:H6	1.88	0.56
1:XA:754:C:OP1	15:XO:72:ARG:NH2	2.38	0.56
8:XH:32:LYS:HA	8:XH:35:ILE:HD12	1.86	0.56
9:XI:111:ARG:NH1	14:YN:61:TRP:O	2.33	0.56
34:YA:2068:U:N3	34:YA:2430:A:H2	1.95	0.56
1:QA:825:G:O2'	8:QH:12:ARG:NH2	2.37	0.56
8:QH:12:ARG:HD2	8:QH:26:VAL:HG12	1.88	0.56
31:R7:29:LYS:HA	31:R7:32:LYS:HG3	1.88	0.56
34:RA:768:G:O2'	34:RA:1379:A:N6	2.39	0.56
37:RE:34:VAL:HG21	37:RE:77:ILE:HD11	1.88	0.56
45:RQ:138:ASP:O	45:RQ:141:GLN:NE2	2.39	0.56
49:RU:50:ARG:O	49:RU:54:LYS:NZ	2.39	0.56
53:RY:30:VAL:HG12	53:RY:37:VAL:HG23	1.87	0.56
1:XA:272:C:H2'	1:XA:273:A:H8	1.70	0.56

*Continued on next page...*

*Continued from previous page...*

Atom-1	Atom-2	Interatomic distance (Å)	Clash overlap (Å)
34:YA:748:G:C8	34:YA:750:A:C8	2.94	0.56
34:RA:1035:U:O2	34:RA:1120:G:N2	2.31	0.56
35:RB:104:A:OP1	54:RZ:72:ARG:NH1	2.38	0.56
37:RE:39:PRO:HD3	37:RE:45:THR:HG22	1.87	0.56
1:XA:407:G:OP1	4:XD:115:ARG:NH1	2.38	0.56
34:YA:2847:U:OP1	48:YT:98:LYS:NZ	2.37	0.56
39:YG:37:VAL:HG13	39:YG:94:LEU:HB2	1.85	0.56
54:YZ:52:SER:O	54:YZ:54:HIS:ND1	2.38	0.56
34:RA:793:A:OP2	34:RA:2071:A:O2'	2.23	0.56
34:RA:1297:C:H2'	34:RA:1298:C:H6	1.71	0.56
34:RA:2061:G:H5''	34:RA:2503:A:N1	2.20	0.56
38:RF:195:ASP:N	38:RF:195:ASP:OD1	2.38	0.56
41:RI:26:ALA:HA	41:RI:30:LEU:HB2	1.88	0.56
43:YO:107:ARG:NH2	48:YT:36:GLU:O	2.39	0.56
1:QA:200:G:N2	1:QA:218:C:O2	2.38	0.56
12:QL:71:PRO:O	12:QL:102:ARG:NH1	2.39	0.56
13:QM:11:ARG:HG3	13:QM:12:ASN:H	1.71	0.56
38:RF:117:ARG:NH1	38:RF:120:GLU:OE2	2.38	0.56
1:XA:152:A:N6	1:XA:169:C:N3	2.54	0.56
1:XA:684:A:O2'	11:XK:39:PRO:O	2.21	0.56
24:Y0:23:VAL:HG21	34:YA:857:C:H4'	1.88	0.56
34:YA:1918:A:O2'	34:YA:1920:C:N4	2.38	0.56
42:YN:63:THR:OG1	42:YN:64:GLY:N	2.39	0.56
1:QA:186(J):U:O2'	17:QQ:63:ARG:NH2	2.38	0.56
34:RA:1022:G:N2	34:RA:1141:U:N3	2.54	0.56
42:RN:22:THR:OG1	42:RN:23:LEU:N	2.39	0.56
1:XA:8:A:N1	4:XD:209:ARG:NH1	2.53	0.56
1:XA:605:U:H6	1:XA:605:U:O5'	1.88	0.56
4:XD:205:GLU:OE1	5:XE:107:ARG:NH1	2.39	0.56
34:YA:2291:U:O2'	34:YA:2374:C:O2	2.24	0.56
1:QA:259:G:OP2	20:QT:83:ARG:NH1	2.38	0.56
1:XA:38:G:N2	1:XA:397:A:OP1	2.39	0.56
1:XA:776:G:N2	1:XA:802:A:OP2	2.38	0.56
3:XC:14:ILE:HG22	3:XC:15:THR:HG23	1.88	0.56
34:YA:664:C:OP1	44:YP:18:ARG:NH1	2.39	0.56
41:YI:130:TYR:HB3	41:YI:136:VAL:HG13	1.86	0.56
1:QA:1236:A:OP1	21:QU:10:ARG:NH1	2.39	0.55
34:RA:180:G:N2	34:RA:215:G:O6	2.39	0.55
34:RA:566:U:H5''	44:RP:29:LYS:HE3	1.88	0.55
34:RA:1658:C:OP1	37:RE:135:HIS:NE2	2.39	0.55
39:RG:126:ASP:OD2	39:RG:130:ASN:ND2	2.36	0.55

*Continued on next page...*

*Continued from previous page...*

Atom-1	Atom-2	Interatomic distance (Å)	Clash overlap (Å)
41:RI:86:THR:O	41:RI:122:GLU:HG2	2.05	0.55
34:YA:2375:G:N2	34:YA:2378:A:OP2	2.34	0.55
39:YG:77:ILE:HG22	39:YG:82:LEU:HB2	1.89	0.55
1:QA:791:G:O6	1:QA:792:A:N6	2.39	0.55
1:QA:993:G:O2'	1:QA:994:A:N7	2.37	0.55
2:QB:195:ASP:O	8:QH:68:ARG:NH2	2.39	0.55
25:R1:90:ILE:CA	25:R1:94:LEU:HD12	2.35	0.55
34:RA:494:G:OP1	51:RW:8:ARG:NH1	2.39	0.55
35:RB:48:A:OP2	47:RS:30:ARG:NH2	2.39	0.55
53:RY:47:LYS:NZ	53:RY:48:ALA:O	2.37	0.55
34:YA:1728:G:N1	34:YA:1730:U:OP2	2.39	0.55
35:YB:90:C:OP2	45:YQ:16:ARG:NH1	2.38	0.55
34:RA:815:C:OP2	50:RV:83:ARG:NH1	2.38	0.55
34:RA:1025:G:N7	34:RA:1135:C:H1'	2.21	0.55
43:RO:106:LEU:HB3	43:RO:111:PHE:HB2	1.87	0.55
44:RP:90:ARG:HG3	44:RP:91:PHE:HD1	1.71	0.55
14:YN:23:ARG:NH1	14:YN:24:CYS:O	2.40	0.55
28:Y4:24:THR:O	39:YG:105:LYS:NZ	2.38	0.55
34:YA:527:C:N4	34:YA:2779:U:OP2	2.39	0.55
34:YA:956:G:OP2	45:YQ:14:ARG:NH2	2.39	0.55
42:YN:129:PRO:O	42:YN:134:ARG:NH1	2.33	0.55
1:QA:806:C:H2'	1:QA:807:A:H8	1.70	0.55
24:R0:74:ARG:NH2	34:RA:2334:G:O6	2.39	0.55
43:RO:19:ILE:HG22	43:RO:43:VAL:HG12	1.88	0.55
23:XX:6:G:H2'	23:XX:7:G:C8	2.42	0.55
34:YA:335:C:OP2	53:YY:84:ARG:NH2	2.40	0.55
34:YA:1246:A:OP1	44:YP:15:ARG:NH2	2.38	0.55
34:YA:2690:C:OP1	46:YR:17:ARG:NH2	2.40	0.55
48:YT:51:ARG:HD2	48:YT:100:TYR:HE1	1.72	0.55
1:QA:116:A:H61	1:QA:313:A:H1'	1.71	0.55
1:QA:677:U:H3	1:QA:713:G:H22	1.53	0.55
1:QA:1438:G:OP1	20:QT:34:LYS:NZ	2.40	0.55
40:RH:33:LEU:HD11	40:RH:136:ILE:HG13	1.87	0.55
43:RO:14:THR:HG21	43:RO:86:ILE:HD12	1.88	0.55
1:XA:323:U:O4	1:XA:327:A:N7	2.40	0.55
1:XA:890:G:O2'	1:XA:906:G:O6	2.24	0.55
1:XA:1291:G:OP1	7:XG:37:ASN:ND2	2.39	0.55
32:Y8:12:LYS:NZ	34:YA:247:G:O6	2.36	0.55
34:YA:2406:U:OP2	34:YA:2411:A:N6	2.39	0.55
43:YO:87:ILE:HD12	43:YO:91:LEU:HA	1.89	0.55
48:YT:3:ARG:HG3	48:YT:6:LEU:HB2	1.89	0.55

*Continued on next page...*

*Continued from previous page...*

Atom-1	Atom-2	Interatomic distance (Å)	Clash overlap (Å)
49:YU:92:ARG:HH11	50:YV:11:GLN:HB2	1.71	0.55
1:QA:673:G:H2'	1:QA:674:G:C8	2.42	0.55
9:QI:46:ALA:HA	9:QI:78:LYS:HB3	1.88	0.55
34:RA:288:C:H2'	34:RA:289:A:H8	1.71	0.55
34:RA:1075:C:OP1	45:RQ:59:ARG:NH1	2.36	0.55
34:RA:2581:G:C6	34:RA:2610:C:N3	2.75	0.55
38:RF:117:ARG:NH2	38:RF:189:THR:O	2.40	0.55
47:RS:106:ARG:HA	47:RS:110:LEU:HD21	1.88	0.55
4:QD:11:LEU:HD13	4:QD:66:ARG:HD2	1.88	0.55
29:R5:16:ARG:NH2	34:RA:517:C:OP1	2.40	0.55
34:RA:729:G:C6	36:RD:208:LYS:HB2	2.42	0.55
34:RA:1660:C:H2'	34:RA:1661:G:H8	1.71	0.55
34:RA:1675:C:H6	34:RA:1675:C:O5'	1.89	0.55
1:XA:927:G:N2	1:XA:1390:U:O2	2.32	0.55
33:Y9:14:CYS:HA	33:Y9:27:CYS:HB2	1.88	0.55
34:YA:998:C:OP2	49:YU:58:ARG:NH1	2.40	0.55
34:YA:1203:G:O6	34:YA:1204:A:N6	2.40	0.55
38:YF:56:GLU:OE2	38:YF:93:LYS:NZ	2.36	0.55
1:QA:626:U:H2'	1:QA:627:G:H8	1.71	0.55
1:QA:1507:A:C2	1:QA:1530:G:C4	2.95	0.55
3:QC:108:ASN:HB3	3:QC:111:LEU:HB2	1.89	0.55
34:RA:2463:C:C2	34:RA:2488:A:C2	2.95	0.55
40:RH:86:GLU:HG3	40:RH:165:ALA:HB3	1.89	0.55
43:RO:112:MET:HA	43:RO:115:VAL:HG22	1.88	0.55
1:XA:59:A:H2	1:XA:330:C:H42	1.54	0.55
41:YI:131:LYS:HG2	41:YI:135:GLU:HG3	1.87	0.55
26:R2:35:LEU:HD23	26:R2:50:ILE:HG12	1.88	0.55
47:RS:25:ARG:HH21	47:RS:40:ILE:HG13	1.70	0.55
24:Y0:19:LYS:NZ	34:YA:2261:C:OP1	2.34	0.55
34:YA:483:A:O2'	53:YY:49:VAL:O	2.25	0.55
34:YA:2403:C:C4	34:YA:2415:G:N1	2.75	0.55
1:QA:107:G:H3'	1:QA:108:G:H21	1.71	0.55
1:QA:542:G:OP1	4:QD:10:ARG:NH1	2.34	0.55
31:R7:23:ARG:O	31:R7:28:ARG:NH1	2.40	0.55
33:Y9:16:VAL:HG12	33:Y9:25:VAL:HG12	1.88	0.55
1:QA:578:C:H6	1:QA:578:C:H5''	1.71	0.54
1:QA:954:G:H4'	13:QM:121:LYS:HB3	1.89	0.54
34:RA:834:C:H2'	34:RA:835:A:H8	1.72	0.54
43:RO:104:ARG:NH2	43:RO:121:VAL:O	2.40	0.54
1:XA:45:U:O4	1:XA:396:G:O6	2.25	0.54
1:XA:564:C:O2'	8:XH:91:ARG:NH2	2.39	0.54

*Continued on next page...*

*Continued from previous page...*

Atom-1	Atom-2	Interatomic distance (Å)	Clash overlap (Å)
1:XA:1261:A:H62	1:XA:1274:G:N2	2.04	0.54
1:XA:1312:G:H5'	19:XS:5:LEU:HD11	1.88	0.54
34:YA:219:G:N3	34:YA:234:C:O2'	2.35	0.54
34:YA:2473:U:OP1	34:YA:2529:G:N2	2.39	0.54
41:YI:129:THR:HA	41:YI:137:PRO:HA	1.89	0.54
53:YY:83:THR:HG21	53:YY:99:CYS:SG	2.48	0.54
8:QH:64:LYS:HG2	8:QH:79:VAL:HG11	1.90	0.54
13:QM:67:GLU:OE1	13:QM:71:ARG:NH1	2.40	0.54
14:QN:24:CYS:SG	14:QN:40:CYS:N	2.80	0.54
31:R7:7:PRO:HB2	34:RA:1309:G:H4'	1.89	0.54
34:RA:2511:U:O2'	37:RE:138:PRO:O	2.25	0.54
45:RQ:45:GLN:NE2	45:RQ:91:GLU:O	2.40	0.54
1:XA:398:C:H2'	1:XA:399:G:H8	1.72	0.54
54:YZ:149:SER:OG	54:YZ:150:LEU:N	2.40	0.54
1:QA:634:C:H2'	1:QA:635:G:H8	1.73	0.54
34:RA:783:A:H8	34:RA:784:A:H4'	1.72	0.54
34:RA:982:C:O5'	34:RA:982:C:H6	1.90	0.54
34:RA:2845:G:H2'	34:RA:2846:G:H8	1.72	0.54
43:RO:22:ILE:HB	43:RO:40:VAL:HG13	1.89	0.54
47:RS:34:HIS:ND1	47:RS:53:SER:OG	2.40	0.54
51:RW:67:ASP:N	51:RW:67:ASP:OD1	2.39	0.54
54:RZ:128:VAL:HG23	54:RZ:161:VAL:HG12	1.89	0.54
2:XB:187:LEU:HA	2:XB:201:ILE:HB	1.90	0.54
6:XF:87:ARG:NH1	18:XR:75:ILE:O	2.40	0.54
7:XG:29:LYS:HE2	7:XG:102:ARG:HB3	1.89	0.54
25:Y1:52:ARG:NH2	34:YA:2213:U:O2	2.41	0.54
30:Y6:40:CYS:HB3	30:Y6:43:CYS:HB3	1.88	0.54
34:YA:116:C:O2'	34:YA:126:A:N3	2.33	0.54
34:YA:1328:G:O5'	34:YA:1328:G:H8	1.89	0.54
1:QA:1360:A:OP2	14:QN:35:ARG:NH1	2.40	0.54
5:QE:151:LEU:HD12	8:QH:79:VAL:HG12	1.89	0.54
12:QL:53:ARG:HB3	12:QL:69:TYR:HE1	1.73	0.54
14:QN:6:LEU:HB3	14:QN:23:ARG:HH12	1.72	0.54
34:RA:270(V):C:H2'	34:RA:270(W):G:H8	1.73	0.54
34:RA:819:A:OP2	34:RA:1187:G:N2	2.40	0.54
34:RA:2490:G:H2'	34:RA:2490:G:N3	2.22	0.54
35:RB:22:U:O4	35:RB:61:G:O6	2.26	0.54
1:XA:318:G:HO2'	1:XA:1468:A:HO2'	1.54	0.54
1:XA:1394:A:N6	1:XA:1500:A:O2'	2.30	0.54
22:XV:31:G:H22	22:XV:39:C:H42	1.54	0.54
34:YA:24:G:O2'	51:YW:78:GLU:O	2.25	0.54

*Continued on next page...*

*Continued from previous page...*

Atom-1	Atom-2	Interatomic distance (Å)	Clash overlap (Å)
34:YA:323:G:HO2'	34:YA:1205:U:H3	1.56	0.54
34:YA:867:C:N3	34:YA:912:C:O2'	2.40	0.54
34:YA:958:U:OP2	45:YQ:14:ARG:NH1	2.40	0.54
34:YA:2848:G:O2'	34:YA:2867:G:N2	2.38	0.54
1:QA:231:G:H2'	1:QA:232:G:H8	1.73	0.54
1:QA:458(F):A:OP1	16:QP:75:ARG:NH1	2.39	0.54
34:RA:392:C:H5''	34:RA:409:C:H5''	1.89	0.54
37:RE:2:LYS:NZ	37:RE:100:GLU:OE2	2.40	0.54
34:YA:1657:C:H4'	37:YE:133:LYS:HB3	1.89	0.54
40:YH:2:SER:O	40:YH:2:SER:OG	2.24	0.54
54:YZ:97:GLU:HB3	54:YZ:125:LEU:HD11	1.90	0.54
1:QA:266:G:O2'	1:QA:268:C:OP2	2.21	0.54
3:QC:88:ARG:HG2	3:QC:101:LEU:HD13	1.90	0.54
33:R9:14:CYS:HA	33:R9:27:CYS:HB2	1.88	0.54
34:RA:484:C:P	53:RY:50:ARG:HG2	2.48	0.54
34:RA:687:C:H42	34:RA:787:U:H4'	1.73	0.54
50:RV:62:LEU:HB2	50:RV:93:GLU:HG3	1.88	0.54
1:XA:107:G:H3'	1:XA:108:G:H21	1.72	0.54
1:XA:356:A:O2'	1:XA:367:U:O2'	2.21	0.54
1:XA:1240:U:OP1	7:XG:119:ARG:NH2	2.41	0.54
34:YA:581:C:H2'	34:YA:582:G:H8	1.72	0.54
34:YA:784:A:OP2	34:YA:2589:A:OP1	2.25	0.54
46:YR:104:ARG:NH1	46:YR:107:ASP:OD1	2.40	0.54
34:RA:1546:C:H5'	34:RA:1547:C:H5'	1.90	0.54
34:RA:2808:U:N3	34:RA:2892:A:N6	2.39	0.54
38:RF:63:LYS:NZ	38:RF:75:HIS:O	2.33	0.54
53:RY:6:HIS:O	53:RY:97:ARG:NH2	2.39	0.54
1:XA:1221:G:H4'	19:XS:77:THR:HG21	1.88	0.54
26:Y2:36:ARG:NH2	52:YX:8:ILE:O	2.41	0.54
34:YA:579:G:O2'	34:YA:2019:A:OP1	2.25	0.54
34:YA:2577:A:H5''	34:YA:2578:G:H5'	1.88	0.54
51:YW:69:LEU:HD13	51:YW:107:LEU:HD23	1.89	0.54
1:QA:191:G:O2'	20:QT:101:GLY:O	2.22	0.54
3:QC:11:ARG:NH2	3:QC:177:THR:O	2.40	0.54
22:QV:19:G:OP2	22:QV:20:G:N2	2.41	0.54
1:XA:453:A:H5'	16:XP:75:ARG:HH22	1.73	0.54
45:YQ:45:GLN:NE2	45:YQ:91:GLU:O	2.40	0.54
1:QA:296:U:O2'	1:QA:556:C:O2	2.24	0.54
1:QA:1106:G:H4'	3:QC:172:ARG:HG3	1.89	0.54
34:RA:240:G:O2'	34:RA:257:A:N6	2.41	0.54
34:RA:1202:C:HO2'	38:RF:184:TYR:HH	1.56	0.54

*Continued on next page...*



*Continued from previous page...*

Atom-1	Atom-2	Interatomic distance (Å)	Clash overlap (Å)
34:RA:1676:A:C2	34:RA:1993:U:H5'	2.43	0.54
1:XA:9:G:N7	1:XA:558:G:O2'	2.41	0.54
7:XG:71:PRO:O	7:XG:96:GLN:NE2	2.41	0.54
27:Y3:8:LEU:HD13	27:Y3:23:LEU:HD11	1.90	0.54
32:Y8:7:HIS:NE2	34:YA:251:A:OP1	2.38	0.54
34:YA:602:G:HO2'	34:YA:604:G:HO2'	1.50	0.54
34:YA:861:A:N3	35:YB:79:C:O2'	2.40	0.54
34:YA:971:C:O2'	34:YA:983:A:N3	2.32	0.54
34:YA:1709:U:O2'	34:YA:2859:G:N3	2.35	0.54
54:YZ:53:ILE:HG22	54:YZ:71:VAL:HG13	1.90	0.54
1:QA:938:A:O3'	7:QG:95:ARG:NH2	2.41	0.54
10:QJ:40:LEU:HD13	10:QJ:69:ASN:HB3	1.90	0.54
29:R5:33:CYS:N	29:R5:38:ALA:O	2.28	0.54
34:RA:59:U:H3	34:RA:68:G:H1	1.55	0.54
34:RA:987:G:O2'	34:RA:1000:A:N3	2.35	0.54
34:RA:1681:G:O2'	34:RA:1762:A:O2'	2.26	0.54
34:RA:2468:G:OP2	34:RA:2468:G:N2	2.41	0.54
46:RR:33:ARG:NH2	46:RR:115:GLU:OE1	2.41	0.54
34:YA:1664:A:H61	34:YA:1996:C:H42	1.56	0.54
39:YG:19:LEU:HD23	39:YG:32:PRO:HD2	1.89	0.54
54:YZ:108:PRO:HA	54:YZ:142:SER:HA	1.88	0.54
3:QC:108:ASN:HD22	3:QC:111:LEU:HD23	1.72	0.53
19:QS:4:SER:OG	19:QS:5:LEU:N	2.41	0.53
33:R9:25:VAL:HB	33:R9:34:GLN:HB2	1.90	0.53
34:RA:1068:G:N2	34:RA:1095:A:O2'	2.41	0.53
2:XB:192:SER:OG	2:XB:193:ASP:N	2.40	0.53
34:YA:270(G):U:H3	34:YA:270(U):G:H1	1.56	0.53
34:YA:1296:G:OP1	34:YA:2709:G:O2'	2.19	0.53
34:YA:2540:C:O2'	34:YA:2740:A:N3	2.34	0.53
29:R5:36:CYS:SG	29:R5:49:CYS:HB3	2.49	0.53
34:RA:662:G:OP1	44:RP:15:ARG:NH1	2.41	0.53
34:RA:1019:U:OP1	34:RA:1035:U:O2'	2.21	0.53
16:XP:37:GLY:HA3	16:XP:50:LYS:O	2.09	0.53
35:YB:73:A:N7	35:YB:103:U:O4	2.40	0.53
41:YI:68:LEU:HA	41:YI:71:ILE:HG22	1.90	0.53
1:QA:112:G:H1	1:QA:315:A:H61	1.57	0.53
34:RA:605:C:O2	34:RA:657:U:O2'	2.26	0.53
34:RA:1247:A:C6	34:RA:1249:U:C2	2.96	0.53
35:RB:57:A:OP2	35:RB:58:A:OP2	2.27	0.53
36:RD:44:ASN:N	36:RD:44:ASN:OD1	2.41	0.53
1:XA:1354:C:H2'	1:XA:1355:G:H8	1.73	0.53

*Continued on next page...*

*Continued from previous page...*

Atom-1	Atom-2	Interatomic distance (Å)	Clash overlap (Å)
8:XH:86:ILE:HD11	8:XH:136:GLU:HG2	1.89	0.53
25:Y1:2:SER:N	34:YA:1364:G:N7	2.56	0.53
29:Y5:3:LYS:HG3	34:YA:2611:U:C4	2.42	0.53
33:Y9:29:ASN:ND2	33:Y9:32:HIS:CD2	2.77	0.53
34:YA:2125:G:N1	34:YA:2172:U:OP1	2.42	0.53
45:YQ:28:ALA:N	45:YQ:105:GLU:OE2	2.41	0.53
54:YZ:11:GLU:O	54:YZ:36:LYS:NZ	2.36	0.53
1:QA:754:C:OP1	15:QO:72:ARG:NH2	2.40	0.53
34:RA:918:A:N3	35:RB:80:U:O2'	2.39	0.53
34:RA:2291:U:O2'	34:RA:2374:C:O2	2.27	0.53
1:XA:1306:A:N6	1:XA:1331:G:O2'	2.41	0.53
17:XQ:83:ASP:N	17:XQ:83:ASP:OD1	2.40	0.53
30:Y6:35:GLU:OE2	30:Y6:50:ARG:NH1	2.42	0.53
31:Y7:8:ASN:ND2	34:YA:770:G:OP1	2.40	0.53
34:YA:2403:C:N4	34:YA:2415:G:N1	2.57	0.53
54:YZ:129:SER:OG	54:YZ:132:ASN:OD1	2.24	0.53
46:RR:56:LYS:NZ	46:RR:90:ARG:O	2.41	0.53
1:XA:1028(D):G:O2'	1:XA:1028(G):A:N6	2.40	0.53
18:XR:47:THR:HG22	18:XR:85:LEU:HD13	1.90	0.53
24:Y0:20:ARG:HD3	34:YA:2356:C:H4'	1.91	0.53
34:YA:906:G:HO2'	45:YQ:67:ARG:HH21	1.56	0.53
1:QA:357:G:O2'	41:YI:89:TYR:O	2.25	0.53
6:QF:97:PHE:HB2	18:QR:32:ARG:HE	1.73	0.53
27:R3:12:PRO:HA	27:R3:15:TYR:HD2	1.73	0.53
29:R5:16:ARG:HD3	34:RA:1263:U:C5'	2.37	0.53
34:RA:2306:C:N4	39:RG:42:GLY:O	2.42	0.53
38:RF:185:ASP:OD1	38:RF:188:ARG:NH1	2.42	0.53
46:RR:103:ARG:NH1	46:RR:108:GLY:O	2.40	0.53
51:RW:14:PRO:HG2	51:RW:78:GLU:HG3	1.90	0.53
1:XA:860:A:H61	1:XA:872:A:H62	1.57	0.53
1:QA:320:C:HO2'	1:QA:1435:G:HO2'	1.57	0.53
1:QA:430:A:OP1	4:QD:9:CYS:HB2	2.08	0.53
4:QD:98:GLU:HA	4:QD:103:ASN:HD22	1.73	0.53
25:R1:41:ARG:NH2	34:RA:1365:A:O4'	2.42	0.53
34:RA:23:G:N2	51:RW:77:ASP:OD1	2.36	0.53
38:RF:107:LYS:HE3	38:RF:207:GLY:H	1.73	0.53
1:XA:624:C:H2'	1:XA:625:G:H8	1.73	0.53
1:XA:719:C:N3	18:XR:74:ARG:NH2	2.51	0.53
28:Y4:7:PRO:HG3	39:YG:62:LEU:HA	1.91	0.53
28:Y4:11:PRO:HA	28:Y4:25:TYR:HA	1.90	0.53
34:YA:703:U:O4	34:YA:728:G:O6	2.27	0.53

*Continued on next page...*



Continued from previous page...

Atom-1	Atom-2	Interatomic distance (Å)	Clash overlap (Å)
1:QA:591:U:OP1	8:QH:30:ARG:NH1	2.42	0.53
1:QA:938:A:H4'	7:QG:95:ARG:HH12	1.74	0.53
31:R7:39:ARG:NH1	34:RA:459:U:OP2	2.42	0.53
34:RA:2784:C:O2'	37:RE:37:ARG:NH1	2.42	0.53
47:RS:18:ILE:HD13	47:RS:88:ASP:HA	1.90	0.53
1:XA:1232:U:OP1	9:XI:124:GLN:NE2	2.42	0.53
2:XB:132:LYS:HA	2:XB:135:GLN:HB2	1.89	0.53
7:XG:18:TYR:OH	7:XG:47:CYS:SG	2.64	0.53
29:Y5:57:VAL:O	46:YR:33:ARG:NH2	2.34	0.53
34:YA:1215:G:O6	34:YA:1234:U:O4	2.27	0.53
47:YS:26:LEU:HB3	47:YS:87:PHE:HA	1.90	0.53
9:QI:71:SER:HA	9:QI:74:ILE:HG12	1.90	0.53
34:RA:139:G:H22	34:RA:1596:A:H4'	1.73	0.53
34:RA:2328:A:H2'	34:RA:2329:G:C8	2.44	0.53
37:RE:171:GLU:HB3	37:RE:185:LYS:HE2	1.90	0.53
42:RN:39:ARG:NH1	42:RN:48:MET:SD	2.82	0.53
40:YH:103:LEU:HB3	40:YH:115:VAL:HG22	1.91	0.53
1:QA:570:G:H2'	1:QA:571:U:C6	2.44	0.53
7:QG:111:ARG:HH11	7:QG:119:ARG:HA	1.73	0.53
34:RA:380:U:H2'	34:RA:381:G:H8	1.74	0.53
34:RA:468:G:O2'	38:RF:62:ARG:NH2	2.42	0.53
34:RA:2100:G:H8	34:RA:2100:G:O5'	1.92	0.53
1:XA:127:G:O2'	17:XQ:2:PRO:O	2.27	0.53
1:XA:548:G:H5'	4:XD:73:ARG:HH22	1.74	0.53
1:XA:977:A:N6	1:XA:1224:G:OP1	2.41	0.53
34:YA:86:C:OP1	53:YY:33:LYS:NZ	2.42	0.53
34:YA:2307:G:N1	39:YG:45:GLU:OE2	2.36	0.53
36:YD:17:THR:HB	36:YD:205:VAL:H	1.74	0.53
1:QA:373:A:O2'	1:QA:451:A:N6	2.42	0.52
2:QB:109:SER:O	2:QB:113:HIS:ND1	2.41	0.52
22:QV:55:U:N3	22:QV:58:A:OP2	2.39	0.52
22:QV:65:U:H2'	22:QV:66:A:H8	1.74	0.52
32:R8:2:PRO:O	34:RA:666:G:N2	2.42	0.52
34:RA:184:C:O2'	34:RA:217:G:N3	2.39	0.52
34:RA:1025:G:C8	34:RA:1135:C:H1'	2.43	0.52
34:RA:1782:C:H42	34:RA:2586:C:H42	1.57	0.52
34:RA:2319:G:N1	34:RA:2334:G:OP2	2.39	0.52
50:RV:76:LYS:HB2	50:RV:81:TYR:HB3	1.90	0.52
1:XA:68(P):A:C5	1:XA:68(Q):C:H1'	2.44	0.52
1:XA:186(B):C:O2'	20:XT:89:ARG:NH2	2.42	0.52
11:XK:83:ILE:HD13	11:XK:109:VAL:HB	1.90	0.52

Continued on next page...

*Continued from previous page...*

Atom-1	Atom-2	Interatomic distance (Å)	Clash overlap (Å)
34:YA:1473:G:H1	34:YA:1520:U:H3	1.57	0.52
1:QA:614:A:OP2	4:QD:85:LYS:NZ	2.34	0.52
1:QA:955:U:O2	19:QS:83:HIS:NE2	2.39	0.52
7:QG:114:ARG:O	7:QG:119:ARG:NH2	2.42	0.52
10:QJ:33:GLN:O	10:QJ:76:ASN:ND2	2.43	0.52
24:R0:23:VAL:HG21	34:RA:857:C:H4'	1.90	0.52
30:R6:9:LEU:HD13	30:R6:51:GLU:HB2	1.90	0.52
34:RA:48:G:N2	34:RA:177:G:OP2	2.37	0.52
34:RA:303:U:H2'	34:RA:304:G:H8	1.74	0.52
34:RA:664:C:OP1	44:RP:18:ARG:NH2	2.39	0.52
34:RA:1788:C:OP1	36:RD:222:ARG:NH2	2.43	0.52
39:RG:166:ASP:OD2	39:RG:166:ASP:N	2.42	0.52
34:YA:729:G:OP2	36:YD:13:ARG:NH1	2.42	0.52
49:YU:28:ARG:NH1	49:YU:38:THR:OG1	2.42	0.52
2:QB:209:ARG:NH1	2:QB:240:GLN:OE1	2.42	0.52
23:QX:17:C:C4	23:QX:18:C:C5	2.97	0.52
29:R5:49:CYS:SG	29:R5:50:GLY:N	2.82	0.52
34:RA:1116:C:H2'	34:RA:1117:G:H8	1.74	0.52
44:RP:29:LYS:HD3	44:RP:30:THR:HG23	1.92	0.52
1:XA:947:G:HO2'	1:XA:1306:A:HO2'	1.57	0.52
1:XA:1295:G:O3'	13:XM:14:ARG:NH1	2.42	0.52
3:XC:32:LEU:O	3:XC:59:ARG:NH2	2.42	0.52
47:YS:61:ASN:ND2	47:YS:64:GLU:OE1	2.42	0.52
23:QX:14:A:H8	23:QX:14:A:O5'	1.92	0.52
34:RA:1482:U:O4	34:RA:1512:G:O6	2.26	0.52
40:RH:125:VAL:HG22	40:RH:125:VAL:O	2.08	0.52
1:XA:1073:U:O2	2:XB:104:ASN:ND2	2.40	0.52
36:YD:67:PHE:HE1	36:YD:106:ILE:HD11	1.75	0.52
37:YE:176:ILE:HG13	37:YE:181:LEU:HB2	1.92	0.52
39:YG:170:ARG:NH1	39:YG:174:GLU:OE1	2.43	0.52
1:QA:352:C:O2'	1:QA:354:G:OP1	2.21	0.52
7:QG:13:GLN:OE1	9:QI:42:ARG:NH2	2.42	0.52
29:R5:46:CYS:HB3	29:R5:49:CYS:SG	2.50	0.52
34:RA:979:G:N2	34:RA:985:C:N4	2.56	0.52
34:RA:1026:U:C4	34:RA:1125:G:O6	2.62	0.52
34:RA:1815:A:OP2	36:RD:54:ARG:NH2	2.42	0.52
34:RA:2224:G:OP1	36:RD:268:ARG:HD3	2.10	0.52
34:RA:2448:A:OP2	34:RA:2498:C:OP2	2.27	0.52
39:RG:41:GLN:HB2	39:RG:90:LEU:HB2	1.92	0.52
48:RT:6:LEU:HA	48:RT:9:LEU:HB2	1.91	0.52
34:YA:605:C:O2	34:YA:657:U:O2'	2.26	0.52

*Continued on next page...*

*Continued from previous page...*

Atom-1	Atom-2	Interatomic distance (Å)	Clash overlap (Å)
34:YA:1478:G:H2'	34:YA:1479:G:H8	1.74	0.52
34:YA:1701:A:OP1	34:YA:1763:G:N1	2.37	0.52
34:YA:2099:U:O4	34:YA:2190:G:O6	2.27	0.52
34:YA:2573:C:OP1	34:YA:2575:C:OP2	2.26	0.52
1:QA:864:A:H2'	1:QA:865:A:C8	2.45	0.52
1:QA:1005:A:O2'	1:QA:1036:G:N2	2.43	0.52
1:QA:1358:U:H5''	14:QN:35:ARG:H	1.74	0.52
38:RF:65:TRP:NE1	38:RF:73:ALA:O	2.42	0.52
43:RO:24:VAL:HG13	43:RO:33:ALA:HB2	1.91	0.52
54:RZ:24:LEU:HD11	54:RZ:83:PRO:HB2	1.90	0.52
54:RZ:27:VAL:HG22	54:RZ:85:HIS:HE1	1.74	0.52
1:XA:708:C:H2'	1:XA:709:G:H8	1.75	0.52
5:XE:110:LEU:HD13	5:XE:118:ILE:HG21	1.90	0.52
45:YQ:21:THR:OG1	45:YQ:22:LYS:N	2.42	0.52
1:QA:789:U:H6	1:QA:789:U:O5'	1.93	0.52
1:QA:859:A:OP2	1:QA:869:G:N1	2.39	0.52
9:QI:112:LYS:HA	9:QI:119:ALA:HB2	1.92	0.52
24:R0:66:VAL:O	24:R0:81:VAL:HA	2.10	0.52
34:RA:615:G:N2	38:RF:44:ARG:O	2.43	0.52
34:RA:1247:A:N6	34:RA:1249:U:O2	2.43	0.52
34:RA:2208:U:O2'	36:RD:150:LYS:O	2.28	0.52
34:RA:2506:U:O2	34:RA:2506:U:H2'	2.10	0.52
34:RA:2641:G:H2'	34:RA:2642:G:C8	2.44	0.52
1:XA:719:C:H1'	18:XR:49:LYS:HB2	1.90	0.52
31:Y7:28:ARG:NH2	34:YA:1368:G:OP1	2.42	0.52
32:Y8:49:VAL:HG23	32:Y8:53:PRO:HD3	1.91	0.52
34:YA:617:G:OP2	38:YF:43:LYS:NZ	2.32	0.52
12:QL:85:ILE:HD11	12:QL:98:TYR:HB3	1.92	0.52
34:RA:2010:G:H5''	51:RW:42:ARG:HB2	1.92	0.52
34:RA:2258:C:O2'	34:RA:2427:C:OP2	2.28	0.52
34:RA:2375:G:N2	34:RA:2378:A:OP2	2.41	0.52
48:RT:30:VAL:HG12	48:RT:86:ILE:HG23	1.92	0.52
1:XA:8:A:N6	4:XD:205:GLU:O	2.43	0.52
1:XA:1345:U:H5''	9:XI:120:ARG:HH11	1.75	0.52
8:XH:121:ASP:OD1	8:XH:121:ASP:N	2.42	0.52
9:XI:25:LYS:HE3	9:XI:60:ASP:HB3	1.92	0.52
34:YA:780:G:N2	34:YA:783:A:H62	2.08	0.52
34:YA:831:G:O2'	44:YP:38:GLN:OE1	2.28	0.52
34:YA:2292:C:OP2	47:YS:17:ARG:NH1	2.42	0.52
2:QB:61:LEU:HD21	2:QB:68:ILE:HD11	1.91	0.52
5:QE:147:ASP:HA	5:QE:150:ARG:HD2	1.92	0.52

*Continued on next page...*

*Continued from previous page...*

Atom-1	Atom-2	Interatomic distance (Å)	Clash overlap (Å)
18:QR:30:ASP:HB3	18:QR:33:ASP:HB2	1.92	0.52
33:R9:27:CYS:SG	33:R9:28:GLU:N	2.83	0.52
34:RA:579:G:O2'	34:RA:2019:A:OP1	2.27	0.52
45:RQ:81:VAL:O	45:RQ:82:ARG:NE	2.34	0.52
1:XA:1080:A:H5'	5:XE:14:ARG:HH21	1.74	0.52
1:XA:1172:C:H2'	1:XA:1173:G:H8	1.74	0.52
1:XA:1255:G:O2'	1:XA:1258:G:N3	2.36	0.52
7:XG:92:SER:O	7:XG:96:GLN:HB2	2.10	0.52
34:YA:873:G:N2	34:YA:905:U:O2	2.42	0.52
34:YA:2019:A:O2'	49:YU:34:LYS:NZ	2.43	0.52
1:QA:1040:U:H2'	1:QA:1041:A:H8	1.75	0.52
4:QD:122:ARG:NH1	4:QD:122:ARG:O	2.43	0.52
34:RA:372:G:N2	34:RA:401:A:OP2	2.37	0.52
34:RA:458:G:O2'	34:RA:469:G:O6	2.25	0.52
34:RA:2144:U:O2'	34:RA:2147:G:O6	2.28	0.52
42:RN:35:ARG:HG3	42:RN:37:LYS:HG2	1.91	0.52
44:RP:84:ASN:ND2	44:RP:117:GLU:OE2	2.43	0.52
5:XE:76:ILE:HB	5:XE:142:LEU:HD21	1.92	0.52
1:QA:395:C:N4	1:QA:396:G:O6	2.43	0.51
1:QA:1022:G:H2'	1:QA:1023:G:H8	1.75	0.51
1:QA:1286:A:N6	1:QA:1355:G:OP1	2.44	0.51
4:QD:15:GLU:OE2	4:QD:66:ARG:NH2	2.42	0.51
14:QN:24:CYS:HB2	14:QN:28:GLY:H	1.73	0.51
34:RA:385:C:O2'	34:RA:388:G:N2	2.42	0.51
43:RO:23:ARG:NH2	43:RO:28:SER:O	2.43	0.51
47:RS:26:LEU:O	47:RS:88:ASP:HB3	2.10	0.51
53:RY:19:LYS:HZ1	53:RY:20:TYR:HE2	1.49	0.51
53:RY:76:CYS:HB2	53:RY:99:CYS:SG	2.51	0.51
1:XA:1266:G:N2	1:XA:1269:A:OP2	2.35	0.51
3:XC:22:TRP:HA	10:XJ:93:GLY:HA2	1.92	0.51
34:YA:2846:G:N1	34:YA:2871:C:O2	2.43	0.51
35:YB:44:G:O2'	35:YB:47:C:N4	2.43	0.51
36:YD:8:PRO:HB3	36:YD:14:ARG:HG2	1.92	0.51
38:YF:198:ALA:HA	38:YF:201:VAL:HG12	1.91	0.51
1:QA:313:A:H2'	1:QA:314:C:C6	2.46	0.51
1:QA:951:G:N3	1:QA:970:C:O2'	2.40	0.51
34:RA:981:A:C2	34:RA:2027:G:N3	2.75	0.51
53:RY:67:LEU:HD22	53:RY:71:LYS:HD2	1.91	0.51
1:XA:925:G:H1	1:XA:1391:U:H3	1.58	0.51
2:XB:43:ASP:O	2:XB:47:THR:OG1	2.23	0.51
13:XM:82:MET:O	13:XM:93:ARG:NH2	2.43	0.51

*Continued on next page...*

*Continued from previous page...*

Atom-1	Atom-2	Interatomic distance (Å)	Clash overlap (Å)
16:XP:4:ILE:HB	16:XP:66:PRO:HB3	1.92	0.51
37:YE:78:LEU:HG	37:YE:79:ARG:HD2	1.91	0.51
48:YT:19:LEU:HD22	48:YT:86:ILE:HD12	1.92	0.51
1:QA:377:G:H2'	1:QA:378:G:H8	1.75	0.51
1:QA:392:G:OP2	16:QP:8:ARG:NH2	2.37	0.51
2:QB:84:GLU:OE2	2:QB:87:ARG:NH2	2.43	0.51
20:QT:71:THR:OG1	20:QT:72:LEU:N	2.43	0.51
28:R4:26:SER:OG	28:R4:27:THR:N	2.43	0.51
34:RA:1216:G:OP2	49:RU:12:ARG:NH2	2.40	0.51
34:RA:1651:G:H4'	46:RR:39:PRO:HG2	1.92	0.51
40:RH:103:LEU:HG	40:RH:123:PHE:CE1	2.45	0.51
45:RQ:21:THR:OG1	45:RQ:22:LYS:N	2.43	0.51
1:XA:639:G:H2'	1:XA:640:A:H8	1.74	0.51
4:XD:187:ARG:NH1	4:XD:188:LEU:O	2.43	0.51
30:Y6:34:LEU:N	30:Y6:51:GLU:OE1	2.44	0.51
45:YQ:67:ARG:O	45:YQ:101:ARG:NH2	2.44	0.51
30:R6:6:ARG:NH1	30:R6:24:GLU:OE2	2.43	0.51
34:RA:566:U:H5''	44:RP:29:LYS:CE	2.40	0.51
34:RA:1824:G:OP1	36:RD:52:ARG:NH2	2.38	0.51
40:RH:103:LEU:CG	40:RH:123:PHE:CE1	2.94	0.51
41:RI:86:THR:HA	41:RI:123:LEU:CB	2.40	0.51
47:RS:6:ALA:HA	47:RS:9:ARG:HG2	1.92	0.51
1:XA:235:C:H2'	1:XA:236:G:H8	1.75	0.51
1:XA:1074:G:H1	1:XA:1083:U:H3	1.58	0.51
34:YA:584:C:OP2	49:YU:10:ARG:NH2	2.43	0.51
34:YA:807:U:O2'	34:YA:2060:A:N1	2.40	0.51
34:YA:1286:A:N6	34:YA:1289:C:C2	2.78	0.51
34:YA:1792:G:H5'	36:YD:205:VAL:HG13	1.93	0.51
1:QA:123:C:OP1	1:QA:311:C:O2'	2.27	0.51
1:QA:427:U:OP1	4:QD:13:ARG:NH2	2.40	0.51
1:QA:1151:A:H5'	10:QJ:41:PRO:HA	1.92	0.51
1:QA:1238:A:H62	1:QA:1301:U:H3	1.59	0.51
1:QA:1259:C:O2'	1:QA:1283:G:N2	2.38	0.51
7:QG:69:VAL:HG13	7:QG:100:ALA:HB1	1.93	0.51
1:XA:1367:C:H4'	10:XJ:48:THR:HG21	1.90	0.51
22:XV:55:U:N3	22:XV:58:A:OP2	2.38	0.51
28:Y4:6:HIS:CE1	39:YG:67:LYS:H	2.28	0.51
32:Y8:30:ARG:HE	44:YP:62:LEU:HD12	1.76	0.51
34:YA:2152:G:H2'	34:YA:2153:G:H8	1.75	0.51
53:YY:76:CYS:SG	53:YY:79:CYS:SG	3.08	0.51
25:R1:10:LYS:NZ	25:R1:65:SER:OG	2.41	0.51

*Continued on next page...*

Continued from previous page...

Atom-1	Atom-2	Interatomic distance (Å)	Clash overlap (Å)
34:RA:748:G:OP1	34:RA:2612:C:N4	2.44	0.51
34:RA:1567:A:OP2	36:RD:84:TYR:OH	2.28	0.51
34:RA:2795:G:N2	34:RA:2799:A:OP2	2.44	0.51
41:RI:86:THR:HA	41:RI:123:LEU:HB2	1.92	0.51
41:RI:94:ALA:HA	41:RI:97:ILE:HD12	1.93	0.51
42:RN:3:THR:HG21	49:RU:61:TRP:HE1	1.75	0.51
1:XA:59:A:H3'	1:XA:331:G:H22	1.74	0.51
1:XA:935:A:O2'	1:XA:1383:C:N3	2.43	0.51
1:XA:992:U:H3	1:XA:1044:A:H62	1.57	0.51
10:XJ:26:ALA:O	10:XJ:84:GLN:NE2	2.43	0.51
36:YD:108:PRO:HB3	36:YD:143:HIS:CE1	2.46	0.51
52:YX:25:LYS:HA	52:YX:81:VAL:O	2.11	0.51
1:QA:15:G:O6	1:QA:920:U:O4	2.29	0.51
1:QA:778:G:O6	1:QA:804:U:O4	2.28	0.51
34:RA:1990:C:H2'	34:RA:1991:U:C6	2.45	0.51
34:RA:2169:A:N6	34:RA:2170:A:N1	2.59	0.51
37:RE:110:GLY:HA2	37:RE:161:GLY:HA3	1.92	0.51
39:RG:52:ILE:HG22	39:RG:55:LYS:HD2	1.92	0.51
1:XA:21:G:H2'	1:XA:22:G:C8	2.46	0.51
2:XB:198:ASP:OD1	8:XH:68:ARG:NH2	2.44	0.51
27:Y3:31:LEU:HG	34:YA:989:G:OP1	2.10	0.51
34:YA:693:C:O2'	34:YA:1353:A:N3	2.37	0.51
34:YA:1012:U:OP2	49:YU:70:ARG:NH2	2.39	0.51
34:YA:1435:G:N2	34:YA:1477:A:O2'	2.42	0.51
34:YA:1824:G:N3	36:YD:254:THR:OG1	2.44	0.51
42:YN:97:ARG:HA	42:YN:100:GLU:HB2	1.92	0.51
1:QA:249:U:O4	1:QA:275:G:O6	2.28	0.51
1:QA:1081:G:H2'	1:QA:1082:G:H8	1.75	0.51
8:QH:32:LYS:HA	8:QH:35:ILE:HD12	1.92	0.51
5:XE:102:ALA:HB1	5:XE:106:PRO:HG2	1.93	0.51
34:YA:1670:C:H6	34:YA:1670:C:O5'	1.94	0.51
1:QA:878:G:H5'	8:QH:89:PRO:HG2	1.92	0.51
1:QA:1233:G:O2'	1:QA:1365:G:OP1	2.28	0.51
32:R8:30:ARG:O	32:R8:30:ARG:HG2	2.11	0.51
34:RA:1041:C:H2'	34:RA:1042:G:H8	1.76	0.51
34:RA:1759:A:HO2'	34:RA:2714:G:HO2'	1.59	0.51
34:RA:2014:A:O3'	51:RW:92:ARG:NH2	2.44	0.51
36:RD:147:LEU:HD12	36:RD:148:GLU:HG3	1.93	0.51
39:RG:121:ASN:O	39:RG:131:TYR:OH	2.26	0.51
6:XF:9:VAL:HB	6:XF:87:ARG:HB2	1.92	0.51
34:YA:960:A:C8	34:YA:962:G:C8	2.99	0.51

Continued on next page...



*Continued from previous page...*

Atom-1	Atom-2	Interatomic distance (Å)	Clash overlap (Å)
38:YF:63:LYS:NZ	38:YF:75:HIS:O	2.33	0.51
38:YF:154:VAL:HG22	38:YF:191:ARG:HB2	1.93	0.51
1:QA:556:C:H2'	1:QA:557:G:H8	1.76	0.51
5:QE:10:MET:HA	5:QE:32:VAL:HG12	1.93	0.51
12:QL:39:VAL:HG12	12:QL:57:LYS:HG2	1.93	0.51
12:QL:104:VAL:O	12:QL:105:TYR:CG	2.57	0.51
22:QV:36:G:C2	23:QX:17:C:O2	2.64	0.51
34:RA:1288:U:O3'	34:RA:1647:G:N2	2.44	0.51
44:RP:57:THR:OG1	44:RP:58:THR:N	2.44	0.51
48:RT:3:ARG:HG3	48:RT:6:LEU:HB2	1.92	0.51
1:XA:352:C:O2'	1:XA:354:G:OP1	2.24	0.51
1:XA:1537:U:H3	23:XX:9:G:H1	1.59	0.51
2:XB:167:PRO:O	2:XB:171:ALA:HB2	2.11	0.51
3:XC:58:GLU:HB2	3:XC:65:ALA:HB3	1.91	0.51
34:YA:547:A:H2'	34:YA:548:A:C8	2.46	0.51
1:QA:235:C:H2'	1:QA:236:G:H8	1.75	0.50
3:QC:150:LYS:HB3	3:QC:201:TYR:HB2	1.93	0.50
32:R8:8:LYS:HB3	32:R8:12:LYS:HE3	1.94	0.50
34:RA:2397:G:O6	34:RA:2419:U:O2	2.29	0.50
36:RD:175:LEU:O	36:RD:182:LEU:HA	2.12	0.50
42:RN:39:ARG:NH2	42:RN:41:ASP:OD1	2.44	0.50
47:RS:35:ILE:HD11	47:RS:97:ARG:HD2	1.92	0.50
50:RV:8:GLY:O	50:RV:10:LYS:NZ	2.42	0.50
1:XA:428:G:OP2	4:XD:10:ARG:NH1	2.39	0.50
1:XA:672:U:H2'	1:XA:673:G:H8	1.76	0.50
1:XA:828:A:H62	1:XA:858:G:H21	1.59	0.50
1:XA:1338:G:N3	22:XV:41:A:O2'	2.44	0.50
4:XD:19:LEU:HB3	4:XD:21:LEU:HD23	1.92	0.50
7:XG:111:ARG:HD3	7:XG:112:PRO:HD2	1.93	0.50
34:YA:2508:G:O2'	34:YA:2554:U:O2'	2.29	0.50
41:YI:1:MET:HG2	41:YI:23:PRO:HB3	1.92	0.50
12:QL:46:LYS:HD2	12:QL:47:LYS:HB2	1.93	0.50
22:QV:49:G:H1	22:QV:65:U:H3	1.59	0.50
53:RY:19:LYS:NZ	53:RY:20:TYR:CE2	2.71	0.50
1:XA:373:A:H61	1:XA:391:G:H1'	1.75	0.50
1:XA:1034:G:H2'	1:XA:1035:A:C8	2.47	0.50
3:XC:157:ILE:HD12	3:XC:164:ARG:HG3	1.94	0.50
8:XH:21:LYS:O	8:XH:65:TYR:OH	2.28	0.50
34:YA:1286:A:C6	34:YA:1289:C:C2	2.99	0.50
2:QB:111:ARG:HH11	2:QB:114:ARG:HH12	1.60	0.50
2:QB:208:ILE:O	2:QB:212:GLN:HB2	2.12	0.50

*Continued on next page...*

*Continued from previous page...*

Atom-1	Atom-2	Interatomic distance (Å)	Clash overlap (Å)
3:QC:57:ILE:HG22	3:QC:66:VAL:HG22	1.93	0.50
34:RA:58:G:H5'	52:RX:74:PRO:HB3	1.92	0.50
1:XA:1500:A:H5''	1:XA:1508:G:H5''	1.93	0.50
40:YH:85:LYS:HB3	40:YH:133:VAL:HG13	1.93	0.50
34:RA:321:G:O2'	34:RA:340:A:N3	2.42	0.50
34:RA:1953:A:O2'	34:RA:2559:C:O2	2.29	0.50
34:RA:2185:C:H2'	34:RA:2186:G:H8	1.77	0.50
1:XA:410:G:N2	1:XA:432:A:H62	2.10	0.50
8:XH:38:ILE:HD12	8:XH:41:ARG:HH21	1.76	0.50
34:YA:530:G:C6	34:YA:2022:U:OP1	2.65	0.50
34:YA:662:G:H5''	44:YP:17:LYS:HG2	1.92	0.50
1:QA:603:U:H3	1:QA:635:G:H1	1.60	0.50
1:QA:692:U:OP1	11:QK:124:LYS:NZ	2.37	0.50
34:RA:1297:C:H2'	34:RA:1298:C:C6	2.46	0.50
34:RA:2178:C:H2'	34:RA:2179:C:H6	1.76	0.50
1:XA:1386:G:H2'	1:XA:1387:G:C8	2.43	0.50
3:XC:19:GLU:O	3:XC:40:ARG:NH2	2.44	0.50
20:XT:75:ASN:N	20:XT:75:ASN:OD1	2.44	0.50
24:Y0:41:ARG:NH2	34:YA:2387:U:O2'	2.45	0.50
34:YA:581:C:H2'	34:YA:582:G:C8	2.47	0.50
34:YA:2148:G:H2'	34:YA:2149:G:H8	1.76	0.50
40:YH:113:VAL:HG11	40:YH:151:ILE:HD12	1.94	0.50
52:YX:53:LYS:HG2	52:YX:82:GLN:HB3	1.93	0.50
1:QA:1261:A:H62	1:QA:1274:G:N2	2.09	0.50
1:QA:1342:C:H2'	1:QA:1343:G:C8	2.47	0.50
1:QA:1484:C:HO2'	34:RA:1960:A:HO2'	1.53	0.50
13:QM:84:ILE:HG12	19:QS:66:MET:CE	2.41	0.50
22:QV:37:IMG:HM13	23:QX:16:C:N1	2.26	0.50
31:R7:34:ARG:NH1	34:RA:466:A:OP1	2.45	0.50
34:RA:505:A:OP2	34:RA:1235:G:OP1	2.29	0.50
34:RA:2490:G:N2	34:RA:2490:G:OP2	2.45	0.50
1:XA:159:G:H21	1:XA:161:A:H8	1.60	0.50
1:XA:181:G:N2	1:XA:182:U:O4	2.36	0.50
1:XA:745:C:OP1	1:XA:851:G:O2'	2.30	0.50
2:XB:118:LEU:HD23	2:XB:142:LEU:HB2	1.94	0.50
18:XR:32:ARG:HA	18:XR:69:THR:HG21	1.92	0.50
28:Y4:16:CYS:HB3	28:Y4:33:VAL:HB	1.93	0.50
34:YA:458:G:O2'	34:YA:469:G:O6	2.29	0.50
34:YA:630:G:N2	34:YA:633:A:OP2	2.42	0.50
34:YA:2076:U:OP2	34:YA:2238:G:N2	2.37	0.50
34:YA:2808:U:C2	34:YA:2892:A:N6	2.79	0.50

*Continued on next page...*



Continued from previous page...

Atom-1	Atom-2	Interatomic distance (Å)	Clash overlap (Å)
1:QA:1338:G:N3	22:QV:41:A:O2'	2.44	0.50
34:RA:1422:G:H1	34:RA:1576:U:H3	1.60	0.50
34:RA:2751:G:C4	40:RH:3:ARG:CB	2.90	0.50
36:RD:69:ARG:NH1	36:RD:128:GLY:O	2.42	0.50
42:RN:9:VAL:HG11	42:RN:39:ARG:HH12	1.77	0.50
42:RN:112:LEU:O	42:RN:116:LEU:HB2	2.10	0.50
4:XD:107:ARG:HB3	4:XD:174:LEU:HD11	1.93	0.50
34:YA:255:A:O2'	34:YA:384:U:OP1	2.27	0.50
34:YA:305:U:O4	34:YA:312:G:O6	2.30	0.50
34:YA:919:G:N2	34:YA:2269:A:OP2	2.44	0.50
37:YE:101:ARG:NE	37:YE:171:GLU:OE2	2.41	0.50
38:YF:10:PRO:HB3	38:YF:17:ARG:HH21	1.76	0.50
19:QS:10:PHE:HZ	19:QS:15:LEU:HD11	1.76	0.50
34:RA:947:G:H2'	34:RA:948:G:H8	1.75	0.50
34:RA:1405:U:H2'	34:RA:1406:U:H6	1.76	0.50
34:RA:1654:A:N1	34:RA:2048:G:O2'	2.44	0.50
34:RA:2572:A:OP1	34:RA:2574:G:O2'	2.25	0.50
5:XE:81:GLU:HG2	5:XE:90:VAL:HG23	1.94	0.50
9:XI:22:GLY:N	9:XI:58:HIS:O	2.37	0.50
10:XJ:53:PRO:HB3	14:XN:42:ILE:HG12	1.94	0.50
33:Y9:27:CYS:HB3	33:Y9:32:HIS:HB2	1.94	0.50
34:YA:28:A:HO2'	34:YA:582:G:HO2'	1.56	0.50
34:YA:2692:C:O2	34:YA:2847:U:O2'	2.27	0.50
51:YW:86:LEU:HD22	51:YW:96:ILE:HD11	1.93	0.50
53:YY:28:LYS:NZ	53:YY:64:GLU:OE2	2.35	0.50
1:QA:279:A:OP2	17:QQ:95:TYR:OH	2.27	0.50
13:QM:84:ILE:HG12	19:QS:66:MET:HE3	1.94	0.50
34:RA:764:A:H5'	36:RD:210:GLY:HA2	1.93	0.50
36:RD:126:GLN:O	36:RD:129:ASN:ND2	2.41	0.50
1:XA:126:G:OP1	1:XA:633:G:N2	2.42	0.50
1:XA:444:C:H2'	1:XA:445:G:C8	2.46	0.50
20:XT:74:LYS:O	20:XT:76:ALA:N	2.44	0.50
34:YA:962:G:H2'	34:YA:963:U:C6	2.47	0.50
34:YA:1682:G:OP1	34:YA:1699:G:N1	2.44	0.50
1:QA:243:A:N6	1:QA:281:G:O2'	2.43	0.49
1:QA:1305:G:OP2	21:QU:2:GLY:N	2.45	0.49
1:QA:1510:U:H3	1:QA:1525:G:H1	1.59	0.49
2:QB:146:GLN:HG3	2:QB:153:ARG:HH22	1.77	0.49
2:QB:178:ARG:NH2	2:QB:198:ASP:OD1	2.39	0.49
13:QM:16:ASP:N	13:QM:16:ASP:OD1	2.44	0.49
34:RA:1882:C:H3'	34:RA:1883:G:H8	1.75	0.49

Continued on next page...

*Continued from previous page...*

Atom-1	Atom-2	Interatomic distance (Å)	Clash overlap (Å)
8:XH:19:VAL:HG23	8:XH:21:LYS:HG3	1.94	0.49
29:Y5:25:LEU:HG	51:YW:19:LEU:HD12	1.94	0.49
35:YB:36:C:H42	35:YB:49:C:H1'	1.77	0.49
1:XA:1122:U:O4	1:XA:1123:A:N6	2.45	0.49
34:YA:1791:A:N6	34:YA:1828:G:O2'	2.44	0.49
34:YA:2729:G:H1'	37:YE:187:ALA:HB2	1.94	0.49
43:YO:63:VAL:HG12	43:YO:106:LEU:HD21	1.93	0.49
1:QA:1117:G:H21	1:QA:1180:A:H1'	1.76	0.49
1:QA:1203:C:H2'	1:QA:1204:A:H8	1.78	0.49
1:QA:1304:G:OP1	21:QU:10:ARG:NH2	2.45	0.49
4:QD:61:LYS:HD3	4:QD:206:PHE:CD2	2.46	0.49
20:QT:56:MET:HG3	20:QT:84:LEU:HD21	1.94	0.49
20:QT:66:ALA:O	20:QT:71:THR:OG1	2.28	0.49
24:R0:12:ASN:ND2	34:RA:2278:A:OP2	2.45	0.49
28:R4:5:ILE:HB	39:RG:67:LYS:HD2	1.94	0.49
1:XA:757:U:O2'	1:XA:879:C:O2	2.30	0.49
1:XA:1071:C:H2'	1:XA:1072:G:H8	1.76	0.49
1:XA:1124:G:H1'	10:XJ:38:ILE:HD12	1.95	0.49
4:XD:88:VAL:HG13	5:XE:97:GLY:HA3	1.94	0.49
5:XE:101:ILE:O	5:XE:120:THR:OG1	2.30	0.49
7:XG:58:PRO:HA	7:XG:61:VAL:HG12	1.92	0.49
33:Y9:27:CYS:SG	33:Y9:28:GLU:N	2.84	0.49
34:YA:124:G:N2	34:YA:126:A:O2'	2.46	0.49
34:YA:1653:G:O6	46:YR:11:ASN:N	2.43	0.49
34:YA:1901:A:OP2	36:YD:255:LYS:NZ	2.34	0.49
34:YA:2198:A:OP1	41:YI:33:ARG:NH2	2.46	0.49
1:QA:776:G:N2	1:QA:802:A:OP2	2.45	0.49
23:QX:3:C:H2'	23:QX:4:A:C8	2.47	0.49
24:R0:72:ARG:HE	24:R0:75:LEU:HD12	1.76	0.49
25:R1:90:ILE:HA	25:R1:94:LEU:CG	2.42	0.49
34:RA:1147:C:H2'	34:RA:1148:A:H8	1.77	0.49
1:XA:269:C:H2'	1:XA:270:A:H8	1.77	0.49
23:XX:6:G:H2'	23:XX:7:G:H8	1.75	0.49
34:YA:1668:A:H62	34:YA:1991:U:H3	1.60	0.49
37:YE:1:MET:N	37:YE:83:ASP:O	2.36	0.49
54:YZ:6:LYS:NZ	54:YZ:43:GLU:OE1	2.39	0.49
1:QA:1128:C:O2'	1:QA:1130:A:N7	2.45	0.49
30:R6:18:ARG:O	30:R6:20:ASN:ND2	2.44	0.49
34:RA:270(S):G:H2'	34:RA:270(T):G:H8	1.78	0.49
34:RA:290:G:H1	34:RA:350:U:H3	1.60	0.49
34:RA:586:A:C5'	38:RF:89:VAL:HG21	2.37	0.49

*Continued on next page...*

*Continued from previous page...*

Atom-1	Atom-2	Interatomic distance (Å)	Clash overlap (Å)
34:RA:2148:G:H2'	34:RA:2149:G:C8	2.48	0.49
34:RA:2306:C:H2'	34:RA:2307:G:H21	1.76	0.49
40:RH:89:ILE:HD12	40:RH:131:VAL:HG22	1.94	0.49
7:XG:140:ASP:OD2	7:XG:143:ARG:NH1	2.45	0.49
36:YD:97:TYR:HB2	36:YD:101:GLU:O	2.13	0.49
1:QA:766:A:N6	1:QA:813:U:N3	2.48	0.49
1:QA:1268:A:H5'	21:QU:20:LYS:HG2	1.95	0.49
13:QM:84:ILE:HG12	19:QS:66:MET:SD	2.53	0.49
25:R1:78:LYS:HZ3	34:RA:270(T):G:H1'	1.77	0.49
33:R9:11:CYS:SG	33:R9:14:CYS:N	2.85	0.49
34:RA:1668:A:N3	34:RA:1670:C:N4	2.60	0.49
39:RG:135:LEU:O	39:RG:154:GLY:HA3	2.13	0.49
50:RV:45:THR:O	50:RV:45:THR:CG2	2.55	0.49
1:XA:186(A):C:H5'	20:XT:78:ALA:HB1	1.95	0.49
1:XA:652:U:O4	1:XA:752:G:O2'	2.28	0.49
7:XG:115:ARG:HB2	7:XG:118:VAL:HG12	1.94	0.49
7:XG:118:VAL:HG22	7:XG:122:HIS:CE1	2.48	0.49
20:XT:41:ILE:HD13	20:XT:87:LYS:HG2	1.95	0.49
26:Y2:16:LEU:O	26:Y2:67:LYS:NZ	2.45	0.49
28:Y4:31:ILE:HG21	39:YG:142:PRO:HB2	1.93	0.49
32:Y8:10:ALA:O	32:Y8:14:VAL:HB	2.13	0.49
34:YA:793:A:OP2	34:YA:2071:A:O2'	2.30	0.49
34:YA:959:A:N3	34:YA:2457:U:O2'	2.36	0.49
34:YA:2245:U:H5'	34:YA:2246:G:H5'	1.93	0.49
44:YP:52:GLU:OE1	44:YP:55:ARG:NH1	2.46	0.49
1:QA:475:G:H2'	1:QA:476:G:H8	1.78	0.49
1:QA:762:C:H2'	1:QA:763:G:H8	1.76	0.49
3:QC:35:GLU:HA	3:QC:38:ARG:HH21	1.77	0.49
6:QF:35:ALA:HB1	6:QF:65:VAL:HG21	1.95	0.49
34:RA:505:A:HO2'	34:RA:509:C:HO2'	1.58	0.49
34:RA:690:G:H21	36:RD:43:ARG:HH21	1.61	0.49
34:RA:1652:A:C2	34:RA:2006:C:N3	2.80	0.49
1:XA:557:G:H2'	1:XA:558:G:C8	2.48	0.49
1:XA:925:G:O2'	1:XA:927:G:OP1	2.24	0.49
6:XF:61:LEU:HD23	6:XF:63:TYR:HE2	1.77	0.49
19:XS:12:ASP:HB2	19:XS:37:ARG:HE	1.77	0.49
19:XS:40:ILE:HD13	19:XS:71:LEU:HD21	1.95	0.49
30:Y6:23:THR:OG1	30:Y6:24:GLU:N	2.42	0.49
34:YA:71:A:N3	34:YA:73:A:N6	2.60	0.49
34:YA:288:C:H2'	34:YA:289:A:H8	1.77	0.49
34:YA:577:G:O2'	34:YA:1254:A:OP1	2.31	0.49

*Continued on next page...*

*Continued from previous page...*

Atom-1	Atom-2	Interatomic distance (Å)	Clash overlap (Å)
34:YA:1153:C:H5'	49:YU:76:TYR:HE2	1.77	0.49
34:YA:1212:G:O2'	34:YA:1236:G:N2	2.39	0.49
34:YA:2092:U:OP2	41:YI:27:ARG:NH2	2.42	0.49
34:YA:2131:G:N3	34:YA:2158:A:N6	2.61	0.49
1:QA:1049:U:H4'	1:QA:1050:G:H5''	1.94	0.49
34:RA:577:G:O2'	34:RA:1254:A:OP1	2.30	0.49
34:RA:1224:G:N2	34:RA:1227:A:OP2	2.36	0.49
34:RA:1265:A:H61	34:RA:2013:A:H5''	1.77	0.49
34:RA:1837:C:O2'	34:RA:1927:A:N3	2.36	0.49
43:RO:88:ASN:HD21	43:RO:90:GLN:HB2	1.78	0.49
51:RW:22:ASP:OD1	51:RW:25:ARG:NH1	2.45	0.49
1:XA:474:G:H2'	1:XA:475:G:H8	1.77	0.49
4:XD:56:VAL:HG13	4:XD:57:ARG:HD2	1.94	0.49
4:XD:72:GLU:OE2	4:XD:207:TYR:OH	2.19	0.49
34:YA:2744:G:H21	40:YH:143:GLN:HE22	1.61	0.49
45:YQ:66:ILE:HA	45:YQ:104:PHE:HA	1.95	0.49
1:QA:126:G:OP1	1:QA:605:U:O2'	2.25	0.49
1:QA:1096:C:H2'	1:QA:1097:C:H6	1.78	0.49
3:QC:47:LEU:HD11	3:QC:87:LEU:HD21	1.95	0.49
4:QD:79:PHE:HE1	4:QD:204:ILE:HD13	1.77	0.49
34:RA:1116:C:H2'	34:RA:1117:G:C8	2.48	0.49
34:RA:1181:C:H2'	34:RA:1182:A:H8	1.78	0.49
34:RA:2581:G:N2	34:RA:2581:G:OP2	2.44	0.49
45:RQ:36:ALA:HB1	45:RQ:127:ILE:HG21	1.94	0.49
1:XA:14:U:N3	1:XA:17:U:OP2	2.42	0.49
1:XA:107:G:OP1	1:XA:325:A:N6	2.46	0.49
1:QA:59:A:H5''	1:QA:60:A:H5''	1.95	0.49
1:QA:1281:U:H5''	1:QA:1282:C:H5	1.78	0.49
5:QE:87:SER:OG	5:QE:125:SER:OG	2.27	0.49
34:RA:180:G:N1	34:RA:214:G:O6	2.46	0.49
34:RA:441:U:O2	38:RF:46:ARG:NH2	2.45	0.49
34:RA:848:G:H2'	34:RA:849:A:C8	2.48	0.49
34:RA:975:G:N2	34:RA:1156:A:O2'	2.46	0.49
53:RY:76:CYS:SG	53:RY:79:CYS:CA	2.94	0.49
1:XA:191:G:N2	20:XT:103:GLY:O	2.34	0.49
1:XA:1384:C:H2'	1:XA:1385:G:H8	1.77	0.49
15:XO:10:LYS:HA	15:XO:13:GLN:HG2	1.95	0.49
48:YT:28:VAL:HG12	48:YT:88:ILE:HA	1.95	0.49
1:QA:1270:C:H2'	1:QA:1271:G:C8	2.48	0.48
2:QB:69:LEU:HB3	2:QB:162:ILE:HG22	1.94	0.48
34:RA:566:U:H5''	44:RP:29:LYS:NZ	2.28	0.48

*Continued on next page...*

*Continued from previous page...*

Atom-1	Atom-2	Interatomic distance (Å)	Clash overlap (Å)
34:RA:820:A:N3	34:RA:943:U:O2'	2.39	0.48
34:RA:1086:A:O2'	34:RA:1087:G:N7	2.43	0.48
34:RA:1454:U:O2	46:RR:64:ARG:NE	2.41	0.48
54:RZ:163:LEU:HD22	54:RZ:167:PRO:HG3	1.95	0.48
1:XA:62:U:H3	1:XA:105:G:H1	1.61	0.48
1:XA:714:G:H2'	1:XA:715:A:C8	2.48	0.48
1:XA:1500:A:OP1	1:XA:1508:G:OP1	2.31	0.48
13:XM:88:ARG:HD2	13:XM:98:VAL:HB	1.95	0.48
13:XM:91:ARG:NE	13:XM:97:PRO:O	2.46	0.48
34:YA:587:C:O2	44:YP:33:ARG:NH2	2.36	0.48
34:YA:1165:U:O4	34:YA:1184:G:O6	2.30	0.48
1:QA:570:G:H1'	1:QA:820:U:H5	1.77	0.48
4:QD:72:GLU:OE2	4:QD:207:TYR:OH	2.29	0.48
5:QE:84:PHE:N	5:QE:87:SER:O	2.45	0.48
17:QQ:66:SER:O	17:QQ:70:ARG:NH1	2.46	0.48
18:QR:59:SER:OG	18:QR:60:ALA:N	2.46	0.48
34:RA:560:C:O2	49:RU:49:HIS:NE2	2.46	0.48
34:RA:1315:C:O2'	34:RA:1392:A:N3	2.40	0.48
34:RA:2291:U:O4	34:RA:2341:G:O6	2.31	0.48
40:RH:3:ARG:HH12	40:RH:5:GLY:HA2	1.77	0.48
1:XA:1115:C:H1'	9:XI:111:ARG:HH21	1.78	0.48
1:XA:1175:G:H2'	1:XA:1176:A:H8	1.78	0.48
4:XD:20:TYR:HD1	4:XD:26:CYS:HB3	1.78	0.48
31:Y7:7:PRO:HA	34:YA:686:G:C8	2.47	0.48
33:Y9:14:CYS:HB3	33:Y9:27:CYS:HB2	1.95	0.48
34:YA:860:U:H1'	34:YA:2268:A:H5'	1.94	0.48
34:YA:2403:C:C4	34:YA:2415:G:C2	3.01	0.48
41:YI:129:THR:HG22	41:YI:137:PRO:HB3	1.95	0.48
54:YZ:24:LEU:HD23	54:YZ:41:LEU:HG	1.94	0.48
1:QA:1507:A:C2	1:QA:1530:G:N9	2.81	0.48
34:RA:1024:G:HO2'	34:RA:1144:G:HO2'	1.59	0.48
40:RH:3:ARG:HG3	40:RH:3:ARG:O	2.13	0.48
43:RO:15:GLY:O	43:RO:47:ILE:N	2.45	0.48
53:RY:15:VAL:HA	53:RY:72:VAL:HA	1.94	0.48
1:XA:922:G:H2'	1:XA:923:A:C8	2.48	0.48
48:YT:31:SER:OG	48:YT:85:LYS:NZ	2.44	0.48
1:QA:1137:C:O2'	1:QA:1138:G:N2	2.46	0.48
1:QA:1291:G:H5'	7:QG:37:ASN:HD21	1.77	0.48
1:QA:1357:A:H5'	10:QJ:45:ARG:HH12	1.78	0.48
34:RA:358:U:H2'	34:RA:359:A:H8	1.79	0.48
34:RA:483:A:O2'	53:RY:49:VAL:O	2.30	0.48

*Continued on next page...*

*Continued from previous page...*

Atom-1	Atom-2	Interatomic distance (Å)	Clash overlap (Å)
34:RA:1608:A:C5	34:RA:1611:C:C4	3.01	0.48
34:RA:2195:C:H2'	34:RA:2196:C:C6	2.49	0.48
34:RA:2295:C:OP1	47:RS:10:ARG:NH1	2.46	0.48
44:RP:106:LEU:HD13	44:RP:112:LEU:HD13	1.95	0.48
1:XA:781:A:O2'	1:XA:1522:U:O2	2.30	0.48
1:XA:1230:C:H2'	1:XA:1231:G:H8	1.77	0.48
6:XF:82:ARG:HB3	6:XF:85:VAL:HG12	1.95	0.48
20:XT:73:HIS:HB3	20:XT:74:LYS:H	1.47	0.48
34:YA:675:A:OP1	38:YF:63:LYS:NZ	2.39	0.48
34:YA:2099:U:O2	34:YA:2190:G:N2	2.37	0.48
36:YD:108:PRO:HB3	36:YD:143:HIS:HE1	1.77	0.48
41:YI:77:LEU:HD13	41:YI:101:LEU:HB3	1.96	0.48
54:YZ:130:PRO:HA	54:YZ:133:ILE:HD11	1.96	0.48
1:QA:117:G:H8	1:QA:117:G:O5'	1.96	0.48
7:QG:111:ARG:NH1	7:QG:113:GLU:OE1	2.43	0.48
10:QJ:4:ILE:HG12	10:QJ:100:THR:HG22	1.96	0.48
11:QK:82:VAL:HG13	11:QK:108:ILE:HA	1.95	0.48
20:QT:54:LYS:HE3	20:QT:100:ILE:HG21	1.95	0.48
20:QT:67:ALA:O	20:QT:73:HIS:ND1	2.39	0.48
34:RA:1525:G:H2'	34:RA:1526:G:H8	1.77	0.48
34:RA:2489:G:O2'	34:RA:2518:A:N6	2.47	0.48
35:RB:75:G:H4'	54:RZ:36:LYS:HE2	1.96	0.48
54:RZ:61:LEU:HD23	54:RZ:67:LEU:HD23	1.94	0.48
6:XF:5:GLU:HA	6:XF:63:TYR:O	2.14	0.48
16:XP:40:ASP:HB3	16:XP:48:TRP:HB2	1.94	0.48
19:XS:36:ARG:HB2	19:XS:72:GLY:HA3	1.94	0.48
32:Y8:13:ARG:HD2	44:YP:61:ARG:HG3	1.95	0.48
34:YA:363(B):A:H2'	34:YA:363(C):G:H8	1.78	0.48
34:YA:1193:G:OP2	44:YP:16:ARG:NH2	2.42	0.48
34:YA:1307:A:N1	34:YA:1622:G:C6	2.81	0.48
34:YA:1802:A:H2'	34:YA:1803:A:C8	2.48	0.48
34:YA:2816:C:O2	34:YA:2883:A:O2'	2.27	0.48
47:YS:4:LEU:HD22	47:YS:8:GLU:CD	2.34	0.48
48:YT:52:ILE:HG13	48:YT:61:PHE:HB3	1.96	0.48
1:QA:261:U:OP2	20:QT:80:ARG:NH2	2.47	0.48
1:QA:819:A:C8	1:QA:1529:G:N1	2.81	0.48
1:QA:976:G:OP2	1:QA:1358:U:O2'	2.30	0.48
34:RA:521:G:H2'	34:RA:522:G:H8	1.77	0.48
34:RA:571:A:O5'	34:RA:2030:A:N6	2.43	0.48
34:RA:2314:C:H5'	39:RG:38:VAL:HG11	1.96	0.48
4:XD:63:LYS:HD2	4:XD:198:VAL:HG12	1.95	0.48

*Continued on next page...*



*Continued from previous page...*

Atom-1	Atom-2	Interatomic distance (Å)	Clash overlap (Å)
13:XM:3:ARG:HD2	13:XM:7:VAL:HG12	1.96	0.48
26:Y2:4:SER:OG	26:Y2:5:GLU:N	2.39	0.48
34:YA:1174:A:H2'	34:YA:1175:U:H4'	1.94	0.48
34:YA:2250:G:C4	45:YQ:82:ARG:HG3	2.48	0.48
1:QA:1342:C:H4'	9:QI:125:TYR:HB3	1.95	0.48
5:QE:74:GLY:O	5:QE:116:THR:OG1	2.31	0.48
29:R5:4:HIS:O	34:RA:2056:G:N2	2.47	0.48
34:RA:1586:A:H3'	34:RA:1587:A:H8	1.79	0.48
34:RA:2450:A:H62	34:RA:2501:C:H42	1.61	0.48
38:RF:48:THR:O	38:RF:48:THR:OG1	2.32	0.48
40:RH:43:VAL:HG23	40:RH:52:VAL:HG12	1.95	0.48
40:RH:46:GLU:HB2	40:RH:49:VAL:HG23	1.95	0.48
49:RU:90:VAL:O	49:RU:92:ARG:N	2.35	0.48
53:RY:13:VAL:HA	53:RY:74:PRO:HA	1.96	0.48
1:XA:28:G:O2'	1:XA:296:U:OP1	2.30	0.48
1:XA:372:C:H42	1:XA:389:A:H62	0.68	0.48
1:XA:520:A:H62	1:XA:529:G:N2	2.11	0.48
1:XA:693:G:H22	22:XV:37:1MG:HN21	1.60	0.48
4:XD:89:THR:OG1	5:XE:97:GLY:O	2.27	0.48
4:XD:91:SER:HB2	4:XD:191:ARG:HD2	1.95	0.48
32:Y8:13:ARG:NH2	34:YA:250:G:OP2	2.47	0.48
34:YA:993:G:N2	50:YV:23:GLU:OE2	2.46	0.48
34:YA:1087:G:O6	34:YA:1089:G:N2	2.44	0.48
34:YA:1419:A:N7	34:YA:1578:U:O4	2.47	0.48
34:YA:1980:G:O2'	34:YA:1982:C:OP2	2.25	0.48
39:YG:68:PRO:HB3	39:YG:92:VAL:HB	1.95	0.48
46:YR:3:HIS:O	46:YR:5:LYS:N	2.47	0.48
34:RA:514:A:H2'	34:RA:515:A:H8	1.79	0.48
34:RA:685:A:OP1	34:RA:686:G:N2	2.45	0.48
1:XA:114:U:H2'	1:XA:115:G:C8	2.48	0.48
1:XA:346:G:OP1	48:YT:41:ARG:NH2	2.39	0.48
1:XA:410:G:OP1	4:XD:30:LYS:NZ	2.47	0.48
1:XA:737:A:H2'	1:XA:738:C:H6	1.79	0.48
1:XA:938:A:O3'	7:XG:95:ARG:NH2	2.47	0.48
1:XA:1223:C:H5''	1:XA:1224:G:H5''	1.95	0.48
5:XE:60:TYR:OH	5:XE:64:ARG:NH2	2.47	0.48
24:Y0:11:ARG:O	24:Y0:14:ARG:NH2	2.43	0.48
25:Y1:83:GLU:HG3	25:Y1:85:LEU:H	1.78	0.48
34:YA:2787:C:H1'	37:YE:62:PRO:HG3	1.96	0.48
37:YE:117:MET:HA	37:YE:122:PHE:H	1.79	0.48
38:YF:116:ASP:OD2	44:YP:1:MET:N	2.43	0.48

*Continued on next page...*

Continued from previous page...

Atom-1	Atom-2	Interatomic distance (Å)	Clash overlap (Å)
39:YG:107:LEU:HA	39:YG:111:LEU:HD12	1.95	0.48
1:QA:1299:A:H2'	1:QA:1301:U:H1'	1.96	0.48
1:QA:1318:A:H1'	19:QS:37:ARG:HE	1.79	0.48
25:R1:2:SER:N	34:RA:1364:G:OP2	2.46	0.48
34:RA:23:G:OP1	34:RA:504:U:N3	2.38	0.48
34:RA:597:U:H2'	34:RA:598:G:C8	2.49	0.48
34:RA:2245:U:H5''	34:RA:2246:G:H5'	1.96	0.48
34:RA:2473:U:OP1	34:RA:2529:G:N2	2.46	0.48
38:RF:159:GLY:O	38:RF:164:ARG:NH2	2.41	0.48
42:RN:60:ILE:HD12	42:RN:60:ILE:HA	1.81	0.48
1:XA:618:C:H5'	1:XA:619:U:H5''	1.96	0.48
2:XB:30:ARG:NH1	2:XB:31:TYR:OH	2.46	0.48
3:XC:153:VAL:HB	3:XC:196:LEU:HD21	1.95	0.48
15:XO:39:LEU:HG	15:XO:56:LEU:HD12	1.96	0.48
34:YA:480:A:O2'	53:YY:46:LYS:O	2.32	0.48
34:YA:1338:G:N7	52:YX:62:LYS:NZ	2.59	0.48
34:YA:2115:G:N2	34:YA:2164:C:OP2	2.47	0.48
40:YH:70:THR:O	40:YH:74:ASN:ND2	2.47	0.48
45:YQ:35:VAL:HG12	45:YQ:102:VAL:HG22	1.94	0.48
1:QA:501:C:OP1	12:QL:117:ARG:NH2	2.47	0.48
1:QA:1250:A:H4'	9:QI:67:GLY:HA2	1.96	0.48
5:QE:102:ALA:O	5:QE:107:ARG:NH2	2.45	0.48
34:RA:862:G:O2'	35:RB:78:A:N3	2.47	0.48
34:RA:1052:C:H2'	34:RA:1053:C:C5	2.49	0.48
34:RA:2085:C:H4'	36:RD:262:ARG:NH2	2.29	0.48
34:RA:2156:G:O6	34:RA:2157:G:N2	2.47	0.48
39:RG:126:ASP:OD1	39:RG:130:ASN:N	2.43	0.48
1:XA:192:U:H4'	20:XT:57:ARG:HD3	1.96	0.48
1:XA:605:U:H5	1:XA:605:U:OP2	1.97	0.48
1:XA:767:A:O2'	1:XA:1524:C:O2	2.27	0.48
1:XA:949:A:O2'	1:XA:1363:A:OP2	2.31	0.48
9:XI:73:GLN:O	9:XI:77:ILE:HG12	2.14	0.48
22:XV:8:U:C2	22:XV:14:A:N6	2.82	0.48
30:Y6:19:ARG:NH1	34:YA:2399:G:O2'	2.47	0.48
37:YE:37:ARG:O	37:YE:45:THR:HA	2.13	0.48
39:YG:63:ILE:HG22	39:YG:143:GLU:HB2	1.95	0.48
1:QA:407:G:H5''	4:QD:115:ARG:HE	1.78	0.47
1:QA:815:A:H4'	1:QA:817:C:C5	2.48	0.47
2:QB:47:THR:HG23	2:QB:202:PRO:HG2	1.96	0.47
3:QC:50:ALA:HB2	3:QC:75:VAL:HB	1.96	0.47
34:RA:1411:C:H42	34:RA:1591:G:H22	1.62	0.47

Continued on next page...



*Continued from previous page...*

Atom-1	Atom-2	Interatomic distance (Å)	Clash overlap (Å)
48:RT:91:ARG:NH2	48:RT:124:ASP:OD2	2.47	0.47
1:XA:1370:G:H2'	1:XA:1371:G:H8	1.79	0.47
17:XQ:66:SER:H	17:XQ:69:LYS:HB3	1.78	0.47
20:XT:61:SER:OG	20:XT:62:LEU:N	2.47	0.47
34:YA:363(D):G:H2'	34:YA:363(E):G:H8	1.78	0.47
34:YA:2105:C:H2'	34:YA:2106:G:C8	2.49	0.47
34:YA:2427:C:H5'	34:YA:2429:G:H5'	1.96	0.47
35:YB:12:C:O4'	35:YB:15:A:N6	2.47	0.47
37:YE:102:VAL:O	37:YE:170:LEU:N	2.45	0.47
1:QA:161:A:H2	1:QA:347:G:H21	1.62	0.47
3:QC:34:LEU:O	3:QC:38:ARG:NE	2.43	0.47
4:QD:108:LEU:HD22	4:QD:174:LEU:HD13	1.96	0.47
13:QM:26:GLY:O	13:QM:30:ALA:CB	2.62	0.47
34:RA:839:U:H3	34:RA:939:G:H1	1.62	0.47
34:RA:1058:G:H2'	34:RA:1059:G:C8	2.49	0.47
34:RA:2693:A:H2'	34:RA:2694:G:H8	1.78	0.47
47:RS:26:LEU:HB3	47:RS:87:PHE:HA	1.96	0.47
49:RU:17:ILE:HG13	49:RU:39:LEU:HD12	1.95	0.47
16:XP:6:LEU:HD13	16:XP:17:TYR:CG	2.49	0.47
19:XS:4:SER:HB2	19:XS:7:LYS:HG2	1.95	0.47
34:YA:2154:G:H2'	34:YA:2155:G:H8	1.79	0.47
35:YB:9:G:OP1	47:YS:25:ARG:NH1	2.40	0.47
50:YV:13:ARG:NH1	50:YV:15:GLU:OE2	2.45	0.47
50:YV:52:VAL:HG21	50:YV:55:ALA:HB3	1.95	0.47
53:YY:11:ASP:OD1	53:YY:11:ASP:N	2.43	0.47
1:QA:1318:A:H1'	19:QS:37:ARG:HH21	1.80	0.47
29:R5:12:SER:O	29:R5:16:ARG:HB2	2.14	0.47
38:RF:102:PRO:HB2	38:RF:105:VAL:HG23	1.95	0.47
1:XA:426:G:OP1	4:XD:38:TYR:OH	2.28	0.47
1:XA:458(F):A:HO2'	16:XP:82:GLN:H	1.60	0.47
2:XB:71:VAL:HB	2:XB:164:VAL:HG12	1.96	0.47
4:XD:175:SER:O	4:XD:183:GLY:HA2	2.15	0.47
4:XD:175:SER:HB3	4:XD:184:LYS:HB3	1.96	0.47
47:YS:25:ARG:HG3	47:YS:88:ASP:HB2	1.96	0.47
1:QA:21:G:H2'	1:QA:22:G:C8	2.49	0.47
1:QA:269:C:H2'	1:QA:270:A:H8	1.79	0.47
1:QA:1186:G:O2'	9:QI:110:GLU:OE2	2.27	0.47
9:QI:20:ARG:HG3	9:QI:60:ASP:HB2	1.96	0.47
12:QL:7:ILE:HD11	17:QQ:32:TYR:HB3	1.94	0.47
25:R1:17:SER:O	25:R1:17:SER:OG	2.29	0.47
34:RA:442:G:N2	38:RF:48:THR:OG1	2.47	0.47

*Continued on next page...*

*Continued from previous page...*

Atom-1	Atom-2	Interatomic distance (Å)	Clash overlap (Å)
34:RA:1203:G:O6	34:RA:1204:A:N6	2.48	0.47
34:RA:2845:G:OP1	48:RT:56:GLY:N	2.48	0.47
37:RE:105:THR:OG1	37:RE:199:ARG:NH1	2.48	0.47
1:XA:974:A:OP2	14:YN:29:ARG:NH2	2.48	0.47
29:Y5:52:TYR:OH	34:YA:2883:A:OP1	2.20	0.47
34:YA:1286:A:C6	34:YA:1289:C:N3	2.83	0.47
34:YA:1792:G:O2'	34:YA:1830:C:OP1	2.32	0.47
45:YQ:75:THR:HB	45:YQ:86:GLY:HA3	1.96	0.47
1:QA:1052:U:O2'	1:QA:1055:A:OP2	2.28	0.47
31:R7:24:THR:HG23	31:R7:27:GLY:H	1.79	0.47
34:RA:1068:G:O6	34:RA:1069:A:N6	2.48	0.47
34:RA:1270:C:H5''	34:RA:1271:G:H5'	1.97	0.47
34:RA:1542:G:O6	34:RA:1543:A:C6	2.67	0.47
34:RA:2328:A:H2'	34:RA:2329:G:H8	1.79	0.47
41:RI:51:ILE:HA	41:RI:54:GLN:HG2	1.95	0.47
2:XB:204:ASN:OD1	2:XB:205:ASP:N	2.48	0.47
27:Y3:18:ASP:OD1	27:Y3:18:ASP:N	2.46	0.47
34:YA:28:A:N6	34:YA:512:G:O2'	2.47	0.47
34:YA:730:C:OP1	34:YA:1775:U:O2'	2.25	0.47
34:YA:974(A):G:C4	34:YA:1186:G:C2	3.03	0.47
34:YA:1535:U:H2'	34:YA:1536:A:C8	2.49	0.47
1:QA:1221:G:H5'	19:QS:36:ARG:HH22	1.78	0.47
11:QK:17:GLY:HA2	11:QK:35:PRO:HD3	1.97	0.47
12:QL:5:PRO:HG2	12:QL:10:LEU:HD21	1.96	0.47
34:RA:99:U:O4	53:RY:8:LYS:NZ	2.46	0.47
34:RA:534:U:H3	34:RA:559:G:H1	1.63	0.47
34:RA:1148:A:H2'	34:RA:1149:G:H8	1.80	0.47
1:XA:303:A:HO2'	1:XA:555:C:HO2'	1.59	0.47
1:XA:734:G:H21	18:XR:75:ILE:HD13	1.80	0.47
2:XB:84:GLU:HG3	2:XB:215:LEU:HB3	1.96	0.47
7:YG:99:LEU:HD12	7:YG:102:ARG:HD2	1.96	0.47
13:XM:83:ASP:OD2	13:XM:84:ILE:N	2.46	0.47
27:Y3:51:ALA:HA	27:Y3:54:VAL:HG12	1.96	0.47
34:YA:137(B):G:N3	52:YX:41:ASN:ND2	2.61	0.47
37:YE:105:THR:HG21	37:YE:164:ARG:HH21	1.78	0.47
41:YI:88:ILE:HG22	41:YI:90:GLY:H	1.80	0.47
1:QA:1251:A:N3	1:QA:1369:C:O2'	2.46	0.47
1:QA:1328:C:H4'	13:QM:29:ARG:HD3	1.96	0.47
11:QK:27:ASN:OD1	11:QK:28:THR:N	2.47	0.47
17:QQ:83:ASP:N	17:QQ:83:ASP:OD1	2.47	0.47
33:R9:11:CYS:N	33:R9:14:CYS:SG	2.83	0.47

*Continued on next page...*

*Continued from previous page...*

Atom-1	Atom-2	Interatomic distance (Å)	Clash overlap (Å)
34:RA:581:C:H2'	34:RA:582:G:H8	1.79	0.47
34:RA:978:G:N1	34:RA:986:C:N3	2.62	0.47
34:RA:1843:C:O2'	36:RD:256:GLY:O	2.28	0.47
34:RA:2096:U:H3	34:RA:2193:G:H1	1.61	0.47
34:RA:2118:U:H3	34:RA:2148:G:H4'	1.80	0.47
34:RA:2749:A:H3'	34:RA:2750:A:H2'	1.96	0.47
34:RA:2751:G:N7	40:RH:2:SER:OG	2.46	0.47
46:RR:26:LYS:O	46:RR:30:THR:OG1	2.24	0.47
49:RU:6:THR:HG21	49:RU:10:ARG:HH12	1.79	0.47
49:RU:90:VAL:HG13	50:RV:39:LEU:HD22	1.97	0.47
52:RX:64:LYS:HD2	52:RX:73:ARG:HH12	1.77	0.47
1:XA:403:C:H42	1:XA:547:A:H5'	1.80	0.47
1:XA:616:G:H2'	1:XA:617:G:H8	1.78	0.47
1:XA:1503:A:O2'	23:XX:15:A:N6	2.44	0.47
22:XV:19:G:OP1	22:XV:20:G:N2	2.48	0.47
34:YA:586:A:H5'	38:YF:89:VAL:HG21	1.96	0.47
34:YA:821:A:N6	34:YA:972:G:O2'	2.47	0.47
34:YA:958:U:O2	35:YB:89(B):A:O2'	2.25	0.47
34:YA:1689:A:H62	34:YA:1698:A:H2	1.63	0.47
34:YA:2589:A:N1	34:YA:2606:C:N4	2.63	0.47
36:YD:35:LYS:HG3	36:YD:63:ARG:HG3	1.96	0.47
43:YO:120:GLU:OE1	48:YT:67:SER:OG	2.33	0.47
47:YS:11:LYS:HG3	47:YS:15:ARG:HE	1.80	0.47
1:QA:749:C:H2'	1:QA:750:G:H8	1.80	0.47
1:QA:1035:A:H2'	1:QA:1036:G:H8	1.80	0.47
1:QA:1237:C:H5''	1:QA:1238:A:C8	2.50	0.47
1:QA:1329:A:H62	21:QU:7:ARG:HH12	1.62	0.47
8:QH:120:THR:OG1	8:QH:121:ASP:N	2.47	0.47
16:QP:21:VAL:HG23	16:QP:33:ILE:HB	1.96	0.47
17:QQ:62:SER:OG	17:QQ:72:ARG:NE	2.47	0.47
34:RA:2150:U:H2'	34:RA:2151:G:H8	1.79	0.47
34:RA:2852:G:O6	34:RA:2865:U:O4	2.32	0.47
1:XA:413:G:H21	1:XA:428:G:H1'	1.79	0.47
1:XA:427:U:O2'	1:XA:541:G:OP1	2.29	0.47
1:XA:1028(H):G:H2'	1:XA:1028(I):G:C8	2.50	0.47
2:XB:184:VAL:HG23	2:XB:198:ASP:H	1.79	0.47
34:YA:422:A:H8	34:YA:422:A:O5'	1.97	0.47
34:YA:1058:G:H2'	34:YA:1059:G:H8	1.80	0.47
34:YA:1728:G:H8	34:YA:1732:A:H62	1.62	0.47
34:YA:2584:U:H2'	34:YA:2585:U:H2'	1.96	0.47
34:YA:2611:U:C6	34:YA:2611:U:C5'	2.86	0.47

*Continued on next page...*

*Continued from previous page...*

Atom-1	Atom-2	Interatomic distance (Å)	Clash overlap (Å)
40:YH:18:GLU:HB3	40:YH:25:LYS:HG2	1.96	0.47
41:YI:20:ASP:OD2	41:YI:20:ASP:N	2.43	0.47
1:QA:316:G:OP2	1:QA:351:G:O2'	2.31	0.47
1:QA:542:G:O3'	4:QD:14:ARG:NH2	2.48	0.47
1:QA:982:U:H5''	14:QN:6:LEU:HD11	1.96	0.47
10:QJ:67:THR:O	10:QJ:67:THR:OG1	2.32	0.47
15:QO:26:GLU:HA	15:QO:29:VAL:HG12	1.97	0.47
34:RA:2377:A:H4'	47:RS:112:PHE:HA	1.97	0.47
40:RH:6:ARG:HE	40:RH:65:HIS:HB3	1.80	0.47
41:RI:83:ALA:C	41:RI:89:TYR:CE2	2.88	0.47
1:XA:942:G:N2	9:XI:124:GLN:OE1	2.44	0.47
1:XA:1522:U:H2'	1:XA:1523:G:H8	1.79	0.47
13:XM:14:ARG:HG2	13:XM:16:ASP:H	1.79	0.47
14:XN:23:ARG:NH1	14:XN:28:GLY:HA2	2.29	0.47
28:Y4:23:GLU:O	28:Y4:25:TYR:N	2.46	0.47
34:YA:223:A:O2'	34:YA:420:C:O2	2.25	0.47
34:YA:380:U:H2'	34:YA:381:G:H8	1.80	0.47
34:YA:1779:U:OP2	34:YA:1784:A:N6	2.43	0.47
34:YA:2011:U:OP2	51:YW:16:LYS:NZ	2.35	0.47
38:YF:157:VAL:HG13	38:YF:194:MET:HB3	1.97	0.47
6:QF:24:GLU:OE1	6:QF:28:ARG:NH1	2.48	0.47
8:QH:108:GLY:HA3	8:QH:138:TRP:HB3	1.97	0.47
25:R1:2:SER:O	25:R1:61:ARG:NH1	2.47	0.47
34:RA:414:C:O2	34:RA:1864:U:O2'	2.30	0.47
34:RA:2249:U:N3	34:RA:2253:G:OP2	2.48	0.47
1:XA:925:G:O6	1:XA:1391:U:O4	2.33	0.47
1:XA:967:C:O3'	9:XI:125:TYR:OH	2.27	0.47
1:XA:1525:G:OP1	11:XK:120:ARG:NH1	2.41	0.47
12:XL:12:ARG:HH21	12:XL:13:LYS:HE3	1.79	0.47
17:XQ:21:VAL:N	17:XQ:42:TYR:O	2.40	0.47
22:XV:76:A:N6	34:YA:2422:A:O4'	2.47	0.47
34:YA:238:C:O2'	34:YA:608:A:N3	2.34	0.47
34:YA:363(A):G:H2'	34:YA:363(B):A:H8	1.79	0.47
34:YA:635:C:O2'	34:YA:639:U:OP1	2.29	0.47
38:YF:12:LEU:HB3	38:YF:126:VAL:HG12	1.95	0.47
1:QA:1048:G:O2'	1:QA:1050:G:OP1	2.34	0.46
1:QA:1298:C:N4	7:QG:113:GLU:O	2.48	0.46
2:QB:134:GLU:HA	2:QB:137:ARG:HG2	1.96	0.46
4:QD:156:GLU:O	4:QD:160:GLN:N	2.48	0.46
8:QH:91:ARG:NE	17:QQ:32:TYR:O	2.40	0.46
22:QV:37:1MG:C8	22:QV:38:A:C8	3.04	0.46

*Continued on next page...*

*Continued from previous page...*

Atom-1	Atom-2	Interatomic distance (Å)	Clash overlap (Å)
34:RA:659:C:H2'	34:RA:660:G:C8	2.49	0.46
34:RA:956:G:OP2	45:RQ:14:ARG:NH2	2.36	0.46
34:RA:1102:C:H2'	34:RA:1103:A:H8	1.79	0.46
34:RA:1783:A:OP1	34:RA:1784:A:OP2	2.33	0.46
35:RB:15:A:H5'	35:RB:16:G:C8	2.49	0.46
37:RE:24:THR:HG21	37:RE:188:VAL:HG22	1.97	0.46
40:RH:11:VAL:HG12	40:RH:13:LYS:HG2	1.97	0.46
51:RW:68:ARG:NH2	51:RW:109:GLU:OE2	2.48	0.46
1:XA:1127:G:N2	1:XA:1145:C:O2	2.47	0.46
4:XD:18:LYS:HZ3	4:XD:33:MET:HG3	1.80	0.46
4:XD:62:GLN:HE22	4:XD:65:ARG:HH21	1.62	0.46
12:XL:8:ASN:O	12:XL:12:ARG:HB2	2.15	0.46
22:XV:19:G:H2'	34:YA:2112:G:C6	2.50	0.46
33:Y9:14:CYS:CA	33:Y9:27:CYS:HB2	2.44	0.46
34:YA:28:A:O2'	34:YA:582:G:O2'	2.30	0.46
34:YA:963:U:H1'	34:YA:2250:G:O6	2.15	0.46
42:YN:16:ILE:HG21	42:YN:26:LEU:HD11	1.97	0.46
1:QA:407:G:H5'	4:QD:115:ARG:HH21	1.80	0.46
1:QA:1004:A:N6	1:QA:1025:U:O3'	2.47	0.46
7:QG:70:LYS:HB2	7:QG:96:GLN:HB3	1.97	0.46
16:QP:40:ASP:OD1	16:QP:43:LYS:N	2.46	0.46
34:RA:144:C:H2'	34:RA:145:G:H8	1.80	0.46
34:RA:2151:G:H2'	34:RA:2152:G:H8	1.81	0.46
34:RA:2153:G:H2'	34:RA:2154:G:H8	1.80	0.46
34:RA:2185:C:H2'	34:RA:2186:G:C8	2.51	0.46
40:RH:126:PRO:HG2	40:RH:130:ARG:HG3	1.96	0.46
52:RX:72:LYS:NZ	52:RX:73:ARG:O	2.38	0.46
1:XA:413:G:H4'	1:XA:414:A:H5''	1.97	0.46
1:XA:673:G:H2'	1:XA:674:G:C8	2.51	0.46
1:XA:1419:G:H1	1:XA:1481:U:H3	1.62	0.46
2:XB:188:ALA:HB3	2:XB:200:ILE:HD11	1.97	0.46
16:XP:20:VAL:HG12	16:XP:35:LYS:HA	1.97	0.46
31:Y7:33:ARG:NH1	34:YA:467:G:OP1	2.47	0.46
34:YA:296:C:O3'	53:YY:95:LYS:NZ	2.48	0.46
34:YA:373:U:H1'	34:YA:423:A:N3	2.30	0.46
34:YA:805:G:N2	34:YA:829:A:OP1	2.47	0.46
41:YI:72:LEU:HD12	41:YI:138:ILE:HD12	1.97	0.46
1:QA:75:C:H42	1:QA:95:G:H1	1.62	0.46
1:QA:976:G:N1	1:QA:1362(B):C:OP2	2.37	0.46
1:QA:1097:C:O2'	1:QA:1169:A:N3	2.37	0.46
34:RA:630:G:N2	34:RA:633:A:OP2	2.35	0.46

*Continued on next page...*

*Continued from previous page...*

Atom-1	Atom-2	Interatomic distance (Å)	Clash overlap (Å)
34:RA:979:G:N2	34:RA:985:C:C4	2.84	0.46
34:RA:1070:A:O2'	34:RA:1097:U:O3'	2.32	0.46
38:RF:24:LEU:HD12	38:RF:115:ALA:HB2	1.96	0.46
40:RH:123:PHE:HE2	40:RH:133:VAL:HG22	1.80	0.46
46:RR:28:LEU:HD23	46:RR:48:VAL:HG21	1.98	0.46
54:RZ:182:LYS:HA	54:RZ:182:LYS:HD2	1.75	0.46
1:XA:186(F):C:N3	1:XA:186(N):G:N2	2.63	0.46
7:XG:75:VAL:HA	7:XG:87:VAL:O	2.16	0.46
34:YA:840:C:H2'	34:YA:841:A:H8	1.79	0.46
34:YA:2152:G:H2'	34:YA:2153:G:C8	2.49	0.46
38:YF:60:SER:OG	38:YF:61:GLY:N	2.49	0.46
1:QA:599:C:O2'	8:QH:129:VAL:O	2.27	0.46
1:QA:1000:A:N1	1:QA:1041:A:N6	2.64	0.46
1:QA:1227:A:OP1	19:QS:80:TYR:OH	2.30	0.46
9:QI:28:VAL:HA	9:QI:63:ILE:HB	1.97	0.46
22:QV:61:C:H2'	22:QV:62:C:H6	1.80	0.46
25:R1:90:ILE:HA	25:R1:94:LEU:HD11	1.93	0.46
29:R5:12:SER:HB3	34:RA:2020:A:H5'	1.97	0.46
32:R8:30:ARG:HH21	44:RP:62:LEU:HD12	1.81	0.46
34:RA:1657:C:H2'	34:RA:1658:C:H6	1.80	0.46
1:XA:6:G:H2'	5:XE:119:LEU:HD21	1.98	0.46
1:XA:165:C:H2'	1:XA:166:G:C8	2.51	0.46
1:XA:640:A:O2'	8:XH:116:LYS:NZ	2.49	0.46
1:XA:948:C:H2'	1:XA:949:A:H8	1.80	0.46
1:XA:979:C:O2	14:XN:19:ARG:NH2	2.40	0.46
8:XH:86:ILE:HD12	8:XH:135:CYS:HA	1.97	0.46
34:YA:309:G:N3	34:YA:329:G:O2'	2.47	0.46
34:YA:363(C):G:H2'	34:YA:363(D):G:H8	1.80	0.46
34:YA:974(A):G:C6	34:YA:1186:G:N1	2.84	0.46
34:YA:984:A:H5''	34:YA:985:C:H5	1.81	0.46
34:YA:1753:G:N2	34:YA:1758:G:N7	2.62	0.46
34:YA:2403:C:N3	34:YA:2415:G:C2	2.83	0.46
44:YP:98:GLU:HA	44:YP:101:VAL:HG12	1.96	0.46
1:QA:186(H):C:O2	1:QA:186(L):G:N1	2.49	0.46
1:QA:324:G:N2	1:QA:327:A:OP2	2.48	0.46
1:QA:707:C:H2'	1:QA:708:C:H6	1.81	0.46
1:QA:898:G:N2	1:QA:901:A:OP2	2.45	0.46
3:QC:66:VAL:HB	3:QC:101:LEU:HG	1.98	0.46
4:QD:57:ARG:HB3	4:QD:206:PHE:HB2	1.97	0.46
9:QI:105:ASP:HB3	9:QI:107:ARG:HE	1.80	0.46
26:R2:48:HIS:ND1	34:RA:95:G:O2'	2.38	0.46

*Continued on next page...*



*Continued from previous page...*

Atom-1	Atom-2	Interatomic distance (Å)	Clash overlap (Å)
29:R5:57:VAL:O	46:RR:33:ARG:NH1	2.39	0.46
34:RA:1363:C:O2'	34:RA:1809:A:N3	2.39	0.46
34:RA:2195:C:H2'	34:RA:2196:C:H6	1.80	0.46
1:XA:186(F):C:H42	1:XA:186(N):G:H1	1.61	0.46
10:XJ:78:ASN:HB2	10:XJ:81:THR:HG23	1.97	0.46
17:XQ:34:LYS:NZ	17:XQ:35:VAL:O	2.46	0.46
34:YA:589:C:H2'	34:YA:590:A:C8	2.50	0.46
34:YA:1669:A:N3	34:YA:1669:A:C2'	2.78	0.46
38:YF:41:LEU:HA	38:YF:44:ARG:HG2	1.98	0.46
1:QA:359:U:H2'	1:QA:360:A:H8	1.79	0.46
1:QA:410:G:H21	1:QA:432:A:H62	1.62	0.46
1:QA:628:G:H2'	1:QA:629:G:H8	1.80	0.46
1:QA:663:A:N6	1:QA:742:G:H1	2.10	0.46
1:QA:972:C:H4'	10:QJ:57:LYS:HB2	1.98	0.46
8:QH:121:ASP:OD2	8:QH:125:ARG:NH1	2.48	0.46
13:QM:91:ARG:HD2	13:QM:96:LEU:HB3	1.98	0.46
34:RA:1181:C:H2'	34:RA:1182:A:C8	2.49	0.46
34:RA:1316:U:H2'	34:RA:1317:A:H8	1.80	0.46
34:RA:2845:G:H2'	34:RA:2846:G:C8	2.51	0.46
34:RA:2882:A:OP1	46:RR:96:ARG:NH1	2.47	0.46
41:RI:88:ILE:HG22	41:RI:90:GLY:N	2.31	0.46
1:XA:36:C:O2'	1:XA:501:C:OP1	2.33	0.46
1:XA:737:A:H2'	1:XA:738:C:C6	2.50	0.46
1:XA:1071:C:OP1	5:XE:27:ARG:NH2	2.49	0.46
13:XM:59:TYR:O	13:XM:63:THR:OG1	2.25	0.46
34:YA:517:C:O2'	51:YW:18:ARG:NH2	2.48	0.46
34:YA:1363:C:O2'	34:YA:1809:A:N3	2.38	0.46
34:YA:2404:C:O3'	44:YP:77:ARG:NH2	2.49	0.46
40:YH:89:ILE:HD11	40:YH:94:TYR:HB3	1.98	0.46
2:QB:101:MET:HA	2:QB:108:ILE:HG13	1.97	0.46
13:QM:47:ASP:OD1	13:QM:47:ASP:N	2.48	0.46
34:RA:65:C:H1'	34:RA:456:C:H42	1.81	0.46
34:RA:971:C:O2'	34:RA:983:A:N3	2.38	0.46
34:RA:1543:A:H1'	34:RA:1545(A):A:H5''	1.97	0.46
37:RE:14:ILE:HD11	37:RE:173:VAL:HG11	1.97	0.46
38:RF:56:GLU:OE2	38:RF:93:LYS:NZ	2.49	0.46
49:RU:27:LEU:HD22	49:RU:31:SER:HB2	1.97	0.46
1:XA:444:C:H2'	1:XA:445:G:H8	1.81	0.46
1:XA:1014:A:H2'	1:XA:1015:A:C8	2.50	0.46
22:XV:1:C:H2'	22:XV:2:G:H8	1.81	0.46
34:YA:1255:U:N3	34:YA:2060:A:OP2	2.44	0.46

*Continued on next page...*

*Continued from previous page...*

Atom-1	Atom-2	Interatomic distance (Å)	Clash overlap (Å)
34:YA:1652:A:N6	34:YA:1653:G:H1	2.10	0.46
35:YB:73:A:N6	35:YB:103:U:H3	2.04	0.46
42:YN:47:ALA:HB2	42:YN:112:LEU:HD11	1.98	0.46
43:YO:78:ARG:NE	48:YT:73:GLU:OE1	2.45	0.46
1:QA:359:U:H2'	1:QA:360:A:C8	2.51	0.46
9:QI:26:VAL:HG12	9:QI:61:ALA:HB3	1.98	0.46
10:QJ:48:THR:HG22	10:QJ:62:HIS:HB3	1.98	0.46
20:QT:54:LYS:HZ3	20:QT:57:ARG:HE	1.64	0.46
32:R8:29:LYS:O	32:R8:31:HIS:N	2.45	0.46
34:RA:16:G:C6	34:RA:525:U:N3	2.84	0.46
34:RA:2635:C:O2'	37:RE:80:GLU:OE1	2.26	0.46
34:RA:2812:G:H2'	34:RA:2813:A:H8	1.81	0.46
37:RE:14:ILE:HB	48:RT:14:TYR:HE2	1.81	0.46
38:RF:182:ASN:OD1	38:RF:182:ASN:N	2.46	0.46
40:RH:84:SER:HA	40:RH:134:SER:HA	1.97	0.46
2:XB:118:LEU:HB3	2:XB:142:LEU:HD13	1.98	0.46
6:XF:36:ARG:NH2	6:XF:38:GLU:OE2	2.49	0.46
13:XM:45:VAL:HG23	13:XM:48:LEU:HD12	1.98	0.46
26:Y2:28:LYS:HD3	26:Y2:28:LYS:HA	1.77	0.46
34:YA:1953:A:O2'	34:YA:2559:C:O2	2.28	0.46
40:YH:137:ASP:OD2	40:YH:138:LYS:N	2.48	0.46
43:YO:64:ARG:HB2	43:YO:83:ALA:HB3	1.98	0.46
54:YZ:74:VAL:HG22	54:YZ:86:VAL:HG23	1.97	0.46
1:QA:373:A:H61	1:QA:391:G:H1'	1.80	0.46
1:QA:593:G:H1	1:QA:646:U:H3	1.64	0.46
1:QA:710:G:H2'	1:QA:711:G:H8	1.80	0.46
1:QA:864:A:O2'	1:QA:1078:U:O4	2.26	0.46
1:QA:883:C:N4	1:QA:884:U:O4	2.49	0.46
1:QA:1463:C:H5''	48:RT:112:ARG:HE	1.79	0.46
3:QC:184:TYR:HA	3:QC:200:ALA:O	2.15	0.46
16:QP:59:TRP:HA	16:QP:62:VAL:HG22	1.97	0.46
34:RA:1247:A:N1	34:RA:1249:U:C2	2.81	0.46
43:RO:104:ARG:NH2	48:RT:43:GLN:OE1	2.49	0.46
52:RX:90:GLU:HA	52:RX:93:GLU:HG2	1.97	0.46
54:RZ:67:LEU:HD13	54:RZ:68:PRO:HD2	1.96	0.46
1:XA:581:G:OP1	15:XO:65:ARG:NH1	2.33	0.46
2:XB:175:ARG:HH22	2:XB:179:LYS:HZ1	1.64	0.46
12:XL:53:ARG:HB3	12:XL:69:TYR:HE1	1.79	0.46
31:Y7:7:PRO:HA	34:YA:686:G:H8	1.80	0.46
34:YA:1891:G:O2'	34:YA:2235:G:O2'	2.32	0.46
34:YA:2314:C:H2'	34:YA:2315:G:C8	2.51	0.46

*Continued on next page...*



*Continued from previous page...*

Atom-1	Atom-2	Interatomic distance (Å)	Clash overlap (Å)
52:YX:64:LYS:HZ2	52:YX:73:ARG:HE	1.63	0.46
1:QA:157:G:H2'	1:QA:158:G:H8	1.81	0.46
1:QA:1385:G:H2'	1:QA:1386:G:H8	1.81	0.46
5:QE:98:THR:N	5:QE:117:ASP:OD1	2.40	0.46
13:QM:26:GLY:O	13:QM:30:ALA:HB2	2.15	0.46
25:R1:90:ILE:CA	25:R1:94:LEU:CD1	2.84	0.46
34:RA:1048:A:N6	34:RA:1111:A:N3	2.64	0.46
34:RA:2310:A:N6	39:RG:79:ASN:HD22	2.14	0.46
34:RA:2514:U:H3	34:RA:2570:G:H1	1.63	0.46
37:RE:46:ALA:HB1	37:RE:80:GLU:HG2	1.98	0.46
46:RR:38:VAL:HG12	46:RR:112:ALA:HB2	1.96	0.46
1:XA:448:A:OP2	1:XA:485:G:N1	2.39	0.46
1:XA:603:U:H2'	1:XA:604:G:H8	1.80	0.46
1:XA:806:C:H2'	1:XA:807:A:H8	1.80	0.46
11:XK:31:THR:HA	11:XK:42:TRP:HA	1.97	0.46
21:XU:6:ARG:HH21	21:XU:15:ARG:HH22	1.64	0.46
41:YI:4:ILE:HG22	41:YI:18:VAL:HB	1.98	0.46
48:YT:91:ARG:NH2	48:YT:124:ASP:OD2	2.48	0.46
1:QA:657:G:H4'	15:QO:28:GLN:HG2	1.97	0.45
1:QA:666:G:H1	1:QA:740:U:H3	1.62	0.45
1:QA:949:A:HO2'	1:QA:971:G:H1	1.64	0.45
2:QB:73:THR:O	2:QB:75:LYS:NZ	2.50	0.45
5:QE:87:SER:OG	5:QE:125:SER:O	2.32	0.45
11:QK:57:THR:HG23	11:QK:60:ALA:H	1.81	0.45
18:QR:74:ARG:HD3	18:QR:81:PHE:HA	1.98	0.45
34:RA:271(E):G:H2'	34:RA:272:G:H8	1.80	0.45
34:RA:414:C:H2'	34:RA:415:A:H8	1.81	0.45
34:RA:1654:A:O2'	37:RE:113:PHE:O	2.19	0.45
34:RA:2037:G:H2'	34:RA:2038:G:C8	2.51	0.45
34:RA:2618:G:H21	37:RE:150:VAL:HG21	1.80	0.45
35:RB:74:U:H1'	54:RZ:34:ASN:HD21	1.81	0.45
51:RW:86:LEU:HD22	51:RW:96:ILE:HD11	1.98	0.45
1:XA:264:U:O2'	17:XQ:64:PRO:O	2.31	0.45
1:XA:407:G:O2'	4:XD:116:GLN:OE1	2.33	0.45
34:YA:597:U:H2'	34:YA:598:G:H8	1.81	0.45
45:YQ:133:ARG:HG3	45:YQ:134:ARG:H	1.80	0.45
48:YT:16:ARG:HH21	48:YT:81:PRO:HA	1.80	0.45
1:QA:922:G:H2'	1:QA:923:A:C8	2.52	0.45
1:QA:1250:A:N3	1:QA:1370:G:O2'	2.44	0.45
9:QI:114:TYR:HB2	10:QJ:60:ARG:HB2	1.98	0.45
10:QJ:12:ASP:O	10:QJ:16:LEU:HB3	2.16	0.45

*Continued on next page...*

*Continued from previous page...*

Atom-1	Atom-2	Interatomic distance (Å)	Clash overlap (Å)
24:R0:43:THR:HG21	34:RA:2336:A:H61	1.81	0.45
34:RA:81:G:HO2'	34:RA:295:G:HO2'	1.50	0.45
34:RA:513:A:O2'	34:RA:1217:C:OP1	2.30	0.45
34:RA:1147:C:H2'	34:RA:1148:A:C8	2.51	0.45
39:RG:68:PRO:HB3	39:RG:92:VAL:HB	1.98	0.45
1:XA:1124:G:O2'	1:XA:1126:U:O4	2.28	0.45
2:XB:68:ILE:HG22	2:XB:161:ALA:HB3	1.98	0.45
34:YA:1174:A:H2	34:YA:1176:G:H4'	1.81	0.45
34:YA:1612:C:N3	34:YA:1620:G:N1	2.65	0.45
34:YA:2315:G:OP1	39:YG:36:LYS:NZ	2.40	0.45
34:YA:2730:C:O2'	37:YE:168:MET:O	2.32	0.45
44:YP:96:THR:HG22	44:YP:99:LEU:HD22	1.98	0.45
49:YU:90:VAL:HG22	50:YV:39:LEU:HB3	1.98	0.45
1:QA:1177:G:H2'	1:QA:1178:G:C4	2.51	0.45
4:QD:22:LYS:HG3	56:QD:301:SF4:S1	2.56	0.45
11:QK:101:SER:O	11:QK:101:SER:OG	2.30	0.45
15:QO:39:LEU:HD22	15:QO:56:LEU:HD13	1.97	0.45
34:RA:589:C:H2'	34:RA:590:A:C8	2.52	0.45
34:RA:2463:C:C2	34:RA:2488:A:H2	2.35	0.45
34:RA:2722:G:H5''	34:RA:2820:A:N7	2.31	0.45
1:XA:881:G:P	12:XL:12:ARG:HH22	2.40	0.45
2:XB:207:ALA:O	2:XB:210:SER:OG	2.28	0.45
9:XI:28:VAL:HG12	9:XI:63:ILE:HB	1.98	0.45
34:YA:2151:G:H2'	34:YA:2152:G:H8	1.80	0.45
34:YA:2641:G:H5''	42:YN:76:SER:HB3	1.97	0.45
36:YD:133:LEU:HD23	36:YD:136:ILE:HD12	1.98	0.45
46:YR:33:ARG:HA	46:YR:114:VAL:O	2.17	0.45
1:QA:28:G:O2'	1:QA:296:U:OP1	2.31	0.45
1:QA:370:C:H2'	1:QA:371:G:C8	2.51	0.45
7:QG:116:ALA:HA	7:QG:119:ARG:HE	1.82	0.45
13:QM:108:ARG:HA	13:QM:111:LYS:HB2	1.97	0.45
34:RA:665:C:H2'	34:RA:666:G:H8	1.81	0.45
34:RA:2308:G:H22	34:RA:2311:A:H2	1.64	0.45
36:RD:247:ALA:HA	36:RD:253:GLN:HA	1.98	0.45
43:RO:63:VAL:HB	43:RO:102:VAL:HG13	1.98	0.45
49:RU:45:TYR:O	49:RU:49:HIS:ND1	2.49	0.45
1:XA:603:U:H2'	1:XA:604:G:C8	2.51	0.45
1:XA:1304:G:OP1	21:XU:2:GLY:N	2.50	0.45
1:XA:1356:G:H2'	1:XA:1357:A:H8	1.82	0.45
2:XB:27:LYS:HD2	2:XB:193:ASP:HB2	1.97	0.45
4:XD:162:LEU:HD12	4:XD:178:VAL:HG13	1.98	0.45

*Continued on next page...*

*Continued from previous page...*

Atom-1	Atom-2	Interatomic distance (Å)	Clash overlap (Å)
12:XL:46:LYS:HG3	12:XL:48:PRO:HD2	1.98	0.45
15:XO:64:ARG:HH12	15:XO:68:ARG:HH22	1.63	0.45
1:QA:99:C:H2'	1:QA:101:A:C8	2.51	0.45
1:QA:165:C:H2'	1:QA:166:G:H8	1.81	0.45
1:QA:1347:G:O2'	1:QA:1373:G:O6	2.33	0.45
34:RA:809:G:H2'	34:RA:810:U:C6	2.51	0.45
34:RA:890:A:H2'	34:RA:892:G:H8	1.82	0.45
34:RA:1230:C:H2'	34:RA:1231:G:H8	1.82	0.45
35:RB:7:G:H21	47:RS:38:GLN:HE22	1.64	0.45
36:RD:13:ARG:NH1	36:RD:16:MET:SD	2.90	0.45
53:RY:28:LYS:HG3	53:RY:40:GLU:HG2	1.99	0.45
1:XA:34:C:H2'	1:XA:35:G:H8	1.81	0.45
1:XA:595:G:H1'	1:XA:596:C:H5	1.81	0.45
4:XD:30:LYS:HB3	4:XD:35:ARG:HH22	1.81	0.45
20:XT:11:SER:O	20:XT:11:SER:OG	2.28	0.45
36:YD:71:ASP:HB2	36:YD:103:ARG:HH12	1.82	0.45
38:YF:155:LEU:HB2	38:YF:189:THR:HG21	1.99	0.45
1:QA:244:U:H3	1:QA:893:C:H42	1.64	0.45
1:QA:947:G:HO2'	1:QA:1306:A:HO2'	1.59	0.45
2:QB:233:SER:O	2:QB:233:SER:OG	2.34	0.45
34:RA:172:C:H2'	34:RA:173:G:C8	2.52	0.45
34:RA:581:C:H2'	34:RA:582:G:C8	2.51	0.45
34:RA:626:U:H5'	34:RA:627:A:H5''	1.97	0.45
34:RA:2641:G:P	42:RN:74:ARG:HE	2.39	0.45
36:RD:132:PRO:HA	36:RD:190:TYR:HA	1.99	0.45
41:RI:123:LEU:HD12	41:RI:142:VAL:HG13	1.98	0.45
50:RV:14:VAL:HB	50:RV:96:ILE:HG12	1.98	0.45
51:RW:76:VAL:HG22	51:RW:103:ILE:HG23	1.98	0.45
1:XA:269:C:H2'	1:XA:270:A:C8	2.52	0.45
1:XA:327:A:O2'	1:XA:328:C:O4'	2.29	0.45
1:XA:1128:C:O2'	1:XA:1130:A:N7	2.50	0.45
1:XA:1151:A:H2'	1:XA:1152:A:H8	1.82	0.45
4:XD:21:LEU:N	4:XD:26:CYS:SG	2.89	0.45
33:Y9:25:VAL:HG22	33:Y9:34:GLN:HB3	1.98	0.45
34:YA:122:G:OP1	34:YA:149:A:O2'	2.31	0.45
34:YA:606:U:OP2	38:YF:104:LYS:NZ	2.43	0.45
34:YA:1636:C:H2'	34:YA:1637:A:C8	2.51	0.45
34:YA:1657:C:H2'	34:YA:1658:C:C6	2.51	0.45
35:YB:104:A:OP1	54:YZ:72:ARG:NH1	2.49	0.45
38:YF:54:ARG:HD2	38:YF:81:PRO:HD3	1.98	0.45
45:YQ:13:GLN:O	45:YQ:72:LYS:NZ	2.38	0.45

*Continued on next page...*

*Continued from previous page...*

Atom-1	Atom-2	Interatomic distance (Å)	Clash overlap (Å)
49:YU:8:VAL:HG22	49:YU:12:ARG:HE	1.82	0.45
51:YW:46:PHE:O	51:YW:50:VAL:HG23	2.16	0.45
1:QA:950:U:H3	1:QA:1231:G:H1	1.65	0.45
1:QA:1174:G:H2'	1:QA:1175:G:H8	1.81	0.45
1:QA:1412:C:H2'	1:QA:1413:A:C8	2.51	0.45
4:QD:85:LYS:HA	4:QD:85:LYS:HD2	1.73	0.45
32:R8:13:ARG:HD2	44:RP:61:ARG:HE	1.81	0.45
34:RA:249:C:O5'	34:RA:2394:C:O2'	2.35	0.45
34:RA:1400:G:H2'	34:RA:1401:G:H8	1.81	0.45
34:RA:1789:A:H5''	36:RD:221:VAL:HA	1.99	0.45
36:RD:208:LYS:HG3	36:RD:210:GLY:H	1.82	0.45
48:RT:102:ILE:HD12	48:RT:110:ILE:HD12	1.99	0.45
1:XA:125:U:H2'	1:XA:126:G:C8	2.52	0.45
1:XA:619:U:H5'	4:XD:131:ARG:HH21	1.82	0.45
4:XD:43:HIS:HB3	4:XD:46:LYS:HD2	1.98	0.45
7:XG:26:PHE:O	7:XG:30:ILE:HG12	2.17	0.45
7:XG:139:GLU:OE1	7:XG:143:ARG:NH2	2.49	0.45
8:XH:121:ASP:HB2	8:XH:125:ARG:HH21	1.82	0.45
12:XL:110:VAL:H	12:XL:122:THR:HG22	1.82	0.45
25:Y1:40:ARG:HG2	25:Y1:41:ARG:H	1.81	0.45
28:Y4:5:ILE:N	28:Y4:5:ILE:CD1	2.79	0.45
34:YA:172:C:H2'	34:YA:173:G:C8	2.52	0.45
34:YA:748:G:C8	34:YA:750:A:N7	2.85	0.45
34:YA:1682:G:OP2	34:YA:1699:G:N2	2.44	0.45
34:YA:2162:G:H2'	34:YA:2163:C:C2	2.52	0.45
42:YN:91:LEU:HD23	42:YN:91:LEU:HA	1.81	0.45
42:YN:137:LYS:HD3	42:YN:138:LEU:HG	1.99	0.45
48:YT:54:ARG:HA	48:YT:59:THR:HG23	1.99	0.45
49:YU:17:ILE:HG13	49:YU:32:PHE:HE1	1.82	0.45
1:QA:1338:G:H21	22:QV:41:A:H1'	1.80	0.45
34:RA:65:C:H5'	52:RX:71:GLY:HA3	1.98	0.45
34:RA:1608:A:C8	34:RA:1611:C:N4	2.84	0.45
34:RA:1662:C:O2'	34:RA:2687:U:OP1	2.34	0.45
34:RA:1689:A:H2'	34:RA:1690:A:H8	1.82	0.45
34:RA:2448:A:OP1	34:RA:2499:C:OP1	2.34	0.45
37:RE:111:ARG:HD3	37:RE:160:TYR:CE2	2.52	0.45
39:RG:81:LYS:HD2	39:RG:81:LYS:HA	1.74	0.45
40:RH:98:LEU:CG	40:RH:125:VAL:CG1	2.91	0.45
40:RH:124:GLU:HG3	40:RH:124:GLU:O	2.17	0.45
50:RV:68:LYS:HD2	50:RV:68:LYS:HA	1.70	0.45
54:RZ:54:HIS:HB3	54:RZ:101:PRO:HD3	1.99	0.45

*Continued on next page...*

*Continued from previous page...*

Atom-1	Atom-2	Interatomic distance (Å)	Clash overlap (Å)
1:XA:985:C:H2'	1:XA:986:A:C8	2.51	0.45
24:Y0:41:ARG:O	34:YA:2330:G:N2	2.47	0.45
34:YA:2031:A:O2'	34:YA:2454:G:N2	2.49	0.45
35:YB:14:U:O3'	35:YB:107:U:O2'	2.29	0.45
37:YE:171:GLU:HB2	37:YE:185:LYS:HG3	1.98	0.45
1:QA:62:U:O4	1:QA:105:G:O6	2.35	0.45
1:QA:765:G:N1	1:QA:812:C:O2'	2.44	0.45
16:QP:4:ILE:HD13	16:QP:21:VAL:HG12	1.97	0.45
17:QQ:59:ILE:HG22	17:QQ:73:VAL:HA	1.98	0.45
31:R7:18:PHE:HB2	31:R7:43:THR:HG21	1.99	0.45
34:RA:1518:C:H2'	34:RA:1519:G:H8	1.82	0.45
34:RA:1687:G:N2	34:RA:1702:G:O6	2.50	0.45
34:RA:1838:C:O2	34:RA:1898:U:C4	2.70	0.45
34:RA:1939:U:OP1	34:RA:2604:U:O2'	2.35	0.45
34:RA:2099:U:H2'	34:RA:2100:G:C8	2.51	0.45
39:RG:161:THR:HG22	39:RG:163:ALA:H	1.82	0.45
41:RI:80:PRO:HB2	41:RI:146:ALA:HB2	1.97	0.45
43:RO:106:LEU:HA	43:RO:109:LYS:HB2	1.99	0.45
48:RT:118:ARG:HH11	48:RT:121:ILE:HG21	1.81	0.45
53:RY:28:LYS:NZ	53:RY:40:GLU:OE2	2.38	0.45
1:XA:778:G:H21	11:XK:120:ARG:HB3	1.81	0.45
1:XA:977:A:O2'	1:XA:979:C:OP2	2.28	0.45
1:XA:1228:C:P	13:XM:108:ARG:HH12	2.40	0.45
27:Y3:23:LEU:HD12	27:Y3:28:LEU:HB2	1.98	0.45
34:YA:2032:G:N2	37:YE:146:THR:OG1	2.48	0.45
36:YD:44:ASN:HB3	36:YD:49:ILE:HG22	1.98	0.45
1:QA:382:A:H2'	1:QA:383:A:H8	1.81	0.45
1:QA:1095:U:P	1:QA:1108:G:H1	2.40	0.45
2:QB:193:ASP:OD2	2:QB:193:ASP:N	2.50	0.45
3:QC:6:HIS:HE1	3:QC:8:ILE:HD12	1.82	0.45
3:QC:24:ALA:HB1	3:QC:32:LEU:HD21	1.99	0.45
6:QF:12:PRO:HD3	6:QF:58:GLY:HA2	1.99	0.45
33:R9:35:ARG:NH2	34:RA:2539:C:O2'	2.49	0.45
39:RG:81:LYS:HB3	39:RG:82:LEU:H	1.59	0.45
40:RH:126:PRO:HG2	40:RH:130:ARG:CG	2.46	0.45
41:RI:79:ILE:HG23	41:RI:142:VAL:HA	1.99	0.45
1:XA:68(C):G:H1	1:XA:68(Y):U:H3	1.64	0.45
1:XA:186(M):G:H2'	1:XA:186(N):G:C8	2.52	0.45
1:XA:741:G:H5'	1:XA:742:G:OP2	2.17	0.45
1:XA:985:C:H2'	1:XA:986:A:H8	1.82	0.45
1:XA:1342:C:H2'	1:XA:1343:G:C8	2.52	0.45

*Continued on next page...*

*Continued from previous page...*

Atom-1	Atom-2	Interatomic distance (Å)	Clash overlap (Å)
19:XS:53:ASN:ND2	19:XS:76:PRO:O	2.48	0.45
27:Y3:40:THR:HB	27:Y3:43:ILE:HG12	1.98	0.45
1:QA:237:C:H2'	1:QA:238:G:C8	2.51	0.44
1:QA:685:G:N1	1:QA:704:A:OP2	2.41	0.44
8:QH:112:LEU:HD11	8:QH:133:LEU:HD12	1.99	0.44
33:R9:19:ARG:NH2	34:RA:2754:U:O3'	2.50	0.44
34:RA:18:C:O2'	34:RA:553:U:OP1	2.33	0.44
34:RA:139:G:C2	34:RA:141(A):A:C6	3.04	0.44
34:RA:1127:A:N7	34:RA:2488:A:O2'	2.45	0.44
34:RA:2342:C:O2'	34:RA:2374:C:OP1	2.33	0.44
34:RA:2687:U:H3	34:RA:2722:G:H1	1.66	0.44
36:RD:95:LEU:HB2	36:RD:103:ARG:O	2.17	0.44
37:RE:32:PRO:HA	37:RE:90:THR:HA	1.99	0.44
1:XA:1224:G:O2'	1:XA:1322:C:OP2	2.36	0.44
1:XA:1414:U:H2'	1:XA:1415:G:C8	2.50	0.44
2:XB:33:TYR:HB2	2:XB:43:ASP:HB2	1.99	0.44
12:XL:24:VAL:HG13	12:XL:98:TYR:HE1	1.82	0.44
32:Y8:42:ARG:NH2	34:YA:2382:G:H21	2.14	0.44
33:Y9:27:CYS:SG	33:Y9:29:ASN:HB3	2.57	0.44
34:YA:775:G:H4'	34:YA:776:G:H5'	1.98	0.44
34:YA:783:A:H8	34:YA:784:A:H4'	1.82	0.44
34:YA:1266:G:O2'	34:YA:2012:G:O6	2.22	0.44
34:YA:1499:C:H2'	34:YA:1500:G:H8	1.82	0.44
34:YA:2402:C:C5'	34:YA:2402:C:C6	2.97	0.44
34:YA:2809:A:H2'	34:YA:2810:A:C8	2.52	0.44
43:YO:44:LYS:HA	43:YO:44:LYS:HD3	1.72	0.44
54:YZ:5:LEU:HB2	54:YZ:59:LEU:HD12	1.98	0.44
1:QA:37:U:HO2'	1:QA:500:G:HO2'	1.64	0.44
1:QA:166:G:H2'	1:QA:167:G:H8	1.82	0.44
1:QA:647:C:H2'	1:QA:648:A:H8	1.81	0.44
1:QA:948:C:H2'	1:QA:949:A:H8	1.82	0.44
22:QV:76:A:N6	34:RA:2422:A:O4'	2.50	0.44
34:RA:780:G:H21	34:RA:783:A:H62	1.65	0.44
34:RA:966:G:H4'	34:RA:2271:G:H22	1.83	0.44
34:RA:1509:C:N3	34:RA:1511:A:N6	2.65	0.44
34:RA:2531:A:H61	34:RA:2662:A:H61	1.64	0.44
34:RA:2630:G:H2'	34:RA:2631:G:C8	2.52	0.44
54:RZ:97:GLU:HB3	54:RZ:125:LEU:HD11	2.00	0.44
1:XA:1499:A:H8	1:XA:1499:A:O5'	2.00	0.44
7:XG:79:ARG:HH21	7:XG:82:GLY:HA2	1.82	0.44
34:YA:532:A:H4'	34:YA:533:G:C8	2.52	0.44

*Continued on next page...*



*Continued from previous page...*

Atom-1	Atom-2	Interatomic distance (Å)	Clash overlap (Å)
34:YA:2005:A:O2'	34:YA:2049:G:OP1	2.30	0.44
1:QA:67:C:H2'	1:QA:68:G:C8	2.53	0.44
1:QA:626:U:H2'	1:QA:627:G:C8	2.51	0.44
2:QB:178:ARG:NH1	2:QB:196:LEU:O	2.49	0.44
6:QF:47:ARG:HD2	6:QF:57:GLN:HB3	2.00	0.44
29:R5:41:PRO:O	29:R5:44:THR:OG1	2.27	0.44
34:RA:29:U:H2'	34:RA:30:G:C8	2.53	0.44
34:RA:84:A:N1	34:RA:98:G:O2'	2.38	0.44
34:RA:494:G:H21	51:RW:57:ASN:HD21	1.63	0.44
34:RA:2498:C:OP2	34:RA:2499:C:OP2	2.36	0.44
40:RH:86:GLU:O	40:RH:164:TYR:HB2	2.17	0.44
43:RO:76:ALA:HB3	48:RT:75:ILE:HG12	1.99	0.44
1:XA:1462:G:H5''	48:YT:111:ARG:HH22	1.81	0.44
1:XA:1499:A:O5'	1:XA:1499:A:C8	2.70	0.44
12:XL:88:GLY:H	12:XL:98:TYR:HA	1.82	0.44
24:Y0:38:VAL:HG22	24:Y0:59:LEU:HB2	1.98	0.44
29:Y5:32:PRO:N	29:Y5:32:PRO:C	2.61	0.44
34:YA:568:U:H5''	34:YA:568:U:H6	1.82	0.44
42:YN:21:LYS:HD2	42:YN:26:LEU:HD13	1.98	0.44
48:YT:25:GLY:N	48:YT:49:VAL:O	2.42	0.44
50:YV:2:PHE:H	50:YV:42:GLY:HA3	1.82	0.44
1:QA:269:C:H2'	1:QA:270:A:C8	2.52	0.44
1:QA:318:G:H2'	1:QA:319:G:H8	1.83	0.44
1:QA:1080:A:OP1	5:QE:14:ARG:NH2	2.47	0.44
34:RA:28:A:HO2'	34:RA:582:G:HO2'	1.58	0.44
34:RA:861:A:N3	35:RB:79:C:O2'	2.51	0.44
34:RA:2319:G:N2	34:RA:2334:G:OP1	2.51	0.44
34:RA:2809:A:OP2	34:RA:2891:G:N1	2.45	0.44
35:RB:25:A:H2'	35:RB:26:A:H8	1.83	0.44
41:RI:4:ILE:HG23	41:RI:39:ALA:HB2	2.00	0.44
48:RT:25:GLY:H	48:RT:49:VAL:HG13	1.82	0.44
54:RZ:115:GLY:H	54:RZ:177:PRO:HG3	1.83	0.44
1:XA:673:G:O3'	6:XF:87:ARG:NH2	2.50	0.44
1:XA:1354:C:H2'	1:XA:1355:G:C8	2.53	0.44
1:XA:1356:G:H2'	1:XA:1357:A:C8	2.52	0.44
3:XC:18:TRP:CE2	14:XN:55:GLY:HA2	2.53	0.44
13:XM:2:ALA:HB3	13:XM:9:ILE:HG21	2.00	0.44
34:YA:190:A:N3	34:YA:679:C:O2'	2.44	0.44
34:YA:1549:C:O2'	34:YA:1733:G:N2	2.42	0.44
34:YA:2102:U:H3	34:YA:2187:G:H1	1.64	0.44
34:YA:2303:G:N3	39:YG:132:ASN:ND2	2.64	0.44

*Continued on next page...*

*Continued from previous page...*

Atom-1	Atom-2	Interatomic distance (Å)	Clash overlap (Å)
46:YR:100:LEU:HD11	46:YR:113:LEU:HG	2.00	0.44
1:QA:502:G:H2'	1:QA:503:C:O4'	2.18	0.44
1:QA:707:C:OP1	11:QK:85:ARG:NH1	2.51	0.44
4:QD:61:LYS:HD2	4:QD:207:TYR:CZ	2.53	0.44
34:RA:299:A:N3	34:RA:319:C:O2'	2.38	0.44
34:RA:679:C:H2'	34:RA:680:G:H8	1.82	0.44
34:RA:1796:U:H2'	34:RA:1797:C:H6	1.82	0.44
34:RA:1851:U:H3	34:RA:1891:G:H1	1.65	0.44
34:RA:1992:G:C5	34:RA:1997:G:C6	3.05	0.44
36:RD:61:LEU:HD23	36:RD:61:LEU:HA	1.83	0.44
39:RG:135:LEU:HD11	39:RG:140:ILE:HD11	2.00	0.44
51:RW:65:LEU:HD12	51:RW:68:ARG:HH21	1.83	0.44
1:XA:1427:U:H2'	1:XA:1428:A:C8	2.52	0.44
16:XP:22:THR:OG1	16:XP:23:ASP:N	2.50	0.44
18:XR:85:LEU:HD12	18:XR:85:LEU:HA	1.83	0.44
34:YA:840:C:H2'	34:YA:841:A:C8	2.53	0.44
34:YA:1859:A:N6	34:YA:1883:G:O2'	2.51	0.44
38:YF:167:ALA:HB1	38:YF:173:VAL:HG11	1.99	0.44
45:YQ:12:GLN:HB2	45:YQ:73:PRO:HD2	2.00	0.44
1:QA:476:G:H2'	1:QA:477:G:H8	1.82	0.44
2:QB:51:LEU:HD23	2:QB:201:ILE:HD12	1.99	0.44
27:R3:18:ASP:OD1	27:R3:18:ASP:N	2.48	0.44
34:RA:373:U:H2'	34:RA:374:A:H8	1.83	0.44
34:RA:1441:G:H2'	34:RA:1442:G:H8	1.82	0.44
34:RA:1791:A:H61	34:RA:1828:G:HO2'	1.61	0.44
34:RA:2094:G:OP1	41:RI:22:LYS:HE2	2.13	0.44
34:RA:2580:U:H5'	37:RE:130:GLY:O	2.18	0.44
36:RD:12:SER:HB2	36:RD:208:LYS:HB3	1.99	0.44
41:RI:84:GLY:CA	41:RI:89:TYR:OH	2.61	0.44
1:XA:1174:G:H2'	1:XA:1175:G:C8	2.53	0.44
1:XA:1271:G:H5'	1:XA:1314:C:H5''	1.99	0.44
2:XB:189:ASP:OD1	2:XB:189:ASP:N	2.49	0.44
4:XD:57:ARG:NH2	4:XD:205:GLU:OE1	2.51	0.44
30:Y6:29:ASN:ND2	34:YA:2286:A:OP1	2.50	0.44
34:YA:270(R):C:H5''	41:YI:45:LYS:HD3	1.99	0.44
34:YA:828:U:O2	34:YA:828:U:H3'	2.17	0.44
34:YA:1006:C:H5'	42:YN:28:THR:HG23	1.99	0.44
34:YA:1500:G:O2'	36:YD:100:GLY:O	2.27	0.44
34:YA:1853:A:N3	34:YA:2233:U:O2'	2.46	0.44
34:YA:2109:U:H2'	34:YA:2110:G:C8	2.52	0.44
45:YQ:58:PHE:HD2	45:YQ:61:GLY:HA3	1.82	0.44

*Continued on next page...*



*Continued from previous page...*

Atom-1	Atom-2	Interatomic distance (Å)	Clash overlap (Å)
53:YY:13:VAL:HG12	53:YY:74:PRO:HA	1.99	0.44
1:QA:59:A:H3'	1:QA:331:G:H22	1.82	0.44
1:QA:297:G:N2	1:QA:300:A:OP2	2.51	0.44
1:QA:949:A:H2'	1:QA:950:U:H6	1.83	0.44
1:QA:1220:G:H2'	1:QA:1221:G:H8	1.82	0.44
1:QA:1440(B):G:H21	1:QA:1440(P):A:H62	1.65	0.44
10:QJ:28:ARG:HE	10:QJ:34:VAL:HG12	1.83	0.44
13:QM:95:GLY:HA2	13:QM:110:ARG:HH21	1.83	0.44
22:QV:71:C:O2	34:RA:1851:U:O2'	2.36	0.44
34:RA:1138:G:H21	42:RN:106:MET:HG2	1.83	0.44
34:RA:2294:C:H2'	34:RA:2295:C:H6	1.82	0.44
40:RH:4:ILE:HD12	40:RH:6:ARG:HB2	1.99	0.44
1:XA:59:A:H5'	1:XA:60:A:H5''	1.99	0.44
1:XA:294:U:OP1	1:XA:610:G:O2'	2.32	0.44
1:XA:964:A:N3	10:XJ:55:LYS:NZ	2.62	0.44
4:XD:68:TYR:OH	4:XD:98:GLU:OE2	2.33	0.44
34:YA:1151:G:O2'	49:YU:77:SER:O	2.33	0.44
34:YA:2153:G:H2'	34:YA:2154:G:H8	1.82	0.44
46:YR:29:LEU:HD13	46:YR:79:LEU:HD22	1.99	0.44
1:QA:444:C:H2'	1:QA:445:G:C8	2.53	0.44
1:QA:927:G:N2	1:QA:1390:U:O2	2.33	0.44
1:QA:1022:G:H2'	1:QA:1023:G:C8	2.52	0.44
3:QC:112:SER:HB3	3:QC:115:LEU:HD12	2.00	0.44
34:RA:1053:C:O5'	34:RA:1053:C:H6	2.00	0.44
34:RA:1276:A:H1'	46:RR:16:HIS:HE1	1.83	0.44
34:RA:1695:G:H1'	36:RD:8:PRO:O	2.17	0.44
34:RA:2081:C:H2'	34:RA:2082:A:H8	1.83	0.44
34:RA:2097:C:C6	34:RA:2097:C:OP2	2.71	0.44
34:RA:2097:C:OP2	34:RA:2097:C:H6	2.00	0.44
34:RA:2287:A:N6	34:RA:2344:U:H3	2.16	0.44
34:RA:2850:A:OP2	34:RA:2866:U:N3	2.51	0.44
36:RD:181:GLU:HA	36:RD:272:ALA:HB3	1.99	0.44
1:XA:40:C:H2'	1:XA:41:G:H8	1.82	0.44
1:XA:1230:C:H2'	1:XA:1231:G:C8	2.53	0.44
26:Y2:58:ALA:O	26:Y2:62:THR:OG1	2.30	0.44
39:YG:124:SER:O	39:YG:124:SER:OG	2.35	0.44
39:YG:138:GLN:OE1	39:YG:153:ARG:N	2.43	0.44
1:QA:401:C:O2'	1:QA:621:A:N3	2.47	0.44
1:QA:538:G:H2'	1:QA:539:A:H8	1.83	0.44
1:QA:595:G:H1'	1:QA:596:C:H5	1.83	0.44
1:QA:662:G:H2'	1:QA:663:A:C8	2.53	0.44

*Continued on next page...*

Continued from previous page...

Atom-1	Atom-2	Interatomic distance (Å)	Clash overlap (Å)
1:QA:1203:C:H2'	1:QA:1204:A:C8	2.53	0.44
5:QE:43:LEU:HD13	5:QE:109:ILE:HD11	1.99	0.44
19:QS:50:ALA:HA	19:QS:58:VAL:O	2.17	0.44
22:QV:37:1MG:C5	22:QV:38:A:C4	3.06	0.44
34:RA:31:C:O2'	34:RA:1238:G:OP1	2.35	0.44
34:RA:997:G:OP1	49:RU:93:LYS:HD3	2.18	0.44
34:RA:1068:G:N2	34:RA:1095:A:O3'	2.51	0.44
34:RA:1790:C:OP2	34:RA:1828:G:N1	2.48	0.44
34:RA:1962:C:O2'	34:RA:1964:G:OP2	2.28	0.44
34:RA:2098:U:O2	34:RA:2098:U:H2'	2.17	0.44
36:RD:50:THR:OG1	36:RD:51:VAL:N	2.50	0.44
1:XA:575:G:N1	1:XA:880:C:N3	2.55	0.44
1:XA:1251:A:H2'	1:XA:1252:A:C8	2.53	0.44
1:XA:1342:C:H2'	1:XA:1343:G:H8	1.83	0.44
1:XA:1427:U:H2'	1:XA:1428:A:H8	1.83	0.44
3:XC:66:VAL:HB	3:XC:101:LEU:HD13	2.00	0.44
16:XP:19:ILE:HG13	16:XP:36:ILE:HD11	2.00	0.44
18:XR:47:THR:O	18:XR:83:GLU:N	2.51	0.44
20:XT:100:ILE:HG23	20:XT:102:GLY:H	1.81	0.44
34:YA:1853:A:H2'	34:YA:1854:A:C8	2.53	0.44
38:YF:102:PRO:HB2	38:YF:105:VAL:HG23	1.99	0.44
51:YW:35:ILE:O	51:YW:39:THR:OG1	2.27	0.44
53:YY:28:LYS:N	53:YY:38:ILE:O	2.45	0.44
1:QA:1204:A:OP1	14:QN:3:ARG:NH2	2.51	0.43
25:R1:90:ILE:HA	25:R1:94:LEU:HG	1.99	0.43
34:RA:117:G:OP1	34:RA:124:G:N1	2.44	0.43
34:RA:265:A:N7	34:RA:428:A:N6	2.65	0.43
34:RA:707:G:H1	34:RA:724:U:H3	1.66	0.43
45:RQ:34:LEU:HB2	45:RQ:118:LEU:HD12	1.99	0.43
51:RW:71:VAL:HA	51:RW:107:LEU:HD23	2.00	0.43
52:RX:55:ASN:HB2	52:RX:80:ILE:HG23	2.00	0.43
1:XA:48:C:OP2	1:XA:115:G:OP1	2.35	0.43
1:XA:1291:G:H4'	9:XI:39:GLY:HA3	1.99	0.43
5:XE:31:LEU:HD13	5:XE:45:PHE:HD1	1.83	0.43
15:XO:53:HIS:NE2	34:YA:715:G:O6	2.49	0.43
36:YD:142:VAL:HA	36:YD:194:GLY:H	1.83	0.43
37:YE:102:VAL:N	37:YE:170:LEU:O	2.46	0.43
1:QA:1503:A:N3	23:QX:15:A:N6	2.65	0.43
5:QE:100:VAL:O	5:QE:107:ARG:NH1	2.48	0.43
16:QP:55:ARG:HD2	16:QP:55:ARG:HA	1.79	0.43
23:QX:14:A:C8	23:QX:14:A:OP2	2.70	0.43

Continued on next page...

*Continued from previous page...*

Atom-1	Atom-2	Interatomic distance (Å)	Clash overlap (Å)
28:R4:12:ALA:H	28:R4:25:TYR:HA	1.83	0.43
34:RA:1084:A:H2'	34:RA:1085:A:C4	2.53	0.43
34:RA:2246:G:H2'	34:RA:2247:A:H8	1.82	0.43
34:RA:2392:A:H2	34:RA:2424:C:H42	1.66	0.43
34:RA:2576:G:N3	34:RA:2576:G:C3'	2.80	0.43
41:RI:79:ILE:HD12	41:RI:80:PRO:HD2	2.00	0.43
3:XC:187:ALA:HB3	3:XC:198:VAL:HG13	2.00	0.43
5:XE:105:VAL:HG11	5:XE:132:ALA:HB2	1.99	0.43
12:XL:33:ARG:NH2	12:XL:61:THR:OG1	2.51	0.43
28:Y4:37:SER:HA	28:Y4:41:PRO:HD2	1.98	0.43
32:Y8:56:GLU:OE1	32:Y8:59:LYS:NZ	2.36	0.43
34:YA:748:G:N9	34:YA:750:A:N7	2.66	0.43
34:YA:2031:A:HO2'	34:YA:2454:G:H21	1.66	0.43
34:YA:2821:A:OP1	37:YE:110:GLY:N	2.47	0.43
35:YB:5:C:OP1	35:YB:61:G:O2'	2.28	0.43
37:YE:37:ARG:NH1	37:YE:44:TYR:OH	2.48	0.43
39:YG:106:LEU:HD12	39:YG:110:ALA:HB3	1.99	0.43
44:YP:21:ARG:HB3	44:YP:22:GLY:H	1.67	0.43
1:QA:355:C:O2'	1:QA:388:G:N3	2.36	0.43
1:QA:406:G:H21	4:QD:119:GLN:HE22	1.66	0.43
1:QA:559:A:H4'	1:QA:560:U:H5''	2.00	0.43
1:QA:673:G:O3'	6:QF:87:ARG:NH2	2.50	0.43
1:QA:881:G:P	12:QL:12:ARG:HH22	2.41	0.43
34:RA:691:C:H2'	34:RA:692:C:H6	1.82	0.43
34:RA:1165:U:O4	34:RA:1184:G:O6	2.36	0.43
34:RA:1182:A:H2'	34:RA:1183:G:H8	1.83	0.43
34:RA:1385:G:O2'	34:RA:1396:U:O2	2.32	0.43
34:RA:2313:C:H5''	39:RG:91:ARG:HH21	1.83	0.43
37:RE:176:ILE:HG13	37:RE:181:LEU:HB2	2.00	0.43
1:XA:1409:C:H2'	1:XA:1410:G:H8	1.82	0.43
24:Y0:12:ASN:ND2	34:YA:2278:A:OP2	2.51	0.43
29:Y5:48:GLU:CD	51:YW:37:ARG:NH1	2.67	0.43
30:Y6:3:SER:HB3	30:Y6:6:ARG:HB3	2.00	0.43
35:YB:75:G:H21	54:YZ:85:HIS:CD2	2.36	0.43
47:YS:4:LEU:HD11	47:YS:12:PHE:CE2	2.51	0.43
1:QA:57:G:H2'	1:QA:58:C:H6	1.84	0.43
2:QB:54:THR:O	2:QB:58:ILE:HG12	2.18	0.43
6:QF:14:LEU:HD12	6:QF:18:GLN:CD	2.38	0.43
29:R5:12:SER:O	29:R5:16:ARG:CB	2.67	0.43
34:RA:29:U:H2'	34:RA:30:G:H8	1.83	0.43
34:RA:273(E):C:N4	34:RA:363(D):G:O6	2.51	0.43

*Continued on next page...*

*Continued from previous page...*

Atom-1	Atom-2	Interatomic distance (Å)	Clash overlap (Å)
34:RA:922:U:H2'	34:RA:923:C:C6	2.54	0.43
34:RA:1525:G:H2'	34:RA:1526:G:C8	2.53	0.43
34:RA:2294:C:OP2	47:RS:13:ARG:NH2	2.52	0.43
34:RA:2311:A:C8	39:RG:82:LEU:HD21	2.53	0.43
37:RE:171:GLU:H	37:RE:185:LYS:HB2	1.84	0.43
40:RH:80:SER:O	40:RH:80:SER:OG	2.31	0.43
46:RR:29:LEU:HD12	46:RR:70:LEU:HD21	1.99	0.43
46:RR:35:THR:HG22	46:RR:113:LEU:HD13	2.01	0.43
1:XA:25:C:C4	1:XA:558:G:N2	2.86	0.43
1:XA:67:C:O2'	1:XA:171:A:N3	2.40	0.43
1:XA:605:U:OP2	1:XA:605:U:C5	2.70	0.43
1:XA:1135:U:H4'	1:XA:1136:U:H5	1.83	0.43
27:Y3:18:ASP:HB2	27:Y3:49:LYS:HE2	1.99	0.43
31:Y7:34:ARG:NH1	34:YA:466:A:OP1	2.51	0.43
34:YA:530:G:N1	34:YA:2022:U:OP1	2.52	0.43
34:YA:629:G:N3	34:YA:639:U:O2'	2.51	0.43
34:YA:2047:U:O2'	34:YA:2823:A:N1	2.47	0.43
41:YI:81:VAL:HG11	41:YI:88:ILE:HD13	1.99	0.43
44:YP:97:PRO:O	44:YP:98:GLU:HG3	2.18	0.43
49:YU:55:ARG:O	49:YU:59:ARG:HG2	2.18	0.43
1:QA:501:C:H2'	1:QA:502:G:C8	2.54	0.43
1:QA:674:G:H2'	1:QA:675:A:C8	2.48	0.43
1:QA:1414:U:H2'	1:QA:1415:G:H8	1.83	0.43
3:QC:131:ARG:HH11	3:QC:134:ILE:HG21	1.83	0.43
8:QH:82:HIS:N	8:QH:138:TRP:OXT	2.41	0.43
9:QI:65:VAL:HG11	9:QI:73:GLN:HG3	2.01	0.43
26:R2:16:LEU:H	26:R2:67:LYS:NZ	2.16	0.43
34:RA:947:G:H2'	34:RA:948:G:C8	2.53	0.43
34:RA:1814:G:H5'	36:RD:51:VAL:HG11	2.01	0.43
34:RA:2315:G:H2'	34:RA:2316:C:C6	2.54	0.43
34:RA:2425:A:H4'	34:RA:2426:A:H5''	2.00	0.43
34:RA:2504:U:H6	34:RA:2504:U:O5'	2.02	0.43
34:RA:2584:U:H2'	34:RA:2585:U:H2'	2.00	0.43
39:RG:43:LEU:HD21	39:RG:153:ARG:HB2	1.99	0.43
43:RO:15:GLY:HA3	43:RO:50:GLY:HA3	1.99	0.43
48:RT:6:LEU:O	48:RT:10:VAL:HG23	2.19	0.43
1:XA:186(J):U:O2	17:XQ:72:ARG:NH2	2.52	0.43
1:XA:713:G:H2'	1:XA:714:G:C8	2.53	0.43
1:XA:765:G:N1	1:XA:812:C:O2'	2.40	0.43
9:XI:70:LYS:O	9:XI:74:ILE:HG13	2.19	0.43
18:XR:49:LYS:HB3	18:XR:49:LYS:HE2	1.85	0.43

*Continued on next page...*

*Continued from previous page...*

Atom-1	Atom-2	Interatomic distance (Å)	Clash overlap (Å)
34:YA:90:U:H1'	34:YA:91:A:C8	2.54	0.43
34:YA:320:A:N3	38:YF:169:ASN:ND2	2.67	0.43
34:YA:463:G:O2'	34:YA:465:G:O6	2.36	0.43
35:YB:9:G:P	47:YS:25:ARG:HH12	2.42	0.43
39:YG:165:THR:OG1	39:YG:166:ASP:N	2.52	0.43
41:YI:101:LEU:HD11	41:YI:109:ILE:HD13	2.00	0.43
1:QA:865:A:N3	1:QA:918:A:O2'	2.42	0.43
1:QA:1038:C:N3	1:QA:1039:C:N4	2.67	0.43
3:QC:12:LEU:HG	3:QC:18:TRP:HE1	1.83	0.43
4:QD:191:ARG:HA	4:QD:191:ARG:HD2	1.72	0.43
20:QT:58:LYS:O	20:QT:61:SER:OG	2.26	0.43
44:RP:96:THR:HA	44:RP:126:VAL:HB	2.01	0.43
54:RZ:48:PHE:HA	54:RZ:51:ALA:HB3	2.01	0.43
54:RZ:53:ILE:HG22	54:RZ:71:VAL:HG13	1.99	0.43
54:RZ:156:LYS:HE3	54:RZ:156:LYS:HB3	1.74	0.43
1:XA:7:G:O2'	5:XE:120:THR:O	2.36	0.43
1:XA:377:G:H2'	1:XA:378:G:H8	1.83	0.43
1:XA:601:C:H2'	1:XA:602:A:H8	1.83	0.43
1:XA:1374:A:O2'	7:XG:28:ASN:O	2.37	0.43
12:XL:86:ARG:HH21	12:XL:99:HIS:CD2	2.37	0.43
14:XN:40:CYS:SG	14:XN:41:ARG:N	2.91	0.43
34:YA:240:G:O2'	34:YA:257:A:N6	2.51	0.43
34:YA:2081:C:H2'	34:YA:2082:A:H8	1.83	0.43
34:YA:2581:G:N1	34:YA:2610:C:O2'	2.47	0.43
34:YA:2646:C:OP2	34:YA:2732:G:O2'	2.24	0.43
44:YP:64:LYS:O	44:YP:66:GLY:N	2.51	0.43
48:YT:19:LEU:HD21	48:YT:83:ILE:HD11	2.00	0.43
1:QA:131:C:OP2	1:QA:186(K):G:O2'	2.35	0.43
1:QA:382:A:H2'	1:QA:383:A:C8	2.54	0.43
1:QA:736:C:H2'	1:QA:737:A:C8	2.53	0.43
1:QA:1119:C:H2'	1:QA:1120:G:H8	1.83	0.43
2:QB:188:ALA:HB1	2:QB:192:SER:HB2	2.01	0.43
23:QX:14:A:O5'	23:QX:14:A:C8	2.70	0.43
34:RA:1148:A:H2'	34:RA:1149:G:C8	2.54	0.43
34:RA:1528:A:H2'	34:RA:1529:A:H8	1.84	0.43
38:RF:152:GLU:OE1	38:RF:191:ARG:NE	2.52	0.43
42:RN:28:THR:O	42:RN:32:THR:OG1	2.24	0.43
49:RU:91:ASP:O	49:RU:93:LYS:N	2.50	0.43
1:XA:129(A):U:H3	1:XA:232:G:H1	1.67	0.43
1:XA:262:A:H2'	1:XA:263:A:C8	2.54	0.43
1:XA:1205:U:H2'	1:XA:1206:G:H8	1.83	0.43

*Continued on next page...*

*Continued from previous page...*

Atom-1	Atom-2	Interatomic distance (Å)	Clash overlap (Å)
11:XK:82:VAL:HB	11:XK:108:ILE:HA	2.01	0.43
24:Y0:72:ARG:CB	24:Y0:75:LEU:HB2	2.49	0.43
33:Y9:10:ILE:N	33:Y9:14:CYS:SG	2.84	0.43
34:YA:947:G:N3	34:YA:984:A:C2	2.87	0.43
34:YA:974(A):G:C5	34:YA:1186:G:C2	3.07	0.43
36:YD:143:HIS:ND1	36:YD:194:GLY:O	2.40	0.43
39:YG:18:GLU:OE1	39:YG:21:ARG:NH2	2.50	0.43
48:YT:120:ARG:HA	48:YT:123:GLN:HB2	2.01	0.43
53:YY:76:CYS:CB	53:YY:79:CYS:SG	3.07	0.43
1:QA:451:A:N7	1:QA:481:G:N1	2.67	0.43
1:QA:819:A:N7	1:QA:1529:G:C6	2.87	0.43
1:QA:1003:G:H2'	1:QA:1004:A:H4'	2.00	0.43
7:QG:75:VAL:HA	7:QG:88:PRO:HA	2.00	0.43
12:QL:76:ASN:HD21	12:QL:108:ALA:HB3	1.84	0.43
13:QM:29:ARG:HH21	13:QM:64:TRP:HE1	1.67	0.43
13:QM:87:TYR:OH	13:QM:91:ARG:NH2	2.47	0.43
14:QN:6:LEU:HD23	14:QN:9:LYS:HD3	2.00	0.43
34:RA:578:A:OP1	34:RA:1255:U:O2'	2.36	0.43
34:RA:1140:C:O3'	42:RN:25:ARG:NH2	2.44	0.43
34:RA:1732:A:H3'	34:RA:1733:G:H8	1.82	0.43
34:RA:2133:G:N2	34:RA:2157:G:H2'	2.33	0.43
43:RO:15:GLY:HA2	43:RO:47:ILE:HG22	2.00	0.43
3:XC:64:VAL:HG13	3:XC:97:LYS:HD2	2.01	0.43
32:Y8:60:LEU:HD12	32:Y8:60:LEU:HA	1.81	0.43
34:YA:363(B):A:H2'	34:YA:363(C):G:C8	2.52	0.43
34:YA:2148:G:H2'	34:YA:2149:G:C8	2.54	0.43
47:YS:14:VAL:O	47:YS:18:ILE:HG12	2.18	0.43
48:YT:16:ARG:NH2	48:YT:83:ILE:O	2.51	0.43
1:QA:380:G:N2	1:QA:383:A:OP2	2.42	0.43
1:QA:401:C:H5	4:QD:73:ARG:HH22	1.60	0.43
1:QA:411:A:OP1	4:QD:30:LYS:NZ	2.49	0.43
1:QA:708:C:H2'	1:QA:709:G:C8	2.53	0.43
3:QC:43:LEU:HG	3:QC:47:LEU:HD22	2.00	0.43
13:QM:34:LEU:HA	13:QM:37:THR:HG22	2.01	0.43
19:QS:70:LYS:N	19:QS:73:GLU:OE1	2.52	0.43
22:QV:23:C:H2'	22:QV:24:G:C8	2.54	0.43
34:RA:1370:C:O2'	34:RA:1811:G:O2'	2.34	0.43
34:RA:1995:U:H3'	34:RA:1996:C:H2'	2.01	0.43
34:RA:2630:G:H2'	34:RA:2631:G:H8	1.84	0.43
35:RB:8:U:O2	35:RB:112:G:N2	2.43	0.43
1:XA:851:G:H2'	1:XA:852:G:H8	1.84	0.43

*Continued on next page...*



*Continued from previous page...*

Atom-1	Atom-2	Interatomic distance (Å)	Clash overlap (Å)
24:Y0:26:TYR:N	24:Y0:29:GLN:OE1	2.52	0.43
34:YA:688:U:H1'	34:YA:786:C:O2'	2.19	0.43
34:YA:2140:C:H2'	34:YA:2141:G:H8	1.83	0.43
38:YF:158:THR:OG1	38:YF:159:GLY:N	2.51	0.43
40:YH:152:ARG:HA	40:YH:152:ARG:HD3	1.80	0.43
34:RA:1179:C:H2'	34:RA:1180:C:H6	1.84	0.43
34:RA:1539:G:H2'	34:RA:1540:G:H8	1.83	0.43
34:RA:2470:G:OP1	45:RQ:56:ARG:NH2	2.43	0.43
37:RE:35:GLN:HB2	37:RE:37:ARG:HH21	1.84	0.43
40:RH:46:GLU:OE1	40:RH:51:ARG:NH1	2.52	0.43
54:RZ:130:PRO:HA	54:RZ:133:ILE:HD11	2.01	0.43
1:XA:445:G:H2'	1:XA:446:G:H8	1.84	0.43
7:XG:102:ARG:HA	7:XG:105:VAL:HG22	2.01	0.43
11:XK:109:VAL:HG11	18:XR:84:LYS:HD2	2.01	0.43
27:Y3:5:LYS:HE3	27:Y3:57:GLU:HB3	1.99	0.43
34:YA:18:C:O2'	34:YA:553:U:OP1	2.31	0.43
34:YA:964:C:O2'	34:YA:2273:A:N3	2.37	0.43
34:YA:1600:C:OP1	52:YX:58:HIS:NE2	2.42	0.43
34:YA:2249:U:N3	34:YA:2253:G:OP2	2.46	0.43
38:YF:48:THR:O	38:YF:48:THR:OG1	2.36	0.43
54:YZ:85:HIS:NE2	54:YZ:87:ASP:OD1	2.52	0.43
1:QA:908:A:H2'	1:QA:909:A:H8	1.84	0.42
1:QA:1145:C:O2'	1:QA:1146:A:N7	2.47	0.42
2:QB:150:SER:HA	2:QB:153:ARG:HH21	1.83	0.42
3:QC:140:ARG:HA	3:QC:143:GLU:HG2	2.01	0.42
6:QF:78:GLU:HA	6:QF:81:ILE:HG12	2.01	0.42
10:QJ:61:GLU:HG3	14:QN:45:ARG:HH12	1.84	0.42
15:QO:64:ARG:NH1	34:RA:715:G:OP1	2.52	0.42
34:RA:532:A:H4'	34:RA:533:G:C8	2.53	0.42
34:RA:807:U:OP1	44:RP:36:LYS:HD3	2.19	0.42
37:RE:134:ILE:HD12	37:RE:134:ILE:HA	1.85	0.42
45:RQ:77:LYS:NZ	45:RQ:84:GLY:O	2.40	0.42
53:RY:79:CYS:N	53:RY:102:CYS:SG	2.92	0.42
1:XA:17:U:H2'	1:XA:18:C:H6	1.83	0.42
1:XA:815:A:O4'	1:XA:817:C:N4	2.52	0.42
10:XJ:99:LYS:HA	10:XJ:99:LYS:HD2	1.73	0.42
34:YA:603:A:N1	34:YA:625:G:O2'	2.49	0.42
34:YA:2808:U:N3	34:YA:2892:A:N6	2.67	0.42
54:YZ:48:PHE:HA	54:YZ:51:ALA:HB3	2.00	0.42
1:QA:757:U:O2'	1:QA:879:C:O2	2.35	0.42
3:QC:29:TYR:OH	14:QN:54:PRO:O	2.37	0.42

*Continued on next page...*

*Continued from previous page...*

Atom-1	Atom-2	Interatomic distance (Å)	Clash overlap (Å)
4:QD:100:ARG:HG3	4:QD:137:SER:HA	2.00	0.42
8:QH:10:LEU:HG	8:QH:83:ILE:HD11	1.99	0.42
12:QL:57:LYS:HA	12:QL:67:THR:HA	2.00	0.42
34:RA:30:G:H2'	34:RA:31:C:C6	2.53	0.42
36:RD:13:ARG:HD2	36:RD:13:ARG:HA	1.80	0.42
37:RE:109:LYS:HG2	37:RE:191:PRO:HB3	2.00	0.42
37:RE:120:TRP:CD2	37:RE:155:LYS:HB3	2.54	0.42
44:RP:65:ARG:O	44:RP:68:GLN:NE2	2.52	0.42
1:XA:948:C:OP2	13:XM:106:ASN:ND2	2.48	0.42
1:XA:1314:C:H2'	1:XA:1315:U:H6	1.84	0.42
1:XA:1384:C:H2'	1:XA:1385:G:C8	2.54	0.42
7:XG:116:ALA:HA	7:XG:119:ARG:HE	1.83	0.42
29:Y5:8:LYS:NZ	34:YA:2055:C:OP1	2.45	0.42
34:YA:691:C:H2'	34:YA:692:C:H6	1.85	0.42
34:YA:1935:G:H1'	34:YA:1964:G:N2	2.34	0.42
34:YA:2446:G:H2'	34:YA:2447:G:H5''	2.01	0.42
37:YE:144:ARG:HG3	37:YE:145:LYS:H	1.84	0.42
1:QA:1071:C:H2'	1:QA:1072:G:C8	2.52	0.42
3:QC:22:TRP:HH2	3:QC:32:LEU:HD13	1.85	0.42
5:QE:102:ALA:H	5:QE:107:ARG:NH2	2.18	0.42
22:QV:19:G:H4'	22:QV:57:G:H1	1.85	0.42
23:QX:14:A:C8	23:QX:14:A:P	3.12	0.42
34:RA:1021:A:H62	34:RA:1022:G:H21	1.67	0.42
1:XA:662:G:H2'	1:XA:663:A:C8	2.54	0.42
1:XA:1052:U:O2'	1:XA:1055:A:OP2	2.29	0.42
1:XA:1314:C:H2'	1:XA:1315:U:C6	2.55	0.42
2:XB:87:ARG:HH21	2:XB:219:VAL:HG13	1.84	0.42
13:XM:9:ILE:HA	13:XM:10:PRO:HD3	1.90	0.42
13:XM:52:GLU:HA	13:XM:55:ARG:HG2	2.00	0.42
19:XS:36:ARG:NH2	19:XS:72:GLY:O	2.52	0.42
20:XT:17:ARG:HE	20:XT:17:ARG:HB3	1.73	0.42
34:YA:816:C:O2'	34:YA:932:G:O6	2.36	0.42
34:YA:1782:C:H42	34:YA:2586:C:N4	2.16	0.42
34:YA:2151:G:H2'	34:YA:2152:G:C8	2.54	0.42
35:YB:111:U:H2'	35:YB:112:G:H8	1.85	0.42
40:YH:159:GLU:HG2	40:YH:169:VAL:HG21	2.01	0.42
51:YW:57:ASN:O	51:YW:61:ASN:HB2	2.19	0.42
1:QA:477:G:H2'	1:QA:478:A:H8	1.83	0.42
1:QA:1028(D):G:N2	1:QA:1028(G):A:OP2	2.53	0.42
1:QA:1219:U:H2'	1:QA:1220:G:C8	2.54	0.42
4:QD:15:GLU:HG2	4:QD:63:LYS:HB3	2.02	0.42

*Continued on next page...*



Continued from previous page...

Atom-1	Atom-2	Interatomic distance (Å)	Clash overlap (Å)
5:QE:126:ARG:HA	5:QE:131:ILE:HD11	2.01	0.42
7:QG:75:VAL:HG12	7:QG:88:PRO:HB3	2.01	0.42
12:QL:79:GLU:OE2	12:QL:80:HIS:NE2	2.53	0.42
17:QQ:45:HIS:H	17:QQ:72:ARG:HA	1.84	0.42
19:QS:39:THR:HG22	19:QS:41:VAL:HG22	2.01	0.42
22:QV:61:C:H2'	22:QV:62:C:C6	2.53	0.42
23:QX:15:A:O2'	23:QX:17:C:OP2	2.37	0.42
34:RA:894:C:H2'	34:RA:895:U:C6	2.55	0.42
34:RA:2378:A:O3'	47:RS:23:ARG:NH1	2.52	0.42
46:RR:8:ARG:HD2	46:RR:10:LEU:HD21	2.01	0.42
1:XA:1218:C:H2'	1:XA:1219:U:C6	2.54	0.42
3:XC:8:ILE:HG12	3:XC:184:TYR:HB3	2.02	0.42
14:XN:23:ARG:NH1	14:XN:24:CYS:HB3	2.34	0.42
33:Y9:32:HIS:CD2	33:Y9:32:HIS:N	2.87	0.42
34:YA:117:G:OP2	34:YA:119:A:O2'	2.27	0.42
34:YA:690:G:O2'	36:YD:43:ARG:NH1	2.53	0.42
34:YA:2245:U:H6	34:YA:2245:U:C5'	2.29	0.42
53:YY:79:CYS:SG	53:YY:81:LYS:HE2	2.60	0.42
13:QM:66:LEU:HB3	13:QM:67:GLU:H	1.71	0.42
34:RA:504:U:H5''	34:RA:505:A:H5'	2.02	0.42
34:RA:511:U:H4'	34:RA:1235:G:H4'	2.00	0.42
34:RA:1728:G:H8	34:RA:1732:A:H62	1.67	0.42
34:RA:2748:A:H62	34:RA:2754:U:H3	1.67	0.42
34:RA:2853:C:H2'	34:RA:2854:G:H8	1.84	0.42
35:RB:28:C:H2'	35:RB:29:A:H8	1.85	0.42
35:RB:28:C:H2'	35:RB:29:A:C8	2.54	0.42
36:RD:49:ILE:HD11	36:RD:52:ARG:HA	2.00	0.42
51:RW:13:SER:HA	51:RW:99:ARG:HB2	2.01	0.42
1:XA:401:C:O2'	1:XA:621:A:N3	2.43	0.42
1:XA:501:C:H2'	1:XA:502:G:C8	2.54	0.42
1:XA:674:G:H2'	1:XA:675:A:C8	2.49	0.42
1:XA:878:G:H5'	8:XH:89:PRO:HG2	2.00	0.42
1:XA:1060:C:H2'	1:XA:1061:G:H8	1.85	0.42
7:XG:99:LEU:HD12	7:XG:99:LEU:HA	1.93	0.42
19:XS:19:VAL:HA	19:XS:22:LEU:HB2	2.01	0.42
32:Y8:4:MET:HG3	32:Y8:61:LEU:HD11	2.01	0.42
34:YA:639:U:H3	34:YA:649:G:H1	1.67	0.42
34:YA:750:A:C2	34:YA:753:C:N1	2.88	0.42
40:YH:9:ILE:HG22	40:YH:49:VAL:HB	1.96	0.42
42:YN:40:PRO:HB3	49:YU:68:ALA:HB2	2.02	0.42
44:YP:82:GLY:HA2	44:YP:113:LYS:O	2.18	0.42

Continued on next page...

Continued from previous page...

Atom-1	Atom-2	Interatomic distance (Å)	Clash overlap (Å)
46:YR:35:THR:HA	46:YR:112:ALA:O	2.19	0.42
1:QA:1118:C:H1'	1:QA:1179:A:C5	2.54	0.42
1:QA:1220:G:O3'	19:QS:36:ARG:NH2	2.53	0.42
2:QB:175:ARG:O	2:QB:179:LYS:HG3	2.20	0.42
9:QI:103:THR:O	9:QI:103:THR:OG1	2.37	0.42
14:QN:41:ARG:HG3	14:QN:42:ILE:HG13	2.01	0.42
20:QT:14:LYS:HA	20:QT:17:ARG:HG2	2.02	0.42
34:RA:24:G:O2'	51:RW:78:GLU:O	2.24	0.42
34:RA:336:C:HO2'	53:RY:35:TYR:HH	1.67	0.42
34:RA:863:A:H2'	34:RA:864:G:C8	2.55	0.42
34:RA:1051:G:C5	34:RA:1052:C:C4	3.08	0.42
34:RA:2014:A:H2	34:RA:2613:U:N3	2.17	0.42
34:RA:2105:C:H2'	34:RA:2106:G:C8	2.55	0.42
34:RA:2710:C:H2'	34:RA:2711:A:C8	2.55	0.42
49:RU:85:LYS:HE2	49:RU:116:ALA:HA	2.01	0.42
54:RZ:67:LEU:HD12	54:RZ:90:VAL:HB	2.02	0.42
1:XA:17:U:H2'	1:XA:18:C:C6	2.54	0.42
1:XA:186(A):C:H2'	1:XA:186(B):C:C6	2.54	0.42
1:XA:1517:G:N3	34:YA:1919:A:O2'	2.47	0.42
6:XF:27:GLN:HA	6:XF:30:LEU:HD12	2.02	0.42
34:YA:664:C:H2'	34:YA:665:C:H6	1.85	0.42
34:YA:750:A:H2	34:YA:753:C:C6	2.34	0.42
34:YA:906:G:OP1	45:YQ:26:TYR:OH	2.34	0.42
34:YA:2521:C:O2'	34:YA:2564:A:N3	2.38	0.42
47:YS:34:HIS:O	47:YS:97:ARG:NH2	2.52	0.42
1:QA:56:U:H2'	1:QA:57:G:C8	2.55	0.42
1:QA:375:U:OP1	16:QP:69:THR:OG1	2.29	0.42
1:QA:502:G:OP1	12:QL:117:ARG:N	2.53	0.42
1:QA:552:U:O2'	12:QL:86:ARG:O	2.31	0.42
1:QA:926:G:O6	23:QX:19:U:H3'	2.19	0.42
1:QA:1158:C:H1'	2:QB:132:LYS:HD3	2.02	0.42
1:QA:1381:U:H1'	1:QA:1382:C:H5'	2.01	0.42
4:QD:59:ARG:HH12	4:QD:66:ARG:NH2	2.16	0.42
31:R7:12:ARG:HH21	31:R7:44:PRO:HB3	1.84	0.42
34:RA:589:C:H2'	34:RA:590:A:H8	1.84	0.42
34:RA:1518:C:H2'	34:RA:1519:G:C8	2.54	0.42
34:RA:2296:U:OP2	47:RS:9:ARG:NH1	2.52	0.42
36:RD:142:VAL:HG23	36:RD:193:VAL:HA	2.02	0.42
1:XA:411:A:OP1	4:XD:30:LYS:NZ	2.45	0.42
1:XA:693:G:N2	22:XV:37:1MG:HN21	2.17	0.42
2:XB:177:ALA:HB1	2:XB:182:ILE:HB	2.01	0.42

Continued on next page...

*Continued from previous page...*

Atom-1	Atom-2	Interatomic distance (Å)	Clash overlap (Å)
3:XC:119:ARG:HG2	3:XC:140:ARG:HH22	1.85	0.42
5:XE:99:GLY:N	5:XE:117:ASP:OD1	2.47	0.42
14:YN:53:LEU:HD12	14:YN:54:PRO:HD2	2.01	0.42
34:YA:848:G:H2'	34:YA:849:A:C8	2.55	0.42
34:YA:1858:G:O2'	34:YA:1884:A:N6	2.53	0.42
38:YF:114:VAL:HG11	38:YF:202:PHE:CZ	2.55	0.42
48:YT:6:LEU:HA	48:YT:9:LEU:HB2	2.02	0.42
1:QA:737:A:H2'	1:QA:738:C:C6	2.55	0.42
1:QA:1060:C:OP1	14:QN:45:ARG:NH2	2.41	0.42
7:QG:58:PRO:HA	7:QG:61:VAL:HG12	2.01	0.42
8:QH:21:LYS:HE2	8:QH:21:LYS:HB2	1.91	0.42
22:QV:56:C:N4	22:QV:57:G:O6	2.53	0.42
32:R8:39:LYS:NZ	34:RA:2351:G:O6	2.49	0.42
32:R8:61:LEU:HD12	32:R8:62:LEU:HG	2.02	0.42
34:RA:514:A:H2'	34:RA:515:A:C8	2.54	0.42
34:RA:2308:G:H1	34:RA:2311:A:H2	1.68	0.42
34:RA:2712(A):U:O2	34:RA:2712(A):U:H3'	2.19	0.42
36:RD:32:SER:C	36:RD:34:VAL:H	2.23	0.42
53:RY:92:ASN:OD1	53:RY:92:ASN:N	2.53	0.42
1:XA:178:C:H2'	1:XA:179:A:H8	1.84	0.42
1:XA:183:G:H2'	1:XA:184:G:H8	1.84	0.42
1:XA:454:C:H41	1:XA:479:C:H42	1.65	0.42
1:XA:1060:C:OP1	14:YN:45:ARG:NH2	2.53	0.42
9:XI:13:ALA:HB1	9:XI:73:GLN:HG3	2.01	0.42
12:XL:42:THR:HA	12:XL:53:ARG:O	2.19	0.42
21:XU:6:ARG:NH2	21:XU:15:ARG:HH22	2.16	0.42
30:Y6:40:CYS:HB3	30:Y6:43:CYS:CB	2.50	0.42
34:YA:2291:U:H2'	34:YA:2292:C:C6	2.55	0.42
36:YD:83:GLU:OE1	36:YD:104:TYR:OH	2.31	0.42
37:YE:102:VAL:HG23	37:YE:200:GLU:HA	2.02	0.42
44:YP:46:LYS:HB3	44:YP:46:LYS:HE3	1.78	0.42
45:YQ:110:THR:OG1	45:YQ:111:GLU:N	2.53	0.42
52:YX:25:LYS:HB3	52:YX:80:ILE:HD11	2.00	0.42
1:QA:324:G:OP1	20:QT:70:SER:OG	2.35	0.42
1:QA:570:G:O4'	1:QA:820:U:H6	2.02	0.42
1:QA:762:C:H2'	1:QA:763:G:C8	2.54	0.42
1:QA:1307:U:OP1	13:QM:101:GLN:NE2	2.53	0.42
1:QA:1386:G:H2'	1:QA:1387:G:H8	1.85	0.42
2:QB:34:ALA:H	2:QB:41:ILE:HB	1.84	0.42
20:QT:10:LEU:HD23	20:QT:10:LEU:HA	1.86	0.42
33:R9:29:ASN:HB3	33:R9:32:HIS:CD2	2.55	0.42

*Continued on next page...*

*Continued from previous page...*

Atom-1	Atom-2	Interatomic distance (Å)	Clash overlap (Å)
34:RA:30:G:H2'	34:RA:31:C:H6	1.85	0.42
34:RA:303:U:H2'	34:RA:304:G:C8	2.55	0.42
34:RA:587:C:C2	34:RA:671:C:O4'	2.73	0.42
34:RA:1779:U:OP2	34:RA:1784:A:N6	2.35	0.42
34:RA:2431:U:P	34:RA:2432:A:OP2	2.77	0.42
34:RA:2474:C:H5''	34:RA:2475:C:H5	1.84	0.42
34:RA:2646:C:OP2	34:RA:2732:G:O2'	2.25	0.42
38:RF:8:GLN:NE2	38:RF:19:GLU:OE1	2.51	0.42
38:RF:70:THR:HG23	38:RF:72:ARG:H	1.85	0.42
40:RH:126:PRO:HB2	40:RH:127:GLU:H	1.68	0.42
1:XA:156:G:H2'	1:XA:157:G:H8	1.85	0.42
1:XA:624:C:H2'	1:XA:625:G:C8	2.55	0.42
1:XA:1347:G:N2	1:XA:1374:A:OP2	2.34	0.42
7:XG:104:LEU:HD23	7:XG:104:LEU:HA	1.90	0.42
19:XS:30:LEU:HD13	19:XS:48:THR:HG23	2.01	0.42
21:XU:10:ARG:HA	21:XU:13:ILE:HG22	2.01	0.42
22:XV:9:G:O2'	22:XV:10:G:N7	2.53	0.42
34:YA:320:A:H2'	38:YF:136:THR:HG21	2.02	0.42
34:YA:513:A:O2'	34:YA:1217:C:OP1	2.38	0.42
34:YA:648:G:O2'	34:YA:2351:G:OP1	2.26	0.42
34:YA:654(C):C:H42	34:YA:654(U):C:N4	2.18	0.42
34:YA:2096:U:H3	34:YA:2193:G:H1	1.68	0.42
44:YP:15:ARG:HD3	44:YP:15:ARG:HA	1.85	0.42
45:YQ:34:LEU:HB2	45:YQ:118:LEU:HD22	2.01	0.42
1:QA:41:G:H2'	1:QA:42:G:H8	1.84	0.42
1:QA:56:U:H2'	1:QA:57:G:H8	1.85	0.42
1:QA:142:G:H2'	1:QA:143:A:C8	2.54	0.42
1:QA:404:U:O4	4:QD:2:GLY:N	2.53	0.42
1:QA:406:G:H21	4:QD:119:GLN:NE2	2.18	0.42
1:QA:714:G:H2'	1:QA:715:A:C8	2.55	0.42
1:QA:1232:U:H5''	9:QI:124:GLN:HG3	2.02	0.42
1:QA:1440(B):G:N2	1:QA:1461:G:O6	2.52	0.42
2:QB:231:GLU:HA	2:QB:232:PRO:HD3	1.87	0.42
12:QL:102:ARG:HB3	12:QL:109:GLY:HA2	2.01	0.42
13:QM:29:ARG:HD2	13:QM:29:ARG:HA	1.79	0.42
32:R8:49:VAL:HG23	32:R8:53:PRO:HD3	2.02	0.42
32:R8:64:TYR:HB3	34:RA:625:G:P	2.60	0.42
36:RD:76:PRO:HB3	36:RD:118:VAL:HG22	2.02	0.42
39:RG:34:LEU:HD21	39:RG:172:LEU:HD21	2.02	0.42
1:XA:310:G:OP2	16:XP:27:LYS:NZ	2.43	0.42
1:XA:335:C:O2'	1:XA:1433:A:N3	2.46	0.42

*Continued on next page...*

*Continued from previous page...*

Atom-1	Atom-2	Interatomic distance (Å)	Clash overlap (Å)
1:XA:950:U:H3	1:XA:1231:G:H1	1.67	0.42
29:Y5:9:LYS:NZ	34:YA:2019:A:OP2	2.34	0.42
34:YA:442:G:N2	38:YF:48:THR:OG1	2.53	0.42
34:YA:822:U:H2'	34:YA:823:G:H8	1.85	0.42
34:YA:1024:G:OP2	34:YA:1025:G:C2'	2.68	0.42
34:YA:2105:C:H2'	34:YA:2106:G:H8	1.85	0.42
34:YA:2282:G:H5''	34:YA:2283:C:O4'	2.20	0.42
34:YA:2314:C:H5'	39:YG:38:VAL:HG21	2.01	0.42
37:YE:2:LYS:HD2	37:YE:95:ILE:HG22	2.02	0.42
37:YE:24:THR:HG22	37:YE:186:GLY:H	1.83	0.42
46:YR:87:TYR:OH	46:YR:117:VAL:O	2.31	0.42
47:YS:18:ILE:HG21	47:YS:88:ASP:HA	2.02	0.42
49:YU:94:ASN:HD22	49:YU:94:ASN:C	2.23	0.42
1:QA:376:G:H5''	16:QP:5:ARG:HB2	2.01	0.41
1:QA:815:A:O4'	1:QA:817:C:C4	2.72	0.41
3:QC:120:VAL:O	3:QC:124:ILE:HG12	2.20	0.41
7:QG:87:VAL:HG23	7:QG:151:TYR:HB3	2.02	0.41
34:RA:414:C:H2'	34:RA:415:A:C8	2.54	0.41
34:RA:2562:U:H4'	43:RO:25:LEU:HD21	2.02	0.41
34:RA:2576:G:P	34:RA:2576:G:N2	2.93	0.41
34:RA:2577:A:H5''	34:RA:2578:G:H5'	2.01	0.41
38:RF:178:PRO:HB3	38:RF:198:ALA:HB2	2.02	0.41
41:RI:84:GLY:N	41:RI:89:TYR:CE2	2.89	0.41
45:RQ:62:GLY:HA2	54:RZ:116:VAL:HG21	2.01	0.41
1:XA:22:G:H2'	1:XA:23:C:C6	2.55	0.41
1:XA:121:C:N4	1:XA:237:C:H41	2.18	0.41
1:XA:272:C:H2'	1:XA:273:A:C8	2.54	0.41
1:XA:475:G:H2'	1:XA:476:G:H8	1.84	0.41
1:XA:741:G:H3'	1:XA:742:G:H8	1.84	0.41
1:XA:1040:U:H2'	1:XA:1041:A:C8	2.55	0.41
2:XB:75:LYS:HA	2:XB:75:LYS:HD3	1.85	0.41
4:XD:105:VAL:HG21	4:XD:126:ILE:HD13	2.02	0.41
5:XE:128:PRO:HA	5:XE:131:ILE:HG12	2.02	0.41
6:XF:22:GLU:OE2	6:XF:84:ASN:ND2	2.40	0.41
34:YA:191:A:HO2'	34:YA:678:C:HO2'	1.67	0.41
34:YA:467:G:O2'	34:YA:796:C:O2'	2.27	0.41
34:YA:2086:U:H2'	34:YA:2087:G:C8	2.55	0.41
34:YA:2306:C:H3'	34:YA:2307:G:H5''	2.01	0.41
34:YA:2845:G:H2'	34:YA:2846:G:C8	2.54	0.41
36:YD:45:ASN:O	36:YD:47:GLY:N	2.52	0.41
42:YN:5:VAL:HA	42:YN:6:PRO:HD3	1.93	0.41

*Continued on next page...*

*Continued from previous page...*

Atom-1	Atom-2	Interatomic distance (Å)	Clash overlap (Å)
44:YP:47:ASP:OD2	44:YP:50:ARG:NH1	2.53	0.41
46:YR:104:ARG:HD2	46:YR:109:ALA:HB3	2.01	0.41
1:QA:60:A:N6	1:QA:110:C:H42	2.14	0.41
1:QA:1154:G:H2'	1:QA:1155:G:H8	1.85	0.41
1:QA:1355:G:H2'	1:QA:1356:G:C8	2.55	0.41
3:QC:73:PRO:HA	3:QC:76:VAL:HG22	2.01	0.41
7:QG:6:ARG:HA	7:QG:6:ARG:HD3	1.75	0.41
34:RA:87:C:H5''	34:RA:88:G:H5'	2.01	0.41
34:RA:997:G:H3'	49:RU:58:ARG:HH12	1.85	0.41
34:RA:1225:C:O2'	50:RV:86:GLY:N	2.36	0.41
34:RA:1600:C:OP1	52:RX:58:HIS:NE2	2.51	0.41
39:RG:39:ILE:HB	39:RG:92:VAL:HG13	2.02	0.41
44:RP:84:ASN:HA	44:RP:115:LEU:O	2.20	0.41
46:RR:13:HIS:O	46:RR:17:ARG:HB2	2.20	0.41
47:RS:50:SER:O	47:RS:76:LYS:NZ	2.41	0.41
1:XA:1028(C):C:H42	1:XA:1028(I):G:H1	1.68	0.41
1:XA:1318:A:H4'	19:XS:11:VAL:HG11	2.02	0.41
1:XA:1510:U:H2'	1:XA:1511:G:C8	2.55	0.41
5:XE:75:THR:HG22	5:XE:117:ASP:O	2.21	0.41
34:YA:639:U:H2'	34:YA:640:C:C6	2.54	0.41
34:YA:1028:A:OP2	34:YA:1126:A:N6	2.51	0.41
34:YA:2475:C:H42	34:YA:2529:G:N2	2.17	0.41
34:YA:2698:U:H2'	34:YA:2699:C:C6	2.54	0.41
36:YD:66:ASP:OD1	36:YD:103:ARG:NH1	2.53	0.41
37:YE:201:THR:OG1	37:YE:202:LYS:N	2.53	0.41
39:YG:39:ILE:HG12	39:YG:157:ILE:HD12	2.02	0.41
41:YI:50:ARG:HA	41:YI:50:ARG:HD3	1.80	0.41
43:YO:70:LYS:HE2	43:YO:70:LYS:HB3	1.81	0.41
54:YZ:185:GLU:O	54:YZ:186:GLU:C	2.58	0.41
1:QA:7:G:O2'	5:QE:120:THR:O	2.34	0.41
1:QA:37:U:O2'	1:QA:500:G:O2'	2.30	0.41
1:QA:370:C:H2'	1:QA:371:G:H8	1.84	0.41
1:QA:584:G:H1	1:QA:757:U:H3	1.69	0.41
1:QA:924:C:H2'	1:QA:925:G:C8	2.55	0.41
1:QA:958:A:N3	1:QA:985:C:O2'	2.42	0.41
1:QA:1151:A:H2'	1:QA:1152:A:C8	2.56	0.41
1:QA:1160:G:OP1	2:QB:132:LYS:NZ	2.48	0.41
1:QA:1308:U:OP1	13:QM:98:VAL:N	2.54	0.41
4:QD:109:GLY:HA3	4:QD:165:MET:HG2	2.02	0.41
28:R4:25:TYR:HE2	39:RG:3:LEU:HG	1.85	0.41
34:RA:674:G:H1'	38:RF:74:ARG:HD2	2.02	0.41

*Continued on next page...*

*Continued from previous page...*

Atom-1	Atom-2	Interatomic distance (Å)	Clash overlap (Å)
34:RA:1999:C:OP1	34:RA:2723:C:O2'	2.37	0.41
34:RA:2145:C:H2'	34:RA:2147:G:C2	2.55	0.41
34:RA:2309:A:H2'	34:RA:2310:A:C4	2.56	0.41
45:RQ:116:GLU:O	45:RQ:120:ILE:HG12	2.20	0.41
49:RU:107:ALA:HA	49:RU:110:VAL:HG12	2.01	0.41
1:XA:493:G:N2	1:XA:494:U:O4	2.53	0.41
1:XA:676:A:H2'	1:XA:677:U:H6	1.84	0.41
1:XA:1141:C:H2'	1:XA:1142:G:H8	1.85	0.41
1:XA:1242:C:H2'	1:XA:1243:C:H6	1.85	0.41
1:XA:1287:A:H2	1:XA:1353:G:H1'	1.85	0.41
4:XD:101:LEU:HD22	4:XD:138:TYR:HB3	2.01	0.41
4:XD:161:ASN:O	4:XD:165:MET:HB2	2.21	0.41
6:XF:39:LYS:HB2	6:XF:64:GLN:HB3	2.01	0.41
33:Y9:7:VAL:O	34:YA:1031:G:O2'	2.25	0.41
34:YA:142:G:H2'	34:YA:143:C:C6	2.56	0.41
34:YA:1210:A:H5''	34:YA:1211:U:H3'	2.02	0.41
34:YA:1791:A:H3'	34:YA:1792:G:H8	1.85	0.41
44:YP:7:ARG:HA	44:YP:8:PRO:HD2	1.97	0.41
49:YU:50:ARG:O	49:YU:54:LYS:NZ	2.38	0.41
53:YY:102:CYS:SG	53:YY:103:GLY:N	2.94	0.41
1:QA:707:C:H2'	1:QA:708:C:C6	2.55	0.41
9:QI:77:ILE:O	9:QI:81:ILE:HG12	2.20	0.41
12:QL:104:VAL:O	12:QL:105:TYR:CE2	2.63	0.41
14:QN:6:LEU:HD23	14:QN:6:LEU:HA	1.84	0.41
21:QU:3:LYS:HD3	21:QU:14:TRP:CG	2.55	0.41
29:R5:3:LYS:HG2	34:RA:2611:U:C5	2.56	0.41
34:RA:1636:C:H2'	34:RA:1637:A:C8	2.55	0.41
34:RA:2174:C:H2'	34:RA:2175:C:C6	2.55	0.41
34:RA:2641:G:C6	34:RA:2774:C:N4	2.89	0.41
39:RG:63:ILE:HD13	39:RG:141:PHE:HB3	2.02	0.41
50:RV:32:THR:O	50:RV:32:THR:OG1	2.37	0.41
1:XA:22:G:O2'	1:XA:913:A:N1	2.46	0.41
1:XA:605:U:O5'	1:XA:605:U:C6	2.70	0.41
1:XA:999:U:H2'	1:XA:1000:A:C8	2.55	0.41
1:XA:1222:G:OP1	19:XS:78:ARG:NH1	2.53	0.41
2:XB:115:LEU:HB2	2:XB:145:LEU:HD23	2.02	0.41
3:XC:8:ILE:HD11	3:XC:184:TYR:H	1.84	0.41
14:XN:24:CYS:SG	14:XN:40:CYS:N	2.93	0.41
14:XN:47:LEU:HD23	14:XN:47:LEU:HA	1.86	0.41
24:Y0:72:ARG:HB3	24:Y0:75:LEU:HB2	2.02	0.41
34:YA:223:A:N6	34:YA:374:A:O2'	2.43	0.41

*Continued on next page...*



*Continued from previous page...*

Atom-1	Atom-2	Interatomic distance (Å)	Clash overlap (Å)
34:YA:685:A:C2	34:YA:787:U:H1'	2.55	0.41
34:YA:996:A:O3'	49:YU:92:ARG:NH2	2.53	0.41
34:YA:1252:G:H21	49:YU:33:ARG:HH11	1.68	0.41
37:YE:132:HIS:CD2	37:YE:132:HIS:O	2.73	0.41
1:QA:34:C:H2'	1:QA:35:G:H8	1.85	0.41
1:QA:186(J):U:H3	17:QQ:63:ARG:HG2	1.85	0.41
1:QA:696:A:H2'	1:QA:697:U:H6	1.86	0.41
1:QA:831:U:H2'	1:QA:832:C:H6	1.86	0.41
13:QM:37:THR:O	13:QM:55:ARG:NH2	2.53	0.41
27:R3:4:LEU:HD21	27:R3:56:VAL:HB	2.02	0.41
32:R8:12:LYS:NZ	34:RA:247:G:O6	2.38	0.41
34:RA:1234:U:H2'	34:RA:1235:G:C5'	2.48	0.41
34:RA:1716:U:O2	34:RA:1743:G:O6	2.38	0.41
34:RA:1841:U:H2'	34:RA:1842:G:H8	1.85	0.41
34:RA:2191:G:H2'	34:RA:2191:G:N3	2.35	0.41
41:RI:143:SER:HB2	41:RI:144:VAL:H	1.64	0.41
44:RP:41:ARG:HD3	44:RP:41:ARG:HA	1.82	0.41
44:RP:137:LYS:HA	44:RP:137:LYS:HD3	1.86	0.41
49:RU:27:LEU:O	49:RU:31:SER:HB3	2.20	0.41
53:RY:99:CYS:HB3	53:RY:102:CYS:H	1.85	0.41
54:RZ:24:LEU:HA	54:RZ:25:PRO:HD3	1.92	0.41
1:XA:718:G:OP2	1:XA:720:C:N4	2.52	0.41
1:XA:1236:A:H4'	1:XA:1304:G:H4'	2.02	0.41
1:XA:1237:C:H5''	1:XA:1238:A:C8	2.56	0.41
1:XA:1440(K):C:OP1	1:XA:1440(L):G:N1	2.54	0.41
11:XK:51:LYS:HE2	11:XK:51:LYS:HB2	1.93	0.41
14:YN:47:LEU:HD22	14:YN:52:GLN:HB2	2.02	0.41
23:XX:8:A:H2'	23:XX:9:G:C8	2.55	0.41
34:YA:1173:G:H4'	34:YA:1174:A:C8	2.55	0.41
40:YH:86:GLU:H	40:YH:86:GLU:HG2	1.51	0.41
54:YZ:6:LYS:O	54:YZ:62:PRO:HD3	2.20	0.41
1:QA:127:G:HO2'	17:QQ:2:PRO:N	2.17	0.41
1:QA:225:C:H2'	1:QA:226:G:H8	1.84	0.41
1:QA:377:G:H2'	1:QA:378:G:C8	2.55	0.41
1:QA:475:G:H2'	1:QA:476:G:C8	2.56	0.41
1:QA:1009:G:H2'	1:QA:1010:G:H8	1.86	0.41
3:QC:76:VAL:HG21	3:QC:103:VAL:HG11	2.03	0.41
8:QH:3:THR:OG1	8:QH:4:ASP:N	2.54	0.41
22:QV:3:G:O2'	34:RA:1851:U:OP1	2.38	0.41
29:R5:33:CYS:SG	29:R5:46:CYS:HB2	2.60	0.41
34:RA:1149:G:H2'	34:RA:1150:C:H6	1.86	0.41

*Continued on next page...*



*Continued from previous page...*

Atom-1	Atom-2	Interatomic distance (Å)	Clash overlap (Å)
34:RA:1664:A:H61	34:RA:1996:C:H42	1.65	0.41
34:RA:2183:C:H2'	34:RA:2184:G:H8	1.85	0.41
36:RD:268:ARG:HG3	36:RD:269:PHE:CD2	2.55	0.41
40:RH:91:GLY:HA2	40:RH:160:LYS:HG2	2.03	0.41
1:XA:501:C:H2'	1:XA:502:G:H8	1.86	0.41
1:XA:1160:G:O6	1:XA:1177:G:N2	2.53	0.41
13:XM:9:ILE:HA	13:XM:9:ILE:HD13	1.93	0.41
27:Y3:31:LEU:HD23	27:Y3:31:LEU:HA	1.87	0.41
34:YA:67:U:H3	34:YA:74:A:H2	1.69	0.41
34:YA:305:U:C4	34:YA:312:G:O6	2.73	0.41
34:YA:1889:A:N3	34:YA:2086:U:O2'	2.52	0.41
35:YB:30:C:H1'	35:YB:57:A:H61	1.85	0.41
1:QA:405:U:P	4:QD:118:ARG:HH12	2.43	0.41
1:QA:628:G:H2'	1:QA:629:G:C8	2.56	0.41
1:QA:1300:G:O2'	1:QA:1303:C:N4	2.47	0.41
2:QB:75:LYS:HA	2:QB:75:LYS:HD3	1.83	0.41
13:QM:77:ASN:O	13:QM:81:LEU:HG	2.21	0.41
34:RA:271(E):G:H2'	34:RA:272:G:C8	2.55	0.41
34:RA:642:G:H21	34:RA:646:A:H2	1.67	0.41
34:RA:1029:A:OP1	45:RQ:128:LYS:NZ	2.43	0.41
34:RA:1537:C:H2'	34:RA:1538:G:C8	2.56	0.41
34:RA:2751:G:N3	40:RH:3:ARG:CB	2.84	0.41
37:RE:134:ILE:HD12	37:RE:137:HIS:HB2	2.02	0.41
39:RG:141:PHE:HB2	39:RG:144:ILE:HD13	2.03	0.41
48:RT:66:VAL:HA	48:RT:71:GLY:HA2	2.02	0.41
49:RU:39:LEU:HD23	49:RU:39:LEU:HA	1.93	0.41
49:RU:58:ARG:HH11	49:RU:93:LYS:NZ	2.18	0.41
1:XA:359:U:H2'	1:XA:360:A:H8	1.84	0.41
1:XA:605:U:H6	1:XA:605:U:C5'	2.33	0.41
1:XA:1028(C):C:N4	1:XA:1028(I):G:H1	2.18	0.41
1:XA:1250:A:N3	1:XA:1370:G:O2'	2.46	0.41
29:Y5:11:THR:HG23	29:Y5:15:ARG:HD2	2.02	0.41
29:Y5:58:LEU:HD23	46:YR:113:LEU:HD11	2.03	0.41
34:YA:336:C:HO2'	53:YY:35:TYR:HH	1.68	0.41
34:YA:698:C:O2'	34:YA:734:A:N6	2.53	0.41
34:YA:945:A:H2'	34:YA:945:A:N3	2.36	0.41
34:YA:2867:G:O2'	34:YA:2868:A:H8	2.04	0.41
36:YD:44:ASN:OD1	36:YD:44:ASN:N	2.53	0.41
37:YE:104:VAL:HG11	37:YE:188:VAL:HG12	2.03	0.41
48:YT:3:ARG:O	48:YT:7:ILE:HG12	2.21	0.41
54:YZ:178:GLU:HB3	54:YZ:179:ASP:H	1.60	0.41

*Continued on next page...*

*Continued from previous page...*

Atom-1	Atom-2	Interatomic distance (Å)	Clash overlap (Å)
1:QA:434:U:H2'	1:QA:435:C:C6	2.56	0.41
1:QA:1347:G:N2	1:QA:1374:A:OP2	2.39	0.41
2:QB:20:GLU:HG3	2:QB:191:ASP:HB2	2.02	0.41
2:QB:167:PRO:O	2:QB:171:ALA:CB	2.67	0.41
4:QD:122:ARG:HA	4:QD:122:ARG:HD2	1.90	0.41
34:RA:171:G:H2'	34:RA:172:C:C6	2.56	0.41
34:RA:690:G:H21	36:RD:43:ARG:NH2	2.18	0.41
34:RA:946:G:H2'	34:RA:947:G:H8	1.85	0.41
34:RA:1569:A:H2'	34:RA:1570:A:C8	2.56	0.41
42:RN:97:ARG:HA	42:RN:100:GLU:HB2	2.02	0.41
45:RQ:31:ASP:OD2	45:RQ:134:ARG:NH2	2.54	0.41
45:RQ:34:LEU:HD13	45:RQ:118:LEU:HD12	2.03	0.41
46:RR:96:ARG:HB2	46:RR:117:VAL:HG12	2.02	0.41
48:RT:8:LYS:HB2	48:RT:8:LYS:HE2	1.86	0.41
54:RZ:5:LEU:H	54:RZ:59:LEU:HA	1.85	0.41
1:XA:539:A:H2'	1:XA:540:G:H8	1.85	0.41
2:XB:40:HIS:HB2	2:XB:190:THR:HG21	2.01	0.41
5:XE:110:LEU:HB3	5:XE:115:VAL:HB	2.03	0.41
13:XM:87:TYR:OH	13:XM:91:ARG:NH1	2.53	0.41
15:XO:26:GLU:HG3	15:XO:81:LEU:HD22	2.03	0.41
34:YA:270(V):C:H2'	34:YA:270(W):G:H8	1.86	0.41
34:YA:922:U:H2'	34:YA:923:C:C6	2.56	0.41
34:YA:993:G:H4'	50:YV:70:ILE:HD11	2.02	0.41
34:YA:2475:C:N4	34:YA:2529:G:H22	2.17	0.41
34:YA:2810:A:H61	34:YA:2891:G:H2'	1.86	0.41
36:YD:231:HIS:CD2	36:YD:249:PRO:HG3	2.56	0.41
1:QA:110:C:O2'	16:QP:25:ARG:O	2.29	0.41
1:QA:186(B):C:OP1	20:QT:82:SER:OG	2.33	0.41
1:QA:186(F):C:H2'	1:QA:186(G):C:C6	2.56	0.41
1:QA:639:G:H2'	1:QA:640:A:C8	2.56	0.41
1:QA:757:U:OP1	1:QA:822:C:O2'	2.38	0.41
1:QA:936:C:H1'	1:QA:1382:C:H42	1.86	0.41
1:QA:1330:U:H4'	13:QM:23:TYR:CD2	2.56	0.41
3:QC:12:LEU:HG	3:QC:18:TRP:NE1	2.36	0.41
3:QC:36:ASP:OD1	3:QC:59:ARG:NH2	2.53	0.41
4:QD:8:VAL:HG13	4:QD:21:LEU:HD12	2.02	0.41
9:QI:25:LYS:O	9:QI:60:ASP:HA	2.21	0.41
22:QV:23:C:H2'	22:QV:24:G:H8	1.85	0.41
25:R1:8:SER:HB3	25:R1:66:HIS:CD2	2.55	0.41
25:R1:80:LEU:HD12	25:R1:81:LYS:HB2	2.03	0.41
26:R2:45:SER:OG	26:R2:46:GLN:N	2.53	0.41

*Continued on next page...*

*Continued from previous page...*

Atom-1	Atom-2	Interatomic distance (Å)	Clash overlap (Å)
29:R5:51:TYR:HD1	29:R5:55:ARG:O	2.03	0.41
34:RA:177:G:H5'	34:RA:178:G:C8	2.56	0.41
34:RA:270(F):G:H1	34:RA:270(V):C:H42	1.69	0.41
34:RA:747:U:O2	34:RA:2014:A:H1'	2.21	0.41
34:RA:851:U:H2'	34:RA:852:G:H8	1.86	0.41
34:RA:1400:G:H2'	34:RA:1401:G:C8	2.55	0.41
34:RA:2128:C:O2'	34:RA:2173:A:N3	2.43	0.41
34:RA:2581:G:C5	34:RA:2610:C:C4	3.09	0.41
34:RA:2684:U:O2'	43:RO:68:GLU:OE2	2.32	0.41
34:RA:2788:C:O2'	34:RA:2809:A:N3	2.53	0.41
35:RB:75:G:H21	54:RZ:85:HIS:HD1	1.68	0.41
36:RD:35:LYS:HB3	36:RD:63:ARG:HA	2.03	0.41
40:RH:123:PHE:HD2	40:RH:123:PHE:HA	1.77	0.41
41:RI:14:ASP:HB3	41:RI:15:VAL:H	1.65	0.41
49:RU:34:LYS:HD3	49:RU:34:LYS:HA	1.72	0.41
54:RZ:151:HIS:HB2	54:RZ:170:THR:HA	2.02	0.41
1:XA:396:G:O2'	1:XA:398:C:OP1	2.28	0.41
1:XA:445:G:H2'	1:XA:446:G:C8	2.55	0.41
1:XA:452:A:O2'	1:XA:453:A:O5'	2.36	0.41
1:XA:548:G:H5'	4:XD:73:ARG:NH2	2.36	0.41
1:XA:559:A:H4'	1:XA:560:U:H3'	2.03	0.41
1:XA:1055:A:O2'	3:XC:161:GLU:O	2.26	0.41
1:XA:1109:C:OP2	3:XC:176:HIS:ND1	2.54	0.41
1:XA:1324:A:H5''	1:XA:1362(B):C:H5'	2.02	0.41
1:XA:1366:C:O3'	10:XJ:60:ARG:NH2	2.53	0.41
3:XC:35:GLU:HB3	3:XC:59:ARG:HH22	1.85	0.41
6:XF:12:PRO:HD3	6:XF:58:GLY:HA2	2.02	0.41
9:XI:10:ARG:CZ	9:XI:105:ASP:HB2	2.51	0.41
13:XM:26:GLY:O	13:XM:30:ALA:HB2	2.20	0.41
20:XT:18:GLN:HE21	20:XT:22:ARG:NH2	2.19	0.41
24:Y0:23:VAL:HA	24:Y0:38:VAL:HG12	2.02	0.41
25:Y1:43:TYR:HD2	34:YA:2230:G:H5''	1.85	0.41
29:Y5:49:CYS:SG	29:Y5:50:GLY:N	2.93	0.41
30:Y6:46:HIS:ND1	34:YA:2371:G:O2'	2.42	0.41
34:YA:218:A:N1	34:YA:235:U:H4'	2.36	0.41
34:YA:270(Q):C:H1'	41:YI:50:ARG:HH22	1.86	0.41
34:YA:363(C):G:H2'	34:YA:363(D):G:C8	2.55	0.41
34:YA:589:C:H2'	34:YA:590:A:H8	1.85	0.41
34:YA:860:U:OP2	34:YA:916:G:N1	2.53	0.41
34:YA:870:A:OP1	45:YQ:6:ARG:NH2	2.37	0.41
34:YA:1196:C:O2'	34:YA:1228:G:O2'	2.24	0.41

*Continued on next page...*

*Continued from previous page...*

Atom-1	Atom-2	Interatomic distance (Å)	Clash overlap (Å)
34:YA:1853:A:N6	34:YA:1889:A:N7	2.68	0.41
34:YA:2103:C:H2'	34:YA:2104:G:H8	1.86	0.41
35:YB:48:A:H2'	35:YB:49:C:C6	2.56	0.41
38:YF:157:VAL:HG21	38:YF:181:LEU:HD13	2.03	0.41
41:YI:143:SER:HB2	41:YI:144:VAL:H	1.60	0.41
48:YT:19:LEU:HA	48:YT:20:PRO:HD3	1.91	0.41
52:YX:34:ALA:O	52:YX:77:LYS:NZ	2.54	0.41
1:QA:57:G:H2'	1:QA:58:C:C6	2.56	0.41
1:QA:318:G:H2'	1:QA:319:G:C8	2.56	0.41
1:QA:737:A:H2'	1:QA:738:C:H6	1.86	0.41
1:QA:838(A):G:H1	1:QA:848:C:H42	1.68	0.41
1:QA:999:U:O4	1:QA:1000:A:N6	2.54	0.41
4:QD:28:SER:HA	4:QD:29:PRO:HD3	1.96	0.41
29:R5:36:CYS:HG	29:R5:49:CYS:HB3	1.86	0.41
32:R8:35:GLN:NE2	32:R8:36:LYS:CE	2.80	0.41
34:RA:557:U:H2'	34:RA:558:G:H8	1.86	0.41
34:RA:1130:U:O2	37:RE:149:ARG:NH2	2.38	0.41
34:RA:1405:U:H2'	34:RA:1406:U:C6	2.56	0.41
34:RA:1669:A:N3	34:RA:1669:A:H2'	2.34	0.41
34:RA:1773:A:HO2'	34:RA:1978:A:H61	1.69	0.41
34:RA:1853:A:N6	34:RA:1889:A:N7	2.69	0.41
34:RA:2194:G:C2'	34:RA:2195:C:H5'	2.50	0.41
34:RA:2696:U:H2'	34:RA:2697:G:C8	2.56	0.41
39:RG:33:ARG:H	39:RG:162:THR:HG22	1.85	0.41
1:XA:23:C:OP2	1:XA:561:U:N3	2.40	0.41
1:XA:40:C:H2'	1:XA:41:G:C8	2.55	0.41
3:XC:91:LEU:HD22	3:XC:101:LEU:HD21	2.03	0.41
4:XD:170:VAL:HB	4:XD:174:LEU:HD12	2.02	0.41
12:XL:56:ALA:HB2	12:XL:70:ILE:HD11	2.03	0.41
34:YA:64:A:OP1	52:YX:73:ARG:NH1	2.54	0.41
34:YA:82:G:H5''	34:YA:296:C:H5'	2.03	0.41
34:YA:2513:G:O2'	37:YE:151:TYR:OH	2.20	0.41
38:YF:116:ASP:OD1	38:YF:119:ARG:NH2	2.52	0.41
44:YP:137:LYS:HA	44:YP:137:LYS:HD3	1.86	0.41
46:YR:56:LYS:NZ	46:YR:90:ARG:O	2.53	0.41
52:YX:92:LEU:HD23	52:YX:92:LEU:HA	1.86	0.41
53:YY:39:VAL:HG23	53:YY:42:VAL:HB	2.01	0.41
54:YZ:4:ARG:NH1	54:YZ:60:GLU:OE2	2.54	0.41
1:QA:836:G:H2'	1:QA:837:G:C8	2.56	0.40
1:QA:1525:G:H2'	1:QA:1526:G:H8	1.85	0.40
12:QL:32:PHE:HB3	12:QL:84:LEU:HD21	2.03	0.40

*Continued on next page...*

*Continued from previous page...*

Atom-1	Atom-2	Interatomic distance (Å)	Clash overlap (Å)
14:QN:12:ARG:HE	14:QN:14:PRO:HD2	1.86	0.40
17:QQ:75:ARG:HA	17:QQ:75:ARG:HD2	1.88	0.40
34:RA:270(A):A:OP2	34:RA:270(Z):G:N2	2.54	0.40
34:RA:1598:C:H5'	52:RX:36:LYS:HB2	2.02	0.40
34:RA:2688:U:OP1	34:RA:2713:A:N6	2.54	0.40
34:RA:2810:A:H61	34:RA:2891:G:H2'	1.87	0.40
35:RB:55:U:O2'	39:RG:27:ASN:ND2	2.51	0.40
39:RG:132:ASN:HD22	39:RG:158:ALA:HA	1.86	0.40
40:RH:103:LEU:HD11	40:RH:123:PHE:CE2	2.45	0.40
40:RH:126:PRO:HD2	40:RH:131:VAL:HA	2.03	0.40
47:RS:59:LYS:HA	47:RS:59:LYS:HD2	1.94	0.40
1:XA:939:G:H4'	7:XG:102:ARG:NH2	2.36	0.40
1:XA:1249:C:O2'	9:XI:73:GLN:NE2	2.51	0.40
1:XA:1309:G:O3'	13:XM:77:ASN:ND2	2.48	0.40
8:XH:10:LEU:HD12	8:XH:83:ILE:HD12	2.03	0.40
34:YA:394:A:H2'	34:YA:395:U:O4'	2.21	0.40
34:YA:423:A:H8	34:YA:423:A:O5'	2.03	0.40
34:YA:443:A:N7	38:YF:45:ARG:HD3	2.36	0.40
34:YA:974(A):G:C5	34:YA:1186:G:N2	2.89	0.40
34:YA:1307:A:N6	34:YA:1622:G:O6	2.54	0.40
34:YA:2578:G:OP1	34:YA:2614:A:N6	2.51	0.40
43:YO:71:ARG:HH21	43:YO:77:ILE:HG21	1.86	0.40
48:YT:130:ALA:HA	48:YT:133:GLU:HG2	2.04	0.40
54:YZ:24:LEU:HA	54:YZ:25:PRO:HD3	1.87	0.40
1:QA:819:A:C5	1:QA:1529:G:C6	3.10	0.40
1:QA:838(A):G:N2	1:QA:849:C:O2	2.54	0.40
1:QA:1096:C:H2'	1:QA:1097:C:C6	2.56	0.40
10:QJ:99:LYS:HA	10:QJ:99:LYS:HD3	1.79	0.40
22:QV:37:1MG:C2	22:QV:38:A:H1'	2.56	0.40
34:RA:925:C:H2'	34:RA:926:A:H8	1.86	0.40
34:RA:1798:U:O2'	34:RA:1802:A:N3	2.48	0.40
34:RA:2844:G:H3'	34:RA:2845:G:H8	1.87	0.40
34:RA:2853:C:H2'	34:RA:2854:G:C8	2.56	0.40
36:RD:105:ILE:HD12	36:RD:105:ILE:HA	1.91	0.40
36:RD:134:ARG:N	36:RD:187:GLY:O	2.54	0.40
40:RH:103:LEU:O	40:RH:114:VAL:HA	2.22	0.40
44:RP:28:GLY:C	44:RP:30:THR:H	2.24	0.40
50:RV:73:SER:OG	50:RV:74:LYS:N	2.53	0.40
1:XA:68(B):G:H2'	1:XA:68(C):G:H8	1.87	0.40
1:XA:1320:C:H2'	1:XA:1321:C:C6	2.57	0.40
8:XH:34:GLU:O	8:XH:38:ILE:HG12	2.22	0.40

*Continued on next page...*

*Continued from previous page...*

Atom-1	Atom-2	Interatomic distance (Å)	Clash overlap (Å)
34:YA:237:C:O2	34:YA:609(A):A:O2'	2.35	0.40
34:YA:270(S):G:H2'	34:YA:270(T):G:H8	1.86	0.40
34:YA:436:C:H2'	34:YA:438:G:C8	2.56	0.40
34:YA:918:A:N3	35:YB:80:U:O2'	2.53	0.40
34:YA:1009:A:OP2	34:YA:1010:A:OP2	2.40	0.40
34:YA:2052:G:O2'	37:YE:144:ARG:O	2.38	0.40
34:YA:2503:A:O2'	34:YA:2505:G:OP2	2.31	0.40
36:YD:172:TYR:HB3	36:YD:184:LYS:HG2	2.04	0.40
37:YE:154:LYS:HD2	37:YE:154:LYS:HA	1.87	0.40
40:YH:115:VAL:HG21	40:YH:148:ILE:HD11	2.02	0.40
41:YI:121:LYS:HD3	41:YI:121:LYS:HA	1.67	0.40
44:YP:6:LEU:HD23	44:YP:6:LEU:HA	1.90	0.40
53:YY:12:THR:HA	53:YY:26:LYS:HA	2.03	0.40
54:YZ:94:GLU:HA	54:YZ:95:PRO:HD2	1.75	0.40
1:QA:157:G:H2'	1:QA:158:G:C8	2.56	0.40
1:QA:1077:G:N2	1:QA:1079:G:H3'	2.36	0.40
1:QA:1142:G:H3'	1:QA:1143:G:H8	1.86	0.40
1:QA:1277:C:HO2'	1:QA:1279:A:H8	1.66	0.40
1:QA:1419:G:H1	1:QA:1481:U:H3	1.69	0.40
5:QE:11:ILE:HG21	5:QE:31:LEU:HD23	2.02	0.40
10:QJ:14:LYS:HD3	10:QJ:15:THR:HG23	2.02	0.40
16:QP:14:ASN:OD1	16:QP:16:HIS:NE2	2.54	0.40
32:R8:3:LYS:H	32:R8:3:LYS:HG2	1.71	0.40
34:RA:172:C:H2'	34:RA:173:G:H8	1.85	0.40
34:RA:949:C:H2'	34:RA:950:G:C8	2.56	0.40
34:RA:1053:C:H2'	34:RA:1054:A:C8	2.56	0.40
34:RA:1418:G:N1	34:RA:1579:A:OP2	2.42	0.40
34:RA:2304:G:O2'	39:RG:134:GLY:N	2.53	0.40
40:RH:102:ALA:HA	40:RH:117:PRO:HD3	2.03	0.40
45:RQ:30:GLY:HA2	45:RQ:107:ALA:HB2	2.03	0.40
49:RU:58:ARG:O	49:RU:62:ILE:HG12	2.20	0.40
1:XA:68(G):C:H2'	1:XA:68(H):G:C8	2.56	0.40
1:XA:165:C:H2'	1:XA:166:G:H8	1.86	0.40
1:XA:783:C:OP1	1:XA:1515:C:O2'	2.37	0.40
1:XA:1028(I):G:H2'	1:XA:1033:G:C8	2.56	0.40
1:XA:1321:C:H5''	1:XA:1322:C:H5''	2.02	0.40
2:XB:104:ASN:O	2:XB:108:ILE:HG12	2.21	0.40
2:XB:134:GLU:HG3	2:XB:137:ARG:NE	2.37	0.40
34:YA:2074:U:O2'	34:YA:2597:G:O2'	2.33	0.40
34:YA:2626:C:H2'	34:YA:2627:G:C8	2.57	0.40
34:YA:2737:G:H2'	34:YA:2738:A:C8	2.56	0.40

*Continued on next page...*



*Continued from previous page...*

Atom-1	Atom-2	Interatomic distance (Å)	Clash overlap (Å)
35:YB:48:A:H4'	47:YS:95:HIS:HD2	1.85	0.40
50:YV:68:LYS:HD3	50:YV:68:LYS:HA	1.75	0.40
1:QA:45:U:H5''	1:QA:307:C:H1'	2.03	0.40
1:QA:429:U:H3'	4:QD:9:CYS:SG	2.62	0.40
1:QA:736:C:H2'	1:QA:737:A:H8	1.85	0.40
1:QA:1363:A:H4'	1:QA:1364:U:H5''	2.03	0.40
3:QC:56:ASP:HB3	3:QC:67:THR:HG23	2.02	0.40
10:QJ:84:GLN:O	10:QJ:88:LEU:HB2	2.22	0.40
34:RA:1364:G:N2	34:RA:1367:A:OP2	2.37	0.40
34:RA:1375:C:H2'	34:RA:1376:C:H6	1.87	0.40
34:RA:1388:G:O2'	34:RA:1525:G:O2'	2.27	0.40
34:RA:2364:C:H2'	34:RA:2365:G:O4'	2.21	0.40
46:RR:3:HIS:HB3	46:RR:4:LEU:H	1.64	0.40
1:XA:113:G:H2'	1:XA:114:U:C6	2.56	0.40
1:XA:677:U:O2	1:XA:777:A:O2'	2.37	0.40
1:XA:952:U:H2'	1:XA:953:G:H8	1.85	0.40
1:XA:1152:A:H5''	10:XJ:13:HIS:CD2	2.57	0.40
1:XA:1154:G:H2'	1:XA:1155:G:H8	1.87	0.40
1:XA:1262:C:H2'	1:XA:1263:C:C6	2.56	0.40
1:XA:1293:G:H2'	1:XA:1294:G:H8	1.87	0.40
2:XB:88:ALA:O	2:XB:226:ARG:NH1	2.46	0.40
2:XB:188:ALA:HB1	2:XB:192:SER:HB3	2.03	0.40
4:XD:202:LEU:HA	4:XD:205:GLU:HB2	2.03	0.40
8:XH:34:GLU:HB3	8:XH:118:VAL:HG11	2.03	0.40
12:XL:70:ILE:HG13	12:XL:100:ILE:HG13	2.03	0.40
34:YA:828:U:O2	34:YA:828:U:C2'	2.70	0.40
34:YA:2197:U:H1'	34:YA:2198:A:C8	2.56	0.40
36:YD:61:LEU:HD23	36:YD:61:LEU:HA	1.94	0.40
50:YV:69:LYS:HA	50:YV:87:HIS:O	2.21	0.40
54:YZ:14:LYS:HA	54:YZ:15:PRO:HD3	1.93	0.40
1:QA:299:G:H2'	1:QA:300:A:C8	2.57	0.40
1:QA:1306:A:N6	1:QA:1331:G:HO2'	2.20	0.40
1:QA:1385:G:H2'	1:QA:1386:G:C8	2.56	0.40
3:QC:44:GLU:HA	3:QC:52:LEU:HD21	2.03	0.40
4:QD:3:ARG:HE	4:QD:118:ARG:HD2	1.85	0.40
20:QT:74:LYS:O	20:QT:76:ALA:N	2.55	0.40
30:R6:29:ASN:HD22	34:RA:2286:A:P	2.44	0.40
34:RA:848:G:C2	34:RA:933:A:H1'	2.57	0.40
34:RA:1352:U:O2'	34:RA:1570:A:N3	2.52	0.40
34:RA:1358:G:H21	34:RA:1373:A:H62	1.69	0.40
34:RA:2150:U:H2'	34:RA:2151:G:C8	2.56	0.40

*Continued on next page...*

Continued from previous page...

Atom-1	Atom-2	Interatomic distance (Å)	Clash overlap (Å)
34:RA:2310:A:H61	39:RG:79:ASN:HD22	1.67	0.40
35:RB:111:U:H2'	35:RB:112:G:H8	1.85	0.40
38:RF:160:ASN:OD1	38:RF:160:ASN:N	2.54	0.40
41:RI:40:THR:OG1	41:RI:41:GLU:N	2.54	0.40
44:RP:64:LYS:O	44:RP:66:GLY:N	2.55	0.40
1:XA:21:G:H2'	1:XA:22:G:H8	1.87	0.40
1:XA:685:G:N2	1:XA:705:U:O4	2.55	0.40
1:XA:980:C:O3'	14:YN:9:LYS:NZ	2.43	0.40
1:XA:1021:G:H2'	1:XA:1022:G:C8	2.57	0.40
18:XR:30:ASP:OD2	18:XR:33:ASP:N	2.54	0.40
19:XS:66:MET:HE2	19:XS:66:MET:HB3	2.00	0.40
23:XX:3:C:H2'	23:XX:4:A:C8	2.56	0.40
34:YA:172:C:H2'	34:YA:173:G:H8	1.86	0.40
34:YA:570:G:H2'	34:YA:2030:A:C5	2.57	0.40
34:YA:1309:G:HO2'	34:YA:1611:C:HO2'	1.56	0.40
36:YD:175:LEU:O	36:YD:182:LEU:HA	2.22	0.40
42:YN:34:LEU:O	42:YN:49:GLY:HA3	2.21	0.40
48:YT:80:SER:HA	48:YT:81:PRO:HD3	1.96	0.40
49:YU:95:LEU:HG	50:YV:4:ILE:HD13	2.02	0.40
50:YV:100:ARG:HE	50:YV:100:ARG:HB2	1.70	0.40
54:YZ:5:LEU:HB3	54:YZ:6:LYS:H	1.72	0.40
54:YZ:128:VAL:HG22	54:YZ:161:VAL:HG22	2.04	0.40

All (1) symmetry-related close contacts are listed below. The label for Atom-2 includes the symmetry operator and encoded unit-cell translations to be applied.

Atom-1	Atom-2	Interatomic distance (Å)	Clash overlap (Å)
41:RI:89:TYR:O	1:XA:357:G:O2'[4_555]	1.70	0.50

## 5.3 Torsion angles [i](#)

### 5.3.1 Protein backbone [i](#)

In the following table, the Percentiles column shows the percent Ramachandran outliers of the chain as a percentile score with respect to all X-ray entries followed by that with respect to entries of similar resolution.

The Analysed column shows the number of residues for which the backbone conformation was analysed, and the total number of residues.



Mol	Chain	Analysed	Favoured	Allowed	Outliers	Percentiles	
2	QB	233/256 (91%)	206 (88%)	27 (12%)	0	100	100
2	XB	234/256 (91%)	202 (86%)	31 (13%)	1 (0%)	34	72
3	QC	203/239 (85%)	180 (89%)	23 (11%)	0	100	100
3	XC	203/239 (85%)	182 (90%)	21 (10%)	0	100	100
4	QD	206/209 (99%)	195 (95%)	10 (5%)	1 (0%)	29	68
4	XD	206/209 (99%)	194 (94%)	11 (5%)	1 (0%)	29	68
5	QE	149/162 (92%)	134 (90%)	14 (9%)	1 (1%)	22	61
5	XE	149/162 (92%)	140 (94%)	8 (5%)	1 (1%)	22	61
6	QF	99/101 (98%)	96 (97%)	3 (3%)	0	100	100
6	XF	99/101 (98%)	98 (99%)	1 (1%)	0	100	100
7	QG	153/156 (98%)	145 (95%)	8 (5%)	0	100	100
7	XG	153/156 (98%)	143 (94%)	10 (6%)	0	100	100
8	QH	135/138 (98%)	127 (94%)	8 (6%)	0	100	100
8	XH	135/138 (98%)	126 (93%)	9 (7%)	0	100	100
9	QI	125/128 (98%)	109 (87%)	16 (13%)	0	100	100
9	XI	124/128 (97%)	110 (89%)	13 (10%)	1 (1%)	19	58
10	QJ	97/105 (92%)	88 (91%)	8 (8%)	1 (1%)	15	54
10	XJ	94/105 (90%)	86 (92%)	8 (8%)	0	100	100
11	QK	117/129 (91%)	108 (92%)	9 (8%)	0	100	100
11	XK	114/129 (88%)	104 (91%)	10 (9%)	0	100	100
12	QL	123/132 (93%)	98 (80%)	24 (20%)	1 (1%)	19	58
12	XL	120/132 (91%)	99 (82%)	21 (18%)	0	100	100
13	QM	118/126 (94%)	99 (84%)	17 (14%)	2 (2%)	9	42
13	XM	112/126 (89%)	101 (90%)	10 (9%)	1 (1%)	17	56
14	QN	58/61 (95%)	50 (86%)	7 (12%)	1 (2%)	9	42
14	XN	58/61 (95%)	48 (83%)	8 (14%)	2 (3%)	3	28
15	QO	86/89 (97%)	80 (93%)	6 (7%)	0	100	100
15	XO	85/89 (96%)	81 (95%)	4 (5%)	0	100	100
16	QP	82/88 (93%)	76 (93%)	6 (7%)	0	100	100
16	XP	82/88 (93%)	78 (95%)	4 (5%)	0	100	100
17	QQ	98/105 (93%)	92 (94%)	6 (6%)	0	100	100
17	XQ	98/105 (93%)	94 (96%)	4 (4%)	0	100	100

Continued on next page...

Continued from previous page...

Mol	Chain	Analysed	Favoured	Allowed	Outliers	Percentiles	
18	QR	68/88 (77%)	66 (97%)	2 (3%)	0	100	100
18	XR	68/88 (77%)	66 (97%)	2 (3%)	0	100	100
19	QS	81/93 (87%)	66 (82%)	15 (18%)	0	100	100
19	XS	82/93 (88%)	65 (79%)	17 (21%)	0	100	100
20	QT	97/106 (92%)	86 (89%)	8 (8%)	3 (3%)	4	30
20	XT	97/106 (92%)	84 (87%)	10 (10%)	3 (3%)	4	30
21	QU	23/27 (85%)	21 (91%)	2 (9%)	0	100	100
21	XU	23/27 (85%)	19 (83%)	4 (17%)	0	100	100
24	R0	79/85 (93%)	71 (90%)	8 (10%)	0	100	100
24	Y0	80/85 (94%)	75 (94%)	5 (6%)	0	100	100
25	R1	93/98 (95%)	76 (82%)	17 (18%)	0	100	100
25	Y1	91/98 (93%)	78 (86%)	12 (13%)	1 (1%)	14	52
26	R2	67/72 (93%)	63 (94%)	4 (6%)	0	100	100
26	Y2	66/72 (92%)	64 (97%)	2 (3%)	0	100	100
27	R3	57/60 (95%)	56 (98%)	1 (2%)	0	100	100
27	Y3	57/60 (95%)	55 (96%)	2 (4%)	0	100	100
28	R4	43/71 (61%)	41 (95%)	2 (5%)	0	100	100
28	Y4	44/71 (62%)	28 (64%)	13 (30%)	3 (7%)	1	13
29	R5	57/60 (95%)	49 (86%)	7 (12%)	1 (2%)	8	41
29	Y5	57/60 (95%)	49 (86%)	7 (12%)	1 (2%)	8	41
30	R6	51/54 (94%)	46 (90%)	5 (10%)	0	100	100
30	Y6	51/54 (94%)	49 (96%)	2 (4%)	0	100	100
31	R7	45/49 (92%)	43 (96%)	2 (4%)	0	100	100
31	Y7	46/49 (94%)	45 (98%)	1 (2%)	0	100	100
32	R8	62/65 (95%)	51 (82%)	9 (14%)	2 (3%)	4	29
32	Y8	62/65 (95%)	48 (77%)	14 (23%)	0	100	100
33	R9	35/37 (95%)	33 (94%)	2 (6%)	0	100	100
33	Y9	35/37 (95%)	33 (94%)	2 (6%)	0	100	100
36	RD	270/276 (98%)	244 (90%)	24 (9%)	2 (1%)	22	61
36	YD	270/276 (98%)	241 (89%)	28 (10%)	1 (0%)	34	72
37	RE	203/206 (98%)	159 (78%)	39 (19%)	5 (2%)	5	34

Continued on next page...

*Continued from previous page...*

Mol	Chain	Analysed	Favoured	Allowed	Outliers	Percentiles	
37	YE	203/206 (98%)	163 (80%)	38 (19%)	2 (1%)	15	54
38	RF	200/210 (95%)	183 (92%)	15 (8%)	2 (1%)	15	54
38	YF	200/210 (95%)	183 (92%)	16 (8%)	1 (0%)	29	68
39	RG	179/182 (98%)	150 (84%)	28 (16%)	1 (1%)	25	64
39	YG	179/182 (98%)	152 (85%)	27 (15%)	0	100	100
40	RH	172/180 (96%)	145 (84%)	24 (14%)	3 (2%)	9	42
40	YH	172/180 (96%)	147 (86%)	20 (12%)	5 (3%)	4	31
41	RI	144/148 (97%)	115 (80%)	23 (16%)	6 (4%)	3	23
41	YI	144/148 (97%)	118 (82%)	22 (15%)	4 (3%)	5	32
42	RN	136/140 (97%)	122 (90%)	13 (10%)	1 (1%)	22	61
42	YN	136/140 (97%)	123 (90%)	12 (9%)	1 (1%)	22	61
43	RO	120/122 (98%)	109 (91%)	11 (9%)	0	100	100
43	YO	120/122 (98%)	111 (92%)	9 (8%)	0	100	100
44	RP	148/150 (99%)	114 (77%)	31 (21%)	3 (2%)	7	39
44	YP	145/150 (97%)	116 (80%)	28 (19%)	1 (1%)	22	61
45	RQ	139/141 (99%)	120 (86%)	18 (13%)	1 (1%)	22	61
45	YQ	139/141 (99%)	111 (80%)	27 (19%)	1 (1%)	22	61
46	RR	115/118 (98%)	103 (90%)	12 (10%)	0	100	100
46	YR	115/118 (98%)	104 (90%)	10 (9%)	1 (1%)	17	56
47	RS	109/112 (97%)	94 (86%)	15 (14%)	0	100	100
47	YS	109/112 (97%)	95 (87%)	13 (12%)	1 (1%)	17	56
48	RT	135/146 (92%)	116 (86%)	19 (14%)	0	100	100
48	YT	135/146 (92%)	121 (90%)	14 (10%)	0	100	100
49	RU	115/118 (98%)	106 (92%)	6 (5%)	3 (3%)	5	33
49	YU	115/118 (98%)	109 (95%)	6 (5%)	0	100	100
50	RV	99/101 (98%)	87 (88%)	11 (11%)	1 (1%)	15	54
50	YV	99/101 (98%)	90 (91%)	8 (8%)	1 (1%)	15	54
51	RW	111/113 (98%)	104 (94%)	7 (6%)	0	100	100
51	YW	111/113 (98%)	107 (96%)	4 (4%)	0	100	100
52	RX	90/96 (94%)	85 (94%)	5 (6%)	0	100	100
52	YX	90/96 (94%)	84 (93%)	6 (7%)	0	100	100

*Continued on next page...*

*Continued from previous page...*

Mol	Chain	Analysed	Favoured	Allowed	Outliers	Percentiles	
53	RY	105/110 (96%)	102 (97%)	3 (3%)	0	100	100
53	YY	105/110 (96%)	99 (94%)	6 (6%)	0	100	100
54	RZ	181/206 (88%)	139 (77%)	38 (21%)	4 (2%)	6	37
54	YZ	191/206 (93%)	145 (76%)	39 (20%)	7 (4%)	3	26
All	All	11414/12128 (94%)	10111 (89%)	1217 (11%)	86 (1%)	19	58

All (86) Ramachandran outliers are listed below:

Mol	Chain	Res	Type
12	QL	105	TYR
20	QT	75	ASN
32	R8	30	ARG
37	RE	147	PRO
40	RH	157	TYR
41	RI	11	ASN
44	RP	108	LYS
49	RU	91	ASP
49	RU	92	ARG
54	RZ	53	ILE
4	XD	156	GLU
20	XT	74	LYS
20	XT	75	ASN
28	Y4	5	ILE
28	Y4	24	THR
37	YE	147	PRO
40	YH	157	TYR
44	YP	108	LYS
50	YV	50	PRO
54	YZ	53	ILE
54	YZ	182	LYS
14	QN	17	LYS
32	R8	29	LYS
36	RD	243	GLY
39	RG	81	LYS
40	RH	126	PRO
41	RI	132	PRO
42	RN	22	THR
44	RP	22	GLY
49	RU	90	VAL
54	RZ	167	PRO
14	XN	57	ARG

*Continued on next page...*

*Continued from previous page...*

<b>Mol</b>	<b>Chain</b>	<b>Res</b>	<b>Type</b>
36	YD	243	GLY
40	YH	47	GLU
41	YI	122	GLU
41	YI	132	PRO
47	YS	110	LEU
54	YZ	60	GLU
54	YZ	167	PRO
13	QM	118	ALA
20	QT	74	LYS
36	RD	242	ARG
37	RE	130	GLY
38	RF	67	GLN
38	RF	129	PHE
38	YF	129	PHE
46	YR	4	LEU
10	QJ	55	LYS
29	R5	49	CYS
37	RE	17	ASP
37	RE	83	ASP
41	RI	10	GLU
41	RI	122	GLU
44	RP	29	LYS
54	RZ	52	SER
54	RZ	63	ASP
13	XM	7	VAL
20	XT	73	HIS
28	Y4	40	HIS
29	Y5	49	CYS
40	YH	152	ARG
41	YI	15	VAL
54	YZ	183	LEU
20	QT	98	PRO
37	RE	82	ARG
40	RH	156	ALA
50	RV	53	GLU
5	XE	74	GLY
14	XN	56	VAL
40	YH	156	ALA
42	YN	22	THR
54	YZ	61	LEU
4	QD	156	GLU
13	QM	13	LYS

*Continued on next page...*

*Continued from previous page...*

Mol	Chain	Res	Type
41	RI	15	VAL
9	XI	119	ALA
25	Y1	54	ALA
37	YE	54	GLN
45	YQ	7	MET
54	YZ	94	GLU
5	QE	74	GLY
2	XB	208	ILE
45	RQ	78	PRO
41	YI	133	HIS
41	RI	119	PRO
40	YH	12	PRO

### 5.3.2 Protein sidechains [i](#)

In the following table, the Percentiles column shows the percent sidechain outliers of the chain as a percentile score with respect to all X-ray entries followed by that with respect to entries of similar resolution.

The Analysed column shows the number of residues for which the sidechain conformation was analysed, and the total number of residues.

Mol	Chain	Analysed	Rotameric	Outliers	Percentiles	
2	QB	203/220 (92%)	200 (98%)	3 (2%)	65	84
2	XB	204/220 (93%)	203 (100%)	1 (0%)	88	94
3	QC	159/188 (85%)	157 (99%)	2 (1%)	69	86
3	XC	159/188 (85%)	157 (99%)	2 (1%)	69	86
4	QD	180/181 (99%)	179 (99%)	1 (1%)	86	94
4	XD	180/181 (99%)	178 (99%)	2 (1%)	73	88
5	QE	116/123 (94%)	116 (100%)	0	100	100
5	XE	116/123 (94%)	115 (99%)	1 (1%)	78	90
6	QF	90/90 (100%)	90 (100%)	0	100	100
6	XF	90/90 (100%)	89 (99%)	1 (1%)	73	88
7	QG	126/127 (99%)	126 (100%)	0	100	100
7	XG	126/127 (99%)	126 (100%)	0	100	100
8	QH	118/119 (99%)	117 (99%)	1 (1%)	81	91
8	XH	118/119 (99%)	118 (100%)	0	100	100

*Continued on next page...*

*Continued from previous page...*

Mol	Chain	Analysed	Rotameric	Outliers	Percentiles	
9	QI	98/99 (99%)	96 (98%)	2 (2%)	55	79
9	XI	97/99 (98%)	95 (98%)	2 (2%)	53	79
10	QJ	89/92 (97%)	89 (100%)	0	100	100
10	XJ	86/92 (94%)	86 (100%)	0	100	100
11	QK	90/99 (91%)	89 (99%)	1 (1%)	73	88
11	XK	88/99 (89%)	87 (99%)	1 (1%)	73	88
12	QL	104/109 (95%)	104 (100%)	0	100	100
12	XL	103/109 (94%)	99 (96%)	4 (4%)	32	64
13	QM	96/101 (95%)	96 (100%)	0	100	100
13	XM	92/101 (91%)	92 (100%)	0	100	100
14	QN	49/50 (98%)	48 (98%)	1 (2%)	55	79
14	XN	49/50 (98%)	46 (94%)	3 (6%)	18	51
15	QO	79/80 (99%)	77 (98%)	2 (2%)	47	75
15	XO	79/80 (99%)	79 (100%)	0	100	100
16	QP	72/74 (97%)	72 (100%)	0	100	100
16	XP	72/74 (97%)	72 (100%)	0	100	100
17	QQ	95/97 (98%)	95 (100%)	0	100	100
17	XQ	95/97 (98%)	93 (98%)	2 (2%)	53	79
18	QR	61/77 (79%)	61 (100%)	0	100	100
18	XR	61/77 (79%)	61 (100%)	0	100	100
19	QS	72/80 (90%)	72 (100%)	0	100	100
19	XS	73/80 (91%)	73 (100%)	0	100	100
20	QT	76/82 (93%)	75 (99%)	1 (1%)	69	86
20	XT	76/82 (93%)	76 (100%)	0	100	100
21	QU	20/22 (91%)	19 (95%)	1 (5%)	24	58
21	XU	20/22 (91%)	20 (100%)	0	100	100
24	R0	65/67 (97%)	64 (98%)	1 (2%)	65	84
24	Y0	65/67 (97%)	65 (100%)	0	100	100
25	R1	80/83 (96%)	78 (98%)	2 (2%)	47	75
25	Y1	78/83 (94%)	77 (99%)	1 (1%)	69	86
26	R2	64/67 (96%)	64 (100%)	0	100	100

*Continued on next page...*



*Continued from previous page...*

Mol	Chain	Analysed	Rotameric	Outliers	Percentiles	
26	Y2	64/67 (96%)	63 (98%)	1 (2%)	62	83
27	R3	51/52 (98%)	51 (100%)	0	100	100
27	Y3	51/52 (98%)	51 (100%)	0	100	100
28	R4	40/63 (64%)	40 (100%)	0	100	100
28	Y4	41/63 (65%)	39 (95%)	2 (5%)	25	59
29	R5	51/52 (98%)	50 (98%)	1 (2%)	55	79
29	Y5	51/52 (98%)	47 (92%)	4 (8%)	12	42
30	R6	51/52 (98%)	48 (94%)	3 (6%)	19	53
30	Y6	51/52 (98%)	49 (96%)	2 (4%)	32	64
31	R7	40/42 (95%)	40 (100%)	0	100	100
31	Y7	41/42 (98%)	41 (100%)	0	100	100
32	R8	54/55 (98%)	54 (100%)	0	100	100
32	Y8	54/55 (98%)	54 (100%)	0	100	100
33	R9	34/34 (100%)	34 (100%)	0	100	100
33	Y9	34/34 (100%)	32 (94%)	2 (6%)	19	53
36	RD	214/218 (98%)	212 (99%)	2 (1%)	78	90
36	YD	214/218 (98%)	214 (100%)	0	100	100
37	RE	165/166 (99%)	161 (98%)	4 (2%)	49	76
37	YE	165/166 (99%)	162 (98%)	3 (2%)	59	81
38	RF	161/166 (97%)	158 (98%)	3 (2%)	57	80
38	YF	161/166 (97%)	161 (100%)	0	100	100
39	RG	155/156 (99%)	155 (100%)	0	100	100
39	YG	155/156 (99%)	154 (99%)	1 (1%)	86	94
40	RH	145/148 (98%)	137 (94%)	8 (6%)	21	54
40	YH	145/148 (98%)	142 (98%)	3 (2%)	53	79
41	RI	122/124 (98%)	122 (100%)	0	100	100
41	YI	122/124 (98%)	118 (97%)	4 (3%)	38	68
42	RN	117/119 (98%)	116 (99%)	1 (1%)	78	90
42	YN	117/119 (98%)	115 (98%)	2 (2%)	60	82
43	RO	100/100 (100%)	100 (100%)	0	100	100
43	YO	100/100 (100%)	97 (97%)	3 (3%)	41	71

*Continued on next page...*

Continued from previous page...

Mol	Chain	Analysed	Rotameric	Outliers	Percentiles	
44	RP	116/116 (100%)	115 (99%)	1 (1%)	78	90
44	YP	114/116 (98%)	114 (100%)	0	100	100
45	RQ	111/111 (100%)	111 (100%)	0	100	100
45	YQ	111/111 (100%)	110 (99%)	1 (1%)	78	90
46	RR	100/101 (99%)	98 (98%)	2 (2%)	55	79
46	YR	100/101 (99%)	99 (99%)	1 (1%)	76	88
47	RS	87/88 (99%)	87 (100%)	0	100	100
47	YS	87/88 (99%)	85 (98%)	2 (2%)	50	77
48	RT	120/127 (94%)	117 (98%)	3 (2%)	47	75
48	YT	120/127 (94%)	118 (98%)	2 (2%)	60	82
49	RU	93/94 (99%)	93 (100%)	0	100	100
49	YU	93/94 (99%)	91 (98%)	2 (2%)	52	78
50	RV	82/82 (100%)	82 (100%)	0	100	100
50	YV	82/82 (100%)	80 (98%)	2 (2%)	49	76
51	RW	92/92 (100%)	91 (99%)	1 (1%)	73	88
51	YW	92/92 (100%)	92 (100%)	0	100	100
52	RX	74/78 (95%)	71 (96%)	3 (4%)	30	63
52	YX	74/78 (95%)	72 (97%)	2 (3%)	44	73
53	RY	88/91 (97%)	88 (100%)	0	100	100
53	YY	88/91 (97%)	87 (99%)	1 (1%)	73	88
54	RZ	162/179 (90%)	162 (100%)	0	100	100
54	YZ	167/179 (93%)	165 (99%)	2 (1%)	71	87
All	All	9648/10066 (96%)	9536 (99%)	112 (1%)	71	87

All (112) residues with a non-rotameric sidechain are listed below:

Mol	Chain	Res	Type
2	QB	36	ARG
2	QB	149	LEU
2	QB	217	ARG
3	QC	38	ARG
3	QC	127	ARG
4	QD	18	LYS
8	QH	59	LEU

Continued on next page...

*Continued from previous page...*

<b>Mol</b>	<b>Chain</b>	<b>Res</b>	<b>Type</b>
9	QI	64	THR
9	QI	85	LEU
11	QK	41	THR
14	QN	43	CYS
15	QO	22	THR
15	QO	87	ILE
20	QT	73	HIS
21	QU	6	ARG
24	R0	14	ARG
25	R1	73	LEU
25	R1	92	LYS
29	R5	36	CYS
30	R6	13	CYS
30	R6	23	THR
30	R6	53	LYS
36	RD	242	ARG
36	RD	268	ARG
37	RE	107	THR
37	RE	144	ARG
37	RE	154	LYS
37	RE	176	ILE
38	RF	89	VAL
38	RF	144	LYS
38	RF	195	ASP
40	RH	17	VAL
40	RH	69	ARG
40	RH	123	PHE
40	RH	125	VAL
40	RH	127	GLU
40	RH	129	THR
40	RH	130	ARG
40	RH	131	VAL
42	RN	34	LEU
44	RP	16	ARG
46	RR	10	LEU
46	RR	12	ARG
48	RT	85	LYS
48	RT	111	ARG
48	RT	129	ARG
51	RW	52	GLU
52	RX	16	LYS
52	RX	27	THR

*Continued on next page...*

*Continued from previous page...*

<b>Mol</b>	<b>Chain</b>	<b>Res</b>	<b>Type</b>
52	RX	76	ARG
2	XB	21	ARG
3	XC	12	LEU
3	XC	162	GLN
4	XD	135	LEU
4	XD	191	ARG
5	XE	12	LEU
6	XF	80	ARG
9	XI	25	LYS
9	XI	27	THR
11	XK	117	ASN
12	XL	8	ASN
12	XL	41	ARG
12	XL	89	ARG
12	XL	105	TYR
14	XN	12	ARG
14	XN	27	CYS
14	XN	56	VAL
17	XQ	50	LYS
17	XQ	74	LEU
25	Y1	50	ARG
26	Y2	47	ASN
28	Y4	5	ILE
28	Y4	16	CYS
29	Y5	37	LYS
29	Y5	40	LYS
29	Y5	45	VAL
29	Y5	49	CYS
30	Y6	13	CYS
30	Y6	43	CYS
33	Y9	13	LYS
33	Y9	27	CYS
37	YE	12	THR
37	YE	107	THR
37	YE	184	VAL
39	YG	118	ARG
40	YH	11	VAL
40	YH	67	LEU
40	YH	69	ARG
41	YI	56	LYS
41	YI	86	THR
41	YI	93	THR

*Continued on next page...*

*Continued from previous page...*

Mol	Chain	Res	Type
41	YI	118	LYS
42	YN	96	GLU
42	YN	115	ARG
43	YO	24	VAL
43	YO	34	THR
43	YO	49	ARG
45	YQ	133	ARG
46	YR	2	ARG
47	YS	4	LEU
47	YS	110	LEU
48	YT	105	LEU
48	YT	129	ARG
49	YU	92	ARG
49	YU	94	ASN
50	YV	46	VAL
50	YV	78	LYS
52	YX	49	VAL
52	YX	66	LEU
53	YY	79	CYS
54	YZ	63	ASP
54	YZ	165	VAL

Sometimes sidechains can be flipped to improve hydrogen bonding and reduce clashes. All (14) such sidechains are listed below:

Mol	Chain	Res	Type
7	QG	37	ASN
7	QG	64	GLN
24	R0	12	ASN
32	R8	35	GLN
36	RD	253	GLN
39	RG	79	ASN
46	RR	16	HIS
47	RS	38	GLN
50	RV	11	GLN
4	XD	119	GLN
11	XK	117	ASN
37	YE	132	HIS
39	YG	132	ASN
50	YV	11	GLN

### 5.3.3 RNA

Mol	Chain	Analysed	Backbone Outliers	Pucker Outliers
1	QA	1509/1521 (99%)	309 (20%)	9 (0%)
1	XA	1514/1521 (99%)	322 (21%)	10 (0%)
22	QV	76/77 (98%)	17 (22%)	2 (2%)
22	XV	76/77 (98%)	21 (27%)	1 (1%)
23	QX	18/19 (94%)	4 (22%)	1 (5%)
23	XX	18/19 (94%)	5 (27%)	0
34	RA	2878/2915 (98%)	617 (21%)	40 (1%)
34	YA	2880/2915 (98%)	634 (22%)	44 (1%)
35	RB	119/122 (97%)	21 (17%)	1 (0%)
35	YB	119/122 (97%)	25 (21%)	1 (0%)
All	All	9207/9308 (98%)	1975 (21%)	109 (1%)

All (1975) RNA backbone outliers are listed below:

Mol	Chain	Res	Type
1	QA	6	G
1	QA	9	G
1	QA	32	A
1	QA	38	G
1	QA	39	G
1	QA	48	C
1	QA	50	A
1	QA	51	A
1	QA	59	A
1	QA	64	G
1	QA	65	U
1	QA	66	G
1	QA	78	G
1	QA	79	G
1	QA	80	G
1	QA	82	U
1	QA	95	G
1	QA	101	A
1	QA	116	A
1	QA	121	C
1	QA	129(B)	G
1	QA	131	C
1	QA	134	A
1	QA	144	G
1	QA	151	A
1	QA	163	C
1	QA	169	C
1	QA	170	U

*Continued on next page...*

*Continued from previous page...*

<b>Mol</b>	<b>Chain</b>	<b>Res</b>	<b>Type</b>
1	QA	182	U
1	QA	186(F)	C
1	QA	186(I)	U
1	QA	186(J)	U
1	QA	186(K)	G
1	QA	186(L)	G
1	QA	195	A
1	QA	197	A
1	QA	199	G
1	QA	201(C)	U
1	QA	201(D)	U
1	QA	216	G
1	QA	247	G
1	QA	251	G
1	QA	267	C
1	QA	274	A
1	QA	275	G
1	QA	279	A
1	QA	280	C
1	QA	281	G
1	QA	283	C
1	QA	289	G
1	QA	301	G
1	QA	306	G
1	QA	316	G
1	QA	321	A
1	QA	328	C
1	QA	329	A
1	QA	332	G
1	QA	344	A
1	QA	345	C
1	QA	347	G
1	QA	352	C
1	QA	353	A
1	QA	354	G
1	QA	356	A
1	QA	367	U
1	QA	372	C
1	QA	384	G
1	QA	388	G
1	QA	389	A
1	QA	390	C

*Continued on next page...*

*Continued from previous page...*

<b>Mol</b>	<b>Chain</b>	<b>Res</b>	<b>Type</b>
1	QA	392	G
1	QA	397	A
1	QA	398	C
1	QA	412	A
1	QA	413	G
1	QA	414	A
1	QA	422	C
1	QA	423	G
1	QA	424	G
1	QA	429	U
1	QA	440	A
1	QA	452	A
1	QA	453	A
1	QA	458(C)	A
1	QA	481	G
1	QA	484	G
1	QA	485	G
1	QA	486	U
1	QA	497	A
1	QA	498	U
1	QA	501	C
1	QA	505	G
1	QA	509	A
1	QA	510	A
1	QA	511	C
1	QA	514	C
1	QA	518	C
1	QA	521	G
1	QA	524	G
1	QA	527	G
1	QA	531	U
1	QA	532	A
1	QA	533	A
1	QA	536	C
1	QA	547	A
1	QA	559	A
1	QA	562	C
1	QA	568	G
1	QA	572	A
1	QA	573	A
1	QA	576	G
1	QA	577	G

*Continued on next page...*



*Continued from previous page...*

<b>Mol</b>	<b>Chain</b>	<b>Res</b>	<b>Type</b>
1	QA	578	C
1	QA	590	C
1	QA	596	C
1	QA	607	A
1	QA	653	A
1	QA	687	A
1	QA	688	G
1	QA	695	A
1	QA	702	A
1	QA	717	C
1	QA	721	G
1	QA	723	U
1	QA	741	G
1	QA	749	C
1	QA	753	A
1	QA	755	G
1	QA	777	A
1	QA	793	U
1	QA	794	A
1	QA	811	C
1	QA	816	A
1	QA	817	C
1	QA	818	G
1	QA	819	A
1	QA	820	U
1	QA	821	G
1	QA	828	A
1	QA	838(B)	U
1	QA	838(C)	C
1	QA	838(D)	U
1	QA	848	C
1	QA	859	A
1	QA	867	G
1	QA	870	U
1	QA	872	A
1	QA	873	A
1	QA	876	G
1	QA	889	A
1	QA	914	A
1	QA	923	A
1	QA	926	G
1	QA	927	G

*Continued on next page...*

*Continued from previous page...*

<b>Mol</b>	<b>Chain</b>	<b>Res</b>	<b>Type</b>
1	QA	934	C
1	QA	935	A
1	QA	960	U
1	QA	961	U
1	QA	966	G
1	QA	967	C
1	QA	969	A
1	QA	971	G
1	QA	974	A
1	QA	975	A
1	QA	976	G
1	QA	977	A
1	QA	981	U
1	QA	992	U
1	QA	993	G
1	QA	994	A
1	QA	1002	G
1	QA	1004	A
1	QA	1006	C
1	QA	1015	A
1	QA	1024	G
1	QA	1025	U
1	QA	1026	G
1	QA	1028(D)	G
1	QA	1037	C
1	QA	1039	C
1	QA	1046	A
1	QA	1053	G
1	QA	1054	C
1	QA	1055	A
1	QA	1060	C
1	QA	1064	G
1	QA	1065	U
1	QA	1066	C
1	QA	1081	G
1	QA	1094	G
1	QA	1095	U
1	QA	1101	A
1	QA	1108	G
1	QA	1117	G
1	QA	1118	C
1	QA	1124	G

*Continued on next page...*

*Continued from previous page...*

<b>Mol</b>	<b>Chain</b>	<b>Res</b>	<b>Type</b>
1	QA	1125	U
1	QA	1126	U
1	QA	1130	A
1	QA	1131	G
1	QA	1135	U
1	QA	1137	C
1	QA	1138	G
1	QA	1139	G
1	QA	1145	C
1	QA	1146	A
1	QA	1147	C
1	QA	1157	A
1	QA	1158	C
1	QA	1159	U
1	QA	1160	G
1	QA	1178	G
1	QA	1181	G
1	QA	1182	G
1	QA	1183	A
1	QA	1186	G
1	QA	1190	G
1	QA	1196	U
1	QA	1197	G
1	QA	1200	C
1	QA	1201	A
1	QA	1202	G
1	QA	1212	U
1	QA	1213	A
1	QA	1221	G
1	QA	1222	G
1	QA	1224	G
1	QA	1225	A
1	QA	1226	C
1	QA	1227	A
1	QA	1228	C
1	QA	1240	U
1	QA	1241	G
1	QA	1248	A
1	QA	1256	A
1	QA	1257	U
1	QA	1258	G
1	QA	1274	G

*Continued on next page...*

*Continued from previous page...*

<b>Mol</b>	<b>Chain</b>	<b>Res</b>	<b>Type</b>
1	QA	1280	A
1	QA	1281	U
1	QA	1282	C
1	QA	1285	A
1	QA	1286	A
1	QA	1287	A
1	QA	1290	G
1	QA	1297	C
1	QA	1299	A
1	QA	1300	G
1	QA	1303	C
1	QA	1305	G
1	QA	1319	A
1	QA	1321	C
1	QA	1322	C
1	QA	1323	G
1	QA	1325	C
1	QA	1327	C
1	QA	1328	C
1	QA	1329	A
1	QA	1330	U
1	QA	1331	G
1	QA	1335	C
1	QA	1336	C
1	QA	1340	A
1	QA	1346	A
1	QA	1347	G
1	QA	1359	C
1	QA	1362(B)	C
1	QA	1363	A
1	QA	1364	U
1	QA	1365	G
1	QA	1370	G
1	QA	1378	C
1	QA	1381	U
1	QA	1382	C
1	QA	1394	A
1	QA	1397	C
1	QA	1398	A
1	QA	1413	A
1	QA	1419	G
1	QA	1422	G

*Continued on next page...*

*Continued from previous page...*

<b>Mol</b>	<b>Chain</b>	<b>Res</b>	<b>Type</b>
1	QA	1440(C)	G
1	QA	1440(D)	G
1	QA	1440(E)	A
1	QA	1440(K)	C
1	QA	1440(L)	G
1	QA	1475	G
1	QA	1492	A
1	QA	1493	A
1	QA	1494	G
1	QA	1497	G
1	QA	1499	A
1	QA	1502	A
1	QA	1503	A
1	QA	1504	G
1	QA	1505	G
1	QA	1506	U
1	QA	1507	A
1	QA	1508	G
1	QA	1517	G
1	QA	1520	G
1	QA	1528	U
1	QA	1529	G
1	QA	1530	G
1	QA	1533	C
1	QA	1534	A
1	QA	1535	C
1	QA	1538	C
1	QA	1539	C
1	QA	1541	U
22	QV	8	U
22	QV	10	G
22	QV	11	C
22	QV	15	G
22	QV	17	C
22	QV	18	U
22	QV	19	G
22	QV	21(B)	A
22	QV	31	G
22	QV	34	C
22	QV	36	G
22	QV	47	U
22	QV	48	C

*Continued on next page...*

*Continued from previous page...*

<b>Mol</b>	<b>Chain</b>	<b>Res</b>	<b>Type</b>
22	QV	59	A
22	QV	61	C
22	QV	67	U
22	QV	73	A
23	QX	10	G
23	QX	12	A
23	QX	13	A
23	QX	18	C
34	RA	10	G
34	RA	15	G
34	RA	27	G
34	RA	34	C
34	RA	35	G
34	RA	36	G
34	RA	46	C
34	RA	51	G
34	RA	55	G
34	RA	61	G
34	RA	73	A
34	RA	74	A
34	RA	75	G
34	RA	90	U
34	RA	101	G
34	RA	102	G
34	RA	103	A
34	RA	118	A
34	RA	119	A
34	RA	120	U
34	RA	125	G
34	RA	131	G
34	RA	140	A
34	RA	161	U
34	RA	177	G
34	RA	181	A
34	RA	196	A
34	RA	199	A
34	RA	201	C
34	RA	204	A
34	RA	216	A
34	RA	221	A
34	RA	222	A
34	RA	223	A

*Continued on next page...*

*Continued from previous page...*

<b>Mol</b>	<b>Chain</b>	<b>Res</b>	<b>Type</b>
34	RA	229	A
34	RA	230	U
34	RA	232	G
34	RA	233	A
34	RA	241	A
34	RA	242	G
34	RA	243	U
34	RA	248	G
34	RA	249	C
34	RA	252	G
34	RA	265	A
34	RA	266	G
34	RA	267	C
34	RA	270(M)	U
34	RA	270(N)	U
34	RA	270(O)	G
34	RA	270(Q)	C
34	RA	270(Z)	G
34	RA	271(D)	U
34	RA	275	G
34	RA	276	A
34	RA	277	C
34	RA	278	A
34	RA	299	A
34	RA	311	A
34	RA	323	G
34	RA	324	A
34	RA	329	G
34	RA	330	A
34	RA	332	A
34	RA	342	G
34	RA	346	A
34	RA	352	G
34	RA	362	U
34	RA	364	C
34	RA	371	A
34	RA	372	G
34	RA	386	G
34	RA	387	U
34	RA	404	C
34	RA	405	U
34	RA	411	G

*Continued on next page...*

*Continued from previous page...*

<b>Mol</b>	<b>Chain</b>	<b>Res</b>	<b>Type</b>
34	RA	412	A
34	RA	423	A
34	RA	428	A
34	RA	435	C
34	RA	444	C
34	RA	448	U
34	RA	453	C
34	RA	454	A
34	RA	456	C
34	RA	457	A
34	RA	458	G
34	RA	467	G
34	RA	470	A
34	RA	481	G
34	RA	494	G
34	RA	501	A
34	RA	504	U
34	RA	505	A
34	RA	508	G
34	RA	509	C
34	RA	510	C
34	RA	512	G
34	RA	513	A
34	RA	529	A
34	RA	531	C
34	RA	532	A
34	RA	533	G
34	RA	537	C
34	RA	539	G
34	RA	540	G
34	RA	546	C
34	RA	547	A
34	RA	556	G
34	RA	563	G
34	RA	568	U
34	RA	573	G
34	RA	575	A
34	RA	603	A
34	RA	604	G
34	RA	607	U
34	RA	614	U
34	RA	615	G

*Continued on next page...*



*Continued from previous page...*

<b>Mol</b>	<b>Chain</b>	<b>Res</b>	<b>Type</b>
34	RA	616	A
34	RA	617	G
34	RA	618(A)	G
34	RA	621	A
34	RA	622	G
34	RA	626	U
34	RA	627	A
34	RA	631	A
34	RA	634	C
34	RA	637	A
34	RA	638	G
34	RA	645	C
34	RA	646	A
34	RA	651	G
34	RA	652	C
34	RA	654(A)	A
34	RA	654(B)	G
34	RA	657	U
34	RA	668	G
34	RA	669	G
34	RA	670	A
34	RA	686	G
34	RA	702	G
34	RA	717	G
34	RA	722	A
34	RA	726	G
34	RA	730	C
34	RA	747	U
34	RA	748	G
34	RA	753	C
34	RA	762	U
34	RA	764	A
34	RA	765	G
34	RA	776	G
34	RA	782	A
34	RA	784	A
34	RA	785	G
34	RA	790	C
34	RA	792	G
34	RA	800	A
34	RA	805	G
34	RA	810	U

*Continued on next page...*

*Continued from previous page...*

<b>Mol</b>	<b>Chain</b>	<b>Res</b>	<b>Type</b>
34	RA	812	C
34	RA	819	A
34	RA	826	U
34	RA	827	U
34	RA	828	U
34	RA	830	G
34	RA	845	G
34	RA	847	U
34	RA	856	C
34	RA	857	C
34	RA	859	G
34	RA	860	U
34	RA	877	U
34	RA	887	A
34	RA	889	C
34	RA	890	A
34	RA	896	A
34	RA	907	U
34	RA	910	A
34	RA	914	C
34	RA	915	C
34	RA	917	A
34	RA	918	A
34	RA	932	G
34	RA	941	A
34	RA	945	A
34	RA	946	G
34	RA	959	A
34	RA	961	C
34	RA	973	A
34	RA	974(A)	G
34	RA	974(B)	C
34	RA	975	G
34	RA	981	A
34	RA	983	A
34	RA	996	A
34	RA	1003	G
34	RA	1005	C
34	RA	1008	C
34	RA	1011	G
34	RA	1012	U
34	RA	1013	C

*Continued on next page...*

*Continued from previous page...*

<b>Mol</b>	<b>Chain</b>	<b>Res</b>	<b>Type</b>
34	RA	1015	G
34	RA	1020	A
34	RA	1022	G
34	RA	1023	U
34	RA	1024	G
34	RA	1025	G
34	RA	1026	U
34	RA	1027	A
34	RA	1033	U
34	RA	1044	G
34	RA	1045	A
34	RA	1046	A
34	RA	1050	A
34	RA	1052	C
34	RA	1062	G
34	RA	1065	U
34	RA	1067	A
34	RA	1070	A
34	RA	1071	G
34	RA	1072	C
34	RA	1073	A
34	RA	1075	C
34	RA	1076	C
34	RA	1082	U
34	RA	1083	U
34	RA	1087	G
34	RA	1088	A
34	RA	1090	U
34	RA	1091	G
34	RA	1097	U
34	RA	1102	C
34	RA	1103	A
34	RA	1104	C
34	RA	1110	G
34	RA	1112	G
34	RA	1126	A
34	RA	1129	A
34	RA	1130	U
34	RA	1131	G
34	RA	1135	C
34	RA	1136	G
34	RA	1139	G

*Continued on next page...*

*Continued from previous page...*

<b>Mol</b>	<b>Chain</b>	<b>Res</b>	<b>Type</b>
34	RA	1141	U
34	RA	1142(A)	U
34	RA	1142(B)	A
34	RA	1155	A
34	RA	1170	G
34	RA	1173	G
34	RA	1174	A
34	RA	1175	U
34	RA	1176	G
34	RA	1179	C
34	RA	1181	C
34	RA	1195	G
34	RA	1204	A
34	RA	1205	U
34	RA	1206	G
34	RA	1210	A
34	RA	1212	G
34	RA	1220	A
34	RA	1238	G
34	RA	1248	G
34	RA	1250	G
34	RA	1252	G
34	RA	1253	A
34	RA	1256	G
34	RA	1265	A
34	RA	1272	A
34	RA	1273	U
34	RA	1286	A
34	RA	1300	U
34	RA	1301	A
34	RA	1308	A
34	RA	1313	U
34	RA	1314	C
34	RA	1325	G
34	RA	1329	U
34	RA	1341	U
34	RA	1349	A
34	RA	1352	U
34	RA	1365	A
34	RA	1368	G
34	RA	1370	C
34	RA	1378	A

*Continued on next page...*

*Continued from previous page...*

<b>Mol</b>	<b>Chain</b>	<b>Res</b>	<b>Type</b>
34	RA	1379	A
34	RA	1384	A
34	RA	1385	G
34	RA	1395	A
34	RA	1407	C
34	RA	1411	C
34	RA	1416	G
34	RA	1419	A
34	RA	1420	U
34	RA	1421	G
34	RA	1427	A
34	RA	1428	C
34	RA	1444(B)	A
34	RA	1449(A)	A
34	RA	1449(B)	G
34	RA	1455	G
34	RA	1461	G
34	RA	1467	C
34	RA	1471	A
34	RA	1474	C
34	RA	1480	G
34	RA	1482	U
34	RA	1483	G
34	RA	1485	G
34	RA	1493	C
34	RA	1494	A
34	RA	1495	A
34	RA	1496	A
34	RA	1497	U
34	RA	1504	C
34	RA	1506	C
34	RA	1507	A
34	RA	1508	A
34	RA	1510	A
34	RA	1533	C
34	RA	1534	G
34	RA	1535	U
34	RA	1536	A
34	RA	1537	C
34	RA	1538	G
34	RA	1543	A
34	RA	1544	C

*Continued on next page...*

*Continued from previous page...*

<b>Mol</b>	<b>Chain</b>	<b>Res</b>	<b>Type</b>
34	RA	1545(A)	A
34	RA	1547	C
34	RA	1558	A
34	RA	1559	G
34	RA	1566	A
34	RA	1569	A
34	RA	1578	U
34	RA	1579	A
34	RA	1586	A
34	RA	1598	C
34	RA	1602	U
34	RA	1603	A
34	RA	1607	C
34	RA	1608	A
34	RA	1609	A
34	RA	1610	A
34	RA	1617	C
34	RA	1618	A
34	RA	1622	G
34	RA	1634	A
34	RA	1640	C
34	RA	1646	C
34	RA	1648	C
34	RA	1653	G
34	RA	1654	A
34	RA	1667	G
34	RA	1668	A
34	RA	1672	C
34	RA	1674	G
34	RA	1688	U
34	RA	1695	G
34	RA	1698	A
34	RA	1725	G
34	RA	1729	A
34	RA	1731	G
34	RA	1742	C
34	RA	1743	G
34	RA	1756	G
34	RA	1762	A
34	RA	1763	G
34	RA	1764	G
34	RA	1773	A

*Continued on next page...*

*Continued from previous page...*

<b>Mol</b>	<b>Chain</b>	<b>Res</b>	<b>Type</b>
34	RA	1780	A
34	RA	1781	C
34	RA	1784	A
34	RA	1791	A
34	RA	1799	G
34	RA	1800	C
34	RA	1801	G
34	RA	1811	G
34	RA	1816	G
34	RA	1820	U
34	RA	1829	A
34	RA	1835	G
34	RA	1847	A
34	RA	1848	A
34	RA	1858	G
34	RA	1869	G
34	RA	1870	C
34	RA	1872	A
34	RA	1878	G
34	RA	1882	C
34	RA	1888	G
34	RA	1889	A
34	RA	1896	G
34	RA	1905	C
34	RA	1906	G
34	RA	1919	A
34	RA	1930	G
34	RA	1931	U
34	RA	1936	A
34	RA	1937	A
34	RA	1938	A
34	RA	1939	U
34	RA	1955	U
34	RA	1963	U
34	RA	1965	C
34	RA	1966	A
34	RA	1967	C
34	RA	1969	A
34	RA	1970	A
34	RA	1971	A
34	RA	1972	A
34	RA	1981	A

*Continued on next page...*

*Continued from previous page...*

<b>Mol</b>	<b>Chain</b>	<b>Res</b>	<b>Type</b>
34	RA	1982	C
34	RA	1991	U
34	RA	1992	G
34	RA	1993	U
34	RA	1994	C
34	RA	2021	C
34	RA	2023	G
34	RA	2030	A
34	RA	2031	A
34	RA	2032	G
34	RA	2033	A
34	RA	2043	C
34	RA	2055	C
34	RA	2056	G
34	RA	2059	A
34	RA	2060	A
34	RA	2061	G
34	RA	2062	A
34	RA	2069	G
34	RA	2077	A
34	RA	2080	G
34	RA	2089	U
34	RA	2092	U
34	RA	2093	G
34	RA	2094	G
34	RA	2095	C
34	RA	2096	U
34	RA	2097	C
34	RA	2099	U
34	RA	2100	G
34	RA	2111	C
34	RA	2113	U
34	RA	2114	A
34	RA	2115	G
34	RA	2116	G
34	RA	2118	U
34	RA	2119	A
34	RA	2120	G
34	RA	2126	A
34	RA	2127	G
34	RA	2128	C
34	RA	2131	G

*Continued on next page...*



*Continued from previous page...*

<b>Mol</b>	<b>Chain</b>	<b>Res</b>	<b>Type</b>
34	RA	2132	U
34	RA	2133	G
34	RA	2137	C
34	RA	2145	C
34	RA	2146	C
34	RA	2147	G
34	RA	2148	G
34	RA	2158	A
34	RA	2164	C
34	RA	2166	G
34	RA	2167	U
34	RA	2169	A
34	RA	2172	U
34	RA	2173	A
34	RA	2176	A
34	RA	2190	G
34	RA	2191	G
34	RA	2194	G
34	RA	2195	C
34	RA	2198	A
34	RA	2210	G
34	RA	2211	G
34	RA	2212	A
34	RA	2215	G
34	RA	2225	A
34	RA	2238	G
34	RA	2239	G
34	RA	2243	U
34	RA	2245	U
34	RA	2266	A
34	RA	2275	C
34	RA	2280	G
34	RA	2283	C
34	RA	2287	A
34	RA	2288	A
34	RA	2297	C
34	RA	2304	G
34	RA	2305	A
34	RA	2307	G
34	RA	2308	G
34	RA	2310	A
34	RA	2311	A

*Continued on next page...*

*Continued from previous page...*

<b>Mol</b>	<b>Chain</b>	<b>Res</b>	<b>Type</b>
34	RA	2319	G
34	RA	2320	A
34	RA	2322	A
34	RA	2325	G
34	RA	2334	G
34	RA	2335	A
34	RA	2342	C
34	RA	2345	G
34	RA	2346	A
34	RA	2347	C
34	RA	2350	C
34	RA	2372	G
34	RA	2383	G
34	RA	2385	C
34	RA	2388	A
34	RA	2391	G
34	RA	2392	A
34	RA	2394	C
34	RA	2402	C
34	RA	2403	C
34	RA	2406	U
34	RA	2410	G
34	RA	2423	U
34	RA	2425	A
34	RA	2428	G
34	RA	2429	G
34	RA	2430	A
34	RA	2431	U
34	RA	2435	A
34	RA	2439	A
34	RA	2440	C
34	RA	2441	C
34	RA	2448	A
34	RA	2460	U
34	RA	2469	A
34	RA	2470	G
34	RA	2478	A
34	RA	2482	G
34	RA	2494	G
34	RA	2502	G
34	RA	2503	A
34	RA	2504	U

*Continued on next page...*

*Continued from previous page...*

<b>Mol</b>	<b>Chain</b>	<b>Res</b>	<b>Type</b>
34	RA	2505	G
34	RA	2506	U
34	RA	2518	A
34	RA	2520	C
34	RA	2542	A
34	RA	2543	G
34	RA	2553	G
34	RA	2554	U
34	RA	2562	U
34	RA	2567	G
34	RA	2569	G
34	RA	2572	A
34	RA	2577	A
34	RA	2580	U
34	RA	2602	A
34	RA	2609	U
34	RA	2610	C
34	RA	2611	U
34	RA	2612	C
34	RA	2614	A
34	RA	2629	A
34	RA	2646	C
34	RA	2654	A
34	RA	2655	G
34	RA	2665	A
34	RA	2673	G
34	RA	2686	G
34	RA	2689	U
34	RA	2690	C
34	RA	2691	C
34	RA	2702	U
34	RA	2707	G
34	RA	2711	A
34	RA	2712(A)	U
34	RA	2712(B)	A
34	RA	2713	A
34	RA	2714	G
34	RA	2726	U
34	RA	2733	A
34	RA	2739	U
34	RA	2744	G
34	RA	2748	A

*Continued on next page...*

*Continued from previous page...*

<b>Mol</b>	<b>Chain</b>	<b>Res</b>	<b>Type</b>
34	RA	2750	A
34	RA	2757	A
34	RA	2761	G
34	RA	2764	A
34	RA	2765	A
34	RA	2766	G
34	RA	2777	G
34	RA	2778	A
34	RA	2779	U
34	RA	2780	G
34	RA	2789	C
34	RA	2790	A
34	RA	2791	C
34	RA	2792	G
34	RA	2793	G
34	RA	2794	C
34	RA	2797	U
34	RA	2798	C
34	RA	2807	G
34	RA	2808	U
34	RA	2818	G
34	RA	2820	A
34	RA	2821	A
34	RA	2822	G
34	RA	2825	C
34	RA	2830	G
34	RA	2833	G
34	RA	2834	G
34	RA	2849	U
34	RA	2867	G
34	RA	2872	G
34	RA	2880	C
34	RA	2883	A
34	RA	2885	C
34	RA	2892	A
34	RA	2894	G
34	RA	2895	U
35	RB	8	U
35	RB	9	G
35	RB	12	C
35	RB	13	A
35	RB	14	U

*Continued on next page...*

*Continued from previous page...*

<b>Mol</b>	<b>Chain</b>	<b>Res</b>	<b>Type</b>
35	RB	15	A
35	RB	22	U
35	RB	25	A
35	RB	32	C
35	RB	41	U
35	RB	42	C
35	RB	44	G
35	RB	45	A
35	RB	53	A
35	RB	56	G
35	RB	67	G
35	RB	73	A
35	RB	77	U
35	RB	81	G
35	RB	96	G
35	RB	109	G
1	XA	6	G
1	XA	9	G
1	XA	31	G
1	XA	32	A
1	XA	39	G
1	XA	47	C
1	XA	48	C
1	XA	51	A
1	XA	54	C
1	XA	65	U
1	XA	66	G
1	XA	68(E)	C
1	XA	68(F)	G
1	XA	68(I)	G
1	XA	68(K)	G
1	XA	68(M)	U
1	XA	68(N)	U
1	XA	68(P)	A
1	XA	68(Q)	C
1	XA	68(R)	U
1	XA	68(S)	C
1	XA	68(W)	G
1	XA	101	A
1	XA	108	G
1	XA	109	A
1	XA	116	A

*Continued on next page...*

*Continued from previous page...*

<b>Mol</b>	<b>Chain</b>	<b>Res</b>	<b>Type</b>
1	XA	117	G
1	XA	121	C
1	XA	131	C
1	XA	134	A
1	XA	142	G
1	XA	144	G
1	XA	151	A
1	XA	160	A
1	XA	163	C
1	XA	169	C
1	XA	173	U
1	XA	182	U
1	XA	183	G
1	XA	186(J)	U
1	XA	186(K)	G
1	XA	186(L)	G
1	XA	186(N)	G
1	XA	194	C
1	XA	195	A
1	XA	197	A
1	XA	201(B)	U
1	XA	201(C)	U
1	XA	201(D)	U
1	XA	216	G
1	XA	247	G
1	XA	251	G
1	XA	254	G
1	XA	262	A
1	XA	266	G
1	XA	267	C
1	XA	281	G
1	XA	289	G
1	XA	306	G
1	XA	315	A
1	XA	328	C
1	XA	329	A
1	XA	330	C
1	XA	332	G
1	XA	344	A
1	XA	345	C
1	XA	346	G
1	XA	347	G

*Continued on next page...*

*Continued from previous page...*

<b>Mol</b>	<b>Chain</b>	<b>Res</b>	<b>Type</b>
1	XA	348	G
1	XA	352	C
1	XA	353	A
1	XA	354	G
1	XA	356	A
1	XA	366	C
1	XA	368	U
1	XA	372	C
1	XA	373	A
1	XA	384	G
1	XA	388	G
1	XA	389	A
1	XA	392	G
1	XA	397	A
1	XA	398	C
1	XA	406	G
1	XA	412	A
1	XA	413	G
1	XA	414	A
1	XA	422	C
1	XA	424	G
1	XA	428	G
1	XA	429	U
1	XA	440	A
1	XA	441	A
1	XA	452	A
1	XA	453	A
1	XA	458(C)	A
1	XA	458(D)	C
1	XA	481	G
1	XA	484	G
1	XA	485	G
1	XA	495	A
1	XA	497	A
1	XA	498	U
1	XA	508	C
1	XA	509	A
1	XA	511	C
1	XA	518	C
1	XA	521	G
1	XA	524	G
1	XA	527	G

*Continued on next page...*

*Continued from previous page...*

<b>Mol</b>	<b>Chain</b>	<b>Res</b>	<b>Type</b>
1	XA	531	U
1	XA	532	A
1	XA	533	A
1	XA	536	C
1	XA	547	A
1	XA	559	A
1	XA	562	C
1	XA	572	A
1	XA	573	A
1	XA	576	G
1	XA	577	G
1	XA	578	C
1	XA	588	G
1	XA	596	C
1	XA	605	U
1	XA	607	A
1	XA	618	C
1	XA	629	G
1	XA	653	A
1	XA	660	G
1	XA	661	G
1	XA	665	A
1	XA	666	G
1	XA	671	G
1	XA	687	A
1	XA	695	A
1	XA	702	A
1	XA	720	C
1	XA	721	G
1	XA	722	A
1	XA	723	U
1	XA	724	G
1	XA	749	C
1	XA	753	A
1	XA	755	G
1	XA	760	G
1	XA	777	A
1	XA	781	A
1	XA	793	U
1	XA	794	A
1	XA	811	C
1	XA	816	A

*Continued on next page...*



*Continued from previous page...*

<b>Mol</b>	<b>Chain</b>	<b>Res</b>	<b>Type</b>
1	XA	817	C
1	XA	818	G
1	XA	819	A
1	XA	820	U
1	XA	821	G
1	XA	828	A
1	XA	838(B)	U
1	XA	838(C)	C
1	XA	838(D)	U
1	XA	848	C
1	XA	853	G
1	XA	859	A
1	XA	867	G
1	XA	872	A
1	XA	873	A
1	XA	885	G
1	XA	889	A
1	XA	890	G
1	XA	914	A
1	XA	923	A
1	XA	926	G
1	XA	927	G
1	XA	934	C
1	XA	935	A
1	XA	960	U
1	XA	961	U
1	XA	966	G
1	XA	967	C
1	XA	968	A
1	XA	969	A
1	XA	974	A
1	XA	976	G
1	XA	977	A
1	XA	980	C
1	XA	981	U
1	XA	982	U
1	XA	991	U
1	XA	992	U
1	XA	993	G
1	XA	1004	A
1	XA	1006	C
1	XA	1011	G

*Continued on next page...*

*Continued from previous page...*

<b>Mol</b>	<b>Chain</b>	<b>Res</b>	<b>Type</b>
1	XA	1024	G
1	XA	1025	U
1	XA	1026	G
1	XA	1027	C
1	XA	1028(A)	C
1	XA	1028(C)	C
1	XA	1028(G)	A
1	XA	1036	G
1	XA	1045	C
1	XA	1053	G
1	XA	1054	C
1	XA	1055	A
1	XA	1056	U
1	XA	1064	G
1	XA	1065	U
1	XA	1066	C
1	XA	1075	C
1	XA	1081	G
1	XA	1094	G
1	XA	1095	U
1	XA	1101	A
1	XA	1117	G
1	XA	1118	C
1	XA	1125	U
1	XA	1126	U
1	XA	1129	C
1	XA	1130	A
1	XA	1131	G
1	XA	1136	U
1	XA	1137	C
1	XA	1138	G
1	XA	1139	G
1	XA	1140	C
1	XA	1146	A
1	XA	1157	A
1	XA	1159	U
1	XA	1160	G
1	XA	1171	G
1	XA	1178	G
1	XA	1181	G
1	XA	1183	A
1	XA	1191	A

*Continued on next page...*

*Continued from previous page...*

<b>Mol</b>	<b>Chain</b>	<b>Res</b>	<b>Type</b>
1	XA	1196	U
1	XA	1197	G
1	XA	1200	C
1	XA	1201	A
1	XA	1211	U
1	XA	1212	U
1	XA	1213	A
1	XA	1214	C
1	XA	1224	G
1	XA	1225	A
1	XA	1226	C
1	XA	1227	A
1	XA	1228	C
1	XA	1238	A
1	XA	1240	U
1	XA	1241	G
1	XA	1256	A
1	XA	1257	U
1	XA	1258	G
1	XA	1260	C
1	XA	1263	C
1	XA	1272	G
1	XA	1273	G
1	XA	1280	A
1	XA	1281	U
1	XA	1282	C
1	XA	1286	A
1	XA	1287	A
1	XA	1296	C
1	XA	1299	A
1	XA	1300	G
1	XA	1303	C
1	XA	1305	G
1	XA	1306	A
1	XA	1318	A
1	XA	1321	C
1	XA	1322	C
1	XA	1323	G
1	XA	1331	G
1	XA	1335	C
1	XA	1336	C
1	XA	1340	A

*Continued on next page...*

*Continued from previous page...*

<b>Mol</b>	<b>Chain</b>	<b>Res</b>	<b>Type</b>
1	XA	1346	A
1	XA	1347	G
1	XA	1352	C
1	XA	1353	G
1	XA	1359	C
1	XA	1362(B)	C
1	XA	1363	A
1	XA	1364	U
1	XA	1370	G
1	XA	1374	A
1	XA	1378	C
1	XA	1379	G
1	XA	1381	U
1	XA	1394	A
1	XA	1397	C
1	XA	1413	A
1	XA	1419	G
1	XA	1440(C)	G
1	XA	1440(E)	A
1	XA	1440(J)	A
1	XA	1440(K)	C
1	XA	1440(L)	G
1	XA	1469	G
1	XA	1487	G
1	XA	1492	A
1	XA	1493	A
1	XA	1494	G
1	XA	1497	G
1	XA	1503	A
1	XA	1504	G
1	XA	1505	G
1	XA	1506	U
1	XA	1517	G
1	XA	1519	A
1	XA	1520	G
1	XA	1528	U
1	XA	1529	G
1	XA	1530	G
1	XA	1533	C
1	XA	1534	A
1	XA	1538	C
1	XA	1539	C

*Continued on next page...*

*Continued from previous page...*

<b>Mol</b>	<b>Chain</b>	<b>Res</b>	<b>Type</b>
1	XA	1541	U
1	XA	1542	U
22	XV	8	U
22	XV	11	C
22	XV	17	C
22	XV	18	U
22	XV	19	G
22	XV	21(A)	U
22	XV	21(B)	A
22	XV	34	C
22	XV	37	1MG
22	XV	38	A
22	XV	40	G
22	XV	42	A
22	XV	43	G
22	XV	46	G
22	XV	47	U
22	XV	48	C
22	XV	58	A
22	XV	61	C
22	XV	69	A
22	XV	72	G
22	XV	73	A
23	XX	9	G
23	XX	10	G
23	XX	12	A
23	XX	13	A
23	XX	15	A
34	YA	9	U
34	YA	23	G
34	YA	27	G
34	YA	28	A
34	YA	34	C
34	YA	35	G
34	YA	46	C
34	YA	51	G
34	YA	55	G
34	YA	61	G
34	YA	64	A
34	YA	70	G
34	YA	72	U
34	YA	73	A

*Continued on next page...*

*Continued from previous page...*

<b>Mol</b>	<b>Chain</b>	<b>Res</b>	<b>Type</b>
34	YA	74	A
34	YA	75	G
34	YA	78	A
34	YA	90	U
34	YA	101	G
34	YA	102	G
34	YA	103	A
34	YA	118	A
34	YA	119	A
34	YA	120	U
34	YA	125	G
34	YA	131	G
34	YA	138	G
34	YA	161	U
34	YA	162	U
34	YA	193	U
34	YA	196	A
34	YA	199	A
34	YA	201	C
34	YA	204	A
34	YA	216	A
34	YA	221	A
34	YA	222	A
34	YA	223	A
34	YA	226	G
34	YA	228	A
34	YA	229	A
34	YA	230	U
34	YA	232	G
34	YA	233	A
34	YA	241	A
34	YA	242	G
34	YA	243	U
34	YA	248	G
34	YA	249	C
34	YA	252	G
34	YA	265	A
34	YA	266	G
34	YA	267	C
34	YA	269	U
34	YA	270(L)	C
34	YA	270(M)	U

*Continued on next page...*

*Continued from previous page...*

<b>Mol</b>	<b>Chain</b>	<b>Res</b>	<b>Type</b>
34	YA	270(N)	U
34	YA	270(Q)	C
34	YA	271(D)	U
34	YA	271(E)	G
34	YA	274	G
34	YA	277	C
34	YA	278	A
34	YA	279	C
34	YA	299	A
34	YA	300	A
34	YA	309	G
34	YA	311	A
34	YA	317	G
34	YA	323	G
34	YA	324	A
34	YA	329	G
34	YA	330	A
34	YA	332	A
34	YA	342	G
34	YA	352	G
34	YA	363(A)	G
34	YA	364	C
34	YA	370	G
34	YA	371	A
34	YA	372	G
34	YA	386	G
34	YA	387	U
34	YA	395	U
34	YA	405	U
34	YA	407	G
34	YA	411	G
34	YA	412	A
34	YA	421	U
34	YA	428	A
34	YA	442	G
34	YA	444	C
34	YA	448	U
34	YA	454	A
34	YA	457	A
34	YA	464	U
34	YA	467	G
34	YA	470	A

*Continued on next page...*

*Continued from previous page...*

<b>Mol</b>	<b>Chain</b>	<b>Res</b>	<b>Type</b>
34	YA	473	G
34	YA	481	G
34	YA	504	U
34	YA	505	A
34	YA	508	G
34	YA	509	C
34	YA	518	G
34	YA	527	C
34	YA	528	A
34	YA	529	A
34	YA	531	C
34	YA	532	A
34	YA	533	G
34	YA	537	C
34	YA	539	G
34	YA	540	G
34	YA	546	C
34	YA	547	A
34	YA	549	G
34	YA	554	U
34	YA	563	G
34	YA	568	U
34	YA	570	G
34	YA	573	G
34	YA	575	A
34	YA	603	A
34	YA	607	U
34	YA	614	U
34	YA	615	G
34	YA	617	G
34	YA	618(A)	G
34	YA	622	G
34	YA	627	A
34	YA	629	G
34	YA	634	C
34	YA	637	A
34	YA	638	G
34	YA	645	C
34	YA	646	A
34	YA	654(A)	A
34	YA	654(B)	G
34	YA	670	A

*Continued on next page...*



*Continued from previous page...*

<b>Mol</b>	<b>Chain</b>	<b>Res</b>	<b>Type</b>
34	YA	686	G
34	YA	701	G
34	YA	704	G
34	YA	717	G
34	YA	722	A
34	YA	726	G
34	YA	730	C
34	YA	748	G
34	YA	753	C
34	YA	762	U
34	YA	782	A
34	YA	783	A
34	YA	784	A
34	YA	785	G
34	YA	790	C
34	YA	800	A
34	YA	805	G
34	YA	812	C
34	YA	819	A
34	YA	827	U
34	YA	828	U
34	YA	830	G
34	YA	847	U
34	YA	854	G
34	YA	856	C
34	YA	857	C
34	YA	860	U
34	YA	866	A
34	YA	870	A
34	YA	878	A
34	YA	889	C
34	YA	890	A
34	YA	896	A
34	YA	897	C
34	YA	899	A
34	YA	901	A
34	YA	907	U
34	YA	910	A
34	YA	914	C
34	YA	915	C
34	YA	917	A
34	YA	918	A

*Continued on next page...*

*Continued from previous page...*

<b>Mol</b>	<b>Chain</b>	<b>Res</b>	<b>Type</b>
34	YA	932	G
34	YA	941	A
34	YA	945	A
34	YA	946	G
34	YA	953	A
34	YA	957	A
34	YA	959	A
34	YA	961	C
34	YA	972	G
34	YA	973	A
34	YA	974(A)	G
34	YA	974(B)	C
34	YA	975	G
34	YA	983	A
34	YA	989	G
34	YA	990	A
34	YA	996	A
34	YA	997	G
34	YA	1003	G
34	YA	1005	C
34	YA	1011	G
34	YA	1012	U
34	YA	1013	C
34	YA	1015	G
34	YA	1022	G
34	YA	1023	U
34	YA	1024	G
34	YA	1025	G
34	YA	1026	U
34	YA	1027	A
34	YA	1030	G
34	YA	1033	U
34	YA	1037	G
34	YA	1045	A
34	YA	1046	A
34	YA	1050	A
34	YA	1057	A
34	YA	1059	G
34	YA	1060	U
34	YA	1061	U
34	YA	1062	G
34	YA	1065	U

*Continued on next page...*

*Continued from previous page...*

<b>Mol</b>	<b>Chain</b>	<b>Res</b>	<b>Type</b>
34	YA	1067	A
34	YA	1068	G
34	YA	1071	G
34	YA	1073	A
34	YA	1074	G
34	YA	1076	C
34	YA	1077	A
34	YA	1078	U
34	YA	1082	U
34	YA	1083	U
34	YA	1084	A
34	YA	1085	A
34	YA	1086	A
34	YA	1088	A
34	YA	1089	G
34	YA	1093	G
34	YA	1095	A
34	YA	1096	A
34	YA	1097	U
34	YA	1099	G
34	YA	1103	A
34	YA	1104	C
34	YA	1110	G
34	YA	1111	A
34	YA	1112	G
34	YA	1122	G
34	YA	1126	A
34	YA	1131	G
34	YA	1135	C
34	YA	1136	G
34	YA	1139	G
34	YA	1142(A)	U
34	YA	1142(B)	A
34	YA	1173	G
34	YA	1174	A
34	YA	1175	U
34	YA	1176	G
34	YA	1177	A
34	YA	1179	C
34	YA	1180	C
34	YA	1195	G
34	YA	1204	A

*Continued on next page...*

*Continued from previous page...*

<b>Mol</b>	<b>Chain</b>	<b>Res</b>	<b>Type</b>
34	YA	1205	U
34	YA	1206	G
34	YA	1210	A
34	YA	1218	C
34	YA	1220	A
34	YA	1225	C
34	YA	1236	G
34	YA	1238	G
34	YA	1244	G
34	YA	1250	G
34	YA	1252	G
34	YA	1253	A
34	YA	1256	G
34	YA	1265	A
34	YA	1271	G
34	YA	1272	A
34	YA	1273	U
34	YA	1275	A
34	YA	1289	C
34	YA	1300	U
34	YA	1301	A
34	YA	1313	U
34	YA	1325	G
34	YA	1326	U
34	YA	1329	U
34	YA	1330	C
34	YA	1341	U
34	YA	1349	A
34	YA	1352	U
34	YA	1365	A
34	YA	1368	G
34	YA	1370	C
34	YA	1378	A
34	YA	1379	A
34	YA	1384	A
34	YA	1385	G
34	YA	1395	A
34	YA	1403	C
34	YA	1404	C
34	YA	1407	C
34	YA	1410	G
34	YA	1416	G

*Continued on next page...*

*Continued from previous page...*

<b>Mol</b>	<b>Chain</b>	<b>Res</b>	<b>Type</b>
34	YA	1417	C
34	YA	1419	A
34	YA	1420	U
34	YA	1421	G
34	YA	1427	A
34	YA	1428	C
34	YA	1433	U
34	YA	1444(B)	A
34	YA	1449(A)	A
34	YA	1449(B)	G
34	YA	1455	G
34	YA	1461	G
34	YA	1467	C
34	YA	1471	A
34	YA	1482	U
34	YA	1483	G
34	YA	1485	G
34	YA	1490	A
34	YA	1493	C
34	YA	1497	U
34	YA	1506	C
34	YA	1507	A
34	YA	1508	A
34	YA	1509	C
34	YA	1510	A
34	YA	1511	A
34	YA	1512	G
34	YA	1533	C
34	YA	1534	G
34	YA	1535	U
34	YA	1536	A
34	YA	1537	C
34	YA	1538	G
34	YA	1543	A
34	YA	1544	C
34	YA	1545(A)	A
34	YA	1554	A
34	YA	1558	A
34	YA	1559	G
34	YA	1566	A
34	YA	1567	A
34	YA	1569	A

*Continued on next page...*

*Continued from previous page...*

<b>Mol</b>	<b>Chain</b>	<b>Res</b>	<b>Type</b>
34	YA	1578	U
34	YA	1585	C
34	YA	1586	A
34	YA	1598	C
34	YA	1608	A
34	YA	1610	A
34	YA	1616	A
34	YA	1617	C
34	YA	1618	A
34	YA	1640	C
34	YA	1646	C
34	YA	1647	G
34	YA	1648	C
34	YA	1651	G
34	YA	1654	A
34	YA	1665	A
34	YA	1671	U
34	YA	1672	C
34	YA	1674	G
34	YA	1695	G
34	YA	1700	A
34	YA	1725	G
34	YA	1729	A
34	YA	1730	U
34	YA	1731	G
34	YA	1742	C
34	YA	1743	G
34	YA	1750	G
34	YA	1753	G
34	YA	1754	C
34	YA	1756	G
34	YA	1763	G
34	YA	1764	G
34	YA	1769	G
34	YA	1773	A
34	YA	1774	C
34	YA	1776	G
34	YA	1780	A
34	YA	1781	C
34	YA	1783	A
34	YA	1784	A
34	YA	1787	A

*Continued on next page...*

*Continued from previous page...*

<b>Mol</b>	<b>Chain</b>	<b>Res</b>	<b>Type</b>
34	YA	1791	A
34	YA	1799	G
34	YA	1800	C
34	YA	1801	G
34	YA	1802	A
34	YA	1815	A
34	YA	1816	G
34	YA	1820	U
34	YA	1828	G
34	YA	1829	A
34	YA	1847	A
34	YA	1858	G
34	YA	1864	U
34	YA	1869	G
34	YA	1870	C
34	YA	1872	A
34	YA	1878	G
34	YA	1882	C
34	YA	1888	G
34	YA	1889	A
34	YA	1905	C
34	YA	1906	G
34	YA	1913	A
34	YA	1929	G
34	YA	1930	G
34	YA	1931	U
34	YA	1936	A
34	YA	1938	A
34	YA	1939	U
34	YA	1955	U
34	YA	1963	U
34	YA	1965	C
34	YA	1966	A
34	YA	1967	C
34	YA	1969	A
34	YA	1970	A
34	YA	1971	A
34	YA	1972	A
34	YA	1982	C
34	YA	1992	G
34	YA	1993	U
34	YA	2023	G

*Continued on next page...*

*Continued from previous page...*

<b>Mol</b>	<b>Chain</b>	<b>Res</b>	<b>Type</b>
34	YA	2030	A
34	YA	2031	A
34	YA	2033	A
34	YA	2039	C
34	YA	2043	C
34	YA	2049	G
34	YA	2052	G
34	YA	2055	C
34	YA	2056	G
34	YA	2059	A
34	YA	2060	A
34	YA	2061	G
34	YA	2062	A
34	YA	2069	G
34	YA	2093	G
34	YA	2094	G
34	YA	2099	U
34	YA	2111	C
34	YA	2112	G
34	YA	2113	U
34	YA	2114	A
34	YA	2115	G
34	YA	2116	G
34	YA	2117	A
34	YA	2118	U
34	YA	2119	A
34	YA	2120	G
34	YA	2126	A
34	YA	2127	G
34	YA	2128	C
34	YA	2131	G
34	YA	2132	U
34	YA	2133	G
34	YA	2134	A
34	YA	2135	A
34	YA	2136	C
34	YA	2145	C
34	YA	2148	G
34	YA	2158	A
34	YA	2159	G
34	YA	2161	C
34	YA	2164	C

*Continued on next page...*



*Continued from previous page...*

<b>Mol</b>	<b>Chain</b>	<b>Res</b>	<b>Type</b>
34	YA	2165	G
34	YA	2166	G
34	YA	2168	G
34	YA	2169	A
34	YA	2172	U
34	YA	2173	A
34	YA	2176	A
34	YA	2190	G
34	YA	2191	G
34	YA	2198	A
34	YA	2199	A
34	YA	2210	G
34	YA	2211	G
34	YA	2212	A
34	YA	2213	U
34	YA	2215	G
34	YA	2225	A
34	YA	2234	G
34	YA	2238	G
34	YA	2239	G
34	YA	2243	U
34	YA	2246	G
34	YA	2249	U
34	YA	2266	A
34	YA	2267	A
34	YA	2275	C
34	YA	2278	A
34	YA	2280	G
34	YA	2283	C
34	YA	2287	A
34	YA	2288	A
34	YA	2307	G
34	YA	2308	G
34	YA	2311	A
34	YA	2318	G
34	YA	2319	G
34	YA	2320	A
34	YA	2325	G
34	YA	2327	A
34	YA	2328	A
34	YA	2329	G
34	YA	2334	G

*Continued on next page...*

*Continued from previous page...*

<b>Mol</b>	<b>Chain</b>	<b>Res</b>	<b>Type</b>
34	YA	2335	A
34	YA	2340	G
34	YA	2343	C
34	YA	2345	G
34	YA	2346	A
34	YA	2347	C
34	YA	2350	C
34	YA	2354	G
34	YA	2358	G
34	YA	2383	G
34	YA	2384	G
34	YA	2385	C
34	YA	2392	A
34	YA	2394	C
34	YA	2402	C
34	YA	2403	C
34	YA	2405	G
34	YA	2406	U
34	YA	2410	G
34	YA	2423	U
34	YA	2425	A
34	YA	2426	A
34	YA	2427	C
34	YA	2428	G
34	YA	2429	G
34	YA	2430	A
34	YA	2435	A
34	YA	2439	A
34	YA	2440	C
34	YA	2441	C
34	YA	2448	A
34	YA	2469	A
34	YA	2475	C
34	YA	2476	A
34	YA	2480	C
34	YA	2494	G
34	YA	2502	G
34	YA	2505	G
34	YA	2513	G
34	YA	2518	A
34	YA	2520	C
34	YA	2524	G

*Continued on next page...*

*Continued from previous page...*

<b>Mol</b>	<b>Chain</b>	<b>Res</b>	<b>Type</b>
34	YA	2529	G
34	YA	2542	A
34	YA	2543	G
34	YA	2554	U
34	YA	2556	C
34	YA	2562	U
34	YA	2567	G
34	YA	2569	G
34	YA	2572	A
34	YA	2573	C
34	YA	2577	A
34	YA	2578	G
34	YA	2586	C
34	YA	2602	A
34	YA	2609	U
34	YA	2611	U
34	YA	2612	C
34	YA	2615	U
34	YA	2629	A
34	YA	2646	C
34	YA	2655	G
34	YA	2660	A
34	YA	2665	A
34	YA	2673	G
34	YA	2682	U
34	YA	2689	U
34	YA	2690	C
34	YA	2691	C
34	YA	2702	U
34	YA	2703	C
34	YA	2707	G
34	YA	2712(A)	U
34	YA	2712(B)	A
34	YA	2713	A
34	YA	2714	G
34	YA	2718	G
34	YA	2726	U
34	YA	2733	A
34	YA	2734	A
34	YA	2739	U
34	YA	2744	G
34	YA	2750	A

*Continued on next page...*

*Continued from previous page...*

<b>Mol</b>	<b>Chain</b>	<b>Res</b>	<b>Type</b>
34	YA	2751	G
34	YA	2761	G
34	YA	2764	A
34	YA	2765	A
34	YA	2766	G
34	YA	2777	G
34	YA	2778	A
34	YA	2779	U
34	YA	2780	G
34	YA	2790	A
34	YA	2791	C
34	YA	2792	G
34	YA	2795	G
34	YA	2797	U
34	YA	2798	C
34	YA	2807	G
34	YA	2818	G
34	YA	2820	A
34	YA	2821	A
34	YA	2833	G
34	YA	2834	G
34	YA	2835	A
34	YA	2846	G
34	YA	2867	G
34	YA	2872	G
34	YA	2879	C
34	YA	2880	C
34	YA	2891	G
34	YA	2892	A
34	YA	2893	G
34	YA	2894	G
34	YA	2895	U
35	YB	7	G
35	YB	8	U
35	YB	9	G
35	YB	13	A
35	YB	15	A
35	YB	16	G
35	YB	19	G
35	YB	21	G
35	YB	22	U
35	YB	25	A

*Continued on next page...*

*Continued from previous page...*

<b>Mol</b>	<b>Chain</b>	<b>Res</b>	<b>Type</b>
35	YB	35	U
35	YB	40	U
35	YB	41	U
35	YB	42	C
35	YB	44	G
35	YB	45	A
35	YB	47	C
35	YB	52	A
35	YB	53	A
35	YB	56	G
35	YB	67	G
35	YB	73	A
35	YB	81	G
35	YB	82	G
35	YB	109	G

All (109) RNA pucker outliers are listed below:

<b>Mol</b>	<b>Chain</b>	<b>Res</b>	<b>Type</b>
1	QA	64	G
1	QA	266	G
1	QA	328	C
1	QA	687	A
1	QA	748	C
1	QA	819	A
1	QA	992	U
1	QA	1285	A
1	QA	1538	C
22	QV	10	G
22	QV	36	G
23	QX	17	C
34	RA	99	U
34	RA	102	G
34	RA	221	A
34	RA	222	A
34	RA	229	A
34	RA	242	G
34	RA	271(C)	G
34	RA	404	C
34	RA	503	A
34	RA	512	G
34	RA	637	A

*Continued on next page...*

*Continued from previous page...*

<b>Mol</b>	<b>Chain</b>	<b>Res</b>	<b>Type</b>
34	RA	752	A
34	RA	790	C
34	RA	846	C
34	RA	856	C
34	RA	974(B)	C
34	RA	1022	G
34	RA	1026	U
34	RA	1045	A
34	RA	1130	U
34	RA	1178	C
34	RA	1312	U
34	RA	1427	A
34	RA	1558	A
34	RA	1653	G
34	RA	1694	C
34	RA	1799	G
34	RA	1819	A
34	RA	1930	G
34	RA	1992	G
34	RA	2022	U
34	RA	2060	A
34	RA	2126	A
34	RA	2439	A
34	RA	2566	A
34	RA	2610	C
34	RA	2689	U
34	RA	2712(A)	U
34	RA	2776	A
34	RA	2832	U
35	RB	66	A
1	XA	115	G
1	XA	266	G
1	XA	328	C
1	XA	367	U
1	XA	748	C
1	XA	992	U
1	XA	1064	G
1	XA	1285	A
1	XA	1504	G
1	XA	1537	U
22	XV	10	G
34	YA	99	U

*Continued on next page...*

*Continued from previous page...*

<b>Mol</b>	<b>Chain</b>	<b>Res</b>	<b>Type</b>
34	YA	102	G
34	YA	195	A
34	YA	221	A
34	YA	229	A
34	YA	242	G
34	YA	271(C)	G
34	YA	278	A
34	YA	404	C
34	YA	503	A
34	YA	637	A
34	YA	653	A
34	YA	752	A
34	YA	846	C
34	YA	856	C
34	YA	859	G
34	YA	974(A)	G
34	YA	974(B)	C
34	YA	1012	U
34	YA	1022	G
34	YA	1026	U
34	YA	1045	A
34	YA	1085	A
34	YA	1178	C
34	YA	1427	A
34	YA	1508	A
34	YA	1558	A
34	YA	1653	G
34	YA	1694	C
34	YA	1799	G
34	YA	1819	A
34	YA	1930	G
34	YA	1992	G
34	YA	2126	A
34	YA	2319	G
34	YA	2402	C
34	YA	2439	A
34	YA	2566	A
34	YA	2610	C
34	YA	2611	U
34	YA	2681	C
34	YA	2689	U
34	YA	2712(A)	U

*Continued on next page...*

Continued from previous page...

Mol	Chain	Res	Type
34	YA	2776	A
35	YB	66	A

## 5.4 Non-standard residues in protein, DNA, RNA chains (i)

2 non-standard protein/DNA/RNA residues are modelled in this entry.

In the following table, the Counts columns list the number of bonds (or angles) for which Mogul statistics could be retrieved, the number of bonds (or angles) that are observed in the model and the number of bonds (or angles) that are defined in the Chemical Component Dictionary. The Link column lists molecule types, if any, to which the group is linked. The Z score for a bond length (or angle) is the number of standard deviations the observed value is removed from the expected value. A bond length (or angle) with  $|Z| > 2$  is considered an outlier worth inspection. RMSZ is the root-mean-square of all Z scores of the bond lengths (or angles).

Mol	Type	Chain	Res	Link	Bond lengths			Bond angles		
					Counts	RMSZ	# Z  > 2	Counts	RMSZ	# Z  > 2
22	1MG	QV	37	22	18,26,27	1.43	3 (16%)	19,39,42	1.39	3 (15%)
22	1MG	XV	37	22	18,26,27	0.72	0	19,39,42	1.43	5 (26%)

In the following table, the Chirals column lists the number of chiral outliers, the number of chiral centers analysed, the number of these observed in the model and the number defined in the Chemical Component Dictionary. Similar counts are reported in the Torsion and Rings columns. '-' means no outliers of that kind were identified.

Mol	Type	Chain	Res	Link	Chirals	Torsions	Rings
22	1MG	QV	37	22	-	2/3/25/26	0/3/3/3
22	1MG	XV	37	22	-	2/3/25/26	0/3/3/3

All (3) bond length outliers are listed below:

Mol	Chain	Res	Type	Atoms	Z	Observed(Å)	Ideal(Å)
22	QV	37	1MG	C5-C4	3.28	1.51	1.43
22	QV	37	1MG	C2-N3	2.48	1.38	1.34
22	QV	37	1MG	O6-C6	2.34	1.27	1.22

All (8) bond angle outliers are listed below:

Mol	Chain	Res	Type	Atoms	Z	Observed(°)	Ideal(°)
22	XV	37	1MG	CM1-N1-C6	3.15	121.87	117.55
22	QV	37	1MG	C5-C6-N1	2.74	118.02	113.90

Continued on next page...



Continued from previous page...

Mol	Chain	Res	Type	Atoms	Z	Observed(°)	Ideal(°)
22	XV	37	1MG	C5-C6-N1	2.53	117.71	113.90
22	QV	37	1MG	CM1-N1-C2	2.44	123.25	120.72
22	QV	37	1MG	C2-N1-C6	-2.41	118.99	120.95
22	XV	37	1MG	C8-N7-C5	2.31	107.38	102.99
22	XV	37	1MG	CM1-N1-C2	-2.21	118.43	120.72
22	XV	37	1MG	O6-C6-C5	-2.05	120.56	124.19

There are no chirality outliers.

All (4) torsion outliers are listed below:

Mol	Chain	Res	Type	Atoms
22	XV	37	1MG	O4'-C4'-C5'-O5'
22	XV	37	1MG	C3'-C4'-C5'-O5'
22	QV	37	1MG	C3'-C4'-C5'-O5'
22	QV	37	1MG	O4'-C4'-C5'-O5'

There are no ring outliers.

2 monomers are involved in 8 short contacts:

Mol	Chain	Res	Type	Clashes	Symm-Clashes
22	QV	37	1MG	6	0
22	XV	37	1MG	2	0

## 5.5 Carbohydrates [i](#)

There are no monosaccharides in this entry.

## 5.6 Ligand geometry [i](#)

Of 1110 ligands modelled in this entry, 1108 are monoatomic - leaving 2 for Mogul analysis.

In the following table, the Counts columns list the number of bonds (or angles) for which Mogul statistics could be retrieved, the number of bonds (or angles) that are observed in the model and the number of bonds (or angles) that are defined in the Chemical Component Dictionary. The Link column lists molecule types, if any, to which the group is linked. The Z score for a bond length (or angle) is the number of standard deviations the observed value is removed from the expected value. A bond length (or angle) with  $|Z| > 2$  is considered an outlier worth inspection. RMSZ is the root-mean-square of all Z scores of the bond lengths (or angles).

Mol	Type	Chain	Res	Link	Bond lengths			Bond angles		
					Counts	RMSZ	# Z  > 2	Counts	RMSZ	# Z  > 2
56	SF4	XD	301	4	0,12,12	-	-	-		
56	SF4	QD	301	4	0,12,12	-	-	-		

In the following table, the Chirals column lists the number of chiral outliers, the number of chiral centers analysed, the number of these observed in the model and the number defined in the Chemical Component Dictionary. Similar counts are reported in the Torsion and Rings columns. '-' means no outliers of that kind were identified.

Mol	Type	Chain	Res	Link	Chirals	Torsions	Rings
56	SF4	XD	301	4	-	-	0/6/5/5
56	SF4	QD	301	4	-	-	0/6/5/5

There are no bond length outliers.

There are no bond angle outliers.

There are no chirality outliers.

There are no torsion outliers.

There are no ring outliers.

1 monomer is involved in 2 short contacts:

Mol	Chain	Res	Type	Clashes	Symm-Clashes
56	QD	301	SF4	2	0

## 5.7 Other polymers [i](#)

There are no such residues in this entry.

## 5.8 Polymer linkage issues [i](#)

The following chains have linkage breaks:

Mol	Chain	Number of breaks
41	RI	1

All chain breaks are listed below:

Model	Chain	Residue-1	Atom-1	Residue-2	Atom-2	Distance (Å)
1	RI	82:ARG	C	83:ALA	N	1.18

## 6 Fit of model and data

### 6.1 Protein, DNA and RNA chains

EDS failed to run properly - this section is therefore empty.

### 6.2 Non-standard residues in protein, DNA, RNA chains

EDS failed to run properly - this section is therefore empty.

### 6.3 Carbohydrates

EDS failed to run properly - this section is therefore empty.

### 6.4 Ligands

EDS failed to run properly - this section is therefore empty.

### 6.5 Other polymers

EDS failed to run properly - this section is therefore empty.