



# Full wwPDB X-ray Structure Validation Report ⓘ

Feb 15, 2024 – 12:22 AM EST

PDB ID : 3OK2  
Title : Crystal structure of the ANA:RNA decamer without lattice translocation defects  
Authors : Ovaere, M.; Van Meervelt, L.  
Deposited on : 2010-08-24  
Resolution : 1.96 Å(reported)

This is a Full wwPDB X-ray Structure Validation Report for a publicly released PDB entry.

We welcome your comments at [validation@mail.wwpdb.org](mailto:validation@mail.wwpdb.org)

A user guide is available at

<https://www.wwpdb.org/validation/2017/XrayValidationReportHelp>

with specific help available everywhere you see the ⓘ symbol.

The types of validation reports are described at

<http://www.wwpdb.org/validation/2017/FAQs#types>.

---

The following versions of software and data (see [references ⓘ](#)) were used in the production of this report:

MolProbity : 4.02b-467  
Mogul : 1.8.5 (274361), CSD as541be (2020)  
Xtriage (Phenix) : 1.13  
EDS : 2.36  
Percentile statistics : 20191225.v01 (using entries in the PDB archive December 25th 2019)  
Refmac : 5.8.0158  
CCP4 : 7.0.044 (Gargrove)  
Ideal geometry (proteins) : Engh & Huber (2001)  
Ideal geometry (DNA, RNA) : Parkinson et al. (1996)  
Validation Pipeline (wwPDB-VP) : 2.36

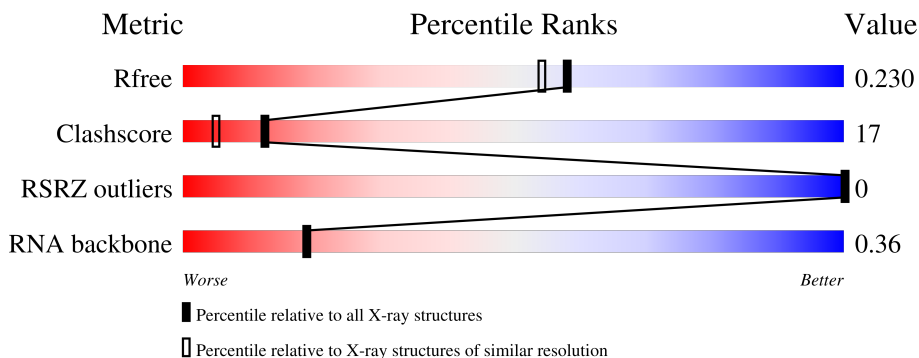
# 1 Overall quality at a glance i

The following experimental techniques were used to determine the structure:

*X-RAY DIFFRACTION*

The reported resolution of this entry is 1.96 Å.

Percentile scores (ranging between 0-100) for global validation metrics of the entry are shown in the following graphic. The table shows the number of entries on which the scores are based.



| Metric        | Whole archive<br>(#Entries) | Similar resolution<br>(#Entries, resolution range(Å)) |
|---------------|-----------------------------|---|
| $R_{free}$    | 130704                      | 2580 (1.96-1.96)                                      |
| Clashscore    | 141614                      | 2705 (1.96-1.96)                                      |
| RSRZ outliers | 127900                      | 2539 (1.96-1.96)                                      |
| RNA backbone  | 3102                        | 1124 (2.50-1.42)                                      |

The table below summarises the geometric issues observed across the polymeric chains and their fit to the electron density. The red, orange, yellow and green segments of the lower bar indicate the fraction of residues that contain outliers for  $\geq 3$ , 2, 1 and 0 types of geometric quality criteria respectively. A grey segment represents the fraction of residues that are not modelled. The numeric value for each fraction is indicated below the corresponding segment, with a dot representing fractions  $\leq 5\%$ . The upper red bar (where present) indicates the fraction of residues that have poor fit to the electron density. The numeric value is given above the bar.

| Mol | Chain | Length | Quality of chain |
|-----|-------|--------|------------------|
| 2   | B     | 10     |                  |
| 2   | D     | 10     |                  |
| 2   | F     | 10     |                  |

## 2 Entry composition i

There are 3 unique types of molecules in this entry. The entry contains 1541 atoms, of which 0 are hydrogens and 0 are deuteriums.

In the tables below, the ZeroOcc column contains the number of atoms modelled with zero occupancy, the AltConf column contains the number of residues with at least one atom in alternate conformation and the Trace column contains the number of residues modelled with at most 2 atoms.

- Molecule 1 is an unknown type called (A6C)(A6C)(A6G)(A6U)(A6A)(A6A)(A6U)(A6G)(A6C)(A6C)(PO4).

| Mol | Chain | Residues | Atoms |     |    |    |    | ZeroOcc | AltConf |
|-----|-------|----------|-------|-----|----|----|----|---------|---------|
| 1   | A     | 11       | Total | C   | N  | O  | P  | 0       | 0       |
|     |       |          | 221   | 104 | 36 | 71 | 10 |         |         |
| 1   | C     | 11       | Total | C   | N  | O  | P  | 0       | 0       |
|     |       |          | 221   | 104 | 36 | 71 | 10 |         |         |
| 1   | E     | 11       | Total | C   | N  | O  | P  | 0       | 0       |
|     |       |          | 221   | 104 | 36 | 71 | 10 |         |         |

- Molecule 2 is a RNA chain called GGCAUUACGG.

| Mol | Chain | Residues | Atoms |    |    |    |   | ZeroOcc | AltConf | Trace |
|-----|-------|----------|-------|----|----|----|---|---------|---------|-------|
| 2   | B     | 10       | Total | C  | N  | O  | P | 0       | 0       | 0     |
|     |       |          | 213   | 96 | 40 | 68 | 9 |         |         |       |
| 2   | D     | 10       | Total | C  | N  | O  | P | 0       | 0       | 0     |
|     |       |          | 213   | 96 | 40 | 68 | 9 |         |         |       |
| 2   | F     | 10       | Total | C  | N  | O  | P | 0       | 0       | 0     |
|     |       |          | 213   | 96 | 40 | 68 | 9 |         |         |       |

- Molecule 3 is water.

| Mol | Chain | Residues | Atoms |    | ZeroOcc | AltConf |
|-----|-------|----------|-------|----|---------|---------|
| 3   | A     | 38       | Total | O  | 0       | 0       |
|     |       |          | 38    | 38 |         |         |
| 3   | C     | 30       | Total | O  | 0       | 0       |
|     |       |          | 30    | 30 |         |         |
| 3   | E     | 48       | Total | O  | 0       | 0       |
|     |       |          | 48    | 48 |         |         |
| 3   | B     | 42       | Total | O  | 0       | 0       |
|     |       |          | 42    | 42 |         |         |
| 3   | D     | 34       | Total | O  | 0       | 0       |
|     |       |          | 34    | 34 |         |         |
| 3   | F     | 47       | Total | O  | 0       | 0       |
|     |       |          | 47    | 47 |         |         |

### 3 Residue-property plots

These plots are drawn for all protein, RNA, DNA and oligosaccharide chains in the entry. The first graphic for a chain summarises the proportions of the various outlier classes displayed in the second graphic. The second graphic shows the sequence view annotated by issues in geometry and electron density. Residues are color-coded according to the number of geometric quality criteria for which they contain at least one outlier: green = 0, yellow = 1, orange = 2 and red = 3 or more. A red dot above a residue indicates a poor fit to the electron density ( $RSRZ > 2$ ). Stretches of 2 or more consecutive residues without any outlier are shown as a green connector. Residues present in the sample, but not in the model, are shown in grey.

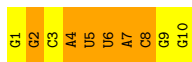
- Molecule 2: GGCAUUACGG

Chain B: 




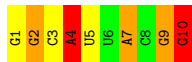
- Molecule 2: GGCAUUACGG

Chain D: 



- Molecule 2: GGCAUUACGG

Chain F: 



## 4 Data and refinement statistics

| Property  | Value   | Source           |
|---|---|------------------|
| Space group   | P 21 21 21  | Depositor        |
| Cell constants<br>a, b, c, $\alpha$ , $\beta$ , $\gamma$                | 26.07Å 42.51Å 157.79Å<br>90.00° 90.00° 90.00°               | Depositor        |
| Resolution (Å)  | 39.45 – 1.96<br>39.45 – 1.96                                | Depositor<br>EDS |
| % Data completeness<br>(in resolution range)                            | 89.2 (39.45-1.96)<br>89.2 (39.45-1.96)                      | Depositor<br>EDS |
| $R_{merge}$   | (Not available)   | Depositor        |
| $R_{sym}$   | 0.07  | Depositor        |
| $\langle I/\sigma(I) \rangle$ <sup>1</sup>                              | 1.80 (at 1.97Å)   | Xtrriage         |
| Refinement program  | REFMAC 5.5.0072   | Depositor        |
| R, $R_{free}$   | 0.224 , (Not available)<br>0.226 , 0.230                    | Depositor<br>DCC |
| $R_{free}$ test set   | 567 reflections (4.77%)                                     | wwPDB-VP         |
| Wilson B-factor (Å <sup>2</sup> )                                       | 49.0  | Xtrriage         |
| Anisotropy  | 0.236   | Xtrriage         |
| Bulk solvent $k_{sol}$ (e/Å <sup>3</sup> ), $B_{sol}$ (Å <sup>2</sup> ) | 0.26 , 64.8   | EDS              |
| L-test for twinning <sup>2</sup>  | $\langle  L  \rangle = 0.49$ , $\langle L^2 \rangle = 0.34$ | Xtrriage         |
| Estimated twinning fraction   | No twinning to report.                                      | Xtrriage         |
| $F_o, F_c$ correlation  | 0.96  | EDS              |
| Total number of atoms   | 1541  | wwPDB-VP         |
| Average B, all atoms (Å <sup>2</sup> )                                  | 54.0  | wwPDB-VP         |

Xtrriage's analysis on translational NCS is as follows: *The largest off-origin peak in the Patterson function is 10.30% of the height of the origin peak. No significant pseudotranslation is detected.*

<sup>1</sup>Intensities estimated from amplitudes.

<sup>2</sup>Theoretical values of  $\langle |L| \rangle$ ,  $\langle L^2 \rangle$  for acentric reflections are 0.5, 0.333 respectively for untwinned datasets, and 0.375, 0.2 for perfectly twinned datasets.

## 5 Model quality i

### 5.1 Standard geometry i

Bond lengths and bond angles in the following residue types are not validated in this section: PO4, A6U, A6G, A6A, A6C

The Z score for a bond length (or angle) is the number of standard deviations the observed value is removed from the expected value. A bond length (or angle) with  $|Z| > 5$  is considered an outlier worth inspection. RMSZ is the root-mean-square of all Z scores of the bond lengths (or angles).

| Mol | Chain | Bond lengths |              | Bond angles |                |
|-----|-------|--------------|--------------|-------------|----------------|
|     |       | RMSZ         | # Z  >5      | RMSZ        | # Z  >5        |
| 2   | B     | 1.48         | 0/238        | 2.20        | 12/370 (3.2%)  |
| 2   | D     | 1.52         | 0/238        | 2.42        | 18/370 (4.9%)  |
| 2   | F     | 1.92         | 6/238 (2.5%) | 2.24        | 9/370 (2.4%)   |
| All | All   | 1.65         | 6/714 (0.8%) | 2.29        | 39/1110 (3.5%) |

All (6) bond length outliers are listed below:

| Mol | Chain | Res | Type | Atoms   | Z    | Observed(Å) | Ideal(Å) |
|-----|-------|-----|------|---------|------|-------------|----------|
| 2   | F     | 9   | G    | N3-C4   | 7.29 | 1.40        | 1.35     |
| 2   | F     | 7   | A    | N3-C4   | 7.11 | 1.39        | 1.34     |
| 2   | F     | 4   | A    | C6-N6   | 6.52 | 1.39        | 1.33     |
| 2   | F     | 3   | C    | C3'-O3' | 5.58 | 1.50        | 1.42     |
| 2   | F     | 9   | G    | N7-C5   | 5.40 | 1.42        | 1.39     |
| 2   | F     | 1   | G    | C6-N1   | 5.28 | 1.43        | 1.39     |

All (39) bond angle outliers are listed below:

| Mol | Chain | Res | Type | Atoms       | Z      | Observed(°) | Ideal(°) |
|-----|-------|-----|------|-------------|--------|-------------|----------|
| 2   | F     | 3   | C    | O4'-C1'-N1  | 11.17  | 117.14      | 108.20   |
| 2   | D     | 9   | G    | C4'-C3'-C2' | -10.12 | 92.48       | 102.60   |
| 2   | D     | 10  | G    | O4'-C1'-N9  | 9.88   | 116.10      | 108.20   |
| 2   | D     | 9   | G    | O4'-C1'-N9  | 8.45   | 114.96      | 108.20   |
| 2   | D     | 10  | G    | C4-C5-N7    | -8.40  | 107.44      | 110.80   |
| 2   | D     | 2   | G    | N9-C1'-C2'  | -8.36  | 102.80      | 112.00   |
| 2   | F     | 2   | G    | C5-C6-O6    | -8.03  | 123.78      | 128.60   |
| 2   | B     | 3   | C    | N1-C1'-C2'  | -7.70  | 103.53      | 112.00   |
| 2   | D     | 5   | U    | O4'-C1'-N1  | 7.68   | 114.35      | 108.20   |
| 2   | D     | 5   | U    | C3'-C2'-C1' | -7.68  | 95.36       | 101.50   |
| 2   | B     | 3   | C    | N3-C4-C5    | 7.59   | 124.93      | 121.90   |
| 2   | B     | 10  | G    | O4'-C1'-N9  | 7.30   | 114.04      | 108.20   |

*Continued on next page...*

Continued from previous page...

| Mol | Chain | Res | Type | Atoms       | Z     | Observed(°) | Ideal(°) |
|-----|-------|-----|------|-------------|-------|-------------|----------|
| 2   | B     | 5   | U    | O4'-C1'-N1  | 6.97  | 113.78      | 108.20   |
| 2   | F     | 7   | A    | O4'-C1'-N9  | 6.88  | 113.70      | 108.20   |
| 2   | D     | 6   | U    | C4'-C3'-C2' | -6.79 | 95.81       | 102.60   |
| 2   | D     | 7   | A    | N1-C6-N6    | -6.63 | 114.62      | 118.60   |
| 2   | D     | 3   | C    | N1-C1'-C2'  | -6.32 | 105.05      | 112.00   |
| 2   | D     | 4   | A    | O4'-C4'-C3' | -6.24 | 97.76       | 104.00   |
| 2   | D     | 10  | G    | N9-C4-C5    | 6.19  | 107.88      | 105.40   |
| 2   | B     | 3   | C    | C6-N1-C2    | 6.00  | 122.70      | 120.30   |
| 2   | B     | 6   | U    | O4'-C1'-N1  | 5.89  | 112.91      | 108.20   |
| 2   | F     | 5   | U    | N3-C4-C5    | 5.79  | 118.07      | 114.60   |
| 2   | D     | 5   | U    | O4'-C4'-C3' | -5.77 | 98.23       | 104.00   |
| 2   | F     | 4   | A    | C3'-C2'-C1' | -5.72 | 96.93       | 101.50   |
| 2   | D     | 4   | A    | C3'-C2'-C1' | -5.71 | 96.93       | 101.50   |
| 2   | B     | 3   | C    | O5'-P-OP2   | -5.70 | 100.57      | 105.70   |
| 2   | B     | 2   | G    | O4'-C1'-N9  | 5.69  | 112.75      | 108.20   |
| 2   | B     | 4   | A    | N1-C6-N6    | -5.64 | 115.22      | 118.60   |
| 2   | B     | 3   | C    | O4'-C1'-N1  | 5.55  | 112.64      | 108.20   |
| 2   | D     | 1   | G    | O4'-C1'-N9  | -5.55 | 103.76      | 108.20   |
| 2   | B     | 1   | G    | C4'-C3'-C2' | -5.50 | 97.10       | 102.60   |
| 2   | B     | 3   | C    | C4-C5-C6    | -5.48 | 114.66      | 117.40   |
| 2   | F     | 10  | G    | N3-C4-N9    | -5.41 | 122.75      | 126.00   |
| 2   | D     | 10  | G    | C5-N7-C8    | 5.26  | 106.93      | 104.30   |
| 2   | D     | 7   | A    | N7-C8-N9    | -5.21 | 111.20      | 113.80   |
| 2   | D     | 7   | A    | C5-N7-C8    | 5.15  | 106.47      | 103.90   |
| 2   | F     | 2   | G    | O4'-C1'-N9  | 5.13  | 112.30      | 108.20   |
| 2   | F     | 9   | G    | N1-C6-O6    | -5.05 | 116.87      | 119.90   |
| 2   | F     | 5   | U    | O4'-C1'-N1  | 5.05  | 112.24      | 108.20   |

There are no chirality outliers.

There are no planarity outliers.

## 5.2 Too-close contacts

In the following table, the Non-H and H(model) columns list the number of non-hydrogen atoms and hydrogen atoms in the chain respectively. The H(added) column lists the number of hydrogen atoms added and optimized by MolProbity. The Clashes column lists the number of clashes within the asymmetric unit, whereas Symm-Clashes lists symmetry-related clashes.

| Mol | Chain | Non-H | H(model) | H(added) | Clashes | Symm-Clashes |
|-----|-------|-------|----------|----------|---------|--------------|
| 1   | A     | 221   | 0        | 128      | 6       | 0            |
| 1   | C     | 221   | 0        | 128      | 9       | 0            |

Continued on next page...

*Continued from previous page...*

| Mol | Chain | Non-H | H(model) | H(added) | Clashes | Symm-Clashes |
|-----|-------|-------|----------|----------|---------|--------------|
| 1   | E     | 221   | 0        | 128      | 6       | 0            |
| 2   | B     | 213   | 0        | 110      | 2       | 0            |
| 2   | D     | 213   | 0        | 110      | 4       | 0            |
| 2   | F     | 213   | 0        | 110      | 8       | 0            |
| 3   | A     | 38    | 0        | 0        | 2       | 0            |
| 3   | B     | 42    | 0        | 0        | 2       | 0            |
| 3   | C     | 30    | 0        | 0        | 1       | 0            |
| 3   | D     | 34    | 0        | 0        | 2       | 0            |
| 3   | E     | 48    | 0        | 0        | 3       | 0            |
| 3   | F     | 47    | 0        | 0        | 2       | 0            |
| All | All   | 1541  | 0        | 714      | 33      | 0            |

The all-atom clashscore is defined as the number of clashes found per 1000 atoms (including hydrogen atoms). The all-atom clashscore for this structure is 17.

All (33) close contacts within the same asymmetric unit are listed below, sorted by their clash magnitude.

| Atom-1         | Atom-2         | Interatomic distance (Å) | Clash overlap (Å) |
|----------------|----------------|--------------------------|-------------------|
| 2:F:4:A:H3'    | 3:F:210:HOH:O  | 1.58                     | 1.02              |
| 1:C:4:A6U:H6   | 1:C:4:A6U:OP2  | 1.71                     | 0.91              |
| 1:A:11:PO4:O1  | 1:C:1:A6C:H5'A | 1.79                     | 0.83              |
| 1:C:1:A6C:H1'  | 3:B:224:HOH:O  | 1.83                     | 0.77              |
| 2:F:10:G:H8    | 2:F:10:G:H5'   | 1.50                     | 0.76              |
| 1:C:4:A6U:OP2  | 1:C:4:A6U:C6   | 2.35                     | 0.75              |
| 2:F:9:G:H2'    | 2:F:10:G:H5''  | 1.69                     | 0.74              |
| 2:F:10:G:H5'   | 2:F:10:G:C8    | 2.23                     | 0.73              |
| 1:E:8:A6G:H1'  | 3:E:179:HOH:O  | 1.88                     | 0.72              |
| 1:A:5:A6A:N7   | 3:A:31:HOH:O   | 2.31                     | 0.62              |
| 2:F:10:G:H8    | 2:F:10:G:C5'   | 2.14                     | 0.59              |
| 1:C:9:A6C:H6   | 1:C:9:A6C:O4'  | 2.06                     | 0.56              |
| 2:F:10:G:C8    | 2:F:10:G:C5'   | 2.88                     | 0.56              |
| 1:E:11:PO4:P   | 3:E:189:HOH:O  | 2.64                     | 0.55              |
| 2:F:2:G:N7     | 3:F:111:HOH:O  | 2.33                     | 0.53              |
| 1:C:5:A6A:C2   | 2:D:7:A:C2     | 2.94                     | 0.51              |
| 2:F:9:G:C2'    | 2:F:10:G:H5''  | 2.42                     | 0.50              |
| 2:D:7:A:H2'    | 2:D:8:C:O4'    | 2.12                     | 0.49              |
| 1:A:4:A6U:H2'  | 1:A:5:A6A:O4'  | 2.14                     | 0.48              |
| 2:B:9:G:O2'    | 2:B:10:G:H5'   | 2.13                     | 0.48              |
| 1:C:7:A6U:H6   | 1:C:7:A6U:O4'  | 2.14                     | 0.47              |
| 1:E:8:A6G:C6'  | 3:E:179:HOH:O  | 2.62                     | 0.47              |
| 1:C:7:A6U:H5'A | 3:C:88:HOH:O   | 2.14                     | 0.47              |

*Continued on next page...*



Continued from previous page...

| Atom-1         | Atom-2         | Interatomic distance (Å) | Clash overlap (Å) |
|----------------|----------------|--------------------------|-------------------|
| 1:E:10:A6C:C6  | 1:E:10:A6C:H3' | 2.45                     | 0.47              |
| 1:E:7:A6U:H2'  | 1:E:8:A6G:H8   | 1.97                     | 0.46              |
| 1:A:6:A6A:H2'  | 1:A:7:A6U:O4'  | 2.16                     | 0.46              |
| 1:C:5:A6A:H8   | 1:C:5:A6A:O5'  | 2.16                     | 0.46              |
| 1:A:8:A6G:N7   | 3:A:122:HOH:O  | 2.36                     | 0.45              |
| 1:A:8:A6G:H2'  | 1:A:9:A6C:O4'  | 2.19                     | 0.43              |
| 1:E:10:A6C:H3' | 1:E:10:A6C:H6  | 2.02                     | 0.42              |
| 2:B:8:C:H1'    | 3:B:104:HOH:O  | 2.21                     | 0.41              |
| 2:D:2:G:N7     | 3:D:159:HOH:O  | 2.37                     | 0.41              |
| 2:D:5:U:P      | 3:D:19:HOH:O   | 2.79                     | 0.41              |

There are no symmetry-related clashes.

## 5.3 Torsion angles [i](#)

### 5.3.1 Protein backbone [i](#)

There are no protein molecules in this entry.

### 5.3.2 Protein sidechains [i](#)

There are no protein molecules in this entry.

### 5.3.3 RNA [i](#)

| Mol | Chain | Analysed    | Backbone Outliers | Pucker Outliers |
|-----|-------|-------------|-------------------|-----------------|
| 2   | B     | 9/10 (90%)  | 0                 | 0               |
| 2   | D     | 9/10 (90%)  | 3 (33%)           | 0               |
| 2   | F     | 9/10 (90%)  | 2 (22%)           | 1 (11%)         |
| All | All   | 27/30 (90%) | 5 (18%)           | 1 (3%)          |

All (5) RNA backbone outliers are listed below:

| Mol | Chain | Res | Type |
|-----|-------|-----|------|
| 2   | D     | 4   | A    |
| 2   | D     | 6   | U    |
| 2   | D     | 8   | C    |
| 2   | F     | 7   | A    |
| 2   | F     | 10  | G    |

All (1) RNA pucker outliers are listed below:

| Mol | Chain | Res | Type |
|-----|-------|-----|------|
| 2   | F     | 4   | A    |

## 5.4 Non-standard residues in protein, DNA, RNA chains [i](#)

30 non-standard protein/DNA/RNA residues are modelled in this entry.

In the following table, the Counts columns list the number of bonds (or angles) for which Mogul statistics could be retrieved, the number of bonds (or angles) that are observed in the model and the number of bonds (or angles) that are defined in the Chemical Component Dictionary. The Link column lists molecule types, if any, to which the group is linked. The Z score for a bond length (or angle) is the number of standard deviations the observed value is removed from the expected value. A bond length (or angle) with  $|Z| > 2$  is considered an outlier worth inspection. RMSZ is the root-mean-square of all Z scores of the bond lengths (or angles).

| Mol | Type | Chain | Res | Link | Bond lengths |      |          | Bond angles |      |          |
|-----|------|-------|-----|------|--------------|------|----------|-------------|------|----------|
|     |      |       |     |      | Counts       | RMSZ | # Z  > 2 | Counts      | RMSZ | # Z  > 2 |
| 1   | A6C  | A     | 9   | 1,2  | 19,22,23     | 1.09 | 1 (5%)   | 24,31,34    | 1.48 | 4 (16%)  |
| 1   | A6A  | E     | 5   | 1,2  | 19,25,26     | 1.37 | 2 (10%)  | 18,36,39    | 1.33 | 3 (16%)  |
| 1   | A6C  | E     | 1   | 1,2  | 19,19,23     | 0.81 | 1 (5%)   | 24,27,34    | 0.93 | 2 (8%)   |
| 1   | A6G  | C     | 8   | 1,2  | 19,26,27     | 0.82 | 0        | 20,38,41    | 1.61 | 3 (15%)  |
| 1   | A6A  | C     | 5   | 1,2  | 19,25,26     | 0.96 | 1 (5%)   | 18,36,39    | 1.38 | 2 (11%)  |
| 1   | A6U  | E     | 4   | 1,2  | 19,22,23     | 1.09 | 1 (5%)   | 24,31,34    | 0.98 | 2 (8%)   |
| 1   | A6U  | E     | 7   | 1,2  | 19,22,23     | 0.94 | 1 (5%)   | 24,31,34    | 1.52 | 3 (12%)  |
| 1   | A6U  | C     | 4   | 1,2  | 19,22,23     | 0.71 | 0        | 24,31,34    | 0.87 | 0        |
| 1   | A6C  | C     | 9   | 1,2  | 19,22,23     | 0.86 | 0        | 24,31,34    | 1.09 | 1 (4%)   |
| 1   | A6G  | E     | 3   | 1,2  | 19,26,27     | 1.38 | 3 (15%)  | 20,38,41    | 1.28 | 2 (10%)  |
| 1   | A6G  | A     | 8   | 1,2  | 19,26,27     | 1.52 | 3 (15%)  | 20,38,41    | 1.34 | 3 (15%)  |
| 1   | A6C  | A     | 10  | 1,2  | 19,22,23     | 0.73 | 0        | 24,31,34    | 1.19 | 2 (8%)   |
| 1   | A6C  | E     | 10  | 1,2  | 19,22,23     | 0.89 | 0        | 24,31,34    | 1.10 | 3 (12%)  |
| 1   | A6A  | E     | 6   | 1,2  | 19,25,26     | 1.08 | 1 (5%)   | 18,36,39    | 1.34 | 2 (11%)  |
| 1   | A6G  | E     | 8   | 1,2  | 19,26,27     | 1.40 | 3 (15%)  | 20,38,41    | 1.21 | 2 (10%)  |
| 1   | A6C  | E     | 9   | 1,2  | 19,22,23     | 0.87 | 1 (5%)   | 24,31,34    | 1.46 | 1 (4%)   |
| 1   | A6A  | C     | 6   | 1,2  | 19,25,26     | 0.85 | 0        | 18,36,39    | 1.33 | 2 (11%)  |
| 1   | A6C  | C     | 1   | 1,2  | 19,19,23     | 1.01 | 2 (10%)  | 24,27,34    | 1.74 | 6 (25%)  |
| 1   | A6U  | A     | 7   | 1,2  | 19,22,23     | 0.88 | 0        | 24,31,34    | 1.02 | 2 (8%)   |
| 1   | A6C  | C     | 10  | 1,2  | 19,22,23     | 0.66 | 0        | 24,31,34    | 1.08 | 1 (4%)   |
| 1   | A6A  | A     | 6   | 1,2  | 19,25,26     | 1.34 | 3 (15%)  | 18,36,39    | 1.67 | 3 (16%)  |

| Mol | Type | Chain | Res | Link | Bond lengths |      |          | Bond angles |      |          |
|-----|------|-------|-----|------|--------------|------|----------|-------------|------|----------|
|     |      |       |     |      | Counts       | RMSZ | # Z  > 2 | Counts      | RMSZ | # Z  > 2 |
| 1   | A6U  | C     | 7   | 1,2  | 19,22,23     | 0.83 | 0        | 24,31,34    | 0.97 | 0        |
| 1   | A6C  | E     | 2   | 1,2  | 19,22,23     | 0.90 | 0        | 24,31,34    | 1.31 | 2 (8%)   |
| 1   | A6G  | A     | 3   | 1,2  | 19,26,27     | 1.20 | 1 (5%)   | 20,38,41    | 1.16 | 2 (10%)  |
| 1   | A6C  | C     | 2   | 1,2  | 19,22,23     | 0.79 | 1 (5%)   | 24,31,34    | 1.14 | 3 (12%)  |
| 1   | A6C  | A     | 1   | 1,2  | 19,19,23     | 1.26 | 3 (15%)  | 24,27,34    | 1.17 | 3 (12%)  |
| 1   | A6C  | A     | 2   | 1,2  | 19,22,23     | 1.07 | 1 (5%)   | 24,31,34    | 1.31 | 2 (8%)   |
| 1   | A6A  | A     | 5   | 1,2  | 19,25,26     | 0.91 | 1 (5%)   | 18,36,39    | 1.24 | 2 (11%)  |
| 1   | A6G  | C     | 3   | 1,2  | 19,26,27     | 1.09 | 2 (10%)  | 20,38,41    | 1.49 | 2 (10%)  |
| 1   | A6U  | A     | 4   | 1,2  | 19,22,23     | 1.15 | 1 (5%)   | 24,31,34    | 1.80 | 9 (37%)  |

In the following table, the Chirals column lists the number of chiral outliers, the number of chiral centers analysed, the number of these observed in the model and the number defined in the Chemical Component Dictionary. Similar counts are reported in the Torsion and Rings columns. '-' means no outliers of that kind were identified.

| Mol | Type | Chain | Res | Link | Chirals | Torsions  | Rings   |
|-----|------|-------|-----|------|---------|-----------|---------|
| 1   | A6C  | A     | 9   | 1,2  | -       | 1/7/26/27 | 0/2/2/2 |
| 1   | A6A  | E     | 5   | 1,2  | -       | 1/3/26/27 | 0/3/3/3 |
| 1   | A6C  | E     | 1   | 1,2  | -       | 2/6/23/27 | 0/2/2/2 |
| 1   | A6G  | C     | 8   | 1,2  | -       | 0/3/26/27 | 0/3/3/3 |
| 1   | A6A  | C     | 5   | 1,2  | -       | 1/3/26/27 | 0/3/3/3 |
| 1   | A6U  | E     | 4   | 1,2  | -       | 1/7/26/27 | 0/2/2/2 |
| 1   | A6U  | E     | 7   | 1,2  | -       | 1/7/26/27 | 0/2/2/2 |
| 1   | A6U  | C     | 4   | 1,2  | -       | 4/7/26/27 | 0/2/2/2 |
| 1   | A6C  | C     | 9   | 1,2  | -       | 1/7/26/27 | 0/2/2/2 |
| 1   | A6G  | E     | 3   | 1,2  | -       | 1/3/26/27 | 0/3/3/3 |
| 1   | A6G  | A     | 8   | 1,2  | -       | 0/3/26/27 | 0/3/3/3 |
| 1   | A6C  | A     | 10  | 1,2  | -       | 1/7/26/27 | 0/2/2/2 |
| 1   | A6C  | E     | 10  | 1,2  | -       | 0/7/26/27 | 0/2/2/2 |
| 1   | A6A  | E     | 6   | 1,2  | -       | 0/3/26/27 | 0/3/3/3 |
| 1   | A6G  | E     | 8   | 1,2  | -       | 0/3/26/27 | 0/3/3/3 |
| 1   | A6C  | E     | 9   | 1,2  | -       | 1/7/26/27 | 0/2/2/2 |
| 1   | A6A  | C     | 6   | 1,2  | -       | 0/3/26/27 | 0/3/3/3 |
| 1   | A6C  | C     | 1   | 1,2  | -       | 3/6/23/27 | 0/2/2/2 |
| 1   | A6U  | A     | 7   | 1,2  | -       | 2/7/26/27 | 0/2/2/2 |
| 1   | A6C  | C     | 10  | 1,2  | -       | 2/7/26/27 | 0/2/2/2 |
| 1   | A6A  | A     | 6   | 1,2  | -       | 0/3/26/27 | 0/3/3/3 |
| 1   | A6U  | C     | 7   | 1,2  | -       | 3/7/26/27 | 0/2/2/2 |
| 1   | A6C  | E     | 2   | 1,2  | -       | 1/7/26/27 | 0/2/2/2 |

Continued on next page...

*Continued from previous page...*

| Mol | Type | Chain | Res | Link | Chirals | Torsions  | Rings   |
|-----|------|-------|-----|------|---------|-----------|---------|
| 1   | A6G  | A     | 3   | 1,2  | -       | 2/3/26/27 | 0/3/3/3 |
| 1   | A6C  | C     | 2   | 1,2  | -       | 1/7/26/27 | 0/2/2/2 |
| 1   | A6C  | A     | 1   | 1,2  | -       | 1/6/23/27 | 0/2/2/2 |
| 1   | A6C  | A     | 2   | 1,2  | -       | 1/7/26/27 | 0/2/2/2 |
| 1   | A6A  | A     | 5   | 1,2  | -       | 0/3/26/27 | 0/3/3/3 |
| 1   | A6G  | C     | 3   | 1,2  | -       | 0/3/26/27 | 0/3/3/3 |
| 1   | A6U  | A     | 4   | 1,2  | -       | 3/7/26/27 | 0/2/2/2 |

All (33) bond length outliers are listed below:

| Mol | Chain | Res | Type | Atoms   | Z     | Observed(Å) | Ideal(Å) |
|-----|-------|-----|------|---------|-------|-------------|----------|
| 1   | E     | 8   | A6G  | C6-N1   | 4.28  | 1.44        | 1.37     |
| 1   | E     | 5   | A6A  | C3'-C4' | 3.27  | 1.59        | 1.53     |
| 1   | A     | 8   | A6G  | C6'-C1' | 3.19  | 1.56        | 1.52     |
| 1   | E     | 5   | A6A  | C6'-C1' | 3.19  | 1.56        | 1.52     |
| 1   | E     | 4   | A6U  | C1'-N1  | 3.14  | 1.56        | 1.48     |
| 1   | E     | 3   | A6G  | C8-N7   | -2.80 | 1.30        | 1.35     |
| 1   | A     | 1   | A6C  | C6'-C1' | 2.71  | 1.55        | 1.52     |
| 1   | C     | 5   | A6A  | C2-N3   | 2.67  | 1.36        | 1.32     |
| 1   | A     | 2   | A6C  | O2-C2   | 2.61  | 1.28        | 1.23     |
| 1   | A     | 3   | A6G  | C5-C4   | -2.55 | 1.36        | 1.43     |
| 1   | E     | 6   | A6A  | C6'-C1' | 2.52  | 1.55        | 1.52     |
| 1   | A     | 8   | A6G  | C3'-C4' | 2.49  | 1.58        | 1.53     |
| 1   | A     | 4   | A6U  | C1'-N1  | 2.44  | 1.54        | 1.48     |
| 1   | C     | 3   | A6G  | C5-C6   | -2.44 | 1.42        | 1.47     |
| 1   | E     | 8   | A6G  | C5-C4   | -2.31 | 1.37        | 1.43     |
| 1   | E     | 7   | A6U  | C2-N1   | 2.31  | 1.42        | 1.38     |
| 1   | C     | 3   | A6G  | C6-N1   | 2.28  | 1.41        | 1.37     |
| 1   | E     | 3   | A6G  | C5-C6   | -2.27 | 1.42        | 1.47     |
| 1   | A     | 1   | A6C  | O2'-C2' | 2.27  | 1.48        | 1.43     |
| 1   | A     | 6   | A6A  | C2-N3   | 2.24  | 1.35        | 1.32     |
| 1   | C     | 1   | A6C  | O2-C2   | 2.24  | 1.27        | 1.23     |
| 1   | A     | 8   | A6G  | C5-C6   | -2.23 | 1.42        | 1.47     |
| 1   | E     | 8   | A6G  | C5-C6   | -2.22 | 1.42        | 1.47     |
| 1   | A     | 1   | A6C  | O2-C2   | 2.22  | 1.27        | 1.23     |
| 1   | A     | 6   | A6A  | C4-N3   | 2.21  | 1.38        | 1.35     |
| 1   | A     | 9   | A6C  | O3'-C3' | -2.20 | 1.37        | 1.43     |
| 1   | A     | 5   | A6A  | O4'-C6' | 2.14  | 1.47        | 1.43     |
| 1   | C     | 2   | A6C  | C1'-N1  | 2.12  | 1.53        | 1.48     |
| 1   | E     | 1   | A6C  | C6'-C1' | 2.11  | 1.54        | 1.52     |
| 1   | E     | 9   | A6C  | O3'-C3' | -2.10 | 1.38        | 1.43     |
| 1   | E     | 3   | A6G  | C5-C4   | -2.09 | 1.37        | 1.43     |

*Continued on next page...*

*Continued from previous page...*

| Mol | Chain | Res | Type | Atoms   | Z     | Observed(Å) | Ideal(Å) |
|-----|-------|-----|------|---------|-------|-------------|----------|
| 1   | A     | 6   | A6A  | C8-N7   | -2.07 | 1.31        | 1.34     |
| 1   | C     | 1   | A6C  | C3'-C4' | 2.04  | 1.57        | 1.53     |

All (74) bond angle outliers are listed below:

| Mol | Chain | Res | Type | Atoms       | Z     | Observed(°) | Ideal(°) |
|-----|-------|-----|------|-------------|-------|-------------|----------|
| 1   | E     | 9   | A6C  | C6'-C1'-N1  | 5.99  | 120.39      | 112.22   |
| 1   | E     | 7   | A6U  | C6'-C1'-N1  | 5.32  | 119.47      | 112.22   |
| 1   | A     | 9   | A6C  | C6'-C1'-N1  | 5.02  | 119.07      | 112.22   |
| 1   | A     | 6   | A6A  | C6'-O4'-C4' | 4.86  | 118.77      | 112.19   |
| 1   | C     | 1   | A6C  | O4'-C4'-C5' | -4.43 | 100.26      | 107.20   |
| 1   | C     | 3   | A6G  | C6'-O4'-C4' | 4.30  | 118.02      | 112.19   |
| 1   | A     | 2   | A6C  | C6'-O4'-C4' | 4.16  | 117.83      | 112.19   |
| 1   | E     | 2   | A6C  | C6'-C1'-N1  | 4.14  | 117.86      | 112.22   |
| 1   | C     | 8   | A6G  | O6-C6-C5    | 3.79  | 131.78      | 124.37   |
| 1   | C     | 3   | A6G  | O4'-C4'-C5' | -3.72 | 99.36       | 107.61   |
| 1   | A     | 4   | A6U  | O2'-C2'-C3' | -3.71 | 101.78      | 110.35   |
| 1   | C     | 1   | A6C  | C6'-O4'-C4' | 3.70  | 117.20      | 112.19   |
| 1   | C     | 8   | A6G  | O6-C6-N1    | -3.58 | 116.42      | 120.65   |
| 1   | A     | 10  | A6C  | C6'-O4'-C4' | 3.52  | 116.95      | 112.19   |
| 1   | C     | 5   | A6A  | O4'-C4'-C5' | -3.48 | 99.89       | 107.61   |
| 1   | E     | 8   | A6G  | C6'-O4'-C4' | 3.40  | 116.79      | 112.19   |
| 1   | E     | 5   | A6A  | C5-C6-N6    | 3.35  | 125.45      | 120.35   |
| 1   | E     | 3   | A6G  | C2'-C3'-C4' | 3.35  | 116.21      | 110.24   |
| 1   | E     | 6   | A6A  | O2'-C2'-C3' | -3.24 | 102.86      | 110.35   |
| 1   | A     | 4   | A6U  | O4'-C4'-C5' | -3.20 | 100.52      | 107.61   |
| 1   | A     | 6   | A6A  | O4'-C4'-C5' | -3.15 | 100.63      | 107.61   |
| 1   | C     | 1   | A6C  | C2'-C3'-C4' | 3.13  | 115.81      | 110.24   |
| 1   | A     | 1   | A6C  | O3'-C3'-C2' | 2.97  | 117.21      | 110.35   |
| 1   | A     | 5   | A6A  | C5-C6-N6    | 2.91  | 124.78      | 120.35   |
| 1   | E     | 10  | A6C  | O3'-C3'-C2' | 2.89  | 117.03      | 110.35   |
| 1   | A     | 3   | A6G  | O3'-C3'-C2' | 2.89  | 117.02      | 110.35   |
| 1   | A     | 4   | A6U  | O2-C2-N1    | 2.76  | 126.46      | 122.79   |
| 1   | A     | 8   | A6G  | O4'-C6'-C1' | -2.73 | 105.77      | 110.80   |
| 1   | E     | 7   | A6U  | C6'-O4'-C4' | 2.71  | 115.86      | 112.19   |
| 1   | A     | 4   | A6U  | C1'-N1-C2   | 2.70  | 120.64      | 117.41   |
| 1   | C     | 2   | A6C  | C6'-O4'-C4' | 2.68  | 115.82      | 112.19   |
| 1   | C     | 6   | A6A  | O4'-C4'-C3' | -2.67 | 104.34      | 110.83   |
| 1   | A     | 4   | A6U  | C6'-O4'-C4' | 2.66  | 115.79      | 112.19   |
| 1   | C     | 6   | A6A  | C4-C5-N7    | 2.64  | 112.15      | 109.40   |
| 1   | E     | 3   | A6G  | C5'-C4'-C3' | -2.58 | 106.71      | 112.09   |
| 1   | A     | 4   | A6U  | O3'-C3'-C4' | 2.55  | 115.63      | 109.30   |

*Continued on next page...*

Continued from previous page...

| Mol | Chain | Res | Type | Atoms       | Z     | Observed(°) | Ideal(°) |
|-----|-------|-----|------|-------------|-------|-------------|----------|
| 1   | A     | 4   | A6U  | C6'-C1'-N1  | 2.55  | 115.70      | 112.22   |
| 1   | E     | 4   | A6U  | C2'-C3'-C4' | 2.48  | 114.67      | 110.24   |
| 1   | A     | 2   | A6C  | O4'-C4'-C5' | -2.46 | 102.17      | 107.61   |
| 1   | C     | 10  | A6C  | O3'-C3'-C4' | 2.42  | 115.31      | 109.30   |
| 1   | E     | 1   | A6C  | C3'-C2'-C1' | 2.41  | 115.44      | 111.37   |
| 1   | C     | 1   | A6C  | C6'-C1'-N1  | 2.39  | 115.49      | 112.22   |
| 1   | E     | 10  | A6C  | C6'-O4'-C4' | 2.39  | 115.43      | 112.19   |
| 1   | E     | 4   | A6U  | C6'-C1'-N1  | 2.39  | 115.48      | 112.22   |
| 1   | C     | 2   | A6C  | O2'-C2'-C3' | -2.39 | 104.83      | 110.35   |
| 1   | A     | 8   | A6G  | C3'-C2'-C1' | -2.38 | 107.34      | 111.37   |
| 1   | C     | 1   | A6C  | O5'-C5'-C4' | 2.38  | 119.46      | 111.29   |
| 1   | A     | 1   | A6C  | O2'-C2'-C1' | -2.37 | 105.54      | 109.77   |
| 1   | C     | 1   | A6C  | O4'-C4'-C3' | 2.37  | 116.58      | 110.83   |
| 1   | E     | 8   | A6G  | O2'-C2'-C1' | -2.37 | 105.57      | 109.77   |
| 1   | E     | 10  | A6C  | O2'-C2'-C1' | -2.33 | 105.61      | 109.77   |
| 1   | E     | 1   | A6C  | C6'-C1'-N1  | 2.32  | 115.38      | 112.22   |
| 1   | E     | 7   | A6U  | C2'-C3'-C4' | 2.30  | 114.34      | 110.24   |
| 1   | A     | 6   | A6A  | O2'-C2'-C3' | 2.29  | 115.64      | 110.35   |
| 1   | A     | 5   | A6A  | O2'-C2'-C3' | -2.29 | 105.06      | 110.35   |
| 1   | A     | 9   | A6C  | C1'-N1-C2   | 2.28  | 121.05      | 117.52   |
| 1   | A     | 10  | A6C  | C6'-C1'-N1  | 2.27  | 115.31      | 112.22   |
| 1   | A     | 4   | A6U  | C2'-C3'-C4' | -2.24 | 106.24      | 110.24   |
| 1   | E     | 5   | A6A  | O4'-C6'-C1' | -2.24 | 106.66      | 110.80   |
| 1   | E     | 5   | A6A  | O3'-C3'-C4' | 2.21  | 114.79      | 109.30   |
| 1   | E     | 2   | A6C  | C6'-O4'-C4' | 2.21  | 115.18      | 112.19   |
| 1   | A     | 7   | A6U  | C6'-O4'-C4' | 2.20  | 115.17      | 112.19   |
| 1   | A     | 4   | A6U  | C3'-C2'-C1' | 2.18  | 115.06      | 111.37   |
| 1   | E     | 6   | A6A  | O4'-C4'-C3' | 2.17  | 116.11      | 110.83   |
| 1   | C     | 8   | A6G  | O2'-C2'-C3' | -2.15 | 105.37      | 110.35   |
| 1   | A     | 7   | A6U  | C5'-C4'-C3' | -2.15 | 107.60      | 112.09   |
| 1   | A     | 8   | A6G  | C5'-C4'-C3' | 2.15  | 116.57      | 112.09   |
| 1   | A     | 9   | A6C  | C3'-C2'-C1' | 2.13  | 114.97      | 111.37   |
| 1   | A     | 9   | A6C  | C2'-C3'-C4' | 2.13  | 114.03      | 110.24   |
| 1   | A     | 3   | A6G  | O2'-C2'-C3' | 2.11  | 115.22      | 110.35   |
| 1   | A     | 1   | A6C  | C6'-O4'-C4' | 2.09  | 115.03      | 112.19   |
| 1   | C     | 9   | A6C  | C1'-N1-C2   | 2.09  | 120.75      | 117.52   |
| 1   | C     | 2   | A6C  | C6'-C1'-N1  | 2.07  | 115.05      | 112.22   |
| 1   | C     | 5   | A6A  | O4'-C6'-C1' | -2.02 | 107.08      | 110.80   |

There are no chirality outliers.

All (34) torsion outliers are listed below:

| Mol | Chain | Res | Type | Atoms           |
|-----|-------|-----|------|-----------------|
| 1   | A     | 3   | A6G  | C3'-C4'-C5'-O5' |
| 1   | A     | 3   | A6G  | O4'-C4'-C5'-O5' |
| 1   | A     | 4   | A6U  | O4'-C4'-C5'-O5' |
| 1   | C     | 4   | A6U  | C3'-C4'-C5'-O5' |
| 1   | C     | 4   | A6U  | O4'-C4'-C5'-O5' |
| 1   | C     | 7   | A6U  | C3'-C4'-C5'-O5' |
| 1   | C     | 7   | A6U  | O4'-C4'-C5'-O5' |
| 1   | C     | 1   | A6C  | O4'-C4'-C5'-O5' |
| 1   | A     | 9   | A6C  | C2'-C1'-N1-C2   |
| 1   | C     | 2   | A6C  | C2'-C1'-N1-C2   |
| 1   | E     | 9   | A6C  | C2'-C1'-N1-C2   |
| 1   | C     | 1   | A6C  | C3'-C4'-C5'-O5' |
| 1   | A     | 10  | A6C  | C2'-C1'-N1-C2   |
| 1   | C     | 4   | A6U  | C2'-C1'-N1-C2   |
| 1   | C     | 9   | A6C  | C2'-C1'-N1-C2   |
| 1   | E     | 4   | A6U  | C2'-C1'-N1-C2   |
| 1   | C     | 7   | A6U  | C2'-C1'-N1-C2   |
| 1   | E     | 1   | A6C  | C2'-C1'-N1-C2   |
| 1   | E     | 2   | A6C  | C2'-C1'-N1-C2   |
| 1   | E     | 7   | A6U  | C2'-C1'-N1-C2   |
| 1   | A     | 1   | A6C  | C2'-C1'-N1-C2   |
| 1   | A     | 4   | A6U  | C3'-C4'-C5'-O5' |
| 1   | C     | 5   | A6A  | O4'-C4'-C5'-O5' |
| 1   | C     | 10  | A6C  | O4'-C4'-C5'-O5' |
| 1   | C     | 1   | A6C  | C2'-C1'-N1-C2   |
| 1   | C     | 10  | A6C  | C2'-C1'-N1-C2   |
| 1   | A     | 4   | A6U  | C2'-C1'-N1-C2   |
| 1   | A     | 7   | A6U  | C2'-C1'-N1-C2   |
| 1   | C     | 4   | A6U  | C4'-C5'-O5'-P   |
| 1   | A     | 2   | A6C  | C2'-C1'-N1-C2   |
| 1   | E     | 1   | A6C  | C3'-C4'-C5'-O5' |
| 1   | A     | 7   | A6U  | O4'-C4'-C5'-O5' |
| 1   | E     | 3   | A6G  | O4'-C4'-C5'-O5' |
| 1   | E     | 5   | A6A  | O4'-C4'-C5'-O5' |

There are no ring outliers.

14 monomers are involved in 19 short contacts:

| Mol | Chain | Res | Type | Clashes | Symm-Clashes |
|-----|-------|-----|------|---------|--------------|
| 1   | A     | 9   | A6C  | 1       | 0            |
| 1   | C     | 5   | A6A  | 2       | 0            |
| 1   | E     | 7   | A6U  | 1       | 0            |
| 1   | C     | 4   | A6U  | 2       | 0            |

*Continued on next page...*

Continued from previous page...

| Mol | Chain | Res | Type | Clashes | Symm-Clashes |
|-----|-------|-----|------|---------|--------------|
| 1   | C     | 9   | A6C  | 1       | 0            |
| 1   | A     | 8   | A6G  | 2       | 0            |
| 1   | E     | 10  | A6C  | 2       | 0            |
| 1   | E     | 8   | A6G  | 3       | 0            |
| 1   | C     | 1   | A6C  | 2       | 0            |
| 1   | A     | 7   | A6U  | 1       | 0            |
| 1   | A     | 6   | A6A  | 1       | 0            |
| 1   | C     | 7   | A6U  | 2       | 0            |
| 1   | A     | 5   | A6A  | 2       | 0            |
| 1   | A     | 4   | A6U  | 1       | 0            |

## 5.5 Carbohydrates [i](#)

There are no monosaccharides in this entry.

## 5.6 Ligand geometry [i](#)

There are no ligands in this entry.

## 5.7 Other polymers [i](#)

33 such residues are modelled in this entry.

In the following table, the Counts columns list the number of bonds (or angles) for which Mogul statistics could be retrieved, the number of bonds (or angles) that are observed in the model and the number of bonds (or angles) that are defined in the Chemical Component Dictionary. The Link column lists molecule types, if any, to which the group is linked. The Z score for a bond length (or angle) is the number of standard deviations the observed value is removed from the expected value. A bond length (or angle) with  $|Z| > 2$  is considered an outlier worth inspection. RMSZ is the root-mean-square of all Z scores of the bond lengths (or angles).

| Mol | Type | Chain | Res | Link | Bond lengths |      |          | Bond angles |      |          |
|-----|------|-------|-----|------|--------------|------|----------|-------------|------|----------|
|     |      |       |     |      | Counts       | RMSZ | # Z  > 2 | Counts      | RMSZ | # Z  > 2 |
| 1   | A6C  | A     | 9   | 1,2  | 19,22,23     | 1.09 | 1 (5%)   | 24,31,34    | 1.48 | 4 (16%)  |
| 1   | A6A  | E     | 5   | 1,2  | 19,25,26     | 1.37 | 2 (10%)  | 18,36,39    | 1.33 | 3 (16%)  |
| 1   | A6C  | E     | 1   | 1,2  | 19,19,23     | 0.81 | 1 (5%)   | 24,27,34    | 0.93 | 2 (8%)   |
| 1   | A6G  | C     | 8   | 1,2  | 19,26,27     | 0.82 | 0        | 20,38,41    | 1.61 | 3 (15%)  |
| 1   | PO4  | C     | 11  | 1    | 0,3,4        | -    | -        | 0,3,6       | -    | -        |
| 1   | PO4  | E     | 11  | 1    | 0,3,4        | -    | -        | 0,3,6       | -    | -        |
| 1   | A6A  | C     | 5   | 1,2  | 19,25,26     | 0.96 | 1 (5%)   | 18,36,39    | 1.38 | 2 (11%)  |



| Mol | Type | Chain | Res | Link | Bond lengths |      |          | Bond angles |      |          |
|-----|------|-------|-----|------|--------------|------|----------|-------------|------|----------|
|     |      |       |     |      | Counts       | RMSZ | # Z  > 2 | Counts      | RMSZ | # Z  > 2 |
| 1   | A6U  | E     | 4   | 1,2  | 19,22,23     | 1.09 | 1 (5%)   | 24,31,34    | 0.98 | 2 (8%)   |
| 1   | A6U  | E     | 7   | 1,2  | 19,22,23     | 0.94 | 1 (5%)   | 24,31,34    | 1.52 | 3 (12%)  |
| 1   | A6U  | C     | 4   | 1,2  | 19,22,23     | 0.71 | 0        | 24,31,34    | 0.87 | 0        |
| 1   | A6C  | C     | 9   | 1,2  | 19,22,23     | 0.86 | 0        | 24,31,34    | 1.09 | 1 (4%)   |
| 1   | A6G  | E     | 3   | 1,2  | 19,26,27     | 1.38 | 3 (15%)  | 20,38,41    | 1.28 | 2 (10%)  |
| 1   | A6G  | A     | 8   | 1,2  | 19,26,27     | 1.52 | 3 (15%)  | 20,38,41    | 1.34 | 3 (15%)  |
| 1   | A6C  | A     | 10  | 1,2  | 19,22,23     | 0.73 | 0        | 24,31,34    | 1.19 | 2 (8%)   |
| 1   | A6C  | E     | 10  | 1,2  | 19,22,23     | 0.89 | 0        | 24,31,34    | 1.10 | 3 (12%)  |
| 1   | A6A  | E     | 6   | 1,2  | 19,25,26     | 1.08 | 1 (5%)   | 18,36,39    | 1.34 | 2 (11%)  |
| 1   | A6G  | E     | 8   | 1,2  | 19,26,27     | 1.40 | 3 (15%)  | 20,38,41    | 1.21 | 2 (10%)  |
| 1   | A6C  | E     | 9   | 1,2  | 19,22,23     | 0.87 | 1 (5%)   | 24,31,34    | 1.46 | 1 (4%)   |
| 1   | A6A  | C     | 6   | 1,2  | 19,25,26     | 0.85 | 0        | 18,36,39    | 1.33 | 2 (11%)  |
| 1   | A6C  | C     | 1   | 1,2  | 19,19,23     | 1.01 | 2 (10%)  | 24,27,34    | 1.74 | 6 (25%)  |
| 1   | A6U  | A     | 7   | 1,2  | 19,22,23     | 0.88 | 0        | 24,31,34    | 1.02 | 2 (8%)   |
| 1   | A6C  | C     | 10  | 1,2  | 19,22,23     | 0.66 | 0        | 24,31,34    | 1.08 | 1 (4%)   |
| 1   | A6A  | A     | 6   | 1,2  | 19,25,26     | 1.34 | 3 (15%)  | 18,36,39    | 1.67 | 3 (16%)  |
| 1   | A6U  | C     | 7   | 1,2  | 19,22,23     | 0.83 | 0        | 24,31,34    | 0.97 | 0        |
| 1   | A6C  | E     | 2   | 1,2  | 19,22,23     | 0.90 | 0        | 24,31,34    | 1.31 | 2 (8%)   |
| 1   | A6G  | A     | 3   | 1,2  | 19,26,27     | 1.20 | 1 (5%)   | 20,38,41    | 1.16 | 2 (10%)  |
| 1   | A6C  | C     | 2   | 1,2  | 19,22,23     | 0.79 | 1 (5%)   | 24,31,34    | 1.14 | 3 (12%)  |
| 1   | A6C  | A     | 1   | 1,2  | 19,19,23     | 1.26 | 3 (15%)  | 24,27,34    | 1.17 | 3 (12%)  |
| 1   | A6C  | A     | 2   | 1,2  | 19,22,23     | 1.07 | 1 (5%)   | 24,31,34    | 1.31 | 2 (8%)   |
| 1   | PO4  | A     | 11  | 1    | 0,3,4        | -    | -        | 0,3,6       | -    | -        |
| 1   | A6A  | A     | 5   | 1,2  | 19,25,26     | 0.91 | 1 (5%)   | 18,36,39    | 1.24 | 2 (11%)  |
| 1   | A6G  | C     | 3   | 1,2  | 19,26,27     | 1.09 | 2 (10%)  | 20,38,41    | 1.49 | 2 (10%)  |
| 1   | A6U  | A     | 4   | 1,2  | 19,22,23     | 1.15 | 1 (5%)   | 24,31,34    | 1.80 | 9 (37%)  |

In the following table, the Chirals column lists the number of chiral outliers, the number of chiral centers analysed, the number of these observed in the model and the number defined in the Chemical Component Dictionary. Similar counts are reported in the Torsion and Rings columns. '-' means no outliers of that kind were identified.

| Mol | Type | Chain | Res | Link | Chirals | Torsions  | Rings   |
|-----|------|-------|-----|------|---------|-----------|---------|
| 1   | A6C  | A     | 9   | 1,2  | -       | 1/7/26/27 | 0/2/2/2 |
| 1   | A6A  | E     | 5   | 1,2  | -       | 1/3/26/27 | 0/3/3/3 |
| 1   | A6C  | E     | 1   | 1,2  | -       | 2/6/23/27 | 0/2/2/2 |
| 1   | A6G  | C     | 8   | 1,2  | -       | 0/3/26/27 | 0/3/3/3 |

Continued on next page...

Continued from previous page...

| Mol | Type | Chain | Res | Link | Chirals | Torsions  | Rings   |
|-----|------|-------|-----|------|---------|-----------|---------|
| 1   | A6A  | C     | 5   | 1,2  | -       | 1/3/26/27 | 0/3/3/3 |
| 1   | A6U  | E     | 4   | 1,2  | -       | 1/7/26/27 | 0/2/2/2 |
| 1   | A6U  | E     | 7   | 1,2  | -       | 1/7/26/27 | 0/2/2/2 |
| 1   | A6U  | C     | 4   | 1,2  | -       | 4/7/26/27 | 0/2/2/2 |
| 1   | A6C  | C     | 9   | 1,2  | -       | 1/7/26/27 | 0/2/2/2 |
| 1   | A6G  | E     | 3   | 1,2  | -       | 1/3/26/27 | 0/3/3/3 |
| 1   | A6G  | A     | 8   | 1,2  | -       | 0/3/26/27 | 0/3/3/3 |
| 1   | A6C  | A     | 10  | 1,2  | -       | 1/7/26/27 | 0/2/2/2 |
| 1   | A6C  | E     | 10  | 1,2  | -       | 0/7/26/27 | 0/2/2/2 |
| 1   | A6A  | E     | 6   | 1,2  | -       | 0/3/26/27 | 0/3/3/3 |
| 1   | A6G  | E     | 8   | 1,2  | -       | 0/3/26/27 | 0/3/3/3 |
| 1   | A6C  | E     | 9   | 1,2  | -       | 1/7/26/27 | 0/2/2/2 |
| 1   | A6A  | C     | 6   | 1,2  | -       | 0/3/26/27 | 0/3/3/3 |
| 1   | A6C  | C     | 1   | 1,2  | -       | 3/6/23/27 | 0/2/2/2 |
| 1   | A6U  | A     | 7   | 1,2  | -       | 2/7/26/27 | 0/2/2/2 |
| 1   | A6C  | C     | 10  | 1,2  | -       | 2/7/26/27 | 0/2/2/2 |
| 1   | A6A  | A     | 6   | 1,2  | -       | 0/3/26/27 | 0/3/3/3 |
| 1   | A6U  | C     | 7   | 1,2  | -       | 3/7/26/27 | 0/2/2/2 |
| 1   | A6C  | E     | 2   | 1,2  | -       | 1/7/26/27 | 0/2/2/2 |
| 1   | A6G  | A     | 3   | 1,2  | -       | 2/3/26/27 | 0/3/3/3 |
| 1   | A6C  | C     | 2   | 1,2  | -       | 1/7/26/27 | 0/2/2/2 |
| 1   | A6C  | A     | 1   | 1,2  | -       | 1/6/23/27 | 0/2/2/2 |
| 1   | A6C  | A     | 2   | 1,2  | -       | 1/7/26/27 | 0/2/2/2 |
| 1   | A6A  | A     | 5   | 1,2  | -       | 0/3/26/27 | 0/3/3/3 |
| 1   | A6G  | C     | 3   | 1,2  | -       | 0/3/26/27 | 0/3/3/3 |
| 1   | A6U  | A     | 4   | 1,2  | -       | 3/7/26/27 | 0/2/2/2 |

All (33) bond length outliers are listed below:

| Mol | Chain | Res | Type | Atoms   | Z     | Observed(Å) | Ideal(Å) |
|-----|-------|-----|------|---------|-------|-------------|----------|
| 1   | E     | 8   | A6G  | C6-N1   | 4.28  | 1.44        | 1.37     |
| 1   | E     | 5   | A6A  | C3'-C4' | 3.27  | 1.59        | 1.53     |
| 1   | A     | 8   | A6G  | C6'-C1' | 3.19  | 1.56        | 1.52     |
| 1   | E     | 5   | A6A  | C6'-C1' | 3.19  | 1.56        | 1.52     |
| 1   | E     | 4   | A6U  | C1'-N1  | 3.14  | 1.56        | 1.48     |
| 1   | E     | 3   | A6G  | C8-N7   | -2.80 | 1.30        | 1.35     |
| 1   | A     | 1   | A6C  | C6'-C1' | 2.71  | 1.55        | 1.52     |
| 1   | C     | 5   | A6A  | C2-N3   | 2.67  | 1.36        | 1.32     |
| 1   | A     | 2   | A6C  | O2-C2   | 2.61  | 1.28        | 1.23     |
| 1   | A     | 3   | A6G  | C5-C4   | -2.55 | 1.36        | 1.43     |
| 1   | E     | 6   | A6A  | C6'-C1' | 2.52  | 1.55        | 1.52     |

Continued on next page...

Continued from previous page...

| Mol | Chain | Res | Type | Atoms   | Z     | Observed(Å) | Ideal(Å) |
|-----|-------|-----|------|---------|-------|-------------|----------|
| 1   | A     | 8   | A6G  | C3'-C4' | 2.49  | 1.58        | 1.53     |
| 1   | A     | 4   | A6U  | C1'-N1  | 2.44  | 1.54        | 1.48     |
| 1   | C     | 3   | A6G  | C5-C6   | -2.44 | 1.42        | 1.47     |
| 1   | E     | 8   | A6G  | C5-C4   | -2.31 | 1.37        | 1.43     |
| 1   | E     | 7   | A6U  | C2-N1   | 2.31  | 1.42        | 1.38     |
| 1   | C     | 3   | A6G  | C6-N1   | 2.28  | 1.41        | 1.37     |
| 1   | E     | 3   | A6G  | C5-C6   | -2.27 | 1.42        | 1.47     |
| 1   | A     | 1   | A6C  | O2'-C2' | 2.27  | 1.48        | 1.43     |
| 1   | A     | 6   | A6A  | C2-N3   | 2.24  | 1.35        | 1.32     |
| 1   | C     | 1   | A6C  | O2-C2   | 2.24  | 1.27        | 1.23     |
| 1   | A     | 8   | A6G  | C5-C6   | -2.23 | 1.42        | 1.47     |
| 1   | E     | 8   | A6G  | C5-C6   | -2.22 | 1.42        | 1.47     |
| 1   | A     | 1   | A6C  | O2-C2   | 2.22  | 1.27        | 1.23     |
| 1   | A     | 6   | A6A  | C4-N3   | 2.21  | 1.38        | 1.35     |
| 1   | A     | 9   | A6C  | O3'-C3' | -2.20 | 1.37        | 1.43     |
| 1   | A     | 5   | A6A  | O4'-C6' | 2.14  | 1.47        | 1.43     |
| 1   | C     | 2   | A6C  | C1'-N1  | 2.12  | 1.53        | 1.48     |
| 1   | E     | 1   | A6C  | C6'-C1' | 2.11  | 1.54        | 1.52     |
| 1   | E     | 9   | A6C  | O3'-C3' | -2.10 | 1.38        | 1.43     |
| 1   | E     | 3   | A6G  | C5-C4   | -2.09 | 1.37        | 1.43     |
| 1   | A     | 6   | A6A  | C8-N7   | -2.07 | 1.31        | 1.34     |
| 1   | C     | 1   | A6C  | C3'-C4' | 2.04  | 1.57        | 1.53     |

All (74) bond angle outliers are listed below:

| Mol | Chain | Res | Type | Atoms       | Z     | Observed(°) | Ideal(°) |
|-----|-------|-----|------|-------------|-------|-------------|----------|
| 1   | E     | 9   | A6C  | C6'-C1'-N1  | 5.99  | 120.39      | 112.22   |
| 1   | E     | 7   | A6U  | C6'-C1'-N1  | 5.32  | 119.47      | 112.22   |
| 1   | A     | 9   | A6C  | C6'-C1'-N1  | 5.02  | 119.07      | 112.22   |
| 1   | A     | 6   | A6A  | C6'-O4'-C4' | 4.86  | 118.77      | 112.19   |
| 1   | C     | 1   | A6C  | O4'-C4'-C5' | -4.43 | 100.26      | 107.20   |
| 1   | C     | 3   | A6G  | C6'-O4'-C4' | 4.30  | 118.02      | 112.19   |
| 1   | A     | 2   | A6C  | C6'-O4'-C4' | 4.16  | 117.83      | 112.19   |
| 1   | E     | 2   | A6C  | C6'-C1'-N1  | 4.14  | 117.86      | 112.22   |
| 1   | C     | 8   | A6G  | O6-C6-C5    | 3.79  | 131.78      | 124.37   |
| 1   | C     | 3   | A6G  | O4'-C4'-C5' | -3.72 | 99.36       | 107.61   |
| 1   | A     | 4   | A6U  | O2'-C2'-C3' | -3.71 | 101.78      | 110.35   |
| 1   | C     | 1   | A6C  | C6'-O4'-C4' | 3.70  | 117.20      | 112.19   |
| 1   | C     | 8   | A6G  | O6-C6-N1    | -3.58 | 116.42      | 120.65   |
| 1   | A     | 10  | A6C  | C6'-O4'-C4' | 3.52  | 116.95      | 112.19   |
| 1   | C     | 5   | A6A  | O4'-C4'-C5' | -3.48 | 99.89       | 107.61   |
| 1   | E     | 8   | A6G  | C6'-O4'-C4' | 3.40  | 116.79      | 112.19   |

Continued on next page...

*Continued from previous page...*

| Mol | Chain | Res | Type | Atoms       | Z     | Observed(°) | Ideal(°) |
|-----|-------|-----|------|-------------|-------|-------------|----------|
| 1   | E     | 5   | A6A  | C5-C6-N6    | 3.35  | 125.45      | 120.35   |
| 1   | E     | 3   | A6G  | C2'-C3'-C4' | 3.35  | 116.21      | 110.24   |
| 1   | E     | 6   | A6A  | O2'-C2'-C3' | -3.24 | 102.86      | 110.35   |
| 1   | A     | 4   | A6U  | O4'-C4'-C5' | -3.20 | 100.52      | 107.61   |
| 1   | A     | 6   | A6A  | O4'-C4'-C5' | -3.15 | 100.63      | 107.61   |
| 1   | C     | 1   | A6C  | C2'-C3'-C4' | 3.13  | 115.81      | 110.24   |
| 1   | A     | 1   | A6C  | O3'-C3'-C2' | 2.97  | 117.21      | 110.35   |
| 1   | A     | 5   | A6A  | C5-C6-N6    | 2.91  | 124.78      | 120.35   |
| 1   | E     | 10  | A6C  | O3'-C3'-C2' | 2.89  | 117.03      | 110.35   |
| 1   | A     | 3   | A6G  | O3'-C3'-C2' | 2.89  | 117.02      | 110.35   |
| 1   | A     | 4   | A6U  | O2-C2-N1    | 2.76  | 126.46      | 122.79   |
| 1   | A     | 8   | A6G  | O4'-C6'-C1' | -2.73 | 105.77      | 110.80   |
| 1   | E     | 7   | A6U  | C6'-O4'-C4' | 2.71  | 115.86      | 112.19   |
| 1   | A     | 4   | A6U  | C1'-N1-C2   | 2.70  | 120.64      | 117.41   |
| 1   | C     | 2   | A6C  | C6'-O4'-C4' | 2.68  | 115.82      | 112.19   |
| 1   | C     | 6   | A6A  | O4'-C4'-C3' | -2.67 | 104.34      | 110.83   |
| 1   | A     | 4   | A6U  | C6'-O4'-C4' | 2.66  | 115.79      | 112.19   |
| 1   | C     | 6   | A6A  | C4-C5-N7    | 2.64  | 112.15      | 109.40   |
| 1   | E     | 3   | A6G  | C5'-C4'-C3' | -2.58 | 106.71      | 112.09   |
| 1   | A     | 4   | A6U  | O3'-C3'-C4' | 2.55  | 115.63      | 109.30   |
| 1   | A     | 4   | A6U  | C6'-C1'-N1  | 2.55  | 115.70      | 112.22   |
| 1   | E     | 4   | A6U  | C2'-C3'-C4' | 2.48  | 114.67      | 110.24   |
| 1   | A     | 2   | A6C  | O4'-C4'-C5' | -2.46 | 102.17      | 107.61   |
| 1   | C     | 10  | A6C  | O3'-C3'-C4' | 2.42  | 115.31      | 109.30   |
| 1   | E     | 1   | A6C  | C3'-C2'-C1' | 2.41  | 115.44      | 111.37   |
| 1   | C     | 1   | A6C  | C6'-C1'-N1  | 2.39  | 115.49      | 112.22   |
| 1   | E     | 10  | A6C  | C6'-O4'-C4' | 2.39  | 115.43      | 112.19   |
| 1   | E     | 4   | A6U  | C6'-C1'-N1  | 2.39  | 115.48      | 112.22   |
| 1   | C     | 2   | A6C  | O2'-C2'-C3' | -2.39 | 104.83      | 110.35   |
| 1   | A     | 8   | A6G  | C3'-C2'-C1' | -2.38 | 107.34      | 111.37   |
| 1   | C     | 1   | A6C  | O5'-C5'-C4' | 2.38  | 119.46      | 111.29   |
| 1   | A     | 1   | A6C  | O2'-C2'-C1' | -2.37 | 105.54      | 109.77   |
| 1   | C     | 1   | A6C  | O4'-C4'-C3' | 2.37  | 116.58      | 110.83   |
| 1   | E     | 8   | A6G  | O2'-C2'-C1' | -2.37 | 105.57      | 109.77   |
| 1   | E     | 10  | A6C  | O2'-C2'-C1' | -2.33 | 105.61      | 109.77   |
| 1   | E     | 1   | A6C  | C6'-C1'-N1  | 2.32  | 115.38      | 112.22   |
| 1   | E     | 7   | A6U  | C2'-C3'-C4' | 2.30  | 114.34      | 110.24   |
| 1   | A     | 6   | A6A  | O2'-C2'-C3' | 2.29  | 115.64      | 110.35   |
| 1   | A     | 5   | A6A  | O2'-C2'-C3' | -2.29 | 105.06      | 110.35   |
| 1   | A     | 9   | A6C  | C1'-N1-C2   | 2.28  | 121.05      | 117.52   |
| 1   | A     | 10  | A6C  | C6'-C1'-N1  | 2.27  | 115.31      | 112.22   |
| 1   | A     | 4   | A6U  | C2'-C3'-C4' | -2.24 | 106.24      | 110.24   |

*Continued on next page...*

*Continued from previous page...*

| Mol | Chain | Res | Type | Atoms       | Z     | Observed(°) | Ideal(°) |
|-----|-------|-----|------|-------------|-------|-------------|----------|
| 1   | E     | 5   | A6A  | O4'-C6'-C1' | -2.24 | 106.66      | 110.80   |
| 1   | E     | 5   | A6A  | O3'-C3'-C4' | 2.21  | 114.79      | 109.30   |
| 1   | E     | 2   | A6C  | C6'-O4'-C4' | 2.21  | 115.18      | 112.19   |
| 1   | A     | 7   | A6U  | C6'-O4'-C4' | 2.20  | 115.17      | 112.19   |
| 1   | A     | 4   | A6U  | C3'-C2'-C1' | 2.18  | 115.06      | 111.37   |
| 1   | E     | 6   | A6A  | O4'-C4'-C3' | 2.17  | 116.11      | 110.83   |
| 1   | C     | 8   | A6G  | O2'-C2'-C3' | -2.15 | 105.37      | 110.35   |
| 1   | A     | 7   | A6U  | C5'-C4'-C3' | -2.15 | 107.60      | 112.09   |
| 1   | A     | 8   | A6G  | C5'-C4'-C3' | 2.15  | 116.57      | 112.09   |
| 1   | A     | 9   | A6C  | C3'-C2'-C1' | 2.13  | 114.97      | 111.37   |
| 1   | A     | 9   | A6C  | C2'-C3'-C4' | 2.13  | 114.03      | 110.24   |
| 1   | A     | 3   | A6G  | O2'-C2'-C3' | 2.11  | 115.22      | 110.35   |
| 1   | A     | 1   | A6C  | C6'-O4'-C4' | 2.09  | 115.03      | 112.19   |
| 1   | C     | 9   | A6C  | C1'-N1-C2   | 2.09  | 120.75      | 117.52   |
| 1   | C     | 2   | A6C  | C6'-C1'-N1  | 2.07  | 115.05      | 112.22   |
| 1   | C     | 5   | A6A  | O4'-C6'-C1' | -2.02 | 107.08      | 110.80   |

There are no chirality outliers.

All (34) torsion outliers are listed below:

| Mol | Chain | Res | Type | Atoms           |
|-----|-------|-----|------|-----------------|
| 1   | A     | 3   | A6G  | C3'-C4'-C5'-O5' |
| 1   | A     | 3   | A6G  | O4'-C4'-C5'-O5' |
| 1   | A     | 4   | A6U  | O4'-C4'-C5'-O5' |
| 1   | C     | 4   | A6U  | C3'-C4'-C5'-O5' |
| 1   | C     | 4   | A6U  | O4'-C4'-C5'-O5' |
| 1   | C     | 7   | A6U  | C3'-C4'-C5'-O5' |
| 1   | C     | 7   | A6U  | O4'-C4'-C5'-O5' |
| 1   | C     | 1   | A6C  | O4'-C4'-C5'-O5' |
| 1   | A     | 9   | A6C  | C2'-C1'-N1-C2   |
| 1   | C     | 2   | A6C  | C2'-C1'-N1-C2   |
| 1   | E     | 9   | A6C  | C2'-C1'-N1-C2   |
| 1   | C     | 1   | A6C  | C3'-C4'-C5'-O5' |
| 1   | A     | 10  | A6C  | C2'-C1'-N1-C2   |
| 1   | C     | 4   | A6U  | C2'-C1'-N1-C2   |
| 1   | C     | 9   | A6C  | C2'-C1'-N1-C2   |
| 1   | E     | 4   | A6U  | C2'-C1'-N1-C2   |
| 1   | C     | 7   | A6U  | C2'-C1'-N1-C2   |
| 1   | E     | 1   | A6C  | C2'-C1'-N1-C2   |
| 1   | E     | 2   | A6C  | C2'-C1'-N1-C2   |
| 1   | E     | 7   | A6U  | C2'-C1'-N1-C2   |
| 1   | A     | 1   | A6C  | C2'-C1'-N1-C2   |

*Continued on next page...*

Continued from previous page...

| Mol | Chain | Res | Type | Atoms           |
|-----|-------|-----|------|-----------------|
| 1   | A     | 4   | A6U  | C3'-C4'-C5'-O5' |
| 1   | C     | 5   | A6A  | O4'-C4'-C5'-O5' |
| 1   | C     | 10  | A6C  | O4'-C4'-C5'-O5' |
| 1   | C     | 1   | A6C  | C2'-C1'-N1-C2   |
| 1   | C     | 10  | A6C  | C2'-C1'-N1-C2   |
| 1   | A     | 4   | A6U  | C2'-C1'-N1-C2   |
| 1   | A     | 7   | A6U  | C2'-C1'-N1-C2   |
| 1   | C     | 4   | A6U  | C4'-C5'-O5'-P   |
| 1   | A     | 2   | A6C  | C2'-C1'-N1-C2   |
| 1   | E     | 1   | A6C  | C3'-C4'-C5'-O5' |
| 1   | A     | 7   | A6U  | O4'-C4'-C5'-O5' |
| 1   | E     | 3   | A6G  | O4'-C4'-C5'-O5' |
| 1   | E     | 5   | A6A  | O4'-C4'-C5'-O5' |

There are no ring outliers.

16 monomers are involved in 20 short contacts:

| Mol | Chain | Res | Type | Clashes | Symm-Clashes |
|-----|-------|-----|------|---------|--------------|
| 1   | A     | 9   | A6C  | 1       | 0            |
| 1   | E     | 11  | PO4  | 1       | 0            |
| 1   | C     | 5   | A6A  | 2       | 0            |
| 1   | E     | 7   | A6U  | 1       | 0            |
| 1   | C     | 4   | A6U  | 2       | 0            |
| 1   | C     | 9   | A6C  | 1       | 0            |
| 1   | A     | 8   | A6G  | 2       | 0            |
| 1   | E     | 10  | A6C  | 2       | 0            |
| 1   | E     | 8   | A6G  | 3       | 0            |
| 1   | C     | 1   | A6C  | 2       | 0            |
| 1   | A     | 7   | A6U  | 1       | 0            |
| 1   | A     | 6   | A6A  | 1       | 0            |
| 1   | C     | 7   | A6U  | 2       | 0            |
| 1   | A     | 11  | PO4  | 1       | 0            |
| 1   | A     | 5   | A6A  | 2       | 0            |
| 1   | A     | 4   | A6U  | 1       | 0            |

## 5.8 Polymer linkage issues

There are no chain breaks in this entry.

## 6 Fit of model and data [i](#)

### 6.1 Protein, DNA and RNA chains [i](#)

In the following table, the column labelled '#RSRZ > 2' contains the number (and percentage) of RSRZ outliers, followed by percent RSRZ outliers for the chain as percentile scores relative to all X-ray entries and entries of similar resolution. The OWAB column contains the minimum, median, 95<sup>th</sup> percentile and maximum values of the occupancy-weighted average B-factor per residue. The column labelled 'Q < 0.9' lists the number of (and percentage) of residues with an average occupancy less than 0.9.

| Mol | Chain | Analysed     | <RSRZ> | #RSRZ>2   | OWAB(Å <sup>2</sup> ) | Q<0.9 |
|-----|-------|--------------|--------|-----------|-----------------------|-------|
| 2   | B     | 10/10 (100%) | -0.62  | 0 100 100 | 45, 52, 59, 60        | 0     |
| 2   | D     | 10/10 (100%) | -0.45  | 0 100 100 | 52, 62, 69, 70        | 0     |
| 2   | F     | 10/10 (100%) | -0.58  | 0 100 100 | 43, 49, 52, 58        | 0     |
| All | All   | 30/30 (100%) | -0.55  | 0 100 100 | 43, 52, 67, 70        | 0     |

There are no RSRZ outliers to report.

### 6.2 Non-standard residues in protein, DNA, RNA chains [i](#)

In the following table, the Atoms column lists the number of modelled atoms in the group and the number defined in the chemical component dictionary. The B-factors column lists the minimum, median, 95<sup>th</sup> percentile and maximum values of B factors of atoms in the group. The column labelled 'Q < 0.9' lists the number of atoms with occupancy less than 0.9.

| Mol | Type | Chain | Res | Atoms | RSCC | RSR  | B-factors(Å <sup>2</sup> ) | Q<0.9 |
|-----|------|-------|-----|-------|------|------|----------------------------|-------|
| 1   | A6C  | C     | 9   | 21/22 | 0.90 | 0.13 | 53,68,76,82                | 0     |
| 1   | A6U  | C     | 7   | 21/22 | 0.92 | 0.11 | 64,71,74,77                | 0     |
| 1   | A6G  | C     | 8   | 24/25 | 0.92 | 0.09 | 53,63,78,81                | 0     |
| 1   | A6G  | A     | 3   | 24/25 | 0.92 | 0.13 | 51,54,60,62                | 0     |
| 1   | A6A  | C     | 6   | 23/24 | 0.93 | 0.10 | 54,68,71,75                | 0     |
| 1   | A6A  | C     | 5   | 23/24 | 0.93 | 0.09 | 49,62,70,71                | 0     |
| 1   | A6U  | C     | 4   | 21/22 | 0.94 | 0.12 | 54,62,68,72                | 0     |
| 1   | A6C  | C     | 10  | 21/22 | 0.94 | 0.12 | 55,61,68,71                | 0     |
| 1   | A6G  | C     | 3   | 24/25 | 0.95 | 0.10 | 46,53,57,63                | 0     |
| 1   | A6C  | C     | 1   | 18/22 | 0.95 | 0.12 | 42,46,57,58                | 0     |
| 1   | A6C  | A     | 1   | 18/22 | 0.96 | 0.09 | 34,41,48,56                | 0     |
| 1   | A6U  | A     | 4   | 21/22 | 0.96 | 0.09 | 48,57,64,66                | 0     |
| 1   | A6A  | A     | 6   | 23/24 | 0.96 | 0.10 | 42,46,50,53                | 0     |
| 1   | A6C  | E     | 1   | 18/22 | 0.96 | 0.09 | 48,55,61,61                | 0     |
| 1   | A6C  | E     | 2   | 21/22 | 0.96 | 0.10 | 51,58,61,65                | 0     |

*Continued on next page...*

*Continued from previous page...*

| Mol | Type | Chain | Res | Atoms | RSCC | RSR  | B-factors( $\text{\AA}^2$ ) | Q<0.9 |
|-----|------|-------|-----|-------|------|------|-----------------------------|-------|
| 1   | A6G  | E     | 3   | 24/25 | 0.96 | 0.09 | 41,47,59,63                 | 0     |
| 1   | A6U  | E     | 4   | 21/22 | 0.96 | 0.10 | 39,49,51,53                 | 0     |
| 1   | A6A  | E     | 5   | 23/24 | 0.96 | 0.09 | 37,45,50,55                 | 0     |
| 1   | A6C  | E     | 10  | 21/22 | 0.96 | 0.10 | 43,47,53,59                 | 0     |
| 1   | A6C  | A     | 9   | 21/22 | 0.97 | 0.10 | 39,44,47,47                 | 0     |
| 1   | A6C  | A     | 10  | 21/22 | 0.97 | 0.10 | 32,49,51,53                 | 0     |
| 1   | A6A  | A     | 5   | 23/24 | 0.97 | 0.09 | 42,48,57,63                 | 0     |
| 1   | A6C  | C     | 2   | 21/22 | 0.97 | 0.09 | 45,50,52,55                 | 0     |
| 1   | A6C  | A     | 2   | 21/22 | 0.97 | 0.11 | 45,52,55,57                 | 0     |
| 1   | A6U  | E     | 7   | 21/22 | 0.97 | 0.08 | 33,40,45,49                 | 0     |
| 1   | A6G  | E     | 8   | 24/25 | 0.97 | 0.10 | 34,39,43,46                 | 0     |
| 1   | A6C  | E     | 9   | 21/22 | 0.97 | 0.10 | 37,42,48,49                 | 0     |
| 1   | A6U  | A     | 7   | 21/22 | 0.97 | 0.09 | 38,44,53,61                 | 0     |
| 1   | A6G  | A     | 8   | 24/25 | 0.98 | 0.09 | 32,43,49,50                 | 0     |
| 1   | A6A  | E     | 6   | 23/24 | 0.98 | 0.09 | 38,41,48,54                 | 0     |

### 6.3 Carbohydrates [i](#)

There are no monosaccharides in this entry.

### 6.4 Ligands [i](#)

There are no ligands in this entry.

### 6.5 Other polymers [i](#)

There are no such residues in this entry.