



Full wwPDB X-ray Structure Validation Report ⓘ

Jun 7, 2020 – 01:00 am BST

PDB ID : 5OQD
Title : PHD2 and winged-helix domain of Polycomblike
Authors : Choi, J.; Benda, C.; Mueller, J.
Deposited on : 2017-08-11
Resolution : 2.45 Å(reported)

This is a Full wwPDB X-ray Structure Validation Report for a publicly released PDB entry.

We welcome your comments at validation@mail.wwpdb.org

A user guide is available at

<https://www.wwpdb.org/validation/2017/XrayValidationReportHelp>

with specific help available everywhere you see the ⓘ symbol.

The following versions of software and data (see [references ⓘ](#)) were used in the production of this report:

MolProbity : 4.02b-467
Mogul : 1.8.5 (274361), CSD as541be (2020)
Xtriage (Phenix) : 1.13
EDS : 2.11
Percentile statistics : 20191225.v01 (using entries in the PDB archive December 25th 2019)
Refmac : 5.8.0158
CCP4 : 7.0.044 (Gargrove)
Ideal geometry (proteins) : Engh & Huber (2001)
Ideal geometry (DNA, RNA) : Parkinson et al. (1996)
Validation Pipeline (wwPDB-VP) : 2.11

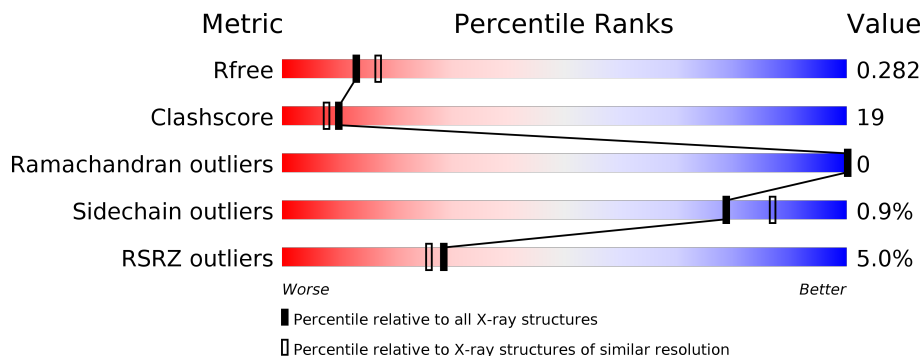
1 Overall quality at a glance i

The following experimental techniques were used to determine the structure:

X-RAY DIFFRACTION

The reported resolution of this entry is 2.45 Å.

Percentile scores (ranging between 0-100) for global validation metrics of the entry are shown in the following graphic. The table shows the number of entries on which the scores are based.



Metric	Whole archive (#Entries)	Similar resolution (#Entries, resolution range(Å))
R_{free}	130704	1564 (2.46-2.42)
Clashscore	141614	1631 (2.46-2.42)
Ramachandran outliers	138981	1617 (2.46-2.42)
Sidechain outliers	138945	1617 (2.46-2.42)
RSRZ outliers	127900	1547 (2.46-2.42)

The table below summarises the geometric issues observed across the polymeric chains and their fit to the electron density. The red, orange, yellow and green segments on the lower bar indicate the fraction of residues that contain outliers for ≥ 3 , 2, 1 and 0 types of geometric quality criteria respectively. A grey segment represents the fraction of residues that are not modelled. The numeric value for each fraction is indicated below the corresponding segment, with a dot representing fractions $\leq 5\%$. The upper red bar (where present) indicates the fraction of residues that have poor fit to the electron density. The numeric value is given above the bar.

Mol	Chain	Length	Quality of chain
1	A	209	<div style="display: flex; align-items: center;"> <div style="width: 2%; height: 10px; background-color: red; margin-right: 5px;"></div> <div style="width: 67%; height: 10px; background-color: green; margin-right: 5px;"></div> <div style="width: 20%; height: 10px; background-color: yellow; margin-right: 5px;"></div> <div style="width: 12%; height: 10px; background-color: grey;"></div> </div> <p style="margin-left: 20px;">2% 67% 20% 12%</p>
1	B	209	<div style="display: flex; align-items: center;"> <div style="width: 3%; height: 10px; background-color: red; margin-right: 5px;"></div> <div style="width: 67%; height: 10px; background-color: green; margin-right: 5px;"></div> <div style="width: 20%; height: 10px; background-color: yellow; margin-right: 5px;"></div> <div style="width: 11%; height: 10px; background-color: grey;"></div> </div> <p style="margin-left: 20px;">3% 67% 20% 11%</p>
1	C	209	<div style="display: flex; align-items: center;"> <div style="width: 3%; height: 10px; background-color: red; margin-right: 5px;"></div> <div style="width: 69%; height: 10px; background-color: green; margin-right: 5px;"></div> <div style="width: 22%; height: 10px; background-color: yellow; margin-right: 5px;"></div> <div style="width: 8%; height: 10px; background-color: grey;"></div> </div> <p style="margin-left: 20px;">3% 69% 22% 8%</p>
1	D	209	<div style="display: flex; align-items: center;"> <div style="width: 5%; height: 10px; background-color: red; margin-right: 5px;"></div> <div style="width: 60%; height: 10px; background-color: green; margin-right: 5px;"></div> <div style="width: 28%; height: 10px; background-color: yellow; margin-right: 5px;"></div> <div style="width: 11%; height: 10px; background-color: grey;"></div> </div> <p style="margin-left: 20px;">5% 60% 28% 11%</p>
1	E	209	<div style="display: flex; align-items: center;"> <div style="width: 8%; height: 10px; background-color: red; margin-right: 5px;"></div> <div style="width: 60%; height: 10px; background-color: green; margin-right: 5px;"></div> <div style="width: 25%; height: 10px; background-color: yellow; margin-right: 5px;"></div> <div style="width: 14%; height: 10px; background-color: grey;"></div> </div> <p style="margin-left: 20px;">8% 60% 25% 14%</p>
1	F	209	<div style="display: flex; align-items: center;"> <div style="width: 6%; height: 10px; background-color: red; margin-right: 5px;"></div> <div style="width: 60%; height: 10px; background-color: green; margin-right: 5px;"></div> <div style="width: 30%; height: 10px; background-color: yellow; margin-right: 5px;"></div> <div style="width: 8%; height: 10px; background-color: grey;"></div> </div> <p style="margin-left: 20px;">6% 60% 30% 8%</p>

The following table lists non-polymeric compounds, carbohydrate monomers and non-standard residues in protein, DNA, RNA chains that are outliers for geometric or electron-density-fit criteria:

Mol	Type	Chain	Res	Chirality	Geometry	Clashes	Electron density
2	ZN	C	702	-	-	X	-
2	ZN	D	702	-	-	X	-
3	EDO	B	704	-	-	X	-
3	EDO	C	704	-	-	X	-

2 Entry composition i

There are 5 unique types of molecules in this entry. The entry contains 9058 atoms, of which 0 are hydrogens and 0 are deuteriums.

In the tables below, the ZeroOcc column contains the number of atoms modelled with zero occupancy, the AltConf column contains the number of residues with at least one atom in alternate conformation and the Trace column contains the number of residues modelled with at most 2 atoms.

- Molecule 1 is a protein called Polycomb protein Pcl.

Mol	Chain	Residues	Atoms					ZeroOcc	AltConf	Trace
			Total	C	N	O	S			
1	B	186	1474	952	255	250	17	0	0	0
1	A	184	1461	943	251	249	18	0	0	0
1	C	192	1548	995	277	258	18	0	0	0
1	D	187	1490	963	263	247	17	0	0	0
1	E	180	1321	849	233	222	17	0	0	0
1	F	192	1492	962	263	249	18	0	0	0

There are 30 discrepancies between the modelled and reference sequences:

Chain	Residue	Modelled	Actual	Comment	Reference
B	486	GLY	-	expression tag	UNP Q24459
B	487	PRO	-	expression tag	UNP Q24459
B	488	ASP	-	expression tag	UNP Q24459
B	489	SER	-	expression tag	UNP Q24459
B	490	MET	-	expression tag	UNP Q24459
A	486	GLY	-	expression tag	UNP Q24459
A	487	PRO	-	expression tag	UNP Q24459
A	488	ASP	-	expression tag	UNP Q24459
A	489	SER	-	expression tag	UNP Q24459
A	490	MET	-	expression tag	UNP Q24459
C	486	GLY	-	expression tag	UNP Q24459
C	487	PRO	-	expression tag	UNP Q24459
C	488	ASP	-	expression tag	UNP Q24459
C	489	SER	-	expression tag	UNP Q24459
C	490	MET	-	expression tag	UNP Q24459
D	486	GLY	-	expression tag	UNP Q24459
D	487	PRO	-	expression tag	UNP Q24459

Continued on next page...

Continued from previous page...

Chain	Residue	Modelled	Actual	Comment	Reference
D	488	ASP	-	expression tag	UNP Q24459
D	489	SER	-	expression tag	UNP Q24459
D	490	MET	-	expression tag	UNP Q24459
E	486	GLY	-	expression tag	UNP Q24459
E	487	PRO	-	expression tag	UNP Q24459
E	488	ASP	-	expression tag	UNP Q24459
E	489	SER	-	expression tag	UNP Q24459
E	490	MET	-	expression tag	UNP Q24459
F	486	GLY	-	expression tag	UNP Q24459
F	487	PRO	-	expression tag	UNP Q24459
F	488	ASP	-	expression tag	UNP Q24459
F	489	SER	-	expression tag	UNP Q24459
F	490	MET	-	expression tag	UNP Q24459

- Molecule 2 is ZINC ION (three-letter code: ZN) (formula: Zn).

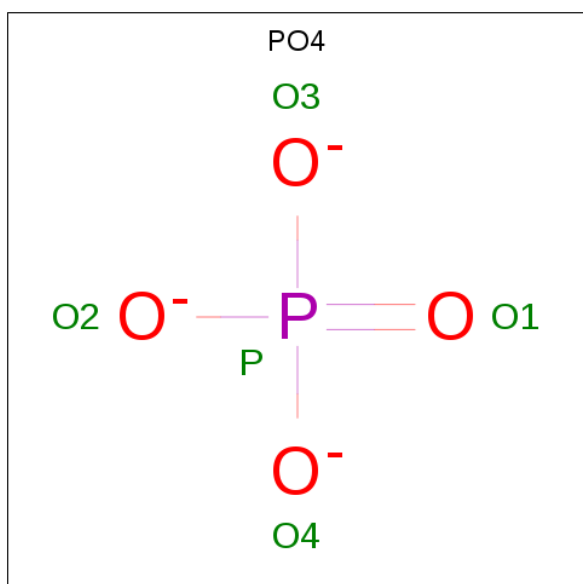
Mol	Chain	Residues	Atoms	ZeroOcc	AltConf
2	D	2	Total Zn 2 2	0	0
2	E	2	Total Zn 2 2	0	0
2	B	2	Total Zn 2 2	0	0
2	C	2	Total Zn 2 2	0	0
2	A	2	Total Zn 2 2	0	0
2	F	2	Total Zn 2 2	0	0

- Molecule 3 is 1,2-ETHANEDIOL (three-letter code: EDO) (formula: C₂H₆O₂).



Mol	Chain	Residues	Atoms	ZeroOcc	AltConf
3	B	1	Total C O 4 2 2	0	0
3	B	1	Total C O 4 2 2	0	0
3	C	1	Total C O 4 2 2	0	0
3	C	1	Total C O 4 2 2	0	0
3	F	1	Total C O 4 2 2	0	0

- Molecule 4 is PHOSPHATE ION (three-letter code: PO4) (formula: O₄P).



Mol	Chain	Residues	Atoms			ZeroOcc	AltConf
4	C	1	Total	O	P	0	0
			5	4	1		
4	D	1	Total	O	P	0	0
			5	4	1		

- Molecule 5 is water.

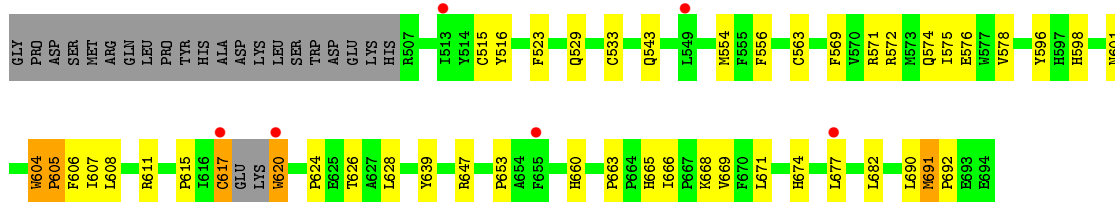
Mol	Chain	Residues	Atoms		ZeroOcc	AltConf
5	B	45	Total	O	0	0
			45	45		
5	A	52	Total	O	0	0
			52	52		
5	C	47	Total	O	0	0
			47	47		
5	D	42	Total	O	0	0
			42	42		
5	E	9	Total	O	0	0
			9	9		
5	F	35	Total	O	0	0
			35	35		

3 Residue-property plots [i](#)

These plots are drawn for all protein, RNA and DNA chains in the entry. The first graphic for a chain summarises the proportions of the various outlier classes displayed in the second graphic. The second graphic shows the sequence view annotated by issues in geometry and electron density. Residues are color-coded according to the number of geometric quality criteria for which they contain at least one outlier: green = 0, yellow = 1, orange = 2 and red = 3 or more. A red dot above a residue indicates a poor fit to the electron density ($RSRZ > 2$). Stretches of 2 or more consecutive residues without any outlier are shown as a green connector. Residues present in the sample, but not in the model, are shown in grey.

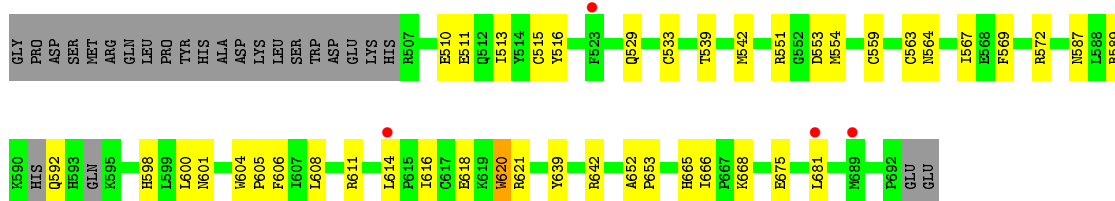
- Molecule 1: Polycomb protein Pcl

Chain B: 



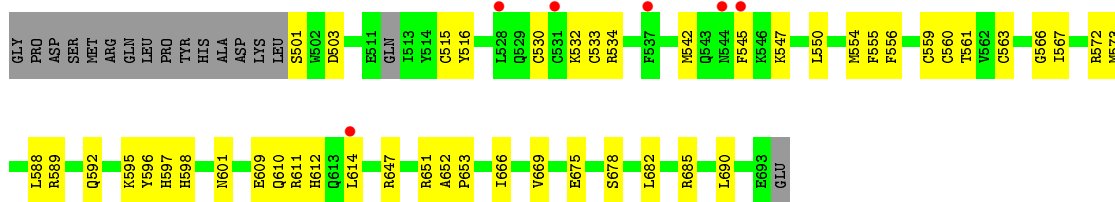
- Molecule 1: Polycomb protein Pcl

Chain A: 



- Molecule 1: Polycomb protein Pcl

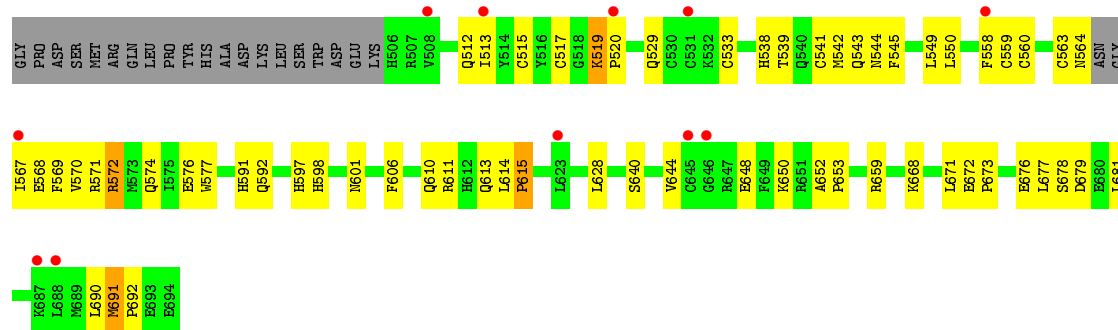
Chain C: 



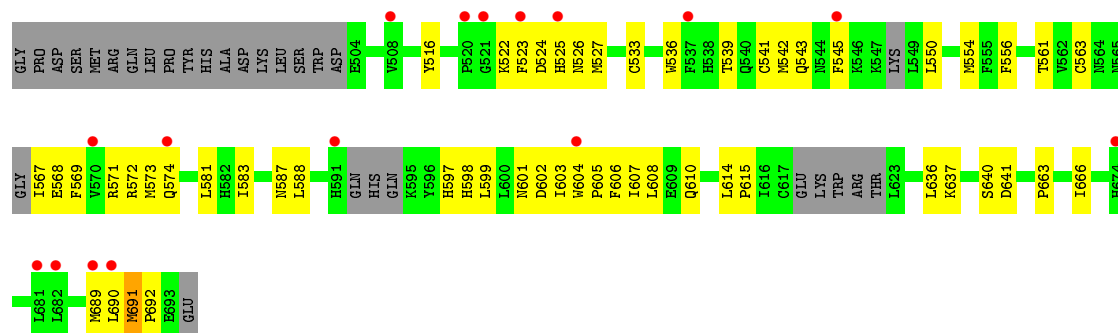
- Molecule 1: Polycomb protein Pcl

Chain D: 

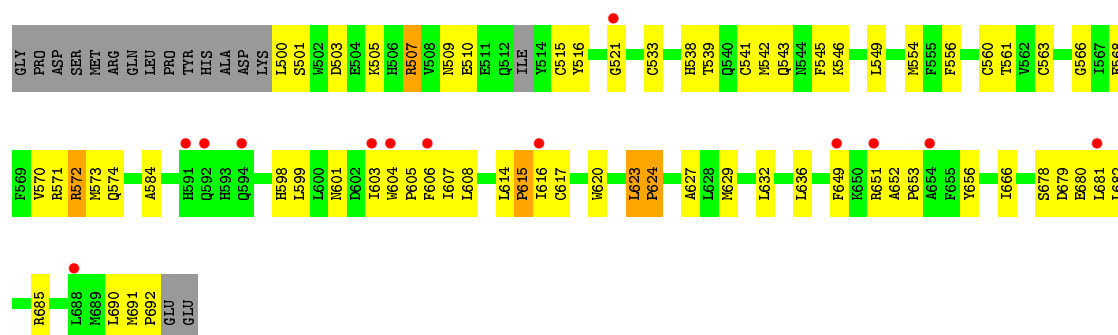




- Molecule 1: Polycomb protein Pcl



- Molecule 1: Polycomb protein Pcl



4 Data and refinement statistics

Property	Value	Source
Space group	C 1 2 1	Depositor
Cell constants a, b, c, α , β , γ	307.42Å 53.12Å 86.84Å 90.00° 105.47° 90.00°	Depositor
Resolution (Å)	83.69 – 2.45 83.69 – 2.45	Depositor EDS
% Data completeness (in resolution range)	95.5 (83.69-2.45) 95.3 (83.69-2.45)	Depositor EDS
R_{merge}	(Not available)	Depositor
R_{sym}	(Not available)	Depositor
$\langle I/\sigma(I) \rangle$ ¹	2.35 (at 2.45Å)	Xtrriage
Refinement program	PHENIX 1.8.4_1496	Depositor
R, R_{free}	0.236 , 0.278 0.246 , 0.282	Depositor DCC
R_{free} test set	2399 reflections (4.99%)	wwPDB-VP
Wilson B-factor (Å ²)	59.4	Xtrriage
Anisotropy	0.463	Xtrriage
Bulk solvent k_{sol} (e/Å ³), B_{sol} (Å ²)	0.30 , 68.3	EDS
L-test for twinning ²	$\langle L \rangle = 0.50$, $\langle L^2 \rangle = 0.33$	Xtrriage
Estimated twinning fraction	0.023 for -h-2*1,-k,l	Xtrriage
F_o, F_c correlation	0.93	EDS
Total number of atoms	9058	wwPDB-VP
Average B, all atoms (Å ²)	76.0	wwPDB-VP

Xtrriage's analysis on translational NCS is as follows: *The largest off-origin peak in the Patterson function is 10.87% of the height of the origin peak. No significant pseudotranslation is detected.*

¹Intensities estimated from amplitudes.

²Theoretical values of $\langle |L| \rangle$, $\langle L^2 \rangle$ for acentric reflections are 0.5, 0.333 respectively for untwinned datasets, and 0.375, 0.2 for perfectly twinned datasets.

5 Model quality [i](#)

5.1 Standard geometry [i](#)

Bond lengths and bond angles in the following residue types are not validated in this section: ZN, PO4, EDO

The Z score for a bond length (or angle) is the number of standard deviations the observed value is removed from the expected value. A bond length (or angle) with $|Z| > 5$ is considered an outlier worth inspection. RMSZ is the root-mean-square of all Z scores of the bond lengths (or angles).

Mol	Chain	Bond lengths		Bond angles	
		RMSZ	# Z >5	RMSZ	# Z >5
1	A	0.40	1/1502 (0.1%)	0.46	1/2039 (0.0%)
1	B	0.46	3/1516 (0.2%)	0.51	2/2060 (0.1%)
1	C	0.35	1/1595 (0.1%)	0.45	1/2160 (0.0%)
1	D	0.48	4/1534 (0.3%)	0.62	6/2083 (0.3%)
1	E	0.37	2/1356 (0.1%)	0.46	2/1847 (0.1%)
1	F	0.43	3/1538 (0.2%)	0.58	3/2094 (0.1%)
All	All	0.42	14/9041 (0.2%)	0.52	15/12283 (0.1%)

All (14) bond length outliers are listed below:

Mol	Chain	Res	Type	Atoms	Z	Observed(Å)	Ideal(Å)
1	D	615	PRO	N-CD	6.68	1.57	1.47
1	E	615	PRO	N-CD	5.44	1.55	1.47
1	B	624	PRO	N-CD	5.40	1.55	1.47
1	F	624	PRO	N-CD	5.31	1.55	1.47
1	E	692	PRO	N-CD	5.29	1.55	1.47
1	F	615	PRO	N-CD	5.29	1.55	1.47
1	F	653	PRO	N-CD	5.27	1.55	1.47
1	B	692	PRO	N-CD	5.27	1.55	1.47
1	D	653	PRO	N-CD	5.22	1.55	1.47
1	C	653	PRO	N-CD	5.14	1.55	1.47
1	D	673	PRO	N-CD	5.09	1.54	1.47
1	A	653	PRO	N-CD	5.08	1.54	1.47
1	D	692	PRO	N-CD	5.08	1.54	1.47
1	B	605	PRO	N-CD	5.06	1.54	1.47

All (15) bond angle outliers are listed below:

Mol	Chain	Res	Type	Atoms	Z	Observed(°)	Ideal(°)
1	D	614	LEU	C-N-CD	6.76	142.60	128.40

Continued on next page...

Continued from previous page...

Mol	Chain	Res	Type	Atoms	Z	Observed(°)	Ideal(°)
1	D	615	PRO	CA-N-CD	-6.10	102.96	111.50
1	D	519	LYS	C-N-CD	5.79	140.56	128.40
1	B	604	TRP	C-N-CD	5.75	140.47	128.40
1	A	652	ALA	C-N-CD	5.69	140.35	128.40
1	B	691	MET	C-N-CD	5.68	140.32	128.40
1	D	672	GLU	C-N-CD	5.67	140.31	128.40
1	D	691	MET	C-N-CD	5.67	140.30	128.40
1	D	652	ALA	C-N-CD	5.58	140.12	128.40
1	F	614	LEU	C-N-CD	5.58	140.12	128.40
1	E	691	MET	C-N-CD	5.57	140.09	128.40
1	F	652	ALA	C-N-CD	5.55	140.06	128.40
1	F	623	LEU	C-N-CD	5.54	140.03	128.40
1	C	652	ALA	C-N-CD	5.52	139.99	128.40
1	E	614	LEU	C-N-CD	5.48	139.90	128.40

There are no chirality outliers.

There are no planarity outliers.

5.2 Too-close contacts [i](#)

In the following table, the Non-H and H(model) columns list the number of non-hydrogen atoms and hydrogen atoms in the chain respectively. The H(added) column lists the number of hydrogen atoms added and optimized by MolProbity. The Clashes column lists the number of clashes within the asymmetric unit, whereas Symm-Clashes lists symmetry related clashes.

Mol	Chain	Non-H	H(model)	H(added)	Clashes	Symm-Clashes
1	A	1461	0	1335	40	0
1	B	1474	0	1357	47	0
1	C	1548	0	1416	49	1
1	D	1490	0	1367	74	0
1	E	1321	0	1117	50	0
1	F	1492	0	1318	72	1
2	A	2	0	0	0	0
2	B	2	0	0	0	0
2	C	2	0	0	2	0
2	D	2	0	0	2	0
2	E	2	0	0	0	0
2	F	2	0	0	0	0
3	B	8	0	12	6	0
3	C	8	0	12	6	0
3	F	4	0	6	1	0

Continued on next page...

Continued from previous page...

Mol	Chain	Non-H	H(model)	H(added)	Clashes	Symm-Clashes
4	C	5	0	0	0	0
4	D	5	0	0	0	0
5	A	52	0	0	5	0
5	B	45	0	0	2	0
5	C	47	0	0	4	3
5	D	42	0	0	5	1
5	E	9	0	0	2	0
5	F	35	0	0	9	3
All	All	9058	0	7940	318	5

The all-atom clashscore is defined as the number of clashes found per 1000 atoms (including hydrogen atoms). The all-atom clashscore for this structure is 19.

All (318) close contacts within the same asymmetric unit are listed below, sorted by their clash magnitude.

Atom-1	Atom-2	Interatomic distance (Å)	Clash overlap (Å)
1:D:538:HIS:O	1:D:542:MET:HG3	1.39	1.23
1:C:611:ARG:HG3	3:C:704:EDO:H12	1.23	1.17
1:F:543:GLN:HE22	1:F:561:THR:CG2	1.59	1.14
1:B:617:CYS:C	1:B:620:TRP:N	2.07	1.06
1:F:543:GLN:NE2	1:F:561:THR:CG2	2.19	1.06
1:F:604:TRP:CZ2	1:F:608:LEU:HD11	1.90	1.04
1:A:589:ARG:O	1:A:592:GLN:N	1.92	1.02
1:C:612:HIS:HB3	3:C:704:EDO:H11	1.41	1.01
1:E:598:HIS:HD2	1:E:601:ASN:H	1.01	0.97
1:C:563:CYS:HG	2:C:702:ZN:ZN	0.73	0.96
1:F:543:GLN:NE2	1:F:561:THR:HG21	1.80	0.95
1:C:675:GLU:OE2	1:C:685:ARG:NH1	1.99	0.94
1:F:554:MET:HB2	1:F:666:ILE:HD13	1.53	0.91
1:D:567:ILE:HD11	1:E:606:PHE:CD1	2.06	0.91
1:A:642:ARG:HD3	1:A:665:HIS:CE1	2.07	0.90
1:E:598:HIS:CD2	1:E:601:ASN:H	1.90	0.89
1:C:611:ARG:CG	3:C:704:EDO:H12	2.01	0.89
1:D:533:CYS:HB3	1:D:563:CYS:SG	2.12	0.89
1:E:533:CYS:HB3	1:E:563:CYS:SG	2.14	0.88
1:C:561:THR:O	1:C:566:GLY:N	2.08	0.86
1:E:637:LYS:O	1:E:640:SER:OG	1.93	0.86
1:A:533:CYS:HB3	1:A:563:CYS:SG	2.17	0.83
1:F:616:ILE:HG13	5:F:807:HOH:O	1.77	0.83
1:D:592:GLN:OE1	1:D:597:HIS:ND1	2.12	0.82
1:E:598:HIS:HB3	1:E:601:ASN:HB2	1.60	0.81

Continued on next page...

Continued from previous page...

Atom-1	Atom-2	Interatomic distance (Å)	Clash overlap (Å)
1:D:538:HIS:O	1:D:542:MET:CG	2.26	0.81
1:F:561:THR:HB	1:F:566:GLY:HA2	1.61	0.81
1:B:543:GLN:OE1	1:C:609:GLU:HG2	1.81	0.81
1:F:538:HIS:O	1:F:542:MET:HG3	1.82	0.80
1:D:567:ILE:HD11	1:E:606:PHE:CE1	2.18	0.79
1:D:545:PHE:HE2	1:D:549:LEU:HD11	1.49	0.78
1:E:603:ILE:O	1:E:607:ILE:HG13	1.82	0.78
1:B:554:MET:HB2	1:B:666:ILE:HD12	1.65	0.78
1:E:573:MET:HA	1:E:690:LEU:HD23	1.65	0.78
1:E:561:THR:HG23	1:E:567:ILE:N	2.00	0.77
1:C:563:CYS:SG	2:C:702:ZN:ZN	1.73	0.75
1:F:554:MET:HB2	1:F:666:ILE:CD1	2.16	0.75
1:D:563:CYS:HG	2:D:702:ZN:ZN	0.99	0.75
1:B:671:LEU:HD12	1:B:677:LEU:CD2	2.16	0.75
1:D:574:GLN:HA	1:D:691:MET:HE2	1.68	0.74
1:D:678:SER:CB	1:D:681:LEU:HG	2.17	0.74
1:B:671:LEU:HD12	1:B:677:LEU:HD21	1.68	0.74
1:F:533:CYS:HB3	1:F:563:CYS:SG	2.28	0.74
1:C:533:CYS:N	1:C:563:CYS:SG	2.60	0.74
1:E:598:HIS:HD2	1:E:601:ASN:N	1.83	0.73
1:F:649:PHE:HD2	1:F:651:ARG:NH2	1.87	0.73
1:C:532:LYS:CB	1:C:563:CYS:SG	2.76	0.73
1:A:614:LEU:O	1:A:621:ARG:NH2	2.21	0.73
1:B:529:GLN:O	3:B:704:EDO:C1	2.37	0.73
1:C:612:HIS:HB3	3:C:704:EDO:C1	2.19	0.72
1:F:543:GLN:HE22	1:F:561:THR:HG22	1.53	0.72
1:F:685:ARG:NH2	5:F:802:HOH:O	2.24	0.71
1:F:556:PHE:CE2	1:F:572:ARG:HG2	2.26	0.71
1:D:570:VAL:CG2	5:D:841:HOH:O	2.39	0.71
1:B:671:LEU:CD1	1:B:677:LEU:CD2	2.68	0.70
1:F:604:TRP:CZ2	1:F:608:LEU:CD1	2.71	0.70
1:C:592:GLN:NE2	5:C:801:HOH:O	2.24	0.70
1:F:617:CYS:HB3	1:F:620:TRP:HD1	1.57	0.70
1:D:678:SER:H	1:D:681:LEU:HD12	1.57	0.69
1:F:629:MET:CE	1:F:632:LEU:HD12	2.21	0.69
1:F:624:PRO:HG2	1:F:627:ALA:HB2	1.74	0.69
1:D:512:GLN:HG2	1:D:520:PRO:CG	2.21	0.69
1:C:682:LEU:HD12	1:C:690:LEU:HD11	1.75	0.69
1:D:570:VAL:HG21	5:D:841:HOH:O	1.92	0.69
1:C:561:THR:HB	1:C:566:GLY:HA2	1.73	0.68
1:D:615:PRO:O	1:D:615:PRO:HD2	1.93	0.68

Continued on next page...

Continued from previous page...

Atom-1	Atom-2	Interatomic distance (Å)	Clash overlap (Å)
1:D:550:LEU:HD11	1:D:610:GLN:HG2	1.75	0.68
1:D:545:PHE:CE2	1:D:549:LEU:HD11	2.29	0.68
1:D:512:GLN:HG2	1:D:520:PRO:HG3	1.76	0.67
1:B:665:HIS:CG	1:A:665:HIS:HD2	2.12	0.67
1:F:543:GLN:NE2	1:F:561:THR:HG23	2.10	0.67
1:F:601:ASN:O	1:F:605:PRO:HG2	1.94	0.67
1:C:545:PHE:HE1	1:C:547:LYS:O	1.77	0.67
1:B:523:PHE:CD2	1:B:554:MET:HE1	2.30	0.67
1:A:620:TRP:HE3	1:A:620:TRP:HA	1.60	0.66
1:D:517:CYS:SG	1:D:519:LYS:HB2	2.34	0.66
1:D:563:CYS:SG	2:D:702:ZN:ZN	1.85	0.66
1:E:599:LEU:HD12	1:E:603:ILE:HB	1.77	0.65
1:A:620:TRP:CE3	1:A:620:TRP:HA	2.30	0.65
1:B:575:ILE:HG12	1:B:615:PRO:O	1.96	0.65
1:B:529:GLN:OE1	1:B:668:LYS:NZ	2.30	0.65
1:F:571:ARG:NH1	1:F:691:MET:O	2.30	0.65
1:C:501:SER:OG	1:C:503:ASP:OD1	2.15	0.65
1:D:539:THR:HG23	1:D:545:PHE:HB3	1.79	0.65
1:F:624:PRO:HG2	1:F:627:ALA:CB	2.27	0.64
1:E:604:TRP:NE1	1:E:608:LEU:HD11	2.13	0.64
1:E:641:ASP:OD1	1:E:641:ASP:N	2.30	0.64
1:D:549:LEU:N	1:D:549:LEU:HD12	2.12	0.64
1:A:618:GLU:HG2	5:A:851:HOH:O	1.98	0.63
1:A:589:ARG:C	1:A:592:GLN:N	2.51	0.63
1:A:604:TRP:HB3	1:A:605:PRO:HD3	1.79	0.63
1:F:615:PRO:HB2	1:F:691:MET:CE	2.29	0.63
1:C:669:VAL:H	3:C:705:EDO:H22	1.64	0.63
1:C:647:ARG:HA	5:C:811:HOH:O	1.99	0.63
1:F:649:PHE:CD2	1:F:651:ARG:NH2	2.65	0.62
1:A:642:ARG:HD3	1:A:665:HIS:HE1	1.63	0.62
1:C:533:CYS:HB3	1:C:563:CYS:SG	2.39	0.61
1:C:554:MET:HB2	1:C:666:ILE:CD1	2.29	0.61
1:D:611:ARG:NH2	5:D:804:HOH:O	2.32	0.61
1:B:574:GLN:HG3	1:B:691:MET:HG3	1.81	0.61
1:D:648:GLU:HG2	1:D:648:GLU:O	2.00	0.61
1:D:671:LEU:HD12	1:D:677:LEU:HD23	1.83	0.61
1:D:574:GLN:HA	1:D:691:MET:CE	2.30	0.61
1:C:545:PHE:CE1	1:C:547:LYS:O	2.53	0.60
1:E:526:ASN:O	1:E:539:THR:HG23	2.01	0.60
1:D:574:GLN:CA	1:D:691:MET:HE2	2.32	0.60
1:D:571:ARG:NH1	1:D:691:MET:O	2.35	0.60

Continued on next page...

Continued from previous page...

Atom-1	Atom-2	Interatomic distance (Å)	Clash overlap (Å)
1:D:615:PRO:O	1:D:615:PRO:CD	2.49	0.60
1:B:529:GLN:O	3:B:704:EDO:H12	2.02	0.59
1:F:629:MET:HE2	1:F:632:LEU:HD12	1.82	0.59
1:C:647:ARG:NH2	1:C:651:ARG:O	2.35	0.59
1:D:529:GLN:OE1	1:D:668:LYS:NZ	2.30	0.59
1:F:629:MET:HE1	1:F:632:LEU:HD12	1.85	0.59
1:C:592:GLN:HE21	1:C:597:HIS:CD2	2.20	0.58
1:E:556:PHE:CE1	1:E:572:ARG:HD2	2.37	0.58
1:A:616:ILE:HG12	1:A:621:ARG:HH21	1.68	0.58
1:D:515:CYS:C	1:D:517:CYS:H	2.07	0.58
1:B:523:PHE:CD2	1:B:554:MET:CE	2.87	0.58
1:F:615:PRO:HB2	1:F:691:MET:HE3	1.85	0.57
1:A:529:GLN:OE1	1:A:668:LYS:NZ	2.34	0.57
1:B:529:GLN:O	3:B:704:EDO:H11	2.04	0.57
1:D:559:CYS:HB3	1:D:569:PHE:HB3	1.86	0.57
1:C:561:THR:HA	1:C:567:ILE:O	2.04	0.57
1:D:543:GLN:N	1:D:568:GLU:OE2	2.38	0.57
1:D:606:PHE:O	1:D:610:GLN:NE2	2.37	0.57
1:C:530:CYS:SG	1:C:559:CYS:HA	2.45	0.57
1:C:542:MET:SD	1:C:545:PHE:HB2	2.44	0.57
1:B:639:TYR:CE2	1:A:668:LYS:HG3	2.40	0.56
1:F:509:ASN:O	5:F:801:HOH:O	2.18	0.56
1:B:682:LEU:HD12	1:B:690:LEU:HD21	1.87	0.56
1:B:668:LYS:HG3	1:A:639:TYR:CE2	2.41	0.56
1:C:589:ARG:O	1:C:592:GLN:O	2.24	0.56
1:C:555:PHE:HB2	1:C:572:ARG:HH21	1.69	0.56
1:E:604:TRP:N	1:E:605:PRO:HD2	2.20	0.55
1:F:616:ILE:HG22	1:F:617:CYS:N	2.22	0.55
1:D:539:THR:O	1:D:542:MET:HB2	2.07	0.55
1:F:598:HIS:HB3	1:F:601:ASN:HB2	1.89	0.55
1:C:678:SER:O	1:C:682:LEU:HG	2.07	0.55
1:C:592:GLN:NE2	1:C:597:HIS:CD2	2.74	0.55
1:D:576:GLU:OE2	1:D:576:GLU:HA	2.06	0.55
1:F:545:PHE:HE1	1:F:570:VAL:HG11	1.72	0.54
1:D:559:CYS:SG	1:D:564:ASN:HB3	2.48	0.54
1:B:653:PRO:HG3	1:A:511:GLU:OE1	2.07	0.54
1:B:620:TRP:CD1	1:B:620:TRP:N	2.75	0.54
5:D:804:HOH:O	1:F:649:PHE:HE2	1.90	0.54
1:D:678:SER:CB	1:D:681:LEU:CD1	2.86	0.54
1:E:571:ARG:NH1	1:E:691:MET:O	2.40	0.54
1:D:572:ARG:HG2	1:D:691:MET:HG3	1.90	0.54

Continued on next page...

Continued from previous page...

Atom-1	Atom-2	Interatomic distance (Å)	Clash overlap (Å)
1:B:604:TRP:CD1	1:B:608:LEU:HD23	2.42	0.53
1:F:507:ARG:NH1	5:F:805:HOH:O	2.41	0.53
1:F:678:SER:HB2	1:F:681:LEU:HD23	1.90	0.53
1:B:533:CYS:HB3	1:B:563:CYS:SG	2.48	0.53
1:B:669:VAL:O	3:B:704:EDO:C2	2.57	0.53
1:F:572:ARG:HD2	1:F:615:PRO:HG3	1.89	0.53
1:F:560:CYS:HA	3:F:703:EDO:H21	1.89	0.53
1:F:598:HIS:HD2	1:F:601:ASN:CG	2.11	0.53
1:B:574:GLN:CG	1:B:691:MET:HG3	2.38	0.53
1:D:571:ARG:HG2	1:D:690:LEU:HD13	1.90	0.53
1:F:538:HIS:HB2	1:F:541:CYS:SG	2.48	0.53
1:F:598:HIS:CD2	1:F:601:ASN:HB2	2.43	0.53
1:E:604:TRP:NE1	1:E:608:LEU:CD1	2.72	0.53
1:D:515:CYS:HB3	1:D:517:CYS:SG	2.49	0.52
1:D:560:CYS:O	1:D:564:ASN:O	2.27	0.52
1:E:524:ASP:OD1	1:E:525:HIS:N	2.42	0.52
1:B:665:HIS:CG	1:A:665:HIS:CD2	2.96	0.52
1:D:610:GLN:HB3	1:D:613:GLN:HB2	1.92	0.52
1:F:507:ARG:HD2	1:F:507:ARG:N	2.25	0.52
1:B:543:GLN:CD	1:C:609:GLU:HG2	2.30	0.52
1:D:678:SER:CB	1:D:681:LEU:CG	2.85	0.52
1:B:665:HIS:CD2	1:A:665:HIS:CD2	2.99	0.51
1:D:513:ILE:O	1:D:520:PRO:HA	2.11	0.51
1:A:604:TRP:CE2	1:A:608:LEU:HD11	2.46	0.51
1:E:574:GLN:HB3	1:E:689:MET:O	2.11	0.51
1:F:539:THR:CG2	1:F:545:PHE:CD2	2.94	0.51
1:B:669:VAL:O	3:B:704:EDO:H22	2.10	0.51
1:E:516:TYR:CE2	1:E:541:CYS:HB3	2.45	0.51
1:C:647:ARG:HH21	1:C:651:ARG:C	2.13	0.51
1:D:515:CYS:C	1:D:517:CYS:N	2.64	0.51
1:B:556:PHE:CE2	1:B:572:ARG:HD3	2.46	0.50
1:F:573:MET:HA	1:F:690:LEU:HD23	1.93	0.50
1:D:644:VAL:HG22	1:D:659:ARG:HG2	1.93	0.50
1:E:604:TRP:CE2	1:E:608:LEU:HD11	2.47	0.50
1:F:571:ARG:NH2	1:F:679:ASP:OD2	2.44	0.50
1:D:538:HIS:HB2	1:D:541:CYS:SG	2.51	0.50
1:D:539:THR:HG23	1:D:545:PHE:HD2	1.77	0.50
1:F:572:ARG:NH1	1:F:615:PRO:HD3	2.26	0.50
1:C:561:THR:HB	1:C:566:GLY:CA	2.42	0.50
1:E:522:LYS:O	1:E:527:MET:HG3	2.12	0.50
1:F:538:HIS:HB2	1:F:541:CYS:HB2	1.94	0.49

Continued on next page...

Continued from previous page...

Atom-1	Atom-2	Interatomic distance (Å)	Clash overlap (Å)
1:E:527:MET:HE2	1:E:536:TRP:HB3	1.94	0.49
1:B:598:HIS:HB3	1:B:601:ASN:HB2	1.93	0.49
1:B:604:TRP:CH2	1:B:628:LEU:HD23	2.48	0.49
1:D:678:SER:CB	1:D:681:LEU:HD12	2.42	0.49
1:F:510:GLU:HB3	5:F:809:HOH:O	2.12	0.49
1:F:598:HIS:CD2	1:F:601:ASN:CG	2.86	0.49
1:A:642:ARG:NH1	1:A:665:HIS:ND1	2.61	0.49
1:D:560:CYS:SG	1:D:563:CYS:SG	3.11	0.49
1:D:592:GLN:HB2	1:D:597:HIS:HE1	1.76	0.49
1:B:596:TYR:OH	1:A:510:GLU:HG2	2.13	0.48
1:C:515:CYS:SG	1:C:516:TYR:N	2.86	0.48
1:C:669:VAL:O	3:C:705:EDO:H12	2.13	0.48
1:A:553:ASP:OD1	1:A:572:ARG:NH2	2.45	0.48
1:A:551:ARG:O	1:A:587:ASN:ND2	2.45	0.48
1:B:607:ILE:O	1:B:611:ARG:N	2.46	0.48
1:E:569:PHE:HA	5:E:804:HOH:O	2.14	0.48
1:F:521:GLY:N	1:F:538:HIS:HE2	2.11	0.48
1:A:606:PHE:C	1:A:606:PHE:CD2	2.86	0.48
1:B:626:THR:CG2	5:B:802:HOH:O	2.62	0.48
1:B:604:TRP:HH2	1:B:628:LEU:HB3	1.77	0.48
1:D:544:ASN:HB2	1:D:568:GLU:OE1	2.13	0.48
1:E:583:ILE:O	1:E:587:ASN:ND2	2.28	0.48
1:A:611:ARG:NH1	1:A:621:ARG:O	2.46	0.48
1:E:525:HIS:NE2	1:E:526:ASN:OD1	2.46	0.48
1:D:533:CYS:CB	1:D:563:CYS:SG	2.94	0.47
1:A:620:TRP:CH2	1:F:500:LEU:HD21	2.49	0.47
1:B:671:LEU:CD1	1:B:677:LEU:HD23	2.44	0.47
1:F:539:THR:HG22	1:F:545:PHE:CD2	2.49	0.47
1:D:574:GLN:CB	1:D:691:MET:HE2	2.44	0.47
1:C:611:ARG:NH2	5:C:808:HOH:O	2.48	0.47
1:D:676:GLU:O	1:D:681:LEU:HD12	2.15	0.47
1:F:617:CYS:HB3	1:F:620:TRP:CD1	2.43	0.47
1:F:680:GLU:CB	5:F:830:HOH:O	2.62	0.47
1:A:513:ILE:H	1:A:513:ILE:HG13	1.59	0.46
1:B:523:PHE:CZ	1:B:663:PRO:HG3	2.50	0.46
1:F:515:CYS:SG	1:F:516:TYR:N	2.89	0.46
1:D:542:MET:HE3	1:D:558:PHE:CE1	2.51	0.46
1:D:512:GLN:HG3	1:D:520:PRO:HB3	1.96	0.46
1:E:569:PHE:HD1	5:E:804:HOH:O	1.99	0.46
1:E:550:LEU:HD21	1:E:610:GLN:CG	2.45	0.46
1:F:543:GLN:HB2	1:F:568:GLU:OE1	2.15	0.46

Continued on next page...

Continued from previous page...

Atom-1	Atom-2	Interatomic distance (Å)	Clash overlap (Å)
1:D:515:CYS:O	1:D:517:CYS:N	2.48	0.46
1:C:560:CYS:SG	1:C:563:CYS:HB2	2.56	0.46
1:D:564:ASN:ND2	1:D:567:ILE:O	2.49	0.46
1:D:650:LYS:N	5:D:801:HOH:O	2.18	0.46
1:E:588:LEU:HB3	1:E:597:HIS:CD2	2.51	0.46
1:E:554:MET:HB2	1:E:666:ILE:CD1	2.46	0.46
1:A:559:CYS:HB3	1:A:569:PHE:HB3	1.98	0.45
1:A:598:HIS:HB3	1:A:601:ASN:HB2	1.97	0.45
1:A:665:HIS:HB3	5:A:844:HOH:O	2.16	0.45
1:A:616:ILE:HD12	1:A:620:TRP:HB3	1.98	0.45
1:D:549:LEU:CD1	1:D:549:LEU:N	2.80	0.45
1:D:577:TRP:CZ2	1:D:628:LEU:HD11	2.50	0.45
1:C:550:LEU:HD11	1:C:610:GLN:HG2	1.98	0.45
1:C:611:ARG:NH2	5:C:810:HOH:O	2.50	0.45
1:F:598:HIS:CD2	1:F:601:ASN:OD1	2.70	0.44
1:F:682:LEU:CD1	1:F:690:LEU:HD11	2.48	0.44
1:A:554:MET:HB2	1:A:666:ILE:HD12	1.98	0.44
1:D:559:CYS:SG	1:D:677:LEU:HD11	2.58	0.44
1:E:598:HIS:CD2	1:E:601:ASN:OD1	2.70	0.44
1:E:525:HIS:CD2	1:E:526:ASN:OD1	2.70	0.44
1:E:556:PHE:HE1	1:E:572:ARG:HD2	1.81	0.44
1:F:501:SER:O	1:F:505:LYS:HG2	2.17	0.44
1:A:681:LEU:HD21	5:A:816:HOH:O	2.17	0.44
1:D:567:ILE:HD11	1:E:606:PHE:HD1	1.72	0.44
1:E:525:HIS:CE1	1:E:526:ASN:OD1	2.70	0.44
1:F:616:ILE:CG1	5:F:807:HOH:O	2.50	0.44
1:B:606:PHE:CD1	1:B:606:PHE:C	2.91	0.44
1:F:599:LEU:O	1:F:599:LEU:HD12	2.18	0.44
1:F:608:LEU:HA	1:F:608:LEU:HD23	1.68	0.44
1:F:616:ILE:CG2	1:F:617:CYS:N	2.81	0.43
1:F:546:LYS:CB	5:F:833:HOH:O	2.66	0.43
1:A:598:HIS:CE1	1:A:600:LEU:HB3	2.53	0.43
1:A:618:GLU:CB	5:A:851:HOH:O	2.66	0.43
1:C:588:LEU:O	1:C:592:GLN:HG2	2.19	0.43
1:D:610:GLN:O	1:D:613:GLN:HB2	2.18	0.43
1:E:581:LEU:HD13	1:E:636:LEU:HG	1.99	0.43
1:F:538:HIS:HB2	1:F:541:CYS:CB	2.48	0.43
1:C:561:THR:HG22	1:C:567:ILE:CA	2.49	0.43
1:D:574:GLN:HB2	1:D:691:MET:HE2	2.01	0.43
1:F:584:ALA:HA	1:F:606:PHE:CE2	2.54	0.43
1:D:598:HIS:HB3	1:D:601:ASN:HB2	2.01	0.43

Continued on next page...

Continued from previous page...

Atom-1	Atom-2	Interatomic distance (Å)	Clash overlap (Å)
1:C:598:HIS:HB3	1:C:601:ASN:HB2	2.00	0.43
1:F:604:TRP:HZ2	1:F:608:LEU:HD11	1.66	0.43
1:A:675:GLU:HG2	5:A:816:HOH:O	2.19	0.42
1:B:515:CYS:SG	1:B:516:TYR:N	2.91	0.42
1:E:523:PHE:CG	1:E:524:ASP:N	2.87	0.42
1:D:676:GLU:O	1:D:681:LEU:CD1	2.67	0.42
1:B:669:VAL:O	3:B:704:EDO:H21	2.19	0.42
1:D:542:MET:CE	1:D:558:PHE:CE1	3.02	0.42
1:E:606:PHE:CD2	1:E:606:PHE:C	2.92	0.42
1:B:647:ARG:HA	1:B:653:PRO:HA	2.00	0.42
1:E:573:MET:HA	1:E:690:LEU:CD2	2.43	0.42
1:B:569:PHE:CZ	1:B:571:ARG:HG3	2.55	0.42
1:E:604:TRP:N	1:E:605:PRO:CD	2.82	0.42
1:C:595:LYS:HG3	1:C:596:TYR:CD2	2.54	0.42
1:D:571:ARG:NH2	1:D:679:ASP:OD2	2.53	0.42
1:E:539:THR:HA	1:E:542:MET:SD	2.59	0.42
1:B:660:HIS:HD2	5:B:834:HOH:O	2.02	0.42
1:F:574:GLN:HG3	1:F:691:MET:HE1	2.02	0.41
1:A:515:CYS:SG	1:A:516:TYR:N	2.93	0.41
1:A:564:ASN:ND2	1:A:567:ILE:O	2.46	0.41
1:A:620:TRP:CE3	1:A:620:TRP:CA	3.01	0.41
1:E:533:CYS:CB	1:E:563:CYS:SG	2.92	0.41
1:E:550:LEU:HD21	1:E:610:GLN:HG3	2.01	0.41
1:E:543:GLN:N	1:E:568:GLU:OE2	2.52	0.41
1:D:640:SER:O	1:D:659:ARG:NH1	2.52	0.41
1:E:527:MET:HB3	1:E:527:MET:HE2	1.98	0.41
1:E:598:HIS:CD2	1:E:601:ASN:CG	2.93	0.41
1:B:674:HIS:HE1	5:F:812:HOH:O	2.02	0.41
1:F:603:ILE:O	1:F:607:ILE:HG13	2.21	0.41
1:B:605:PRO:O	1:B:608:LEU:HG	2.20	0.41
1:C:614:LEU:HA	1:C:614:LEU:HD23	1.90	0.41
1:F:620:TRP:O	1:F:623:LEU:CB	2.69	0.41
1:C:533:CYS:O	1:C:534:ARG:HB2	2.21	0.41
1:D:539:THR:HG23	1:D:545:PHE:CD2	2.56	0.41
1:A:539:THR:O	1:A:542:MET:HB2	2.20	0.41
1:B:576:GLU:HB3	1:B:578:VAL:HG12	2.02	0.41
1:E:523:PHE:CZ	1:E:663:PRO:HG3	2.55	0.41
1:C:556:PHE:CE2	1:C:572:ARG:HD2	2.56	0.40
1:F:636:LEU:HD13	1:F:656:TYR:CG	2.56	0.40
1:B:543:GLN:OE1	1:C:609:GLU:CG	2.61	0.40
1:C:555:PHE:HB3	1:C:573:MET:HB2	2.03	0.40

Continued on next page...

Continued from previous page...

Atom-1	Atom-2	Interatomic distance (Å)	Clash overlap (Å)
1:E:542:MET:HG3	1:E:545:PHE:HB2	2.01	0.40
1:F:691:MET:HA	1:F:692:PRO:HD3	1.91	0.40
1:C:567:ILE:HA	1:C:567:ILE:HD13	1.88	0.40
1:D:591:HIS:N	1:D:591:HIS:ND1	2.69	0.40
1:F:503:ASP:OD1	1:F:503:ASP:N	2.52	0.40
1:F:543:GLN:HE21	1:F:561:THR:CG2	2.25	0.40

All (5) symmetry-related close contacts are listed below. The label for Atom-2 includes the symmetry operator and encoded unit-cell translations to be applied.

Atom-1	Atom-2	Interatomic distance (Å)	Clash overlap (Å)
5:C:844:HOH:O	5:F:825:HOH:O[1_545]	0.39	1.81
5:D:819:HOH:O	5:D:823:HOH:O[2_556]	0.53	1.67
5:C:812:HOH:O	5:F:809:HOH:O[1_545]	0.54	1.66
5:C:841:HOH:O	5:F:828:HOH:O[1_545]	0.72	1.48
1:C:611:ARG:NH1	1:F:503:ASP:O[4_445]	1.94	0.26

5.3 Torsion angles [i](#)

5.3.1 Protein backbone [i](#)

In the following table, the Percentiles column shows the percent Ramachandran outliers of the chain as a percentile score with respect to all X-ray entries followed by that with respect to entries of similar resolution.

The Analysed column shows the number of residues for which the backbone conformation was analysed, and the total number of residues.

Mol	Chain	Analysed	Favoured	Allowed	Outliers	Percentiles	
1	A	178/209 (85%)	175 (98%)	3 (2%)	0	100	100
1	B	182/209 (87%)	179 (98%)	3 (2%)	0	100	100
1	C	188/209 (90%)	185 (98%)	3 (2%)	0	100	100
1	D	183/209 (88%)	178 (97%)	5 (3%)	0	100	100
1	E	170/209 (81%)	167 (98%)	3 (2%)	0	100	100
1	F	188/209 (90%)	184 (98%)	4 (2%)	0	100	100
All	All	1089/1254 (87%)	1068 (98%)	21 (2%)	0	100	100

There are no Ramachandran outliers to report.

5.3.2 Protein sidechains [i](#)

In the following table, the Percentiles column shows the percent sidechain outliers of the chain as a percentile score with respect to all X-ray entries followed by that with respect to entries of similar resolution.

The Analysed column shows the number of residues for which the sidechain conformation was analysed, and the total number of residues.

Mol	Chain	Analysed	Rotameric	Outliers	Percentiles	
1	A	148/196 (76%)	147 (99%)	1 (1%)	84	90
1	B	150/196 (76%)	148 (99%)	2 (1%)	69	80
1	C	155/196 (79%)	155 (100%)	0	100	100
1	D	149/196 (76%)	148 (99%)	1 (1%)	84	90
1	E	118/196 (60%)	117 (99%)	1 (1%)	81	88
1	F	144/196 (74%)	141 (98%)	3 (2%)	53	66
All	All	864/1176 (74%)	856 (99%)	8 (1%)	78	87

All (8) residues with a non-rotameric sidechain are listed below:

Mol	Chain	Res	Type
1	B	617	CYS
1	B	620	TRP
1	A	620	TRP
1	D	572	ARG
1	E	602	ASP
1	F	507	ARG
1	F	549	LEU
1	F	572	ARG

Some sidechains can be flipped to improve hydrogen bonding and reduce clashes. All (15) such sidechains are listed below:

Mol	Chain	Res	Type
1	B	634	GLN
1	B	665	HIS
1	A	525	HIS
1	A	665	HIS
1	C	592	GLN
1	C	610	GLN
1	C	612	HIS
1	D	526	ASN
1	D	544	ASN

Continued on next page...

Continued from previous page...

Mol	Chain	Res	Type
1	D	610	GLN
1	E	598	HIS
1	F	543	GLN
1	F	574	GLN
1	F	598	HIS
1	F	610	GLN

5.3.3 RNA [i](#)

There are no RNA molecules in this entry.

5.4 Non-standard residues in protein, DNA, RNA chains [i](#)

There are no non-standard protein/DNA/RNA residues in this entry.

5.5 Carbohydrates [i](#)

There are no carbohydrates in this entry.

5.6 Ligand geometry [i](#)

Of 19 ligands modelled in this entry, 12 are monoatomic - leaving 7 for Mogul analysis.

In the following table, the Counts columns list the number of bonds (or angles) for which Mogul statistics could be retrieved, the number of bonds (or angles) that are observed in the model and the number of bonds (or angles) that are defined in the Chemical Component Dictionary. The Link column lists molecule types, if any, to which the group is linked. The Z score for a bond length (or angle) is the number of standard deviations the observed value is removed from the expected value. A bond length (or angle) with $|Z| > 2$ is considered an outlier worth inspection. RMSZ is the root-mean-square of all Z scores of the bond lengths (or angles).

Mol	Type	Chain	Res	Link	Bond lengths			Bond angles		
					Counts	RMSZ	$\# Z > 2$	Counts	RMSZ	$\# Z > 2$
3	EDO	F	703	-	3,3,3	0.43	0	2,2,2	0.37	0
3	EDO	C	705	-	3,3,3	0.36	0	2,2,2	0.30	0
3	EDO	B	703	-	3,3,3	0.46	0	2,2,2	0.28	0
3	EDO	C	704	-	3,3,3	0.46	0	2,2,2	0.34	0
3	EDO	B	704	-	3,3,3	0.41	0	2,2,2	0.33	0
4	PO4	C	703	-	4,4,4	0.92	0	6,6,6	0.43	0
4	PO4	D	703	-	4,4,4	0.92	0	6,6,6	0.43	0

In the following table, the Chirals column lists the number of chiral outliers, the number of chiral centers analysed, the number of these observed in the model and the number defined in the Chemical Component Dictionary. Similar counts are reported in the Torsion and Rings columns. '-' means no outliers of that kind were identified.

Mol	Type	Chain	Res	Link	Chirals	Torsions	Rings
3	EDO	F	703	-	-	0/1/1/1	-
3	EDO	C	705	-	-	1/1/1/1	-
3	EDO	B	703	-	-	0/1/1/1	-
3	EDO	C	704	-	-	0/1/1/1	-
3	EDO	B	704	-	-	1/1/1/1	-

There are no bond length outliers.

There are no bond angle outliers.

There are no chirality outliers.

All (2) torsion outliers are listed below:

Mol	Chain	Res	Type	Atoms
3	C	705	EDO	O1-C1-C2-O2
3	B	704	EDO	O1-C1-C2-O2

There are no ring outliers.

4 monomers are involved in 13 short contacts:

Mol	Chain	Res	Type	Clashes	Symm-Clashes
3	F	703	EDO	1	0
3	C	705	EDO	2	0
3	C	704	EDO	4	0
3	B	704	EDO	6	0

5.7 Other polymers [i](#)

There are no such residues in this entry.

5.8 Polymer linkage issues [i](#)

There are no chain breaks in this entry.

6 Fit of model and data

6.1 Protein, DNA and RNA chains

In the following table, the column labelled '#RSRZ > 2' contains the number (and percentage) of RSRZ outliers, followed by percent RSRZ outliers for the chain as percentile scores relative to all X-ray entries and entries of similar resolution. The OWAB column contains the minimum, median, 95th percentile and maximum values of the occupancy-weighted average B-factor per residue. The column labelled 'Q < 0.9' lists the number of (and percentage) of residues with an average occupancy less than 0.9.

Mol	Chain	Analysed	<RSRZ>	#RSRZ>2	OWAB(Å ²)	Q<0.9
1	A	184/209 (88%)	0.27	4 (2%) 62 58	28, 66, 92, 121	0
1	B	186/209 (88%)	0.42	6 (3%) 47 44	28, 67, 103, 131	0
1	C	192/209 (91%)	0.47	6 (3%) 49 45	33, 71, 116, 134	0
1	D	187/209 (89%)	0.50	11 (5%) 22 18	42, 79, 112, 119	0
1	E	180/209 (86%)	0.52	16 (8%) 9 7	51, 96, 128, 135	0
1	F	192/209 (91%)	0.49	13 (6%) 17 13	28, 86, 127, 143	0
All	All	1121/1254 (89%)	0.45	56 (4%) 28 26	28, 76, 119, 143	0

All (56) RSRZ outliers are listed below:

Mol	Chain	Res	Type	RSRZ
1	E	521	GLY	5.7
1	D	508	VAL	5.0
1	D	567	ILE	4.6
1	C	544	ASN	4.4
1	F	649	PHE	4.1
1	D	688	LEU	4.0
1	F	592	GLN	4.0
1	E	537	PHE	4.0
1	B	620	TRP	3.8
1	F	604	TRP	3.7
1	E	525	HIS	3.5
1	F	651	ARG	3.5
1	E	591	HIS	3.5
1	F	681	LEU	3.4
1	F	591	HIS	3.3
1	D	531	CYS	3.3
1	E	689	MET	3.2
1	C	545	PHE	3.2
1	C	537	PHE	3.0

Continued on next page...

Continued from previous page...

Mol	Chain	Res	Type	RSRZ
1	E	520	PRO	3.0
1	D	513	ILE	3.0
1	D	687	LYS	3.0
1	D	645	CYS	2.9
1	E	682	LEU	2.9
1	E	523	PHE	2.9
1	B	655	PHE	2.8
1	F	521	GLY	2.7
1	E	604	TRP	2.7
1	D	520	PRO	2.7
1	F	654	ALA	2.6
1	D	558	PHE	2.6
1	F	603	ILE	2.6
1	C	528	LEU	2.6
1	E	545	PHE	2.5
1	E	690	LEU	2.5
1	F	688	LEU	2.5
1	E	674	HIS	2.5
1	F	606	PHE	2.5
1	A	614	LEU	2.4
1	F	594	GLN	2.4
1	A	681	LEU	2.4
1	B	513	ILE	2.4
1	B	617	CYS	2.3
1	B	677	LEU	2.3
1	D	646	GLY	2.2
1	B	549	LEU	2.2
1	F	616	ILE	2.2
1	C	614	LEU	2.2
1	A	689	MET	2.1
1	E	508	VAL	2.1
1	E	681	LEU	2.1
1	E	570	VAL	2.1
1	C	531	CYS	2.1
1	A	523	PHE	2.1
1	E	574	GLN	2.0
1	D	623	LEU	2.0

6.2 Non-standard residues in protein, DNA, RNA chains

There are no non-standard protein/DNA/RNA residues in this entry.

6.3 Carbohydrates [i](#)

There are no carbohydrates in this entry.

6.4 Ligands [i](#)

In the following table, the Atoms column lists the number of modelled atoms in the group and the number defined in the chemical component dictionary. The B-factors column lists the minimum, median, 95th percentile and maximum values of B factors of atoms in the group. The column labelled 'Q< 0.9' lists the number of atoms with occupancy less than 0.9.

Mol	Type	Chain	Res	Atoms	RSCC	RSR	B-factors(Å ²)	Q<0.9
2	ZN	F	701	1/1	0.62	0.10	103,103,103,103	0
3	EDO	F	703	4/4	0.71	0.25	79,81,89,90	0
2	ZN	C	701	1/1	0.71	0.09	104,104,104,104	0
3	EDO	C	705	4/4	0.80	0.28	72,76,78,81	0
3	EDO	B	704	4/4	0.80	0.28	64,65,69,70	0
3	EDO	C	704	4/4	0.84	0.15	79,82,84,95	0
2	ZN	E	701	1/1	0.88	0.08	121,121,121,121	0
2	ZN	E	702	1/1	0.91	0.14	89,89,89,89	0
2	ZN	D	701	1/1	0.94	0.11	102,102,102,102	0
2	ZN	D	702	1/1	0.95	0.06	106,106,106,106	0
4	PO4	C	703	5/5	0.95	0.16	61,62,80,81	0
2	ZN	A	701	1/1	0.95	0.15	61,61,61,61	0
2	ZN	C	702	1/1	0.96	0.09	95,95,95,95	0
3	EDO	B	703	4/4	0.97	0.43	43,44,49,55	0
4	PO4	D	703	5/5	0.97	0.22	55,64,75,77	0
2	ZN	A	702	1/1	0.97	0.13	46,46,46,46	0
2	ZN	B	702	1/1	0.99	0.16	35,35,35,35	0
2	ZN	F	702	1/1	0.99	0.20	68,68,68,68	0
2	ZN	B	701	1/1	0.99	0.17	53,53,53,53	0

6.5 Other polymers [i](#)

There are no such residues in this entry.