



Full wwPDB EM Validation Report ⓘ

Apr 17, 2024 – 11:28 am BST

PDB ID : 8OVE
EMDB ID : EMD-17212
Title : CRYO-EM STRUCTURE OF TRYPANOSOMA BRUCEI PROCYCLIC
FORM 80S RIBOSOME : TB11CS6H1 snoRNA mutant
Authors : Rajan, K.S.; Yonath, A.
Deposited on : 2023-04-25
Resolution : 2.60 Å (reported)
Based on initial models : 8A3W, 4V8M

This is a Full wwPDB EM Validation Report for a publicly released PDB entry.

We welcome your comments at validation@mail.wwpdb.org

A user guide is available at

<https://www.wwpdb.org/validation/2017/EMValidationReportHelp>

with specific help available everywhere you see the ⓘ symbol.

The types of validation reports are described at

<http://www.wwpdb.org/validation/2017/FAQs#types>.

The following versions of software and data (see [references ⓘ](#)) were used in the production of this report:

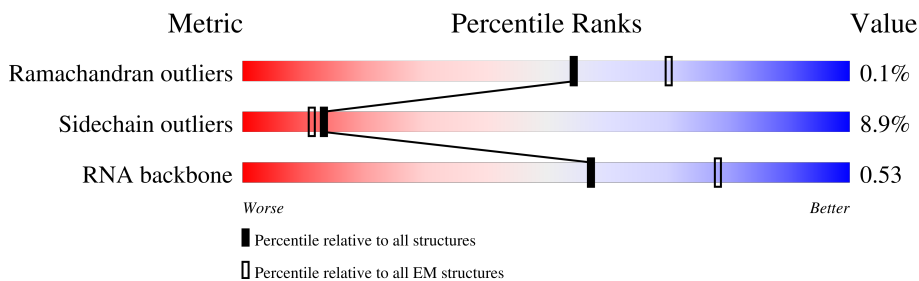
EMDB validation analysis : 0.0.1.dev92
Mogul : 1.8.4, CSD as541be (2020)
MolProbity : 4.02b-467
Percentile statistics : 20191225.v01 (using entries in the PDB archive December 25th 2019)
MapQ : 1.9.13
Ideal geometry (proteins) : Engh & Huber (2001)
Ideal geometry (DNA, RNA) : Parkinson et al. (1996)
Validation Pipeline (wwPDB-VP) : 2.36

1 Overall quality at a glance

The following experimental techniques were used to determine the structure:
ELECTRON MICROSCOPY

The reported resolution of this entry is 2.60 Å.

Percentile scores (ranging between 0-100) for global validation metrics of the entry are shown in the following graphic. The table shows the number of entries on which the scores are based.



Metric	Whole archive (#Entries)	EM structures (#Entries)
Ramachandran outliers	154571	4023
Sidechain outliers	154315	3826
RNA backbone	4643	859

The table below summarises the geometric issues observed across the polymeric chains and their fit to the map. The red, orange, yellow and green segments of the bar indicate the fraction of residues that contain outliers for ≥ 3 , 2, 1 and 0 types of geometric quality criteria respectively. A grey segment represents the fraction of residues that are not modelled. The numeric value for each fraction is indicated below the corresponding segment, with a dot representing fractions $\leq 5\%$. The upper red bar (where present) indicates the fraction of residues that have poor fit to the EM map (all-atom inclusion $< 40\%$). The numeric value is given above the bar.

Mol	Chain	Length	Quality of chain
1	AA	2280	
2	AB	19	
3	BA	1920	
4	BB	1536	
5	BC	209	
6	BD	119	
7	BE	216	
8	BP	189	











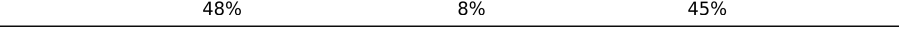




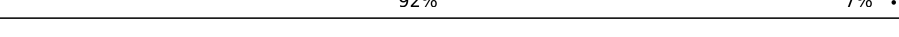









Continued on next page...

Continued from previous page...

Mol	Chain	Length	Quality of chain
9	BQ	221	87% 5% 8%
10	BR	166	88% 10%
11	BS	179	94% 5%
12	BT	260	70% 26%
13	BU	159	89% 6% 5%
14	BW	139	89% 7%
15	BY	125	49% 50%
16	BX	164	66% 5% 29%
17	BZ	143	75% 9% 16%
18	Bp	82	79% 12% 9%
19	Bq	51	88% 10%
20	Br	374	93% 5%
21	Bt	106	88% 8%
22	Bw	257	86% 11%
23	Bx	276	79% 5% 16%
24	Bl	149	92% 5%
25	Bu	308	74% 22%
26	By	189	86% 9% 5%
27	A0	256	78% 7% 15%
28	A2	190	90% 6%
29	A5	220	77% 8% 15%
30	AD	172	44% 7% 49%
31	A8	57	89% 7%
32	AE	174	79% 9% 13%
33	AG	151	88% 5% 7%

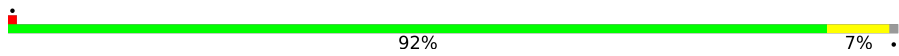

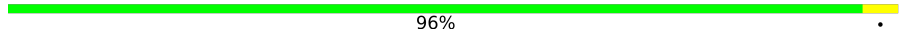
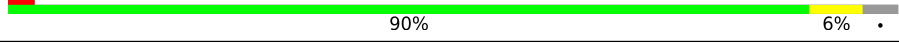


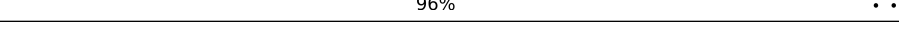
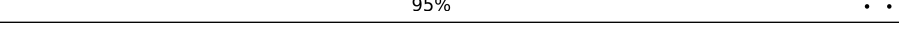

















Continued on next page...

Continued from previous page...

Mol	Chain	Length	Quality of chain
34	AI	152	
35	AH	144	
36	AJ	130	
37	AL	142	
38	AM	153	
39	AO	167	
40	AP	266	
41	AS	143	
42	AU	113	
43	AX	214	
44	AZ	103	
45	A3	250	
46	AT	137	
47	A1	273	
48	AC	277	
49	Bc	146	
50	Bz	34	
51	Bo	93	
52	Bn	84	
53	Bm	109	
54	Bk	127	
55	Bj	170	
56	Bi	132	
57	Bg	105	
58	Bd	71	


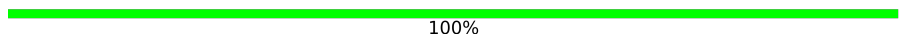
Continued on next page...

Continued from previous page...

Mol	Chain	Length	Quality of chain
59	Bb	145	 92% 7%
60	Ba	133	 89% 8%
61	BO	222	 96%
62	BN	218	 90% 6%
63	BL	194	 69% 11% 20%
64	BK	213	 85% 7% 9%
65	BI	193	 96%
66	Be	260	 95%
67	AK	149	 90% 5% 5%
68	A6	190	 84% 9% 6%
69	Bf	429	 89% 7%
70	AY	66	 82% 8% 11%
71	Bv	192	 67% 8% 26%
72	Bh	188	 71% 7% 22%
73	BF	78	 64% 24% 12%
74	BG	183	 83% 17%
75	BH	136	 71% 15% 13%
76	Bs	128	 37% 61%
77	BV	130	 83% 11% 6%
78	Az	279	 12% 85%
79	AQ	117	 74% 12% 15%
80	AR	194	 40% 5% 55%
81	AV	111	 85% 8% 7%
82	AW	86	 87% 12%
83	A4	202	 83% 15%

Continued on next page...

Continued from previous page...

Mol	Chain	Length	Quality of chain
84	A7	318	 85% 10% 5%
85	A	4	 100%

2 Entry composition [i](#)

There are 89 unique types of molecules in this entry. The entry contains 203289 atoms, of which 0 are hydrogens and 0 are deuteriums.

In the tables below, the AltConf column contains the number of residues with at least one atom in alternate conformation and the Trace column contains the number of residues modelled with at most 2 atoms.

- Molecule 1 is a RNA chain called SSU rRNA.

Mol	Chain	Residues	Atoms					AltConf	Trace
			Total	C	N	O	P		
1	AA	1836	39217	17534	7038	12809	1836	0	0

- Molecule 2 is a RNA chain called E-SITE TRNA.

Mol	Chain	Residues	Atoms					AltConf	Trace
			Total	C	N	O	P		
2	AB	19	404	181	76	129	18	0	0

- Molecule 3 is a RNA chain called LUS_alpha rRNA.

Mol	Chain	Residues	Atoms					AltConf	Trace
			Total	C	N	O	P		
3	BA	1579	33850	15122	6138	11010	1580	1	0

- Molecule 4 is a RNA chain called LSUB rRNA.

Mol	Chain	Residues	Atoms					AltConf	Trace
			Total	C	N	O	P		
4	BB	1109	23703	10602	4238	7754	1109	0	0

- Molecule 5 is a RNA chain called 5.8S rRNA.

Mol	Chain	Residues	Atoms					AltConf	Trace
			Total	C	N	O	P		
5	BC	160	3407	1527	605	1116	159	0	0

- Molecule 6 is a RNA chain called 5S rRNA.

Mol	Chain	Residues	Atoms					AltConf	Trace
			Total	C	N	O	P		
6	BD	119	2533	1131	449	835	118	0	0

- Molecule 7 is a RNA chain called SrRNA 1.

Mol	Chain	Residues	Atoms					AltConf	Trace
			Total	C	N	O	P		
7	BE	166	3526	1575	620	1165	166	0	0

- Molecule 8 is a protein called 40S ribosomal protein L14, putative.

Mol	Chain	Residues	Atoms					AltConf	Trace
			Total	C	N	O	S		
8	BP	154	1252	793	242	213	4	0	0

- Molecule 9 is a protein called Ribosomal protein L15.

Mol	Chain	Residues	Atoms					AltConf	Trace
			Total	C	N	O	S		
9	BQ	203	1716	1077	370	264	5	0	0

- Molecule 10 is a protein called 60S ribosomal protein L17, putative.

Mol	Chain	Residues	Atoms					AltConf	Trace
			Total	C	N	O	S		
10	BR	150	1209	761	239	201	8	0	0

- Molecule 11 is a protein called 60S ribosomal protein L18a.

Mol	Chain	Residues	Atoms					AltConf	Trace
			Total	C	N	O	S		
11	BS	178	1465	926	289	243	7	0	0

- Molecule 12 is a protein called 60S ribosomal protein L19, putative.

Mol	Chain	Residues	Atoms					AltConf	Trace
			Total	C	N	O	S		
12	BT	192	1570	962	345	255	8	0	0

- Molecule 13 is a protein called 60S ribosomal protein L21E, putative.

Mol	Chain	Residues	Atoms					AltConf	Trace
			Total	C	N	O	S		
13	BU	151	1197	757	238	196	6	0	0

- Molecule 14 is a protein called 60S ribosomal protein L23, putative.

Mol	Chain	Residues	Atoms					AltConf	Trace
14	BW	129	Total	C	N	O	S	0	0
			979	621	185	168	5		

- Molecule 15 is a protein called Ribosomal protein L24.

Mol	Chain	Residues	Atoms					AltConf	Trace
15	BY	62	Total	C	N	O	S	0	0
			531	347	103	77	4		

- Molecule 16 is a protein called 60S ribosomal protein L23a.

Mol	Chain	Residues	Atoms					AltConf	Trace
16	BX	117	Total	C	N	O	S	0	0
			955	608	178	167	2		

- Molecule 17 is a protein called 60S ribosomal protein L26, putative.

Mol	Chain	Residues	Atoms					AltConf	Trace
17	BZ	120	Total	C	N	O	S	0	0
			971	601	204	161	5		

- Molecule 18 is a protein called 60S ribosomal protein L38, putative.

Mol	Chain	Residues	Atoms					AltConf	Trace
18	Bp	75	Total	C	N	O	S	0	0
			609	383	121	101	4		

- Molecule 19 is a protein called 60S ribosomal protein L39, putative.

Mol	Chain	Residues	Atoms				AltConf	Trace
19	Bq	50	Total	C	N	O	0	0
			457	297	98	62		

- Molecule 20 is a protein called 60S ribosomal protein L4.

Mol	Chain	Residues	Atoms					AltConf	Trace
20	Br	366	Total	C	N	O	S	0	0
			2871	1796	571	487	17		

- Molecule 21 is a protein called 60S ribosomal protein L44.

Mol	Chain	Residues	Atoms					AltConf	Trace
21	Bt	97	Total	C	N	O	S	0	0
			801	507	159	130	5		

- Molecule 22 is a protein called 60S ribosomal protein L7, putative.

Mol	Chain	Residues	Atoms					AltConf	Trace
22	Bw	230	Total	C	N	O	S	0	0
			1872	1190	362	312	8		

- Molecule 23 is a protein called 60S ribosomal protein L7a.

Mol	Chain	Residues	Atoms					AltConf	Trace
23	Bx	232	Total	C	N	O	S	0	0
			1847	1160	363	318	6		

- Molecule 24 is a protein called 60S ribosomal protein L35A, putative.

Mol	Chain	Residues	Atoms					AltConf	Trace
24	Bl	144	Total	C	N	O	S	0	0
			1163	728	239	193	3		

- Molecule 25 is a protein called 60S ribosomal protein L5, putative.

Mol	Chain	Residues	Atoms					AltConf	Trace
25	Bu	240	Total	C	N	O	S	0	0
			1910	1203	366	336	5		

- Molecule 26 is a protein called 60S ribosomal protein L9, putative.

Mol	Chain	Residues	Atoms					AltConf	Trace
26	By	180	Total	C	N	O	S	0	0
			1473	934	274	261	4		

- Molecule 27 is a protein called 40S ribosomal protein S3a.

Mol	Chain	Residues	Atoms					AltConf	Trace
27	A0	218	Total	C	N	O	S	0	0
			1775	1121	334	312	8		

- Molecule 28 is a protein called 40S ribosomal protein S5, putative.

Mol	Chain	Residues	Atoms					AltConf	Trace
			Total	C	N	O	S		
28	A2	183	1464	915	282	262	5	0	0

- Molecule 29 is a protein called 40S ribosomal protein S8.

Mol	Chain	Residues	Atoms					AltConf	Trace
			Total	C	N	O	S		
29	A5	186	1457	920	287	248	2	0	0

- Molecule 30 is a protein called 40S ribosomal protein S10, putative.

Mol	Chain	Residues	Atoms					AltConf	Trace
			Total	C	N	O	S		
30	AD	87	720	472	124	120	4	0	0

- Molecule 31 is a protein called Putative ribosomal protein S29.

Mol	Chain	Residues	Atoms					AltConf	Trace
			Total	C	N	O	S		
31	A8	53	439	270	92	72	5	0	0

- Molecule 32 is a protein called 40S ribosomal proteins S11, putative.

Mol	Chain	Residues	Atoms					AltConf	Trace
			Total	C	N	O	S		
32	AE	152	1234	772	251	206	5	0	0

- Molecule 33 is a protein called 40S ribosomal protein S13, putative.

Mol	Chain	Residues	Atoms					AltConf	Trace
			Total	C	N	O	S		
33	AG	141	1148	724	227	190	7	0	0

- Molecule 34 is a protein called 40S ribosomal protein S15, putative.

Mol	Chain	Residues	Atoms					AltConf	Trace
			Total	C	N	O	S		
34	AI	106	856	548	161	144	3	0	0

- Molecule 35 is a protein called 40S ribosomal protein S14.

Mol	Chain	Residues	Atoms					AltConf	Trace
			Total	C	N	O	S		
35	AH	135	1004	616	194	185	9	0	0

- Molecule 36 is a protein called 40S ribosomal protein S15a, putative.

Mol	Chain	Residues	Atoms					AltConf	Trace
			Total	C	N	O	S		
36	AJ	129	1018	645	191	174	8	0	0

- Molecule 37 is a protein called 40S ribosomal protein S17, putative.

Mol	Chain	Residues	Atoms					AltConf	Trace
			Total	C	N	O	S		
37	AL	122	945	600	184	156	5	0	0

- Molecule 38 is a protein called 40S ribosomal protein S18, putative.

Mol	Chain	Residues	Atoms					AltConf	Trace
			Total	C	N	O	S		
38	AM	133	1081	679	211	187	4	0	0

- Molecule 39 is a protein called Ribosomal protein S19, putative.

Mol	Chain	Residues	Atoms					AltConf	Trace
			Total	C	N	O	S		
39	AO	149	1186	750	235	193	8	0	0

- Molecule 40 is a protein called 40S ribosomal protein S2, putative.

Mol	Chain	Residues	Atoms					AltConf	Trace
			Total	C	N	O	S		
40	AP	220	1703	1086	303	305	9	0	0

- Molecule 41 is a protein called 40S ribosomal protein S23, putative.

Mol	Chain	Residues	Atoms					AltConf	Trace
			Total	C	N	O	S		
41	AS	140	1096	696	213	185	2	0	0

- Molecule 42 is a protein called 40S ribosomal protein S25.

Mol	Chain	Residues	Atoms					AltConf	Trace
42	AU	71	Total	C	N	O	S	0	1
			551	351	100	95	5		

- Molecule 43 is a protein called 40S ribosomal protein S3, putative.

Mol	Chain	Residues	Atoms					AltConf	Trace
43	AX	208	Total	C	N	O	S	0	0
			1652	1036	310	294	12		

- Molecule 44 is a protein called 40S ribosomal protein S33, putative.

Mol	Chain	Residues	Atoms					AltConf	Trace
44	AZ	57	Total	C	N	O	S	0	0
			438	265	90	79	4		

- Molecule 45 is a protein called 40S ribosomal protein S6.

Mol	Chain	Residues	Atoms					AltConf	Trace
45	A3	230	Total	C	N	O	S	0	0
			1808	1125	367	312	4		

- Molecule 46 is a protein called 40S ribosomal protein S24.

Mol	Chain	Residues	Atoms					AltConf	Trace
46	AT	122	Total	C	N	O	S	0	0
			980	623	192	162	3		

- Molecule 47 is a protein called 40S ribosomal protein S4.

Mol	Chain	Residues	Atoms					AltConf	Trace
47	A1	260	Total	C	N	O	S	0	0
			2048	1298	386	355	9		

- Molecule 48 is a protein called 40S ribosomal protein SA.

Mol	Chain	Residues	Atoms					AltConf	Trace
48	AC	208	Total	C	N	O	S	0	0
			1648	1049	297	291	11		

- Molecule 49 is a protein called 60S ribosomal protein L28, putative.

Mol	Chain	Residues	Atoms					AltConf	Trace
			Total	C	N	O	S		
49	Bc	144	1162	723	234	197	8	0	0

- Molecule 50 is a protein called Ribosomal protein L41.

Mol	Chain	Residues	Atoms					AltConf	Trace
			Total	C	N	O	S		
50	Bz	33	294	178	76	38	2	0	0

- Molecule 51 is a protein called 60S ribosomal protein L37a, putative.

Mol	Chain	Residues	Atoms					AltConf	Trace
			Total	C	N	O	S		
51	Bo	89	699	434	144	115	6	0	0

- Molecule 52 is a protein called Ribosomal protein L37.

Mol	Chain	Residues	Atoms					AltConf	Trace
			Total	C	N	O	S		
52	Bn	80	676	410	157	103	6	0	0

- Molecule 53 is a protein called Ribosomal protein L36, putative.

Mol	Chain	Residues	Atoms					AltConf	Trace
			Total	C	N	O	S		
53	Bm	98	786	493	164	127	2	0	0

- Molecule 54 is a protein called 60S ribosomal protein L35, putative.

Mol	Chain	Residues	Atoms					AltConf	Trace
			Total	C	N	O	S		
54	Bk	123	1018	639	218	158	3	0	0

- Molecule 55 is a protein called 60S ribosomal protein L34, putative.

Mol	Chain	Residues	Atoms					AltConf	Trace
			Total	C	N	O	S		
55	Bj	116	959	593	214	148	4	0	0

- Molecule 56 is a protein called 60S ribosomal protein L32, putative.

Mol	Chain	Residues	Atoms					AltConf	Trace
			Total	C	N	O	S		
56	Bi	131	1075	678	217	176	4	0	0

- Molecule 57 is a protein called 60S ribosomal protein L30.

Mol	Chain	Residues	Atoms					AltConf	Trace
			Total	C	N	O	S		
57	Bg	92	708	441	128	134	5	0	0

- Molecule 58 is a protein called 60S ribosomal protein L29.

Mol	Chain	Residues	Atoms					AltConf	Trace
			Total	C	N	O	S		
58	Bd	69	561	343	126	91	1	0	0

- Molecule 59 is a protein called 60S ribosomal protein L27a.

Mol	Chain	Residues	Atoms					AltConf	Trace
			Total	C	N	O	S		
59	Bb	144	1137	717	228	186	6	0	0

- Molecule 60 is a protein called 60S ribosomal protein L27.

Mol	Chain	Residues	Atoms					AltConf	Trace
			Total	C	N	O	S		
60	Ba	130	1077	684	220	170	3	0	0

- Molecule 61 is a protein called 60S ribosomal protein L13a, putative.

Mol	Chain	Residues	Atoms					AltConf	Trace
			Total	C	N	O	S		
61	BO	221	1801	1141	364	289	7	0	0

- Molecule 62 is a protein called 60S ribosomal protein L13.

Mol	Chain	Residues	Atoms					AltConf	Trace
			Total	C	N	O	S		
62	BN	210	1722	1074	358	284	6	0	0

- Molecule 63 is a protein called 60S ribosomal protein L11, putative.

Mol	Chain	Residues	Atoms					AltConf	Trace
			Total	C	N	O	S		
63	BL	156	1246	785	231	223	7	0	0

- Molecule 64 is a protein called 60S ribosomal protein L10, putative.

Mol	Chain	Residues	Atoms					AltConf	Trace
			Total	C	N	O	S		
64	BK	194	1584	1000	314	259	11	0	0

- Molecule 65 is a protein called 60S ribosomal protein L18.

Mol	Chain	Residues	Atoms					AltConf	Trace
			Total	C	N	O	S		
65	BI	191	1517	950	313	246	8	0	0

- Molecule 66 is a protein called 60S ribosomal protein L2, putative.

Mol	Chain	Residues	Atoms					AltConf	Trace
			Total	C	N	O	S		
66	Be	254	1902	1185	390	314	13	1	0

- Molecule 67 is a protein called 40S ribosomal protein S16, putative.

Mol	Chain	Residues	Atoms					AltConf	Trace
			Total	C	N	O	S		
67	AK	142	1143	731	215	194	3	0	0

- Molecule 68 is a protein called Probable 40S ribosomal protein S9.

Mol	Chain	Residues	Atoms					AltConf	Trace
			Total	C	N	O	S		
68	A6	178	1460	920	290	242	8	0	0

- Molecule 69 is a protein called Ribosomal protein L3, mitochondrial, putative.

Mol	Chain	Residues	Atoms					AltConf	Trace
			Total	C	N	O	S		
69	Bf	400	3211	2023	633	542	13	0	0

- Molecule 70 is a protein called 40S ribosomal protein S30.

Mol	Chain	Residues	Atoms					AltConf	Trace
70	AY	59	Total	C	N	O	S	0	0
			471	296	97	77	1		

- Molecule 71 is a protein called 60S ribosomal protein L6, putative.

Mol	Chain	Residues	Atoms					AltConf	Trace
71	Bv	143	Total	C	N	O	S	0	0
			1101	699	202	197	3		

- Molecule 72 is a protein called 60S ribosomal subunit protein L31, putative.

Mol	Chain	Residues	Atoms					AltConf	Trace
72	Bh	147	Total	C	N	O	S	0	0
			1188	749	242	193	4		

- Molecule 73 is a RNA chain called SrRNA 6.

Mol	Chain	Residues	Atoms					AltConf	Trace
73	BF	69	Total	C	N	O	P	0	0
			1444	646	239	490	69		

- Molecule 74 is a RNA chain called SrRNA 2.

Mol	Chain	Residues	Atoms					AltConf	Trace
74	BG	183	Total	C	N	O	P	0	0
			3919	1746	708	1282	183		

- Molecule 75 is a RNA chain called SrRNA 4.

Mol	Chain	Residues	Atoms					AltConf	Trace
75	BH	118	Total	C	N	O	P	0	0
			2520	1123	453	826	118		

- Molecule 76 is a protein called Ubiquitin-60S ribosomal protein L40.

Mol	Chain	Residues	Atoms					AltConf	Trace
76	Bs	50	Total	C	N	O	S	0	0
			394	247	80	60	7		

- Molecule 77 is a protein called 60S ribosomal protein L22, putative.

Mol	Chain	Residues	Atoms					AltConf	Trace
			Total	C	N	O	S		
77	BV	122	973	626	176	168	3	0	0

- Molecule 78 is a protein called RNA-binding protein.

Mol	Chain	Residues	Atoms				AltConf	Trace
			Total	C	N	O		
78	Az	43	340	210	68	62	0	0

- Molecule 79 is a protein called Ribosomal protein S10.

Mol	Chain	Residues	Atoms					AltConf	Trace
			Total	C	N	O	S		
79	AQ	100	800	501	152	144	3	0	0

- Molecule 80 is a protein called 40S ribosomal protein S21, putative.

Mol	Chain	Residues	Atoms					AltConf	Trace
			Total	C	N	O	S		
80	AR	88	656	408	117	128	3	0	0

There is a discrepancy between the modelled and reference sequences:

Chain	Residue	Modelled	Actual	Comment	Reference
AR	88	LYS	GLY	conflict	UNP Q385B8

- Molecule 81 is a protein called 40S ribosomal protein S26.

Mol	Chain	Residues	Atoms					AltConf	Trace
			Total	C	N	O	S		
81	AV	103	830	512	175	135	8	0	0

- Molecule 82 is a protein called 40S ribosomal protein S27, putative.

Mol	Chain	Residues	Atoms					AltConf	Trace
			Total	C	N	O	S		
82	AW	85	660	411	124	116	9	0	0

- Molecule 83 is a protein called 40S ribosomal protein S7.

Mol	Chain	Residues	Atoms					AltConf	Trace
			Total	C	N	O	S		
83	A4	198	1596	1020	305	266	5	0	0

- Molecule 84 is a protein called Guanine nucleotide-binding protein subunit beta-like protein.

Mol	Chain	Residues	Atoms					AltConf	Trace
			Total	C	N	O	S		
84	A7	303	2326	1457	412	445	12	0	0

There are 2 discrepancies between the modelled and reference sequences:

Chain	Residue	Modelled	Actual	Comment	Reference
A7	28	THR	ALA	conflict	UNP P69103
A7	283	SER	LYS	conflict	UNP P69103

- Molecule 85 is a protein called HIS-THR-CYS-THR.

Mol	Chain	Residues	Atoms					AltConf	Trace
			Total	C	N	O	S		
85	A	4	30	17	6	6	1	0	0

- Molecule 86 is MAGNESIUM ION (three-letter code: MG) (formula: Mg).

Mol	Chain	Residues	Atoms		AltConf
86	AA	52	Total	Mg	0
			52	52	
86	BA	47	Total	Mg	0
			47	47	
86	BB	39	Total	Mg	0
			39	39	
86	BE	3	Total	Mg	0
			3	3	
86	BR	1	Total	Mg	0
			1	1	
86	BW	1	Total	Mg	0
			1	1	
86	A0	1	Total	Mg	0
			1	1	
86	A5	1	Total	Mg	0
			1	1	
86	A3	1	Total	Mg	0
			1	1	

Continued on next page...

Continued from previous page...

Mol	Chain	Residues	Atoms		AltConf
86	Bf	1	Total 1	Mg 1	0
86	BG	2	Total 2	Mg 2	0

- Molecule 87 is POTASSIUM ION (three-letter code: K) (formula: K).

Mol	Chain	Residues	Atoms		AltConf
87	AA	26	Total 26	K 26	0
87	BA	2	Total 2	K 2	0
87	BB	8	Total 8	K 8	0
87	AG	1	Total 1	K 1	0
87	AP	1	Total 1	K 1	0
87	Be	1	Total 1	K 1	0
87	BG	1	Total 1	K 1	0
87	AV	1	Total 1	K 1	0

- Molecule 88 is SODIUM ION (three-letter code: NA) (formula: Na).

Mol	Chain	Residues	Atoms		AltConf
88	AA	26	Total 26	Na 26	0
88	BA	11	Total 11	Na 11	0
88	BB	10	Total 10	Na 10	0
88	BC	1	Total 1	Na 1	0
88	BD	1	Total 1	Na 1	0
88	Bi	1	Total 1	Na 1	0
88	Be	1	Total 1	Na 1	0

- Molecule 89 is water.

Mol	Chain	Residues	Atoms	AltConf
89	AA	92	Total O 92 92	0
89	BA	78	Total O 78 78	0
89	BB	100	Total O 100 100	0
89	BC	3	Total O 3 3	0
89	BE	3	Total O 3 3	0
89	BQ	2	Total O 2 2	0
89	BT	1	Total O 1 1	0
89	Br	1	Total O 1 1	0
89	A0	1	Total O 1 1	0
89	A8	1	Total O 1 1	0
89	AH	1	Total O 1 1	0
89	AO	1	Total O 1 1	0
89	AS	1	Total O 1 1	0
89	A1	1	Total O 1 1	0
89	Bz	2	Total O 2 2	0
89	Bo	1	Total O 1 1	0
89	Bn	3	Total O 3 3	0
89	Bj	2	Total O 2 2	0
89	Bd	1	Total O 1 1	0
89	Bb	2	Total O 2 2	0
89	BN	1	Total O 1 1	0

Continued on next page...

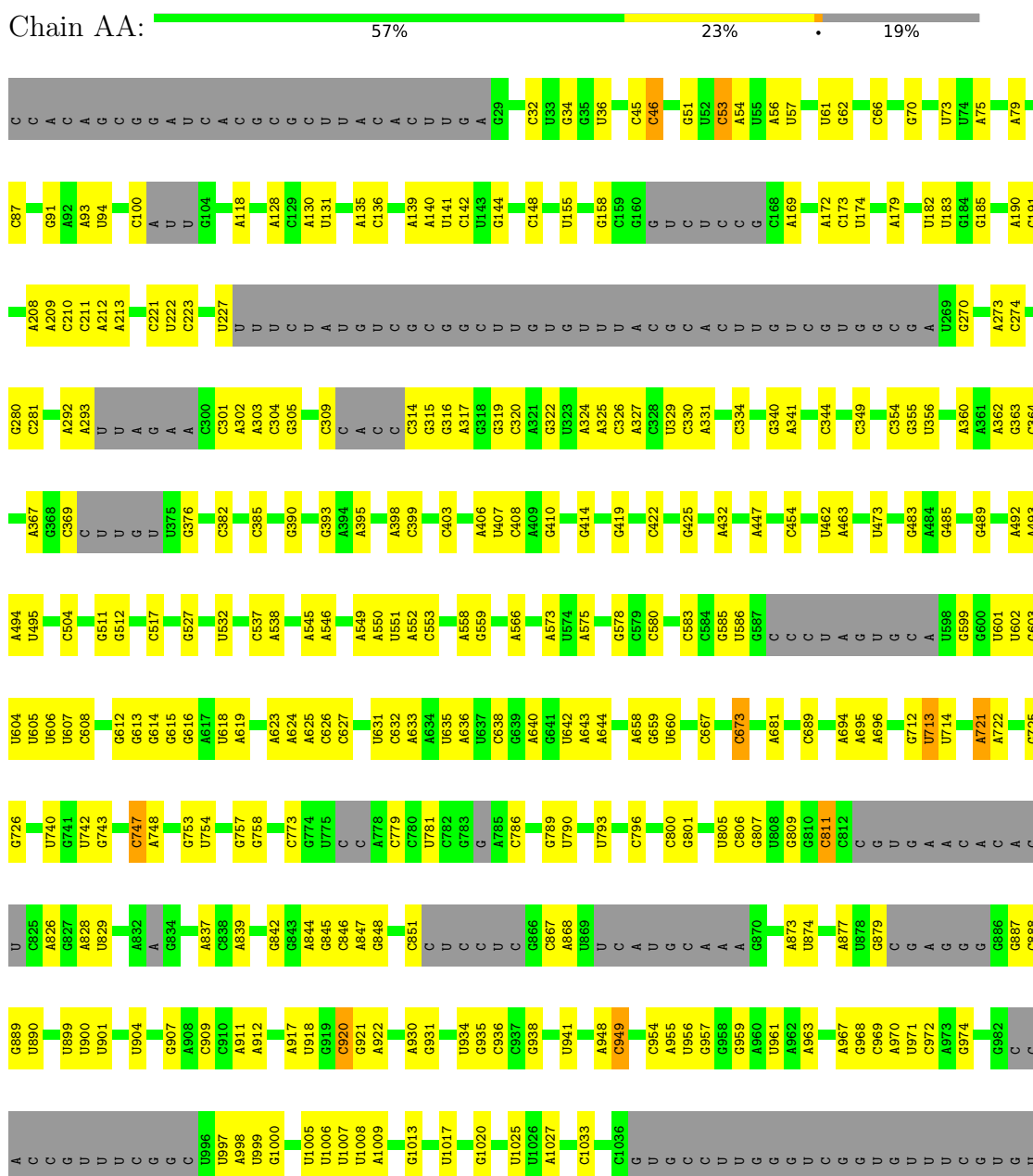
Continued from previous page...

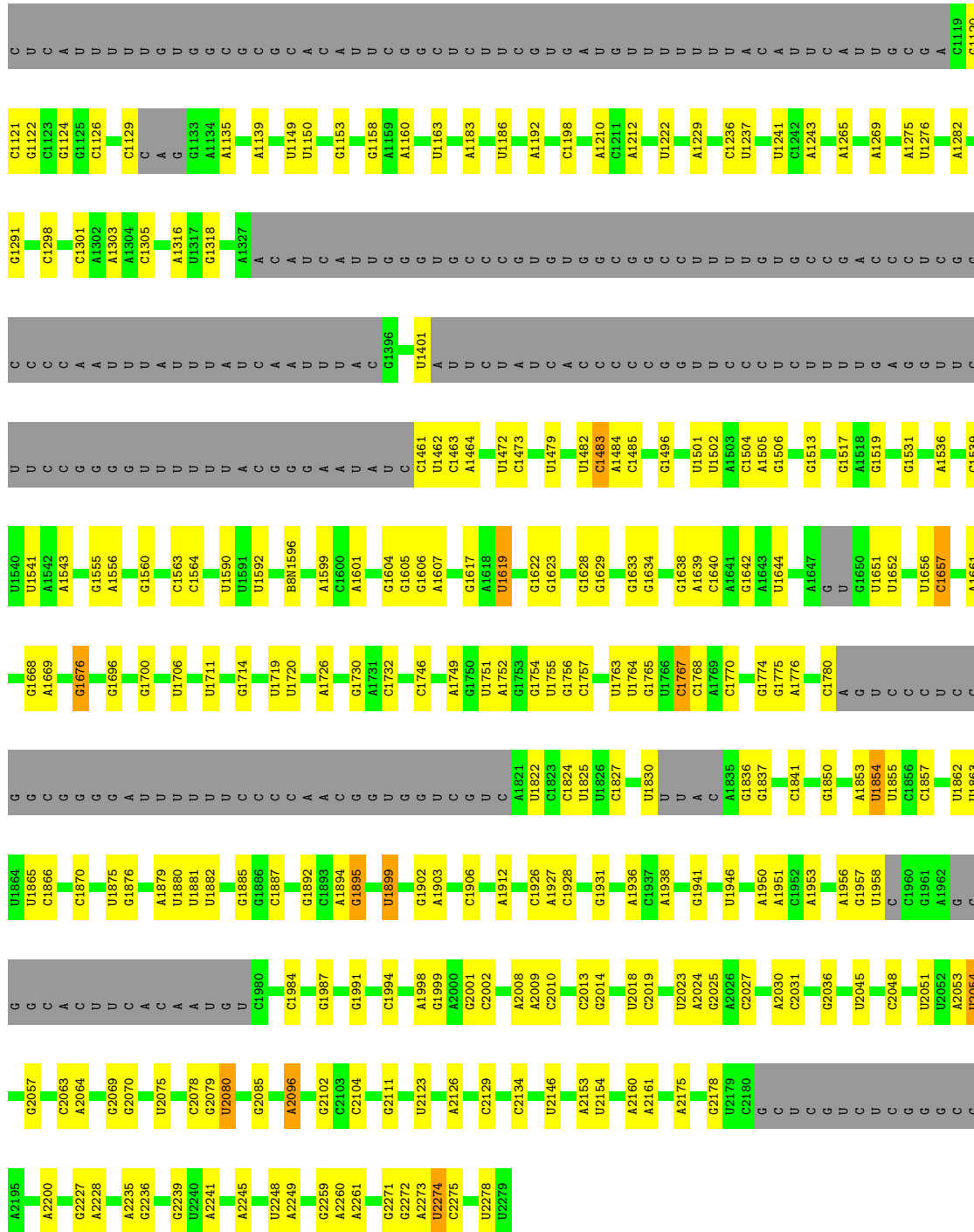
Mol	Chain	Residues	Atoms		AltConf
89	BK	1	Total 1	O 1	0
89	BI	1	Total 1	O 1	0
89	Be	10	Total 10	O 10	0
89	BG	5	Total 5	O 5	0
89	BH	2	Total 2	O 2	0
89	AV	6	Total 6	O 6	0

3 Residue-property plots [i](#)

These plots are drawn for all protein, RNA, DNA and oligosaccharide chains in the entry. The first graphic for a chain summarises the proportions of the various outlier classes displayed in the second graphic. The second graphic shows the sequence view annotated by issues in geometry and atom inclusion in map density. Residues are color-coded according to the number of geometric quality criteria for which they contain at least one outlier: green = 0, yellow = 1, orange = 2 and red = 3 or more. A red diamond above a residue indicates a poor fit to the EM map for this residue (all-atom inclusion < 40%). Stretches of 2 or more consecutive residues without any outlier are shown as a green connector. Residues present in the sample, but not in the model, are shown in grey.

• Molecule 1: SSU rRNA



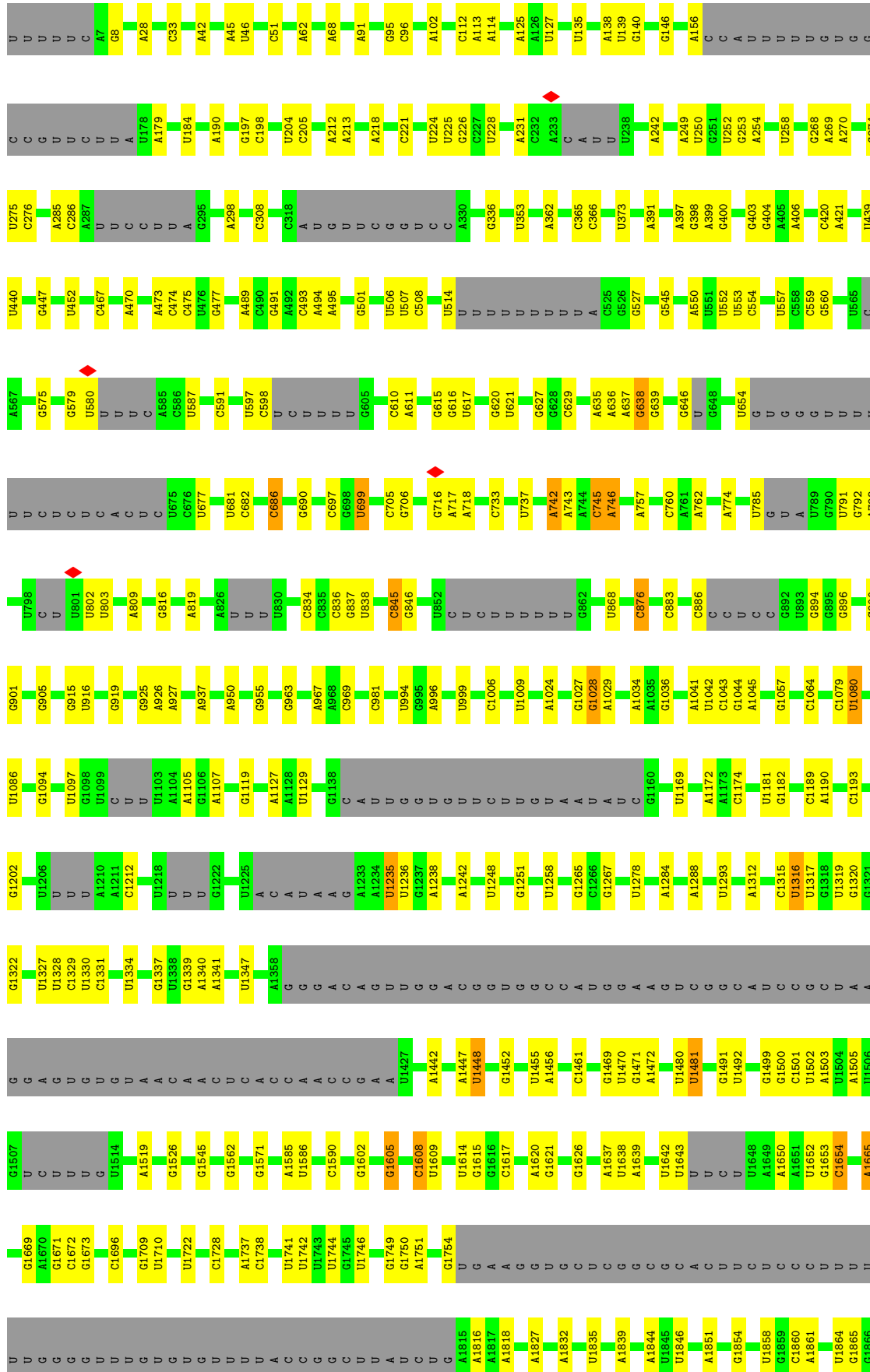


• Molecule 2: E-SITE TRNA

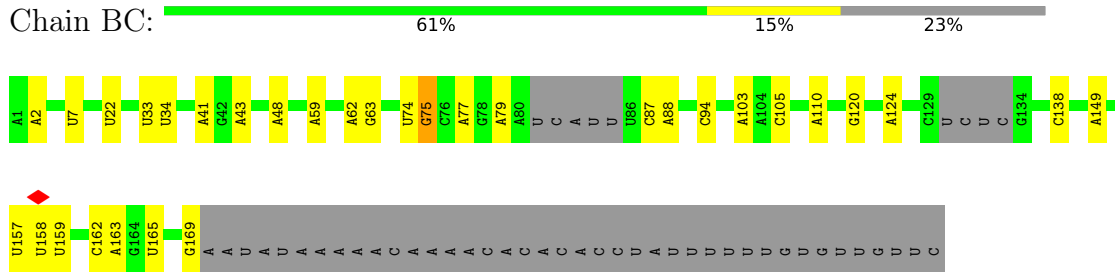


• Molecule 3: LUS_alpha rRNA

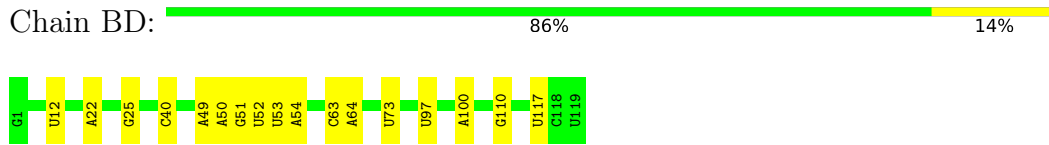




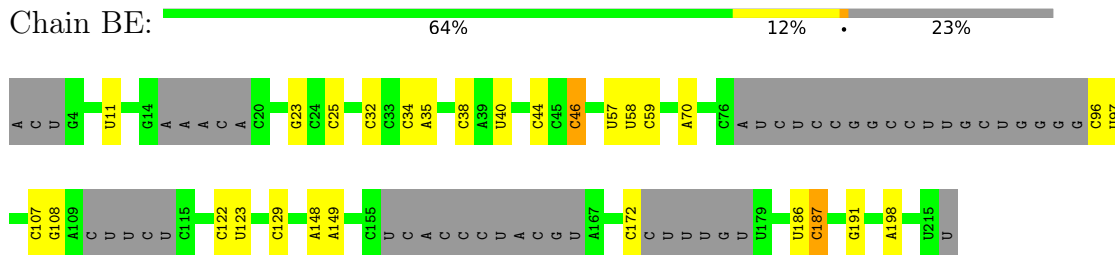
• Molecule 5: 5.8S rRNA



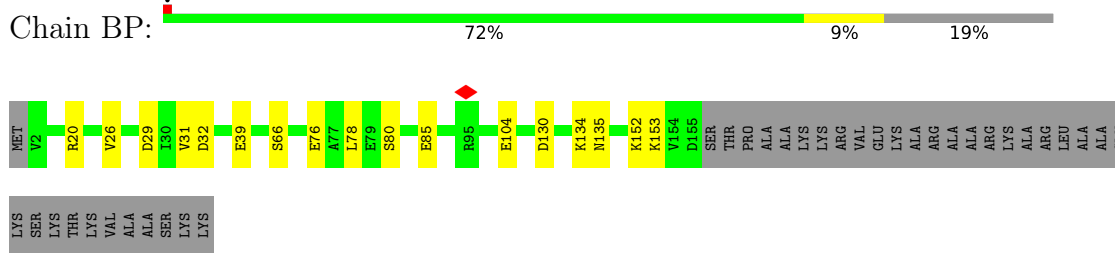
• Molecule 6: 5S rRNA



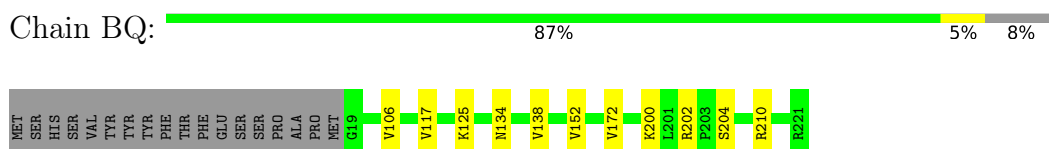
• Molecule 7: SrRNA 1



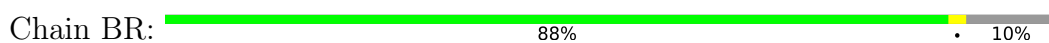
• Molecule 8: 40S ribosomal protein L14, putative

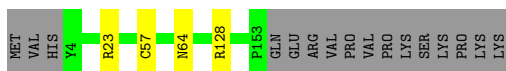


• Molecule 9: Ribosomal protein L15



• Molecule 10: 60S ribosomal protein L17, putative

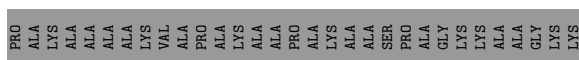





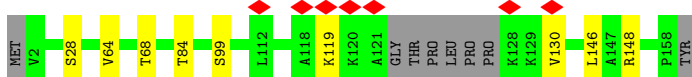
• Molecule 11: 60S ribosomal protein L18a



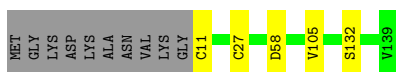
• Molecule 12: 60S ribosomal protein L19, putative




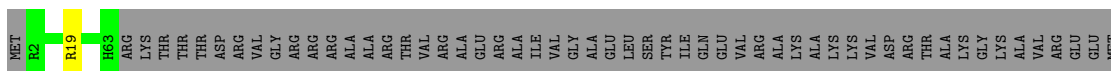
• Molecule 13: 60S ribosomal protein L21E, putative



• Molecule 14: 60S ribosomal protein L23, putative

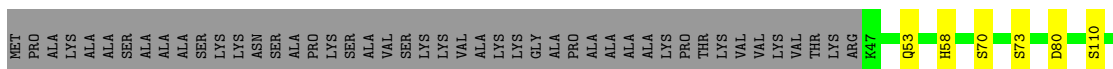


• Molecule 15: Ribosomal protein L24



• Molecule 16: 60S ribosomal protein L23a





- Molecule 17: 60S ribosomal protein L26, putative

Chain BZ:



- Molecule 18: 60S ribosomal protein L38, putative

Chain Bp:



- Molecule 19: 60S ribosomal protein L39, putative

Chain Bq:



- Molecule 20: 60S ribosomal protein L4

Chain Br:



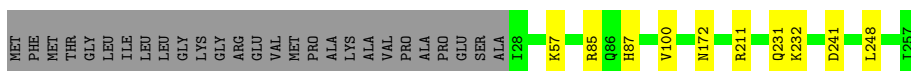
- Molecule 21: 60S ribosomal protein L44

Chain Bt:


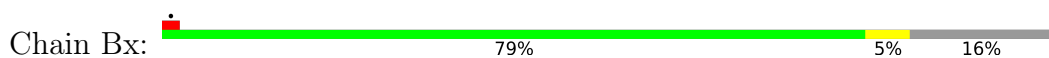


- Molecule 22: 60S ribosomal protein L7, putative

Chain Bw:



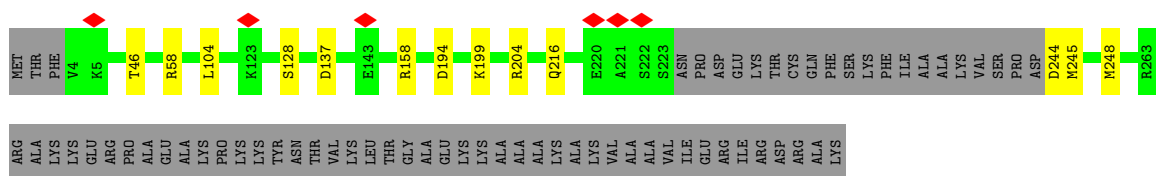
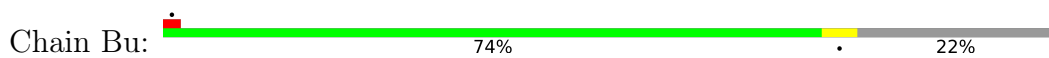
• Molecule 23: 60S ribosomal protein L7a




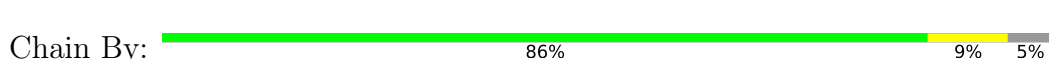
• Molecule 24: 60S ribosomal protein L35A, putative



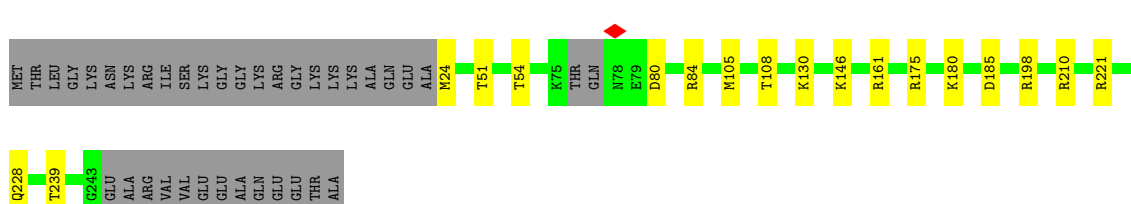
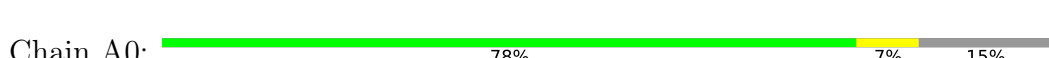
• Molecule 25: 60S ribosomal protein L5, putative



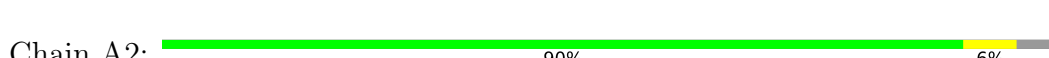
• Molecule 26: 60S ribosomal protein L9, putative



• Molecule 27: 40S ribosomal protein S3a

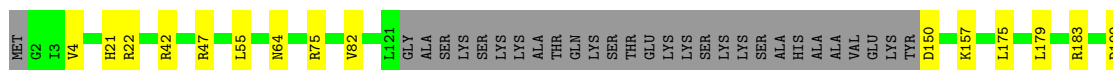
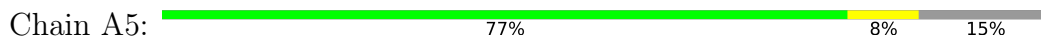


• Molecule 28: 40S ribosomal protein S5, putative

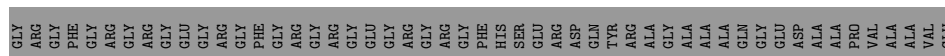




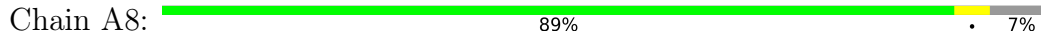
- Molecule 29: 40S ribosomal protein S8



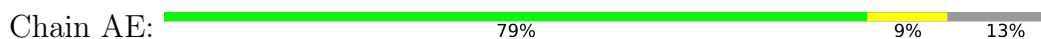
- Molecule 30: 40S ribosomal protein S10, putative



- Molecule 31: Putative ribosomal protein S29



- Molecule 32: 40S ribosomal proteins S11, putative



- Molecule 33: 40S ribosomal protein S13, putative

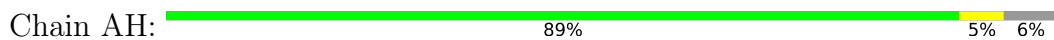


- Molecule 34: 40S ribosomal protein S15, putative



GLY
PHE
GLY
ALA
THR
HIS
SER
SER
ARG
PHE
ILE
PRO
LEU
LYS

• Molecule 35: 40S ribosomal protein S14



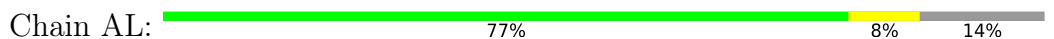
MET
SER
LYS
GLN
GLU
VAL
LYS
Y9
S29
R43
M68
C78
K79
E80
R142
R143
LEU

• Molecule 36: 40S ribosomal protein S15a, putative



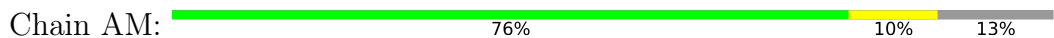
MET
T2
M3
V6
E13
V25
R28
P29
S30
D54
R78
R84
R97
Y130

• Molecule 37: 40S ribosomal protein S17, putative



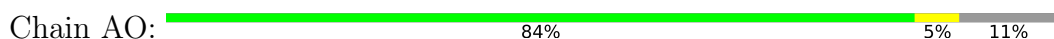
MET
G2
K32
T39
R67
G68
I69
S70
M82
R85
Y84
R90
Y91
Q104
T114
L121
P122
N123
VAL
VAL
ALA
ALA
PRO
ASN
VAL
SER
LYS
GLY
CYS
THR
ALA
ARG
ARG
ARG
GLY
GLY
PRO
ALA
ARG
LYS

• Molecule 38: 40S ribosomal protein S18, putative



MET
SER
T4
S9
I13
V14
R15
K35
R40
K48
E70
R87
T100
S101
M102
M103
V104
R116
K117
R133
Q134
Q135
HIS
THR
CYS
THR
SER
GLY
ARG
GLY
LYS
THR
VAL
VAL
SER
ARG
THR
LYS

• Molecule 39: Ribosomal protein S19, putative



MET
ALA
VAL
ALA
PRO
THR
LYS
ASN
S10
E42
M46
M49
S57
R84
K122
S123
L129
R158
LYS
MET
GLY
ALA
GLU
THR
LYS
ALA
LYS

• Molecule 40: 40S ribosomal protein S2, putative



MET
ALA
ASP
PRO
ARG
GLY
THR
GLY
GLY
GLY
GLN
GLY
PHE
GLY
ARG
ARG
GLY
GLY
ARG
ARG
GLY
GLY
ARG
GLY
GLY
GLY
GLY
GLY
ASP
GLY
LYS
E42
R54
K57
Q79
L86
R87
D88
E89
N90
S101
D116
S132

S138
I146
V149
K167
K196
S210
C211
F220
T231
Y232
W240
S254
M259
G260
R261
LYS
MET
VAL
ALA
ALA

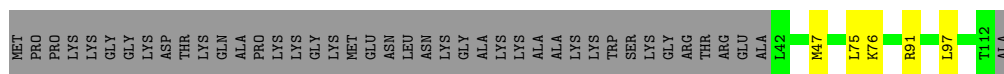
• Molecule 41: 40S ribosomal protein S23, putative

Chain AS:  93% 5%




- Molecule 42: 40S ribosomal protein S25

Chain AU:  58% 37%




- Molecule 43: 40S ribosomal protein S3, putative

Chain AX:  87% 10%



- Molecule 44: 40S ribosomal protein S33, putative

Chain AZ:  48% 8% 45%




- Molecule 45: 40S ribosomal protein S6

Chain A3:  84% 8% 8%



- Molecule 46: 40S ribosomal protein S24

Chain AT:  82% 7% 11%




- Molecule 47: 40S ribosomal protein S4

Chain A1:  86% 9% 5%



- Molecule 48: 40S ribosomal protein SA

Chain AC: 70% 5% 25%



- Molecule 49: 60S ribosomal protein L28, putative

Chain Bc: 92% 7%



- Molecule 50: Ribosomal protein L41

Chain Bz: 82% 15%



- Molecule 51: 60S ribosomal protein L37a, putative

Chain Bo: 91%



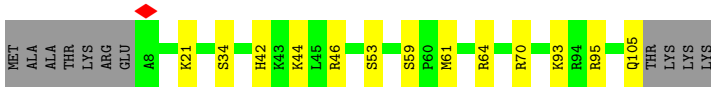
- Molecule 52: Ribosomal protein L37

Chain Bn: 92% 5%



- Molecule 53: Ribosomal protein L36, putative

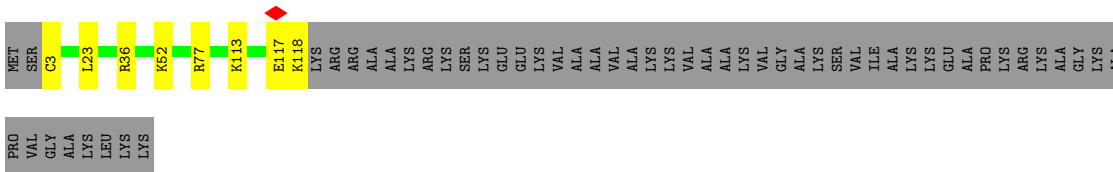
Chain Bm: 78% 12% 10%



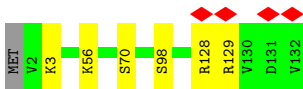
• Molecule 54: 60S ribosomal protein L35, putative



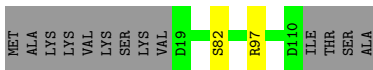
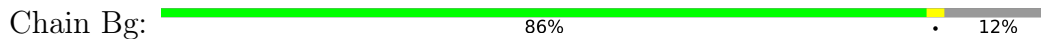
• Molecule 55: 60S ribosomal protein L34, putative



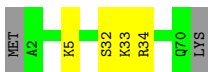
• Molecule 56: 60S ribosomal protein L32, putative



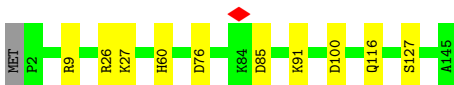
• Molecule 57: 60S ribosomal protein L30



• Molecule 58: 60S ribosomal protein L29



• Molecule 59: 60S ribosomal protein L27a



- Molecule 60: 60S ribosomal protein L27

Chain Ba:  89% 8%



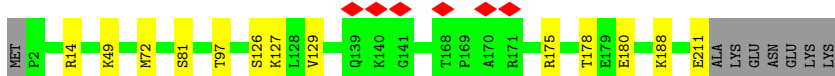
- Molecule 61: 60S ribosomal protein L13a, putative

Chain BO:  96%




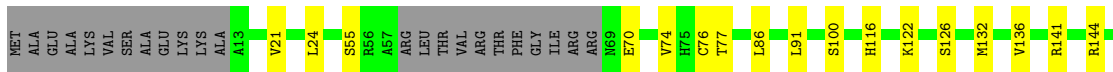
- Molecule 62: 60S ribosomal protein L13

Chain BN:  90% 6%




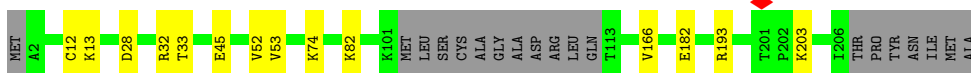
- Molecule 63: 60S ribosomal protein L11, putative

Chain BL:  69% 11% 20%



- Molecule 64: 60S ribosomal protein L10, putative

Chain BK:  85% 7% 9%



- Molecule 65: 60S ribosomal protein L18

Chain BI:  96%



- Molecule 66: 60S ribosomal protein L2, putative

Chain Be:  95%



- Molecule 67: 40S ribosomal protein S16, putative

Chain AK: 90% 5% 5%



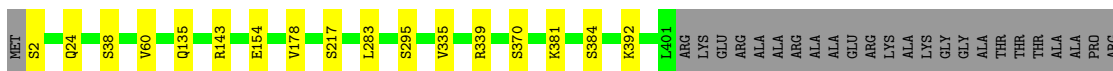
- Molecule 68: Probable 40S ribosomal protein S9

Chain A6: 84% 9% 6%



- Molecule 69: Ribosomal protein L3, mitochondrial, putative

Chain Bf: 89% 7%



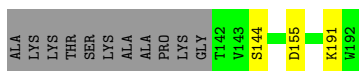
- Molecule 70: 40S ribosomal protein S30

Chain AY: 82% 8% 11%



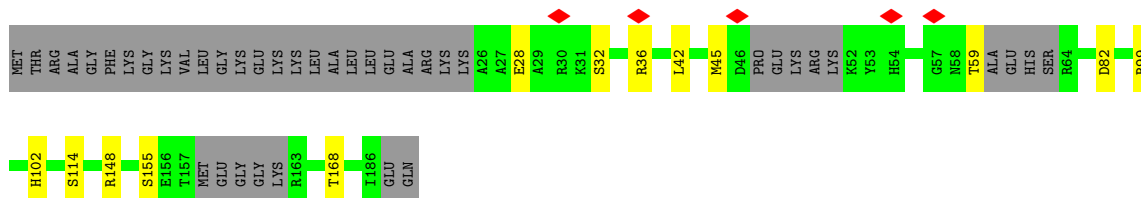
- Molecule 71: 60S ribosomal protein L6, putative

Chain Bv: 67% 8% 26%

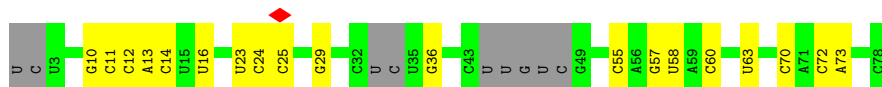


- Molecule 72: 60S ribosomal subunit protein L31, putative

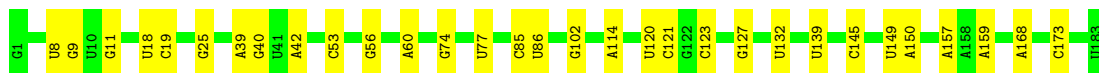
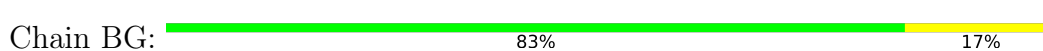
Chain Bh: 71% 7% 22%



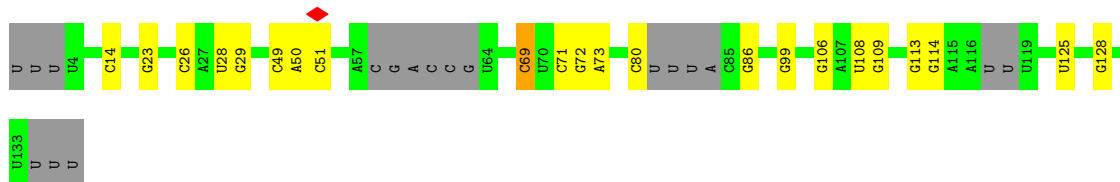
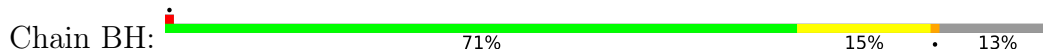
• Molecule 73: SrRNA 6



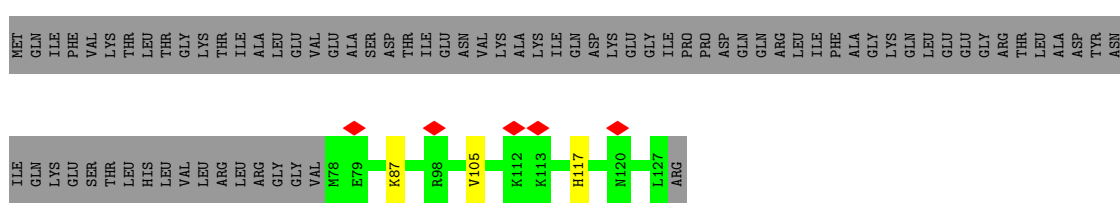
• Molecule 74: SrRNA 2



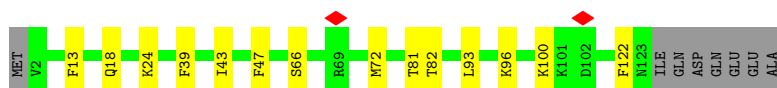
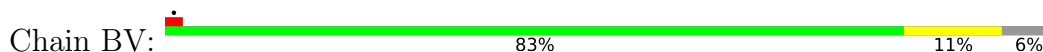
• Molecule 75: SrRNA 4




• Molecule 76: Ubiquitin-60S ribosomal protein L40

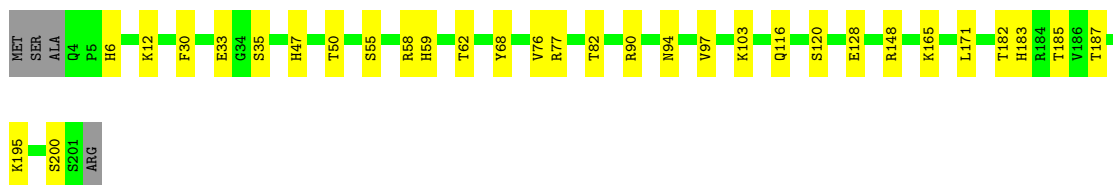


• Molecule 77: 60S ribosomal protein L22, putative




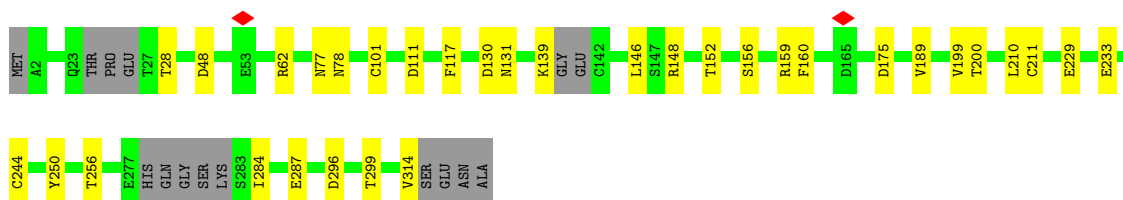
• Molecule 78: RNA-binding protein

Chain A4:  83% 15%



- Molecule 84: Guanine nucleotide-binding protein subunit beta-like protein

Chain A7:  85% 10% 5%



- Molecule 85: HIS-THR-CYS-THR

Chain A:  100%

There are no outlier residues recorded for this chain.

4 Experimental information

Property	Value	Source
EM reconstruction method	SINGLE PARTICLE	Depositor
Imposed symmetry	POINT, Not provided	
Number of particles used	552813	Depositor
Resolution determination method	FSC 0.143 CUT-OFF	Depositor
CTF correction method	PHASE FLIPPING AND AMPLITUDE CORRECTION	Depositor
Microscope	FEI TITAN KRIOS	Depositor
Voltage (kV)	300	Depositor
Electron dose ($e^-/\text{\AA}^2$)	1.16	Depositor
Minimum defocus (nm)	500	Depositor
Maximum defocus (nm)	1500	Depositor
Magnification	Not provided	
Image detector	GATAN K3 (6k x 4k)	Depositor
Maximum map value	0.301	Depositor
Minimum map value	-0.110	Depositor
Average map value	-0.000	Depositor
Map value standard deviation	0.007	Depositor
Recommended contour level	0.01	Depositor
Map size (Å)	408.0, 408.0, 408.0	wwPDB
Map dimensions	480, 480, 480	wwPDB
Map angles (°)	90.0, 90.0, 90.0	wwPDB
Pixel spacing (Å)	0.85, 0.85, 0.85	Depositor

5 Model quality i

5.1 Standard geometry i

Bond lengths and bond angles in the following residue types are not validated in this section: B8N, MA6, OMG, 7MG, K, MG, 5MC, PSU, OMC, A2M, OMU, 1MA, NA

The Z score for a bond length (or angle) is the number of standard deviations the observed value is removed from the expected value. A bond length (or angle) with $|Z| > 5$ is considered an outlier worth inspection. RMSZ is the root-mean-square of all Z scores of the bond lengths (or angles).

Mol	Chain	Bond lengths		Bond angles	
		RMSZ	# $ Z > 5$	RMSZ	# $ Z > 5$
1	AA	0.59	2/43029 (0.0%)	0.90	68/67010 (0.1%)
2	AB	0.32	0/450	0.89	0/698
3	BA	0.46	0/36963	0.84	31/57587 (0.1%)
4	BB	0.49	0/25239	0.87	34/39334 (0.1%)
5	BC	0.41	0/3656	0.78	0/5690
6	BD	0.32	0/2830	0.77	0/4410
7	BE	0.43	0/3933	0.89	7/6113 (0.1%)
8	BP	0.27	0/1271	0.52	0/1704
9	BQ	0.28	0/1755	0.60	1/2346 (0.0%)
10	BR	0.27	0/1233	0.53	0/1654
11	BS	0.27	0/1500	0.54	0/2018
12	BT	0.27	0/1587	0.57	0/2102
13	BU	0.28	0/1221	0.53	0/1638
14	BW	0.29	0/996	0.55	0/1342
15	BY	0.30	0/551	0.59	0/742
16	BX	0.27	0/972	0.52	0/1308
17	BZ	0.26	0/984	0.58	0/1312
18	Bp	0.26	0/617	0.56	0/819
19	Bq	0.25	0/471	0.58	0/626
20	Br	0.27	0/2925	0.55	0/3926
21	Bt	0.29	0/815	0.52	0/1077
22	Bw	0.28	0/1907	0.52	0/2556
23	Bx	0.26	0/1873	0.54	0/2520
24	Bl	0.29	0/1187	0.58	0/1592
25	Bu	0.27	0/1944	0.54	0/2610
26	By	0.24	0/1493	0.52	0/2005
27	A0	0.35	0/1801	0.56	0/2421
28	A2	0.28	0/1486	0.52	0/1997
29	A5	0.29	0/1480	0.56	0/1986
30	AD	0.28	0/740	0.52	0/994
31	A8	0.26	0/445	0.53	0/588
32	AE	0.34	0/1258	0.58	0/1692

Mol	Chain	Bond lengths		Bond angles	
		RMSZ	# Z >5	RMSZ	# Z >5
33	AG	0.33	0/1170	0.57	0/1567
34	AI	0.33	0/871	0.54	0/1167
35	AH	0.36	0/1019	0.60	0/1367
36	AJ	0.36	0/1035	0.57	0/1386
37	AL	0.26	0/957	0.52	0/1282
38	AM	0.26	0/1098	0.55	0/1470
39	AO	0.27	0/1211	0.54	0/1621
40	AP	0.34	0/1738	0.58	0/2347
41	AS	0.33	0/1117	0.54	0/1495
42	AU	0.31	0/557	0.60	0/745
43	AX	0.27	0/1674	0.54	0/2236
44	AZ	0.33	0/437	0.69	0/581
45	A3	0.29	0/1828	0.62	0/2445
46	AT	0.29	0/995	0.54	0/1323
47	A1	0.30	0/2082	0.57	0/2799
48	AC	0.31	0/1682	0.53	0/2275
49	Bc	0.24	0/1179	0.53	0/1573
50	Bz	0.31	0/298	0.68	0/385
51	Bo	0.31	0/711	0.59	0/946
52	Bn	0.30	0/690	0.65	0/920
53	Bm	0.27	0/796	0.60	0/1057
54	Bk	0.26	0/1026	0.60	0/1355
55	Bj	0.27	0/977	0.59	0/1304
56	Bi	0.29	0/1097	0.55	0/1468
57	Bg	0.29	0/718	0.47	0/969
58	Bd	0.26	0/572	0.54	0/766
59	Bb	0.27	0/1165	0.51	0/1554
60	Ba	0.27	0/1096	0.55	0/1457
61	BO	0.26	0/1832	0.55	0/2446
62	BN	0.27	0/1753	0.55	0/2338
63	BL	0.25	0/1265	0.50	0/1689
64	BK	0.28	0/1616	0.59	0/2165
65	BI	0.26	0/1543	0.56	0/2059
66	Be	0.31	0/1943	0.56	0/2616
67	AK	0.29	0/1164	0.50	0/1565
68	A6	0.30	0/1490	0.56	0/2002
69	Bf	0.28	0/3281	0.57	0/4409
70	AY	0.30	0/477	0.53	0/630
71	Bv	0.27	0/1120	0.52	0/1511
72	Bh	0.25	0/1205	0.54	0/1603
73	BF	0.32	0/1604	0.88	1/2487 (0.0%)
74	BG	0.41	0/4383	0.83	0/6835
75	BH	0.39	0/2813	0.85	3/4377 (0.1%)

Mol	Chain	Bond lengths		Bond angles	
		RMSZ	# Z >5	RMSZ	# Z >5
76	Bs	0.23	0/400	0.53	0/531
77	BV	0.27	0/989	0.51	0/1322
78	Az	0.25	0/340	0.58	0/450
79	AQ	0.31	0/809	0.64	0/1091
80	AR	0.30	0/665	0.52	0/905
81	AV	0.41	0/846	0.63	0/1132
82	AW	0.34	0/674	0.54	0/904
83	A4	0.31	0/1628	0.56	0/2201
84	A7	0.27	0/2380	0.51	0/3242
85	A	0.22	0/30	0.50	0/40
All	All	0.43	2/214658 (0.0%)	0.76	145/314827 (0.0%)

Chiral center outliers are detected by calculating the chiral volume of a chiral center and verifying if the center is modelled as a planar moiety or with the opposite hand. A planarity outlier is detected by checking planarity of atoms in a peptide group, atoms in a mainchain group or atoms of a sidechain that are expected to be planar.

Mol	Chain	#Chirality outliers	#Planarity outliers
40	AP	0	1
53	Bm	0	1
All	All	0	2

All (2) bond length outliers are listed below:

Mol	Chain	Res	Type	Atoms	Z	Observed(Å)	Ideal(Å)
1	AA	1513	G	N9-C4	-5.76	1.33	1.38
1	AA	1513	G	N3-C4	-5.00	1.31	1.35

All (145) bond angle outliers are listed below:

Mol	Chain	Res	Type	Atoms	Z	Observed(°)	Ideal(°)
4	BB	528	PSU	P-O3'-C3'	-9.83	107.91	119.70
1	AA	1513	G	N3-C4-N9	-9.28	120.43	126.00
4	BB	515	G	P-O3'-C3'	-8.81	109.12	119.70
1	AA	673	C	C2-N1-C1'	8.70	128.37	118.80
4	BB	531	C	P-O3'-C3'	-8.51	109.49	119.70
4	BB	526	A	P-O3'-C3'	-8.51	109.50	119.70
4	BB	514	G	P-O3'-C3'	-8.19	109.87	119.70
4	BB	1079	C	C2-N1-C1'	7.78	127.36	118.80
1	AA	1513	G	N3-C4-C5	7.76	132.48	128.60
4	BB	61	C	C2-N1-C1'	7.45	127.00	118.80
4	BB	513	G	P-O3'-C3'	-7.32	110.92	119.70

Continued on next page...

Continued from previous page...

Mol	Chain	Res	Type	Atoms	Z	Observed(°)	Ideal(°)
1	AA	1513	G	N3-C2-N2	-6.85	115.10	119.90
4	BB	61	C	N1-C2-O2	6.76	122.96	118.90
4	BB	530	PSU	P-O3'-C3'	-6.64	111.73	119.70
4	BB	533	U	P-O3'-C3'	-6.56	111.83	119.70
1	AA	1483	C	C2-N1-C1'	6.46	125.91	118.80
1	AA	1539	C	N3-C2-O2	-6.46	117.38	121.90
3	BA	876	C	C2-N1-C1'	6.43	125.87	118.80
3	BA	477	G	O4'-C1'-N9	6.42	113.33	108.20
1	AA	1033	C	N3-C2-O2	-6.39	117.43	121.90
3	BA	1042	U	C2-N1-C1'	6.39	125.37	117.70
3	BA	1080	U	C2-N1-C1'	6.33	125.30	117.70
1	AA	2027	C	N3-C2-O2	-6.29	117.50	121.90
4	BB	1079	C	N1-C2-O2	6.28	122.67	118.90
3	BA	1080	U	N1-C2-O2	6.26	127.18	122.80
1	AA	673	C	N1-C2-O2	6.26	122.65	118.90
1	AA	773	C	C2-N1-C1'	6.23	125.65	118.80
3	BA	955	G	O4'-C1'-N9	6.22	113.17	108.20
1	AA	142	C	OP1-P-OP2	-6.21	110.29	119.60
3	BA	1080	U	N3-C2-O2	-6.13	117.91	122.20
1	AA	673	C	N3-C2-O2	-6.12	117.61	121.90
1	AA	1150	U	N3-C2-O2	-6.11	117.92	122.20
1	AA	1657	C	C2-N1-C1'	6.07	125.47	118.80
4	BB	985	C	C2-N1-C1'	6.04	125.45	118.80
4	BB	649	G	O4'-C1'-N9	6.02	113.02	108.20
1	AA	773	C	N1-C2-O2	6.00	122.50	118.90
1	AA	673	C	C6-N1-C2	-5.97	117.91	120.30
3	BA	1316	U	N3-C2-O2	-5.93	118.05	122.20
1	AA	673	C	C6-N1-C1'	-5.91	113.71	120.80
3	BA	1315	C	C2-N1-C1'	5.86	125.25	118.80
1	AA	1124	G	N3-C2-N2	5.86	124.00	119.90
1	AA	747	C	O4'-C1'-N1	5.84	112.88	108.20
4	BB	988	C	C2-N1-C1'	5.83	125.21	118.80
4	BB	988	C	N3-C2-O2	-5.83	117.82	121.90
75	BH	69	C	N1-C2-O2	5.82	122.39	118.90
1	AA	1483	C	N1-C2-O2	5.72	122.33	118.90
4	BB	525	G	P-O3'-C3'	-5.70	112.86	119.70
1	AA	281	C	C2-N1-C1'	5.70	125.06	118.80
1	AA	713	U	N3-C2-O2	-5.69	118.22	122.20
1	AA	627	C	C2-N1-C1'	5.64	125.01	118.80
7	BE	187	C	C2-N1-C1'	5.64	125.01	118.80
1	AA	920	C	C2-N1-C1'	5.62	124.98	118.80
4	BB	558	C	C2-N1-C1'	5.61	124.97	118.80

Continued on next page...

Continued from previous page...

Mol	Chain	Res	Type	Atoms	Z	Observed(°)	Ideal(°)
1	AA	2027	C	N1-C2-O2	5.61	122.27	118.90
1	AA	1984	C	C2-N1-C1'	5.61	124.97	118.80
75	BH	69	C	C2-N1-C1'	5.60	124.96	118.80
7	BE	129	C	C2-N1-C1'	5.58	124.94	118.80
3	BA	1741	U	N3-C2-O2	-5.58	118.30	122.20
1	AA	2274	U	N3-C2-O2	-5.57	118.30	122.20
7	BE	25	C	C2-N1-C1'	5.57	124.92	118.80
4	BB	988	C	N1-C2-O2	5.56	122.24	118.90
1	AA	1854	U	C2-N1-C1'	5.56	124.37	117.70
4	BB	534	A	P-O3'-C3'	-5.54	113.05	119.70
1	AA	626	C	C2-N1-C1'	5.54	124.89	118.80
4	BB	558	C	N3-C2-O2	-5.53	118.03	121.90
4	BB	814	C	N1-C2-O2	5.53	122.22	118.90
1	AA	949	C	C2-N1-C1'	5.52	124.87	118.80
7	BE	129	C	N1-C2-O2	5.52	122.21	118.90
7	BE	46	C	N3-C2-O2	-5.51	118.04	121.90
4	BB	991	C	C2-N1-C1'	5.51	124.86	118.80
1	AA	1033	C	N1-C2-O2	5.49	122.19	118.90
4	BB	814	C	C2-N1-C1'	5.48	124.83	118.80
4	BB	1079	C	C6-N1-C1'	-5.47	114.23	120.80
3	BA	467	C	C2-N1-C1'	5.46	124.81	118.80
1	AA	100	C	N1-C2-O2	5.46	122.17	118.90
1	AA	1473	C	C2-N1-C1'	5.46	124.80	118.80
1	AA	689	C	C2-N1-C1'	5.46	124.80	118.80
3	BA	1235	U	O4'-C1'-N1	5.44	112.55	108.20
3	BA	1481	U	C2-N1-C1'	5.44	124.22	117.70
4	BB	558	C	N1-C2-O2	5.44	122.16	118.90
1	AA	1757	C	N1-C2-O2	5.43	122.16	118.90
4	BB	61	C	C6-N1-C1'	-5.43	114.28	120.80
3	BA	1042	U	N1-C2-O2	5.43	126.60	122.80
1	AA	382	C	C2-N1-C1'	5.42	124.77	118.80
3	BA	638	G	O4'-C1'-N9	5.42	112.54	108.20
1	AA	1513	G	C2-N3-C4	-5.40	109.20	111.90
1	AA	2048	C	N1-C2-O2	5.40	122.14	118.90
1	AA	1887	C	N3-C2-O2	-5.36	118.14	121.90
1	AA	2080	U	N1-C2-O2	5.35	126.55	122.80
1	AA	2080	U	C2-N1-C1'	5.33	124.09	117.70
1	AA	811	C	C2-N1-C1'	5.33	124.66	118.80
1	AA	796	C	C2-N1-C1'	5.33	124.66	118.80
3	BA	686	C	C2-N1-C1'	5.32	124.65	118.80
1	AA	1483	C	C6-N1-C1'	-5.31	114.43	120.80
1	AA	349	C	C2-N1-C1'	5.31	124.64	118.80

Continued on next page...

Continued from previous page...

Mol	Chain	Res	Type	Atoms	Z	Observed(°)	Ideal(°)
1	AA	1866	C	C2-N1-C1'	5.30	124.64	118.80
4	BB	780	U	N3-C2-O2	-5.29	118.49	122.20
1	AA	314	C	N1-C2-O2	5.29	122.08	118.90
3	BA	845	C	C2-N1-C1'	5.29	124.62	118.80
3	BA	1654	C	C2-N1-C1'	5.29	124.62	118.80
1	AA	349	C	N3-C2-O2	-5.28	118.20	121.90
1	AA	1124	G	N1-C2-N2	-5.27	111.46	116.20
1	AA	382	C	N1-C2-O2	5.26	122.05	118.90
1	AA	1755	U	C2-N1-C1'	5.25	124.01	117.70
3	BA	1316	U	C2-N1-C1'	5.25	124.00	117.70
4	BB	1170	C	N3-C2-O2	-5.25	118.23	121.90
1	AA	1866	C	N1-C2-O2	5.24	122.04	118.90
4	BB	1039	C	C2-N1-C1'	5.24	124.56	118.80
3	BA	845	C	N1-C2-O2	5.23	122.04	118.90
3	BA	198	C	C2-N1-C1'	5.22	124.54	118.80
1	AA	901	U	N3-C2-O2	-5.21	118.55	122.20
3	BA	1654	C	N3-C2-O2	-5.21	118.25	121.90
9	BQ	152	VAL	C-N-CA	-5.21	108.68	121.70
73	BF	70	C	N1-C2-O2	5.21	122.02	118.90
1	AA	1757	C	C2-N1-C1'	5.21	124.53	118.80
1	AA	2274	U	C2-N1-C1'	5.20	123.94	117.70
4	BB	780	U	C2-N1-C1'	5.20	123.94	117.70
3	BA	745	C	N3-C2-O2	-5.20	118.26	121.90
1	AA	100	C	C2-N1-C1'	5.19	124.51	118.80
7	BE	38	C	C2-N1-C1'	5.18	124.50	118.80
1	AA	949	C	N1-C2-O2	5.18	122.01	118.90
1	AA	1461	C	C2-N1-C1'	5.17	124.48	118.80
3	BA	699	U	N3-C2-O2	-5.16	118.58	122.20
3	BA	845	C	N3-C2-O2	-5.16	118.29	121.90
4	BB	821	C	C2-N1-C1'	5.15	124.47	118.80
3	BA	1860	C	N1-C2-O2	5.14	121.98	118.90
4	BB	61	C	N3-C2-O2	-5.13	118.31	121.90
3	BA	629	C	C2-N1-C1'	5.12	124.43	118.80
1	AA	1472	U	N3-C2-O2	-5.11	118.62	122.20
1	AA	53	C	N1-C2-O2	5.09	121.96	118.90
1	AA	385	C	C2-N1-C1'	5.09	124.40	118.80
7	BE	46	C	C2-N1-C1'	5.09	124.40	118.80
3	BA	1860	C	C2-N1-C1'	5.08	124.39	118.80
1	AA	1767	C	N1-C2-O2	5.06	121.94	118.90
3	BA	1042	U	N3-C2-O2	-5.05	118.67	122.20
1	AA	1887	C	C2-N1-C1'	5.05	124.35	118.80
1	AA	2080	U	N3-C2-O2	-5.05	118.67	122.20

Continued on next page...

Continued from previous page...

Mol	Chain	Res	Type	Atoms	Z	Observed(°)	Ideal(°)
1	AA	2048	C	C2-N1-C1'	5.04	124.34	118.80
1	AA	689	C	N3-C2-O2	-5.03	118.38	121.90
1	AA	1473	C	N3-C2-O2	-5.03	118.38	121.90
75	BH	108	U	C2-N1-C1'	5.02	123.73	117.70
3	BA	1671	G	O4'-C1'-N9	5.00	112.20	108.20
1	AA	1657	C	N1-C2-O2	5.00	121.90	118.90
3	BA	127	U	C2-N1-C1'	5.00	123.70	117.70
4	BB	821	C	N3-C2-O2	-5.00	118.40	121.90

There are no chirality outliers.

All (2) planarity outliers are listed below:

Mol	Chain	Res	Type	Group
40	AP	240	TRP	Peptide
53	Bm	21	LYS	Peptide

5.2 Too-close contacts [i](#)

Due to software issues we are unable to calculate clashes - this section is therefore empty.

5.3 Torsion angles [i](#)

5.3.1 Protein backbone [i](#)

In the following table, the Percentiles column shows the percent Ramachandran outliers of the chain as a percentile score with respect to all PDB entries followed by that with respect to all EM entries.

The Analysed column shows the number of residues for which the backbone conformation was analysed, and the total number of residues.

Mol	Chain	Analysed	Favoured	Allowed	Outliers	Percentiles	
8	BP	152/189 (80%)	146 (96%)	5 (3%)	1 (1%)	22	43
9	BQ	201/221 (91%)	192 (96%)	9 (4%)	0	100	100
10	BR	148/166 (89%)	145 (98%)	3 (2%)	0	100	100
11	BS	176/179 (98%)	160 (91%)	16 (9%)	0	100	100
12	BT	190/260 (73%)	186 (98%)	4 (2%)	0	100	100
13	BU	147/159 (92%)	135 (92%)	12 (8%)	0	100	100

Continued on next page...

Continued from previous page...

Mol	Chain	Analysed	Favoured	Allowed	Outliers	Percentiles	
14	BW	127/139 (91%)	125 (98%)	2 (2%)	0	100	100
15	BY	60/125 (48%)	57 (95%)	3 (5%)	0	100	100
16	BX	115/164 (70%)	113 (98%)	2 (2%)	0	100	100
17	BZ	118/143 (82%)	117 (99%)	1 (1%)	0	100	100
18	Bp	71/82 (87%)	67 (94%)	4 (6%)	0	100	100
19	Bq	48/51 (94%)	44 (92%)	4 (8%)	0	100	100
20	Br	364/374 (97%)	339 (93%)	25 (7%)	0	100	100
21	Bt	95/106 (90%)	87 (92%)	8 (8%)	0	100	100
22	Bw	228/257 (89%)	221 (97%)	7 (3%)	0	100	100
23	Bx	228/276 (83%)	217 (95%)	10 (4%)	1 (0%)	34	57
24	Bl	142/149 (95%)	135 (95%)	7 (5%)	0	100	100
25	Bu	236/308 (77%)	230 (98%)	6 (2%)	0	100	100
26	By	176/189 (93%)	168 (96%)	8 (4%)	0	100	100
27	A0	214/256 (84%)	203 (95%)	10 (5%)	1 (0%)	29	52
28	A2	179/190 (94%)	171 (96%)	8 (4%)	0	100	100
29	A5	182/220 (83%)	171 (94%)	11 (6%)	0	100	100
30	AD	85/172 (49%)	81 (95%)	4 (5%)	0	100	100
31	A8	51/57 (90%)	47 (92%)	3 (6%)	1 (2%)	7	14
32	AE	150/174 (86%)	131 (87%)	19 (13%)	0	100	100
33	AG	139/151 (92%)	129 (93%)	10 (7%)	0	100	100
34	AI	100/152 (66%)	98 (98%)	2 (2%)	0	100	100
35	AH	133/144 (92%)	122 (92%)	11 (8%)	0	100	100
36	AJ	127/130 (98%)	121 (95%)	6 (5%)	0	100	100
37	AL	120/142 (84%)	116 (97%)	4 (3%)	0	100	100
38	AM	131/153 (86%)	116 (88%)	14 (11%)	1 (1%)	19	39
39	AO	147/167 (88%)	141 (96%)	6 (4%)	0	100	100
40	AP	218/266 (82%)	199 (91%)	19 (9%)	0	100	100
41	AS	138/143 (96%)	126 (91%)	12 (9%)	0	100	100
42	AU	69/113 (61%)	68 (99%)	1 (1%)	0	100	100
43	AX	206/214 (96%)	199 (97%)	7 (3%)	0	100	100
44	AZ	53/103 (52%)	50 (94%)	3 (6%)	0	100	100

Continued on next page...

Continued from previous page...

Mol	Chain	Analysed	Favoured	Allowed	Outliers	Percentiles	
45	A3	228/250 (91%)	217 (95%)	11 (5%)	0	100	100
46	AT	120/137 (88%)	114 (95%)	6 (5%)	0	100	100
47	A1	258/273 (94%)	239 (93%)	19 (7%)	0	100	100
48	AC	206/277 (74%)	199 (97%)	7 (3%)	0	100	100
49	Bc	142/146 (97%)	133 (94%)	9 (6%)	0	100	100
50	Bz	31/34 (91%)	26 (84%)	5 (16%)	0	100	100
51	Bo	87/93 (94%)	82 (94%)	4 (5%)	1 (1%)	14	30
52	Bn	78/84 (93%)	76 (97%)	2 (3%)	0	100	100
53	Bm	96/109 (88%)	84 (88%)	12 (12%)	0	100	100
54	Bk	121/127 (95%)	113 (93%)	8 (7%)	0	100	100
55	Bj	114/170 (67%)	112 (98%)	2 (2%)	0	100	100
56	Bi	129/132 (98%)	128 (99%)	1 (1%)	0	100	100
57	Bg	90/105 (86%)	89 (99%)	1 (1%)	0	100	100
58	Bd	67/71 (94%)	62 (92%)	5 (8%)	0	100	100
59	Bb	142/145 (98%)	133 (94%)	9 (6%)	0	100	100
60	Ba	126/133 (95%)	121 (96%)	5 (4%)	0	100	100
61	BO	219/222 (99%)	213 (97%)	6 (3%)	0	100	100
62	BN	208/218 (95%)	194 (93%)	14 (7%)	0	100	100
63	BL	152/194 (78%)	145 (95%)	7 (5%)	0	100	100
64	BK	190/213 (89%)	181 (95%)	9 (5%)	0	100	100
65	BI	189/193 (98%)	180 (95%)	9 (5%)	0	100	100
66	Be	253/260 (97%)	247 (98%)	6 (2%)	0	100	100
67	AK	140/149 (94%)	132 (94%)	8 (6%)	0	100	100
68	A6	176/190 (93%)	169 (96%)	7 (4%)	0	100	100
69	Bf	398/429 (93%)	389 (98%)	9 (2%)	0	100	100
70	AY	57/66 (86%)	51 (90%)	6 (10%)	0	100	100
71	Bv	139/192 (72%)	133 (96%)	6 (4%)	0	100	100
72	Bh	139/188 (74%)	135 (97%)	4 (3%)	0	100	100
76	Bs	48/128 (38%)	46 (96%)	2 (4%)	0	100	100
77	BV	120/130 (92%)	116 (97%)	4 (3%)	0	100	100
78	Az	35/279 (12%)	32 (91%)	3 (9%)	0	100	100

Continued on next page...

Continued from previous page...

Mol	Chain	Analysed	Favoured	Allowed	Outliers	Percentiles	
79	AQ	98/117 (84%)	96 (98%)	2 (2%)	0	100	100
80	AR	86/194 (44%)	81 (94%)	5 (6%)	0	100	100
81	AV	101/111 (91%)	98 (97%)	3 (3%)	0	100	100
82	AW	83/86 (96%)	76 (92%)	7 (8%)	0	100	100
83	A4	196/202 (97%)	185 (94%)	11 (6%)	0	100	100
84	A7	295/318 (93%)	281 (95%)	14 (5%)	0	100	100
85	A	2/4 (50%)	2 (100%)	0	0	100	100
All	All	10823/12853 (84%)	10283 (95%)	534 (5%)	6 (0%)	54	75

All (6) Ramachandran outliers are listed below:

Mol	Chain	Res	Type
51	Bo	68	ALA
31	A8	9	SER
27	A0	108	THR
8	BP	32	ASP
23	Bx	52	ASP
38	AM	13	ILE

5.3.2 Protein sidechains [i](#)

In the following table, the Percentiles column shows the percent sidechain outliers of the chain as a percentile score with respect to all PDB entries followed by that with respect to all EM entries.

The Analysed column shows the number of residues for which the sidechain conformation was analysed, and the total number of residues.

Mol	Chain	Analysed	Rotameric	Outliers	Percentiles	
8	BP	134/158 (85%)	118 (88%)	16 (12%)	5	9
9	BQ	176/193 (91%)	166 (94%)	10 (6%)	20	41
10	BR	128/144 (89%)	124 (97%)	4 (3%)	40	66
11	BS	159/160 (99%)	150 (94%)	9 (6%)	20	41
12	BT	153/198 (77%)	142 (93%)	11 (7%)	14	29
13	BU	125/134 (93%)	116 (93%)	9 (7%)	14	29
14	BW	101/108 (94%)	96 (95%)	5 (5%)	24	47
15	BY	55/102 (54%)	54 (98%)	1 (2%)	59	80

Continued on next page...

Continued from previous page...

Mol	Chain	Analysed	Rotameric	Outliers	Percentiles	
16	BX	104/136 (76%)	95 (91%)	9 (9%)	10	20
17	BZ	105/125 (84%)	92 (88%)	13 (12%)	4	8
18	Bp	70/77 (91%)	60 (86%)	10 (14%)	3	5
19	Bq	46/47 (98%)	41 (89%)	5 (11%)	6	11
20	Br	303/310 (98%)	283 (93%)	20 (7%)	16	33
21	Bt	87/95 (92%)	83 (95%)	4 (5%)	27	51
22	Bw	193/213 (91%)	183 (95%)	10 (5%)	23	46
23	Bx	196/229 (86%)	182 (93%)	14 (7%)	14	29
24	Bl	122/126 (97%)	115 (94%)	7 (6%)	20	41
25	Bu	193/247 (78%)	180 (93%)	13 (7%)	16	33
26	By	165/172 (96%)	148 (90%)	17 (10%)	7	13
27	A0	189/218 (87%)	172 (91%)	17 (9%)	9	18
28	A2	157/160 (98%)	145 (92%)	12 (8%)	13	26
29	A5	145/180 (81%)	128 (88%)	17 (12%)	5	10
30	AD	76/131 (58%)	64 (84%)	12 (16%)	2	4
31	A8	47/50 (94%)	46 (98%)	1 (2%)	53	77
32	AE	135/156 (86%)	120 (89%)	15 (11%)	6	11
33	AG	124/131 (95%)	116 (94%)	8 (6%)	17	34
34	AI	90/128 (70%)	77 (86%)	13 (14%)	3	5
35	AH	102/112 (91%)	95 (93%)	7 (7%)	15	31
36	AJ	108/109 (99%)	97 (90%)	11 (10%)	7	14
37	AL	96/122 (79%)	84 (88%)	12 (12%)	4	8
38	AM	116/133 (87%)	101 (87%)	15 (13%)	4	7
39	AO	124/137 (90%)	116 (94%)	8 (6%)	17	34
40	AP	182/204 (89%)	160 (88%)	22 (12%)	5	9
41	AS	115/118 (98%)	108 (94%)	7 (6%)	18	38
42	AU	62/94 (66%)	57 (92%)	5 (8%)	11	23
43	AX	176/180 (98%)	155 (88%)	21 (12%)	5	9
44	AZ	48/84 (57%)	40 (83%)	8 (17%)	2	3
45	A3	184/207 (89%)	163 (89%)	21 (11%)	5	10
46	AT	103/116 (89%)	93 (90%)	10 (10%)	8	15

Continued on next page...

Continued from previous page...

Mol	Chain	Analysed	Rotameric	Outliers	Percentiles	
47	A1	219/231 (95%)	194 (89%)	25 (11%)	5	10
48	AC	183/243 (75%)	168 (92%)	15 (8%)	11	22
49	Bc	128/130 (98%)	118 (92%)	10 (8%)	12	25
50	Bz	30/31 (97%)	25 (83%)	5 (17%)	2	3
51	Bo	72/76 (95%)	69 (96%)	3 (4%)	30	55
52	Bn	68/71 (96%)	65 (96%)	3 (4%)	28	53
53	Bm	81/90 (90%)	69 (85%)	12 (15%)	3	5
54	Bk	106/114 (93%)	100 (94%)	6 (6%)	20	41
55	Bj	99/137 (72%)	91 (92%)	8 (8%)	11	23
56	Bi	116/117 (99%)	110 (95%)	6 (5%)	23	46
57	Bg	81/92 (88%)	79 (98%)	2 (2%)	47	73
58	Bd	57/59 (97%)	53 (93%)	4 (7%)	15	30
59	Bb	115/116 (99%)	105 (91%)	10 (9%)	10	20
60	Ba	114/117 (97%)	103 (90%)	11 (10%)	8	16
61	BO	194/195 (100%)	186 (96%)	8 (4%)	30	56
62	BN	181/188 (96%)	168 (93%)	13 (7%)	14	29
63	BL	134/167 (80%)	112 (84%)	22 (16%)	2	3
64	BK	168/185 (91%)	154 (92%)	14 (8%)	11	22
65	BI	163/165 (99%)	157 (96%)	6 (4%)	34	60
66	Be	191/204 (94%)	184 (96%)	7 (4%)	34	60
67	AK	118/124 (95%)	110 (93%)	8 (7%)	16	32
68	A6	157/166 (95%)	139 (88%)	18 (12%)	5	10
69	Bf	341/360 (95%)	324 (95%)	17 (5%)	24	47
70	AY	48/53 (91%)	43 (90%)	5 (10%)	7	13
71	Bv	119/160 (74%)	104 (87%)	15 (13%)	4	8
72	Bh	128/162 (79%)	115 (90%)	13 (10%)	7	14
76	Bs	41/111 (37%)	38 (93%)	3 (7%)	14	28
77	BV	99/116 (85%)	85 (86%)	14 (14%)	3	6
78	Az	36/216 (17%)	26 (72%)	10 (28%)	0	1
79	AQ	90/104 (86%)	76 (84%)	14 (16%)	2	4
80	AR	71/151 (47%)	61 (86%)	10 (14%)	3	6

Continued on next page...

Continued from previous page...

Mol	Chain	Analysed	Rotameric	Outliers	Percentiles	
81	AV	90/97 (93%)	81 (90%)	9 (10%)	7	14
82	AW	74/75 (99%)	64 (86%)	10 (14%)	4	6
83	A4	172/187 (92%)	141 (82%)	31 (18%)	1	2
84	A7	255/268 (95%)	222 (87%)	33 (13%)	4	7
85	A	4/4 (100%)	4 (100%)	0	100	100
All	All	9337/10826 (86%)	8508 (91%)	829 (9%)	13	19

All (829) residues with a non-rotameric sidechain are listed below:

Mol	Chain	Res	Type
8	BP	20	ARG
8	BP	26	VAL
8	BP	29	ASP
8	BP	31	VAL
8	BP	39	GLU
8	BP	66	SER
8	BP	76	GLU
8	BP	78	LEU
8	BP	80	SER
8	BP	85	GLU
8	BP	104	GLU
8	BP	130	ASP
8	BP	134	LYS
8	BP	135	ASN
8	BP	152	LYS
8	BP	153	LYS
9	BQ	106	VAL
9	BQ	117	VAL
9	BQ	125	LYS
9	BQ	134	ASN
9	BQ	138	VAL
9	BQ	172	VAL
9	BQ	200	LYS
9	BQ	202	ARG
9	BQ	204	SER
9	BQ	210	ARG
10	BR	23	ARG
10	BR	57	CYS
10	BR	64	ASN
10	BR	128	ARG

Continued on next page...

Continued from previous page...

Mol	Chain	Res	Type
11	BS	25	THR
11	BS	68	ASP
11	BS	70	LYS
11	BS	98	ASP
11	BS	119	ARG
11	BS	138	ARG
11	BS	140	ASN
11	BS	170	LYS
11	BS	175	ARG
12	BT	3	SER
12	BT	43	LYS
12	BT	55	VAL
12	BT	104	ARG
12	BT	144	LYS
12	BT	149	LYS
12	BT	151	LYS
12	BT	171	ARG
12	BT	179	LYS
12	BT	181	ARG
12	BT	192	ASP
13	BU	28	SER
13	BU	64	VAL
13	BU	68	THR
13	BU	84	THR
13	BU	99	SER
13	BU	119	LYS
13	BU	130	VAL
13	BU	146	LEU
13	BU	148	ARG
14	BW	11	CYS
14	BW	27	CYS
14	BW	58	ASP
14	BW	105	VAL
14	BW	132	SER
15	BY	19	ARG
16	BX	53	GLN
16	BX	58	HIS
16	BX	70	SER
16	BX	73	SER
16	BX	80	ASP
16	BX	110	SER
16	BX	127	VAL

Continued on next page...

Continued from previous page...

Mol	Chain	Res	Type
16	BX	149	SER
16	BX	151	SER
17	BZ	8	ASN
17	BZ	33	SER
17	BZ	47	VAL
17	BZ	49	LYS
17	BZ	57	ARG
17	BZ	59	LYS
17	BZ	71	TYR
17	BZ	90	THR
17	BZ	92	VAL
17	BZ	98	THR
17	BZ	99	SER
17	BZ	121	ARG
17	BZ	122	SER
18	Bp	7	ASN
18	Bp	18	LYS
18	Bp	26	LYS
18	Bp	31	VAL
18	Bp	39	SER
18	Bp	46	VAL
18	Bp	52	LYS
18	Bp	54	ASP
18	Bp	58	ARG
18	Bp	59	SER
19	Bq	5	LYS
19	Bq	21	ARG
19	Bq	25	TYR
19	Bq	46	ARG
19	Bq	49	LEU
20	Br	47	SER
20	Br	62	SER
20	Br	68	THR
20	Br	70	ARG
20	Br	84	SER
20	Br	86	SER
20	Br	94	MET
20	Br	121	PHE
20	Br	148	GLU
20	Br	216	THR
20	Br	227	LEU
20	Br	251	THR

Continued on next page...

Continued from previous page...

Mol	Chain	Res	Type
20	Br	264	THR
20	Br	269	SER
20	Br	283	THR
20	Br	317	THR
20	Br	321	ARG
20	Br	325	LEU
20	Br	335	LYS
20	Br	343	MET
21	Bt	7	LYS
21	Bt	26	VAL
21	Bt	57	ILE
21	Bt	63	LYS
22	Bw	57	LYS
22	Bw	85	ARG
22	Bw	87	HIS
22	Bw	100	VAL
22	Bw	172	ASN
22	Bw	211	ARG
22	Bw	231	GLN
22	Bw	232	LYS
22	Bw	241	ASP
22	Bw	248	LEU
23	Bx	38	SER
23	Bx	49	ILE
23	Bx	51	ARG
23	Bx	58	ASP
23	Bx	98	SER
23	Bx	147	SER
23	Bx	158	LYS
23	Bx	168	ASN
23	Bx	195	ASP
23	Bx	221	GLN
23	Bx	229	ARG
23	Bx	230	SER
23	Bx	239	SER
23	Bx	240	ASP
24	Bl	26	THR
24	Bl	27	THR
24	Bl	35	SER
24	Bl	81	CYS
24	Bl	96	SER
24	Bl	97	LYS

Continued on next page...

Continued from previous page...

Mol	Chain	Res	Type
24	B1	103	SER
25	Bu	46	THR
25	Bu	58	ARG
25	Bu	104	LEU
25	Bu	128	SER
25	Bu	137	ASP
25	Bu	158	ARG
25	Bu	194	ASP
25	Bu	199	LYS
25	Bu	204	ARG
25	Bu	216	GLN
25	Bu	244	ASP
25	Bu	245	MET
25	Bu	248	MET
26	By	5	SER
26	By	32	THR
26	By	45	ARG
26	By	82	VAL
26	By	90	VAL
26	By	91	ARG
26	By	99	ILE
26	By	120	ARG
26	By	129	LYS
26	By	133	THR
26	By	140	ASP
26	By	144	LEU
26	By	153	SER
26	By	154	ARG
26	By	163	CYS
26	By	175	ASP
26	By	184	ASN
27	A0	24	MET
27	A0	51	THR
27	A0	54	THR
27	A0	80	ASP
27	A0	84	ARG
27	A0	105	MET
27	A0	130	LYS
27	A0	146	LYS
27	A0	161	ARG
27	A0	175	ARG
27	A0	180	LYS

Continued on next page...

Continued from previous page...

Mol	Chain	Res	Type
27	A0	185	ASP
27	A0	198	ARG
27	A0	210	ARG
27	A0	221	ARG
27	A0	228	GLN
27	A0	239	THR
28	A2	13	SER
28	A2	55	VAL
28	A2	63	MET
28	A2	64	PHE
28	A2	82	THR
28	A2	111	SER
28	A2	112	THR
28	A2	113	ARG
28	A2	121	ARG
28	A2	157	GLU
28	A2	161	ASP
28	A2	189	ASN
29	A5	4	VAL
29	A5	21	HIS
29	A5	22	ARG
29	A5	42	ARG
29	A5	47	ARG
29	A5	55	LEU
29	A5	64	ASN
29	A5	75	ARG
29	A5	82	VAL
29	A5	150	ASP
29	A5	157	LYS
29	A5	175	LEU
29	A5	179	LEU
29	A5	183	ARG
29	A5	199	ASP
29	A5	213	LYS
29	A5	214	LYS
30	AD	10	ARG
30	AD	24	SER
30	AD	32	THR
30	AD	40	LYS
30	AD	41	THR
30	AD	43	LYS
30	AD	50	MET

Continued on next page...

Continued from previous page...

Mol	Chain	Res	Type
30	AD	53	MET
30	AD	55	SER
30	AD	62	ILE
30	AD	76	ASN
30	AD	87	LEU
31	A8	57	ARG
32	AE	14	VAL
32	AE	26	ARG
32	AE	28	THR
32	AE	38	SER
32	AE	53	LYS
32	AE	62	LYS
32	AE	78	SER
32	AE	83	ARG
32	AE	91	VAL
32	AE	95	LYS
32	AE	120	HIS
32	AE	121	ARG
32	AE	128	SER
32	AE	154	ASN
32	AE	156	LEU
33	AG	38	CYS
33	AG	46	SER
33	AG	57	SER
33	AG	66	VAL
33	AG	80	MET
33	AG	87	ASP
33	AG	114	ARG
33	AG	140	LYS
34	AI	22	PHE
34	AI	23	THR
34	AI	30	ASP
34	AI	45	HIS
34	AI	71	LYS
34	AI	72	LYS
34	AI	73	ASN
34	AI	75	LYS
34	AI	89	ASP
34	AI	95	GLU
34	AI	99	SER
34	AI	107	ARG
34	AI	131	LYS

Continued on next page...

Continued from previous page...

Mol	Chain	Res	Type
35	AH	29	SER
35	AH	43	ARG
35	AH	68	MET
35	AH	78	CYS
35	AH	79	LYS
35	AH	80	GLU
35	AH	142	ARG
36	AJ	2	THR
36	AJ	3	MET
36	AJ	6	VAL
36	AJ	18	GLU
36	AJ	25	VAL
36	AJ	28	ARG
36	AJ	30	SER
36	AJ	54	ASP
36	AJ	78	ARG
36	AJ	84	ARG
36	AJ	97	ARG
37	AL	32	LYS
37	AL	39	THR
37	AL	67	ARG
37	AL	69	ILE
37	AL	70	SER
37	AL	82	MET
37	AL	84	TYR
37	AL	90	HIS
37	AL	91	VAL
37	AL	104	GLN
37	AL	114	THR
37	AL	121	LEU
38	AM	3	LEU
38	AM	4	THR
38	AM	9	SER
38	AM	15	ARG
38	AM	35	LYS
38	AM	40	ARG
38	AM	48	LYS
38	AM	70	GLU
38	AM	87	ARG
38	AM	100	THR
38	AM	102	SER
38	AM	104	VAL

Continued on next page...

Continued from previous page...

Mol	Chain	Res	Type
38	AM	116	ARG
38	AM	117	LYS
38	AM	133	ARG
39	AO	42	GLU
39	AO	46	MET
39	AO	49	ASN
39	AO	57	SER
39	AO	84	ARG
39	AO	122	LYS
39	AO	123	SER
39	AO	129	LEU
40	AP	42	GLU
40	AP	54	LYS
40	AP	57	LYS
40	AP	79	GLN
40	AP	86	LEU
40	AP	88	ASP
40	AP	90	MET
40	AP	101	SER
40	AP	116	ASP
40	AP	132	SER
40	AP	138	SER
40	AP	146	ILE
40	AP	149	VAL
40	AP	167	LYS
40	AP	196	LYS
40	AP	210	SER
40	AP	211	CYS
40	AP	220	PHE
40	AP	231	THR
40	AP	232	TYR
40	AP	254	SER
40	AP	259	MET
41	AS	32	THR
41	AS	36	GLN
41	AS	45	SER
41	AS	98	ASP
41	AS	105	PHE
41	AS	108	SER
41	AS	127	SER
42	AU	47	MET
42	AU	75	LEU

Continued on next page...

Continued from previous page...

Mol	Chain	Res	Type
42	AU	76	LYS
42	AU	91	ARG
42	AU	97	LEU
43	AX	4	LEU
43	AX	24	LEU
43	AX	31	ASP
43	AX	38	HIS
43	AX	41	THR
43	AX	44	ARG
43	AX	50	ARG
43	AX	55	ARG
43	AX	83	LEU
43	AX	98	MET
43	AX	103	SER
43	AX	112	LEU
43	AX	140	LYS
43	AX	142	LYS
43	AX	148	SER
43	AX	152	ARG
43	AX	169	THR
43	AX	171	THR
43	AX	196	GLU
43	AX	205	THR
43	AX	210	LYS
44	AZ	45	LYS
44	AZ	57	THR
44	AZ	61	VAL
44	AZ	73	ASN
44	AZ	75	THR
44	AZ	86	GLU
44	AZ	97	ARG
44	AZ	100	ARG
45	A3	1	MET
45	A3	9	ARG
45	A3	19	THR
45	A3	30	ASP
45	A3	38	ASP
45	A3	44	GLU
45	A3	47	ARG
45	A3	57	SER
45	A3	59	LYS
45	A3	64	MET

Continued on next page...

Continued from previous page...

Mol	Chain	Res	Type
45	A3	72	SER
45	A3	75	SER
45	A3	83	VAL
45	A3	97	ARG
45	A3	121	GLU
45	A3	147	LEU
45	A3	150	LEU
45	A3	156	VAL
45	A3	186	THR
45	A3	204	LYS
45	A3	211	GLU
46	AT	40	THR
46	AT	44	LYS
46	AT	54	TYR
46	AT	63	SER
46	AT	70	LYS
46	AT	84	ASP
46	AT	85	ASP
46	AT	86	LEU
46	AT	89	MET
46	AT	107	LYS
47	A1	14	ASP
47	A1	20	LEU
47	A1	49	LEU
47	A1	70	ASP
47	A1	78	LYS
47	A1	101	ASP
47	A1	116	SER
47	A1	128	THR
47	A1	130	THR
47	A1	135	VAL
47	A1	138	THR
47	A1	142	HIS
47	A1	153	ARG
47	A1	155	ASP
47	A1	176	LYS
47	A1	177	VAL
47	A1	181	THR
47	A1	197	ARG
47	A1	202	PHE
47	A1	203	ASP
47	A1	224	VAL

Continued on next page...

Continued from previous page...

Mol	Chain	Res	Type
47	A1	230	SER
47	A1	238	LYS
47	A1	260	ARG
47	A1	261	ARG
48	AC	35	THR
48	AC	46	MET
48	AC	48	GLU
48	AC	64	LYS
48	AC	71	LYS
48	AC	77	ARG
48	AC	127	SER
48	AC	128	GLN
48	AC	133	SER
48	AC	135	LEU
48	AC	151	LYS
48	AC	202	ARG
48	AC	204	ARG
48	AC	208	SER
48	AC	222	ARG
49	Bc	14	GLN
49	Bc	15	ASN
49	Bc	17	LYS
49	Bc	29	SER
49	Bc	66	SER
49	Bc	83	GLU
49	Bc	89	SER
49	Bc	90	VAL
49	Bc	119	ARG
49	Bc	135	HIS
50	Bz	6	ARG
50	Bz	18	ARG
50	Bz	24	ARG
50	Bz	28	ARG
50	Bz	33	SER
51	Bo	7	LYS
51	Bo	40	SER
51	Bo	47	PHE
52	Bn	7	SER
52	Bn	33	ARG
52	Bn	59	THR
53	Bm	34	SER
53	Bm	42	HIS

Continued on next page...

Continued from previous page...

Mol	Chain	Res	Type
53	Bm	44	LYS
53	Bm	46	ARG
53	Bm	53	SER
53	Bm	59	SER
53	Bm	61	MET
53	Bm	64	ARG
53	Bm	70	ARG
53	Bm	93	LYS
53	Bm	95	ARG
53	Bm	105	GLN
54	Bk	8	ARG
54	Bk	47	ARG
54	Bk	86	THR
54	Bk	91	LEU
54	Bk	123	TYR
54	Bk	125	VAL
55	Bj	3	CYS
55	Bj	23	LEU
55	Bj	36	ARG
55	Bj	52	LYS
55	Bj	77	ARG
55	Bj	113	LYS
55	Bj	117	GLU
55	Bj	118	LYS
56	Bi	3	LYS
56	Bi	56	LYS
56	Bi	70	SER
56	Bi	98	SER
56	Bi	128	ARG
56	Bi	129	ARG
57	Bg	82	SER
57	Bg	97	ARG
58	Bd	5	LYS
58	Bd	32	SER
58	Bd	33	LYS
58	Bd	34	ARG
59	Bb	9	ARG
59	Bb	26	ARG
59	Bb	27	LYS
59	Bb	60	HIS
59	Bb	76	ASP
59	Bb	85	ASP

Continued on next page...

Continued from previous page...

Mol	Chain	Res	Type
59	Bb	91	LYS
59	Bb	100	ASP
59	Bb	116	GLN
59	Bb	127	SER
60	Ba	33	LYS
60	Ba	50	ARG
60	Ba	52	VAL
60	Ba	54	ARG
60	Ba	72	ARG
60	Ba	83	ARG
60	Ba	89	SER
60	Ba	93	ARG
60	Ba	98	VAL
60	Ba	103	LYS
60	Ba	106	LYS
61	BO	8	SER
61	BO	132	ARG
61	BO	144	ARG
61	BO	149	ARG
61	BO	167	LYS
61	BO	169	SER
61	BO	170	ASP
61	BO	188	LYS
62	BN	14	ARG
62	BN	49	LYS
62	BN	72	MET
62	BN	81	SER
62	BN	97	THR
62	BN	126	SER
62	BN	127	LYS
62	BN	129	VAL
62	BN	175	ARG
62	BN	178	THR
62	BN	180	GLU
62	BN	188	LYS
62	BN	211	GLU
63	BL	21	VAL
63	BL	24	LEU
63	BL	55	SER
63	BL	70	GLU
63	BL	74	VAL
63	BL	76	CYS

Continued on next page...

Continued from previous page...

Mol	Chain	Res	Type
63	BL	77	THR
63	BL	86	LEU
63	BL	91	LEU
63	BL	100	SER
63	BL	116	HIS
63	BL	122	LYS
63	BL	126	SER
63	BL	132	MET
63	BL	136	VAL
63	BL	141	ARG
63	BL	144	ARG
63	BL	153	SER
63	BL	154	ARG
63	BL	158	ASN
63	BL	175	ASP
63	BL	178	ILE
64	BK	12	CYS
64	BK	13	LYS
64	BK	28	ASP
64	BK	32	ARG
64	BK	33	THR
64	BK	45	GLU
64	BK	52	VAL
64	BK	53	VAL
64	BK	74	LYS
64	BK	82	LYS
64	BK	166	VAL
64	BK	182	GLU
64	BK	193	ARG
64	BK	203	LYS
65	BI	3	VAL
65	BI	76	VAL
65	BI	136	MET
65	BI	183	SER
65	BI	187	ARG
65	BI	191	ARG
66	Be	18	VAL
66	Be	30	ARG
66	Be	145	ARG
66	Be	165	MET
66	Be	242	ARG
66	Be	245	ARG

Continued on next page...

Continued from previous page...

Mol	Chain	Res	Type
66	Be	250	ARG
67	AK	28	THR
67	AK	69	LEU
67	AK	75	VAL
67	AK	99	TYR
67	AK	116	LEU
67	AK	134	LYS
67	AK	142	THR
67	AK	147	SER
68	A6	1	MET
68	A6	2	ARG
68	A6	19	GLU
68	A6	28	LYS
68	A6	30	CYS
68	A6	32	GLN
68	A6	46	MET
68	A6	49	SER
68	A6	57	LEU
68	A6	71	GLU
68	A6	73	SER
68	A6	77	ARG
68	A6	82	TYR
68	A6	120	SER
68	A6	121	VAL
68	A6	129	GLN
68	A6	159	ASP
68	A6	172	LYS
69	Bf	2	SER
69	Bf	24	GLN
69	Bf	38	SER
69	Bf	60	VAL
69	Bf	135	GLN
69	Bf	143	ARG
69	Bf	154	GLU
69	Bf	178	VAL
69	Bf	217	SER
69	Bf	283	LEU
69	Bf	295	SER
69	Bf	335	VAL
69	Bf	339	ARG
69	Bf	370	SER
69	Bf	381	LYS

Continued on next page...

Continued from previous page...

Mol	Chain	Res	Type
69	Bf	384	SER
69	Bf	392	LYS
70	AY	10	ARG
70	AY	14	VAL
70	AY	18	THR
70	AY	27	LYS
70	AY	54	LYS
71	Bv	15	LYS
71	Bv	23	TYR
71	Bv	28	LYS
71	Bv	46	ARG
71	Bv	47	ARG
71	Bv	56	LYS
71	Bv	60	LEU
71	Bv	63	SER
71	Bv	78	SER
71	Bv	85	SER
71	Bv	86	THR
71	Bv	87	ARG
71	Bv	144	SER
71	Bv	155	ASP
71	Bv	191	LYS
72	Bh	28	GLU
72	Bh	32	SER
72	Bh	36	ARG
72	Bh	42	LEU
72	Bh	45	MET
72	Bh	59	THR
72	Bh	82	ASP
72	Bh	99	ARG
72	Bh	102	HIS
72	Bh	114	SER
72	Bh	148	ARG
72	Bh	155	SER
72	Bh	168	THR
76	Bs	87	LYS
76	Bs	105	VAL
76	Bs	117	HIS
77	BV	13	PHE
77	BV	18	GLN
77	BV	24	LYS
77	BV	39	PHE

Continued on next page...

Continued from previous page...

Mol	Chain	Res	Type
77	BV	43	ILE
77	BV	47	PHE
77	BV	66	SER
77	BV	72	MET
77	BV	81	THR
77	BV	82	THR
77	BV	93	LEU
77	BV	96	LYS
77	BV	100	LYS
77	BV	122	PHE
78	Az	165	ARG
78	Az	166	THR
78	Az	175	GLU
78	Az	184	ARG
78	Az	186	ARG
78	Az	187	THR
78	Az	188	TYR
78	Az	213	THR
78	Az	221	ARG
78	Az	228	SER
79	AQ	16	ARG
79	AQ	19	VAL
79	AQ	20	LYS
79	AQ	24	ARG
79	AQ	35	GLU
79	AQ	38	GLU
79	AQ	51	VAL
79	AQ	53	LEU
79	AQ	57	ARG
79	AQ	61	THR
79	AQ	84	ARG
79	AQ	92	THR
79	AQ	100	SER
79	AQ	112	THR
80	AR	3	THR
80	AR	14	VAL
80	AR	15	ASP
80	AR	17	TYR
80	AR	19	PRO
80	AR	31	SER
80	AR	66	GLN
80	AR	70	ASP

Continued on next page...

Continued from previous page...

Mol	Chain	Res	Type
80	AR	86	LYS
80	AR	87	THR
81	AV	21	ARG
81	AV	29	SER
81	AV	30	ARG
81	AV	44	ARG
81	AV	45	ARG
81	AV	94	GLU
81	AV	95	ASP
81	AV	98	ARG
81	AV	102	SER
82	AW	5	ASP
82	AW	6	SER
82	AW	7	ASP
82	AW	9	SER
82	AW	45	THR
82	AW	58	ASN
82	AW	63	LEU
82	AW	76	THR
82	AW	81	ARG
82	AW	86	HIS
83	A4	6	HIS
83	A4	12	LYS
83	A4	30	PHE
83	A4	33	GLU
83	A4	35	SER
83	A4	47	HIS
83	A4	50	THR
83	A4	55	SER
83	A4	58	ARG
83	A4	59	HIS
83	A4	62	THR
83	A4	68	TYR
83	A4	76	VAL
83	A4	77	ARG
83	A4	82	THR
83	A4	90	ARG
83	A4	94	ASN
83	A4	97	VAL
83	A4	103	LYS
83	A4	116	GLN
83	A4	120	SER

Continued on next page...

Continued from previous page...

Mol	Chain	Res	Type
83	A4	128	GLU
83	A4	148	ARG
83	A4	165	LYS
83	A4	171	LEU
83	A4	182	THR
83	A4	183	HIS
83	A4	185	THR
83	A4	187	THR
83	A4	195	LYS
83	A4	200	SER
84	A7	28	THR
84	A7	48	ASP
84	A7	62	ARG
84	A7	77	ASN
84	A7	78	ASN
84	A7	101	CYS
84	A7	111	ASP
84	A7	117	PHE
84	A7	130	ASP
84	A7	131	ASN
84	A7	139	LYS
84	A7	146	LEU
84	A7	148	ARG
84	A7	152	THR
84	A7	156	SER
84	A7	159	ARG
84	A7	160	PHE
84	A7	175	ASP
84	A7	189	VAL
84	A7	199	VAL
84	A7	200	THR
84	A7	210	LEU
84	A7	211	CYS
84	A7	229	GLU
84	A7	233	GLU
84	A7	244	CYS
84	A7	250	TYR
84	A7	256	THR
84	A7	284	ILE
84	A7	287	GLU
84	A7	296	ASP
84	A7	299	THR

Continued on next page...

Continued from previous page...

Mol	Chain	Res	Type
84	A7	314	VAL

Sometimes sidechains can be flipped to improve hydrogen bonding and reduce clashes. All (8) such sidechains are listed below:

Mol	Chain	Res	Type
13	BU	107	GLN
24	B1	55	ASN
37	AL	31	ASN
59	Bb	116	GLN
62	BN	108	ASN
70	AY	60	GLN
81	AV	75	GLN
84	A7	46	ASN

5.3.3 RNA [i](#)

Mol	Chain	Analysed	Backbone Outliers	Pucker Outliers
1	AA	1807/2280 (79%)	483 (26%)	19 (1%)
2	AB	17/19 (89%)	8 (47%)	0
3	BA	1553/1920 (80%)	293 (18%)	8 (0%)
4	BB	1102/1536 (71%)	209 (18%)	3 (0%)
5	BC	157/209 (75%)	27 (17%)	0
6	BD	118/119 (99%)	16 (13%)	1 (0%)
7	BE	161/216 (74%)	23 (14%)	2 (1%)
73	BF	66/78 (84%)	18 (27%)	0
74	BG	182/183 (99%)	30 (16%)	1 (0%)
75	BH	114/136 (83%)	21 (18%)	0
All	All	5277/6696 (78%)	1128 (21%)	34 (0%)

All (1128) RNA backbone outliers are listed below:

Mol	Chain	Res	Type
1	AA	32	C
1	AA	34	G
1	AA	45	C
1	AA	46	OMC
1	AA	51	G
1	AA	53	C
1	AA	54	A
1	AA	62	G

Continued on next page...

Continued from previous page...

Mol	Chain	Res	Type
1	AA	70	G
1	AA	73	U
1	AA	75	A
1	AA	79	A
1	AA	87	C
1	AA	91	G
1	AA	93	A
1	AA	94	U
1	AA	118	A
1	AA	128	A
1	AA	130	A
1	AA	135	A
1	AA	136	C
1	AA	139	A
1	AA	140	A
1	AA	141	U
1	AA	144	G
1	AA	148	C
1	AA	155	U
1	AA	158	G
1	AA	169	A
1	AA	172	A
1	AA	173	C
1	AA	174	U
1	AA	179	A
1	AA	182	U
1	AA	183	U
1	AA	185	G
1	AA	190	A
1	AA	191	C
1	AA	208	A
1	AA	209	A
1	AA	210	C
1	AA	211	C
1	AA	212	A
1	AA	213	A
1	AA	221	C
1	AA	222	U
1	AA	223	C
1	AA	227	U
1	AA	270	G
1	AA	274	C

Continued on next page...

Continued from previous page...

Mol	Chain	Res	Type
1	AA	280	G
1	AA	292	A
1	AA	293	A
1	AA	302	A
1	AA	303	A
1	AA	304	C
1	AA	305	G
1	AA	309	C
1	AA	315	G
1	AA	316	G
1	AA	317	A
1	AA	319	G
1	AA	320	C
1	AA	322	G
1	AA	324	A
1	AA	325	A
1	AA	326	C
1	AA	327	A
1	AA	329	U
1	AA	330	C
1	AA	331	A
1	AA	334	C
1	AA	340	G
1	AA	341	A
1	AA	344	C
1	AA	354	C
1	AA	355	G
1	AA	356	U
1	AA	360	A
1	AA	362	A
1	AA	363	G
1	AA	364	C
1	AA	367	A
1	AA	369	C
1	AA	376	G
1	AA	390	G
1	AA	393	G
1	AA	395	A
1	AA	398	A
1	AA	399	C
1	AA	403	C
1	AA	407	U

Continued on next page...

Continued from previous page...

Mol	Chain	Res	Type
1	AA	408	C
1	AA	410	G
1	AA	414	G
1	AA	419	G
1	AA	422	C
1	AA	425	G
1	AA	432	A
1	AA	447	A
1	AA	454	C
1	AA	463	A
1	AA	473	U
1	AA	483	G
1	AA	485	G
1	AA	489	G
1	AA	492	A
1	AA	493	A
1	AA	494	A
1	AA	495	U
1	AA	504	C
1	AA	511	G
1	AA	512	G
1	AA	517	C
1	AA	527	G
1	AA	532	U
1	AA	537	C
1	AA	538	A
1	AA	545	A
1	AA	546	A
1	AA	549	A
1	AA	550	A
1	AA	551	U
1	AA	552	A
1	AA	553	C
1	AA	558	A
1	AA	559	G
1	AA	566	A
1	AA	573	A
1	AA	575	A
1	AA	578	G
1	AA	580	C
1	AA	583	C
1	AA	585	G

Continued on next page...

Continued from previous page...

Mol	Chain	Res	Type
1	AA	586	U
1	AA	599	G
1	AA	601	U
1	AA	602	U
1	AA	603	G
1	AA	604	U
1	AA	605	U
1	AA	606	U
1	AA	607	U
1	AA	608	C
1	AA	612	G
1	AA	613	G
1	AA	614	G
1	AA	615	G
1	AA	616	G
1	AA	618	U
1	AA	619	A
1	AA	623	A
1	AA	624	A
1	AA	625	A
1	AA	631	U
1	AA	632	C
1	AA	633	A
1	AA	635	U
1	AA	636	A
1	AA	638	C
1	AA	640	A
1	AA	642	U
1	AA	643	A
1	AA	644	A
1	AA	658	A
1	AA	659	G
1	AA	660	U
1	AA	667	C
1	AA	673	C
1	AA	681	A
1	AA	694	A
1	AA	695	A
1	AA	696	A
1	AA	712	G
1	AA	713	U
1	AA	721	A2M

Continued on next page...

Continued from previous page...

Mol	Chain	Res	Type
1	AA	722	A
1	AA	725	G
1	AA	726	G
1	AA	740	U
1	AA	742	U
1	AA	743	G
1	AA	747	C
1	AA	748	A
1	AA	753	G
1	AA	754	U
1	AA	757	G
1	AA	758	G
1	AA	779	C
1	AA	781	U
1	AA	786	C
1	AA	789	G
1	AA	790	U
1	AA	793	U
1	AA	800	C
1	AA	801	G
1	AA	805	U
1	AA	806	C
1	AA	807	G
1	AA	809	G
1	AA	811	C
1	AA	826	A
1	AA	828	A
1	AA	829	U
1	AA	837	A
1	AA	839	A
1	AA	842	G
1	AA	844	A
1	AA	845	G
1	AA	846	C
1	AA	847	A
1	AA	848	G
1	AA	851	C
1	AA	867	C
1	AA	868	A
1	AA	873	A
1	AA	874	U
1	AA	877	A

Continued on next page...

Continued from previous page...

Mol	Chain	Res	Type
1	AA	879	G
1	AA	887	G
1	AA	888	C
1	AA	889	G
1	AA	890	U
1	AA	899	U
1	AA	900	U
1	AA	904	U
1	AA	907	G
1	AA	909	C
1	AA	911	A
1	AA	912	A
1	AA	917	A
1	AA	918	U
1	AA	920	C
1	AA	921	G
1	AA	922	A
1	AA	930	A
1	AA	931	G
1	AA	934	U
1	AA	935	G
1	AA	936	C
1	AA	938	G
1	AA	941	U
1	AA	948	A
1	AA	949	C
1	AA	954	C
1	AA	955	A
1	AA	956	U
1	AA	957	G
1	AA	959	G
1	AA	961	U
1	AA	963	A
1	AA	967	A
1	AA	968	G
1	AA	969	C
1	AA	970	A
1	AA	971	U
1	AA	972	C
1	AA	974	G
1	AA	997	U
1	AA	998	A

Continued on next page...

Continued from previous page...

Mol	Chain	Res	Type
1	AA	999	U
1	AA	1000	G
1	AA	1005	U
1	AA	1006	U
1	AA	1007	U
1	AA	1008	U
1	AA	1009	A
1	AA	1013	G
1	AA	1017	U
1	AA	1020	G
1	AA	1025	U
1	AA	1027	A
1	AA	1120	G
1	AA	1121	C
1	AA	1122	G
1	AA	1126	C
1	AA	1129	C
1	AA	1135	A
1	AA	1139	A
1	AA	1149	U
1	AA	1153	G
1	AA	1158	G
1	AA	1160	A
1	AA	1163	U
1	AA	1183	A
1	AA	1186	U
1	AA	1192	A
1	AA	1198	C
1	AA	1210	A
1	AA	1212	A
1	AA	1222	U
1	AA	1229	A
1	AA	1236	C
1	AA	1237	U
1	AA	1241	U
1	AA	1243	A
1	AA	1265	A
1	AA	1269	A
1	AA	1275	A
1	AA	1282	A
1	AA	1291	G
1	AA	1298	C

Continued on next page...

Continued from previous page...

Mol	Chain	Res	Type
1	AA	1301	C
1	AA	1303	A
1	AA	1305	C
1	AA	1316	A
1	AA	1318	G
1	AA	1401	U
1	AA	1462	U
1	AA	1463	C
1	AA	1464	A
1	AA	1479	U
1	AA	1482	U
1	AA	1483	C
1	AA	1484	A
1	AA	1485	C
1	AA	1496	G
1	AA	1501	U
1	AA	1502	U
1	AA	1504	C
1	AA	1505	A
1	AA	1506	G
1	AA	1519	G
1	AA	1536	A
1	AA	1541	U
1	AA	1543	A
1	AA	1555	G
1	AA	1556	A
1	AA	1560	G
1	AA	1563	C
1	AA	1564	C
1	AA	1590	U
1	AA	1599	A
1	AA	1601	A
1	AA	1604	G
1	AA	1605	G
1	AA	1606	G
1	AA	1607	A
1	AA	1617	G
1	AA	1619	PSU
1	AA	1622	G
1	AA	1623	G
1	AA	1628	G
1	AA	1629	G

Continued on next page...

Continued from previous page...

Mol	Chain	Res	Type
1	AA	1633	G
1	AA	1634	G
1	AA	1638	G
1	AA	1640	C
1	AA	1642	G
1	AA	1644	U
1	AA	1651	U
1	AA	1656	U
1	AA	1657	C
1	AA	1661	A
1	AA	1668	G
1	AA	1669	A
1	AA	1676	OMG
1	AA	1696	G
1	AA	1706	U
1	AA	1711	U
1	AA	1714	G
1	AA	1719	U
1	AA	1720	U
1	AA	1726	A
1	AA	1730	G
1	AA	1732	C
1	AA	1746	C
1	AA	1749	A
1	AA	1751	U
1	AA	1752	A
1	AA	1754	G
1	AA	1756	G
1	AA	1763	U
1	AA	1764	U
1	AA	1765	G
1	AA	1767	C
1	AA	1768	C
1	AA	1770	C
1	AA	1774	G
1	AA	1775	G
1	AA	1776	A
1	AA	1780	C
1	AA	1822	U
1	AA	1824	C
1	AA	1825	U
1	AA	1827	C

Continued on next page...

Continued from previous page...

Mol	Chain	Res	Type
1	AA	1830	U
1	AA	1837	G
1	AA	1841	C
1	AA	1850	G
1	AA	1853	A
1	AA	1854	U
1	AA	1855	U
1	AA	1857	C
1	AA	1862	U
1	AA	1863	U
1	AA	1865	U
1	AA	1870	C
1	AA	1875	U
1	AA	1876	G
1	AA	1879	A
1	AA	1880	U
1	AA	1881	U
1	AA	1882	U
1	AA	1885	G
1	AA	1892	G
1	AA	1894	A
1	AA	1895	OMG
1	AA	1899	OMU
1	AA	1902	G
1	AA	1903	A
1	AA	1906	C
1	AA	1912	A
1	AA	1926	C
1	AA	1927	A
1	AA	1928	C
1	AA	1936	A
1	AA	1938	A
1	AA	1941	G
1	AA	1946	U
1	AA	1950	A
1	AA	1951	A
1	AA	1953	A
1	AA	1956	A
1	AA	1957	G
1	AA	1958	U
1	AA	1987	G
1	AA	1991	G

Continued on next page...

Continued from previous page...

Mol	Chain	Res	Type
1	AA	1994	C
1	AA	1998	A
1	AA	1999	G
1	AA	2001	G
1	AA	2002	C
1	AA	2008	A
1	AA	2009	A
1	AA	2010	C
1	AA	2013	C
1	AA	2014	G
1	AA	2018	U
1	AA	2019	C
1	AA	2023	U
1	AA	2024	A
1	AA	2025	G
1	AA	2030	A
1	AA	2031	C
1	AA	2036	G
1	AA	2051	U
1	AA	2053	A
1	AA	2054	OMU
1	AA	2057	G
1	AA	2063	C
1	AA	2064	A
1	AA	2069	G
1	AA	2075	U
1	AA	2078	C
1	AA	2079	G
1	AA	2080	U
1	AA	2085	G
1	AA	2096	A2M
1	AA	2102	G
1	AA	2104	C
1	AA	2111	G
1	AA	2126	A
1	AA	2129	C
1	AA	2161	A
1	AA	2175	A
1	AA	2178	G
1	AA	2200	A
1	AA	2228	A
1	AA	2235	A

Continued on next page...

Continued from previous page...

Mol	Chain	Res	Type
1	AA	2236	G
1	AA	2239	G
1	AA	2241	A
1	AA	2245	A
1	AA	2248	U
1	AA	2249	A
1	AA	2259	G
1	AA	2271	G
1	AA	2272	G
1	AA	2273	A
1	AA	2274	U
1	AA	2275	C
1	AA	2278	U
2	AB	4	C
2	AB	66	U
2	AB	67	C
2	AB	70	G
2	AB	71	G
2	AB	74	C
2	AB	75	C
2	AB	76	A
3	BA	8	G
3	BA	28	A
3	BA	33	C
3	BA	42	A
3	BA	45	A
3	BA	51	C
3	BA	62	A
3	BA	68	A
3	BA	91	A
3	BA	95	G
3	BA	96	C
3	BA	102	A
3	BA	112	C
3	BA	113	A
3	BA	114	A
3	BA	125	A
3	BA	135	U
3	BA	138	A
3	BA	139	U
3	BA	140	G
3	BA	146	G

Continued on next page...

Continued from previous page...

Mol	Chain	Res	Type
3	BA	156	A
3	BA	179	A
3	BA	184	U
3	BA	190	A
3	BA	197	G
3	BA	204	U
3	BA	205	C
3	BA	212	A
3	BA	213	A
3	BA	218	A
3	BA	221	C
3	BA	224	U
3	BA	225	U
3	BA	226	G
3	BA	228	U
3	BA	231	A
3	BA	242	A
3	BA	249	A
3	BA	250	U
3	BA	252	U
3	BA	253	G
3	BA	268	G
3	BA	269	A
3	BA	270	A
3	BA	274	G
3	BA	275	U
3	BA	276	C
3	BA	285	A
3	BA	286	C
3	BA	298	A
3	BA	308	C
3	BA	336	G
3	BA	353	U
3	BA	362	A
3	BA	365	C
3	BA	366	C
3	BA	373	U
3	BA	391	A
3	BA	397	A
3	BA	398	G
3	BA	399	A
3	BA	400	G

Continued on next page...

Continued from previous page...

Mol	Chain	Res	Type
3	BA	403	G
3	BA	404	G
3	BA	406	A
3	BA	420	C
3	BA	421	A
3	BA	439	U
3	BA	440	U
3	BA	447	G
3	BA	470	A
3	BA	473	A
3	BA	474	C
3	BA	475	C
3	BA	489	A
3	BA	491	G
3	BA	493	C
3	BA	494	A
3	BA	495	A
3	BA	501	G
3	BA	506	U
3	BA	507	U
3	BA	508	C
3	BA	514	U
3	BA	527	G
3	BA	545	G
3	BA	550	A
3	BA	552	U
3	BA	553	U
3	BA	554	C
3	BA	557	U
3	BA	560	G
3	BA	575	G
3	BA	579	G
3	BA	580	U
3	BA	587	U
3	BA	591	C
3	BA	597	U
3	BA	598	C
3	BA	611	A
3	BA	615	G
3	BA	616	G
3	BA	617	U
3	BA	620	G

Continued on next page...

Continued from previous page...

Mol	Chain	Res	Type
3	BA	621	U
3	BA	627	G
3	BA	635	A
3	BA	636	A
3	BA	637	A
3	BA	638	G
3	BA	639	G
3	BA	646	G
3	BA	654	U
3	BA	677	U
3	BA	681	U
3	BA	682	C
3	BA	686	C
3	BA	690	G
3	BA	697	C
3	BA	699	U
3	BA	705	C
3	BA	706	G
3	BA	716	G
3	BA	717	A
3	BA	718	A
3	BA	733	C
3	BA	742	1MA
3	BA	745	C
3	BA	746	A2M
3	BA	757	A
3	BA	774	A
3	BA	785	U
3	BA	791	U
3	BA	792	G
3	BA	793	A
3	BA	802	U
3	BA	803	U
3	BA	809	A
3	BA	816	G
3	BA	819	A
3	BA	834	C
3	BA	836	C
3	BA	837	G
3	BA	838	U
3	BA	845	C
3	BA	846	G

Continued on next page...

Continued from previous page...

Mol	Chain	Res	Type
3	BA	868	U
3	BA	876	C
3	BA	883	C
3	BA	886	C
3	BA	894	G
3	BA	896	G
3	BA	900	C
3	BA	901	G
3	BA	905	G
3	BA	919	G
3	BA	926	A
3	BA	937	A
3	BA	950	A
3	BA	963	G
3	BA	967	A
3	BA	969	C
3	BA	981	C
3	BA	994	U
3	BA	999	U
3	BA	1027	G
3	BA	1028	OMG
3	BA	1029	A
3	BA	1034	A
3	BA	1036	G
3	BA	1041	A
3	BA	1043	C
3	BA	1044	G
3	BA	1045	A
3	BA	1057	G
3	BA	1064	C
3	BA	1079	C
3	BA	1080	U
3	BA	1094	G
3	BA	1097	U
3	BA	1105	A
3	BA	1107	A
3	BA	1119	G
3	BA	1127	A
3	BA	1172	A
3	BA	1174	C
3	BA	1182	G
3	BA	1189	C

Continued on next page...

Continued from previous page...

Mol	Chain	Res	Type
3	BA	1190	A
3	BA	1193	C
3	BA	1202	G
3	BA	1212	C
3	BA	1235	U
3	BA	1236	U
3	BA	1238	A
3	BA	1242	A
3	BA	1251	G
3	BA	1265	G
3	BA	1278	U
3	BA	1284	A
3	BA	1288	A
3	BA	1293	U
3	BA	1312	A
3	BA	1316	U
3	BA	1317	U
3	BA	1319	U
3	BA	1320	G
3	BA	1322	G
3	BA	1327	U
3	BA	1328	U
3	BA	1330	U
3	BA	1331	C
3	BA	1334	U
3	BA	1337	G
3	BA	1339	G
3	BA	1340	A
3	BA	1341	A
3	BA	1347	U
3	BA	1442	A
3	BA	1447	A
3	BA	1448	OMU
3	BA	1452	G
3	BA	1455	U
3	BA	1456	A
3	BA	1461	C
3	BA	1469	G
3	BA	1470	U
3	BA	1471	G
3	BA	1472	A
3	BA	1480	U

Continued on next page...

Continued from previous page...

Mol	Chain	Res	Type
3	BA	1481	U
3	BA	1491	G
3	BA	1492	U
3	BA	1499	G
3	BA	1500	G
3	BA	1501	C
3	BA	1502	U
3	BA	1503	A
3	BA	1505	A
3	BA	1519	A
3	BA	1526	G
3	BA	1545	G
3	BA	1562	G
3	BA	1571	G
3	BA	1585	A
3	BA	1586	U
3	BA	1590	C
3	BA	1602	G
3	BA	1605	OMG
3	BA	1608	OMC
3	BA	1615	G
3	BA	1617	C
3	BA	1626	G
3	BA	1637	A
3	BA	1638	U
3	BA	1639	A
3	BA	1642	U
3	BA	1643	U
3	BA	1650	A
3	BA	1652	U
3	BA	1653	G
3	BA	1654	C
3	BA	1665	A2M
3	BA	1669	G
3	BA	1672	C
3	BA	1673	G
3	BA	1696	C
3	BA	1710	U
3	BA	1722	U
3	BA	1728	C
3	BA	1737	A
3	BA	1738	C

Continued on next page...

Continued from previous page...

Mol	Chain	Res	Type
3	BA	1744	U
3	BA	1746	U
3	BA	1749	G
3	BA	1750	G
3	BA	1751	A
3	BA	1754	G
3	BA	1816	A
3	BA	1818	A
3	BA	1827	A
3	BA	1832	A
3	BA	1835	U
3	BA	1839	A
3	BA	1844	A
3	BA	1846	U
3	BA	1851	A
3	BA	1854	G
3	BA	1858	U
3	BA	1861	A
3	BA	1865	G
3	BA	1867	G
4	BB	12	G
4	BB	18	A
4	BB	22	A
4	BB	25	A
4	BB	29	C
4	BB	30	A
4	BB	33	A
4	BB	61	C
4	BB	63	U
4	BB	64	A
4	BB	68	A
4	BB	69	A
4	BB	75	C
4	BB	90	G
4	BB	136	A
4	BB	367	C
4	BB	380	A
4	BB	381	C
4	BB	386	G
4	BB	395	A
4	BB	398	G
4	BB	400	A2M

Continued on next page...

Continued from previous page...

Mol	Chain	Res	Type
4	BB	404	U
4	BB	422	A
4	BB	434	G
4	BB	452	A
4	BB	469	U
4	BB	470	G
4	BB	471	A
4	BB	478	A
4	BB	483	A
4	BB	487	G
4	BB	513	G
4	BB	520	A
4	BB	521	C
4	BB	522	PSU
4	BB	525	G
4	BB	527	C
4	BB	531	C
4	BB	536	G
4	BB	537	G
4	BB	545	A2M
4	BB	548	C
4	BB	552	OMG
4	BB	571	G
4	BB	574	U
4	BB	577	A
4	BB	578	OMU
4	BB	579	G
4	BB	598	U
4	BB	600	U
4	BB	629	PSU
4	BB	637	A
4	BB	638	C
4	BB	639	G
4	BB	650	G
4	BB	657	G
4	BB	660	G
4	BB	661	A
4	BB	665	A
4	BB	666	A
4	BB	667	G
4	BB	668	A
4	BB	675	U

Continued on next page...

Continued from previous page...

Mol	Chain	Res	Type
4	BB	676	G
4	BB	683	A
4	BB	704	G
4	BB	766	C
4	BB	767	G
4	BB	768	U
4	BB	772	U
4	BB	778	U
4	BB	779	A
4	BB	786	G
4	BB	787	A
4	BB	789	G
4	BB	790	A
4	BB	798	G
4	BB	799	G
4	BB	800	U
4	BB	803	U
4	BB	804	U
4	BB	806	U
4	BB	807	G
4	BB	819	G
4	BB	825	G
4	BB	831	U
4	BB	837	C
4	BB	975	G
4	BB	977	A
4	BB	978	A
4	BB	980	U
4	BB	983	U
4	BB	985	C
4	BB	990	A
4	BB	991	C
4	BB	995	G
4	BB	996	U
4	BB	1017	C
4	BB	1023	U
4	BB	1026	U
4	BB	1027	G
4	BB	1028	U
4	BB	1035	A
4	BB	1038	U
4	BB	1049	G

Continued on next page...

Continued from previous page...

Mol	Chain	Res	Type
4	BB	1050	G
4	BB	1057	G
4	BB	1062	OMG
4	BB	1069	A
4	BB	1095	U
4	BB	1098	U
4	BB	1099	A
4	BB	1132	G
4	BB	1134	A
4	BB	1137	A
4	BB	1139	A
4	BB	1147	A
4	BB	1157	G
4	BB	1162	A
4	BB	1163	C
4	BB	1172	G
4	BB	1173	U
4	BB	1190	A
4	BB	1191	A
4	BB	1193	G
4	BB	1197	G
4	BB	1199	C
4	BB	1205	A
4	BB	1215	A
4	BB	1221	A
4	BB	1222	G
4	BB	1223	G
4	BB	1225	A
4	BB	1226	A
4	BB	1231	A
4	BB	1232	A
4	BB	1241	A
4	BB	1250	G
4	BB	1253	A
4	BB	1254	G
4	BB	1255	A
4	BB	1257	U
4	BB	1264	OMC
4	BB	1268	G
4	BB	1271	A
4	BB	1272	U
4	BB	1287	G

Continued on next page...

Continued from previous page...

Mol	Chain	Res	Type
4	BB	1292	A
4	BB	1298	C
4	BB	1299	A
4	BB	1303	C
4	BB	1314	U
4	BB	1321	C
4	BB	1325	G
4	BB	1327	U
4	BB	1329	U
4	BB	1341	A
4	BB	1343	C
4	BB	1352	G
4	BB	1354	A
4	BB	1365	A
4	BB	1377	U
4	BB	1384	A
4	BB	1389	C
4	BB	1390	A
4	BB	1396	C
4	BB	1401	G
4	BB	1408	U
4	BB	1425	A
4	BB	1426	G
4	BB	1432	U
4	BB	1437	C
4	BB	1444	U
4	BB	1446	G
4	BB	1452	G
4	BB	1453	A
4	BB	1457	C
4	BB	1458	G
4	BB	1459	A
4	BB	1460	G
4	BB	1461	U
4	BB	1464	A
4	BB	1468	U
4	BB	1470	A
4	BB	1478	A
4	BB	1479	A
4	BB	1486	G
4	BB	1487	G
4	BB	1494	G

Continued on next page...

Continued from previous page...

Mol	Chain	Res	Type
4	BB	1495	U
4	BB	1496	U
4	BB	1498	U
4	BB	1500	U
4	BB	1502	C
4	BB	1505	G
4	BB	1506	G
4	BB	1507	U
4	BB	1509	U
4	BB	1514	U
4	BB	1516	G
4	BB	1519	U
4	BB	1523	A
4	BB	1524	U
4	BB	1526	U
4	BB	1527	G
4	BB	1530	U
4	BB	1532	G
4	BB	1536	U
5	BC	2	A
5	BC	22	U
5	BC	33	U
5	BC	34	U
5	BC	48	A
5	BC	59	A
5	BC	62	A
5	BC	63	G
5	BC	75	OMG
5	BC	77	A
5	BC	79	A
5	BC	87	C
5	BC	88	A
5	BC	94	C
5	BC	103	A
5	BC	105	C
5	BC	110	A
5	BC	120	G
5	BC	124	A
5	BC	138	C
5	BC	149	A
5	BC	157	U
5	BC	158	U

Continued on next page...

Continued from previous page...

Mol	Chain	Res	Type
5	BC	159	U
5	BC	162	C
5	BC	165	U
5	BC	169	G
6	BD	12	U
6	BD	22	A
6	BD	25	G
6	BD	40	C
6	BD	49	A
6	BD	50	A
6	BD	52	U
6	BD	53	U
6	BD	54	A
6	BD	63	C
6	BD	64	A
6	BD	73	U
6	BD	97	U
6	BD	100	A
6	BD	110	G
6	BD	117	U
7	BE	11	U
7	BE	23	G
7	BE	32	C
7	BE	34	C
7	BE	35	A
7	BE	40	U
7	BE	44	C
7	BE	46	C
7	BE	57	U
7	BE	59	C
7	BE	70	A
7	BE	97	U
7	BE	107	C
7	BE	108	G
7	BE	122	C
7	BE	123	U
7	BE	148	A
7	BE	149	A
7	BE	172	C
7	BE	186	U
7	BE	187	C
7	BE	191	G

Continued on next page...

Continued from previous page...

Mol	Chain	Res	Type
7	BE	198	A
73	BF	10	G
73	BF	11	C
73	BF	12	C
73	BF	13	A
73	BF	14	C
73	BF	16	U
73	BF	23	U
73	BF	24	C
73	BF	25	C
73	BF	29	G
73	BF	36	G
73	BF	55	C
73	BF	57	G
73	BF	58	U
73	BF	60	C
73	BF	63	U
73	BF	72	C
73	BF	73	A
74	BG	8	U
74	BG	9	G
74	BG	11	G
74	BG	19	C
74	BG	25	G
74	BG	39	A
74	BG	40	G
74	BG	42	A
74	BG	53	C
74	BG	56	G
74	BG	60	A
74	BG	74	G
74	BG	77	U
74	BG	85	C
74	BG	86	U
74	BG	102	G
74	BG	114	A
74	BG	120	U
74	BG	121	C
74	BG	123	C
74	BG	127	G
74	BG	132	U
74	BG	139	U

Continued on next page...

Continued from previous page...

Mol	Chain	Res	Type
74	BG	145	C
74	BG	149	U
74	BG	150	A
74	BG	157	A
74	BG	159	A
74	BG	168	A
74	BG	173	C
75	BH	14	C
75	BH	23	G
75	BH	26	C
75	BH	28	U
75	BH	29	G
75	BH	49	C
75	BH	50	A
75	BH	51	C
75	BH	69	C
75	BH	71	C
75	BH	72	G
75	BH	73	A
75	BH	80	C
75	BH	86	G
75	BH	99	G
75	BH	106	G
75	BH	109	G
75	BH	113	G
75	BH	114	G
75	BH	125	U
75	BH	128	G

All (34) RNA pucker outliers are listed below:

Mol	Chain	Res	Type
1	AA	172	A
1	AA	273	A
1	AA	301	C
1	AA	406	A
1	AA	462	U
1	AA	550	A
1	AA	604	U
1	AA	623	A
1	AA	789	G
1	AA	846	C

Continued on next page...

Continued from previous page...

Mol	Chain	Res	Type
1	AA	867	C
1	AA	911	A
1	AA	921	G
1	AA	967	A
1	AA	969	C
1	AA	1639	A
1	AA	1836	G
1	AA	1853	A
1	AA	2160	A
3	BA	212	A
3	BA	268	G
3	BA	399	A
3	BA	559	C
3	BA	610	C
3	BA	1028	OMG
3	BA	1316	U
3	BA	1864	U
4	BB	379	U
4	BB	1272	U
4	BB	1508	C
6	BD	51	G
7	BE	58	U
7	BE	96	C
74	BG	18	U

5.4 Non-standard residues in protein, DNA, RNA chains [i](#)

129 non-standard protein/DNA/RNA residues are modelled in this entry.

In the following table, the Counts columns list the number of bonds (or angles) for which Mogul statistics could be retrieved, the number of bonds (or angles) that are observed in the model and the number of bonds (or angles) that are defined in the Chemical Component Dictionary. The Link column lists molecule types, if any, to which the group is linked. The Z score for a bond length (or angle) is the number of standard deviations the observed value is removed from the expected value. A bond length (or angle) with $|Z| > 2$ is considered an outlier worth inspection. RMSZ is the root-mean-square of all Z scores of the bond lengths (or angles).

Mol	Type	Chain	Res	Link	Bond lengths			Bond angles		
					Counts	RMSZ	$\# Z > 2$	Counts	RMSZ	$\# Z > 2$
3	A2M	BA	1665	3,4	18,25,26	3.62	8 (44%)	18,36,39	3.61	4 (22%)
1	PSU	AA	61	1	18,21,22	4.42	7 (38%)	22,30,33	1.82	5 (22%)
1	OMC	AA	46	1	19,22,23	2.84	8 (42%)	26,31,34	0.85	0

Mol	Type	Chain	Res	Link	Bond lengths			Bond angles		
					Counts	RMSZ	# Z > 2	Counts	RMSZ	# Z > 2
4	PSU	BB	611	4	18,21,22	4.37	7 (38%)	22,30,33	1.72	4 (18%)
1	PSU	AA	131	1	18,21,22	4.37	7 (38%)	22,30,33	1.95	5 (22%)
4	OMG	BB	1269	4	18,26,27	2.42	8 (44%)	19,38,41	1.52	4 (21%)
4	PSU	BB	1319	4	18,21,22	4.39	7 (38%)	22,30,33	1.87	6 (27%)
3	A2M	BA	743	3,4	18,25,26	3.61	7 (38%)	18,36,39	3.64	4 (22%)
4	OMC	BB	601	4	19,22,23	2.93	8 (42%)	26,31,34	0.76	0
4	PSU	BB	455	4	18,21,22	4.33	8 (44%)	22,30,33	1.94	5 (22%)
4	OMU	BB	1093	4	19,22,23	3.00	8 (42%)	26,31,34	1.73	4 (15%)
3	OMG	BA	1621	3,4	18,26,27	2.46	8 (44%)	19,38,41	1.52	4 (21%)
3	OMC	BA	1329	3	19,22,23	3.03	8 (42%)	26,31,34	0.74	0
3	PSU	BA	1258	3	18,21,22	4.45	7 (38%)	22,30,33	1.83	5 (22%)
5	OMG	BC	75	5	18,26,27	2.54	8 (44%)	19,38,41	1.51	4 (21%)
4	PSU	BB	615	4	18,21,22	4.37	7 (38%)	22,30,33	1.78	5 (22%)
4	OMC	BB	377	4	19,22,23	2.98	8 (42%)	26,31,34	0.71	0
4	OMC	BB	1413	4	19,22,23	2.86	8 (42%)	26,31,34	0.84	0
4	OMG	BB	1094	4	18,26,27	2.47	8 (44%)	19,38,41	1.63	5 (26%)
4	OMC	BB	1175	4	19,22,23	2.92	8 (42%)	26,31,34	0.78	0
3	OMG	BA	1605	3	18,26,27	2.51	8 (44%)	19,38,41	1.61	5 (26%)
4	PSU	BB	680	86,4	18,21,22	4.37	8 (44%)	22,30,33	1.87	5 (22%)
4	OMG	BB	1245	4	18,26,27	2.50	8 (44%)	19,38,41	1.57	5 (26%)
1	OMU	AA	57	1	19,22,23	2.93	8 (42%)	26,31,34	1.75	5 (19%)
3	OMC	BA	1608	3	19,22,23	2.89	8 (42%)	26,31,34	0.78	0
4	A2M	BB	1400	86,4	18,25,26	3.61	7 (38%)	18,36,39	3.79	4 (22%)
1	PSU	AA	2045	1	18,21,22	4.41	7 (38%)	22,30,33	1.75	5 (22%)
1	MA6	AA	2260	1	18,26,27	1.10	1 (5%)	19,38,41	3.31	2 (10%)
3	PSU	BA	1248	3,86	18,21,22	4.42	7 (38%)	22,30,33	1.73	4 (18%)
4	PSU	BB	518	4	18,21,22	4.46	7 (38%)	22,30,33	1.86	5 (22%)
1	OMU	AA	2123	1	19,22,23	2.87	7 (36%)	26,31,34	1.80	4 (15%)
4	A2M	BB	622	3,4	18,25,26	3.60	7 (38%)	18,36,39	3.76	4 (22%)
4	PSU	BB	1210	4	18,21,22	4.40	7 (38%)	22,30,33	1.79	5 (22%)
3	OMG	BA	1709	3	18,26,27	2.50	8 (44%)	19,38,41	1.60	5 (26%)
3	OMG	BA	1028	3	18,26,27	2.49	8 (44%)	19,38,41	1.55	3 (15%)
3	1MA	BA	742	3,86	16,25,26	3.94	4 (25%)	18,37,40	1.79	3 (16%)
4	OMG	BB	552	4	18,26,27	2.46	8 (44%)	19,38,41	1.52	4 (21%)
5	A2M	BC	43	5	18,25,26	3.60	7 (38%)	18,36,39	3.74	4 (22%)

Mol	Type	Chain	Res	Link	Bond lengths			Bond angles		
					Counts	RMSZ	# Z > 2	Counts	RMSZ	# Z > 2
3	OMC	BA	1006	3	19,22,23	2.89	8 (42%)	26,31,34	0.76	0
1	OMG	AA	2227	1	18,26,27	2.41	8 (44%)	19,38,41	1.56	4 (21%)
3	OMU	BA	46	3	19,22,23	2.96	8 (42%)	26,31,34	1.79	4 (15%)
1	OMG	AA	1676	88,1	18,26,27	2.54	8 (44%)	19,38,41	1.60	4 (21%)
3	OMG	BA	925	3	18,26,27	2.48	8 (44%)	19,38,41	1.55	6 (31%)
3	PSU	BA	1129	3	18,21,22	4.43	7 (38%)	22,30,33	1.83	5 (22%)
1	OMU	AA	2154	1	19,22,23	2.99	8 (42%)	26,31,34	1.87	5 (19%)
4	PSU	BB	528	4	18,21,22	1.49	4 (22%)	22,30,33	2.00	5 (22%)
3	PSU	BA	1614	3,4	18,21,22	4.39	7 (38%)	22,30,33	1.87	5 (22%)
4	OMG	BB	71	4	18,26,27	2.51	8 (44%)	19,38,41	1.61	4 (21%)
1	PSU	AA	1592	1	18,21,22	4.39	7 (38%)	22,30,33	1.75	5 (22%)
1	OMG	AA	1700	1	18,26,27	2.45	8 (44%)	19,38,41	1.66	5 (26%)
4	PSU	BB	530	4	18,21,22	1.41	3 (16%)	22,30,33	2.10	5 (22%)
1	OMU	AA	714	1	19,22,23	2.84	8 (42%)	26,31,34	1.76	4 (15%)
4	OMU	BB	73	4	19,22,23	2.99	8 (42%)	26,31,34	1.73	4 (15%)
4	A2M	BB	545	86,4	18,25,26	3.69	8 (44%)	18,36,39	3.86	5 (27%)
3	A2M	BA	1620	3,86,4	18,25,26	3.62	7 (38%)	18,36,39	3.77	4 (22%)
4	PSU	BB	524	4	18,21,22	4.39	7 (38%)	22,30,33	1.75	5 (22%)
4	PSU	BB	1160	4	18,21,22	4.39	7 (38%)	22,30,33	1.88	5 (22%)
1	OMC	AA	2134	1	19,22,23	2.83	8 (42%)	26,31,34	0.75	0
1	B8N	AA	1596	1	24,29,30	3.03	6 (25%)	29,42,45	1.75	5 (17%)
3	PSU	BA	737	3	18,21,22	4.34	7 (38%)	22,30,33	1.86	5 (22%)
5	A2M	BC	163	3,5	18,25,26	3.60	8 (44%)	18,36,39	3.76	4 (22%)
1	A2M	AA	2096	1	18,25,26	3.62	7 (38%)	18,36,39	3.89	4 (22%)
1	A2M	AA	721	88,86,1	18,25,26	3.70	8 (44%)	18,36,39	3.89	4 (22%)
4	5MC	BB	542	86,4	18,22,23	3.40	7 (38%)	26,32,35	1.04	2 (7%)
4	5MC	BB	1324	4	18,22,23	3.48	7 (38%)	26,32,35	1.21	1 (3%)
1	OMC	AA	66	1	19,22,23	2.90	8 (42%)	26,31,34	0.77	0
4	A2M	BB	646	4	18,25,26	3.60	7 (38%)	18,36,39	3.69	4 (22%)
4	PSU	BB	629	4	18,21,22	4.40	7 (38%)	22,30,33	1.68	4 (18%)
3	A2M	BA	746	3	18,25,26	3.61	7 (38%)	18,36,39	3.89	4 (22%)
3	A2M	BA	762	3	18,25,26	3.62	7 (38%)	18,36,39	3.86	4 (22%)
3	OMG	BA	1267	3	18,26,27	2.47	8 (44%)	19,38,41	1.65	4 (21%)
4	A2M	BB	95	4	18,25,26	3.61	8 (44%)	18,36,39	3.64	4 (22%)
4	OMU	BB	578	88,4	19,22,23	2.97	8 (42%)	26,31,34	1.82	5 (19%)

Mol	Type	Chain	Res	Link	Bond lengths			Bond angles		
					Counts	RMSZ	# Z > 2	Counts	RMSZ	# Z > 2
1	A2M	AA	56	86,1	18,25,26	3.63	8 (44%)	18,36,39	3.62	4 (22%)
4	OMG	BB	673	4	18,26,27	2.47	8 (44%)	19,38,41	1.60	3 (15%)
1	OMU	AA	1652	1	19,22,23	3.07	8 (42%)	26,31,34	1.65	4 (15%)
1	A2M	AA	2153	1	18,25,26	3.63	8 (44%)	18,36,39	3.79	4 (22%)
4	A2M	BB	609	4	18,25,26	3.61	7 (38%)	18,36,39	3.60	4 (22%)
1	OMG	AA	1931	1	18,26,27	2.51	8 (44%)	19,38,41	1.63	5 (26%)
3	OMU	BA	1181	3	19,22,23	2.97	8 (42%)	26,31,34	1.79	5 (19%)
3	OMU	BA	916	3	19,22,23	2.96	8 (42%)	26,31,34	1.74	5 (19%)
4	A2M	BB	588	87,3,4	18,25,26	3.61	7 (38%)	18,36,39	3.74	5 (27%)
4	OMU	BB	1375	4	19,22,23	2.93	8 (42%)	26,31,34	1.79	5 (19%)
3	OMU	BA	1448	3	19,22,23	2.98	8 (42%)	26,31,34	1.79	5 (19%)
4	PSU	BB	1229	4	18,21,22	4.45	7 (38%)	22,30,33	1.88	5 (22%)
3	PSU	BA	258	3	18,21,22	4.46	7 (38%)	22,30,33	1.84	5 (22%)
3	OMC	BA	760	3	19,22,23	2.92	8 (42%)	26,31,34	0.75	0
4	OMC	BB	1264	4	19,22,23	2.93	8 (42%)	26,31,34	0.85	1 (3%)
4	OMG	BB	1062	4	18,26,27	2.51	8 (44%)	19,38,41	1.56	4 (21%)
4	OMU	BB	1435	4	19,22,23	2.96	8 (42%)	26,31,34	1.69	4 (15%)
5	PSU	BC	74	5	18,21,22	4.47	7 (38%)	22,30,33	1.80	5 (22%)
1	OMU	AA	1899	1	19,22,23	2.99	8 (42%)	26,31,34	1.76	5 (19%)
4	PSU	BB	1409	4	18,21,22	4.43	7 (38%)	22,30,33	1.76	5 (22%)
4	OMG	BB	659	4	18,26,27	2.46	8 (44%)	19,38,41	1.59	3 (15%)
4	PSU	BB	1280	4	18,21,22	4.41	8 (44%)	22,30,33	1.85	6 (27%)
1	OMU	AA	36	1	19,22,23	2.80	7 (36%)	26,31,34	1.87	5 (19%)
3	PSU	BA	1009	3	18,21,22	4.40	7 (38%)	22,30,33	1.90	5 (22%)
1	OMG	AA	1531	1	18,26,27	2.36	8 (44%)	19,38,41	1.57	5 (26%)
4	PSU	BB	1429	4	18,21,22	4.33	8 (44%)	22,30,33	1.89	5 (22%)
1	7MG	AA	2070	1	22,26,27	4.14	10 (45%)	29,39,42	2.07	9 (31%)
1	OMG	AA	1895	86,1	18,26,27	2.47	8 (44%)	19,38,41	1.54	4 (21%)
5	OMU	BC	7	3,5	19,22,23	2.97	8 (42%)	26,31,34	1.74	4 (15%)
3	PSU	BA	1169	3	18,21,22	4.46	7 (38%)	22,30,33	1.86	5 (22%)
4	OMG	BB	1247	4	18,26,27	2.49	8 (44%)	19,38,41	1.54	4 (21%)
4	PSU	BB	1334	4	18,21,22	4.38	7 (38%)	22,30,33	1.84	5 (22%)
4	PSU	BB	644	4	18,21,22	4.39	7 (38%)	22,30,33	1.84	5 (22%)
3	A2M	BA	996	3	18,25,26	3.61	7 (38%)	18,36,39	3.66	4 (22%)
3	A2M	BA	254	3	18,25,26	3.62	7 (38%)	18,36,39	3.82	4 (22%)

Mol	Type	Chain	Res	Link	Bond lengths			Bond angles		
					Counts	RMSZ	# Z > 2	Counts	RMSZ	# Z > 2
3	OMG	BA	915	3	18,26,27	2.48	8 (44%)	19,38,41	1.58	4 (21%)
1	OMU	AA	2054	1	19,22,23	2.97	8 (42%)	26,31,34	1.72	5 (19%)
1	PSU	AA	1619	1	18,21,22	4.49	8 (44%)	22,30,33	1.67	4 (18%)
1	MA6	AA	2261	1	18,26,27	1.17	1 (5%)	19,38,41	3.09	2 (10%)
4	PSU	BB	522	4	18,21,22	4.47	7 (38%)	22,30,33	1.75	5 (22%)
1	PSU	AA	1276	1	18,21,22	4.27	7 (38%)	22,30,33	1.81	5 (22%)
4	PSU	BB	1398	4	18,21,22	4.42	7 (38%)	22,30,33	1.89	6 (27%)
3	OMU	BA	1742	3	19,22,23	2.94	8 (42%)	26,31,34	1.73	4 (15%)
5	A2M	BC	41	5	18,25,26	3.61	7 (38%)	18,36,39	3.83	4 (22%)
3	PSU	BA	1086	3,86	18,21,22	4.41	7 (38%)	22,30,33	1.84	5 (22%)
3	A2M	BA	1024	3	18,25,26	3.56	7 (38%)	18,36,39	3.72	4 (22%)
4	OMU	BB	685	4	19,22,23	2.95	8 (42%)	26,31,34	1.77	4 (15%)
4	PSU	BB	1076	4	18,21,22	4.37	7 (38%)	22,30,33	1.92	5 (22%)
3	A2M	BA	927	3	18,25,26	3.61	7 (38%)	18,36,39	3.65	4 (22%)
3	PSU	BA	452	3	18,21,22	4.46	7 (38%)	22,30,33	1.79	5 (22%)
1	OMG	AA	1517	1	18,26,27	2.47	8 (44%)	19,38,41	1.59	4 (21%)
4	A2M	BB	1201	4	18,25,26	3.61	8 (44%)	18,36,39	3.73	4 (22%)
4	A2M	BB	1388	4	18,25,26	3.61	8 (44%)	18,36,39	3.85	4 (22%)
1	PSU	AA	2146	1	18,21,22	4.30	7 (38%)	22,30,33	1.76	5 (22%)
3	PSU	BA	1609	3	18,21,22	4.45	7 (38%)	22,30,33	1.84	5 (22%)
4	A2M	BB	400	4	18,25,26	3.63	8 (44%)	18,36,39	3.61	5 (27%)

In the following table, the Chirals column lists the number of chiral outliers, the number of chiral centers analysed, the number of these observed in the model and the number defined in the Chemical Component Dictionary. Similar counts are reported in the Torsion and Rings columns. '-' means no outliers of that kind were identified.

Mol	Type	Chain	Res	Link	Chirals	Torsions	Rings
3	A2M	BA	1665	3,4	-	3/5/27/28	0/3/3/3
1	PSU	AA	61	1	-	2/7/25/26	0/2/2/2
1	OMC	AA	46	1	-	2/9/27/28	0/2/2/2
4	PSU	BB	611	4	-	0/7/25/26	0/2/2/2
1	PSU	AA	131	1	-	0/7/25/26	0/2/2/2
4	OMG	BB	1269	4	-	0/5/27/28	0/3/3/3
4	PSU	BB	1319	4	-	0/7/25/26	0/2/2/2
3	A2M	BA	743	3,4	-	1/5/27/28	0/3/3/3
4	OMC	BB	601	4	-	0/9/27/28	0/2/2/2

Continued on next page...

Continued from previous page...

Mol	Type	Chain	Res	Link	Chirals	Torsions	Rings
4	PSU	BB	455	4	-	0/7/25/26	0/2/2/2
4	OMU	BB	1093	4	-	0/9/27/28	0/2/2/2
3	OMG	BA	1621	3,4	-	0/5/27/28	0/3/3/3
3	OMC	BA	1329	3	-	1/9/27/28	0/2/2/2
3	PSU	BA	1258	3	-	2/7/25/26	0/2/2/2
5	OMG	BC	75	5	-	2/5/27/28	0/3/3/3
4	PSU	BB	615	4	-	0/7/25/26	0/2/2/2
4	OMC	BB	377	4	-	0/9/27/28	0/2/2/2
4	OMC	BB	1413	4	-	0/9/27/28	0/2/2/2
4	OMG	BB	1094	4	-	0/5/27/28	0/3/3/3
4	OMC	BB	1175	4	-	0/9/27/28	0/2/2/2
3	OMG	BA	1605	3	-	2/5/27/28	0/3/3/3
4	PSU	BB	680	86,4	-	0/7/25/26	0/2/2/2
4	OMG	BB	1245	4	-	0/5/27/28	0/3/3/3
1	OMU	AA	57	1	-	1/9/27/28	0/2/2/2
3	OMC	BA	1608	3	-	2/9/27/28	0/2/2/2
4	A2M	BB	1400	86,4	-	0/5/27/28	0/3/3/3
1	PSU	AA	2045	1	-	0/7/25/26	0/2/2/2
1	MA6	AA	2260	1	-	0/7/29/30	0/3/3/3
3	PSU	BA	1248	3,86	-	2/7/25/26	0/2/2/2
4	PSU	BB	518	4	-	0/7/25/26	0/2/2/2
1	OMU	AA	2123	1	-	0/9/27/28	0/2/2/2
4	A2M	BB	622	3,4	-	0/5/27/28	0/3/3/3
4	PSU	BB	1210	4	-	0/7/25/26	0/2/2/2
3	OMG	BA	1709	3	-	0/5/27/28	0/3/3/3
3	OMG	BA	1028	3	-	0/5/27/28	0/3/3/3
3	1MA	BA	742	3,86	-	2/3/25/26	0/3/3/3
4	OMG	BB	552	4	-	2/5/27/28	0/3/3/3
5	A2M	BC	43	5	-	1/5/27/28	0/3/3/3
3	OMC	BA	1006	3	-	0/9/27/28	0/2/2/2
1	OMG	AA	2227	1	-	0/5/27/28	0/3/3/3
3	OMU	BA	46	3	-	0/9/27/28	0/2/2/2
1	OMG	AA	1676	88,1	-	2/5/27/28	0/3/3/3
3	OMG	BA	925	3	-	0/5/27/28	0/3/3/3
3	PSU	BA	1129	3	-	0/7/25/26	0/2/2/2
1	OMU	AA	2154	1	-	3/9/27/28	0/2/2/2
4	PSU	BB	528	4	-	2/7/25/26	0/2/2/2
3	PSU	BA	1614	3,4	-	2/7/25/26	0/2/2/2
4	OMG	BB	71	4	-	0/5/27/28	0/3/3/3
1	PSU	AA	1592	1	-	0/7/25/26	0/2/2/2

Continued on next page...

Continued from previous page...

Mol	Type	Chain	Res	Link	Chirals	Torsions	Rings
1	OMG	AA	1700	1	-	0/5/27/28	0/3/3/3
4	PSU	BB	530	4	-	0/7/25/26	0/2/2/2
1	OMU	AA	714	1	-	0/9/27/28	0/2/2/2
4	OMU	BB	73	4	-	0/9/27/28	0/2/2/2
4	A2M	BB	545	86,4	-	2/5/27/28	0/3/3/3
3	A2M	BA	1620	3,86,4	-	0/5/27/28	0/3/3/3
4	PSU	BB	524	4	-	1/7/25/26	0/2/2/2
4	PSU	BB	1160	4	-	0/7/25/26	0/2/2/2
1	OMC	AA	2134	1	-	1/9/27/28	0/2/2/2
1	B8N	AA	1596	1	-	2/16/34/35	0/2/2/2
3	PSU	BA	737	3	-	4/7/25/26	0/2/2/2
5	A2M	BC	163	3,5	-	1/5/27/28	0/3/3/3
1	A2M	AA	2096	1	-	1/5/27/28	0/3/3/3
1	A2M	AA	721	88,86,1	-	2/5/27/28	0/3/3/3
4	5MC	BB	542	86,4	-	0/7/25/26	0/2/2/2
4	5MC	BB	1324	4	-	4/7/25/26	0/2/2/2
1	OMC	AA	66	1	-	0/9/27/28	0/2/2/2
4	A2M	BB	646	4	-	0/5/27/28	0/3/3/3
4	PSU	BB	629	4	-	2/7/25/26	0/2/2/2
3	A2M	BA	746	3	-	0/5/27/28	0/3/3/3
3	A2M	BA	762	3	-	0/5/27/28	0/3/3/3
3	OMG	BA	1267	3	-	0/5/27/28	0/3/3/3
4	A2M	BB	95	4	-	1/5/27/28	0/3/3/3
4	OMU	BB	578	88,4	-	5/9/27/28	0/2/2/2
1	A2M	AA	56	86,1	-	0/5/27/28	0/3/3/3
4	OMG	BB	673	4	-	1/5/27/28	0/3/3/3
1	OMU	AA	1652	1	-	1/9/27/28	0/2/2/2
1	A2M	AA	2153	1	-	1/5/27/28	0/3/3/3
4	A2M	BB	609	4	-	1/5/27/28	0/3/3/3
1	OMG	AA	1931	1	-	0/5/27/28	0/3/3/3
3	OMU	BA	1181	3	-	0/9/27/28	0/2/2/2
3	OMU	BA	916	3	-	0/9/27/28	0/2/2/2
4	A2M	BB	588	87,3,4	-	2/5/27/28	0/3/3/3
4	OMU	BB	1375	4	-	0/9/27/28	0/2/2/2
3	OMU	BA	1448	3	-	2/9/27/28	0/2/2/2
4	PSU	BB	1229	4	-	0/7/25/26	0/2/2/2
3	PSU	BA	258	3	-	0/7/25/26	0/2/2/2
3	OMC	BA	760	3	-	0/9/27/28	0/2/2/2
4	OMC	BB	1264	4	-	2/9/27/28	0/2/2/2
4	OMG	BB	1062	4	-	3/5/27/28	0/3/3/3

Continued on next page...

Continued from previous page...

Mol	Type	Chain	Res	Link	Chirals	Torsions	Rings
4	OMU	BB	1435	4	-	0/9/27/28	0/2/2/2
5	PSU	BC	74	5	-	2/7/25/26	0/2/2/2
1	OMU	AA	1899	1	-	4/9/27/28	0/2/2/2
4	PSU	BB	1409	4	-	0/7/25/26	0/2/2/2
4	OMG	BB	659	4	-	2/5/27/28	0/3/3/3
4	PSU	BB	1280	4	-	0/7/25/26	0/2/2/2
1	OMU	AA	36	1	-	6/9/27/28	0/2/2/2
3	PSU	BA	1009	3	-	0/7/25/26	0/2/2/2
1	OMG	AA	1531	1	-	1/5/27/28	0/3/3/3
4	PSU	BB	1429	4	-	0/7/25/26	0/2/2/2
1	7MG	AA	2070	1	-	2/7/37/38	0/3/3/3
1	OMG	AA	1895	86,1	-	0/5/27/28	0/3/3/3
5	OMU	BC	7	3,5	-	0/9/27/28	0/2/2/2
3	PSU	BA	1169	3	-	0/7/25/26	0/2/2/2
4	OMG	BB	1247	4	-	0/5/27/28	0/3/3/3
4	PSU	BB	1334	4	-	0/7/25/26	0/2/2/2
4	PSU	BB	644	4	-	0/7/25/26	0/2/2/2
3	A2M	BA	996	3	-	0/5/27/28	0/3/3/3
3	A2M	BA	254	3	-	1/5/27/28	0/3/3/3
3	OMG	BA	915	3	-	0/5/27/28	0/3/3/3
1	OMU	AA	2054	1	-	2/9/27/28	0/2/2/2
1	PSU	AA	1619	1	-	2/7/25/26	0/2/2/2
1	MA6	AA	2261	1	-	0/7/29/30	0/3/3/3
4	PSU	BB	522	4	-	2/7/25/26	0/2/2/2
1	PSU	AA	1276	1	-	0/7/25/26	0/2/2/2
4	PSU	BB	1398	4	-	0/7/25/26	0/2/2/2
3	OMU	BA	1742	3	-	0/9/27/28	0/2/2/2
5	A2M	BC	41	5	-	0/5/27/28	0/3/3/3
3	PSU	BA	1086	3,86	-	0/7/25/26	0/2/2/2
3	A2M	BA	1024	3	-	1/5/27/28	0/3/3/3
4	OMU	BB	685	4	-	0/9/27/28	0/2/2/2
4	PSU	BB	1076	4	-	0/7/25/26	0/2/2/2
3	A2M	BA	927	3	-	0/5/27/28	0/3/3/3
3	PSU	BA	452	3	-	0/7/25/26	0/2/2/2
1	OMG	AA	1517	1	-	0/5/27/28	0/3/3/3
4	A2M	BB	1201	4	-	2/5/27/28	0/3/3/3
4	A2M	BB	1388	4	-	0/5/27/28	0/3/3/3
1	PSU	AA	2146	1	-	2/7/25/26	0/2/2/2
3	PSU	BA	1609	3	-	0/7/25/26	0/2/2/2
4	A2M	BB	400	4	-	2/5/27/28	0/3/3/3

All (952) bond length outliers are listed below:

Mol	Chain	Res	Type	Atoms	Z	Observed(Å)	Ideal(Å)
3	BA	742	1MA	C2-N3	14.16	1.46	1.29
1	AA	1619	PSU	C6-C5	11.69	1.48	1.35
3	BA	452	PSU	C6-C5	11.63	1.48	1.35
4	BB	522	PSU	C6-C5	11.63	1.48	1.35
3	BA	1609	PSU	C6-C5	11.61	1.48	1.35
4	BB	1409	PSU	C6-C5	11.55	1.48	1.35
3	BA	258	PSU	C6-C5	11.54	1.48	1.35
3	BA	1086	PSU	C6-C5	11.54	1.48	1.35
3	BA	1248	PSU	C6-C5	11.54	1.48	1.35
5	BC	74	PSU	C6-C5	11.51	1.48	1.35
4	BB	644	PSU	C6-C5	11.51	1.48	1.35
3	BA	1258	PSU	C6-C5	11.49	1.48	1.35
4	BB	1229	PSU	C6-C5	11.48	1.48	1.35
3	BA	1129	PSU	C6-C5	11.48	1.48	1.35
4	BB	518	PSU	C6-C5	11.47	1.48	1.35
4	BB	1398	PSU	C6-C5	11.46	1.48	1.35
4	BB	629	PSU	C6-C5	11.45	1.48	1.35
3	BA	1169	PSU	C6-C5	11.45	1.48	1.35
4	BB	1210	PSU	C6-C5	11.43	1.48	1.35
4	BB	611	PSU	C6-C5	11.42	1.48	1.35
1	AA	61	PSU	C6-C5	11.40	1.48	1.35
4	BB	1280	PSU	C6-C5	11.39	1.48	1.35
4	BB	615	PSU	C6-C5	11.37	1.48	1.35
3	BA	737	PSU	C6-C5	11.36	1.48	1.35
4	BB	1334	PSU	C6-C5	11.33	1.48	1.35
4	BB	524	PSU	C6-C5	11.33	1.48	1.35
4	BB	1160	PSU	C6-C5	11.31	1.48	1.35
3	BA	1009	PSU	C6-C5	11.31	1.48	1.35
4	BB	1076	PSU	C6-C5	11.30	1.48	1.35
1	AA	1592	PSU	C6-C5	11.29	1.48	1.35
3	BA	1614	PSU	C6-C5	11.29	1.48	1.35
1	AA	2045	PSU	C6-C5	11.28	1.48	1.35
4	BB	1429	PSU	C6-C5	11.28	1.48	1.35
4	BB	1319	PSU	C6-C5	11.28	1.48	1.35
4	BB	680	PSU	C6-C5	11.27	1.48	1.35
1	AA	131	PSU	C6-C5	11.23	1.48	1.35
4	BB	455	PSU	C6-C5	11.19	1.48	1.35
1	AA	2146	PSU	C6-C5	11.09	1.48	1.35
1	AA	1276	PSU	C6-C5	10.96	1.48	1.35
1	AA	2070	7MG	C8-N9	10.71	1.51	1.46
3	BA	1248	PSU	C2-N1	9.68	1.49	1.36
3	BA	1169	PSU	C2-N1	9.64	1.49	1.36

Continued on next page...

Continued from previous page...

Mol	Chain	Res	Type	Atoms	Z	Observed(Å)	Ideal(Å)
4	BB	518	PSU	C2-N1	9.64	1.49	1.36
3	BA	1009	PSU	C2-N1	9.60	1.49	1.36
5	BC	74	PSU	C2-N1	9.60	1.49	1.36
4	BB	522	PSU	C2-N1	9.59	1.49	1.36
4	BB	1229	PSU	C2-N1	9.58	1.49	1.36
3	BA	1258	PSU	C2-N1	9.57	1.49	1.36
3	BA	258	PSU	C2-N1	9.55	1.49	1.36
4	BB	1398	PSU	C2-N1	9.50	1.49	1.36
3	BA	452	PSU	C2-N1	9.50	1.49	1.36
1	AA	61	PSU	C2-N1	9.49	1.49	1.36
1	AA	2045	PSU	C2-N1	9.48	1.49	1.36
3	BA	1129	PSU	C2-N1	9.48	1.49	1.36
3	BA	1609	PSU	C2-N1	9.48	1.49	1.36
4	BB	1334	PSU	C2-N1	9.48	1.49	1.36
1	AA	1619	PSU	C2-N1	9.46	1.49	1.36
4	BB	1280	PSU	C2-N1	9.46	1.49	1.36
4	BB	1319	PSU	C2-N1	9.45	1.49	1.36
4	BB	1160	PSU	C2-N1	9.45	1.49	1.36
1	AA	1592	PSU	C2-N1	9.44	1.49	1.36
3	BA	737	PSU	C2-N1	9.40	1.49	1.36
1	AA	131	PSU	C2-N1	9.40	1.49	1.36
4	BB	1409	PSU	C2-N1	9.38	1.49	1.36
4	BB	629	PSU	C2-N1	9.36	1.49	1.36
3	BA	1614	PSU	C2-N1	9.36	1.49	1.36
4	BB	1210	PSU	C2-N1	9.34	1.49	1.36
4	BB	524	PSU	C2-N1	9.34	1.49	1.36
4	BB	611	PSU	C2-N1	9.33	1.49	1.36
4	BB	1076	PSU	C2-N1	9.33	1.49	1.36
4	BB	615	PSU	C2-N1	9.33	1.49	1.36
3	BA	1086	PSU	C2-N1	9.33	1.49	1.36
4	BB	680	PSU	C2-N1	9.32	1.49	1.36
4	BB	455	PSU	C2-N1	9.27	1.49	1.36
4	BB	644	PSU	C2-N1	9.22	1.49	1.36
4	BB	1429	PSU	C2-N1	9.16	1.49	1.36
1	AA	2146	PSU	C2-N1	9.16	1.49	1.36
1	AA	1276	PSU	C2-N1	9.15	1.49	1.36
4	BB	1324	5MC	C6-C5	9.14	1.49	1.34
4	BB	400	A2M	C3'-C4'	-9.05	1.29	1.53
1	AA	2070	7MG	C5-N7	9.04	1.46	1.35
1	AA	56	A2M	C3'-C4'	-8.94	1.30	1.53
1	AA	721	A2M	C3'-C4'	-8.93	1.30	1.53
1	AA	2153	A2M	C3'-C4'	-8.87	1.30	1.53

Continued on next page...

Continued from previous page...

Mol	Chain	Res	Type	Atoms	Z	Observed(Å)	Ideal(Å)
3	BA	1665	A2M	C3'-C4'	-8.87	1.30	1.53
4	BB	542	5MC	C6-C5	8.86	1.49	1.34
3	BA	1620	A2M	C3'-C4'	-8.80	1.30	1.53
4	BB	1400	A2M	C3'-C4'	-8.80	1.30	1.53
1	AA	2096	A2M	C3'-C4'	-8.79	1.30	1.53
3	BA	927	A2M	C3'-C4'	-8.78	1.30	1.53
4	BB	1201	A2M	C3'-C4'	-8.78	1.30	1.53
5	BC	163	A2M	C3'-C4'	-8.75	1.30	1.53
4	BB	95	A2M	C3'-C4'	-8.74	1.30	1.53
3	BA	254	A2M	C3'-C4'	-8.74	1.30	1.53
4	BB	646	A2M	C3'-C4'	-8.73	1.30	1.53
3	BA	762	A2M	C3'-C4'	-8.73	1.30	1.53
5	BC	41	A2M	C3'-C4'	-8.73	1.30	1.53
3	BA	996	A2M	C3'-C4'	-8.72	1.30	1.53
4	BB	1388	A2M	C3'-C4'	-8.72	1.30	1.53
3	BA	743	A2M	C3'-C4'	-8.71	1.30	1.53
5	BC	43	A2M	C3'-C4'	-8.70	1.30	1.53
3	BA	1024	A2M	C3'-C4'	-8.70	1.30	1.53
4	BB	609	A2M	C3'-C4'	-8.67	1.30	1.53
4	BB	622	A2M	C3'-C4'	-8.67	1.30	1.53
4	BB	588	A2M	C3'-C4'	-8.58	1.31	1.53
3	BA	746	A2M	C3'-C4'	-8.45	1.31	1.53
4	BB	545	A2M	C3'-C4'	-8.38	1.31	1.53
1	AA	1596	B8N	C6-N1	8.16	1.56	1.36
4	BB	545	A2M	O4'-C1'	-8.11	1.29	1.41
1	AA	721	A2M	O4'-C1'	-7.90	1.30	1.41
4	BB	609	A2M	O4'-C4'	7.74	1.62	1.45
4	BB	588	A2M	O4'-C4'	7.72	1.62	1.45
5	BC	43	A2M	O4'-C4'	7.71	1.62	1.45
3	BA	254	A2M	O4'-C4'	7.70	1.62	1.45
4	BB	646	A2M	O4'-C4'	7.68	1.62	1.45
3	BA	746	A2M	O4'-C1'	-7.68	1.30	1.41
3	BA	762	A2M	O4'-C4'	7.67	1.62	1.45
4	BB	622	A2M	O4'-C4'	7.67	1.62	1.45
4	BB	545	A2M	O4'-C4'	7.65	1.62	1.45
4	BB	1388	A2M	O4'-C4'	7.64	1.62	1.45
3	BA	1665	A2M	O4'-C4'	7.63	1.62	1.45
3	BA	996	A2M	O4'-C4'	7.62	1.62	1.45
3	BA	746	A2M	O4'-C4'	7.62	1.62	1.45
1	AA	2153	A2M	O4'-C4'	7.62	1.62	1.45
4	BB	1400	A2M	O4'-C4'	7.61	1.62	1.45
4	BB	95	A2M	O4'-C4'	7.60	1.62	1.45

Continued on next page...

Continued from previous page...

Mol	Chain	Res	Type	Atoms	Z	Observed(Å)	Ideal(Å)
4	BB	400	A2M	O4'-C4'	7.59	1.62	1.45
3	BA	743	A2M	O4'-C4'	7.58	1.61	1.45
1	AA	56	A2M	O4'-C4'	7.56	1.61	1.45
5	BC	41	A2M	O4'-C4'	7.56	1.61	1.45
1	AA	2096	A2M	O4'-C4'	7.55	1.61	1.45
1	AA	1619	PSU	C2-N3	7.54	1.50	1.37
3	BA	1024	A2M	O4'-C4'	7.54	1.61	1.45
3	BA	927	A2M	O4'-C1'	-7.52	1.30	1.41
1	AA	1596	B8N	C4-N3	-7.50	1.26	1.40
5	BC	163	A2M	O4'-C4'	7.50	1.61	1.45
3	BA	1620	A2M	O4'-C4'	7.50	1.61	1.45
4	BB	522	PSU	C2-N3	7.47	1.50	1.37
4	BB	1201	A2M	O4'-C4'	7.46	1.61	1.45
3	BA	258	PSU	C2-N3	7.45	1.50	1.37
5	BC	74	PSU	C2-N3	7.44	1.50	1.37
3	BA	1169	PSU	C2-N3	7.43	1.50	1.37
3	BA	1614	PSU	C2-N3	7.40	1.50	1.37
1	AA	61	PSU	C2-N3	7.40	1.50	1.37
3	BA	452	PSU	C2-N3	7.39	1.50	1.37
5	BC	41	A2M	O4'-C1'	-7.39	1.30	1.41
4	BB	524	PSU	C2-N3	7.38	1.50	1.37
4	BB	1229	PSU	C2-N3	7.37	1.50	1.37
1	AA	2096	A2M	O4'-C1'	-7.37	1.30	1.41
4	BB	1409	PSU	C2-N3	7.37	1.50	1.37
4	BB	518	PSU	C2-N3	7.36	1.50	1.37
1	AA	2070	7MG	C4-N9	7.36	1.46	1.37
3	BA	927	A2M	O4'-C4'	7.36	1.61	1.45
1	AA	2045	PSU	C2-N3	7.36	1.50	1.37
3	BA	1609	PSU	C2-N3	7.35	1.50	1.37
3	BA	1258	PSU	C2-N3	7.35	1.50	1.37
3	BA	1620	A2M	O4'-C1'	-7.35	1.30	1.41
4	BB	588	A2M	O4'-C1'	-7.34	1.30	1.41
4	BB	1210	PSU	C2-N3	7.34	1.50	1.37
3	BA	1129	PSU	C2-N3	7.33	1.50	1.37
1	AA	131	PSU	C2-N3	7.33	1.50	1.37
5	BC	163	A2M	O4'-C1'	-7.31	1.30	1.41
1	AA	1592	PSU	C2-N3	7.31	1.50	1.37
4	BB	1076	PSU	C2-N3	7.30	1.50	1.37
4	BB	1319	PSU	C2-N3	7.29	1.50	1.37
3	BA	743	A2M	O4'-C1'	-7.28	1.30	1.41
4	BB	1160	PSU	C2-N3	7.28	1.50	1.37
3	BA	762	A2M	O4'-C1'	-7.28	1.30	1.41

Continued on next page...

Continued from previous page...

Mol	Chain	Res	Type	Atoms	Z	Observed(Å)	Ideal(Å)
3	BA	996	A2M	O4'-C1'	-7.28	1.30	1.41
3	BA	1086	PSU	C2-N3	7.27	1.50	1.37
3	BA	254	A2M	O4'-C1'	-7.26	1.30	1.41
4	BB	629	PSU	C2-N3	7.26	1.49	1.37
4	BB	1280	PSU	C2-N3	7.25	1.49	1.37
4	BB	609	A2M	O4'-C1'	-7.25	1.31	1.41
4	BB	644	PSU	C2-N3	7.24	1.49	1.37
1	AA	2153	A2M	O4'-C1'	-7.24	1.31	1.41
4	BB	95	A2M	O4'-C1'	-7.23	1.31	1.41
4	BB	1201	A2M	O4'-C1'	-7.23	1.31	1.41
1	AA	2154	OMU	C2-N1	7.22	1.50	1.38
4	BB	1388	A2M	O4'-C1'	-7.20	1.31	1.41
4	BB	1400	A2M	O4'-C1'	-7.20	1.31	1.41
3	BA	1009	PSU	C2-N3	7.19	1.49	1.37
4	BB	1334	PSU	C2-N3	7.18	1.49	1.37
3	BA	1665	A2M	O4'-C1'	-7.18	1.31	1.41
4	BB	680	PSU	C2-N3	7.18	1.49	1.37
1	AA	721	A2M	O4'-C4'	7.17	1.61	1.45
4	BB	615	PSU	C2-N3	7.17	1.49	1.37
4	BB	622	A2M	O4'-C1'	-7.17	1.31	1.41
4	BB	1398	PSU	C2-N3	7.16	1.49	1.37
5	BC	43	A2M	O4'-C1'	-7.14	1.31	1.41
4	BB	1429	PSU	C2-N3	7.13	1.49	1.37
1	AA	1652	OMU	C2-N1	7.12	1.49	1.38
4	BB	611	PSU	C2-N3	7.12	1.49	1.37
4	BB	646	A2M	O4'-C1'	-7.11	1.31	1.41
1	AA	56	A2M	O4'-C1'	-7.11	1.31	1.41
4	BB	578	OMU	C2-N1	7.06	1.49	1.38
1	AA	2146	PSU	C2-N3	7.06	1.49	1.37
4	BB	1093	OMU	C2-N1	7.04	1.49	1.38
4	BB	455	PSU	C2-N3	7.04	1.49	1.37
3	BA	1024	A2M	O4'-C1'	-7.04	1.31	1.41
4	BB	400	A2M	O4'-C1'	-7.01	1.31	1.41
1	AA	1652	OMU	C2-N3	6.95	1.50	1.38
4	BB	685	OMU	C2-N1	6.93	1.49	1.38
1	AA	1276	PSU	C2-N3	6.93	1.49	1.37
4	BB	73	OMU	C2-N1	6.93	1.49	1.38
3	BA	737	PSU	C2-N3	6.89	1.49	1.37
3	BA	46	OMU	C2-N1	6.88	1.49	1.38
5	BC	7	OMU	C2-N1	6.86	1.49	1.38
1	AA	1899	OMU	C2-N1	6.86	1.49	1.38
4	BB	1435	OMU	C2-N1	6.85	1.49	1.38

Continued on next page...

Continued from previous page...

Mol	Chain	Res	Type	Atoms	Z	Observed(Å)	Ideal(Å)
3	BA	1448	OMU	C2-N1	6.85	1.49	1.38
3	BA	1248	PSU	C2-N3	6.84	1.49	1.37
3	BA	1181	OMU	C2-N1	6.80	1.49	1.38
1	AA	1899	OMU	C2-N3	6.80	1.50	1.38
3	BA	1742	OMU	C2-N1	6.76	1.49	1.38
4	BB	1375	OMU	C2-N1	6.76	1.49	1.38
1	AA	2054	OMU	C2-N1	6.75	1.49	1.38
3	BA	916	OMU	C2-N1	6.74	1.49	1.38
1	AA	2054	OMU	C2-N3	6.70	1.49	1.38
4	BB	73	OMU	C2-N3	6.70	1.49	1.38
1	AA	57	OMU	C2-N3	6.69	1.49	1.38
1	AA	2154	OMU	C2-N3	6.66	1.49	1.38
3	BA	916	OMU	C2-N3	6.65	1.49	1.38
5	BC	7	OMU	C2-N3	6.64	1.49	1.38
1	AA	2123	OMU	C2-N1	6.64	1.49	1.38
3	BA	1448	OMU	C2-N3	6.61	1.49	1.38
4	BB	1093	OMU	C2-N3	6.61	1.49	1.38
3	BA	1181	OMU	C2-N3	6.60	1.49	1.38
1	AA	57	OMU	C2-N1	6.59	1.49	1.38
4	BB	1435	OMU	C2-N3	6.56	1.49	1.38
3	BA	46	OMU	C2-N3	6.51	1.49	1.38
4	BB	1375	OMU	C2-N3	6.51	1.49	1.38
3	BA	1742	OMU	C2-N3	6.47	1.49	1.38
1	AA	714	OMU	C2-N1	6.45	1.48	1.38
4	BB	685	OMU	C2-N3	6.43	1.49	1.38
4	BB	578	OMU	C2-N3	6.41	1.49	1.38
3	BA	1329	OMC	C2-N3	6.41	1.49	1.36
4	BB	377	OMC	C2-N3	6.35	1.49	1.36
1	AA	36	OMU	C2-N1	6.34	1.48	1.38
1	AA	2123	OMU	C2-N3	6.23	1.49	1.38
1	AA	2070	7MG	C2-N3	6.22	1.48	1.33
4	BB	601	OMC	C2-N3	6.20	1.48	1.36
1	AA	66	OMC	C2-N3	6.19	1.48	1.36
1	AA	714	OMU	C2-N3	6.19	1.49	1.38
1	AA	36	OMU	C2-N3	6.16	1.48	1.38
4	BB	1175	OMC	C2-N3	6.11	1.48	1.36
3	BA	1608	OMC	C2-N3	6.07	1.48	1.36
3	BA	760	OMC	C2-N3	6.07	1.48	1.36
4	BB	1264	OMC	C2-N3	6.05	1.48	1.36
3	BA	1006	OMC	C2-N3	6.01	1.48	1.36
3	BA	1329	OMC	C6-C5	6.01	1.49	1.35
4	BB	1413	OMC	C2-N3	5.96	1.48	1.36

Continued on next page...

Continued from previous page...

Mol	Chain	Res	Type	Atoms	Z	Observed(Å)	Ideal(Å)
1	AA	46	OMC	C2-N3	5.96	1.48	1.36
4	BB	377	OMC	C6-C5	5.93	1.48	1.35
4	BB	1264	OMC	C6-C5	5.93	1.48	1.35
1	AA	2134	OMC	C2-N3	5.93	1.48	1.36
4	BB	1324	5MC	C4-N3	5.92	1.44	1.34
4	BB	542	5MC	C4-N3	5.86	1.44	1.34
1	AA	66	OMC	C6-C5	5.86	1.48	1.35
3	BA	760	OMC	C6-C5	5.86	1.48	1.35
4	BB	1175	OMC	C6-C5	5.84	1.48	1.35
4	BB	542	5MC	C2-N3	5.82	1.48	1.36
4	BB	1413	OMC	C6-C5	5.80	1.48	1.35
3	BA	1006	OMC	C6-C5	5.80	1.48	1.35
1	AA	2134	OMC	C6-C5	5.76	1.48	1.35
1	AA	1652	OMU	C6-C5	5.75	1.48	1.35
4	BB	601	OMC	C6-C5	5.75	1.48	1.35
3	BA	1608	OMC	C6-C5	5.73	1.48	1.35
1	AA	46	OMC	C6-C5	5.71	1.48	1.35
4	BB	1324	5MC	C2-N3	5.70	1.47	1.36
1	AA	2054	OMU	C6-C5	5.64	1.48	1.35
1	AA	1596	B8N	C2-N1	5.61	1.55	1.39
3	BA	916	OMU	C6-C5	5.60	1.48	1.35
3	BA	1181	OMU	C6-C5	5.58	1.48	1.35
4	BB	73	OMU	C6-C5	5.57	1.48	1.35
3	BA	46	OMU	C6-C5	5.57	1.48	1.35
4	BB	1093	OMU	C6-C5	5.56	1.48	1.35
4	BB	578	OMU	C6-C5	5.54	1.47	1.35
3	BA	1448	OMU	C6-C5	5.54	1.47	1.35
5	BC	7	OMU	C6-C5	5.54	1.47	1.35
1	AA	1899	OMU	C6-C5	5.53	1.47	1.35
4	BB	1375	OMU	C6-C5	5.51	1.47	1.35
1	AA	2154	OMU	C6-C5	5.51	1.47	1.35
1	AA	57	OMU	C6-C5	5.50	1.47	1.35
4	BB	685	OMU	C6-C5	5.50	1.47	1.35
4	BB	1435	OMU	C6-C5	5.48	1.47	1.35
3	BA	1742	OMU	C6-C5	5.48	1.47	1.35
1	AA	714	OMU	C6-C5	5.47	1.47	1.35
1	AA	2123	OMU	C6-C5	5.45	1.47	1.35
1	AA	36	OMU	C6-C5	5.41	1.47	1.35
5	BC	74	PSU	C6-N1	5.37	1.45	1.36
1	AA	1619	PSU	C6-N1	5.32	1.45	1.36
3	BA	258	PSU	C6-N1	5.32	1.45	1.36
3	BA	1169	PSU	C6-N1	5.32	1.45	1.36

Continued on next page...

Continued from previous page...

Mol	Chain	Res	Type	Atoms	Z	Observed(Å)	Ideal(Å)
1	AA	2070	7MG	C4-N3	5.30	1.46	1.34
3	BA	1248	PSU	C6-N1	5.29	1.45	1.36
4	BB	518	PSU	C6-N1	5.29	1.45	1.36
3	BA	1329	OMC	C4-N3	5.27	1.45	1.34
1	AA	1676	OMG	C2-N3	5.26	1.46	1.33
3	BA	1129	PSU	C6-N1	5.25	1.44	1.36
4	BB	522	PSU	C6-N1	5.25	1.44	1.36
3	BA	452	PSU	C6-N1	5.24	1.44	1.36
1	AA	2045	PSU	C6-N1	5.24	1.44	1.36
5	BC	75	OMG	C2-N3	5.23	1.45	1.33
3	BA	1609	PSU	C6-N1	5.21	1.44	1.36
1	AA	1517	OMG	C2-N3	5.20	1.45	1.33
4	BB	1409	PSU	C6-N1	5.19	1.44	1.36
4	BB	629	PSU	C6-N1	5.19	1.44	1.36
4	BB	1229	PSU	C6-N1	5.18	1.44	1.36
4	BB	1160	PSU	C6-N1	5.17	1.44	1.36
4	BB	524	PSU	C6-N1	5.17	1.44	1.36
1	AA	1592	PSU	C6-N1	5.16	1.44	1.36
4	BB	1210	PSU	C6-N1	5.15	1.44	1.36
3	BA	1258	PSU	C6-N1	5.14	1.44	1.36
3	BA	1009	PSU	C6-N1	5.14	1.44	1.36
1	AA	61	PSU	C6-N1	5.13	1.44	1.36
3	BA	1605	OMG	C2-N3	5.13	1.45	1.33
4	BB	611	PSU	C6-N1	5.13	1.44	1.36
1	AA	131	PSU	C6-N1	5.12	1.44	1.36
3	BA	1028	OMG	C2-N3	5.11	1.45	1.33
4	BB	1062	OMG	C2-N3	5.10	1.45	1.33
4	BB	615	PSU	C6-N1	5.10	1.44	1.36
4	BB	644	PSU	C6-N1	5.10	1.44	1.36
4	BB	1319	PSU	C6-N1	5.09	1.44	1.36
4	BB	377	OMC	C4-N3	5.09	1.44	1.34
4	BB	1398	PSU	C6-N1	5.08	1.44	1.36
4	BB	1280	PSU	C6-N1	5.08	1.44	1.36
4	BB	1247	OMG	C2-N3	5.07	1.45	1.33
4	BB	71	OMG	C2-N3	5.04	1.45	1.33
1	AA	1276	PSU	C6-N1	5.04	1.44	1.36
1	AA	1931	OMG	C2-N3	5.04	1.45	1.33
1	AA	1895	OMG	C2-N3	5.03	1.45	1.33
1	AA	1596	B8N	C6-C5	5.03	1.42	1.34
4	BB	1076	PSU	C6-N1	5.02	1.44	1.36
4	BB	1429	PSU	C6-N1	5.01	1.44	1.36
1	AA	2146	PSU	C6-N1	5.01	1.44	1.36

Continued on next page...

Continued from previous page...

Mol	Chain	Res	Type	Atoms	Z	Observed(Å)	Ideal(Å)
3	BA	1614	PSU	C6-N1	5.00	1.44	1.36
3	BA	1709	OMG	C2-N3	5.00	1.45	1.33
3	BA	1086	PSU	C6-N1	4.99	1.44	1.36
4	BB	455	PSU	C6-N1	4.99	1.44	1.36
4	BB	601	OMC	C4-N3	4.99	1.44	1.34
4	BB	1334	PSU	C6-N1	4.98	1.44	1.36
4	BB	673	OMG	C2-N3	4.98	1.45	1.33
4	BB	680	PSU	C6-N1	4.98	1.44	1.36
4	BB	659	OMG	C2-N3	4.97	1.45	1.33
4	BB	1245	OMG	C2-N3	4.95	1.45	1.33
3	BA	1621	OMG	C2-N3	4.94	1.45	1.33
3	BA	737	PSU	C6-N1	4.93	1.44	1.36
4	BB	1175	OMC	C4-N3	4.93	1.44	1.34
3	BA	760	OMC	C4-N3	4.92	1.44	1.34
4	BB	552	OMG	C2-N3	4.92	1.45	1.33
3	BA	915	OMG	C2-N3	4.92	1.45	1.33
4	BB	1094	OMG	C2-N3	4.89	1.45	1.33
1	AA	66	OMC	C4-N3	4.88	1.44	1.34
4	BB	1269	OMG	C2-N3	4.88	1.45	1.33
3	BA	1608	OMC	C4-N3	4.87	1.44	1.34
1	AA	1676	OMG	C4-N3	4.85	1.49	1.37
1	AA	1700	OMG	C2-N3	4.85	1.45	1.33
3	BA	925	OMG	C2-N3	4.84	1.45	1.33
4	BB	1264	OMC	C4-N3	4.82	1.44	1.34
5	BC	75	OMG	C4-N3	4.82	1.49	1.37
3	BA	1006	OMC	C4-N3	4.82	1.44	1.34
1	AA	1517	OMG	C4-N3	4.80	1.49	1.37
4	BB	377	OMC	C4-N4	4.80	1.45	1.33
4	BB	1062	OMG	C4-N3	4.79	1.49	1.37
3	BA	1329	OMC	C4-N4	4.79	1.45	1.33
1	AA	2227	OMG	C2-N3	4.79	1.44	1.33
3	BA	1267	OMG	C2-N3	4.78	1.44	1.33
3	BA	1028	OMG	C4-N3	4.78	1.48	1.37
4	BB	71	OMG	C4-N3	4.74	1.48	1.37
4	BB	1413	OMC	C4-N3	4.74	1.44	1.34
4	BB	1247	OMG	C4-N3	4.73	1.48	1.37
4	BB	1175	OMC	C4-N4	4.72	1.45	1.33
3	BA	1605	OMG	C4-N3	4.72	1.48	1.37
3	BA	1709	OMG	C4-N3	4.72	1.48	1.37
3	BA	925	OMG	C4-N3	4.71	1.48	1.37
1	AA	66	OMC	C4-N4	4.69	1.45	1.33
3	BA	915	OMG	C4-N3	4.69	1.48	1.37

Continued on next page...

Continued from previous page...

Mol	Chain	Res	Type	Atoms	Z	Observed(Å)	Ideal(Å)
4	BB	673	OMG	C4-N3	4.69	1.48	1.37
1	AA	2134	OMC	C4-N3	4.69	1.44	1.34
1	AA	1895	OMG	C4-N3	4.68	1.48	1.37
1	AA	46	OMC	C4-N3	4.68	1.43	1.34
4	BB	1264	OMC	C4-N4	4.68	1.44	1.33
1	AA	1931	OMG	C4-N3	4.67	1.48	1.37
4	BB	1245	OMG	C4-N3	4.67	1.48	1.37
4	BB	659	OMG	C4-N3	4.67	1.48	1.37
3	BA	760	OMC	C4-N4	4.66	1.44	1.33
4	BB	1094	OMG	C4-N3	4.66	1.48	1.37
4	BB	601	OMC	C4-N4	4.66	1.44	1.33
4	BB	552	OMG	C4-N3	4.65	1.48	1.37
1	AA	2134	OMC	C4-N4	4.65	1.44	1.33
3	BA	1621	OMG	C4-N3	4.64	1.48	1.37
1	AA	1931	OMG	C2-N2	4.63	1.45	1.34
3	BA	1006	OMC	C4-N4	4.63	1.44	1.33
4	BB	1269	OMG	C4-N3	4.62	1.48	1.37
1	AA	46	OMC	C4-N4	4.62	1.44	1.33
3	BA	1267	OMG	C4-N3	4.61	1.48	1.37
1	AA	1676	OMG	C2-N2	4.59	1.45	1.34
4	BB	1245	OMG	C2-N2	4.59	1.45	1.34
1	AA	2227	OMG	C4-N3	4.57	1.48	1.37
4	BB	1247	OMG	C2-N2	4.57	1.45	1.34
5	BC	75	OMG	C2-N2	4.56	1.45	1.34
3	BA	1608	OMC	C4-N4	4.56	1.44	1.33
4	BB	1413	OMC	C4-N4	4.55	1.44	1.33
1	AA	1895	OMG	C2-N2	4.55	1.45	1.34
1	AA	1531	OMG	C2-N3	4.54	1.44	1.33
4	BB	1324	5MC	C6-N1	4.53	1.45	1.38
3	BA	915	OMG	C2-N2	4.52	1.44	1.34
4	BB	1062	OMG	C2-N2	4.52	1.44	1.34
4	BB	71	OMG	C2-N2	4.52	1.44	1.34
4	BB	680	PSU	C1'-C5	-4.51	1.39	1.50
3	BA	1709	OMG	C2-N2	4.50	1.44	1.34
3	BA	1329	OMC	C2-N1	4.49	1.49	1.40
1	AA	1700	OMG	C2-N2	4.49	1.44	1.34
3	BA	925	OMG	C2-N2	4.49	1.44	1.34
3	BA	1605	OMG	C2-N2	4.49	1.44	1.34
4	BB	1398	PSU	C1'-C5	-4.48	1.39	1.50
1	AA	1700	OMG	C4-N3	4.48	1.48	1.37
4	BB	659	OMG	C2-N2	4.48	1.44	1.34
4	BB	1264	OMC	C2-N1	4.48	1.49	1.40

Continued on next page...

Continued from previous page...

Mol	Chain	Res	Type	Atoms	Z	Observed(Å)	Ideal(Å)
3	BA	1086	PSU	C1'-C5	-4.47	1.40	1.50
4	BB	1094	OMG	C2-N2	4.46	1.44	1.34
1	AA	1596	B8N	C1'-C5	-4.46	1.40	1.50
4	BB	673	OMG	C2-N2	4.45	1.44	1.34
4	BB	552	OMG	C2-N2	4.45	1.44	1.34
3	BA	1621	OMG	C2-N2	4.45	1.44	1.34
4	BB	1229	PSU	C1'-C5	-4.43	1.40	1.50
3	BA	1028	OMG	C2-N2	4.43	1.44	1.34
1	AA	1531	OMG	C4-N3	4.43	1.48	1.37
4	BB	455	PSU	C1'-C5	-4.43	1.40	1.50
4	BB	615	PSU	C1'-C5	-4.43	1.40	1.50
5	BC	74	PSU	C1'-C5	-4.42	1.40	1.50
1	AA	1517	OMG	C2-N2	4.42	1.44	1.34
4	BB	518	PSU	C1'-C5	-4.42	1.40	1.50
3	BA	1009	PSU	C1'-C5	-4.42	1.40	1.50
3	BA	1267	OMG	C2-N2	4.42	1.44	1.34
3	BA	1169	PSU	C1'-C5	-4.42	1.40	1.50
4	BB	1076	PSU	C1'-C5	-4.41	1.40	1.50
1	AA	1276	PSU	C1'-C5	-4.40	1.40	1.50
3	BA	452	PSU	C1'-C5	-4.39	1.40	1.50
3	BA	1258	PSU	C1'-C5	-4.38	1.40	1.50
1	AA	2227	OMG	C2-N2	4.38	1.44	1.34
3	BA	1129	PSU	C1'-C5	-4.37	1.40	1.50
1	AA	2146	PSU	C1'-C5	-4.37	1.40	1.50
4	BB	1269	OMG	C2-N2	4.37	1.44	1.34
3	BA	742	1MA	C2-N1	4.37	1.44	1.35
1	AA	1592	PSU	C1'-C5	-4.36	1.40	1.50
1	AA	61	PSU	C1'-C5	-4.36	1.40	1.50
4	BB	377	OMC	C2-N1	4.35	1.49	1.40
3	BA	1614	PSU	C1'-C5	-4.35	1.40	1.50
4	BB	1160	PSU	C1'-C5	-4.34	1.40	1.50
1	AA	131	PSU	C1'-C5	-4.34	1.40	1.50
4	BB	1319	PSU	C1'-C5	-4.34	1.40	1.50
4	BB	1429	PSU	C1'-C5	-4.33	1.40	1.50
4	BB	644	PSU	C1'-C5	-4.33	1.40	1.50
4	BB	601	OMC	C2-N1	4.32	1.49	1.40
4	BB	1210	PSU	C1'-C5	-4.32	1.40	1.50
3	BA	760	OMC	C2-N1	4.31	1.49	1.40
4	BB	542	5MC	C6-N1	4.31	1.45	1.38
1	AA	2045	PSU	C1'-C5	-4.31	1.40	1.50
3	BA	1006	OMC	C2-N1	4.30	1.49	1.40
3	BA	258	PSU	C1'-C5	-4.29	1.40	1.50

Continued on next page...

Continued from previous page...

Mol	Chain	Res	Type	Atoms	Z	Observed(Å)	Ideal(Å)
4	BB	1175	OMC	C2-N1	4.29	1.49	1.40
4	BB	1280	PSU	C1'-C5	-4.29	1.40	1.50
4	BB	1334	PSU	C1'-C5	-4.29	1.40	1.50
3	BA	1608	OMC	C2-N1	4.28	1.49	1.40
1	AA	1531	OMG	C2-N2	4.28	1.44	1.34
4	BB	524	PSU	C1'-C5	-4.26	1.40	1.50
4	BB	1413	OMC	C2-N1	4.24	1.49	1.40
4	BB	1409	PSU	C1'-C5	-4.23	1.40	1.50
1	AA	1652	OMU	C4-N3	4.21	1.46	1.38
4	BB	1324	5MC	C4-N4	4.17	1.44	1.34
4	BB	611	PSU	C1'-C5	-4.17	1.40	1.50
3	BA	1609	PSU	C1'-C5	-4.16	1.40	1.50
4	BB	522	PSU	C1'-C5	-4.15	1.40	1.50
4	BB	542	5MC	C4-N4	4.09	1.44	1.34
3	BA	1248	PSU	C1'-C5	-4.08	1.40	1.50
4	BB	629	PSU	C1'-C5	-4.08	1.40	1.50
1	AA	1899	OMU	C4-N3	4.07	1.45	1.38
3	BA	737	PSU	C1'-C5	-4.04	1.41	1.50
3	BA	742	1MA	C4-N3	4.04	1.50	1.37
1	AA	1619	PSU	C1'-C5	-4.02	1.41	1.50
5	BC	7	OMU	C4-N3	4.00	1.45	1.38
1	AA	2054	OMU	C4-N3	3.99	1.45	1.38
1	AA	66	OMC	C2-N1	3.98	1.48	1.40
4	BB	1093	OMU	C4-N3	3.98	1.45	1.38
3	BA	1181	OMU	C4-N3	3.97	1.45	1.38
1	AA	57	OMU	C4-N3	3.96	1.45	1.38
4	BB	1324	5MC	C2-N1	3.96	1.48	1.40
1	AA	46	OMC	C2-N1	3.96	1.48	1.40
4	BB	522	PSU	C4-N3	3.95	1.46	1.38
4	BB	542	5MC	C2-N1	3.94	1.48	1.40
1	AA	2134	OMC	C2-N1	3.93	1.48	1.40
3	BA	1448	OMU	C4-N3	3.93	1.45	1.38
1	AA	1619	PSU	C4-N3	3.92	1.46	1.38
3	BA	1742	OMU	C4-N3	3.91	1.45	1.38
4	BB	1435	OMU	C4-N3	3.89	1.45	1.38
1	AA	2045	PSU	C4-N3	3.88	1.46	1.38
4	BB	73	OMU	C4-N3	3.85	1.45	1.38
3	BA	258	PSU	C4-N3	3.84	1.46	1.38
4	BB	1409	PSU	C4-N3	3.83	1.45	1.38
3	BA	46	OMU	C4-N3	3.82	1.45	1.38
3	BA	916	OMU	C4-N3	3.82	1.45	1.38
4	BB	518	PSU	C4-N3	3.82	1.45	1.38

Continued on next page...

Continued from previous page...

Mol	Chain	Res	Type	Atoms	Z	Observed(Å)	Ideal(Å)
4	BB	1375	OMU	C4-N3	3.81	1.45	1.38
4	BB	629	PSU	C4-N3	3.80	1.45	1.38
3	BA	1129	PSU	C4-N3	3.80	1.45	1.38
3	BA	452	PSU	C4-N3	3.78	1.45	1.38
4	BB	524	PSU	C4-N3	3.77	1.45	1.38
3	BA	1169	PSU	C4-N3	3.77	1.45	1.38
5	BC	74	PSU	C4-N3	3.75	1.45	1.38
1	AA	61	PSU	C4-N3	3.75	1.45	1.38
4	BB	1210	PSU	C4-N3	3.73	1.45	1.38
4	BB	578	OMU	C4-N3	3.72	1.45	1.38
3	BA	1609	PSU	C4-N3	3.71	1.45	1.38
1	AA	1592	PSU	C4-N3	3.71	1.45	1.38
4	BB	1280	PSU	C4-N3	3.70	1.45	1.38
4	BB	644	PSU	C4-N3	3.69	1.45	1.38
5	BC	75	OMG	C6-N1	3.68	1.43	1.37
1	AA	2154	OMU	C4-N3	3.68	1.45	1.38
3	BA	1258	PSU	C4-N3	3.66	1.45	1.38
4	BB	1319	PSU	C4-N3	3.66	1.45	1.38
4	BB	685	OMU	C4-N3	3.65	1.45	1.38
4	BB	1076	PSU	C4-N3	3.64	1.45	1.38
4	BB	1229	PSU	C4-N3	3.64	1.45	1.38
4	BB	1245	OMG	C6-N1	3.64	1.43	1.37
3	BA	1614	PSU	C4-N3	3.63	1.45	1.38
4	BB	615	PSU	C4-N3	3.62	1.45	1.38
4	BB	1160	PSU	C4-N3	3.61	1.45	1.38
3	BA	1605	OMG	C6-N1	3.59	1.43	1.37
1	AA	131	PSU	C4-N3	3.58	1.45	1.38
4	BB	611	PSU	C4-N3	3.58	1.45	1.38
4	BB	1429	PSU	C4-N3	3.58	1.45	1.38
4	BB	1334	PSU	C4-N3	3.58	1.45	1.38
1	AA	1931	OMG	C6-N1	3.57	1.43	1.37
3	BA	1086	PSU	C4-N3	3.57	1.45	1.38
3	BA	1267	OMG	C6-N1	3.57	1.43	1.37
1	AA	2146	PSU	C4-N3	3.56	1.45	1.38
4	BB	680	PSU	C4-N3	3.55	1.45	1.38
3	BA	1709	OMG	C6-N1	3.55	1.43	1.37
3	BA	1009	PSU	C4-N3	3.54	1.45	1.38
3	BA	925	OMG	C6-N1	3.53	1.43	1.37
1	AA	2123	OMU	C4-N3	3.52	1.44	1.38
1	AA	714	OMU	C4-N3	3.52	1.44	1.38
4	BB	1062	OMG	C6-N1	3.51	1.43	1.37
4	BB	1094	OMG	C6-N1	3.51	1.43	1.37

Continued on next page...

Continued from previous page...

Mol	Chain	Res	Type	Atoms	Z	Observed(Å)	Ideal(Å)
4	BB	1398	PSU	C4-N3	3.49	1.45	1.38
4	BB	1247	OMG	C6-N1	3.47	1.43	1.37
1	AA	2070	7MG	C6-N1	3.46	1.45	1.38
1	AA	1676	OMG	C6-N1	3.44	1.43	1.37
1	AA	1895	OMG	C6-N1	3.44	1.43	1.37
3	BA	1248	PSU	C4-N3	3.44	1.45	1.38
3	BA	737	PSU	C4-N3	3.42	1.45	1.38
1	AA	2070	7MG	C2-N1	3.40	1.46	1.37
3	BA	915	OMG	C6-N1	3.40	1.42	1.37
4	BB	552	OMG	C6-N1	3.39	1.42	1.37
1	AA	1276	PSU	C4-N3	3.39	1.45	1.38
4	BB	71	OMG	C6-N1	3.39	1.42	1.37
4	BB	455	PSU	C4-N3	3.38	1.45	1.38
1	AA	1700	OMG	C6-N1	3.36	1.42	1.37
1	AA	36	OMU	O4-C4	-3.34	1.18	1.24
3	BA	1028	OMG	C6-N1	3.34	1.42	1.37
1	AA	2123	OMU	O4-C4	-3.33	1.18	1.24
1	AA	2070	7MG	C5-C6	3.31	1.52	1.43
3	BA	1621	OMG	C6-N1	3.31	1.42	1.37
4	BB	673	OMG	C6-N1	3.31	1.42	1.37
3	BA	1329	OMC	C6-N1	3.30	1.46	1.38
1	AA	2070	7MG	C2-N2	3.28	1.42	1.34
1	AA	714	OMU	O4-C4	-3.28	1.18	1.24
1	AA	1700	OMG	C5-C4	-3.28	1.34	1.43
1	AA	36	OMU	C4-N3	3.27	1.44	1.38
3	BA	46	OMU	O4-C4	-3.26	1.18	1.24
1	AA	1531	OMG	C5-C4	-3.26	1.34	1.43
4	BB	377	OMC	C6-N1	3.26	1.45	1.38
4	BB	1435	OMU	O4-C4	-3.24	1.18	1.24
4	BB	659	OMG	C6-N1	3.23	1.42	1.37
4	BB	1269	OMG	C6-N1	3.23	1.42	1.37
3	BA	1608	OMC	C6-N1	3.21	1.45	1.38
4	BB	73	OMU	O4-C4	-3.21	1.18	1.24
4	BB	685	OMU	O4-C4	-3.20	1.18	1.24
3	BA	760	OMC	C6-N1	3.20	1.45	1.38
1	AA	1531	OMG	C6-N1	3.19	1.42	1.37
3	BA	1448	OMU	O4-C4	-3.19	1.18	1.24
1	AA	2070	7MG	O6-C6	-3.17	1.17	1.23
4	BB	528	PSU	C4-N3	-3.16	1.33	1.38
1	AA	1517	OMG	C6-N1	3.15	1.42	1.37
4	BB	545	A2M	O3'-C3'	3.15	1.50	1.43
3	BA	916	OMU	O4-C4	-3.14	1.18	1.24

Continued on next page...

Continued from previous page...

Mol	Chain	Res	Type	Atoms	Z	Observed(Å)	Ideal(Å)
3	BA	1006	OMC	C6-N1	3.14	1.45	1.38
3	BA	1028	OMG	C5-C6	3.12	1.53	1.47
1	AA	721	A2M	C5-C4	-3.12	1.32	1.40
1	AA	2134	OMC	O2-C2	-3.12	1.17	1.23
3	BA	1742	OMU	O4-C4	-3.12	1.18	1.24
4	BB	1264	OMC	C6-N1	3.10	1.45	1.38
4	BB	1175	OMC	C6-N1	3.10	1.45	1.38
3	BA	1605	OMG	C5-C6	3.10	1.53	1.47
1	AA	2227	OMG	C6-N1	3.10	1.42	1.37
4	BB	601	OMC	C6-N1	3.10	1.45	1.38
4	BB	578	OMU	O4-C4	-3.09	1.18	1.24
1	AA	2227	OMG	C5-C4	-3.09	1.35	1.43
4	BB	1413	OMC	C6-N1	3.09	1.45	1.38
3	BA	1248	PSU	O4-C4	-3.08	1.17	1.23
3	BA	254	A2M	C6-N6	3.08	1.45	1.34
3	BA	1665	A2M	C6-N6	3.07	1.45	1.34
3	BA	915	OMG	C5-C6	3.07	1.53	1.47
4	BB	1375	OMU	O4-C4	-3.07	1.18	1.24
4	BB	1324	5MC	O2-C2	-3.07	1.18	1.23
5	BC	7	OMU	O4-C4	-3.06	1.18	1.24
1	AA	2154	OMU	O4-C4	-3.06	1.18	1.24
3	BA	1181	OMU	O4-C4	-3.06	1.18	1.24
4	BB	673	OMG	C5-C6	3.05	1.53	1.47
1	AA	57	OMU	O4-C4	-3.05	1.18	1.24
1	AA	46	OMC	O2-C2	-3.05	1.18	1.23
4	BB	622	A2M	C6-N6	3.05	1.45	1.34
4	BB	95	A2M	C6-N6	3.04	1.45	1.34
4	BB	601	OMC	O2-C2	-3.04	1.18	1.23
1	AA	721	A2M	O3'-C3'	3.04	1.50	1.43
4	BB	588	A2M	O3'-C3'	3.04	1.50	1.43
4	BB	1201	A2M	C6-N6	3.04	1.45	1.34
1	AA	2261	MA6	C5-C4	-3.04	1.32	1.40
1	AA	2153	A2M	C6-N6	3.04	1.45	1.34
1	AA	1899	OMU	O4-C4	-3.03	1.18	1.24
1	AA	2096	A2M	C6-N6	3.03	1.45	1.34
4	BB	1388	A2M	C6-N6	3.03	1.45	1.34
3	BA	737	PSU	O4-C4	-3.03	1.17	1.23
1	AA	56	A2M	C6-N6	3.03	1.45	1.34
4	BB	609	A2M	C6-N6	3.03	1.45	1.34
4	BB	1094	OMG	C5-C6	3.03	1.53	1.47
5	BC	163	A2M	C6-N6	3.03	1.45	1.34
4	BB	1388	A2M	O3'-C3'	3.03	1.50	1.43

Continued on next page...

Continued from previous page...

Mol	Chain	Res	Type	Atoms	Z	Observed(Å)	Ideal(Å)
4	BB	400	A2M	C6-N6	3.02	1.45	1.34
5	BC	75	OMG	C5-C6	3.02	1.53	1.47
3	BA	927	A2M	C6-N6	3.01	1.45	1.34
3	BA	1267	OMG	C5-C6	3.01	1.53	1.47
1	AA	2054	OMU	O4-C4	-3.01	1.18	1.24
4	BB	646	A2M	C6-N6	3.01	1.45	1.34
5	BC	43	A2M	C6-N6	3.01	1.45	1.34
3	BA	743	A2M	C6-N6	3.01	1.45	1.34
3	BA	1620	A2M	C6-N6	3.00	1.45	1.34
3	BA	996	A2M	C6-N6	3.00	1.45	1.34
1	AA	1676	OMG	C5-C6	3.00	1.53	1.47
4	BB	1093	OMU	O4-C4	-3.00	1.18	1.24
3	BA	1267	OMG	C5-C4	-3.00	1.35	1.43
1	AA	1276	PSU	O4-C4	-3.00	1.17	1.23
4	BB	71	OMG	C5-C6	3.00	1.53	1.47
3	BA	1024	A2M	C6-N6	2.99	1.45	1.34
4	BB	1062	OMG	C5-C6	2.99	1.53	1.47
3	BA	925	OMG	C5-C6	2.99	1.53	1.47
4	BB	1201	A2M	O3'-C3'	2.99	1.50	1.43
4	BB	530	PSU	C4-N3	-2.98	1.33	1.38
3	BA	1709	OMG	C5-C6	2.98	1.53	1.47
3	BA	746	A2M	C6-N6	2.98	1.44	1.34
4	BB	545	A2M	C5-C4	-2.98	1.33	1.40
1	AA	66	OMC	C6-N1	2.98	1.45	1.38
3	BA	1608	OMC	O2-C2	-2.98	1.18	1.23
3	BA	762	A2M	C6-N6	2.98	1.44	1.34
3	BA	1006	OMC	O2-C2	-2.97	1.18	1.23
4	BB	659	OMG	C5-C6	2.97	1.53	1.47
1	AA	66	OMC	O2-C2	-2.97	1.18	1.23
1	AA	1931	OMG	C5-C4	-2.97	1.35	1.43
4	BB	1264	OMC	O2-C2	-2.97	1.18	1.23
4	BB	1400	A2M	C6-N6	2.97	1.44	1.34
4	BB	552	OMG	C5-C4	-2.97	1.35	1.43
1	AA	1517	OMG	C5-C4	-2.97	1.35	1.43
3	BA	1621	OMG	C5-C6	2.96	1.53	1.47
4	BB	1245	OMG	C5-C6	2.96	1.53	1.47
4	BB	588	A2M	C6-N6	2.96	1.44	1.34
1	AA	1652	OMU	C6-N1	2.96	1.45	1.38
4	BB	1413	OMC	O2-C2	-2.96	1.18	1.23
4	BB	622	A2M	O3'-C3'	2.95	1.49	1.43
3	BA	925	OMG	C5-C4	-2.95	1.35	1.43
4	BB	659	OMG	C5-C4	-2.95	1.35	1.43

Continued on next page...

Continued from previous page...

Mol	Chain	Res	Type	Atoms	Z	Observed(Å)	Ideal(Å)
4	BB	1398	PSU	O4-C4	-2.95	1.18	1.23
4	BB	455	PSU	O4-C4	-2.94	1.18	1.23
4	BB	545	A2M	C6-N6	2.94	1.44	1.34
1	AA	721	A2M	C6-N6	2.94	1.44	1.34
3	BA	915	OMG	C5-C4	-2.94	1.35	1.43
4	BB	1269	OMG	C5-C4	-2.94	1.35	1.43
3	BA	743	A2M	O3'-C3'	2.93	1.49	1.43
1	AA	2096	A2M	O3'-C3'	2.93	1.49	1.43
3	BA	1621	OMG	C5-C4	-2.93	1.35	1.43
3	BA	760	OMC	O2-C2	-2.93	1.18	1.23
4	BB	1247	OMG	C5-C6	2.93	1.53	1.47
3	BA	746	A2M	O3'-C3'	2.92	1.49	1.43
4	BB	1245	OMG	C5-C4	-2.92	1.35	1.43
4	BB	71	OMG	C5-C4	-2.92	1.35	1.43
3	BA	762	A2M	C5-C4	-2.91	1.33	1.40
5	BC	41	A2M	C5-C4	-2.91	1.33	1.40
3	BA	1709	OMG	C5-C4	-2.90	1.35	1.43
1	AA	1652	OMU	O4-C4	-2.90	1.18	1.24
4	BB	646	A2M	O3'-C3'	2.90	1.49	1.43
1	AA	36	OMU	O2-C2	-2.90	1.17	1.23
3	BA	746	A2M	C5-C4	-2.89	1.33	1.40
1	AA	1895	OMG	C5-C4	-2.89	1.35	1.43
3	BA	927	A2M	O3'-C3'	2.89	1.49	1.43
1	AA	2146	PSU	O4-C4	-2.89	1.18	1.23
5	BC	41	A2M	C6-N6	2.89	1.44	1.34
1	AA	2096	A2M	C5-C4	-2.89	1.33	1.40
4	BB	1400	A2M	C5-C4	-2.89	1.33	1.40
4	BB	1094	OMG	C5-C4	-2.89	1.35	1.43
4	BB	680	PSU	O4-C4	-2.88	1.18	1.23
4	BB	1400	A2M	O3'-C3'	2.88	1.49	1.43
1	AA	46	OMC	C6-N1	2.88	1.44	1.38
1	AA	56	A2M	C5-C4	-2.87	1.33	1.40
3	BA	1181	OMU	C6-N1	2.87	1.44	1.38
3	BA	742	1MA	C5-C4	-2.87	1.35	1.43
1	AA	2153	A2M	C5-C4	-2.87	1.33	1.40
3	BA	1665	A2M	O3'-C3'	2.86	1.49	1.43
4	BB	1429	PSU	O4-C4	-2.86	1.18	1.23
4	BB	552	OMG	C5-C6	2.86	1.53	1.47
4	BB	1388	A2M	C5-C4	-2.86	1.33	1.40
3	BA	1028	OMG	C5-C4	-2.86	1.35	1.43
3	BA	1620	A2M	O3'-C3'	2.85	1.49	1.43
4	BB	1175	OMC	O2-C2	-2.85	1.18	1.23

Continued on next page...

Continued from previous page...

Mol	Chain	Res	Type	Atoms	Z	Observed(Å)	Ideal(Å)
3	BA	1024	A2M	C5-C4	-2.85	1.33	1.40
1	AA	2134	OMC	C6-N1	2.85	1.44	1.38
4	BB	1062	OMG	C5-C4	-2.85	1.35	1.43
4	BB	588	A2M	C5-C4	-2.85	1.33	1.40
3	BA	1620	A2M	C5-C4	-2.85	1.33	1.40
5	BC	43	A2M	O3'-C3'	2.84	1.49	1.43
3	BA	743	A2M	C5-C4	-2.84	1.33	1.40
4	BB	1247	OMG	C5-C4	-2.84	1.35	1.43
4	BB	1334	PSU	O4-C4	-2.84	1.18	1.23
4	BB	609	A2M	C5-C4	-2.84	1.33	1.40
4	BB	646	A2M	C5-C4	-2.84	1.33	1.40
3	BA	254	A2M	C5-C4	-2.83	1.33	1.40
4	BB	644	PSU	O4-C4	-2.83	1.18	1.23
4	BB	1093	OMU	C6-N1	2.83	1.44	1.38
4	BB	95	A2M	O3'-C3'	2.83	1.49	1.43
4	BB	1280	PSU	O4-C4	-2.83	1.18	1.23
4	BB	673	OMG	C5-C4	-2.83	1.35	1.43
3	BA	1009	PSU	O4-C4	-2.82	1.18	1.23
4	BB	400	A2M	C5-C4	-2.82	1.33	1.40
3	BA	996	A2M	O3'-C3'	2.82	1.49	1.43
4	BB	609	A2M	O3'-C3'	2.82	1.49	1.43
4	BB	542	5MC	O2-C2	-2.82	1.18	1.23
3	BA	1609	PSU	O4-C4	-2.82	1.18	1.23
4	BB	1210	PSU	O4-C4	-2.81	1.18	1.23
4	BB	1435	OMU	C6-N1	2.81	1.44	1.38
5	BC	163	A2M	C5-C4	-2.81	1.33	1.40
3	BA	254	A2M	O3'-C3'	2.81	1.49	1.43
5	BC	43	A2M	C5-C4	-2.81	1.33	1.40
1	AA	1899	OMU	C6-N1	2.81	1.44	1.38
3	BA	927	A2M	C5-C4	-2.81	1.33	1.40
3	BA	1086	PSU	O4-C4	-2.81	1.18	1.23
1	AA	56	A2M	O2'-C2'	-2.81	1.35	1.42
5	BC	41	A2M	O3'-C3'	2.80	1.49	1.43
3	BA	916	OMU	C6-N1	2.80	1.44	1.38
1	AA	1676	OMG	C5-C4	-2.80	1.35	1.43
3	BA	762	A2M	O3'-C3'	2.80	1.49	1.43
4	BB	1201	A2M	C5-C4	-2.79	1.33	1.40
3	BA	996	A2M	C5-C4	-2.79	1.33	1.40
4	BB	530	PSU	C6-C5	2.79	1.38	1.35
4	BB	1076	PSU	O4-C4	-2.79	1.18	1.23
4	BB	73	OMU	C6-N1	2.79	1.44	1.38
3	BA	1448	OMU	C6-N1	2.78	1.44	1.38

Continued on next page...

Continued from previous page...

Mol	Chain	Res	Type	Atoms	Z	Observed(Å)	Ideal(Å)
5	BC	163	A2M	O3'-C3'	2.78	1.49	1.43
3	BA	1605	OMG	C5-C4	-2.78	1.36	1.43
1	AA	1931	OMG	C5-C6	2.78	1.53	1.47
5	BC	7	OMU	C6-N1	2.77	1.44	1.38
1	AA	2123	OMU	O2-C2	-2.77	1.18	1.23
4	BB	95	A2M	C5-C4	-2.77	1.33	1.40
4	BB	629	PSU	O4-C4	-2.77	1.18	1.23
3	BA	1742	OMU	C6-N1	2.77	1.44	1.38
1	AA	2054	OMU	C6-N1	2.77	1.44	1.38
3	BA	46	OMU	C6-N1	2.77	1.44	1.38
4	BB	622	A2M	C5-C4	-2.76	1.33	1.40
3	BA	1024	A2M	O3'-C3'	2.76	1.49	1.43
1	AA	721	A2M	O2'-C2'	-2.76	1.35	1.42
3	BA	1258	PSU	O4-C4	-2.75	1.18	1.23
4	BB	1229	PSU	O4-C4	-2.75	1.18	1.23
1	AA	2227	OMG	C5-C6	2.75	1.53	1.47
4	BB	1409	PSU	O4-C4	-2.74	1.18	1.23
4	BB	611	PSU	O4-C4	-2.74	1.18	1.23
5	BC	75	OMG	C5-C4	-2.74	1.36	1.43
4	BB	377	OMC	O2-C2	-2.74	1.18	1.23
4	BB	685	OMU	C6-N1	2.74	1.44	1.38
3	BA	1665	A2M	C5-C4	-2.74	1.33	1.40
4	BB	1269	OMG	C5-C6	2.74	1.53	1.47
1	AA	56	A2M	O3'-C3'	2.73	1.49	1.43
1	AA	2153	A2M	O3'-C3'	2.73	1.49	1.43
4	BB	1375	OMU	C6-N1	2.73	1.44	1.38
1	AA	2154	OMU	C6-N1	2.73	1.44	1.38
5	BC	75	OMG	C2-N1	2.73	1.44	1.37
4	BB	400	A2M	O2'-C2'	-2.73	1.35	1.42
1	AA	1895	OMG	C5-C6	2.72	1.52	1.47
4	BB	578	OMU	C6-N1	2.72	1.44	1.38
3	BA	1614	PSU	O4-C4	-2.72	1.18	1.23
3	BA	1329	OMC	O2-C2	-2.72	1.18	1.23
3	BA	762	A2M	O2'-C2'	-2.72	1.35	1.42
4	BB	524	PSU	O4-C4	-2.71	1.18	1.23
4	BB	615	PSU	O4-C4	-2.71	1.18	1.23
1	AA	131	PSU	O4-C4	-2.70	1.18	1.23
3	BA	452	PSU	O4-C4	-2.70	1.18	1.23
4	BB	1319	PSU	O4-C4	-2.70	1.18	1.23
3	BA	1620	A2M	O2'-C2'	-2.70	1.35	1.42
4	BB	528	PSU	C6-C5	2.70	1.38	1.35
1	AA	1700	OMG	C5-C6	2.69	1.52	1.47

Continued on next page...

Continued from previous page...

Mol	Chain	Res	Type	Atoms	Z	Observed(Å)	Ideal(Å)
4	BB	646	A2M	O2'-C2'	-2.68	1.35	1.42
4	BB	1160	PSU	O4-C4	-2.68	1.18	1.23
3	BA	254	A2M	O2'-C2'	-2.68	1.35	1.42
1	AA	1592	PSU	O4-C4	-2.67	1.18	1.23
5	BC	74	PSU	O4-C4	-2.67	1.18	1.23
3	BA	1169	PSU	O4-C4	-2.67	1.18	1.23
4	BB	1400	A2M	O2'-C2'	-2.66	1.35	1.42
5	BC	41	A2M	O2'-C2'	-2.66	1.35	1.42
4	BB	1201	A2M	O2'-C2'	-2.66	1.35	1.42
4	BB	518	PSU	O4-C4	-2.66	1.18	1.23
4	BB	1245	OMG	C2-N1	2.65	1.44	1.37
4	BB	685	OMU	O2-C2	-2.65	1.18	1.23
1	AA	1531	OMG	O6-C6	-2.65	1.17	1.23
3	BA	927	A2M	O2'-C2'	-2.65	1.35	1.42
4	BB	1094	OMG	C2-N1	2.65	1.44	1.37
1	AA	61	PSU	O4-C4	-2.64	1.18	1.23
4	BB	622	A2M	O2'-C2'	-2.64	1.35	1.42
3	BA	1709	OMG	C2-N1	2.64	1.44	1.37
1	AA	1931	OMG	C2-N1	2.64	1.44	1.37
3	BA	996	A2M	O2'-C2'	-2.64	1.35	1.42
3	BA	258	PSU	O4-C4	-2.63	1.18	1.23
4	BB	578	OMU	O2-C2	-2.63	1.18	1.23
5	BC	43	A2M	O2'-C2'	-2.63	1.35	1.42
1	AA	1517	OMG	O6-C6	-2.63	1.17	1.23
3	BA	925	OMG	C2-N1	2.63	1.44	1.37
3	BA	1129	PSU	O4-C4	-2.63	1.18	1.23
1	AA	2153	A2M	O2'-C2'	-2.63	1.35	1.42
1	AA	2260	MA6	C5-C4	-2.63	1.34	1.40
4	BB	71	OMG	C2-N1	2.62	1.44	1.37
1	AA	714	OMU	O2-C2	-2.62	1.18	1.23
3	BA	1267	OMG	C2-N1	2.62	1.44	1.37
1	AA	2045	PSU	O4-C4	-2.62	1.18	1.23
4	BB	1062	OMG	C2-N1	2.61	1.44	1.37
3	BA	1742	OMU	O2-C2	-2.61	1.18	1.23
4	BB	545	A2M	O2'-C2'	-2.61	1.35	1.42
1	AA	2096	A2M	O2'-C2'	-2.60	1.36	1.42
1	AA	57	OMU	C6-N1	2.59	1.44	1.38
3	BA	1605	OMG	C2-N1	2.59	1.44	1.37
3	BA	743	A2M	O2'-C2'	-2.59	1.36	1.42
4	BB	552	OMG	C2-N1	2.59	1.44	1.37
4	BB	1388	A2M	O2'-C2'	-2.59	1.36	1.42
4	BB	1269	OMG	O6-C6	-2.58	1.18	1.23

Continued on next page...

Continued from previous page...

Mol	Chain	Res	Type	Atoms	Z	Observed(Å)	Ideal(Å)
3	BA	1621	OMG	C2-N1	2.58	1.44	1.37
1	AA	2227	OMG	O6-C6	-2.57	1.18	1.23
3	BA	746	A2M	O2'-C2'	-2.57	1.36	1.42
3	BA	915	OMG	C2-N1	2.57	1.44	1.37
4	BB	1247	OMG	C2-N1	2.57	1.44	1.37
3	BA	1448	OMU	O2-C2	-2.57	1.18	1.23
1	AA	2123	OMU	C6-N1	2.57	1.44	1.38
5	BC	163	A2M	O2'-C2'	-2.56	1.36	1.42
4	BB	400	A2M	O3'-C3'	2.56	1.49	1.43
3	BA	1665	A2M	O2'-C2'	-2.56	1.36	1.42
4	BB	673	OMG	O6-C6	-2.56	1.18	1.23
1	AA	1619	PSU	O4-C4	-2.56	1.18	1.23
4	BB	95	A2M	O2'-C2'	-2.56	1.36	1.42
4	BB	73	OMU	O2-C2	-2.56	1.18	1.23
3	BA	1024	A2M	O2'-C2'	-2.55	1.36	1.42
1	AA	714	OMU	C6-N1	2.55	1.44	1.38
4	BB	673	OMG	C2-N1	2.55	1.44	1.37
3	BA	916	OMU	O2-C2	-2.54	1.18	1.23
1	AA	1895	OMG	C2-N1	2.54	1.44	1.37
1	AA	2154	OMU	O2-C2	-2.54	1.18	1.23
1	AA	1517	OMG	C5-C6	2.54	1.52	1.47
4	BB	659	OMG	C2-N1	2.53	1.43	1.37
4	BB	609	A2M	O2'-C2'	-2.53	1.36	1.42
3	BA	1329	OMC	C5-C4	2.53	1.48	1.42
1	AA	1676	OMG	C2-N1	2.53	1.43	1.37
4	BB	71	OMG	O6-C6	-2.52	1.18	1.23
4	BB	1375	OMU	O2-C2	-2.52	1.18	1.23
3	BA	46	OMU	O2-C2	-2.51	1.18	1.23
3	BA	1028	OMG	C2-N1	2.51	1.43	1.37
1	AA	1700	OMG	O6-C6	-2.51	1.18	1.23
1	AA	57	OMU	O2-C2	-2.51	1.18	1.23
4	BB	1435	OMU	O2-C2	-2.50	1.18	1.23
4	BB	1062	OMG	O6-C6	-2.50	1.18	1.23
4	BB	552	OMG	O6-C6	-2.50	1.18	1.23
4	BB	522	PSU	O4-C4	-2.50	1.18	1.23
3	BA	1709	OMG	O6-C6	-2.49	1.18	1.23
4	BB	1093	OMU	O2-C2	-2.48	1.18	1.23
3	BA	915	OMG	O6-C6	-2.48	1.18	1.23
3	BA	1621	OMG	O6-C6	-2.48	1.18	1.23
5	BC	7	OMU	O2-C2	-2.46	1.18	1.23
1	AA	1531	OMG	C5-C6	2.46	1.52	1.47
3	BA	1267	OMG	O6-C6	-2.45	1.18	1.23

Continued on next page...

Continued from previous page...

Mol	Chain	Res	Type	Atoms	Z	Observed(Å)	Ideal(Å)
4	BB	1247	OMG	O6-C6	-2.44	1.18	1.23
1	AA	1652	OMU	C5-C4	2.44	1.49	1.43
1	AA	2054	OMU	O2-C2	-2.44	1.18	1.23
4	BB	1269	OMG	C2-N1	2.43	1.43	1.37
1	AA	36	OMU	C6-N1	2.42	1.43	1.38
1	AA	1700	OMG	C2-N1	2.42	1.43	1.37
3	BA	1028	OMG	O6-C6	-2.42	1.18	1.23
1	AA	1899	OMU	O2-C2	-2.41	1.18	1.23
4	BB	377	OMC	C5-C4	2.41	1.48	1.42
3	BA	925	OMG	O6-C6	-2.41	1.18	1.23
4	BB	1094	OMG	O6-C6	-2.41	1.18	1.23
4	BB	659	OMG	O6-C6	-2.40	1.18	1.23
1	AA	1517	OMG	C2-N1	2.39	1.43	1.37
1	AA	2227	OMG	C2-N1	2.39	1.43	1.37
3	BA	1181	OMU	O2-C2	-2.38	1.18	1.23
4	BB	1264	OMC	C5-C4	2.38	1.48	1.42
1	AA	1895	OMG	O6-C6	-2.38	1.18	1.23
1	AA	1931	OMG	O6-C6	-2.38	1.18	1.23
1	AA	1676	OMG	O6-C6	-2.36	1.18	1.23
4	BB	1175	OMC	C5-C4	2.34	1.48	1.42
4	BB	1245	OMG	O6-C6	-2.34	1.18	1.23
3	BA	1006	OMC	C5-C4	2.34	1.48	1.42
1	AA	1531	OMG	C2-N1	2.33	1.43	1.37
4	BB	1093	OMU	C5-C4	2.33	1.48	1.43
1	AA	66	OMC	C5-C4	2.31	1.48	1.42
5	BC	75	OMG	O6-C6	-2.30	1.18	1.23
3	BA	760	OMC	C5-C4	2.30	1.48	1.42
4	BB	588	A2M	O2'-C2'	-2.29	1.36	1.42
4	BB	601	OMC	C5-C4	2.29	1.48	1.42
3	BA	1181	OMU	C5-C4	2.29	1.48	1.43
4	BB	1375	OMU	C5-C4	2.27	1.48	1.43
3	BA	1605	OMG	O6-C6	-2.27	1.18	1.23
3	BA	1448	OMU	C5-C4	2.27	1.48	1.43
4	BB	528	PSU	C2-N3	-2.26	1.33	1.37
4	BB	685	OMU	C5-C4	2.26	1.48	1.43
1	AA	2054	OMU	C5-C4	2.24	1.48	1.43
3	BA	1742	OMU	C5-C4	2.24	1.48	1.43
4	BB	578	OMU	C5-C4	2.24	1.48	1.43
1	AA	1899	OMU	C5-C4	2.24	1.48	1.43
4	BB	1413	OMC	C5-C4	2.23	1.48	1.42
5	BC	7	OMU	C5-C4	2.23	1.48	1.43
3	BA	916	OMU	C5-C4	2.21	1.48	1.43

Continued on next page...

Continued from previous page...

Mol	Chain	Res	Type	Atoms	Z	Observed(Å)	Ideal(Å)
4	BB	528	PSU	C2'-C1'	-2.20	1.50	1.53
1	AA	2134	OMC	C5-C4	2.20	1.48	1.42
4	BB	400	A2M	O5'-C5'	-2.20	1.39	1.44
4	BB	73	OMU	C5-C4	2.20	1.48	1.43
3	BA	46	OMU	C5-C4	2.20	1.48	1.43
3	BA	1608	OMC	C5-C4	2.18	1.47	1.42
1	AA	1652	OMU	O2-C2	-2.17	1.19	1.23
4	BB	1435	OMU	C5-C4	2.15	1.48	1.43
1	AA	721	A2M	O5'-C5'	-2.14	1.39	1.44
3	BA	1665	A2M	C2-N3	2.12	1.35	1.32
1	AA	57	OMU	C5-C4	2.12	1.48	1.43
1	AA	2154	OMU	C5-C4	2.10	1.48	1.43
1	AA	1596	B8N	O2-C2	-2.10	1.18	1.22
4	BB	95	A2M	C2-N3	2.09	1.35	1.32
4	BB	680	PSU	O2-C2	-2.09	1.19	1.23
4	BB	545	A2M	O5'-C5'	-2.08	1.39	1.44
4	BB	1201	A2M	C2-N3	2.08	1.35	1.32
1	AA	56	A2M	O5'-C5'	-2.08	1.39	1.44
4	BB	530	PSU	C2-N3	-2.07	1.34	1.37
1	AA	714	OMU	C5-C4	2.05	1.48	1.43
1	AA	46	OMC	C5-C4	2.05	1.47	1.42
4	BB	1429	PSU	O2-C2	-2.04	1.19	1.23
4	BB	1280	PSU	O4'-C1'	-2.02	1.41	1.43
1	AA	1619	PSU	O4'-C1'	-2.02	1.41	1.43
1	AA	2153	A2M	O5'-C5'	-2.01	1.39	1.44
5	BC	163	A2M	O5'-C5'	-2.01	1.39	1.44
4	BB	1388	A2M	C2-N3	2.01	1.35	1.32
4	BB	455	PSU	O2-C2	-2.00	1.19	1.23

All (523) bond angle outliers are listed below:

Mol	Chain	Res	Type	Atoms	Z	Observed(°)	Ideal(°)
1	AA	2260	MA6	N1-C6-N6	-12.94	103.43	117.06
1	AA	2261	MA6	N1-C6-N6	-12.05	104.37	117.06
3	BA	746	A2M	C5-C6-N6	10.79	136.75	120.35
3	BA	1620	A2M	C5-C6-N6	10.63	136.51	120.35
1	AA	2096	A2M	C5-C6-N6	10.63	136.50	120.35
3	BA	762	A2M	C5-C6-N6	10.61	136.47	120.35
4	BB	1388	A2M	C5-C6-N6	10.55	136.39	120.35
4	BB	622	A2M	C5-C6-N6	10.54	136.37	120.35
3	BA	996	A2M	C5-C6-N6	10.53	136.36	120.35
3	BA	254	A2M	C5-C6-N6	10.52	136.34	120.35

Continued on next page...

Continued from previous page...

Mol	Chain	Res	Type	Atoms	Z	Observed(°)	Ideal(°)
5	BC	41	A2M	C5-C6-N6	10.52	136.33	120.35
5	BC	43	A2M	C5-C6-N6	10.51	136.32	120.35
3	BA	743	A2M	C5-C6-N6	10.50	136.31	120.35
4	BB	1400	A2M	C5-C6-N6	10.48	136.27	120.35
4	BB	1201	A2M	C5-C6-N6	10.45	136.24	120.35
5	BC	163	A2M	C5-C6-N6	10.42	136.18	120.35
3	BA	1024	A2M	C5-C6-N6	10.41	136.18	120.35
1	AA	721	A2M	C5-C6-N6	10.40	136.16	120.35
3	BA	927	A2M	C5-C6-N6	10.40	136.15	120.35
4	BB	95	A2M	C5-C6-N6	10.37	136.11	120.35
4	BB	545	A2M	C5-C6-N6	10.36	136.09	120.35
4	BB	588	A2M	C5-C6-N6	10.34	136.07	120.35
3	BA	1665	A2M	C5-C6-N6	10.32	136.04	120.35
4	BB	646	A2M	C5-C6-N6	10.31	136.03	120.35
1	AA	2153	A2M	C5-C6-N6	10.24	135.91	120.35
1	AA	56	A2M	C5-C6-N6	10.23	135.90	120.35
4	BB	400	A2M	C5-C6-N6	10.17	135.80	120.35
4	BB	609	A2M	C5-C6-N6	10.03	135.59	120.35
1	AA	721	A2M	C1'-N9-C4	-8.58	111.56	126.64
4	BB	1388	A2M	C1'-N9-C4	-8.11	112.39	126.64
1	AA	2153	A2M	C1'-N9-C4	-8.09	112.43	126.64
1	AA	2096	A2M	C1'-N9-C4	-8.09	112.43	126.64
3	BA	762	A2M	C1'-N9-C4	-8.08	112.45	126.64
5	BC	41	A2M	C1'-N9-C4	-8.05	112.49	126.64
3	BA	254	A2M	C1'-N9-C4	-7.88	112.79	126.64
4	BB	545	A2M	C1'-N9-C4	-7.79	112.95	126.64
4	BB	1400	A2M	C1'-N9-C4	-7.76	113.01	126.64
3	BA	746	A2M	C1'-N9-C4	-7.71	113.09	126.64
5	BC	163	A2M	C1'-N9-C4	-7.57	113.34	126.64
4	BB	1201	A2M	C1'-N9-C4	-7.43	113.58	126.64
1	AA	2096	A2M	N6-C6-N1	-7.43	103.16	118.57
3	BA	746	A2M	N6-C6-N1	-7.40	103.20	118.57
4	BB	622	A2M	C1'-N9-C4	-7.39	113.66	126.64
3	BA	1620	A2M	C1'-N9-C4	-7.33	113.77	126.64
5	BC	43	A2M	C1'-N9-C4	-7.32	113.78	126.64
4	BB	646	A2M	C1'-N9-C4	-7.30	113.81	126.64
5	BC	41	A2M	N6-C6-N1	-7.30	103.42	118.57
4	BB	622	A2M	N6-C6-N1	-7.29	103.45	118.57
3	BA	927	A2M	N6-C6-N1	-7.28	103.47	118.57
3	BA	254	A2M	N6-C6-N1	-7.24	103.54	118.57
4	BB	1388	A2M	N6-C6-N1	-7.24	103.56	118.57
3	BA	1024	A2M	C1'-N9-C4	-7.23	113.94	126.64

Continued on next page...

Continued from previous page...

Mol	Chain	Res	Type	Atoms	Z	Observed(°)	Ideal(°)
3	BA	743	A2M	N6-C6-N1	-7.23	103.57	118.57
3	BA	1620	A2M	N6-C6-N1	-7.22	103.59	118.57
4	BB	545	A2M	N6-C6-N1	-7.19	103.64	118.57
3	BA	1024	A2M	N6-C6-N1	-7.19	103.64	118.57
5	BC	43	A2M	N6-C6-N1	-7.18	103.66	118.57
4	BB	1400	A2M	N6-C6-N1	-7.18	103.67	118.57
3	BA	762	A2M	N6-C6-N1	-7.17	103.70	118.57
3	BA	996	A2M	N6-C6-N1	-7.16	103.71	118.57
4	BB	1201	A2M	N6-C6-N1	-7.14	103.74	118.57
5	BC	163	A2M	N6-C6-N1	-7.14	103.75	118.57
4	BB	646	A2M	N6-C6-N1	-7.13	103.77	118.57
3	BA	1665	A2M	N6-C6-N1	-7.09	103.85	118.57
4	BB	588	A2M	N6-C6-N1	-7.09	103.86	118.57
1	AA	56	A2M	N6-C6-N1	-7.09	103.86	118.57
4	BB	95	A2M	N6-C6-N1	-7.08	103.87	118.57
1	AA	721	A2M	N6-C6-N1	-7.05	103.93	118.57
4	BB	588	A2M	C1'-N9-C4	-7.00	114.35	126.64
4	BB	609	A2M	C1'-N9-C4	-6.99	114.36	126.64
1	AA	2153	A2M	N6-C6-N1	-6.97	104.10	118.57
4	BB	400	A2M	N6-C6-N1	-6.94	104.18	118.57
4	BB	609	A2M	N6-C6-N1	-6.85	104.36	118.57
4	BB	400	A2M	C1'-N9-C4	-6.76	114.77	126.64
4	BB	95	A2M	C1'-N9-C4	-6.74	114.80	126.64
1	AA	56	A2M	C1'-N9-C4	-6.63	115.00	126.64
3	BA	927	A2M	C1'-N9-C4	-6.56	115.11	126.64
3	BA	996	A2M	C1'-N9-C4	-6.55	115.14	126.64
3	BA	1665	A2M	C1'-N9-C4	-6.52	115.18	126.64
4	BB	530	PSU	N1-C2-N3	6.47	122.46	115.13
3	BA	743	A2M	C1'-N9-C4	-6.36	115.47	126.64
4	BB	528	PSU	N1-C2-N3	6.34	122.32	115.13
3	BA	762	A2M	N3-C2-N1	-5.80	119.61	128.68
1	AA	36	OMU	C4-N3-C2	-5.78	118.95	126.58
3	BA	746	A2M	N3-C2-N1	-5.76	119.68	128.68
3	BA	1024	A2M	N3-C2-N1	-5.73	119.72	128.68
1	AA	2260	MA6	N3-C2-N1	-5.73	119.73	128.68
4	BB	545	A2M	N3-C2-N1	-5.70	119.77	128.68
5	BC	163	A2M	N3-C2-N1	-5.68	119.80	128.68
4	BB	1388	A2M	N3-C2-N1	-5.67	119.81	128.68
1	AA	56	A2M	N3-C2-N1	-5.67	119.81	128.68
4	BB	1375	OMU	C4-N3-C2	-5.62	119.17	126.58
4	BB	578	OMU	C4-N3-C2	-5.61	119.17	126.58
4	BB	1400	A2M	N3-C2-N1	-5.61	119.91	128.68

Continued on next page...

Continued from previous page...

Mol	Chain	Res	Type	Atoms	Z	Observed(°)	Ideal(°)
1	AA	2153	A2M	N3-C2-N1	-5.58	119.95	128.68
4	BB	646	A2M	N3-C2-N1	-5.58	119.95	128.68
1	AA	714	OMU	C4-N3-C2	-5.57	119.24	126.58
5	BC	41	A2M	N3-C2-N1	-5.56	119.98	128.68
3	BA	927	A2M	N3-C2-N1	-5.54	120.02	128.68
3	BA	254	A2M	N3-C2-N1	-5.54	120.02	128.68
4	BB	622	A2M	N3-C2-N1	-5.53	120.04	128.68
3	BA	1620	A2M	N3-C2-N1	-5.52	120.05	128.68
1	AA	2096	A2M	N3-C2-N1	-5.52	120.06	128.68
1	AA	721	A2M	N3-C2-N1	-5.51	120.07	128.68
1	AA	2123	OMU	C4-N3-C2	-5.49	119.34	126.58
5	BC	43	A2M	N3-C2-N1	-5.49	120.10	128.68
3	BA	1448	OMU	C4-N3-C2	-5.49	119.34	126.58
3	BA	46	OMU	C4-N3-C2	-5.47	119.36	126.58
4	BB	685	OMU	C4-N3-C2	-5.46	119.37	126.58
4	BB	1093	OMU	C4-N3-C2	-5.45	119.39	126.58
3	BA	1665	A2M	N3-C2-N1	-5.45	120.16	128.68
4	BB	609	A2M	N3-C2-N1	-5.45	120.17	128.68
3	BA	1181	OMU	C4-N3-C2	-5.44	119.40	126.58
4	BB	1201	A2M	N3-C2-N1	-5.43	120.19	128.68
4	BB	588	A2M	N3-C2-N1	-5.42	120.20	128.68
1	AA	2261	MA6	N3-C2-N1	-5.42	120.20	128.68
3	BA	996	A2M	N3-C2-N1	-5.40	120.24	128.68
3	BA	743	A2M	N3-C2-N1	-5.39	120.25	128.68
4	BB	95	A2M	N3-C2-N1	-5.35	120.32	128.68
5	BC	7	OMU	C4-N3-C2	-5.34	119.53	126.58
1	AA	2054	OMU	C4-N3-C2	-5.34	119.53	126.58
3	BA	1742	OMU	C4-N3-C2	-5.33	119.55	126.58
3	BA	916	OMU	C4-N3-C2	-5.32	119.56	126.58
3	BA	742	1MA	N1-C2-N3	-5.32	119.82	126.02
4	BB	400	A2M	N3-C2-N1	-5.31	120.37	128.68
1	AA	57	OMU	C4-N3-C2	-5.27	119.62	126.58
1	AA	1899	OMU	C4-N3-C2	-5.26	119.64	126.58
4	BB	73	OMU	C4-N3-C2	-5.23	119.68	126.58
4	BB	1435	OMU	C4-N3-C2	-5.21	119.71	126.58
1	AA	1596	B8N	C5-C4-N3	5.21	125.81	116.17
1	AA	2154	OMU	C4-N3-C2	-5.14	119.80	126.58
1	AA	1652	OMU	C4-N3-C2	-5.07	119.89	126.58
1	AA	2070	7MG	C5-C6-N1	5.04	119.88	110.99
4	BB	455	PSU	C4-N3-C2	-4.85	119.35	126.34
3	BA	1009	PSU	C4-N3-C2	-4.82	119.39	126.34
3	BA	737	PSU	C4-N3-C2	-4.82	119.40	126.34

Continued on next page...

Continued from previous page...

Mol	Chain	Res	Type	Atoms	Z	Observed(°)	Ideal(°)
4	BB	1429	PSU	C4-N3-C2	-4.81	119.41	126.34
3	BA	1248	PSU	C4-N3-C2	-4.75	119.49	126.34
4	BB	1076	PSU	C4-N3-C2	-4.75	119.50	126.34
3	BA	1169	PSU	C4-N3-C2	-4.72	119.54	126.34
1	AA	131	PSU	C4-N3-C2	-4.72	119.54	126.34
4	BB	1398	PSU	C4-N3-C2	-4.70	119.56	126.34
1	AA	1276	PSU	C4-N3-C2	-4.69	119.58	126.34
4	BB	1229	PSU	C4-N3-C2	-4.69	119.58	126.34
4	BB	1280	PSU	C4-N3-C2	-4.67	119.62	126.34
4	BB	455	PSU	N1-C2-N3	4.66	120.41	115.13
4	BB	1334	PSU	C4-N3-C2	-4.65	119.64	126.34
4	BB	1160	PSU	C4-N3-C2	-4.63	119.66	126.34
4	BB	644	PSU	C4-N3-C2	-4.63	119.67	126.34
4	BB	680	PSU	C4-N3-C2	-4.63	119.67	126.34
3	BA	1609	PSU	C4-N3-C2	-4.62	119.68	126.34
3	BA	258	PSU	C4-N3-C2	-4.59	119.72	126.34
1	AA	131	PSU	N1-C2-N3	4.58	120.32	115.13
3	BA	1129	PSU	C4-N3-C2	-4.57	119.75	126.34
4	BB	1429	PSU	N1-C2-N3	4.57	120.31	115.13
4	BB	518	PSU	C4-N3-C2	-4.57	119.76	126.34
3	BA	1614	PSU	C4-N3-C2	-4.56	119.77	126.34
1	AA	61	PSU	C4-N3-C2	-4.54	119.79	126.34
3	BA	1258	PSU	C4-N3-C2	-4.54	119.79	126.34
5	BC	74	PSU	C4-N3-C2	-4.53	119.81	126.34
4	BB	1319	PSU	C4-N3-C2	-4.53	119.81	126.34
3	BA	452	PSU	C4-N3-C2	-4.51	119.84	126.34
3	BA	1086	PSU	C4-N3-C2	-4.51	119.85	126.34
4	BB	1210	PSU	C4-N3-C2	-4.51	119.85	126.34
1	AA	1592	PSU	C4-N3-C2	-4.50	119.85	126.34
1	AA	2146	PSU	C4-N3-C2	-4.50	119.85	126.34
4	BB	1409	PSU	C4-N3-C2	-4.50	119.85	126.34
3	BA	737	PSU	N1-C2-N3	4.49	120.22	115.13
4	BB	1076	PSU	N1-C2-N3	4.48	120.21	115.13
3	BA	1614	PSU	N1-C2-N3	4.48	120.20	115.13
4	BB	1398	PSU	N1-C2-N3	4.42	120.14	115.13
1	AA	1596	B8N	C4-N3-C2	-4.42	119.87	125.46
4	BB	615	PSU	C4-N3-C2	-4.42	119.98	126.34
4	BB	1160	PSU	N1-C2-N3	4.41	120.13	115.13
1	AA	2070	7MG	C2-N3-C4	4.40	120.14	112.30
3	BA	1009	PSU	N1-C2-N3	4.39	120.11	115.13
4	BB	522	PSU	C4-N3-C2	-4.39	120.02	126.34
3	BA	1086	PSU	N1-C2-N3	4.38	120.09	115.13

Continued on next page...

Continued from previous page...

Mol	Chain	Res	Type	Atoms	Z	Observed(°)	Ideal(°)
3	BA	1258	PSU	N1-C2-N3	4.38	120.09	115.13
4	BB	1334	PSU	N1-C2-N3	4.36	120.07	115.13
4	BB	680	PSU	N1-C2-N3	4.36	120.07	115.13
4	BB	524	PSU	C4-N3-C2	-4.36	120.06	126.34
1	AA	36	OMU	N3-C2-N1	4.35	120.67	114.89
3	BA	1609	PSU	N1-C2-N3	4.35	120.06	115.13
4	BB	644	PSU	N1-C2-N3	4.35	120.06	115.13
1	AA	2045	PSU	C4-N3-C2	-4.35	120.07	126.34
4	BB	629	PSU	C4-N3-C2	-4.35	120.07	126.34
4	BB	1319	PSU	N1-C2-N3	4.35	120.06	115.13
3	BA	1129	PSU	N1-C2-N3	4.34	120.05	115.13
4	BB	611	PSU	C4-N3-C2	-4.33	120.10	126.34
4	BB	1229	PSU	N1-C2-N3	4.32	120.03	115.13
4	BB	1324	5MC	C5-C6-N1	-4.32	118.89	123.34
1	AA	61	PSU	N1-C2-N3	4.30	120.01	115.13
1	AA	2123	OMU	N3-C2-N1	4.30	120.59	114.89
3	BA	258	PSU	N1-C2-N3	4.27	119.97	115.13
4	BB	530	PSU	C4-N3-C2	-4.27	120.19	126.34
4	BB	518	PSU	N1-C2-N3	4.25	119.94	115.13
4	BB	1210	PSU	N1-C2-N3	4.23	119.93	115.13
3	BA	1169	PSU	N1-C2-N3	4.23	119.92	115.13
1	AA	1619	PSU	C4-N3-C2	-4.22	120.25	126.34
4	BB	1280	PSU	N1-C2-N3	4.21	119.90	115.13
1	AA	2070	7MG	C5-C4-N3	-4.21	120.11	128.13
4	BB	578	OMU	N3-C2-N1	4.20	120.47	114.89
4	BB	528	PSU	C4-N3-C2	-4.20	120.29	126.34
4	BB	615	PSU	N1-C2-N3	4.19	119.87	115.13
4	BB	685	OMU	N3-C2-N1	4.18	120.44	114.89
4	BB	522	PSU	N1-C2-N3	4.17	119.86	115.13
5	BC	74	PSU	N1-C2-N3	4.16	119.84	115.13
3	BA	452	PSU	N1-C2-N3	4.16	119.84	115.13
1	AA	1276	PSU	N1-C2-N3	4.14	119.82	115.13
4	BB	611	PSU	N1-C2-N3	4.13	119.81	115.13
4	BB	1409	PSU	N1-C2-N3	4.10	119.78	115.13
4	BB	524	PSU	N1-C2-N3	4.05	119.71	115.13
4	BB	1375	OMU	N3-C2-N1	4.03	120.24	114.89
1	AA	2154	OMU	N3-C2-N1	4.03	120.23	114.89
1	AA	2146	PSU	N1-C2-N3	4.02	119.69	115.13
3	BA	46	OMU	N3-C2-N1	4.02	120.23	114.89
3	BA	742	1MA	C5-C6-N1	4.01	119.88	113.90
1	AA	2045	PSU	N1-C2-N3	4.01	119.67	115.13
1	AA	714	OMU	N3-C2-N1	4.00	120.20	114.89

Continued on next page...

Continued from previous page...

Mol	Chain	Res	Type	Atoms	Z	Observed(°)	Ideal(°)
1	AA	1592	PSU	N1-C2-N3	3.95	119.60	115.13
3	BA	1448	OMU	N3-C2-N1	3.94	120.12	114.89
3	BA	1248	PSU	N1-C2-N3	3.94	119.59	115.13
1	AA	1619	PSU	N1-C2-N3	3.94	119.59	115.13
3	BA	1742	OMU	N3-C2-N1	3.92	120.09	114.89
3	BA	1181	OMU	N3-C2-N1	3.91	120.09	114.89
4	BB	629	PSU	N1-C2-N3	3.91	119.56	115.13
4	BB	73	OMU	N3-C2-N1	3.91	120.07	114.89
3	BA	916	OMU	N3-C2-N1	3.84	119.98	114.89
1	AA	2054	OMU	N3-C2-N1	3.83	119.97	114.89
5	BC	7	OMU	N3-C2-N1	3.83	119.97	114.89
4	BB	1093	OMU	N3-C2-N1	3.82	119.97	114.89
1	AA	57	OMU	N3-C2-N1	3.75	119.87	114.89
1	AA	1517	OMG	C5-C6-N1	3.74	120.55	113.95
1	AA	1652	OMU	N3-C2-N1	3.69	119.79	114.89
1	AA	1676	OMG	C5-C6-N1	3.68	120.45	113.95
4	BB	530	PSU	O2-C2-N1	-3.68	118.74	122.79
1	AA	1899	OMU	N3-C2-N1	3.67	119.76	114.89
1	AA	1700	OMG	C5-C6-N1	3.64	120.38	113.95
3	BA	1709	OMG	C5-C6-N1	3.62	120.35	113.95
1	AA	2154	OMU	C1'-N1-C2	3.62	124.12	117.57
4	BB	1062	OMG	C5-C6-N1	3.61	120.33	113.95
1	AA	714	OMU	C5-C4-N3	3.60	120.23	114.84
4	BB	1375	OMU	C5-C4-N3	3.59	120.21	114.84
1	AA	1931	OMG	C5-C6-N1	3.59	120.29	113.95
4	BB	71	OMG	C5-C6-N1	3.59	120.29	113.95
4	BB	1435	OMU	C5-C4-N3	3.59	120.20	114.84
4	BB	673	OMG	C5-C6-N1	3.58	120.28	113.95
3	BA	1181	OMU	C5-C4-N3	3.57	120.18	114.84
1	AA	36	OMU	C5-C4-N3	3.57	120.18	114.84
3	BA	1028	OMG	C5-C6-N1	3.56	120.24	113.95
4	BB	1269	OMG	C5-C6-N1	3.56	120.24	113.95
4	BB	1435	OMU	N3-C2-N1	3.55	119.61	114.89
1	AA	1895	OMG	C5-C6-N1	3.55	120.22	113.95
4	BB	1247	OMG	C5-C6-N1	3.51	120.16	113.95
4	BB	1093	OMU	C5-C4-N3	3.51	120.10	114.84
3	BA	46	OMU	C5-C4-N3	3.51	120.09	114.84
3	BA	916	OMU	C5-C4-N3	3.50	120.08	114.84
1	AA	1531	OMG	C5-C6-N1	3.50	120.13	113.95
4	BB	1245	OMG	C5-C6-N1	3.49	120.12	113.95
4	BB	578	OMU	C5-C4-N3	3.49	120.06	114.84
3	BA	1448	OMU	C5-C4-N3	3.48	120.05	114.84

Continued on next page...

Continued from previous page...

Mol	Chain	Res	Type	Atoms	Z	Observed(°)	Ideal(°)
1	AA	2227	OMG	C5-C6-N1	3.47	120.08	113.95
3	BA	1742	OMU	C5-C4-N3	3.46	120.02	114.84
5	BC	7	OMU	C5-C4-N3	3.46	120.02	114.84
1	AA	2123	OMU	C5-C4-N3	3.45	120.00	114.84
3	BA	925	OMG	C5-C6-N1	3.44	120.03	113.95
4	BB	552	OMG	C5-C6-N1	3.43	120.01	113.95
3	BA	1267	OMG	C5-C6-N1	3.42	120.00	113.95
1	AA	2054	OMU	C5-C4-N3	3.42	119.96	114.84
4	BB	659	OMG	C5-C6-N1	3.41	119.97	113.95
4	BB	1094	OMG	C5-C6-N1	3.41	119.97	113.95
3	BA	915	OMG	C5-C6-N1	3.41	119.97	113.95
3	BA	1621	OMG	C5-C6-N1	3.40	119.96	113.95
5	BC	75	OMG	C5-C6-N1	3.38	119.92	113.95
4	BB	73	OMU	C5-C4-N3	3.38	119.89	114.84
4	BB	685	OMU	C5-C4-N3	3.37	119.88	114.84
1	AA	57	OMU	C5-C4-N3	3.36	119.87	114.84
1	AA	1899	OMU	C5-C4-N3	3.35	119.86	114.84
3	BA	1605	OMG	C5-C6-N1	3.34	119.85	113.95
1	AA	131	PSU	C6-N1-C2	-3.33	119.28	122.68
4	BB	542	5MC	C5-C6-N1	-3.26	119.99	123.34
1	AA	2070	7MG	C4-C5-N7	3.25	110.05	105.53
1	AA	1652	OMU	C5-C4-N3	3.25	119.70	114.84
1	AA	2070	7MG	C5-C4-N9	3.19	110.48	106.35
3	BA	1086	PSU	C6-N1-C2	-3.19	119.43	122.68
1	AA	2154	OMU	C5-C4-N3	3.18	119.60	114.84
3	BA	1614	PSU	C6-N1-C2	-3.15	119.46	122.68
1	AA	1517	OMG	C2-N1-C6	-3.14	119.31	125.10
4	BB	528	PSU	O2-C2-N1	-3.13	119.34	122.79
4	BB	1429	PSU	C6-N1-C2	-3.12	119.49	122.68
1	AA	1676	OMG	C2-N1-C6	-3.11	119.38	125.10
1	AA	57	OMU	O4-C4-C5	-3.10	119.70	125.16
1	AA	1619	PSU	C6-N1-C2	-3.10	119.51	122.68
4	BB	1160	PSU	C6-N1-C2	-3.10	119.52	122.68
4	BB	455	PSU	C6-N1-C2	-3.09	119.52	122.68
4	BB	1210	PSU	C6-N1-C2	-3.09	119.53	122.68
4	BB	522	PSU	C6-N1-C2	-3.08	119.54	122.68
1	AA	2070	7MG	C2-N1-C6	-3.07	119.49	125.10
1	AA	61	PSU	C6-N1-C2	-3.06	119.56	122.68
4	BB	1435	OMU	O4-C4-C5	-3.04	119.81	125.16
4	BB	524	PSU	C6-N1-C2	-3.04	119.58	122.68
3	BA	1258	PSU	C6-N1-C2	-3.02	119.59	122.68
4	BB	73	OMU	O4-C4-C5	-3.01	119.86	125.16

Continued on next page...

Continued from previous page...

Mol	Chain	Res	Type	Atoms	Z	Observed(°)	Ideal(°)
1	AA	1700	OMG	C2-N1-C6	-3.01	119.55	125.10
3	BA	1267	OMG	C8-N7-C5	3.01	108.72	102.99
3	BA	1742	OMU	O4-C4-C5	-3.00	119.88	125.16
4	BB	1334	PSU	C6-N1-C2	-3.00	119.62	122.68
3	BA	1448	OMU	O4-C4-C5	-3.00	119.89	125.16
4	BB	1076	PSU	C6-C5-C4	2.99	120.29	118.20
3	BA	915	OMG	C8-N7-C5	2.99	108.69	102.99
3	BA	1709	OMG	C2-N1-C6	-2.99	119.59	125.10
4	BB	611	PSU	C6-N1-C2	-2.99	119.63	122.68
3	BA	1129	PSU	C6-N1-C2	-2.98	119.63	122.68
3	BA	1605	OMG	C8-N7-C5	2.98	108.66	102.99
3	BA	1609	PSU	C6-N1-C2	-2.98	119.64	122.68
4	BB	1319	PSU	C6-N1-C2	-2.97	119.65	122.68
1	AA	1931	OMG	C2-N1-C6	-2.96	119.64	125.10
1	AA	1596	B8N	N3-C2-N1	2.96	120.94	116.76
1	AA	2045	PSU	C6-N1-C2	-2.96	119.66	122.68
4	BB	659	OMG	C8-N7-C5	2.96	108.63	102.99
5	BC	7	OMU	O4-C4-C5	-2.96	119.96	125.16
1	AA	1899	OMU	O4-C4-C5	-2.95	119.96	125.16
3	BA	742	1MA	C8-N7-C5	2.94	108.60	102.99
4	BB	518	PSU	C6-C5-C4	2.94	120.26	118.20
4	BB	644	PSU	C6-N1-C2	-2.94	119.67	122.68
4	BB	1062	OMG	C2-N1-C6	-2.94	119.68	125.10
1	AA	131	PSU	O2-C2-N1	-2.94	119.56	122.79
4	BB	71	OMG	C2-N1-C6	-2.94	119.69	125.10
3	BA	1028	OMG	C2-N1-C6	-2.94	119.69	125.10
4	BB	1229	PSU	C6-C5-C4	2.93	120.25	118.20
4	BB	680	PSU	C6-N1-C2	-2.93	119.69	122.68
1	AA	1895	OMG	C2-N1-C6	-2.92	119.71	125.10
1	AA	1700	OMG	C8-N7-C5	2.92	108.55	102.99
3	BA	452	PSU	C6-N1-C2	-2.92	119.70	122.68
1	AA	2054	OMU	O4-C4-C5	-2.91	120.03	125.16
3	BA	1605	OMG	C2-N1-C6	-2.91	119.75	125.10
4	BB	615	PSU	C6-N1-C2	-2.91	119.71	122.68
3	BA	1181	OMU	O4-C4-C5	-2.90	120.05	125.16
1	AA	2227	OMG	C2-N1-C6	-2.90	119.75	125.10
3	BA	1621	OMG	C8-N7-C5	2.90	108.51	102.99
4	BB	673	OMG	C2-N1-C6	-2.90	119.76	125.10
4	BB	1269	OMG	C2-N1-C6	-2.89	119.77	125.10
4	BB	518	PSU	C6-N1-C2	-2.89	119.73	122.68
4	BB	1375	OMU	O4-C4-C5	-2.89	120.08	125.16
4	BB	1398	PSU	C6-N1-C2	-2.88	119.73	122.68

Continued on next page...

Continued from previous page...

Mol	Chain	Res	Type	Atoms	Z	Observed(°)	Ideal(°)
4	BB	1076	PSU	C6-N1-C2	-2.88	119.74	122.68
4	BB	673	OMG	C8-N7-C5	2.88	108.47	102.99
1	AA	1676	OMG	C8-N7-C5	2.88	108.47	102.99
3	BA	258	PSU	C6-N1-C2	-2.87	119.75	122.68
4	BB	1062	OMG	C8-N7-C5	2.87	108.46	102.99
4	BB	1245	OMG	C8-N7-C5	2.86	108.44	102.99
4	BB	1247	OMG	C2-N1-C6	-2.86	119.84	125.10
5	BC	75	OMG	C2-N1-C6	-2.85	119.84	125.10
3	BA	1267	OMG	C2-N1-C6	-2.85	119.85	125.10
4	BB	1245	OMG	C2-N1-C6	-2.85	119.85	125.10
5	BC	74	PSU	C6-N1-C2	-2.85	119.77	122.68
4	BB	1229	PSU	C6-N1-C2	-2.84	119.78	122.68
4	BB	71	OMG	C8-N7-C5	2.84	108.40	102.99
4	BB	1319	PSU	C6-C5-C4	2.84	120.18	118.20
4	BB	659	OMG	C2-N1-C6	-2.83	119.88	125.10
4	BB	1093	OMU	O4-C4-C5	-2.83	120.18	125.16
3	BA	916	OMU	O4-C4-C5	-2.83	120.18	125.16
4	BB	1094	OMG	C8-N7-C5	2.83	108.37	102.99
1	AA	2070	7MG	O6-C6-C5	-2.83	120.61	127.54
1	AA	1596	B8N	O4-C4-N3	-2.82	115.19	119.98
1	AA	1931	OMG	C8-N7-C5	2.82	108.36	102.99
4	BB	1398	PSU	C6-C5-C4	2.82	120.17	118.20
1	AA	2227	OMG	C8-N7-C5	2.81	108.35	102.99
4	BB	1247	OMG	C8-N7-C5	2.81	108.34	102.99
3	BA	1009	PSU	C6-N1-C2	-2.81	119.81	122.68
4	BB	530	PSU	C3'-C2'-C1'	2.80	104.90	101.64
4	BB	1409	PSU	C6-N1-C2	-2.80	119.82	122.68
3	BA	1621	OMG	C2-N1-C6	-2.80	119.94	125.10
1	AA	1276	PSU	C6-N1-C2	-2.79	119.83	122.68
1	AA	36	OMU	O4-C4-C5	-2.79	120.25	125.16
3	BA	1709	OMG	C8-N7-C5	2.79	108.30	102.99
1	AA	2123	OMU	O4-C4-C5	-2.78	120.27	125.16
3	BA	925	OMG	C8-N7-C5	2.78	108.28	102.99
1	AA	1592	PSU	C6-N1-C2	-2.77	119.85	122.68
3	BA	1009	PSU	C6-C5-C4	2.77	120.13	118.20
4	BB	578	OMU	O4-C4-C5	-2.76	120.30	125.16
1	AA	1652	OMU	O4-C4-C5	-2.76	120.31	125.16
1	AA	2146	PSU	C6-N1-C2	-2.76	119.86	122.68
3	BA	1169	PSU	C6-N1-C2	-2.75	119.88	122.68
4	BB	552	OMG	C2-N1-C6	-2.74	120.05	125.10
4	BB	629	PSU	C6-N1-C2	-2.74	119.88	122.68
3	BA	1258	PSU	C6-C5-C4	2.74	120.11	118.20

Continued on next page...

Continued from previous page...

Mol	Chain	Res	Type	Atoms	Z	Observed(°)	Ideal(°)
3	BA	915	OMG	C2-N1-C6	-2.73	120.06	125.10
4	BB	1280	PSU	C6-N1-C2	-2.72	119.90	122.68
1	AA	1517	OMG	C8-N7-C5	2.72	108.18	102.99
4	BB	1160	PSU	C6-C5-C4	2.72	120.10	118.20
3	BA	737	PSU	C6-N1-C2	-2.72	119.90	122.68
4	BB	552	OMG	C8-N7-C5	2.71	108.16	102.99
3	BA	1614	PSU	O2-C2-N1	-2.71	119.81	122.79
3	BA	46	OMU	O4-C4-C5	-2.71	120.40	125.16
5	BC	75	OMG	C8-N7-C5	2.71	108.15	102.99
1	AA	2154	OMU	O4-C4-C5	-2.71	120.40	125.16
4	BB	1094	OMG	C2-N1-C6	-2.70	120.12	125.10
3	BA	1169	PSU	C6-C5-C4	2.70	120.09	118.20
1	AA	1531	OMG	C2-N1-C6	-2.69	120.14	125.10
1	AA	1895	OMG	C8-N7-C5	2.68	108.10	102.99
4	BB	455	PSU	C6-C5-C4	2.68	120.07	118.20
4	BB	1076	PSU	O2-C2-N1	-2.67	119.85	122.79
4	BB	1269	OMG	C8-N7-C5	2.67	108.07	102.99
4	BB	680	PSU	C6-C5-C4	2.66	120.06	118.20
3	BA	1614	PSU	C6-C5-C4	2.65	120.05	118.20
3	BA	925	OMG	C2-N1-C6	-2.65	120.22	125.10
4	BB	588	A2M	O2'-C2'-C1'	2.65	114.35	109.09
1	AA	1531	OMG	C8-N7-C5	2.64	108.02	102.99
1	AA	2070	7MG	N9-C4-N3	2.63	129.41	125.47
1	AA	714	OMU	O4-C4-C5	-2.63	120.53	125.16
1	AA	131	PSU	C6-C5-C4	2.63	120.04	118.20
4	BB	644	PSU	O2-C2-N1	-2.63	119.90	122.79
3	BA	258	PSU	O2-C2-N1	-2.63	119.90	122.79
4	BB	685	OMU	O4-C4-C5	-2.62	120.55	125.16
3	BA	258	PSU	C6-C5-C4	2.62	120.03	118.20
4	BB	1160	PSU	O2-C2-N1	-2.60	119.93	122.79
3	BA	1028	OMG	C8-N7-C5	2.59	107.93	102.99
1	AA	61	PSU	O2-C2-N1	-2.58	119.95	122.79
4	BB	524	PSU	O2-C2-N1	-2.58	119.95	122.79
4	BB	1429	PSU	O2-C2-N1	-2.57	119.96	122.79
4	BB	680	PSU	O2-C2-N1	-2.57	119.96	122.79
4	BB	1280	PSU	C6-C5-C4	2.57	119.99	118.20
1	AA	2045	PSU	O2-C2-N1	-2.56	119.97	122.79
3	BA	1129	PSU	C6-C5-C4	2.56	119.99	118.20
4	BB	455	PSU	O2-C2-N1	-2.55	119.99	122.79
5	BC	74	PSU	C6-C5-C4	2.53	119.97	118.20
4	BB	518	PSU	O2-C2-N1	-2.52	120.01	122.79
4	BB	1409	PSU	O2-C2-N1	-2.51	120.03	122.79

Continued on next page...

Continued from previous page...

Mol	Chain	Res	Type	Atoms	Z	Observed(°)	Ideal(°)
3	BA	1086	PSU	C6-C5-C4	2.50	119.95	118.20
4	BB	545	A2M	O4'-C1'-C2'	-2.49	102.27	106.59
4	BB	522	PSU	O2-C2-N1	-2.48	120.06	122.79
3	BA	1609	PSU	C6-C5-C4	2.46	119.92	118.20
4	BB	528	PSU	C3'-C2'-C1'	2.46	104.50	101.64
4	BB	1334	PSU	C6-C5-C4	2.46	119.92	118.20
3	BA	1086	PSU	O2-C2-N1	-2.46	120.09	122.79
1	AA	2070	7MG	N9-C8-N7	2.45	106.89	103.38
4	BB	1319	PSU	O2-C2-N1	-2.45	120.10	122.79
3	BA	1169	PSU	O2-C2-N1	-2.43	120.11	122.79
4	BB	615	PSU	C6-C5-C4	2.43	119.90	118.20
1	AA	1931	OMG	O6-C6-C5	-2.43	119.62	124.37
1	AA	36	OMU	O2-C2-N1	-2.42	119.57	122.79
3	BA	1129	PSU	O2-C2-N1	-2.40	120.15	122.79
1	AA	1517	OMG	O6-C6-C5	-2.40	119.69	124.37
1	AA	61	PSU	C6-C5-C4	2.39	119.87	118.20
3	BA	452	PSU	C6-C5-C4	2.38	119.86	118.20
4	BB	1280	PSU	O2-C2-N1	-2.38	120.17	122.79
3	BA	452	PSU	O2-C2-N1	-2.38	120.18	122.79
1	AA	1619	PSU	O2-C2-N1	-2.37	120.18	122.79
4	BB	1229	PSU	O2-C2-N1	-2.37	120.18	122.79
3	BA	1267	OMG	N2-C2-N1	2.36	121.75	116.71
1	AA	1592	PSU	O2-C2-N1	-2.36	120.20	122.79
4	BB	1210	PSU	O2-C2-N1	-2.35	120.21	122.79
4	BB	528	PSU	C5-C6-N1	-2.34	118.60	122.11
4	BB	629	PSU	O2-C2-N1	-2.34	120.22	122.79
1	AA	2146	PSU	O2-C2-N1	-2.34	120.22	122.79
1	AA	1276	PSU	O2-C2-N1	-2.33	120.22	122.79
3	BA	1609	PSU	O2-C2-N1	-2.33	120.23	122.79
1	AA	57	OMU	O2-C2-N1	-2.32	119.70	122.79
5	BC	74	PSU	O2-C2-N1	-2.31	120.25	122.79
4	BB	1398	PSU	O2-C2-N1	-2.31	120.25	122.79
4	BB	615	PSU	O2-C2-N1	-2.30	120.26	122.79
3	BA	925	OMG	N2-C2-N1	2.30	121.60	116.71
1	AA	1700	OMG	O6-C6-C5	-2.29	119.90	124.37
1	AA	1531	OMG	O6-C6-C5	-2.27	119.94	124.37
4	BB	1280	PSU	O4'-C1'-C2'	2.27	108.34	105.14
4	BB	530	PSU	C5-C6-N1	-2.27	118.71	122.11
1	AA	1592	PSU	C6-C5-C4	2.27	119.78	118.20
3	BA	1181	OMU	O2-C2-N1	-2.26	119.78	122.79
4	BB	542	5MC	CM5-C5-C6	-2.25	119.84	122.85
3	BA	1009	PSU	O2-C2-N1	-2.25	120.31	122.79

Continued on next page...

Continued from previous page...

Mol	Chain	Res	Type	Atoms	Z	Observed(°)	Ideal(°)
4	BB	1210	PSU	C6-C5-C4	2.24	119.77	118.20
4	BB	1094	OMG	N2-C2-N1	2.24	121.49	116.71
4	BB	1319	PSU	O4'-C1'-C2'	2.24	108.30	105.14
1	AA	2054	OMU	O2-C2-N1	-2.23	119.82	122.79
4	BB	611	PSU	O2-C2-N1	-2.23	120.34	122.79
3	BA	1248	PSU	C6-N1-C2	-2.22	120.42	122.68
1	AA	1895	OMG	O6-C6-C5	-2.21	120.05	124.37
4	BB	552	OMG	O6-C6-C5	-2.20	120.07	124.37
3	BA	1258	PSU	O2-C2-N1	-2.20	120.37	122.79
1	AA	2045	PSU	C6-C5-C4	2.20	119.73	118.20
4	BB	1334	PSU	O2-C2-N1	-2.20	120.37	122.79
1	AA	1531	OMG	N2-C2-N1	2.18	121.35	116.71
4	BB	644	PSU	C6-C5-C4	2.18	119.72	118.20
4	BB	1429	PSU	C6-C5-C4	2.18	119.72	118.20
5	BC	75	OMG	O6-C6-C5	-2.18	120.12	124.37
4	BB	1062	OMG	O6-C6-C5	-2.17	120.13	124.37
4	BB	1375	OMU	O2-C2-N1	-2.17	119.90	122.79
4	BB	1245	OMG	O6-C6-C5	-2.15	120.17	124.37
4	BB	1245	OMG	N2-C2-N1	2.14	121.28	116.71
3	BA	1709	OMG	O6-C6-C5	-2.14	120.19	124.37
4	BB	578	OMU	C1'-N1-C2	2.14	121.45	117.57
3	BA	1248	PSU	O4'-C1'-C2'	2.14	108.16	105.14
3	BA	916	OMU	O2-C2-N1	-2.14	119.95	122.79
3	BA	737	PSU	O2-C2-N1	-2.13	120.44	122.79
3	BA	737	PSU	O4'-C1'-C2'	2.13	108.15	105.14
4	BB	1264	OMC	O2-C2-N3	-2.11	118.89	122.33
1	AA	1931	OMG	N2-C2-N1	2.11	121.20	116.71
4	BB	524	PSU	C6-C5-C4	2.11	119.67	118.20
4	BB	1094	OMG	O6-C6-C5	-2.11	120.26	124.37
1	AA	1899	OMU	C1'-N1-C2	2.10	121.38	117.57
4	BB	1398	PSU	O4'-C1'-C2'	2.10	108.11	105.14
1	AA	1676	OMG	O6-C6-C5	-2.10	120.28	124.37
1	AA	1276	PSU	C6-C5-C4	2.10	119.66	118.20
4	BB	1247	OMG	O6-C6-C5	-2.09	120.28	124.37
3	BA	1448	OMU	O2-C2-N1	-2.09	120.01	122.79
4	BB	71	OMG	O6-C6-C5	-2.08	120.31	124.37
4	BB	1409	PSU	C6-C5-C4	2.08	119.65	118.20
4	BB	1269	OMG	O6-C6-C5	-2.07	120.33	124.37
3	BA	925	OMG	O6-C6-C5	-2.06	120.34	124.37
3	BA	1709	OMG	N2-C2-N1	2.06	121.09	116.71
1	AA	2146	PSU	C6-C5-C4	2.04	119.63	118.20
3	BA	915	OMG	N2-C2-N1	2.03	121.05	116.71

Continued on next page...

Continued from previous page...

Mol	Chain	Res	Type	Atoms	Z	Observed(°)	Ideal(°)
3	BA	1605	OMG	N2-C2-N1	2.03	121.04	116.71
4	BB	400	A2M	C5'-C4'-C3'	-2.03	107.57	115.18
3	BA	925	OMG	N1-C2-N3	-2.03	119.53	123.32
3	BA	1621	OMG	N2-C2-N1	2.03	121.03	116.71
1	AA	1700	OMG	N2-C2-N1	2.02	121.02	116.71
4	BB	522	PSU	C6-C5-C4	2.02	119.61	118.20
1	AA	1596	B8N	O4'-C1'-C2'	2.01	107.98	105.14
1	AA	2227	OMG	O6-C6-C5	-2.01	120.45	124.37
3	BA	1605	OMG	O6-C6-C5	-2.00	120.46	124.37

There are no chirality outliers.

All (104) torsion outliers are listed below:

Mol	Chain	Res	Type	Atoms
5	BC	43	A2M	C1'-C2'-O2'-CM'
5	BC	74	PSU	C3'-C4'-C5'-O5'
5	BC	75	OMG	O4'-C4'-C5'-O5'
5	BC	75	OMG	C3'-C4'-C5'-O5'
5	BC	163	A2M	C1'-C2'-O2'-CM'
1	AA	46	OMC	C3'-C4'-C5'-O5'
1	AA	46	OMC	O4'-C4'-C5'-O5'
1	AA	57	OMU	C1'-C2'-O2'-CM2
1	AA	721	A2M	O4'-C4'-C5'-O5'
1	AA	721	A2M	C3'-C4'-C5'-O5'
1	AA	1596	B8N	C31-C32-C33-N34
1	AA	1619	PSU	C3'-C4'-C5'-O5'
1	AA	1619	PSU	O4'-C4'-C5'-O5'
1	AA	1652	OMU	C1'-C2'-O2'-CM2
1	AA	1676	OMG	O4'-C4'-C5'-O5'
1	AA	1676	OMG	C3'-C4'-C5'-O5'
1	AA	2054	OMU	O4'-C4'-C5'-O5'
1	AA	2096	A2M	C1'-C2'-O2'-CM'
1	AA	2153	A2M	C1'-C2'-O2'-CM'
1	AA	2154	OMU	O4'-C1'-N1-C2
1	AA	2154	OMU	O4'-C1'-N1-C6
1	AA	2154	OMU	C1'-C2'-O2'-CM2
3	BA	737	PSU	C2'-C1'-C5-C4
3	BA	737	PSU	O4'-C1'-C5-C4
3	BA	737	PSU	O4'-C1'-C5-C6
3	BA	742	1MA	O4'-C4'-C5'-O5'
3	BA	743	A2M	C1'-C2'-O2'-CM'
3	BA	1024	A2M	C1'-C2'-O2'-CM'

Continued on next page...

Continued from previous page...

Mol	Chain	Res	Type	Atoms
3	BA	1248	PSU	O4'-C1'-C5-C4
3	BA	1248	PSU	O4'-C1'-C5-C6
3	BA	1608	OMC	C1'-C2'-O2'-CM2
3	BA	1665	A2M	O4'-C4'-C5'-O5'
3	BA	1665	A2M	C1'-C2'-O2'-CM'
4	BB	95	A2M	C1'-C2'-O2'-CM'
4	BB	400	A2M	O4'-C4'-C5'-O5'
4	BB	400	A2M	C3'-C4'-C5'-O5'
4	BB	522	PSU	C3'-C4'-C5'-O5'
4	BB	552	OMG	O4'-C4'-C5'-O5'
4	BB	552	OMG	C3'-C4'-C5'-O5'
4	BB	578	OMU	O4'-C1'-N1-C2
4	BB	588	A2M	C1'-C2'-O2'-CM'
4	BB	609	A2M	C1'-C2'-O2'-CM'
4	BB	629	PSU	C3'-C4'-C5'-O5'
4	BB	629	PSU	O4'-C4'-C5'-O5'
4	BB	1062	OMG	O4'-C4'-C5'-O5'
4	BB	1062	OMG	C3'-C4'-C5'-O5'
5	BC	74	PSU	O4'-C4'-C5'-O5'
1	AA	2054	OMU	C3'-C4'-C5'-O5'
3	BA	742	1MA	C3'-C4'-C5'-O5'
3	BA	1665	A2M	C3'-C4'-C5'-O5'
4	BB	522	PSU	O4'-C4'-C5'-O5'
4	BB	545	A2M	O4'-C4'-C5'-O5'
4	BB	578	OMU	O4'-C4'-C5'-O5'
4	BB	578	OMU	O4'-C1'-N1-C6
4	BB	528	PSU	O4'-C4'-C5'-O5'
4	BB	578	OMU	C3'-C4'-C5'-O5'
4	BB	659	OMG	O4'-C4'-C5'-O5'
1	AA	1899	OMU	O4'-C1'-N1-C2
3	BA	1614	PSU	C3'-C4'-C5'-O5'
1	AA	36	OMU	C2'-C1'-N1-C6
4	BB	545	A2M	C3'-C4'-C5'-O5'
1	AA	2070	7MG	O4'-C4'-C5'-O5'
3	BA	1258	PSU	C3'-C4'-C5'-O5'
3	BA	1448	OMU	C3'-C4'-C5'-O5'
3	BA	1614	PSU	O4'-C4'-C5'-O5'
1	AA	1899	OMU	O4'-C1'-N1-C6
1	AA	61	PSU	C3'-C4'-C5'-O5'
4	BB	659	OMG	C3'-C4'-C5'-O5'
1	AA	2070	7MG	C3'-C4'-C5'-O5'
4	BB	1201	A2M	C3'-C4'-C5'-O5'

Continued on next page...

Continued from previous page...

Mol	Chain	Res	Type	Atoms
4	BB	1324	5MC	C2'-C1'-N1-C6
1	AA	2146	PSU	O4'-C4'-C5'-O5'
1	AA	36	OMU	O4'-C1'-N1-C6
1	AA	1596	B8N	C31-C32-C33-C34
1	AA	36	OMU	C3'-C2'-O2'-CM2
3	BA	1329	OMC	C3'-C2'-O2'-CM2
1	AA	36	OMU	O4'-C4'-C5'-O5'
3	BA	1605	OMG	C3'-C4'-C5'-O5'
4	BB	1324	5MC	O4'-C1'-N1-C6
1	AA	61	PSU	O4'-C4'-C5'-O5'
3	BA	1448	OMU	O4'-C4'-C5'-O5'
4	BB	524	PSU	O4'-C4'-C5'-O5'
4	BB	578	OMU	C4'-C5'-O5'-P
4	BB	1264	OMC	C4'-C5'-O5'-P
4	BB	528	PSU	C3'-C4'-C5'-O5'
1	AA	36	OMU	O4'-C1'-N1-C2
4	BB	1324	5MC	O4'-C1'-N1-C2
3	BA	254	A2M	C3'-C2'-O2'-CM'
4	BB	673	OMG	C3'-C2'-O2'-CM2
1	AA	36	OMU	C2'-C1'-N1-C2
3	BA	1258	PSU	O4'-C4'-C5'-O5'
1	AA	2134	OMC	O4'-C4'-C5'-O5'
4	BB	1324	5MC	C2'-C1'-N1-C2
4	BB	1062	OMG	C1'-C2'-O2'-CM2
4	BB	588	A2M	C3'-C2'-O2'-CM'
1	AA	1899	OMU	O4'-C4'-C5'-O5'
3	BA	737	PSU	O4'-C4'-C5'-O5'
3	BA	1608	OMC	O4'-C4'-C5'-O5'
1	AA	2146	PSU	C3'-C4'-C5'-O5'
1	AA	1899	OMU	C4'-C5'-O5'-P
3	BA	1605	OMG	C3'-C2'-O2'-CM2
4	BB	1201	A2M	O4'-C4'-C5'-O5'
1	AA	1531	OMG	C4'-C5'-O5'-P
4	BB	1264	OMC	C2'-C1'-N1-C2

There are no ring outliers.

No monomer is involved in short contacts.

5.5 Carbohydrates [i](#)

There are no monosaccharides in this entry.

5.6 Ligand geometry [i](#)

Of 241 ligands modelled in this entry, 241 are monoatomic - leaving 0 for Mogul analysis.

There are no bond length outliers.

There are no bond angle outliers.

There are no chirality outliers.

There are no torsion outliers.

There are no ring outliers.

No monomer is involved in short contacts.

5.7 Other polymers [i](#)

There are no such residues in this entry.

5.8 Polymer linkage issues [i](#)

The following chains have linkage breaks:

Mol	Chain	Number of breaks
2	AB	1
1	AA	1
18	Bp	1

All chain breaks are listed below:

Model	Chain	Residue-1	Atom-1	Residue-2	Atom-2	Distance (Å)
1	AB	7:A	O3'	65:G	P	16.40
1	AA	1595:C	O3'	1596:B8N	P	3.15
1	Bp	71:SER	C	72:ARG	N	3.01

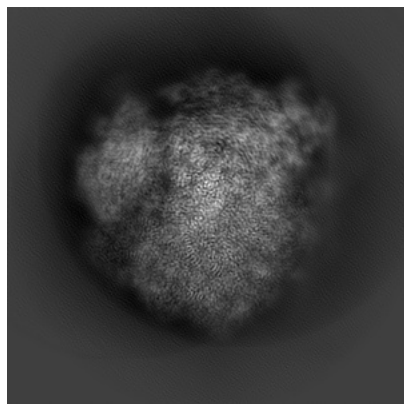
6 Map visualisation [i](#)

This section contains visualisations of the EMDB entry EMD-17212. These allow visual inspection of the internal detail of the map and identification of artifacts.

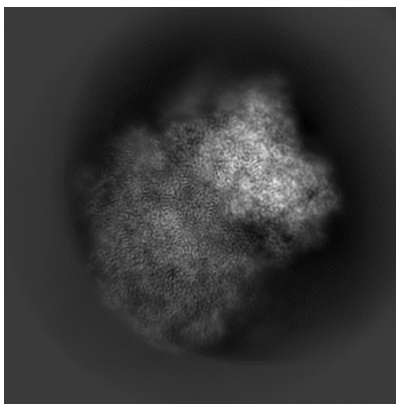
Images derived from a raw map, generated by summing the deposited half-maps, are presented below the corresponding image components of the primary map to allow further visual inspection and comparison with those of the primary map.

6.1 Orthogonal projections [i](#)

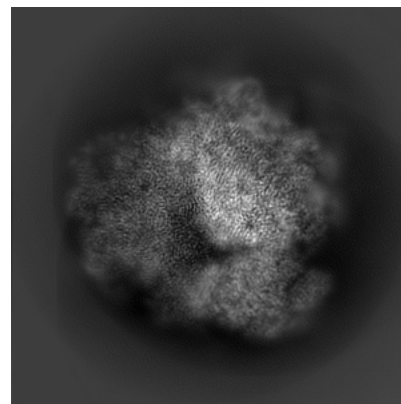
6.1.1 Primary map



X

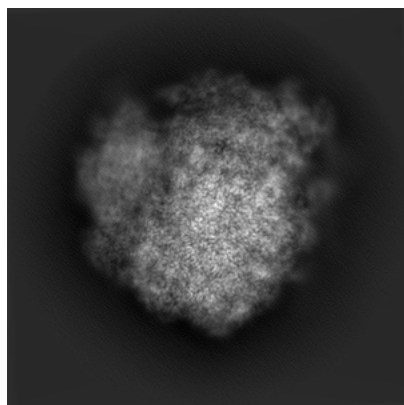


Y

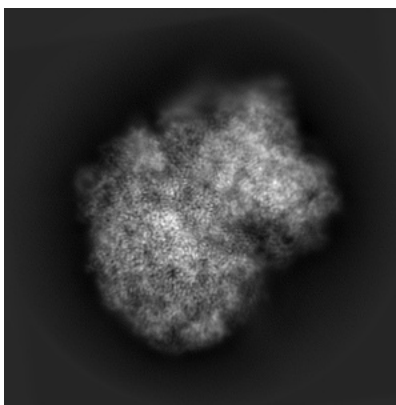


Z

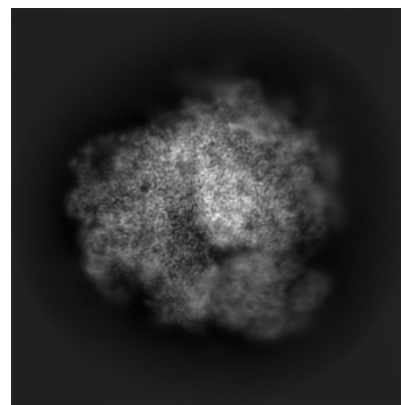
6.1.2 Raw map



X



Y

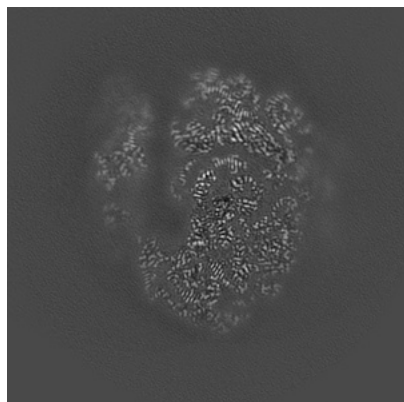


Z

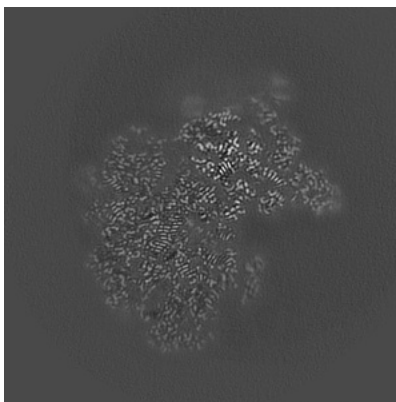
The images above show the map projected in three orthogonal directions.

6.2 Central slices [i](#)

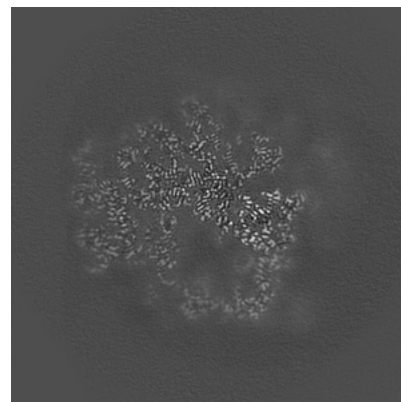
6.2.1 Primary map



X Index: 240

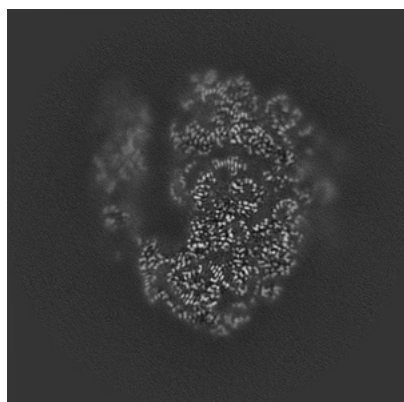


Y Index: 240

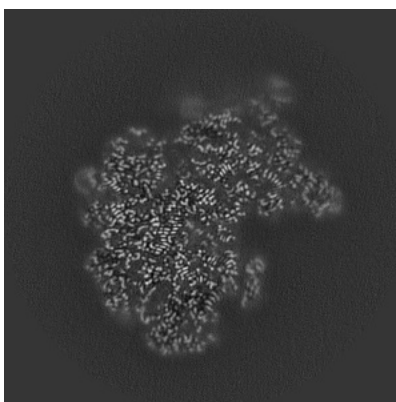


Z Index: 240

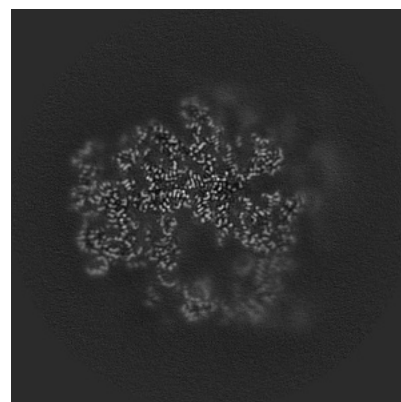
6.2.2 Raw map



X Index: 240



Y Index: 240

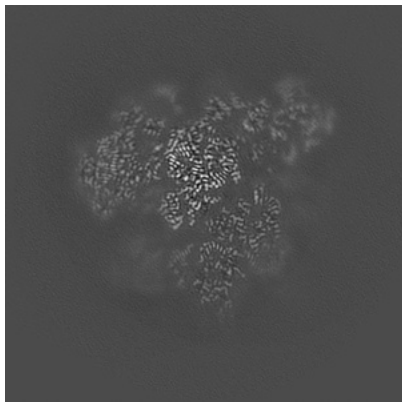


Z Index: 240

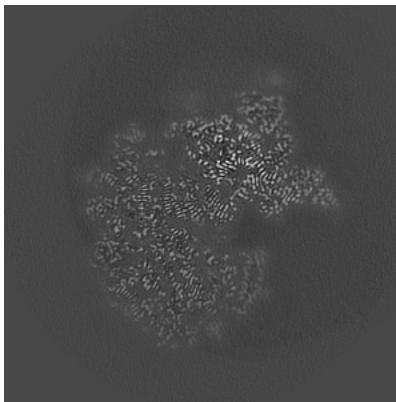
The images above show central slices of the map in three orthogonal directions.

6.3 Largest variance slices [i](#)

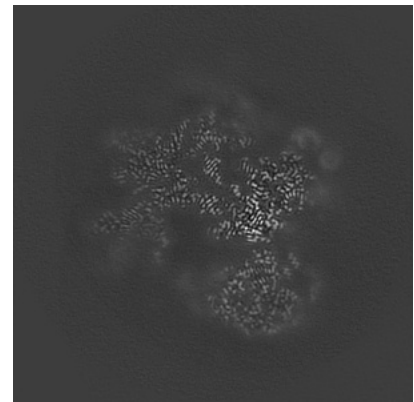
6.3.1 Primary map



X Index: 292

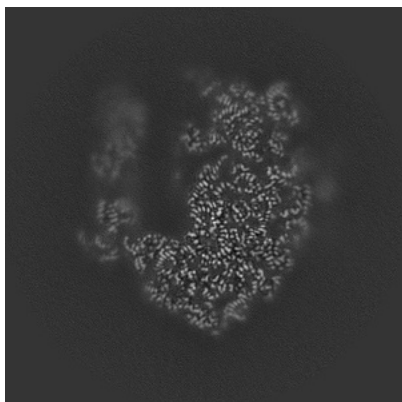


Y Index: 230

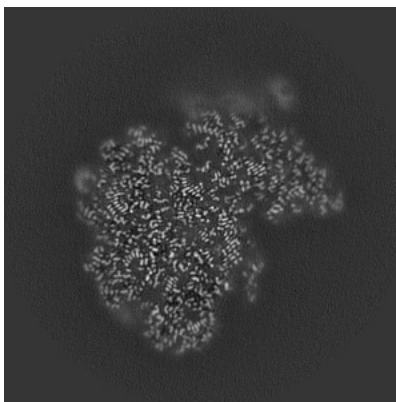


Z Index: 274

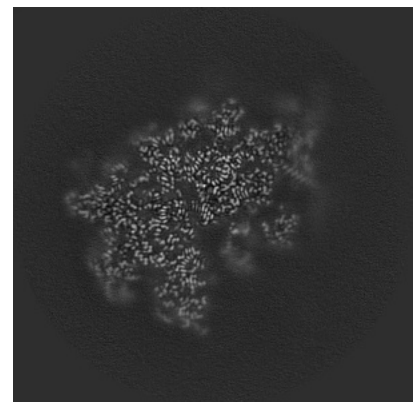
6.3.2 Raw map



X Index: 232



Y Index: 247

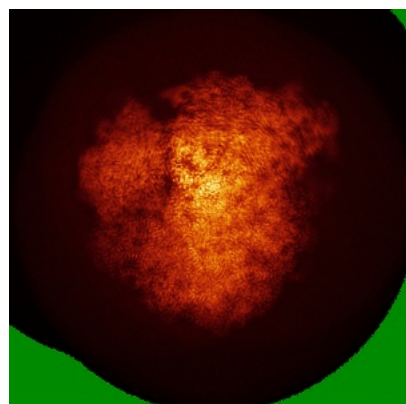


Z Index: 208

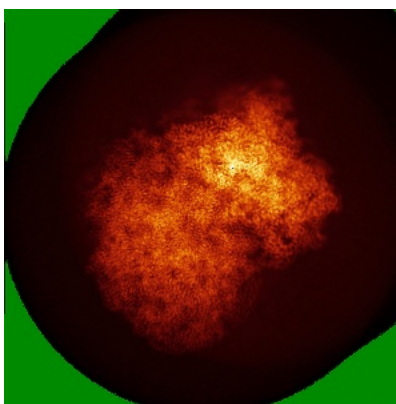
The images above show the largest variance slices of the map in three orthogonal directions.

6.4 Orthogonal standard-deviation projections (False-color) [i](#)

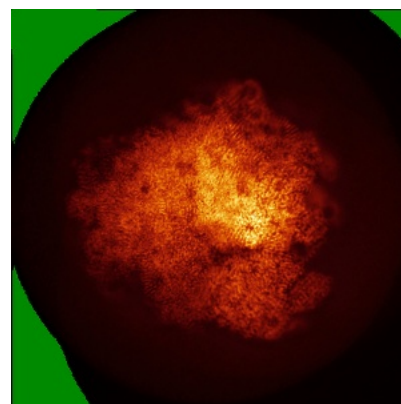
6.4.1 Primary map



X

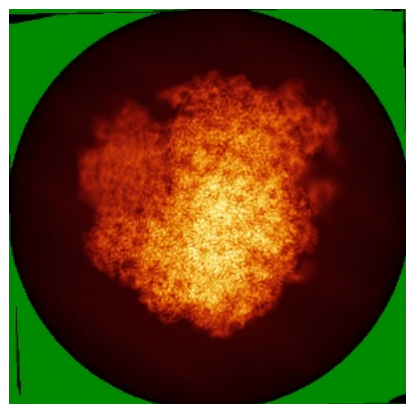


Y

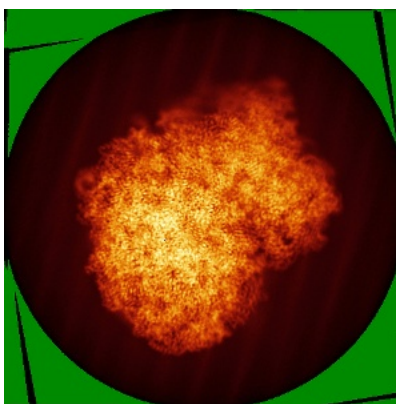


Z

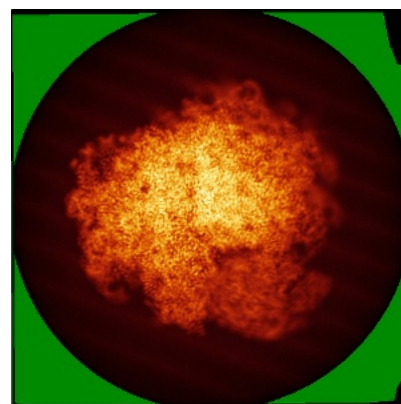
6.4.2 Raw map



X



Y



Z

The images above show the map standard deviation projections with false color in three orthogonal directions. Minimum values are shown in green, max in blue, and dark to light orange shades represent small to large values respectively.

6.5 Orthogonal surface views [i](#)

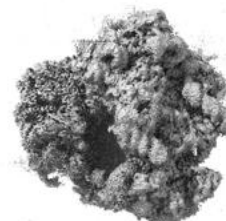
6.5.1 Primary map



X



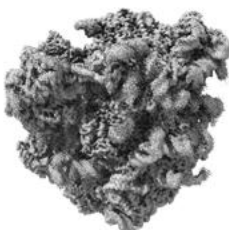
Y



Z

The images above show the 3D surface view of the map at the recommended contour level 0.01. These images, in conjunction with the slice images, may facilitate assessment of whether an appropriate contour level has been provided.


6.5.2 Raw map



X



Y



Z

These images show the 3D surface of the raw map. The raw map's contour level was selected so that its surface encloses the same volume as the primary map does at its recommended contour level.

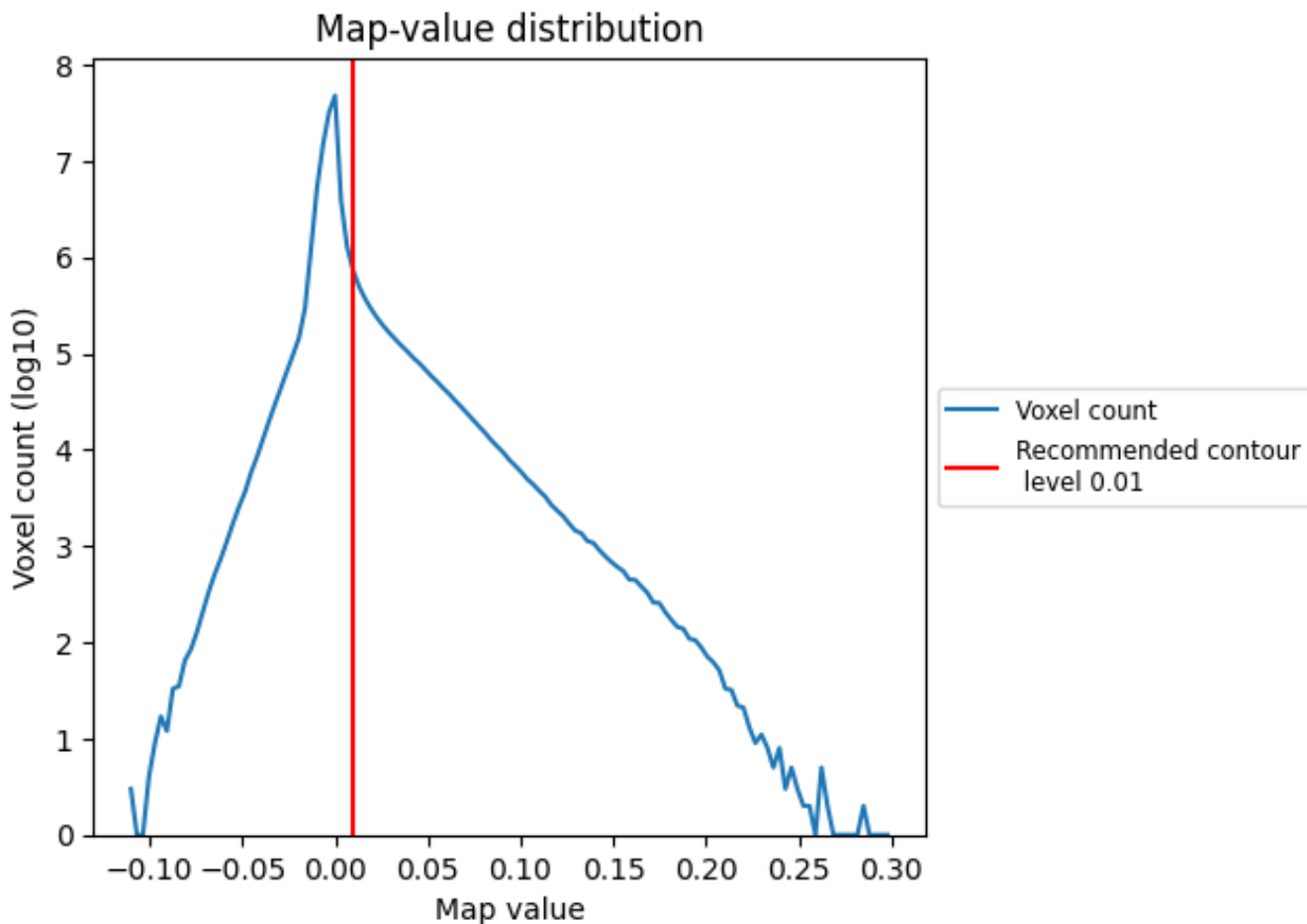
6.6 Mask visualisation [i](#)

This section was not generated. No masks/segmentation were deposited.

7 Map analysis [i](#)

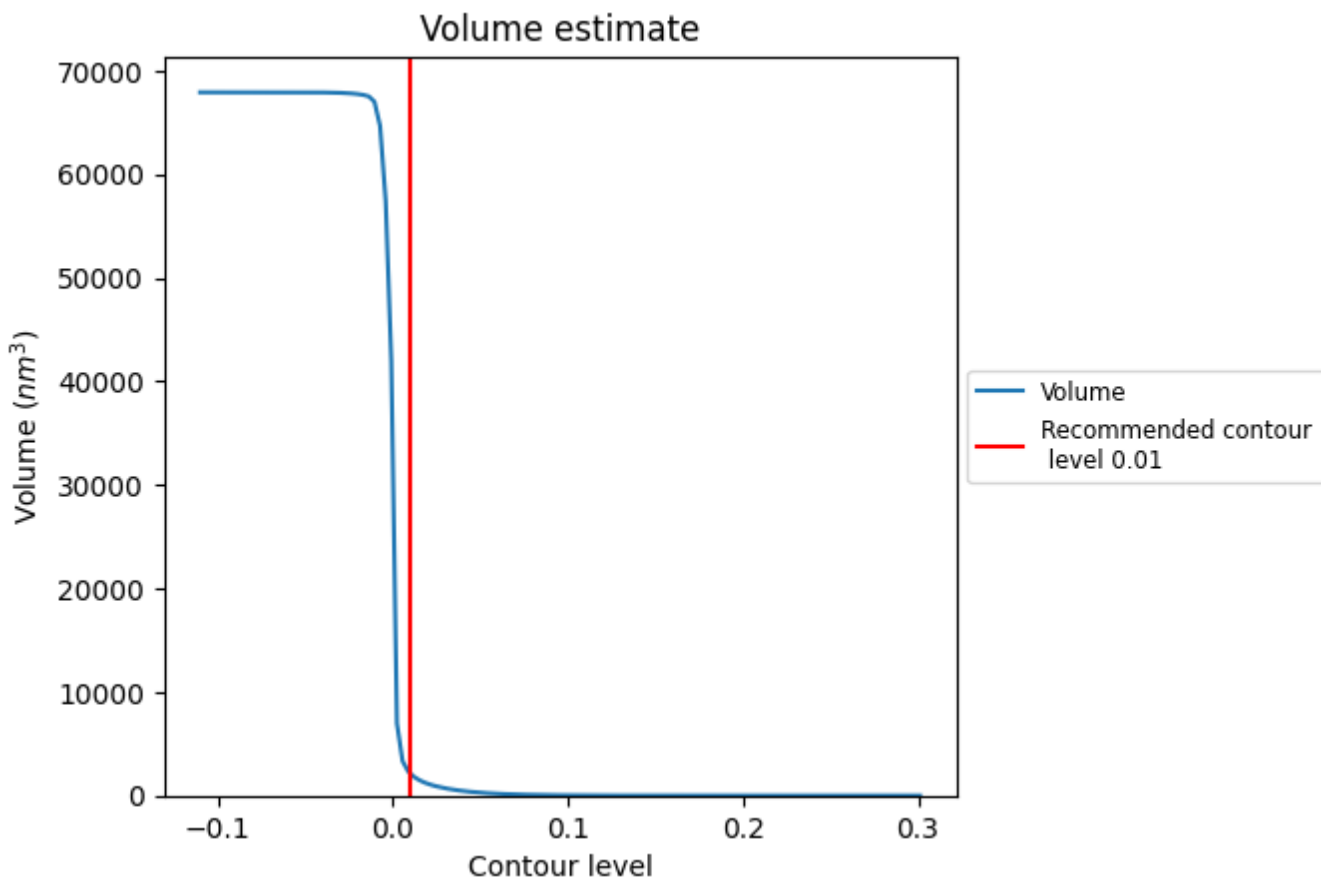
This section contains the results of statistical analysis of the map.

7.1 Map-value distribution [i](#)



The map-value distribution is plotted in 128 intervals along the x-axis. The y-axis is logarithmic. A spike in this graph at zero usually indicates that the volume has been masked.

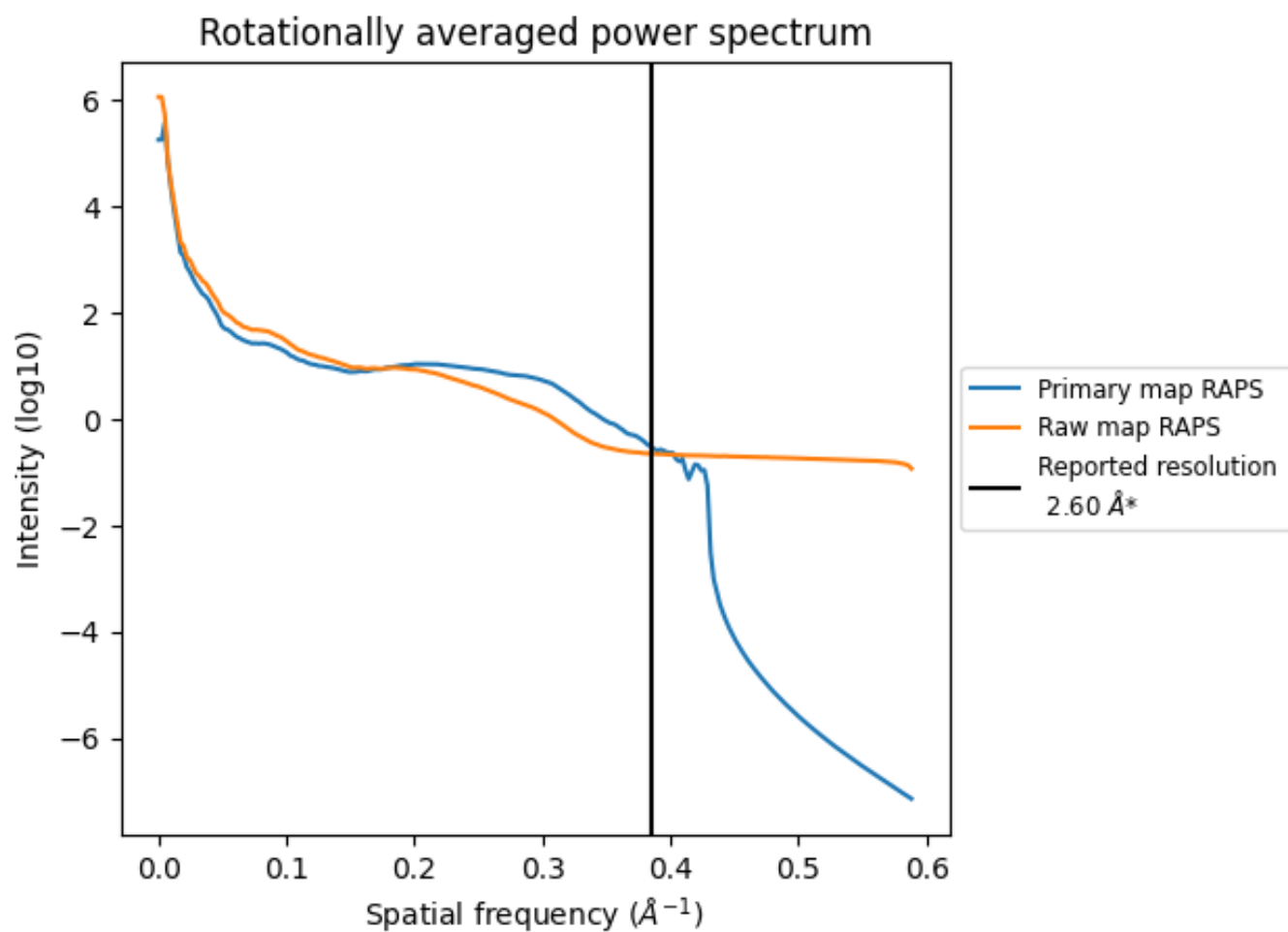
7.2 Volume estimate [\(i\)](#)



The volume at the recommended contour level is 2123 nm³; this corresponds to an approximate mass of 1918 kDa.

The volume estimate graph shows how the enclosed volume varies with the contour level. The recommended contour level is shown as a vertical line and the intersection between the line and the curve gives the volume of the enclosed surface at the given level.

7.3 Rotationally averaged power spectrum i

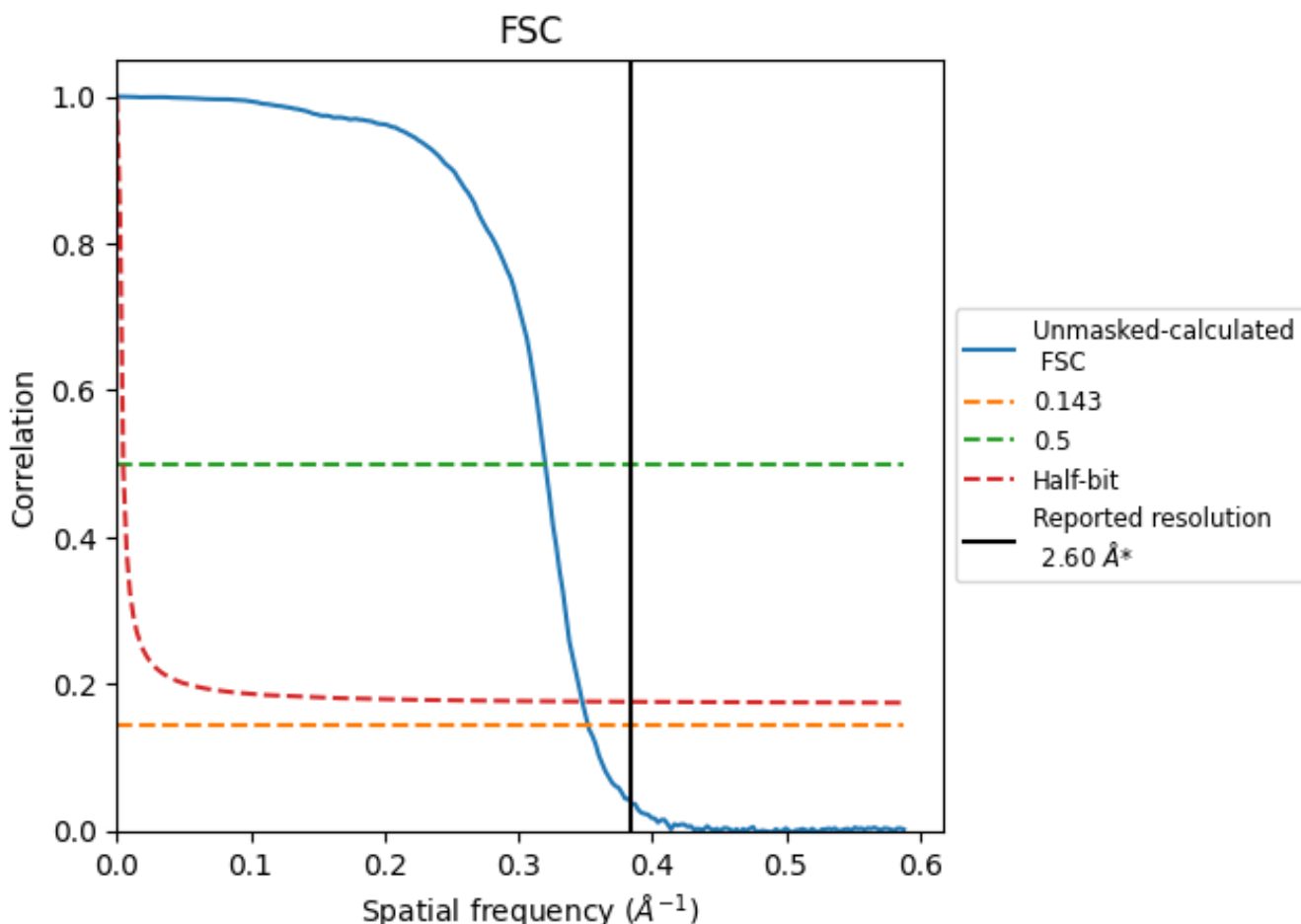


*Reported resolution corresponds to spatial frequency of 0.385 Å⁻¹

8 Fourier-Shell correlation [i](#)

Fourier-Shell Correlation (FSC) is the most commonly used method to estimate the resolution of single-particle and subtomogram-averaged maps. The shape of the curve depends on the imposed symmetry, mask and whether or not the two 3D reconstructions used were processed from a common reference. The reported resolution is shown as a black line. A curve is displayed for the half-bit criterion in addition to lines showing the 0.143 gold standard cut-off and 0.5 cut-off.

8.1 FSC [i](#)



*Reported resolution corresponds to spatial frequency of 0.385\AA^{-1}

8.2 Resolution estimates [i](#)


Resolution estimate (Å)	Estimation criterion (FSC cut-off)		
	0.143	0.5	Half-bit
Reported by author	2.60	-	-
Author-provided FSC curve	-	-	-
Unmasked-calculated*	2.84	3.12	2.87

*Resolution estimate based on FSC curve calculated by comparison of deposited half-maps.

9 Map-model fit [i](#)

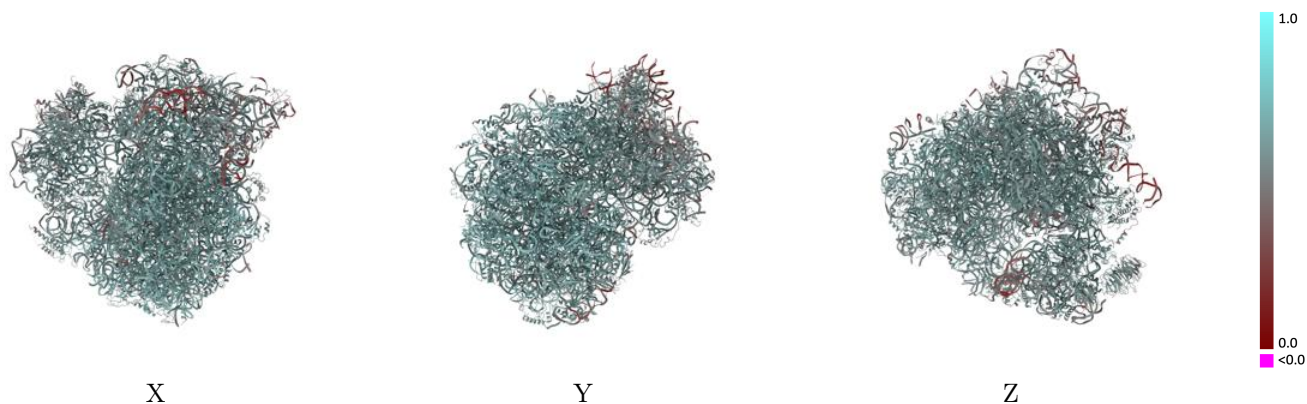
This section contains information regarding the fit between EMDB map EMD-17212 and PDB model 8OVE. Per-residue inclusion information can be found in section 3 on page 23.

9.1 Map-model overlay [i](#)



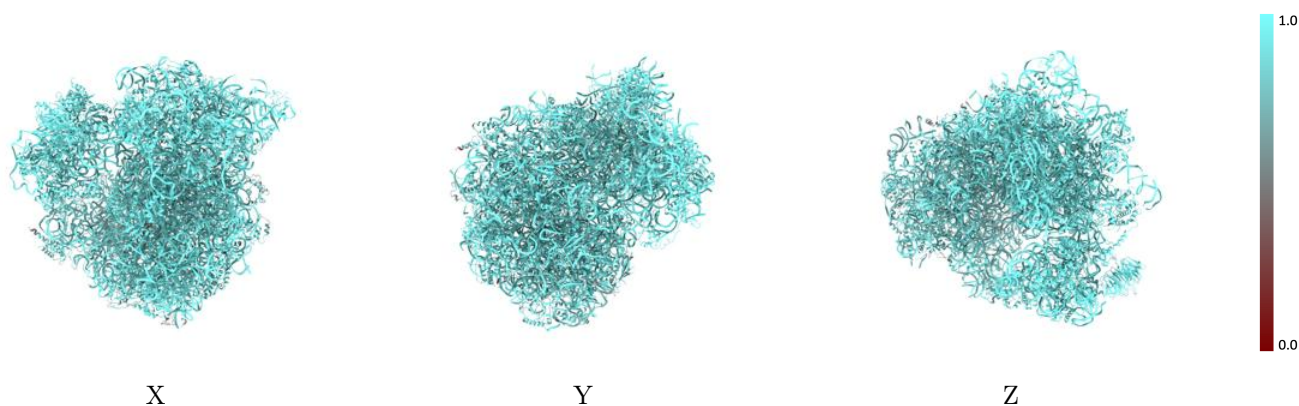
The images above show the 3D surface view of the map at the recommended contour level 0.01 at 50% transparency in yellow overlaid with a ribbon representation of the model coloured in blue. These images allow for the visual assessment of the quality of fit between the atomic model and the map.

9.2 Q-score mapped to coordinate model [i](#)



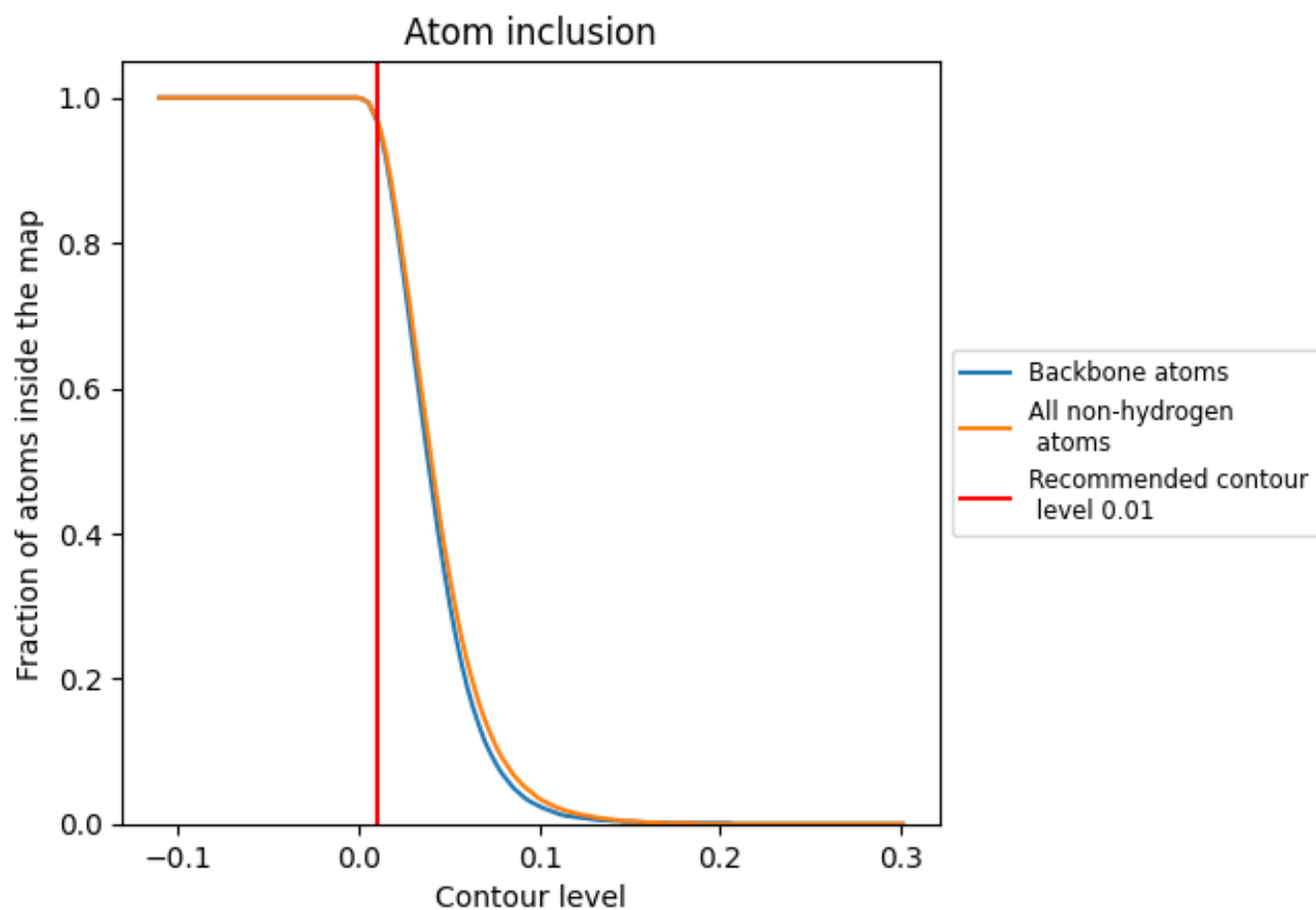
The images above show the model with each residue coloured according to its Q-score. This shows their resolvability in the map with higher Q-score values reflecting better resolvability. Please note: Q-score is calculating the resolvability of atoms, and thus high values are only expected at resolutions at which atoms can be resolved. Low Q-score values may therefore be expected for many entries.

9.3 Atom inclusion mapped to coordinate model [i](#)



The images above show the model with each residue coloured according to its atom inclusion. This shows to what extent they are inside the map at the recommended contour level (0.01).







































































9.4 Atom inclusion [i](#)



At the recommended contour level, 97% of all backbone atoms, 97% of all non-hydrogen atoms, are inside the map.

9.5 Map-model fit summary





















































































The table lists the average atom inclusion at the recommended contour level (0.01) and Q-score for the entire model and for each chain.

Chain	Atom inclusion	Q-score
All	 0.9720	 0.6050
A	 1.0000	 0.5020
A0	 0.9920	 0.6190
A1	 0.9820	 0.5640
A2	 0.9910	 0.5810
A3	 0.9860	 0.5420
A4	 0.9920	 0.5480
A5	 0.9860	 0.5690
A6	 0.9900	 0.5690
A7	 0.9820	 0.5330
A8	 0.9840	 0.5950
AA	 0.9930	 0.5580
AB	 0.8490	 0.4950
AC	 0.9940	 0.5680
AD	 0.9860	 0.5360
AE	 0.9780	 0.5780
AG	 0.9940	 0.6070
AH	 0.9920	 0.6180
AI	 0.9860	 0.5650
AJ	 0.9890	 0.6010
AK	 0.9930	 0.5810
AL	 0.9950	 0.5400
AM	 0.9900	 0.5610
AO	 0.9940	 0.5780
AP	 0.9900	 0.5850
AQ	 0.9830	 0.5380
AR	 0.9940	 0.5720
AS	 0.9890	 0.6090
AT	 0.9930	 0.5620
AU	 0.9930	 0.5590
AV	 0.9920	 0.6290
AW	 0.9840	 0.5770
AX	 0.9780	 0.5610
AY	 0.9670	 0.5390
AZ	 0.9910	 0.5690





















Continued on next page...

Continued from previous page...

Chain	Atom inclusion	Q-score
Az	 0.9910	 0.4630
BA	 0.9790	 0.6380
BB	 0.9790	 0.6300
BC	 0.9830	 0.6360
BD	 0.9760	 0.5910
BE	 0.9830	 0.6170
BF	 0.9210	 0.5810
BG	 0.9760	 0.6230
BH	 0.9650	 0.6020
BI	 0.9690	 0.6540
BK	 0.9380	 0.6150
BL	 0.8750	 0.5320
BN	 0.9110	 0.6300
BO	 0.9490	 0.6410
BP	 0.8710	 0.6040
BQ	 0.9930	 0.6710
BR	 0.9860	 0.6710
BS	 0.9440	 0.6320
BT	 0.9520	 0.6030
BU	 0.8920	 0.6150
BV	 0.8260	 0.5330
BW	 0.9800	 0.6550
BX	 0.9680	 0.6470
BY	 0.9840	 0.6460
BZ	 0.9520	 0.6330
Ba	 0.9390	 0.6160
Bb	 0.9540	 0.6570
Bc	 0.9270	 0.6280
Bd	 0.9760	 0.6480
Be	 0.9950	 0.6760
Bf	 0.9620	 0.6510
Bg	 0.9780	 0.6290
Bh	 0.9160	 0.6150
Bi	 0.9430	 0.6570
Bj	 0.9510	 0.6440
Bk	 0.9050	 0.6050
Bl	 0.9620	 0.6510
Bm	 0.9340	 0.6130
Bn	 0.9920	 0.6760
Bo	 0.9870	 0.6640
Bp	 0.8570	 0.5860
Bq	 0.9840	 0.6540

Continued on next page...

Continued from previous page...

Chain	Atom inclusion	Q-score
Br	 0.9490	 0.6430
Bs	 0.7090	 0.5470
Bt	 0.9540	 0.6300
Bu	 0.8950	 0.5960
Bv	 0.9150	 0.5940
Bw	 0.9590	 0.6450
Bx	 0.9300	 0.6220
By	 0.9010	 0.5830
Bz	 0.9740	 0.6400