



# wwPDB X-ray Structure Validation Summary Report ⓘ

Jun 22, 2022 – 04:38 pm BST

PDB ID : 7P81  
Title : Crystal structure of ClpP from Bacillus subtilis in complex with ADEP2 (compact state)  
Authors : Lee, B.-G.; Kim, L.; Kim, M.K.; Kwon, D.H.; Song, H.K.  
Deposited on : 2021-07-21  
Resolution : 2.79 Å(reported)

This is a wwPDB X-ray Structure Validation Summary Report for a publicly released PDB entry.

We welcome your comments at [validation@mail.wwpdb.org](mailto:validation@mail.wwpdb.org)

A user guide is available at

<https://www.wwpdb.org/validation/2017/XrayValidationReportHelp>

with specific help available everywhere you see the ⓘ symbol.

The types of validation reports are described at <http://www.wwpdb.org/validation/2017/FAQs#types>.

---

The following versions of software and data (see [references ⓘ](#)) were used in the production of this report:

MolProbity : 4.02b-467  
Mogul : 1.8.4, CSD as541be (2020)  
Xtrriage (Phenix) : 1.13  
EDS : 2.29  
Percentile statistics : 20191225.v01 (using entries in the PDB archive December 25th 2019)  
Refmac : 5.8.0267  
CCP4 : 7.1.010 (Gargrove)  
Ideal geometry (proteins) : Engh & Huber (2001)  
Ideal geometry (DNA, RNA) : Parkinson et al. (1996)  
Validation Pipeline (wwPDB-VP) : 2.29

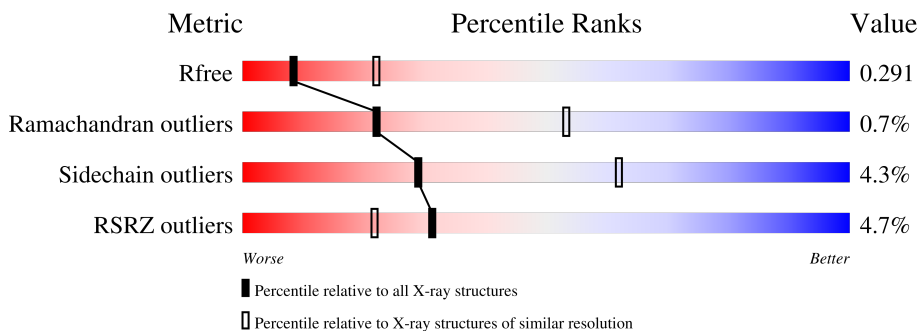
# 1 Overall quality at a glance

The following experimental techniques were used to determine the structure:

*X-RAY DIFFRACTION*

The reported resolution of this entry is 2.79 Å.

Percentile scores (ranging between 0-100) for global validation metrics of the entry are shown in the following graphic. The table shows the number of entries on which the scores are based.








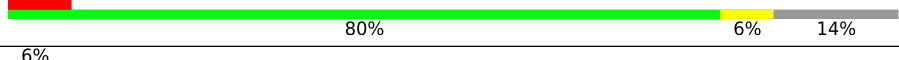


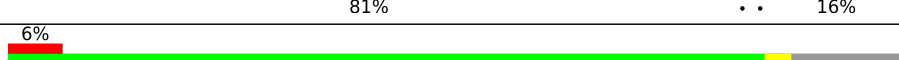
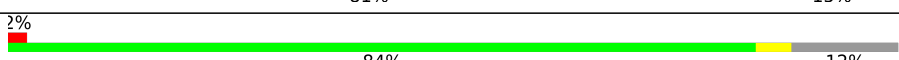
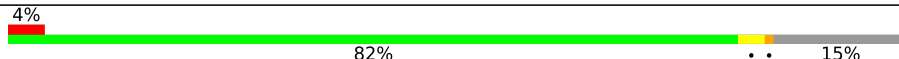
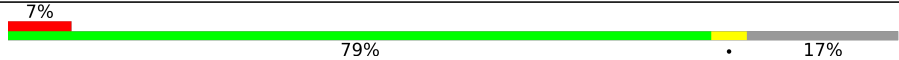



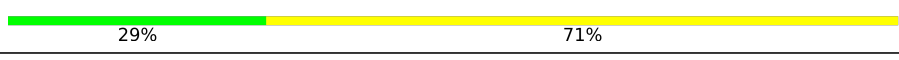

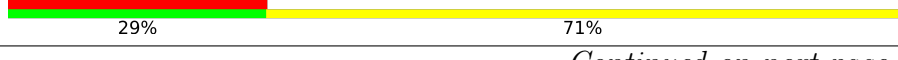

Metric	Whole archive (#Entries)	Similar resolution (#Entries, resolution range(Å))
$R_{free}$	130704	3140 (2.80-2.80)
Ramachandran outliers	138981	3498 (2.80-2.80)
Sidechain outliers	138945	3500 (2.80-2.80)
RSRZ outliers	127900	3078 (2.80-2.80)

The table below summarises the geometric issues observed across the polymeric chains and their fit to the electron density. The red, orange, yellow and green segments of the lower bar indicate the fraction of residues that contain outliers for  $\geq 3$ , 2, 1 and 0 types of geometric quality criteria respectively. A grey segment represents the fraction of residues that are not modelled. The numeric value for each fraction is indicated below the corresponding segment, with a dot representing fractions  $\leq 5\%$ . The upper red bar (where present) indicates the fraction of residues that have poor fit to the electron density. The numeric value is given above the bar.

Mol	Chain	Length	Quality of chain
1	A	199	
1	B	199	
1	C	199	
1	D	199	
1	E	199	
1	F	199	



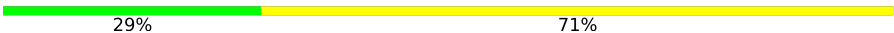
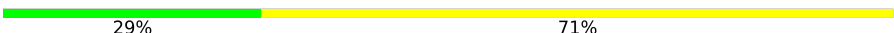

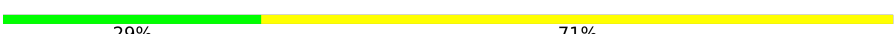
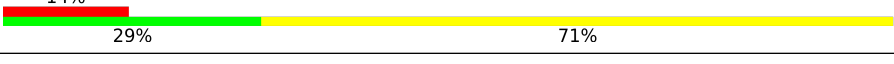






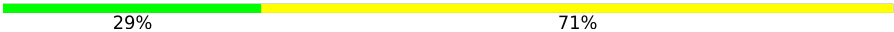
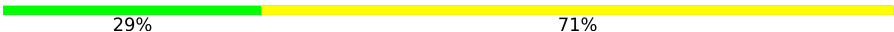
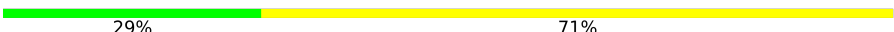

*Continued on next page...*

Continued from previous page...

Mol	Chain	Length	Quality of chain
1	G	199	 % 83% 6% 11%
1	H	199	 7% 82% 5% 14%
1	I	199	 9% 84% . . 11%
1	J	199	 4% 82% 5% 13%
1	K	199	 % 82% . 14%
1	L	199	 7% 80% 6% 14%
1	M	199	 6% 81% . 16%
1	N	199	 12% 80% . 16%
1	O	199	 3% 84% . 13%
1	P	199	 % 85% . 11%
1	Q	199	 4% 81% 5% 14%
1	R	199	 % 81% . . 16%
1	S	199	 6% 85% . 13%
1	T	199	 2% 81% . 16%
1	U	199	 4% 81% . 15%
1	V	199	 2% 84% . 12%
1	W	199	 3% 87% . 12%
1	X	199	 4% 82% . . 15%
1	Y	199	 7% 79% . 17%
1	Z	199	 8% 80% . . 15%
1	a	199	 % 82% . 16%
1	b	199	 2% 83% . . 12%
2	c	7	 29% 71%
2	d	7	 29% 71%
2	e	7	 29% 71%

Continued on next page...

*Continued from previous page...*

Mol	Chain	Length	Quality of chain
2	f	7	 14% 29% 71%
2	g	7	 29% 71%
2	h	7	 29% 71%
2	i	7	 29% 71%
2	j	7	 29% 71%
2	k	7	 29% 71%
2	l	7	 14% 29% 71%
2	m	7	 29% 71%
2	n	7	 29% 71%
2	o	7	 29% 71%
2	p	7	 14% 86%
2	q	7	 29% 71%
2	r	7	 29% 71%
2	t	7	 29% 71%
2	u	7	 29% 71%
2	v	7	 29% 71%
2	w	7	 29% 71%

## 2 Entry composition [i](#)

There are 3 unique types of molecules in this entry. The entry contains 38248 atoms, of which 0 are hydrogens and 0 are deuteriums.

In the tables below, the ZeroOcc column contains the number of atoms modelled with zero occupancy, the AltConf column contains the number of residues with at least one atom in alternate conformation and the Trace column contains the number of residues modelled with at most 2 atoms.

- Molecule 1 is a protein called ATP-dependent Clp protease proteolytic subunit.

Mol	Chain	Residues	Atoms					ZeroOcc	AltConf	Trace
			Total	C	N	O	S			
1	A	172	1319	841	219	252	7	0	0	0
1	B	176	1354	861	229	257	7	0	0	0
1	C	172	1315	839	219	250	7	0	0	0
1	D	164	1260	801	211	241	7	0	0	0
1	E	174	1323	843	221	252	7	0	0	0
1	F	169	1292	822	216	247	7	0	0	0
1	G	177	1358	863	228	260	7	0	0	0
1	H	172	1317	839	219	252	7	0	0	0
1	I	177	1351	859	227	258	7	0	0	0
1	J	173	1318	840	220	251	7	0	0	0
1	K	171	1311	837	218	249	7	0	0	0
1	L	171	1311	837	218	249	7	0	0	0
1	M	168	1284	816	215	246	7	0	0	0
1	N	168	1294	824	215	248	7	0	0	0
1	O	174	1333	851	221	254	7	0	0	0
1	P	177	1362	867	230	258	7	0	0	0

*Continued on next page...*

*Continued from previous page...*

Mol	Chain	Residues	Atoms					ZeroOcc	AltConf	Trace
1	Q	172	Total	C	N	O	S	0	0	0
			1317	839	219	252	7			
1	R	168	Total	C	N	O	S	0	0	0
			1293	825	215	246	7			
1	S	174	Total	C	N	O	S	0	0	0
			1327	845	221	254	7			
1	T	168	Total	C	N	O	S	0	0	0
			1290	822	215	246	7			
1	U	170	Total	C	N	O	S	0	0	0
			1307	832	219	249	7			
1	V	175	Total	C	N	O	S	0	0	0
			1343	854	223	259	7			
1	W	176	Total	C	N	O	S	0	0	0
			1348	857	229	255	7			
1	X	169	Total	C	N	O	S	0	0	0
			1294	824	216	247	7			
1	Y	165	Total	C	N	O	S	0	0	0
			1262	801	212	242	7			
1	Z	169	Total	C	N	O	S	0	0	0
			1292	822	216	247	7			
1	a	168	Total	C	N	O	S	0	0	0
			1290	822	215	246	7			
1	b	175	Total	C	N	O	S	0	0	0
			1344	855	226	256	7			

There are 224 discrepancies between the modelled and reference sequences:

Chain	Residue	Modelled	Actual	Comment	Reference
A	192	LEU	-	expression tag	UNP P80244
A	193	GLU	-	expression tag	UNP P80244
A	194	HIS	-	expression tag	UNP P80244
A	195	HIS	-	expression tag	UNP P80244
A	196	HIS	-	expression tag	UNP P80244
A	197	HIS	-	expression tag	UNP P80244
A	198	HIS	-	expression tag	UNP P80244
A	199	HIS	-	expression tag	UNP P80244
B	192	LEU	-	expression tag	UNP P80244
B	193	GLU	-	expression tag	UNP P80244
B	194	HIS	-	expression tag	UNP P80244
B	195	HIS	-	expression tag	UNP P80244
B	196	HIS	-	expression tag	UNP P80244
B	197	HIS	-	expression tag	UNP P80244
B	198	HIS	-	expression tag	UNP P80244

*Continued on next page...*

*Continued from previous page...*

Chain	Residue	Modelled	Actual	Comment	Reference
B	199	HIS	-	expression tag	UNP P80244
C	192	LEU	-	expression tag	UNP P80244
C	193	GLU	-	expression tag	UNP P80244
C	194	HIS	-	expression tag	UNP P80244
C	195	HIS	-	expression tag	UNP P80244
C	196	HIS	-	expression tag	UNP P80244
C	197	HIS	-	expression tag	UNP P80244
C	198	HIS	-	expression tag	UNP P80244
C	199	HIS	-	expression tag	UNP P80244
D	192	LEU	-	expression tag	UNP P80244
D	193	GLU	-	expression tag	UNP P80244
D	194	HIS	-	expression tag	UNP P80244
D	195	HIS	-	expression tag	UNP P80244
D	196	HIS	-	expression tag	UNP P80244
D	197	HIS	-	expression tag	UNP P80244
D	198	HIS	-	expression tag	UNP P80244
D	199	HIS	-	expression tag	UNP P80244
E	192	LEU	-	expression tag	UNP P80244
E	193	GLU	-	expression tag	UNP P80244
E	194	HIS	-	expression tag	UNP P80244
E	195	HIS	-	expression tag	UNP P80244
E	196	HIS	-	expression tag	UNP P80244
E	197	HIS	-	expression tag	UNP P80244
E	198	HIS	-	expression tag	UNP P80244
E	199	HIS	-	expression tag	UNP P80244
F	192	LEU	-	expression tag	UNP P80244
F	193	GLU	-	expression tag	UNP P80244
F	194	HIS	-	expression tag	UNP P80244
F	195	HIS	-	expression tag	UNP P80244
F	196	HIS	-	expression tag	UNP P80244
F	197	HIS	-	expression tag	UNP P80244
F	198	HIS	-	expression tag	UNP P80244
F	199	HIS	-	expression tag	UNP P80244
G	192	LEU	-	expression tag	UNP P80244
G	193	GLU	-	expression tag	UNP P80244
G	194	HIS	-	expression tag	UNP P80244
G	195	HIS	-	expression tag	UNP P80244
G	196	HIS	-	expression tag	UNP P80244
G	197	HIS	-	expression tag	UNP P80244
G	198	HIS	-	expression tag	UNP P80244
G	199	HIS	-	expression tag	UNP P80244
H	192	LEU	-	expression tag	UNP P80244

*Continued on next page...*

*Continued from previous page...*

Chain	Residue	Modelled	Actual	Comment	Reference
H	193	GLU	-	expression tag	UNP P80244
H	194	HIS	-	expression tag	UNP P80244
H	195	HIS	-	expression tag	UNP P80244
H	196	HIS	-	expression tag	UNP P80244
H	197	HIS	-	expression tag	UNP P80244
H	198	HIS	-	expression tag	UNP P80244
H	199	HIS	-	expression tag	UNP P80244
I	192	LEU	-	expression tag	UNP P80244
I	193	GLU	-	expression tag	UNP P80244
I	194	HIS	-	expression tag	UNP P80244
I	195	HIS	-	expression tag	UNP P80244
I	196	HIS	-	expression tag	UNP P80244
I	197	HIS	-	expression tag	UNP P80244
I	198	HIS	-	expression tag	UNP P80244
I	199	HIS	-	expression tag	UNP P80244
J	192	LEU	-	expression tag	UNP P80244
J	193	GLU	-	expression tag	UNP P80244
J	194	HIS	-	expression tag	UNP P80244
J	195	HIS	-	expression tag	UNP P80244
J	196	HIS	-	expression tag	UNP P80244
J	197	HIS	-	expression tag	UNP P80244
J	198	HIS	-	expression tag	UNP P80244
J	199	HIS	-	expression tag	UNP P80244
K	192	LEU	-	expression tag	UNP P80244
K	193	GLU	-	expression tag	UNP P80244
K	194	HIS	-	expression tag	UNP P80244
K	195	HIS	-	expression tag	UNP P80244
K	196	HIS	-	expression tag	UNP P80244
K	197	HIS	-	expression tag	UNP P80244
K	198	HIS	-	expression tag	UNP P80244
K	199	HIS	-	expression tag	UNP P80244
L	192	LEU	-	expression tag	UNP P80244
L	193	GLU	-	expression tag	UNP P80244
L	194	HIS	-	expression tag	UNP P80244
L	195	HIS	-	expression tag	UNP P80244
L	196	HIS	-	expression tag	UNP P80244
L	197	HIS	-	expression tag	UNP P80244
L	198	HIS	-	expression tag	UNP P80244
L	199	HIS	-	expression tag	UNP P80244
M	192	LEU	-	expression tag	UNP P80244
M	193	GLU	-	expression tag	UNP P80244
M	194	HIS	-	expression tag	UNP P80244

*Continued on next page...*



*Continued from previous page...*

Chain	Residue	Modelled	Actual	Comment	Reference
M	195	HIS	-	expression tag	UNP P80244
M	196	HIS	-	expression tag	UNP P80244
M	197	HIS	-	expression tag	UNP P80244
M	198	HIS	-	expression tag	UNP P80244
M	199	HIS	-	expression tag	UNP P80244
N	192	LEU	-	expression tag	UNP P80244
N	193	GLU	-	expression tag	UNP P80244
N	194	HIS	-	expression tag	UNP P80244
N	195	HIS	-	expression tag	UNP P80244
N	196	HIS	-	expression tag	UNP P80244
N	197	HIS	-	expression tag	UNP P80244
N	198	HIS	-	expression tag	UNP P80244
N	199	HIS	-	expression tag	UNP P80244
O	192	LEU	-	expression tag	UNP P80244
O	193	GLU	-	expression tag	UNP P80244
O	194	HIS	-	expression tag	UNP P80244
O	195	HIS	-	expression tag	UNP P80244
O	196	HIS	-	expression tag	UNP P80244
O	197	HIS	-	expression tag	UNP P80244
O	198	HIS	-	expression tag	UNP P80244
O	199	HIS	-	expression tag	UNP P80244
P	192	LEU	-	expression tag	UNP P80244
P	193	GLU	-	expression tag	UNP P80244
P	194	HIS	-	expression tag	UNP P80244
P	195	HIS	-	expression tag	UNP P80244
P	196	HIS	-	expression tag	UNP P80244
P	197	HIS	-	expression tag	UNP P80244
P	198	HIS	-	expression tag	UNP P80244
P	199	HIS	-	expression tag	UNP P80244
Q	192	LEU	-	expression tag	UNP P80244
Q	193	GLU	-	expression tag	UNP P80244
Q	194	HIS	-	expression tag	UNP P80244
Q	195	HIS	-	expression tag	UNP P80244
Q	196	HIS	-	expression tag	UNP P80244
Q	197	HIS	-	expression tag	UNP P80244
Q	198	HIS	-	expression tag	UNP P80244
Q	199	HIS	-	expression tag	UNP P80244
R	192	LEU	-	expression tag	UNP P80244
R	193	GLU	-	expression tag	UNP P80244
R	194	HIS	-	expression tag	UNP P80244
R	195	HIS	-	expression tag	UNP P80244
R	196	HIS	-	expression tag	UNP P80244

*Continued on next page...*

*Continued from previous page...*

Chain	Residue	Modelled	Actual	Comment	Reference
R	197	HIS	-	expression tag	UNP P80244
R	198	HIS	-	expression tag	UNP P80244
R	199	HIS	-	expression tag	UNP P80244
S	192	LEU	-	expression tag	UNP P80244
S	193	GLU	-	expression tag	UNP P80244
S	194	HIS	-	expression tag	UNP P80244
S	195	HIS	-	expression tag	UNP P80244
S	196	HIS	-	expression tag	UNP P80244
S	197	HIS	-	expression tag	UNP P80244
S	198	HIS	-	expression tag	UNP P80244
S	199	HIS	-	expression tag	UNP P80244
T	192	LEU	-	expression tag	UNP P80244
T	193	GLU	-	expression tag	UNP P80244
T	194	HIS	-	expression tag	UNP P80244
T	195	HIS	-	expression tag	UNP P80244
T	196	HIS	-	expression tag	UNP P80244
T	197	HIS	-	expression tag	UNP P80244
T	198	HIS	-	expression tag	UNP P80244
T	199	HIS	-	expression tag	UNP P80244
U	192	LEU	-	expression tag	UNP P80244
U	193	GLU	-	expression tag	UNP P80244
U	194	HIS	-	expression tag	UNP P80244
U	195	HIS	-	expression tag	UNP P80244
U	196	HIS	-	expression tag	UNP P80244
U	197	HIS	-	expression tag	UNP P80244
U	198	HIS	-	expression tag	UNP P80244
U	199	HIS	-	expression tag	UNP P80244
V	192	LEU	-	expression tag	UNP P80244
V	193	GLU	-	expression tag	UNP P80244
V	194	HIS	-	expression tag	UNP P80244
V	195	HIS	-	expression tag	UNP P80244
V	196	HIS	-	expression tag	UNP P80244
V	197	HIS	-	expression tag	UNP P80244
V	198	HIS	-	expression tag	UNP P80244
V	199	HIS	-	expression tag	UNP P80244
W	192	LEU	-	expression tag	UNP P80244
W	193	GLU	-	expression tag	UNP P80244
W	194	HIS	-	expression tag	UNP P80244
W	195	HIS	-	expression tag	UNP P80244
W	196	HIS	-	expression tag	UNP P80244
W	197	HIS	-	expression tag	UNP P80244
W	198	HIS	-	expression tag	UNP P80244

*Continued on next page...*

*Continued from previous page...*

Chain	Residue	Modelled	Actual	Comment	Reference
W	199	HIS	-	expression tag	UNP P80244
X	192	LEU	-	expression tag	UNP P80244
X	193	GLU	-	expression tag	UNP P80244
X	194	HIS	-	expression tag	UNP P80244
X	195	HIS	-	expression tag	UNP P80244
X	196	HIS	-	expression tag	UNP P80244
X	197	HIS	-	expression tag	UNP P80244
X	198	HIS	-	expression tag	UNP P80244
X	199	HIS	-	expression tag	UNP P80244
Y	192	LEU	-	expression tag	UNP P80244
Y	193	GLU	-	expression tag	UNP P80244
Y	194	HIS	-	expression tag	UNP P80244
Y	195	HIS	-	expression tag	UNP P80244
Y	196	HIS	-	expression tag	UNP P80244
Y	197	HIS	-	expression tag	UNP P80244
Y	198	HIS	-	expression tag	UNP P80244
Y	199	HIS	-	expression tag	UNP P80244
Z	192	LEU	-	expression tag	UNP P80244
Z	193	GLU	-	expression tag	UNP P80244
Z	194	HIS	-	expression tag	UNP P80244
Z	195	HIS	-	expression tag	UNP P80244
Z	196	HIS	-	expression tag	UNP P80244
Z	197	HIS	-	expression tag	UNP P80244
Z	198	HIS	-	expression tag	UNP P80244
Z	199	HIS	-	expression tag	UNP P80244
a	192	LEU	-	expression tag	UNP P80244
a	193	GLU	-	expression tag	UNP P80244
a	194	HIS	-	expression tag	UNP P80244
a	195	HIS	-	expression tag	UNP P80244
a	196	HIS	-	expression tag	UNP P80244
a	197	HIS	-	expression tag	UNP P80244
a	198	HIS	-	expression tag	UNP P80244
a	199	HIS	-	expression tag	UNP P80244
b	192	LEU	-	expression tag	UNP P80244
b	193	GLU	-	expression tag	UNP P80244
b	194	HIS	-	expression tag	UNP P80244
b	195	HIS	-	expression tag	UNP P80244
b	196	HIS	-	expression tag	UNP P80244
b	197	HIS	-	expression tag	UNP P80244
b	198	HIS	-	expression tag	UNP P80244
b	199	HIS	-	expression tag	UNP P80244

- Molecule 2 is a protein called ADEP2.

Mol	Chain	Residues	Atoms					ZeroOcc	AltConf	Trace
2	c	7	Total 57	C 41	F 2	N 6	O 8	0	0	0
2	d	7	Total 57	C 41	F 2	N 6	O 8	0	0	0
2	e	7	Total 57	C 41	F 2	N 6	O 8	0	0	0
2	f	7	Total 57	C 41	F 2	N 6	O 8	0	0	0
2	g	7	Total 57	C 41	F 2	N 6	O 8	0	0	0
2	h	7	Total 57	C 41	F 2	N 6	O 8	0	0	0
2	i	7	Total 57	C 41	F 2	N 6	O 8	0	0	0
2	j	7	Total 57	C 41	F 2	N 6	O 8	0	0	0
2	k	7	Total 57	C 41	F 2	N 6	O 8	0	0	0
2	l	7	Total 57	C 41	F 2	N 6	O 8	0	0	0
2	m	7	Total 57	C 41	F 2	N 6	O 8	0	0	0
2	n	7	Total 57	C 41	F 2	N 6	O 8	0	0	0
2	o	7	Total 57	C 41	F 2	N 6	O 8	0	0	0
2	p	7	Total 57	C 41	F 2	N 6	O 8	0	0	0
2	q	7	Total 57	C 41	F 2	N 6	O 8	0	0	0
2	r	7	Total 57	C 41	F 2	N 6	O 8	0	0	0
2	t	7	Total 57	C 41	F 2	N 6	O 8	0	0	0
2	u	7	Total 57	C 41	F 2	N 6	O 8	0	0	0
2	v	7	Total 57	C 41	F 2	N 6	O 8	0	0	0
2	w	7	Total 57	C 41	F 2	N 6	O 8	0	0	0

- Molecule 3 is water.

Mol	Chain	Residues	Atoms	ZeroOcc	AltConf
3	A	6	Total O 6 6	0	0
3	B	17	Total O 17 17	0	0
3	C	11	Total O 11 11	0	0
3	D	13	Total O 13 13	0	0
3	E	16	Total O 16 16	0	0
3	F	10	Total O 10 10	0	0
3	G	17	Total O 17 17	0	0
3	H	6	Total O 6 6	0	0
3	I	3	Total O 3 3	0	0
3	J	9	Total O 9 9	0	0
3	K	19	Total O 19 19	0	0
3	L	13	Total O 13 13	0	0
3	M	11	Total O 11 11	0	0
3	N	5	Total O 5 5	0	0
3	O	7	Total O 7 7	0	0
3	P	6	Total O 6 6	0	0
3	Q	15	Total O 15 15	0	0
3	R	10	Total O 10 10	0	0
3	S	12	Total O 12 12	0	0
3	T	14	Total O 14 14	0	0
3	U	12	Total O 12 12	0	0
3	V	5	Total O 5 5	0	0

*Continued on next page...*

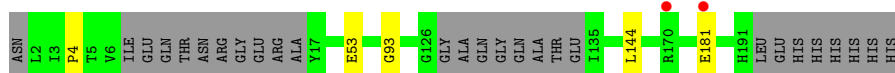
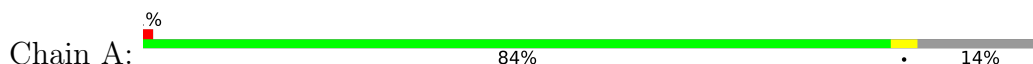
*Continued from previous page...*

Mol	Chain	Residues	Atoms	ZeroOcc	AltConf
3	W	9	Total O 9 9	0	0
3	X	8	Total O 8 8	0	0
3	Y	5	Total O 5 5	0	0
3	Z	9	Total O 9 9	0	0
3	a	10	Total O 10 10	0	0
3	b	12	Total O 12 12	0	0
3	f	1	Total O 1 1	0	0
3	g	2	Total O 2 2	0	0
3	h	1	Total O 1 1	0	0
3	j	1	Total O 1 1	0	0
3	m	2	Total O 2 2	0	0
3	o	1	Total O 1 1	0	0
3	v	1	Total O 1 1	0	0

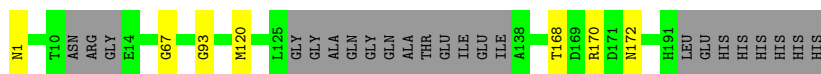
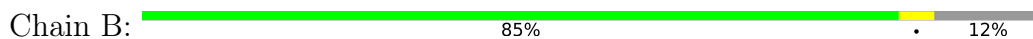
### 3 Residue-property plots [i](#)

These plots are drawn for all protein, RNA, DNA and oligosaccharide chains in the entry. The first graphic for a chain summarises the proportions of the various outlier classes displayed in the second graphic. The second graphic shows the sequence view annotated by issues in geometry and electron density. Residues are color-coded according to the number of geometric quality criteria for which they contain at least one outlier: green = 0, yellow = 1, orange = 2 and red = 3 or more. A red dot above a residue indicates a poor fit to the electron density ( $RSRZ > 2$ ). Stretches of 2 or more consecutive residues without any outlier are shown as a green connector. Residues present in the sample, but not in the model, are shown in grey.

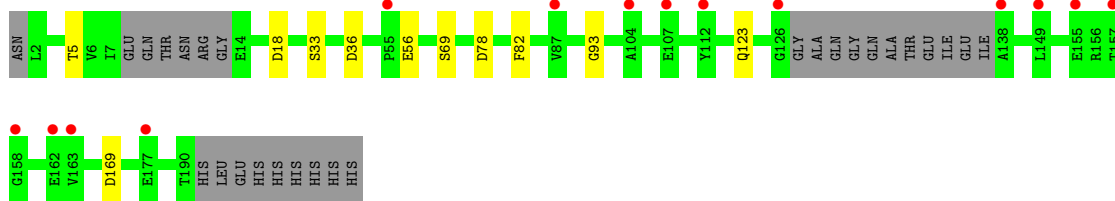
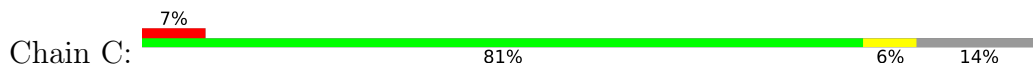
- Molecule 1: ATP-dependent Clp protease proteolytic subunit



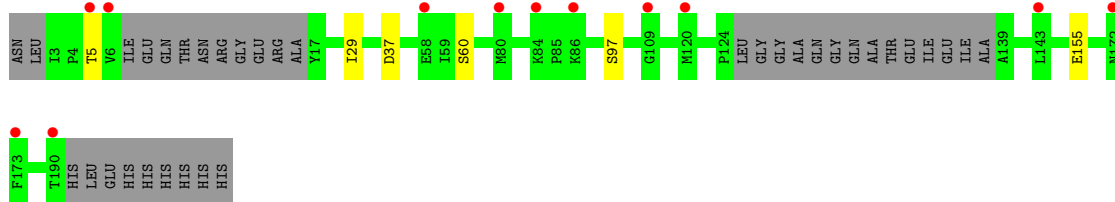
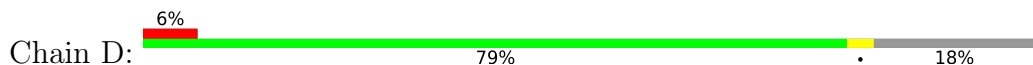
- Molecule 1: ATP-dependent Clp protease proteolytic subunit



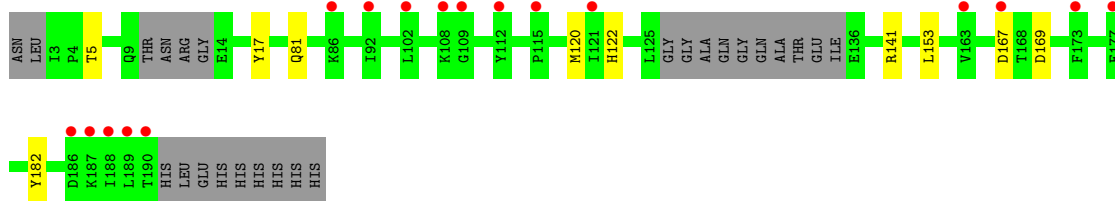
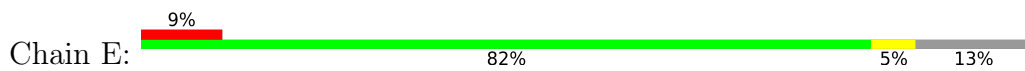
- Molecule 1: ATP-dependent Clp protease proteolytic subunit




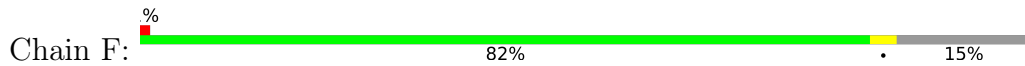
- Molecule 1: ATP-dependent Clp protease proteolytic subunit



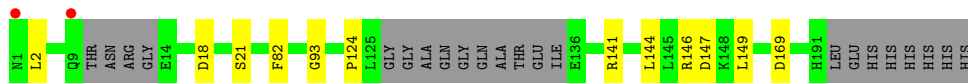
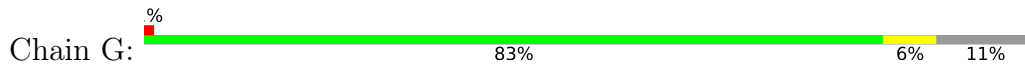
- Molecule 1: ATP-dependent Clp protease proteolytic subunit



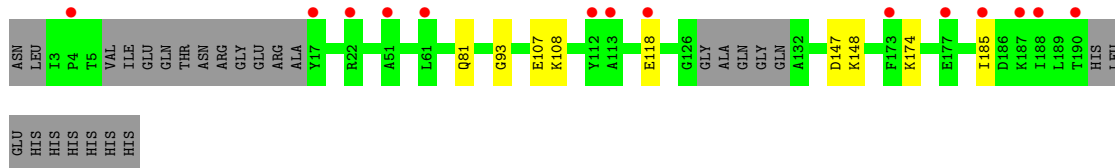
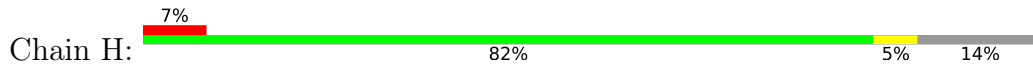
● Molecule 1: ATP-dependent Clp protease proteolytic subunit



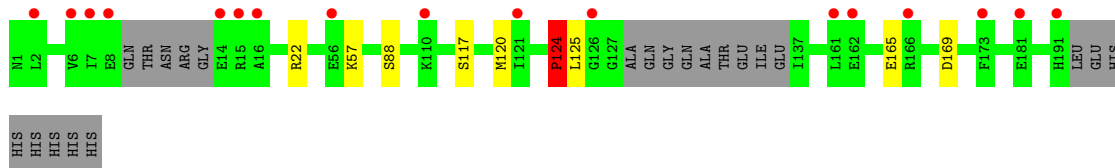
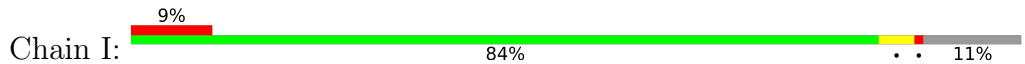
● Molecule 1: ATP-dependent Clp protease proteolytic subunit



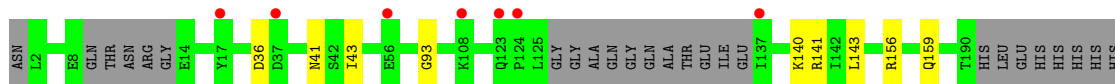
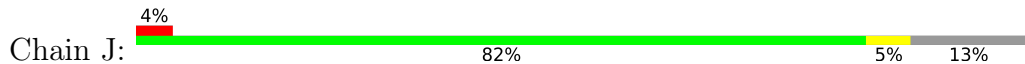
● Molecule 1: ATP-dependent Clp protease proteolytic subunit



● Molecule 1: ATP-dependent Clp protease proteolytic subunit




● Molecule 1: ATP-dependent Clp protease proteolytic subunit

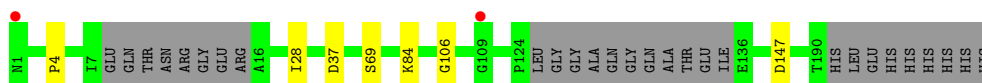





HIS


- Molecule 1: ATP-dependent Clp protease proteolytic subunit

Chain K: 




- Molecule 1: ATP-dependent Clp protease proteolytic subunit

Chain L: 

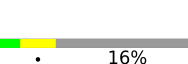
LEU  
GLU  
HIS  
HIS  
HIS  
HIS  
HIS

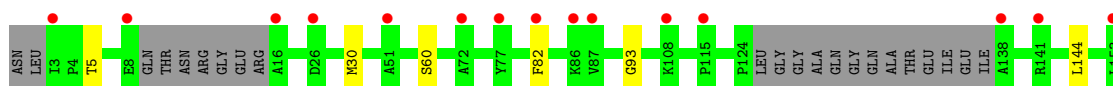
- Molecule 1: ATP-dependent Clp protease proteolytic subunit

Chain M: 

GLU  
HIS  
HIS  
HIS  
HIS  
HIS  
HIS

- Molecule 1: ATP-dependent Clp protease proteolytic subunit

Chain N: 



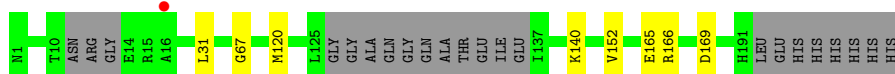
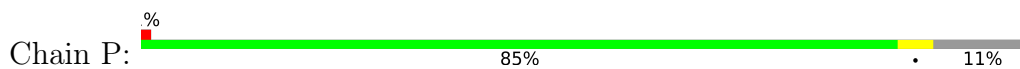
Residue validation bar for Chain N showing amino acid types and their validation status. The bar is color-coded: green for good, yellow for outliers, and grey for bad. Red dots indicate specific residues of interest.

- Molecule 1: ATP-dependent Clp protease proteolytic subunit


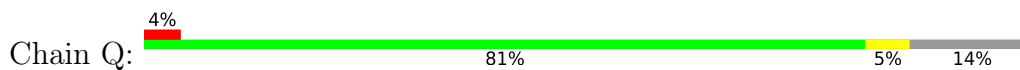
Chain O: 




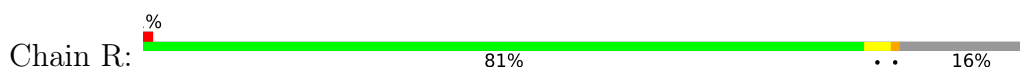
- Molecule 1: ATP-dependent Clp protease proteolytic subunit



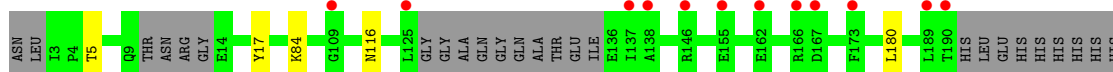
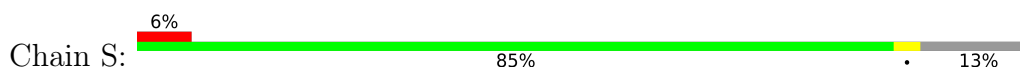
- Molecule 1: ATP-dependent Clp protease proteolytic subunit



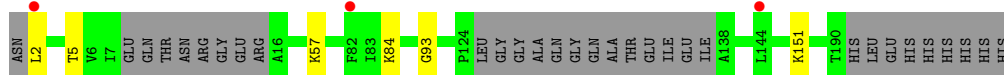
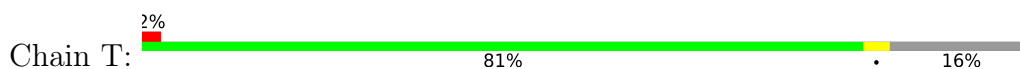
- Molecule 1: ATP-dependent Clp protease proteolytic subunit



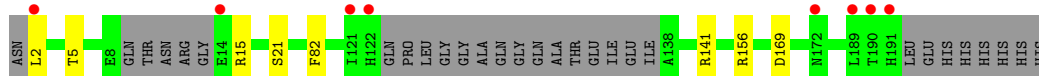
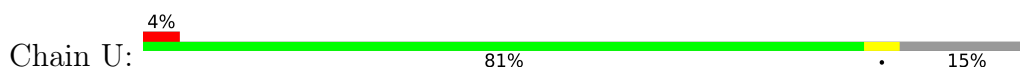
- Molecule 1: ATP-dependent Clp protease proteolytic subunit



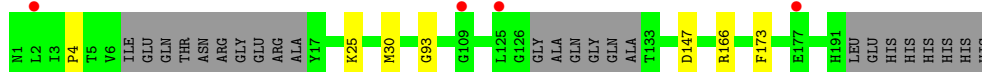
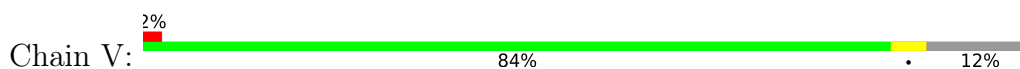
- Molecule 1: ATP-dependent Clp protease proteolytic subunit



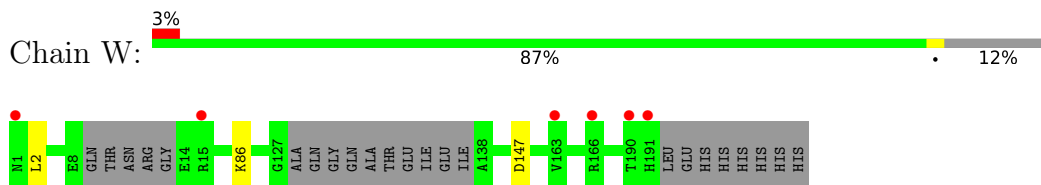
- Molecule 1: ATP-dependent Clp protease proteolytic subunit



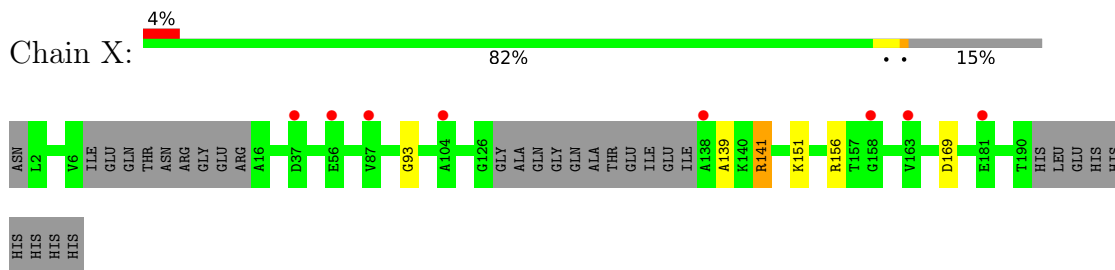
- Molecule 1: ATP-dependent Clp protease proteolytic subunit



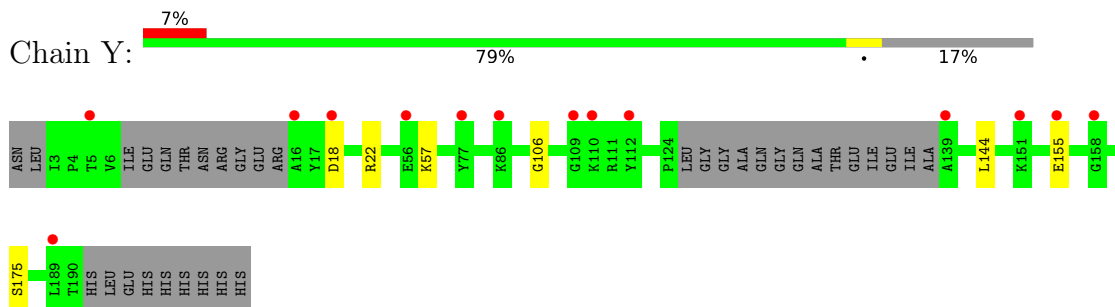
- Molecule 1: ATP-dependent Clp protease proteolytic subunit



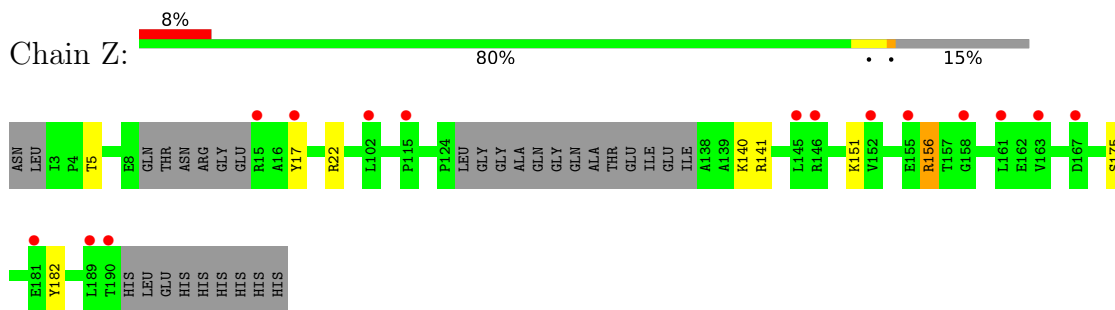
- Molecule 1: ATP-dependent Clp protease proteolytic subunit



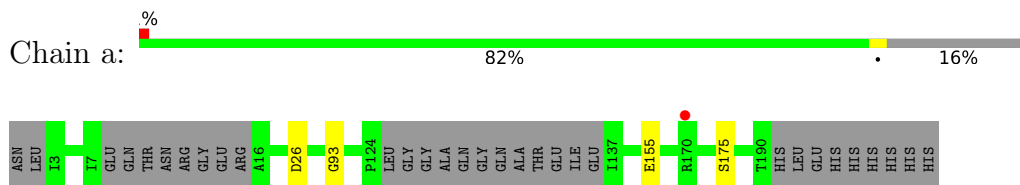
- Molecule 1: ATP-dependent Clp protease proteolytic subunit



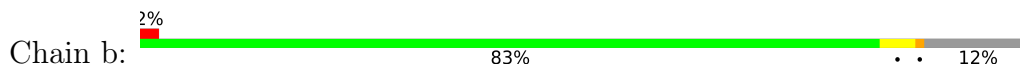
- Molecule 1: ATP-dependent Clp protease proteolytic subunit




- Molecule 1: ATP-dependent Clp protease proteolytic subunit

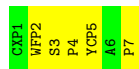
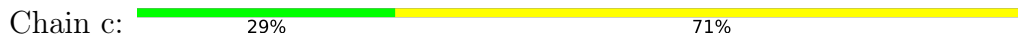


- Molecule 1: ATP-dependent Clp protease proteolytic subunit

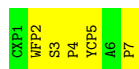
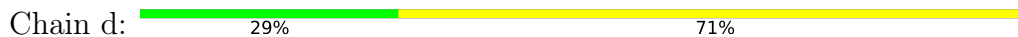




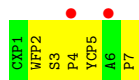
● Molecule 2: ADEP2



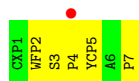
● Molecule 2: ADEP2



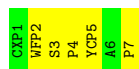
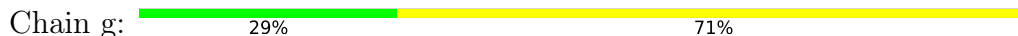
● Molecule 2: ADEP2



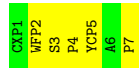
● Molecule 2: ADEP2




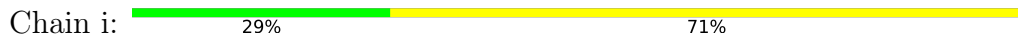
● Molecule 2: ADEP2




● Molecule 2: ADEP2



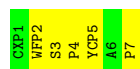
● Molecule 2: ADEP2



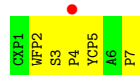
## ● Molecule 2: ADEP2

Chain j:  29% 71%

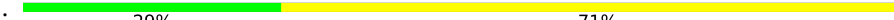
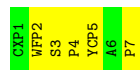
## ● Molecule 2: ADEP2

Chain k:  29% 71%

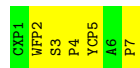
## ● Molecule 2: ADEP2

Chain l:  14% 29% 71%


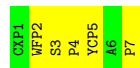
## ● Molecule 2: ADEP2

Chain m:  29% 71%


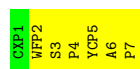
## ● Molecule 2: ADEP2

Chain n:  29% 71%

## ● Molecule 2: ADEP2

Chain o:  29% 71%

## ● Molecule 2: ADEP2

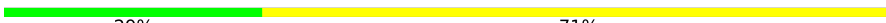
Chain p:  14% 86%

## ● Molecule 2: ADEP2

Chain q:  29% 71%

CXFP1	WFF2	S3	P4	YCP5	A6	P7
-------	------	----	----	------	----	----

- Molecule 2: ADEP2

Chain r:  29% 71%

CXFP1	WFF2	S3	P4	YCP5	A6	P7
-------	------	----	----	------	----	----

- Molecule 2: ADEP2

Chain t:  29% 71%

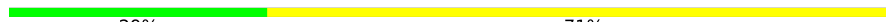
CXFP1	WFF2	S3	P4	YCP5	A6	P7
-------	------	----	----	------	----	----

- Molecule 2: ADEP2

Chain u:  29% 71%

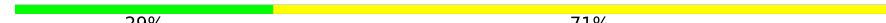
CXFP1	WFF2	S3	P4	YCP5	A6	P7
-------	------	----	----	------	----	----

- Molecule 2: ADEP2

Chain v:  29% 71%

CXFP1	WFF2	S3	P4	YCP5	A6	P7
-------	------	----	----	------	----	----

- Molecule 2: ADEP2

Chain w:  29% 71%

CXFP1	WFF2	S3	P4	YCP5	A6	P7
-------	------	----	----	------	----	----

## 4 Data and refinement statistics

Property	Value	Source
Space group	P 1 21 1	Depositor
Cell constants a, b, c, $\alpha$ , $\beta$ , $\gamma$	112.98Å 173.07Å 160.00Å 90.00° 91.66° 90.00°	Depositor
Resolution (Å)	45.51 – 2.79 45.51 – 2.79	Depositor EDS
% Data completeness (in resolution range)	95.8 (45.51-2.79) 91.1 (45.51-2.79)	Depositor EDS
$R_{merge}$	(Not available)	Depositor
$R_{sym}$	0.10	Depositor
$\langle I/\sigma(I) \rangle$ <sup>1</sup>	0.65 (at 2.77Å)	Xtrriage
Refinement program	PHENIX 1.19.2_4158	Depositor
R, $R_{free}$	0.235 , 0.290 0.235 , 0.291	Depositor DCC
$R_{free}$ test set	2019 reflections (1.38%)	wwPDB-VP
Wilson B-factor (Å <sup>2</sup> )	48.5	Xtrriage
Anisotropy	0.299	Xtrriage
Bulk solvent $k_{sol}$ (e/Å <sup>3</sup> ), $B_{sol}$ (Å <sup>2</sup> )	(Not available) , (Not available)	EDS
L-test for twinning <sup>2</sup>	$\langle  L  \rangle = 0.47$ , $\langle L^2 \rangle = 0.30$	Xtrriage
Estimated twinning fraction	0.027 for h,-k,-l	Xtrriage
$F_o, F_c$ correlation	0.92	EDS
Total number of atoms	38248	wwPDB-VP
Average B, all atoms (Å <sup>2</sup> )	55.0	wwPDB-VP

Xtrriage's analysis on translational NCS is as follows: *The analyses of the Patterson function reveals a significant off-origin peak that is 28.45 % of the origin peak, indicating pseudo-translational symmetry. The chance of finding a peak of this or larger height randomly in a structure without pseudo-translational symmetry is equal to 1.8373e-03. The detected translational NCS is most likely also responsible for the elevated intensity ratio.*

<sup>1</sup>Intensities estimated from amplitudes.

<sup>2</sup>Theoretical values of  $\langle |L| \rangle$ ,  $\langle L^2 \rangle$  for acentric reflections are 0.5, 0.333 respectively for untwinned datasets, and 0.375, 0.2 for perfectly twinned datasets.

## 5 Model quality [i](#)

### 5.1 Standard geometry [i](#)

Bond lengths and bond angles in the following residue types are not validated in this section: MP8, CXP, WFP, YCP

The Z score for a bond length (or angle) is the number of standard deviations the observed value is removed from the expected value. A bond length (or angle) with  $|Z| > 5$  is considered an outlier worth inspection. RMSZ is the root-mean-square of all Z scores of the bond lengths (or angles).

Mol	Chain	Bond lengths		Bond angles	
		RMSZ	# Z  >5	RMSZ	# Z  >5
1	A	0.29	0/1334	0.53	0/1798
1	B	0.32	0/1370	0.55	0/1847
1	C	0.30	0/1330	0.53	0/1793
1	D	0.29	0/1274	0.56	0/1716
1	E	0.29	0/1338	0.58	0/1805
1	F	0.27	0/1307	0.51	0/1762
1	G	0.33	0/1373	0.54	0/1851
1	H	0.30	0/1332	0.55	0/1795
1	I	0.32	0/1367	0.60	3/1843 (0.2%)
1	J	0.30	0/1333	0.56	0/1798
1	K	0.31	0/1326	0.54	0/1788
1	L	0.28	0/1326	0.56	0/1788
1	M	0.33	0/1299	0.56	0/1751
1	N	0.27	0/1309	0.52	0/1764
1	O	0.29	0/1348	0.51	0/1818
1	P	0.31	0/1378	0.54	0/1858
1	Q	0.32	0/1332	0.57	0/1796
1	R	0.32	0/1308	0.60	0/1763
1	S	0.31	0/1342	0.58	0/1810
1	T	0.28	0/1305	0.51	0/1759
1	U	0.30	0/1321	0.54	0/1779
1	V	0.30	0/1358	0.54	0/1831
1	W	0.27	0/1364	0.52	0/1838
1	X	0.33	0/1309	0.57	0/1764
1	Y	0.32	0/1276	0.57	0/1719
1	Z	0.33	0/1307	0.55	0/1762
1	a	0.26	0/1305	0.51	0/1759
1	b	0.37	1/1359 (0.1%)	0.59	2/1831 (0.1%)
2	c	4.20	3/17 (17.6%)	1.41	0/21
2	d	4.22	3/17 (17.6%)	1.23	0/21
2	e	4.41	5/17 (29.4%)	1.40	0/21
2	f	4.31	4/17 (23.5%)	1.16	0/21



Mol	Chain	Bond lengths		Bond angles	
		RMSZ	# Z  >5	RMSZ	# Z  >5
2	g	4.24	4/17 (23.5%)	1.55	0/21
2	h	4.43	5/17 (29.4%)	1.59	0/21
2	i	4.35	4/17 (23.5%)	1.10	0/21
2	j	4.34	4/17 (23.5%)	1.27	0/21
2	k	4.41	4/17 (23.5%)	1.09	0/21
2	l	4.51	5/17 (29.4%)	1.26	0/21
2	m	4.41	3/17 (17.6%)	1.43	0/21
2	n	4.42	3/17 (17.6%)	1.26	0/21
2	o	4.40	3/17 (17.6%)	1.24	0/21
2	p	4.26	4/17 (23.5%)	1.70	1/21 (4.8%)
2	q	4.42	4/17 (23.5%)	1.26	0/21
2	r	4.39	4/17 (23.5%)	1.34	0/21
2	t	4.25	4/17 (23.5%)	1.27	0/21
2	u	4.31	4/17 (23.5%)	1.15	0/21
2	v	4.21	3/17 (17.6%)	1.46	0/21
2	w	4.40	4/17 (23.5%)	1.30	0/21
All	All	0.51	78/37570 (0.2%)	0.56	6/50606 (0.0%)

Chiral center outliers are detected by calculating the chiral volume of a chiral center and verifying if the center is modelled as a planar moiety or with the opposite hand. A planarity outlier is detected by checking planarity of atoms in a peptide group, atoms in a mainchain group or atoms of a sidechain that are expected to be planar.

Mol	Chain	#Chirality outliers	#Planarity outliers
1	B	0	1
1	G	0	1
1	J	0	1
1	Q	0	1
1	U	0	2
1	X	0	2
1	Y	0	1
1	Z	0	1
1	b	0	1
All	All	0	11

The worst 5 of 78 bond length outliers are listed below:

Mol	Chain	Res	Type	Atoms	Z	Observed(Å)	Ideal(Å)
2	f	4	PRO	N-CD	12.28	1.65	1.47
2	h	4	PRO	N-CD	12.11	1.64	1.47
2	l	4	PRO	N-CD	11.99	1.64	1.47
2	r	4	PRO	N-CD	11.82	1.64	1.47

*Continued on next page...*

*Continued from previous page...*

Mol	Chain	Res	Type	Atoms	Z	Observed(Å)	Ideal(Å)
2	k	4	PRO	N-CD	11.72	1.64	1.47

The worst 5 of 6 bond angle outliers are listed below:

Mol	Chain	Res	Type	Atoms	Z	Observed(°)	Ideal(°)
1	b	125	LEU	N-CA-CB	-8.64	93.12	110.40
1	I	124	PRO	N-CA-CB	-7.40	94.42	103.30
1	I	124	PRO	CB-CA-C	-5.74	97.65	112.00
2	p	6	ALA	N-CA-CB	-5.73	102.08	110.10
1	I	124	PRO	N-CA-C	5.60	126.66	112.10

There are no chirality outliers.

5 of 11 planarity outliers are listed below:

Mol	Chain	Res	Type	Group
1	B	170	ARG	Sidechain
1	G	146	ARG	Sidechain
1	J	141	ARG	Sidechain
1	Q	141	ARG	Sidechain
1	U	141	ARG	Sidechain

## 5.2 Too-close contacts [i](#)

Due to software issues we are unable to calculate clashes - this section is therefore empty.

## 5.3 Torsion angles [i](#)

### 5.3.1 Protein backbone [i](#)

In the following table, the Percentiles column shows the percent Ramachandran outliers of the chain as a percentile score with respect to all X-ray entries followed by that with respect to entries of similar resolution.

The Analysed column shows the number of residues for which the backbone conformation was analysed, and the total number of residues.

Mol	Chain	Analysed	Favoured	Allowed	Outliers	Percentiles	
1	A	166/199 (83%)	157 (95%)	7 (4%)	2 (1%)	13	39
1	B	170/199 (85%)	162 (95%)	6 (4%)	2 (1%)	13	39

*Continued on next page...*

Continued from previous page...

Mol	Chain	Analysed	Favoured	Allowed	Outliers	Percentiles	
1	C	166/199 (83%)	155 (93%)	10 (6%)	1 (1%)	25	56
1	D	158/199 (79%)	145 (92%)	13 (8%)	0	100	100
1	E	168/199 (84%)	151 (90%)	17 (10%)	0	100	100
1	F	163/199 (82%)	154 (94%)	8 (5%)	1 (1%)	25	56
1	G	171/199 (86%)	162 (95%)	7 (4%)	2 (1%)	13	39
1	H	166/199 (83%)	157 (95%)	8 (5%)	1 (1%)	25	56
1	I	171/199 (86%)	159 (93%)	11 (6%)	1 (1%)	25	56
1	J	167/199 (84%)	156 (93%)	10 (6%)	1 (1%)	25	56
1	K	165/199 (83%)	155 (94%)	8 (5%)	2 (1%)	13	39
1	L	165/199 (83%)	153 (93%)	12 (7%)	0	100	100
1	M	162/199 (81%)	152 (94%)	9 (6%)	1 (1%)	25	56
1	N	162/199 (81%)	155 (96%)	5 (3%)	2 (1%)	13	39
1	O	168/199 (84%)	159 (95%)	6 (4%)	3 (2%)	8	28
1	P	171/199 (86%)	160 (94%)	10 (6%)	1 (1%)	25	56
1	Q	166/199 (83%)	152 (92%)	13 (8%)	1 (1%)	25	56
1	R	162/199 (81%)	153 (94%)	7 (4%)	2 (1%)	13	39
1	S	168/199 (84%)	157 (94%)	11 (6%)	0	100	100
1	T	162/199 (81%)	153 (94%)	8 (5%)	1 (1%)	25	56
1	U	164/199 (82%)	156 (95%)	8 (5%)	0	100	100
1	V	169/199 (85%)	163 (96%)	4 (2%)	2 (1%)	13	39
1	W	170/199 (85%)	158 (93%)	12 (7%)	0	100	100
1	X	163/199 (82%)	155 (95%)	6 (4%)	2 (1%)	13	39
1	Y	159/199 (80%)	150 (94%)	8 (5%)	1 (1%)	25	56
1	Z	163/199 (82%)	150 (92%)	13 (8%)	0	100	100
1	a	162/199 (81%)	153 (94%)	8 (5%)	1 (1%)	25	56
1	b	169/199 (85%)	162 (96%)	5 (3%)	2 (1%)	13	39
2	c	3/7 (43%)	2 (67%)	1 (33%)	0	100	100
2	d	3/7 (43%)	2 (67%)	1 (33%)	0	100	100
2	e	3/7 (43%)	2 (67%)	1 (33%)	0	100	100
2	f	3/7 (43%)	2 (67%)	1 (33%)	0	100	100
2	g	3/7 (43%)	2 (67%)	1 (33%)	0	100	100

Continued on next page...

Continued from previous page...

Mol	Chain	Analysed	Favoured	Allowed	Outliers	Percentiles	
2	h	3/7 (43%)	2 (67%)	1 (33%)	0	100	100
2	i	3/7 (43%)	2 (67%)	1 (33%)	0	100	100
2	j	3/7 (43%)	2 (67%)	1 (33%)	0	100	100
2	k	3/7 (43%)	2 (67%)	1 (33%)	0	100	100
2	l	3/7 (43%)	2 (67%)	1 (33%)	0	100	100
2	m	3/7 (43%)	2 (67%)	1 (33%)	0	100	100
2	n	3/7 (43%)	2 (67%)	1 (33%)	0	100	100
2	o	3/7 (43%)	2 (67%)	1 (33%)	0	100	100
2	p	3/7 (43%)	2 (67%)	1 (33%)	0	100	100
2	q	3/7 (43%)	2 (67%)	1 (33%)	0	100	100
2	r	3/7 (43%)	2 (67%)	1 (33%)	0	100	100
2	t	3/7 (43%)	2 (67%)	1 (33%)	0	100	100
2	u	3/7 (43%)	2 (67%)	1 (33%)	0	100	100
2	v	3/7 (43%)	2 (67%)	1 (33%)	0	100	100
2	w	3/7 (43%)	2 (67%)	1 (33%)	0	100	100
All	All	4696/5712 (82%)	4394 (94%)	270 (6%)	32 (1%)	22	53

5 of 32 Ramachandran outliers are listed below:

Mol	Chain	Res	Type
1	I	124	PRO
1	K	4	PRO
1	O	4	PRO
1	O	135	ILE
1	A	93	GLY

### 5.3.2 Protein sidechains [i](#)

In the following table, the Percentiles column shows the percent sidechain outliers of the chain as a percentile score with respect to all X-ray entries followed by that with respect to entries of similar resolution.

The Analysed column shows the number of residues for which the sidechain conformation was analysed, and the total number of residues.

Mol	Chain	Analysed	Rotameric	Outliers	Percentiles	
1	A	142/165 (86%)	139 (98%)	3 (2%)	53	84

Continued on next page...

*Continued from previous page...*

Mol	Chain	Analysed	Rotameric	Outliers	Percentiles	
1	B	145/165 (88%)	141 (97%)	4 (3%)	43	77
1	C	141/165 (86%)	131 (93%)	10 (7%)	14	39
1	D	137/165 (83%)	131 (96%)	6 (4%)	28	61
1	E	140/165 (85%)	130 (93%)	10 (7%)	14	39
1	F	138/165 (84%)	134 (97%)	4 (3%)	42	76
1	G	145/165 (88%)	136 (94%)	9 (6%)	18	47
1	H	141/165 (86%)	133 (94%)	8 (6%)	20	50
1	I	144/165 (87%)	135 (94%)	9 (6%)	18	46
1	J	140/165 (85%)	133 (95%)	7 (5%)	24	56
1	K	141/165 (86%)	136 (96%)	5 (4%)	36	70
1	L	141/165 (86%)	130 (92%)	11 (8%)	12	35
1	M	137/165 (83%)	132 (96%)	5 (4%)	35	69
1	N	140/165 (85%)	134 (96%)	6 (4%)	29	62
1	O	143/165 (87%)	140 (98%)	3 (2%)	53	84
1	P	146/165 (88%)	139 (95%)	7 (5%)	25	58
1	Q	141/165 (86%)	133 (94%)	8 (6%)	20	50
1	R	140/165 (85%)	134 (96%)	6 (4%)	29	62
1	S	141/165 (86%)	136 (96%)	5 (4%)	36	70
1	T	139/165 (84%)	134 (96%)	5 (4%)	35	69
1	U	140/165 (85%)	134 (96%)	6 (4%)	29	62
1	V	145/165 (88%)	140 (97%)	5 (3%)	37	71
1	W	144/165 (87%)	141 (98%)	3 (2%)	53	84
1	X	139/165 (84%)	136 (98%)	3 (2%)	52	83
1	Y	136/165 (82%)	131 (96%)	5 (4%)	34	68
1	Z	138/165 (84%)	129 (94%)	9 (6%)	17	44
1	a	139/165 (84%)	136 (98%)	3 (2%)	52	83
1	b	144/165 (87%)	137 (95%)	7 (5%)	25	57
2	c	2/2 (100%)	2 (100%)	0	100	100
2	d	2/2 (100%)	2 (100%)	0	100	100
2	e	2/2 (100%)	2 (100%)	0	100	100
2	f	2/2 (100%)	2 (100%)	0	100	100

*Continued on next page...*

Continued from previous page...

Mol	Chain	Analysed	Rotameric	Outliers	Percentiles	
2	g	2/2 (100%)	2 (100%)	0	100	100
2	h	2/2 (100%)	2 (100%)	0	100	100
2	i	2/2 (100%)	2 (100%)	0	100	100
2	j	2/2 (100%)	2 (100%)	0	100	100
2	k	2/2 (100%)	2 (100%)	0	100	100
2	l	2/2 (100%)	2 (100%)	0	100	100
2	m	2/2 (100%)	2 (100%)	0	100	100
2	n	2/2 (100%)	2 (100%)	0	100	100
2	o	2/2 (100%)	2 (100%)	0	100	100
2	p	2/2 (100%)	2 (100%)	0	100	100
2	q	2/2 (100%)	2 (100%)	0	100	100
2	r	2/2 (100%)	2 (100%)	0	100	100
2	t	2/2 (100%)	2 (100%)	0	100	100
2	u	2/2 (100%)	2 (100%)	0	100	100
2	v	2/2 (100%)	2 (100%)	0	100	100
2	w	2/2 (100%)	2 (100%)	0	100	100
All	All	3987/4660 (86%)	3815 (96%)	172 (4%)	29	62

5 of 172 residues with a non-rotameric sidechain are listed below:

Mol	Chain	Res	Type
1	R	3	ILE
1	W	86	LYS
1	R	169	ASP
1	T	151	LYS
1	Y	144	LEU

Sometimes sidechains can be flipped to improve hydrogen bonding and reduce clashes. There are no such sidechains identified.

### 5.3.3 RNA [i](#)

There are no RNA molecules in this entry.

## 5.4 Non-standard residues in protein, DNA, RNA chains [i](#)

60 non-standard protein/DNA/RNA residues are modelled in this entry.

In the following table, the Counts columns list the number of bonds (or angles) for which Mogul statistics could be retrieved, the number of bonds (or angles) that are observed in the model and the number of bonds (or angles) that are defined in the Chemical Component Dictionary. The Link column lists molecule types, if any, to which the group is linked. The Z score for a bond length (or angle) is the number of standard deviations the observed value is removed from the expected value. A bond length (or angle) with  $|Z| > 2$  is considered an outlier worth inspection. RMSZ is the root-mean-square of all Z scores of the bond lengths (or angles).

Mol	Type	Chain	Res	Link	Bond lengths			Bond angles		
					Counts	RMSZ	# Z  > 2	Counts	RMSZ	# Z  > 2
2	WFP	u	2	2	12,13,14	0.98	0	14,17,19	2.24	6 (42%)
2	WFP	i	2	2	12,13,14	0.99	0	14,17,19	1.87	5 (35%)
2	WFP	t	2	2	12,13,14	0.94	0	14,17,19	1.61	4 (28%)
2	YCP	d	5	2	6,8,9	1.59	1 (16%)	5,9,11	3.02	3 (60%)
2	WFP	r	2	2	12,13,14	0.88	0	14,17,19	2.27	6 (42%)
2	WFP	v	2	2	12,13,14	1.01	0	14,17,19	1.72	4 (28%)
2	WFP	f	2	2	12,13,14	0.92	0	14,17,19	2.21	6 (42%)
2	WFP	j	2	2	12,13,14	1.05	1 (8%)	14,17,19	2.18	6 (42%)
2	WFP	q	2	2	12,13,14	0.81	0	14,17,19	1.95	6 (42%)
2	YCP	i	5	2	6,8,9	1.52	1 (16%)	5,9,11	3.02	3 (60%)
2	MP8	e	7	2	5,8,9	5.79	3 (60%)	3,10,12	1.59	1 (33%)
2	MP8	l	7	2	5,8,9	5.83	3 (60%)	3,10,12	1.77	1 (33%)
2	MP8	r	7	2	5,8,9	5.68	3 (60%)	3,10,12	1.43	1 (33%)
2	MP8	g	7	2	5,8,9	5.69	3 (60%)	3,10,12	1.95	1 (33%)
2	MP8	m	7	2	5,8,9	5.71	3 (60%)	3,10,12	0.84	0
2	MP8	c	7	2	5,8,9	5.77	3 (60%)	3,10,12	1.32	0
2	WFP	d	2	2	12,13,14	1.10	0	14,17,19	1.64	4 (28%)
2	WFP	p	2	2	12,13,14	1.03	0	14,17,19	1.62	2 (14%)
2	WFP	w	2	2	12,13,14	1.00	0	14,17,19	1.55	3 (21%)
2	MP8	h	7	2	5,8,9	5.91	3 (60%)	3,10,12	1.02	0
2	MP8	n	7	2	5,8,9	5.70	3 (60%)	3,10,12	1.44	1 (33%)
2	MP8	t	7	2	5,8,9	5.82	3 (60%)	3,10,12	1.56	1 (33%)
2	YCP	r	5	2	6,8,9	1.48	1 (16%)	5,9,11	3.08	3 (60%)
2	MP8	j	7	2	5,8,9	5.83	3 (60%)	3,10,12	2.05	2 (66%)
2	MP8	v	7	2	5,8,9	5.75	3 (60%)	3,10,12	0.67	0
2	YCP	j	5	2	6,8,9	1.77	1 (16%)	5,9,11	1.50	2 (40%)

Mol	Type	Chain	Res	Link	Bond lengths			Bond angles		
					Counts	RMSZ	# Z  > 2	Counts	RMSZ	# Z  > 2
2	YCP	h	5	2	6,8,9	1.56	1 (16%)	5,9,11	2.48	3 (60%)
2	YCP	t	5	2	6,8,9	1.56	1 (16%)	5,9,11	2.63	2 (40%)
2	WFP	o	2	2	12,13,14	0.82	0	14,17,19	2.23	6 (42%)
2	WFP	e	2	2	12,13,14	1.19	1 (8%)	14,17,19	2.07	5 (35%)
2	YCP	u	5	2	6,8,9	1.76	2 (33%)	5,9,11	1.55	1 (20%)
2	WFP	h	2	2	12,13,14	1.10	0	14,17,19	1.74	6 (42%)
2	YCP	w	5	2	6,8,9	1.56	1 (16%)	5,9,11	2.09	2 (40%)
2	YCP	n	5	2	6,8,9	1.63	1 (16%)	5,9,11	1.74	2 (40%)
2	MP8	i	7	2	5,8,9	5.76	3 (60%)	3,10,12	1.51	1 (33%)
2	MP8	d	7	2	5,8,9	5.82	3 (60%)	3,10,12	1.37	1 (33%)
2	YCP	v	5	2	6,8,9	1.79	2 (33%)	5,9,11	0.92	0
2	YCP	q	5	2	6,8,9	1.52	1 (16%)	5,9,11	3.04	3 (60%)
2	WFP	l	2	2	12,13,14	1.15	1 (8%)	14,17,19	2.83	9 (64%)
2	YCP	p	5	2	6,8,9	1.76	2 (33%)	5,9,11	1.86	1 (20%)
2	YCP	k	5	2	6,8,9	1.66	1 (16%)	5,9,11	1.77	2 (40%)
2	WFP	n	2	2	12,13,14	0.89	0	14,17,19	1.78	7 (50%)
2	YCP	m	5	2	6,8,9	1.61	1 (16%)	5,9,11	2.26	2 (40%)
2	YCP	c	5	2	6,8,9	1.68	1 (16%)	5,9,11	2.02	3 (60%)
2	YCP	e	5	2	6,8,9	1.66	2 (33%)	5,9,11	1.54	1 (20%)
2	WFP	c	2	2	12,13,14	0.91	1 (8%)	14,17,19	2.82	8 (57%)
2	MP8	w	7	2	5,8,9	5.85	3 (60%)	3,10,12	1.98	2 (66%)
2	YCP	o	5	2	6,8,9	1.72	1 (16%)	5,9,11	1.92	2 (40%)
2	MP8	u	7	2	5,8,9	5.90	3 (60%)	3,10,12	2.16	2 (66%)
2	YCP	g	5	2	6,8,9	1.55	1 (16%)	5,9,11	2.80	2 (40%)
2	YCP	l	5	2	6,8,9	1.58	1 (16%)	5,9,11	2.43	3 (60%)
2	WFP	k	2	2	12,13,14	0.87	0	14,17,19	1.80	4 (28%)
2	WFP	m	2	2	12,13,14	0.83	1 (8%)	14,17,19	1.93	5 (35%)
2	MP8	f	7	2	5,8,9	5.93	3 (60%)	3,10,12	1.31	1 (33%)
2	MP8	k	7	2	5,8,9	5.73	3 (60%)	3,10,12	1.58	1 (33%)
2	MP8	q	7	2	5,8,9	5.81	3 (60%)	3,10,12	1.62	0
2	YCP	f	5	2	6,8,9	1.68	1 (16%)	5,9,11	1.44	1 (20%)
2	WFP	g	2	2	12,13,14	0.81	0	14,17,19	1.51	2 (14%)
2	MP8	p	7	2	5,8,9	5.52	3 (60%)	3,10,12	0.60	0
2	MP8	o	7	2	5,8,9	5.89	3 (60%)	3,10,12	2.06	2 (66%)



In the following table, the Chirals column lists the number of chiral outliers, the number of chiral centers analysed, the number of these observed in the model and the number defined in the Chemical Component Dictionary. Similar counts are reported in the Torsion and Rings columns. '-' means no outliers of that kind were identified.

Mol	Type	Chain	Res	Link	Chirals	Torsions	Rings
2	WFP	u	2	2	-	0/5/6/8	0/1/1/1
2	WFP	i	2	2	-	2/5/6/8	0/1/1/1
2	WFP	t	2	2	-	1/5/6/8	0/1/1/1
2	YCP	d	5	2	-	0/1/10/12	0/1/1/1
2	WFP	r	2	2	-	2/5/6/8	0/1/1/1
2	WFP	v	2	2	-	2/5/6/8	0/1/1/1
2	WFP	f	2	2	-	1/5/6/8	0/1/1/1
2	WFP	j	2	2	-	2/5/6/8	0/1/1/1
2	WFP	q	2	2	-	1/5/6/8	0/1/1/1
2	YCP	i	5	2	-	0/1/10/12	0/1/1/1
2	MP8	e	7	2	-	0/0/11/13	0/1/1/1
2	MP8	l	7	2	-	0/0/11/13	0/1/1/1
2	MP8	r	7	2	-	0/0/11/13	0/1/1/1
2	MP8	g	7	2	-	0/0/11/13	0/1/1/1
2	MP8	m	7	2	-	0/0/11/13	0/1/1/1
2	MP8	c	7	2	-	0/0/11/13	0/1/1/1
2	WFP	d	2	2	-	2/5/6/8	0/1/1/1
2	WFP	p	2	2	-	2/5/6/8	0/1/1/1
2	WFP	w	2	2	-	1/5/6/8	0/1/1/1
2	MP8	h	7	2	-	0/0/11/13	0/1/1/1
2	MP8	n	7	2	-	0/0/11/13	0/1/1/1
2	MP8	t	7	2	-	0/0/11/13	0/1/1/1
2	YCP	r	5	2	-	0/1/10/12	0/1/1/1
2	MP8	j	7	2	-	0/0/11/13	0/1/1/1
2	MP8	v	7	2	-	0/0/11/13	0/1/1/1
2	YCP	j	5	2	-	0/1/10/12	1/1/1/1
2	YCP	h	5	2	-	0/1/10/12	0/1/1/1
2	YCP	t	5	2	-	0/1/10/12	0/1/1/1
2	WFP	o	2	2	-	2/5/6/8	0/1/1/1
2	WFP	e	2	2	-	1/5/6/8	0/1/1/1
2	YCP	u	5	2	-	0/1/10/12	1/1/1/1
2	WFP	h	2	2	-	2/5/6/8	0/1/1/1
2	YCP	w	5	2	-	0/1/10/12	0/1/1/1
2	YCP	n	5	2	-	0/1/10/12	0/1/1/1
2	MP8	i	7	2	-	0/0/11/13	0/1/1/1
2	MP8	d	7	2	-	0/0/11/13	0/1/1/1
2	YCP	v	5	2	-	1/1/10/12	1/1/1/1

*Continued on next page...*

Continued from previous page...

Mol	Type	Chain	Res	Link	Chirals	Torsions	Rings
2	YCP	q	5	2	-	0/1/10/12	0/1/1/1
2	WFP	l	2	2	-	2/5/6/8	0/1/1/1
2	YCP	p	5	2	-	0/1/10/12	1/1/1/1
2	YCP	k	5	2	-	0/1/10/12	1/1/1/1
2	WFP	n	2	2	-	0/5/6/8	0/1/1/1
2	YCP	m	5	2	-	0/1/10/12	0/1/1/1
2	YCP	c	5	2	-	1/1/10/12	0/1/1/1
2	YCP	e	5	2	-	0/1/10/12	1/1/1/1
2	WFP	c	2	2	-	2/5/6/8	0/1/1/1
2	MP8	w	7	2	-	0/0/11/13	0/1/1/1
2	YCP	o	5	2	-	0/1/10/12	1/1/1/1
2	MP8	u	7	2	-	0/0/11/13	0/1/1/1
2	YCP	g	5	2	-	0/1/10/12	0/1/1/1
2	YCP	l	5	2	-	0/1/10/12	0/1/1/1
2	WFP	k	2	2	-	0/5/6/8	0/1/1/1
2	WFP	m	2	2	-	2/5/6/8	0/1/1/1
2	MP8	f	7	2	-	0/0/11/13	0/1/1/1
2	MP8	k	7	2	-	0/0/11/13	0/1/1/1
2	MP8	q	7	2	-	0/0/11/13	0/1/1/1
2	YCP	f	5	2	-	0/1/10/12	1/1/1/1
2	WFP	g	2	2	-	1/5/6/8	0/1/1/1
2	MP8	p	7	2	-	0/0/11/13	0/1/1/1
2	MP8	o	7	2	-	0/0/11/13	0/1/1/1

The worst 5 of 89 bond length outliers are listed below:

Mol	Chain	Res	Type	Atoms	Z	Observed(Å)	Ideal(Å)
2	h	7	MP8	CB-CA	-10.82	1.30	1.54
2	o	7	MP8	CB-CA	-10.81	1.30	1.54
2	j	7	MP8	CB-CA	-10.79	1.30	1.54
2	f	7	MP8	CB-CA	-10.78	1.30	1.54
2	w	7	MP8	CB-CA	-10.77	1.30	1.54

The worst 5 of 163 bond angle outliers are listed below:

Mol	Chain	Res	Type	Atoms	Z	Observed(°)	Ideal(°)
2	c	2	WFP	CG-CB-CA	-6.58	100.77	114.10
2	f	2	WFP	CB-CA-C	-6.03	100.16	111.47
2	j	2	WFP	CG-CB-CA	-5.29	103.40	114.10
2	q	5	YCP	CG-CB-CA	5.05	118.47	110.98
2	u	2	WFP	CG-CB-CA	-4.97	104.04	114.10

There are no chirality outliers.

5 of 30 torsion outliers are listed below:

Mol	Chain	Res	Type	Atoms
2	v	5	YCP	O-C-CA-CB
2	c	2	WFP	N-CA-CB-CG
2	e	2	WFP	N-CA-CB-CG
2	g	2	WFP	N-CA-CB-CG
2	h	2	WFP	N-CA-CB-CG

5 of 8 ring outliers are listed below:

Mol	Chain	Res	Type	Atoms
2	o	5	YCP	CA-CB-CD-CE-CG-N
2	p	5	YCP	CA-CB-CD-CE-CG-N
2	k	5	YCP	CA-CB-CD-CE-CG-N
2	j	5	YCP	CA-CB-CD-CE-CG-N
2	v	5	YCP	CA-CB-CD-CE-CG-N

No monomer is involved in short contacts.

## 5.5 Carbohydrates [i](#)

There are no monosaccharides in this entry.

## 5.6 Ligand geometry [i](#)

There are no ligands in this entry.

## 5.7 Other polymers [i](#)

There are no such residues in this entry.

## 5.8 Polymer linkage issues [i](#)

There are no chain breaks in this entry.

## 6 Fit of model and data [i](#)

### 6.1 Protein, DNA and RNA chains [i](#)

In the following table, the column labelled '#RSRZ > 2' contains the number (and percentage) of RSRZ outliers, followed by percent RSRZ outliers for the chain as percentile scores relative to all X-ray entries and entries of similar resolution. The OWAB column contains the minimum, median, 95<sup>th</sup> percentile and maximum values of the occupancy-weighted average B-factor per residue. The column labelled 'Q < 0.9' lists the number of (and percentage) of residues with an average occupancy less than 0.9.

Mol	Chain	Analysed	<RSRZ>	#RSRZ>2	OWAB(Å <sup>2</sup> )	Q<0.9
1	A	172/199 (86%)	0.17	2 (1%) 79 73	30, 45, 71, 78	0
1	B	176/199 (88%)	0.02	0 100 100	30, 44, 70, 87	0
1	C	172/199 (86%)	0.62	14 (8%) 12 6	42, 61, 85, 92	0
1	D	164/199 (82%)	0.68	12 (7%) 15 8	36, 62, 82, 91	0
1	E	174/199 (87%)	0.67	17 (9%) 7 4	42, 67, 84, 88	0
1	F	169/199 (84%)	-0.02	1 (0%) 89 86	30, 42, 61, 73	0
1	G	177/199 (88%)	0.07	2 (1%) 80 75	28, 38, 59, 77	0
1	H	172/199 (86%)	0.71	14 (8%) 12 6	45, 68, 84, 91	0
1	I	177/199 (88%)	0.55	17 (9%) 8 4	30, 59, 79, 95	0
1	J	173/199 (86%)	0.41	7 (4%) 38 28	36, 54, 74, 84	0
1	K	171/199 (85%)	0.21	2 (1%) 79 73	32, 46, 67, 78	0
1	L	171/199 (85%)	0.40	14 (8%) 11 6	42, 57, 84, 98	0
1	M	168/199 (84%)	0.49	11 (6%) 18 11	43, 67, 84, 102	0
1	N	168/199 (84%)	0.90	23 (13%) 3 1	49, 72, 87, 96	0
1	O	174/199 (87%)	0.22	6 (3%) 45 35	28, 50, 74, 85	0
1	P	177/199 (88%)	0.03	1 (0%) 89 86	26, 43, 71, 79	0
1	Q	172/199 (86%)	0.22	8 (4%) 31 22	29, 44, 68, 81	0
1	R	168/199 (84%)	0.22	2 (1%) 79 73	29, 41, 63, 72	0
1	S	174/199 (87%)	0.38	12 (6%) 16 10	31, 49, 85, 98	0
1	T	168/199 (84%)	0.06	3 (1%) 68 61	33, 45, 69, 83	0
1	U	170/199 (85%)	0.18	8 (4%) 31 22	31, 46, 68, 80	0
1	V	175/199 (87%)	0.17	4 (2%) 60 51	35, 47, 69, 84	0
1	W	176/199 (88%)	0.27	6 (3%) 45 35	41, 55, 75, 91	0
1	X	169/199 (84%)	0.46	8 (4%) 31 22	46, 63, 80, 90	0

*Continued on next page...*

Continued from previous page...

Mol	Chain	Analysed	<RSRZ>	#RSRZ>2	OWAB(Å <sup>2</sup> )	Q<0.9
1	Y	165/199 (82%)	0.68	14 (8%) 10 5	30, 66, 80, 93	0
1	Z	169/199 (84%)	0.65	15 (8%) 9 5	43, 67, 86, 99	0
1	a	168/199 (84%)	-0.05	1 (0%) 89 86	33, 45, 63, 77	0
1	b	175/199 (87%)	0.08	3 (1%) 70 63	27, 41, 64, 78	0
2	c	3/7 (42%)	-0.38	0 100 100	40, 40, 46, 50	0
2	d	3/7 (42%)	0.23	0 100 100	53, 53, 60, 62	0
2	e	3/7 (42%)	2.20	2 (66%) 0 0	68, 68, 70, 73	0
2	f	3/7 (42%)	0.85	1 (33%) 0 0	55, 55, 56, 71	0
2	g	3/7 (42%)	0.12	0 100 100	47, 47, 49, 53	0
2	h	3/7 (42%)	-0.36	0 100 100	71, 71, 72, 73	0
2	i	3/7 (42%)	0.59	0 100 100	64, 64, 73, 74	0
2	j	3/7 (42%)	-0.14	0 100 100	53, 53, 56, 66	0
2	k	3/7 (42%)	0.26	0 100 100	64, 64, 68, 77	0
2	l	3/7 (42%)	1.45	1 (33%) 0 0	82, 82, 83, 84	0
2	m	3/7 (42%)	-0.19	0 100 100	45, 45, 45, 53	0
2	n	3/7 (42%)	0.25	0 100 100	49, 49, 50, 58	0
2	o	3/7 (42%)	0.00	0 100 100	47, 47, 51, 52	0
2	p	3/7 (42%)	-0.11	0 100 100	45, 45, 51, 56	0
2	q	3/7 (42%)	0.48	0 100 100	52, 52, 52, 56	0
2	r	3/7 (42%)	-0.43	0 100 100	50, 50, 51, 55	0
2	t	3/7 (42%)	0.13	0 100 100	68, 68, 68, 72	0
2	u	3/7 (42%)	0.26	0 100 100	65, 65, 68, 71	0
2	v	3/7 (42%)	0.08	0 100 100	51, 51, 58, 61	0
2	w	3/7 (42%)	-0.38	0 100 100	47, 47, 51, 55	0
All	All	4864/5712 (85%)	0.33	231 (4%) 31 22	26, 54, 80, 102	0

The worst 5 of 231 RSRZ outliers are listed below:

Mol	Chain	Res	Type	RSRZ
1	N	16	ALA	7.7
1	Y	56	GLU	7.1
1	H	118	GLU	5.8
1	Y	5	THR	5.7
1	M	155	GLU	5.1

## 6.2 Non-standard residues in protein, DNA, RNA chains [i](#)

In the following table, the Atoms column lists the number of modelled atoms in the group and the number defined in the chemical component dictionary. The B-factors column lists the minimum, median, 95<sup>th</sup> percentile and maximum values of B factors of atoms in the group. The column labelled 'Q< 0.9' lists the number of atoms with occupancy less than 0.9.

Mol	Type	Chain	Res	Atoms	RSCC	RSR	B-factors(Å <sup>2</sup> )	Q<0.9
2	WFP	l	2	13/14	0.86	0.39	62,76,83,84	0
2	MP8	l	7	8/9	0.89	0.30	82,84,89,90	0
2	YCP	l	5	8/9	0.90	0.28	79,84,86,89	0
2	YCP	t	5	8/9	0.90	0.28	69,70,71,73	0
2	MP8	k	7	8/9	0.90	0.21	59,64,70,74	0
2	YCP	e	5	8/9	0.90	0.27	62,65,69,70	0
2	YCP	k	5	8/9	0.91	0.18	59,68,70,72	0
2	YCP	h	5	8/9	0.92	0.17	58,67,73,74	0
2	YCP	d	5	8/9	0.92	0.25	59,65,71,71	0
2	WFP	e	2	13/14	0.92	0.42	58,64,70,70	0
2	WFP	u	2	13/14	0.93	0.24	58,62,69,70	0
2	YCP	u	5	8/9	0.93	0.19	63,68,69,72	0
2	MP8	e	7	8/9	0.93	0.18	64,68,69,70	0
2	WFP	h	2	13/14	0.93	0.18	57,60,66,73	0
2	YCP	r	5	8/9	0.93	0.20	53,56,57,66	0
2	MP8	u	7	8/9	0.93	0.28	63,67,71,73	0
2	WFP	t	2	13/14	0.94	0.20	49,57,65,66	0
2	YCP	q	5	8/9	0.94	0.19	51,56,58,60	0
2	MP8	t	7	8/9	0.94	0.16	67,69,71,74	0
2	MP8	h	7	8/9	0.94	0.16	69,71,75,75	0
2	YCP	n	5	8/9	0.95	0.26	53,58,58,61	0
2	YCP	o	5	8/9	0.95	0.26	45,49,53,57	0
2	MP8	i	7	8/9	0.95	0.17	56,61,63,65	0
2	WFP	i	2	13/14	0.95	0.18	54,61,66,67	0
2	YCP	j	5	8/9	0.95	0.17	57,59,61,62	0
2	MP8	o	7	8/9	0.95	0.16	44,45,57,60	0
2	MP8	q	7	8/9	0.95	0.16	39,46,53,54	0
2	MP8	r	7	8/9	0.95	0.17	40,51,54,57	0
2	WFP	v	2	13/14	0.95	0.17	51,54,60,61	0
2	YCP	f	5	8/9	0.95	0.18	49,56,58,60	0
2	MP8	c	7	8/9	0.96	0.16	39,42,44,50	0
2	MP8	d	7	8/9	0.96	0.14	49,57,59,61	0
2	WFP	f	2	13/14	0.96	0.16	43,47,59,61	0
2	MP8	f	7	8/9	0.96	0.16	47,49,52,55	0
2	YCP	m	5	8/9	0.96	0.17	37,47,50,50	0
2	WFP	j	2	13/14	0.96	0.18	39,44,48,59	0
2	YCP	g	5	8/9	0.96	0.21	43,45,47,52	0

*Continued on next page...*

Continued from previous page...

Mol	Type	Chain	Res	Atoms	RSCC	RSR	B-factors( $\text{\AA}^2$ )	Q<0.9
2	WFP	k	2	13/14	0.96	0.23	52,55,62,68	0
2	MP8	m	7	8/9	0.96	0.15	36,39,43,48	0
2	YCP	i	5	8/9	0.96	0.25	58,66,68,70	0
2	YCP	c	5	8/9	0.96	0.18	35,39,44,45	0
2	WFP	d	2	13/14	0.96	0.20	37,50,53,59	0
2	YCP	v	5	8/9	0.96	0.14	45,50,52,54	0
2	YCP	w	5	8/9	0.96	0.13	50,52,55,57	0
2	MP8	v	7	8/9	0.96	0.17	43,48,51,53	0
2	MP8	w	7	8/9	0.96	0.17	39,44,49,52	0
2	WFP	g	2	13/14	0.97	0.15	31,37,48,48	0
2	WFP	m	2	13/14	0.97	0.17	31,39,47,51	0
2	WFP	n	2	13/14	0.97	0.20	36,43,49,61	0
2	MP8	n	7	8/9	0.97	0.14	34,45,46,50	0
2	YCP	p	5	8/9	0.97	0.18	39,48,49,49	0
2	MP8	p	7	8/9	0.97	0.16	37,41,44,44	0
2	WFP	w	2	13/14	0.97	0.17	38,42,44,52	0
2	WFP	o	2	13/14	0.97	0.18	36,41,46,47	0
2	MP8	g	7	8/9	0.97	0.16	35,45,49,51	0
2	WFP	p	2	13/14	0.97	0.16	39,42,46,47	0
2	WFP	r	2	13/14	0.97	0.18	43,45,60,63	0
2	MP8	j	7	8/9	0.97	0.20	44,51,61,61	0
2	WFP	q	2	13/14	0.98	0.16	36,43,47,49	0
2	WFP	c	2	13/14	0.98	0.16	26,39,42,43	0

### 6.3 Carbohydrates [i](#)

There are no monosaccharides in this entry.

### 6.4 Ligands [i](#)

There are no ligands in this entry.

### 6.5 Other polymers [i](#)

There are no such residues in this entry.