



Full wwPDB EM Validation Report ⓘ

Dec 10, 2022 – 01:41 pm GMT

PDB ID : 6QL6
EMDB ID : EMD-4578
Title : Structure of Fatty acid synthase complex from *Saccharomyces cerevisiae* at 2.9 Angstrom
Authors : Singh, K.; Graf, B.; Linden, A.; Sautner, V.; Urlaub, H.; Tittmann, K.; Stark, H.; Chari, A.
Deposited on : 2019-01-31
Resolution : 2.90 Å(reported)

This is a Full wwPDB EM Validation Report for a publicly released PDB entry.

We welcome your comments at validation@mail.wwpdb.org

A user guide is available at

<https://www.wwpdb.org/validation/2017/EMValidationReportHelp>

with specific help available everywhere you see the ⓘ symbol.

The types of validation reports are described at

<http://www.wwpdb.org/validation/2017/FAQs#types>.

The following versions of software and data (see [references ⓘ](#)) were used in the production of this report:

EMDB validation analysis : 0.0.1.dev43
Mogul : 1.8.4, CSD as541be (2020)
MolProbity : 4.02b-467
buster-report : 1.1.7 (2018)
Percentile statistics : 20191225.v01 (using entries in the PDB archive December 25th 2019)
MapQ : 1.9.9
Ideal geometry (proteins) : Engh & Huber (2001)
Ideal geometry (DNA, RNA) : Parkinson et al. (1996)
Validation Pipeline (wwPDB-VP) : 2.31.3

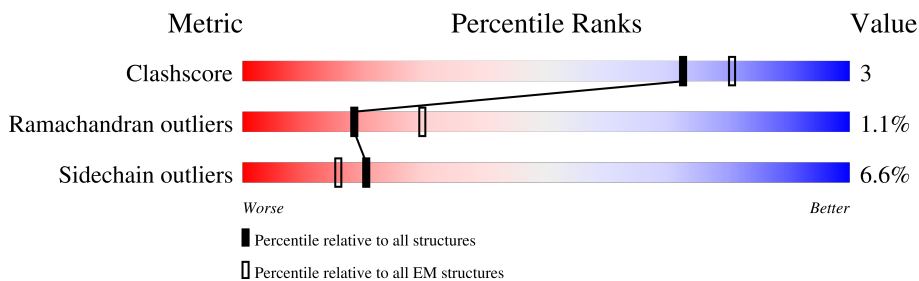
1 Overall quality at a glance

The following experimental techniques were used to determine the structure:

ELECTRON MICROSCOPY

The reported resolution of this entry is 2.90 Å.

Percentile scores (ranging between 0-100) for global validation metrics of the entry are shown in the following graphic. The table shows the number of entries on which the scores are based.







Metric	Whole archive (#Entries)	EM structures (#Entries)
Clashscore	158937	4297
Ramachandran outliers	154571	4023
Sidechain outliers	154315	3826

The table below summarises the geometric issues observed across the polymeric chains and their fit to the map. The red, orange, yellow and green segments of the bar indicate the fraction of residues that contain outliers for ≥ 3 , 2, 1 and 0 types of geometric quality criteria respectively. A grey segment represents the fraction of residues that are not modelled. The numeric value for each fraction is indicated below the corresponding segment, with a dot representing fractions $\leq 5\%$. The upper red bar (where present) indicates the fraction of residues that have poor fit to the EM map (all-atom inclusion $< 40\%$). The numeric value is given above the bar.

Mol	Chain	Length	Quality of chain
1	A	1887	
1	B	1887	
1	C	1887	
1	D	1887	
1	E	1887	
1	F	1887	
2	G	2040	
2	H	2040	

Continued on next page...

Continued from previous page...

Mol	Chain	Length	Quality of chain
2	I	2040	 86% 13% .
2	J	2040	 86% 13% .
2	K	2040	 86% 13% .
2	L	2040	 86% 13% .

2 Entry composition [i](#)

There are 4 unique types of molecules in this entry. The entry contains 178362 atoms, of which 0 are hydrogens and 0 are deuteriums.

In the tables below, the AltConf column contains the number of residues with at least one atom in alternate conformation and the Trace column contains the number of residues modelled with at most 2 atoms.

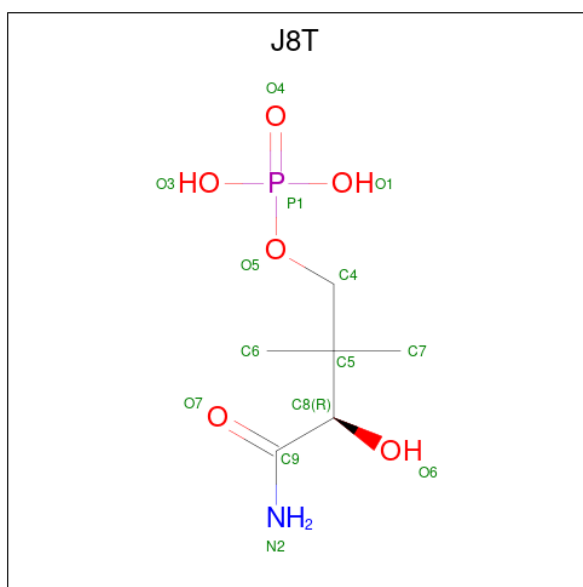
- Molecule 1 is a protein called Fatty acid synthase subunit alpha.

Mol	Chain	Residues	Atoms					AltConf	Trace
			Total	C	N	O	S		
1	A	1757	Total	C	N	O	S	0	0
			13665	8650	2305	2658	52		
1	B	1757	Total	C	N	O	S	0	0
			13665	8650	2305	2658	52		
1	C	1757	Total	C	N	O	S	0	0
			13665	8650	2305	2658	52		
1	D	1757	Total	C	N	O	S	0	0
			13665	8650	2305	2658	52		
1	E	1757	Total	C	N	O	S	0	0
			13665	8650	2305	2658	52		
1	F	1757	Total	C	N	O	S	0	0
			13665	8650	2305	2658	52		

- Molecule 2 is a protein called Fatty acid synthase subunit beta.

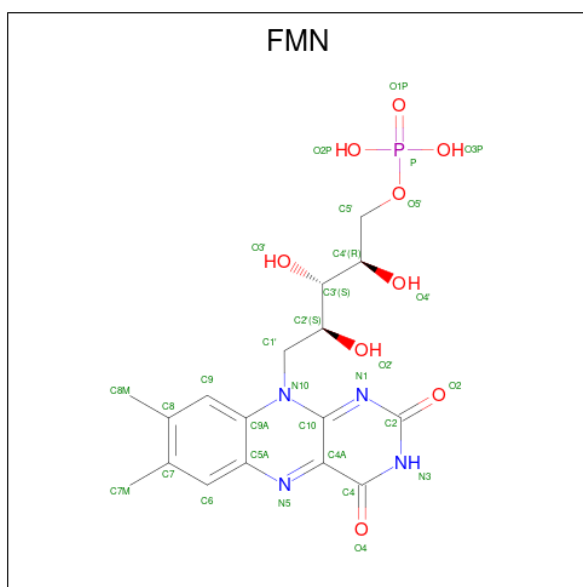
Mol	Chain	Residues	Atoms					AltConf	Trace
			Total	C	N	O	S		
2	G	2036	Total	C	N	O	S	0	0
			16018	10265	2663	3034	56		
2	H	2036	Total	C	N	O	S	0	0
			16018	10265	2663	3034	56		
2	I	2036	Total	C	N	O	S	0	0
			16018	10265	2663	3034	56		
2	J	2036	Total	C	N	O	S	0	0
			16018	10265	2663	3034	56		
2	K	2036	Total	C	N	O	S	0	0
			16018	10265	2663	3034	56		
2	L	2036	Total	C	N	O	S	0	0
			16018	10265	2663	3034	56		

- Molecule 3 is [(3 {R})-4-azanyl-2,2-dimethyl-3-oxidanyl-4-oxidanylidene-butyl] dihydrogen phosphate (three-letter code: J8T) (formula: C₆H₁₄NO₆P).



Mol	Chain	Residues	Atoms					AltConf
			Total	C	N	O	P	
3	A	1	Total 13	C 6	N 1	O 5	P 1	0
3	B	1	Total 13	C 6	N 1	O 5	P 1	0
3	C	1	Total 13	C 6	N 1	O 5	P 1	0
3	D	1	Total 13	C 6	N 1	O 5	P 1	0
3	E	1	Total 13	C 6	N 1	O 5	P 1	0
3	F	1	Total 13	C 6	N 1	O 5	P 1	0

- Molecule 4 is FLAVIN MONONUCLEOTIDE (three-letter code: FMN) (formula: C₁₇H₂₁N₄O₉P).




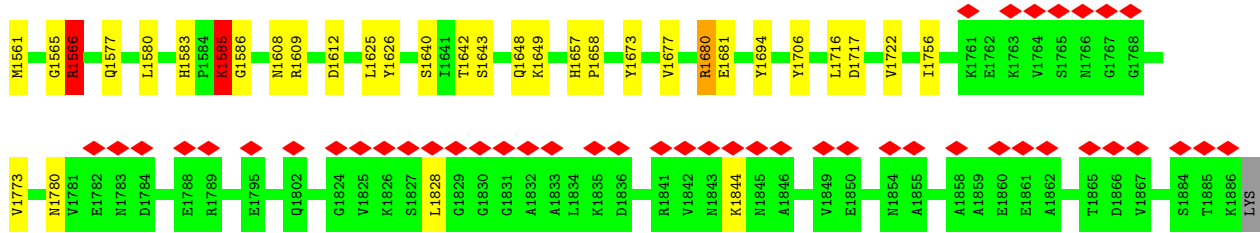
Mol	Chain	Residues	Atoms					AltConf
			Total	C	N	O	P	
4	G	1	Total	C	N	O	P	0
			31	17	4	9	1	
4	H	1	Total	C	N	O	P	0
			31	17	4	9	1	
4	I	1	Total	C	N	O	P	0
			31	17	4	9	1	
4	J	1	Total	C	N	O	P	0
			31	17	4	9	1	
4	K	1	Total	C	N	O	P	0
			31	17	4	9	1	
4	L	1	Total	C	N	O	P	0
			31	17	4	9	1	

3 Residue-property plots [i](#)

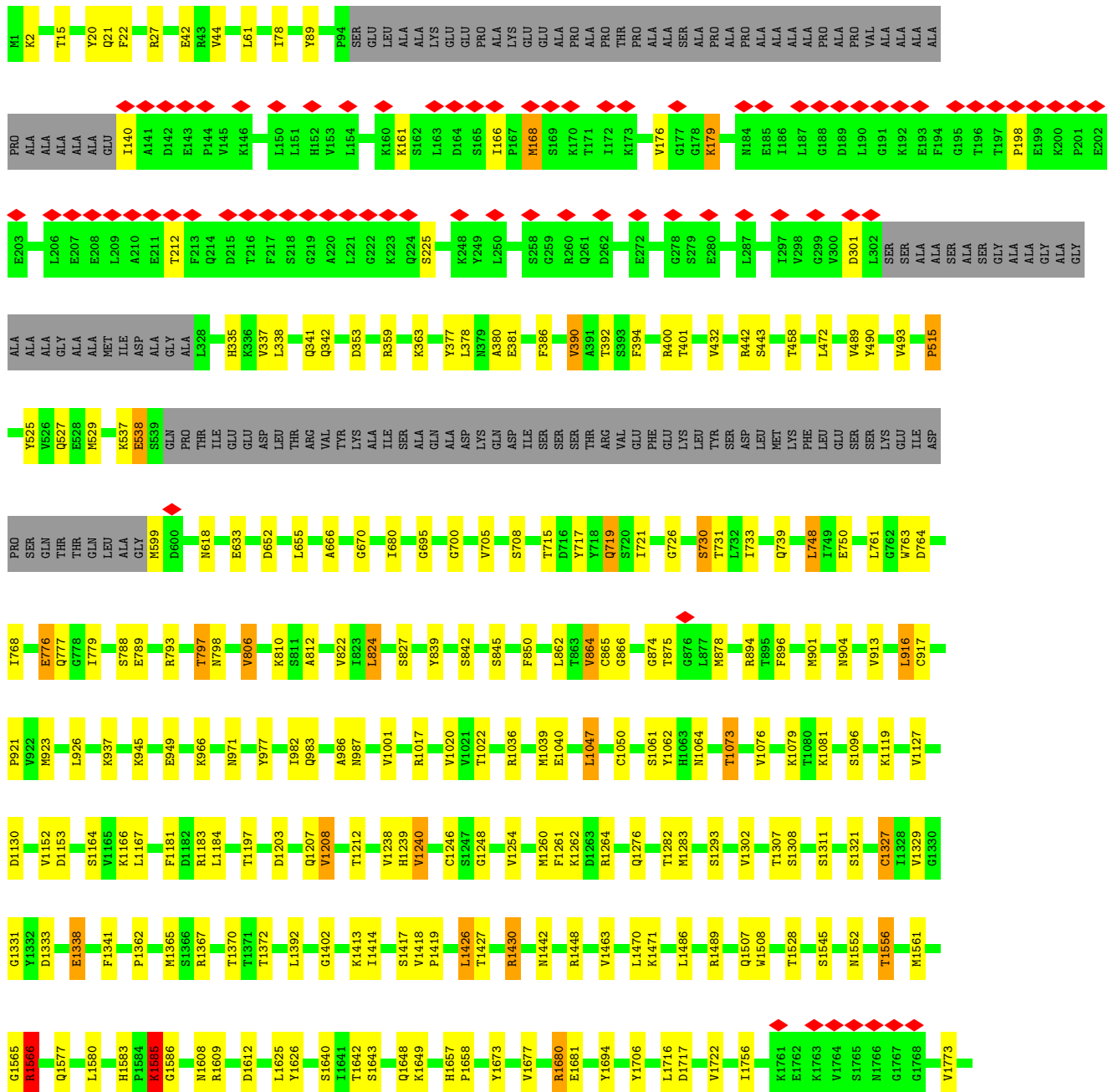
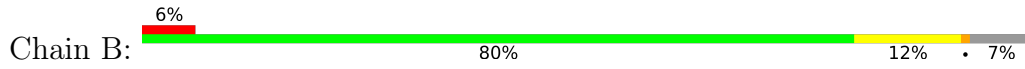
These plots are drawn for all protein, RNA, DNA and oligosaccharide chains in the entry. The first graphic for a chain summarises the proportions of the various outlier classes displayed in the second graphic. The second graphic shows the sequence view annotated by issues in geometry and atom inclusion in map density. Residues are color-coded according to the number of geometric quality criteria for which they contain at least one outlier: green = 0, yellow = 1, orange = 2 and red = 3 or more. A red diamond above a residue indicates a poor fit to the EM map for this residue (all-atom inclusion < 40%). Stretches of 2 or more consecutive residues without any outlier are shown as a green connector. Residues present in the sample, but not in the model, are shown in grey.

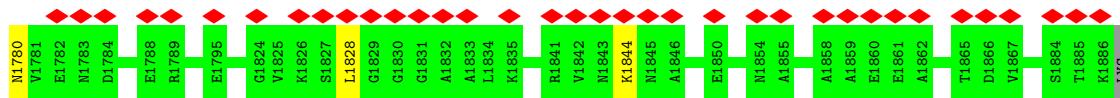
• Molecule 1: Fatty acid synthase subunit alpha



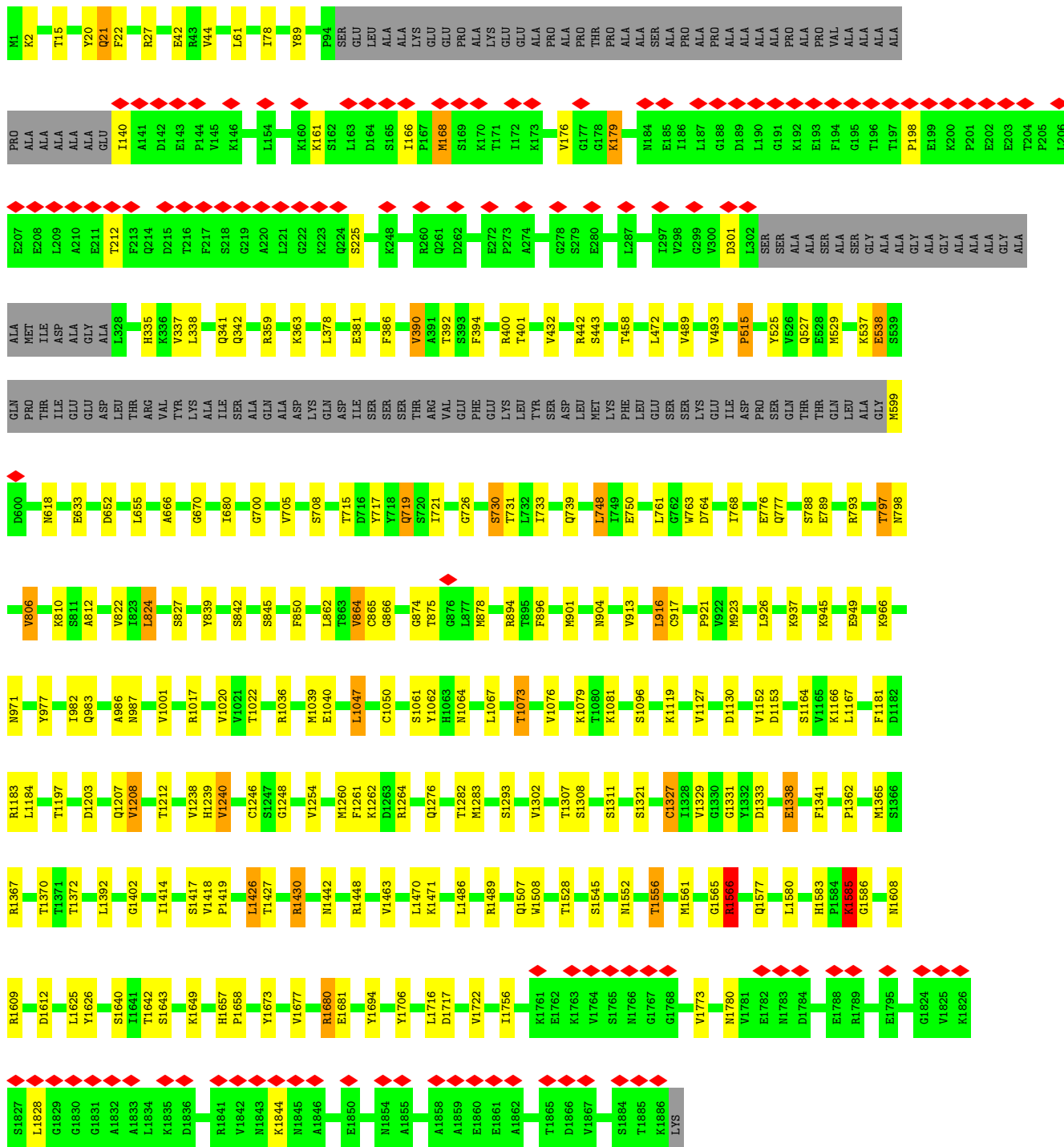
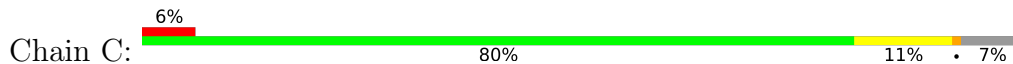


• Molecule 1: Fatty acid synthase subunit alpha






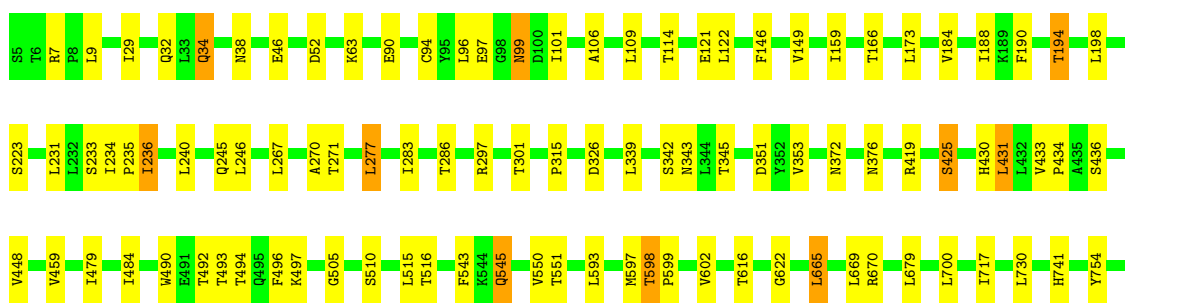
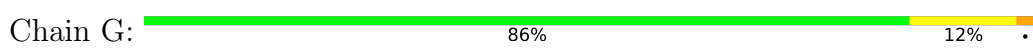
• Molecule 1: Fatty acid synthase subunit alpha

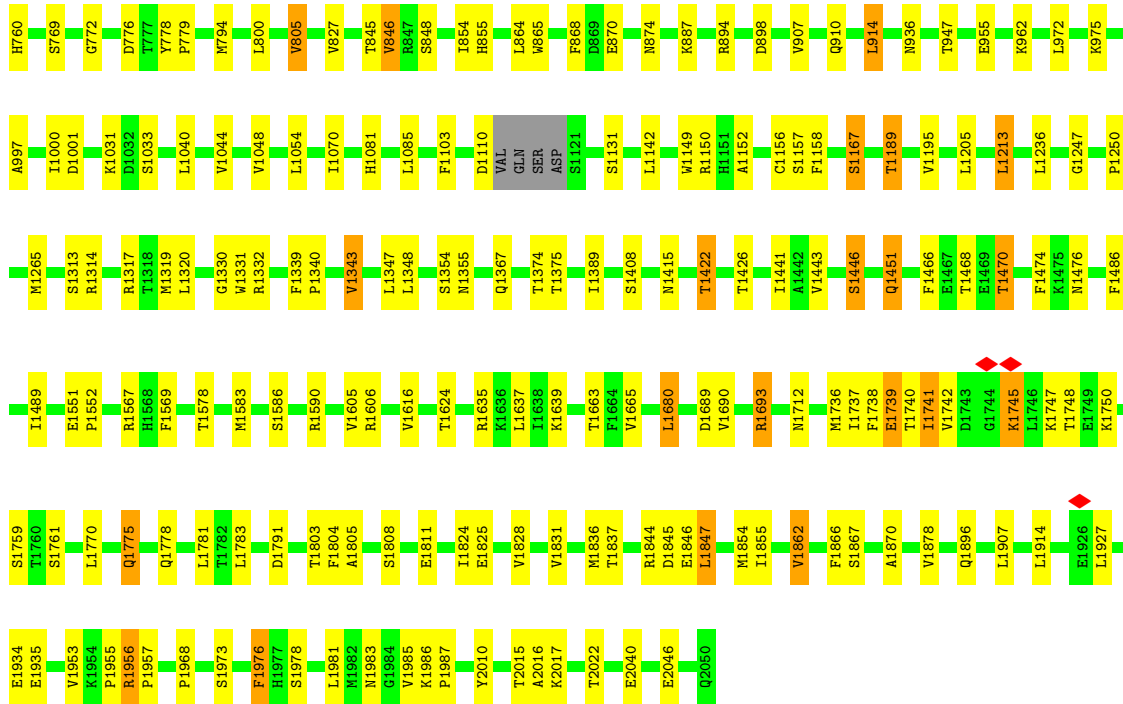


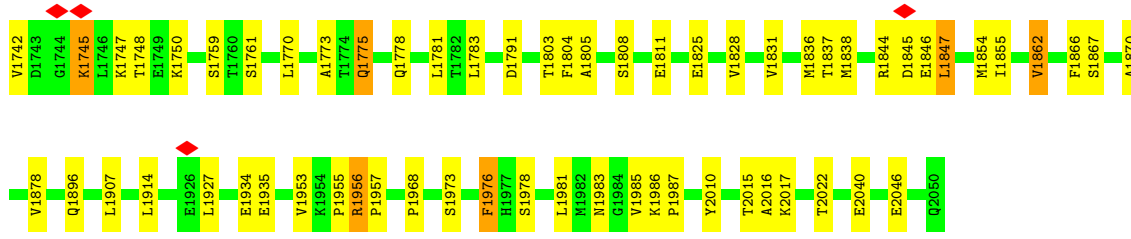
• Molecule 1: Fatty acid synthase subunit alpha



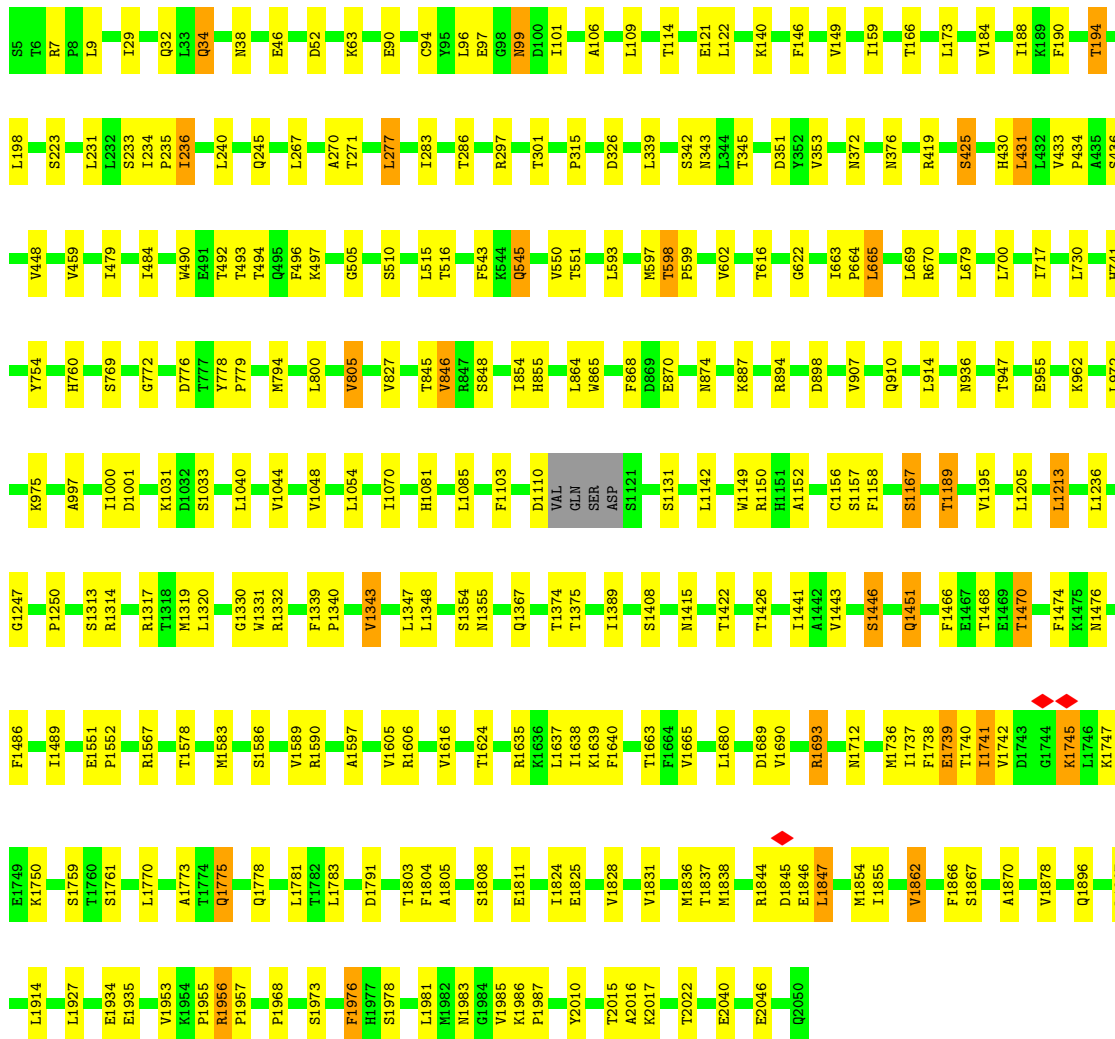
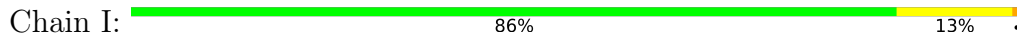
• Molecule 2: Fatty acid synthase subunit beta



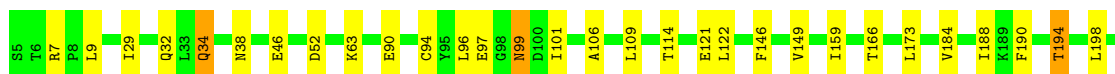
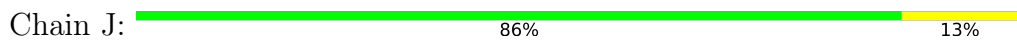


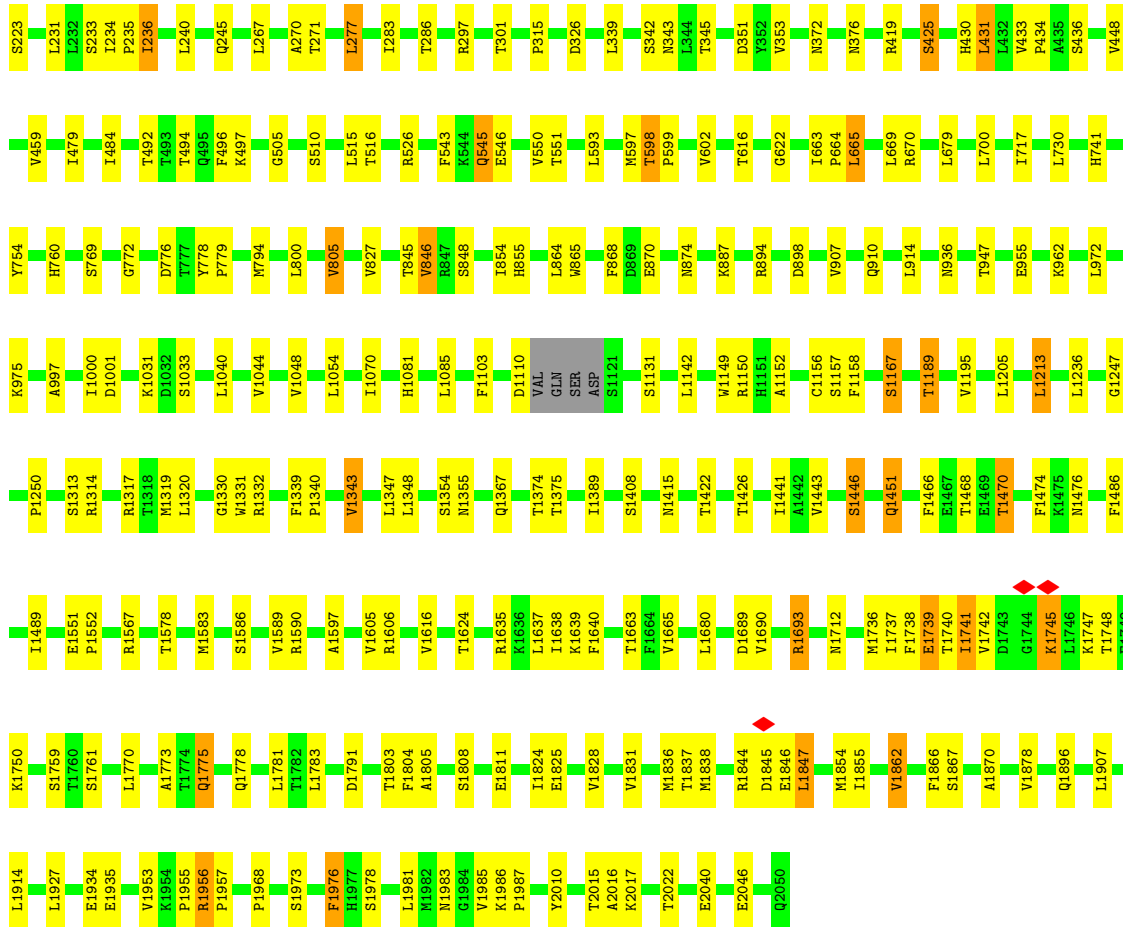


• Molecule 2: Fatty acid synthase subunit beta

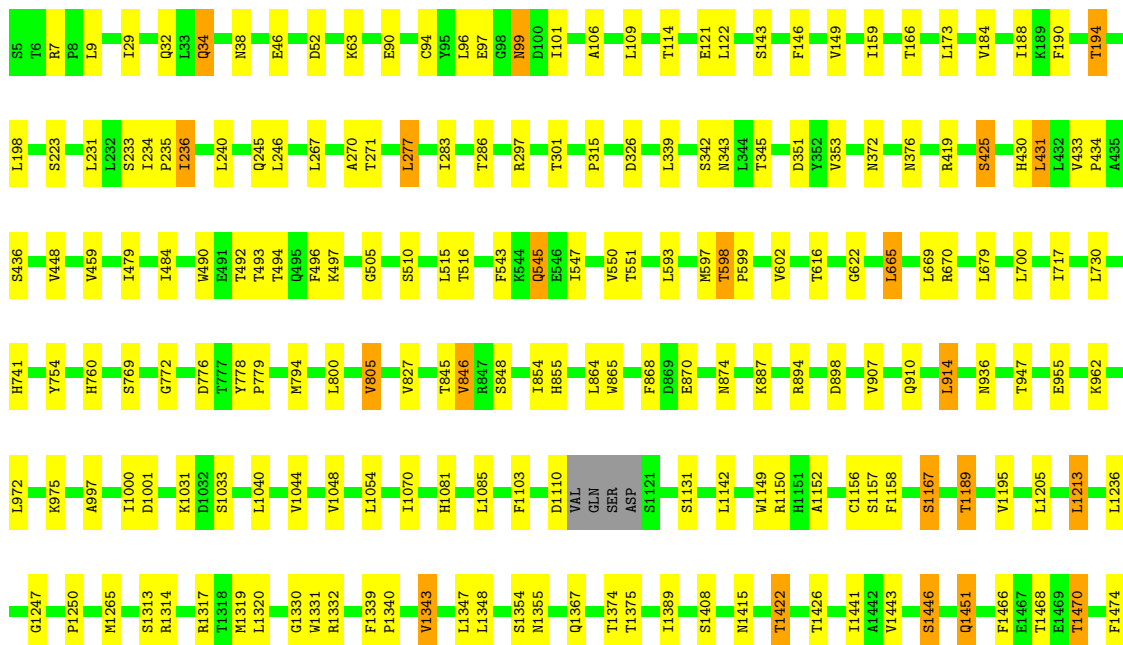
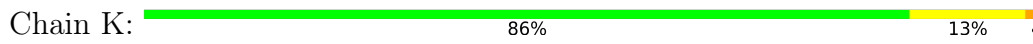


• Molecule 2: Fatty acid synthase subunit beta





• Molecule 2: Fatty acid synthase subunit beta



4 Experimental information

Property	Value	Source
EM reconstruction method	SINGLE PARTICLE	Depositor
Imposed symmetry	POINT, D3	Depositor
Number of particles used	144526	Depositor
Resolution determination method	FSC 0.143 CUT-OFF	Depositor
CTF correction method	PHASE FLIPPING AND AMPLITUDE CORRECTION	Depositor
Microscope	FEI TITAN KRIOS	Depositor
Voltage (kV)	300	Depositor
Electron dose ($e^-/\text{\AA}^2$)	62	Depositor
Minimum defocus (nm)	1000	Depositor
Maximum defocus (nm)	3000	Depositor
Magnification	132000	Depositor
Image detector	FEI FALCON III (4k x 4k)	Depositor
Maximum map value	0.106	Depositor
Minimum map value	-0.043	Depositor
Average map value	0.001	Depositor
Map value standard deviation	0.008	Depositor
Recommended contour level	0.01	Depositor
Map size (Å)	339.19998, 339.19998, 339.19998	wwPDB
Map dimensions	320, 320, 320	wwPDB
Map angles (°)	90.0, 90.0, 90.0	wwPDB
Pixel spacing (Å)	1.06, 1.06, 1.06	Depositor

5 Model quality i

5.1 Standard geometry i

Bond lengths and bond angles in the following residue types are not validated in this section: FMN, J8T

The Z score for a bond length (or angle) is the number of standard deviations the observed value is removed from the expected value. A bond length (or angle) with $|Z| > 5$ is considered an outlier worth inspection. RMSZ is the root-mean-square of all Z scores of the bond lengths (or angles).

Mol	Chain	Bond lengths		Bond angles	
		RMSZ	# Z >5	RMSZ	# Z >5
1	A	0.75	0/13918	0.93	5/18809 (0.0%)
1	B	0.75	0/13918	0.93	5/18809 (0.0%)
1	C	0.75	0/13918	0.93	5/18809 (0.0%)
1	D	0.75	0/13918	0.93	5/18809 (0.0%)
1	E	0.75	0/13918	0.93	5/18809 (0.0%)
1	F	0.75	0/13918	0.93	5/18809 (0.0%)
2	G	0.68	0/16383	0.86	0/22229
2	H	0.68	0/16383	0.86	0/22229
2	I	0.68	0/16383	0.86	0/22229
2	J	0.68	0/16383	0.86	0/22229
2	K	0.68	0/16383	0.86	0/22229
2	L	0.68	0/16383	0.86	0/22229
All	All	0.71	0/181806	0.89	30/246228 (0.0%)

Chiral center outliers are detected by calculating the chiral volume of a chiral center and verifying if the center is modelled as a planar moiety or with the opposite hand. A planarity outlier is detected by checking planarity of atoms in a peptide group, atoms in a mainchain group or atoms of a sidechain that are expected to be planar.

Mol	Chain	#Chirality outliers	#Planarity outliers
1	A	0	1
1	B	0	1
1	C	0	1
1	D	0	1
1	E	0	1
1	F	0	1
2	G	0	3
2	H	0	3
2	I	0	3
2	J	0	3
2	K	0	3

Continued on next page...

Continued from previous page...

Mol	Chain	#Chirality outliers	#Planarity outliers
2	L	0	3
All	All	0	24

There are no bond length outliers.

All (30) bond angle outliers are listed below:

Mol	Chain	Res	Type	Atoms	Z	Observed(°)	Ideal(°)
1	A	1017	ARG	CB-CA-C	6.41	123.22	110.40
1	C	1017	ARG	CB-CA-C	6.40	123.21	110.40
1	F	1017	ARG	CB-CA-C	6.39	123.18	110.40
1	B	1017	ARG	CB-CA-C	6.39	123.17	110.40
1	D	1017	ARG	CB-CA-C	6.38	123.16	110.40
1	E	1017	ARG	CB-CA-C	6.34	123.08	110.40
1	A	1585	LYS	CB-CA-C	6.32	123.04	110.40
1	C	1585	LYS	CB-CA-C	6.30	123.00	110.40
1	E	1585	LYS	CB-CA-C	6.24	122.88	110.40
1	B	1585	LYS	CB-CA-C	6.22	122.85	110.40
1	F	1585	LYS	CB-CA-C	6.22	122.83	110.40
1	D	1585	LYS	CB-CA-C	6.14	122.69	110.40
1	F	1680	ARG	CG-CD-NE	-6.09	99.01	111.80
1	E	1680	ARG	CG-CD-NE	-6.07	99.05	111.80
1	A	1680	ARG	CG-CD-NE	-6.07	99.06	111.80
1	D	1680	ARG	CG-CD-NE	-6.07	99.06	111.80
1	C	1680	ARG	CG-CD-NE	-6.06	99.07	111.80
1	B	1680	ARG	CG-CD-NE	-6.04	99.12	111.80
1	A	1566	ARG	NE-CZ-NH1	5.63	123.12	120.30
1	B	1566	ARG	NE-CZ-NH1	5.57	123.08	120.30
1	F	1566	ARG	NE-CZ-NH1	5.56	123.08	120.30
1	D	1566	ARG	NE-CZ-NH1	5.54	123.07	120.30
1	E	1566	ARG	NE-CZ-NH1	5.44	123.02	120.30
1	C	1566	ARG	NE-CZ-NH1	5.40	123.00	120.30
1	E	1264	ARG	CG-CD-NE	-5.14	101.00	111.80
1	A	1264	ARG	CG-CD-NE	-5.14	101.01	111.80
1	D	1264	ARG	CG-CD-NE	-5.12	101.06	111.80
1	C	1264	ARG	CG-CD-NE	-5.12	101.06	111.80
1	F	1264	ARG	CG-CD-NE	-5.08	101.14	111.80
1	B	1264	ARG	CG-CD-NE	-5.05	101.20	111.80

There are no chirality outliers.

All (24) planarity outliers are listed below:

Mol	Chain	Res	Type	Group
1	A	1565	GLY	Peptide
1	B	1565	GLY	Peptide
1	C	1565	GLY	Peptide
1	D	1565	GLY	Peptide
1	E	1565	GLY	Peptide
1	F	1565	GLY	Peptide
2	G	1605	VAL	Peptide
2	G	2046	GLU	Peptide
2	G	975	LYS	Peptide
2	H	1605	VAL	Peptide
2	H	2046	GLU	Peptide
2	H	975	LYS	Peptide
2	I	1605	VAL	Peptide
2	I	2046	GLU	Peptide
2	I	975	LYS	Peptide
2	J	1605	VAL	Peptide
2	J	2046	GLU	Peptide
2	J	975	LYS	Peptide
2	K	1605	VAL	Peptide
2	K	2046	GLU	Peptide
2	K	975	LYS	Peptide
2	L	1605	VAL	Peptide
2	L	2046	GLU	Peptide
2	L	975	LYS	Peptide

5.2 Too-close contacts [i](#)

In the following table, the Non-H and H(model) columns list the number of non-hydrogen atoms and hydrogen atoms in the chain respectively. The H(added) column lists the number of hydrogen atoms added and optimized by MolProbity. The Clashes column lists the number of clashes within the asymmetric unit, whereas Symm-Clashes lists symmetry-related clashes.

Mol	Chain	Non-H	H(model)	H(added)	Clashes	Symm-Clashes
1	A	13665	0	13647	107	0
1	B	13665	0	13647	103	0
1	C	13665	0	13647	99	0
1	D	13665	0	13647	100	0
1	E	13665	0	13647	107	0
1	F	13665	0	13647	103	0
2	G	16018	0	15993	110	0
2	H	16018	0	15993	114	0
2	I	16018	0	15993	111	0
2	J	16018	0	15993	111	0

Continued on next page...

Continued from previous page...

Mol	Chain	Non-H	H(model)	H(added)	Clashes	Symm-Clashes
2	K	16018	0	15993	112	0
2	L	16018	0	15993	115	0
3	A	13	0	0	1	0
3	B	13	0	0	1	0
3	C	13	0	0	1	0
3	D	13	0	0	1	0
3	E	13	0	0	1	0
3	F	13	0	0	1	0
4	G	31	0	19	2	0
4	H	31	0	19	2	0
4	I	31	0	19	2	0
4	J	31	0	19	2	0
4	K	31	0	19	2	0
4	L	31	0	19	2	0
All	All	178362	0	177954	1206	0

The all-atom clashscore is defined as the number of clashes found per 1000 atoms (including hydrogen atoms). The all-atom clashscore for this structure is 3.

All (1206) close contacts within the same asymmetric unit are listed below, sorted by their clash magnitude.

Atom-1	Atom-2	Interatomic distance (Å)	Clash overlap (Å)
3:B:1901:J8T:O4	1:E:1417:SER:OG	1.97	0.82
3:C:1901:J8T:O4	1:D:1417:SER:OG	1.98	0.81
3:A:1901:J8T:O4	1:F:1417:SER:OG	1.98	0.79
2:K:894:ARG:NH1	2:K:898:ASP:OD2	2.16	0.78
2:G:894:ARG:NH1	2:G:898:ASP:OD2	2.16	0.78
2:H:1741:ILE:HG22	2:H:1983:ASN:HA	1.65	0.78
2:H:894:ARG:NH1	2:H:898:ASP:OD2	2.16	0.78
2:L:894:ARG:NH1	2:L:898:ASP:OD2	2.16	0.78
1:C:1417:SER:OG	3:D:1901:J8T:O4	2.01	0.78
2:L:1741:ILE:HG22	2:L:1983:ASN:HA	1.64	0.78
1:B:1417:SER:OG	3:E:1901:J8T:O4	2.01	0.78
1:C:845:SER:OG	1:D:845:SER:OG	2.01	0.78
2:I:894:ARG:NH1	2:I:898:ASP:OD2	2.16	0.77
2:J:894:ARG:NH1	2:J:898:ASP:OD2	2.16	0.77
2:K:1741:ILE:HG22	2:K:1983:ASN:HA	1.64	0.77
2:J:1741:ILE:HG22	2:J:1983:ASN:HA	1.64	0.77
1:A:845:SER:OG	1:F:845:SER:OG	2.01	0.77
2:I:1741:ILE:HG22	2:I:1983:ASN:HA	1.64	0.77
2:G:1741:ILE:HG22	2:G:1983:ASN:HA	1.65	0.77

Continued on next page...

Continued from previous page...

Atom-1	Atom-2	Interatomic distance (Å)	Clash overlap (Å)
1:B:845:SER:OG	1:E:845:SER:OG	2.01	0.77
1:A:1417:SER:OG	3:F:1901:J8T:O4	2.01	0.75
2:H:1739:GLU:O	2:H:1987:PRO:HD3	1.90	0.71
2:J:1739:GLU:O	2:J:1987:PRO:HD3	1.90	0.71
2:L:1739:GLU:O	2:L:1987:PRO:HD3	1.90	0.71
2:I:1739:GLU:O	2:I:1987:PRO:HD3	1.90	0.71
2:G:1739:GLU:O	2:G:1987:PRO:HD3	1.90	0.71
2:K:1739:GLU:O	2:K:1987:PRO:HD3	1.90	0.71
1:C:1261:PHE:CE1	1:F:1338:GLU:HG3	2.29	0.68
1:B:1338:GLU:HG3	1:D:1261:PHE:CE1	2.29	0.68
1:B:1261:PHE:CE1	1:D:1338:GLU:HG3	2.29	0.68
1:C:1338:GLU:HG3	1:F:1261:PHE:CE1	2.29	0.68
1:A:1261:PHE:CE1	1:E:1338:GLU:HG3	2.29	0.67
1:A:1338:GLU:HG3	1:E:1261:PHE:CE1	2.29	0.67
2:H:1742:VAL:HG22	2:H:1983:ASN:HD22	1.62	0.65
2:L:1742:VAL:HG22	2:L:1983:ASN:HD22	1.62	0.65
2:G:1742:VAL:HG22	2:G:1983:ASN:HD22	1.62	0.64
2:K:1742:VAL:HG22	2:K:1983:ASN:HD22	1.62	0.64
2:K:870:GLU:O	2:K:874:ASN:ND2	2.31	0.64
2:I:1742:VAL:HG22	2:I:1983:ASN:HD22	1.62	0.63
2:J:1742:VAL:HG22	2:J:1983:ASN:HD22	1.62	0.63
2:G:870:GLU:O	2:G:874:ASN:ND2	2.31	0.63
2:L:870:GLU:O	2:L:874:ASN:ND2	2.31	0.63
2:H:870:GLU:O	2:H:874:ASN:ND2	2.31	0.63
2:J:870:GLU:O	2:J:874:ASN:ND2	2.31	0.63
2:I:870:GLU:O	2:I:874:ASN:ND2	2.31	0.62
2:I:2015:THR:O	2:I:2017:LYS:N	2.34	0.61
2:H:2015:THR:O	2:H:2017:LYS:N	2.34	0.61
2:J:2015:THR:O	2:J:2017:LYS:N	2.34	0.61
2:L:2015:THR:O	2:L:2017:LYS:N	2.34	0.61
1:B:1039:MET:O	1:B:1609:ARG:NH2	2.34	0.61
1:F:1039:MET:O	1:F:1609:ARG:NH2	2.34	0.61
2:H:245:GLN:HE21	2:H:505:GLY:HA2	1.66	0.61
2:J:1314:ARG:NH2	2:L:315:PRO:O	2.34	0.60
2:L:245:GLN:HE21	2:L:505:GLY:HA2	1.66	0.60
2:G:315:PRO:O	2:H:1314:ARG:NH2	2.34	0.60
2:I:245:GLN:HE21	2:I:505:GLY:HA2	1.66	0.60
2:J:245:GLN:HE21	2:J:505:GLY:HA2	1.66	0.60
2:H:315:PRO:O	2:I:1314:ARG:NH2	2.34	0.60
2:K:315:PRO:O	2:L:1314:ARG:NH2	2.35	0.60
2:J:315:PRO:O	2:K:1314:ARG:NH2	2.34	0.60

Continued on next page...

Continued from previous page...

Atom-1	Atom-2	Interatomic distance (Å)	Clash overlap (Å)
1:A:717:TYR:CZ	1:A:721:ILE:HD11	2.37	0.60
2:G:1314:ARG:NH2	2:I:315:PRO:O	2.34	0.60
2:G:1986:LYS:N	2:G:1987:PRO:HD2	2.17	0.60
1:D:1039:MET:O	1:D:1609:ARG:NH2	2.34	0.60
1:E:717:TYR:CZ	1:E:721:ILE:HD11	2.37	0.60
2:K:1986:LYS:N	2:K:1987:PRO:HD2	2.17	0.60
2:H:1986:LYS:N	2:H:1987:PRO:HD2	2.17	0.59
2:G:245:GLN:HE21	2:G:505:GLY:HA2	1.66	0.59
1:C:1039:MET:O	1:C:1609:ARG:NH2	2.34	0.59
1:E:1039:MET:O	1:E:1609:ARG:NH2	2.34	0.59
1:A:1039:MET:O	1:A:1609:ARG:NH2	2.34	0.59
1:C:717:TYR:CZ	1:C:721:ILE:HD11	2.37	0.59
1:D:717:TYR:CZ	1:D:721:ILE:HD11	2.37	0.59
2:L:1986:LYS:N	2:L:1987:PRO:HD2	2.17	0.59
2:K:245:GLN:HE21	2:K:505:GLY:HA2	1.66	0.59
2:I:1986:LYS:N	2:I:1987:PRO:HD2	2.17	0.59
2:L:231:LEU:HA	2:L:236:ILE:HD11	1.84	0.59
2:J:1986:LYS:N	2:J:1987:PRO:HD2	2.17	0.59
1:A:168:MET:SD	1:A:168:MET:N	2.75	0.59
1:E:168:MET:SD	1:E:168:MET:N	2.75	0.59
1:C:168:MET:SD	1:C:168:MET:N	2.75	0.59
1:D:168:MET:SD	1:D:168:MET:N	2.75	0.59
2:H:231:LEU:HA	2:H:236:ILE:HD11	1.84	0.59
2:K:2015:THR:O	2:K:2017:LYS:N	2.34	0.59
1:A:1276:GLN:O	1:A:1282:THR:HG21	2.03	0.58
1:B:717:TYR:CZ	1:B:721:ILE:HD11	2.37	0.58
2:I:1054:LEU:HB2	4:I:2101:FMN:HM72	1.84	0.58
2:J:1054:LEU:HB2	4:J:2101:FMN:HM72	1.84	0.58
2:G:2015:THR:O	2:G:2017:LYS:N	2.34	0.58
1:C:1276:GLN:O	1:C:1282:THR:HG21	2.03	0.58
1:D:1276:GLN:O	1:D:1282:THR:HG21	2.03	0.58
1:F:717:TYR:CZ	1:F:721:ILE:HD11	2.37	0.58
2:I:231:LEU:HA	2:I:236:ILE:HD11	1.84	0.58
2:J:231:LEU:HA	2:J:236:ILE:HD11	1.84	0.58
1:E:1276:GLN:O	1:E:1282:THR:HG21	2.03	0.58
1:F:1276:GLN:O	1:F:1282:THR:HG21	2.03	0.58
2:K:231:LEU:HA	2:K:236:ILE:HD11	1.84	0.58
2:G:231:LEU:HA	2:G:236:ILE:HD11	1.84	0.58
1:B:1276:GLN:O	1:B:1282:THR:HG21	2.03	0.58
2:K:1054:LEU:HB2	4:K:2101:FMN:HM72	1.86	0.58
2:G:1745:LYS:CE	2:G:1745:LYS:HA	2.34	0.58

Continued on next page...

Continued from previous page...

Atom-1	Atom-2	Interatomic distance (Å)	Clash overlap (Å)
2:K:1745:LYS:HA	2:K:1745:LYS:CE	2.34	0.58
2:G:1054:LEU:HB2	4:G:2101:FMN:HM72	1.86	0.58
2:H:1745:LYS:HA	2:H:1745:LYS:CE	2.34	0.58
2:L:1745:LYS:CE	2:L:1745:LYS:HA	2.34	0.58
2:I:1778:GLN:HB3	2:I:1831:VAL:HG13	1.86	0.57
2:J:1778:GLN:HB3	2:J:1831:VAL:HG13	1.86	0.57
1:A:161:LYS:HD2	1:A:166:ILE:HD11	1.85	0.57
1:E:1064:ASN:ND2	1:E:1073:THR:OG1	2.37	0.57
1:A:1064:ASN:ND2	1:A:1073:THR:OG1	2.37	0.57
2:I:1745:LYS:HA	2:I:1745:LYS:CE	2.34	0.57
2:J:1745:LYS:HA	2:J:1745:LYS:CE	2.34	0.57
2:H:234:ILE:N	2:H:235:PRO:CD	2.68	0.57
2:L:234:ILE:N	2:L:235:PRO:CD	2.68	0.57
2:G:1778:GLN:HB3	2:G:1831:VAL:HG13	1.86	0.57
1:C:1302:VAL:HG23	1:F:1302:VAL:HG23	1.86	0.57
1:E:161:LYS:HD2	1:E:166:ILE:HD11	1.86	0.57
2:H:1156:CYS:SG	2:H:1250:PRO:HD2	2.45	0.57
2:K:1778:GLN:HB3	2:K:1831:VAL:HG13	1.86	0.57
2:L:1156:CYS:SG	2:L:1250:PRO:HD2	2.45	0.57
1:A:1302:VAL:HG23	1:E:1302:VAL:HG23	1.86	0.57
1:B:1302:VAL:HG23	1:D:1302:VAL:HG23	1.86	0.57
1:F:161:LYS:HD2	1:F:166:ILE:HD11	1.85	0.57
2:G:1156:CYS:SG	2:G:1250:PRO:HD2	2.45	0.57
2:K:234:ILE:N	2:K:235:PRO:CD	2.68	0.57
2:G:234:ILE:N	2:G:235:PRO:CD	2.68	0.57
1:B:161:LYS:HD2	1:B:166:ILE:HD11	1.85	0.57
1:D:161:LYS:HD2	1:D:166:ILE:HD11	1.86	0.57
2:L:1054:LEU:HB2	4:L:2101:FMN:HM72	1.85	0.57
2:H:1054:LEU:HB2	4:H:2101:FMN:HM72	1.85	0.57
2:K:1156:CYS:SG	2:K:1250:PRO:HD2	2.45	0.57
1:C:1064:ASN:ND2	1:C:1073:THR:OG1	2.37	0.56
1:D:1064:ASN:ND2	1:D:1073:THR:OG1	2.37	0.56
2:H:1778:GLN:HB3	2:H:1831:VAL:HG13	1.86	0.56
2:G:1689:ASP:O	2:G:1693:ARG:HB2	2.06	0.56
1:B:168:MET:SD	1:B:168:MET:N	2.75	0.56
1:C:161:LYS:HD2	1:C:166:ILE:HD11	1.86	0.56
1:F:1064:ASN:ND2	1:F:1073:THR:OG1	2.37	0.56
2:I:1866:PHE:CE1	2:I:1870:ALA:HB1	2.41	0.56
2:J:1156:CYS:SG	2:J:1250:PRO:HD2	2.45	0.56
2:J:1866:PHE:CE1	2:J:1870:ALA:HB1	2.41	0.56
2:L:1778:GLN:HB3	2:L:1831:VAL:HG13	1.86	0.56

Continued on next page...

Continued from previous page...

Atom-1	Atom-2	Interatomic distance (Å)	Clash overlap (Å)
1:B:1064:ASN:ND2	1:B:1073:THR:OG1	2.37	0.56
2:I:234:ILE:N	2:I:235:PRO:CD	2.68	0.56
2:I:1156:CYS:SG	2:I:1250:PRO:HD2	2.45	0.56
2:J:234:ILE:N	2:J:235:PRO:CD	2.68	0.56
2:K:1689:ASP:O	2:K:1693:ARG:HB2	2.06	0.56
1:F:168:MET:SD	1:F:168:MET:N	2.75	0.56
2:L:1451:GLN:N	2:L:1451:GLN:HE21	2.03	0.56
1:D:793:ARG:HA	1:D:797:THR:HG23	1.88	0.56
2:G:1866:PHE:CE1	2:G:1870:ALA:HB1	2.41	0.56
2:H:1451:GLN:HE21	2:H:1451:GLN:N	2.04	0.56
2:H:1689:ASP:O	2:H:1693:ARG:HB2	2.06	0.56
2:K:1866:PHE:CE1	2:K:1870:ALA:HB1	2.41	0.56
2:L:1689:ASP:O	2:L:1693:ARG:HB2	2.06	0.56
1:C:793:ARG:HA	1:C:797:THR:HG23	1.88	0.56
2:I:1689:ASP:O	2:I:1693:ARG:HB2	2.06	0.55
2:I:159:ILE:HA	2:I:271:THR:O	2.06	0.55
2:I:1451:GLN:HE21	2:I:1451:GLN:N	2.04	0.55
2:J:159:ILE:HA	2:J:271:THR:O	2.06	0.55
2:J:1451:GLN:N	2:J:1451:GLN:HE21	2.04	0.55
2:K:1451:GLN:HE21	2:K:1451:GLN:N	2.03	0.55
2:J:1689:ASP:O	2:J:1693:ARG:HB2	2.06	0.55
1:D:1362:PRO:HA	1:D:1365:MET:SD	2.47	0.55
2:G:159:ILE:HA	2:G:271:THR:O	2.06	0.55
2:G:1451:GLN:HE21	2:G:1451:GLN:N	2.03	0.55
1:C:1362:PRO:HA	1:C:1365:MET:SD	2.47	0.55
2:H:159:ILE:HA	2:H:271:THR:O	2.06	0.55
2:L:159:ILE:HA	2:L:271:THR:O	2.06	0.55
2:L:1866:PHE:CE1	2:L:1870:ALA:HB1	2.41	0.55
2:K:159:ILE:HA	2:K:271:THR:O	2.06	0.55
1:C:1402:GLY:HA2	1:C:1658:PRO:HD3	1.88	0.55
2:H:1866:PHE:CE1	2:H:1870:ALA:HB1	2.41	0.55
2:K:52:ASP:O	2:K:63:LYS:NZ	2.40	0.55
2:G:52:ASP:O	2:G:63:LYS:NZ	2.40	0.55
1:B:1362:PRO:HA	1:B:1365:MET:SD	2.47	0.55
1:F:1362:PRO:HA	1:F:1365:MET:SD	2.47	0.55
1:D:1402:GLY:HA2	1:D:1658:PRO:HD3	1.88	0.55
2:J:52:ASP:O	2:J:63:LYS:NZ	2.40	0.55
2:I:52:ASP:O	2:I:63:LYS:NZ	2.40	0.54
2:I:1775:GLN:HG2	2:I:1836:MET:CE	2.37	0.54
1:F:793:ARG:HA	1:F:797:THR:HG23	1.88	0.54
1:F:1402:GLY:HA2	1:F:1658:PRO:HD3	1.88	0.54

Continued on next page...

Continued from previous page...

Atom-1	Atom-2	Interatomic distance (Å)	Clash overlap (Å)
1:B:793:ARG:HA	1:B:797:THR:HG23	1.88	0.54
2:J:1775:GLN:HG2	2:J:1836:MET:CE	2.37	0.54
2:G:1775:GLN:HG2	2:G:1836:MET:CE	2.37	0.54
1:E:793:ARG:HA	1:E:797:THR:HG23	1.88	0.54
2:K:1775:GLN:HG2	2:K:1836:MET:CE	2.37	0.54
1:B:1402:GLY:HA2	1:B:1658:PRO:HD3	1.88	0.54
1:E:1402:GLY:HA2	1:E:1658:PRO:HD3	1.88	0.54
1:A:1402:GLY:HA2	1:A:1658:PRO:HD3	1.88	0.54
1:A:793:ARG:HA	1:A:797:THR:HG23	1.88	0.54
1:B:1414:ILE:HG12	1:D:1293:SER:HB2	1.90	0.54
1:A:1362:PRO:HA	1:A:1365:MET:SD	2.47	0.54
2:H:52:ASP:O	2:H:63:LYS:NZ	2.40	0.54
2:L:52:ASP:O	2:L:63:LYS:NZ	2.40	0.54
1:C:1414:ILE:HG12	1:F:1293:SER:HB2	1.90	0.54
1:E:1362:PRO:HA	1:E:1365:MET:SD	2.47	0.54
1:D:966:LYS:CE	1:D:971:ASN:HD21	2.21	0.53
2:I:301:THR:HG21	2:I:448:VAL:HG21	1.90	0.53
2:J:301:THR:HG21	2:J:448:VAL:HG21	1.90	0.53
2:L:1775:GLN:HG2	2:L:1836:MET:CE	2.37	0.53
1:A:1414:ILE:HG12	1:E:1293:SER:HB2	1.90	0.53
1:B:1293:SER:HB2	1:D:1414:ILE:HG12	1.90	0.53
2:H:1775:GLN:HG2	2:H:1836:MET:CE	2.37	0.53
1:C:966:LYS:CE	1:C:971:ASN:HD21	2.22	0.53
1:F:966:LYS:CE	1:F:971:ASN:HD21	2.22	0.53
1:B:966:LYS:CE	1:B:971:ASN:HD21	2.22	0.53
1:C:1293:SER:HB2	1:F:1414:ILE:HG12	1.91	0.53
1:E:966:LYS:CE	1:E:971:ASN:HD21	2.21	0.53
1:F:1470:LEU:HD13	1:F:1489:ARG:HD2	1.91	0.53
1:A:1293:SER:HB2	1:E:1414:ILE:HG12	1.91	0.53
2:G:1956:ARG:HB3	2:G:1957:PRO:HD3	1.91	0.53
2:L:1956:ARG:HB3	2:L:1957:PRO:HD3	1.91	0.53
1:A:966:LYS:CE	1:A:971:ASN:HD21	2.22	0.53
1:B:1470:LEU:HD13	1:B:1489:ARG:HD2	1.91	0.53
2:I:1956:ARG:HB3	2:I:1957:PRO:HD3	1.91	0.53
1:B:986:ALA:HB2	1:B:1047:LEU:HD13	1.90	0.53
2:H:1956:ARG:HB3	2:H:1957:PRO:HD3	1.91	0.53
2:I:1330:GLY:HA2	2:I:1374:THR:HG21	1.91	0.53
2:J:1956:ARG:HB3	2:J:1957:PRO:HD3	1.91	0.53
2:G:1152:ALA:O	2:G:1156:CYS:HB2	2.09	0.52
2:H:301:THR:HG21	2:H:448:VAL:HG21	1.90	0.52
2:J:1330:GLY:HA2	2:J:1374:THR:HG21	1.91	0.52

Continued on next page...

Continued from previous page...

Atom-1	Atom-2	Interatomic distance (Å)	Clash overlap (Å)
2:K:301:THR:HG21	2:K:448:VAL:HG21	1.90	0.52
2:K:1152:ALA:O	2:K:1156:CYS:HB2	2.09	0.52
2:K:1956:ARG:HB3	2:K:1957:PRO:HD3	1.91	0.52
2:G:301:THR:HG21	2:G:448:VAL:HG21	1.90	0.52
1:F:986:ALA:HB2	1:F:1047:LEU:HD13	1.91	0.52
2:L:301:THR:HG21	2:L:448:VAL:HG21	1.90	0.52
2:H:1152:ALA:O	2:H:1156:CYS:HB2	2.09	0.52
2:L:1152:ALA:O	2:L:1156:CYS:HB2	2.09	0.52
1:A:986:ALA:HB2	1:A:1047:LEU:HD13	1.91	0.52
1:A:1246:CYS:SG	1:A:1327:CYS:SG	3.05	0.52
1:D:1470:LEU:HD13	1:D:1489:ARG:HD2	1.91	0.52
2:J:283:ILE:O	2:J:286:THR:HG22	2.09	0.52
1:A:1657:HIS:CD2	1:A:1658:PRO:HD2	2.45	0.52
2:G:1330:GLY:HA2	2:G:1374:THR:HG21	1.91	0.52
1:C:1470:LEU:HD13	1:C:1489:ARG:HD2	1.91	0.52
1:D:1657:HIS:CD2	1:D:1658:PRO:HD2	2.45	0.52
1:E:986:ALA:HB2	1:E:1047:LEU:HD13	1.91	0.52
1:E:1246:CYS:SG	1:E:1327:CYS:SG	3.05	0.52
2:K:1330:GLY:HA2	2:K:1374:THR:HG21	1.92	0.52
1:C:986:ALA:HB2	1:C:1047:LEU:HD13	1.91	0.52
1:C:1657:HIS:CD2	1:C:1658:PRO:HD2	2.45	0.52
1:D:986:ALA:HB2	1:D:1047:LEU:HD13	1.91	0.52
1:E:1657:HIS:CD2	1:E:1658:PRO:HD2	2.45	0.52
2:I:283:ILE:O	2:I:286:THR:HG22	2.09	0.52
2:I:1152:ALA:O	2:I:1156:CYS:HB2	2.09	0.52
2:J:1152:ALA:O	2:J:1156:CYS:HB2	2.09	0.52
1:A:1036:ARG:NH1	1:A:1040:GLU:OE1	2.41	0.52
1:A:1470:LEU:HD13	1:A:1489:ARG:HD2	1.91	0.52
1:B:1583:HIS:CE1	1:B:1585:LYS:HA	2.45	0.52
1:C:1246:CYS:SG	1:C:1327:CYS:SG	3.05	0.52
1:D:1246:CYS:SG	1:D:1327:CYS:SG	3.05	0.52
1:E:1470:LEU:HD13	1:E:1489:ARG:HD2	1.91	0.52
1:F:1583:HIS:CE1	1:F:1585:LYS:HA	2.45	0.52
1:E:1036:ARG:NH1	1:E:1040:GLU:OE1	2.41	0.52
1:E:1583:HIS:CE1	1:E:1585:LYS:HA	2.45	0.52
2:H:283:ILE:O	2:H:286:THR:HG22	2.09	0.52
2:L:283:ILE:O	2:L:286:THR:HG22	2.09	0.52
1:B:1657:HIS:CD2	1:B:1658:PRO:HD2	2.45	0.51
1:F:1657:HIS:CD2	1:F:1658:PRO:HD2	2.45	0.51
2:I:864:LEU:HD11	2:I:868:PHE:CZ	2.45	0.51
2:J:864:LEU:HD11	2:J:868:PHE:CZ	2.46	0.51

Continued on next page...

Continued from previous page...

Atom-1	Atom-2	Interatomic distance (Å)	Clash overlap (Å)
1:A:1583:HIS:CE1	1:A:1585:LYS:HA	2.45	0.51
1:F:89:TYR:OH	2:L:1791:ASP:OD2	2.17	0.51
2:K:190:PHE:O	2:K:194:THR:OG1	2.28	0.51
1:B:89:TYR:OH	2:H:1791:ASP:OD2	2.18	0.51
2:H:864:LEU:HD11	2:H:868:PHE:CZ	2.46	0.51
2:H:1804:PHE:CZ	2:H:2010:TYR:HB2	2.46	0.51
2:L:864:LEU:HD11	2:L:868:PHE:CZ	2.46	0.51
1:A:1430:ARG:HG2	1:A:1430:ARG:O	2.11	0.51
2:G:190:PHE:O	2:G:194:THR:OG1	2.28	0.51
1:E:1430:ARG:O	1:E:1430:ARG:HG2	2.11	0.51
1:F:1030:TRP:O	1:F:1035:THR:OG1	2.27	0.51
2:I:90:GLU:O	2:I:94:CYS:SG	2.65	0.51
2:J:1343:VAL:O	2:J:1343:VAL:HG22	2.11	0.51
2:G:1804:PHE:CZ	2:G:2010:TYR:HB2	2.46	0.51
2:H:1330:GLY:HA2	2:H:1374:THR:HG21	1.91	0.51
2:I:1343:VAL:HG22	2:I:1343:VAL:O	2.11	0.51
2:I:1804:PHE:CZ	2:I:2010:TYR:HB2	2.46	0.51
2:J:1804:PHE:CZ	2:J:2010:TYR:HB2	2.46	0.51
2:K:1804:PHE:CZ	2:K:2010:TYR:HB2	2.46	0.51
2:L:1804:PHE:CZ	2:L:2010:TYR:HB2	2.46	0.51
2:G:283:ILE:O	2:G:286:THR:HG22	2.09	0.51
2:J:146:PHE:HA	2:J:149:VAL:HG12	1.93	0.51
2:K:283:ILE:O	2:K:286:THR:HG22	2.09	0.51
1:D:1583:HIS:CE1	1:D:1585:LYS:HA	2.44	0.51
2:I:146:PHE:HA	2:I:149:VAL:HG12	1.93	0.51
1:B:1248:GLY:O	1:B:1331:GLY:HA2	2.11	0.51
2:J:90:GLU:O	2:J:94:CYS:SG	2.65	0.51
2:L:1330:GLY:HA2	2:L:1374:THR:HG21	1.91	0.51
2:L:1665:VAL:HA	2:L:1805:ALA:O	2.11	0.51
1:A:1248:GLY:O	1:A:1331:GLY:HA2	2.11	0.51
2:G:864:LEU:HD11	2:G:868:PHE:CZ	2.46	0.51
1:F:1248:GLY:O	1:F:1331:GLY:HA2	2.11	0.51
2:H:1665:VAL:HA	2:H:1805:ALA:O	2.11	0.51
2:I:1665:VAL:HA	2:I:1805:ALA:O	2.11	0.51
2:J:1665:VAL:HA	2:J:1805:ALA:O	2.11	0.51
2:K:864:LEU:HD11	2:K:868:PHE:CZ	2.46	0.51
1:E:1248:GLY:O	1:E:1331:GLY:HA2	2.11	0.51
2:L:190:PHE:O	2:L:194:THR:OG1	2.28	0.51
2:H:1343:VAL:HG22	2:H:1343:VAL:O	2.11	0.50
2:G:9:LEU:HD21	2:G:34:GLN:HB2	1.93	0.50
1:C:1583:HIS:CE1	1:C:1585:LYS:HA	2.45	0.50

Continued on next page...

Continued from previous page...

Atom-1	Atom-2	Interatomic distance (Å)	Clash overlap (Å)
1:D:1248:GLY:O	1:D:1331:GLY:HA2	2.11	0.50
1:F:1036:ARG:NH1	1:F:1040:GLU:OE1	2.40	0.50
2:L:1343:VAL:O	2:L:1343:VAL:HG22	2.11	0.50
2:H:106:ALA:HB2	2:H:545:GLN:HG2	1.94	0.50
2:K:9:LEU:HD21	2:K:34:GLN:HB2	1.94	0.50
2:L:106:ALA:HB2	2:L:545:GLN:HG2	1.94	0.50
2:G:1737:ILE:HD12	2:G:1739:GLU:HG2	1.94	0.50
1:C:89:TYR:OH	2:I:1791:ASP:OD2	2.18	0.50
1:C:1248:GLY:O	1:C:1331:GLY:HA2	2.11	0.50
1:D:1430:ARG:O	1:D:1430:ARG:HG2	2.11	0.50
2:K:1343:VAL:HG22	2:K:1343:VAL:O	2.11	0.50
1:B:1036:ARG:NH1	1:B:1040:GLU:OE1	2.41	0.50
1:C:1430:ARG:O	1:C:1430:ARG:HG2	2.11	0.50
1:D:89:TYR:OH	2:J:1791:ASP:OD2	2.18	0.50
1:F:1430:ARG:HG2	1:F:1430:ARG:O	2.11	0.50
2:K:1737:ILE:HD12	2:K:1739:GLU:HG2	1.94	0.50
2:L:9:LEU:HD21	2:L:34:GLN:HB2	1.94	0.50
2:G:1343:VAL:O	2:G:1343:VAL:HG22	2.11	0.50
2:G:1665:VAL:HA	2:G:1805:ALA:O	2.11	0.50
1:B:525:TYR:O	1:B:529:MET:HG2	2.12	0.50
1:B:1430:ARG:O	1:B:1430:ARG:HG2	2.11	0.50
2:H:9:LEU:HD21	2:H:34:GLN:HB2	1.94	0.50
2:G:146:PHE:HA	2:G:149:VAL:HG12	1.93	0.50
2:K:1665:VAL:HA	2:K:1805:ALA:O	2.11	0.50
2:L:1737:ILE:HD12	2:L:1739:GLU:HG2	1.94	0.50
1:A:525:TYR:O	1:A:529:MET:HG2	2.12	0.50
2:G:1738:PHE:CD1	2:G:1837:THR:HG23	2.47	0.50
1:F:525:TYR:O	1:F:529:MET:HG2	2.12	0.50
2:I:1355:ASN:ND2	2:I:1408:SER:OG	2.45	0.50
2:J:1355:ASN:ND2	2:J:1408:SER:OG	2.45	0.50
2:K:1738:PHE:CD1	2:K:1837:THR:HG23	2.47	0.50
1:C:764:ASP:OD1	1:C:810:LYS:NZ	2.45	0.49
1:D:764:ASP:OD1	1:D:810:LYS:NZ	2.45	0.49
1:E:525:TYR:O	1:E:529:MET:HG2	2.12	0.49
2:H:1737:ILE:HD12	2:H:1739:GLU:HG2	1.94	0.49
2:K:146:PHE:HA	2:K:149:VAL:HG12	1.93	0.49
2:G:106:ALA:HB2	2:G:545:GLN:HG2	1.94	0.49
1:D:198:PRO:HG3	1:D:212:THR:HG21	1.94	0.49
2:H:146:PHE:HA	2:H:149:VAL:HG12	1.93	0.49
2:H:297:ARG:O	2:H:301:THR:HG22	2.13	0.49
2:J:9:LEU:HD21	2:J:34:GLN:HB2	1.94	0.49

Continued on next page...

Continued from previous page...

Atom-1	Atom-2	Interatomic distance (Å)	Clash overlap (Å)
2:K:297:ARG:O	2:K:301:THR:HG22	2.13	0.49
2:L:146:PHE:HA	2:L:149:VAL:HG12	1.93	0.49
2:L:297:ARG:O	2:L:301:THR:HG22	2.12	0.49
1:A:764:ASP:OD1	1:A:810:LYS:NZ	2.45	0.49
2:G:297:ARG:O	2:G:301:THR:HG22	2.13	0.49
2:H:1738:PHE:CD1	2:H:1837:THR:HG23	2.47	0.49
2:I:1737:ILE:HD12	2:I:1739:GLU:HG2	1.94	0.49
2:J:1737:ILE:HD12	2:J:1739:GLU:HG2	1.94	0.49
2:K:106:ALA:HB2	2:K:545:GLN:HG2	1.94	0.49
1:C:198:PRO:HG3	1:C:212:THR:HG21	1.95	0.49
2:I:9:LEU:HD21	2:I:34:GLN:HB2	1.94	0.49
1:E:764:ASP:OD1	1:E:810:LYS:NZ	2.45	0.49
2:L:1738:PHE:CD1	2:L:1837:THR:HG23	2.47	0.49
1:F:764:ASP:OD1	1:F:810:LYS:NZ	2.45	0.49
2:H:1355:ASN:ND2	2:H:1408:SER:OG	2.45	0.49
2:L:1355:ASN:ND2	2:L:1408:SER:OG	2.45	0.49
1:B:764:ASP:OD1	1:B:810:LYS:NZ	2.45	0.49
1:E:89:TYR:OH	2:K:1791:ASP:OD2	2.17	0.49
2:K:1355:ASN:ND2	2:K:1408:SER:OG	2.45	0.49
2:G:1355:ASN:ND2	2:G:1408:SER:OG	2.45	0.49
1:F:901:MET:HE1	1:F:926:LEU:HB3	1.95	0.49
2:I:106:ALA:HB2	2:I:545:GLN:HG2	1.94	0.49
2:J:106:ALA:HB2	2:J:545:GLN:HG2	1.94	0.49
1:D:983:GLN:HE22	2:J:962:LYS:HD2	1.78	0.49
2:I:997:ALA:HA	2:I:1000:ILE:HD12	1.95	0.49
2:G:1739:GLU:HB2	2:G:1987:PRO:HB3	1.95	0.49
2:H:778:TYR:HB3	2:H:779:PRO:HD3	1.95	0.49
2:K:1739:GLU:HB2	2:K:1987:PRO:HB3	1.95	0.49
2:L:778:TYR:HB3	2:L:779:PRO:HD3	1.95	0.49
2:J:372:ASN:HB3	2:J:515:LEU:HD21	1.95	0.48
2:I:372:ASN:HB3	2:I:515:LEU:HD21	1.95	0.48
2:J:997:ALA:HA	2:J:1000:ILE:HD12	1.95	0.48
1:A:89:TYR:OH	2:G:1791:ASP:OD2	2.18	0.48
2:H:1331:TRP:O	2:H:1332:ARG:C	2.52	0.48
2:J:778:TYR:HB3	2:J:779:PRO:HD3	1.95	0.48
2:J:1738:PHE:CD1	2:J:1837:THR:HG23	2.47	0.48
2:L:1331:TRP:O	2:L:1332:ARG:C	2.52	0.48
2:I:297:ARG:O	2:I:301:THR:HG22	2.12	0.48
2:I:778:TYR:HB3	2:I:779:PRO:HD3	1.95	0.48
2:I:1738:PHE:CD1	2:I:1837:THR:HG23	2.47	0.48
2:J:297:ARG:O	2:J:301:THR:HG22	2.13	0.48

Continued on next page...

Continued from previous page...

Atom-1	Atom-2	Interatomic distance (Å)	Clash overlap (Å)
2:L:597:MET:HA	4:L:2101:FMN:N5	2.28	0.48
1:F:198:PRO:HG3	1:F:212:THR:HG21	1.95	0.48
2:I:190:PHE:O	2:I:194:THR:OG1	2.28	0.48
2:J:190:PHE:O	2:J:194:THR:OG1	2.28	0.48
1:C:525:TYR:O	1:C:529:MET:HG2	2.12	0.48
1:C:983:GLN:HE22	2:I:962:LYS:HD2	1.78	0.48
1:E:198:PRO:HG3	1:E:212:THR:HG21	1.95	0.48
1:A:198:PRO:HG3	1:A:212:THR:HG21	1.95	0.48
1:B:198:PRO:HG3	1:B:212:THR:HG21	1.95	0.48
1:C:381:GLU:HG3	1:D:390:VAL:HG13	1.96	0.48
1:D:525:TYR:O	1:D:529:MET:HG2	2.12	0.48
2:H:90:GLU:O	2:H:94:CYS:SG	2.65	0.48
2:I:1739:GLU:HB2	2:I:1987:PRO:HB3	1.95	0.48
2:H:597:MET:HA	4:H:2101:FMN:N5	2.28	0.48
2:J:1739:GLU:HB2	2:J:1987:PRO:HB3	1.95	0.48
1:B:901:MET:HE1	1:B:926:LEU:HB3	1.96	0.48
1:D:1036:ARG:NH1	1:D:1040:GLU:OE1	2.41	0.48
2:L:90:GLU:O	2:L:94:CYS:SG	2.65	0.48
2:G:997:ALA:HA	2:G:1000:ILE:HD12	1.95	0.47
1:B:1486:LEU:HG	1:B:1756:ILE:HD11	1.96	0.47
1:E:983:GLN:HE22	2:K:962:LYS:HD2	1.79	0.47
1:F:400:ARG:NH1	1:F:715:THR:HG21	2.29	0.47
2:H:997:ALA:HA	2:H:1000:ILE:HD12	1.95	0.47
2:H:1443:VAL:O	2:H:1446:SER:HB3	2.14	0.47
2:I:234:ILE:HG21	2:I:425:SER:HB3	1.96	0.47
2:J:234:ILE:HG21	2:J:425:SER:HB3	1.96	0.47
2:L:997:ALA:HA	2:L:1000:ILE:HD12	1.95	0.47
1:A:983:GLN:HE22	2:G:962:LYS:HD2	1.79	0.47
1:C:44:VAL:CG1	1:C:78:ILE:HG13	2.45	0.47
1:C:390:VAL:HG13	1:D:381:GLU:HG3	1.96	0.47
1:C:1036:ARG:NH1	1:C:1040:GLU:OE1	2.41	0.47
1:D:1119:LYS:HE2	1:D:1341:PHE:CD1	2.49	0.47
2:I:1443:VAL:O	2:I:1446:SER:HB3	2.14	0.47
2:J:1443:VAL:O	2:J:1446:SER:HB3	2.14	0.47
2:K:997:ALA:HA	2:K:1000:ILE:HD12	1.95	0.47
2:G:372:ASN:HB3	2:G:515:LEU:HD21	1.95	0.47
1:B:400:ARG:NH1	1:B:715:THR:HG21	2.29	0.47
1:D:44:VAL:CG1	1:D:78:ILE:HG13	2.45	0.47
2:H:848:SER:HB3	2:H:854:ILE:HD11	1.96	0.47
2:K:372:ASN:HB3	2:K:515:LEU:HD21	1.95	0.47
2:K:1443:VAL:O	2:K:1446:SER:HB3	2.14	0.47

Continued on next page...

Continued from previous page...

Atom-1	Atom-2	Interatomic distance (Å)	Clash overlap (Å)
2:L:848:SER:HB3	2:L:854:ILE:HD11	1.96	0.47
2:L:1443:VAL:O	2:L:1446:SER:HB3	2.14	0.47
1:A:1239:HIS:CE1	1:A:1717:ASP:O	2.68	0.47
2:G:1443:VAL:O	2:G:1446:SER:HB3	2.14	0.47
1:F:1486:LEU:HG	1:F:1756:ILE:HD11	1.96	0.47
2:J:848:SER:HB3	2:J:854:ILE:HD11	1.96	0.47
2:K:778:TYR:HB3	2:K:779:PRO:HD3	1.95	0.47
2:L:1739:GLU:HB2	2:L:1987:PRO:HB3	1.95	0.47
1:B:390:VAL:HG13	1:E:381:GLU:HG3	1.95	0.47
1:B:1119:LYS:HE2	1:B:1341:PHE:CD1	2.49	0.47
1:B:1239:HIS:CE1	1:B:1717:ASP:O	2.68	0.47
1:C:1119:LYS:HE2	1:C:1341:PHE:CD1	2.49	0.47
1:E:1239:HIS:CE1	1:E:1717:ASP:O	2.68	0.47
1:F:983:GLN:HE22	2:L:962:LYS:HD2	1.79	0.47
1:F:1239:HIS:CE1	1:F:1717:ASP:O	2.68	0.47
2:I:848:SER:HB3	2:I:854:ILE:HD11	1.96	0.47
2:K:848:SER:HB3	2:K:854:ILE:HD11	1.97	0.47
2:G:778:TYR:HB3	2:G:779:PRO:HD3	1.95	0.47
2:G:848:SER:HB3	2:G:854:ILE:HD11	1.97	0.47
2:G:1426:THR:HG23	2:G:1470:THR:HG23	1.97	0.47
1:B:44:VAL:CG1	1:B:78:ILE:HG13	2.45	0.47
1:E:655:LEU:HD22	1:E:916:LEU:HD11	1.97	0.47
1:F:44:VAL:CG1	1:F:78:ILE:HG13	2.45	0.47
1:F:1119:LYS:HE2	1:F:1341:PHE:CD1	2.49	0.47
2:H:1739:GLU:HB2	2:H:1987:PRO:HB3	1.95	0.47
2:J:1331:TRP:O	2:J:1332:ARG:C	2.52	0.47
2:K:1331:TRP:O	2:K:1332:ARG:C	2.52	0.47
2:K:1426:THR:HG23	2:K:1470:THR:HG23	1.97	0.47
1:A:390:VAL:HG13	1:F:381:GLU:HG3	1.96	0.47
1:A:400:ARG:NH1	1:A:715:THR:HG21	2.29	0.47
1:A:655:LEU:HD22	1:A:916:LEU:HD11	1.97	0.47
2:G:1331:TRP:O	2:G:1332:ARG:C	2.52	0.47
1:B:381:GLU:HG3	1:E:390:VAL:HG13	1.96	0.47
1:C:1486:LEU:HG	1:C:1756:ILE:HD11	1.96	0.47
1:D:983:GLN:HE22	2:J:962:LYS:CD	2.27	0.47
1:E:1119:LYS:HE2	1:E:1341:PHE:CD1	2.49	0.47
2:H:372:ASN:HB3	2:H:515:LEU:HD21	1.95	0.47
2:I:597:MET:HA	4:I:2101:FMN:N5	2.30	0.47
2:I:1331:TRP:O	2:I:1332:ARG:C	2.52	0.47
2:J:597:MET:HA	4:J:2101:FMN:N5	2.30	0.47
2:L:372:ASN:HB3	2:L:515:LEU:HD21	1.95	0.47

Continued on next page...

Continued from previous page...

Atom-1	Atom-2	Interatomic distance (Å)	Clash overlap (Å)
1:A:1119:LYS:HE2	1:A:1341:PHE:CD1	2.49	0.47
2:G:805:VAL:HG22	2:G:1070:ILE:HD13	1.97	0.47
1:D:1486:LEU:HG	1:D:1756:ILE:HD11	1.96	0.47
1:E:1486:LEU:HG	1:E:1756:ILE:HD11	1.96	0.47
2:I:1426:THR:HG23	2:I:1470:THR:HG23	1.97	0.47
2:K:805:VAL:HG22	2:K:1070:ILE:HD13	1.97	0.47
1:A:864:VAL:HG22	1:A:921:PRO:HB3	1.97	0.47
2:G:597:MET:HA	4:G:2101:FMN:N5	2.29	0.47
1:C:1427:THR:O	1:C:1430:ARG:HD2	2.15	0.47
1:E:44:VAL:CG1	1:E:78:ILE:HG13	2.45	0.47
1:E:400:ARG:NH1	1:E:715:THR:HG21	2.29	0.47
1:E:864:VAL:HG22	1:E:921:PRO:HB3	1.97	0.47
2:H:1854:MET:HA	2:H:1907:LEU:HD21	1.97	0.47
2:J:1426:THR:HG23	2:J:1470:THR:HG23	1.97	0.47
1:A:381:GLU:HG3	1:F:390:VAL:HG13	1.96	0.47
1:A:1486:LEU:HG	1:A:1756:ILE:HD11	1.96	0.47
1:B:901:MET:CE	1:B:926:LEU:HB3	2.45	0.47
1:B:1427:THR:O	1:B:1430:ARG:HD2	2.15	0.47
1:C:1239:HIS:CE1	1:C:1717:ASP:O	2.68	0.47
1:E:338:LEU:HD11	1:E:342:GLN:HE21	1.80	0.47
1:F:901:MET:CE	1:F:926:LEU:HB3	2.45	0.47
2:L:1854:MET:HA	2:L:1907:LEU:HD21	1.97	0.47
1:A:338:LEU:HD11	1:A:342:GLN:HE21	1.80	0.46
1:B:983:GLN:HE22	2:H:962:LYS:HD2	1.79	0.46
1:C:1418:VAL:N	1:C:1419:PRO:CD	2.78	0.46
1:D:1239:HIS:CE1	1:D:1717:ASP:O	2.68	0.46
1:D:1427:THR:O	1:D:1430:ARG:HD2	2.15	0.46
1:E:1427:THR:O	1:E:1430:ARG:HD2	2.15	0.46
1:F:1427:THR:O	1:F:1430:ARG:HD2	2.15	0.46
2:H:1663:THR:HA	2:H:1803:THR:O	2.16	0.46
2:K:597:MET:HA	4:K:2101:FMN:N5	2.29	0.46
2:L:1663:THR:HA	2:L:1803:THR:O	2.16	0.46
1:A:44:VAL:CG1	1:A:78:ILE:HG13	2.45	0.46
1:A:538:GLU:OE2	1:A:633:GLU:HA	2.16	0.46
2:G:234:ILE:HG21	2:G:425:SER:HB3	1.96	0.46
1:C:655:LEU:HD22	1:C:916:LEU:HD11	1.97	0.46
1:D:1418:VAL:N	1:D:1419:PRO:CD	2.78	0.46
1:E:529:MET:HE2	1:E:896:PHE:HE1	1.80	0.46
1:E:538:GLU:OE2	1:E:633:GLU:HA	2.16	0.46
1:F:983:GLN:HE22	2:L:962:LYS:CD	2.28	0.46
2:J:1745:LYS:HA	2:J:1745:LYS:HE2	1.97	0.46

Continued on next page...

Continued from previous page...

Atom-1	Atom-2	Interatomic distance (Å)	Clash overlap (Å)
1:A:1427:THR:O	1:A:1430:ARG:HD2	2.15	0.46
1:C:538:GLU:OE2	1:C:633:GLU:HA	2.16	0.46
1:C:983:GLN:HE22	2:I:962:LYS:CD	2.28	0.46
1:D:538:GLU:OE2	1:D:633:GLU:HA	2.16	0.46
1:D:655:LEU:HD22	1:D:916:LEU:HD11	1.97	0.46
2:H:1745:LYS:HA	2:H:1745:LYS:HE2	1.97	0.46
2:L:234:ILE:HG21	2:L:425:SER:HB3	1.96	0.46
1:A:529:MET:HE2	1:A:896:PHE:HE1	1.80	0.46
2:G:1854:MET:HA	2:G:1907:LEU:HD21	1.97	0.46
1:C:966:LYS:HE3	1:C:971:ASN:HD21	1.81	0.46
1:F:733:ILE:HD13	1:F:763:TRP:CH2	2.50	0.46
1:F:1418:VAL:N	1:F:1419:PRO:CD	2.78	0.46
2:H:234:ILE:HG21	2:H:425:SER:HB3	1.96	0.46
2:I:1663:THR:HA	2:I:1803:THR:O	2.16	0.46
2:I:1745:LYS:HA	2:I:1745:LYS:HE2	1.98	0.46
2:J:1663:THR:HA	2:J:1803:THR:O	2.16	0.46
1:A:901:MET:CE	1:A:926:LEU:HB3	2.45	0.46
1:B:733:ILE:HD13	1:B:763:TRP:CH2	2.50	0.46
1:C:338:LEU:HD11	1:C:342:GLN:HE21	1.80	0.46
1:C:400:ARG:NH1	1:C:715:THR:HG21	2.29	0.46
1:D:400:ARG:NH1	1:D:715:THR:HG21	2.29	0.46
2:H:1426:THR:HG23	2:H:1470:THR:HG23	1.97	0.46
2:I:1313:SER:HB2	2:I:1319:MET:HE3	1.98	0.46
2:J:1313:SER:HB2	2:J:1319:MET:HE3	1.98	0.46
2:K:234:ILE:HG21	2:K:425:SER:HB3	1.96	0.46
1:A:733:ILE:HD13	1:A:763:TRP:CH2	2.50	0.46
1:A:1152:VAL:HG23	1:A:1167:LEU:HD12	1.98	0.46
1:A:1418:VAL:N	1:A:1419:PRO:CD	2.78	0.46
2:G:754:TYR:CD1	2:G:794:MET:HG2	2.51	0.46
1:B:1418:VAL:N	1:B:1419:PRO:CD	2.78	0.46
1:C:1152:VAL:HG23	1:C:1167:LEU:HD12	1.98	0.46
1:D:864:VAL:HG22	1:D:921:PRO:HB3	1.97	0.46
1:F:538:GLU:OE2	1:F:633:GLU:HA	2.15	0.46
2:J:1854:MET:HA	2:J:1907:LEU:HD21	1.97	0.46
2:K:1854:MET:HA	2:K:1907:LEU:HD21	1.97	0.46
2:L:754:TYR:CD1	2:L:794:MET:HG2	2.51	0.46
2:L:1426:THR:HG23	2:L:1470:THR:HG23	1.97	0.46
2:G:29:ILE:O	2:G:32:GLN:HB3	2.16	0.46
2:G:1081:HIS:O	2:G:1085:LEU:HB2	2.16	0.46
1:B:1152:VAL:HG23	1:B:1167:LEU:HD12	1.98	0.46
1:E:733:ILE:HD13	1:E:763:TRP:CH2	2.51	0.46

Continued on next page...

Continued from previous page...

Atom-1	Atom-2	Interatomic distance (Å)	Clash overlap (Å)
1:E:1152:VAL:HG23	1:E:1167:LEU:HD12	1.98	0.46
1:E:1418:VAL:N	1:E:1419:PRO:CD	2.78	0.46
1:F:1625:LEU:HD23	1:F:1626:TYR:N	2.31	0.46
2:H:754:TYR:CD1	2:H:794:MET:HG2	2.51	0.46
2:K:29:ILE:O	2:K:32:GLN:HB3	2.16	0.46
2:K:754:TYR:CD1	2:K:794:MET:HG2	2.51	0.46
2:K:1081:HIS:O	2:K:1085:LEU:HB2	2.16	0.46
2:L:29:ILE:O	2:L:32:GLN:HB3	2.16	0.46
2:L:1745:LYS:HA	2:L:1745:LYS:HE2	1.98	0.46
1:C:864:VAL:HG22	1:C:921:PRO:HB3	1.97	0.46
1:C:901:MET:CE	1:C:926:LEU:HB3	2.45	0.46
1:E:901:MET:CE	1:E:926:LEU:HB3	2.45	0.46
2:H:29:ILE:O	2:H:32:GLN:HB3	2.16	0.46
2:I:1339:PHE:N	2:I:1340:PRO:CD	2.79	0.46
2:I:1854:MET:HA	2:I:1907:LEU:HD21	1.97	0.46
2:K:90:GLU:O	2:K:94:CYS:SG	2.65	0.46
2:L:1081:HIS:O	2:L:1085:LEU:HB2	2.16	0.46
2:G:90:GLU:O	2:G:94:CYS:SG	2.65	0.46
2:G:1339:PHE:N	2:G:1340:PRO:CD	2.79	0.46
1:B:1448:ARG:HD2	1:B:1508:TRP:O	2.16	0.46
1:B:1625:LEU:HD23	1:B:1626:TYR:N	2.31	0.46
1:C:1448:ARG:HD2	1:C:1508:TRP:O	2.16	0.46
1:D:338:LEU:HD11	1:D:342:GLN:HE21	1.80	0.46
1:D:1152:VAL:HG23	1:D:1167:LEU:HD12	1.98	0.46
1:F:655:LEU:HD22	1:F:916:LEU:HD11	1.98	0.46
1:F:1152:VAL:HG23	1:F:1167:LEU:HD12	1.98	0.46
2:H:1081:HIS:O	2:H:1085:LEU:HB2	2.16	0.46
2:I:805:VAL:HG22	2:I:1070:ILE:HD13	1.97	0.46
2:J:1339:PHE:N	2:J:1340:PRO:CD	2.79	0.46
2:K:1313:SER:HB2	2:K:1319:MET:HE3	1.98	0.46
2:K:1339:PHE:N	2:K:1340:PRO:CD	2.79	0.46
1:B:338:LEU:HD11	1:B:342:GLN:HE21	1.81	0.46
1:B:538:GLU:OE2	1:B:633:GLU:HA	2.16	0.46
1:F:865:CYS:HB2	1:F:917:CYS:SG	2.56	0.46
1:F:1448:ARG:HD2	1:F:1508:TRP:O	2.16	0.46
2:I:29:ILE:O	2:I:32:GLN:HB3	2.16	0.46
2:J:805:VAL:HG22	2:J:1070:ILE:HD13	1.97	0.46
2:K:1663:THR:HA	2:K:1803:THR:O	2.16	0.46
1:B:865:CYS:HB2	1:B:917:CYS:SG	2.56	0.45
1:B:983:GLN:HE22	2:H:962:LYS:CD	2.29	0.45
1:B:1302:VAL:CG2	1:D:1302:VAL:CG2	2.94	0.45

Continued on next page...

Continued from previous page...

Atom-1	Atom-2	Interatomic distance (Å)	Clash overlap (Å)
1:C:1625:LEU:HD23	1:C:1626:TYR:N	2.31	0.45
1:D:901:MET:CE	1:D:926:LEU:HB3	2.45	0.45
1:F:338:LEU:HD11	1:F:342:GLN:HE21	1.81	0.45
2:J:29:ILE:O	2:J:32:GLN:HB3	2.16	0.45
2:G:1663:THR:HA	2:G:1803:THR:O	2.16	0.45
1:B:1246:CYS:SG	1:B:1327:CYS:SG	3.05	0.45
1:C:1302:VAL:CG2	1:F:1302:VAL:CG2	2.94	0.45
1:D:865:CYS:HB2	1:D:917:CYS:SG	2.56	0.45
1:D:966:LYS:HE3	1:D:971:ASN:HD21	1.82	0.45
1:D:1448:ARG:HD2	1:D:1508:TRP:O	2.16	0.45
1:F:966:LYS:HE2	1:F:971:ASN:HD21	1.81	0.45
1:A:1302:VAL:CG2	1:E:1302:VAL:CG2	2.94	0.45
2:G:1745:LYS:HA	2:G:1745:LYS:HE2	1.98	0.45
1:B:864:VAL:HG22	1:B:921:PRO:HB3	1.97	0.45
1:C:865:CYS:HB2	1:C:917:CYS:SG	2.56	0.45
1:C:1307:THR:HG22	1:C:1586:GLY:HA2	1.99	0.45
1:D:966:LYS:HE2	1:D:971:ASN:HD21	1.81	0.45
1:D:1625:LEU:HD23	1:D:1626:TYR:N	2.31	0.45
1:E:865:CYS:HB2	1:E:917:CYS:SG	2.56	0.45
1:E:966:LYS:HE2	1:E:971:ASN:HD21	1.81	0.45
1:F:1246:CYS:SG	1:F:1327:CYS:SG	3.05	0.45
2:K:1745:LYS:HA	2:K:1745:LYS:HE2	1.97	0.45
2:L:1339:PHE:N	2:L:1340:PRO:CD	2.79	0.45
2:G:1313:SER:HB2	2:G:1319:MET:HE3	1.98	0.45
1:B:966:LYS:HE3	1:B:971:ASN:HD21	1.81	0.45
2:H:805:VAL:HG22	2:H:1070:ILE:HD13	1.97	0.45
2:I:184:VAL:HG12	2:I:188:ILE:HG12	1.99	0.45
2:K:184:VAL:HG12	2:K:188:ILE:HG12	1.99	0.45
1:A:865:CYS:HB2	1:A:917:CYS:SG	2.56	0.45
1:B:655:LEU:HD22	1:B:916:LEU:HD11	1.99	0.45
1:B:966:LYS:HE2	1:B:971:ASN:HD21	1.82	0.45
1:D:982:ILE:HD13	2:J:955:GLU:HB2	1.99	0.45
1:D:1307:THR:HG22	1:D:1586:GLY:HA2	1.99	0.45
1:E:1673:TYR:CZ	1:E:1677:VAL:HG21	2.52	0.45
1:F:864:VAL:HG22	1:F:921:PRO:HB3	1.97	0.45
2:H:1339:PHE:N	2:H:1340:PRO:CD	2.79	0.45
2:J:184:VAL:HG12	2:J:188:ILE:HG12	1.99	0.45
2:L:805:VAL:HG22	2:L:1070:ILE:HD13	1.97	0.45
2:G:194:THR:O	2:G:198:LEU:HD23	2.17	0.45
1:E:966:LYS:HE3	1:E:971:ASN:HD21	1.81	0.45
1:E:1448:ARG:HD2	1:E:1508:TRP:O	2.16	0.45

Continued on next page...

Continued from previous page...

Atom-1	Atom-2	Interatomic distance (Å)	Clash overlap (Å)
1:E:1625:LEU:HD23	1:E:1626:TYR:N	2.31	0.45
2:I:754:TYR:CD1	2:I:794:MET:HG2	2.51	0.45
2:K:194:THR:O	2:K:198:LEU:HD23	2.17	0.45
1:A:966:LYS:HE2	1:A:971:ASN:HD21	1.82	0.45
1:A:1448:ARG:HD2	1:A:1508:TRP:O	2.16	0.45
2:G:184:VAL:HG12	2:G:188:ILE:HG12	1.99	0.45
1:D:733:ILE:HD13	1:D:763:TRP:CH2	2.50	0.45
1:F:966:LYS:HE3	1:F:971:ASN:HD21	1.81	0.45
2:H:1313:SER:HB2	2:H:1319:MET:HE3	1.98	0.45
1:A:966:LYS:HE3	1:A:971:ASN:HD21	1.81	0.45
1:A:1625:LEU:HD23	1:A:1626:TYR:N	2.31	0.45
1:A:1673:TYR:CZ	1:A:1677:VAL:HG21	2.52	0.45
1:B:1307:THR:HG22	1:B:1586:GLY:HA2	1.99	0.45
1:C:733:ILE:HD13	1:C:763:TRP:CH2	2.50	0.45
2:L:194:THR:O	2:L:198:LEU:HD23	2.17	0.45
2:L:1313:SER:HB2	2:L:1319:MET:HE3	1.98	0.45
2:G:96:LEU:HD11	2:G:101:ILE:HA	1.99	0.45
1:C:982:ILE:HD13	2:I:955:GLU:HB2	1.99	0.45
1:E:1307:THR:HG22	1:E:1586:GLY:HA2	1.99	0.45
1:F:1307:THR:HG22	1:F:1586:GLY:HA2	1.99	0.45
1:F:1370:THR:HG22	1:F:1372:THR:H	1.82	0.45
2:H:194:THR:O	2:H:198:LEU:HD23	2.17	0.45
2:J:754:TYR:CD1	2:J:794:MET:HG2	2.51	0.45
2:K:96:LEU:HD11	2:K:101:ILE:HA	1.99	0.45
1:A:1307:THR:HG22	1:A:1586:GLY:HA2	1.99	0.45
1:B:1370:THR:HG22	1:B:1372:THR:H	1.82	0.45
1:C:966:LYS:HE2	1:C:971:ASN:HD21	1.82	0.45
2:H:430:HIS:CE1	2:H:431:LEU:HD13	2.52	0.45
2:I:1775:GLN:HG2	2:I:1836:MET:SD	2.58	0.45
2:I:1981:LEU:HD23	2:I:1981:LEU:H	1.82	0.45
1:A:176:VAL:HG11	1:A:179:LYS:O	2.17	0.44
2:G:1981:LEU:HD23	2:G:1981:LEU:H	1.82	0.44
1:B:1561:MET:O	1:B:1566:ARG:HB2	2.17	0.44
1:D:1561:MET:O	1:D:1566:ARG:HB2	2.17	0.44
1:F:1673:TYR:CZ	1:F:1677:VAL:HG21	2.52	0.44
2:H:190:PHE:O	2:H:194:THR:OG1	2.28	0.44
2:H:1981:LEU:H	2:H:1981:LEU:HD23	1.82	0.44
2:I:1866:PHE:CD1	2:I:1870:ALA:HB1	2.53	0.44
2:L:430:HIS:CE1	2:L:431:LEU:HD13	2.52	0.44
2:L:1981:LEU:HD23	2:L:1981:LEU:H	1.82	0.44
2:G:430:HIS:CE1	2:G:431:LEU:HD13	2.52	0.44

Continued on next page...

Continued from previous page...

Atom-1	Atom-2	Interatomic distance (Å)	Clash overlap (Å)
1:B:529:MET:HE2	1:B:896:PHE:HE1	1.82	0.44
1:C:378:LEU:HD23	1:D:378:LEU:HD23	1.99	0.44
1:C:1561:MET:O	1:C:1566:ARG:HB2	2.17	0.44
1:E:176:VAL:HG11	1:E:179:LYS:O	2.18	0.44
1:F:529:MET:HE2	1:F:896:PHE:HE1	1.82	0.44
1:F:1561:MET:O	1:F:1566:ARG:HB2	2.17	0.44
2:I:430:HIS:CE1	2:I:431:LEU:HD13	2.52	0.44
2:I:1081:HIS:O	2:I:1085:LEU:HB2	2.16	0.44
2:I:1551:GLU:N	2:I:1552:PRO:CD	2.81	0.44
2:J:430:HIS:CE1	2:J:431:LEU:HD13	2.52	0.44
2:J:1775:GLN:HG2	2:J:1836:MET:SD	2.58	0.44
2:J:1866:PHE:CD1	2:J:1870:ALA:HB1	2.53	0.44
2:K:430:HIS:CE1	2:K:431:LEU:HD13	2.52	0.44
2:K:1142:LEU:O	2:K:1150:ARG:NE	2.51	0.44
2:K:1775:GLN:HG2	2:K:1836:MET:SD	2.58	0.44
1:A:378:LEU:HD23	1:F:378:LEU:HD23	1.98	0.44
2:G:1142:LEU:O	2:G:1150:ARG:NE	2.51	0.44
2:G:1775:GLN:HG2	2:G:1836:MET:SD	2.58	0.44
1:D:21:GLN:HE21	1:D:21:GLN:HB3	1.60	0.44
1:E:983:GLN:HE22	2:K:962:LYS:CD	2.29	0.44
2:J:1081:HIS:O	2:J:1085:LEU:HB2	2.16	0.44
2:J:1551:GLU:N	2:J:1552:PRO:CD	2.81	0.44
2:J:1981:LEU:H	2:J:1981:LEU:HD23	1.82	0.44
2:K:1981:LEU:HD23	2:K:1981:LEU:H	1.82	0.44
1:B:378:LEU:HD23	1:E:378:LEU:HD23	1.98	0.44
1:B:1673:TYR:CZ	1:B:1677:VAL:HG21	2.52	0.44
1:C:21:GLN:HE21	1:C:21:GLN:HB3	1.60	0.44
2:L:1551:GLU:N	2:L:1552:PRO:CD	2.81	0.44
1:A:768:ILE:HD11	1:A:806:VAL:HG11	2.00	0.44
2:G:1551:GLU:N	2:G:1552:PRO:CD	2.80	0.44
1:C:176:VAL:HG11	1:C:179:LYS:O	2.17	0.44
1:D:1370:THR:HG22	1:D:1372:THR:H	1.82	0.44
2:H:1551:GLU:N	2:H:1552:PRO:CD	2.81	0.44
2:J:1142:LEU:O	2:J:1150:ARG:NE	2.51	0.44
1:A:983:GLN:HE22	2:G:962:LYS:CD	2.30	0.44
1:A:1552:ASN:O	1:A:1556:THR:HG23	2.18	0.44
1:E:768:ILE:HD11	1:E:806:VAL:HG11	2.00	0.44
1:E:1552:ASN:O	1:E:1556:THR:HG23	2.18	0.44
2:I:194:THR:O	2:I:198:LEU:HD23	2.17	0.44
2:I:1142:LEU:O	2:I:1150:ARG:NE	2.51	0.44
2:K:1551:GLU:N	2:K:1552:PRO:CD	2.81	0.44

Continued on next page...

Continued from previous page...

Atom-1	Atom-2	Interatomic distance (Å)	Clash overlap (Å)
2:G:665:LEU:O	2:G:665:LEU:HD22	2.18	0.44
1:B:1552:ASN:O	1:B:1556:THR:HG23	2.18	0.44
1:C:1370:THR:HG22	1:C:1372:THR:H	1.82	0.44
2:I:1866:PHE:HE1	2:I:1870:ALA:HB1	1.82	0.44
2:J:593:LEU:O	2:J:800:LEU:HA	2.18	0.44
2:J:1866:PHE:HE1	2:J:1870:ALA:HB1	1.82	0.44
2:K:665:LEU:O	2:K:665:LEU:HD22	2.18	0.44
2:L:1866:PHE:CD1	2:L:1870:ALA:HB1	2.53	0.44
2:G:1866:PHE:CD1	2:G:1870:ALA:HB1	2.53	0.44
1:D:176:VAL:HG11	1:D:179:LYS:O	2.18	0.44
1:F:1552:ASN:O	1:F:1556:THR:HG23	2.18	0.44
2:H:1866:PHE:CD1	2:H:1870:ALA:HB1	2.53	0.44
2:I:593:LEU:O	2:I:800:LEU:HA	2.18	0.44
2:J:194:THR:O	2:J:198:LEU:HD23	2.17	0.44
1:A:337:VAL:HG12	1:A:341:GLN:HE21	1.83	0.44
1:A:472:LEU:HD13	1:A:472:LEU:C	2.39	0.44
2:G:1422:THR:HG22	2:G:1474:PHE:CD1	2.53	0.44
1:C:472:LEU:HD13	1:C:472:LEU:C	2.39	0.44
1:C:768:ILE:HD11	1:C:806:VAL:HG11	2.00	0.44
1:D:472:LEU:C	1:D:472:LEU:HD13	2.39	0.44
1:D:739:GLN:O	1:D:798:ASN:ND2	2.37	0.44
1:D:768:ILE:HD11	1:D:806:VAL:HG11	2.00	0.44
1:E:337:VAL:HG12	1:E:341:GLN:HE21	1.83	0.44
1:E:472:LEU:C	1:E:472:LEU:HD13	2.39	0.44
1:F:680:ILE:HG23	1:F:705:VAL:HG22	1.99	0.44
2:H:96:LEU:HD11	2:H:101:ILE:HA	1.99	0.44
2:H:99:ASN:HD21	2:H:550:VAL:H	1.66	0.44
2:H:184:VAL:HG12	2:H:188:ILE:HG12	1.99	0.44
2:H:665:LEU:HD22	2:H:665:LEU:O	2.18	0.44
2:I:679:LEU:HB3	2:I:700:LEU:HD13	2.00	0.44
2:K:1866:PHE:CD1	2:K:1870:ALA:HB1	2.53	0.44
2:L:96:LEU:HD11	2:L:101:ILE:HA	1.99	0.44
2:L:665:LEU:O	2:L:665:LEU:HD22	2.18	0.44
1:A:61:LEU:HD11	1:A:78:ILE:HD11	2.00	0.43
2:G:1783:LEU:HD21	2:G:1828:VAL:CG1	2.48	0.43
1:C:700:GLY:HA2	1:C:730:SER:HB3	2.01	0.43
1:C:1208:VAL:HG13	1:C:1212:THR:HB	2.00	0.43
1:D:700:GLY:HA2	1:D:730:SER:HB3	2.01	0.43
1:D:1208:VAL:HG13	1:D:1212:THR:HB	2.00	0.43
1:D:1673:TYR:CZ	1:D:1677:VAL:HG21	2.52	0.43
1:F:982:ILE:HD13	2:L:955:GLU:HB2	1.99	0.43

Continued on next page...

Continued from previous page...

Atom-1	Atom-2	Interatomic distance (Å)	Clash overlap (Å)
1:F:1694:TYR:OH	2:L:1001:ASP:OD2	2.31	0.43
2:J:679:LEU:HB3	2:J:700:LEU:HD13	2.00	0.43
1:A:20:TYR:CE1	2:G:1985:VAL:HG11	2.53	0.43
1:A:1561:MET:O	1:A:1566:ARG:HB2	2.17	0.43
1:B:680:ILE:HG23	1:B:705:VAL:HG22	1.99	0.43
1:B:982:ILE:HD13	2:H:955:GLU:HB2	1.99	0.43
1:B:1694:TYR:OH	2:H:1001:ASP:OD2	2.31	0.43
1:C:680:ILE:HG23	1:C:705:VAL:HG22	1.99	0.43
1:D:1552:ASN:O	1:D:1556:THR:HG23	2.18	0.43
1:F:700:GLY:HA2	1:F:730:SER:HB3	2.01	0.43
2:H:1142:LEU:O	2:H:1150:ARG:NE	2.51	0.43
2:H:1775:GLN:HG2	2:H:1836:MET:SD	2.57	0.43
2:K:1422:THR:HG22	2:K:1474:PHE:CD1	2.53	0.43
2:K:1783:LEU:HD21	2:K:1828:VAL:CG1	2.49	0.43
2:L:99:ASN:HD21	2:L:550:VAL:H	1.66	0.43
2:L:184:VAL:HG12	2:L:188:ILE:HG12	1.99	0.43
2:L:1142:LEU:O	2:L:1150:ARG:NE	2.51	0.43
1:B:700:GLY:HA2	1:B:730:SER:HB3	2.01	0.43
1:C:1673:TYR:CZ	1:C:1677:VAL:HG21	2.52	0.43
1:D:61:LEU:HD11	1:D:78:ILE:HD11	2.00	0.43
1:E:61:LEU:HD11	1:E:78:ILE:HD11	2.00	0.43
1:E:680:ILE:HG23	1:E:705:VAL:HG22	1.99	0.43
1:E:1153:ASP:OD2	1:F:359:ARG:NH1	2.51	0.43
1:E:1370:THR:HG22	1:E:1372:THR:H	1.82	0.43
1:A:680:ILE:HG23	1:A:705:VAL:HG22	2.00	0.43
1:A:1208:VAL:HG13	1:A:1212:THR:HB	2.00	0.43
2:G:99:ASN:HD21	2:G:550:VAL:H	1.66	0.43
2:G:1866:PHE:HE1	2:G:1870:ALA:HB1	1.82	0.43
1:C:61:LEU:HD11	1:C:78:ILE:HD11	2.00	0.43
1:C:394:PHE:CE1	1:C:748:LEU:HD23	2.53	0.43
1:C:739:GLN:O	1:C:798:ASN:ND2	2.37	0.43
1:C:1552:ASN:O	1:C:1556:THR:HG23	2.18	0.43
1:D:394:PHE:CE1	1:D:748:LEU:HD23	2.53	0.43
1:D:680:ILE:HG23	1:D:705:VAL:HG22	1.99	0.43
1:E:652:ASP:OD2	1:E:655:LEU:HG	2.19	0.43
1:E:1208:VAL:HG13	1:E:1212:THR:HB	2.00	0.43
2:K:1866:PHE:HE1	2:K:1870:ALA:HB1	1.82	0.43
2:L:1775:GLN:HG2	2:L:1836:MET:SD	2.57	0.43
1:A:652:ASP:OD2	1:A:655:LEU:HG	2.19	0.43
1:A:1370:THR:HG22	1:A:1372:THR:H	1.82	0.43
1:C:529:MET:HE2	1:C:896:PHE:HE1	1.83	0.43

Continued on next page...

Continued from previous page...

Atom-1	Atom-2	Interatomic distance (Å)	Clash overlap (Å)
1:D:529:MET:HE2	1:D:896:PHE:HE1	1.83	0.43
2:I:665:LEU:O	2:I:665:LEU:HD22	2.18	0.43
2:J:665:LEU:HD22	2:J:665:LEU:O	2.18	0.43
2:K:99:ASN:HD21	2:K:550:VAL:H	1.66	0.43
2:L:1783:LEU:HD21	2:L:1828:VAL:CG1	2.48	0.43
1:A:739:GLN:O	1:A:798:ASN:ND2	2.37	0.43
1:A:850:PHE:HZ	1:A:866:GLY:HA3	1.84	0.43
1:B:176:VAL:HG11	1:B:179:LYS:O	2.17	0.43
1:E:739:GLN:O	1:E:798:ASN:ND2	2.37	0.43
1:E:1561:MET:O	1:E:1566:ARG:HB2	2.17	0.43
2:H:1783:LEU:HD21	2:H:1828:VAL:CG1	2.48	0.43
2:I:96:LEU:HD11	2:I:101:ILE:HA	1.99	0.43
2:I:1783:LEU:HD21	2:I:1828:VAL:CG1	2.49	0.43
2:J:96:LEU:HD11	2:J:101:ILE:HA	1.99	0.43
2:J:1783:LEU:HD21	2:J:1828:VAL:CG1	2.49	0.43
2:K:679:LEU:HB3	2:K:700:LEU:HD13	2.00	0.43
1:A:901:MET:HE1	1:A:926:LEU:HB3	1.99	0.43
1:E:850:PHE:HZ	1:E:866:GLY:HA3	1.84	0.43
1:F:472:LEU:HD13	1:F:472:LEU:C	2.39	0.43
2:H:101:ILE:HD11	2:H:122:LEU:CD2	2.48	0.43
2:H:1265:MET:HE1	2:H:1569:PHE:CZ	2.54	0.43
1:A:700:GLY:HA2	1:A:730:SER:HB3	2.01	0.43
1:A:1153:ASP:OD2	1:B:359:ARG:NH1	2.52	0.43
1:A:1426:LEU:HD22	1:E:1716:LEU:HD21	2.00	0.43
2:G:679:LEU:HB3	2:G:700:LEU:HD13	2.00	0.43
1:B:472:LEU:C	1:B:472:LEU:HD13	2.39	0.43
1:D:386:PHE:O	1:D:390:VAL:HB	2.19	0.43
1:F:176:VAL:HG11	1:F:179:LYS:O	2.17	0.43
2:I:101:ILE:HD11	2:I:122:LEU:CD2	2.49	0.43
2:I:1422:THR:HG22	2:I:1474:PHE:CD1	2.53	0.43
2:J:101:ILE:HD11	2:J:122:LEU:CD2	2.49	0.43
2:J:1422:THR:HG22	2:J:1474:PHE:CD1	2.54	0.43
2:K:433:VAL:N	2:K:434:PRO:CD	2.82	0.43
2:L:101:ILE:HD11	2:L:122:LEU:CD2	2.49	0.43
1:A:982:ILE:HD13	2:G:955:GLU:HB2	2.00	0.43
2:G:433:VAL:N	2:G:434:PRO:CD	2.82	0.43
1:C:386:PHE:O	1:C:390:VAL:HB	2.19	0.43
1:E:700:GLY:HA2	1:E:730:SER:HB3	2.01	0.43
1:E:901:MET:HE1	1:E:926:LEU:HB3	2.00	0.43
2:K:717:ILE:HG23	2:K:760:HIS:CE1	2.54	0.43
2:L:593:LEU:O	2:L:800:LEU:HA	2.18	0.43

Continued on next page...

Continued from previous page...

Atom-1	Atom-2	Interatomic distance (Å)	Clash overlap (Å)
2:L:1265:MET:HE1	2:L:1569:PHE:CZ	2.54	0.43
1:A:394:PHE:CE1	1:A:748:LEU:HD23	2.54	0.43
1:A:1716:LEU:HD21	1:E:1426:LEU:HD22	2.00	0.43
2:G:717:ILE:HG23	2:G:760:HIS:CE1	2.54	0.43
1:B:394:PHE:CE1	1:B:748:LEU:HD23	2.53	0.43
1:B:768:ILE:HD11	1:B:806:VAL:HG11	2.00	0.43
1:F:335:HIS:O	1:F:338:LEU:HB3	2.19	0.43
1:F:394:PHE:CE1	1:F:748:LEU:HD23	2.54	0.43
1:F:850:PHE:HZ	1:F:866:GLY:HA3	1.84	0.43
2:H:593:LEU:O	2:H:800:LEU:HA	2.18	0.43
2:I:1867:SER:O	2:I:1870:ALA:HB3	2.19	0.43
2:G:1956:ARG:CB	2:G:1957:PRO:HD3	2.49	0.42
1:B:335:HIS:O	1:B:338:LEU:HB3	2.19	0.42
1:B:850:PHE:HZ	1:B:866:GLY:HA3	1.84	0.42
1:E:394:PHE:CE1	1:E:748:LEU:HD23	2.54	0.42
1:F:768:ILE:HD11	1:F:806:VAL:HG11	2.00	0.42
2:J:1867:SER:O	2:J:1870:ALA:HB3	2.19	0.42
2:K:1680:LEU:HD23	2:K:1680:LEU:HA	1.86	0.42
2:K:1956:ARG:CB	2:K:1957:PRO:HD3	2.49	0.42
2:L:914:LEU:HD13	2:L:914:LEU:HA	1.93	0.42
1:A:1413:LYS:O	1:A:1648:GLN:NE2	2.43	0.42
1:B:1716:LEU:HD21	1:D:1426:LEU:HD22	2.00	0.42
1:C:1426:LEU:HD22	1:F:1716:LEU:HD21	2.00	0.42
1:E:335:HIS:O	1:E:338:LEU:HB3	2.19	0.42
1:E:982:ILE:HD13	2:K:955:GLU:HB2	2.00	0.42
1:F:719:GLN:HG3	1:F:1612:ASP:HA	2.01	0.42
1:F:1208:VAL:HG13	1:F:1212:THR:HB	2.00	0.42
2:H:1364:LYS:O	2:H:1398:ARG:NH2	2.47	0.42
2:H:1867:SER:O	2:H:1870:ALA:HB3	2.19	0.42
2:J:1738:PHE:CE1	2:J:1837:THR:HG23	2.54	0.42
2:J:1838:MET:HE3	2:J:1976:PHE:CD1	2.54	0.42
2:K:593:LEU:O	2:K:800:LEU:HA	2.18	0.42
2:L:1867:SER:O	2:L:1870:ALA:HB3	2.19	0.42
2:G:101:ILE:HD11	2:G:122:LEU:CD2	2.49	0.42
1:B:386:PHE:O	1:B:390:VAL:HB	2.19	0.42
1:B:719:GLN:HG3	1:B:1612:ASP:HA	2.01	0.42
1:B:1208:VAL:HG13	1:B:1212:THR:HB	2.00	0.42
1:D:335:HIS:O	1:D:338:LEU:HB3	2.19	0.42
1:F:386:PHE:O	1:F:390:VAL:HB	2.19	0.42
1:F:901:MET:HE3	1:F:904:ASN:HB2	2.01	0.42
2:H:717:ILE:HG23	2:H:760:HIS:CE1	2.54	0.42

Continued on next page...

Continued from previous page...

Atom-1	Atom-2	Interatomic distance (Å)	Clash overlap (Å)
2:H:1738:PHE:CE1	2:H:1837:THR:HG23	2.54	0.42
2:K:101:ILE:HD11	2:K:122:LEU:CD2	2.49	0.42
2:L:717:ILE:HG23	2:L:760:HIS:CE1	2.54	0.42
1:A:335:HIS:O	1:A:338:LEU:HB3	2.19	0.42
1:A:386:PHE:O	1:A:390:VAL:HB	2.19	0.42
2:G:593:LEU:O	2:G:800:LEU:HA	2.18	0.42
2:G:1680:LEU:HD23	2:G:1680:LEU:HA	1.87	0.42
1:B:61:LEU:HD11	1:B:78:ILE:HD11	2.00	0.42
1:B:1153:ASP:OD2	1:C:359:ARG:NH1	2.50	0.42
1:C:335:HIS:O	1:C:338:LEU:HB3	2.19	0.42
2:I:1738:PHE:CE1	2:I:1837:THR:HG23	2.54	0.42
2:I:1838:MET:HE3	2:I:1976:PHE:CD1	2.54	0.42
1:A:1308:SER:O	1:A:1311:SER:HB3	2.20	0.42
2:G:598:THR:O	2:G:602:VAL:HB	2.19	0.42
1:B:337:VAL:HG12	1:B:341:GLN:HE21	1.84	0.42
1:C:337:VAL:HG12	1:C:341:GLN:HE21	1.84	0.42
1:D:337:VAL:HG12	1:D:341:GLN:HE21	1.84	0.42
1:E:386:PHE:O	1:E:390:VAL:HB	2.19	0.42
1:E:1308:SER:O	1:E:1311:SER:HB3	2.20	0.42
2:H:914:LEU:HD13	2:H:914:LEU:HA	1.92	0.42
2:I:270:ALA:O	2:I:459:VAL:HA	2.20	0.42
2:K:1149:TRP:CE2	2:K:1213:LEU:HD23	2.55	0.42
2:L:526:ARG:NH1	2:L:539:ASP:O	2.44	0.42
2:L:1364:LYS:O	2:L:1398:ARG:NH2	2.48	0.42
1:A:529:MET:HE2	1:A:896:PHE:CE1	2.54	0.42
2:G:1149:TRP:CE2	2:G:1213:LEU:HD23	2.55	0.42
1:B:1463:VAL:HB	1:B:1773:VAL:HG21	2.01	0.42
1:D:1067:LEU:HD23	1:D:1067:LEU:HA	1.91	0.42
1:E:1413:LYS:O	1:E:1648:GLN:NE2	2.43	0.42
1:F:61:LEU:HD11	1:F:78:ILE:HD11	2.00	0.42
2:I:99:ASN:HD21	2:I:550:VAL:H	1.66	0.42
2:I:277:LEU:CD1	2:I:479:ILE:HG12	2.50	0.42
2:J:270:ALA:O	2:J:459:VAL:HA	2.20	0.42
2:J:277:LEU:CD1	2:J:479:ILE:HG12	2.50	0.42
2:K:598:THR:O	2:K:602:VAL:HB	2.19	0.42
2:L:1422:THR:HG22	2:L:1474:PHE:CD1	2.54	0.42
2:L:1738:PHE:CE1	2:L:1837:THR:HG23	2.54	0.42
1:B:901:MET:HE3	1:B:904:ASN:HB2	2.01	0.42
1:C:666:ALA:O	1:C:670:GLY:HA2	2.20	0.42
1:C:901:MET:HE1	1:C:926:LEU:HB3	2.01	0.42
1:C:1716:LEU:HD21	1:F:1426:LEU:HD22	2.01	0.42

Continued on next page...

Continued from previous page...

Atom-1	Atom-2	Interatomic distance (Å)	Clash overlap (Å)
1:D:666:ALA:O	1:D:670:GLY:HA2	2.20	0.42
1:D:719:GLN:HG3	1:D:1612:ASP:HA	2.01	0.42
1:E:529:MET:HE2	1:E:896:PHE:CE1	2.54	0.42
1:F:1076:VAL:HG13	1:F:1081:LYS:HA	2.02	0.42
1:F:1463:VAL:HB	1:F:1773:VAL:HG21	2.01	0.42
2:H:526:ARG:NH2	2:H:546:GLU:OE2	2.51	0.42
2:H:598:THR:O	2:H:602:VAL:HB	2.19	0.42
2:I:717:ILE:HG23	2:I:760:HIS:CE1	2.54	0.42
1:A:359:ARG:NH1	1:C:1153:ASP:OD2	2.51	0.42
1:B:20:TYR:CE1	2:H:1985:VAL:HG11	2.55	0.42
1:B:666:ALA:O	1:B:670:GLY:HA2	2.20	0.42
1:B:1076:VAL:HG13	1:B:1081:LYS:HA	2.02	0.42
1:C:44:VAL:HG12	1:C:78:ILE:HG13	2.02	0.42
1:C:719:GLN:HG3	1:C:1612:ASP:HA	2.01	0.42
1:C:1067:LEU:HD23	1:C:1067:LEU:HA	1.91	0.42
1:D:850:PHE:HZ	1:D:866:GLY:HA3	1.84	0.42
1:E:44:VAL:HG12	1:E:78:ILE:HG13	2.02	0.42
1:F:337:VAL:HG12	1:F:341:GLN:HE21	1.84	0.42
1:F:666:ALA:O	1:F:670:GLY:HA2	2.20	0.42
2:H:526:ARG:NH1	2:H:539:ASP:O	2.44	0.42
2:I:598:THR:O	2:I:602:VAL:HB	2.19	0.42
2:J:99:ASN:HD21	2:J:550:VAL:H	1.66	0.42
2:J:1149:TRP:CE2	2:J:1213:LEU:HD23	2.55	0.42
2:L:526:ARG:NH2	2:L:546:GLU:OE2	2.51	0.42
2:L:598:THR:O	2:L:602:VAL:HB	2.19	0.42
1:A:1067:LEU:HD23	1:A:1067:LEU:HA	1.91	0.42
2:G:1867:SER:O	2:G:1870:ALA:HB3	2.19	0.42
1:B:1426:LEU:HD22	1:D:1716:LEU:HD21	2.01	0.42
1:C:20:TYR:CE1	2:I:1985:VAL:HG11	2.55	0.42
1:C:850:PHE:HZ	1:C:866:GLY:HA3	1.84	0.42
1:D:44:VAL:HG12	1:D:78:ILE:HG13	2.02	0.42
1:D:1308:SER:O	1:D:1311:SER:HB3	2.20	0.42
1:E:1067:LEU:HD23	1:E:1067:LEU:HA	1.91	0.42
1:E:1425:ILE:HD12	1:E:1425:ILE:HA	1.90	0.42
1:E:1463:VAL:HB	1:E:1773:VAL:HG21	2.01	0.42
1:F:652:ASP:OD2	1:F:655:LEU:HG	2.19	0.42
2:H:679:LEU:HB3	2:H:700:LEU:HD13	2.00	0.42
2:H:1422:THR:HG22	2:H:1474:PHE:CD1	2.54	0.42
2:H:1866:PHE:HE1	2:H:1870:ALA:HB1	1.82	0.42
2:H:1956:ARG:CB	2:H:1957:PRO:HD3	2.49	0.42
2:I:741:HIS:CD2	2:I:855:HIS:ND1	2.88	0.42

Continued on next page...

Continued from previous page...

Atom-1	Atom-2	Interatomic distance (Å)	Clash overlap (Å)
2:I:1149:TRP:CE2	2:I:1213:LEU:HD23	2.55	0.42
2:I:1862:VAL:HG11	2:I:1866:PHE:CD2	2.55	0.42
2:J:433:VAL:N	2:J:434:PRO:CD	2.82	0.42
2:J:717:ILE:HG23	2:J:760:HIS:CE1	2.54	0.42
2:L:679:LEU:HB3	2:L:700:LEU:HD13	2.00	0.42
2:L:1956:ARG:CB	2:L:1957:PRO:HD3	2.49	0.42
1:A:44:VAL:HG12	1:A:78:ILE:HG13	2.02	0.42
1:A:666:ALA:O	1:A:670:GLY:HA2	2.20	0.42
1:A:1425:ILE:HD12	1:A:1425:ILE:HA	1.90	0.42
1:B:739:GLN:O	1:B:798:ASN:ND2	2.37	0.42
1:C:1308:SER:O	1:C:1311:SER:HB3	2.20	0.42
1:D:901:MET:HE1	1:D:926:LEU:HB3	2.01	0.42
1:E:20:TYR:CE1	2:K:1985:VAL:HG11	2.55	0.42
2:H:270:ALA:O	2:H:459:VAL:HA	2.20	0.42
2:H:1862:VAL:HG11	2:H:1866:PHE:CD2	2.55	0.42
2:I:433:VAL:N	2:I:434:PRO:CD	2.82	0.42
2:I:1956:ARG:CB	2:I:1957:PRO:HD3	2.49	0.42
2:J:598:THR:O	2:J:602:VAL:HB	2.19	0.42
2:J:741:HIS:CD2	2:J:855:HIS:ND1	2.88	0.42
2:J:1862:VAL:HG11	2:J:1866:PHE:CD2	2.55	0.42
2:J:1956:ARG:CB	2:J:1957:PRO:HD3	2.49	0.42
2:K:270:ALA:O	2:K:459:VAL:HA	2.20	0.42
2:K:1867:SER:O	2:K:1870:ALA:HB3	2.19	0.42
2:L:270:ALA:O	2:L:459:VAL:HA	2.20	0.42
1:A:21:GLN:HE21	1:A:21:GLN:HB3	1.60	0.41
1:A:1463:VAL:HB	1:A:1773:VAL:HG21	2.01	0.41
2:G:270:ALA:O	2:G:459:VAL:HA	2.20	0.41
1:B:652:ASP:OD2	1:B:655:LEU:HG	2.19	0.41
1:B:1308:SER:O	1:B:1311:SER:HB3	2.20	0.41
1:B:1367:ARG:HG3	1:B:1370:THR:HG21	2.02	0.41
1:B:1413:LYS:O	1:B:1648:GLN:NE2	2.43	0.41
1:D:1694:TYR:OH	2:J:1001:ASP:OD2	2.31	0.41
1:E:21:GLN:HE21	1:E:21:GLN:HB3	1.60	0.41
1:E:666:ALA:O	1:E:670:GLY:HA2	2.20	0.41
1:F:739:GLN:O	1:F:798:ASN:ND2	2.37	0.41
1:F:1367:ARG:HG3	1:F:1370:THR:HG21	2.02	0.41
2:H:277:LEU:CD1	2:H:479:ILE:HG12	2.50	0.41
2:H:741:HIS:CD2	2:H:855:HIS:ND1	2.88	0.41
2:K:277:LEU:CD1	2:K:479:ILE:HG12	2.50	0.41
2:L:1862:VAL:HG11	2:L:1866:PHE:CD2	2.55	0.41
2:L:1866:PHE:HE1	2:L:1870:ALA:HB1	1.82	0.41

Continued on next page...

Continued from previous page...

Atom-1	Atom-2	Interatomic distance (Å)	Clash overlap (Å)
2:G:741:HIS:CD2	2:G:855:HIS:ND1	2.88	0.41
1:C:652:ASP:OD2	1:C:655:LEU:HG	2.19	0.41
1:D:652:ASP:OD2	1:D:655:LEU:HG	2.19	0.41
1:D:1076:VAL:HG13	1:D:1081:LYS:HA	2.02	0.41
1:F:1308:SER:O	1:F:1311:SER:HB3	2.20	0.41
2:I:233:SER:C	2:I:235:PRO:HD2	2.41	0.41
2:J:233:SER:C	2:J:235:PRO:HD2	2.41	0.41
2:L:277:LEU:CD1	2:L:479:ILE:HG12	2.50	0.41
2:L:741:HIS:CD2	2:L:855:HIS:ND1	2.88	0.41
1:A:684:GLY:O	1:A:687:SER:OG	2.32	0.41
1:A:822:VAL:HG12	1:A:824:LEU:HD13	2.02	0.41
2:G:277:LEU:CD1	2:G:479:ILE:HG12	2.50	0.41
1:B:1181:PHE:CE2	1:B:1183:ARG:HB2	2.56	0.41
1:C:1181:PHE:CE2	1:C:1183:ARG:HB2	2.56	0.41
1:C:1463:VAL:HB	1:C:1773:VAL:HG21	2.01	0.41
1:D:359:ARG:NH1	1:F:1153:ASP:OD2	2.51	0.41
1:D:1153:ASP:OD2	1:E:359:ARG:NH1	2.51	0.41
1:D:1367:ARG:HG3	1:D:1370:THR:HG21	2.02	0.41
1:D:1463:VAL:HB	1:D:1773:VAL:HG21	2.01	0.41
1:E:684:GLY:O	1:E:687:SER:OG	2.32	0.41
1:F:1062:TYR:OH	1:F:1073:THR:HG23	2.21	0.41
2:H:433:VAL:N	2:H:434:PRO:CD	2.82	0.41
2:K:741:HIS:CD2	2:K:855:HIS:ND1	2.88	0.41
2:L:1597:ALA:HB1	2:L:1638:ILE:HD13	2.02	0.41
2:G:490:TRP:HA	2:G:493:THR:HG22	2.03	0.41
2:G:1738:PHE:CE1	2:G:1837:THR:HG23	2.54	0.41
1:B:1062:TYR:OH	1:B:1073:THR:HG23	2.21	0.41
1:C:1076:VAL:HG13	1:C:1081:LYS:HA	2.02	0.41
1:C:1367:ARG:HG3	1:C:1370:THR:HG21	2.02	0.41
1:D:61:LEU:CD1	1:D:78:ILE:HD11	2.51	0.41
1:D:1181:PHE:CE2	1:D:1183:ARG:HB2	2.56	0.41
1:E:822:VAL:HG12	1:E:824:LEU:HD13	2.02	0.41
1:E:1694:TYR:OH	2:K:1001:ASP:OD2	2.31	0.41
1:F:1181:PHE:CE2	1:F:1183:ARG:HB2	2.56	0.41
2:H:234:ILE:N	2:H:235:PRO:HD3	2.35	0.41
2:H:1597:ALA:HB1	2:H:1638:ILE:HD13	2.02	0.41
2:K:490:TRP:HA	2:K:493:THR:HG22	2.03	0.41
2:K:1862:VAL:HG11	2:K:1866:PHE:CD2	2.55	0.41
2:L:234:ILE:N	2:L:235:PRO:HD3	2.35	0.41
2:L:433:VAL:N	2:L:434:PRO:CD	2.82	0.41
2:G:1862:VAL:HG11	2:G:1866:PHE:CD2	2.55	0.41

Continued on next page...

Continued from previous page...

Atom-1	Atom-2	Interatomic distance (Å)	Clash overlap (Å)
1:C:1694:TYR:OH	2:I:1001:ASP:OD2	2.32	0.41
1:E:839:TYR:O	1:E:842:SER:HB2	2.20	0.41
2:H:846:VAL:HG13	2:H:865:TRP:NE1	2.36	0.41
2:I:1103:PHE:O	2:I:1247:GLY:HA3	2.21	0.41
2:L:846:VAL:HG13	2:L:865:TRP:NE1	2.36	0.41
1:A:719:GLN:HG3	1:A:1612:ASP:HA	2.01	0.41
1:A:839:TYR:O	1:A:842:SER:HB2	2.20	0.41
1:A:901:MET:HE3	1:A:904:ASN:HB2	2.02	0.41
1:C:61:LEU:CD1	1:C:78:ILE:HD11	2.51	0.41
1:C:839:TYR:O	1:C:842:SER:HB2	2.20	0.41
1:F:1413:LYS:O	1:F:1648:GLN:NE2	2.43	0.41
2:H:233:SER:C	2:H:235:PRO:HD2	2.41	0.41
2:H:1085:LEU:HD12	2:H:1085:LEU:HA	1.94	0.41
2:H:1149:TRP:CE2	2:H:1213:LEU:HD23	2.55	0.41
2:H:1838:MET:HE3	2:H:1976:PHE:CD1	2.55	0.41
2:H:1976:PHE:HA	2:H:1981:LEU:HD21	2.03	0.41
2:I:1606:ARG:HG2	2:I:1635:ARG:HD3	2.03	0.41
2:J:1103:PHE:O	2:J:1247:GLY:HA3	2.21	0.41
2:J:1606:ARG:HG2	2:J:1635:ARG:HD3	2.03	0.41
2:J:1693:ARG:HD3	2:J:1825:GLU:OE2	2.21	0.41
2:K:1738:PHE:CE1	2:K:1837:THR:HG23	2.55	0.41
2:L:233:SER:C	2:L:235:PRO:HD2	2.41	0.41
1:A:1694:TYR:OH	2:G:1001:ASP:OD2	2.31	0.41
2:G:1466:PHE:CD1	2:G:1489:ILE:HG12	2.56	0.41
2:G:1690:VAL:HG13	2:G:1824:ILE:HD12	2.03	0.41
1:D:442:ARG:HD3	1:D:726:GLY:O	2.21	0.41
1:D:839:TYR:O	1:D:842:SER:HB2	2.20	0.41
1:E:719:GLN:HG3	1:E:1612:ASP:HA	2.01	0.41
1:E:1062:TYR:OH	1:E:1073:THR:HG23	2.20	0.41
1:E:1442:ASN:HD22	1:E:1442:ASN:HA	1.79	0.41
1:F:44:VAL:HG12	1:F:78:ILE:HG13	2.02	0.41
2:H:1855:ILE:HG22	2:H:1968:PRO:HA	2.03	0.41
2:I:543:PHE:HB2	2:I:545:GLN:HE22	1.86	0.41
2:I:1693:ARG:HD3	2:I:1825:GLU:OE2	2.21	0.41
2:J:526:ARG:NH2	2:J:546:GLU:OE2	2.51	0.41
2:J:1597:ALA:HB1	2:J:1638:ILE:HD13	2.02	0.41
2:J:1976:PHE:HA	2:J:1981:LEU:HD21	2.03	0.41
2:K:914:LEU:HD13	2:K:914:LEU:HA	1.92	0.41
2:K:1466:PHE:CD1	2:K:1489:ILE:HG12	2.56	0.41
2:L:246:LEU:HD13	2:L:246:LEU:HA	1.96	0.41
2:L:1149:TRP:CE2	2:L:1213:LEU:HD23	2.55	0.41

Continued on next page...

Continued from previous page...

Atom-1	Atom-2	Interatomic distance (Å)	Clash overlap (Å)
2:L:1838:MET:HE3	2:L:1976:PHE:CD1	2.55	0.41
2:L:1855:ILE:HG22	2:L:1968:PRO:HA	2.03	0.41
2:L:1976:PHE:HA	2:L:1981:LEU:HD21	2.03	0.41
2:G:599:PRO:O	2:G:602:VAL:HG12	2.21	0.41
2:G:1976:PHE:HA	2:G:1981:LEU:HD21	2.03	0.41
1:C:822:VAL:HG12	1:C:824:LEU:HD13	2.02	0.41
1:C:1062:TYR:OH	1:C:1073:THR:HG23	2.20	0.41
1:D:822:VAL:HG12	1:D:824:LEU:HD13	2.02	0.41
1:D:1062:TYR:OH	1:D:1073:THR:HG23	2.21	0.41
1:E:61:LEU:CD1	1:E:78:ILE:HD11	2.51	0.41
1:E:901:MET:HE3	1:E:904:ASN:HB2	2.02	0.41
1:F:20:TYR:CE1	2:L:1985:VAL:HG11	2.56	0.41
1:F:61:LEU:CD1	1:F:78:ILE:HD11	2.51	0.41
2:H:1773:ALA:HB1	2:H:1775:GLN:NE2	2.36	0.41
2:I:663:ILE:HB	2:I:664:PRO:HD3	2.03	0.41
2:I:1597:ALA:HB1	2:I:1638:ILE:HD13	2.02	0.41
2:I:1690:VAL:HG13	2:I:1824:ILE:HD12	2.03	0.41
2:I:1976:PHE:HA	2:I:1981:LEU:HD21	2.03	0.41
2:J:543:PHE:HB2	2:J:545:GLN:HE22	1.86	0.41
2:K:234:ILE:N	2:K:235:PRO:HD3	2.35	0.41
2:K:599:PRO:O	2:K:602:VAL:HG12	2.21	0.41
2:K:1690:VAL:HG13	2:K:1824:ILE:HD12	2.03	0.41
2:K:1855:ILE:HG22	2:K:1968:PRO:HA	2.03	0.41
2:K:1976:PHE:HA	2:K:1981:LEU:HD21	2.03	0.41
2:L:1773:ALA:HB1	2:L:1775:GLN:NE2	2.36	0.41
1:A:61:LEU:CD1	1:A:78:ILE:HD11	2.51	0.41
1:A:1062:TYR:OH	1:A:1073:THR:HG23	2.21	0.41
1:A:1143:GLN:HB3	1:E:1177:LYS:HB2	2.03	0.41
1:A:1177:LYS:HB2	1:E:1143:GLN:HB3	2.03	0.41
2:G:234:ILE:N	2:G:235:PRO:HD3	2.35	0.41
2:G:543:PHE:HB2	2:G:545:GLN:HE22	1.86	0.41
2:G:1103:PHE:O	2:G:1247:GLY:HA3	2.21	0.41
1:B:44:VAL:HG12	1:B:78:ILE:HG13	2.02	0.41
1:B:529:MET:HE2	1:B:896:PHE:CE1	2.56	0.41
1:C:442:ARG:HD3	1:C:726:GLY:O	2.21	0.41
1:C:901:MET:HE3	1:C:904:ASN:HB2	2.02	0.41
1:D:20:TYR:CE1	2:J:1985:VAL:HG11	2.56	0.41
1:D:901:MET:HE3	1:D:904:ASN:HB2	2.02	0.41
1:E:1076:VAL:HG13	1:E:1081:LYS:HA	2.01	0.41
1:F:529:MET:HE2	1:F:896:PHE:CE1	2.56	0.41
2:H:1693:ARG:HD3	2:H:1825:GLU:OE2	2.21	0.41

Continued on next page...

Continued from previous page...

Atom-1	Atom-2	Interatomic distance (Å)	Clash overlap (Å)
2:J:663:ILE:HB	2:J:664:PRO:HD3	2.03	0.41
2:J:1690:VAL:HG13	2:J:1824:ILE:HD12	2.03	0.41
2:J:1855:ILE:HG22	2:J:1968:PRO:HA	2.03	0.41
2:K:1103:PHE:O	2:K:1247:GLY:HA3	2.21	0.41
1:A:1076:VAL:HG13	1:A:1081:LYS:HA	2.02	0.41
2:G:1855:ILE:HG22	2:G:1968:PRO:HA	2.03	0.41
1:B:61:LEU:CD1	1:B:78:ILE:HD11	2.51	0.41
1:B:377:TYR:O	1:B:380:ALA:HB3	2.21	0.41
1:F:776:GLU:HB2	1:F:779:ILE:HD12	2.03	0.41
2:I:1589:VAL:HG11	2:I:1640:PHE:CE2	2.56	0.41
2:I:1855:ILE:HG22	2:I:1968:PRO:HA	2.03	0.41
2:K:543:PHE:HB2	2:K:545:GLN:HE22	1.86	0.41
2:K:846:VAL:HG13	2:K:865:TRP:NE1	2.36	0.41
2:K:1702:TYR:O	2:K:1733:TYR:OH	2.31	0.41
2:L:1085:LEU:HD12	2:L:1085:LEU:HA	1.94	0.41
2:L:1693:ARG:HD3	2:L:1825:GLU:OE2	2.21	0.41
2:G:233:SER:C	2:G:235:PRO:HD2	2.41	0.40
2:G:246:LEU:HD13	2:G:246:LEU:HA	1.96	0.40
1:B:839:TYR:O	1:B:842:SER:HB2	2.20	0.40
1:B:1367:ARG:O	1:B:1370:THR:HB	2.21	0.40
1:F:442:ARG:HD3	1:F:726:GLY:O	2.21	0.40
2:H:846:VAL:HG13	2:H:865:TRP:CD1	2.56	0.40
2:I:846:VAL:HG13	2:I:865:TRP:CD1	2.56	0.40
2:I:1466:PHE:CD1	2:I:1489:ILE:HG12	2.56	0.40
2:I:1773:ALA:HB1	2:I:1775:GLN:NE2	2.36	0.40
2:J:1466:PHE:CD1	2:J:1489:ILE:HG12	2.56	0.40
2:J:1589:VAL:HG11	2:J:1640:PHE:CE2	2.57	0.40
2:J:1773:ALA:HB1	2:J:1775:GLN:NE2	2.36	0.40
2:K:143:SER:OG	2:K:547:ILE:O	2.35	0.40
2:L:599:PRO:O	2:L:602:VAL:HG12	2.21	0.40
2:G:846:VAL:HG13	2:G:865:TRP:NE1	2.36	0.40
2:G:914:LEU:HD13	2:G:914:LEU:HA	1.92	0.40
2:G:1265:MET:HE1	2:G:1569:PHE:CZ	2.57	0.40
1:B:353:ASP:OD2	1:B:359:ARG:NH2	2.49	0.40
1:B:442:ARG:HD3	1:B:726:GLY:O	2.21	0.40
1:E:442:ARG:HD3	1:E:726:GLY:O	2.21	0.40
1:F:377:TYR:O	1:F:380:ALA:HB3	2.22	0.40
1:F:839:TYR:O	1:F:842:SER:HB2	2.20	0.40
2:H:599:PRO:O	2:H:602:VAL:HG12	2.21	0.40
2:K:233:SER:C	2:K:235:PRO:HD2	2.41	0.40
1:A:377:TYR:O	1:A:380:ALA:HB3	2.21	0.40

Continued on next page...

Continued from previous page...

Atom-1	Atom-2	Interatomic distance (Å)	Clash overlap (Å)
1:A:489:VAL:HG13	1:A:670:GLY:HA3	2.03	0.40
1:A:1181:PHE:CE2	1:A:1183:ARG:HB2	2.56	0.40
2:G:1693:ARG:HD3	2:G:1825:GLU:OE2	2.21	0.40
1:B:776:GLU:HB2	1:B:779:ILE:HD12	2.03	0.40
1:E:377:TYR:O	1:E:380:ALA:HB3	2.21	0.40
1:E:489:VAL:HG13	1:E:670:GLY:HA3	2.03	0.40
1:F:1367:ARG:O	1:F:1370:THR:HB	2.21	0.40
2:H:490:TRP:HA	2:H:493:THR:HG22	2.03	0.40
2:H:663:ILE:HB	2:H:664:PRO:HD3	2.03	0.40
2:H:1466:PHE:CD1	2:H:1489:ILE:HG12	2.56	0.40
2:I:599:PRO:O	2:I:602:VAL:HG12	2.21	0.40
2:J:846:VAL:HG13	2:J:865:TRP:CD1	2.56	0.40
2:K:1265:MET:HE1	2:K:1569:PHE:CZ	2.57	0.40
2:K:1693:ARG:HD3	2:K:1825:GLU:OE2	2.21	0.40
2:L:846:VAL:HG13	2:L:865:TRP:CD1	2.56	0.40
1:A:776:GLU:HB2	1:A:779:ILE:HD12	2.03	0.40
2:G:1606:ARG:HG2	2:G:1635:ARG:HD3	2.03	0.40
1:B:490:TYR:CD1	1:B:695:GLY:HA2	2.57	0.40
1:D:1367:ARG:O	1:D:1370:THR:HB	2.21	0.40
1:E:1181:PHE:CE2	1:E:1183:ARG:HB2	2.56	0.40
2:J:846:VAL:HG13	2:J:865:TRP:NE1	2.36	0.40
2:K:246:LEU:HD13	2:K:246:LEU:HA	1.96	0.40
2:L:490:TRP:HA	2:L:493:THR:HG22	2.03	0.40
2:L:663:ILE:HB	2:L:664:PRO:HD3	2.03	0.40
2:L:1466:PHE:CD1	2:L:1489:ILE:HG12	2.56	0.40
1:A:414:LEU:HD12	1:A:414:LEU:HA	1.94	0.40
1:A:442:ARG:HD3	1:A:726:GLY:O	2.21	0.40
1:B:822:VAL:HG12	1:B:824:LEU:HD13	2.03	0.40
1:C:1367:ARG:O	1:C:1370:THR:HB	2.21	0.40
1:D:776:GLU:HB2	1:D:779:ILE:HD12	2.03	0.40
1:E:776:GLU:HB2	1:E:779:ILE:HD12	2.03	0.40
1:F:490:TYR:CD1	1:F:695:GLY:HA2	2.57	0.40
1:F:822:VAL:HG12	1:F:824:LEU:HD13	2.02	0.40
2:H:1103:PHE:O	2:H:1247:GLY:HA3	2.21	0.40
2:I:490:TRP:HA	2:I:493:THR:HG22	2.03	0.40
2:I:846:VAL:HG13	2:I:865:TRP:NE1	2.36	0.40
2:J:599:PRO:O	2:J:602:VAL:HG12	2.21	0.40
2:K:1606:ARG:HG2	2:K:1635:ARG:HD3	2.03	0.40
2:L:1884:TRP:HB2	2:L:1906:ALA:HB2	2.04	0.40

There are no symmetry-related clashes.

5.3 Torsion angles [i](#)

5.3.1 Protein backbone [i](#)

In the following table, the Percentiles column shows the percent Ramachandran outliers of the chain as a percentile score with respect to all PDB entries followed by that with respect to all EM entries.

The Analysed column shows the number of residues for which the backbone conformation was analysed, and the total number of residues.

Mol	Chain	Analysed	Favoured	Allowed	Outliers	Percentiles	
1	A	1749/1887 (93%)	1614 (92%)	118 (7%)	17 (1%)	15	45
1	B	1749/1887 (93%)	1613 (92%)	119 (7%)	17 (1%)	15	45
1	C	1749/1887 (93%)	1614 (92%)	118 (7%)	17 (1%)	15	45
1	D	1749/1887 (93%)	1613 (92%)	119 (7%)	17 (1%)	15	45
1	E	1749/1887 (93%)	1614 (92%)	118 (7%)	17 (1%)	15	45
1	F	1749/1887 (93%)	1615 (92%)	117 (7%)	17 (1%)	15	45
2	G	2032/2040 (100%)	1834 (90%)	174 (9%)	24 (1%)	13	40
2	H	2032/2040 (100%)	1832 (90%)	176 (9%)	24 (1%)	13	40
2	I	2032/2040 (100%)	1834 (90%)	174 (9%)	24 (1%)	13	40
2	J	2032/2040 (100%)	1835 (90%)	173 (8%)	24 (1%)	13	40
2	K	2032/2040 (100%)	1833 (90%)	175 (9%)	24 (1%)	13	40
2	L	2032/2040 (100%)	1834 (90%)	174 (9%)	24 (1%)	13	40
All	All	22686/23562 (96%)	20685 (91%)	1755 (8%)	246 (1%)	18	42

All (246) Ramachandran outliers are listed below:

Mol	Chain	Res	Type
1	A	22	PHE
1	A	812	ALA
1	A	1127	VAL
1	A	1240	VAL
1	A	1585	LYS
2	G	1739	GLU
1	B	22	PHE
1	B	812	ALA
1	B	1127	VAL
1	B	1240	VAL
1	B	1585	LYS
1	C	22	PHE

Continued on next page...

Continued from previous page...

Mol	Chain	Res	Type
1	C	812	ALA
1	C	1127	VAL
1	C	1240	VAL
1	C	1585	LYS
1	D	22	PHE
1	D	812	ALA
1	D	1127	VAL
1	D	1240	VAL
1	D	1585	LYS
1	E	22	PHE
1	E	812	ALA
1	E	1127	VAL
1	E	1240	VAL
1	E	1585	LYS
1	F	22	PHE
1	F	812	ALA
1	F	1127	VAL
1	F	1240	VAL
1	F	1585	LYS
2	H	1739	GLU
2	I	1739	GLU
2	J	1739	GLU
2	K	1739	GLU
2	L	1739	GLU
1	A	730	SER
1	A	874	GLY
1	A	1207	GLN
1	A	1608	ASN
2	G	97	GLU
2	G	772	GLY
2	G	1953	VAL
2	G	1956	ARG
1	B	730	SER
1	B	874	GLY
1	B	1207	GLN
1	B	1608	ASN
1	C	874	GLY
1	C	1207	GLN
1	C	1608	ASN
1	D	874	GLY
1	D	1207	GLN
1	D	1608	ASN

Continued on next page...

Continued from previous page...

Mol	Chain	Res	Type
1	E	874	GLY
1	E	1207	GLN
1	E	1608	ASN
1	F	874	GLY
1	F	1207	GLN
1	F	1608	ASN
2	H	97	GLU
2	H	772	GLY
2	H	1953	VAL
2	H	1956	ARG
2	I	97	GLU
2	I	772	GLY
2	I	1953	VAL
2	I	1956	ARG
2	J	97	GLU
2	J	772	GLY
2	J	1953	VAL
2	J	1956	ARG
2	K	97	GLU
2	K	772	GLY
2	K	1953	VAL
2	K	1956	ARG
2	L	97	GLU
2	L	772	GLY
2	L	1953	VAL
2	L	1956	ARG
1	A	1321	SER
1	A	1844	LYS
2	G	46	GLU
2	G	551	THR
1	B	1321	SER
1	B	1844	LYS
1	C	730	SER
1	C	1321	SER
1	C	1844	LYS
1	D	730	SER
1	D	1321	SER
1	D	1844	LYS
1	E	730	SER
1	E	1321	SER
1	E	1844	LYS
1	F	730	SER

Continued on next page...

Continued from previous page...

Mol	Chain	Res	Type
1	F	1321	SER
1	F	1844	LYS
2	H	46	GLU
2	H	551	THR
2	I	46	GLU
2	I	551	THR
2	J	46	GLU
2	J	551	THR
2	K	46	GLU
2	K	551	THR
2	L	46	GLU
2	L	551	THR
1	A	515	PRO
1	A	1545	SER
2	G	343	ASN
2	G	622	GLY
2	G	769	SER
2	G	1578	THR
2	G	1808	SER
2	G	1847	LEU
2	G	1878	VAL
2	G	2016	ALA
1	B	515	PRO
1	B	1545	SER
1	C	515	PRO
1	C	977	TYR
1	C	1545	SER
1	D	515	PRO
1	D	977	TYR
1	D	1545	SER
1	E	515	PRO
1	E	1545	SER
1	F	515	PRO
1	F	977	TYR
1	F	1545	SER
2	H	343	ASN
2	H	622	GLY
2	H	769	SER
2	H	1578	THR
2	H	1808	SER
2	H	1847	LEU
2	H	1878	VAL

Continued on next page...

Continued from previous page...

Mol	Chain	Res	Type
2	H	2016	ALA
2	I	343	ASN
2	I	622	GLY
2	I	769	SER
2	I	1189	THR
2	I	1578	THR
2	I	1808	SER
2	I	1847	LEU
2	I	1878	VAL
2	I	2016	ALA
2	J	343	ASN
2	J	622	GLY
2	J	769	SER
2	J	1578	THR
2	J	1808	SER
2	J	1847	LEU
2	J	1878	VAL
2	J	2016	ALA
2	K	343	ASN
2	K	622	GLY
2	K	769	SER
2	K	1578	THR
2	K	1808	SER
2	K	1847	LEU
2	K	1878	VAL
2	K	2016	ALA
2	L	343	ASN
2	L	622	GLY
2	L	769	SER
2	L	1578	THR
2	L	1808	SER
2	L	1847	LEU
2	L	1878	VAL
2	L	2016	ALA
1	A	618	ASN
1	A	977	TYR
1	A	1566	ARG
2	G	1031	LYS
2	G	1189	THR
2	G	1896	GLN
1	B	618	ASN
1	B	977	TYR

Continued on next page...

Continued from previous page...

Mol	Chain	Res	Type
1	B	1566	ARG
1	C	618	ASN
1	C	1566	ARG
1	D	618	ASN
1	D	1566	ARG
1	E	618	ASN
1	E	977	TYR
1	E	1566	ARG
1	F	618	ASN
1	F	1566	ARG
2	H	1031	LYS
2	H	1189	THR
2	H	1896	GLN
2	I	1031	LYS
2	I	1896	GLN
2	J	1031	LYS
2	J	1189	THR
2	J	1896	GLN
2	K	1031	LYS
2	K	1189	THR
2	K	1896	GLN
2	L	1031	LYS
2	L	1189	THR
2	L	1896	GLN
1	A	949	GLU
2	G	496	PHE
2	G	1044	VAL
2	G	1048	VAL
2	G	1167	SER
1	B	949	GLU
1	C	949	GLU
1	D	949	GLU
1	E	949	GLU
1	F	949	GLU
2	H	496	PHE
2	H	1044	VAL
2	H	1048	VAL
2	H	1167	SER
2	I	496	PHE
2	I	1044	VAL
2	I	1048	VAL
2	I	1167	SER

Continued on next page...

Continued from previous page...

Mol	Chain	Res	Type
2	J	496	PHE
2	J	1044	VAL
2	J	1048	VAL
2	J	1167	SER
2	K	496	PHE
2	K	1044	VAL
2	K	1048	VAL
2	K	1167	SER
2	L	496	PHE
2	L	1044	VAL
2	L	1048	VAL
2	L	1167	SER
2	G	1955	PRO
2	H	1955	PRO
2	I	1955	PRO
2	J	1955	PRO
2	K	1955	PRO
2	L	1955	PRO
2	G	484	ILE
2	H	484	ILE
2	I	484	ILE
2	J	484	ILE
2	K	484	ILE
2	L	484	ILE

5.3.2 Protein sidechains [i](#)

In the following table, the Percentiles column shows the percent sidechain outliers of the chain as a percentile score with respect to all PDB entries followed by that with respect to all EM entries.

The Analysed column shows the number of residues for which the sidechain conformation was analysed, and the total number of residues.

Mol	Chain	Analysed	Rotameric	Outliers	Percentiles
1	A	1481/1566 (95%)	1383 (93%)	98 (7%)	16 44
1	B	1481/1566 (95%)	1384 (94%)	97 (6%)	17 45
1	C	1481/1566 (95%)	1384 (94%)	97 (6%)	17 45
1	D	1481/1566 (95%)	1384 (94%)	97 (6%)	17 45
1	E	1481/1566 (95%)	1384 (94%)	97 (6%)	17 45

Continued on next page...

Continued from previous page...

Mol	Chain	Analysed	Rotameric	Outliers	Percentiles	
1	F	1481/1566 (95%)	1383 (93%)	98 (7%)	16	44
2	G	1775/1779 (100%)	1657 (93%)	118 (7%)	16	44
2	H	1775/1779 (100%)	1656 (93%)	119 (7%)	16	43
2	I	1775/1779 (100%)	1657 (93%)	118 (7%)	16	44
2	J	1775/1779 (100%)	1658 (93%)	117 (7%)	16	44
2	K	1775/1779 (100%)	1657 (93%)	118 (7%)	16	44
2	L	1775/1779 (100%)	1657 (93%)	118 (7%)	16	44
All	All	19536/20070 (97%)	18244 (93%)	1292 (7%)	20	44

All (1292) residues with a non-rotameric sidechain are listed below:

Mol	Chain	Res	Type
1	A	2	LYS
1	A	15	THR
1	A	21	GLN
1	A	27	ARG
1	A	42	GLU
1	A	140	ILE
1	A	168	MET
1	A	179	LYS
1	A	225	SER
1	A	301	ASP
1	A	363	LYS
1	A	390	VAL
1	A	392	THR
1	A	401	THR
1	A	432	VAL
1	A	443	SER
1	A	458	THR
1	A	489	VAL
1	A	493	VAL
1	A	515	PRO
1	A	527	GLN
1	A	537	LYS
1	A	538	GLU
1	A	599	MET
1	A	708	SER
1	A	719	GLN
1	A	731	THR
1	A	748	LEU

Continued on next page...

Continued from previous page...

Mol	Chain	Res	Type
1	A	750	GLU
1	A	761	LEU
1	A	776	GLU
1	A	777	GLN
1	A	788	SER
1	A	789	GLU
1	A	797	THR
1	A	806	VAL
1	A	824	LEU
1	A	827	SER
1	A	862	LEU
1	A	864	VAL
1	A	875	THR
1	A	878	MET
1	A	894	ARG
1	A	913	VAL
1	A	916	LEU
1	A	923	MET
1	A	937	LYS
1	A	945	LYS
1	A	987	ASN
1	A	1001	VAL
1	A	1020	VAL
1	A	1022	THR
1	A	1047	LEU
1	A	1050	CYS
1	A	1061	SER
1	A	1073	THR
1	A	1079	LYS
1	A	1096	SER
1	A	1130	ASP
1	A	1164	SER
1	A	1166	LYS
1	A	1184	LEU
1	A	1197	THR
1	A	1203	ASP
1	A	1208	VAL
1	A	1238	VAL
1	A	1240	VAL
1	A	1254	VAL
1	A	1260	MET
1	A	1262	LYS

Continued on next page...

Continued from previous page...

Mol	Chain	Res	Type
1	A	1283	MET
1	A	1327	CYS
1	A	1329	VAL
1	A	1333	ASP
1	A	1338	GLU
1	A	1392	LEU
1	A	1426	LEU
1	A	1430	ARG
1	A	1442	ASN
1	A	1471	LYS
1	A	1507	GLN
1	A	1528	THR
1	A	1544	THR
1	A	1556	THR
1	A	1566	ARG
1	A	1577	GLN
1	A	1580	LEU
1	A	1585	LYS
1	A	1640	SER
1	A	1642	THR
1	A	1643	SER
1	A	1649	LYS
1	A	1680	ARG
1	A	1681	GLU
1	A	1706	TYR
1	A	1722	VAL
1	A	1780	ASN
1	A	1828	LEU
2	G	7	ARG
2	G	34	GLN
2	G	38	ASN
2	G	99	ASN
2	G	109	LEU
2	G	114	THR
2	G	121	GLU
2	G	166	THR
2	G	173	LEU
2	G	194	THR
2	G	223	SER
2	G	236	ILE
2	G	240	LEU
2	G	267	LEU

Continued on next page...

Continued from previous page...

Mol	Chain	Res	Type
2	G	277	LEU
2	G	326	ASP
2	G	339	LEU
2	G	342	SER
2	G	345	THR
2	G	351	ASP
2	G	353	VAL
2	G	376	ASN
2	G	419	ARG
2	G	425	SER
2	G	431	LEU
2	G	436	SER
2	G	492	THR
2	G	494	THR
2	G	497	LYS
2	G	510	SER
2	G	516	THR
2	G	545	GLN
2	G	598	THR
2	G	616	THR
2	G	665	LEU
2	G	669	LEU
2	G	670	ARG
2	G	730	LEU
2	G	776	ASP
2	G	805	VAL
2	G	827	VAL
2	G	845	THR
2	G	846	VAL
2	G	887	LYS
2	G	907	VAL
2	G	910	GLN
2	G	914	LEU
2	G	936	ASN
2	G	947	THR
2	G	972	LEU
2	G	1033	SER
2	G	1040	LEU
2	G	1110	ASP
2	G	1131	SER
2	G	1157	SER
2	G	1158	PHE

Continued on next page...

Continued from previous page...

Mol	Chain	Res	Type
2	G	1167	SER
2	G	1189	THR
2	G	1195	VAL
2	G	1205	LEU
2	G	1213	LEU
2	G	1236	LEU
2	G	1317	ARG
2	G	1320	LEU
2	G	1343	VAL
2	G	1347	LEU
2	G	1348	LEU
2	G	1354	SER
2	G	1367	GLN
2	G	1375	THR
2	G	1389	ILE
2	G	1415	ASN
2	G	1422	THR
2	G	1441	ILE
2	G	1446	SER
2	G	1451	GLN
2	G	1468	THR
2	G	1470	THR
2	G	1476	ASN
2	G	1486	PHE
2	G	1567	ARG
2	G	1583	MET
2	G	1586	SER
2	G	1590	ARG
2	G	1616	VAL
2	G	1624	THR
2	G	1637	LEU
2	G	1639	LYS
2	G	1680	LEU
2	G	1693	ARG
2	G	1712	ASN
2	G	1736	MET
2	G	1740	THR
2	G	1741	ILE
2	G	1745	LYS
2	G	1747	LYS
2	G	1748	THR
2	G	1750	LYS

Continued on next page...

Continued from previous page...

Mol	Chain	Res	Type
2	G	1759	SER
2	G	1761	SER
2	G	1770	LEU
2	G	1775	GLN
2	G	1781	LEU
2	G	1811	GLU
2	G	1844	ARG
2	G	1845	ASP
2	G	1846	GLU
2	G	1847	LEU
2	G	1862	VAL
2	G	1914	LEU
2	G	1927	LEU
2	G	1934	GLU
2	G	1935	GLU
2	G	1973	SER
2	G	1976	PHE
2	G	1978	SER
2	G	2022	THR
2	G	2040	GLU
1	B	2	LYS
1	B	15	THR
1	B	21	GLN
1	B	27	ARG
1	B	42	GLU
1	B	140	ILE
1	B	168	MET
1	B	179	LYS
1	B	225	SER
1	B	301	ASP
1	B	363	LYS
1	B	390	VAL
1	B	392	THR
1	B	401	THR
1	B	432	VAL
1	B	443	SER
1	B	458	THR
1	B	489	VAL
1	B	493	VAL
1	B	515	PRO
1	B	527	GLN
1	B	537	LYS

Continued on next page...

Continued from previous page...

Mol	Chain	Res	Type
1	B	538	GLU
1	B	599	MET
1	B	708	SER
1	B	719	GLN
1	B	731	THR
1	B	748	LEU
1	B	750	GLU
1	B	761	LEU
1	B	776	GLU
1	B	777	GLN
1	B	788	SER
1	B	789	GLU
1	B	797	THR
1	B	806	VAL
1	B	824	LEU
1	B	827	SER
1	B	862	LEU
1	B	864	VAL
1	B	875	THR
1	B	878	MET
1	B	894	ARG
1	B	913	VAL
1	B	916	LEU
1	B	923	MET
1	B	937	LYS
1	B	945	LYS
1	B	987	ASN
1	B	1001	VAL
1	B	1020	VAL
1	B	1022	THR
1	B	1047	LEU
1	B	1050	CYS
1	B	1061	SER
1	B	1073	THR
1	B	1079	LYS
1	B	1096	SER
1	B	1130	ASP
1	B	1164	SER
1	B	1166	LYS
1	B	1184	LEU
1	B	1197	THR
1	B	1203	ASP

Continued on next page...

Continued from previous page...

Mol	Chain	Res	Type
1	B	1208	VAL
1	B	1238	VAL
1	B	1240	VAL
1	B	1254	VAL
1	B	1260	MET
1	B	1262	LYS
1	B	1283	MET
1	B	1327	CYS
1	B	1329	VAL
1	B	1333	ASP
1	B	1338	GLU
1	B	1392	LEU
1	B	1426	LEU
1	B	1430	ARG
1	B	1442	ASN
1	B	1471	LYS
1	B	1507	GLN
1	B	1528	THR
1	B	1556	THR
1	B	1566	ARG
1	B	1577	GLN
1	B	1580	LEU
1	B	1585	LYS
1	B	1640	SER
1	B	1642	THR
1	B	1643	SER
1	B	1649	LYS
1	B	1680	ARG
1	B	1681	GLU
1	B	1706	TYR
1	B	1722	VAL
1	B	1780	ASN
1	B	1828	LEU
1	C	2	LYS
1	C	15	THR
1	C	21	GLN
1	C	27	ARG
1	C	42	GLU
1	C	140	ILE
1	C	168	MET
1	C	179	LYS
1	C	225	SER

Continued on next page...

Continued from previous page...

Mol	Chain	Res	Type
1	C	301	ASP
1	C	363	LYS
1	C	390	VAL
1	C	392	THR
1	C	401	THR
1	C	432	VAL
1	C	443	SER
1	C	458	THR
1	C	489	VAL
1	C	493	VAL
1	C	515	PRO
1	C	527	GLN
1	C	537	LYS
1	C	538	GLU
1	C	599	MET
1	C	708	SER
1	C	719	GLN
1	C	731	THR
1	C	748	LEU
1	C	750	GLU
1	C	761	LEU
1	C	776	GLU
1	C	777	GLN
1	C	788	SER
1	C	789	GLU
1	C	797	THR
1	C	806	VAL
1	C	824	LEU
1	C	827	SER
1	C	862	LEU
1	C	864	VAL
1	C	875	THR
1	C	878	MET
1	C	894	ARG
1	C	913	VAL
1	C	916	LEU
1	C	923	MET
1	C	937	LYS
1	C	945	LYS
1	C	987	ASN
1	C	1001	VAL
1	C	1020	VAL

Continued on next page...

Continued from previous page...

Mol	Chain	Res	Type
1	C	1022	THR
1	C	1047	LEU
1	C	1050	CYS
1	C	1061	SER
1	C	1073	THR
1	C	1079	LYS
1	C	1096	SER
1	C	1130	ASP
1	C	1164	SER
1	C	1166	LYS
1	C	1184	LEU
1	C	1197	THR
1	C	1203	ASP
1	C	1208	VAL
1	C	1238	VAL
1	C	1240	VAL
1	C	1254	VAL
1	C	1260	MET
1	C	1262	LYS
1	C	1283	MET
1	C	1327	CYS
1	C	1329	VAL
1	C	1333	ASP
1	C	1338	GLU
1	C	1392	LEU
1	C	1426	LEU
1	C	1430	ARG
1	C	1442	ASN
1	C	1471	LYS
1	C	1507	GLN
1	C	1528	THR
1	C	1556	THR
1	C	1566	ARG
1	C	1577	GLN
1	C	1580	LEU
1	C	1585	LYS
1	C	1640	SER
1	C	1642	THR
1	C	1643	SER
1	C	1649	LYS
1	C	1680	ARG
1	C	1681	GLU

Continued on next page...

Continued from previous page...

Mol	Chain	Res	Type
1	C	1706	TYR
1	C	1722	VAL
1	C	1780	ASN
1	C	1828	LEU
1	D	2	LYS
1	D	15	THR
1	D	21	GLN
1	D	27	ARG
1	D	42	GLU
1	D	140	ILE
1	D	168	MET
1	D	179	LYS
1	D	225	SER
1	D	301	ASP
1	D	363	LYS
1	D	390	VAL
1	D	392	THR
1	D	401	THR
1	D	432	VAL
1	D	443	SER
1	D	458	THR
1	D	489	VAL
1	D	493	VAL
1	D	515	PRO
1	D	527	GLN
1	D	537	LYS
1	D	538	GLU
1	D	599	MET
1	D	708	SER
1	D	719	GLN
1	D	731	THR
1	D	748	LEU
1	D	750	GLU
1	D	761	LEU
1	D	776	GLU
1	D	777	GLN
1	D	788	SER
1	D	789	GLU
1	D	797	THR
1	D	806	VAL
1	D	824	LEU
1	D	827	SER

Continued on next page...

Continued from previous page...

Mol	Chain	Res	Type
1	D	862	LEU
1	D	864	VAL
1	D	875	THR
1	D	878	MET
1	D	894	ARG
1	D	913	VAL
1	D	916	LEU
1	D	923	MET
1	D	937	LYS
1	D	945	LYS
1	D	987	ASN
1	D	1001	VAL
1	D	1020	VAL
1	D	1022	THR
1	D	1047	LEU
1	D	1050	CYS
1	D	1061	SER
1	D	1073	THR
1	D	1079	LYS
1	D	1096	SER
1	D	1130	ASP
1	D	1164	SER
1	D	1166	LYS
1	D	1184	LEU
1	D	1197	THR
1	D	1203	ASP
1	D	1208	VAL
1	D	1238	VAL
1	D	1240	VAL
1	D	1254	VAL
1	D	1260	MET
1	D	1262	LYS
1	D	1283	MET
1	D	1327	CYS
1	D	1329	VAL
1	D	1333	ASP
1	D	1338	GLU
1	D	1392	LEU
1	D	1426	LEU
1	D	1430	ARG
1	D	1442	ASN
1	D	1471	LYS

Continued on next page...

Continued from previous page...

Mol	Chain	Res	Type
1	D	1507	GLN
1	D	1528	THR
1	D	1556	THR
1	D	1566	ARG
1	D	1577	GLN
1	D	1580	LEU
1	D	1585	LYS
1	D	1640	SER
1	D	1642	THR
1	D	1643	SER
1	D	1649	LYS
1	D	1680	ARG
1	D	1681	GLU
1	D	1706	TYR
1	D	1722	VAL
1	D	1780	ASN
1	D	1828	LEU
1	E	2	LYS
1	E	15	THR
1	E	21	GLN
1	E	27	ARG
1	E	42	GLU
1	E	140	ILE
1	E	168	MET
1	E	179	LYS
1	E	225	SER
1	E	301	ASP
1	E	363	LYS
1	E	390	VAL
1	E	392	THR
1	E	401	THR
1	E	432	VAL
1	E	443	SER
1	E	458	THR
1	E	489	VAL
1	E	493	VAL
1	E	515	PRO
1	E	527	GLN
1	E	537	LYS
1	E	538	GLU
1	E	599	MET
1	E	708	SER

Continued on next page...

Continued from previous page...

Mol	Chain	Res	Type
1	E	719	GLN
1	E	731	THR
1	E	748	LEU
1	E	750	GLU
1	E	761	LEU
1	E	776	GLU
1	E	777	GLN
1	E	788	SER
1	E	789	GLU
1	E	797	THR
1	E	806	VAL
1	E	824	LEU
1	E	827	SER
1	E	862	LEU
1	E	864	VAL
1	E	875	THR
1	E	878	MET
1	E	894	ARG
1	E	913	VAL
1	E	916	LEU
1	E	923	MET
1	E	937	LYS
1	E	945	LYS
1	E	987	ASN
1	E	1001	VAL
1	E	1020	VAL
1	E	1022	THR
1	E	1047	LEU
1	E	1050	CYS
1	E	1061	SER
1	E	1073	THR
1	E	1079	LYS
1	E	1096	SER
1	E	1130	ASP
1	E	1164	SER
1	E	1166	LYS
1	E	1184	LEU
1	E	1197	THR
1	E	1203	ASP
1	E	1208	VAL
1	E	1238	VAL
1	E	1240	VAL

Continued on next page...

Continued from previous page...

Mol	Chain	Res	Type
1	E	1254	VAL
1	E	1260	MET
1	E	1262	LYS
1	E	1283	MET
1	E	1327	CYS
1	E	1329	VAL
1	E	1333	ASP
1	E	1338	GLU
1	E	1392	LEU
1	E	1426	LEU
1	E	1430	ARG
1	E	1442	ASN
1	E	1471	LYS
1	E	1507	GLN
1	E	1528	THR
1	E	1556	THR
1	E	1566	ARG
1	E	1577	GLN
1	E	1580	LEU
1	E	1585	LYS
1	E	1640	SER
1	E	1642	THR
1	E	1643	SER
1	E	1649	LYS
1	E	1680	ARG
1	E	1681	GLU
1	E	1706	TYR
1	E	1722	VAL
1	E	1780	ASN
1	E	1828	LEU
1	F	2	LYS
1	F	15	THR
1	F	21	GLN
1	F	27	ARG
1	F	42	GLU
1	F	140	ILE
1	F	168	MET
1	F	179	LYS
1	F	225	SER
1	F	301	ASP
1	F	363	LYS
1	F	390	VAL

Continued on next page...

Continued from previous page...

Mol	Chain	Res	Type
1	F	392	THR
1	F	401	THR
1	F	432	VAL
1	F	443	SER
1	F	458	THR
1	F	489	VAL
1	F	493	VAL
1	F	515	PRO
1	F	527	GLN
1	F	537	LYS
1	F	538	GLU
1	F	599	MET
1	F	708	SER
1	F	709	ARG
1	F	719	GLN
1	F	731	THR
1	F	748	LEU
1	F	750	GLU
1	F	761	LEU
1	F	776	GLU
1	F	777	GLN
1	F	788	SER
1	F	789	GLU
1	F	797	THR
1	F	806	VAL
1	F	824	LEU
1	F	827	SER
1	F	862	LEU
1	F	864	VAL
1	F	875	THR
1	F	878	MET
1	F	894	ARG
1	F	913	VAL
1	F	916	LEU
1	F	923	MET
1	F	937	LYS
1	F	945	LYS
1	F	987	ASN
1	F	1001	VAL
1	F	1020	VAL
1	F	1022	THR
1	F	1047	LEU

Continued on next page...

Continued from previous page...

Mol	Chain	Res	Type
1	F	1050	CYS
1	F	1061	SER
1	F	1073	THR
1	F	1079	LYS
1	F	1096	SER
1	F	1130	ASP
1	F	1164	SER
1	F	1166	LYS
1	F	1184	LEU
1	F	1197	THR
1	F	1203	ASP
1	F	1208	VAL
1	F	1238	VAL
1	F	1240	VAL
1	F	1254	VAL
1	F	1260	MET
1	F	1262	LYS
1	F	1283	MET
1	F	1327	CYS
1	F	1329	VAL
1	F	1333	ASP
1	F	1338	GLU
1	F	1392	LEU
1	F	1426	LEU
1	F	1430	ARG
1	F	1442	ASN
1	F	1471	LYS
1	F	1507	GLN
1	F	1528	THR
1	F	1556	THR
1	F	1566	ARG
1	F	1577	GLN
1	F	1580	LEU
1	F	1585	LYS
1	F	1640	SER
1	F	1642	THR
1	F	1643	SER
1	F	1649	LYS
1	F	1680	ARG
1	F	1681	GLU
1	F	1706	TYR
1	F	1722	VAL

Continued on next page...

Continued from previous page...

Mol	Chain	Res	Type
1	F	1780	ASN
1	F	1828	LEU
2	H	7	ARG
2	H	24	THR
2	H	34	GLN
2	H	38	ASN
2	H	99	ASN
2	H	109	LEU
2	H	114	THR
2	H	121	GLU
2	H	140	LYS
2	H	166	THR
2	H	173	LEU
2	H	194	THR
2	H	223	SER
2	H	236	ILE
2	H	240	LEU
2	H	267	LEU
2	H	277	LEU
2	H	326	ASP
2	H	339	LEU
2	H	342	SER
2	H	345	THR
2	H	351	ASP
2	H	353	VAL
2	H	376	ASN
2	H	419	ARG
2	H	425	SER
2	H	431	LEU
2	H	436	SER
2	H	492	THR
2	H	494	THR
2	H	497	LYS
2	H	510	SER
2	H	516	THR
2	H	545	GLN
2	H	598	THR
2	H	616	THR
2	H	665	LEU
2	H	669	LEU
2	H	670	ARG
2	H	730	LEU

Continued on next page...

Continued from previous page...

Mol	Chain	Res	Type
2	H	776	ASP
2	H	805	VAL
2	H	827	VAL
2	H	845	THR
2	H	846	VAL
2	H	887	LYS
2	H	907	VAL
2	H	910	GLN
2	H	914	LEU
2	H	936	ASN
2	H	947	THR
2	H	972	LEU
2	H	1033	SER
2	H	1040	LEU
2	H	1110	ASP
2	H	1131	SER
2	H	1157	SER
2	H	1158	PHE
2	H	1167	SER
2	H	1189	THR
2	H	1195	VAL
2	H	1205	LEU
2	H	1213	LEU
2	H	1236	LEU
2	H	1317	ARG
2	H	1320	LEU
2	H	1343	VAL
2	H	1347	LEU
2	H	1348	LEU
2	H	1354	SER
2	H	1367	GLN
2	H	1375	THR
2	H	1389	ILE
2	H	1415	ASN
2	H	1441	ILE
2	H	1446	SER
2	H	1451	GLN
2	H	1468	THR
2	H	1470	THR
2	H	1476	ASN
2	H	1486	PHE
2	H	1567	ARG

Continued on next page...

Continued from previous page...

Mol	Chain	Res	Type
2	H	1583	MET
2	H	1586	SER
2	H	1590	ARG
2	H	1616	VAL
2	H	1624	THR
2	H	1637	LEU
2	H	1639	LYS
2	H	1680	LEU
2	H	1693	ARG
2	H	1712	ASN
2	H	1736	MET
2	H	1740	THR
2	H	1741	ILE
2	H	1745	LYS
2	H	1747	LYS
2	H	1748	THR
2	H	1750	LYS
2	H	1759	SER
2	H	1761	SER
2	H	1770	LEU
2	H	1775	GLN
2	H	1781	LEU
2	H	1811	GLU
2	H	1844	ARG
2	H	1845	ASP
2	H	1846	GLU
2	H	1847	LEU
2	H	1862	VAL
2	H	1914	LEU
2	H	1927	LEU
2	H	1934	GLU
2	H	1935	GLU
2	H	1973	SER
2	H	1976	PHE
2	H	1978	SER
2	H	2022	THR
2	H	2040	GLU
2	I	7	ARG
2	I	34	GLN
2	I	38	ASN
2	I	99	ASN
2	I	109	LEU

Continued on next page...

Continued from previous page...

Mol	Chain	Res	Type
2	I	114	THR
2	I	121	GLU
2	I	140	LYS
2	I	166	THR
2	I	173	LEU
2	I	194	THR
2	I	223	SER
2	I	236	ILE
2	I	240	LEU
2	I	267	LEU
2	I	277	LEU
2	I	326	ASP
2	I	339	LEU
2	I	342	SER
2	I	345	THR
2	I	351	ASP
2	I	353	VAL
2	I	376	ASN
2	I	419	ARG
2	I	425	SER
2	I	431	LEU
2	I	436	SER
2	I	492	THR
2	I	494	THR
2	I	497	LYS
2	I	510	SER
2	I	516	THR
2	I	545	GLN
2	I	598	THR
2	I	616	THR
2	I	665	LEU
2	I	669	LEU
2	I	670	ARG
2	I	730	LEU
2	I	776	ASP
2	I	805	VAL
2	I	827	VAL
2	I	845	THR
2	I	846	VAL
2	I	887	LYS
2	I	907	VAL
2	I	910	GLN

Continued on next page...

Continued from previous page...

Mol	Chain	Res	Type
2	I	914	LEU
2	I	936	ASN
2	I	947	THR
2	I	972	LEU
2	I	1033	SER
2	I	1040	LEU
2	I	1110	ASP
2	I	1131	SER
2	I	1157	SER
2	I	1158	PHE
2	I	1167	SER
2	I	1189	THR
2	I	1195	VAL
2	I	1205	LEU
2	I	1213	LEU
2	I	1236	LEU
2	I	1317	ARG
2	I	1320	LEU
2	I	1343	VAL
2	I	1347	LEU
2	I	1348	LEU
2	I	1354	SER
2	I	1367	GLN
2	I	1375	THR
2	I	1389	ILE
2	I	1415	ASN
2	I	1441	ILE
2	I	1446	SER
2	I	1451	GLN
2	I	1468	THR
2	I	1470	THR
2	I	1476	ASN
2	I	1486	PHE
2	I	1567	ARG
2	I	1583	MET
2	I	1586	SER
2	I	1590	ARG
2	I	1616	VAL
2	I	1624	THR
2	I	1637	LEU
2	I	1639	LYS
2	I	1680	LEU

Continued on next page...

Continued from previous page...

Mol	Chain	Res	Type
2	I	1693	ARG
2	I	1712	ASN
2	I	1736	MET
2	I	1740	THR
2	I	1741	ILE
2	I	1745	LYS
2	I	1747	LYS
2	I	1748	THR
2	I	1750	LYS
2	I	1759	SER
2	I	1761	SER
2	I	1770	LEU
2	I	1775	GLN
2	I	1781	LEU
2	I	1811	GLU
2	I	1844	ARG
2	I	1845	ASP
2	I	1846	GLU
2	I	1847	LEU
2	I	1862	VAL
2	I	1914	LEU
2	I	1927	LEU
2	I	1934	GLU
2	I	1935	GLU
2	I	1973	SER
2	I	1976	PHE
2	I	1978	SER
2	I	2022	THR
2	I	2040	GLU
2	J	7	ARG
2	J	34	GLN
2	J	38	ASN
2	J	99	ASN
2	J	109	LEU
2	J	114	THR
2	J	121	GLU
2	J	166	THR
2	J	173	LEU
2	J	194	THR
2	J	223	SER
2	J	236	ILE
2	J	240	LEU

Continued on next page...

Continued from previous page...

Mol	Chain	Res	Type
2	J	267	LEU
2	J	277	LEU
2	J	326	ASP
2	J	339	LEU
2	J	342	SER
2	J	345	THR
2	J	351	ASP
2	J	353	VAL
2	J	376	ASN
2	J	419	ARG
2	J	425	SER
2	J	431	LEU
2	J	436	SER
2	J	492	THR
2	J	494	THR
2	J	497	LYS
2	J	510	SER
2	J	516	THR
2	J	545	GLN
2	J	598	THR
2	J	616	THR
2	J	665	LEU
2	J	669	LEU
2	J	670	ARG
2	J	730	LEU
2	J	776	ASP
2	J	805	VAL
2	J	827	VAL
2	J	845	THR
2	J	846	VAL
2	J	887	LYS
2	J	907	VAL
2	J	910	GLN
2	J	914	LEU
2	J	936	ASN
2	J	947	THR
2	J	972	LEU
2	J	1033	SER
2	J	1040	LEU
2	J	1110	ASP
2	J	1131	SER
2	J	1157	SER

Continued on next page...

Continued from previous page...

Mol	Chain	Res	Type
2	J	1158	PHE
2	J	1167	SER
2	J	1189	THR
2	J	1195	VAL
2	J	1205	LEU
2	J	1213	LEU
2	J	1236	LEU
2	J	1317	ARG
2	J	1320	LEU
2	J	1343	VAL
2	J	1347	LEU
2	J	1348	LEU
2	J	1354	SER
2	J	1367	GLN
2	J	1375	THR
2	J	1389	ILE
2	J	1415	ASN
2	J	1441	ILE
2	J	1446	SER
2	J	1451	GLN
2	J	1468	THR
2	J	1470	THR
2	J	1476	ASN
2	J	1486	PHE
2	J	1567	ARG
2	J	1583	MET
2	J	1586	SER
2	J	1590	ARG
2	J	1616	VAL
2	J	1624	THR
2	J	1637	LEU
2	J	1639	LYS
2	J	1680	LEU
2	J	1693	ARG
2	J	1712	ASN
2	J	1736	MET
2	J	1740	THR
2	J	1741	ILE
2	J	1745	LYS
2	J	1747	LYS
2	J	1748	THR
2	J	1750	LYS

Continued on next page...

Continued from previous page...

Mol	Chain	Res	Type
2	J	1759	SER
2	J	1761	SER
2	J	1770	LEU
2	J	1775	GLN
2	J	1781	LEU
2	J	1811	GLU
2	J	1844	ARG
2	J	1845	ASP
2	J	1846	GLU
2	J	1847	LEU
2	J	1862	VAL
2	J	1914	LEU
2	J	1927	LEU
2	J	1934	GLU
2	J	1935	GLU
2	J	1973	SER
2	J	1976	PHE
2	J	1978	SER
2	J	2022	THR
2	J	2040	GLU
2	K	7	ARG
2	K	34	GLN
2	K	38	ASN
2	K	99	ASN
2	K	109	LEU
2	K	114	THR
2	K	121	GLU
2	K	166	THR
2	K	173	LEU
2	K	194	THR
2	K	223	SER
2	K	236	ILE
2	K	240	LEU
2	K	267	LEU
2	K	277	LEU
2	K	326	ASP
2	K	339	LEU
2	K	342	SER
2	K	345	THR
2	K	351	ASP
2	K	353	VAL
2	K	376	ASN

Continued on next page...

Continued from previous page...

Mol	Chain	Res	Type
2	K	419	ARG
2	K	425	SER
2	K	431	LEU
2	K	436	SER
2	K	492	THR
2	K	494	THR
2	K	497	LYS
2	K	510	SER
2	K	516	THR
2	K	545	GLN
2	K	598	THR
2	K	616	THR
2	K	665	LEU
2	K	669	LEU
2	K	670	ARG
2	K	730	LEU
2	K	776	ASP
2	K	805	VAL
2	K	827	VAL
2	K	845	THR
2	K	846	VAL
2	K	887	LYS
2	K	907	VAL
2	K	910	GLN
2	K	914	LEU
2	K	936	ASN
2	K	947	THR
2	K	972	LEU
2	K	1033	SER
2	K	1040	LEU
2	K	1110	ASP
2	K	1131	SER
2	K	1157	SER
2	K	1158	PHE
2	K	1167	SER
2	K	1189	THR
2	K	1195	VAL
2	K	1205	LEU
2	K	1213	LEU
2	K	1236	LEU
2	K	1317	ARG
2	K	1320	LEU

Continued on next page...

Continued from previous page...

Mol	Chain	Res	Type
2	K	1343	VAL
2	K	1347	LEU
2	K	1348	LEU
2	K	1354	SER
2	K	1367	GLN
2	K	1375	THR
2	K	1389	ILE
2	K	1415	ASN
2	K	1422	THR
2	K	1441	ILE
2	K	1446	SER
2	K	1451	GLN
2	K	1468	THR
2	K	1470	THR
2	K	1476	ASN
2	K	1486	PHE
2	K	1567	ARG
2	K	1583	MET
2	K	1586	SER
2	K	1590	ARG
2	K	1616	VAL
2	K	1624	THR
2	K	1637	LEU
2	K	1639	LYS
2	K	1680	LEU
2	K	1693	ARG
2	K	1712	ASN
2	K	1736	MET
2	K	1740	THR
2	K	1741	ILE
2	K	1745	LYS
2	K	1747	LYS
2	K	1748	THR
2	K	1750	LYS
2	K	1759	SER
2	K	1761	SER
2	K	1770	LEU
2	K	1775	GLN
2	K	1781	LEU
2	K	1811	GLU
2	K	1844	ARG
2	K	1845	ASP

Continued on next page...

Continued from previous page...

Mol	Chain	Res	Type
2	K	1846	GLU
2	K	1847	LEU
2	K	1862	VAL
2	K	1914	LEU
2	K	1927	LEU
2	K	1934	GLU
2	K	1935	GLU
2	K	1973	SER
2	K	1976	PHE
2	K	1978	SER
2	K	2022	THR
2	K	2040	GLU
2	L	7	ARG
2	L	24	THR
2	L	34	GLN
2	L	38	ASN
2	L	99	ASN
2	L	109	LEU
2	L	114	THR
2	L	121	GLU
2	L	166	THR
2	L	173	LEU
2	L	194	THR
2	L	223	SER
2	L	236	ILE
2	L	240	LEU
2	L	267	LEU
2	L	277	LEU
2	L	326	ASP
2	L	339	LEU
2	L	342	SER
2	L	345	THR
2	L	351	ASP
2	L	353	VAL
2	L	376	ASN
2	L	419	ARG
2	L	425	SER
2	L	431	LEU
2	L	436	SER
2	L	492	THR
2	L	494	THR
2	L	497	LYS

Continued on next page...

Continued from previous page...

Mol	Chain	Res	Type
2	L	510	SER
2	L	516	THR
2	L	545	GLN
2	L	598	THR
2	L	616	THR
2	L	665	LEU
2	L	669	LEU
2	L	670	ARG
2	L	730	LEU
2	L	776	ASP
2	L	805	VAL
2	L	827	VAL
2	L	845	THR
2	L	846	VAL
2	L	887	LYS
2	L	907	VAL
2	L	910	GLN
2	L	914	LEU
2	L	936	ASN
2	L	947	THR
2	L	972	LEU
2	L	1033	SER
2	L	1040	LEU
2	L	1110	ASP
2	L	1131	SER
2	L	1157	SER
2	L	1158	PHE
2	L	1167	SER
2	L	1189	THR
2	L	1195	VAL
2	L	1205	LEU
2	L	1213	LEU
2	L	1236	LEU
2	L	1317	ARG
2	L	1320	LEU
2	L	1343	VAL
2	L	1347	LEU
2	L	1348	LEU
2	L	1354	SER
2	L	1367	GLN
2	L	1375	THR
2	L	1389	ILE

Continued on next page...

Continued from previous page...

Mol	Chain	Res	Type
2	L	1415	ASN
2	L	1441	ILE
2	L	1446	SER
2	L	1451	GLN
2	L	1468	THR
2	L	1470	THR
2	L	1476	ASN
2	L	1486	PHE
2	L	1567	ARG
2	L	1583	MET
2	L	1586	SER
2	L	1590	ARG
2	L	1616	VAL
2	L	1624	THR
2	L	1637	LEU
2	L	1639	LYS
2	L	1680	LEU
2	L	1693	ARG
2	L	1712	ASN
2	L	1736	MET
2	L	1740	THR
2	L	1741	ILE
2	L	1745	LYS
2	L	1747	LYS
2	L	1748	THR
2	L	1750	LYS
2	L	1759	SER
2	L	1761	SER
2	L	1770	LEU
2	L	1775	GLN
2	L	1781	LEU
2	L	1811	GLU
2	L	1844	ARG
2	L	1845	ASP
2	L	1846	GLU
2	L	1847	LEU
2	L	1862	VAL
2	L	1914	LEU
2	L	1927	LEU
2	L	1934	GLU
2	L	1935	GLU
2	L	1973	SER

Continued on next page...

Continued from previous page...

Mol	Chain	Res	Type
2	L	1976	PHE
2	L	1978	SER
2	L	2022	THR
2	L	2040	GLU

Sometimes sidechains can be flipped to improve hydrogen bonding and reduce clashes. All (361) such sidechains are listed below:

Mol	Chain	Res	Type
1	A	21	GLN
1	A	342	GLN
1	A	344	GLN
1	A	438	ASN
1	A	506	ASN
1	A	618	ASN
1	A	719	GLN
1	A	738	ASN
1	A	904	ASN
1	A	971	ASN
1	A	983	GLN
1	A	987	ASN
1	A	1064	ASN
1	A	1066	ASN
1	A	1146	HIS
1	A	1239	HIS
1	A	1288	ASN
1	A	1432	HIS
1	A	1442	ASN
1	A	1507	GLN
1	A	1510	ASN
1	A	1577	GLN
1	A	1610	ASN
1	A	1657	HIS
2	G	99	ASN
2	G	155	GLN
2	G	354	ASN
2	G	376	ASN
2	G	390	ASN
2	G	428	HIS
2	G	440	ASN
2	G	447	ASN
2	G	500	HIS
2	G	545	GLN

Continued on next page...

Continued from previous page...

Mol	Chain	Res	Type
2	G	558	ASN
2	G	572	ASN
2	G	612	ASN
2	G	718	ASN
2	G	747	HIS
2	G	760	HIS
2	G	908	ASN
2	G	910	GLN
2	G	936	ASN
2	G	1046	GLN
2	G	1049	GLN
2	G	1061	GLN
2	G	1217	ASN
2	G	1307	ASN
2	G	1355	ASN
2	G	1383	ASN
2	G	1384	GLN
2	G	1415	ASN
2	G	1451	GLN
2	G	1619	ASN
2	G	1712	ASN
2	G	1775	GLN
2	G	1890	ASN
2	G	1983	ASN
2	G	2020	GLN
1	B	21	GLN
1	B	342	GLN
1	B	344	GLN
1	B	438	ASN
1	B	506	ASN
1	B	618	ASN
1	B	719	GLN
1	B	738	ASN
1	B	904	ASN
1	B	971	ASN
1	B	983	GLN
1	B	987	ASN
1	B	1064	ASN
1	B	1066	ASN
1	B	1146	HIS
1	B	1239	HIS
1	B	1288	ASN

Continued on next page...

Continued from previous page...

Mol	Chain	Res	Type
1	B	1432	HIS
1	B	1442	ASN
1	B	1507	GLN
1	B	1510	ASN
1	B	1577	GLN
1	B	1610	ASN
1	B	1657	HIS
1	C	21	GLN
1	C	342	GLN
1	C	344	GLN
1	C	438	ASN
1	C	506	ASN
1	C	618	ASN
1	C	719	GLN
1	C	738	ASN
1	C	904	ASN
1	C	971	ASN
1	C	983	GLN
1	C	987	ASN
1	C	1064	ASN
1	C	1066	ASN
1	C	1146	HIS
1	C	1239	HIS
1	C	1288	ASN
1	C	1432	HIS
1	C	1442	ASN
1	C	1483	ASN
1	C	1507	GLN
1	C	1510	ASN
1	C	1577	GLN
1	C	1610	ASN
1	C	1657	HIS
1	C	1845	ASN
1	D	21	GLN
1	D	342	GLN
1	D	344	GLN
1	D	438	ASN
1	D	506	ASN
1	D	618	ASN
1	D	719	GLN
1	D	738	ASN
1	D	904	ASN

Continued on next page...

Continued from previous page...

Mol	Chain	Res	Type
1	D	971	ASN
1	D	983	GLN
1	D	987	ASN
1	D	1064	ASN
1	D	1066	ASN
1	D	1146	HIS
1	D	1239	HIS
1	D	1288	ASN
1	D	1432	HIS
1	D	1442	ASN
1	D	1483	ASN
1	D	1507	GLN
1	D	1510	ASN
1	D	1577	GLN
1	D	1610	ASN
1	D	1657	HIS
1	D	1845	ASN
1	E	21	GLN
1	E	342	GLN
1	E	344	GLN
1	E	438	ASN
1	E	506	ASN
1	E	618	ASN
1	E	719	GLN
1	E	738	ASN
1	E	904	ASN
1	E	971	ASN
1	E	983	GLN
1	E	987	ASN
1	E	1064	ASN
1	E	1066	ASN
1	E	1146	HIS
1	E	1239	HIS
1	E	1288	ASN
1	E	1432	HIS
1	E	1442	ASN
1	E	1507	GLN
1	E	1510	ASN
1	E	1577	GLN
1	E	1610	ASN
1	E	1657	HIS
1	F	21	GLN

Continued on next page...

Continued from previous page...

Mol	Chain	Res	Type
1	F	342	GLN
1	F	344	GLN
1	F	438	ASN
1	F	506	ASN
1	F	618	ASN
1	F	719	GLN
1	F	738	ASN
1	F	904	ASN
1	F	971	ASN
1	F	983	GLN
1	F	987	ASN
1	F	1064	ASN
1	F	1066	ASN
1	F	1146	HIS
1	F	1239	HIS
1	F	1288	ASN
1	F	1432	HIS
1	F	1442	ASN
1	F	1507	GLN
1	F	1510	ASN
1	F	1577	GLN
1	F	1610	ASN
1	F	1657	HIS
1	F	1845	ASN
2	H	99	ASN
2	H	155	GLN
2	H	330	ASN
2	H	354	ASN
2	H	376	ASN
2	H	390	ASN
2	H	428	HIS
2	H	440	ASN
2	H	447	ASN
2	H	500	HIS
2	H	545	GLN
2	H	558	ASN
2	H	572	ASN
2	H	612	ASN
2	H	715	GLN
2	H	718	ASN
2	H	747	HIS
2	H	760	HIS

Continued on next page...

Continued from previous page...

Mol	Chain	Res	Type
2	H	908	ASN
2	H	910	GLN
2	H	936	ASN
2	H	1046	GLN
2	H	1049	GLN
2	H	1061	GLN
2	H	1217	ASN
2	H	1307	ASN
2	H	1355	ASN
2	H	1383	ASN
2	H	1384	GLN
2	H	1415	ASN
2	H	1451	GLN
2	H	1581	HIS
2	H	1619	ASN
2	H	1712	ASN
2	H	1775	GLN
2	H	1890	ASN
2	H	1983	ASN
2	H	2020	GLN
2	I	99	ASN
2	I	155	GLN
2	I	354	ASN
2	I	376	ASN
2	I	390	ASN
2	I	428	HIS
2	I	447	ASN
2	I	500	HIS
2	I	545	GLN
2	I	572	ASN
2	I	612	ASN
2	I	715	GLN
2	I	718	ASN
2	I	747	HIS
2	I	760	HIS
2	I	908	ASN
2	I	910	GLN
2	I	936	ASN
2	I	1046	GLN
2	I	1217	ASN
2	I	1307	ASN
2	I	1355	ASN

Continued on next page...

Continued from previous page...

Mol	Chain	Res	Type
2	I	1383	ASN
2	I	1384	GLN
2	I	1415	ASN
2	I	1451	GLN
2	I	1581	HIS
2	I	1619	ASN
2	I	1712	ASN
2	I	1775	GLN
2	I	1890	ASN
2	I	1983	ASN
2	I	2020	GLN
2	J	99	ASN
2	J	155	GLN
2	J	354	ASN
2	J	359	HIS
2	J	376	ASN
2	J	390	ASN
2	J	428	HIS
2	J	447	ASN
2	J	500	HIS
2	J	545	GLN
2	J	572	ASN
2	J	612	ASN
2	J	715	GLN
2	J	718	ASN
2	J	747	HIS
2	J	760	HIS
2	J	908	ASN
2	J	910	GLN
2	J	936	ASN
2	J	1046	GLN
2	J	1049	GLN
2	J	1217	ASN
2	J	1307	ASN
2	J	1355	ASN
2	J	1383	ASN
2	J	1415	ASN
2	J	1451	GLN
2	J	1581	HIS
2	J	1619	ASN
2	J	1712	ASN
2	J	1775	GLN

Continued on next page...

Continued from previous page...

Mol	Chain	Res	Type
2	J	1890	ASN
2	J	1983	ASN
2	J	2020	GLN
2	K	99	ASN
2	K	155	GLN
2	K	354	ASN
2	K	359	HIS
2	K	376	ASN
2	K	390	ASN
2	K	428	HIS
2	K	447	ASN
2	K	500	HIS
2	K	545	GLN
2	K	558	ASN
2	K	572	ASN
2	K	612	ASN
2	K	715	GLN
2	K	718	ASN
2	K	747	HIS
2	K	760	HIS
2	K	908	ASN
2	K	910	GLN
2	K	936	ASN
2	K	1046	GLN
2	K	1049	GLN
2	K	1061	GLN
2	K	1217	ASN
2	K	1307	ASN
2	K	1355	ASN
2	K	1383	ASN
2	K	1384	GLN
2	K	1415	ASN
2	K	1451	GLN
2	K	1619	ASN
2	K	1712	ASN
2	K	1775	GLN
2	K	1890	ASN
2	K	1983	ASN
2	K	2020	GLN
2	L	99	ASN
2	L	155	GLN
2	L	354	ASN

Continued on next page...

Continued from previous page...

Mol	Chain	Res	Type
2	L	376	ASN
2	L	390	ASN
2	L	428	HIS
2	L	440	ASN
2	L	447	ASN
2	L	500	HIS
2	L	545	GLN
2	L	558	ASN
2	L	572	ASN
2	L	612	ASN
2	L	715	GLN
2	L	718	ASN
2	L	747	HIS
2	L	760	HIS
2	L	908	ASN
2	L	910	GLN
2	L	936	ASN
2	L	1046	GLN
2	L	1049	GLN
2	L	1217	ASN
2	L	1307	ASN
2	L	1355	ASN
2	L	1383	ASN
2	L	1384	GLN
2	L	1415	ASN
2	L	1451	GLN
2	L	1581	HIS
2	L	1619	ASN
2	L	1712	ASN
2	L	1775	GLN
2	L	1890	ASN
2	L	1983	ASN
2	L	2020	GLN

5.3.3 RNA [i](#)

There are no RNA molecules in this entry.

5.4 Non-standard residues in protein, DNA, RNA chains [i](#)

There are no non-standard protein/DNA/RNA residues in this entry.

5.5 Carbohydrates [i](#)

There are no monosaccharides in this entry.

5.6 Ligand geometry [i](#)

12 ligands are modelled in this entry.

In the following table, the Counts columns list the number of bonds (or angles) for which Mogul statistics could be retrieved, the number of bonds (or angles) that are observed in the model and the number of bonds (or angles) that are defined in the Chemical Component Dictionary. The Link column lists molecule types, if any, to which the group is linked. The Z score for a bond length (or angle) is the number of standard deviations the observed value is removed from the expected value. A bond length (or angle) with $|Z| > 2$ is considered an outlier worth inspection. RMSZ is the root-mean-square of all Z scores of the bond lengths (or angles).

Mol	Type	Chain	Res	Link	Bond lengths			Bond angles		
					Counts	RMSZ	# Z > 2	Counts	RMSZ	# Z > 2
3	J8T	A	1901	1	7,12,13	0.82	0	11,17,20	1.21	1 (9%)
3	J8T	E	1901	1	7,12,13	0.82	0	11,17,20	1.20	1 (9%)
4	FMN	G	2101	-	33,33,33	1.51	6 (18%)	48,50,50	1.47	10 (20%)
3	J8T	B	1901	1	7,12,13	0.83	0	11,17,20	1.19	1 (9%)
4	FMN	L	2101	-	33,33,33	1.53	7 (21%)	48,50,50	1.47	9 (18%)
4	FMN	J	2101	-	33,33,33	1.52	7 (21%)	48,50,50	1.46	9 (18%)
4	FMN	K	2101	-	33,33,33	1.51	6 (18%)	48,50,50	1.47	10 (20%)
3	J8T	D	1901	1	7,12,13	0.84	0	11,17,20	1.21	1 (9%)
4	FMN	I	2101	-	33,33,33	1.53	7 (21%)	48,50,50	1.45	9 (18%)
3	J8T	C	1901	1	7,12,13	0.81	0	11,17,20	1.20	1 (9%)
4	FMN	H	2101	-	33,33,33	1.53	6 (18%)	48,50,50	1.46	10 (20%)
3	J8T	F	1901	1	7,12,13	0.83	0	11,17,20	1.20	1 (9%)

In the following table, the Chirals column lists the number of chiral outliers, the number of chiral centers analysed, the number of these observed in the model and the number defined in the Chemical Component Dictionary. Similar counts are reported in the Torsion and Rings columns. '-' means no outliers of that kind were identified.

Mol	Type	Chain	Res	Link	Chirals	Torsions	Rings
3	J8T	A	1901	1	-	4/13/16/17	-
3	J8T	E	1901	1	-	4/13/16/17	-
4	FMN	G	2101	-	-	2/18/18/18	0/3/3/3
3	J8T	B	1901	1	-	4/13/16/17	-

Continued on next page...

Continued from previous page...

Mol	Type	Chain	Res	Link	Chirals	Torsions	Rings
4	FMN	L	2101	-	-	2/18/18/18	0/3/3/3
4	FMN	J	2101	-	-	1/18/18/18	0/3/3/3
4	FMN	K	2101	-	-	2/18/18/18	0/3/3/3
3	J8T	D	1901	1	-	4/13/16/17	-
4	FMN	I	2101	-	-	1/18/18/18	0/3/3/3
3	J8T	C	1901	1	-	4/13/16/17	-
4	FMN	H	2101	-	-	1/18/18/18	0/3/3/3
3	J8T	F	1901	1	-	4/13/16/17	-

All (39) bond length outliers are listed below:

Mol	Chain	Res	Type	Atoms	Z	Observed(Å)	Ideal(Å)
4	K	2101	FMN	C9A-C5A	3.47	1.47	1.41
4	H	2101	FMN	C9A-C5A	3.44	1.46	1.41
4	G	2101	FMN	C9A-C5A	3.44	1.46	1.41
4	L	2101	FMN	C9A-C5A	3.43	1.46	1.41
4	I	2101	FMN	C9A-C5A	3.37	1.46	1.41
4	J	2101	FMN	C9A-C5A	3.34	1.46	1.41
4	H	2101	FMN	C5A-N5	-3.30	1.33	1.39
4	L	2101	FMN	C5A-N5	-3.28	1.33	1.39
4	J	2101	FMN	C5A-N5	-3.27	1.33	1.39
4	I	2101	FMN	C5A-N5	-3.22	1.33	1.39
4	K	2101	FMN	C5A-N5	-3.22	1.33	1.39
4	G	2101	FMN	C5A-N5	-3.17	1.33	1.39
4	G	2101	FMN	C8-C7	2.71	1.47	1.40
4	K	2101	FMN	C8-C7	2.71	1.47	1.40
4	H	2101	FMN	C8-C7	2.68	1.47	1.40
4	L	2101	FMN	C8-C7	2.63	1.47	1.40
4	H	2101	FMN	C4-N3	-2.62	1.34	1.38
4	I	2101	FMN	C6-C5A	-2.62	1.35	1.40
4	I	2101	FMN	C8-C7	2.61	1.47	1.40
4	J	2101	FMN	C8-C7	2.60	1.47	1.40
4	L	2101	FMN	C6-C5A	-2.56	1.35	1.40
4	I	2101	FMN	C4-N3	-2.55	1.34	1.38
4	J	2101	FMN	C6-C5A	-2.55	1.36	1.40
4	G	2101	FMN	C6-C5A	-2.55	1.36	1.40
4	J	2101	FMN	C4-N3	-2.55	1.34	1.38
4	H	2101	FMN	C6-C5A	-2.53	1.36	1.40
4	K	2101	FMN	C6-C5A	-2.52	1.36	1.40
4	L	2101	FMN	C4-N3	-2.51	1.34	1.38
4	K	2101	FMN	C4-N3	-2.51	1.34	1.38

Continued on next page...

Continued from previous page...

Mol	Chain	Res	Type	Atoms	Z	Observed(Å)	Ideal(Å)
4	G	2101	FMN	C4-N3	-2.50	1.34	1.38
4	J	2101	FMN	C9-C8	-2.17	1.36	1.39
4	G	2101	FMN	C9-C8	-2.16	1.36	1.39
4	I	2101	FMN	C6-C7	-2.12	1.36	1.39
4	I	2101	FMN	C9-C8	-2.10	1.36	1.39
4	L	2101	FMN	C9-C8	-2.10	1.36	1.39
4	K	2101	FMN	C9-C8	-2.08	1.36	1.39
4	J	2101	FMN	C6-C7	-2.05	1.36	1.39
4	H	2101	FMN	C9-C8	-2.04	1.36	1.39
4	L	2101	FMN	C6-C7	-2.04	1.36	1.39

All (63) bond angle outliers are listed below:

Mol	Chain	Res	Type	Atoms	Z	Observed(°)	Ideal(°)
4	G	2101	FMN	O4'-C4'-C5'	-3.35	102.39	109.92
4	K	2101	FMN	O4'-C4'-C5'	-3.35	102.39	109.92
4	L	2101	FMN	O4'-C4'-C5'	-3.30	102.50	109.92
4	H	2101	FMN	O4'-C4'-C5'	-3.29	102.53	109.92
4	J	2101	FMN	O4'-C4'-C5'	-3.27	102.56	109.92
4	I	2101	FMN	O4'-C4'-C5'	-3.24	102.64	109.92
3	F	1901	J8T	C5-C8-C9	2.97	119.49	113.70
3	A	1901	J8T	C5-C8-C9	2.97	119.49	113.70
3	D	1901	J8T	C5-C8-C9	2.96	119.47	113.70
3	E	1901	J8T	C5-C8-C9	2.96	119.47	113.70
3	C	1901	J8T	C5-C8-C9	2.95	119.45	113.70
3	B	1901	J8T	C5-C8-C9	2.94	119.44	113.70
4	H	2101	FMN	C4A-C10-N1	-2.91	117.98	124.73
4	I	2101	FMN	C4A-C10-N1	-2.89	118.03	124.73
4	J	2101	FMN	C4A-C10-N1	-2.87	118.08	124.73
4	L	2101	FMN	C4A-C10-N1	-2.86	118.10	124.73
4	K	2101	FMN	C4A-C10-N1	-2.85	118.13	124.73
4	J	2101	FMN	C4-C4A-N5	2.80	122.22	118.23
4	G	2101	FMN	C4A-C10-N1	-2.79	118.26	124.73
4	I	2101	FMN	C4-C4A-N5	2.77	122.18	118.23
4	L	2101	FMN	O2-C2-N1	-2.76	117.26	121.83
4	L	2101	FMN	C4-C4A-N5	2.75	122.14	118.23
4	K	2101	FMN	O3P-P-O5'	-2.74	99.44	106.73
4	K	2101	FMN	C4-C4A-N5	2.74	122.13	118.23
4	G	2101	FMN	O2-C2-N1	-2.74	117.29	121.83
4	G	2101	FMN	O3P-P-O5'	-2.73	99.47	106.73
4	G	2101	FMN	C4-C4A-N5	2.73	122.12	118.23
4	H	2101	FMN	C4-C4A-N5	2.72	122.10	118.23

Continued on next page...

Continued from previous page...

Mol	Chain	Res	Type	Atoms	Z	Observed(°)	Ideal(°)
4	H	2101	FMN	O2-C2-N1	-2.71	117.34	121.83
4	J	2101	FMN	O2-C2-N1	-2.71	117.34	121.83
4	K	2101	FMN	O2-C2-N1	-2.70	117.35	121.83
4	L	2101	FMN	O3P-P-O5'	-2.67	99.64	106.73
4	I	2101	FMN	O3P-P-O5'	-2.66	99.65	106.73
4	J	2101	FMN	O3P-P-O5'	-2.66	99.66	106.73
4	I	2101	FMN	O2-C2-N1	-2.65	117.44	121.83
4	H	2101	FMN	O3P-P-O5'	-2.65	99.69	106.73
4	J	2101	FMN	C10-N1-C2	2.64	122.18	116.90
4	I	2101	FMN	C10-N1-C2	2.61	122.12	116.90
4	K	2101	FMN	O4-C4-C4A	-2.59	119.74	126.60
4	G	2101	FMN	O4-C4-C4A	-2.58	119.75	126.60
4	H	2101	FMN	C10-N1-C2	2.56	122.02	116.90
4	L	2101	FMN	C10-N1-C2	2.56	122.02	116.90
4	K	2101	FMN	C10-N1-C2	2.54	121.98	116.90
4	J	2101	FMN	O4-C4-C4A	-2.53	119.88	126.60
4	G	2101	FMN	C10-N1-C2	2.51	121.91	116.90
4	I	2101	FMN	O4-C4-C4A	-2.47	120.04	126.60
4	L	2101	FMN	O4-C4-C4A	-2.47	120.06	126.60
4	H	2101	FMN	O4-C4-C4A	-2.46	120.07	126.60
4	I	2101	FMN	C10-C4A-N5	-2.20	120.18	124.86
4	L	2101	FMN	C10-C4A-N5	-2.18	120.22	124.86
4	H	2101	FMN	C10-C4A-N5	-2.18	120.24	124.86
4	K	2101	FMN	C10-C4A-N5	-2.18	120.24	124.86
4	J	2101	FMN	C10-C4A-N5	-2.18	120.24	124.86
4	G	2101	FMN	C10-C4A-N5	-2.13	120.33	124.86
4	I	2101	FMN	C5A-N5-C4A	2.10	121.57	118.07
4	K	2101	FMN	C5A-N5-C4A	2.07	121.52	118.07
4	H	2101	FMN	C4-N3-C2	-2.05	121.85	125.64
4	G	2101	FMN	C5A-N5-C4A	2.05	121.48	118.07
4	K	2101	FMN	C4-N3-C2	-2.03	121.89	125.64
4	L	2101	FMN	C4-N3-C2	-2.02	121.90	125.64
4	H	2101	FMN	C5A-N5-C4A	2.02	121.44	118.07
4	J	2101	FMN	C5A-N5-C4A	2.02	121.43	118.07
4	G	2101	FMN	C4-N3-C2	-2.02	121.92	125.64

There are no chirality outliers.

All (33) torsion outliers are listed below:

Mol	Chain	Res	Type	Atoms
3	A	1901	J8T	O6-C8-C9-O7
3	A	1901	J8T	O6-C8-C9-N2

Continued on next page...

Continued from previous page...

Mol	Chain	Res	Type	Atoms
3	B	1901	J8T	O6-C8-C9-O7
3	B	1901	J8T	O6-C8-C9-N2
3	C	1901	J8T	O6-C8-C9-O7
3	C	1901	J8T	O6-C8-C9-N2
3	D	1901	J8T	O6-C8-C9-O7
3	D	1901	J8T	O6-C8-C9-N2
3	E	1901	J8T	O6-C8-C9-O7
3	E	1901	J8T	O6-C8-C9-N2
3	F	1901	J8T	O6-C8-C9-O7
3	F	1901	J8T	O6-C8-C9-N2
3	A	1901	J8T	O5-C4-C5-C6
3	B	1901	J8T	O5-C4-C5-C6
3	C	1901	J8T	O5-C4-C5-C6
3	D	1901	J8T	O5-C4-C5-C6
3	F	1901	J8T	O5-C4-C5-C6
4	G	2101	FMN	C4'-C5'-O5'-P
4	H	2101	FMN	C4'-C5'-O5'-P
4	I	2101	FMN	C4'-C5'-O5'-P
4	J	2101	FMN	C4'-C5'-O5'-P
4	K	2101	FMN	C4'-C5'-O5'-P
4	L	2101	FMN	C4'-C5'-O5'-P
3	A	1901	J8T	O5-C4-C5-C7
3	B	1901	J8T	O5-C4-C5-C7
3	C	1901	J8T	O5-C4-C5-C7
3	D	1901	J8T	O5-C4-C5-C7
3	E	1901	J8T	O5-C4-C5-C6
3	E	1901	J8T	O5-C4-C5-C7
3	F	1901	J8T	O5-C4-C5-C7
4	G	2101	FMN	C2'-C3'-C4'-C5'
4	L	2101	FMN	C2'-C3'-C4'-C5'
4	K	2101	FMN	C2'-C3'-C4'-C5'

There are no ring outliers.

12 monomers are involved in 18 short contacts:

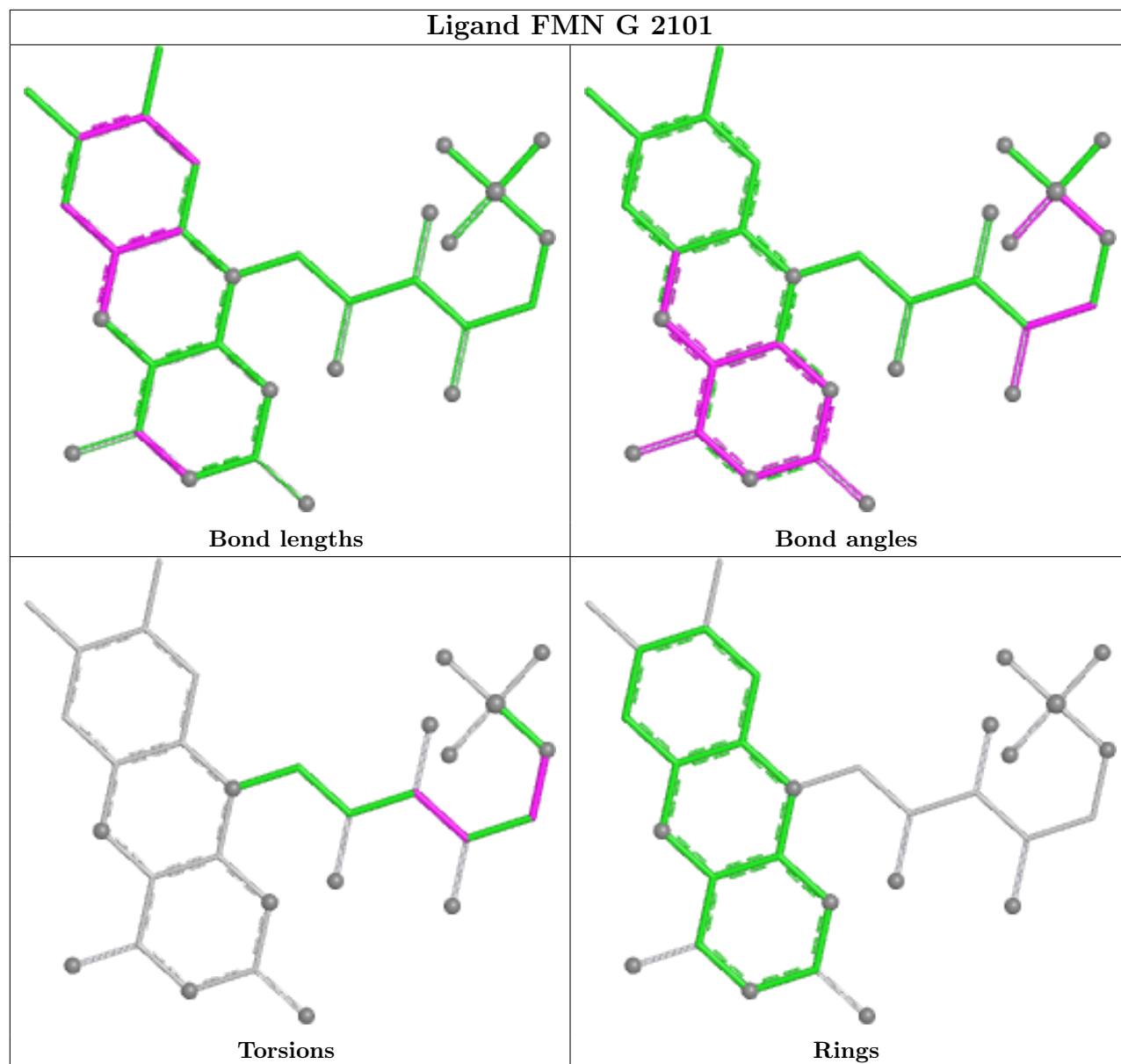
Mol	Chain	Res	Type	Clashes	Symm-Clashes
3	A	1901	J8T	1	0
3	E	1901	J8T	1	0
4	G	2101	FMN	2	0
3	B	1901	J8T	1	0
4	L	2101	FMN	2	0
4	J	2101	FMN	2	0

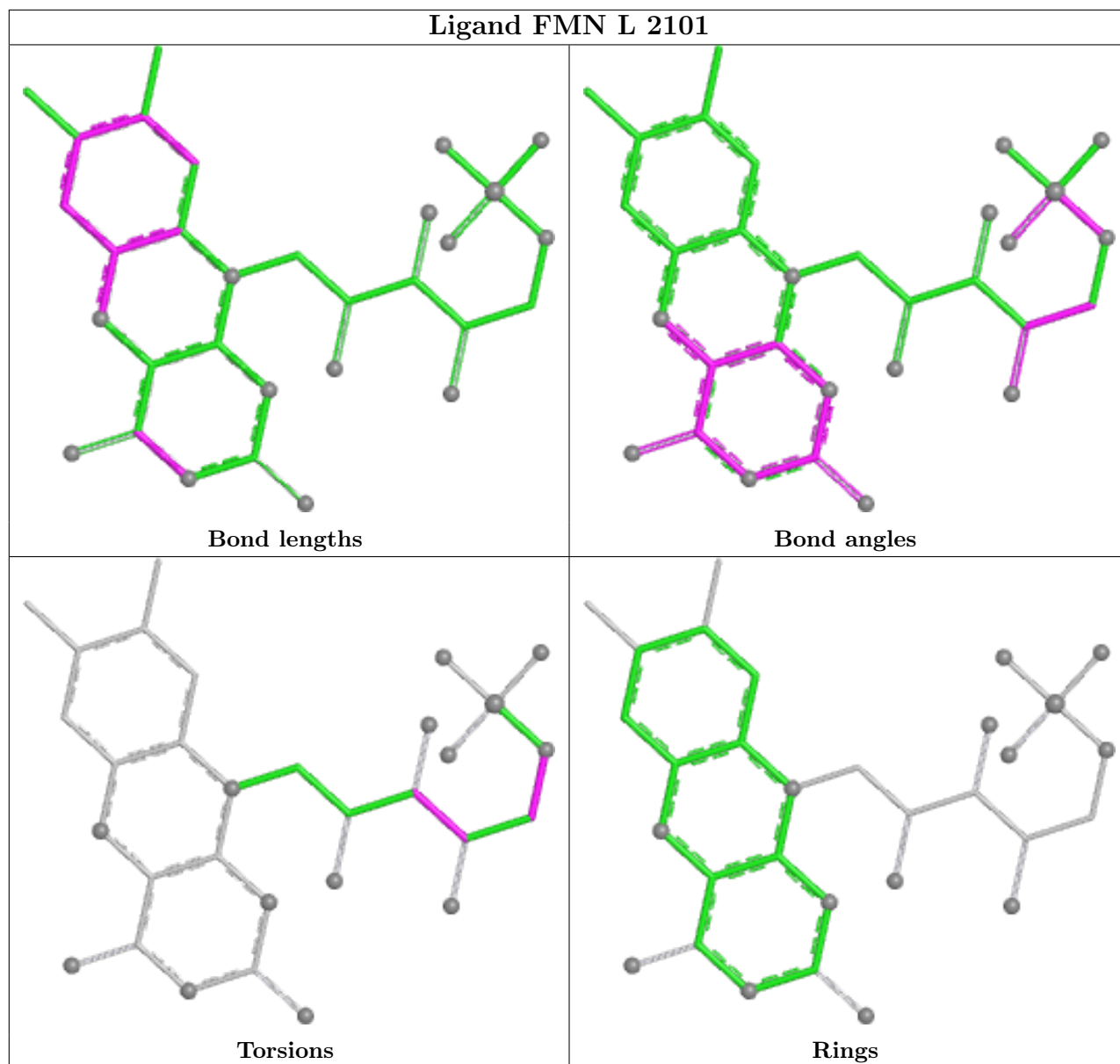
Continued on next page...

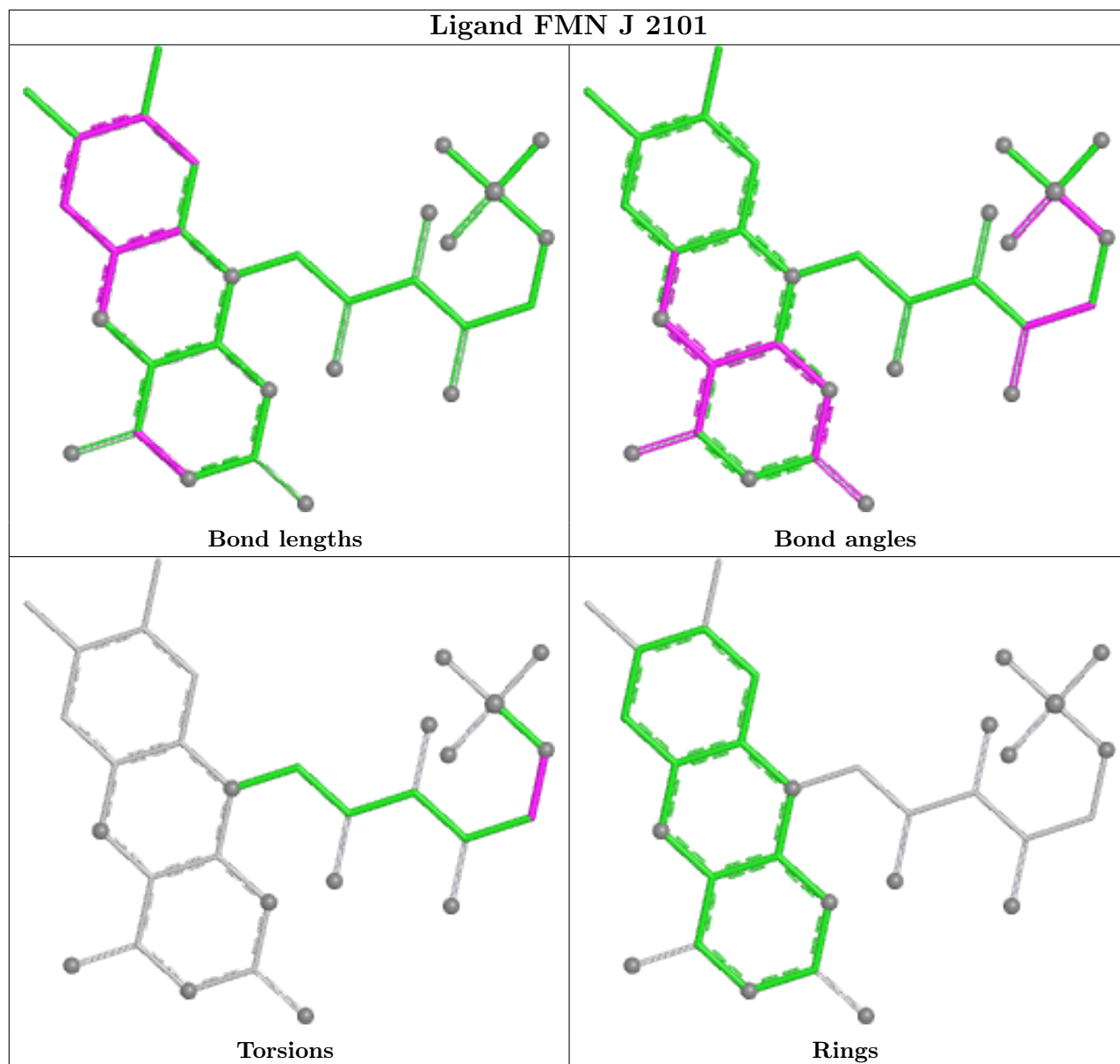
Continued from previous page...

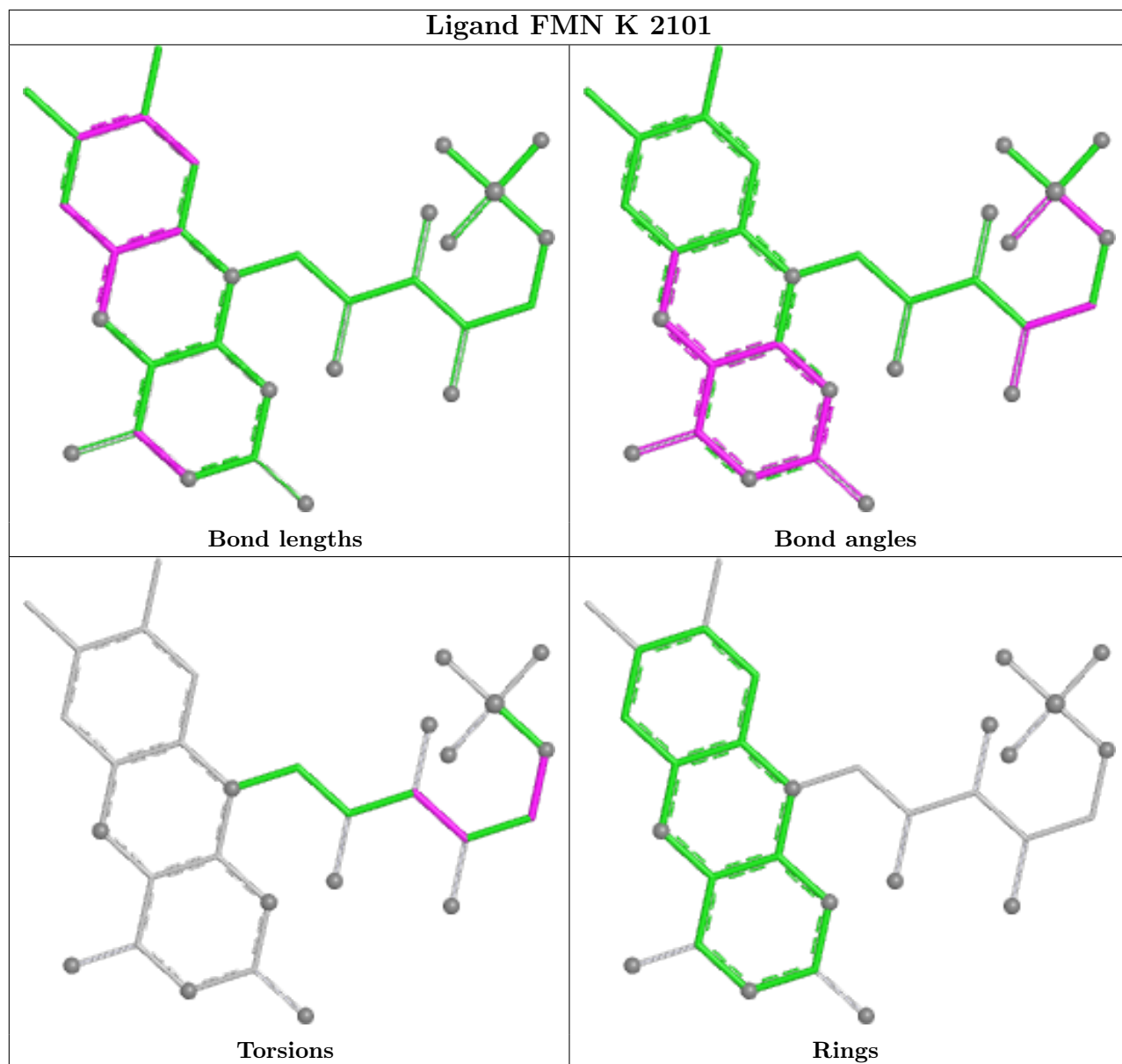
Mol	Chain	Res	Type	Clashes	Symm-Clashes
4	K	2101	FMN	2	0
3	D	1901	J8T	1	0
4	I	2101	FMN	2	0
3	C	1901	J8T	1	0
4	H	2101	FMN	2	0
3	F	1901	J8T	1	0

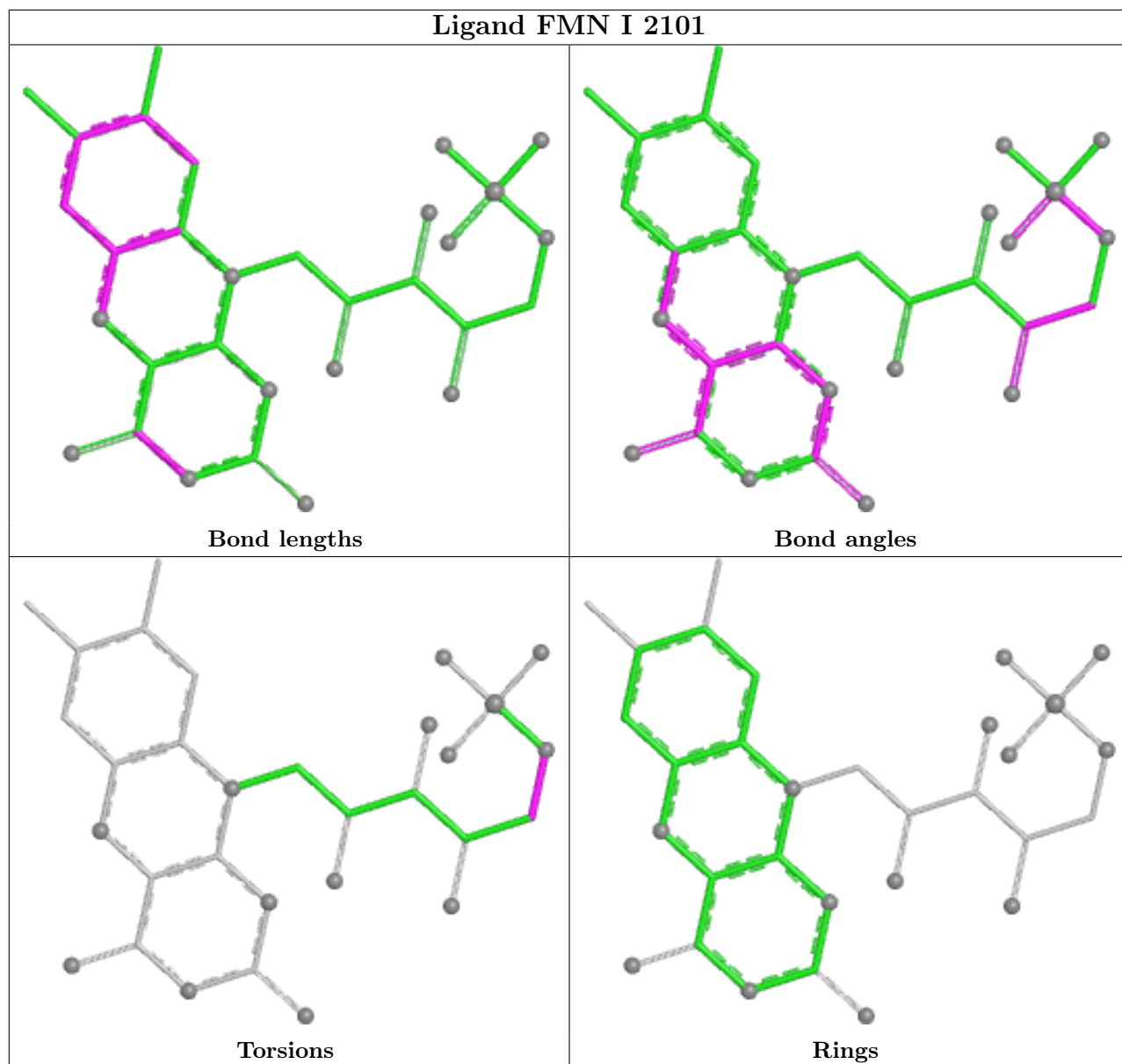
The following is a two-dimensional graphical depiction of Mogul quality analysis of bond lengths, bond angles, torsion angles, and ring geometry for all instances of the Ligand of Interest. In addition, ligands with molecular weight > 250 and outliers as shown on the validation Tables will also be included. For torsion angles, if less than 5% of the Mogul distribution of torsion angles is within 10 degrees of the torsion angle in question, then that torsion angle is considered an outlier. Any bond that is central to one or more torsion angles identified as an outlier by Mogul will be highlighted in the graph. For rings, the root-mean-square deviation (RMSD) between the ring in question and similar rings identified by Mogul is calculated over all ring torsion angles. If the average RMSD is greater than 60 degrees and the minimal RMSD between the ring in question and any Mogul-identified rings is also greater than 60 degrees, then that ring is considered an outlier. The outliers are highlighted in purple. The color gray indicates Mogul did not find sufficient equivalents in the CSD to analyse the geometry.

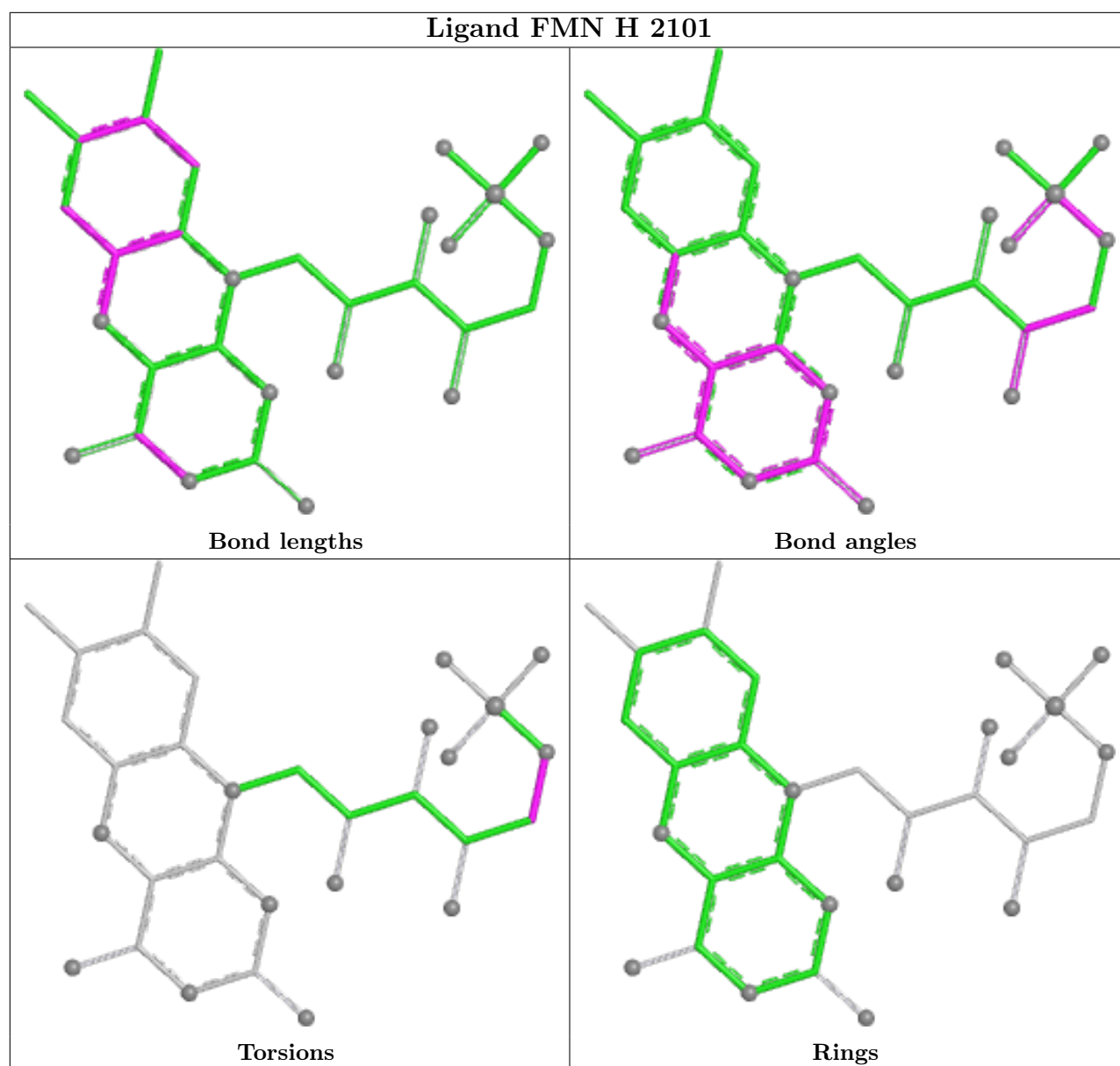












5.7 Other polymers [i](#)

There are no such residues in this entry.

5.8 Polymer linkage issues [i](#)

There are no chain breaks in this entry.

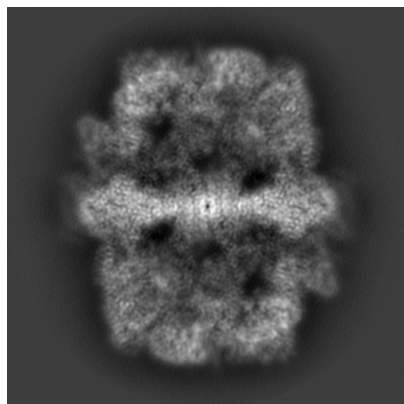
6 Map visualisation [i](#)

This section contains visualisations of the EMDB entry EMD-4578. These allow visual inspection of the internal detail of the map and identification of artifacts.


Images derived from a raw map, generated by summing the deposited half-maps, are presented below the corresponding image components of the primary map to allow further visual inspection and comparison with those of the primary map.

6.1 Orthogonal projections [i](#)

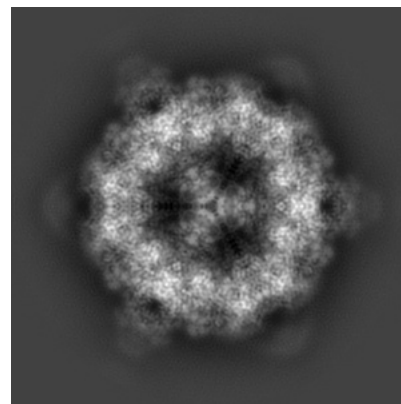
6.1.1 Primary map



X

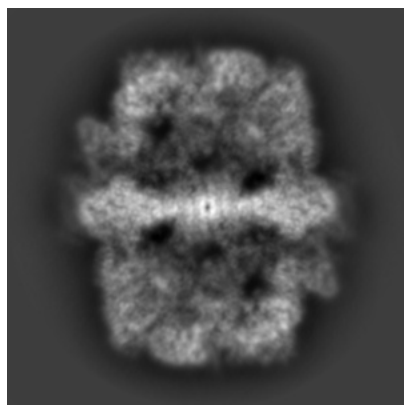


Y

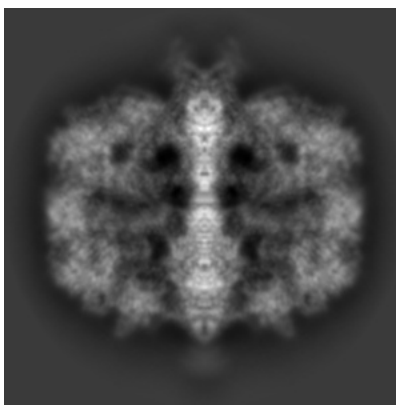


Z

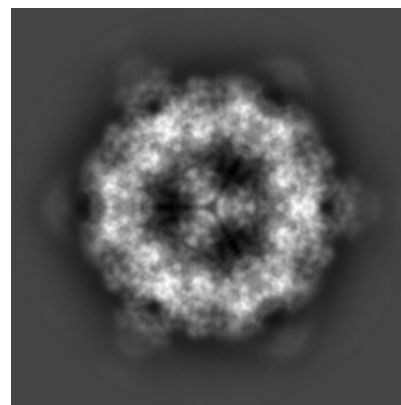
6.1.2 Raw map



X



Y

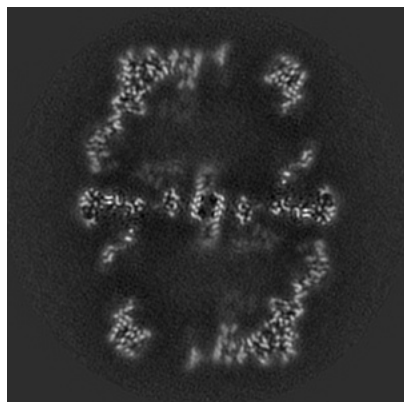


Z

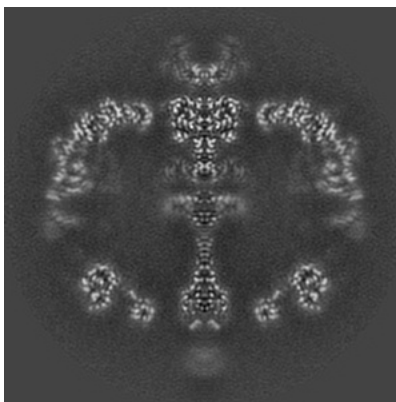
The images above show the map projected in three orthogonal directions.

6.2 Central slices [i](#)

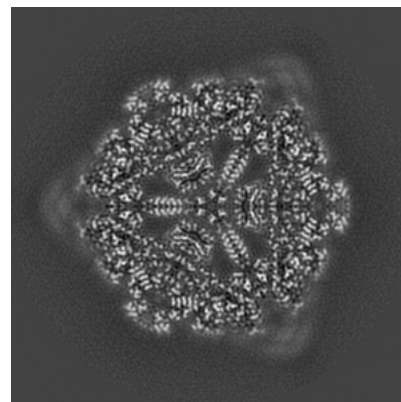
6.2.1 Primary map



X Index: 160

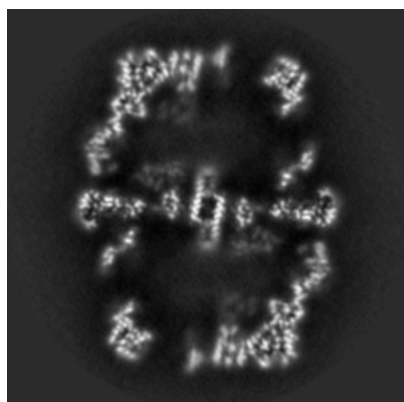


Y Index: 160

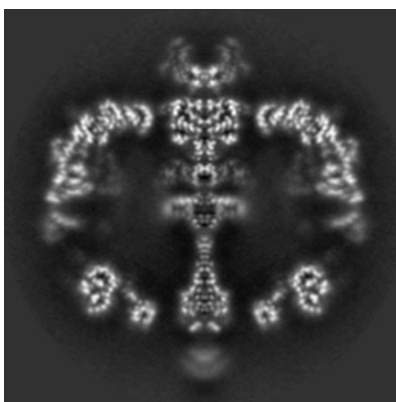


Z Index: 160

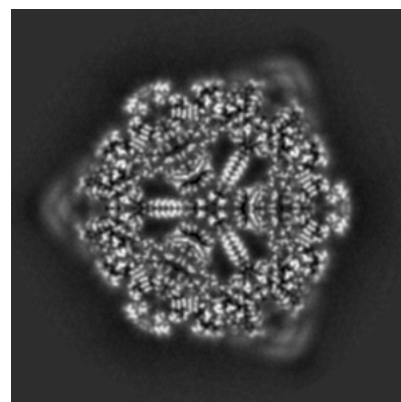
6.2.2 Raw map



X Index: 160



Y Index: 160

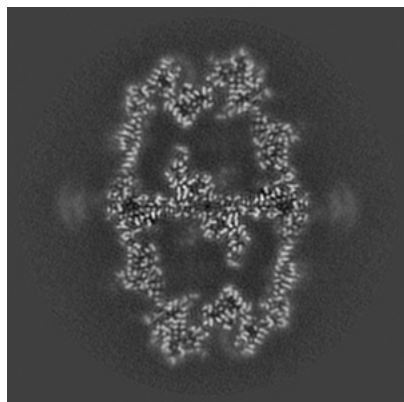


Z Index: 160

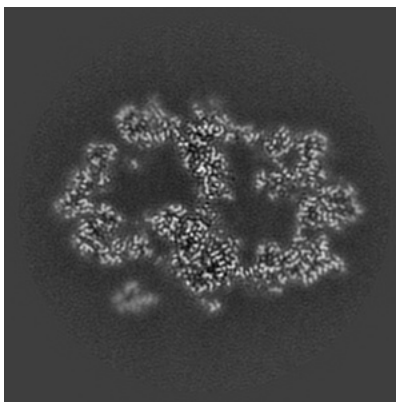
The images above show central slices of the map in three orthogonal directions.

6.3 Largest variance slices [i](#)

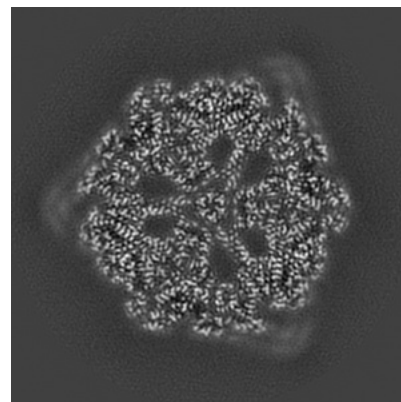
6.3.1 Primary map



X Index: 216

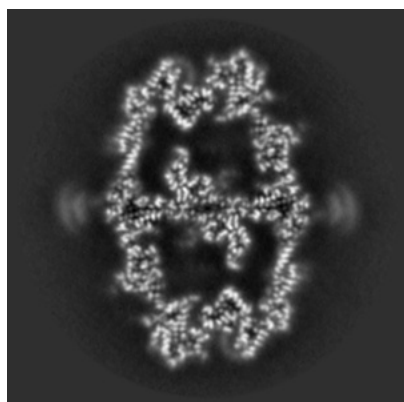


Y Index: 98

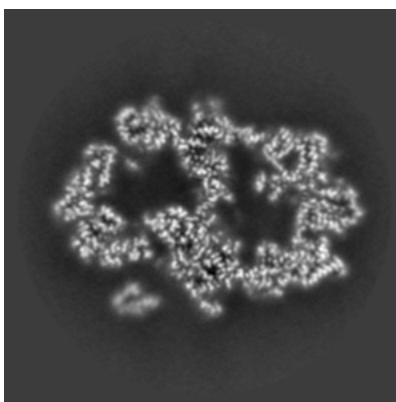


Z Index: 157

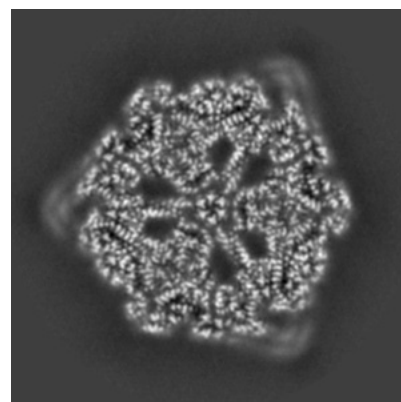
6.3.2 Raw map



X Index: 216



Y Index: 99




Z Index: 157

The images above show the largest variance slices of the map in three orthogonal directions.

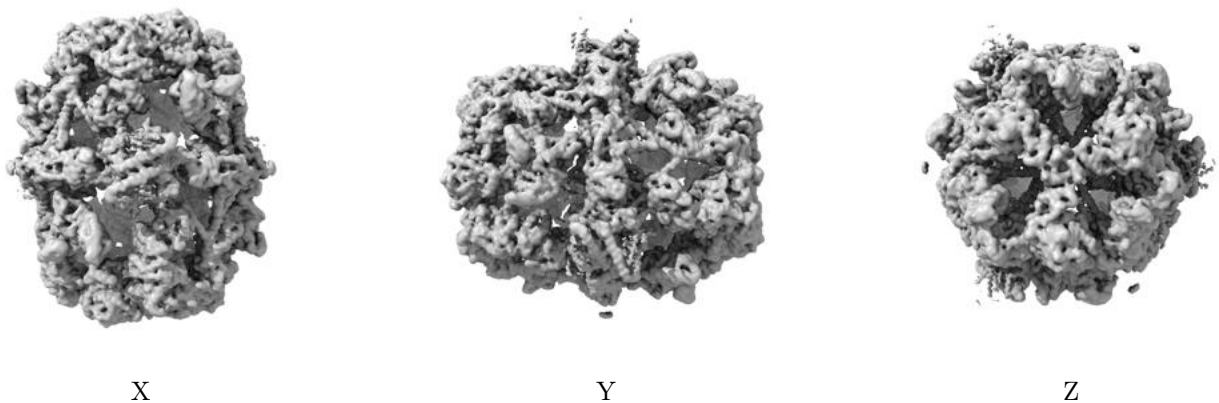
6.4 Orthogonal surface views [i](#)

6.4.1 Primary map



The images above show the 3D surface view of the map at the recommended contour level 0.01. These images, in conjunction with the slice images, may facilitate assessment of whether an appropriate contour level has been provided.

6.4.2 Raw map



These images show the 3D surface of the raw map. The raw map's contour level was selected so that its surface encloses the same volume as the primary map does at its recommended contour level.

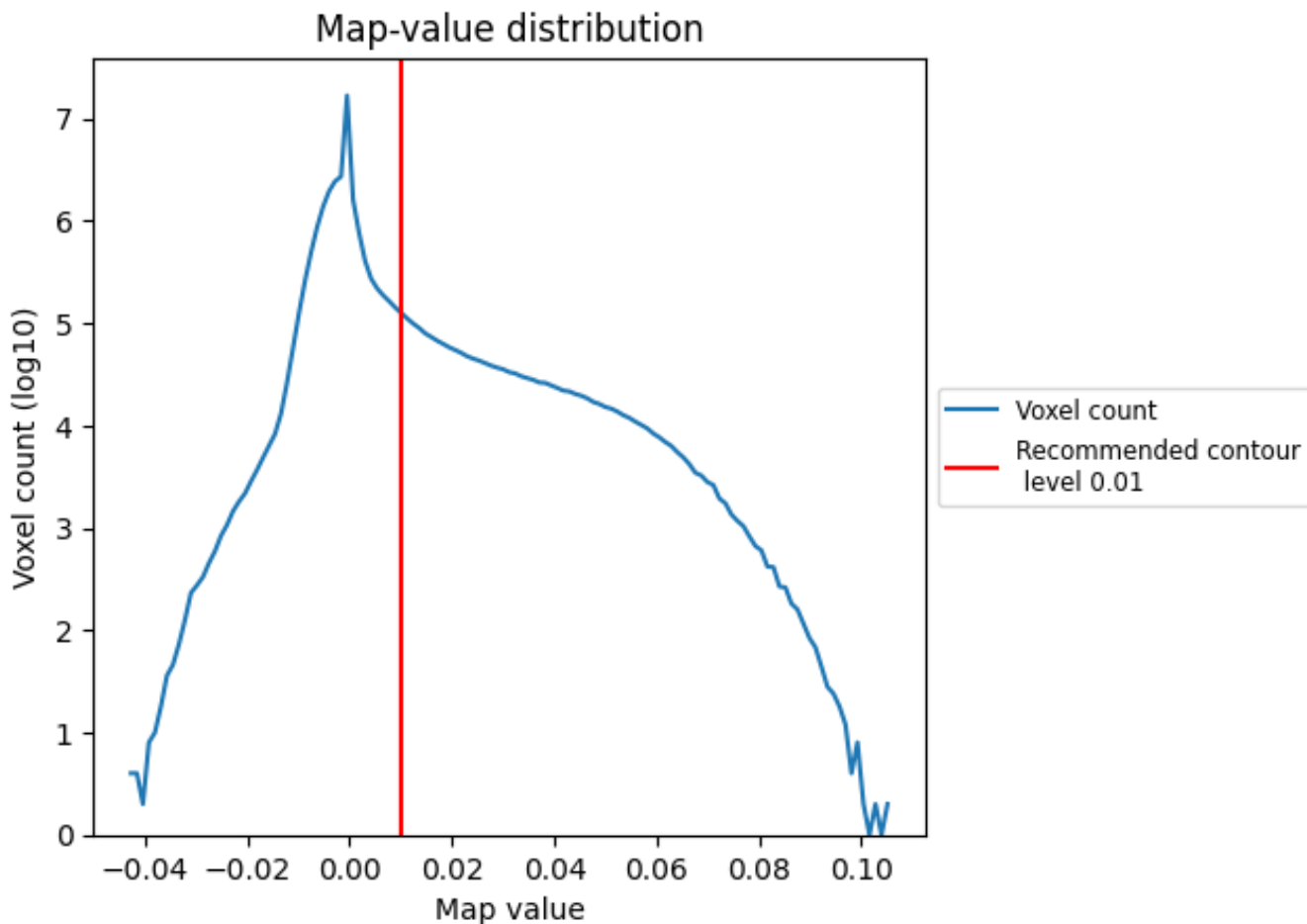
6.5 Mask visualisation [i](#)

This section was not generated. No masks/segmentation were deposited.

7 Map analysis [i](#)

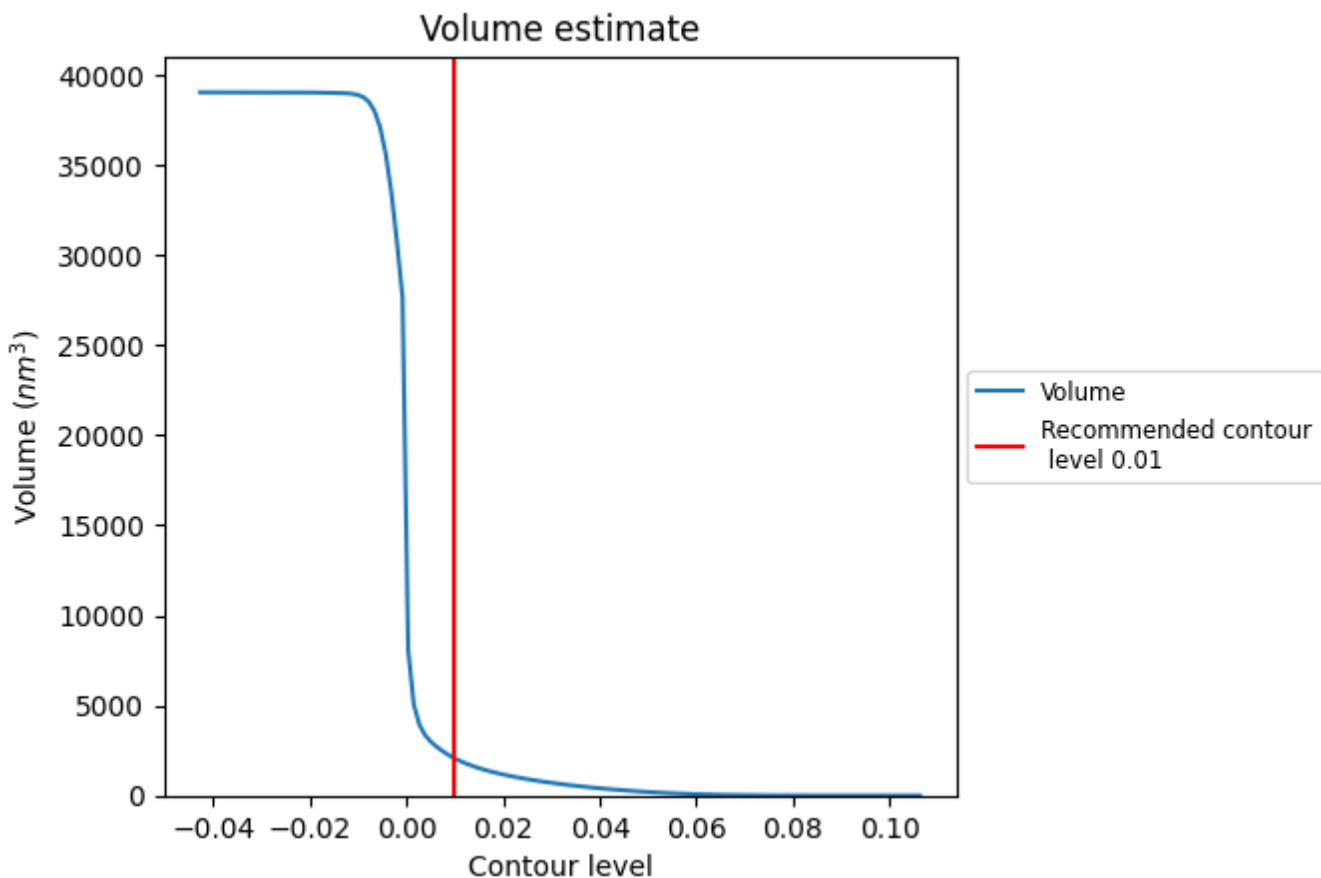
This section contains the results of statistical analysis of the map.

7.1 Map-value distribution [i](#)



The map-value distribution is plotted in 128 intervals along the x-axis. The y-axis is logarithmic. A spike in this graph at zero usually indicates that the volume has been masked.

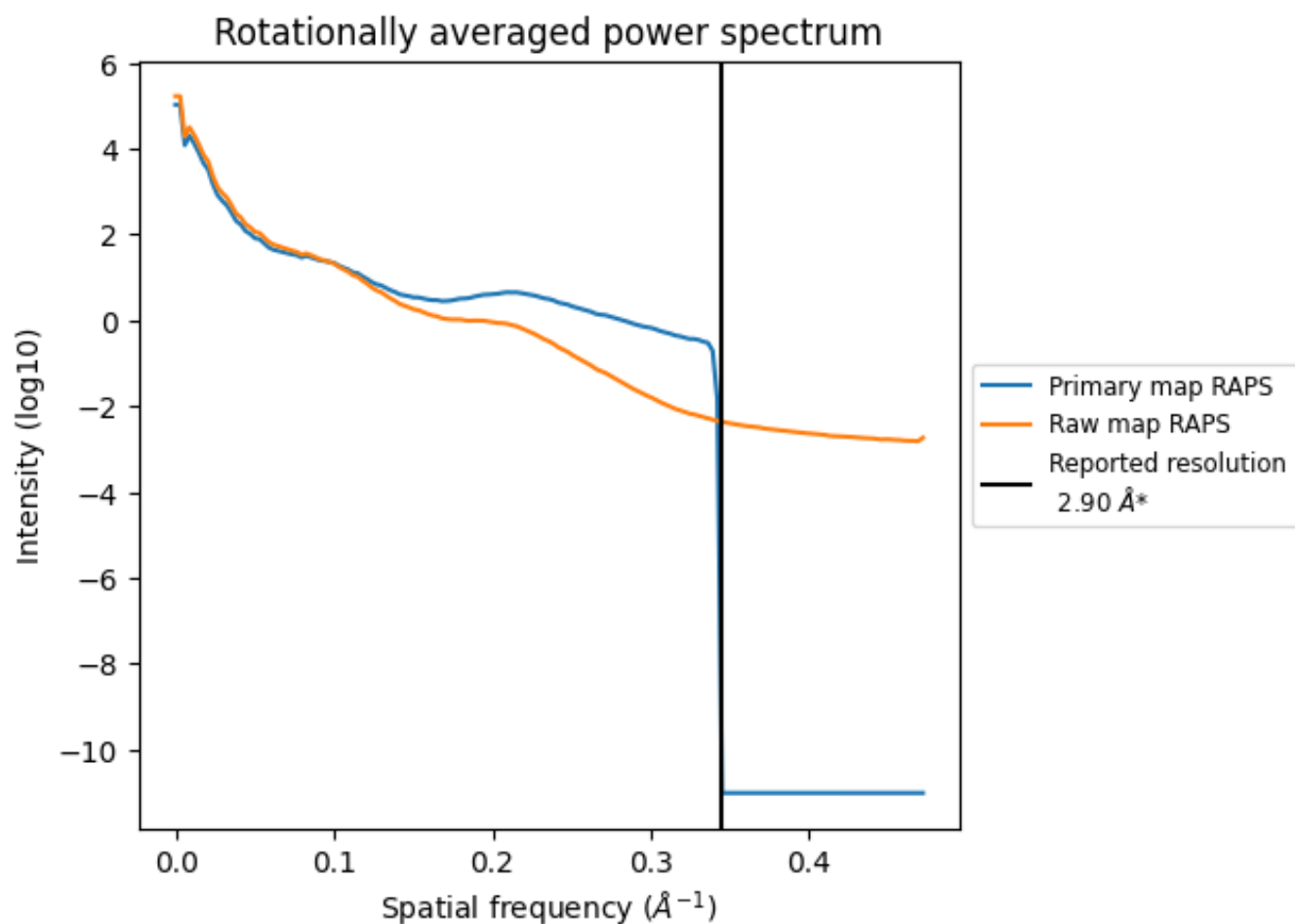
7.2 Volume estimate [i](#)



The volume at the recommended contour level is 2062 nm³; this corresponds to an approximate mass of 1862 kDa.

The volume estimate graph shows how the enclosed volume varies with the contour level. The recommended contour level is shown as a vertical line and the intersection between the line and the curve gives the volume of the enclosed surface at the given level.

7.3 Rotationally averaged power spectrum [i](#)

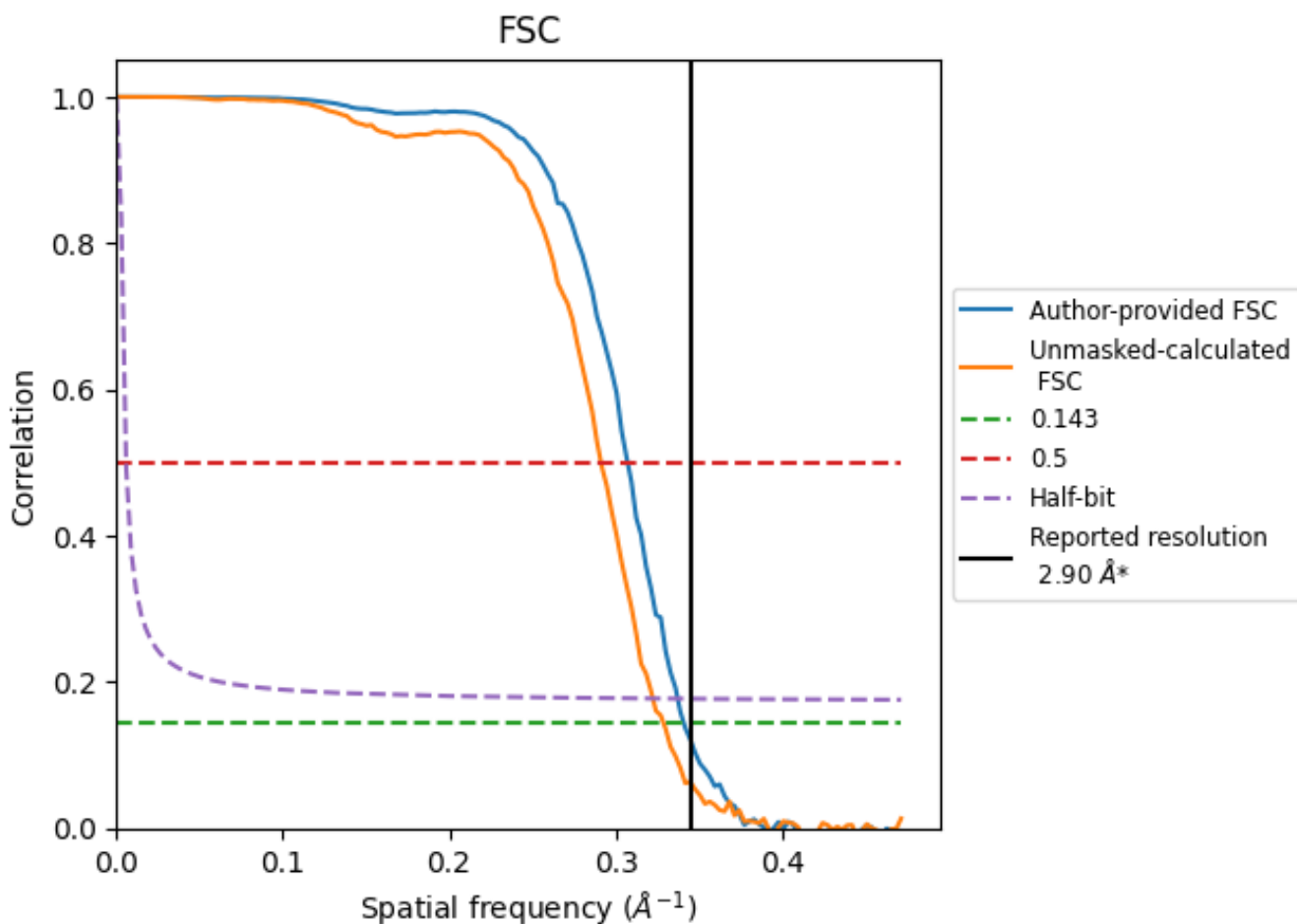


*Reported resolution corresponds to spatial frequency of 0.345 Å⁻¹

8 Fourier-Shell correlation [i](#)

Fourier-Shell Correlation (FSC) is the most commonly used method to estimate the resolution of single-particle and subtomogram-averaged maps. The shape of the curve depends on the imposed symmetry, mask and whether or not the two 3D reconstructions used were processed from a common reference. The reported resolution is shown as a black line. A curve is displayed for the half-bit criterion in addition to lines showing the 0.143 gold standard cut-off and 0.5 cut-off.

8.1 FSC [i](#)



*Reported resolution corresponds to spatial frequency of 0.345 Å⁻¹

8.2 Resolution estimates [i](#)

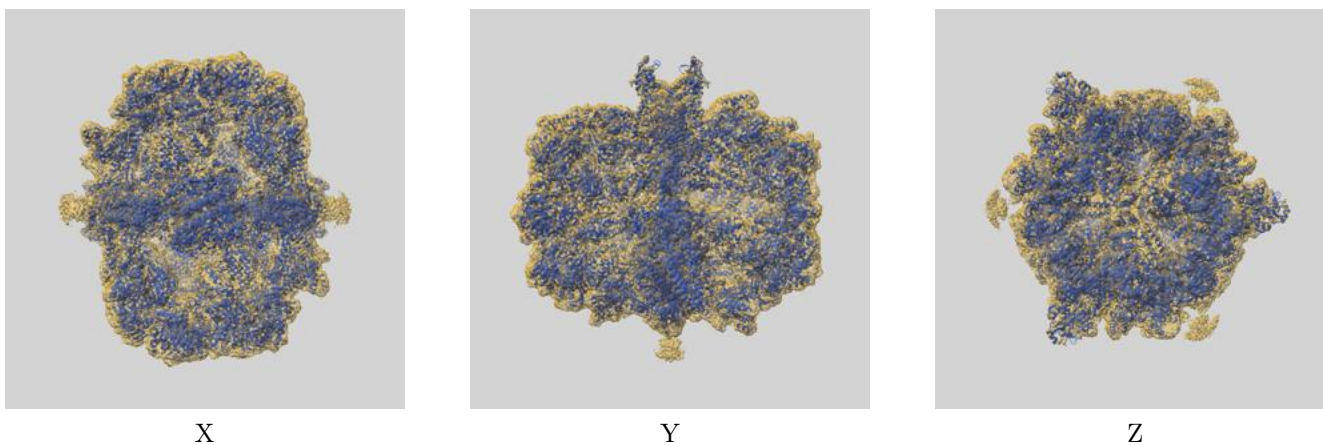
Resolution estimate (Å)	Estimation criterion (FSC cut-off)		
	0.143	0.5	Half-bit
Reported by author	2.90	-	-
Author-provided FSC curve	2.93	3.25	2.96
Unmasked-calculated*	3.04	3.43	3.10

*Resolution estimate based on FSC curve calculated by comparison of deposited half-maps.

9 Map-model fit [i](#)

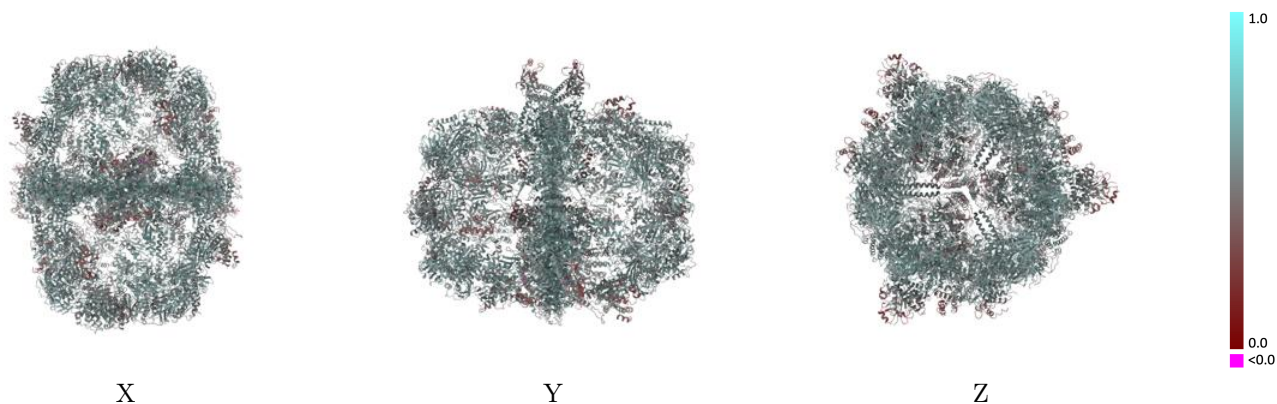
This section contains information regarding the fit between EMDB map EMD-4578 and PDB model 6QL6. Per-residue inclusion information can be found in section [3](#) on page [7](#).

9.1 Map-model overlay [i](#)



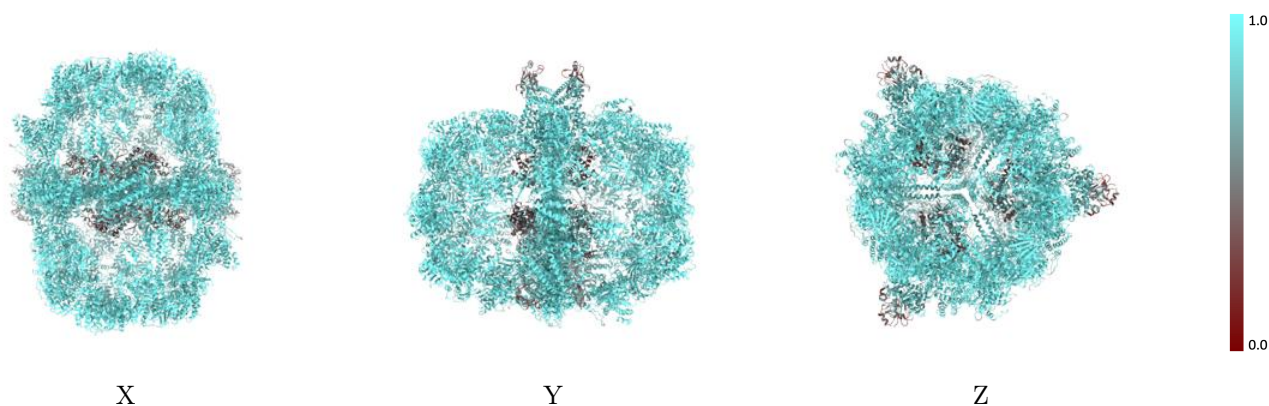
The images above show the 3D surface view of the map at the recommended contour level 0.01 at 50% transparency in yellow overlaid with a ribbon representation of the model coloured in blue. These images allow for the visual assessment of the quality of fit between the atomic model and the map.

9.2 Q-score mapped to coordinate model [i](#)



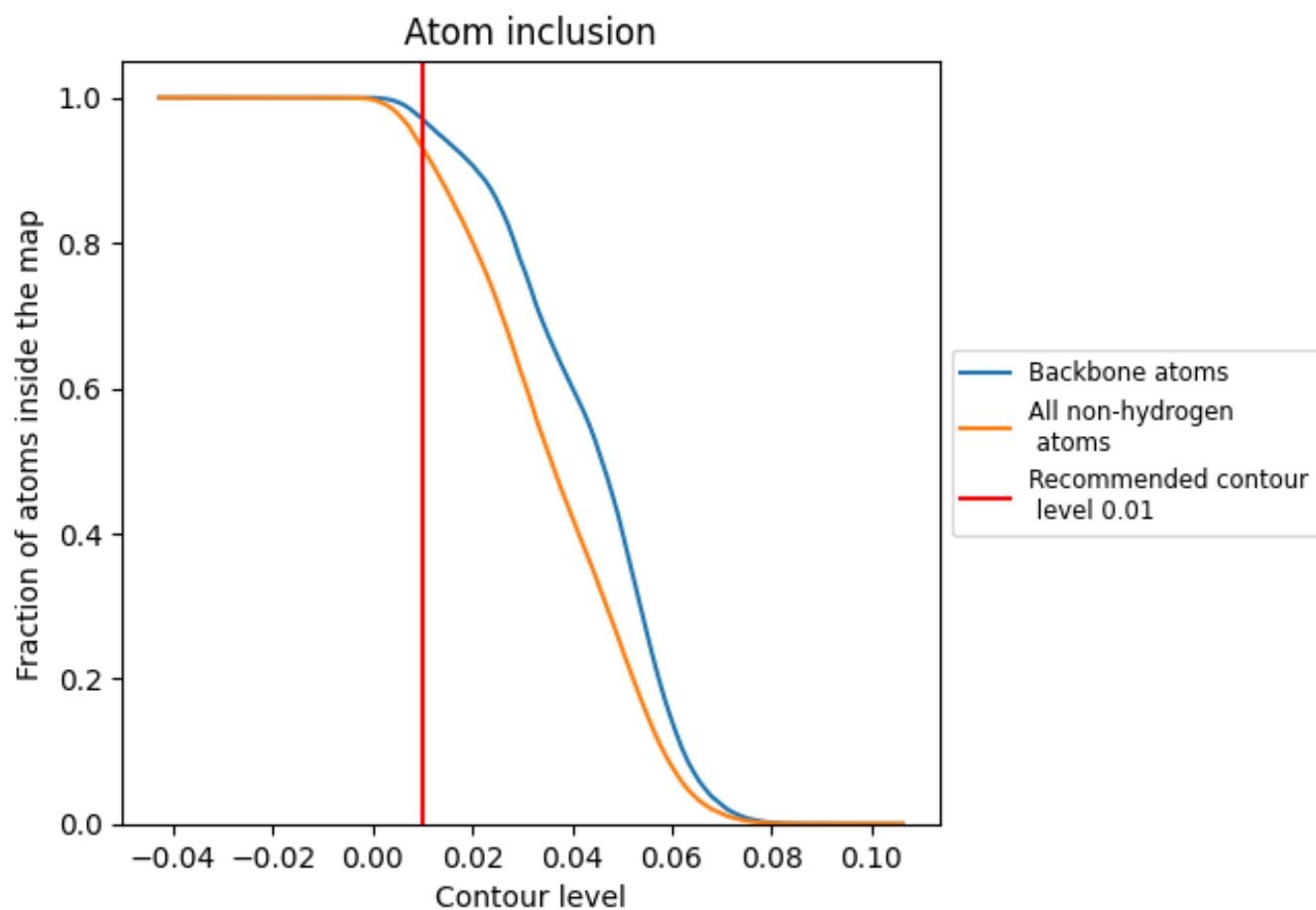
The images above show the model with each residue coloured according to its Q-score. This shows their resolvability in the map with higher Q-score values reflecting better resolvability. Please note: Q-score is calculating the resolvability of atoms, and thus high values are only expected at resolutions at which atoms can be resolved. Low Q-score values may therefore be expected for many entries.

9.3 Atom inclusion mapped to coordinate model [i](#)



The images above show the model with each residue coloured according to its atom inclusion. This shows to what extent they are inside the map at the recommended contour level (0.01).



























9.4 Atom inclusion [i](#)



At the recommended contour level, 97% of all backbone atoms, 93% of all non-hydrogen atoms, are inside the map.

9.5 Map-model fit summary [i](#)

The table lists the average atom inclusion at the recommended contour level (0.01) and Q-score for the entire model and for each chain.

Chain	Atom inclusion	Q-score
All	 0.9311	 0.5370
A	 0.8833	 0.5440
B	 0.8841	 0.5440
C	 0.8832	 0.5440
D	 0.8841	 0.5440
E	 0.8831	 0.5450
F	 0.8834	 0.5450
G	 0.9716	 0.5320
H	 0.9716	 0.5310
I	 0.9719	 0.5300
J	 0.9719	 0.5310
K	 0.9716	 0.5310
L	 0.9713	 0.5310

