



Full wwPDB X-ray Structure Validation Report ⓘ

May 23, 2020 – 09:08 am BST

PDB ID : 3QMZ
Title : Crystal structure of the cytoplasmic dynein heavy chain motor domain
Authors : Cho, C.; Carter, A.P.; Jin, L.; Vale, R.D.
Deposited on : 2011-02-07
Resolution : 6.00 Å(reported)

This is a Full wwPDB X-ray Structure Validation Report for a publicly released PDB entry.

We welcome your comments at validation@mail.wwpdb.org

A user guide is available at

<https://www.wwpdb.org/validation/2017/XrayValidationReportHelp>

with specific help available everywhere you see the ⓘ symbol.

The following versions of software and data (see [references ⓘ](#)) were used in the production of this report:

MolProbity : 4.02b-467
Xtriage (Phenix) : 1.13
EDS : 2.11
Percentile statistics : 20191225.v01 (using entries in the PDB archive December 25th 2019)
Refmac : 5.8.0158
CCP4 : 7.0.044 (Gargrove)
Ideal geometry (proteins) : Engh & Huber (2001)
Ideal geometry (DNA, RNA) : Parkinson et al. (1996)
Validation Pipeline (wwPDB-VP) : 2.11

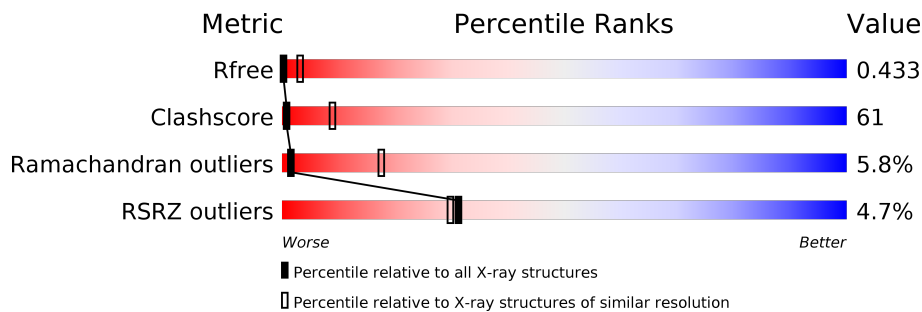
1 Overall quality at a glance i

The following experimental techniques were used to determine the structure:

X-RAY DIFFRACTION

The reported resolution of this entry is 6.00 Å.

Percentile scores (ranging between 0-100) for global validation metrics of the entry are shown in the following graphic. The table shows the number of entries on which the scores are based.



Metric	Whole archive (#Entries)	Similar resolution (#Entries, resolution range(Å))
R_{free}	130704	1000 (8.00-3.88)
Clashscore	141614	1049 (8.00-3.90)
Ramachandran outliers	138981	1016 (8.00-3.86)
RSRZ outliers	127900	1015 (8.20-3.78)

The table below summarises the geometric issues observed across the polymeric chains and their fit to the electron density. The red, orange, yellow and green segments on the lower bar indicate the fraction of residues that contain outliers for ≥ 3 , 2, 1 and 0 types of geometric quality criteria respectively. A grey segment represents the fraction of residues that are not modelled. The numeric value for each fraction is indicated below the corresponding segment, with a dot representing fractions $\leq 5\%$. The upper red bar (where present) indicates the fraction of residues that have poor fit to the electron density. The numeric value is given above the bar.

Mol	Chain	Length	Quality of chain
1	A	2486	 3% 53% 19% 10% • 14%
1	B	2486	 3% 53% 19% 10% • 14%
2	S	219	 18% 92% 5% ••
2	T	219	 12% 91% 6% •

2 Entry composition

There are 2 unique types of molecules in this entry. The entry contains 23302 atoms, of which 0 are hydrogens and 0 are deuteriums.

In the tables below, the ZeroOcc column contains the number of atoms modelled with zero occupancy, the AltConf column contains the number of residues with at least one atom in alternate conformation and the Trace column contains the number of residues modelled with at most 2 atoms.

- Molecule 1 is a protein called Cytoplasmic dynein heavy chain.

Mol	Chain	Residues	Atoms				ZeroOcc	AltConf	Trace
			Total	C	N	O			
1	A	2136	10585	6313	2136	2136	0	0	0
1	B	2136	10586	6314	2136	2136	0	0	0

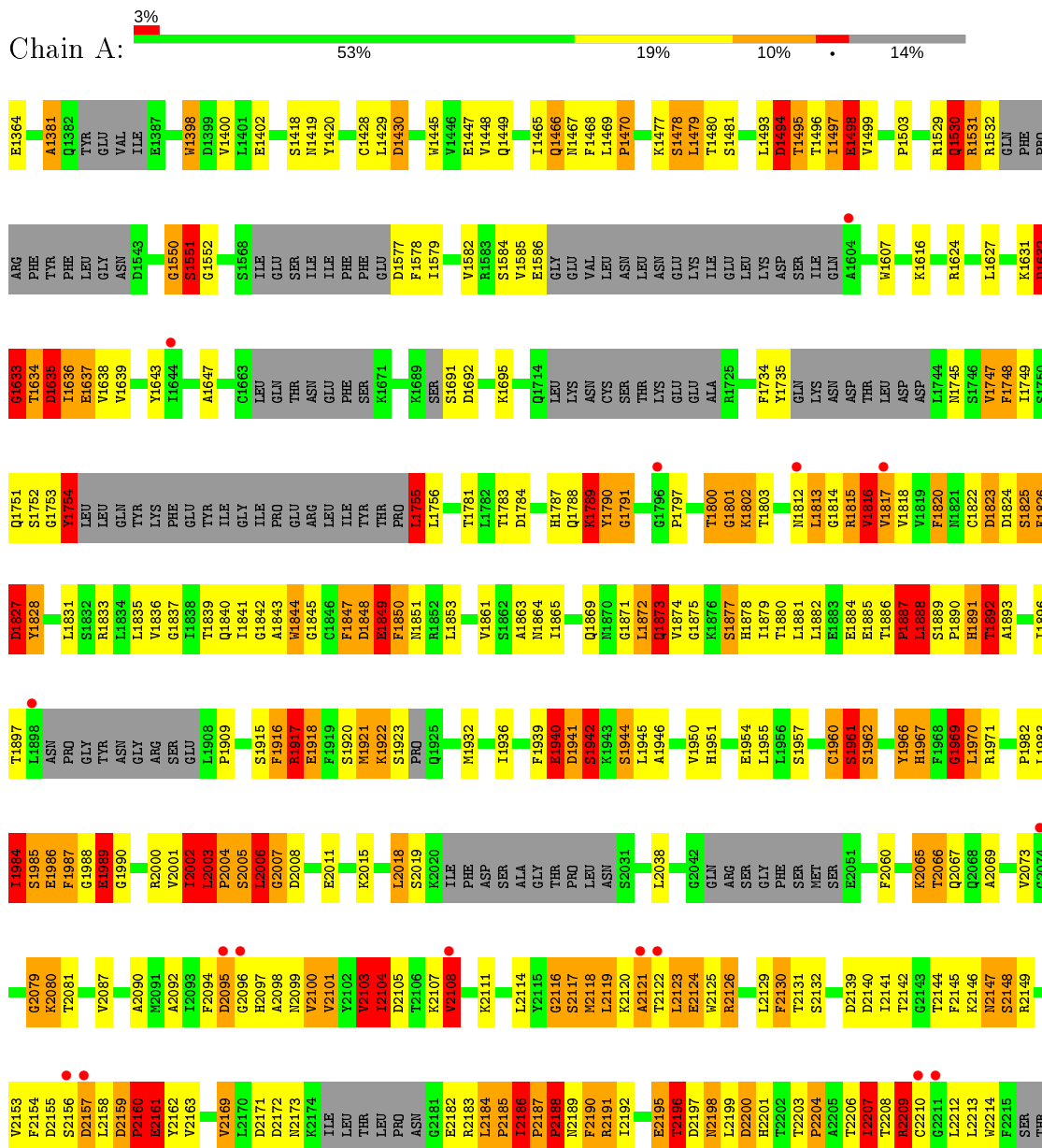
- Molecule 2 is a protein called Glutathione-S-transferase.

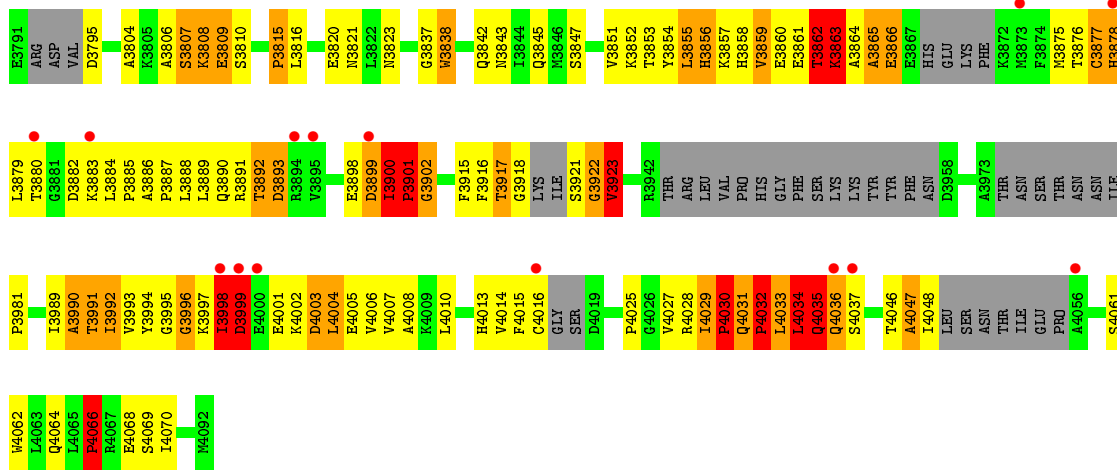
Mol	Chain	Residues	Atoms				ZeroOcc	AltConf	Trace
			Total	C	N	O			
2	T	216	1066	634	216	216	0	0	0
2	S	216	1065	633	216	216	0	0	0

3 Residue-property plots [i](#)

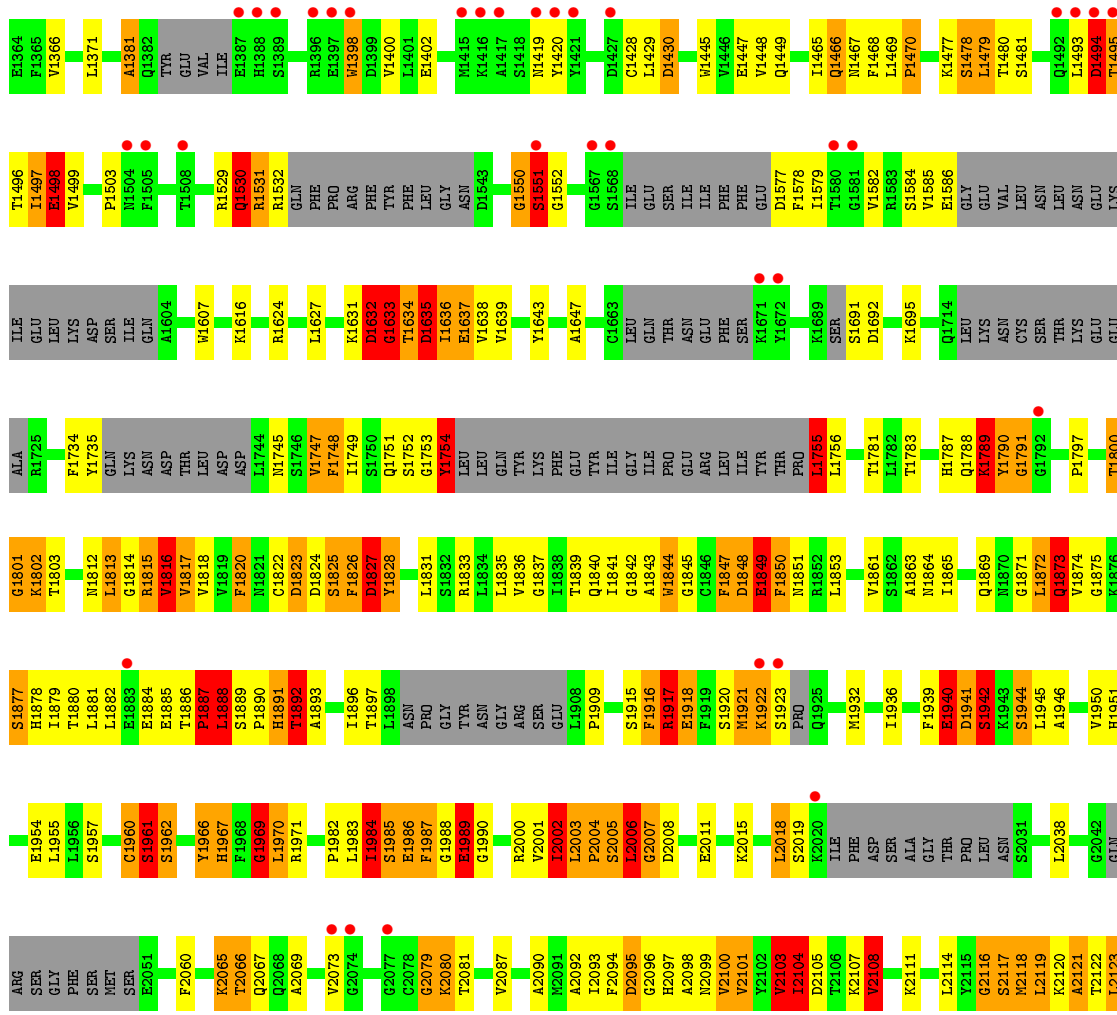
These plots are drawn for all protein, RNA and DNA chains in the entry. The first graphic for a chain summarises the proportions of the various outlier classes displayed in the second graphic. The second graphic shows the sequence view annotated by issues in geometry and electron density. Residues are color-coded according to the number of geometric quality criteria for which they contain at least one outlier: green = 0, yellow = 1, orange = 2 and red = 3 or more. A red dot above a residue indicates a poor fit to the electron density ($RSRZ > 2$). Stretches of 2 or more consecutive residues without any outlier are shown as a green connector. Residues present in the sample, but not in the model, are shown in grey.

- Molecule 1: Cytoplasmic dynein heavy chain

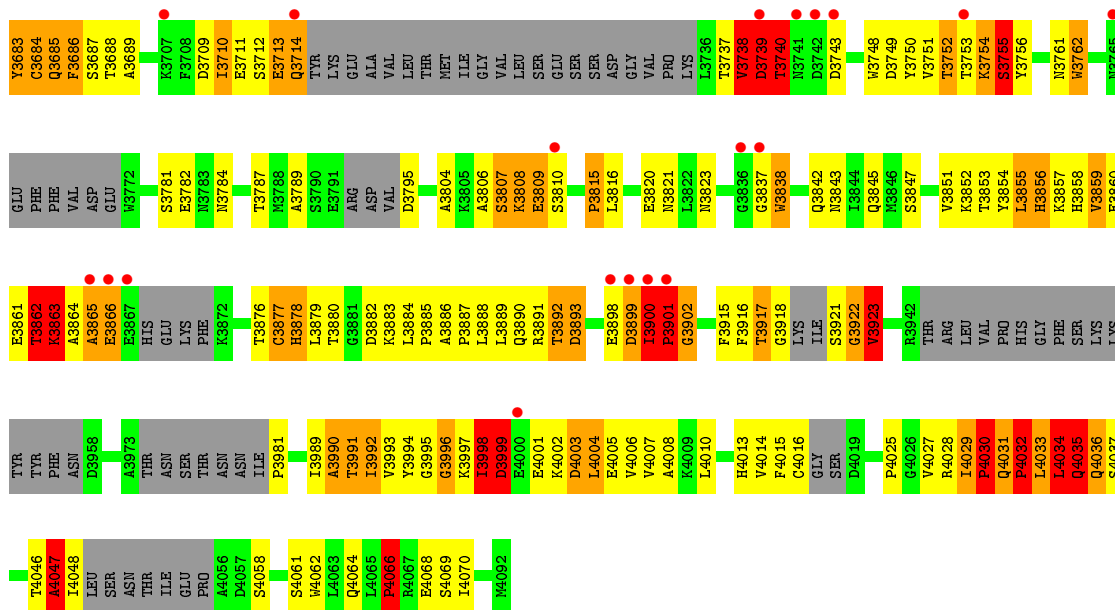




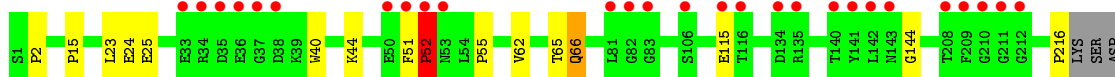
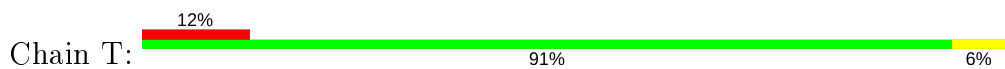
• Molecule 1: Cytoplasmic dynein heavy chain



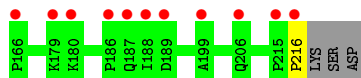
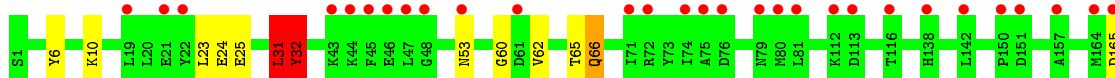
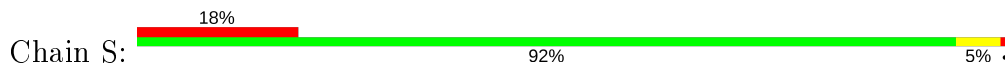
ASN	G3453	Q3453	R3453	S3453	T3453	U3453	V3453	W3453	X3453	Y3453	Z3453
LYS	D3454	D3454	D3454	D3454	D3454	D3454	D3454	D3454	D3454	D3454	D3454
GLU	G3455	G3455	G3455	G3455	G3455	G3455	G3455	G3455	G3455	G3455	G3455
SLEU	R3456	R3456	R3456	R3456	R3456	R3456	R3456	R3456	R3456	R3456	R3456
R3545	F3457	F3457	F3457	F3457	F3457	F3457	F3457	F3457	F3457	F3457	F3457
T3549	H3458	H3458	H3458	H3458	H3458	H3458	H3458	H3458	H3458	H3458	H3458
R3565	I3459	I3459	I3459	I3459	I3459	I3459	I3459	I3459	I3459	I3459	I3459
E3568	L3460	L3460	L3460	L3460	L3460	L3460	L3460	L3460	L3460	L3460	L3460
E3569	M3461	M3461	M3461	M3461	M3461	M3461	M3461	M3461	M3461	M3461	M3461
L3570	N3462	N3462	N3462	N3462	N3462	N3462	N3462	N3462	N3462	N3462	N3462
N3571	O3463	O3463	O3463	O3463	O3463	O3463	O3463	O3463	O3463	O3463	O3463
SER	P3464	P3464	P3464	P3464	P3464	P3464	P3464	P3464	P3464	P3464	P3464
GLN	Q3465	Q3465	Q3465	Q3465	Q3465	Q3465	Q3465	Q3465	Q3465	Q3465	Q3465
GLY	R3466	R3466	R3466	R3466	R3466	R3466	R3466	R3466	R3466	R3466	R3466
ASN	S3467	S3467	S3467	S3467	S3467	S3467	S3467	S3467	S3467	S3467	S3467
GLY	T3468	T3468	T3468	T3468	T3468	T3468	T3468	T3468	T3468	T3468	T3468
MET	U3469	U3469	U3469	U3469	U3469	U3469	U3469	U3469	U3469	U3469	U3469
LEU	V3470	V3470	V3470	V3470	V3470	V3470	V3470	V3470	V3470	V3470	V3470
GLU	W3471	W3471	W3471	W3471	W3471	W3471	W3471	W3471	W3471	W3471	W3471
ASN	X3472	X3472	X3472	X3472	X3472	X3472	X3472	X3472	X3472	X3472	X3472
ASN	Y3473	Y3473	Y3473	Y3473	Y3473	Y3473	Y3473	Y3473	Y3473	Y3473	Y3473
E3581	Z3474	Z3474	Z3474	Z3474	Z3474	Z3474	Z3474	Z3474	Z3474	Z3474	Z3474
E3582	A3475	A3475	A3475	A3475	A3475	A3475	A3475	A3475	A3475	A3475	A3475
L3583	B3476	B3476	B3476	B3476	B3476	B3476	B3476	B3476	B3476	B3476	B3476
P3609	C3477	C3477	C3477	C3477	C3477	C3477	C3477	C3477	C3477	C3477	C3477
Q3610	D3478	D3478	D3478	D3478	D3478	D3478	D3478	D3478	D3478	D3478	D3478
Q3637	E3479	E3479	E3479	E3479	E3479	E3479	E3479	E3479	E3479	E3479	E3479
F3638	F3480	F3480	F3480	F3480	F3480	F3480	F3480	F3480	F3480	F3480	F3480
H3639	G3481	G3481	G3481	G3481	G3481	G3481	G3481	G3481	G3481	G3481	G3481
Y3641	H3482	H3482	H3482	H3482	H3482	H3482	H3482	H3482	H3482	H3482	H3482
Y3642	I3483	I3483	I3483	I3483	I3483	I3483	I3483	I3483	I3483	I3483	I3483
G3643	J3484	J3484	J3484	J3484	J3484	J3484	J3484	J3484	J3484	J3484	J3484
I3644	K3485	K3485	K3485	K3485	K3485	K3485	K3485	K3485	K3485	K3485	K3485
R3655	L3486	L3486	L3486	L3486	L3486	L3486	L3486	L3486	L3486	L3486	L3486
K3659	M3487	M3487	M3487	M3487	M3487	M3487	M3487	M3487	M3487	M3487	M3487
LYS	N3488	N3488	N3488	N3488	N3488	N3488	N3488	N3488	N3488	N3488	N3488
SER	O3489	O3489	O3489	O3489	O3489	O3489	O3489	O3489	O3489	O3489	O3489
ARG	P3490	P3490	P3490	P3490	P3490	P3490	P3490	P3490	P3490	P3490	P3490
GLU	Q3491	Q3491	Q3491	Q3491	Q3491	Q3491	Q3491	Q3491	Q3491	Q3491	Q3491
T3664	R3492	R3492	R3492	R3492	R3492	R3492	R3492	R3492	R3492	R3492	R3492
R3665	S3493	S3493	S3493	S3493	S3493	S3493	S3493	S3493	S3493	S3493	S3493
A3666	T3494	T3494	T3494	T3494	T3494	T3494	T3494	T3494	T3494	T3494	T3494
A3667	U3495	U3495	U3495	U3495	U3495	U3495	U3495	U3495	U3495	U3495	U3495
T3668	V3496	V3496	V3496	V3496	V3496	V3496	V3496	V3496	V3496	V3496	V3496
R3681	W3497	W3497	W3497	W3497	W3497	W3497	W3497	W3497	W3497	W3497	W3497
L3677	X3498	X3498	X3498	X3498	X3498	X3498	X3498	X3498	X3498	X3498	X3498
Q3680	Y3499	Y3499	Y3499	Y3499	Y3499	Y3499	Y3499	Y3499	Y3499	Y3499	Y3499
E3681	Z3500	Z3500	Z3500	Z3500	Z3500	Z3500	Z3500	Z3500	Z3500	Z3500	Z3500
V3682	A3501	A3501	A3501	A3501	A3501	A3501	A3501	A3501	A3501	A3501	A3501



• Molecule 2: Glutathione-S-transferase



• Molecule 2: Glutathione-S-transferase



4 Data and refinement statistics

Property	Value	Source
Space group	P 1 21 1	Depositor
Cell constants a, b, c, α , β , γ	174.08Å 118.92Å 200.51Å 90.00° 90.27° 90.00°	Depositor
Resolution (Å)	50.00 – 6.00 50.13 – 6.00	Depositor EDS
% Data completeness (in resolution range)	(Not available) (50.00-6.00) 99.9 (50.13-6.00)	Depositor EDS
R_{merge}	(Not available)	Depositor
R_{sym}	(Not available)	Depositor
$\langle I/\sigma(I) \rangle$ ¹	9.38 (at 6.15Å)	Xtrriage
Refinement program	CNS	Depositor
R, R_{free}	0.430 , 0.430 0.440 , 0.433	Depositor DCC
R_{free} test set	1079 reflections (5.18%)	wwPDB-VP
Wilson B-factor (Å ²)	259.8	Xtrriage
Anisotropy	0.257	Xtrriage
Bulk solvent k_{sol} (e/Å ³), B_{sol} (Å ²)	0.24 , 756.6	EDS
L-test for twinning ²	$\langle L \rangle = 0.50$, $\langle L^2 \rangle = 0.33$	Xtrriage
Estimated twinning fraction	0.014 for h,-k,-l	Xtrriage
F_o, F_c correlation	0.72	EDS
Total number of atoms	23302	wwPDB-VP
Average B, all atoms (Å ²)	222.0	wwPDB-VP

Xtrriage's analysis on translational NCS is as follows: *The largest off-origin peak in the Patterson function is 4.18% of the height of the origin peak. No significant pseudotranslation is detected.*

¹Intensities estimated from amplitudes.

²Theoretical values of $\langle |L| \rangle$, $\langle L^2 \rangle$ for acentric reflections are 0.5, 0.333 respectively for untwinned datasets, and 0.375, 0.2 for perfectly twinned datasets.

5 Model quality i

5.1 Standard geometry i

The Z score for a bond length (or angle) is the number of standard deviations the observed value is removed from the expected value. A bond length (or angle) with $|Z| > 5$ is considered an outlier worth inspection. RMSZ is the root-mean-square of all Z scores of the bond lengths (or angles).

Mol	Chain	Bond lengths		Bond angles	
		RMSZ	# $ Z > 5$	RMSZ	# $ Z > 5$
1	A	1.63	201/10536 (1.9%)	2.24	571/14615 (3.9%)
1	B	1.63	201/10537 (1.9%)	2.24	572/14617 (3.9%)
2	S	1.94	2/1064 (0.2%)	0.86	3/1479 (0.2%)
2	T	0.39	0/1065	0.78	6/1481 (0.4%)
All	All	1.61	404/23202 (1.7%)	2.15	1152/32192 (3.6%)

Chiral center outliers are detected by calculating the chiral volume of a chiral center and verifying if the center is modelled as a planar moiety or with the opposite hand. A planarity outlier is detected by checking planarity of atoms in a peptide group, atoms in a mainchain group or atoms of a sidechain that are expected to be planar.

Mol	Chain	#Chirality outliers	#Planarity outliers
1	A	3	136
1	B	3	136
2	S	0	3
All	All	6	275

All (404) bond length outliers are listed below:

Mol	Chain	Res	Type	Atoms	Z	Observed(Å)	Ideal(Å)
2	S	32	TYR	N-CA	49.28	2.44	1.46
2	S	32	TYR	CA-C	37.84	2.51	1.52
1	B	4047	ALA	C-N	-30.16	0.64	1.34
1	A	4047	ALA	C-N	-30.14	0.64	1.34
1	A	3426	THR	C-N	-25.27	0.76	1.34
1	B	3426	THR	C-N	-25.26	0.76	1.34
1	A	3899	ASP	C-N	24.02	1.89	1.34
1	B	3899	ASP	C-N	24.01	1.89	1.34
1	A	3382	CYS	C-N	-22.36	0.92	1.33
1	B	3382	CYS	C-N	-22.33	0.92	1.33
1	A	3754	LYS	C-N	22.06	1.84	1.34
1	B	3754	LYS	C-N	22.05	1.84	1.34
1	A	2936	VAL	C-N	-21.28	0.93	1.34

Continued on next page...

Continued from previous page...

Mol	Chain	Res	Type	Atoms	Z	Observed(Å)	Ideal(Å)
1	B	2936	VAL	C-N	-21.25	0.93	1.34
1	A	3360	TYR	C-N	21.00	1.82	1.34
1	B	3360	TYR	C-N	21.00	1.82	1.34
1	B	1844	TRP	C-N	20.24	1.69	1.33
1	A	1844	TRP	C-N	20.24	1.69	1.33
1	B	2709	LYS	C-N	19.80	1.79	1.34
1	A	2709	LYS	C-N	19.80	1.79	1.34
1	B	2103	VAL	C-N	-19.69	0.88	1.34
1	A	2103	VAL	C-N	-19.66	0.88	1.34
1	B	2147	ASN	C-N	-19.13	0.90	1.34
1	A	2147	ASN	C-N	-19.12	0.90	1.34
1	A	3334	PHE	C-N	18.31	1.66	1.33
1	B	3334	PHE	C-N	18.30	1.66	1.33
1	A	1815	ARG	C-N	18.10	1.75	1.34
1	B	1815	ARG	C-N	18.08	1.75	1.34
1	A	1801	GLY	C-N	-16.91	0.95	1.34
1	B	1801	GLY	C-N	-16.89	0.95	1.34
1	A	2346	PHE	C-N	16.75	1.63	1.33
1	B	2346	PHE	C-N	16.71	1.63	1.33
1	B	2301	TRP	C-N	16.65	1.72	1.34
1	A	2301	TRP	C-N	16.64	1.72	1.34
1	B	1986	GLU	C-N	16.51	1.72	1.34
1	A	1986	GLU	C-N	16.50	1.72	1.34
1	B	3642	TYR	C-N	16.38	1.62	1.33
1	A	3642	TYR	C-N	16.36	1.62	1.33
1	A	1632	ASP	C-N	16.04	1.61	1.33
1	B	1632	ASP	C-N	16.03	1.61	1.33
1	A	4015	PHE	C-N	-16.01	0.97	1.34
1	B	4015	PHE	C-N	-15.98	0.97	1.34
1	A	3901	PRO	C-N	15.92	1.61	1.33
1	B	3901	PRO	C-N	15.91	1.61	1.33
1	B	1466	GLN	C-N	15.86	1.70	1.34
1	A	1466	GLN	C-N	15.86	1.70	1.34
1	B	2002	ILE	C-N	-15.69	0.97	1.34
1	A	2002	ILE	C-N	-15.68	0.97	1.34
1	B	2774	ALA	C-N	15.17	1.69	1.34
1	A	2774	ALA	C-N	15.14	1.68	1.34
1	A	2279	ARG	C-N	-15.08	0.99	1.34
1	B	2279	ARG	C-N	-15.07	0.99	1.34
1	A	1877	SER	C-N	-14.88	0.99	1.34
1	B	1941	ASP	C-N	14.88	1.68	1.34
1	A	1941	ASP	C-N	14.87	1.68	1.34

Continued on next page...

Continued from previous page...

Mol	Chain	Res	Type	Atoms	Z	Observed(Å)	Ideal(Å)
1	B	1877	SER	C-N	-14.86	0.99	1.34
1	B	3457	PHE	C-N	-14.43	1.00	1.34
1	A	3457	PHE	C-N	-14.42	1.00	1.34
1	B	1962	SER	C-N	-14.38	1.00	1.34
1	A	1962	SER	C-N	-14.36	1.01	1.34
1	B	2158	LEU	C-N	14.10	1.66	1.34
1	A	2158	LEU	C-N	14.09	1.66	1.34
1	A	1802	LYS	C-N	-14.01	1.01	1.34
1	B	1802	LYS	C-N	-14.00	1.01	1.34
1	B	2561	TYR	C-N	13.91	1.60	1.34
1	A	2561	TYR	C-N	13.90	1.60	1.34
1	B	3500	ASP	C-N	13.90	1.60	1.34
1	A	3500	ASP	C-N	13.89	1.60	1.34
1	A	3755	SER	C-N	13.88	1.66	1.34
1	B	3755	SER	C-N	13.88	1.66	1.34
1	A	1635	ASP	C-N	-13.84	1.02	1.34
1	B	1635	ASP	C-N	-13.83	1.02	1.34
1	B	2432	LEU	C-N	-13.78	1.02	1.34
1	A	2432	LEU	C-N	-13.77	1.02	1.34
1	B	3923	VAL	C-N	13.59	1.65	1.34
1	A	3923	VAL	C-N	13.59	1.65	1.34
1	B	2118	MET	C-N	13.25	1.64	1.34
1	A	2118	MET	C-N	13.22	1.64	1.34
1	A	2655	ILE	C-N	12.92	1.63	1.34
1	B	2655	ILE	C-N	12.91	1.63	1.34
1	B	2609	THR	C-N	12.84	1.56	1.33
1	A	2609	THR	C-N	12.83	1.56	1.33
1	A	3565	ARG	C-N	-12.68	1.04	1.34
1	B	3565	ARG	C-N	-12.67	1.04	1.34
1	A	2540	ASP	C-N	-12.61	1.10	1.34
1	B	2540	ASP	C-N	-12.59	1.10	1.34
1	A	2436	SER	C-N	12.53	1.62	1.34
1	B	1891	HIS	C-N	-12.53	1.05	1.34
1	B	2436	SER	C-N	12.52	1.62	1.34
1	A	1891	HIS	C-N	-12.50	1.05	1.34
1	A	3996	GLY	C-N	12.40	1.62	1.34
1	B	3996	GLY	C-N	12.39	1.62	1.34
1	A	3333	TYR	C-N	12.38	1.62	1.34
1	B	3333	TYR	C-N	12.37	1.62	1.34
1	A	1892	THR	C-N	12.27	1.62	1.34
1	B	1892	THR	C-N	12.23	1.62	1.34
1	B	1494	ASP	C-N	12.18	1.62	1.34

Continued on next page...

Continued from previous page...

Mol	Chain	Res	Type	Atoms	Z	Observed(Å)	Ideal(Å)
1	A	1494	ASP	C-N	12.16	1.62	1.34
1	B	2579	PHE	C-N	12.16	1.62	1.34
1	A	2579	PHE	C-N	12.14	1.61	1.34
1	B	1985	SER	C-N	12.09	1.61	1.34
1	A	1985	SER	C-N	12.08	1.61	1.34
1	A	3499	CYS	C-N	12.02	1.61	1.34
1	B	3499	CYS	C-N	11.99	1.61	1.34
1	B	2574	TYR	C-N	11.90	1.61	1.34
1	A	2574	TYR	C-N	11.89	1.61	1.34
1	A	3892	THR	C-N	11.76	1.61	1.34
1	B	3892	THR	C-N	11.73	1.61	1.34
1	B	3684	CYS	C-N	-11.68	1.07	1.34
1	A	3684	CYS	C-N	-11.66	1.07	1.34
1	B	2758	LEU	C-N	11.58	1.60	1.34
1	A	2758	LEU	C-N	11.55	1.60	1.34
1	A	4035	GLN	C-N	11.52	1.60	1.34
1	B	4035	GLN	C-N	11.51	1.60	1.34
1	B	2101	VAL	C-N	-11.50	1.07	1.34
1	A	2101	VAL	C-N	-11.48	1.07	1.34
1	A	3893	ASP	C-N	11.46	1.60	1.34
1	B	3893	ASP	C-N	11.45	1.60	1.34
1	B	3637	GLN	C-N	11.43	1.60	1.34
1	A	3637	GLN	C-N	11.41	1.60	1.34
1	A	2186	ILE	C-N	11.39	1.55	1.34
1	B	2186	ILE	C-N	11.36	1.55	1.34
1	B	1800	THR	C-N	-11.19	1.12	1.33
1	A	1800	THR	C-N	-11.17	1.12	1.33
1	A	1850	PHE	C-N	11.14	1.59	1.34
1	B	1850	PHE	C-N	11.13	1.59	1.34
1	A	1967	HIS	C-N	11.09	1.59	1.34
1	A	2201	HIS	C-O	-11.07	1.02	1.23
1	B	2201	HIS	C-O	-11.06	1.02	1.23
1	A	3504	ASP	C-N	-11.06	1.08	1.34
1	B	1967	HIS	C-N	11.05	1.59	1.34
1	B	3504	ASP	C-N	-11.04	1.08	1.34
1	B	2195	GLU	C-N	11.03	1.59	1.34
1	A	2195	GLU	C-N	11.02	1.59	1.34
1	A	2460	ARG	C-N	-10.94	1.08	1.34
1	B	2460	ARG	C-N	-10.94	1.08	1.34
1	B	1849	GLU	C-N	-10.66	1.09	1.34
1	A	1849	GLU	C-N	-10.65	1.09	1.34
1	A	2124	GLU	C-O	10.61	1.43	1.23

Continued on next page...

Continued from previous page...

Mol	Chain	Res	Type	Atoms	Z	Observed(Å)	Ideal(Å)
1	A	2935	VAL	C-N	10.60	1.58	1.34
1	B	2124	GLU	C-O	10.59	1.43	1.23
1	B	2935	VAL	C-N	10.58	1.58	1.34
1	A	2160	PRO	C-N	10.57	1.58	1.34
1	B	2160	PRO	C-N	10.57	1.58	1.34
1	A	4034	LEU	C-N	10.57	1.58	1.34
1	B	4034	LEU	C-N	10.56	1.58	1.34
1	B	3898	GLU	C-N	10.53	1.58	1.34
1	B	1430	ASP	C-N	-10.51	1.09	1.34
1	A	3898	GLU	C-N	10.50	1.58	1.34
1	A	1872	LEU	CA-C	-10.49	1.25	1.52
1	A	1430	ASP	C-N	-10.48	1.09	1.34
1	B	1872	LEU	CA-C	-10.48	1.25	1.52
1	A	1820	PHE	C-N	10.35	1.57	1.34
1	B	1820	PHE	C-N	10.34	1.57	1.34
1	B	1816	VAL	C-N	10.21	1.57	1.34
1	A	1816	VAL	C-N	10.21	1.57	1.34
1	A	2199	LEU	C-N	-10.19	1.10	1.34
1	B	2199	LEU	C-N	-10.18	1.10	1.34
1	A	2637	PRO	C-N	-10.17	1.10	1.34
1	B	2637	PRO	C-N	-10.17	1.10	1.34
1	B	3640	TRP	C-N	-9.90	1.11	1.34
1	A	3640	TRP	C-N	-9.90	1.11	1.34
1	A	3430	SER	C-N	9.83	1.56	1.34
1	A	2732	MET	C-N	9.81	1.56	1.34
1	B	3430	SER	C-N	9.81	1.56	1.34
1	B	2732	MET	C-N	9.80	1.56	1.34
1	A	2066	THR	C-N	9.71	1.56	1.34
1	B	2066	THR	C-N	9.68	1.56	1.34
1	B	2690	SER	C-N	9.67	1.56	1.34
1	A	1990	GLY	C-N	9.65	1.56	1.34
1	B	1990	GLY	C-N	9.65	1.56	1.34
1	A	2690	SER	C-N	9.64	1.56	1.34
1	A	2209	ARG	C-N	9.62	1.56	1.34
1	B	2209	ARG	C-N	9.61	1.56	1.34
1	B	2731	PRO	C-N	9.48	1.55	1.34
1	A	2731	PRO	C-N	9.47	1.55	1.34
1	A	2616	LEU	C-N	9.45	1.55	1.34
1	B	2616	LEU	C-N	9.44	1.55	1.34
1	A	1634	THR	C-N	9.29	1.55	1.34
1	B	1634	THR	C-N	9.28	1.55	1.34
1	A	2018	LEU	C-N	-9.27	1.12	1.34

Continued on next page...

Continued from previous page...

Mol	Chain	Res	Type	Atoms	Z	Observed(Å)	Ideal(Å)
1	A	3420	ASN	C-N	9.24	1.55	1.34
1	B	2018	LEU	C-N	-9.24	1.12	1.34
1	B	3420	ASN	C-N	9.24	1.55	1.34
1	B	4033	LEU	C-N	-9.18	1.12	1.34
1	A	4033	LEU	C-N	-9.17	1.12	1.34
1	B	1984	ILE	C-N	9.09	1.54	1.34
1	A	1984	ILE	C-N	9.09	1.54	1.34
1	B	3666	ALA	C-N	-9.06	1.13	1.34
1	B	4005	GLU	N-CA	-9.05	1.28	1.46
1	A	4005	GLU	N-CA	-9.05	1.28	1.46
1	A	3666	ALA	C-N	-9.03	1.13	1.34
1	B	4036	GLN	C-N	-9.03	1.13	1.34
1	A	4036	GLN	C-N	-9.01	1.13	1.34
1	A	3667	ALA	C-N	8.96	1.54	1.34
1	B	3667	ALA	C-N	8.94	1.54	1.34
1	A	2005	SER	C-N	-8.94	1.13	1.34
1	B	2005	SER	C-N	-8.92	1.13	1.34
1	A	3644	ILE	C-N	8.85	1.54	1.34
1	B	3644	ILE	C-N	8.82	1.54	1.34
1	A	3685	GLN	C-N	8.79	1.54	1.34
1	B	3685	GLN	C-N	8.77	1.54	1.34
1	B	2309	SER	C-N	-8.72	1.14	1.34
1	A	2309	SER	C-N	-8.72	1.14	1.34
1	B	2372	CYS	C-N	8.65	1.53	1.34
1	A	2372	CYS	C-N	8.63	1.53	1.34
1	A	3856	HIS	CA-CB	-8.48	1.35	1.53
1	B	3856	HIS	CA-CB	-8.47	1.35	1.53
1	B	2200	ASP	C-N	-8.42	1.14	1.34
1	A	2200	ASP	C-N	-8.41	1.14	1.34
1	B	2689	ILE	C-N	-8.41	1.14	1.34
1	A	2725	ASP	C-N	8.40	1.53	1.34
1	A	2689	ILE	C-N	-8.39	1.14	1.34
1	B	2725	ASP	C-N	8.39	1.53	1.34
1	B	1983	LEU	C-N	-8.33	1.14	1.34
1	B	3795	ASP	C-N	-8.32	1.18	1.33
1	A	3405	PRO	C-N	-8.31	1.15	1.34
1	A	3795	ASP	C-N	-8.31	1.18	1.33
1	B	3405	PRO	C-N	-8.30	1.15	1.34
1	A	1983	LEU	C-N	-8.30	1.15	1.34
1	A	2117	SER	C-N	8.30	1.53	1.34
1	B	2117	SER	C-N	8.30	1.53	1.34
1	A	1825	SER	C-N	8.24	1.53	1.34

Continued on next page...

Continued from previous page...

Mol	Chain	Res	Type	Atoms	Z	Observed(Å)	Ideal(Å)
1	B	2239	ASN	C-N	8.24	1.53	1.34
1	A	2240	LYS	C-O	-8.23	1.07	1.23
1	A	2239	ASN	C-N	8.22	1.52	1.34
1	B	1825	SER	C-N	8.22	1.52	1.34
1	A	2322	LEU	CA-CB	-8.20	1.34	1.53
1	B	2240	LYS	C-O	-8.19	1.07	1.23
1	B	2322	LEU	CA-CB	-8.19	1.34	1.53
1	B	2447	LYS	C-N	-8.18	1.15	1.34
1	A	2447	LYS	C-N	-8.16	1.15	1.34
1	A	3853	THR	CA-CB	-8.11	1.32	1.53
1	B	3853	THR	CA-CB	-8.11	1.32	1.53
1	B	2607	TYR	C-N	-8.04	1.15	1.34
1	A	2607	TYR	C-N	-8.04	1.15	1.34
1	A	2961	ILE	C-N	-8.03	1.15	1.34
1	B	2961	ILE	C-N	-8.02	1.15	1.34
1	A	1812	ASN	C-N	-8.01	1.15	1.34
1	B	1812	ASN	C-N	-8.01	1.15	1.34
1	A	2240	LYS	C-N	7.96	1.52	1.34
1	B	2240	LYS	C-N	7.96	1.52	1.34
1	A	3359	LYS	C-N	-7.95	1.15	1.34
1	B	1498	GLU	C-N	-7.95	1.15	1.34
1	B	3359	LYS	C-N	-7.95	1.15	1.34
1	A	1498	GLU	C-N	-7.94	1.15	1.34
1	A	1790	TYR	C-N	7.87	1.47	1.33
1	B	1790	TYR	C-N	7.85	1.47	1.33
1	B	2462	THR	C-N	-7.80	1.16	1.34
1	A	2462	THR	C-N	-7.78	1.16	1.34
1	B	2157	ASP	C-N	-7.76	1.16	1.34
1	A	2157	ASP	C-N	-7.75	1.16	1.34
1	B	1987	PHE	C-N	7.72	1.47	1.33
1	A	1987	PHE	C-N	7.71	1.47	1.33
1	B	1872	LEU	N-CA	-7.64	1.31	1.46
1	A	1828	TYR	C-N	7.62	1.51	1.34
1	A	1872	LEU	N-CA	-7.62	1.31	1.46
1	B	3503	GLY	C-N	-7.59	1.16	1.34
1	B	1828	TYR	C-N	7.58	1.51	1.34
1	A	2201	HIS	N-CA	7.57	1.61	1.46
1	A	2638	ARG	C-N	-7.56	1.16	1.34
1	A	3503	GLY	C-N	-7.55	1.16	1.34
1	B	2201	HIS	N-CA	7.54	1.61	1.46
1	B	2638	ARG	C-N	-7.53	1.16	1.34
1	A	4003	ASP	C-N	7.50	1.51	1.34

Continued on next page...

Continued from previous page...

Mol	Chain	Res	Type	Atoms	Z	Observed(Å)	Ideal(Å)
1	B	4003	ASP	C-N	7.49	1.51	1.34
1	B	1969	GLY	C-N	-7.46	1.17	1.34
1	A	1969	GLY	C-N	-7.43	1.17	1.34
1	A	2843	LEU	C-N	7.43	1.51	1.34
1	B	2843	LEU	C-N	7.42	1.51	1.34
1	A	2187	PRO	C-N	7.40	1.48	1.34
1	A	1823	ASP	C-N	7.40	1.51	1.34
1	B	1823	ASP	C-N	7.40	1.51	1.34
1	B	2187	PRO	C-N	7.38	1.48	1.34
1	A	3362	VAL	C-N	7.32	1.50	1.34
1	B	3362	VAL	C-N	7.28	1.50	1.34
1	A	1848	ASP	C-N	-7.27	1.17	1.34
1	B	1848	ASP	C-N	-7.27	1.17	1.34
1	A	1871	GLY	C-N	-7.23	1.17	1.34
1	A	2941	THR	C-N	7.22	1.50	1.34
1	B	1871	GLY	C-N	-7.22	1.17	1.34
1	B	2941	THR	C-N	7.21	1.50	1.34
1	B	2196	THR	C-N	-7.19	1.17	1.34
1	B	3854	TYR	CA-C	-7.17	1.34	1.52
1	A	2196	THR	C-N	-7.17	1.17	1.34
1	A	3854	TYR	CA-C	-7.16	1.34	1.52
1	B	3399	ASN	C-N	7.06	1.50	1.34
1	A	2523	TRP	C-N	-7.03	1.17	1.34
1	A	1888	LEU	C-N	-7.02	1.17	1.34
1	A	3399	ASN	C-N	7.02	1.50	1.34
1	B	1888	LEU	C-N	-7.02	1.18	1.34
1	B	2523	TRP	C-N	-7.01	1.18	1.34
1	B	2396	ASP	C-N	7.01	1.50	1.34
1	A	2373	SER	C-N	-7.00	1.18	1.34
1	A	2396	ASP	C-N	7.00	1.50	1.34
1	B	2373	SER	C-N	-6.96	1.18	1.34
1	A	2240	LYS	N-CA	6.92	1.60	1.46
1	B	1942	SER	C-N	6.91	1.50	1.34
1	A	1942	SER	C-N	6.90	1.50	1.34
1	B	2240	LYS	N-CA	6.89	1.60	1.46
1	A	2444	ASN	C-N	-6.77	1.18	1.34
1	B	2444	ASN	C-N	-6.76	1.18	1.34
1	A	2939	GLU	C-O	6.75	1.36	1.23
1	B	2199	LEU	C-O	-6.74	1.10	1.23
1	A	2199	LEU	C-O	-6.71	1.10	1.23
1	B	2939	GLU	C-O	6.71	1.36	1.23
1	A	1478	SER	C-N	-6.67	1.18	1.34

Continued on next page...

Continued from previous page...

Mol	Chain	Res	Type	Atoms	Z	Observed(Å)	Ideal(Å)
1	B	1478	SER	C-N	-6.64	1.18	1.34
1	A	2430	ASN	C-N	-6.64	1.18	1.34
1	B	2430	ASN	C-N	-6.64	1.18	1.34
1	A	2108	VAL	C-N	-6.63	1.18	1.34
1	B	2108	VAL	C-N	-6.62	1.18	1.34
1	A	2308	LYS	C-N	-6.58	1.19	1.34
1	B	2308	LYS	C-N	-6.58	1.19	1.34
1	A	3855	LEU	N-CA	-6.56	1.33	1.46
1	B	3855	LEU	N-CA	-6.55	1.33	1.46
1	B	2632	ALA	C-N	6.49	1.49	1.34
1	A	1497	ILE	C-N	-6.46	1.19	1.34
1	A	2726	GLU	C-N	-6.46	1.19	1.34
1	B	1497	ILE	C-N	-6.46	1.19	1.34
1	A	2632	ALA	C-N	6.46	1.48	1.34
1	B	2726	GLU	C-N	-6.45	1.19	1.34
1	A	3877	CYS	C-N	6.40	1.48	1.34
1	B	3877	CYS	C-N	6.39	1.48	1.34
1	A	2555	ALA	C-N	-6.38	1.19	1.34
1	B	2555	ALA	C-N	-6.36	1.19	1.34
1	A	1813	LEU	C-N	-6.32	1.21	1.33
1	B	1813	LEU	C-N	-6.32	1.21	1.33
1	A	2757	MET	C-N	-6.31	1.19	1.34
1	B	2757	MET	C-N	-6.27	1.19	1.34
1	A	1496	THR	C-N	6.21	1.48	1.34
1	B	4006	VAL	C-O	6.20	1.35	1.23
1	A	1754	TYR	C-N	6.20	1.48	1.34
1	B	1496	THR	C-N	6.19	1.48	1.34
1	B	1754	TYR	C-N	6.19	1.48	1.34
1	A	4006	VAL	C-O	6.19	1.35	1.23
1	A	1495	THR	C-N	-6.12	1.20	1.34
1	B	1495	THR	C-N	-6.11	1.20	1.34
1	A	3429	LEU	C-N	6.10	1.48	1.34
1	B	3683	TYR	C-N	6.09	1.48	1.34
1	A	3683	TYR	C-N	6.09	1.48	1.34
1	B	3429	LEU	C-N	6.08	1.48	1.34
1	B	2119	LEU	N-CA	6.01	1.58	1.46
1	A	2119	LEU	N-CA	6.00	1.58	1.46
1	A	3998	ILE	C-N	5.99	1.47	1.34
1	B	3998	ILE	C-N	5.98	1.47	1.34
1	A	3857	LYS	CA-C	-5.97	1.37	1.52
1	B	3857	LYS	CA-C	-5.95	1.37	1.52
1	A	3682	VAL	C-N	-5.94	1.20	1.34

Continued on next page...

Continued from previous page...

Mol	Chain	Res	Type	Atoms	Z	Observed(Å)	Ideal(Å)
1	B	3682	VAL	C-N	-5.93	1.20	1.34
1	A	3854	TYR	N-CA	-5.86	1.34	1.46
1	B	3854	TYR	N-CA	-5.86	1.34	1.46
1	B	2139	ASP	C-N	-5.85	1.20	1.34
1	A	2139	ASP	C-N	-5.82	1.20	1.34
1	B	3655	ARG	C-N	5.82	1.47	1.34
1	A	3655	ARG	C-N	5.81	1.47	1.34
1	B	2760	GLY	C-N	-5.80	1.20	1.34
1	A	2760	GLY	C-N	-5.79	1.20	1.34
1	B	2208	THR	C-N	5.74	1.47	1.34
1	A	2208	THR	C-N	5.74	1.47	1.34
1	A	2541	PRO	C-N	5.71	1.43	1.33
1	B	2541	PRO	C-N	5.69	1.43	1.33
1	A	2527	GLU	C-N	-5.65	1.21	1.34
1	B	2527	GLU	C-N	-5.65	1.21	1.34
1	A	2006	LEU	C-N	-5.64	1.22	1.33
1	B	1966	TYR	C-N	5.63	1.47	1.34
1	A	1966	TYR	C-N	5.62	1.47	1.34
1	B	2006	LEU	C-N	-5.60	1.23	1.33
1	B	3858	HIS	N-CA	-5.60	1.35	1.46
1	A	1872	LEU	C-O	-5.57	1.12	1.23
1	B	1872	LEU	C-O	-5.56	1.12	1.23
1	A	3858	HIS	N-CA	-5.56	1.35	1.46
1	B	1398	TRP	C-N	5.55	1.46	1.34
1	A	1398	TRP	C-N	5.54	1.46	1.34
1	A	3853	THR	CA-C	-5.49	1.38	1.52
1	B	3853	THR	CA-C	-5.47	1.38	1.52
1	A	2633	ILE	C-N	-5.46	1.21	1.34
1	B	2445	PHE	C-N	5.46	1.46	1.34
1	A	2445	PHE	C-N	5.44	1.46	1.34
1	B	2633	ILE	C-N	-5.43	1.21	1.34
1	A	2118	MET	C-O	-5.42	1.13	1.23
1	B	2118	MET	C-O	-5.39	1.13	1.23
1	B	4004	LEU	CA-C	-5.32	1.39	1.52
1	A	4004	LEU	CA-C	-5.32	1.39	1.52
1	B	2207	ILE	N-CA	-5.18	1.35	1.46
1	A	2201	HIS	CA-C	-5.16	1.39	1.52
1	B	2201	HIS	CA-C	-5.16	1.39	1.52
1	B	1827	ASP	C-N	5.15	1.46	1.34
1	A	1827	ASP	C-N	5.14	1.45	1.34
1	A	2207	ILE	N-CA	-5.14	1.36	1.46
1	A	2940	PHE	C-N	-5.14	1.22	1.34

Continued on next page...

Continued from previous page...

Mol	Chain	Res	Type	Atoms	Z	Observed(Å)	Ideal(Å)
1	A	1381	ALA	C-N	5.14	1.45	1.34
1	B	2940	PHE	C-N	-5.12	1.22	1.34
1	B	1381	ALA	C-N	5.11	1.45	1.34
1	B	3363	ASN	C-N	5.07	1.45	1.34
1	A	3363	ASN	C-N	5.06	1.45	1.34
1	A	1847	PHE	C-N	5.05	1.45	1.34
1	B	1847	PHE	C-N	5.04	1.45	1.34
1	A	1551	SER	C-N	5.02	1.42	1.33
1	B	1551	SER	C-N	5.02	1.42	1.33
1	A	3855	LEU	C-O	-5.01	1.13	1.23
1	B	3855	LEU	C-O	-5.01	1.13	1.23
1	B	2302	PHE	C-N	-5.01	1.22	1.34
1	A	2302	PHE	C-N	-5.00	1.22	1.34

All (1152) bond angle outliers are listed below:

Mol	Chain	Res	Type	Atoms	Z	Observed(°)	Ideal(°)
1	B	1466	GLN	O-C-N	-31.44	72.39	122.70
1	A	1466	GLN	O-C-N	-31.43	72.42	122.70
1	B	2436	SER	O-C-N	-28.51	77.09	122.70
1	A	2436	SER	O-C-N	-28.49	77.12	122.70
1	B	1466	GLN	CA-C-N	-28.26	55.02	117.20
1	A	1466	GLN	CA-C-N	-28.26	55.03	117.20
1	B	3501	PRO	N-CA-CB	25.79	134.25	103.30
1	A	3501	PRO	N-CA-CB	25.78	134.24	103.30
1	A	2655	ILE	O-C-N	-25.32	82.20	122.70
1	B	2655	ILE	O-C-N	-25.28	82.25	122.70
1	A	3435	GLY	O-C-N	-24.00	84.31	122.70
1	B	3435	GLY	O-C-N	-23.98	84.34	122.70
1	A	3434	GLU	O-C-N	-23.61	83.06	123.20
1	B	3434	GLU	O-C-N	-23.60	83.08	123.20
1	A	1815	ARG	CA-C-N	-23.39	65.75	117.20
1	B	1815	ARG	CA-C-N	-23.38	65.76	117.20
1	B	3917	THR	O-C-N	23.26	162.75	123.20
1	A	3917	THR	O-C-N	23.24	162.71	123.20
1	B	2555	ALA	O-C-N	-23.00	85.90	122.70
1	A	2555	ALA	O-C-N	-22.98	85.93	122.70
1	A	2656	PHE	O-C-N	-21.84	87.76	122.70
1	B	2656	PHE	O-C-N	-21.83	87.77	122.70
1	B	2121	ALA	CA-C-N	-21.78	69.28	117.20
1	A	2121	ALA	CA-C-N	-21.77	69.31	117.20
1	B	3381	GLU	O-C-N	-21.28	88.65	122.70

Continued on next page...

Continued from previous page...

Mol	Chain	Res	Type	Atoms	Z	Observed(°)	Ideal(°)
1	B	1961	SER	CB-CA-C	-21.28	69.66	110.10
1	A	3381	GLU	O-C-N	-21.27	88.67	122.70
1	A	1961	SER	CB-CA-C	-21.26	69.71	110.10
1	B	3917	THR	CA-C-N	-20.76	74.67	116.20
1	A	3917	THR	CA-C-N	-20.74	74.71	116.20
1	A	2561	TYR	O-C-N	-20.11	82.90	121.10
1	B	2561	TYR	O-C-N	-20.09	82.92	121.10
1	B	2393	PRO	O-C-N	-20.05	90.62	122.70
1	A	1381	ALA	O-C-N	-20.04	90.63	122.70
1	A	2393	PRO	O-C-N	-20.04	90.64	122.70
1	B	1381	ALA	O-C-N	-20.03	90.65	122.70
1	A	3382	CYS	C-N-CA	20.01	164.33	122.30
1	B	3382	CYS	C-N-CA	20.00	164.31	122.30
1	A	2121	ALA	CA-C-O	19.59	161.24	120.10
1	B	2121	ALA	CA-C-O	19.58	161.21	120.10
1	B	1960	CYS	C-N-CA	19.40	170.21	121.70
1	A	2375	ILE	CB-CA-C	19.40	150.40	111.60
1	A	1960	CYS	C-N-CA	19.39	170.17	121.70
1	B	2375	ILE	CB-CA-C	19.38	150.36	111.60
1	A	2121	ALA	O-C-N	-19.24	91.92	122.70
1	B	2121	ALA	O-C-N	-19.23	91.92	122.70
1	A	3434	GLU	CA-C-N	19.11	154.43	116.20
1	B	1961	SER	O-C-N	-19.10	92.13	122.70
1	A	1961	SER	O-C-N	-19.09	92.15	122.70
1	B	3434	GLU	CA-C-N	19.09	154.39	116.20
2	S	32	TYR	N-CA-C	-19.08	59.48	111.00
1	A	1987	PHE	O-C-N	-19.02	90.87	123.20
1	B	1987	PHE	O-C-N	-19.00	90.89	123.20
1	A	2577	ALA	CB-CA-C	18.96	138.54	110.10
1	B	1466	GLN	C-N-CA	18.95	169.08	121.70
1	B	2577	ALA	CB-CA-C	18.95	138.52	110.10
1	A	1466	GLN	C-N-CA	18.95	169.07	121.70
1	A	2843	LEU	CB-CA-C	18.78	145.88	110.20
1	B	2843	LEU	CB-CA-C	18.78	145.88	110.20
1	B	2005	SER	O-C-N	-18.73	92.74	122.70
1	A	2005	SER	O-C-N	-18.72	92.75	122.70
1	B	2005	SER	C-N-CA	18.44	167.79	121.70
1	A	2005	SER	C-N-CA	18.44	167.79	121.70
1	A	3739	ASP	N-CA-C	18.41	160.72	111.00
1	B	3739	ASP	N-CA-C	18.41	160.69	111.00
1	A	1985	SER	O-C-N	18.08	151.63	122.70
1	B	1985	SER	O-C-N	18.08	151.62	122.70

Continued on next page...

Continued from previous page...

Mol	Chain	Res	Type	Atoms	Z	Observed(°)	Ideal(°)
1	B	1962	SER	N-CA-CB	-18.07	83.39	110.50
1	A	1962	SER	N-CA-CB	-18.07	83.40	110.50
1	B	2101	VAL	O-C-N	-18.00	93.90	122.70
1	A	2101	VAL	O-C-N	-17.96	93.96	122.70
1	A	2432	LEU	O-C-N	-17.96	93.97	122.70
1	B	2432	LEU	O-C-N	-17.96	93.97	122.70
1	B	3335	GLY	O-C-N	-17.57	94.58	122.70
1	A	3335	GLY	O-C-N	-17.57	94.58	122.70
1	B	3685	GLN	C-N-CA	-17.49	77.98	121.70
1	A	3685	GLN	C-N-CA	-17.48	77.99	121.70
1	B	1635	ASP	CB-CA-C	17.42	145.23	110.40
1	A	1635	ASP	CB-CA-C	17.40	145.20	110.40
1	A	1635	ASP	O-C-N	-17.30	95.01	122.70
1	B	1635	ASP	O-C-N	-17.30	95.01	122.70
1	B	1813	LEU	O-C-N	-16.77	94.69	123.20
1	A	1813	LEU	O-C-N	-16.77	94.70	123.20
1	B	3999	ASP	N-CA-C	16.71	156.12	111.00
1	A	3999	ASP	N-CA-C	16.71	156.12	111.00
1	A	3685	GLN	N-CA-CB	-16.61	80.70	110.60
1	B	3685	GLN	N-CA-CB	-16.61	80.71	110.60
1	A	3900	ILE	O-C-N	16.60	152.65	121.10
1	B	3900	ILE	O-C-N	16.57	152.58	121.10
1	B	3382	CYS	N-CA-C	16.48	155.50	111.00
1	A	3382	CYS	N-CA-C	16.48	155.49	111.00
1	B	3405	PRO	N-CA-C	16.44	154.84	112.10
1	A	3405	PRO	N-CA-C	16.44	154.83	112.10
1	B	1960	CYS	O-C-N	16.34	148.85	122.70
1	A	1960	CYS	O-C-N	16.33	148.83	122.70
1	B	3892	THR	C-N-CA	16.29	162.43	121.70
1	A	3892	THR	C-N-CA	16.29	162.41	121.70
1	A	2018	LEU	C-N-CA	16.21	162.22	121.70
1	B	2018	LEU	C-N-CA	16.21	162.22	121.70
1	A	3401	GLN	CB-CA-C	-16.10	78.21	110.40
1	B	3401	GLN	CB-CA-C	-16.09	78.22	110.40
1	A	1987	PHE	CA-C-N	16.08	148.36	116.20
1	B	1987	PHE	CA-C-N	16.08	148.35	116.20
1	A	1816	VAL	CA-C-N	-16.02	81.96	117.20
1	B	1816	VAL	CA-C-N	-16.01	81.98	117.20
1	A	3382	CYS	CB-CA-C	-15.89	78.63	110.40
1	B	3382	CYS	CB-CA-C	-15.88	78.64	110.40
1	A	3866	GLU	N-CA-C	-15.84	68.23	111.00
1	B	3866	GLU	N-CA-C	-15.84	68.23	111.00

Continued on next page...

Continued from previous page...

Mol	Chain	Res	Type	Atoms	Z	Observed(°)	Ideal(°)
1	B	3400	SER	O-C-N	-15.77	97.47	122.70
1	A	3400	SER	O-C-N	-15.77	97.47	122.70
1	B	3369	TYR	N-CA-C	15.74	153.50	111.00
1	A	3369	TYR	N-CA-C	15.74	153.50	111.00
1	A	3709	ASP	C-N-CA	15.69	160.93	121.70
1	B	3709	ASP	C-N-CA	15.67	160.88	121.70
1	A	1530	GLN	C-N-CA	-15.55	82.83	121.70
1	B	1530	GLN	C-N-CA	-15.54	82.86	121.70
1	A	1961	SER	C-N-CA	-15.53	82.87	121.70
1	B	1961	SER	C-N-CA	-15.52	82.89	121.70
1	B	3999	ASP	CB-CA-C	-15.50	79.39	110.40
1	A	3999	ASP	CB-CA-C	-15.50	79.40	110.40
1	B	2348	HIS	N-CA-CB	-15.45	82.80	110.60
1	A	2348	HIS	N-CA-CB	-15.44	82.80	110.60
1	B	2279	ARG	C-N-CA	-15.37	83.27	121.70
1	A	2005	SER	CB-CA-C	-15.37	80.89	110.10
1	B	2005	SER	CB-CA-C	-15.37	80.89	110.10
1	A	2279	ARG	C-N-CA	-15.37	83.29	121.70
1	A	2655	ILE	C-N-CA	15.29	159.94	121.70
1	B	2655	ILE	C-N-CA	15.29	159.92	121.70
1	A	2005	SER	N-CA-C	15.26	152.20	111.00
1	B	2005	SER	N-CA-C	15.24	152.15	111.00
1	A	3435	GLY	CA-C-N	15.17	150.58	117.20
1	B	3435	GLY	CA-C-N	15.16	150.56	117.20
1	B	1816	VAL	N-CA-C	15.15	151.90	111.00
1	A	1816	VAL	N-CA-C	15.13	151.86	111.00
1	B	2065	LYS	CB-CA-C	-15.02	80.37	110.40
1	A	2065	LYS	CB-CA-C	-15.00	80.41	110.40
1	B	2961	ILE	O-C-N	-14.91	98.84	122.70
1	A	2961	ILE	O-C-N	-14.91	98.85	122.70
1	B	2579	PHE	O-C-N	14.86	146.47	122.70
1	A	2579	PHE	O-C-N	14.86	146.47	122.70
1	B	3898	GLU	C-N-CA	14.80	158.71	121.70
1	A	3898	GLU	C-N-CA	14.80	158.69	121.70
1	B	2003	LEU	O-C-N	-14.75	93.07	121.10
1	A	2003	LEU	O-C-N	-14.75	93.08	121.10
1	A	1827	ASP	CB-CA-C	-14.70	81.00	110.40
1	B	1827	ASP	CB-CA-C	-14.70	81.01	110.40
1	B	1941	ASP	N-CA-CB	-14.69	84.16	110.60
1	A	1941	ASP	N-CA-CB	-14.68	84.17	110.60
1	B	1815	ARG	O-C-N	-14.68	99.20	122.70
1	A	1815	ARG	O-C-N	-14.67	99.23	122.70

Continued on next page...

Continued from previous page...

Mol	Chain	Res	Type	Atoms	Z	Observed(°)	Ideal(°)
1	A	2437	LEU	N-CA-CB	-14.63	81.14	110.40
1	B	2437	LEU	N-CA-CB	-14.62	81.16	110.40
1	B	1813	LEU	C-N-CA	14.57	152.90	122.30
1	A	1813	LEU	C-N-CA	14.56	152.87	122.30
1	A	3682	VAL	O-C-N	-14.54	99.44	122.70
1	B	3682	VAL	O-C-N	-14.53	99.45	122.70
1	A	3709	ASP	O-C-N	-14.52	99.47	122.70
1	B	3709	ASP	O-C-N	-14.51	99.49	122.70
1	B	3644	ILE	O-C-N	14.46	145.84	122.70
1	A	3644	ILE	O-C-N	14.44	145.81	122.70
1	A	3899	ASP	CA-C-N	-14.42	85.48	117.20
1	B	3899	ASP	CA-C-N	-14.42	85.48	117.20
1	A	2066	THR	N-CA-CB	14.21	137.31	110.30
1	B	2066	THR	N-CA-CB	14.21	137.31	110.30
1	A	3682	VAL	C-N-CA	14.19	157.17	121.70
1	B	3682	VAL	C-N-CA	14.19	157.16	121.70
1	A	1801	GLY	O-C-N	-14.16	100.05	122.70
1	B	1801	GLY	O-C-N	-14.14	100.08	122.70
1	B	2345	TYR	C-N-CA	13.96	156.59	121.70
1	A	1820	PHE	O-C-N	-13.95	100.38	122.70
1	B	1820	PHE	O-C-N	-13.95	100.38	122.70
1	A	4015	PHE	C-N-CA	13.95	156.56	121.70
1	A	2345	TYR	C-N-CA	13.93	156.51	121.70
1	A	3684	CYS	CB-CA-C	-13.93	82.55	110.40
1	B	4015	PHE	C-N-CA	13.92	156.50	121.70
1	B	2066	THR	O-C-N	13.92	144.97	122.70
1	B	3684	CYS	CB-CA-C	-13.91	82.59	110.40
1	A	2066	THR	O-C-N	13.90	144.95	122.70
1	B	3333	TYR	C-N-CA	-13.73	87.38	121.70
1	A	3333	TYR	C-N-CA	-13.72	87.39	121.70
1	A	3405	PRO	C-N-CA	13.69	155.93	121.70
1	B	3405	PRO	C-N-CA	13.68	155.90	121.70
1	A	1985	SER	CA-C-N	-13.58	87.32	117.20
1	B	1985	SER	CA-C-N	-13.58	87.32	117.20
1	A	1940	GLU	N-CA-C	13.41	147.20	111.00
1	B	1940	GLU	N-CA-C	13.40	147.18	111.00
1	B	2199	LEU	O-C-N	13.38	144.11	122.70
1	A	2199	LEU	O-C-N	13.35	144.06	122.70
1	B	2005	SER	CA-C-N	13.29	146.43	117.20
1	A	1634	THR	N-CA-CB	-13.29	85.06	110.30
1	B	1634	THR	N-CA-CB	-13.29	85.06	110.30
1	A	2005	SER	CA-C-N	13.28	146.41	117.20

Continued on next page...

Continued from previous page...

Mol	Chain	Res	Type	Atoms	Z	Observed(°)	Ideal(°)
1	B	1960	CYS	CA-C-N	-13.26	88.04	117.20
1	A	1960	CYS	CA-C-N	-13.24	88.07	117.20
1	A	3421	TYR	N-CA-CB	-13.24	86.78	110.60
1	B	3421	TYR	N-CA-CB	-13.23	86.79	110.60
1	B	1984	ILE	O-C-N	-13.15	101.66	122.70
1	A	1984	ILE	O-C-N	-13.13	101.70	122.70
1	B	2159	ASP	O-C-N	13.07	145.94	121.10
1	A	2159	ASP	O-C-N	13.06	145.92	121.10
1	A	2348	HIS	N-CA-C	13.04	146.22	111.00
1	B	2348	HIS	N-CA-C	13.04	146.21	111.00
1	A	3684	CYS	O-C-N	-13.00	101.90	122.70
1	B	1888	LEU	N-CA-C	12.99	146.08	111.00
1	B	3684	CYS	O-C-N	-12.99	101.92	122.70
1	A	1888	LEU	N-CA-C	12.99	146.06	111.00
1	A	3753	THR	N-CA-C	12.98	146.03	111.00
1	B	3753	THR	N-CA-C	12.97	146.01	111.00
1	B	2120	LYS	N-CA-CB	-12.91	87.36	110.60
1	A	2120	LYS	N-CA-CB	-12.89	87.39	110.60
1	A	2187	PRO	N-CA-CB	12.85	118.72	103.30
1	B	2555	ALA	CA-C-N	12.84	145.45	117.20
1	B	2187	PRO	N-CA-CB	12.84	118.70	103.30
1	A	2555	ALA	CA-C-N	12.82	145.42	117.20
1	B	1849	GLU	C-N-CA	12.82	153.75	121.70
1	A	1849	GLU	C-N-CA	12.81	153.73	121.70
1	B	1984	ILE	C-N-CA	-12.76	89.81	121.70
1	A	1984	ILE	C-N-CA	-12.76	89.81	121.70
1	A	2709	LYS	O-C-N	12.74	143.09	122.70
1	A	2688	ASN	N-CA-C	12.74	145.40	111.00
1	B	2709	LYS	O-C-N	12.74	143.08	122.70
1	B	2688	ASN	N-CA-C	12.73	145.36	111.00
1	A	3369	TYR	CB-CA-C	-12.70	85.00	110.40
1	A	1636	ILE	N-CA-CB	12.69	139.99	110.80
1	B	3369	TYR	CB-CA-C	-12.69	85.02	110.40
1	B	3681	GLU	CB-CA-C	-12.69	85.02	110.40
1	B	1636	ILE	N-CA-CB	12.69	139.98	110.80
1	A	3681	GLU	CB-CA-C	-12.67	85.06	110.40
1	A	2279	ARG	O-C-N	-12.61	102.52	122.70
1	A	3998	ILE	CA-C-N	-12.61	89.46	117.20
1	B	3998	ILE	CA-C-N	-12.60	89.47	117.20
1	B	2279	ARG	O-C-N	-12.60	102.54	122.70
1	B	2372	CYS	N-CA-C	12.57	144.93	111.00
1	B	2882	ALA	C-N-CA	-12.56	90.30	121.70

Continued on next page...

Continued from previous page...

Mol	Chain	Res	Type	Atoms	Z	Observed(°)	Ideal(°)
1	A	2372	CYS	N-CA-C	12.55	144.89	111.00
1	A	2882	ALA	C-N-CA	-12.55	90.32	121.70
1	A	2126	ARG	N-CA-C	12.50	144.74	111.00
1	B	2126	ARG	N-CA-C	12.49	144.74	111.00
1	B	2555	ALA	C-N-CA	12.49	152.92	121.70
1	A	2555	ALA	C-N-CA	12.47	152.89	121.70
1	A	3998	ILE	C-N-CA	-12.46	90.54	121.70
1	B	3998	ILE	C-N-CA	-12.45	90.57	121.70
1	A	3863	LYS	O-C-N	-12.44	102.80	122.70
1	B	3863	LYS	O-C-N	-12.43	102.81	122.70
1	A	1479	LEU	O-C-N	-12.43	102.81	122.70
1	B	1479	LEU	O-C-N	-12.42	102.83	122.70
1	A	3370	LEU	N-CA-C	-12.39	77.55	111.00
1	B	3370	LEU	N-CA-C	-12.38	77.58	111.00
1	B	3644	ILE	CA-C-N	-12.37	89.98	117.20
1	A	3644	ILE	CA-C-N	-12.37	90.00	117.20
1	B	3684	CYS	C-N-CA	12.35	152.58	121.70
1	A	3684	CYS	C-N-CA	12.35	152.57	121.70
1	B	1755	LEU	N-CA-C	12.29	144.19	111.00
1	A	1635	ASP	CA-C-N	12.29	144.24	117.20
1	A	1755	LEU	N-CA-C	12.29	144.18	111.00
1	B	1635	ASP	CA-C-N	12.27	144.20	117.20
1	A	2432	LEU	CA-C-N	12.24	144.13	117.20
1	B	2432	LEU	CA-C-N	12.24	144.12	117.20
1	B	3333	TYR	O-C-N	12.19	142.20	122.70
1	B	3335	GLY	CA-C-N	12.17	143.98	117.20
1	A	3333	TYR	O-C-N	12.16	142.16	122.70
1	A	3335	GLY	CA-C-N	12.16	143.96	117.20
1	A	2379	SER	CB-CA-C	12.10	133.09	110.10
1	B	2379	SER	CB-CA-C	12.10	133.09	110.10
1	B	3865	ALA	CB-CA-C	12.03	128.14	110.10
1	A	3865	ALA	CB-CA-C	12.02	128.13	110.10
1	A	1813	LEU	CA-C-N	12.01	140.21	116.20
1	B	1813	LEU	CA-C-N	12.01	140.21	116.20
1	B	3360	TYR	O-C-N	11.93	141.79	122.70
1	A	3360	TYR	O-C-N	11.92	141.77	122.70
1	B	1802	LYS	O-C-N	-11.76	103.88	122.70
1	B	3426	THR	CA-C-N	-11.74	91.36	117.20
1	A	2002	ILE	O-C-N	11.74	141.48	122.70
1	A	3426	THR	CA-C-N	-11.74	91.37	117.20
1	A	1802	LYS	O-C-N	-11.74	103.92	122.70
1	B	2582	VAL	N-CA-CB	-11.71	85.73	111.50

Continued on next page...

Continued from previous page...

Mol	Chain	Res	Type	Atoms	Z	Observed(°)	Ideal(°)
1	A	2688	ASN	CB-CA-C	-11.71	86.98	110.40
1	A	2582	VAL	N-CA-CB	-11.71	85.75	111.50
1	B	2688	ASN	CB-CA-C	-11.70	87.00	110.40
1	B	2002	ILE	O-C-N	11.70	141.42	122.70
1	A	2119	LEU	N-CA-C	11.70	142.58	111.00
1	B	2431	ALA	O-C-N	-11.70	103.98	122.70
1	B	1494	ASP	C-N-CA	-11.70	92.46	121.70
1	A	1494	ASP	C-N-CA	-11.69	92.47	121.70
1	A	2431	ALA	O-C-N	-11.69	104.00	122.70
1	B	2119	LEU	N-CA-C	11.68	142.54	111.00
1	A	3892	THR	N-CA-C	11.64	142.44	111.00
1	B	3892	THR	N-CA-C	11.64	142.43	111.00
1	A	1825	SER	N-CA-C	-11.63	79.59	111.00
1	B	1825	SER	N-CA-C	-11.63	79.58	111.00
1	A	1789	LYS	O-C-N	11.61	141.28	122.70
1	A	1828	TYR	N-CA-C	11.62	142.36	111.00
1	B	1828	TYR	N-CA-CB	-11.61	89.70	110.60
1	B	1789	LYS	O-C-N	11.61	141.27	122.70
1	B	1828	TYR	N-CA-C	11.60	142.31	111.00
1	A	1828	TYR	N-CA-CB	-11.60	89.73	110.60
1	B	3426	THR	C-N-CA	-11.59	92.72	121.70
1	A	3426	THR	C-N-CA	-11.59	92.73	121.70
1	B	3420	ASN	O-C-N	-11.56	104.20	122.70
1	A	3420	ASN	O-C-N	-11.56	104.20	122.70
1	A	2844	PHE	N-CA-CB	11.51	131.31	110.60
1	B	2844	PHE	N-CA-CB	11.51	131.31	110.60
1	B	3878	HIS	O-C-N	-11.49	104.32	122.70
1	A	3336	HIS	N-CA-CB	11.49	131.28	110.60
1	B	3336	HIS	N-CA-CB	11.49	131.28	110.60
1	A	3878	HIS	O-C-N	-11.46	104.36	122.70
1	A	3381	GLU	C-N-CA	11.43	150.28	121.70
1	B	3405	PRO	O-C-N	-11.43	104.42	122.70
1	A	3405	PRO	O-C-N	-11.42	104.43	122.70
1	B	3381	GLU	C-N-CA	11.40	150.21	121.70
1	A	3740	THR	CB-CA-C	-11.37	80.89	111.60
1	B	3740	THR	CB-CA-C	-11.37	80.89	111.60
1	A	3514	ARG	O-C-N	11.33	140.83	122.70
1	B	3514	ARG	O-C-N	11.32	140.81	122.70
1	B	2579	PHE	CA-C-N	-11.31	92.32	117.20
1	A	3421	TYR	N-CA-C	11.30	141.50	111.00
1	B	3421	TYR	N-CA-C	11.29	141.49	111.00
1	A	1477	LYS	N-CA-C	11.29	141.48	111.00

Continued on next page...

Continued from previous page...

Mol	Chain	Res	Type	Atoms	Z	Observed(°)	Ideal(°)
1	A	2579	PHE	CA-C-N	-11.29	92.37	117.20
1	B	1477	LYS	N-CA-C	11.29	141.48	111.00
1	A	3400	SER	C-N-CA	11.27	149.87	121.70
1	B	3400	SER	C-N-CA	11.26	149.84	121.70
1	B	1636	ILE	N-CA-C	-11.25	80.62	111.00
1	B	3710	ILE	O-C-N	-11.25	104.69	122.70
1	A	1636	ILE	N-CA-C	-11.24	80.64	111.00
1	A	3710	ILE	O-C-N	-11.24	104.72	122.70
1	A	1817	VAL	CB-CA-C	-11.21	90.11	111.40
1	B	1817	VAL	CB-CA-C	-11.20	90.12	111.40
1	B	2937	PRO	O-C-N	-11.19	104.80	122.70
1	A	2002	ILE	CA-C-N	-11.19	92.59	117.20
1	B	2002	ILE	CA-C-N	-11.17	92.62	117.20
1	A	2937	PRO	O-C-N	-11.16	104.84	122.70
1	B	2108	VAL	O-C-N	-11.11	104.93	122.70
1	A	2108	VAL	O-C-N	-11.10	104.93	122.70
1	A	1633	GLY	O-C-N	-11.06	105.00	122.70
1	B	1633	GLY	O-C-N	-11.05	105.02	122.70
1	A	3900	ILE	C-N-CA	11.03	168.34	122.00
1	A	2578	ILE	O-C-N	-11.02	105.07	122.70
1	B	2578	ILE	O-C-N	-11.01	105.08	122.70
1	B	3900	ILE	C-N-CA	11.01	168.26	122.00
1	A	4036	GLN	O-C-N	-10.97	105.16	122.70
1	B	4036	GLN	O-C-N	-10.94	105.20	122.70
1	B	2709	LYS	CA-C-N	-10.72	93.62	117.20
1	A	2709	LYS	CA-C-N	-10.71	93.64	117.20
1	A	1989	GLU	C-N-CA	10.57	144.49	122.30
1	A	1969	GLY	O-C-N	-10.55	105.81	122.70
1	B	1969	GLY	O-C-N	-10.55	105.82	122.70
1	B	1989	GLU	C-N-CA	10.55	144.46	122.30
1	B	1940	GLU	CB-CA-C	-10.55	89.30	110.40
1	A	1940	GLU	CB-CA-C	-10.54	89.33	110.40
1	A	1817	VAL	N-CA-C	10.50	139.34	111.00
1	B	1817	VAL	N-CA-C	10.49	139.33	111.00
1	A	2640	THR	CB-CA-C	-10.46	83.37	111.60
1	B	2640	THR	CB-CA-C	-10.46	83.37	111.60
1	B	3333	TYR	CA-C-N	-10.42	94.28	117.20
1	A	2486	CYS	N-CA-CB	-10.40	91.87	110.60
1	B	2486	CYS	N-CA-CB	-10.40	91.88	110.60
1	A	3333	TYR	CA-C-N	-10.40	94.32	117.20
1	B	2018	LEU	O-C-N	-10.40	106.06	122.70
1	A	2018	LEU	O-C-N	-10.39	106.07	122.70

Continued on next page...

Continued from previous page...

Mol	Chain	Res	Type	Atoms	Z	Observed(°)	Ideal(°)
1	A	4047	ALA	CA-C-N	-10.38	94.38	117.20
1	A	2003	LEU	CA-C-N	10.36	146.10	117.10
1	B	4047	ALA	CA-C-N	-10.35	94.42	117.20
1	B	2003	LEU	CA-C-N	10.34	146.06	117.10
1	A	2066	THR	CA-C-N	-10.33	94.47	117.20
1	B	2066	THR	CA-C-N	-10.33	94.47	117.20
1	A	2581	LEU	CB-CA-C	-10.32	90.60	110.20
1	B	2581	LEU	CB-CA-C	-10.30	90.62	110.20
1	A	3709	ASP	CA-C-N	10.28	139.82	117.20
1	B	3709	ASP	CA-C-N	10.26	139.77	117.20
1	A	2196	THR	O-C-N	-10.25	106.31	122.70
1	A	3360	TYR	CA-C-N	-10.25	94.66	117.20
1	A	2870	GLU	N-CA-C	-10.24	83.35	111.00
1	B	2870	GLU	N-CA-C	-10.24	83.34	111.00
1	B	3360	TYR	CA-C-N	-10.24	94.67	117.20
1	B	2196	THR	O-C-N	-10.24	106.32	122.70
1	A	2462	THR	O-C-N	10.23	139.06	122.70
1	B	2485	PHE	CB-CA-C	-10.20	89.99	110.40
1	B	2462	THR	O-C-N	10.20	139.01	122.70
1	A	2485	PHE	CB-CA-C	-10.19	90.02	110.40
1	B	3755	SER	O-C-N	-10.18	106.41	122.70
1	A	3755	SER	O-C-N	-10.17	106.42	122.70
1	A	1801	GLY	CA-C-N	10.09	139.40	117.20
1	B	1801	GLY	CA-C-N	10.09	139.39	117.20
1	A	2432	LEU	C-N-CA	10.05	146.83	121.70
1	B	2432	LEU	C-N-CA	10.05	146.83	121.70
1	B	3682	VAL	CA-C-N	10.04	139.28	117.20
1	A	3682	VAL	CA-C-N	10.03	139.26	117.20
1	A	1820	PHE	C-N-CA	10.01	146.72	121.70
1	B	1820	PHE	C-N-CA	10.01	146.72	121.70
1	A	3501	PRO	N-CA-C	-10.00	86.10	112.10
1	B	3501	PRO	N-CA-C	-10.00	86.10	112.10
1	A	4047	ALA	O-C-N	9.96	138.64	122.70
1	B	4047	ALA	O-C-N	9.96	138.64	122.70
1	B	2843	LEU	N-CA-C	-9.94	84.16	111.00
1	A	2843	LEU	N-CA-C	-9.94	84.17	111.00
1	A	3400	SER	CA-C-N	9.91	139.01	117.20
1	B	3400	SER	CA-C-N	9.91	139.01	117.20
1	B	1789	LYS	CA-C-N	-9.89	95.44	117.20
1	A	1789	LYS	CA-C-N	-9.88	95.47	117.20
1	A	3900	ILE	CA-C-N	-9.85	89.52	117.10
1	B	3739	ASP	CB-CA-C	-9.83	90.74	110.40

Continued on next page...

Continued from previous page...

Mol	Chain	Res	Type	Atoms	Z	Observed(°)	Ideal(°)
1	A	3739	ASP	CB-CA-C	-9.82	90.75	110.40
1	B	2638	ARG	O-C-N	-9.82	106.98	122.70
1	B	3900	ILE	CA-C-N	-9.82	89.60	117.10
1	B	2309	SER	O-C-N	-9.79	107.03	122.70
1	A	2309	SER	O-C-N	-9.78	107.05	122.70
1	A	2638	ARG	O-C-N	-9.78	107.06	122.70
1	B	3866	GLU	CB-CA-C	-9.64	91.11	110.40
1	A	2345	TYR	N-CA-C	-9.63	84.99	111.00
1	A	3866	GLU	CB-CA-C	-9.63	91.14	110.40
1	B	2345	TYR	N-CA-C	-9.62	85.01	111.00
1	A	1633	GLY	C-N-CA	-9.61	97.67	121.70
1	B	1633	GLY	C-N-CA	-9.60	97.71	121.70
1	A	2198	ASN	C-N-CA	9.57	145.63	121.70
1	A	1983	LEU	C-N-CA	9.55	145.59	121.70
1	B	2198	ASN	C-N-CA	9.56	145.59	121.70
1	B	1983	LEU	C-N-CA	9.55	145.58	121.70
1	B	1815	ARG	C-N-CA	9.54	145.54	121.70
1	A	1815	ARG	C-N-CA	9.53	145.54	121.70
1	A	2485	PHE	N-CA-C	9.49	136.63	111.00
1	B	2485	PHE	N-CA-C	9.49	136.62	111.00
1	A	2006	LEU	C-N-CA	-9.47	102.41	122.30
1	B	2006	LEU	C-N-CA	-9.47	102.42	122.30
1	A	2640	THR	N-CA-C	9.46	136.55	111.00
1	B	2640	THR	N-CA-C	9.46	136.55	111.00
1	A	3917	THR	C-N-CA	-9.45	102.45	122.30
1	B	3917	THR	C-N-CA	-9.45	102.46	122.30
1	B	1888	LEU	C-N-CA	9.37	145.12	121.70
1	B	1962	SER	N-CA-C	9.36	136.28	111.00
1	A	1888	LEU	C-N-CA	9.36	145.09	121.70
1	A	1962	SER	N-CA-C	9.35	136.25	111.00
1	A	4047	ALA	C-N-CA	-9.35	98.33	121.70
1	B	4047	ALA	C-N-CA	-9.35	98.33	121.70
2	S	32	TYR	CA-C-O	-9.34	100.48	120.10
1	A	2633	ILE	O-C-N	-9.34	107.76	122.70
1	B	2303	GLN	N-CA-C	-9.34	85.80	111.00
1	B	2633	ILE	O-C-N	-9.33	107.77	122.70
1	A	2303	GLN	N-CA-C	-9.32	85.83	111.00
1	A	3514	ARG	CA-C-N	-9.30	96.73	117.20
1	B	3514	ARG	CA-C-N	-9.30	96.74	117.20
1	A	2373	SER	N-CA-CB	9.26	124.38	110.50
1	B	2373	SER	N-CA-CB	9.26	124.38	110.50
1	A	2527	GLU	O-C-N	-9.25	107.90	122.70

Continued on next page...

Continued from previous page...

Mol	Chain	Res	Type	Atoms	Z	Observed(°)	Ideal(°)
1	B	2527	GLU	O-C-N	-9.24	107.91	122.70
1	B	3899	ASP	O-C-N	-9.20	107.97	122.70
1	A	3899	ASP	O-C-N	-9.19	107.99	122.70
1	B	1849	GLU	O-C-N	9.18	137.38	122.70
1	A	1849	GLU	O-C-N	9.17	137.37	122.70
1	A	1825	SER	CB-CA-C	-9.16	92.70	110.10
1	B	1825	SER	CB-CA-C	-9.15	92.71	110.10
1	B	3641	PHE	N-CA-C	9.10	135.57	111.00
1	A	3641	PHE	N-CA-C	9.10	135.56	111.00
1	A	2758	LEU	O-C-N	9.04	137.17	122.70
1	B	2758	LEU	O-C-N	9.00	137.10	122.70
1	B	2159	ASP	CA-C-N	-8.99	91.92	117.10
1	A	2159	ASP	CA-C-N	-8.99	91.94	117.10
1	B	2116	GLY	O-C-N	8.97	137.06	122.70
1	A	2116	GLY	O-C-N	8.96	137.04	122.70
1	B	1877	SER	O-C-N	-8.94	108.40	122.70
1	A	1877	SER	O-C-N	-8.93	108.41	122.70
1	B	2435	SER	O-C-N	-8.92	108.42	122.70
1	B	3425	LYS	O-C-N	-8.92	108.43	122.70
1	A	3425	LYS	O-C-N	-8.92	108.43	122.70
1	A	2435	SER	O-C-N	-8.90	108.46	122.70
1	A	3893	ASP	O-C-N	8.89	136.92	122.70
1	B	3893	ASP	O-C-N	8.88	136.91	122.70
1	B	3684	CYS	CA-C-N	8.87	136.71	117.20
1	A	3684	CYS	CA-C-N	8.86	136.70	117.20
1	A	3996	GLY	O-C-N	8.86	136.87	122.70
1	B	1892	THR	CA-C-N	-8.86	97.72	117.20
1	A	3667	ALA	O-C-N	8.85	136.87	122.70
1	B	3996	GLY	O-C-N	8.85	136.87	122.70
1	A	1892	THR	CA-C-N	-8.85	97.74	117.20
1	B	3667	ALA	O-C-N	8.83	136.82	122.70
1	A	3754	LYS	N-CA-C	-8.77	87.32	111.00
1	B	3754	LYS	N-CA-C	-8.76	87.34	111.00
1	B	3899	ASP	C-N-CA	-8.76	99.79	121.70
1	A	3899	ASP	C-N-CA	-8.76	99.81	121.70
1	B	1800	THR	O-C-N	-8.76	108.31	123.20
1	A	1800	THR	O-C-N	-8.75	108.32	123.20
1	A	2637	PRO	C-N-CA	8.74	143.56	121.70
1	B	2637	PRO	C-N-CA	8.73	143.53	121.70
1	B	2596	SER	C-N-CA	8.71	143.49	121.70
1	A	2596	SER	C-N-CA	8.71	143.46	121.70
1	A	3862	THR	O-C-N	-8.69	108.80	122.70

Continued on next page...

Continued from previous page...

Mol	Chain	Res	Type	Atoms	Z	Observed(°)	Ideal(°)
1	B	3862	THR	O-C-N	-8.68	108.81	122.70
1	B	2158	LEU	CA-C-N	-8.68	98.11	117.20
1	A	2158	LEU	CA-C-N	-8.68	98.11	117.20
1	B	1633	GLY	N-CA-C	-8.67	91.43	113.10
1	A	1633	GLY	N-CA-C	-8.66	91.44	113.10
1	B	2775	TRP	O-C-N	8.66	136.56	122.70
1	B	1800	THR	C-N-CA	8.65	140.47	122.30
1	B	2186	ILE	O-C-N	8.64	137.52	121.10
1	A	2186	ILE	O-C-N	8.64	137.51	121.10
1	A	2775	TRP	O-C-N	8.63	136.51	122.70
1	A	1800	THR	C-N-CA	8.62	140.41	122.30
1	B	2602	GLU	C-N-CA	8.59	143.16	121.70
1	A	1635	ASP	N-CA-C	-8.58	87.83	111.00
1	A	2602	GLU	C-N-CA	8.58	143.15	121.70
1	B	1635	ASP	N-CA-C	-8.58	87.83	111.00
1	A	1823	ASP	O-C-N	8.48	136.27	122.70
1	B	1823	ASP	O-C-N	8.46	136.24	122.70
1	B	2161	GLU	CB-CA-C	-8.46	93.47	110.40
1	A	2161	GLU	CB-CA-C	-8.45	93.50	110.40
1	B	2634	ASN	O-C-N	8.43	136.19	122.70
1	A	2634	ASN	O-C-N	8.42	136.17	122.70
1	B	1962	SER	C-N-CA	8.42	142.75	121.70
1	A	1962	SER	C-N-CA	8.42	142.74	121.70
1	B	3405	PRO	CB-CA-C	-8.34	91.15	112.00
1	A	2066	THR	CB-CA-C	-8.33	89.11	111.60
1	A	3405	PRO	CB-CA-C	-8.33	91.18	112.00
1	B	2066	THR	CB-CA-C	-8.33	89.11	111.60
1	B	2303	GLN	CB-CA-C	8.33	127.05	110.40
1	A	2303	GLN	CB-CA-C	8.31	127.03	110.40
1	B	1986	GLU	C-N-CA	-8.26	101.06	121.70
1	A	1986	GLU	C-N-CA	-8.25	101.07	121.70
1	A	2158	LEU	O-C-N	8.25	135.90	122.70
1	B	2523	TRP	O-C-N	-8.25	109.50	122.70
1	A	2523	TRP	O-C-N	-8.24	109.51	122.70
1	B	2158	LEU	O-C-N	8.24	135.88	122.70
1	A	2656	PHE	N-CA-C	-8.22	88.81	111.00
1	B	2656	PHE	N-CA-C	-8.22	88.81	111.00
1	A	1789	LYS	C-N-CA	-8.21	101.18	121.70
1	B	1789	LYS	C-N-CA	-8.20	101.19	121.70
1	B	2431	ALA	CA-C-N	8.20	135.24	117.20
1	A	2431	ALA	CA-C-N	8.18	135.21	117.20
1	A	1961	SER	N-CA-C	8.14	132.99	111.00

Continued on next page...

Continued from previous page...

Mol	Chain	Res	Type	Atoms	Z	Observed(°)	Ideal(°)
1	B	1961	SER	N-CA-C	8.13	132.95	111.00
1	A	1818	VAL	N-CA-C	8.10	132.88	111.00
1	B	1818	VAL	N-CA-C	8.10	132.86	111.00
1	B	1802	LYS	CA-C-N	8.05	134.91	117.20
1	A	1802	LYS	CA-C-N	8.04	134.90	117.20
1	A	2198	ASN	O-C-N	-8.04	109.83	122.70
1	A	1755	LEU	N-CA-CB	-8.04	94.32	110.40
1	A	4036	GLN	CA-C-N	8.04	134.88	117.20
1	B	1755	LEU	N-CA-CB	-8.04	94.33	110.40
1	B	4036	GLN	CA-C-N	8.04	134.88	117.20
1	B	2198	ASN	O-C-N	-8.03	109.85	122.70
1	B	3923	VAL	CA-C-N	-8.01	99.59	117.20
1	A	2616	LEU	O-C-N	-8.00	109.89	122.70
1	A	3923	VAL	CA-C-N	-8.00	99.60	117.20
1	B	2616	LEU	O-C-N	-8.00	109.91	122.70
1	B	1827	ASP	C-N-CA	-7.96	101.79	121.70
1	B	3901	PRO	O-C-N	7.96	136.73	123.20
1	A	1827	ASP	C-N-CA	-7.95	101.82	121.70
1	A	2345	TYR	CB-CA-C	-7.95	94.51	110.40
1	B	2345	TYR	CB-CA-C	-7.94	94.53	110.40
1	A	3901	PRO	O-C-N	7.93	136.69	123.20
1	A	2436	SER	C-N-CA	-7.93	101.87	121.70
1	B	3878	HIS	CA-C-N	7.93	134.65	117.20
1	B	2436	SER	C-N-CA	-7.93	101.87	121.70
1	A	3878	HIS	CA-C-N	7.93	134.64	117.20
1	A	2462	THR	CA-C-N	-7.90	99.82	117.20
1	A	1941	ASP	C-N-CA	-7.89	101.98	121.70
1	B	2462	THR	CA-C-N	-7.88	99.86	117.20
1	B	1941	ASP	C-N-CA	-7.88	102.00	121.70
1	B	1922	LYS	CB-CA-C	7.88	126.15	110.40
1	A	3641	PHE	C-N-CA	7.88	141.39	121.70
1	B	2201	HIS	O-C-N	7.87	135.30	122.70
1	A	1922	LYS	CB-CA-C	7.87	126.14	110.40
1	B	3641	PHE	C-N-CA	7.86	141.36	121.70
1	A	2201	HIS	O-C-N	7.85	135.27	122.70
1	B	2190	PHE	CB-CA-C	-7.85	94.69	110.40
1	A	2190	PHE	CB-CA-C	-7.84	94.71	110.40
1	A	2616	LEU	N-CA-CB	-7.77	94.85	110.40
1	B	2616	LEU	N-CA-CB	-7.76	94.88	110.40
1	B	2689	ILE	C-N-CA	7.73	141.03	121.70
1	A	2689	ILE	C-N-CA	7.73	141.03	121.70
1	B	2375	ILE	C-N-CA	7.73	154.47	122.00

Continued on next page...

Continued from previous page...

Mol	Chain	Res	Type	Atoms	Z	Observed(°)	Ideal(°)
1	A	2375	ILE	C-N-CA	7.72	154.44	122.00
1	B	2938	MET	N-CA-C	-7.71	90.19	111.00
1	A	2938	MET	N-CA-C	-7.70	90.21	111.00
1	B	2582	VAL	N-CA-C	7.68	131.73	111.00
1	A	2582	VAL	N-CA-C	7.68	131.73	111.00
1	A	3898	GLU	O-C-N	7.67	134.98	122.70
1	B	3477	VAL	CB-CA-C	7.67	125.97	111.40
1	A	3477	VAL	CB-CA-C	7.66	125.95	111.40
1	B	3410	PRO	CB-CA-C	-7.65	92.86	112.00
1	B	3898	GLU	O-C-N	7.65	134.94	122.70
1	A	3410	PRO	CB-CA-C	-7.64	92.90	112.00
1	A	2942	ASP	N-CA-C	7.63	131.60	111.00
1	B	2942	ASP	N-CA-C	7.63	131.60	111.00
1	B	3866	GLU	C-N-CA	7.62	140.76	121.70
1	A	3866	GLU	C-N-CA	7.62	140.75	121.70
1	B	3738	VAL	CB-CA-C	7.55	125.75	111.40
1	A	1984	ILE	CA-C-N	7.55	133.81	117.20
1	B	1984	ILE	CA-C-N	7.54	133.80	117.20
1	A	3738	VAL	CB-CA-C	7.54	125.73	111.40
1	B	1827	ASP	CA-C-N	-7.48	100.75	117.20
1	A	1827	ASP	CA-C-N	-7.47	100.77	117.20
1	B	3755	SER	CB-CA-C	7.46	124.27	110.10
1	A	3878	HIS	C-N-CA	-7.43	103.13	121.70
1	A	2108	VAL	CA-C-N	7.43	133.54	117.20
1	B	3878	HIS	C-N-CA	-7.42	103.14	121.70
1	A	3755	SER	CB-CA-C	7.42	124.20	110.10
1	B	2108	VAL	CA-C-N	7.42	133.52	117.20
1	B	2302	PHE	O-C-N	-7.41	110.84	122.70
1	B	2120	LYS	N-CA-C	7.41	131.01	111.00
1	A	2120	LYS	N-CA-C	7.41	131.00	111.00
1	A	2302	PHE	O-C-N	-7.40	110.86	122.70
1	A	2119	LEU	CB-CA-C	-7.40	96.14	110.20
1	B	2116	GLY	CA-C-N	-7.39	100.94	117.20
1	B	2119	LEU	CB-CA-C	-7.39	96.16	110.20
1	A	2116	GLY	CA-C-N	-7.39	100.95	117.20
1	A	2186	ILE	CA-C-N	-7.36	96.49	117.10
1	A	4003	ASP	O-C-N	7.35	134.46	122.70
1	B	2186	ILE	CA-C-N	-7.34	96.54	117.10
1	B	4003	ASP	O-C-N	7.34	134.44	122.70
1	A	3681	GLU	N-CA-C	7.33	130.81	111.00
1	B	3681	GLU	N-CA-C	7.33	130.80	111.00
1	A	1918	GLU	O-C-N	7.31	134.40	122.70

Continued on next page...

Continued from previous page...

Mol	Chain	Res	Type	Atoms	Z	Observed(°)	Ideal(°)
1	A	1632	ASP	CA-C-N	-7.31	101.59	116.20
1	B	1632	ASP	CA-C-N	-7.30	101.59	116.20
1	B	1918	GLU	O-C-N	7.30	134.38	122.70
1	A	1917	ARG	O-C-N	-7.30	111.03	122.70
1	B	1917	ARG	O-C-N	-7.29	111.03	122.70
1	A	1816	VAL	C-N-CA	7.25	139.82	121.70
1	B	1816	VAL	C-N-CA	7.25	139.81	121.70
1	B	2103	VAL	O-C-N	7.24	134.28	122.70
1	A	2169	VAL	CB-CA-C	-7.23	97.66	111.40
1	A	3407	LEU	CB-CA-C	-7.23	96.46	110.20
1	B	3407	LEU	CB-CA-C	-7.23	96.47	110.20
1	B	2169	VAL	CB-CA-C	-7.22	97.68	111.40
1	A	2373	SER	N-CA-C	-7.22	91.51	111.00
1	B	2373	SER	N-CA-C	-7.21	91.54	111.00
1	B	2561	TYR	CA-C-N	7.20	137.26	117.10
1	A	2561	TYR	CA-C-N	7.20	137.26	117.10
1	A	2657	ALA	N-CA-CB	7.20	120.18	110.10
1	A	2103	VAL	O-C-N	7.20	134.21	122.70
1	A	1818	VAL	N-CA-CB	-7.19	95.67	111.50
1	B	1818	VAL	N-CA-CB	-7.19	95.67	111.50
1	A	3893	ASP	CA-C-N	-7.19	101.38	117.20
1	B	3893	ASP	CA-C-N	-7.18	101.40	117.20
1	B	2657	ALA	N-CA-CB	7.18	120.15	110.10
1	A	1983	LEU	O-C-N	-7.15	111.25	122.70
1	B	1983	LEU	O-C-N	-7.14	111.27	122.70
1	A	2161	GLU	O-C-N	-7.11	111.32	122.70
1	A	2940	PHE	C-N-CA	7.11	139.47	121.70
1	B	2940	PHE	C-N-CA	7.11	139.47	121.70
1	B	2161	GLU	O-C-N	-7.10	111.33	122.70
1	B	2689	ILE	N-CA-C	7.10	130.18	111.00
1	A	2689	ILE	N-CA-C	7.09	130.15	111.00
1	B	2199	LEU	CA-C-N	-7.08	101.63	117.20
1	A	1823	ASP	C-N-CA	-7.07	104.02	121.70
1	A	2199	LEU	CA-C-N	-7.06	101.66	117.20
1	B	1823	ASP	C-N-CA	-7.06	104.05	121.70
1	B	1826	PHE	C-N-CA	7.05	139.33	121.70
1	A	2190	PHE	N-CA-C	7.05	130.04	111.00
1	A	1826	PHE	C-N-CA	7.05	139.31	121.70
1	A	3740	THR	C-N-CA	7.04	139.31	121.70
1	A	2938	MET	O-C-N	-7.04	111.43	122.70
1	B	2938	MET	O-C-N	-7.04	111.43	122.70
1	B	2190	PHE	N-CA-C	7.04	130.00	111.00

Continued on next page...

Continued from previous page...

Mol	Chain	Res	Type	Atoms	Z	Observed(°)	Ideal(°)
1	B	3740	THR	C-N-CA	7.03	139.28	121.70
1	B	2758	LEU	CA-C-N	-7.02	101.76	117.20
1	A	1823	ASP	CA-C-N	-7.02	101.77	117.20
1	A	1477	LYS	CB-CA-C	-7.01	96.37	110.40
1	A	2758	LEU	CA-C-N	-7.01	101.77	117.20
1	B	1823	ASP	CA-C-N	-7.00	101.79	117.20
1	B	1477	LYS	CB-CA-C	-7.00	96.41	110.40
1	A	3504	ASP	O-C-N	6.99	133.89	122.70
1	A	3755	SER	CA-C-N	6.99	132.58	117.20
1	B	3755	SER	CA-C-N	6.98	132.56	117.20
1	B	2393	PRO	CA-C-N	6.98	132.55	117.20
1	A	2393	PRO	CA-C-N	6.97	132.54	117.20
1	A	3410	PRO	C-N-CA	-6.96	104.29	121.70
1	B	3410	PRO	C-N-CA	-6.96	104.30	121.70
1	B	3504	ASP	O-C-N	6.95	133.82	122.70
1	B	3420	ASN	CB-CA-C	-6.92	96.56	110.40
1	A	2937	PRO	CB-CA-C	-6.91	94.72	112.00
1	A	3420	ASN	CB-CA-C	-6.91	96.58	110.40
1	B	2937	PRO	CB-CA-C	-6.91	94.72	112.00
1	A	2445	PHE	N-CA-C	6.90	129.64	111.00
1	B	2732	MET	O-C-N	6.90	133.74	122.70
1	B	2445	PHE	N-CA-C	6.90	129.63	111.00
1	A	2732	MET	O-C-N	6.89	133.73	122.70
1	B	3820	GLU	N-CA-C	6.88	129.58	111.00
1	A	3820	GLU	N-CA-C	6.87	129.56	111.00
1	A	4034	LEU	C-N-CA	-6.87	104.54	121.70
1	B	4034	LEU	C-N-CA	-6.86	104.55	121.70
1	A	2882	ALA	CA-C-N	-6.85	102.12	117.20
1	B	2882	ALA	CA-C-N	-6.85	102.12	117.20
1	A	2774	ALA	O-C-N	-6.85	111.74	122.70
1	B	2774	ALA	O-C-N	-6.84	111.75	122.70
1	A	2256	SER	N-CA-CB	-6.84	100.24	110.50
1	B	2256	SER	N-CA-CB	-6.83	100.26	110.50
1	A	2118	MET	O-C-N	-6.81	111.81	122.70
1	B	2118	MET	O-C-N	-6.81	111.81	122.70
1	B	2634	ASN	CA-C-N	-6.80	102.23	117.20
1	A	2634	ASN	CA-C-N	-6.80	102.25	117.20
1	A	1877	SER	CA-C-N	6.77	132.09	117.20
1	B	3996	GLY	CA-C-N	-6.77	102.31	117.20
1	A	3996	GLY	CA-C-N	-6.76	102.32	117.20
1	A	3499	CYS	C-N-CA	-6.75	104.81	121.70
1	A	2372	CYS	O-C-N	6.75	133.50	122.70

Continued on next page...

Continued from previous page...

Mol	Chain	Res	Type	Atoms	Z	Observed(°)	Ideal(°)
1	B	2372	CYS	O-C-N	6.75	133.51	122.70
1	B	1877	SER	CA-C-N	6.75	132.05	117.20
1	A	3667	ALA	CA-C-N	-6.75	102.36	117.20
1	B	3499	CYS	C-N-CA	-6.74	104.86	121.70
1	B	1850	PHE	O-C-N	6.73	133.47	122.70
1	B	2302	PHE	C-N-CA	6.73	138.53	121.70
1	A	2302	PHE	C-N-CA	6.73	138.53	121.70
1	A	3992	ILE	N-CA-C	-6.73	92.83	111.00
1	B	3992	ILE	N-CA-C	-6.73	92.83	111.00
1	B	3667	ALA	CA-C-N	-6.72	102.41	117.20
1	B	3357	ALA	N-CA-CB	-6.71	100.71	110.10
1	A	1850	PHE	O-C-N	6.71	133.43	122.70
1	A	3357	ALA	N-CA-CB	-6.70	100.72	110.10
1	B	1850	PHE	CA-C-N	-6.70	102.47	117.20
1	A	1850	PHE	CA-C-N	-6.70	102.47	117.20
1	A	3655	ARG	CA-C-N	-6.69	102.47	117.20
1	A	2616	LEU	C-N-CA	-6.69	104.97	121.70
1	B	2616	LEU	C-N-CA	-6.69	104.98	121.70
1	A	1816	VAL	CB-CA-C	-6.69	98.69	111.40
1	B	1816	VAL	CB-CA-C	-6.69	98.70	111.40
1	B	3655	ARG	CA-C-N	-6.68	102.50	117.20
1	A	1989	GLU	O-C-N	-6.67	111.85	123.20
1	A	2442	GLY	N-CA-C	6.66	129.76	113.10
1	B	2442	GLY	N-CA-C	6.66	129.76	113.10
1	A	2578	ILE	C-N-CA	6.66	138.34	121.70
1	B	2578	ILE	C-N-CA	6.65	138.33	121.70
1	B	1989	GLU	O-C-N	-6.65	111.89	123.20
1	B	2943	PHE	N-CA-C	-6.64	93.08	111.00
1	A	2943	PHE	N-CA-C	-6.63	93.09	111.00
1	A	3420	ASN	N-CA-C	-6.62	93.12	111.00
1	B	3420	ASN	N-CA-C	-6.62	93.12	111.00
1	A	3457	PHE	O-C-N	6.62	133.29	122.70
1	A	2936	VAL	O-C-N	-6.61	108.54	121.10
1	B	2936	VAL	O-C-N	-6.61	108.54	121.10
1	B	2346	PHE	C-N-CA	-6.60	108.44	122.30
1	B	3457	PHE	O-C-N	6.60	133.26	122.70
1	A	2346	PHE	C-N-CA	-6.59	108.46	122.30
1	B	3755	SER	N-CA-C	-6.58	93.24	111.00
1	B	2304	ASN	N-CA-C	6.58	128.75	111.00
1	A	2304	ASN	N-CA-C	6.57	128.75	111.00
1	A	3755	SER	N-CA-C	-6.57	93.26	111.00
1	B	1849	GLU	CA-C-N	-6.57	102.75	117.20

Continued on next page...

Continued from previous page...

Mol	Chain	Res	Type	Atoms	Z	Observed(°)	Ideal(°)
1	B	2686	LEU	CB-CA-C	6.56	122.67	110.20
1	B	1812	ASN	O-C-N	-6.56	112.20	122.70
1	A	1849	GLU	CA-C-N	-6.55	102.78	117.20
1	A	2686	LEU	CB-CA-C	6.55	122.64	110.20
1	A	2462	THR	C-N-CA	-6.54	105.34	121.70
1	B	2373	SER	O-C-N	-6.54	112.23	122.70
1	A	2373	SER	O-C-N	-6.54	112.24	122.70
1	A	1812	ASN	O-C-N	-6.53	112.25	122.70
1	B	2462	THR	C-N-CA	-6.53	105.38	121.70
1	B	2775	TRP	CA-C-N	-6.53	102.84	117.20
1	A	2775	TRP	CA-C-N	-6.52	102.86	117.20
1	B	3682	VAL	N-CA-C	-6.51	93.42	111.00
1	A	3682	VAL	N-CA-C	-6.51	93.43	111.00
1	B	3382	CYS	O-C-N	-6.48	112.19	123.20
1	A	3382	CYS	O-C-N	-6.48	112.19	123.20
1	B	2159	ASP	C-N-CA	-6.48	94.80	122.00
1	A	2159	ASP	C-N-CA	-6.47	94.80	122.00
1	A	3901	PRO	N-CA-CB	6.44	111.03	103.30
2	T	144	GLY	N-CA-C	6.44	129.20	113.10
1	A	3641	PHE	O-C-N	-6.44	112.40	122.70
1	B	1826	PHE	O-C-N	-6.43	112.41	122.70
1	B	3901	PRO	N-CA-CB	6.43	111.02	103.30
1	A	2578	ILE	CA-C-N	6.43	131.34	117.20
1	A	1826	PHE	O-C-N	-6.43	112.42	122.70
1	B	3641	PHE	O-C-N	-6.42	112.42	122.70
1	B	2578	ILE	CA-C-N	6.42	131.33	117.20
1	A	2006	LEU	CB-CA-C	-6.42	98.00	110.20
1	B	2006	LEU	CB-CA-C	-6.42	98.01	110.20
1	A	3710	ILE	CB-CA-C	6.38	124.35	111.60
1	B	3710	ILE	CB-CA-C	6.37	124.34	111.60
1	B	2541	PRO	O-C-N	6.36	134.02	123.20
1	A	2541	PRO	O-C-N	6.36	134.01	123.20
1	A	2002	ILE	C-N-CA	6.35	137.56	121.70
1	B	2002	ILE	C-N-CA	6.32	137.51	121.70
1	A	3754	LYS	N-CA-CB	-6.32	99.22	110.60
1	B	2732	MET	CA-C-N	-6.31	103.31	117.20
1	B	3898	GLU	CA-C-N	-6.31	103.32	117.20
1	A	2732	MET	CA-C-N	-6.30	103.33	117.20
1	A	3898	GLU	CA-C-N	-6.30	103.33	117.20
1	B	3754	LYS	N-CA-CB	-6.30	99.25	110.60
1	A	3359	LYS	C-N-CA	6.29	137.42	121.70
1	A	2774	ALA	C-N-CA	-6.28	106.01	121.70

Continued on next page...

Continued from previous page...

Mol	Chain	Res	Type	Atoms	Z	Observed(°)	Ideal(°)
1	B	2774	ALA	C-N-CA	-6.27	106.02	121.70
1	B	3359	LYS	C-N-CA	6.27	137.38	121.70
2	T	15	PRO	N-CA-CB	6.27	110.83	103.30
1	A	1634	THR	N-CA-C	6.27	127.92	111.00
1	B	2579	PHE	C-N-CA	-6.26	106.05	121.70
1	A	2309	SER	CA-C-N	6.26	130.97	117.20
1	B	1634	THR	N-CA-C	6.26	127.89	111.00
1	B	2309	SER	CA-C-N	6.26	130.97	117.20
1	A	2004	PRO	N-CA-CB	6.25	110.81	103.30
1	A	2376	PRO	N-CA-CB	6.25	110.80	103.30
1	A	2579	PHE	C-N-CA	-6.25	106.08	121.70
1	B	2004	PRO	N-CA-CB	6.25	110.80	103.30
1	A	2201	HIS	N-CA-CB	-6.24	99.37	110.60
1	B	2376	PRO	N-CA-CB	6.22	110.77	103.30
1	B	2201	HIS	N-CA-CB	-6.22	99.40	110.60
1	A	2126	ARG	CB-CA-C	-6.22	97.97	110.40
1	B	2126	ARG	CB-CA-C	-6.21	97.98	110.40
1	A	2682	PRO	N-CA-CB	6.21	110.75	103.30
1	B	2682	PRO	N-CA-CB	6.21	110.75	103.30
1	B	2255	ASP	CB-CA-C	-6.20	98.00	110.40
1	A	2255	ASP	CB-CA-C	-6.18	98.05	110.40
1	A	2637	PRO	O-C-N	-6.18	112.82	122.70
1	B	2637	PRO	O-C-N	-6.17	112.83	122.70
1	B	3860	GLU	N-CA-C	6.16	127.64	111.00
1	B	2160	PRO	N-CA-CB	6.16	110.69	103.30
1	B	2523	TRP	CB-CA-C	6.16	122.72	110.40
2	T	52	PRO	N-CA-CB	6.16	110.69	103.30
1	A	2523	TRP	CB-CA-C	6.16	122.71	110.40
1	B	2161	GLU	N-CA-C	-6.16	94.38	111.00
1	B	2873	LEU	N-CA-C	-6.16	94.38	111.00
1	B	1918	GLU	CA-C-N	-6.15	103.66	117.20
1	A	1918	GLU	CA-C-N	-6.15	103.67	117.20
1	A	2160	PRO	N-CA-CB	6.15	110.68	103.30
1	A	3860	GLU	N-CA-C	6.15	127.60	111.00
1	A	2873	LEU	N-CA-C	-6.15	94.41	111.00
1	B	2784	PRO	N-CA-CB	6.15	110.67	103.30
1	A	2161	GLU	N-CA-C	-6.14	94.41	111.00
1	A	3642	TYR	O-C-N	-6.14	112.75	123.20
1	B	3642	TYR	O-C-N	-6.14	112.76	123.20
1	B	1800	THR	CA-C-N	6.13	128.47	116.20
1	A	2784	PRO	N-CA-CB	6.12	110.65	103.30
1	A	1800	THR	CA-C-N	6.12	128.45	116.20

Continued on next page...

Continued from previous page...

Mol	Chain	Res	Type	Atoms	Z	Observed(°)	Ideal(°)
1	B	3683	TYR	CA-C-N	-6.12	103.74	117.20
1	A	3683	TYR	CA-C-N	-6.12	103.74	117.20
1	A	2937	PRO	N-CA-CB	6.11	110.63	103.30
1	A	2946	PRO	N-CA-CB	6.09	110.61	103.30
1	B	2937	PRO	N-CA-CB	6.09	110.61	103.30
1	B	2946	PRO	N-CA-CB	6.08	110.60	103.30
1	B	2957	PRO	N-CA-CB	6.05	110.56	103.30
1	B	1969	GLY	CA-C-N	6.05	130.51	117.20
1	B	2591	PRO	N-CA-CB	6.05	110.56	103.30
1	A	1969	GLY	CA-C-N	6.04	130.50	117.20
1	A	2957	PRO	N-CA-CB	6.04	110.55	103.30
1	B	3991	THR	C-N-CA	-6.04	106.61	121.70
1	A	2591	PRO	N-CA-CB	6.04	110.54	103.30
1	A	3991	THR	C-N-CA	-6.04	106.61	121.70
1	A	3815	PRO	N-CA-CB	6.03	110.54	103.30
1	B	3815	PRO	N-CA-CB	6.03	110.54	103.30
1	B	2157	ASP	C-N-CA	6.03	136.76	121.70
1	A	2731	PRO	N-CA-CB	6.02	110.53	103.30
1	B	2731	PRO	N-CA-CB	6.02	110.53	103.30
1	B	1990	GLY	O-C-N	-6.02	113.07	122.70
1	A	2655	ILE	CA-C-N	-6.02	103.96	117.20
1	B	2655	ILE	CA-C-N	-6.02	103.96	117.20
1	B	3637	GLN	O-C-N	-6.02	113.07	122.70
1	B	2188	PRO	N-CA-CB	6.01	110.52	103.30
1	A	2185	PRO	N-CA-CB	6.01	110.52	103.30
1	B	2185	PRO	N-CA-CB	6.01	110.51	103.30
1	B	2394	THR	CB-CA-C	-6.01	95.37	111.60
1	A	2394	THR	CB-CA-C	-6.01	95.38	111.60
1	A	3637	GLN	O-C-N	-6.01	113.09	122.70
1	A	1470	PRO	N-CA-CB	6.00	110.50	103.30
1	A	3863	LYS	CA-C-N	6.00	130.41	117.20
1	B	1470	PRO	N-CA-CB	6.00	110.50	103.30
1	A	1990	GLY	O-C-N	-6.00	113.10	122.70
1	A	2157	ASP	C-N-CA	6.00	136.70	121.70
1	B	2393	PRO	N-CA-CB	6.00	110.50	103.30
1	B	3863	LYS	CA-C-N	6.00	130.40	117.20
1	A	2545	PRO	N-CA-CB	5.99	110.48	103.30
1	B	2103	VAL	C-N-CA	5.99	136.67	121.70
1	B	2545	PRO	N-CA-CB	5.99	110.49	103.30
1	A	2103	VAL	C-N-CA	5.99	136.66	121.70
1	B	2537	PRO	N-CA-CB	5.98	110.48	103.30
1	B	2906	PRO	N-CA-CB	5.98	110.48	103.30

Continued on next page...

Continued from previous page...

Mol	Chain	Res	Type	Atoms	Z	Observed(°)	Ideal(°)
1	A	2393	PRO	N-CA-CB	5.98	110.47	103.30
1	A	4066	PRO	N-CA-CB	5.97	110.47	103.30
1	B	2583	PRO	N-CA-CB	5.97	110.47	103.30
1	A	2370	SER	CB-CA-C	5.97	121.45	110.10
1	A	2537	PRO	N-CA-CB	5.97	110.47	103.30
1	A	4035	GLN	O-C-N	-5.97	113.14	122.70
1	B	2370	SER	CB-CA-C	5.97	121.45	110.10
1	B	4035	GLN	O-C-N	-5.97	113.15	122.70
1	A	2906	PRO	N-CA-CB	5.97	110.46	103.30
1	A	2188	PRO	N-CA-CB	5.96	110.46	103.30
1	B	1503	PRO	N-CA-CB	5.96	110.45	103.30
1	B	4066	PRO	N-CA-CB	5.96	110.44	103.30
1	B	2541	PRO	N-CA-CB	5.95	110.44	103.30
1	B	2204	PRO	N-CA-CB	5.95	110.44	103.30
1	A	3435	GLY	C-N-CA	5.95	136.56	121.70
1	B	2894	PRO	N-CA-CB	5.94	110.43	103.30
1	A	1887	PRO	N-CA-CB	5.94	110.43	103.30
1	B	2346	PHE	N-CA-CB	-5.94	99.90	110.60
1	A	2541	PRO	N-CA-CB	5.94	110.43	103.30
1	B	2637	PRO	N-CA-CB	5.94	110.43	103.30
1	B	2690	SER	CA-C-N	-5.94	104.13	117.20
1	B	3435	GLY	C-N-CA	5.94	136.55	121.70
1	B	3460	PRO	N-CA-CB	5.94	110.43	103.30
1	B	4025	PRO	N-CA-CB	5.94	110.43	103.30
1	A	2961	ILE	CA-C-N	5.94	130.26	117.20
1	A	2690	SER	CA-C-N	-5.93	104.15	117.20
1	A	3609	PRO	N-CA-CB	5.93	110.42	103.30
1	A	2583	PRO	N-CA-CB	5.93	110.42	103.30
1	A	4025	PRO	N-CA-CB	5.93	110.41	103.30
1	B	2961	ILE	CA-C-N	5.93	130.25	117.20
1	B	3609	PRO	N-CA-CB	5.93	110.41	103.30
1	A	3460	PRO	N-CA-CB	5.93	110.41	103.30
1	A	3356	PHE	C-N-CA	-5.93	106.88	121.70
1	B	3356	PHE	C-N-CA	-5.93	106.88	121.70
1	A	2204	PRO	N-CA-CB	5.92	110.41	103.30
1	A	2637	PRO	N-CA-CB	5.92	110.41	103.30
1	A	2346	PHE	N-CA-CB	-5.92	99.94	110.60
1	A	1503	PRO	N-CA-CB	5.92	110.40	103.30
1	A	1909	PRO	N-CA-CB	5.92	110.40	103.30
1	A	4032	PRO	N-CA-CB	5.92	110.40	103.30
1	A	2894	PRO	N-CA-CB	5.91	110.39	103.30
1	A	4035	GLN	C-N-CA	-5.91	106.91	121.70

Continued on next page...

Continued from previous page...

Mol	Chain	Res	Type	Atoms	Z	Observed(°)	Ideal(°)
1	A	4030	PRO	N-CA-CB	5.91	110.39	103.30
1	A	3981	PRO	N-CA-CB	5.91	110.39	103.30
1	B	4035	GLN	C-N-CA	-5.91	106.93	121.70
1	A	3999	ASP	C-N-CA	5.91	136.46	121.70
1	B	1887	PRO	N-CA-CB	5.90	110.39	103.30
1	B	4032	PRO	N-CA-CB	5.90	110.38	103.30
1	B	3999	ASP	C-N-CA	5.90	136.45	121.70
1	B	4030	PRO	N-CA-CB	5.90	110.38	103.30
1	A	2388	PRO	N-CA-CB	5.88	110.36	103.30
1	B	1909	PRO	N-CA-CB	5.88	110.36	103.30
1	B	3981	PRO	N-CA-CB	5.88	110.36	103.30
1	B	1816	VAL	N-CA-CB	-5.88	98.56	111.50
1	B	2606	ARG	N-CA-C	5.88	126.87	111.00
1	B	2388	PRO	N-CA-CB	5.88	110.35	103.30
1	A	1816	VAL	N-CA-CB	-5.87	98.59	111.50
1	A	2606	ARG	N-CA-C	5.86	126.83	111.00
1	A	2065	LYS	O-C-N	-5.85	113.33	122.70
1	A	1916	PHE	N-CA-C	5.85	126.80	111.00
1	B	1916	PHE	N-CA-C	5.85	126.79	111.00
1	B	2989	PRO	N-CA-CB	5.85	110.32	103.30
1	A	2989	PRO	N-CA-CB	5.84	110.31	103.30
1	B	2065	LYS	O-C-N	-5.84	113.35	122.70
1	A	2018	LEU	CA-C-N	5.84	130.05	117.20
1	B	3990	ALA	N-CA-C	-5.84	95.23	111.00
1	A	2562	PRO	N-CA-CB	5.83	110.30	103.30
1	B	2562	PRO	N-CA-CB	5.83	110.30	103.30
1	A	3990	ALA	N-CA-C	-5.83	95.25	111.00
1	B	2641	LEU	N-CA-CB	-5.83	98.74	110.40
1	B	2437	LEU	N-CA-C	5.83	126.74	111.00
1	A	2437	LEU	N-CA-C	5.83	126.73	111.00
1	A	2641	LEU	N-CA-CB	-5.83	98.75	110.40
1	B	2103	VAL	CA-C-N	-5.83	104.38	117.20
1	B	2018	LEU	CA-C-N	5.82	130.01	117.20
1	A	2103	VAL	CA-C-N	-5.81	104.42	117.20
1	B	2943	PHE	N-CA-CB	5.81	121.06	110.60
1	A	2943	PHE	N-CA-CB	5.79	121.03	110.60
1	A	3457	PHE	CA-C-N	-5.79	104.47	117.20
1	A	3754	LYS	O-C-N	5.78	131.95	122.70
1	A	2196	THR	CA-C-N	5.78	129.92	117.20
1	B	3457	PHE	CA-C-N	-5.77	104.50	117.20
1	A	2108	VAL	CB-CA-C	5.76	122.35	111.40
1	B	1754	TYR	CB-CA-C	5.76	121.93	110.40

Continued on next page...

Continued from previous page...

Mol	Chain	Res	Type	Atoms	Z	Observed(°)	Ideal(°)
1	B	3754	LYS	O-C-N	5.76	131.92	122.70
1	A	1754	TYR	CB-CA-C	5.76	121.93	110.40
1	B	2196	THR	CA-C-N	5.76	129.88	117.20
1	B	2108	VAL	CB-CA-C	5.76	122.34	111.40
1	B	3405	PRO	N-CA-CB	5.76	110.21	103.30
1	B	1884	GLU	O-C-N	5.75	131.90	122.70
1	B	3887	PRO	N-CA-CB	5.75	110.20	103.30
1	B	1989	GLU	CB-CA-C	-5.75	98.91	110.40
1	A	2610	GLY	N-CA-C	-5.74	98.74	113.10
1	A	3405	PRO	N-CA-CB	5.74	110.19	103.30
1	B	1797	PRO	N-CA-CB	5.74	110.19	103.30
1	A	1884	GLU	O-C-N	5.74	131.89	122.70
1	A	3887	PRO	N-CA-CB	5.74	110.19	103.30
1	B	2610	GLY	N-CA-C	-5.74	98.76	113.10
1	A	1989	GLU	CB-CA-C	-5.72	98.95	110.40
1	A	1797	PRO	N-CA-CB	5.72	110.16	103.30
1	A	1892	THR	C-N-CA	-5.72	107.40	121.70
1	A	1430	ASP	C-N-CA	-5.72	107.41	121.70
1	B	1892	THR	C-N-CA	-5.72	107.41	121.70
1	B	1430	ASP	C-N-CA	-5.71	107.41	121.70
2	T	62	VAL	N-CA-C	-5.71	95.58	111.00
1	A	2519	PRO	N-CA-CB	5.70	110.14	103.30
1	A	2608	SER	O-C-N	-5.70	113.59	122.70
1	B	3410	PRO	N-CA-CB	5.69	110.13	103.30
1	A	1577	ASP	C-N-CA	5.68	135.91	121.70
1	A	3410	PRO	N-CA-CB	5.68	110.12	103.30
2	S	31	LEU	C-N-CA	5.68	135.90	121.70
1	B	2608	SER	O-C-N	-5.67	113.62	122.70
1	B	2519	PRO	N-CA-CB	5.67	110.11	103.30
1	B	2654	ARG	O-C-N	5.67	131.77	122.70
1	B	1577	ASP	C-N-CA	5.67	135.87	121.70
1	B	3506	PRO	N-CA-CB	5.66	110.09	103.30
1	A	2123	LEU	O-C-N	5.65	131.74	122.70
1	A	2654	ARG	O-C-N	5.65	131.74	122.70
1	B	2123	LEU	O-C-N	5.65	131.74	122.70
2	T	2	PRO	N-CA-CB	5.65	110.08	103.30
1	A	2104	ILE	O-C-N	5.64	131.72	122.70
1	A	3506	PRO	N-CA-CB	5.64	110.06	103.30
1	B	2104	ILE	O-C-N	5.64	131.72	122.70
1	A	2523	TRP	N-CA-C	-5.63	95.81	111.00
1	B	2523	TRP	N-CA-C	-5.62	95.82	111.00
1	A	3739	ASP	N-CA-CB	-5.62	100.48	110.60

Continued on next page...

Continued from previous page...

Mol	Chain	Res	Type	Atoms	Z	Observed(°)	Ideal(°)
1	B	3739	ASP	N-CA-CB	-5.62	100.49	110.60
1	B	3838	TRP	N-CA-CB	-5.61	100.50	110.60
1	A	3838	TRP	N-CA-CB	-5.61	100.50	110.60
1	B	3359	LYS	O-C-N	5.60	131.65	122.70
1	B	3714	GLN	N-CA-C	5.59	126.10	111.00
1	A	3359	LYS	O-C-N	5.59	131.65	122.70
1	A	1478	SER	N-CA-CB	-5.58	102.13	110.50
1	B	1872	LEU	N-CA-CB	5.58	121.56	110.40
1	A	1872	LEU	N-CA-CB	5.58	121.56	110.40
1	A	3714	GLN	N-CA-C	5.58	126.06	111.00
1	B	1478	SER	N-CA-CB	-5.57	102.14	110.50
1	B	2541	PRO	CA-C-N	-5.56	105.07	116.20
1	A	2619	PRO	N-CA-CB	5.56	109.97	103.30
1	A	1982	PRO	N-CA-CB	5.56	109.97	103.30
1	A	2541	PRO	CA-C-N	-5.55	105.11	116.20
1	B	1982	PRO	N-CA-CB	5.54	109.95	103.30
1	B	2619	PRO	N-CA-CB	5.54	109.95	103.30
1	A	1944	SER	N-CA-C	-5.52	96.10	111.00
1	A	2447	LYS	C-N-CA	5.51	135.48	121.70
1	B	1944	SER	N-CA-C	-5.51	96.13	111.00
1	B	3478	THR	N-CA-CB	5.50	120.75	110.30
1	A	3478	THR	N-CA-CB	5.50	120.74	110.30
1	B	2447	LYS	C-N-CA	5.50	135.44	121.70
1	B	1825	SER	O-C-N	5.50	131.49	122.70
1	A	3504	ASP	CA-C-N	-5.49	105.13	117.20
1	A	1478	SER	N-CA-C	-5.48	96.21	111.00
1	A	1825	SER	O-C-N	5.47	131.46	122.70
1	B	3500	ASP	CA-C-N	-5.47	101.77	117.10
1	B	1478	SER	N-CA-C	-5.47	96.23	111.00
1	B	3504	ASP	CA-C-N	-5.47	105.16	117.20
1	A	2689	ILE	N-CA-CB	-5.47	98.22	110.80
1	B	2689	ILE	N-CA-CB	-5.47	98.22	110.80
1	A	3500	ASP	CA-C-N	-5.46	101.81	117.10
1	B	1892	THR	O-C-N	5.46	131.44	122.70
1	A	1985	SER	C-N-CA	-5.46	108.05	121.70
1	B	1985	SER	C-N-CA	-5.46	108.06	121.70
1	A	1634	THR	C-N-CA	-5.45	108.08	121.70
1	A	2447	LYS	N-CA-C	-5.44	96.31	111.00
1	A	1892	THR	O-C-N	5.44	131.40	122.70
1	A	1941	ASP	N-CA-C	5.44	125.68	111.00
1	B	1634	THR	C-N-CA	-5.43	108.11	121.70
1	B	2447	LYS	N-CA-C	-5.43	96.32	111.00

Continued on next page...

Continued from previous page...

Mol	Chain	Res	Type	Atoms	Z	Observed(°)	Ideal(°)
1	B	1632	ASP	N-CA-C	5.43	125.67	111.00
1	A	1632	ASP	N-CA-C	5.43	125.65	111.00
1	A	2633	ILE	C-N-CA	5.43	135.27	121.70
1	B	1890	PRO	N-CA-CB	5.43	109.81	103.30
1	B	1941	ASP	N-CA-C	5.42	125.65	111.00
1	B	2007	GLY	N-CA-C	-5.42	99.54	113.10
2	T	55	PRO	N-CA-CB	5.42	109.80	103.30
1	A	2007	GLY	N-CA-C	-5.42	99.56	113.10
1	A	1890	PRO	N-CA-CB	5.42	109.80	103.30
1	B	2633	ILE	C-N-CA	5.41	135.23	121.70
1	A	1873	GLN	N-CA-CB	5.41	120.34	110.60
1	A	2407	LEU	O-C-N	-5.41	114.05	122.70
1	B	2938	MET	N-CA-CB	5.40	120.33	110.60
1	A	2938	MET	N-CA-CB	5.40	120.33	110.60
1	A	2117	SER	CA-C-N	-5.40	105.33	117.20
1	B	2117	SER	CA-C-N	-5.40	105.33	117.20
1	B	1873	GLN	N-CA-CB	5.39	120.31	110.60
1	B	2407	LEU	O-C-N	-5.39	114.08	122.70
1	A	1632	ASP	CB-CA-C	-5.39	99.62	110.40
1	B	1632	ASP	CB-CA-C	-5.39	99.62	110.40
1	B	2431	ALA	C-N-CA	-5.38	108.24	121.70
1	B	1873	GLN	CA-C-O	-5.38	108.80	120.10
1	A	2431	ALA	C-N-CA	-5.37	108.27	121.70
1	A	2640	THR	O-C-N	-5.37	114.11	122.70
1	B	2751	GLN	N-CA-C	5.37	125.48	111.00
1	A	1873	GLN	CA-C-O	-5.36	108.84	120.10
1	A	2897	ASN	N-CA-CB	-5.35	100.96	110.60
1	B	2459	HIS	O-C-N	-5.34	114.15	122.70
1	A	2751	GLN	N-CA-C	5.34	125.43	111.00
1	A	2459	HIS	O-C-N	-5.34	114.16	122.70
1	B	2640	THR	O-C-N	-5.34	114.16	122.70
1	B	3685	GLN	N-CA-C	5.33	125.38	111.00
1	B	3713	GLU	CB-CA-C	-5.33	99.75	110.40
1	B	2872	GLU	O-C-N	-5.32	114.19	122.70
1	A	4004	LEU	O-C-N	5.32	131.21	122.70
1	B	2897	ASN	N-CA-CB	-5.32	101.03	110.60
1	A	2420	PRO	N-CA-CB	5.32	109.68	103.30
1	A	3401	GLN	N-CA-C	5.32	125.35	111.00
1	A	3685	GLN	N-CA-C	5.32	125.35	111.00
1	A	2757	MET	C-N-CA	5.31	134.99	121.70
1	A	1791	GLY	O-C-N	5.31	132.23	123.20
1	A	3655	ARG	N-CA-C	5.31	125.34	111.00

Continued on next page...

Continued from previous page...

Mol	Chain	Res	Type	Atoms	Z	Observed(°)	Ideal(°)
1	A	3713	GLU	CB-CA-C	-5.31	99.78	110.40
1	B	2420	PRO	N-CA-CB	5.31	109.67	103.30
1	A	2872	GLU	O-C-N	-5.31	114.21	122.70
1	B	4004	LEU	O-C-N	5.31	131.19	122.70
1	B	2607	TYR	O-C-N	-5.31	114.21	122.70
1	B	1791	GLY	O-C-N	5.31	132.22	123.20
1	B	3655	ARG	N-CA-C	5.30	125.32	111.00
1	B	3401	GLN	N-CA-C	5.30	125.32	111.00
1	A	3356	PHE	O-C-N	-5.30	114.22	122.70
1	B	2757	MET	C-N-CA	5.30	134.95	121.70
1	B	3356	PHE	O-C-N	-5.29	114.23	122.70
1	A	2607	TYR	O-C-N	-5.29	114.24	122.70
1	A	2527	GLU	CA-C-N	5.29	128.83	117.20
1	A	1802	LYS	C-N-CA	5.28	134.91	121.70
1	B	1802	LYS	C-N-CA	5.28	134.91	121.70
1	B	2527	GLU	CA-C-N	5.28	128.82	117.20
1	A	2347	GLY	N-CA-C	5.27	126.28	113.10
1	B	2347	GLY	N-CA-C	5.27	126.28	113.10
1	B	2372	CYS	CA-C-N	-5.27	105.61	117.20
1	A	4005	GLU	CA-C-N	-5.27	105.61	117.20
1	A	2372	CYS	CA-C-N	-5.26	105.64	117.20
1	B	4005	GLU	CA-C-N	-5.26	105.64	117.20
1	A	1816	VAL	O-C-N	-5.25	114.30	122.70
1	A	2191	ARG	N-CA-C	5.25	125.17	111.00
1	B	1917	ARG	CA-C-N	5.25	128.75	117.20
1	A	1791	GLY	C-N-CA	-5.25	111.28	122.30
1	A	1917	ARG	CA-C-N	5.25	128.74	117.20
1	B	1816	VAL	O-C-N	-5.25	114.31	122.70
1	B	2191	ARG	N-CA-C	5.25	125.17	111.00
1	B	3740	THR	N-CA-C	5.24	125.15	111.00
1	B	1791	GLY	C-N-CA	-5.24	111.30	122.30
1	A	3740	THR	N-CA-C	5.23	125.12	111.00
1	A	3754	LYS	C-N-CA	-5.22	108.65	121.70
1	A	4003	ASP	CA-C-N	-5.22	105.72	117.20
1	B	3754	LYS	C-N-CA	-5.21	108.68	121.70
1	B	4003	ASP	CA-C-N	-5.21	105.74	117.20
1	A	2195	GLU	C-N-CA	-5.21	108.68	121.70
1	B	2195	GLU	C-N-CA	-5.20	108.71	121.70
1	B	1957	SER	O-C-N	5.17	130.97	122.70
1	B	2638	ARG	CA-C-N	5.16	128.55	117.20
1	A	1989	GLU	CA-C-N	5.16	126.51	116.20
1	B	2607	TYR	C-N-CA	5.16	134.59	121.70

Continued on next page...

Continued from previous page...

Mol	Chain	Res	Type	Atoms	Z	Observed(°)	Ideal(°)
1	A	1957	SER	O-C-N	5.15	130.95	122.70
1	B	1989	GLU	CA-C-N	5.15	126.50	116.20
1	A	2607	TYR	C-N-CA	5.15	134.57	121.70
1	A	2638	ARG	CA-C-N	5.14	128.50	117.20
1	B	1872	LEU	CB-CA-C	-5.13	100.46	110.20
1	A	3405	PRO	CA-C-N	5.12	128.48	117.20
1	B	2760	GLY	C-N-CA	5.12	134.51	121.70
1	A	1635	ASP	C-N-CA	-5.12	108.90	121.70
1	B	3755	SER	C-N-CA	5.12	134.49	121.70
1	A	2760	GLY	C-N-CA	5.12	134.49	121.70
1	B	3405	PRO	CA-C-N	5.12	128.46	117.20
1	A	1872	LEU	CB-CA-C	-5.11	100.49	110.20
1	B	1635	ASP	C-N-CA	-5.11	108.92	121.70
1	A	3755	SER	C-N-CA	5.11	134.47	121.70
1	B	1942	SER	CA-C-N	-5.10	105.97	117.20
1	A	1942	SER	CA-C-N	-5.10	105.98	117.20
1	B	2654	ARG	CA-C-N	-5.09	105.99	117.20
1	A	3359	LYS	CA-C-N	-5.08	106.01	117.20
1	A	2654	ARG	CA-C-N	-5.08	106.02	117.20
1	A	2551	THR	C-N-CA	5.08	134.40	121.70
1	B	2551	THR	C-N-CA	5.07	134.38	121.70
1	B	3359	LYS	CA-C-N	-5.07	106.04	117.20
1	A	2302	PHE	CA-C-N	5.07	128.35	117.20
1	A	3686	PHE	O-C-N	-5.07	114.59	122.70
1	B	2302	PHE	CA-C-N	5.07	128.35	117.20
1	A	2101	VAL	CA-C-N	5.07	128.34	117.20
1	B	3686	PHE	O-C-N	-5.06	114.60	122.70
1	B	2101	VAL	CA-C-N	5.06	128.33	117.20
1	A	3859	VAL	N-CA-C	5.04	124.61	111.00
1	A	2255	ASP	N-CA-C	5.03	124.58	111.00
1	B	2255	ASP	N-CA-C	5.03	124.58	111.00
1	B	3859	VAL	N-CA-C	5.03	124.57	111.00
1	A	3989	ILE	O-C-N	5.02	130.73	122.70
1	B	3989	ILE	O-C-N	5.01	130.72	122.70
1	B	1430	ASP	CA-C-N	-5.01	106.18	117.20

All (6) chirality outliers are listed below:

Mol	Chain	Res	Type	Atom
1	A	1888	LEU	CA
1	A	2375	ILE	CA
1	A	3641	PHE	CA

Continued on next page...

Continued from previous page...

Mol	Chain	Res	Type	Atom
1	B	1888	LEU	CA
1	B	2375	ILE	CA
1	B	3641	PHE	CA

All (275) planarity outliers are listed below:

Mol	Chain	Res	Type	Group
1	A	1381	ALA	Mainchain
1	A	1430	ASP	Mainchain
1	A	1479	LEU	Mainchain
1	A	1494	ASP	Mainchain,Peptide
1	A	1530	GLN	Peptide
1	A	1531	ARG	Peptide
1	A	1632	ASP	Mainchain
1	A	1633	GLY	Mainchain,Peptide
1	A	1800	THR	Mainchain
1	A	1803	THR	Mainchain
1	A	1813	LEU	Mainchain
1	A	1816	VAL	Mainchain
1	A	1820	PHE	Mainchain
1	A	1825	SER	Peptide
1	A	1827	ASP	Mainchain,Peptide
1	A	1849	GLU	Peptide
1	A	1887	PRO	Mainchain
1	A	1888	LEU	Peptide
1	A	1892	THR	Mainchain
1	A	1917	ARG	Peptide
1	A	1921	MET	Mainchain
1	A	1942	SER	Mainchain
1	A	1961	SER	Mainchain,Peptide
1	A	1962	SER	Peptide
1	A	1969	GLY	Mainchain
1	A	1984	ILE	Mainchain
1	A	1989	GLU	Peptide
1	A	2002	ILE	Mainchain,Peptide
1	A	2005	SER	Peptide
1	A	2006	LEU	Peptide
1	A	2018	LEU	Mainchain,Peptide
1	A	2065	LYS	Mainchain
1	A	2101	VAL	Mainchain,Peptide
1	A	2103	VAL	Peptide
1	A	2126	ARG	Peptide

Continued on next page...

Continued from previous page...

Mol	Chain	Res	Type	Group
1	A	2130	PHE	Mainchain
1	A	2148	SER	Mainchain
1	A	2160	PRO	Mainchain
1	A	2161	GLU	Mainchain,Peptide
1	A	2186	ILE	Mainchain
1	A	2196	THR	Mainchain
1	A	2198	ASN	Mainchain
1	A	2207	ILE	Mainchain,Peptide
1	A	2209	ARG	Mainchain
1	A	2279	ARG	Mainchain
1	A	2345	TYR	Peptide
1	A	2372	CYS	Peptide
1	A	2375	ILE	Peptide
1	A	2393	PRO	Mainchain,Peptide
1	A	2394	THR	Peptide
1	A	2432	LEU	Mainchain
1	A	2435	SER	Mainchain
1	A	2436	SER	Mainchain
1	A	2447	LYS	Mainchain,Peptide
1	A	2523	TRP	Mainchain
1	A	2527	GLU	Mainchain
1	A	2555	ALA	Mainchain
1	A	2561	TYR	Mainchain
1	A	2578	ILE	Mainchain
1	A	2608	SER	Mainchain
1	A	2616	LEU	Mainchain,Peptide
1	A	2617	PHE	Mainchain
1	A	2633	ILE	Mainchain
1	A	2638	ARG	Mainchain
1	A	2655	ILE	Mainchain,Peptide
1	A	2656	PHE	Mainchain,Peptide
1	A	2690	SER	Mainchain
1	A	2708	ASN	Peptide
1	A	2731	PRO	Mainchain
1	A	2843	LEU	Mainchain
1	A	2872	GLU	Mainchain
1	A	2882	ALA	Mainchain
1	A	2936	VAL	Mainchain
1	A	2937	PRO	Mainchain,Peptide
1	A	2938	MET	Mainchain
1	A	2960	THR	Mainchain
1	A	2961	ILE	Mainchain

Continued on next page...

Continued from previous page...

Mol	Chain	Res	Type	Group
1	A	3335	GLY	Mainchain
1	A	3356	PHE	Mainchain,Peptide
1	A	3359	LYS	Peptide
1	A	3381	GLU	Mainchain
1	A	3382	CYS	Mainchain
1	A	3400	SER	Mainchain
1	A	3405	PRO	Mainchain,Peptide
1	A	3410	PRO	Peptide
1	A	3420	ASN	Mainchain
1	A	3425	LYS	Mainchain
1	A	3426	THR	Mainchain
1	A	3434	GLU	Mainchain,Peptide
1	A	3435	GLY	Mainchain
1	A	3500	ASP	Mainchain,Peptide
1	A	3565	ARG	Mainchain
1	A	3641	PHE	Peptide
1	A	3642	TYR	Mainchain
1	A	3655	ARG	Mainchain
1	A	3683	TYR	Mainchain
1	A	3684	CYS	Peptide
1	A	3685	GLN	Mainchain,Peptide
1	A	3686	PHE	Mainchain
1	A	3710	ILE	Mainchain,Peptide
1	A	3739	ASP	Mainchain
1	A	3740	THR	Peptide
1	A	3862	THR	Mainchain
1	A	3863	LYS	Mainchain
1	A	3866	GLU	Peptide
1	A	3900	ILE	Peptide
1	A	3917	THR	Peptide
1	A	3923	VAL	Mainchain
1	A	3998	ILE	Mainchain,Peptide
1	A	3999	ASP	Peptide
1	A	4034	LEU	Mainchain
1	A	4035	GLN	Mainchain
1	A	4047	ALA	Mainchain,Peptide
1	B	1381	ALA	Mainchain
1	B	1430	ASP	Mainchain
1	B	1479	LEU	Mainchain
1	B	1494	ASP	Mainchain,Peptide
1	B	1530	GLN	Peptide
1	B	1531	ARG	Peptide

Continued on next page...

Continued from previous page...

Mol	Chain	Res	Type	Group
1	B	1632	ASP	Mainchain
1	B	1633	GLY	Mainchain,Peptide
1	B	1800	THR	Mainchain
1	B	1803	THR	Mainchain
1	B	1813	LEU	Mainchain
1	B	1816	VAL	Mainchain
1	B	1820	PHE	Mainchain
1	B	1825	SER	Peptide
1	B	1827	ASP	Mainchain,Peptide
1	B	1849	GLU	Peptide
1	B	1887	PRO	Mainchain
1	B	1888	LEU	Peptide
1	B	1892	THR	Mainchain
1	B	1917	ARG	Peptide
1	B	1921	MET	Mainchain
1	B	1942	SER	Mainchain
1	B	1961	SER	Mainchain,Peptide
1	B	1962	SER	Peptide
1	B	1969	GLY	Mainchain
1	B	1984	ILE	Mainchain
1	B	1989	GLU	Peptide
1	B	2002	ILE	Mainchain,Peptide
1	B	2005	SER	Peptide
1	B	2006	LEU	Peptide
1	B	2018	LEU	Mainchain,Peptide
1	B	2065	LYS	Mainchain
1	B	2101	VAL	Mainchain,Peptide
1	B	2103	VAL	Peptide
1	B	2126	ARG	Peptide
1	B	2130	PHE	Mainchain
1	B	2148	SER	Mainchain
1	B	2160	PRO	Mainchain
1	B	2161	GLU	Mainchain,Peptide
1	B	2186	ILE	Mainchain
1	B	2196	THR	Mainchain
1	B	2198	ASN	Mainchain
1	B	2207	ILE	Mainchain,Peptide
1	B	2209	ARG	Mainchain
1	B	2279	ARG	Mainchain
1	B	2345	TYR	Peptide
1	B	2372	CYS	Peptide
1	B	2375	ILE	Peptide

Continued on next page...

Continued from previous page...

Mol	Chain	Res	Type	Group
1	B	2393	PRO	Mainchain,Peptide
1	B	2394	THR	Peptide
1	B	2432	LEU	Mainchain
1	B	2435	SER	Mainchain
1	B	2436	SER	Mainchain
1	B	2447	LYS	Mainchain,Peptide
1	B	2523	TRP	Mainchain
1	B	2527	GLU	Mainchain
1	B	2555	ALA	Mainchain
1	B	2561	TYR	Mainchain
1	B	2578	ILE	Mainchain
1	B	2608	SER	Mainchain
1	B	2616	LEU	Mainchain,Peptide
1	B	2617	PHE	Mainchain
1	B	2633	ILE	Mainchain
1	B	2638	ARG	Mainchain
1	B	2655	ILE	Mainchain,Peptide
1	B	2656	PHE	Mainchain,Peptide
1	B	2690	SER	Mainchain
1	B	2708	ASN	Peptide
1	B	2731	PRO	Mainchain
1	B	2843	LEU	Mainchain
1	B	2872	GLU	Mainchain
1	B	2882	ALA	Mainchain
1	B	2936	VAL	Mainchain
1	B	2937	PRO	Mainchain,Peptide
1	B	2938	MET	Mainchain
1	B	2960	THR	Mainchain
1	B	2961	ILE	Mainchain
1	B	3335	GLY	Mainchain
1	B	3356	PHE	Mainchain,Peptide
1	B	3359	LYS	Peptide
1	B	3381	GLU	Mainchain
1	B	3382	CYS	Mainchain
1	B	3400	SER	Mainchain
1	B	3405	PRO	Mainchain,Peptide
1	B	3410	PRO	Peptide
1	B	3420	ASN	Mainchain
1	B	3425	LYS	Mainchain
1	B	3426	THR	Mainchain
1	B	3434	GLU	Mainchain,Peptide
1	B	3435	GLY	Mainchain

Continued on next page...

Continued from previous page...

Mol	Chain	Res	Type	Group
1	B	3500	ASP	Mainchain,Peptide
1	B	3565	ARG	Mainchain
1	B	3641	PHE	Peptide
1	B	3642	TYR	Mainchain
1	B	3655	ARG	Mainchain
1	B	3683	TYR	Mainchain
1	B	3684	CYS	Peptide
1	B	3685	GLN	Mainchain,Peptide
1	B	3686	PHE	Mainchain
1	B	3710	ILE	Mainchain,Peptide
1	B	3739	ASP	Mainchain
1	B	3740	THR	Peptide
1	B	3862	THR	Mainchain
1	B	3863	LYS	Mainchain
1	B	3866	GLU	Peptide
1	B	3900	ILE	Peptide
1	B	3917	THR	Peptide
1	B	3923	VAL	Mainchain
1	B	3998	ILE	Mainchain,Peptide
1	B	3999	ASP	Peptide
1	B	4034	LEU	Mainchain
1	B	4035	GLN	Mainchain
1	B	4047	ALA	Mainchain,Peptide
2	S	31	LEU	Peptide
2	S	32	TYR	Mainchain,Peptide

5.2 Too-close contacts [\(i\)](#)

In the following table, the Non-H and H(model) columns list the number of non-hydrogen atoms and hydrogen atoms in the chain respectively. The H(added) column lists the number of hydrogen atoms added and optimized by MolProbity. The Clashes column lists the number of clashes within the asymmetric unit, whereas Symm-Clashes lists symmetry related clashes.

Mol	Chain	Non-H	H(model)	H(added)	Clashes	Symm-Clashes
1	A	10585	0	4454	1006	3
1	B	10586	0	4455	994	3
2	S	1065	0	464	9	0
2	T	1066	0	465	22	0
All	All	23302	0	9838	2013	3

The all-atom clashscore is defined as the number of clashes found per 1000 atoms (including hydrogen atoms). The all-atom clashscore for this structure is 61.

All (2013) close contacts within the same asymmetric unit are listed below, sorted by their clash magnitude.

Atom-1	Atom-2	Interatomic distance (Å)	Clash overlap (Å)
1:A:1364:GLU:CA	2:T:216:PRO:HA	1.19	1.65
1:A:1932:MET:CB	1:A:1946:ALA:HB1	1.24	1.64
1:B:2060:PHE:CB	1:B:2087:VAL:CB	1.78	1.62
1:A:2060:PHE:CB	1:A:2087:VAL:CB	1.78	1.57
1:A:3666:ALA:HB2	1:A:3668:ARG:CB	1.32	1.57
1:B:3666:ALA:HB2	1:B:3668:ARG:CB	1.32	1.57
1:B:1932:MET:CB	1:B:1946:ALA:HB1	1.24	1.56
1:B:3666:ALA:CA	1:B:3668:ARG:H	1.08	1.55
1:A:3666:ALA:CA	1:A:3668:ARG:H	1.08	1.54
1:B:2002:ILE:HA	1:B:2003:LEU:CB	1.19	1.49
1:B:1634:THR:HA	1:B:1635:ASP:CB	1.22	1.46
1:B:1941:ASP:C	1:B:1942:SER:N	1.68	1.46
1:A:2774:ALA:C	1:A:2775:TRP:N	1.68	1.46
1:B:2441:VAL:CB	1:B:2442:GLY:N	1.80	1.44
1:B:3886:ALA:O	1:B:3890:GLN:CA	1.66	1.44
1:A:2512:LYS:CB	1:A:2523:TRP:CB	1.94	1.44
1:B:2774:ALA:C	1:B:2775:TRP:N	1.68	1.43
1:B:2512:LYS:CB	1:B:2523:TRP:CB	1.94	1.43
1:B:1986:GLU:C	1:B:1987:PHE:N	1.72	1.43
1:A:2301:TRP:C	1:A:2302:PHE:N	1.72	1.43
1:A:2441:VAL:CB	1:A:2442:GLY:N	1.80	1.43
1:A:1844:TRP:C	1:A:1845:GLY:N	1.69	1.42
1:B:3666:ALA:HA	1:B:3668:ARG:N	1.34	1.42
1:A:1941:ASP:C	1:A:1942:SER:N	1.68	1.42
1:A:3666:ALA:HA	1:A:3668:ARG:N	1.34	1.42
1:B:1844:TRP:C	1:B:1845:GLY:N	1.69	1.42
1:A:1634:THR:HA	1:A:1635:ASP:CB	1.22	1.41
1:A:2118:MET:N	1:A:2129:LEU:CB	1.83	1.41
1:B:1932:MET:CB	1:B:1946:ALA:CB	1.99	1.41
1:B:2118:MET:N	1:B:2129:LEU:CB	1.83	1.41
1:A:2002:ILE:HA	1:A:2003:LEU:CB	1.19	1.41
1:A:4028:ARG:HA	1:A:4029:ILE:CB	1.47	1.40
1:B:2301:TRP:C	1:B:2302:PHE:N	1.72	1.40
1:A:3886:ALA:O	1:A:3890:GLN:CA	1.66	1.40
1:A:1932:MET:CB	1:A:1946:ALA:CB	1.99	1.39
1:A:1986:GLU:C	1:A:1987:PHE:N	1.72	1.39
1:A:2435:SER:CB	1:A:2479:ILE:CA	2.01	1.38
1:B:3739:ASP:HA	1:B:3740:THR:CB	1.31	1.38
1:B:2785:LYS:O	1:B:3458:PHE:CA	1.69	1.38
1:A:1843:ALA:CB	1:A:1893:ALA:N	1.80	1.37

Continued on next page...

Continued from previous page...

Atom-1	Atom-2	Interatomic distance (Å)	Clash overlap (Å)
1:A:2785:LYS:O	1:A:3458:PHE:CA	1.69	1.37
1:B:2435:SER:CB	1:B:2479:ILE:CA	2.01	1.37
1:B:3432:LEU:N	1:B:3455:GLY:O	1.57	1.37
1:B:1634:THR:CA	1:B:1635:ASP:CB	2.03	1.36
1:B:4028:ARG:HA	1:B:4029:ILE:CB	1.47	1.36
1:A:2435:SER:CB	1:A:2479:ILE:HA	1.56	1.36
1:A:3739:ASP:HA	1:A:3740:THR:CB	1.31	1.36
1:A:2709:LYS:C	1:A:2710:THR:N	1.79	1.36
1:B:3847:SER:CB	1:B:3851:VAL:CB	2.03	1.35
1:A:1364:GLU:CA	2:T:216:PRO:CA	1.82	1.35
1:B:2435:SER:CB	1:B:2479:ILE:HA	1.56	1.35
1:A:3432:LEU:N	1:A:3455:GLY:O	1.57	1.35
1:A:3847:SER:CB	1:A:3851:VAL:CB	2.03	1.35
1:B:1843:ALA:CB	1:B:1893:ALA:N	1.80	1.35
1:A:2369:SER:CB	1:A:2372:CYS:CB	2.03	1.34
1:B:2369:SER:CB	1:B:2372:CYS:CB	2.03	1.34
1:A:3666:ALA:CA	1:A:3668:ARG:N	1.89	1.34
1:A:2785:LYS:C	1:A:3458:PHE:HA	1.45	1.33
1:B:2785:LYS:C	1:B:3458:PHE:HA	1.45	1.33
1:B:3859:VAL:CB	1:B:3888:LEU:CB	2.07	1.33
1:A:4031:GLN:CB	1:A:4032:PRO:HA	1.50	1.33
1:A:1364:GLU:HA	2:T:216:PRO:CA	0.86	1.32
1:B:2105:ASP:HA	1:B:2154:PHE:O	1.23	1.32
1:B:3360:TYR:C	1:B:3361:ASP:N	1.82	1.32
1:A:3356:PHE:CB	1:A:3357:ALA:HA	1.51	1.32
1:B:2709:LYS:C	1:B:2710:THR:N	1.79	1.32
1:B:3356:PHE:CB	1:B:3357:ALA:HA	1.51	1.32
1:A:1843:ALA:CB	1:A:1844:TRP:HA	1.55	1.32
1:A:3859:VAL:CB	1:A:3888:LEU:CB	2.07	1.31
1:A:3360:TYR:C	1:A:3361:ASP:N	1.82	1.31
1:A:2600:TYR:CB	1:A:2613:SER:O	1.79	1.30
1:A:3713:GLU:CB	1:A:3714:GLN:HA	1.58	1.30
1:A:3754:LYS:C	1:A:3755:SER:N	1.84	1.30
1:B:1843:ALA:CB	1:B:1844:TRP:HA	1.55	1.30
1:B:3666:ALA:CA	1:B:3668:ARG:N	1.89	1.30
1:B:3713:GLU:CB	1:B:3714:GLN:HA	1.58	1.30
1:A:1634:THR:CA	1:A:1635:ASP:CB	2.03	1.30
1:A:4061:SER:O	1:A:4066:PRO:HA	1.17	1.30
1:A:1920:SER:CB	1:A:3998:ILE:C	2.01	1.29
1:B:4031:GLN:CB	1:B:4032:PRO:HA	1.51	1.29
1:B:3754:LYS:C	1:B:3755:SER:N	1.84	1.29

Continued on next page...

Continued from previous page...

Atom-1	Atom-2	Interatomic distance (Å)	Clash overlap (Å)
1:A:1843:ALA:HB1	1:A:1844:TRP:CA	1.62	1.29
1:B:1920:SER:CB	1:B:3998:ILE:C	2.01	1.29
1:B:1843:ALA:HB1	1:B:1844:TRP:CA	1.62	1.29
1:A:1364:GLU:HA	2:T:216:PRO:C	1.48	1.28
1:B:2600:TYR:CB	1:B:2613:SER:O	1.80	1.28
1:A:1942:SER:O	1:A:1945:LEU:N	1.64	1.28
1:A:1364:GLU:CA	2:T:216:PRO:C	2.01	1.27
1:A:2786:ILE:HA	1:A:3458:PHE:C	1.36	1.27
1:A:2105:ASP:HA	1:A:2154:PHE:O	1.23	1.27
1:B:1942:SER:O	1:B:1945:LEU:N	1.64	1.27
1:B:3922:GLY:HA2	1:B:3923:VAL:CB	1.62	1.27
1:A:3500:ASP:CB	1:A:3501:PRO:HA	1.60	1.27
1:A:2006:LEU:CB	1:A:2007:GLY:HA2	1.64	1.26
1:B:4061:SER:O	1:B:4066:PRO:HA	1.17	1.26
1:A:3369:TYR:HA	1:A:3370:LEU:CB	1.49	1.26
1:B:2657:ALA:C	1:B:2914:ILE:O	1.73	1.26
1:B:3500:ASP:CB	1:B:3501:PRO:HA	1.60	1.26
1:A:2657:ALA:C	1:A:2914:ILE:O	1.73	1.25
1:A:1633:GLY:H	1:A:1634:THR:CA	1.43	1.25
1:A:3899:ASP:C	1:A:3900:ILE:N	1.89	1.25
1:B:3899:ASP:C	1:B:3900:ILE:N	1.89	1.25
1:B:1814:GLY:C	1:B:1815:ARG:CB	2.04	1.25
1:A:1466:GLN:CB	1:A:1469:LEU:H	1.49	1.25
1:A:1814:GLY:C	1:A:1815:ARG:CB	2.04	1.25
1:B:2873:LEU:O	1:B:2875:ASP:N	1.69	1.24
1:A:2873:LEU:O	1:A:2875:ASP:N	1.69	1.24
1:B:2006:LEU:CB	1:B:2007:GLY:HA2	1.64	1.24
1:A:1633:GLY:N	1:A:1635:ASP:CB	2.00	1.24
1:B:1869:GLN:O	1:B:1873:GLN:CB	1.87	1.23
1:B:3369:TYR:HA	1:B:3370:LEU:CB	1.49	1.23
1:A:1869:GLN:O	1:A:1873:GLN:CB	1.87	1.23
1:B:2306:ASP:CB	1:B:2311:LYS:H	1.52	1.23
1:B:1633:GLY:H	1:B:1634:THR:CA	1.43	1.23
1:B:1633:GLY:N	1:B:1635:ASP:CB	2.00	1.22
1:B:3886:ALA:O	1:B:3890:GLN:C	1.77	1.22
1:A:3406:PHE:CB	1:A:3514:ARG:O	1.88	1.22
1:B:1466:GLN:CB	1:B:1469:LEU:H	1.49	1.22
1:A:2306:ASP:CB	1:A:2311:LYS:H	1.52	1.22
1:B:3861:GLU:O	1:B:3863:LYS:N	1.73	1.22
1:B:3406:PHE:CB	1:B:3514:ARG:O	1.88	1.22
1:A:2002:ILE:CA	1:A:2003:LEU:CB	2.16	1.21

Continued on next page...

Continued from previous page...

Atom-1	Atom-2	Interatomic distance (Å)	Clash overlap (Å)
1:A:3666:ALA:CB	1:A:3668:ARG:CB	2.18	1.21
1:A:3995:GLY:O	1:A:3997:LYS:N	1.74	1.21
1:A:3421:TYR:CB	1:A:3422:TYR:HA	1.70	1.21
1:A:4013:HIS:O	1:A:4016:CYS:HA	1.06	1.21
1:B:2002:ILE:CA	1:B:2003:LEU:CB	2.16	1.21
1:B:3886:ALA:O	1:B:3890:GLN:O	1.58	1.21
1:A:2153:VAL:O	1:A:2195:GLU:CB	1.89	1.21
1:B:3421:TYR:CB	1:B:3422:TYR:HA	1.70	1.21
1:B:2206:THR:O	1:B:2209:ARG:O	1.54	1.21
1:B:3666:ALA:CB	1:B:3668:ARG:N	2.04	1.21
1:A:2206:THR:O	1:A:2209:ARG:O	1.54	1.20
1:B:1984:ILE:CB	1:B:1985:SER:HA	1.63	1.20
1:A:3886:ALA:O	1:A:3890:GLN:C	1.77	1.20
1:B:4013:HIS:O	1:B:4016:CYS:HA	1.06	1.20
1:B:3666:ALA:CB	1:B:3668:ARG:CB	2.18	1.20
1:B:2153:VAL:O	1:B:2195:GLU:CB	1.89	1.20
1:B:3995:GLY:O	1:B:3997:LYS:N	1.74	1.20
1:A:3666:ALA:CB	1:A:3668:ARG:N	2.04	1.19
1:A:3861:GLU:O	1:A:3863:LYS:N	1.73	1.19
1:A:3886:ALA:O	1:A:3890:GLN:O	1.58	1.19
1:B:3807:SER:HA	1:B:3809:GLU:N	1.58	1.19
1:A:3922:GLY:HA2	1:A:3923:VAL:CB	1.62	1.18
1:A:2006:LEU:CA	1:A:2008:ASP:H	1.55	1.18
1:A:2411:LYS:CB	1:A:2554:ALA:HB3	1.72	1.18
1:A:1447:GLU:HA	1:A:1449:GLN:N	1.57	1.18
1:B:2785:LYS:O	1:B:3458:PHE:N	1.76	1.18
1:B:2153:VAL:O	1:B:2195:GLU:CA	1.91	1.18
1:B:2411:LYS:CB	1:B:2554:ALA:HB3	1.72	1.18
1:B:1447:GLU:HA	1:B:1449:GLN:N	1.57	1.18
1:B:2006:LEU:CA	1:B:2008:ASP:H	1.55	1.18
1:A:2785:LYS:O	1:A:3458:PHE:N	1.76	1.18
1:A:3336:HIS:N	1:A:3337:LEU:HA	1.44	1.18
1:A:2092:ALA:HB1	1:A:2097:HIS:CA	1.72	1.17
1:A:3807:SER:HA	1:A:3809:GLU:N	1.58	1.17
1:B:2092:ALA:HB1	1:B:2097:HIS:CA	1.72	1.17
1:A:1842:GLY:HA2	1:A:1891:HIS:HA	1.23	1.16
1:A:2153:VAL:O	1:A:2195:GLU:CA	1.91	1.16
1:B:2114:LEU:HA	1:B:2119:LEU:N	1.53	1.16
1:A:1941:ASP:CB	1:A:1942:SER:HA	1.76	1.16
1:A:1985:SER:C	1:A:1987:PHE:CB	2.14	1.16
1:B:2366:LEU:CB	1:B:2367:SER:HA	1.76	1.16

Continued on next page...

Continued from previous page...

Atom-1	Atom-2	Interatomic distance (Å)	Clash overlap (Å)
1:B:4013:HIS:O	1:B:4016:CYS:CA	1.94	1.16
1:A:3666:ALA:CB	1:A:3668:ARG:H	1.57	1.15
1:B:1985:SER:C	1:B:1987:PHE:CB	2.14	1.15
1:B:3666:ALA:HB1	1:B:3669:THR:H	1.00	1.15
1:A:2114:LEU:HA	1:A:2119:LEU:N	1.53	1.15
1:A:4031:GLN:CB	1:A:4032:PRO:CA	2.24	1.15
1:A:2328:GLY:CA	1:A:2329:ASP:CB	2.25	1.15
1:B:2328:GLY:HA2	1:B:2329:ASP:CB	1.76	1.14
1:B:3666:ALA:HB1	1:B:3669:THR:N	1.59	1.14
1:B:1941:ASP:CB	1:B:1942:SER:HA	1.76	1.14
1:B:1493:LEU:O	1:B:1495:THR:N	1.79	1.14
1:B:3500:ASP:CB	1:B:3501:PRO:CA	2.21	1.14
1:A:4013:HIS:O	1:A:4016:CYS:CA	1.94	1.14
1:B:3356:PHE:CB	1:B:3358:VAL:HA	1.78	1.14
1:A:3665:ARG:O	1:A:3667:ALA:HB3	1.48	1.14
1:B:4031:GLN:CB	1:B:4032:PRO:CA	2.24	1.14
1:A:3356:PHE:CB	1:A:3358:VAL:HA	1.78	1.14
1:A:3666:ALA:HB1	1:A:3669:THR:N	1.59	1.14
1:B:3666:ALA:CB	1:B:3668:ARG:H	1.57	1.13
1:B:2006:LEU:CB	1:B:2007:GLY:CA	2.26	1.13
1:B:3430:SER:CB	1:B:3454:ASP:CB	2.26	1.13
1:A:3890:GLN:H	1:A:3891:ARG:CA	1.62	1.13
1:A:1493:LEU:O	1:A:1495:THR:N	1.79	1.13
1:A:2107:LYS:O	1:A:2504:LEU:N	1.81	1.13
1:A:2786:ILE:HA	1:A:3458:PHE:O	1.45	1.13
1:A:3500:ASP:CB	1:A:3501:PRO:CA	2.21	1.13
1:A:2092:ALA:CB	1:A:2098:ALA:H	1.62	1.13
1:A:3430:SER:CB	1:A:3454:ASP:CB	2.26	1.12
1:A:3886:ALA:O	1:A:3890:GLN:HA	1.33	1.12
1:A:3845:GLN:CB	1:A:3880:THR:CB	2.28	1.12
1:A:2006:LEU:CB	1:A:2007:GLY:CA	2.26	1.12
1:A:3739:ASP:CA	1:A:3740:THR:CB	2.27	1.12
1:B:3665:ARG:O	1:B:3667:ALA:HB3	1.48	1.12
1:A:1984:ILE:CB	1:A:1985:SER:HA	1.63	1.12
1:A:3807:SER:HA	1:A:3808:LYS:C	1.69	1.12
1:A:4035:GLN:HA	1:A:4036:GLN:CB	1.78	1.12
1:B:1842:GLY:HA2	1:B:1891:HIS:HA	1.23	1.12
1:B:2092:ALA:CB	1:B:2098:ALA:H	1.62	1.12
1:A:2366:LEU:CB	1:A:2367:SER:HA	1.76	1.11
1:B:3739:ASP:CA	1:B:3740:THR:CB	2.27	1.11
1:B:4035:GLN:HA	1:B:4036:GLN:CB	1.78	1.11

Continued on next page...

Continued from previous page...

Atom-1	Atom-2	Interatomic distance (Å)	Clash overlap (Å)
1:B:3430:SER:HA	1:B:3454:ASP:CB	1.80	1.11
1:A:3430:SER:HA	1:A:3454:ASP:CB	1.80	1.11
1:B:2786:ILE:HA	1:B:3458:PHE:O	1.45	1.11
1:A:2435:SER:CB	1:A:2479:ILE:N	2.13	1.11
1:B:1497:ILE:O	1:B:1499:VAL:N	1.83	1.11
1:B:2160:PRO:O	1:B:2162:TYR:N	1.83	1.11
1:B:2328:GLY:CA	1:B:2329:ASP:CB	2.25	1.11
1:B:3886:ALA:O	1:B:3890:GLN:HA	1.33	1.11
1:A:4032:PRO:N	1:A:4033:LEU:HA	1.61	1.11
1:B:2107:LYS:O	1:B:2504:LEU:N	1.81	1.11
1:A:2600:TYR:CB	1:A:2613:SER:C	2.19	1.11
1:B:2600:TYR:CB	1:B:2613:SER:C	2.19	1.11
1:A:2378:VAL:CB	1:A:2379:SER:CB	2.29	1.10
1:B:3890:GLN:H	1:B:3891:ARG:CA	1.62	1.10
1:B:2092:ALA:CB	1:B:2097:HIS:HA	1.81	1.10
1:B:3336:HIS:N	1:B:3337:LEU:HA	1.44	1.10
1:A:1497:ILE:O	1:A:1499:VAL:N	1.83	1.10
1:A:2371:PHE:H	1:A:2372:CYS:CB	1.63	1.10
1:B:2371:PHE:H	1:B:2372:CYS:CB	1.64	1.10
1:A:2092:ALA:CB	1:A:2097:HIS:HA	1.82	1.10
1:A:2160:PRO:O	1:A:2162:TYR:N	1.83	1.10
1:A:2118:MET:H	1:A:2129:LEU:CB	1.54	1.10
1:B:2378:VAL:CB	1:B:2379:SER:CB	2.30	1.10
1:B:3845:GLN:CB	1:B:3880:THR:CB	2.28	1.10
1:B:2435:SER:CB	1:B:2479:ILE:N	2.13	1.10
1:A:3453:GLN:CB	1:A:3454:ASP:CB	2.30	1.10
1:B:4028:ARG:CA	1:B:4029:ILE:CB	2.30	1.10
1:A:4028:ARG:CA	1:A:4029:ILE:CB	2.30	1.10
1:B:3453:GLN:CB	1:B:3454:ASP:CB	2.30	1.10
1:B:1447:GLU:HA	1:B:1449:GLN:H	0.95	1.09
1:A:2328:GLY:HA2	1:A:2329:ASP:CB	1.76	1.09
1:B:3878:HIS:CB	1:B:3879:LEU:O	2.00	1.09
1:B:2785:LYS:O	1:B:3458:PHE:CB	2.00	1.09
1:A:3878:HIS:CB	1:A:3879:LEU:O	2.00	1.09
1:A:2006:LEU:HA	1:A:2008:ASP:H	0.95	1.09
1:B:3421:TYR:CB	1:B:3422:TYR:CA	2.29	1.09
1:A:2785:LYS:O	1:A:3458:PHE:CB	2.00	1.09
1:A:3666:ALA:HB1	1:A:3669:THR:H	1.00	1.09
1:A:3369:TYR:CA	1:A:3370:LEU:CB	2.30	1.09
1:A:3404:VAL:O	1:A:3495:PHE:HA	1.53	1.08
1:B:3890:GLN:H	1:B:3891:ARG:C	1.57	1.08

Continued on next page...

Continued from previous page...

Atom-1	Atom-2	Interatomic distance (Å)	Clash overlap (Å)
1:B:2118:MET:H	1:B:2129:LEU:CB	1.54	1.08
1:A:1447:GLU:CA	1:A:1449:GLN:H	1.65	1.08
1:A:1550:GLY:HA2	1:A:1551:SER:C	1.71	1.08
1:A:1791:GLY:O	1:A:1915:SER:O	1.71	1.08
1:B:1791:GLY:O	1:B:1915:SER:O	1.71	1.08
1:B:1447:GLU:CA	1:B:1449:GLN:H	1.65	1.08
1:A:3998:ILE:O	1:A:3999:ASP:CB	1.94	1.08
1:B:2578:ILE:O	1:B:2580:LYS:N	1.85	1.08
1:A:2578:ILE:O	1:A:2580:LYS:N	1.85	1.08
1:A:3421:TYR:CB	1:A:3422:TYR:CA	2.29	1.08
1:A:1447:GLU:HA	1:A:1449:GLN:H	0.95	1.07
1:B:2786:ILE:HA	1:B:3458:PHE:C	1.36	1.07
1:B:4032:PRO:N	1:B:4033:LEU:HA	1.61	1.07
1:A:3713:GLU:CB	1:A:3714:GLN:CA	2.32	1.07
1:A:3878:HIS:CB	1:A:3879:LEU:C	2.23	1.07
1:B:3431:PHE:C	1:B:3455:GLY:O	1.87	1.07
1:B:3404:VAL:O	1:B:3495:PHE:HA	1.53	1.07
1:B:1550:GLY:HA2	1:B:1551:SER:C	1.71	1.07
1:B:2435:SER:CA	1:B:2479:ILE:HA	1.85	1.07
1:B:2708:ASN:CB	1:B:2709:LYS:HA	1.84	1.07
1:A:2435:SER:N	1:A:2479:ILE:HA	1.68	1.07
1:B:3878:HIS:CB	1:B:3879:LEU:C	2.23	1.07
1:A:2435:SER:CA	1:A:2479:ILE:HA	1.85	1.06
1:A:1633:GLY:H	1:A:1634:THR:CB	1.67	1.06
1:A:1633:GLY:CA	1:A:1635:ASP:CB	2.31	1.06
1:B:3807:SER:HA	1:B:3808:LYS:C	1.69	1.06
1:B:1633:GLY:H	1:B:1634:THR:CB	1.67	1.06
1:B:2435:SER:N	1:B:2479:ILE:HA	1.68	1.06
1:B:3369:TYR:CA	1:B:3370:LEU:CB	2.30	1.06
1:A:2708:ASN:CB	1:A:2709:LYS:HA	1.84	1.06
1:A:3453:GLN:O	1:A:3497:HIS:O	1.71	1.06
1:B:1633:GLY:CA	1:B:1635:ASP:CB	2.31	1.06
1:B:2006:LEU:HA	1:B:2008:ASP:H	0.95	1.06
1:A:1985:SER:O	1:A:1987:PHE:CB	2.03	1.06
1:B:3998:ILE:O	1:B:3999:ASP:CB	1.94	1.06
1:B:1844:TRP:C	1:B:1893:ALA:O	1.94	1.06
1:B:2441:VAL:CA	1:B:2442:GLY:N	2.18	1.06
1:B:3713:GLU:CB	1:B:3714:GLN:CA	2.32	1.06
1:A:3890:GLN:H	1:A:3891:ARG:C	1.57	1.05
1:A:2441:VAL:CA	1:A:2442:GLY:N	2.18	1.05
1:B:2443:ILE:N	1:B:2485:PHE:O	1.90	1.05

Continued on next page...

Continued from previous page...

Atom-1	Atom-2	Interatomic distance (Å)	Clash overlap (Å)
1:B:1985:SER:O	1:B:1987:PHE:CB	2.03	1.05
1:B:3453:GLN:O	1:B:3497:HIS:O	1.71	1.05
1:B:1932:MET:CB	1:B:1946:ALA:CA	2.34	1.05
1:A:1932:MET:CB	1:A:1946:ALA:CA	2.34	1.05
1:B:1878:HIS:CB	1:B:1888:LEU:O	2.05	1.05
1:B:3408:LEU:O	1:B:3518:PHE:CB	2.05	1.05
1:A:1844:TRP:C	1:A:1893:ALA:O	1.94	1.04
1:A:3997:LYS:O	1:A:3999:ASP:CB	2.04	1.04
1:B:2000:ARG:O	1:B:2212:LEU:N	1.89	1.04
1:A:1880:THR:N	1:A:1887:PRO:O	1.90	1.04
1:A:2000:ARG:O	1:A:2212:LEU:N	1.89	1.04
1:A:3408:LEU:O	1:A:3518:PHE:CB	2.05	1.04
1:B:3997:LYS:O	1:B:3999:ASP:CB	2.04	1.04
1:B:1633:GLY:N	1:B:1634:THR:CA	2.13	1.04
1:B:3899:ASP:CB	1:B:3900:ILE:N	2.20	1.04
1:A:2434:ASN:CB	1:A:2435:SER:HA	1.87	1.04
1:A:4013:HIS:C	1:A:4016:CYS:HA	1.77	1.04
1:B:1941:ASP:CB	1:B:1942:SER:CB	2.35	1.04
1:B:1941:ASP:CB	1:B:1942:SER:CA	2.35	1.04
1:A:3899:ASP:CB	1:A:3900:ILE:N	2.20	1.04
1:B:3356:PHE:CB	1:B:3357:ALA:CA	2.35	1.04
1:A:1878:HIS:CB	1:A:1888:LEU:O	2.05	1.04
1:A:1941:ASP:CB	1:A:1942:SER:CA	2.35	1.04
1:A:3431:PHE:C	1:A:3455:GLY:O	1.87	1.04
1:A:1941:ASP:CB	1:A:1942:SER:CB	2.35	1.03
1:A:2443:ILE:N	1:A:2485:PHE:O	1.90	1.03
1:A:3409:ASP:CB	1:A:3518:PHE:CB	2.36	1.03
1:B:1880:THR:N	1:B:1887:PRO:O	1.90	1.03
1:B:2653:TRP:O	1:B:2656:PHE:CB	2.07	1.03
1:A:3430:SER:CA	1:A:3454:ASP:CB	2.37	1.03
1:A:2653:TRP:O	1:A:2656:PHE:CB	2.07	1.03
1:A:3356:PHE:CB	1:A:3357:ALA:CA	2.35	1.03
1:B:4013:HIS:C	1:B:4016:CYS:HA	1.77	1.03
1:A:1814:GLY:C	1:A:1816:VAL:N	2.11	1.03
1:A:3666:ALA:CB	1:A:3668:ARG:CA	2.37	1.03
1:A:4010:LEU:O	1:A:4014:VAL:N	1.92	1.03
1:B:3430:SER:CA	1:B:3454:ASP:CB	2.37	1.03
1:A:1633:GLY:N	1:A:1634:THR:CA	2.13	1.02
1:B:1814:GLY:C	1:B:1816:VAL:N	2.11	1.02
1:A:3922:GLY:CA	1:A:3923:VAL:CB	2.37	1.02
1:B:2434:ASN:CB	1:B:2435:SER:HA	1.87	1.02

Continued on next page...

Continued from previous page...

Atom-1	Atom-2	Interatomic distance (Å)	Clash overlap (Å)
1:B:3666:ALA:CB	1:B:3668:ARG:CA	2.37	1.02
1:A:1364:GLU:N	2:T:216:PRO:HA	1.74	1.02
1:B:2105:ASP:CA	1:B:2154:PHE:O	2.07	1.02
1:B:3409:ASP:CB	1:B:3518:PHE:CB	2.36	1.02
1:A:1843:ALA:HB3	1:A:1893:ALA:N	1.56	1.02
1:A:2459:HIS:O	1:A:2463:ASN:CB	2.08	1.02
1:A:2105:ASP:CA	1:A:2154:PHE:O	2.07	1.01
1:B:2006:LEU:HA	1:B:2008:ASP:N	1.75	1.01
1:A:3432:LEU:CB	1:A:3457:PHE:N	2.11	1.01
1:B:1843:ALA:HB3	1:B:1893:ALA:N	1.56	1.01
1:B:2786:ILE:N	1:B:3458:PHE:HA	1.50	1.01
1:B:3922:GLY:CA	1:B:3923:VAL:CB	2.37	1.01
1:A:2871:GLN:O	1:A:2874:TYR:CB	2.09	1.01
1:B:4010:LEU:O	1:B:4014:VAL:N	1.92	1.01
1:B:2105:ASP:C	1:B:2157:ASP:CB	2.29	1.01
1:A:4003:ASP:O	1:A:4007:VAL:N	1.94	1.00
1:B:1839:THR:O	1:B:1891:HIS:CB	2.09	1.00
1:B:2092:ALA:HB1	1:B:2097:HIS:HA	1.01	1.00
1:A:2105:ASP:C	1:A:2157:ASP:CB	2.29	1.00
1:A:2006:LEU:HA	1:A:2008:ASP:N	1.75	1.00
1:B:2459:HIS:O	1:B:2463:ASN:CB	2.08	1.00
1:B:2871:GLN:O	1:B:2874:TYR:CB	2.09	1.00
1:A:2092:ALA:HB1	1:A:2097:HIS:HA	1.01	1.00
1:B:2346:PHE:C	1:B:2348:HIS:CB	2.30	1.00
1:A:4061:SER:O	1:A:4066:PRO:CA	2.10	1.00
1:A:1839:THR:O	1:A:1891:HIS:CB	2.09	0.99
1:A:2346:PHE:C	1:A:2348:HIS:CB	2.30	0.99
1:A:3877:CYS:CB	1:A:3878:HIS:C	2.30	0.99
1:B:2006:LEU:CA	1:B:2008:ASP:N	2.25	0.99
1:B:3807:SER:CA	1:B:3809:GLU:N	2.25	0.99
1:B:3432:LEU:N	1:B:3455:GLY:C	2.16	0.99
1:A:1364:GLU:CB	2:T:216:PRO:C	2.31	0.99
1:B:1844:TRP:CA	1:B:1893:ALA:O	2.10	0.99
1:B:3336:HIS:N	1:B:3337:LEU:CA	2.25	0.99
1:B:3878:HIS:CB	1:B:3879:LEU:HA	1.93	0.99
1:A:3807:SER:CA	1:A:3809:GLU:N	2.25	0.99
1:B:2337:ALA:O	1:B:2341:THR:CB	2.11	0.99
1:B:3877:CYS:CB	1:B:3878:HIS:C	2.30	0.98
1:A:2092:ALA:HB2	1:A:2098:ALA:H	1.28	0.98
1:A:3432:LEU:N	1:A:3455:GLY:C	2.16	0.98
1:A:3336:HIS:N	1:A:3337:LEU:CA	2.25	0.98

Continued on next page...

Continued from previous page...

Atom-1	Atom-2	Interatomic distance (Å)	Clash overlap (Å)
1:A:3878:HIS:CB	1:A:3879:LEU:HA	1.93	0.98
1:B:3737:THR:CB	1:B:3738:VAL:CB	2.41	0.98
1:B:3545:ARG:O	1:B:3549:ILE:CB	2.12	0.98
1:B:4003:ASP:O	1:B:4007:VAL:N	1.94	0.98
1:A:2337:ALA:O	1:A:2341:THR:CB	2.11	0.98
1:B:4061:SER:O	1:B:4066:PRO:CA	2.10	0.98
1:B:1936:ILE:HA	1:B:1942:SER:CB	1.94	0.98
1:B:2092:ALA:HB2	1:B:2098:ALA:H	1.28	0.98
1:A:1844:TRP:CA	1:A:1893:ALA:O	2.10	0.98
1:A:2615:TYR:HA	1:A:2616:LEU:CB	1.92	0.97
1:A:1936:ILE:HA	1:A:1942:SER:CB	1.94	0.97
1:A:2006:LEU:CA	1:A:2008:ASP:N	2.25	0.97
1:A:2155:ASP:CB	1:A:2156:SER:HA	1.94	0.97
1:B:2435:SER:H	1:B:2479:ILE:HA	1.25	0.97
1:B:2615:TYR:HA	1:B:2616:LEU:CB	1.92	0.97
1:B:2155:ASP:CB	1:B:2156:SER:HA	1.94	0.97
1:A:3737:THR:CB	1:A:3738:VAL:CB	2.41	0.97
1:B:1691:SER:CB	1:B:1692:ASP:HA	1.94	0.96
1:A:2435:SER:H	1:A:2479:ILE:HA	1.25	0.96
1:A:3545:ARG:O	1:A:3549:ILE:CB	2.12	0.96
1:B:3890:GLN:H	1:B:3891:ARG:HA	1.30	0.96
1:A:1633:GLY:HA3	1:A:1635:ASP:CB	1.95	0.96
1:A:2396:ASP:O	1:A:2398:ILE:N	1.99	0.96
1:A:1633:GLY:N	1:A:1634:THR:HA	1.79	0.96
1:A:2117:SER:HA	1:A:2129:LEU:CB	1.95	0.96
1:A:3888:LEU:C	1:A:3890:GLN:CB	2.34	0.96
1:B:2434:ASN:HA	1:B:2435:SER:O	1.66	0.96
1:A:4035:GLN:CA	1:A:4036:GLN:CB	2.42	0.96
1:A:2786:ILE:N	1:A:3458:PHE:HA	1.50	0.96
1:A:3878:HIS:CB	1:A:3879:LEU:CA	2.43	0.96
1:B:2015:LYS:O	1:B:2019:SER:CB	2.14	0.96
1:A:2015:LYS:O	1:A:2019:SER:CB	2.14	0.95
1:A:2435:SER:CB	1:A:2479:ILE:CB	2.43	0.95
1:B:3429:LEU:O	1:B:3452:ILE:HA	1.65	0.95
1:A:3429:LEU:O	1:A:3452:ILE:HA	1.65	0.95
1:B:2117:SER:HA	1:B:2129:LEU:CB	1.95	0.95
1:B:2396:ASP:O	1:B:2398:ILE:N	1.99	0.95
1:B:3878:HIS:CB	1:B:3879:LEU:CA	2.43	0.95
1:B:3888:LEU:C	1:B:3890:GLN:CB	2.34	0.95
1:A:2002:ILE:O	1:A:2213:LEU:HA	1.67	0.95
1:A:2434:ASN:HA	1:A:2435:SER:O	1.66	0.95

Continued on next page...

Continued from previous page...

Atom-1	Atom-2	Interatomic distance (Å)	Clash overlap (Å)
1:A:1624:ARG:CB	1:A:1647:ALA:CB	2.45	0.95
1:A:2378:VAL:N	1:A:2379:SER:CB	2.30	0.95
1:A:3810:SER:CB	1:A:3837:GLY:HA3	1.97	0.95
1:B:2435:SER:CB	1:B:2479:ILE:CB	2.43	0.95
1:A:1920:SER:CB	1:A:3998:ILE:O	2.15	0.95
1:A:3751:VAL:N	1:A:3752:THR:CB	2.30	0.95
1:B:1633:GLY:N	1:B:1634:THR:HA	1.79	0.95
1:B:1631:LYS:C	1:B:1635:ASP:CB	2.35	0.95
1:B:1633:GLY:HA3	1:B:1635:ASP:CB	1.95	0.95
1:B:2002:ILE:O	1:B:2213:LEU:HA	1.67	0.95
1:B:3751:VAL:N	1:B:3752:THR:CB	2.30	0.95
1:B:1843:ALA:HB1	1:B:1893:ALA:N	1.81	0.94
1:A:1734:PHE:O	1:A:1756:LEU:CB	2.15	0.94
1:B:1788:GLN:O	1:B:1790:TYR:N	2.00	0.94
1:B:3810:SER:CB	1:B:3837:GLY:HA3	1.97	0.94
1:A:1466:GLN:CB	1:A:1469:LEU:N	2.31	0.94
1:A:1631:LYS:C	1:A:1635:ASP:CB	2.35	0.94
1:A:3453:GLN:N	1:A:3454:ASP:CB	2.30	0.94
1:A:3749:ASP:C	1:A:3752:THR:CB	2.36	0.94
1:B:2378:VAL:N	1:B:2379:SER:CB	2.30	0.94
1:B:3749:ASP:C	1:B:3752:THR:CB	2.36	0.94
1:A:1843:ALA:HB1	1:A:1893:ALA:N	1.81	0.94
1:A:2708:ASN:CB	1:A:2709:LYS:CA	2.46	0.94
1:B:1814:GLY:CA	1:B:1815:ARG:CB	2.46	0.94
1:B:3859:VAL:CB	1:B:3888:LEU:CA	2.46	0.94
1:A:1691:SER:CB	1:A:1692:ASP:HA	1.94	0.94
1:A:2092:ALA:HB1	1:A:2098:ALA:N	1.83	0.94
1:A:1788:GLN:C	1:A:1790:TYR:H	1.67	0.94
1:B:2581:LEU:CB	1:B:2582:VAL:CA	2.43	0.94
1:B:3453:GLN:N	1:B:3454:ASP:CB	2.30	0.94
1:B:1920:SER:CB	1:B:3998:ILE:O	2.15	0.94
1:B:1734:PHE:O	1:B:1756:LEU:CB	2.15	0.93
1:B:1984:ILE:CB	1:B:1985:SER:CA	2.46	0.93
1:A:1788:GLN:O	1:A:1790:TYR:N	2.00	0.93
1:A:2378:VAL:H	1:A:2379:SER:CB	1.80	0.93
1:B:1624:ARG:CB	1:B:1647:ALA:CB	2.45	0.93
1:A:1814:GLY:CA	1:A:1815:ARG:CB	2.46	0.93
1:A:1848:ASP:CB	1:A:1849:GLU:C	2.37	0.93
1:A:2547:SER:O	1:A:2551:THR:CB	2.17	0.93
1:A:2581:LEU:CB	1:A:2582:VAL:CA	2.43	0.93
1:A:3358:VAL:C	1:A:3360:TYR:CB	2.37	0.93

Continued on next page...

Continued from previous page...

Atom-1	Atom-2	Interatomic distance (Å)	Clash overlap (Å)
1:B:2378:VAL:H	1:B:2379:SER:CB	1.80	0.93
1:A:2107:LYS:O	1:A:2108:VAL:CB	2.15	0.93
1:B:2708:ASN:CB	1:B:2709:LYS:CA	2.46	0.93
1:A:2003:LEU:O	1:A:2004:PRO:C	2.02	0.93
1:A:3859:VAL:CB	1:A:3888:LEU:CA	2.46	0.93
1:B:2726:GLU:CB	1:B:2727:GLU:HA	1.99	0.93
1:B:2160:PRO:C	1:B:2162:TYR:H	1.72	0.93
1:B:2786:ILE:CA	1:B:3458:PHE:C	2.27	0.93
1:B:3754:LYS:O	1:B:3756:TYR:N	2.02	0.93
1:A:2172:ASP:O	1:A:2183:ARG:HA	1.69	0.92
1:B:1848:ASP:CB	1:B:1849:GLU:C	2.37	0.92
1:B:2003:LEU:O	1:B:2004:PRO:C	2.02	0.92
1:A:2306:ASP:CB	1:A:2311:LYS:N	2.31	0.92
1:B:1466:GLN:CB	1:B:1469:LEU:N	2.31	0.92
1:B:2306:ASP:CB	1:B:2311:LYS:N	2.31	0.92
1:A:1848:ASP:N	1:A:1849:GLU:HA	1.84	0.92
1:A:2786:ILE:CA	1:A:3458:PHE:C	2.27	0.92
1:A:3890:GLN:H	1:A:3891:ARG:HA	1.30	0.92
1:B:2547:SER:O	1:B:2551:THR:CB	2.17	0.92
1:B:3358:VAL:C	1:B:3360:TYR:CB	2.38	0.92
1:B:1848:ASP:N	1:B:1849:GLU:HA	1.84	0.92
1:B:2092:ALA:HB1	1:B:2098:ALA:N	1.83	0.92
1:B:3808:LYS:O	1:B:3810:SER:N	2.03	0.92
1:B:4035:GLN:CA	1:B:4036:GLN:CB	2.42	0.92
1:A:2614:HIS:O	1:A:2616:LEU:HA	1.70	0.92
1:A:3754:LYS:O	1:A:3756:TYR:N	2.02	0.92
1:A:3808:LYS:O	1:A:3810:SER:N	2.03	0.92
1:B:3478:THR:HA	1:B:3483:ASP:HA	1.51	0.91
1:B:2378:VAL:CB	1:B:2379:SER:CA	2.46	0.91
1:B:3738:VAL:HA	1:B:3739:ASP:CB	2.01	0.91
1:A:2160:PRO:C	1:A:2162:TYR:H	1.72	0.91
1:B:2614:HIS:O	1:B:2616:LEU:HA	1.70	0.91
1:B:3899:ASP:CA	1:B:3900:ILE:N	2.33	0.91
1:B:1814:GLY:HA3	1:B:1815:ARG:N	1.85	0.91
1:B:2105:ASP:O	1:B:2157:ASP:CB	2.18	0.91
1:B:3453:GLN:CA	1:B:3454:ASP:CB	2.49	0.91
1:B:2172:ASP:O	1:B:2183:ARG:HA	1.69	0.91
1:B:3432:LEU:CB	1:B:3457:PHE:N	2.11	0.91
1:B:2604:LYS:CB	1:B:2610:GLY:HA3	2.01	0.91
1:A:2604:LYS:CB	1:A:2610:GLY:HA3	2.01	0.91
1:A:3478:THR:HA	1:A:3483:ASP:HA	1.52	0.91

Continued on next page...

Continued from previous page...

Atom-1	Atom-2	Interatomic distance (Å)	Clash overlap (Å)
1:A:3899:ASP:CA	1:A:3900:ILE:N	2.33	0.91
1:B:2431:ALA:N	1:B:2432:LEU:HA	1.86	0.91
1:A:1842:GLY:HA2	1:A:1891:HIS:CA	2.01	0.91
1:A:1984:ILE:CB	1:A:1985:SER:CA	2.47	0.91
1:A:1827:ASP:CB	1:A:1828:TYR:HA	2.00	0.90
1:B:2378:VAL:CA	1:B:2379:SER:CB	2.49	0.90
1:A:2105:ASP:O	1:A:2157:ASP:CB	2.18	0.90
1:A:1814:GLY:HA3	1:A:1815:ARG:N	1.85	0.90
1:A:1364:GLU:HA	2:T:216:PRO:CB	2.01	0.90
1:A:2726:GLU:CB	1:A:2727:GLU:HA	1.99	0.90
1:A:3453:GLN:CA	1:A:3454:ASP:CB	2.49	0.90
1:A:2938:MET:O	1:A:2939:GLU:C	2.01	0.90
1:B:1842:GLY:HA2	1:B:1891:HIS:CA	2.01	0.90
1:B:2188:PRO:CB	1:B:2189:ASN:C	2.40	0.90
1:B:2107:LYS:O	1:B:2108:VAL:CB	2.15	0.90
1:A:1624:ARG:CB	1:A:1647:ALA:HB3	2.02	0.89
1:A:2188:PRO:CB	1:A:2189:ASN:C	2.40	0.89
1:A:2378:VAL:CA	1:A:2379:SER:CB	2.49	0.89
1:A:3737:THR:CA	1:A:3738:VAL:CB	2.50	0.89
1:A:1843:ALA:HB3	1:A:1893:ALA:H	1.11	0.89
1:A:3738:VAL:HA	1:A:3739:ASP:CB	2.01	0.89
1:B:2107:LYS:N	1:B:2503:VAL:O	2.06	0.89
1:B:1827:ASP:CB	1:B:1828:TYR:HA	2.00	0.89
1:A:2107:LYS:N	1:A:2503:VAL:O	2.06	0.89
1:A:3807:SER:N	1:A:3809:GLU:H	1.70	0.89
1:B:1624:ARG:CB	1:B:1647:ALA:HB3	2.02	0.89
1:B:3430:SER:CB	1:B:3453:GLN:CB	2.51	0.89
1:B:3737:THR:CA	1:B:3738:VAL:CB	2.50	0.89
1:A:1578:PHE:CB	1:A:1616:LYS:CB	2.51	0.89
1:B:3666:ALA:HB1	1:B:3668:ARG:N	1.88	0.89
1:A:2431:ALA:N	1:A:2432:LEU:HA	1.86	0.89
1:B:3995:GLY:C	1:B:3997:LYS:H	1.67	0.89
1:B:1920:SER:CB	1:B:3998:ILE:CA	2.51	0.89
1:A:2378:VAL:CB	1:A:2379:SER:CA	2.46	0.89
1:A:2434:ASN:CB	1:A:2435:SER:CA	2.50	0.89
1:A:3430:SER:CB	1:A:3453:GLN:CB	2.51	0.89
1:B:1986:GLU:HA	1:B:1987:PHE:C	1.93	0.88
1:A:1632:ASP:CB	1:A:1633:GLY:HA2	2.03	0.88
1:A:2107:LYS:O	1:A:2503:VAL:C	2.11	0.88
1:A:3457:PHE:O	1:A:3460:PRO:N	2.06	0.88
1:B:2434:ASN:CB	1:B:2435:SER:CA	2.50	0.88

Continued on next page...

Continued from previous page...

Atom-1	Atom-2	Interatomic distance (Å)	Clash overlap (Å)
1:B:4004:LEU:O	1:B:4008:ALA:N	2.06	0.88
1:A:1840:GLN:CB	1:A:1889:SER:CB	2.52	0.88
1:A:1986:GLU:HA	1:A:1987:PHE:C	1.93	0.88
1:B:3807:SER:N	1:B:3809:GLU:H	1.70	0.88
1:B:1840:GLN:CB	1:B:1889:SER:CB	2.51	0.88
1:B:2600:TYR:HA	1:B:2613:SER:CB	2.04	0.88
1:A:3457:PHE:O	1:A:3459:ASP:N	2.07	0.88
1:B:1578:PHE:CB	1:B:1616:LYS:CB	2.51	0.88
1:B:1788:GLN:C	1:B:1790:TYR:H	1.67	0.88
1:B:3666:ALA:HA	1:B:3668:ARG:H	0.73	0.88
1:B:3886:ALA:O	1:B:3890:GLN:CB	2.21	0.88
1:A:1787:HIS:CB	1:A:3992:ILE:CB	2.51	0.88
1:B:1843:ALA:HB3	1:B:1893:ALA:H	1.11	0.88
1:B:2098:ALA:HB1	1:B:2149:ARG:H	1.39	0.88
1:B:1787:HIS:CB	1:B:3992:ILE:CB	2.51	0.88
1:A:1920:SER:CB	1:A:3998:ILE:CA	2.51	0.88
1:A:3336:HIS:H	1:A:3337:LEU:HA	1.38	0.88
1:A:3666:ALA:HB1	1:A:3668:ARG:N	1.88	0.88
1:B:2092:ALA:HB1	1:B:2098:ALA:H	1.36	0.88
1:B:2107:LYS:O	1:B:2503:VAL:C	2.11	0.88
1:A:2600:TYR:HA	1:A:2613:SER:CB	2.04	0.88
1:B:2938:MET:O	1:B:2939:GLU:C	2.01	0.88
1:B:3457:PHE:O	1:B:3460:PRO:N	2.06	0.88
1:B:3901:PRO:CB	1:B:3902:GLY:HA2	2.04	0.88
1:A:2188:PRO:CB	1:A:2189:ASN:O	2.21	0.88
1:A:2369:SER:C	1:A:2372:CYS:CB	2.42	0.88
1:A:3995:GLY:C	1:A:3997:LYS:H	1.67	0.88
1:A:3666:ALA:HA	1:A:3668:ARG:H	0.73	0.88
1:A:3886:ALA:O	1:A:3890:GLN:CB	2.21	0.88
1:B:2369:SER:C	1:B:2372:CYS:CB	2.42	0.88
1:B:1530:GLN:O	1:B:1531:ARG:C	2.02	0.87
1:B:1632:ASP:CB	1:B:1633:GLY:HA2	2.03	0.87
1:B:2188:PRO:CB	1:B:2189:ASN:O	2.21	0.87
1:B:3336:HIS:O	1:B:3517:HIS:N	2.07	0.87
1:A:2098:ALA:HB1	1:A:2149:ARG:H	1.39	0.87
1:A:2155:ASP:CB	1:A:2156:SER:CA	2.52	0.87
1:A:3815:PRO:O	1:A:3842:GLN:O	1.91	0.87
1:B:2366:LEU:CB	1:B:2367:SER:CA	2.52	0.87
1:B:2371:PHE:N	1:B:2372:CYS:CB	2.36	0.87
1:B:3457:PHE:O	1:B:3459:ASP:N	2.07	0.87
1:A:2371:PHE:N	1:A:2372:CYS:CB	2.36	0.87

Continued on next page...

Continued from previous page...

Atom-1	Atom-2	Interatomic distance (Å)	Clash overlap (Å)
1:B:2153:VAL:O	1:B:2195:GLU:N	2.07	0.87
1:A:2366:LEU:CB	1:A:2367:SER:CA	2.52	0.87
1:A:4004:LEU:O	1:A:4008:ALA:N	2.06	0.87
1:A:2092:ALA:HB1	1:A:2098:ALA:H	1.36	0.87
1:A:3336:HIS:O	1:A:3517:HIS:N	2.07	0.87
1:B:2539:THR:O	1:B:2541:PRO:N	2.08	0.87
1:A:3901:PRO:CB	1:A:3902:GLY:HA2	2.04	0.87
1:B:3815:PRO:O	1:B:3842:GLN:O	1.91	0.87
1:A:2578:ILE:C	1:A:2580:LYS:H	1.74	0.86
1:A:1941:ASP:C	1:A:1942:SER:CA	2.44	0.86
1:B:3666:ALA:HA	1:B:3667:ALA:HB3	1.55	0.86
1:B:3990:ALA:O	1:B:3993:VAL:N	2.06	0.86
1:B:2154:PHE:CA	1:B:2195:GLU:CB	2.54	0.86
1:B:2155:ASP:CB	1:B:2156:SER:CA	2.53	0.86
1:A:2153:VAL:O	1:A:2195:GLU:N	2.07	0.86
1:A:1530:GLN:O	1:A:1531:ARG:C	2.02	0.85
1:A:2539:THR:O	1:A:2541:PRO:N	2.08	0.85
1:A:2778:GLY:O	1:A:2812:ARG:CB	2.24	0.85
1:A:3807:SER:CA	1:A:3808:LYS:C	2.45	0.85
1:A:3890:GLN:N	1:A:3891:ARG:C	2.28	0.85
1:B:1691:SER:CB	1:B:1692:ASP:CA	2.54	0.85
1:B:2778:GLY:O	1:B:2812:ARG:CB	2.24	0.85
1:A:3666:ALA:HB2	1:A:3668:ARG:CA	2.03	0.85
1:B:2154:PHE:HA	1:B:2195:GLU:CB	2.06	0.85
1:B:3807:SER:CA	1:B:3808:LYS:C	2.45	0.85
1:A:2686:LEU:H	1:A:2687:GLY:HA2	1.41	0.85
1:A:2154:PHE:CA	1:A:2195:GLU:CB	2.54	0.85
1:A:3499:CYS:O	1:A:3501:PRO:CB	2.24	0.85
1:B:2092:ALA:CB	1:B:2098:ALA:N	2.37	0.85
1:B:2372:CYS:HA	1:B:2373:SER:CB	2.06	0.85
1:A:2154:PHE:HA	1:A:2195:GLU:CA	2.06	0.85
1:B:1941:ASP:C	1:B:1942:SER:CA	2.44	0.85
1:A:2154:PHE:HA	1:A:2195:GLU:CB	2.06	0.85
1:A:2369:SER:CB	1:A:2372:CYS:O	2.25	0.85
1:B:2154:PHE:HA	1:B:2195:GLU:CA	2.06	0.85
1:B:2107:LYS:O	1:B:2504:LEU:CA	2.25	0.85
1:A:3851:VAL:O	1:A:3855:LEU:CB	2.25	0.85
1:A:3890:GLN:N	1:A:3891:ARG:CA	2.39	0.85
1:B:2369:SER:CB	1:B:2372:CYS:O	2.25	0.85
1:B:3457:PHE:O	1:B:3458:PHE:C	2.12	0.85
1:B:3890:GLN:N	1:B:3891:ARG:C	2.28	0.85

Continued on next page...

Continued from previous page...

Atom-1	Atom-2	Interatomic distance (Å)	Clash overlap (Å)
1:A:1788:GLN:C	1:A:1790:TYR:N	2.29	0.85
1:B:1986:GLU:C	1:B:1987:PHE:CA	2.46	0.84
1:B:2154:PHE:HA	1:B:2195:GLU:HA	1.59	0.84
1:A:3666:ALA:HA	1:A:3667:ALA:HB3	1.55	0.84
1:B:3851:VAL:O	1:B:3855:LEU:CB	2.25	0.84
1:A:2154:PHE:HA	1:A:2195:GLU:HA	1.59	0.84
1:A:2378:VAL:CB	1:A:2379:SER:HA	2.07	0.84
1:A:3503:GLY:O	1:A:3506:PRO:N	2.10	0.84
1:B:2686:LEU:H	1:B:2687:GLY:HA2	1.41	0.84
1:A:1691:SER:CB	1:A:1692:ASP:CA	2.55	0.84
1:A:1986:GLU:C	1:A:1987:PHE:CA	2.46	0.84
1:B:2378:VAL:CB	1:B:2379:SER:HA	2.07	0.84
1:B:3807:SER:N	1:B:3809:GLU:N	2.25	0.84
1:A:2107:LYS:O	1:A:2504:LEU:CA	2.25	0.84
1:A:2680:TYR:N	1:A:2681:LEU:HA	1.93	0.84
1:A:3739:ASP:N	1:A:3740:THR:CB	2.40	0.84
1:B:3499:CYS:O	1:B:3501:PRO:CB	2.24	0.84
1:B:3739:ASP:N	1:B:3740:THR:CB	2.40	0.84
1:B:2171:ASP:CB	1:B:2184:LEU:O	2.26	0.84
1:B:1497:ILE:O	1:B:1498:GLU:C	2.15	0.84
1:B:1942:SER:O	1:B:1945:LEU:CA	2.26	0.84
1:B:2785:LYS:C	1:B:3458:PHE:CA	2.19	0.83
1:A:2171:ASP:CB	1:A:2184:LEU:O	2.26	0.83
1:A:2396:ASP:O	1:A:2399:LYS:N	2.11	0.83
1:B:2117:SER:CA	1:B:2129:LEU:CB	2.57	0.83
1:A:1942:SER:O	1:A:1945:LEU:CA	2.26	0.83
1:A:3476:ARG:HA	1:A:3485:GLU:CB	2.09	0.83
1:B:3421:TYR:CB	1:B:3422:TYR:C	2.47	0.83
1:B:3476:ARG:HA	1:B:3485:GLU:CB	2.09	0.83
1:A:3990:ALA:O	1:A:3993:VAL:N	2.06	0.83
1:A:3457:PHE:O	1:A:3458:PHE:C	2.12	0.83
1:B:3890:GLN:N	1:B:3891:ARG:CA	2.39	0.83
1:A:2600:TYR:O	1:A:2610:GLY:HA2	1.79	0.83
1:A:3807:SER:N	1:A:3809:GLU:N	2.25	0.83
1:A:1801:GLY:O	1:A:1802:LYS:C	2.16	0.83
1:B:1788:GLN:C	1:B:1790:TYR:N	2.29	0.83
1:B:3336:HIS:H	1:B:3337:LEU:HA	1.38	0.83
1:B:3503:GLY:O	1:B:3506:PRO:N	2.10	0.83
1:A:2117:SER:CA	1:A:2129:LEU:CB	2.57	0.82
1:A:2372:CYS:HA	1:A:2373:SER:CB	2.06	0.82
1:B:1636:ILE:O	1:B:1639:VAL:N	2.12	0.82

Continued on next page...

Continued from previous page...

Atom-1	Atom-2	Interatomic distance (Å)	Clash overlap (Å)
1:B:2396:ASP:O	1:B:2399:LYS:N	2.11	0.82
1:B:2430:ASN:C	1:B:2432:LEU:HA	2.00	0.82
1:A:1636:ILE:O	1:A:1639:VAL:N	2.12	0.82
1:B:2441:VAL:HA	1:B:2442:GLY:N	1.94	0.82
1:B:2600:TYR:O	1:B:2610:GLY:HA2	1.79	0.82
1:A:2092:ALA:CB	1:A:2098:ALA:N	2.37	0.82
1:A:3421:TYR:CB	1:A:3422:TYR:C	2.47	0.82
1:B:1530:GLN:O	1:B:1531:ARG:O	1.97	0.82
1:B:2680:TYR:N	1:B:2681:LEU:HA	1.93	0.82
1:A:2709:LYS:CA	1:A:2710:THR:N	2.43	0.82
1:A:1633:GLY:H	1:A:1635:ASP:CB	1.92	0.82
1:A:2441:VAL:HA	1:A:2442:GLY:N	1.94	0.82
1:A:3335:GLY:C	1:A:3337:LEU:HA	1.99	0.82
1:B:3335:GLY:C	1:B:3337:LEU:HA	1.99	0.82
1:B:1631:LYS:O	1:B:1635:ASP:CB	2.28	0.81
1:A:1530:GLN:O	1:A:1531:ARG:O	1.97	0.81
1:A:1631:LYS:O	1:A:1635:ASP:CB	2.28	0.81
1:A:2159:ASP:C	1:A:2161:GLU:N	2.30	0.81
1:B:2709:LYS:CA	1:B:2710:THR:N	2.43	0.81
1:A:1932:MET:C	1:A:1946:ALA:HB2	2.01	0.81
1:B:2159:ASP:C	1:B:2161:GLU:N	2.30	0.81
1:A:4034:LEU:O	1:A:4035:GLN:C	2.18	0.81
1:A:4046:THR:O	1:A:4048:ILE:CB	2.29	0.81
1:A:2430:ASN:C	1:A:2432:LEU:HA	2.00	0.81
1:B:3889:LEU:N	1:B:3890:GLN:CB	2.44	0.81
1:B:1550:GLY:HA2	1:B:1551:SER:O	1.81	0.80
1:B:3789:ALA:O	1:B:3879:LEU:N	2.13	0.80
1:B:4034:LEU:O	1:B:4035:GLN:C	2.18	0.80
1:A:3789:ALA:O	1:A:3879:LEU:N	2.13	0.80
1:A:3889:LEU:N	1:A:3890:GLN:CB	2.44	0.80
1:B:1633:GLY:H	1:B:1635:ASP:CB	1.92	0.80
1:B:2430:ASN:C	1:B:2432:LEU:CB	2.49	0.80
1:A:2206:THR:C	1:A:2209:ARG:O	2.19	0.80
1:B:2160:PRO:O	1:B:2163:VAL:N	2.14	0.80
1:B:3666:ALA:HB1	1:B:3668:ARG:CA	2.07	0.80
1:A:3749:ASP:O	1:A:3752:THR:CB	2.30	0.80
1:B:1932:MET:C	1:B:1946:ALA:HB2	2.01	0.80
1:B:2206:THR:C	1:B:2209:ARG:O	2.19	0.80
1:B:3921:SER:CB	1:B:3922:GLY:O	2.30	0.80
1:B:3640:TRP:O	1:B:3641:PHE:CB	2.28	0.80
1:A:1497:ILE:O	1:A:1498:GLU:C	2.15	0.80

Continued on next page...

Continued from previous page...

Atom-1	Atom-2	Interatomic distance (Å)	Clash overlap (Å)
1:A:4033:LEU:O	1:A:4036:GLN:CB	2.30	0.80
1:B:3749:ASP:O	1:B:3752:THR:CB	2.30	0.80
1:A:3360:TYR:CB	1:A:3361:ASP:N	2.45	0.80
1:B:1801:GLY:O	1:B:1802:LYS:C	2.16	0.80
1:B:3408:LEU:O	1:B:3518:PHE:N	2.15	0.80
1:B:3737:THR:HA	1:B:3738:VAL:CB	2.12	0.80
1:B:3739:ASP:O	1:B:3743:ASP:N	2.15	0.80
1:A:3739:ASP:O	1:A:3743:ASP:N	2.15	0.80
1:B:2347:GLY:CA	1:B:2348:HIS:CB	2.56	0.80
1:A:2172:ASP:O	1:A:2183:ARG:CA	2.30	0.79
1:A:2434:ASN:CA	1:A:2435:SER:O	2.30	0.79
1:A:2581:LEU:CB	1:A:2582:VAL:HA	2.11	0.79
1:A:3640:TRP:O	1:A:3641:PHE:CB	2.28	0.79
1:A:3666:ALA:HB1	1:A:3668:ARG:CA	2.07	0.79
1:B:1550:GLY:CA	1:B:1551:SER:C	2.50	0.79
1:B:3360:TYR:CB	1:B:3361:ASP:N	2.45	0.79
1:B:3900:ILE:CB	1:B:3901:PRO:CA	2.60	0.79
1:A:2430:ASN:C	1:A:2432:LEU:CB	2.49	0.79
1:A:3737:THR:HA	1:A:3738:VAL:CB	2.12	0.79
1:B:2117:SER:C	1:B:2129:LEU:CB	2.51	0.79
1:A:3478:THR:CB	1:A:3483:ASP:CB	2.61	0.79
1:B:3452:ILE:C	1:B:3454:ASP:CB	2.51	0.79
1:B:4033:LEU:O	1:B:4036:GLN:CB	2.30	0.79
1:A:3900:ILE:CB	1:A:3901:PRO:CA	2.60	0.79
1:B:2434:ASN:CA	1:B:2435:SER:O	2.30	0.79
1:B:3475:ASN:O	1:B:3485:GLU:CB	2.30	0.79
1:B:4046:THR:O	1:B:4048:ILE:CB	2.29	0.79
2:S:32:TYR:N	2:S:32:TYR:CA	2.44	0.79
1:B:2155:ASP:CB	1:B:2157:ASP:N	2.46	0.79
1:B:2172:ASP:O	1:B:2183:ARG:CA	2.30	0.79
2:S:32:TYR:C	2:S:32:TYR:CA	2.51	0.79
1:A:2103:VAL:CB	1:A:2104:ILE:CB	2.61	0.79
1:A:2347:GLY:CA	1:A:2348:HIS:CB	2.56	0.79
1:B:1848:ASP:N	1:B:1849:GLU:CA	2.46	0.79
1:B:3878:HIS:CA	1:B:3879:LEU:C	2.49	0.79
1:A:1747:VAL:CB	1:A:1752:SER:CB	2.60	0.79
1:A:2160:PRO:O	1:A:2163:VAL:N	2.14	0.79
1:A:2392:ILE:O	1:A:2393:PRO:CB	2.31	0.79
1:A:2603:CYS:CB	1:A:2609:THR:CB	2.61	0.79
1:A:3921:SER:CB	1:A:3922:GLY:O	2.30	0.79
1:A:2155:ASP:CB	1:A:2157:ASP:N	2.46	0.79

Continued on next page...

Continued from previous page...

Atom-1	Atom-2	Interatomic distance (Å)	Clash overlap (Å)
1:A:3452:ILE:C	1:A:3454:ASP:CB	2.51	0.79
1:B:1747:VAL:CB	1:B:1752:SER:CB	2.60	0.79
1:A:2653:TRP:O	1:A:2656:PHE:CA	2.31	0.78
1:A:2436:SER:O	1:A:2437:LEU:CB	2.29	0.78
1:B:1872:LEU:O	1:B:1875:GLY:N	2.17	0.78
1:B:2392:ILE:O	1:B:2393:PRO:CB	2.31	0.78
1:B:2653:TRP:O	1:B:2656:PHE:CA	2.31	0.78
1:A:3815:PRO:O	1:A:3843:ASN:CB	2.32	0.78
1:A:3878:HIS:CA	1:A:3879:LEU:C	2.50	0.78
1:B:2382:ALA:HB1	1:B:2386:MET:CB	2.12	0.78
1:A:1881:LEU:HA	1:A:1885:GLU:O	1.83	0.78
1:A:3475:ASN:O	1:A:3485:GLU:CB	2.30	0.78
1:A:3485:GLU:O	1:A:3486:VAL:CB	2.32	0.78
1:A:1872:LEU:O	1:A:1875:GLY:N	2.17	0.78
1:A:2514:GLY:HA3	1:A:2520:GLU:O	1.83	0.78
1:A:3408:LEU:O	1:A:3518:PHE:N	2.15	0.78
1:A:2785:LYS:C	1:A:3458:PHE:CA	2.19	0.78
1:B:3478:THR:CB	1:B:3483:ASP:CB	2.61	0.78
1:A:2105:ASP:CA	1:A:2157:ASP:CB	2.61	0.78
1:B:2581:LEU:CB	1:B:2582:VAL:HA	2.11	0.78
1:A:1848:ASP:N	1:A:1849:GLU:CA	2.46	0.78
1:A:2117:SER:C	1:A:2129:LEU:CB	2.51	0.78
1:A:2444:ASN:O	1:A:2445:PHE:CB	2.31	0.78
1:B:3485:GLU:O	1:B:3486:VAL:CB	2.32	0.78
1:A:2442:GLY:HA2	1:A:2485:PHE:CB	2.13	0.78
1:A:2774:ALA:C	1:A:2775:TRP:CA	2.52	0.78
1:B:2103:VAL:CB	1:B:2104:ILE:CB	2.61	0.78
1:B:2603:CYS:CB	1:B:2609:THR:CB	2.61	0.78
1:A:3409:ASP:C	1:A:3411:SER:HA	2.04	0.78
1:B:2006:LEU:CB	1:B:2007:GLY:C	2.53	0.78
1:B:2514:GLY:HA3	1:B:2520:GLU:O	1.83	0.78
1:A:1550:GLY:HA2	1:A:1551:SER:O	1.81	0.78
1:B:1941:ASP:H	1:B:1942:SER:CB	1.96	0.78
1:A:1941:ASP:H	1:A:1942:SER:CB	1.96	0.77
1:A:3806:ALA:O	1:A:3807:SER:CB	2.31	0.77
1:B:2774:ALA:C	1:B:2775:TRP:CA	2.52	0.77
1:B:2140:ASP:O	1:B:2142:THR:N	2.18	0.77
1:B:3666:ALA:CB	1:B:3669:THR:H	1.91	0.77
1:B:2442:GLY:HA2	1:B:2485:PHE:CB	2.13	0.77
1:A:2140:ASP:O	1:A:2142:THR:N	2.18	0.77
1:B:2386:MET:O	1:B:2390:ILE:CB	2.33	0.77

Continued on next page...

Continued from previous page...

Atom-1	Atom-2	Interatomic distance (Å)	Clash overlap (Å)
1:B:3409:ASP:C	1:B:3411:SER:HA	2.04	0.77
1:B:2396:ASP:O	1:B:2397:THR:C	2.21	0.77
1:B:2432:LEU:O	1:B:2433:ARG:CB	2.29	0.77
1:B:2542:GLY:O	1:B:2543:ARG:CB	2.33	0.77
1:A:2092:ALA:HB1	1:A:2097:HIS:C	2.05	0.77
1:A:2542:GLY:O	1:A:2543:ARG:CB	2.33	0.77
1:A:2604:LYS:N	1:A:2610:GLY:N	2.32	0.77
1:A:3360:TYR:CA	1:A:3361:ASP:N	2.47	0.77
1:B:1881:LEU:HA	1:B:1885:GLU:O	1.83	0.77
1:B:2153:VAL:O	1:B:2195:GLU:HA	1.82	0.77
1:A:2105:ASP:O	1:A:2156:SER:O	2.03	0.77
1:A:2153:VAL:O	1:A:2195:GLU:HA	1.82	0.77
1:A:2382:ALA:HB1	1:A:2386:MET:CB	2.12	0.77
1:A:2386:MET:O	1:A:2390:ILE:CB	2.33	0.77
1:A:4027:VAL:O	1:A:4029:ILE:CB	2.33	0.77
1:B:2444:ASN:O	1:B:2445:PHE:CB	2.30	0.77
1:B:2604:LYS:N	1:B:2610:GLY:N	2.32	0.77
1:B:3360:TYR:CA	1:B:3361:ASP:N	2.47	0.77
1:B:3806:ALA:O	1:B:3807:SER:CB	2.32	0.77
1:B:3861:GLU:C	1:B:3863:LYS:H	1.88	0.77
1:A:2188:PRO:CB	1:A:2189:ASN:CA	2.63	0.77
1:B:3815:PRO:O	1:B:3843:ASN:CB	2.32	0.77
1:B:4027:VAL:O	1:B:4029:ILE:CB	2.33	0.77
1:B:2092:ALA:HB1	1:B:2097:HIS:C	2.05	0.77
1:B:2105:ASP:CA	1:B:2157:ASP:CB	2.61	0.77
1:B:3901:PRO:CB	1:B:3902:GLY:CA	2.63	0.77
1:A:1627:LEU:O	1:A:1631:LYS:CB	2.33	0.77
1:A:2172:ASP:O	1:A:2183:ARG:CB	2.33	0.77
1:B:2524:VAL:O	1:B:2525:THR:CB	2.33	0.76
1:A:1532:ARG:O	1:A:1607:TRP:HA	1.85	0.76
1:A:2006:LEU:CB	1:A:2007:GLY:C	2.53	0.76
1:B:1814:GLY:C	1:B:1815:ARG:O	2.24	0.76
1:B:1532:ARG:O	1:B:1607:TRP:HA	1.85	0.76
1:B:2105:ASP:O	1:B:2156:SER:O	2.03	0.76
1:B:2188:PRO:CB	1:B:2189:ASN:CA	2.63	0.76
1:A:3877:CYS:HA	1:A:3878:HIS:CB	2.16	0.76
1:A:1987:PHE:O	1:A:1988:GLY:C	2.22	0.76
1:B:1987:PHE:O	1:B:1988:GLY:C	2.22	0.76
1:B:2369:SER:O	1:B:2372:CYS:CB	2.32	0.76
1:A:2843:LEU:HA	1:A:2844:PHE:CB	2.15	0.76
1:B:1627:LEU:O	1:B:1631:LYS:CB	2.33	0.76

Continued on next page...

Continued from previous page...

Atom-1	Atom-2	Interatomic distance (Å)	Clash overlap (Å)
1:B:2172:ASP:O	1:B:2183:ARG:CB	2.33	0.76
1:B:3754:LYS:C	1:B:3755:SER:C	2.45	0.76
1:A:2396:ASP:O	1:A:2397:THR:C	2.21	0.76
1:B:3404:VAL:O	1:B:3495:PHE:CA	2.34	0.76
1:A:1364:GLU:O	2:T:216:PRO:CB	2.34	0.76
1:A:2369:SER:O	1:A:2372:CYS:CB	2.32	0.76
1:B:3713:GLU:CB	1:B:3714:GLN:C	2.54	0.76
1:B:3890:GLN:N	1:B:3891:ARG:HA	1.98	0.76
1:A:1747:VAL:HA	1:A:1752:SER:HA	1.67	0.76
1:A:1814:GLY:C	1:A:1815:ARG:O	2.24	0.76
1:A:2154:PHE:C	1:A:2195:GLU:CB	2.55	0.76
1:B:2436:SER:O	1:B:2437:LEU:CB	2.29	0.76
1:A:1466:GLN:CB	1:A:1469:LEU:CB	2.63	0.75
1:B:1466:GLN:CB	1:B:1469:LEU:CB	2.63	0.75
1:A:2006:LEU:CB	1:A:2008:ASP:N	2.49	0.75
1:B:2578:ILE:C	1:B:2580:LYS:H	1.74	0.75
1:A:2328:GLY:HA3	1:A:2329:ASP:CB	2.16	0.75
1:A:2432:LEU:O	1:A:2433:ARG:CB	2.29	0.75
1:A:3754:LYS:C	1:A:3755:SER:C	2.45	0.75
1:A:3901:PRO:CB	1:A:3902:GLY:CA	2.63	0.75
1:B:2006:LEU:CB	1:B:2008:ASP:N	2.49	0.75
1:B:2108:VAL:CB	1:B:2504:LEU:CB	2.64	0.75
1:A:2108:VAL:CB	1:A:2504:LEU:CB	2.64	0.75
1:A:3478:THR:O	1:A:3479:VAL:CB	2.34	0.75
1:A:3665:ARG:O	1:A:3667:ALA:CB	2.32	0.75
1:A:3861:GLU:C	1:A:3863:LYS:H	1.88	0.75
1:B:2154:PHE:C	1:B:2195:GLU:CB	2.55	0.75
1:B:3501:PRO:O	1:B:3502:SER:CB	2.35	0.75
1:A:3404:VAL:O	1:A:3495:PHE:CA	2.34	0.75
1:A:2524:VAL:O	1:A:2525:THR:CB	2.33	0.75
1:A:3713:GLU:CB	1:A:3714:GLN:C	2.54	0.75
1:B:2640:THR:O	1:B:2644:LEU:CB	2.35	0.75
1:B:2328:GLY:HA3	1:B:2329:ASP:CB	2.16	0.75
1:B:3877:CYS:HA	1:B:3878:HIS:CB	2.16	0.75
1:A:1932:MET:CA	1:A:1946:ALA:CB	2.64	0.75
1:A:2640:THR:O	1:A:2644:LEU:CB	2.35	0.75
1:B:3886:ALA:C	1:B:3890:GLN:O	2.24	0.74
1:A:1814:GLY:HA3	1:A:1815:ARG:CA	2.17	0.74
1:B:1932:MET:CA	1:B:1946:ALA:CB	2.64	0.74
1:B:2430:ASN:C	1:B:2432:LEU:CA	2.56	0.74
1:B:2411:LYS:HA	1:B:2554:ALA:O	1.86	0.74

Continued on next page...

Continued from previous page...

Atom-1	Atom-2	Interatomic distance (Å)	Clash overlap (Å)
1:A:2430:ASN:C	1:A:2432:LEU:CA	2.56	0.74
1:A:3890:GLN:N	1:A:3891:ARG:HA	1.98	0.74
1:B:3478:THR:O	1:B:3479:VAL:CB	2.34	0.74
1:A:2411:LYS:HA	1:A:2554:ALA:O	1.86	0.74
1:B:1747:VAL:HA	1:B:1752:SER:HA	1.68	0.74
1:A:3501:PRO:O	1:A:3502:SER:CB	2.35	0.74
1:A:3886:ALA:C	1:A:3890:GLN:O	2.24	0.74
1:B:2173:ASN:HA	1:B:2182:GLU:O	1.88	0.74
1:B:3419:SER:O	1:B:3421:TYR:N	2.21	0.74
1:A:1843:ALA:CB	1:A:1893:ALA:H	1.69	0.74
1:A:3419:SER:O	1:A:3421:TYR:N	2.21	0.73
1:B:1627:LEU:CB	1:B:1643:TYR:CB	2.66	0.73
1:B:1932:MET:CB	1:B:1946:ALA:HA	2.18	0.73
1:A:3370:LEU:O	1:A:3373:LEU:N	2.22	0.73
1:A:4010:LEU:O	1:A:4013:HIS:C	2.27	0.73
1:B:2843:LEU:HA	1:B:2844:PHE:CB	2.15	0.73
1:A:1364:GLU:C	2:T:216:PRO:C	2.46	0.73
1:A:1627:LEU:CB	1:A:1643:TYR:CB	2.66	0.73
1:B:2209:ARG:CB	1:B:2210:CYS:CB	2.67	0.73
1:B:3370:LEU:O	1:B:3373:LEU:N	2.22	0.73
1:B:4010:LEU:O	1:B:4013:HIS:C	2.27	0.73
1:A:2173:ASN:HA	1:A:2182:GLU:O	1.88	0.73
1:A:3452:ILE:O	1:A:3453:GLN:C	2.27	0.73
1:A:2209:ARG:CB	1:A:2210:CYS:CB	2.66	0.73
1:A:2657:ALA:O	1:A:2914:ILE:CB	2.37	0.73
1:B:2329:ASP:O	1:B:2330:SER:O	2.05	0.73
1:B:2657:ALA:O	1:B:2914:ILE:CB	2.37	0.73
1:B:1843:ALA:CB	1:B:1893:ALA:H	1.69	0.72
1:A:2430:ASN:O	1:A:2432:LEU:CB	2.38	0.72
1:B:1734:PHE:O	1:B:1755:LEU:O	2.07	0.72
1:A:1747:VAL:O	1:A:1748:PHE:CB	2.38	0.72
1:A:1932:MET:C	1:A:1946:ALA:CB	2.57	0.72
1:A:3877:CYS:CB	1:A:3879:LEU:N	2.52	0.72
1:B:3666:ALA:HB1	1:B:3668:ARG:C	2.10	0.72
1:A:3991:THR:O	1:A:3992:ILE:C	2.21	0.72
1:A:3666:ALA:HB1	1:A:3668:ARG:C	2.10	0.72
1:B:2301:TRP:O	1:B:2302:PHE:O	2.07	0.72
1:A:2329:ASP:O	1:A:2330:SER:O	2.05	0.72
1:A:3877:CYS:CA	1:A:3878:HIS:CB	2.67	0.72
1:B:2430:ASN:O	1:B:2432:LEU:CB	2.38	0.72
1:B:3915:PHE:O	1:B:3916:PHE:C	2.25	0.72

Continued on next page...

Continued from previous page...

Atom-1	Atom-2	Interatomic distance (Å)	Clash overlap (Å)
1:A:3503:GLY:O	1:A:3505:ILE:N	2.23	0.72
1:B:1747:VAL:O	1:B:1748:PHE:CB	2.38	0.72
1:B:1814:GLY:HA3	1:B:1815:ARG:CA	2.17	0.72
1:B:1932:MET:C	1:B:1946:ALA:CB	2.57	0.72
1:B:2038:LEU:CB	1:B:2090:ALA:HB2	2.19	0.72
1:A:2038:LEU:CB	1:A:2090:ALA:HB2	2.19	0.72
1:B:3877:CYS:CA	1:B:3878:HIS:CB	2.67	0.72
1:B:3877:CYS:CB	1:B:3879:LEU:N	2.52	0.72
1:B:3899:ASP:C	1:B:3900:ILE:CA	2.58	0.71
1:A:3864:ALA:O	1:A:3865:ALA:HB2	1.90	0.71
1:A:3915:PHE:O	1:A:3916:PHE:C	2.25	0.71
1:A:2372:CYS:C	1:A:2374:GLU:N	2.40	0.71
1:A:3899:ASP:C	1:A:3900:ILE:CA	2.58	0.71
1:B:4001:GLU:O	1:B:4002:LYS:CB	2.38	0.71
1:A:3666:ALA:CB	1:A:3669:THR:H	1.91	0.71
1:A:1734:PHE:O	1:A:1755:LEU:O	2.07	0.71
1:A:1932:MET:CB	1:A:1946:ALA:HA	2.18	0.71
1:A:2301:TRP:O	1:A:2302:PHE:O	2.07	0.71
1:B:1814:GLY:HA3	1:B:1815:ARG:CB	2.19	0.71
1:B:2374:GLU:O	1:B:2375:ILE:C	2.27	0.71
1:A:1848:ASP:CB	1:A:1850:PHE:N	2.54	0.71
1:A:2374:GLU:O	1:A:2375:ILE:C	2.27	0.71
1:B:3452:ILE:O	1:B:3453:GLN:C	2.27	0.71
1:A:3687:SER:O	1:A:3689:ALA:N	2.24	0.71
1:A:4001:GLU:O	1:A:4002:LYS:CB	2.38	0.71
1:B:1478:SER:O	1:B:1481:SER:N	2.24	0.71
1:B:3665:ARG:O	1:B:3667:ALA:CB	2.32	0.71
1:B:3687:SER:O	1:B:3689:ALA:N	2.24	0.71
1:B:3864:ALA:O	1:B:3865:ALA:HB2	1.90	0.71
1:B:2434:ASN:CB	1:B:2435:SER:O	2.39	0.70
1:B:3503:GLY:O	1:B:3505:ILE:N	2.23	0.70
1:A:1814:GLY:HA3	1:A:1815:ARG:CB	2.19	0.70
1:A:1881:LEU:HA	1:A:1886:THR:HA	1.73	0.70
1:A:2616:LEU:H	1:A:2619:PRO:CB	2.04	0.70
1:A:3359:LYS:N	1:A:3360:TYR:CB	2.55	0.70
1:A:2346:PHE:O	1:A:2348:HIS:CB	2.39	0.70
1:B:1747:VAL:CB	1:B:1752:SER:HA	2.21	0.70
1:B:1848:ASP:CB	1:B:1850:PHE:N	2.54	0.70
1:B:3991:THR:O	1:B:3992:ILE:C	2.21	0.70
1:A:1747:VAL:CB	1:A:1752:SER:HA	2.21	0.70
1:A:3666:ALA:HA	1:A:3667:ALA:CB	2.15	0.70

Continued on next page...

Continued from previous page...

Atom-1	Atom-2	Interatomic distance (Å)	Clash overlap (Å)
1:B:1881:LEU:HA	1:B:1886:THR:HA	1.73	0.70
1:B:2785:LYS:C	1:B:3458:PHE:CB	2.56	0.70
1:A:1939:PHE:O	1:A:1940:GLU:CB	2.40	0.70
1:A:2153:VAL:C	1:A:2195:GLU:CB	2.60	0.70
1:A:2411:LYS:CB	1:A:2554:ALA:CB	2.62	0.70
1:B:2346:PHE:O	1:B:2348:HIS:CB	2.39	0.70
1:B:2616:LEU:H	1:B:2619:PRO:CB	2.04	0.70
1:B:3478:THR:CB	1:B:3483:ASP:HA	2.21	0.70
1:A:1986:GLU:CA	1:A:1987:PHE:CB	2.70	0.69
1:A:1916:PHE:O	1:A:1917:ARG:CB	2.39	0.69
1:A:3478:THR:CB	1:A:3483:ASP:HA	2.21	0.69
1:A:3677:LEU:HA	1:A:3680:GLN:CB	2.22	0.69
1:A:1843:ALA:HA	1:A:1844:TRP:O	1.92	0.69
1:A:2434:ASN:CB	1:A:2435:SER:O	2.39	0.69
2:S:32:TYR:N	2:S:32:TYR:C	2.46	0.69
1:A:2002:ILE:C	1:A:2212:LEU:O	2.31	0.69
1:B:1823:ASP:HA	1:B:1853:LEU:CB	2.22	0.69
1:B:1843:ALA:HA	1:B:1844:TRP:O	1.92	0.69
1:B:2002:ILE:O	1:B:2212:LEU:O	2.11	0.69
1:B:3359:LYS:N	1:B:3360:TYR:CB	2.55	0.69
1:B:3677:LEU:HA	1:B:3680:GLN:CB	2.22	0.69
1:A:1478:SER:O	1:A:1481:SER:N	2.24	0.69
1:B:1960:CYS:HA	1:B:1961:SER:CB	2.23	0.69
1:B:1986:GLU:CA	1:B:1987:PHE:CB	2.70	0.69
1:B:2002:ILE:C	1:B:2212:LEU:O	2.31	0.69
1:A:1823:ASP:HA	1:A:1853:LEU:CB	2.22	0.69
1:A:1986:GLU:HA	1:A:1987:PHE:O	1.92	0.69
1:B:1843:ALA:HB1	1:B:1893:ALA:O	1.93	0.69
1:B:1986:GLU:HA	1:B:1987:PHE:O	1.92	0.69
1:B:1872:LEU:C	1:B:1874:VAL:N	2.45	0.69
1:A:1843:ALA:HB1	1:A:1844:TRP:HA	0.74	0.69
1:A:1960:CYS:HA	1:A:1961:SER:CB	2.23	0.69
1:B:2153:VAL:C	1:B:2195:GLU:CB	2.60	0.69
1:B:3370:LEU:O	1:B:3371:VAL:C	2.32	0.69
1:A:2369:SER:CA	1:A:2372:CYS:CB	2.71	0.68
1:A:2873:LEU:C	1:A:2875:ASP:N	2.47	0.68
1:B:1916:PHE:O	1:B:1917:ARG:CB	2.39	0.68
1:B:4004:LEU:O	1:B:4008:ALA:CB	2.41	0.68
1:A:1843:ALA:HB1	1:A:1893:ALA:O	1.93	0.68
1:A:2346:PHE:CB	1:A:2349:ASP:HA	2.23	0.68
1:B:1466:GLN:HA	1:B:1468:PHE:N	2.06	0.68

Continued on next page...

Continued from previous page...

Atom-1	Atom-2	Interatomic distance (Å)	Clash overlap (Å)
1:B:1939:PHE:O	1:B:1940:GLU:CB	2.40	0.68
1:B:2372:CYS:C	1:B:2374:GLU:N	2.40	0.68
1:A:4004:LEU:O	1:A:4008:ALA:CB	2.41	0.68
1:B:2004:PRO:N	1:B:2214:TRP:CB	2.56	0.68
1:B:2419:PRO:O	1:B:2420:PRO:CB	2.41	0.68
1:A:2004:PRO:N	1:A:2214:TRP:CB	2.56	0.68
1:A:2419:PRO:O	1:A:2420:PRO:CB	2.42	0.68
1:B:1633:GLY:N	1:B:1634:THR:CB	2.51	0.68
1:B:1932:MET:CA	1:B:1946:ALA:HB1	2.19	0.68
1:B:2147:ASN:O	1:B:2148:SER:C	2.29	0.68
1:B:2369:SER:CA	1:B:2372:CYS:CB	2.71	0.68
1:B:2411:LYS:CB	1:B:2554:ALA:CB	2.62	0.68
1:B:2912:CYS:O	1:B:2913:ILE:CB	2.42	0.68
1:A:1844:TRP:CB	1:A:1893:ALA:O	2.41	0.68
1:A:2002:ILE:O	1:A:2212:LEU:O	2.11	0.68
1:A:3370:LEU:O	1:A:3371:VAL:C	2.32	0.68
1:B:3484:HIS:O	1:B:3485:GLU:CB	2.42	0.68
1:A:1497:ILE:C	1:A:1499:VAL:N	2.45	0.68
1:A:1585:VAL:O	1:A:1586:GLU:CB	2.42	0.68
1:A:3484:HIS:O	1:A:3485:GLU:CB	2.42	0.68
1:B:1735:TYR:C	1:B:1756:LEU:N	2.47	0.68
1:B:1843:ALA:HB1	1:B:1844:TRP:HA	0.74	0.68
1:A:1735:TYR:C	1:A:1756:LEU:N	2.47	0.67
1:A:2912:CYS:O	1:A:2913:ILE:CB	2.42	0.67
1:A:3750:TYR:C	1:A:3752:THR:CB	2.62	0.67
1:B:1844:TRP:CB	1:B:1893:ALA:O	2.41	0.67
1:A:1633:GLY:N	1:A:1634:THR:CB	2.51	0.67
1:A:2785:LYS:C	1:A:3458:PHE:CB	2.56	0.67
1:B:1872:LEU:O	1:B:1874:VAL:N	2.27	0.67
1:B:2346:PHE:CB	1:B:2349:ASP:HA	2.23	0.67
1:A:2907:ALA:O	1:A:2909:PHE:N	2.28	0.67
1:B:1932:MET:O	1:B:1946:ALA:HB2	1.93	0.67
1:A:2539:THR:O	1:A:2540:ASP:C	2.33	0.67
1:B:2329:ASP:H	1:B:2333:GLU:CB	2.08	0.67
1:A:1932:MET:O	1:A:1946:ALA:HB2	1.93	0.67
1:A:2329:ASP:H	1:A:2333:GLU:CB	2.08	0.67
1:A:4030:PRO:O	1:A:4031:GLN:C	2.33	0.67
1:B:1941:ASP:N	1:B:1942:SER:CB	2.58	0.67
1:A:1445:TRP:O	1:A:1448:VAL:CB	2.42	0.67
1:A:1872:LEU:O	1:A:1874:VAL:N	2.27	0.67
1:B:3410:PRO:O	1:B:3413:HIS:N	2.27	0.67

Continued on next page...

Continued from previous page...

Atom-1	Atom-2	Interatomic distance (Å)	Clash overlap (Å)
1:B:3890:GLN:CB	1:B:3891:ARG:O	2.43	0.67
1:B:3750:TYR:C	1:B:3752:THR:CB	2.62	0.67
1:A:1631:LYS:O	1:A:1635:ASP:HA	1.95	0.67
1:A:3890:GLN:CB	1:A:3891:ARG:O	2.43	0.67
1:B:1445:TRP:O	1:B:1448:VAL:CB	2.42	0.67
1:B:2907:ALA:O	1:B:2909:PHE:N	2.28	0.67
1:A:1941:ASP:N	1:A:1942:SER:CB	2.58	0.67
1:B:2686:LEU:N	1:B:2687:GLY:HA2	2.09	0.67
1:A:2371:PHE:CB	1:A:2372:CYS:CA	2.72	0.66
1:A:3410:PRO:O	1:A:3413:HIS:N	2.27	0.66
1:B:1631:LYS:O	1:B:1635:ASP:HA	1.95	0.66
1:A:2147:ASN:O	1:A:2148:SER:C	2.29	0.66
1:B:2371:PHE:CB	1:B:2372:CYS:CA	2.72	0.66
1:B:4030:PRO:O	1:B:4031:GLN:C	2.33	0.66
1:A:2347:GLY:N	1:A:2348:HIS:CB	2.59	0.66
1:A:3407:LEU:CB	1:A:3497:HIS:HA	2.26	0.66
1:A:3807:SER:H	1:A:3808:LYS:CB	2.08	0.66
1:A:2616:LEU:O	1:A:2619:PRO:N	2.29	0.66
1:B:2343:ASN:O	1:B:2345:TYR:O	2.14	0.66
1:B:2616:LEU:O	1:B:2619:PRO:N	2.29	0.66
1:A:3332:THR:C	1:A:3334:PHE:H	1.99	0.66
1:A:3748:TRP:O	1:A:3752:THR:CB	2.43	0.66
1:B:1493:LEU:O	1:B:1494:ASP:C	2.34	0.66
1:B:1747:VAL:CB	1:B:1751:GLN:O	2.44	0.66
1:B:1844:TRP:HA	1:B:1893:ALA:O	1.94	0.66
1:B:2007:GLY:O	1:B:2011:GLU:CB	2.44	0.66
1:B:2724:CYS:HA	1:B:2726:GLU:H	1.59	0.66
1:B:3807:SER:H	1:B:3808:LYS:CB	2.08	0.66
1:B:1842:GLY:CA	1:B:1891:HIS:HA	2.14	0.66
1:A:1747:VAL:CB	1:A:1751:GLN:O	2.44	0.66
1:A:2724:CYS:HA	1:A:2726:GLU:H	1.59	0.66
1:A:2726:GLU:CB	1:A:2727:GLU:CA	2.73	0.66
1:B:2099:ASN:CB	1:B:2100:VAL:CB	2.74	0.66
1:B:2873:LEU:C	1:B:2875:ASP:N	2.47	0.66
1:A:3478:THR:CB	1:A:3482:GLY:O	2.44	0.66
1:A:2786:ILE:CA	1:A:3458:PHE:O	2.35	0.65
1:B:2155:ASP:CB	1:B:2157:ASP:H	2.09	0.65
1:A:2435:SER:N	1:A:2479:ILE:CA	2.55	0.65
1:A:3877:CYS:CB	1:A:3878:HIS:CB	2.75	0.65
1:B:1585:VAL:O	1:B:1586:GLU:CB	2.42	0.65
1:B:3407:LEU:CB	1:B:3497:HIS:HA	2.26	0.65

Continued on next page...

Continued from previous page...

Atom-1	Atom-2	Interatomic distance (Å)	Clash overlap (Å)
1:B:3748:TRP:O	1:B:3752:THR:CB	2.43	0.65
1:A:2343:ASN:O	1:A:2345:TYR:O	2.14	0.65
1:B:2111:LYS:CB	1:B:2116:GLY:N	2.60	0.65
1:B:2604:LYS:N	1:B:2610:GLY:H	1.95	0.65
1:B:2435:SER:H	1:B:2479:ILE:CA	2.07	0.65
1:B:2539:THR:O	1:B:2540:ASP:C	2.33	0.65
1:A:1872:LEU:C	1:A:1874:VAL:N	2.45	0.65
1:A:2007:GLY:O	1:A:2011:GLU:CB	2.44	0.65
1:A:3861:GLU:O	1:A:3862:THR:C	2.34	0.65
1:B:1848:ASP:CB	1:B:1849:GLU:O	2.44	0.65
1:B:2615:TYR:CA	1:B:2616:LEU:CB	2.74	0.65
1:A:2103:VAL:C	1:A:2105:ASP:H	1.94	0.65
1:A:2111:LYS:CB	1:A:2116:GLY:N	2.60	0.65
1:A:2301:TRP:C	1:A:2302:PHE:CA	2.64	0.65
1:A:2382:ALA:CB	1:A:2386:MET:CB	2.75	0.65
1:A:2604:LYS:N	1:A:2610:GLY:H	1.95	0.65
1:B:2347:GLY:N	1:B:2348:HIS:CB	2.59	0.65
1:B:3478:THR:CB	1:B:3482:GLY:O	2.44	0.65
1:A:2099:ASN:CB	1:A:2100:VAL:CB	2.74	0.65
1:A:3739:ASP:H	1:A:3740:THR:CB	2.10	0.65
1:A:3889:LEU:N	1:A:3890:GLN:CA	2.59	0.65
1:B:3432:LEU:CB	1:B:3456:GLU:CB	2.74	0.65
1:B:3889:LEU:N	1:B:3890:GLN:CA	2.59	0.65
1:B:1691:SER:CB	1:B:1692:ASP:O	2.45	0.65
1:B:2098:ALA:HB1	1:B:2149:ARG:N	2.12	0.65
1:B:2604:LYS:O	1:B:2608:SER:CB	2.44	0.65
1:B:2726:GLU:CB	1:B:2727:GLU:CA	2.73	0.65
1:B:3877:CYS:CB	1:B:3878:HIS:CB	2.75	0.65
1:A:1691:SER:CB	1:A:1692:ASP:O	2.45	0.65
1:A:1848:ASP:CB	1:A:1849:GLU:O	2.44	0.65
1:A:1918:GLU:O	1:A:3996:GLY:HA2	1.97	0.65
1:A:2686:LEU:N	1:A:2687:GLY:HA2	2.09	0.65
1:A:3997:LYS:C	1:A:3999:ASP:CB	2.65	0.65
1:B:1848:ASP:CA	1:B:1849:GLU:C	2.66	0.65
1:B:1986:GLU:HA	1:B:1987:PHE:CA	2.27	0.64
1:A:1631:LYS:HA	1:A:1635:ASP:HA	1.78	0.64
1:A:1822:CYS:O	1:A:1824:ASP:N	2.29	0.64
1:A:1844:TRP:HA	1:A:1893:ALA:O	1.94	0.64
1:A:3432:LEU:CB	1:A:3456:GLU:CB	2.74	0.64
1:B:2103:VAL:C	1:B:2105:ASP:H	1.94	0.64
1:B:2382:ALA:CB	1:B:2386:MET:CB	2.74	0.64

Continued on next page...

Continued from previous page...

Atom-1	Atom-2	Interatomic distance (Å)	Clash overlap (Å)
1:B:2786:ILE:CA	1:B:3458:PHE:O	2.35	0.64
1:A:1986:GLU:HA	1:A:1987:PHE:CA	2.27	0.64
1:A:2155:ASP:CB	1:A:2157:ASP:H	2.09	0.64
1:A:2604:LYS:O	1:A:2608:SER:CB	2.44	0.64
1:A:4034:LEU:C	1:A:4036:GLN:CB	2.66	0.64
1:B:1827:ASP:CB	1:B:1828:TYR:CA	2.76	0.64
1:B:3861:GLU:O	1:B:3862:THR:C	2.34	0.64
1:B:1636:ILE:O	1:B:1638:VAL:N	2.31	0.64
1:B:2372:CYS:N	1:B:2373:SER:CB	2.61	0.64
1:B:3332:THR:C	1:B:3334:PHE:H	1.99	0.64
1:B:1631:LYS:HA	1:B:1635:ASP:HA	1.78	0.64
1:B:3997:LYS:C	1:B:3999:ASP:CB	2.65	0.64
1:A:1493:LEU:O	1:A:1494:ASP:C	2.34	0.64
1:A:1824:ASP:O	1:A:1826:PHE:O	2.16	0.64
1:B:2435:SER:N	1:B:2479:ILE:CA	2.55	0.64
1:B:1918:GLU:O	1:B:3996:GLY:HA2	1.97	0.64
1:B:1747:VAL:CA	1:B:1752:SER:HA	2.27	0.64
1:B:1822:CYS:O	1:B:1824:ASP:N	2.29	0.64
1:A:1636:ILE:O	1:A:1638:VAL:N	2.31	0.63
1:A:1747:VAL:CA	1:A:1752:SER:HA	2.27	0.63
1:A:2372:CYS:N	1:A:2373:SER:CB	2.61	0.63
1:B:2301:TRP:C	1:B:2302:PHE:CA	2.64	0.63
1:B:3335:GLY:O	1:B:3337:LEU:HA	1.99	0.63
1:A:3335:GLY:O	1:A:3337:LEU:HA	1.99	0.63
1:A:3859:VAL:CB	1:A:3888:LEU:HA	2.28	0.63
1:B:1824:ASP:O	1:B:1826:PHE:O	2.16	0.63
1:B:4034:LEU:C	1:B:4036:GLN:CB	2.66	0.63
1:A:2188:PRO:CB	1:A:2189:ASN:HA	2.28	0.63
1:A:2159:ASP:O	1:A:2160:PRO:C	2.35	0.63
1:A:3666:ALA:CA	1:A:3667:ALA:HB3	2.27	0.63
1:A:4064:GLN:CB	1:A:4070:ILE:CB	2.77	0.63
1:B:1632:ASP:CB	1:B:1633:GLY:CA	2.75	0.63
1:A:2708:ASN:CB	1:A:2709:LYS:CB	2.77	0.63
1:B:3336:HIS:H	1:B:3337:LEU:CA	2.03	0.63
1:B:2390:ILE:O	1:B:2391:VAL:C	2.37	0.63
1:A:1969:GLY:O	1:A:1970:LEU:C	2.37	0.63
1:A:2603:CYS:CB	1:A:2610:GLY:H	2.12	0.63
1:A:3478:THR:CB	1:A:3483:ASP:CA	2.77	0.63
1:A:3750:TYR:N	1:A:3752:THR:CB	2.62	0.63
1:A:1848:ASP:CA	1:A:1849:GLU:C	2.66	0.63
1:B:3750:TYR:N	1:B:3752:THR:CB	2.62	0.63

Continued on next page...

Continued from previous page...

Atom-1	Atom-2	Interatomic distance (Å)	Clash overlap (Å)
1:A:1842:GLY:C	1:A:1892:THR:N	2.53	0.62
1:A:2873:LEU:O	1:A:2874:TYR:C	2.35	0.62
1:B:2188:PRO:CB	1:B:2189:ASN:HA	2.28	0.62
1:B:3478:THR:CB	1:B:3483:ASP:CA	2.77	0.62
1:A:1364:GLU:C	2:T:216:PRO:CA	2.64	0.62
1:A:2000:ARG:O	1:A:2212:LEU:C	2.38	0.62
1:B:1747:VAL:CB	1:B:1752:SER:CA	2.77	0.62
1:B:1986:GLU:CA	1:B:1987:PHE:CA	2.77	0.62
1:B:2603:CYS:CB	1:B:2610:GLY:H	2.12	0.62
1:B:2861:ARG:HA	1:B:2868:ASP:CB	2.29	0.62
1:A:1632:ASP:CB	1:A:1633:GLY:CA	2.75	0.62
1:A:1747:VAL:CB	1:A:1752:SER:CA	2.77	0.62
1:A:1986:GLU:CA	1:A:1987:PHE:CA	2.77	0.62
1:B:2873:LEU:O	1:B:2874:TYR:C	2.35	0.62
1:A:2390:ILE:O	1:A:2391:VAL:C	2.37	0.62
1:B:1631:LYS:C	1:B:1635:ASP:HA	2.20	0.62
1:B:1631:LYS:O	1:B:1636:ILE:HA	2.00	0.62
1:B:1950:VAL:O	1:B:1954:GLU:CB	2.48	0.62
1:B:2155:ASP:CB	1:B:2156:SER:C	2.68	0.62
1:B:2000:ARG:O	1:B:2212:LEU:C	2.38	0.62
1:B:2708:ASN:CB	1:B:2709:LYS:CB	2.77	0.62
1:A:2098:ALA:HB1	1:A:2149:ARG:N	2.12	0.62
1:A:2123:LEU:O	1:A:2124:GLU:CB	2.47	0.62
1:A:2155:ASP:CB	1:A:2156:SER:C	2.67	0.62
1:A:2195:GLU:O	1:A:2196:THR:C	2.37	0.62
1:A:2561:TYR:CB	1:A:2562:PRO:HA	2.30	0.62
1:A:2861:ARG:HA	1:A:2868:ASP:CB	2.29	0.62
1:B:1842:GLY:C	1:B:1892:THR:N	2.53	0.62
1:A:1753:GLY:O	1:A:1754:TYR:CB	2.48	0.62
1:A:1950:VAL:O	1:A:1954:GLU:CB	2.48	0.62
1:B:2123:LEU:O	1:B:2124:GLU:CB	2.47	0.62
1:A:1631:LYS:C	1:A:1635:ASP:HA	2.20	0.62
1:A:3751:VAL:CB	1:A:3752:THR:HA	2.29	0.62
1:B:3739:ASP:H	1:B:3740:THR:CB	2.10	0.62
1:B:4064:GLN:CB	1:B:4070:ILE:CB	2.77	0.62
1:B:1753:GLY:O	1:B:1754:TYR:CB	2.48	0.61
1:B:2195:GLU:O	1:B:2196:THR:C	2.37	0.61
1:B:2540:ASP:O	1:B:2542:GLY:N	2.33	0.61
1:A:1364:GLU:CA	2:T:216:PRO:CB	2.67	0.61
1:A:1550:GLY:CA	1:A:1551:SER:C	2.50	0.61
1:B:1844:TRP:CA	1:B:1845:GLY:N	2.62	0.61

Continued on next page...

Continued from previous page...

Atom-1	Atom-2	Interatomic distance (Å)	Clash overlap (Å)
1:A:3877:CYS:CB	1:A:3878:HIS:CA	2.78	0.61
1:A:2203:THR:O	1:A:2207:ILE:CB	2.48	0.61
1:A:2540:ASP:O	1:A:2542:GLY:N	2.33	0.61
1:A:3410:PRO:N	1:A:3411:SER:HA	2.16	0.61
1:A:3426:THR:CB	1:A:3427:VAL:N	2.27	0.61
1:A:1877:SER:O	1:A:1878:HIS:C	2.39	0.61
1:B:3478:THR:CA	1:B:3483:ASP:HA	2.27	0.61
1:B:1840:GLN:HA	1:B:1889:SER:O	2.01	0.61
1:B:2561:TYR:CB	1:B:2562:PRO:HA	2.29	0.61
1:B:3751:VAL:CB	1:B:3752:THR:HA	2.29	0.61
1:A:3478:THR:CA	1:A:3483:ASP:HA	2.27	0.61
1:B:3666:ALA:CA	1:B:3667:ALA:HB3	2.27	0.61
1:A:1840:GLN:HA	1:A:1889:SER:O	2.01	0.61
1:B:2203:THR:O	1:B:2207:ILE:CB	2.48	0.60
1:A:2130:PHE:C	1:A:2132:SER:N	2.54	0.60
1:A:2907:ALA:C	1:A:2909:PHE:H	2.04	0.60
1:B:1466:GLN:N	1:B:1468:PHE:H	1.98	0.60
1:B:1932:MET:CB	1:B:1946:ALA:C	2.70	0.60
1:B:1966:TYR:O	1:B:1967:HIS:CB	2.49	0.60
1:B:3410:PRO:N	1:B:3411:SER:HA	2.16	0.60
1:B:3821:ASN:O	1:B:3823:ASN:N	2.30	0.60
1:B:3859:VAL:CB	1:B:3888:LEU:HA	2.28	0.60
1:B:3877:CYS:CB	1:B:3878:HIS:CA	2.78	0.60
1:B:2159:ASP:O	1:B:2160:PRO:C	2.35	0.60
1:A:1631:LYS:O	1:A:1636:ILE:HA	2.00	0.60
1:B:2369:SER:O	1:B:2371:PHE:N	2.35	0.60
1:B:3807:SER:H	1:B:3809:GLU:H	1.48	0.60
1:A:1966:TYR:O	1:A:1967:HIS:CB	2.49	0.60
1:B:1827:ASP:CB	1:B:1831:LEU:CB	2.79	0.60
1:B:1941:ASP:CA	1:B:1942:SER:CA	2.79	0.60
1:B:2107:LYS:O	1:B:2504:LEU:HA	2.02	0.60
1:A:1466:GLN:N	1:A:1468:PHE:H	1.98	0.60
1:A:1827:ASP:CB	1:A:1831:LEU:CB	2.80	0.60
1:A:2428:MET:O	1:A:2433:ARG:CB	2.49	0.60
1:A:2459:HIS:CB	1:A:2463:ASN:CB	2.80	0.60
1:B:1466:GLN:CA	1:B:1468:PHE:N	2.64	0.60
1:A:1872:LEU:O	1:A:1873:GLN:C	2.40	0.60
1:A:2411:LYS:CA	1:A:2554:ALA:O	2.49	0.60
1:A:3332:THR:C	1:A:3334:PHE:N	2.55	0.60
1:B:2130:PHE:C	1:B:2132:SER:N	2.54	0.60
1:B:4031:GLN:CB	1:B:4032:PRO:C	2.70	0.60

Continued on next page...

Continued from previous page...

Atom-1	Atom-2	Interatomic distance (Å)	Clash overlap (Å)
1:A:1529:ARG:HA	1:A:1532:ARG:CB	2.31	0.60
1:A:1851:ASN:CB	1:A:1897:THR:O	2.50	0.60
1:A:2369:SER:O	1:A:2371:PHE:N	2.34	0.60
1:A:2679:LYS:C	1:A:2681:LEU:HA	2.23	0.60
1:A:4031:GLN:CB	1:A:4032:PRO:C	2.70	0.60
1:B:1848:ASP:O	1:B:1851:ASN:CB	2.50	0.60
1:B:1872:LEU:O	1:B:1873:GLN:C	2.40	0.60
1:B:1969:GLY:O	1:B:1970:LEU:C	2.37	0.60
1:B:2459:HIS:CB	1:B:2463:ASN:CB	2.80	0.60
1:A:2188:PRO:N	1:A:2189:ASN:HA	2.16	0.60
1:A:3376:LYS:O	1:A:3380:LEU:N	2.31	0.60
1:A:2785:LYS:O	1:A:3458:PHE:HA	1.53	0.60
1:B:1529:ARG:HA	1:B:1532:ARG:CB	2.31	0.60
1:B:1942:SER:O	1:B:1945:LEU:CB	2.50	0.60
1:B:2639:GLN:O	1:B:2640:THR:CB	2.50	0.60
1:A:2307:ASP:O	1:A:2308:LYS:CB	2.50	0.60
1:A:3754:LYS:C	1:A:3755:SER:CA	2.69	0.60
1:B:2371:PHE:CA	1:B:2372:CYS:CB	2.80	0.60
1:A:1827:ASP:CB	1:A:1828:TYR:CA	2.76	0.59
1:A:1848:ASP:O	1:A:1851:ASN:CB	2.50	0.59
1:B:1636:ILE:O	1:B:1637:GLU:C	2.40	0.59
1:B:2307:ASP:O	1:B:2308:LYS:CB	2.50	0.59
1:B:2428:MET:O	1:B:2433:ARG:CB	2.49	0.59
1:A:1941:ASP:CA	1:A:1942:SER:CA	2.79	0.59
1:A:1942:SER:O	1:A:1945:LEU:CB	2.50	0.59
1:A:2079:GLY:O	1:A:2080:LYS:C	2.40	0.59
1:A:2579:PHE:O	1:A:2580:LYS:CB	2.49	0.59
1:A:1466:GLN:CA	1:A:1468:PHE:N	2.64	0.59
1:A:3821:ASN:O	1:A:3823:ASN:N	2.30	0.59
1:B:2411:LYS:CA	1:B:2554:ALA:O	2.49	0.59
1:A:1984:ILE:CB	1:A:1985:SER:CB	2.81	0.59
1:A:2429:ASN:HA	1:A:2433:ARG:CB	2.32	0.59
1:B:1851:ASN:CB	1:B:1897:THR:O	2.50	0.59
1:B:1984:ILE:CB	1:B:1985:SER:CB	2.81	0.59
1:A:1932:MET:CB	1:A:1946:ALA:C	2.70	0.59
1:A:3808:LYS:O	1:A:3809:GLU:C	2.41	0.59
1:B:2429:ASN:HA	1:B:2433:ARG:CB	2.32	0.59
1:A:1842:GLY:CA	1:A:1891:HIS:HA	2.14	0.59
1:A:2103:VAL:C	1:A:2105:ASP:N	2.56	0.59
1:B:1447:GLU:CA	1:B:1448:VAL:CB	2.71	0.59
1:B:2907:ALA:C	1:B:2909:PHE:H	2.04	0.59

Continued on next page...

Continued from previous page...

Atom-1	Atom-2	Interatomic distance (Å)	Clash overlap (Å)
1:A:2371:PHE:CA	1:A:2372:CYS:CB	2.80	0.59
1:A:3336:HIS:H	1:A:3337:LEU:CA	2.04	0.59
1:A:3409:ASP:CA	1:A:3518:PHE:CB	2.81	0.59
1:B:1942:SER:C	1:B:1945:LEU:H	2.05	0.59
1:A:2724:CYS:HA	1:A:2726:GLU:N	2.18	0.59
1:A:4013:HIS:O	1:A:4016:CYS:CB	2.51	0.59
1:B:1986:GLU:HA	1:B:1987:PHE:CB	2.33	0.59
1:B:2679:LYS:C	1:B:2681:LEU:HA	2.22	0.59
1:B:3754:LYS:C	1:B:3755:SER:CA	2.69	0.59
1:A:1398:TRP:HA	1:A:1402:GLU:CB	2.33	0.59
1:B:3808:LYS:O	1:B:3809:GLU:C	2.41	0.59
1:B:3845:GLN:CB	1:B:3878:HIS:HA	2.33	0.59
1:B:4013:HIS:O	1:B:4016:CYS:CB	2.50	0.59
1:B:1398:TRP:HA	1:B:1402:GLU:CB	2.33	0.58
1:B:2000:ARG:C	1:B:2212:LEU:H	2.06	0.58
1:B:2376:PRO:O	1:B:2377:SER:C	2.41	0.58
1:B:2379:SER:O	1:B:2380:LEU:O	2.20	0.58
1:B:2513:GLN:O	1:B:2522:LYS:N	2.36	0.58
1:B:2579:PHE:O	1:B:2580:LYS:CB	2.49	0.58
1:B:2724:CYS:HA	1:B:2726:GLU:N	2.18	0.58
1:B:3332:THR:C	1:B:3334:PHE:N	2.55	0.58
1:A:1986:GLU:HA	1:A:1987:PHE:CB	2.33	0.58
1:A:2657:ALA:O	1:A:2914:ILE:O	2.21	0.58
1:A:3845:GLN:CB	1:A:3878:HIS:HA	2.33	0.58
1:B:2459:HIS:C	1:B:2463:ASN:CB	2.71	0.58
1:B:2581:LEU:CB	1:B:2582:VAL:CB	2.80	0.58
1:A:1942:SER:C	1:A:1945:LEU:H	2.05	0.58
1:A:2513:GLN:O	1:A:2522:LYS:N	2.36	0.58
1:B:2881:ILE:C	1:B:2883:LYS:N	2.56	0.58
1:A:2000:ARG:C	1:A:2212:LEU:H	2.06	0.58
1:A:2639:GLN:O	1:A:2640:THR:CB	2.50	0.58
1:B:2188:PRO:N	1:B:2189:ASN:HA	2.16	0.58
1:B:3499:CYS:O	1:B:3501:PRO:CA	2.52	0.58
1:A:1631:LYS:CA	1:A:1635:ASP:HA	2.33	0.58
1:A:2107:LYS:O	1:A:2504:LEU:HA	2.02	0.58
1:B:1631:LYS:CA	1:B:1635:ASP:HA	2.33	0.58
1:B:2079:GLY:O	1:B:2080:LYS:C	2.40	0.58
1:B:3409:ASP:CA	1:B:3518:PHE:CB	2.81	0.58
1:A:1364:GLU:HA	2:T:216:PRO:HA	0.58	0.58
1:A:1465:ILE:O	1:A:1467:ASN:N	2.37	0.58
1:A:2369:SER:C	1:A:2371:PHE:H	2.07	0.58

Continued on next page...

Continued from previous page...

Atom-1	Atom-2	Interatomic distance (Å)	Clash overlap (Å)
1:A:2376:PRO:O	1:A:2377:SER:C	2.41	0.58
1:A:1478:SER:O	1:A:1480:THR:N	2.37	0.58
1:A:1636:ILE:O	1:A:1637:GLU:C	2.40	0.58
1:A:2581:LEU:CB	1:A:2582:VAL:CB	2.80	0.58
1:A:2873:LEU:O	1:A:2876:TRP:N	2.36	0.58
1:B:1465:ILE:O	1:B:1467:ASN:N	2.37	0.58
1:A:2347:GLY:N	1:A:2348:HIS:C	2.58	0.58
1:A:2379:SER:O	1:A:2380:LEU:O	2.20	0.58
1:A:2459:HIS:C	1:A:2463:ASN:CB	2.71	0.58
1:A:2552:ARG:O	1:A:2553:HIS:C	2.42	0.58
1:A:3900:ILE:CB	1:A:3901:PRO:HA	2.34	0.58
1:B:2103:VAL:C	1:B:2105:ASP:N	2.56	0.58
1:B:2909:PHE:O	1:B:2910:ASN:CB	2.52	0.58
1:A:3998:ILE:CA	1:A:3999:ASP:CB	2.79	0.57
1:B:1755:LEU:O	1:B:1756:LEU:CB	2.50	0.57
1:B:2103:VAL:O	1:B:2105:ASP:N	2.35	0.57
1:B:2347:GLY:N	1:B:2348:HIS:C	2.58	0.57
1:A:1849:GLU:CB	1:A:1850:PHE:C	2.73	0.57
1:A:2881:ILE:C	1:A:2883:LYS:N	2.56	0.57
1:A:3499:CYS:O	1:A:3501:PRO:CA	2.52	0.57
1:B:2346:PHE:CB	1:B:2348:HIS:O	2.52	0.57
1:A:2346:PHE:CB	1:A:2348:HIS:O	2.52	0.57
1:A:3408:LEU:CB	1:A:3516:VAL:CB	2.83	0.57
1:B:2873:LEU:O	1:B:2875:ASP:CA	2.52	0.57
1:B:3426:THR:CB	1:B:3427:VAL:N	2.27	0.57
1:A:1755:LEU:O	1:A:1756:LEU:CB	2.50	0.57
1:A:1932:MET:CA	1:A:1946:ALA:HB1	2.18	0.57
1:B:3376:LYS:O	1:B:3380:LEU:N	2.31	0.57
1:B:3408:LEU:CB	1:B:3516:VAL:CB	2.83	0.57
1:A:1844:TRP:CA	1:A:1845:GLY:N	2.62	0.57
1:B:2000:ARG:O	1:B:2212:LEU:O	2.23	0.57
1:B:3453:GLN:CB	1:B:3454:ASP:CA	2.82	0.57
1:B:2578:ILE:CB	1:B:2581:LEU:O	2.53	0.57
1:A:2881:ILE:C	1:A:2883:LYS:H	2.07	0.57
1:A:3921:SER:CA	1:A:3922:GLY:O	2.53	0.57
1:B:1478:SER:O	1:B:1480:THR:N	2.37	0.57
1:B:2301:TRP:CA	1:B:2302:PHE:N	2.66	0.57
1:B:2881:ILE:C	1:B:2883:LYS:H	2.07	0.57
1:A:3453:GLN:CB	1:A:3454:ASP:CA	2.82	0.57
1:B:1631:LYS:O	1:B:1635:ASP:CA	2.53	0.57
1:B:3899:ASP:CB	1:B:3900:ILE:CB	2.82	0.57

Continued on next page...

Continued from previous page...

Atom-1	Atom-2	Interatomic distance (Å)	Clash overlap (Å)
1:B:1849:GLU:CB	1:B:1850:PHE:C	2.73	0.57
1:B:1847:PHE:O	1:B:1896:ILE:HA	2.05	0.57
1:B:3864:ALA:O	1:B:3865:ALA:CB	2.53	0.57
1:A:3751:VAL:N	1:A:3752:THR:CA	2.68	0.56
1:B:3900:ILE:CB	1:B:3901:PRO:HA	2.34	0.56
1:A:3807:SER:HA	1:A:3809:GLU:CA	2.34	0.56
1:A:3899:ASP:CB	1:A:3900:ILE:CB	2.82	0.56
1:B:2121:ALA:O	1:B:2122:THR:C	2.41	0.56
1:B:2709:LYS:CB	1:B:2710:THR:N	2.69	0.56
1:A:2909:PHE:O	1:A:2910:ASN:CB	2.52	0.56
1:A:3738:VAL:CA	1:A:3739:ASP:CB	2.77	0.56
1:B:2512:LYS:CB	1:B:2522:LYS:O	2.53	0.56
1:B:2552:ARG:O	1:B:2553:HIS:C	2.42	0.56
1:B:2907:ALA:C	1:B:2909:PHE:N	2.58	0.56
1:B:3921:SER:CA	1:B:3922:GLY:O	2.53	0.56
1:A:2121:ALA:O	1:A:2122:THR:C	2.41	0.56
1:A:2317:LEU:CB	1:A:2355:ASP:CB	2.84	0.56
1:A:3807:SER:H	1:A:3809:GLU:H	1.49	0.56
1:B:1877:SER:O	1:B:1878:HIS:C	2.39	0.56
1:B:2149:ARG:CB	1:B:2190:PHE:CB	2.83	0.56
1:B:2369:SER:C	1:B:2371:PHE:H	2.07	0.56
1:A:1847:PHE:O	1:A:1896:ILE:HA	2.05	0.56
1:A:2512:LYS:CB	1:A:2522:LYS:O	2.54	0.56
1:B:2873:LEU:O	1:B:2876:TRP:N	2.36	0.56
1:B:2873:LEU:C	1:B:2875:ASP:H	2.06	0.56
1:A:2149:ARG:CB	1:A:2190:PHE:CB	2.83	0.56
1:A:2329:ASP:O	1:A:2330:SER:C	2.43	0.56
1:A:2343:ASN:C	1:A:2345:TYR:H	2.09	0.56
1:A:2873:LEU:O	1:A:2875:ASP:CA	2.52	0.56
1:A:2907:ALA:C	1:A:2909:PHE:N	2.58	0.56
1:B:2306:ASP:CB	1:B:2311:LYS:CB	2.84	0.56
1:A:2301:TRP:O	1:A:2302:PHE:C	2.44	0.56
1:B:2067:GLN:HA	1:B:2191:ARG:CB	2.35	0.56
1:B:3358:VAL:O	1:B:3360:TYR:CB	2.54	0.56
1:B:1371:LEU:CB	2:S:165:ASP:HA	2.36	0.56
1:A:1631:LYS:HA	1:A:1639:VAL:CB	2.36	0.56
1:A:1631:LYS:O	1:A:1635:ASP:CA	2.53	0.56
1:A:2067:GLN:HA	1:A:2191:ARG:CB	2.35	0.56
1:A:3503:GLY:O	1:A:3504:ASP:C	2.42	0.56
1:A:3751:VAL:H	1:A:3752:THR:CB	2.18	0.56
1:A:1466:GLN:HA	1:A:1468:PHE:N	2.06	0.56

Continued on next page...

Continued from previous page...

Atom-1	Atom-2	Interatomic distance (Å)	Clash overlap (Å)
1:A:2000:ARG:O	1:A:2212:LEU:O	2.23	0.56
1:B:3751:VAL:N	1:B:3752:THR:CA	2.68	0.56
1:A:2578:ILE:CB	1:A:2581:LEU:O	2.53	0.56
1:A:3891:ARG:CB	1:A:3892:THR:CB	2.84	0.56
1:A:2429:ASN:CA	1:A:2432:LEU:O	2.54	0.55
1:A:2604:LYS:N	1:A:2610:GLY:CA	2.69	0.55
1:A:2709:LYS:CB	1:A:2710:THR:N	2.69	0.55
1:B:2329:ASP:O	1:B:2330:SER:C	2.43	0.55
1:A:3358:VAL:O	1:A:3360:TYR:CB	2.54	0.55
1:B:2317:LEU:CB	1:B:2355:ASP:CB	2.84	0.55
1:B:2343:ASN:C	1:B:2345:TYR:H	2.09	0.55
1:B:2600:TYR:O	1:B:2610:GLY:CA	2.53	0.55
1:B:2774:ALA:C	1:B:2775:TRP:HA	2.26	0.55
1:B:2657:ALA:O	1:B:2914:ILE:O	2.21	0.55
1:A:3408:LEU:O	1:A:3518:PHE:CA	2.54	0.55
1:B:1844:TRP:O	1:B:1893:ALA:O	2.25	0.55
1:B:2429:ASN:CA	1:B:2432:LEU:O	2.54	0.55
1:B:2604:LYS:N	1:B:2610:GLY:CA	2.69	0.55
1:B:3751:VAL:H	1:B:3752:THR:CB	2.18	0.55
1:B:3891:ARG:CB	1:B:3892:THR:CB	2.84	0.55
1:A:1942:SER:O	1:A:1946:ALA:N	2.38	0.55
1:A:2155:ASP:CA	1:A:2156:SER:C	2.75	0.55
1:A:2600:TYR:O	1:A:2610:GLY:CA	2.53	0.55
1:A:2615:TYR:CA	1:A:2616:LEU:CB	2.74	0.55
1:B:1951:HIS:O	1:B:1955:LEU:CB	2.54	0.55
1:B:3408:LEU:O	1:B:3518:PHE:CA	2.54	0.55
1:A:1814:GLY:CA	1:A:1815:ARG:O	2.55	0.55
1:A:2306:ASP:CB	1:A:2311:LYS:CB	2.84	0.55
1:B:1631:LYS:HA	1:B:1639:VAL:CB	2.36	0.55
1:B:1942:SER:O	1:B:1946:ALA:N	2.38	0.55
1:B:2600:TYR:CA	1:B:2613:SER:CB	2.83	0.55
1:A:2105:ASP:HA	1:A:2154:PHE:C	2.16	0.55
1:A:2774:ALA:C	1:A:2775:TRP:HA	2.26	0.55
1:B:2301:TRP:O	1:B:2302:PHE:C	2.44	0.55
1:B:2609:THR:HA	1:B:2612:GLN:CB	2.37	0.55
1:B:3807:SER:HA	1:B:3809:GLU:CA	2.33	0.55
1:A:2435:SER:H	1:A:2479:ILE:CA	2.07	0.55
1:B:3356:PHE:H	1:B:3357:ALA:HB2	1.71	0.55
1:A:1951:HIS:O	1:A:1955:LEU:CB	2.54	0.54
1:B:2396:ASP:C	1:B:2398:ILE:N	2.61	0.54
1:B:3336:HIS:O	1:B:3517:HIS:CB	2.56	0.54

Continued on next page...

Continued from previous page...

Atom-1	Atom-2	Interatomic distance (Å)	Clash overlap (Å)
1:B:3852:LYS:O	1:B:3856:HIS:N	2.32	0.54
1:A:3356:PHE:H	1:A:3357:ALA:HB2	1.71	0.54
1:B:2653:TRP:O	1:B:2656:PHE:HA	2.06	0.54
1:A:2200:ASP:O	1:A:2204:PRO:N	2.40	0.54
1:A:1364:GLU:O	2:T:216:PRO:C	2.45	0.54
1:A:1920:SER:CB	1:A:3998:ILE:HA	2.37	0.54
1:B:3998:ILE:CA	1:B:3999:ASP:CB	2.79	0.54
1:A:2627:ARG:CB	1:A:2651:GLU:CB	2.86	0.54
1:B:2155:ASP:CA	1:B:2156:SER:C	2.75	0.54
1:B:2200:ASP:O	1:B:2204:PRO:N	2.40	0.54
1:A:2614:HIS:O	1:A:2616:LEU:CA	2.50	0.54
1:A:2653:TRP:O	1:A:2656:PHE:HA	2.06	0.54
1:A:2869:THR:C	1:A:2870:GLU:O	2.41	0.54
1:B:2094:PHE:O	1:B:2095:ASP:CB	2.56	0.54
1:B:2614:HIS:O	1:B:2616:LEU:CA	2.50	0.54
1:B:1814:GLY:CA	1:B:1815:ARG:O	2.55	0.54
1:B:2105:ASP:HA	1:B:2154:PHE:C	2.16	0.54
1:B:3503:GLY:O	1:B:3504:ASP:C	2.42	0.54
1:A:1932:MET:CA	1:A:1946:ALA:HA	2.38	0.54
1:A:2396:ASP:C	1:A:2398:ILE:N	2.61	0.54
1:A:2609:THR:HA	1:A:2612:GLN:CB	2.37	0.54
1:A:3336:HIS:O	1:A:3517:HIS:CB	2.56	0.54
1:A:2118:MET:CA	1:A:2129:LEU:CB	2.81	0.54
1:A:2873:LEU:C	1:A:2875:ASP:H	2.06	0.54
1:A:2937:PRO:O	1:A:2938:MET:C	2.47	0.54
1:A:3609:PRO:O	1:A:3610:GLN:CB	2.56	0.54
1:B:1932:MET:CA	1:B:1946:ALA:HA	2.38	0.54
1:B:2627:ARG:CB	1:B:2651:GLU:CB	2.86	0.54
1:A:3452:ILE:O	1:A:3454:ASP:N	2.40	0.53
1:B:2937:PRO:O	1:B:2938:MET:C	2.47	0.53
1:B:2159:ASP:CB	1:B:2161:GLU:H	2.22	0.53
1:B:2869:THR:C	1:B:2870:GLU:O	2.41	0.53
1:B:3609:PRO:O	1:B:3610:GLN:CB	2.56	0.53
1:A:2000:ARG:O	1:A:2212:LEU:CA	2.55	0.53
1:A:2347:GLY:N	1:A:2348:HIS:CA	2.71	0.53
1:B:1920:SER:CB	1:B:3998:ILE:HA	2.37	0.53
1:A:2094:PHE:O	1:A:2095:ASP:CB	2.56	0.53
1:A:2604:LYS:CB	1:A:2610:GLY:CA	2.83	0.53
1:B:2000:ARG:O	1:B:2212:LEU:CA	2.55	0.53
1:A:2304:ASN:O	1:A:2305:LEU:CB	2.57	0.53
1:B:3452:ILE:O	1:B:3454:ASP:N	2.40	0.53

Continued on next page...

Continued from previous page...

Atom-1	Atom-2	Interatomic distance (Å)	Clash overlap (Å)
1:A:1364:GLU:C	2:T:216:PRO:CB	2.77	0.53
1:B:2733:VAL:CB	1:B:2734:ILE:HA	2.39	0.53
1:A:3864:ALA:O	1:A:3865:ALA:CB	2.53	0.53
1:B:2209:ARG:CB	1:B:2210:CYS:CA	2.87	0.53
1:A:1844:TRP:O	1:A:1893:ALA:O	2.25	0.53
1:A:2209:ARG:CB	1:A:2210:CYS:CA	2.87	0.53
1:A:3499:CYS:O	1:A:3501:PRO:HA	2.09	0.53
1:A:2733:VAL:CB	1:A:2734:ILE:HA	2.39	0.53
1:B:3499:CYS:O	1:B:3501:PRO:HA	2.09	0.53
2:T:65:THR:O	2:T:66:GLN:CB	2.57	0.53
1:A:2604:LYS:H	1:A:2610:GLY:CA	2.21	0.53
2:T:23:LEU:O	2:T:25:GLU:N	2.42	0.53
1:A:2159:ASP:CB	1:A:2161:GLU:H	2.22	0.52
1:A:2346:PHE:CA	1:A:2348:HIS:O	2.57	0.52
1:B:3807:SER:CB	1:B:3809:GLU:CB	2.87	0.52
1:A:3852:LYS:O	1:A:3856:HIS:N	2.32	0.52
1:A:2301:TRP:CA	1:A:2302:PHE:N	2.66	0.52
1:A:2757:MET:O	1:A:2758:LEU:CB	2.58	0.52
1:A:3807:SER:CB	1:A:3809:GLU:CB	2.87	0.52
1:B:3738:VAL:CA	1:B:3739:ASP:CB	2.77	0.52
1:A:1447:GLU:CA	1:A:1448:VAL:CB	2.71	0.52
1:A:2774:ALA:CA	1:A:2775:TRP:HA	2.39	0.52
1:A:3809:GLU:O	1:A:3838:TRP:N	2.40	0.52
1:B:1497:ILE:C	1:B:1499:VAL:N	2.45	0.52
1:A:3333:TYR:O	1:A:3335:GLY:N	2.42	0.52
1:A:3748:TRP:O	1:A:3752:THR:HA	2.10	0.52
1:B:2304:ASN:O	1:B:2305:LEU:CB	2.57	0.52
1:B:2430:ASN:CA	1:B:2432:LEU:CB	2.87	0.52
1:B:3333:TYR:O	1:B:3335:GLY:N	2.42	0.52
1:A:1493:LEU:C	1:A:1495:THR:N	2.59	0.52
1:A:2430:ASN:CA	1:A:2432:LEU:CB	2.87	0.52
1:A:2600:TYR:CA	1:A:2613:SER:CB	2.83	0.52
1:B:1691:SER:O	1:B:1695:LYS:CB	2.58	0.52
1:B:2346:PHE:CA	1:B:2348:HIS:O	2.57	0.52
1:B:2604:LYS:H	1:B:2610:GLY:CA	2.21	0.52
1:A:1691:SER:O	1:A:1695:LYS:CB	2.58	0.52
1:B:1493:LEU:C	1:B:1495:THR:N	2.59	0.52
1:A:2336:ARG:O	1:A:2340:GLN:CB	2.58	0.52
1:A:3878:HIS:HA	1:A:3880:THR:CB	2.40	0.52
1:B:2347:GLY:N	1:B:2348:HIS:CA	2.71	0.52
1:B:2774:ALA:CA	1:B:2775:TRP:HA	2.39	0.52

Continued on next page...

Continued from previous page...

Atom-1	Atom-2	Interatomic distance (Å)	Clash overlap (Å)
1:A:1843:ALA:HB1	1:A:1844:TRP:C	2.27	0.52
1:B:3809:GLU:O	1:B:3838:TRP:N	2.40	0.52
1:B:2118:MET:CA	1:B:2129:LEU:CB	2.81	0.51
1:B:3336:HIS:O	1:B:3517:HIS:CA	2.58	0.51
1:A:4033:LEU:O	1:A:4034:LEU:C	2.48	0.51
1:B:2114:LEU:CB	1:B:2119:LEU:O	2.51	0.51
1:B:2429:ASN:HA	1:B:2432:LEU:O	2.11	0.51
1:A:1844:TRP:C	1:A:1845:GLY:CA	2.73	0.51
1:A:2103:VAL:O	1:A:2105:ASP:N	2.35	0.51
1:A:2429:ASN:HA	1:A:2432:LEU:O	2.11	0.51
1:B:2336:ARG:O	1:B:2340:GLN:CB	2.58	0.51
1:B:2434:ASN:CB	1:B:2435:SER:C	2.79	0.51
1:B:3995:GLY:C	1:B:3997:LYS:N	2.37	0.51
1:B:2291:ALA:O	1:B:2295:ILE:N	2.43	0.51
1:A:2114:LEU:O	1:A:2118:MET:O	2.29	0.51
1:A:3336:HIS:O	1:A:3517:HIS:CA	2.58	0.51
1:B:2346:PHE:CB	1:B:2352:GLU:CB	2.89	0.51
1:B:2604:LYS:CA	1:B:2610:GLY:HA3	2.41	0.51
1:B:3787:THR:O	1:B:3876:THR:HA	2.11	0.51
1:A:2371:PHE:CB	1:A:2372:CYS:CB	2.89	0.51
1:A:3502:SER:O	1:A:3503:GLY:C	2.49	0.51
1:A:1428:CYS:CB	1:A:1429:LEU:HA	2.40	0.51
1:B:2757:MET:O	1:B:2758:LEU:CB	2.58	0.51
1:B:3878:HIS:HA	1:B:3880:THR:CB	2.40	0.51
1:B:4033:LEU:O	1:B:4034:LEU:C	2.48	0.51
1:A:1734:PHE:O	1:A:1755:LEU:C	2.48	0.51
1:A:2434:ASN:CB	1:A:2435:SER:C	2.79	0.51
1:B:1428:CYS:CB	1:B:1429:LEU:HA	2.40	0.51
1:B:3748:TRP:O	1:B:3752:THR:HA	2.10	0.51
1:A:1624:ARG:CB	1:A:1647:ALA:HB2	2.38	0.51
1:A:2096:GLY:HA3	1:A:2146:LYS:CB	2.41	0.51
1:B:2114:LEU:O	1:B:2118:MET:O	2.29	0.51
1:A:2346:PHE:CB	1:A:2352:GLU:CB	2.89	0.50
1:A:2369:SER:C	1:A:2371:PHE:N	2.64	0.50
1:A:1814:GLY:C	1:A:1815:ARG:CA	2.78	0.50
1:A:3637:GLN:C	1:A:3639:HIS:H	2.15	0.50
1:B:1734:PHE:O	1:B:1755:LEU:C	2.48	0.50
1:B:3404:VAL:HA	1:B:3494:LEU:CB	2.41	0.50
1:B:4061:SER:O	1:B:4062:TRP:C	2.47	0.50
1:A:3750:TYR:CA	1:A:3752:THR:CB	2.89	0.50
1:B:2371:PHE:CB	1:B:2372:CYS:CB	2.89	0.50

Continued on next page...

Continued from previous page...

Atom-1	Atom-2	Interatomic distance (Å)	Clash overlap (Å)
1:B:3750:TYR:CA	1:B:3752:THR:CB	2.89	0.50
1:A:1822:CYS:C	1:A:1824:ASP:N	2.65	0.50
1:A:3787:THR:O	1:A:3876:THR:HA	2.11	0.50
1:A:4061:SER:O	1:A:4062:TRP:C	2.47	0.50
1:B:1843:ALA:HB1	1:B:1844:TRP:C	2.27	0.50
1:B:1844:TRP:HA	1:B:1893:ALA:N	2.27	0.50
1:B:3502:SER:O	1:B:3503:GLY:C	2.49	0.50
1:B:2395:ILE:O	1:B:2397:THR:N	2.45	0.50
1:B:3420:ASN:O	1:B:3421:TYR:CB	2.60	0.50
1:B:3637:GLN:C	1:B:3639:HIS:H	2.15	0.50
1:A:2604:LYS:CA	1:A:2610:GLY:HA3	2.41	0.50
1:A:2654:ARG:HA	1:A:2656:PHE:CB	2.42	0.50
1:B:1814:GLY:C	1:B:1815:ARG:CA	2.78	0.50
1:B:2096:GLY:HA3	1:B:2146:LYS:CB	2.41	0.50
1:B:4047:ALA:N	1:B:4048:ILE:N	2.24	0.50
1:A:2327:ALA:O	1:A:2328:GLY:O	2.30	0.50
1:A:3916:PHE:O	1:A:3918:GLY:HA3	2.12	0.50
2:T:40:TRP:O	2:T:44:LYS:N	2.44	0.50
1:B:1822:CYS:C	1:B:1824:ASP:N	2.65	0.49
1:A:2390:ILE:O	1:A:2391:VAL:O	2.30	0.49
1:A:3754:LYS:CA	1:A:3755:SER:N	2.71	0.49
1:B:2654:ARG:HA	1:B:2656:PHE:CB	2.42	0.49
1:B:2836:ALA:O	1:B:2837:ASN:CB	2.60	0.49
1:A:1941:ASP:CA	1:A:1942:SER:N	2.70	0.49
1:A:2069:ALA:HA	1:A:2192:ILE:O	2.11	0.49
1:A:2395:ILE:O	1:A:2397:THR:N	2.45	0.49
1:B:1465:ILE:O	1:B:1467:ASN:CB	2.60	0.49
1:B:2195:GLU:O	1:B:2197:ASP:N	2.45	0.49
1:A:1921:MET:O	1:A:1922:LYS:CB	2.58	0.49
1:A:4004:LEU:O	1:A:4008:ALA:HB2	2.12	0.49
1:B:1814:GLY:C	1:B:1815:ARG:C	2.71	0.49
1:B:1969:GLY:O	1:B:1971:ARG:N	2.45	0.49
1:B:3916:PHE:O	1:B:3918:GLY:HA3	2.12	0.49
1:A:1814:GLY:CA	1:A:1815:ARG:CA	2.86	0.49
1:A:1842:GLY:HA2	1:A:1892:THR:N	2.28	0.49
1:A:2532:VAL:O	1:A:2533:GLY:O	2.30	0.49
1:B:1921:MET:O	1:B:1922:LYS:CB	2.58	0.49
1:B:1922:LYS:O	1:B:1923:SER:CB	2.61	0.49
1:B:3781:SER:O	1:B:3782:GLU:CB	2.60	0.49
1:A:2291:ALA:O	1:A:2295:ILE:N	2.43	0.49
1:A:3404:VAL:HA	1:A:3494:LEU:CB	2.41	0.49

Continued on next page...

Continued from previous page...

Atom-1	Atom-2	Interatomic distance (Å)	Clash overlap (Å)
1:B:1624:ARG:CB	1:B:1647:ALA:HB2	2.38	0.49
1:B:2369:SER:C	1:B:2371:PHE:N	2.64	0.49
1:A:1844:TRP:HA	1:A:1893:ALA:N	2.27	0.49
1:A:1932:MET:HA	1:A:1946:ALA:HA	1.94	0.49
1:A:2155:ASP:HA	1:A:2156:SER:C	2.33	0.49
1:B:1942:SER:O	1:B:1944:SER:N	2.46	0.49
1:B:2092:ALA:CA	1:B:2097:HIS:HA	2.39	0.49
1:B:2604:LYS:CB	1:B:2610:GLY:CA	2.83	0.49
1:B:3336:HIS:CB	1:B:3517:HIS:CB	2.91	0.49
1:A:1447:GLU:CA	1:A:1449:GLN:N	2.41	0.49
1:B:2069:ALA:HA	1:B:2192:ILE:O	2.11	0.49
1:B:3882:ASP:O	1:B:3883:LYS:CB	2.60	0.49
1:A:1465:ILE:O	1:A:1467:ASN:CB	2.61	0.49
1:A:1922:LYS:O	1:A:1923:SER:CB	2.61	0.49
1:A:3676:TRP:O	1:A:3680:GLN:CB	2.61	0.49
1:A:3781:SER:O	1:A:3782:GLU:CB	2.60	0.49
1:B:2327:ALA:O	1:B:2328:GLY:O	2.30	0.49
1:B:2532:VAL:O	1:B:2533:GLY:O	2.30	0.49
1:B:1366:VAL:CB	2:S:216:PRO:C	2.81	0.49
1:A:1843:ALA:CA	1:A:1844:TRP:O	2.61	0.49
1:B:1986:GLU:C	1:B:1987:PHE:CB	2.81	0.49
1:B:2155:ASP:HA	1:B:2156:SER:C	2.33	0.49
1:B:3479:VAL:N	1:B:3482:GLY:O	2.46	0.49
1:B:3921:SER:HA	1:B:3922:GLY:O	2.13	0.49
1:A:1790:TYR:O	1:A:1916:PHE:CB	2.61	0.48
1:A:1942:SER:O	1:A:1944:SER:N	2.45	0.48
1:A:1969:GLY:O	1:A:1971:ARG:N	2.45	0.48
1:A:2160:PRO:C	1:A:2162:TYR:N	2.43	0.48
1:A:2301:TRP:C	1:A:2302:PHE:C	2.71	0.48
1:A:2289:GLN:CB	1:A:2407:LEU:CB	2.91	0.48
1:B:2289:GLN:CB	1:B:2407:LEU:CB	2.91	0.48
1:B:3807:SER:CA	1:B:3809:GLU:CB	2.91	0.48
1:A:2329:ASP:N	1:A:2333:GLU:CB	2.77	0.48
1:A:2836:ALA:O	1:A:2837:ASN:CB	2.60	0.48
1:A:2872:GLU:O	1:A:2873:LEU:C	2.51	0.48
1:B:3360:TYR:C	1:B:3361:ASP:CA	2.76	0.48
1:B:3665:ARG:C	1:B:3667:ALA:HB3	2.28	0.48
1:A:2107:LYS:CA	1:A:2503:VAL:C	2.81	0.48
1:A:3336:HIS:CB	1:A:3517:HIS:CB	2.91	0.48
1:B:1843:ALA:CA	1:B:1844:TRP:O	2.61	0.48
1:B:1790:TYR:O	1:B:1916:PHE:CB	2.60	0.48

Continued on next page...

Continued from previous page...

Atom-1	Atom-2	Interatomic distance (Å)	Clash overlap (Å)
1:B:1918:GLU:O	1:B:3996:GLY:CA	2.61	0.48
1:B:2301:TRP:C	1:B:2302:PHE:C	2.71	0.48
1:B:2107:LYS:CA	1:B:2503:VAL:C	2.81	0.48
1:A:1986:GLU:N	1:A:1987:PHE:CB	2.76	0.48
1:B:3351:ARG:CB	1:B:3352:LEU:HA	2.43	0.48
2:S:6:TYR:O	2:S:31:LEU:HA	2.12	0.48
1:A:2092:ALA:CA	1:A:2097:HIS:HA	2.39	0.48
1:A:2195:GLU:O	1:A:2197:ASP:N	2.45	0.48
1:A:3665:ARG:C	1:A:3667:ALA:HB3	2.28	0.48
1:A:3991:THR:HA	1:A:3994:TYR:CB	2.44	0.48
1:A:1918:GLU:O	1:A:3996:GLY:CA	2.61	0.48
1:B:1497:ILE:O	1:B:1499:VAL:CA	2.61	0.48
1:B:3997:LYS:CB	1:B:4003:ASP:CB	2.92	0.48
1:A:1814:GLY:C	1:A:1815:ARG:C	2.71	0.48
1:A:3420:ASN:O	1:A:3421:TYR:CB	2.60	0.48
1:A:3882:ASP:O	1:A:3883:LYS:CB	2.60	0.48
1:B:2001:VAL:O	1:B:2212:LEU:O	2.32	0.48
1:B:2390:ILE:O	1:B:2391:VAL:O	2.30	0.48
1:A:1879:ILE:C	1:A:1887:PRO:O	2.50	0.48
1:A:2343:ASN:C	1:A:2345:TYR:N	2.65	0.48
1:B:1842:GLY:HA2	1:B:1892:THR:N	2.28	0.48
1:B:1986:GLU:N	1:B:1987:PHE:CB	2.76	0.48
1:B:2189:ASN:O	1:B:2190:PHE:CB	2.61	0.48
1:B:3676:TRP:O	1:B:3680:GLN:CB	2.61	0.48
1:A:3351:ARG:CB	1:A:3352:LEU:HA	2.43	0.48
1:A:3754:LYS:CB	1:A:3755:SER:N	2.77	0.48
1:B:2329:ASP:N	1:B:2333:GLU:CB	2.77	0.48
1:B:3377:MET:O	1:B:3381:GLU:N	2.37	0.48
1:A:1986:GLU:C	1:A:1987:PHE:CB	2.81	0.48
1:A:2122:THR:CB	1:A:2125:TRP:CB	2.91	0.48
1:A:3479:VAL:N	1:A:3482:GLY:O	2.46	0.48
1:A:3807:SER:CA	1:A:3809:GLU:CB	2.91	0.48
1:A:3921:SER:HA	1:A:3922:GLY:O	2.13	0.48
1:B:2343:ASN:C	1:B:2345:TYR:N	2.65	0.48
1:B:2872:GLU:O	1:B:2873:LEU:C	2.51	0.48
1:A:1691:SER:CB	1:A:1692:ASP:C	2.82	0.48
1:B:3991:THR:HA	1:B:3994:TYR:CB	2.44	0.48
1:A:1364:GLU:CB	2:T:216:PRO:CA	2.81	0.48
1:A:2096:GLY:O	1:A:2097:HIS:C	2.53	0.47
1:B:1844:TRP:C	1:B:1845:GLY:CA	2.73	0.47
1:B:1932:MET:HA	1:B:1946:ALA:HA	1.95	0.47

Continued on next page...

Continued from previous page...

Atom-1	Atom-2	Interatomic distance (Å)	Clash overlap (Å)
1:A:2189:ASN:O	1:A:2190:PHE:CB	2.61	0.47
1:B:1745:ASN:HA	1:B:1754:TYR:CB	2.44	0.47
1:B:2522:LYS:O	1:B:2523:TRP:CB	2.62	0.47
1:B:3419:SER:O	1:B:3420:ASN:C	2.52	0.47
1:A:2155:ASP:N	1:A:2195:GLU:CB	2.76	0.47
1:A:2513:GLN:O	1:A:2522:LYS:CB	2.62	0.47
1:A:3411:SER:CB	1:A:3499:CYS:CB	2.93	0.47
1:A:3997:LYS:CB	1:A:4003:ASP:CB	2.92	0.47
1:B:2155:ASP:N	1:B:2195:GLU:CB	2.76	0.47
1:B:2317:LEU:CB	1:B:2355:ASP:O	2.62	0.47
1:A:1987:PHE:O	1:A:1989:GLU:N	2.47	0.47
1:B:2159:ASP:O	1:B:2162:TYR:N	2.48	0.47
1:B:3754:LYS:CB	1:B:3755:SER:N	2.77	0.47
1:A:1745:ASN:HA	1:A:1754:TYR:CB	2.44	0.47
1:A:1941:ASP:CA	1:A:1942:SER:CB	2.93	0.47
1:A:2604:LYS:HA	1:A:2608:SER:HA	1.96	0.47
1:B:2096:GLY:O	1:B:2097:HIS:C	2.53	0.47
1:B:2122:THR:CB	1:B:2125:TRP:CB	2.91	0.47
1:B:3891:ARG:CB	1:B:3892:THR:CA	2.93	0.47
1:A:3456:GLU:C	1:A:3460:PRO:CB	2.83	0.47
1:B:1691:SER:CB	1:B:1692:ASP:C	2.82	0.47
1:B:2459:HIS:CA	1:B:2463:ASN:CB	2.93	0.47
1:A:2317:LEU:CB	1:A:2355:ASP:O	2.62	0.47
1:B:2434:ASN:CA	1:B:2435:SER:C	2.82	0.47
1:B:2513:GLN:O	1:B:2522:LYS:CB	2.62	0.47
1:A:3891:ARG:CB	1:A:3892:THR:CA	2.93	0.47
1:B:3411:SER:CB	1:B:3499:CYS:CB	2.93	0.47
1:B:3889:LEU:N	1:B:3890:GLN:HA	2.30	0.47
1:A:1632:ASP:N	1:A:1633:GLY:CA	2.78	0.47
1:A:2092:ALA:O	1:A:2097:HIS:N	2.48	0.47
1:A:2386:MET:HA	1:A:2390:ILE:CB	2.45	0.47
1:A:3360:TYR:C	1:A:3361:ASP:CA	2.76	0.47
1:B:1843:ALA:HB1	1:B:1893:ALA:CA	2.45	0.47
1:B:2604:LYS:CA	1:B:2610:GLY:CA	2.93	0.47
1:B:4004:LEU:O	1:B:4008:ALA:HB2	2.12	0.47
2:T:23:LEU:C	2:T:25:GLU:N	2.68	0.47
1:A:1497:ILE:O	1:A:1499:VAL:CA	2.61	0.46
1:A:2459:HIS:CA	1:A:2463:ASN:CB	2.93	0.46
1:A:3761:ASN:O	1:A:3762:TRP:O	2.33	0.46
1:A:3859:VAL:CB	1:A:3888:LEU:N	2.78	0.46
1:B:1632:ASP:N	1:B:1633:GLY:CA	2.78	0.46

Continued on next page...

Continued from previous page...

Atom-1	Atom-2	Interatomic distance (Å)	Clash overlap (Å)
1:B:1814:GLY:CA	1:B:1815:ARG:CA	2.86	0.46
1:B:1987:PHE:O	1:B:1989:GLU:N	2.47	0.46
1:B:2786:ILE:O	1:B:3459:ASP:N	2.46	0.46
1:A:2001:VAL:O	1:A:2212:LEU:O	2.32	0.46
1:A:3419:SER:O	1:A:3420:ASN:C	2.52	0.46
1:B:2604:LYS:HA	1:B:2608:SER:HA	1.96	0.46
1:B:3456:GLU:C	1:B:3460:PRO:CB	2.83	0.46
2:S:65:THR:O	2:S:66:GLN:CB	2.64	0.46
1:A:2159:ASP:O	1:A:2162:TYR:N	2.48	0.46
1:A:2604:LYS:CA	1:A:2610:GLY:CA	2.93	0.46
1:B:2386:MET:HA	1:B:2390:ILE:CB	2.45	0.46
1:B:2410:SER:O	1:B:2553:HIS:CB	2.64	0.46
1:B:2514:GLY:CA	1:B:2520:GLU:O	2.58	0.46
1:B:3761:ASN:O	1:B:3762:TRP:O	2.33	0.46
1:B:1869:GLN:O	1:B:1873:GLN:CA	2.61	0.46
1:B:1879:ILE:C	1:B:1887:PRO:O	2.50	0.46
1:B:3754:LYS:CA	1:B:3755:SER:N	2.71	0.46
1:A:2786:ILE:O	1:A:3459:ASP:N	2.46	0.46
1:B:2105:ASP:HA	1:B:2157:ASP:CB	2.43	0.46
1:B:2429:ASN:C	1:B:2432:LEU:C	2.73	0.46
1:B:3821:ASN:C	1:B:3823:ASN:H	2.17	0.46
1:A:1495:THR:O	1:A:1497:ILE:N	2.49	0.46
1:A:2079:GLY:O	1:A:2081:THR:N	2.49	0.46
1:A:2383:HIS:O	1:A:2386:MET:N	2.47	0.46
1:A:2532:VAL:O	1:A:2533:GLY:C	2.54	0.46
1:A:1843:ALA:HB1	1:A:1893:ALA:CA	2.45	0.46
1:A:2116:GLY:O	1:A:2130:PHE:CB	2.64	0.46
1:A:2861:ARG:CB	1:A:2868:ASP:CB	2.94	0.46
1:A:4061:SER:C	1:A:4066:PRO:HA	2.18	0.46
1:B:1466:GLN:CB	1:B:1469:LEU:CA	2.94	0.46
1:B:2092:ALA:O	1:B:2097:HIS:N	2.48	0.46
1:B:2149:ARG:O	1:B:2190:PHE:HA	2.16	0.46
1:A:2105:ASP:HA	1:A:2157:ASP:CB	2.43	0.46
1:B:2861:ARG:CB	1:B:2868:ASP:CB	2.94	0.46
1:B:3711:GLU:HA	1:B:3712:SER:HA	1.53	0.46
1:B:3877:CYS:CB	1:B:3878:HIS:O	2.64	0.46
1:A:2149:ARG:O	1:A:2190:PHE:HA	2.16	0.46
1:A:2522:LYS:O	1:A:2523:TRP:CB	2.62	0.46
1:A:3430:SER:O	1:A:3433:GLU:CB	2.64	0.46
1:A:3889:LEU:N	1:A:3890:GLN:HA	2.30	0.46
1:B:3410:PRO:C	1:B:3412:SER:N	2.68	0.46

Continued on next page...

Continued from previous page...

Atom-1	Atom-2	Interatomic distance (Å)	Clash overlap (Å)
1:B:3570:LEU:C	1:B:3572:ASN:N	2.68	0.46
1:B:3859:VAL:CB	1:B:3888:LEU:N	2.78	0.46
1:A:2434:ASN:CA	1:A:2435:SER:C	2.82	0.45
1:A:2680:TYR:N	1:A:2681:LEU:CA	2.74	0.45
1:A:3711:GLU:HA	1:A:3712:SER:HA	1.53	0.45
1:B:1495:THR:O	1:B:1497:ILE:N	2.49	0.45
1:A:2410:SER:O	1:A:2553:HIS:CB	2.64	0.45
1:A:3845:GLN:CB	1:A:3878:HIS:CA	2.95	0.45
1:B:2384:GLU:O	1:B:2387:ARG:N	2.48	0.45
1:B:2532:VAL:O	1:B:2533:GLY:C	2.54	0.45
1:B:3409:ASP:O	1:B:3410:PRO:CB	2.63	0.45
1:A:1789:LYS:O	1:A:1790:TYR:CB	2.59	0.45
1:A:2609:THR:O	1:A:2610:GLY:C	2.54	0.45
1:B:2092:ALA:C	1:B:2097:HIS:HA	2.37	0.45
1:A:1872:LEU:C	1:A:1875:GLY:H	2.19	0.45
1:B:2073:VAL:O	1:B:2214:TRP:HA	2.17	0.45
1:B:2609:THR:O	1:B:2610:GLY:C	2.54	0.45
1:B:3845:GLN:CB	1:B:3878:HIS:CA	2.95	0.45
1:A:2092:ALA:C	1:A:2097:HIS:HA	2.37	0.45
1:A:2333:GLU:O	1:A:2334:SER:C	2.51	0.45
1:A:3570:LEU:C	1:A:3572:ASN:N	2.68	0.45
1:B:3456:GLU:O	1:B:3460:PRO:CB	2.65	0.45
1:B:3666:ALA:CB	1:B:3669:THR:N	2.54	0.45
1:B:3899:ASP:CB	1:B:3900:ILE:CA	2.95	0.45
1:A:1942:SER:C	1:A:1944:SER:N	2.70	0.45
1:A:3409:ASP:O	1:A:3410:PRO:CB	2.63	0.45
1:A:3821:ASN:C	1:A:3823:ASN:H	2.17	0.45
1:B:2535:CYS:O	1:B:2536:ASN:C	2.54	0.45
1:A:1466:GLN:CB	1:A:1469:LEU:CA	2.94	0.45
1:B:1789:LYS:O	1:B:1790:TYR:CB	2.59	0.45
1:B:1941:ASP:CA	1:B:1942:SER:CB	2.93	0.45
1:B:3359:LYS:CA	1:B:3360:TYR:CB	2.95	0.45
1:A:1466:GLN:CA	1:A:1468:PHE:H	2.27	0.45
1:B:2774:ALA:HA	1:B:2775:TRP:HA	1.99	0.45
1:B:3430:SER:O	1:B:3433:GLU:CB	2.64	0.45
2:S:60:GLY:C	2:S:62:VAL:H	2.20	0.45
1:A:2073:VAL:O	1:A:2214:TRP:HA	2.17	0.45
1:A:2514:GLY:CA	1:A:2520:GLU:O	2.58	0.45
1:A:3456:GLU:O	1:A:3460:PRO:CB	2.65	0.45
1:A:2001:VAL:C	1:A:2212:LEU:O	2.55	0.45
1:A:2114:LEU:CB	1:A:2119:LEU:O	2.51	0.45

Continued on next page...

Continued from previous page...

Atom-1	Atom-2	Interatomic distance (Å)	Clash overlap (Å)
1:A:3361:ASP:O	1:A:3362:VAL:CB	2.65	0.45
1:B:1466:GLN:CA	1:B:1468:PHE:H	2.27	0.45
1:B:1579:ILE:HA	1:B:1584:SER:HA	1.98	0.45
1:B:2116:GLY:O	1:B:2130:PHE:CB	2.64	0.45
1:A:2940:PHE:HA	1:A:2941:THR:CB	2.48	0.44
1:B:2079:GLY:O	1:B:2081:THR:N	2.49	0.44
1:A:2140:ASP:C	1:A:2142:THR:N	2.71	0.44
1:A:2535:CYS:O	1:A:2536:ASN:C	2.54	0.44
1:A:2774:ALA:HA	1:A:2775:TRP:HA	1.99	0.44
1:B:2001:VAL:C	1:B:2212:LEU:O	2.55	0.44
1:B:2686:LEU:H	1:B:2687:GLY:CA	2.22	0.44
1:A:2206:THR:HA	1:A:2209:ARG:O	2.17	0.44
1:A:3359:LYS:CA	1:A:3360:TYR:CB	2.95	0.44
1:B:2003:LEU:N	1:B:2212:LEU:O	2.51	0.44
1:B:3921:SER:HA	1:B:3922:GLY:HA3	1.87	0.44
1:B:2206:THR:HA	1:B:2209:ARG:O	2.17	0.44
1:A:2442:GLY:CA	1:A:2485:PHE:CB	2.92	0.44
1:A:3754:LYS:O	1:A:3755:SER:C	2.55	0.44
1:B:1986:GLU:CA	1:B:1987:PHE:C	2.77	0.44
1:A:1550:GLY:C	1:A:1552:GLY:N	2.71	0.44
1:A:1579:ILE:HA	1:A:1584:SER:HA	1.98	0.44
1:B:2654:ARG:C	1:B:2656:PHE:N	2.71	0.44
1:B:3748:TRP:O	1:B:3752:THR:CA	2.66	0.44
1:A:1882:LEU:N	1:A:1885:GLU:O	2.51	0.44
1:A:2003:LEU:N	1:A:2212:LEU:O	2.51	0.44
1:A:3410:PRO:C	1:A:3412:SER:N	2.68	0.44
1:A:4035:GLN:HA	1:A:4037:SER:N	2.33	0.44
1:B:1848:ASP:N	1:B:1849:GLU:C	2.71	0.44
1:B:1941:ASP:CA	1:B:1942:SER:N	2.70	0.44
1:B:2302:PHE:O	1:B:2303:GLN:C	2.55	0.44
1:B:2333:GLU:O	1:B:2334:SER:C	2.51	0.44
1:A:3378:LYS:O	1:A:3381:GLU:O	2.35	0.44
1:A:3787:THR:N	1:A:3875:MET:O	2.50	0.44
1:B:1942:SER:C	1:B:1944:SER:N	2.70	0.44
1:A:1419:ASN:HA	1:A:1420:TYR:C	2.39	0.43
1:A:1635:ASP:HA	1:A:1636:ILE:HA	1.69	0.43
1:A:1848:ASP:N	1:A:1849:GLU:C	2.70	0.43
1:A:2107:LYS:CA	1:A:2503:VAL:O	2.66	0.43
1:A:3666:ALA:CB	1:A:3669:THR:N	2.54	0.43
1:A:3748:TRP:O	1:A:3752:THR:CA	2.66	0.43
1:B:3378:LYS:O	1:B:3381:GLU:O	2.35	0.43

Continued on next page...

Continued from previous page...

Atom-1	Atom-2	Interatomic distance (Å)	Clash overlap (Å)
1:B:3476:ARG:O	1:B:3477:VAL:CB	2.66	0.43
1:A:3642:TYR:O	1:A:3643:GLY:C	2.56	0.43
1:A:3687:SER:C	1:A:3689:ALA:H	2.21	0.43
1:A:1842:GLY:CA	1:A:1892:THR:N	2.82	0.43
1:A:2429:ASN:C	1:A:2432:LEU:C	2.73	0.43
1:A:2107:LYS:C	1:A:2503:VAL:C	2.77	0.43
1:A:3890:GLN:CA	1:A:3891:ARG:O	2.67	0.43
1:B:1842:GLY:CA	1:B:1892:THR:N	2.82	0.43
1:B:1872:LEU:C	1:B:1875:GLY:H	2.19	0.43
1:B:2820:SER:CB	1:B:2899:SER:CB	2.96	0.43
2:T:51:PHE:O	2:T:52:PRO:C	2.57	0.43
1:A:3995:GLY:C	1:A:3997:LYS:N	2.37	0.43
1:B:1882:LEU:N	1:B:1885:GLU:O	2.51	0.43
1:B:4035:GLN:HA	1:B:4037:SER:N	2.33	0.43
1:A:3877:CYS:CB	1:A:3879:LEU:HA	2.48	0.43
1:B:3754:LYS:O	1:B:3755:SER:C	2.55	0.43
1:B:4046:THR:C	1:B:4048:ILE:N	2.72	0.43
1:A:2281:PHE:O	1:A:2284:LEU:N	2.51	0.43
1:A:3877:CYS:CB	1:A:3878:HIS:O	2.64	0.43
1:B:2140:ASP:C	1:B:2142:THR:N	2.71	0.43
1:B:2107:LYS:CA	1:B:2503:VAL:O	2.66	0.43
1:B:2603:CYS:O	1:B:2608:SER:N	2.52	0.43
1:B:3877:CYS:CB	1:B:3879:LEU:HA	2.48	0.43
1:B:3890:GLN:CA	1:B:3891:ARG:O	2.67	0.43
1:A:2820:SER:CB	1:A:2899:SER:CB	2.96	0.43
1:A:3784:ASN:O	1:A:3893:ASP:HA	2.19	0.43
1:B:1951:HIS:O	1:B:1955:LEU:N	2.52	0.43
1:B:3361:ASP:O	1:B:3362:VAL:CB	2.65	0.43
1:B:3713:GLU:CA	1:B:3714:GLN:C	2.87	0.43
1:A:1869:GLN:O	1:A:1873:GLN:CA	2.61	0.43
1:A:2654:ARG:C	1:A:2656:PHE:N	2.71	0.43
1:B:1419:ASN:HA	1:B:1420:TYR:C	2.39	0.43
1:B:1550:GLY:C	1:B:1552:GLY:N	2.71	0.43
1:B:2410:SER:CB	1:B:2528:ARG:O	2.67	0.43
1:B:3642:TYR:O	1:B:3643:GLY:C	2.56	0.43
1:A:2302:PHE:O	1:A:2303:GLN:C	2.55	0.43
1:A:2384:GLU:O	1:A:2387:ARG:N	2.48	0.43
1:A:3713:GLU:CA	1:A:3714:GLN:C	2.87	0.43
1:B:1823:ASP:O	1:B:1853:LEU:O	2.36	0.43
1:B:2940:PHE:HA	1:B:2941:THR:CB	2.47	0.43
1:A:1823:ASP:O	1:A:1853:LEU:O	2.36	0.43

Continued on next page...

Continued from previous page...

Atom-1	Atom-2	Interatomic distance (Å)	Clash overlap (Å)
1:A:2608:SER:N	1:A:2609:THR:CB	2.82	0.43
1:A:2603:CYS:O	1:A:2608:SER:N	2.52	0.42
1:A:3687:SER:O	1:A:3688:THR:C	2.58	0.42
1:B:2608:SER:N	1:B:2609:THR:CB	2.82	0.42
1:A:2410:SER:CB	1:A:2528:ARG:O	2.67	0.42
1:A:1447:GLU:HA	1:A:1448:VAL:CB	2.49	0.42
1:A:1932:MET:CB	1:A:1946:ALA:O	2.68	0.42
1:A:2144:THR:HA	1:A:2145:PHE:C	2.40	0.42
1:A:2708:ASN:N	1:A:2709:LYS:CB	2.83	0.42
1:A:3685:GLN:O	1:A:3686:PHE:CB	2.64	0.42
1:A:3998:ILE:CB	1:A:3999:ASP:CB	2.98	0.42
1:A:3568:GLU:O	1:A:3571:ASN:CB	2.67	0.42
1:B:2281:PHE:O	1:B:2284:LEU:N	2.51	0.42
1:B:2654:ARG:C	1:B:2656:PHE:H	2.22	0.42
1:A:3410:PRO:O	1:A:3412:SER:N	2.53	0.42
1:B:3821:ASN:C	1:B:3823:ASN:N	2.73	0.42
1:B:3784:ASN:O	1:B:3893:ASP:HA	2.19	0.42
1:A:2654:ARG:C	1:A:2656:PHE:H	2.22	0.42
1:A:3377:MET:O	1:A:3381:GLU:N	2.37	0.42
1:B:2383:HIS:O	1:B:2386:MET:N	2.47	0.42
1:B:4068:GLU:O	1:B:4069:SER:CB	2.67	0.42
1:B:1447:GLU:HA	1:B:1448:VAL:CB	2.49	0.42
1:B:1833:ARG:C	1:B:1835:LEU:N	2.73	0.42
1:B:3462:ILE:C	1:B:3464:ARG:N	2.73	0.42
1:A:2383:HIS:O	1:A:2384:GLU:C	2.57	0.42
1:A:3475:ASN:O	1:A:3485:GLU:CA	2.68	0.42
1:A:3899:ASP:CB	1:A:3900:ILE:CA	2.95	0.42
1:B:2145:PHE:HA	1:B:2146:LYS:HA	1.68	0.42
1:B:2708:ASN:N	1:B:2709:LYS:CB	2.83	0.42
1:B:3475:ASN:O	1:B:3485:GLU:CA	2.68	0.42
1:A:1842:GLY:HA2	1:A:1891:HIS:C	2.40	0.42
1:A:2343:ASN:O	1:A:2345:TYR:N	2.53	0.42
1:A:2575:TYR:O	1:A:2576:LYS:O	2.38	0.42
1:B:1842:GLY:HA2	1:B:1891:HIS:C	2.41	0.42
1:B:2093:ILE:O	1:B:2094:PHE:C	2.59	0.42
1:B:2383:HIS:O	1:B:2384:GLU:C	2.57	0.42
1:B:2575:TYR:O	1:B:2576:LYS:O	2.38	0.42
1:B:2709:LYS:C	1:B:2710:THR:CA	2.81	0.42
1:B:3410:PRO:O	1:B:3412:SER:N	2.53	0.42
1:B:3568:GLU:O	1:B:3571:ASN:CB	2.67	0.42
1:B:3998:ILE:CB	1:B:3999:ASP:CB	2.98	0.42

Continued on next page...

Continued from previous page...

Atom-1	Atom-2	Interatomic distance (Å)	Clash overlap (Å)
1:B:4035:GLN:HA	1:B:4036:GLN:C	2.38	0.42
1:A:3842:GLN:O	1:A:3843:ASN:CB	2.67	0.42
1:B:1932:MET:CB	1:B:1946:ALA:O	2.68	0.42
2:T:23:LEU:C	2:T:25:GLU:H	2.24	0.42
1:A:1861:VAL:O	1:A:1864:ASN:N	2.53	0.41
1:A:2709:LYS:C	1:A:2710:THR:CA	2.81	0.41
1:B:1861:VAL:O	1:B:1864:ASN:N	2.53	0.41
1:B:2165:ALA:C	1:B:2167:ASN:N	2.73	0.41
1:B:2343:ASN:O	1:B:2345:TYR:N	2.53	0.41
1:B:2452:GLU:O	1:B:2455:LEU:N	2.53	0.41
1:B:2442:GLY:CA	1:B:2485:PHE:CB	2.92	0.41
1:B:2540:ASP:O	1:B:2542:GLY:O	2.38	0.41
1:B:3842:GLN:O	1:B:3843:ASN:CB	2.67	0.41
1:A:1781:THR:O	1:A:1784:ASP:N	2.53	0.41
1:A:1833:ARG:C	1:A:1835:LEU:N	2.73	0.41
1:B:1833:ARG:O	1:B:1836:VAL:N	2.53	0.41
1:B:3687:SER:C	1:B:3689:ALA:H	2.21	0.41
1:B:1837:GLY:O	1:B:1841:ILE:CB	2.68	0.41
1:B:2096:GLY:CA	1:B:2146:LYS:CB	2.98	0.41
1:B:3410:PRO:N	1:B:3411:SER:CA	2.83	0.41
1:A:1865:ILE:O	1:A:1869:GLN:CB	2.69	0.41
1:B:3409:ASP:O	1:B:3411:SER:HA	2.19	0.41
1:A:1843:ALA:CB	1:A:1844:TRP:CA	2.37	0.41
1:A:3815:PRO:O	1:A:3816:LEU:CB	2.69	0.41
1:B:1781:THR:C	1:B:1783:THR:N	2.73	0.41
1:A:1418:SER:HA	1:A:1419:ASN:HA	1.91	0.41
1:A:1781:THR:C	1:A:1783:THR:N	2.73	0.41
1:B:2149:ARG:O	1:B:2190:PHE:CA	2.69	0.41
1:B:2238:ASP:O	1:B:2239:ASN:C	2.59	0.41
1:B:2107:LYS:C	1:B:2503:VAL:C	2.77	0.41
1:B:3462:ILE:O	1:B:3465:LEU:N	2.53	0.41
1:B:3466:ILE:O	1:B:3470:PHE:CB	2.69	0.41
1:B:3990:ALA:O	1:B:3993:VAL:CB	2.60	0.41
1:A:3476:ARG:O	1:A:3477:VAL:CB	2.66	0.41
1:A:3807:SER:HA	1:A:3809:GLU:CB	2.50	0.41
1:A:4068:GLU:O	1:A:4069:SER:CB	2.67	0.41
1:A:1861:VAL:C	1:A:1863:ALA:N	2.73	0.41
1:A:2301:TRP:N	1:A:2302:PHE:N	2.69	0.41
1:A:3462:ILE:C	1:A:3464:ARG:N	2.73	0.41
1:B:1826:PHE:O	1:B:1827:ASP:O	2.38	0.41
1:B:3784:ASN:O	1:B:3893:ASP:CB	2.69	0.41

Continued on next page...

Continued from previous page...

Atom-1	Atom-2	Interatomic distance (Å)	Clash overlap (Å)
1:A:1826:PHE:O	1:A:1827:ASP:O	2.38	0.41
1:A:3821:ASN:C	1:A:3823:ASN:N	2.73	0.41
1:B:2099:ASN:HA	1:B:2100:VAL:HA	1.87	0.41
2:S:23:LEU:O	2:S:25:GLU:N	2.54	0.41
1:A:1833:ARG:O	1:A:1836:VAL:N	2.53	0.41
1:A:1837:GLY:O	1:A:1841:ILE:CB	2.68	0.41
1:A:1932:MET:C	1:A:1946:ALA:HB1	2.37	0.41
1:A:2452:GLU:O	1:A:2455:LEU:N	2.53	0.41
1:A:3462:ILE:O	1:A:3465:LEU:N	2.53	0.41
1:A:3784:ASN:O	1:A:3893:ASP:CB	2.69	0.41
1:B:4058:SER:O	1:B:4061:SER:N	2.52	0.41
1:A:2096:GLY:CA	1:A:2146:LYS:CB	2.98	0.41
1:A:2600:TYR:CB	1:A:2613:SER:CB	2.98	0.41
1:A:4010:LEU:O	1:A:4013:HIS:N	2.54	0.41
1:B:2600:TYR:CB	1:B:2613:SER:CB	2.98	0.41
1:B:3804:ALA:C	1:B:3806:ALA:H	2.24	0.41
1:B:4010:LEU:O	1:B:4013:HIS:N	2.54	0.41
1:A:3466:ILE:O	1:A:3470:PHE:CB	2.69	0.40
1:B:1865:ILE:O	1:B:1869:GLN:CB	2.69	0.40
1:B:2535:CYS:O	1:B:2537:PRO:N	2.54	0.40
1:A:2149:ARG:O	1:A:2190:PHE:CA	2.69	0.40
1:A:2540:ASP:O	1:A:2542:GLY:O	2.38	0.40
1:A:2733:VAL:CB	1:A:2734:ILE:CA	3.00	0.40
1:A:3462:ILE:O	1:A:3464:ARG:N	2.55	0.40
1:B:2114:LEU:HA	1:B:2118:MET:C	2.40	0.40
1:B:2114:LEU:O	1:B:2119:LEU:CB	2.62	0.40
1:B:2169:VAL:HA	1:B:2170:LEU:HA	1.73	0.40
1:A:2114:LEU:HA	1:A:2118:MET:C	2.40	0.40
1:B:1635:ASP:HA	1:B:1636:ILE:HA	1.69	0.40
1:B:2301:TRP:N	1:B:2302:PHE:N	2.69	0.40
1:B:2539:THR:C	1:B:2541:PRO:N	2.74	0.40
1:B:2733:VAL:CB	1:B:2734:ILE:CA	3.00	0.40
1:B:3815:PRO:O	1:B:3816:LEU:CB	2.69	0.40
1:A:1632:ASP:N	1:A:1635:ASP:CB	2.84	0.40
1:A:3503:GLY:C	1:A:3505:ILE:N	2.68	0.40
1:B:2165:ALA:O	1:B:2167:ASN:N	2.55	0.40
1:B:2861:ARG:CA	1:B:2868:ASP:CB	2.98	0.40
1:B:3807:SER:HA	1:B:3809:GLU:CB	2.50	0.40
1:A:1781:THR:O	1:A:1783:THR:N	2.55	0.40
1:A:1861:VAL:O	1:A:1863:ALA:N	2.55	0.40
1:A:1951:HIS:O	1:A:1955:LEU:N	2.52	0.40

Continued on next page...

Continued from previous page...

Atom-1	Atom-2	Interatomic distance (Å)	Clash overlap (Å)
1:A:2686:LEU:H	1:A:2687:GLY:CA	2.22	0.40
1:A:3804:ALA:C	1:A:3806:ALA:H	2.24	0.40
1:B:1833:ARG:O	1:B:1835:LEU:N	2.55	0.40
1:B:1861:VAL:O	1:B:1863:ALA:N	2.55	0.40
1:B:3687:SER:O	1:B:3688:THR:C	2.58	0.40

All (3) symmetry-related close contacts are listed below. The label for Atom-2 includes the symmetry operator and encoded unit-cell translations to be applied.

Atom-1	Atom-2	Interatomic distance (Å)	Clash overlap (Å)
1:A:2245:GLU:N	1:B:2241:LEU:CB[1_554]	1.43	0.77
1:A:2245:GLU:CA	1:B:2241:LEU:CB[1_554]	1.81	0.39
1:A:2245:GLU:CB	1:B:2241:LEU:CB[1_554]	2.05	0.15

5.3 Torsion angles [i](#)

5.3.1 Protein backbone [i](#)

In the following table, the Percentiles column shows the percent Ramachandran outliers of the chain as a percentile score with respect to all X-ray entries followed by that with respect to entries of similar resolution.

The Analysed column shows the number of residues for which the backbone conformation was analysed, and the total number of residues.

Mol	Chain	Analysed	Favoured	Allowed	Outliers	Percentiles	
1	A	2039/2486 (82%)	1605 (79%)	307 (15%)	127 (6%)	1	16
1	B	2039/2486 (82%)	1605 (79%)	308 (15%)	126 (6%)	1	16
2	S	214/219 (98%)	194 (91%)	16 (8%)	4 (2%)	8	38
2	T	214/219 (98%)	190 (89%)	20 (9%)	4 (2%)	8	38
All	All	4506/5410 (83%)	3594 (80%)	651 (14%)	261 (6%)	1	17

All (261) Ramachandran outliers are listed below:

Mol	Chain	Res	Type
1	A	1470	PRO
1	A	1494	ASP
1	A	1498	GLU

Continued on next page...

Continued from previous page...

Mol	Chain	Res	Type
1	A	1635	ASP
1	A	1637	GLU
1	A	1748	PHE
1	A	1887	PRO
1	A	1917	ARG
1	A	1940	GLU
1	A	2108	VAL
1	A	2185	PRO
1	A	2187	PRO
1	A	2188	PRO
1	A	2302	PHE
1	A	2330	SER
1	A	2375	ILE
1	A	2376	PRO
1	A	2380	LEU
1	A	2388	PRO
1	A	2391	VAL
1	A	2393	PRO
1	A	2395	ILE
1	A	2419	PRO
1	A	2420	PRO
1	A	2433	ARG
1	A	2525	THR
1	A	2536	ASN
1	A	2540	ASP
1	A	2543	ARG
1	A	2553	HIS
1	A	2576	LYS
1	A	2578	ILE
1	A	2682	PRO
1	A	2758	LEU
1	A	2874	TYR
1	A	2894	PRO
1	A	2910	ASN
1	A	2913	ILE
1	A	3362	VAL
1	A	3370	LEU
1	A	3371	VAL
1	A	3405	PRO
1	A	3410	PRO
1	A	3453	GLN
1	A	3454	ASP

Continued on next page...

Continued from previous page...

Mol	Chain	Res	Type
1	A	3458	PHE
1	A	3479	VAL
1	A	3485	GLU
1	A	3500	ASP
1	A	3501	PRO
1	A	3502	SER
1	A	3762	TRP
1	A	3807	SER
1	A	3809	GLU
1	A	3862	THR
1	A	4029	ILE
1	A	4031	GLN
1	A	4066	PRO
1	B	1470	PRO
1	B	1494	ASP
1	B	1498	GLU
1	B	1635	ASP
1	B	1637	GLU
1	B	1748	PHE
1	B	1887	PRO
1	B	1917	ARG
1	B	1940	GLU
1	B	2108	VAL
1	B	2185	PRO
1	B	2187	PRO
1	B	2188	PRO
1	B	2302	PHE
1	B	2330	SER
1	B	2375	ILE
1	B	2376	PRO
1	B	2380	LEU
1	B	2388	PRO
1	B	2391	VAL
1	B	2393	PRO
1	B	2395	ILE
1	B	2419	PRO
1	B	2420	PRO
1	B	2433	ARG
1	B	2525	THR
1	B	2536	ASN
1	B	2540	ASP
1	B	2543	ARG

Continued on next page...

Continued from previous page...

Mol	Chain	Res	Type
1	B	2553	HIS
1	B	2576	LYS
1	B	2578	ILE
1	B	2682	PRO
1	B	2758	LEU
1	B	2874	TYR
1	B	2894	PRO
1	B	2910	ASN
1	B	2913	ILE
1	B	3362	VAL
1	B	3370	LEU
1	B	3371	VAL
1	B	3405	PRO
1	B	3410	PRO
1	B	3453	GLN
1	B	3454	ASP
1	B	3458	PHE
1	B	3479	VAL
1	B	3485	GLU
1	B	3500	ASP
1	B	3501	PRO
1	B	3502	SER
1	B	3762	TRP
1	B	3807	SER
1	B	3809	GLU
1	B	3862	THR
1	B	4029	ILE
1	B	4031	GLN
1	B	4066	PRO
1	A	1970	LEU
1	A	2095	ASP
1	A	2104	ILE
1	A	2131	THR
1	A	2186	ILE
1	A	2328	GLY
1	A	2329	ASP
1	A	2370	SER
1	A	2377	SER
1	A	2396	ASP
1	A	2445	PHE
1	A	2519	PRO
1	A	2533	GLY

Continued on next page...

Continued from previous page...

Mol	Chain	Res	Type
1	A	2580	LYS
1	A	3641	PHE
1	A	3740	THR
1	A	3923	VAL
1	B	1970	LEU
1	B	2095	ASP
1	B	2104	ILE
1	B	2131	THR
1	B	2186	ILE
1	B	2328	GLY
1	B	2329	ASP
1	B	2370	SER
1	B	2377	SER
1	B	2396	ASP
1	B	2445	PHE
1	B	2519	PRO
1	B	2533	GLY
1	B	2580	LYS
1	B	3641	PHE
1	B	3740	THR
1	B	3923	VAL
2	T	24	GLU
1	A	1400	VAL
1	A	1550	GLY
1	A	1582	VAL
1	A	1873	GLN
1	A	2066	THR
1	A	2079	GLY
1	A	2080	LYS
1	A	2209	ARG
1	A	2255	ASP
1	A	2344	THR
1	A	2637	PRO
1	A	2843	LEU
1	A	2908	LEU
1	A	2945	VAL
1	A	3755	SER
1	A	3808	LYS
1	A	3884	LEU
1	A	3900	ILE
1	A	3901	PRO
1	A	3998	ILE

Continued on next page...

Continued from previous page...

Mol	Chain	Res	Type
1	B	1400	VAL
1	B	1550	GLY
1	B	1582	VAL
1	B	1873	GLN
1	B	2066	THR
1	B	2079	GLY
1	B	2080	LYS
1	B	2209	ARG
1	B	2255	ASP
1	B	2344	THR
1	B	2397	THR
1	B	2637	PRO
1	B	2843	LEU
1	B	2908	LEU
1	B	2945	VAL
1	B	3755	SER
1	B	3808	LYS
1	B	3884	LEU
1	B	3900	ILE
1	B	3901	PRO
1	B	3998	ILE
2	T	66	GLN
2	T	115	GLU
2	S	10	LYS
2	S	24	GLU
2	S	66	GLN
1	A	1754	TYR
1	A	1755	LEU
1	A	2141	ILE
1	A	2397	THR
1	A	2443	ILE
1	A	2526	ILE
1	A	3481	ILE
1	A	3752	THR
1	A	3885	PRO
1	A	3922	GLY
1	B	1754	TYR
1	B	1755	LEU
1	B	2141	ILE
1	B	2443	ILE
1	B	2526	ILE
1	B	3481	ILE

Continued on next page...

Continued from previous page...

Mol	Chain	Res	Type
1	B	3752	THR
1	B	3885	PRO
1	B	3922	GLY
1	A	1551	SER
1	A	1749	ILE
1	A	1789	LYS
1	A	2541	PRO
1	A	2681	LEU
1	A	3365	ARG
1	A	4030	PRO
1	B	1551	SER
1	B	1749	ILE
1	B	1789	LYS
1	B	2541	PRO
1	B	2681	LEU
1	B	3365	ARG
1	B	4030	PRO
2	S	53	ASN
1	A	2184	LEU
1	A	3377	MET
1	A	4032	PRO
1	B	2184	LEU
1	B	3377	MET
1	B	4032	PRO
2	T	52	PRO
1	A	3738	VAL
1	B	3644	ILE
1	B	3738	VAL
1	A	2100	VAL
1	A	2169	VAL
1	A	3477	VAL
1	A	3644	ILE
1	B	2100	VAL
1	B	2169	VAL
1	B	3477	VAL
1	A	1747	VAL
1	A	2760	GLY
1	B	1747	VAL
1	B	2760	GLY
1	A	2655	ILE
1	A	3902	GLY
1	B	2655	ILE

Continued on next page...

Continued from previous page...

Mol	Chain	Res	Type
1	B	3902	GLY
1	A	1817	VAL
1	A	2003	LEU
1	A	2537	PRO
1	B	1817	VAL
1	B	2537	PRO

5.3.2 Protein sidechains [i](#)

There are no protein residues with a non-rotameric sidechain to report in this entry.

5.3.3 RNA [i](#)

There are no RNA molecules in this entry.

5.4 Non-standard residues in protein, DNA, RNA chains [i](#)

There are no non-standard protein/DNA/RNA residues in this entry.

5.5 Carbohydrates [i](#)

There are no carbohydrates in this entry.

5.6 Ligand geometry [i](#)

There are no ligands in this entry.

5.7 Other polymers [i](#)

There are no such residues in this entry.

5.8 Polymer linkage issues [i](#)

The following chains have linkage breaks:

Mol	Chain	Number of breaks
1	B	109
1	A	109

All chain breaks are listed below:

Model	Chain	Residue-1	Atom-1	Residue-2	Atom-2	Distance (Å)
1	A	1756:LEU	C	1776:LEU	N	12.66
1	B	1756:LEU	C	1776:LEU	N	12.66
1	A	3028:VAL	C	3289:LEU	N	11.45
1	B	3028:VAL	C	3289:LEU	N	11.45
1	A	3981:PRO	C	3982:TRP	N	5.84
1	B	3981:PRO	C	3982:TRP	N	5.84
1	A	3512:ARG	C	3513:VAL	N	3.51
1	B	3512:ARG	C	3513:VAL	N	3.51
1	A	1814:GLY	C	1815:ARG	N	3.45
1	B	1814:GLY	C	1815:ARG	N	3.45
1	A	2441:VAL	C	2442:GLY	N	2.81
1	B	2441:VAL	C	2442:GLY	N	2.81
1	A	3899:ASP	C	3900:ILE	N	1.89
1	B	3899:ASP	C	3900:ILE	N	1.89
1	A	3754:LYS	C	3755:SER	N	1.84
1	B	3754:LYS	C	3755:SER	N	1.84
1	A	3360:TYR	C	3361:ASP	N	1.82
1	B	3360:TYR	C	3361:ASP	N	1.82
1	A	2709:LYS	C	2710:THR	N	1.79
1	B	2709:LYS	C	2710:THR	N	1.79
1	A	1815:ARG	C	1816:VAL	N	1.75
1	B	1815:ARG	C	1816:VAL	N	1.75
1	A	1986:GLU	C	1987:PHE	N	1.72
1	A	2301:TRP	C	2302:PHE	N	1.72
1	B	1986:GLU	C	1987:PHE	N	1.72
1	B	2301:TRP	C	2302:PHE	N	1.72
1	A	1466:GLN	C	1467:ASN	N	1.70
1	B	1466:GLN	C	1467:ASN	N	1.70
1	A	1844:TRP	C	1845:GLY	N	1.69
1	B	1844:TRP	C	1845:GLY	N	1.69
1	A	1941:ASP	C	1942:SER	N	1.68
1	A	2774:ALA	C	2775:TRP	N	1.68
1	B	1941:ASP	C	1942:SER	N	1.68
1	B	2774:ALA	C	2775:TRP	N	1.68
1	A	2158:LEU	C	2159:ASP	N	1.66
1	A	3334:PHE	C	3335:GLY	N	1.66
1	A	3755:SER	C	3756:TYR	N	1.66
1	B	2158:LEU	C	2159:ASP	N	1.66
1	B	3334:PHE	C	3335:GLY	N	1.66
1	B	3755:SER	C	3756:TYR	N	1.66
1	A	3923:VAL	C	3924:TRP	N	1.65
1	B	3923:VAL	C	3924:TRP	N	1.65

Continued on next page...

Continued from previous page...

Model	Chain	Residue-1	Atom-1	Residue-2	Atom-2	Distance (Å)
1	A	2118:MET	C	2119:LEU	N	1.64
1	B	2118:MET	C	2119:LEU	N	1.64
1	A	2346:PHE	C	2347:GLY	N	1.63
1	A	2655:ILE	C	2656:PHE	N	1.63
1	B	2346:PHE	C	2347:GLY	N	1.63
1	B	2655:ILE	C	2656:PHE	N	1.63
1	A	1494:ASP	C	1495:THR	N	1.62
1	A	1892:THR	C	1893:ALA	N	1.62
1	A	2436:SER	C	2437:LEU	N	1.62
1	A	2579:PHE	C	2580:LYS	N	1.62
1	A	3333:TYR	C	3334:PHE	N	1.62
1	A	3642:TYR	C	3643:GLY	N	1.62
1	A	3996:GLY	C	3997:LYS	N	1.62
1	B	1494:ASP	C	1495:THR	N	1.62
1	B	1892:THR	C	1893:ALA	N	1.62
1	B	2436:SER	C	2437:LEU	N	1.62
1	B	2579:PHE	C	2580:LYS	N	1.62
1	B	3333:TYR	C	3334:PHE	N	1.62
1	B	3642:TYR	C	3643:GLY	N	1.62
1	B	3996:GLY	C	3997:LYS	N	1.62
1	A	1632:ASP	C	1633:GLY	N	1.61
1	A	1985:SER	C	1986:GLU	N	1.61
1	A	2574:TYR	C	2575:TYR	N	1.61
1	A	3499:CYS	C	3500:ASP	N	1.61
1	A	3892:THR	C	3893:ASP	N	1.61
1	A	3901:PRO	C	3902:GLY	N	1.61
1	B	1632:ASP	C	1633:GLY	N	1.61
1	B	1985:SER	C	1986:GLU	N	1.61
1	B	2574:TYR	C	2575:TYR	N	1.61
1	B	3499:CYS	C	3500:ASP	N	1.61
1	B	3892:THR	C	3893:ASP	N	1.61
1	B	3901:PRO	C	3902:GLY	N	1.61
1	A	2561:TYR	C	2562:PRO	N	1.60
1	A	2758:LEU	C	2759:ILE	N	1.60
1	A	3500:ASP	C	3501:PRO	N	1.60
1	A	4035:GLN	C	4036:GLN	N	1.60
1	B	2561:TYR	C	2562:PRO	N	1.60
1	B	2758:LEU	C	2759:ILE	N	1.60
1	B	3500:ASP	C	3501:PRO	N	1.60
1	B	4035:GLN	C	4036:GLN	N	1.60
1	A	1495:THR	C	1496:THR	N	1.20
1	A	3682:VAL	C	3683:TYR	N	1.20

Continued on next page...

Continued from previous page...

Model	Chain	Residue-1	Atom-1	Residue-2	Atom-2	Distance (Å)
1	B	1495:THR	C	1496:THR	N	1.20
1	B	3682:VAL	C	3683:TYR	N	1.20
1	A	1497:ILE	C	1498:GLU	N	1.19
1	A	2555:ALA	C	2556:ILE	N	1.19
1	A	2726:GLU	C	2727:GLU	N	1.19
1	A	2757:MET	C	2758:LEU	N	1.19
1	B	1497:ILE	C	1498:GLU	N	1.19
1	B	2555:ALA	C	2556:ILE	N	1.19
1	B	2726:GLU	C	2727:GLU	N	1.19
1	B	2757:MET	C	2758:LEU	N	1.19
1	A	1478:SER	C	1479:LEU	N	1.18
1	A	2108:VAL	C	2109:LEU	N	1.18
1	A	2308:LYS	C	2309:SER	N	1.18
1	A	2430:ASN	C	2431:ALA	N	1.18
1	A	2444:ASN	C	2445:PHE	N	1.18
1	A	3795:ASP	C	3796:GLY	N	1.18
1	B	1478:SER	C	1479:LEU	N	1.18
1	B	2108:VAL	C	2109:LEU	N	1.18
1	B	2308:LYS	C	2309:SER	N	1.18
1	B	2373:SER	C	2374:GLU	N	1.18
1	B	2430:ASN	C	2431:ALA	N	1.18
1	B	2444:ASN	C	2445:PHE	N	1.18
1	B	3795:ASP	C	3796:GLY	N	1.18
1	A	1848:ASP	C	1849:GLU	N	1.17
1	A	1871:GLY	C	1872:LEU	N	1.17
1	A	1888:LEU	C	1889:SER	N	1.17
1	A	1969:GLY	C	1970:LEU	N	1.17
1	A	2196:THR	C	2197:ASP	N	1.17
1	A	2373:SER	C	2374:GLU	N	1.17
1	A	2523:TRP	C	2524:VAL	N	1.17
1	B	1848:ASP	C	1849:GLU	N	1.17
1	B	1871:GLY	C	1872:LEU	N	1.17
1	B	1888:LEU	C	1889:SER	N	1.17
1	B	2196:THR	C	2197:ASP	N	1.17
1	B	2523:TRP	C	2524:VAL	N	1.17
1	A	2157:ASP	C	2158:LEU	N	1.16
1	A	2462:THR	C	2463:ASN	N	1.16
1	A	2638:ARG	C	2639:GLN	N	1.16
1	A	3503:GLY	C	3504:ASP	N	1.16
1	B	1969:GLY	C	1970:LEU	N	1.16
1	B	2157:ASP	C	2158:LEU	N	1.16
1	B	2462:THR	C	2463:ASN	N	1.16

Continued on next page...

Continued from previous page...

Model	Chain	Residue-1	Atom-1	Residue-2	Atom-2	Distance (Å)
1	B	2638:ARG	C	2639:GLN	N	1.16
1	B	3503:GLY	C	3504:ASP	N	1.16
1	A	1498:GLU	C	1499:VAL	N	1.15
1	A	1812:ASN	C	1813:LEU	N	1.15
1	A	1983:LEU	C	1984:ILE	N	1.15
1	A	2447:LYS	C	2448:ASP	N	1.15
1	A	2607:TYR	C	2608:SER	N	1.15
1	A	2961:ILE	C	2962:ARG	N	1.15
1	A	3359:LYS	C	3360:TYR	N	1.15
1	B	1498:GLU	C	1499:VAL	N	1.15
1	B	1812:ASN	C	1813:LEU	N	1.15
1	B	2447:LYS	C	2448:ASP	N	1.15
1	B	2607:TYR	C	2608:SER	N	1.15
1	B	2961:ILE	C	2962:ARG	N	1.15
1	B	3359:LYS	C	3360:TYR	N	1.15
1	B	3405:PRO	C	3406:PHE	N	1.15
1	A	2200:ASP	C	2201:HIS	N	1.14
1	A	2309:SER	C	2310:LEU	N	1.14
1	A	2689:ILE	C	2690:SER	N	1.14
1	A	3405:PRO	C	3406:PHE	N	1.14
1	B	1983:LEU	C	1984:ILE	N	1.14
1	B	2200:ASP	C	2201:HIS	N	1.14
1	B	2309:SER	C	2310:LEU	N	1.14
1	B	2689:ILE	C	2690:SER	N	1.14
1	A	1800:THR	C	1801:GLY	N	1.13
1	A	2005:SER	C	2006:LEU	N	1.13
1	A	3666:ALA	C	3667:ALA	N	1.13
1	A	4033:LEU	C	4034:LEU	N	1.13
1	A	4036:GLN	C	4037:SER	N	1.13
1	B	2005:SER	C	2006:LEU	N	1.13
1	B	3666:ALA	C	3667:ALA	N	1.13
1	B	4036:GLN	C	4037:SER	N	1.13
1	A	2018:LEU	C	2019:SER	N	1.12
1	B	1800:THR	C	1801:GLY	N	1.12
1	B	2018:LEU	C	2019:SER	N	1.12
1	B	4033:LEU	C	4034:LEU	N	1.12
1	A	3640:TRP	C	3641:PHE	N	1.11
1	B	3640:TRP	C	3641:PHE	N	1.11
1	A	2199:LEU	C	2200:ASP	N	1.10
1	A	2540:ASP	C	2541:PRO	N	1.10
1	A	2637:PRO	C	2638:ARG	N	1.10
1	B	2199:LEU	C	2200:ASP	N	1.10

Continued on next page...

Continued from previous page...

Model	Chain	Residue-1	Atom-1	Residue-2	Atom-2	Distance (Å)
1	B	2540:ASP	C	2541:PRO	N	1.10
1	B	2637:PRO	C	2638:ARG	N	1.10
1	A	1430:ASP	C	1431:LEU	N	1.09
1	A	1849:GLU	C	1850:PHE	N	1.09
1	B	1430:ASP	C	1431:LEU	N	1.09
1	B	1849:GLU	C	1850:PHE	N	1.09
1	A	2460:ARG	C	2461:HIS	N	1.08
1	A	3504:ASP	C	3505:ILE	N	1.08
1	B	2460:ARG	C	2461:HIS	N	1.08
1	B	3504:ASP	C	3505:ILE	N	1.08
1	A	2101:VAL	C	2102:TYR	N	1.07
1	A	3684:CYS	C	3685:GLN	N	1.07
1	B	2101:VAL	C	2102:TYR	N	1.07
1	B	3684:CYS	C	3685:GLN	N	1.07
1	A	1891:HIS	C	1892:THR	N	1.05
1	B	1891:HIS	C	1892:THR	N	1.05
1	A	3565:ARG	C	3566:LEU	N	1.04
1	B	3565:ARG	C	3566:LEU	N	1.04
1	A	1635:ASP	C	1636:ILE	N	1.02
1	A	2432:LEU	C	2433:ARG	N	1.02
1	B	1635:ASP	C	1636:ILE	N	1.02
1	B	2432:LEU	C	2433:ARG	N	1.02
1	A	1802:LYS	C	1803:THR	N	1.01
1	A	1962:SER	C	1963:MET	N	1.01
1	B	1802:LYS	C	1803:THR	N	1.01
1	B	1962:SER	C	1963:MET	N	1.01
1	A	3457:PHE	C	3458:PHE	N	1.00
1	B	3457:PHE	C	3458:PHE	N	1.00
1	A	1877:SER	C	1878:HIS	N	0.99
1	A	2279:ARG	C	2280:THR	N	0.99
1	B	1877:SER	C	1878:HIS	N	0.99
1	B	2279:ARG	C	2280:THR	N	0.99
1	A	2002:ILE	C	2003:LEU	N	0.98
1	B	2002:ILE	C	2003:LEU	N	0.98
1	A	4015:PHE	C	4016:CYS	N	0.97
1	B	4015:PHE	C	4016:CYS	N	0.97
1	A	1801:GLY	C	1802:LYS	N	0.95
1	B	1801:GLY	C	1802:LYS	N	0.95
1	A	2936:VAL	C	2937:PRO	N	0.93
1	B	2936:VAL	C	2937:PRO	N	0.93
1	A	3382:CYS	C	3383:GLY	N	0.92
1	B	3382:CYS	C	3383:GLY	N	0.92

Continued on next page...

Continued from previous page...

Model	Chain	Residue-1	Atom-1	Residue-2	Atom-2	Distance (Å)
1	A	2147:ASN	C	2148:SER	N	0.90
1	B	2147:ASN	C	2148:SER	N	0.90
1	A	2103:VAL	C	2104:ILE	N	0.88
1	B	2103:VAL	C	2104:ILE	N	0.88
1	A	3426:THR	C	3427:VAL	N	0.75
1	B	3426:THR	C	3427:VAL	N	0.75
1	A	4047:ALA	C	4048:ILE	N	0.64
1	B	4047:ALA	C	4048:ILE	N	0.64

6 Fit of model and data [i](#)

6.1 Protein, DNA and RNA chains [i](#)

In the following table, the column labelled '#RSRZ > 2' contains the number (and percentage) of RSRZ outliers, followed by percent RSRZ outliers for the chain as percentile scores relative to all X-ray entries and entries of similar resolution. The OWAB column contains the minimum, median, 95th percentile and maximum values of the occupancy-weighted average B-factor per residue. The column labelled 'Q < 0.9' lists the number of (and percentage) of residues with an average occupancy less than 0.9.

Mol	Chain	Analysed	<RSRZ>	#RSRZ>2	OWAB(Å ²)	Q<0.9
1	A	2136/2486 (85%)	-0.03	69 (3%) 47 41	183, 210, 384, 480	0
1	B	2136/2486 (85%)	0.07	84 (3%) 39 34	183, 210, 384, 480	0
2	S	216/219 (98%)	0.96	40 (18%) 1 3	209, 233, 253, 268	0
2	T	216/219 (98%)	0.66	27 (12%) 3 7	201, 219, 248, 273	0
All	All	4704/5410 (86%)	0.09	220 (4%) 31 30	183, 210, 376, 480	0

All (220) RSRZ outliers are listed below:

Mol	Chain	Res	Type	RSRZ
2	S	80	MET	7.1
1	B	2156	SER	6.0
1	B	1397	GLU	5.5
1	B	3899	ASP	5.3
2	T	52	PRO	5.2
1	B	3867	GLU	5.0
2	T	143	ASN	4.8
1	A	4056	ALA	4.6
2	T	211	GLY	4.6
1	B	3742	ASP	4.4
2	S	81	LEU	4.3
2	S	206	GLN	4.2
1	B	1416	LYS	4.2
1	A	3894	ARG	4.2
1	A	3292	SER	4.1
1	B	3743	ASP	4.1
2	T	51	PHE	4.0
1	A	2916	TRP	4.0
1	B	1671	LYS	4.0
1	B	3866	GLU	4.0
2	T	82	GLY	3.9

Continued on next page...

Continued from previous page...

Mol	Chain	Res	Type	RSRZ
2	S	75	ALA	3.9
1	B	1568	SER	3.9
2	S	79	ASN	3.9
1	B	3582	GLU	3.8
2	S	215	PRO	3.8
2	S	179	LYS	3.8
2	S	165	ASP	3.7
1	A	2156	SER	3.7
2	S	46	GLU	3.7
1	B	2074	GLY	3.6
1	B	3900	ILE	3.6
1	B	3898	GLU	3.6
2	T	210	GLY	3.6
1	B	2789	HIS	3.6
1	A	4016	CYS	3.6
2	S	44	LYS	3.6
1	A	2211	GLY	3.6
1	A	2157	ASP	3.5
2	S	189	ASP	3.5
1	A	2734	ILE	3.5
1	B	2776	LEU	3.5
1	B	1427	ASP	3.5
2	T	142	LEU	3.5
1	B	1504	ASN	3.5
1	B	1396	ARG	3.4
1	A	3291	ALA	3.4
1	A	1796	GLY	3.4
2	T	141	TYR	3.4
1	A	3581	ASP	3.4
1	B	1389	SER	3.4
1	A	3520	THR	3.3
1	A	2917	MET	3.3
1	A	2942	ASP	3.3
1	A	2868	ASP	3.2
2	S	76	ASP	3.2
1	A	2210	CYS	3.2
2	T	208	THR	3.2
2	T	53	ASN	3.2
1	A	3873	MET	3.2
1	A	2419	PRO	3.1
1	B	2373	SER	3.1
2	S	43	LYS	3.1

Continued on next page...

Continued from previous page...

Mol	Chain	Res	Type	RSRZ
1	A	2121	ALA	3.1
1	B	1580	THR	3.1
1	A	3895	VAL	3.1
1	B	1672	TYR	3.1
1	A	3018	ASN	3.1
1	B	3581	ASP	3.1
1	B	1420	TYR	3.1
1	B	3837	GLY	3.1
1	A	2915	ASN	3.0
2	S	47	LEU	3.0
1	A	2074	GLY	3.0
2	S	216	PRO	3.0
1	B	2837	ASN	3.0
1	B	3753	THR	3.0
2	S	113	ASP	2.9
1	B	1505	PHE	2.9
1	B	2916	TRP	2.9
1	B	2243	MET	2.9
2	T	33	GLU	2.9
1	B	1388	HIS	2.9
1	A	3880	THR	2.9
1	B	3901	PRO	2.9
1	B	2155	ASP	2.8
2	S	45	PHE	2.8
2	T	37	GLY	2.8
1	B	1387	GLU	2.8
1	B	1494	ASP	2.8
1	B	3836	GLY	2.8
2	S	22	TYR	2.7
2	T	115	GLU	2.7
1	B	1398	TRP	2.7
2	T	81	LEU	2.7
1	A	2776	LEU	2.7
1	B	2692	THR	2.7
1	B	2364	ASP	2.7
1	B	3741	ASN	2.7
2	S	48	GLY	2.7
1	A	2122	THR	2.7
1	A	2837	ASN	2.7
2	S	199	ALA	2.7
1	B	1567	GLY	2.7
1	B	1421	TYR	2.7

Continued on next page...

Continued from previous page...

Mol	Chain	Res	Type	RSRZ
2	S	180	LYS	2.7
1	A	2731	PRO	2.6
1	A	2417	CYS	2.6
1	A	2418	GLY	2.6
1	B	3714	GLN	2.6
2	T	38	ASP	2.6
2	S	138	HIS	2.6
2	T	134	ASP	2.6
2	T	50	GLU	2.6
2	T	212	GLY	2.6
2	S	157	ALA	2.6
1	B	3583	LEU	2.6
2	S	74	ILE	2.6
1	B	2637	PRO	2.6
1	B	1419	ASN	2.6
1	B	1922	LYS	2.5
2	S	61	ASP	2.5
2	T	106	SER	2.5
1	A	3883	LYS	2.5
2	S	142	LEU	2.5
1	B	3014	GLN	2.5
2	S	166	PRO	2.5
1	B	2245	GLU	2.5
1	A	1898	LEU	2.5
1	A	3582	GLU	2.5
1	A	3999	ASP	2.5
2	S	53	ASN	2.5
1	A	3899	ASP	2.5
1	A	1817	VAL	2.5
1	B	1508	THR	2.4
2	S	188	ILE	2.4
1	B	2073	VAL	2.4
1	A	3784	ASN	2.4
1	B	2077	GLY	2.4
2	T	209	PHE	2.4
1	A	3782	GLU	2.4
1	A	4000	GLU	2.4
1	A	3783	ASN	2.4
2	S	151	ASP	2.4
1	B	1792	GLY	2.4
1	A	3014	GLN	2.4
1	A	2108	VAL	2.4

Continued on next page...

Continued from previous page...

Mol	Chain	Res	Type	RSRZ
1	A	3878	HIS	2.4
1	B	2372	CYS	2.4
2	S	186	PRO	2.4
2	T	35	ASP	2.3
1	B	1417	ALA	2.3
2	S	21	GLU	2.3
1	A	4036	GLN	2.3
1	A	3998	ILE	2.3
2	T	135	ARG	2.3
1	A	2096	GLY	2.3
1	A	1604	ALA	2.3
1	A	2692	THR	2.3
1	B	3865	ALA	2.3
1	A	2392	ILE	2.3
1	B	3739	ASP	2.3
2	S	72	ARG	2.2
2	S	112	LYS	2.2
1	B	2775	TRP	2.2
1	B	1493	LEU	2.2
1	B	2462	THR	2.2
2	S	19	LEU	2.2
1	B	4000	GLU	2.2
1	B	1495	THR	2.2
1	B	1551	SER	2.2
1	B	2777	ASN	2.2
1	A	3753	THR	2.2
1	A	3313	PHE	2.2
1	B	3765	ASN	2.2
1	A	2095	ASP	2.2
1	B	3810	SER	2.2
1	A	3714	GLN	2.2
1	B	2552	ARG	2.2
1	B	2174	LYS	2.2
1	B	1492	GLN	2.2
1	A	3020	GLY	2.2
1	A	3572	ASN	2.2
1	B	3707	LYS	2.2
1	B	1923	SER	2.2
2	T	83	GLY	2.1
2	S	116	THR	2.1
1	B	1581	GLY	2.1
1	B	2157	ASP	2.1

Continued on next page...

Continued from previous page...

Mol	Chain	Res	Type	RSRZ
1	B	2638	ARG	2.1
2	T	34	ARG	2.1
1	B	2242	SER	2.1
1	A	2409	ASN	2.1
1	A	2552	ARG	2.1
1	A	4037	SER	2.1
1	A	2869	THR	2.1
2	S	150	PRO	2.1
2	S	187	GLN	2.1
1	B	1883	GLU	2.1
1	B	2210	CYS	2.1
2	T	116	THR	2.1
2	S	71	ILE	2.1
1	A	2941	THR	2.1
1	A	3588	ASN	2.1
1	B	1415	MET	2.1
1	B	2917	MET	2.1
1	B	2020	LYS	2.1
1	B	2892	CYS	2.1
1	A	1812	ASN	2.1
1	A	1644	ILE	2.0
1	A	3561	ASN	2.0
2	T	36	GLU	2.0
1	A	3017	VAL	2.0
1	A	3455	GLY	2.0
1	B	2731	PRO	2.0
1	A	3310	THR	2.0
1	A	3314	SER	2.0
1	B	3456	GLU	2.0
2	S	164	MET	2.0
2	T	140	THR	2.0

6.2 Non-standard residues in protein, DNA, RNA chains [i](#)

There are no non-standard protein/DNA/RNA residues in this entry.

6.3 Carbohydrates [i](#)

There are no carbohydrates in this entry.

6.4 Ligands

There are no ligands in this entry.

6.5 Other polymers

There are no such residues in this entry.