



wwPDB X-ray Structure Validation Summary Report ⓘ

Jan 30, 2023 – 01:05 pm GMT

PDB ID : 7QYY
Title : Vanadium-dependent bromoperoxidase from *Corallina pilulifera* in complex with chloride
Authors : Isupov, M.N.; Mitchell, D.; Littelchild, J.A.; Garcia-Rodriguez, E.
Deposited on : 2022-01-29
Resolution : 2.00 Å (reported)

This is a wwPDB X-ray Structure Validation Summary Report for a publicly released PDB entry.

We welcome your comments at validation@mail.wwpdb.org

A user guide is available at

<https://www.wwpdb.org/validation/2017/XrayValidationReportHelp>

with specific help available everywhere you see the ⓘ symbol.

The types of validation reports are described at

<http://www.wwpdb.org/validation/2017/FAQs#types>.

The following versions of software and data (see [references ⓘ](#)) were used in the production of this report:

MolProbity : 4.02b-467
Mogul : 1.8.4, CSD as541be (2020)
Xtriage (Phenix) : 1.13
EDS : 2.31.3
buster-report : 1.1.7 (2018)
Percentile statistics : 20191225.v01 (using entries in the PDB archive December 25th 2019)
Refmac : 5.8.0158
CCP4 : 7.0.044 (Gargrove)
Ideal geometry (proteins) : Engh & Huber (2001)
Ideal geometry (DNA, RNA) : Parkinson et al. (1996)
Validation Pipeline (wwPDB-VP) : 2.31.3

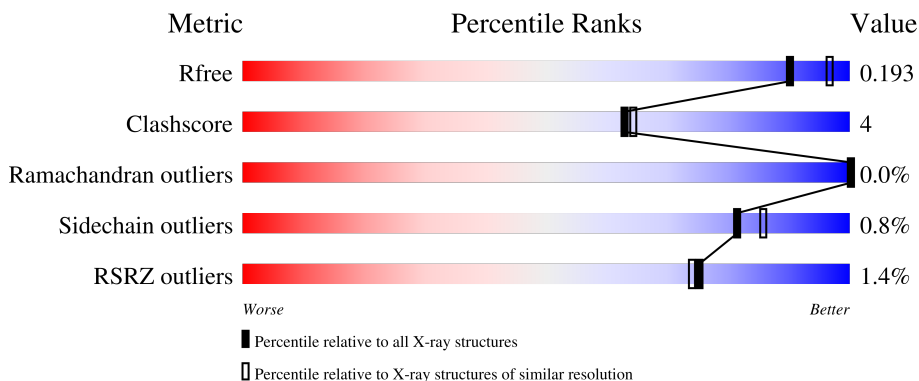
1 Overall quality at a glance

The following experimental techniques were used to determine the structure:

X-RAY DIFFRACTION

The reported resolution of this entry is 2.00 Å.

Percentile scores (ranging between 0-100) for global validation metrics of the entry are shown in the following graphic. The table shows the number of entries on which the scores are based.



Metric	Whole archive (#Entries)	Similar resolution (#Entries, resolution range(Å))
R_{free}	130704	8085 (2.00-2.00)
Clashscore	141614	9178 (2.00-2.00)
Ramachandran outliers	138981	9054 (2.00-2.00)
Sidechain outliers	138945	9053 (2.00-2.00)
RSRZ outliers	127900	7900 (2.00-2.00)

The table below summarises the geometric issues observed across the polymeric chains and their fit to the electron density. The red, orange, yellow and green segments of the lower bar indicate the fraction of residues that contain outliers for ≥ 3 , 2, 1 and 0 types of geometric quality criteria respectively. A grey segment represents the fraction of residues that are not modelled. The numeric value for each fraction is indicated below the corresponding segment, with a dot representing fractions $\leq 5\%$. The upper red bar (where present) indicates the fraction of residues that have poor fit to the electron density. The numeric value is given above the bar.

Mol	Chain	Length	Quality of chain
1	AAA	598	
1	BBB	598	
1	CCC	598	
1	DDD	598	

The following table lists non-polymeric compounds, carbohydrate monomers and non-standard

residues in protein, DNA, RNA chains that are outliers for geometric or electron-density-fit criteria:

Mol	Type	Chain	Res	Chirality	Geometry	Clashes	Electron density
4	GOL	AAA	613	-	-	X	-
4	GOL	AAA	615	-	-	X	-
4	GOL	AAA	619	-	-	X	-
4	GOL	BBB	602	-	-	X	-
4	GOL	BBB	614	-	-	X	-
4	GOL	BBB	619	-	-	X	-
4	GOL	BBB	621	-	-	X	-
4	GOL	BBB	622	-	-	X	-
4	GOL	CCC	606	-	-	X	-
4	GOL	CCC	613	-	-	X	-
4	GOL	CCC	615	-	-	X	-
4	GOL	CCC	616	-	-	X	-

2 Entry composition

There are 7 unique types of molecules in this entry. The entry contains 22702 atoms, of which 0 are hydrogens and 0 are deuteriums.

In the tables below, the ZeroOcc column contains the number of atoms modelled with zero occupancy, the AltConf column contains the number of residues with at least one atom in alternate conformation and the Trace column contains the number of residues modelled with at most 2 atoms.

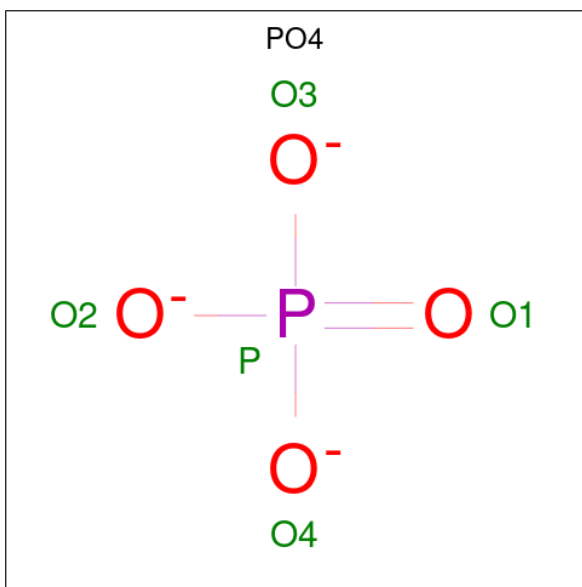
- Molecule 1 is a protein called Vanadium-dependent bromoperoxidase.

Mol	Chain	Residues	Atoms					ZeroOcc	AltConf	Trace
			Total	C	N	O	S			
1	AAA	597	Total 4745	C 3036	N 777	O 925	S 7	0	27	0
1	BBB	597	Total 4746	C 3032	N 778	O 929	S 7	0	27	0
1	CCC	597	Total 4768	C 3049	N 777	O 935	S 7	0	31	0
1	DDD	597	Total 4769	C 3053	N 778	O 931	S 7	0	32	0

There are 4 discrepancies between the modelled and reference sequences:

Chain	Residue	Modelled	Actual	Comment	Reference
AAA	423	ALA	PRO	conflict	UNP O81959
BBB	423	ALA	PRO	conflict	UNP O81959
CCC	423	ALA	PRO	conflict	UNP O81959
DDD	423	ALA	PRO	conflict	UNP O81959

- Molecule 2 is PHOSPHATE ION (three-letter code: PO4) (formula: O₄P) (labeled as "Ligand of Interest" by depositor).



Mol	Chain	Residues	Atoms	ZeroOcc	AltConf
2	AAA	1	Total O P 5 4 1	0	0
2	AAA	1	Total O P 5 4 1	0	0
2	AAA	1	Total O P 5 4 1	0	0
2	BBB	1	Total O P 5 4 1	0	0
2	BBB	1	Total O P 5 4 1	0	0
2	CCC	1	Total O P 5 4 1	0	0
2	CCC	1	Total O P 5 4 1	0	0
2	DDD	1	Total O P 5 4 1	0	0
2	DDD	1	Total O P 5 4 1	0	0

- Molecule 3 is CALCIUM ION (three-letter code: CA) (formula: Ca) (labeled as "Ligand of Interest" by depositor).

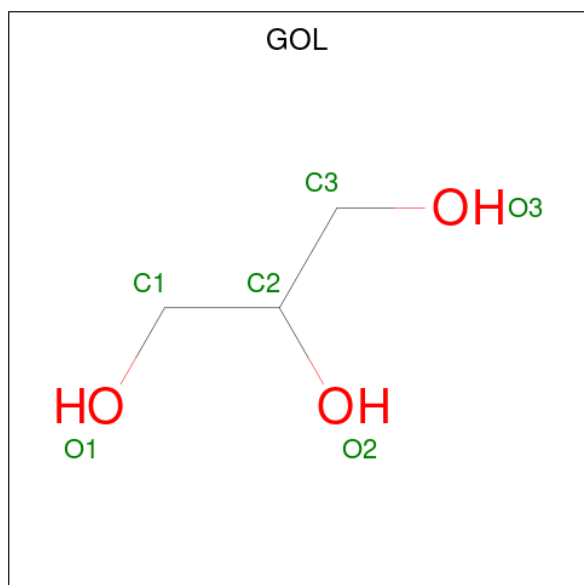
Mol	Chain	Residues	Atoms	ZeroOcc	AltConf
3	AAA	1	Total Ca 1 1	0	0
3	BBB	1	Total Ca 1 1	0	0

Continued on next page...

Continued from previous page...

Mol	Chain	Residues	Atoms	ZeroOcc	AltConf
3	CCC	1	Total Ca 1 1	0	0
3	DDD	1	Total Ca 1 1	0	0

- Molecule 4 is GLYCEROL (three-letter code: GOL) (formula: $C_3H_8O_3$).



Mol	Chain	Residues	Atoms	ZeroOcc	AltConf
4	AAA	1	Total C O 6 3 3	0	0
4	AAA	1	Total C O 6 3 3	0	0
4	AAA	1	Total C O 6 3 3	0	0
4	AAA	1	Total C O 6 3 3	0	0
4	AAA	1	Total C O 6 3 3	0	0
4	AAA	1	Total C O 6 3 3	0	0
4	AAA	1	Total C O 6 3 3	0	0
4	AAA	1	Total C O 6 3 3	0	0
4	AAA	1	Total C O 6 3 3	0	0

Continued on next page...

Continued from previous page...

Mol	Chain	Residues	Atoms			ZeroOcc	AltConf
4	AAA	1	Total	C	O	0	0
			6	3	3		
4	AAA	1	Total	C	O	0	0
			6	3	3		
4	AAA	1	Total	C	O	0	0
			6	3	3		
4	AAA	1	Total	C	O	0	0
			6	3	3		
4	AAA	1	Total	C	O	0	0
			6	3	3		
4	AAA	1	Total	C	O	0	0
			6	3	3		
4	AAA	1	Total	C	O	0	0
			6	3	3		
4	AAA	1	Total	C	O	0	0
			6	3	3		
4	BBB	1	Total	C	O	0	0
			6	3	3		
4	BBB	1	Total	C	O	0	0
			6	3	3		
4	BBB	1	Total	C	O	0	0
			6	3	3		
4	BBB	1	Total	C	O	0	0
			6	3	3		
4	BBB	1	Total	C	O	0	0
			6	3	3		
4	BBB	1	Total	C	O	0	0
			6	3	3		
4	BBB	1	Total	C	O	0	0
			6	3	3		
4	BBB	1	Total	C	O	0	0
			6	3	3		
4	BBB	1	Total	C	O	0	0
			6	3	3		
4	BBB	1	Total	C	O	0	0
			6	3	3		

Continued on next page...

Continued from previous page...

Mol	Chain	Residues	Atoms			ZeroOcc	AltConf
4	BBB	1	Total	C	O	0	0
			6	3	3		
4	BBB	1	Total	C	O	0	0
			6	3	3		
4	BBB	1	Total	C	O	0	0
			6	3	3		
4	BBB	1	Total	C	O	0	0
			6	3	3		
4	BBB	1	Total	C	O	0	0
			6	3	3		
4	CCC	1	Total	C	O	0	0
			6	3	3		
4	CCC	1	Total	C	O	0	0
			6	3	3		
4	CCC	1	Total	C	O	0	0
			6	3	3		
4	CCC	1	Total	C	O	0	0
			6	3	3		
4	CCC	1	Total	C	O	0	0
			6	3	3		
4	CCC	1	Total	C	O	0	0
			6	3	3		
4	CCC	1	Total	C	O	0	0
			6	3	3		
4	CCC	1	Total	C	O	0	0
			6	3	3		
4	CCC	1	Total	C	O	0	0
			6	3	3		
4	CCC	1	Total	C	O	0	0
			6	3	3		
4	CCC	1	Total	C	O	0	0
			6	3	3		

Continued on next page...

Continued from previous page...

Mol	Chain	Residues	Atoms			ZeroOcc	AltConf
4	CCC	1	Total	C	O	0	0
			6	3	3		
4	CCC	1	Total	C	O	0	0
			6	3	3		
4	CCC	1	Total	C	O	0	0
			6	3	3		
4	DDD	1	Total	C	O	0	0
			6	3	3		
4	DDD	1	Total	C	O	0	0
			6	3	3		
4	DDD	1	Total	C	O	0	0
			6	3	3		
4	DDD	1	Total	C	O	0	0
			6	3	3		
4	DDD	1	Total	C	O	0	0
			6	3	3		
4	DDD	1	Total	C	O	0	0
			6	3	3		
4	DDD	1	Total	C	O	0	0
			6	3	3		
4	DDD	1	Total	C	O	0	0
			6	3	3		
4	DDD	1	Total	C	O	0	0
			6	3	3		
4	DDD	1	Total	C	O	0	0
			6	3	3		

- Molecule 5 is SODIUM ION (three-letter code: NA) (formula: Na).

Mol	Chain	Residues	Atoms		ZeroOcc	AltConf
5	AAA	2	Total	Na	0	0
			2	2		
5	BBB	1	Total	Na	0	0
			1	1		
5	CCC	1	Total	Na	0	0
			1	1		
5	DDD	1	Total	Na	0	0
			1	1		

- Molecule 6 is CHLORIDE ION (three-letter code: CL) (formula: Cl) (labeled as "Ligand of Interest" by depositor).

Mol	Chain	Residues	Atoms		ZeroOcc	AltConf
6	AAA	4	Total 4	Cl 4	0	0
6	BBB	5	Total 5	Cl 5	0	0
6	CCC	3	Total 3	Cl 3	0	0
6	DDD	4	Total 4	Cl 4	0	0

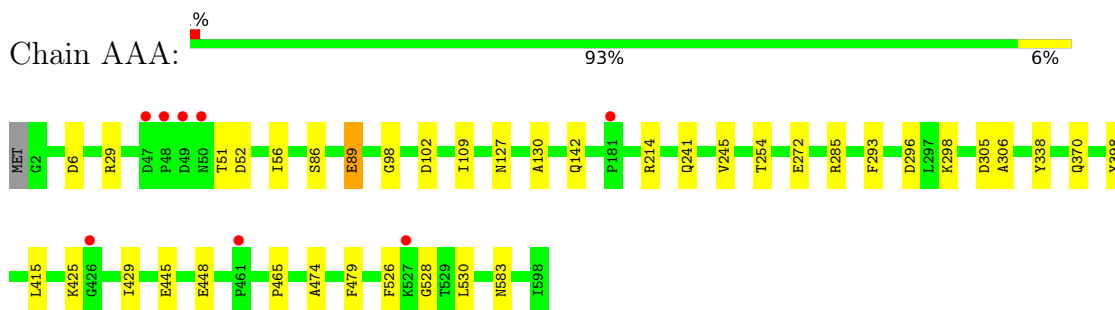
- Molecule 7 is water.

Mol	Chain	Residues	Atoms		ZeroOcc	AltConf
7	AAA	815	Total 815	O 815	0	0
7	BBB	792	Total 792	O 792	0	0
7	CCC	822	Total 822	O 822	0	0
7	DDD	785	Total 785	O 785	0	0

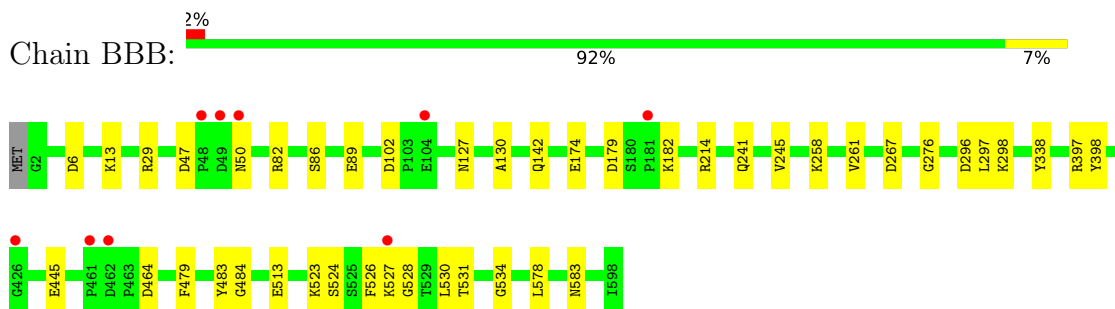
3 Residue-property plots [i](#)

These plots are drawn for all protein, RNA, DNA and oligosaccharide chains in the entry. The first graphic for a chain summarises the proportions of the various outlier classes displayed in the second graphic. The second graphic shows the sequence view annotated by issues in geometry and electron density. Residues are color-coded according to the number of geometric quality criteria for which they contain at least one outlier: green = 0, yellow = 1, orange = 2 and red = 3 or more. A red dot above a residue indicates a poor fit to the electron density ($RSRZ > 2$). Stretches of 2 or more consecutive residues without any outlier are shown as a green connector. Residues present in the sample, but not in the model, are shown in grey.

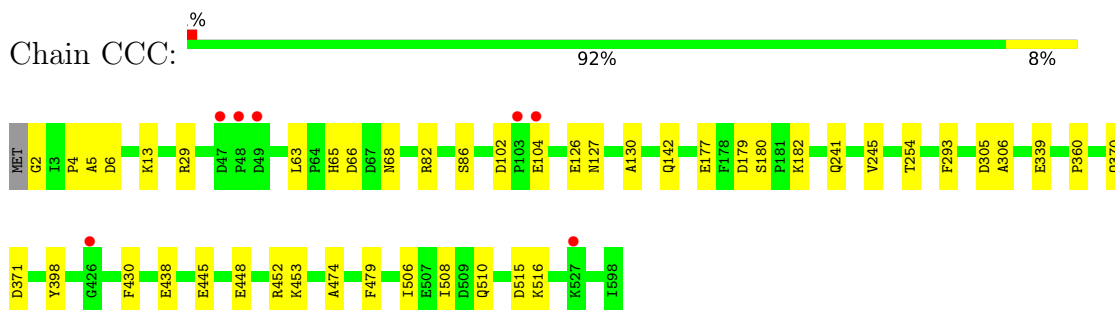
- Molecule 1: Vanadium-dependent bromoperoxidase



- Molecule 1: Vanadium-dependent bromoperoxidase

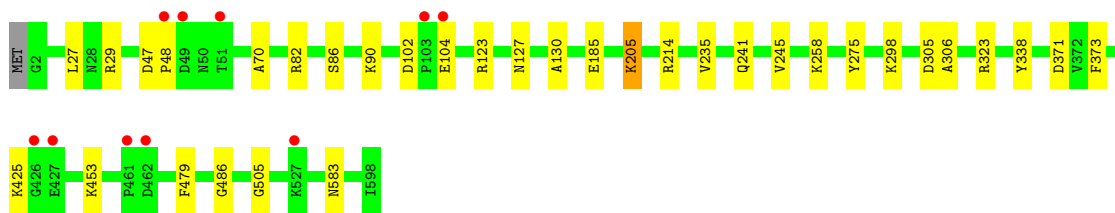


- Molecule 1: Vanadium-dependent bromoperoxidase



- Molecule 1: Vanadium-dependent bromoperoxidase





4 Data and refinement statistics i

Property	Value	Source
Space group	P 63	Depositor
Cell constants a, b, c, α , β , γ	182.12Å 182.12Å 177.60Å 90.00° 90.00° 120.00°	Depositor
Resolution (Å)	19.96 – 2.00 19.95 – 2.00	Depositor EDS
% Data completeness (in resolution range)	94.3 (19.96-2.00) 94.4 (19.95-2.00)	Depositor EDS
R_{merge}	0.06	Depositor
R_{sym}	(Not available)	Depositor
$\langle I/\sigma(I) \rangle$ ¹	2.20 (at 2.01Å)	Xtrriage
Refinement program	REFMAC 5.8.0267	Depositor
R, R_{free}	0.146 , 0.193 0.146 , 0.193	Depositor DCC
R_{free} test set	10625 reflections (5.01%)	wwPDB-VP
Wilson B-factor (Å ²)	20.5	Xtrriage
Anisotropy	0.176	Xtrriage
Bulk solvent k_{sol} (e/Å ³), B_{sol} (Å ²)	0.39 , 73.1	EDS
L-test for twinning ²	$\langle L \rangle = 0.51$, $\langle L^2 \rangle = 0.35$	Xtrriage
Estimated twinning fraction	0.019 for h,-h-k,-l	Xtrriage
F_o, F_c correlation	0.97	EDS
Total number of atoms	22702	wwPDB-VP
Average B, all atoms (Å ²)	24.0	wwPDB-VP

Xtrriage's analysis on translational NCS is as follows: *The largest off-origin peak in the Patterson function is 2.26% of the height of the origin peak. No significant pseudotranslation is detected.*

¹Intensities estimated from amplitudes.

²Theoretical values of $\langle |L| \rangle$, $\langle L^2 \rangle$ for acentric reflections are 0.5, 0.333 respectively for untwinned datasets, and 0.375, 0.2 for perfectly twinned datasets.

5 Model quality [i](#)

5.1 Standard geometry [i](#)

Bond lengths and bond angles in the following residue types are not validated in this section: CL, PO4, CA, NA, GOL

The Z score for a bond length (or angle) is the number of standard deviations the observed value is removed from the expected value. A bond length (or angle) with $|Z| > 5$ is considered an outlier worth inspection. RMSZ is the root-mean-square of all Z scores of the bond lengths (or angles).

Mol	Chain	Bond lengths		Bond angles	
		RMSZ	# Z >5	RMSZ	# Z >5
1	AAA	0.64	1/4923 (0.0%)	0.85	3/6686 (0.0%)
1	BBB	0.61	0/4920	0.83	4/6685 (0.1%)
1	CCC	0.66	1/4956 (0.0%)	0.84	5/6731 (0.1%)
1	DDD	0.62	0/4958	0.84	6/6737 (0.1%)
All	All	0.63	2/19757 (0.0%)	0.84	18/26839 (0.1%)

All (2) bond length outliers are listed below:

Mol	Chain	Res	Type	Atoms	Z	Observed(Å)	Ideal(Å)
1	CCC	2	GLY	N-CA	5.25	1.53	1.46
1	AAA	89	GLU	CD-OE2	5.24	1.31	1.25

The worst 5 of 18 bond angle outliers are listed below:

Mol	Chain	Res	Type	Atoms	Z	Observed(°)	Ideal(°)
1	AAA	29	ARG	NE-CZ-NH2	-8.31	116.15	120.30
1	DDD	214	ARG	NE-CZ-NH1	7.05	123.83	120.30
1	BBB	397	ARG	NE-CZ-NH1	-6.79	116.90	120.30
1	BBB	29	ARG	NE-CZ-NH2	-6.27	117.17	120.30
1	CCC	82	ARG	NE-CZ-NH1	6.22	123.41	120.30

There are no chirality outliers.

There are no planarity outliers.

5.2 Too-close contacts [i](#)

In the following table, the Non-H and H(model) columns list the number of non-hydrogen atoms and hydrogen atoms in the chain respectively. The H(added) column lists the number of hydrogen atoms added and optimized by MolProbity. The Clashes column lists the number of clashes within

the asymmetric unit, whereas Symm-Clashes lists symmetry-related clashes.

Mol	Chain	Non-H	H(model)	H(added)	Clashes	Symm-Clashes
1	AAA	4745	0	4719	36	0
1	BBB	4746	0	4694	53	0
1	CCC	4768	0	4728	38	0
1	DDD	4769	0	4741	26	0
2	AAA	15	0	0	0	0
2	BBB	10	0	0	0	0
2	CCC	10	0	0	0	0
2	DDD	10	0	0	0	0
3	AAA	1	0	0	0	0
3	BBB	1	0	0	0	0
3	CCC	1	0	0	0	0
3	DDD	1	0	0	0	0
4	AAA	108	0	143	28	0
4	BBB	114	0	151	33	0
4	CCC	102	0	136	25	0
4	DDD	66	0	88	4	0
5	AAA	2	0	0	0	0
5	BBB	1	0	0	0	0
5	CCC	1	0	0	0	0
5	DDD	1	0	0	0	0
6	AAA	4	0	0	0	0
6	BBB	5	0	0	0	0
6	CCC	3	0	0	0	0
6	DDD	4	0	0	1	0
7	AAA	815	0	0	14	1
7	BBB	792	0	0	13	0
7	CCC	822	0	0	15	1
7	DDD	785	0	0	7	1
All	All	22702	0	19400	168	2

The all-atom clashscore is defined as the number of clashes found per 1000 atoms (including hydrogen atoms). The all-atom clashscore for this structure is 4.

The worst 5 of 168 close contacts within the same asymmetric unit are listed below, sorted by their clash magnitude.

Atom-1	Atom-2	Interatomic distance (Å)	Clash overlap (Å)
4:AAA:621:GOL:H32	7:AAA:926:HOH:O	1.48	1.10
1:BBB:445[A]:GLU:HG2	7:BBB:708:HOH:O	1.48	1.09
1:BBB:527[B]:LYS:HD2	1:BBB:527[B]:LYS:C	1.78	1.04
1:DDD:258[B]:LYS:NZ	7:DDD:701:HOH:O	1.91	1.03

Continued on next page...

Continued from previous page...

Atom-1	Atom-2	Interatomic distance (Å)	Clash overlap (Å)
1:CCC:66:ASP:OD2	4:CCC:606:GOL:H12	1.58	1.03

All (2) symmetry-related close contacts are listed below. The label for Atom-2 includes the symmetry operator and encoded unit-cell translations to be applied.

Atom-1	Atom-2	Interatomic distance (Å)	Clash overlap (Å)
7:AAA:807:HOH:O	7:DDD:1043:HOH:O[3_565]	2.16	0.04
7:CCC:919:HOH:O	7:CCC:919:HOH:O[2_665]	2.19	0.01

5.3 Torsion angles [i](#)

5.3.1 Protein backbone [i](#)

In the following table, the Percentiles column shows the percent Ramachandran outliers of the chain as a percentile score with respect to all X-ray entries followed by that with respect to entries of similar resolution.

The Analysed column shows the number of residues for which the backbone conformation was analysed, and the total number of residues.

Mol	Chain	Analysed	Favoured	Allowed	Outliers	Percentiles	
1	AAA	623/598 (104%)	611 (98%)	12 (2%)	0	100	100
1	BBB	622/598 (104%)	613 (99%)	9 (1%)	0	100	100
1	CCC	626/598 (105%)	615 (98%)	11 (2%)	0	100	100
1	DDD	627/598 (105%)	614 (98%)	12 (2%)	1 (0%)	47	44
All	All	2498/2392 (104%)	2453 (98%)	44 (2%)	1 (0%)	100	100

All (1) Ramachandran outliers are listed below:

Mol	Chain	Res	Type
1	DDD	373	PHE

5.3.2 Protein sidechains [i](#)

In the following table, the Percentiles column shows the percent sidechain outliers of the chain as a percentile score with respect to all X-ray entries followed by that with respect to entries of similar resolution.

The Analysed column shows the number of residues for which the sidechain conformation was analysed, and the total number of residues.

Mol	Chain	Analysed	Rotameric	Outliers	Percentiles	
1	AAA	517/491 (105%)	511 (99%)	6 (1%)	71	76
1	BBB	516/491 (105%)	512 (99%)	4 (1%)	81	86
1	CCC	520/491 (106%)	513 (99%)	7 (1%)	69	74
1	DDD	521/491 (106%)	515 (99%)	6 (1%)	71	76
All	All	2074/1964 (106%)	2051 (99%)	23 (1%)	81	78

5 of 23 residues with a non-rotameric sidechain are listed below:

Mol	Chain	Res	Type
1	CCC	479	PHE
1	DDD	86[A]	SER
1	CCC	508[B]	ILE
1	DDD	86[B]	SER
1	BBB	86[A]	SER

Sometimes sidechains can be flipped to improve hydrogen bonding and reduce clashes. There are no such sidechains identified.

5.3.3 RNA [i](#)

There are no RNA molecules in this entry.

5.4 Non-standard residues in protein, DNA, RNA chains [i](#)

There are no non-standard protein/DNA/RNA residues in this entry.

5.5 Carbohydrates [i](#)

There are no monosaccharides in this entry.

5.6 Ligand geometry [i](#)

Of 99 ligands modelled in this entry, 25 are monoatomic - leaving 74 for Mogul analysis.

In the following table, the Counts columns list the number of bonds (or angles) for which Mogul statistics could be retrieved, the number of bonds (or angles) that are observed in the model and the number of bonds (or angles) that are defined in the Chemical Component Dictionary. The

Link column lists molecule types, if any, to which the group is linked. The Z score for a bond length (or angle) is the number of standard deviations the observed value is removed from the expected value. A bond length (or angle) with $|Z| > 2$ is considered an outlier worth inspection. RMSZ is the root-mean-square of all Z scores of the bond lengths (or angles).

Mol	Type	Chain	Res	Link	Bond lengths			Bond angles		
					Counts	RMSZ	# Z > 2	Counts	RMSZ	# Z > 2
4	GOL	BBB	606	-	5,5,5	0.12	0	5,5,5	0.27	0
4	GOL	DDD	605	-	5,5,5	0.23	0	5,5,5	0.48	0
4	GOL	CCC	617	-	5,5,5	0.26	0	5,5,5	0.65	0
4	GOL	AAA	621	-	5,5,5	0.25	0	5,5,5	0.68	0
4	GOL	CCC	606	-	5,5,5	0.22	0	5,5,5	0.17	0
4	GOL	CCC	608	-	5,5,5	0.25	0	5,5,5	0.39	0
4	GOL	BBB	621	-	5,5,5	0.28	0	5,5,5	0.72	0
2	PO4	CCC	603	-	4,4,4	0.86	0	6,6,6	0.46	0
4	GOL	DDD	613	-	5,5,5	0.22	0	5,5,5	0.53	0
4	GOL	AAA	605	5	5,5,5	0.39	0	5,5,5	0.75	0
4	GOL	BBB	613	-	5,5,5	0.24	0	5,5,5	0.47	0
2	PO4	DDD	604	-	4,4,4	1.53	1 (25%)	6,6,6	0.85	0
4	GOL	CCC	620	-	5,5,5	0.21	0	5,5,5	0.54	0
2	PO4	AAA	601	-	4,4,4	0.63	0	6,6,6	1.06	1 (16%)
4	GOL	BBB	618	-	5,5,5	0.21	0	5,5,5	0.67	0
4	GOL	CCC	609	-	5,5,5	0.27	0	5,5,5	0.59	0
4	GOL	BBB	612	-	5,5,5	0.23	0	5,5,5	0.62	0
4	GOL	AAA	618	5	5,5,5	0.20	0	5,5,5	0.44	0
4	GOL	BBB	609	-	5,5,5	0.25	0	5,5,5	0.43	0
4	GOL	BBB	622	-	5,5,5	0.17	0	5,5,5	0.57	0
4	GOL	CCC	614	-	5,5,5	0.22	0	5,5,5	0.85	0
4	GOL	AAA	614	-	5,5,5	0.31	0	5,5,5	0.47	0
4	GOL	BBB	601	-	5,5,5	0.16	0	5,5,5	0.65	0
4	GOL	CCC	618	-	5,5,5	0.17	0	5,5,5	0.33	0
4	GOL	AAA	609	-	5,5,5	0.21	0	5,5,5	0.45	0
4	GOL	AAA	607	-	5,5,5	0.20	0	5,5,5	0.53	0
4	GOL	CCC	613	-	5,5,5	0.65	0	5,5,5	1.38	1 (20%)
4	GOL	DDD	606	5	5,5,5	0.43	0	5,5,5	0.50	0
4	GOL	CCC	605	5	5,5,5	0.39	0	5,5,5	0.42	0
4	GOL	CCC	615	-	5,5,5	0.36	0	5,5,5	0.93	0
4	GOL	BBB	608	-	5,5,5	0.14	0	5,5,5	0.50	0
4	GOL	CCC	607	-	5,5,5	0.14	0	5,5,5	0.40	0
2	PO4	BBB	605	-	4,4,4	1.91	1 (25%)	6,6,6	1.02	1 (16%)
4	GOL	DDD	601	-	5,5,5	0.18	0	5,5,5	0.33	0
4	GOL	DDD	609	-	5,5,5	0.12	0	5,5,5	0.28	0
4	GOL	AAA	608	-	5,5,5	0.20	0	5,5,5	0.60	0
4	GOL	AAA	617	-	5,5,5	0.20	0	5,5,5	0.56	0
4	GOL	DDD	607	-	5,5,5	0.23	0	5,5,5	0.39	0

Mol	Type	Chain	Res	Link	Bond lengths			Bond angles		
					Counts	RMSZ	# Z > 2	Counts	RMSZ	# Z > 2
4	GOL	DDD	612	-	5,5,5	0.35	0	5,5,5	0.83	0
2	PO4	AAA	603	-	4,4,4	2.07	2 (50%)	6,6,6	0.66	0
4	GOL	AAA	606	-	5,5,5	0.36	0	5,5,5	1.30	1 (20%)
4	GOL	CCC	610	-	5,5,5	0.19	0	5,5,5	0.48	0
4	GOL	DDD	608	-	5,5,5	0.17	0	5,5,5	0.33	0
4	GOL	AAA	619	-	5,5,5	0.16	0	5,5,5	0.63	0
4	GOL	CCC	619	-	5,5,5	0.13	0	5,5,5	0.22	0
2	PO4	BBB	603	-	4,4,4	1.08	0	6,6,6	1.13	0
4	GOL	AAA	610	-	5,5,5	0.16	0	5,5,5	0.35	0
4	GOL	AAA	604	-	5,5,5	0.41	0	5,5,5	0.55	0
4	GOL	AAA	612	-	5,5,5	0.14	0	5,5,5	0.23	0
2	PO4	CCC	601	-	4,4,4	0.91	0	6,6,6	0.63	0
2	PO4	AAA	622	-	4,4,4	2.19	1 (25%)	6,6,6	0.76	0
4	GOL	BBB	610	-	5,5,5	0.26	0	5,5,5	0.47	0
4	GOL	BBB	619	-	5,5,5	0.16	0	5,5,5	0.51	0
4	GOL	CCC	604	-	5,5,5	0.29	0	5,5,5	0.25	0
4	GOL	AAA	611	-	5,5,5	0.25	0	5,5,5	0.60	0
4	GOL	BBB	614	-	5,5,5	0.19	0	5,5,5	0.68	0
4	GOL	BBB	620	-	5,5,5	0.10	0	5,5,5	0.29	0
4	GOL	BBB	617	-	5,5,5	0.12	0	5,5,5	0.52	0
4	GOL	CCC	611	-	5,5,5	0.18	0	5,5,5	0.63	0
4	GOL	BBB	615	-	5,5,5	0.15	0	5,5,5	0.85	0
4	GOL	BBB	611	-	5,5,5	0.25	0	5,5,5	0.76	0
4	GOL	CCC	616	-	5,5,5	0.11	0	5,5,5	0.49	0
4	GOL	DDD	614	-	5,5,5	0.31	0	5,5,5	0.56	0
2	PO4	DDD	602	-	4,4,4	2.16	2 (50%)	6,6,6	0.89	0
4	GOL	AAA	620	-	5,5,5	0.24	0	5,5,5	0.57	0
4	GOL	CCC	612	-	5,5,5	0.34	0	5,5,5	0.63	0
4	GOL	BBB	602	-	5,5,5	0.29	0	5,5,5	0.71	0
4	GOL	BBB	607	5	5,5,5	0.41	0	5,5,5	0.52	0
4	GOL	BBB	616	-	5,5,5	0.07	0	5,5,5	0.46	0
4	GOL	AAA	615	-	5,5,5	0.53	0	5,5,5	0.93	0
4	GOL	DDD	610	-	5,5,5	0.15	0	5,5,5	0.32	0
4	GOL	DDD	611	-	5,5,5	0.28	0	5,5,5	0.57	0
4	GOL	AAA	613	-	5,5,5	0.14	0	5,5,5	0.21	0
4	GOL	AAA	616	-	5,5,5	0.15	0	5,5,5	0.88	0

In the following table, the Chirals column lists the number of chiral outliers, the number of chiral centers analysed, the number of these observed in the model and the number defined in the Chemical Component Dictionary. Similar counts are reported in the Torsion and Rings columns. '-' means no outliers of that kind were identified.

Mol	Type	Chain	Res	Link	Chirals	Torsions	Rings
4	GOL	BBB	606	-	-	0/4/4/4	-
4	GOL	DDD	605	-	-	0/4/4/4	-
4	GOL	CCC	617	-	-	2/4/4/4	-
4	GOL	AAA	621	-	-	2/4/4/4	-
4	GOL	CCC	606	-	-	2/4/4/4	-
4	GOL	CCC	608	-	-	1/4/4/4	-
4	GOL	BBB	621	-	-	4/4/4/4	-
4	GOL	DDD	613	-	-	1/4/4/4	-
4	GOL	AAA	605	5	-	0/4/4/4	-
4	GOL	BBB	613	-	-	1/4/4/4	-
4	GOL	CCC	620	-	-	0/4/4/4	-
4	GOL	BBB	618	-	-	2/4/4/4	-
4	GOL	CCC	609	-	-	2/4/4/4	-
4	GOL	BBB	612	-	-	0/4/4/4	-
4	GOL	AAA	618	5	-	2/4/4/4	-
4	GOL	BBB	609	-	-	2/4/4/4	-
4	GOL	BBB	622	-	-	4/4/4/4	-
4	GOL	CCC	614	-	-	2/4/4/4	-
4	GOL	AAA	614	-	-	3/4/4/4	-
4	GOL	BBB	601	-	-	2/4/4/4	-
4	GOL	CCC	618	-	-	2/4/4/4	-
4	GOL	AAA	609	-	-	0/4/4/4	-
4	GOL	AAA	607	-	-	2/4/4/4	-
4	GOL	CCC	613	-	-	2/4/4/4	-
4	GOL	DDD	606	5	-	0/4/4/4	-
4	GOL	CCC	605	5	-	0/4/4/4	-
4	GOL	CCC	615	-	-	0/4/4/4	-
4	GOL	BBB	608	-	-	2/4/4/4	-
4	GOL	CCC	607	-	-	0/4/4/4	-
4	GOL	DDD	601	-	-	2/4/4/4	-
4	GOL	DDD	609	-	-	3/4/4/4	-
4	GOL	AAA	608	-	-	0/4/4/4	-
4	GOL	AAA	617	-	-	4/4/4/4	-
4	GOL	DDD	607	-	-	2/4/4/4	-
4	GOL	DDD	612	-	-	2/4/4/4	-
4	GOL	AAA	606	-	-	4/4/4/4	-
4	GOL	CCC	610	-	-	2/4/4/4	-
4	GOL	DDD	608	-	-	4/4/4/4	-

Continued on next page...

Continued from previous page...

Mol	Type	Chain	Res	Link	Chirals	Torsions	Rings
4	GOL	AAA	619	-	-	2/4/4/4	-
4	GOL	CCC	619	-	-	2/4/4/4	-
4	GOL	CCC	604	-	-	0/4/4/4	-
4	GOL	AAA	610	-	-	0/4/4/4	-
4	GOL	AAA	604	-	-	0/4/4/4	-
4	GOL	AAA	612	-	-	2/4/4/4	-
4	GOL	CCC	611	-	-	2/4/4/4	-
4	GOL	BBB	610	-	-	1/4/4/4	-
4	GOL	BBB	619	-	-	2/4/4/4	-
4	GOL	AAA	611	-	-	3/4/4/4	-
4	GOL	BBB	614	-	-	1/4/4/4	-
4	GOL	BBB	620	-	-	1/4/4/4	-
4	GOL	BBB	617	-	-	4/4/4/4	-
4	GOL	BBB	615	-	-	2/4/4/4	-
4	GOL	BBB	611	-	-	3/4/4/4	-
4	GOL	CCC	616	-	-	0/4/4/4	-
4	GOL	DDD	614	-	-	3/4/4/4	-
4	GOL	AAA	620	-	-	2/4/4/4	-
4	GOL	CCC	612	-	-	4/4/4/4	-
4	GOL	BBB	602	-	-	4/4/4/4	-
4	GOL	BBB	607	5	-	0/4/4/4	-
4	GOL	BBB	616	-	-	4/4/4/4	-
4	GOL	AAA	615	-	-	0/4/4/4	-
4	GOL	DDD	610	-	-	0/4/4/4	-
4	GOL	DDD	611	-	-	0/4/4/4	-
4	GOL	AAA	613	-	-	2/4/4/4	-
4	GOL	AAA	616	-	-	4/4/4/4	-

The worst 5 of 7 bond length outliers are listed below:

Mol	Chain	Res	Type	Atoms	Z	Observed(Å)	Ideal(Å)
2	AAA	622	PO4	P-O1	3.99	1.60	1.50
2	BBB	605	PO4	P-O3	3.40	1.64	1.54
2	DDD	602	PO4	P-O1	3.30	1.58	1.50
2	AAA	603	PO4	P-O4	-2.75	1.46	1.54
2	DDD	604	PO4	P-O4	-2.30	1.47	1.54

All (4) bond angle outliers are listed below:

Mol	Chain	Res	Type	Atoms	Z	Observed(°)	Ideal(°)
4	CCC	613	GOL	O1-C1-C2	2.41	121.78	110.20
4	AAA	606	GOL	O2-C2-C3	-2.19	99.50	109.12
2	BBB	605	PO4	O4-P-O1	-2.13	103.09	110.89
2	AAA	601	PO4	O3-P-O2	2.07	114.61	107.97

There are no chirality outliers.

5 of 111 torsion outliers are listed below:

Mol	Chain	Res	Type	Atoms
4	AAA	606	GOL	O1-C1-C2-C3
4	AAA	611	GOL	O1-C1-C2-C3
4	AAA	612	GOL	C1-C2-C3-O3
4	AAA	613	GOL	C1-C2-C3-O3
4	AAA	614	GOL	O1-C1-C2-C3

There are no ring outliers.

34 monomers are involved in 90 short contacts:

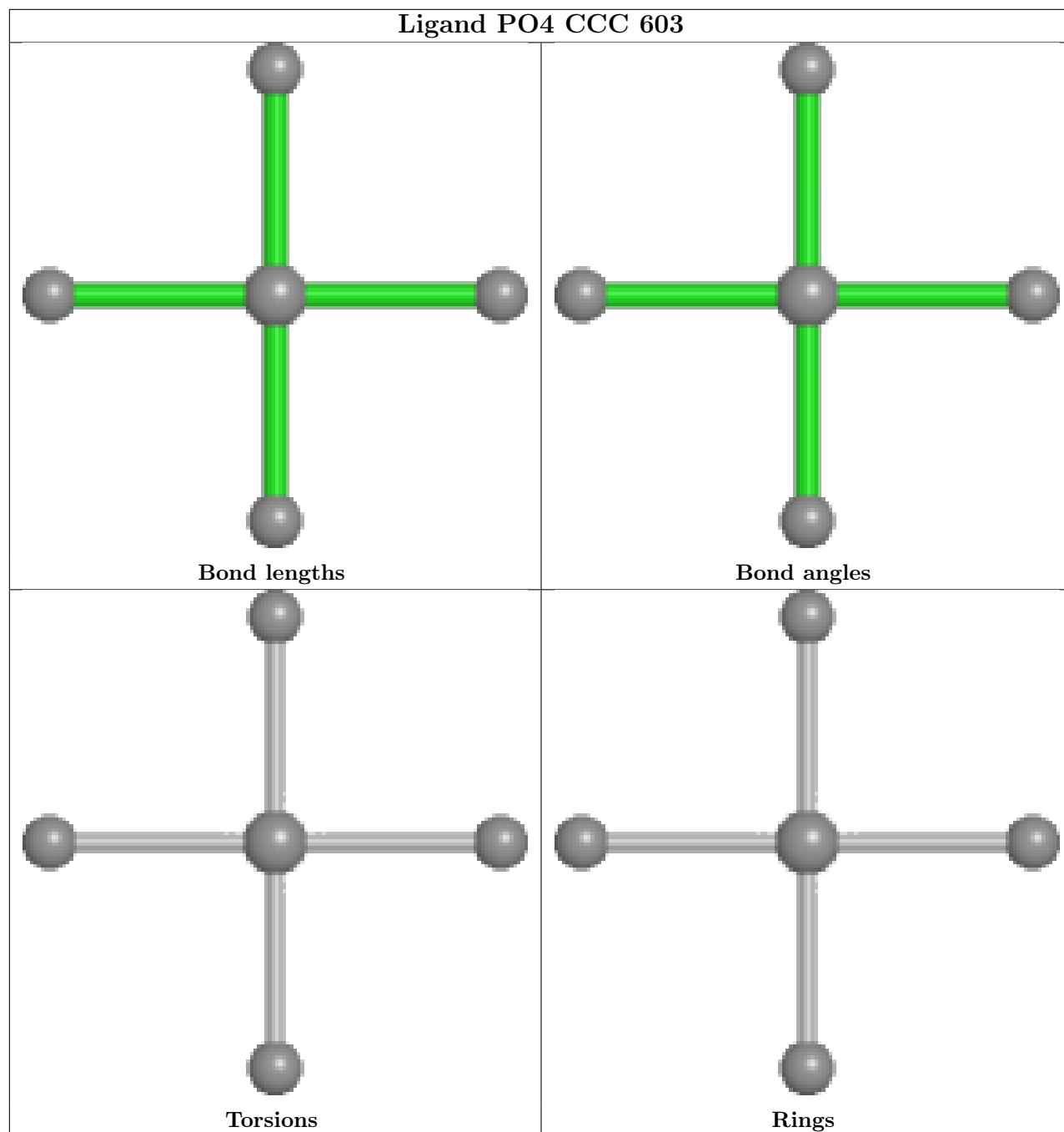
Mol	Chain	Res	Type	Clashes	Symm-Clashes
4	AAA	621	GOL	2	0
4	CCC	606	GOL	5	0
4	CCC	608	GOL	1	0
4	BBB	621	GOL	5	0
4	DDD	613	GOL	1	0
4	BBB	618	GOL	1	0
4	AAA	618	GOL	1	0
4	BBB	609	GOL	1	0
4	BBB	622	GOL	5	0
4	CCC	614	GOL	1	0
4	BBB	601	GOL	1	0
4	CCC	613	GOL	6	0
4	DDD	606	GOL	1	0
4	CCC	615	GOL	4	0
4	CCC	607	GOL	1	0
4	DDD	609	GOL	1	0
4	DDD	607	GOL	1	0
4	AAA	606	GOL	3	0
4	AAA	619	GOL	4	0
4	CCC	619	GOL	1	0
4	AAA	612	GOL	1	0
4	BBB	619	GOL	4	0
4	BBB	614	GOL	5	0

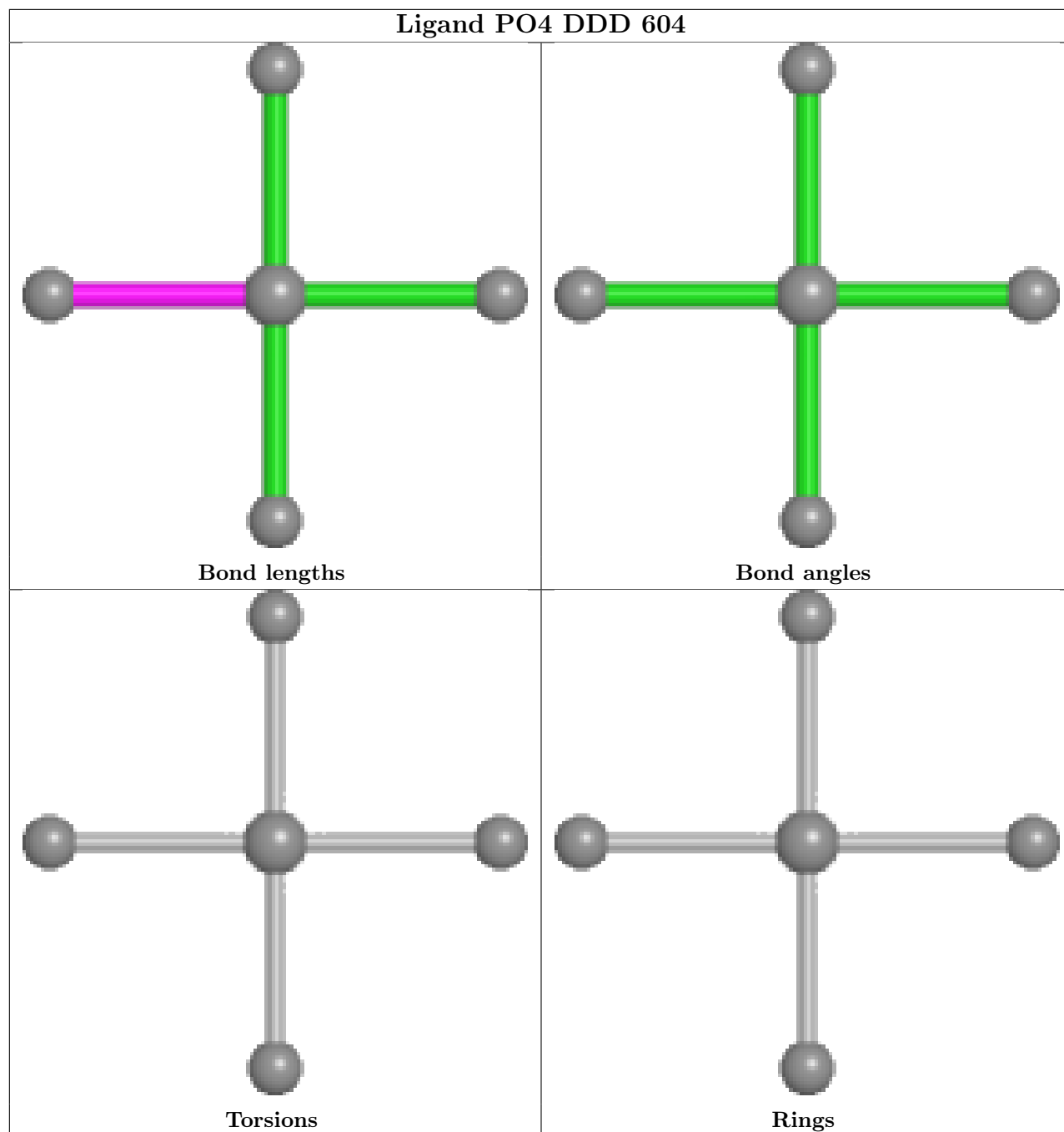
Continued on next page...

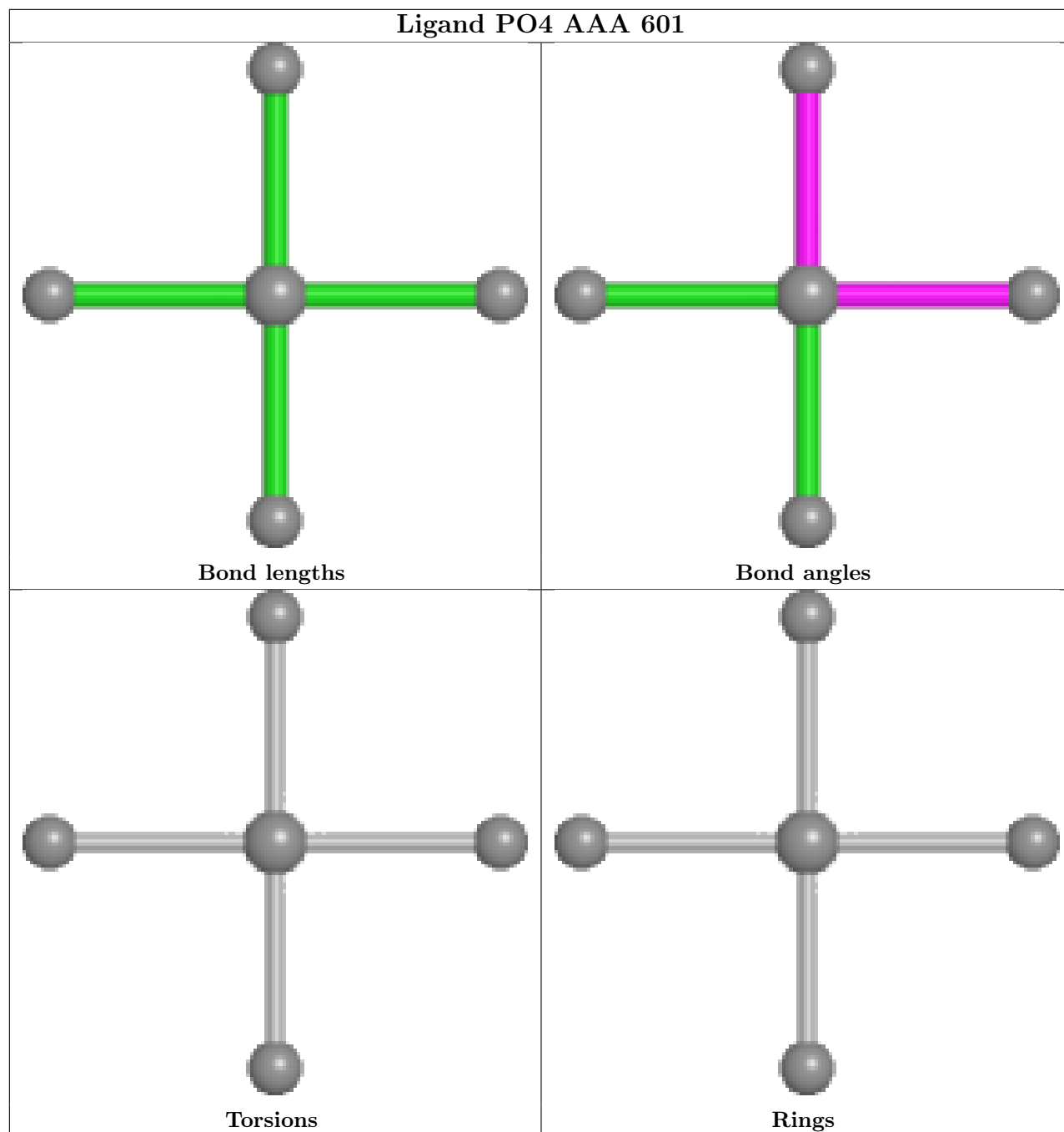
Continued from previous page...

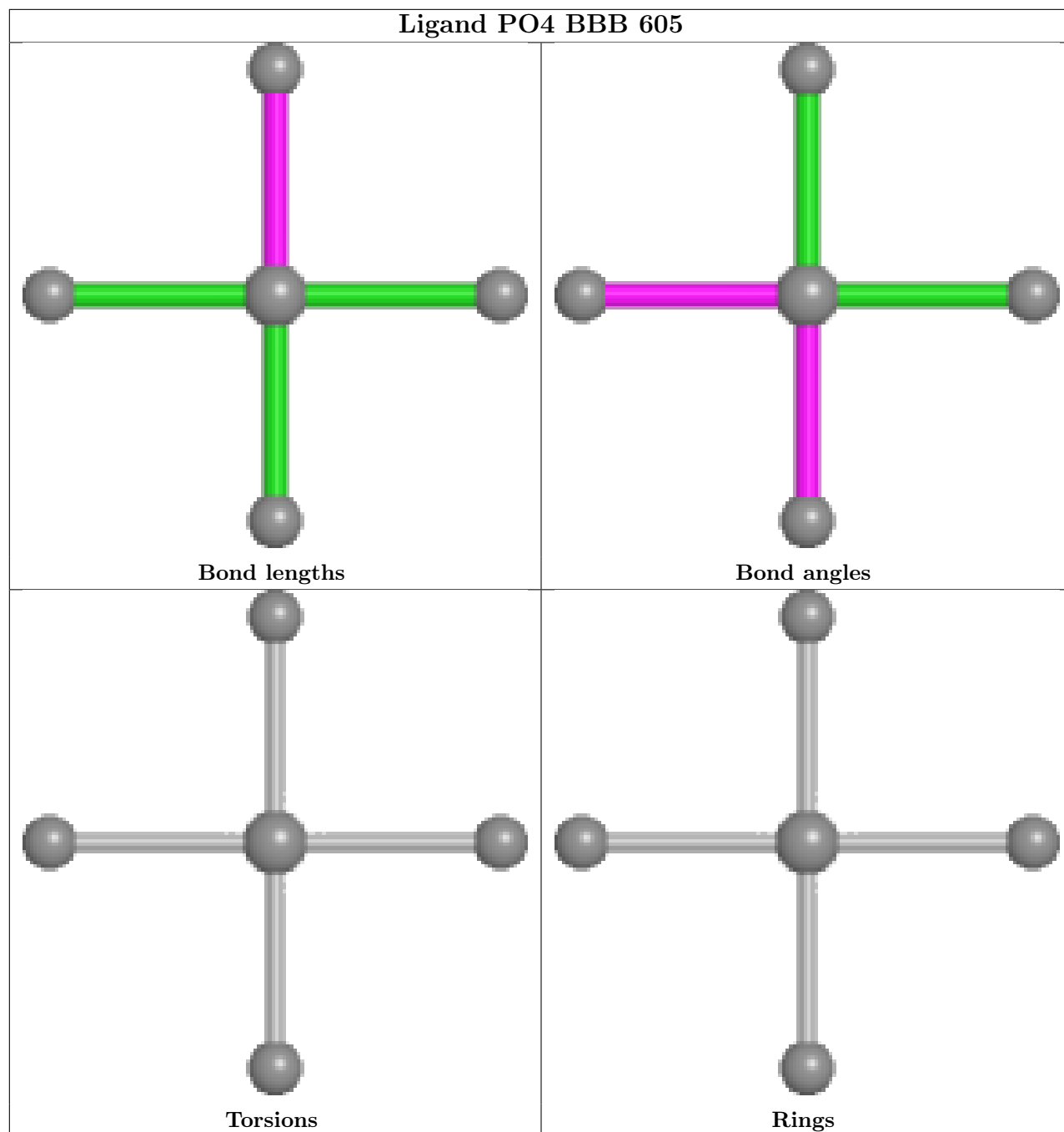
Mol	Chain	Res	Type	Clashes	Symm-Clashes
4	BBB	620	GOL	1	0
4	BBB	617	GOL	1	0
4	CCC	611	GOL	1	0
4	BBB	615	GOL	1	0
4	BBB	611	GOL	3	0
4	CCC	616	GOL	6	0
4	AAA	620	GOL	1	0
4	BBB	602	GOL	4	0
4	BBB	616	GOL	1	0
4	AAA	615	GOL	8	0
4	AAA	613	GOL	8	0

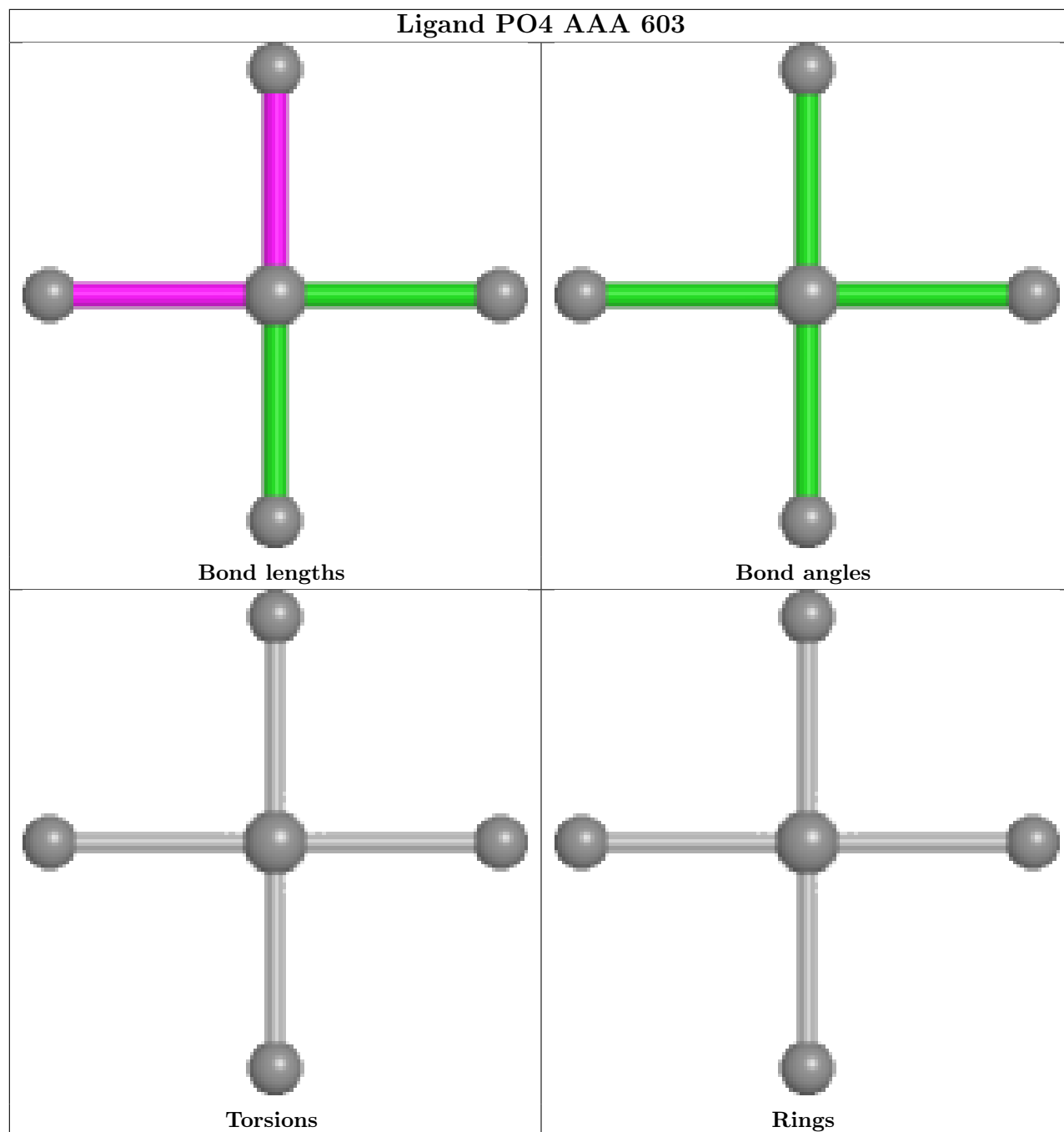
The following is a two-dimensional graphical depiction of Mogul quality analysis of bond lengths, bond angles, torsion angles, and ring geometry for all instances of the Ligand of Interest. In addition, ligands with molecular weight > 250 and outliers as shown on the validation Tables will also be included. For torsion angles, if less than 5% of the Mogul distribution of torsion angles is within 10 degrees of the torsion angle in question, then that torsion angle is considered an outlier. Any bond that is central to one or more torsion angles identified as an outlier by Mogul will be highlighted in the graph. For rings, the root-mean-square deviation (RMSD) between the ring in question and similar rings identified by Mogul is calculated over all ring torsion angles. If the average RMSD is greater than 60 degrees and the minimal RMSD between the ring in question and any Mogul-identified rings is also greater than 60 degrees, then that ring is considered an outlier. The outliers are highlighted in purple. The color gray indicates Mogul did not find sufficient equivalents in the CSD to analyse the geometry.

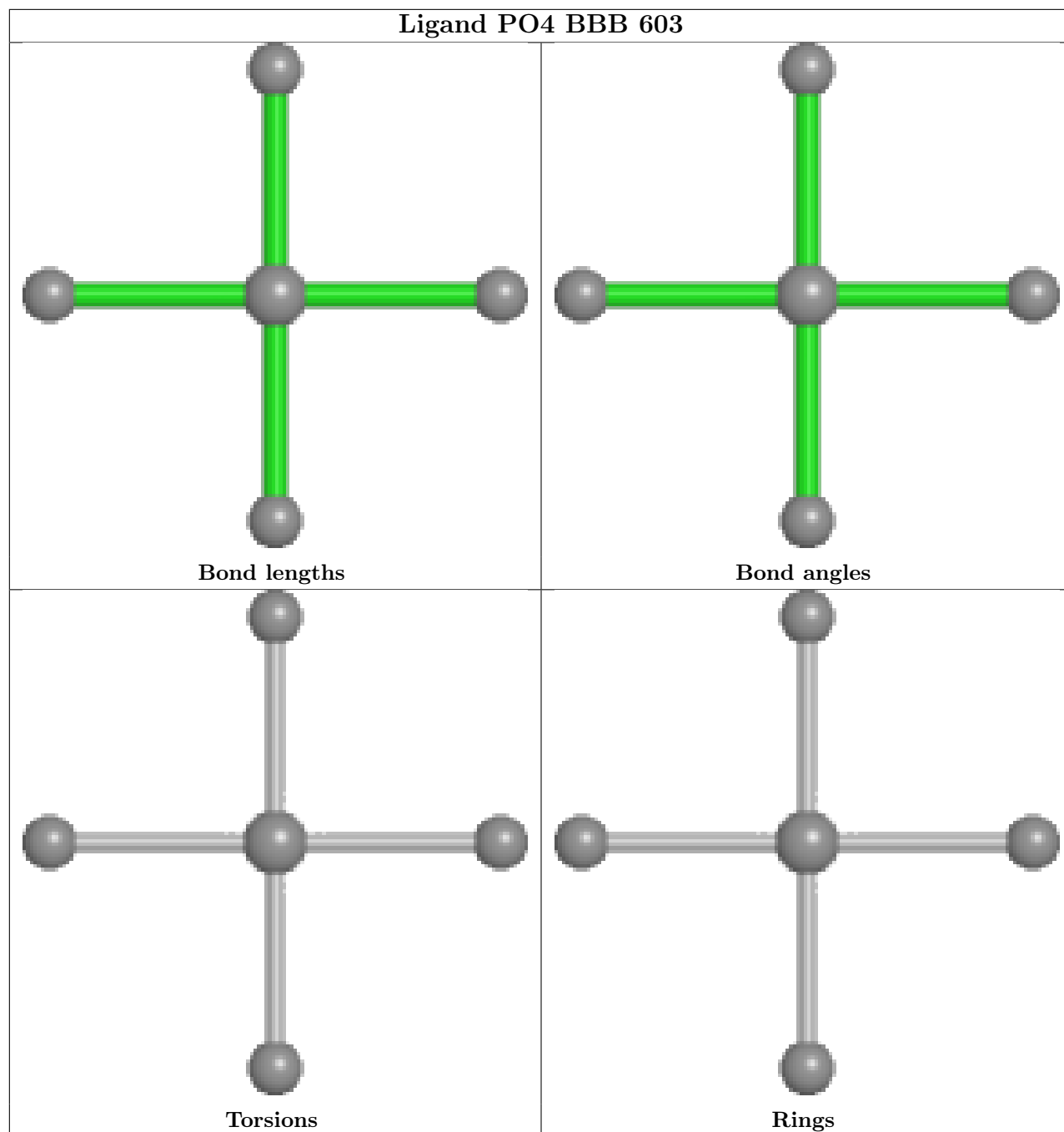


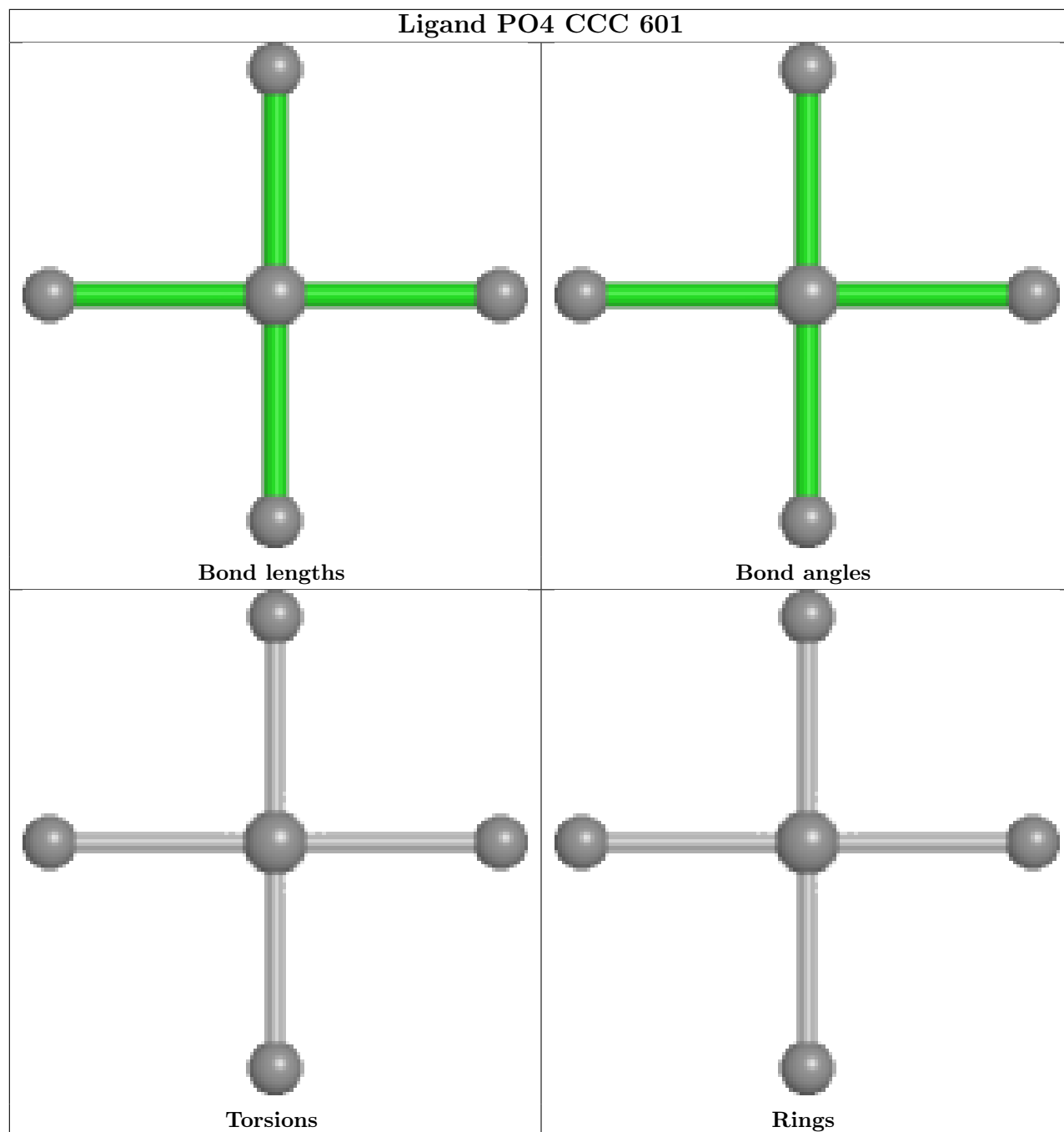


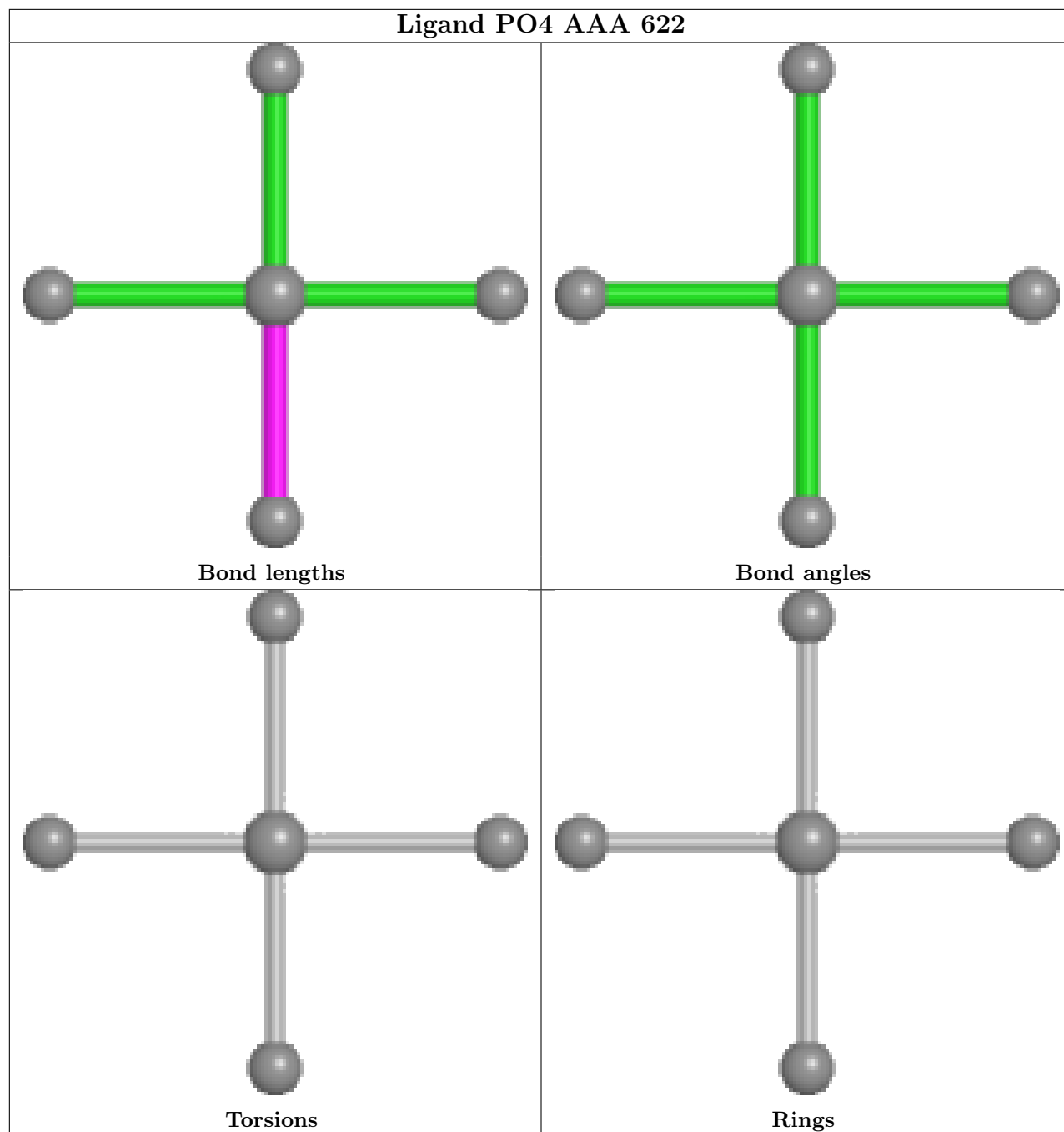


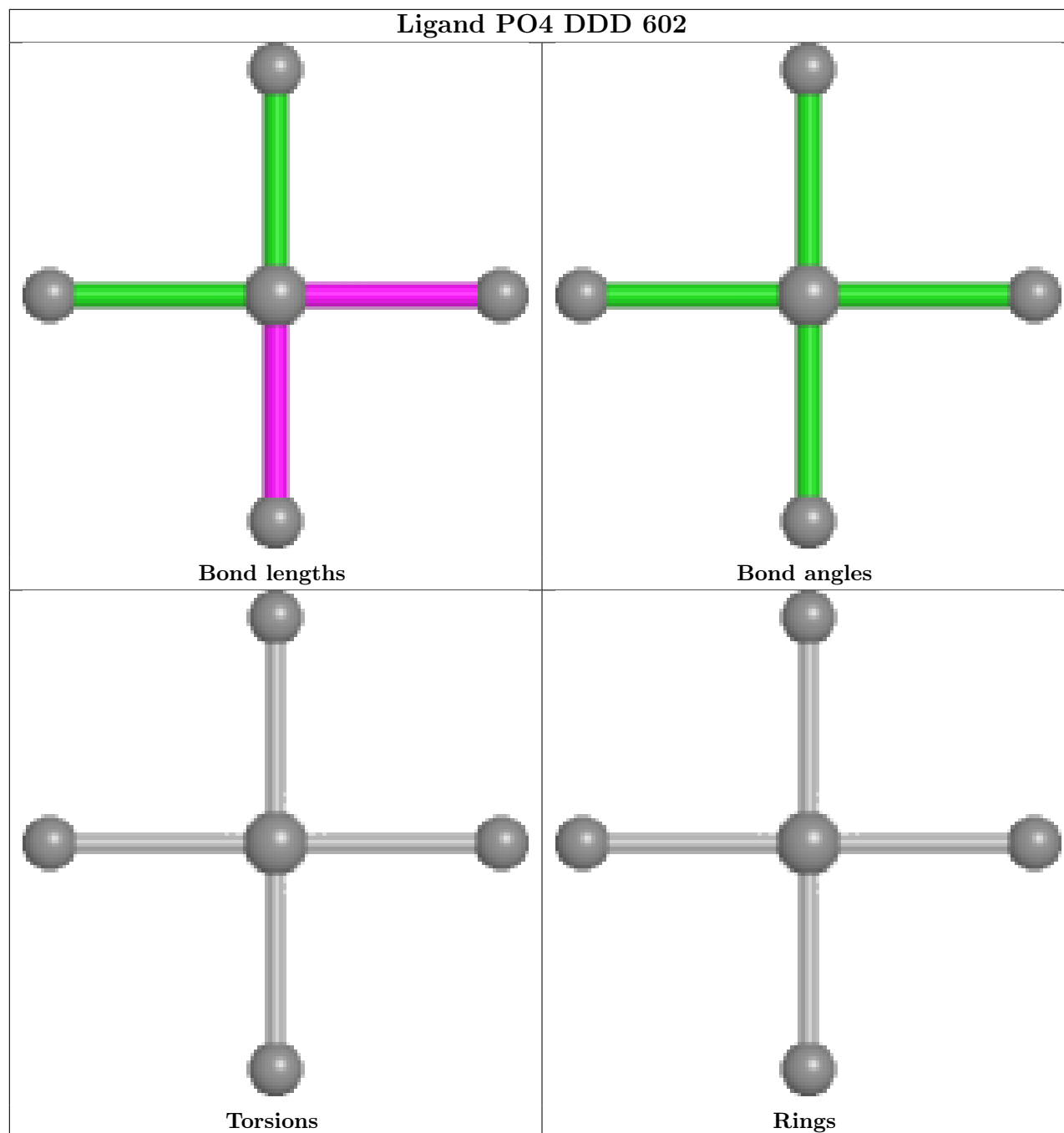












5.7 Other polymers [i](#)

There are no such residues in this entry.

5.8 Polymer linkage issues [i](#)

There are no chain breaks in this entry.

6 Fit of model and data [i](#)

6.1 Protein, DNA and RNA chains [i](#)

In the following table, the column labelled ‘#RSRZ> 2’ contains the number (and percentage) of RSRZ outliers, followed by percent RSRZ outliers for the chain as percentile scores relative to all X-ray entries and entries of similar resolution. The OWAB column contains the minimum, median, 95th percentile and maximum values of the occupancy-weighted average B-factor per residue. The column labelled ‘Q< 0.9’ lists the number of (and percentage) of residues with an average occupancy less than 0.9.

Mol	Chain	Analysed	<RSRZ>	#RSRZ>2	OWAB(Å ²)	Q<0.9
1	AAA	597/598 (99%)	-0.71	8 (1%) 77 76	12, 20, 37, 93	0
1	BBB	597/598 (99%)	-0.73	9 (1%) 73 72	12, 20, 36, 78	0
1	CCC	597/598 (99%)	-0.75	7 (1%) 79 78	12, 18, 34, 104	0
1	DDD	597/598 (99%)	-0.70	10 (1%) 70 68	12, 20, 37, 91	0
All	All	2388/2392 (99%)	-0.72	34 (1%) 75 74	12, 19, 36, 104	0

The worst 5 of 34 RSRZ outliers are listed below:

Mol	Chain	Res	Type	RSRZ
1	CCC	48	PRO	7.7
1	DDD	49[A]	ASP	6.6
1	AAA	48	PRO	6.0
1	CCC	49[A]	ASP	5.8
1	DDD	48	PRO	5.5

6.2 Non-standard residues in protein, DNA, RNA chains [i](#)

There are no non-standard protein/DNA/RNA residues in this entry.

6.3 Carbohydrates [i](#)

There are no monosaccharides in this entry.

6.4 Ligands [i](#)

In the following table, the Atoms column lists the number of modelled atoms in the group and the number defined in the chemical component dictionary. The B-factors column lists the minimum, median, 95th percentile and maximum values of B factors of atoms in the group. The column labelled ‘Q< 0.9’ lists the number of atoms with occupancy less than 0.9.

Mol	Type	Chain	Res	Atoms	RSCC	RSR	B-factors(\AA^2)	Q<0.9
4	GOL	BBB	620	6/6	0.64	0.30	32,38,42,56	6
4	GOL	CCC	616	6/6	0.78	0.27	26,43,61,66	6
4	GOL	CCC	613	6/6	0.79	0.21	28,38,54,57	0
4	GOL	AAA	617	6/6	0.79	0.19	23,27,35,40	6
4	GOL	BBB	615	6/6	0.80	0.23	37,74,90,92	0
4	GOL	BBB	616	6/6	0.81	0.24	26,37,58,63	6
4	GOL	CCC	617	6/6	0.81	0.20	13,24,29,35	6
4	GOL	AAA	614	6/6	0.82	0.19	31,54,75,76	0
4	GOL	CCC	618	6/6	0.82	0.26	28,48,57,77	6
4	GOL	CCC	615	6/6	0.83	0.23	22,31,37,47	6
4	GOL	BBB	617	6/6	0.83	0.20	30,50,70,76	0
4	GOL	BBB	602	6/6	0.83	0.18	18,25,45,50	6
4	GOL	BBB	613	6/6	0.83	0.14	25,46,57,68	0
4	GOL	CCC	612	6/6	0.86	0.15	30,51,64,71	0
4	GOL	BBB	621	6/6	0.86	0.19	26,31,46,59	6
4	GOL	AAA	615	6/6	0.88	0.18	29,37,49,49	0
4	GOL	DDD	612	6/6	0.89	0.12	34,46,61,67	0
4	GOL	CCC	614	6/6	0.90	0.17	14,28,38,43	6
4	GOL	BBB	601	6/6	0.90	0.13	43,46,62,80	0
4	GOL	AAA	611	6/6	0.90	0.12	30,45,79,81	0
4	GOL	AAA	613	6/6	0.91	0.20	38,46,64,99	0
4	GOL	BBB	622	6/6	0.91	0.17	20,21,31,42	6
4	GOL	BBB	614	6/6	0.91	0.16	14,46,63,72	0
4	GOL	BBB	618	6/6	0.91	0.25	21,34,47,47	6
4	GOL	DDD	601	6/6	0.91	0.14	22,53,63,108	0
4	GOL	AAA	621	6/6	0.91	0.21	25,27,40,68	6
4	GOL	DDD	614	6/6	0.91	0.15	22,45,73,82	0
5	NA	CCC	621	1/1	0.91	0.10	36,36,36,36	0
4	GOL	BBB	619	6/6	0.92	0.14	26,40,56,78	6
4	GOL	AAA	620	6/6	0.92	0.15	28,49,90,93	0
4	GOL	BBB	611	6/6	0.92	0.25	24,57,68,110	0
4	GOL	AAA	616	6/6	0.92	0.12	31,41,44,49	6
2	PO4	AAA	622	5/5	0.92	0.12	40,43,60,84	0
4	GOL	AAA	606	6/6	0.93	0.15	30,45,59,64	0
4	GOL	CCC	607	6/6	0.93	0.12	24,45,61,82	0
4	GOL	DDD	609	6/6	0.93	0.16	30,35,53,91	0
4	GOL	CCC	608	6/6	0.93	0.09	24,30,37,41	0
4	GOL	DDD	613	6/6	0.93	0.12	22,47,59,68	0
4	GOL	CCC	611	6/6	0.93	0.13	20,54,64,77	0
4	GOL	BBB	610	6/6	0.93	0.09	28,32,42,55	0
4	GOL	AAA	607	6/6	0.94	0.10	26,47,64,71	0
4	GOL	CCC	620	6/6	0.94	0.10	31,47,49,61	0
4	GOL	AAA	618	6/6	0.94	0.08	31,44,54,62	0

Continued on next page...

Continued from previous page...

Mol	Type	Chain	Res	Atoms	RSCC	RSR	B-factors(\AA^2)	Q<0.9
4	GOL	DDD	607	6/6	0.94	0.08	27,38,60,65	0
4	GOL	DDD	608	6/6	0.94	0.12	29,42,52,70	0
4	GOL	BBB	609	6/6	0.94	0.20	29,35,54,100	0
4	GOL	DDD	611	6/6	0.94	0.09	27,33,54,56	0
4	GOL	AAA	612	6/6	0.94	0.11	22,58,63,69	0
4	GOL	AAA	608	6/6	0.94	0.10	32,36,58,72	0
4	GOL	BBB	612	6/6	0.94	0.11	32,35,79,82	0
4	GOL	CCC	610	6/6	0.94	0.09	27,42,61,72	0
4	GOL	AAA	619	6/6	0.95	0.17	23,34,103,107	0
4	GOL	CCC	606	6/6	0.95	0.10	17,29,52,117	0
4	GOL	AAA	605	6/6	0.95	0.07	22,25,28,29	0
4	GOL	BBB	608	6/6	0.95	0.10	25,45,65,82	0
4	GOL	CCC	609	6/6	0.95	0.10	36,40,45,52	0
5	NA	AAA	623	1/1	0.95	0.09	47,47,47,47	0
4	GOL	AAA	610	6/6	0.95	0.08	22,35,52,56	0
5	NA	DDD	615	1/1	0.95	0.11	41,41,41,41	0
4	GOL	CCC	605	6/6	0.96	0.07	20,21,25,29	0
4	GOL	AAA	609	6/6	0.96	0.08	27,33,41,41	0
4	GOL	CCC	619	6/6	0.97	0.07	34,50,58,71	0
4	GOL	DDD	605	6/6	0.97	0.07	20,34,37,38	0
4	GOL	DDD	610	6/6	0.97	0.06	25,35,43,51	0
5	NA	AAA	624	1/1	0.97	0.12	39,39,39,39	0
4	GOL	DDD	606	6/6	0.97	0.07	18,21,25,28	0
4	GOL	AAA	604	6/6	0.97	0.07	22,24,25,27	0
6	CL	AAA	625	1/1	0.97	0.06	31,31,31,31	0
6	CL	CCC	622	1/1	0.97	0.04	26,26,26,26	0
6	CL	DDD	616	1/1	0.97	0.05	31,31,31,31	0
4	GOL	BBB	607	6/6	0.98	0.05	19,24,25,26	0
4	GOL	CCC	604	6/6	0.98	0.05	18,21,23,26	0
2	PO4	DDD	604	5/5	0.98	0.12	33,37,38,65	0
2	PO4	BBB	605	5/5	0.98	0.08	26,30,39,39	0
6	CL	BBB	627	1/1	0.98	0.05	41,41,41,41	0
2	PO4	CCC	603	5/5	0.98	0.10	36,37,46,49	0
6	CL	CCC	624	1/1	0.98	0.06	33,33,33,33	0
4	GOL	BBB	606	6/6	0.98	0.05	16,23,28,30	0
2	PO4	CCC	601	5/5	0.99	0.04	15,16,20,21	0
2	PO4	AAA	601	5/5	0.99	0.04	18,18,22,27	0
2	PO4	DDD	602	5/5	0.99	0.04	20,20,23,24	0
6	CL	AAA	627	1/1	0.99	0.03	31,31,31,31	0
6	CL	AAA	628	1/1	0.99	0.08	30,30,30,30	0
6	CL	BBB	624	1/1	0.99	0.06	30,30,30,30	0
6	CL	BBB	625	1/1	0.99	0.03	22,22,22,22	0

Continued on next page...

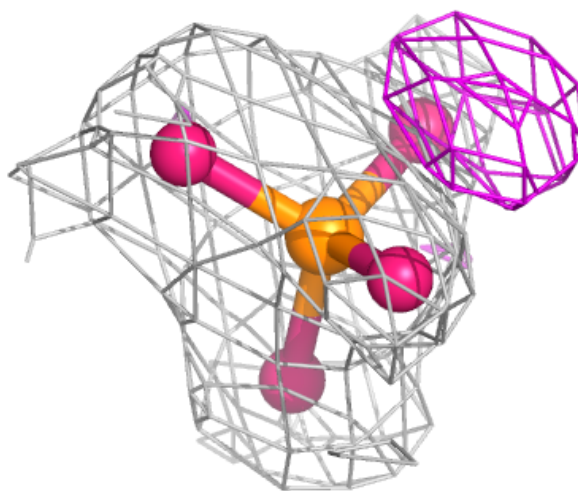
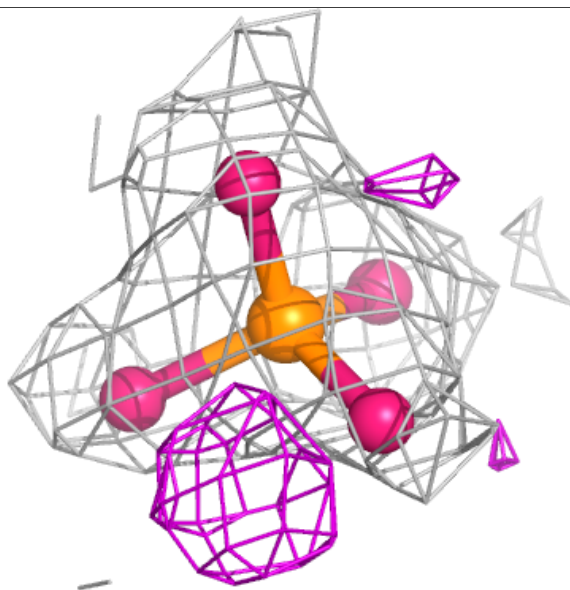
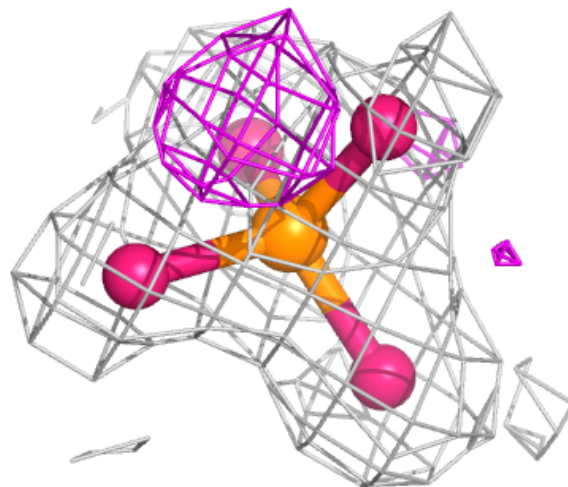
Continued from previous page...

Mol	Type	Chain	Res	Atoms	RSCC	RSR	B-factors(\AA^2)	Q<0.9
6	CL	BBB	626	1/1	0.99	0.04	34,34,34,34	0
2	PO4	BBB	603	5/5	0.99	0.04	18,18,20,27	0
6	CL	BBB	628	1/1	0.99	0.03	31,31,31,31	0
3	CA	CCC	602	1/1	0.99	0.03	21,21,21,21	0
6	CL	CCC	623	1/1	0.99	0.03	26,26,26,26	0
2	PO4	AAA	603	5/5	0.99	0.06	22,22,30,38	5
5	NA	BBB	623	1/1	0.99	0.04	36,36,36,36	0
6	CL	DDD	618	1/1	0.99	0.04	30,30,30,30	0
6	CL	DDD	619	1/1	0.99	0.06	31,31,31,31	0
3	CA	BBB	604	1/1	1.00	0.02	18,18,18,18	0
3	CA	AAA	602	1/1	1.00	0.03	19,19,19,19	0
6	CL	DDD	617	1/1	1.00	0.04	24,24,24,24	0
6	CL	AAA	626	1/1	1.00	0.02	28,28,28,28	0
3	CA	DDD	603	1/1	1.00	0.03	17,17,17,17	0

The following is a graphical depiction of the model fit to experimental electron density of all instances of the Ligand of Interest. In addition, ligands with molecular weight > 250 and outliers as shown on the geometry validation Tables will also be included. Each fit is shown from different orientation to approximate a three-dimensional view.

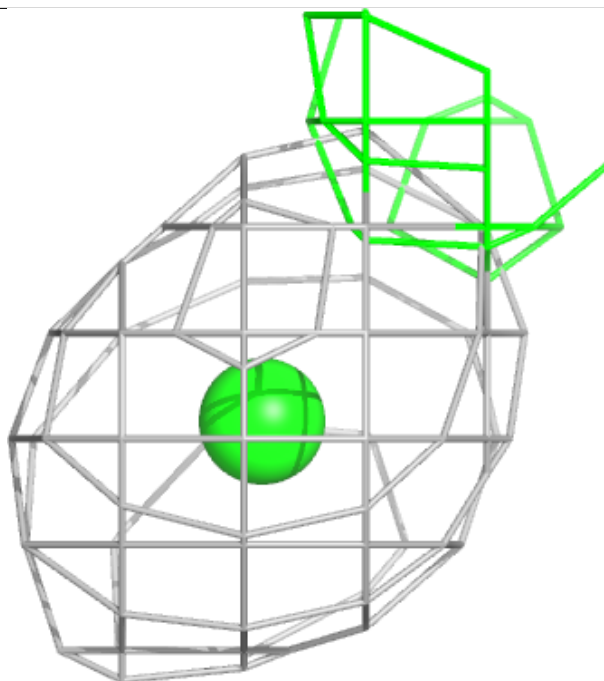
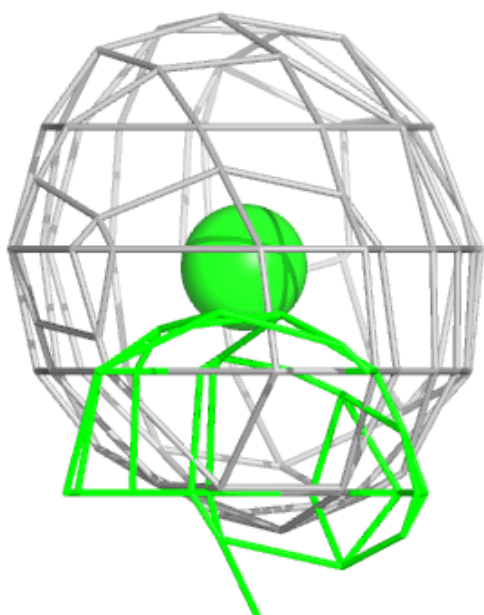
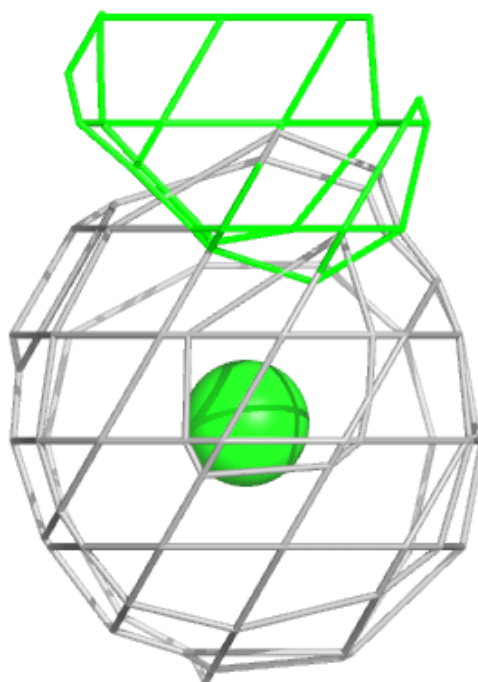
Electron density around PO4 AAA 622:

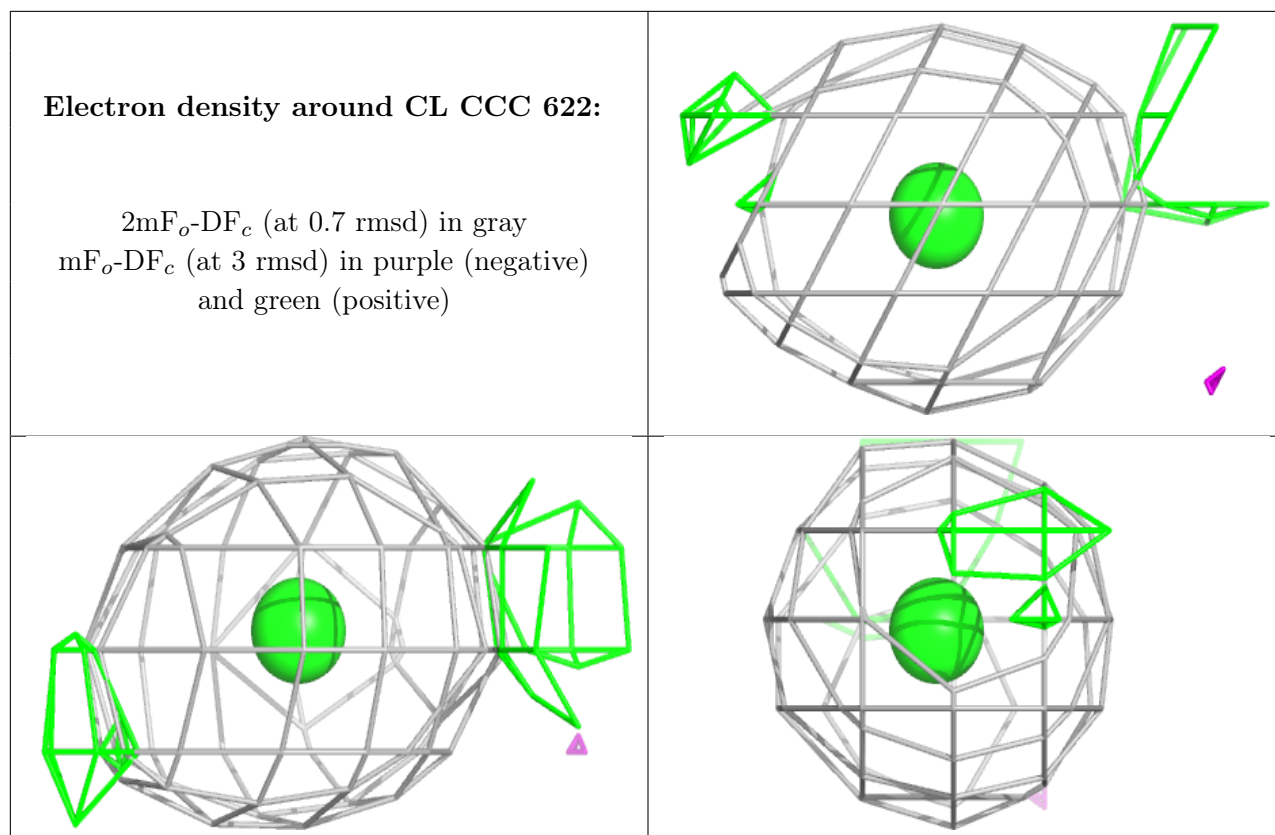
$2mF_o-DF_c$ (at 0.7 rmsd) in gray
 mF_o-DF_c (at 3 rmsd) in purple (negative)
and green (positive)

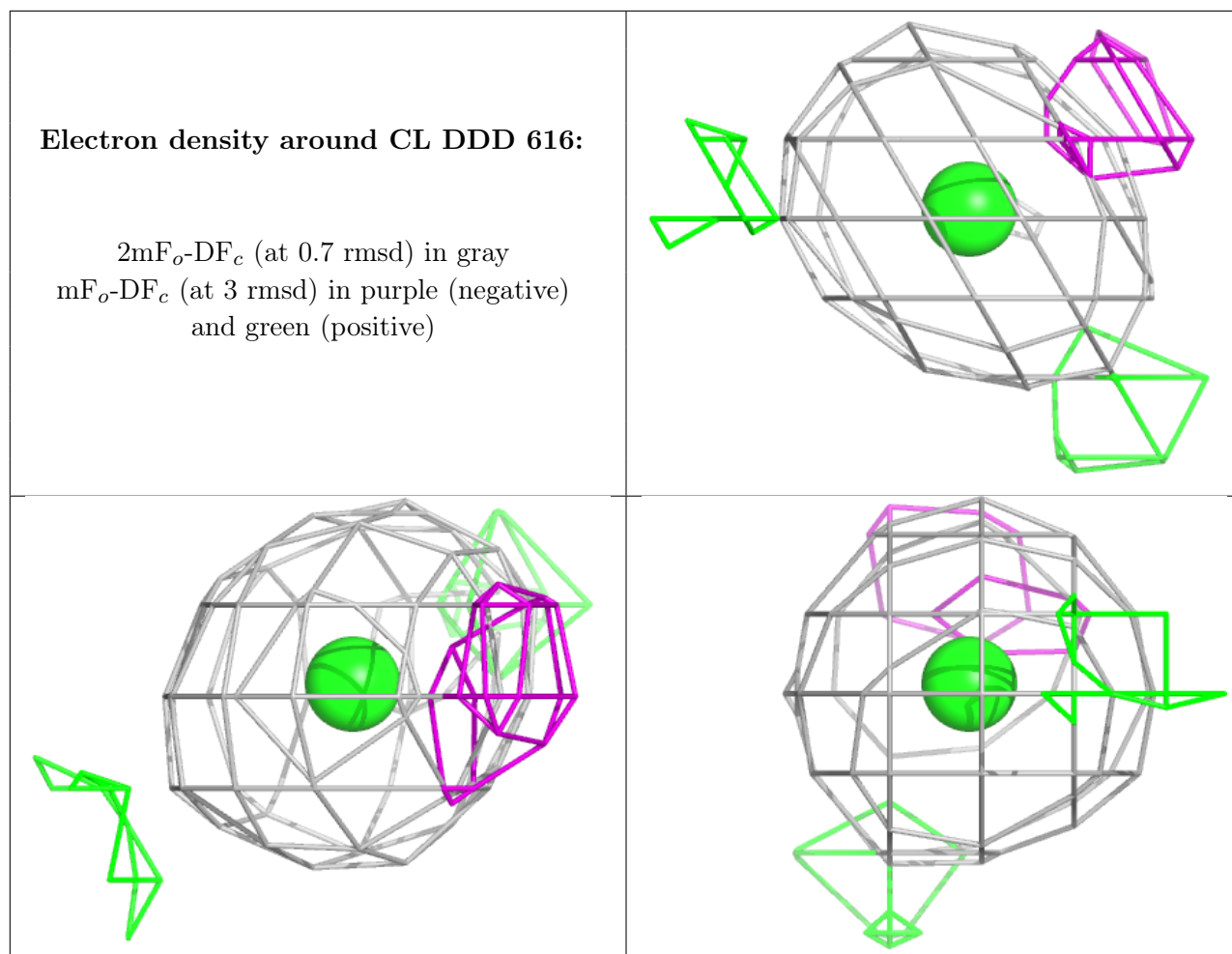


Electron density around CL AAA 625:

$2mF_o-DF_c$ (at 0.7 rmsd) in gray
 mF_o-DF_c (at 3 rmsd) in purple (negative)
and green (positive)

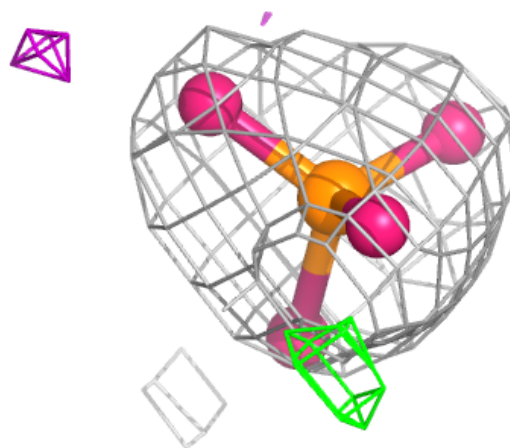
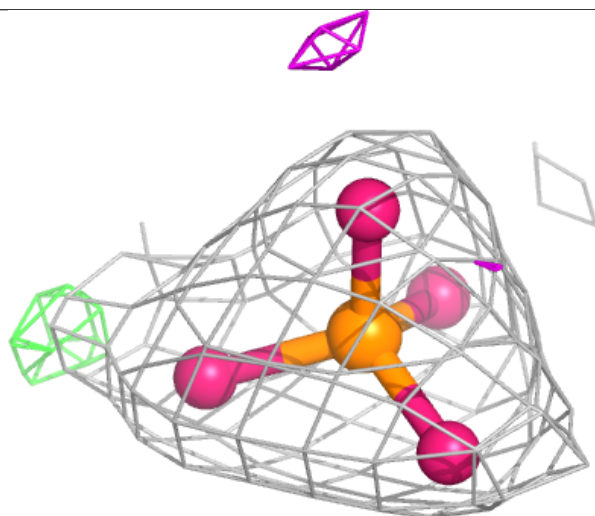
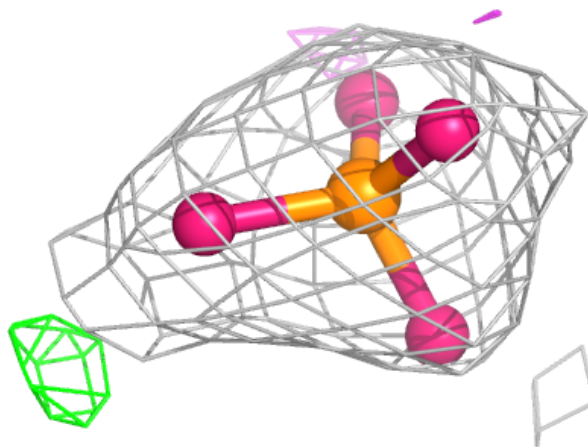






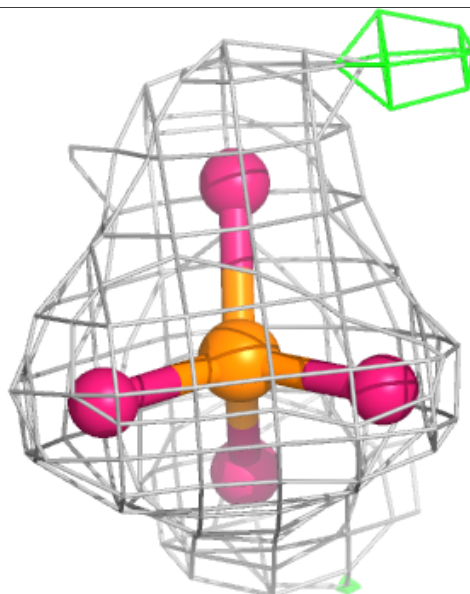
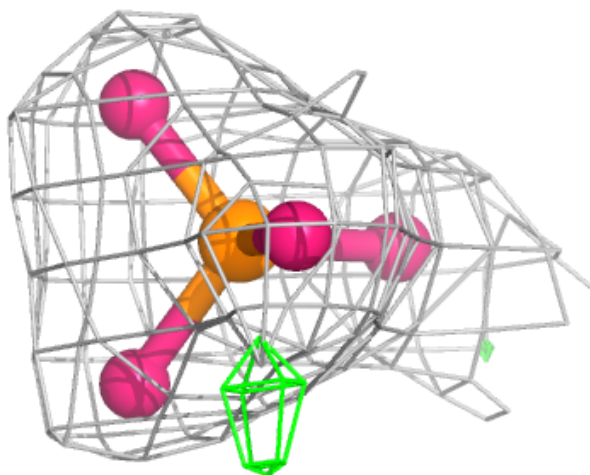
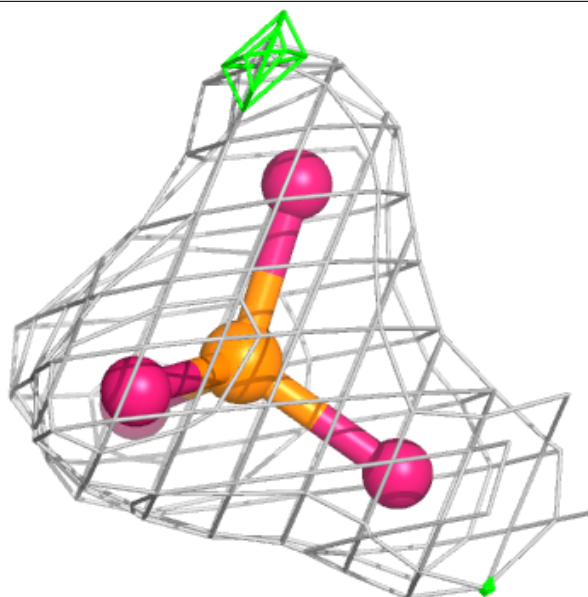
Electron density around PO4 DDD 604:

$2mF_o-DF_c$ (at 0.7 rmsd) in gray
 mF_o-DF_c (at 3 rmsd) in purple (negative)
and green (positive)



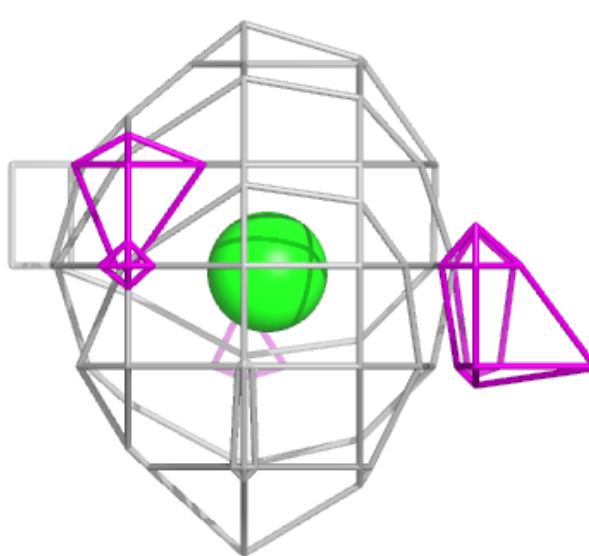
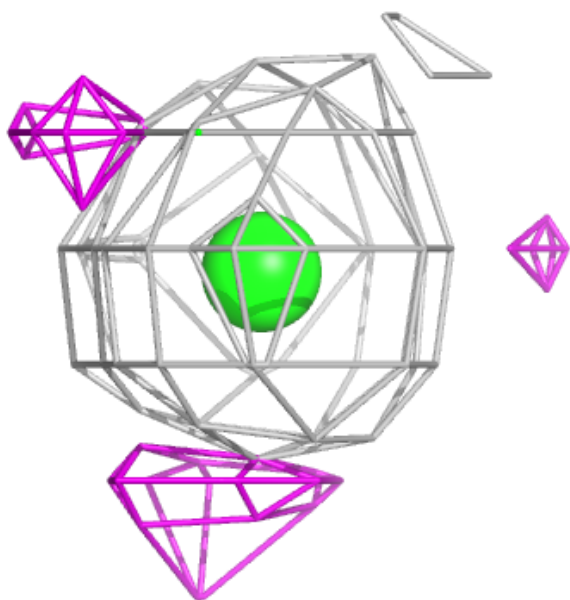
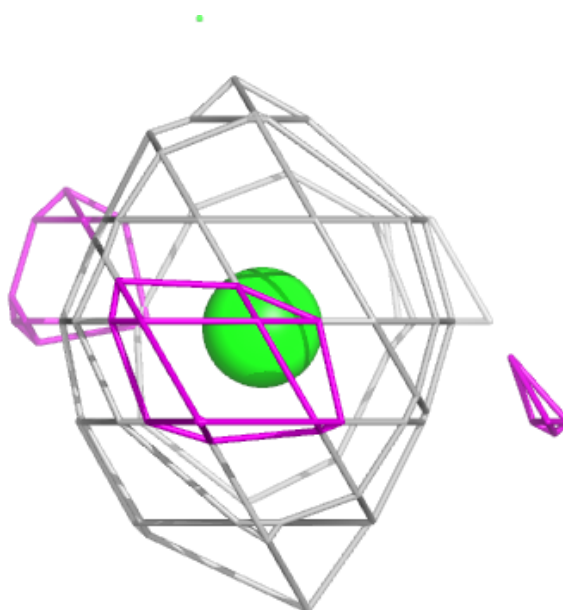
Electron density around PO4 BBB 605:

$2mF_o-DF_c$ (at 0.7 rmsd) in gray
 mF_o-DF_c (at 3 rmsd) in purple (negative)
and green (positive)



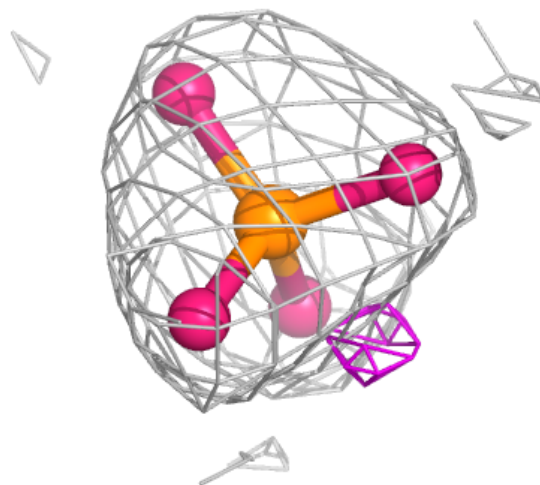
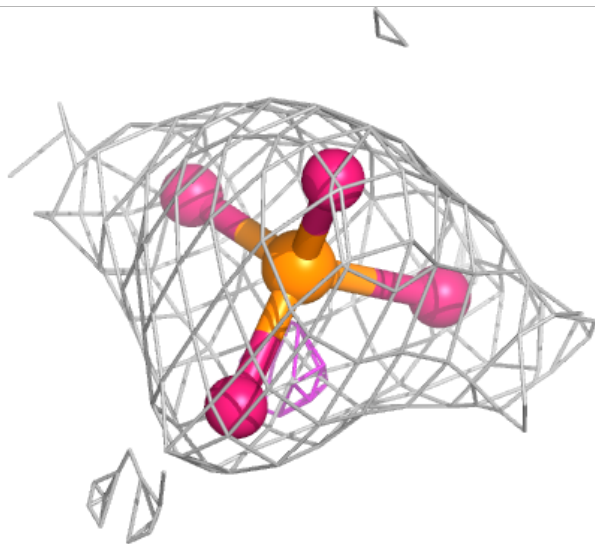
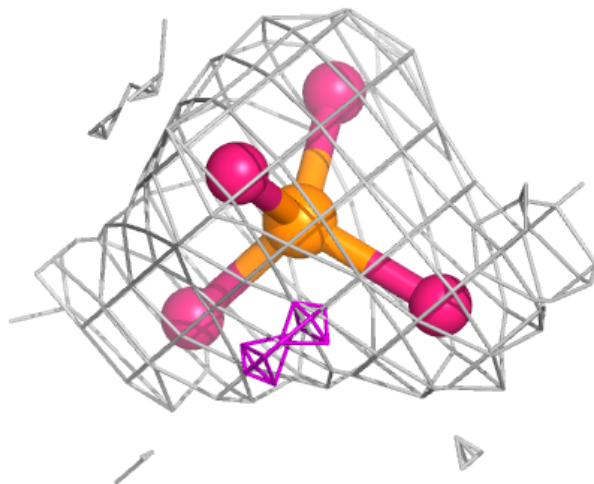
Electron density around CL BBB 627:

$2mF_o-DF_c$ (at 0.7 rmsd) in gray
 mF_o-DF_c (at 3 rmsd) in purple (negative)
and green (positive)



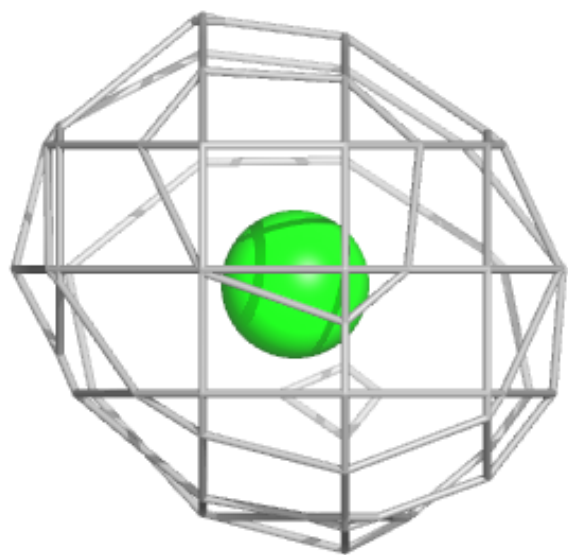
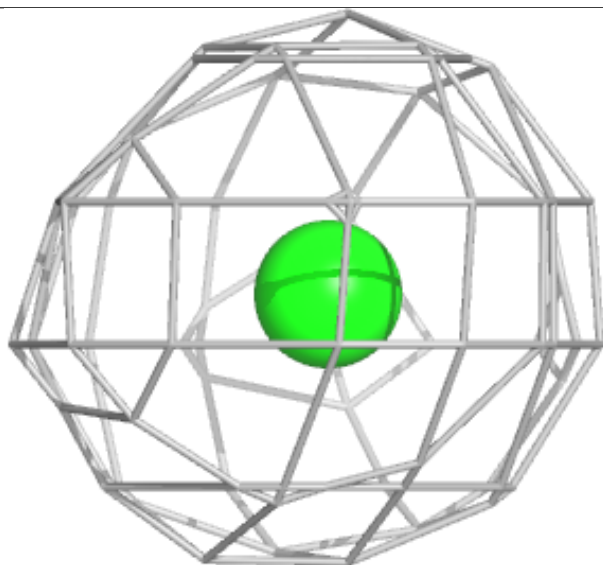
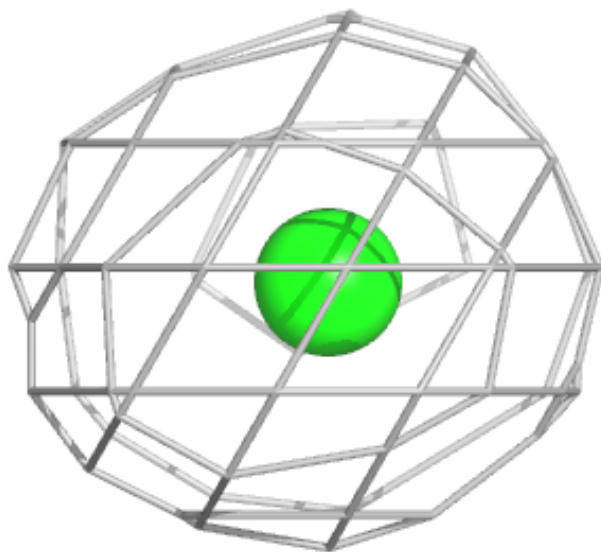
Electron density around PO4 CCC 603:

$2mF_o-DF_c$ (at 0.7 rmsd) in gray
 mF_o-DF_c (at 3 rmsd) in purple (negative)
and green (positive)



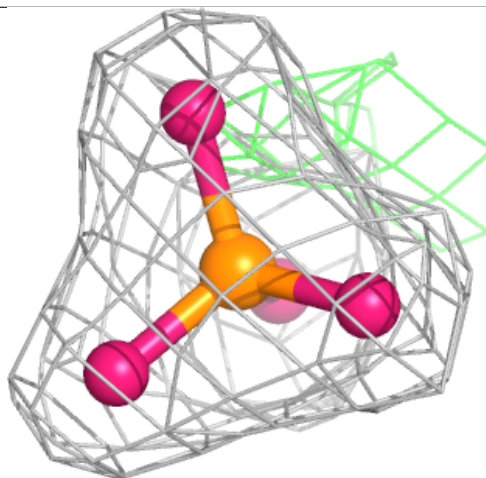
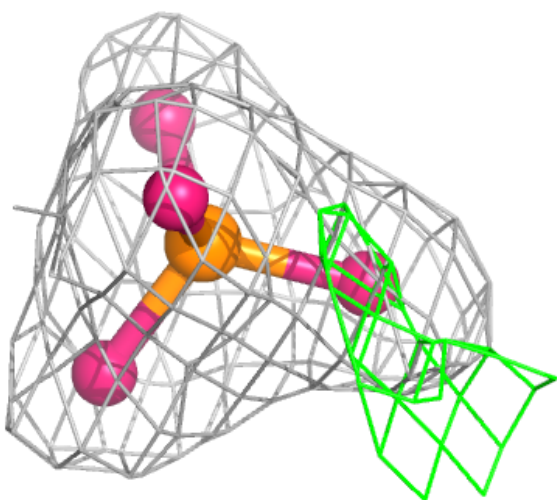
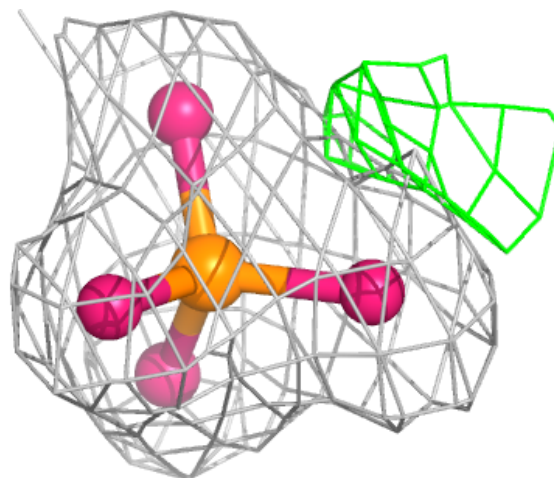
Electron density around CL CCC 624:

$2mF_o-DF_c$ (at 0.7 rmsd) in gray
 mF_o-DF_c (at 3 rmsd) in purple (negative)
and green (positive)



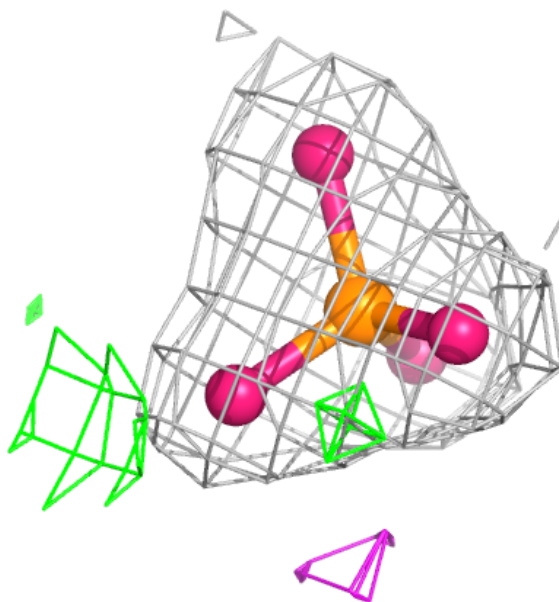
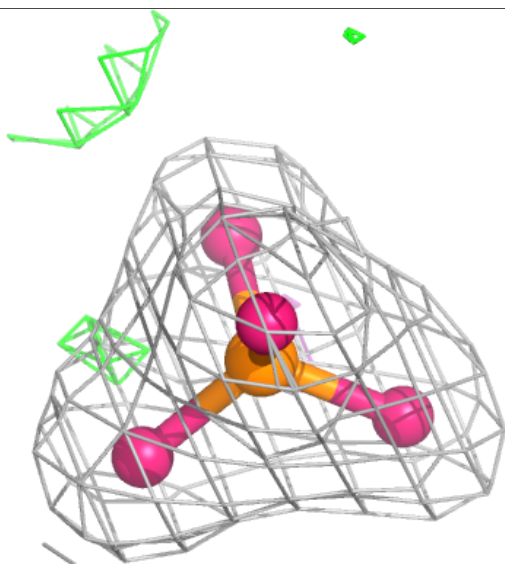
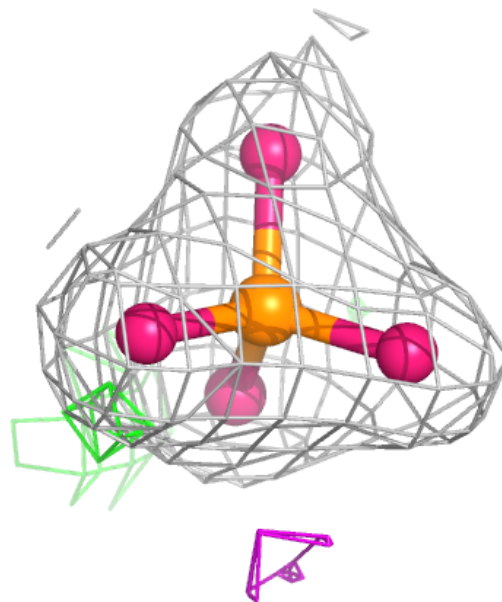
Electron density around PO4 CCC 601:

$2mF_o-DF_c$ (at 0.7 rmsd) in gray
 mF_o-DF_c (at 3 rmsd) in purple (negative)
and green (positive)



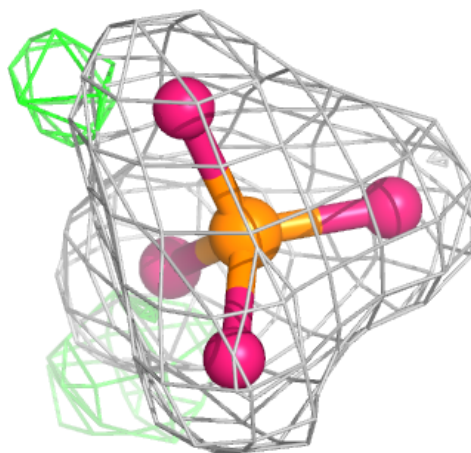
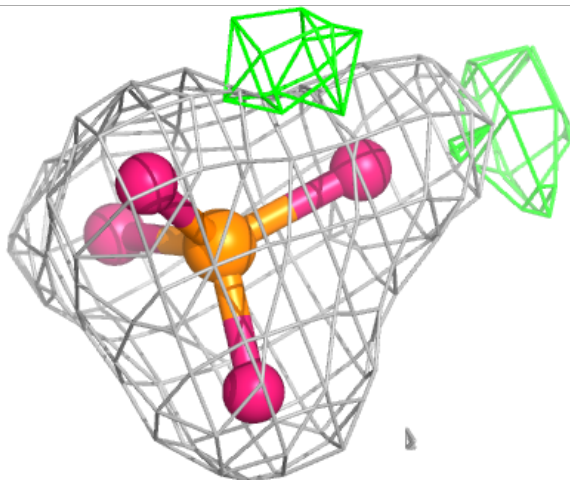
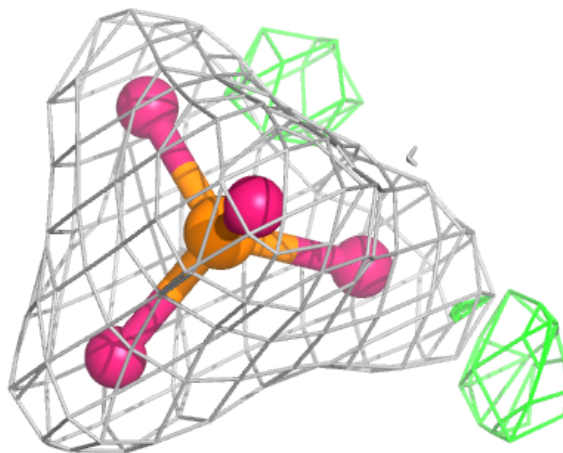
Electron density around PO4 AAA 601:

$2mF_o-DF_c$ (at 0.7 rmsd) in gray
 mF_o-DF_c (at 3 rmsd) in purple (negative)
and green (positive)



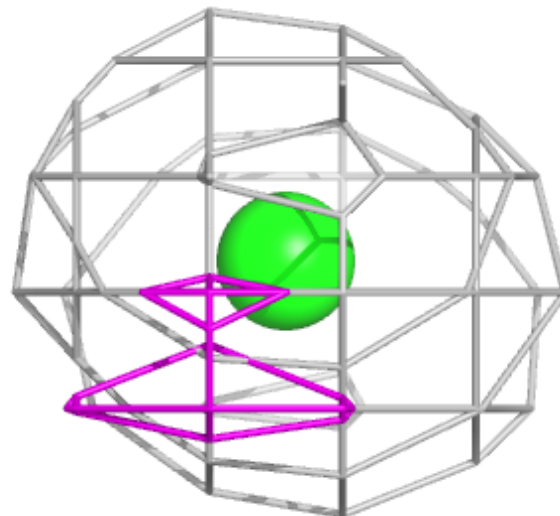
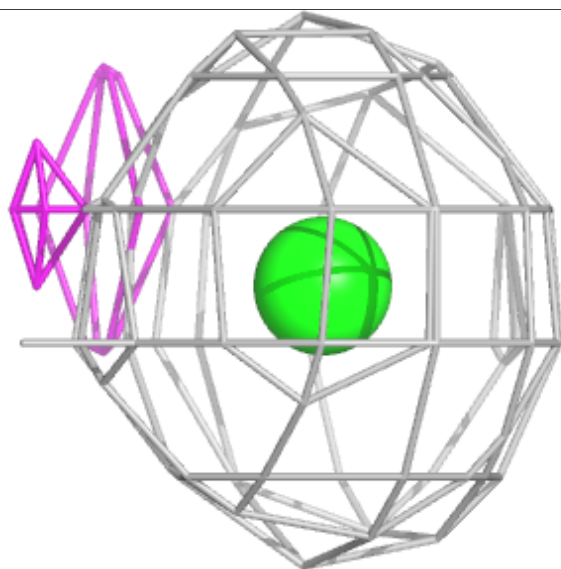
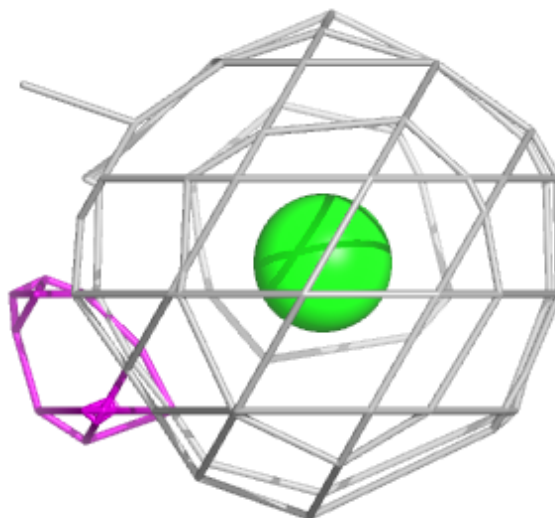
Electron density around PO4 DDD 602:

$2mF_o-DF_c$ (at 0.7 rmsd) in gray
 mF_o-DF_c (at 3 rmsd) in purple (negative)
and green (positive)



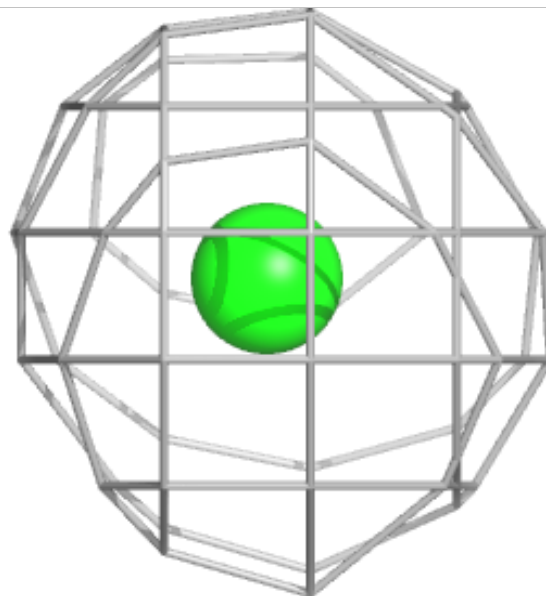
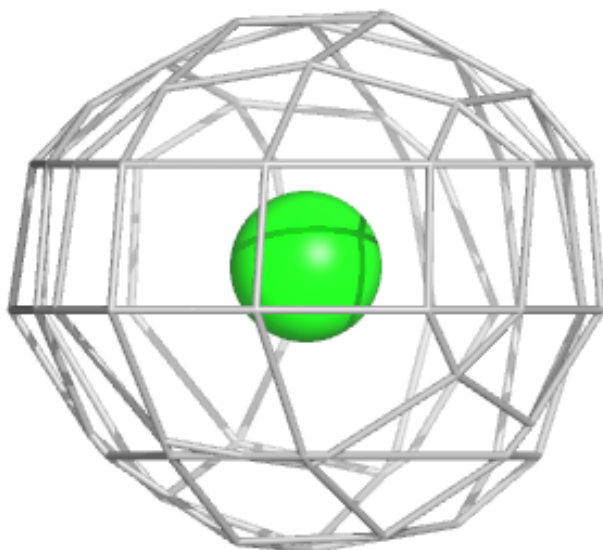
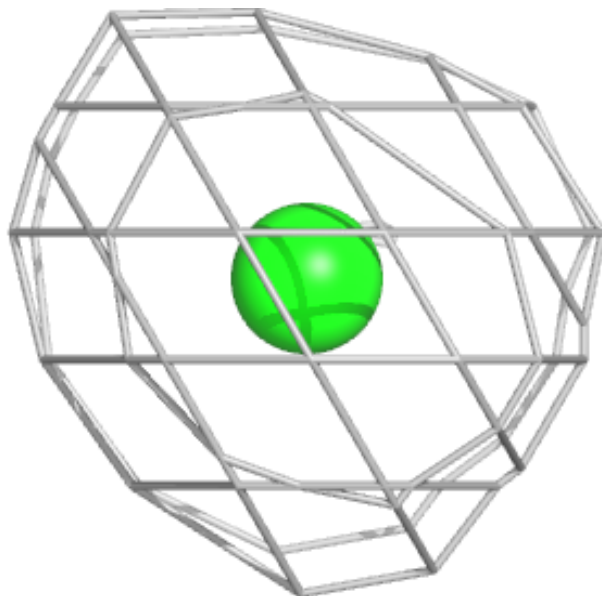
Electron density around CL AAA 627:

$2mF_o-DF_c$ (at 0.7 rmsd) in gray
 mF_o-DF_c (at 3 rmsd) in purple (negative)
and green (positive)



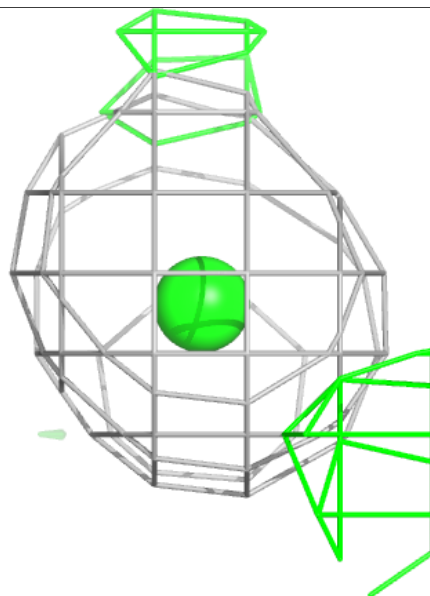
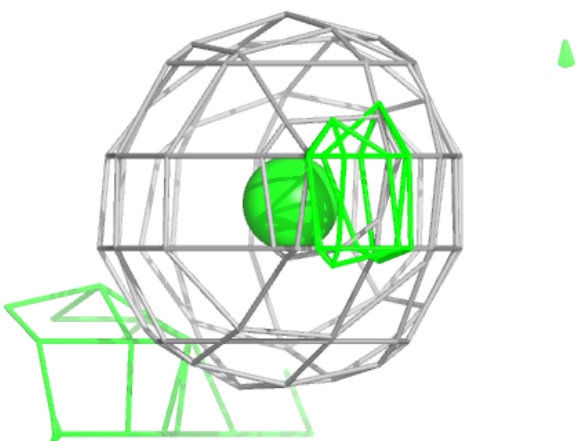
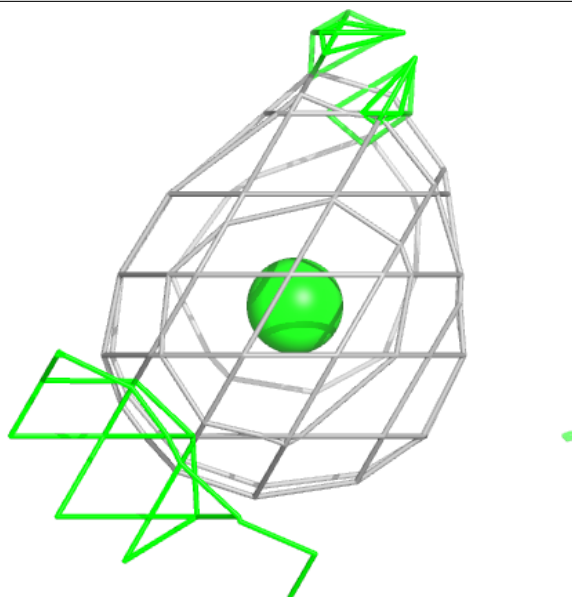
Electron density around CL AAA 628:

$2mF_o-DF_c$ (at 0.7 rmsd) in gray
 mF_o-DF_c (at 3 rmsd) in purple (negative)
and green (positive)



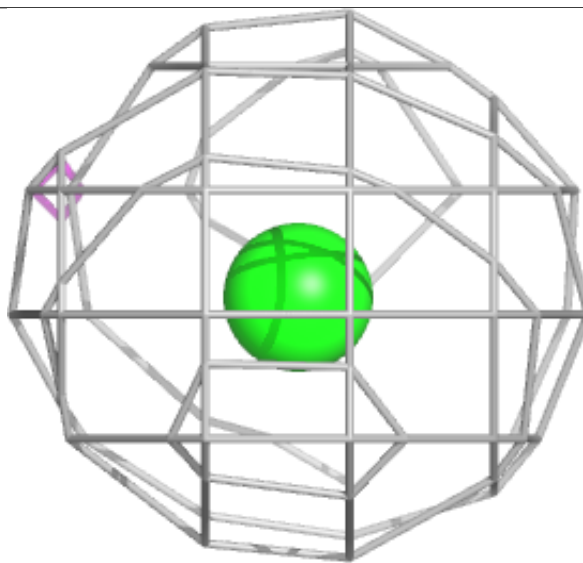
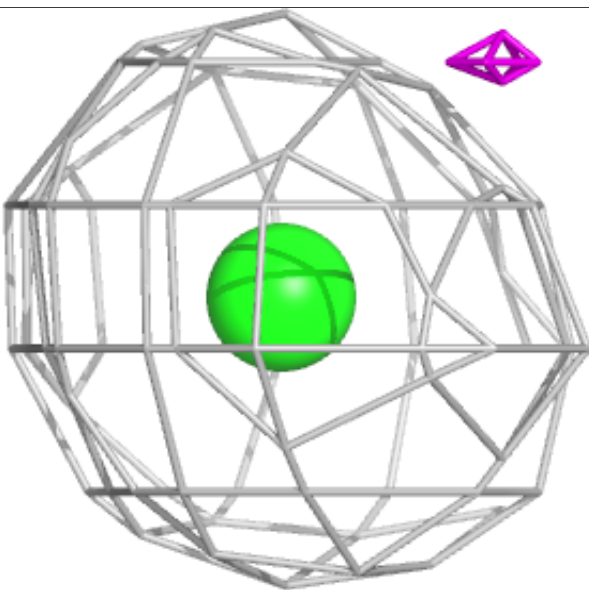
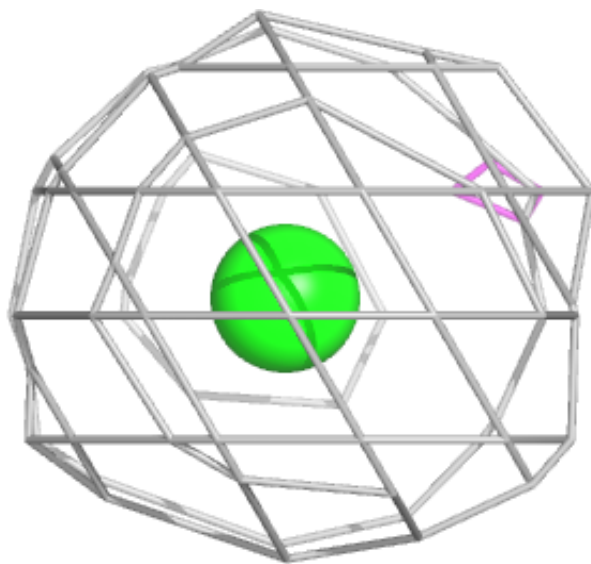
Electron density around CL BBB 624:

$2mF_o-DF_c$ (at 0.7 rmsd) in gray
 mF_o-DF_c (at 3 rmsd) in purple (negative)
and green (positive)



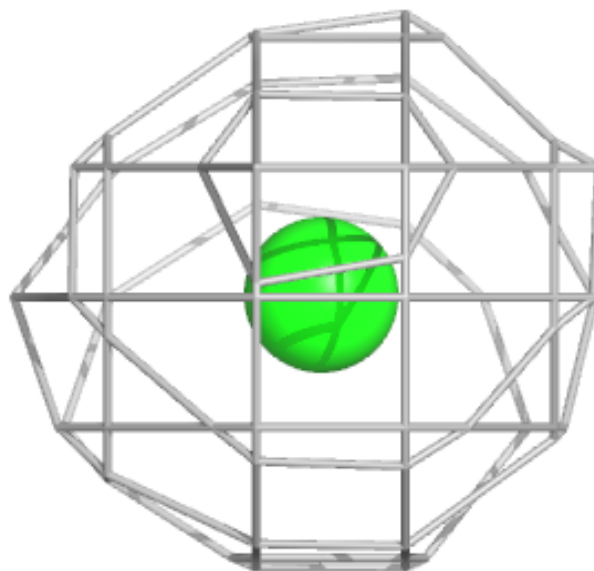
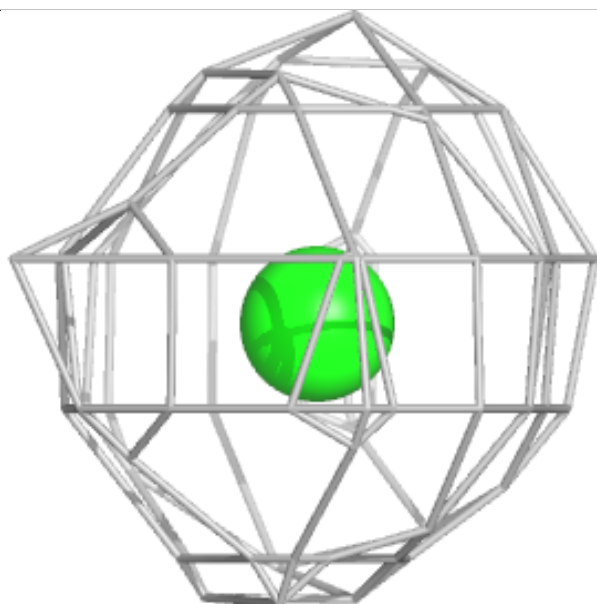
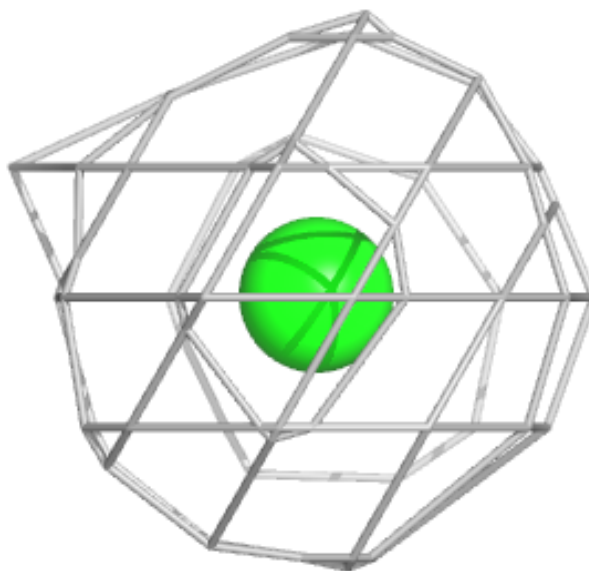
Electron density around CL BBB 625:

$2mF_o-DF_c$ (at 0.7 rmsd) in gray
 mF_o-DF_c (at 3 rmsd) in purple (negative)
and green (positive)



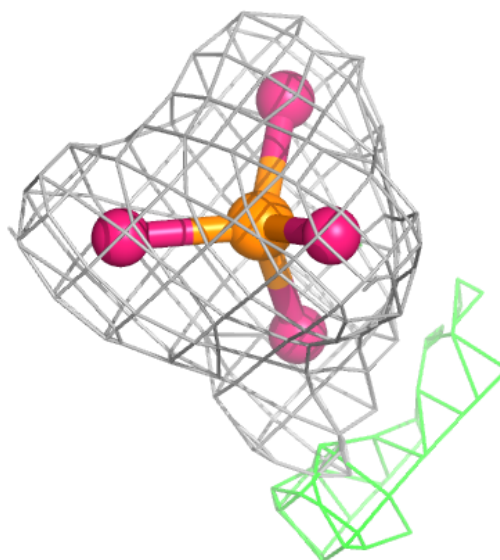
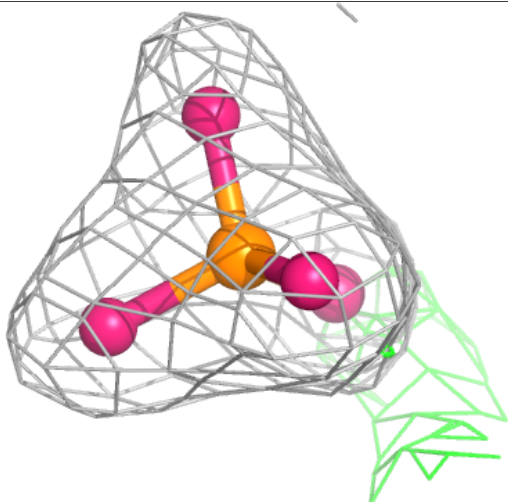
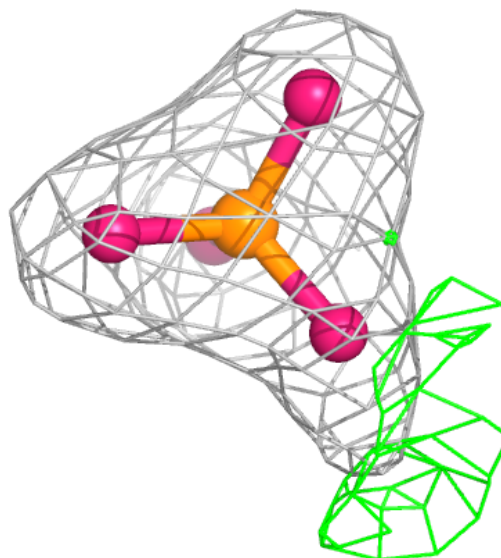
Electron density around CL BBB 626:

$2mF_o-DF_c$ (at 0.7 rmsd) in gray
 mF_o-DF_c (at 3 rmsd) in purple (negative)
and green (positive)



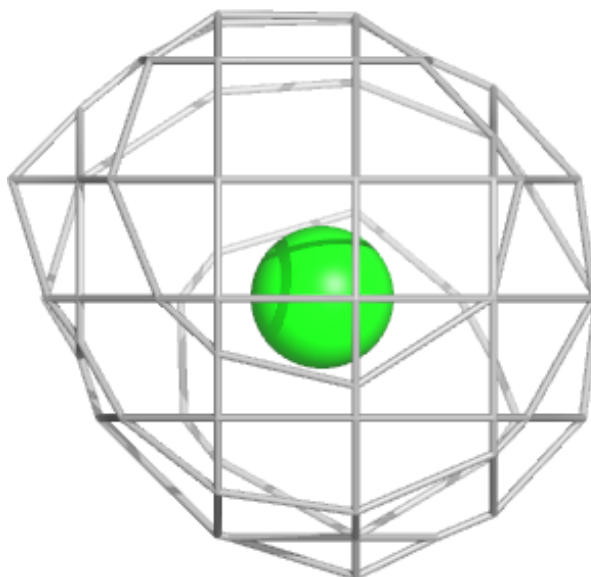
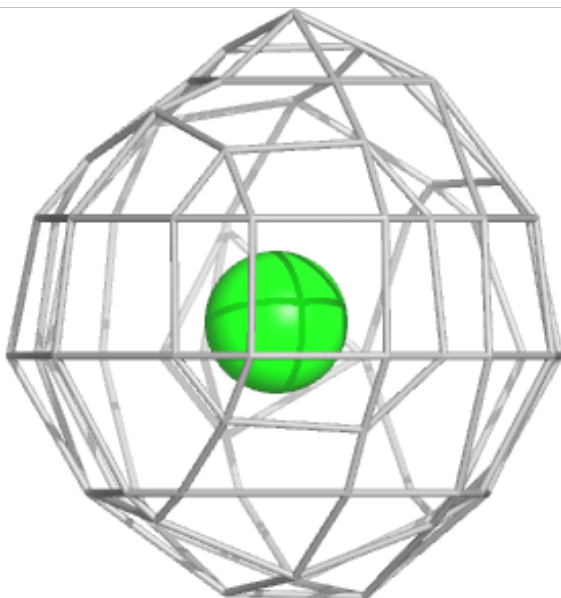
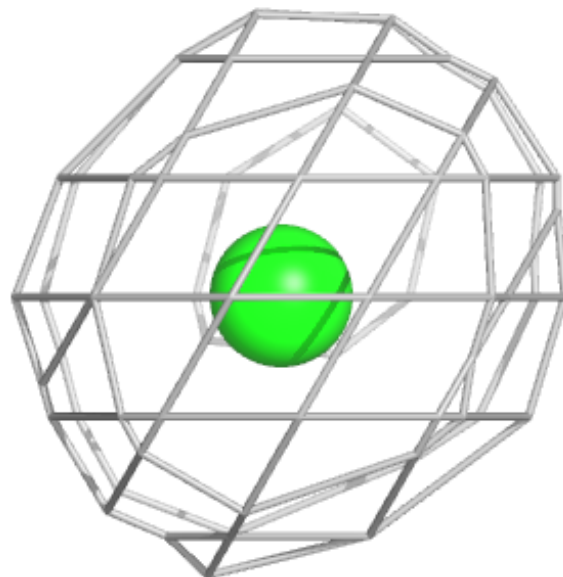
Electron density around PO4 BBB 603:

$2mF_o-DF_c$ (at 0.7 rmsd) in gray
 mF_o-DF_c (at 3 rmsd) in purple (negative)
and green (positive)



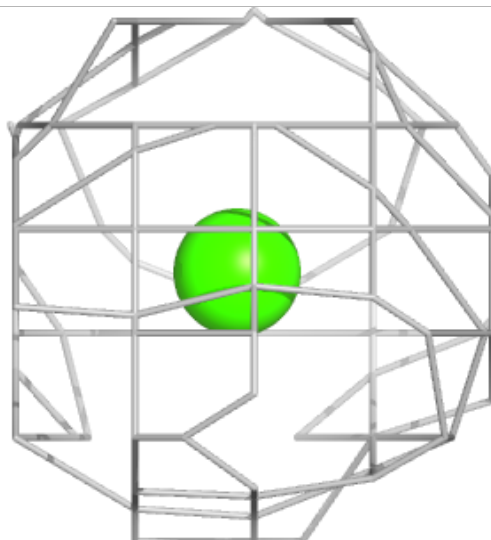
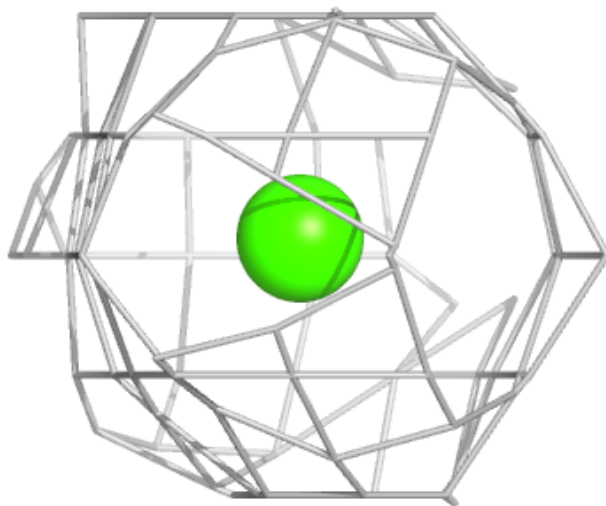
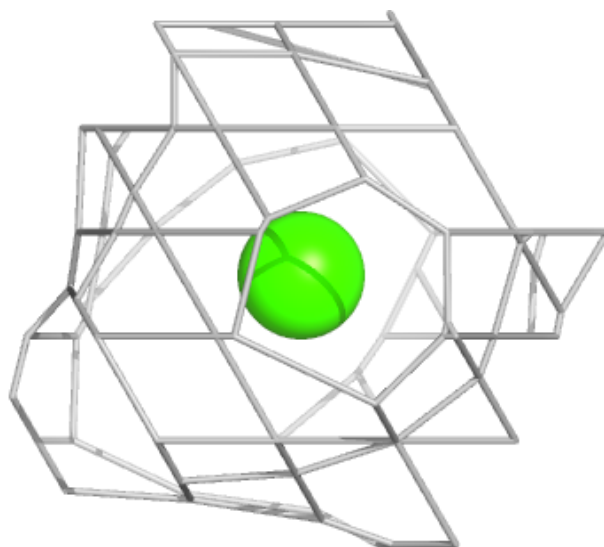
Electron density around CL BBB 628:

$2mF_o-DF_c$ (at 0.7 rmsd) in gray
 mF_o-DF_c (at 3 rmsd) in purple (negative)
and green (positive)



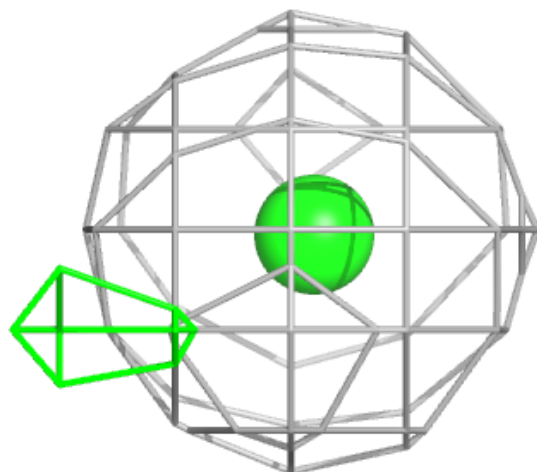
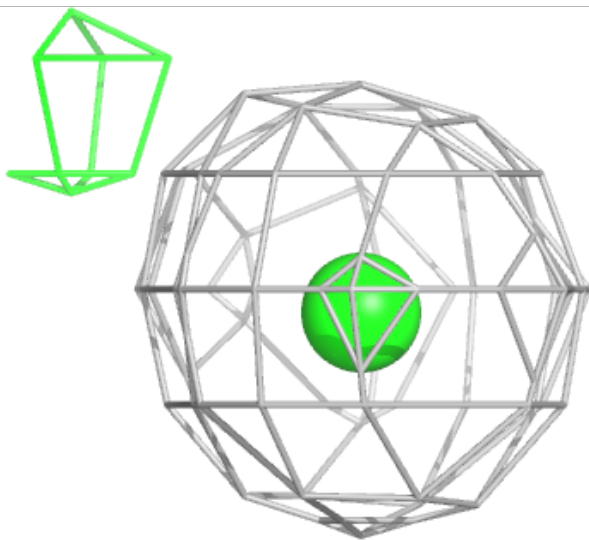
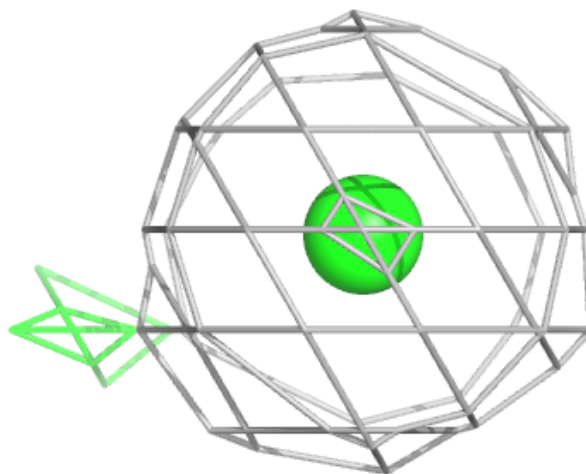
Electron density around CA CCC 602:

$2mF_o-DF_c$ (at 0.7 rmsd) in gray
 mF_o-DF_c (at 3 rmsd) in purple (negative)
and green (positive)



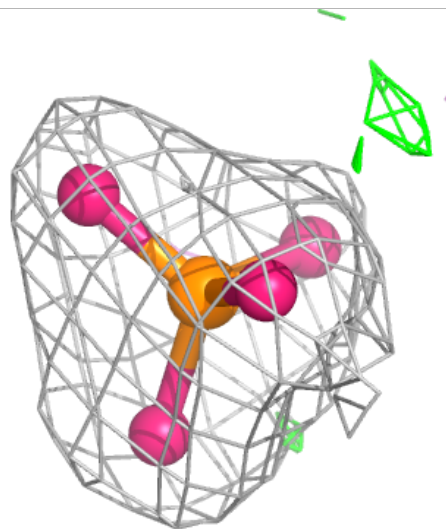
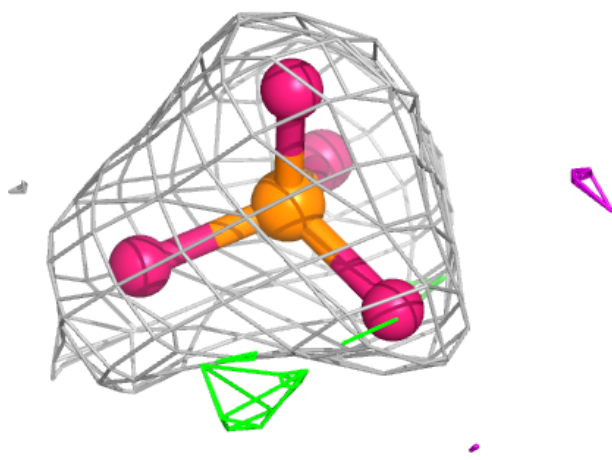
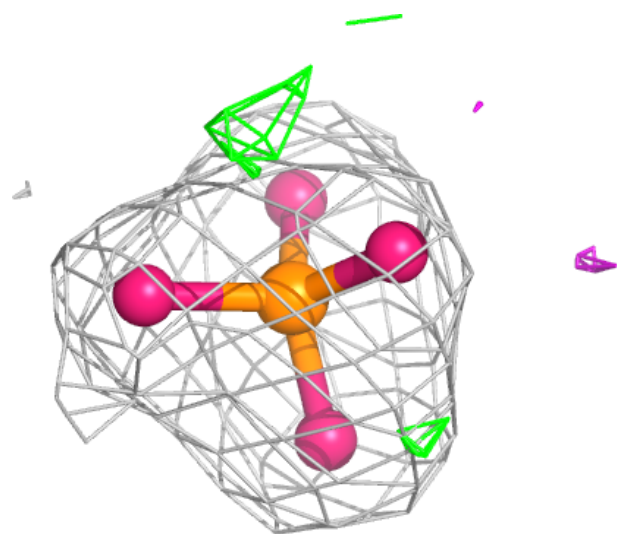
Electron density around CL CCC 623:

$2mF_o-DF_c$ (at 0.7 rmsd) in gray
 mF_o-DF_c (at 3 rmsd) in purple (negative)
and green (positive)



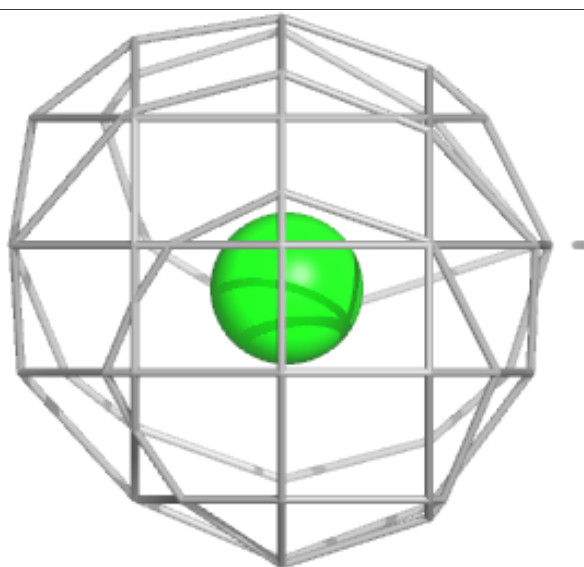
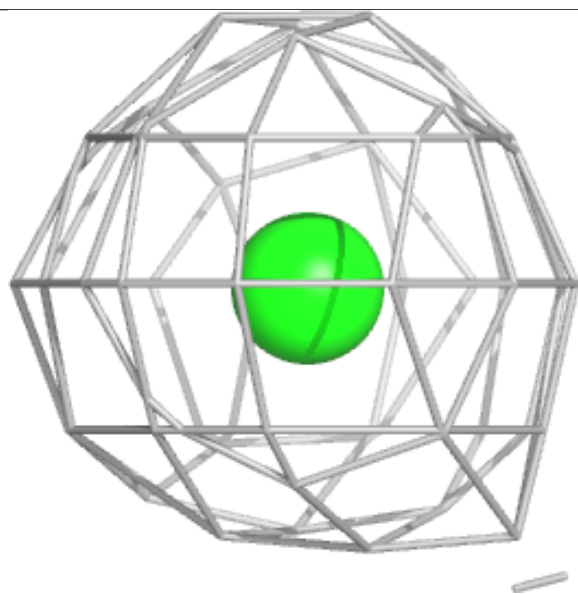
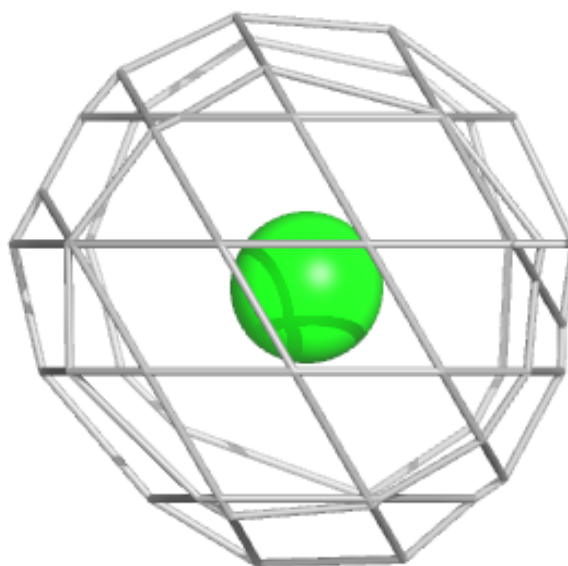
Electron density around PO4 AAA 603:

$2mF_o-DF_c$ (at 0.7 rmsd) in gray
 mF_o-DF_c (at 3 rmsd) in purple (negative)
and green (positive)



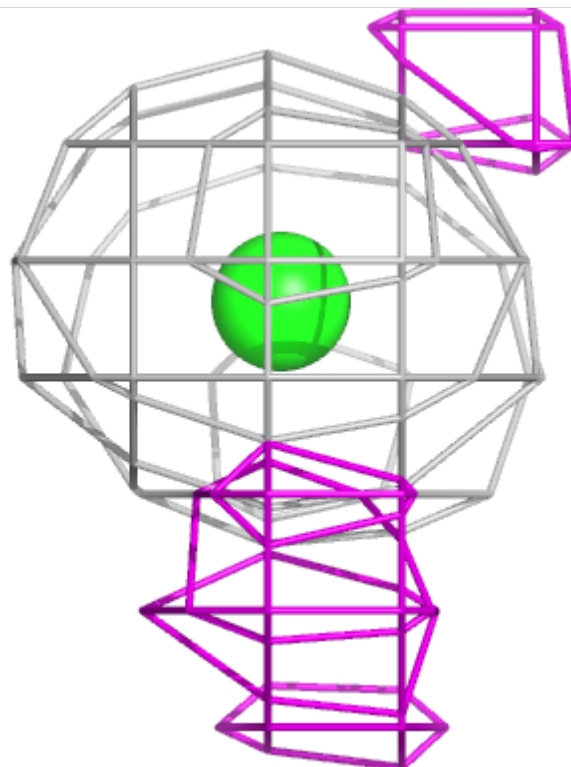
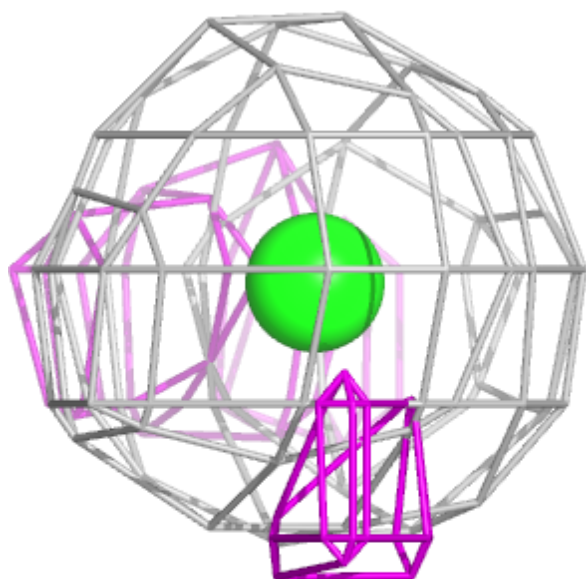
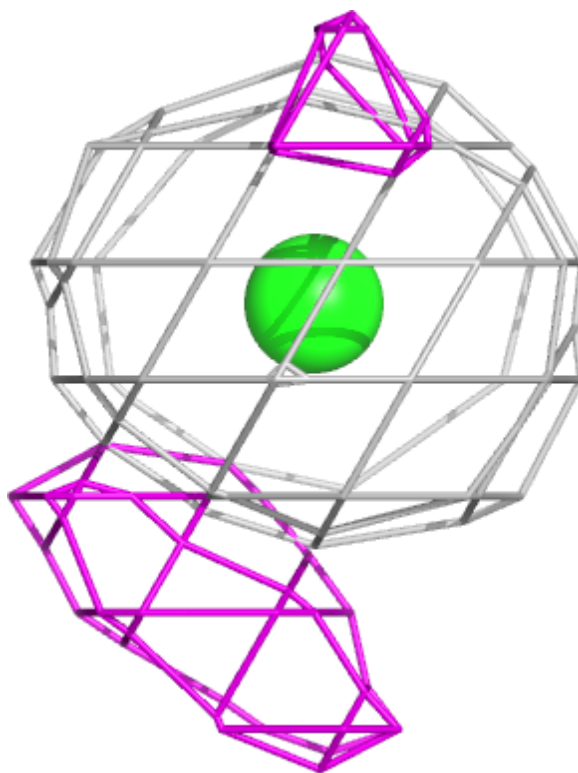
Electron density around CL DDD 618:

$2mF_o-DF_c$ (at 0.7 rmsd) in gray
 mF_o-DF_c (at 3 rmsd) in purple (negative)
and green (positive)



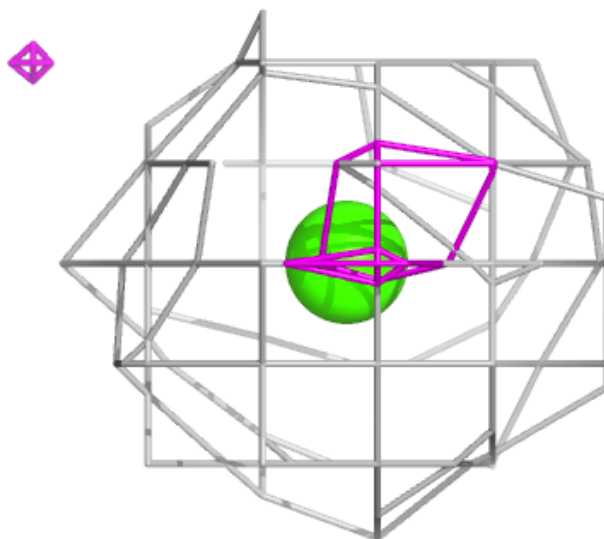
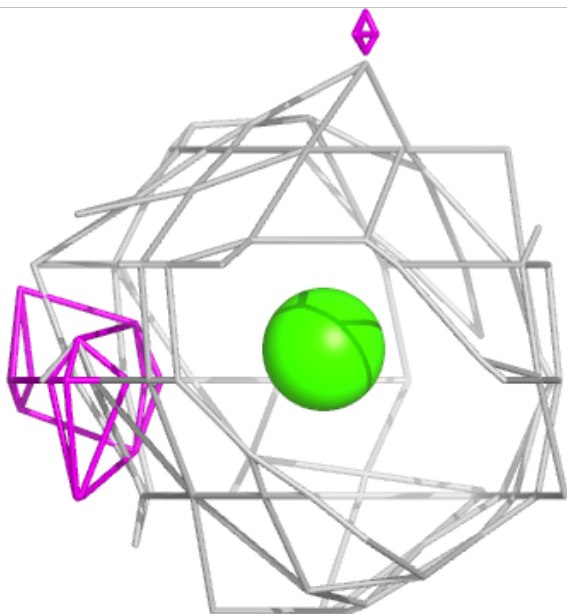
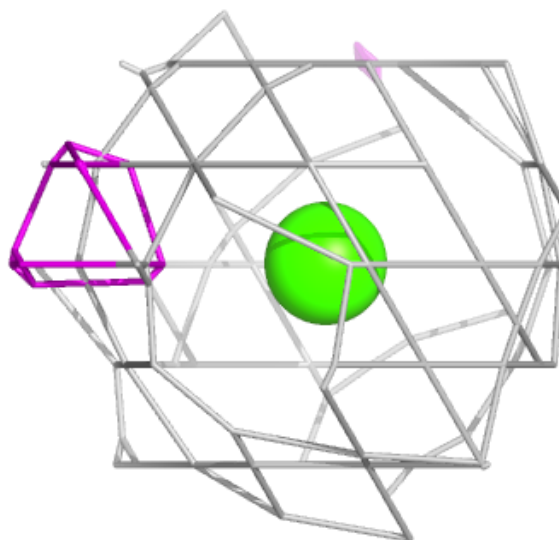
Electron density around CL DDD 619:

$2mF_o-DF_c$ (at 0.7 rmsd) in gray
 mF_o-DF_c (at 3 rmsd) in purple (negative)
and green (positive)



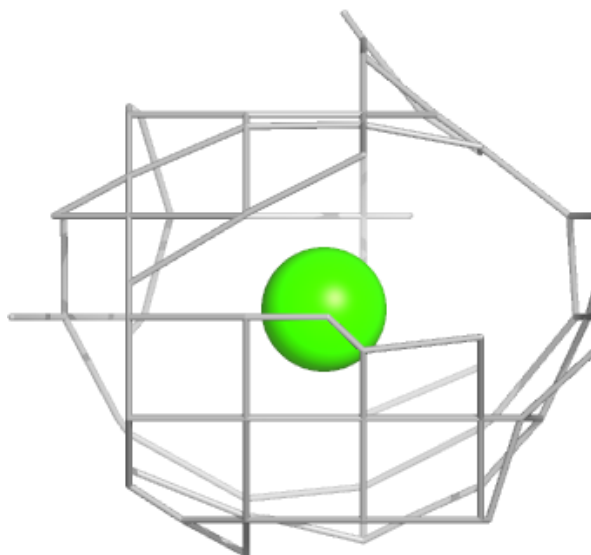
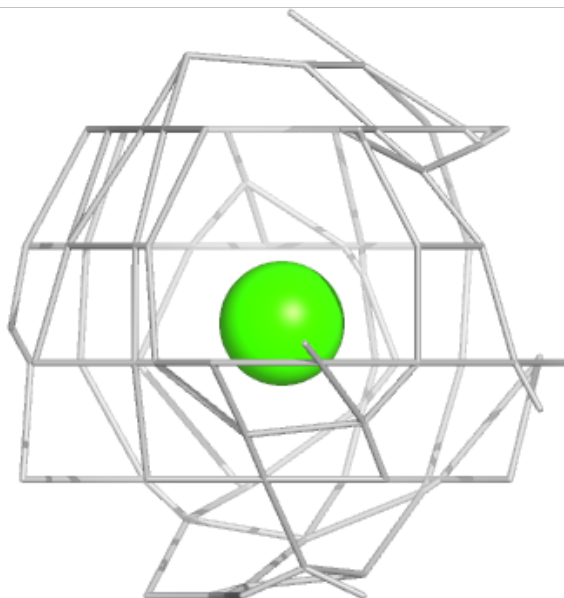
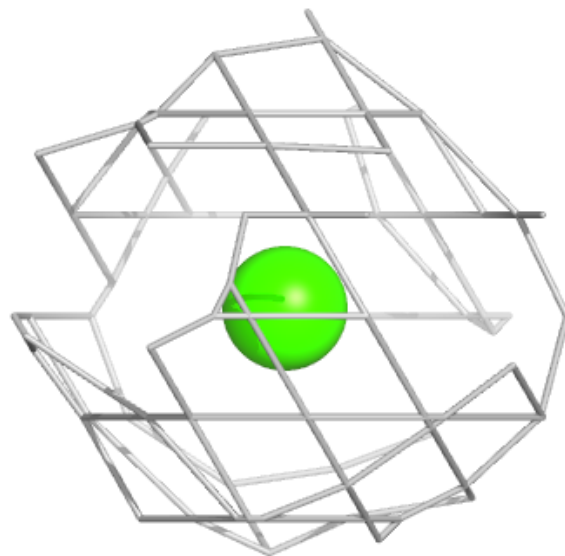
Electron density around CA BBB 604:

$2mF_o-DF_c$ (at 0.7 rmsd) in gray
 mF_o-DF_c (at 3 rmsd) in purple (negative)
and green (positive)



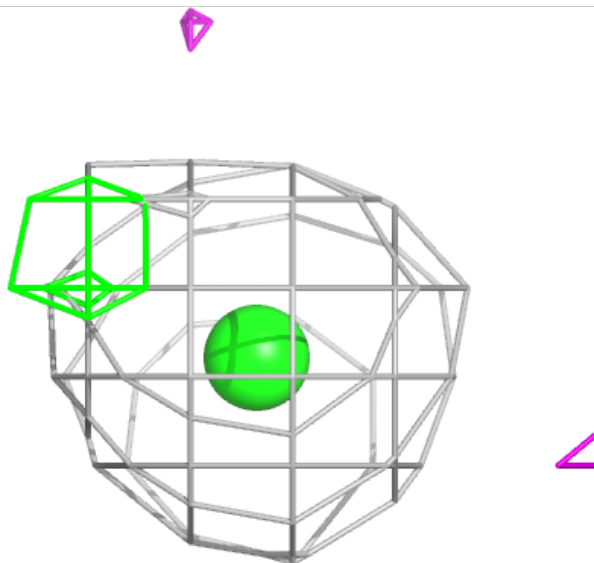
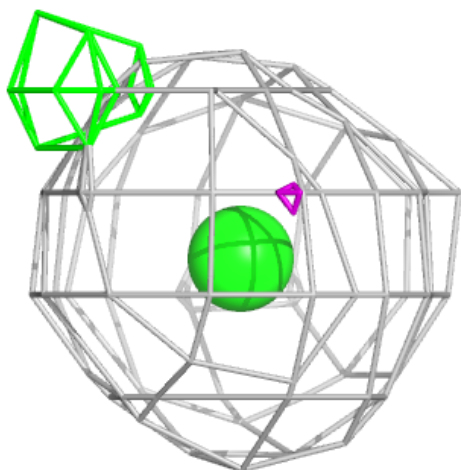
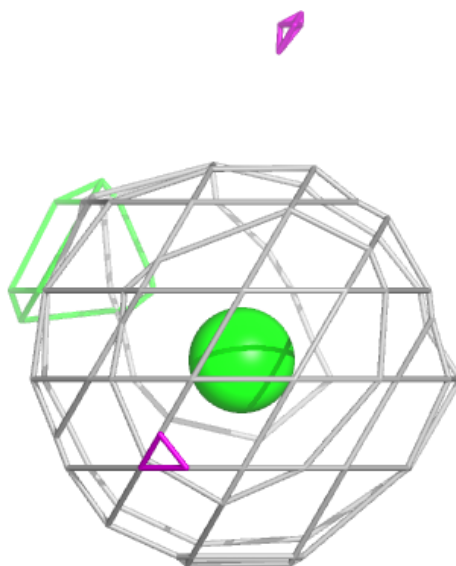
Electron density around CA AAA 602:

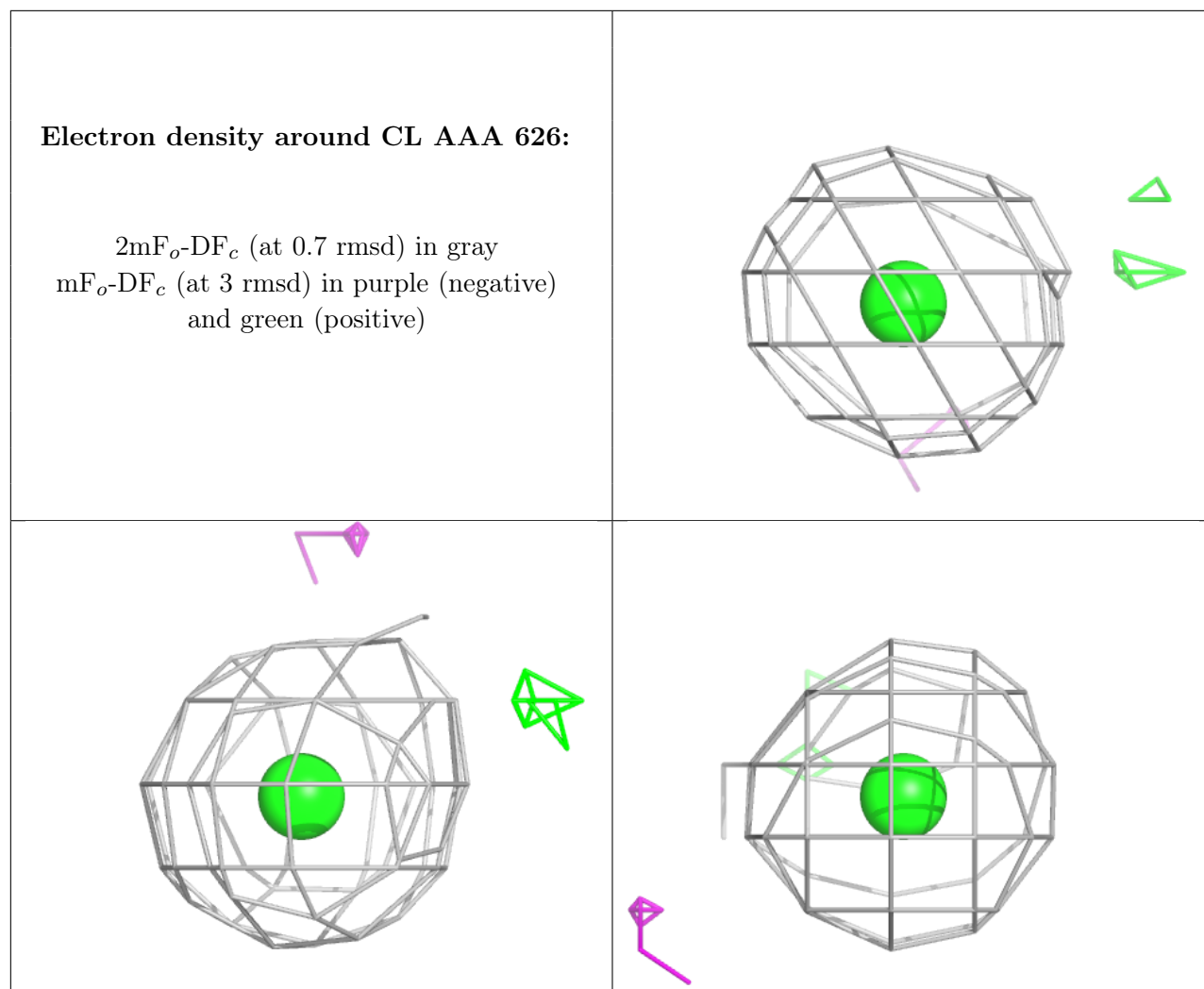
$2mF_o-DF_c$ (at 0.7 rmsd) in gray
 mF_o-DF_c (at 3 rmsd) in purple (negative)
and green (positive)

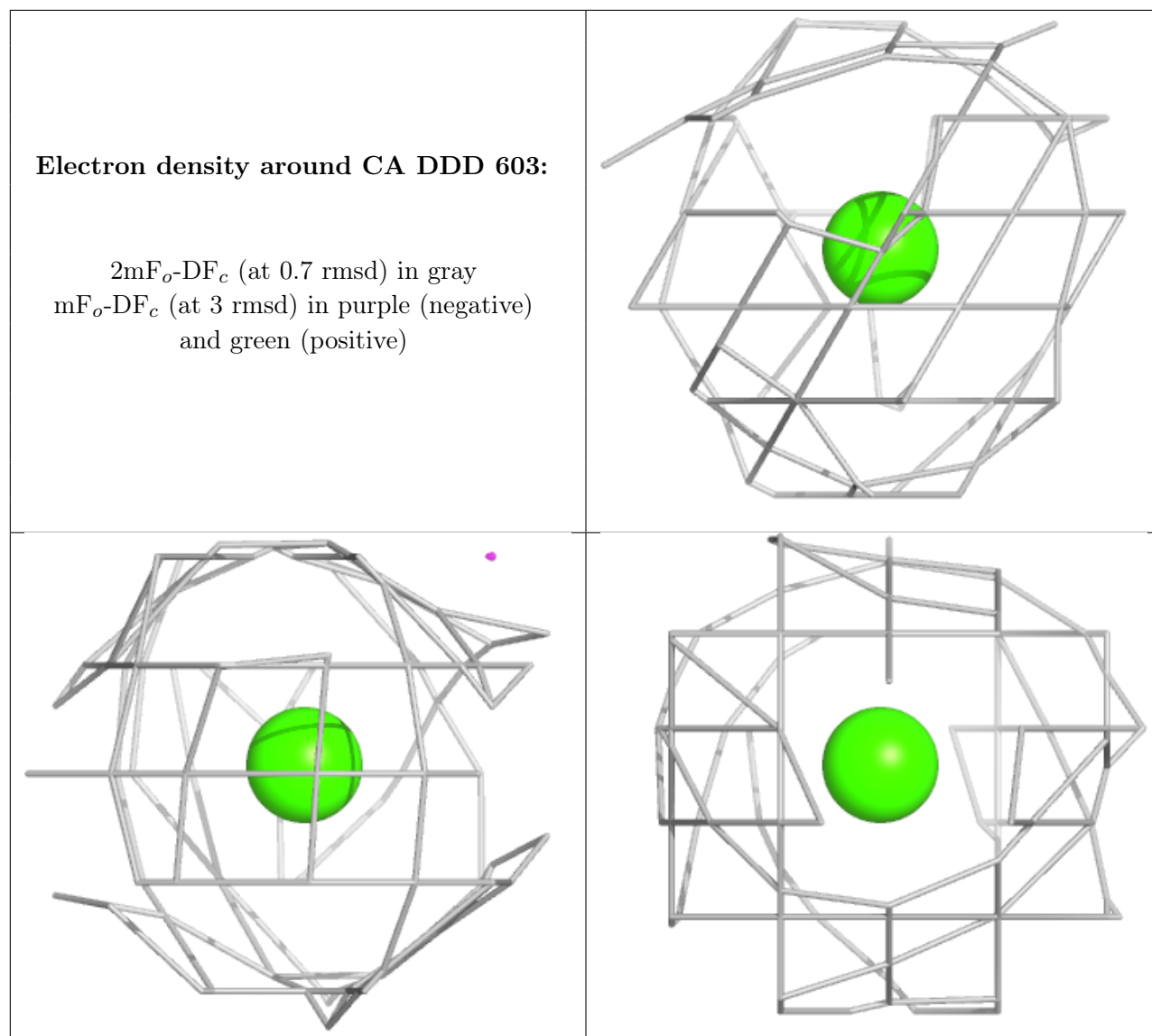


Electron density around CL DDD 617:

$2mF_o-DF_c$ (at 0.7 rmsd) in gray
 mF_o-DF_c (at 3 rmsd) in purple (negative)
and green (positive)







6.5 Other polymers [\(i\)](#)

There are no such residues in this entry.