



Full wwPDB X-ray Structure Validation Report ⓘ

Feb 22, 2024 – 01:24 AM EST

PDB ID : 4R0D
Title : Crystal structure of a eukaryotic group II intron lariat
Authors : Robart, A.R.; Chan, R.T.; Peters, J.K.; Rajashankar, K.R.; Toor, N.
Deposited on : 2014-07-30
Resolution : 3.68 Å(reported)

This is a Full wwPDB X-ray Structure Validation Report for a publicly released PDB entry.

We welcome your comments at validation@mail.wwpdb.org

A user guide is available at

<https://www.wwpdb.org/validation/2017/XrayValidationReportHelp>

with specific help available everywhere you see the ⓘ symbol.

The types of validation reports are described at

<http://www.wwpdb.org/validation/2017/FAQs#types>.

The following versions of software and data (see [references ⓘ](#)) were used in the production of this report:

MolProbity : 4.02b-467
Mogul : 1.8.5 (274361), CSD as541be (2020)
Xtriage (Phenix) : 1.13
EDS : 2.36
Percentile statistics : 20191225.v01 (using entries in the PDB archive December 25th 2019)
Refmac : 5.8.0158
CCP4 : 7.0.044 (Gargrove)
Ideal geometry (proteins) : Engh & Huber (2001)
Ideal geometry (DNA, RNA) : Parkinson et al. (1996)
Validation Pipeline (wwPDB-VP) : 2.36

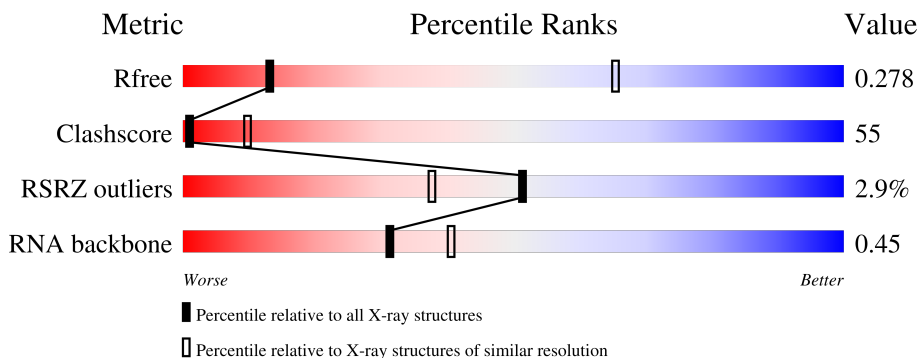
1 Overall quality at a glance i

The following experimental techniques were used to determine the structure:

X-RAY DIFFRACTION

The reported resolution of this entry is 3.68 Å.

Percentile scores (ranging between 0-100) for global validation metrics of the entry are shown in the following graphic. The table shows the number of entries on which the scores are based.



Metric	Whole archive (#Entries)	Similar resolution (#Entries, resolution range(Å))
R_{free}	130704	1013 (3.84-3.52)
Clashscore	141614	1070 (3.84-3.52)
RSRZ outliers	127900	1471 (3.86-3.50)
RNA backbone	3102	1024 (4.30-3.00)

The table below summarises the geometric issues observed across the polymeric chains and their fit to the electron density. The red, orange, yellow and green segments of the lower bar indicate the fraction of residues that contain outliers for ≥ 3 , 2, 1 and 0 types of geometric quality criteria respectively. A grey segment represents the fraction of residues that are not modelled. The numeric value for each fraction is indicated below the corresponding segment, with a dot representing fractions $\leq 5\%$. The upper red bar (where present) indicates the fraction of residues that have poor fit to the electron density. The numeric value is given above the bar.

Mol	Chain	Length	Quality of chain
1	A	622	
2	B	20	

The following table lists non-polymeric compounds, carbohydrate monomers and non-standard residues in protein, DNA, RNA chains that are outliers for geometric or electron-density-fit criteria:

Mol	Type	Chain	Res	Chirality	Geometry	Clashes	Electron density
3	SPM	A	701	-	-	-	X

Continued on next page...

Continued from previous page...

Mol	Type	Chain	Res	Chirality	Geometry	Clashes	Electron density
5	MG	A	747	-	-	-	X
5	MG	A	749	-	-	-	X
5	MG	A	751	-	-	-	X
5	MG	A	753	-	-	-	X
5	MG	A	755	-	-	-	X
5	MG	A	763	-	-	-	X
5	MG	A	767	-	-	-	X
5	MG	A	770	-	-	-	X
5	MG	A	772	-	-	-	X
5	MG	A	773	-	-	-	X
5	MG	A	775	-	-	-	X
5	MG	A	779	-	-	-	X
5	MG	A	780	-	-	-	X
5	MG	A	781	-	-	-	X
5	MG	A	783	-	-	-	X
5	MG	A	801	-	-	-	X
5	MG	A	804	-	-	-	X
5	MG	A	806	-	-	-	X
5	MG	A	808	-	-	-	X
5	MG	A	819	-	-	-	X
6	NA	A	823	-	-	-	X
6	NA	A	824	-	-	-	X
6	NA	A	829	-	-	-	X
6	NA	A	835	-	-	-	X
6	NA	A	837	-	-	-	X

2 Entry composition [i](#)

There are 7 unique types of molecules in this entry. The entry contains 13980 atoms, of which 0 are hydrogens and 0 are deuteriums.

In the tables below, the ZeroOcc column contains the number of atoms modelled with zero occupancy, the AltConf column contains the number of residues with at least one atom in alternate conformation and the Trace column contains the number of residues modelled with at most 2 atoms.

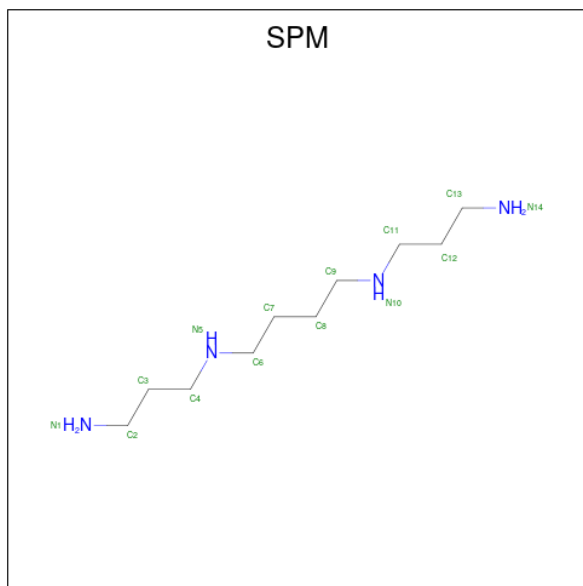
- Molecule 1 is a RNA chain called GROUP IIB INTRON LARIAT.

Mol	Chain	Residues	Atoms					ZeroOcc	AltConf	Trace
			Total	C	N	O	P			
1	A	617	13177	5884	2391	4285	617	0	0	0

- Molecule 2 is a RNA chain called LIGATED EXONS.

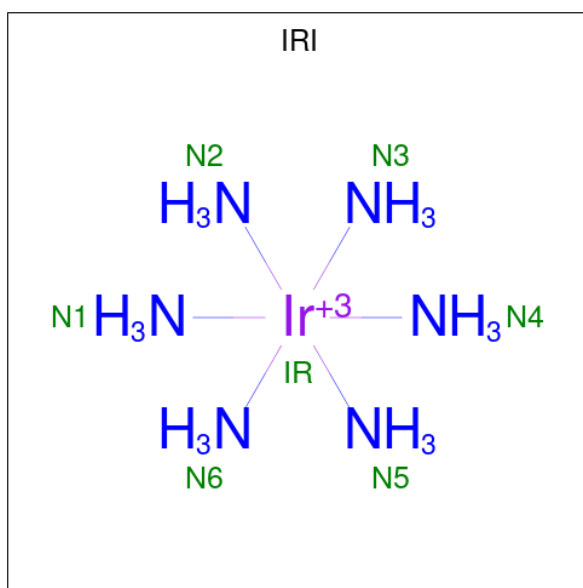
Mol	Chain	Residues	Atoms					ZeroOcc	AltConf	Trace
			Total	C	N	O	P			
2	B	14	295	133	50	98	14	0	0	0

- Molecule 3 is SPERMINE (three-letter code: SPM) (formula: $C_{10}H_{26}N_4$).



Mol	Chain	Residues	Atoms			ZeroOcc	AltConf
			Total	C	N		
3	A	1	14	10	4	0	0
3	A	1	14	10	4	0	0

- Molecule 4 is IRIDIUM HEXAMMINE ION (three-letter code: IRI) (formula: $\text{H}_{18}\text{IrN}_6$).



Mol	Chain	Residues	Atoms			ZeroOcc	AltConf
4	A	1	Total	Ir	N	0	0
			7	1	6		
4	A	1	Total	Ir	N	3	0
			7	1	6		
4	A	1	Total	Ir	N	5	0
			7	1	6		
4	A	1	Total	Ir	N	5	0
			7	1	6		
4	A	1	Total	Ir	N	6	0
			7	1	6		
4	A	1	Total	Ir	N	3	0
			7	1	6		
4	A	1	Total	Ir	N	4	0
			7	1	6		
4	A	1	Total	Ir	N	3	0
			7	1	6		
4	A	1	Total	Ir	N	6	0
			7	1	6		
4	A	1	Total	Ir	N	5	0
			7	1	6		
4	A	1	Total	Ir	N	5	0
			7	1	6		

Continued on next page...

Continued from previous page...

Mol	Chain	Residues	Atoms			ZeroOcc	AltConf
			Total	Ir	N		
4	A	1	7	1	6	5	0
4	A	1	7	1	6	5	0
4	A	1	7	1	6	5	0
4	A	1	7	1	6	5	0
4	A	1	7	1	6	3	0
4	A	1	7	1	6	3	0
4	A	1	7	1	6	3	0
4	A	1	7	1	6	5	0
4	A	1	7	1	6	4	0
4	A	1	7	1	6	4	0
4	A	1	7	1	6	3	0
4	A	1	7	1	6	4	0
4	A	1	7	1	6	6	0
4	A	1	7	1	6	4	0
4	A	1	7	1	6	3	0
4	A	1	7	1	6	6	0
4	A	1	7	1	6	4	0
4	A	1	7	1	6	5	0
4	A	1	7	1	6	5	0
4	A	1	7	1	6	6	0
4	A	1	7	1	6	5	0

Continued on next page...

Continued from previous page...

Mol	Chain	Residues	Atoms			ZeroOcc	AltConf
4	A	1	Total	Ir	N	3	0
			7	1	6		
4	A	1	Total	Ir	N	0	0
			7	1	6		
4	A	1	Total	Ir	N	0	0
			7	1	6		
4	A	1	Total	Ir	N	0	0
			7	1	6		

- Molecule 5 is MAGNESIUM ION (three-letter code: MG) (formula: Mg).

Mol	Chain	Residues	Atoms		ZeroOcc	AltConf
5	A	81	Total	Mg	0	0
			81	81		
5	B	2	Total	Mg	0	0
			2	2		

- Molecule 6 is SODIUM ION (three-letter code: NA) (formula: Na).

Mol	Chain	Residues	Atoms		ZeroOcc	AltConf
6	A	16	Total	Na	0	0
			16	16		


- Molecule 7 is water.

Mol	Chain	Residues	Atoms		ZeroOcc	AltConf
7	A	112	Total	O	0	0
			112	112		
7	B	3	Total	O	0	0
			3	3		

3 Residue-property plots

These plots are drawn for all protein, RNA, DNA and oligosaccharide chains in the entry. The first graphic for a chain summarises the proportions of the various outlier classes displayed in the second graphic. The second graphic shows the sequence view annotated by issues in geometry and electron density. Residues are color-coded according to the number of geometric quality criteria for which they contain at least one outlier: green = 0, yellow = 1, orange = 2 and red = 3 or more. A red dot above a residue indicates a poor fit to the electron density ($RSRZ > 2$). Stretches of 2 or more consecutive residues without any outlier are shown as a green connector. Residues present in the sample, but not in the model, are shown in grey.

- Molecule 1: GROUP IIB INTRON LARIAT



- Molecule 2: LIGATED EXONS



4 Data and refinement statistics

Property	Value	Source
Space group	C 2 2 21	Depositor
Cell constants a, b, c, α , β , γ	163.64Å 255.36Å 136.79Å 90.00° 90.00° 90.00°	Depositor
Resolution (Å)	81.82 – 3.68 81.82 – 3.68	Depositor EDS
% Data completeness (in resolution range)	98.5 (81.82-3.68) 84.5 (81.82-3.68)	Depositor EDS
R_{merge}	(Not available)	Depositor
R_{sym}	0.15	Depositor
$\langle I/\sigma(I) \rangle$ ¹	0.80 (at 3.67Å)	Xtrriage
Refinement program	PHENIX (phenix.refine: 1.9_1692)	Depositor
R, R_{free}	0.239 , 0.274 0.245 , 0.278	Depositor DCC
R_{free} test set	2000 reflections (6.41%)	wwPDB-VP
Wilson B-factor (Å ²)	134.9	Xtrriage
Anisotropy	0.243	Xtrriage
Bulk solvent k_{sol} (e/Å ³), B_{sol} (Å ²)	0.08 , 28.0	EDS
L-test for twinning ²	$\langle L \rangle = 0.45$, $\langle L^2 \rangle = 0.28$	Xtrriage
Estimated twinning fraction	No twinning to report.	Xtrriage
F_o, F_c correlation	0.94	EDS
Total number of atoms	13980	wwPDB-VP
Average B, all atoms (Å ²)	200.0	wwPDB-VP

Xtrriage's analysis on translational NCS is as follows: *The largest off-origin peak in the Patterson function is 3.06% of the height of the origin peak. No significant pseudotranslation is detected.*

¹Intensities estimated from amplitudes.

²Theoretical values of $\langle |L| \rangle$, $\langle L^2 \rangle$ for acentric reflections are 0.5, 0.333 respectively for untwinned datasets, and 0.375, 0.2 for perfectly twinned datasets.

5 Model quality i

5.1 Standard geometry i

Bond lengths and bond angles in the following residue types are not validated in this section: IRI, SPM, MG, NA

The Z score for a bond length (or angle) is the number of standard deviations the observed value is removed from the expected value. A bond length (or angle) with $|Z| > 5$ is considered an outlier worth inspection. RMSZ is the root-mean-square of all Z scores of the bond lengths (or angles).

Mol	Chain	Bond lengths		Bond angles	
		RMSZ	# Z >5	RMSZ	# Z >5
1	A	0.51	7/14752 (0.0%)	1.22	115/22996 (0.5%)
2	B	0.48	0/329	1.38	6/509 (1.2%)
All	All	0.51	7/15081 (0.0%)	1.22	121/23505 (0.5%)

All (7) bond length outliers are listed below:

Mol	Chain	Res	Type	Atoms	Z	Observed(Å)	Ideal(Å)
1	A	248	U	O3'-P	7.26	1.69	1.61
1	A	593	G	O3'-P	-7.14	1.52	1.61
1	A	249	A	O3'-P	6.71	1.69	1.61
1	A	83	A	O3'-P	-6.29	1.53	1.61
1	A	174	G	O3'-P	6.12	1.68	1.61
1	A	82	U	O3'-P	-6.04	1.53	1.61
1	A	594	A	C5'-C4'	5.12	1.57	1.51

All (121) bond angle outliers are listed below:

Mol	Chain	Res	Type	Atoms	Z	Observed(°)	Ideal(°)
1	A	620	A	C4'-C3'-O3'	-20.88	65.55	109.40
1	A	593	G	C4'-C3'-O3'	18.59	150.18	113.00
1	A	593	G	P-O3'-C3'	15.90	138.78	119.70
1	A	617	C	C4'-C3'-O3'	14.49	141.98	113.00
1	A	617	C	O4'-C1'-N1	13.35	118.88	108.20
1	A	247	U	C4'-C3'-O3'	-13.24	81.59	109.40
1	A	258	U	P-O5'-C5'	13.15	141.94	120.90
2	B	7	U	C4'-C3'-O3'	-12.89	82.33	109.40
1	A	290	G	C4'-C3'-O3'	11.70	136.41	113.00
1	A	289	C	C4'-C3'-O3'	11.28	135.56	113.00
1	A	621	C	O4'-C1'-N1	11.27	117.22	108.20
1	A	83	A	P-O5'-C5'	10.49	137.68	120.90

Continued on next page...

Continued from previous page...

Mol	Chain	Res	Type	Atoms	Z	Observed(°)	Ideal(°)
1	A	52	C	C4'-C3'-O3'	10.38	133.76	113.00
1	A	62	A	C4'-C3'-O3'	-10.34	87.69	109.40
1	A	248	U	P-O5'-C5'	-10.31	104.40	120.90
1	A	64	A	P-O3'-C3'	10.31	132.07	119.70
1	A	593	G	O4'-C1'-N9	10.23	116.39	108.20
2	B	8	U	N1-C1'-C2'	-9.99	101.02	112.00
1	A	52	C	P-O5'-C5'	9.96	136.83	120.90
1	A	594	A	C5'-C4'-O4'	9.50	120.50	109.10
1	A	144	C	C6-N1-C2	-9.24	116.60	120.30
2	B	8	U	C4'-C3'-O3'	-8.94	90.64	109.40
1	A	82	U	C2'-C3'-O3'	8.82	128.90	109.50
1	A	594	A	O4'-C1'-N9	8.71	115.17	108.20
1	A	590	G	C4'-C3'-O3'	-8.70	91.12	109.40
1	A	247	U	C2'-C3'-O3'	8.60	128.43	109.50
1	A	617	C	N1-C1'-C2'	8.56	125.13	114.00
1	A	119	U	P-O3'-C3'	8.47	129.87	119.70
1	A	581	U	C4'-C3'-O3'	-8.35	91.86	109.40
1	A	157	U	P-O3'-C3'	-8.31	109.72	119.70
1	A	257	U	O3'-P-O5'	8.31	119.80	104.00
1	A	249	A	C4'-C3'-O3'	8.29	129.57	113.00
1	A	174	G	N9-C1'-C2'	-8.15	103.03	112.00
1	A	503	A	C4'-C3'-O3'	-8.06	92.47	109.40
1	A	593	G	C4-N9-C1'	-7.79	116.37	126.50
1	A	157	U	C4'-C3'-O3'	-7.78	93.05	109.40
1	A	593	G	N9-C1'-C2'	7.70	124.01	114.00
1	A	65	G	C5'-C4'-C3'	7.68	128.29	116.00
1	A	593	G	C8-N9-C1'	7.65	136.94	127.00
1	A	116	C	C6-N1-C2	-7.63	117.25	120.30
1	A	394	A	C4'-C3'-O3'	7.57	128.13	113.00
1	A	502	A	C5'-C4'-O4'	-7.40	100.22	109.10
1	A	288	C	C2'-C3'-O3'	7.34	125.64	109.50
1	A	289	C	P-O5'-C5'	7.25	132.51	120.90
1	A	616	U	C4'-C3'-O3'	-7.17	94.33	109.40
1	A	617	C	P-O5'-C5'	7.13	132.31	120.90
2	B	7	U	P-O3'-C3'	7.11	128.24	119.70
1	A	617	C	O5'-C5'-C4'	-7.09	98.24	111.70
1	A	619	A	P-O3'-C3'	6.98	128.07	119.70
1	A	620	A	P-O3'-C3'	6.98	128.07	119.70
1	A	180	G	O4'-C4'-C3'	-6.96	97.04	104.00
1	A	63	G	C4'-C3'-O3'	6.93	126.86	113.00
1	A	156	U	C5'-C4'-C3'	-6.90	104.96	116.00
1	A	227	G	C2'-C3'-O3'	6.90	124.74	113.70

Continued on next page...

Continued from previous page...

Mol	Chain	Res	Type	Atoms	Z	Observed(°)	Ideal(°)
1	A	227	G	C4'-C3'-O3'	-6.86	95.00	109.40
1	A	594	A	C2'-C3'-O3'	-6.83	94.48	109.50
1	A	554	C	C5-C6-N1	-6.79	117.61	121.00
1	A	248	U	C4'-C3'-O3'	6.78	126.55	113.00
1	A	53	G	C4'-C3'-O3'	-6.73	95.27	109.40
1	A	613	C	O4'-C1'-N1	6.72	113.58	108.20
1	A	250	C	C4'-C3'-O3'	6.69	126.38	113.00
1	A	594	A	O4'-C4'-C3'	-6.69	97.31	104.00
1	A	591	G	O4'-C1'-N9	6.62	113.49	108.20
2	B	8	U	P-O5'-C5'	-6.57	110.40	120.90
1	A	289	C	O5'-C5'-C4'	-6.51	99.33	111.70
1	A	248	U	O4'-C4'-C3'	6.41	111.23	106.10
1	A	52	C	O3'-P-O5'	-6.38	91.87	104.00
1	A	593	G	C5'-C4'-O4'	-6.37	101.45	109.10
1	A	179	C	C4'-C3'-O3'	6.36	125.73	113.00
1	A	180	G	N9-C1'-C2'	-6.34	105.02	112.00
1	A	52	C	O5'-C5'-C4'	-6.33	99.67	111.70
1	A	593	G	C2'-C3'-O3'	-6.33	95.58	109.50
1	A	502	A	C2'-C3'-O3'	6.31	123.79	113.70
1	A	288	C	N1-C1'-C2'	6.29	122.17	114.00
1	A	118	A	C4'-C3'-O3'	6.24	125.48	113.00
1	A	174	G	O3'-P-O5'	6.21	115.80	104.00
1	A	620	A	C2'-C3'-O3'	6.19	123.60	113.70
1	A	553	C	C5-C6-N1	-6.17	117.91	121.00
1	A	351	C	C2-N1-C1'	6.09	125.50	118.80
1	A	572	C	C5-C6-N1	-6.03	117.99	121.00
1	A	612	C	C4'-C3'-O3'	-6.01	96.79	109.40
1	A	202	U	N3-C2-O2	-5.98	118.01	122.20
1	A	258	U	O5'-C5'-C4'	-5.96	100.38	111.70
1	A	590	G	C2'-C3'-O3'	5.95	123.22	113.70
1	A	156	U	P-O3'-C3'	-5.94	112.57	119.70
1	A	248	U	C2'-C3'-O3'	5.93	123.19	113.70
1	A	289	C	N1-C1'-C2'	5.80	121.54	114.00
1	A	83	A	C5'-C4'-C3'	-5.79	106.73	116.00
1	A	66	U	P-O5'-C5'	5.79	130.17	120.90
1	A	144	C	N3-C2-O2	-5.78	117.86	121.90
1	A	289	C	O4'-C1'-N1	5.74	112.79	108.20
2	B	10	A	P-O5'-C5'	-5.69	111.80	120.90
1	A	249	A	P-O3'-C3'	5.60	126.42	119.70
1	A	290	G	P-O3'-C3'	-5.60	112.98	119.70
1	A	121	U	P-O5'-C5'	5.54	129.77	120.90
1	A	157	U	O4'-C1'-N1	5.52	112.62	108.20

Continued on next page...

Continued from previous page...

Mol	Chain	Res	Type	Atoms	Z	Observed(°)	Ideal(°)
1	A	621	C	N1-C1'-C2'	5.48	121.13	114.00
1	A	248	U	N1-C1'-C2'	5.41	121.04	114.00
1	A	528	G	C4-N9-C1'	5.41	133.54	126.50
1	A	155	C	C4'-C3'-O3'	-5.37	98.12	109.40
1	A	64	A	O3'-P-O5'	-5.37	93.80	104.00
1	A	2	U	N3-C2-O2	-5.34	118.46	122.20
1	A	450	A	N9-C4-C5	5.34	107.94	105.80
1	A	289	C	O3'-P-O5'	-5.32	93.89	104.00
1	A	451	A	N1-C6-N6	-5.31	115.41	118.60
1	A	613	C	O5'-C5'-C4'	-5.30	101.63	111.70
1	A	180	G	O4'-C1'-N9	5.28	112.42	108.20
1	A	257	U	C4'-C3'-O3'	5.27	123.53	113.00
1	A	423	C	C6-N1-C2	-5.27	118.19	120.30
1	A	572	C	C6-N1-C2	5.27	122.41	120.30
1	A	528	G	N3-C4-C5	-5.24	125.98	128.60
1	A	617	C	O4'-C1'-C2'	5.24	112.31	107.60
1	A	119	U	P-O5'-C5'	5.21	129.23	120.90
1	A	592	G	C4'-C3'-O3'	-5.20	98.48	109.40
1	A	594	A	P-O5'-C5'	5.16	129.16	120.90
1	A	504	U	C2-N1-C1'	5.15	123.88	117.70
1	A	65	G	P-O5'-C5'	-5.13	112.70	120.90
1	A	423	C	C2-N1-C1'	5.10	124.41	118.80
1	A	473	A	N9-C4-C5	-5.07	103.77	105.80
1	A	64	A	O4'-C1'-N9	5.06	112.25	108.20
1	A	265	G	N3-C4-N9	5.06	129.03	126.00

There are no chirality outliers.

There are no planarity outliers.

5.2 Too-close contacts

In the following table, the Non-H and H(model) columns list the number of non-hydrogen atoms and hydrogen atoms in the chain respectively. The H(added) column lists the number of hydrogen atoms added and optimized by MolProbity. The Clashes column lists the number of clashes within the asymmetric unit, whereas Symm-Clashes lists symmetry-related clashes.

Mol	Chain	Non-H	H(model)	H(added)	Clashes	Symm-Clashes
1	A	13177	0	6620	1029	4
2	B	295	0	149	38	0
3	A	28	0	52	2	0
4	A	266	0	0	23	4

Continued on next page...

Continued from previous page...

Mol	Chain	Non-H	H(model)	H(added)	Clashes	Symm-Clashes
5	A	81	0	0	0	0
5	B	2	0	0	0	0
6	A	16	0	0	0	0
7	A	112	0	0	11	0
7	B	3	0	0	0	0
All	All	13980	0	6821	1044	4

The all-atom clashscore is defined as the number of clashes found per 1000 atoms (including hydrogen atoms). The all-atom clashscore for this structure is 55.

All (1044) close contacts within the same asymmetric unit are listed below, sorted by their clash magnitude.

Atom-1	Atom-2	Interatomic distance (Å)	Clash overlap (Å)
1:A:614:U:H2'	1:A:616:U:C6	1.41	1.54
1:A:396:C:H4'	1:A:592:G:OP1	1.19	1.32
1:A:393:A:O2'	1:A:617:C:H5''	1.26	1.29
1:A:467:C:C4	1:A:473:A:C2	2.20	1.26
1:A:254:C:C6	2:B:7:U:O4	1.91	1.23
1:A:254:C:H3'	2:B:7:U:O4	1.38	1.23
1:A:45:C:H1'	7:A:1007:HOH:O	1.10	1.21
1:A:238:G:H2'	1:A:239:U:C6	1.75	1.19
1:A:246:G:C5	1:A:247:U:C5	2.31	1.19
1:A:206:A:N1	2:B:4:U:N3	1.92	1.17
1:A:506:G:H2'	1:A:507:G:C8	1.81	1.15
1:A:396:C:C4'	1:A:592:G:OP1	1.92	1.14
1:A:238:G:H2'	1:A:239:U:H6	0.99	1.14
1:A:327:G:H3'	1:A:328:U:C5	1.82	1.14
1:A:288:C:H3'	1:A:289:C:H6	1.03	1.13
1:A:288:C:H3'	1:A:289:C:C6	1.82	1.13
1:A:195:G:N2	1:A:196:G:H1'	1.66	1.11
1:A:327:G:H3'	1:A:328:U:C6	1.85	1.11
1:A:614:U:C2'	1:A:616:U:C6	2.33	1.11
1:A:211:A:H5'	7:A:929:HOH:O	1.51	1.08
1:A:205:A:N6	1:A:206:A:C6	2.22	1.07
1:A:503:A:H5'	1:A:505:G:O5'	1.55	1.06
1:A:614:U:C2'	1:A:616:U:H6	1.66	1.06
1:A:327:G:C3'	1:A:328:U:C6	2.40	1.04
1:A:327:G:C3'	1:A:328:U:H6	1.71	1.03
1:A:53:G:H1	1:A:275:C:H42	1.05	1.02
1:A:84:G:C6	1:A:85:C:N4	2.28	1.01
1:A:392:C:O2	1:A:618:C:H5'	1.62	1.00

Continued on next page...

Continued from previous page...

Atom-1	Atom-2	Interatomic distance (Å)	Clash overlap (Å)
1:A:519:A:C2	1:A:521:G:H1'	1.95	1.00
1:A:394:A:O4'	1:A:617:C:H5'	1.58	1.00
1:A:502:A:C8	1:A:503:A:N7	2.30	0.99
1:A:467:C:N4	1:A:473:A:C2	2.29	0.99
1:A:262:U:H2'	1:A:263:G:H8	1.26	0.98
1:A:362:C:H5'	1:A:363:C:H5'	1.43	0.98
1:A:250:C:H5''	1:A:250:C:H6	1.28	0.98
1:A:45:C:C2	1:A:46:C:C5	2.52	0.97
1:A:246:G:C6	1:A:247:U:C4	2.53	0.96
1:A:84:G:C4	1:A:85:C:C5	2.54	0.96
1:A:289:C:N3	1:A:290:G:N7	2.13	0.95
1:A:206:A:N1	2:B:4:U:C2	2.34	0.95
1:A:396:C:C5'	1:A:592:G:OP1	2.13	0.95
1:A:244:G:H1	1:A:282:U:H3	1.01	0.95
1:A:180:G:N1	1:A:182:A:H5''	1.81	0.95
1:A:506:G:O2'	1:A:507:G:OP1	1.84	0.95
1:A:396:C:H5'	1:A:592:G:C5'	1.97	0.94
1:A:205:A:H62	1:A:206:A:N6	1.65	0.93
1:A:246:G:C5	1:A:247:U:C4	2.56	0.93
1:A:254:C:H3'	2:B:7:U:C4	2.04	0.92
1:A:258:U:N3	2:B:11:A:N1	2.18	0.92
1:A:219:C:H2'	1:A:227:G:H22	1.34	0.92
1:A:156:U:H5''	1:A:156:U:H6	1.35	0.91
1:A:82:U:H5''	1:A:82:U:H6	1.35	0.91
1:A:254:C:C3'	2:B:7:U:O4	2.18	0.91
1:A:201:G:O6	1:A:288:C:N4	2.03	0.91
1:A:246:G:C4	1:A:247:U:C6	2.60	0.90
1:A:506:G:H2'	1:A:507:G:H8	1.28	0.90
1:A:206:A:N6	2:B:4:U:O4	2.04	0.90
1:A:396:C:H5'	1:A:592:G:H5''	1.53	0.90
1:A:252:C:O2	1:A:264:G:N2	2.04	0.90
1:A:84:G:C6	1:A:85:C:C4	2.60	0.89
1:A:82:U:H5''	1:A:82:U:C6	2.07	0.89
1:A:396:C:C5'	1:A:592:G:H5''	2.03	0.89
1:A:180:G:H22	1:A:182:A:H3'	1.37	0.89
1:A:206:A:N6	2:B:4:U:C4	2.41	0.88
1:A:246:G:N7	1:A:247:U:C5	2.40	0.88
1:A:254:C:H6	2:B:7:U:O4	1.54	0.88
1:A:469:G:H2'	1:A:471:U:H1'	1.53	0.88
1:A:378:A:H2'	1:A:379:G:H8	1.36	0.87
1:A:45:C:H2'	1:A:46:C:H6	1.39	0.87

Continued on next page...

Continued from previous page...

Atom-1	Atom-2	Interatomic distance (Å)	Clash overlap (Å)
1:A:393:A:HO2'	1:A:617:C:H5''	1.27	0.87
1:A:238:G:C4	1:A:239:U:C5	2.62	0.87
1:A:253:U:H3	1:A:263:G:H1	1.21	0.87
1:A:351:C:H42	1:A:415:G:H1	1.22	0.87
1:A:605:U:H2'	1:A:606:C:H6	1.38	0.86
1:A:45:C:O2'	1:A:46:C:H5'	1.73	0.86
1:A:159:G:H1	1:A:316:C:H42	1.24	0.85
1:A:195:G:C2	1:A:196:G:C8	2.63	0.85
1:A:205:A:N6	1:A:206:A:N6	2.23	0.85
1:A:26:U:H5'	1:A:64:A:C2	2.11	0.85
1:A:57:A:O2'	1:A:58:U:C6	2.28	0.85
1:A:218:U:H3	1:A:228:G:H1	1.24	0.85
1:A:238:G:C2	1:A:239:U:C4	2.65	0.84
1:A:491:C:N4	1:A:492:A:C6	2.45	0.84
1:A:262:U:H2'	1:A:263:G:C8	2.12	0.84
1:A:378:A:C2	1:A:379:G:C5	2.66	0.84
1:A:206:A:N6	2:B:4:U:N3	2.25	0.84
1:A:616:U:H3'	1:A:617:C:H6	1.42	0.84
1:A:520:U:O3'	1:A:521:G:C8	2.30	0.84
1:A:594:A:H2'	1:A:595:A:H8	1.43	0.84
1:A:250:C:H6	1:A:250:C:C5'	1.91	0.83
1:A:289:C:C2	1:A:290:G:N7	2.47	0.83
1:A:195:G:N2	1:A:196:G:C1'	2.41	0.83
1:A:506:G:C2'	1:A:507:G:C8	2.59	0.83
1:A:621:C:H1'	1:A:622:U:P	2.18	0.83
1:A:206:A:N6	2:B:4:U:H3	1.75	0.83
1:A:287:A:H2'	1:A:288:C:O4'	1.77	0.83
1:A:289:C:O2	1:A:290:G:C8	2.31	0.83
1:A:206:A:C6	2:B:4:U:N3	2.42	0.83
1:A:238:G:C2'	1:A:239:U:H6	1.88	0.82
1:A:378:A:H2'	1:A:379:G:C8	2.14	0.82
1:A:502:A:H2'	1:A:503:A:H8	1.45	0.82
1:A:529:C:H2'	1:A:530:G:H8	1.44	0.82
1:A:254:C:O2	1:A:293:G:N2	2.13	0.81
1:A:289:C:C2	1:A:290:G:C8	2.68	0.81
1:A:53:G:N2	1:A:275:C:N3	2.28	0.81
1:A:246:G:C4	1:A:247:U:C5	2.68	0.81
1:A:52:C:H2'	1:A:53:G:O5'	1.80	0.81
1:A:327:G:H3'	1:A:328:U:H5	1.43	0.81
1:A:239:U:H2'	1:A:239:U:O2	1.81	0.81
1:A:195:G:C2	1:A:196:G:N9	2.49	0.80

Continued on next page...

Continued from previous page...

Atom-1	Atom-2	Interatomic distance (Å)	Clash overlap (Å)
1:A:327:G:H2'	1:A:328:U:C6	2.16	0.80
1:A:205:A:C6	1:A:206:A:C6	2.68	0.80
1:A:52:C:N4	1:A:53:G:O6	2.14	0.80
1:A:180:G:N2	1:A:182:A:H3'	1.96	0.80
1:A:45:C:C1'	7:A:1007:HOH:O	1.87	0.80
1:A:52:C:O2'	1:A:53:G:H5'	1.82	0.80
2:B:1:U:H2'	2:B:2:G:H8	1.46	0.79
1:A:327:G:C2'	1:A:328:U:C6	2.65	0.79
1:A:502:A:H2'	1:A:503:A:C8	2.17	0.79
1:A:156:U:H5''	1:A:156:U:C6	2.18	0.79
1:A:466:U:H3	1:A:473:A:N6	1.81	0.79
1:A:124:C:C2	1:A:148:G:C2	2.71	0.78
1:A:181:A:H2'	1:A:182:A:O4'	1.83	0.78
1:A:502:A:H8	1:A:503:A:N7	1.79	0.78
1:A:250:C:H5''	1:A:250:C:C6	2.16	0.78
1:A:443:U:H2'	1:A:444:G:C8	2.18	0.78
1:A:592:G:N2	1:A:613:C:O2	2.17	0.78
1:A:462:A:C6	1:A:490:G:N1	2.52	0.78
1:A:594:A:O2'	1:A:595:A:H5'	1.84	0.78
1:A:111:G:H2'	1:A:112:G:H8	1.49	0.77
1:A:422:A:H5'	1:A:548:G:H1'	1.66	0.77
1:A:246:G:C8	1:A:247:U:C5	2.73	0.77
1:A:503:A:C5'	1:A:505:G:O5'	2.32	0.77
1:A:206:A:N1	2:B:4:U:O2	2.17	0.76
1:A:335:C:H2'	1:A:336:U:H6	1.50	0.76
1:A:491:C:C4	1:A:492:A:C5	2.72	0.76
1:A:24:G:H1	1:A:329:C:H42	1.34	0.76
1:A:520:U:O3'	1:A:521:G:H8	1.65	0.76
1:A:268:A:N6	1:A:269:A:N6	2.34	0.76
1:A:362:C:H5'	1:A:363:C:C5'	2.15	0.76
1:A:431:G:O6	4:A:708:IRI:N6	2.19	0.76
1:A:156:U:H6	1:A:156:U:C5'	1.97	0.76
1:A:45:C:H2'	1:A:46:C:C6	2.19	0.76
1:A:84:G:N1	1:A:85:C:C4	2.54	0.75
1:A:365:U:H2'	1:A:366:C:H6	1.51	0.75
1:A:231:G:C6	7:A:925:HOH:O	2.36	0.75
1:A:78:U:H3	1:A:101:G:H1	1.35	0.75
1:A:540:C:O2'	1:A:541:A:H5'	1.84	0.75
1:A:395:U:H4'	1:A:591:G:O2'	1.86	0.75
1:A:555:G:H2'	1:A:556:U:C6	2.21	0.75
1:A:205:A:C5	1:A:206:A:C5	2.74	0.75

Continued on next page...

Continued from previous page...

Atom-1	Atom-2	Interatomic distance (Å)	Clash overlap (Å)
1:A:502:A:C2'	1:A:503:A:H8	2.00	0.75
1:A:53:G:H1	1:A:275:C:N4	1.82	0.75
1:A:195:G:H21	1:A:196:G:H1'	1.46	0.75
1:A:143:G:H3'	1:A:144:C:H6	1.51	0.74
1:A:529:C:H2'	1:A:530:G:C8	2.22	0.74
1:A:219:C:O5'	1:A:219:C:H6	1.70	0.74
1:A:394:A:O4'	1:A:617:C:C5'	2.33	0.74
1:A:249:A:H5''	1:A:249:A:H8	1.52	0.74
1:A:467:C:N4	1:A:473:A:N3	2.35	0.74
1:A:466:U:O2	1:A:473:A:N1	2.20	0.74
1:A:616:U:C2	1:A:617:C:C5	2.76	0.74
1:A:133:A:N6	1:A:138:G:O2'	2.20	0.73
1:A:605:U:H2'	1:A:606:C:C6	2.22	0.73
1:A:392:C:C2	1:A:618:C:H5'	2.23	0.73
1:A:57:A:O2'	1:A:58:U:H6	1.70	0.73
1:A:343:U:OP2	4:A:722:IRI:N3	2.21	0.73
1:A:206:A:C2	2:B:4:U:O2	2.41	0.73
1:A:556:U:H2'	1:A:557:G:H8	1.52	0.73
1:A:218:U:H2'	1:A:219:C:O4'	1.89	0.72
1:A:617:C:H2'	1:A:618:C:C5	2.24	0.72
1:A:99:G:N7	1:A:100:U:C4	2.58	0.72
1:A:393:A:O2'	1:A:617:C:C5'	2.22	0.72
1:A:491:C:H2'	1:A:492:A:O4'	1.90	0.72
1:A:99:G:N7	1:A:100:U:C5	2.57	0.72
1:A:288:C:C3'	1:A:289:C:C6	2.70	0.72
1:A:26:U:H5'	1:A:64:A:N3	2.05	0.72
1:A:205:A:C6	1:A:206:A:C5	2.78	0.72
1:A:395:U:O2'	1:A:591:G:O3'	2.07	0.71
1:A:415:G:O6	4:A:720:IRI:N6	2.23	0.71
1:A:614:U:H2'	1:A:616:U:H6	0.91	0.71
1:A:99:G:C5	1:A:100:U:C5	2.79	0.71
1:A:294:U:H4'	2:B:6:A:O5'	1.91	0.71
1:A:467:C:C4	1:A:473:A:N3	2.57	0.71
1:A:557:G:H1	1:A:576:C:H42	1.38	0.71
1:A:338:G:N7	4:A:709:IRI:N4	2.38	0.71
1:A:467:C:N3	1:A:473:A:C2	2.59	0.71
1:A:206:A:H2'	1:A:207:A:H8	1.55	0.70
1:A:54:U:O2	1:A:274:A:H2	1.75	0.70
1:A:466:U:C2	1:A:473:A:N1	2.59	0.70
1:A:506:G:H3'	1:A:507:G:N7	2.06	0.70
1:A:15:U:H2'	1:A:16:C:C6	2.26	0.70

Continued on next page...

Continued from previous page...

Atom-1	Atom-2	Interatomic distance (Å)	Clash overlap (Å)
1:A:545:U:N3	1:A:546:G:N7	2.39	0.70
1:A:618:C:H6	1:A:618:C:O5'	1.73	0.70
1:A:205:A:N7	1:A:206:A:N7	2.40	0.70
1:A:554:C:H42	1:A:579:G:H1	1.38	0.70
1:A:64:A:H2'	1:A:65:G:O4'	1.92	0.70
1:A:443:U:H3	1:A:457:G:H1	1.39	0.70
1:A:445:G:C5	1:A:446:U:C5	2.80	0.69
1:A:466:U:H2'	1:A:467:C:H6	1.56	0.69
1:A:35:A:C6	1:A:323:A:C6	2.79	0.69
1:A:52:C:C4	1:A:53:G:N7	2.61	0.69
1:A:111:G:H2'	1:A:112:G:C8	2.28	0.69
1:A:28:G:O6	1:A:42:C:N4	2.19	0.69
1:A:99:G:C5	1:A:100:U:C4	2.80	0.69
1:A:45:C:H6	1:A:45:C:O5'	1.72	0.69
1:A:195:G:C4	1:A:196:G:C8	2.80	0.69
1:A:252:C:N3	1:A:264:G:N1	2.37	0.69
1:A:290:G:H2'	1:A:291:G:O4'	1.91	0.69
1:A:462:A:C6	1:A:490:G:C6	2.80	0.69
1:A:238:G:N3	1:A:239:U:C5	2.61	0.69
1:A:608:U:H2'	1:A:609:C:O4'	1.92	0.69
1:A:52:C:H2'	1:A:53:G:C5'	2.23	0.69
1:A:293:G:H2'	1:A:294:U:C6	2.27	0.69
1:A:100:U:H2'	1:A:101:G:H8	1.57	0.68
1:A:456:C:H2'	1:A:457:G:H8	1.59	0.68
1:A:543:A:H2'	1:A:544:A:C8	2.29	0.68
1:A:86:G:C2	1:A:87:A:N7	2.62	0.68
1:A:289:C:H2'	1:A:290:G:O5'	1.94	0.68
1:A:466:U:H3	1:A:473:A:H61	1.41	0.68
1:A:491:C:C4	1:A:492:A:C6	2.82	0.68
1:A:556:U:C2	1:A:557:G:C8	2.81	0.68
1:A:82:U:H6	1:A:82:U:C5'	2.06	0.67
1:A:201:G:N2	1:A:289:C:O2	2.26	0.67
1:A:333:U:H2'	1:A:334:C:C6	2.29	0.67
1:A:335:C:C2	1:A:336:U:C5	2.82	0.67
1:A:461:U:O2'	1:A:490:G:N3	2.26	0.67
1:A:84:G:N3	1:A:85:C:C5	2.62	0.67
1:A:267:U:H6	1:A:267:U:O5'	1.78	0.67
1:A:219:C:H2'	1:A:227:G:N2	2.08	0.67
1:A:614:U:H2'	1:A:616:U:N1	2.04	0.67
1:A:463:G:C5	1:A:477:A:N6	2.63	0.67
1:A:520:U:H4'	1:A:521:G:OP1	1.94	0.67

Continued on next page...

Continued from previous page...

Atom-1	Atom-2	Interatomic distance (Å)	Clash overlap (Å)
1:A:538:A:H2'	1:A:539:G:H8	1.59	0.67
1:A:2:U:H5'	1:A:4:C:OP2	1.94	0.66
1:A:86:G:H2'	1:A:87:A:H8	1.60	0.66
1:A:467:C:N4	1:A:473:A:C4	2.63	0.66
1:A:519:A:C2	1:A:521:G:C1'	2.76	0.66
1:A:378:A:N1	1:A:379:G:C6	2.64	0.66
1:A:569:U:OP1	4:A:704:IRI:N3	2.28	0.66
1:A:615:A:H5''	1:A:616:U:H5''	1.77	0.66
1:A:127:C:H1'	1:A:144:C:H1'	1.77	0.66
1:A:238:G:N3	1:A:239:U:C6	2.64	0.66
1:A:511:U:H2'	1:A:512:C:C6	2.31	0.66
1:A:335:C:H2'	1:A:336:U:C6	2.31	0.66
1:A:398:U:H2'	1:A:399:A:C8	2.31	0.66
1:A:463:G:C5	1:A:477:A:C6	2.84	0.65
1:A:506:G:C8	1:A:507:G:N7	2.63	0.65
1:A:100:U:O4	4:A:723:IRI:N6	2.29	0.65
1:A:550:G:C2	1:A:551:A:C8	2.84	0.65
1:A:100:U:H2'	1:A:101:G:C8	2.32	0.65
1:A:466:U:O2	1:A:467:C:C5	2.49	0.65
1:A:58:U:H2'	1:A:59:G:C8	2.31	0.65
1:A:84:G:C5	1:A:85:C:C5	2.83	0.65
1:A:502:A:HO2'	1:A:503:A:H8	1.44	0.65
1:A:205:A:C5	1:A:206:A:N7	2.64	0.65
2:B:1:U:H2'	2:B:2:G:C8	2.31	0.65
1:A:84:G:N3	1:A:85:C:C6	2.65	0.65
1:A:246:G:C8	1:A:247:U:H5	2.13	0.65
1:A:550:G:N3	1:A:551:A:C8	2.65	0.65
1:A:393:A:O5'	1:A:393:A:H8	1.81	0.64
1:A:405:C:H2'	1:A:406:G:O4'	1.97	0.64
1:A:351:C:N3	1:A:415:G:N2	2.41	0.64
1:A:365:U:H2'	1:A:366:C:C6	2.31	0.64
1:A:531:C:OP2	3:A:702:SPM:H32	1.97	0.64
1:A:579:G:N1	1:A:580:G:C5	2.66	0.64
1:A:99:G:C8	1:A:100:U:C5	2.85	0.64
1:A:129:C:H42	1:A:141:G:H22	1.44	0.64
1:A:374:C:H2'	1:A:375:C:H6	1.61	0.64
1:A:347:U:H4'	1:A:348:A:H5'	1.78	0.64
1:A:383:G:H1	1:A:402:U:H3	1.45	0.64
1:A:292:C:H2'	1:A:293:G:C8	2.31	0.64
1:A:58:U:H2'	1:A:59:G:H8	1.63	0.64
1:A:219:C:H1'	1:A:228:G:N2	2.13	0.64

Continued on next page...

Continued from previous page...

Atom-1	Atom-2	Interatomic distance (Å)	Clash overlap (Å)
1:A:455:U:H2'	1:A:456:C:H6	1.61	0.64
1:A:10:G:N2	1:A:12:A:H61	1.95	0.63
1:A:455:U:H2'	1:A:456:C:C6	2.33	0.63
1:A:15:U:H3	1:A:338:G:H1	1.46	0.63
1:A:471:U:H2'	1:A:473:A:H1'	1.81	0.63
1:A:153:G:H2'	1:A:154:G:H8	1.62	0.63
1:A:457:G:H2'	1:A:458:A:C8	2.33	0.63
1:A:505:G:H3'	1:A:506:G:H21	1.62	0.63
1:A:285:C:H2'	1:A:286:U:C6	2.34	0.63
1:A:10:G:H21	1:A:12:A:H61	1.47	0.63
1:A:219:C:H1'	1:A:228:G:H22	1.62	0.63
1:A:41:U:C2	1:A:42:C:C6	2.87	0.63
1:A:456:C:H2'	1:A:457:G:C8	2.34	0.63
1:A:616:U:H2'	1:A:616:U:O2	1.99	0.63
1:A:84:G:C2	1:A:85:C:C5	2.86	0.63
1:A:589:G:O6	4:A:732:IRI:N6	2.31	0.63
1:A:413:G:H2'	1:A:414:G:H8	1.64	0.62
1:A:358:G:H1	1:A:408:C:H42	1.46	0.62
1:A:327:G:O3'	1:A:328:U:H6	1.82	0.62
1:A:84:G:C2	1:A:85:C:C4	2.87	0.62
1:A:555:G:H2'	1:A:556:U:H6	1.61	0.62
1:A:195:G:C6	1:A:196:G:N7	2.68	0.62
1:A:200:C:H4'	1:A:206:A:H4'	1.82	0.62
1:A:218:U:O2	1:A:228:G:N2	2.31	0.62
1:A:503:A:O4'	1:A:505:G:H5''	2.00	0.62
1:A:520:U:C2	7:A:999:HOH:O	2.49	0.62
1:A:112:G:H2'	1:A:113:A:H8	1.64	0.62
1:A:457:G:H2'	1:A:458:A:H8	1.65	0.62
1:A:238:G:C2	1:A:239:U:C5	2.87	0.62
1:A:383:G:N2	1:A:402:U:O2	2.24	0.62
1:A:594:A:H2'	1:A:595:A:C8	2.32	0.62
1:A:608:U:O5'	1:A:608:U:H6	1.83	0.62
1:A:63:G:H2'	1:A:64:A:OP1	2.00	0.62
1:A:181:A:O5'	1:A:181:A:H8	1.82	0.62
1:A:226:A:C6	1:A:227:G:C6	2.87	0.62
1:A:466:U:H2'	1:A:467:C:C6	2.34	0.62
1:A:195:G:N3	1:A:196:G:C8	2.67	0.61
1:A:540:C:H6	1:A:540:C:O5'	1.82	0.61
1:A:578:C:C2	1:A:579:G:C8	2.88	0.61
1:A:52:C:C2'	1:A:53:G:H5'	2.30	0.61
1:A:180:G:C6	1:A:182:A:H5''	2.34	0.61

Continued on next page...

Continued from previous page...

Atom-1	Atom-2	Interatomic distance (Å)	Clash overlap (Å)
1:A:238:G:C2'	1:A:239:U:C6	2.69	0.61
2:B:10:A:C2	2:B:11:A:C8	2.88	0.61
1:A:431:G:C6	1:A:493:G:C6	2.88	0.61
1:A:601:G:N1	1:A:603:G:H5''	2.15	0.61
1:A:506:G:C8	1:A:507:G:C5	2.88	0.61
2:B:10:A:C2	2:B:11:A:N7	2.68	0.61
1:A:195:G:C2	1:A:196:G:C1'	2.83	0.61
1:A:262:U:C2	1:A:263:G:N7	2.68	0.61
1:A:393:A:H2'	1:A:394:A:C8	2.35	0.61
1:A:596:A:H2'	1:A:597:A:O4'	2.00	0.61
1:A:614:U:O2'	1:A:616:U:O4'	2.17	0.61
2:B:9:A:H2'	2:B:10:A:H8	1.66	0.61
1:A:556:U:H2'	1:A:557:G:C8	2.35	0.61
1:A:52:C:N4	1:A:53:G:C6	2.69	0.60
1:A:396:C:H5''	1:A:592:G:H5''	1.83	0.60
1:A:467:C:C5	1:A:473:A:C2	2.87	0.60
1:A:519:A:O2'	1:A:521:G:N7	2.24	0.60
1:A:15:U:H2'	1:A:16:C:H6	1.65	0.60
1:A:110:U:H2'	1:A:111:G:H8	1.65	0.60
1:A:14:U:O4	4:A:709:IRI:N3	2.35	0.60
1:A:300:G:H2'	1:A:301:U:H6	1.66	0.60
1:A:448:G:O6	4:A:738:IRI:N6	2.34	0.60
1:A:199:U:H2'	1:A:200:C:C6	2.37	0.60
1:A:206:A:H2'	1:A:207:A:C8	2.36	0.60
2:B:10:A:N3	2:B:11:A:C8	2.70	0.60
1:A:316:C:H2'	1:A:317:G:H5'	1.83	0.60
1:A:519:A:H2	1:A:521:G:H1'	1.63	0.60
1:A:462:A:C2	1:A:490:G:C6	2.90	0.60
1:A:45:C:N3	1:A:46:C:C5	2.70	0.60
1:A:290:G:H2'	1:A:291:G:C8	2.37	0.60
1:A:506:G:C2'	1:A:507:G:H8	2.05	0.60
1:A:46:C:H2'	1:A:47:C:H6	1.64	0.60
1:A:132:C:H42	1:A:138:G:H2'	1.67	0.60
1:A:462:A:N1	1:A:490:G:C6	2.70	0.60
1:A:558:U:H2'	1:A:559:G:H8	1.67	0.60
1:A:503:A:C4'	1:A:505:G:O5'	2.50	0.59
1:A:621:C:C1'	1:A:622:U:P	2.90	0.59
1:A:603:G:O5'	1:A:603:G:H8	1.85	0.59
1:A:605:U:C2	1:A:606:C:C5	2.90	0.59
1:A:99:G:C6	1:A:100:U:N3	2.69	0.59
1:A:141:G:O2'	1:A:142:U:O5'	2.21	0.59

Continued on next page...

Continued from previous page...

Atom-1	Atom-2	Interatomic distance (Å)	Clash overlap (Å)
1:A:153:G:N3	1:A:154:G:C8	2.71	0.59
1:A:317:G:H2'	1:A:318:A:C8	2.37	0.59
1:A:491:C:C5	1:A:492:A:C5	2.91	0.59
1:A:600:A:H3'	1:A:601:G:H5''	1.85	0.59
1:A:611:A:C2	1:A:612:C:C2	2.90	0.59
1:A:225:A:N6	1:A:226:A:C6	2.70	0.59
1:A:491:C:C5	1:A:492:A:N7	2.70	0.59
1:A:391:G:C4	1:A:393:A:OP2	2.55	0.59
1:A:50:A:OP1	1:A:271:U:N3	2.35	0.59
1:A:467:C:C4	1:A:473:A:H2	2.12	0.59
1:A:507:G:N2	1:A:547:C:O2	2.35	0.59
1:A:519:A:H62	1:A:533:U:H3	1.51	0.59
1:A:84:G:C5	1:A:85:C:C4	2.90	0.59
1:A:183:U:O4	4:A:712:IRI:N4	2.36	0.59
1:A:420:A:OP2	1:A:573:A:N6	2.32	0.59
1:A:616:U:H5'	1:A:617:C:OP2	2.01	0.59
1:A:552:G:H2'	1:A:553:C:H6	1.67	0.58
1:A:621:C:H1'	1:A:622:U:OP1	2.02	0.58
1:A:255:C:OP1	2:B:7:U:H5	1.86	0.58
1:A:335:C:N3	1:A:336:U:C5	2.72	0.58
1:A:357:A:H1'	1:A:483:A:C6	2.39	0.58
1:A:590:G:H1	1:A:616:U:H3	1.50	0.58
1:A:280:A:H8	1:A:282:U:H1'	1.69	0.58
1:A:45:C:C2'	1:A:46:C:H5'	2.32	0.58
1:A:255:C:OP1	2:B:7:U:C5	2.57	0.58
1:A:41:U:H2'	1:A:42:C:H6	1.69	0.58
1:A:396:C:H5'	1:A:592:G:OP1	2.02	0.58
1:A:220:G:H1'	1:A:225:A:H61	1.68	0.58
1:A:545:U:C2	1:A:546:G:C8	2.92	0.58
1:A:53:G:O2'	1:A:54:U:H5'	2.04	0.58
1:A:81:G:N7	1:A:99:G:C2	2.71	0.58
1:A:250:C:C5'	1:A:250:C:C6	2.82	0.58
1:A:254:C:H1'	1:A:293:G:N2	2.19	0.58
1:A:380:G:H2'	1:A:381:A:H8	1.69	0.58
1:A:174:G:N1	1:A:176:A:OP2	2.37	0.57
1:A:410:A:H2'	1:A:411:G:C8	2.39	0.57
1:A:414:G:N2	1:A:415:G:H1'	2.19	0.57
1:A:435:C:H1'	1:A:438:A:C5	2.39	0.57
1:A:458:A:H2'	1:A:459:G:H8	1.68	0.57
1:A:616:U:H3'	1:A:617:C:C6	2.31	0.57
1:A:302:G:H2'	1:A:303:A:C8	2.39	0.57

Continued on next page...

Continued from previous page...

Atom-1	Atom-2	Interatomic distance (Å)	Clash overlap (Å)
1:A:370:G:O2'	1:A:372:A:N6	2.35	0.57
1:A:84:G:C5	1:A:85:C:N4	2.71	0.57
1:A:262:U:O4	1:A:263:G:O6	2.23	0.57
1:A:396:C:H5'	1:A:592:G:H5'	1.80	0.57
1:A:502:A:O2'	1:A:503:A:H8	1.88	0.57
1:A:520:U:C3'	1:A:521:G:H8	2.18	0.57
1:A:447:U:H2'	1:A:448:G:H8	1.70	0.57
1:A:7:C:H42	1:A:345:G:H1	1.53	0.57
1:A:616:U:C4	1:A:617:C:N4	2.73	0.57
1:A:51:U:N3	1:A:277:A:C2	2.65	0.57
1:A:246:G:C6	1:A:247:U:N3	2.73	0.57
1:A:258:U:H4'	1:A:570:C:H1'	1.87	0.57
1:A:371:A:H8	1:A:371:A:OP1	1.87	0.57
1:A:511:U:H2'	1:A:512:C:H6	1.70	0.57
1:A:413:G:C4	1:A:414:G:C8	2.93	0.57
1:A:466:U:O2	1:A:473:A:C2	2.58	0.57
1:A:490:G:C2'	1:A:491:C:H5'	2.34	0.57
1:A:52:C:C2'	1:A:53:G:C5'	2.83	0.56
1:A:421:G:O5'	1:A:421:G:H8	1.87	0.56
1:A:358:G:H2'	1:A:359:A:H8	1.69	0.56
1:A:614:U:H2'	1:A:616:U:C1'	2.35	0.56
1:A:152:A:H1'	1:A:153:G:C8	2.39	0.56
1:A:238:G:N1	1:A:239:U:C4	2.73	0.56
1:A:378:A:C4	1:A:379:G:N7	2.73	0.56
1:A:440:G:C5	1:A:441:C:C5	2.92	0.56
1:A:614:U:C3'	1:A:616:U:H6	2.18	0.56
1:A:239:U:N3	1:A:240:A:N7	2.53	0.56
1:A:258:U:H4'	1:A:570:C:C1'	2.35	0.56
1:A:343:U:C2	1:A:344:U:C6	2.94	0.56
1:A:392:C:O2	1:A:618:C:C5'	2.47	0.56
1:A:46:C:H2'	1:A:47:C:C6	2.40	0.56
1:A:393:A:C6	1:A:394:A:N6	2.73	0.56
1:A:416:U:H2'	1:A:417:A:H5''	1.88	0.56
1:A:436:A:H1'	1:A:437:A:C6	2.40	0.56
1:A:254:C:C6	2:B:7:U:C4	2.88	0.56
1:A:506:G:C8	1:A:507:G:C8	2.94	0.56
1:A:47:C:C2	1:A:48:G:H1'	2.40	0.56
1:A:283:A:H2'	1:A:284:U:C6	2.41	0.56
1:A:423:C:H4'	1:A:424:A:O5'	2.05	0.56
1:A:552:G:H2'	1:A:553:C:C6	2.41	0.56
1:A:64:A:H2'	1:A:65:G:C8	2.41	0.56

Continued on next page...

Continued from previous page...

Atom-1	Atom-2	Interatomic distance (Å)	Clash overlap (Å)
1:A:289:C:C2'	1:A:290:G:O5'	2.53	0.56
1:A:290:G:C6	1:A:291:G:C6	2.94	0.56
1:A:467:C:N3	1:A:473:A:N3	2.53	0.56
1:A:99:G:C6	1:A:100:U:C2	2.94	0.56
1:A:204:A:N6	1:A:290:G:O2'	2.39	0.56
1:A:225:A:C5	1:A:226:A:C5	2.94	0.56
1:A:578:C:H2'	1:A:579:G:H8	1.71	0.56
1:A:616:U:C2	1:A:617:C:C6	2.93	0.56
1:A:246:G:C5	1:A:247:U:C6	2.85	0.56
1:A:247:U:H2'	1:A:247:U:O2	2.05	0.56
1:A:268:A:C6	1:A:269:A:C5	2.94	0.56
1:A:617:C:C2	1:A:618:C:N4	2.73	0.56
1:A:450:A:C6	1:A:451:A:C6	2.94	0.55
1:A:543:A:H2'	1:A:544:A:H8	1.71	0.55
1:A:292:C:H2'	1:A:293:G:H8	1.72	0.55
1:A:175:A:O5'	1:A:175:A:C8	2.60	0.55
1:A:420:A:H5''	1:A:573:A:N1	2.22	0.55
1:A:445:G:C6	1:A:446:U:C4	2.95	0.55
1:A:573:A:O2'	1:A:574:A:H5''	2.05	0.55
1:A:137:G:H2'	1:A:138:G:H4'	1.89	0.55
1:A:333:U:H2'	1:A:334:C:H6	1.69	0.55
1:A:378:A:N3	1:A:379:G:C8	2.74	0.55
1:A:81:G:C8	1:A:99:G:N2	2.75	0.55
1:A:616:U:N3	1:A:617:C:C4	2.75	0.55
1:A:4:C:C4	1:A:5:G:C6	2.94	0.55
1:A:13:G:C2	1:A:14:U:H1'	2.42	0.55
1:A:239:U:O2	1:A:239:U:C2'	2.53	0.55
1:A:423:C:H1'	1:A:424:A:C4	2.41	0.55
1:A:26:U:H3	1:A:327:G:H1	1.55	0.55
1:A:84:G:C2	1:A:85:C:C6	2.94	0.55
1:A:502:A:C2'	1:A:503:A:C8	2.82	0.55
1:A:572:C:N4	1:A:575:G:C8	2.75	0.55
1:A:152:A:H1'	1:A:153:G:H8	1.72	0.55
1:A:153:G:C2	1:A:154:G:N7	2.74	0.55
1:A:157:U:C5'	1:A:328:U:H1'	2.36	0.55
1:A:86:G:H2'	1:A:87:A:C8	2.40	0.54
1:A:200:C:H2'	1:A:201:G:H8	1.72	0.54
1:A:59:G:H2'	1:A:60:G:C8	2.42	0.54
1:A:459:G:O6	4:A:729:IRI:N4	2.39	0.54
1:A:112:G:C2	1:A:113:A:C5	2.96	0.54
1:A:124:C:N3	1:A:148:G:N1	2.56	0.54

Continued on next page...

Continued from previous page...

Atom-1	Atom-2	Interatomic distance (Å)	Clash overlap (Å)
1:A:21:A:H2'	1:A:22:G:C8	2.43	0.54
1:A:54:U:O2	1:A:274:A:C2	2.58	0.54
1:A:65:G:H2'	1:A:66:U:C6	2.41	0.54
1:A:112:G:N3	1:A:113:A:C8	2.75	0.54
1:A:467:C:N4	1:A:469:G:N7	2.55	0.54
1:A:110:U:H2'	1:A:111:G:C8	2.42	0.54
1:A:371:A:H8	1:A:371:A:P	2.30	0.54
1:A:238:G:C4	1:A:239:U:C6	2.95	0.54
1:A:443:U:H2'	1:A:444:G:H8	1.66	0.54
1:A:105:A:N3	1:A:561:G:H1'	2.23	0.54
1:A:303:A:H2'	1:A:304:G:C8	2.43	0.54
1:A:530:G:C5	1:A:531:C:C5	2.96	0.54
2:B:9:A:C2	2:B:10:A:C8	2.96	0.54
1:A:48:G:H1	1:A:58:U:H3	1.56	0.54
1:A:56:C:N4	1:A:57:A:N1	2.55	0.54
1:A:100:U:HO2'	1:A:101:G:H8	1.55	0.54
1:A:200:C:C2	1:A:201:G:C8	2.97	0.54
1:A:284:U:N3	1:A:285:C:C5	2.76	0.54
1:A:541:A:H2'	1:A:542:G:H8	1.73	0.54
1:A:56:C:C4	1:A:272:G:C6	2.97	0.53
1:A:76:C:C2	1:A:77:U:C5	2.97	0.53
1:A:205:A:O2'	1:A:291:G:N2	2.41	0.53
1:A:208:C:H2'	1:A:209:A:H8	1.73	0.53
1:A:403:A:H5'	1:A:405:C:H5'	1.89	0.53
1:A:232:A:N6	7:A:927:HOH:O	2.41	0.53
1:A:360:C:H2'	1:A:361:U:O4'	2.08	0.53
1:A:538:A:H2'	1:A:539:G:C8	2.40	0.53
1:A:329:C:N3	1:A:330:C:C5	2.77	0.53
1:A:335:C:C2	1:A:336:U:C6	2.96	0.53
1:A:415:G:O6	4:A:720:IRI:N4	2.41	0.53
1:A:50:A:H1'	1:A:245:A:C5	2.44	0.53
1:A:55:U:O2	1:A:273:A:H2	1.92	0.53
1:A:119:U:O2'	1:A:120:G:O4'	2.25	0.53
1:A:288:C:C2'	1:A:289:C:C6	2.91	0.53
2:B:9:A:N3	2:B:10:A:C8	2.77	0.53
1:A:218:U:C4	1:A:219:C:C2	2.96	0.53
1:A:399:A:H2'	1:A:400:C:O4'	2.08	0.53
1:A:462:A:C4	1:A:490:G:C5	2.97	0.53
1:A:129:C:H42	1:A:141:G:N2	2.04	0.53
1:A:162:C:H2'	1:A:163:C:H6	1.72	0.53
1:A:355:A:H2	1:A:411:G:H22	1.55	0.53

Continued on next page...

Continued from previous page...

Atom-1	Atom-2	Interatomic distance (Å)	Clash overlap (Å)
1:A:463:G:C6	1:A:477:A:C5	2.96	0.53
1:A:53:G:C3'	1:A:54:U:H5'	2.37	0.53
1:A:38:U:C2	1:A:323:A:H4'	2.44	0.53
1:A:24:G:H1	1:A:329:C:N4	2.05	0.53
1:A:43:C:H2'	1:A:44:U:H6	1.74	0.53
1:A:247:U:H3'	1:A:248:U:C6	2.44	0.53
1:A:342:C:C2	1:A:343:U:C6	2.97	0.53
1:A:434:G:N2	1:A:491:C:O2	2.41	0.52
1:A:558:U:H2'	1:A:559:G:C8	2.44	0.52
1:A:506:G:C3'	1:A:507:G:C8	2.92	0.52
1:A:559:G:C6	1:A:575:G:C6	2.98	0.52
1:A:587:U:C4	1:A:619:A:N1	2.77	0.52
1:A:86:G:C2	1:A:87:A:C5	2.97	0.52
1:A:288:C:H2'	1:A:289:C:C6	2.44	0.52
1:A:112:G:H2'	1:A:113:A:C8	2.44	0.52
1:A:135:U:C4	1:A:137:G:H1'	2.44	0.52
1:A:52:C:C4	1:A:53:G:C5	2.98	0.52
1:A:179:C:O2'	1:A:582:U:OP1	2.23	0.52
1:A:205:A:C8	1:A:206:A:N7	2.77	0.52
1:A:84:G:O6	1:A:85:C:N4	2.42	0.52
1:A:194:A:C8	1:A:195:G:C8	2.97	0.52
1:A:343:U:H2'	1:A:344:U:H6	1.74	0.52
1:A:439:U:O2'	1:A:440:G:H5'	2.10	0.52
1:A:440:G:N2	1:A:491:C:O2'	2.42	0.52
2:B:2:G:C2	2:B:3:U:C5	2.98	0.52
1:A:116:C:O2'	1:A:117:A:O4'	2.23	0.52
1:A:117:A:N1	1:A:152:A:H2'	2.24	0.52
1:A:156:U:C6	1:A:156:U:C5'	2.85	0.52
1:A:282:U:C2	1:A:283:A:C8	2.98	0.52
1:A:414:G:C2	1:A:415:G:C4	2.97	0.52
1:A:21:A:H2'	1:A:22:G:H8	1.74	0.52
1:A:134:A:H1'	1:A:135:U:C5	2.44	0.52
1:A:343:U:C2	1:A:344:U:C5	2.97	0.52
1:A:35:A:C2	1:A:323:A:C2	2.98	0.52
1:A:126:G:N2	1:A:144:C:O2	2.42	0.52
1:A:221:A:O2'	1:A:223:A:N7	2.43	0.52
1:A:328:U:C5	1:A:328:U:OP2	2.63	0.52
1:A:445:G:C4	1:A:446:U:C5	2.98	0.51
1:A:502:A:O2'	1:A:503:A:O5'	2.27	0.51
1:A:88:G:N2	1:A:91:A:OP2	2.37	0.51
1:A:342:C:N3	1:A:343:U:C5	2.78	0.51

Continued on next page...

Continued from previous page...

Atom-1	Atom-2	Interatomic distance (Å)	Clash overlap (Å)
1:A:385:G:H2'	1:A:386:U:C6	2.46	0.51
1:A:447:U:H2'	1:A:448:G:C8	2.45	0.51
1:A:492:A:H2'	1:A:493:G:O4'	2.10	0.51
1:A:572:C:C4	1:A:575:G:C8	2.98	0.51
1:A:13:G:C5	1:A:14:U:C5	2.98	0.51
1:A:398:U:H2'	1:A:399:A:H8	1.76	0.51
1:A:303:A:H2'	1:A:304:G:H8	1.74	0.51
1:A:374:C:H2'	1:A:375:C:C6	2.43	0.51
1:A:473:A:N3	1:A:473:A:H2'	2.25	0.51
1:A:579:G:C2	1:A:580:G:C5	2.99	0.51
1:A:254:C:H3'	2:B:7:U:C5	2.44	0.51
1:A:274:A:H2'	1:A:275:C:C6	2.45	0.51
1:A:324:A:C5	1:A:326:U:H1'	2.46	0.51
1:A:554:C:N4	1:A:579:G:H1	2.08	0.51
1:A:174:G:C2	1:A:176:A:OP2	2.64	0.51
1:A:246:G:H2'	1:A:247:U:H6	1.74	0.51
1:A:490:G:H2'	1:A:491:C:H5'	1.93	0.51
1:A:528:G:C2	1:A:529:C:H1'	2.45	0.51
1:A:545:U:C4	1:A:546:G:N7	2.79	0.51
1:A:162:C:H2'	1:A:163:C:C6	2.46	0.51
1:A:358:G:H2'	1:A:359:A:C8	2.46	0.51
1:A:503:A:O4'	1:A:505:G:C5'	2.59	0.51
1:A:57:A:O2'	1:A:58:U:O4'	2.28	0.51
1:A:105:A:C8	1:A:572:C:H1'	2.46	0.51
1:A:243:U:H2'	1:A:244:G:C8	2.46	0.51
1:A:384:A:H61	1:A:401:U:H3	1.57	0.51
1:A:450:A:H2'	1:A:451:A:C8	2.46	0.51
1:A:225:A:C6	1:A:226:A:C5	3.00	0.50
1:A:297:A:OP1	1:A:297:A:H3'	2.11	0.50
1:A:618:C:O5'	1:A:618:C:C6	2.59	0.50
1:A:112:G:N1	1:A:113:A:C5	2.80	0.50
1:A:152:A:O2'	1:A:153:G:OP2	2.25	0.50
1:A:342:C:C4	1:A:343:U:C5	2.99	0.50
1:A:2:U:C4	1:A:5:G:C6	2.98	0.50
1:A:32:U:H2'	1:A:33:G:O4'	2.11	0.50
1:A:131:U:N3	1:A:139:A:N3	2.60	0.50
1:A:300:G:H2'	1:A:301:U:C6	2.45	0.50
1:A:594:A:N6	1:A:611:A:C4	2.78	0.50
1:A:53:G:H2'	1:A:54:U:C6	2.46	0.50
1:A:239:U:N3	1:A:240:A:C8	2.80	0.50
1:A:393:A:C6	1:A:394:A:C6	3.00	0.50

Continued on next page...

Continued from previous page...

Atom-1	Atom-2	Interatomic distance (Å)	Clash overlap (Å)
1:A:579:G:C2	1:A:580:G:C8	2.99	0.50
1:A:53:G:C2'	1:A:54:U:H5'	2.42	0.50
1:A:232:A:N6	7:A:925:HOH:O	2.44	0.50
1:A:268:A:H61	1:A:269:A:N6	2.10	0.50
1:A:412:U:H2'	1:A:413:G:C8	2.45	0.50
1:A:575:G:C5	1:A:576:C:C5	2.99	0.50
1:A:76:C:N3	1:A:77:U:C5	2.80	0.50
1:A:594:A:C2'	1:A:595:A:H5'	2.41	0.50
1:A:30:G:H2'	1:A:31:G:C8	2.47	0.50
1:A:49:A:H1'	1:A:51:U:H5'	1.94	0.50
1:A:119:U:O2'	1:A:120:G:H8	1.95	0.50
1:A:157:U:H5'	1:A:328:U:H1'	1.92	0.50
1:A:226:A:N6	1:A:227:G:C6	2.79	0.50
1:A:286:U:H2'	1:A:287:A:C8	2.46	0.50
1:A:132:C:N4	1:A:138:G:H2'	2.27	0.50
1:A:157:U:H4'	1:A:158:U:OP1	2.11	0.50
1:A:164:U:H3	1:A:310:A:N6	2.08	0.50
1:A:343:U:N3	1:A:344:U:C5	2.80	0.50
1:A:463:G:N1	1:A:477:A:C5	2.79	0.50
1:A:100:U:C2'	1:A:101:G:H8	2.23	0.50
1:A:249:A:H5''	1:A:249:A:C8	2.39	0.50
1:A:239:U:C2	1:A:240:A:C8	3.00	0.49
1:A:247:U:H3'	1:A:248:U:C5	2.46	0.49
1:A:2:U:H5'	1:A:4:C:P	2.52	0.49
1:A:244:G:N2	1:A:282:U:O2	2.34	0.49
1:A:258:U:H4'	1:A:570:C:O4'	2.12	0.49
1:A:412:U:H2'	1:A:413:G:H8	1.77	0.49
1:A:160:U:H2'	1:A:161:U:H6	1.76	0.49
1:A:463:G:C6	1:A:477:A:C6	3.00	0.49
1:A:507:G:H8	1:A:507:G:O5'	1.94	0.49
1:A:550:G:C2	1:A:551:A:C4	3.00	0.49
1:A:329:C:C2	1:A:330:C:C6	3.01	0.49
1:A:389:G:C6	1:A:390:A:N6	2.80	0.49
1:A:513:U:H2'	1:A:514:G:H8	1.78	0.49
2:B:10:A:C2	2:B:11:A:C5	3.00	0.49
1:A:205:A:N6	1:A:206:A:N1	2.58	0.49
1:A:440:G:C4	1:A:441:C:C5	3.00	0.49
1:A:50:A:H4'	1:A:50:A:OP2	2.13	0.49
1:A:153:G:C2	1:A:154:G:C8	3.01	0.49
1:A:268:A:O5'	1:A:268:A:H8	1.94	0.49
1:A:112:G:C2	1:A:113:A:C8	3.01	0.49

Continued on next page...

Continued from previous page...

Atom-1	Atom-2	Interatomic distance (Å)	Clash overlap (Å)
1:A:262:U:C2	1:A:263:G:C8	3.01	0.49
1:A:530:G:C4	1:A:531:C:C6	3.01	0.49
1:A:33:G:N1	1:A:36:A:OP2	2.38	0.49
1:A:52:C:C2'	1:A:53:G:O5'	2.53	0.49
1:A:86:G:N3	1:A:87:A:N7	2.60	0.49
1:A:188:G:O2'	1:A:297:A:N1	2.35	0.49
1:A:321:G:O2'	1:A:322:A:H4'	2.13	0.49
1:A:508:U:H2'	1:A:509:G:H8	1.77	0.49
1:A:385:G:H2'	1:A:386:U:H6	1.76	0.49
1:A:506:G:O2'	1:A:507:G:P	2.71	0.49
1:A:575:G:C4	1:A:576:C:C6	3.01	0.49
1:A:4:C:N4	1:A:5:G:O6	2.46	0.48
1:A:378:A:N1	1:A:379:G:C5	2.81	0.48
2:B:2:G:C2	2:B:3:U:C4	3.01	0.48
1:A:354:A:H2'	1:A:355:A:C8	2.48	0.48
1:A:594:A:C8	1:A:595:A:C8	3.02	0.48
1:A:242:A:H3'	1:A:243:U:H6	1.77	0.48
1:A:283:A:H2'	1:A:284:U:H6	1.77	0.48
1:A:357:A:C2'	1:A:358:G:H5'	2.43	0.48
1:A:445:G:C4	1:A:446:U:C6	3.00	0.48
1:A:579:G:C6	1:A:580:G:N7	2.82	0.48
1:A:617:C:H2'	1:A:618:C:H5	1.77	0.48
1:A:84:G:H2'	1:A:85:C:H6	1.78	0.48
1:A:423:C:H5''	1:A:548:G:H8	1.77	0.48
1:A:41:U:C2	1:A:42:C:C5	3.02	0.48
1:A:30:G:H2'	1:A:31:G:H8	1.79	0.48
1:A:40:C:H2'	1:A:41:U:H6	1.79	0.48
1:A:43:C:H42	1:A:63:G:H1	1.60	0.48
1:A:161:U:H2'	1:A:162:C:H6	1.79	0.48
1:A:176:A:H2'	1:A:177:A:C8	2.49	0.48
1:A:27:U:C5	1:A:64:A:C5	3.02	0.48
1:A:52:C:H6	1:A:52:C:P	2.36	0.48
1:A:506:G:HO2'	1:A:507:G:P	2.35	0.48
1:A:601:G:N1	1:A:604:A:OP2	2.42	0.48
1:A:86:G:N3	1:A:87:A:C8	2.82	0.48
1:A:346:G:O6	4:A:721:IRI:N6	2.47	0.48
1:A:378:A:N3	1:A:379:G:N7	2.62	0.48
1:A:463:G:C4	1:A:477:A:C6	3.02	0.48
1:A:550:G:C2	1:A:551:A:C5	3.01	0.48
1:A:8:A:N6	1:A:9:A:C6	2.81	0.48
1:A:99:G:C6	1:A:100:U:C4	3.02	0.48

Continued on next page...

Continued from previous page...

Atom-1	Atom-2	Interatomic distance (Å)	Clash overlap (Å)
1:A:119:U:O2'	1:A:120:G:C8	2.67	0.48
1:A:378:A:C2	1:A:379:G:N7	2.81	0.48
1:A:414:G:C4	1:A:415:G:C8	3.01	0.48
1:A:491:C:O5'	1:A:491:C:H6	1.97	0.48
1:A:530:G:C6	1:A:531:C:C4	3.02	0.48
1:A:571:G:C6	1:A:572:C:C5	3.02	0.48
1:A:8:A:C6	1:A:9:A:C5	3.02	0.47
1:A:53:G:H2'	1:A:54:U:O4'	2.14	0.47
1:A:100:U:C2'	1:A:101:G:C8	2.96	0.47
1:A:106:G:N2	1:A:341:A:O2'	2.39	0.47
1:A:195:G:C5	1:A:196:G:C8	3.02	0.47
1:A:268:A:N6	1:A:269:A:H62	2.09	0.47
1:A:362:C:O2'	1:A:404:U:O4'	2.32	0.47
1:A:45:C:C2	1:A:46:C:C6	3.02	0.47
1:A:319:A:H1'	1:A:324:A:C4	2.49	0.47
1:A:550:G:N1	1:A:551:A:C5	2.82	0.47
1:A:41:U:N3	1:A:42:C:C5	2.83	0.47
1:A:84:G:H2'	1:A:85:C:C6	2.49	0.47
1:A:89:U:H2'	1:A:90:A:O4'	2.14	0.47
1:A:174:G:C6	1:A:176:A:OP2	2.67	0.47
1:A:377:G:H2'	1:A:378:A:H8	1.80	0.47
1:A:423:C:H1'	1:A:424:A:N3	2.29	0.47
1:A:440:G:C4	1:A:441:C:C6	3.02	0.47
1:A:220:G:C4	1:A:225:A:N6	2.82	0.47
1:A:444:G:H8	1:A:444:G:O5'	1.97	0.47
1:A:121:U:H3	1:A:149:G:H1	1.62	0.47
1:A:329:C:C2	1:A:330:C:C5	3.03	0.47
1:A:43:C:C2	1:A:44:U:C6	3.02	0.47
1:A:65:G:H2'	1:A:66:U:H6	1.79	0.47
1:A:195:G:C6	1:A:196:G:C5	3.02	0.47
1:A:290:G:C6	1:A:291:G:C5	3.03	0.47
1:A:392:C:C4	1:A:393:A:C6	3.02	0.47
1:A:462:A:C5	1:A:490:G:C2	3.02	0.47
1:A:541:A:H2'	1:A:542:G:C8	2.49	0.47
1:A:543:A:O2'	1:A:544:A:O4'	2.26	0.47
1:A:49:A:H1'	1:A:51:U:C5'	2.45	0.47
1:A:238:G:C5	1:A:239:U:C5	3.02	0.47
1:A:13:G:N2	1:A:14:U:H1'	2.30	0.47
1:A:82:U:C6	1:A:82:U:C5'	2.86	0.47
1:A:160:U:C2	1:A:161:U:C5	3.02	0.47
1:A:195:G:N1	1:A:196:G:C8	2.83	0.47

Continued on next page...

Continued from previous page...

Atom-1	Atom-2	Interatomic distance (Å)	Clash overlap (Å)
1:A:361:U:O2	1:A:404:U:H5	1.98	0.47
1:A:394:A:O5'	1:A:394:A:H8	1.98	0.47
1:A:498:A:H2'	1:A:499:U:C6	2.50	0.47
1:A:502:A:O2'	1:A:505:G:O4'	2.33	0.47
1:A:52:C:OP2	1:A:52:C:C6	2.68	0.47
1:A:199:U:H2'	1:A:200:C:H6	1.76	0.47
1:A:208:C:C2	1:A:209:A:C8	3.03	0.47
1:A:246:G:N2	1:A:271:U:O2	2.47	0.47
1:A:506:G:H3'	1:A:507:G:C8	2.50	0.47
1:A:26:U:C5'	1:A:64:A:C2	2.91	0.46
1:A:137:G:N2	1:A:138:G:O2'	2.48	0.46
1:A:138:G:H1	1:A:139:A:H62	1.63	0.46
1:A:264:G:H2'	1:A:265:G:H8	1.80	0.46
1:A:255:C:OP2	1:A:294:U:O2'	2.32	0.46
1:A:143:G:H3'	1:A:144:C:C6	2.41	0.46
1:A:159:G:H1	1:A:316:C:N4	2.02	0.46
1:A:411:G:C6	1:A:412:U:C4	3.03	0.46
1:A:462:A:C2	1:A:490:G:O6	2.67	0.46
1:A:13:G:C5	1:A:14:U:C6	3.03	0.46
1:A:22:G:H2'	1:A:23:G:H8	1.81	0.46
1:A:212:A:H3'	1:A:213:C:C6	2.50	0.46
1:A:337:G:H2'	1:A:338:G:C8	2.51	0.46
1:A:342:C:OP2	4:A:722:IRI:N6	2.49	0.46
1:A:594:A:C2	1:A:610:U:N3	2.84	0.46
1:A:47:C:O2	1:A:48:G:H1'	2.15	0.46
1:A:112:G:C4	1:A:113:A:N7	2.84	0.46
1:A:157:U:H5''	1:A:328:U:H1'	1.98	0.46
1:A:405:C:C4	1:A:406:G:C5	3.03	0.46
1:A:195:G:N1	1:A:196:G:C5	2.83	0.46
1:A:280:A:C8	1:A:282:U:H1'	2.50	0.46
1:A:383:G:H2'	1:A:384:A:C8	2.50	0.46
1:A:391:G:O6	4:A:739:IRI:N4	2.49	0.46
1:A:513:U:H2'	1:A:514:G:C8	2.50	0.46
1:A:590:G:O6	4:A:732:IRI:N3	2.48	0.46
1:A:18:G:N7	4:A:703:IRI:N5	2.64	0.46
1:A:180:G:C5	1:A:182:A:OP2	2.68	0.46
1:A:440:G:H2'	1:A:441:C:H6	1.81	0.46
1:A:493:G:O6	4:A:708:IRI:N6	2.49	0.46
1:A:537:C:H2'	1:A:538:A:H8	1.81	0.46
1:A:191:A:O2'	1:A:192:U:O5'	2.30	0.46
1:A:201:G:C6	1:A:290:G:C6	3.03	0.46

Continued on next page...

Continued from previous page...

Atom-1	Atom-2	Interatomic distance (Å)	Clash overlap (Å)
1:A:338:G:O6	4:A:709:IRI:N3	2.49	0.46
1:A:52:C:H6	1:A:52:C:O5'	1.99	0.46
2:B:10:A:H2'	2:B:11:A:H8	1.80	0.46
1:A:216:U:H2'	1:A:217:U:C6	2.51	0.46
1:A:231:G:C5	7:A:925:HOH:O	2.64	0.46
1:A:327:G:C2'	1:A:328:U:H6	2.13	0.46
1:A:52:C:C2	1:A:53:G:C8	3.04	0.45
1:A:56:C:C2	1:A:272:G:N3	2.84	0.45
1:A:268:A:C5	1:A:269:A:N7	2.83	0.45
1:A:579:G:C2	1:A:580:G:N7	2.84	0.45
1:A:56:C:C6	1:A:272:G:C2	3.04	0.45
1:A:161:U:N3	1:A:162:C:C5	2.84	0.45
1:A:165:A:C4	1:A:167:G:C8	3.04	0.45
1:A:225:A:N6	1:A:226:A:N1	2.64	0.45
1:A:259:U:H4'	1:A:563:U:O4'	2.16	0.45
1:A:262:U:C4	1:A:263:G:O6	2.69	0.45
1:A:264:G:H2'	1:A:265:G:C8	2.51	0.45
1:A:380:G:N3	1:A:604:A:H2	2.15	0.45
1:A:386:U:C2	1:A:387:A:C8	3.04	0.45
1:A:22:G:H2'	1:A:23:G:C8	2.51	0.45
1:A:48:G:N2	1:A:58:U:O2	2.47	0.45
1:A:243:U:H2'	1:A:244:G:H8	1.80	0.45
1:A:25:A:HO2'	1:A:64:A:H2	1.64	0.45
1:A:45:C:C4	1:A:46:C:N4	2.84	0.45
1:A:73:A:C6	1:A:111:G:C6	3.04	0.45
1:A:206:A:H2	2:B:4:U:O2	1.98	0.45
1:A:246:G:O6	1:A:247:U:C4	2.68	0.45
1:A:390:A:H8	1:A:390:A:O5'	2.00	0.45
1:A:435:C:H42	1:A:490:G:H1	1.64	0.45
1:A:468:U:H3	1:A:472:G:H1	1.63	0.45
1:A:527:C:H4'	1:A:528:G:C8	2.52	0.45
1:A:134:A:H1'	1:A:135:U:H5	1.81	0.45
1:A:164:U:H3	1:A:310:A:H61	1.65	0.45
1:A:423:C:C5'	1:A:548:G:H8	2.30	0.45
1:A:614:U:H5''	7:A:1006:HOH:O	2.15	0.45
1:A:366:C:O2	1:A:366:C:H2'	2.17	0.45
1:A:414:G:C2	1:A:415:G:N9	2.85	0.45
1:A:498:A:C6	1:A:499:U:C4	3.05	0.45
1:A:621:C:H1'	1:A:622:U:OP2	2.16	0.45
1:A:10:G:H21	1:A:12:A:N6	2.14	0.45
1:A:159:G:C2	1:A:160:U:C6	3.04	0.45

Continued on next page...

Continued from previous page...

Atom-1	Atom-2	Interatomic distance (Å)	Clash overlap (Å)
1:A:242:A:H3'	1:A:243:U:C6	2.52	0.45
1:A:395:U:C4'	1:A:591:G:O2'	2.60	0.45
1:A:21:A:N7	3:A:701:SPM:H111	2.32	0.45
1:A:34:A:H2'	1:A:35:A:O4'	2.16	0.45
1:A:56:C:C2	1:A:272:G:C2	3.05	0.45
1:A:343:U:H2'	1:A:344:U:C6	2.52	0.45
1:A:362:C:C5'	1:A:363:C:H5'	2.31	0.45
1:A:420:A:H2'	1:A:421:G:H5''	1.99	0.45
1:A:587:U:N3	1:A:619:A:C2	2.71	0.45
1:A:594:A:C6	1:A:611:A:C6	3.05	0.45
1:A:119:U:O2'	1:A:120:G:H5''	2.16	0.45
1:A:395:U:O3'	1:A:592:G:H5'	2.16	0.45
1:A:594:A:C6	1:A:611:A:C5	3.04	0.45
1:A:45:C:N3	1:A:46:C:C4	2.85	0.45
1:A:103:G:H4'	1:A:104:A:C2	2.51	0.45
1:A:596:A:H3'	1:A:597:A:H8	1.82	0.45
1:A:3:G:C6	1:A:4:C:C4	3.05	0.44
1:A:4:C:C4	1:A:5:G:O6	2.70	0.44
1:A:225:A:H2'	1:A:226:A:C8	2.52	0.44
1:A:1:G:O2'	1:A:2:U:H4'	2.18	0.44
1:A:42:C:H2'	1:A:43:C:H6	1.81	0.44
1:A:321:G:N3	1:A:321:G:H5'	2.32	0.44
1:A:383:G:H2'	1:A:384:A:H8	1.81	0.44
1:A:440:G:HO2'	1:A:492:A:HO2'	1.63	0.44
1:A:462:A:C6	1:A:490:G:C2	3.05	0.44
1:A:503:A:H4'	1:A:504:U:O5'	2.17	0.44
1:A:26:U:C5'	1:A:64:A:N3	2.79	0.44
1:A:106:G:N3	1:A:106:G:H2'	2.32	0.44
1:A:331:C:H2'	1:A:332:U:H6	1.80	0.44
1:A:395:U:H2'	1:A:396:C:C6	2.53	0.44
1:A:420:A:P	1:A:573:A:H61	2.38	0.44
2:B:11:A:N6	2:B:12:A:N6	2.65	0.44
1:A:69:A:C8	1:A:70:U:C5	3.05	0.44
1:A:179:C:H6	1:A:179:C:O5'	2.01	0.44
1:A:491:C:C6	1:A:492:A:N7	2.86	0.44
1:A:50:A:H2'	1:A:51:U:OP1	2.16	0.44
1:A:91:A:N3	1:A:353:C:H1'	2.32	0.44
1:A:106:G:C6	1:A:107:C:C4	3.06	0.44
1:A:277:A:C6	1:A:278:U:O4	2.71	0.44
1:A:420:A:N6	1:A:497:U:OP1	2.51	0.44
1:A:517:G:O6	1:A:537:C:N4	2.35	0.44

Continued on next page...

Continued from previous page...

Atom-1	Atom-2	Interatomic distance (Å)	Clash overlap (Å)
1:A:605:U:C2	1:A:606:C:C6	3.05	0.44
1:A:106:G:C2	1:A:341:A:C8	3.06	0.44
1:A:550:G:C4	1:A:551:A:C8	3.06	0.44
1:A:561:G:C5	1:A:571:G:C2	3.04	0.44
1:A:127:C:C2	1:A:144:C:C2	3.05	0.44
1:A:180:G:C2	1:A:182:A:H5 [?]	2.51	0.44
1:A:195:G:N1	1:A:196:G:C4	2.85	0.44
1:A:257:U:O4	2:B:12:A:N1	2.50	0.44
1:A:290:G:C5	1:A:291:G:N7	2.86	0.44
1:A:396:C:H5 [?]	1:A:592:G:P	2.58	0.44
1:A:532:C:H2 [?]	1:A:533:U:H6	1.83	0.44
1:A:59:G:H2 [?]	1:A:60:G:H8	1.83	0.44
1:A:413:G:H2 [?]	1:A:414:G:C8	2.48	0.44
1:A:464:A:C2	1:A:465:A:C5	3.05	0.44
1:A:324:A:C6	1:A:326:U:H1 [?]	2.53	0.44
1:A:392:C:N4	1:A:393:A:N1	2.66	0.44
1:A:477:A:H5 [?]	1:A:478:A:OP2	2.18	0.44
1:A:195:G:C2	1:A:196:G:C4	3.06	0.43
1:A:202:U:H4 [?]	1:A:203:G:OP2	2.16	0.43
1:A:240:A:C4	1:A:287:A:C2	3.06	0.43
1:A:479:G:H1	1:A:488:C:H42	1.66	0.43
1:A:10:G:C2	1:A:340:A:N6	2.86	0.43
1:A:150:C:H2 [?]	1:A:151:U:O4 [?]	2.18	0.43
1:A:318:A:O2 [?]	1:A:324:A:N1	2.44	0.43
1:A:357:A:H2 [?]	1:A:358:G:H5 [?]	1.99	0.43
1:A:378:A:C6	1:A:379:G:O6	2.72	0.43
1:A:399:A:C5	1:A:400:C:C5	3.05	0.43
1:A:491:C:H2 [?]	1:A:492:A:C8	2.52	0.43
1:A:60:G:N1	1:A:61:G:C5	2.86	0.43
1:A:196:G:C2	1:A:255:C:C2	3.06	0.43
1:A:290:G:H2 [?]	1:A:291:G:C1 [?]	2.48	0.43
1:A:529:C:H4 [?]	7:A:991:HOH:O	2.18	0.43
1:A:15:U:C2	1:A:16:C:C5	3.05	0.43
1:A:268:A:C6	1:A:269:A:N7	2.86	0.43
1:A:422:A:H4 [?]	1:A:423:C:O5 [?]	2.19	0.43
1:A:445:G:H1	1:A:455:U:H3	1.66	0.43
1:A:521:G:H2 [?]	1:A:521:G:N3	2.34	0.43
1:A:550:G:N2	1:A:551:A:C4	2.86	0.43
1:A:114:G:H4 [?]	1:A:116:C:OP1	2.18	0.43
1:A:142:U:H1 [?]	1:A:143:G:H21	1.83	0.43
1:A:334:C:C2	1:A:335:C:C5	3.07	0.43

Continued on next page...

Continued from previous page...

Atom-1	Atom-2	Interatomic distance (Å)	Clash overlap (Å)
1:A:389:G:O6	1:A:390:A:N6	2.51	0.43
1:A:502:A:C8	1:A:502:A:H5'	2.54	0.43
1:A:51:U:C4	1:A:277:A:N1	2.85	0.43
1:A:192:U:HO2'	1:A:194:A:C5'	2.31	0.43
1:A:200:C:C4'	1:A:206:A:H4'	2.47	0.43
1:A:328:U:C6	1:A:328:U:P	3.11	0.43
1:A:328:U:O2	1:A:328:U:H2'	2.18	0.43
1:A:378:A:C2	1:A:379:G:C4	3.07	0.43
1:A:458:A:H2'	1:A:459:G:C8	2.50	0.43
1:A:10:G:N1	1:A:340:A:N6	2.67	0.43
1:A:616:U:C4	1:A:617:C:C4	3.07	0.43
1:A:9:A:H61	1:A:342:C:N4	2.17	0.43
1:A:124:C:N3	1:A:148:G:C6	2.87	0.43
1:A:160:U:N3	1:A:161:U:C5	2.87	0.43
1:A:312:G:C6	1:A:314:A:C5	3.07	0.43
1:A:484:A:C6	1:A:485:A:C2	3.07	0.43
1:A:26:U:OP1	1:A:64:A:H1'	2.18	0.43
1:A:45:C:C2	1:A:46:C:H5	2.27	0.43
1:A:204:A:H2'	1:A:205:A:OP2	2.19	0.43
1:A:277:A:H8	1:A:277:A:OP2	2.02	0.43
1:A:302:G:H2'	1:A:303:A:H8	1.84	0.43
1:A:388:A:H2'	1:A:389:G:C8	2.54	0.43
1:A:174:G:N1	1:A:176:A:P	2.92	0.42
1:A:194:A:C2	1:A:195:G:H1'	2.54	0.42
1:A:268:A:N6	1:A:269:A:C6	2.87	0.42
1:A:490:G:O2'	1:A:491:C:H5'	2.18	0.42
1:A:508:U:H2'	1:A:509:G:C8	2.54	0.42
2:B:2:G:N1	2:B:3:U:C4	2.87	0.42
1:A:41:U:H2'	1:A:42:C:C6	2.52	0.42
1:A:52:C:N3	1:A:53:G:C5	2.86	0.42
1:A:153:G:C2	1:A:154:G:C5	3.07	0.42
1:A:266:G:OP2	1:A:285:C:H5'	2.19	0.42
1:A:377:G:H2'	1:A:378:A:C8	2.54	0.42
1:A:435:C:N3	1:A:462:A:N6	2.66	0.42
1:A:506:G:C3'	1:A:507:G:N7	2.79	0.42
1:A:76:C:C2	1:A:77:U:C6	3.07	0.42
1:A:283:A:C6	1:A:284:U:C4	3.08	0.42
1:A:414:G:C6	1:A:415:G:C5	3.07	0.42
1:A:542:G:H2'	1:A:543:A:C8	2.54	0.42
1:A:64:A:C2'	1:A:65:G:O4'	2.63	0.42
1:A:142:U:H1'	1:A:143:G:N2	2.33	0.42

Continued on next page...

Continued from previous page...

Atom-1	Atom-2	Interatomic distance (Å)	Clash overlap (Å)
1:A:253:U:O2	1:A:263:G:N2	2.32	0.42
1:A:284:U:C2	1:A:285:C:C5	3.08	0.42
1:A:370:G:N2	1:A:372:A:H3'	2.34	0.42
1:A:528:G:N3	1:A:529:C:H1'	2.34	0.42
1:A:13:G:C6	1:A:14:U:C2	3.08	0.42
1:A:85:C:H2'	1:A:86:G:O4'	2.19	0.42
1:A:462:A:N6	1:A:490:G:N1	2.66	0.42
1:A:466:U:N3	1:A:473:A:N6	2.49	0.42
1:A:506:G:N7	1:A:507:G:C5	2.87	0.42
1:A:578:C:H2'	1:A:579:G:C8	2.54	0.42
1:A:594:A:HO2'	1:A:595:A:H5'	1.79	0.42
1:A:54:U:H2'	1:A:55:U:N1	2.35	0.42
1:A:220:G:C5	1:A:226:A:N6	2.88	0.42
1:A:305:C:O2'	1:A:306:C:H5'	2.19	0.42
1:A:436:A:O5'	1:A:437:A:H5'	2.19	0.42
1:A:616:U:O2	1:A:616:U:C2'	2.68	0.42
1:A:616:U:N3	1:A:617:C:C5	2.87	0.42
1:A:13:G:C2	1:A:14:U:C1'	3.03	0.42
1:A:114:G:H5''	1:A:116:C:OP2	2.20	0.42
1:A:160:U:H2'	1:A:161:U:C6	2.54	0.42
1:A:180:G:H1	1:A:182:A:H5''	1.75	0.42
1:A:215:C:H3'	1:A:216:U:C6	2.54	0.42
1:A:290:G:C2'	1:A:291:G:O4'	2.62	0.42
1:A:519:A:C2	1:A:521:G:N9	2.88	0.42
1:A:220:G:N3	1:A:225:A:N6	2.67	0.42
1:A:225:A:C6	1:A:226:A:C6	3.08	0.42
1:A:46:C:C4	1:A:61:G:N1	2.88	0.42
1:A:124:C:C2	1:A:148:G:N1	2.88	0.42
1:A:183:U:H2'	1:A:184:A:H8	1.85	0.42
1:A:349:A:OP2	4:A:720:IRI:N4	2.53	0.42
1:A:395:U:C2'	1:A:591:G:HO2'	2.23	0.42
1:A:491:C:N4	1:A:492:A:N1	2.66	0.42
1:A:31:G:C2'	1:A:32:U:H5'	2.49	0.41
1:A:58:U:O2'	1:A:59:G:O4'	2.21	0.41
1:A:208:C:H2'	1:A:209:A:C8	2.54	0.41
1:A:301:U:O2'	1:A:302:G:H5'	2.20	0.41
1:A:311:G:N7	7:A:945:HOH:O	2.37	0.41
1:A:532:C:H2'	1:A:533:U:C6	2.55	0.41
1:A:551:A:H2'	1:A:552:G:O4'	2.20	0.41
1:A:49:A:OP1	1:A:49:A:H8	2.03	0.41
1:A:184:A:C6	1:A:302:G:C6	3.08	0.41

Continued on next page...

Continued from previous page...

Atom-1	Atom-2	Interatomic distance (Å)	Clash overlap (Å)
1:A:195:G:C6	1:A:196:G:C8	3.08	0.41
1:A:429:A:H3'	1:A:430:G:H8	1.86	0.41
1:A:456:C:C2	1:A:457:G:C8	3.08	0.41
1:A:538:A:C4	1:A:539:G:C8	3.08	0.41
1:A:605:U:O2	1:A:606:C:C6	2.74	0.41
1:A:617:C:N3	1:A:618:C:N4	2.67	0.41
1:A:220:G:C2	1:A:221:A:H1'	2.55	0.41
1:A:318:A:N3	1:A:324:A:H2	2.18	0.41
1:A:152:A:C4	1:A:153:G:N7	2.89	0.41
1:A:475:U:C2	1:A:476:U:C6	3.09	0.41
1:A:2:U:N3	1:A:5:G:C5	2.88	0.41
1:A:27:U:C6	1:A:64:A:C5	3.09	0.41
1:A:84:G:C2	1:A:85:C:C2	3.09	0.41
1:A:99:G:O6	1:A:100:U:N3	2.54	0.41
1:A:112:G:C6	1:A:113:A:N6	2.89	0.41
1:A:160:U:C2	1:A:161:U:C6	3.08	0.41
1:A:393:A:N6	1:A:394:A:N6	2.69	0.41
1:A:478:A:H2'	1:A:479:G:C8	2.55	0.41
1:A:68:U:C2	1:A:69:A:C8	3.08	0.41
1:A:63:G:C2'	1:A:64:A:OP1	2.62	0.41
1:A:141:G:HO2'	1:A:142:U:C5'	2.32	0.41
1:A:560:C:H2'	1:A:561:G:H8	1.86	0.41
1:A:246:G:N7	1:A:247:U:H5	2.02	0.41
1:A:262:U:N3	1:A:263:G:N7	2.68	0.41
1:A:275:C:N4	1:A:276:G:O6	2.53	0.41
1:A:378:A:C6	1:A:379:G:C6	3.09	0.41
1:A:424:A:C2	1:A:425:U:C5	3.09	0.41
1:A:449:U:O4	4:A:738:IRI:N6	2.54	0.41
1:A:589:G:C6	1:A:590:G:C6	3.09	0.41
1:A:595:A:H3'	1:A:596:A:C2	2.56	0.41
2:B:9:A:C2	2:B:10:A:N7	2.89	0.41
1:A:13:G:C4	1:A:14:U:C6	3.09	0.41
1:A:52:C:N3	1:A:53:G:N7	2.68	0.41
1:A:156:U:C6	1:A:156:U:C4'	3.03	0.41
1:A:225:A:C6	1:A:226:A:C4	3.09	0.41
1:A:238:G:C2	1:A:239:U:N3	2.89	0.41
1:A:391:G:C6	4:A:739:IRI:N4	2.88	0.41
1:A:395:U:O2'	1:A:591:G:C3'	2.69	0.41
1:A:462:A:N1	1:A:490:G:O6	2.54	0.41
1:A:530:G:H2'	1:A:531:C:H6	1.85	0.41
1:A:540:C:O2'	1:A:541:A:C5'	2.63	0.41

Continued on next page...

Continued from previous page...

Atom-1	Atom-2	Interatomic distance (Å)	Clash overlap (Å)
1:A:550:G:C2	1:A:551:A:N9	2.89	0.41
1:A:579:G:N1	1:A:580:G:N7	2.68	0.41
1:A:604:A:H5''	1:A:605:U:OP2	2.21	0.41
1:A:23:G:H2'	1:A:24:G:H8	1.85	0.41
1:A:56:C:C5	1:A:272:G:N1	2.89	0.41
1:A:161:U:C2	1:A:162:C:C6	3.09	0.41
1:A:294:U:O4'	2:B:6:A:OP1	2.38	0.41
1:A:27:U:H4'	1:A:28:G:OP1	2.21	0.40
1:A:42:C:O2'	1:A:43:C:H5'	2.21	0.40
1:A:100:U:O2'	1:A:101:G:O4'	2.37	0.40
1:A:367:U:C2	1:A:377:G:C2	3.08	0.40
1:A:371:A:OP1	1:A:371:A:C8	2.70	0.40
1:A:469:G:H1'	1:A:472:G:O6	2.21	0.40
1:A:486:G:C4	1:A:487:G:C8	3.10	0.40
1:A:2:U:O4	1:A:5:G:C2	2.74	0.40
1:A:477:A:H3'	1:A:478:A:C8	2.56	0.40
1:A:598:C:H2'	1:A:599:G:O4'	2.20	0.40
1:A:220:G:O2'	1:A:223:A:N6	2.54	0.40
1:A:318:A:H2'	1:A:319:A:O4'	2.21	0.40
1:A:402:U:H5''	1:A:403:A:OP1	2.21	0.40
1:A:414:G:H2'	1:A:415:G:C8	2.55	0.40
1:A:50:A:C2'	1:A:51:U:OP1	2.69	0.40
1:A:161:U:C2	1:A:162:C:C5	3.09	0.40
1:A:124:C:H2'	1:A:125:U:C6	2.56	0.40
1:A:247:U:O2	1:A:247:U:C2'	2.70	0.40
1:A:250:C:C6	1:A:250:C:C4'	3.05	0.40
1:A:273:A:C5	1:A:274:A:C6	3.10	0.40
1:A:342:C:C2	1:A:343:U:C5	3.09	0.40
1:A:347:U:O2'	4:A:720:IRI:N3	2.55	0.40
1:A:399:A:C4	1:A:400:C:C6	3.09	0.40
1:A:501:A:H2'	1:A:503:A:N7	2.37	0.40
1:A:556:U:C4	1:A:557:G:C5	3.09	0.40

All (4) symmetry-related close contacts are listed below. The label for Atom-2 includes the symmetry operator and encoded unit-cell translations to be applied.

Atom-1	Atom-2	Interatomic distance (Å)	Clash overlap (Å)
1:A:26:U:OP2	4:A:740:IRI:N3[6_554]	1.74	0.46
1:A:371:A:OP1	4:A:731:IRI:N4[3_555]	1.81	0.39
1:A:35:A:OP1	4:A:730:IRI:N3[6_554]	1.91	0.29
1:A:182:A:OP1	4:A:725:IRI:N5[3_554]	2.15	0.05

5.3 Torsion angles [i](#)

5.3.1 Protein backbone [i](#)

There are no protein molecules in this entry.

5.3.2 Protein sidechains [i](#)

There are no protein molecules in this entry.

5.3.3 RNA [i](#)

Mol	Chain	Analysed	Backbone Outliers	Pucker Outliers
1	A	613/622 (98%)	177 (28%)	8 (1%)
2	B	13/20 (65%)	7 (53%)	0
All	All	626/642 (97%)	184 (29%)	8 (1%)

All (184) RNA backbone outliers are listed below:

Mol	Chain	Res	Type
1	A	2	U
1	A	3	G
1	A	5	G
1	A	19	G
1	A	27	U
1	A	28	G
1	A	32	U
1	A	36	A
1	A	38	U
1	A	45	C
1	A	48	G
1	A	49	A
1	A	50	A
1	A	51	U
1	A	54	U
1	A	55	U
1	A	57	A
1	A	58	U
1	A	68	U
1	A	78	U
1	A	86	G
1	A	92	U
1	A	94	G

Continued on next page...

Continued from previous page...

Mol	Chain	Res	Type
1	A	97	A
1	A	99	G
1	A	104	A
1	A	107	C
1	A	108	U
1	A	111	G
1	A	112	G
1	A	115	A
1	A	116	C
1	A	117	A
1	A	122	A
1	A	123	C
1	A	124	C
1	A	125	U
1	A	126	G
1	A	129	C
1	A	130	U
1	A	131	U
1	A	133	A
1	A	134	A
1	A	135	U
1	A	136	U
1	A	137	G
1	A	138	G
1	A	142	U
1	A	143	G
1	A	144	C
1	A	145	C
1	A	146	A
1	A	147	G
1	A	148	G
1	A	152	A
1	A	153	G
1	A	166	U
1	A	167	G
1	A	171	A
1	A	183	U
1	A	190	U
1	A	192	U
1	A	195	G
1	A	202	U
1	A	203	G

Continued on next page...

Continued from previous page...

Mol	Chain	Res	Type
1	A	204	A
1	A	205	A
1	A	211	A
1	A	215	C
1	A	218	U
1	A	219	C
1	A	220	G
1	A	221	A
1	A	223	A
1	A	224	U
1	A	225	A
1	A	230	A
1	A	231	G
1	A	232	A
1	A	233	G
1	A	239	U
1	A	240	A
1	A	241	G
1	A	243	U
1	A	245	A
1	A	254	C
1	A	255	C
1	A	264	G
1	A	265	G
1	A	266	G
1	A	268	A
1	A	271	U
1	A	272	G
1	A	275	C
1	A	276	G
1	A	277	A
1	A	278	U
1	A	280	A
1	A	281	A
1	A	282	U
1	A	288	C
1	A	291	G
1	A	292	C
1	A	312	G
1	A	313	A
1	A	314	A
1	A	321	G

Continued on next page...

Continued from previous page...

Mol	Chain	Res	Type
1	A	323	A
1	A	325	G
1	A	326	U
1	A	327	G
1	A	329	C
1	A	334	C
1	A	347	U
1	A	348	A
1	A	349	A
1	A	358	G
1	A	363	C
1	A	374	C
1	A	392	C
1	A	403	A
1	A	404	U
1	A	405	C
1	A	420	A
1	A	421	G
1	A	423	C
1	A	425	U
1	A	436	A
1	A	438	A
1	A	439	U
1	A	444	G
1	A	446	U
1	A	449	U
1	A	462	A
1	A	463	G
1	A	466	U
1	A	469	G
1	A	470	U
1	A	471	U
1	A	472	G
1	A	473	A
1	A	474	U
1	A	477	A
1	A	481	U
1	A	484	A
1	A	490	G
1	A	504	U
1	A	505	G
1	A	506	G

Continued on next page...

Continued from previous page...

Mol	Chain	Res	Type
1	A	507	G
1	A	520	U
1	A	521	G
1	A	522	G
1	A	525	U
1	A	526	U
1	A	527	C
1	A	528	G
1	A	542	G
1	A	543	A
1	A	546	G
1	A	547	C
1	A	548	G
1	A	549	U
1	A	550	G
1	A	551	A
1	A	568	G
1	A	574	A
1	A	575	G
1	A	576	C
1	A	586	A
1	A	588	G
1	A	601	G
1	A	603	G
1	A	609	C
1	A	610	U
1	A	616	U
1	A	618	C
2	B	2	G
2	B	3	U
2	B	4	U
2	B	5	U
2	B	6	A
2	B	7	U
2	B	14	C

All (8) RNA pucker outliers are listed below:

Mol	Chain	Res	Type
1	A	152	A
1	A	265	G
1	A	324	A

Continued on next page...

Continued from previous page...

Mol	Chain	Res	Type
1	A	422	A
1	A	506	G
1	A	520	U
1	A	527	C
1	A	621	C

5.4 Non-standard residues in protein, DNA, RNA chains [i](#)

There are no non-standard protein/DNA/RNA residues in this entry.

5.5 Carbohydrates [i](#)

There are no monosaccharides in this entry.

5.6 Ligand geometry [i](#)

Of 139 ligands modelled in this entry, 99 are monoatomic - leaving 40 for Mogul analysis.

In the following table, the Counts columns list the number of bonds (or angles) for which Mogul statistics could be retrieved, the number of bonds (or angles) that are observed in the model and the number of bonds (or angles) that are defined in the Chemical Component Dictionary. The Link column lists molecule types, if any, to which the group is linked. The Z score for a bond length (or angle) is the number of standard deviations the observed value is removed from the expected value. A bond length (or angle) with $|Z| > 2$ is considered an outlier worth inspection. RMSZ is the root-mean-square of all Z scores of the bond lengths (or angles).

Mol	Type	Chain	Res	Link	Bond lengths			Bond angles		
					Counts	RMSZ	$\# Z > 2$	Counts	RMSZ	$\# Z > 2$
4	IRI	A	716	-	0,6,6	-	-	-		
4	IRI	A	736	-	0,6,6	-	-	-		
4	IRI	A	724	-	0,6,6	-	-	-		
4	IRI	A	737	-	0,6,6	-	-	-		
4	IRI	A	714	-	0,6,6	-	-	-		
4	IRI	A	730	-	0,6,6	-	-	-		
4	IRI	A	739	-	0,6,6	-	-	-		
4	IRI	A	720	-	0,6,6	-	-	-		
4	IRI	A	709	-	0,6,6	-	-	-		
4	IRI	A	727	-	0,6,6	-	-	-		
4	IRI	A	732	-	0,6,6	-	-	-		
4	IRI	A	707	-	0,6,6	-	-	-		
4	IRI	A	721	-	0,6,6	-	-	-		

Mol	Type	Chain	Res	Link	Bond lengths			Bond angles		
					Counts	RMSZ	# Z > 2	Counts	RMSZ	# Z > 2
4	IRI	A	733	-	0,6,6	-	-	-		
4	IRI	A	704	-	0,6,6	-	-	-		
4	IRI	A	708	-	0,6,6	-	-	-		
4	IRI	A	703	-	0,6,6	-	-	-		
4	IRI	A	722	-	0,6,6	-	-	-		
4	IRI	A	710	-	0,6,6	-	-	-		
4	IRI	A	738	-	0,6,6	-	-	-		
4	IRI	A	712	-	0,6,6	-	-	-		
4	IRI	A	726	-	0,6,6	-	-	-		
4	IRI	A	740	-	0,6,6	-	-	-		
4	IRI	A	729	-	0,6,6	-	-	-		
4	IRI	A	734	-	0,6,6	-	-	-		
4	IRI	A	719	-	0,6,6	-	-	-		
3	SPM	A	701	-	13,13,13	0.32	0	12,12,12	0.84	0
4	IRI	A	706	-	0,6,6	-	-	-		
4	IRI	A	725	-	0,6,6	-	-	-		
4	IRI	A	713	-	0,6,6	-	-	-		
4	IRI	A	717	-	0,6,6	-	-	-		
4	IRI	A	718	-	0,6,6	-	-	-		
4	IRI	A	705	-	0,6,6	-	-	-		
4	IRI	A	715	-	0,6,6	-	-	-		
3	SPM	A	702	-	13,13,13	0.35	0	12,12,12	0.74	0
4	IRI	A	731	-	0,6,6	-	-	-		
4	IRI	A	728	-	0,6,6	-	-	-		
4	IRI	A	711	-	0,6,6	-	-	-		
4	IRI	A	723	-	0,6,6	-	-	-		
4	IRI	A	735	-	0,6,6	-	-	-		

In the following table, the Chirals column lists the number of chiral outliers, the number of chiral centers analysed, the number of these observed in the model and the number defined in the Chemical Component Dictionary. Similar counts are reported in the Torsion and Rings columns. '-' means no outliers of that kind were identified.

Mol	Type	Chain	Res	Link	Chirals	Torsions	Rings
3	SPM	A	702	-	-	2/11/11/11	-
3	SPM	A	701	-	-	8/11/11/11	-

There are no bond length outliers.

There are no bond angle outliers.

There are no chirality outliers.

All (10) torsion outliers are listed below:

Mol	Chain	Res	Type	Atoms
3	A	701	SPM	C3-C4-N5-C6
3	A	701	SPM	C12-C11-N10-C9
3	A	702	SPM	C12-C11-N10-C9
3	A	701	SPM	N10-C11-C12-C13
3	A	701	SPM	C6-C7-C8-C9
3	A	702	SPM	C7-C6-N5-C4
3	A	701	SPM	N1-C2-C3-C4
3	A	701	SPM	C2-C3-C4-N5
3	A	701	SPM	C8-C9-N10-C11
3	A	701	SPM	N5-C6-C7-C8

There are no ring outliers.

19 monomers are involved in 29 short contacts:

Mol	Chain	Res	Type	Clashes	Symm-Clashes
4	A	730	IRI	0	1
4	A	739	IRI	2	0
4	A	720	IRI	4	0
4	A	709	IRI	3	0
4	A	732	IRI	2	0
4	A	721	IRI	1	0
4	A	704	IRI	1	0
4	A	708	IRI	2	0
4	A	703	IRI	1	0
4	A	722	IRI	2	0
4	A	738	IRI	2	0
4	A	712	IRI	1	0
4	A	740	IRI	0	1
4	A	729	IRI	1	0
3	A	701	SPM	1	0
4	A	725	IRI	0	1
3	A	702	SPM	1	0
4	A	731	IRI	0	1
4	A	723	IRI	1	0

5.7 Other polymers [i](#)

There are no such residues in this entry.

5.8 Polymer linkage issues [i](#)

There are no chain breaks in this entry.

6 Fit of model and data [i](#)

6.1 Protein, DNA and RNA chains [i](#)

In the following table, the column labelled ‘#RSRZ > 2’ contains the number (and percentage) of RSRZ outliers, followed by percent RSRZ outliers for the chain as percentile scores relative to all X-ray entries and entries of similar resolution. The OWAB column contains the minimum, median, 95th percentile and maximum values of the occupancy-weighted average B-factor per residue. The column labelled ‘Q < 0.9’ lists the number of (and percentage) of residues with an average occupancy less than 0.9.

Mol	Chain	Analysed	<RSRZ>	#RSRZ>2	OWAB(Å ²)	Q<0.9
1	A	617/622 (99%)	-0.26	16 (2%) 56 42	75, 166, 451, 651	0
2	B	14/20 (70%)	0.57	2 (14%) 2 2	118, 198, 388, 529	0
All	All	631/642 (98%)	-0.24	18 (2%) 51 38	75, 166, 451, 651	0

All (18) RSRZ outliers are listed below:

Mol	Chain	Res	Type	RSRZ
1	A	136	U	11.5
1	A	622	U	11.1
1	A	621	C	8.1
2	B	14	C	5.5
1	A	223	A	4.5
1	A	137	G	4.2
1	A	175	A	4.1
1	A	1	G	3.9
1	A	620	A	3.3
1	A	289	C	2.9
1	A	536	G	2.7
1	A	535	A	2.6
1	A	138	G	2.4
1	A	313	A	2.2
1	A	302	G	2.2
1	A	189	U	2.1
1	A	319	A	2.0
2	B	13	A	2.0

6.2 Non-standard residues in protein, DNA, RNA chains [i](#)

There are no non-standard protein/DNA/RNA residues in this entry.

6.3 Carbohydrates [i](#)

There are no monosaccharides in this entry.

6.4 Ligands [i](#)

In the following table, the Atoms column lists the number of modelled atoms in the group and the number defined in the chemical component dictionary. The B-factors column lists the minimum, median, 95th percentile and maximum values of B factors of atoms in the group. The column labelled 'Q< 0.9' lists the number of atoms with occupancy less than 0.9.

Mol	Type	Chain	Res	Atoms	RSCC	RSR	B-factors(Å ²)	Q<0.9
6	NA	A	837	1/1	0.21	1.37	174,174,174,174	0
5	MG	A	767	1/1	0.26	0.80	147,147,147,147	0
5	MG	A	775	1/1	0.33	1.95	144,144,144,144	0
5	MG	A	804	1/1	0.37	1.50	179,179,179,179	0
5	MG	A	812	1/1	0.45	0.27	473,473,473,473	0
6	NA	A	824	1/1	0.47	0.40	128,128,128,128	0
5	MG	A	772	1/1	0.48	0.94	191,191,191,191	0
5	MG	A	801	1/1	0.49	0.84	167,167,167,167	0
3	SPM	A	701	14/14	0.50	0.44	145,159,164,165	0
5	MG	A	751	1/1	0.50	0.67	122,122,122,122	0
5	MG	A	770	1/1	0.52	0.90	119,119,119,119	0
6	NA	A	829	1/1	0.52	1.71	176,176,176,176	0
5	MG	A	758	1/1	0.52	0.36	149,149,149,149	0
6	NA	A	835	1/1	0.53	0.70	109,109,109,109	0
5	MG	A	747	1/1	0.56	1.28	180,180,180,180	0
5	MG	A	753	1/1	0.56	0.61	133,133,133,133	0
6	NA	A	831	1/1	0.57	0.24	172,172,172,172	0
5	MG	B	102	1/1	0.60	0.17	132,132,132,132	0
5	MG	A	741	1/1	0.62	0.15	214,214,214,214	0
6	NA	A	823	1/1	0.63	0.75	125,125,125,125	0
5	MG	A	773	1/1	0.63	2.17	359,359,359,359	0
5	MG	A	780	1/1	0.63	0.46	80,80,80,80	0
5	MG	A	818	1/1	0.65	0.10	251,251,251,251	0
5	MG	A	819	1/1	0.66	0.91	120,120,120,120	0
5	MG	A	794	1/1	0.66	0.09	110,110,110,110	0
5	MG	A	783	1/1	0.68	0.56	203,203,203,203	0
5	MG	A	755	1/1	0.68	0.69	136,136,136,136	0
3	SPM	A	702	14/14	0.69	0.35	161,189,200,202	0
5	MG	A	806	1/1	0.69	0.57	109,109,109,109	0
5	MG	A	796	1/1	0.72	0.31	112,112,112,112	0
4	IRI	A	740	7/7	0.72	0.20	244,249,269,352	0

Continued on next page...

Continued from previous page...

Mol	Type	Chain	Res	Atoms	RSCC	RSR	B-factors(\AA^2)	Q<0.9
5	MG	A	815	1/1	0.72	0.14	219,219,219,219	0
5	MG	A	763	1/1	0.72	1.12	151,151,151,151	0
5	MG	A	774	1/1	0.73	0.21	160,160,160,160	0
5	MG	A	802	1/1	0.74	0.21	142,142,142,142	0
5	MG	A	764	1/1	0.74	0.18	114,114,114,114	0
5	MG	A	817	1/1	0.74	0.15	152,152,152,152	0
5	MG	A	759	1/1	0.74	0.36	163,163,163,163	0
5	MG	A	779	1/1	0.75	0.59	149,149,149,149	0
5	MG	A	813	1/1	0.75	0.08	215,215,215,215	0
6	NA	A	830	1/1	0.75	0.33	160,160,160,160	0
5	MG	A	769	1/1	0.77	0.39	150,150,150,150	0
5	MG	A	749	1/1	0.77	0.72	171,171,171,171	0
5	MG	A	768	1/1	0.77	0.26	132,132,132,132	0
5	MG	A	803	1/1	0.77	0.31	104,104,104,104	0
5	MG	A	778	1/1	0.77	0.32	96,96,96,96	0
5	MG	A	781	1/1	0.78	0.58	115,115,115,115	0
4	IRI	A	719	7/7	0.79	0.20	167,203,207,210	5
5	MG	A	808	1/1	0.79	0.41	342,342,342,342	0
5	MG	B	101	1/1	0.81	0.68	121,121,121,121	0
5	MG	A	776	1/1	0.81	0.36	86,86,86,86	0
5	MG	A	814	1/1	0.81	0.19	252,252,252,252	0
5	MG	A	797	1/1	0.82	0.44	147,147,147,147	0
5	MG	A	807	1/1	0.82	0.34	166,166,166,166	0
4	IRI	A	718	7/7	0.82	0.13	119,143,156,176	5
5	MG	A	793	1/1	0.82	0.90	175,175,175,175	0
5	MG	A	821	1/1	0.82	0.16	158,158,158,158	0
5	MG	A	765	1/1	0.82	0.53	103,103,103,103	0
5	MG	A	745	1/1	0.82	1.61	127,127,127,127	1
5	MG	A	805	1/1	0.83	0.43	157,157,157,157	0
5	MG	A	782	1/1	0.83	0.48	113,113,113,113	0
5	MG	A	788	1/1	0.83	0.23	483,483,483,483	0
5	MG	A	748	1/1	0.84	0.32	81,81,81,81	0
5	MG	A	754	1/1	0.85	0.48	112,112,112,112	0
6	NA	A	833	1/1	0.85	0.70	182,182,182,182	0
5	MG	A	799	1/1	0.85	0.66	104,104,104,104	0
5	MG	A	760	1/1	0.85	0.88	95,95,95,95	1
5	MG	A	787	1/1	0.86	0.40	133,133,133,133	0
5	MG	A	744	1/1	0.86	0.15	92,92,92,92	0
4	IRI	A	730	7/7	0.86	0.15	250,261,273,345	3
6	NA	A	826	1/1	0.86	0.47	153,153,153,153	0
4	IRI	A	739	7/7	0.86	0.13	290,321,360,398	0
5	MG	A	757	1/1	0.87	0.22	54,54,54,54	0

Continued on next page...

Continued from previous page...

Mol	Type	Chain	Res	Atoms	RSCC	RSR	B-factors(Å ²)	Q<0.9
6	NA	A	825	1/1	0.88	0.35	137,137,137,137	0
5	MG	A	795	1/1	0.89	0.40	96,96,96,96	0
5	MG	A	786	1/1	0.89	0.17	149,149,149,149	0
4	IRI	A	738	7/7	0.89	0.17	174,181,217,277	0
4	IRI	A	737	7/7	0.89	0.18	252,269,284,333	3
5	MG	A	789	1/1	0.89	1.05	234,234,234,234	0
5	MG	A	792	1/1	0.89	0.13	165,165,165,165	0
6	NA	A	834	1/1	0.89	0.45	164,164,164,164	0
5	MG	A	766	1/1	0.89	0.57	227,227,227,227	0
6	NA	A	836	1/1	0.89	0.20	141,141,141,141	0
5	MG	A	785	1/1	0.89	0.45	81,81,81,81	0
5	MG	A	752	1/1	0.90	0.55	144,144,144,144	0
5	MG	A	811	1/1	0.90	0.30	109,109,109,109	0
5	MG	A	771	1/1	0.90	0.42	192,192,192,192	0
5	MG	A	800	1/1	0.91	0.22	43,43,43,43	0
5	MG	A	756	1/1	0.91	0.18	109,109,109,109	0
5	MG	A	762	1/1	0.92	0.22	124,124,124,124	0
4	IRI	A	725	7/7	0.92	0.20	155,164,180,278	4
5	MG	A	750	1/1	0.92	0.39	123,123,123,123	0
5	MG	A	742	1/1	0.92	0.24	115,115,115,115	0
4	IRI	A	735	7/7	0.92	0.12	296,326,377,384	6
5	MG	A	809	1/1	0.93	0.12	61,61,61,61	0
5	MG	A	746	1/1	0.93	0.17	77,77,77,77	0
5	MG	A	791	1/1	0.93	0.59	146,146,146,146	0
4	IRI	A	714	7/7	0.93	0.14	172,207,226,238	5
4	IRI	A	716	7/7	0.94	0.13	187,199,207,222	5
5	MG	A	798	1/1	0.94	0.12	123,123,123,123	0
5	MG	A	790	1/1	0.94	0.20	86,86,86,86	0
6	NA	A	827	1/1	0.94	0.05	110,110,110,110	0
4	IRI	A	703	7/7	0.94	0.15	215,219,254,287	0
5	MG	A	743	1/1	0.94	0.14	317,317,317,317	0
4	IRI	A	734	7/7	0.95	0.06	203,222,229,243	5
4	IRI	A	710	7/7	0.95	0.13	138,144,173,231	4
4	IRI	A	732	7/7	0.95	0.08	208,221,229,229	4
5	MG	A	810	1/1	0.96	0.09	97,97,97,97	0
4	IRI	A	731	7/7	0.96	0.10	179,194,207,224	6
6	NA	A	828	1/1	0.96	0.17	223,223,223,223	0
5	MG	A	820	1/1	0.96	0.17	105,105,105,105	0
4	IRI	A	707	7/7	0.96	0.05	153,158,159,161	6
4	IRI	A	705	7/7	0.96	0.12	156,180,191,205	5
4	IRI	A	728	7/7	0.96	0.06	191,193,206,229	6
6	NA	A	822	1/1	0.96	0.21	68,68,68,68	0

Continued on next page...

Continued from previous page...

Mol	Type	Chain	Res	Atoms	RSCC	RSR	B-factors(\AA^2)	Q<0.9
5	MG	A	784	1/1	0.96	0.35	76,76,76,76	0
5	MG	A	816	1/1	0.96	0.09	163,163,163,163	0
4	IRI	A	711	7/7	0.96	0.10	97,109,122,153	3
4	IRI	A	709	7/7	0.97	0.19	64,106,119,127	3
4	IRI	A	726	7/7	0.97	0.12	165,184,194,222	3
4	IRI	A	713	7/7	0.97	0.29	155,158,162,164	6
4	IRI	A	708	7/7	0.97	0.06	169,180,188,233	3
4	IRI	A	736	7/7	0.97	0.09	187,197,211,214	5
4	IRI	A	720	7/7	0.98	0.09	106,127,143,147	3
5	MG	A	761	1/1	0.98	0.40	87,87,87,87	0
4	IRI	A	729	7/7	0.98	0.08	180,194,201,233	4
4	IRI	A	722	7/7	0.98	0.09	138,147,167,194	3
4	IRI	A	724	7/7	0.98	0.06	106,110,137,158	4
4	IRI	A	706	7/7	0.98	0.05	146,157,177,184	5
4	IRI	A	733	7/7	0.98	0.20	199,206,222,224	5
4	IRI	A	717	7/7	0.98	0.13	189,193,203,213	5
5	MG	A	777	1/1	0.98	0.72	152,152,152,152	0
4	IRI	A	727	7/7	0.98	0.12	158,164,183,211	4
6	NA	A	832	1/1	0.99	0.28	117,117,117,117	0
4	IRI	A	704	7/7	0.99	0.13	103,109,113,152	3
4	IRI	A	712	7/7	0.99	0.15	60,68,76,126	3
4	IRI	A	721	7/7	0.99	0.07	136,147,162,197	3
4	IRI	A	715	7/7	0.99	0.15	200,205,279,290	5
4	IRI	A	723	7/7	0.99	0.09	194,202,215,215	5

6.5 Other polymers [\(i\)](#)

There are no such residues in this entry.