



Full wwPDB X-ray Structure Validation Report ⓘ

May 16, 2020 – 06:07 pm BST

PDB ID : 1R59
Title : Enterococcus casseliflavus glycerol kinase
Authors : Yeh, J.I.; Charrier, V.; Paulo, J.; Hou, L.; Darbon, E.; Claiborne, A.; Hol, W.G.; Deutscher, J.
Deposited on : 2003-10-09
Resolution : 2.50 Å(reported)

This is a Full wwPDB X-ray Structure Validation Report for a publicly released PDB entry.

We welcome your comments at validation@mail.wwpdb.org

A user guide is available at

<https://www.wwpdb.org/validation/2017/XrayValidationReportHelp>

with specific help available everywhere you see the ⓘ symbol.

The following versions of software and data (see [references ⓘ](#)) were used in the production of this report:

MolProbity : 4.02b-467
Xtrriage (Phenix) : **NOT EXECUTED**
EDS : **NOT EXECUTED**
Percentile statistics : 20191225.v01 (using entries in the PDB archive December 25th 2019)
Ideal geometry (proteins) : Engh & Huber (2001)
Ideal geometry (DNA, RNA) : Parkinson et al. (1996)
Validation Pipeline (wwPDB-VP) : 2.11

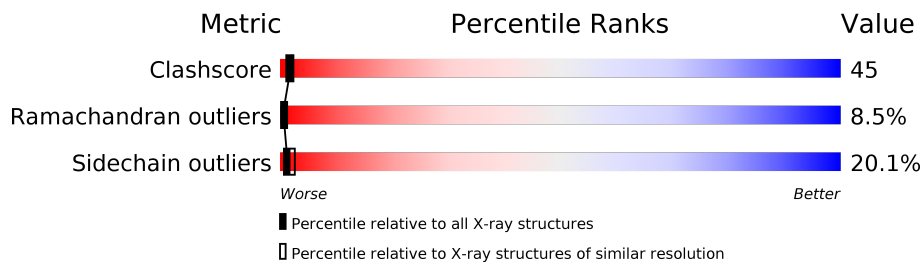
1 Overall quality at a glance

The following experimental techniques were used to determine the structure:

X-RAY DIFFRACTION

The reported resolution of this entry is 2.50 Å.

Percentile scores (ranging between 0-100) for global validation metrics of the entry are shown in the following graphic. The table shows the number of entries on which the scores are based.



Metric	Whole archive (#Entries)	Similar resolution (#Entries, resolution range(Å))
Clashscore	141614	5346 (2.50-2.50)
Ramachandran outliers	138981	5231 (2.50-2.50)
Sidechain outliers	138945	5233 (2.50-2.50)

The table below summarises the geometric issues observed across the polymeric chains and their fit to the electron density. The red, orange, yellow and green segments on the lower bar indicate the fraction of residues that contain outliers for ≥ 3 , 2, 1 and 0 types of geometric quality criteria respectively. A grey segment represents the fraction of residues that are not modelled. The numeric value for each fraction is indicated below the corresponding segment, with a dot representing fractions $\leq 5\%$

Note EDS was not executed.

Mol	Chain	Length	Quality of chain
1	O	505	
1	X	505	

2 Entry composition

There are 2 unique types of molecules in this entry. The entry contains 7532 atoms, of which 0 are hydrogens and 0 are deuteriums.

In the tables below, the ZeroOcc column contains the number of atoms modelled with zero occupancy, the AltConf column contains the number of residues with at least one atom in alternate conformation and the Trace column contains the number of residues modelled with at most 2 atoms.

- Molecule 1 is a protein called Glycerol kinase.

Mol	Chain	Residues	Atoms					ZeroOcc	AltConf	Trace
			Total	C	N	O	S			
1	O	480	3715	2350	621	730	14	0	0	0
1	X	480	3715	2350	621	730	14	0	0	0

- Molecule 2 is water.

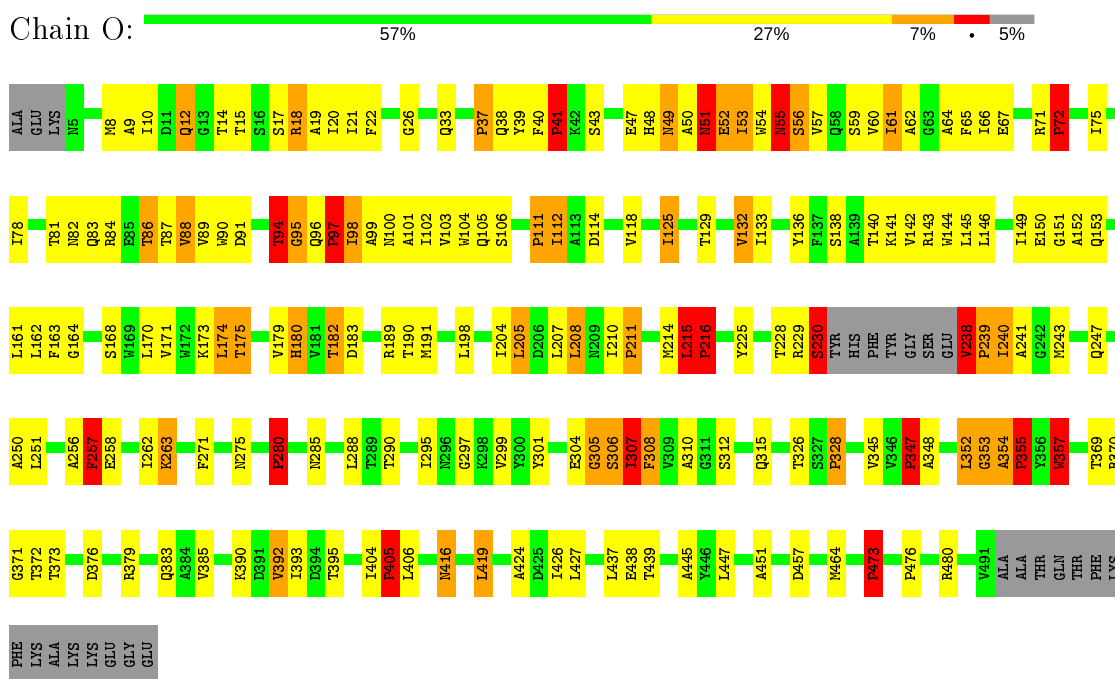
Mol	Chain	Residues	Atoms		ZeroOcc	AltConf
2	O	51	Total	O	0	0
			51	51		
2	X	51	Total	O	0	0
			51	51		

3 Residue-property plots [i](#)

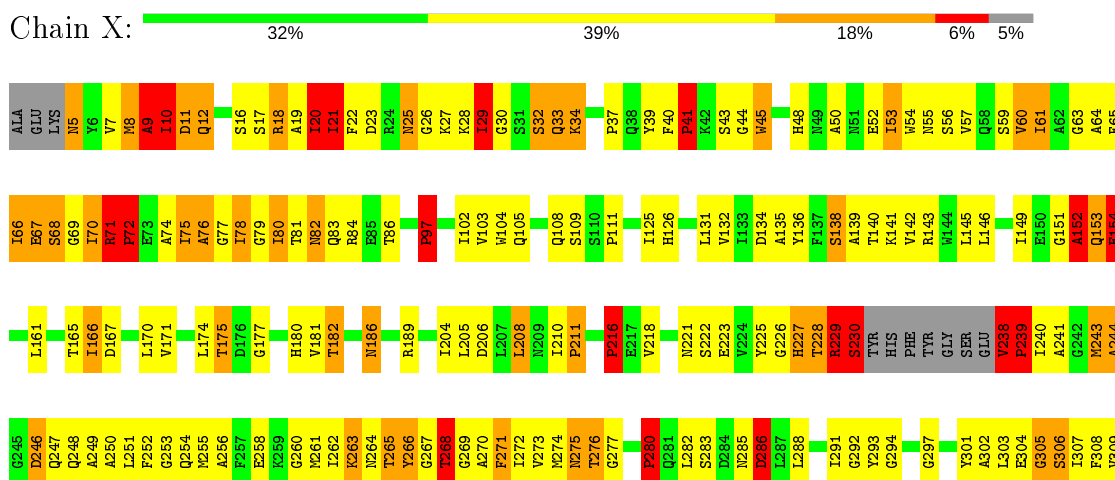
These plots are drawn for all protein, RNA and DNA chains in the entry. The first graphic for a chain summarises the proportions of the various outlier classes displayed in the second graphic. The second graphic shows the sequence view annotated by issues in geometry. Residues are color-coded according to the number of geometric quality criteria for which they contain at least one outlier: green = 0, yellow = 1, orange = 2 and red = 3 or more. Stretches of 2 or more consecutive residues without any outlier are shown as a green connector. Residues present in the sample, but not in the model, are shown in grey.

Note EDS was not executed.

- Molecule 1: Glycerol kinase



- Molecule 1: Glycerol kinase



A310	E375	L437	LYS
G311	D376	E438	LYS
S312	F377	T439	LYS
A313	V378	T440	GLY
I314	R379	A441	GLU
Q315	A380	L442	
I316	T381	G443	
L317	L382	A444	
R318	Q383	A445	
D319	A384	Y446	
G320	V385	L447	
L321	A386	A448	
R322	Y387	G449	
M323	Q388	L450	
I324	S389		
	K390	F454	
S327	D391	W455	
P328	V392	K456	
Q329	L393	D457	
S330	D394	L458	
E331	T395	D459	
E332	M396	E460	
L333	K397	L461	
A334	K398	K462	
A335	D399	S463	
K336		M464	
A337	I402	A465	
K338	D403	G468	
G339	I404		
D340	P405	F471	
I341	L406	T472	
E342	L407	P473	
V343	K408	E474	
Y344	V409	M475	
V345	D410	P476	
V346	G411		
P347	G412	E479	
	A413	R480	
T350	A414	D481	
G351	K415	M482	
L352	N416	L483	
G353	D417	Y484	
A354	L418	E485	
P355	L419	G486	
Y356	M420	W487	
W357	Q421	K488	
D358	F422	Q489	
S359	Q423	A490	
	A424	V491	
G363	D425	ALA	
A364	I426	ALA	
V365	L427	ALA	
F366	D428	THR	
G367	I429	GLN	
	D430	THR	
R370	V431	PHE	
G371	Q432	LYS	
T372	R433	PHE	
T373	A434	LYS	
K374		ALA	

4 Data and refinement statistics

Xtrriage (Phenix) and EDS were not executed - this section is therefore incomplete.

Property	Value	Source
Space group	P 21 21 21	Depositor
Cell constants a, b, c, α , β , γ	67.83Å 107.11Å 201.12Å 90.00° 90.00° 90.00°	Depositor
Resolution (Å)	6.00 – 2.50	Depositor
% Data completeness (in resolution range)	(Not available) (6.00-2.50)	Depositor
R_{merge}	0.07	Depositor
R_{sym}	0.04	Depositor
Refinement program	CNS	Depositor
R, R_{free}	0.221 , 0.243	Depositor
Estimated twinning fraction	No twinning to report.	Xtrriage
Total number of atoms	7532	wwPDB-VP
Average B, all atoms (Å ²)	25.0	wwPDB-VP

5 Model quality [i](#)

5.1 Standard geometry [i](#)

The Z score for a bond length (or angle) is the number of standard deviations the observed value is removed from the expected value. A bond length (or angle) with $|Z| > 5$ is considered an outlier worth inspection. RMSZ is the root-mean-square of all Z scores of the bond lengths (or angles).

Mol	Chain	Bond lengths		Bond angles	
		RMSZ	# Z >5	RMSZ	# Z >5
1	O	0.76	7/3790 (0.2%)	1.40	36/5141 (0.7%)
1	X	1.00	15/3790 (0.4%)	1.63	80/5141 (1.6%)
All	All	0.89	22/7580 (0.3%)	1.52	116/10282 (1.1%)

Chiral center outliers are detected by calculating the chiral volume of a chiral center and verifying if the center is modelled as a planar moiety or with the opposite hand. A planarity outlier is detected by checking planarity of atoms in a peptide group, atoms in a mainchain group or atoms of a sidechain that are expected to be planar.

Mol	Chain	#Chirality outliers	#Planarity outliers
1	X	0	3

All (22) bond length outliers are listed below:

Mol	Chain	Res	Type	Atoms	Z	Observed(Å)	Ideal(Å)
1	O	238	VAL	N-CA	13.28	1.73	1.46
1	X	154	GLU	C-N	12.97	1.63	1.34
1	X	238	VAL	C-N	11.36	1.55	1.34
1	X	238	VAL	N-CA	10.89	1.68	1.46
1	O	230	SER	C-N	10.23	1.57	1.34
1	X	228	THR	C-N	-9.73	1.11	1.34
1	X	238	VAL	CA-C	8.86	1.75	1.52
1	O	230	SER	CA-C	8.69	1.75	1.52
1	X	230	SER	C-N	8.51	1.53	1.34
1	O	230	SER	N-CA	8.23	1.62	1.46
1	X	239	PRO	N-CA	7.89	1.60	1.47
1	X	72	PRO	N-CA	7.30	1.59	1.47
1	X	230	SER	CA-C	6.95	1.71	1.52
1	X	70	ILE	N-CA	6.92	1.60	1.46
1	O	229	ARG	C-N	6.88	1.49	1.34
1	X	69	GLY	CA-C	6.38	1.62	1.51
1	X	21	ILE	N-CA	5.34	1.57	1.46
1	O	239	PRO	N-CA	5.25	1.56	1.47

Continued on next page...

Continued from previous page...

Mol	Chain	Res	Type	Atoms	Z	Observed(Å)	Ideal(Å)
1	X	20	ILE	CA-C	5.22	1.66	1.52
1	O	305	GLY	N-CA	-5.15	1.38	1.46
1	X	426	ILE	N-CA	5.14	1.56	1.46
1	X	239	PRO	N-CD	5.13	1.55	1.47

All (116) bond angle outliers are listed below:

Mol	Chain	Res	Type	Atoms	Z	Observed(°)	Ideal(°)
1	X	239	PRO	CA-N-CD	-22.07	80.60	111.50
1	O	239	PRO	CA-N-CD	-21.77	81.03	111.50
1	O	328	PRO	CA-N-CD	-20.94	82.18	111.50
1	O	355	PRO	CA-N-CD	-19.62	84.03	111.50
1	X	280	PRO	CA-N-CD	-19.20	84.62	111.50
1	O	211	PRO	CA-N-CD	-18.43	85.69	111.50
1	O	111	PRO	CA-N-CD	-17.58	86.88	111.50
1	O	97	PRO	CA-N-CD	-17.19	87.43	111.50
1	X	355	PRO	CA-N-CD	-16.98	87.73	111.50
1	X	347	PRO	CA-N-CD	-16.36	88.59	111.50
1	X	97	PRO	CA-N-CD	-15.96	89.15	111.50
1	O	41	PRO	CA-N-CD	-15.23	90.17	111.50
1	X	211	PRO	CA-N-CD	-14.97	90.54	111.50
1	O	476	PRO	CA-N-CD	-14.85	90.71	111.50
1	X	476	PRO	CA-N-CD	-13.97	91.94	111.50
1	O	280	PRO	CA-N-CD	-13.73	92.27	111.50
1	O	347	PRO	CA-N-CD	-13.50	92.60	111.50
1	O	473	PRO	CA-N-CD	-13.48	92.63	111.50
1	X	111	PRO	CA-N-CD	-12.25	94.36	111.50
1	X	405	PRO	CA-N-CD	-12.18	94.45	111.50
1	O	229	ARG	C-N-CA	11.31	149.96	121.70
1	O	405	PRO	CA-N-CD	-11.17	95.87	111.50
1	O	37	PRO	CA-N-CD	-10.94	96.19	111.50
1	X	37	PRO	CA-N-CD	-10.70	96.52	111.50
1	X	328	PRO	CA-N-CD	-10.66	96.58	111.50
1	X	229	ARG	C-N-CA	10.63	148.27	121.70
1	X	473	PRO	CA-N-CD	-10.05	97.43	111.50
1	X	25	ASN	CA-C-N	-9.96	96.29	116.20
1	X	72	PRO	CA-N-CD	-9.92	97.61	111.50
1	X	228	THR	C-N-CA	9.84	146.29	121.70
1	O	307	ILE	CA-C-N	-9.82	95.60	117.20
1	X	72	PRO	N-CA-C	9.78	137.54	112.10
1	O	216	PRO	CA-N-CD	-9.71	97.90	111.50
1	X	216	PRO	CA-N-CD	-9.48	98.23	111.50

Continued on next page...

Continued from previous page...

Mol	Chain	Res	Type	Atoms	Z	Observed(°)	Ideal(°)
1	X	25	ASN	N-CA-C	9.35	136.24	111.00
1	O	307	ILE	N-CA-C	9.24	135.96	111.00
1	X	154	GLU	CA-C-N	-9.07	97.25	117.20
1	X	41	PRO	CA-N-CD	-9.05	98.82	111.50
1	O	230	SER	C-N-CA	8.84	143.80	121.70
1	O	307	ILE	C-N-CA	8.83	143.79	121.70
1	X	456	LYS	C-N-CA	8.82	143.76	121.70
1	X	229	ARG	CA-C-N	-8.60	98.28	117.20
1	X	230	SER	C-N-CA	8.52	143.01	121.70
1	O	40	PHE	C-N-CD	-8.31	102.32	120.60
1	X	32	SER	N-CA-C	8.03	132.69	111.00
1	X	456	LYS	CA-C-N	-7.94	99.74	117.20
1	X	347	PRO	N-CA-CB	7.66	112.49	103.30
1	X	40	PHE	C-N-CD	-7.42	104.28	120.60
1	O	229	ARG	CB-CA-C	7.33	125.06	110.40
1	X	225	TYR	CB-CG-CD1	7.15	125.29	121.00
1	X	32	SER	CA-C-N	-7.09	101.61	117.20
1	X	25	ASN	C-N-CA	6.90	136.80	122.30
1	X	8	MET	C-N-CA	-6.84	104.59	121.70
1	X	33	GLN	N-CA-C	6.81	129.39	111.00
1	X	154	GLU	CB-CA-C	6.77	123.94	110.40
1	O	238	VAL	CA-C-N	6.77	136.05	117.10
1	X	461	LEU	CA-CB-CG	6.72	130.75	115.30
1	X	239	PRO	N-CD-CG	6.69	113.23	103.20
1	X	32	SER	C-N-CA	6.60	138.21	121.70
1	X	229	ARG	CB-CA-C	6.57	123.55	110.40
1	O	307	ILE	O-C-N	6.57	133.21	122.70
1	O	328	PRO	N-CD-CG	6.54	113.01	103.20
1	X	446	TYR	CA-CB-CG	6.50	125.75	113.40
1	X	446	TYR	CB-CG-CD1	6.43	124.86	121.00
1	X	316	TRP	CA-CB-CG	-6.39	101.55	113.70
1	X	61	ILE	CB-CA-C	6.34	124.27	111.60
1	O	357	TRP	CA-C-N	-6.27	103.40	117.20
1	O	306	SER	N-CA-C	6.24	127.85	111.00
1	X	405	PRO	N-CA-C	6.24	128.32	112.10
1	O	72	PRO	CA-N-CD	-6.22	102.79	111.50
1	X	9	ALA	C-N-CA	6.22	137.24	121.70
1	X	25	ASN	CA-CB-CG	-6.14	99.90	113.40
1	X	238	VAL	CA-C-N	6.13	134.27	117.10
1	X	25	ASN	O-C-N	6.12	133.61	123.20
1	X	229	ARG	O-C-N	6.03	132.35	122.70
1	X	472	THR	C-N-CD	-6.01	107.37	120.60

Continued on next page...

Continued from previous page...

Mol	Chain	Res	Type	Atoms	Z	Observed(°)	Ideal(°)
1	X	357	TRP	N-CA-C	-5.94	94.97	111.00
1	O	97	PRO	N-CD-CG	5.92	112.08	103.20
1	O	239	PRO	CB-CA-C	-5.92	97.21	112.00
1	X	152	ALA	C-N-CA	5.88	136.40	121.70
1	X	370	ARG	N-CA-C	5.88	126.87	111.00
1	X	238	VAL	N-CA-C	5.85	126.80	111.00
1	X	228	THR	N-CA-C	5.77	126.58	111.00
1	X	422	PHE	CA-CB-CG	-5.76	100.08	113.90
1	X	69	GLY	N-CA-C	5.74	127.44	113.10
1	X	429	ILE	N-CA-C	-5.67	95.69	111.00
1	O	357	TRP	C-N-CA	5.65	135.82	121.70
1	O	211	PRO	N-CD-CG	5.64	111.67	103.20
1	X	32	SER	CB-CA-C	-5.61	99.43	110.10
1	X	456	LYS	O-C-N	5.60	131.66	122.70
1	O	355	PRO	N-CD-CG	5.56	111.53	103.20
1	O	41	PRO	N-CA-CB	5.54	109.95	103.30
1	X	422	PHE	N-CA-CB	5.50	120.49	110.60
1	O	404	ILE	C-N-CD	-5.49	108.51	120.60
1	X	344	TYR	CA-CB-CG	-5.38	103.18	113.40
1	X	461	LEU	CB-CA-C	5.38	120.42	110.20
1	X	474	GLU	N-CA-C	5.36	125.48	111.00
1	X	343	VAL	CB-CA-C	-5.36	101.22	111.40
1	X	97	PRO	N-CD-CG	5.33	111.20	103.20
1	X	375	GLU	N-CA-C	5.32	125.36	111.00
1	X	357	TRP	CA-CB-CG	5.32	123.80	113.70
1	O	307	ILE	CA-C-O	5.28	131.19	120.10
1	X	416	ASN	CB-CA-C	-5.28	99.84	110.40
1	X	33	GLN	CA-C-N	-5.25	105.64	117.20
1	X	338	LYS	N-CA-C	5.22	125.09	111.00
1	X	72	PRO	N-CA-CB	-5.20	96.88	102.60
1	X	305	GLY	N-CA-C	-5.19	100.12	113.10
1	X	210	ILE	C-N-CD	-5.16	109.25	120.60
1	X	339	GLY	C-N-CA	5.16	134.60	121.70
1	X	446	TYR	CB-CG-CD2	-5.15	117.91	121.00
1	X	32	SER	N-CA-CB	-5.15	102.78	110.50
1	X	227	HIS	C-N-CA	-5.10	108.96	121.70
1	X	487	TRP	CA-CB-CG	5.09	123.38	113.70
1	X	239	PRO	CA-CB-CG	-5.05	94.40	104.00
1	O	211	PRO	N-CA-CB	5.03	109.33	103.30
1	X	355	PRO	N-CD-CG	5.00	110.71	103.20

There are no chirality outliers.

All (3) planarity outliers are listed below:

Mol	Chain	Res	Type	Group
1	X	154	GLU	Mainchain
1	X	266	TYR	Sidechain
1	X	446	TYR	Sidechain

5.2 Too-close contacts

In the following table, the Non-H and H(model) columns list the number of non-hydrogen atoms and hydrogen atoms in the chain respectively. The H(added) column lists the number of hydrogen atoms added and optimized by MolProbity. The Clashes column lists the number of clashes within the asymmetric unit, whereas Symm-Clashes lists symmetry related clashes.

Mol	Chain	Non-H	H(model)	H(added)	Clashes	Symm-Clashes
1	O	3715	0	3626	217	0
1	X	3715	0	3624	454	0
2	O	51	0	0	8	0
2	X	51	0	0	11	0
All	All	7532	0	7250	664	0

The all-atom clashscore is defined as the number of clashes found per 1000 atoms (including hydrogen atoms). The all-atom clashscore for this structure is 45.

All (664) close contacts within the same asymmetric unit are listed below, sorted by their clash magnitude.

Atom-1	Atom-2	Interatomic distance (Å)	Clash overlap (Å)
1:X:132:VAL:HG11	1:X:357:TRP:CZ2	1.32	1.60
1:X:238:VAL:CA	1:X:238:VAL:N	1.68	1.52
1:X:238:VAL:CA	1:X:238:VAL:C	1.76	1.51
1:O:230:SER:CA	1:O:230:SER:C	1.75	1.51
1:O:238:VAL:N	1:O:238:VAL:CA	1.72	1.50
1:O:257:PHE:CE1	1:O:295:ILE:HD12	1.59	1.36
1:X:10:ILE:CG1	1:X:61:ILE:HD12	1.62	1.28
1:O:307:ILE:HG13	1:O:353:GLY:CA	1.65	1.24
1:X:10:ILE:HG13	1:X:61:ILE:CD1	1.66	1.24
1:X:132:VAL:CG1	1:X:357:TRP:HZ2	1.50	1.23
1:X:356:TYR:CZ	1:X:491:VAL:HG11	1.75	1.21
1:X:132:VAL:CG1	1:X:357:TRP:CZ2	2.23	1.20
1:O:353:GLY:CA	1:O:357:TRP:HB3	1.73	1.17
1:X:356:TYR:CE1	1:X:491:VAL:CG1	2.27	1.16
1:O:307:ILE:CG1	1:O:353:GLY:HA3	1.76	1.16

Continued on next page...

Continued from previous page...

Atom-1	Atom-2	Interatomic distance (Å)	Clash overlap (Å)
1:O:306:SER:OG	1:O:354:ALA:HA	1.46	1.15
1:O:62:ALA:O	1:O:66:ILE:HD12	1.47	1.14
1:X:175:THR:HA	1:X:228:THR:CG2	1.76	1.13
1:O:353:GLY:HA2	1:O:357:TRP:HB3	1.12	1.11
1:X:356:TYR:CE1	1:X:491:VAL:HG12	1.85	1.10
1:O:353:GLY:HA2	1:O:357:TRP:CB	1.84	1.07
1:X:230:SER:O	1:X:238:VAL:HG12	1.54	1.06
1:X:78:ILE:HD13	1:X:174:LEU:CD2	1.85	1.06
1:O:307:ILE:HD13	1:O:308:PHE:CG	1.89	1.06
1:X:321:LEU:HD13	1:X:321:LEU:H	1.16	1.05
1:X:74:ALA:O	1:X:75:ILE:O	1.72	1.05
1:O:307:ILE:CD1	1:O:308:PHE:CG	2.42	1.03
1:X:78:ILE:HD13	1:X:174:LEU:HD21	1.38	1.02
1:O:307:ILE:HD13	1:O:308:PHE:CB	1.90	1.02
1:X:304:GLU:HG2	1:X:305:GLY:O	1.60	1.02
1:X:175:THR:HA	1:X:228:THR:HG21	1.05	1.02
1:O:424:ALA:HB1	1:O:473:PRO:HD3	1.42	1.01
1:O:307:ILE:HG13	1:O:353:GLY:HA3	1.28	1.00
1:O:98:ILE:HD13	1:O:98:ILE:N	1.75	1.00
1:X:416:ASN:HB3	1:X:418:LEU:H	1.21	0.99
1:X:25:ASN:CB	1:X:461:LEU:HD11	1.92	0.98
1:X:356:TYR:CE1	1:X:491:VAL:HG11	1.93	0.98
1:O:352:LEU:HD12	1:O:352:LEU:O	1.63	0.97
1:X:345:VAL:HG13	1:X:347:PRO:HD3	1.43	0.97
1:X:45:TRP:HE1	1:X:108:GLN:HE21	1.10	0.96
1:X:45:TRP:CD1	1:X:108:GLN:HB2	2.01	0.96
1:X:20:ILE:HG23	1:X:21:ILE:H	1.30	0.95
1:X:79:GLY:O	1:X:80:ILE:HD12	1.64	0.95
1:X:132:VAL:HG11	1:X:357:TRP:CE2	2.00	0.94
1:X:414:ALA:HB3	1:X:437:LEU:HD22	1.46	0.94
1:X:422:PHE:C	1:X:424:ALA:H	1.66	0.94
1:X:175:THR:CA	1:X:228:THR:HG21	1.97	0.92
1:X:379:ARG:O	1:X:383:GLN:HG2	1.67	0.92
1:O:132:VAL:CG1	1:O:357:TRP:CH2	2.53	0.92
1:O:180:HIS:CE1	1:O:216:PRO:HG3	2.05	0.91
1:O:257:PHE:CE1	1:O:295:ILE:CD1	2.53	0.91
1:O:60:VAL:O	1:O:64:ALA:HB3	1.71	0.91
1:O:12:GLN:NE2	1:O:53:ILE:HG22	1.86	0.90
1:X:227:HIS:O	1:X:228:THR:HB	1.69	0.89
1:X:426:ILE:HG13	1:X:480:ARG:HG3	1.55	0.88
1:X:321:LEU:CD1	1:X:321:LEU:H	1.85	0.88

Continued on next page...

Continued from previous page...

Atom-1	Atom-2	Interatomic distance (Å)	Clash overlap (Å)
1:X:19:ALA:HB1	1:X:64:ALA:HB3	1.54	0.88
1:O:132:VAL:HG11	1:O:357:TRP:CZ2	2.09	0.88
1:X:10:ILE:HG23	1:X:11:ASP:N	1.89	0.88
1:O:143:ARG:HG2	1:O:208:LEU:HB3	1.54	0.86
1:O:257:PHE:HE1	1:O:295:ILE:CD1	1.87	0.86
1:O:257:PHE:CZ	1:O:295:ILE:HD12	2.09	0.86
1:X:25:ASN:HB2	1:X:461:LEU:HD11	1.54	0.86
1:X:25:ASN:HB2	1:X:461:LEU:CD1	2.06	0.85
1:O:307:ILE:HD11	1:O:308:PHE:CD2	2.12	0.85
1:X:411:GLY:H	1:X:437:LEU:HB3	1.41	0.85
1:X:25:ASN:CB	1:X:461:LEU:CD1	2.55	0.84
1:O:50:ALA:HB2	1:O:101:ALA:H	1.40	0.84
1:O:257:PHE:HE1	1:O:295:ILE:HD12	1.03	0.84
1:O:307:ILE:HG13	1:O:353:GLY:C	1.98	0.83
1:X:25:ASN:ND2	1:X:461:LEU:HD11	1.93	0.83
1:O:307:ILE:CG1	1:O:353:GLY:CA	2.44	0.83
1:X:72:PRO:HA	1:X:75:ILE:HG22	1.58	0.82
1:X:71:ARG:HB3	1:X:72:PRO:HD2	1.60	0.82
1:X:82:ASN:HD21	1:X:186:ASN:HD21	1.28	0.82
1:X:77:GLY:CA	1:X:239:PRO:O	2.28	0.82
1:O:228:THR:HG22	1:O:238:VAL:O	1.80	0.81
1:O:306:SER:OG	1:O:354:ALA:CA	2.26	0.81
1:O:132:VAL:HG13	1:O:357:TRP:CH2	2.15	0.81
1:X:78:ILE:CD1	1:X:174:LEU:HD21	2.10	0.81
1:X:252:PHE:HD1	1:X:256:ALA:HB3	1.45	0.81
1:O:55:ASN:C	1:O:57:VAL:H	1.83	0.80
1:X:180:HIS:CE1	1:X:216:PRO:HG3	2.16	0.80
1:O:354:ALA:O	1:O:357:TRP:CD1	2.34	0.80
1:X:132:VAL:HG22	1:X:357:TRP:HE1	1.47	0.80
1:X:321:LEU:HD13	1:X:321:LEU:N	1.97	0.79
1:X:75:ILE:HG12	1:X:230:SER:O	1.83	0.79
1:O:307:ILE:HD11	1:O:308:PHE:CG	2.17	0.79
1:X:356:TYR:CD1	1:X:491:VAL:HG12	2.18	0.79
1:X:33:GLN:O	1:X:34:LYS:HG3	1.83	0.79
1:X:418:LEU:HA	1:X:421:GLN:HB3	1.64	0.78
1:O:424:ALA:O	1:O:473:PRO:HG3	1.82	0.78
1:O:306:SER:HG	1:O:354:ALA:HA	1.47	0.78
1:O:307:ILE:HG12	1:O:353:GLY:HA3	1.64	0.78
1:X:48:HIS:HD2	1:X:83:GLN:HE22	1.31	0.78
1:X:414:ALA:HB3	1:X:437:LEU:CD2	2.14	0.78
1:X:422:PHE:C	1:X:424:ALA:N	2.37	0.78

Continued on next page...

Continued from previous page...

Atom-1	Atom-2	Interatomic distance (Å)	Clash overlap (Å)
1:X:132:VAL:CG1	1:X:357:TRP:CE2	2.65	0.78
1:X:77:GLY:HA2	1:X:239:PRO:O	1.84	0.77
1:X:20:ILE:CG2	1:X:21:ILE:H	1.97	0.77
1:X:78:ILE:HD13	1:X:174:LEU:HD23	1.66	0.76
1:O:307:ILE:HD13	1:O:308:PHE:HB2	1.66	0.76
1:X:132:VAL:CG2	1:X:357:TRP:NE1	2.48	0.76
1:X:43:SER:O	1:X:45:TRP:CD1	2.38	0.76
1:X:10:ILE:CG1	1:X:61:ILE:CD1	2.41	0.75
1:X:374:LYS:HG2	1:X:374:LYS:O	1.87	0.75
1:X:132:VAL:HG22	1:X:357:TRP:NE1	2.02	0.75
1:X:56:SER:O	1:X:60:VAL:HG22	1.87	0.75
1:X:10:ILE:CG2	1:X:11:ASP:N	2.49	0.74
1:O:141:LYS:O	1:O:145:LEU:HD13	1.86	0.74
1:X:262:ILE:HG22	1:X:263:LYS:H	1.49	0.74
1:X:343:VAL:O	1:X:344:TYR:CD1	2.40	0.74
1:X:78:ILE:HG22	1:X:240:ILE:HG23	1.67	0.74
1:X:8:MET:O	1:X:9:ALA:HB2	1.87	0.74
1:X:280:PRO:HD3	1:X:301:TYR:CG	2.22	0.74
1:X:19:ALA:HB1	1:X:64:ALA:CB	2.17	0.74
1:X:5:ASN:HD22	1:X:5:ASN:N	1.85	0.74
1:O:369:THR:HG22	1:O:371:GLY:H	1.51	0.73
1:X:286:ASP:HB2	1:X:357:TRP:CZ3	2.24	0.73
1:O:353:GLY:C	1:O:357:TRP:HB3	2.09	0.73
1:X:370:ARG:HD3	2:X:515:HOH:O	1.89	0.73
1:X:167:ASP:O	1:X:171:VAL:HG23	1.88	0.72
1:X:356:TYR:CD1	1:X:491:VAL:CG1	2.72	0.72
1:O:345:VAL:HG12	1:O:347:PRO:HD3	1.71	0.72
1:X:262:ILE:HD11	1:X:274:MET:HE2	1.71	0.72
1:O:98:ILE:H	1:O:98:ILE:HD13	1.49	0.72
1:O:50:ALA:H	1:O:100:ASN:HB2	1.53	0.72
1:X:354:ALA:O	1:X:357:TRP:CE3	2.42	0.72
1:X:25:ASN:HD22	1:X:461:LEU:HD11	1.51	0.72
1:X:280:PRO:HD3	1:X:301:TYR:CD2	2.25	0.71
1:X:64:ALA:HA	1:X:67:GLU:OE1	1.89	0.71
1:X:238:VAL:HA	1:X:238:VAL:C	2.05	0.71
1:X:480:ARG:HG2	1:X:480:ARG:O	1.88	0.71
1:X:20:ILE:HG23	1:X:21:ILE:N	2.03	0.71
1:X:288:LEU:HD12	1:X:305:GLY:O	1.90	0.71
1:X:132:VAL:CG2	1:X:357:TRP:HE1	2.02	0.71
1:X:20:ILE:CG2	1:X:21:ILE:N	2.52	0.71
1:X:246:ASP:O	1:X:249:ALA:HB3	1.91	0.71

Continued on next page...

Continued from previous page...

Atom-1	Atom-2	Interatomic distance (Å)	Clash overlap (Å)
1:X:252:PHE:CD1	1:X:256:ALA:HB3	2.26	0.71
1:X:327:SER:HB3	1:X:328:PRO:HD2	1.71	0.71
1:X:431:VAL:CG2	1:X:432:GLN:N	2.54	0.71
1:O:304:GLU:HG2	1:O:305:GLY:O	1.91	0.70
1:X:416:ASN:O	1:X:433:ARG:NH2	2.21	0.70
1:X:10:ILE:HG23	1:X:11:ASP:H	1.56	0.70
1:O:15:THR:HG21	1:O:315:GLN:NE2	2.07	0.69
1:X:355:PRO:HA	1:X:357:TRP:HZ3	1.57	0.69
1:O:12:GLN:HE22	1:O:53:ILE:HG22	1.55	0.69
1:X:383:GLN:HE22	1:X:422:PHE:HE2	1.39	0.69
1:X:307:ILE:HG21	1:X:385:VAL:HG23	1.75	0.69
1:X:32:SER:OG	1:X:33:GLN:HG3	1.93	0.69
1:X:189:ARG:HH12	1:X:288:LEU:HD13	1.58	0.69
1:X:380:ALA:HA	1:X:383:GLN:HB2	1.74	0.69
1:O:205:LEU:HD21	1:O:215:LEU:HD11	1.75	0.69
1:X:238:VAL:HG22	1:X:239:PRO:N	2.08	0.69
1:X:86:THR:HG22	1:X:103:VAL:HA	1.74	0.69
1:X:25:ASN:HD22	1:X:461:LEU:CD1	2.05	0.68
1:O:352:LEU:C	1:O:352:LEU:HD12	2.14	0.68
1:O:51:ASN:HD22	1:O:51:ASN:N	1.90	0.68
1:X:327:SER:HB3	1:X:328:PRO:CD	2.22	0.68
1:X:460:GLU:O	1:X:461:LEU:HB3	1.92	0.68
1:X:71:ARG:HB3	1:X:72:PRO:CD	2.23	0.68
1:X:313:ALA:C	1:X:315:GLN:H	1.94	0.68
1:X:434:ALA:O	1:X:437:LEU:CD1	2.41	0.68
1:X:25:ASN:CG	1:X:461:LEU:HD11	2.14	0.68
1:X:10:ILE:HD12	1:X:61:ILE:HD13	1.75	0.68
1:X:356:TYR:C	1:X:357:TRP:O	2.29	0.68
1:O:12:GLN:HE22	1:O:53:ILE:CG2	2.07	0.67
1:O:352:LEU:O	1:O:352:LEU:CD1	2.42	0.67
1:X:10:ILE:HG21	1:X:170:LEU:HD13	1.75	0.67
1:X:345:VAL:CG1	1:X:347:PRO:HD3	2.22	0.67
1:O:132:VAL:HG11	1:O:357:TRP:CH2	2.26	0.67
1:X:238:VAL:CG2	1:X:239:PRO:HD2	2.25	0.67
1:X:431:VAL:HG22	1:X:432:GLN:N	2.09	0.67
1:X:75:ILE:HG13	1:X:76:ALA:N	2.07	0.67
1:O:256:ALA:O	1:O:257:PHE:C	2.32	0.67
1:O:256:ALA:O	1:O:257:PHE:O	2.13	0.67
1:X:356:TYR:CZ	1:X:491:VAL:CG1	2.57	0.67
1:X:45:TRP:NE1	1:X:108:GLN:HB2	2.09	0.67
1:O:405:PRO:HB2	1:O:406:LEU:HD12	1.76	0.66

Continued on next page...

Continued from previous page...

Atom-1	Atom-2	Interatomic distance (Å)	Clash overlap (Å)
1:O:352:LEU:O	1:O:353:GLY:O	2.14	0.66
1:X:429:ILE:HG22	1:X:430:ASP:N	2.10	0.66
1:X:434:ALA:O	1:X:437:LEU:HD12	1.96	0.66
1:O:102:ILE:HG23	1:O:106:SER:OG	1.95	0.65
1:X:251:LEU:HD11	1:X:275:ASN:N	2.11	0.65
1:X:262:ILE:HD11	1:X:274:MET:CE	2.26	0.65
1:X:419:LEU:O	1:X:423:GLN:N	2.24	0.65
1:X:238:VAL:HA	1:X:238:VAL:N	2.03	0.65
1:X:10:ILE:CD1	1:X:61:ILE:CD1	2.75	0.65
1:X:66:ILE:HD11	1:X:71:ARG:HG3	1.79	0.65
1:X:132:VAL:CG1	1:X:357:TRP:NE1	2.60	0.65
1:X:407:LEU:O	1:X:431:VAL:HG23	1.97	0.65
1:X:175:THR:CA	1:X:228:THR:CG2	2.65	0.65
1:X:314:ILE:O	1:X:314:ILE:HG22	1.97	0.65
1:X:175:THR:HG23	1:X:228:THR:HG22	1.79	0.64
1:X:346:VAL:O	1:X:363:GLY:HA2	1.95	0.64
1:X:293:TYR:CZ	1:X:447:LEU:HD12	2.32	0.64
1:X:321:LEU:N	1:X:321:LEU:CD1	2.58	0.64
1:X:262:ILE:HG22	1:X:263:LYS:N	2.13	0.64
1:X:66:ILE:CG2	1:X:66:ILE:O	2.46	0.64
1:X:132:VAL:HG13	1:X:357:TRP:HE1	1.61	0.64
1:X:433:ARG:HD3	1:X:437:LEU:HD11	1.79	0.64
1:X:251:LEU:HD11	1:X:275:ASN:H	1.63	0.64
1:X:378:VAL:O	1:X:382:LEU:HB2	1.99	0.63
1:O:257:PHE:C	1:O:257:PHE:CD2	2.72	0.63
1:X:385:VAL:O	1:X:389:SER:HB2	1.99	0.63
1:O:138:SER:O	1:O:142:VAL:HG23	1.98	0.63
1:O:307:ILE:CD1	1:O:308:PHE:CD1	2.82	0.62
1:X:356:TYR:CE2	1:X:491:VAL:HG11	2.29	0.62
1:X:74:ALA:C	1:X:75:ILE:O	2.37	0.62
1:O:163:PHE:O	1:O:216:PRO:HD2	1.99	0.62
1:O:96:GLN:HB3	1:X:68:SER:O	2.00	0.62
1:X:132:VAL:CG1	1:X:357:TRP:HE1	2.13	0.61
1:X:383:GLN:NE2	1:X:422:PHE:CE2	2.59	0.61
1:O:357:TRP:CD1	1:O:357:TRP:N	2.67	0.61
1:O:241:ALA:HB1	1:O:451:ALA:HB3	1.81	0.61
1:X:383:GLN:O	1:X:384:ALA:HB2	2.00	0.61
1:O:12:GLN:NE2	1:O:53:ILE:CG2	2.61	0.61
1:X:171:VAL:HG11	1:X:181:VAL:HG12	1.81	0.61
1:X:419:LEU:HD23	1:X:420:MET:HE2	1.82	0.61
1:X:138:SER:O	1:X:142:VAL:HG23	2.00	0.61

Continued on next page...

Continued from previous page...

Atom-1	Atom-2	Interatomic distance (Å)	Clash overlap (Å)
1:X:72:PRO:C	1:X:74:ALA:H	2.03	0.61
1:O:230:SER:C	1:O:230:SER:N	2.54	0.61
1:O:48:HIS:CD2	1:O:83:GLN:HE22	2.19	0.61
1:X:105:GLN:O	1:X:350:THR:HB	2.01	0.61
1:O:49:ASN:HB2	1:O:52:GLU:HB2	1.81	0.61
1:X:265:THR:HG22	1:X:270:ALA:HA	1.83	0.60
1:X:307:ILE:HG12	1:X:388:GLN:HB3	1.83	0.60
1:X:230:SER:C	1:X:238:VAL:HG12	2.22	0.60
1:X:354:ALA:O	1:X:357:TRP:CZ3	2.55	0.60
1:X:386:ALA:O	1:X:390:LYS:HB2	2.00	0.60
1:X:379:ARG:O	1:X:383:GLN:CG	2.47	0.60
1:X:402:ILE:HG22	1:X:403:ASP:H	1.67	0.60
1:X:428:ASP:HB2	1:X:480:ARG:HH11	1.66	0.60
1:X:262:ILE:HG23	1:X:273:VAL:O	2.01	0.60
1:O:238:VAL:N	1:O:238:VAL:HA	2.06	0.60
1:O:189:ARG:HH22	1:O:288:LEU:HD13	1.67	0.60
1:O:114:ASP:O	1:O:118:VAL:HG23	2.01	0.60
1:O:60:VAL:O	1:O:64:ALA:CB	2.47	0.60
1:X:20:ILE:O	1:X:21:ILE:HG13	2.01	0.60
1:X:143:ARG:HE	1:X:208:LEU:HD13	1.67	0.60
1:X:66:ILE:HG22	1:X:66:ILE:O	2.01	0.60
1:O:54:TRP:CD1	1:O:170:LEU:CD2	2.85	0.60
1:X:286:ASP:O	1:X:357:TRP:CH2	2.55	0.60
1:O:379:ARG:O	1:O:383:GLN:HG2	2.02	0.59
1:X:355:PRO:HA	1:X:357:TRP:CZ3	2.36	0.59
1:O:307:ILE:HG13	1:O:354:ALA:N	2.17	0.59
1:X:165:THR:O	1:X:167:ASP:N	2.35	0.59
1:O:51:ASN:ND2	1:O:51:ASN:N	2.49	0.59
1:X:416:ASN:HB3	1:X:418:LEU:N	2.05	0.59
1:X:84:ARG:NH1	2:X:554:HOH:O	2.35	0.59
1:X:386:ALA:HA	1:X:389:SER:HB2	1.84	0.59
1:O:14:THR:HG23	1:O:48:HIS:NE2	2.17	0.59
1:O:307:ILE:HG13	1:O:353:GLY:N	2.17	0.59
1:X:174:LEU:O	1:X:228:THR:CG2	2.51	0.59
1:X:84:ARG:O	1:X:104:TRP:HB3	2.03	0.59
1:O:182:THR:OG1	1:O:216:PRO:HB2	2.02	0.59
1:X:132:VAL:HG13	1:X:357:TRP:NE1	2.17	0.59
1:X:10:ILE:CD1	1:X:61:ILE:HD13	2.32	0.58
1:O:55:ASN:O	1:O:57:VAL:N	2.35	0.58
1:X:247:GLN:OE1	1:X:263:LYS:NZ	2.36	0.58
1:X:345:VAL:HG13	1:X:347:PRO:CD	2.26	0.58

Continued on next page...

Continued from previous page...

Atom-1	Atom-2	Interatomic distance (Å)	Clash overlap (Å)
1:X:44:GLY:O	1:X:350:THR:HG22	2.03	0.58
1:O:171:VAL:HG21	1:O:243:MET:SD	2.43	0.58
1:X:10:ILE:HG13	1:X:61:ILE:HD12	0.73	0.58
1:X:27:LYS:NZ	1:X:27:LYS:HB2	2.19	0.58
1:X:303:LEU:O	1:X:396:MET:SD	2.62	0.58
1:O:55:ASN:C	1:O:57:VAL:N	2.56	0.58
1:X:321:LEU:O	1:X:322:ARG:C	2.42	0.58
1:X:484:TYR:HE2	1:X:488:LYS:NZ	2.01	0.58
1:X:104:TRP:HA	1:X:141:LYS:HZ3	1.69	0.58
1:O:103:VAL:C	1:O:105:GLN:H	2.07	0.58
1:O:90:TRP:O	1:O:162:LEU:N	2.35	0.58
1:X:286:ASP:C	1:X:357:TRP:CH2	2.77	0.58
1:X:84:ARG:NH2	1:X:246:ASP:OD1	2.35	0.57
1:X:247:GLN:HA	2:X:535:HOH:O	2.04	0.57
1:X:19:ALA:CB	1:X:64:ALA:CB	2.82	0.57
1:X:321:LEU:O	1:X:323:MET:HG2	2.04	0.57
1:X:10:ILE:CG2	1:X:170:LEU:HD13	2.34	0.57
1:O:10:ILE:HD13	1:O:78:ILE:HG23	1.85	0.57
1:O:348:ALA:HB2	1:O:352:LEU:HD22	1.85	0.57
1:X:383:GLN:O	1:X:384:ALA:CB	2.52	0.57
1:X:421:GLN:NE2	1:X:471:PHE:HB2	2.20	0.57
1:O:210:ILE:HG23	1:O:214:MET:SD	2.44	0.56
1:X:252:PHE:CE2	1:X:293:TYR:HD2	2.22	0.56
1:X:355:PRO:O	1:X:357:TRP:CE3	2.58	0.56
1:O:230:SER:CB	1:O:230:SER:C	2.69	0.56
1:O:189:ARG:HH21	1:O:290:THR:HB	1.69	0.56
1:X:371:GLY:HA3	2:X:541:HOH:O	2.05	0.56
1:X:429:ILE:CG2	1:X:430:ASP:N	2.68	0.56
1:X:28:LYS:C	1:X:29:ILE:HG12	2.24	0.56
1:X:419:LEU:O	1:X:423:GLN:HB3	2.06	0.56
1:O:15:THR:HG21	1:O:315:GLN:HE22	1.71	0.56
1:X:426:ILE:HG13	1:X:480:ARG:CG	2.32	0.56
1:X:80:ILE:CG2	1:X:81:THR:N	2.68	0.56
1:X:327:SER:CB	1:X:328:PRO:CD	2.84	0.56
1:X:293:TYR:CE2	1:X:447:LEU:HD12	2.41	0.56
1:X:238:VAL:CB	1:X:238:VAL:N	2.63	0.56
1:X:250:ALA:HB3	1:X:263:LYS:HD3	1.86	0.56
1:X:8:MET:HE3	1:X:65:PHE:HA	1.86	0.56
1:X:189:ARG:NH1	1:X:288:LEU:HD13	2.20	0.56
1:X:71:ARG:CB	1:X:72:PRO:HD2	2.34	0.56
1:O:132:VAL:CG1	1:O:357:TRP:CZ2	2.81	0.56

Continued on next page...

Continued from previous page...

Atom-1	Atom-2	Interatomic distance (Å)	Clash overlap (Å)
1:X:385:VAL:O	1:X:389:SER:CB	2.53	0.56
1:X:409:VAL:HG21	1:X:420:MET:HE3	1.87	0.56
1:X:227:HIS:O	1:X:228:THR:CB	2.43	0.56
2:O:516:HOH:O	1:X:229:ARG:HB3	2.06	0.56
1:X:238:VAL:HG23	1:X:239:PRO:HD2	1.86	0.56
1:X:74:ALA:O	1:X:75:ILE:C	2.44	0.56
1:X:344:TYR:C	1:X:365:VAL:HG21	2.25	0.55
1:X:84:ARG:HB2	1:X:104:TRP:CG	2.41	0.55
1:X:247:GLN:HB3	1:X:273:VAL:CG2	2.36	0.55
1:O:17:SER:HB2	1:O:56:SER:HB2	1.89	0.55
1:O:307:ILE:HD13	1:O:308:PHE:N	2.20	0.55
1:X:274:MET:HB3	1:X:303:LEU:HB2	1.88	0.55
1:O:84:ARG:NH1	2:O:550:HOH:O	2.40	0.55
1:O:54:TRP:CD1	1:O:170:LEU:HD21	2.41	0.55
1:X:416:ASN:CB	1:X:419:LEU:H	2.19	0.55
1:X:10:ILE:CD1	1:X:61:ILE:HD12	2.33	0.55
1:X:405:PRO:HB2	1:X:406:LEU:HD12	1.89	0.55
1:O:163:PHE:O	1:O:216:PRO:CD	2.55	0.55
1:X:221:ASN:HB3	1:X:447:LEU:HD11	1.89	0.55
1:X:254:GLN:HG2	1:X:439:THR:HG21	1.88	0.54
1:X:75:ILE:CG1	1:X:76:ALA:N	2.70	0.54
1:O:142:VAL:O	1:O:142:VAL:HG12	2.07	0.54
1:X:238:VAL:CG2	1:X:239:PRO:CD	2.85	0.54
1:X:7:VAL:O	1:X:7:VAL:HG13	2.08	0.54
1:O:19:ALA:HB2	1:O:57:VAL:HG13	1.89	0.54
1:O:143:ARG:C	1:O:145:LEU:H	2.10	0.54
1:X:428:ASP:OD2	1:X:480:ARG:HD3	2.08	0.54
1:O:372:THR:HG23	1:O:376:ASP:HB2	1.89	0.53
1:X:175:THR:CG2	1:X:228:THR:HG22	2.39	0.53
1:O:307:ILE:HD13	1:O:308:PHE:CD1	2.39	0.53
1:X:80:ILE:HG23	1:X:81:THR:N	2.23	0.53
1:O:54:TRP:NE1	1:O:170:LEU:HD23	2.24	0.53
1:O:78:ILE:CD1	1:O:230:SER:CB	2.86	0.53
1:O:78:ILE:HD11	1:O:230:SER:CB	2.37	0.53
1:O:39:TYR:CE2	1:O:41:PRO:HD3	2.43	0.53
1:X:248:GLN:HA	1:X:251:LEU:HD23	1.90	0.53
1:X:273:VAL:HG12	1:X:274:MET:N	2.22	0.53
1:X:486:GLY:HA2	1:X:489:GLN:HE21	1.72	0.53
1:X:78:ILE:O	1:X:240:ILE:HG23	2.09	0.53
1:O:10:ILE:CD1	1:O:78:ILE:HG23	2.38	0.53
1:X:310:ALA:O	1:X:313:ALA:HB3	2.09	0.53

Continued on next page...

Continued from previous page...

Atom-1	Atom-2	Interatomic distance (Å)	Clash overlap (Å)
1:O:250:ALA:HB3	2:O:534:HOH:O	2.08	0.53
1:X:45:TRP:HE1	1:X:108:GLN:NE2	1.93	0.53
1:X:238:VAL:CG2	1:X:239:PRO:N	2.72	0.53
1:X:26:GLY:HA3	1:X:464:MET:CE	2.39	0.53
1:O:307:ILE:CD1	1:O:353:GLY:N	2.72	0.53
1:O:163:PHE:CG	1:O:164:GLY:N	2.76	0.53
1:X:344:TYR:HB3	1:X:365:VAL:HG11	1.90	0.53
1:X:272:ILE:HG22	1:X:396:MET:CE	2.39	0.53
1:O:173:LYS:HB2	1:X:71:ARG:NH1	2.24	0.52
1:X:352:LEU:HD12	1:X:388:GLN:HE21	1.74	0.52
1:O:54:TRP:NE1	1:O:170:LEU:CD2	2.73	0.52
1:O:66:ILE:HG12	1:X:54:TRP:NE1	2.24	0.52
1:X:181:VAL:HG22	1:X:182:THR:N	2.25	0.52
1:X:230:SER:O	1:X:238:VAL:CG1	2.44	0.52
1:X:275:ASN:HD21	1:X:292:GLY:HA3	1.75	0.52
1:X:390:LYS:HZ3	1:X:427:LEU:HG	1.73	0.52
1:X:78:ILE:N	1:X:239:PRO:O	2.43	0.52
1:X:81:THR:HG22	1:X:82:ASN:N	2.25	0.52
1:O:78:ILE:CD1	1:O:230:SER:HB2	2.40	0.52
1:X:238:VAL:CA	1:X:238:VAL:O	2.49	0.52
1:X:273:VAL:HG22	1:X:304:GLU:HG3	1.92	0.52
1:O:354:ALA:O	1:O:357:TRP:NE1	2.42	0.52
1:X:222:SER:HB2	1:X:447:LEU:HG	1.91	0.52
1:X:407:LEU:HD23	1:X:408:LYS:N	2.25	0.52
1:X:189:ARG:NH1	2:X:554:HOH:O	2.43	0.51
1:X:39:TYR:CE2	1:X:41:PRO:HD3	2.46	0.51
1:X:389:SER:O	1:X:393:ILE:HB	2.11	0.51
1:O:151:GLY:O	1:O:152:ALA:HB3	2.09	0.51
1:O:67:GLU:HG2	1:X:55:ASN:HD21	1.75	0.51
1:X:270:ALA:O	1:X:307:ILE:HD13	2.09	0.51
1:X:480:ARG:O	1:X:481:ASP:HB2	2.10	0.51
1:O:86:THR:HG23	2:O:528:HOH:O	2.11	0.51
1:X:174:LEU:O	1:X:228:THR:HG21	2.09	0.51
1:X:258:GLU:HB2	1:X:261:MET:CE	2.40	0.51
1:O:78:ILE:HD11	1:O:230:SER:HB3	1.93	0.51
1:X:323:MET:HE3	1:X:374:LYS:HE2	1.93	0.51
1:O:143:ARG:HE	1:O:208:LEU:HD13	1.76	0.51
1:O:174:LEU:HD13	1:O:240:ILE:HG12	1.91	0.51
1:X:286:ASP:O	1:X:357:TRP:CZ3	2.63	0.51
1:X:266:TYR:HB2	1:X:411:GLY:HA3	1.92	0.51
1:O:9:ALA:HB2	1:O:445:ALA:HB2	1.93	0.51

Continued on next page...

Continued from previous page...

Atom-1	Atom-2	Interatomic distance (Å)	Clash overlap (Å)
1:X:175:THR:HA	1:X:228:THR:HG22	1.84	0.51
1:X:238:VAL:CG2	1:X:238:VAL:C	2.79	0.51
1:X:238:VAL:HG23	1:X:239:PRO:CD	2.41	0.51
1:O:132:VAL:CG1	1:O:357:TRP:HH2	2.20	0.50
1:O:307:ILE:CD1	1:O:308:PHE:HB2	2.38	0.50
1:X:405:PRO:O	1:X:429:ILE:CG2	2.59	0.50
1:O:393:ILE:HD13	1:O:427:LEU:HD21	1.92	0.50
1:X:45:TRP:N	1:X:45:TRP:CD1	2.80	0.50
1:X:75:ILE:HG13	1:X:238:VAL:HG13	1.92	0.50
1:X:104:TRP:HA	1:X:141:LYS:NZ	2.27	0.50
1:X:386:ALA:O	1:X:390:LYS:HE2	2.12	0.50
1:O:57:VAL:O	1:O:61:ILE:N	2.44	0.50
1:X:385:VAL:HA	1:X:388:GLN:HB2	1.92	0.50
1:X:78:ILE:H	1:X:240:ILE:HA	1.76	0.50
1:X:356:TYR:CB	1:X:357:TRP:O	2.60	0.50
1:X:377:PHE:HD1	1:X:380:ALA:HB3	1.77	0.50
1:O:416:ASN:HD22	1:O:419:LEU:H	1.58	0.50
1:O:251:LEU:HD11	1:O:275:ASN:ND2	2.27	0.50
1:X:19:ALA:CB	1:X:64:ALA:HB2	2.42	0.50
1:X:377:PHE:CD1	1:X:380:ALA:HB3	2.47	0.50
1:X:104:TRP:HZ3	1:X:308:PHE:HA	1.76	0.49
1:X:134:ASP:C	1:X:136:TYR:H	2.15	0.49
1:X:273:VAL:CG1	1:X:302:ALA:HB1	2.42	0.49
1:X:428:ASP:HB2	1:X:480:ARG:NH1	2.27	0.49
1:O:50:ALA:HB2	1:O:101:ALA:N	2.18	0.49
1:O:55:ASN:O	1:O:59:SER:HB3	2.12	0.49
1:X:405:PRO:O	1:X:429:ILE:HG21	2.13	0.49
1:O:307:ILE:HD11	1:O:353:GLY:N	2.28	0.49
1:X:246:ASP:OD2	1:X:247:GLN:NE2	2.46	0.49
1:X:354:ALA:HB3	1:X:356:TYR:HD2	1.78	0.49
1:O:97:PRO:C	1:O:98:ILE:HD13	2.30	0.49
1:O:228:THR:CG2	1:O:238:VAL:O	2.57	0.49
1:X:82:ASN:HB2	1:X:166:ILE:HB	1.93	0.49
1:X:50:ALA:HB3	1:X:97:PRO:HG2	1.93	0.49
1:O:288:LEU:HD21	1:O:357:TRP:CH2	2.48	0.49
1:X:75:ILE:HD12	1:X:76:ALA:H	1.78	0.49
1:O:72:PRO:HB3	1:O:230:SER:O	2.13	0.49
1:O:50:ALA:C	1:O:52:GLU:H	2.15	0.49
1:X:267:GLY:C	1:X:269:GLY:H	2.16	0.49
1:X:280:PRO:CD	1:X:301:TYR:CD2	2.96	0.49
1:O:306:SER:OG	1:O:307:ILE:N	2.42	0.48

Continued on next page...

Continued from previous page...

Atom-1	Atom-2	Interatomic distance (Å)	Clash overlap (Å)
1:O:89:VAL:HG22	1:O:163:PHE:HD1	1.78	0.48
1:X:446:TYR:HD2	1:X:458:LEU:HD22	1.77	0.48
1:X:80:ILE:HG23	1:X:81:THR:H	1.77	0.48
1:O:180:HIS:CE1	1:O:216:PRO:CG	2.88	0.48
1:O:307:ILE:CD1	1:O:308:PHE:CB	2.76	0.48
1:X:402:ILE:HG22	1:X:403:ASP:N	2.28	0.48
1:O:102:ILE:HG23	1:O:106:SER:CB	2.43	0.48
1:O:271:PHE:CD1	1:O:306:SER:O	2.67	0.48
1:X:126:HIS:NE2	1:X:283:SER:O	2.28	0.48
1:X:5:ASN:HA	1:X:74:ALA:O	2.13	0.48
1:O:48:HIS:HD2	1:O:83:GLN:HE22	1.61	0.48
1:X:223:GLU:O	1:X:241:ALA:O	2.31	0.48
1:X:33:GLN:O	1:X:34:LYS:CG	2.58	0.48
1:X:264:ASN:HB2	1:X:407:LEU:HD21	1.95	0.48
1:X:75:ILE:CD1	1:X:76:ALA:H	2.27	0.48
1:X:253:GLY:O	1:X:442:LEU:HD12	2.14	0.48
1:X:26:GLY:HA3	1:X:464:MET:HE3	1.95	0.48
1:O:19:ALA:O	1:O:60:VAL:HG12	2.13	0.48
1:X:238:VAL:CB	1:X:238:VAL:C	2.73	0.48
1:X:72:PRO:O	1:X:75:ILE:CG2	2.62	0.48
1:X:305:GLY:O	1:X:306:SER:OG	2.29	0.48
1:X:10:ILE:O	1:X:11:ASP:HB2	2.13	0.47
1:X:251:LEU:HD11	1:X:275:ASN:HB2	1.96	0.47
1:X:263:LYS:HD2	1:X:264:ASN:N	2.30	0.47
1:X:72:PRO:C	1:X:74:ALA:N	2.67	0.47
1:O:125:ILE:HD13	1:O:125:ILE:O	2.14	0.47
1:O:138:SER:HB2	1:O:190:THR:HA	1.96	0.47
1:O:285:ASN:HB3	1:O:395:THR:HG23	1.96	0.47
1:X:151:GLY:O	1:X:152:ALA:C	2.50	0.47
1:X:356:TYR:O	1:X:357:TRP:HB2	2.13	0.47
1:X:420:MET:HB2	1:X:471:PHE:HE1	1.78	0.47
1:X:78:ILE:HG22	1:X:240:ILE:HG12	1.97	0.47
1:X:82:ASN:OD1	2:X:530:HOH:O	2.20	0.47
1:X:226:GLY:H	1:X:240:ILE:HB	1.79	0.47
1:X:174:LEU:O	1:X:228:THR:HG23	2.13	0.47
1:X:455:TRP:HH2	1:X:461:LEU:CD2	2.27	0.47
1:O:75:ILE:HG13	1:O:238:VAL:CG2	2.45	0.47
1:X:343:VAL:O	1:X:344:TYR:CG	2.67	0.47
1:O:21:ILE:HD11	1:O:64:ALA:O	2.14	0.47
1:X:282:LEU:HD12	1:X:282:LEU:N	2.29	0.47
1:X:404:ILE:HG12	1:X:404:ILE:H	1.49	0.47

Continued on next page...

Continued from previous page...

Atom-1	Atom-2	Interatomic distance (Å)	Clash overlap (Å)
1:O:112:ILE:HG13	1:O:112:ILE:H	1.37	0.47
1:X:175:THR:C	1:X:177:GLY:H	2.17	0.47
1:X:25:ASN:HD22	1:X:461:LEU:CG	2.27	0.47
1:X:410:ASP:HB3	1:X:439:THR:OG1	2.15	0.47
1:O:280:PRO:HD3	1:O:301:TYR:CD2	2.50	0.47
1:X:286:ASP:C	1:X:357:TRP:HH2	2.18	0.47
1:X:286:ASP:HB2	1:X:357:TRP:CH2	2.50	0.47
1:X:310:ALA:HB2	1:X:385:VAL:HG21	1.97	0.47
1:X:79:GLY:O	1:X:80:ILE:CD1	2.51	0.47
1:X:238:VAL:HG22	1:X:239:PRO:CD	2.44	0.46
1:O:129:THR:HG21	1:O:191:MET:HA	1.97	0.46
1:X:238:VAL:CA	1:X:238:VAL:H	2.06	0.46
1:X:247:GLN:HB2	2:X:557:HOH:O	2.15	0.46
1:X:434:ALA:O	1:X:437:LEU:HD11	2.15	0.46
1:X:82:ASN:ND2	1:X:167:ASP:HB3	2.31	0.46
1:X:268:THR:N	2:X:553:HOH:O	2.48	0.46
1:X:352:LEU:HD21	1:X:491:VAL:HG13	1.96	0.46
1:X:357:TRP:O	1:X:358:ASP:CB	2.63	0.46
1:X:314:ILE:HD11	1:X:413:ALA:HB2	1.96	0.46
1:X:52:GLU:HA	1:X:55:ASN:HB2	1.97	0.46
1:O:352:LEU:O	1:O:353:GLY:C	2.54	0.46
1:O:390:LYS:HD2	1:O:426:ILE:HG23	1.96	0.46
1:X:419:LEU:C	1:X:421:GLN:H	2.18	0.46
1:X:267:GLY:O	1:X:269:GLY:N	2.49	0.46
1:X:484:TYR:HE2	1:X:488:LYS:HZ3	1.64	0.46
1:X:84:ARG:NE	2:X:552:HOH:O	2.49	0.46
1:O:173:LYS:HE2	1:X:71:ARG:HD3	1.98	0.46
1:X:5:ASN:ND2	1:X:5:ASN:N	2.57	0.46
1:O:94:THR:HB	1:O:95:GLY:H	1.63	0.46
1:X:267:GLY:O	1:X:311:GLY:N	2.49	0.46
1:X:345:VAL:HG12	1:X:384:ALA:HB2	1.98	0.46
1:X:390:LYS:NZ	1:X:427:LEU:HA	2.30	0.46
1:X:272:ILE:O	1:X:396:MET:HE3	2.16	0.45
1:X:204:ILE:O	1:X:208:LEU:HG	2.17	0.45
1:O:38:GLN:HE22	1:O:48:HIS:CE1	2.35	0.45
1:X:252:PHE:CE2	1:X:293:TYR:CD2	3.03	0.45
1:O:98:ILE:CD1	1:O:98:ILE:N	2.47	0.45
1:X:181:VAL:HG22	1:X:182:THR:H	1.82	0.45
1:O:39:TYR:HE2	1:O:41:PRO:HG3	1.81	0.45
1:X:55:ASN:O	1:X:59:SER:HB3	2.15	0.45
1:O:306:SER:OG	1:O:354:ALA:N	2.49	0.45

Continued on next page...

Continued from previous page...

Atom-1	Atom-2	Interatomic distance (Å)	Clash overlap (Å)
1:X:102:ILE:HD12	1:X:145:LEU:HD11	1.99	0.45
1:X:134:ASP:HB2	1:X:357:TRP:CD1	2.51	0.45
1:O:262:ILE:HG22	1:O:263:LYS:H	1.82	0.45
1:O:26:GLY:HA3	1:O:464:MET:HG3	1.99	0.45
1:X:252:PHE:CZ	1:X:294:GLY:O	2.70	0.45
1:X:258:GLU:HB2	1:X:261:MET:HE2	1.98	0.45
1:X:20:ILE:HG12	1:X:30:GLY:O	2.16	0.45
1:X:251:LEU:HD22	1:X:273:VAL:CG1	2.46	0.45
1:X:332:GLU:C	1:X:334:ALA:H	2.20	0.45
1:O:88:VAL:O	1:O:164:GLY:O	2.35	0.44
1:O:357:TRP:N	1:O:357:TRP:HD1	2.15	0.44
1:O:98:ILE:H	1:O:98:ILE:CD1	2.14	0.44
1:X:475:MET:HB3	1:X:476:PRO:HD2	1.99	0.44
1:O:102:ILE:HG22	1:O:103:VAL:O	2.17	0.44
1:O:369:THR:HG22	1:O:371:GLY:N	2.27	0.44
1:X:307:ILE:HG22	1:X:309:VAL:H	1.81	0.44
1:X:377:PHE:HA	1:X:380:ALA:H	1.82	0.44
1:X:75:ILE:O	1:X:76:ALA:HB2	2.18	0.44
1:X:16:SER:OG	1:X:18:ARG:HG2	2.18	0.44
1:X:274:MET:HG2	1:X:276:THR:HG23	1.98	0.44
1:X:126:HIS:ND1	1:X:131:LEU:O	2.50	0.44
1:X:45:TRP:CE2	1:X:108:GLN:HG2	2.53	0.44
1:X:77:GLY:HA2	1:X:239:PRO:N	2.33	0.44
1:X:48:HIS:CD2	1:X:83:GLN:HE22	2.22	0.44
1:O:132:VAL:CG2	1:O:133:ILE:N	2.81	0.44
1:O:198:LEU:HD21	1:O:299:VAL:HG21	1.98	0.44
1:X:440:THR:HG22	1:X:441:ALA:N	2.33	0.44
1:X:253:GLY:HA2	1:X:442:LEU:HD13	2.00	0.44
1:O:146:LEU:HG	1:O:152:ALA:HB1	2.00	0.44
1:X:238:VAL:HG22	1:X:239:PRO:HD2	1.98	0.44
1:X:409:VAL:CG2	1:X:420:MET:HE3	2.48	0.44
1:O:182:THR:HG22	1:O:183:ASP:H	1.83	0.43
1:O:47:GLU:HA	1:O:103:VAL:HG23	1.99	0.43
1:X:109:SER:HB3	1:X:140:THR:HB	2.00	0.43
1:X:247:GLN:HB3	1:X:273:VAL:HG21	2.00	0.43
1:X:414:ALA:C	1:X:416:ASN:H	2.21	0.43
1:X:221:ASN:CB	1:X:447:LEU:HD11	2.47	0.43
1:O:173:LYS:C	1:O:175:THR:H	2.22	0.43
1:O:51:ASN:H	1:O:51:ASN:ND2	2.16	0.43
1:X:345:VAL:CG1	1:X:347:PRO:CD	2.90	0.43
1:X:354:ALA:HA	1:X:392:VAL:CG1	2.48	0.43

Continued on next page...

Continued from previous page...

Atom-1	Atom-2	Interatomic distance (Å)	Clash overlap (Å)
1:X:418:LEU:HA	1:X:421:GLN:CB	2.41	0.43
1:O:78:ILE:HD12	1:O:230:SER:HB2	2.00	0.43
1:O:62:ALA:C	1:O:66:ILE:HD12	2.31	0.43
1:X:344:TYR:O	1:X:365:VAL:HG21	2.18	0.43
1:X:387:TYR:OH	1:X:483:LEU:O	2.26	0.43
1:X:8:MET:HE3	1:X:65:PHE:CD1	2.53	0.43
1:X:145:LEU:O	1:X:149:ILE:HD12	2.19	0.43
1:X:16:SER:OG	1:X:17:SER:N	2.51	0.43
1:X:260:GLY:H	1:X:276:THR:HA	1.83	0.43
1:X:75:ILE:CG1	1:X:76:ALA:H	2.32	0.43
1:O:307:ILE:HD13	1:O:308:PHE:H	1.83	0.43
1:X:134:ASP:OD1	1:X:359:SER:OG	2.34	0.43
1:X:389:SER:O	1:X:393:ILE:N	2.51	0.43
1:X:422:PHE:O	1:X:424:ALA:N	2.50	0.43
1:O:94:THR:O	1:X:70:ILE:HG22	2.18	0.43
1:X:153:GLN:HB3	1:X:154:GLU:OE2	2.18	0.43
1:X:262:ILE:CD1	1:X:274:MET:HE3	2.49	0.43
1:X:392:VAL:O	1:X:396:MET:HB2	2.19	0.43
1:O:90:TRP:N	1:O:162:LEU:O	2.51	0.43
1:O:307:ILE:HG12	1:O:308:PHE:CD1	2.53	0.43
1:X:274:MET:CE	1:X:396:MET:HG3	2.48	0.43
1:X:132:VAL:HG21	1:X:357:TRP:NE1	2.29	0.43
1:X:253:GLY:HA2	1:X:442:LEU:CD1	2.48	0.43
1:O:352:LEU:CG	1:O:352:LEU:O	2.67	0.43
1:X:227:HIS:CE1	1:X:239:PRO:HD3	2.54	0.43
1:X:272:ILE:HG22	1:X:396:MET:HE2	1.99	0.43
1:O:164:GLY:HA2	2:O:544:HOH:O	2.19	0.43
1:O:204:ILE:O	1:O:208:LEU:HG	2.19	0.43
1:X:331:GLU:HG3	1:X:416:ASN:HD22	1.83	0.43
1:X:79:GLY:C	1:X:80:ILE:HD12	2.36	0.43
1:O:67:GLU:HG2	1:X:55:ASN:ND2	2.33	0.42
1:O:104:TRP:O	1:O:136:TYR:HD1	2.02	0.42
1:O:247:GLN:HA	2:O:534:HOH:O	2.18	0.42
1:X:132:VAL:HG11	1:X:357:TRP:HZ2	0.68	0.42
1:X:71:ARG:CB	1:X:72:PRO:CD	2.89	0.42
1:X:84:ARG:CZ	2:X:552:HOH:O	2.67	0.42
1:X:8:MET:O	1:X:9:ALA:CB	2.46	0.42
1:O:310:ALA:HB1	1:O:385:VAL:HG13	2.01	0.42
1:X:262:ILE:CD1	1:X:274:MET:CE	2.95	0.42
1:X:189:ARG:HH22	1:X:288:LEU:HD13	1.85	0.42
1:X:429:ILE:CG2	1:X:430:ASP:H	2.33	0.42

Continued on next page...

Continued from previous page...

Atom-1	Atom-2	Interatomic distance (Å)	Clash overlap (Å)
1:O:190:THR:HG21	2:O:542:HOH:O	2.19	0.42
1:X:416:ASN:HB3	1:X:419:LEU:H	1.85	0.42
1:O:47:GLU:HG2	1:O:100:ASN:ND2	2.34	0.42
1:X:266:TYR:N	1:X:410:ASP:O	2.52	0.42
1:X:32:SER:HB2	1:X:33:GLN:H	0.98	0.42
1:O:18:ARG:HH12	1:O:20:ILE:HD11	1.85	0.42
1:X:428:ASP:CB	1:X:480:ARG:NH1	2.83	0.42
1:O:103:VAL:C	1:O:105:GLN:N	2.71	0.42
1:O:146:LEU:HB3	1:O:153:GLN:HE21	1.84	0.42
1:X:254:GLN:N	2:X:517:HOH:O	2.44	0.42
1:X:323:MET:HB2	1:X:324:ILE:CD1	2.50	0.42
1:O:18:ARG:NH2	1:O:438:GLU:HB3	2.35	0.42
1:X:386:ALA:HB1	1:X:423:GLN:HE22	1.85	0.42
1:X:56:SER:O	1:X:60:VAL:CG2	2.65	0.42
1:X:75:ILE:HG13	1:X:238:VAL:CG1	2.50	0.42
1:O:307:ILE:HD13	1:O:308:PHE:CA	2.49	0.41
1:O:437:LEU:H	1:O:437:LEU:HD12	1.84	0.41
1:X:273:VAL:HG22	1:X:304:GLU:HB2	2.02	0.41
1:X:431:VAL:CG2	1:X:432:GLN:H	2.32	0.41
1:X:72:PRO:O	1:X:75:ILE:HG22	2.19	0.41
1:O:161:LEU:O	1:O:214:MET:HA	2.20	0.41
1:X:18:ARG:O	1:X:19:ALA:HB2	2.19	0.41
1:X:25:ASN:HB3	1:X:461:LEU:HD12	2.01	0.41
1:X:248:GLN:NE2	1:X:291:ILE:O	2.54	0.41
1:X:475:MET:HB3	1:X:476:PRO:CD	2.50	0.41
1:O:132:VAL:HG13	1:O:357:TRP:HH2	1.79	0.41
1:X:12:GLN:HG3	1:X:53:ILE:HG23	2.02	0.41
1:X:273:VAL:HG22	1:X:304:GLU:CB	2.51	0.41
1:O:355:PRO:HD2	1:O:392:VAL:HG13	2.02	0.41
1:X:218:VAL:HG13	1:X:218:VAL:O	2.21	0.41
1:X:439:THR:O	1:X:442:LEU:HB2	2.20	0.41
1:X:428:ASP:CB	1:X:480:ARG:HH11	2.30	0.41
1:O:149:ILE:HA	1:O:149:ILE:HD12	1.82	0.41
1:O:39:TYR:CE2	1:O:41:PRO:CD	3.04	0.41
1:X:275:ASN:ND2	1:X:292:GLY:HA3	2.34	0.41
1:X:12:GLN:CG	1:X:53:ILE:HG23	2.50	0.41
1:O:247:GLN:OE1	1:O:271:PHE:HB2	2.20	0.41
1:X:146:LEU:HD23	1:X:153:GLN:HE21	1.85	0.41
1:X:165:THR:O	1:X:167:ASP:OD1	2.39	0.41
1:X:19:ALA:HB3	1:X:64:ALA:HB2	2.03	0.41
1:X:251:LEU:O	1:X:256:ALA:HB2	2.21	0.41

Continued on next page...

Continued from previous page...

Atom-1	Atom-2	Interatomic distance (Å)	Clash overlap (Å)
1:X:438:GLU:HG2	1:X:441:ALA:HB3	2.02	0.41
1:X:274:MET:HB2	1:X:274:MET:HE3	1.93	0.41
1:O:257:PHE:O	1:O:257:PHE:CG	2.73	0.41
1:O:424:ALA:HB1	1:O:473:PRO:CD	2.31	0.41
1:O:8:MET:HB2	1:O:78:ILE:HG12	2.02	0.41
1:X:139:ALA:O	1:X:143:ARG:HG3	2.21	0.41
1:O:78:ILE:HD12	1:O:230:SER:CB	2.51	0.41
1:O:288:LEU:HD21	1:O:357:TRP:HH2	1.84	0.41
1:X:249:ALA:O	1:X:253:GLY:N	2.54	0.41
1:X:247:GLN:HG3	1:X:271:PHE:HB2	2.02	0.41
1:O:84:ARG:HH22	1:O:304:GLU:CD	2.23	0.41
1:X:243:MET:O	1:X:244:ALA:HB2	2.21	0.41
1:X:345:VAL:HG12	1:X:383:GLN:O	2.21	0.41
1:O:104:TRP:HZ3	1:O:308:PHE:HA	1.86	0.41
1:X:27:LYS:HZ3	1:X:27:LYS:HB2	1.86	0.41
1:X:318:ARG:O	1:X:322:ARG:HA	2.21	0.41
1:X:344:TYR:O	1:X:345:VAL:HG23	2.20	0.41
1:X:407:LEU:HD23	1:X:408:LYS:H	1.85	0.41
1:O:225:TYR:CE2	1:O:243:MET:HG2	2.57	0.40
1:O:369:THR:HG22	1:O:370:ARG:N	2.36	0.40
1:X:366:PHE:HB2	1:X:367:GLY:H	1.57	0.40
1:X:409:VAL:HG11	1:X:420:MET:HE1	2.03	0.40
1:O:230:SER:CA	1:O:230:SER:O	2.53	0.40
1:O:61:ILE:HG22	1:O:62:ALA:N	2.37	0.40
1:O:84:ARG:NH2	2:O:511:HOH:O	2.54	0.40
1:X:134:ASP:O	1:X:136:TYR:N	2.54	0.40
1:X:77:GLY:HA3	1:X:239:PRO:O	2.16	0.40
1:X:132:VAL:HG12	1:X:288:LEU:HD23	2.02	0.40
1:X:409:VAL:HG11	1:X:420:MET:CE	2.52	0.40
1:X:67:GLU:O	1:X:68:SER:HB2	2.22	0.40
1:O:142:VAL:HA	1:O:145:LEU:HD22	2.04	0.40
1:X:247:GLN:C	1:X:249:ALA:H	2.25	0.40
1:X:256:ALA:HA	1:X:261:MET:SD	2.61	0.40
1:X:274:MET:HE1	1:X:396:MET:HG3	2.04	0.40

There are no symmetry-related clashes.

5.3 Torsion angles [i](#)

5.3.1 Protein backbone [i](#)

In the following table, the Percentiles column shows the percent Ramachandran outliers of the chain as a percentile score with respect to all X-ray entries followed by that with respect to entries of similar resolution.

The Analysed column shows the number of residues for which the backbone conformation was analysed, and the total number of residues.

Mol	Chain	Analysed	Favoured	Allowed	Outliers	Percentiles	
1	O	478/505 (95%)	393 (82%)	63 (13%)	22 (5%)	2	2
1	X	478/505 (95%)	320 (67%)	99 (21%)	59 (12%)	0	0
All	All	956/1010 (95%)	713 (75%)	162 (17%)	81 (8%)	1	1

All (81) Ramachandran outliers are listed below:

Mol	Chain	Res	Type
1	O	43	SER
1	O	238	VAL
1	O	257	PHE
1	O	258	GLU
1	O	308	PHE
1	O	353	GLY
1	O	354	ALA
1	X	10	ILE
1	X	20	ILE
1	X	21	ILE
1	X	29	ILE
1	X	68	SER
1	X	75	ILE
1	X	135	ALA
1	X	166	ILE
1	X	229	ARG
1	X	238	VAL
1	X	318	ARG
1	X	335	ALA
1	X	342	GLU
1	X	358	ASP
1	X	366	PHE
1	X	384	ALA
1	X	429	ILE
1	X	444	ALA

Continued on next page...

Continued from previous page...

Mol	Chain	Res	Type
1	X	456	LYS
1	X	461	LEU
1	X	463	SER
1	X	465	ALA
1	O	52	GLU
1	O	357	TRP
1	X	9	ALA
1	X	11	ASP
1	X	76	ALA
1	X	153	GLN
1	X	230	SER
1	X	244	ALA
1	X	268	THR
1	X	277	GLY
1	X	286	ASP
1	X	330	SER
1	X	340	ASP
1	X	354	ALA
1	X	428	ASP
1	X	457	ASP
1	X	475	MET
1	X	481	ASP
1	O	55	ASN
1	O	56	SER
1	O	99	ALA
1	O	150	GLU
1	O	174	LEU
1	X	23	ASP
1	X	371	GLY
1	X	412	GLY
1	O	72	PRO
1	O	94	THR
1	X	34	LYS
1	X	41	PRO
1	X	152	ALA
1	X	255	MET
1	X	306	SER
1	X	336	LYS
1	X	395	THR
1	X	449	GLY
1	O	41	PRO
1	O	51	ASN

Continued on next page...

Continued from previous page...

Mol	Chain	Res	Type
1	O	405	PRO
1	X	310	ALA
1	X	319	ASP
1	X	320	GLY
1	X	324	ILE
1	X	337	ALA
1	O	95	GLY
1	X	297	GLY
1	O	215	LEU
1	O	297	GLY
1	X	63	GLY
1	X	71	ARG
1	X	328	PRO
1	X	468	GLY

5.3.2 Protein sidechains [i](#)

In the following table, the Percentiles column shows the percent sidechain outliers of the chain as a percentile score with respect to all X-ray entries followed by that with respect to entries of similar resolution.

The Analysed column shows the number of residues for which the sidechain conformation was analysed, and the total number of residues.

Mol	Chain	Analysed	Rotameric	Outliers	Percentiles
1	O	390/409 (95%)	328 (84%)	62 (16%)	2 4
1	X	390/409 (95%)	295 (76%)	95 (24%)	0 1
All	All	780/818 (95%)	623 (80%)	157 (20%)	1 2

All (157) residues with a non-rotameric sidechain are listed below:

Mol	Chain	Res	Type
1	O	12	GLN
1	O	18	ARG
1	O	22	PHE
1	O	33	GLN
1	O	37	PRO
1	O	49	ASN
1	O	51	ASN
1	O	53	ILE
1	O	55	ASN

Continued on next page...

Continued from previous page...

Mol	Chain	Res	Type
1	O	61	ILE
1	O	65	PHE
1	O	71	ARG
1	O	72	PRO
1	O	81	THR
1	O	82	ASN
1	O	86	THR
1	O	87	THR
1	O	88	VAL
1	O	91	ASP
1	O	94	THR
1	O	97	PRO
1	O	98	ILE
1	O	111	PRO
1	O	112	ILE
1	O	125	ILE
1	O	132	VAL
1	O	140	THR
1	O	144	TRP
1	O	168	SER
1	O	175	THR
1	O	179	VAL
1	O	180	HIS
1	O	182	THR
1	O	205	LEU
1	O	207	LEU
1	O	208	LEU
1	O	211	PRO
1	O	215	LEU
1	O	216	PRO
1	O	230	SER
1	O	239	PRO
1	O	240	ILE
1	O	257	PHE
1	O	263	LYS
1	O	280	PRO
1	O	307	ILE
1	O	312	SER
1	O	326	THR
1	O	328	PRO
1	O	347	PRO
1	O	352	LEU

Continued on next page...

Continued from previous page...

Mol	Chain	Res	Type
1	O	355	PRO
1	O	357	TRP
1	O	373	THR
1	O	392	VAL
1	O	416	ASN
1	O	419	LEU
1	O	439	THR
1	O	447	LEU
1	O	457	ASP
1	O	473	PRO
1	O	480	ARG
1	X	5	ASN
1	X	10	ILE
1	X	12	GLN
1	X	18	ARG
1	X	20	ILE
1	X	22	PHE
1	X	29	ILE
1	X	45	TRP
1	X	53	ILE
1	X	57	VAL
1	X	60	VAL
1	X	66	ILE
1	X	67	GLU
1	X	71	ARG
1	X	72	PRO
1	X	78	ILE
1	X	80	ILE
1	X	82	ASN
1	X	97	PRO
1	X	125	ILE
1	X	138	SER
1	X	154	GLU
1	X	161	LEU
1	X	175	THR
1	X	182	THR
1	X	186	ASN
1	X	205	LEU
1	X	206	ASP
1	X	208	LEU
1	X	211	PRO
1	X	216	PRO

Continued on next page...

Continued from previous page...

Mol	Chain	Res	Type
1	X	239	PRO
1	X	243	MET
1	X	246	ASP
1	X	263	LYS
1	X	265	THR
1	X	268	THR
1	X	271	PHE
1	X	275	ASN
1	X	276	THR
1	X	280	PRO
1	X	285	ASN
1	X	286	ASP
1	X	315	GLN
1	X	321	LEU
1	X	323	MET
1	X	324	ILE
1	X	328	PRO
1	X	333	LEU
1	X	336	LYS
1	X	338	LYS
1	X	342	GLU
1	X	345	VAL
1	X	352	LEU
1	X	355	PRO
1	X	357	TRP
1	X	365	VAL
1	X	366	PHE
1	X	372	THR
1	X	373	THR
1	X	376	ASP
1	X	377	PHE
1	X	379	ARG
1	X	382	LEU
1	X	387	TYR
1	X	393	ILE
1	X	397	LYS
1	X	399	ASP
1	X	404	ILE
1	X	405	PRO
1	X	406	LEU
1	X	407	LEU
1	X	408	LYS

Continued on next page...

Continued from previous page...

Mol	Chain	Res	Type
1	X	421	GLN
1	X	425	ASP
1	X	427	LEU
1	X	430	ASP
1	X	433	ARG
1	X	438	GLU
1	X	439	THR
1	X	440	THR
1	X	442	LEU
1	X	447	LEU
1	X	450	LEU
1	X	454	PHE
1	X	456	LYS
1	X	459	ASP
1	X	464	MET
1	X	471	PHE
1	X	473	PRO
1	X	474	GLU
1	X	476	PRO
1	X	479	GLU
1	X	480	ARG
1	X	483	LEU

Some sidechains can be flipped to improve hydrogen bonding and reduce clashes. All (25) such sidechains are listed below:

Mol	Chain	Res	Type
1	O	48	HIS
1	O	51	ASN
1	O	82	ASN
1	O	153	GLN
1	O	186	ASN
1	O	275	ASN
1	O	315	GLN
1	O	383	GLN
1	O	388	GLN
1	O	416	ASN
1	X	48	HIS
1	X	55	ASN
1	X	82	ASN
1	X	108	GLN
1	X	148	ASN
1	X	153	GLN

Continued on next page...

Continued from previous page...

Mol	Chain	Res	Type
1	X	221	ASN
1	X	227	HIS
1	X	264	ASN
1	X	275	ASN
1	X	315	GLN
1	X	383	GLN
1	X	388	GLN
1	X	421	GLN
1	X	489	GLN

5.3.3 RNA [i](#)

There are no RNA molecules in this entry.

5.4 Non-standard residues in protein, DNA, RNA chains [i](#)

There are no non-standard protein/DNA/RNA residues in this entry.

5.5 Carbohydrates [i](#)

There are no carbohydrates in this entry.

5.6 Ligand geometry [i](#)

There are no ligands in this entry.

5.7 Other polymers [i](#)

There are no such residues in this entry.

5.8 Polymer linkage issues [i](#)

The following chains have linkage breaks:

Mol	Chain	Number of breaks
1	X	2

All chain breaks are listed below:

Model	Chain	Residue-1	Atom-1	Residue-2	Atom-2	Distance (Å)
1	X	154:GLU	C	155:LYS	N	1.63
1	X	228:THR	C	229:ARG	N	1.11

6 Fit of model and data

6.1 Protein, DNA and RNA chains

EDS was not executed - this section is therefore empty.

6.2 Non-standard residues in protein, DNA, RNA chains

EDS was not executed - this section is therefore empty.

6.3 Carbohydrates

EDS was not executed - this section is therefore empty.

6.4 Ligands

EDS was not executed - this section is therefore empty.

6.5 Other polymers

EDS was not executed - this section is therefore empty.