



Full wwPDB X-ray Structure Validation Report ⓘ

Mar 7, 2018 – 03:30 pm GMT

PDB ID : 4RHV
Title : THE USE OF MOLECULAR-REPLACEMENT PHASES FOR THE RE-FINEMENT OF THE HUMAN RHINOVIRUS 14 STRUCTURE
Authors : Arnold, E.; Rossmann, M.G.
Deposited on : 1988-01-25
Resolution : 3.00 Å (reported)

This is a Full wwPDB X-ray Structure Validation Report for a publicly released PDB entry.

We welcome your comments at validation@mail.wwpdb.org

A user guide is available at

<https://www.wwpdb.org/validation/2017/XrayValidationReportHelp>

with specific help available everywhere you see the ⓘ symbol.

The following versions of software and data (see [references ⓘ](#)) were used in the production of this report:

MolProbity : 4.02b-467
Xtriage (Phenix) : 1.13
EDS : trunk30967
Percentile statistics : (not set)
Refmac : 5.8.0158
CCP4 : 7.0 (Gargrove)
Ideal geometry (proteins) : Engh & Huber (2001)
Ideal geometry (DNA, RNA) : Parkinson et al. (1996)
Validation Pipeline (wwPDB-VP) : trunk30967

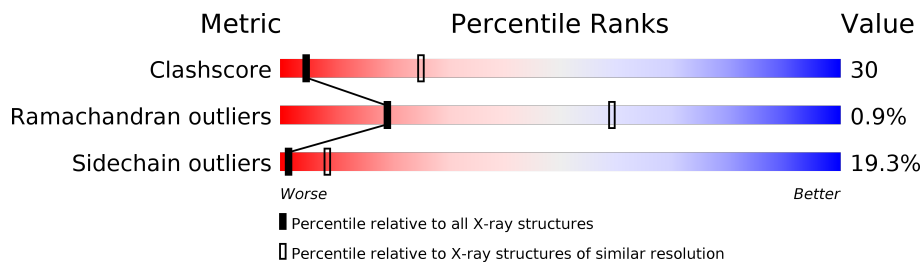
1 Overall quality at a glance

The following experimental techniques were used to determine the structure:

X-RAY DIFFRACTION

The reported resolution of this entry is 3.00 Å.

Percentile scores (ranging between 0-100) for global validation metrics of the entry are shown in the following graphic. The table shows the number of entries on which the scores are based.



Metric	Whole archive (#Entries)	Similar resolution (#Entries, resolution range(Å))
Clashscore	122126	2167 (3.00-3.00)
Ramachandran outliers	120053	2101 (3.00-3.00)
Sidechain outliers	120020	2104 (3.00-3.00)

The table below summarises the geometric issues observed across the polymeric chains and their fit to the electron density. The red, orange, yellow and green segments on the lower bar indicate the fraction of residues that contain outliers for ≥ 3 , 2, 1 and 0 types of geometric quality criteria. A grey segment represents the fraction of residues that are not modelled. The numeric value for each fraction is indicated below the corresponding segment, with a dot representing fractions $\leq 5\%$

Mol	Chain	Length	Quality of chain
1	1	289	
2	2	262	
3	3	236	
4	4	68	

2 Entry composition [i](#)

There are 5 unique types of molecules in this entry. The entry contains 6542 atoms, of which 0 are hydrogens and 0 are deuteriums.

In the tables below, the ZeroOcc column contains the number of atoms modelled with zero occupancy, the AltConf column contains the number of residues with at least one atom in alternate conformation and the Trace column contains the number of residues modelled with at most 2 atoms.

- Molecule 1 is a protein called HUMAN RHINOVIRUS 14 COAT PROTEIN (SUBUNIT VP1).

Mol	Chain	Residues	Atoms					ZeroOcc	AltConf	Trace
			Total	C	N	O	S			
1	1	273	2170	1373	375	414	8	0	0	0

- Molecule 2 is a protein called HUMAN RHINOVIRUS 14 COAT PROTEIN (SUBUNIT VP2).

Mol	Chain	Residues	Atoms					ZeroOcc	AltConf	Trace
			Total	C	N	O	S			
2	2	255	1952	1238	330	372	12	0	0	0

There is a discrepancy between the modelled and reference sequences:

Chain	Residue	Modelled	Actual	Comment	Reference
2	170	LEU	ILE	CONFLICT	UNP P03303

- Molecule 3 is a protein called HUMAN RHINOVIRUS 14 COAT PROTEIN (SUBUNIT VP3).

Mol	Chain	Residues	Atoms					ZeroOcc	AltConf	Trace
			Total	C	N	O	S			
3	3	236	1849	1184	305	353	7	0	0	0

- Molecule 4 is a protein called HUMAN RHINOVIRUS 14 COAT PROTEIN (SUBUNIT VP4).

Mol	Chain	Residues	Atoms					ZeroOcc	AltConf	Trace
			Total	C	N	O	S			
4	4	40	297	186	47	62	2	0	0	0

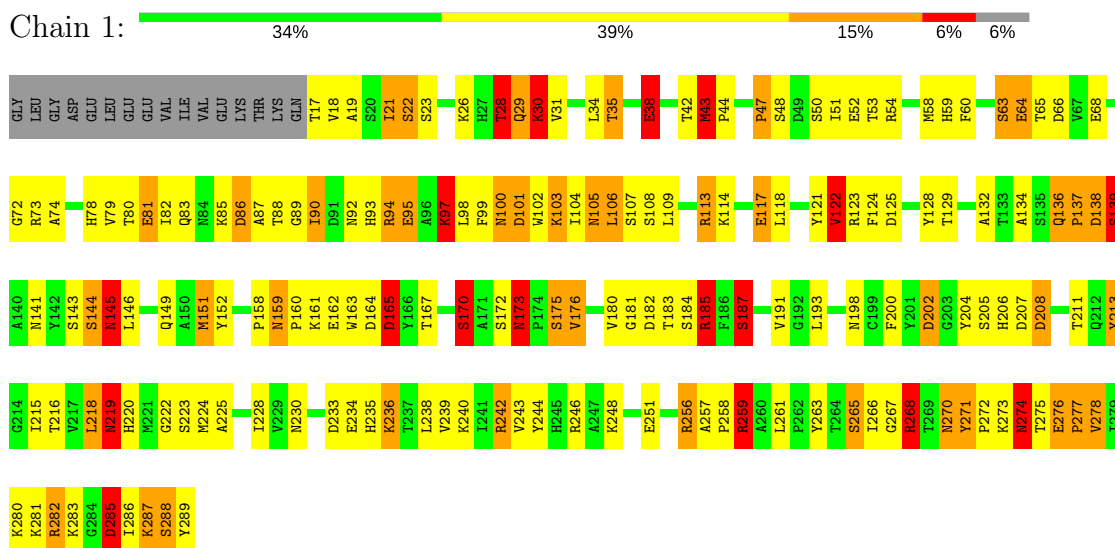
- Molecule 5 is water.

Mol	Chain	Residues	Atoms		ZeroOcc	AltConf
5	1	100	Total 100	O 100	0	0
5	2	84	Total 84	O 84	0	0
5	3	81	Total 81	O 81	0	0
5	4	9	Total 9	O 9	0	0

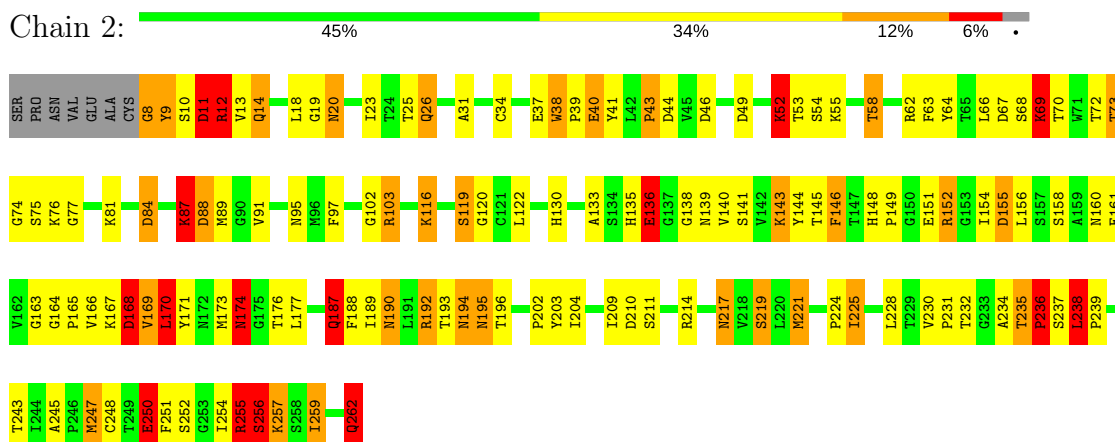
3 Residue-property plots [i](#)

These plots are drawn for all protein, RNA and DNA chains in the entry. The first graphic for a chain summarises the proportions of the various outlier classes displayed in the second graphic. The second graphic shows the sequence view annotated by issues in geometry. Residues are color-coded according to the number of geometric quality criteria for which they contain at least one outlier: green = 0, yellow = 1, orange = 2 and red = 3 or more. Stretches of 2 or more consecutive residues without any outlier are shown as a green connector. Residues present in the sample, but not in the model, are shown in grey.

- Molecule 1: HUMAN RHINOVIRUS 14 COAT PROTEIN (SUBUNIT VP1)

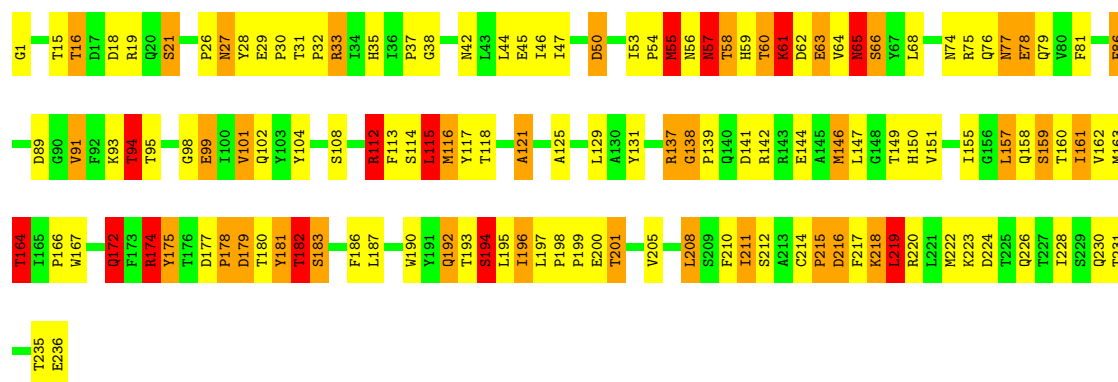


- Molecule 2: HUMAN RHINOVIRUS 14 COAT PROTEIN (SUBUNIT VP2)

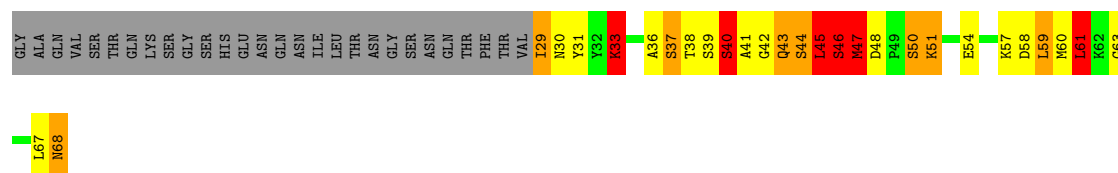


- Molecule 3: HUMAN RHINOVIRUS 14 COAT PROTEIN (SUBUNIT VP3)





● Molecule 4: HUMAN RHINOVIRUS 14 COAT PROTEIN (SUBUNIT VP4)



4 Data and refinement statistics i

Property	Value	Source
Space group	P 21 3	Depositor
Cell constants a, b, c, α , β , γ	445.10Å 445.10Å 445.10Å 90.00° 90.00° 90.00°	Depositor
Resolution (Å)	6.00 – 3.00 49.76 – 2.60	Depositor EDS
% Data completeness (in resolution range)	(Not available) (6.00-3.00) 55.8 (49.76-2.60)	Depositor EDS
R_{merge}	(Not available)	Depositor
R_{sym}	(Not available)	Depositor
$\langle I/\sigma(I) \rangle$ ¹	2.42 (at 2.61Å)	Xtrriage
Refinement program	unknown	Depositor
R, R_{free}	0.160 , (Not available) 0.197 , (Not available)	Depositor DCC
R_{free} test set	No test flags present.	wwPDB-VP
Wilson B-factor (Å ²)	21.2	Xtrriage
Anisotropy	0.000	Xtrriage
Bulk solvent k_{sol} (e/Å ³), B_{sol} (Å ²)	0.33 , 187.8	EDS
L-test for twinning ²	$\langle L \rangle = 0.42$, $\langle L^2 \rangle = 0.24$	Xtrriage
Estimated twinning fraction	0.046 for l,-k,h	Xtrriage
F_o, F_c correlation	0.22	EDS
Total number of atoms	6542	wwPDB-VP
Average B, all atoms (Å ²)	15.0	wwPDB-VP

Xtrriage's analysis on translational NCS is as follows: *The largest off-origin peak in the Patterson function is 1.40% of the height of the origin peak. No significant pseudotranslation is detected.*

¹Intensities estimated from amplitudes.

²Theoretical values of $\langle |L| \rangle$, $\langle L^2 \rangle$ for acentric reflections are 0.5, 0.333 respectively for untwinned datasets, and 0.375, 0.2 for perfectly twinned datasets.

5 Model quality i

5.1 Standard geometry i

The Z score for a bond length (or angle) is the number of standard deviations the observed value is removed from the expected value. A bond length (or angle) with $|Z| > 5$ is considered an outlier worth inspection. RMSZ is the root-mean-square of all Z scores of the bond lengths (or angles).

Mol	Chain	Bond lengths		Bond angles	
		RMSZ	# Z >5	RMSZ	# Z >5
1	1	1.97	44/2228 (2.0%)	2.46	137/3031 (4.5%)
2	2	1.85	32/2001 (1.6%)	2.17	78/2735 (2.9%)
3	3	1.77	21/1898 (1.1%)	2.18	75/2597 (2.9%)
4	4	2.30	13/302 (4.3%)	2.46	21/406 (5.2%)
All	All	1.89	110/6429 (1.7%)	2.29	311/8769 (3.5%)

Chiral center outliers are detected by calculating the chiral volume of a chiral center and verifying if the center is modelled as a planar moiety or with the opposite hand. A planarity outlier is detected by checking planarity of atoms in a peptide group, atoms in a mainchain group or atoms of a sidechain that are expected to be planar.

Mol	Chain	#Chirality outliers	#Planarity outliers
1	1	0	2
2	2	0	2
All	All	0	4

All (110) bond length outliers are listed below:

Mol	Chain	Res	Type	Atoms	Z	Observed(Å)	Ideal(Å)
1	1	170	SER	CB-OG	-14.31	1.23	1.42
1	1	285	ASP	CA-CB	11.82	1.79	1.53
4	4	42	GLY	N-CA	11.70	1.63	1.46
4	4	40	SER	CB-OG	10.74	1.56	1.42
2	2	256	SER	CB-OG	10.20	1.55	1.42
1	1	95	GLU	CB-CG	10.13	1.71	1.52
4	4	44	SER	CB-OG	9.94	1.55	1.42
1	1	117	GLU	CD-OE2	9.39	1.35	1.25
4	4	41	ALA	C-O	9.37	1.41	1.23
1	1	175	SER	CB-OG	-9.12	1.30	1.42
1	1	38	GLU	CB-CG	-9.07	1.34	1.52
1	1	187	SER	CB-OG	-8.87	1.30	1.42
1	1	63	SER	CB-OG	-8.78	1.30	1.42
3	3	21	SER	CA-CB	8.71	1.66	1.52

Continued on next page...

Continued from previous page...

Mol	Chain	Res	Type	Atoms	Z	Observed(Å)	Ideal(Å)
2	2	248	CYS	CB-SG	-8.67	1.67	1.82
3	3	57	ASN	CA-CB	8.44	1.75	1.53
2	2	40	GLU	CD-OE2	8.22	1.34	1.25
1	1	288	SER	CA-CB	8.05	1.65	1.52
2	2	52	LYS	CE-NZ	7.91	1.68	1.49
3	3	1	GLY	N-CA	7.85	1.57	1.46
2	2	219	SER	CA-CB	-7.69	1.41	1.52
3	3	63	GLU	CD-OE2	7.69	1.34	1.25
1	1	283	LYS	N-CA	7.66	1.61	1.46
1	1	105	ASN	CA-CB	7.55	1.72	1.53
2	2	136	GLU	CB-CG	7.54	1.66	1.52
3	3	108	SER	CB-OG	7.45	1.51	1.42
4	4	33	LYS	CE-NZ	7.42	1.67	1.49
1	1	234	GLU	CD-OE2	7.38	1.33	1.25
1	1	282	ARG	CD-NE	7.35	1.58	1.46
1	1	139	SER	CB-OG	7.26	1.51	1.42
2	2	152	ARG	CD-NE	7.20	1.58	1.46
1	1	187	SER	N-CA	7.16	1.60	1.46
2	2	152	ARG	CZ-NH2	7.04	1.42	1.33
2	2	194	ASN	CA-CB	6.97	1.71	1.53
4	4	46	SER	CB-OG	6.93	1.51	1.42
3	3	164	THR	C-O	6.89	1.36	1.23
4	4	51	LYS	CE-NZ	6.78	1.66	1.49
1	1	143	SER	CB-OG	6.75	1.51	1.42
3	3	61	LYS	CE-NZ	6.70	1.65	1.49
2	2	256	SER	C-O	6.69	1.36	1.23
1	1	161	LYS	CE-NZ	6.62	1.65	1.49
1	1	72	GLY	C-O	6.55	1.34	1.23
1	1	30	LYS	CE-NZ	6.49	1.65	1.49
1	1	81	GLU	CD-OE2	6.42	1.32	1.25
2	2	8	GLY	N-CA	6.41	1.55	1.46
2	2	12	ARG	NE-CZ	6.37	1.41	1.33
1	1	283	LYS	CE-NZ	6.36	1.65	1.49
1	1	52	GLU	C-O	6.32	1.35	1.23
3	3	138	GLY	N-CA	6.32	1.55	1.46
2	2	87	LYS	CB-CG	-6.31	1.35	1.52
1	1	30	LYS	CD-CE	6.28	1.67	1.51
3	3	194	SER	CB-OG	-6.26	1.34	1.42
4	4	33	LYS	CD-CE	6.12	1.66	1.51
3	3	50	ASP	CA-CB	-6.08	1.40	1.53
1	1	144	SER	N-CA	6.03	1.58	1.46
1	1	94	ARG	CD-NE	6.02	1.56	1.46

Continued on next page...

Continued from previous page...

Mol	Chain	Res	Type	Atoms	Z	Observed(Å)	Ideal(Å)
3	3	108	SER	CA-CB	-6.02	1.44	1.52
4	4	54	GLU	CD-OE2	5.97	1.32	1.25
2	2	102	GLY	N-CA	5.93	1.54	1.46
1	1	105	ASN	C-O	5.91	1.34	1.23
3	3	99	GLU	CB-CG	-5.90	1.41	1.52
1	1	285	ASP	N-CA	-5.83	1.34	1.46
2	2	11	ASP	CA-CB	5.69	1.66	1.53
2	2	168	ASP	C-O	5.66	1.34	1.23
1	1	175	SER	CA-CB	-5.64	1.44	1.52
4	4	37	SER	CB-OG	-5.64	1.34	1.42
3	3	45	GLU	CD-OE2	5.64	1.31	1.25
3	3	172	GLN	CG-CD	-5.62	1.38	1.51
2	2	235	THR	C-N	-5.62	1.23	1.34
1	1	97	LYS	CD-CE	5.60	1.65	1.51
4	4	63	GLY	N-CA	5.60	1.54	1.46
2	2	187	GLN	N-CA	5.59	1.57	1.46
3	3	222	MET	CG-SD	5.56	1.95	1.81
1	1	139	SER	CA-CB	5.56	1.61	1.52
4	4	45	LEU	C-N	5.54	1.46	1.34
2	2	219	SER	CB-OG	-5.49	1.35	1.42
2	2	236	PRO	C-O	5.43	1.34	1.23
1	1	276	GLU	CD-OE2	5.41	1.31	1.25
2	2	262	GLN	CD-OE1	5.41	1.35	1.24
2	2	187	GLN	CB-CG	-5.38	1.38	1.52
1	1	73	ARG	C-O	5.38	1.33	1.23
2	2	54	SER	CA-CB	-5.37	1.44	1.52
4	4	50	SER	CB-OG	5.37	1.49	1.42
1	1	267	GLY	C-O	5.36	1.32	1.23
1	1	94	ARG	NE-CZ	5.31	1.40	1.33
2	2	40	GLU	CB-CG	5.29	1.62	1.52
1	1	246	ARG	CZ-NH2	5.28	1.40	1.33
1	1	175	SER	N-CA	5.28	1.56	1.46
1	1	251	GLU	CA-CB	-5.26	1.42	1.53
3	3	118	THR	CB-OG1	5.25	1.53	1.43
2	2	68	SER	CB-OG	-5.23	1.35	1.42
3	3	33	ARG	CZ-NH2	5.22	1.39	1.33
1	1	117	GLU	CD-OE1	-5.21	1.20	1.25
2	2	120	GLY	N-CA	5.21	1.53	1.46
2	2	161	GLU	CA-CB	-5.17	1.42	1.53
2	2	74	GLY	C-O	5.17	1.31	1.23
2	2	12	ARG	CZ-NH2	5.13	1.39	1.33
1	1	143	SER	C-O	5.12	1.33	1.23

Continued on next page...

Continued from previous page...

Mol	Chain	Res	Type	Atoms	Z	Observed(Å)	Ideal(Å)
1	1	68	GLU	CD-OE1	-5.12	1.20	1.25
1	1	283	LYS	CD-CE	5.11	1.64	1.51
3	3	38	GLY	CA-C	-5.11	1.43	1.51
3	3	77	ASN	C-O	5.09	1.33	1.23
2	2	136	GLU	CD-OE2	5.09	1.31	1.25
1	1	26	LYS	CB-CG	-5.08	1.38	1.52
1	1	202	ASP	CA-CB	-5.08	1.42	1.53
1	1	288	SER	C-O	5.08	1.33	1.23
2	2	38	TRP	CG-CD1	5.05	1.43	1.36
2	2	58	THR	C-O	5.05	1.32	1.23
3	3	86	PHE	CA-CB	-5.04	1.42	1.53
3	3	30	PRO	N-CD	-5.02	1.40	1.47

All (311) bond angle outliers are listed below:

Mol	Chain	Res	Type	Atoms	Z	Observed(°)	Ideal(°)
1	1	246	ARG	NE-CZ-NH1	22.45	131.52	120.30
1	1	256	ARG	NE-CZ-NH2	20.38	130.49	120.30
1	1	123	ARG	NE-CZ-NH1	19.14	129.87	120.30
2	2	255	ARG	NE-CZ-NH2	-18.62	110.99	120.30
2	2	87	LYS	CA-CB-CG	17.62	152.17	113.40
1	1	285	ASP	CB-CG-OD2	-17.61	102.45	118.30
3	3	137	ARG	NE-CZ-NH1	-16.95	111.83	120.30
1	1	256	ARG	NE-CZ-NH1	-16.89	111.86	120.30
1	1	94	ARG	NE-CZ-NH2	-16.57	112.01	120.30
3	3	216	ASP	CB-CG-OD1	16.11	132.80	118.30
1	1	282	ARG	NE-CZ-NH2	-14.11	113.25	120.30
2	2	255	ARG	NE-CZ-NH1	14.07	127.34	120.30
1	1	165	ASP	CB-CG-OD1	13.06	130.05	118.30
2	2	168	ASP	CB-CG-OD2	-12.82	106.76	118.30
1	1	185	ARG	NE-CZ-NH1	12.34	126.47	120.30
3	3	50	ASP	CA-CB-CG	12.24	140.32	113.40
1	1	94	ARG	CD-NE-CZ	-12.06	106.72	123.60
2	2	11	ASP	CB-CG-OD1	-11.72	107.75	118.30
2	2	194	ASN	N-CA-CB	-11.55	89.81	110.60
1	1	105	ASN	N-CA-CB	-11.53	89.84	110.60
2	2	193	THR	C-N-CA	11.38	150.16	121.70
3	3	174	ARG	NE-CZ-NH2	-11.35	114.62	120.30
1	1	170	SER	CA-CB-OG	11.12	141.22	111.20
3	3	215	PRO	C-N-CA	11.00	149.19	121.70
2	2	152	ARG	NE-CZ-NH2	-11.00	114.80	120.30
4	4	41	ALA	CA-C-N	10.88	137.96	116.20

Continued on next page...

Continued from previous page...

Mol	Chain	Res	Type	Atoms	Z	Observed(°)	Ideal(°)
4	4	48	ASP	CB-CG-OD2	-10.86	108.52	118.30
3	3	19	ARG	NE-CZ-NH2	10.82	125.71	120.30
3	3	33	ARG	NE-CZ-NH2	-10.66	114.97	120.30
1	1	285	ASP	CB-CG-OD1	10.59	127.83	118.30
1	1	285	ASP	CA-CB-CG	-10.46	90.38	113.40
3	3	50	ASP	CB-CG-OD1	10.43	127.68	118.30
2	2	151	GLU	CA-CB-CG	10.39	136.26	113.40
1	1	187	SER	CB-CA-C	10.07	129.24	110.10
1	1	246	ARG	NE-CZ-NH2	-10.04	115.28	120.30
1	1	246	ARG	CD-NE-CZ	10.03	137.65	123.60
1	1	282	ARG	CD-NE-CZ	-10.03	109.56	123.60
1	1	208	ASP	CB-CG-OD2	-9.86	109.43	118.30
3	3	57	ASN	N-CA-CB	-9.83	92.91	110.60
3	3	146	MET	CG-SD-CE	9.80	115.88	100.20
3	3	216	ASP	CB-CG-OD2	-9.73	109.55	118.30
1	1	113	ARG	NE-CZ-NH2	-9.71	115.44	120.30
2	2	88	ASP	CB-CG-OD2	-9.68	109.59	118.30
1	1	242	ARG	NE-CZ-NH2	-9.39	115.61	120.30
1	1	54	ARG	CD-NE-CZ	-9.38	110.48	123.60
1	1	219	ASN	CB-CA-C	-9.37	91.65	110.40
1	1	105	ASN	CB-CA-C	-9.22	91.96	110.40
1	1	66	ASP	CB-CG-OD2	-9.17	110.05	118.30
3	3	57	ASN	CB-CA-C	-9.04	92.32	110.40
2	2	11	ASP	CA-CB-CG	-8.99	93.62	113.40
1	1	38	GLU	CA-CB-CG	8.89	132.97	113.40
3	3	137	ARG	NE-CZ-NH2	8.88	124.74	120.30
3	3	112	ARG	NE-CZ-NH2	-8.81	115.89	120.30
1	1	165	ASP	CB-CG-OD2	-8.57	110.59	118.30
3	3	182	THR	CA-CB-CG2	8.56	124.39	112.40
1	1	285	ASP	N-CA-CB	-8.52	95.27	110.60
1	1	268	ARG	CD-NE-CZ	-8.44	111.78	123.60
1	1	175	SER	CB-CA-C	8.42	126.09	110.10
1	1	123	ARG	CD-NE-CZ	8.38	135.34	123.60
1	1	63	SER	CB-CA-C	-8.36	94.22	110.10
1	1	165	ASP	CB-CA-C	-8.34	93.72	110.40
2	2	250	GLU	CA-CB-CG	8.33	131.73	113.40
1	1	285	ASP	CB-CA-C	-8.31	93.79	110.40
3	3	172	GLN	CB-CG-CD	8.23	133.01	111.60
1	1	187	SER	N-CA-CB	-8.19	98.21	110.50
1	1	251	GLU	CA-CB-CG	8.19	131.41	113.40
2	2	152	ARG	NE-CZ-NH1	8.17	124.39	120.30
4	4	45	LEU	N-CA-CB	-8.16	94.08	110.40

Continued on next page...

Continued from previous page...

Mol	Chain	Res	Type	Atoms	Z	Observed(°)	Ideal(°)
3	3	224	ASP	CB-CG-OD2	-8.09	111.02	118.30
2	2	255	ARG	CA-CB-CG	8.04	131.08	113.40
2	2	11	ASP	OD1-CG-OD2	8.02	138.54	123.30
4	4	48	ASP	OD1-CG-OD2	8.02	138.53	123.30
3	3	181	TYR	CB-CG-CD2	-8.00	116.20	121.00
1	1	38	GLU	CB-CG-CD	7.98	135.74	114.20
1	1	95	GLU	OE1-CD-OE2	7.98	132.87	123.30
1	1	224	MET	CA-CB-CG	7.91	126.75	113.30
3	3	174	ARG	CD-NE-CZ	-7.84	112.62	123.60
2	2	219	SER	CA-CB-OG	7.83	132.35	111.20
4	4	47	MET	CA-CB-CG	-7.83	99.99	113.30
1	1	145	ASN	OD1-CG-ND2	7.79	139.83	121.90
3	3	21	SER	CB-CA-C	-7.68	95.50	110.10
1	1	121	TYR	CB-CG-CD1	-7.67	116.39	121.00
2	2	155	ASP	CB-CG-OD2	-7.64	111.43	118.30
2	2	187	GLN	CA-CB-CG	7.59	130.09	113.40
3	3	78	GLU	OE1-CD-OE2	7.58	132.40	123.30
2	2	11	ASP	C-N-CA	7.54	140.56	121.70
1	1	277	PRO	N-CD-CG	-7.54	91.90	103.20
1	1	173	ASN	N-CA-CB	-7.52	97.06	110.60
2	2	170	LEU	CA-CB-CG	7.51	132.57	115.30
2	2	187	GLN	CB-CA-C	7.49	125.39	110.40
1	1	123	ARG	NE-CZ-NH2	-7.47	116.56	120.30
1	1	182	ASP	CB-CG-OD2	-7.47	111.58	118.30
1	1	105	ASN	CA-CB-CG	-7.43	97.05	113.40
1	1	223	SER	N-CA-CB	-7.38	99.43	110.50
2	2	214	ARG	NE-CZ-NH1	7.35	123.98	120.30
1	1	259	ARG	CA-CB-CG	-7.35	97.23	113.40
3	3	112	ARG	NE-CZ-NH1	7.30	123.95	120.30
1	1	282	ARG	NH1-CZ-NH2	7.27	127.39	119.40
1	1	117	GLU	CG-CD-OE1	7.26	132.82	118.30
1	1	219	ASN	CA-CB-CG	-7.26	97.44	113.40
1	1	219	ASN	N-CA-CB	-7.22	97.61	110.60
3	3	142	ARG	CA-CB-CG	7.21	129.27	113.40
2	2	194	ASN	CA-CB-CG	-7.15	97.68	113.40
2	2	190	ASN	CA-CB-CG	7.09	129.00	113.40
1	1	185	ARG	NH1-CZ-NH2	-7.06	111.63	119.40
2	2	168	ASP	N-CA-CB	-7.03	97.95	110.60
3	3	121	ALA	CB-CA-C	-7.02	99.56	110.10
3	3	137	ARG	CD-NE-CZ	-7.02	113.78	123.60
2	2	256	SER	CA-C-O	-7.01	105.38	120.10
1	1	68	GLU	CG-CD-OE1	7.00	132.29	118.30

Continued on next page...

Continued from previous page...

Mol	Chain	Res	Type	Atoms	Z	Observed(°)	Ideal(°)
3	3	28	TYR	CB-CG-CD1	-6.99	116.81	121.00
3	3	174	ARG	NH1-CZ-NH2	6.97	127.07	119.40
4	4	41	ALA	CA-C-O	-6.97	105.47	120.10
1	1	113	ARG	NE-CZ-NH1	6.95	123.78	120.30
1	1	42	THR	CA-CB-CG2	6.92	122.09	112.40
1	1	28	THR	CB-CA-C	-6.91	92.95	111.60
1	1	125	ASP	CB-CG-OD2	-6.90	112.09	118.30
1	1	26	LYS	CA-CB-CG	6.86	128.50	113.40
1	1	219	ASN	OD1-CG-ND2	6.82	137.58	121.90
2	2	136	GLU	CG-CD-OE2	-6.78	104.74	118.30
4	4	37	SER	CB-CA-C	6.76	122.95	110.10
3	3	194	SER	N-CA-CB	-6.75	100.38	110.50
3	3	163	MET	CA-CB-CG	-6.73	101.87	113.30
1	1	191	VAL	CG1-CB-CG2	6.67	121.57	110.90
3	3	216	ASP	N-CA-CB	-6.67	98.60	110.60
2	2	103	ARG	CD-NE-CZ	-6.64	114.31	123.60
2	2	146	PHE	CB-CG-CD1	-6.63	116.16	120.80
1	1	265	SER	N-CA-CB	-6.63	100.56	110.50
3	3	57	ASN	CA-CB-CG	-6.63	98.82	113.40
1	1	104	ILE	C-N-CA	6.62	138.26	121.70
3	3	45	GLU	CG-CD-OE1	6.61	131.51	118.30
2	2	87	LYS	CB-CG-CD	6.59	128.74	111.60
3	3	27	ASN	CB-CA-C	-6.57	97.25	110.40
1	1	94	ARG	NH1-CZ-NH2	6.56	126.62	119.40
1	1	276	GLU	OE1-CD-OE2	6.56	131.17	123.30
1	1	68	GLU	CG-CD-OE2	-6.56	105.19	118.30
1	1	288	SER	CB-CA-C	-6.52	97.70	110.10
1	1	53	THR	CA-CB-OG1	-6.52	95.31	109.00
2	2	203	TYR	CB-CG-CD1	6.52	124.91	121.00
4	4	45	LEU	CB-CA-C	6.49	122.53	110.20
3	3	74	ASN	CA-CB-CG	-6.48	99.14	113.40
1	1	288	SER	N-CA-CB	-6.48	100.78	110.50
1	1	22	SER	N-CA-CB	-6.46	100.80	110.50
1	1	144	SER	N-CA-CB	-6.46	100.81	110.50
3	3	183	SER	N-CA-CB	-6.45	100.82	110.50
1	1	176	VAL	CB-CA-C	-6.45	99.14	111.40
3	3	55	MET	CA-CB-CG	-6.43	102.37	113.30
1	1	274	ASN	O-C-N	6.42	132.97	122.70
2	2	168	ASP	OD1-CG-OD2	6.42	135.50	123.30
3	3	29	GLU	CB-CG-CD	6.42	131.52	114.20
1	1	106	LEU	CA-CB-CG	6.35	129.90	115.30
2	2	97	PHE	CB-CG-CD1	-6.34	116.36	120.80

Continued on next page...

Continued from previous page...

Mol	Chain	Res	Type	Atoms	Z	Observed(°)	Ideal(°)
1	1	218	LEU	C-N-CA	6.34	137.56	121.70
3	3	16	THR	N-CA-CB	-6.30	98.32	110.30
3	3	65	ASN	CA-CB-CG	-6.30	99.54	113.40
1	1	138	ASP	CB-CG-OD1	6.30	123.97	118.30
1	1	95	GLU	CB-CG-CD	-6.28	97.25	114.20
4	4	44	SER	CA-C-N	-6.25	103.44	117.20
2	2	38	TRP	N-CA-CB	-6.25	99.35	110.60
1	1	271	TYR	CB-CG-CD2	6.25	124.75	121.00
3	3	19	ARG	CA-CB-CG	6.23	127.11	113.40
3	3	63	GLU	CG-CD-OE2	-6.23	105.84	118.30
3	3	27	ASN	CA-CB-CG	-6.23	99.70	113.40
1	1	145	ASN	CA-CB-CG	-6.22	99.71	113.40
1	1	122	VAL	N-CA-CB	-6.17	97.92	111.50
2	2	69	LYS	CA-CB-CG	6.14	126.92	113.40
2	2	203	TYR	CB-CG-CD2	-6.14	117.32	121.00
2	2	136	GLU	CB-CG-CD	-6.13	97.64	114.20
1	1	97	LYS	CD-CE-NZ	-6.11	97.66	111.70
1	1	117	GLU	CG-CD-OE2	-6.10	106.10	118.30
1	1	213	TYR	CB-CG-CD1	6.10	124.66	121.00
3	3	222	MET	CG-SD-CE	-6.09	90.45	100.20
2	2	219	SER	CB-CA-C	6.09	121.66	110.10
3	3	66	SER	CB-CA-C	6.06	121.62	110.10
3	3	219	LEU	CA-CB-CG	6.06	129.24	115.30
1	1	86	ASP	CB-CG-OD2	6.05	123.74	118.30
1	1	164	ASP	C-N-CA	6.05	136.82	121.70
2	2	235	THR	CA-CB-CG2	-6.04	103.94	112.40
1	1	118	LEU	CA-CB-CG	6.04	129.19	115.30
2	2	119	SER	N-CA-CB	6.04	119.56	110.50
2	2	67	ASP	CA-CB-CG	-6.02	100.15	113.40
2	2	103	ARG	CA-CB-CG	6.00	126.60	113.40
2	2	247	MET	CB-CA-C	5.99	122.39	110.40
4	4	61	LEU	CB-CG-CD2	-5.99	100.82	111.00
4	4	48	ASP	CB-CG-OD1	-5.97	112.93	118.30
3	3	1	GLY	N-CA-C	5.96	128.01	113.10
2	2	12	ARG	NE-CZ-NH2	-5.92	117.34	120.30
3	3	58	THR	CA-CB-CG2	-5.92	104.11	112.40
1	1	257	ALA	N-CA-CB	-5.91	101.83	110.10
1	1	256	ARG	CD-NE-CZ	-5.90	115.34	123.60
1	1	35	THR	N-CA-CB	-5.90	99.10	110.30
3	3	45	GLU	CG-CD-OE2	-5.89	106.53	118.30
1	1	94	ARG	CG-CD-NE	-5.87	99.47	111.80
2	2	256	SER	CA-C-N	5.87	130.11	117.20

Continued on next page...

Continued from previous page...

Mol	Chain	Res	Type	Atoms	Z	Observed(°)	Ideal(°)
4	4	30	ASN	CA-CB-CG	-5.87	100.49	113.40
1	1	101	ASP	CB-CG-OD2	-5.86	113.03	118.30
2	2	214	ARG	NE-CZ-NH2	-5.85	117.38	120.30
1	1	236	LYS	CD-CE-NZ	-5.84	98.27	111.70
1	1	268	ARG	NE-CZ-NH2	-5.84	117.38	120.30
2	2	238	LEU	N-CA-CB	-5.83	98.75	110.40
2	2	31	ALA	N-CA-CB	5.82	118.24	110.10
4	4	33	LYS	CD-CE-NZ	-5.82	98.33	111.70
1	1	224	MET	CB-CA-C	5.81	122.02	110.40
3	3	27	ASN	O-C-N	5.80	131.97	122.70
1	1	28	THR	OG1-CB-CG2	5.78	123.29	110.00
2	2	255	ARG	CB-CG-CD	5.75	126.56	111.60
2	2	73	THR	CA-CB-OG1	-5.75	96.93	109.00
3	3	77	ASN	CA-C-N	5.74	129.84	117.20
2	2	68	SER	N-CA-CB	-5.74	101.89	110.50
1	1	233	ASP	CB-CG-OD2	-5.74	113.14	118.30
1	1	95	GLU	CA-CB-CG	-5.72	100.81	113.40
1	1	274	ASN	N-CA-CB	5.72	120.90	110.60
3	3	147	LEU	CA-CB-CG	5.71	128.44	115.30
1	1	246	ARG	NH1-CZ-NH2	-5.70	113.13	119.40
3	3	1	GLY	O-C-N	-5.70	113.59	122.70
1	1	48	SER	CA-C-O	-5.69	108.15	120.10
2	2	52	LYS	CD-CE-NZ	-5.69	98.61	111.70
2	2	161	GLU	CA-CB-CG	5.69	125.91	113.40
1	1	213	TYR	CA-CB-CG	5.69	124.20	113.40
2	2	75	SER	N-CA-CB	-5.68	101.98	110.50
3	3	164	THR	N-CA-CB	-5.63	99.60	110.30
1	1	100	ASN	N-CA-CB	-5.62	100.48	110.60
3	3	177	ASP	CB-CG-OD2	-5.62	113.24	118.30
4	4	44	SER	O-C-N	5.61	131.67	122.70
2	2	210	ASP	N-CA-CB	-5.57	100.58	110.60
3	3	94	THR	O-C-N	5.56	131.60	122.70
1	1	151	MET	CG-SD-CE	-5.56	91.31	100.20
2	2	84	ASP	CB-CG-OD2	-5.54	113.31	118.30
1	1	122	VAL	CB-CA-C	5.53	121.91	111.40
1	1	202	ASP	CA-CB-CG	5.52	125.54	113.40
2	2	9	TYR	CB-CA-C	5.50	121.40	110.40
1	1	109	LEU	CB-CG-CD2	-5.50	101.66	111.00
4	4	44	SER	C-N-CA	-5.49	107.97	121.70
3	3	186	PHE	CB-CG-CD1	-5.48	116.96	120.80
2	2	12	ARG	CD-NE-CZ	-5.48	115.93	123.60
3	3	112	ARG	CA-CB-CG	5.47	125.44	113.40

Continued on next page...

Continued from previous page...

Mol	Chain	Res	Type	Atoms	Z	Observed(°)	Ideal(°)
1	1	43	MET	CG-SD-CE	5.47	108.95	100.20
1	1	244	TYR	CB-CG-CD2	-5.47	117.72	121.00
2	2	43	PRO	N-CD-CG	-5.47	95.00	103.20
1	1	26	LYS	CD-CE-NZ	-5.47	99.13	111.70
1	1	233	ASP	CB-CG-OD1	5.47	123.22	118.30
1	1	81	GLU	CG-CD-OE2	-5.46	107.38	118.30
1	1	270	ASN	O-C-N	5.43	131.39	122.70
1	1	152	TYR	CB-CG-CD1	5.42	124.25	121.00
3	3	60	THR	CA-CB-OG1	-5.42	97.61	109.00
1	1	193	LEU	CA-CB-CG	5.42	127.77	115.30
2	2	174	ASN	CA-C-N	5.42	127.03	116.20
3	3	161	ILE	CA-CB-CG1	-5.40	100.74	111.00
4	4	44	SER	N-CA-CB	5.39	118.59	110.50
2	2	44	ASP	CA-CB-CG	5.39	125.26	113.40
3	3	115	LEU	CA-CB-CG	5.39	127.69	115.30
1	1	123	ARG	NH1-CZ-NH2	-5.38	113.48	119.40
2	2	169	VAL	CB-CA-C	-5.36	101.21	111.40
2	2	262	GLN	CA-C-O	-5.36	108.84	120.10
3	3	231	THR	CA-CB-OG1	-5.36	97.74	109.00
3	3	65	ASN	N-CA-CB	-5.35	100.96	110.60
1	1	64	GLU	CA-CB-CG	5.35	125.17	113.40
1	1	105	ASN	OD1-CG-ND2	5.34	134.18	121.90
1	1	202	ASP	CB-CA-C	5.34	121.08	110.40
3	3	42	ASN	CB-CG-OD1	-5.32	110.96	121.60
2	2	259	ILE	CB-CG1-CD1	-5.31	99.03	113.90
1	1	205	SER	O-C-N	5.31	131.19	122.70
2	2	88	ASP	CA-CB-CG	-5.29	101.76	113.40
1	1	128	TYR	CB-CG-CD2	5.29	124.17	121.00
2	2	143	LYS	CD-CE-NZ	-5.28	99.56	111.70
3	3	116	MET	CB-CG-SD	-5.26	96.61	112.40
3	3	33	ARG	CB-CG-CD	-5.25	97.94	111.60
1	1	149	GLN	CB-CG-CD	5.25	125.24	111.60
2	2	38	TRP	CA-CB-CG	-5.22	103.78	113.70
1	1	242	ARG	CD-NE-CZ	-5.22	116.29	123.60
2	2	170	LEU	CB-CG-CD2	5.21	119.86	111.00
3	3	74	ASN	OD1-CG-ND2	5.21	133.89	121.90
1	1	275	THR	CA-C-N	5.21	128.66	117.20
3	3	78	GLU	CA-CB-CG	5.21	124.85	113.40
1	1	275	THR	CA-C-O	-5.20	109.19	120.10
4	4	48	ASP	CA-CB-CG	-5.20	101.96	113.40
1	1	271	TYR	CB-CG-CD1	-5.20	117.88	121.00
3	3	222	MET	CB-CG-SD	-5.19	96.82	112.40

Continued on next page...

Continued from previous page...

Mol	Chain	Res	Type	Atoms	Z	Observed(°)	Ideal(°)
2	2	219	SER	N-CA-CB	5.19	118.29	110.50
2	2	203	TYR	CD1-CE1-CZ	-5.18	115.14	119.80
4	4	36	ALA	C-N-CA	-5.17	108.77	121.70
1	1	282	ARG	CG-CD-NE	-5.16	100.95	111.80
2	2	14	GLN	OE1-CD-NE2	5.16	133.77	121.90
4	4	31	TYR	CG-CD2-CE2	-5.16	117.17	121.30
2	2	11	ASP	CB-CG-OD2	-5.16	113.66	118.30
1	1	21	ILE	CA-CB-CG1	-5.15	101.22	111.00
2	2	52	LYS	CA-C-N	5.15	128.52	117.20
1	1	50	SER	CA-C-N	5.14	128.50	117.20
1	1	162	GLU	OE1-CD-OE2	5.12	129.44	123.30
2	2	203	TYR	CG-CD1-CE1	5.12	125.39	121.30
2	2	221	MET	CA-CB-CG	-5.11	104.61	113.30
1	1	141	ASN	CA-CB-CG	-5.11	102.16	113.40
1	1	164	ASP	CB-CG-OD1	5.11	122.90	118.30
2	2	14	GLN	CA-CB-CG	-5.10	102.17	113.40
3	3	144	GLU	CA-CB-CG	5.09	124.59	113.40
4	4	58	ASP	O-C-N	5.08	130.84	122.70
3	3	141	ASP	CB-CG-OD2	5.08	122.88	118.30
2	2	18	LEU	CB-CA-C	5.08	119.85	110.20
3	3	175	TYR	N-CA-CB	-5.07	101.48	110.60
1	1	274	ASN	CA-C-N	-5.06	106.06	117.20
1	1	17	THR	CA-CB-CG2	-5.06	105.31	112.40
4	4	39	SER	O-C-N	5.06	130.80	122.70
3	3	86	PHE	CB-CA-C	5.05	120.49	110.40
1	1	270	ASN	CB-CA-C	-5.04	100.31	110.40
2	2	170	LEU	CB-CA-C	5.04	119.78	110.20
3	3	172	GLN	CG-CD-NE2	5.04	128.80	116.70
1	1	282	ARG	CB-CA-C	-5.04	100.32	110.40
3	3	178	PRO	O-C-N	5.02	130.73	122.70
1	1	160	PRO	N-CD-CG	-5.01	95.69	103.20
3	3	187	LEU	N-CA-CB	-5.01	100.39	110.40
1	1	22	SER	CA-C-O	-5.00	109.60	120.10

There are no chirality outliers.

All (4) planarity outliers are listed below:

Mol	Chain	Res	Type	Group
1	1	259	ARG	Sidechain
1	1	268	ARG	Sidechain
2	2	12	ARG	Sidechain
2	2	255	ARG	Sidechain

5.2 Too-close contacts [i](#)

In the following table, the Non-H and H(model) columns list the number of non-hydrogen atoms and hydrogen atoms in the chain respectively. The H(added) column lists the number of hydrogen atoms added and optimized by MolProbity. The Clashes column lists the number of clashes within the asymmetric unit, whereas Symm-Clashes lists symmetry related clashes.

Mol	Chain	Non-H	H(model)	H(added)	Clashes	Symm-Clashes
1	1	2170	0	2104	153	0
2	2	1952	0	1926	122	0
3	3	1849	0	1831	136	0
4	4	297	0	294	30	0
5	1	100	0	0	9	0
5	2	84	0	0	7	0
5	3	81	0	0	5	0
5	4	9	0	0	1	0
All	All	6542	0	6155	373	0

The all-atom clashscore is defined as the number of clashes found per 1000 atoms (including hydrogen atoms). The all-atom clashscore for this structure is 30.

All (373) close contacts within the same asymmetric unit are listed below, sorted by their clash magnitude.

Atom-1	Atom-2	Interatomic distance (Å)	Clash overlap (Å)
4:4:33:LYS:NZ	4:4:33:LYS:CE	1.67	1.57
3:3:57:ASN:CA	3:3:57:ASN:CB	1.75	1.55
1:1:285:ASP:CB	1:1:285:ASP:CA	1.80	1.54
2:2:52:LYS:CE	2:2:52:LYS:NZ	1.68	1.53
3:3:179:ASP:OD1	3:3:182:THR:HB	1.41	1.19
2:2:158:SER:OG	2:2:167:LYS:HE2	1.46	1.13
1:1:285:ASP:CA	1:1:285:ASP:OD2	2.00	1.08
1:1:47:PRO:HA	3:3:164:THR:HG21	1.34	1.07
1:1:258:PRO:HG2	3:3:99:GLU:HG2	1.36	1.07
2:2:217:ASN:HB3	5:2:274:HOH:O	1.55	1.07
3:3:21:SER:O	4:4:37:SER:HB2	1.54	1.06
2:2:12:ARG:HG3	2:2:12:ARG:NH1	1.69	1.04
2:2:255:ARG:HG2	2:2:256:SER:H	1.24	1.00
1:1:145:ASN:HB2	5:1:336:HOH:O	1.62	0.99
1:1:282:ARG:HG3	3:3:57:ASN:HB3	1.41	0.99
5:1:341:HOH:O	3:3:58:THR:HA	1.63	0.98
2:2:136:GLU:HB3	2:2:140:VAL:HG21	1.44	0.96
3:3:57:ASN:N	3:3:57:ASN:CB	2.28	0.95
1:1:83:GLN:HG3	1:1:85:LYS:HE2	1.47	0.94

Continued on next page...

Continued from previous page...

Atom-1	Atom-2	Interatomic distance (Å)	Clash overlap (Å)
3:3:57:ASN:CB	3:3:57:ASN:C	2.37	0.94
2:2:12:ARG:HH11	2:2:12:ARG:HG3	1.27	0.93
1:1:136:GLN:HE21	1:1:235:HIS:CD2	1.84	0.93
1:1:285:ASP:CG	1:1:285:ASP:CA	2.37	0.93
1:1:58:MET:HE1	3:3:216:ASP:HA	1.48	0.92
2:2:41:TYR:CE2	2:2:55:LYS:HD3	2.05	0.92
3:3:175:TYR:HB2	3:3:182:THR:HG21	1.53	0.91
2:2:235:THR:HG23	2:2:236:PRO:HD2	1.53	0.91
1:1:28:THR:HB	1:1:30:LYS:H	1.35	0.91
2:2:11:ASP:HB2	4:4:68:ASN:OD1	1.71	0.90
1:1:92:ASN:ND2	1:1:95:GLU:HB2	1.87	0.90
1:1:285:ASP:CB	1:1:285:ASP:C	2.40	0.90
1:1:285:ASP:CB	1:1:285:ASP:N	2.34	0.90
3:3:198:PRO:HD2	3:3:201:THR:HG21	1.55	0.89
1:1:47:PRO:HA	3:3:164:THR:CG2	2.03	0.88
2:2:20:ASN:ND2	2:2:62:ARG:HE	1.72	0.87
1:1:285:ASP:HA	1:1:285:ASP:OD2	1.73	0.87
1:1:151:MET:CE	1:1:170:SER:HB2	2.06	0.86
2:2:9:TYR:CD1	2:2:9:TYR:N	2.43	0.85
1:1:90:ILE:HD13	1:1:90:ILE:N	1.92	0.84
3:3:57:ASN:CG	3:3:57:ASN:CA	2.45	0.84
1:1:282:ARG:HD2	1:1:285:ASP:O	1.78	0.84
2:2:116:LYS:HB3	3:3:121:ALA:HB3	1.58	0.83
2:2:10:SER:OG	2:2:12:ARG:HB2	1.78	0.83
2:2:9:TYR:HD1	2:2:9:TYR:N	1.77	0.83
2:2:136:GLU:CB	2:2:140:VAL:HG21	2.09	0.82
2:2:52:LYS:CD	2:2:52:LYS:NZ	2.43	0.82
4:4:68:ASN:OD1	4:4:68:ASN:N	2.11	0.82
2:2:12:ARG:HH11	2:2:12:ARG:CG	1.89	0.81
1:1:58:MET:CE	3:3:216:ASP:HA	2.11	0.81
4:4:59:LEU:HD21	4:4:61:LEU:HD13	1.61	0.81
1:1:107:SER:HB2	1:1:113:ARG:HD2	1.64	0.79
1:1:248:LYS:HE3	4:4:38:THR:O	1.80	0.79
2:2:158:SER:OG	2:2:167:LYS:CE	2.27	0.79
1:1:151:MET:HE3	1:1:170:SER:HB2	1.65	0.79
1:1:208:ASP:HB3	1:1:211:THR:CG2	2.13	0.78
1:1:58:MET:HE1	3:3:216:ASP:CA	2.13	0.77
2:2:12:ARG:CG	2:2:12:ARG:NH1	2.44	0.77
1:1:47:PRO:CA	3:3:164:THR:HG21	2.15	0.77
1:1:282:ARG:HG3	3:3:57:ASN:CB	2.15	0.77
3:3:79:GLN:HB2	3:3:190:TRP:CZ3	2.19	0.77

Continued on next page...

Continued from previous page...

Atom-1	Atom-2	Interatomic distance (Å)	Clash overlap (Å)
2:2:255:ARG:HG2	2:2:256:SER:N	2.00	0.76
1:1:136:GLN:NE2	1:1:235:HIS:NE2	2.32	0.76
1:1:94:ARG:NH1	1:1:94:ARG:HG2	2.00	0.76
1:1:208:ASP:HB3	1:1:211:THR:HG22	1.68	0.75
2:2:262:GLN:C	2:2:262:GLN:HE21	1.91	0.74
2:2:9:TYR:HA	5:2:315:HOH:O	1.88	0.74
1:1:270:ASN:HA	2:2:133:ALA:HB1	1.68	0.74
4:4:43:GLN:HG2	4:4:45:LEU:HB2	1.70	0.74
3:3:197:LEU:HB3	3:3:201:THR:CG2	2.18	0.74
1:1:258:PRO:CG	3:3:99:GLU:HG2	2.16	0.73
1:1:204:TYR:CE2	1:1:213:TYR:HB2	2.21	0.73
2:2:188:PHE:O	2:2:194:ASN:ND2	2.22	0.73
3:3:26:PRO:O	3:3:27:ASN:HB2	1.89	0.73
3:3:236:GLU:OE1	5:3:268:HOH:O	2.06	0.72
4:4:33:LYS:NZ	4:4:33:LYS:CD	2.52	0.72
2:2:230:VAL:CG2	2:2:234:ALA:HB3	2.20	0.72
1:1:19:ALA:HB2	1:1:58:MET:HG2	1.72	0.71
1:1:97:LYS:HE3	5:1:352:HOH:O	1.90	0.71
2:2:53:THR:HG22	2:2:252:SER:HB2	1.71	0.71
2:2:136:GLU:HB3	2:2:140:VAL:CG2	2.21	0.71
3:3:57:ASN:CA	3:3:57:ASN:OD1	2.38	0.71
2:2:174:ASN:C	2:2:174:ASN:HD22	1.93	0.70
1:1:282:ARG:CG	3:3:57:ASN:HB3	2.18	0.70
2:2:20:ASN:HD21	2:2:62:ARG:HE	1.39	0.70
2:2:235:THR:CG2	2:2:236:PRO:HD2	2.21	0.70
1:1:89:GLY:C	1:1:90:ILE:HD13	2.13	0.69
3:3:98:GLY:O	3:3:102:GLN:HG3	1.92	0.69
2:2:195:ASN:OD1	2:2:196:THR:HG23	1.92	0.68
4:4:29:ILE:O	4:4:29:ILE:HG22	1.94	0.68
2:2:230:VAL:HG23	2:2:234:ALA:HB3	1.74	0.68
1:1:151:MET:HE1	1:1:173:ASN:ND2	2.09	0.67
1:1:146:LEU:HD13	1:1:228:ILE:HD13	1.77	0.67
2:2:84:ASP:OD1	2:2:87:LYS:HE2	1.94	0.66
1:1:151:MET:CE	1:1:173:ASN:HD22	2.08	0.66
1:1:285:ASP:CB	1:1:285:ASP:H	2.09	0.66
3:3:197:LEU:HB3	3:3:201:THR:HG22	1.77	0.66
1:1:278:VAL:HG12	3:3:62:ASP:OD1	1.95	0.66
2:2:256:SER:O	2:2:257:LYS:HB3	1.96	0.65
3:3:179:ASP:OD1	3:3:182:THR:CB	2.31	0.65
3:3:89:ASP:HA	3:3:93:LYS:HD2	1.78	0.65
3:3:61:LYS:HD3	3:3:63:GLU:OE1	1.95	0.65

Continued on next page...

Continued from previous page...

Atom-1	Atom-2	Interatomic distance (Å)	Clash overlap (Å)
1:1:107:SER:HB2	1:1:113:ARG:CD	2.26	0.65
2:2:149:PRO:HG3	2:2:154:ILE:HG13	1.78	0.64
1:1:204:TYR:HE2	1:1:213:TYR:HB2	1.61	0.64
2:2:12:ARG:HH21	3:3:157:LEU:HD21	1.63	0.64
2:2:12:ARG:NH1	4:4:68:ASN:O	2.31	0.64
1:1:94:ARG:CG	1:1:94:ARG:NH1	2.60	0.63
3:3:200:GLU:CG	5:3:258:HOH:O	2.46	0.63
2:2:23:ILE:HD11	2:2:243:THR:HG21	1.79	0.63
3:3:79:GLN:HB2	3:3:190:TRP:CE3	2.32	0.63
2:2:13:VAL:O	2:2:14:GLN:HG2	1.99	0.63
1:1:83:GLN:CG	1:1:85:LYS:HE2	2.24	0.63
1:1:60:PHE:CE2	3:3:218:LYS:HB3	2.33	0.62
2:2:40:GLU:HG3	2:2:41:TYR:O	2.00	0.62
1:1:103:LYS:HG3	1:1:103:LYS:O	2.00	0.62
1:1:90:ILE:CD1	1:1:90:ILE:N	2.62	0.62
1:1:38:GLU:CD	3:3:116:MET:HE1	2.20	0.61
3:3:75:ARG:O	3:3:194:SER:HB2	1.99	0.61
3:3:200:GLU:HG2	5:3:258:HOH:O	2.00	0.61
3:3:55:MET:O	3:3:55:MET:HG3	1.99	0.61
1:1:151:MET:HA	1:1:175:SER:HB2	1.82	0.61
3:3:57:ASN:ND2	3:3:91:VAL:HG13	2.15	0.61
1:1:87:ALA:HA	1:1:90:ILE:HG12	1.80	0.61
2:2:133:ALA:O	2:2:166:VAL:HG12	2.01	0.61
1:1:51:ILE:HD13	3:3:166:PRO:HG3	1.82	0.61
3:3:56:ASN:HB3	3:3:66:SER:HA	1.83	0.61
1:1:281:LYS:HD2	3:3:59:HIS:O	2.01	0.61
1:1:265:SER:HB3	1:1:268:ARG:HG2	1.83	0.60
3:3:131:TYR:HB3	3:3:149:THR:HB	1.82	0.60
2:2:155:ASP:C	2:2:155:ASP:OD2	2.37	0.60
3:3:175:TYR:H	3:3:182:THR:HG21	1.66	0.60
1:1:187:SER:HB3	3:3:21:SER:CB	2.31	0.60
3:3:76:GLN:O	3:3:78:GLU:N	2.34	0.60
2:2:38:TRP:CZ3	4:4:57:LYS:HD2	2.36	0.60
1:1:281:LYS:HE3	5:1:341:HOH:O	2.03	0.59
1:1:151:MET:HE2	1:1:173:ASN:HB3	1.84	0.59
2:2:11:ASP:H	4:4:68:ASN:CG	2.06	0.59
1:1:259:ARG:HD2	1:1:263:TYR:CE2	2.38	0.58
1:1:285:ASP:HB3	1:1:287:LYS:N	2.18	0.58
3:3:180:THR:O	3:3:183:SER:HB3	2.02	0.58
1:1:58:MET:HE1	3:3:216:ASP:C	2.24	0.58
2:2:256:SER:O	2:2:257:LYS:CB	2.50	0.58

Continued on next page...

Continued from previous page...

Atom-1	Atom-2	Interatomic distance (Å)	Clash overlap (Å)
2:2:177:LEU:HD11	3:3:94:THR:HG21	1.86	0.58
1:1:82:ILE:HG22	1:1:100:ASN:HB2	1.86	0.58
1:1:87:ALA:HB2	1:1:98:LEU:HD11	1.86	0.57
2:2:192:ARG:NH2	5:2:278:HOH:O	2.17	0.57
2:2:192:ARG:NH1	5:2:294:HOH:O	2.02	0.57
2:2:52:LYS:HD3	2:2:52:LYS:NZ	2.20	0.57
3:3:199:PRO:O	3:3:200:GLU:HB2	2.05	0.57
3:3:53:ILE:HD11	3:3:211:ILE:HB	1.87	0.57
1:1:85:LYS:HB3	1:1:236:LYS:HG3	1.87	0.56
2:2:230:VAL:HG23	2:2:231:PRO:O	2.05	0.56
3:3:31:THR:CG2	3:3:32:PRO:HD2	2.34	0.56
2:2:10:SER:OG	2:2:12:ARG:CB	2.53	0.56
2:2:64:TYR:CD2	2:2:89:MET:HB3	2.39	0.56
3:3:175:TYR:H	3:3:182:THR:CG2	2.19	0.56
2:2:38:TRP:HZ3	4:4:57:LYS:HD2	1.70	0.56
3:3:179:ASP:OD1	3:3:182:THR:CG2	2.53	0.56
1:1:159:ASN:ND2	5:1:362:HOH:O	2.38	0.56
4:4:43:GLN:O	4:4:45:LEU:HB3	2.05	0.56
2:2:204:ILE:HG12	3:3:37:PRO:HG2	1.87	0.56
1:1:266:ILE:HD12	3:3:235:THR:HA	1.88	0.55
3:3:197:LEU:HB3	3:3:201:THR:HG21	1.87	0.55
1:1:117:GLU:HB3	1:1:200:PHE:HZ	1.70	0.55
1:1:43:MET:HG3	1:1:44:PRO:HD2	1.87	0.55
2:2:230:VAL:HB	2:2:231:PRO:HD2	1.89	0.55
1:1:271:TYR:HB2	1:1:272:PRO:HD2	1.89	0.55
2:2:189:ILE:HA	2:2:194:ASN:ND2	2.21	0.55
1:1:107:SER:CB	1:1:113:ARG:HD2	2.36	0.55
3:3:198:PRO:O	3:3:201:THR:HB	2.07	0.55
3:3:31:THR:HG23	3:3:32:PRO:HD2	1.88	0.55
3:3:193:THR:O	3:3:194:SER:CB	2.55	0.54
1:1:228:ILE:HD11	1:1:239:VAL:HG21	1.88	0.54
1:1:151:MET:HE1	1:1:173:ASN:HD22	1.72	0.54
1:1:79:VAL:HG22	1:1:242:ARG:HG2	1.89	0.54
1:1:236:LYS:HE3	1:1:238:LEU:HD13	1.88	0.54
2:2:77:GLY:O	2:2:156:LEU:HB2	2.07	0.54
2:2:170:LEU:CD2	3:3:64:VAL:HA	2.38	0.54
1:1:151:MET:HE2	1:1:170:SER:HB2	1.86	0.54
2:2:38:TRP:CD1	2:2:39:PRO:HD2	2.42	0.53
2:2:192:ARG:HD3	5:2:294:HOH:O	2.08	0.53
3:3:55:MET:HA	3:3:91:VAL:HG11	1.90	0.53
1:1:108:SER:HB2	1:1:266:ILE:HD11	1.90	0.53

Continued on next page...

Continued from previous page...

Atom-1	Atom-2	Interatomic distance (Å)	Clash overlap (Å)
3:3:117:TYR:CD2	3:3:155:ILE:HD13	2.44	0.53
3:3:57:ASN:HB3	3:3:57:ASN:C	2.27	0.53
1:1:35:THR:HG23	3:3:160:THR:HB	1.90	0.53
1:1:220:HIS:CE1	1:1:222:GLY:H	2.27	0.53
2:2:12:ARG:NH2	3:3:157:LEU:HD21	2.24	0.53
3:3:86:PHE:CD1	3:3:178:PRO:HB3	2.44	0.53
3:3:216:ASP:O	3:3:218:LYS:HE3	2.09	0.53
2:2:235:THR:CG2	2:2:236:PRO:CD	2.86	0.53
3:3:61:LYS:HG2	3:3:61:LYS:O	2.07	0.53
3:3:193:THR:O	3:3:194:SER:HB3	2.08	0.52
1:1:276:GLU:HB3	1:1:277:PRO:CD	2.39	0.52
1:1:216:THR:O	1:1:219:ASN:HB2	2.10	0.52
3:3:210:PHE:N	3:3:210:PHE:CD1	2.77	0.52
3:3:18:ASP:OD1	4:4:40:SER:HB2	2.09	0.52
1:1:88:THR:O	1:1:90:ILE:CD1	2.58	0.52
2:2:174:ASN:C	2:2:174:ASN:ND2	2.63	0.52
3:3:75:ARG:NH1	3:3:78:GLU:OE1	2.41	0.52
1:1:88:THR:O	1:1:90:ILE:HD13	2.10	0.52
2:2:158:SER:HG	2:2:167:LYS:HE2	1.69	0.52
2:2:235:THR:HG22	2:2:236:PRO:N	2.22	0.52
4:4:59:LEU:HD21	4:4:61:LEU:CD1	2.34	0.52
1:1:236:LYS:HE3	1:1:238:LEU:CD1	2.40	0.52
1:1:273:LYS:O	1:1:274:ASN:O	2.28	0.52
4:4:44:SER:O	4:4:45:LEU:C	2.48	0.52
2:2:177:LEU:CD1	3:3:94:THR:HG21	2.40	0.52
3:3:214:CYS:HB3	3:3:215:PRO:HD2	1.92	0.51
1:1:236:LYS:NZ	1:1:238:LEU:HD11	2.25	0.51
2:2:34:CYS:HB2	2:2:202:PRO:CD	2.41	0.51
1:1:122:VAL:HG13	1:1:124:PHE:CE2	2.45	0.51
1:1:65:THR:HG22	3:3:104:TYR:CZ	2.46	0.51
1:1:265:SER:HB2	2:2:138:GLY:O	2.11	0.51
1:1:145:ASN:CB	5:1:336:HOH:O	2.36	0.51
2:2:158:SER:HG	2:2:167:LYS:CE	2.24	0.51
2:2:171:TYR:HA	2:2:176:THR:O	2.11	0.51
1:1:60:PHE:CD2	3:3:218:LYS:HB3	2.46	0.51
1:1:117:GLU:HB3	1:1:200:PHE:CZ	2.46	0.50
3:3:63:GLU:C	3:3:65:ASN:H	2.14	0.50
1:1:151:MET:CE	1:1:173:ASN:ND2	2.68	0.50
1:1:114:LYS:NZ	3:3:99:GLU:OE1	2.44	0.50
1:1:187:SER:HB3	3:3:21:SER:HB2	1.92	0.50
3:3:57:ASN:N	3:3:57:ASN:HB2	2.25	0.50

Continued on next page...

Continued from previous page...

Atom-1	Atom-2	Interatomic distance (Å)	Clash overlap (Å)
3:3:174:ARG:NH2	5:3:315:HOH:O	2.43	0.50
1:1:94:ARG:CG	1:1:94:ARG:HH11	2.24	0.50
2:2:139:ASN:N	2:2:139:ASN:OD1	2.44	0.50
3:3:182:THR:CG2	5:3:257:HOH:O	2.60	0.50
2:2:8:GLY:C	2:2:9:TYR:HD1	2.14	0.49
3:3:54:PRO:O	3:3:91:VAL:HG12	2.12	0.49
2:2:170:LEU:HD21	3:3:64:VAL:HA	1.94	0.49
2:2:19:GLY:HA2	2:2:58:THR:HG22	1.94	0.49
4:4:59:LEU:HG	4:4:60:MET:N	2.27	0.49
1:1:87:ALA:CB	1:1:98:LEU:HD11	2.41	0.49
2:2:217:ASN:ND2	5:2:268:HOH:O	2.45	0.49
1:1:58:MET:CE	3:3:216:ASP:O	2.60	0.49
1:1:280:LYS:HE3	3:3:89:ASP:OD2	2.13	0.49
1:1:83:GLN:HG3	1:1:85:LYS:CE	2.31	0.49
3:3:112:ARG:HG2	3:3:112:ARG:NH1	2.27	0.49
2:2:143:LYS:HG2	2:2:163:GLY:O	2.12	0.49
1:1:99:PHE:CD2	1:1:99:PHE:C	2.86	0.49
3:3:125:ALA:HB3	3:3:155:ILE:HD12	1.95	0.48
2:2:34:CYS:HB2	2:2:202:PRO:HD2	1.95	0.48
3:3:112:ARG:HD3	3:3:162:VAL:CG1	2.43	0.48
3:3:129:LEU:O	3:3:150:HIS:HA	2.13	0.48
1:1:58:MET:HE1	3:3:216:ASP:O	2.13	0.48
2:2:10:SER:CB	4:4:68:ASN:OXT	2.61	0.48
2:2:40:GLU:CG	2:2:40:GLU:O	2.61	0.48
3:3:95:THR:O	3:3:99:GLU:HB2	2.13	0.48
1:1:134:ALA:HB2	1:1:180:VAL:HG11	1.96	0.48
1:1:268:ARG:HH11	1:1:268:ARG:HD3	1.50	0.48
1:1:58:MET:O	1:1:59:HIS:HB2	2.13	0.48
2:2:130:HIS:ND1	2:2:219:SER:OG	2.47	0.48
1:1:268:ARG:NH1	3:3:236:GLU:O	2.46	0.48
4:4:45:LEU:N	5:4:71:HOH:O	2.41	0.47
1:1:273:LYS:O	1:1:274:ASN:C	2.52	0.47
1:1:268:ARG:CZ	2:2:139:ASN:HB2	2.44	0.47
2:2:187:GLN:HE21	2:2:187:GLN:HB2	1.57	0.47
2:2:13:VAL:HA	2:2:25:THR:O	2.15	0.47
2:2:177:LEU:CD1	3:3:94:THR:CG2	2.93	0.47
1:1:74:ALA:HB3	3:3:15:THR:HB	1.97	0.47
3:3:115:LEU:HD22	3:3:129:LEU:HD21	1.96	0.47
3:3:190:TRP:N	3:3:190:TRP:CD1	2.81	0.47
1:1:83:GLN:OE1	1:1:236:LYS:HD2	2.15	0.47
1:1:165:ASP:HB3	1:1:167:THR:H	1.79	0.47

Continued on next page...

Continued from previous page...

Atom-1	Atom-2	Interatomic distance (Å)	Clash overlap (Å)
2:2:135:HIS:CD2	2:2:160:ASN:HB3	2.49	0.46
2:2:170:LEU:HD23	3:3:64:VAL:CG2	2.45	0.46
3:3:101:VAL:HG22	3:3:219:LEU:HD11	1.98	0.46
1:1:43:MET:HA	1:1:43:MET:HE3	1.97	0.46
1:1:92:ASN:CG	1:1:95:GLU:HB2	2.36	0.46
4:4:61:LEU:HD12	4:4:61:LEU:HA	1.62	0.46
1:1:151:MET:HE2	1:1:173:ASN:HD22	1.78	0.46
2:2:63:PHE:CD2	2:2:245:ALA:HB2	2.50	0.46
1:1:206:HIS:ND1	1:1:206:HIS:N	2.62	0.46
1:1:198:ASN:HB3	1:1:200:PHE:O	2.17	0.45
1:1:87:ALA:CA	1:1:90:ILE:HG12	2.44	0.45
1:1:101:ASP:HA	1:1:225:ALA:HA	1.98	0.45
3:3:192:GLN:HE21	3:3:192:GLN:HA	1.81	0.45
1:1:43:MET:CE	1:1:43:MET:HA	2.46	0.45
2:2:156:LEU:HD11	2:2:173:MET:SD	2.56	0.45
2:2:190:ASN:H	2:2:194:ASN:CB	2.30	0.45
3:3:55:MET:CE	3:3:91:VAL:HG21	2.46	0.45
4:4:44:SER:C	4:4:46:SER:N	2.68	0.45
2:2:13:VAL:C	2:2:14:GLN:CG	2.85	0.45
2:2:91:VAL:HG12	2:2:95:ASN:HD22	1.82	0.45
3:3:197:LEU:HD21	3:3:205:VAL:HG11	1.99	0.45
3:3:55:MET:HE2	3:3:91:VAL:HG21	1.99	0.45
3:3:50:ASP:HA	3:3:212:SER:HB3	1.98	0.45
4:4:43:GLN:HG3	4:4:45:LEU:H	1.82	0.45
1:1:28:THR:HG22	1:1:29:GLN:H	1.82	0.45
1:1:207:ASP:HA	2:2:144:TYR:CE1	2.52	0.45
2:2:146:PHE:CG	2:2:164:GLY:HA2	2.52	0.45
2:2:170:LEU:HD23	3:3:64:VAL:HG22	1.99	0.45
3:3:174:ARG:HH11	3:3:174:ARG:HD3	1.47	0.45
1:1:64:GLU:HG2	1:1:64:GLU:O	2.17	0.44
3:3:116:MET:HG3	3:3:159:SER:OG	2.17	0.44
3:3:181:TYR:CD1	3:3:181:TYR:C	2.91	0.44
1:1:158:PRO:HB2	1:1:167:THR:HG22	1.99	0.44
1:1:285:ASP:HB3	1:1:288:SER:H	1.82	0.44
2:2:10:SER:OG	4:4:68:ASN:OXT	2.35	0.44
1:1:31:VAL:HG11	1:1:34:LEU:HD12	1.98	0.44
2:2:228:LEU:CD1	2:2:238:LEU:HD22	2.47	0.44
1:1:132:ALA:O	1:1:181:GLY:N	2.41	0.44
2:2:148:HIS:N	2:2:149:PRO:CD	2.79	0.44
1:1:102:TRP:CZ3	1:1:243:VAL:HG11	2.53	0.44
1:1:289:TYR:CE1	3:3:138:GLY:HA3	2.53	0.44

Continued on next page...

Continued from previous page...

Atom-1	Atom-2	Interatomic distance (Å)	Clash overlap (Å)
3:3:61:LYS:O	3:3:63:GLU:HG3	2.16	0.44
1:1:47:PRO:HB3	3:3:166:PRO:HB3	1.99	0.44
2:2:37:GLU:CD	3:3:35:HIS:HE2	2.19	0.44
1:1:289:TYR:CD1	3:3:138:GLY:HA3	2.52	0.44
3:3:57:ASN:H	3:3:57:ASN:CB	2.26	0.44
1:1:282:ARG:CG	3:3:57:ASN:CB	2.89	0.43
4:4:59:LEU:CD2	4:4:61:LEU:HD13	2.41	0.43
2:2:190:ASN:H	2:2:194:ASN:HB3	1.82	0.43
2:2:95:ASN:HB3	2:2:251:PHE:CE2	2.53	0.43
2:2:13:VAL:C	2:2:14:GLN:HG2	2.39	0.43
3:3:61:LYS:HG2	3:3:63:GLU:HG3	2.00	0.43
2:2:143:LYS:HG2	2:2:143:LYS:H	1.56	0.43
2:2:91:VAL:HG12	2:2:95:ASN:ND2	2.34	0.43
1:1:206:HIS:HB2	5:1:339:HOH:O	2.18	0.43
1:1:286:ILE:HG21	1:1:286:ILE:HD13	1.77	0.43
2:2:262:GLN:C	2:2:262:GLN:NE2	2.66	0.43
3:3:47:ILE:HG21	3:3:47:ILE:HD13	1.51	0.43
3:3:151:VAL:HG11	3:3:161:ILE:HD11	2.01	0.43
2:2:70:THR:HG22	2:2:72:THR:HG22	2.01	0.42
4:4:43:GLN:O	4:4:45:LEU:CB	2.65	0.42
2:2:235:THR:CG2	2:2:236:PRO:N	2.79	0.42
2:2:259:ILE:HG21	2:2:259:ILE:HD13	1.74	0.42
1:1:261:LEU:HD11	2:2:171:TYR:CD1	2.55	0.42
5:1:356:HOH:O	4:4:44:SER:HB2	2.19	0.42
1:1:206:HIS:NE2	1:1:208:ASP:HB2	2.34	0.42
1:1:216:THR:CG2	1:1:218:LEU:HB2	2.50	0.42
2:2:228:LEU:HD11	2:2:238:LEU:HD22	2.02	0.42
2:2:225:ILE:O	3:3:68:LEU:HD21	2.20	0.42
1:1:107:SER:CA	1:1:113:ARG:HD2	2.49	0.42
1:1:136:GLN:NE2	1:1:235:HIS:CD2	2.64	0.42
2:2:10:SER:CB	2:2:12:ARG:HB2	2.49	0.42
1:1:286:ILE:HG23	3:3:81:PHE:HA	2.00	0.42
1:1:285:ASP:HB3	1:1:288:SER:N	2.34	0.41
1:1:93:HIS:CE1	1:1:163:TRP:HD1	2.38	0.41
3:3:18:ASP:CG	4:4:40:SER:HB2	2.41	0.41
3:3:44:LEU:HD23	3:3:44:LEU:HA	1.79	0.41
1:1:146:LEU:HA	1:1:230:ASN:OD1	2.20	0.41
1:1:86:ASP:OD2	1:1:88:THR:HB	2.20	0.41
2:2:235:THR:HG22	2:2:237:SER:N	2.35	0.41
3:3:112:ARG:HG2	3:3:112:ARG:HH11	1.83	0.41
3:3:174:ARG:HD2	3:3:182:THR:O	2.20	0.41

Continued on next page...

Continued from previous page...

Atom-1	Atom-2	Interatomic distance (Å)	Clash overlap (Å)
3:3:113:PHE:CE1	3:3:115:LEU:HD13	2.55	0.41
3:3:208:LEU:HA	3:3:208:LEU:HD12	1.73	0.41
1:1:38:GLU:CD	3:3:116:MET:CE	2.88	0.41
3:3:195:LEU:C	3:3:196:ILE:HG12	2.40	0.41
1:1:187:SER:HB3	3:3:21:SER:HB3	2.01	0.41
2:2:122:LEU:HD23	2:2:224:PRO:HA	2.02	0.41
2:2:255:ARG:CG	2:2:256:SER:H	1.99	0.41
2:2:43:PRO:HG2	2:2:46:ASP:HB2	2.03	0.41
1:1:137:PRO:HD2	5:1:348:HOH:O	2.19	0.41
1:1:165:ASP:CB	1:1:167:THR:OG1	2.69	0.41
1:1:289:TYR:CZ	3:3:139:PRO:HD2	2.55	0.41
2:2:69:LYS:O	2:2:239:PRO:HA	2.20	0.41
1:1:129:THR:OG1	1:1:185:ARG:NH1	2.43	0.41
2:2:195:ASN:OD1	2:2:195:ASN:C	2.59	0.41
1:1:78:HIS:NE2	1:1:80:THR:HB	2.36	0.41
2:2:168:ASP:HB3	5:2:329:HOH:O	2.20	0.40
3:3:214:CYS:HB3	3:3:215:PRO:CD	2.51	0.40
1:1:285:ASP:H	1:1:285:ASP:HB2	1.85	0.40
1:1:38:GLU:N	3:3:116:MET:HE3	2.37	0.40
4:4:43:GLN:HG2	4:4:43:GLN:O	2.18	0.40
1:1:208:ASP:HB3	1:1:211:THR:HB	2.04	0.40
2:2:13:VAL:HG22	2:2:26:GLN:HA	2.03	0.40
3:3:167:TRP:HZ2	3:3:172:GLN:HA	1.86	0.40
1:1:261:LEU:HD11	2:2:171:TYR:CE1	2.57	0.40
2:2:53:THR:OG1	2:2:250:GLU:HG2	2.22	0.40
4:4:43:GLN:O	4:4:44:SER:C	2.58	0.40

There are no symmetry-related clashes.

5.3 Torsion angles [\(i\)](#)

5.3.1 Protein backbone [\(i\)](#)

In the following table, the Percentiles column shows the percent Ramachandran outliers of the chain as a percentile score with respect to all X-ray entries followed by that with respect to entries of similar resolution.

The Analysed column shows the number of residues for which the backbone conformation was analysed, and the total number of residues.

Mol	Chain	Analysed	Favoured	Allowed	Outliers	Percentiles	
1	1	271/289 (94%)	254 (94%)	15 (6%)	2 (1%)	24	64
2	2	253/262 (97%)	233 (92%)	18 (7%)	2 (1%)	21	61
3	3	234/236 (99%)	217 (93%)	15 (6%)	2 (1%)	19	59
4	4	38/68 (56%)	34 (90%)	3 (8%)	1 (3%)	6	30
All	All	796/855 (93%)	738 (93%)	51 (6%)	7 (1%)	19	59

All (7) Ramachandran outliers are listed below:

Mol	Chain	Res	Type
1	1	139	SER
3	3	57	ASN
3	3	77	ASN
1	1	165	ASP
2	2	255	ARG
2	2	257	LYS
4	4	47	MET

5.3.2 Protein sidechains [i](#)

In the following table, the Percentiles column shows the percent sidechain outliers of the chain as a percentile score with respect to all X-ray entries followed by that with respect to entries of similar resolution.

The Analysed column shows the number of residues for which the sidechain conformation was analysed, and the total number of residues.

Mol	Chain	Analysed	Rotameric	Outliers	Percentiles	
1	1	239/253 (94%)	195 (82%)	44 (18%)	2	9
2	2	223/229 (97%)	181 (81%)	42 (19%)	1	9
3	3	209/209 (100%)	172 (82%)	37 (18%)	2	10
4	4	33/57 (58%)	20 (61%)	13 (39%)	0	0
All	All	704/748 (94%)	568 (81%)	136 (19%)	1	8

All (136) residues with a non-rotameric sidechain are listed below:

Mol	Chain	Res	Type
1	1	18	VAL
1	1	21	ILE
1	1	22	SER
1	1	23	SER

Continued on next page...

Continued from previous page...

Mol	Chain	Res	Type
1	1	28	THR
1	1	29	GLN
1	1	30	LYS
1	1	38	GLU
1	1	43	MET
1	1	47	PRO
1	1	63	SER
1	1	81	GLU
1	1	90	ILE
1	1	97	LYS
1	1	103	LYS
1	1	105	ASN
1	1	106	LEU
1	1	122	VAL
1	1	136	GLN
1	1	137	PRO
1	1	138	ASP
1	1	139	SER
1	1	144	SER
1	1	145	ASN
1	1	159	ASN
1	1	165	ASP
1	1	170	SER
1	1	172	SER
1	1	173	ASN
1	1	176	VAL
1	1	183	THR
1	1	184	SER
1	1	185	ARG
1	1	187	SER
1	1	202	ASP
1	1	215	ILE
1	1	219	ASN
1	1	240	LYS
1	1	256	ARG
1	1	268	ARG
1	1	274	ASN
1	1	278	VAL
1	1	285	ASP
1	1	287	LYS
2	2	11	ASP
2	2	12	ARG

Continued on next page...

Continued from previous page...

Mol	Chain	Res	Type
2	2	20	ASN
2	2	26	GLN
2	2	49	ASP
2	2	52	LYS
2	2	66	LEU
2	2	69	LYS
2	2	73	THR
2	2	76	LYS
2	2	81	LYS
2	2	87	LYS
2	2	88	ASP
2	2	103	ARG
2	2	116	LYS
2	2	119	SER
2	2	136	GLU
2	2	141	SER
2	2	145	THR
2	2	152	ARG
2	2	165	PRO
2	2	168	ASP
2	2	169	VAL
2	2	170	LEU
2	2	174	ASN
2	2	187	GLN
2	2	192	ARG
2	2	195	ASN
2	2	209	ILE
2	2	211	SER
2	2	217	ASN
2	2	221	MET
2	2	225	ILE
2	2	232	THR
2	2	236	PRO
2	2	238	LEU
2	2	247	MET
2	2	250	GLU
2	2	254	ILE
2	2	255	ARG
2	2	256	SER
2	2	262	GLN
3	3	16	THR
3	3	33	ARG

Continued on next page...

Continued from previous page...

Mol	Chain	Res	Type
3	3	46	ILE
3	3	55	MET
3	3	60	THR
3	3	61	LYS
3	3	65	ASN
3	3	91	VAL
3	3	94	THR
3	3	101	VAL
3	3	112	ARG
3	3	114	SER
3	3	115	LEU
3	3	137	ARG
3	3	146	MET
3	3	157	LEU
3	3	158	GLN
3	3	159	SER
3	3	164	THR
3	3	172	GLN
3	3	174	ARG
3	3	179	ASP
3	3	182	THR
3	3	192	GLN
3	3	194	SER
3	3	196	ILE
3	3	201	THR
3	3	208	LEU
3	3	211	ILE
3	3	217	PHE
3	3	218	LYS
3	3	219	LEU
3	3	220	ARG
3	3	223	LYS
3	3	226	GLN
3	3	228	ILE
3	3	230	GLN
4	4	29	ILE
4	4	33	LYS
4	4	40	SER
4	4	43	GLN
4	4	45	LEU
4	4	46	SER
4	4	47	MET

Continued on next page...

Continued from previous page...

Mol	Chain	Res	Type
4	4	50	SER
4	4	51	LYS
4	4	59	LEU
4	4	61	LEU
4	4	67	LEU
4	4	68	ASN

Some sidechains can be flipped to improve hydrogen bonding and reduce clashes. All (14) such sidechains are listed below:

Mol	Chain	Res	Type
1	1	61	ASN
1	1	136	GLN
1	1	159	ASN
1	1	173	ASN
1	1	219	ASN
2	2	20	ASN
2	2	174	ASN
2	2	217	ASN
2	2	262	GLN
3	3	102	GLN
3	3	140	GLN
3	3	172	GLN
3	3	192	GLN
3	3	226	GLN

5.3.3 RNA [i](#)

There are no RNA molecules in this entry.

5.4 Non-standard residues in protein, DNA, RNA chains [i](#)

There are no non-standard protein/DNA/RNA residues in this entry.

5.5 Carbohydrates [i](#)

There are no carbohydrates in this entry.

5.6 Ligand geometry [i](#)

There are no ligands in this entry.

5.7 Other polymers [i](#)

There are no such residues in this entry.

5.8 Polymer linkage issues [i](#)

There are no chain breaks in this entry.

6 Fit of model and data [i](#)

6.1 Protein, DNA and RNA chains [i](#)

Unable to reproduce the depositors R factor - this section is therefore empty.

6.2 Non-standard residues in protein, DNA, RNA chains [i](#)

Unable to reproduce the depositors R factor - this section is therefore empty.

6.3 Carbohydrates [i](#)

Unable to reproduce the depositors R factor - this section is therefore empty.

6.4 Ligands [i](#)

Unable to reproduce the depositors R factor - this section is therefore empty.

6.5 Other polymers [i](#)

Unable to reproduce the depositors R factor - this section is therefore empty.