



wwPDB X-ray Structure Validation Summary Report ⓘ

Feb 22, 2024 – 01:21 AM EST

PDB ID : 4RKM
Title : Wolinella succinogenes octaheme sulfite reductase MccA, form I
Authors : Hermann, B.; Kern, M.; La Pietra, L.; Simon, J.; Einsle, O.
Deposited on : 2014-10-13
Resolution : 2.20 Å(reported)

This is a wwPDB X-ray Structure Validation Summary Report for a publicly released PDB entry.

We welcome your comments at validation@mail.wwpdb.org

A user guide is available at

<https://www.wwpdb.org/validation/2017/XrayValidationReportHelp>

with specific help available everywhere you see the ⓘ symbol.

The types of validation reports are described at

<http://www.wwpdb.org/validation/2017/FAQs#types>.

The following versions of software and data (see [references ⓘ](#)) were used in the production of this report:

MolProbity : 4.02b-467
Mogul : 1.8.5 (274361), CSD as541be (2020)
Xtriage (Phenix) : 1.13
EDS : 2.36
buster-report : 1.1.7 (2018)
Percentile statistics : 20191225.v01 (using entries in the PDB archive December 25th 2019)
Refmac : 5.8.0158
CCP4 : 7.0.044 (Gargrove)
Ideal geometry (proteins) : Engh & Huber (2001)
Ideal geometry (DNA, RNA) : Parkinson et al. (1996)
Validation Pipeline (wwPDB-VP) : 2.36

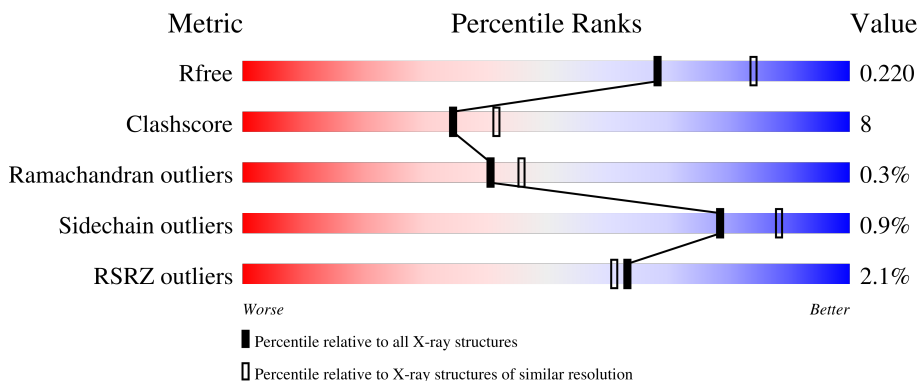
1 Overall quality at a glance

The following experimental techniques were used to determine the structure:

X-RAY DIFFRACTION

The reported resolution of this entry is 2.20 Å.

Percentile scores (ranging between 0-100) for global validation metrics of the entry are shown in the following graphic. The table shows the number of entries on which the scores are based.



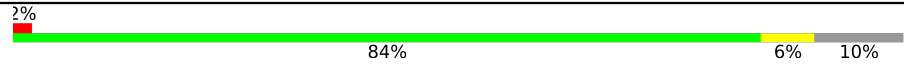

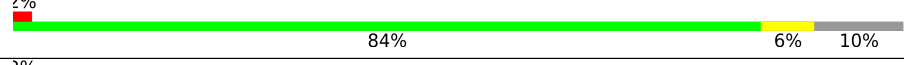

Metric	Whole archive (#Entries)	Similar resolution (#Entries, resolution range(Å))
R_{free}	130704	4898 (2.20-2.20)
Clashscore	141614	5594 (2.20-2.20)
Ramachandran outliers	138981	5503 (2.20-2.20)
Sidechain outliers	138945	5504 (2.20-2.20)
RSRZ outliers	127900	4800 (2.20-2.20)

The table below summarises the geometric issues observed across the polymeric chains and their fit to the electron density. The red, orange, yellow and green segments of the lower bar indicate the fraction of residues that contain outliers for ≥ 3 , 2, 1 and 0 types of geometric quality criteria respectively. A grey segment represents the fraction of residues that are not modelled. The numeric value for each fraction is indicated below the corresponding segment, with a dot representing fractions $\leq 5\%$. The upper red bar (where present) indicates the fraction of residues that have poor fit to the electron density. The numeric value is given above the bar.

Mol	Chain	Length	Quality of chain
1	A	732	 2% 85% 5% 10%
1	B	732	 % 85% 5% 10%
1	C	732	 % 84% 5% 10%
1	D	732	 3% 84% 5% 10%
1	E	732	 % 84% 6% 10%

Continued on next page...

Continued from previous page...

Mol	Chain	Length	Quality of chain
1	F	732	 2% 84% 6% 10%
1	G	732	 2% 84% 5% 10%
1	H	732	 % 86% 5% 10%
1	I	732	 2% 84% 6% 10%
1	J	732	 2% 84% 6% 10%
1	K	732	 % 85% 5% 10%
1	L	732	 5% 84% 6% 10%

2 Entry composition [i](#)

There are 8 unique types of molecules in this entry. The entry contains 70014 atoms, of which 0 are hydrogens and 0 are deuteriums.

In the tables below, the ZeroOcc column contains the number of atoms modelled with zero occupancy, the AltConf column contains the number of residues with at least one atom in alternate conformation and the Trace column contains the number of residues modelled with at most 2 atoms.

- Molecule 1 is a protein called MccA.

Mol	Chain	Residues	Atoms					ZeroOcc	AltConf	Trace
			Total	C	N	O	S			
1	A	659	5224	3283	919	987	35	0	0	0
1	B	660	5232	3289	920	988	35	0	0	0
1	C	659	5224	3283	919	987	35	0	0	0
1	D	659	5224	3283	919	987	35	0	0	0
1	E	659	5224	3283	919	987	35	0	0	0
1	F	659	5224	3283	919	987	35	0	0	0
1	H	660	5232	3289	920	988	35	0	0	0
1	I	659	5224	3283	919	987	35	0	0	0
1	J	659	5224	3283	919	987	35	0	0	0
1	K	659	5224	3283	919	987	35	0	0	0
1	L	659	5224	3283	919	987	35	0	0	0
1	G	658	5218	3280	918	985	35	0	0	0

There are 360 discrepancies between the modelled and reference sequences:

Chain	Residue	Modelled	Actual	Comment	Reference
A	691	SER	-	expression tag	UNP Q7MSJ8
A	692	ALA	-	expression tag	UNP Q7MSJ8
A	693	TRP	-	expression tag	UNP Q7MSJ8
A	694	SER	-	expression tag	UNP Q7MSJ8
A	695	HIS	-	expression tag	UNP Q7MSJ8

Continued on next page...

Continued from previous page...

Chain	Residue	Modelled	Actual	Comment	Reference
A	696	PRO	-	expression tag	UNP Q7MSJ8
A	697	GLN	-	expression tag	UNP Q7MSJ8
A	698	PHE	-	expression tag	UNP Q7MSJ8
A	699	GLU	-	expression tag	UNP Q7MSJ8
A	700	LYS	-	expression tag	UNP Q7MSJ8
A	701	GLY	-	expression tag	UNP Q7MSJ8
A	702	GLY	-	expression tag	UNP Q7MSJ8
A	703	GLY	-	expression tag	UNP Q7MSJ8
A	704	SER	-	expression tag	UNP Q7MSJ8
A	705	GLY	-	expression tag	UNP Q7MSJ8
A	706	GLY	-	expression tag	UNP Q7MSJ8
A	707	GLY	-	expression tag	UNP Q7MSJ8
A	708	SER	-	expression tag	UNP Q7MSJ8
A	709	GLY	-	expression tag	UNP Q7MSJ8
A	710	GLY	-	expression tag	UNP Q7MSJ8
A	711	SER	-	expression tag	UNP Q7MSJ8
A	712	ALA	-	expression tag	UNP Q7MSJ8
A	713	TRP	-	expression tag	UNP Q7MSJ8
A	714	SER	-	expression tag	UNP Q7MSJ8
A	715	HIS	-	expression tag	UNP Q7MSJ8
A	716	PRO	-	expression tag	UNP Q7MSJ8
A	717	GLN	-	expression tag	UNP Q7MSJ8
A	718	PHE	-	expression tag	UNP Q7MSJ8
A	719	GLU	-	expression tag	UNP Q7MSJ8
A	720	LYS	-	expression tag	UNP Q7MSJ8
B	691	SER	-	expression tag	UNP Q7MSJ8
B	692	ALA	-	expression tag	UNP Q7MSJ8
B	693	TRP	-	expression tag	UNP Q7MSJ8
B	694	SER	-	expression tag	UNP Q7MSJ8
B	695	HIS	-	expression tag	UNP Q7MSJ8
B	696	PRO	-	expression tag	UNP Q7MSJ8
B	697	GLN	-	expression tag	UNP Q7MSJ8
B	698	PHE	-	expression tag	UNP Q7MSJ8
B	699	GLU	-	expression tag	UNP Q7MSJ8
B	700	LYS	-	expression tag	UNP Q7MSJ8
B	701	GLY	-	expression tag	UNP Q7MSJ8
B	702	GLY	-	expression tag	UNP Q7MSJ8
B	703	GLY	-	expression tag	UNP Q7MSJ8
B	704	SER	-	expression tag	UNP Q7MSJ8
B	705	GLY	-	expression tag	UNP Q7MSJ8
B	706	GLY	-	expression tag	UNP Q7MSJ8
B	707	GLY	-	expression tag	UNP Q7MSJ8

Continued on next page...

Continued from previous page...

Chain	Residue	Modelled	Actual	Comment	Reference
B	708	SER	-	expression tag	UNP Q7MSJ8
B	709	GLY	-	expression tag	UNP Q7MSJ8
B	710	GLY	-	expression tag	UNP Q7MSJ8
B	711	SER	-	expression tag	UNP Q7MSJ8
B	712	ALA	-	expression tag	UNP Q7MSJ8
B	713	TRP	-	expression tag	UNP Q7MSJ8
B	714	SER	-	expression tag	UNP Q7MSJ8
B	715	HIS	-	expression tag	UNP Q7MSJ8
B	716	PRO	-	expression tag	UNP Q7MSJ8
B	717	GLN	-	expression tag	UNP Q7MSJ8
B	718	PHE	-	expression tag	UNP Q7MSJ8
B	719	GLU	-	expression tag	UNP Q7MSJ8
B	720	LYS	-	expression tag	UNP Q7MSJ8
C	691	SER	-	expression tag	UNP Q7MSJ8
C	692	ALA	-	expression tag	UNP Q7MSJ8
C	693	TRP	-	expression tag	UNP Q7MSJ8
C	694	SER	-	expression tag	UNP Q7MSJ8
C	695	HIS	-	expression tag	UNP Q7MSJ8
C	696	PRO	-	expression tag	UNP Q7MSJ8
C	697	GLN	-	expression tag	UNP Q7MSJ8
C	698	PHE	-	expression tag	UNP Q7MSJ8
C	699	GLU	-	expression tag	UNP Q7MSJ8
C	700	LYS	-	expression tag	UNP Q7MSJ8
C	701	GLY	-	expression tag	UNP Q7MSJ8
C	702	GLY	-	expression tag	UNP Q7MSJ8
C	703	GLY	-	expression tag	UNP Q7MSJ8
C	704	SER	-	expression tag	UNP Q7MSJ8
C	705	GLY	-	expression tag	UNP Q7MSJ8
C	706	GLY	-	expression tag	UNP Q7MSJ8
C	707	GLY	-	expression tag	UNP Q7MSJ8
C	708	SER	-	expression tag	UNP Q7MSJ8
C	709	GLY	-	expression tag	UNP Q7MSJ8
C	710	GLY	-	expression tag	UNP Q7MSJ8
C	711	SER	-	expression tag	UNP Q7MSJ8
C	712	ALA	-	expression tag	UNP Q7MSJ8
C	713	TRP	-	expression tag	UNP Q7MSJ8
C	714	SER	-	expression tag	UNP Q7MSJ8
C	715	HIS	-	expression tag	UNP Q7MSJ8
C	716	PRO	-	expression tag	UNP Q7MSJ8
C	717	GLN	-	expression tag	UNP Q7MSJ8
C	718	PHE	-	expression tag	UNP Q7MSJ8
C	719	GLU	-	expression tag	UNP Q7MSJ8

Continued on next page...

Continued from previous page...

Chain	Residue	Modelled	Actual	Comment	Reference
C	720	LYS	-	expression tag	UNP Q7MSJ8
D	691	SER	-	expression tag	UNP Q7MSJ8
D	692	ALA	-	expression tag	UNP Q7MSJ8
D	693	TRP	-	expression tag	UNP Q7MSJ8
D	694	SER	-	expression tag	UNP Q7MSJ8
D	695	HIS	-	expression tag	UNP Q7MSJ8
D	696	PRO	-	expression tag	UNP Q7MSJ8
D	697	GLN	-	expression tag	UNP Q7MSJ8
D	698	PHE	-	expression tag	UNP Q7MSJ8
D	699	GLU	-	expression tag	UNP Q7MSJ8
D	700	LYS	-	expression tag	UNP Q7MSJ8
D	701	GLY	-	expression tag	UNP Q7MSJ8
D	702	GLY	-	expression tag	UNP Q7MSJ8
D	703	GLY	-	expression tag	UNP Q7MSJ8
D	704	SER	-	expression tag	UNP Q7MSJ8
D	705	GLY	-	expression tag	UNP Q7MSJ8
D	706	GLY	-	expression tag	UNP Q7MSJ8
D	707	GLY	-	expression tag	UNP Q7MSJ8
D	708	SER	-	expression tag	UNP Q7MSJ8
D	709	GLY	-	expression tag	UNP Q7MSJ8
D	710	GLY	-	expression tag	UNP Q7MSJ8
D	711	SER	-	expression tag	UNP Q7MSJ8
D	712	ALA	-	expression tag	UNP Q7MSJ8
D	713	TRP	-	expression tag	UNP Q7MSJ8
D	714	SER	-	expression tag	UNP Q7MSJ8
D	715	HIS	-	expression tag	UNP Q7MSJ8
D	716	PRO	-	expression tag	UNP Q7MSJ8
D	717	GLN	-	expression tag	UNP Q7MSJ8
D	718	PHE	-	expression tag	UNP Q7MSJ8
D	719	GLU	-	expression tag	UNP Q7MSJ8
D	720	LYS	-	expression tag	UNP Q7MSJ8
E	691	SER	-	expression tag	UNP Q7MSJ8
E	692	ALA	-	expression tag	UNP Q7MSJ8
E	693	TRP	-	expression tag	UNP Q7MSJ8
E	694	SER	-	expression tag	UNP Q7MSJ8
E	695	HIS	-	expression tag	UNP Q7MSJ8
E	696	PRO	-	expression tag	UNP Q7MSJ8
E	697	GLN	-	expression tag	UNP Q7MSJ8
E	698	PHE	-	expression tag	UNP Q7MSJ8
E	699	GLU	-	expression tag	UNP Q7MSJ8
E	700	LYS	-	expression tag	UNP Q7MSJ8
E	701	GLY	-	expression tag	UNP Q7MSJ8

Continued on next page...

Continued from previous page...

Chain	Residue	Modelled	Actual	Comment	Reference
E	702	GLY	-	expression tag	UNP Q7MSJ8
E	703	GLY	-	expression tag	UNP Q7MSJ8
E	704	SER	-	expression tag	UNP Q7MSJ8
E	705	GLY	-	expression tag	UNP Q7MSJ8
E	706	GLY	-	expression tag	UNP Q7MSJ8
E	707	GLY	-	expression tag	UNP Q7MSJ8
E	708	SER	-	expression tag	UNP Q7MSJ8
E	709	GLY	-	expression tag	UNP Q7MSJ8
E	710	GLY	-	expression tag	UNP Q7MSJ8
E	711	SER	-	expression tag	UNP Q7MSJ8
E	712	ALA	-	expression tag	UNP Q7MSJ8
E	713	TRP	-	expression tag	UNP Q7MSJ8
E	714	SER	-	expression tag	UNP Q7MSJ8
E	715	HIS	-	expression tag	UNP Q7MSJ8
E	716	PRO	-	expression tag	UNP Q7MSJ8
E	717	GLN	-	expression tag	UNP Q7MSJ8
E	718	PHE	-	expression tag	UNP Q7MSJ8
E	719	GLU	-	expression tag	UNP Q7MSJ8
E	720	LYS	-	expression tag	UNP Q7MSJ8
F	691	SER	-	expression tag	UNP Q7MSJ8
F	692	ALA	-	expression tag	UNP Q7MSJ8
F	693	TRP	-	expression tag	UNP Q7MSJ8
F	694	SER	-	expression tag	UNP Q7MSJ8
F	695	HIS	-	expression tag	UNP Q7MSJ8
F	696	PRO	-	expression tag	UNP Q7MSJ8
F	697	GLN	-	expression tag	UNP Q7MSJ8
F	698	PHE	-	expression tag	UNP Q7MSJ8
F	699	GLU	-	expression tag	UNP Q7MSJ8
F	700	LYS	-	expression tag	UNP Q7MSJ8
F	701	GLY	-	expression tag	UNP Q7MSJ8
F	702	GLY	-	expression tag	UNP Q7MSJ8
F	703	GLY	-	expression tag	UNP Q7MSJ8
F	704	SER	-	expression tag	UNP Q7MSJ8
F	705	GLY	-	expression tag	UNP Q7MSJ8
F	706	GLY	-	expression tag	UNP Q7MSJ8
F	707	GLY	-	expression tag	UNP Q7MSJ8
F	708	SER	-	expression tag	UNP Q7MSJ8
F	709	GLY	-	expression tag	UNP Q7MSJ8
F	710	GLY	-	expression tag	UNP Q7MSJ8
F	711	SER	-	expression tag	UNP Q7MSJ8
F	712	ALA	-	expression tag	UNP Q7MSJ8
F	713	TRP	-	expression tag	UNP Q7MSJ8

Continued on next page...

Continued from previous page...

Chain	Residue	Modelled	Actual	Comment	Reference
F	714	SER	-	expression tag	UNP Q7MSJ8
F	715	HIS	-	expression tag	UNP Q7MSJ8
F	716	PRO	-	expression tag	UNP Q7MSJ8
F	717	GLN	-	expression tag	UNP Q7MSJ8
F	718	PHE	-	expression tag	UNP Q7MSJ8
F	719	GLU	-	expression tag	UNP Q7MSJ8
F	720	LYS	-	expression tag	UNP Q7MSJ8
H	691	SER	-	expression tag	UNP Q7MSJ8
H	692	ALA	-	expression tag	UNP Q7MSJ8
H	693	TRP	-	expression tag	UNP Q7MSJ8
H	694	SER	-	expression tag	UNP Q7MSJ8
H	695	HIS	-	expression tag	UNP Q7MSJ8
H	696	PRO	-	expression tag	UNP Q7MSJ8
H	697	GLN	-	expression tag	UNP Q7MSJ8
H	698	PHE	-	expression tag	UNP Q7MSJ8
H	699	GLU	-	expression tag	UNP Q7MSJ8
H	700	LYS	-	expression tag	UNP Q7MSJ8
H	701	GLY	-	expression tag	UNP Q7MSJ8
H	702	GLY	-	expression tag	UNP Q7MSJ8
H	703	GLY	-	expression tag	UNP Q7MSJ8
H	704	SER	-	expression tag	UNP Q7MSJ8
H	705	GLY	-	expression tag	UNP Q7MSJ8
H	706	GLY	-	expression tag	UNP Q7MSJ8
H	707	GLY	-	expression tag	UNP Q7MSJ8
H	708	SER	-	expression tag	UNP Q7MSJ8
H	709	GLY	-	expression tag	UNP Q7MSJ8
H	710	GLY	-	expression tag	UNP Q7MSJ8
H	711	SER	-	expression tag	UNP Q7MSJ8
H	712	ALA	-	expression tag	UNP Q7MSJ8
H	713	TRP	-	expression tag	UNP Q7MSJ8
H	714	SER	-	expression tag	UNP Q7MSJ8
H	715	HIS	-	expression tag	UNP Q7MSJ8
H	716	PRO	-	expression tag	UNP Q7MSJ8
H	717	GLN	-	expression tag	UNP Q7MSJ8
H	718	PHE	-	expression tag	UNP Q7MSJ8
H	719	GLU	-	expression tag	UNP Q7MSJ8
H	720	LYS	-	expression tag	UNP Q7MSJ8
I	691	SER	-	expression tag	UNP Q7MSJ8
I	692	ALA	-	expression tag	UNP Q7MSJ8
I	693	TRP	-	expression tag	UNP Q7MSJ8
I	694	SER	-	expression tag	UNP Q7MSJ8
I	695	HIS	-	expression tag	UNP Q7MSJ8

Continued on next page...

Continued from previous page...

Chain	Residue	Modelled	Actual	Comment	Reference
I	696	PRO	-	expression tag	UNP Q7MSJ8
I	697	GLN	-	expression tag	UNP Q7MSJ8
I	698	PHE	-	expression tag	UNP Q7MSJ8
I	699	GLU	-	expression tag	UNP Q7MSJ8
I	700	LYS	-	expression tag	UNP Q7MSJ8
I	701	GLY	-	expression tag	UNP Q7MSJ8
I	702	GLY	-	expression tag	UNP Q7MSJ8
I	703	GLY	-	expression tag	UNP Q7MSJ8
I	704	SER	-	expression tag	UNP Q7MSJ8
I	705	GLY	-	expression tag	UNP Q7MSJ8
I	706	GLY	-	expression tag	UNP Q7MSJ8
I	707	GLY	-	expression tag	UNP Q7MSJ8
I	708	SER	-	expression tag	UNP Q7MSJ8
I	709	GLY	-	expression tag	UNP Q7MSJ8
I	710	GLY	-	expression tag	UNP Q7MSJ8
I	711	SER	-	expression tag	UNP Q7MSJ8
I	712	ALA	-	expression tag	UNP Q7MSJ8
I	713	TRP	-	expression tag	UNP Q7MSJ8
I	714	SER	-	expression tag	UNP Q7MSJ8
I	715	HIS	-	expression tag	UNP Q7MSJ8
I	716	PRO	-	expression tag	UNP Q7MSJ8
I	717	GLN	-	expression tag	UNP Q7MSJ8
I	718	PHE	-	expression tag	UNP Q7MSJ8
I	719	GLU	-	expression tag	UNP Q7MSJ8
I	720	LYS	-	expression tag	UNP Q7MSJ8
J	691	SER	-	expression tag	UNP Q7MSJ8
J	692	ALA	-	expression tag	UNP Q7MSJ8
J	693	TRP	-	expression tag	UNP Q7MSJ8
J	694	SER	-	expression tag	UNP Q7MSJ8
J	695	HIS	-	expression tag	UNP Q7MSJ8
J	696	PRO	-	expression tag	UNP Q7MSJ8
J	697	GLN	-	expression tag	UNP Q7MSJ8
J	698	PHE	-	expression tag	UNP Q7MSJ8
J	699	GLU	-	expression tag	UNP Q7MSJ8
J	700	LYS	-	expression tag	UNP Q7MSJ8
J	701	GLY	-	expression tag	UNP Q7MSJ8
J	702	GLY	-	expression tag	UNP Q7MSJ8
J	703	GLY	-	expression tag	UNP Q7MSJ8
J	704	SER	-	expression tag	UNP Q7MSJ8
J	705	GLY	-	expression tag	UNP Q7MSJ8
J	706	GLY	-	expression tag	UNP Q7MSJ8
J	707	GLY	-	expression tag	UNP Q7MSJ8

Continued on next page...

Continued from previous page...

Chain	Residue	Modelled	Actual	Comment	Reference
J	708	SER	-	expression tag	UNP Q7MSJ8
J	709	GLY	-	expression tag	UNP Q7MSJ8
J	710	GLY	-	expression tag	UNP Q7MSJ8
J	711	SER	-	expression tag	UNP Q7MSJ8
J	712	ALA	-	expression tag	UNP Q7MSJ8
J	713	TRP	-	expression tag	UNP Q7MSJ8
J	714	SER	-	expression tag	UNP Q7MSJ8
J	715	HIS	-	expression tag	UNP Q7MSJ8
J	716	PRO	-	expression tag	UNP Q7MSJ8
J	717	GLN	-	expression tag	UNP Q7MSJ8
J	718	PHE	-	expression tag	UNP Q7MSJ8
J	719	GLU	-	expression tag	UNP Q7MSJ8
J	720	LYS	-	expression tag	UNP Q7MSJ8
K	691	SER	-	expression tag	UNP Q7MSJ8
K	692	ALA	-	expression tag	UNP Q7MSJ8
K	693	TRP	-	expression tag	UNP Q7MSJ8
K	694	SER	-	expression tag	UNP Q7MSJ8
K	695	HIS	-	expression tag	UNP Q7MSJ8
K	696	PRO	-	expression tag	UNP Q7MSJ8
K	697	GLN	-	expression tag	UNP Q7MSJ8
K	698	PHE	-	expression tag	UNP Q7MSJ8
K	699	GLU	-	expression tag	UNP Q7MSJ8
K	700	LYS	-	expression tag	UNP Q7MSJ8
K	701	GLY	-	expression tag	UNP Q7MSJ8
K	702	GLY	-	expression tag	UNP Q7MSJ8
K	703	GLY	-	expression tag	UNP Q7MSJ8
K	704	SER	-	expression tag	UNP Q7MSJ8
K	705	GLY	-	expression tag	UNP Q7MSJ8
K	706	GLY	-	expression tag	UNP Q7MSJ8
K	707	GLY	-	expression tag	UNP Q7MSJ8
K	708	SER	-	expression tag	UNP Q7MSJ8
K	709	GLY	-	expression tag	UNP Q7MSJ8
K	710	GLY	-	expression tag	UNP Q7MSJ8
K	711	SER	-	expression tag	UNP Q7MSJ8
K	712	ALA	-	expression tag	UNP Q7MSJ8
K	713	TRP	-	expression tag	UNP Q7MSJ8
K	714	SER	-	expression tag	UNP Q7MSJ8
K	715	HIS	-	expression tag	UNP Q7MSJ8
K	716	PRO	-	expression tag	UNP Q7MSJ8
K	717	GLN	-	expression tag	UNP Q7MSJ8
K	718	PHE	-	expression tag	UNP Q7MSJ8
K	719	GLU	-	expression tag	UNP Q7MSJ8

Continued on next page...

Continued from previous page...

Chain	Residue	Modelled	Actual	Comment	Reference
K	720	LYS	-	expression tag	UNP Q7MSJ8
L	691	SER	-	expression tag	UNP Q7MSJ8
L	692	ALA	-	expression tag	UNP Q7MSJ8
L	693	TRP	-	expression tag	UNP Q7MSJ8
L	694	SER	-	expression tag	UNP Q7MSJ8
L	695	HIS	-	expression tag	UNP Q7MSJ8
L	696	PRO	-	expression tag	UNP Q7MSJ8
L	697	GLN	-	expression tag	UNP Q7MSJ8
L	698	PHE	-	expression tag	UNP Q7MSJ8
L	699	GLU	-	expression tag	UNP Q7MSJ8
L	700	LYS	-	expression tag	UNP Q7MSJ8
L	701	GLY	-	expression tag	UNP Q7MSJ8
L	702	GLY	-	expression tag	UNP Q7MSJ8
L	703	GLY	-	expression tag	UNP Q7MSJ8
L	704	SER	-	expression tag	UNP Q7MSJ8
L	705	GLY	-	expression tag	UNP Q7MSJ8
L	706	GLY	-	expression tag	UNP Q7MSJ8
L	707	GLY	-	expression tag	UNP Q7MSJ8
L	708	SER	-	expression tag	UNP Q7MSJ8
L	709	GLY	-	expression tag	UNP Q7MSJ8
L	710	GLY	-	expression tag	UNP Q7MSJ8
L	711	SER	-	expression tag	UNP Q7MSJ8
L	712	ALA	-	expression tag	UNP Q7MSJ8
L	713	TRP	-	expression tag	UNP Q7MSJ8
L	714	SER	-	expression tag	UNP Q7MSJ8
L	715	HIS	-	expression tag	UNP Q7MSJ8
L	716	PRO	-	expression tag	UNP Q7MSJ8
L	717	GLN	-	expression tag	UNP Q7MSJ8
L	718	PHE	-	expression tag	UNP Q7MSJ8
L	719	GLU	-	expression tag	UNP Q7MSJ8
L	720	LYS	-	expression tag	UNP Q7MSJ8
G	691	SER	-	expression tag	UNP Q7MSJ8
G	692	ALA	-	expression tag	UNP Q7MSJ8
G	693	TRP	-	expression tag	UNP Q7MSJ8
G	694	SER	-	expression tag	UNP Q7MSJ8
G	695	HIS	-	expression tag	UNP Q7MSJ8
G	696	PRO	-	expression tag	UNP Q7MSJ8
G	697	GLN	-	expression tag	UNP Q7MSJ8
G	698	PHE	-	expression tag	UNP Q7MSJ8
G	699	GLU	-	expression tag	UNP Q7MSJ8
G	700	LYS	-	expression tag	UNP Q7MSJ8
G	701	GLY	-	expression tag	UNP Q7MSJ8

Continued on next page...

Continued from previous page...

Chain	Residue	Modelled	Actual	Comment	Reference
G	702	GLY	-	expression tag	UNP Q7MSJ8
G	703	GLY	-	expression tag	UNP Q7MSJ8
G	704	SER	-	expression tag	UNP Q7MSJ8
G	705	GLY	-	expression tag	UNP Q7MSJ8
G	706	GLY	-	expression tag	UNP Q7MSJ8
G	707	GLY	-	expression tag	UNP Q7MSJ8
G	708	SER	-	expression tag	UNP Q7MSJ8
G	709	GLY	-	expression tag	UNP Q7MSJ8
G	710	GLY	-	expression tag	UNP Q7MSJ8
G	711	SER	-	expression tag	UNP Q7MSJ8
G	712	ALA	-	expression tag	UNP Q7MSJ8
G	713	TRP	-	expression tag	UNP Q7MSJ8
G	714	SER	-	expression tag	UNP Q7MSJ8
G	715	HIS	-	expression tag	UNP Q7MSJ8
G	716	PRO	-	expression tag	UNP Q7MSJ8
G	717	GLN	-	expression tag	UNP Q7MSJ8
G	718	PHE	-	expression tag	UNP Q7MSJ8
G	719	GLU	-	expression tag	UNP Q7MSJ8
G	720	LYS	-	expression tag	UNP Q7MSJ8

- Molecule 2 is COPPER (I) ION (three-letter code: CU1) (formula: Cu).

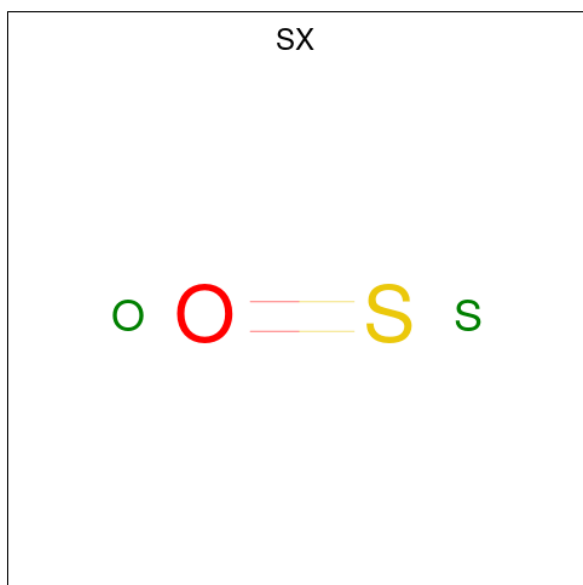
Mol	Chain	Residues	Atoms	ZeroOcc	AltConf
2	A	1	Total Cu 1 1	0	0
2	B	1	Total Cu 1 1	0	0
2	C	1	Total Cu 1 1	0	0
2	D	1	Total Cu 1 1	0	0
2	E	1	Total Cu 1 1	0	0
2	F	1	Total Cu 1 1	0	0
2	H	1	Total Cu 1 1	0	0
2	I	1	Total Cu 1 1	0	0
2	J	1	Total Cu 1 1	0	0
2	K	1	Total Cu 1 1	0	0

Continued on next page...

Continued from previous page...

Mol	Chain	Residues	Atoms	ZeroOcc	AltConf
2	L	1	Total Cu 1 1	0	0
2	G	1	Total Cu 1 1	0	0

- Molecule 3 is SULFUR OXIDE (three-letter code: SX) (formula: OS).



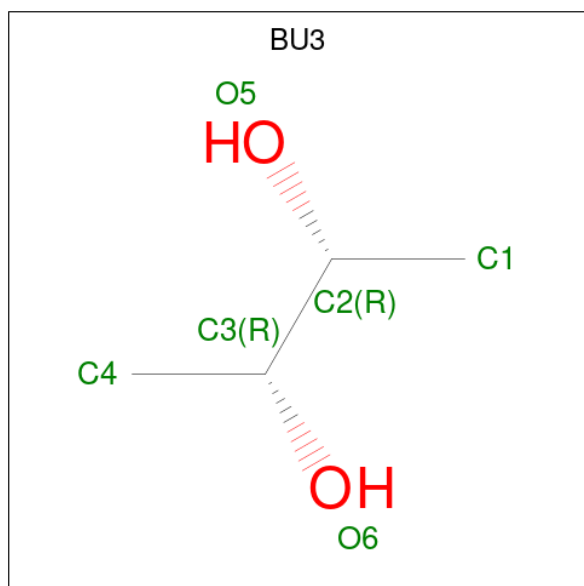
Mol	Chain	Residues	Atoms	ZeroOcc	AltConf
3	A	1	Total O S 2 1 1	0	0
3	B	1	Total O S 2 1 1	0	0
3	C	1	Total O S 2 1 1	0	0
3	E	1	Total O S 2 1 1	0	0
3	F	1	Total O S 2 1 1	0	0
3	H	1	Total O S 2 1 1	0	0
3	J	1	Total O S 2 1 1	0	0
3	K	1	Total O S 2 1 1	0	0
3	L	1	Total O S 2 1 1	0	0

Continued on next page...

Continued from previous page...

Mol	Chain	Residues	Atoms			ZeroOcc	AltConf
3	G	1	Total	O	S	0	0
			2	1	1		

- Molecule 4 is (R,R)-2,3-BUTANEDIOL (three-letter code: BU3) (formula: C₄H₁₀O₂).



Mol	Chain	Residues	Atoms			ZeroOcc	AltConf
4	A	1	Total	C	O	0	0
			6	4	2		
4	A	1	Total	C	O	0	0
			6	4	2		
4	B	1	Total	C	O	0	0
			6	4	2		
4	B	1	Total	C	O	0	0
			6	4	2		
4	B	1	Total	C	O	0	0
			6	4	2		
4	C	1	Total	C	O	0	0
			6	4	2		
4	C	1	Total	C	O	0	0
			6	4	2		
4	D	1	Total	C	O	0	0
			6	4	2		
4	D	1	Total	C	O	0	0
			6	4	2		
4	E	1	Total	C	O	0	0
			6	4	2		

Continued on next page...

Continued from previous page...

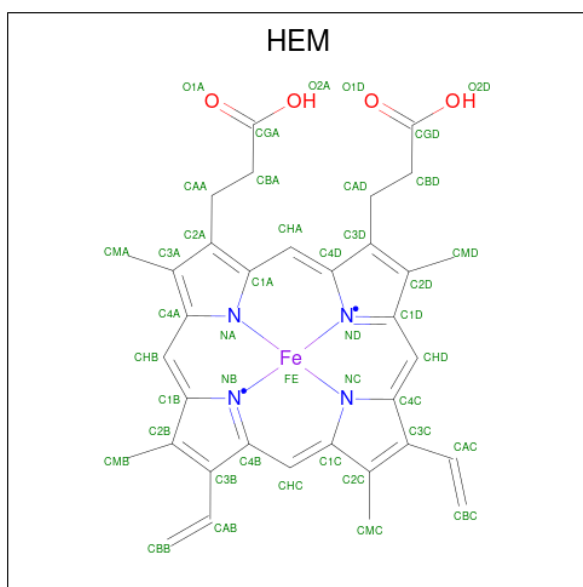
Mol	Chain	Residues	Atoms	ZeroOcc	AltConf
4	E	1	Total C O 6 4 2	0	0
4	F	1	Total C O 6 4 2	0	0
4	F	1	Total C O 6 4 2	0	0
4	F	1	Total C O 6 4 2	0	0
4	H	1	Total C O 6 4 2	0	0
4	H	1	Total C O 6 4 2	0	0
4	H	1	Total C O 6 4 2	0	0
4	I	1	Total C O 6 4 2	0	0
4	I	1	Total C O 6 4 2	0	0
4	J	1	Total C O 6 4 2	0	0
4	J	1	Total C O 6 4 2	0	0
4	K	1	Total C O 6 4 2	0	0
4	K	1	Total C O 6 4 2	0	0
4	L	1	Total C O 6 4 2	0	0
4	L	1	Total C O 6 4 2	0	0
4	G	1	Total C O 6 4 2	0	0
4	G	1	Total C O 6 4 2	0	0

- Molecule 5 is ACETATE ION (three-letter code: ACT) (formula: C₂H₃O₂).



Mol	Chain	Residues	Atoms	ZeroOcc	AltConf
5	A	1	Total C O 4 2 2	0	0
5	B	1	Total C O 4 2 2	0	0
5	C	1	Total C O 4 2 2	0	0
5	D	1	Total C O 4 2 2	0	0
5	E	1	Total C O 4 2 2	0	0
5	F	1	Total C O 4 2 2	0	0
5	H	1	Total C O 4 2 2	0	0
5	I	1	Total C O 4 2 2	0	0
5	J	1	Total C O 4 2 2	0	0
5	K	1	Total C O 4 2 2	0	0
5	L	1	Total C O 4 2 2	0	0
5	G	1	Total C O 4 2 2	0	0

- Molecule 6 is PROTOPORPHYRIN IX CONTAINING FE (three-letter code: HEM) (formula: C₃₄H₃₂FeN₄O₄).



Mol	Chain	Residues	Atoms				ZeroOcc	AltConf	
6	A	1	Total	C	Fe	N	O	0	0
			43	34	1	4	4		
6	A	1	Total	C	Fe	N	O	0	0
			43	34	1	4	4		
6	A	1	Total	C	Fe	N	O	0	0
			43	34	1	4	4		
6	A	1	Total	C	Fe	N	O	0	0
			43	34	1	4	4		
6	A	1	Total	C	Fe	N	O	0	0
			43	34	1	4	4		
6	A	1	Total	C	Fe	N	O	0	0
			43	34	1	4	4		
6	A	1	Total	C	Fe	N	O	0	0
			43	34	1	4	4		
6	A	1	Total	C	Fe	N	O	0	0
			43	34	1	4	4		
6	B	1	Total	C	Fe	N	O	0	0
			43	34	1	4	4		
6	B	1	Total	C	Fe	N	O	0	0
			43	34	1	4	4		
6	B	1	Total	C	Fe	N	O	0	0
			43	34	1	4	4		
6	B	1	Total	C	Fe	N	O	0	0
			43	34	1	4	4		
6	B	1	Total	C	Fe	N	O	0	0
			43	34	1	4	4		

Continued on next page...

Continued from previous page...

Mol	Chain	Residues	Atoms				ZeroOcc	AltConf	
6	B	1	Total 43	C 34	Fe 1	N 4	O 4	0	0
6	B	1	Total 43	C 34	Fe 1	N 4	O 4	0	0
6	C	1	Total 43	C 34	Fe 1	N 4	O 4	0	0
6	C	1	Total 43	C 34	Fe 1	N 4	O 4	0	0
6	C	1	Total 43	C 34	Fe 1	N 4	O 4	0	0
6	C	1	Total 43	C 34	Fe 1	N 4	O 4	0	0
6	C	1	Total 43	C 34	Fe 1	N 4	O 4	0	0
6	C	1	Total 43	C 34	Fe 1	N 4	O 4	0	0
6	C	1	Total 43	C 34	Fe 1	N 4	O 4	0	0
6	C	1	Total 43	C 34	Fe 1	N 4	O 4	0	0
6	C	1	Total 43	C 34	Fe 1	N 4	O 4	0	0
6	D	1	Total 43	C 34	Fe 1	N 4	O 4	0	0
6	D	1	Total 43	C 34	Fe 1	N 4	O 4	0	0
6	D	1	Total 43	C 34	Fe 1	N 4	O 4	0	0
6	D	1	Total 43	C 34	Fe 1	N 4	O 4	0	0
6	D	1	Total 43	C 34	Fe 1	N 4	O 4	0	0
6	D	1	Total 43	C 34	Fe 1	N 4	O 4	0	0
6	D	1	Total 43	C 34	Fe 1	N 4	O 4	0	0
6	D	1	Total 43	C 34	Fe 1	N 4	O 4	0	0
6	E	1	Total 43	C 34	Fe 1	N 4	O 4	0	0
6	E	1	Total 43	C 34	Fe 1	N 4	O 4	0	0
6	E	1	Total 43	C 34	Fe 1	N 4	O 4	0	0

Continued on next page...

Continued from previous page...

Mol	Chain	Residues	Atoms				ZeroOcc	AltConf	
6	E	1	Total 43	C 34	Fe 1	N 4	O 4	0	0
6	E	1	Total 43	C 34	Fe 1	N 4	O 4	0	0
6	E	1	Total 43	C 34	Fe 1	N 4	O 4	0	0
6	E	1	Total 43	C 34	Fe 1	N 4	O 4	0	0
6	E	1	Total 43	C 34	Fe 1	N 4	O 4	0	0
6	F	1	Total 43	C 34	Fe 1	N 4	O 4	0	0
6	F	1	Total 43	C 34	Fe 1	N 4	O 4	0	0
6	F	1	Total 43	C 34	Fe 1	N 4	O 4	0	0
6	F	1	Total 43	C 34	Fe 1	N 4	O 4	0	0
6	F	1	Total 43	C 34	Fe 1	N 4	O 4	0	0
6	F	1	Total 43	C 34	Fe 1	N 4	O 4	0	0
6	F	1	Total 43	C 34	Fe 1	N 4	O 4	0	0
6	F	1	Total 43	C 34	Fe 1	N 4	O 4	0	0
6	F	1	Total 43	C 34	Fe 1	N 4	O 4	0	0
6	H	1	Total 43	C 34	Fe 1	N 4	O 4	0	0
6	H	1	Total 43	C 34	Fe 1	N 4	O 4	0	0
6	H	1	Total 43	C 34	Fe 1	N 4	O 4	0	0
6	H	1	Total 43	C 34	Fe 1	N 4	O 4	0	0
6	H	1	Total 43	C 34	Fe 1	N 4	O 4	0	0
6	H	1	Total 43	C 34	Fe 1	N 4	O 4	0	0
6	H	1	Total 43	C 34	Fe 1	N 4	O 4	0	0

Continued on next page...

Continued from previous page...

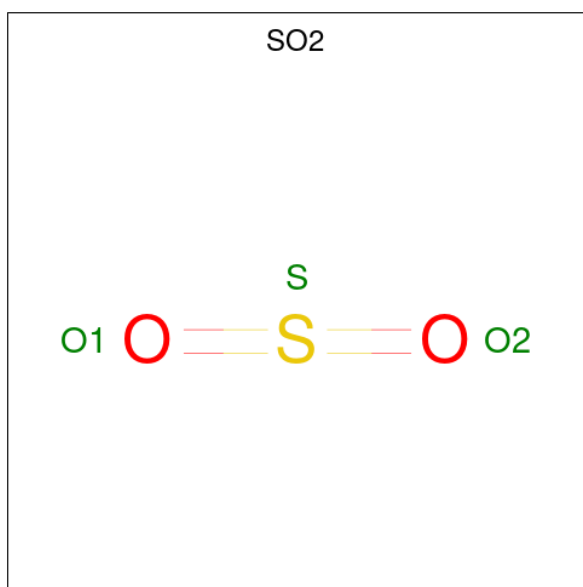
Mol	Chain	Residues	Atoms				ZeroOcc	AltConf	
6	I	1	Total 43	C 34	Fe 1	N 4	O 4	0	0
6	I	1	Total 43	C 34	Fe 1	N 4	O 4	0	0
6	I	1	Total 43	C 34	Fe 1	N 4	O 4	0	0
6	I	1	Total 43	C 34	Fe 1	N 4	O 4	0	0
6	I	1	Total 43	C 34	Fe 1	N 4	O 4	0	0
6	I	1	Total 43	C 34	Fe 1	N 4	O 4	0	0
6	I	1	Total 43	C 34	Fe 1	N 4	O 4	0	0
6	I	1	Total 43	C 34	Fe 1	N 4	O 4	0	0
6	J	1	Total 43	C 34	Fe 1	N 4	O 4	0	0
6	J	1	Total 43	C 34	Fe 1	N 4	O 4	0	0
6	J	1	Total 43	C 34	Fe 1	N 4	O 4	0	0
6	J	1	Total 43	C 34	Fe 1	N 4	O 4	0	0
6	J	1	Total 43	C 34	Fe 1	N 4	O 4	0	0
6	J	1	Total 43	C 34	Fe 1	N 4	O 4	0	0
6	J	1	Total 43	C 34	Fe 1	N 4	O 4	0	0
6	J	1	Total 43	C 34	Fe 1	N 4	O 4	0	0
6	J	1	Total 43	C 34	Fe 1	N 4	O 4	0	0
6	K	1	Total 43	C 34	Fe 1	N 4	O 4	0	0
6	K	1	Total 43	C 34	Fe 1	N 4	O 4	0	0
6	K	1	Total 43	C 34	Fe 1	N 4	O 4	0	0
6	K	1	Total 43	C 34	Fe 1	N 4	O 4	0	0
6	K	1	Total 43	C 34	Fe 1	N 4	O 4	0	0

Continued on next page...

Continued from previous page...

Mol	Chain	Residues	Atoms				ZeroOcc	AltConf	
6	K	1	Total 43	C 34	Fe 1	N 4	O 4	0	0
6	K	1	Total 43	C 34	Fe 1	N 4	O 4	0	0
6	K	1	Total 43	C 34	Fe 1	N 4	O 4	0	0
6	L	1	Total 43	C 34	Fe 1	N 4	O 4	0	0
6	L	1	Total 43	C 34	Fe 1	N 4	O 4	0	0
6	L	1	Total 43	C 34	Fe 1	N 4	O 4	0	0
6	L	1	Total 43	C 34	Fe 1	N 4	O 4	0	0
6	L	1	Total 43	C 34	Fe 1	N 4	O 4	0	0
6	L	1	Total 43	C 34	Fe 1	N 4	O 4	0	0
6	L	1	Total 43	C 34	Fe 1	N 4	O 4	0	0
6	L	1	Total 43	C 34	Fe 1	N 4	O 4	0	0
6	L	1	Total 43	C 34	Fe 1	N 4	O 4	0	0
6	L	1	Total 43	C 34	Fe 1	N 4	O 4	0	0
6	G	1	Total 43	C 34	Fe 1	N 4	O 4	0	0
6	G	1	Total 43	C 34	Fe 1	N 4	O 4	0	0
6	G	1	Total 43	C 34	Fe 1	N 4	O 4	0	0
6	G	1	Total 43	C 34	Fe 1	N 4	O 4	0	0
6	G	1	Total 43	C 34	Fe 1	N 4	O 4	0	0
6	G	1	Total 43	C 34	Fe 1	N 4	O 4	0	0
6	G	1	Total 43	C 34	Fe 1	N 4	O 4	0	0
6	G	1	Total 43	C 34	Fe 1	N 4	O 4	0	0

- Molecule 7 is SULFUR DIOXIDE (three-letter code: SO2) (formula: O₂S).



Mol	Chain	Residues	Atoms			ZeroOcc	AltConf
7	A	1	Total	O	S	0	0
			3	2	1		
7	D	1	Total	O	S	0	0
			3	2	1		
7	I	1	Total	O	S	0	0
			3	2	1		
7	G	1	Total	O	S	0	0
			3	2	1		

- Molecule 8 is water.

Mol	Chain	Residues	Atoms		ZeroOcc	AltConf
8	A	416	Total	O	0	0
			416	416		
8	B	298	Total	O	0	0
			298	298		
8	C	285	Total	O	0	0
			285	285		
8	D	307	Total	O	0	0
			307	307		
8	E	219	Total	O	0	0
			219	219		
8	F	245	Total	O	0	0
			245	245		
8	H	250	Total	O	0	0
			250	250		
8	I	218	Total	O	0	0
			218	218		

Continued on next page...

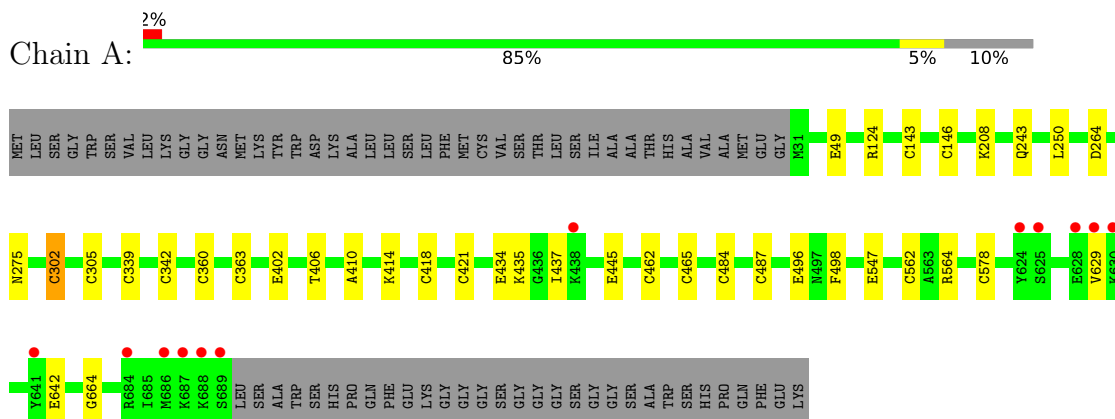
Continued from previous page...

Mol	Chain	Residues	Atoms		ZeroOcc	AltConf
8	J	180	Total 180	O 180	0	0
8	K	158	Total 158	O 158	0	0
8	L	126	Total 126	O 126	0	0
8	G	232	Total 232	O 232	0	0

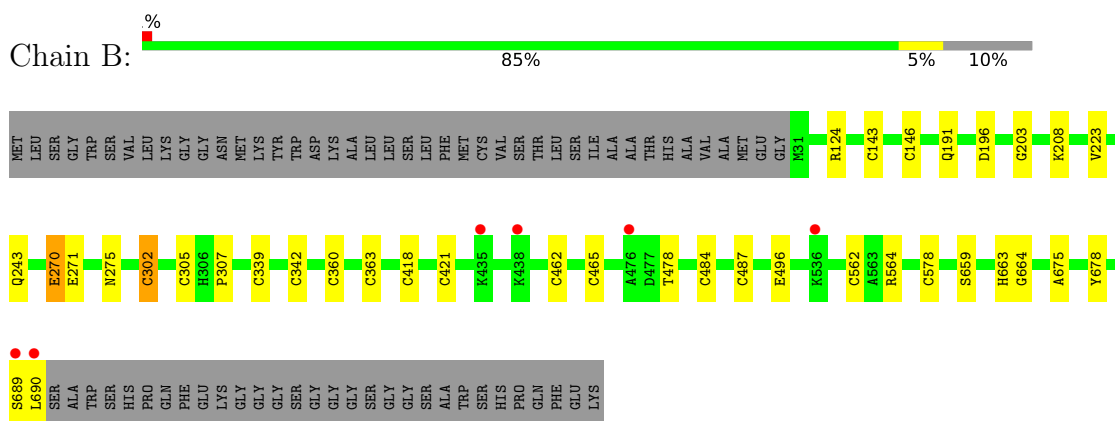
3 Residue-property plots [i](#)

These plots are drawn for all protein, RNA, DNA and oligosaccharide chains in the entry. The first graphic for a chain summarises the proportions of the various outlier classes displayed in the second graphic. The second graphic shows the sequence view annotated by issues in geometry and electron density. Residues are color-coded according to the number of geometric quality criteria for which they contain at least one outlier: green = 0, yellow = 1, orange = 2 and red = 3 or more. A red dot above a residue indicates a poor fit to the electron density ($RSRZ > 2$). Stretches of 2 or more consecutive residues without any outlier are shown as a green connector. Residues present in the sample, but not in the model, are shown in grey.

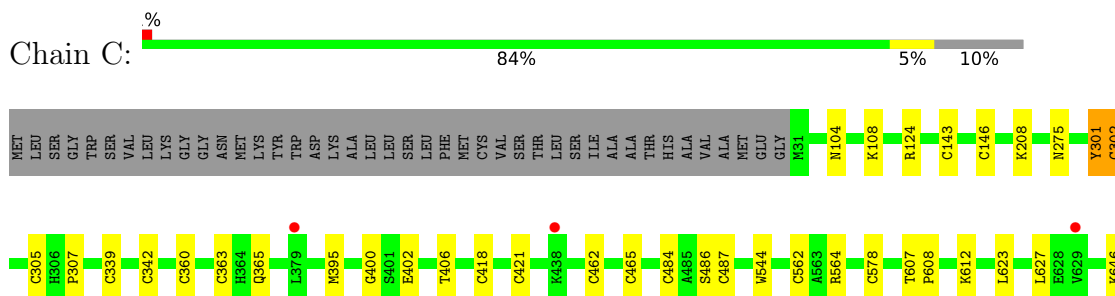
- Molecule 1: MccA

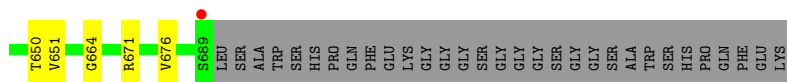


- Molecule 1: MccA


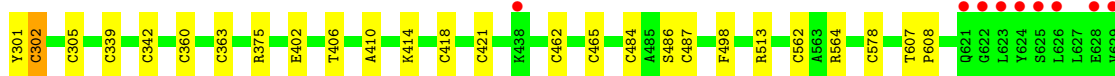
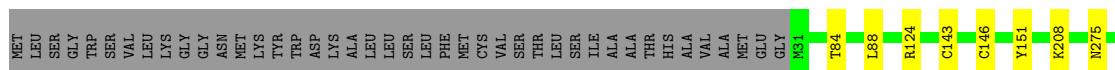
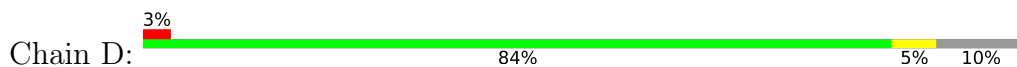


- Molecule 1: MccA

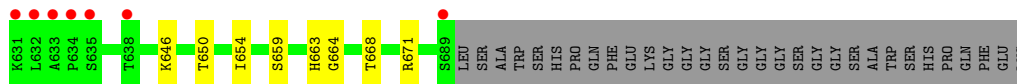
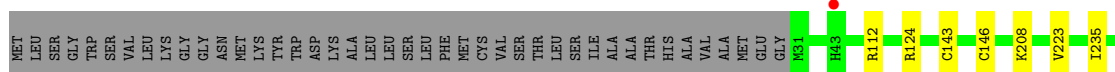
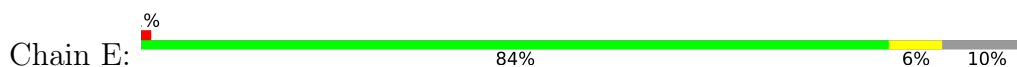




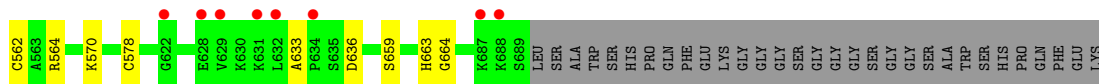
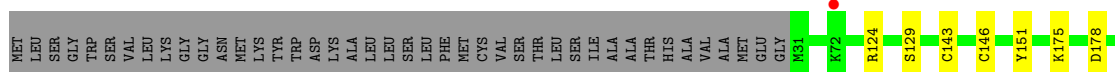
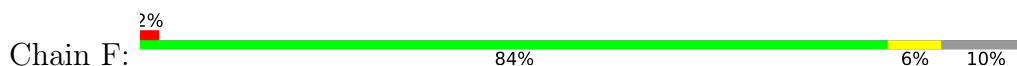
• Molecule 1: MccA



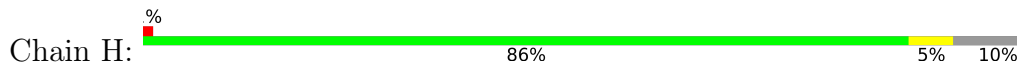
• Molecule 1: MccA

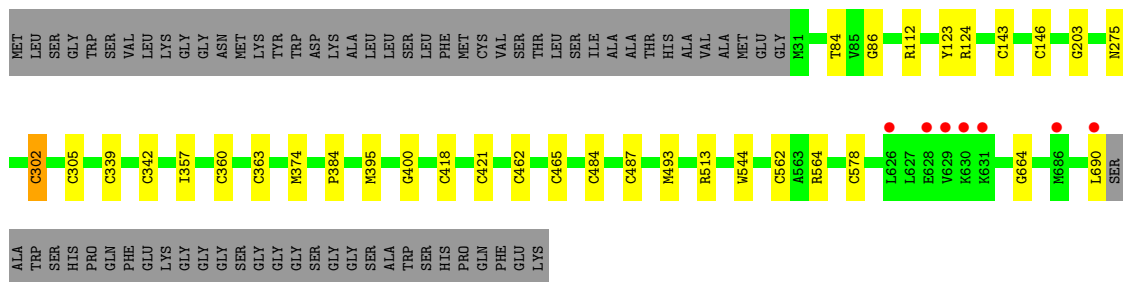


• Molecule 1: MccA

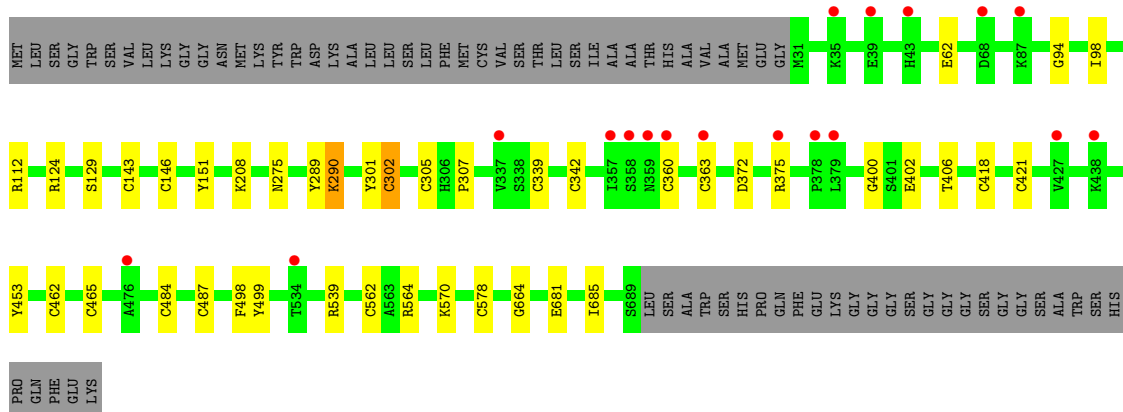
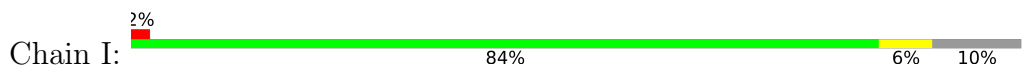


• Molecule 1: MccA

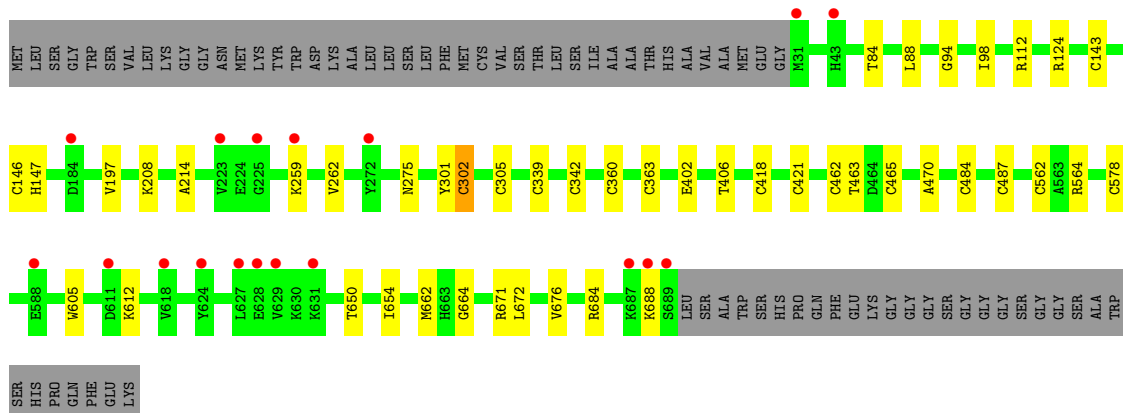
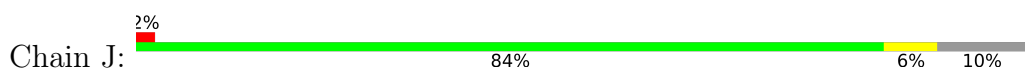




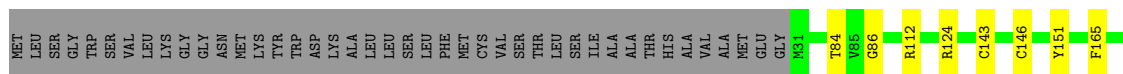
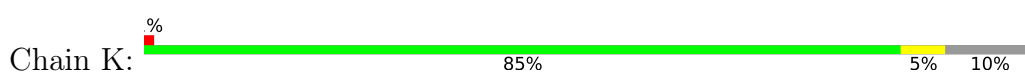
● Molecule 1: MccA

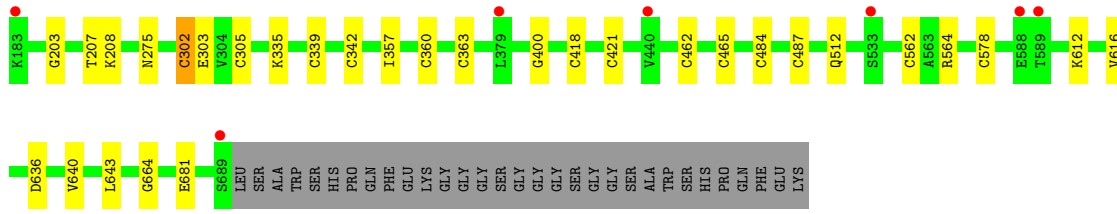


● Molecule 1: MccA

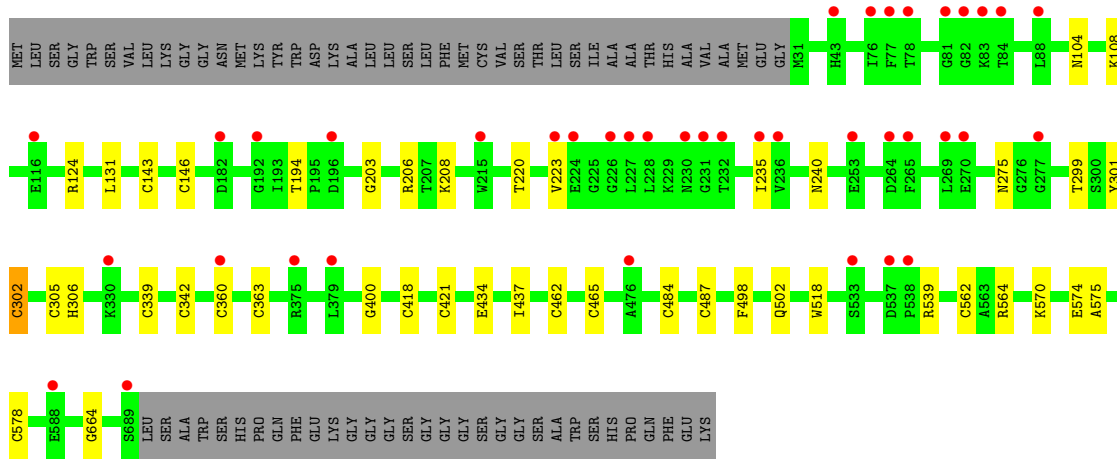
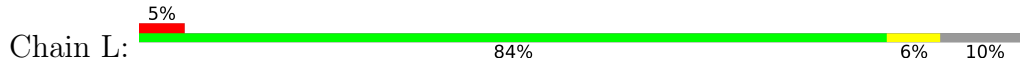


● Molecule 1: MccA

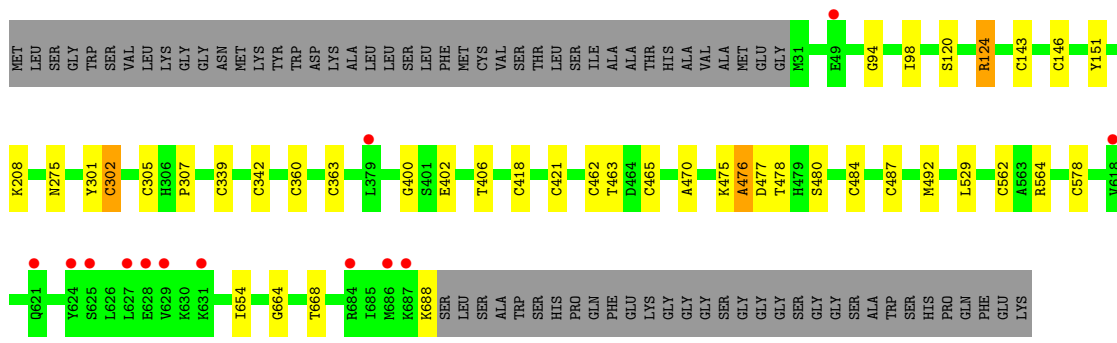
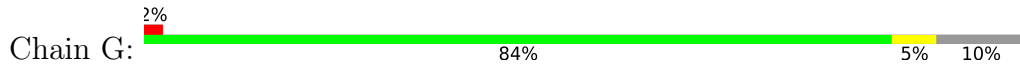




● Molecule 1: MccA



● Molecule 1: MccA



4 Data and refinement statistics

Property	Value	Source
Space group	P 1 21 1	Depositor
Cell constants a, b, c, α , β , γ	211.12Å 103.04Å 233.07Å 90.00° 98.46° 90.00°	Depositor
Resolution (Å)	49.37 – 2.20 49.38 – 2.20	Depositor EDS
% Data completeness (in resolution range)	99.8 (49.37-2.20) 99.8 (49.38-2.20)	Depositor EDS
R_{merge}	0.20	Depositor
R_{sym}	(Not available)	Depositor
$\langle I/\sigma(I) \rangle$ ¹	1.54 (at 2.20Å)	Xtrriage
Refinement program	REFMAC 5.8.0049	Depositor
R, R_{free}	0.184 , 0.220 0.187 , 0.220	Depositor DCC
R_{free} test set	24857 reflections (4.97%)	wwPDB-VP
Wilson B-factor (Å ²)	34.3	Xtrriage
Anisotropy	0.014	Xtrriage
Bulk solvent k_{sol} (e/Å ³), B_{sol} (Å ²)	0.34 , 39.0	EDS
L-test for twinning ²	$\langle L \rangle = 0.47$, $\langle L^2 \rangle = 0.30$	Xtrriage
Estimated twinning fraction	No twinning to report.	Xtrriage
F_o, F_c correlation	0.96	EDS
Total number of atoms	70014	wwPDB-VP
Average B, all atoms (Å ²)	39.0	wwPDB-VP

Xtrriage's analysis on translational NCS is as follows: *The largest off-origin peak in the Patterson function is 1.94% of the height of the origin peak. No significant pseudotranslation is detected.*

¹Intensities estimated from amplitudes.

²Theoretical values of $\langle |L| \rangle$, $\langle L^2 \rangle$ for acentric reflections are 0.5, 0.333 respectively for untwinned datasets, and 0.375, 0.2 for perfectly twinned datasets.

5 Model quality [i](#)

5.1 Standard geometry [i](#)

Bond lengths and bond angles in the following residue types are not validated in this section: CU1, HEM, BU3, SO2, ACT, SX

The Z score for a bond length (or angle) is the number of standard deviations the observed value is removed from the expected value. A bond length (or angle) with $|Z| > 5$ is considered an outlier worth inspection. RMSZ is the root-mean-square of all Z scores of the bond lengths (or angles).

Mol	Chain	Bond lengths		Bond angles	
		RMSZ	# Z >5	RMSZ	# Z >5
1	A	0.34	0/5354	0.57	0/7212
1	B	0.32	0/5362	0.54	0/7223
1	C	0.32	0/5354	0.54	0/7212
1	D	0.32	0/5354	0.55	0/7212
1	E	0.31	0/5354	0.52	0/7212
1	F	0.31	0/5354	0.53	0/7212
1	G	0.31	0/5348	0.54	0/7204
1	H	0.31	0/5362	0.52	0/7223
1	I	0.32	0/5354	0.53	0/7212
1	J	0.30	0/5354	0.52	0/7212
1	K	0.31	0/5354	0.52	0/7212
1	L	0.30	0/5354	0.52	0/7212
All	All	0.31	0/64258	0.53	0/86558

There are no bond length outliers.

There are no bond angle outliers.

There are no chirality outliers.

There are no planarity outliers.

5.2 Too-close contacts [i](#)

In the following table, the Non-H and H(model) columns list the number of non-hydrogen atoms and hydrogen atoms in the chain respectively. The H(added) column lists the number of hydrogen atoms added and optimized by MolProbity. The Clashes column lists the number of clashes within the asymmetric unit, whereas Symm-Clashes lists symmetry-related clashes.

Mol	Chain	Non-H	H(model)	H(added)	Clashes	Symm-Clashes
1	A	5224	0	5051	88	0

Continued on next page...

Continued from previous page...

Mol	Chain	Non-H	H(model)	H(added)	Clashes	Symm-Clashes
1	B	5232	0	5063	83	0
1	C	5224	0	5052	84	0
1	D	5224	0	5054	90	0
1	E	5224	0	5052	93	0
1	F	5224	0	5052	88	0
1	G	5218	0	5048	92	0
1	H	5232	0	5064	85	0
1	I	5224	0	5053	91	0
1	J	5224	0	5054	87	0
1	K	5224	0	5053	84	0
1	L	5224	0	5054	83	0
2	A	1	0	0	0	0
2	B	1	0	0	0	0
2	C	1	0	0	0	0
2	D	1	0	0	0	0
2	E	1	0	0	0	0
2	F	1	0	0	0	0
2	G	1	0	0	0	0
2	H	1	0	0	0	0
2	I	1	0	0	0	0
2	J	1	0	0	0	0
2	K	1	0	0	0	0
2	L	1	0	0	0	0
3	A	2	0	0	0	0
3	B	2	0	0	0	0
3	C	2	0	0	0	0
3	E	2	0	0	0	0
3	F	2	0	0	0	0
3	G	2	0	0	0	0
3	H	2	0	0	0	0
3	J	2	0	0	0	0
3	K	2	0	0	0	0
3	L	2	0	0	0	0
4	A	12	0	20	0	0
4	B	18	0	30	0	0
4	C	12	0	20	0	0
4	D	12	0	20	0	0
4	E	12	0	20	2	0
4	F	18	0	30	0	0
4	G	12	0	20	0	0
4	H	18	0	30	1	0
4	I	12	0	20	0	0

Continued on next page...

Continued from previous page...

Mol	Chain	Non-H	H(model)	H(added)	Clashes	Symm-Clashes
4	J	12	0	20	0	0
4	K	12	0	20	1	0
4	L	12	0	20	0	0
5	A	4	0	3	0	0
5	B	4	0	3	0	0
5	C	4	0	3	1	0
5	D	4	0	3	0	0
5	E	4	0	3	1	0
5	F	4	0	3	1	0
5	G	4	0	3	0	0
5	H	4	0	3	0	0
5	I	4	0	3	0	0
5	J	4	0	3	0	0
5	K	4	0	3	0	0
5	L	4	0	3	0	0
6	A	344	0	240	80	0
6	B	344	0	240	79	0
6	C	344	0	240	78	0
6	D	344	0	240	85	0
6	E	344	0	240	79	0
6	F	344	0	240	78	0
6	G	344	0	240	82	0
6	H	344	0	240	85	0
6	I	344	0	240	83	0
6	J	344	0	240	80	0
6	K	344	0	240	80	0
6	L	344	0	240	85	0
7	A	3	0	0	1	0
7	D	3	0	0	0	0
7	G	3	0	0	0	0
7	I	3	0	0	0	0
8	A	416	0	0	3	0
8	B	298	0	0	0	0
8	C	285	0	0	0	0
8	D	307	0	0	1	0
8	E	219	0	0	2	0
8	F	245	0	0	0	0
8	G	232	0	0	0	0
8	H	250	0	0	0	0
8	I	218	0	0	0	0
8	J	180	0	0	0	0
8	K	158	0	0	0	0

Continued on next page...

Continued from previous page...

Mol	Chain	Non-H	H(model)	H(added)	Clashes	Symm-Clashes
8	L	126	0	0	0	0
All	All	70014	0	63836	1090	0

The all-atom clashscore is defined as the number of clashes found per 1000 atoms (including hydrogen atoms). The all-atom clashscore for this structure is 8.

The worst 5 of 1090 close contacts within the same asymmetric unit are listed below, sorted by their clash magnitude.

Atom-1	Atom-2	Interatomic distance (Å)	Clash overlap (Å)
1:A:462:CYS:SG	6:A:811:HEM:HAB	1.41	1.55
1:J:143:CYS:SG	6:J:806:HEM:HAB	1.47	1.51
1:A:339:CYS:SG	6:A:808:HEM:CAB	2.04	1.46
1:A:462:CYS:SG	6:A:811:HEM:CAB	2.02	1.46
1:F:462:CYS:SG	6:F:812:HEM:CAB	2.03	1.46

There are no symmetry-related clashes.

5.3 Torsion angles [i](#)

5.3.1 Protein backbone [i](#)

In the following table, the Percentiles column shows the percent Ramachandran outliers of the chain as a percentile score with respect to all X-ray entries followed by that with respect to entries of similar resolution.

The Analysed column shows the number of residues for which the backbone conformation was analysed, and the total number of residues.

Mol	Chain	Analysed	Favoured	Allowed	Outliers	Percentiles
1	A	657/732 (90%)	632 (96%)	24 (4%)	1 (0%)	47 55
1	B	658/732 (90%)	628 (95%)	29 (4%)	1 (0%)	47 55
1	C	657/732 (90%)	632 (96%)	23 (4%)	2 (0%)	41 46
1	D	657/732 (90%)	624 (95%)	32 (5%)	1 (0%)	47 55
1	E	657/732 (90%)	625 (95%)	30 (5%)	2 (0%)	41 46
1	F	657/732 (90%)	626 (95%)	29 (4%)	2 (0%)	41 46
1	G	656/732 (90%)	625 (95%)	28 (4%)	3 (0%)	29 31
1	H	658/732 (90%)	631 (96%)	26 (4%)	1 (0%)	47 55

Continued on next page...

Continued from previous page...

Mol	Chain	Analysed	Favoured	Allowed	Outliers	Percentiles	
1	I	657/732 (90%)	626 (95%)	29 (4%)	2 (0%)	41	46
1	J	657/732 (90%)	623 (95%)	32 (5%)	2 (0%)	41	46
1	K	657/732 (90%)	625 (95%)	31 (5%)	1 (0%)	47	55
1	L	657/732 (90%)	628 (96%)	27 (4%)	2 (0%)	41	46
All	All	7885/8784 (90%)	7525 (95%)	340 (4%)	20 (0%)	41	46

5 of 20 Ramachandran outliers are listed below:

Mol	Chain	Res	Type
1	G	476	ALA
1	K	664	GLY
1	L	664	GLY
1	C	301	TYR
1	F	301	TYR

5.3.2 Protein sidechains [i](#)

In the following table, the Percentiles column shows the percent sidechain outliers of the chain as a percentile score with respect to all X-ray entries followed by that with respect to entries of similar resolution.

The Analysed column shows the number of residues for which the sidechain conformation was analysed, and the total number of residues.

Mol	Chain	Analysed	Rotameric	Outliers	Percentiles	
1	A	559/613 (91%)	553 (99%)	6 (1%)	73	85
1	B	560/613 (91%)	555 (99%)	5 (1%)	78	88
1	C	559/613 (91%)	554 (99%)	5 (1%)	78	88
1	D	559/613 (91%)	553 (99%)	6 (1%)	73	85
1	E	559/613 (91%)	555 (99%)	4 (1%)	84	91
1	F	559/613 (91%)	552 (99%)	7 (1%)	69	81
1	G	558/613 (91%)	554 (99%)	4 (1%)	84	91
1	H	560/613 (91%)	555 (99%)	5 (1%)	78	88
1	I	559/613 (91%)	553 (99%)	6 (1%)	73	85
1	J	559/613 (91%)	555 (99%)	4 (1%)	84	91
1	K	559/613 (91%)	554 (99%)	5 (1%)	78	88
1	L	559/613 (91%)	553 (99%)	6 (1%)	73	85

Continued on next page...

Continued from previous page...

Mol	Chain	Analysed	Rotameric	Outliers	Percentiles
All	All	6709/7356 (91%)	6646 (99%)	63 (1%)	78 88

5 of 63 residues with a non-rotameric sidechain are listed below:

Mol	Chain	Res	Type
1	F	194	THR
1	L	275	ASN
1	H	302	CYS
1	L	194	THR
1	G	124	ARG

Sometimes sidechains can be flipped to improve hydrogen bonding and reduce clashes. All (1) such sidechains are listed below:

Mol	Chain	Res	Type
1	I	683	GLN

5.3.3 RNA [i](#)

There are no RNA molecules in this entry.

5.4 Non-standard residues in protein, DNA, RNA chains [i](#)

There are no non-standard protein/DNA/RNA residues in this entry.

5.5 Carbohydrates [i](#)

There are no monosaccharides in this entry.

5.6 Ligand geometry [i](#)

Of 161 ligands modelled in this entry, 12 are monoatomic - leaving 149 for Mogul analysis.

In the following table, the Counts columns list the number of bonds (or angles) for which Mogul statistics could be retrieved, the number of bonds (or angles) that are observed in the model and the number of bonds (or angles) that are defined in the Chemical Component Dictionary. The Link column lists molecule types, if any, to which the group is linked. The Z score for a bond length (or angle) is the number of standard deviations the observed value is removed from the expected value. A bond length (or angle) with $|Z| > 2$ is considered an outlier worth inspection. RMSZ is the root-mean-square of all Z scores of the bond lengths (or angles).

Mol	Type	Chain	Res	Link	Bond lengths			Bond angles		
					Counts	RMSZ	# Z > 2	Counts	RMSZ	# Z > 2
6	HEM	A	810	1	41,50,50	1.96	8 (19%)	45,82,82	2.59	13 (28%)
6	HEM	C	809	1	41,50,50	1.98	8 (19%)	45,82,82	2.53	12 (26%)
4	BU3	C	804	-	4,5,5	0.32	0	6,6,6	0.30	0
6	HEM	B	810	1	41,50,50	1.98	8 (19%)	45,82,82	2.44	12 (26%)
6	HEM	A	813	1	41,50,50	2.01	8 (19%)	45,82,82	2.59	11 (24%)
6	HEM	E	809	1	41,50,50	2.00	8 (19%)	45,82,82	2.38	13 (28%)
6	HEM	J	806	1	41,50,50	1.96	9 (21%)	45,82,82	2.64	16 (35%)
6	HEM	C	807	1,3	41,50,50	1.98	8 (19%)	45,82,82	2.38	11 (24%)
6	HEM	H	813	1	41,50,50	1.94	8 (19%)	45,82,82	2.55	11 (24%)
6	HEM	I	809	1	41,50,50	1.96	7 (17%)	45,82,82	2.31	11 (24%)
6	HEM	G	813	1	41,50,50	1.98	7 (17%)	45,82,82	2.45	13 (28%)
6	HEM	D	807	7,1	41,50,50	1.98	7 (17%)	45,82,82	2.36	12 (26%)
6	HEM	D	813	1	41,50,50	1.98	7 (17%)	45,82,82	2.52	10 (22%)
6	HEM	L	810	1	41,50,50	1.96	7 (17%)	45,82,82	2.59	14 (31%)
6	HEM	H	814	1	41,50,50	1.98	8 (19%)	45,82,82	2.45	10 (22%)
6	HEM	B	808	1,3	41,50,50	1.95	8 (19%)	45,82,82	2.45	11 (24%)
6	HEM	G	810	1	41,50,50	1.96	7 (17%)	45,82,82	2.56	13 (28%)
6	HEM	B	809	1	41,50,50	1.97	8 (19%)	45,82,82	2.66	12 (26%)
5	ACT	B	806	-	3,3,3	0.73	0	3,3,3	0.97	0
4	BU3	G	803	-	4,5,5	0.43	0	6,6,6	0.29	0
6	HEM	C	806	1	41,50,50	1.95	8 (19%)	45,82,82	2.59	13 (28%)
6	HEM	I	808	1	41,50,50	1.95	7 (17%)	45,82,82	2.51	15 (33%)
3	SX	L	802	6	0,1,1	-	-	-	-	-
4	BU3	K	803	-	4,5,5	0.35	0	6,6,6	0.38	0
6	HEM	C	811	1	41,50,50	1.97	8 (19%)	45,82,82	2.62	12 (26%)
6	HEM	C	812	1	41,50,50	2.01	8 (19%)	45,82,82	2.51	14 (31%)
6	HEM	J	812	1	41,50,50	1.96	7 (17%)	45,82,82	2.45	11 (24%)
6	HEM	E	813	1	41,50,50	1.98	8 (19%)	45,82,82	2.48	9 (20%)
6	HEM	I	806	1	41,50,50	1.98	7 (17%)	45,82,82	2.50	14 (31%)
6	HEM	L	808	1	41,50,50	2.01	8 (19%)	45,82,82	2.50	11 (24%)
6	HEM	D	811	1	41,50,50	1.99	8 (19%)	45,82,82	2.57	14 (31%)
4	BU3	D	803	-	4,5,5	0.37	0	6,6,6	0.16	0
5	ACT	D	805	-	3,3,3	0.83	0	3,3,3	0.51	0
6	HEM	K	809	1	41,50,50	2.01	7 (17%)	45,82,82	2.30	12 (26%)
6	HEM	I	811	1	41,50,50	1.95	7 (17%)	45,82,82	2.62	12 (26%)
6	HEM	A	809	1	41,50,50	1.93	7 (17%)	45,82,82	2.25	14 (31%)

Mol	Type	Chain	Res	Link	Bond lengths			Bond angles		
					Counts	RMSZ	# Z > 2	Counts	RMSZ	# Z > 2
4	BU3	A	804	-	4,5,5	0.36	0	6,6,6	0.39	0
6	HEM	D	812	1	41,50,50	1.98	7 (17%)	45,82,82	2.51	11 (24%)
6	HEM	J	809	1	41,50,50	2.03	8 (19%)	45,82,82	2.45	14 (31%)
6	HEM	I	812	1	41,50,50	1.95	7 (17%)	45,82,82	2.57	14 (31%)
6	HEM	H	808	1,3	41,50,50	1.99	8 (19%)	45,82,82	2.42	13 (28%)
3	SX	C	802	6	0,1,1	-	-	-	-	-
5	ACT	H	806	-	3,3,3	0.74	0	3,3,3	0.81	0
6	HEM	B	811	1	41,50,50	1.97	7 (17%)	45,82,82	2.55	15 (33%)
3	SX	E	802	6	0,1,1	-	-	-	-	-
6	HEM	J	813	1	41,50,50	2.01	8 (19%)	45,82,82	2.36	11 (24%)
5	ACT	C	805	-	3,3,3	0.75	0	3,3,3	0.88	0
3	SX	K	802	6	0,1,1	-	-	-	-	-
6	HEM	B	812	1	41,50,50	1.98	8 (19%)	45,82,82	2.54	13 (28%)
4	BU3	H	803	-	4,5,5	0.30	0	6,6,6	0.23	0
4	BU3	F	805	-	4,5,5	0.41	0	6,6,6	0.23	0
6	HEM	L	812	1	41,50,50	1.97	7 (17%)	45,82,82	2.37	11 (24%)
4	BU3	B	805	-	4,5,5	0.32	0	6,6,6	0.26	0
7	SO2	A	814	6	2,2,2	1.81	0	1,1,1	1.71	0
4	BU3	B	804	-	4,5,5	0.38	0	6,6,6	0.33	0
4	BU3	H	804	-	4,5,5	0.38	0	6,6,6	0.32	0
4	BU3	E	803	-	4,5,5	0.31	0	6,6,6	0.27	0
3	SX	A	802	6	0,1,1	-	-	-	-	-
6	HEM	L	806	1	41,50,50	2.00	8 (19%)	45,82,82	2.49	13 (28%)
6	HEM	E	806	1	41,50,50	1.99	8 (19%)	45,82,82	2.57	11 (24%)
6	HEM	K	810	1	41,50,50	1.97	7 (17%)	45,82,82	2.54	14 (31%)
3	SX	F	802	6	0,1,1	-	-	-	-	-
4	BU3	L	804	-	4,5,5	0.41	0	6,6,6	0.37	0
6	HEM	L	809	1	41,50,50	2.01	8 (19%)	45,82,82	2.32	11 (24%)
3	SX	B	802	6	0,1,1	-	-	-	-	-
6	HEM	J	810	1	41,50,50	1.98	7 (17%)	45,82,82	2.48	13 (28%)
6	HEM	B	807	1	41,50,50	1.95	8 (19%)	45,82,82	2.54	15 (33%)
6	HEM	A	811	1	41,50,50	1.97	9 (21%)	45,82,82	2.70	17 (37%)
6	HEM	E	810	1	41,50,50	1.97	8 (19%)	45,82,82	2.56	13 (28%)
6	HEM	L	807	1,3	41,50,50	2.00	8 (19%)	45,82,82	2.35	12 (26%)
6	HEM	A	812	1	41,50,50	1.99	8 (19%)	45,82,82	2.73	16 (35%)
4	BU3	F	803	-	4,5,5	0.37	0	6,6,6	0.43	0
6	HEM	H	809	1	41,50,50	2.02	8 (19%)	45,82,82	2.47	12 (26%)
6	HEM	K	806	1	41,50,50	1.98	9 (21%)	45,82,82	2.70	17 (37%)

Mol	Type	Chain	Res	Link	Bond lengths			Bond angles		
					Counts	RMSZ	# Z > 2	Counts	RMSZ	# Z > 2
6	HEM	C	808	1	41,50,50	1.94	8 (19%)	45,82,82	2.58	14 (31%)
4	BU3	F	804	-	4,5,5	0.43	0	6,6,6	0.32	0
4	BU3	J	804	-	4,5,5	0.45	0	6,6,6	0.24	0
6	HEM	E	811	1	41,50,50	1.97	8 (19%)	45,82,82	2.63	13 (28%)
6	HEM	F	809	1	41,50,50	1.98	7 (17%)	45,82,82	2.47	13 (28%)
6	HEM	I	807	7,1	41,50,50	1.96	8 (19%)	45,82,82	2.39	12 (26%)
6	HEM	G	812	1	41,50,50	1.97	7 (17%)	45,82,82	2.55	15 (33%)
6	HEM	H	810	1	41,50,50	1.98	7 (17%)	45,82,82	2.41	13 (28%)
6	HEM	D	809	1	41,50,50	1.95	8 (19%)	45,82,82	2.35	12 (26%)
4	BU3	D	804	-	4,5,5	0.46	0	6,6,6	0.38	0
4	BU3	E	804	-	4,5,5	0.30	0	6,6,6	0.28	0
6	HEM	E	808	1	41,50,50	1.93	7 (17%)	45,82,82	2.61	12 (26%)
6	HEM	K	808	1	41,50,50	1.95	7 (17%)	45,82,82	2.49	10 (22%)
3	SX	J	802	6	0,1,1	-	-	-	-	-
6	HEM	L	813	1	41,50,50	1.99	7 (17%)	45,82,82	2.36	14 (31%)
4	BU3	A	803	-	4,5,5	0.36	0	6,6,6	0.34	0
5	ACT	A	805	-	3,3,3	0.68	0	3,3,3	0.98	0
4	BU3	I	804	-	4,5,5	0.50	0	6,6,6	0.33	0
4	BU3	L	803	-	4,5,5	0.44	0	6,6,6	0.19	0
6	HEM	L	811	1	41,50,50	1.97	7 (17%)	45,82,82	2.58	16 (35%)
4	BU3	B	803	-	4,5,5	0.39	0	6,6,6	0.20	0
7	SO2	D	802	6	2,2,2	1.88	0	1,1,1	1.82	0
7	SO2	I	802	6	2,2,2	1.90	0	1,1,1	1.79	0
4	BU3	H	805	-	4,5,5	0.27	0	6,6,6	0.62	0
6	HEM	F	810	1	41,50,50	2.00	8 (19%)	45,82,82	2.34	12 (26%)
6	HEM	E	812	1	41,50,50	1.99	7 (17%)	45,82,82	2.51	15 (33%)
6	HEM	F	808	1,3	41,50,50	2.01	8 (19%)	45,82,82	2.38	13 (28%)
6	HEM	K	812	1	41,50,50	1.95	8 (19%)	45,82,82	2.41	11 (24%)
5	ACT	L	805	-	3,3,3	0.79	0	3,3,3	0.54	0
4	BU3	K	804	-	4,5,5	0.49	0	6,6,6	0.29	0
6	HEM	D	810	1	41,50,50	1.96	7 (17%)	45,82,82	2.68	15 (33%)
6	HEM	H	811	1	41,50,50	1.94	7 (17%)	45,82,82	2.53	15 (33%)
6	HEM	F	812	1	41,50,50	1.96	7 (17%)	45,82,82	2.72	12 (26%)
6	HEM	G	809	1	41,50,50	1.96	7 (17%)	45,82,82	2.38	13 (28%)
6	HEM	J	807	1,3	41,50,50	2.00	8 (19%)	45,82,82	2.38	13 (28%)
6	HEM	F	807	1	41,50,50	1.99	8 (19%)	45,82,82	2.64	10 (22%)
5	ACT	E	805	-	3,3,3	0.71	0	3,3,3	0.92	0
6	HEM	B	814	1	41,50,50	1.99	7 (17%)	45,82,82	2.49	11 (24%)

Mol	Type	Chain	Res	Link	Bond lengths			Bond angles		
					Counts	RMSZ	# Z > 2	Counts	RMSZ	# Z > 2
6	HEM	J	811	1	41,50,50	1.98	7 (17%)	45,82,82	2.62	12 (26%)
4	BU3	J	803	-	4,5,5	0.32	0	6,6,6	0.30	0
6	HEM	C	810	1	41,50,50	1.99	7 (17%)	45,82,82	2.67	14 (31%)
6	HEM	A	808	1	41,50,50	1.97	8 (19%)	45,82,82	2.52	12 (26%)
6	HEM	F	811	1	41,50,50	1.95	7 (17%)	45,82,82	2.56	14 (31%)
6	HEM	E	807	1,3	41,50,50	1.97	7 (17%)	45,82,82	2.42	11 (24%)
6	HEM	K	807	1,3	41,50,50	1.97	8 (19%)	45,82,82	2.38	12 (26%)
6	HEM	D	808	1	41,50,50	2.00	8 (19%)	45,82,82	2.59	14 (31%)
6	HEM	K	811	1	41,50,50	1.98	8 (19%)	45,82,82	2.49	12 (26%)
6	HEM	B	813	1	41,50,50	1.98	7 (17%)	45,82,82	2.55	13 (28%)
3	SX	H	802	6	0,1,1	-	-	-	-	-
6	HEM	C	813	1	41,50,50	1.97	7 (17%)	45,82,82	2.57	12 (26%)
6	HEM	J	808	1	41,50,50	1.98	8 (19%)	45,82,82	2.52	13 (28%)
6	HEM	G	808	1	41,50,50	1.97	8 (19%)	45,82,82	2.54	9 (20%)
6	HEM	I	810	1	41,50,50	1.92	7 (17%)	45,82,82	2.55	14 (31%)
6	HEM	G	807	7,1,3	41,50,50	1.98	9 (21%)	45,82,82	2.41	12 (26%)
6	HEM	A	807	7,1,3	41,50,50	1.99	8 (19%)	45,82,82	2.34	11 (24%)
6	HEM	H	812	1	41,50,50	1.99	8 (19%)	45,82,82	2.56	13 (28%)
5	ACT	F	806	-	3,3,3	0.75	0	3,3,3	0.87	0
6	HEM	I	813	1	41,50,50	1.99	7 (17%)	45,82,82	2.53	13 (28%)
6	HEM	G	806	1	41,50,50	1.97	8 (19%)	45,82,82	2.48	10 (22%)
4	BU3	C	803	-	4,5,5	0.34	0	6,6,6	0.34	0
5	ACT	J	805	-	3,3,3	0.72	0	3,3,3	0.94	0
6	HEM	K	813	1	41,50,50	1.99	7 (17%)	45,82,82	2.51	12 (26%)
6	HEM	A	806	1	41,50,50	1.94	8 (19%)	45,82,82	2.54	14 (31%)
6	HEM	F	814	1	41,50,50	1.97	7 (17%)	45,82,82	2.50	11 (24%)
6	HEM	G	811	1	41,50,50	1.99	7 (17%)	45,82,82	2.64	14 (31%)
5	ACT	G	805	-	3,3,3	0.78	0	3,3,3	0.63	0
4	BU3	I	803	-	4,5,5	0.38	0	6,6,6	0.19	0
6	HEM	H	807	1	41,50,50	1.97	7 (17%)	45,82,82	2.56	13 (28%)
6	HEM	F	813	1	41,50,50	1.95	7 (17%)	45,82,82	2.57	10 (22%)
4	BU3	G	804	-	4,5,5	0.39	0	6,6,6	0.27	0
6	HEM	D	806	1	41,50,50	1.94	7 (17%)	45,82,82	2.60	12 (26%)
7	SO2	G	814	6	2,2,2	1.80	0	1,1,1	1.88	0
5	ACT	I	805	-	3,3,3	0.77	0	3,3,3	0.70	0
3	SX	G	802	6	0,1,1	-	-	-	-	-
5	ACT	K	805	-	3,3,3	0.79	0	3,3,3	0.61	0

In the following table, the Chirals column lists the number of chiral outliers, the number of chiral centers analysed, the number of these observed in the model and the number defined in the Chemical Component Dictionary. Similar counts are reported in the Torsion and Rings columns. '-' means no outliers of that kind were identified.

Mol	Type	Chain	Res	Link	Chirals	Torsions	Rings
6	HEM	A	810	1	-	5/12/54/54	-
6	HEM	C	809	1	-	2/12/54/54	-
4	BU3	C	804	-	-	4/4/4/4	-
6	HEM	B	810	1	-	2/12/54/54	-
6	HEM	A	813	1	-	4/12/54/54	-
6	HEM	E	809	1	-	2/12/54/54	-
6	HEM	J	806	1	-	2/12/54/54	-
6	HEM	C	807	1,3	-	2/12/54/54	-
6	HEM	H	813	1	-	4/12/54/54	-
6	HEM	I	809	1	-	2/12/54/54	-
6	HEM	G	813	1	-	4/12/54/54	-
6	HEM	D	807	7,1	-	2/12/54/54	-
6	HEM	D	813	1	-	4/12/54/54	-
6	HEM	L	810	1	-	4/12/54/54	-
6	HEM	H	814	1	-	4/12/54/54	-
6	HEM	B	808	1,3	-	4/12/54/54	-
6	HEM	G	810	1	-	2/12/54/54	-
6	HEM	B	809	1	-	3/12/54/54	-
4	BU3	G	803	-	-	4/4/4/4	-
6	HEM	C	806	1	-	2/12/54/54	-
6	HEM	I	808	1	-	3/12/54/54	-
4	BU3	K	803	-	-	0/4/4/4	-
6	HEM	C	811	1	-	2/12/54/54	-
6	HEM	C	812	1	-	4/12/54/54	-
6	HEM	J	812	1	-	4/12/54/54	-
6	HEM	E	813	1	-	2/12/54/54	-
6	HEM	I	806	1	-	1/12/54/54	-
6	HEM	L	808	1	-	3/12/54/54	-
6	HEM	D	811	1	-	3/12/54/54	-
4	BU3	D	803	-	-	0/4/4/4	-
6	HEM	K	809	1	-	2/12/54/54	-
6	HEM	I	811	1	-	2/12/54/54	-

Continued on next page...

Continued from previous page...

Mol	Type	Chain	Res	Link	Chirals	Torsions	Rings
6	HEM	A	809	1	-	2/12/54/54	-
4	BU3	A	804	-	-	4/4/4/4	-
6	HEM	D	812	1	-	4/12/54/54	-
6	HEM	J	809	1	-	2/12/54/54	-
6	HEM	I	812	1	-	4/12/54/54	-
6	HEM	H	808	1,3	-	4/12/54/54	-
6	HEM	B	811	1	-	5/12/54/54	-
6	HEM	J	813	1	-	6/12/54/54	-
6	HEM	B	812	1	-	4/12/54/54	-
4	BU3	H	803	-	-	0/4/4/4	-
4	BU3	F	805	-	-	4/4/4/4	-
6	HEM	L	812	1	-	4/12/54/54	-
4	BU3	B	805	-	-	0/4/4/4	-
4	BU3	B	804	-	-	4/4/4/4	-
4	BU3	H	804	-	-	4/4/4/4	-
4	BU3	E	803	-	-	2/4/4/4	-
6	HEM	L	806	1	-	1/12/54/54	-
6	HEM	E	806	1	-	1/12/54/54	-
6	HEM	K	810	1	-	2/12/54/54	-
6	HEM	L	809	1	-	2/12/54/54	-
4	BU3	L	804	-	-	4/4/4/4	-
6	HEM	J	810	1	-	4/12/54/54	-
6	HEM	B	807	1	-	1/12/54/54	-
6	HEM	A	811	1	-	2/12/54/54	-
6	HEM	E	810	1	-	2/12/54/54	-
6	HEM	L	807	1,3	-	3/12/54/54	-
6	HEM	A	812	1	-	4/12/54/54	-
4	BU3	F	803	-	-	4/4/4/4	-
6	HEM	H	809	1	-	3/12/54/54	-
6	HEM	K	806	1	-	3/12/54/54	-
6	HEM	C	808	1	-	5/12/54/54	-
4	BU3	F	804	-	-	4/4/4/4	-
4	BU3	J	804	-	-	4/4/4/4	-
6	HEM	E	811	1	-	4/12/54/54	-
6	HEM	F	809	1	-	3/12/54/54	-

Continued on next page...

Continued from previous page...

Mol	Type	Chain	Res	Link	Chirals	Torsions	Rings
6	HEM	I	807	7,1	-	3/12/54/54	-
6	HEM	G	812	1	-	4/12/54/54	-
6	HEM	H	810	1	-	2/12/54/54	-
6	HEM	D	809	1	-	2/12/54/54	-
4	BU3	D	804	-	-	4/4/4/4	-
4	BU3	E	804	-	-	0/4/4/4	-
6	HEM	E	808	1	-	5/12/54/54	-
6	HEM	K	808	1	-	3/12/54/54	-
6	HEM	L	813	1	-	5/12/54/54	-
4	BU3	A	803	-	-	4/4/4/4	-
4	BU3	I	804	-	-	4/4/4/4	-
4	BU3	L	803	-	-	4/4/4/4	-
6	HEM	L	811	1	-	6/12/54/54	-
4	BU3	B	803	-	-	4/4/4/4	-
4	BU3	H	805	-	-	0/4/4/4	-
6	HEM	F	810	1	-	2/12/54/54	-
6	HEM	E	812	1	-	4/12/54/54	-
6	HEM	F	808	1,3	-	2/12/54/54	-
6	HEM	K	812	1	-	4/12/54/54	-
4	BU3	K	804	-	-	4/4/4/4	-
6	HEM	D	810	1	-	5/12/54/54	-
6	HEM	H	811	1	-	4/12/54/54	-
6	HEM	F	812	1	-	4/12/54/54	-
6	HEM	G	809	1	-	0/12/54/54	-
6	HEM	J	807	1,3	-	4/12/54/54	-
6	HEM	F	807	1	-	1/12/54/54	-
6	HEM	B	814	1	-	4/12/54/54	-
6	HEM	J	811	1	-	2/12/54/54	-
4	BU3	J	803	-	-	4/4/4/4	-
6	HEM	C	810	1	-	2/12/54/54	-
6	HEM	A	808	1	-	3/12/54/54	-
6	HEM	F	811	1	-	4/12/54/54	-
6	HEM	E	807	1,3	-	3/12/54/54	-
6	HEM	K	807	1,3	-	4/12/54/54	-
6	HEM	D	808	1	-	3/12/54/54	-

Continued on next page...

Continued from previous page...

Mol	Type	Chain	Res	Link	Chirals	Torsions	Rings
6	HEM	K	811	1	-	4/12/54/54	-
6	HEM	B	813	1	-	4/12/54/54	-
6	HEM	C	813	1	-	4/12/54/54	-
6	HEM	J	808	1	-	3/12/54/54	-
6	HEM	G	808	1	-	4/12/54/54	-
6	HEM	I	810	1	-	4/12/54/54	-
6	HEM	G	807	7,1,3	-	3/12/54/54	-
6	HEM	A	807	7,1,3	-	2/12/54/54	-
6	HEM	H	812	1	-	2/12/54/54	-
6	HEM	I	813	1	-	4/12/54/54	-
6	HEM	G	806	1	-	1/12/54/54	-
4	BU3	C	803	-	-	4/4/4/4	-
6	HEM	K	813	1	-	4/12/54/54	-
6	HEM	A	806	1	-	2/12/54/54	-
6	HEM	F	814	1	-	4/12/54/54	-
6	HEM	G	811	1	-	2/12/54/54	-
4	BU3	I	803	-	-	4/4/4/4	-
6	HEM	H	807	1	-	1/12/54/54	-
6	HEM	F	813	1	-	2/12/54/54	-
4	BU3	G	804	-	-	0/4/4/4	-
6	HEM	D	806	1	-	4/12/54/54	-

The worst 5 of 727 bond length outliers are listed below:

Mol	Chain	Res	Type	Atoms	Z	Observed(Å)	Ideal(Å)
6	K	809	HEM	FE-NB	7.50	2.33	1.96
6	L	813	HEM	FE-NB	7.49	2.33	1.96
6	L	809	HEM	FE-NB	7.44	2.33	1.96
6	H	810	HEM	FE-NB	7.42	2.33	1.96
6	J	807	HEM	FE-NB	7.38	2.33	1.96

The worst 5 of 1213 bond angle outliers are listed below:

Mol	Chain	Res	Type	Atoms	Z	Observed(°)	Ideal(°)
6	F	812	HEM	C1B-NB-C4B	12.35	117.83	105.07
6	A	812	HEM	C1B-NB-C4B	12.35	117.83	105.07
6	C	811	HEM	C1B-NB-C4B	12.31	117.79	105.07
6	J	811	HEM	C1B-NB-C4B	12.19	117.67	105.07

Continued on next page...

Continued from previous page...

Mol	Chain	Res	Type	Atoms	Z	Observed(°)	Ideal(°)
6	F	807	HEM	C1B-NB-C4B	12.19	117.66	105.07

There are no chirality outliers.

5 of 372 torsion outliers are listed below:

Mol	Chain	Res	Type	Atoms
4	A	803	BU3	O5-C2-C3-O6
4	A	803	BU3	C1-C2-C3-O6
4	A	803	BU3	O5-C2-C3-C4
4	A	804	BU3	O5-C2-C3-O6
4	A	804	BU3	C1-C2-C3-O6

There are no ring outliers.

103 monomers are involved in 982 short contacts:

Mol	Chain	Res	Type	Clashes	Symm-Clashes
6	A	810	HEM	10	0
6	C	809	HEM	11	0
6	B	810	HEM	10	0
6	A	813	HEM	10	0
6	E	809	HEM	12	0
6	J	806	HEM	11	0
6	C	807	HEM	14	0
6	H	813	HEM	11	0
6	I	809	HEM	11	0
6	G	813	HEM	9	0
6	D	807	HEM	13	0
6	D	813	HEM	9	0
6	L	810	HEM	8	0
6	H	814	HEM	12	0
6	B	808	HEM	13	0
6	G	810	HEM	9	0
6	B	809	HEM	9	0
6	C	806	HEM	9	0
6	I	808	HEM	10	0
4	K	803	BU3	1	0
6	C	811	HEM	8	0
6	C	812	HEM	8	0
6	J	812	HEM	8	0
6	E	813	HEM	10	0
6	I	806	HEM	10	0

Continued on next page...

Continued from previous page...

Mol	Chain	Res	Type	Clashes	Symm-Clashes
6	L	808	HEM	10	0
6	D	811	HEM	10	0
6	K	809	HEM	12	0
6	I	811	HEM	10	0
6	A	809	HEM	13	0
6	D	812	HEM	9	0
6	J	809	HEM	12	0
6	I	812	HEM	11	0
6	H	808	HEM	14	0
6	B	811	HEM	11	0
6	J	813	HEM	13	0
5	C	805	ACT	1	0
6	B	812	HEM	8	0
4	H	803	BU3	1	0
6	L	812	HEM	9	0
7	A	814	SO2	1	0
6	L	806	HEM	9	0
6	E	806	HEM	11	0
6	K	810	HEM	9	0
6	L	809	HEM	14	0
6	J	810	HEM	8	0
6	B	807	HEM	11	0
6	A	811	HEM	7	0
6	E	810	HEM	9	0
6	L	807	HEM	17	0
6	A	812	HEM	11	0
6	H	809	HEM	9	0
6	K	806	HEM	10	0
6	C	808	HEM	10	0
6	E	811	HEM	7	0
6	F	809	HEM	8	0
6	I	807	HEM	12	0
6	G	812	HEM	13	0
6	H	810	HEM	10	0
6	D	809	HEM	13	0
4	E	804	BU3	2	0
6	E	808	HEM	9	0
6	K	808	HEM	11	0
6	L	813	HEM	10	0
6	L	811	HEM	9	0
6	F	810	HEM	11	0
6	E	812	HEM	10	0

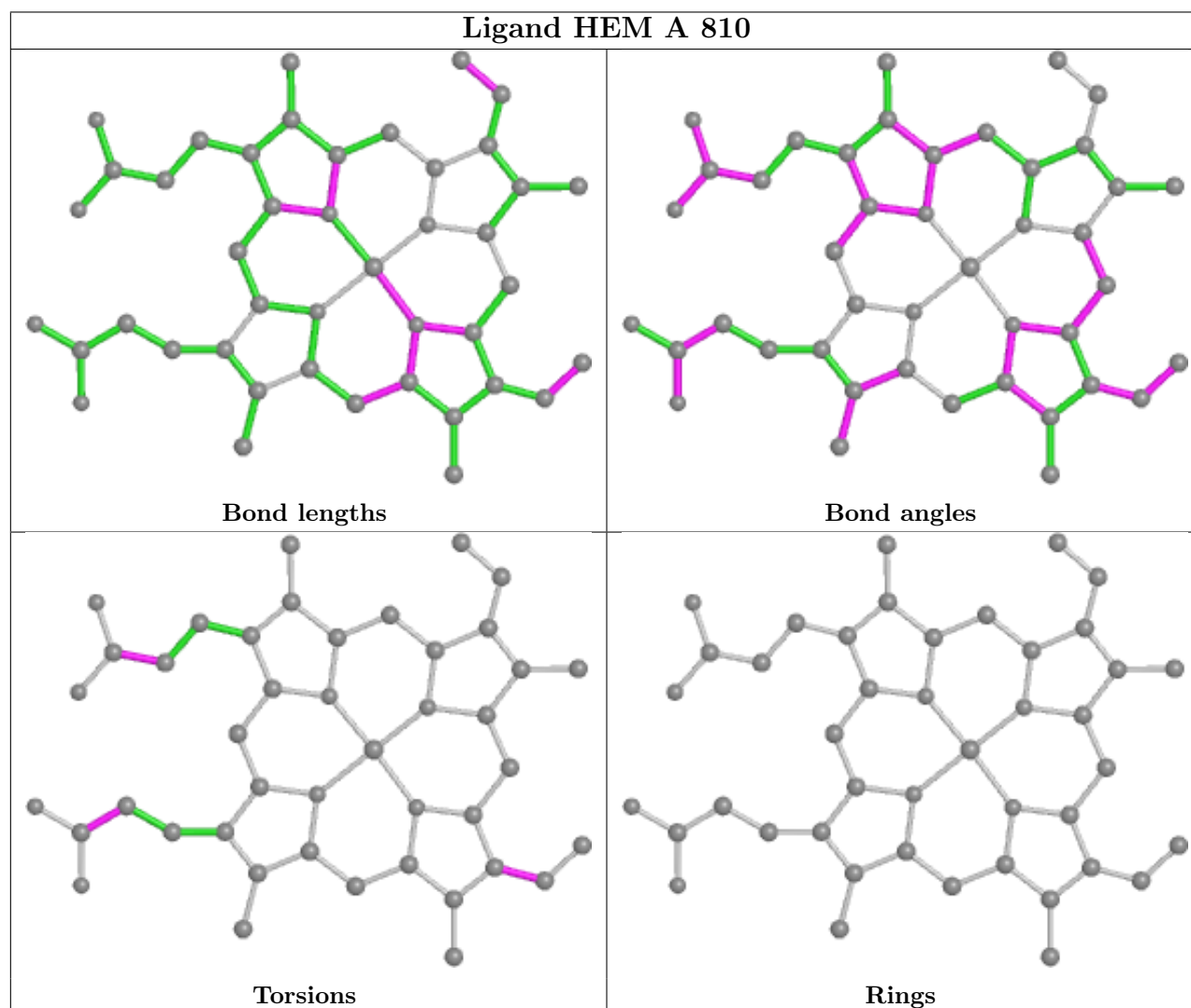
Continued on next page...

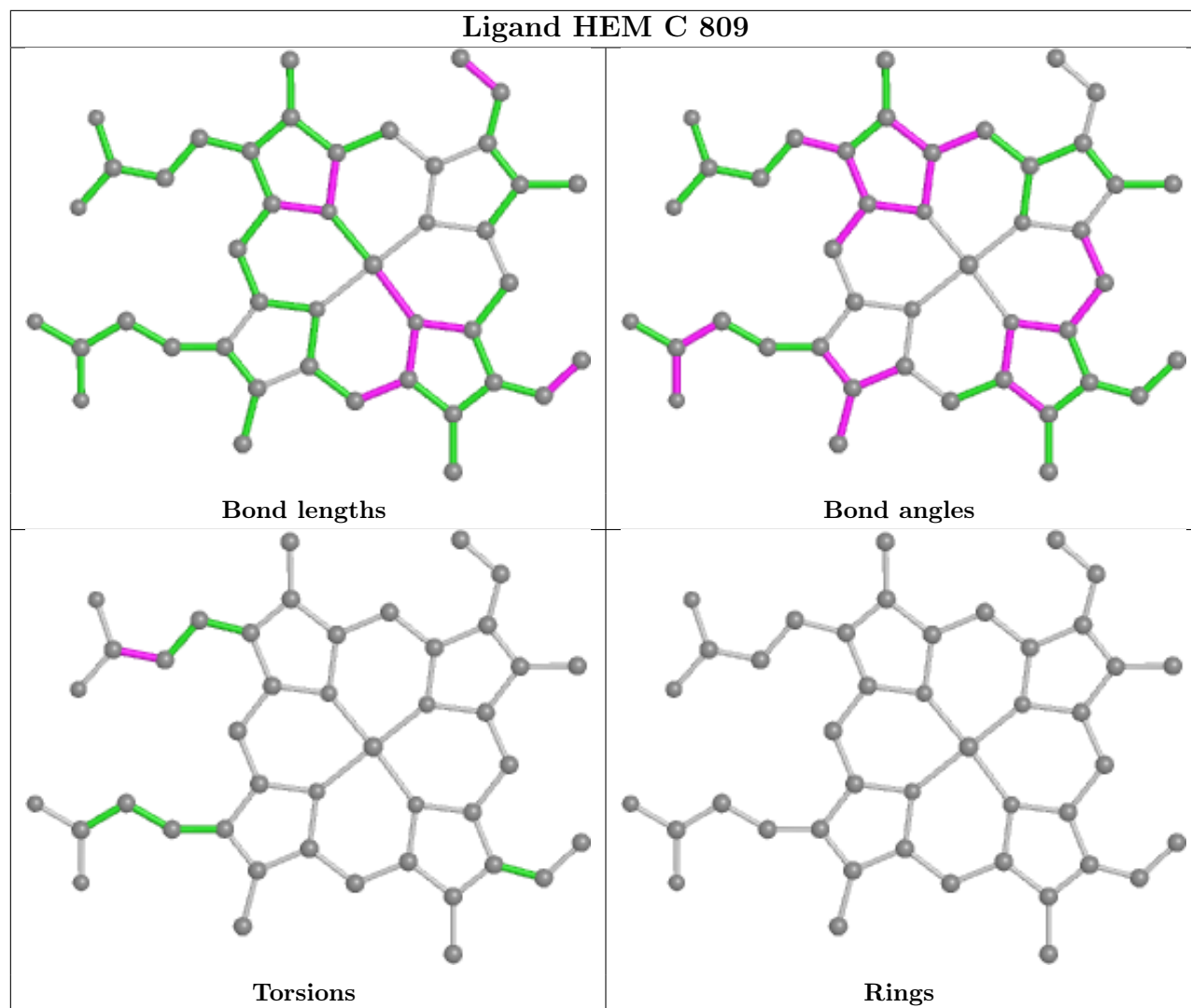
Continued from previous page...

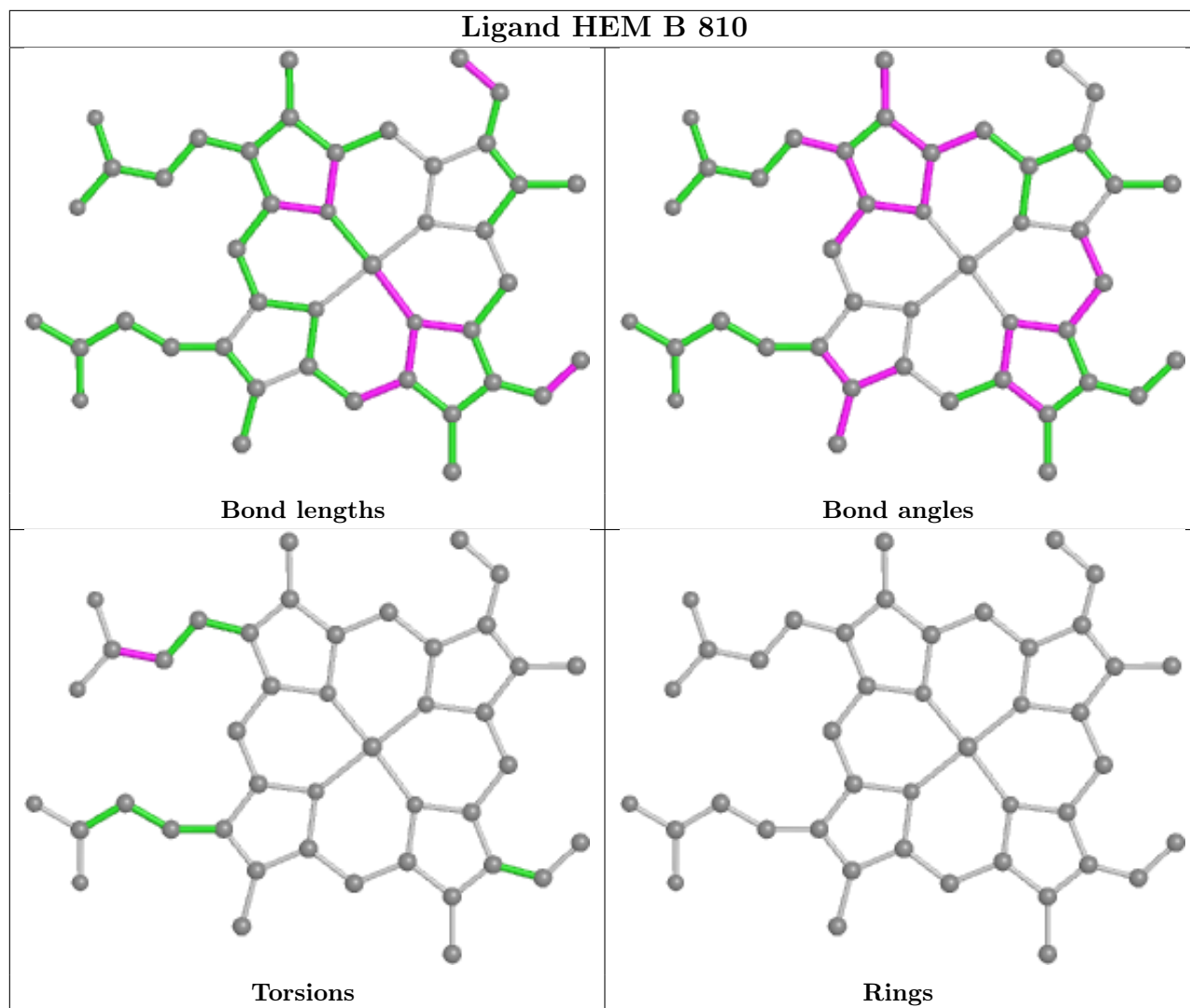
Mol	Chain	Res	Type	Clashes	Symm-Clashes
6	F	808	HEM	12	0
6	K	812	HEM	8	0
6	D	810	HEM	11	0
6	H	811	HEM	13	0
6	F	812	HEM	7	0
6	G	809	HEM	11	0
6	J	807	HEM	12	0
6	F	807	HEM	12	0
5	E	805	ACT	1	0
6	B	814	HEM	9	0
6	J	811	HEM	8	0
6	C	810	HEM	9	0
6	A	808	HEM	9	0
6	F	811	HEM	10	0
6	E	807	HEM	11	0
6	K	807	HEM	14	0
6	D	808	HEM	11	0
6	K	811	HEM	10	0
6	B	813	HEM	9	0
6	C	813	HEM	9	0
6	J	808	HEM	8	0
6	G	808	HEM	8	0
6	I	810	HEM	11	0
6	G	807	HEM	12	0
6	A	807	HEM	12	0
6	H	812	HEM	7	0
5	F	806	ACT	1	0
6	I	813	HEM	8	0
6	G	806	HEM	12	0
6	K	813	HEM	7	0
6	A	806	HEM	9	0
6	F	814	HEM	9	0
6	G	811	HEM	8	0
6	H	807	HEM	10	0
6	F	813	HEM	9	0
6	D	806	HEM	10	0

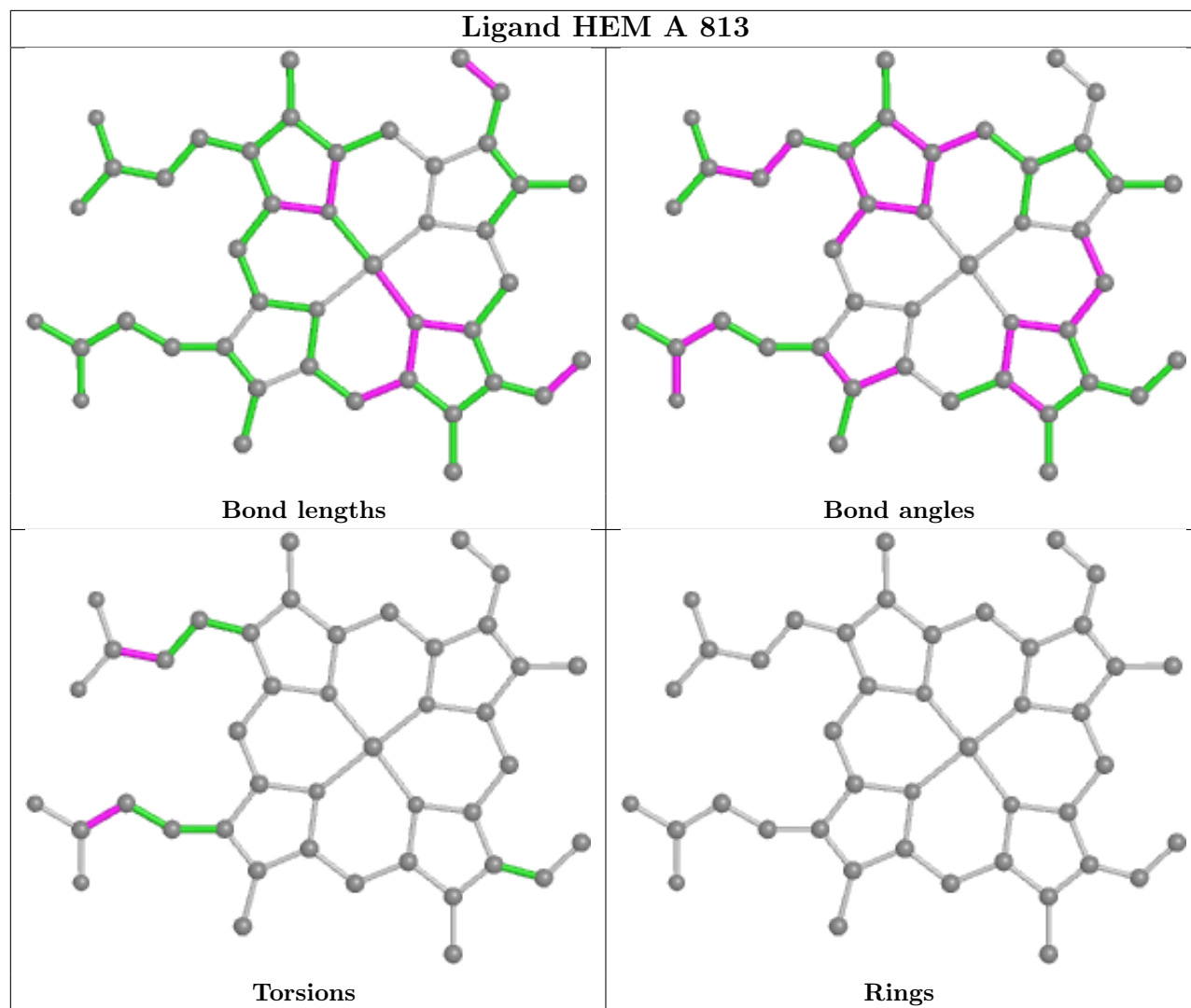
The following is a two-dimensional graphical depiction of Mogul quality analysis of bond lengths, bond angles, torsion angles, and ring geometry for all instances of the Ligand of Interest. In addition, ligands with molecular weight > 250 and outliers as shown on the validation Tables will also be included. For torsion angles, if less than 5% of the Mogul distribution of torsion angles is within 10 degrees of the torsion angle in question, then that torsion angle is considered an outlier. Any bond that is central to one or more torsion angles identified as an outlier by Mogul will be

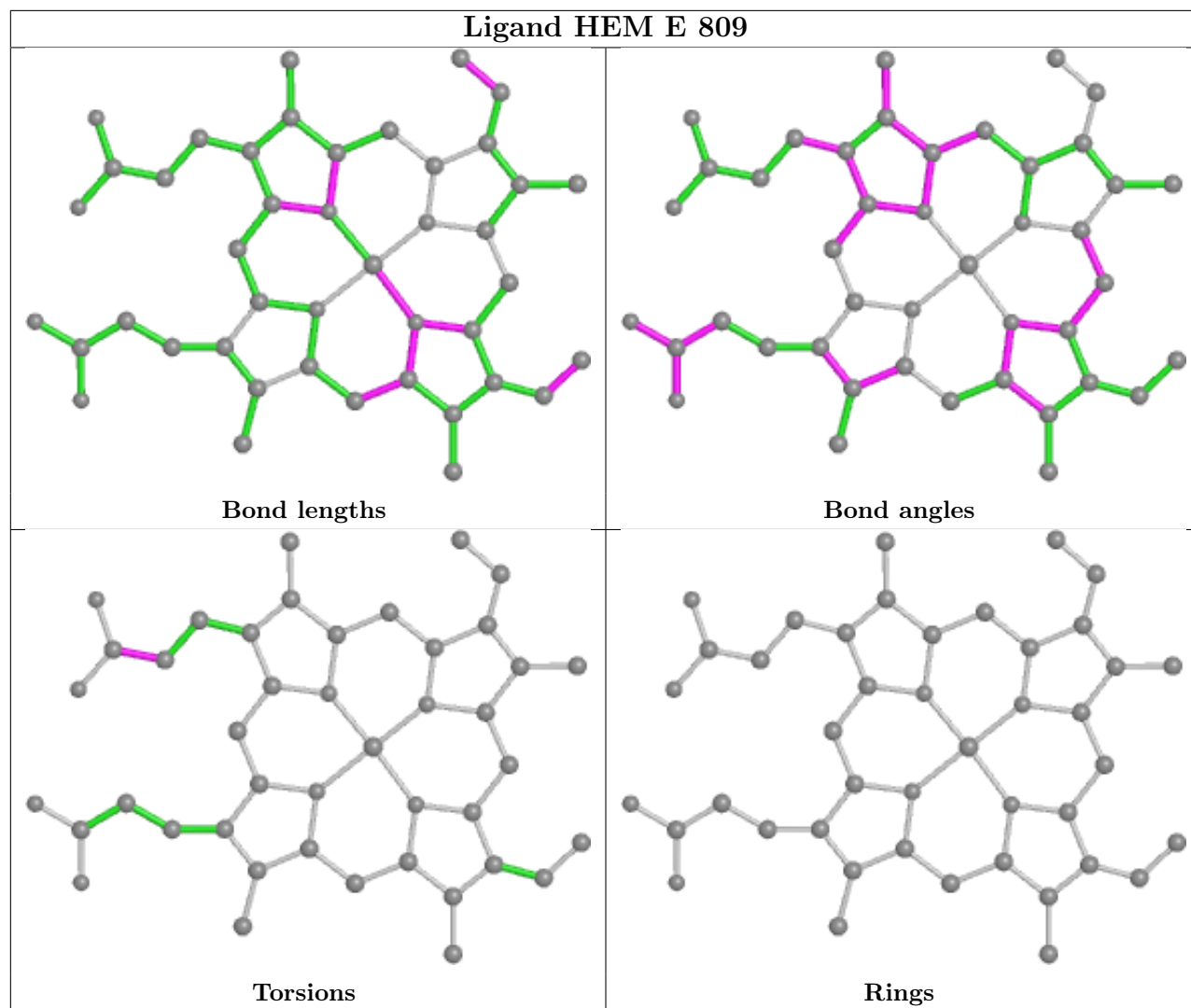
highlighted in the graph. For rings, the root-mean-square deviation (RMSD) between the ring in question and similar rings identified by Mogul is calculated over all ring torsion angles. If the average RMSD is greater than 60 degrees and the minimal RMSD between the ring in question and any Mogul-identified rings is also greater than 60 degrees, then that ring is considered an outlier. The outliers are highlighted in purple. The color gray indicates Mogul did not find sufficient equivalents in the CSD to analyse the geometry.

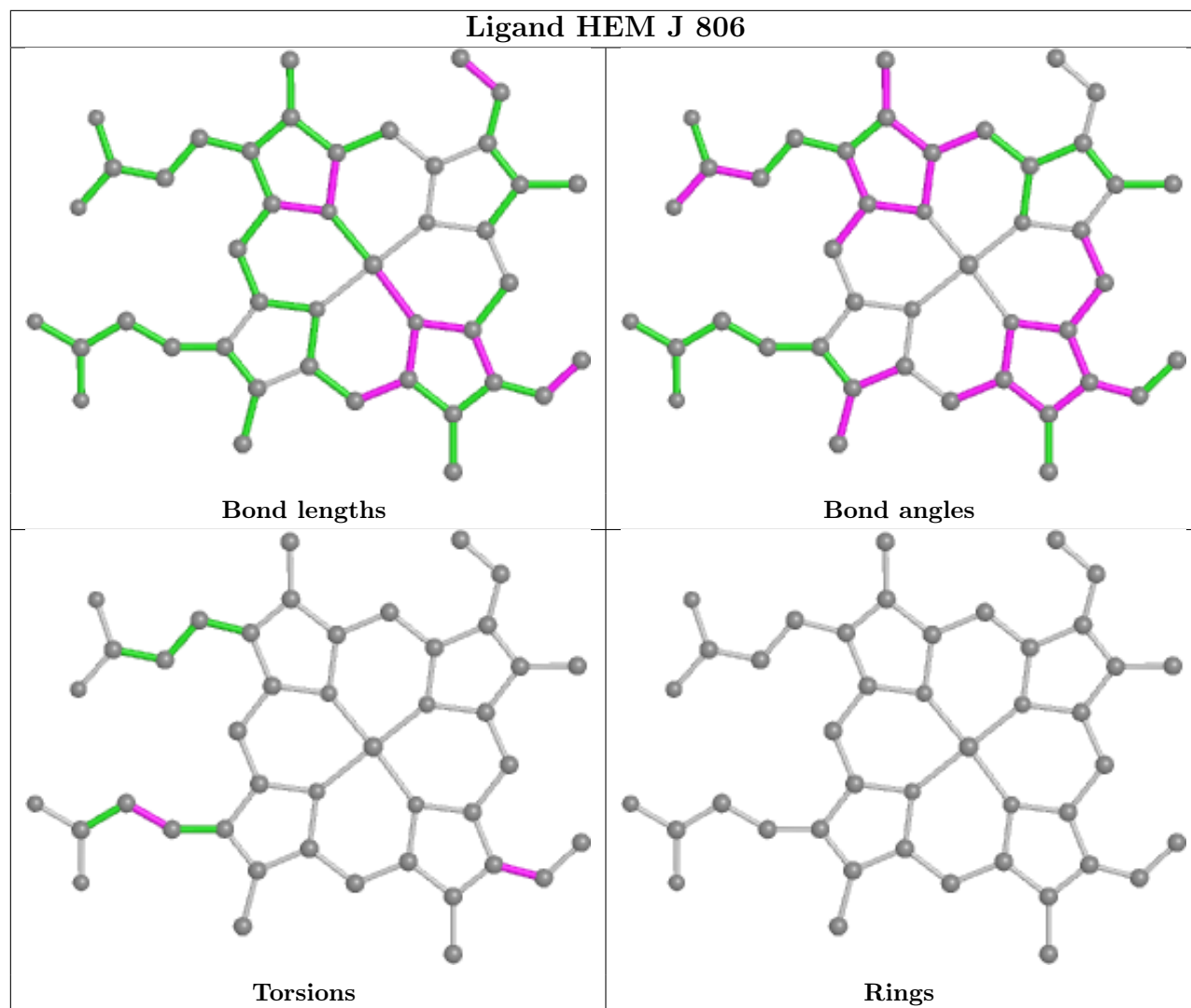


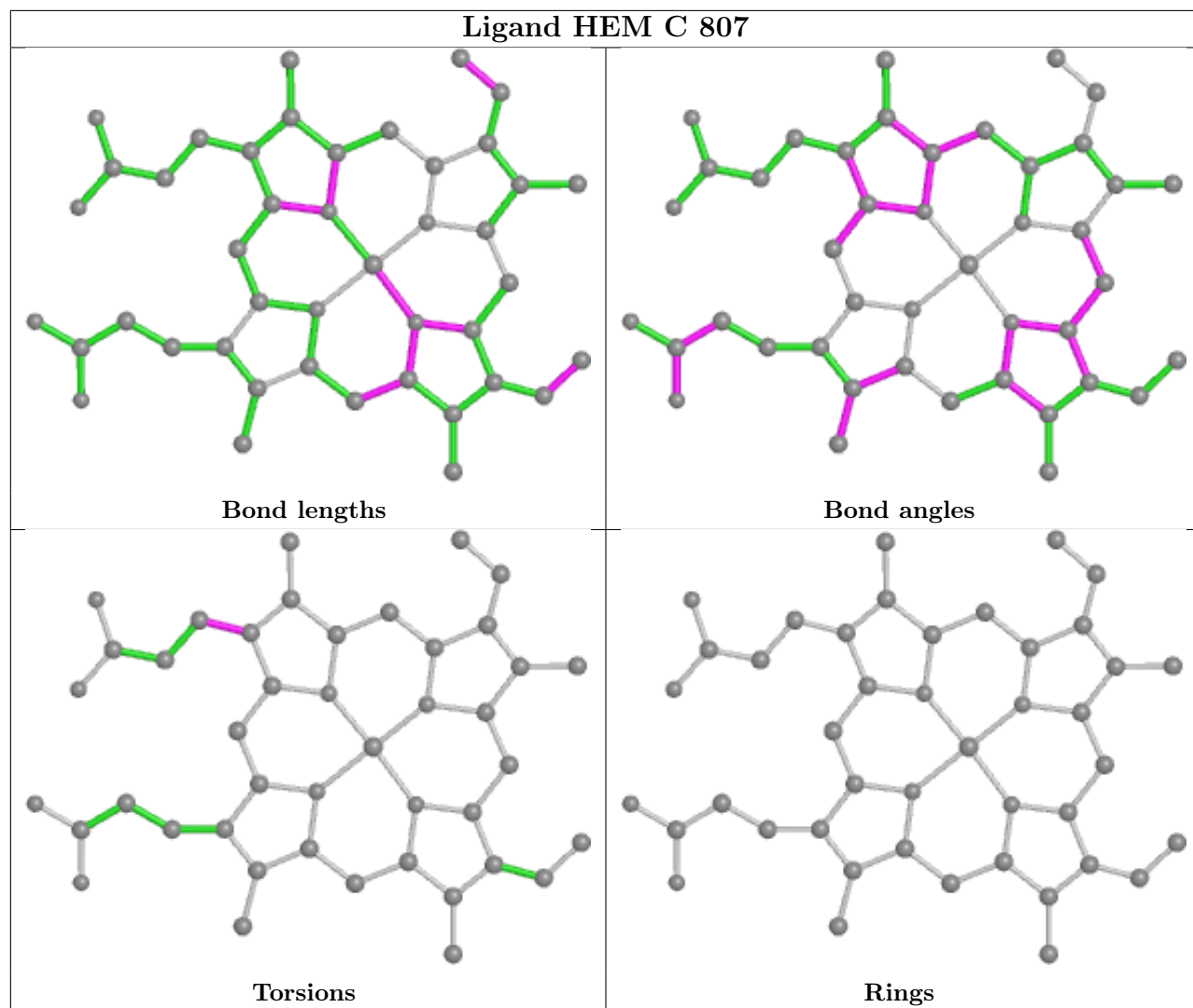


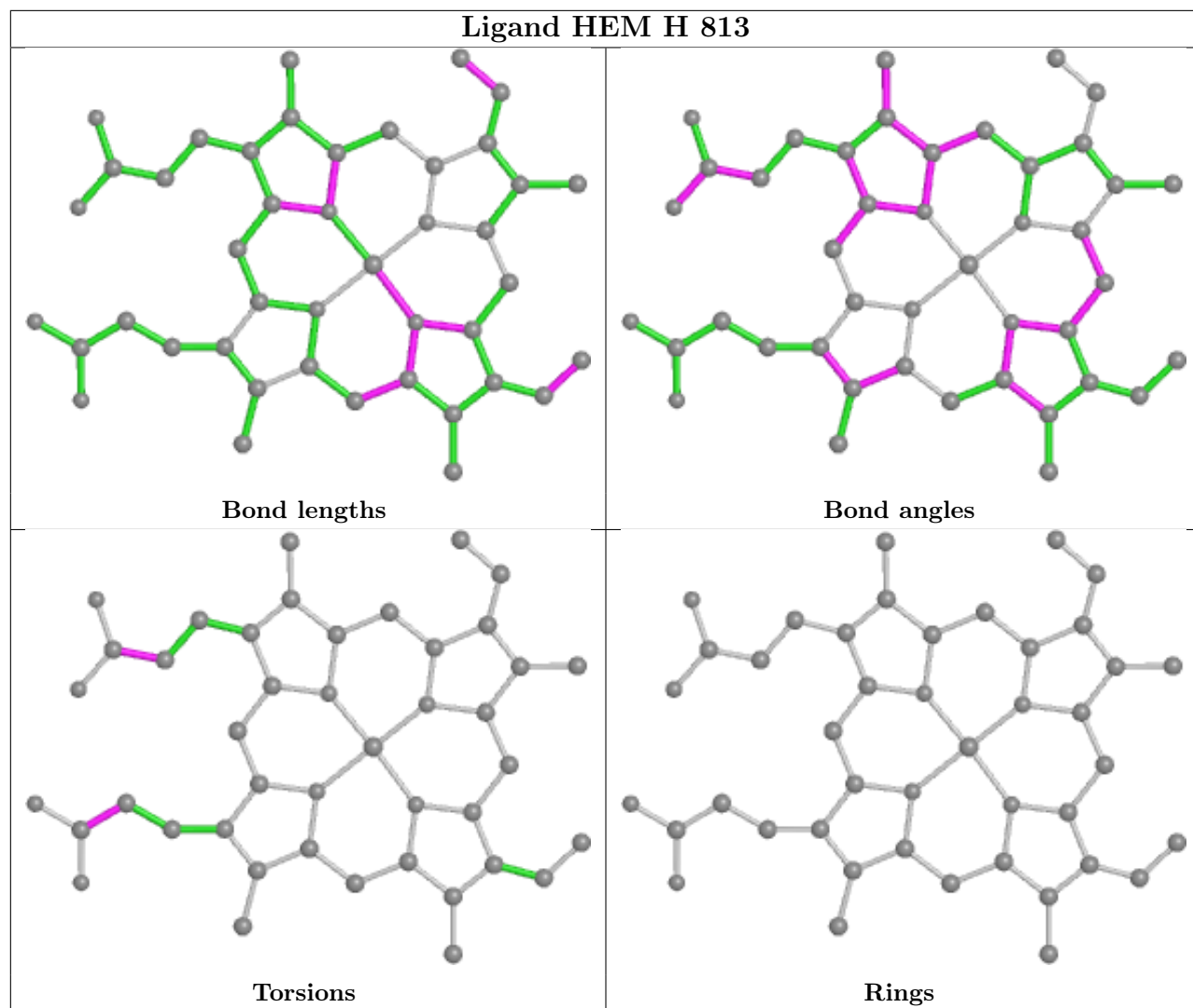


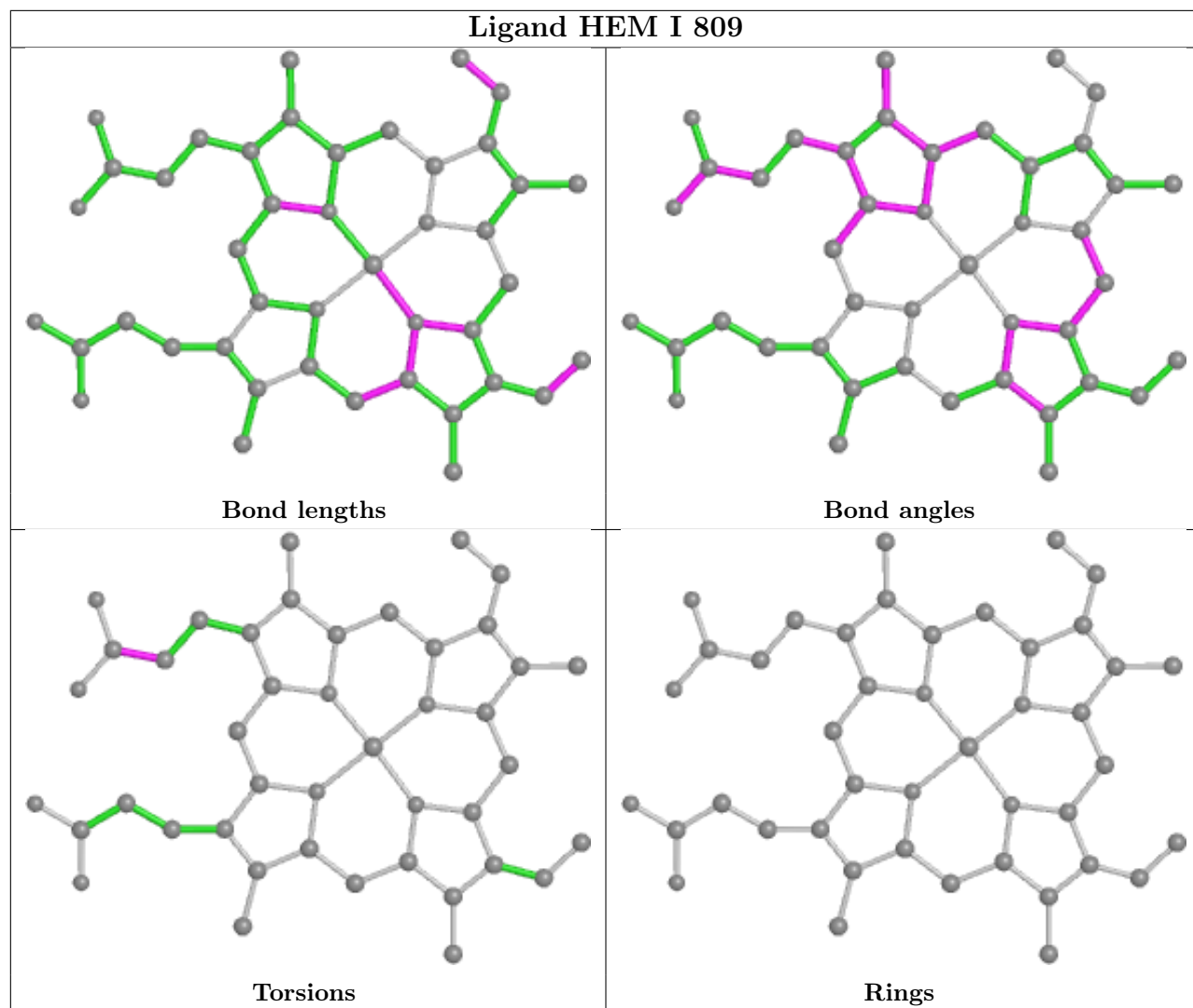


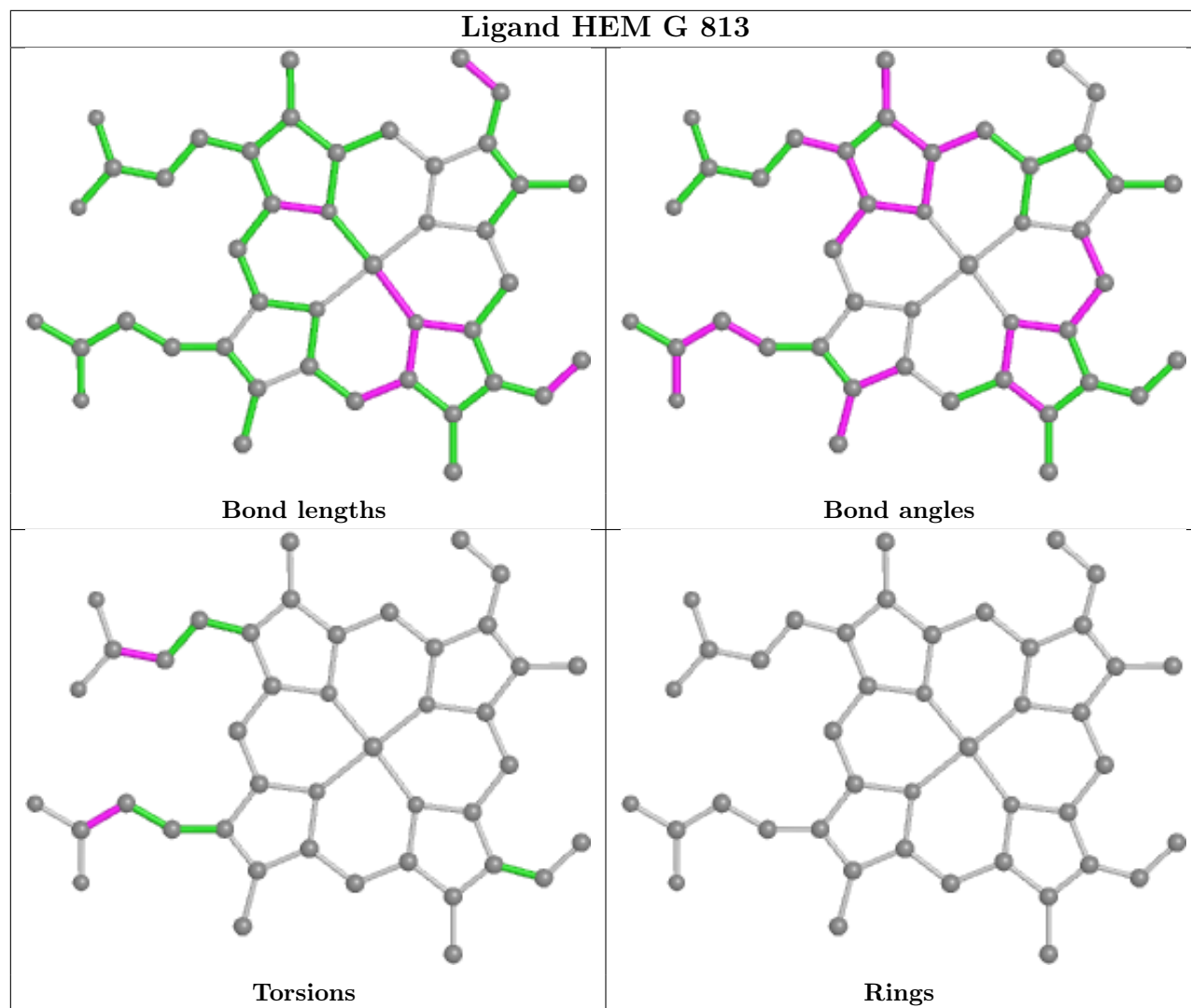


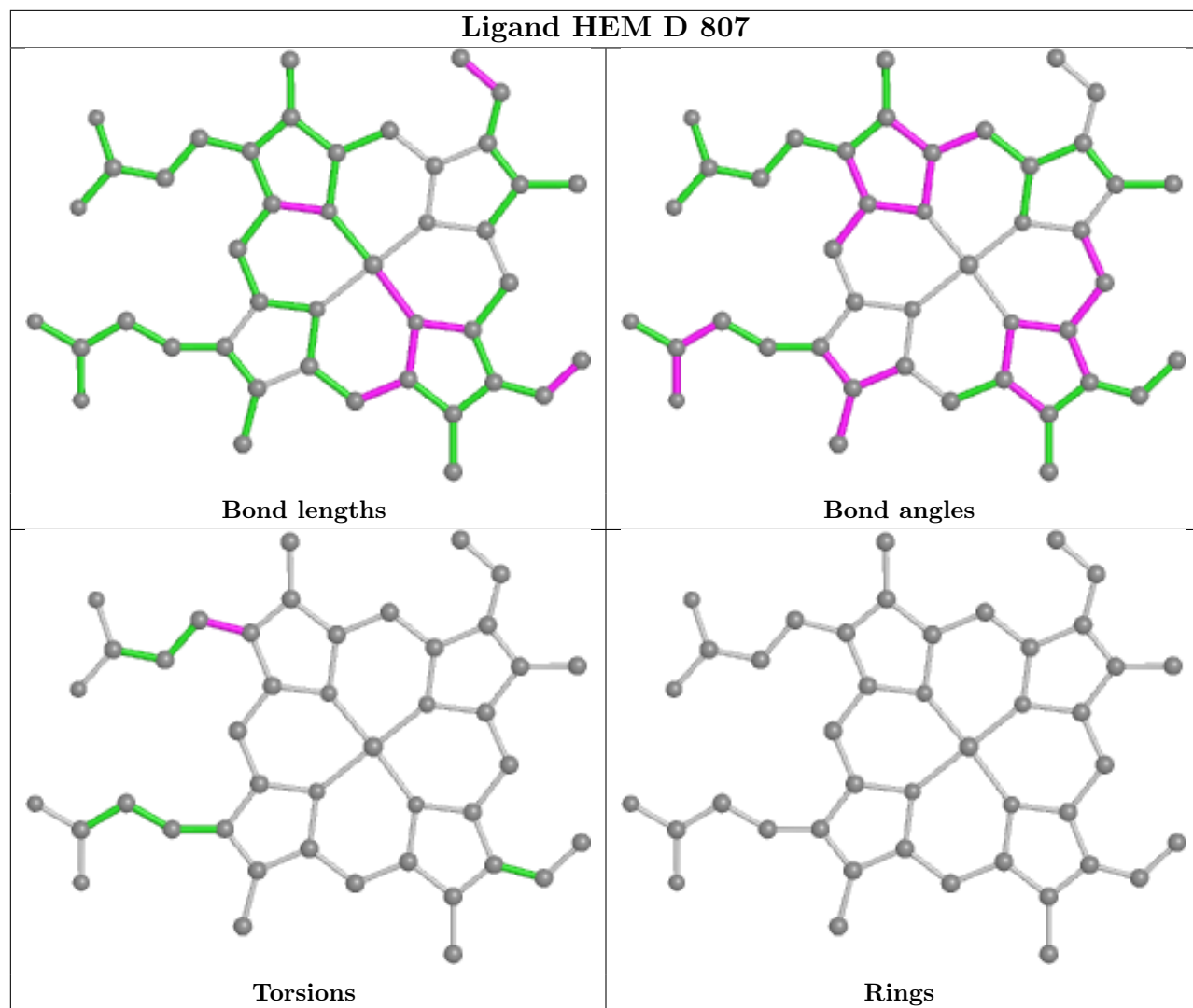


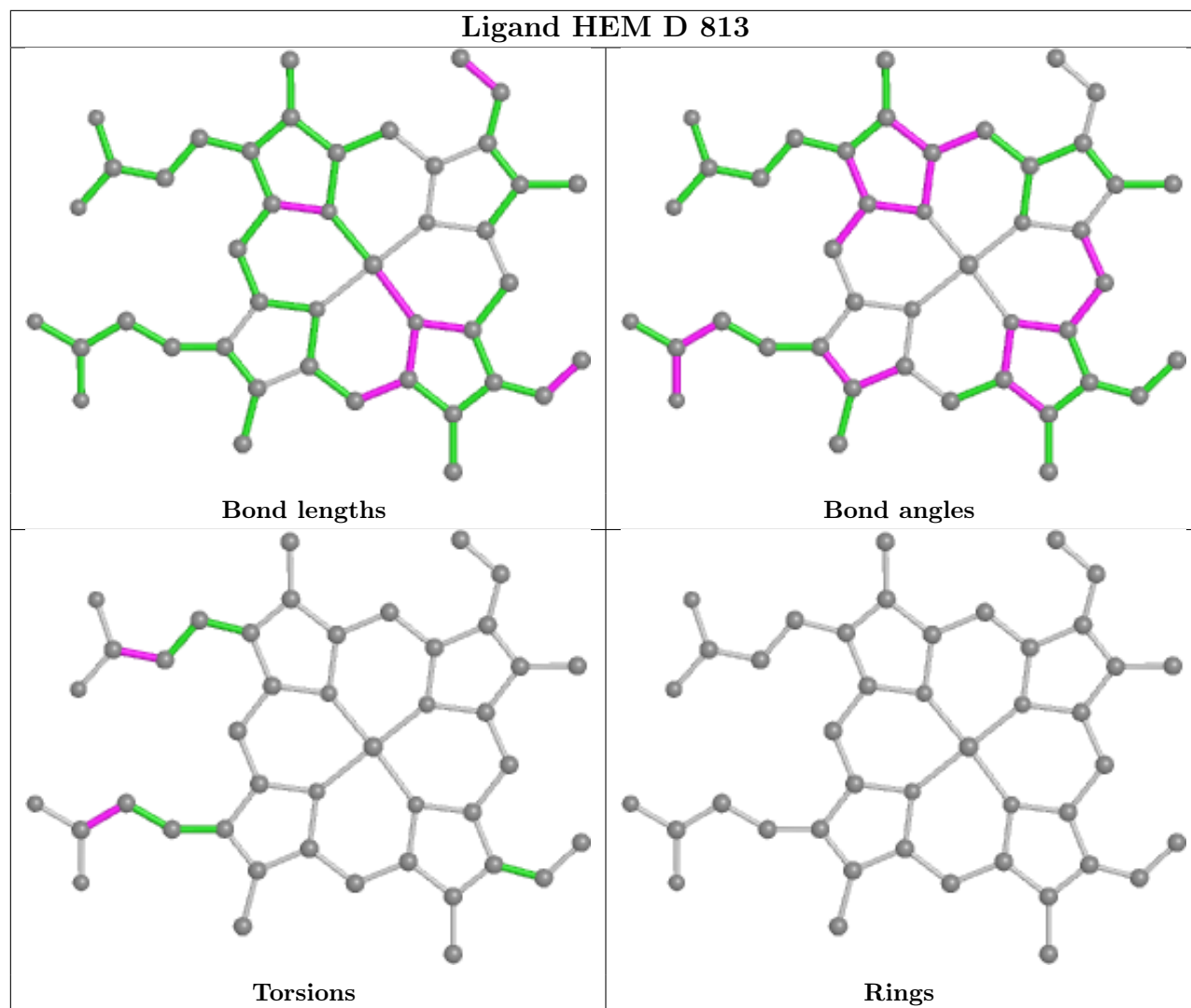


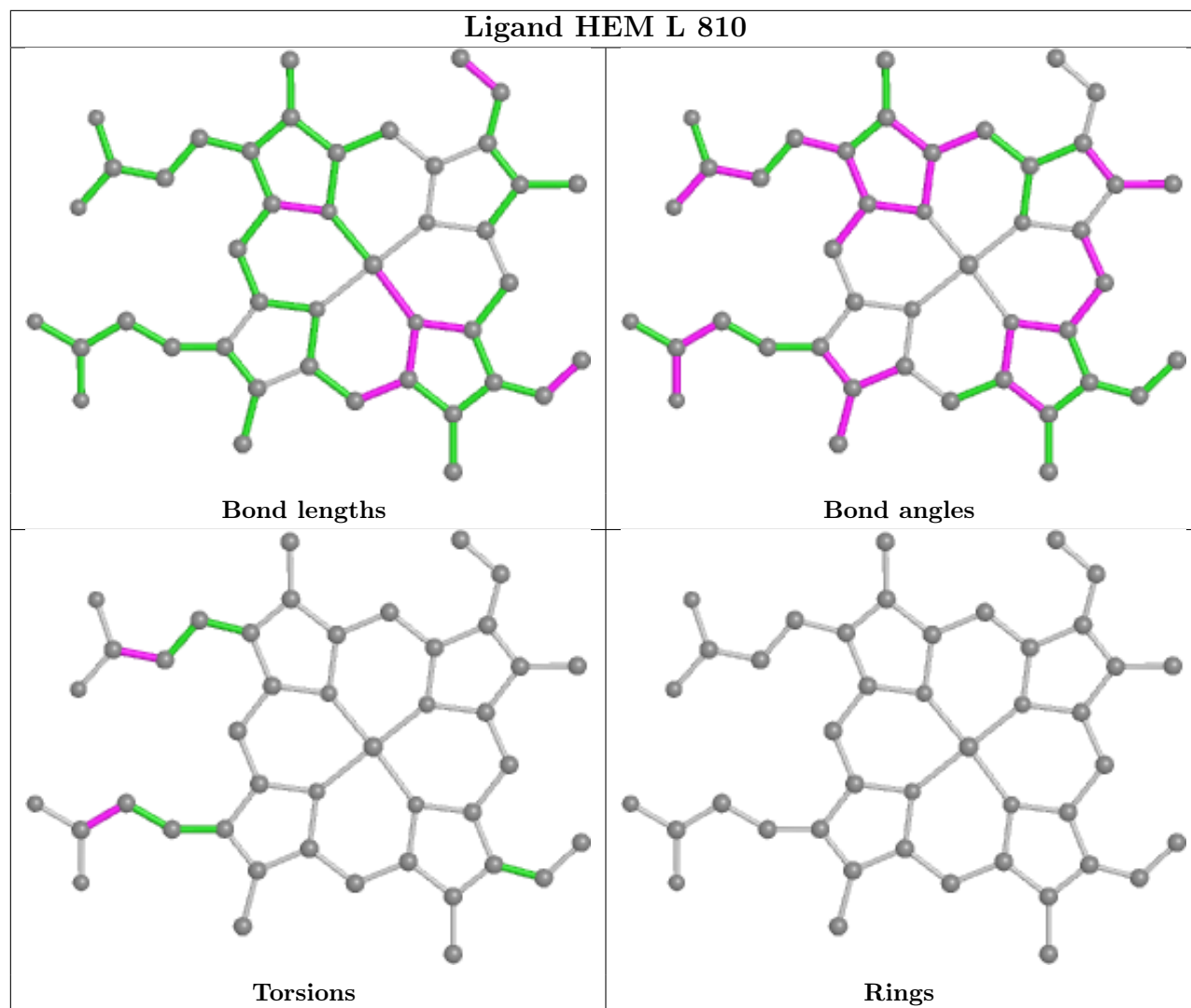


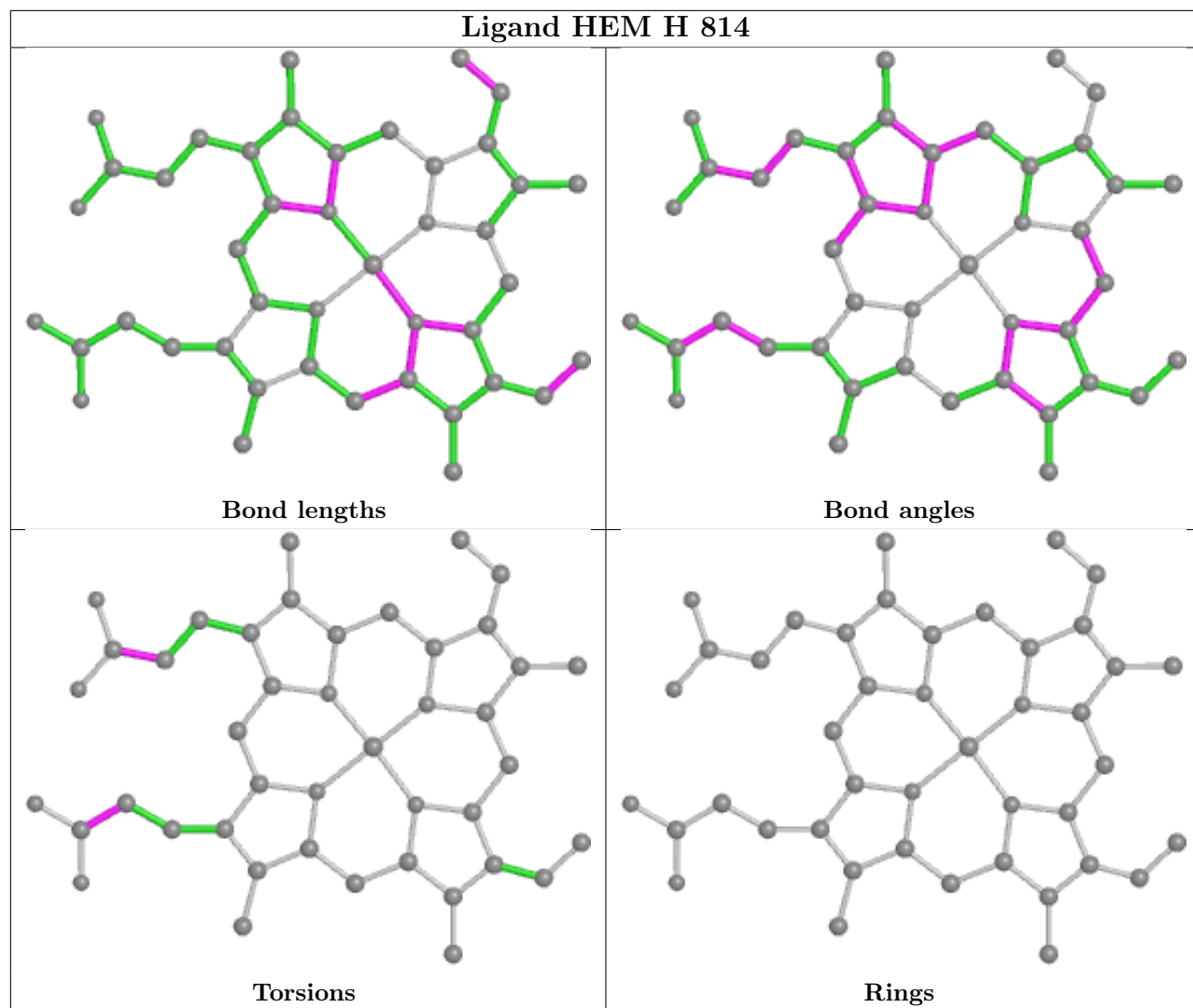


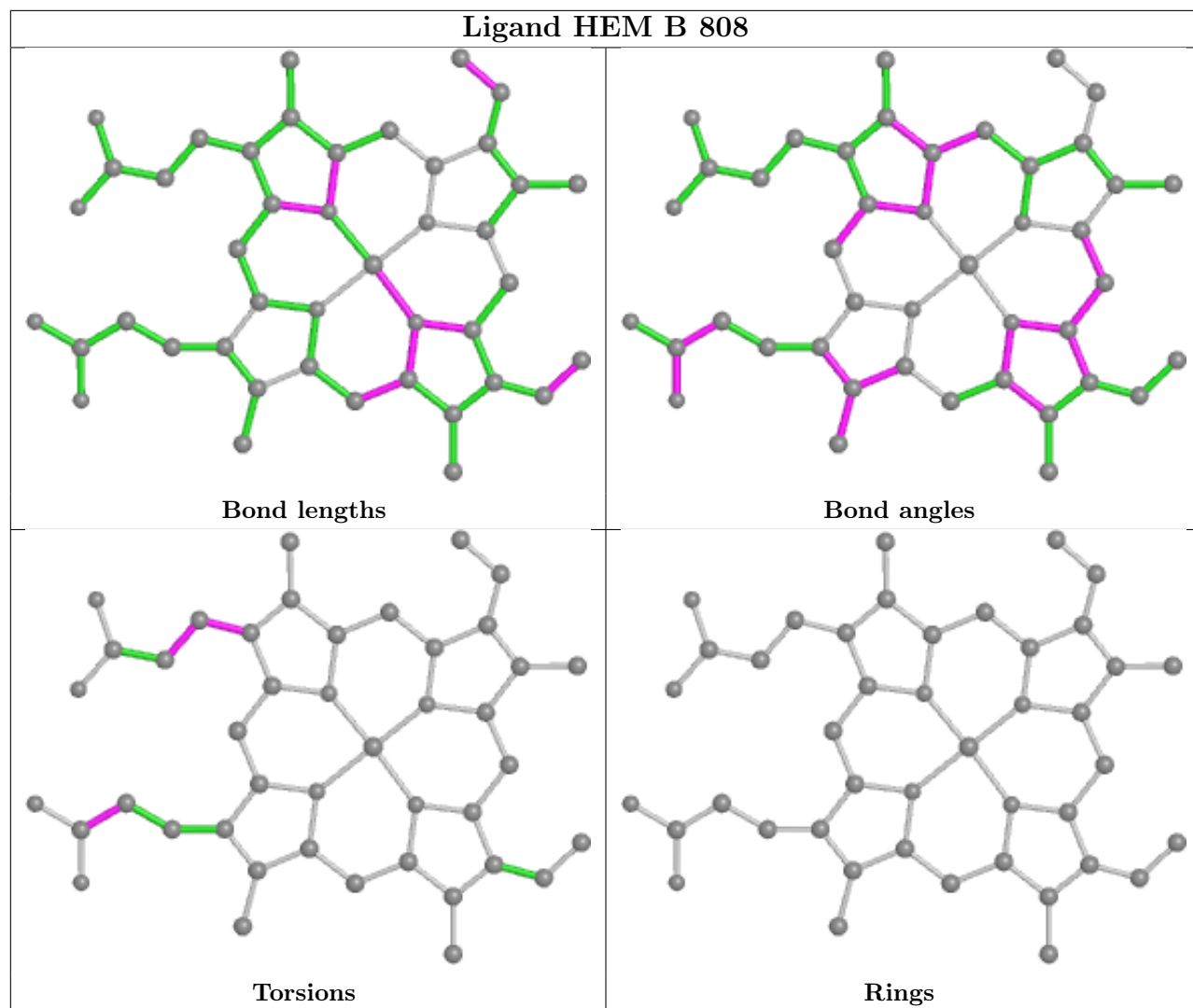


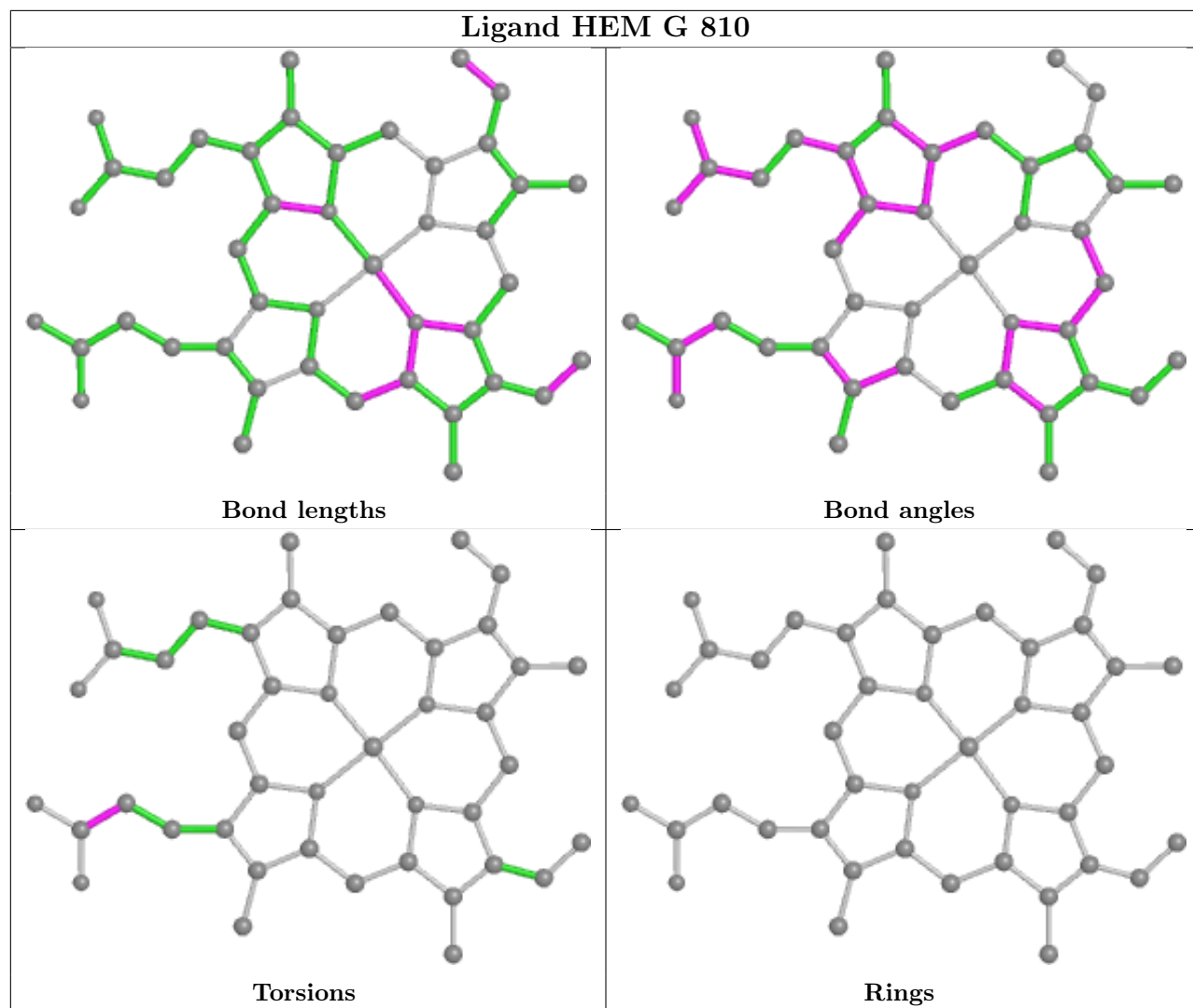


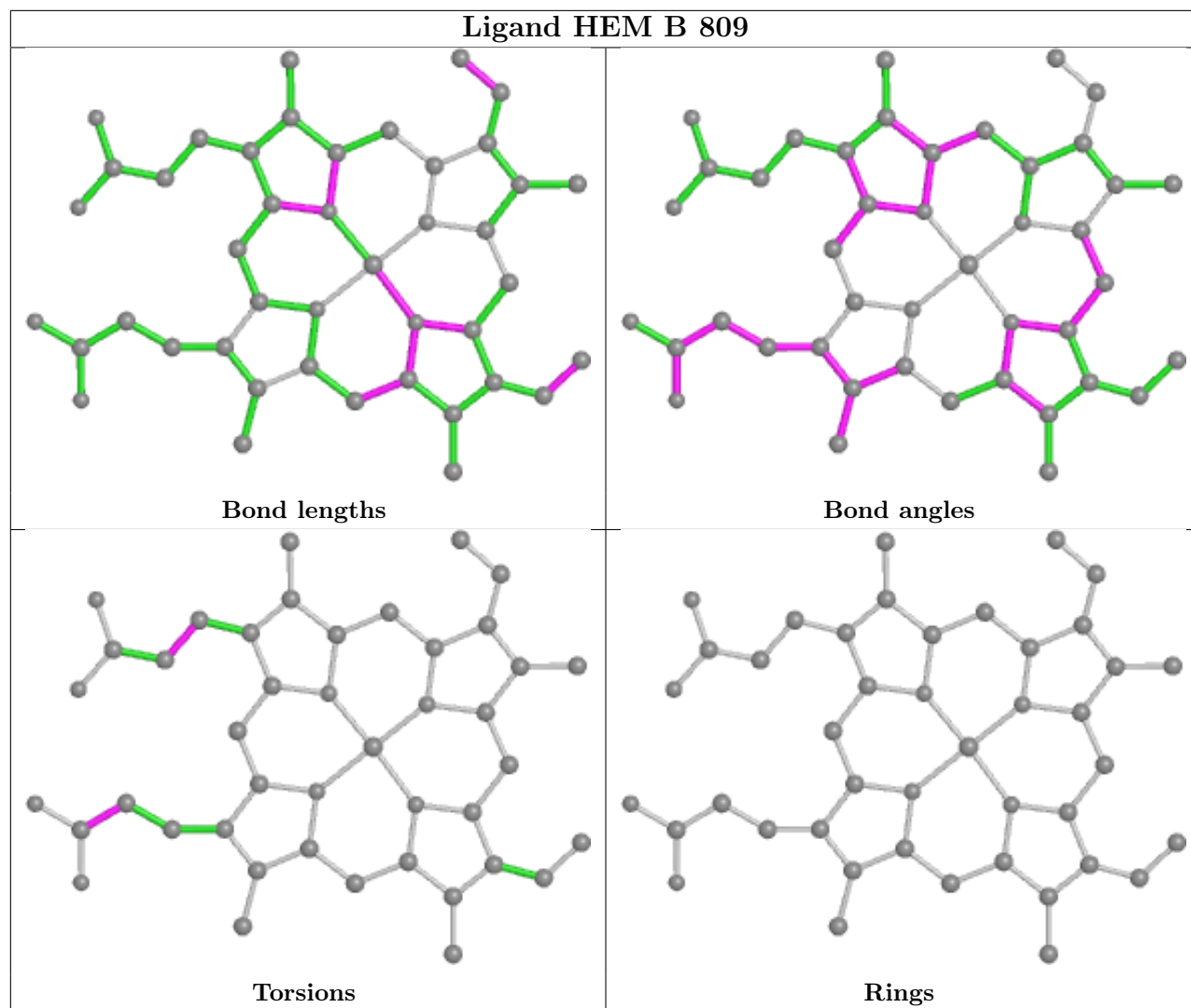


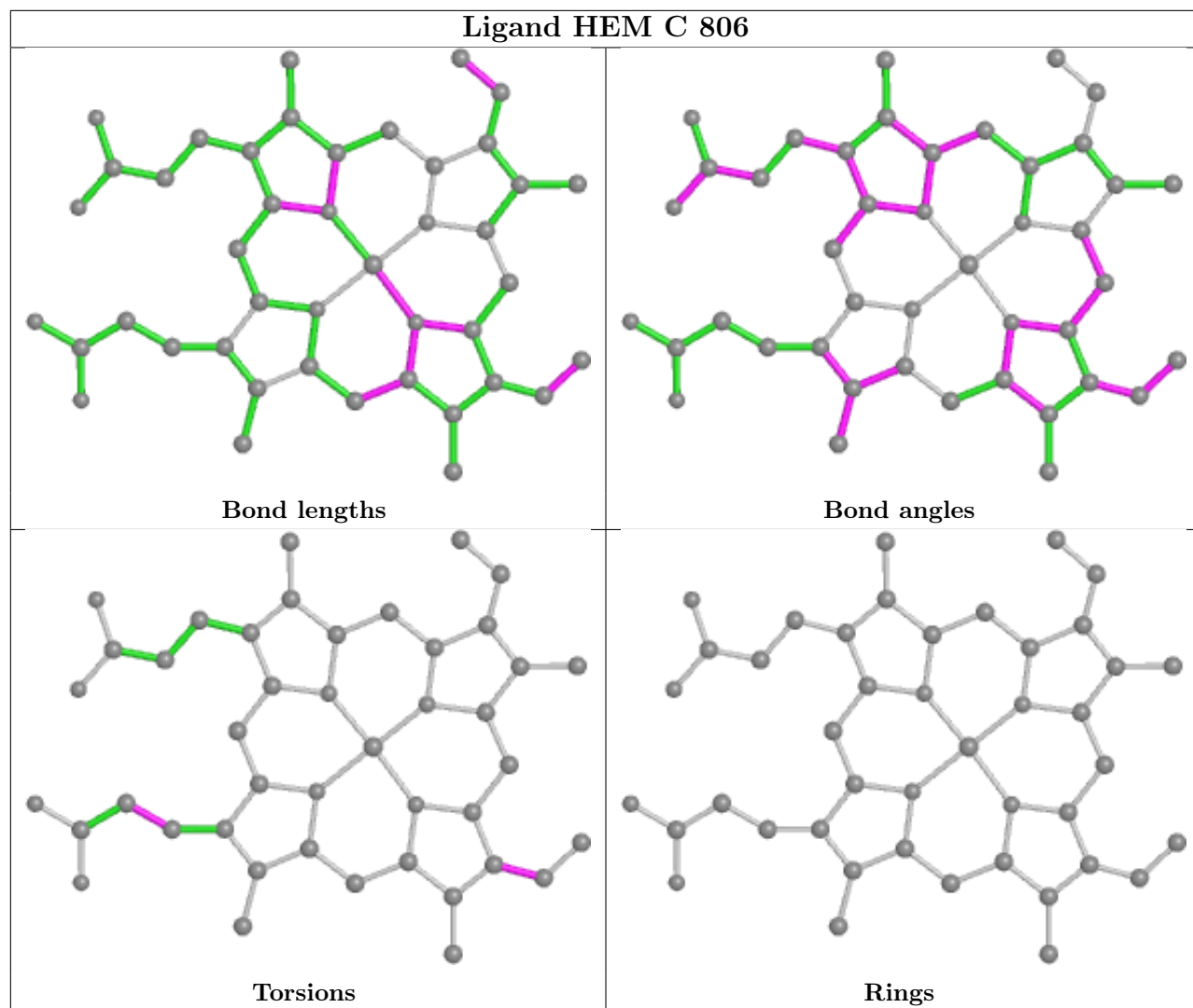


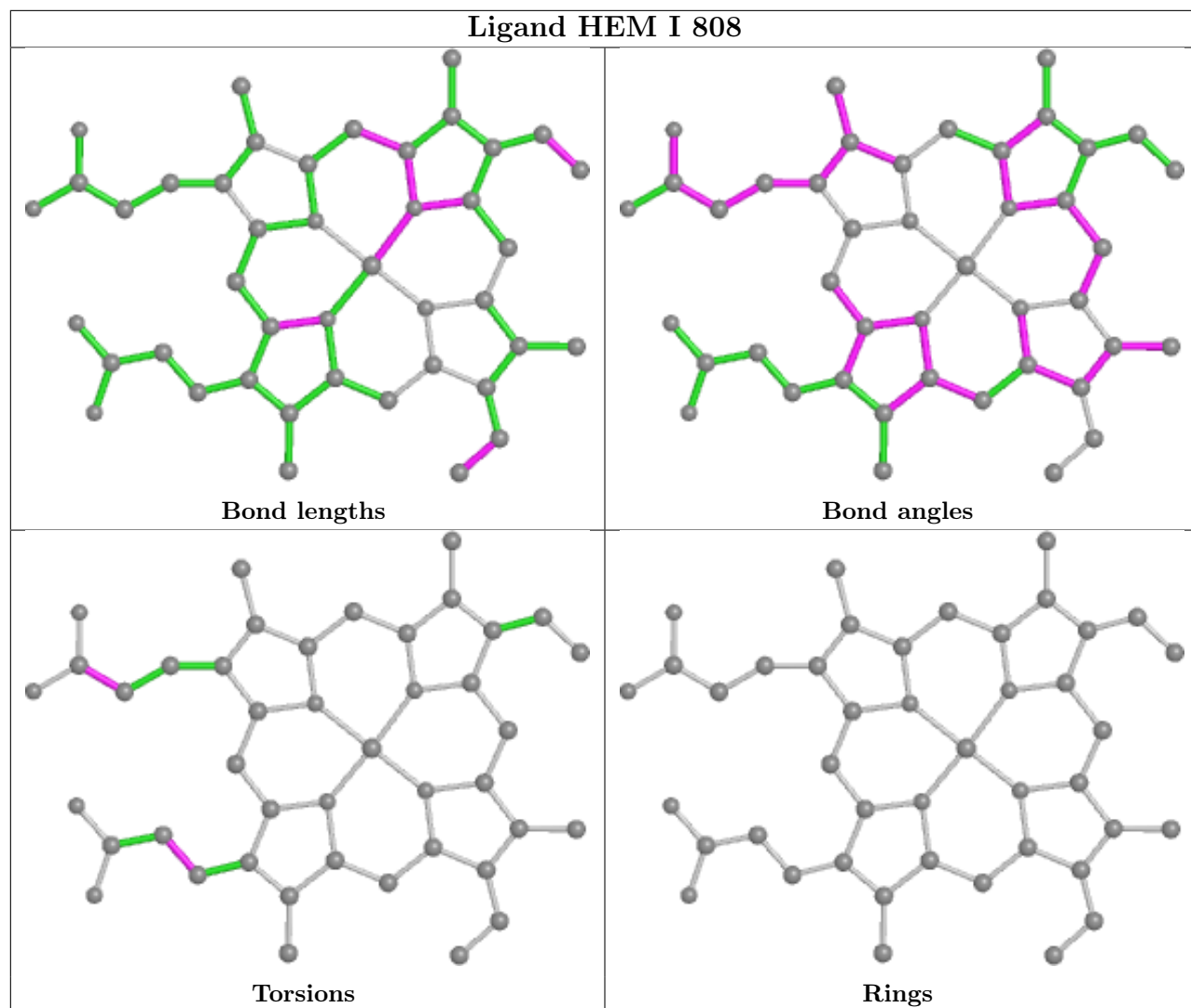


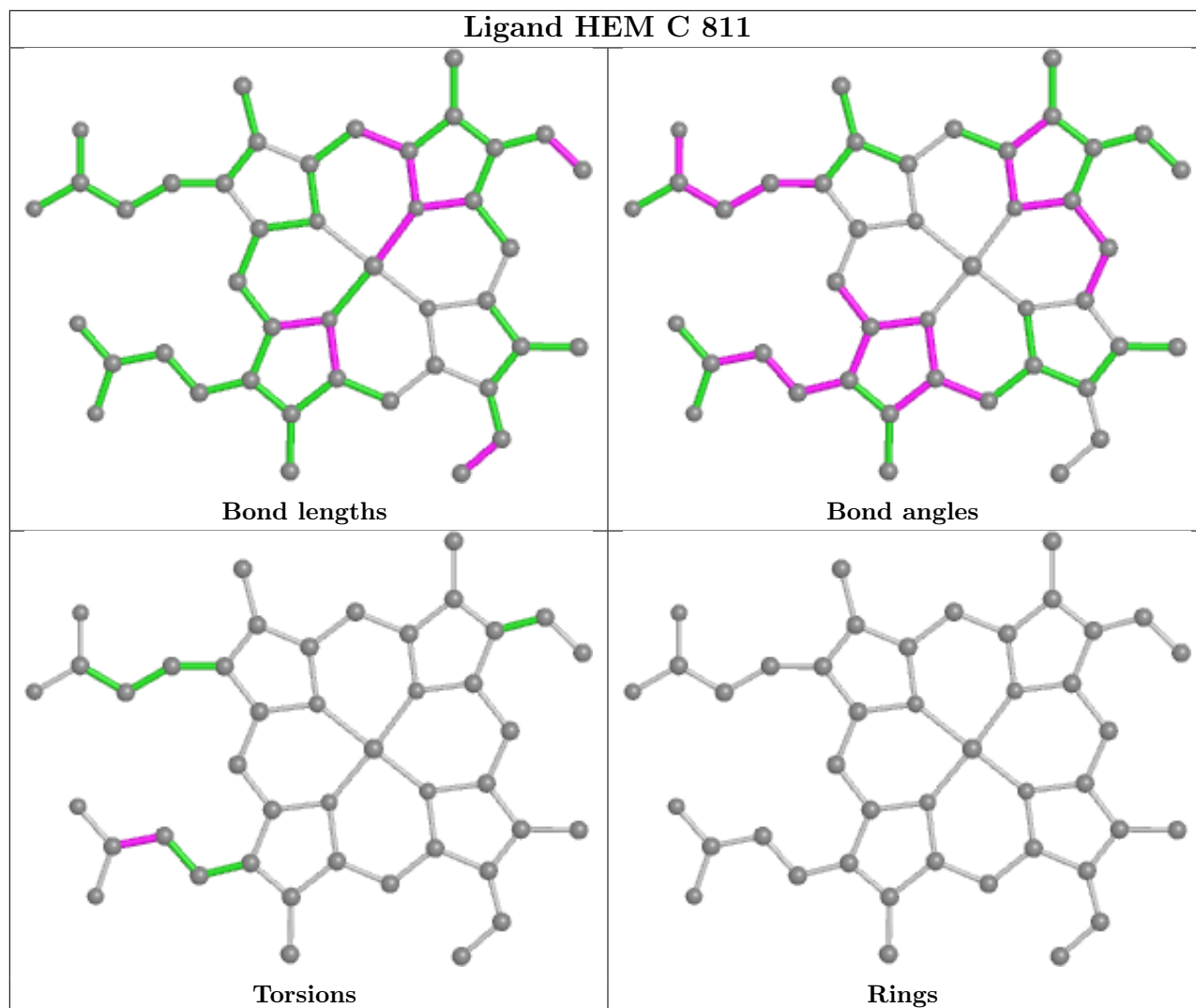


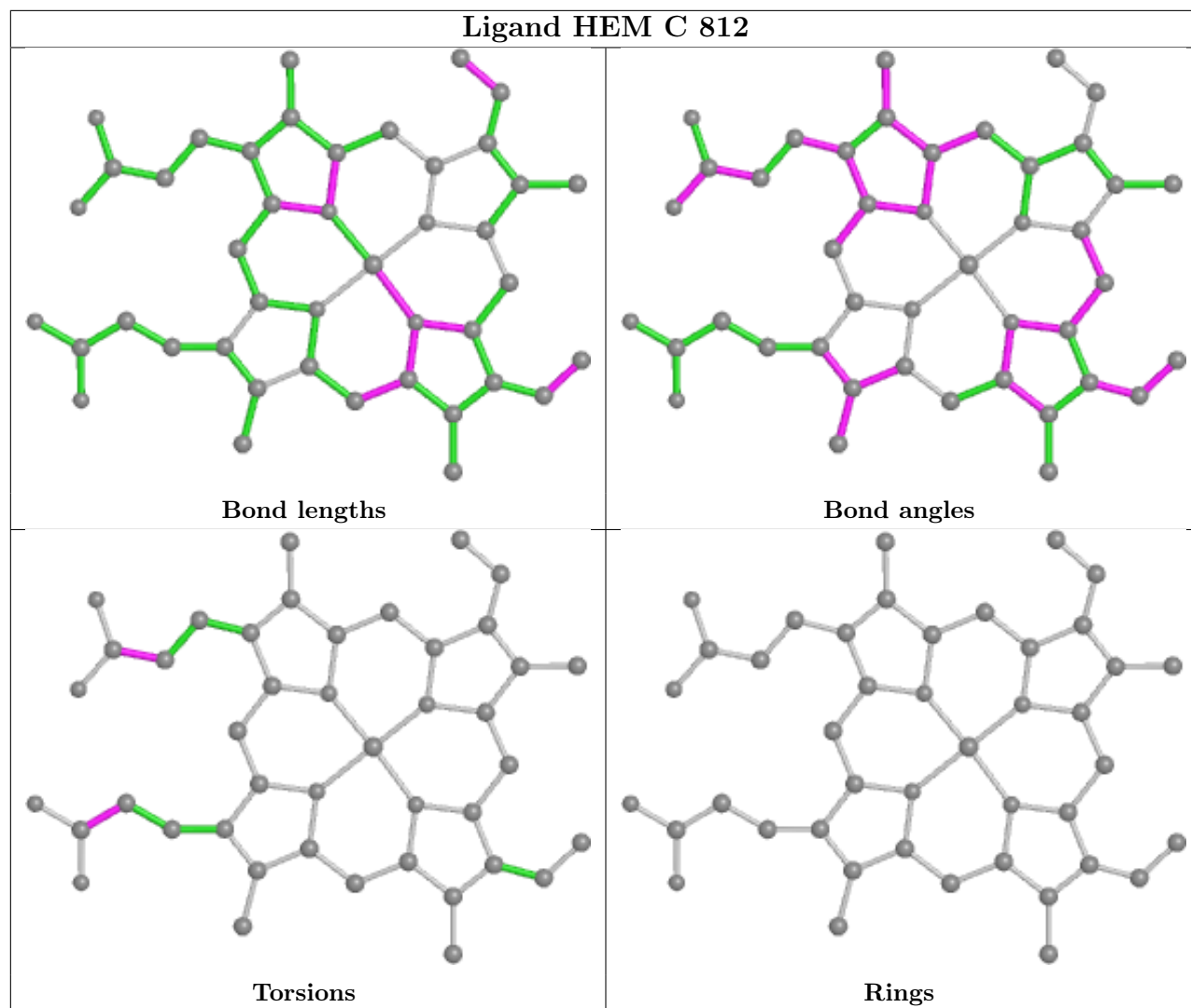


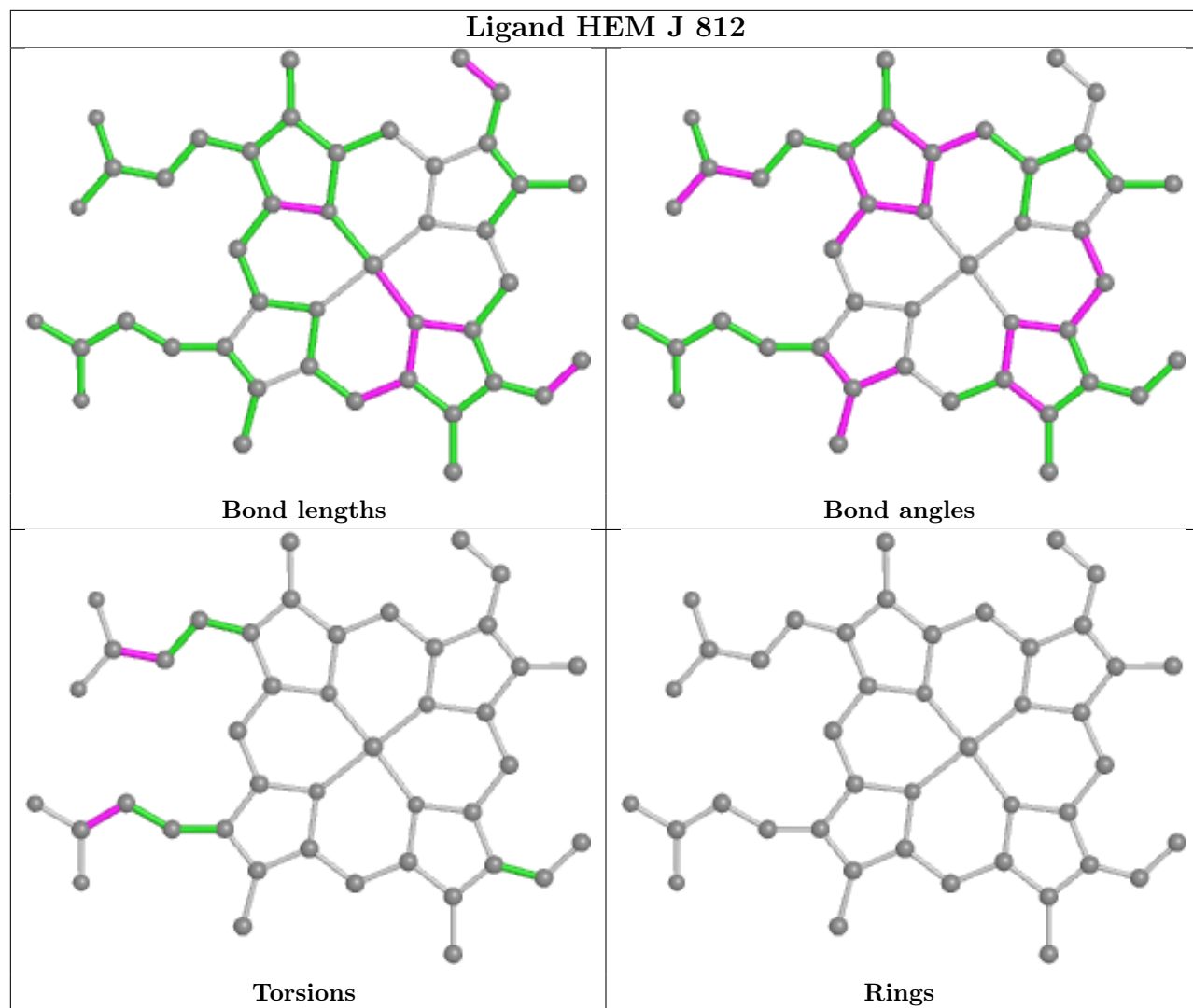


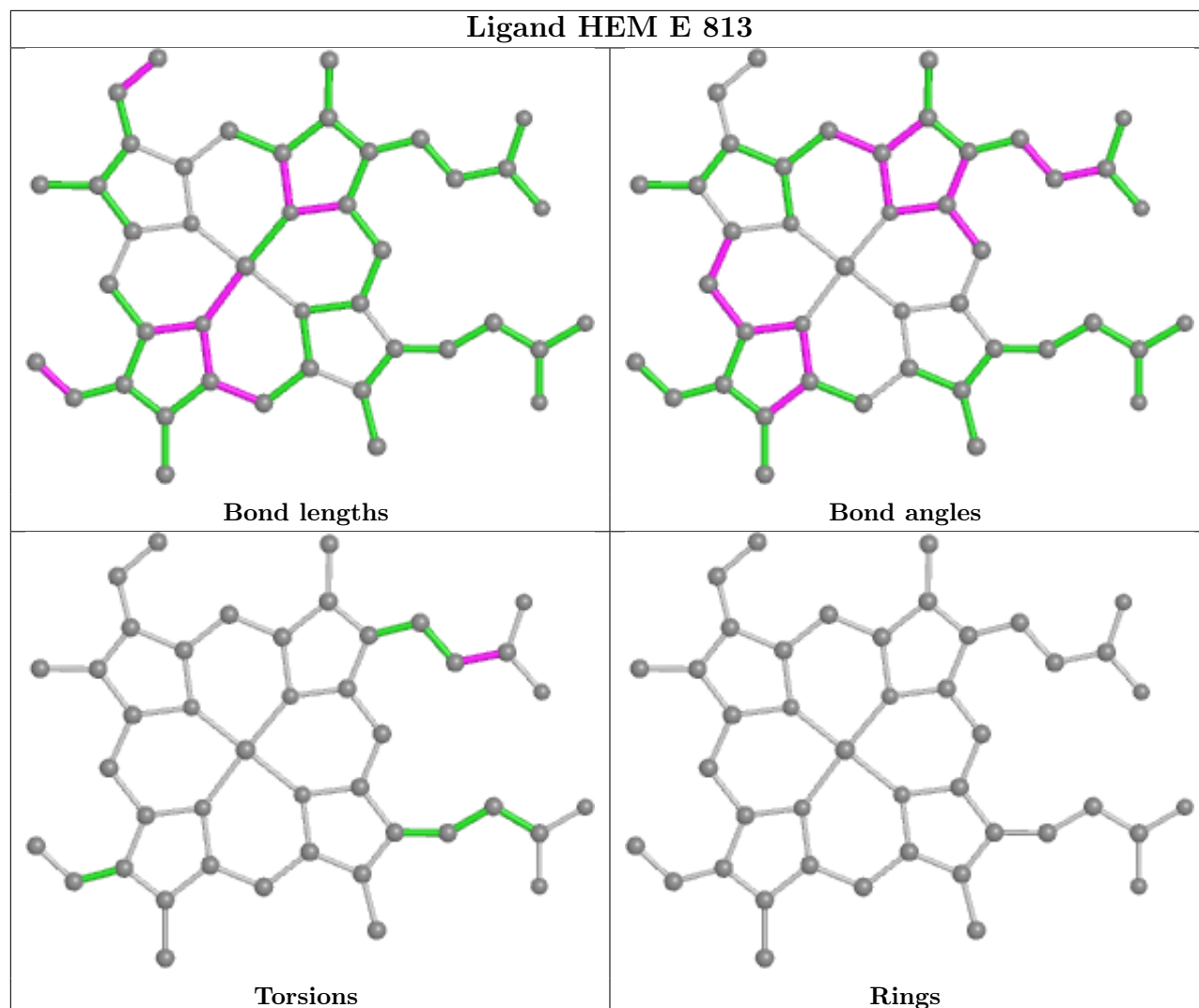


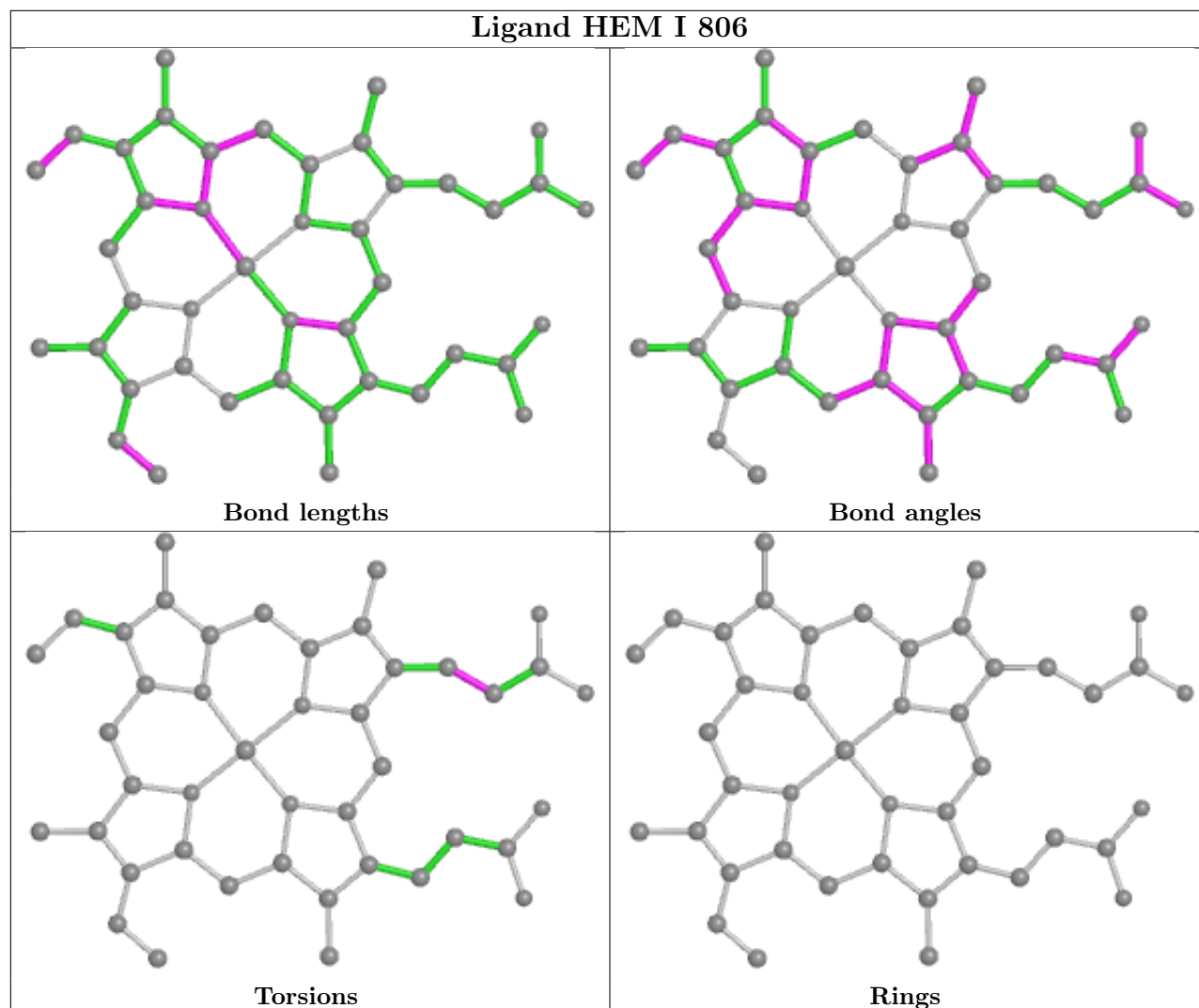


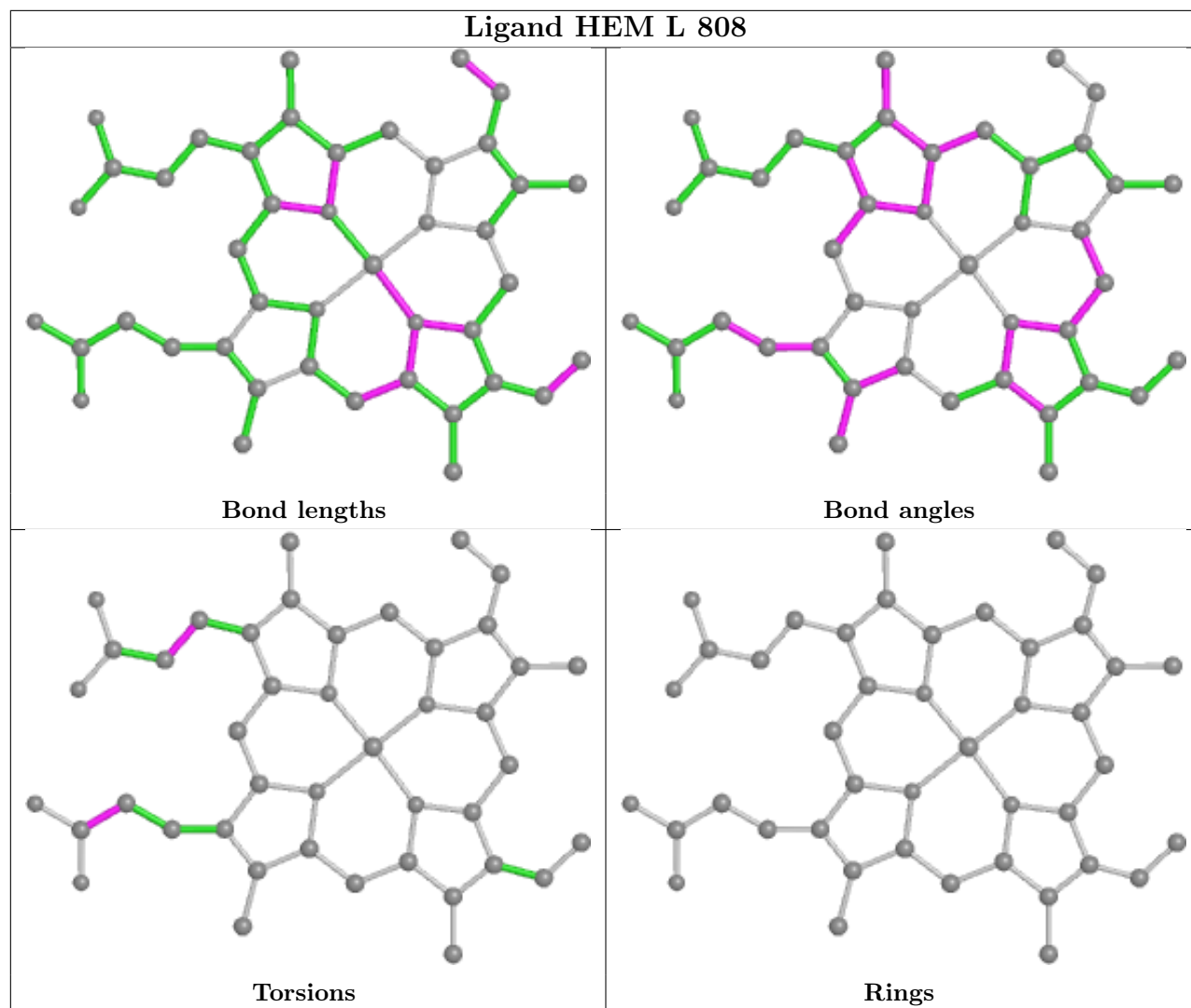


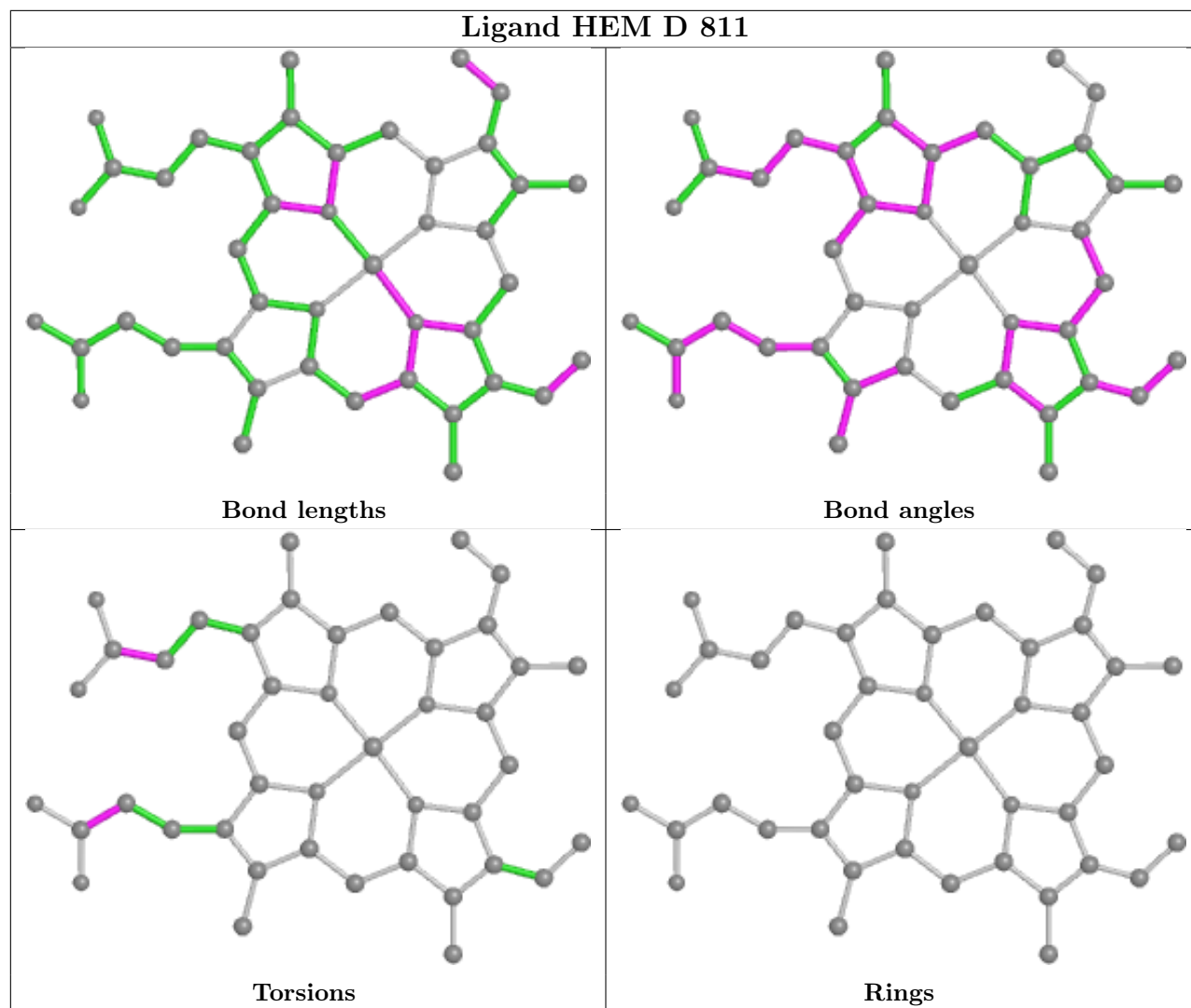


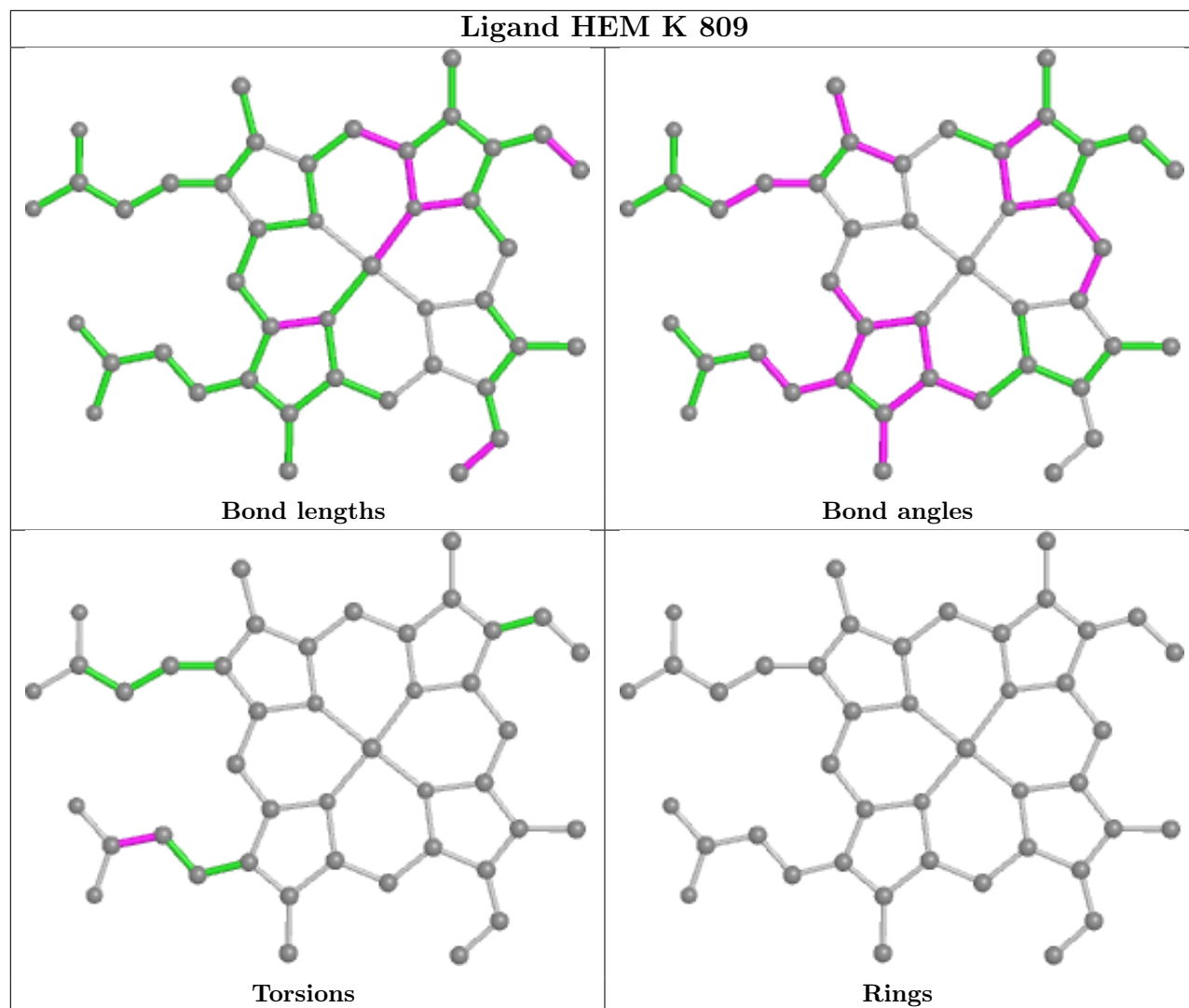


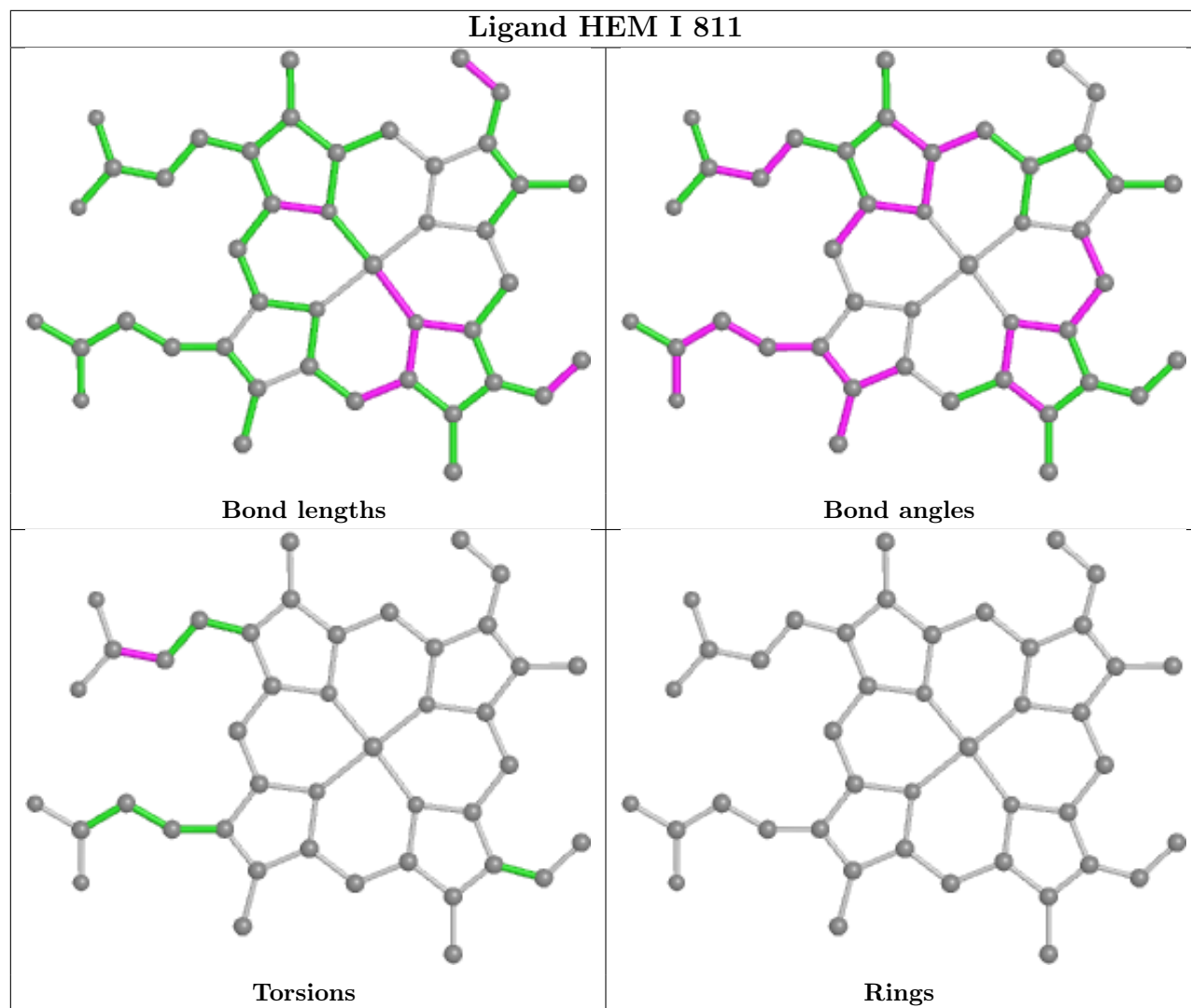


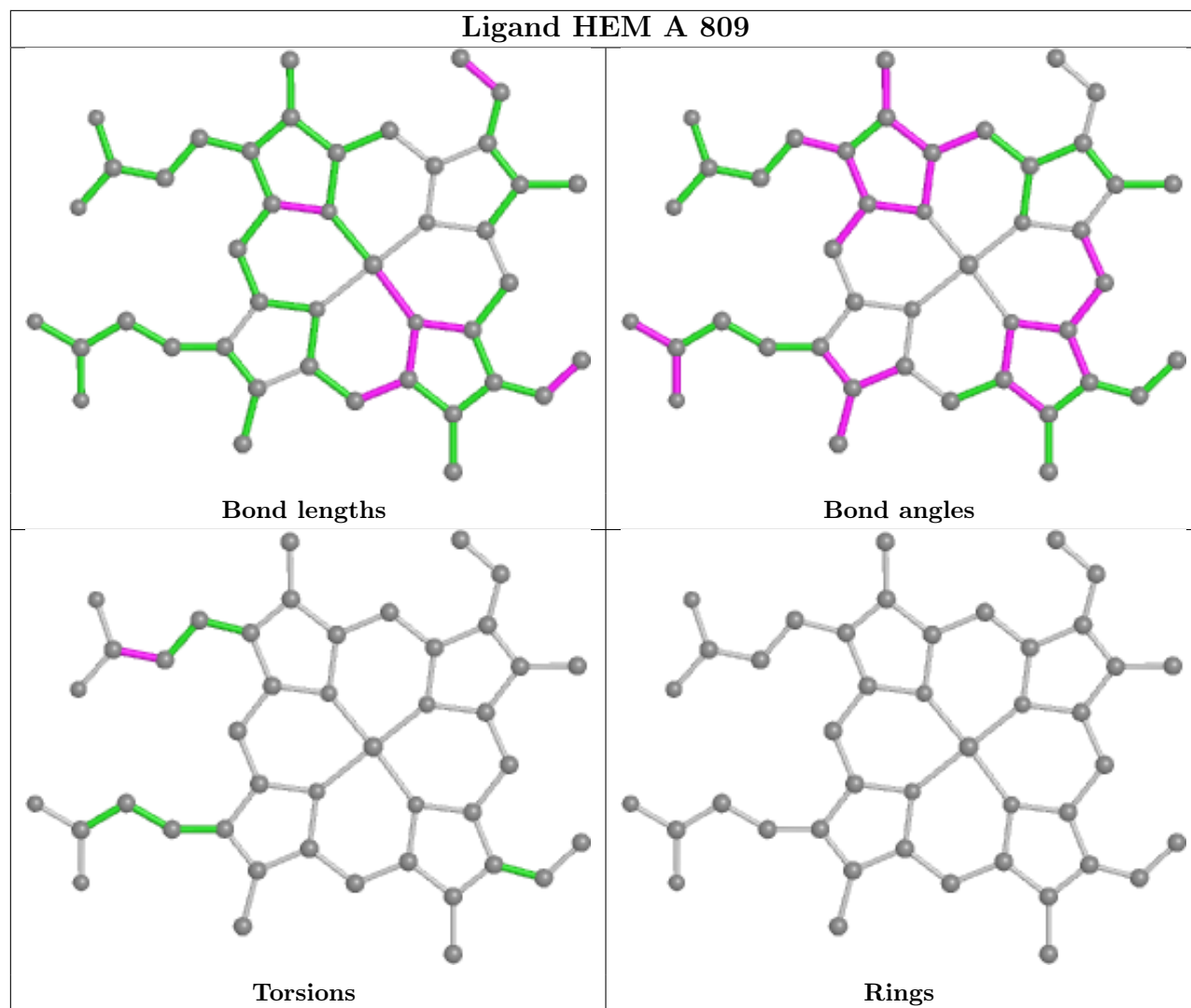


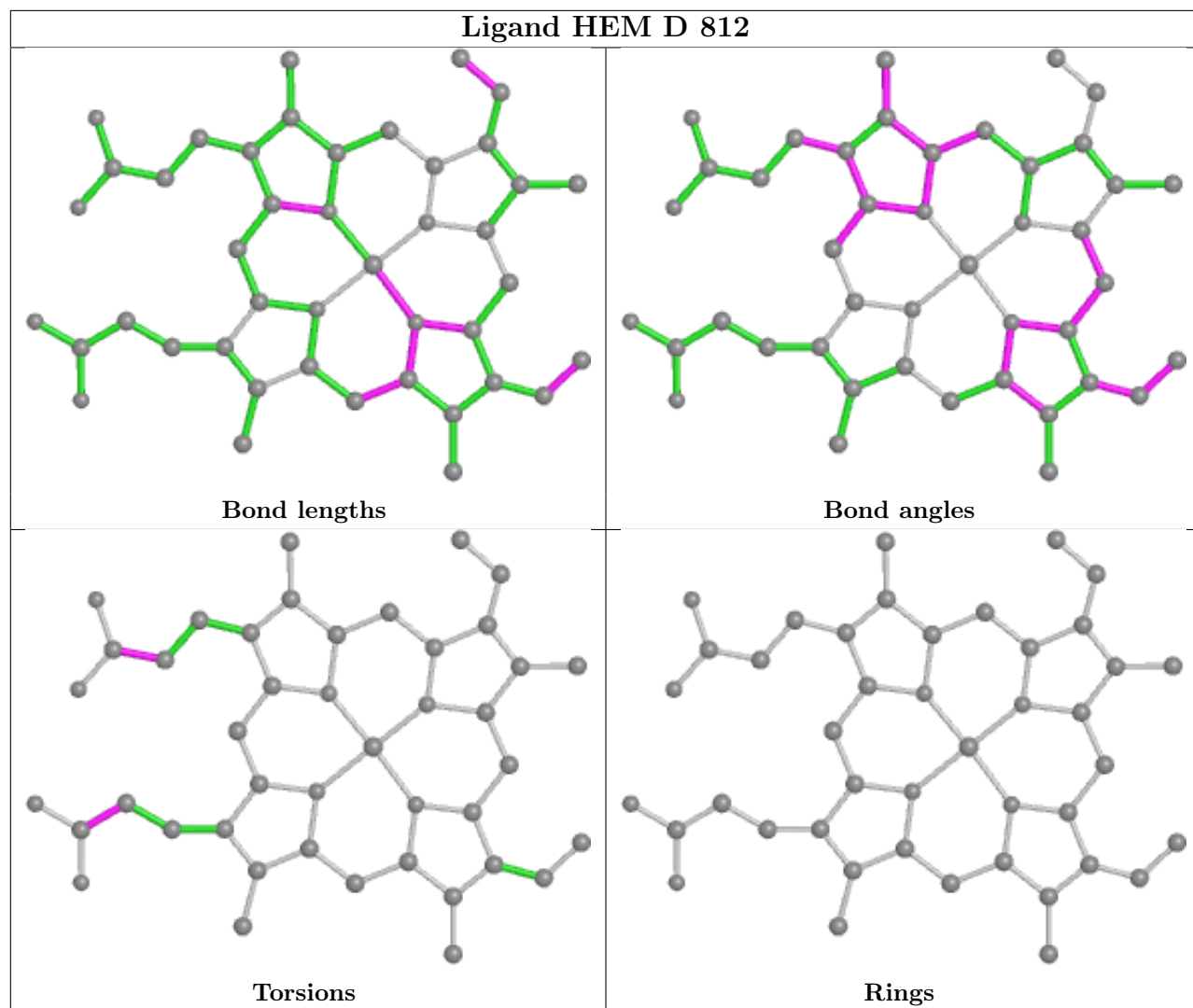


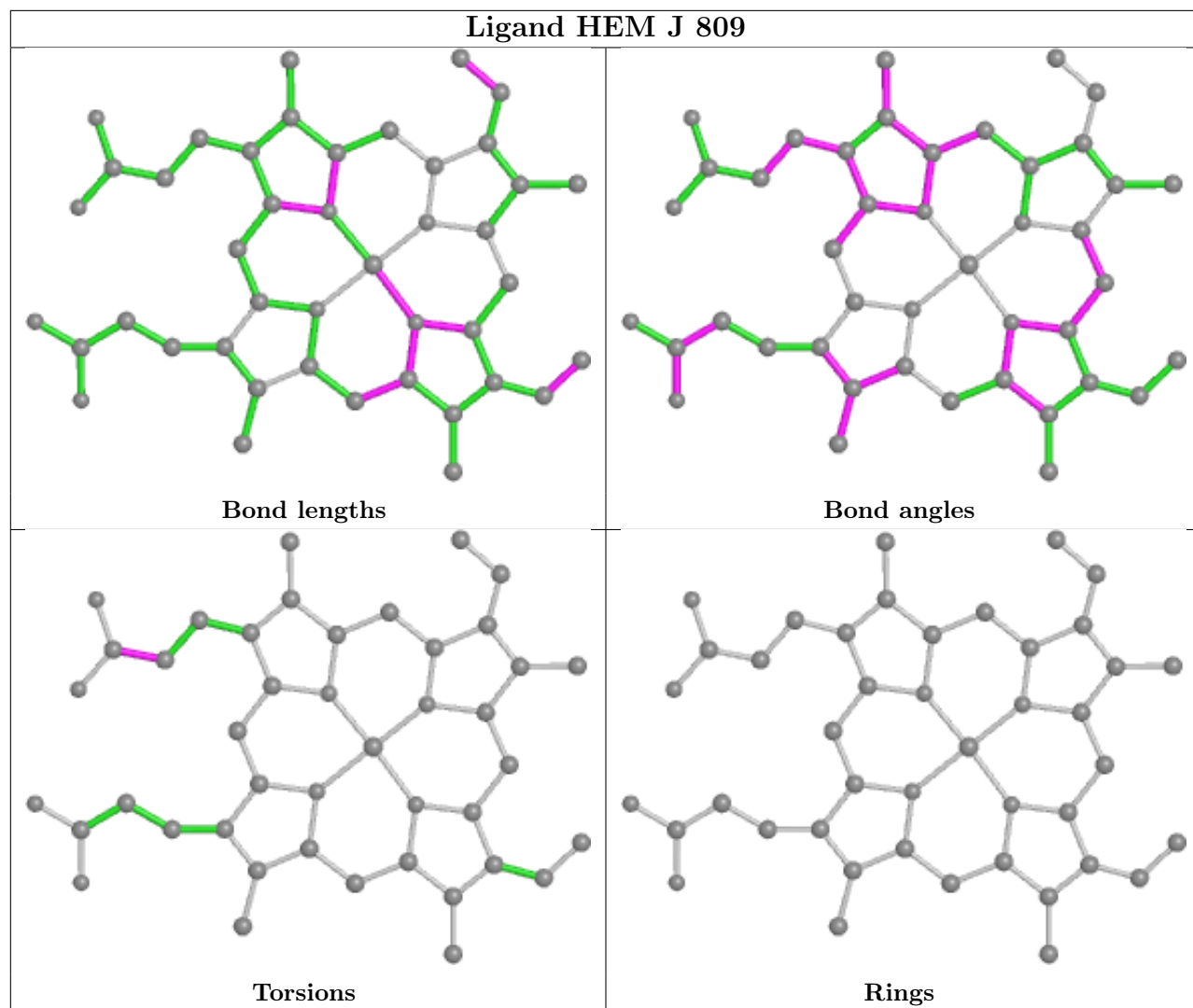


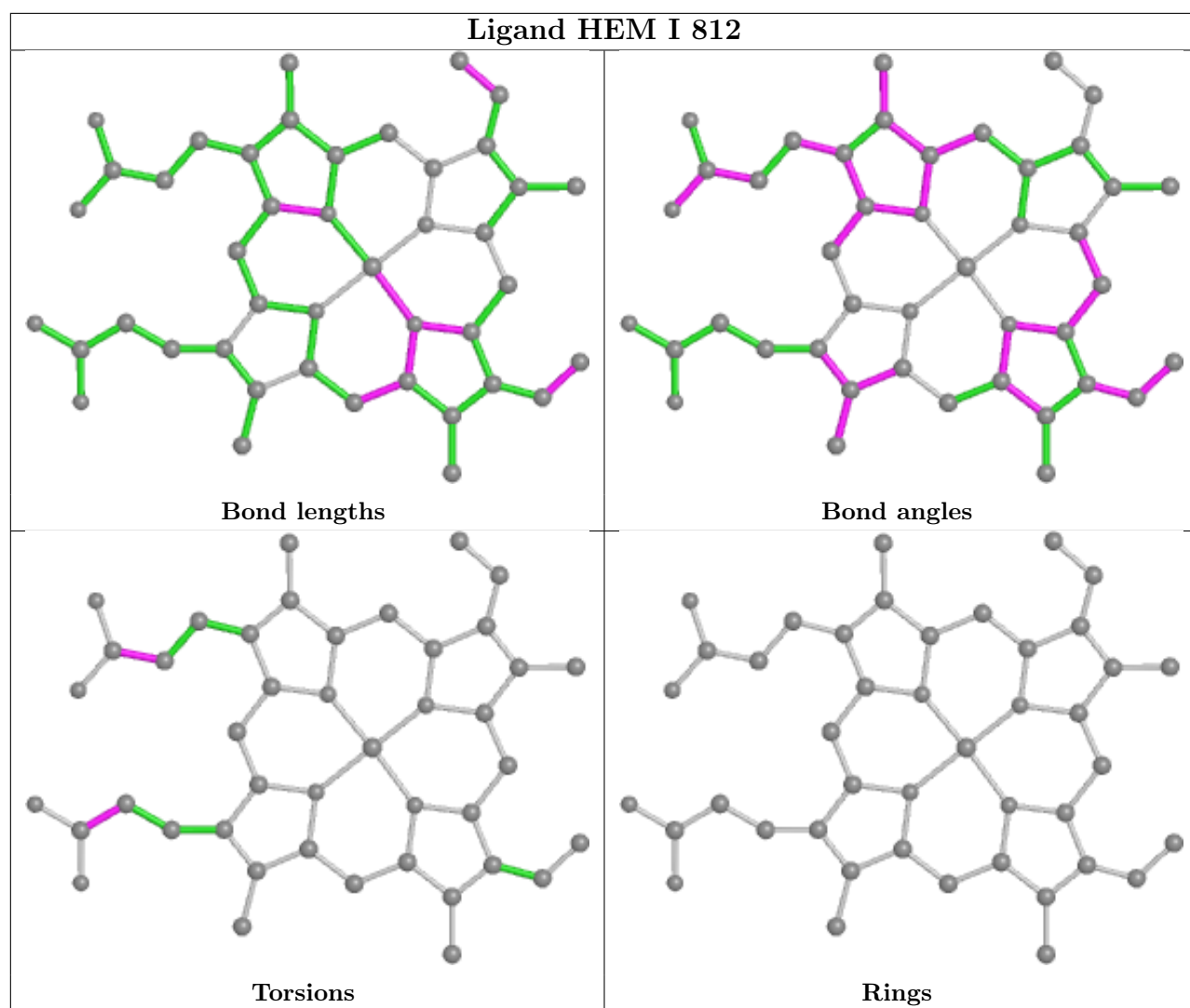


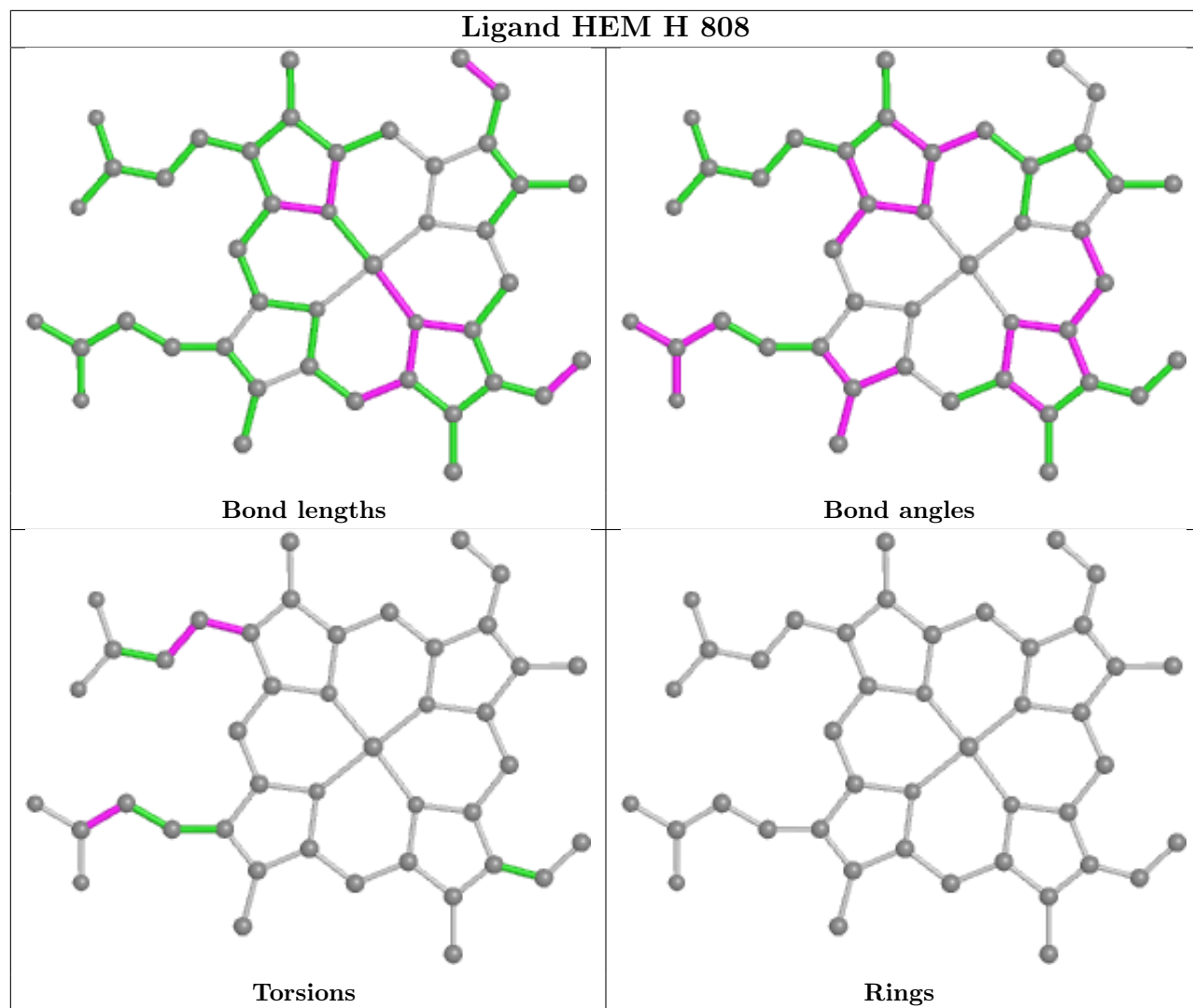


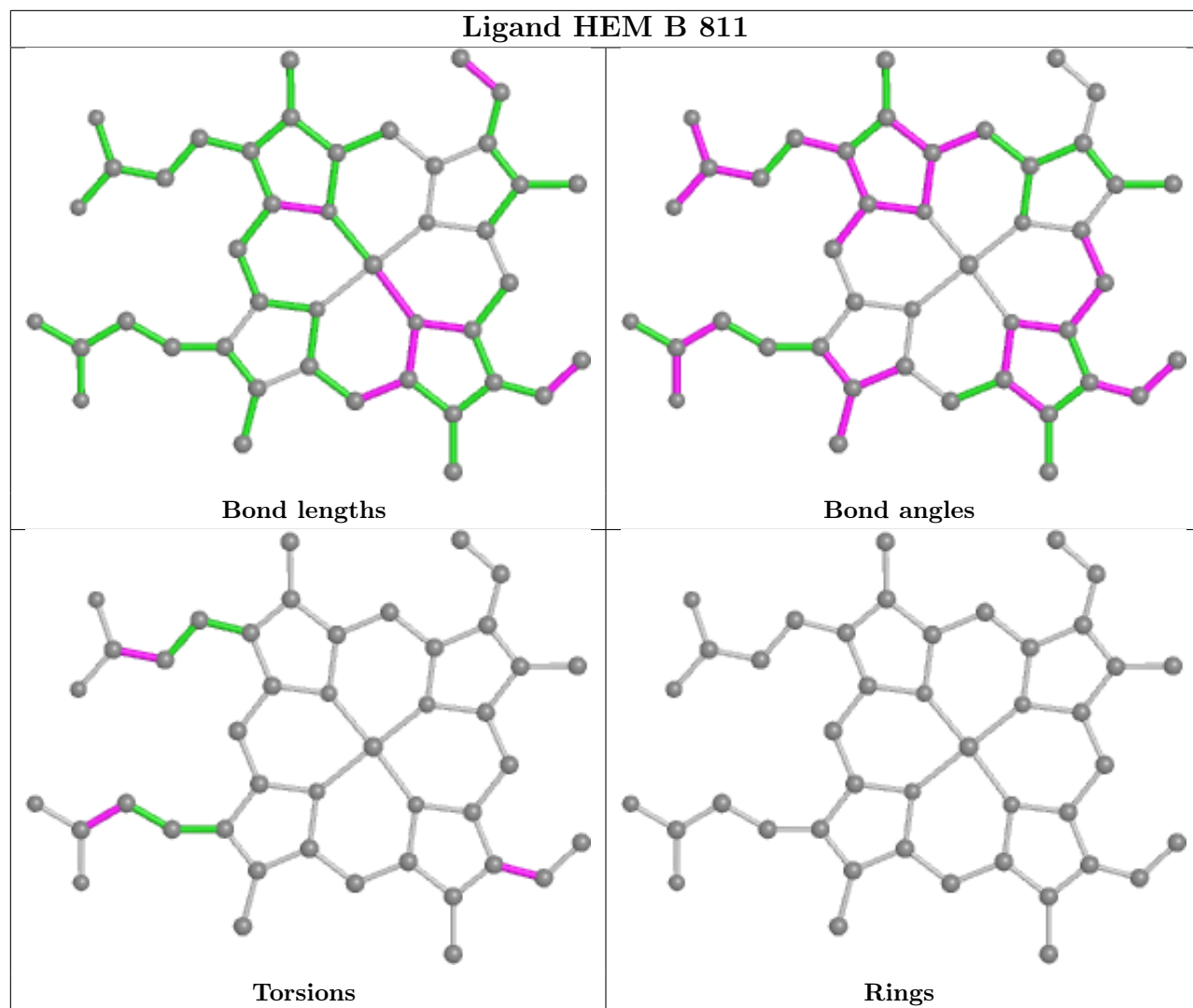


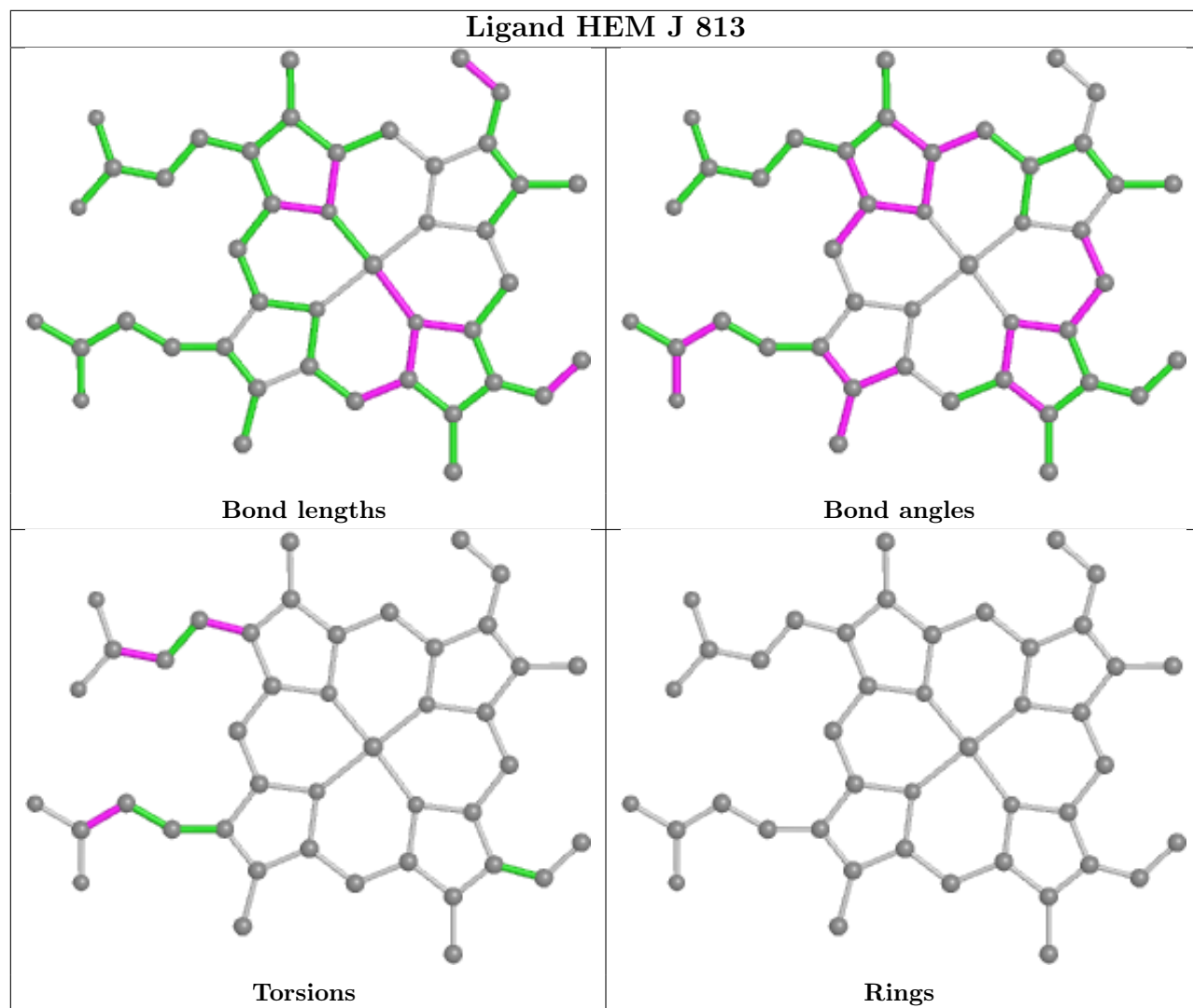


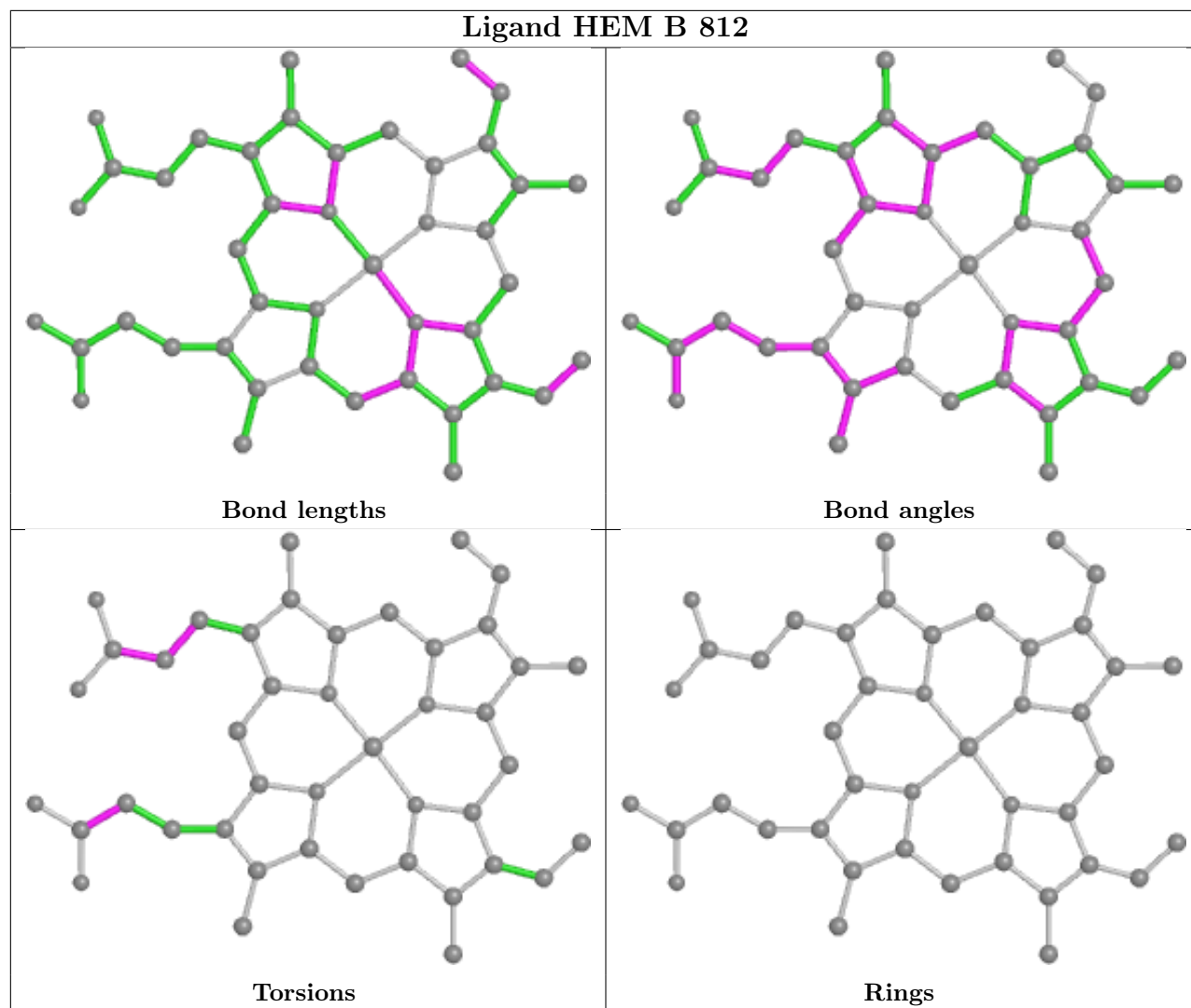


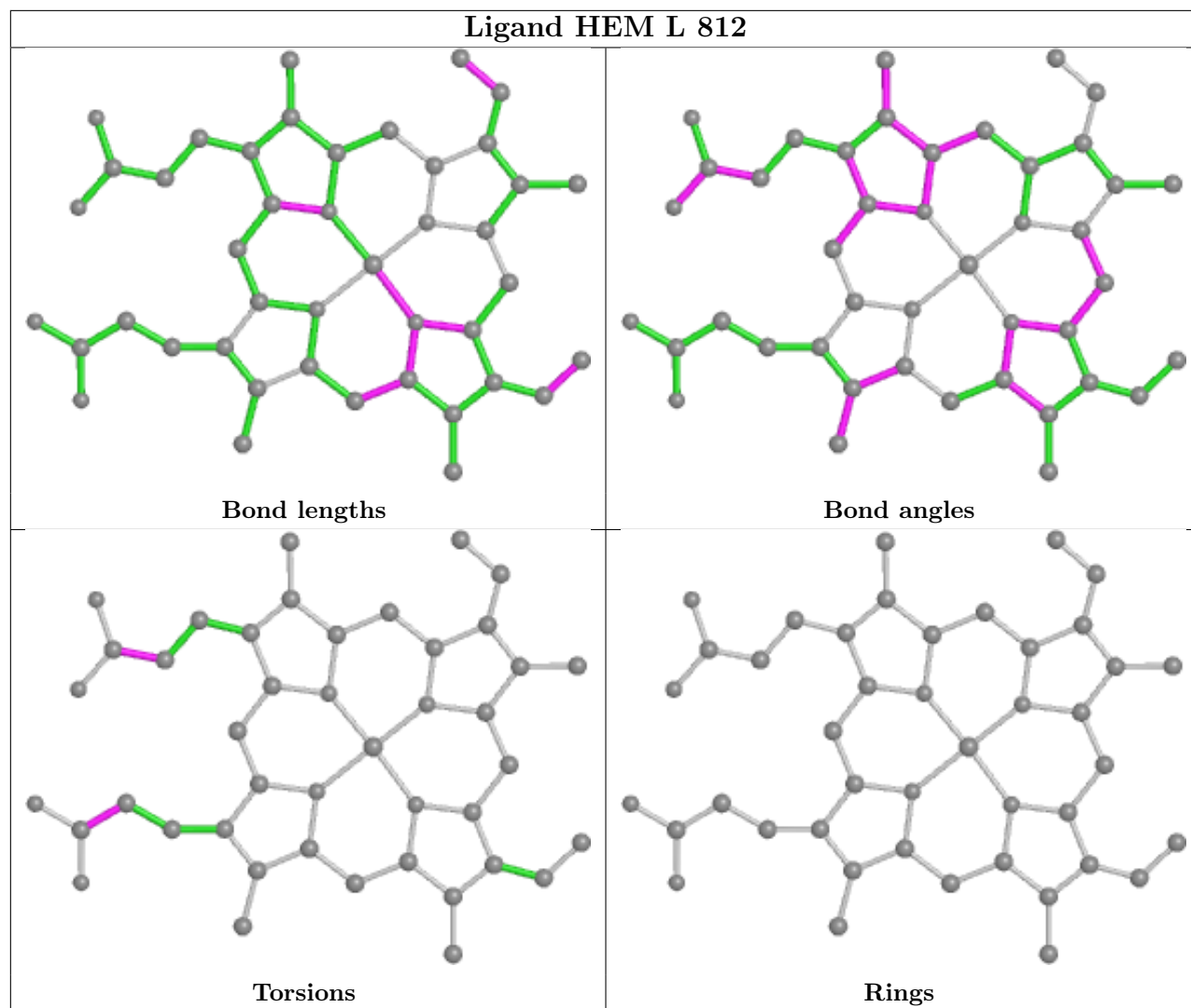


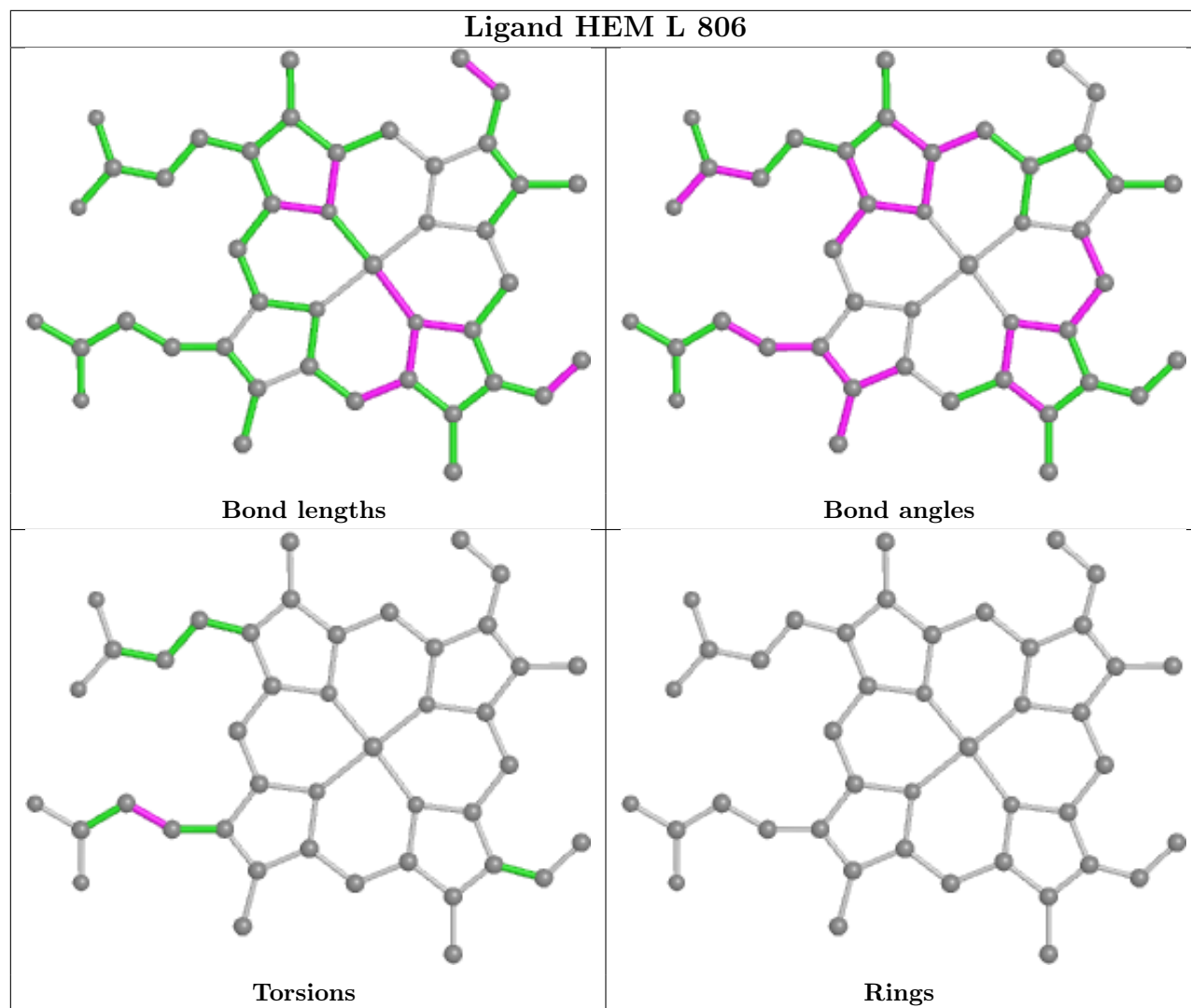


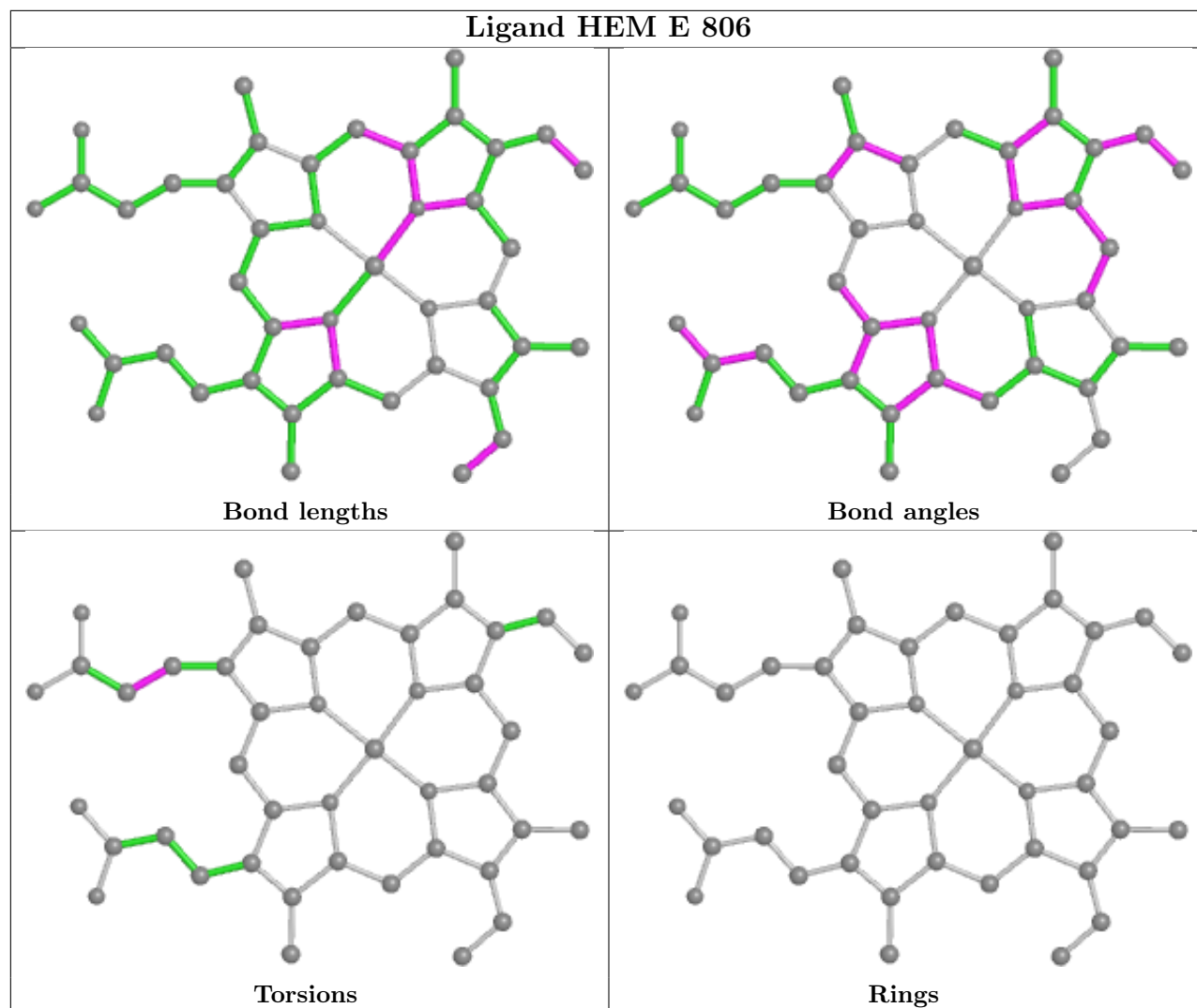


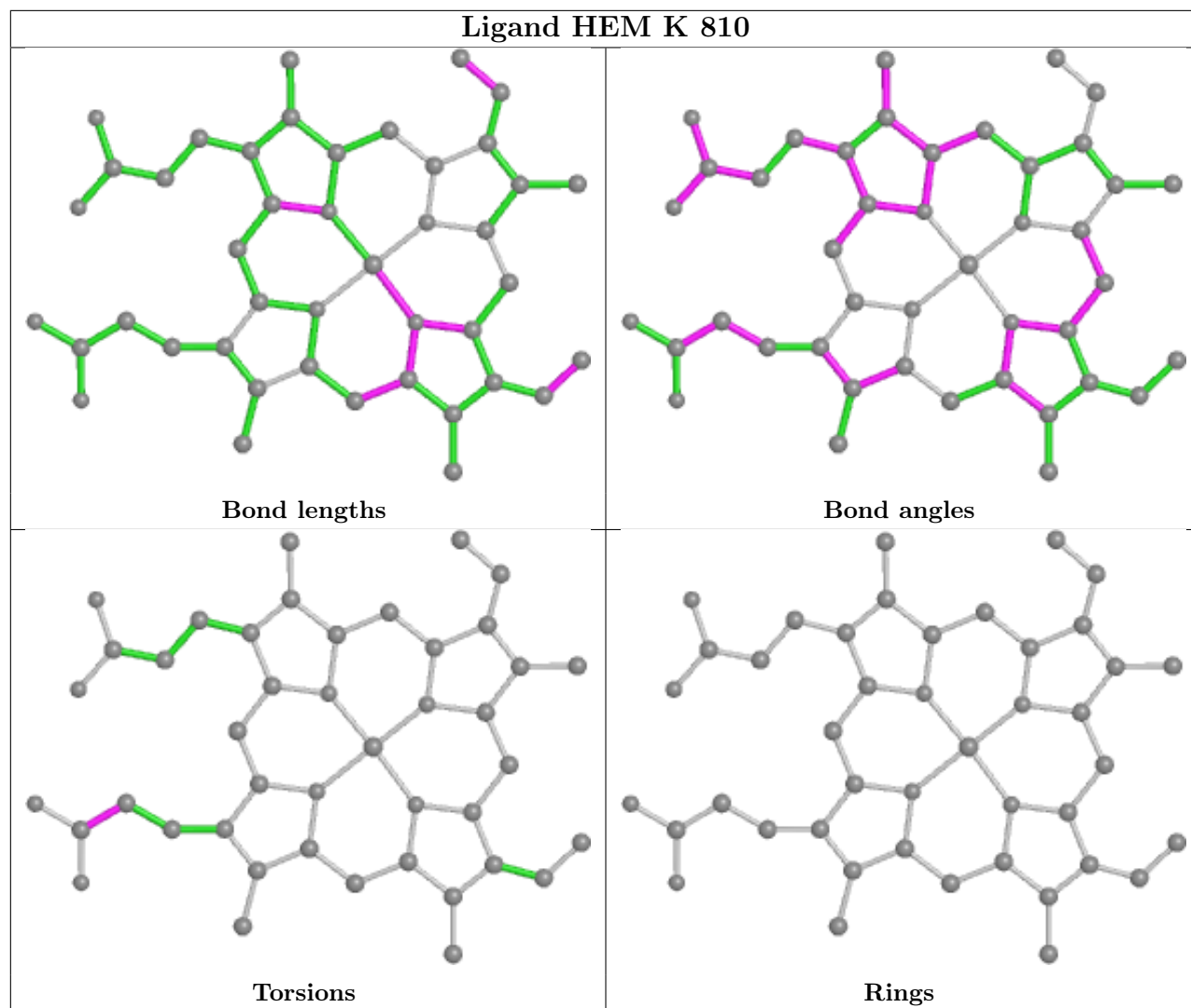


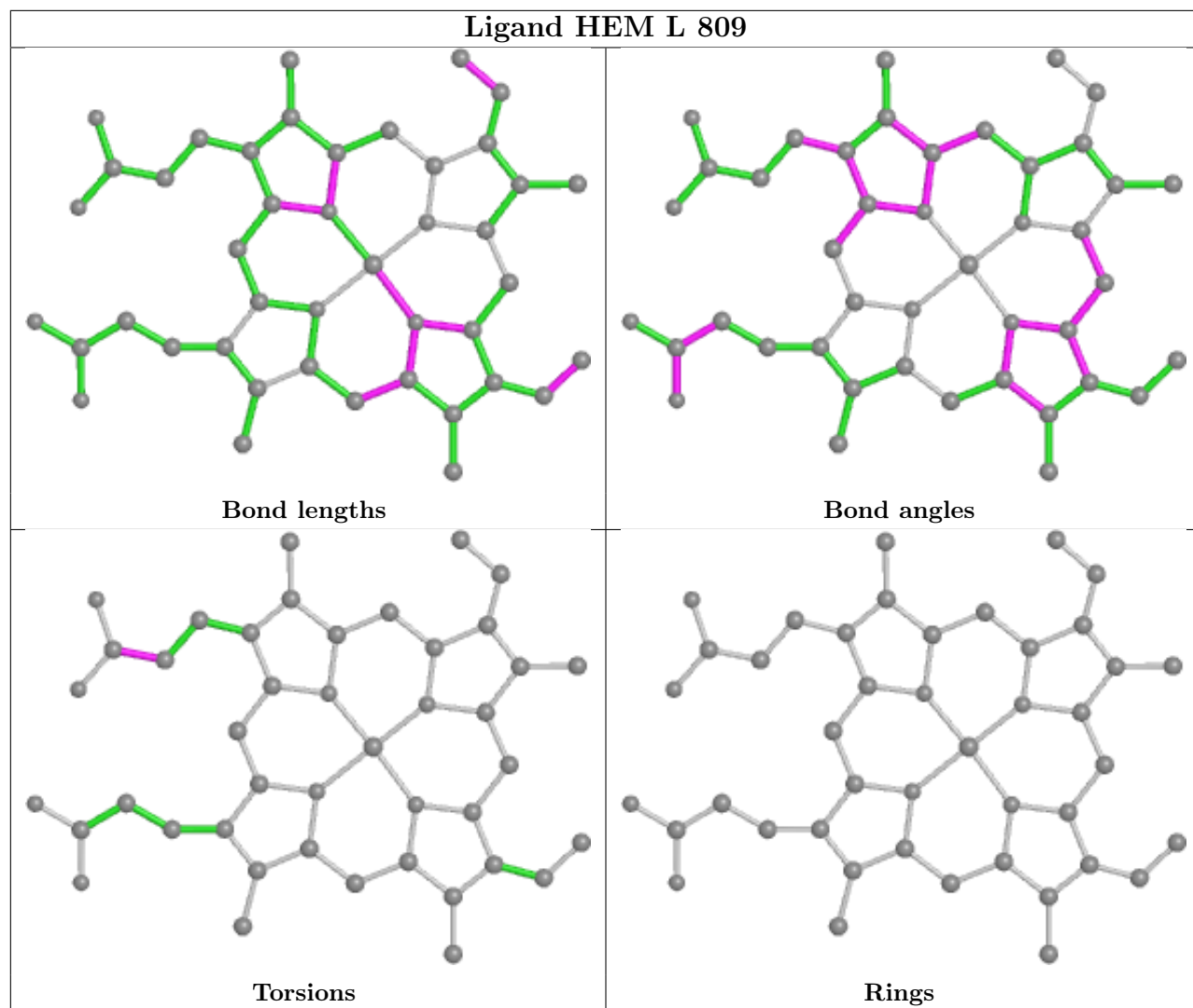


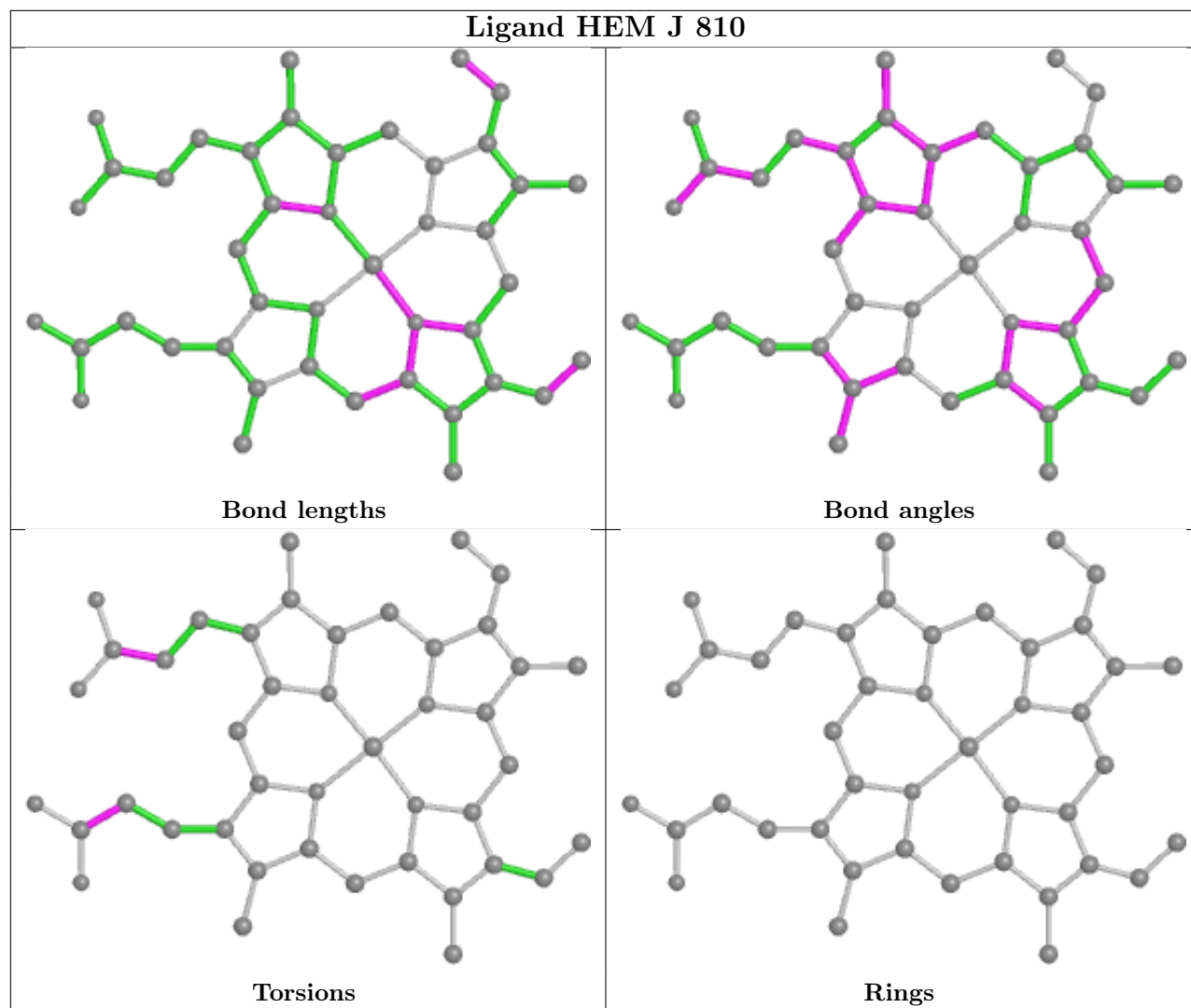


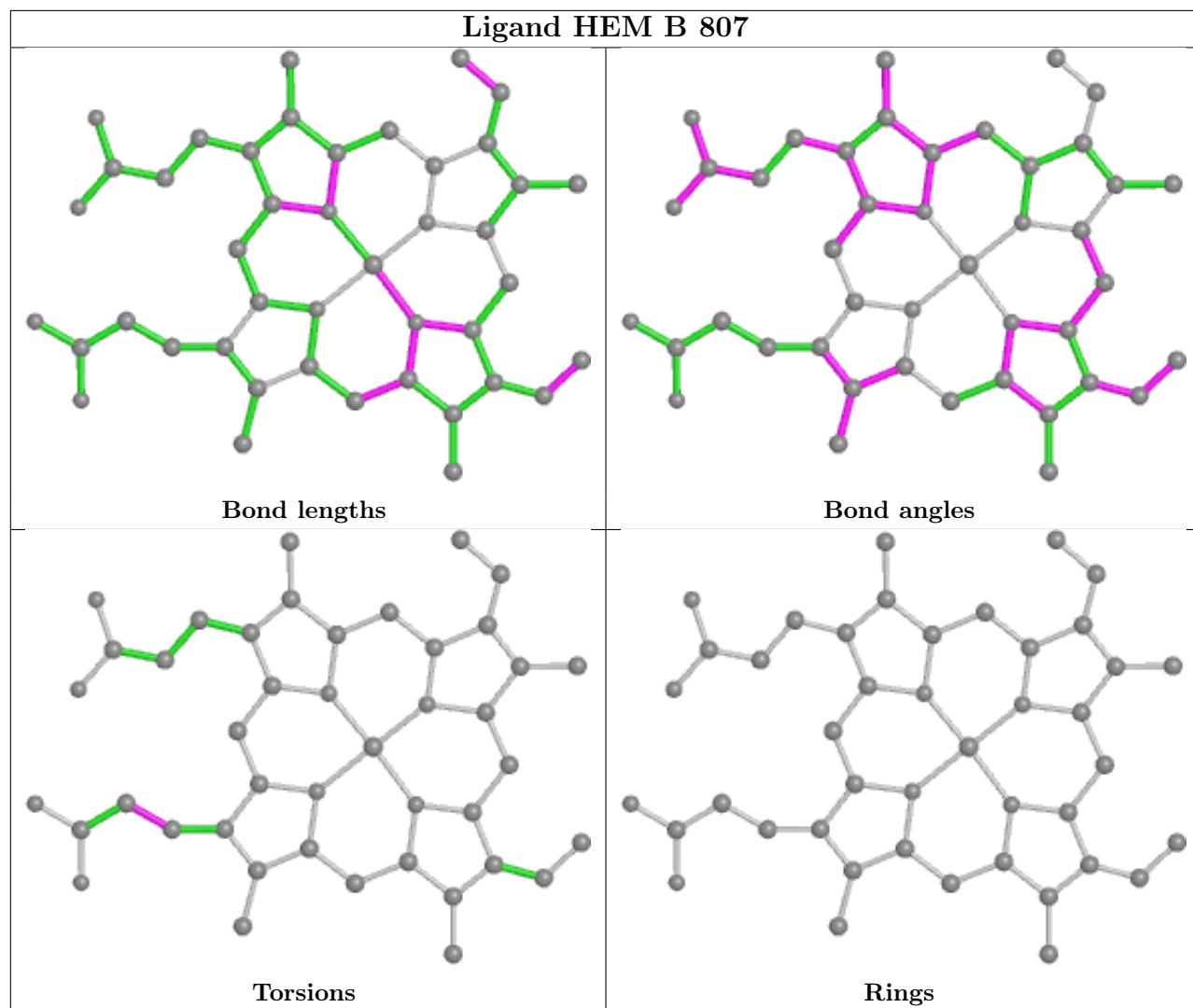


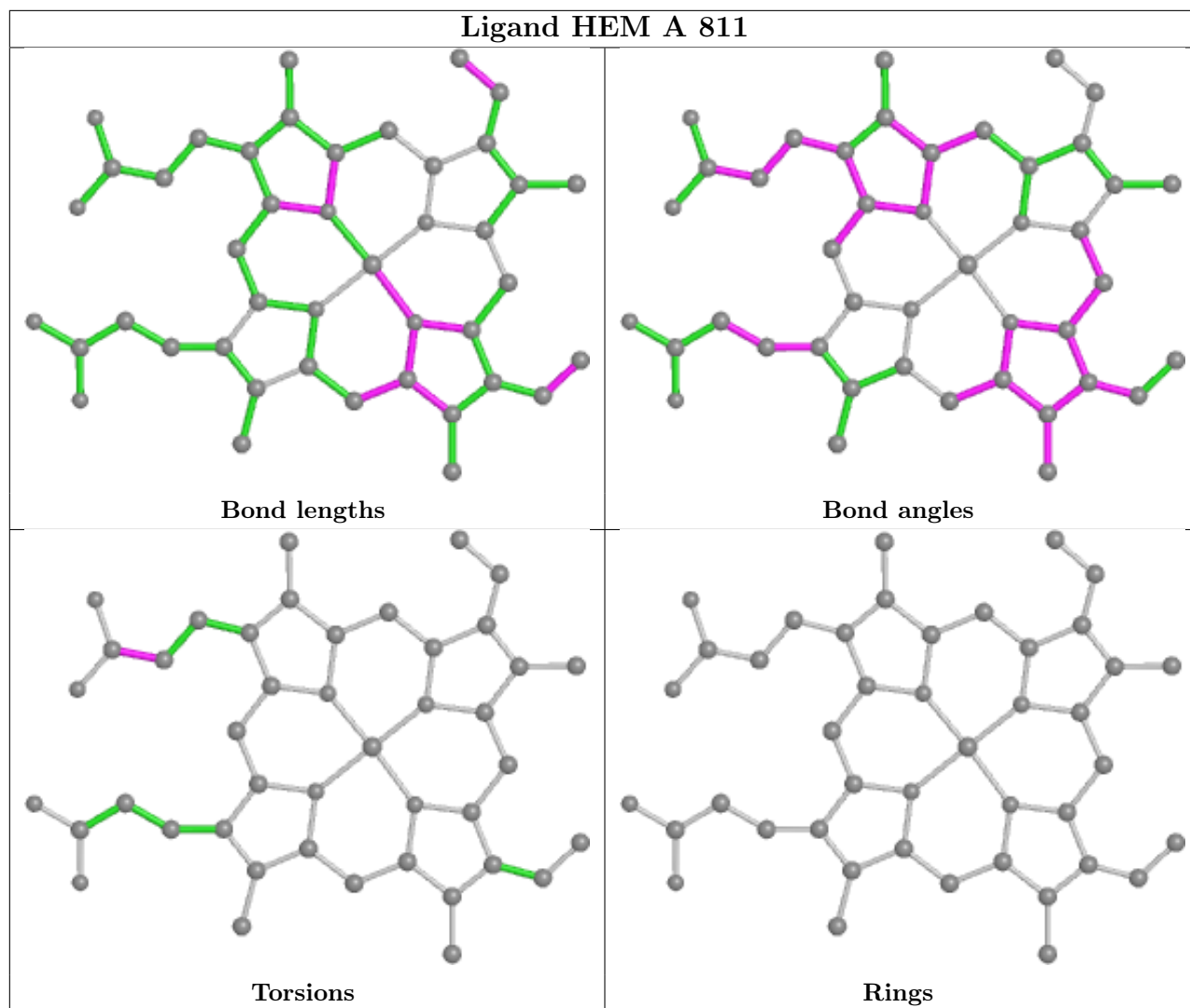


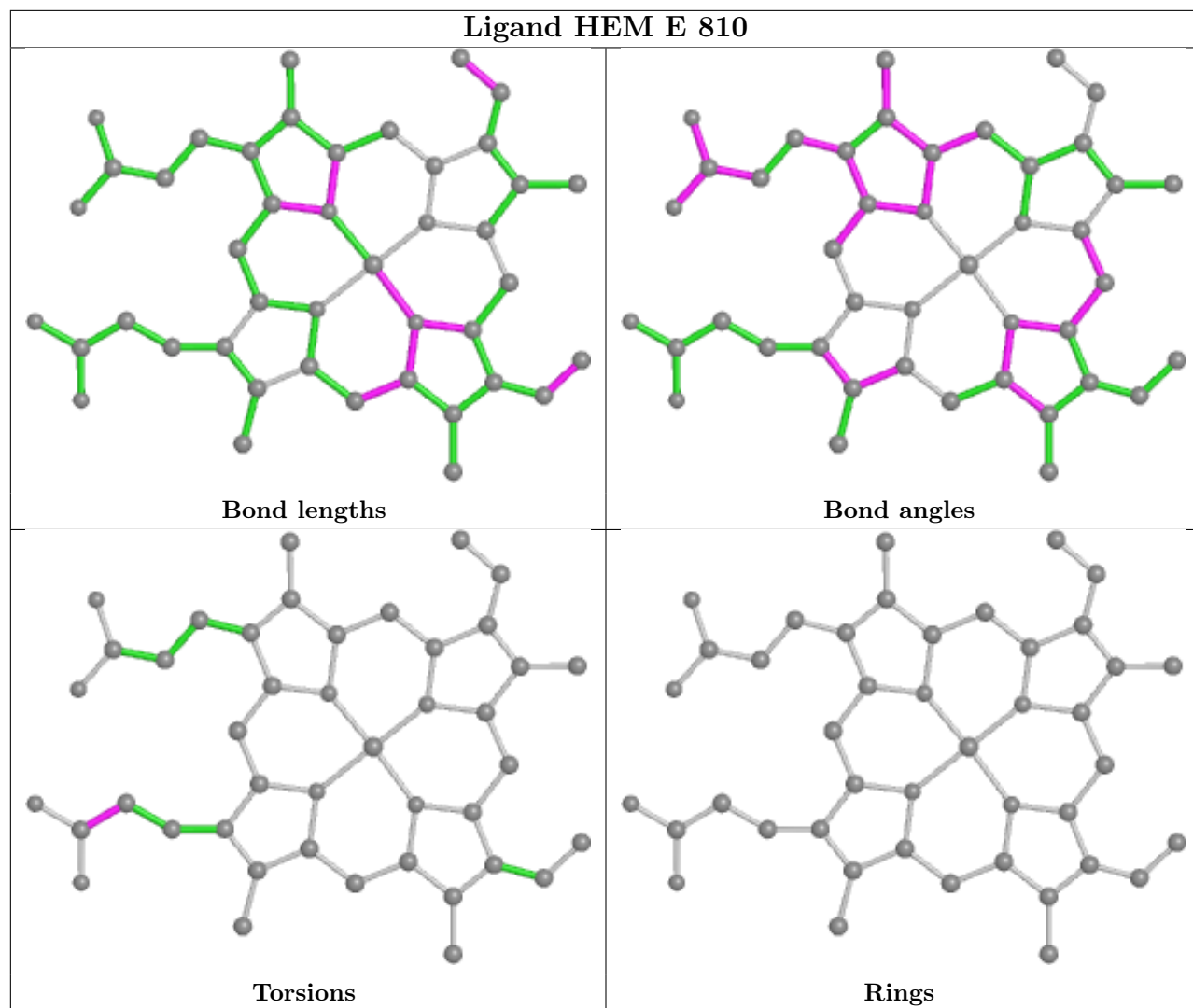


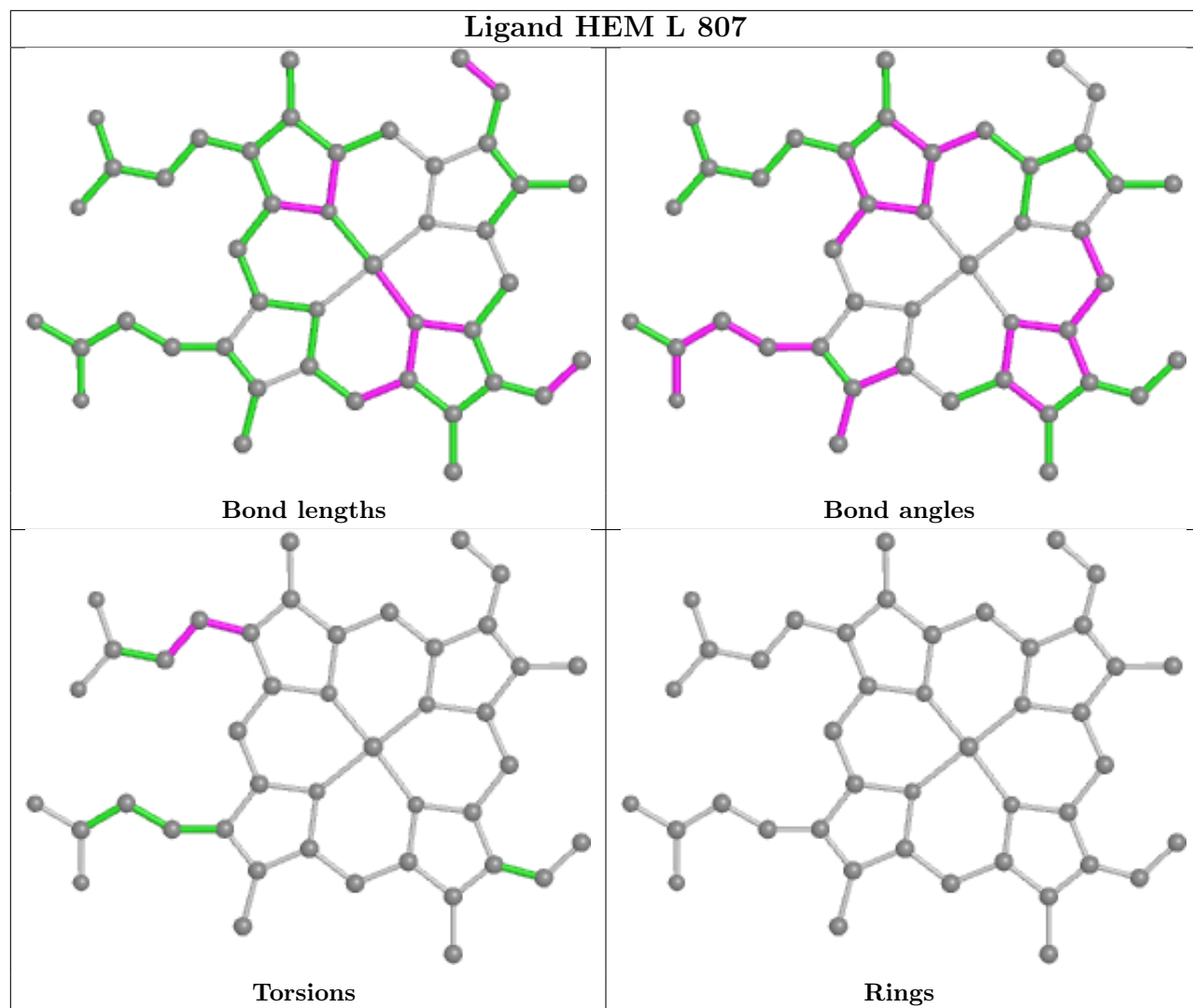


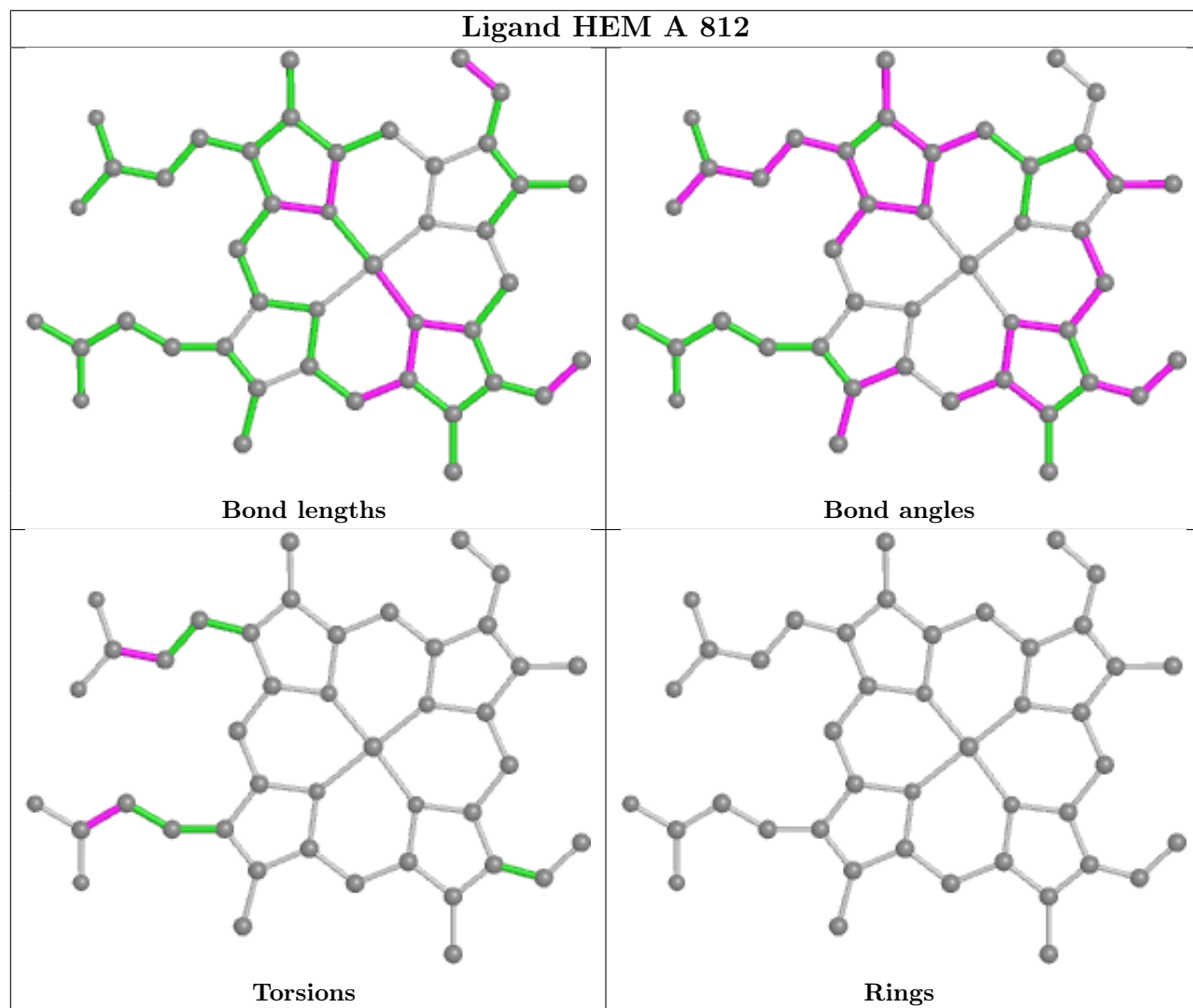


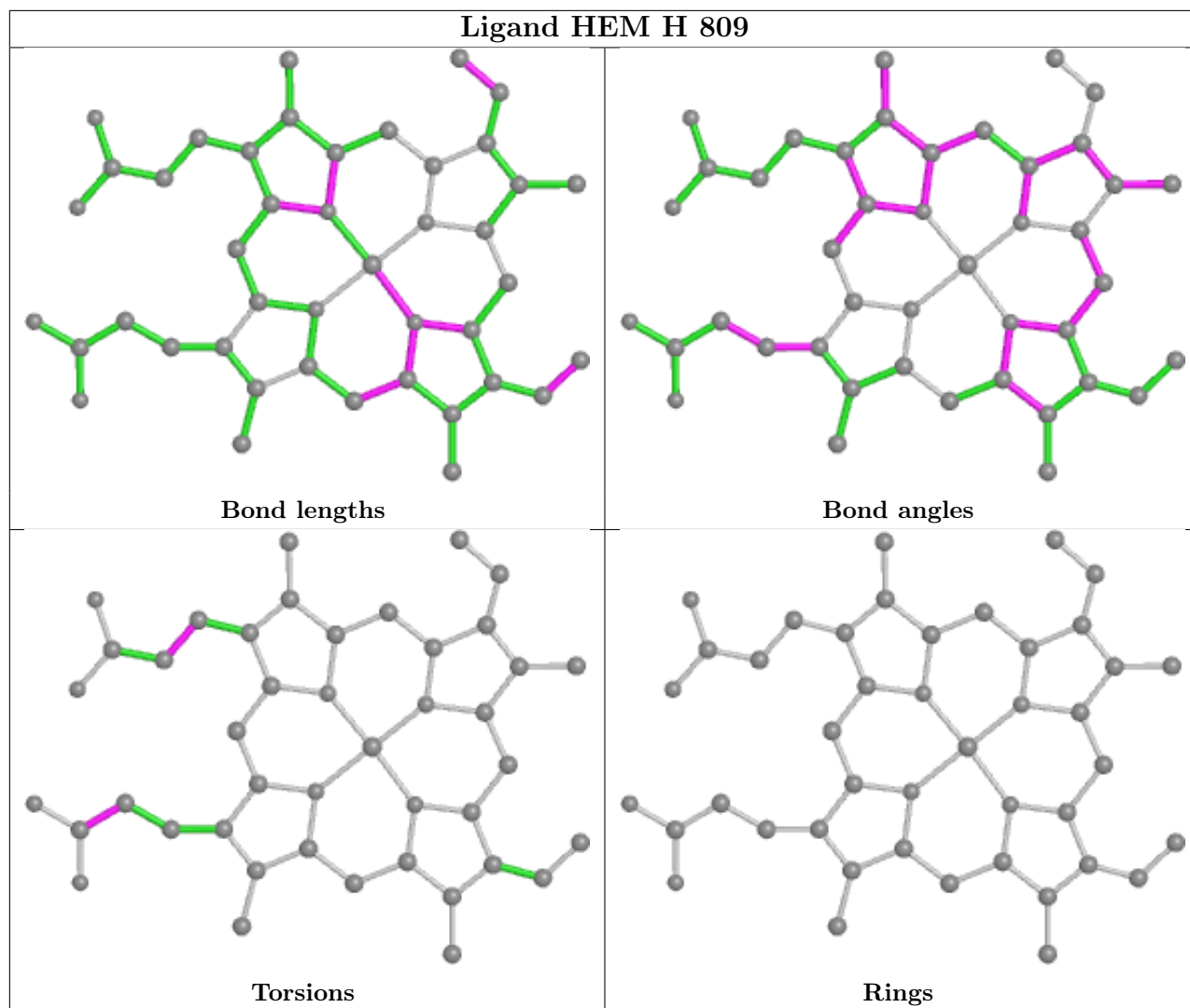


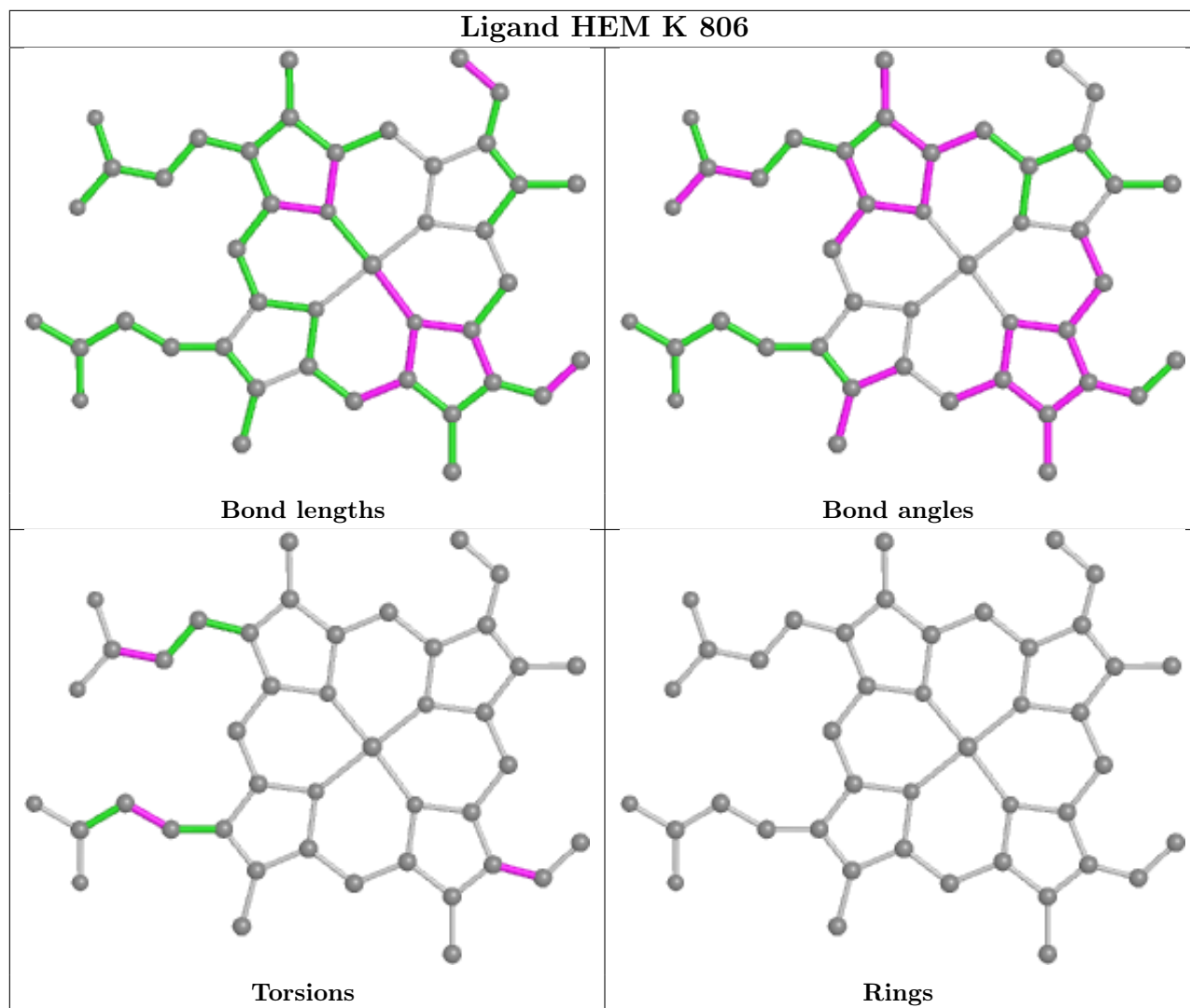


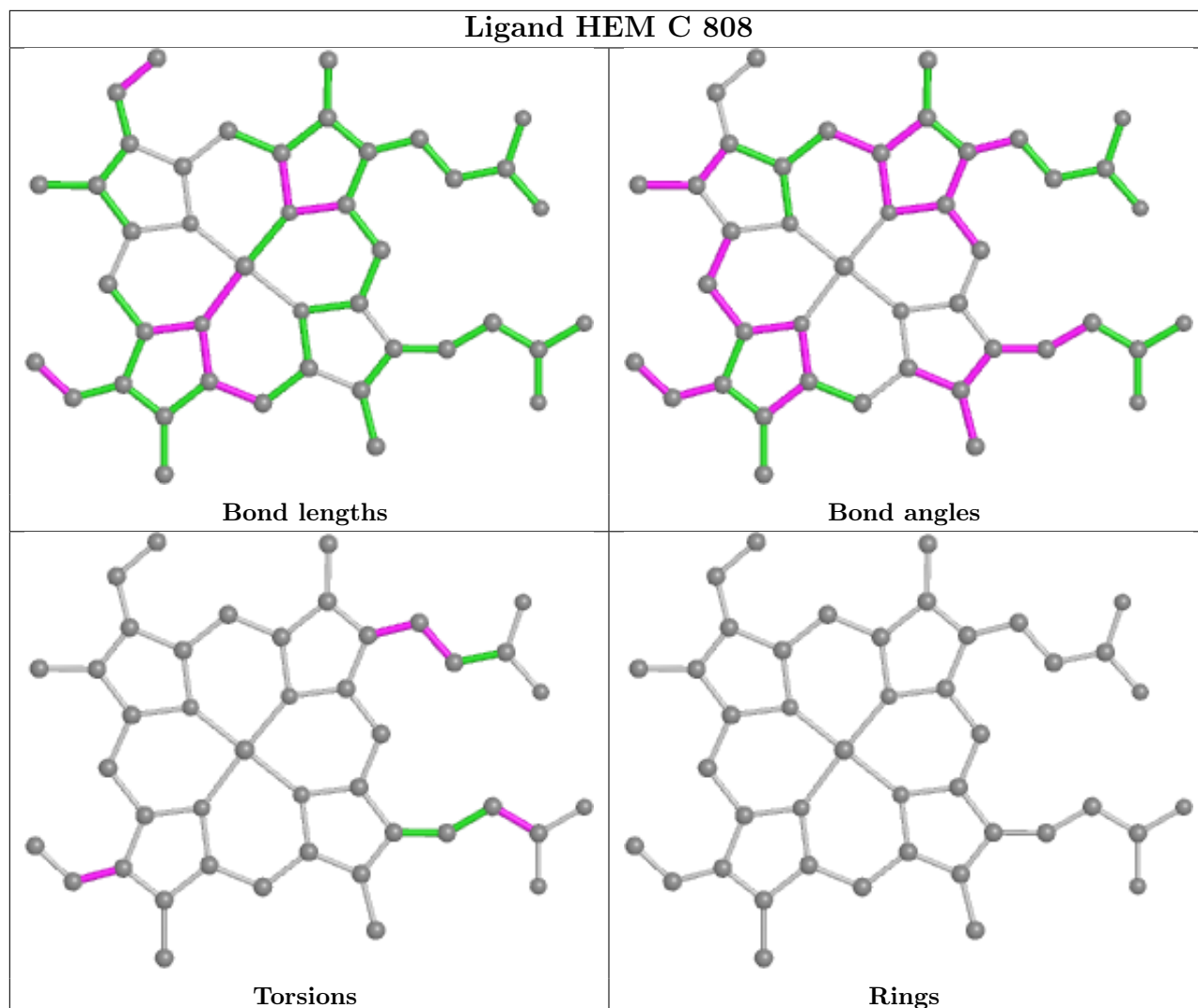


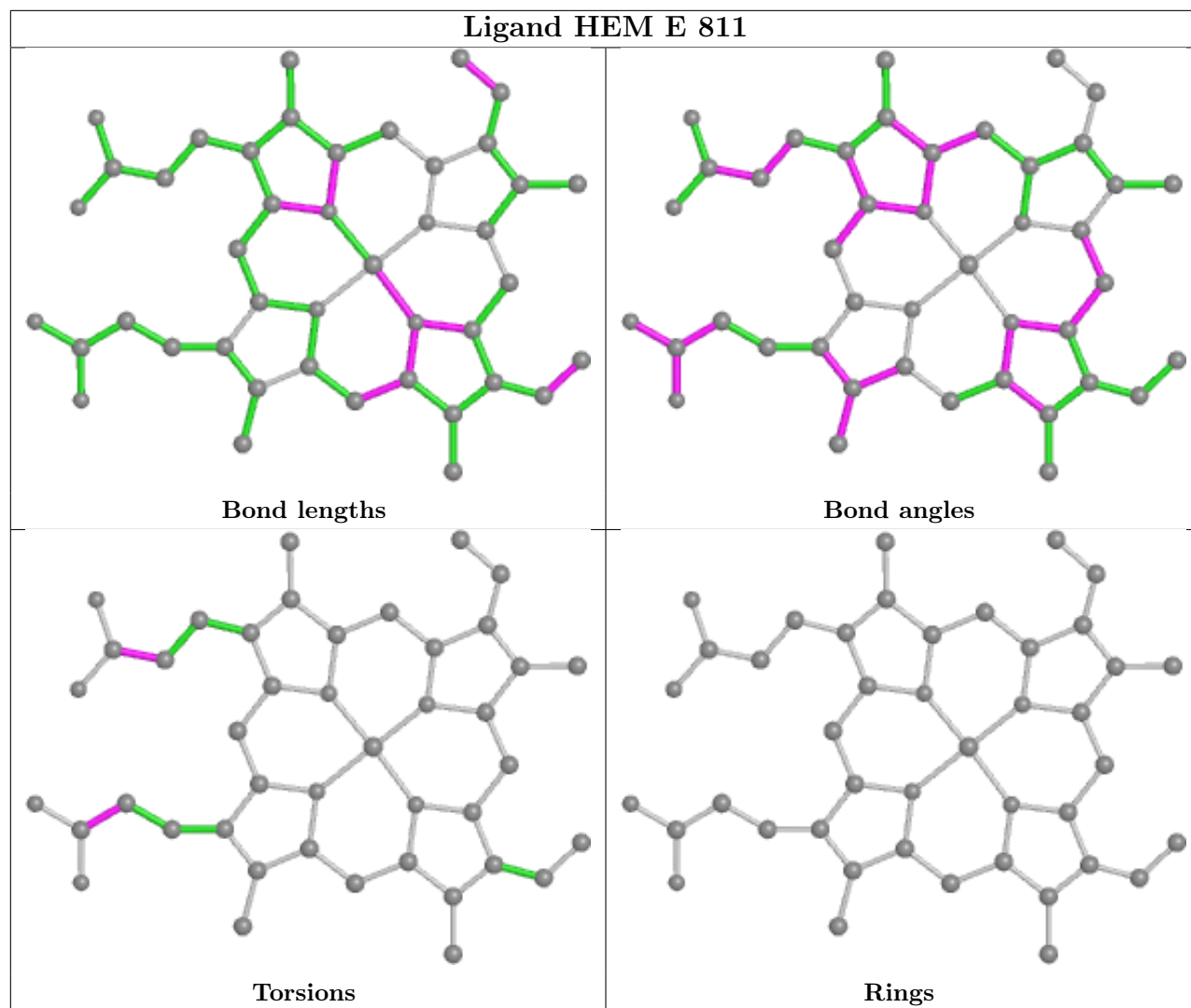


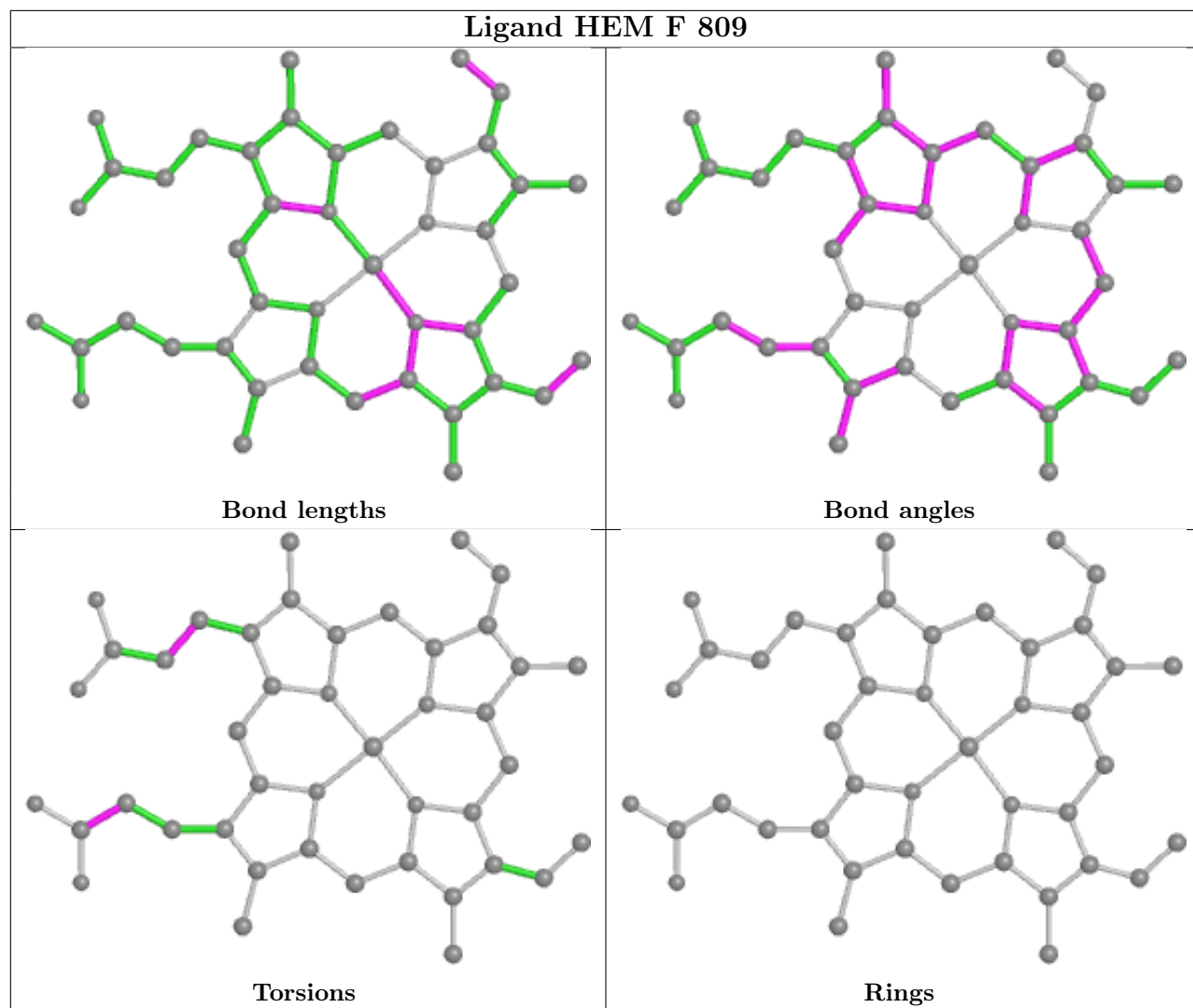


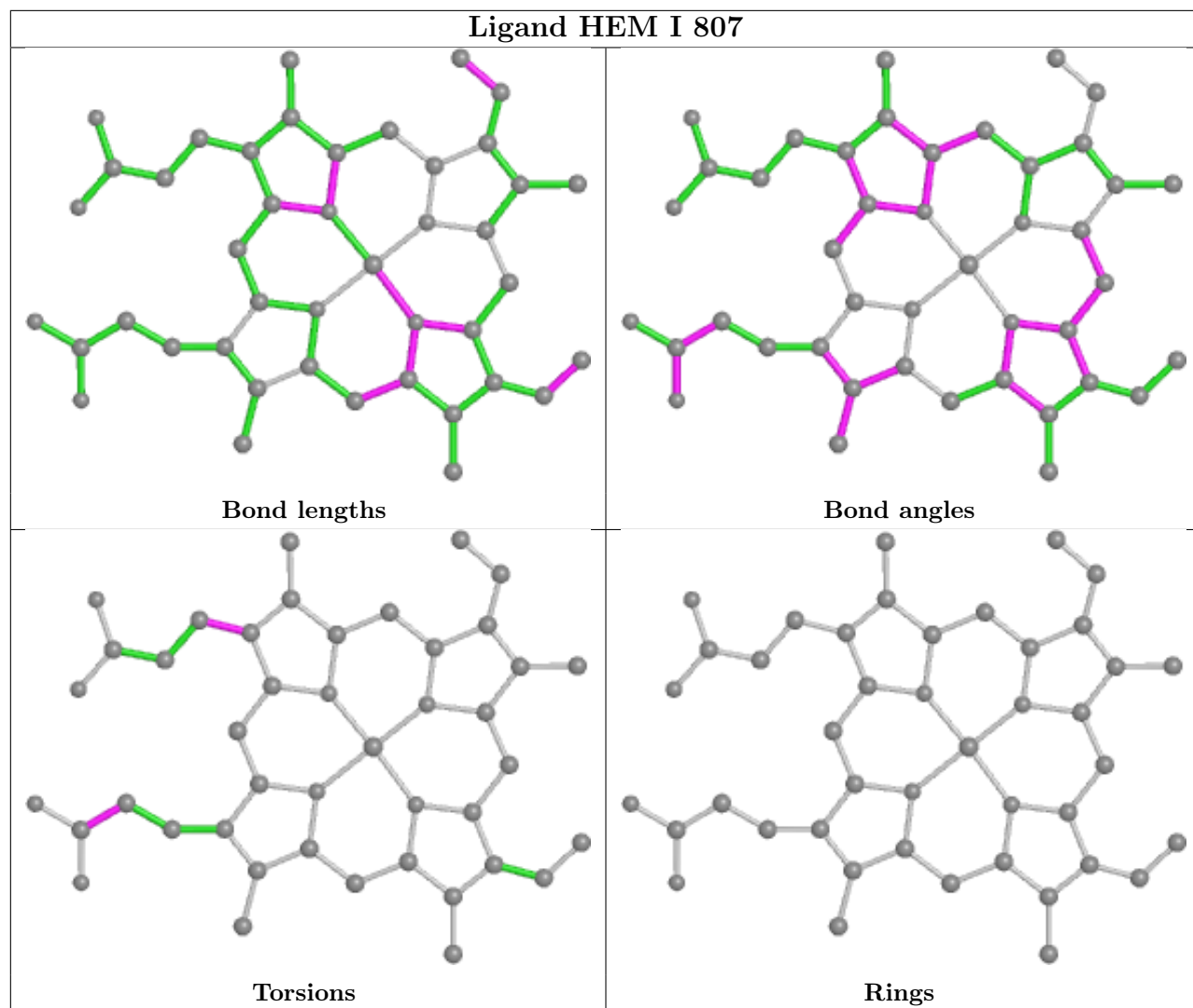


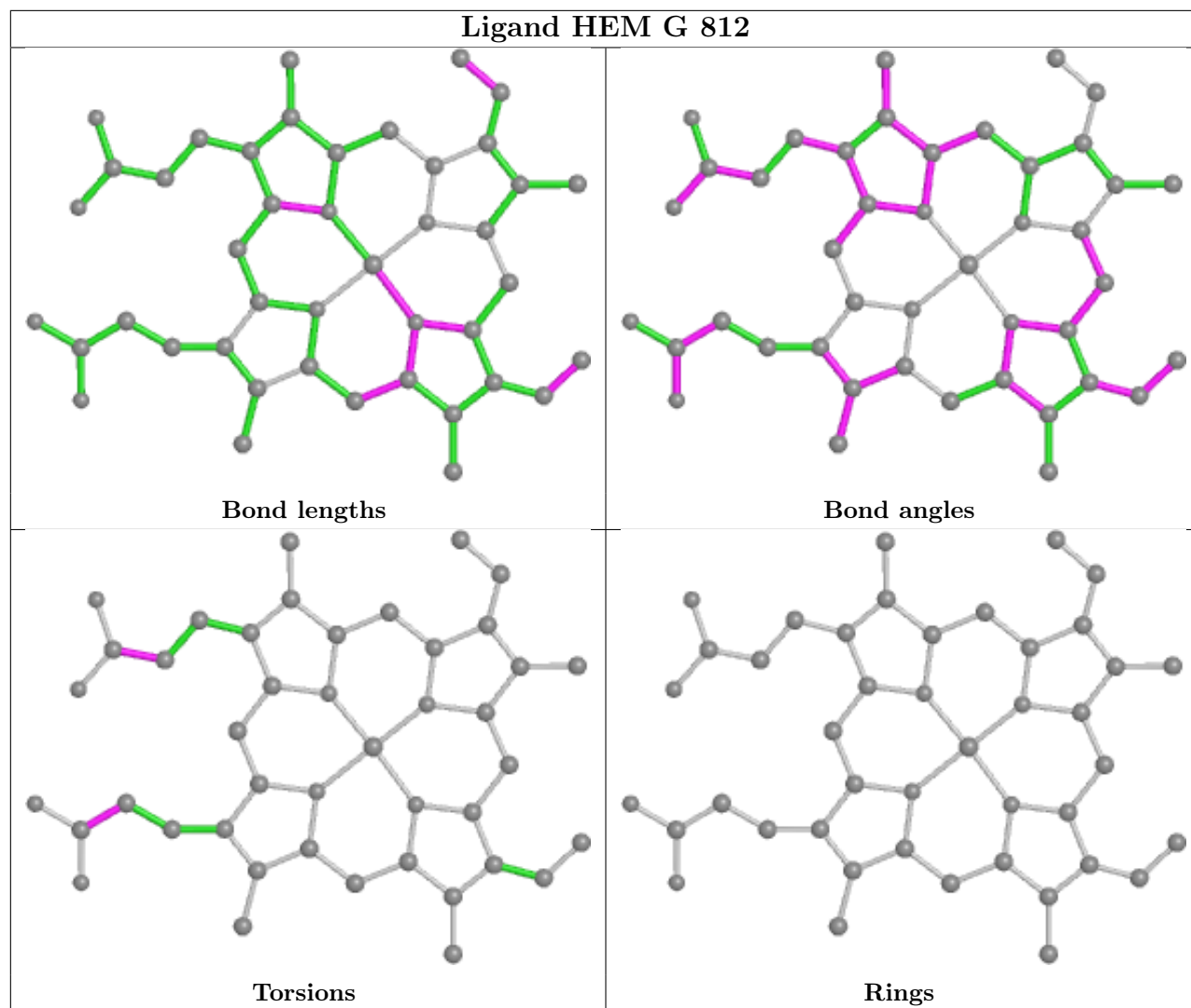


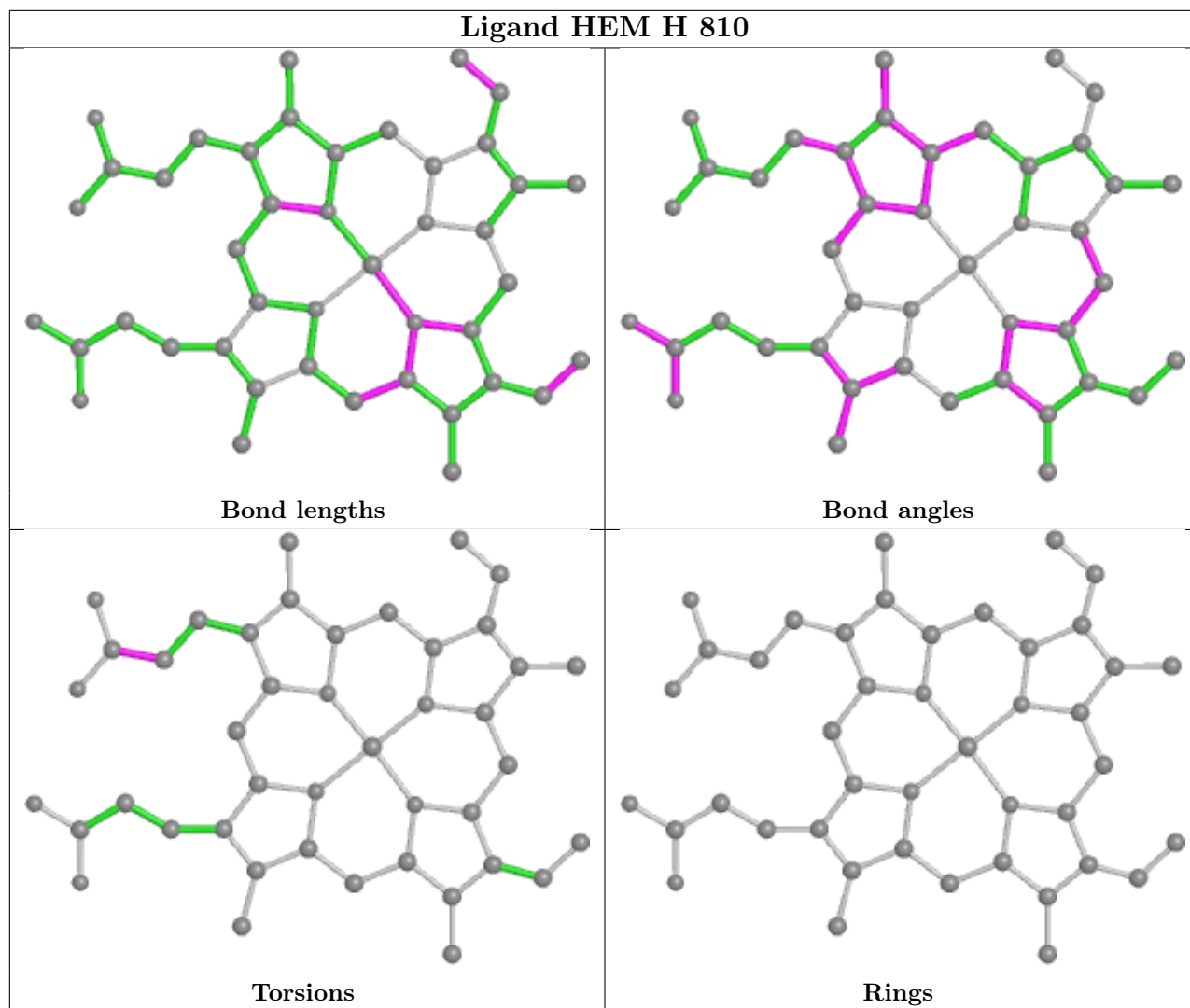


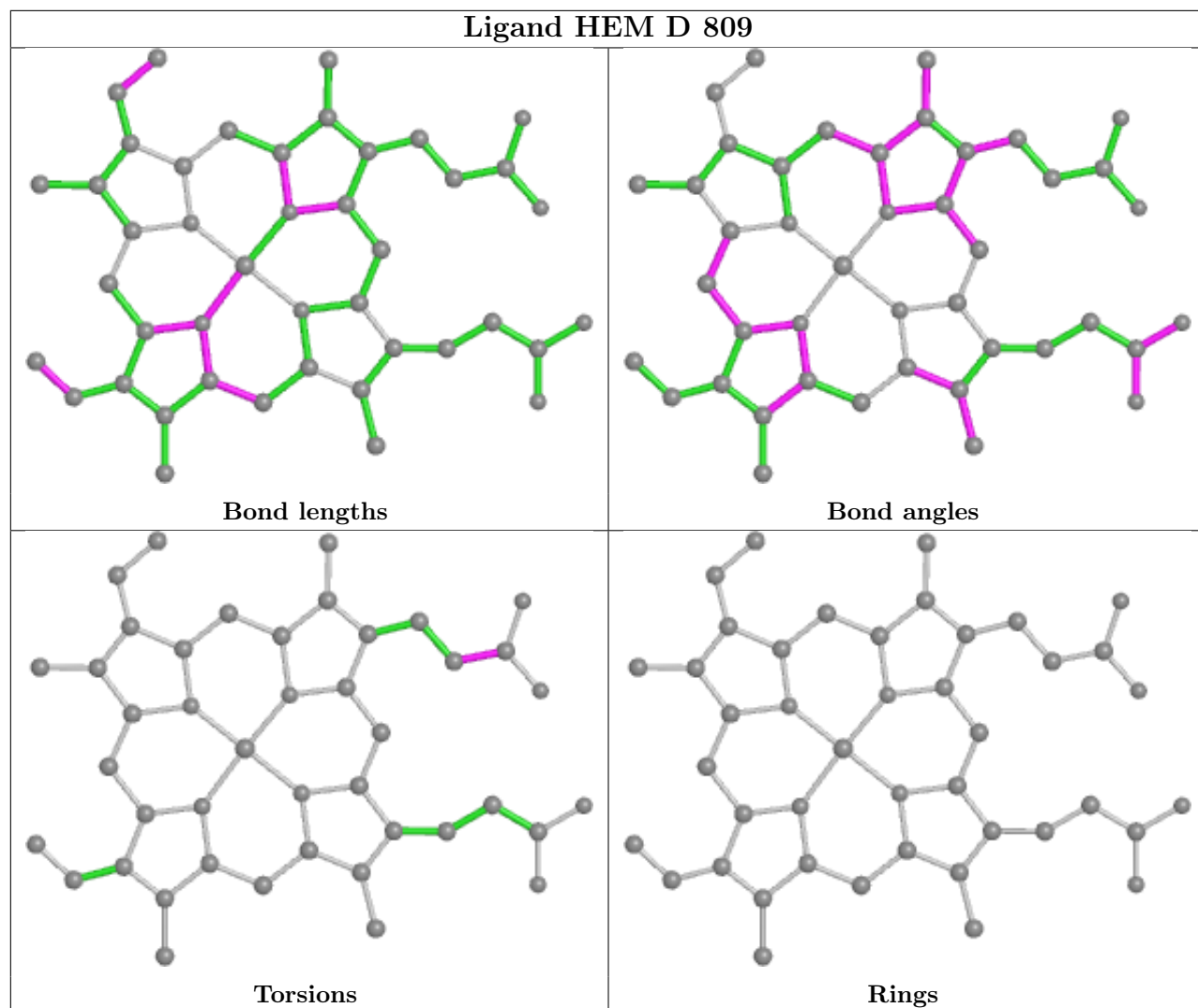


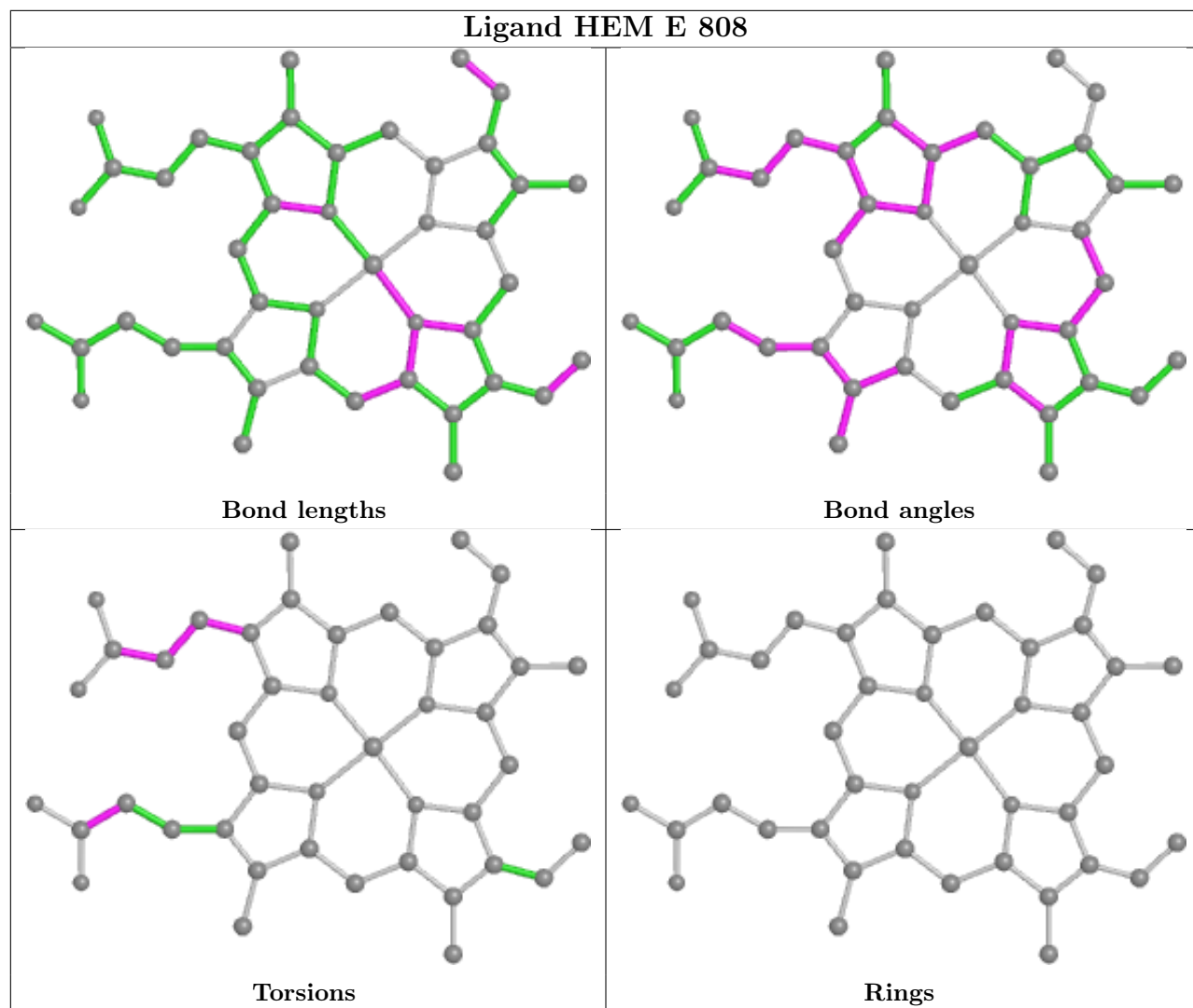


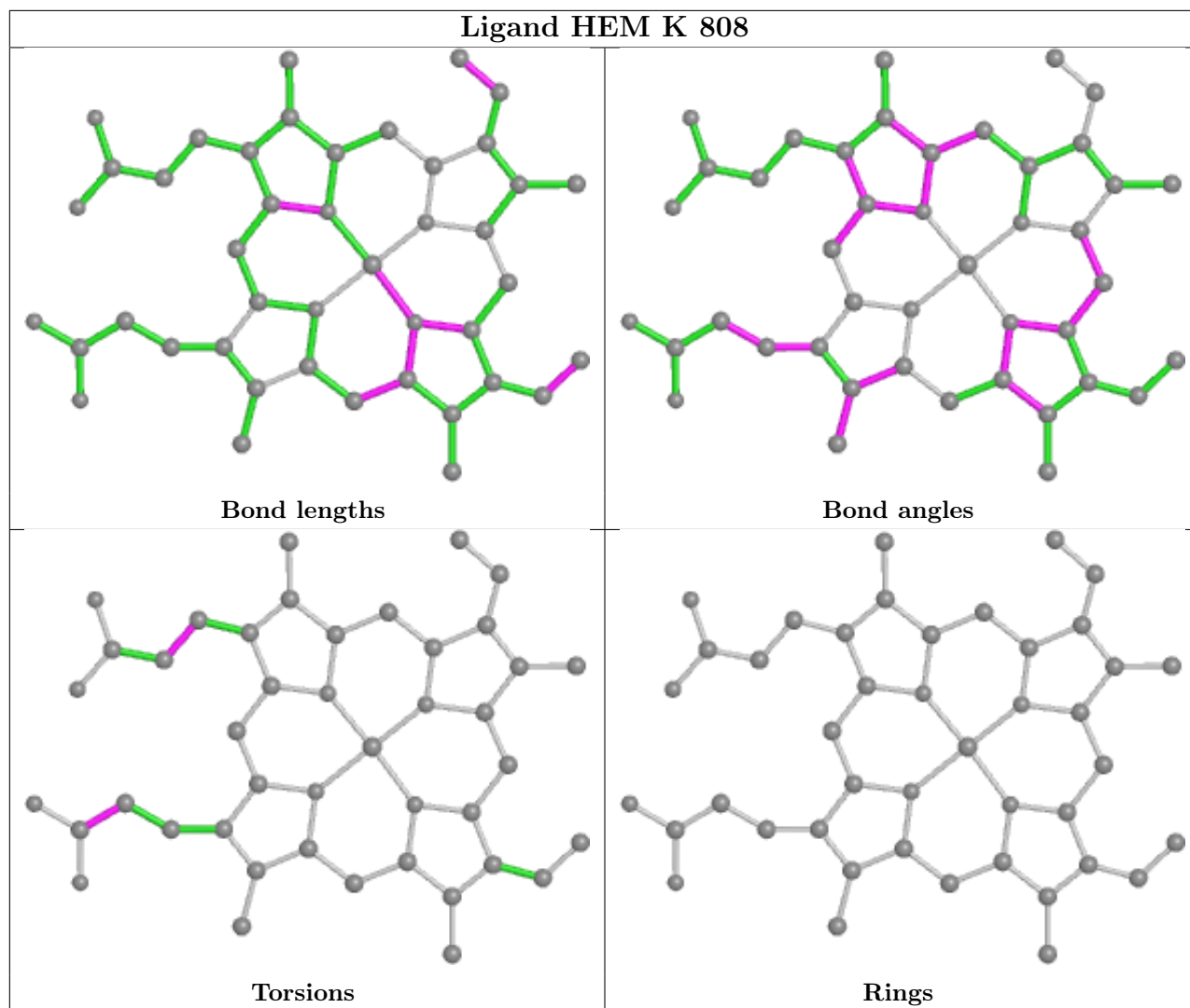


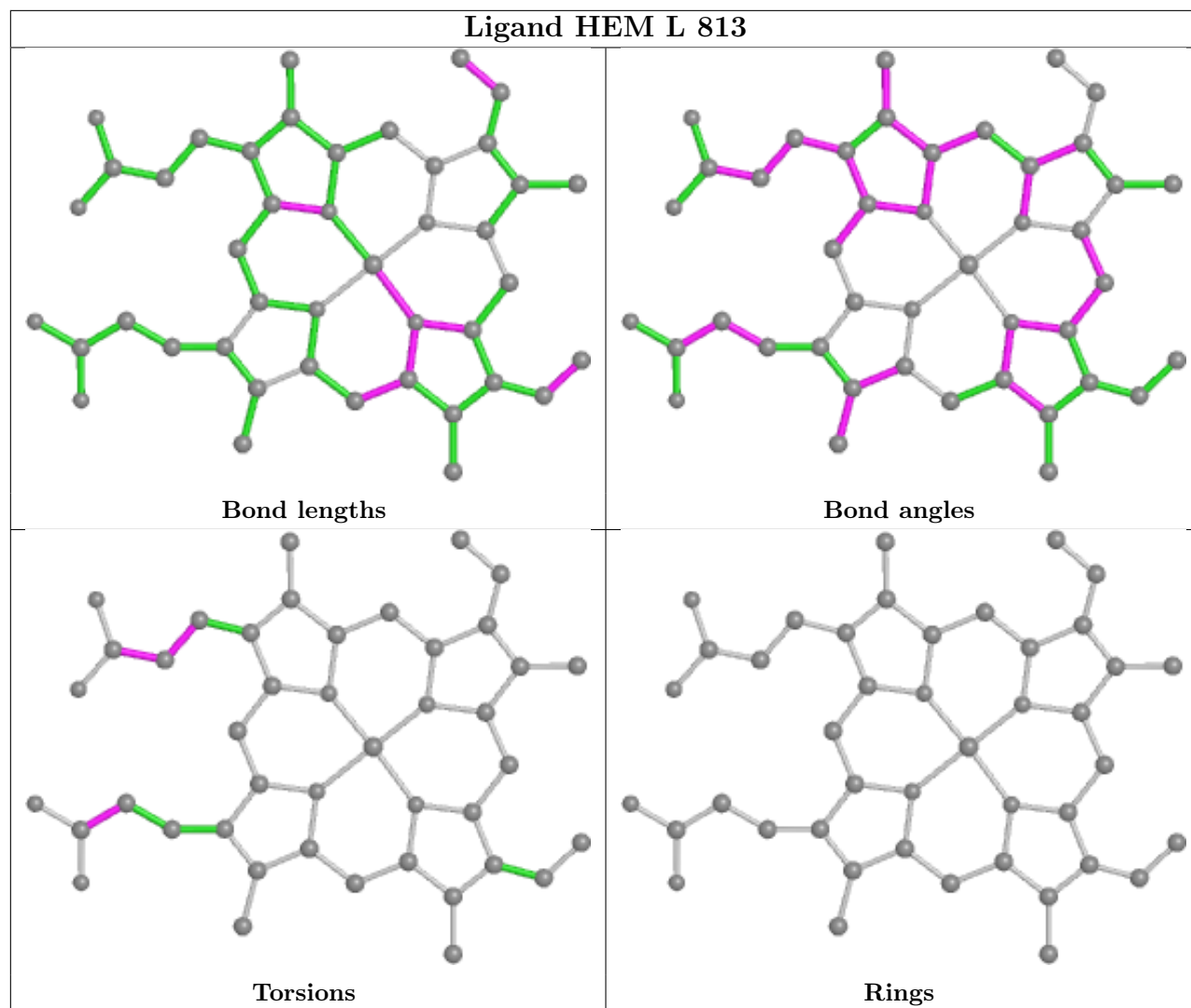


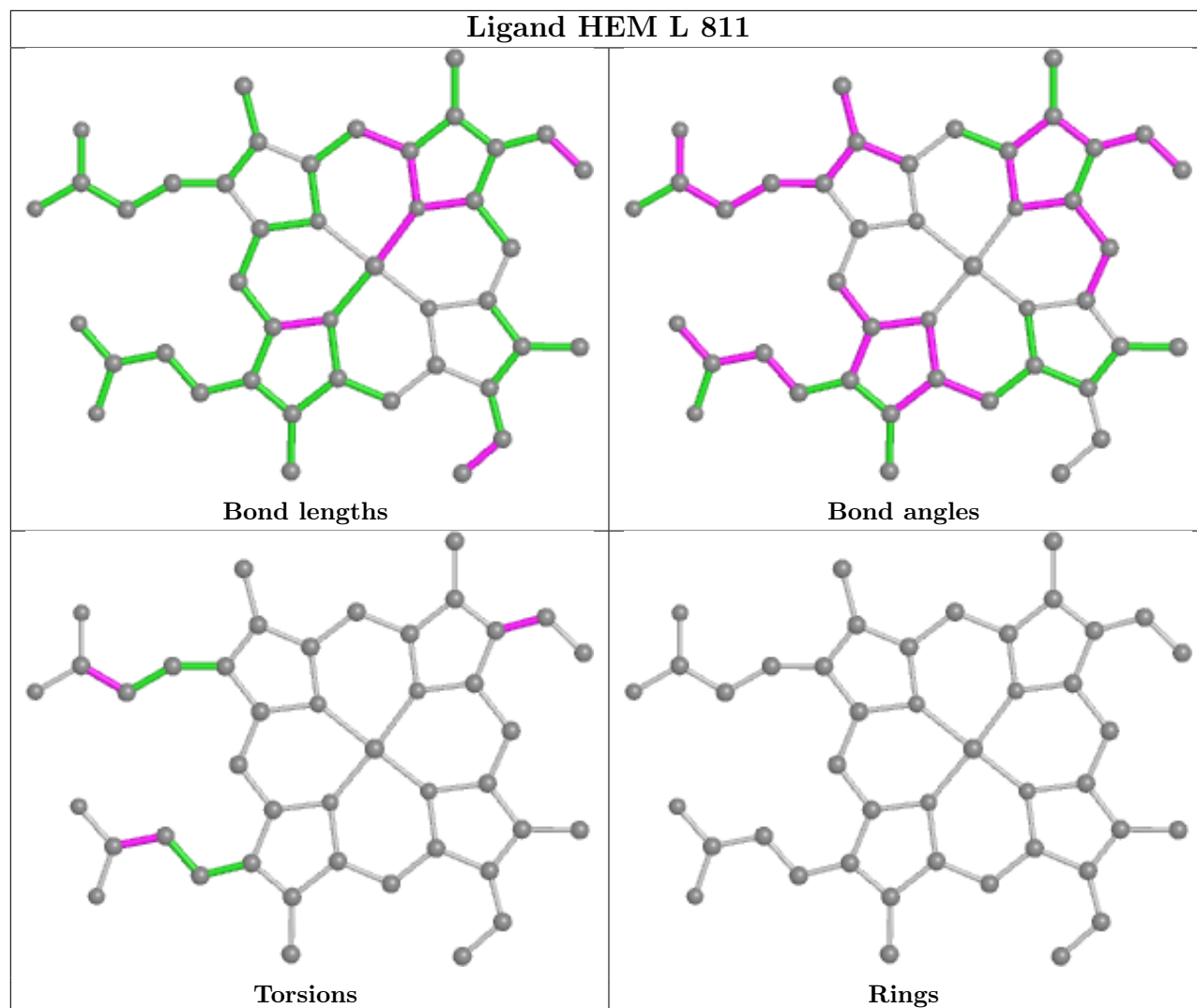


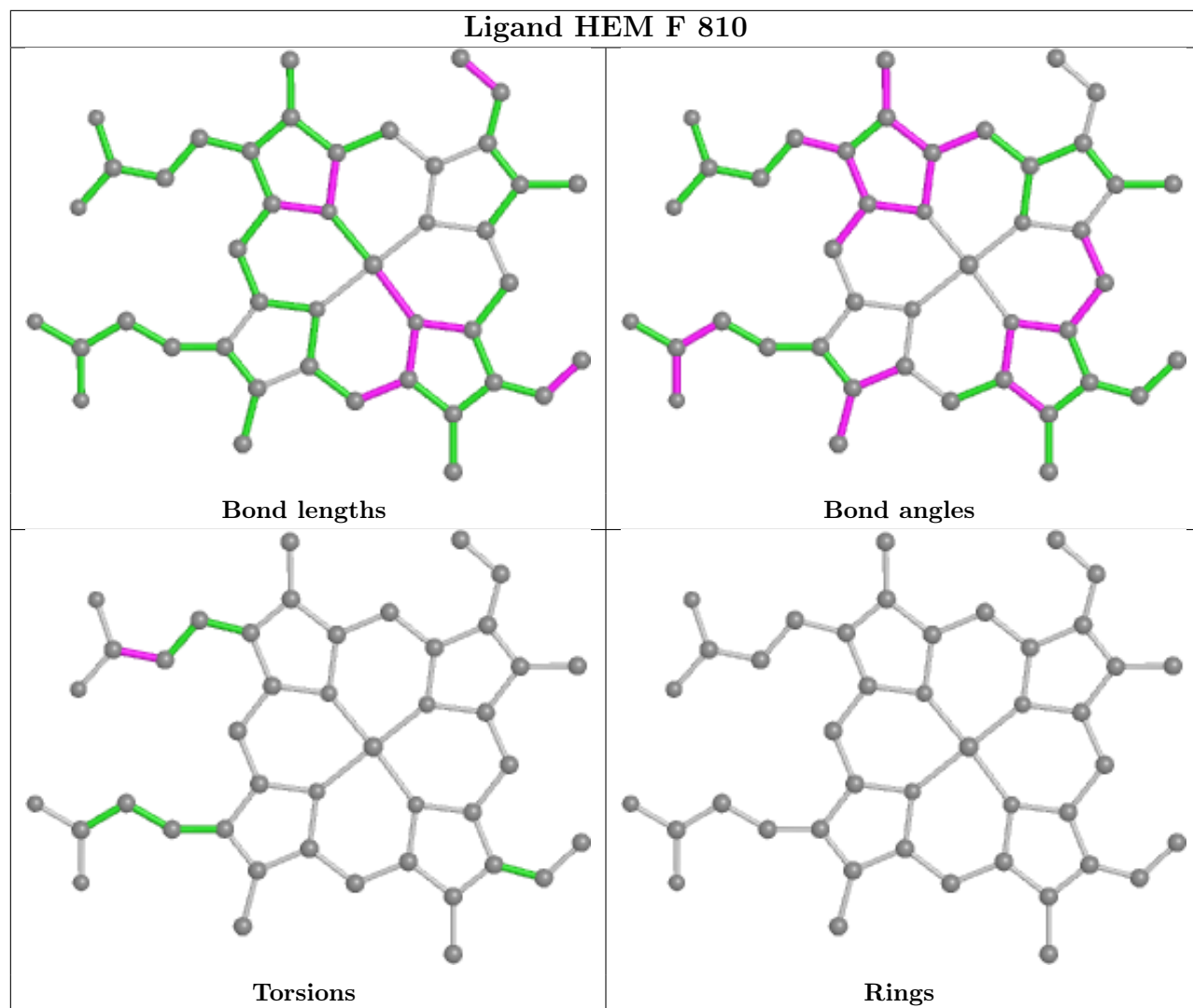


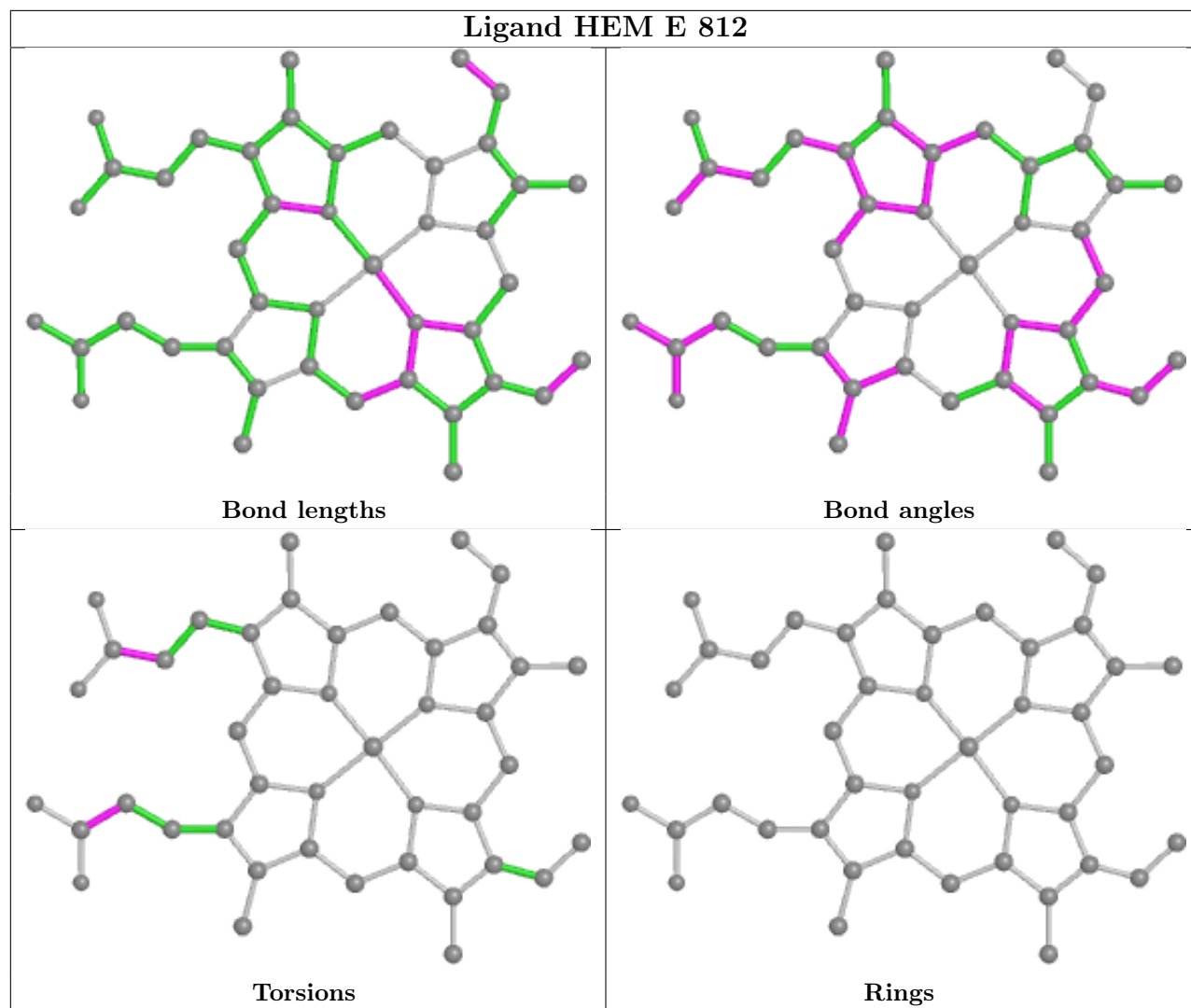


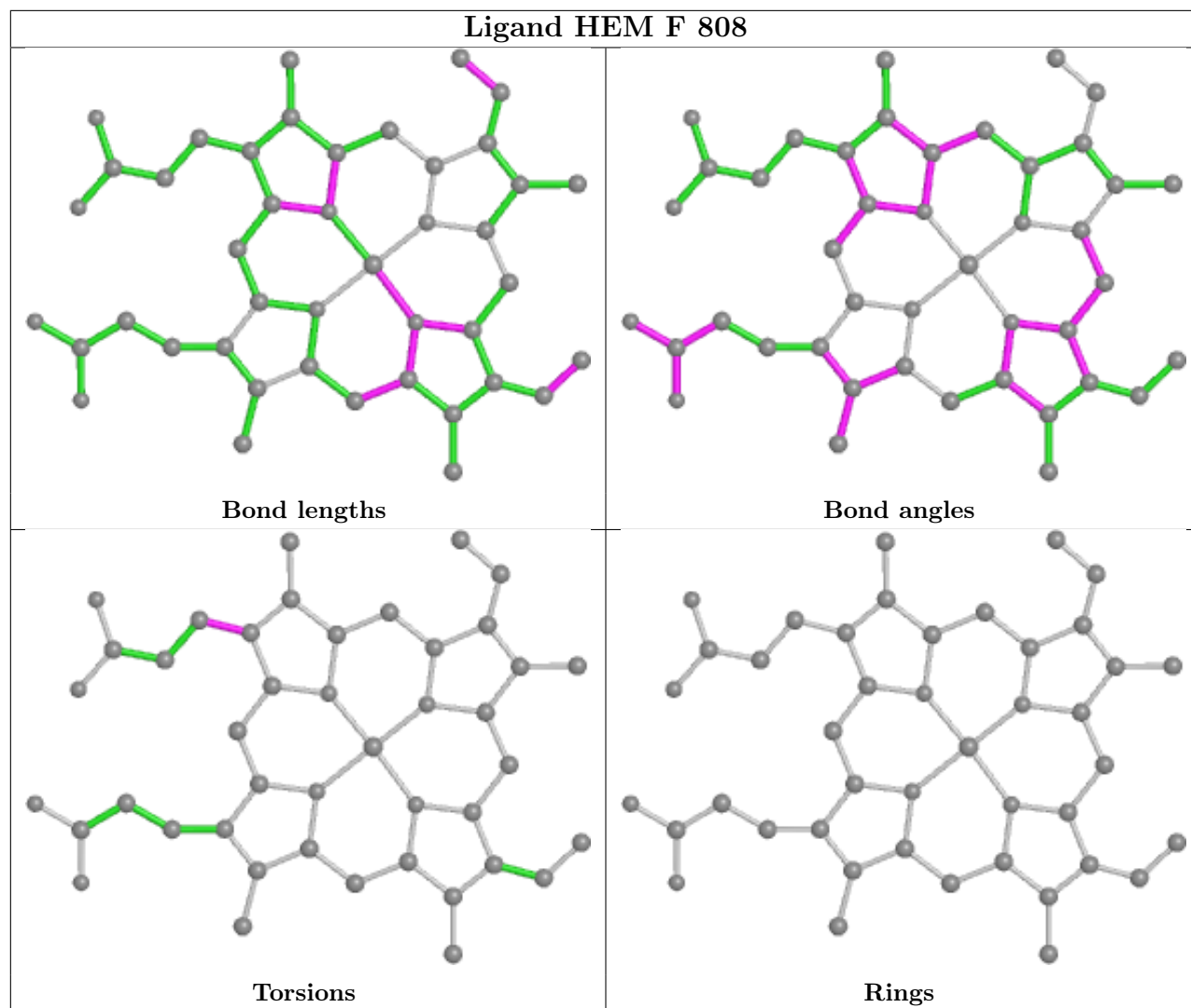


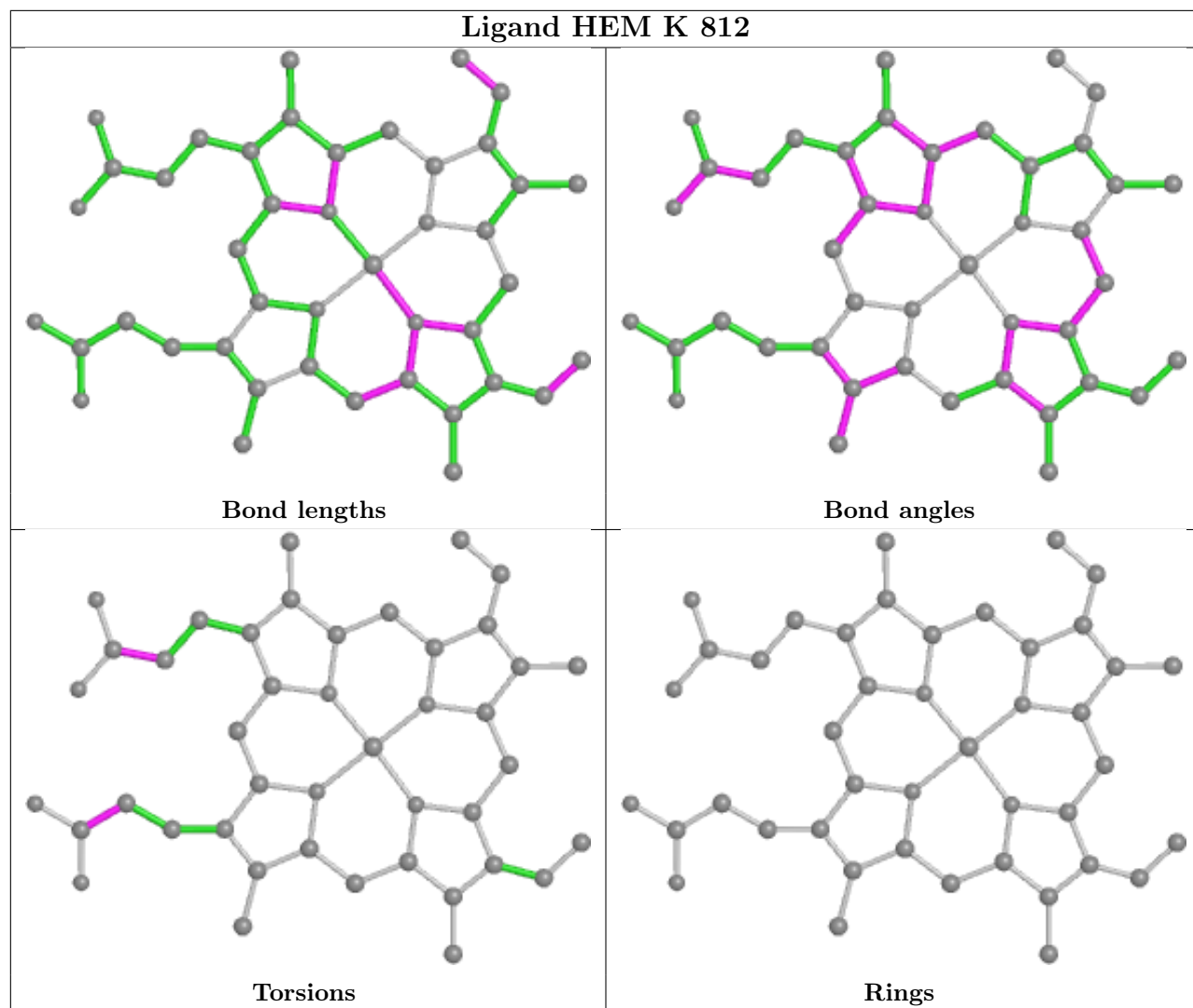


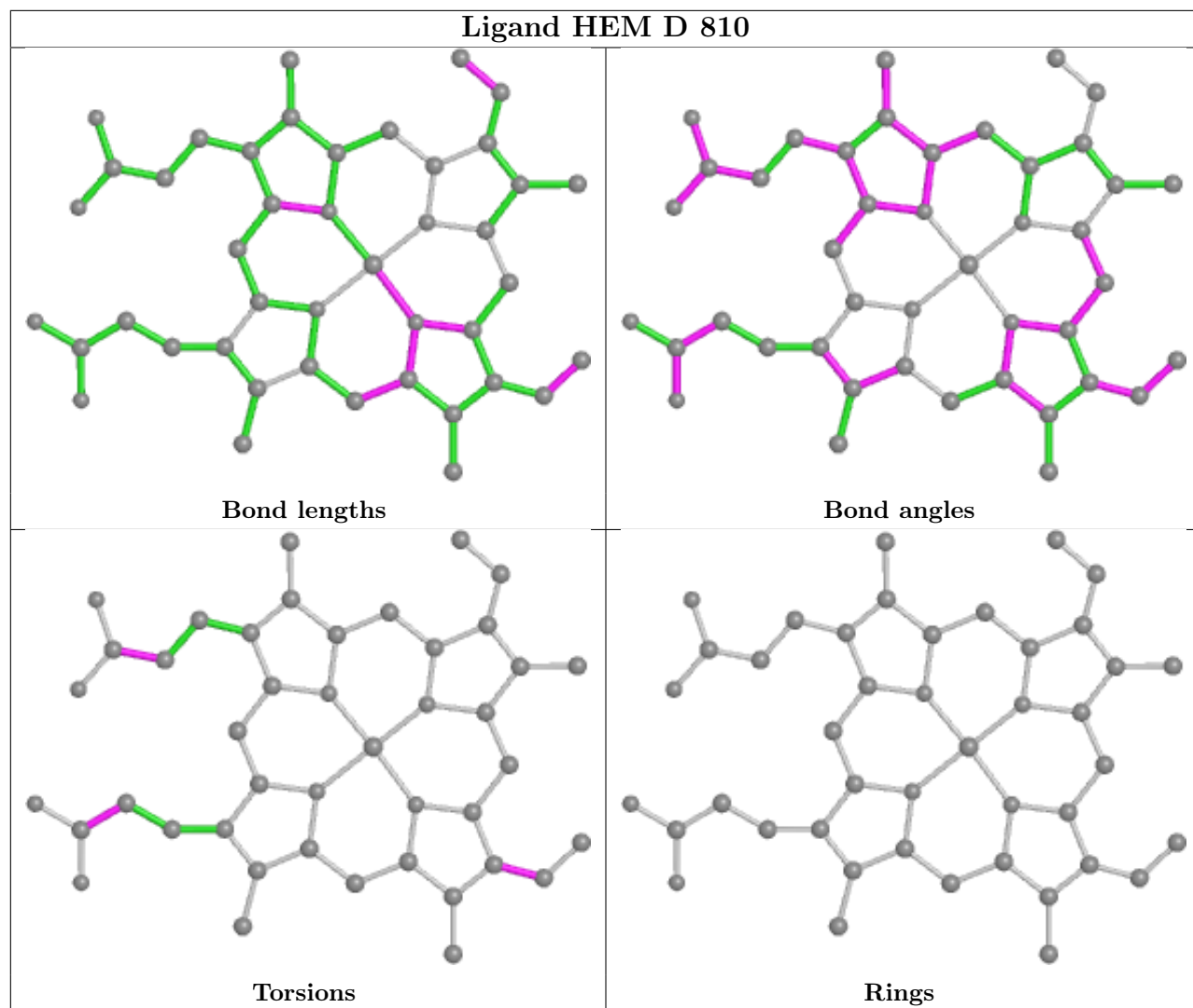


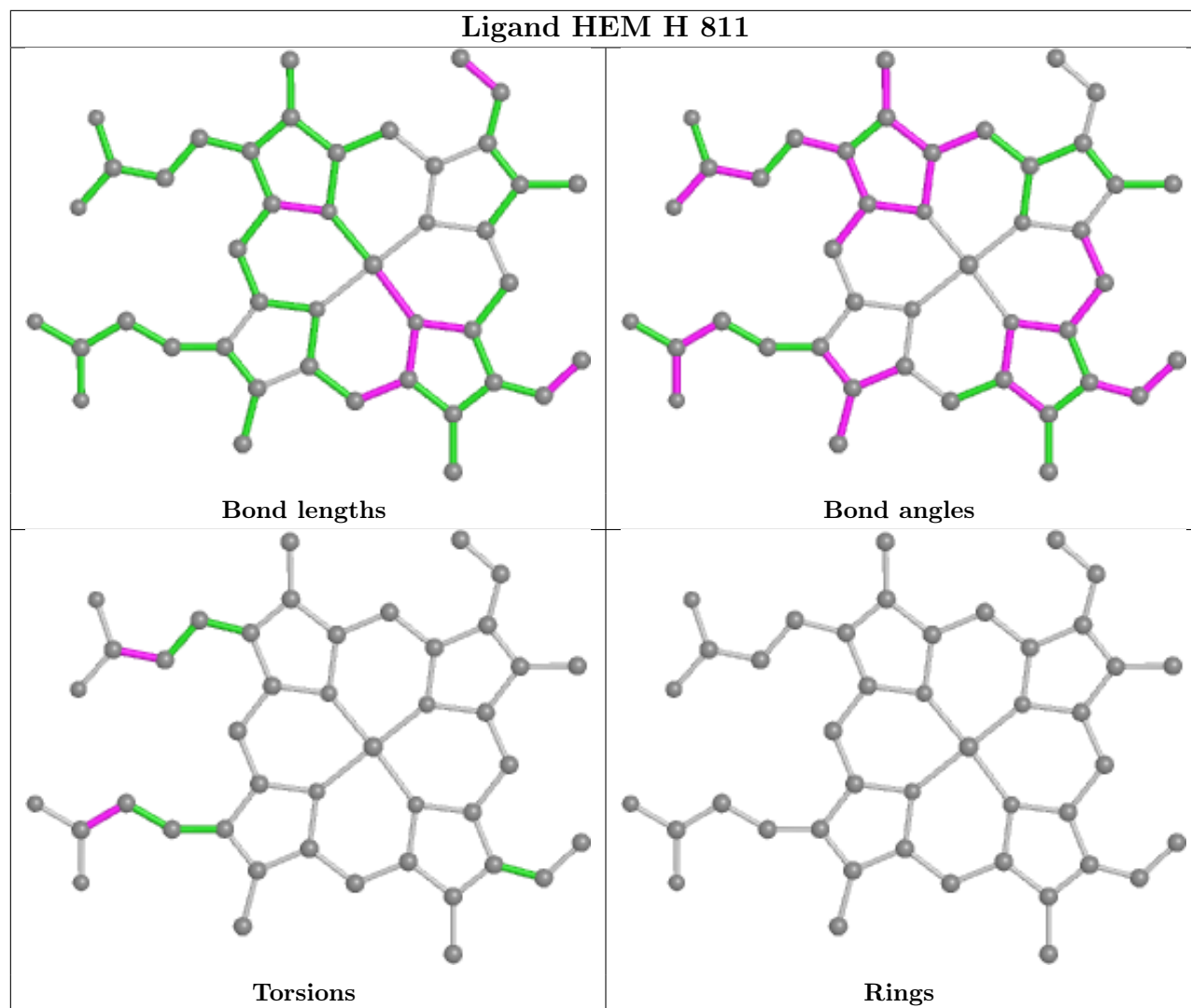


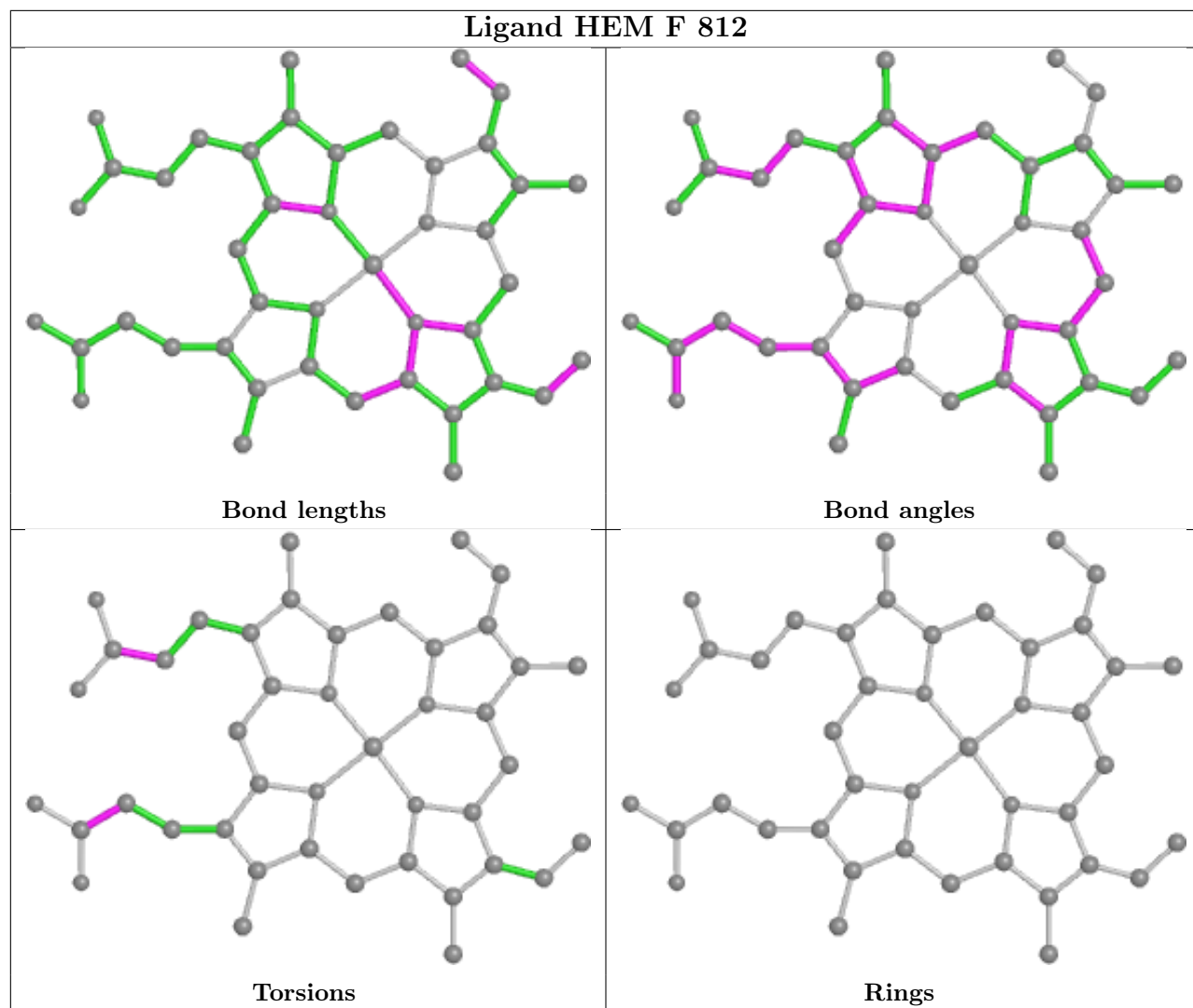


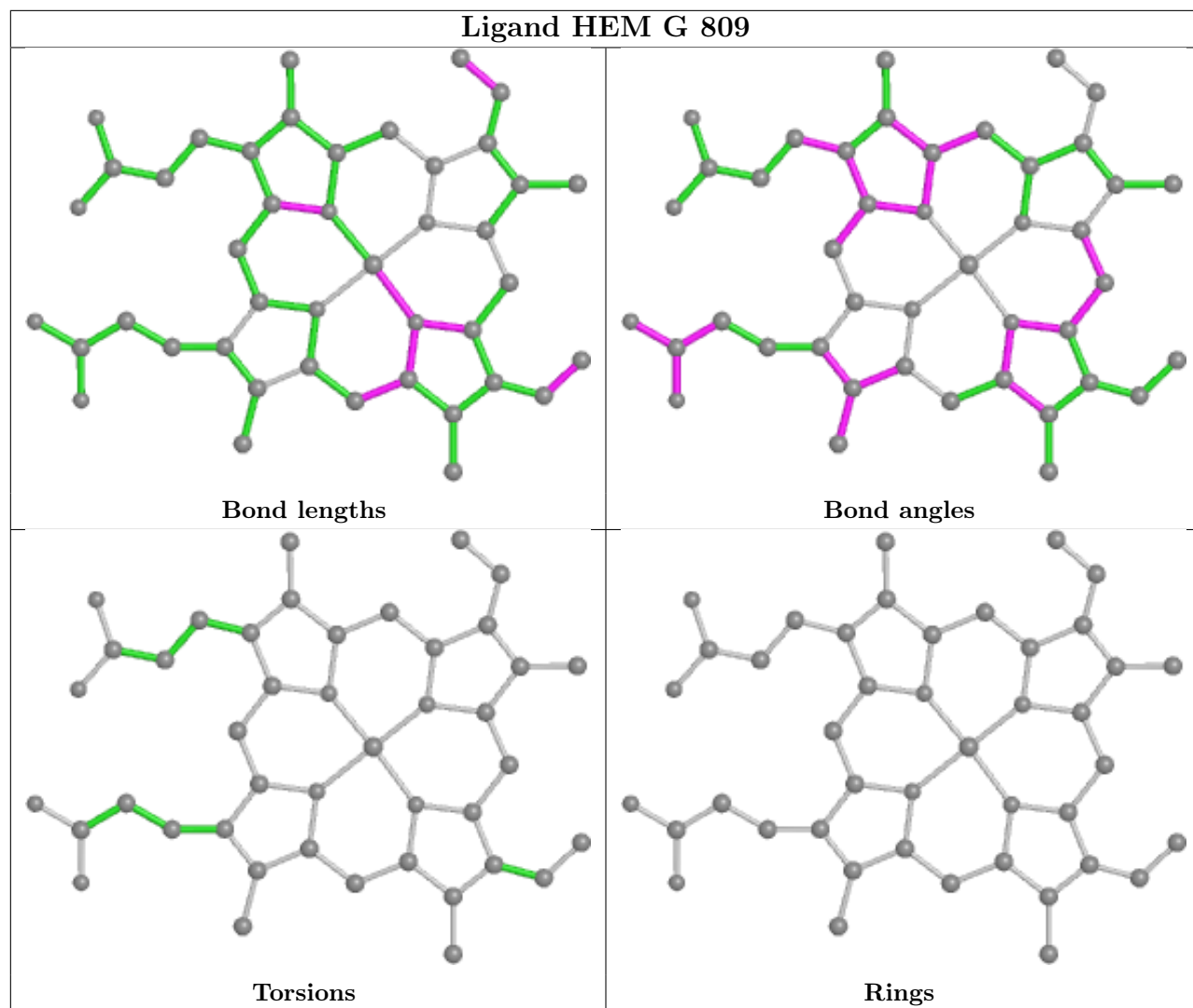


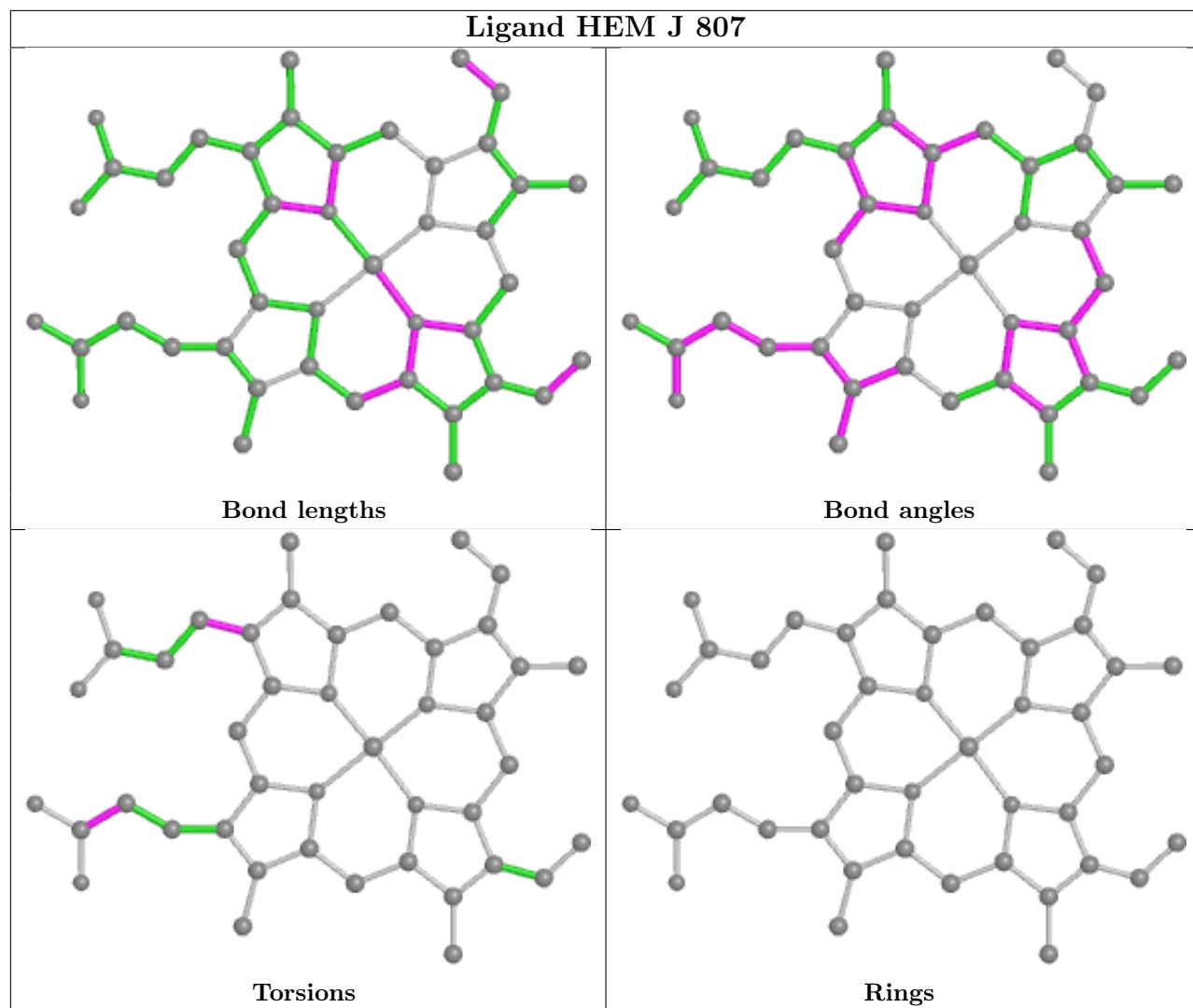


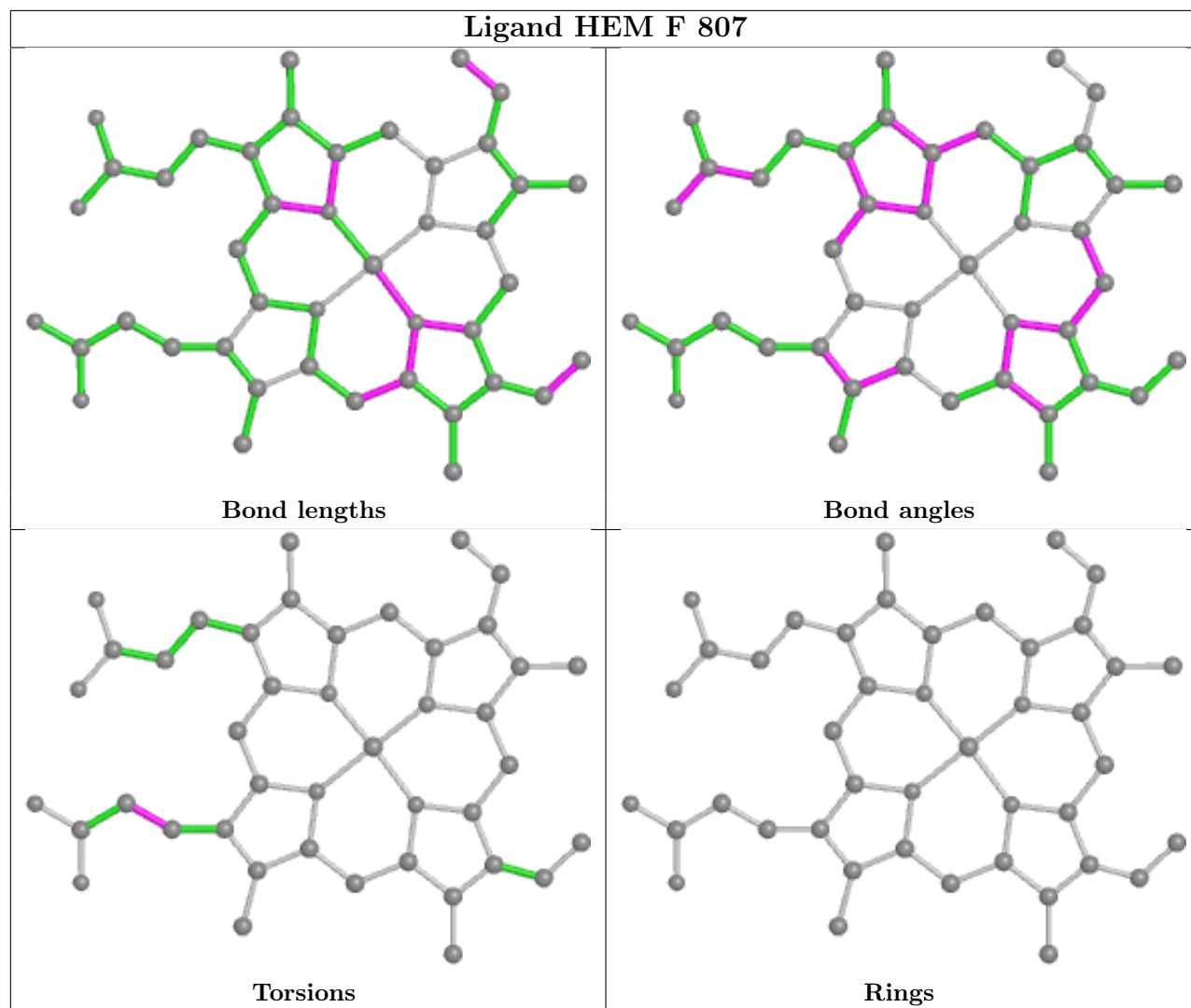


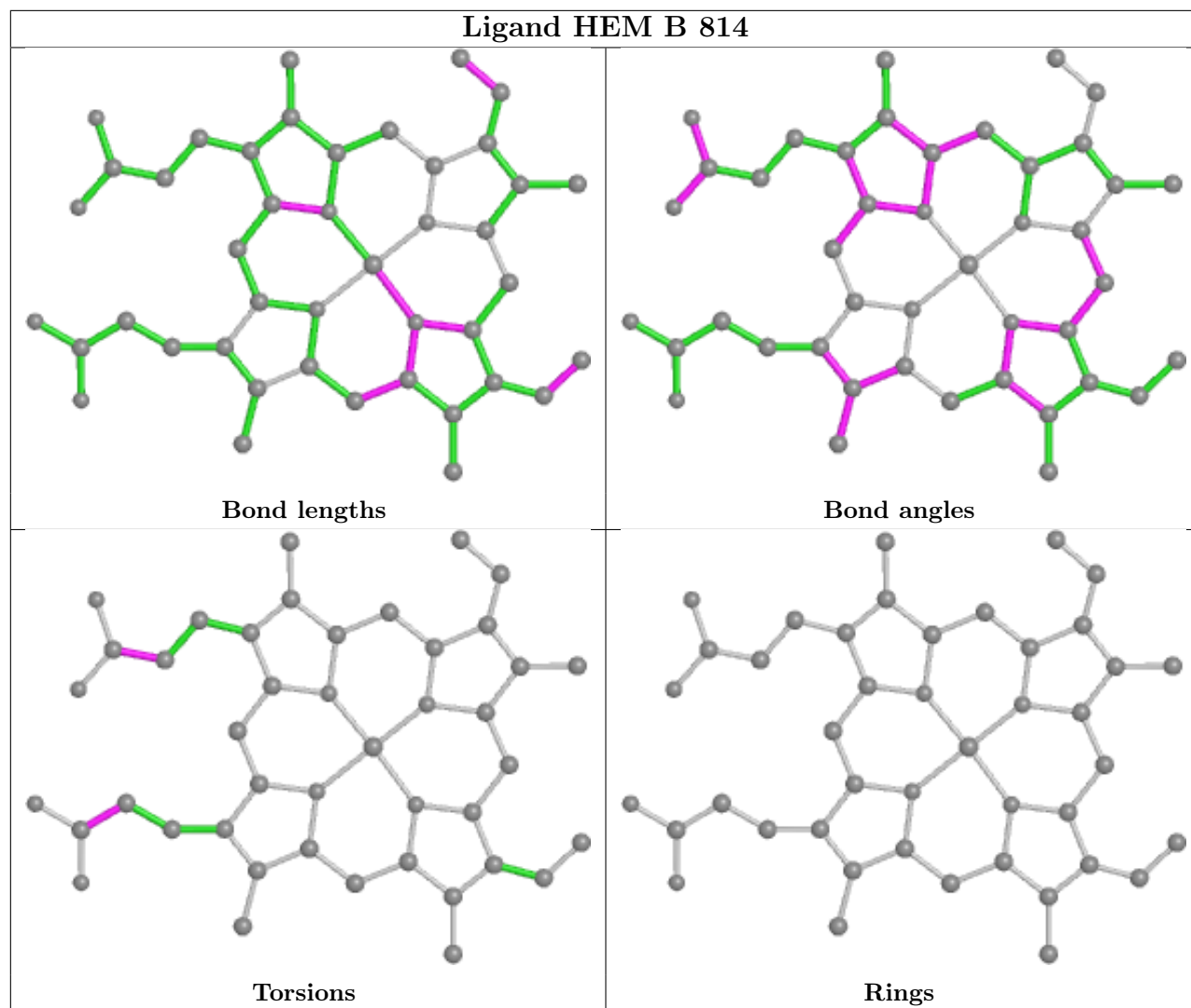


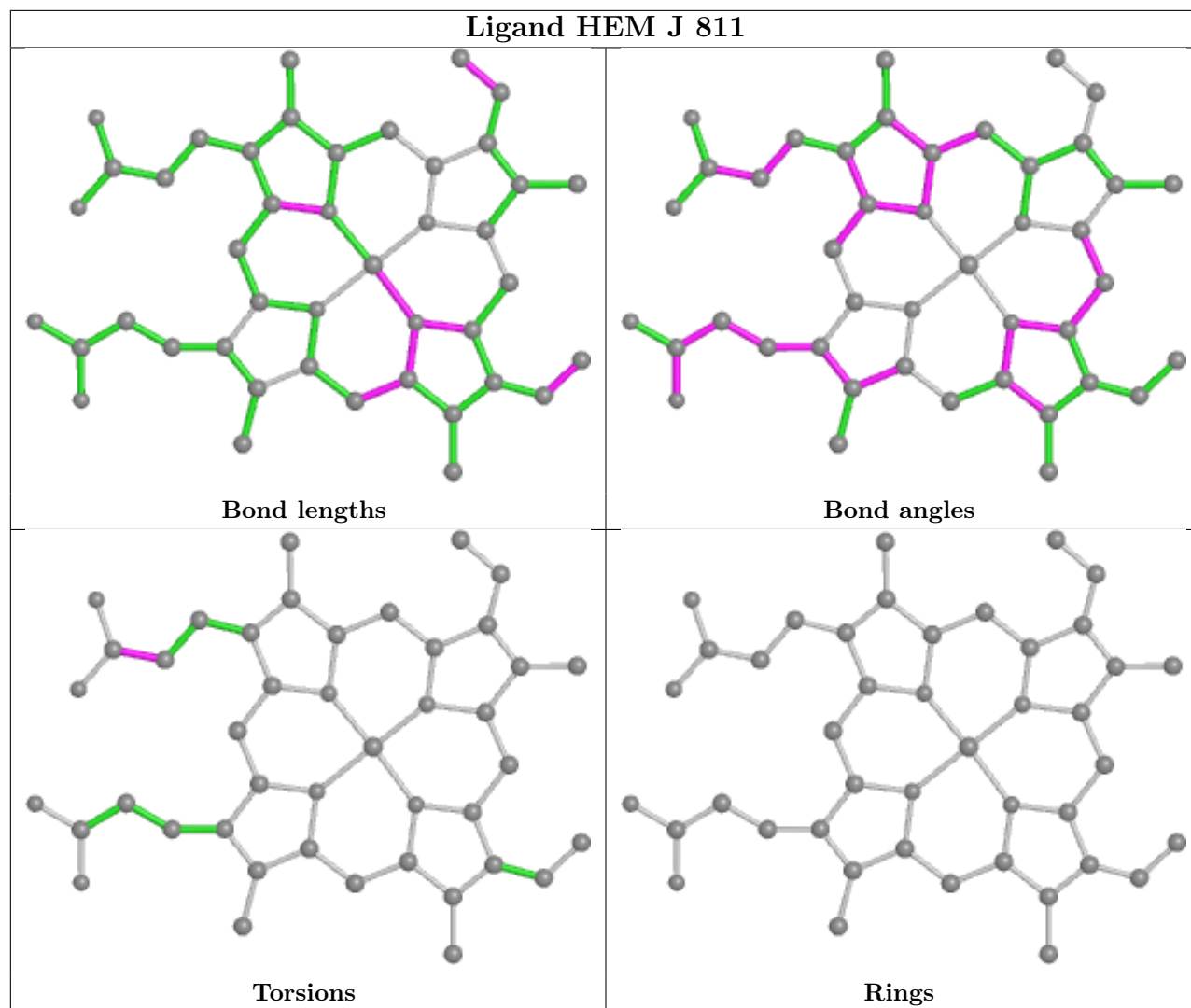


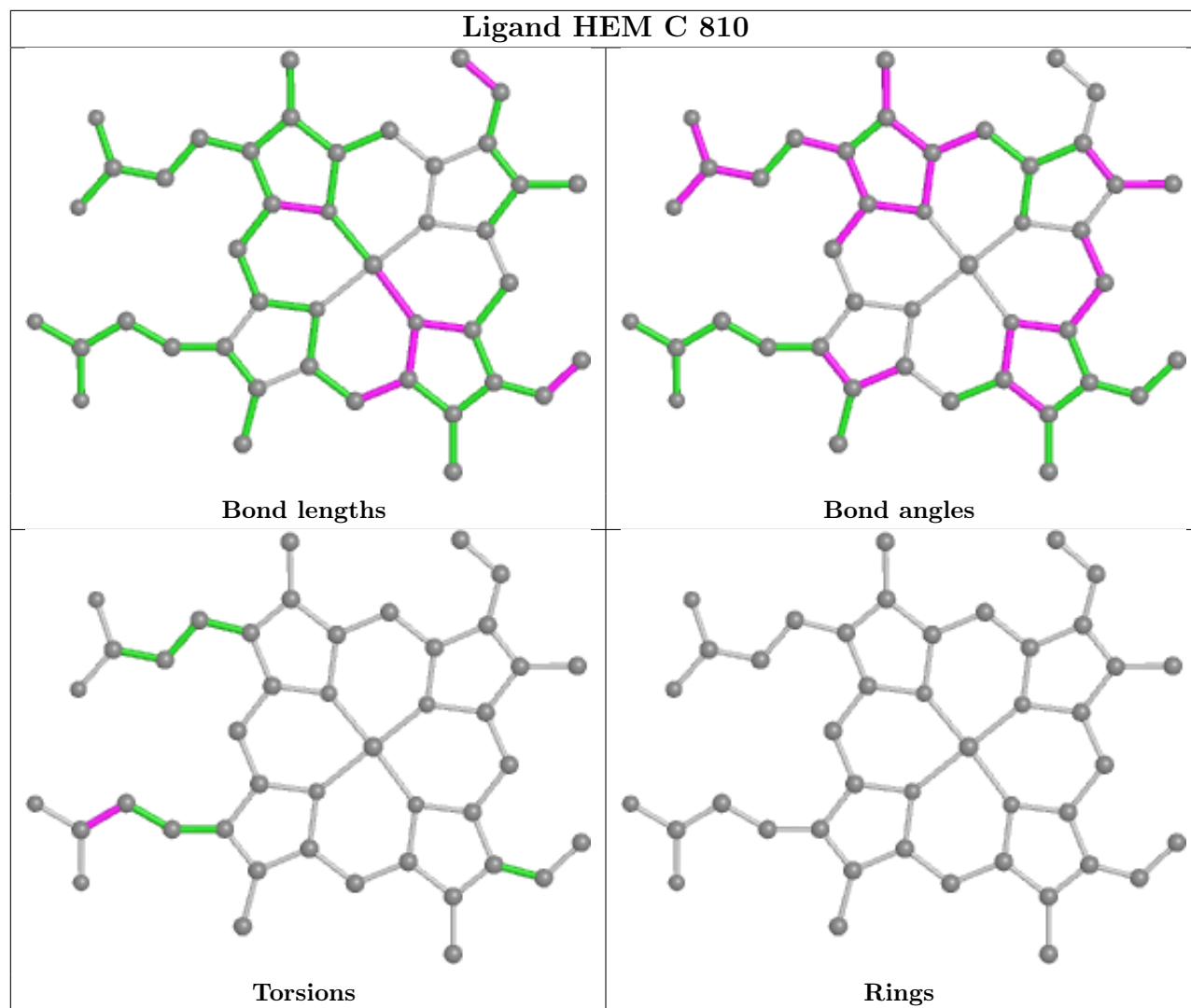


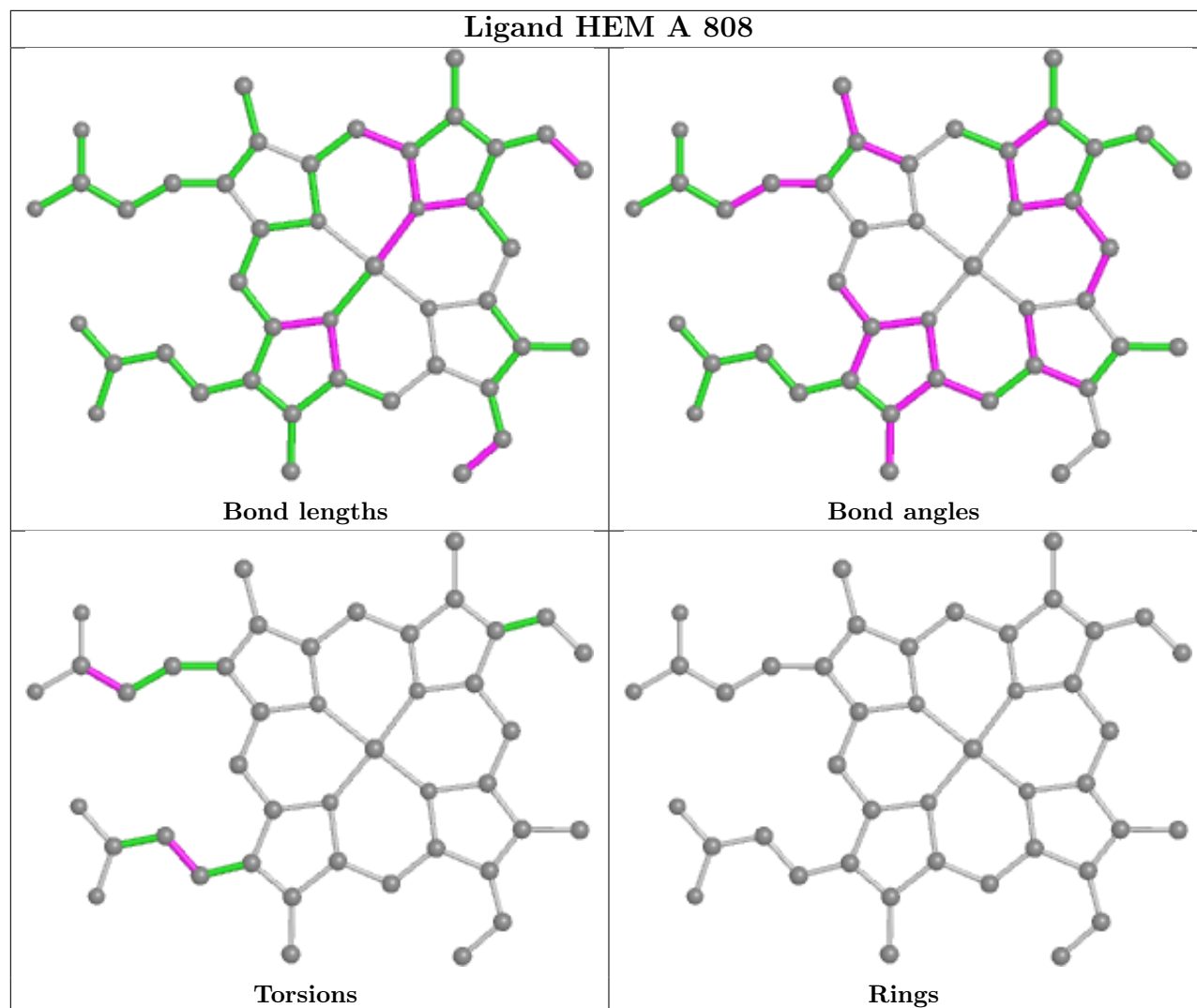


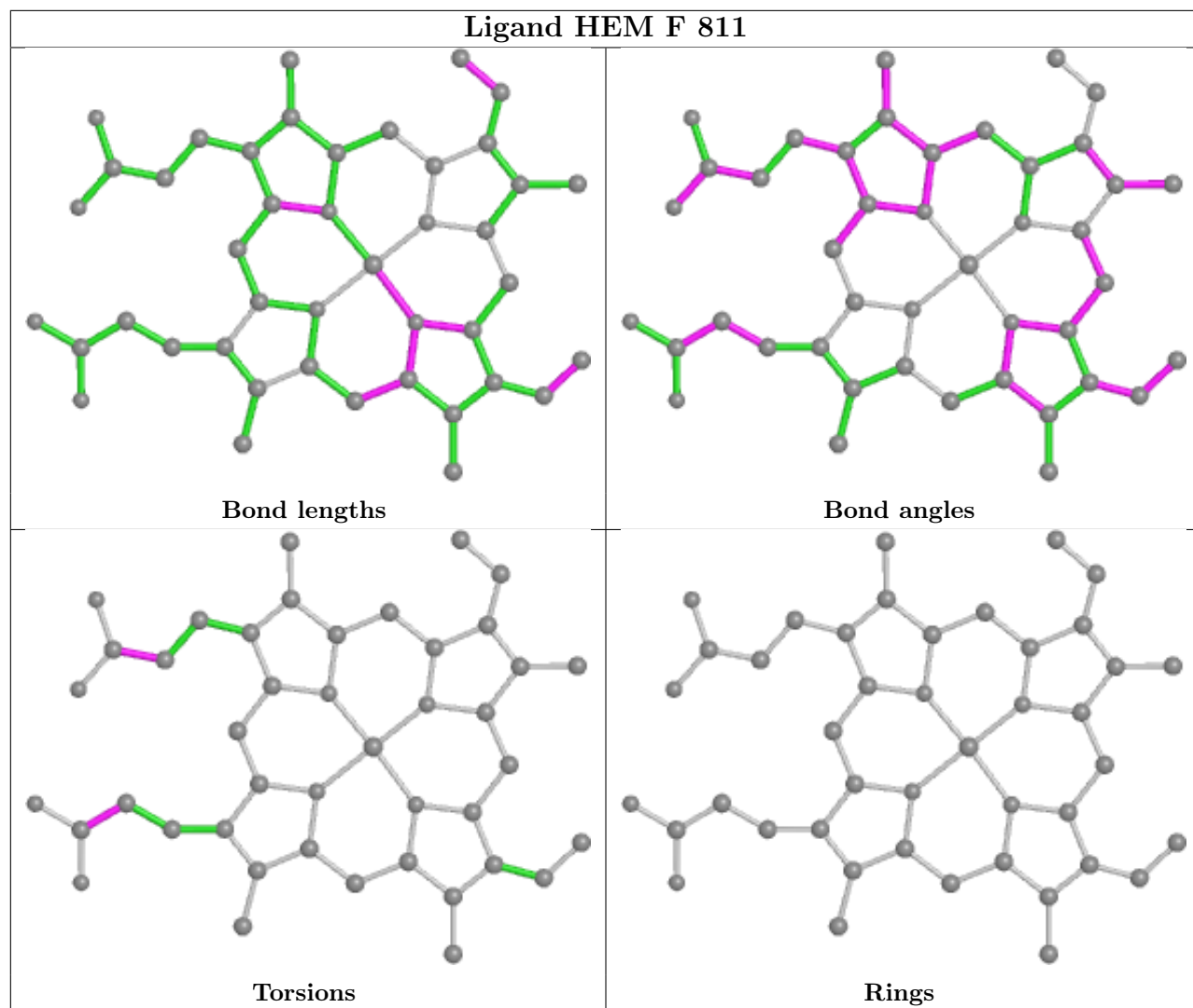


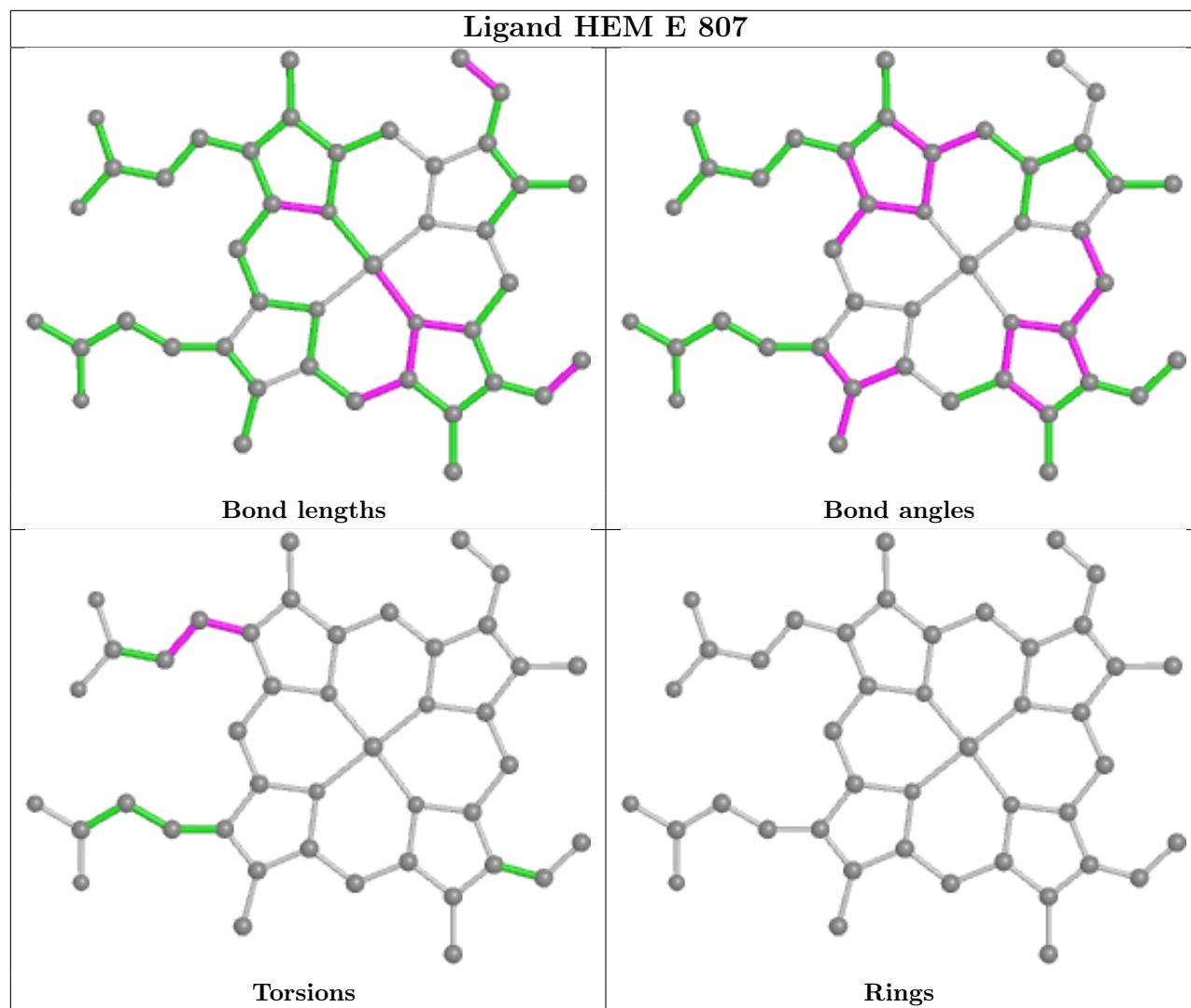


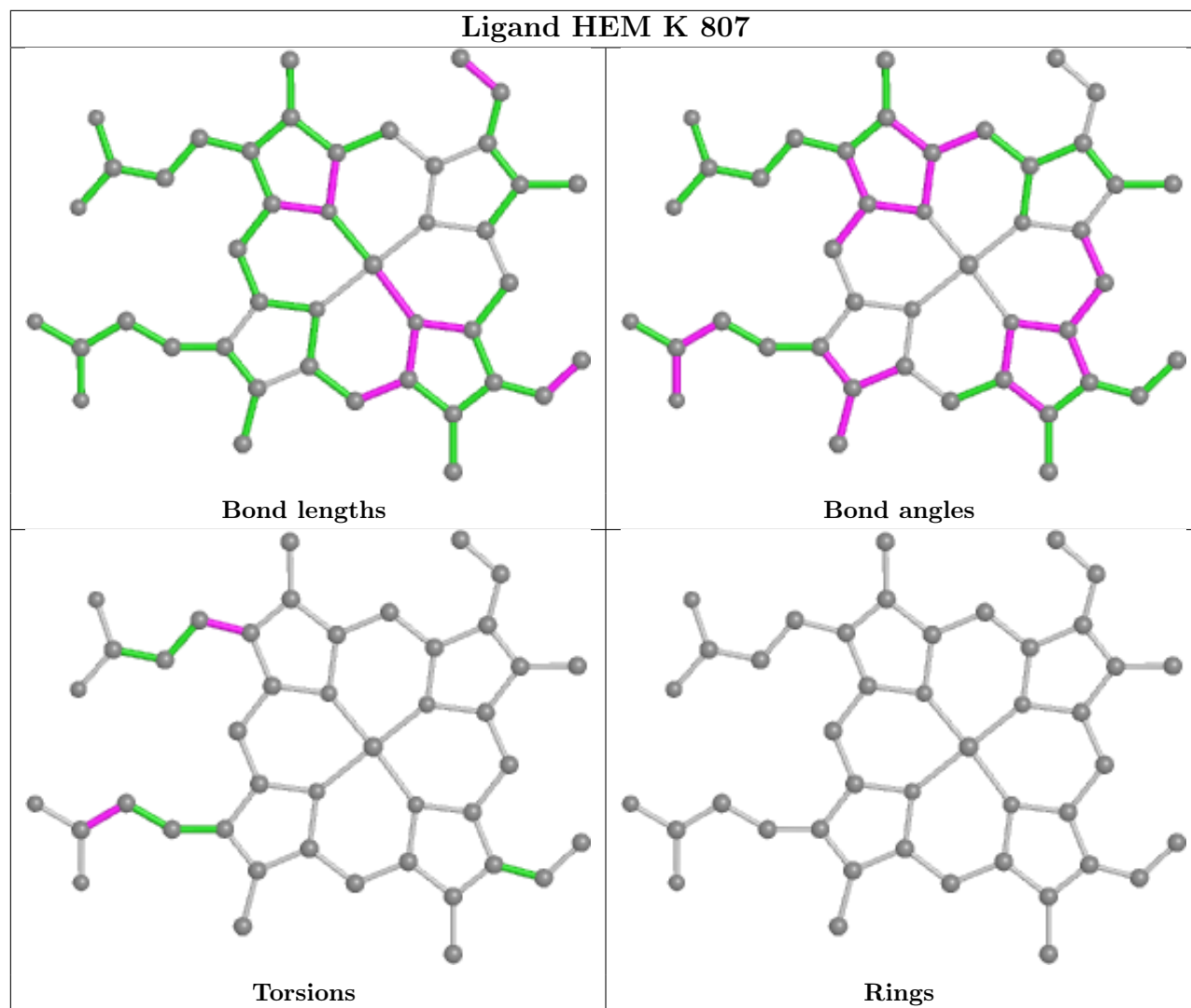


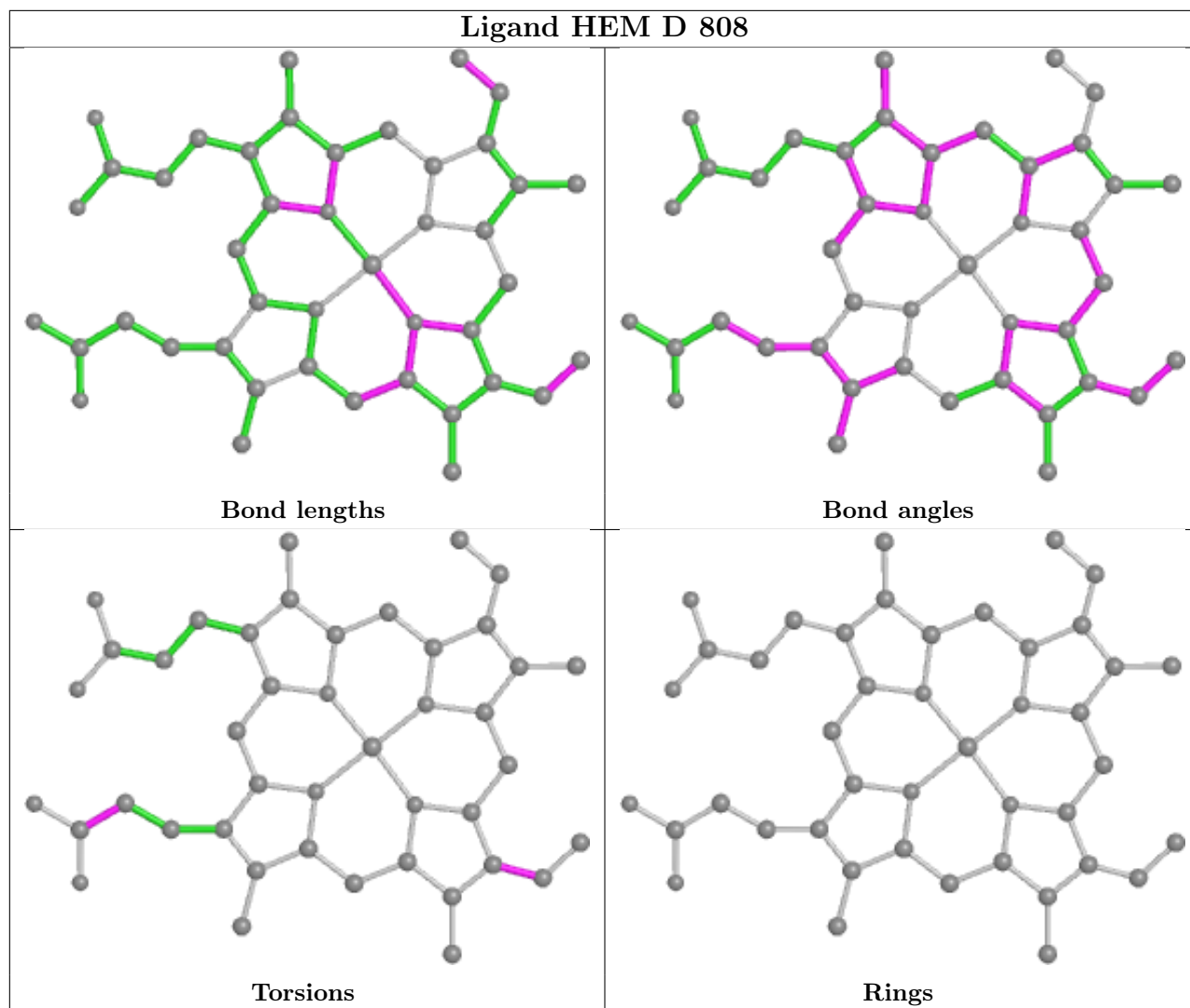


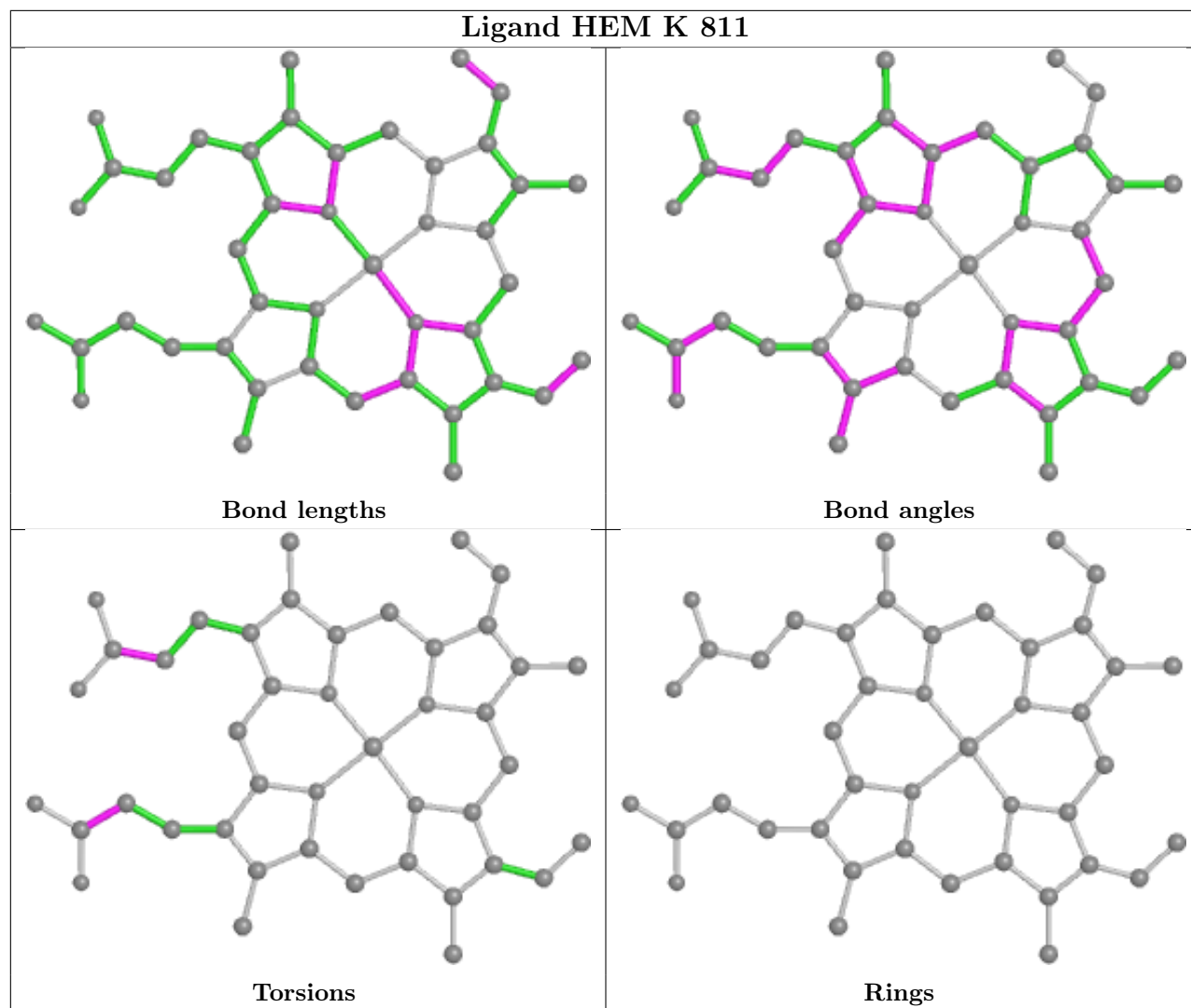


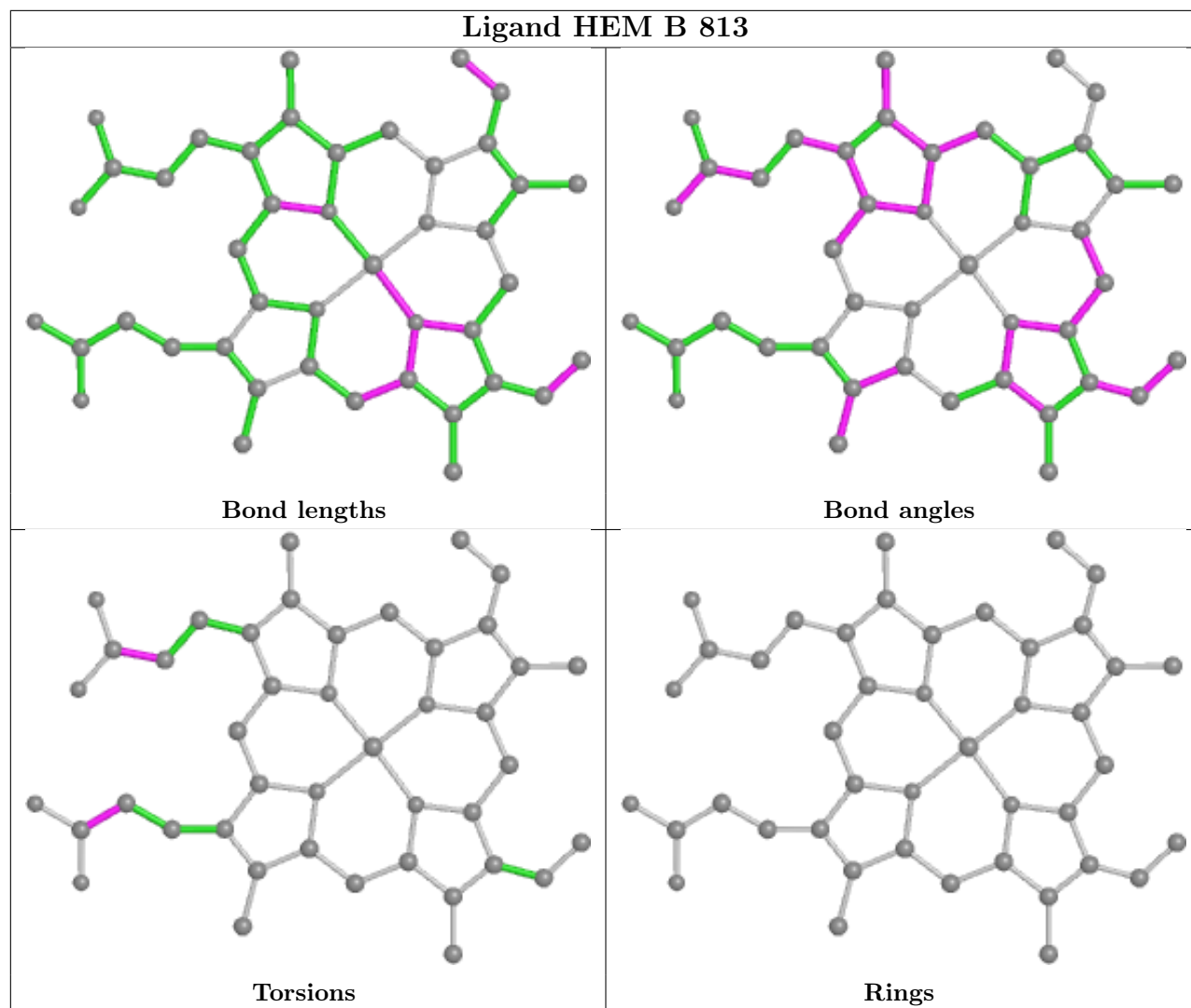


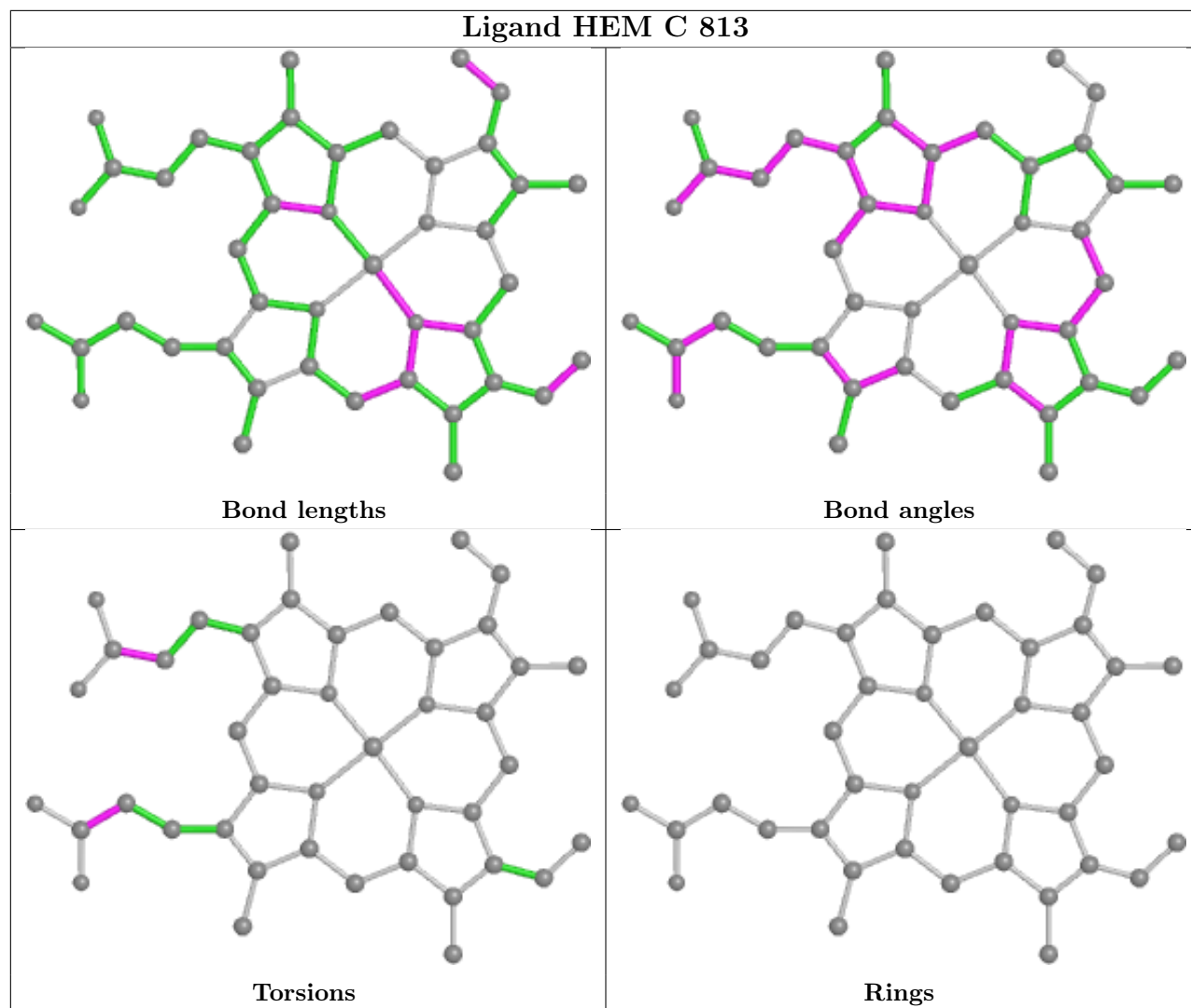


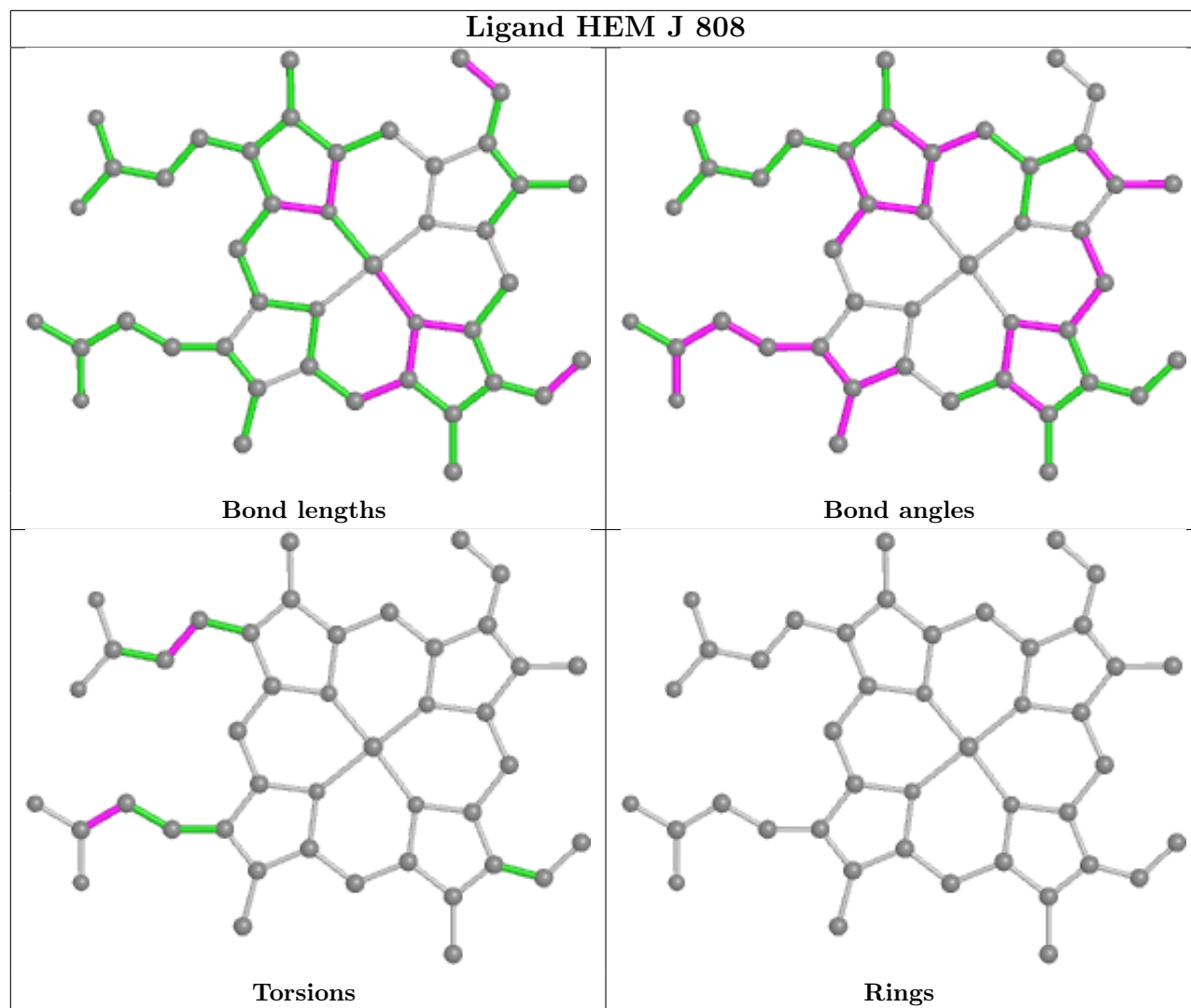


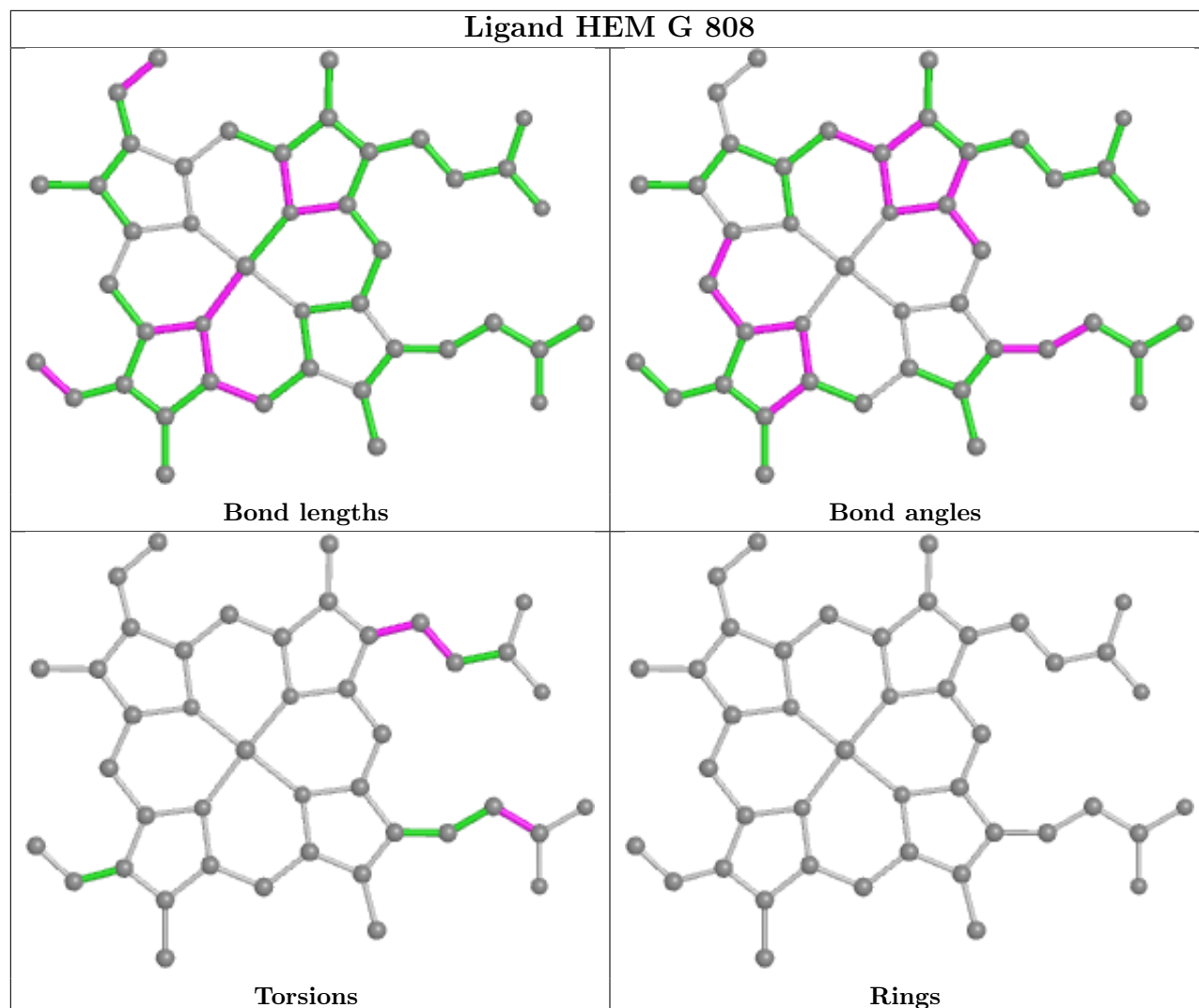


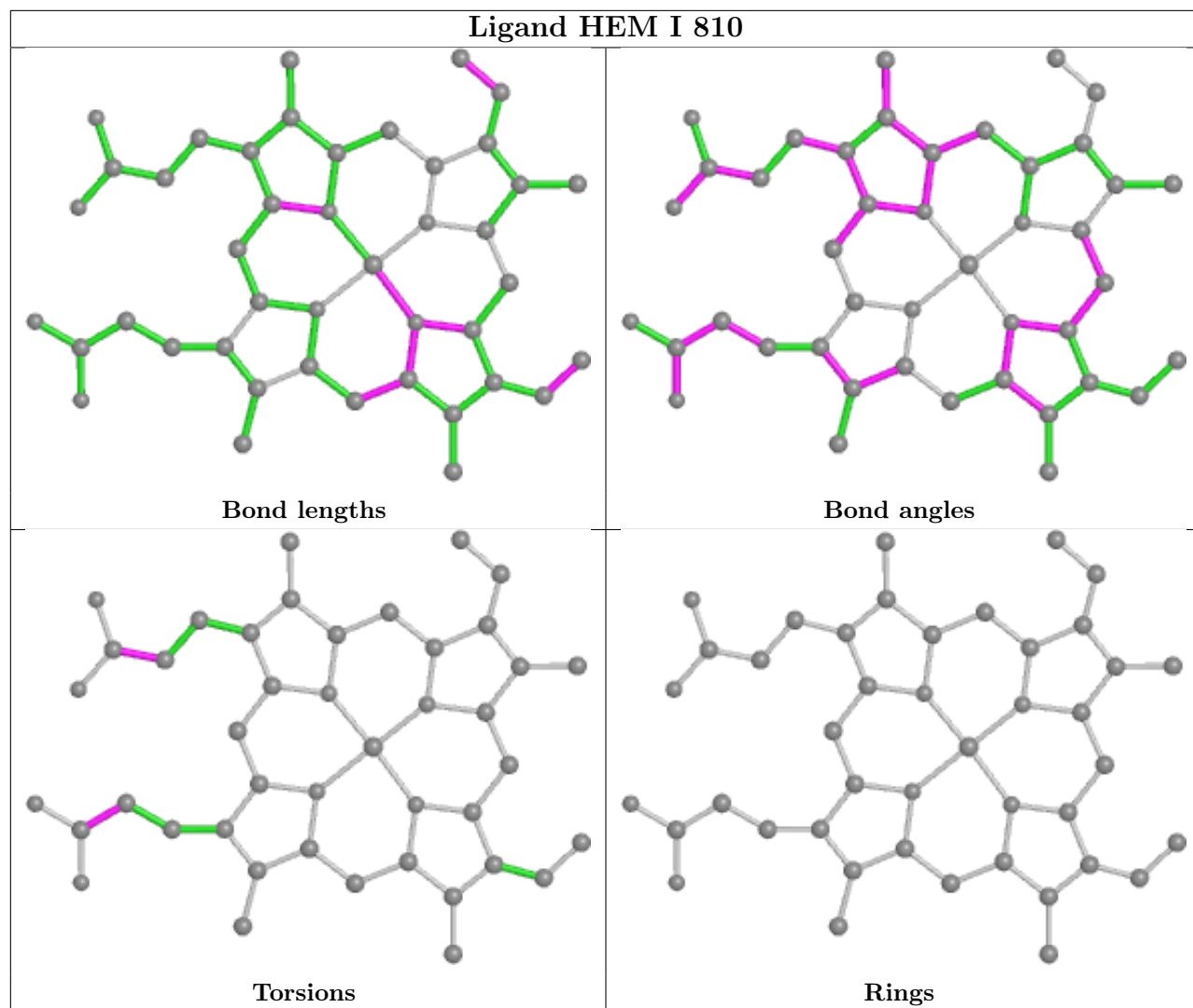


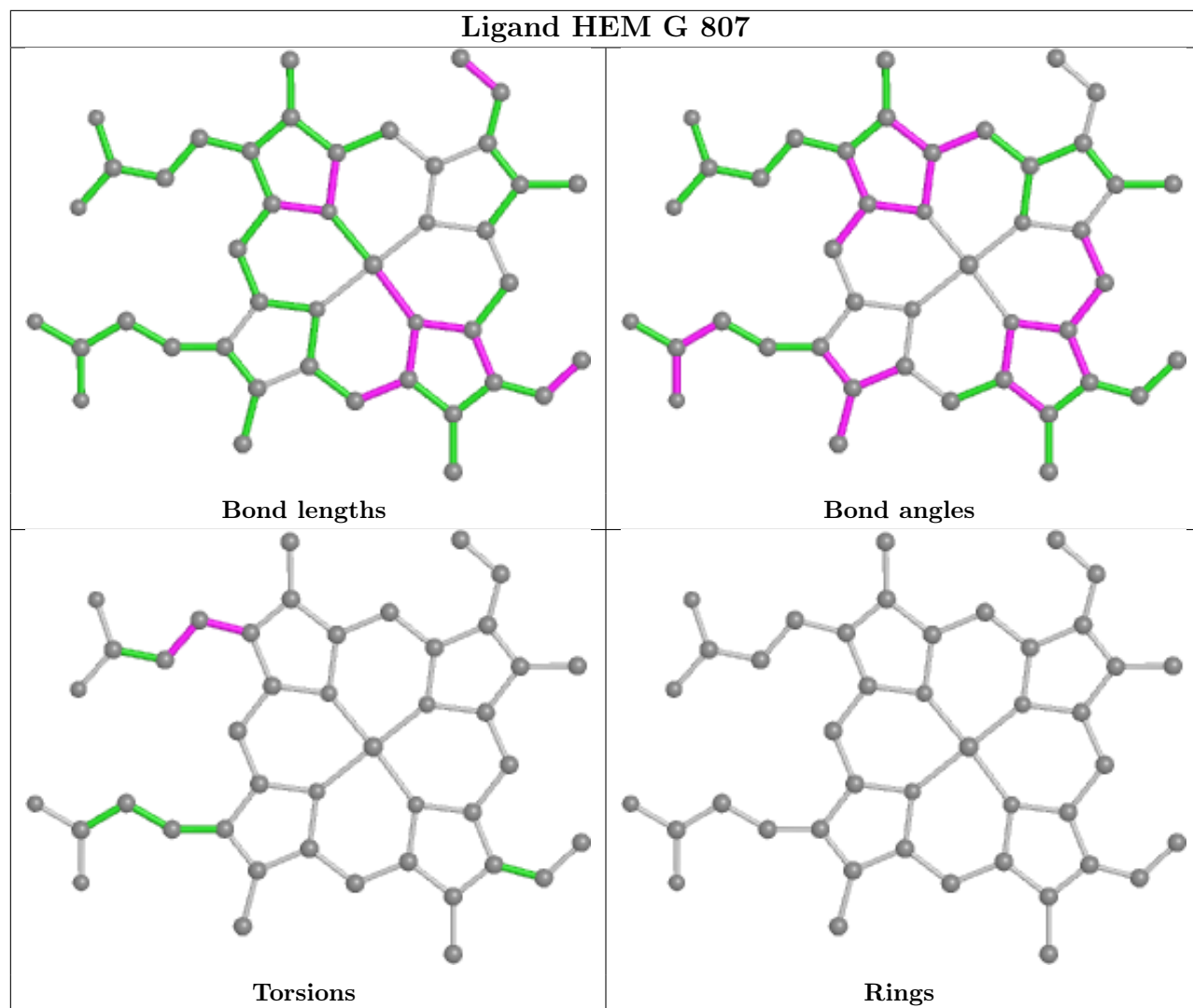


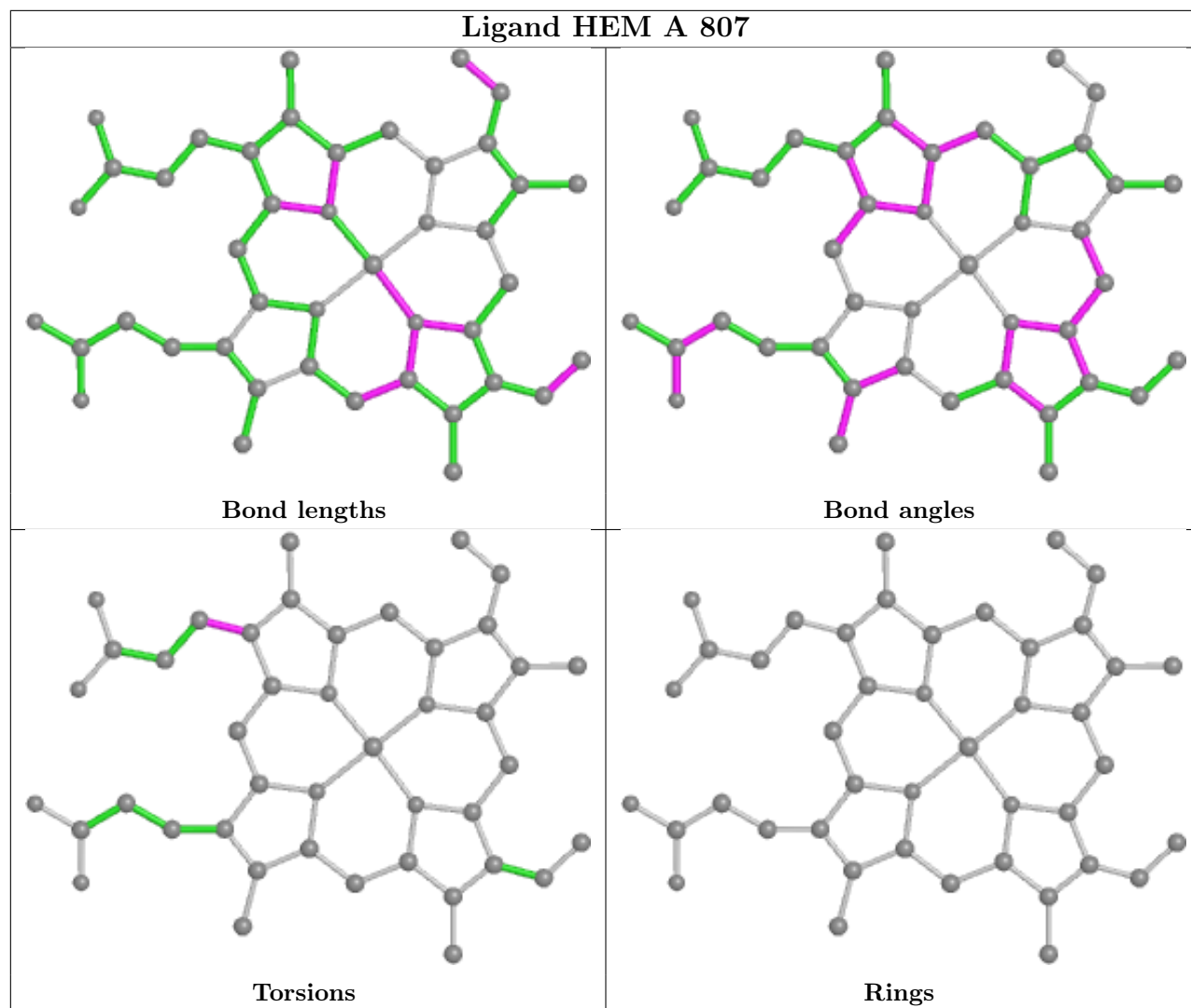


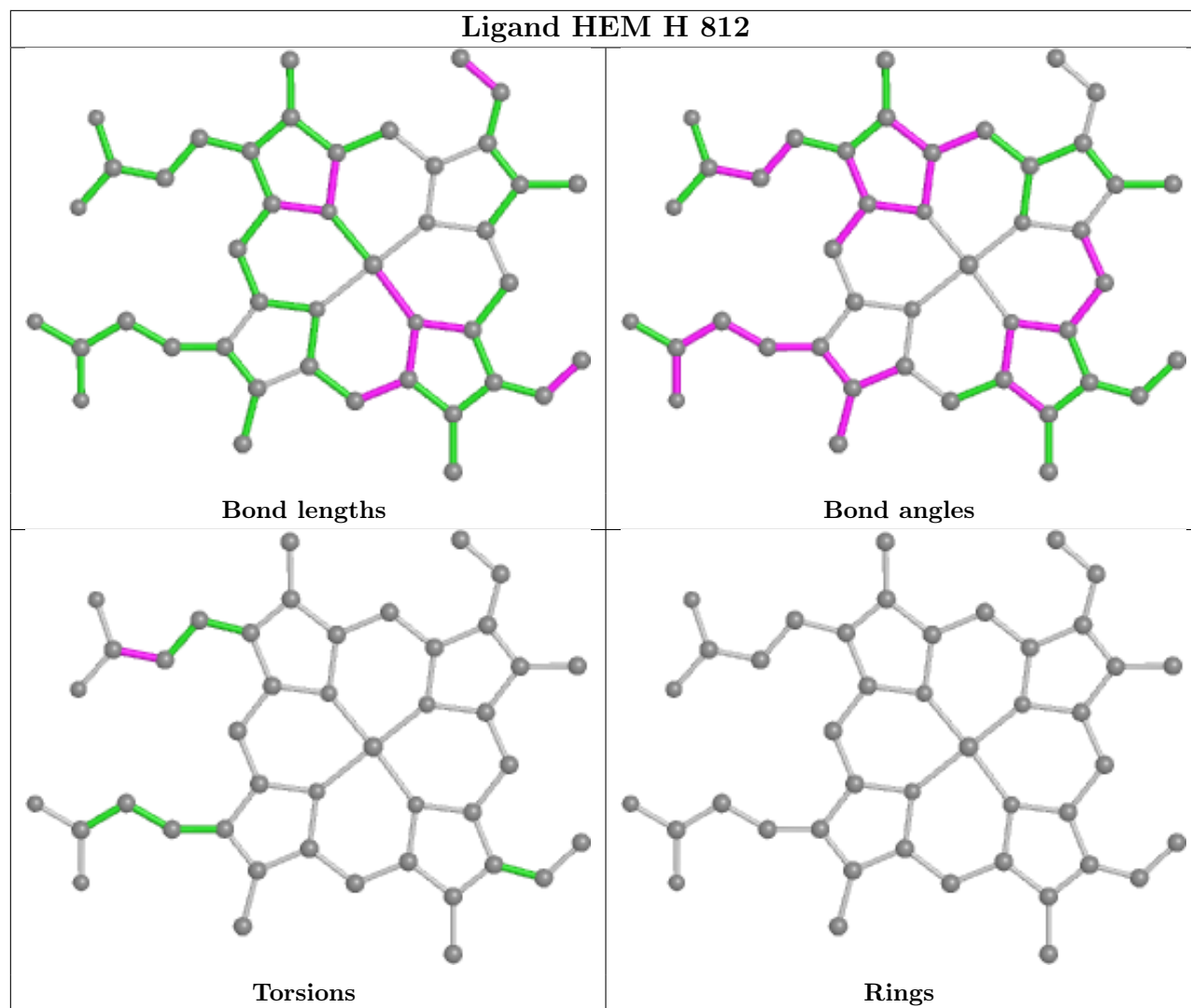


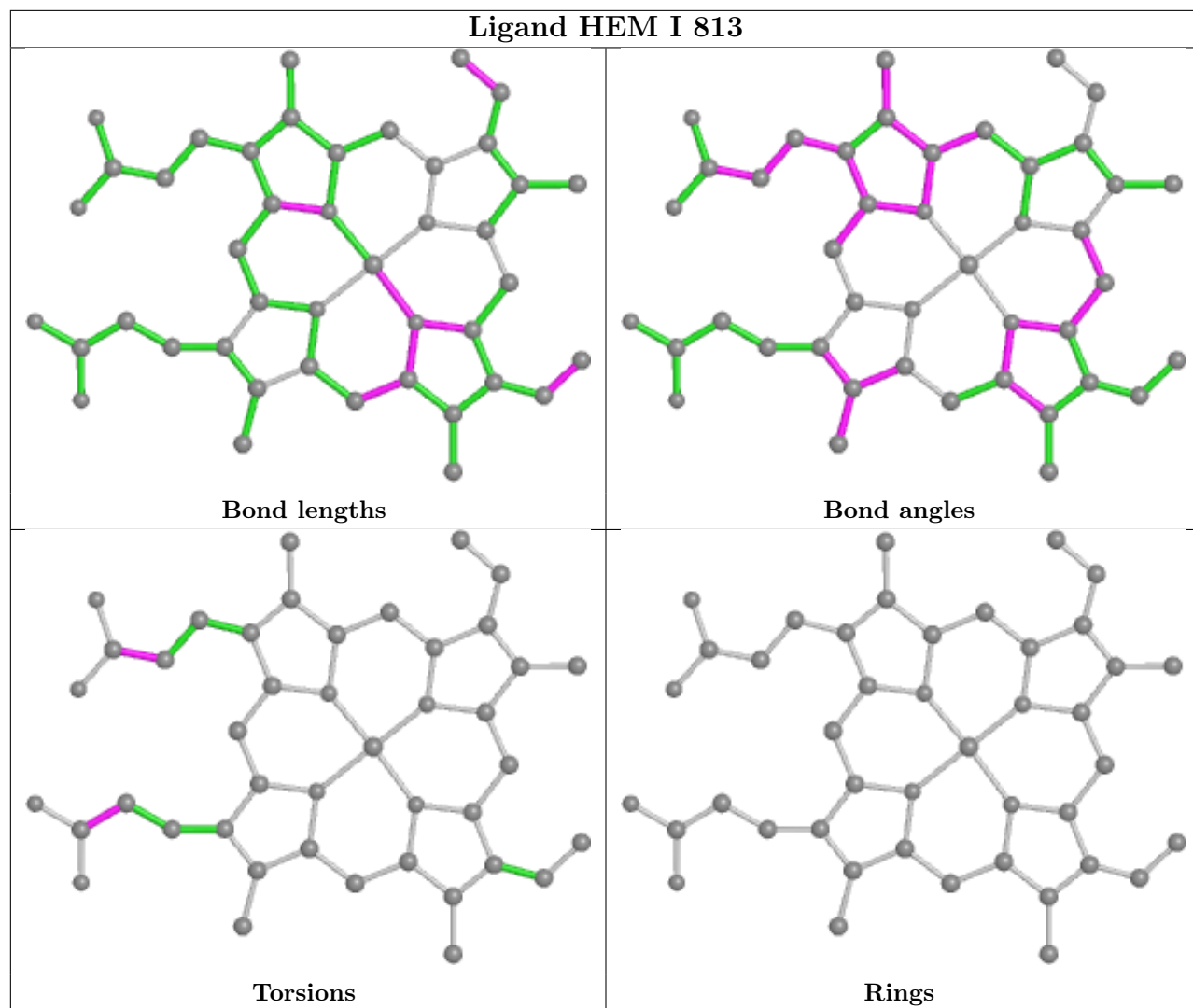


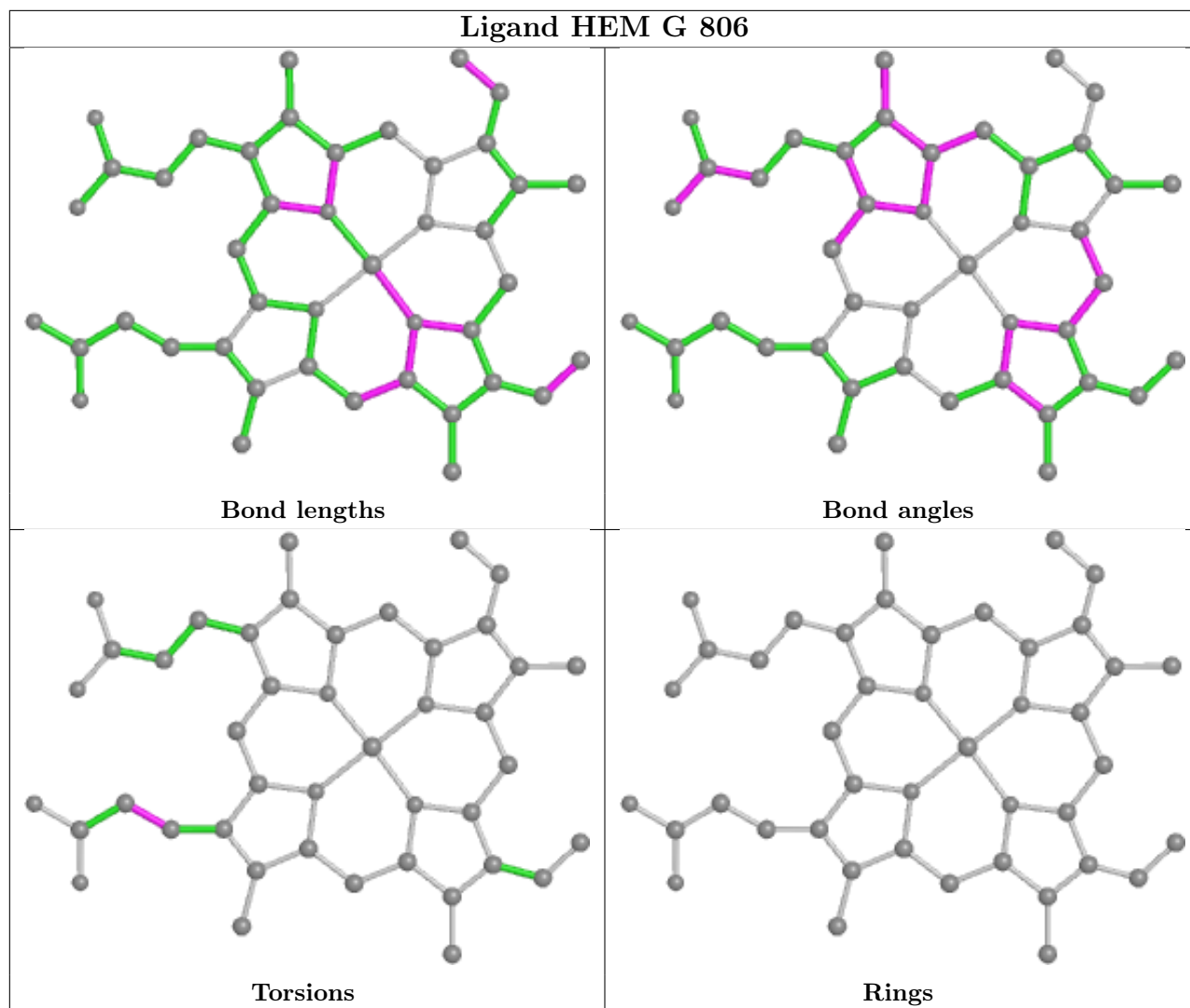


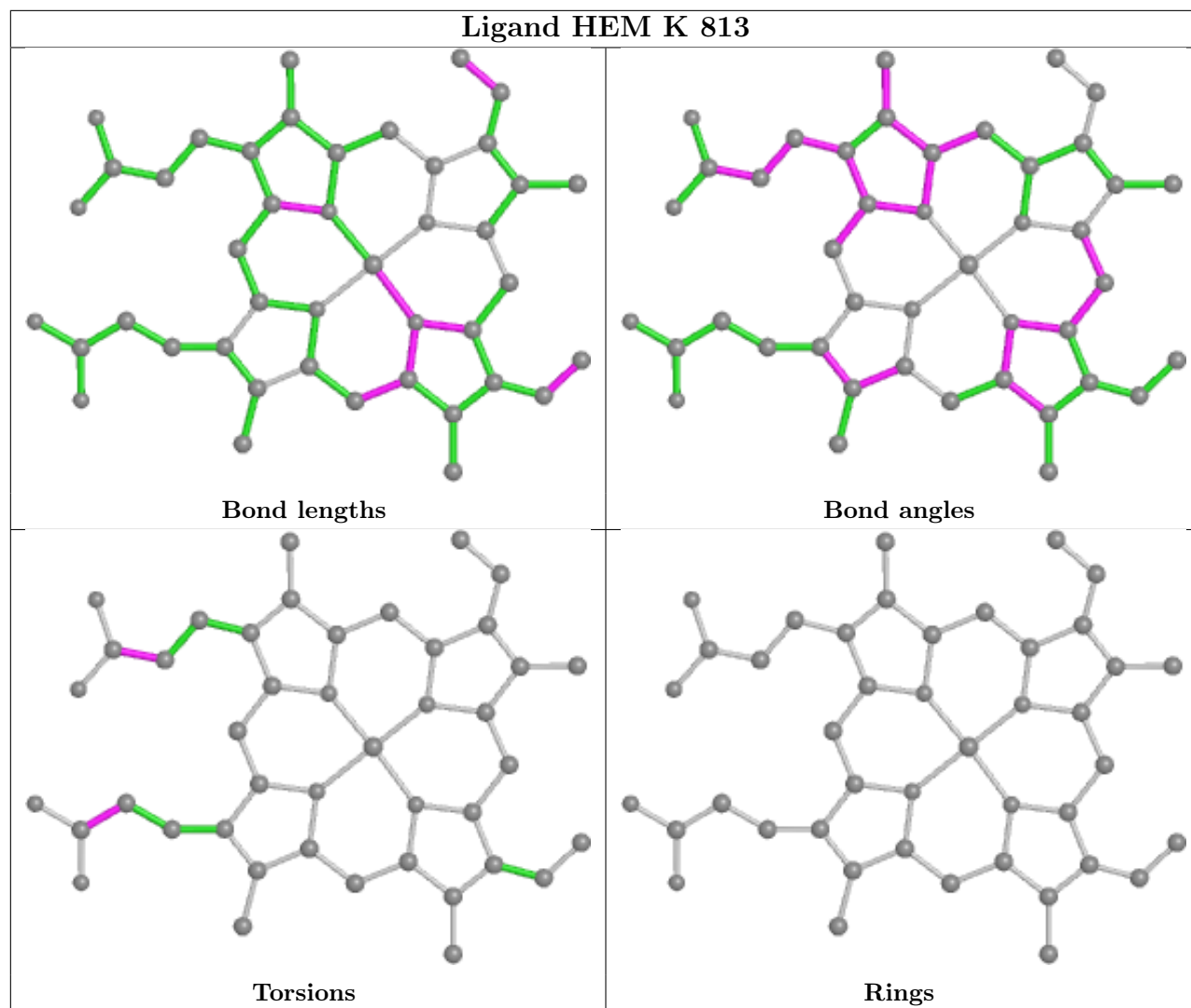


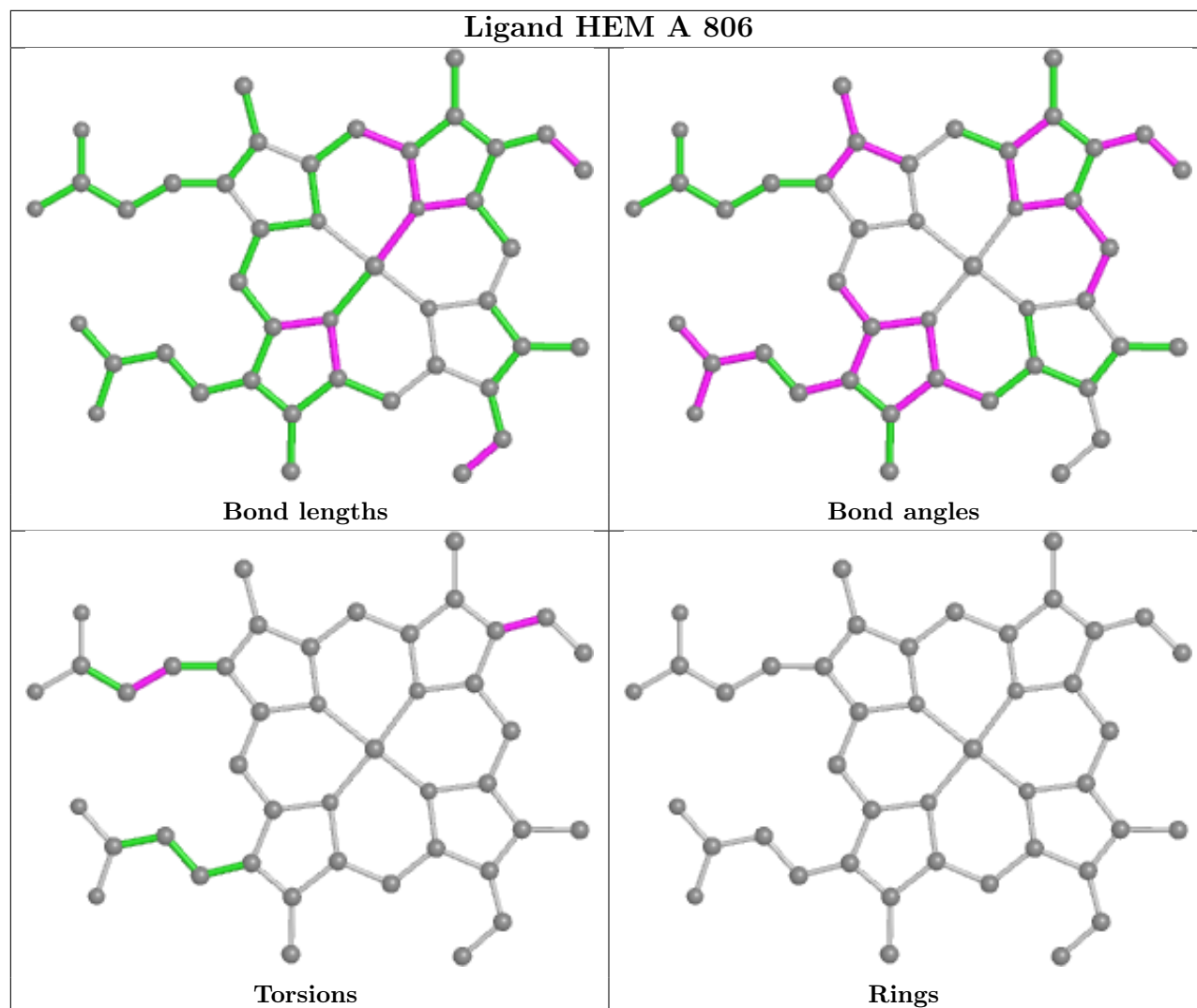


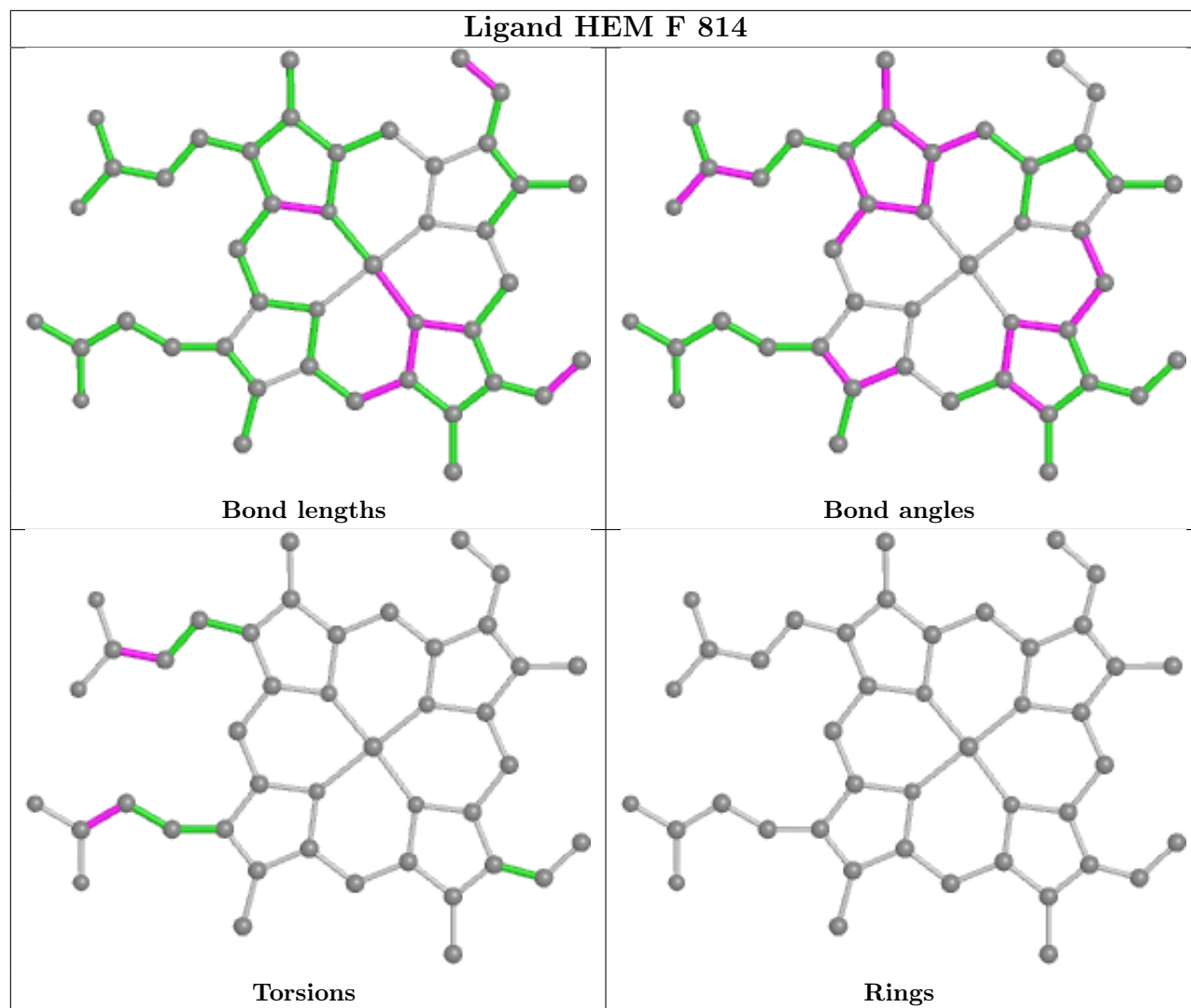


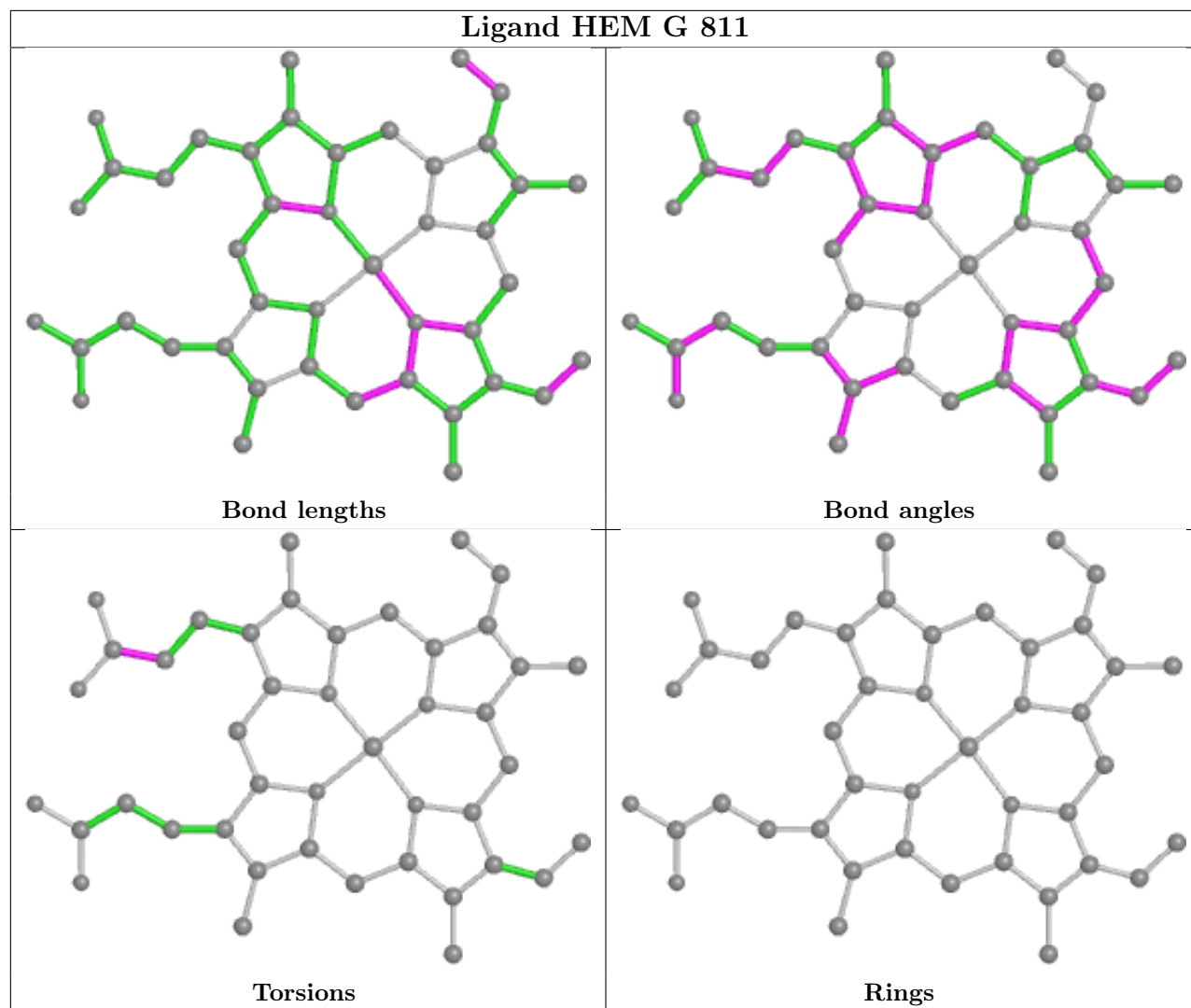


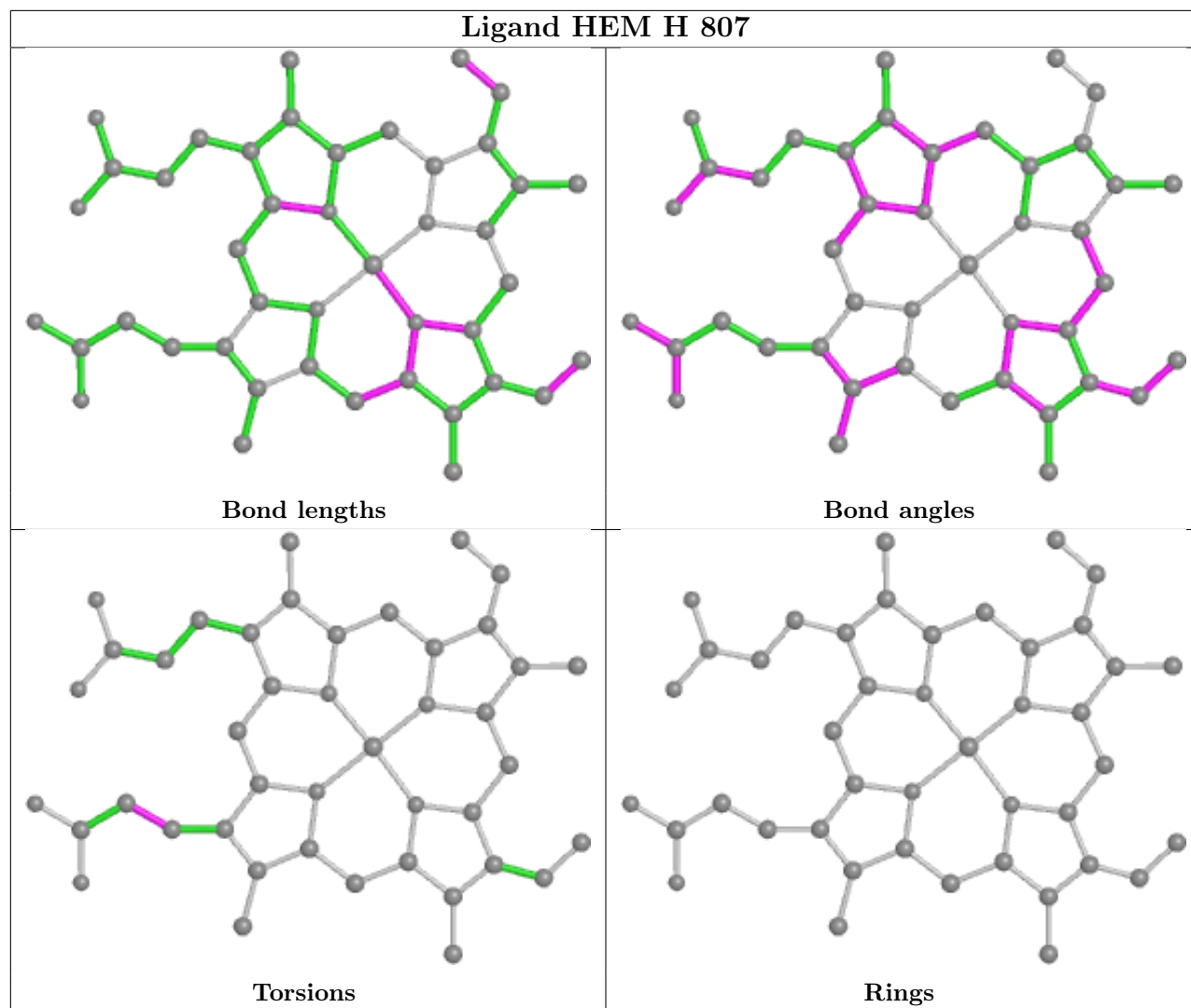


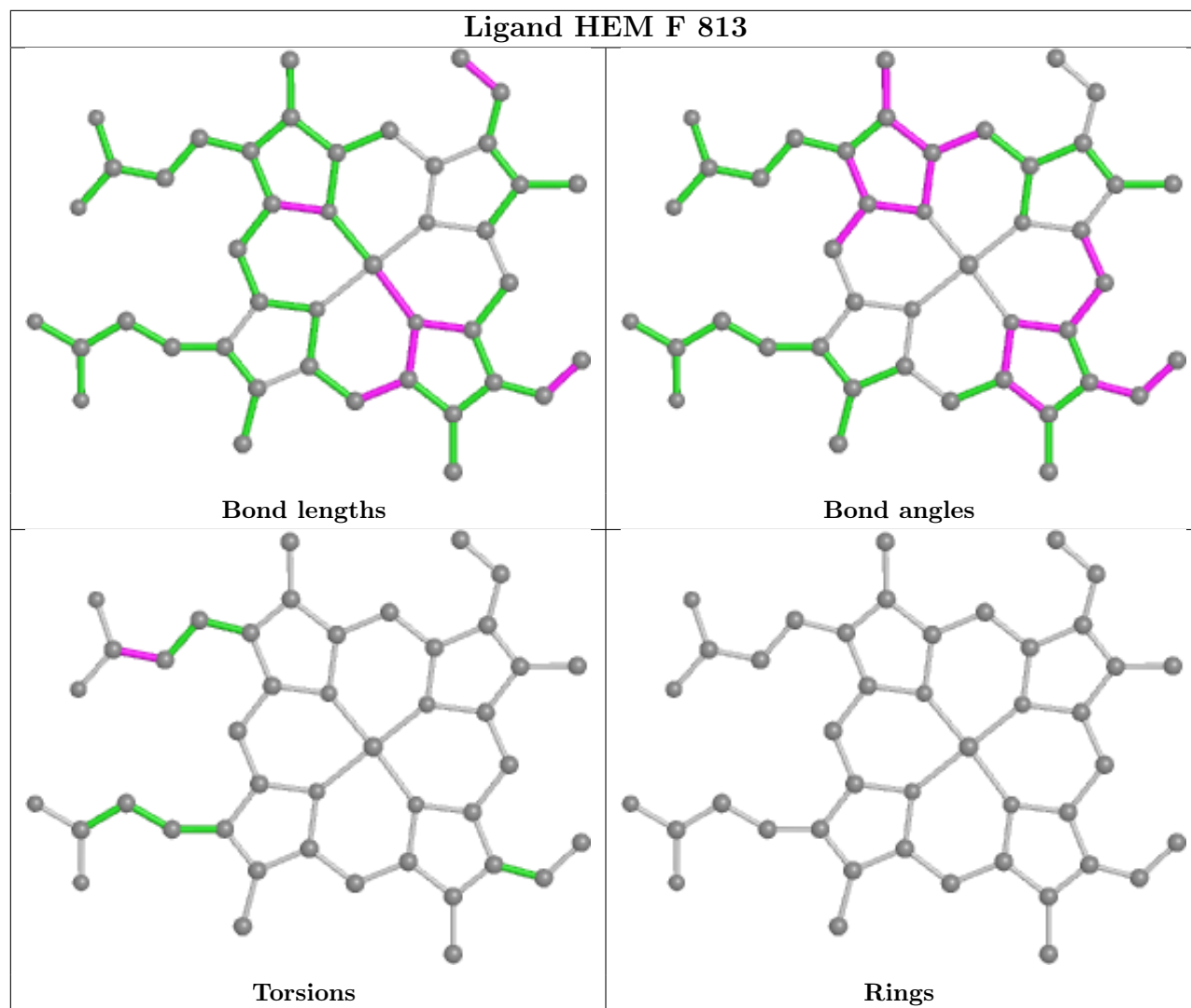


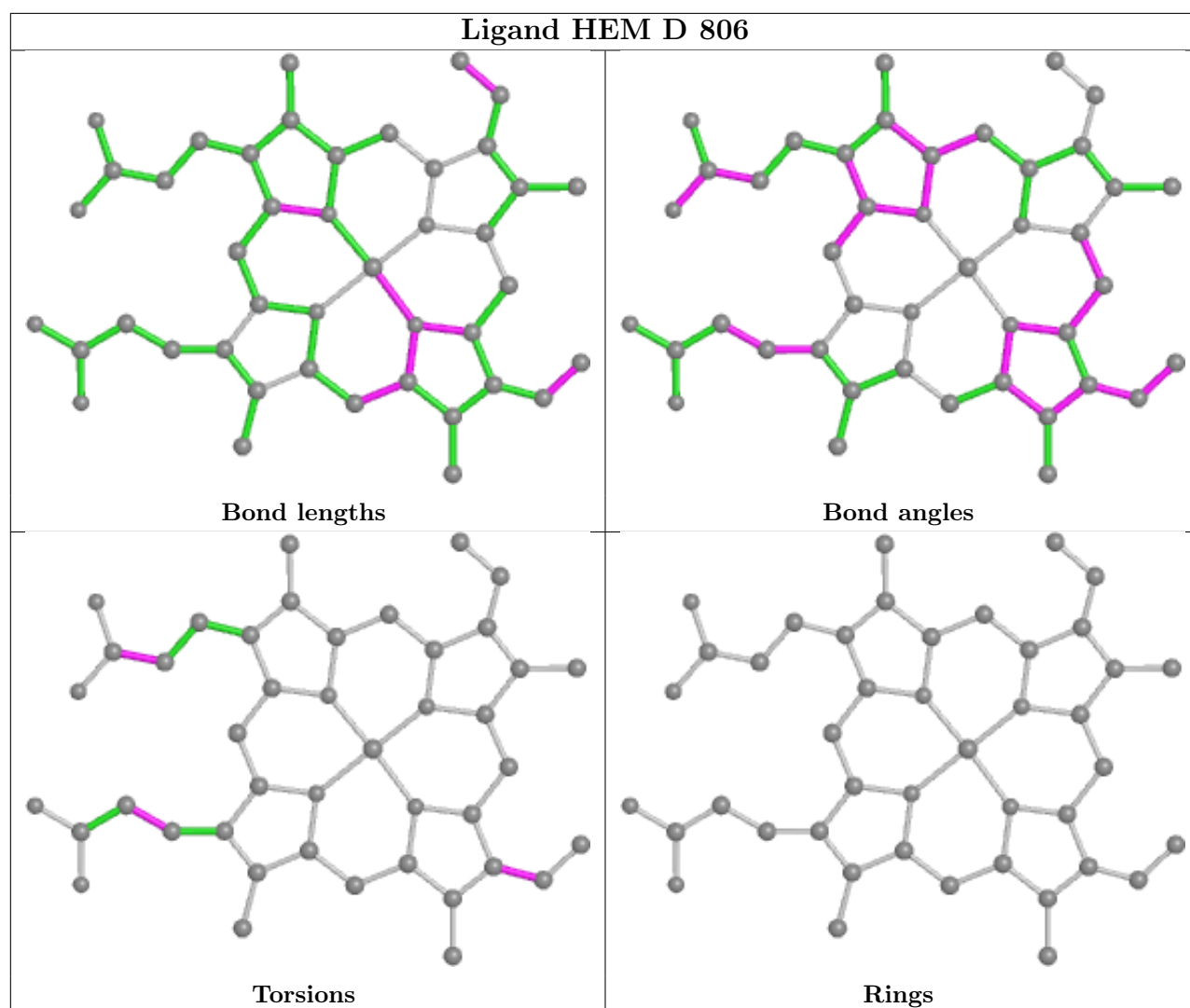












5.7 Other polymers [i](#)

There are no such residues in this entry.

5.8 Polymer linkage issues [i](#)

There are no chain breaks in this entry.

6 Fit of model and data [i](#)

6.1 Protein, DNA and RNA chains [i](#)

In the following table, the column labelled ‘#RSRZ > 2’ contains the number (and percentage) of RSRZ outliers, followed by percent RSRZ outliers for the chain as percentile scores relative to all X-ray entries and entries of similar resolution. The OWAB column contains the minimum, median, 95th percentile and maximum values of the occupancy-weighted average B-factor per residue. The column labelled ‘Q < 0.9’ lists the number of (and percentage) of residues with an average occupancy less than 0.9.

Mol	Chain	Analysed	<RSRZ>	#RSRZ>2	OWAB(Å ²)	Q<0.9
1	A	659/732 (90%)	-0.24	12 (1%) 68 66	16, 24, 45, 95	0
1	B	660/732 (90%)	-0.29	6 (0%) 84 83	20, 33, 49, 82	0
1	C	659/732 (90%)	-0.23	4 (0%) 89 88	18, 32, 54, 86	0
1	D	659/732 (90%)	-0.23	19 (2%) 51 49	21, 32, 56, 102	0
1	E	659/732 (90%)	-0.15	10 (1%) 73 72	23, 38, 59, 104	0
1	F	659/732 (90%)	-0.07	13 (1%) 65 63	21, 38, 63, 107	0
1	G	658/732 (89%)	-0.25	13 (1%) 65 63	25, 37, 57, 93	0
1	H	660/732 (90%)	-0.20	7 (1%) 80 79	25, 37, 61, 95	0
1	I	659/732 (90%)	0.02	18 (2%) 54 52	26, 39, 58, 76	0
1	J	659/732 (90%)	0.02	18 (2%) 54 52	27, 46, 69, 96	0
1	K	659/732 (90%)	-0.01	7 (1%) 80 79	25, 46, 68, 85	0
1	L	659/732 (90%)	0.39	40 (6%) 21 20	30, 51, 76, 89	0
All	All	7909/8784 (90%)	-0.10	167 (2%) 63 61	16, 37, 65, 107	0

The worst 5 of 167 RSRZ outliers are listed below:

Mol	Chain	Res	Type	RSRZ
1	J	629	VAL	7.4
1	F	629	VAL	7.3
1	A	629	VAL	6.5
1	G	379	LEU	5.2
1	H	629	VAL	5.2

6.2 Non-standard residues in protein, DNA, RNA chains [i](#)

There are no non-standard protein/DNA/RNA residues in this entry.

6.3 Carbohydrates [i](#)

There are no monosaccharides in this entry.

6.4 Ligands [i](#)

In the following table, the Atoms column lists the number of modelled atoms in the group and the number defined in the chemical component dictionary. The B-factors column lists the minimum, median, 95th percentile and maximum values of B factors of atoms in the group. The column labelled 'Q< 0.9' lists the number of atoms with occupancy less than 0.9.

Mol	Type	Chain	Res	Atoms	RSCC	RSR	B-factors(Å ²)	Q<0.9
4	BU3	K	803	6/6	0.72	0.33	56,58,59,60	0
5	ACT	K	805	4/4	0.76	0.21	58,58,58,59	0
4	BU3	K	804	6/6	0.77	0.31	74,77,78,79	0
5	ACT	H	806	4/4	0.80	0.28	59,63,64,64	0
5	ACT	D	805	4/4	0.80	0.28	59,62,62,63	0
5	ACT	B	806	4/4	0.81	0.29	46,47,48,49	0
5	ACT	A	805	4/4	0.81	0.28	47,50,50,51	0
4	BU3	C	804	6/6	0.82	0.24	48,49,49,50	0
4	BU3	H	805	6/6	0.84	0.25	49,50,51,53	0
5	ACT	E	805	4/4	0.84	0.23	58,60,61,61	0
5	ACT	J	805	4/4	0.85	0.26	62,62,62,63	0
4	BU3	F	805	6/6	0.85	0.30	58,60,61,62	0
7	SO2	I	802	3/3	0.85	0.18	63,63,64,71	0
4	BU3	D	803	6/6	0.86	0.28	50,54,54,55	0
4	BU3	L	803	6/6	0.86	0.33	57,58,58,60	0
4	BU3	E	804	6/6	0.86	0.30	77,79,79,79	0
4	BU3	J	804	6/6	0.86	0.21	64,65,66,66	0
5	ACT	L	805	4/4	0.86	0.34	61,63,63,64	0
4	BU3	F	803	6/6	0.86	0.26	49,50,50,50	0
4	BU3	C	803	6/6	0.87	0.33	52,53,54,55	0
4	BU3	I	804	6/6	0.87	0.29	60,61,62,62	0
4	BU3	J	803	6/6	0.87	0.33	55,57,58,58	0
4	BU3	A	804	6/6	0.87	0.20	40,41,42,43	0
5	ACT	C	805	4/4	0.87	0.25	58,59,61,61	0
4	BU3	H	803	6/6	0.87	0.29	62,63,64,65	0
3	SX	B	802	2/2	0.88	0.18	51,51,51,52	0
4	BU3	B	803	6/6	0.88	0.29	50,51,52,52	0
4	BU3	A	803	6/6	0.89	0.34	47,47,48,48	0
4	BU3	L	804	6/6	0.89	0.18	69,70,70,72	0
4	BU3	B	805	6/6	0.89	0.26	55,59,59,60	0
5	ACT	G	805	4/4	0.89	0.20	51,51,52,52	0
3	SX	E	802	2/2	0.89	0.16	66,66,66,68	0

Continued on next page...

Continued from previous page...

Mol	Type	Chain	Res	Atoms	RSCC	RSR	B-factors(\AA^2)	Q<0.9
4	BU3	B	804	6/6	0.90	0.22	50,52,53,53	0
4	BU3	I	803	6/6	0.90	0.44	48,50,51,51	0
3	SX	H	802	2/2	0.90	0.14	58,58,58,61	0
3	SX	C	802	2/2	0.90	0.16	55,55,55,56	0
4	BU3	H	804	6/6	0.90	0.18	61,62,62,64	0
4	BU3	G	803	6/6	0.91	0.29	49,50,51,52	0
4	BU3	E	803	6/6	0.92	0.29	50,51,54,55	0
5	ACT	F	806	4/4	0.92	0.19	54,56,56,56	0
4	BU3	F	804	6/6	0.93	0.15	62,63,64,65	0
2	CU1	J	801	1/1	0.94	0.08	51,51,51,51	0
5	ACT	I	805	4/4	0.94	0.24	50,50,52,52	0
3	SX	K	802	2/2	0.94	0.13	67,67,67,71	0
4	BU3	D	804	6/6	0.94	0.13	45,46,47,47	0
2	CU1	L	801	1/1	0.94	0.06	55,55,55,55	0
3	SX	A	802	2/2	0.94	0.10	45,45,45,50	2
6	HEM	L	813	43/43	0.94	0.17	46,48,58,65	0
4	BU3	G	804	6/6	0.94	0.18	58,59,61,61	0
6	HEM	K	813	43/43	0.95	0.13	39,41,52,55	0
3	SX	F	802	2/2	0.95	0.16	69,69,69,73	0
6	HEM	I	813	43/43	0.95	0.14	33,35,46,49	0
6	HEM	E	813	43/43	0.96	0.14	30,32,44,55	0
6	HEM	F	812	43/43	0.96	0.12	21,23,32,42	0
6	HEM	H	812	43/43	0.96	0.12	23,26,35,43	0
6	HEM	I	809	43/43	0.96	0.21	26,27,30,32	0
6	HEM	I	810	43/43	0.96	0.15	24,26,30,35	0
6	HEM	I	811	43/43	0.96	0.13	25,26,35,43	0
2	CU1	E	801	1/1	0.96	0.08	37,37,37,37	0
6	HEM	J	807	43/43	0.96	0.12	34,36,38,39	0
6	HEM	J	811	43/43	0.96	0.12	29,31,41,51	0
6	HEM	K	812	43/43	0.96	0.11	31,34,36,37	0
3	SX	J	802	2/2	0.96	0.10	57,57,57,62	0
6	HEM	L	810	43/43	0.96	0.17	31,32,39,43	0
6	HEM	L	811	43/43	0.96	0.12	34,37,45,49	0
6	HEM	L	812	43/43	0.96	0.14	37,39,41,42	0
6	HEM	B	814	43/43	0.96	0.15	29,31,43,46	0
6	HEM	G	813	43/43	0.96	0.11	28,31,38,45	0
7	SO2	A	814	3/3	0.96	0.12	16,16,16,16	3
6	HEM	C	813	43/43	0.96	0.14	30,32,45,50	0
6	HEM	D	808	43/43	0.97	0.12	25,27,31,35	0
6	HEM	D	810	43/43	0.97	0.12	21,22,25,28	0
6	HEM	D	811	43/43	0.97	0.13	21,23,33,42	0
6	HEM	D	813	43/43	0.97	0.12	25,26,34,36	0

Continued on next page...

Continued from previous page...

Mol	Type	Chain	Res	Atoms	RSCC	RSR	B-factors(\AA^2)	Q<0.9
6	HEM	E	807	43/43	0.97	0.17	28,29,31,33	0
6	HEM	E	808	43/43	0.97	0.18	23,24,25,27	0
6	HEM	E	809	43/43	0.97	0.17	24,25,26,26	0
6	HEM	E	810	43/43	0.97	0.14	24,25,29,34	0
6	HEM	E	811	43/43	0.97	0.11	27,29,36,43	0
6	HEM	E	812	43/43	0.97	0.11	26,28,31,32	0
2	CU1	D	801	1/1	0.97	0.10	33,33,33,33	0
6	HEM	F	807	43/43	0.97	0.20	25,29,32,33	0
6	HEM	F	808	43/43	0.97	0.13	25,28,32,35	0
6	HEM	F	809	43/43	0.97	0.19	28,29,30,31	0
6	HEM	A	806	43/43	0.97	0.14	19,20,21,21	0
6	HEM	F	813	43/43	0.97	0.10	21,23,24,26	0
6	HEM	F	814	43/43	0.97	0.13	24,26,34,39	0
6	HEM	H	807	43/43	0.97	0.18	32,33,35,36	0
6	HEM	H	808	43/43	0.97	0.11	24,29,31,33	0
6	HEM	H	809	43/43	0.97	0.16	29,31,34,39	0
6	HEM	H	810	43/43	0.97	0.12	28,30,31,32	0
6	HEM	H	811	43/43	0.97	0.13	25,27,30,33	0
6	HEM	A	807	43/43	0.97	0.14	16,16,17,17	0
6	HEM	H	813	43/43	0.97	0.11	26,27,28,29	0
6	HEM	H	814	43/43	0.97	0.12	25,26,36,40	0
6	HEM	I	806	43/43	0.97	0.16	27,30,32,32	0
6	HEM	I	807	43/43	0.97	0.15	29,32,33,34	0
6	HEM	I	808	43/43	0.97	0.21	27,28,30,30	0
6	HEM	A	810	43/43	0.97	0.14	16,17,21,24	0
6	HEM	A	811	43/43	0.97	0.14	19,20,28,33	0
6	HEM	A	812	43/43	0.97	0.13	18,19,22,25	0
6	HEM	I	812	43/43	0.97	0.11	27,28,31,33	0
6	HEM	A	813	43/43	0.97	0.13	21,23,31,34	0
6	HEM	J	806	43/43	0.97	0.14	28,30,32,34	0
6	HEM	B	807	43/43	0.97	0.14	21,22,23,24	0
6	HEM	J	808	43/43	0.97	0.13	27,28,29,30	0
6	HEM	J	810	43/43	0.97	0.13	26,28,33,37	0
6	HEM	B	811	43/43	0.97	0.15	21,22,28,34	0
6	HEM	J	812	43/43	0.97	0.10	34,36,37,39	0
6	HEM	J	813	43/43	0.97	0.14	37,40,53,62	0
6	HEM	K	806	43/43	0.97	0.18	26,28,31,32	0
6	HEM	K	807	43/43	0.97	0.14	38,41,45,49	0
6	HEM	K	808	43/43	0.97	0.14	27,27,29,31	0
6	HEM	K	809	43/43	0.97	0.13	28,31,34,35	0
6	HEM	K	810	43/43	0.97	0.12	27,29,33,37	0
6	HEM	K	811	43/43	0.97	0.12	27,30,39,47	0

Continued on next page...

Continued from previous page...

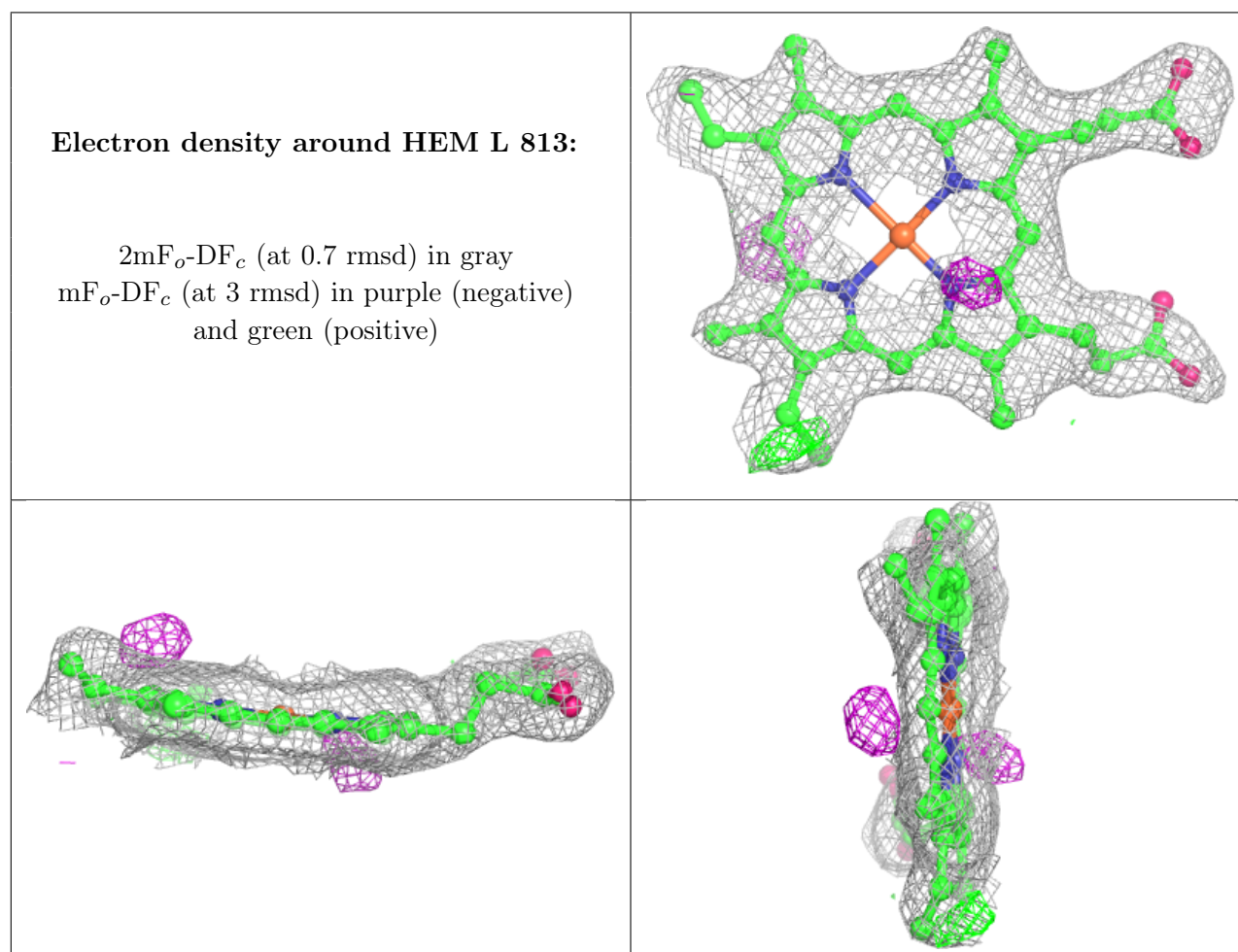
Mol	Type	Chain	Res	Atoms	RSCC	RSR	B-factors(Å ²)	Q<0.9
6	HEM	B	812	43/43	0.97	0.14	23,24,33,43	0
6	HEM	B	813	43/43	0.97	0.12	24,26,29,30	0
6	HEM	L	806	43/43	0.97	0.14	24,30,33,34	0
6	HEM	L	807	43/43	0.97	0.20	37,39,42,44	0
6	HEM	L	808	43/43	0.97	0.16	31,33,35,38	0
6	HEM	L	809	43/43	0.97	0.20	32,34,38,40	0
2	CU1	C	801	1/1	0.97	0.07	31,31,31,31	0
6	HEM	C	810	43/43	0.97	0.14	20,21,24,28	0
6	HEM	C	811	43/43	0.97	0.12	24,26,36,46	0
6	HEM	C	812	43/43	0.97	0.11	23,25,28,31	0
6	HEM	G	806	43/43	0.97	0.12	27,28,29,29	0
6	HEM	G	808	43/43	0.97	0.13	25,26,28,30	0
6	HEM	G	809	43/43	0.97	0.14	24,27,28,28	0
6	HEM	G	810	43/43	0.97	0.12	24,24,29,31	0
6	HEM	G	811	43/43	0.97	0.12	28,31,43,49	0
6	HEM	G	812	43/43	0.97	0.10	26,28,32,33	0
2	CU1	H	801	1/1	0.97	0.17	45,45,45,45	0
6	HEM	D	806	43/43	0.97	0.12	28,30,32,33	0
7	SO2	D	802	3/3	0.97	0.09	51,51,53,54	0
6	HEM	D	807	43/43	0.97	0.11	21,22,24,25	0
7	SO2	G	814	3/3	0.97	0.15	74,74,74,76	3
6	HEM	C	809	43/43	0.98	0.16	18,20,21,21	0
2	CU1	F	801	1/1	0.98	0.12	38,38,38,38	0
2	CU1	K	801	1/1	0.98	0.14	53,53,53,53	0
2	CU1	B	801	1/1	0.98	0.08	35,35,35,35	0
2	CU1	G	801	1/1	0.98	0.12	34,34,34,34	0
6	HEM	B	808	43/43	0.98	0.14	24,25,26,28	0
6	HEM	F	810	43/43	0.98	0.15	25,27,27,27	0
6	HEM	F	811	43/43	0.98	0.14	21,22,26,31	0
6	HEM	B	809	43/43	0.98	0.16	20,22,23,27	0
6	HEM	B	810	43/43	0.98	0.15	20,23,25,27	0
6	HEM	J	809	43/43	0.98	0.13	29,31,33,35	0
6	HEM	G	807	43/43	0.98	0.11	25,26,28,29	0
6	HEM	D	809	43/43	0.98	0.12	21,22,23,25	0
3	SX	L	802	2/2	0.98	0.15	65,65,65,68	0
6	HEM	A	808	43/43	0.98	0.16	17,18,20,23	0
6	HEM	D	812	43/43	0.98	0.12	20,22,24,27	0
6	HEM	A	809	43/43	0.98	0.16	14,15,17,19	0
6	HEM	E	806	43/43	0.98	0.16	23,24,26,26	0
3	SX	G	802	2/2	0.98	0.13	31,31,31,32	2
6	HEM	C	806	43/43	0.98	0.15	16,17,18,19	0
6	HEM	C	807	43/43	0.98	0.17	21,23,23,24	0

Continued on next page...

Continued from previous page...

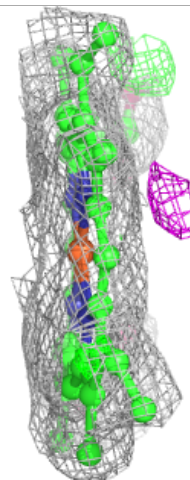
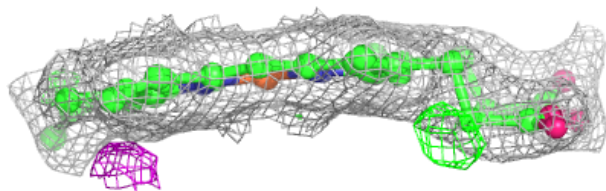
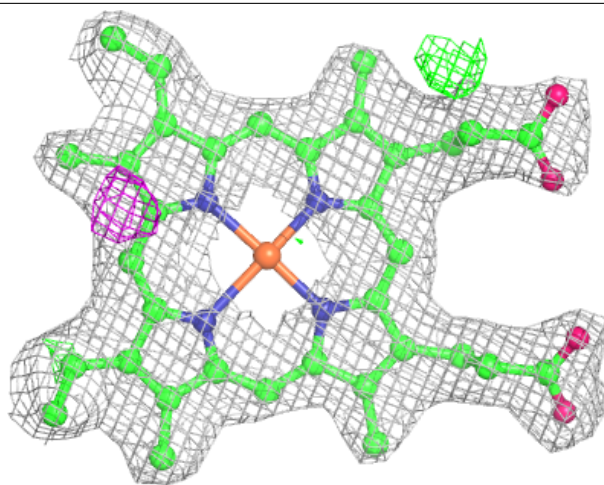
Mol	Type	Chain	Res	Atoms	RSCC	RSR	B-factors(\AA^2)	Q<0.9
6	HEM	C	808	43/43	0.98	0.16	18,19,21,23	0
2	CU1	I	801	1/1	0.99	0.10	39,39,39,39	0
2	CU1	A	801	1/1	0.99	0.08	26,26,26,26	0

The following is a graphical depiction of the model fit to experimental electron density of all instances of the Ligand of Interest. In addition, ligands with molecular weight > 250 and outliers as shown on the geometry validation Tables will also be included. Each fit is shown from different orientation to approximate a three-dimensional view.



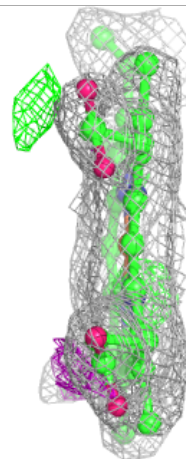
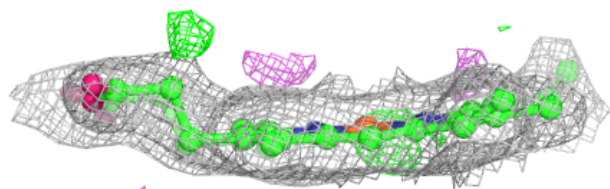
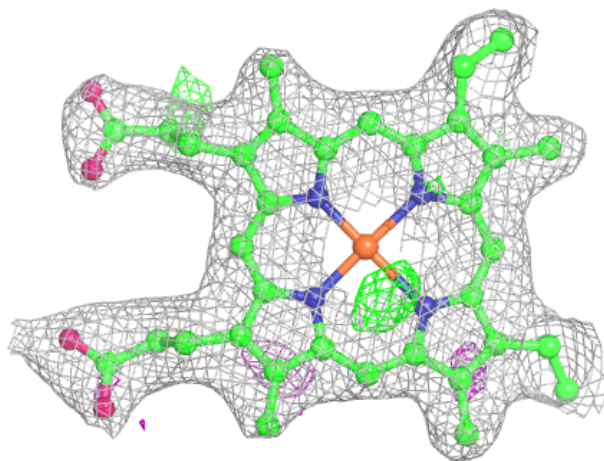
Electron density around HEM K 813:

$2mF_o-DF_c$ (at 0.7 rmsd) in gray
 mF_o-DF_c (at 3 rmsd) in purple (negative)
and green (positive)



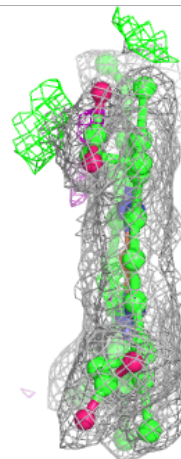
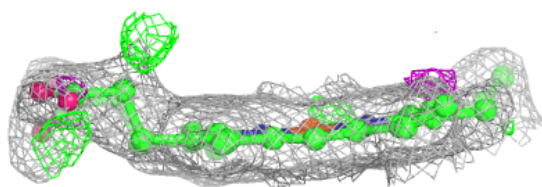
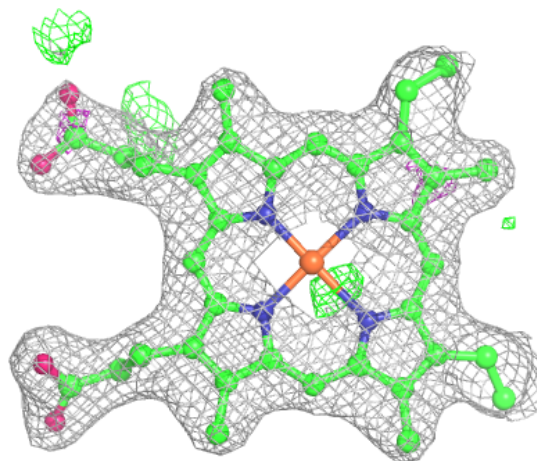
Electron density around HEM I 813:

$2mF_o-DF_c$ (at 0.7 rmsd) in gray
 mF_o-DF_c (at 3 rmsd) in purple (negative)
and green (positive)



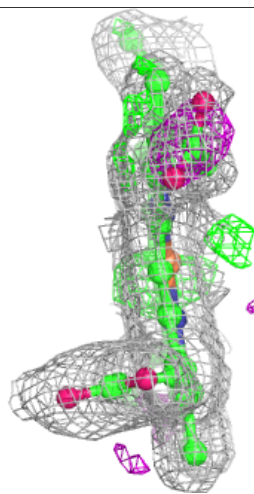
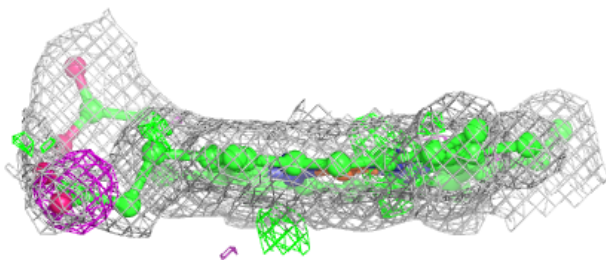
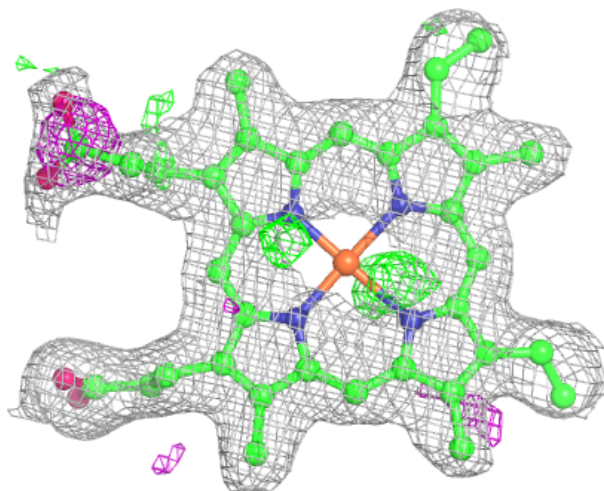
Electron density around HEM E 813:

$2mF_o-DF_c$ (at 0.7 rmsd) in gray
 mF_o-DF_c (at 3 rmsd) in purple (negative)
and green (positive)



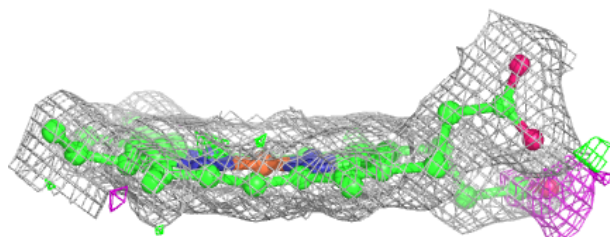
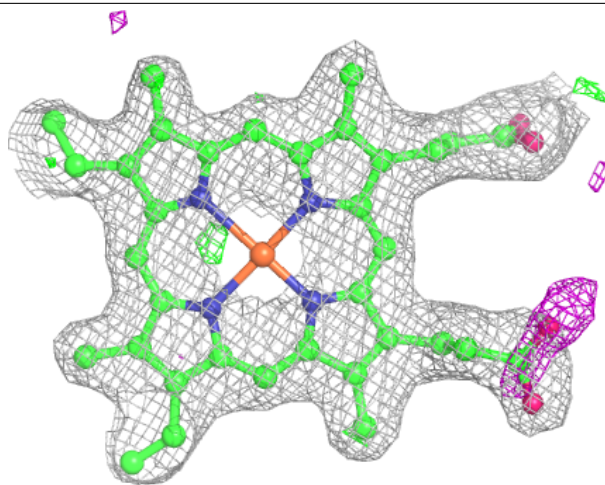
Electron density around HEM F 812:

$2mF_o-DF_c$ (at 0.7 rmsd) in gray
 mF_o-DF_c (at 3 rmsd) in purple (negative)
and green (positive)



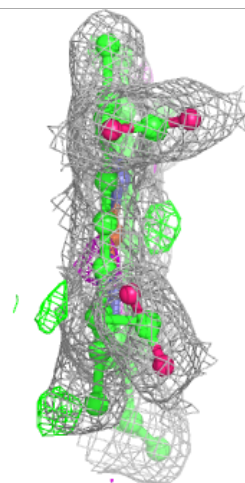
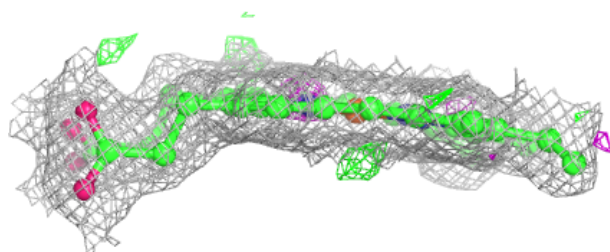
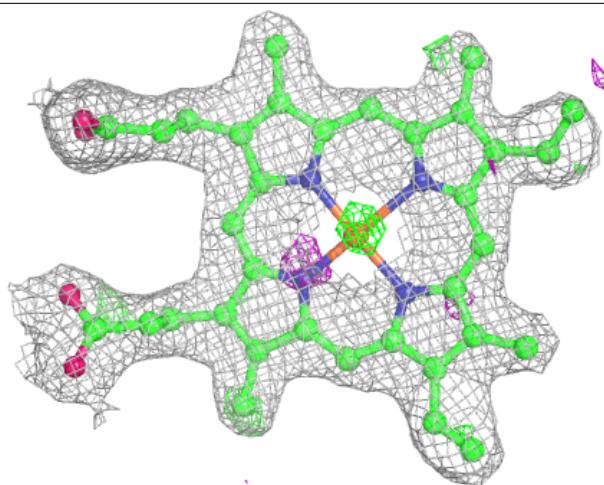
Electron density around HEM H 812:

$2mF_o-DF_c$ (at 0.7 rmsd) in gray
 mF_o-DF_c (at 3 rmsd) in purple (negative)
and green (positive)



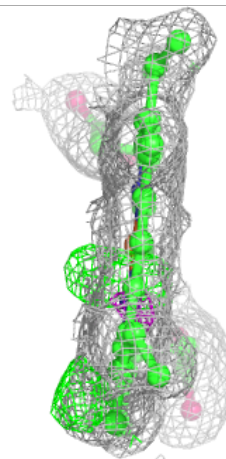
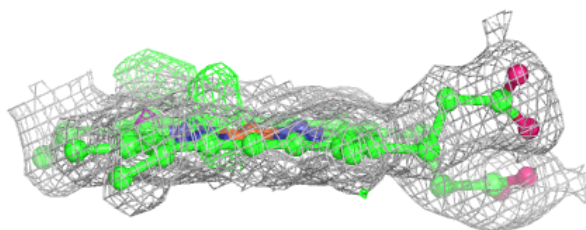
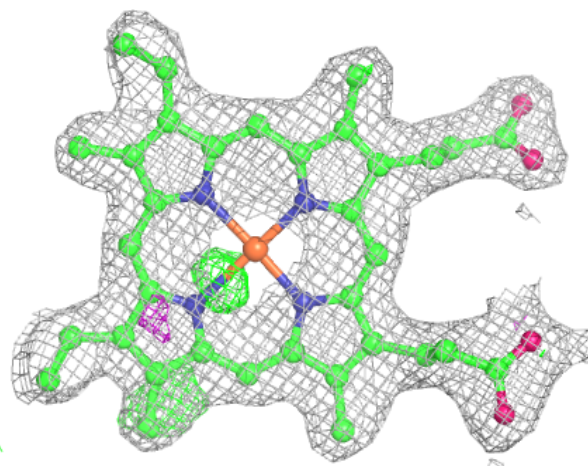
Electron density around HEM I 809:

$2mF_o-DF_c$ (at 0.7 rmsd) in gray
 mF_o-DF_c (at 3 rmsd) in purple (negative)
and green (positive)



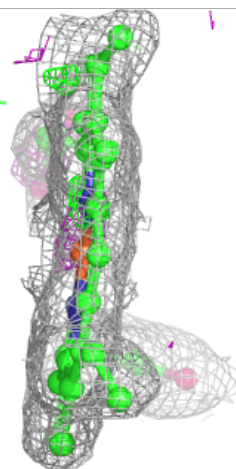
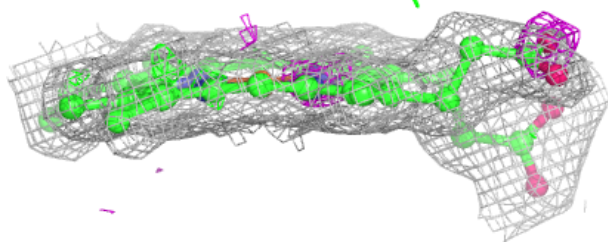
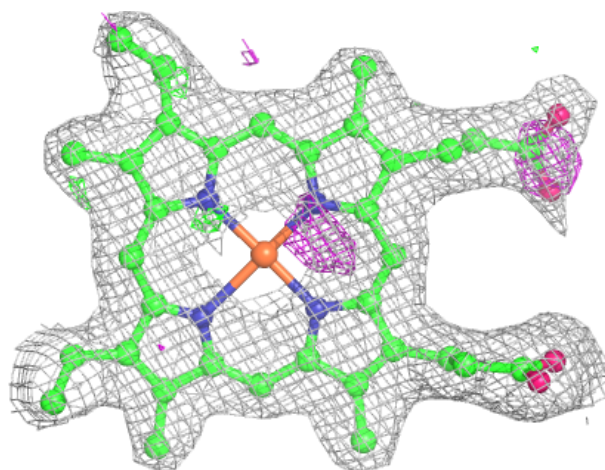
Electron density around HEM I 810:

$2mF_o-DF_c$ (at 0.7 rmsd) in gray
 mF_o-DF_c (at 3 rmsd) in purple (negative)
and green (positive)



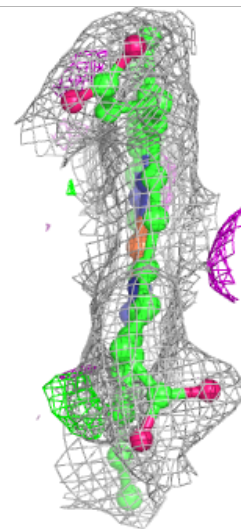
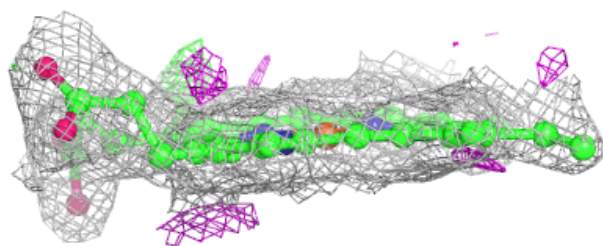
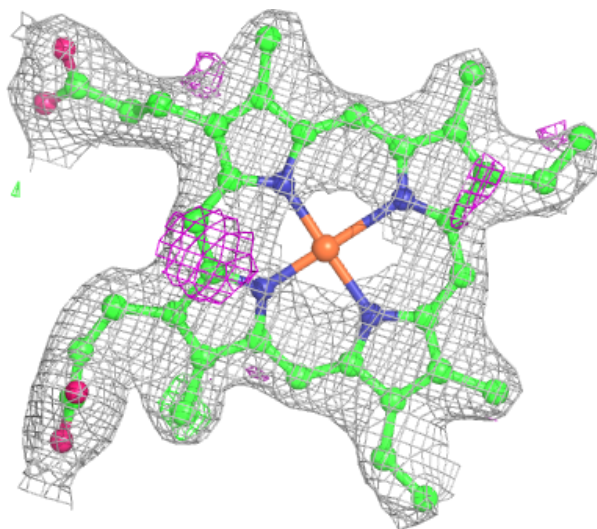
Electron density around HEM I 811:

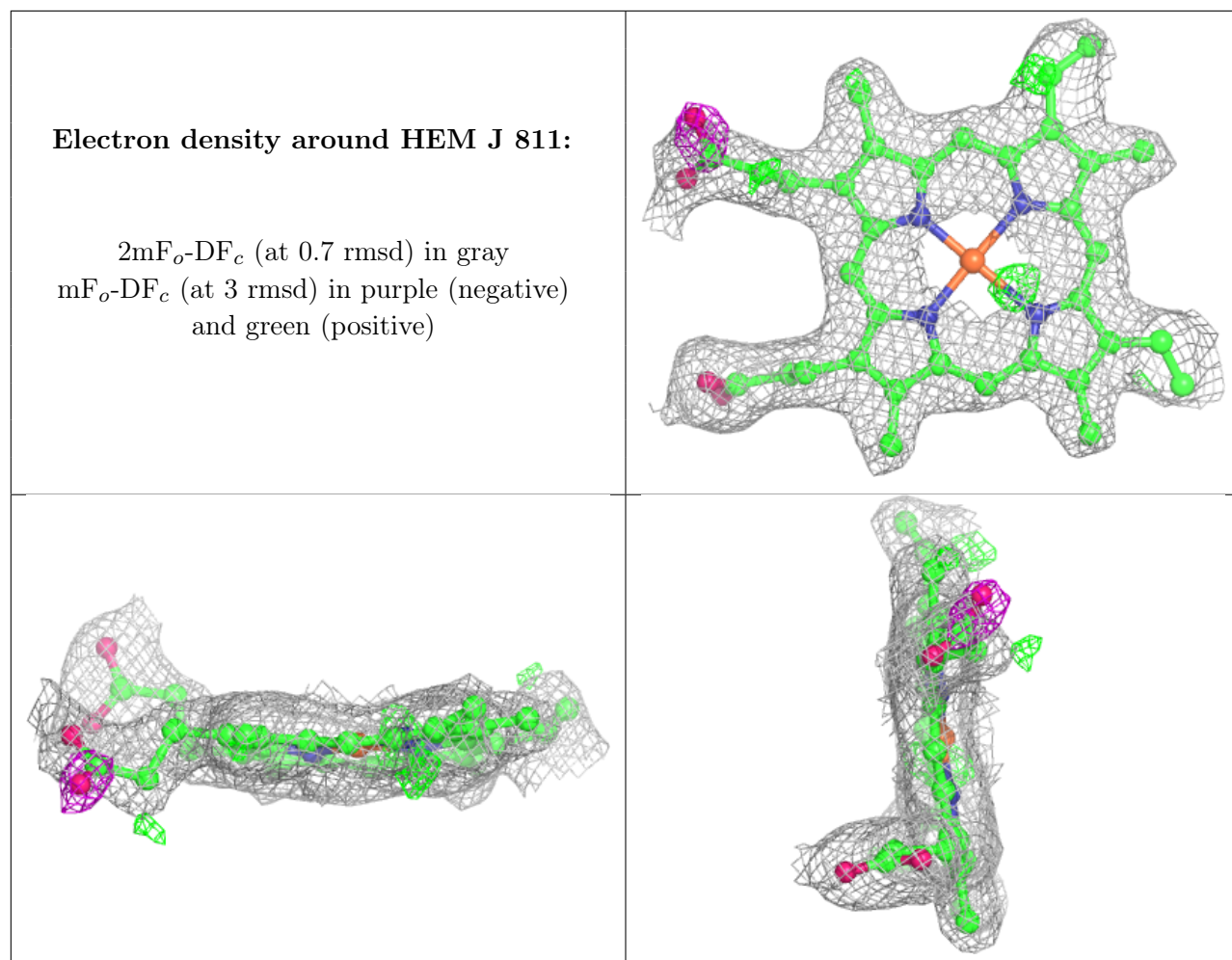
$2mF_o-DF_c$ (at 0.7 rmsd) in gray
 mF_o-DF_c (at 3 rmsd) in purple (negative)
and green (positive)



Electron density around HEM J 807:

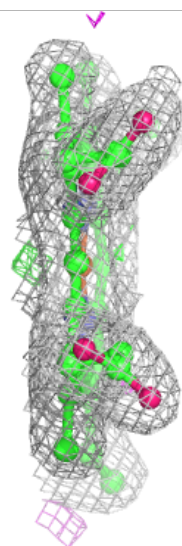
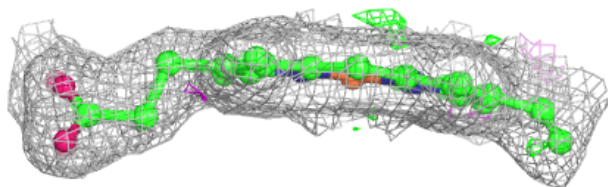
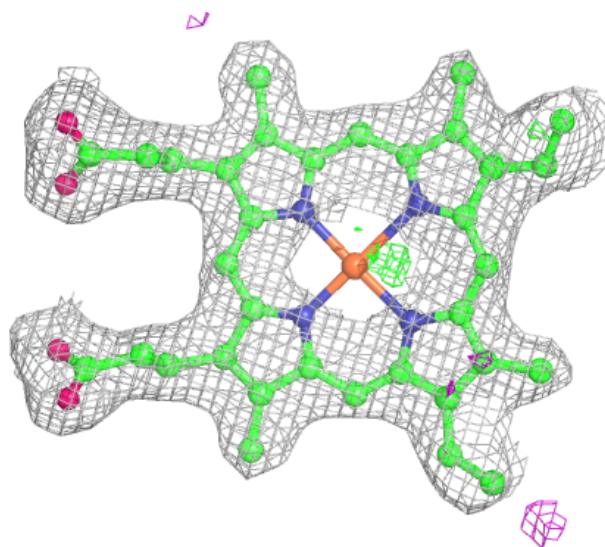
$2mF_o-DF_c$ (at 0.7 rmsd) in gray
 mF_o-DF_c (at 3 rmsd) in purple (negative)
and green (positive)





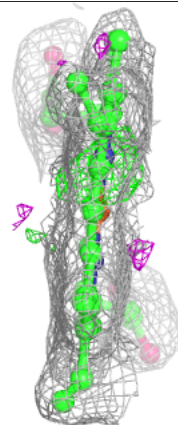
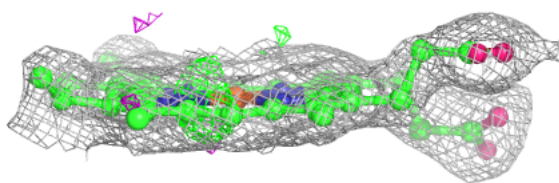
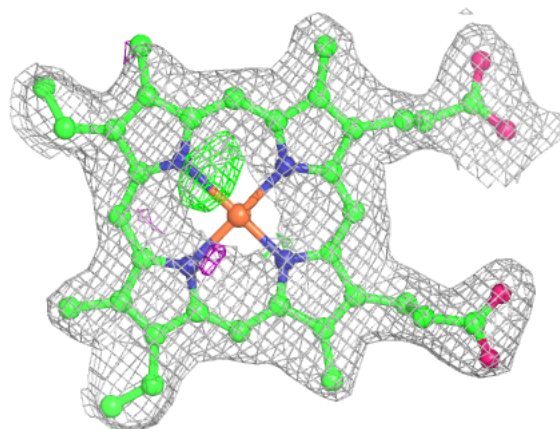
Electron density around HEM K 812:

$2mF_o-DF_c$ (at 0.7 rmsd) in gray
 mF_o-DF_c (at 3 rmsd) in purple (negative)
and green (positive)



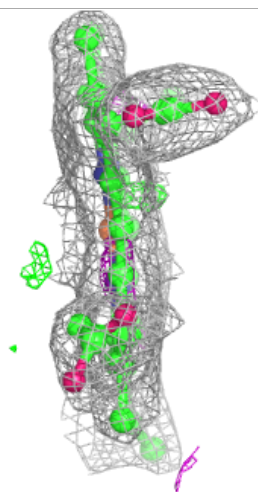
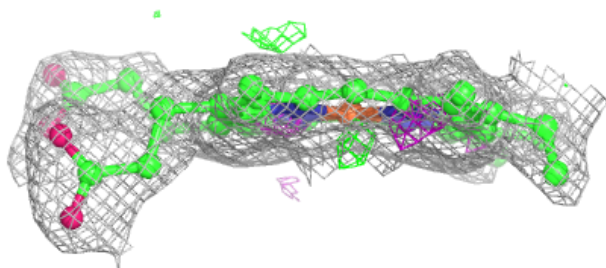
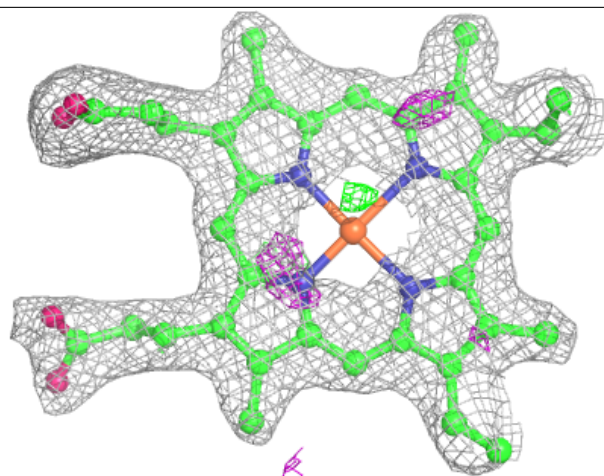
Electron density around HEM L 810:

$2mF_o-DF_c$ (at 0.7 rmsd) in gray
 mF_o-DF_c (at 3 rmsd) in purple (negative)
and green (positive)



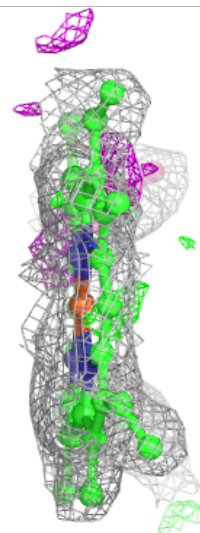
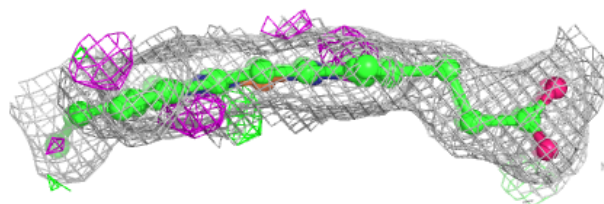
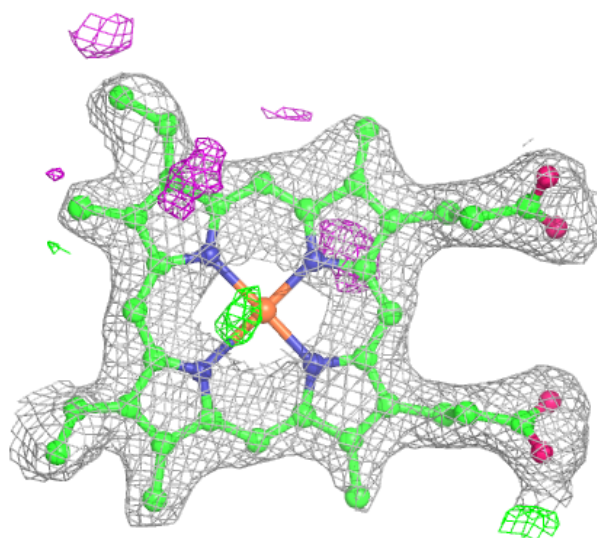
Electron density around HEM L 811:

$2mF_o-DF_c$ (at 0.7 rmsd) in gray
 mF_o-DF_c (at 3 rmsd) in purple (negative)
and green (positive)



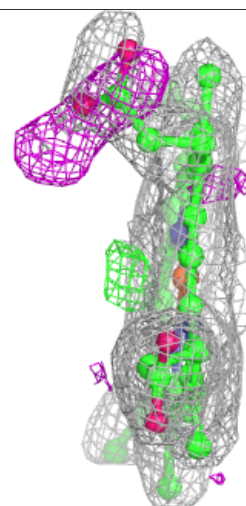
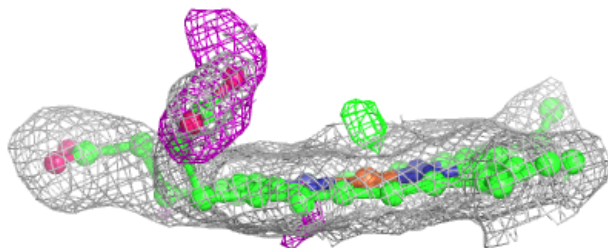
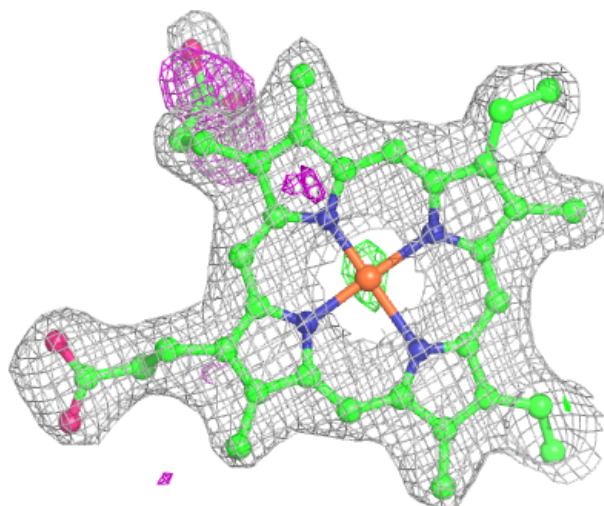
Electron density around HEM L 812:

$2mF_o-DF_c$ (at 0.7 rmsd) in gray
 mF_o-DF_c (at 3 rmsd) in purple (negative)
and green (positive)



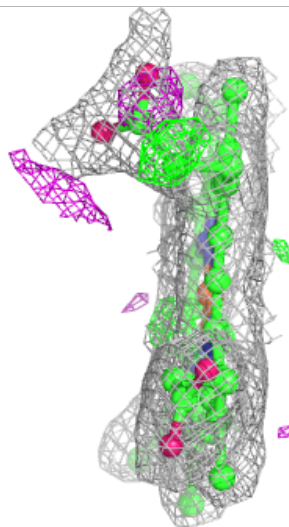
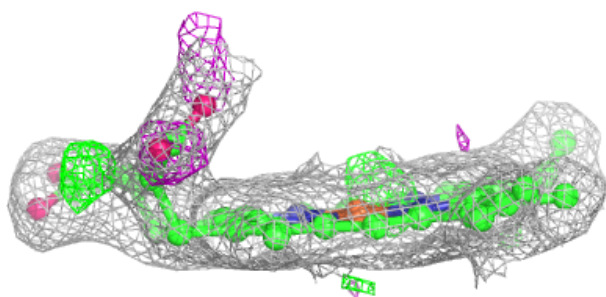
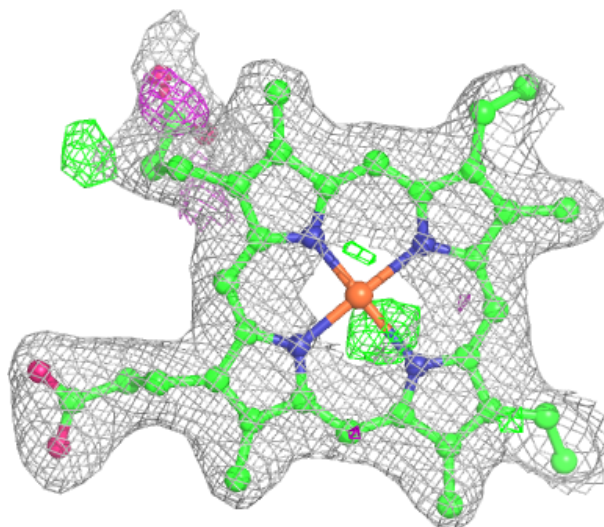
Electron density around HEM B 814:

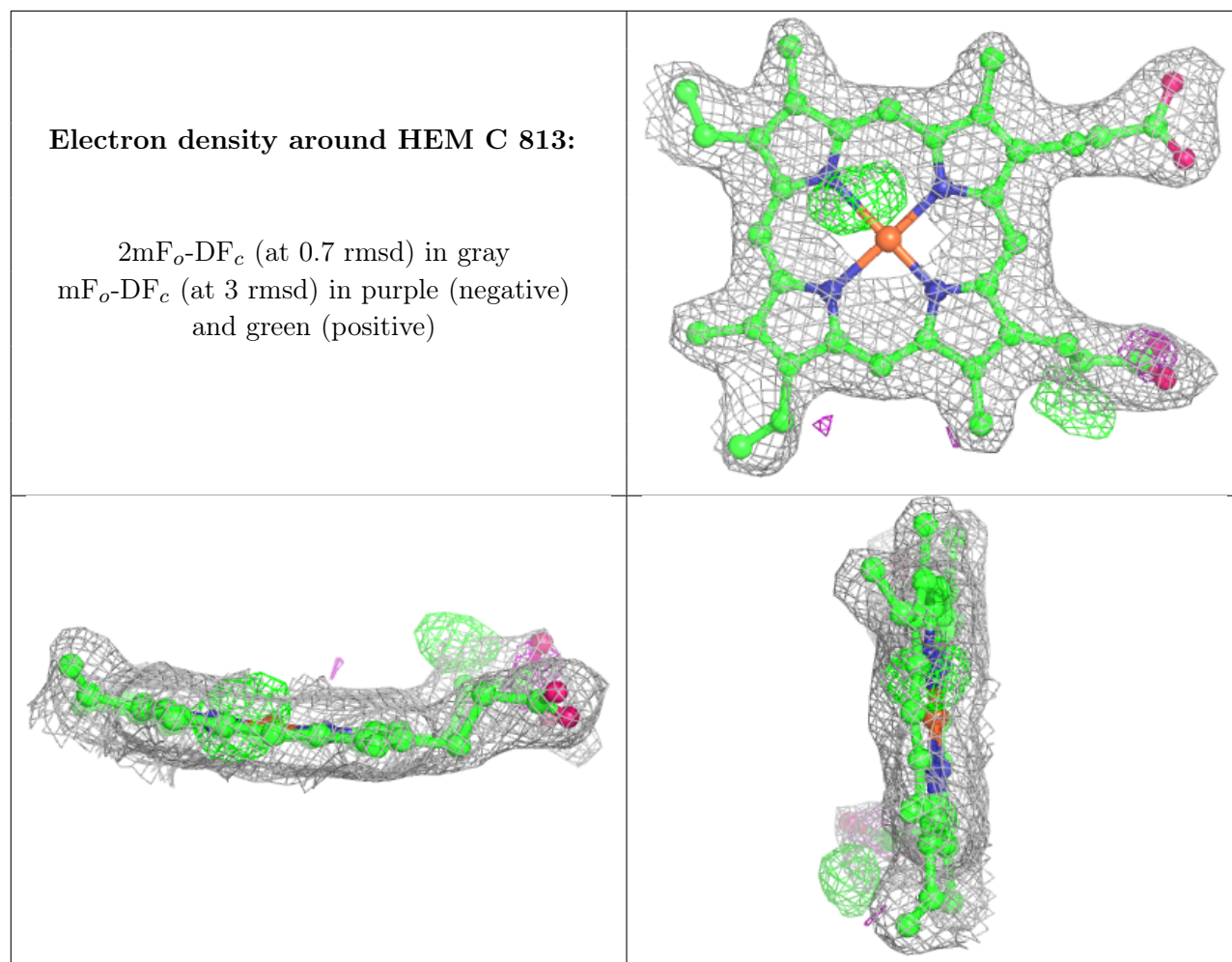
$2mF_o-DF_c$ (at 0.7 rmsd) in gray
 mF_o-DF_c (at 3 rmsd) in purple (negative)
and green (positive)



Electron density around HEM G 813:

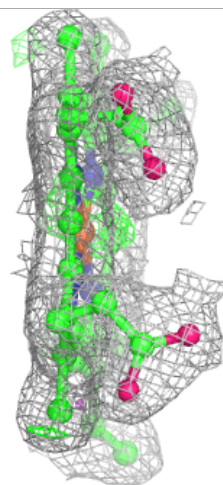
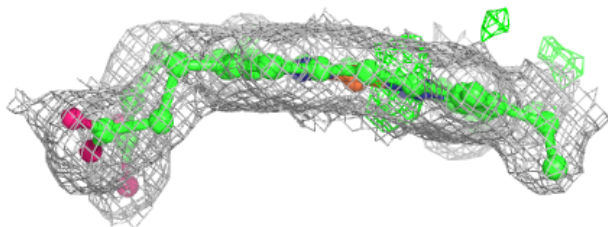
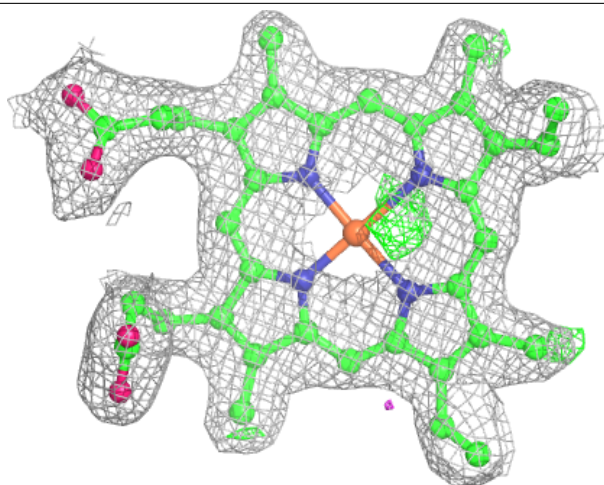
$2mF_o-DF_c$ (at 0.7 rmsd) in gray
 mF_o-DF_c (at 3 rmsd) in purple (negative)
and green (positive)





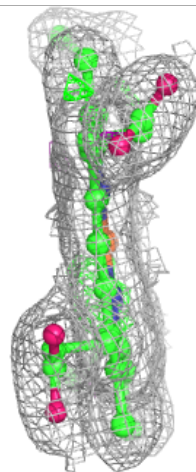
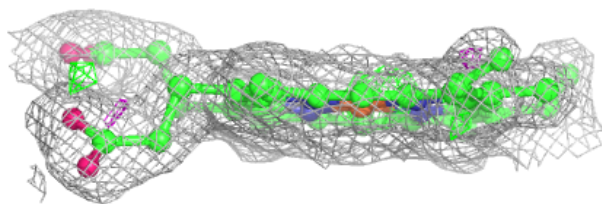
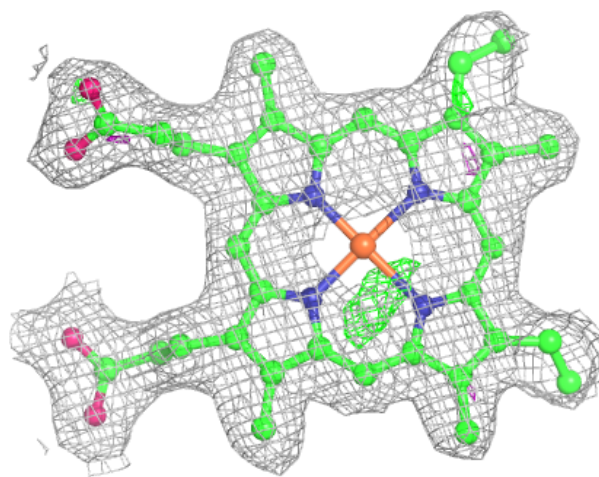
Electron density around HEM D 808:

$2mF_o-DF_c$ (at 0.7 rmsd) in gray
 mF_o-DF_c (at 3 rmsd) in purple (negative)
and green (positive)



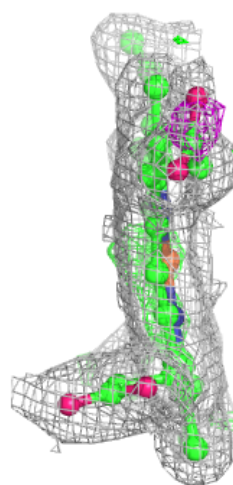
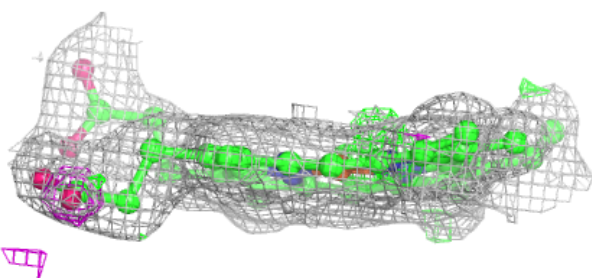
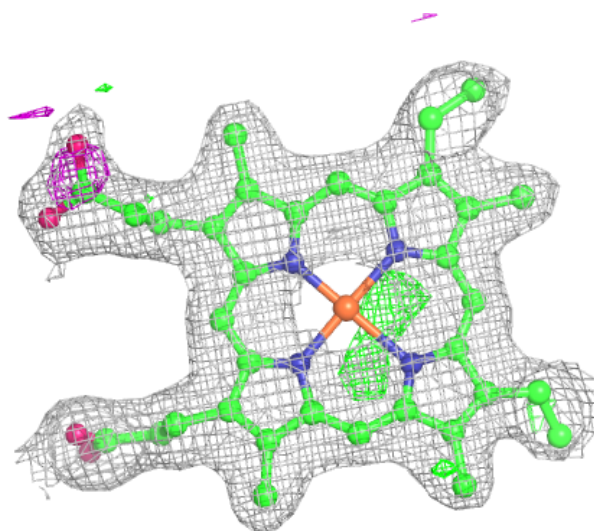
Electron density around HEM D 810:

$2mF_o-DF_c$ (at 0.7 rmsd) in gray
 mF_o-DF_c (at 3 rmsd) in purple (negative)
and green (positive)



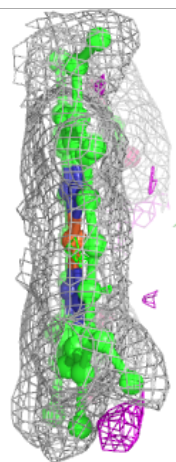
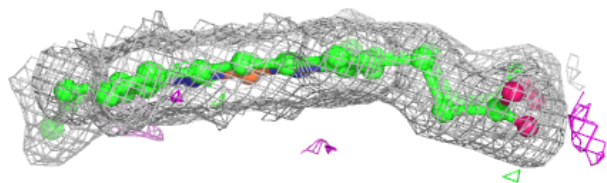
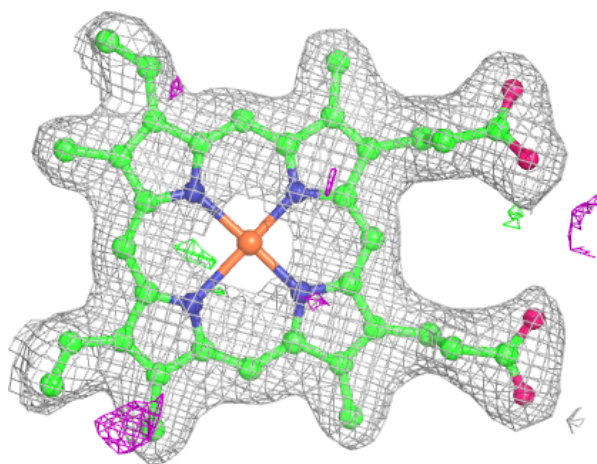
Electron density around HEM D 811:

$2mF_o-DF_c$ (at 0.7 rmsd) in gray
 mF_o-DF_c (at 3 rmsd) in purple (negative)
and green (positive)



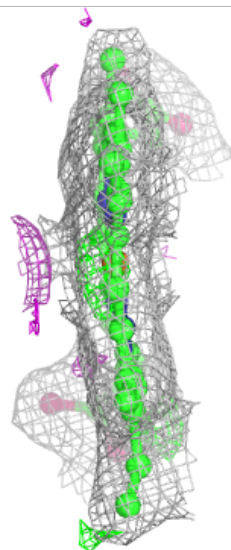
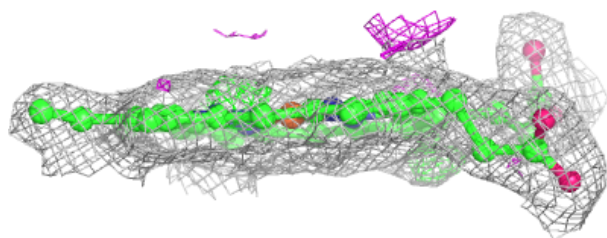
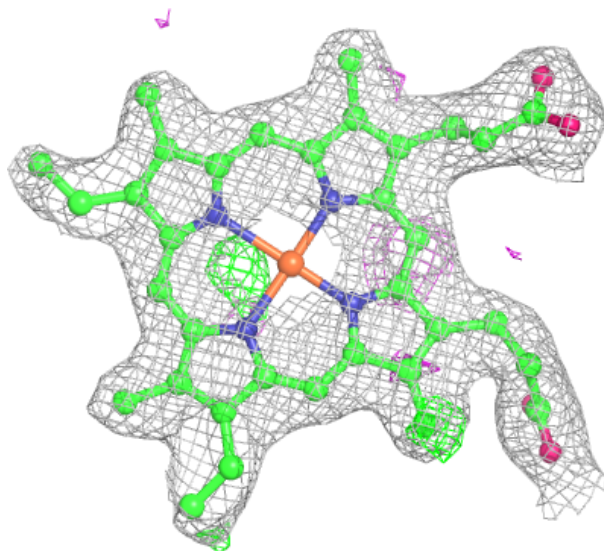
Electron density around HEM D 813:

$2mF_o-DF_c$ (at 0.7 rmsd) in gray
 mF_o-DF_c (at 3 rmsd) in purple (negative)
and green (positive)



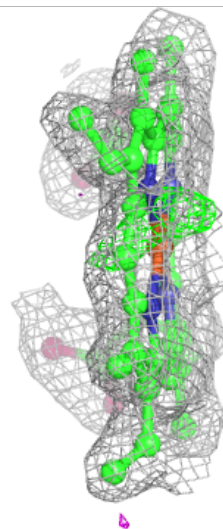
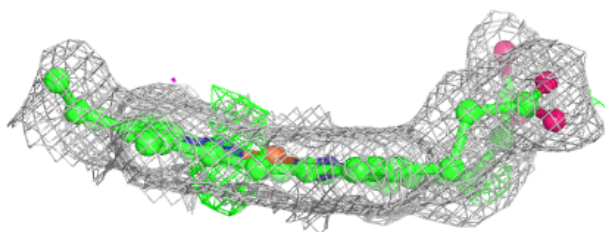
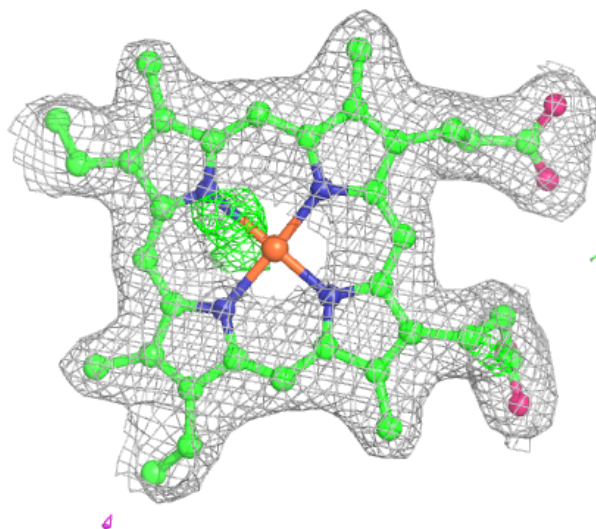
Electron density around HEM E 807:

$2mF_o-DF_c$ (at 0.7 rmsd) in gray
 mF_o-DF_c (at 3 rmsd) in purple (negative)
and green (positive)



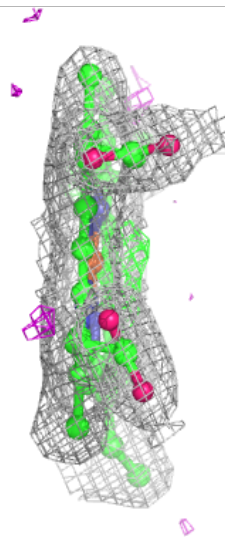
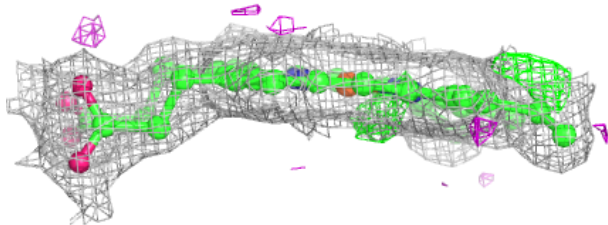
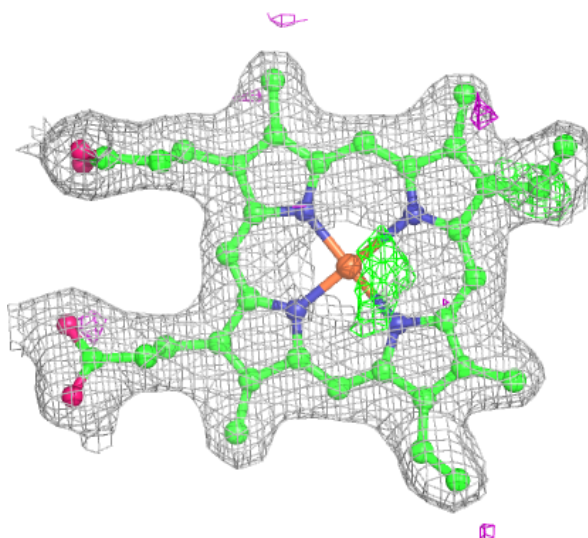
Electron density around HEM E 808:

$2mF_o-DF_c$ (at 0.7 rmsd) in gray
 mF_o-DF_c (at 3 rmsd) in purple (negative)
and green (positive)



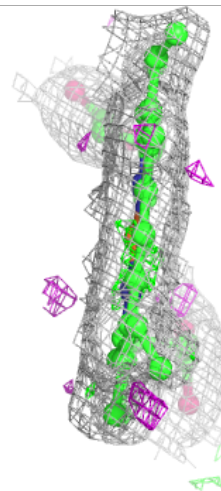
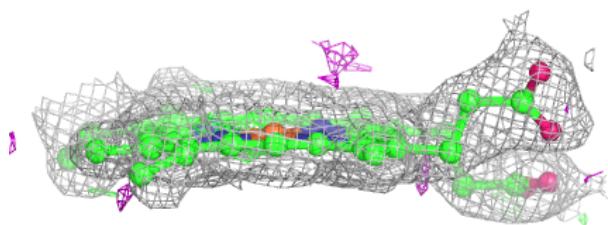
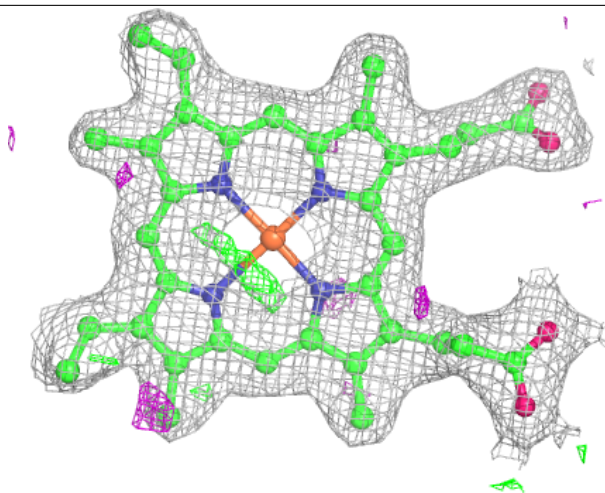
Electron density around HEM E 809:

$2mF_o-DF_c$ (at 0.7 rmsd) in gray
 mF_o-DF_c (at 3 rmsd) in purple (negative)
and green (positive)



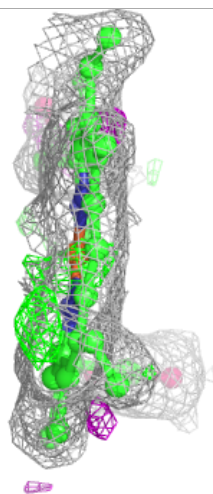
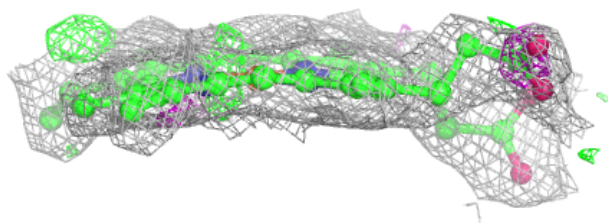
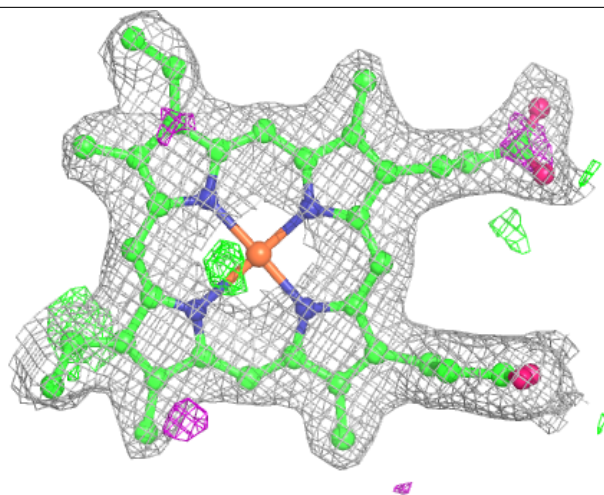
Electron density around HEM E 810:

$2mF_o-DF_c$ (at 0.7 rmsd) in gray
 mF_o-DF_c (at 3 rmsd) in purple (negative)
and green (positive)



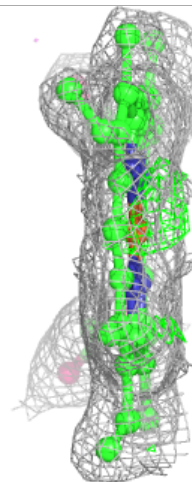
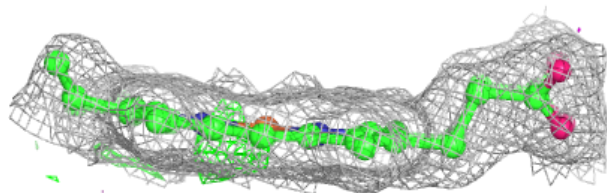
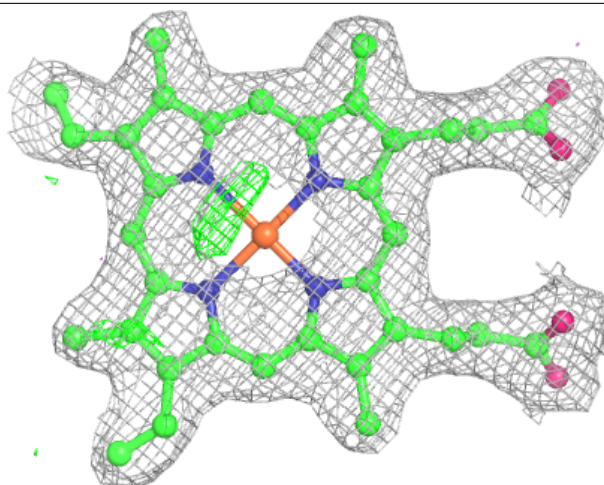
Electron density around HEM E 811:

$2mF_o-DF_c$ (at 0.7 rmsd) in gray
 mF_o-DF_c (at 3 rmsd) in purple (negative)
and green (positive)



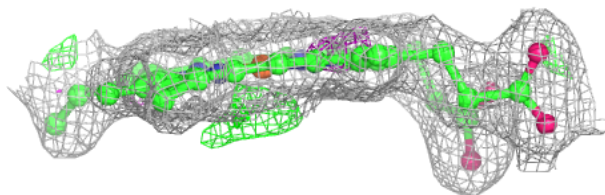
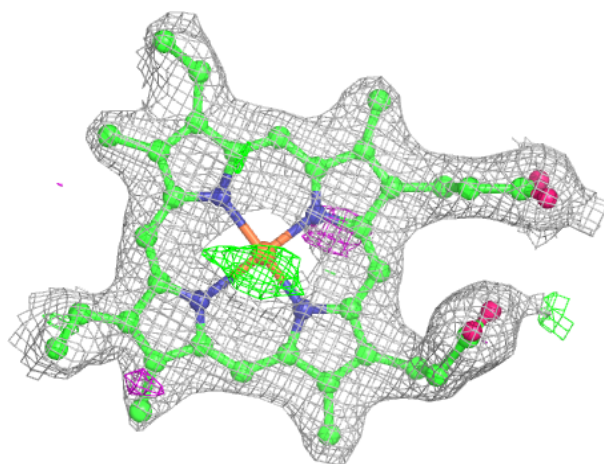
Electron density around HEM E 812:

$2mF_o-DF_c$ (at 0.7 rmsd) in gray
 mF_o-DF_c (at 3 rmsd) in purple (negative)
and green (positive)



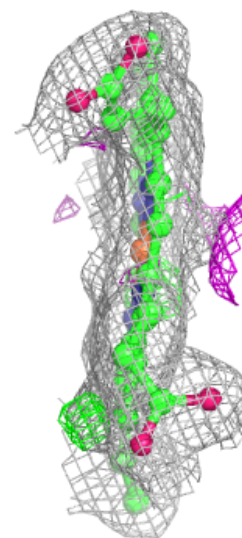
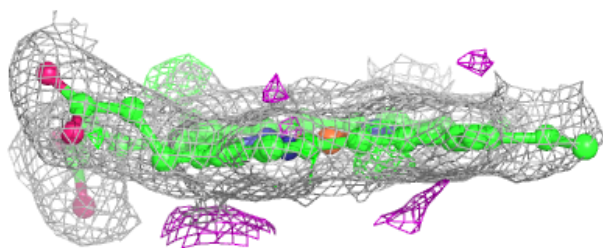
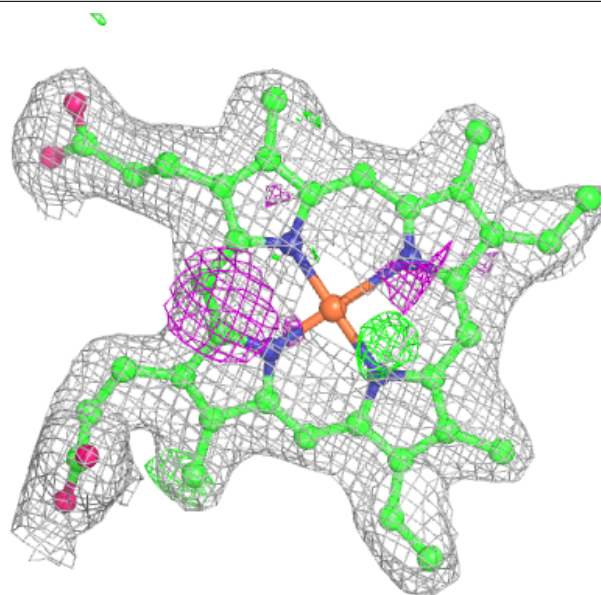
Electron density around HEM F 807:

$2mF_o-DF_c$ (at 0.7 rmsd) in gray
 mF_o-DF_c (at 3 rmsd) in purple (negative)
and green (positive)



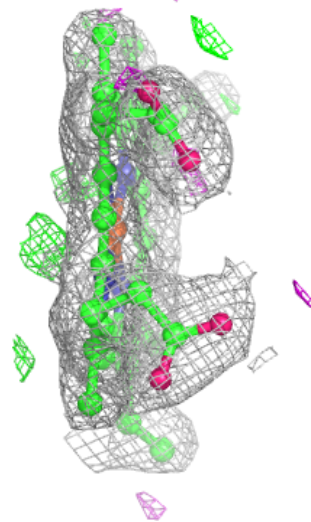
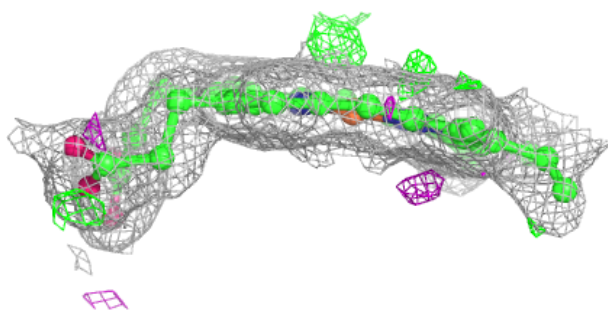
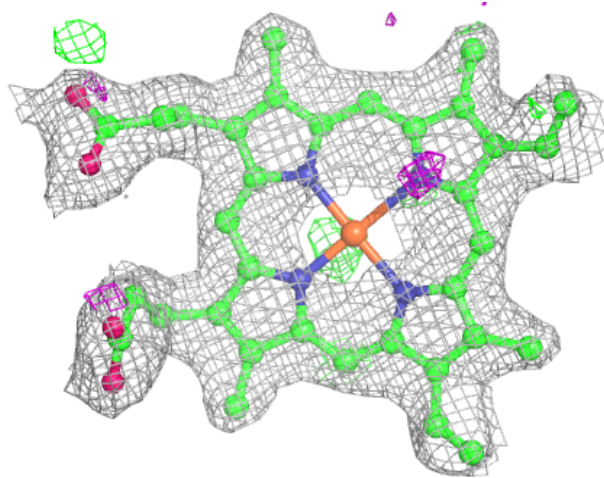
Electron density around HEM F 808:

$2mF_o-DF_c$ (at 0.7 rmsd) in gray
 mF_o-DF_c (at 3 rmsd) in purple (negative)
and green (positive)



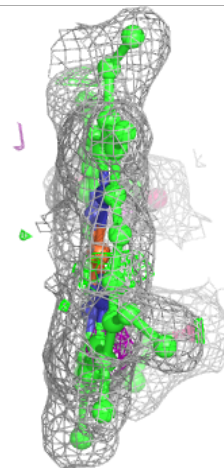
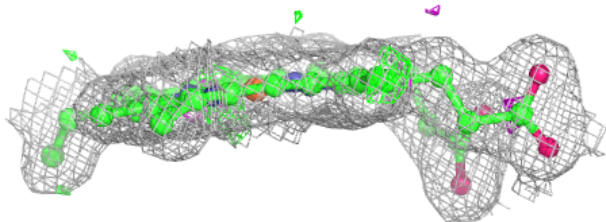
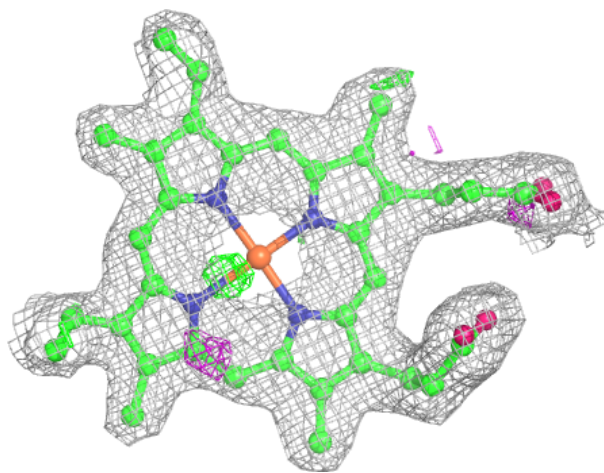
Electron density around HEM F 809:

$2mF_o-DF_c$ (at 0.7 rmsd) in gray
 mF_o-DF_c (at 3 rmsd) in purple (negative)
and green (positive)



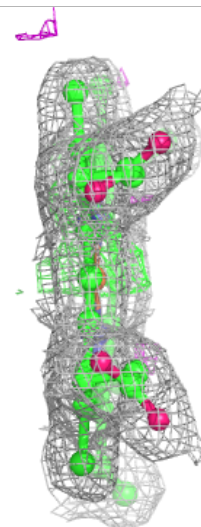
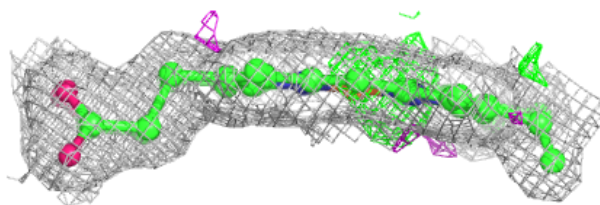
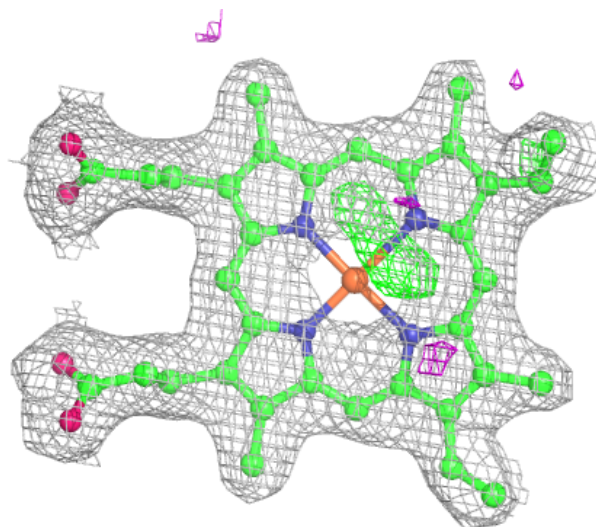
Electron density around HEM A 806:

$2mF_o-DF_c$ (at 0.7 rmsd) in gray
 mF_o-DF_c (at 3 rmsd) in purple (negative)
and green (positive)



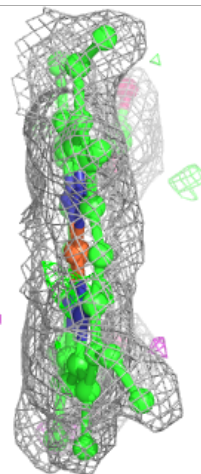
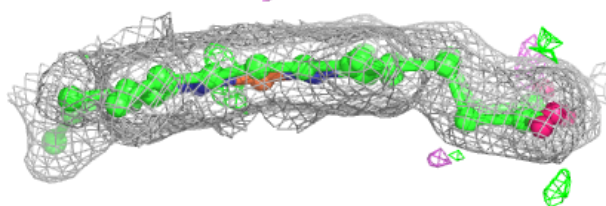
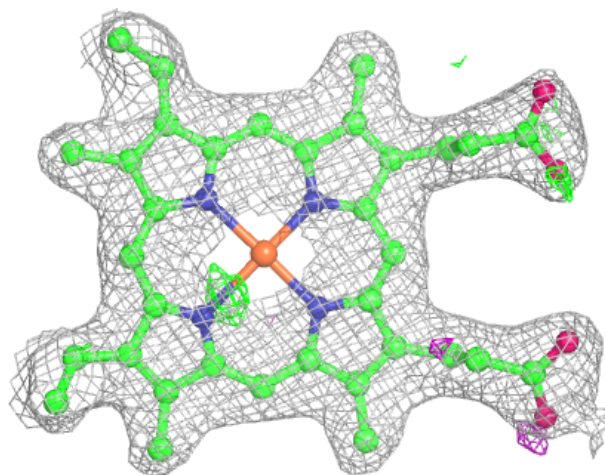
Electron density around HEM F 813:

$2mF_o-DF_c$ (at 0.7 rmsd) in gray
 mF_o-DF_c (at 3 rmsd) in purple (negative)
and green (positive)



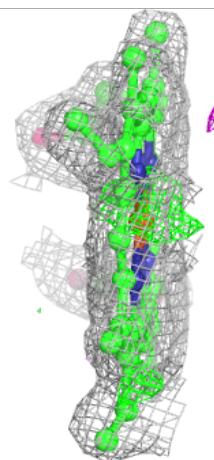
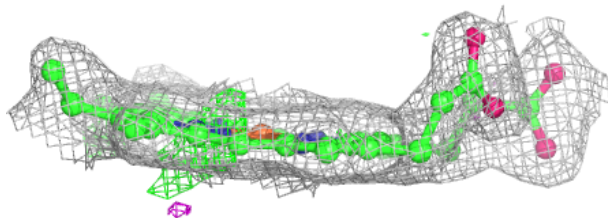
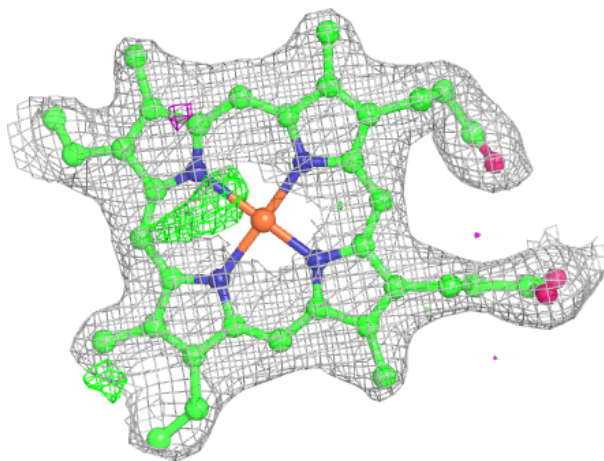
Electron density around HEM F 814:

$2mF_o-DF_c$ (at 0.7 rmsd) in gray
 mF_o-DF_c (at 3 rmsd) in purple (negative)
and green (positive)



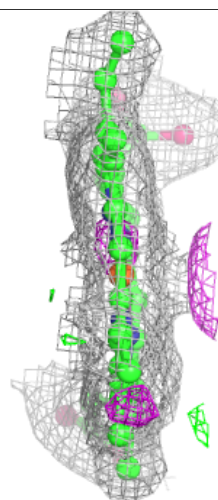
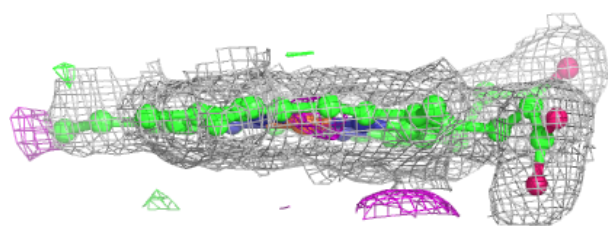
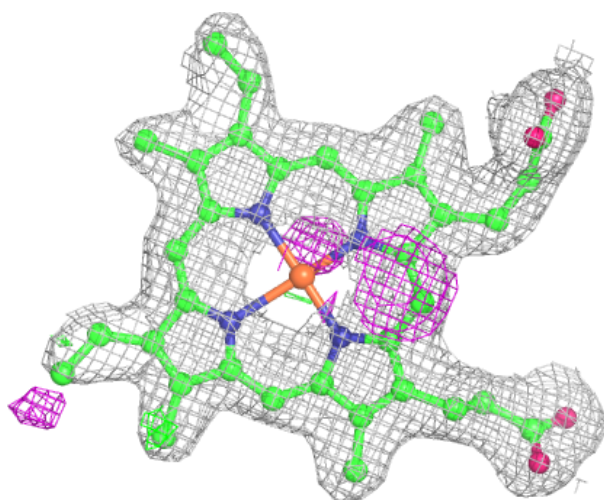
Electron density around HEM H 807:

$2mF_o-DF_c$ (at 0.7 rmsd) in gray
 mF_o-DF_c (at 3 rmsd) in purple (negative)
and green (positive)



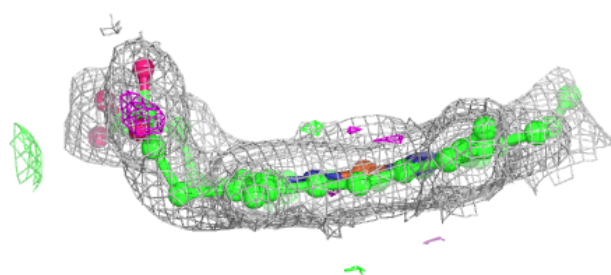
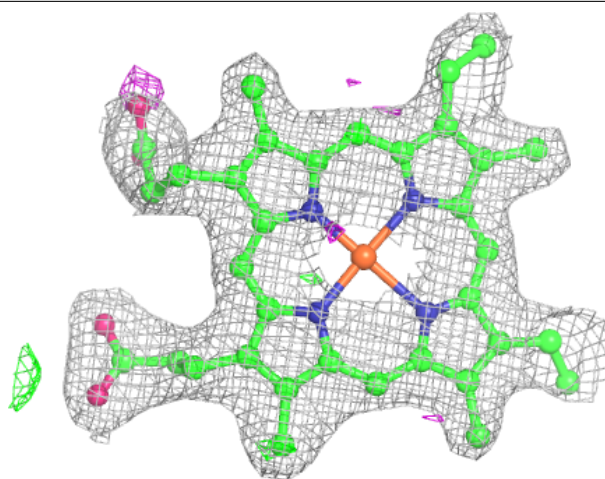
Electron density around HEM H 808:

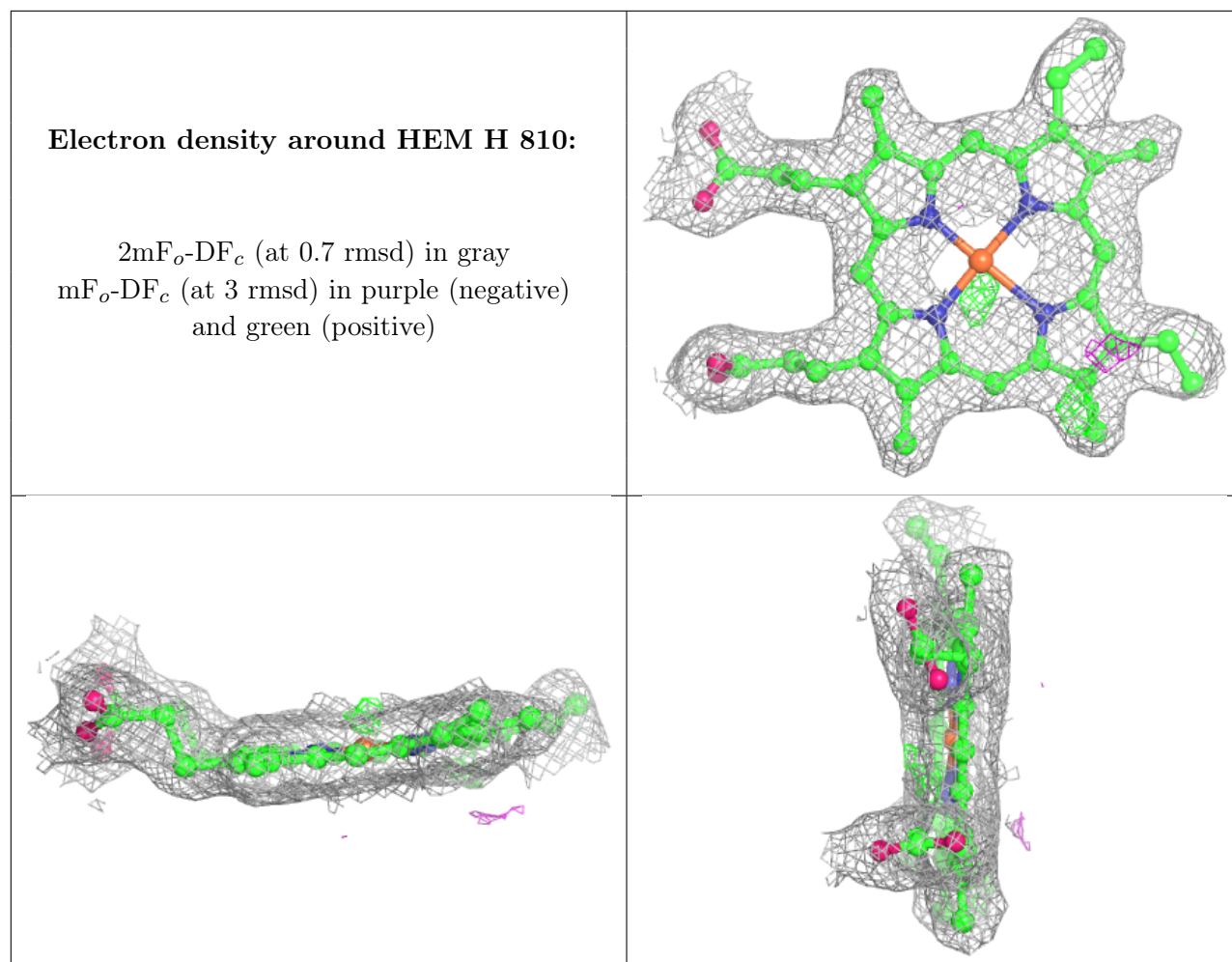
$2mF_o-DF_c$ (at 0.7 rmsd) in gray
 mF_o-DF_c (at 3 rmsd) in purple (negative)
and green (positive)

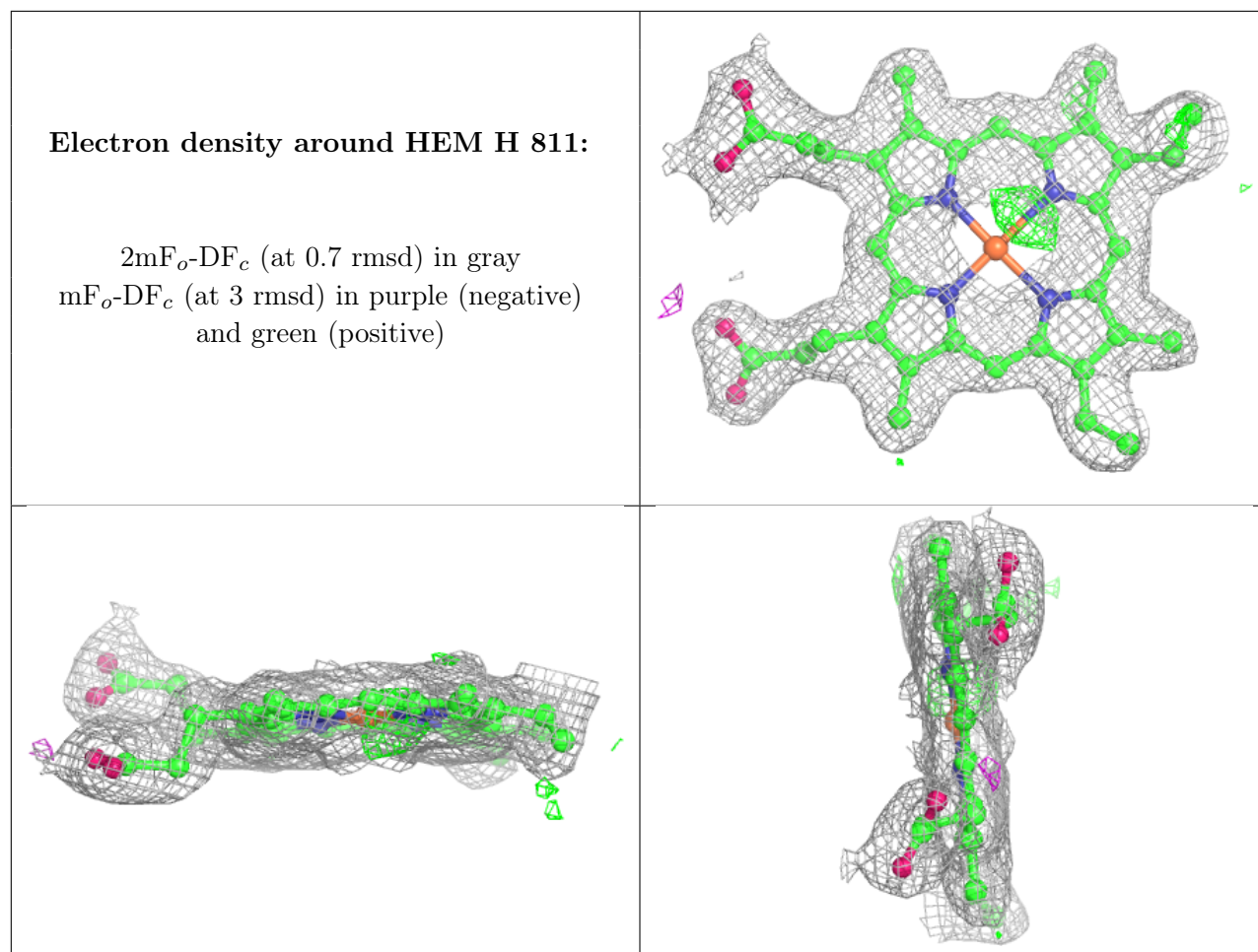


Electron density around HEM H 809:

$2mF_o-DF_c$ (at 0.7 rmsd) in gray
 mF_o-DF_c (at 3 rmsd) in purple (negative)
and green (positive)

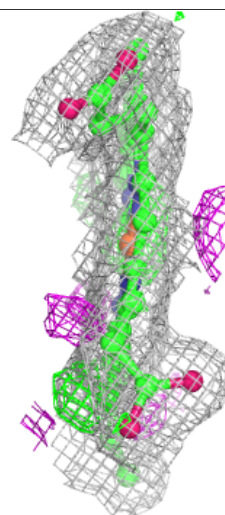
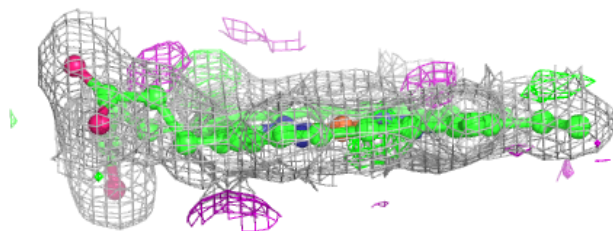
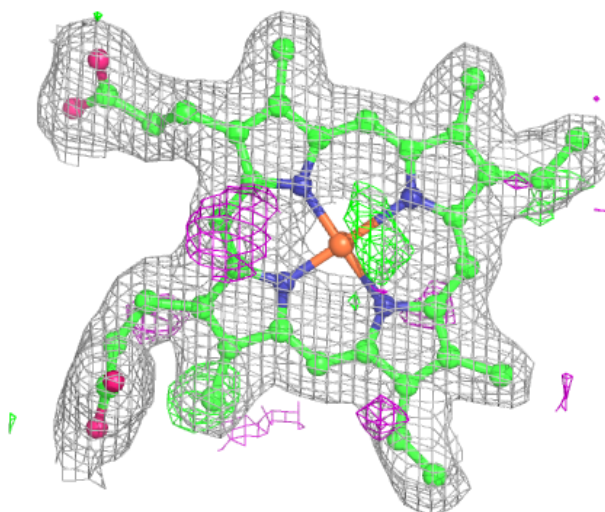


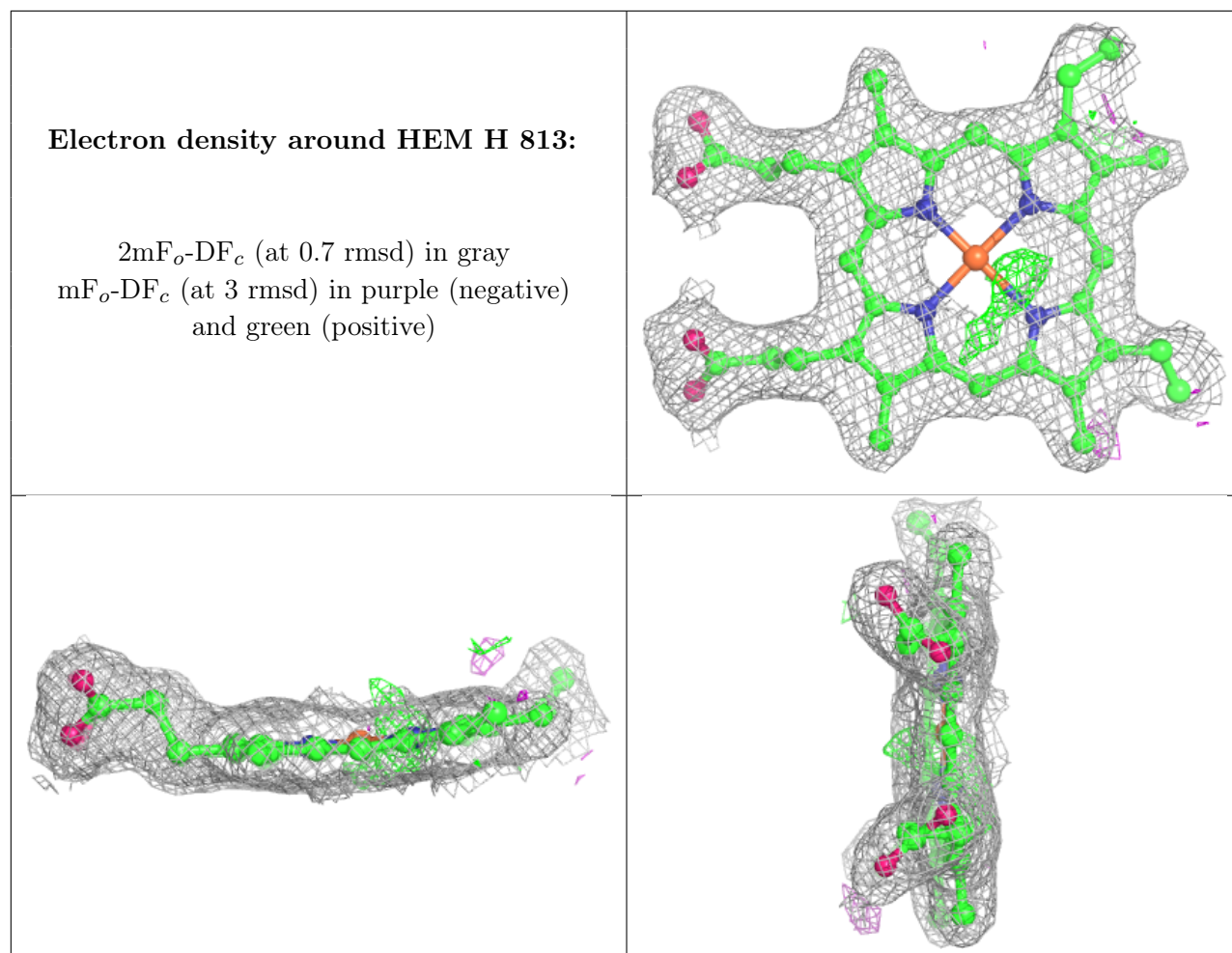




Electron density around HEM A 807:

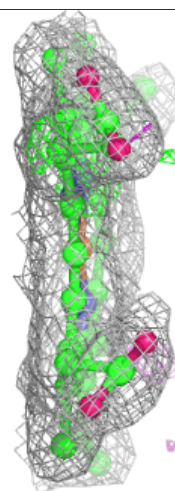
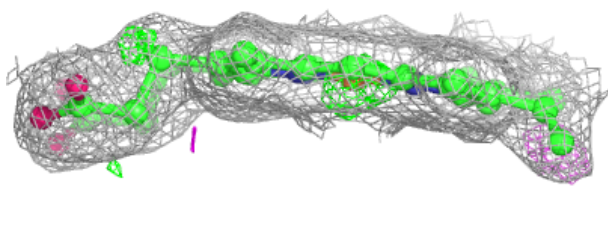
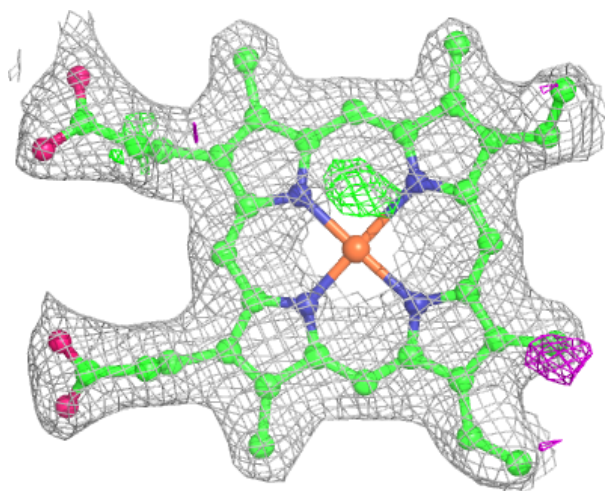
$2mF_o-DF_c$ (at 0.7 rmsd) in gray
 mF_o-DF_c (at 3 rmsd) in purple (negative)
and green (positive)





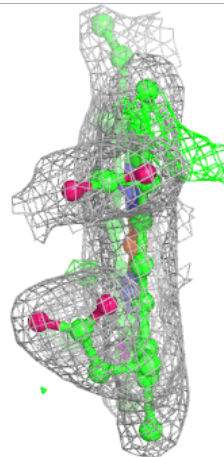
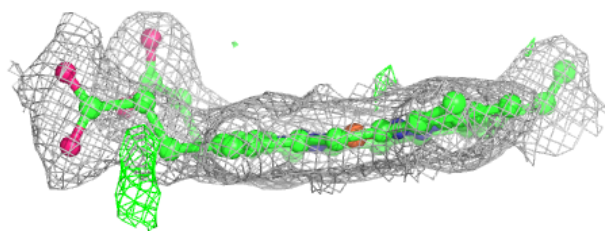
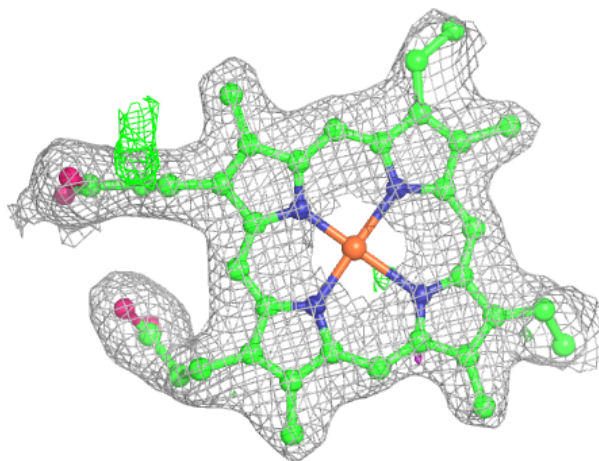
Electron density around HEM H 814:

$2mF_o-DF_c$ (at 0.7 rmsd) in gray
 mF_o-DF_c (at 3 rmsd) in purple (negative)
and green (positive)



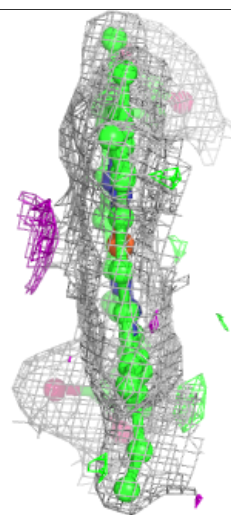
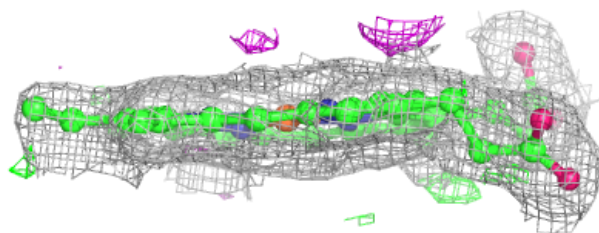
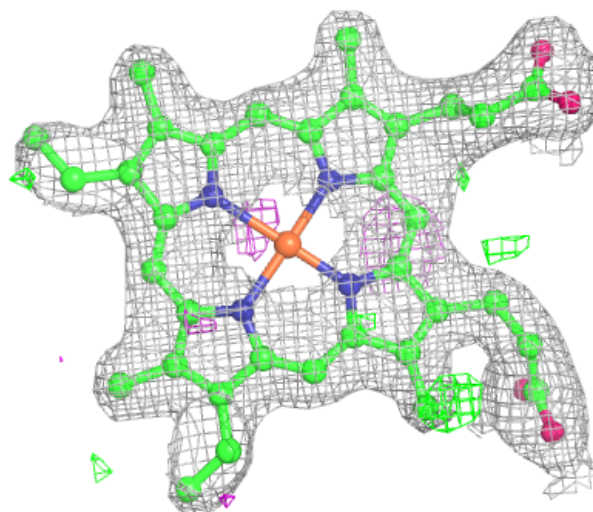
Electron density around HEM I 806:

$2mF_o-DF_c$ (at 0.7 rmsd) in gray
 mF_o-DF_c (at 3 rmsd) in purple (negative)
and green (positive)



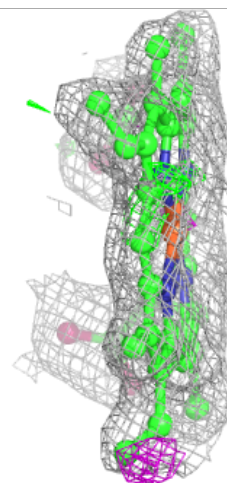
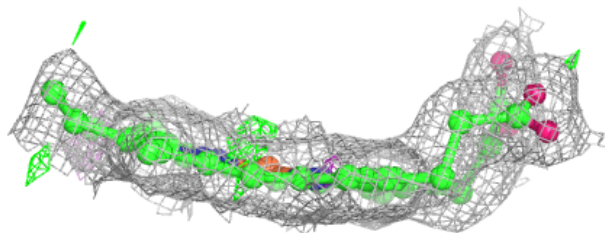
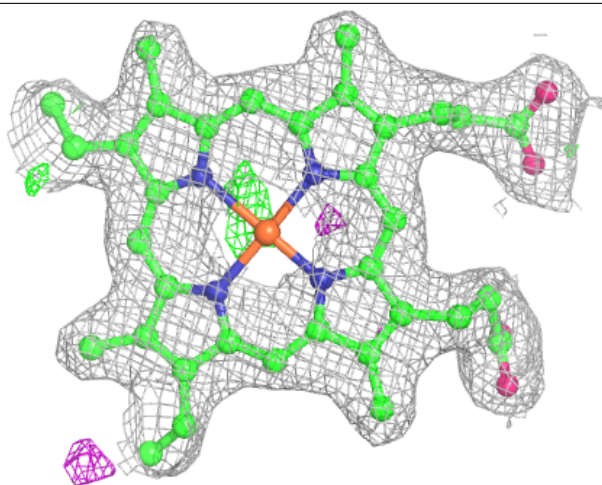
Electron density around HEM I 807:

$2mF_o-DF_c$ (at 0.7 rmsd) in gray
 mF_o-DF_c (at 3 rmsd) in purple (negative)
and green (positive)



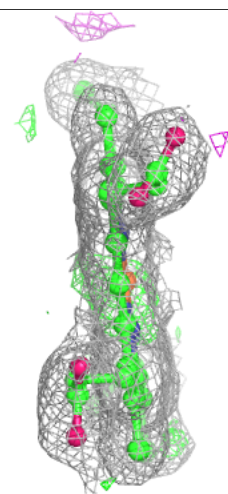
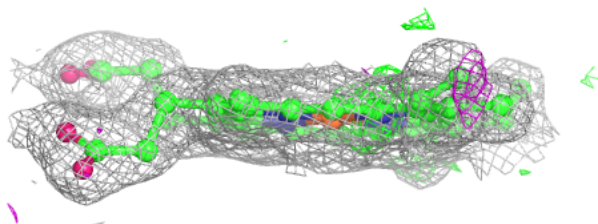
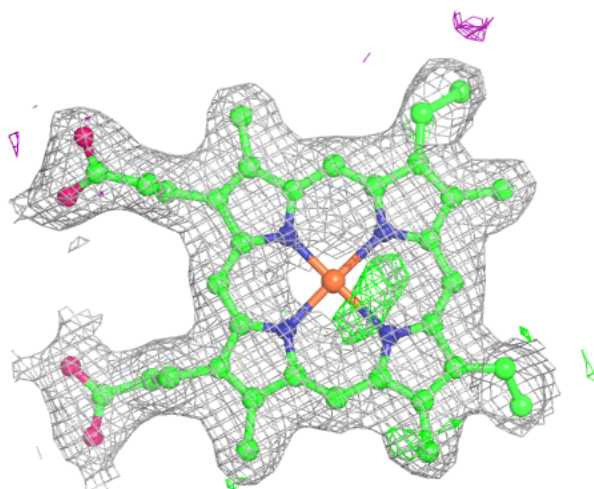
Electron density around HEM I 808:

$2mF_o-DF_c$ (at 0.7 rmsd) in gray
 mF_o-DF_c (at 3 rmsd) in purple (negative)
and green (positive)



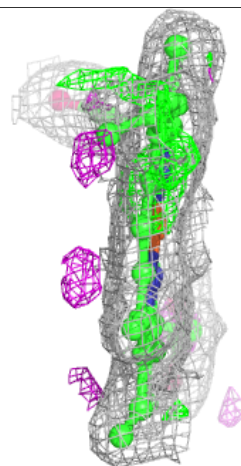
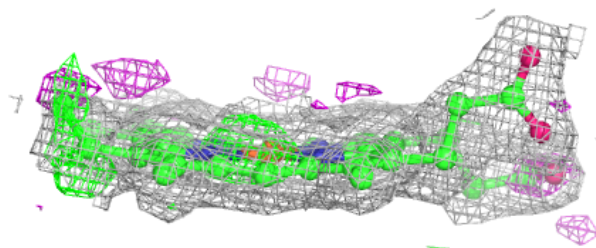
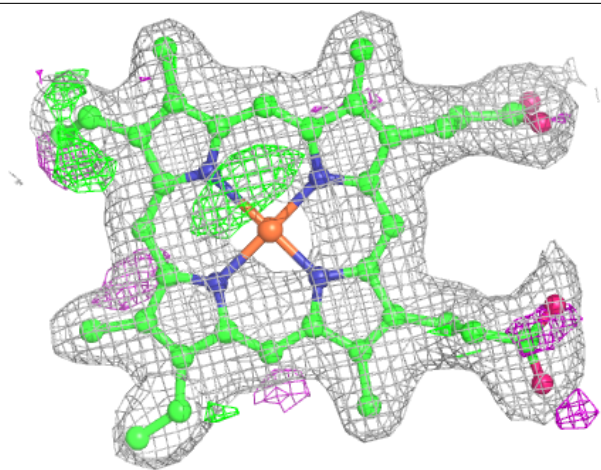
Electron density around HEM A 810:

$2mF_o-DF_c$ (at 0.7 rmsd) in gray
 mF_o-DF_c (at 3 rmsd) in purple (negative)
and green (positive)



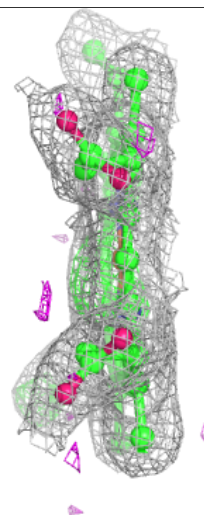
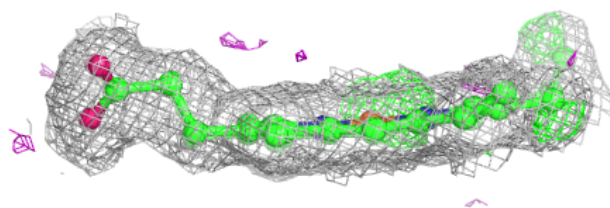
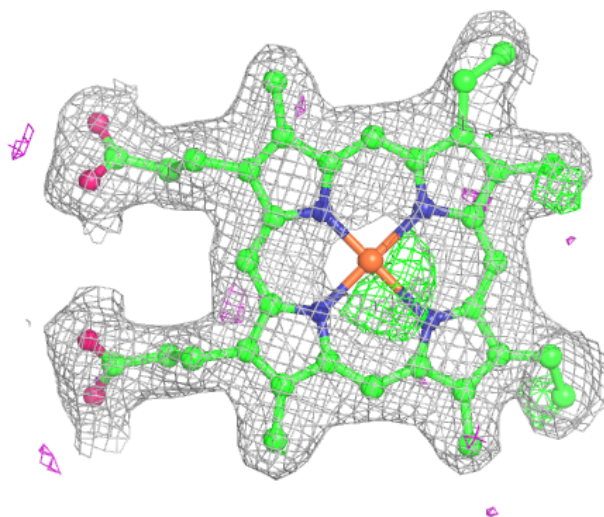
Electron density around HEM A 811:

$2mF_o-DF_c$ (at 0.7 rmsd) in gray
 mF_o-DF_c (at 3 rmsd) in purple (negative)
and green (positive)



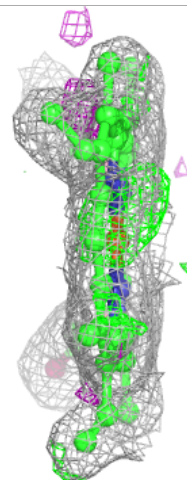
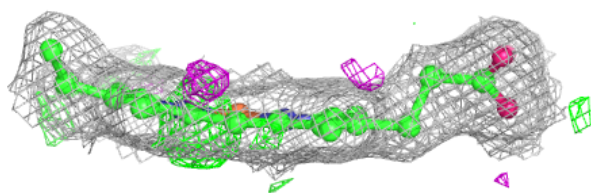
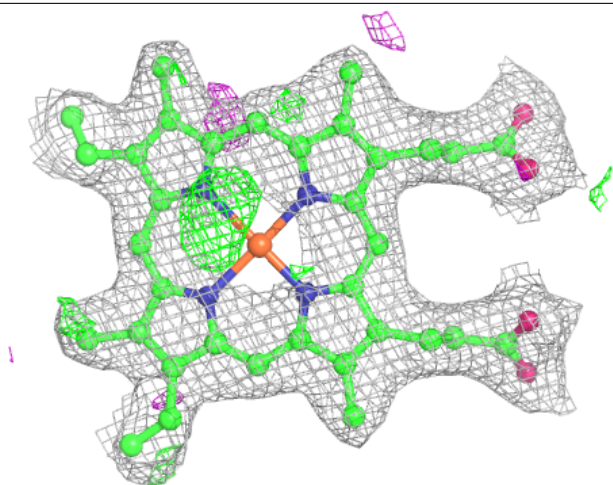
Electron density around HEM A 812:

$2mF_o-DF_c$ (at 0.7 rmsd) in gray
 mF_o-DF_c (at 3 rmsd) in purple (negative)
and green (positive)



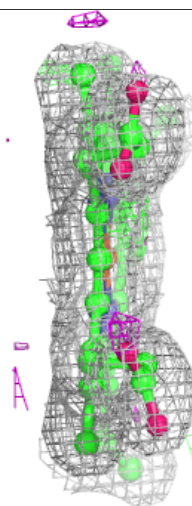
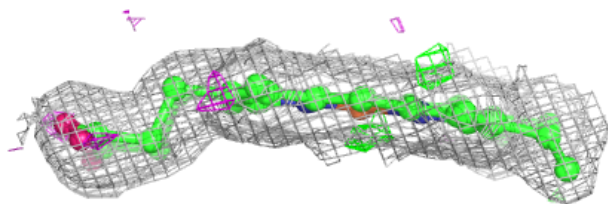
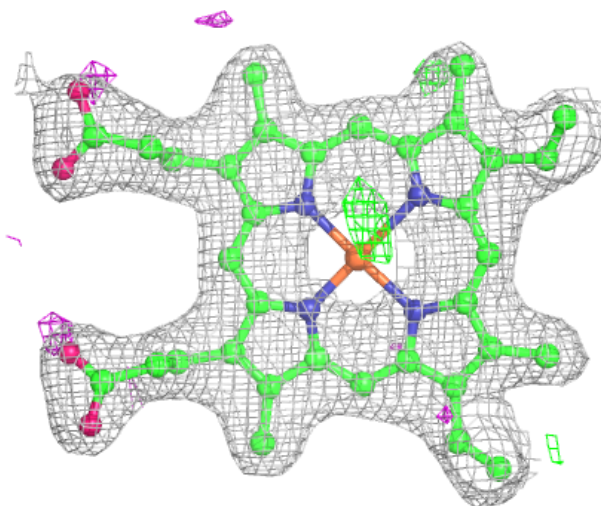
Electron density around HEM I 812:

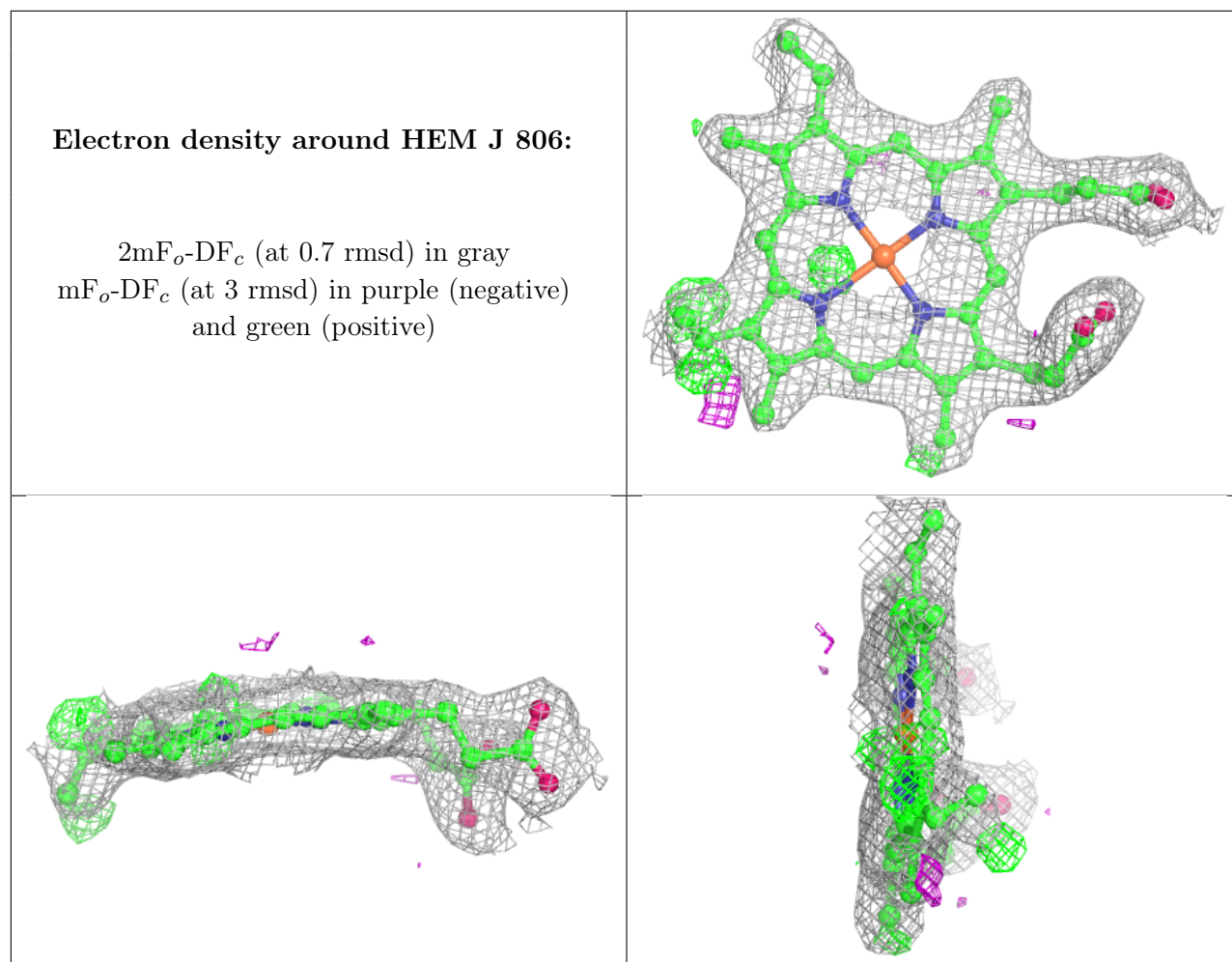
$2mF_o-DF_c$ (at 0.7 rmsd) in gray
 mF_o-DF_c (at 3 rmsd) in purple (negative)
and green (positive)



Electron density around HEM A 813:

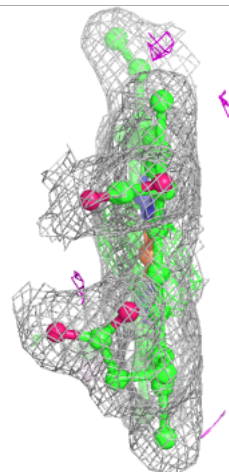
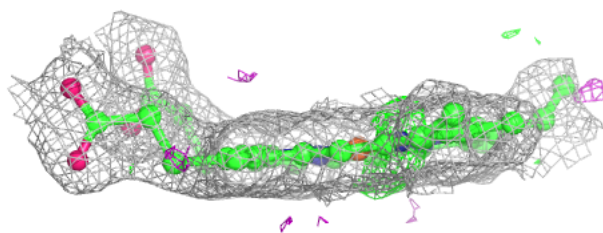
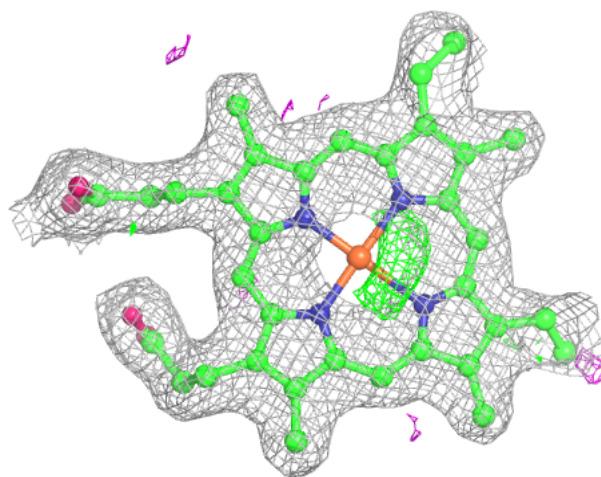
$2mF_o-DF_c$ (at 0.7 rmsd) in gray
 mF_o-DF_c (at 3 rmsd) in purple (negative)
and green (positive)

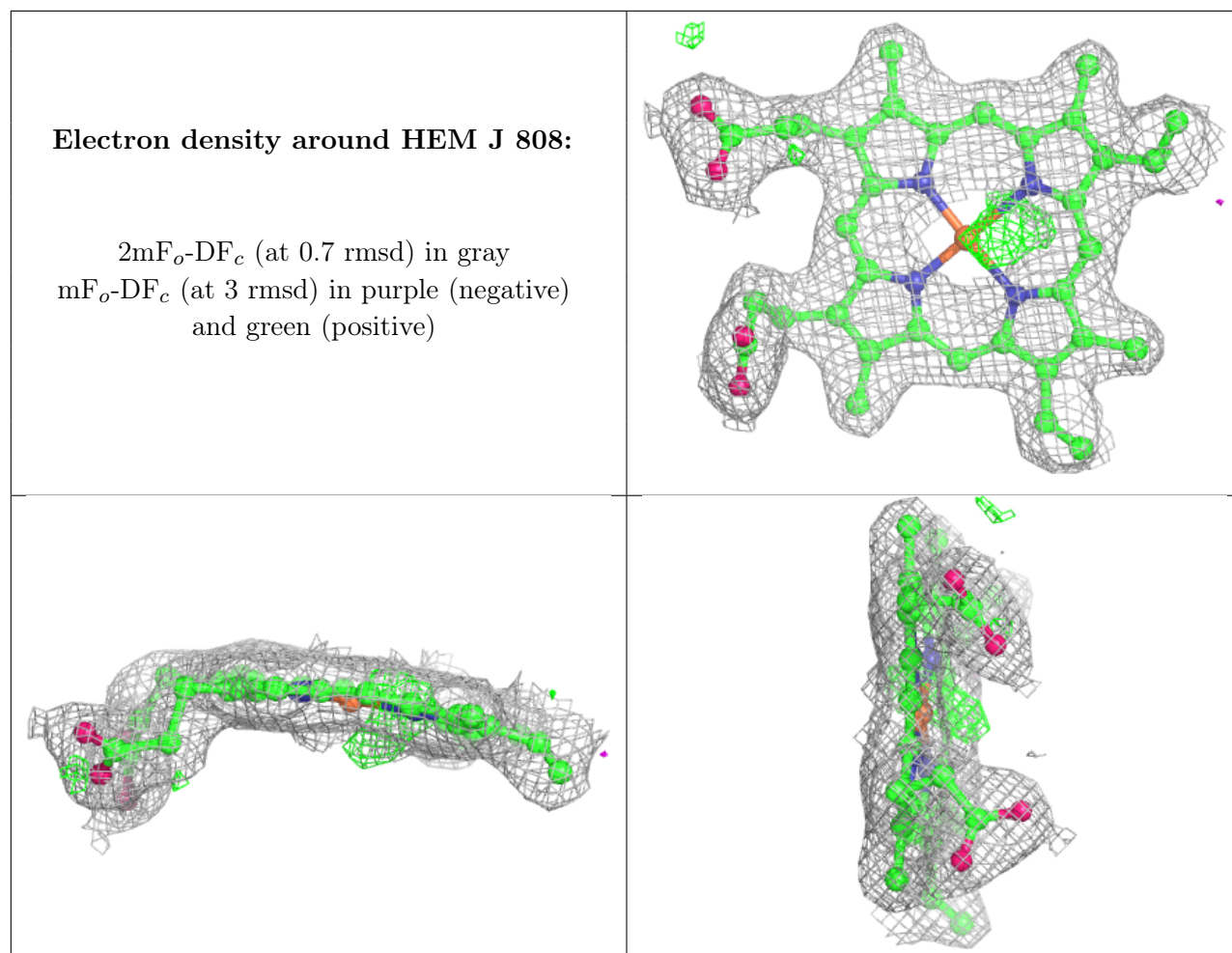


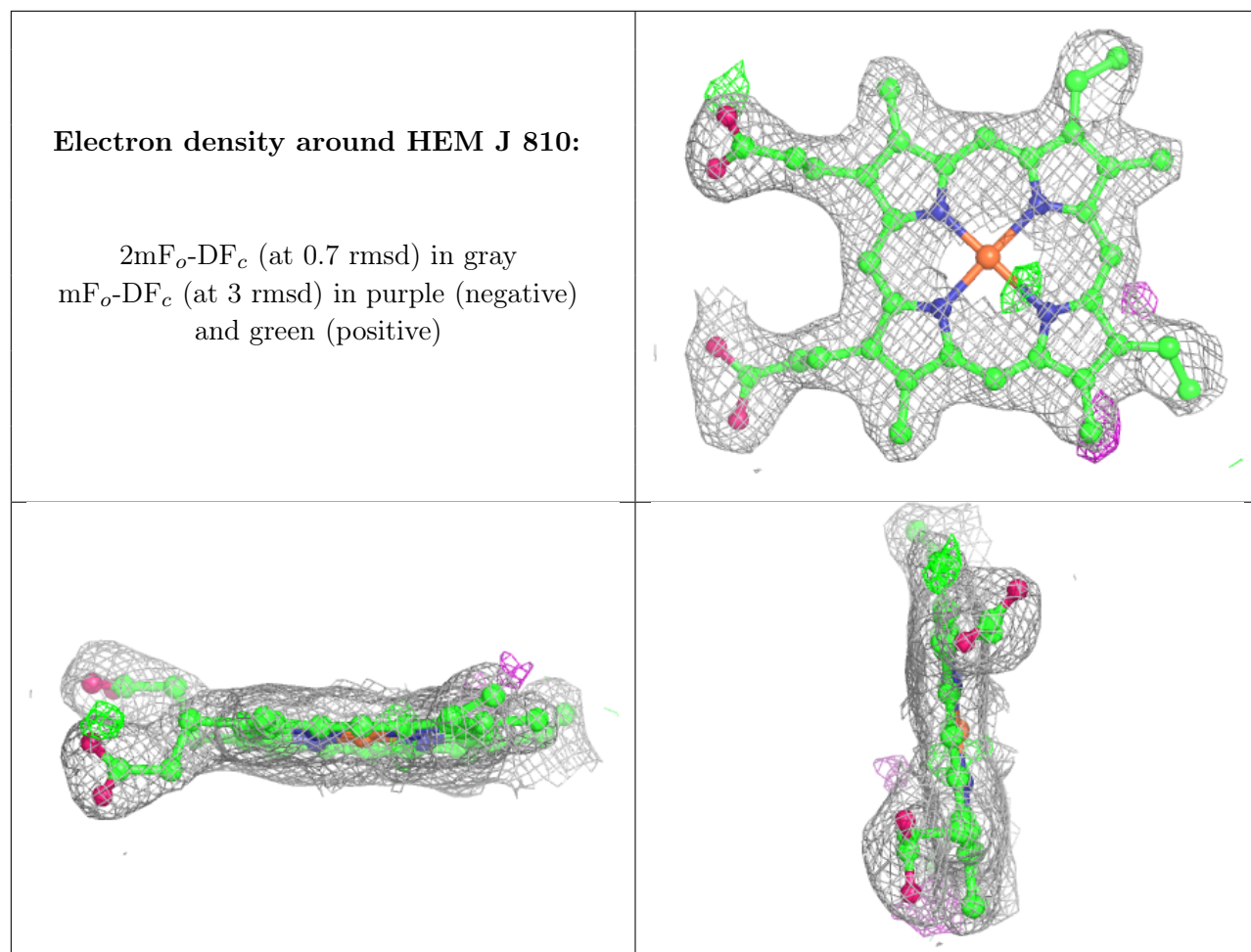


Electron density around HEM B 807:

$2mF_o-DF_c$ (at 0.7 rmsd) in gray
 mF_o-DF_c (at 3 rmsd) in purple (negative)
and green (positive)

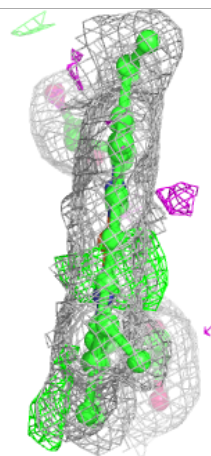
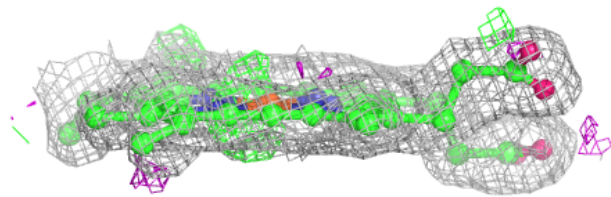
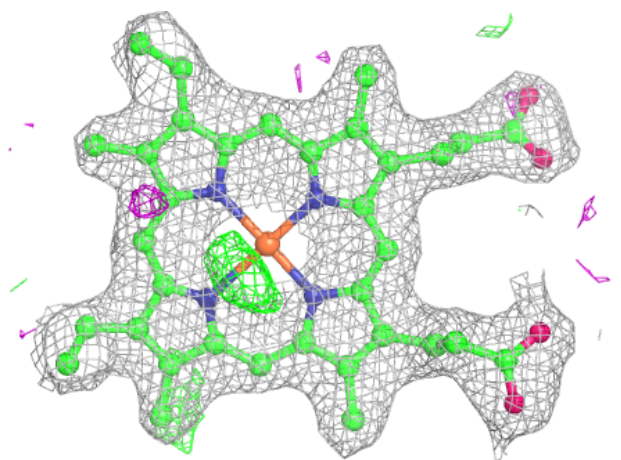


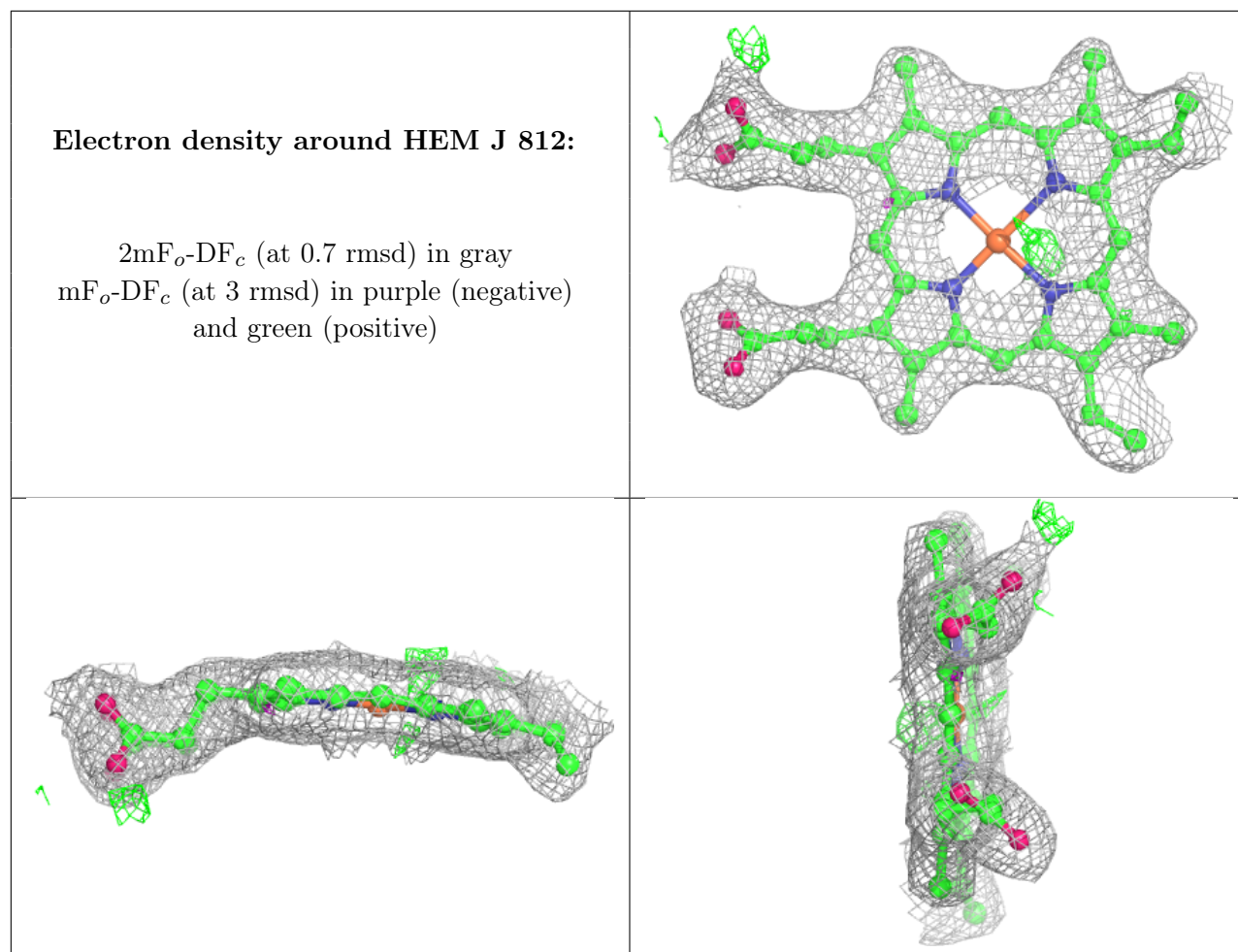




Electron density around HEM B 811:

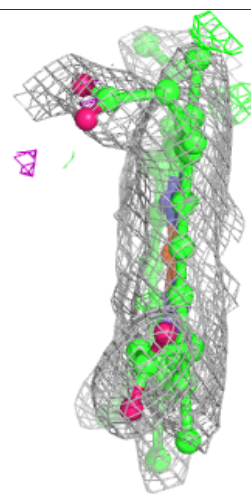
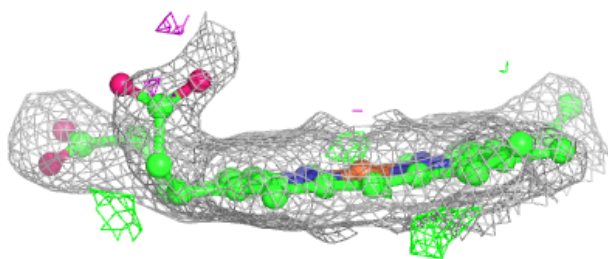
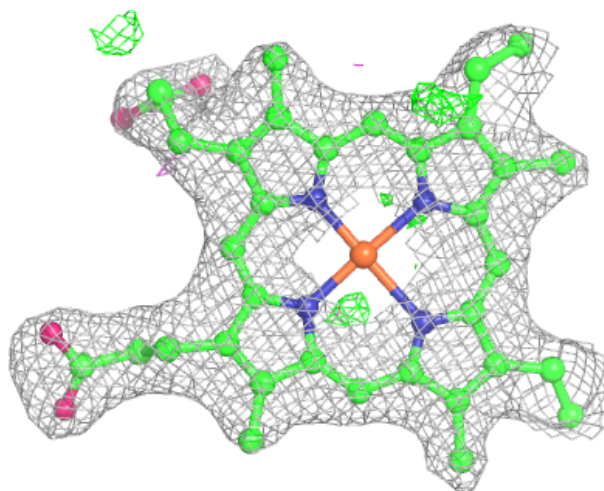
$2mF_o-DF_c$ (at 0.7 rmsd) in gray
 mF_o-DF_c (at 3 rmsd) in purple (negative)
and green (positive)





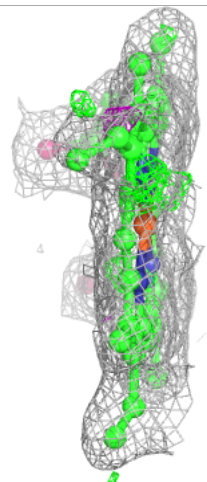
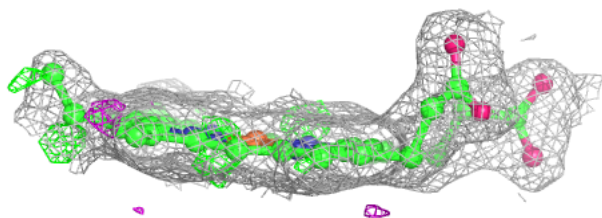
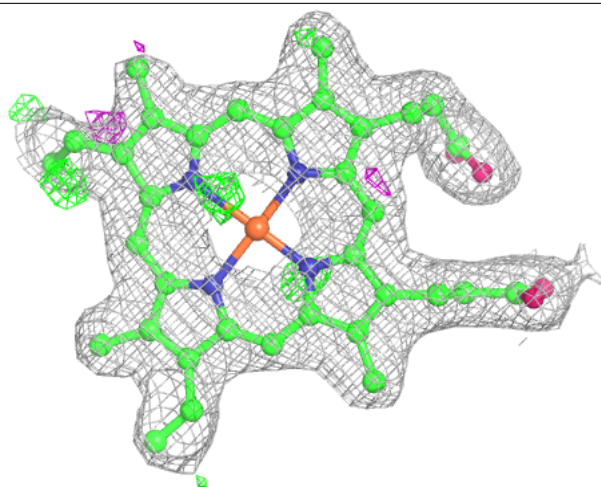
Electron density around HEM J 813:

$2mF_o-DF_c$ (at 0.7 rmsd) in gray
 mF_o-DF_c (at 3 rmsd) in purple (negative)
and green (positive)



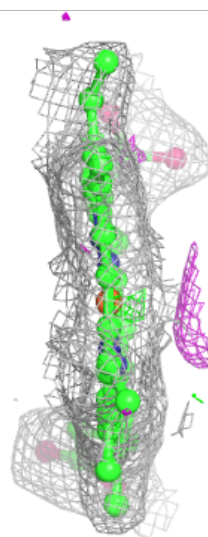
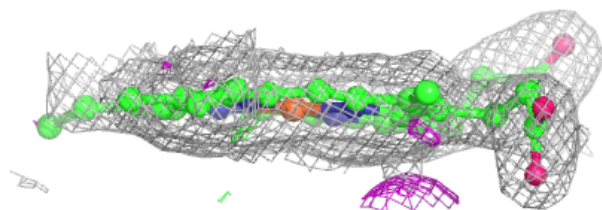
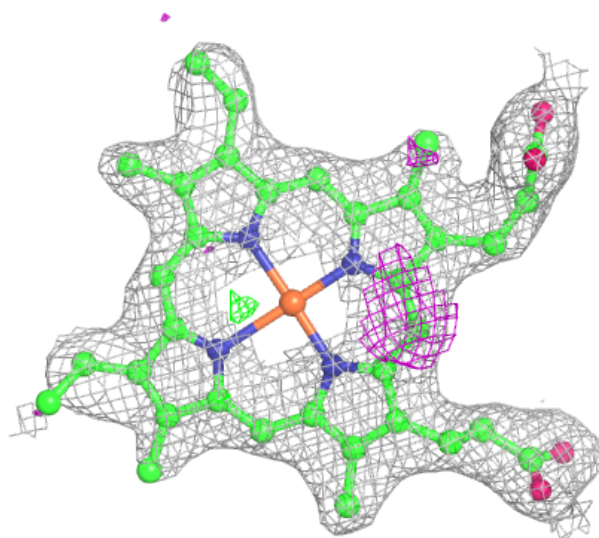
Electron density around HEM K 806:

$2mF_o-DF_c$ (at 0.7 rmsd) in gray
 mF_o-DF_c (at 3 rmsd) in purple (negative)
and green (positive)



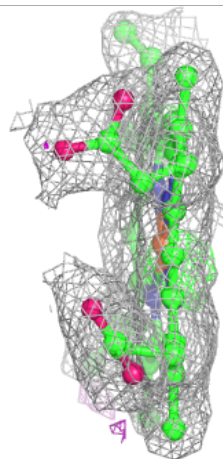
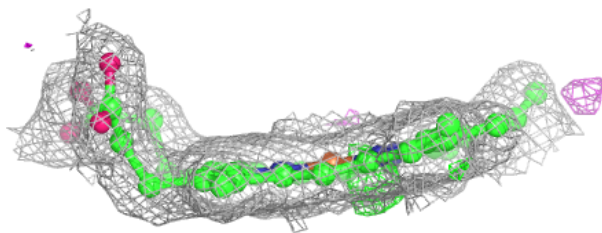
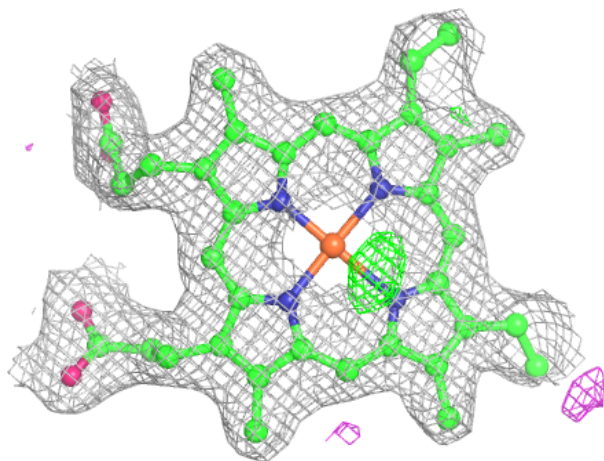
Electron density around HEM K 807:

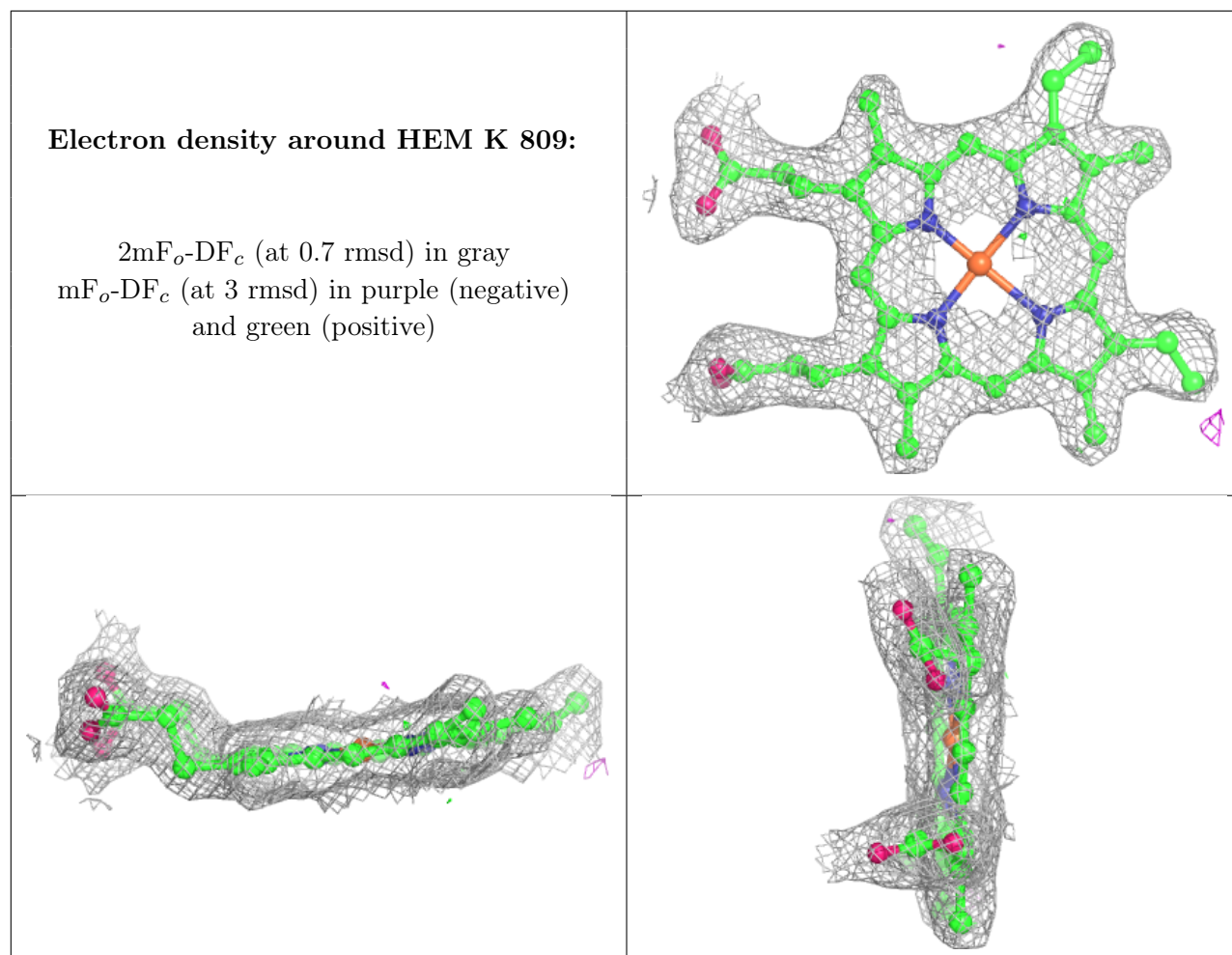
$2mF_o-DF_c$ (at 0.7 rmsd) in gray
 mF_o-DF_c (at 3 rmsd) in purple (negative)
and green (positive)



Electron density around HEM K 808:

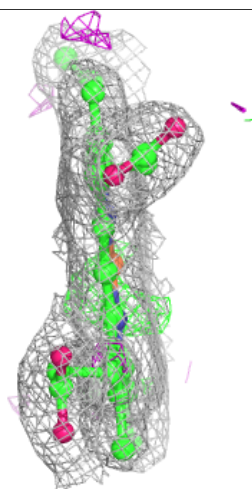
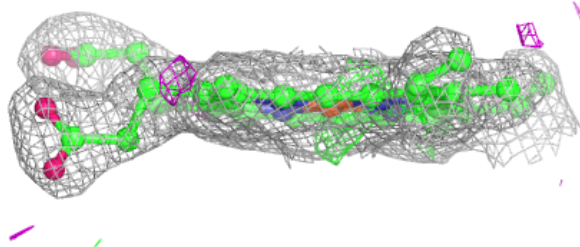
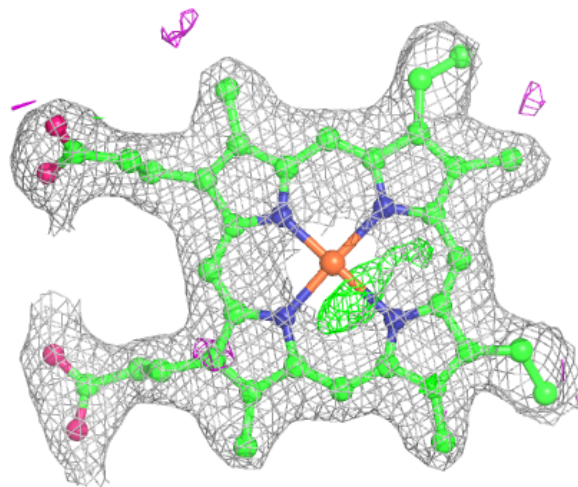
$2mF_o-DF_c$ (at 0.7 rmsd) in gray
 mF_o-DF_c (at 3 rmsd) in purple (negative)
and green (positive)

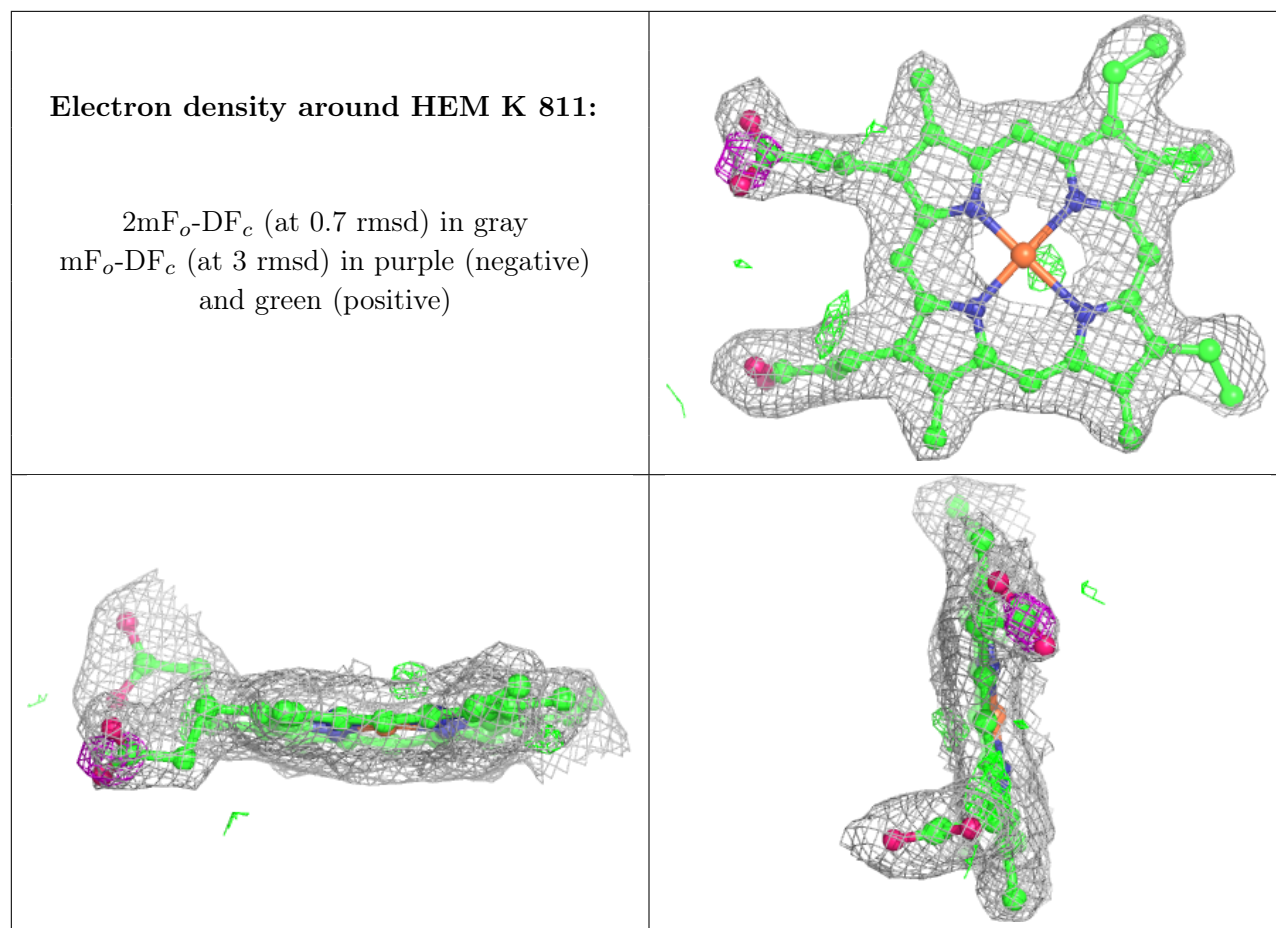




Electron density around HEM K 810:

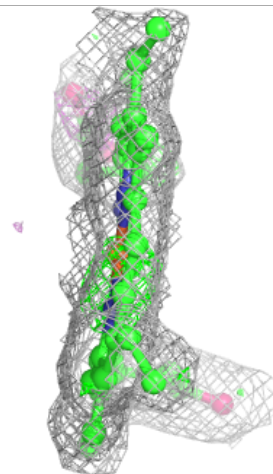
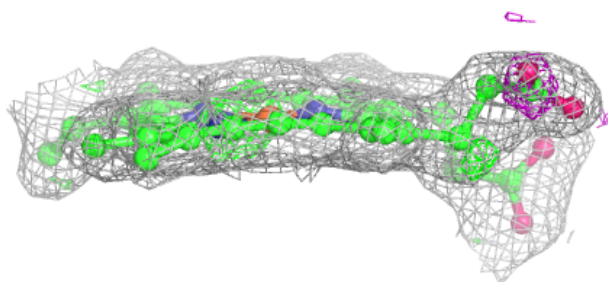
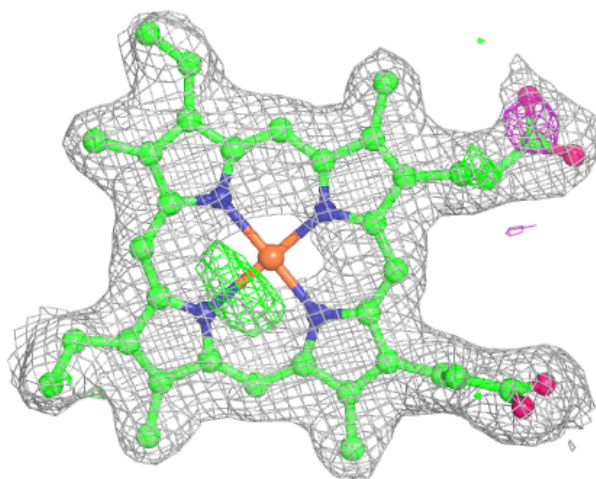
$2mF_o-DF_c$ (at 0.7 rmsd) in gray
 mF_o-DF_c (at 3 rmsd) in purple (negative)
and green (positive)





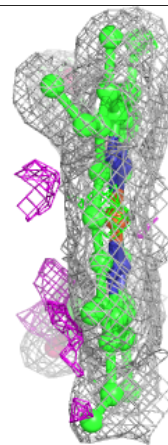
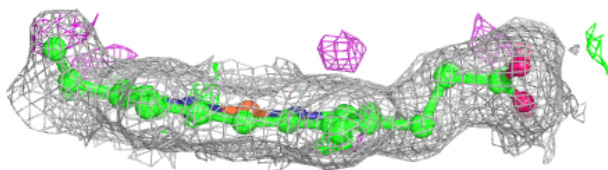
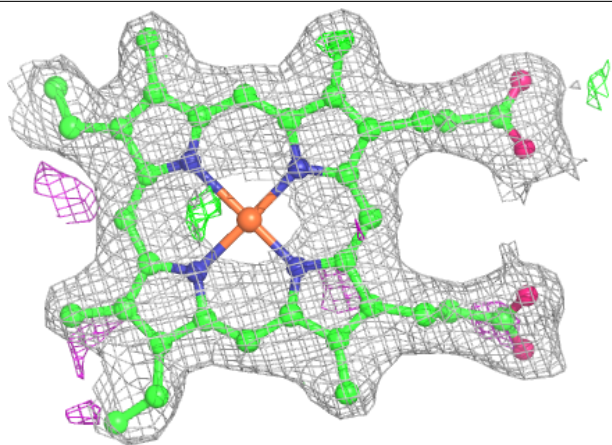
Electron density around HEM B 812:

$2mF_o-DF_c$ (at 0.7 rmsd) in gray
 mF_o-DF_c (at 3 rmsd) in purple (negative)
and green (positive)



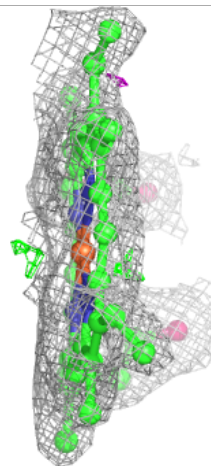
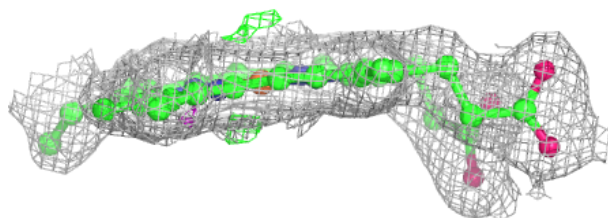
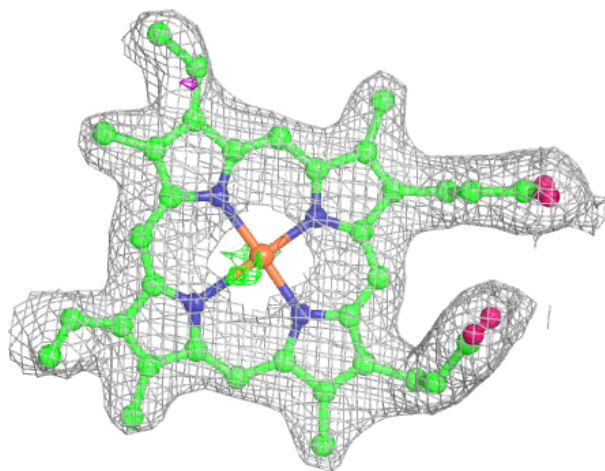
Electron density around HEM B 813:

$2mF_o-DF_c$ (at 0.7 rmsd) in gray
 mF_o-DF_c (at 3 rmsd) in purple (negative)
and green (positive)



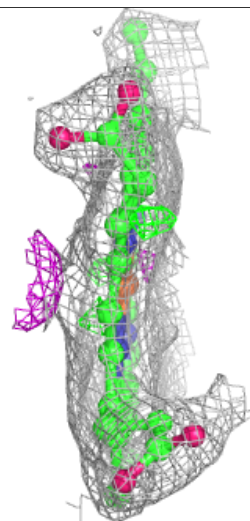
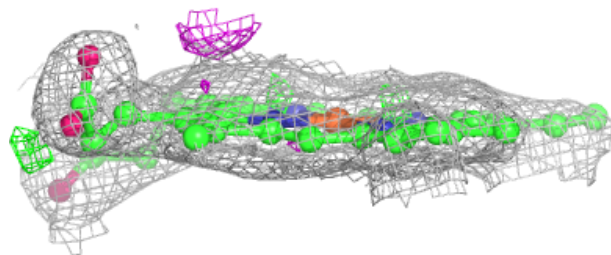
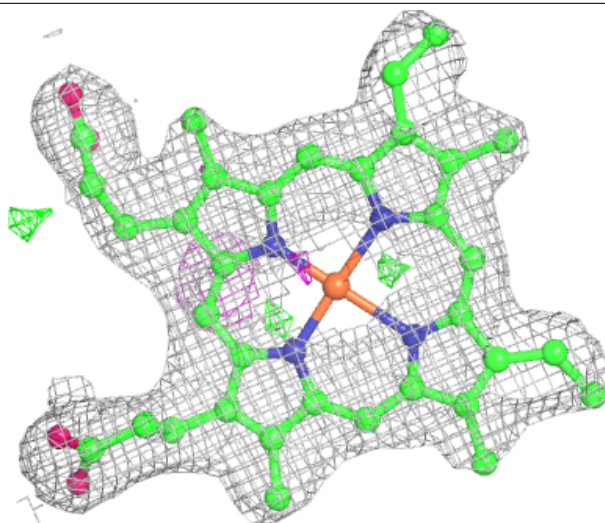
Electron density around HEM L 806:

$2mF_o-DF_c$ (at 0.7 rmsd) in gray
 mF_o-DF_c (at 3 rmsd) in purple (negative)
and green (positive)



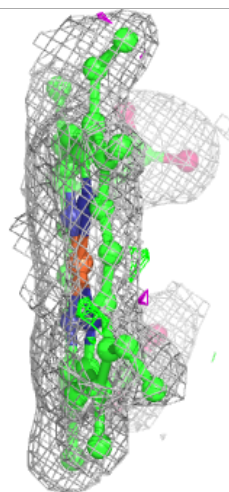
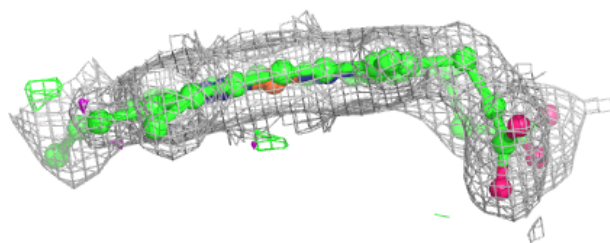
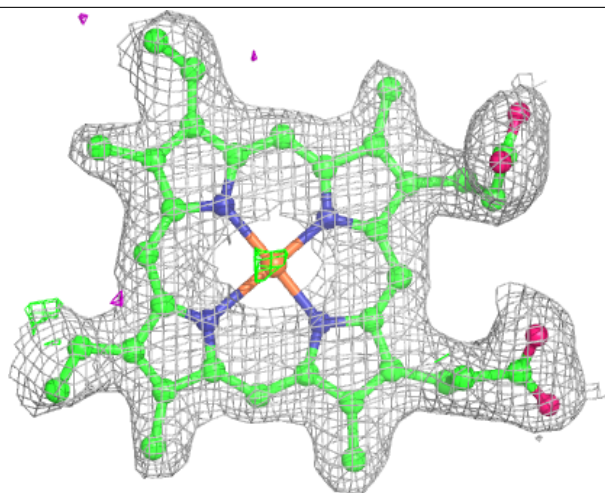
Electron density around HEM L 807:

$2mF_o-DF_c$ (at 0.7 rmsd) in gray
 mF_o-DF_c (at 3 rmsd) in purple (negative)
and green (positive)



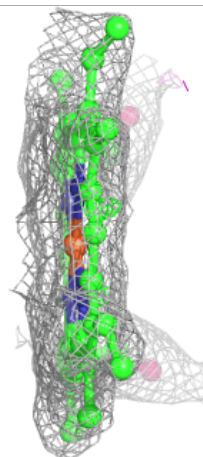
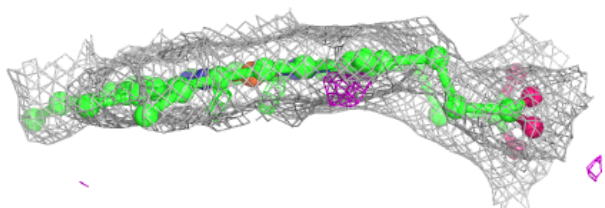
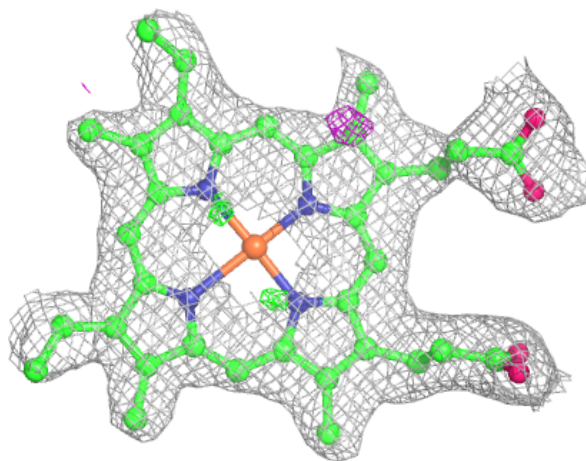
Electron density around HEM L 808:

$2mF_o-DF_c$ (at 0.7 rmsd) in gray
 mF_o-DF_c (at 3 rmsd) in purple (negative)
and green (positive)



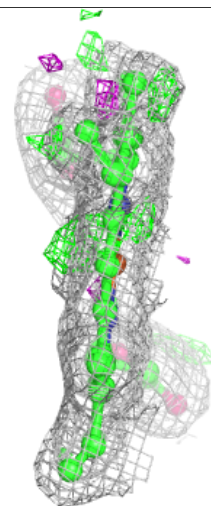
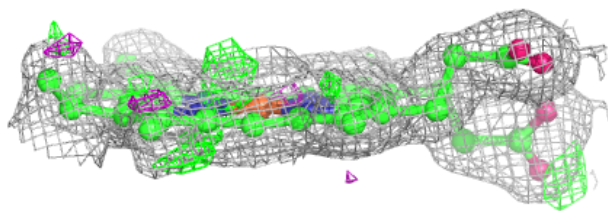
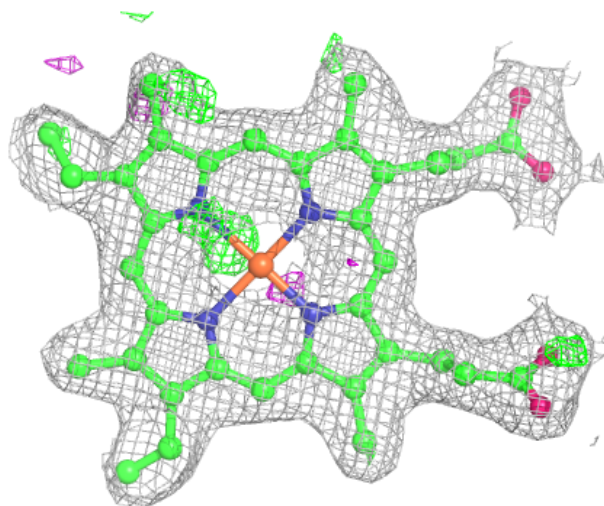
Electron density around HEM L 809:

$2mF_o-DF_c$ (at 0.7 rmsd) in gray
 mF_o-DF_c (at 3 rmsd) in purple (negative)
and green (positive)



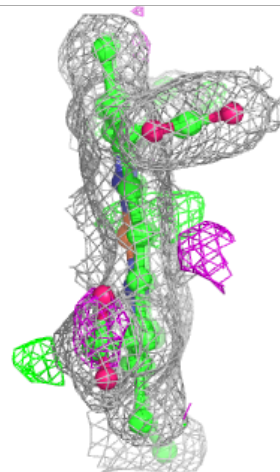
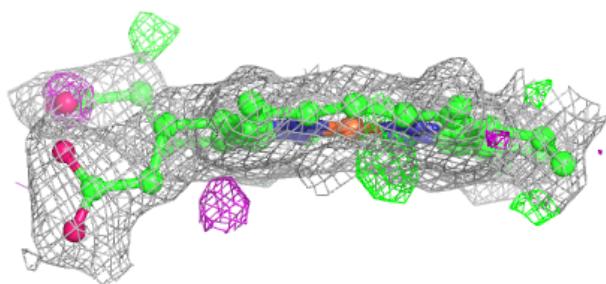
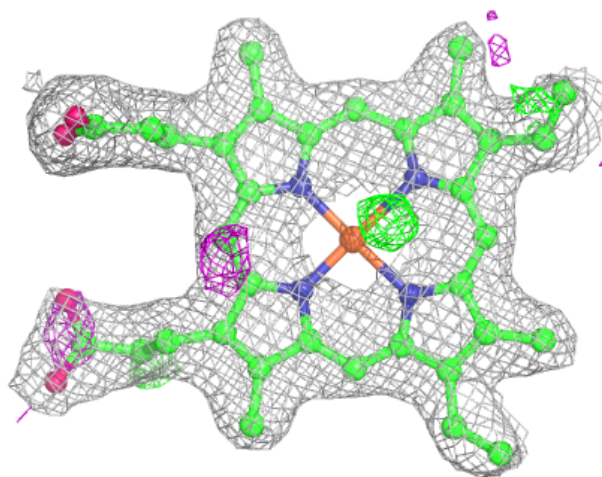
Electron density around HEM C 810:

$2mF_o-DF_c$ (at 0.7 rmsd) in gray
 mF_o-DF_c (at 3 rmsd) in purple (negative)
and green (positive)



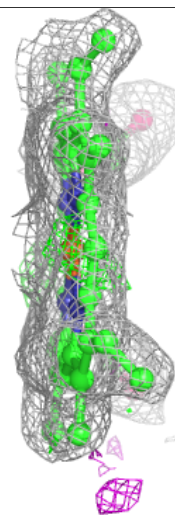
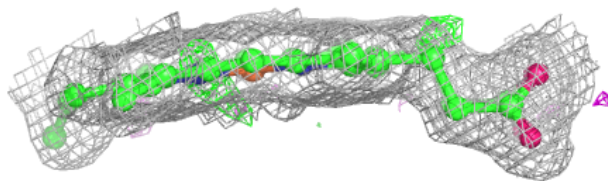
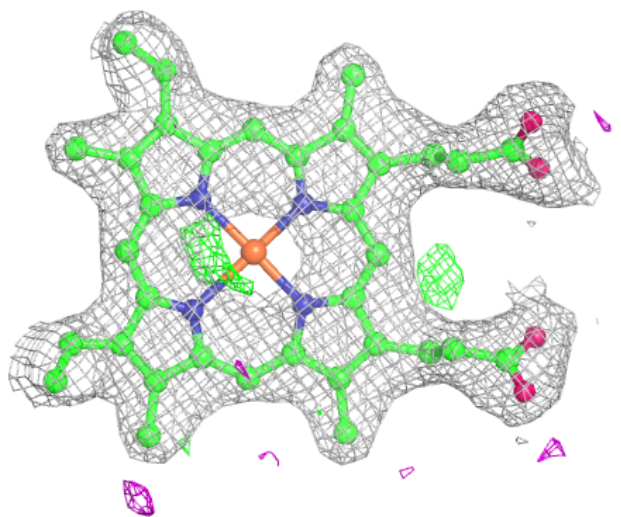
Electron density around HEM C 811:

$2mF_o-DF_c$ (at 0.7 rmsd) in gray
 mF_o-DF_c (at 3 rmsd) in purple (negative)
and green (positive)



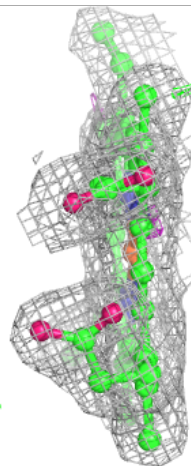
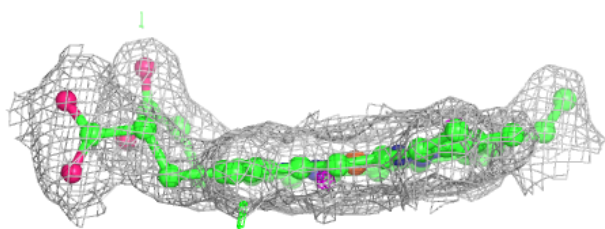
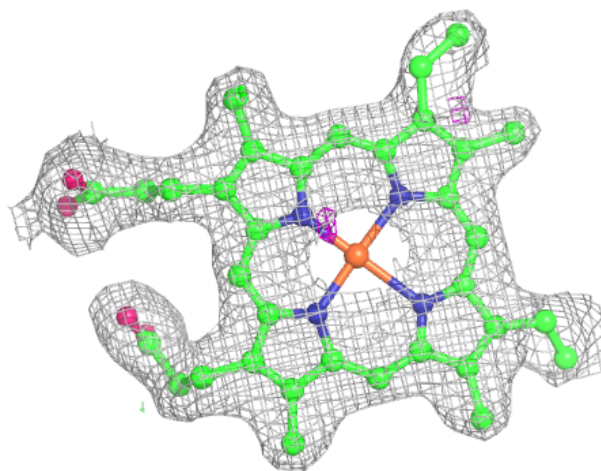
Electron density around HEM C 812:

$2mF_o-DF_c$ (at 0.7 rmsd) in gray
 mF_o-DF_c (at 3 rmsd) in purple (negative)
and green (positive)



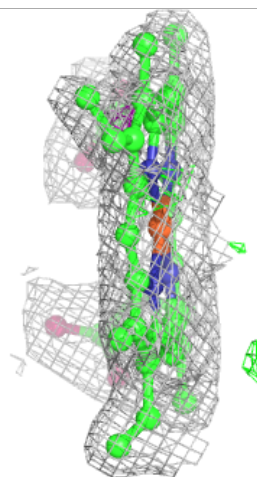
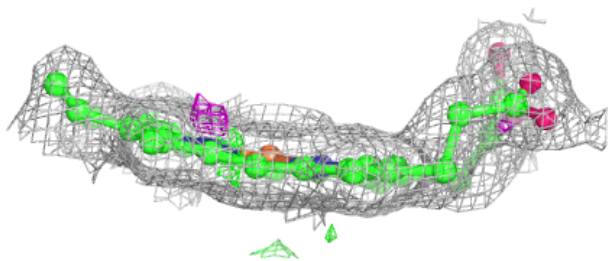
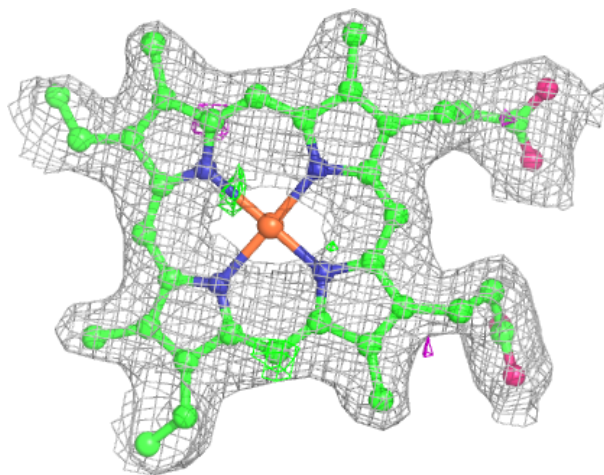
Electron density around HEM G 806:

$2mF_o-DF_c$ (at 0.7 rmsd) in gray
 mF_o-DF_c (at 3 rmsd) in purple (negative)
and green (positive)



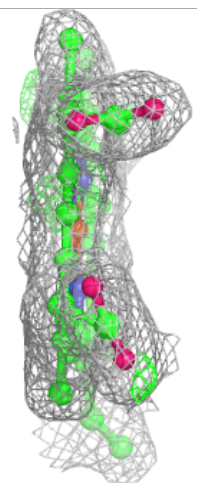
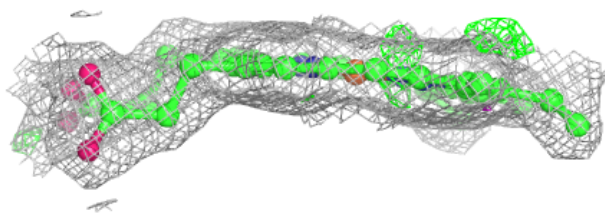
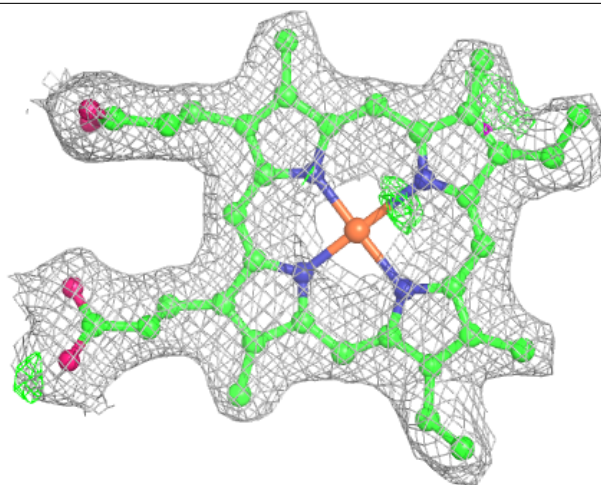
Electron density around HEM G 808:

$2mF_o-DF_c$ (at 0.7 rmsd) in gray
 mF_o-DF_c (at 3 rmsd) in purple (negative)
and green (positive)



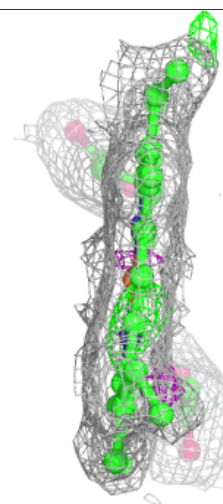
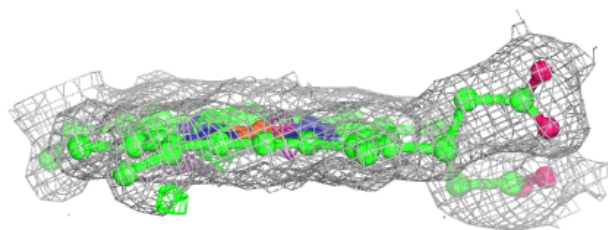
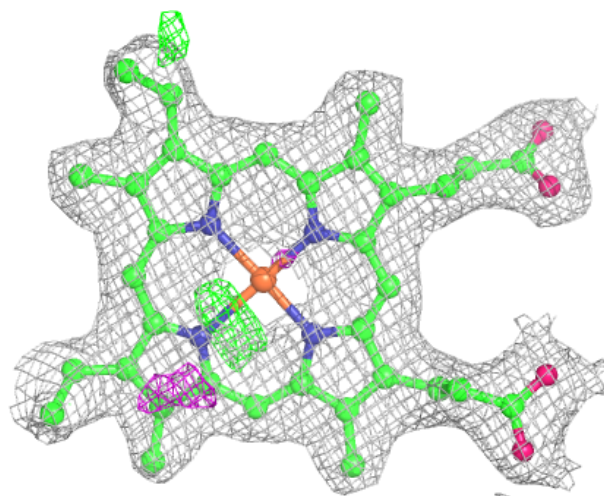
Electron density around HEM G 809:

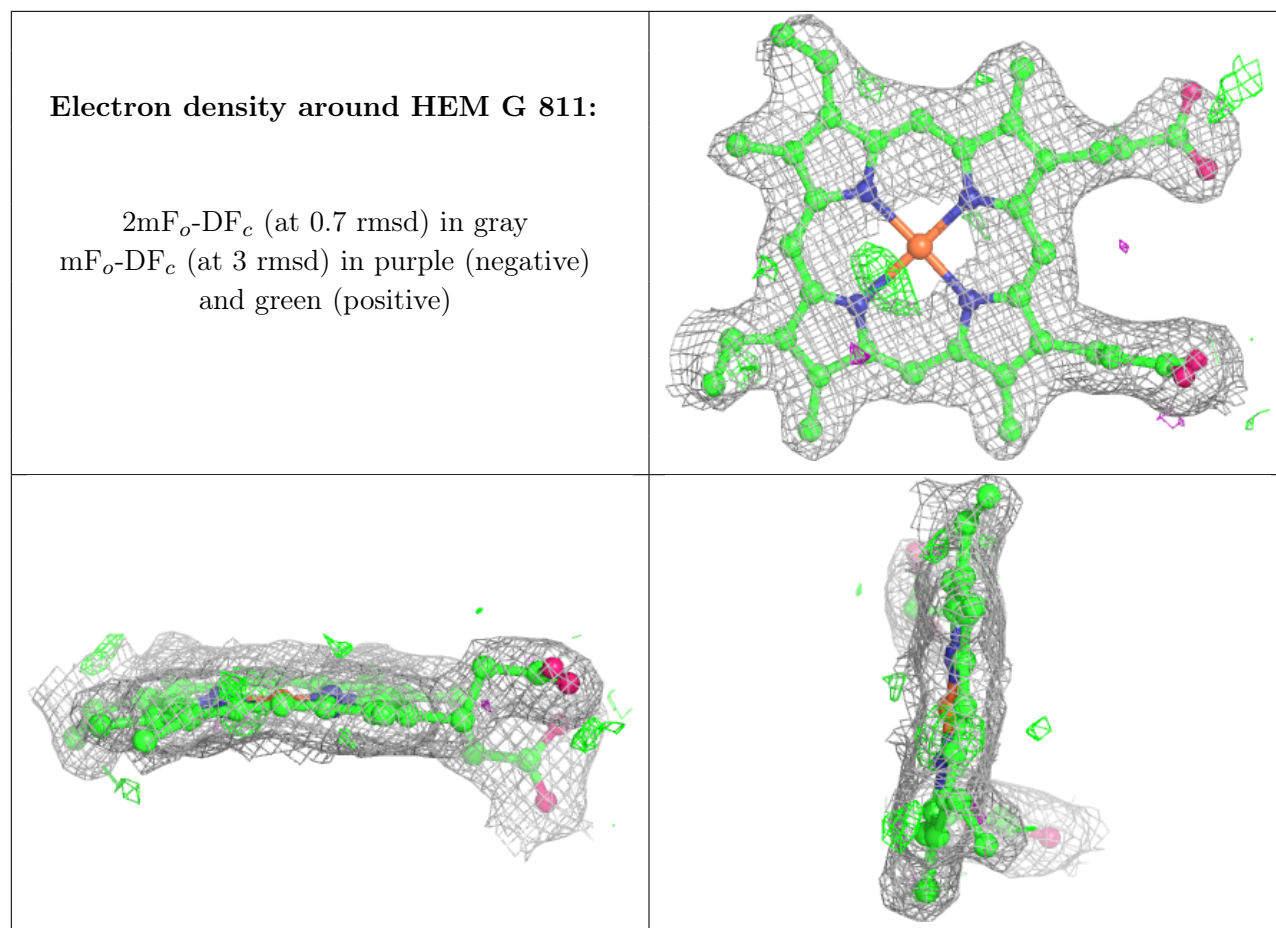
$2mF_o-DF_c$ (at 0.7 rmsd) in gray
 mF_o-DF_c (at 3 rmsd) in purple (negative)
and green (positive)



Electron density around HEM G 810:

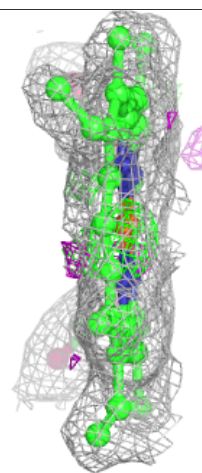
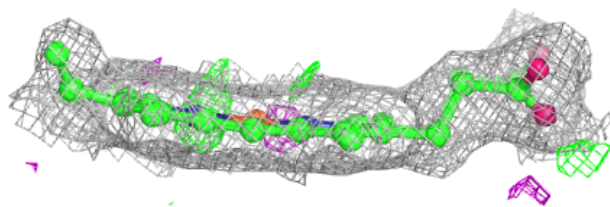
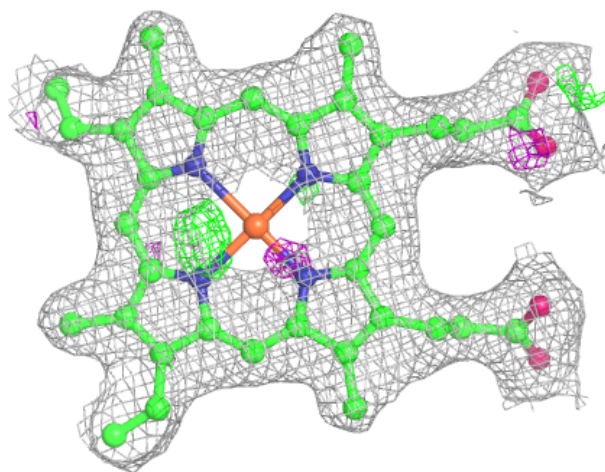
$2mF_o-DF_c$ (at 0.7 rmsd) in gray
 mF_o-DF_c (at 3 rmsd) in purple (negative)
and green (positive)





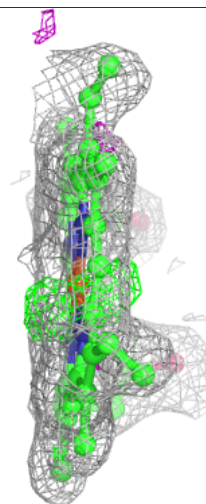
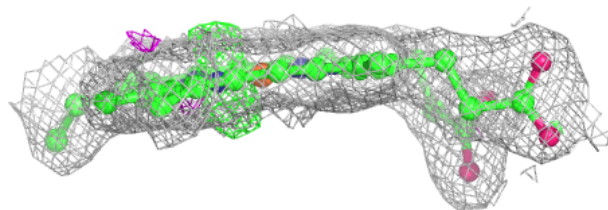
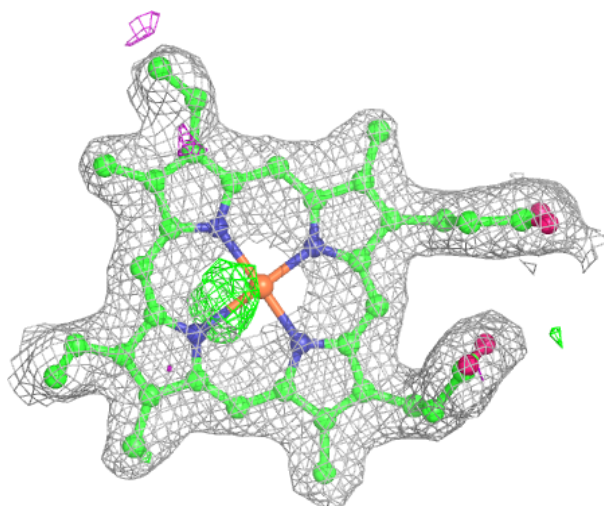
Electron density around HEM G 812:

$2mF_o-DF_c$ (at 0.7 rmsd) in gray
 mF_o-DF_c (at 3 rmsd) in purple (negative)
and green (positive)



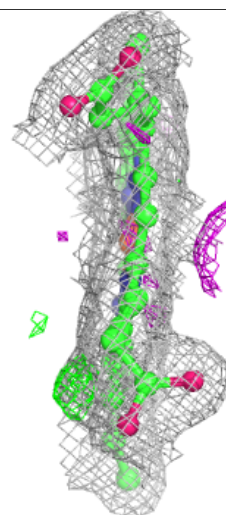
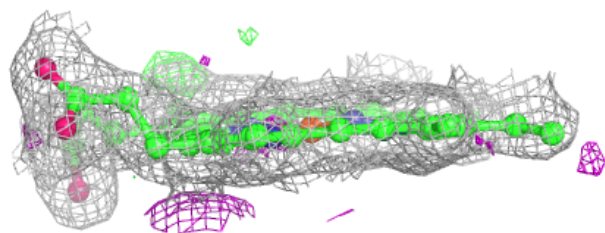
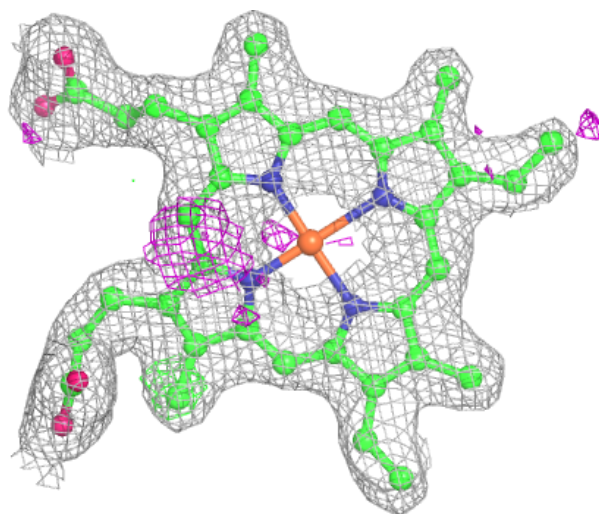
Electron density around HEM D 806:

$2mF_o-DF_c$ (at 0.7 rmsd) in gray
 mF_o-DF_c (at 3 rmsd) in purple (negative)
and green (positive)



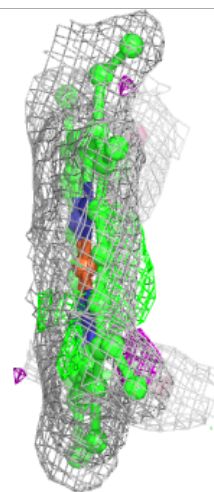
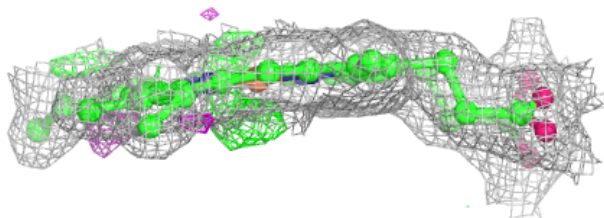
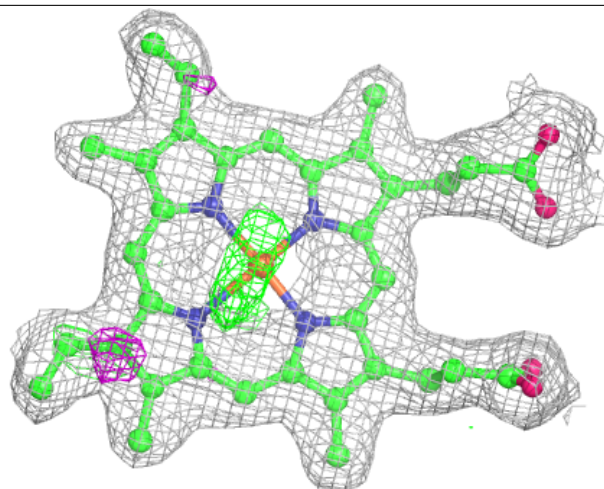
Electron density around HEM D 807:

$2mF_o-DF_c$ (at 0.7 rmsd) in gray
 mF_o-DF_c (at 3 rmsd) in purple (negative)
and green (positive)



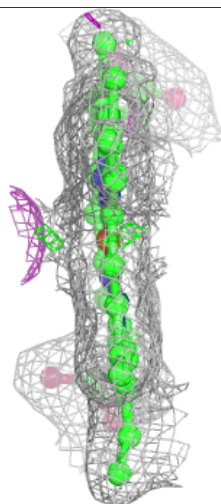
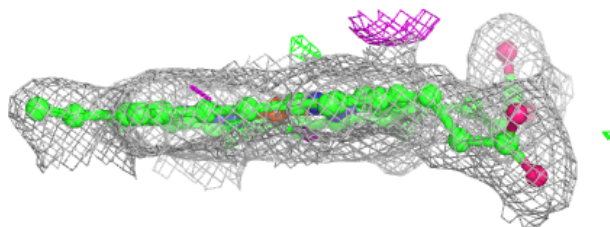
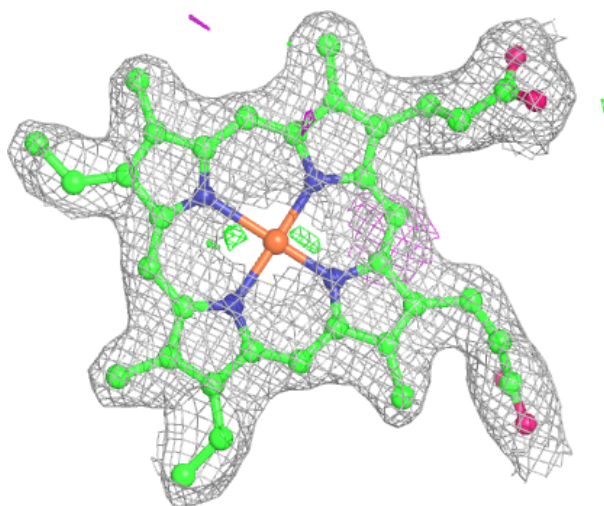
Electron density around HEM C 809:

$2mF_o-DF_c$ (at 0.7 rmsd) in gray
 mF_o-DF_c (at 3 rmsd) in purple (negative)
and green (positive)



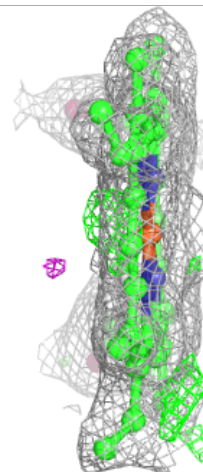
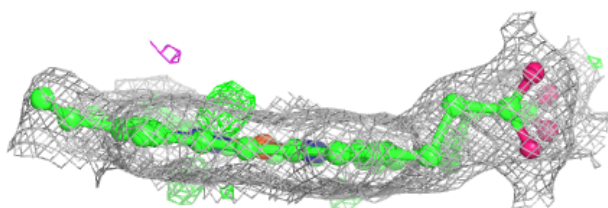
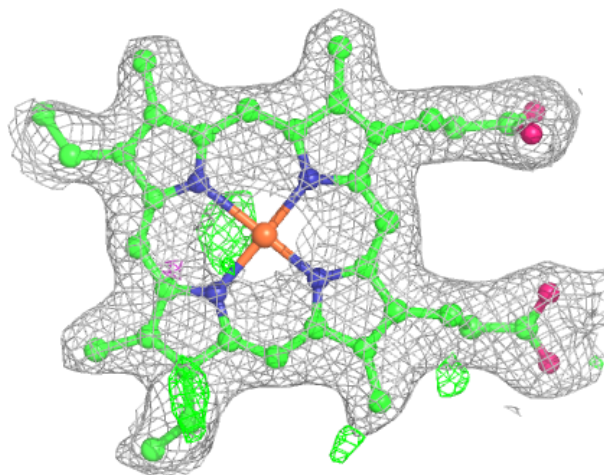
Electron density around HEM B 808:

$2mF_o-DF_c$ (at 0.7 rmsd) in gray
 mF_o-DF_c (at 3 rmsd) in purple (negative)
and green (positive)



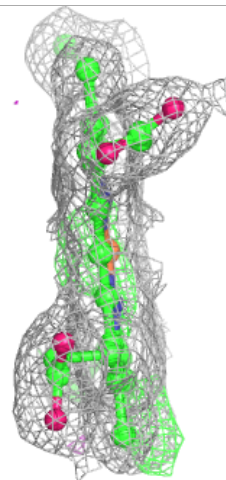
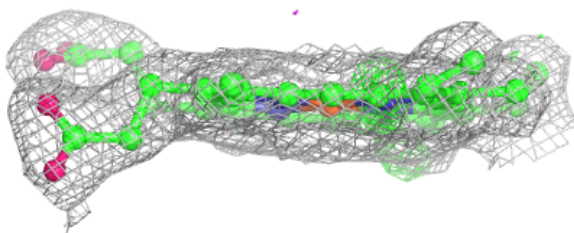
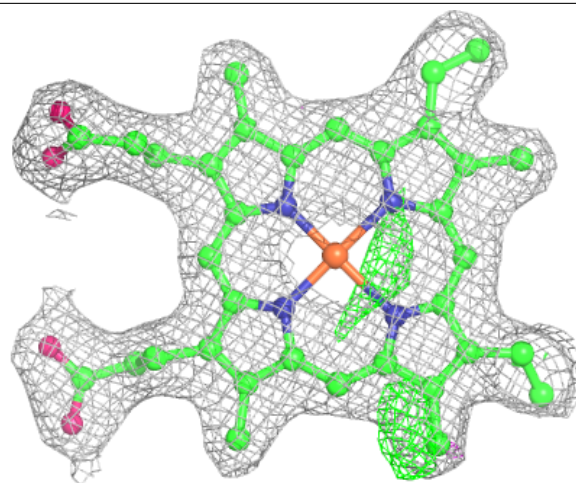
Electron density around HEM F 810:

$2mF_o-DF_c$ (at 0.7 rmsd) in gray
 mF_o-DF_c (at 3 rmsd) in purple (negative)
and green (positive)



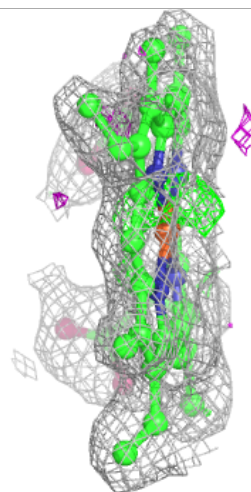
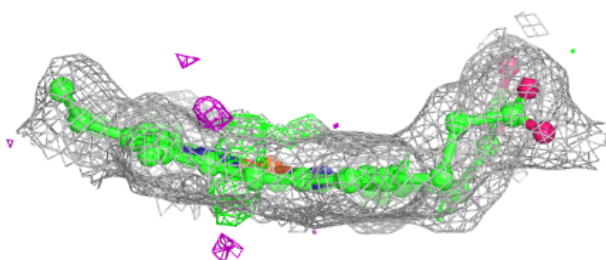
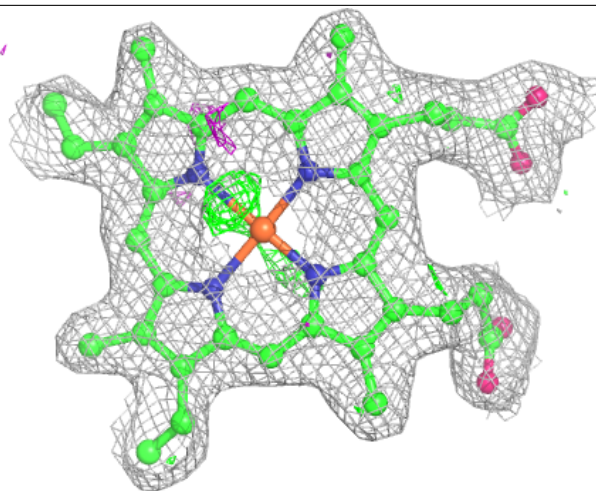
Electron density around HEM F 811:

$2mF_o-DF_c$ (at 0.7 rmsd) in gray
 mF_o-DF_c (at 3 rmsd) in purple (negative)
and green (positive)



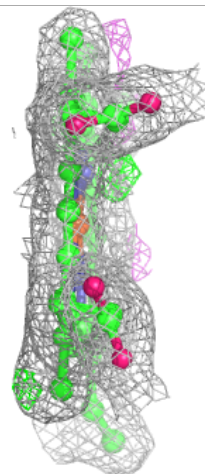
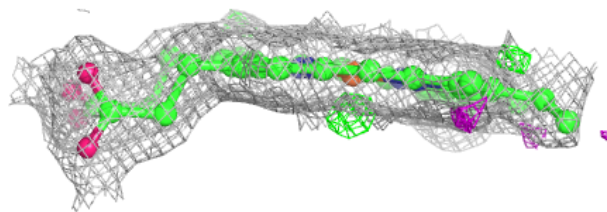
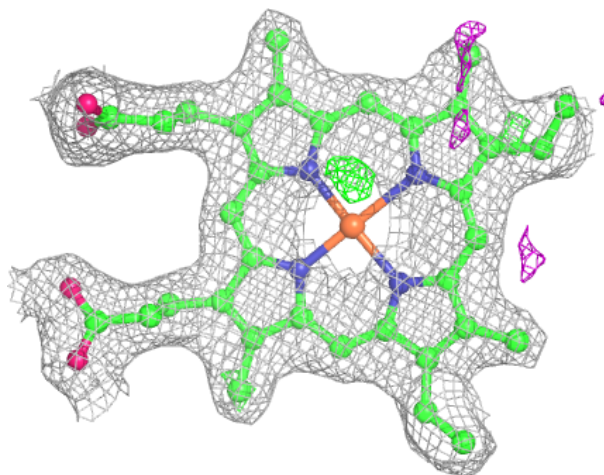
Electron density around HEM B 809:

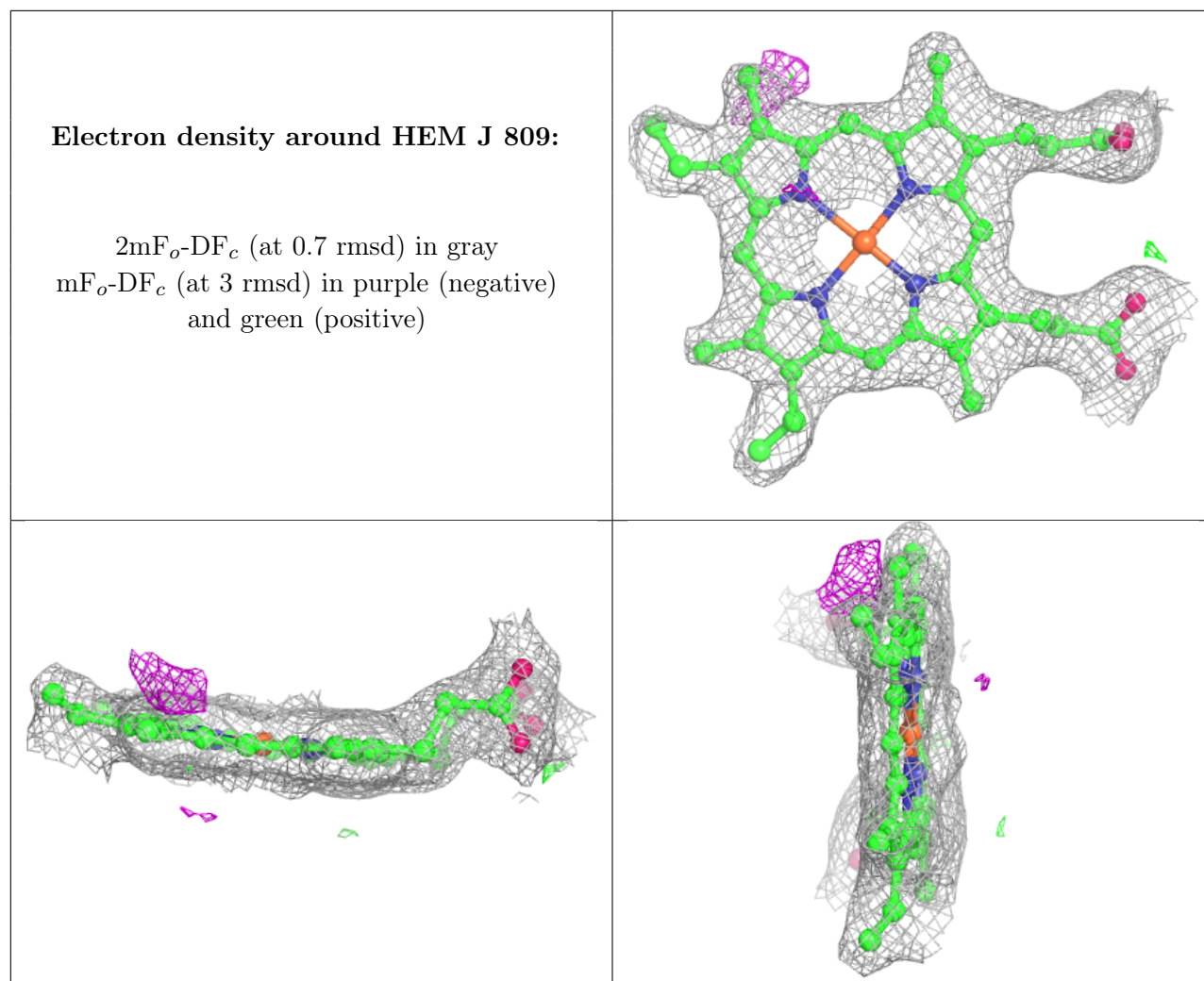
$2mF_o-DF_c$ (at 0.7 rmsd) in gray
 mF_o-DF_c (at 3 rmsd) in purple (negative)
and green (positive)



Electron density around HEM B 810:

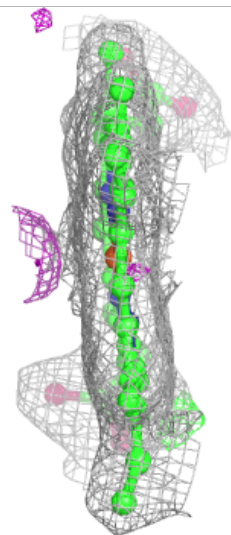
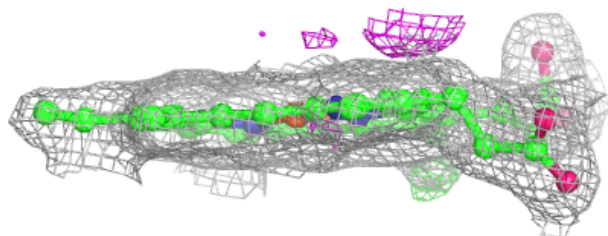
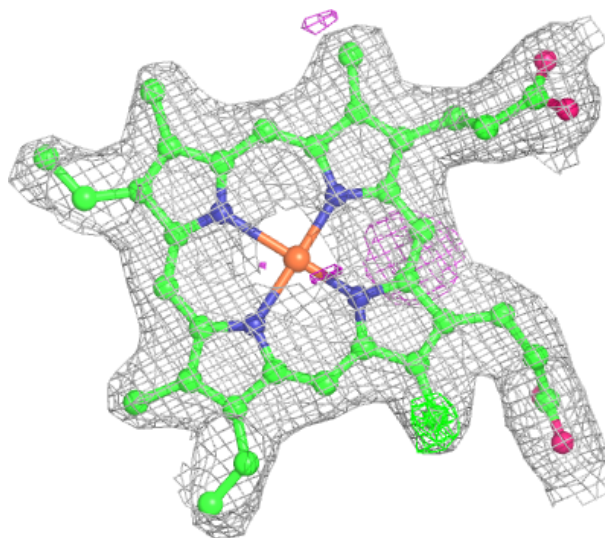
$2mF_o-DF_c$ (at 0.7 rmsd) in gray
 mF_o-DF_c (at 3 rmsd) in purple (negative)
and green (positive)





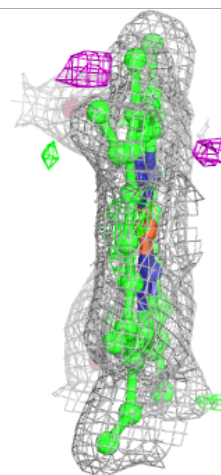
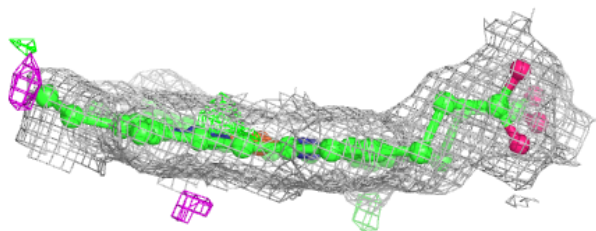
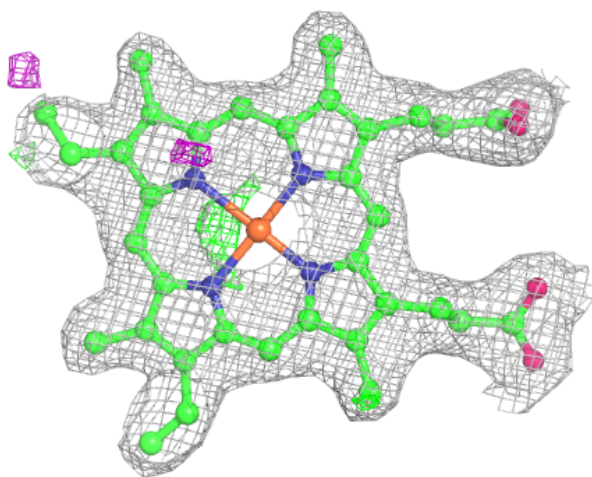
Electron density around HEM G 807:

$2mF_o-DF_c$ (at 0.7 rmsd) in gray
 mF_o-DF_c (at 3 rmsd) in purple (negative)
and green (positive)



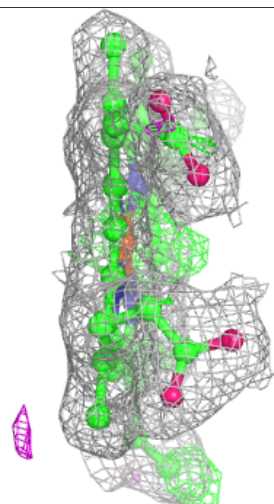
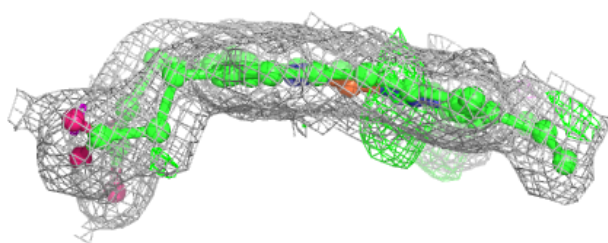
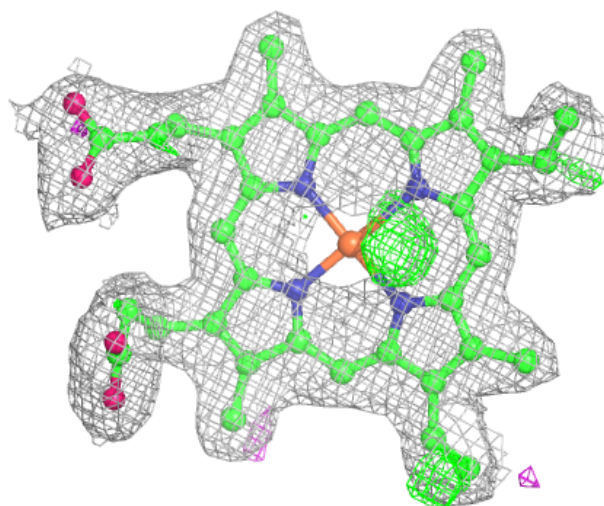
Electron density around HEM D 809:

$2mF_o-DF_c$ (at 0.7 rmsd) in gray
 mF_o-DF_c (at 3 rmsd) in purple (negative)
and green (positive)



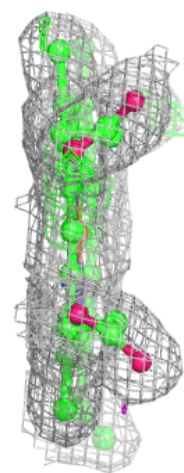
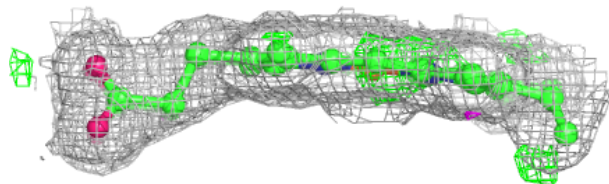
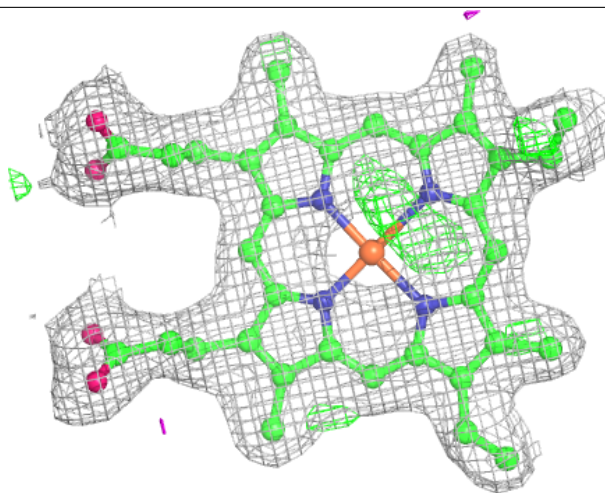
Electron density around HEM A 808:

$2mF_o-DF_c$ (at 0.7 rmsd) in gray
 mF_o-DF_c (at 3 rmsd) in purple (negative)
and green (positive)



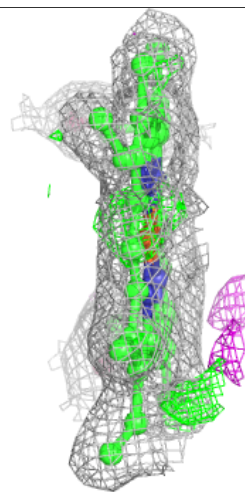
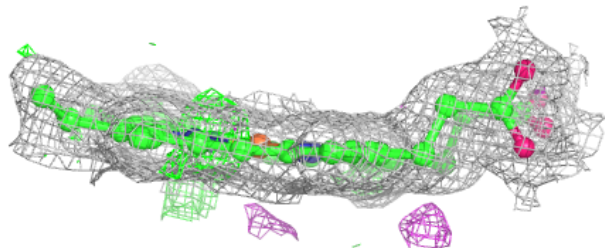
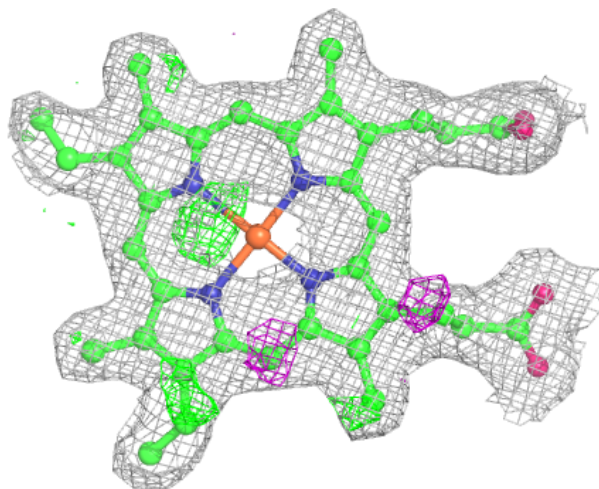
Electron density around HEM D 812:

$2mF_o-DF_c$ (at 0.7 rmsd) in gray
 mF_o-DF_c (at 3 rmsd) in purple (negative)
and green (positive)



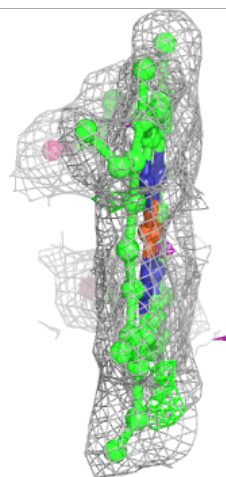
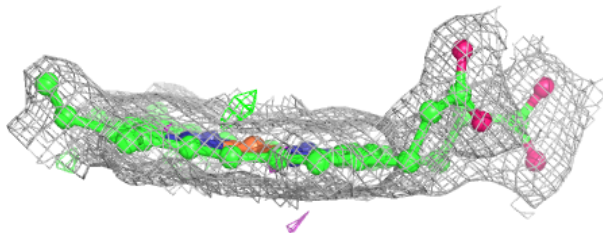
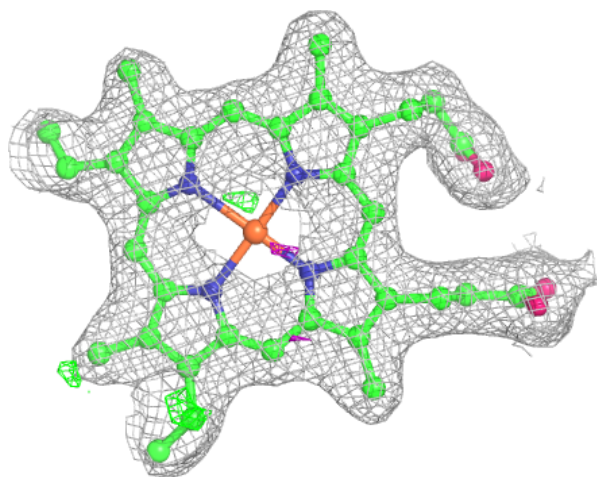
Electron density around HEM A 809:

$2mF_o-DF_c$ (at 0.7 rmsd) in gray
 mF_o-DF_c (at 3 rmsd) in purple (negative)
and green (positive)



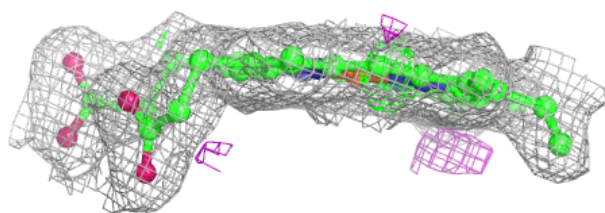
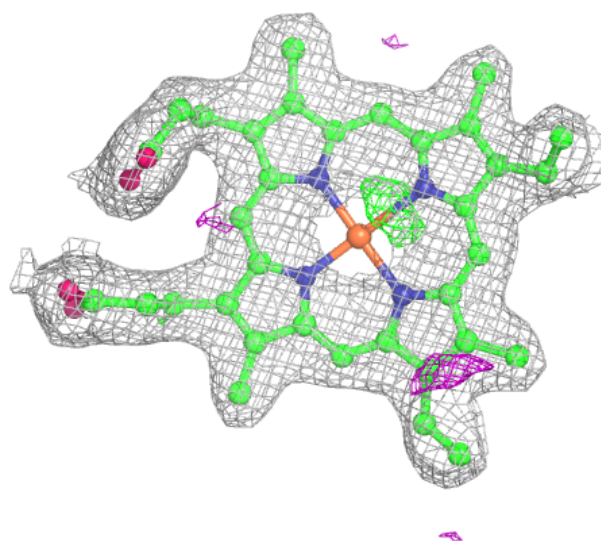
Electron density around HEM E 806:

$2mF_o-DF_c$ (at 0.7 rmsd) in gray
 mF_o-DF_c (at 3 rmsd) in purple (negative)
and green (positive)



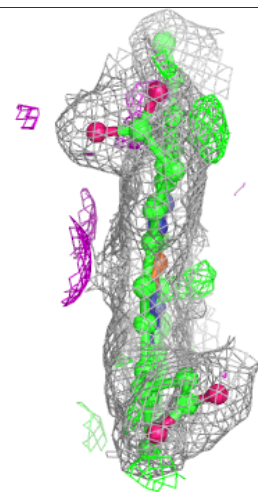
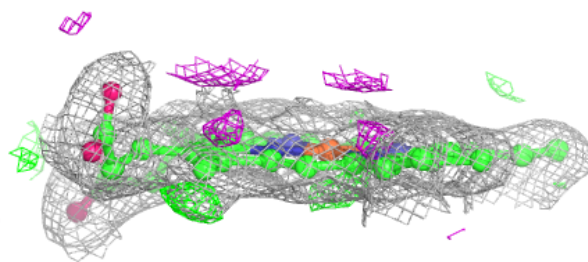
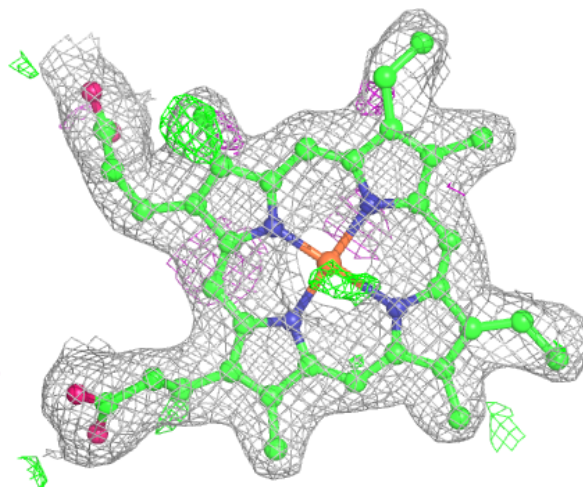
Electron density around HEM C 806:

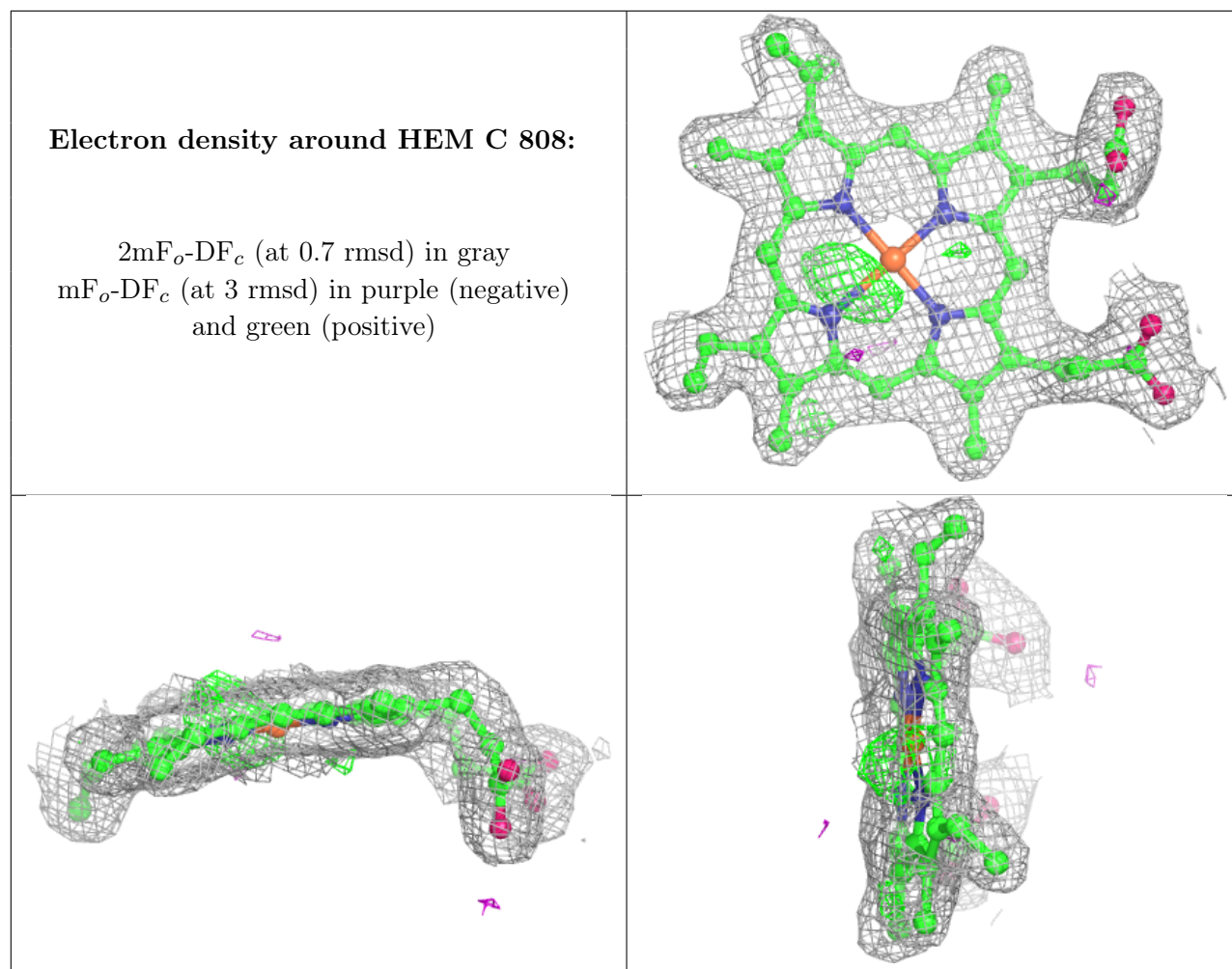
$2mF_o-DF_c$ (at 0.7 rmsd) in gray
 mF_o-DF_c (at 3 rmsd) in purple (negative)
and green (positive)



Electron density around HEM C 807:

$2mF_o-DF_c$ (at 0.7 rmsd) in gray
 mF_o-DF_c (at 3 rmsd) in purple (negative)
and green (positive)





6.5 Other polymers [i](#)

There are no such residues in this entry.