



wwPDB X-ray Structure Validation Summary Report ⓘ

Nov 7, 2023 – 04:57 PM EST

PDB ID : 7RQE
Title : Crystal structure of the *Thermus thermophilus* 70S ribosome in complex with protein Y, A-site deacylated tRNA analog CACCA, P-site MAI-tripeptidyl-tRNA analog ACCA-IAM, and chloramphenicol at 2.40Å resolution
Authors : Syroegin, E.A.; Flemmich, L.; Klepacki, D.; Vazquez-Laslop, N.; Micura, R.; Polikanov, Y.S.
Deposited on : 2021-08-06
Resolution : 2.40 Å(reported)

This is a wwPDB X-ray Structure Validation Summary Report for a publicly released PDB entry.

We welcome your comments at validation@mail.wwpdb.org

A user guide is available at

<https://www.wwpdb.org/validation/2017/XrayValidationReportHelp>

with specific help available everywhere you see the ⓘ symbol.

The types of validation reports are described at

<http://www.wwpdb.org/validation/2017/FAQs#types>.

The following versions of software and data (see [references](#) ①) were used in the production of this report:

MolProbity : 4.02b-467
Mogul : 1.8.5 (274361), CSD as541be (2020)
Xtrriage (Phenix) : 1.13
EDS : 2.36
buster-report : 1.1.7 (2018)
Percentile statistics : 20191225.v01 (using entries in the PDB archive December 25th 2019)
Refmac : 5.8.0158
CCP4 : 7.0.044 (Gargrove)
Ideal geometry (proteins) : Engh & Huber (2001)
Ideal geometry (DNA, RNA) : Parkinson et al. (1996)
Validation Pipeline (wwPDB-VP) : 2.36

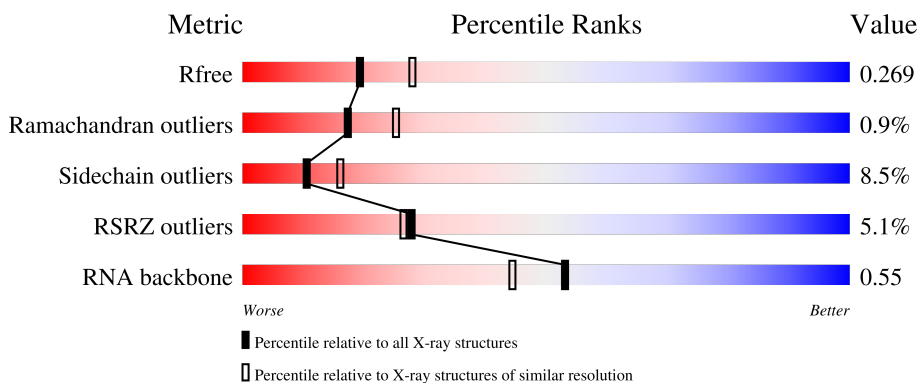
1 Overall quality at a glance i

The following experimental techniques were used to determine the structure:

X-RAY DIFFRACTION

The reported resolution of this entry is 2.40 Å.

Percentile scores (ranging between 0-100) for global validation metrics of the entry are shown in the following graphic. The table shows the number of entries on which the scores are based.



Metric	Whole archive (#Entries)	Similar resolution (#Entries, resolution range(Å))
R_{free}	130704	3907 (2.40-2.40)
Ramachandran outliers	138981	4318 (2.40-2.40)
Sidechain outliers	138945	4319 (2.40-2.40)
RSRZ outliers	127900	3811 (2.40-2.40)
RNA backbone	3102	1174 (2.80-2.00)

The table below summarises the geometric issues observed across the polymeric chains and their fit to the electron density. The red, orange, yellow and green segments of the lower bar indicate the fraction of residues that contain outliers for ≥ 3 , 2, 1 and 0 types of geometric quality criteria respectively. A grey segment represents the fraction of residues that are not modelled. The numeric value for each fraction is indicated below the corresponding segment, with a dot representing fractions $\leq 5\%$. The upper red bar (where present) indicates the fraction of residues that have poor fit to the electron density. The numeric value is given above the bar.

Mol	Chain	Length	Quality of chain
1	1A	2915	<div style="display: flex; align-items: center;"> <div style="width: 3%; height: 10px; background-color: red; margin-right: 5px;"></div> <div style="width: 82%; height: 10px; background-color: green; margin-right: 5px;"></div> <div style="width: 15%; height: 10px; background-color: yellow; margin-right: 5px;"></div> <div style="width: 2%; height: 10px; background-color: grey;"></div> </div> <p style="text-align: center;">3% 82% 15% ..</p>
1	2A	2915	<div style="display: flex; align-items: center;"> <div style="width: 3%; height: 10px; background-color: red; margin-right: 5px;"></div> <div style="width: 81%; height: 10px; background-color: green; margin-right: 5px;"></div> <div style="width: 17%; height: 10px; background-color: yellow; margin-right: 5px;"></div> <div style="width: 2%; height: 10px; background-color: grey;"></div> </div> <p style="text-align: center;">3% 81% 17% ..</p>
2	1B	121	<div style="display: flex; align-items: center;"> <div style="width: 90%; height: 10px; background-color: green; margin-right: 5px;"></div> <div style="width: 9%; height: 10px; background-color: yellow; margin-right: 5px;"></div> <div style="width: 1%; height: 10px; background-color: grey;"></div> </div> <p style="text-align: center;">90% 9% .</p>
2	2B	121	<div style="display: flex; align-items: center;"> <div style="width: 90%; height: 10px; background-color: green; margin-right: 5px;"></div> <div style="width: 9%; height: 10px; background-color: yellow; margin-right: 5px;"></div> <div style="width: 1%; height: 10px; background-color: grey;"></div> </div> <p style="text-align: center;">90% 9% .</p>
3	1D	276	<div style="display: flex; align-items: center;"> <div style="width: 93%; height: 10px; background-color: green; margin-right: 5px;"></div> <div style="width: 7%; height: 10px; background-color: yellow; margin-right: 5px;"></div> </div> <p style="text-align: center;">93% 7%</p>

Continued on next page...

Continued from previous page...

Mol	Chain	Length	Quality of chain
3	2D	276	% 93% 6%
4	1E	206	% 95%
4	2E	206	% 92% 7%
5	1F	210	% 90% 6%
5	2F	210	% 88% 9%
6	1G	182	% 90% 9%
6	2G	182	20% 91% 8%
7	1H	180	% 89% 7%
7	2H	180	10% 87% 9%
8	1I	148	% 90% 9%
8	2I	148	5% 86% 13%
9	1N	140	% 91% 9%
9	2N	140	4% 96%
10	1O	122	% 98%
10	2O	122	% 97%
11	1P	150	% 96%
11	2P	150	2% 94% 5%
12	1Q	141	% 93% 7%
12	2Q	141	3% 94% 6%
13	1R	118	% 94% 6%
13	2R	118	% 96%
14	1S	112	% 91% 7%
14	2S	112	10% 93% 5%
15	1T	146	% 84% 6% 10%
15	2T	146	% 86% 10%

Continued on next page...

Continued from previous page...

Mol	Chain	Length	Quality of chain
16	1U	118	94%
16	2U	118	93% 5%
17	1V	101	91%
17	2V	101	92% 7%
18	1W	113	95%
18	2W	113	92% 7%
19	1X	96	95%
19	2X	96	96%
20	1Y	110	94%
20	2Y	110	87% 10%
21	1Z	206	92%
21	2Z	206	86% 11%
22	10	85	92% 8%
22	20	85	95% 12%
23	11	98	93% 6%
23	21	98	93%
24	12	72	90%
24	22	72	94%
25	13	60	90%
25	23	60	95%
26	14	71	87% 8%
26	24	71	76% 28%
27	15	60	87% 12%
27	25	60	92%
28	16	54	89%

Continued on next page...

Continued from previous page...

Mol	Chain	Length	Quality of chain
28	26	54	2% 91% 7%
29	17	49	4% 92% 6%
29	27	49	8% 90% 8%
30	18	65	88% 11%
30	28	65	2% 88% 11%
31	19	37	100%
31	29	37	5% 95% 5%
32	1a	1521	2% 81% 17%
32	2a	1521	3% 79% 20%
33	1b	256	7% 80% 9% 10%
33	2b	256	18% 77% 12% 10%
34	1c	239	6% 83% 14%
34	2c	239	17% 77% 9% 14%
35	1d	209	7% 90% 10%
35	2d	209	8% 91% 9%
36	1e	162	3% 85% 7% 9%
36	2e	162	6% 86% 5% 9%
37	1f	101	85% 14%
37	2f	101	95%
38	1g	156	3% 94% 6%
38	2g	156	21% 88% 12%
39	1h	138	4% 91% 9%
39	2h	138	11% 91% 8%
40	1i	128	10% 89% 10%
40	2i	128	63% 89% 9%



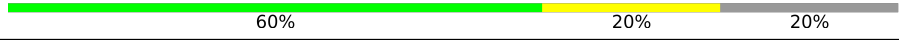


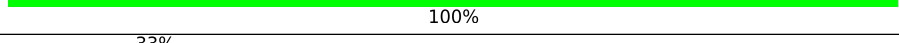

Continued on next page...

Continued from previous page...

Mol	Chain	Length	Quality of chain
41	1j	105	8% 81% 10% 8%
41	2j	105	40% 83% 9% 9%
42	1k	129	% 83% 5% 12%
42	2k	129	6% 84% 12%
43	1l	132	2% 86% 6% 8%
43	2l	132	4% 84% 8% 8%
44	1m	126	3% 86% 6% 8%
44	2m	126	18% 83% 8% 10%
45	1n	61	15% 87% 11%
45	2n	61	62% 90% 8%
46	1o	89	94% ..
46	2o	89	% 90% 9%
47	1p	88	10% 80% 14% 7%
47	2p	88	% 83% 10% 7%
48	1q	105	5% 90% 5% 6%
48	2q	105	10% 90% 6%
49	1r	88	% 70% 7% 23%
49	2r	88	7% 76% 23%
50	1s	93	81% 8% 11%
50	2s	93	23% 78% 11% 11%
51	1t	106	8% 83% 8% 9%
51	2t	106	2% 81% 10% 8%
52	1u	27	19% 81% 15%
52	2u	27	56% 85% 15%
53	1y	113	7% 82% 14%

Continued on next page...

Continued from previous page...

Mol	Chain	Length	Quality of chain
53	2y	113	
54	1w	5	
54	2w	5	
55	1x	4	
55	2x	4	
56	1v	3	
56	2v	3	

The following table lists non-polymeric compounds, carbohydrate monomers and non-standard residues in protein, DNA, RNA chains that are outliers for geometric or electron-density-fit criteria:

Mol	Type	Chain	Res	Chirality	Geometry	Clashes	Electron density
57	MG	17	104	-	-	-	X
57	MG	1A	3617	-	-	-	X
57	MG	1a	1782	-	-	-	X
57	MG	2A	3065	-	-	-	X
57	MG	2A	3235	-	-	-	X
57	MG	2Q	202	-	-	-	X

2 Entry composition [i](#)

There are 63 unique types of molecules in this entry. The entry contains 297868 atoms, of which 0 are hydrogens and 0 are deuteriums.

In the tables below, the ZeroOcc column contains the number of atoms modelled with zero occupancy, the AltConf column contains the number of residues with at least one atom in alternate conformation and the Trace column contains the number of residues modelled with at most 2 atoms.

- Molecule 1 is a RNA chain called 23S Ribosomal RNA.

Mol	Chain	Residues	Atoms					ZeroOcc	AltConf	Trace
			Total	C	N	O	P			
1	1A	2872	Total	C	N	O	P	0	0	0
			61869	27540	11574	19884	2871			
1	2A	2867	Total	C	N	O	P	0	0	0
			61758	27491	11552	19850	2865			

- Molecule 2 is a RNA chain called 5S Ribosomal RNA.

Mol	Chain	Residues	Atoms					ZeroOcc	AltConf	Trace
			Total	C	N	O	P			
2	1B	120	Total	C	N	O	P	0	0	0
			2572	1145	476	832	119			
2	2B	120	Total	C	N	O	P	0	0	0
			2573	1146	476	832	119			

- Molecule 3 is a protein called 50S ribosomal protein L2.

Mol	Chain	Residues	Atoms					ZeroOcc	AltConf	Trace
			Total	C	N	O	S			
3	1D	275	Total	C	N	O	S	0	0	0
			2131	1346	422	360	3			
3	2D	275	Total	C	N	O	S	0	0	0
			2136	1349	423	361	3			

- Molecule 4 is a protein called 50S ribosomal protein L3.

Mol	Chain	Residues	Atoms					ZeroOcc	AltConf	Trace
			Total	C	N	O	S			
4	1E	204	Total	C	N	O	S	0	0	0
			1559	985	298	270	6			
4	2E	204	Total	C	N	O	S	0	0	0
			1559	985	298	270	6			

- Molecule 5 is a protein called 50S ribosomal protein L4.

Mol	Chain	Residues	Atoms					ZeroOcc	AltConf	Trace
5	1F	203	Total	C	N	O	S	0	0	1
			1584	1009	298	275	2			
5	2F	203	Total	C	N	O	S	0	0	1
			1580	1007	297	274	2			

- Molecule 6 is a protein called 50S ribosomal protein L5.

Mol	Chain	Residues	Atoms					ZeroOcc	AltConf	Trace
6	1G	181	Total	C	N	O	S	0	0	0
			1426	916	253	253	4			
6	2G	181	Total	C	N	O	S	0	0	0
			1424	912	259	249	4			

- Molecule 7 is a protein called 50S ribosomal protein L6.

Mol	Chain	Residues	Atoms					ZeroOcc	AltConf	Trace
7	1H	174	Total	C	N	O	S	0	0	0
			1330	845	248	236	1			
7	2H	173	Total	C	N	O	S	0	0	0
			1324	842	247	234	1			

- Molecule 8 is a protein called 50S ribosomal protein L9.

Mol	Chain	Residues	Atoms					ZeroOcc	AltConf	Trace
8	1I	147	Total	C	N	O	S	0	0	0
			1094	699	191	203	1			
8	2I	146	Total	C	N	O	S	0	0	0
			1076	687	186	202	1			

- Molecule 9 is a protein called 50S ribosomal protein L13.

Mol	Chain	Residues	Atoms					ZeroOcc	AltConf	Trace
9	1N	140	Total	C	N	O	S	0	0	0
			1121	722	208	187	4			
9	2N	140	Total	C	N	O	S	0	0	0
			1117	719	207	187	4			

- Molecule 10 is a protein called 50S ribosomal protein L14.

Mol	Chain	Residues	Atoms					ZeroOcc	AltConf	Trace
10	1O	122	Total	C	N	O	S	0	0	0
			933	588	171	170	4			

Continued on next page...

Continued from previous page...

Mol	Chain	Residues	Atoms					ZeroOcc	AltConf	Trace
			Total	C	N	O	S			
10	2O	122	933	588	171	170	4	0	0	0

- Molecule 11 is a protein called 50S ribosomal protein L15.

Mol	Chain	Residues	Atoms					ZeroOcc	AltConf	Trace
			Total	C	N	O	S			
11	1P	149	1135	706	230	196	3	0	0	0
11	2P	149	1135	706	230	196	3	0	0	0

- Molecule 12 is a protein called 50S ribosomal protein L16.

Mol	Chain	Residues	Atoms					ZeroOcc	AltConf	Trace
			Total	C	N	O	S			
12	1Q	141	1122	715	212	188	7	0	0	0
12	2Q	141	1122	715	212	188	7	0	0	0

- Molecule 13 is a protein called 50S ribosomal protein L17.

Mol	Chain	Residues	Atoms					ZeroOcc	AltConf	Trace
			Total	C	N	O	S			
13	1R	118	968	604	203	160	1	0	0	0
13	2R	118	968	604	203	160	1	0	0	0

- Molecule 14 is a protein called 50S ribosomal protein L18.

Mol	Chain	Residues	Atoms				ZeroOcc	AltConf	Trace
			Total	C	N	O			
14	1S	110	877	553	175	149	0	0	0
14	2S	110	870	549	173	148	0	0	0

- Molecule 15 is a protein called 50S ribosomal protein L19.

Mol	Chain	Residues	Atoms					ZeroOcc	AltConf	Trace
			Total	C	N	O	S			
15	1T	131	1091	680	225	185	1	0	0	0
15	2T	131	1083	675	224	183	1	0	0	0

- Molecule 16 is a protein called 50S ribosomal protein L20.

Mol	Chain	Residues	Atoms					ZeroOcc	AltConf	Trace
16	1U	116	Total	C	N	O	S	0	0	0
			959	608	201	149	1			
16	2U	116	Total	C	N	O	S	0	0	0
			959	608	201	149	1			

- Molecule 17 is a protein called 50S ribosomal protein L21.

Mol	Chain	Residues	Atoms					ZeroOcc	AltConf	Trace
17	1V	101	Total	C	N	O	S	0	0	0
			775	498	141	135	1			
17	2V	101	Total	C	N	O	S	0	0	0
			771	495	140	135	1			

- Molecule 18 is a protein called 50S ribosomal protein L22.

Mol	Chain	Residues	Atoms					ZeroOcc	AltConf	Trace
18	1W	112	Total	C	N	O	S	0	0	0
			886	557	174	153	2			
18	2W	112	Total	C	N	O	S	0	0	0
			886	557	174	153	2			

- Molecule 19 is a protein called 50S ribosomal protein L23.

Mol	Chain	Residues	Atoms					ZeroOcc	AltConf	Trace
19	1X	95	Total	C	N	O	S	0	0	0
			750	488	135	126	1			
19	2X	95	Total	C	N	O	S	0	0	0
			750	488	135	126	1			

- Molecule 20 is a protein called 50S ribosomal protein L24.

Mol	Chain	Residues	Atoms					ZeroOcc	AltConf	Trace
20	1Y	107	Total	C	N	O	S	0	0	0
			810	520	153	131	6			
20	2Y	107	Total	C	N	O	S	0	0	0
			810	519	153	132	6			

- Molecule 21 is a protein called 50S ribosomal protein L25.

Mol	Chain	Residues	Atoms					ZeroOcc	AltConf	Trace
21	1Z	203	Total	C	N	O	S	0	0	0
			1587	1011	282	292	2			
21	2Z	201	Total	C	N	O	S	0	0	0
			1557	995	274	286	2			

- Molecule 22 is a protein called 50S ribosomal protein L27.

Mol	Chain	Residues	Atoms					ZeroOcc	AltConf	Trace
22	10	83	Total	C	N	O	S	0	0	0
			653	404	139	109	1			
22	20	83	Total	C	N	O	S	0	0	0
			650	401	139	109	1			

- Molecule 23 is a protein called 50S ribosomal protein L28.

Mol	Chain	Residues	Atoms					ZeroOcc	AltConf	Trace
23	11	97	Total	C	N	O	S	0	0	0
			754	475	148	130	1			
23	21	97	Total	C	N	O	S	0	0	0
			759	478	149	131	1			

- Molecule 24 is a protein called 50S ribosomal protein L29.

Mol	Chain	Residues	Atoms					ZeroOcc	AltConf	Trace
24	12	70	Total	C	N	O	S	0	0	0
			588	365	118	103	2			
24	22	70	Total	C	N	O	S	0	0	0
			592	368	119	103	2			

- Molecule 25 is a protein called 50S ribosomal protein L30.

Mol	Chain	Residues	Atoms				ZeroOcc	AltConf	Trace
25	13	59	Total	C	N	O	0	0	0
			469	298	90	81			
25	23	59	Total	C	N	O	0	0	0
			464	296	90	78			

- Molecule 26 is a protein called 50S ribosomal protein L31.

Mol	Chain	Residues	Atoms					ZeroOcc	AltConf	Trace
26	14	69	Total	C	N	O	S	0	0	0
			546	346	96	99	5			

Continued on next page...

Continued from previous page...

Mol	Chain	Residues	Atoms					ZeroOcc	AltConf	Trace
26	24	69	Total	C	N	O	S	0	0	0
			536	342	98	91	5			

- Molecule 27 is a protein called 50S ribosomal protein L32.

Mol	Chain	Residues	Atoms					ZeroOcc	AltConf	Trace
27	15	59	Total	C	N	O	S	0	0	0
			459	288	90	76	5			
27	25	59	Total	C	N	O	S	0	0	0
			455	285	89	76	5			

- Molecule 28 is a protein called 50S ribosomal protein L33.

Mol	Chain	Residues	Atoms					ZeroOcc	AltConf	Trace
28	16	53	Total	C	N	O	S	0	0	0
			453	281	91	77	4			
28	26	53	Total	C	N	O	S	0	0	0
			449	279	91	75	4			

- Molecule 29 is a protein called 50S ribosomal protein L34.

Mol	Chain	Residues	Atoms					ZeroOcc	AltConf	Trace
29	17	48	Total	C	N	O	S	0	0	0
			418	257	104	55	2			
29	27	48	Total	C	N	O	S	0	0	0
			418	257	104	55	2			

- Molecule 30 is a protein called 50S ribosomal protein L35.

Mol	Chain	Residues	Atoms					ZeroOcc	AltConf	Trace
30	18	64	Total	C	N	O	S	0	0	0
			517	331	102	82	2			
30	28	64	Total	C	N	O	S	0	0	0
			517	331	102	82	2			

- Molecule 31 is a protein called 50S ribosomal protein L36.

Mol	Chain	Residues	Atoms					ZeroOcc	AltConf	Trace
31	19	37	Total	C	N	O	S	0	0	0
			307	188	68	47	4			
31	29	37	Total	C	N	O	S	0	0	0
			307	188	68	47	4			

- Molecule 32 is a RNA chain called 16S Ribosomal RNA.

Mol	Chain	Residues	Atoms					ZeroOcc	AltConf	Trace
32	1a	1500	Total	C	N	O	P	0	0	0
			32246	14358	5975	10413	1500			
32	2a	1504	Total	C	N	O	P	0	0	0
			32331	14396	5990	10441	1504			

- Molecule 33 is a protein called 30S ribosomal protein S2.

Mol	Chain	Residues	Atoms					ZeroOcc	AltConf	Trace
33	1b	231	Total	C	N	O	S	0	0	0
			1842	1175	330	332	5			
33	2b	231	Total	C	N	O	S	0	0	0
			1825	1167	326	327	5			

- Molecule 34 is a protein called 30S ribosomal protein S3.

Mol	Chain	Residues	Atoms					ZeroOcc	AltConf	Trace
34	1c	206	Total	C	N	O	S	0	0	0
			1558	979	305	273	1			
34	2c	206	Total	C	N	O	S	0	0	0
			1542	968	300	273	1			

- Molecule 35 is a protein called 30S ribosomal protein S4.

Mol	Chain	Residues	Atoms					ZeroOcc	AltConf	Trace
35	1d	208	Total	C	N	O	S	0	0	0
			1665	1043	329	286	7			
35	2d	208	Total	C	N	O	S	0	0	0
			1668	1047	330	284	7			

- Molecule 36 is a protein called 30S ribosomal protein S5.

Mol	Chain	Residues	Atoms					ZeroOcc	AltConf	Trace
36	1e	148	Total	C	N	O	S	0	0	0
			1133	716	214	199	4			
36	2e	148	Total	C	N	O	S	0	0	0
			1133	716	214	199	4			

- Molecule 37 is a protein called 30S ribosomal protein S6.

Mol	Chain	Residues	Atoms					ZeroOcc	AltConf	Trace
37	1f	100	Total	C	N	O	S	0	0	0
			814	516	144	151	3			
37	2f	100	Total	C	N	O	S	0	0	0
			816	516	146	151	3			

- Molecule 38 is a protein called 30S ribosomal protein S7.

Mol	Chain	Residues	Atoms					ZeroOcc	AltConf	Trace
38	1g	155	Total	C	N	O	S	0	0	0
			1235	769	244	216	6			
38	2g	155	Total	C	N	O	S	0	0	0
			1229	766	241	216	6			

- Molecule 39 is a protein called 30S ribosomal protein S8.

Mol	Chain	Residues	Atoms					ZeroOcc	AltConf	Trace
39	1h	137	Total	C	N	O	S	0	0	0
			1098	694	210	192	2			
39	2h	137	Total	C	N	O	S	0	0	0
			1088	689	206	191	2			

- Molecule 40 is a protein called 30S ribosomal protein S9.

Mol	Chain	Residues	Atoms				ZeroOcc	AltConf	Trace
40	1i	127	Total	C	N	O	0	0	0
			986	625	193	168			
40	2i	126	Total	C	N	O	0	0	0
			966	613	186	167			

- Molecule 41 is a protein called 30S ribosomal protein S10.

Mol	Chain	Residues	Atoms				ZeroOcc	AltConf	Trace
41	1j	97	Total	C	N	O	0	0	0
			719	446	142	131			
41	2j	96	Total	C	N	O	0	0	0
			710	442	137	131			

- Molecule 42 is a protein called 30S ribosomal protein S11.

Mol	Chain	Residues	Atoms					ZeroOcc	AltConf	Trace
42	1k	114	Total	C	N	O	S	0	0	0
			834	520	156	155	3			

Continued on next page...

Continued from previous page...

Mol	Chain	Residues	Atoms					ZeroOcc	AltConf	Trace
			Total	C	N	O	S			
42	2k	114	833	519	156	155	3	0	0	0

- Molecule 43 is a protein called 30S ribosomal protein S12.

Mol	Chain	Residues	Atoms					ZeroOcc	AltConf	Trace
			Total	C	N	O	S			
43	1l	122	932	586	185	159	2	0	0	0
43	2l	122	932	586	185	159	2	0	0	0

- Molecule 44 is a protein called 30S ribosomal protein S13.

Mol	Chain	Residues	Atoms					ZeroOcc	AltConf	Trace
			Total	C	N	O	S			
44	1m	116	914	564	189	159	2	0	0	0
44	2m	114	895	550	186	157	2	0	0	0

- Molecule 45 is a protein called 30S ribosomal protein S14 type Z.

Mol	Chain	Residues	Atoms					ZeroOcc	AltConf	Trace
			Total	C	N	O	S			
45	1n	60	492	312	104	72	4	0	0	0
45	2n	60	492	312	104	72	4	0	0	0

- Molecule 46 is a protein called 30S ribosomal protein S15.

Mol	Chain	Residues	Atoms					ZeroOcc	AltConf	Trace
			Total	C	N	O	S			
46	1o	88	728	456	144	126	2	0	0	0
46	2o	88	728	456	144	126	2	0	0	0

- Molecule 47 is a protein called 30S ribosomal protein S16.

Mol	Chain	Residues	Atoms					ZeroOcc	AltConf	Trace
			Total	C	N	O	S			
47	1p	82	681	433	134	113	1	0	0	0
47	2p	82	677	430	133	113	1	0	0	0

- Molecule 48 is a protein called 30S ribosomal protein S17.

Mol	Chain	Residues	Atoms					ZeroOcc	AltConf	Trace
48	1q	99	Total	C	N	O	S	0	0	0
			823	528	151	142	2			
48	2q	99	Total	C	N	O	S	0	0	0
			823	528	151	142	2			

- Molecule 49 is a protein called 30S ribosomal protein S18.

Mol	Chain	Residues	Atoms					ZeroOcc	AltConf	Trace
49	1r	68	Total	C	N	O		0	0	0
			555	355	108	92				
49	2r	68	Total	C	N	O		0	0	0
			555	355	108	92				

- Molecule 50 is a protein called 30S ribosomal protein S19.

Mol	Chain	Residues	Atoms					ZeroOcc	AltConf	Trace
50	1s	83	Total	C	N	O	S	0	0	0
			648	415	120	111	2			
50	2s	83	Total	C	N	O	S	0	0	0
			645	410	118	115	2			

- Molecule 51 is a protein called 30S ribosomal protein S20.

Mol	Chain	Residues	Atoms					ZeroOcc	AltConf	Trace
51	1t	96	Total	C	N	O	S	0	0	0
			732	449	157	124	2			
51	2t	98	Total	C	N	O	S	0	0	0
			733	451	154	126	2			

- Molecule 52 is a protein called 30S ribosomal protein Thx.

Mol	Chain	Residues	Atoms				ZeroOcc	AltConf	Trace	
52	1u	23	Total	C	N	O		0	0	0
			199	122	48	29				
52	2u	23	Total	C	N	O		0	0	0
			199	122	48	29				

- Molecule 53 is a protein called Ribosome-associated inhibitor A.

Mol	Chain	Residues	Atoms					ZeroOcc	AltConf	Trace
53	1y	97	Total	C	N	O	S	0	0	0
			764	478	144	139	3			
53	2y	96	Total	C	N	O	S	0	0	0
			749	468	141	137	3			

- Molecule 54 is a RNA chain called A-site Deacylated tRNA Analog.

Mol	Chain	Residues	Atoms					ZeroOcc	AltConf	Trace
54	1w	4	Total	C	N	O	P	0	0	1
			63	28	11	21	3			
54	2w	4	Total	C	N	O	P	0	0	1
			63	28	11	21	3			

- Molecule 55 is a RNA chain called P-site Peptidyl-tRNA Analog RNA.

Mol	Chain	Residues	Atoms					ZeroOcc	AltConf	Trace
55	1x	4	Total	C	N	O	P	0	0	1
			63	28	12	20	3			
55	2x	4	Total	C	N	O	P	0	0	1
			63	28	12	20	3			

- Molecule 56 is a protein called P-site Peptidyl-tRNA Analog Peptide.

Mol	Chain	Residues	Atoms					ZeroOcc	AltConf	Trace
56	1v	3	Total	C	N	O	S	0	0	0
			21	14	3	3	1			
56	2v	3	Total	C	N	O	S	0	0	0
			21	14	3	3	1			

- Molecule 57 is MAGNESIUM ION (three-letter code: MG) (formula: Mg).

Mol	Chain	Residues	Atoms		ZeroOcc	AltConf
57	1A	1016	Total	Mg	0	0
			1016	1016		
57	1B	30	Total	Mg	0	0
			30	30		
57	1D	21	Total	Mg	0	0
			21	21		
57	1E	8	Total	Mg	0	0
			8	8		
57	1F	18	Total	Mg	0	0
			18	18		

Continued on next page...

Continued from previous page...

Mol	Chain	Residues	Atoms	ZeroOcc	AltConf
57	1G	4	Total Mg 4 4	0	0
57	1H	2	Total Mg 2 2	0	0
57	1N	4	Total Mg 4 4	0	0
57	1O	1	Total Mg 1 1	0	0
57	1P	5	Total Mg 5 5	0	0
57	1Q	5	Total Mg 5 5	0	0
57	1R	5	Total Mg 5 5	0	0
57	1T	7	Total Mg 7 7	0	0
57	1U	6	Total Mg 6 6	0	0
57	1V	7	Total Mg 7 7	0	0
57	1W	3	Total Mg 3 3	0	0
57	1X	1	Total Mg 1 1	0	0
57	1Y	2	Total Mg 2 2	0	0
57	1Z	1	Total Mg 1 1	0	0
57	10	8	Total Mg 8 8	0	0
57	11	5	Total Mg 5 5	0	0
57	13	3	Total Mg 3 3	0	0
57	15	7	Total Mg 7 7	0	0
57	17	5	Total Mg 5 5	0	0
57	18	3	Total Mg 3 3	0	0
57	19	3	Total Mg 3 3	0	0

Continued on next page...

Continued from previous page...

Mol	Chain	Residues	Atoms	ZeroOcc	AltConf
57	1a	266	Total Mg 266 266	0	0
57	1b	1	Total Mg 1 1	0	0
57	1d	4	Total Mg 4 4	0	0
57	1e	2	Total Mg 2 2	0	0
57	1f	2	Total Mg 2 2	0	0
57	1g	2	Total Mg 2 2	0	0
57	1h	2	Total Mg 2 2	0	0
57	1i	1	Total Mg 1 1	0	0
57	1l	2	Total Mg 2 2	0	0
57	1m	1	Total Mg 1 1	0	0
57	1n	3	Total Mg 3 3	0	0
57	1o	2	Total Mg 2 2	0	0
57	1t	2	Total Mg 2 2	0	0
57	1y	2	Total Mg 2 2	0	0
57	1x	2	Total Mg 2 2	0	0
57	2A	746	Total Mg 746 746	0	0
57	2B	19	Total Mg 19 19	0	0
57	2D	8	Total Mg 8 8	0	0
57	2E	8	Total Mg 8 8	0	0
57	2F	4	Total Mg 4 4	0	0
57	2G	3	Total Mg 3 3	0	0

Continued on next page...

Continued from previous page...

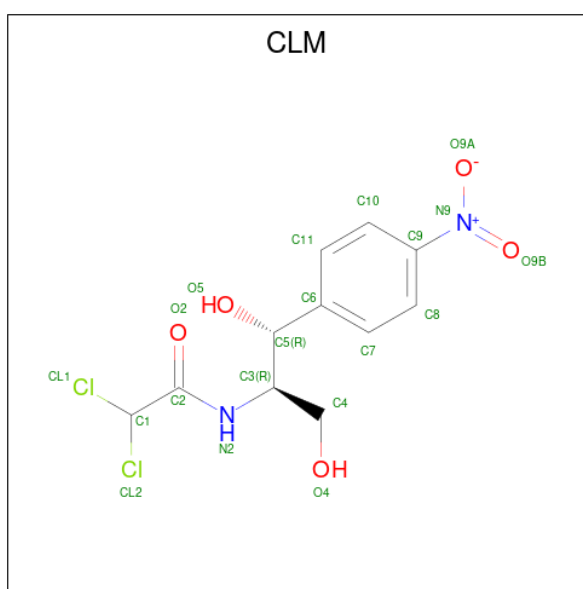
Mol	Chain	Residues	Atoms	ZeroOcc	AltConf
57	2I	1	Total Mg 1 1	0	0
57	2N	1	Total Mg 1 1	0	0
57	2O	2	Total Mg 2 2	0	0
57	2P	2	Total Mg 2 2	0	0
57	2Q	3	Total Mg 3 3	0	0
57	2R	2	Total Mg 2 2	0	0
57	2T	4	Total Mg 4 4	0	0
57	2U	1	Total Mg 1 1	0	0
57	2V	3	Total Mg 3 3	0	0
57	2W	3	Total Mg 3 3	0	0
57	2X	1	Total Mg 1 1	0	0
57	2Y	1	Total Mg 1 1	0	0
57	20	2	Total Mg 2 2	0	0
57	21	1	Total Mg 1 1	0	0
57	23	1	Total Mg 1 1	0	0
57	25	3	Total Mg 3 3	0	0
57	27	1	Total Mg 1 1	0	0
57	28	2	Total Mg 2 2	0	0
57	2a	190	Total Mg 190 190	0	0
57	2e	1	Total Mg 1 1	0	0
57	2f	1	Total Mg 1 1	0	0

Continued on next page...

Continued from previous page...

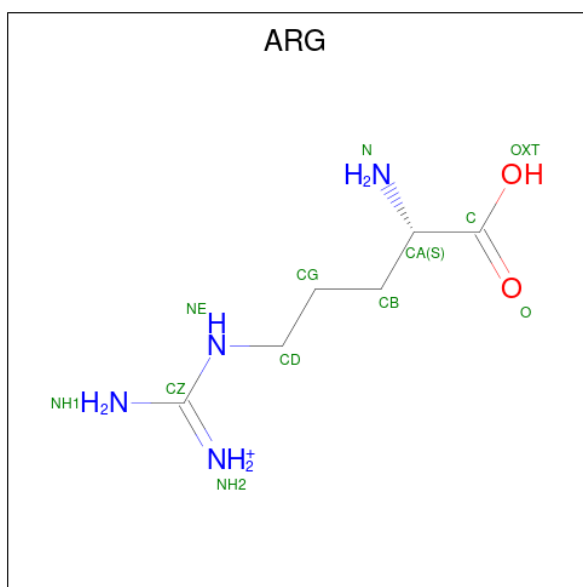
Mol	Chain	Residues	Atoms	ZeroOcc	AltConf
57	2j	2	Total Mg 2 2	0	0
57	2r	1	Total Mg 1 1	0	0
57	2t	1	Total Mg 1 1	0	0
57	2x	1	Total Mg 1 1	0	0

- Molecule 58 is CHLORAMPHENICOL (three-letter code: CLM) (formula: C₁₁H₁₂Cl₂N₂O₅).



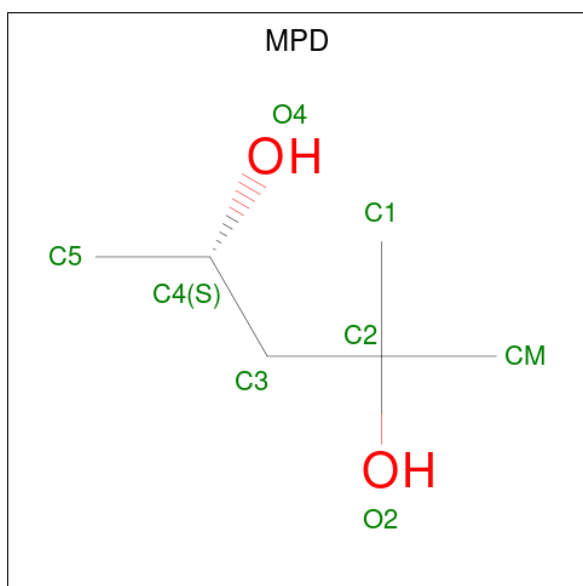
Mol	Chain	Residues	Atoms	ZeroOcc	AltConf
58	1A	1	Total C Cl N O 20 11 2 2 5	0	0
58	2A	1	Total C Cl N O 20 11 2 2 5	0	0

- Molecule 59 is ARGinine (three-letter code: ARG) (formula: C₆H₁₅N₄O₂).



Mol	Chain	Residues	Atoms			ZeroOcc	AltConf	
59	1A	1	Total	C	N	O	0	0
			12	6	4	2		
59	1B	1	Total	C	N	O	0	0
			12	6	4	2		

- Molecule 60 is (4S)-2-METHYL-2,4-PENTANEDIOL (three-letter code: MPD) (formula: C₆H₁₄O₂).



Mol	Chain	Residues	Atoms			ZeroOcc	AltConf
60	1A	1	Total	C	O	0	0
			8	6	2		

Continued on next page...

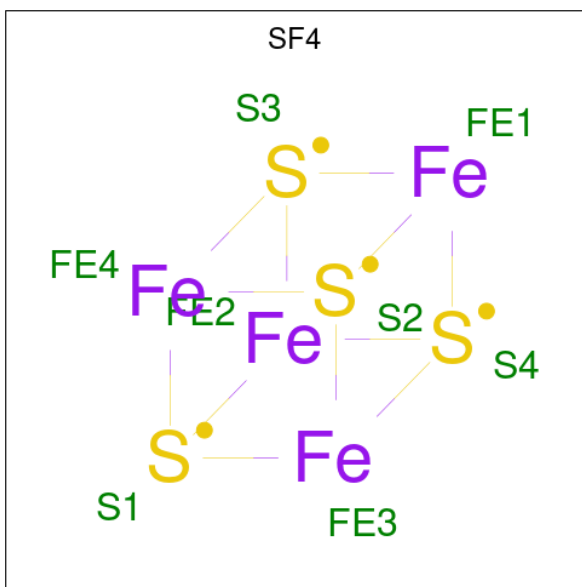
Continued from previous page...

Mol	Chain	Residues	Atoms			ZeroOcc	AltConf
60	1T	1	Total	C	O	0	0
			8	6	2		
60	18	1	Total	C	O	0	0
			8	6	2		
60	1a	1	Total	C	O	0	0
			8	6	2		
60	2A	1	Total	C	O	0	0
			8	6	2		
60	2B	1	Total	C	O	0	0
			8	6	2		

- Molecule 61 is ZINC ION (three-letter code: ZN) (formula: Zn).

Mol	Chain	Residues	Atoms		ZeroOcc	AltConf
61	1Y	1	Total	Zn	0	0
			1	1		
61	14	1	Total	Zn	0	0
			1	1		
61	15	1	Total	Zn	0	0
			1	1		
61	16	1	Total	Zn	0	0
			1	1		
61	19	1	Total	Zn	0	0
			1	1		
61	1n	1	Total	Zn	0	0
			1	1		
61	2Y	1	Total	Zn	0	0
			1	1		
61	24	1	Total	Zn	0	0
			1	1		
61	25	1	Total	Zn	0	0
			1	1		
61	26	1	Total	Zn	0	0
			1	1		
61	29	1	Total	Zn	0	0
			1	1		
61	2n	1	Total	Zn	0	0
			1	1		

- Molecule 62 is IRON/SULFUR CLUSTER (three-letter code: SF4) (formula: Fe₄S₄).



Mol	Chain	Residues	Atoms		ZeroOcc	AltConf
62	1d	1	Total	Fe S	0	0
			8	4 4		
62	2d	1	Total	Fe S	0	0
			8	4 4		

- Molecule 63 is water.

Mol	Chain	Residues	Atoms		ZeroOcc	AltConf
63	1A	4023	Total	O	0	0
			4023	4023		
63	1B	93	Total	O	0	0
			93	93		
63	1D	112	Total	O	0	0
			112	112		
63	1E	81	Total	O	0	0
			81	81		
63	1F	61	Total	O	0	0
			61	61		
63	1G	20	Total	O	0	0
			20	20		
63	1H	12	Total	O	0	0
			12	12		
63	1I	6	Total	O	0	0
			6	6		
63	1N	51	Total	O	0	0
			51	51		
63	1O	24	Total	O	0	0
			24	24		

Continued on next page...

Continued from previous page...

Mol	Chain	Residues	Atoms		ZeroOcc	AltConf
63	1P	71	Total 71	O 71	0	0
63	1Q	41	Total 41	O 41	0	0
63	1R	33	Total 33	O 33	0	0
63	1S	16	Total 16	O 16	0	0
63	1T	34	Total 34	O 34	0	0
63	1U	54	Total 54	O 54	0	0
63	1V	42	Total 42	O 42	0	0
63	1W	29	Total 29	O 29	0	0
63	1X	23	Total 23	O 23	0	0
63	1Y	16	Total 16	O 16	0	0
63	1Z	12	Total 12	O 12	0	0
63	10	25	Total 25	O 25	0	0
63	11	22	Total 22	O 22	0	0
63	12	13	Total 13	O 13	0	0
63	13	21	Total 21	O 21	0	0
63	14	2	Total 2	O 2	0	0
63	15	26	Total 26	O 26	0	0
63	16	20	Total 20	O 20	0	0
63	17	16	Total 16	O 16	0	0
63	18	30	Total 30	O 30	0	0
63	19	6	Total 6	O 6	0	0

Continued on next page...

Continued from previous page...

Mol	Chain	Residues	Atoms		ZeroOcc	AltConf
63	1a	378	Total 378	O 378	0	0
63	1b	1	Total 1	O 1	0	0
63	1d	3	Total 3	O 3	0	0
63	1e	3	Total 3	O 3	0	0
63	1f	2	Total 2	O 2	0	0
63	1h	1	Total 1	O 1	0	0
63	1j	1	Total 1	O 1	0	0
63	1l	6	Total 6	O 6	0	0
63	1o	2	Total 2	O 2	0	0
63	1p	3	Total 3	O 3	0	0
63	1t	1	Total 1	O 1	0	0
63	1y	2	Total 2	O 2	0	0
63	1w	5	Total 5	O 5	0	0
63	1x	3	Total 3	O 3	0	0
63	2A	2284	Total 2284	O 2284	0	0
63	2B	46	Total 46	O 46	0	0
63	2D	57	Total 57	O 57	0	0
63	2E	32	Total 32	O 32	0	0
63	2F	27	Total 27	O 27	0	0
63	2G	6	Total 6	O 6	0	0
63	2H	3	Total 3	O 3	0	0

Continued on next page...

Continued from previous page...

Mol	Chain	Residues	Atoms	ZeroOcc	AltConf
63	2I	4	Total O 4 4	0	0
63	2N	6	Total O 6 6	0	0
63	2O	21	Total O 21 21	0	0
63	2P	24	Total O 24 24	0	0
63	2Q	17	Total O 17 17	0	0
63	2R	16	Total O 16 16	0	0
63	2S	5	Total O 5 5	0	0
63	2T	13	Total O 13 13	0	0
63	2U	16	Total O 16 16	0	0
63	2V	5	Total O 5 5	0	0
63	2W	17	Total O 17 17	0	0
63	2X	8	Total O 8 8	0	0
63	2Y	5	Total O 5 5	0	0
63	2Z	11	Total O 11 11	0	0
63	20	11	Total O 11 11	0	0
63	21	20	Total O 20 20	0	0
63	22	1	Total O 1 1	0	0
63	23	3	Total O 3 3	0	0
63	25	13	Total O 13 13	0	0
63	26	5	Total O 5 5	0	0
63	27	9	Total O 9 9	0	0

Continued on next page...


Continued from previous page...

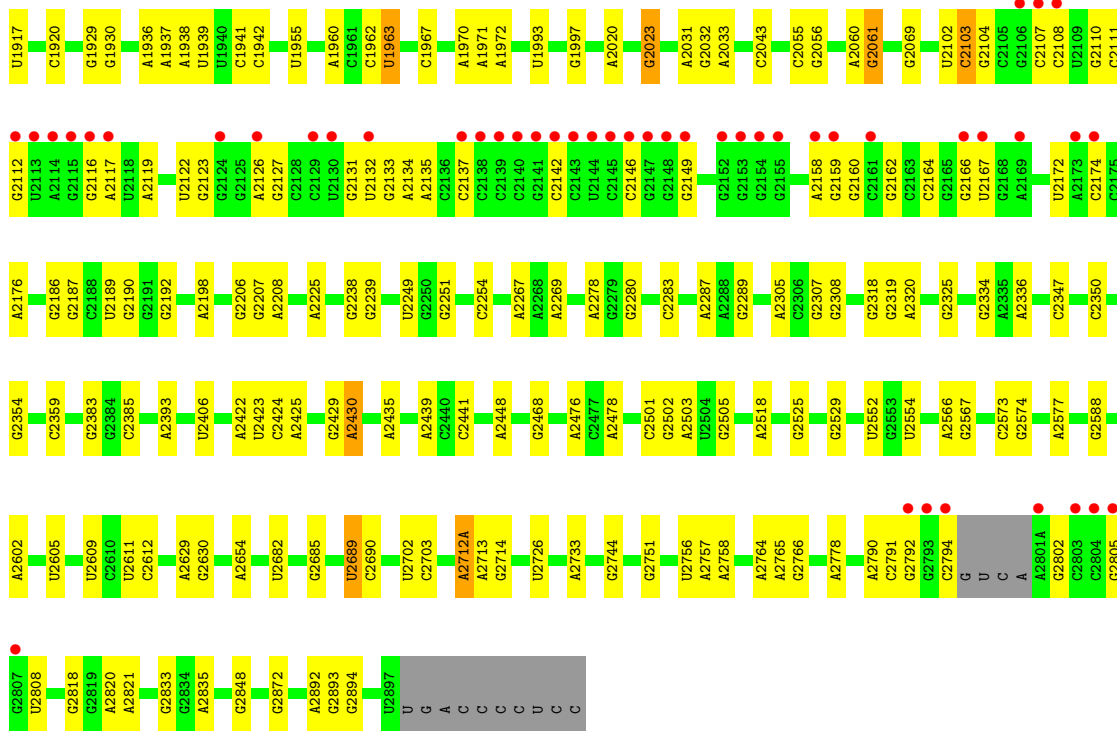
Mol	Chain	Residues	Atoms		ZeroOcc	AltConf
63	28	11	Total 11	O 11	0	0
63	29	2	Total 2	O 2	0	0
63	2a	317	Total 317	O 317	0	0
63	2d	2	Total 2	O 2	0	0
63	2e	1	Total 1	O 1	0	0
63	2f	3	Total 3	O 3	0	0
63	2j	2	Total 2	O 2	0	0
63	2l	2	Total 2	O 2	0	0
63	2n	2	Total 2	O 2	0	0
63	2o	4	Total 4	O 4	0	0
63	2p	2	Total 2	O 2	0	0
63	2r	3	Total 3	O 3	0	0
63	2t	2	Total 2	O 2	0	0
63	2y	3	Total 3	O 3	0	0
63	2w	3	Total 3	O 3	0	0
63	2x	3	Total 3	O 3	0	0

3 Residue-property plots i

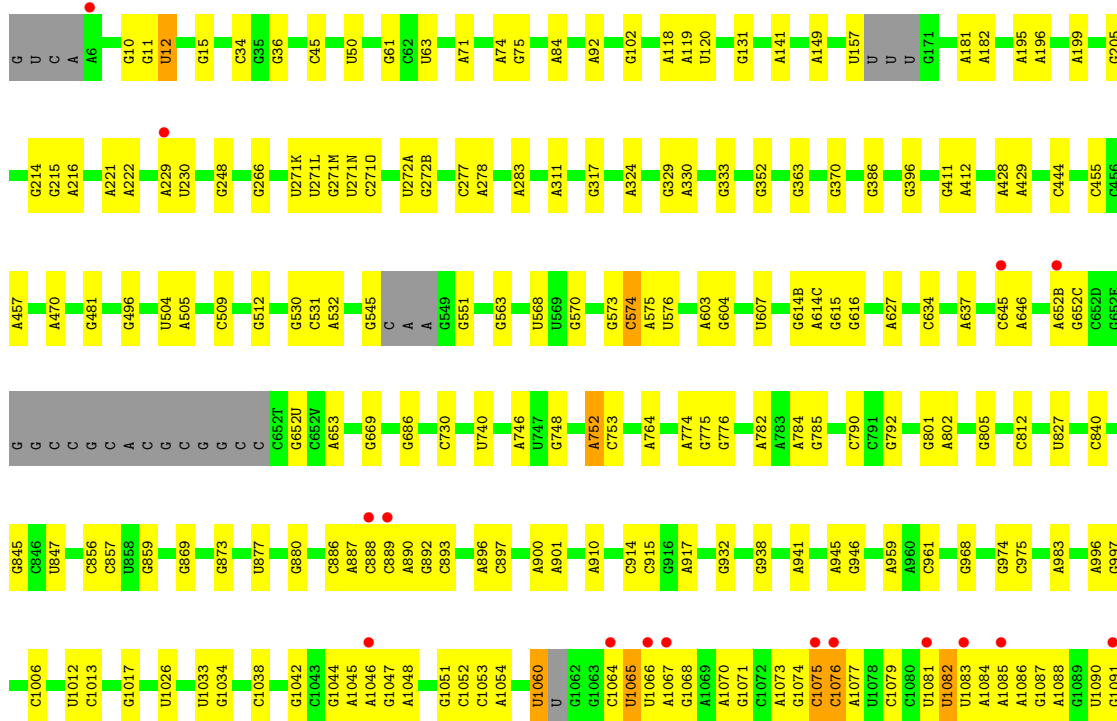
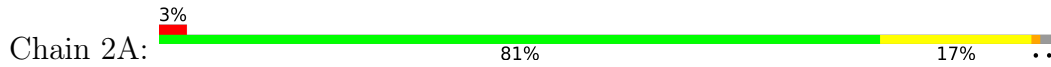
These plots are drawn for all protein, RNA, DNA and oligosaccharide chains in the entry. The first graphic for a chain summarises the proportions of the various outlier classes displayed in the second graphic. The second graphic shows the sequence view annotated by issues in geometry and electron density. Residues are color-coded according to the number of geometric quality criteria for which they contain at least one outlier: green = 0, yellow = 1, orange = 2 and red = 3 or more. A red dot above a residue indicates a poor fit to the electron density ($RSRZ > 2$). Stretches of 2 or more consecutive residues without any outlier are shown as a green connector. Residues present in the sample, but not in the model, are shown in grey.

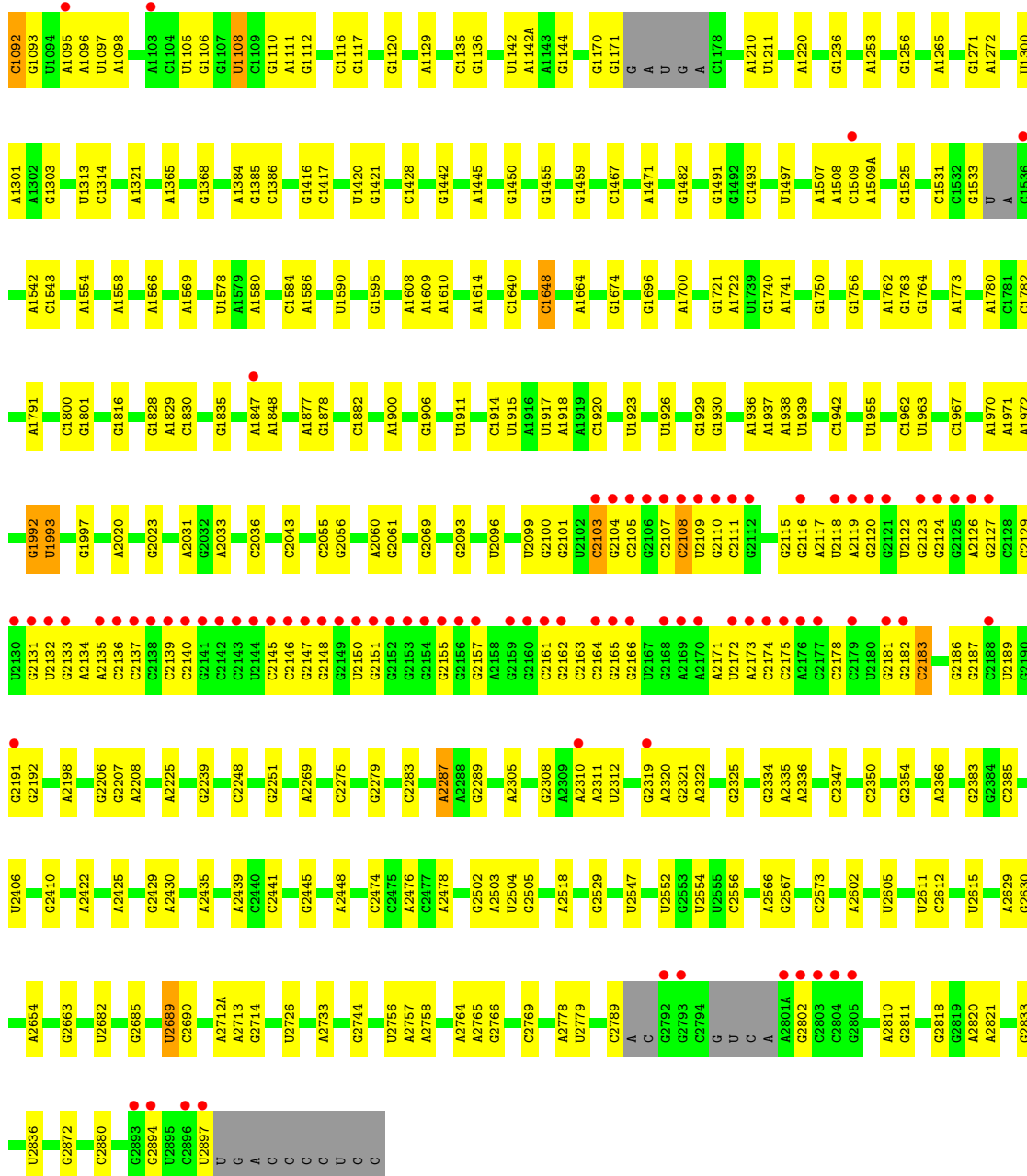
• Molecule 1: 23S Ribosomal RNA





• Molecule 1: 23S Ribosomal RNA





• Molecule 2: 5S Ribosomal RNA

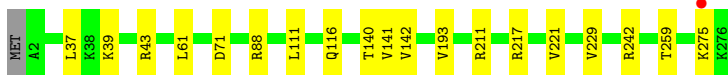


• Molecule 2: 5S Ribosomal RNA



- Molecule 3: 50S ribosomal protein L2

Chain 1D:  93% 7%



- Molecule 3: 50S ribosomal protein L2

Chain 2D:  93% 6%



- Molecule 4: 50S ribosomal protein L3

Chain 1E:  95%




- Molecule 4: 50S ribosomal protein L3

Chain 2E:  92% 7%




- Molecule 5: 50S ribosomal protein L4

Chain 1F:  90% 6%



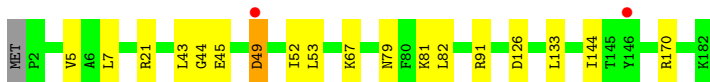
- Molecule 5: 50S ribosomal protein L4

Chain 2F:  88% 9%

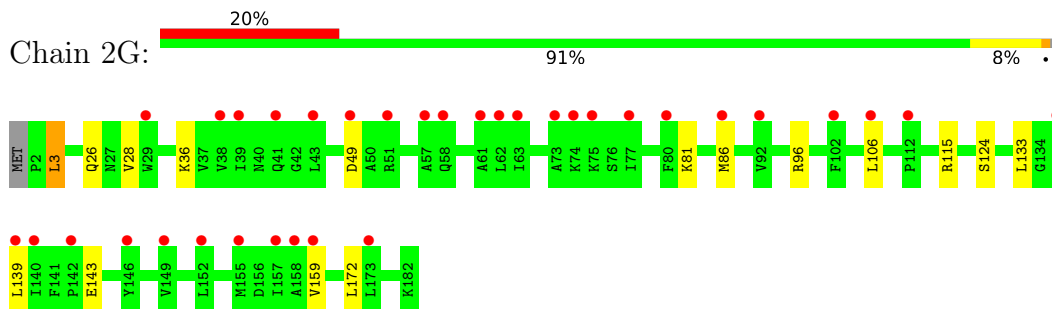


- Molecule 6: 50S ribosomal protein L5

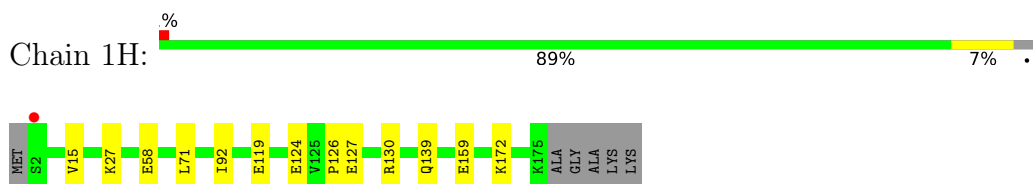
Chain 1G:  90% 9%



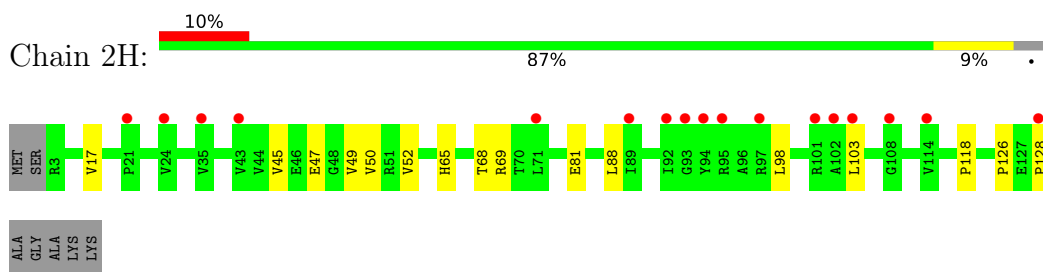
- Molecule 6: 50S ribosomal protein L5



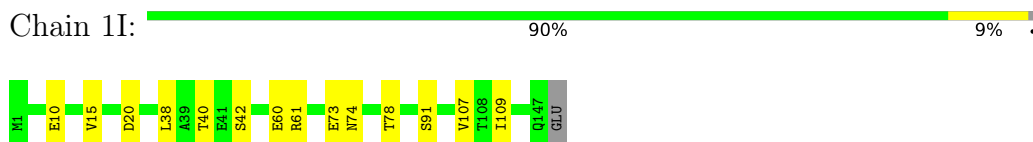
- Molecule 7: 50S ribosomal protein L6



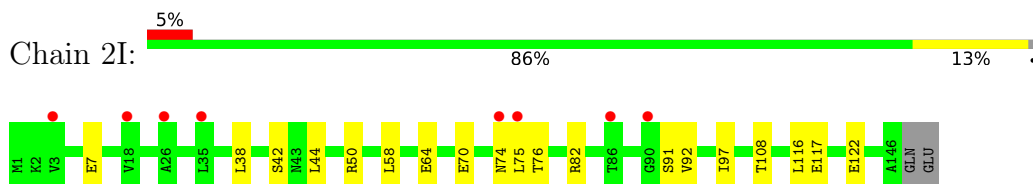
- Molecule 7: 50S ribosomal protein L6



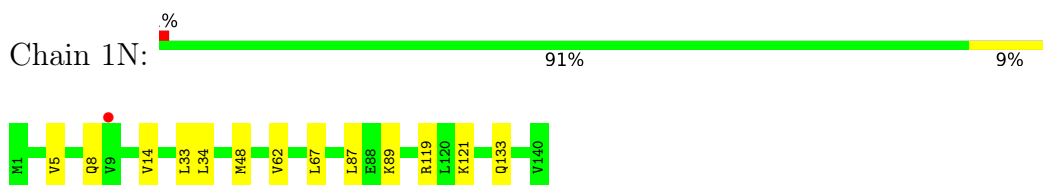
- Molecule 8: 50S ribosomal protein L9



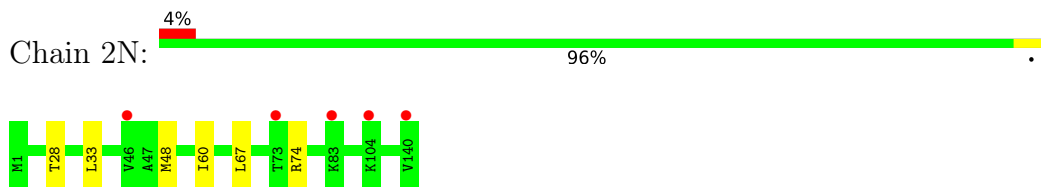
- Molecule 8: 50S ribosomal protein L9



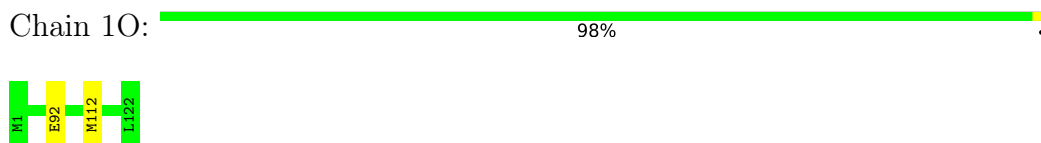
- Molecule 9: 50S ribosomal protein L13



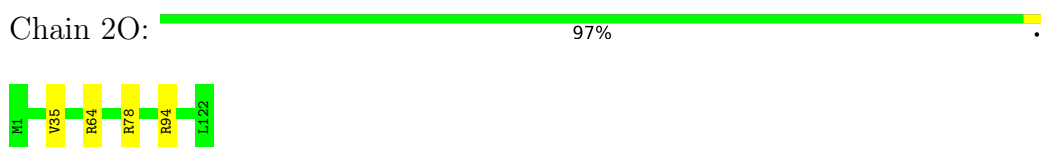
- Molecule 9: 50S ribosomal protein L13



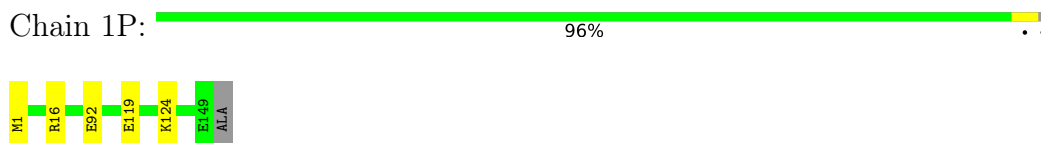
- Molecule 10: 50S ribosomal protein L14



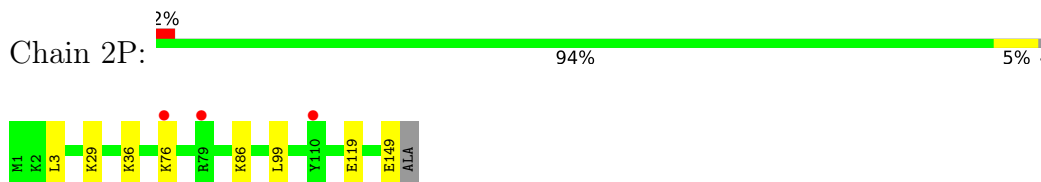
- Molecule 10: 50S ribosomal protein L14



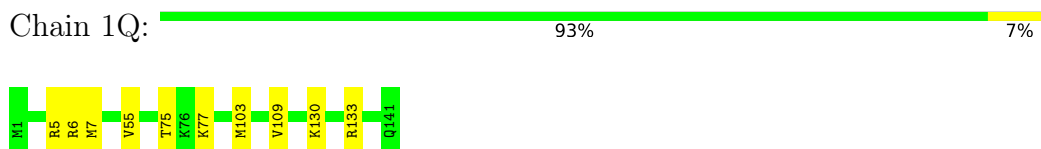
- Molecule 11: 50S ribosomal protein L15



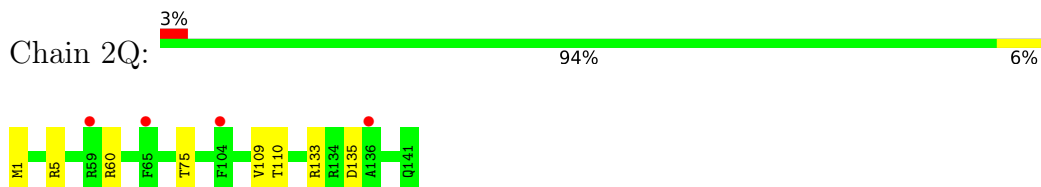
- Molecule 11: 50S ribosomal protein L15



- Molecule 12: 50S ribosomal protein L16

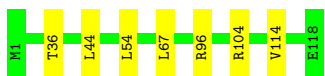


- Molecule 12: 50S ribosomal protein L16



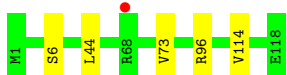
- Molecule 13: 50S ribosomal protein L17

Chain 1R:  94% 6%



- Molecule 13: 50S ribosomal protein L17

Chain 2R:  96% .



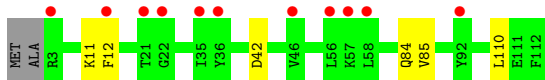
- Molecule 14: 50S ribosomal protein L18

Chain 1S:  91% 7% .




- Molecule 14: 50S ribosomal protein L18

Chain 2S:  93% 5% .



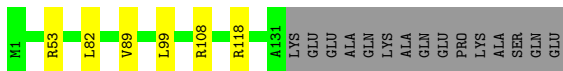
- Molecule 15: 50S ribosomal protein L19

Chain 1T:  84% 6% 10%



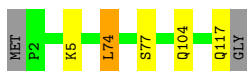
- Molecule 15: 50S ribosomal protein L19

Chain 2T:  86% . 10%



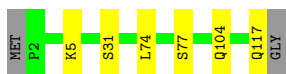
- Molecule 16: 50S ribosomal protein L20

Chain 1U:  94% . . .



- Molecule 16: 50S ribosomal protein L20

Chain 2U:  93% 5%



- Molecule 17: 50S ribosomal protein L21

Chain 1V:  91% 9%



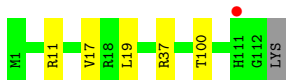
- Molecule 17: 50S ribosomal protein L21

Chain 2V:  92% 7%



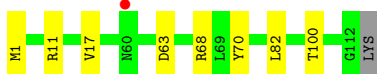
- Molecule 18: 50S ribosomal protein L22

Chain 1W:  95%



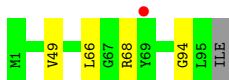
- Molecule 18: 50S ribosomal protein L22

Chain 2W:  92% 7%



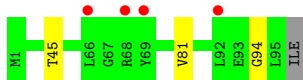
- Molecule 19: 50S ribosomal protein L23

Chain 1X:  95%

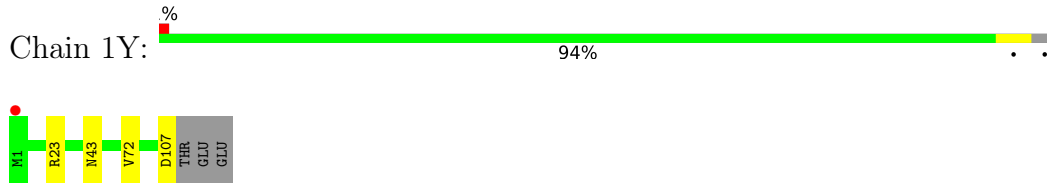


- Molecule 19: 50S ribosomal protein L23

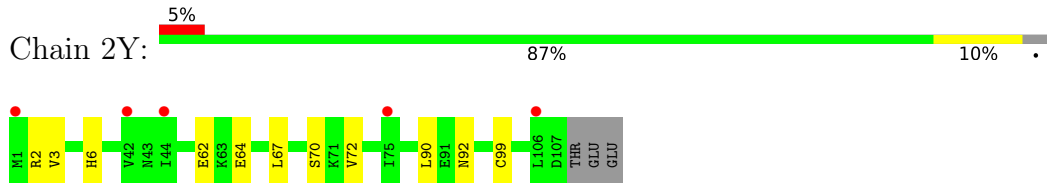
Chain 2X:  96%



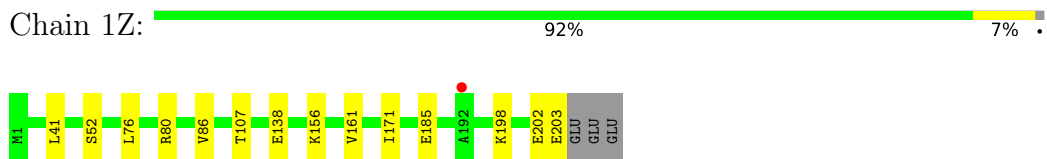
- Molecule 20: 50S ribosomal protein L24



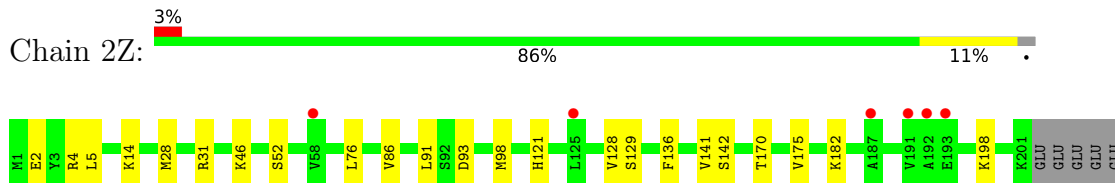
- Molecule 20: 50S ribosomal protein L24



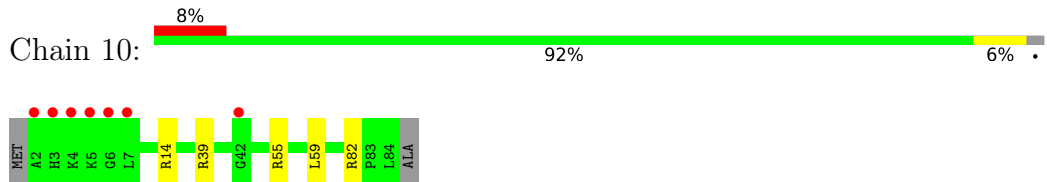
- Molecule 21: 50S ribosomal protein L25



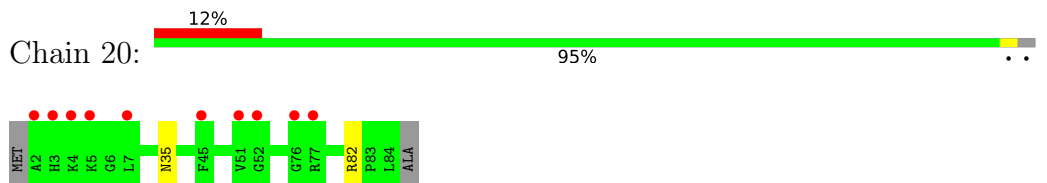
- Molecule 21: 50S ribosomal protein L25



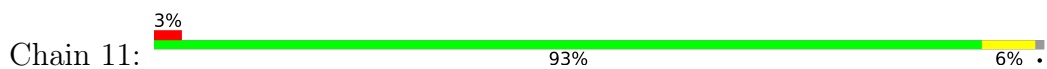
- Molecule 22: 50S ribosomal protein L27



- Molecule 22: 50S ribosomal protein L27



- Molecule 23: 50S ribosomal protein L28

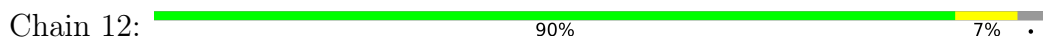




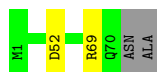
- Molecule 23: 50S ribosomal protein L28



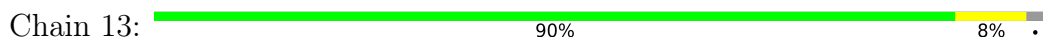
- Molecule 24: 50S ribosomal protein L29



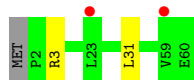
- Molecule 24: 50S ribosomal protein L29



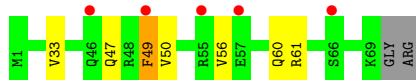
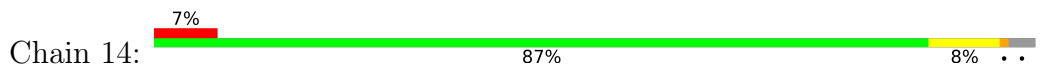
- Molecule 25: 50S ribosomal protein L30



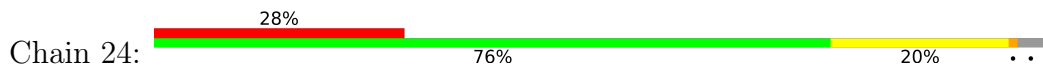
- Molecule 25: 50S ribosomal protein L30

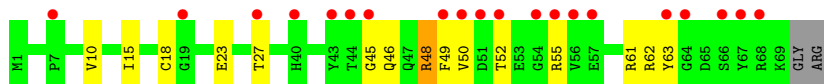


- Molecule 26: 50S ribosomal protein L31

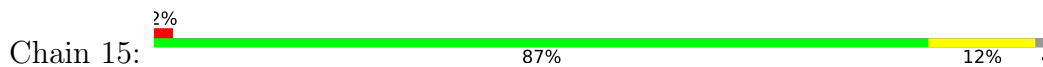


- Molecule 26: 50S ribosomal protein L31

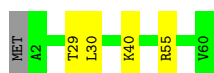




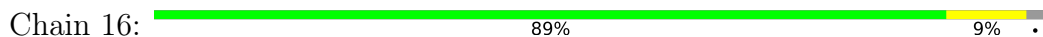
- Molecule 27: 50S ribosomal protein L32



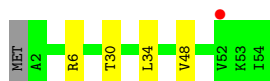
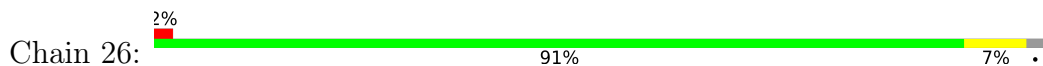
- Molecule 27: 50S ribosomal protein L32



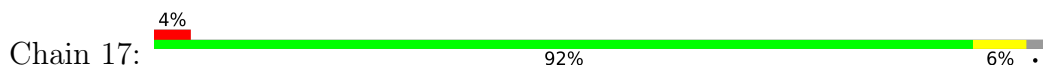
- Molecule 28: 50S ribosomal protein L33



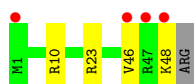
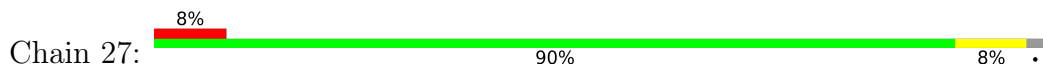
- Molecule 28: 50S ribosomal protein L33



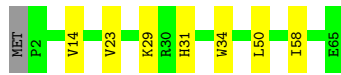
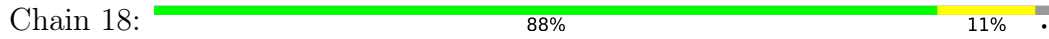
- Molecule 29: 50S ribosomal protein L34



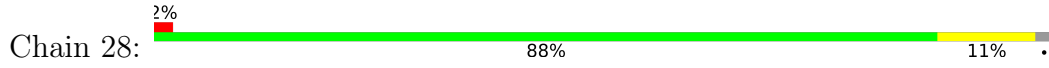
- Molecule 29: 50S ribosomal protein L34



- Molecule 30: 50S ribosomal protein L35



- Molecule 30: 50S ribosomal protein L35



- Molecule 31: 50S ribosomal protein L36

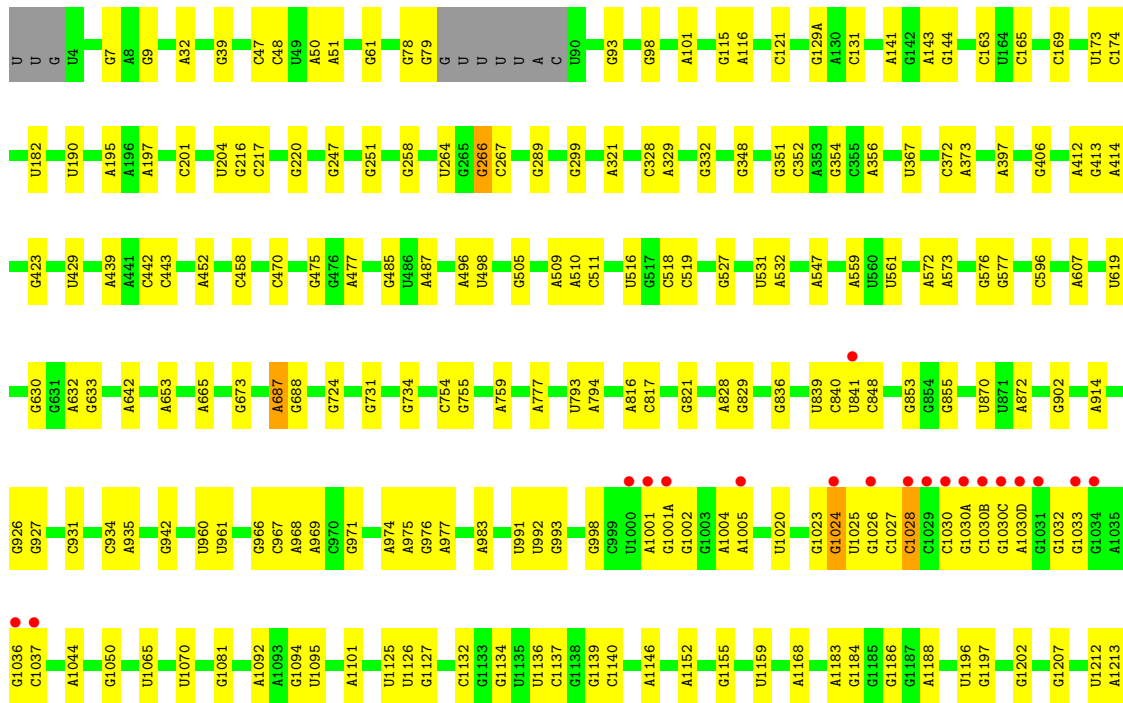
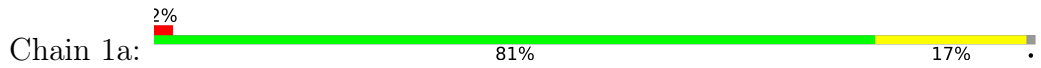


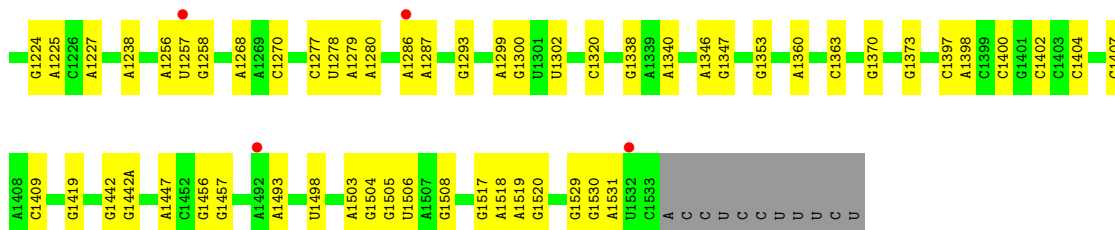
There are no outlier residues recorded for this chain.

- Molecule 31: 50S ribosomal protein L36




- Molecule 32: 16S Ribosomal RNA

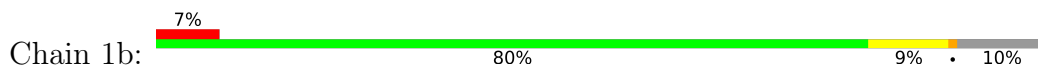


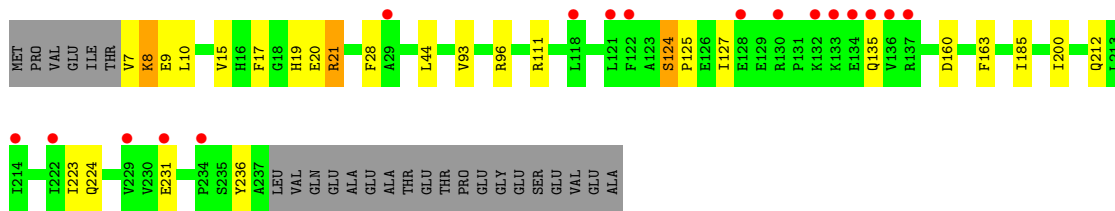


• Molecule 32: 16S Ribosomal RNA

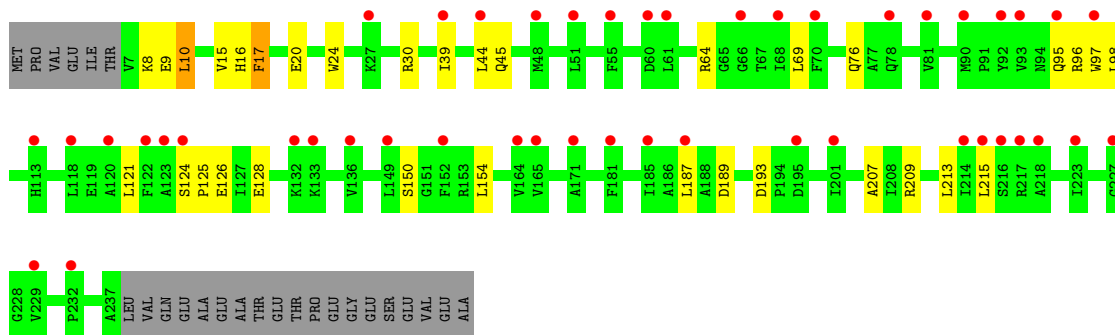
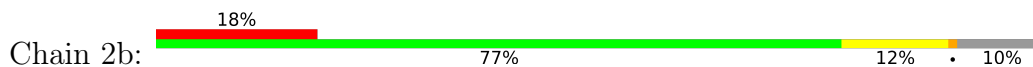


• Molecule 33: 30S ribosomal protein S2

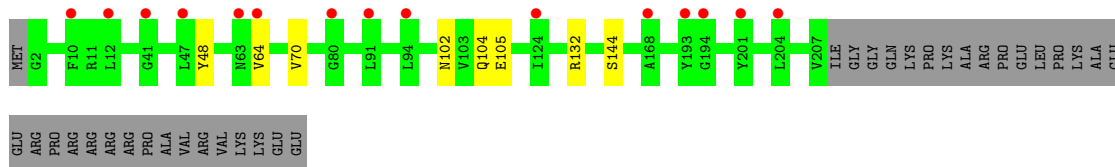
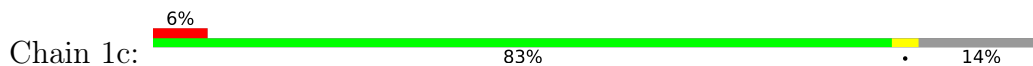




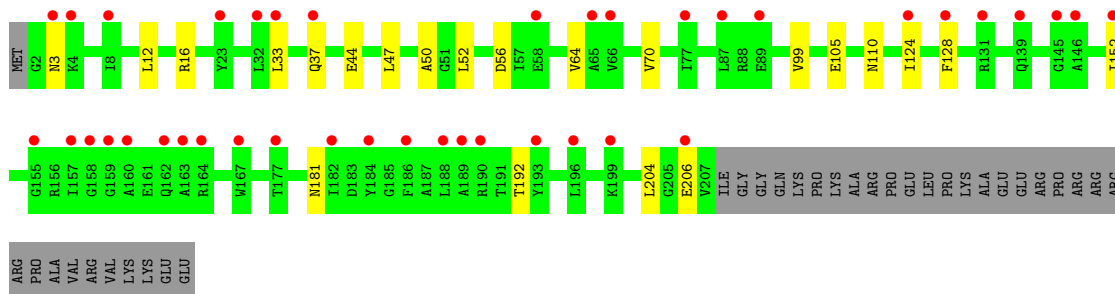
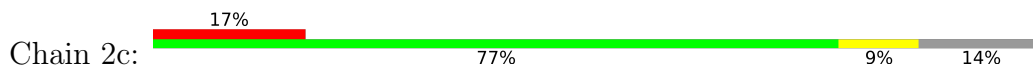
● Molecule 33: 30S ribosomal protein S2



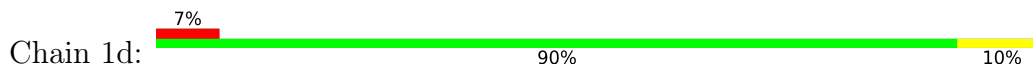
● Molecule 34: 30S ribosomal protein S3



● Molecule 34: 30S ribosomal protein S3

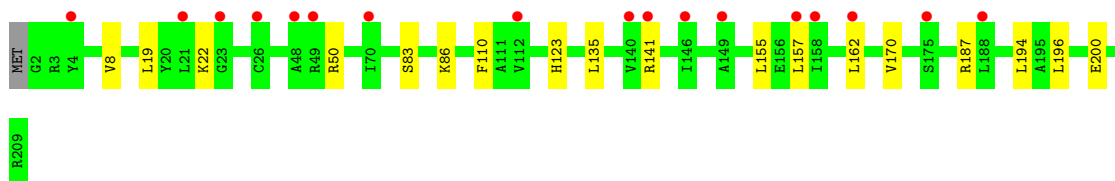
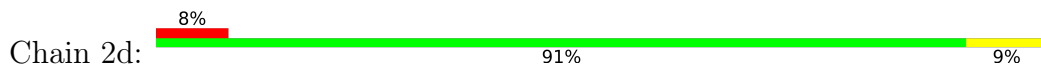


● Molecule 35: 30S ribosomal protein S4

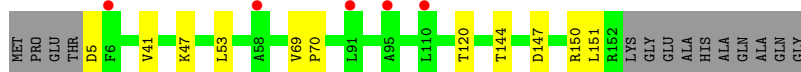
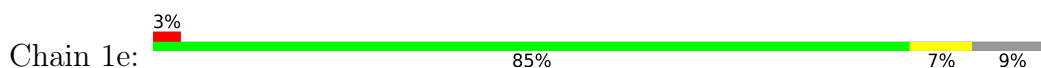




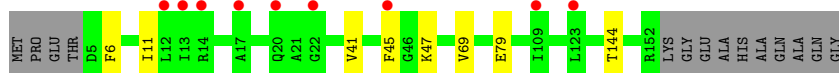
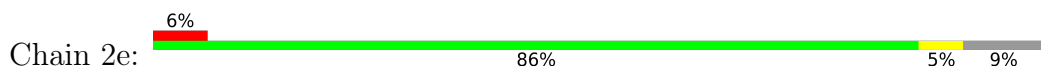
• Molecule 35: 30S ribosomal protein S4



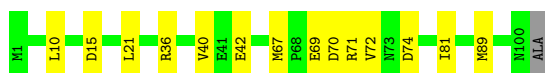
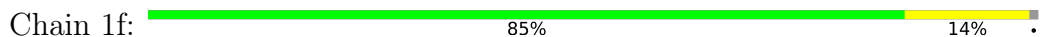
• Molecule 36: 30S ribosomal protein S5



• Molecule 36: 30S ribosomal protein S5



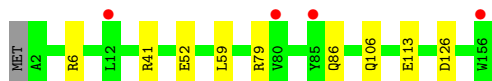
• Molecule 37: 30S ribosomal protein S6



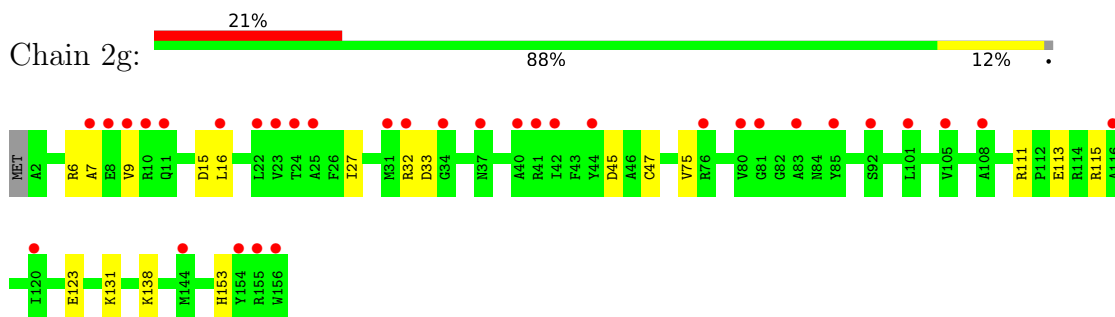
• Molecule 37: 30S ribosomal protein S6



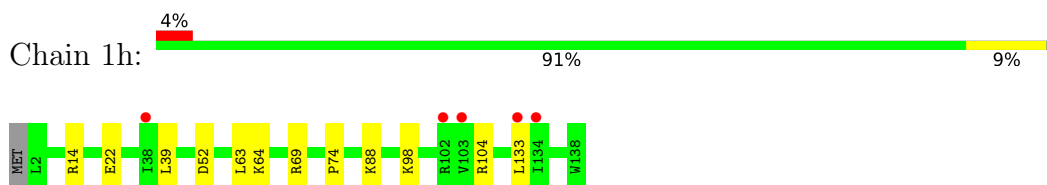
• Molecule 38: 30S ribosomal protein S7



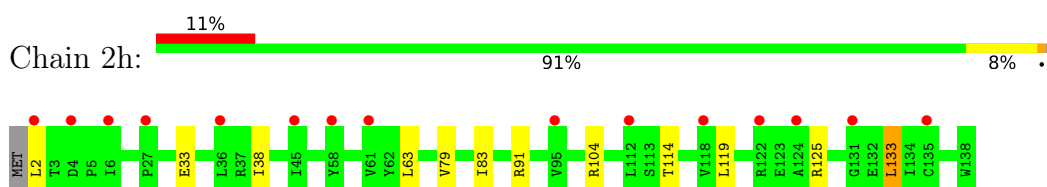
- Molecule 38: 30S ribosomal protein S7



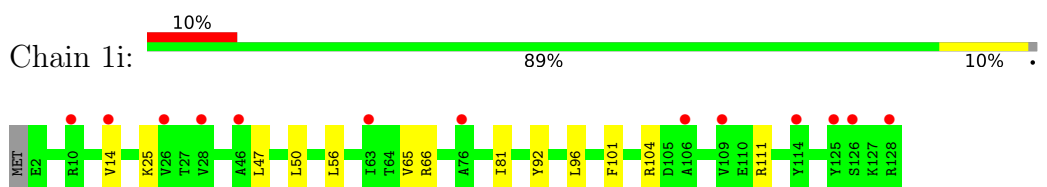
- Molecule 39: 30S ribosomal protein S8



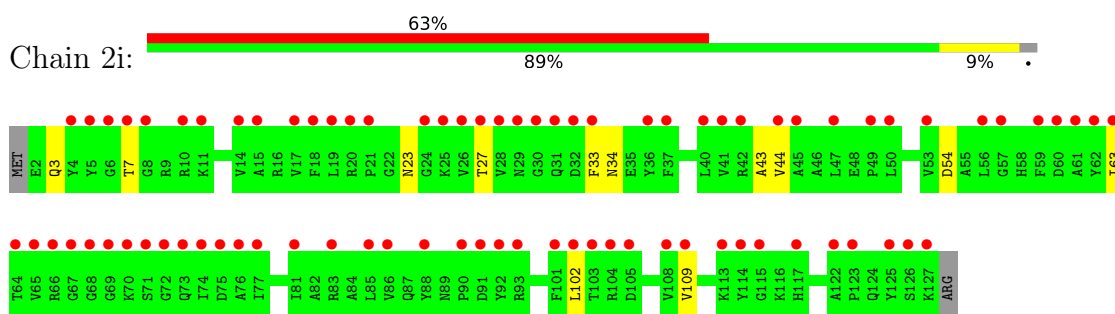
- Molecule 39: 30S ribosomal protein S8



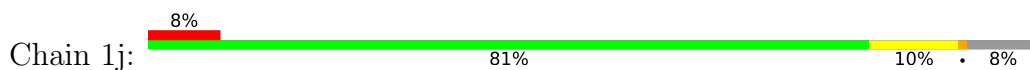
- Molecule 40: 30S ribosomal protein S9



- Molecule 40: 30S ribosomal protein S9

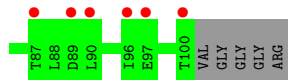
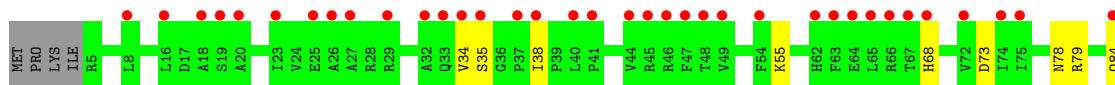
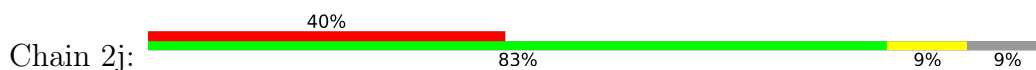


- Molecule 41: 30S ribosomal protein S10

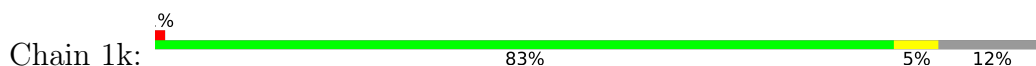




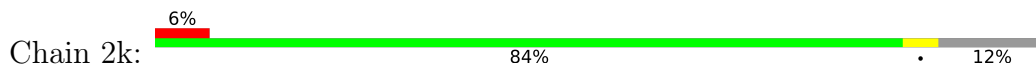
- Molecule 41: 30S ribosomal protein S10



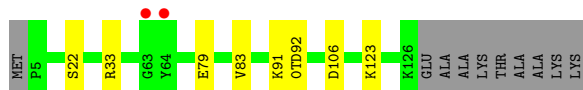
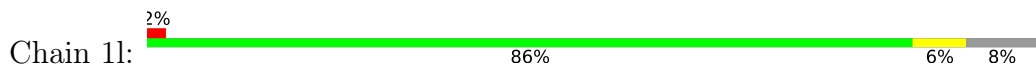
- Molecule 42: 30S ribosomal protein S11



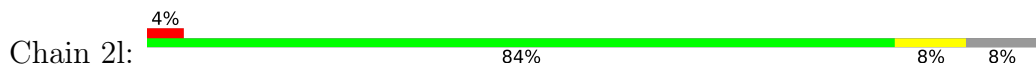
- Molecule 42: 30S ribosomal protein S11



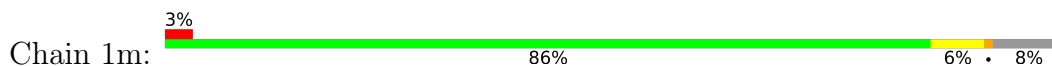
- Molecule 43: 30S ribosomal protein S12



- Molecule 43: 30S ribosomal protein S12

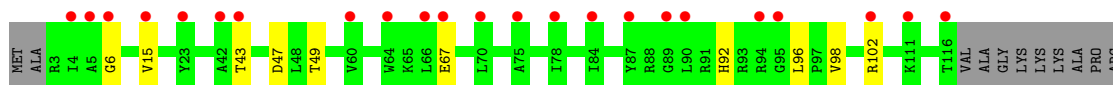
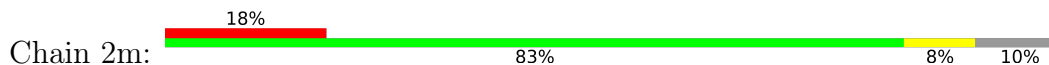


- Molecule 44: 30S ribosomal protein S13

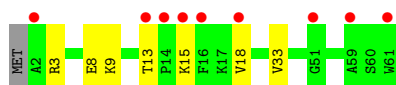




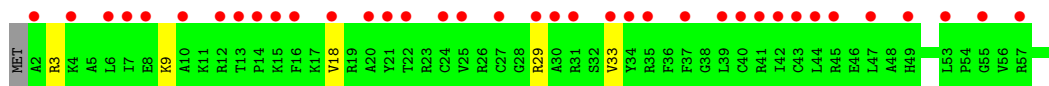
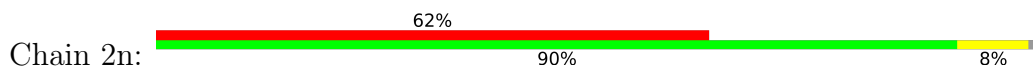
• Molecule 44: 30S ribosomal protein S13



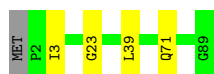
• Molecule 45: 30S ribosomal protein S14 type Z



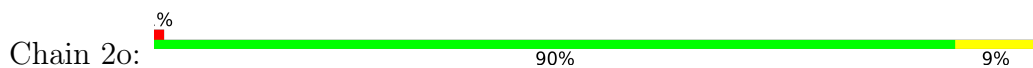
• Molecule 45: 30S ribosomal protein S14 type Z



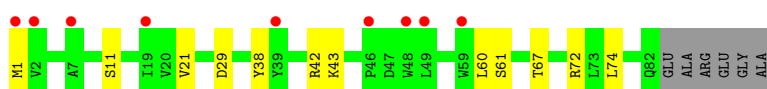
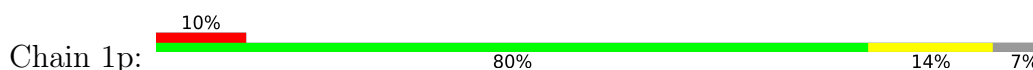
• Molecule 46: 30S ribosomal protein S15



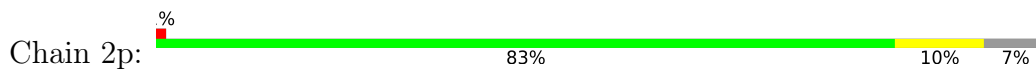
• Molecule 46: 30S ribosomal protein S15



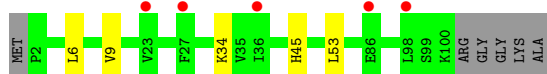
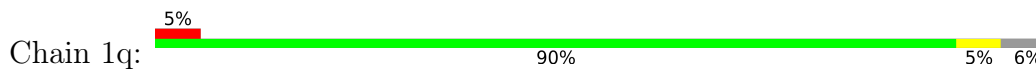
• Molecule 47: 30S ribosomal protein S16



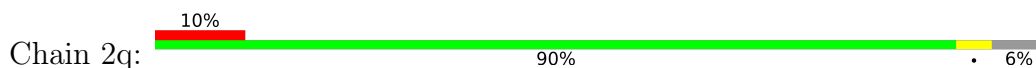
- Molecule 47: 30S ribosomal protein S16



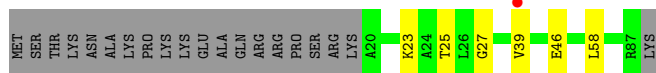
- Molecule 48: 30S ribosomal protein S17



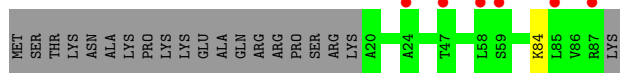
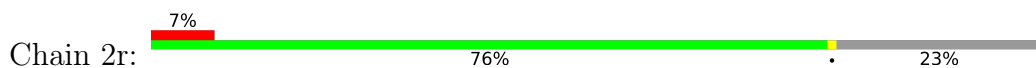
- Molecule 48: 30S ribosomal protein S17



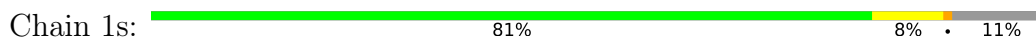
- Molecule 49: 30S ribosomal protein S18



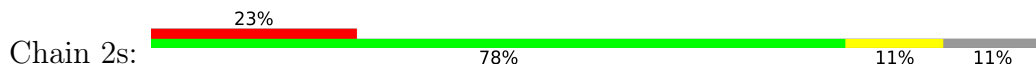
- Molecule 49: 30S ribosomal protein S18

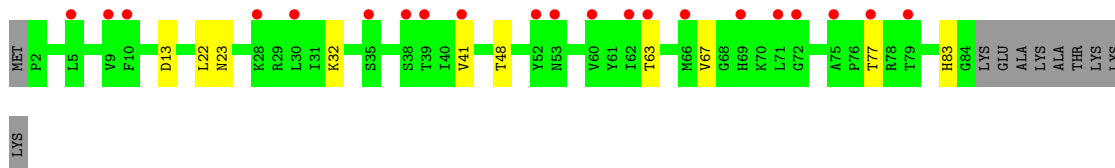


- Molecule 50: 30S ribosomal protein S19

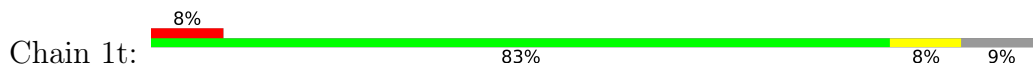


- Molecule 50: 30S ribosomal protein S19

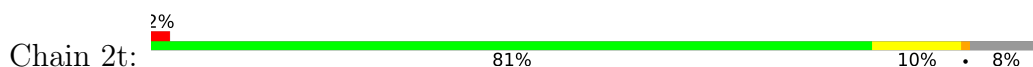




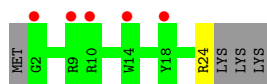
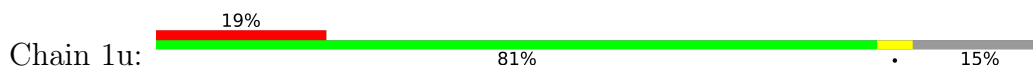
• Molecule 51: 30S ribosomal protein S20



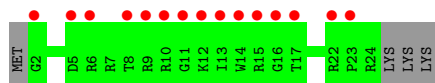
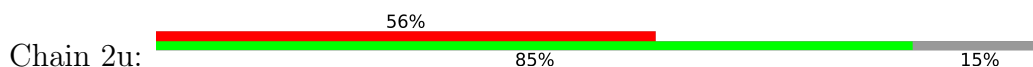
• Molecule 51: 30S ribosomal protein S20



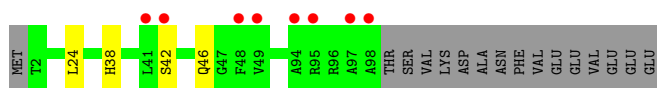
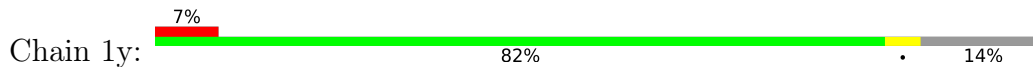
• Molecule 52: 30S ribosomal protein Thx



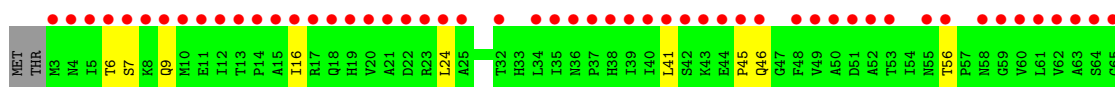
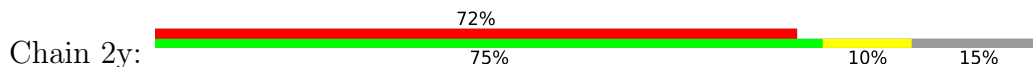
• Molecule 52: 30S ribosomal protein Thx

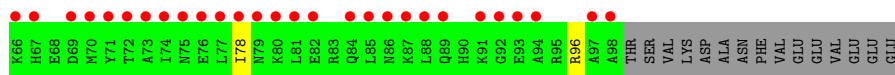


• Molecule 53: Ribosome-associated inhibitor A



• Molecule 53: Ribosome-associated inhibitor A





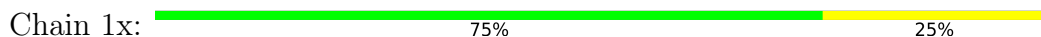
- Molecule 54: A-site Deacylated tRNA Analog



- Molecule 54: A-site Deacylated tRNA Analog



- Molecule 55: P-site Peptidyl-tRNA Analog RNA



- Molecule 55: P-site Peptidyl-tRNA Analog RNA



- Molecule 56: P-site Peptidyl-tRNA Analog Peptide



There are no outlier residues recorded for this chain.

- Molecule 56: P-site Peptidyl-tRNA Analog Peptide



4 Data and refinement statistics

Property	Value	Source
Space group	P 21 21 21	Depositor
Cell constants a, b, c, α , β , γ	209.81Å 449.56Å 621.47Å 90.00° 90.00° 90.00°	Depositor
Resolution (Å)	211.38 – 2.40 310.74 – 2.40	Depositor EDS
% Data completeness (in resolution range)	99.7 (211.38-2.40) 99.7 (310.74-2.40)	Depositor EDS
R_{merge}	0.25	Depositor
R_{sym}	(Not available)	Depositor
$\langle I/\sigma(I) \rangle$ ¹	1.12 (at 2.40Å)	Xtrriage
Refinement program	PHENIX 1.8.2	Depositor
R, R_{free}	0.225 , 0.269 0.225 , 0.269	Depositor DCC
R_{free} test set	112792 reflections (5.02%)	wwPDB-VP
Wilson B-factor (Å ²)	44.8	Xtrriage
Anisotropy	0.136	Xtrriage
Bulk solvent k_{sol} (e/Å ³), B_{sol} (Å ²)	0.29 , 52.7	EDS
L-test for twinning ²	$\langle L \rangle = 0.38$, $\langle L^2 \rangle = 0.20$	Xtrriage
Estimated twinning fraction	No twinning to report.	Xtrriage
F_o, F_c correlation	0.91	EDS
Total number of atoms	297868	wwPDB-VP
Average B, all atoms (Å ²)	55.0	wwPDB-VP

Xtrriage's analysis on translational NCS is as follows: *The largest off-origin peak in the Patterson function is 1.59% of the height of the origin peak. No significant pseudotranslation is detected.*

¹Intensities estimated from amplitudes.

²Theoretical values of $\langle |L| \rangle$, $\langle L^2 \rangle$ for acentric reflections are 0.5, 0.333 respectively for untwinned datasets, and 0.375, 0.2 for perfectly twinned datasets.

5 Model quality [i](#)

5.1 Standard geometry [i](#)

Bond lengths and bond angles in the following residue types are not validated in this section: UR3, PSU, 2MG, 8AN, 5MC, 2MA, 0TD, CLM, OMC, 5MU, MG, 4OC, OMU, OMG, ZN, SF4, M2G, MPD, G7M, MA6

The Z score for a bond length (or angle) is the number of standard deviations the observed value is removed from the expected value. A bond length (or angle) with $|Z| > 5$ is considered an outlier worth inspection. RMSZ is the root-mean-square of all Z scores of the bond lengths (or angles).

Mol	Chain	Bond lengths		Bond angles	
		RMSZ	# Z >5	RMSZ	# Z >5
1	1A	0.50	0/69031	0.98	90/107754 (0.1%)
1	2A	0.39	0/68903	0.88	48/107552 (0.0%)
2	1B	0.41	0/2876	0.90	0/4486
2	2B	0.34	0/2878	0.83	0/4490
3	1D	0.34	0/2181	0.57	0/2940
3	2D	0.30	0/2186	0.53	0/2944
4	1E	0.32	0/1592	0.52	0/2149
4	2E	0.30	0/1592	0.52	0/2149
5	1F	0.33	0/1619	0.54	0/2193
5	2F	0.30	0/1615	0.51	0/2188
6	1G	0.30	0/1451	0.49	0/1961
6	2G	0.29	0/1449	0.49	0/1957
7	1H	0.30	0/1356	0.50	0/1834
7	2H	0.28	0/1350	0.47	0/1826
8	1I	0.28	0/1109	0.51	0/1512
8	2I	0.28	0/1091	0.47	0/1490
9	1N	0.33	0/1148	0.52	0/1547
9	2N	0.28	0/1144	0.46	0/1543
10	1O	0.34	0/943	0.54	0/1269
10	2O	0.31	0/943	0.54	0/1269
11	1P	0.32	0/1152	0.55	0/1533
11	2P	0.31	0/1152	0.54	0/1533
12	1Q	0.34	0/1143	0.52	0/1527
12	2Q	0.30	0/1143	0.47	0/1527
13	1R	0.31	0/982	0.56	0/1312
13	2R	0.28	0/982	0.49	0/1312
14	1S	0.31	0/887	0.52	0/1180
14	2S	0.29	0/880	0.51	0/1172
15	1T	0.32	0/1105	0.52	0/1477
15	2T	0.29	0/1097	0.48	0/1468
16	1U	0.34	0/977	0.52	1/1301 (0.1%)

Mol	Chain	Bond lengths		Bond angles	
		RMSZ	# Z >5	RMSZ	# Z >5
16	2U	0.28	0/977	0.45	0/1301
17	1V	0.37	0/786	0.58	0/1053
17	2V	0.29	0/782	0.51	0/1049
18	1W	0.37	0/897	0.53	0/1205
18	2W	0.29	0/897	0.48	0/1205
19	1X	0.36	0/764	0.54	0/1025
19	2X	0.29	0/764	0.50	0/1025
20	1Y	0.32	0/823	0.56	0/1099
20	2Y	0.29	0/823	0.50	0/1100
21	1Z	0.30	0/1620	0.49	0/2200
21	2Z	0.29	0/1590	0.48	0/2162
22	10	0.34	0/662	0.56	0/881
22	20	0.30	0/659	0.52	0/877
23	11	0.32	0/761	0.49	0/1013
23	21	0.31	0/766	0.52	0/1018
24	12	0.29	0/590	0.49	0/781
24	22	0.30	0/594	0.45	0/785
25	13	0.32	0/474	0.53	0/635
25	23	0.26	0/469	0.47	0/630
26	14	0.30	0/559	0.55	0/754
26	24	0.33	0/549	0.56	0/741
27	15	0.35	0/473	0.61	0/639
27	25	0.28	0/469	0.52	0/635
28	16	0.31	0/460	0.54	0/613
28	26	0.30	0/456	0.48	0/608
29	17	0.35	0/426	0.56	0/561
29	27	0.28	0/426	0.50	0/561
30	18	0.34	0/525	0.54	0/691
30	28	0.30	0/525	0.48	0/691
31	19	0.35	0/310	0.52	0/407
31	29	0.29	0/310	0.53	0/407
32	1a	0.35	0/35795	0.86	9/55864 (0.0%)
32	2a	0.35	0/35890	0.87	25/56012 (0.0%)
33	1b	0.30	0/1876	0.48	0/2533
33	2b	0.31	0/1860	0.51	0/2518
34	1c	0.29	0/1582	0.47	0/2137
34	2c	0.28	0/1566	0.46	0/2119
35	1d	0.28	0/1695	0.49	0/2274
35	2d	0.28	0/1698	0.47	0/2277
36	1e	0.29	0/1149	0.49	0/1548
36	2e	0.29	0/1149	0.47	0/1548
37	1f	0.29	0/827	0.47	0/1120
37	2f	0.28	0/829	0.46	0/1123

Mol	Chain	Bond lengths		Bond angles	
		RMSZ	# Z >5	RMSZ	# Z >5
38	1g	0.28	0/1254	0.44	0/1683
38	2g	0.28	0/1248	0.41	0/1676
39	1h	0.27	0/1118	0.48	0/1506
39	2h	0.28	0/1108	0.46	0/1494
40	1i	0.29	0/1005	0.49	0/1351
40	2i	0.31	0/985	0.49	0/1329
41	1j	0.27	0/732	0.47	0/993
41	2j	0.28	0/723	0.50	0/984
42	1k	0.27	0/849	0.49	0/1150
42	2k	0.28	0/848	0.52	0/1149
43	1l	0.29	0/937	0.51	0/1260
43	2l	0.28	0/937	0.50	0/1260
44	1m	0.27	0/924	0.48	0/1242
44	2m	0.29	0/905	0.49	0/1217
45	1n	0.29	0/501	0.44	0/664
45	2n	0.28	0/501	0.44	0/664
46	1o	0.28	0/739	0.41	0/985
46	2o	0.27	0/739	0.40	0/985
47	1p	0.28	0/697	0.52	0/939
47	2p	0.28	0/693	0.50	0/935
48	1q	0.28	0/836	0.47	0/1117
48	2q	0.28	0/836	0.48	0/1117
49	1r	0.29	0/560	0.48	0/746
49	2r	0.29	0/560	0.47	0/746
50	1s	0.27	0/663	0.50	0/895
50	2s	0.31	0/660	0.49	0/893
51	1t	0.27	0/734	0.41	0/969
51	2t	0.28	0/736	0.43	0/976
52	1u	0.28	0/203	0.48	0/266
52	2u	0.26	0/203	0.52	0/266
53	1y	0.27	0/776	0.47	0/1048
53	2y	0.28	0/761	0.46	0/1030
54	1w	0.66	0/69	1.10	0/106
54	2w	0.34	0/69	0.90	0/106
55	1x	0.42	0/44	1.05	0/67
55	2x	0.32	0/44	0.89	0/67
56	1v	0.29	0/20	0.48	0/25
56	2v	0.22	0/20	0.40	0/25
All	All	0.38	0/310296	0.81	173/463751 (0.0%)

Chiral center outliers are detected by calculating the chiral volume of a chiral center and verifying if the center is modelled as a planar moiety or with the opposite hand. A planarity outlier is detected by checking planarity of atoms in a peptide group, atoms in a mainchain group or atoms of a

sidechain that are expected to be planar.

Mol	Chain	#Chirality outliers	#Planarity outliers
21	2Z	0	1
26	24	0	1
All	All	0	2

There are no bond length outliers.

The worst 5 of 173 bond angle outliers are listed below:

Mol	Chain	Res	Type	Atoms	Z	Observed(°)	Ideal(°)
1	1A	1042	G	OP1-P-O3'	-11.70	79.46	105.20
1	1A	2577	A	O5'-P-OP1	-10.84	95.94	105.70
1	1A	751	A	O5'-P-OP1	-10.37	96.37	105.70
1	1A	1139	G	O5'-P-OP2	-10.09	96.62	105.70
1	1A	948	G	O5'-P-OP1	-9.94	96.75	105.70

There are no chirality outliers.

All (2) planarity outliers are listed below:

Mol	Chain	Res	Type	Group
26	24	18	CYS	Peptide
21	2Z	136	PHE	Peptide

5.2 Too-close contacts [i](#)

Due to software issues we are unable to calculate clashes - this section is therefore empty.

5.3 Torsion angles [i](#)

5.3.1 Protein backbone [i](#)

In the following table, the Percentiles column shows the percent Ramachandran outliers of the chain as a percentile score with respect to all X-ray entries followed by that with respect to entries of similar resolution.

The Analysed column shows the number of residues for which the backbone conformation was analysed, and the total number of residues.

Mol	Chain	Analysed	Favoured	Allowed	Outliers	Percentiles
3	1D	273/276 (99%)	261 (96%)	12 (4%)	0	100 100

Continued on next page...

Continued from previous page...

Mol	Chain	Analysed	Favoured	Allowed	Outliers	Percentiles	
3	2D	273/276 (99%)	255 (93%)	18 (7%)	0	100	100
4	1E	202/206 (98%)	192 (95%)	9 (4%)	1 (0%)	29	41
4	2E	202/206 (98%)	193 (96%)	8 (4%)	1 (0%)	29	41
5	1F	201/210 (96%)	195 (97%)	6 (3%)	0	100	100
5	2F	201/210 (96%)	187 (93%)	13 (6%)	1 (0%)	29	41
6	1G	179/182 (98%)	155 (87%)	22 (12%)	2 (1%)	14	20
6	2G	179/182 (98%)	157 (88%)	18 (10%)	4 (2%)	6	7
7	1H	172/180 (96%)	164 (95%)	5 (3%)	3 (2%)	9	11
7	2H	171/180 (95%)	150 (88%)	17 (10%)	4 (2%)	6	7
8	1I	145/148 (98%)	126 (87%)	18 (12%)	1 (1%)	22	32
8	2I	144/148 (97%)	128 (89%)	14 (10%)	2 (1%)	11	15
9	1N	138/140 (99%)	134 (97%)	4 (3%)	0	100	100
9	2N	138/140 (99%)	132 (96%)	6 (4%)	0	100	100
10	1O	120/122 (98%)	114 (95%)	6 (5%)	0	100	100
10	2O	120/122 (98%)	112 (93%)	8 (7%)	0	100	100
11	1P	147/150 (98%)	139 (95%)	8 (5%)	0	100	100
11	2P	147/150 (98%)	138 (94%)	6 (4%)	3 (2%)	7	9
12	1Q	139/141 (99%)	132 (95%)	7 (5%)	0	100	100
12	2Q	139/141 (99%)	131 (94%)	8 (6%)	0	100	100
13	1R	116/118 (98%)	114 (98%)	2 (2%)	0	100	100
13	2R	116/118 (98%)	113 (97%)	3 (3%)	0	100	100
14	1S	108/112 (96%)	98 (91%)	9 (8%)	1 (1%)	17	25
14	2S	108/112 (96%)	99 (92%)	9 (8%)	0	100	100
15	1T	129/146 (88%)	125 (97%)	4 (3%)	0	100	100
15	2T	129/146 (88%)	123 (95%)	6 (5%)	0	100	100
16	1U	114/118 (97%)	114 (100%)	0	0	100	100
16	2U	114/118 (97%)	111 (97%)	3 (3%)	0	100	100
17	1V	99/101 (98%)	94 (95%)	4 (4%)	1 (1%)	15	23
17	2V	99/101 (98%)	88 (89%)	9 (9%)	2 (2%)	7	9
18	1W	110/113 (97%)	109 (99%)	1 (1%)	0	100	100
18	2W	110/113 (97%)	110 (100%)	0	0	100	100

Continued on next page...

Continued from previous page...

Mol	Chain	Analysed	Favoured	Allowed	Outliers	Percentiles	
19	1X	93/96 (97%)	89 (96%)	3 (3%)	1 (1%)	14	20
19	2X	93/96 (97%)	89 (96%)	3 (3%)	1 (1%)	14	20
20	1Y	105/110 (96%)	96 (91%)	9 (9%)	0	100	100
20	2Y	105/110 (96%)	98 (93%)	7 (7%)	0	100	100
21	1Z	201/206 (98%)	186 (92%)	14 (7%)	1 (0%)	29	41
21	2Z	199/206 (97%)	179 (90%)	19 (10%)	1 (0%)	29	41
22	10	81/85 (95%)	78 (96%)	3 (4%)	0	100	100
22	20	81/85 (95%)	76 (94%)	5 (6%)	0	100	100
23	11	95/98 (97%)	92 (97%)	2 (2%)	1 (1%)	14	20
23	21	95/98 (97%)	93 (98%)	1 (1%)	1 (1%)	14	20
24	12	68/72 (94%)	68 (100%)	0	0	100	100
24	22	68/72 (94%)	67 (98%)	0	1 (2%)	10	14
25	13	57/60 (95%)	55 (96%)	2 (4%)	0	100	100
25	23	57/60 (95%)	54 (95%)	3 (5%)	0	100	100
26	14	67/71 (94%)	51 (76%)	13 (19%)	3 (4%)	2	2
26	24	67/71 (94%)	49 (73%)	12 (18%)	6 (9%)	1	0
27	15	57/60 (95%)	56 (98%)	1 (2%)	0	100	100
27	25	57/60 (95%)	54 (95%)	3 (5%)	0	100	100
28	16	51/54 (94%)	49 (96%)	2 (4%)	0	100	100
28	26	51/54 (94%)	49 (96%)	2 (4%)	0	100	100
29	17	46/49 (94%)	46 (100%)	0	0	100	100
29	27	46/49 (94%)	46 (100%)	0	0	100	100
30	18	62/65 (95%)	61 (98%)	1 (2%)	0	100	100
30	28	62/65 (95%)	62 (100%)	0	0	100	100
31	19	35/37 (95%)	35 (100%)	0	0	100	100
31	29	35/37 (95%)	32 (91%)	3 (9%)	0	100	100
33	1b	229/256 (90%)	183 (80%)	39 (17%)	7 (3%)	4	3
33	2b	229/256 (90%)	185 (81%)	34 (15%)	10 (4%)	2	2
34	1c	204/239 (85%)	180 (88%)	24 (12%)	0	100	100
34	2c	204/239 (85%)	175 (86%)	25 (12%)	4 (2%)	7	9
35	1d	206/209 (99%)	189 (92%)	17 (8%)	0	100	100

Continued on next page...

Continued from previous page...

Mol	Chain	Analysed	Favoured	Allowed	Outliers	Percentiles	
35	2d	206/209 (99%)	185 (90%)	19 (9%)	2 (1%)	15	23
36	1e	146/162 (90%)	143 (98%)	2 (1%)	1 (1%)	22	32
36	2e	146/162 (90%)	135 (92%)	11 (8%)	0	100	100
37	1f	98/101 (97%)	94 (96%)	4 (4%)	0	100	100
37	2f	98/101 (97%)	94 (96%)	4 (4%)	0	100	100
38	1g	153/156 (98%)	144 (94%)	9 (6%)	0	100	100
38	2g	153/156 (98%)	136 (89%)	13 (8%)	4 (3%)	5	5
39	1h	135/138 (98%)	127 (94%)	7 (5%)	1 (1%)	22	32
39	2h	135/138 (98%)	122 (90%)	11 (8%)	2 (2%)	10	14
40	1i	125/128 (98%)	114 (91%)	11 (9%)	0	100	100
40	2i	124/128 (97%)	110 (89%)	11 (9%)	3 (2%)	6	6
41	1j	95/105 (90%)	82 (86%)	9 (10%)	4 (4%)	3	2
41	2j	94/105 (90%)	79 (84%)	11 (12%)	4 (4%)	2	2
42	1k	112/129 (87%)	100 (89%)	12 (11%)	0	100	100
42	2k	112/129 (87%)	101 (90%)	9 (8%)	2 (2%)	8	10
43	1l	119/132 (90%)	110 (92%)	8 (7%)	1 (1%)	19	29
43	2l	119/132 (90%)	108 (91%)	10 (8%)	1 (1%)	19	29
44	1m	114/126 (90%)	104 (91%)	8 (7%)	2 (2%)	8	10
44	2m	112/126 (89%)	94 (84%)	17 (15%)	1 (1%)	17	25
45	1n	58/61 (95%)	57 (98%)	1 (2%)	0	100	100
45	2n	58/61 (95%)	55 (95%)	3 (5%)	0	100	100
46	1o	86/89 (97%)	80 (93%)	5 (6%)	1 (1%)	13	19
46	2o	86/89 (97%)	79 (92%)	5 (6%)	2 (2%)	6	7
47	1p	80/88 (91%)	71 (89%)	9 (11%)	0	100	100
47	2p	80/88 (91%)	70 (88%)	9 (11%)	1 (1%)	12	17
48	1q	97/105 (92%)	88 (91%)	8 (8%)	1 (1%)	15	23
48	2q	97/105 (92%)	89 (92%)	7 (7%)	1 (1%)	15	23
49	1r	66/88 (75%)	62 (94%)	3 (4%)	1 (2%)	10	14
49	2r	66/88 (75%)	60 (91%)	6 (9%)	0	100	100
50	1s	81/93 (87%)	73 (90%)	6 (7%)	2 (2%)	5	6
50	2s	81/93 (87%)	66 (82%)	15 (18%)	0	100	100

Continued on next page...

Continued from previous page...

Mol	Chain	Analysed	Favoured	Allowed	Outliers	Percentiles	
51	1t	94/106 (89%)	83 (88%)	10 (11%)	1 (1%)	14	20
51	2t	96/106 (91%)	86 (90%)	6 (6%)	4 (4%)	3	2
52	1u	21/27 (78%)	20 (95%)	1 (5%)	0	100	100
52	2u	21/27 (78%)	19 (90%)	2 (10%)	0	100	100
53	1y	95/113 (84%)	90 (95%)	5 (5%)	0	100	100
53	2y	94/113 (83%)	82 (87%)	11 (12%)	1 (1%)	14	20
56	1v	1/3 (33%)	1 (100%)	0	0	100	100
56	2v	1/3 (33%)	1 (100%)	0	0	100	100
All	All	11643/12360 (94%)	10729 (92%)	808 (7%)	106 (1%)	17	25

5 of 106 Ramachandran outliers are listed below:

Mol	Chain	Res	Type
6	1G	49	ASP
14	1S	59	LYS
26	14	61	ARG
33	1b	21	ARG
33	1b	124	SER

5.3.2 Protein sidechains [i](#)

In the following table, the Percentiles column shows the percent sidechain outliers of the chain as a percentile score with respect to all X-ray entries followed by that with respect to entries of similar resolution.

The Analysed column shows the number of residues for which the sidechain conformation was analysed, and the total number of residues.

Mol	Chain	Analysed	Rotameric	Outliers	Percentiles	
3	1D	214/218 (98%)	195 (91%)	19 (9%)	9	14
3	2D	215/218 (99%)	198 (92%)	17 (8%)	12	19
4	1E	164/166 (99%)	157 (96%)	7 (4%)	29	46
4	2E	164/166 (99%)	151 (92%)	13 (8%)	12	19
5	1F	160/166 (96%)	147 (92%)	13 (8%)	11	18
5	2F	159/166 (96%)	141 (89%)	18 (11%)	6	8
6	1G	144/156 (92%)	127 (88%)	17 (12%)	5	7
6	2G	142/156 (91%)	129 (91%)	13 (9%)	9	13

Continued on next page...

Continued from previous page...

Mol	Chain	Analysed	Rotameric	Outliers	Percentiles	
7	1H	144/148 (97%)	134 (93%)	10 (7%)	15	25
7	2H	143/148 (97%)	131 (92%)	12 (8%)	11	16
8	1I	111/124 (90%)	98 (88%)	13 (12%)	5	7
8	2I	108/124 (87%)	91 (84%)	17 (16%)	2	3
9	1N	119/119 (100%)	106 (89%)	13 (11%)	6	8
9	2N	118/119 (99%)	112 (95%)	6 (5%)	24	39
10	1O	100/100 (100%)	98 (98%)	2 (2%)	55	74
10	2O	100/100 (100%)	96 (96%)	4 (4%)	31	49
11	1P	115/116 (99%)	110 (96%)	5 (4%)	29	46
11	2P	115/116 (99%)	110 (96%)	5 (4%)	29	46
12	1Q	111/111 (100%)	101 (91%)	10 (9%)	9	14
12	2Q	111/111 (100%)	103 (93%)	8 (7%)	14	23
13	1R	101/101 (100%)	94 (93%)	7 (7%)	15	25
13	2R	101/101 (100%)	96 (95%)	5 (5%)	24	40
14	1S	87/88 (99%)	80 (92%)	7 (8%)	12	18
14	2S	85/88 (97%)	79 (93%)	6 (7%)	14	23
15	1T	115/127 (91%)	106 (92%)	9 (8%)	12	19
15	2T	113/127 (89%)	107 (95%)	6 (5%)	22	37
16	1U	93/94 (99%)	88 (95%)	5 (5%)	22	36
16	2U	93/94 (99%)	87 (94%)	6 (6%)	17	27
17	1V	81/82 (99%)	73 (90%)	8 (10%)	8	11
17	2V	80/82 (98%)	73 (91%)	7 (9%)	10	15
18	1W	90/92 (98%)	85 (94%)	5 (6%)	21	34
18	2W	90/92 (98%)	82 (91%)	8 (9%)	9	14
19	1X	77/78 (99%)	74 (96%)	3 (4%)	32	50
19	2X	77/78 (99%)	75 (97%)	2 (3%)	46	66
20	1Y	86/91 (94%)	82 (95%)	4 (5%)	26	42
20	2Y	86/91 (94%)	75 (87%)	11 (13%)	4	5
21	1Z	169/179 (94%)	156 (92%)	13 (8%)	13	20
21	2Z	165/179 (92%)	144 (87%)	21 (13%)	4	5
22	10	65/67 (97%)	60 (92%)	5 (8%)	13	20

Continued on next page...

Continued from previous page...

Mol	Chain	Analysed	Rotameric	Outliers	Percentiles	
22	20	64/67 (96%)	62 (97%)	2 (3%)	40	60
23	11	79/83 (95%)	74 (94%)	5 (6%)	18	28
23	21	81/83 (98%)	76 (94%)	5 (6%)	18	29
24	12	65/67 (97%)	60 (92%)	5 (8%)	13	20
24	22	66/67 (98%)	65 (98%)	1 (2%)	65	80
25	13	51/52 (98%)	46 (90%)	5 (10%)	8	11
25	23	50/52 (96%)	48 (96%)	2 (4%)	31	49
26	14	58/63 (92%)	53 (91%)	5 (9%)	10	16
26	24	54/63 (86%)	45 (83%)	9 (17%)	2	2
27	15	51/52 (98%)	44 (86%)	7 (14%)	3	4
27	25	50/52 (96%)	46 (92%)	4 (8%)	12	18
28	16	51/52 (98%)	46 (90%)	5 (10%)	8	11
28	26	50/52 (96%)	46 (92%)	4 (8%)	12	18
29	17	41/42 (98%)	38 (93%)	3 (7%)	14	22
29	27	41/42 (98%)	37 (90%)	4 (10%)	8	11
30	18	54/55 (98%)	47 (87%)	7 (13%)	4	4
30	28	54/55 (98%)	47 (87%)	7 (13%)	4	4
31	19	34/34 (100%)	34 (100%)	0	100	100
31	29	34/34 (100%)	32 (94%)	2 (6%)	19	32
33	1b	191/220 (87%)	168 (88%)	23 (12%)	5	6
33	2b	187/220 (85%)	162 (87%)	25 (13%)	4	4
34	1c	144/188 (77%)	136 (94%)	8 (6%)	21	34
34	2c	140/188 (74%)	122 (87%)	18 (13%)	4	5
35	1d	171/181 (94%)	151 (88%)	20 (12%)	5	7
35	2d	172/181 (95%)	156 (91%)	16 (9%)	9	13
36	1e	114/123 (93%)	104 (91%)	10 (9%)	10	15
36	2e	114/123 (93%)	106 (93%)	8 (7%)	15	24
37	1f	85/90 (94%)	71 (84%)	14 (16%)	2	2
37	2f	85/90 (94%)	81 (95%)	4 (5%)	26	42
38	1g	120/127 (94%)	111 (92%)	9 (8%)	13	21
38	2g	119/127 (94%)	105 (88%)	14 (12%)	5	7

Continued on next page...

Continued from previous page...

Mol	Chain	Analysed	Rotameric	Outliers	Percentiles	
39	1h	116/119 (98%)	105 (90%)	11 (10%)	8	12
39	2h	114/119 (96%)	103 (90%)	11 (10%)	8	12
40	1i	91/99 (92%)	78 (86%)	13 (14%)	3	4
40	2i	88/99 (89%)	79 (90%)	9 (10%)	7	10
41	1j	68/92 (74%)	59 (87%)	9 (13%)	4	4
41	2j	68/92 (74%)	63 (93%)	5 (7%)	13	22
42	1k	83/99 (84%)	76 (92%)	7 (8%)	11	16
42	2k	83/99 (84%)	80 (96%)	3 (4%)	35	54
43	1l	96/108 (89%)	90 (94%)	6 (6%)	18	28
43	2l	96/108 (89%)	87 (91%)	9 (9%)	8	13
44	1m	90/101 (89%)	83 (92%)	7 (8%)	12	19
44	2m	87/101 (86%)	78 (90%)	9 (10%)	7	10
45	1n	49/50 (98%)	42 (86%)	7 (14%)	3	4
45	2n	49/50 (98%)	44 (90%)	5 (10%)	7	10
46	1o	78/80 (98%)	75 (96%)	3 (4%)	33	51
46	2o	78/80 (98%)	72 (92%)	6 (8%)	13	20
47	1p	69/74 (93%)	57 (83%)	12 (17%)	2	2
47	2p	68/74 (92%)	60 (88%)	8 (12%)	5	7
48	1q	94/97 (97%)	90 (96%)	4 (4%)	29	46
48	2q	94/97 (97%)	91 (97%)	3 (3%)	39	59
49	1r	59/77 (77%)	54 (92%)	5 (8%)	10	16
49	2r	59/77 (77%)	58 (98%)	1 (2%)	60	78
50	1s	68/80 (85%)	61 (90%)	7 (10%)	7	10
50	2s	67/80 (84%)	57 (85%)	10 (15%)	3	3
51	1t	71/82 (87%)	64 (90%)	7 (10%)	8	11
51	2t	70/82 (85%)	61 (87%)	9 (13%)	4	5
52	1u	18/22 (82%)	17 (94%)	1 (6%)	21	34
52	2u	18/22 (82%)	18 (100%)	0	100	100
53	1y	82/98 (84%)	78 (95%)	4 (5%)	25	40
53	2y	79/98 (81%)	69 (87%)	10 (13%)	4	5
56	1v	2/2 (100%)	2 (100%)	0	100	100

Continued on next page...

Continued from previous page...

Mol	Chain	Analysed	Rotameric	Outliers	Percentiles	
56	2v	2/2 (100%)	2 (100%)	0	100	100
All	All	9535/10264 (93%)	8723 (92%)	812 (8%)	10	16

5 of 812 residues with a non-rotameric sidechain are listed below:

Mol	Chain	Res	Type
6	2G	159	VAL
21	2Z	31	ARG
51	2t	86	ARG
7	2H	118	PRO
6	2G	143	GLU

Sometimes sidechains can be flipped to improve hydrogen bonding and reduce clashes. 5 of 122 such sidechains are listed below:

Mol	Chain	Res	Type
48	1q	16	GLN
42	2k	22	HIS
13	2R	31	HIS
41	2j	84	GLN
48	2q	26	GLN

5.3.3 RNA ⓘ

Mol	Chain	Analysed	Backbone Outliers	Pucker Outliers
1	1A	2864/2915 (98%)	410 (14%)	30 (1%)
1	2A	2857/2915 (98%)	474 (16%)	29 (1%)
2	1B	119/121 (98%)	11 (9%)	0
2	2B	119/121 (98%)	11 (9%)	0
32	1a	1494/1521 (98%)	246 (16%)	0
32	2a	1498/1521 (98%)	289 (19%)	0
54	1w	3/5 (60%)	1 (33%)	0
54	2w	3/5 (60%)	1 (33%)	0
55	1x	1/4 (25%)	0	0
55	2x	1/4 (25%)	0	0
All	All	8959/9132 (98%)	1443 (16%)	59 (0%)

5 of 1443 RNA backbone outliers are listed below:

Mol	Chain	Res	Type
1	1A	23	G

Continued on next page...

Continued from previous page...

Mol	Chain	Res	Type
1	1A	34	C
1	1A	45	C
1	1A	71	A
1	1A	74	A

5 of 59 RNA pucker outliers are listed below:

Mol	Chain	Res	Type
1	1A	2756	U
1	2A	2172	U
1	2A	752	A
1	2A	2171	A
1	2A	1420	U

5.4 Non-standard residues in protein, DNA, RNA chains [i](#)

50 non-standard protein/DNA/RNA residues are modelled in this entry.

In the following table, the Counts columns list the number of bonds (or angles) for which Mogul statistics could be retrieved, the number of bonds (or angles) that are observed in the model and the number of bonds (or angles) that are defined in the Chemical Component Dictionary. The Link column lists molecule types, if any, to which the group is linked. The Z score for a bond length (or angle) is the number of standard deviations the observed value is removed from the expected value. A bond length (or angle) with $|Z| > 2$ is considered an outlier worth inspection. RMSZ is the root-mean-square of all Z scores of the bond lengths (or angles).

Mol	Type	Chain	Res	Link	Bond lengths			Bond angles		
					Counts	RMSZ	# Z > 2	Counts	RMSZ	# Z > 2
32	MA6	1a	1519	32	19,26,27	0.81	0	18,38,41	1.45	2 (11%)
1	5MU	1A	1939	57,1	19,22,23	1.44	5 (26%)	28,32,35	2.17	8 (28%)
32	UR3	1a	1498	32	19,22,23	0.99	1 (5%)	26,32,35	1.48	2 (7%)
32	4OC	1a	1402	32	20,23,24	0.75	1 (5%)	26,32,35	1.00	1 (3%)
32	5MC	1a	1407	32	18,22,23	0.98	1 (5%)	26,32,35	1.16	3 (11%)
32	G7M	2a	527	32	20,26,27	1.23	2 (10%)	17,39,42	0.69	0
32	M2G	2a	966	57,32	20,27,28	1.49	3 (15%)	22,40,43	0.89	1 (4%)
32	MA6	2a	1518	32	19,26,27	0.80	0	18,38,41	1.43	2 (11%)
32	PSU	1a	516	32	18,21,22	1.34	2 (11%)	22,30,33	1.81	5 (22%)
1	PSU	2A	1917	57,1	18,21,22	1.35	2 (11%)	22,30,33	1.86	3 (13%)
1	OMU	1A	2552	57,1	19,22,23	1.29	3 (15%)	26,31,34	1.74	6 (23%)
32	5MC	2a	1407	32	18,22,23	0.97	1 (5%)	26,32,35	1.11	3 (11%)

Mol	Type	Chain	Res	Link	Bond lengths			Bond angles		
					Counts	RMSZ	# Z > 2	Counts	RMSZ	# Z > 2
1	5MC	1A	1942	1	18,22,23	0.97	2 (11%)	26,32,35	1.12	2 (7%)
43	0TD	2l	92	43	7,9,10	4.73	1 (14%)	6,11,13	5.94	3 (50%)
1	OMG	2A	2251	55,57,1	18,26,27	0.95	1 (5%)	19,38,41	1.12	3 (15%)
1	OMU	2A	2552	57,1	19,22,23	1.22	3 (15%)	26,31,34	1.81	6 (23%)
1	PSU	1A	1917	1	18,21,22	1.34	2 (11%)	22,30,33	1.87	3 (13%)
1	5MU	2A	1915	1	19,22,23	1.44	4 (21%)	28,32,35	2.09	8 (28%)
32	PSU	2a	516	57,32	18,21,22	1.31	2 (11%)	22,30,33	1.94	5 (22%)
32	5MC	2a	967	32	18,22,23	0.98	2 (11%)	26,32,35	1.08	2 (7%)
55	8AN	1x	76	55,57	19,24,25	1.19	3 (15%)	13,35,38	1.85	3 (23%)
32	5MC	2a	1404	32	18,22,23	1.00	2 (11%)	26,32,35	1.22	3 (11%)
1	5MC	1A	1962	57,1	18,22,23	0.95	2 (11%)	26,32,35	1.13	4 (15%)
1	5MU	1A	1915	1	19,22,23	1.44	4 (21%)	28,32,35	2.16	9 (32%)
32	G7M	1a	527	57,32	20,26,27	1.18	2 (10%)	17,39,42	0.56	0
32	5MC	2a	1400	32	18,22,23	0.96	1 (5%)	26,32,35	1.25	3 (11%)
32	2MG	1a	1207	32	18,26,27	0.97	1 (5%)	16,38,41	1.13	3 (18%)
55	8AN	2x	76	55,57	19,24,25	1.22	3 (15%)	13,35,38	1.77	2 (15%)
1	PSU	1A	2605	1	18,21,22	1.45	4 (22%)	22,30,33	1.84	4 (18%)
32	4OC	2a	1402	32	20,23,24	0.76	0	26,32,35	0.95	0
32	MA6	2a	1519	32	19,26,27	0.86	0	18,38,41	1.59	2 (11%)
1	OMC	2A	1920	1	19,22,23	0.84	0	26,31,34	1.05	2 (7%)
32	2MG	2a	1207	32	18,26,27	0.92	1 (5%)	16,38,41	1.08	2 (12%)
1	5MC	2A	1942	1	18,22,23	0.93	2 (11%)	26,32,35	1.17	2 (7%)
32	M2G	1a	966	32	20,27,28	1.39	3 (15%)	22,40,43	1.01	2 (9%)
32	MA6	1a	1518	32	19,26,27	0.79	0	18,38,41	1.33	2 (11%)
1	PSU	2A	1911	1	18,21,22	1.36	2 (11%)	22,30,33	1.87	4 (18%)
32	5MC	1a	967	32	18,22,23	0.98	2 (11%)	26,32,35	1.12	2 (7%)
32	UR3	2a	1498	32	19,22,23	1.01	2 (10%)	26,32,35	1.36	1 (3%)
1	OMC	1A	1920	1	19,22,23	0.85	0	26,31,34	0.96	1 (3%)
1	PSU	1A	1911	1	18,21,22	1.36	2 (11%)	22,30,33	1.94	4 (18%)
1	OMG	1A	2251	55,57,1	18,26,27	1.01	1 (5%)	19,38,41	1.07	2 (10%)
1	PSU	2A	2605	1	18,21,22	1.33	2 (11%)	22,30,33	1.79	3 (13%)
1	5MU	2A	1939	1	19,22,23	1.48	5 (26%)	28,32,35	2.14	8 (28%)
32	5MC	1a	1404	32	18,22,23	0.96	2 (11%)	26,32,35	1.13	2 (7%)
1	2MA	2A	2503	57,1	17,25,26	1.00	1 (5%)	17,37,40	1.08	2 (11%)
32	5MC	1a	1400	32	18,22,23	1.00	2 (11%)	26,32,35	1.12	2 (7%)

Mol	Type	Chain	Res	Link	Bond lengths			Bond angles		
					Counts	RMSZ	# Z > 2	Counts	RMSZ	# Z > 2
1	5MC	2A	1962	57,1	18,22,23	0.97	2 (11%)	26,32,35	1.14	2 (7%)
43	0TD	1l	92	43	7,9,10	4.78	1 (14%)	6,11,13	2.74	3 (50%)
1	2MA	1A	2503	57,1	17,25,26	0.99	1 (5%)	17,37,40	0.95	2 (11%)

In the following table, the Chirals column lists the number of chiral outliers, the number of chiral centers analysed, the number of these observed in the model and the number defined in the Chemical Component Dictionary. Similar counts are reported in the Torsion and Rings columns. '-' means no outliers of that kind were identified.

Mol	Type	Chain	Res	Link	Chirals	Torsions	Rings
32	MA6	1a	1519	32	-	2/7/29/30	0/3/3/3
1	5MU	1A	1939	57,1	-	0/7/25/26	0/2/2/2
32	UR3	1a	1498	32	-	0/7/25/26	0/2/2/2
32	4OC	1a	1402	32	-	2/9/29/30	0/2/2/2
32	5MC	1a	1407	32	-	0/7/25/26	0/2/2/2
32	G7M	2a	527	32	-	2/3/25/26	0/3/3/3
32	M2G	2a	966	57,32	-	0/7/29/30	0/3/3/3
32	MA6	2a	1518	32	-	0/7/29/30	0/3/3/3
32	PSU	1a	516	32	-	1/7/25/26	0/2/2/2
1	PSU	2A	1917	57,1	-	0/7/25/26	0/2/2/2
1	OMU	1A	2552	57,1	-	0/9/27/28	0/2/2/2
32	5MC	2a	1407	32	-	0/7/25/26	0/2/2/2
1	5MC	1A	1942	1	-	0/7/25/26	0/2/2/2
43	0TD	2l	92	43	-	2/7/12/14	-
1	OMG	2A	2251	55,57,1	-	0/5/27/28	0/3/3/3
1	OMU	2A	2552	57,1	-	0/9/27/28	0/2/2/2
1	PSU	1A	1917	1	-	0/7/25/26	0/2/2/2
1	5MU	2A	1915	1	-	2/7/25/26	0/2/2/2
32	PSU	2a	516	57,32	-	0/7/25/26	0/2/2/2
32	5MC	2a	967	32	-	0/7/25/26	0/2/2/2
55	8AN	1x	76	55,57	-	1/3/25/26	0/3/3/3
32	5MC	2a	1404	32	-	0/7/25/26	0/2/2/2
1	5MC	1A	1962	57,1	-	0/7/25/26	0/2/2/2
1	5MU	1A	1915	1	-	2/7/25/26	0/2/2/2
32	G7M	1a	527	57,32	-	2/3/25/26	0/3/3/3
32	5MC	2a	1400	32	-	0/7/25/26	0/2/2/2
32	2MG	1a	1207	32	-	0/5/27/28	0/3/3/3
55	8AN	2x	76	55,57	-	1/3/25/26	0/3/3/3
1	PSU	1A	2605	1	-	0/7/25/26	0/2/2/2
32	4OC	2a	1402	32	-	0/9/29/30	0/2/2/2

Continued on next page...

Continued from previous page...

Mol	Type	Chain	Res	Link	Chirals	Torsions	Rings
32	MA6	2a	1519	32	-	2/7/29/30	0/3/3/3
1	OMC	2A	1920	1	-	1/9/27/28	0/2/2/2
32	2MG	2a	1207	32	-	2/5/27/28	0/3/3/3
1	5MC	2A	1942	1	-	0/7/25/26	0/2/2/2
32	M2G	1a	966	32	-	0/7/29/30	0/3/3/3
32	MA6	1a	1518	32	-	0/7/29/30	0/3/3/3
1	PSU	2A	1911	1	-	0/7/25/26	0/2/2/2
32	5MC	1a	967	32	-	0/7/25/26	0/2/2/2
32	UR3	2a	1498	32	-	0/7/25/26	0/2/2/2
1	OMC	1A	1920	1	-	1/9/27/28	0/2/2/2
1	PSU	1A	1911	1	-	0/7/25/26	0/2/2/2
1	OMG	1A	2251	55,57,1	-	0/5/27/28	0/3/3/3
1	PSU	2A	2605	1	-	0/7/25/26	0/2/2/2
1	5MU	2A	1939	1	-	0/7/25/26	0/2/2/2
32	5MC	1a	1404	32	-	0/7/25/26	0/2/2/2
1	2MA	2A	2503	57,1	-	1/3/25/26	0/3/3/3
32	5MC	1a	1400	32	-	0/7/25/26	0/2/2/2
1	5MC	2A	1962	57,1	-	0/7/25/26	0/2/2/2
43	0TD	1l	92	43	-	2/7/12/14	-
1	2MA	1A	2503	57,1	-	2/3/25/26	0/3/3/3

The worst 5 of 91 bond length outliers are listed below:

Mol	Chain	Res	Type	Atoms	Z	Observed(Å)	Ideal(Å)
43	1l	92	0TD	CB-SB	-12.17	1.69	1.82
43	2l	92	0TD	CB-SB	-12.16	1.69	1.82
32	2a	966	M2G	C2-N3	4.78	1.36	1.30
32	1a	966	M2G	C2-N3	4.10	1.35	1.30
32	2a	527	G7M	C5-C4	3.64	1.46	1.39

The worst 5 of 149 bond angle outliers are listed below:

Mol	Chain	Res	Type	Atoms	Z	Observed(°)	Ideal(°)
43	2l	92	0TD	CSB-SB-CB	-13.82	77.44	102.44
1	1A	1911	PSU	N1-C2-N3	6.15	122.10	115.13
32	1a	1498	UR3	C4-N3-C2	-6.13	118.79	124.56
32	2a	516	PSU	N1-C2-N3	5.97	121.89	115.13
1	2A	1917	PSU	N1-C2-N3	5.91	121.82	115.13

There are no chirality outliers.

5 of 28 torsion outliers are listed below:

Mol	Chain	Res	Type	Atoms
1	1A	1915	5MU	O4'-C1'-N1-C2
1	1A	1915	5MU	O4'-C1'-N1-C6
43	1l	92	0TD	CG-CB-SB-CSB
1	2A	1915	5MU	O4'-C1'-N1-C2
1	2A	1915	5MU	O4'-C1'-N1-C6

There are no ring outliers.

No monomer is involved in short contacts.

5.5 Carbohydrates [i](#)

There are no monosaccharides in this entry.

5.6 Ligand geometry [i](#)

Of 2517 ligands modelled in this entry, 2505 are monoatomic - leaving 12 for Mogul analysis.

In the following table, the Counts columns list the number of bonds (or angles) for which Mogul statistics could be retrieved, the number of bonds (or angles) that are observed in the model and the number of bonds (or angles) that are defined in the Chemical Component Dictionary. The Link column lists molecule types, if any, to which the group is linked. The Z score for a bond length (or angle) is the number of standard deviations the observed value is removed from the expected value. A bond length (or angle) with $|Z| > 2$ is considered an outlier worth inspection. RMSZ is the root-mean-square of all Z scores of the bond lengths (or angles).

Mol	Type	Chain	Res	Link	Bond lengths			Bond angles		
					Counts	RMSZ	# Z > 2	Counts	RMSZ	# Z > 2
62	SF4	1d	305	35	0,12,12	-	-	-		
60	MPD	2B	220	-	7,7,7	0.29	0	9,10,10	0.17	0
60	MPD	1T	208	-	7,7,7	0.28	0	9,10,10	0.24	0
62	SF4	2d	501	35	0,12,12	-	-	-		
59	ARG	1B	231	-	10,11,11	0.76	1 (10%)	11,13,13	1.10	2 (18%)
58	CLM	2A	3747	-	19,20,20	0.85	0	23,27,27	1.25	2 (8%)
58	CLM	1A	4017	-	19,20,20	1.10	2 (10%)	23,27,27	2.12	7 (30%)
60	MPD	1A	4019	-	7,7,7	0.29	0	9,10,10	0.18	0
60	MPD	18	104	-	7,7,7	0.26	0	9,10,10	0.20	0
60	MPD	2A	3748	-	7,7,7	0.26	0	9,10,10	0.21	0
60	MPD	1a	1867	-	7,7,7	0.33	0	9,10,10	0.40	0
59	ARG	1A	4018	57	10,11,11	0.74	1 (10%)	11,13,13	1.01	1 (9%)

In the following table, the Chirals column lists the number of chiral outliers, the number of chiral

centers analysed, the number of these observed in the model and the number defined in the Chemical Component Dictionary. Similar counts are reported in the Torsion and Rings columns. '2' means no outliers of that kind were identified.

Mol	Type	Chain	Res	Link	Chirals	Torsions	Rings
62	SF4	1d	305	35	-	-	0/6/5/5
60	MPD	2B	220	-	-	3/5/5/5	-
60	MPD	1T	208	-	-	2/5/5/5	-
62	SF4	2d	501	35	-	-	0/6/5/5
59	ARG	1B	231	-	-	3/11/11/11	-
58	CLM	2A	3747	-	-	0/20/22/22	0/1/1/1
58	CLM	1A	4017	-	-	2/20/22/22	0/1/1/1
60	MPD	1A	4019	-	-	1/5/5/5	-
60	MPD	18	104	-	-	2/5/5/5	-
60	MPD	2A	3748	-	-	2/5/5/5	-
60	MPD	1a	1867	-	-	3/5/5/5	-
59	ARG	1A	4018	57	-	2/11/11/11	-

All (4) bond length outliers are listed below:

Mol	Chain	Res	Type	Atoms	Z	Observed(Å)	Ideal(Å)
58	1A	4017	CLM	C6-C5	-2.95	1.47	1.51
58	1A	4017	CLM	C9-N9	-2.41	1.39	1.45
59	1B	231	ARG	OXT-C	-2.17	1.23	1.30
59	1A	4018	ARG	OXT-C	-2.06	1.23	1.30

The worst 5 of 12 bond angle outliers are listed below:

Mol	Chain	Res	Type	Atoms	Z	Observed(°)	Ideal(°)
58	1A	4017	CLM	C10-C9-N9	-5.34	115.35	119.38
58	1A	4017	CLM	C8-C9-N9	5.26	123.33	119.38
58	1A	4017	CLM	C6-C5-C3	3.55	117.89	111.64
58	2A	3747	CLM	C6-C5-C3	3.14	117.17	111.64
58	1A	4017	CLM	O5-C5-C6	-2.70	105.30	111.19

There are no chirality outliers.

5 of 20 torsion outliers are listed below:

Mol	Chain	Res	Type	Atoms
59	1B	231	ARG	O-C-CA-N
60	1A	4019	MPD	C2-C3-C4-O4
59	1B	231	ARG	CA-CB-CG-CD

Continued on next page...

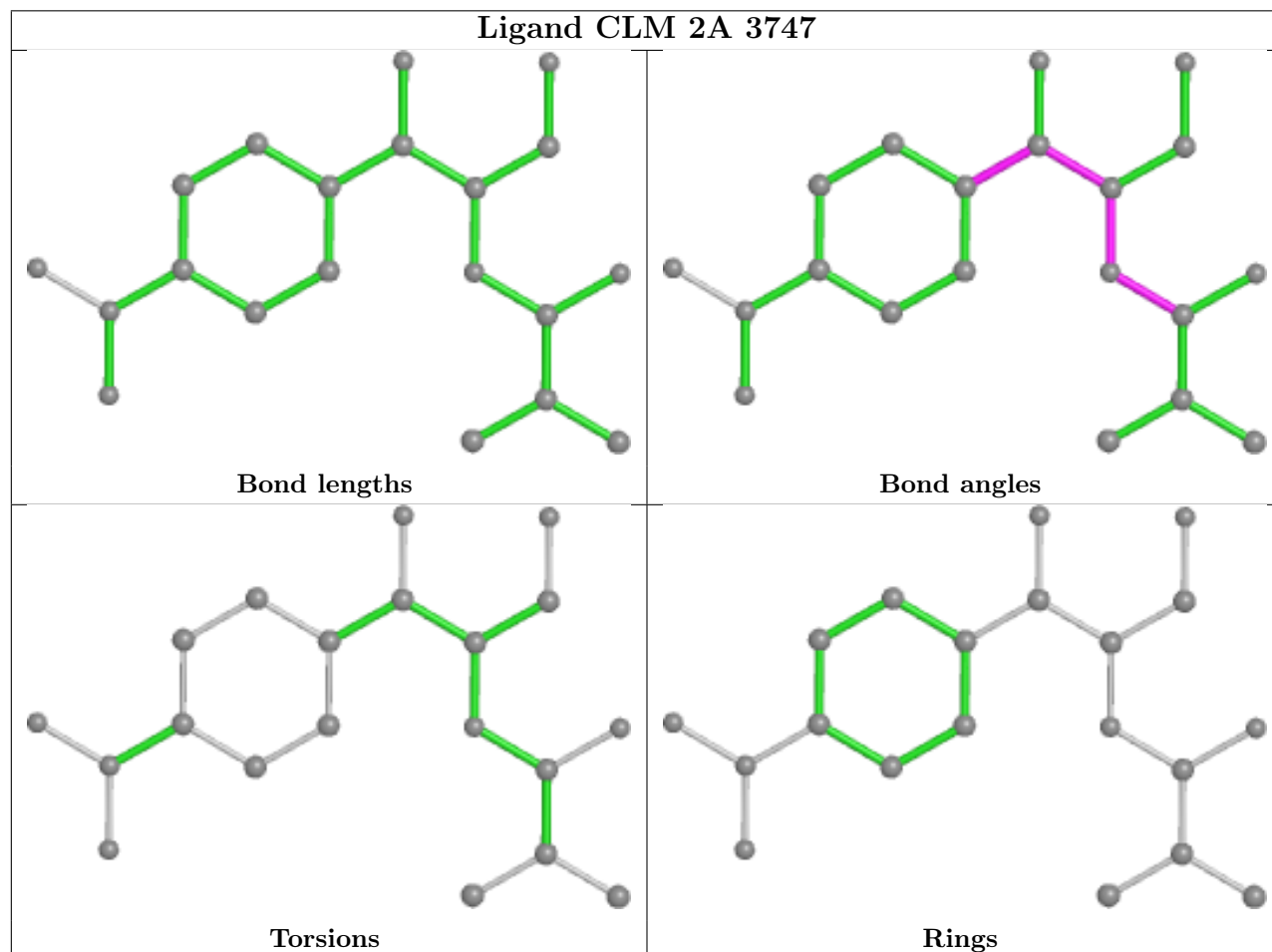
Continued from previous page...

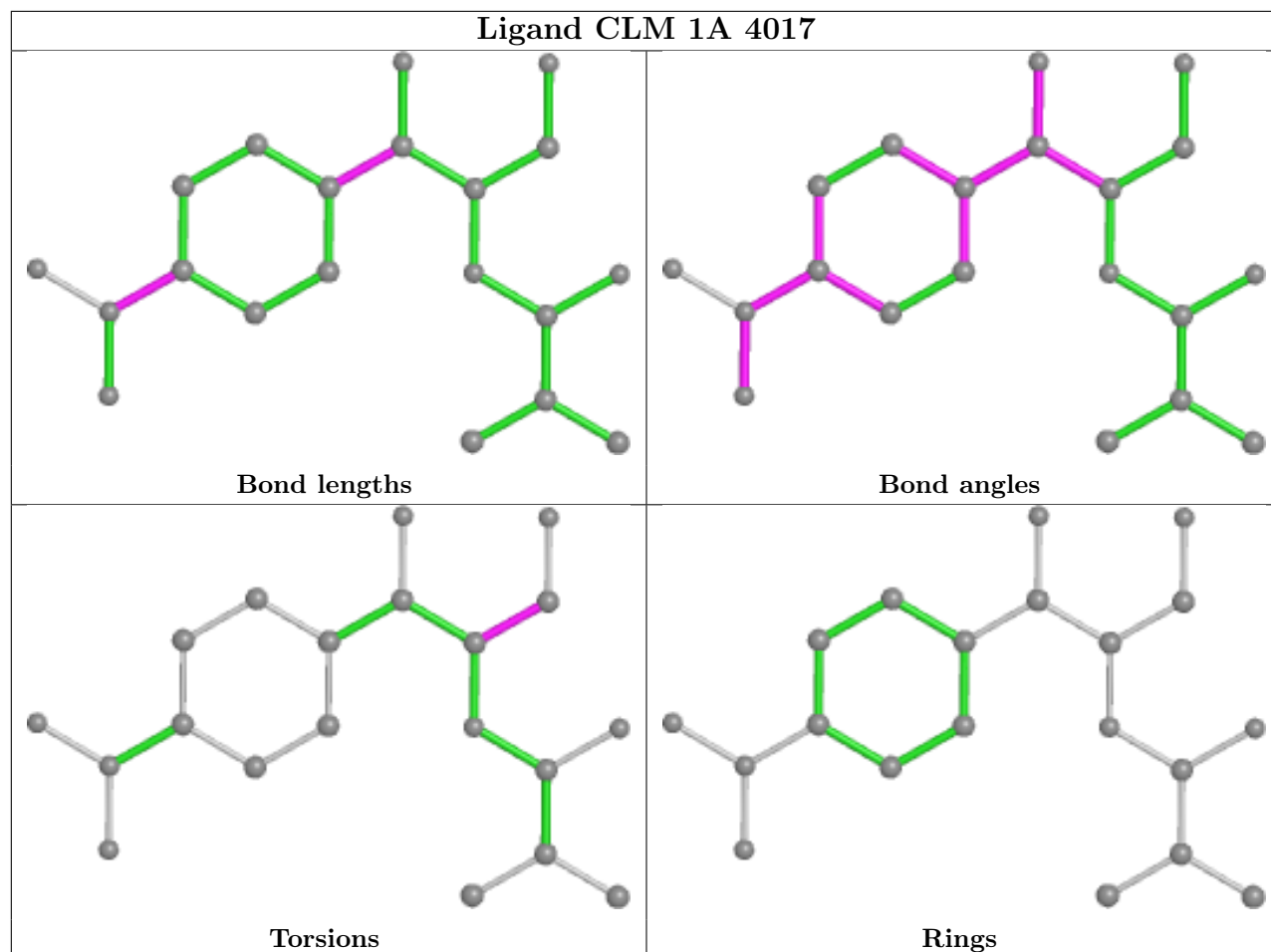
Mol	Chain	Res	Type	Atoms
59	1A	4018	ARG	NE-CD-CG-CB
59	1B	231	ARG	OXT-C-CA-N

There are no ring outliers.

No monomer is involved in short contacts.

The following is a two-dimensional graphical depiction of Mogul quality analysis of bond lengths, bond angles, torsion angles, and ring geometry for all instances of the Ligand of Interest. In addition, ligands with molecular weight > 250 and outliers as shown on the validation Tables will also be included. For torsion angles, if less than 5% of the Mogul distribution of torsion angles is within 10 degrees of the torsion angle in question, then that torsion angle is considered an outlier. Any bond that is central to one or more torsion angles identified as an outlier by Mogul will be highlighted in the graph. For rings, the root-mean-square deviation (RMSD) between the ring in question and similar rings identified by Mogul is calculated over all ring torsion angles. If the average RMSD is greater than 60 degrees and the minimal RMSD between the ring in question and any Mogul-identified rings is also greater than 60 degrees, then that ring is considered an outlier. The outliers are highlighted in purple. The color gray indicates Mogul did not find sufficient equivalents in the CSD to analyse the geometry.





5.7 Other polymers [i](#)

There are no such residues in this entry.

5.8 Polymer linkage issues [i](#)

There are no chain breaks in this entry.

6 Fit of model and data i

6.1 Protein, DNA and RNA chains i

In the following table, the column labelled '#RSRZ > 2' contains the number (and percentage) of RSRZ outliers, followed by percent RSRZ outliers for the chain as percentile scores relative to all X-ray entries and entries of similar resolution. The OWAB column contains the minimum, median, 95th percentile and maximum values of the occupancy-weighted average B-factor per residue. The column labelled 'Q < 0.9' lists the number of (and percentage) of residues with an average occupancy less than 0.9.

Mol	Chain	Analysed	<RSRZ>	#RSRZ>2	OWAB(Å ²)	Q<0.9
1	1A	2861/2915 (98%)	0.31	84 (2%) 51 50	19, 36, 84, 95	0
1	2A	2856/2915 (97%)	0.12	102 (3%) 42 42	32, 53, 85, 95	0
2	1B	120/121 (99%)	0.01	0 100 100	30, 48, 62, 74	0
2	2B	120/121 (99%)	-0.01	0 100 100	58, 70, 78, 82	0
3	1D	275/276 (99%)	0.40	1 (0%) 92 91	21, 36, 49, 61	0
3	2D	275/276 (99%)	0.45	3 (1%) 80 79	29, 48, 60, 71	0
4	1E	204/206 (99%)	0.44	0 100 100	18, 40, 57, 66	0
4	2E	204/206 (99%)	0.33	1 (0%) 91 89	32, 53, 66, 75	0
5	1F	203/210 (96%)	0.33	0 100 100	19, 41, 64, 77	0
5	2F	203/210 (96%)	0.26	1 (0%) 91 89	31, 62, 71, 78	0
6	1G	181/182 (99%)	0.12	2 (1%) 80 79	45, 59, 70, 79	0
6	2G	181/182 (99%)	1.11	37 (20%) 1 0	63, 73, 80, 84	0
7	1H	174/180 (96%)	0.30	1 (0%) 89 88	37, 52, 62, 66	0
7	2H	173/180 (96%)	0.72	18 (10%) 6 6	58, 71, 77, 80	0
8	1I	147/148 (99%)	0.08	0 100 100	41, 66, 73, 78	0
8	2I	146/148 (98%)	0.34	8 (5%) 25 24	54, 68, 77, 84	0
9	1N	140/140 (100%)	0.48	1 (0%) 87 86	25, 38, 57, 72	0
9	2N	140/140 (100%)	0.35	5 (3%) 42 42	44, 60, 69, 71	0
10	1O	122/122 (100%)	0.37	0 100 100	28, 41, 56, 64	0
10	2O	122/122 (100%)	0.22	0 100 100	42, 51, 62, 68	0
11	1P	149/150 (99%)	0.25	0 100 100	19, 45, 65, 74	0
11	2P	149/150 (99%)	0.43	3 (2%) 65 63	37, 61, 72, 78	0
12	1Q	141/141 (100%)	0.37	0 100 100	25, 39, 50, 60	0
12	2Q	141/141 (100%)	0.52	4 (2%) 53 51	43, 60, 68, 72	0

Continued on next page...

Continued from previous page...

Mol	Chain	Analysed	<RSRZ>	#RSRZ>2	OWAB(Å ²)	Q<0.9
13	1R	118/118 (100%)	0.39	0 100 100	25, 34, 48, 54	0
13	2R	118/118 (100%)	0.27	1 (0%) 86 84	37, 49, 58, 65	0
14	1S	110/112 (98%)	0.24	0 100 100	37, 48, 59, 63	0
14	2S	110/112 (98%)	0.68	11 (10%) 7 6	59, 66, 71, 71	0
15	1T	131/146 (89%)	0.34	1 (0%) 86 84	33, 45, 64, 80	0
15	2T	131/146 (89%)	0.20	0 100 100	42, 55, 68, 77	0
16	1U	116/118 (98%)	0.45	0 100 100	21, 30, 45, 59	0
16	2U	116/118 (98%)	0.44	0 100 100	40, 56, 67, 72	0
17	1V	101/101 (100%)	0.34	0 100 100	22, 40, 55, 63	0
17	2V	101/101 (100%)	0.33	1 (0%) 82 80	40, 64, 71, 77	0
18	1W	112/113 (99%)	0.44	1 (0%) 84 82	24, 31, 50, 72	0
18	2W	112/113 (99%)	0.45	1 (0%) 84 82	35, 49, 63, 81	0
19	1X	95/96 (98%)	0.37	1 (1%) 80 79	27, 38, 57, 64	0
19	2X	95/96 (98%)	0.46	4 (4%) 36 35	45, 56, 68, 75	0
20	1Y	107/110 (97%)	0.34	1 (0%) 84 82	34, 47, 59, 71	0
20	2Y	107/110 (97%)	0.59	5 (4%) 31 30	55, 65, 73, 78	0
21	1Z	203/206 (98%)	0.13	1 (0%) 91 89	39, 55, 67, 75	0
21	2Z	201/206 (97%)	0.42	6 (2%) 50 49	61, 69, 76, 80	0
22	10	83/85 (97%)	0.59	7 (8%) 11 10	27, 36, 55, 69	0
22	20	83/85 (97%)	0.95	10 (12%) 4 3	45, 58, 68, 70	0
23	11	97/98 (98%)	0.53	3 (3%) 49 47	27, 43, 63, 68	0
23	21	97/98 (98%)	0.45	1 (1%) 82 80	38, 52, 68, 73	0
24	12	70/72 (97%)	0.29	0 100 100	37, 48, 58, 68	0
24	22	70/72 (97%)	0.27	0 100 100	55, 64, 69, 71	0
25	13	59/60 (98%)	0.33	0 100 100	24, 35, 57, 63	0
25	23	59/60 (98%)	0.52	2 (3%) 45 44	53, 58, 70, 76	0
26	14	69/71 (97%)	0.35	5 (7%) 15 14	54, 70, 80, 85	0
26	24	69/71 (97%)	1.44	20 (28%) 0 0	72, 78, 82, 84	0
27	15	59/60 (98%)	0.47	1 (1%) 70 68	22, 32, 45, 54	0
27	25	59/60 (98%)	0.29	0 100 100	33, 48, 60, 66	0
28	16	53/54 (98%)	0.18	0 100 100	33, 42, 52, 57	0

Continued on next page...

Continued from previous page...

Mol	Chain	Analysed	<RSRZ>	#RSRZ>2	OWAB(Å ²)	Q<0.9
28	26	53/54 (98%)	0.23	1 (1%) 66 64	47, 56, 63, 67	0
29	17	48/49 (97%)	0.61	2 (4%) 36 35	21, 28, 52, 61	0
29	27	48/49 (97%)	0.50	4 (8%) 11 10	34, 39, 60, 66	0
30	18	64/65 (98%)	0.33	0 100 100	27, 34, 40, 54	0
30	28	64/65 (98%)	0.76	1 (1%) 72 70	40, 51, 58, 63	0
31	19	37/37 (100%)	0.47	0 100 100	30, 39, 51, 58	0
31	29	37/37 (100%)	0.79	2 (5%) 25 24	51, 60, 71, 71	0
32	1a	1488/1521 (97%)	-0.03	23 (1%) 73 72	35, 64, 82, 95	0
32	2a	1492/1521 (98%)	0.14	48 (3%) 47 46	44, 69, 84, 95	0
33	1b	231/256 (90%)	0.41	17 (7%) 14 13	60, 70, 77, 82	0
33	2b	231/256 (90%)	1.09	46 (19%) 1 0	66, 75, 80, 84	0
34	1c	206/239 (86%)	0.67	15 (7%) 15 13	56, 67, 75, 80	0
34	2c	206/239 (86%)	1.23	40 (19%) 1 0	65, 75, 79, 81	0
35	1d	208/209 (99%)	0.56	15 (7%) 15 14	54, 65, 73, 79	0
35	2d	208/209 (99%)	0.79	17 (8%) 11 10	56, 66, 73, 75	0
36	1e	148/162 (91%)	0.49	5 (3%) 45 44	43, 61, 68, 74	0
36	2e	148/162 (91%)	0.50	9 (6%) 21 20	58, 66, 73, 81	0
37	1f	100/101 (99%)	0.03	0 100 100	50, 59, 68, 70	0
37	2f	100/101 (99%)	0.08	0 100 100	56, 64, 72, 77	0
38	1g	155/156 (99%)	0.20	4 (2%) 56 54	53, 65, 71, 77	0
38	2g	155/156 (99%)	1.06	33 (21%) 0 0	66, 73, 78, 80	0
39	1h	137/138 (99%)	0.50	5 (3%) 42 42	52, 62, 67, 72	0
39	2h	137/138 (99%)	0.83	15 (10%) 5 5	61, 68, 73, 75	0
40	1i	127/128 (99%)	0.85	13 (10%) 6 6	56, 69, 75, 77	0
40	2i	126/128 (98%)	2.81	81 (64%) 0 0	68, 76, 80, 83	0
41	1j	97/105 (92%)	0.83	8 (8%) 11 10	57, 71, 76, 78	0
41	2j	96/105 (91%)	2.04	42 (43%) 0 0	68, 76, 81, 84	0
42	1k	114/129 (88%)	0.28	1 (0%) 84 82	42, 59, 68, 71	0
42	2k	114/129 (88%)	0.64	8 (7%) 16 15	56, 67, 73, 76	0
43	1l	121/132 (91%)	0.42	2 (1%) 70 68	48, 57, 65, 70	0
43	2l	121/132 (91%)	0.38	5 (4%) 37 36	53, 61, 68, 71	0

Continued on next page...

Continued from previous page...

Mol	Chain	Analysed	<RSRZ>	#RSRZ>2	OWAB(Å ²)	Q<0.9
44	1m	116/126 (92%)	0.24	4 (3%) 45 44	56, 67, 73, 77	0
44	2m	114/126 (90%)	1.13	23 (20%) 1 0	69, 74, 79, 80	0
45	1n	60/61 (98%)	1.11	9 (15%) 2 1	58, 64, 72, 74	0
45	2n	60/61 (98%)	2.62	38 (63%) 0 0	66, 74, 79, 84	0
46	1o	88/89 (98%)	0.34	0 100 100	43, 60, 70, 73	0
46	2o	88/89 (98%)	0.39	1 (1%) 80 79	58, 67, 72, 76	0
47	1p	82/88 (93%)	0.88	9 (10%) 5 5	55, 66, 73, 82	0
47	2p	82/88 (93%)	0.39	1 (1%) 79 77	57, 64, 69, 74	0
48	1q	99/105 (94%)	0.55	5 (5%) 28 26	49, 62, 71, 73	0
48	2q	99/105 (94%)	0.81	11 (11%) 5 4	54, 65, 71, 74	0
49	1r	68/88 (77%)	0.21	1 (1%) 73 72	52, 59, 71, 73	0
49	2r	68/88 (77%)	0.79	6 (8%) 10 9	61, 67, 74, 77	0
50	1s	83/93 (89%)	0.22	0 100 100	59, 69, 74, 77	0
50	2s	83/93 (89%)	1.32	21 (25%) 0 0	63, 75, 80, 81	0
51	1t	96/106 (90%)	0.79	9 (9%) 8 7	59, 65, 73, 76	0
51	2t	98/106 (92%)	0.52	2 (2%) 65 63	54, 64, 72, 74	0
52	1u	23/27 (85%)	1.27	5 (21%) 0 0	61, 66, 69, 71	0
52	2u	23/27 (85%)	2.37	15 (65%) 0 0	71, 74, 76, 79	0
53	1y	97/113 (85%)	0.74	8 (8%) 11 10	49, 60, 70, 77	0
53	2y	96/113 (84%)	3.82	81 (84%) 0 0	69, 78, 84, 85	0
54	1w	4/5 (80%)	0.21	0 100 100	28, 31, 44, 61	0
54	2w	4/5 (80%)	0.03	0 100 100	39, 46, 55, 70	0
55	1x	3/4 (75%)	0.51	0 100 100	29, 29, 34, 51	0
55	2x	3/4 (75%)	-0.21	0 100 100	43, 43, 45, 60	0
56	1v	3/3 (100%)	0.62	0 100 100	23, 23, 29, 38	0
56	2v	3/3 (100%)	1.37	1 (33%) 0 0	46, 46, 51, 57	0
All	All	20798/21492 (96%)	0.40	1066 (5%) 28 26	18, 59, 79, 95	0

The worst 5 of 1066 RSRZ outliers are listed below:

Mol	Chain	Res	Type	RSRZ
53	2y	40	ILE	11.4
53	2y	88	LEU	10.2

Continued on next page...

Continued from previous page...

Mol	Chain	Res	Type	RSRZ
40	2i	76	ALA	8.9
53	2y	77	LEU	8.2
53	2y	48	PHE	7.9

6.2 Non-standard residues in protein, DNA, RNA chains [i](#)

In the following table, the Atoms column lists the number of modelled atoms in the group and the number defined in the chemical component dictionary. The B-factors column lists the minimum, median, 95th percentile and maximum values of B factors of atoms in the group. The column labelled 'Q< 0.9' lists the number of atoms with occupancy less than 0.9.

Mol	Type	Chain	Res	Atoms	RSCC	RSR	B-factors(Å ²)	Q<0.9
1	5MU	2A	1915	21/22	0.84	0.13	71,79,86,100	0
32	2MG	2a	1207	24/25	0.86	0.22	70,77,81,86	0
32	M2G	2a	966	25/26	0.89	0.20	64,70,83,97	0
1	PSU	2A	1911	20/21	0.89	0.13	66,71,78,83	0
1	5MU	1A	1915	21/22	0.90	0.18	63,71,76,84	0
32	5MC	1a	967	21/22	0.91	0.20	57,63,72,79	0
1	PSU	2A	1917	20/21	0.91	0.17	65,74,85,87	0
32	5MC	2a	1400	21/22	0.91	0.35	62,74,78,82	0
32	5MC	2a	1404	21/22	0.91	0.20	51,61,65,69	0
43	0TD	1l	92	10/11	0.92	0.17	50,56,60,61	0
1	PSU	1A	1917	20/21	0.92	0.16	55,59,65,69	0
43	0TD	2l	92	10/11	0.92	0.13	58,63,69,74	0
32	M2G	1a	966	25/26	0.93	0.20	48,57,63,70	0
32	5MC	2a	967	21/22	0.93	0.19	65,69,75,77	0
32	PSU	2a	516	20/21	0.93	0.14	65,70,72,79	0
32	PSU	1a	516	20/21	0.94	0.15	56,61,65,68	0
32	4OC	2a	1402	22/23	0.94	0.18	52,60,68,70	0
32	2MG	1a	1207	24/25	0.95	0.13	61,67,72,73	0
32	4OC	1a	1402	22/23	0.95	0.18	44,50,59,63	0
1	PSU	1A	1911	20/21	0.95	0.14	54,60,63,67	0
1	OMC	2A	1920	21/22	0.95	0.16	58,64,68,72	0
32	5MC	1a	1400	21/22	0.96	0.20	49,53,58,60	0
32	5MC	1a	1404	21/22	0.96	0.17	45,48,52,54	0
32	G7M	2a	527	24/25	0.96	0.15	55,60,64,67	0
32	UR3	1a	1498	21/22	0.96	0.18	46,51,54,62	0
32	MA6	2a	1518	24/25	0.96	0.19	54,62,66,67	0
32	MA6	2a	1519	24/25	0.96	0.23	52,59,63,67	0
32	MA6	1a	1519	24/25	0.96	0.18	39,45,50,52	0
1	PSU	2A	2605	20/21	0.97	0.19	31,36,43,43	0
32	G7M	1a	527	24/25	0.97	0.17	41,53,58,60	0

Continued on next page...

Continued from previous page...

Mol	Type	Chain	Res	Atoms	RSCC	RSR	B-factors(\AA^2)	Q<0.9
1	5MC	1A	1942	21/22	0.97	0.18	31,40,45,49	0
1	OMG	1A	2251	24/25	0.97	0.20	20,26,31,38	0
32	5MC	1a	1407	21/22	0.97	0.17	42,51,57,59	0
1	OMC	1A	1920	21/22	0.97	0.18	42,53,58,60	0
32	MA6	1a	1518	24/25	0.97	0.19	38,47,50,52	0
1	5MC	2A	1942	21/22	0.97	0.17	47,50,52,62	0
1	5MC	2A	1962	21/22	0.97	0.16	39,45,49,56	0
32	5MC	2a	1407	21/22	0.97	0.13	52,62,64,65	0
32	UR3	2a	1498	21/22	0.97	0.18	55,61,67,72	0
1	OMG	2A	2251	24/25	0.97	0.18	33,40,44,48	0
1	2MA	2A	2503	23/24	0.97	0.20	28,33,38,40	0
1	OMU	2A	2552	21/22	0.97	0.18	33,38,42,43	0
55	8AN	2x	76	22/23	0.97	0.20	39,45,50,54	0
1	PSU	1A	2605	20/21	0.98	0.19	22,27,31,33	0
1	5MC	1A	1962	21/22	0.98	0.20	26,34,38,40	0
1	5MU	1A	1939	21/22	0.98	0.20	23,29,33,36	0
1	5MU	2A	1939	21/22	0.98	0.17	32,38,42,45	0
1	2MA	1A	2503	23/24	0.98	0.21	19,23,25,27	0
55	8AN	1x	76	22/23	0.98	0.20	21,30,34,34	0
1	OMU	1A	2552	21/22	0.98	0.20	22,28,34,35	0

6.3 Carbohydrates [i](#)

There are no monosaccharides in this entry.

6.4 Ligands [i](#)

In the following table, the Atoms column lists the number of modelled atoms in the group and the number defined in the chemical component dictionary. The B-factors column lists the minimum, median, 95th percentile and maximum values of B factors of atoms in the group. The column labelled 'Q< 0.9' lists the number of atoms with occupancy less than 0.9.

Mol	Type	Chain	Res	Atoms	RSCC	RSR	B-factors(\AA^2)	Q<0.9
57	MG	1A	3944	1/1	-0.00	0.31	80,80,80,80	0
57	MG	2A	3718	1/1	0.01	0.17	76,76,76,76	0
57	MG	2A	3677	1/1	0.14	0.10	72,72,72,72	0
57	MG	1A	3747	1/1	0.24	0.20	66,66,66,66	0
57	MG	2A	3663	1/1	0.34	0.13	66,66,66,66	0
57	MG	1A	3897	1/1	0.39	0.12	55,55,55,55	0
57	MG	2A	3645	1/1	0.44	0.15	67,67,67,67	0
57	MG	2A	3643	1/1	0.45	0.21	68,68,68,68	0

Continued on next page...

Continued from previous page...

Mol	Type	Chain	Res	Atoms	RSCC	RSR	B-factors(\AA^2)	Q<0.9
57	MG	2A	3664	1/1	0.48	0.12	57,57,57,57	0
57	MG	1a	1628	1/1	0.50	0.25	64,64,64,64	0
57	MG	2A	3504	1/1	0.51	0.09	64,64,64,64	0
57	MG	1A	3638	1/1	0.52	0.27	37,37,37,37	0
57	MG	2T	203	1/1	0.53	0.13	74,74,74,74	0
57	MG	1a	1700	1/1	0.55	0.15	74,74,74,74	0
57	MG	1T	202	1/1	0.56	0.21	67,67,67,67	0
57	MG	1A	3393	1/1	0.56	0.18	32,32,32,32	0
57	MG	1A	3855	1/1	0.56	0.14	56,56,56,56	0
57	MG	2A	3065	1/1	0.56	0.76	63,63,63,63	0
57	MG	2A	3656	1/1	0.57	0.07	68,68,68,68	0
57	MG	1a	1745	1/1	0.57	0.13	70,70,70,70	0
57	MG	1A	3859	1/1	0.58	0.12	46,46,46,46	0
57	MG	1A	3796	1/1	0.58	0.19	61,61,61,61	0
57	MG	2A	3423	1/1	0.58	0.15	61,61,61,61	0
57	MG	1a	1717	1/1	0.58	0.30	73,73,73,73	0
57	MG	1a	1772	1/1	0.59	0.17	69,69,69,69	0
57	MG	1A	3884	1/1	0.59	0.14	44,44,44,44	0
57	MG	2a	3026	1/1	0.59	0.17	75,75,75,75	0
57	MG	2a	3065	1/1	0.59	0.20	74,74,74,74	0
57	MG	2Q	202	1/1	0.60	0.55	56,56,56,56	0
57	MG	1a	1840	1/1	0.60	0.09	58,58,58,58	0
57	MG	2A	3658	1/1	0.60	0.25	75,75,75,75	0
57	MG	2A	3636	1/1	0.60	0.17	70,70,70,70	0
57	MG	1a	1816	1/1	0.61	0.10	64,64,64,64	0
57	MG	2A	3506	1/1	0.61	0.15	69,69,69,69	0
57	MG	1a	1709	1/1	0.61	0.19	65,65,65,65	0
57	MG	1A	3729	1/1	0.62	0.13	58,58,58,58	0
57	MG	2A	3373	1/1	0.62	0.12	69,69,69,69	0
57	MG	2A	3387	1/1	0.62	0.18	51,51,51,51	0
57	MG	2G	203	1/1	0.62	0.12	76,76,76,76	0
57	MG	1A	4011	1/1	0.63	0.21	33,33,33,33	0
57	MG	1A	3916	1/1	0.64	0.15	57,57,57,57	0
57	MG	2A	3682	1/1	0.64	0.11	64,64,64,64	0
57	MG	1B	230	1/1	0.64	0.16	74,74,74,74	0
57	MG	1A	3377	1/1	0.64	0.12	54,54,54,54	0
57	MG	2A	3594	1/1	0.65	0.20	73,73,73,73	0
57	MG	1A	3836	1/1	0.65	0.11	44,44,44,44	0
57	MG	1A	3620	1/1	0.65	0.08	41,41,41,41	0
57	MG	2A	3545	1/1	0.65	0.12	73,73,73,73	0
57	MG	2a	3011	1/1	0.65	0.17	75,75,75,75	0
57	MG	2A	3586	1/1	0.65	0.31	71,71,71,71	0

Continued on next page...

Continued from previous page...

Mol	Type	Chain	Res	Atoms	RSCC	RSR	B-factors(Å ²)	Q<0.9
57	MG	2A	3686	1/1	0.65	0.18	76,76,76,76	0
57	MG	1A	3624	1/1	0.66	0.19	38,38,38,38	0
57	MG	1a	1622	1/1	0.66	0.18	61,61,61,61	0
57	MG	1A	3881	1/1	0.66	0.08	66,66,66,66	0
57	MG	2A	3611	1/1	0.67	0.10	67,67,67,67	0
57	MG	1a	1650	1/1	0.67	0.13	72,72,72,72	0
57	MG	2A	3188	1/1	0.67	0.21	61,61,61,61	0
57	MG	2a	3121	1/1	0.67	0.17	82,82,82,82	0
57	MG	2a	3153	1/1	0.67	0.20	69,69,69,69	0
57	MG	1a	1698	1/1	0.68	0.19	59,59,59,59	0
57	MG	2A	3476	1/1	0.68	0.16	62,62,62,62	0
57	MG	1N	204	1/1	0.68	0.11	52,52,52,52	0
57	MG	1A	3330	1/1	0.68	0.19	62,62,62,62	0
57	MG	2A	3082	1/1	0.68	0.10	69,69,69,69	0
57	MG	1A	3397	1/1	0.68	0.11	44,44,44,44	0
57	MG	1A	3461	1/1	0.68	0.17	31,31,31,31	0
57	MG	1A	3486	1/1	0.68	0.18	23,23,23,23	0
57	MG	2A	3419	1/1	0.68	0.21	54,54,54,54	0
57	MG	1A	3381	1/1	0.69	0.22	51,51,51,51	0
57	MG	2A	3722	1/1	0.69	0.26	66,66,66,66	0
57	MG	2A	3210	1/1	0.69	0.16	60,60,60,60	0
57	MG	2A	3340	1/1	0.69	0.15	68,68,68,68	0
57	MG	1A	3735	1/1	0.69	0.22	54,54,54,54	0
57	MG	1A	3213	1/1	0.69	0.16	54,54,54,54	0
57	MG	1A	3872	1/1	0.69	0.16	49,49,49,49	0
57	MG	1a	1716	1/1	0.69	0.12	63,63,63,63	0
57	MG	1A	3644	1/1	0.69	0.15	73,73,73,73	0
57	MG	2a	3149	1/1	0.69	0.12	60,60,60,60	0
57	MG	2A	3687	1/1	0.69	0.10	58,58,58,58	0
57	MG	2A	3385	1/1	0.70	0.09	75,75,75,75	0
57	MG	1A	3505	1/1	0.70	0.11	44,44,44,44	0
57	MG	1A	3967	1/1	0.70	0.25	60,60,60,60	0
57	MG	2A	3302	1/1	0.70	0.14	58,58,58,58	0
57	MG	1A	3899	1/1	0.70	0.12	54,54,54,54	0
57	MG	2A	3620	1/1	0.70	0.16	70,70,70,70	0
57	MG	1A	3677	1/1	0.70	0.10	62,62,62,62	0
57	MG	2j	202	1/1	0.70	0.26	80,80,80,80	0
57	MG	1A	3920	1/1	0.71	0.11	54,54,54,54	0
57	MG	1n	102	1/1	0.71	0.13	55,55,55,55	0
57	MG	1A	3559	1/1	0.71	0.13	59,59,59,59	0
57	MG	1A	3085	1/1	0.71	0.14	66,66,66,66	0
57	MG	2B	214	1/1	0.71	0.13	82,82,82,82	0

Continued on next page...

Continued from previous page...

Mol	Type	Chain	Res	Atoms	RSCC	RSR	B-factors(\AA^2)	Q<0.9
57	MG	1A	3211	1/1	0.71	0.27	68,68,68,68	0
57	MG	2A	3195	1/1	0.71	0.15	60,60,60,60	0
57	MG	2A	3650	1/1	0.71	0.27	65,65,65,65	0
57	MG	1a	1757	1/1	0.71	0.16	53,53,53,53	0
57	MG	2a	3025	1/1	0.71	0.14	69,69,69,69	0
57	MG	2A	3234	1/1	0.71	0.29	65,65,65,65	0
57	MG	1A	3625	1/1	0.71	0.15	54,54,54,54	0
57	MG	2A	3550	1/1	0.71	0.25	62,62,62,62	0
57	MG	2a	3134	1/1	0.71	0.13	82,82,82,82	0
57	MG	1A	3420	1/1	0.71	0.14	72,72,72,72	0
57	MG	2A	3678	1/1	0.71	0.10	68,68,68,68	0
57	MG	2A	3588	1/1	0.71	0.20	46,46,46,46	0
57	MG	2a	3024	1/1	0.72	0.19	68,68,68,68	0
57	MG	1A	3808	1/1	0.72	0.12	79,79,79,79	0
57	MG	1a	1679	1/1	0.72	0.11	59,59,59,59	0
57	MG	1E	304	1/1	0.72	0.20	29,29,29,29	0
57	MG	2A	3134	1/1	0.72	0.23	70,70,70,70	0
57	MG	2A	3581	1/1	0.72	0.19	70,70,70,70	0
57	MG	2A	3313	1/1	0.72	0.09	52,52,52,52	0
57	MG	2A	3646	1/1	0.72	0.08	69,69,69,69	0
57	MG	2a	3185	1/1	0.72	0.13	69,69,69,69	0
57	MG	1A	3557	1/1	0.72	0.10	46,46,46,46	0
57	MG	1A	3438	1/1	0.73	0.17	67,67,67,67	0
57	MG	2O	202	1/1	0.73	0.18	80,80,80,80	0
57	MG	1A	3784	1/1	0.73	0.09	42,42,42,42	0
57	MG	2T	201	1/1	0.73	0.15	64,64,64,64	0
57	MG	1A	3924	1/1	0.73	0.12	48,48,48,48	0
57	MG	2A	3593	1/1	0.73	0.05	60,60,60,60	0
57	MG	2a	3022	1/1	0.73	0.12	73,73,73,73	0
57	MG	1A	3456	1/1	0.73	0.20	55,55,55,55	0
57	MG	2A	3600	1/1	0.73	0.23	55,55,55,55	0
57	MG	1A	3432	1/1	0.73	0.22	29,29,29,29	0
57	MG	2a	3035	1/1	0.73	0.23	72,72,72,72	0
57	MG	1a	1601	1/1	0.73	0.17	68,68,68,68	0
57	MG	2a	3078	1/1	0.73	0.07	74,74,74,74	0
57	MG	2A	3629	1/1	0.73	0.19	40,40,40,40	0
57	MG	2a	3133	1/1	0.73	0.23	64,64,64,64	0
57	MG	2A	3533	1/1	0.73	0.08	67,67,67,67	0
57	MG	2a	3145	1/1	0.73	0.08	57,57,57,57	0
57	MG	2A	3706	1/1	0.73	0.14	56,56,56,56	0
57	MG	2A	3147	1/1	0.73	0.16	59,59,59,59	0
57	MG	2A	3547	1/1	0.73	0.16	60,60,60,60	0

Continued on next page...

Continued from previous page...

Mol	Type	Chain	Res	Atoms	RSCC	RSR	B-factors(Å ²)	Q<0.9
57	MG	1a	1797	1/1	0.73	0.11	77,77,77,77	0
57	MG	2A	3137	1/1	0.74	0.15	51,51,51,51	0
57	MG	1A	3653	1/1	0.74	0.14	58,58,58,58	0
57	MG	1a	1661	1/1	0.74	0.16	64,64,64,64	0
57	MG	2A	3695	1/1	0.74	0.15	41,41,41,41	0
57	MG	2A	3697	1/1	0.74	0.13	58,58,58,58	0
57	MG	2a	3031	1/1	0.74	0.13	55,55,55,55	0
57	MG	1A	3414	1/1	0.74	0.11	72,72,72,72	0
57	MG	1A	3834	1/1	0.74	0.09	41,41,41,41	0
57	MG	2A	3457	1/1	0.74	0.21	78,78,78,78	0
57	MG	2a	3100	1/1	0.74	0.33	60,60,60,60	0
57	MG	2B	211	1/1	0.74	0.21	67,67,67,67	0
57	MG	1a	1699	1/1	0.74	0.26	78,78,78,78	0
57	MG	2A	3662	1/1	0.74	0.10	53,53,53,53	0
57	MG	2A	3263	1/1	0.74	0.26	58,58,58,58	0
57	MG	1A	3652	1/1	0.74	0.14	30,30,30,30	0
57	MG	2A	3089	1/1	0.74	0.21	63,63,63,63	0
57	MG	1a	1782	1/1	0.74	0.47	71,71,71,71	0
57	MG	2I	101	1/1	0.74	0.09	69,69,69,69	0
57	MG	1A	3825	1/1	0.75	0.34	35,35,35,35	0
57	MG	2A	3694	1/1	0.75	0.09	67,67,67,67	0
57	MG	2a	3085	1/1	0.75	0.12	60,60,60,60	0
57	MG	1a	1672	1/1	0.75	0.15	53,53,53,53	0
57	MG	1A	3861	1/1	0.75	0.17	49,49,49,49	0
57	MG	1a	1686	1/1	0.75	0.21	67,67,67,67	0
57	MG	1a	1775	1/1	0.75	0.16	67,67,67,67	0
57	MG	1A	3264	1/1	0.75	0.12	69,69,69,69	0
57	MG	1a	1607	1/1	0.75	0.11	67,67,67,67	0
57	MG	1B	229	1/1	0.75	0.18	66,66,66,66	0
57	MG	1A	3522	1/1	0.75	0.12	53,53,53,53	0
57	MG	1A	3273	1/1	0.75	0.11	55,55,55,55	0
57	MG	2A	3246	1/1	0.76	0.24	70,70,70,70	0
57	MG	2A	3490	1/1	0.76	0.10	61,61,61,61	0
57	MG	2A	3128	1/1	0.76	0.15	67,67,67,67	0
57	MG	1A	3792	1/1	0.76	0.10	52,52,52,52	0
57	MG	2A	3517	1/1	0.76	0.34	67,67,67,67	0
57	MG	2A	3701	1/1	0.76	0.08	60,60,60,60	0
57	MG	1a	1823	1/1	0.76	0.21	61,61,61,61	0
57	MG	2a	3069	1/1	0.76	0.18	61,61,61,61	0
57	MG	2A	3322	1/1	0.76	0.08	48,48,48,48	0
57	MG	1Y	202	1/1	0.76	0.07	63,63,63,63	0
57	MG	2a	3091	1/1	0.76	0.14	66,66,66,66	0

Continued on next page...

Continued from previous page...

Mol	Type	Chain	Res	Atoms	RSCC	RSR	B-factors(\AA^2)	Q<0.9
57	MG	2a	3096	1/1	0.76	0.12	68,68,68,68	0
57	MG	2A	3151	1/1	0.76	0.28	67,67,67,67	0
57	MG	10	105	1/1	0.76	0.14	39,39,39,39	0
57	MG	1A	3412	1/1	0.76	0.27	51,51,51,51	0
57	MG	2A	3200	1/1	0.76	0.14	73,73,73,73	0
57	MG	2A	3592	1/1	0.76	0.15	58,58,58,58	0
57	MG	2A	3665	1/1	0.76	0.10	56,56,56,56	0
57	MG	1A	3096	1/1	0.76	0.16	33,33,33,33	0
57	MG	1A	3893	1/1	0.76	0.12	56,56,56,56	0
57	MG	2A	3473	1/1	0.76	0.14	59,59,59,59	0
59	ARG	1A	4018	12/12	0.76	0.28	41,65,74,75	0
57	MG	1a	1853	1/1	0.77	0.07	58,58,58,58	0
57	MG	1d	304	1/1	0.77	0.09	71,71,71,71	0
57	MG	2D	307	1/1	0.77	0.11	35,35,35,35	0
57	MG	2A	3624	1/1	0.77	0.18	40,40,40,40	0
57	MG	1W	203	1/1	0.77	0.39	67,67,67,67	0
57	MG	1t	3102	1/1	0.77	0.13	64,64,64,64	0
57	MG	1A	3147	1/1	0.77	0.28	80,80,80,80	0
57	MG	1A	3768	1/1	0.77	0.22	52,52,52,52	0
57	MG	1a	1731	1/1	0.77	0.09	48,48,48,48	0
57	MG	2A	3254	1/1	0.77	0.09	76,76,76,76	0
57	MG	1a	1733	1/1	0.77	0.20	41,41,41,41	0
57	MG	2A	3657	1/1	0.77	0.10	55,55,55,55	0
57	MG	1a	1821	1/1	0.77	0.14	67,67,67,67	0
57	MG	2a	3169	1/1	0.77	0.09	51,51,51,51	0
57	MG	1B	207	1/1	0.77	0.23	55,55,55,55	0
57	MG	2j	201	1/1	0.77	0.12	66,66,66,66	0
57	MG	1A	3894	1/1	0.77	0.17	50,50,50,50	0
57	MG	2B	207	1/1	0.77	0.11	70,70,70,70	0
61	ZN	24	501	1/1	0.77	0.13	120,120,120,120	0
57	MG	1a	1776	1/1	0.78	0.20	59,59,59,59	0
57	MG	1a	1780	1/1	0.78	0.15	71,71,71,71	0
57	MG	1A	3626	1/1	0.78	0.13	53,53,53,53	0
57	MG	1A	3322	1/1	0.78	0.13	46,46,46,46	0
57	MG	2A	3463	1/1	0.78	0.14	63,63,63,63	0
57	MG	2A	3634	1/1	0.78	0.22	36,36,36,36	0
57	MG	2A	3159	1/1	0.78	0.12	44,44,44,44	0
57	MG	1a	1800	1/1	0.78	0.10	76,76,76,76	0
57	MG	1A	3919	1/1	0.78	0.15	45,45,45,45	0
57	MG	1A	3011	1/1	0.78	0.13	56,56,56,56	0
57	MG	1A	3645	1/1	0.78	0.22	59,59,59,59	0
57	MG	2A	3219	1/1	0.78	0.10	62,62,62,62	0

Continued on next page...

Continued from previous page...

Mol	Type	Chain	Res	Atoms	RSCC	RSR	B-factors(\AA^2)	Q<0.9
57	MG	1A	3588	1/1	0.78	0.15	51,51,51,51	0
57	MG	19	102	1/1	0.78	0.14	65,65,65,65	0
57	MG	1A	3954	1/1	0.78	0.10	64,64,64,64	0
57	MG	1A	3431	1/1	0.78	0.16	61,61,61,61	0
57	MG	1A	3993	1/1	0.78	0.19	65,65,65,65	0
57	MG	2A	3064	1/1	0.78	0.22	51,51,51,51	0
57	MG	1A	3797	1/1	0.78	0.09	74,74,74,74	0
57	MG	1A	3342	1/1	0.78	0.12	51,51,51,51	0
57	MG	1A	3709	1/1	0.78	0.29	54,54,54,54	0
57	MG	1A	3238	1/1	0.78	0.18	63,63,63,63	0
57	MG	1A	3144	1/1	0.79	0.20	60,60,60,60	0
57	MG	2A	3167	1/1	0.79	0.40	64,64,64,64	0
57	MG	1A	3682	1/1	0.79	0.16	60,60,60,60	0
57	MG	2A	3047	1/1	0.79	0.16	68,68,68,68	0
57	MG	1A	3169	1/1	0.79	0.14	43,43,43,43	0
57	MG	2A	3445	1/1	0.79	0.16	51,51,51,51	0
57	MG	1A	3943	1/1	0.79	0.17	62,62,62,62	0
57	MG	2a	3037	1/1	0.79	0.14	71,71,71,71	0
57	MG	1A	3617	1/1	0.79	0.40	55,55,55,55	0
57	MG	1A	3419	1/1	0.79	0.18	31,31,31,31	0
57	MG	2A	3114	1/1	0.79	0.10	63,63,63,63	0
57	MG	2A	3625	1/1	0.79	0.09	52,52,52,52	0
57	MG	2a	3086	1/1	0.79	0.13	64,64,64,64	0
57	MG	2A	3703	1/1	0.79	0.10	49,49,49,49	0
57	MG	1a	1743	1/1	0.79	0.11	40,40,40,40	0
57	MG	2A	3501	1/1	0.79	0.18	55,55,55,55	0
57	MG	2A	3502	1/1	0.79	0.06	62,62,62,62	0
57	MG	2A	3728	1/1	0.79	0.25	55,55,55,55	0
57	MG	2A	3642	1/1	0.79	0.17	54,54,54,54	0
57	MG	2a	3142	1/1	0.79	0.07	62,62,62,62	0
57	MG	2a	3144	1/1	0.79	0.13	65,65,65,65	0
57	MG	2A	3131	1/1	0.79	0.10	66,66,66,66	0
57	MG	2A	3287	1/1	0.79	0.20	58,58,58,58	0
57	MG	2a	3151	1/1	0.79	0.09	53,53,53,53	0
57	MG	1A	3554	1/1	0.79	0.17	49,49,49,49	0
57	MG	1A	3748	1/1	0.79	0.24	57,57,57,57	0
57	MG	1A	3464	1/1	0.79	0.18	37,37,37,37	0
57	MG	1A	3664	1/1	0.79	0.19	21,21,21,21	0
57	MG	2A	3345	1/1	0.79	0.17	69,69,69,69	0
57	MG	2A	3577	1/1	0.79	0.13	73,73,73,73	0
57	MG	2A	3580	1/1	0.79	0.09	54,54,54,54	0
57	MG	1d	301	1/1	0.80	0.12	65,65,65,65	0

Continued on next page...

Continued from previous page...

Mol	Type	Chain	Res	Atoms	RSCC	RSR	B-factors(\AA^2)	Q<0.9
57	MG	2A	3192	1/1	0.80	0.11	58,58,58,58	0
57	MG	1a	1638	1/1	0.80	0.24	70,70,70,70	0
57	MG	1A	3698	1/1	0.80	0.15	53,53,53,53	0
57	MG	2a	3062	1/1	0.80	0.09	75,75,75,75	0
57	MG	2A	3201	1/1	0.80	0.28	59,59,59,59	0
57	MG	1a	1652	1/1	0.80	0.14	51,51,51,51	0
57	MG	2A	3627	1/1	0.80	0.15	49,49,49,49	0
57	MG	2A	3486	1/1	0.80	0.20	47,47,47,47	0
57	MG	2A	3710	1/1	0.80	0.08	64,64,64,64	0
57	MG	1A	3708	1/1	0.80	1.08	63,63,63,63	0
57	MG	2A	3719	1/1	0.80	0.12	67,67,67,67	0
57	MG	1a	1662	1/1	0.80	0.22	59,59,59,59	0
57	MG	2a	3101	1/1	0.80	0.37	62,62,62,62	0
57	MG	2A	3235	1/1	0.80	0.68	54,54,54,54	0
57	MG	1a	1668	1/1	0.80	0.17	52,52,52,52	0
57	MG	2A	3081	1/1	0.80	0.18	61,61,61,61	0
57	MG	1A	3491	1/1	0.80	0.09	63,63,63,63	0
57	MG	1Y	201	1/1	0.80	0.16	59,59,59,59	0
57	MG	1A	3332	1/1	0.80	0.18	26,26,26,26	0
57	MG	1A	4004	1/1	0.80	0.17	50,50,50,50	0
57	MG	17	104	1/1	0.80	0.71	56,56,56,56	0
57	MG	1A	3095	1/1	0.80	0.23	63,63,63,63	0
57	MG	1a	1817	1/1	0.80	0.11	56,56,56,56	0
57	MG	2A	3348	1/1	0.80	0.16	64,64,64,64	0
57	MG	1A	3870	1/1	0.80	0.13	58,58,58,58	0
57	MG	1A	3416	1/1	0.80	0.16	48,48,48,48	0
57	MG	1A	3823	1/1	0.80	0.19	65,65,65,65	0
57	MG	1A	3692	1/1	0.80	0.14	65,65,65,65	0
57	MG	2A	3732	1/1	0.81	0.17	68,68,68,68	0
57	MG	2A	3039	1/1	0.81	0.17	60,60,60,60	0
57	MG	1A	3616	1/1	0.81	0.40	58,58,58,58	0
57	MG	1B	211	1/1	0.81	0.11	68,68,68,68	0
57	MG	1a	1749	1/1	0.81	0.13	60,60,60,60	0
57	MG	2A	3068	1/1	0.81	0.17	48,48,48,48	0
57	MG	1a	1754	1/1	0.81	0.13	60,60,60,60	0
57	MG	1B	214	1/1	0.81	0.21	43,43,43,43	0
57	MG	1A	3535	1/1	0.81	0.16	58,58,58,58	0
57	MG	2A	3098	1/1	0.81	0.14	57,57,57,57	0
57	MG	20	101	1/1	0.81	0.13	60,60,60,60	0
57	MG	1A	3619	1/1	0.81	0.14	58,58,58,58	0
57	MG	1A	3863	1/1	0.81	0.08	62,62,62,62	0
57	MG	2A	3418	1/1	0.81	0.23	58,58,58,58	0

Continued on next page...

Continued from previous page...

Mol	Type	Chain	Res	Atoms	RSCC	RSR	B-factors(\AA^2)	Q<0.9
57	MG	1A	3495	1/1	0.81	0.12	46,46,46,46	0
57	MG	2A	3421	1/1	0.81	0.16	42,42,42,42	0
57	MG	1A	3409	1/1	0.81	0.11	60,60,60,60	0
57	MG	2A	3436	1/1	0.81	0.15	70,70,70,70	0
57	MG	1a	1785	1/1	0.81	0.09	64,64,64,64	0
57	MG	1A	3935	1/1	0.81	0.10	57,57,57,57	0
57	MG	1A	3165	1/1	0.81	0.16	41,41,41,41	0
57	MG	1a	1809	1/1	0.81	0.12	65,65,65,65	0
57	MG	1a	1697	1/1	0.81	0.22	62,62,62,62	0
57	MG	2A	3181	1/1	0.81	0.16	64,64,64,64	0
57	MG	1A	3882	1/1	0.81	0.09	32,32,32,32	0
57	MG	2A	3491	1/1	0.81	0.10	57,57,57,57	0
57	MG	1A	3528	1/1	0.81	0.21	63,63,63,63	0
57	MG	2A	3676	1/1	0.81	0.09	64,64,64,64	0
57	MG	2A	3193	1/1	0.81	0.17	66,66,66,66	0
57	MG	10	106	1/1	0.81	0.12	56,56,56,56	0
57	MG	1a	1832	1/1	0.81	0.40	56,56,56,56	0
57	MG	2a	3127	1/1	0.81	0.09	62,62,62,62	0
57	MG	1A	3960	1/1	0.81	0.29	72,72,72,72	0
57	MG	2A	3520	1/1	0.81	0.19	60,60,60,60	0
57	MG	1A	3885	1/1	0.81	0.14	43,43,43,43	0
57	MG	2A	3540	1/1	0.81	0.08	48,48,48,48	0
57	MG	2A	3213	1/1	0.81	0.13	65,65,65,65	0
57	MG	1b	301	1/1	0.81	0.19	66,66,66,66	0
57	MG	2A	3549	1/1	0.81	0.06	67,67,67,67	0
57	MG	2A	3225	1/1	0.81	0.12	65,65,65,65	0
57	MG	2A	3556	1/1	0.81	0.25	65,65,65,65	0
57	MG	2a	3174	1/1	0.81	0.11	64,64,64,64	0
57	MG	2A	3713	1/1	0.81	0.10	61,61,61,61	0
57	MG	1A	3886	1/1	0.81	0.64	60,60,60,60	0
57	MG	1a	1724	1/1	0.81	0.21	69,69,69,69	0
57	MG	1A	3756	1/1	0.81	0.11	39,39,39,39	0
57	MG	1A	3608	1/1	0.81	0.07	60,60,60,60	0
57	MG	1A	3776	1/1	0.82	0.20	25,25,25,25	0
57	MG	1A	3467	1/1	0.82	0.13	45,45,45,45	0
57	MG	2a	3020	1/1	0.82	0.24	67,67,67,67	0
57	MG	1a	1680	1/1	0.82	0.17	56,56,56,56	0
57	MG	2A	3548	1/1	0.82	0.10	61,61,61,61	0
57	MG	2A	3355	1/1	0.82	0.12	52,52,52,52	0
57	MG	1a	1683	1/1	0.82	0.16	63,63,63,63	0
57	MG	2A	3383	1/1	0.82	0.14	66,66,66,66	0
57	MG	1A	3726	1/1	0.82	0.10	71,71,71,71	0

Continued on next page...

Continued from previous page...

Mol	Type	Chain	Res	Atoms	RSCC	RSR	B-factors(\AA^2)	Q<0.9
57	MG	1A	4015	1/1	0.82	0.12	50,50,50,50	0
57	MG	2a	3050	1/1	0.82	0.25	86,86,86,86	0
57	MG	2A	3406	1/1	0.82	0.12	32,32,32,32	0
57	MG	2a	3063	1/1	0.82	0.12	71,71,71,71	0
57	MG	2A	3584	1/1	0.82	0.15	43,43,43,43	0
57	MG	1A	3795	1/1	0.82	0.18	69,69,69,69	0
57	MG	2A	3059	1/1	0.82	0.15	50,50,50,50	0
57	MG	2A	3060	1/1	0.82	0.15	51,51,51,51	0
57	MG	1A	3665	1/1	0.82	0.10	52,52,52,52	0
57	MG	2A	3435	1/1	0.82	0.17	35,35,35,35	0
57	MG	1A	3452	1/1	0.82	0.15	25,25,25,25	0
57	MG	1B	222	1/1	0.82	0.15	42,42,42,42	0
57	MG	2A	3449	1/1	0.82	0.17	58,58,58,58	0
57	MG	2a	3109	1/1	0.82	0.07	64,64,64,64	0
57	MG	2A	3216	1/1	0.82	0.09	55,55,55,55	0
57	MG	1A	3931	1/1	0.82	0.07	45,45,45,45	0
57	MG	2A	3727	1/1	0.82	0.20	64,64,64,64	0
57	MG	1A	3737	1/1	0.82	0.10	46,46,46,46	0
57	MG	1a	1643	1/1	0.82	0.13	59,59,59,59	0
57	MG	2B	203	1/1	0.82	0.12	65,65,65,65	0
57	MG	1A	3345	1/1	0.82	0.16	43,43,43,43	0
57	MG	2a	3146	1/1	0.82	0.06	71,71,71,71	0
57	MG	2A	3241	1/1	0.82	0.15	70,70,70,70	0
57	MG	1A	3372	1/1	0.82	0.09	63,63,63,63	0
57	MG	1A	3183	1/1	0.82	0.14	56,56,56,56	0
57	MG	1A	3759	1/1	0.82	0.15	34,34,34,34	0
57	MG	2A	3271	1/1	0.82	0.37	54,54,54,54	0
57	MG	2a	3180	1/1	0.82	0.07	64,64,64,64	0
57	MG	2P	201	1/1	0.82	0.12	57,57,57,57	0
57	MG	1a	1841	1/1	0.82	0.17	61,61,61,61	0
57	MG	1a	1846	1/1	0.82	0.20	73,73,73,73	0
57	MG	2A	3144	1/1	0.82	0.21	51,51,51,51	0
61	ZN	14	501	1/1	0.82	0.05	108,108,108,108	0
57	MG	1A	3659	1/1	0.82	0.11	47,47,47,47	0
57	MG	1A	3038	1/1	0.83	0.15	37,37,37,37	0
57	MG	1A	3421	1/1	0.83	0.12	29,29,29,29	0
57	MG	2A	3522	1/1	0.83	0.06	59,59,59,59	0
57	MG	1A	4009	1/1	0.83	0.14	35,35,35,35	0
57	MG	1a	1602	1/1	0.83	0.22	70,70,70,70	0
57	MG	1A	3723	1/1	0.83	0.11	59,59,59,59	0
57	MG	1a	1834	1/1	0.83	0.15	69,69,69,69	0
57	MG	2A	3146	1/1	0.83	0.17	57,57,57,57	0

Continued on next page...

Continued from previous page...

Mol	Type	Chain	Res	Atoms	RSCC	RSR	B-factors(Å ²)	Q<0.9
57	MG	1a	1838	1/1	0.83	0.10	49,49,49,49	0
57	MG	1A	3481	1/1	0.83	0.21	30,30,30,30	0
57	MG	2a	3059	1/1	0.83	0.08	68,68,68,68	0
57	MG	1A	3040	1/1	0.83	0.10	56,56,56,56	0
57	MG	2A	3691	1/1	0.83	0.18	53,53,53,53	0
57	MG	1a	1730	1/1	0.83	0.16	63,63,63,63	0
57	MG	1A	3258	1/1	0.83	0.08	41,41,41,41	0
57	MG	1A	3599	1/1	0.83	0.18	59,59,59,59	0
57	MG	1A	3918	1/1	0.83	0.18	23,23,23,23	0
57	MG	1A	3739	1/1	0.83	0.06	45,45,45,45	0
57	MG	1A	3063	1/1	0.83	0.12	55,55,55,55	0
57	MG	2A	3198	1/1	0.83	0.14	57,57,57,57	0
57	MG	2A	3430	1/1	0.83	0.11	67,67,67,67	0
57	MG	1A	3498	1/1	0.83	0.09	57,57,57,57	0
57	MG	1y	201	1/1	0.83	0.18	57,57,57,57	0
57	MG	2a	3118	1/1	0.83	0.11	63,63,63,63	0
57	MG	1A	3189	1/1	0.83	0.19	49,49,49,49	0
57	MG	2A	3616	1/1	0.83	0.07	64,64,64,64	0
57	MG	1a	1767	1/1	0.83	0.17	63,63,63,63	0
57	MG	2A	3053	1/1	0.83	0.08	60,60,60,60	0
57	MG	1A	3670	1/1	0.83	0.16	57,57,57,57	0
57	MG	2A	3626	1/1	0.83	0.09	45,45,45,45	0
57	MG	2B	209	1/1	0.83	0.20	57,57,57,57	0
57	MG	2A	3472	1/1	0.83	0.13	57,57,57,57	0
57	MG	1A	3517	1/1	0.83	0.10	42,42,42,42	0
57	MG	1A	3311	1/1	0.83	0.28	49,49,49,49	0
57	MG	2G	201	1/1	0.83	0.16	74,74,74,74	0
57	MG	1a	1681	1/1	0.83	0.09	59,59,59,59	0
57	MG	1A	3002	1/1	0.83	0.25	57,57,57,57	0
57	MG	1a	1685	1/1	0.83	0.12	53,53,53,53	0
57	MG	1A	3533	1/1	0.83	0.13	48,48,48,48	0
57	MG	2A	3257	1/1	0.83	0.30	63,63,63,63	0
57	MG	1a	1691	1/1	0.83	0.28	64,64,64,64	0
57	MG	2x	101	1/1	0.83	0.09	57,57,57,57	0
57	MG	1A	3793	1/1	0.83	0.10	55,55,55,55	0
57	MG	2A	3514	1/1	0.83	0.18	61,61,61,61	0
57	MG	2a	3009	1/1	0.83	0.15	66,66,66,66	0
57	MG	1A	3525	1/1	0.84	0.12	42,42,42,42	0
57	MG	2A	3143	1/1	0.84	0.18	63,63,63,63	0
57	MG	2A	3596	1/1	0.84	0.19	50,50,50,50	0
57	MG	2a	3048	1/1	0.84	0.19	69,69,69,69	0
57	MG	1A	3032	1/1	0.84	0.15	53,53,53,53	0

Continued on next page...

Continued from previous page...

Mol	Type	Chain	Res	Atoms	RSCC	RSR	B-factors(\AA^2)	Q<0.9
57	MG	2a	3051	1/1	0.84	0.17	72,72,72,72	0
57	MG	2A	3698	1/1	0.84	0.16	62,62,62,62	0
57	MG	1A	3049	1/1	0.84	0.38	44,44,44,44	0
57	MG	1a	1626	1/1	0.84	0.20	65,65,65,65	0
57	MG	2A	3296	1/1	0.84	0.25	67,67,67,67	0
57	MG	1A	3442	1/1	0.84	0.09	50,50,50,50	0
57	MG	1D	301	1/1	0.84	0.09	59,59,59,59	0
57	MG	1y	202	1/1	0.84	0.30	71,71,71,71	0
57	MG	2A	3330	1/1	0.84	0.17	57,57,57,57	0
57	MG	2A	3016	1/1	0.84	0.09	73,73,73,73	0
57	MG	1a	1798	1/1	0.84	0.16	62,62,62,62	0
57	MG	1A	3680	1/1	0.84	0.11	62,62,62,62	0
57	MG	2A	3641	1/1	0.84	0.21	58,58,58,58	0
57	MG	2A	3742	1/1	0.84	0.10	71,71,71,71	0
57	MG	1A	3468	1/1	0.84	0.09	43,43,43,43	0
57	MG	1a	1813	1/1	0.84	0.09	73,73,73,73	0
57	MG	1A	3867	1/1	0.84	0.10	67,67,67,67	0
57	MG	2a	3129	1/1	0.84	0.10	67,67,67,67	0
57	MG	2A	3539	1/1	0.84	0.19	39,39,39,39	0
57	MG	2A	3647	1/1	0.84	0.10	54,54,54,54	0
57	MG	2A	3648	1/1	0.84	0.07	64,64,64,64	0
57	MG	1A	3746	1/1	0.84	0.13	65,65,65,65	0
57	MG	2A	3652	1/1	0.84	0.08	63,63,63,63	0
57	MG	1A	3151	1/1	0.84	0.12	44,44,44,44	0
57	MG	1a	1822	1/1	0.84	0.10	53,53,53,53	0
57	MG	1A	4010	1/1	0.84	0.39	66,66,66,66	0
57	MG	10	101	1/1	0.84	0.24	39,39,39,39	0
57	MG	1A	3027	1/1	0.84	0.21	64,64,64,64	0
57	MG	1A	3921	1/1	0.84	0.23	61,61,61,61	0
57	MG	2A	3228	1/1	0.84	0.10	62,62,62,62	0
57	MG	2A	3666	1/1	0.84	0.09	50,50,50,50	0
57	MG	15	105	1/1	0.84	0.15	48,48,48,48	0
57	MG	1B	204	1/1	0.84	0.19	48,48,48,48	0
57	MG	2A	3240	1/1	0.84	0.33	58,58,58,58	0
57	MG	1A	3656	1/1	0.84	0.24	56,56,56,56	0
60	MPD	1A	4019	8/8	0.84	0.15	50,54,62,65	0
57	MG	1A	3581	1/1	0.84	0.17	55,55,55,55	0
57	MG	2A	3461	1/1	0.84	0.12	62,62,62,62	0
57	MG	2A	3265	1/1	0.85	0.19	55,55,55,55	0
57	MG	1a	1824	1/1	0.85	0.12	67,67,67,67	0
57	MG	1A	3184	1/1	0.85	0.13	54,54,54,54	0
57	MG	1a	1729	1/1	0.85	0.11	54,54,54,54	0

Continued on next page...

Continued from previous page...

Mol	Type	Chain	Res	Atoms	RSCC	RSR	B-factors(\AA^2)	Q<0.9
57	MG	1a	1641	1/1	0.85	0.11	54,54,54,54	0
57	MG	2A	3306	1/1	0.85	0.13	62,62,62,62	0
57	MG	1A	3185	1/1	0.85	0.20	62,62,62,62	0
57	MG	1A	3597	1/1	0.85	0.07	33,33,33,33	0
57	MG	1E	307	1/1	0.85	0.17	54,54,54,54	0
57	MG	1A	3598	1/1	0.85	0.31	63,63,63,63	0
57	MG	2a	3040	1/1	0.85	0.08	64,64,64,64	0
57	MG	1A	3329	1/1	0.85	0.21	37,37,37,37	0
57	MG	2A	3156	1/1	0.85	0.19	69,69,69,69	0
57	MG	1A	3969	1/1	0.85	0.11	47,47,47,47	0
57	MG	2A	3359	1/1	0.85	0.16	38,38,38,38	0
57	MG	2a	3060	1/1	0.85	0.21	81,81,81,81	0
57	MG	2A	3366	1/1	0.85	0.15	58,58,58,58	0
57	MG	2A	3573	1/1	0.85	0.15	59,59,59,59	0
57	MG	2A	3368	1/1	0.85	0.08	48,48,48,48	0
57	MG	1A	3990	1/1	0.85	0.14	53,53,53,53	0
57	MG	2a	3071	1/1	0.85	0.12	59,59,59,59	0
57	MG	2A	3382	1/1	0.85	0.10	43,43,43,43	0
57	MG	1a	1675	1/1	0.85	0.12	80,80,80,80	0
57	MG	1A	3651	1/1	0.85	0.12	65,65,65,65	0
57	MG	1A	3849	1/1	0.85	0.10	53,53,53,53	0
57	MG	2A	3589	1/1	0.85	0.07	47,47,47,47	0
57	MG	1A	3852	1/1	0.85	0.23	58,58,58,58	0
57	MG	1x	101	1/1	0.85	0.12	33,33,33,33	0
57	MG	2A	3001	1/1	0.85	0.24	61,61,61,61	0
57	MG	2A	3595	1/1	0.85	0.07	44,44,44,44	0
57	MG	2A	3199	1/1	0.85	0.18	50,50,50,50	0
57	MG	1a	1778	1/1	0.85	0.17	62,62,62,62	0
57	MG	1A	3531	1/1	0.85	0.09	56,56,56,56	0
57	MG	1A	3769	1/1	0.85	0.12	55,55,55,55	0
57	MG	1A	3378	1/1	0.85	0.14	48,48,48,48	0
57	MG	2A	3746	1/1	0.85	0.11	52,52,52,52	0
57	MG	2a	3143	1/1	0.85	0.10	61,61,61,61	0
57	MG	2A	3056	1/1	0.85	0.22	62,62,62,62	0
57	MG	2A	3446	1/1	0.85	0.14	57,57,57,57	0
57	MG	1B	201	1/1	0.85	0.16	60,60,60,60	0
57	MG	1A	3121	1/1	0.85	0.14	39,39,39,39	0
57	MG	1A	3657	1/1	0.85	0.16	47,47,47,47	0
57	MG	1A	3199	1/1	0.85	0.34	51,51,51,51	0
57	MG	2A	3469	1/1	0.85	0.06	58,58,58,58	0
57	MG	1a	1616	1/1	0.85	0.12	59,59,59,59	0
57	MG	2a	3179	1/1	0.85	0.07	67,67,67,67	0

Continued on next page...

Continued from previous page...

Mol	Type	Chain	Res	Atoms	RSCC	RSR	B-factors(\AA^2)	Q<0.9
57	MG	1A	3396	1/1	0.85	0.16	28,28,28,28	0
57	MG	1a	1710	1/1	0.85	0.18	56,56,56,56	0
57	MG	2a	3189	1/1	0.85	0.15	66,66,66,66	0
57	MG	1a	1714	1/1	0.85	0.32	63,63,63,63	0
57	MG	2R	202	1/1	0.85	0.15	55,55,55,55	0
57	MG	1A	3127	1/1	0.85	0.17	49,49,49,49	0
57	MG	2A	3099	1/1	0.85	0.08	53,53,53,53	0
57	MG	1A	3942	1/1	0.85	0.13	43,43,43,43	0
57	MG	2A	3264	1/1	0.85	0.08	62,62,62,62	0
57	MG	2a	3002	1/1	0.85	0.10	73,73,73,73	0
57	MG	2A	3390	1/1	0.86	0.14	48,48,48,48	0
57	MG	2A	3393	1/1	0.86	0.19	62,62,62,62	0
57	MG	1A	3437	1/1	0.86	0.09	59,59,59,59	0
57	MG	2Q	201	1/1	0.86	0.11	56,56,56,56	0
57	MG	1A	3200	1/1	0.86	0.22	65,65,65,65	0
57	MG	1A	3762	1/1	0.86	0.17	62,62,62,62	0
57	MG	1A	3860	1/1	0.86	0.10	41,41,41,41	0
57	MG	1a	1738	1/1	0.86	0.35	62,62,62,62	0
57	MG	2T	204	1/1	0.86	0.19	56,56,56,56	0
57	MG	1a	1639	1/1	0.86	0.18	69,69,69,69	0
57	MG	2A	3434	1/1	0.86	0.10	56,56,56,56	0
57	MG	1A	3923	1/1	0.86	0.08	59,59,59,59	0
57	MG	2a	3006	1/1	0.86	0.16	63,63,63,63	0
57	MG	2a	3007	1/1	0.86	0.15	53,53,53,53	0
57	MG	1a	1748	1/1	0.86	0.05	62,62,62,62	0
57	MG	2a	3010	1/1	0.86	0.20	73,73,73,73	0
57	MG	2A	3635	1/1	0.86	0.19	49,49,49,49	0
57	MG	1A	3560	1/1	0.86	0.22	71,71,71,71	0
57	MG	1A	3204	1/1	0.86	0.18	36,36,36,36	0
57	MG	1B	224	1/1	0.86	0.06	42,42,42,42	0
57	MG	2A	3217	1/1	0.86	0.15	60,60,60,60	0
57	MG	2A	3034	1/1	0.86	0.23	65,65,65,65	0
57	MG	2A	3462	1/1	0.86	0.21	70,70,70,70	0
57	MG	1a	1761	1/1	0.86	0.17	62,62,62,62	0
57	MG	1a	1766	1/1	0.86	0.08	55,55,55,55	0
57	MG	2A	3232	1/1	0.86	0.19	48,48,48,48	0
57	MG	1B	225	1/1	0.86	0.15	55,55,55,55	0
57	MG	1a	1768	1/1	0.86	0.10	67,67,67,67	0
57	MG	2A	3477	1/1	0.86	0.10	65,65,65,65	0
57	MG	2A	3479	1/1	0.86	0.12	65,65,65,65	0
57	MG	2A	3237	1/1	0.86	0.27	58,58,58,58	0
57	MG	1B	227	1/1	0.86	0.11	59,59,59,59	0

Continued on next page...

Continued from previous page...

Mol	Type	Chain	Res	Atoms	RSCC	RSR	B-factors(\AA^2)	Q<0.9
57	MG	1A	3274	1/1	0.86	0.09	54,54,54,54	0
57	MG	2A	3244	1/1	0.86	0.22	46,46,46,46	0
57	MG	1a	1671	1/1	0.86	0.12	62,62,62,62	0
57	MG	1A	3304	1/1	0.86	0.27	70,70,70,70	0
57	MG	1A	3418	1/1	0.86	0.22	27,27,27,27	0
57	MG	1a	1677	1/1	0.86	0.13	51,51,51,51	0
57	MG	1A	3718	1/1	0.86	0.16	66,66,66,66	0
57	MG	1A	3010	1/1	0.86	0.18	51,51,51,51	0
57	MG	1A	3958	1/1	0.86	0.18	49,49,49,49	0
57	MG	2A	3525	1/1	0.86	0.10	62,62,62,62	0
57	MG	1A	3603	1/1	0.86	0.17	37,37,37,37	0
57	MG	2A	3288	1/1	0.86	0.14	66,66,66,66	0
57	MG	2a	3116	1/1	0.86	0.09	49,49,49,49	0
57	MG	1A	3168	1/1	0.86	0.19	47,47,47,47	0
57	MG	2a	3120	1/1	0.86	0.10	69,69,69,69	0
57	MG	1A	3609	1/1	0.86	0.18	50,50,50,50	0
57	MG	2A	3129	1/1	0.86	0.27	41,41,41,41	0
57	MG	1A	3976	1/1	0.86	0.17	53,53,53,53	0
57	MG	2A	3318	1/1	0.86	0.11	66,66,66,66	0
57	MG	2A	3709	1/1	0.86	0.16	57,57,57,57	0
57	MG	1A	3979	1/1	0.86	0.15	33,33,33,33	0
57	MG	2A	3551	1/1	0.86	0.13	68,68,68,68	0
57	MG	1A	3982	1/1	0.86	0.15	74,74,74,74	0
57	MG	1A	3988	1/1	0.86	0.24	55,55,55,55	0
57	MG	2A	3574	1/1	0.86	0.11	52,52,52,52	0
57	MG	2A	3725	1/1	0.86	0.13	52,52,52,52	0
57	MG	1A	3989	1/1	0.86	0.30	49,49,49,49	0
57	MG	1A	3008	1/1	0.86	0.14	36,36,36,36	0
57	MG	1A	3239	1/1	0.86	0.30	60,60,60,60	0
57	MG	1A	3896	1/1	0.86	0.10	43,43,43,43	0
57	MG	2A	3585	1/1	0.86	0.21	49,49,49,49	0
57	MG	2B	201	1/1	0.86	0.12	71,71,71,71	0
57	MG	2A	3153	1/1	0.86	0.14	47,47,47,47	0
57	MG	2B	206	1/1	0.86	0.12	61,61,61,61	0
57	MG	1a	1715	1/1	0.86	0.20	72,72,72,72	0
57	MG	1A	3035	1/1	0.86	0.22	50,50,50,50	0
57	MG	1A	3487	1/1	0.86	0.14	54,54,54,54	0
57	MG	2A	3174	1/1	0.86	0.10	59,59,59,59	0
57	MG	2B	215	1/1	0.86	0.15	66,66,66,66	0
57	MG	1A	3672	1/1	0.86	0.25	51,51,51,51	0
57	MG	2A	3184	1/1	0.86	0.12	52,52,52,52	0
57	MG	1E	305	1/1	0.87	0.06	39,39,39,39	0

Continued on next page...

Continued from previous page...

Mol	Type	Chain	Res	Atoms	RSCC	RSR	B-factors(\AA^2)	Q<0.9
57	MG	1a	1654	1/1	0.87	0.17	56,56,56,56	0
57	MG	2A	3653	1/1	0.87	0.10	52,52,52,52	0
57	MG	2a	3008	1/1	0.87	0.19	53,53,53,53	0
57	MG	1a	1660	1/1	0.87	0.19	62,62,62,62	0
57	MG	1A	3507	1/1	0.87	0.21	61,61,61,61	0
57	MG	1A	3714	1/1	0.87	0.09	30,30,30,30	0
57	MG	1A	3511	1/1	0.87	0.18	20,20,20,20	0
57	MG	1A	3537	1/1	0.87	0.23	60,60,60,60	0
57	MG	1A	3515	1/1	0.87	0.11	59,59,59,59	0
57	MG	1a	1674	1/1	0.87	0.12	55,55,55,55	0
57	MG	1a	1755	1/1	0.87	0.18	61,61,61,61	0
57	MG	2A	3350	1/1	0.87	0.18	43,43,43,43	0
57	MG	1e	201	1/1	0.87	0.23	60,60,60,60	0
57	MG	1e	202	1/1	0.87	0.11	65,65,65,65	0
57	MG	1g	201	1/1	0.87	0.17	47,47,47,47	0
57	MG	2a	3047	1/1	0.87	0.14	60,60,60,60	0
57	MG	1g	202	1/1	0.87	0.12	61,61,61,61	0
57	MG	1A	3350	1/1	0.87	0.09	53,53,53,53	0
57	MG	2A	3688	1/1	0.87	0.11	50,50,50,50	0
57	MG	2A	3374	1/1	0.87	0.11	33,33,33,33	0
57	MG	2A	3693	1/1	0.87	0.08	64,64,64,64	0
57	MG	1A	3676	1/1	0.87	0.11	61,61,61,61	0
57	MG	10	102	1/1	0.87	0.25	36,36,36,36	0
57	MG	1A	3648	1/1	0.87	0.16	36,36,36,36	0
57	MG	2A	3572	1/1	0.87	0.35	61,61,61,61	0
57	MG	1A	3928	1/1	0.87	0.14	56,56,56,56	0
57	MG	2a	3073	1/1	0.87	0.24	71,71,71,71	0
57	MG	15	101	1/1	0.87	0.26	43,43,43,43	0
57	MG	2A	3704	1/1	0.87	0.13	34,34,34,34	0
57	MG	1A	3521	1/1	0.87	0.19	37,37,37,37	0
57	MG	2A	3397	1/1	0.87	0.21	66,66,66,66	0
57	MG	2A	3017	1/1	0.87	0.11	56,56,56,56	0
57	MG	2A	3414	1/1	0.87	0.16	34,34,34,34	0
57	MG	2A	3717	1/1	0.87	0.35	44,44,44,44	0
57	MG	2a	3107	1/1	0.87	0.18	54,54,54,54	0
57	MG	2A	3032	1/1	0.87	0.52	59,59,59,59	0
57	MG	1A	3056	1/1	0.87	0.15	48,48,48,48	0
57	MG	1A	3941	1/1	0.87	0.19	45,45,45,45	0
57	MG	1A	3817	1/1	0.87	0.11	62,62,62,62	0
57	MG	1A	3373	1/1	0.87	0.16	52,52,52,52	0
57	MG	1a	1784	1/1	0.87	0.09	60,60,60,60	0
57	MG	2A	3230	1/1	0.87	0.16	43,43,43,43	0

Continued on next page...

Continued from previous page...

Mol	Type	Chain	Res	Atoms	RSCC	RSR	B-factors(\AA^2)	Q<0.9
57	MG	1A	3014	1/1	0.87	0.13	49,49,49,49	0
57	MG	1a	1789	1/1	0.87	0.06	70,70,70,70	0
57	MG	1A	3952	1/1	0.87	0.33	58,58,58,58	0
57	MG	2A	3447	1/1	0.87	0.09	54,54,54,54	0
57	MG	2A	3613	1/1	0.87	0.09	65,65,65,65	0
57	MG	1a	1704	1/1	0.87	0.19	62,62,62,62	0
57	MG	1A	3829	1/1	0.87	0.13	38,38,38,38	0
57	MG	2A	3622	1/1	0.87	0.14	52,52,52,52	0
57	MG	1a	1802	1/1	0.87	0.12	57,57,57,57	0
57	MG	1A	3887	1/1	0.87	0.13	53,53,53,53	0
57	MG	2a	3161	1/1	0.87	0.21	66,66,66,66	0
57	MG	2a	3162	1/1	0.87	0.11	59,59,59,59	0
57	MG	1a	1713	1/1	0.87	0.30	54,54,54,54	0
57	MG	2A	3464	1/1	0.87	0.14	61,61,61,61	0
57	MG	2A	3466	1/1	0.87	0.17	67,67,67,67	0
57	MG	2A	3467	1/1	0.87	0.18	45,45,45,45	0
57	MG	2A	3091	1/1	0.87	0.16	63,63,63,63	0
57	MG	1A	3831	1/1	0.87	0.15	48,48,48,48	0
57	MG	1A	3701	1/1	0.87	0.20	42,42,42,42	0
57	MG	1A	3968	1/1	0.87	0.12	52,52,52,52	0
57	MG	1A	3707	1/1	0.87	0.10	44,44,44,44	0
57	MG	2A	3478	1/1	0.87	0.13	53,53,53,53	0
57	MG	1A	3246	1/1	0.87	0.17	34,34,34,34	0
60	MPD	2A	3748	8/8	0.87	0.25	56,60,66,66	0
57	MG	1A	3978	1/1	0.87	0.18	35,35,35,35	0
61	ZN	2Y	202	1/1	0.87	0.09	88,88,88,88	0
57	MG	1a	1831	1/1	0.87	0.09	57,57,57,57	0
57	MG	1a	1851	1/1	0.88	0.10	55,55,55,55	0
57	MG	1A	3472	1/1	0.88	0.17	60,60,60,60	0
57	MG	2P	202	1/1	0.88	0.10	73,73,73,73	0
57	MG	1B	205	1/1	0.88	0.12	47,47,47,47	0
57	MG	2A	3619	1/1	0.88	0.12	42,42,42,42	0
57	MG	1A	3289	1/1	0.88	0.15	52,52,52,52	0
57	MG	1B	210	1/1	0.88	0.19	53,53,53,53	0
57	MG	2A	3623	1/1	0.88	0.09	39,39,39,39	0
57	MG	1A	3202	1/1	0.88	0.34	59,59,59,59	0
57	MG	1A	3346	1/1	0.88	0.17	50,50,50,50	0
57	MG	1f	202	1/1	0.88	0.15	49,49,49,49	0
57	MG	28	3800	1/1	0.88	0.10	55,55,55,55	0
57	MG	28	3801	1/1	0.88	0.17	48,48,48,48	0
57	MG	1a	1647	1/1	0.88	0.15	54,54,54,54	0
57	MG	1A	3402	1/1	0.88	0.20	21,21,21,21	0

Continued on next page...

Continued from previous page...

Mol	Type	Chain	Res	Atoms	RSCC	RSR	B-factors(\AA^2)	Q<0.9
57	MG	2A	3630	1/1	0.88	0.11	61,61,61,61	0
57	MG	2A	3632	1/1	0.88	0.15	57,57,57,57	0
57	MG	1m	201	1/1	0.88	0.09	72,72,72,72	0
57	MG	1A	3494	1/1	0.88	0.12	32,32,32,32	0
57	MG	1A	3106	1/1	0.88	0.18	42,42,42,42	0
57	MG	2a	3019	1/1	0.88	0.13	57,57,57,57	0
57	MG	2A	3460	1/1	0.88	0.14	77,77,77,77	0
57	MG	1A	3703	1/1	0.88	0.42	64,64,64,64	0
57	MG	1A	3706	1/1	0.88	0.25	44,44,44,44	0
57	MG	1A	3883	1/1	0.88	0.09	47,47,47,47	0
57	MG	1a	1664	1/1	0.88	0.20	55,55,55,55	0
57	MG	2a	3030	1/1	0.88	0.12	58,58,58,58	0
57	MG	2A	3003	1/1	0.88	0.19	52,52,52,52	0
57	MG	1a	1666	1/1	0.88	0.08	64,64,64,64	0
57	MG	1A	3205	1/1	0.88	0.18	52,52,52,52	0
57	MG	2A	3031	1/1	0.88	0.16	55,55,55,55	0
57	MG	2a	3044	1/1	0.88	0.07	71,71,71,71	0
57	MG	1A	3564	1/1	0.88	0.09	49,49,49,49	0
57	MG	1A	3577	1/1	0.88	0.15	22,22,22,22	0
57	MG	1A	3447	1/1	0.88	0.12	64,64,64,64	0
57	MG	2A	3243	1/1	0.88	0.12	52,52,52,52	0
57	MG	2A	3661	1/1	0.88	0.14	58,58,58,58	0
57	MG	1a	1779	1/1	0.88	0.12	56,56,56,56	0
57	MG	2A	3050	1/1	0.88	0.14	59,59,59,59	0
57	MG	1F	315	1/1	0.88	0.16	33,33,33,33	0
57	MG	2a	3064	1/1	0.88	0.22	66,66,66,66	0
57	MG	1A	3972	1/1	0.88	0.11	46,46,46,46	0
57	MG	1P	205	1/1	0.88	0.12	67,67,67,67	0
57	MG	1T	201	1/1	0.88	0.18	67,67,67,67	0
57	MG	1A	3328	1/1	0.88	0.22	47,47,47,47	0
57	MG	2a	3077	1/1	0.88	0.07	74,74,74,74	0
57	MG	1a	1791	1/1	0.88	0.10	61,61,61,61	0
57	MG	2a	3080	1/1	0.88	0.15	61,61,61,61	0
57	MG	2a	3084	1/1	0.88	0.11	75,75,75,75	0
57	MG	2A	3508	1/1	0.88	0.22	53,53,53,53	0
57	MG	1a	1794	1/1	0.88	0.11	59,59,59,59	0
57	MG	2a	3087	1/1	0.88	0.17	59,59,59,59	0
57	MG	1V	205	1/1	0.88	0.09	57,57,57,57	0
57	MG	2A	3292	1/1	0.88	0.14	45,45,45,45	0
57	MG	2A	3293	1/1	0.88	0.26	52,52,52,52	0
57	MG	1A	3591	1/1	0.88	0.10	63,63,63,63	0
57	MG	1A	3454	1/1	0.88	0.12	51,51,51,51	0

Continued on next page...

Continued from previous page...

Mol	Type	Chain	Res	Atoms	RSCC	RSR	B-factors(\AA^2)	Q<0.9
57	MG	2A	3536	1/1	0.88	0.08	52,52,52,52	0
57	MG	2a	3112	1/1	0.88	0.17	74,74,74,74	0
57	MG	2a	3113	1/1	0.88	0.13	73,73,73,73	0
57	MG	1A	3415	1/1	0.88	0.15	32,32,32,32	0
57	MG	2A	3311	1/1	0.88	0.14	51,51,51,51	0
57	MG	2A	3092	1/1	0.88	0.12	64,64,64,64	0
57	MG	2A	3546	1/1	0.88	0.09	79,79,79,79	0
57	MG	1a	1806	1/1	0.88	0.15	70,70,70,70	0
57	MG	1A	3983	1/1	0.88	0.09	55,55,55,55	0
57	MG	2a	3132	1/1	0.88	0.12	59,59,59,59	0
57	MG	1a	1810	1/1	0.88	0.14	54,54,54,54	0
57	MG	2A	3116	1/1	0.88	0.12	72,72,72,72	0
57	MG	1A	3458	1/1	0.88	0.16	51,51,51,51	0
57	MG	2A	3552	1/1	0.88	0.14	58,58,58,58	0
57	MG	1A	3904	1/1	0.88	0.19	28,28,28,28	0
57	MG	1A	3832	1/1	0.88	0.16	49,49,49,49	0
57	MG	2A	3720	1/1	0.88	0.09	65,65,65,65	0
57	MG	1A	3917	1/1	0.88	0.05	51,51,51,51	0
57	MG	1a	1706	1/1	0.88	0.13	56,56,56,56	0
57	MG	2A	3140	1/1	0.88	0.11	61,61,61,61	0
57	MG	1A	3663	1/1	0.88	0.12	41,41,41,41	0
57	MG	2A	3730	1/1	0.88	0.24	59,59,59,59	0
57	MG	1A	4005	1/1	0.88	0.20	56,56,56,56	0
57	MG	2A	3737	1/1	0.88	0.09	67,67,67,67	0
57	MG	1a	1828	1/1	0.88	0.20	75,75,75,75	0
57	MG	1A	3196	1/1	0.88	0.21	48,48,48,48	0
57	MG	1A	3846	1/1	0.88	0.10	41,41,41,41	0
57	MG	1A	3123	1/1	0.88	0.28	59,59,59,59	0
57	MG	1A	4014	1/1	0.88	0.11	61,61,61,61	0
57	MG	1A	3155	1/1	0.88	0.17	46,46,46,46	0
57	MG	2A	3164	1/1	0.88	0.15	60,60,60,60	0
57	MG	1a	1618	1/1	0.88	0.17	56,56,56,56	0
57	MG	2A	3169	1/1	0.88	0.34	69,69,69,69	0
57	MG	1A	3391	1/1	0.88	0.14	43,43,43,43	0
57	MG	2A	3598	1/1	0.88	0.25	58,58,58,58	0
57	MG	2A	3599	1/1	0.88	0.08	43,43,43,43	0
57	MG	2A	3415	1/1	0.88	0.16	37,37,37,37	0
57	MG	1a	1756	1/1	0.89	0.13	48,48,48,48	0
57	MG	2A	3597	1/1	0.89	0.17	39,39,39,39	0
57	MG	1A	3728	1/1	0.89	0.19	43,43,43,43	0
57	MG	2A	3409	1/1	0.89	0.12	48,48,48,48	0
57	MG	1A	3892	1/1	0.89	0.15	42,42,42,42	0

Continued on next page...

Continued from previous page...

Mol	Type	Chain	Res	Atoms	RSCC	RSR	B-factors(\AA^2)	Q<0.9
57	MG	2A	3607	1/1	0.89	0.12	48,48,48,48	0
57	MG	2A	3197	1/1	0.89	0.29	49,49,49,49	0
57	MG	2A	3416	1/1	0.89	0.12	50,50,50,50	0
57	MG	1A	3641	1/1	0.89	0.22	33,33,33,33	0
57	MG	1a	1658	1/1	0.89	0.12	60,60,60,60	0
57	MG	1A	3031	1/1	0.89	0.10	50,50,50,50	0
57	MG	1a	1769	1/1	0.89	0.06	69,69,69,69	0
57	MG	2A	3209	1/1	0.89	0.10	63,63,63,63	0
57	MG	2A	3433	1/1	0.89	0.16	55,55,55,55	0
57	MG	1A	3826	1/1	0.89	0.19	25,25,25,25	0
57	MG	1A	3475	1/1	0.89	0.20	20,20,20,20	0
57	MG	1a	1663	1/1	0.89	0.28	53,53,53,53	0
57	MG	2A	3024	1/1	0.89	0.13	62,62,62,62	0
57	MG	1H	202	1/1	0.89	0.20	41,41,41,41	0
57	MG	1A	3681	1/1	0.89	0.21	68,68,68,68	0
57	MG	2A	3226	1/1	0.89	0.17	46,46,46,46	0
57	MG	2A	3451	1/1	0.89	0.35	46,46,46,46	0
57	MG	2A	3452	1/1	0.89	0.15	61,61,61,61	0
57	MG	2A	3639	1/1	0.89	0.04	78,78,78,78	0
57	MG	2A	3453	1/1	0.89	0.27	51,51,51,51	0
57	MG	2A	3454	1/1	0.89	0.10	79,79,79,79	0
57	MG	2A	3227	1/1	0.89	0.12	65,65,65,65	0
57	MG	1A	3742	1/1	0.89	0.13	49,49,49,49	0
57	MG	1A	3913	1/1	0.89	0.06	41,41,41,41	0
57	MG	1A	3646	1/1	0.89	0.21	34,34,34,34	0
57	MG	1U	201	1/1	0.89	0.34	47,47,47,47	0
57	MG	1a	1787	1/1	0.89	0.15	61,61,61,61	0
57	MG	2a	3049	1/1	0.89	0.15	65,65,65,65	0
57	MG	1V	204	1/1	0.89	0.17	47,47,47,47	0
57	MG	2A	3239	1/1	0.89	0.12	59,59,59,59	0
57	MG	1A	3690	1/1	0.89	0.11	55,55,55,55	0
57	MG	1W	202	1/1	0.89	0.18	41,41,41,41	0
57	MG	2A	3063	1/1	0.89	0.16	47,47,47,47	0
57	MG	1A	3842	1/1	0.89	0.12	54,54,54,54	0
57	MG	1A	3558	1/1	0.89	0.11	46,46,46,46	0
57	MG	1A	3750	1/1	0.89	0.24	28,28,28,28	0
57	MG	2A	3255	1/1	0.89	0.19	39,39,39,39	0
57	MG	2a	3070	1/1	0.89	0.17	60,60,60,60	0
57	MG	1A	4007	1/1	0.89	0.15	59,59,59,59	0
57	MG	1A	3695	1/1	0.89	0.07	54,54,54,54	0
57	MG	1a	1688	1/1	0.89	0.10	59,59,59,59	0
57	MG	2A	3494	1/1	0.89	0.09	68,68,68,68	0

Continued on next page...

Continued from previous page...

Mol	Type	Chain	Res	Atoms	RSCC	RSR	B-factors(\AA^2)	Q<0.9
57	MG	2A	3495	1/1	0.89	0.10	67,67,67,67	0
57	MG	2a	3081	1/1	0.89	0.30	56,56,56,56	0
57	MG	2A	3499	1/1	0.89	0.14	58,58,58,58	0
57	MG	1A	3449	1/1	0.89	0.10	38,38,38,38	0
57	MG	1A	3303	1/1	0.89	0.36	66,66,66,66	0
57	MG	2A	3281	1/1	0.89	0.16	41,41,41,41	0
57	MG	10	107	1/1	0.89	0.09	50,50,50,50	0
57	MG	1A	3271	1/1	0.89	0.18	34,34,34,34	0
57	MG	2a	3097	1/1	0.89	0.15	71,71,71,71	0
57	MG	2a	3099	1/1	0.89	0.28	51,51,51,51	0
57	MG	2A	3512	1/1	0.89	0.18	25,25,25,25	0
57	MG	1A	3704	1/1	0.89	0.13	34,34,34,34	0
57	MG	15	107	1/1	0.89	0.13	66,66,66,66	0
57	MG	2A	3519	1/1	0.89	0.10	38,38,38,38	0
57	MG	2A	3295	1/1	0.89	0.18	59,59,59,59	0
57	MG	2A	3521	1/1	0.89	0.21	62,62,62,62	0
57	MG	2A	3119	1/1	0.89	0.12	55,55,55,55	0
57	MG	2a	3117	1/1	0.89	0.09	55,55,55,55	0
57	MG	2A	3299	1/1	0.89	0.29	61,61,61,61	0
57	MG	2A	3123	1/1	0.89	0.09	83,83,83,83	0
57	MG	1A	3934	1/1	0.89	0.31	53,53,53,53	0
57	MG	1A	3384	1/1	0.89	0.29	53,53,53,53	0
57	MG	1A	3390	1/1	0.89	0.16	40,40,40,40	0
57	MG	2A	3541	1/1	0.89	0.35	58,58,58,58	0
57	MG	1A	3435	1/1	0.89	0.11	66,66,66,66	0
57	MG	2A	3319	1/1	0.89	0.16	34,34,34,34	0
57	MG	2a	3141	1/1	0.89	0.12	63,63,63,63	0
57	MG	1A	3364	1/1	0.89	0.11	53,53,53,53	0
57	MG	2A	3327	1/1	0.89	0.10	58,58,58,58	0
57	MG	1A	3217	1/1	0.89	0.16	54,54,54,54	0
57	MG	1A	3630	1/1	0.89	0.16	29,29,29,29	0
57	MG	1a	1619	1/1	0.89	0.16	57,57,57,57	0
57	MG	2a	3147	1/1	0.89	0.20	77,77,77,77	0
57	MG	2A	3347	1/1	0.89	0.19	35,35,35,35	0
57	MG	1B	218	1/1	0.89	0.10	64,64,64,64	0
57	MG	2A	3739	1/1	0.89	0.08	68,68,68,68	0
57	MG	2a	3154	1/1	0.89	0.08	65,65,65,65	0
57	MG	1a	1624	1/1	0.89	0.23	58,58,58,58	0
57	MG	1B	219	1/1	0.89	0.14	44,44,44,44	0
57	MG	2a	3165	1/1	0.89	0.08	60,60,60,60	0
57	MG	2a	3167	1/1	0.89	0.08	64,64,64,64	0
57	MG	1a	1627	1/1	0.89	0.12	67,67,67,67	0

Continued on next page...

Continued from previous page...

Mol	Type	Chain	Res	Atoms	RSCC	RSR	B-factors(Å ²)	Q<0.9
57	MG	2a	3173	1/1	0.89	0.05	64,64,64,64	0
57	MG	2A	3362	1/1	0.89	0.10	46,46,46,46	0
57	MG	2a	3176	1/1	0.89	0.08	73,73,73,73	0
57	MG	1a	1863	1/1	0.89	0.12	63,63,63,63	0
57	MG	1B	220	1/1	0.89	0.18	30,30,30,30	0
57	MG	2a	3184	1/1	0.89	0.24	72,72,72,72	0
57	MG	2B	208	1/1	0.89	0.16	57,57,57,57	0
57	MG	1a	1631	1/1	0.89	0.10	63,63,63,63	0
57	MG	1a	1635	1/1	0.89	0.21	56,56,56,56	0
57	MG	1A	3637	1/1	0.89	0.17	37,37,37,37	0
57	MG	2r	101	1/1	0.89	0.22	74,74,74,74	0
57	MG	1A	3798	1/1	0.89	0.08	42,42,42,42	0
57	MG	2A	3384	1/1	0.89	0.11	41,41,41,41	0
57	MG	1A	3800	1/1	0.89	0.13	46,46,46,46	0
57	MG	2G	202	1/1	0.89	0.16	66,66,66,66	0
60	MPD	2B	220	8/8	0.89	0.17	59,60,67,75	0
57	MG	1A	3963	1/1	0.89	0.14	51,51,51,51	0
57	MG	2A	3186	1/1	0.89	0.18	61,61,61,61	0
57	MG	1A	3088	1/1	0.89	0.12	53,53,53,53	0
57	MG	1A	3684	1/1	0.90	0.08	71,71,71,71	0
57	MG	1a	1702	1/1	0.90	0.14	63,63,63,63	0
57	MG	2A	3391	1/1	0.90	0.20	69,69,69,69	0
57	MG	1A	3686	1/1	0.90	0.08	33,33,33,33	0
57	MG	1a	1842	1/1	0.90	0.28	74,74,74,74	0
57	MG	2A	3400	1/1	0.90	0.24	63,63,63,63	0
57	MG	1A	3161	1/1	0.90	0.22	46,46,46,46	0
57	MG	1A	3691	1/1	0.90	0.14	65,65,65,65	0
57	MG	1A	3228	1/1	0.90	0.13	39,39,39,39	0
57	MG	2A	3191	1/1	0.90	0.19	44,44,44,44	0
57	MG	1A	3636	1/1	0.90	0.15	46,46,46,46	0
57	MG	1A	3354	1/1	0.90	0.15	57,57,57,57	0
57	MG	2A	3604	1/1	0.90	0.17	55,55,55,55	0
57	MG	2A	3194	1/1	0.90	0.17	64,64,64,64	0
57	MG	1A	3268	1/1	0.90	0.24	45,45,45,45	0
57	MG	2A	3422	1/1	0.90	0.20	56,56,56,56	0
57	MG	1A	3316	1/1	0.90	0.22	45,45,45,45	0
57	MG	2A	3425	1/1	0.90	0.12	45,45,45,45	0
57	MG	1A	3571	1/1	0.90	0.09	65,65,65,65	0
57	MG	2a	3014	1/1	0.90	0.18	69,69,69,69	0
57	MG	2a	3015	1/1	0.90	0.23	51,51,51,51	0
57	MG	2A	3621	1/1	0.90	0.09	53,53,53,53	0
57	MG	1a	1603	1/1	0.90	0.27	64,64,64,64	0

Continued on next page...

Continued from previous page...

Mol	Type	Chain	Res	Atoms	RSCC	RSR	B-factors(\AA^2)	Q<0.9
57	MG	1A	3500	1/1	0.90	0.13	53,53,53,53	0
57	MG	1A	3269	1/1	0.90	0.25	56,56,56,56	0
57	MG	1A	3903	1/1	0.90	0.23	25,25,25,25	0
57	MG	2A	3442	1/1	0.90	0.10	38,38,38,38	0
57	MG	2a	3027	1/1	0.90	0.11	67,67,67,67	0
57	MG	1A	3801	1/1	0.90	0.10	48,48,48,48	0
57	MG	2A	3211	1/1	0.90	0.13	42,42,42,42	0
57	MG	1a	1734	1/1	0.90	0.09	66,66,66,66	0
57	MG	2A	3448	1/1	0.90	0.07	53,53,53,53	0
57	MG	1A	3323	1/1	0.90	0.37	79,79,79,79	0
57	MG	1A	3813	1/1	0.90	0.09	46,46,46,46	0
57	MG	1B	206	1/1	0.90	0.16	47,47,47,47	0
57	MG	2A	3222	1/1	0.90	0.10	56,56,56,56	0
57	MG	2A	3640	1/1	0.90	0.08	54,54,54,54	0
57	MG	1A	3136	1/1	0.90	0.17	46,46,46,46	0
57	MG	2A	3456	1/1	0.90	0.34	68,68,68,68	0
57	MG	1A	3710	1/1	0.90	0.09	49,49,49,49	0
57	MG	2A	3644	1/1	0.90	0.10	53,53,53,53	0
57	MG	1a	1629	1/1	0.90	0.15	47,47,47,47	0
57	MG	2A	3014	1/1	0.90	0.08	59,59,59,59	0
57	MG	1A	3712	1/1	0.90	0.19	69,69,69,69	0
57	MG	1a	1632	1/1	0.90	0.13	42,42,42,42	0
57	MG	2a	3068	1/1	0.90	0.12	67,67,67,67	0
57	MG	1a	1633	1/1	0.90	0.18	48,48,48,48	0
57	MG	1A	3596	1/1	0.90	0.11	34,34,34,34	0
57	MG	1a	1762	1/1	0.90	0.10	52,52,52,52	0
57	MG	1A	3715	1/1	0.90	0.08	38,38,38,38	0
57	MG	1A	3460	1/1	0.90	0.18	16,16,16,16	0
57	MG	1A	3719	1/1	0.90	0.26	33,33,33,33	0
57	MG	2A	3474	1/1	0.90	0.14	61,61,61,61	0
57	MG	2A	3475	1/1	0.90	0.05	53,53,53,53	0
57	MG	1A	3833	1/1	0.90	0.14	40,40,40,40	0
57	MG	1A	3930	1/1	0.90	0.12	35,35,35,35	0
57	MG	2A	3055	1/1	0.90	0.21	63,63,63,63	0
57	MG	1A	3721	1/1	0.90	0.12	36,36,36,36	0
57	MG	2A	3670	1/1	0.90	0.16	37,37,37,37	0
57	MG	1A	3932	1/1	0.90	0.13	50,50,50,50	0
57	MG	1A	3272	1/1	0.90	0.14	53,53,53,53	0
57	MG	1A	3840	1/1	0.90	0.11	41,41,41,41	0
57	MG	1a	1659	1/1	0.90	0.17	54,54,54,54	0
57	MG	1A	3139	1/1	0.90	0.15	37,37,37,37	0
57	MG	2A	3067	1/1	0.90	0.14	57,57,57,57	0

Continued on next page...

Continued from previous page...

Mol	Type	Chain	Res	Atoms	RSCC	RSR	B-factors(Å ²)	Q<0.9
57	MG	2A	3279	1/1	0.90	0.21	50,50,50,50	0
57	MG	2A	3280	1/1	0.90	0.22	49,49,49,49	0
57	MG	1A	3602	1/1	0.90	0.12	44,44,44,44	0
57	MG	1A	3387	1/1	0.90	0.18	24,24,24,24	0
57	MG	1A	3077	1/1	0.90	0.18	62,62,62,62	0
57	MG	1E	308	1/1	0.90	0.10	36,36,36,36	0
57	MG	1a	1790	1/1	0.90	0.13	67,67,67,67	0
57	MG	1A	3469	1/1	0.90	0.16	42,42,42,42	0
57	MG	2a	3122	1/1	0.90	0.10	75,75,75,75	0
57	MG	2A	3518	1/1	0.90	0.22	44,44,44,44	0
57	MG	1A	3953	1/1	0.90	0.05	56,56,56,56	0
57	MG	1a	1796	1/1	0.90	0.16	58,58,58,58	0
57	MG	2A	3708	1/1	0.90	0.15	51,51,51,51	0
57	MG	2A	3100	1/1	0.90	0.14	60,60,60,60	0
57	MG	2a	3138	1/1	0.90	0.21	52,52,52,52	0
57	MG	2A	3112	1/1	0.90	0.24	47,47,47,47	0
57	MG	2A	3113	1/1	0.90	0.17	46,46,46,46	0
57	MG	2A	3716	1/1	0.90	0.17	69,69,69,69	0
57	MG	2A	3526	1/1	0.90	0.11	47,47,47,47	0
57	MG	2A	3530	1/1	0.90	0.15	69,69,69,69	0
57	MG	1a	1670	1/1	0.90	0.17	53,53,53,53	0
57	MG	2A	3534	1/1	0.90	0.09	60,60,60,60	0
57	MG	1A	3614	1/1	0.90	0.12	48,48,48,48	0
57	MG	1O	201	1/1	0.90	0.11	54,54,54,54	0
57	MG	2a	3152	1/1	0.90	0.07	56,56,56,56	0
57	MG	2A	3122	1/1	0.90	0.23	50,50,50,50	0
57	MG	1A	3336	1/1	0.90	0.14	32,32,32,32	0
57	MG	2a	3156	1/1	0.90	0.05	53,53,53,53	0
57	MG	2a	3157	1/1	0.90	0.12	50,50,50,50	0
57	MG	1A	3673	1/1	0.90	0.13	36,36,36,36	0
57	MG	1A	3862	1/1	0.90	0.13	48,48,48,48	0
57	MG	1T	206	1/1	0.90	0.11	70,70,70,70	0
57	MG	2a	3166	1/1	0.90	0.10	69,69,69,69	0
57	MG	2A	3738	1/1	0.90	0.13	64,64,64,64	0
57	MG	1A	3252	1/1	0.90	0.15	44,44,44,44	0
57	MG	2A	3740	1/1	0.90	0.12	71,71,71,71	0
57	MG	2A	3136	1/1	0.90	0.14	58,58,58,58	0
57	MG	2a	3175	1/1	0.90	0.10	71,71,71,71	0
57	MG	1A	3477	1/1	0.90	0.22	21,21,21,21	0
57	MG	1A	3869	1/1	0.90	0.13	38,38,38,38	0
57	MG	1W	201	1/1	0.90	0.26	42,42,42,42	0
57	MG	1A	3436	1/1	0.90	0.12	48,48,48,48	0

Continued on next page...

Continued from previous page...

Mol	Type	Chain	Res	Atoms	RSCC	RSR	B-factors(\AA^2)	Q<0.9
57	MG	2A	3567	1/1	0.90	0.12	56,56,56,56	0
57	MG	2A	3569	1/1	0.90	0.06	58,58,58,58	0
57	MG	1a	1687	1/1	0.90	0.13	54,54,54,54	0
57	MG	1A	3975	1/1	0.90	0.13	42,42,42,42	0
57	MG	1A	3552	1/1	0.90	0.13	37,37,37,37	0
57	MG	1a	1830	1/1	0.90	0.08	62,62,62,62	0
57	MG	2B	218	1/1	0.90	0.14	74,74,74,74	0
57	MG	2A	3579	1/1	0.90	0.08	61,61,61,61	0
57	MG	2D	308	1/1	0.90	0.21	54,54,54,54	0
57	MG	1A	3875	1/1	0.90	0.16	51,51,51,51	0
57	MG	1A	3879	1/1	0.90	0.16	44,44,44,44	0
57	MG	2A	3162	1/1	0.90	0.27	50,50,50,50	0
57	MG	1A	3298	1/1	0.90	0.13	48,48,48,48	0
57	MG	1a	1605	1/1	0.91	0.12	52,52,52,52	0
57	MG	1A	3526	1/1	0.91	0.14	22,22,22,22	0
57	MG	1a	1614	1/1	0.91	0.11	65,65,65,65	0
57	MG	1A	3315	1/1	0.91	0.27	36,36,36,36	0
57	MG	2A	3073	1/1	0.91	0.16	32,32,32,32	0
57	MG	1A	3529	1/1	0.91	0.18	37,37,37,37	0
57	MG	1a	1815	1/1	0.91	0.07	54,54,54,54	0
57	MG	1A	3154	1/1	0.91	0.14	38,38,38,38	0
57	MG	1A	3255	1/1	0.91	0.13	43,43,43,43	0
57	MG	1A	3039	1/1	0.91	0.20	37,37,37,37	0
57	MG	2A	3247	1/1	0.91	0.16	59,59,59,59	0
57	MG	1A	3970	1/1	0.91	0.15	22,22,22,22	0
57	MG	1A	3012	1/1	0.91	0.11	35,35,35,35	0
57	MG	1D	321	1/1	0.91	0.26	51,51,51,51	0
57	MG	2A	3101	1/1	0.91	0.15	51,51,51,51	0
57	MG	2A	3108	1/1	0.91	0.10	52,52,52,52	0
57	MG	2A	3470	1/1	0.91	0.13	50,50,50,50	0
57	MG	1A	3973	1/1	0.91	0.14	52,52,52,52	0
57	MG	1A	3479	1/1	0.91	0.21	27,27,27,27	0
57	MG	2A	3273	1/1	0.91	0.10	57,57,57,57	0
57	MG	2A	3278	1/1	0.91	0.31	50,50,50,50	0
57	MG	1A	3738	1/1	0.91	0.19	30,30,30,30	0
57	MG	2A	3115	1/1	0.91	0.15	60,60,60,60	0
57	MG	2a	3041	1/1	0.91	0.18	65,65,65,65	0
57	MG	1A	3977	1/1	0.91	0.08	48,48,48,48	0
57	MG	1F	305	1/1	0.91	0.19	35,35,35,35	0
57	MG	2A	3480	1/1	0.91	0.08	62,62,62,62	0
57	MG	1A	3082	1/1	0.91	0.44	35,35,35,35	0
57	MG	1A	3129	1/1	0.91	0.12	41,41,41,41	0

Continued on next page...

Continued from previous page...

Mol	Type	Chain	Res	Atoms	RSCC	RSR	B-factors(\AA^2)	Q<0.9
57	MG	1A	3683	1/1	0.91	0.10	69,69,69,69	0
57	MG	1A	3030	1/1	0.91	0.10	34,34,34,34	0
57	MG	1a	1742	1/1	0.91	0.12	61,61,61,61	0
57	MG	2A	3498	1/1	0.91	0.11	54,54,54,54	0
57	MG	2A	3132	1/1	0.91	0.54	65,65,65,65	0
57	MG	1A	3987	1/1	0.91	0.20	39,39,39,39	0
57	MG	1a	1648	1/1	0.91	0.11	68,68,68,68	0
57	MG	2A	3503	1/1	0.91	0.14	31,31,31,31	0
57	MG	2A	3668	1/1	0.91	0.10	54,54,54,54	0
57	MG	2A	3307	1/1	0.91	0.39	55,55,55,55	0
57	MG	2A	3674	1/1	0.91	0.05	75,75,75,75	0
57	MG	2a	3072	1/1	0.91	0.06	71,71,71,71	0
57	MG	1a	1856	1/1	0.91	0.11	68,68,68,68	0
57	MG	1a	1857	1/1	0.91	0.14	65,65,65,65	0
57	MG	2A	3511	1/1	0.91	0.06	61,61,61,61	0
57	MG	2A	3141	1/1	0.91	0.08	49,49,49,49	0
57	MG	1a	1858	1/1	0.91	0.09	67,67,67,67	0
57	MG	1A	3629	1/1	0.91	0.13	43,43,43,43	0
57	MG	2A	3145	1/1	0.91	0.13	62,62,62,62	0
57	MG	1a	1865	1/1	0.91	0.12	60,60,60,60	0
57	MG	2A	3339	1/1	0.91	0.11	49,49,49,49	0
57	MG	2a	3089	1/1	0.91	0.11	63,63,63,63	0
57	MG	1a	1866	1/1	0.91	0.20	70,70,70,70	0
57	MG	2a	3092	1/1	0.91	0.13	69,69,69,69	0
57	MG	2A	3148	1/1	0.91	0.15	36,36,36,36	0
57	MG	2A	3696	1/1	0.91	0.11	37,37,37,37	0
57	MG	1A	3440	1/1	0.91	0.20	54,54,54,54	0
57	MG	1A	3174	1/1	0.91	0.12	50,50,50,50	0
57	MG	2A	3155	1/1	0.91	0.14	44,44,44,44	0
57	MG	1d	303	1/1	0.91	0.30	55,55,55,55	0
57	MG	2A	3356	1/1	0.91	0.18	38,38,38,38	0
57	MG	2a	3110	1/1	0.91	0.08	77,77,77,77	0
57	MG	1A	3444	1/1	0.91	0.14	26,26,26,26	0
57	MG	1A	3858	1/1	0.91	0.08	53,53,53,53	0
57	MG	1A	3216	1/1	0.91	0.10	57,57,57,57	0
57	MG	1A	3050	1/1	0.91	0.35	43,43,43,43	0
57	MG	1A	3643	1/1	0.91	0.15	64,64,64,64	0
57	MG	1A	3775	1/1	0.91	0.11	37,37,37,37	0
57	MG	2A	3177	1/1	0.91	0.10	56,56,56,56	0
57	MG	2A	3179	1/1	0.91	0.29	57,57,57,57	0
57	MG	1h	202	1/1	0.91	0.15	63,63,63,63	0
57	MG	1A	3285	1/1	0.91	0.11	63,63,63,63	0

Continued on next page...

Continued from previous page...

Mol	Type	Chain	Res	Atoms	RSCC	RSR	B-factors(\AA^2)	Q<0.9
57	MG	2a	3130	1/1	0.91	0.14	61,61,61,61	0
57	MG	1A	4013	1/1	0.91	0.19	40,40,40,40	0
57	MG	2A	3723	1/1	0.91	0.26	51,51,51,51	0
57	MG	1A	3227	1/1	0.91	0.14	38,38,38,38	0
57	MG	2A	3553	1/1	0.91	0.12	76,76,76,76	0
57	MG	1A	3589	1/1	0.91	0.18	44,44,44,44	0
57	MG	2A	3557	1/1	0.91	0.12	62,62,62,62	0
57	MG	2A	3559	1/1	0.91	0.05	54,54,54,54	0
57	MG	2A	3733	1/1	0.91	0.12	51,51,51,51	0
57	MG	1A	3413	1/1	0.91	0.14	28,28,28,28	0
57	MG	2A	3395	1/1	0.91	0.10	62,62,62,62	0
57	MG	1A	3937	1/1	0.91	0.17	65,65,65,65	0
57	MG	1A	3938	1/1	0.91	0.08	61,61,61,61	0
57	MG	2a	3150	1/1	0.91	0.06	55,55,55,55	0
57	MG	2A	3404	1/1	0.91	0.10	76,76,76,76	0
57	MG	2A	3002	1/1	0.91	0.12	50,50,50,50	0
57	MG	2A	3408	1/1	0.91	0.14	61,61,61,61	0
57	MG	10	108	1/1	0.91	0.16	54,54,54,54	0
57	MG	1A	3595	1/1	0.91	0.10	67,67,67,67	0
57	MG	1a	1781	1/1	0.91	0.12	71,71,71,71	0
57	MG	1A	3052	1/1	0.91	0.34	30,30,30,30	0
57	MG	1A	3358	1/1	0.91	0.16	20,20,20,20	0
57	MG	2A	3027	1/1	0.91	0.31	60,60,60,60	0
57	MG	2B	213	1/1	0.91	0.18	70,70,70,70	0
57	MG	1A	3016	1/1	0.91	0.19	36,36,36,36	0
57	MG	2A	3591	1/1	0.91	0.06	50,50,50,50	0
57	MG	2a	3170	1/1	0.91	0.17	54,54,54,54	0
57	MG	2B	217	1/1	0.91	0.17	57,57,57,57	0
57	MG	18	101	1/1	0.91	0.68	57,57,57,57	0
57	MG	2D	303	1/1	0.91	0.17	52,52,52,52	0
57	MG	19	101	1/1	0.91	0.16	58,58,58,58	0
57	MG	1B	212	1/1	0.91	0.09	51,51,51,51	0
57	MG	2A	3428	1/1	0.91	0.11	41,41,41,41	0
57	MG	2a	3183	1/1	0.91	0.15	75,75,75,75	0
57	MG	2A	3429	1/1	0.91	0.12	34,34,34,34	0
57	MG	19	103	1/1	0.91	0.10	54,54,54,54	0
57	MG	1A	3150	1/1	0.91	0.14	40,40,40,40	0
57	MG	1a	1690	1/1	0.91	0.10	70,70,70,70	0
57	MG	1A	3600	1/1	0.91	0.23	31,31,31,31	0
57	MG	1a	1693	1/1	0.91	0.15	73,73,73,73	0
57	MG	2A	3606	1/1	0.91	0.13	50,50,50,50	0
57	MG	2Q	203	1/1	0.91	0.10	57,57,57,57	0

Continued on next page...

Continued from previous page...

Mol	Type	Chain	Res	Atoms	RSCC	RSR	B-factors(\AA^2)	Q<0.9
57	MG	1a	1799	1/1	0.91	0.12	65,65,65,65	0
60	MPD	1T	208	8/8	0.91	0.15	59,64,68,69	0
60	MPD	1a	1867	8/8	0.91	0.19	52,59,62,64	0
57	MG	2A	3610	1/1	0.91	0.09	67,67,67,67	0
57	MG	2A	3444	1/1	0.91	0.13	46,46,46,46	0
57	MG	1A	3058	1/1	0.91	0.19	46,46,46,46	0
57	MG	1a	1801	1/1	0.91	0.10	55,55,55,55	0
57	MG	2A	3231	1/1	0.91	0.15	54,54,54,54	0
57	MG	25	103	1/1	0.92	0.25	55,55,55,55	0
57	MG	1A	3915	1/1	0.92	0.14	35,35,35,35	0
57	MG	1a	1751	1/1	0.92	0.06	82,82,82,82	0
57	MG	1A	3786	1/1	0.92	0.12	45,45,45,45	0
57	MG	11	101	1/1	0.92	0.17	39,39,39,39	0
57	MG	2A	3631	1/1	0.92	0.26	51,51,51,51	0
57	MG	1a	1855	1/1	0.92	0.09	58,58,58,58	0
57	MG	13	102	1/1	0.92	0.14	59,59,59,59	0
57	MG	1A	3974	1/1	0.92	0.10	50,50,50,50	0
57	MG	15	104	1/1	0.92	0.17	26,26,26,26	0
57	MG	2A	3637	1/1	0.92	0.18	59,59,59,59	0
57	MG	2A	3286	1/1	0.92	0.22	53,53,53,53	0
57	MG	2a	3017	1/1	0.92	0.07	58,58,58,58	0
57	MG	1A	3389	1/1	0.92	0.12	28,28,28,28	0
57	MG	1a	1763	1/1	0.92	0.18	71,71,71,71	0
57	MG	1A	3570	1/1	0.92	0.17	33,33,33,33	0
57	MG	1A	3725	1/1	0.92	0.12	39,39,39,39	0
57	MG	1A	3685	1/1	0.92	0.19	20,20,20,20	0
57	MG	1B	228	1/1	0.92	0.09	70,70,70,70	0
57	MG	2A	3298	1/1	0.92	0.24	56,56,56,56	0
57	MG	2a	3029	1/1	0.92	0.17	62,62,62,62	0
57	MG	1a	1770	1/1	0.92	0.12	59,59,59,59	0
57	MG	2A	3300	1/1	0.92	0.17	51,51,51,51	0
57	MG	1A	3251	1/1	0.92	0.16	58,58,58,58	0
57	MG	2A	3304	1/1	0.92	0.22	58,58,58,58	0
57	MG	2A	3305	1/1	0.92	0.30	63,63,63,63	0
57	MG	1A	3434	1/1	0.92	0.15	38,38,38,38	0
57	MG	2A	3497	1/1	0.92	0.08	68,68,68,68	0
57	MG	2a	3045	1/1	0.92	0.10	64,64,64,64	0
57	MG	2a	3046	1/1	0.92	0.20	55,55,55,55	0
57	MG	1A	3133	1/1	0.92	0.13	51,51,51,51	0
57	MG	1A	3985	1/1	0.92	0.52	48,48,48,48	0
57	MG	1A	3926	1/1	0.92	0.22	57,57,57,57	0
57	MG	2A	3317	1/1	0.92	0.12	64,64,64,64	0

Continued on next page...

Continued from previous page...

Mol	Type	Chain	Res	Atoms	RSCC	RSR	B-factors(\AA^2)	Q<0.9
57	MG	1A	3349	1/1	0.92	0.22	25,25,25,25	0
57	MG	2a	3053	1/1	0.92	0.13	55,55,55,55	0
57	MG	2a	3055	1/1	0.92	0.20	59,59,59,59	0
57	MG	1i	201	1/1	0.92	0.17	54,54,54,54	0
57	MG	2A	3149	1/1	0.92	0.21	46,46,46,46	0
57	MG	2A	3667	1/1	0.92	0.13	47,47,47,47	0
57	MG	1A	3805	1/1	0.92	0.14	44,44,44,44	0
57	MG	1A	3045	1/1	0.92	0.23	55,55,55,55	0
57	MG	1A	3536	1/1	0.92	0.11	56,56,56,56	0
57	MG	2a	3066	1/1	0.92	0.10	68,68,68,68	0
57	MG	1F	306	1/1	0.92	0.19	35,35,35,35	0
57	MG	1A	3594	1/1	0.92	0.13	48,48,48,48	0
57	MG	1A	3880	1/1	0.92	0.19	25,25,25,25	0
57	MG	1N	201	1/1	0.92	0.10	36,36,36,36	0
57	MG	2A	3684	1/1	0.92	0.14	40,40,40,40	0
57	MG	1N	202	1/1	0.92	0.14	36,36,36,36	0
57	MG	1a	1792	1/1	0.92	0.14	65,65,65,65	0
57	MG	2A	3005	1/1	0.92	0.40	63,63,63,63	0
57	MG	2A	3689	1/1	0.92	0.10	73,73,73,73	0
57	MG	2A	3175	1/1	0.92	0.31	49,49,49,49	0
57	MG	2A	3360	1/1	0.92	0.16	55,55,55,55	0
57	MG	1N	203	1/1	0.92	0.17	48,48,48,48	0
57	MG	2A	3365	1/1	0.92	0.18	30,30,30,30	0
57	MG	1a	1795	1/1	0.92	0.17	68,68,68,68	0
57	MG	1a	1701	1/1	0.92	0.17	59,59,59,59	0
57	MG	2a	3090	1/1	0.92	0.18	68,68,68,68	0
57	MG	2A	3369	1/1	0.92	0.19	38,38,38,38	0
57	MG	2A	3700	1/1	0.92	0.08	54,54,54,54	0
57	MG	2a	3093	1/1	0.92	0.29	52,52,52,52	0
57	MG	1A	3820	1/1	0.92	0.18	36,36,36,36	0
57	MG	2A	3025	1/1	0.92	0.12	52,52,52,52	0
57	MG	2A	3544	1/1	0.92	0.08	67,67,67,67	0
57	MG	2A	3380	1/1	0.92	0.13	73,73,73,73	0
57	MG	2A	3707	1/1	0.92	0.10	51,51,51,51	0
57	MG	2a	3105	1/1	0.92	0.07	76,76,76,76	0
57	MG	2A	3381	1/1	0.92	0.15	44,44,44,44	0
57	MG	1a	1703	1/1	0.92	0.22	62,62,62,62	0
57	MG	1A	3513	1/1	0.92	0.22	20,20,20,20	0
57	MG	1P	202	1/1	0.92	0.27	48,48,48,48	0
57	MG	1a	1708	1/1	0.92	0.27	45,45,45,45	0
57	MG	2A	3037	1/1	0.92	0.17	66,66,66,66	0
57	MG	1A	3547	1/1	0.92	0.14	44,44,44,44	0

Continued on next page...

Continued from previous page...

Mol	Type	Chain	Res	Atoms	RSCC	RSR	B-factors(\AA^2)	Q<0.9
57	MG	2A	3046	1/1	0.92	0.12	60,60,60,60	0
57	MG	2A	3554	1/1	0.92	0.07	51,51,51,51	0
57	MG	1a	1803	1/1	0.92	0.07	54,54,54,54	0
57	MG	2A	3048	1/1	0.92	0.07	62,62,62,62	0
57	MG	2a	3123	1/1	0.92	0.11	64,64,64,64	0
57	MG	2A	3724	1/1	0.92	0.13	38,38,38,38	0
57	MG	2A	3049	1/1	0.92	0.10	55,55,55,55	0
57	MG	1A	3240	1/1	0.92	0.22	53,53,53,53	0
57	MG	2A	3403	1/1	0.92	0.13	62,62,62,62	0
57	MG	2A	3202	1/1	0.92	0.26	64,64,64,64	0
57	MG	2A	3204	1/1	0.92	0.14	52,52,52,52	0
57	MG	2A	3206	1/1	0.92	0.11	46,46,46,46	0
57	MG	1a	1808	1/1	0.92	0.10	59,59,59,59	0
57	MG	2A	3578	1/1	0.92	0.11	52,52,52,52	0
57	MG	2A	3413	1/1	0.92	0.14	53,53,53,53	0
57	MG	1A	3668	1/1	0.92	0.09	50,50,50,50	0
57	MG	1A	3633	1/1	0.92	0.13	45,45,45,45	0
57	MG	2A	3058	1/1	0.92	0.15	38,38,38,38	0
57	MG	1a	1812	1/1	0.92	0.22	56,56,56,56	0
57	MG	2a	3148	1/1	0.92	0.07	62,62,62,62	0
57	MG	1A	3302	1/1	0.92	0.10	61,61,61,61	0
57	MG	2B	204	1/1	0.92	0.12	70,70,70,70	0
57	MG	2B	205	1/1	0.92	0.14	68,68,68,68	0
57	MG	2A	3587	1/1	0.92	0.15	43,43,43,43	0
57	MG	2A	3218	1/1	0.92	0.25	47,47,47,47	0
57	MG	1A	3519	1/1	0.92	0.12	52,52,52,52	0
57	MG	2A	3221	1/1	0.92	0.19	54,54,54,54	0
57	MG	1a	1642	1/1	0.92	0.17	63,63,63,63	0
57	MG	1B	203	1/1	0.92	0.13	59,59,59,59	0
57	MG	1a	1727	1/1	0.92	0.25	57,57,57,57	0
57	MG	2a	3163	1/1	0.92	0.07	64,64,64,64	0
57	MG	1a	1644	1/1	0.92	0.22	56,56,56,56	0
57	MG	1A	3462	1/1	0.92	0.28	63,63,63,63	0
57	MG	2A	3075	1/1	0.92	0.06	63,63,63,63	0
57	MG	2B	219	1/1	0.92	0.16	61,61,61,61	0
57	MG	2A	3078	1/1	0.92	0.32	55,55,55,55	0
57	MG	1A	3404	1/1	0.92	0.14	25,25,25,25	0
57	MG	1A	3771	1/1	0.92	0.12	37,37,37,37	0
57	MG	2E	305	1/1	0.92	0.10	63,63,63,63	0
57	MG	2F	302	1/1	0.92	0.15	40,40,40,40	0
57	MG	2A	3083	1/1	0.92	0.16	61,61,61,61	0
57	MG	1A	3774	1/1	0.92	0.15	43,43,43,43	0

Continued on next page...

Continued from previous page...

Mol	Type	Chain	Res	Atoms	RSCC	RSR	B-factors(\AA^2)	Q<0.9
57	MG	2a	3181	1/1	0.92	0.09	77,77,77,77	0
57	MG	1A	3844	1/1	0.92	0.11	42,42,42,42	0
57	MG	2I	201	1/1	0.92	0.12	65,65,65,65	0
57	MG	2N	201	1/1	0.92	0.14	70,70,70,70	0
57	MG	1A	3642	1/1	0.92	0.16	34,34,34,34	0
57	MG	2A	3097	1/1	0.92	0.19	47,47,47,47	0
57	MG	1a	1833	1/1	0.92	0.10	59,59,59,59	0
57	MG	2A	3450	1/1	0.92	0.11	61,61,61,61	0
57	MG	2A	3618	1/1	0.92	0.24	48,48,48,48	0
57	MG	1A	3053	1/1	0.92	0.22	30,30,30,30	0
59	ARG	1B	231	12/12	0.92	0.21	29,39,47,50	0
57	MG	1A	3605	1/1	0.92	0.15	46,46,46,46	0
57	MG	1a	1839	1/1	0.92	0.06	72,72,72,72	0
60	MPD	18	104	8/8	0.92	0.21	30,35,42,46	0
57	MG	2A	3103	1/1	0.92	0.15	51,51,51,51	0
57	MG	2A	3104	1/1	0.92	0.17	53,53,53,53	0
57	MG	2X	101	1/1	0.92	0.10	47,47,47,47	0
57	MG	2Y	201	1/1	0.92	0.26	61,61,61,61	0
57	MG	1a	1746	1/1	0.92	0.11	61,61,61,61	0
57	MG	1B	216	1/1	0.92	0.20	48,48,48,48	0
57	MG	1A	3615	1/1	0.93	0.21	34,34,34,34	0
57	MG	1A	3191	1/1	0.93	0.10	59,59,59,59	0
57	MG	1f	201	1/1	0.93	0.29	74,74,74,74	0
57	MG	2A	3388	1/1	0.93	0.10	43,43,43,43	0
57	MG	1A	3478	1/1	0.93	0.15	28,28,28,28	0
57	MG	2A	3183	1/1	0.93	0.13	41,41,41,41	0
57	MG	1A	3160	1/1	0.93	0.28	62,62,62,62	0
57	MG	2A	3394	1/1	0.93	0.16	39,39,39,39	0
57	MG	1A	3029	1/1	0.93	0.16	35,35,35,35	0
57	MG	1A	3898	1/1	0.93	0.18	64,64,64,64	0
57	MG	1A	3788	1/1	0.93	0.28	57,57,57,57	0
57	MG	20	102	1/1	0.93	0.10	69,69,69,69	0
57	MG	2A	3602	1/1	0.93	0.09	46,46,46,46	0
57	MG	1A	3789	1/1	0.93	0.11	25,25,25,25	0
57	MG	1n	101	1/1	0.93	0.25	56,56,56,56	0
57	MG	1a	1606	1/1	0.93	0.13	48,48,48,48	0
57	MG	2A	3608	1/1	0.93	0.12	34,34,34,34	0
57	MG	1A	3553	1/1	0.93	0.07	49,49,49,49	0
57	MG	2A	3196	1/1	0.93	0.25	71,71,71,71	0
57	MG	1a	1608	1/1	0.93	0.12	58,58,58,58	0
57	MG	2A	3615	1/1	0.93	0.13	32,32,32,32	0
57	MG	1a	1613	1/1	0.93	0.15	49,49,49,49	0

Continued on next page...

Continued from previous page...

Mol	Type	Chain	Res	Atoms	RSCC	RSR	B-factors(\AA^2)	Q<0.9
57	MG	2A	3617	1/1	0.93	0.12	40,40,40,40	0
57	MG	1A	3912	1/1	0.93	0.17	18,18,18,18	0
57	MG	1A	3333	1/1	0.93	0.18	45,45,45,45	0
57	MG	1A	3015	1/1	0.93	0.12	37,37,37,37	0
57	MG	2a	3018	1/1	0.93	0.12	46,46,46,46	0
57	MG	1A	3693	1/1	0.93	0.16	37,37,37,37	0
57	MG	1A	3694	1/1	0.93	0.13	54,54,54,54	0
57	MG	2A	3205	1/1	0.93	0.16	46,46,46,46	0
57	MG	1A	3627	1/1	0.93	0.12	26,26,26,26	0
57	MG	1A	3490	1/1	0.93	0.13	31,31,31,31	0
57	MG	1A	3392	1/1	0.93	0.20	30,30,30,30	0
57	MG	1A	3493	1/1	0.93	0.14	22,22,22,22	0
57	MG	2A	3212	1/1	0.93	0.08	57,57,57,57	0
57	MG	1A	3340	1/1	0.93	0.14	49,49,49,49	0
57	MG	2A	3214	1/1	0.93	0.30	61,61,61,61	0
57	MG	1A	3811	1/1	0.93	0.14	29,29,29,29	0
57	MG	1A	3565	1/1	0.93	0.13	56,56,56,56	0
57	MG	2a	3038	1/1	0.93	0.14	63,63,63,63	0
57	MG	2A	3438	1/1	0.93	0.14	64,64,64,64	0
57	MG	1A	3294	1/1	0.93	0.25	42,42,42,42	0
57	MG	1A	3120	1/1	0.93	0.14	35,35,35,35	0
57	MG	1a	1636	1/1	0.93	0.10	38,38,38,38	0
57	MG	1A	3576	1/1	0.93	0.09	50,50,50,50	0
57	MG	1a	1774	1/1	0.93	0.19	69,69,69,69	0
57	MG	1A	3033	1/1	0.93	0.13	34,34,34,34	0
57	MG	1A	3502	1/1	0.93	0.08	62,62,62,62	0
57	MG	1A	3583	1/1	0.93	0.20	45,45,45,45	0
57	MG	2A	3229	1/1	0.93	0.11	47,47,47,47	0
57	MG	2a	3052	1/1	0.93	0.22	59,59,59,59	0
57	MG	1D	318	1/1	0.93	0.17	53,53,53,53	0
57	MG	1A	3584	1/1	0.93	0.12	51,51,51,51	0
57	MG	1a	1645	1/1	0.93	0.19	54,54,54,54	0
57	MG	1A	3348	1/1	0.93	0.17	50,50,50,50	0
57	MG	1A	3068	1/1	0.93	0.37	30,30,30,30	0
57	MG	1E	306	1/1	0.93	0.21	24,24,24,24	0
57	MG	1A	3411	1/1	0.93	0.08	35,35,35,35	0
57	MG	1a	1653	1/1	0.93	0.11	36,36,36,36	0
57	MG	1A	3722	1/1	0.93	0.13	24,24,24,24	0
57	MG	2A	3242	1/1	0.93	0.23	62,62,62,62	0
57	MG	2A	3465	1/1	0.93	0.14	37,37,37,37	0
57	MG	1a	1657	1/1	0.93	0.15	57,57,57,57	0
57	MG	1A	3180	1/1	0.93	0.18	49,49,49,49	0

Continued on next page...

Continued from previous page...

Mol	Type	Chain	Res	Atoms	RSCC	RSR	B-factors(Å ²)	Q<0.9
57	MG	1A	3654	1/1	0.93	0.20	38,38,38,38	0
57	MG	2A	3072	1/1	0.93	0.16	51,51,51,51	0
57	MG	2a	3076	1/1	0.93	0.09	54,54,54,54	0
57	MG	2A	3253	1/1	0.93	0.44	57,57,57,57	0
57	MG	1F	311	1/1	0.93	0.14	38,38,38,38	0
57	MG	2A	3669	1/1	0.93	0.16	36,36,36,36	0
57	MG	1F	314	1/1	0.93	0.41	42,42,42,42	0
57	MG	2A	3256	1/1	0.93	0.17	53,53,53,53	0
57	MG	1A	3306	1/1	0.93	0.35	32,32,32,32	0
57	MG	2A	3258	1/1	0.93	0.20	45,45,45,45	0
57	MG	2A	3260	1/1	0.93	0.16	57,57,57,57	0
57	MG	1A	3459	1/1	0.93	0.17	45,45,45,45	0
57	MG	1A	3848	1/1	0.93	0.12	27,27,27,27	0
57	MG	1A	3260	1/1	0.93	0.30	33,33,33,33	0
57	MG	1A	3962	1/1	0.93	0.14	44,44,44,44	0
57	MG	1a	1669	1/1	0.93	0.11	61,61,61,61	0
57	MG	2a	3095	1/1	0.93	0.12	53,53,53,53	0
57	MG	1A	3851	1/1	0.93	0.09	52,52,52,52	0
57	MG	1A	3732	1/1	0.93	0.12	20,20,20,20	0
57	MG	1A	3661	1/1	0.93	0.09	46,46,46,46	0
57	MG	1P	204	1/1	0.93	0.10	39,39,39,39	0
57	MG	1A	3361	1/1	0.93	0.14	46,46,46,46	0
57	MG	2a	3103	1/1	0.93	0.15	54,54,54,54	0
57	MG	1Q	204	1/1	0.93	0.09	35,35,35,35	0
57	MG	2a	3106	1/1	0.93	0.05	64,64,64,64	0
57	MG	1R	205	1/1	0.93	0.26	44,44,44,44	0
57	MG	2A	3290	1/1	0.93	0.13	44,44,44,44	0
57	MG	2A	3699	1/1	0.93	0.40	46,46,46,46	0
57	MG	1a	1814	1/1	0.93	0.09	58,58,58,58	0
57	MG	1A	3182	1/1	0.93	0.13	39,39,39,39	0
57	MG	2A	3702	1/1	0.93	0.13	51,51,51,51	0
57	MG	2A	3507	1/1	0.93	0.10	66,66,66,66	0
57	MG	1A	3089	1/1	0.93	0.14	32,32,32,32	0
57	MG	1A	3094	1/1	0.93	0.26	44,44,44,44	0
57	MG	1a	1818	1/1	0.93	0.06	67,67,67,67	0
57	MG	1A	3743	1/1	0.93	0.17	38,38,38,38	0
57	MG	1U	203	1/1	0.93	0.20	60,60,60,60	0
57	MG	2a	3125	1/1	0.93	0.06	73,73,73,73	0
57	MG	2A	3301	1/1	0.93	0.26	53,53,53,53	0
57	MG	2A	3711	1/1	0.93	0.12	46,46,46,46	0
57	MG	1U	206	1/1	0.93	0.20	36,36,36,36	0
57	MG	2a	3131	1/1	0.93	0.05	63,63,63,63	0

Continued on next page...

Continued from previous page...

Mol	Type	Chain	Res	Atoms	RSCC	RSR	B-factors(\AA^2)	Q<0.9
57	MG	2A	3715	1/1	0.93	0.17	59,59,59,59	0
57	MG	1A	3669	1/1	0.93	0.09	50,50,50,50	0
57	MG	1a	1827	1/1	0.93	0.14	59,59,59,59	0
57	MG	2a	3137	1/1	0.93	0.11	65,65,65,65	0
57	MG	2A	3125	1/1	0.93	0.12	36,36,36,36	0
57	MG	1A	3074	1/1	0.93	0.12	41,41,41,41	0
57	MG	2A	3308	1/1	0.93	0.18	65,65,65,65	0
57	MG	2A	3529	1/1	0.93	0.08	51,51,51,51	0
57	MG	2A	3309	1/1	0.93	0.27	58,58,58,58	0
57	MG	1A	3671	1/1	0.93	0.14	43,43,43,43	0
57	MG	1A	3325	1/1	0.93	0.16	30,30,30,30	0
57	MG	2A	3535	1/1	0.93	0.07	69,69,69,69	0
57	MG	1A	3753	1/1	0.93	0.09	39,39,39,39	0
57	MG	1X	101	1/1	0.93	0.22	33,33,33,33	0
57	MG	2A	3135	1/1	0.93	0.12	54,54,54,54	0
57	MG	2A	3320	1/1	0.93	0.14	50,50,50,50	0
57	MG	2A	3734	1/1	0.93	0.07	63,63,63,63	0
57	MG	1A	3874	1/1	0.93	0.20	31,31,31,31	0
57	MG	1A	3755	1/1	0.93	0.13	44,44,44,44	0
57	MG	2A	3328	1/1	0.93	0.18	42,42,42,42	0
57	MG	2A	3139	1/1	0.93	0.13	63,63,63,63	0
57	MG	2a	3160	1/1	0.93	0.28	68,68,68,68	0
57	MG	2A	3334	1/1	0.93	0.12	41,41,41,41	0
57	MG	2A	3744	1/1	0.93	0.14	69,69,69,69	0
57	MG	2A	3745	1/1	0.93	0.23	59,59,59,59	0
57	MG	1A	3878	1/1	0.93	0.14	59,59,59,59	0
57	MG	1A	3606	1/1	0.93	0.21	37,37,37,37	0
57	MG	1A	3758	1/1	0.93	0.12	54,54,54,54	0
57	MG	1A	3675	1/1	0.93	0.20	38,38,38,38	0
57	MG	1a	1845	1/1	0.93	0.08	62,62,62,62	0
57	MG	1a	1705	1/1	0.93	0.15	57,57,57,57	0
57	MG	1A	3607	1/1	0.93	0.18	31,31,31,31	0
57	MG	1A	3991	1/1	0.93	0.12	35,35,35,35	0
57	MG	2A	3357	1/1	0.93	0.12	48,48,48,48	0
57	MG	2A	3560	1/1	0.93	0.12	37,37,37,37	0
57	MG	2A	3564	1/1	0.93	0.10	58,58,58,58	0
57	MG	1A	3765	1/1	0.93	0.15	56,56,56,56	0
57	MG	2a	3182	1/1	0.93	0.17	73,73,73,73	0
57	MG	1A	4002	1/1	0.93	0.11	24,24,24,24	0
57	MG	1a	1712	1/1	0.93	0.34	55,55,55,55	0
57	MG	2A	3364	1/1	0.93	0.17	34,34,34,34	0
57	MG	2A	3154	1/1	0.93	0.13	56,56,56,56	0

Continued on next page...

Continued from previous page...

Mol	Type	Chain	Res	Atoms	RSCC	RSR	B-factors(Å ²)	Q<0.9
57	MG	2e	201	1/1	0.93	0.26	68,68,68,68	0
57	MG	2f	201	1/1	0.93	0.17	60,60,60,60	0
57	MG	2A	3575	1/1	0.93	0.09	35,35,35,35	0
57	MG	2D	304	1/1	0.93	0.30	51,51,51,51	0
57	MG	2D	306	1/1	0.93	0.35	44,44,44,44	0
57	MG	1A	3767	1/1	0.93	0.11	33,33,33,33	0
58	CLM	2A	3747	20/20	0.93	0.22	33,38,53,58	0
57	MG	1A	3471	1/1	0.93	0.08	39,39,39,39	0
57	MG	2E	303	1/1	0.93	0.24	45,45,45,45	0
57	MG	1A	4006	1/1	0.93	0.15	32,32,32,32	0
57	MG	2A	3372	1/1	0.93	0.19	50,50,50,50	0
57	MG	1A	3426	1/1	0.93	0.20	22,22,22,22	0
57	MG	2A	3583	1/1	0.93	0.11	54,54,54,54	0
57	MG	1A	3156	1/1	0.93	0.12	25,25,25,25	0
57	MG	2A	3165	1/1	0.93	0.12	58,58,58,58	0
57	MG	1a	1719	1/1	0.93	0.18	57,57,57,57	0
57	MG	1a	1721	1/1	0.93	0.20	65,65,65,65	0
57	MG	1a	1723	1/1	0.93	0.19	64,64,64,64	0
57	MG	2E	306	1/1	0.94	0.07	42,42,42,42	0
57	MG	2A	3565	1/1	0.94	0.12	47,47,47,47	0
57	MG	1A	3021	1/1	0.94	0.10	39,39,39,39	0
57	MG	2A	3568	1/1	0.94	0.11	57,57,57,57	0
57	MG	2A	3351	1/1	0.94	0.20	49,49,49,49	0
57	MG	1A	3407	1/1	0.94	0.11	45,45,45,45	0
57	MG	1A	3190	1/1	0.94	0.14	43,43,43,43	0
57	MG	1A	3463	1/1	0.94	0.11	54,54,54,54	0
57	MG	1Z	301	1/1	0.94	0.14	60,60,60,60	0
57	MG	1A	3410	1/1	0.94	0.16	19,19,19,19	0
57	MG	1A	3534	1/1	0.94	0.13	48,48,48,48	0
57	MG	2A	3363	1/1	0.94	0.21	39,39,39,39	0
57	MG	1A	3618	1/1	0.94	0.17	26,26,26,26	0
57	MG	1a	1848	1/1	0.94	0.14	35,35,35,35	0
57	MG	1A	4003	1/1	0.94	0.10	48,48,48,48	0
57	MG	2A	3367	1/1	0.94	0.15	33,33,33,33	0
57	MG	1a	1852	1/1	0.94	0.07	60,60,60,60	0
57	MG	2U	201	1/1	0.94	0.11	68,68,68,68	0
57	MG	2V	203	1/1	0.94	0.16	62,62,62,62	0
57	MG	1A	3108	1/1	0.94	0.07	58,58,58,58	0
57	MG	2A	3370	1/1	0.94	0.16	33,33,33,33	0
57	MG	1A	3296	1/1	0.94	0.18	38,38,38,38	0
57	MG	2A	3163	1/1	0.94	0.10	62,62,62,62	0
57	MG	1A	3782	1/1	0.94	0.11	38,38,38,38	0

Continued on next page...

Continued from previous page...

Mol	Type	Chain	Res	Atoms	RSCC	RSR	B-factors(\AA^2)	Q<0.9
57	MG	25	101	1/1	0.94	0.65	52,52,52,52	0
57	MG	1A	3622	1/1	0.94	0.23	26,26,26,26	0
57	MG	1A	3623	1/1	0.94	0.19	29,29,29,29	0
57	MG	1a	1862	1/1	0.94	0.17	60,60,60,60	0
57	MG	2a	3001	1/1	0.94	0.19	40,40,40,40	0
57	MG	1A	3787	1/1	0.94	0.11	21,21,21,21	0
57	MG	2a	3003	1/1	0.94	0.14	64,64,64,64	0
57	MG	2a	3004	1/1	0.94	0.07	61,61,61,61	0
57	MG	2a	3005	1/1	0.94	0.25	62,62,62,62	0
57	MG	1A	3192	1/1	0.94	0.11	59,59,59,59	0
57	MG	1A	4012	1/1	0.94	0.23	42,42,42,42	0
57	MG	1A	3539	1/1	0.94	0.16	51,51,51,51	0
57	MG	2A	3180	1/1	0.94	0.11	47,47,47,47	0
57	MG	17	105	1/1	0.94	0.10	50,50,50,50	0
57	MG	2A	3601	1/1	0.94	0.11	58,58,58,58	0
57	MG	2a	3012	1/1	0.94	0.22	67,67,67,67	0
57	MG	1A	3791	1/1	0.94	0.15	29,29,29,29	0
57	MG	1A	3299	1/1	0.94	0.20	31,31,31,31	0
57	MG	2A	3605	1/1	0.94	0.17	44,44,44,44	0
57	MG	1a	1722	1/1	0.94	0.19	47,47,47,47	0
57	MG	1A	4016	1/1	0.94	0.11	42,42,42,42	0
57	MG	2A	3396	1/1	0.94	0.17	49,49,49,49	0
57	MG	2a	3021	1/1	0.94	0.11	53,53,53,53	0
57	MG	1A	3551	1/1	0.94	0.10	33,33,33,33	0
57	MG	2A	3398	1/1	0.94	0.15	32,32,32,32	0
57	MG	1A	3794	1/1	0.94	0.12	58,58,58,58	0
57	MG	2A	3401	1/1	0.94	0.12	56,56,56,56	0
57	MG	1A	3628	1/1	0.94	0.10	53,53,53,53	0
57	MG	1A	3901	1/1	0.94	0.15	33,33,33,33	0
57	MG	1h	201	1/1	0.94	0.22	49,49,49,49	0
57	MG	1A	3301	1/1	0.94	0.19	51,51,51,51	0
57	MG	1A	3355	1/1	0.94	0.14	31,31,31,31	0
57	MG	1A	3906	1/1	0.94	0.17	27,27,27,27	0
57	MG	1A	3356	1/1	0.94	0.15	22,22,22,22	0
57	MG	2a	3039	1/1	0.94	0.08	72,72,72,72	0
57	MG	1a	1739	1/1	0.94	0.09	58,58,58,58	0
57	MG	1t	3101	1/1	0.94	0.12	50,50,50,50	0
57	MG	2a	3042	1/1	0.94	0.13	68,68,68,68	0
57	MG	2A	3417	1/1	0.94	0.14	50,50,50,50	0
57	MG	1a	1611	1/1	0.94	0.15	66,66,66,66	0
57	MG	1A	3635	1/1	0.94	0.12	45,45,45,45	0
57	MG	2A	3420	1/1	0.94	0.17	40,40,40,40	0

Continued on next page...

Continued from previous page...

Mol	Type	Chain	Res	Atoms	RSCC	RSR	B-factors(\AA^2)	Q<0.9
57	MG	1A	3070	1/1	0.94	0.14	37,37,37,37	0
57	MG	1A	3197	1/1	0.94	0.10	53,53,53,53	0
57	MG	1a	1747	1/1	0.94	0.11	64,64,64,64	0
57	MG	1a	1617	1/1	0.94	0.14	55,55,55,55	0
57	MG	2A	3427	1/1	0.94	0.13	68,68,68,68	0
57	MG	1A	3167	1/1	0.94	0.21	45,45,45,45	0
57	MG	1A	3640	1/1	0.94	0.12	29,29,29,29	0
57	MG	2a	3056	1/1	0.94	0.11	58,58,58,58	0
57	MG	2A	3008	1/1	0.94	0.15	37,37,37,37	0
57	MG	2A	3009	1/1	0.94	0.16	34,34,34,34	0
57	MG	1a	1753	1/1	0.94	0.09	53,53,53,53	0
57	MG	1A	3812	1/1	0.94	0.18	45,45,45,45	0
57	MG	1A	3482	1/1	0.94	0.15	44,44,44,44	0
57	MG	2A	3020	1/1	0.94	0.22	39,39,39,39	0
57	MG	2A	3441	1/1	0.94	0.10	50,50,50,50	0
57	MG	2A	3220	1/1	0.94	0.18	46,46,46,46	0
57	MG	2A	3443	1/1	0.94	0.07	48,48,48,48	0
57	MG	2A	3023	1/1	0.94	0.23	58,58,58,58	0
57	MG	1a	1625	1/1	0.94	0.13	44,44,44,44	0
57	MG	1A	3563	1/1	0.94	0.16	60,60,60,60	0
57	MG	1A	3425	1/1	0.94	0.31	41,41,41,41	0
57	MG	1A	3821	1/1	0.94	0.14	36,36,36,36	0
57	MG	1A	3822	1/1	0.94	0.23	29,29,29,29	0
57	MG	1a	1764	1/1	0.94	0.11	49,49,49,49	0
57	MG	2a	3079	1/1	0.94	0.16	47,47,47,47	0
57	MG	1a	1765	1/1	0.94	0.14	52,52,52,52	0
57	MG	1a	1630	1/1	0.94	0.17	41,41,41,41	0
57	MG	2a	3083	1/1	0.94	0.31	60,60,60,60	0
57	MG	1A	3086	1/1	0.94	0.12	35,35,35,35	0
57	MG	1A	3488	1/1	0.94	0.14	25,25,25,25	0
57	MG	1A	3081	1/1	0.94	0.14	46,46,46,46	0
57	MG	1D	303	1/1	0.94	0.28	35,35,35,35	0
57	MG	1A	3125	1/1	0.94	0.20	51,51,51,51	0
57	MG	1D	319	1/1	0.94	0.07	61,61,61,61	0
57	MG	1A	3176	1/1	0.94	0.12	52,52,52,52	0
57	MG	1A	3380	1/1	0.94	0.11	47,47,47,47	0
57	MG	1a	1777	1/1	0.94	0.14	55,55,55,55	0
57	MG	2a	3094	1/1	0.94	0.14	55,55,55,55	0
57	MG	1A	3317	1/1	0.94	0.17	34,34,34,34	0
57	MG	1A	3497	1/1	0.94	0.20	26,26,26,26	0
57	MG	1A	3939	1/1	0.94	0.12	42,42,42,42	0
57	MG	2A	3248	1/1	0.94	0.48	52,52,52,52	0

Continued on next page...

Continued from previous page...

Mol	Type	Chain	Res	Atoms	RSCC	RSR	B-factors(Å ²)	Q<0.9
57	MG	1A	3207	1/1	0.94	0.26	37,37,37,37	0
57	MG	1A	3386	1/1	0.94	0.16	32,32,32,32	0
57	MG	1A	3841	1/1	0.94	0.20	55,55,55,55	0
57	MG	1A	3126	1/1	0.94	0.14	66,66,66,66	0
57	MG	1a	1651	1/1	0.94	0.15	39,39,39,39	0
57	MG	2A	3690	1/1	0.94	0.05	65,65,65,65	0
57	MG	1F	312	1/1	0.94	0.11	49,49,49,49	0
57	MG	2A	3692	1/1	0.94	0.12	33,33,33,33	0
57	MG	1A	3951	1/1	0.94	0.17	49,49,49,49	0
57	MG	2A	3261	1/1	0.94	0.14	51,51,51,51	0
57	MG	2a	3115	1/1	0.94	0.20	63,63,63,63	0
57	MG	2A	3262	1/1	0.94	0.16	52,52,52,52	0
57	MG	1A	3504	1/1	0.94	0.14	43,43,43,43	0
57	MG	2A	3481	1/1	0.94	0.07	59,59,59,59	0
57	MG	1a	1656	1/1	0.94	0.16	51,51,51,51	0
57	MG	2A	3487	1/1	0.94	0.10	66,66,66,66	0
57	MG	2A	3488	1/1	0.94	0.08	59,59,59,59	0
57	MG	1a	1793	1/1	0.94	0.12	61,61,61,61	0
57	MG	1G	202	1/1	0.94	0.20	51,51,51,51	0
57	MG	2A	3492	1/1	0.94	0.12	48,48,48,48	0
57	MG	2A	3272	1/1	0.94	0.21	30,30,30,30	0
57	MG	2A	3705	1/1	0.94	0.23	48,48,48,48	0
57	MG	2A	3085	1/1	0.94	0.12	58,58,58,58	0
57	MG	1G	203	1/1	0.94	0.09	51,51,51,51	0
57	MG	2A	3090	1/1	0.94	0.11	38,38,38,38	0
57	MG	1A	3270	1/1	0.94	0.25	44,44,44,44	0
57	MG	2a	3136	1/1	0.94	0.16	61,61,61,61	0
57	MG	2A	3500	1/1	0.94	0.05	68,68,68,68	0
57	MG	1A	3741	1/1	0.94	0.14	48,48,48,48	0
57	MG	2a	3139	1/1	0.94	0.15	56,56,56,56	0
57	MG	2A	3712	1/1	0.94	0.09	51,51,51,51	0
57	MG	2A	3285	1/1	0.94	0.17	55,55,55,55	0
57	MG	2A	3096	1/1	0.94	0.12	76,76,76,76	0
57	MG	1A	3098	1/1	0.94	0.27	37,37,37,37	0
57	MG	1A	3850	1/1	0.94	0.12	51,51,51,51	0
57	MG	2A	3289	1/1	0.94	0.08	54,54,54,54	0
57	MG	1A	3101	1/1	0.94	0.17	37,37,37,37	0
57	MG	1A	3666	1/1	0.94	0.11	48,48,48,48	0
57	MG	2A	3721	1/1	0.94	0.09	57,57,57,57	0
57	MG	1A	3854	1/1	0.94	0.16	24,24,24,24	0
57	MG	2A	3513	1/1	0.94	0.12	35,35,35,35	0
57	MG	2A	3294	1/1	0.94	0.42	65,65,65,65	0

Continued on next page...

Continued from previous page...

Mol	Type	Chain	Res	Atoms	RSCC	RSR	B-factors(\AA^2)	Q<0.9
57	MG	2A	3515	1/1	0.94	0.11	46,46,46,46	0
57	MG	2A	3516	1/1	0.94	0.13	56,56,56,56	0
57	MG	1A	3130	1/1	0.94	0.46	37,37,37,37	0
57	MG	1A	3450	1/1	0.94	0.15	45,45,45,45	0
57	MG	2a	3158	1/1	0.94	0.07	62,62,62,62	0
57	MG	2A	3297	1/1	0.94	0.23	40,40,40,40	0
57	MG	2A	3105	1/1	0.94	0.27	53,53,53,53	0
57	MG	1Q	202	1/1	0.94	0.19	31,31,31,31	0
57	MG	2A	3735	1/1	0.94	0.18	52,52,52,52	0
57	MG	1A	3159	1/1	0.94	0.22	32,32,32,32	0
57	MG	1Q	205	1/1	0.94	0.17	54,54,54,54	0
57	MG	1R	204	1/1	0.94	0.15	48,48,48,48	0
57	MG	1A	3751	1/1	0.94	0.19	26,26,26,26	0
57	MG	2A	3741	1/1	0.94	0.17	56,56,56,56	0
57	MG	1A	3394	1/1	0.94	0.18	18,18,18,18	0
57	MG	2A	3532	1/1	0.94	0.12	62,62,62,62	0
57	MG	1a	1678	1/1	0.94	0.14	55,55,55,55	0
57	MG	2A	3120	1/1	0.94	0.10	72,72,72,72	0
57	MG	2a	3177	1/1	0.94	0.12	54,54,54,54	0
57	MG	1A	3754	1/1	0.94	0.26	57,57,57,57	0
57	MG	1T	205	1/1	0.94	0.20	59,59,59,59	0
57	MG	2A	3310	1/1	0.94	0.13	51,51,51,51	0
57	MG	1A	3275	1/1	0.94	0.13	37,37,37,37	0
57	MG	1A	3864	1/1	0.94	0.21	28,28,28,28	0
57	MG	2A	3315	1/1	0.94	0.14	58,58,58,58	0
57	MG	1A	3865	1/1	0.94	0.10	35,35,35,35	0
57	MG	2a	3188	1/1	0.94	0.14	57,57,57,57	0
57	MG	2A	3130	1/1	0.94	0.15	46,46,46,46	0
57	MG	2a	3190	1/1	0.94	0.07	67,67,67,67	0
57	MG	2B	210	1/1	0.94	0.11	66,66,66,66	0
57	MG	1A	3866	1/1	0.94	0.09	40,40,40,40	0
57	MG	2B	212	1/1	0.94	0.19	64,64,64,64	0
57	MG	1A	3277	1/1	0.94	0.17	27,27,27,27	0
57	MG	2A	3133	1/1	0.94	0.17	43,43,43,43	0
57	MG	1a	1825	1/1	0.94	0.09	74,74,74,74	0
57	MG	2B	216	1/1	0.94	0.23	77,77,77,77	0
57	MG	1A	3868	1/1	0.94	0.08	40,40,40,40	0
57	MG	1a	1689	1/1	0.94	0.14	64,64,64,64	0
57	MG	2A	3331	1/1	0.94	0.11	66,66,66,66	0
57	MG	1a	1829	1/1	0.94	0.06	71,71,71,71	0
57	MG	1V	206	1/1	0.94	0.20	53,53,53,53	0
57	MG	2D	305	1/1	0.94	0.10	34,34,34,34	0

Continued on next page...

Continued from previous page...

Mol	Type	Chain	Res	Atoms	RSCC	RSR	B-factors(\AA^2)	Q<0.9
57	MG	1A	3524	1/1	0.94	0.12	58,58,58,58	0
57	MG	1A	3278	1/1	0.94	0.16	57,57,57,57	0
57	MG	2A	3142	1/1	0.94	0.11	39,39,39,39	0
57	MG	2A	3563	1/1	0.94	0.17	32,32,32,32	0
57	MG	1a	1696	1/1	0.94	0.25	57,57,57,57	0
57	MG	1A	3550	1/1	0.95	0.18	42,42,42,42	0
57	MG	2F	301	1/1	0.95	0.30	41,41,41,41	0
57	MG	1A	3466	1/1	0.95	0.20	63,63,63,63	0
57	MG	2F	303	1/1	0.95	0.19	52,52,52,52	0
57	MG	1A	3071	1/1	0.95	0.12	32,32,32,32	0
57	MG	1A	3740	1/1	0.95	0.19	24,24,24,24	0
57	MG	2A	3312	1/1	0.95	0.12	46,46,46,46	0
57	MG	1A	3398	1/1	0.95	0.12	33,33,33,33	0
57	MG	1A	3090	1/1	0.95	0.15	25,25,25,25	0
57	MG	1A	3164	1/1	0.95	0.13	33,33,33,33	0
57	MG	2A	3555	1/1	0.95	0.10	55,55,55,55	0
57	MG	1A	3028	1/1	0.95	0.28	28,28,28,28	0
57	MG	1a	1621	1/1	0.95	0.13	58,58,58,58	0
57	MG	1A	3647	1/1	0.95	0.25	65,65,65,65	0
57	MG	1A	3473	1/1	0.95	0.28	39,39,39,39	0
57	MG	1A	3075	1/1	0.95	0.27	29,29,29,29	0
57	MG	1a	1786	1/1	0.95	0.06	61,61,61,61	0
57	MG	1A	3562	1/1	0.95	0.10	53,53,53,53	0
57	MG	1A	3871	1/1	0.95	0.16	26,26,26,26	0
57	MG	1A	3752	1/1	0.95	0.10	42,42,42,42	0
57	MG	2A	3337	1/1	0.95	0.05	35,35,35,35	0
57	MG	2A	3338	1/1	0.95	0.15	64,64,64,64	0
57	MG	1A	3339	1/1	0.95	0.18	31,31,31,31	0
57	MG	2A	3118	1/1	0.95	0.13	48,48,48,48	0
57	MG	2A	3341	1/1	0.95	0.23	47,47,47,47	0
57	MG	2A	3344	1/1	0.95	0.16	59,59,59,59	0
57	MG	23	101	1/1	0.95	0.36	59,59,59,59	0
57	MG	1A	3020	1/1	0.95	0.24	30,30,30,30	0
57	MG	25	102	1/1	0.95	0.23	45,45,45,45	0
57	MG	2A	3346	1/1	0.95	0.21	52,52,52,52	0
57	MG	1A	3876	1/1	0.95	0.21	40,40,40,40	0
57	MG	1A	3097	1/1	0.95	0.09	53,53,53,53	0
57	MG	1A	3569	1/1	0.95	0.19	14,14,14,14	0
57	MG	1a	1634	1/1	0.95	0.19	58,58,58,58	0
57	MG	2A	3352	1/1	0.95	0.06	43,43,43,43	0
57	MG	1B	209	1/1	0.95	0.16	38,38,38,38	0
57	MG	1A	3480	1/1	0.95	0.15	24,24,24,24	0

Continued on next page...

Continued from previous page...

Mol	Type	Chain	Res	Atoms	RSCC	RSR	B-factors(\AA^2)	Q<0.9
57	MG	1A	3061	1/1	0.95	0.10	36,36,36,36	0
57	MG	1A	3662	1/1	0.95	0.18	14,14,14,14	0
57	MG	1A	3763	1/1	0.95	0.17	42,42,42,42	0
57	MG	2A	3361	1/1	0.95	0.11	45,45,45,45	0
57	MG	1A	3572	1/1	0.95	0.20	45,45,45,45	0
57	MG	1B	217	1/1	0.95	0.26	61,61,61,61	0
57	MG	1a	1804	1/1	0.95	0.09	67,67,67,67	0
57	MG	1A	3574	1/1	0.95	0.15	33,33,33,33	0
57	MG	1A	3005	1/1	0.95	0.18	26,26,26,26	0
57	MG	2A	3138	1/1	0.95	0.20	24,24,24,24	0
57	MG	1A	3347	1/1	0.95	0.12	38,38,38,38	0
57	MG	1A	3890	1/1	0.95	0.12	34,34,34,34	0
57	MG	1A	3578	1/1	0.95	0.15	45,45,45,45	0
57	MG	1A	3772	1/1	0.95	0.10	41,41,41,41	0
57	MG	1B	226	1/1	0.95	0.17	32,32,32,32	0
57	MG	2a	3023	1/1	0.95	0.13	50,50,50,50	0
57	MG	1A	3773	1/1	0.95	0.16	23,23,23,23	0
57	MG	2A	3378	1/1	0.95	0.12	40,40,40,40	0
57	MG	1A	3895	1/1	0.95	0.12	27,27,27,27	0
57	MG	1a	1655	1/1	0.95	0.10	61,61,61,61	0
57	MG	1A	3105	1/1	0.95	0.14	30,30,30,30	0
57	MG	1A	3582	1/1	0.95	0.43	42,42,42,42	0
57	MG	1A	3281	1/1	0.95	0.16	25,25,25,25	0
57	MG	2a	3034	1/1	0.95	0.17	63,63,63,63	0
57	MG	1A	3777	1/1	0.95	0.20	43,43,43,43	0
57	MG	2A	3386	1/1	0.95	0.17	43,43,43,43	0
57	MG	2A	3152	1/1	0.95	0.15	41,41,41,41	0
57	MG	1D	314	1/1	0.95	0.13	50,50,50,50	0
57	MG	1A	3780	1/1	0.95	0.21	43,43,43,43	0
57	MG	1A	3489	1/1	0.95	0.16	24,24,24,24	0
57	MG	2A	3392	1/1	0.95	0.12	59,59,59,59	0
57	MG	2a	3043	1/1	0.95	0.29	59,59,59,59	0
57	MG	1A	3283	1/1	0.95	0.15	54,54,54,54	0
57	MG	1A	3674	1/1	0.95	0.55	60,60,60,60	0
57	MG	1a	1665	1/1	0.95	0.20	50,50,50,50	0
57	MG	1A	3909	1/1	0.95	0.20	44,44,44,44	0
57	MG	1a	1667	1/1	0.95	0.15	62,62,62,62	0
57	MG	1A	3284	1/1	0.95	0.27	49,49,49,49	0
57	MG	1A	3590	1/1	0.95	0.08	53,53,53,53	0
57	MG	1A	3492	1/1	0.95	0.11	27,27,27,27	0
57	MG	2A	3402	1/1	0.95	0.08	50,50,50,50	0
57	MG	2A	3170	1/1	0.95	0.21	62,62,62,62	0

Continued on next page...

Continued from previous page...

Mol	Type	Chain	Res	Atoms	RSCC	RSR	B-factors(\AA^2)	Q<0.9
57	MG	2a	3054	1/1	0.95	0.20	62,62,62,62	0
57	MG	1A	3790	1/1	0.95	0.15	53,53,53,53	0
57	MG	2A	3405	1/1	0.95	0.18	58,58,58,58	0
57	MG	1A	3679	1/1	0.95	0.11	55,55,55,55	0
57	MG	1a	1673	1/1	0.95	0.21	44,44,44,44	0
57	MG	2a	3061	1/1	0.95	0.18	61,61,61,61	0
57	MG	2A	3638	1/1	0.95	0.10	50,50,50,50	0
57	MG	1A	3592	1/1	0.95	0.19	49,49,49,49	0
57	MG	1a	1844	1/1	0.95	0.11	57,57,57,57	0
57	MG	1A	3219	1/1	0.95	0.23	46,46,46,46	0
57	MG	1A	3422	1/1	0.95	0.10	61,61,61,61	0
57	MG	1A	3223	1/1	0.95	0.24	33,33,33,33	0
57	MG	1F	316	1/1	0.95	0.10	46,46,46,46	0
57	MG	2A	3187	1/1	0.95	0.24	56,56,56,56	0
57	MG	1G	201	1/1	0.95	0.07	58,58,58,58	0
57	MG	1A	3357	1/1	0.95	0.17	26,26,26,26	0
57	MG	1A	3226	1/1	0.95	0.14	29,29,29,29	0
57	MG	1G	204	1/1	0.95	0.15	41,41,41,41	0
57	MG	1A	3083	1/1	0.95	0.28	34,34,34,34	0
57	MG	2A	3424	1/1	0.95	0.18	61,61,61,61	0
57	MG	1A	3927	1/1	0.95	0.13	35,35,35,35	0
57	MG	1a	1860	1/1	0.95	0.15	62,62,62,62	0
57	MG	1A	3799	1/1	0.95	0.17	31,31,31,31	0
57	MG	2A	3660	1/1	0.95	0.15	43,43,43,43	0
57	MG	1A	3433	1/1	0.95	0.20	26,26,26,26	0
57	MG	1a	1864	1/1	0.95	0.18	62,62,62,62	0
57	MG	1A	3362	1/1	0.95	0.14	39,39,39,39	0
57	MG	1A	3145	1/1	0.95	0.14	38,38,38,38	0
57	MG	1P	201	1/1	0.95	0.23	31,31,31,31	0
57	MG	2A	3203	1/1	0.95	0.19	67,67,67,67	0
57	MG	2A	3437	1/1	0.95	0.09	43,43,43,43	0
57	MG	1A	3933	1/1	0.95	0.15	58,58,58,58	0
57	MG	2A	3439	1/1	0.95	0.13	42,42,42,42	0
57	MG	2A	3440	1/1	0.95	0.08	66,66,66,66	0
57	MG	1d	302	1/1	0.95	0.20	57,57,57,57	0
57	MG	2A	3675	1/1	0.95	0.09	50,50,50,50	0
57	MG	1A	3370	1/1	0.95	0.16	24,24,24,24	0
57	MG	2A	3207	1/1	0.95	0.11	53,53,53,53	0
57	MG	1A	3809	1/1	0.95	0.16	23,23,23,23	0
57	MG	1A	3936	1/1	0.95	0.11	41,41,41,41	0
57	MG	1Q	203	1/1	0.95	0.18	46,46,46,46	0
57	MG	1A	3509	1/1	0.95	0.09	57,57,57,57	0

Continued on next page...

Continued from previous page...

Mol	Type	Chain	Res	Atoms	RSCC	RSR	B-factors(Å ²)	Q<0.9
57	MG	1A	3232	1/1	0.95	0.15	27,27,27,27	0
57	MG	1A	3234	1/1	0.95	0.14	33,33,33,33	0
57	MG	2A	3215	1/1	0.95	0.15	57,57,57,57	0
57	MG	1A	3814	1/1	0.95	0.06	42,42,42,42	0
57	MG	1A	3815	1/1	0.95	0.19	37,37,37,37	0
57	MG	1A	3816	1/1	0.95	0.15	39,39,39,39	0
57	MG	1A	3700	1/1	0.95	0.16	40,40,40,40	0
57	MG	1A	3946	1/1	0.95	0.08	27,27,27,27	0
57	MG	1T	207	1/1	0.95	0.26	60,60,60,60	0
57	MG	2A	3458	1/1	0.95	0.20	51,51,51,51	0
57	MG	2a	3119	1/1	0.95	0.11	59,59,59,59	0
57	MG	1a	1711	1/1	0.95	0.08	59,59,59,59	0
57	MG	2A	3223	1/1	0.95	0.25	70,70,70,70	0
57	MG	2A	3224	1/1	0.95	0.10	44,44,44,44	0
57	MG	1A	3947	1/1	0.95	0.13	25,25,25,25	0
57	MG	1U	202	1/1	0.95	0.28	33,33,33,33	0
57	MG	2a	3126	1/1	0.95	0.15	62,62,62,62	0
57	MG	1A	3374	1/1	0.95	0.13	45,45,45,45	0
57	MG	1A	3375	1/1	0.95	0.13	27,27,27,27	0
57	MG	1A	3066	1/1	0.95	0.13	33,33,33,33	0
57	MG	1A	3148	1/1	0.95	0.10	47,47,47,47	0
57	MG	1A	3112	1/1	0.95	0.30	34,34,34,34	0
57	MG	1a	1720	1/1	0.95	0.13	60,60,60,60	0
57	MG	1A	3523	1/1	0.95	0.20	20,20,20,20	0
57	MG	1A	3828	1/1	0.95	0.07	47,47,47,47	0
57	MG	1A	3245	1/1	0.95	0.33	40,40,40,40	0
57	MG	2A	3010	1/1	0.95	0.13	58,58,58,58	0
57	MG	1A	3965	1/1	0.95	0.12	27,27,27,27	0
57	MG	2A	3015	1/1	0.95	0.17	33,33,33,33	0
57	MG	1A	3451	1/1	0.95	0.18	23,23,23,23	0
57	MG	1A	3113	1/1	0.95	0.26	37,37,37,37	0
57	MG	2A	3019	1/1	0.95	0.53	49,49,49,49	0
57	MG	2A	3482	1/1	0.95	0.07	51,51,51,51	0
57	MG	1A	3713	1/1	0.95	0.14	56,56,56,56	0
57	MG	1A	3453	1/1	0.95	0.17	58,58,58,58	0
57	MG	1A	3971	1/1	0.95	0.15	26,26,26,26	0
57	MG	2A	3251	1/1	0.95	0.27	48,48,48,48	0
57	MG	10	104	1/1	0.95	0.09	57,57,57,57	0
57	MG	2A	3026	1/1	0.95	0.10	42,42,42,42	0
57	MG	1a	1735	1/1	0.95	0.07	56,56,56,56	0
57	MG	2A	3726	1/1	0.95	0.12	38,38,38,38	0
57	MG	1a	1736	1/1	0.95	0.11	39,39,39,39	0

Continued on next page...

Continued from previous page...

Mol	Type	Chain	Res	Atoms	RSCC	RSR	B-factors(\AA^2)	Q<0.9
57	MG	2a	3155	1/1	0.95	0.17	60,60,60,60	0
57	MG	1A	3835	1/1	0.95	0.18	25,25,25,25	0
57	MG	2A	3729	1/1	0.95	0.13	52,52,52,52	0
57	MG	1A	3114	1/1	0.95	0.20	31,31,31,31	0
57	MG	2A	3036	1/1	0.95	0.11	50,50,50,50	0
57	MG	1A	3115	1/1	0.95	0.12	33,33,33,33	0
57	MG	2A	3038	1/1	0.95	0.15	48,48,48,48	0
57	MG	1A	3194	1/1	0.95	0.09	34,34,34,34	0
57	MG	1a	1744	1/1	0.95	0.07	54,54,54,54	0
57	MG	1A	3720	1/1	0.95	0.20	47,47,47,47	0
57	MG	1A	3843	1/1	0.95	0.18	19,19,19,19	0
57	MG	1A	3319	1/1	0.95	0.16	52,52,52,52	0
57	MG	15	103	1/1	0.95	0.14	30,30,30,30	0
57	MG	2A	3277	1/1	0.95	0.11	29,29,29,29	0
57	MG	2A	3743	1/1	0.95	0.18	62,62,62,62	0
57	MG	2A	3052	1/1	0.95	0.12	41,41,41,41	0
57	MG	1A	3845	1/1	0.95	0.05	55,55,55,55	0
57	MG	1a	1750	1/1	0.95	0.12	49,49,49,49	0
57	MG	1A	3980	1/1	0.95	0.06	65,65,65,65	0
57	MG	2A	3282	1/1	0.95	0.18	68,68,68,68	0
57	MG	15	106	1/1	0.95	0.10	57,57,57,57	0
57	MG	1A	3981	1/1	0.95	0.21	43,43,43,43	0
57	MG	17	103	1/1	0.95	0.12	38,38,38,38	0
57	MG	2A	3061	1/1	0.95	0.10	47,47,47,47	0
57	MG	1A	3256	1/1	0.95	0.26	67,67,67,67	0
57	MG	1A	3022	1/1	0.95	0.08	38,38,38,38	0
57	MG	2A	3523	1/1	0.95	0.12	63,63,63,63	0
57	MG	1a	1758	1/1	0.95	0.18	59,59,59,59	0
57	MG	1a	1760	1/1	0.95	0.15	60,60,60,60	0
57	MG	1A	3984	1/1	0.95	0.13	24,24,24,24	0
57	MG	2A	3069	1/1	0.95	0.22	57,57,57,57	0
57	MG	1A	3004	1/1	0.95	0.27	45,45,45,45	0
57	MG	1A	3327	1/1	0.95	0.11	56,56,56,56	0
57	MG	1A	3542	1/1	0.95	0.12	37,37,37,37	0
57	MG	1A	3544	1/1	0.95	0.07	35,35,35,35	0
57	MG	1A	3198	1/1	0.95	0.10	41,41,41,41	0
57	MG	2D	301	1/1	0.95	0.24	38,38,38,38	0
57	MG	2A	3537	1/1	0.95	0.21	53,53,53,53	0
57	MG	2A	3538	1/1	0.95	0.08	48,48,48,48	0
57	MG	1A	3734	1/1	0.95	0.05	50,50,50,50	0
57	MG	1A	3992	1/1	0.95	0.06	47,47,47,47	0
57	MG	2A	3084	1/1	0.95	0.11	46,46,46,46	0

Continued on next page...

Continued from previous page...

Mol	Type	Chain	Res	Atoms	RSCC	RSR	B-factors(Å ²)	Q<0.9
57	MG	1A	3857	1/1	0.95	0.16	34,34,34,34	0
57	MG	1A	3548	1/1	0.95	0.23	34,34,34,34	0
57	MG	2E	304	1/1	0.95	0.14	36,36,36,36	0
57	MG	1a	1771	1/1	0.95	0.13	55,55,55,55	0
57	MG	1A	3365	1/1	0.96	0.16	21,21,21,21	0
57	MG	1A	3910	1/1	0.96	0.23	25,25,25,25	0
57	MG	2A	3527	1/1	0.96	0.11	65,65,65,65	0
57	MG	2A	3528	1/1	0.96	0.08	67,67,67,67	0
57	MG	1B	223	1/1	0.96	0.06	44,44,44,44	0
57	MG	1A	3367	1/1	0.96	0.15	72,72,72,72	0
57	MG	2A	3088	1/1	0.96	0.12	41,41,41,41	0
57	MG	1a	1788	1/1	0.96	0.08	70,70,70,70	0
57	MG	1A	3368	1/1	0.96	0.18	37,37,37,37	0
57	MG	1A	3914	1/1	0.96	0.11	35,35,35,35	0
57	MG	1A	3688	1/1	0.96	0.10	46,46,46,46	0
57	MG	2A	3093	1/1	0.96	0.20	45,45,45,45	0
57	MG	2E	302	1/1	0.96	0.15	37,37,37,37	0
57	MG	1A	3508	1/1	0.96	0.10	46,46,46,46	0
57	MG	1A	3305	1/1	0.96	0.40	40,40,40,40	0
57	MG	1A	3371	1/1	0.96	0.19	29,29,29,29	0
57	MG	1A	3601	1/1	0.96	0.18	40,40,40,40	0
57	MG	2A	3542	1/1	0.96	0.14	34,34,34,34	0
57	MG	2A	3543	1/1	0.96	0.16	49,49,49,49	0
57	MG	1A	3259	1/1	0.96	0.16	49,49,49,49	0
57	MG	1D	305	1/1	0.96	0.16	39,39,39,39	0
57	MG	1D	306	1/1	0.96	0.11	52,52,52,52	0
57	MG	1D	307	1/1	0.96	0.14	34,34,34,34	0
57	MG	1D	312	1/1	0.96	0.29	44,44,44,44	0
57	MG	2A	3314	1/1	0.96	0.13	51,51,51,51	0
57	MG	2A	3106	1/1	0.96	0.25	57,57,57,57	0
57	MG	2A	3316	1/1	0.96	0.13	42,42,42,42	0
57	MG	1a	1649	1/1	0.96	0.08	63,63,63,63	0
57	MG	2A	3110	1/1	0.96	0.16	57,57,57,57	0
57	MG	2A	3111	1/1	0.96	0.21	53,53,53,53	0
57	MG	1A	3807	1/1	0.96	0.32	47,47,47,47	0
57	MG	2R	201	1/1	0.96	0.18	40,40,40,40	0
57	MG	1D	316	1/1	0.96	0.24	49,49,49,49	0
57	MG	1A	3514	1/1	0.96	0.17	34,34,34,34	0
57	MG	2A	3558	1/1	0.96	0.07	61,61,61,61	0
57	MG	1A	3604	1/1	0.96	0.11	56,56,56,56	0
57	MG	1D	320	1/1	0.96	0.20	47,47,47,47	0
57	MG	2V	201	1/1	0.96	0.20	66,66,66,66	0

Continued on next page...

Continued from previous page...

Mol	Type	Chain	Res	Atoms	RSCC	RSR	B-factors(\AA^2)	Q<0.9
57	MG	2V	202	1/1	0.96	0.30	49,49,49,49	0
57	MG	2A	3561	1/1	0.96	0.08	44,44,44,44	0
57	MG	2W	202	1/1	0.96	0.22	50,50,50,50	0
57	MG	2A	3562	1/1	0.96	0.10	37,37,37,37	0
57	MG	2A	3117	1/1	0.96	0.27	49,49,49,49	0
57	MG	2A	3333	1/1	0.96	0.10	36,36,36,36	0
57	MG	1A	3218	1/1	0.96	0.20	28,28,28,28	0
57	MG	2A	3566	1/1	0.96	0.08	61,61,61,61	0
57	MG	1E	302	1/1	0.96	0.22	39,39,39,39	0
57	MG	1A	3314	1/1	0.96	0.18	16,16,16,16	0
57	MG	2A	3121	1/1	0.96	0.12	45,45,45,45	0
57	MG	2A	3570	1/1	0.96	0.10	47,47,47,47	0
57	MG	2A	3571	1/1	0.96	0.15	76,76,76,76	0
57	MG	1A	3702	1/1	0.96	0.17	43,43,43,43	0
57	MG	1A	3929	1/1	0.96	0.12	54,54,54,54	0
57	MG	2A	3124	1/1	0.96	0.16	42,42,42,42	0
57	MG	1A	3518	1/1	0.96	0.09	51,51,51,51	0
57	MG	2A	3576	1/1	0.96	0.18	24,24,24,24	0
57	MG	1A	3262	1/1	0.96	0.14	25,25,25,25	0
57	MG	1A	3520	1/1	0.96	0.17	23,23,23,23	0
57	MG	1A	3613	1/1	0.96	0.13	26,26,26,26	0
57	MG	1a	1819	1/1	0.96	0.13	54,54,54,54	0
57	MG	1A	3819	1/1	0.96	0.15	37,37,37,37	0
57	MG	2A	3582	1/1	0.96	0.13	57,57,57,57	0
57	MG	1A	3445	1/1	0.96	0.16	40,40,40,40	0
57	MG	1A	3446	1/1	0.96	0.10	44,44,44,44	0
57	MG	1A	3376	1/1	0.96	0.17	38,38,38,38	0
57	MG	1A	3060	1/1	0.96	0.31	37,37,37,37	0
57	MG	2a	3016	1/1	0.96	0.16	59,59,59,59	0
57	MG	1a	1826	1/1	0.96	0.14	52,52,52,52	0
57	MG	1F	318	1/1	0.96	0.20	46,46,46,46	0
57	MG	1A	3026	1/1	0.96	0.13	30,30,30,30	0
57	MG	1A	3379	1/1	0.96	0.15	39,39,39,39	0
57	MG	1A	3527	1/1	0.96	0.18	20,20,20,20	0
57	MG	1A	3716	1/1	0.96	0.20	27,27,27,27	0
57	MG	1H	201	1/1	0.96	0.12	53,53,53,53	0
57	MG	1A	3830	1/1	0.96	0.12	47,47,47,47	0
57	MG	1A	3717	1/1	0.96	0.18	37,37,37,37	0
57	MG	1a	1835	1/1	0.96	0.09	55,55,55,55	0
57	MG	1A	3037	1/1	0.96	0.18	45,45,45,45	0
57	MG	1A	3948	1/1	0.96	0.15	24,24,24,24	0
57	MG	1A	3949	1/1	0.96	0.10	44,44,44,44	0

Continued on next page...

Continued from previous page...

Mol	Type	Chain	Res	Atoms	RSCC	RSR	B-factors(\AA^2)	Q<0.9
57	MG	1A	3320	1/1	0.96	0.14	34,34,34,34	0
57	MG	2a	3032	1/1	0.96	0.07	72,72,72,72	0
57	MG	2a	3033	1/1	0.96	0.09	68,68,68,68	0
57	MG	1A	3382	1/1	0.96	0.12	45,45,45,45	0
57	MG	2A	3603	1/1	0.96	0.06	45,45,45,45	0
57	MG	2A	3376	1/1	0.96	0.09	36,36,36,36	0
57	MG	2A	3377	1/1	0.96	0.08	63,63,63,63	0
57	MG	1A	3455	1/1	0.96	0.09	56,56,56,56	0
57	MG	2A	3379	1/1	0.96	0.11	41,41,41,41	0
57	MG	1A	3152	1/1	0.96	0.18	42,42,42,42	0
57	MG	1A	3956	1/1	0.96	0.17	53,53,53,53	0
57	MG	1A	3957	1/1	0.96	0.17	51,51,51,51	0
57	MG	2A	3612	1/1	0.96	0.22	63,63,63,63	0
57	MG	1a	1850	1/1	0.96	0.11	51,51,51,51	0
57	MG	1A	3064	1/1	0.96	0.24	45,45,45,45	0
57	MG	1A	3229	1/1	0.96	0.35	42,42,42,42	0
57	MG	1A	3230	1/1	0.96	0.21	28,28,28,28	0
57	MG	1R	203	1/1	0.96	0.19	32,32,32,32	0
57	MG	1A	3134	1/1	0.96	0.19	26,26,26,26	0
57	MG	2A	3168	1/1	0.96	0.17	45,45,45,45	0
57	MG	1A	3181	1/1	0.96	0.16	38,38,38,38	0
57	MG	1A	3276	1/1	0.96	0.14	40,40,40,40	0
57	MG	2A	3172	1/1	0.96	0.14	64,64,64,64	0
57	MG	2A	3173	1/1	0.96	0.52	74,74,74,74	0
57	MG	1A	3733	1/1	0.96	0.16	35,35,35,35	0
57	MG	1A	3545	1/1	0.96	0.18	47,47,47,47	0
57	MG	1A	3201	1/1	0.96	0.18	40,40,40,40	0
57	MG	2A	3178	1/1	0.96	0.08	52,52,52,52	0
57	MG	1A	3736	1/1	0.96	0.17	37,37,37,37	0
57	MG	1A	3465	1/1	0.96	0.10	49,49,49,49	0
57	MG	1A	3639	1/1	0.96	0.17	34,34,34,34	0
57	MG	2A	3182	1/1	0.96	0.12	45,45,45,45	0
57	MG	1A	3853	1/1	0.96	0.12	28,28,28,28	0
57	MG	1A	3076	1/1	0.96	0.19	29,29,29,29	0
57	MG	2A	3185	1/1	0.96	0.40	51,51,51,51	0
57	MG	1a	1707	1/1	0.96	0.25	67,67,67,67	0
57	MG	1A	3137	1/1	0.96	0.15	45,45,45,45	0
57	MG	2A	3410	1/1	0.96	0.06	66,66,66,66	0
57	MG	2A	3412	1/1	0.96	0.06	52,52,52,52	0
57	MG	2a	3075	1/1	0.96	0.11	59,59,59,59	0
57	MG	1A	3338	1/1	0.96	0.19	37,37,37,37	0
57	MG	2A	3189	1/1	0.96	0.11	59,59,59,59	0

Continued on next page...

Continued from previous page...

Mol	Type	Chain	Res	Atoms	RSCC	RSR	B-factors(\AA^2)	Q<0.9
57	MG	1A	3282	1/1	0.96	0.19	41,41,41,41	0
57	MG	1A	3400	1/1	0.96	0.22	25,25,25,25	0
57	MG	1A	3555	1/1	0.96	0.09	41,41,41,41	0
57	MG	1A	3556	1/1	0.96	0.19	53,53,53,53	0
57	MG	1A	3401	1/1	0.96	0.20	17,17,17,17	0
57	MG	2A	3649	1/1	0.96	0.09	71,71,71,71	0
57	MG	1A	3244	1/1	0.96	0.10	46,46,46,46	0
57	MG	2A	3651	1/1	0.96	0.16	60,60,60,60	0
57	MG	1A	3649	1/1	0.96	0.12	35,35,35,35	0
57	MG	1A	3650	1/1	0.96	0.09	47,47,47,47	0
57	MG	2A	3654	1/1	0.96	0.13	37,37,37,37	0
57	MG	1A	3403	1/1	0.96	0.15	19,19,19,19	0
57	MG	1l	202	1/1	0.96	0.12	67,67,67,67	0
57	MG	1A	3122	1/1	0.96	0.16	55,55,55,55	0
57	MG	2A	3659	1/1	0.96	0.10	45,45,45,45	0
57	MG	10	103	1/1	0.96	0.16	45,45,45,45	0
57	MG	1A	3343	1/1	0.96	0.17	41,41,41,41	0
57	MG	1A	3344	1/1	0.96	0.18	28,28,28,28	0
57	MG	1A	3655	1/1	0.96	0.16	46,46,46,46	0
57	MG	2A	3431	1/1	0.96	0.14	45,45,45,45	0
57	MG	1a	1726	1/1	0.96	0.09	60,60,60,60	0
57	MG	2a	3102	1/1	0.96	0.12	55,55,55,55	0
57	MG	1A	3206	1/1	0.96	0.42	43,43,43,43	0
57	MG	2a	3104	1/1	0.96	0.28	71,71,71,71	0
57	MG	1a	1728	1/1	0.96	0.16	52,52,52,52	0
57	MG	1A	3286	1/1	0.96	0.08	72,72,72,72	0
57	MG	1A	3994	1/1	0.96	0.28	62,62,62,62	0
57	MG	1l	103	1/1	0.96	0.13	43,43,43,43	0
57	MG	2A	3671	1/1	0.96	0.10	37,37,37,37	0
57	MG	2a	3111	1/1	0.96	0.12	51,51,51,51	0
57	MG	2A	3004	1/1	0.96	0.17	38,38,38,38	0
57	MG	1l	104	1/1	0.96	0.14	48,48,48,48	0
57	MG	2A	3006	1/1	0.96	0.09	48,48,48,48	0
57	MG	1l	105	1/1	0.96	0.09	36,36,36,36	0
57	MG	1A	3995	1/1	0.96	0.19	44,44,44,44	0
57	MG	2A	3679	1/1	0.96	0.11	55,55,55,55	0
57	MG	2A	3681	1/1	0.96	0.11	56,56,56,56	0
57	MG	1A	3997	1/1	0.96	0.12	50,50,50,50	0
57	MG	2A	3683	1/1	0.96	0.11	58,58,58,58	0
57	MG	2A	3012	1/1	0.96	0.19	58,58,58,58	0
57	MG	1A	3998	1/1	0.96	0.07	43,43,43,43	0
57	MG	2a	3124	1/1	0.96	0.11	59,59,59,59	0

Continued on next page...

Continued from previous page...

Mol	Type	Chain	Res	Atoms	RSCC	RSR	B-factors(\AA^2)	Q<0.9
57	MG	1A	4000	1/1	0.96	0.08	44,44,44,44	0
57	MG	1a	1740	1/1	0.96	0.15	62,62,62,62	0
57	MG	1A	3567	1/1	0.96	0.09	46,46,46,46	0
57	MG	2a	3128	1/1	0.96	0.09	48,48,48,48	0
57	MG	2A	3018	1/1	0.96	0.30	36,36,36,36	0
57	MG	1A	3764	1/1	0.96	0.15	27,27,27,27	0
57	MG	1A	3287	1/1	0.96	0.22	31,31,31,31	0
57	MG	2A	3022	1/1	0.96	0.63	49,49,49,49	0
57	MG	17	101	1/1	0.96	0.15	34,34,34,34	0
57	MG	2A	3455	1/1	0.96	0.10	41,41,41,41	0
57	MG	2a	3135	1/1	0.96	0.21	66,66,66,66	0
57	MG	1A	3483	1/1	0.96	0.15	26,26,26,26	0
57	MG	1A	3250	1/1	0.96	0.21	42,42,42,42	0
57	MG	1A	3293	1/1	0.96	0.14	53,53,53,53	0
57	MG	1A	3573	1/1	0.96	0.20	46,46,46,46	0
57	MG	2A	3233	1/1	0.96	0.20	55,55,55,55	0
57	MG	2A	3030	1/1	0.96	0.15	18,18,18,18	0
57	MG	18	102	1/1	0.96	0.18	35,35,35,35	0
57	MG	2A	3236	1/1	0.96	0.10	39,39,39,39	0
57	MG	18	103	1/1	0.96	0.26	39,39,39,39	0
57	MG	1A	3009	1/1	0.96	0.27	30,30,30,30	0
57	MG	1A	3352	1/1	0.96	0.07	18,18,18,18	0
57	MG	1A	3353	1/1	0.96	0.12	30,30,30,30	0
57	MG	1A	3186	1/1	0.96	0.23	32,32,32,32	0
57	MG	1A	3297	1/1	0.96	0.13	42,42,42,42	0
57	MG	2A	3040	1/1	0.96	0.18	50,50,50,50	0
57	MG	2A	3245	1/1	0.96	0.18	51,51,51,51	0
57	MG	2A	3041	1/1	0.96	0.19	46,46,46,46	0
57	MG	2A	3045	1/1	0.96	0.11	59,59,59,59	0
57	MG	2A	3714	1/1	0.96	0.14	47,47,47,47	0
57	MG	1A	3253	1/1	0.96	0.14	45,45,45,45	0
57	MG	2A	3250	1/1	0.96	0.11	59,59,59,59	0
57	MG	1A	3779	1/1	0.96	0.10	30,30,30,30	0
57	MG	2A	3252	1/1	0.96	0.48	44,44,44,44	0
57	MG	1A	3254	1/1	0.96	0.20	25,25,25,25	0
57	MG	1B	202	1/1	0.96	0.16	49,49,49,49	0
57	MG	2A	3484	1/1	0.96	0.15	39,39,39,39	0
57	MG	1A	3781	1/1	0.96	0.13	33,33,33,33	0
57	MG	1a	1610	1/1	0.96	0.25	52,52,52,52	0
57	MG	1A	3423	1/1	0.96	0.26	27,27,27,27	0
57	MG	2A	3054	1/1	0.96	0.12	57,57,57,57	0
57	MG	2A	3259	1/1	0.96	0.19	51,51,51,51	0

Continued on next page...

Continued from previous page...

Mol	Type	Chain	Res	Atoms	RSCC	RSR	B-factors(\AA^2)	Q<0.9
57	MG	2a	3171	1/1	0.96	0.09	66,66,66,66	0
57	MG	2a	3172	1/1	0.96	0.12	68,68,68,68	0
57	MG	1a	1612	1/1	0.96	0.20	28,28,28,28	0
57	MG	2A	3493	1/1	0.96	0.10	62,62,62,62	0
57	MG	1A	3585	1/1	0.96	0.05	38,38,38,38	0
57	MG	2A	3057	1/1	0.96	0.20	50,50,50,50	0
57	MG	2A	3731	1/1	0.96	0.32	51,51,51,51	0
57	MG	2a	3178	1/1	0.96	0.07	50,50,50,50	0
57	MG	2A	3496	1/1	0.96	0.07	53,53,53,53	0
57	MG	1A	3587	1/1	0.96	0.12	38,38,38,38	0
57	MG	1a	1615	1/1	0.96	0.09	61,61,61,61	0
57	MG	1A	3163	1/1	0.96	0.18	40,40,40,40	0
57	MG	2A	3268	1/1	0.96	0.17	54,54,54,54	0
57	MG	1B	208	1/1	0.96	0.27	66,66,66,66	0
57	MG	2A	3062	1/1	0.96	0.15	57,57,57,57	0
57	MG	2a	3186	1/1	0.96	0.18	57,57,57,57	0
57	MG	2a	3187	1/1	0.96	0.24	55,55,55,55	0
57	MG	1A	3678	1/1	0.96	0.20	37,37,37,37	0
57	MG	2A	3274	1/1	0.96	0.49	50,50,50,50	0
57	MG	2A	3275	1/1	0.96	0.12	58,58,58,58	0
57	MG	1A	3034	1/1	0.96	0.16	53,53,53,53	0
57	MG	1A	3257	1/1	0.96	0.14	63,63,63,63	0
57	MG	2A	3509	1/1	0.96	0.15	32,32,32,32	0
57	MG	2A	3510	1/1	0.96	0.12	51,51,51,51	0
57	MG	1A	3902	1/1	0.96	0.11	18,18,18,18	0
57	MG	2t	201	1/1	0.96	0.20	40,40,40,40	0
57	MG	2B	202	1/1	0.96	0.13	71,71,71,71	0
57	MG	1A	3501	1/1	0.96	0.12	55,55,55,55	0
57	MG	1B	215	1/1	0.96	0.12	54,54,54,54	0
57	MG	2A	3070	1/1	0.96	0.22	56,56,56,56	0
57	MG	2A	3284	1/1	0.96	0.12	53,53,53,53	0
57	MG	2A	3071	1/1	0.96	0.30	46,46,46,46	0
57	MG	1A	3069	1/1	0.96	0.10	24,24,24,24	0
57	MG	1A	3905	1/1	0.96	0.05	49,49,49,49	0
57	MG	2A	3074	1/1	0.96	0.14	42,42,42,42	0
57	MG	1A	3503	1/1	0.96	0.16	44,44,44,44	0
57	MG	2A	3076	1/1	0.96	0.26	46,46,46,46	0
61	ZN	15	108	1/1	0.96	0.19	43,43,43,43	0
57	MG	1A	3908	1/1	0.96	0.14	19,19,19,19	0
57	MG	1a	1783	1/1	0.96	0.13	45,45,45,45	0
61	ZN	29	501	1/1	0.96	0.12	65,65,65,65	0
57	MG	2A	3171	1/1	0.97	0.16	53,53,53,53	0

Continued on next page...

Continued from previous page...

Mol	Type	Chain	Res	Atoms	RSCC	RSR	B-factors(\AA^2)	Q<0.9
57	MG	1A	3561	1/1	0.97	0.18	33,33,33,33	0
57	MG	1l	201	1/1	0.97	0.23	54,54,54,54	0
57	MG	1A	4001	1/1	0.97	0.13	40,40,40,40	0
57	MG	1A	3135	1/1	0.97	0.20	31,31,31,31	0
57	MG	1a	1725	1/1	0.97	0.18	54,54,54,54	0
57	MG	1A	3873	1/1	0.97	0.12	29,29,29,29	0
57	MG	1n	103	1/1	0.97	0.17	62,62,62,62	0
57	MG	1o	101	1/1	0.97	0.13	49,49,49,49	0
57	MG	1o	102	1/1	0.97	0.20	54,54,54,54	0
57	MG	1A	3220	1/1	0.97	0.13	30,30,30,30	0
57	MG	1A	3221	1/1	0.97	0.20	39,39,39,39	0
57	MG	1A	3177	1/1	0.97	0.11	30,30,30,30	0
57	MG	27	101	1/1	0.97	0.18	41,41,41,41	0
57	MG	15	102	1/1	0.97	0.15	27,27,27,27	0
57	MG	1A	3566	1/1	0.97	0.21	47,47,47,47	0
57	MG	1x	102	1/1	0.97	0.10	38,38,38,38	0
57	MG	1a	1732	1/1	0.97	0.14	33,33,33,33	0
57	MG	1A	4008	1/1	0.97	0.17	34,34,34,34	0
57	MG	2A	3190	1/1	0.97	0.09	51,51,51,51	0
57	MG	1A	3766	1/1	0.97	0.08	34,34,34,34	0
57	MG	1A	3484	1/1	0.97	0.19	26,26,26,26	0
57	MG	1A	3568	1/1	0.97	0.15	38,38,38,38	0
57	MG	2A	3609	1/1	0.97	0.12	46,46,46,46	0
57	MG	1A	3485	1/1	0.97	0.20	25,25,25,25	0
57	MG	2A	3007	1/1	0.97	0.14	40,40,40,40	0
57	MG	17	102	1/1	0.97	0.11	31,31,31,31	0
57	MG	1A	3770	1/1	0.97	0.12	25,25,25,25	0
57	MG	2a	3013	1/1	0.97	0.16	50,50,50,50	0
57	MG	1a	1741	1/1	0.97	0.14	36,36,36,36	0
57	MG	2A	3011	1/1	0.97	0.15	36,36,36,36	0
57	MG	1A	3224	1/1	0.97	0.15	33,33,33,33	0
57	MG	1A	3225	1/1	0.97	0.24	37,37,37,37	0
57	MG	1A	3667	1/1	0.97	0.20	24,24,24,24	0
57	MG	1A	3179	1/1	0.97	0.35	38,38,38,38	0
57	MG	1A	3888	1/1	0.97	0.16	31,31,31,31	0
57	MG	1A	3048	1/1	0.97	0.15	41,41,41,41	0
57	MG	1A	3891	1/1	0.97	0.11	40,40,40,40	0
57	MG	1A	3084	1/1	0.97	0.24	38,38,38,38	0
57	MG	2A	3208	1/1	0.97	0.15	52,52,52,52	0
57	MG	2A	3021	1/1	0.97	0.15	34,34,34,34	0
57	MG	1A	3107	1/1	0.97	0.23	35,35,35,35	0
57	MG	1A	3778	1/1	0.97	0.17	26,26,26,26	0

Continued on next page...

Continued from previous page...

Mol	Type	Chain	Res	Atoms	RSCC	RSR	B-factors(\AA^2)	Q<0.9
57	MG	2a	3028	1/1	0.97	0.08	74,74,74,74	0
57	MG	1A	3141	1/1	0.97	0.20	36,36,36,36	0
57	MG	1a	1604	1/1	0.97	0.15	55,55,55,55	0
57	MG	1A	3231	1/1	0.97	0.35	38,38,38,38	0
57	MG	2A	3633	1/1	0.97	0.18	49,49,49,49	0
57	MG	2A	3426	1/1	0.97	0.17	55,55,55,55	0
57	MG	1A	3579	1/1	0.97	0.20	25,25,25,25	0
57	MG	1A	3288	1/1	0.97	0.05	51,51,51,51	0
57	MG	1A	3142	1/1	0.97	0.16	28,28,28,28	0
57	MG	1a	1759	1/1	0.97	0.13	64,64,64,64	0
57	MG	2A	3033	1/1	0.97	0.19	47,47,47,47	0
57	MG	2A	3432	1/1	0.97	0.10	35,35,35,35	0
57	MG	1a	1609	1/1	0.97	0.15	55,55,55,55	0
57	MG	2A	3035	1/1	0.97	0.21	52,52,52,52	0
57	MG	1B	213	1/1	0.97	0.14	36,36,36,36	0
57	MG	1A	3785	1/1	0.97	0.12	44,44,44,44	0
57	MG	1A	3496	1/1	0.97	0.14	53,53,53,53	0
57	MG	1A	3424	1/1	0.97	0.18	42,42,42,42	0
57	MG	1A	3292	1/1	0.97	0.10	34,34,34,34	0
57	MG	1A	3586	1/1	0.97	0.14	56,56,56,56	0
57	MG	2A	3042	1/1	0.97	0.11	25,25,25,25	0
57	MG	2A	3043	1/1	0.97	0.25	68,68,68,68	0
57	MG	1A	3499	1/1	0.97	0.17	39,39,39,39	0
57	MG	1A	3907	1/1	0.97	0.14	26,26,26,26	0
57	MG	1B	221	1/1	0.97	0.12	35,35,35,35	0
57	MG	1A	3057	1/1	0.97	0.18	19,19,19,19	0
57	MG	1a	1620	1/1	0.97	0.12	39,39,39,39	0
57	MG	1A	3427	1/1	0.97	0.19	26,26,26,26	0
57	MG	2a	3057	1/1	0.97	0.09	63,63,63,63	0
57	MG	2A	3051	1/1	0.97	0.11	48,48,48,48	0
57	MG	1A	3428	1/1	0.97	0.20	24,24,24,24	0
57	MG	2A	3238	1/1	0.97	0.40	44,44,44,44	0
57	MG	1A	3911	1/1	0.97	0.31	55,55,55,55	0
57	MG	1A	3430	1/1	0.97	0.21	37,37,37,37	0
57	MG	1A	3359	1/1	0.97	0.12	31,31,31,31	0
57	MG	1A	3235	1/1	0.97	0.22	34,34,34,34	0
57	MG	1A	3506	1/1	0.97	0.15	22,22,22,22	0
57	MG	1A	3111	1/1	0.97	0.14	34,34,34,34	0
57	MG	1A	3363	1/1	0.97	0.21	13,13,13,13	0
57	MG	2A	3459	1/1	0.97	0.07	36,36,36,36	0
57	MG	1A	3187	1/1	0.97	0.14	27,27,27,27	0
57	MG	1A	3041	1/1	0.97	0.41	47,47,47,47	0

Continued on next page...

Continued from previous page...

Mol	Type	Chain	Res	Atoms	RSCC	RSR	B-factors(Å ²)	Q<0.9
57	MG	1A	3802	1/1	0.97	0.17	33,33,33,33	0
57	MG	2a	3074	1/1	0.97	0.21	51,51,51,51	0
57	MG	2A	3673	1/1	0.97	0.15	19,19,19,19	0
57	MG	2A	3249	1/1	0.97	0.27	59,59,59,59	0
57	MG	1A	3803	1/1	0.97	0.12	31,31,31,31	0
57	MG	1D	308	1/1	0.97	0.16	48,48,48,48	0
57	MG	1D	310	1/1	0.97	0.12	41,41,41,41	0
57	MG	2A	3066	1/1	0.97	0.16	50,50,50,50	0
57	MG	1a	1637	1/1	0.97	0.15	73,73,73,73	0
57	MG	1A	3804	1/1	0.97	0.19	51,51,51,51	0
57	MG	2A	3471	1/1	0.97	0.10	61,61,61,61	0
57	MG	1A	3512	1/1	0.97	0.16	28,28,28,28	0
57	MG	1a	1640	1/1	0.97	0.12	68,68,68,68	0
57	MG	1A	3806	1/1	0.97	0.09	50,50,50,50	0
57	MG	2a	3088	1/1	0.97	0.14	55,55,55,55	0
57	MG	1A	3696	1/1	0.97	0.26	43,43,43,43	0
57	MG	1A	3241	1/1	0.97	0.19	33,33,33,33	0
57	MG	1A	3242	1/1	0.97	0.17	35,35,35,35	0
57	MG	1A	3087	1/1	0.97	0.13	37,37,37,37	0
57	MG	1a	1646	1/1	0.97	0.14	41,41,41,41	0
57	MG	2A	3077	1/1	0.97	0.48	66,66,66,66	0
57	MG	1A	3516	1/1	0.97	0.17	19,19,19,19	0
57	MG	2A	3079	1/1	0.97	0.11	49,49,49,49	0
57	MG	2A	3483	1/1	0.97	0.18	53,53,53,53	0
57	MG	2a	3098	1/1	0.97	0.17	54,54,54,54	0
57	MG	2A	3269	1/1	0.97	0.20	27,27,27,27	0
57	MG	1A	3059	1/1	0.97	0.21	37,37,37,37	0
57	MG	1A	3072	1/1	0.97	0.14	37,37,37,37	0
57	MG	1A	3705	1/1	0.97	0.11	55,55,55,55	0
57	MG	2A	3489	1/1	0.97	0.18	28,28,28,28	0
57	MG	1A	3249	1/1	0.97	0.12	42,42,42,42	0
57	MG	1A	3193	1/1	0.97	0.24	60,60,60,60	0
57	MG	2A	3086	1/1	0.97	0.14	39,39,39,39	0
57	MG	2A	3087	1/1	0.97	0.41	47,47,47,47	0
57	MG	1F	302	1/1	0.97	0.14	29,29,29,29	0
57	MG	1A	3818	1/1	0.97	0.19	23,23,23,23	0
57	MG	1A	3308	1/1	0.97	0.12	38,38,38,38	0
57	MG	1F	307	1/1	0.97	0.18	27,27,27,27	0
57	MG	1F	308	1/1	0.97	0.19	34,34,34,34	0
57	MG	2a	3114	1/1	0.97	0.12	68,68,68,68	0
57	MG	1a	1811	1/1	0.97	0.11	60,60,60,60	0
57	MG	2A	3095	1/1	0.97	0.20	65,65,65,65	0

Continued on next page...

Continued from previous page...

Mol	Type	Chain	Res	Atoms	RSCC	RSR	B-factors(Å ²)	Q<0.9
57	MG	1A	3611	1/1	0.97	0.18	27,27,27,27	0
57	MG	1A	3448	1/1	0.97	0.16	54,54,54,54	0
57	MG	1F	313	1/1	0.97	0.19	32,32,32,32	0
57	MG	1A	3310	1/1	0.97	0.19	35,35,35,35	0
57	MG	2A	3505	1/1	0.97	0.07	61,61,61,61	0
57	MG	2A	3291	1/1	0.97	0.18	51,51,51,51	0
57	MG	1A	3117	1/1	0.97	0.21	30,30,30,30	0
57	MG	1A	3313	1/1	0.97	0.15	34,34,34,34	0
57	MG	2A	3102	1/1	0.97	0.11	39,39,39,39	0
57	MG	1F	317	1/1	0.97	0.40	47,47,47,47	0
57	MG	1A	3042	1/1	0.97	0.20	17,17,17,17	0
57	MG	1A	3827	1/1	0.97	0.14	18,18,18,18	0
57	MG	1A	3091	1/1	0.97	0.13	36,36,36,36	0
57	MG	2A	3107	1/1	0.97	0.17	64,64,64,64	0
57	MG	1A	3013	1/1	0.97	0.15	16,16,16,16	0
57	MG	2A	3109	1/1	0.97	0.15	33,33,33,33	0
57	MG	1A	3157	1/1	0.97	0.13	29,29,29,29	0
57	MG	2A	3303	1/1	0.97	0.21	43,43,43,43	0
57	MG	1A	3621	1/1	0.97	0.22	18,18,18,18	0
57	MG	1A	3530	1/1	0.97	0.16	25,25,25,25	0
57	MG	1A	3383	1/1	0.97	0.13	48,48,48,48	0
57	MG	1A	3955	1/1	0.97	0.06	42,42,42,42	0
57	MG	1A	3532	1/1	0.97	0.12	26,26,26,26	0
57	MG	2A	3524	1/1	0.97	0.17	30,30,30,30	0
57	MG	2A	3736	1/1	0.97	0.21	46,46,46,46	0
57	MG	1A	3457	1/1	0.97	0.11	43,43,43,43	0
57	MG	1A	3046	1/1	0.97	0.17	19,19,19,19	0
57	MG	1A	3837	1/1	0.97	0.15	37,37,37,37	0
57	MG	1A	3961	1/1	0.97	0.11	44,44,44,44	0
57	MG	1P	203	1/1	0.97	0.14	23,23,23,23	0
57	MG	1A	3838	1/1	0.97	0.06	33,33,33,33	0
57	MG	2A	3531	1/1	0.97	0.14	44,44,44,44	0
57	MG	1a	1836	1/1	0.97	0.10	39,39,39,39	0
57	MG	1a	1837	1/1	0.97	0.14	55,55,55,55	0
57	MG	1A	3839	1/1	0.97	0.15	43,43,43,43	0
57	MG	1A	3124	1/1	0.97	0.15	34,34,34,34	0
57	MG	2A	3126	1/1	0.97	0.12	40,40,40,40	0
57	MG	2A	3127	1/1	0.97	0.15	55,55,55,55	0
57	MG	2A	3321	1/1	0.97	0.14	37,37,37,37	0
57	MG	1A	3966	1/1	0.97	0.09	37,37,37,37	0
57	MG	1A	3727	1/1	0.97	0.09	35,35,35,35	0
57	MG	1A	3321	1/1	0.97	0.20	26,26,26,26	0

Continued on next page...

Continued from previous page...

Mol	Type	Chain	Res	Atoms	RSCC	RSR	B-factors(Å ²)	Q<0.9
57	MG	2A	3329	1/1	0.97	0.21	47,47,47,47	0
57	MG	1a	1843	1/1	0.97	0.17	49,49,49,49	0
57	MG	1A	3054	1/1	0.97	0.14	34,34,34,34	0
57	MG	2a	3164	1/1	0.97	0.15	63,63,63,63	0
57	MG	1A	3162	1/1	0.97	0.16	27,27,27,27	0
57	MG	1A	3631	1/1	0.97	0.20	33,33,33,33	0
57	MG	2A	3335	1/1	0.97	0.11	41,41,41,41	0
57	MG	2A	3336	1/1	0.97	0.09	33,33,33,33	0
57	MG	1a	1847	1/1	0.97	0.19	59,59,59,59	0
57	MG	1A	3540	1/1	0.97	0.12	23,23,23,23	0
57	MG	1a	1694	1/1	0.97	0.28	68,68,68,68	0
57	MG	1a	1695	1/1	0.97	0.12	55,55,55,55	0
57	MG	1A	3847	1/1	0.97	0.10	46,46,46,46	0
57	MG	1A	3541	1/1	0.97	0.12	28,28,28,28	0
57	MG	1a	1854	1/1	0.97	0.10	60,60,60,60	0
57	MG	1A	3079	1/1	0.97	0.18	41,41,41,41	0
57	MG	1A	3543	1/1	0.97	0.15	32,32,32,32	0
57	MG	1A	3261	1/1	0.97	0.19	36,36,36,36	0
57	MG	1A	3065	1/1	0.97	0.17	52,52,52,52	0
57	MG	1A	3263	1/1	0.97	0.07	47,47,47,47	0
57	MG	2E	301	1/1	0.97	0.18	38,38,38,38	0
57	MG	1A	3099	1/1	0.97	0.23	28,28,28,28	0
57	MG	2A	3353	1/1	0.97	0.09	52,52,52,52	0
57	MG	1A	3549	1/1	0.97	0.18	44,44,44,44	0
57	MG	1A	3856	1/1	0.97	0.12	35,35,35,35	0
57	MG	1A	3331	1/1	0.97	0.17	23,23,23,23	0
57	MG	2E	307	1/1	0.97	0.15	33,33,33,33	0
57	MG	2A	3358	1/1	0.97	0.14	39,39,39,39	0
57	MG	1A	3744	1/1	0.97	0.19	54,54,54,54	0
57	MG	1A	3745	1/1	0.97	0.14	50,50,50,50	0
57	MG	2F	304	1/1	0.97	0.34	45,45,45,45	0
57	MG	1A	3209	1/1	0.97	0.19	36,36,36,36	0
57	MG	1A	3470	1/1	0.97	0.12	31,31,31,31	0
57	MG	1A	3166	1/1	0.97	0.18	27,27,27,27	0
57	MG	2A	3157	1/1	0.97	0.08	44,44,44,44	0
57	MG	2A	3158	1/1	0.97	0.29	55,55,55,55	0
58	CLM	1A	4017	20/20	0.97	0.18	18,23,33,39	0
57	MG	2O	201	1/1	0.97	0.10	62,62,62,62	0
57	MG	1A	3335	1/1	0.97	0.18	23,23,23,23	0
57	MG	2A	3160	1/1	0.97	0.11	49,49,49,49	0
57	MG	1A	3100	1/1	0.97	0.09	46,46,46,46	0
57	MG	1A	3474	1/1	0.97	0.13	52,52,52,52	0

Continued on next page...

Continued from previous page...

Mol	Type	Chain	Res	Atoms	RSCC	RSR	B-factors(\AA^2)	Q<0.9
57	MG	1A	3132	1/1	0.97	0.29	40,40,40,40	0
57	MG	1A	3055	1/1	0.97	0.20	43,43,43,43	0
57	MG	2A	3166	1/1	0.97	0.15	49,49,49,49	0
57	MG	1A	3406	1/1	0.97	0.11	58,58,58,58	0
57	MG	2A	3375	1/1	0.97	0.11	35,35,35,35	0
57	MG	2T	202	1/1	0.97	0.12	60,60,60,60	0
57	MG	1A	3102	1/1	0.97	0.21	29,29,29,29	0
57	MG	1A	3757	1/1	0.97	0.13	37,37,37,37	0
57	MG	1A	3999	1/1	0.97	0.14	63,63,63,63	0
57	MG	1A	3001	1/1	0.98	0.17	29,29,29,29	0
57	MG	1A	3279	1/1	0.98	0.11	23,23,23,23	0
57	MG	1A	3399	1/1	0.98	0.16	18,18,18,18	0
57	MG	1a	1682	1/1	0.98	0.13	42,42,42,42	0
57	MG	1A	3337	1/1	0.98	0.21	13,13,13,13	0
57	MG	2a	3058	1/1	0.98	0.15	45,45,45,45	0
57	MG	1a	1684	1/1	0.98	0.17	44,44,44,44	0
57	MG	1A	3280	1/1	0.98	0.22	33,33,33,33	0
57	MG	1A	3138	1/1	0.98	0.18	42,42,42,42	0
57	MG	2A	3161	1/1	0.98	0.15	46,46,46,46	0
57	MG	1A	3761	1/1	0.98	0.15	47,47,47,47	0
57	MG	1a	1805	1/1	0.98	0.09	59,59,59,59	0
57	MG	1A	3236	1/1	0.98	0.32	27,27,27,27	0
57	MG	1a	1807	1/1	0.98	0.10	45,45,45,45	0
57	MG	2a	3067	1/1	0.98	0.15	69,69,69,69	0
57	MG	1A	3237	1/1	0.98	0.13	28,28,28,28	0
57	MG	1A	3405	1/1	0.98	0.18	24,24,24,24	0
57	MG	1A	3116	1/1	0.98	0.18	31,31,31,31	0
57	MG	1a	1692	1/1	0.98	0.15	55,55,55,55	0
57	MG	1A	3017	1/1	0.98	0.10	31,31,31,31	0
57	MG	2A	3590	1/1	0.98	0.18	31,31,31,31	0
57	MG	2A	3044	1/1	0.98	0.17	44,44,44,44	0
57	MG	13	101	1/1	0.98	0.17	31,31,31,31	0
57	MG	1A	3408	1/1	0.98	0.17	25,25,25,25	0
57	MG	13	103	1/1	0.98	0.12	40,40,40,40	0
57	MG	1A	3610	1/1	0.98	0.24	42,42,42,42	0
57	MG	2A	3176	1/1	0.98	0.17	42,42,42,42	0
57	MG	1A	3119	1/1	0.98	0.22	29,29,29,29	0
57	MG	1A	3612	1/1	0.98	0.20	32,32,32,32	0
57	MG	2a	3082	1/1	0.98	0.29	61,61,61,61	0
57	MG	1A	3687	1/1	0.98	0.18	32,32,32,32	0
57	MG	1a	1820	1/1	0.98	0.12	57,57,57,57	0
57	MG	1A	3476	1/1	0.98	0.15	41,41,41,41	0

Continued on next page...

Continued from previous page...

Mol	Type	Chain	Res	Atoms	RSCC	RSR	B-factors(\AA^2)	Q<0.9
57	MG	1A	3950	1/1	0.98	0.15	35,35,35,35	0
57	MG	1A	3047	1/1	0.98	0.12	43,43,43,43	0
57	MG	1A	3170	1/1	0.98	0.18	34,34,34,34	0
57	MG	1A	3243	1/1	0.98	0.18	28,28,28,28	0
57	MG	1D	304	1/1	0.98	0.10	38,38,38,38	0
57	MG	1A	3546	1/1	0.98	0.12	31,31,31,31	0
57	MG	1A	3291	1/1	0.98	0.20	16,16,16,16	0
57	MG	1A	3203	1/1	0.98	0.26	42,42,42,42	0
57	MG	1A	3351	1/1	0.98	0.15	51,51,51,51	0
57	MG	1A	3697	1/1	0.98	0.13	63,63,63,63	0
57	MG	2A	3323	1/1	0.98	0.21	18,18,18,18	0
57	MG	2A	3324	1/1	0.98	0.14	36,36,36,36	0
57	MG	2A	3614	1/1	0.98	0.11	50,50,50,50	0
57	MG	2A	3325	1/1	0.98	0.12	40,40,40,40	0
57	MG	2A	3326	1/1	0.98	0.08	36,36,36,36	0
57	MG	2D	302	1/1	0.98	0.49	44,44,44,44	0
57	MG	1A	3959	1/1	0.98	0.08	41,41,41,41	0
57	MG	1D	313	1/1	0.98	0.19	29,29,29,29	0
57	MG	1A	3172	1/1	0.98	0.16	23,23,23,23	0
57	MG	1D	315	1/1	0.98	0.16	39,39,39,39	0
57	MG	1A	3699	1/1	0.98	0.18	39,39,39,39	0
57	MG	2A	3332	1/1	0.98	0.13	54,54,54,54	0
57	MG	2a	3108	1/1	0.98	0.28	63,63,63,63	0
57	MG	1A	3783	1/1	0.98	0.15	40,40,40,40	0
57	MG	1a	1718	1/1	0.98	0.29	62,62,62,62	0
57	MG	1A	3173	1/1	0.98	0.13	23,23,23,23	0
57	MG	1A	3964	1/1	0.98	0.10	46,46,46,46	0
57	MG	1A	3295	1/1	0.98	0.20	31,31,31,31	0
57	MG	2A	3628	1/1	0.98	0.10	21,21,21,21	0
57	MG	1E	301	1/1	0.98	0.12	25,25,25,25	0
57	MG	2E	308	1/1	0.98	0.14	54,54,54,54	0
57	MG	1A	3247	1/1	0.98	0.18	40,40,40,40	0
57	MG	2A	3485	1/1	0.98	0.14	48,48,48,48	0
57	MG	1E	303	1/1	0.98	0.17	31,31,31,31	0
57	MG	1A	3248	1/1	0.98	0.12	28,28,28,28	0
57	MG	2A	3342	1/1	0.98	0.16	42,42,42,42	0
57	MG	1A	3036	1/1	0.98	0.18	24,24,24,24	0
57	MG	1A	3175	1/1	0.98	0.14	28,28,28,28	0
57	MG	2A	3080	1/1	0.98	0.36	54,54,54,54	0
57	MG	1A	3300	1/1	0.98	0.19	30,30,30,30	0
57	MG	1a	1849	1/1	0.98	0.13	55,55,55,55	0
57	MG	2A	3349	1/1	0.98	0.15	47,47,47,47	0

Continued on next page...

Continued from previous page...

Mol	Type	Chain	Res	Atoms	RSCC	RSR	B-factors(Å ²)	Q<0.9
57	MG	1A	3208	1/1	0.98	0.19	33,33,33,33	0
57	MG	1A	3877	1/1	0.98	0.15	25,25,25,25	0
57	MG	1F	303	1/1	0.98	0.21	25,25,25,25	0
57	MG	1A	3146	1/1	0.98	0.17	29,29,29,29	0
57	MG	2A	3354	1/1	0.98	0.18	46,46,46,46	0
57	MG	1A	3210	1/1	0.98	0.37	32,32,32,32	0
57	MG	1A	3632	1/1	0.98	0.16	21,21,21,21	0
57	MG	1A	3711	1/1	0.98	0.14	27,27,27,27	0
57	MG	1F	309	1/1	0.98	0.19	36,36,36,36	0
57	MG	1a	1737	1/1	0.98	0.15	57,57,57,57	0
57	MG	1a	1859	1/1	0.98	0.10	73,73,73,73	0
57	MG	1F	310	1/1	0.98	0.16	31,31,31,31	0
57	MG	1A	3003	1/1	0.98	0.15	21,21,21,21	0
57	MG	1A	3634	1/1	0.98	0.13	37,37,37,37	0
57	MG	1A	3073	1/1	0.98	0.15	37,37,37,37	0
57	MG	2W	201	1/1	0.98	0.28	49,49,49,49	0
57	MG	1A	3214	1/1	0.98	0.16	18,18,18,18	0
57	MG	2W	203	1/1	0.98	0.12	54,54,54,54	0
57	MG	1A	3307	1/1	0.98	0.18	26,26,26,26	0
57	MG	1A	3369	1/1	0.98	0.15	26,26,26,26	0
57	MG	1A	3215	1/1	0.98	0.17	25,25,25,25	0
57	MG	1A	3889	1/1	0.98	0.17	33,33,33,33	0
57	MG	1A	3149	1/1	0.98	0.26	30,30,30,30	0
57	MG	1A	3986	1/1	0.98	0.18	38,38,38,38	0
57	MG	1A	3103	1/1	0.98	0.20	26,26,26,26	0
57	MG	1A	3312	1/1	0.98	0.19	30,30,30,30	0
57	MG	1A	3104	1/1	0.98	0.18	34,34,34,34	0
57	MG	1A	3006	1/1	0.98	0.14	21,21,21,21	0
57	MG	1A	3724	1/1	0.98	0.11	31,31,31,31	0
57	MG	1A	3441	1/1	0.98	0.15	30,30,30,30	0
57	MG	2a	3159	1/1	0.98	0.11	60,60,60,60	0
57	MG	1A	3810	1/1	0.98	0.09	42,42,42,42	0
57	MG	1A	3153	1/1	0.98	0.43	36,36,36,36	0
57	MG	2A	3672	1/1	0.98	0.14	33,33,33,33	0
57	MG	1A	3443	1/1	0.98	0.19	43,43,43,43	0
57	MG	1A	3996	1/1	0.98	0.18	15,15,15,15	0
57	MG	1A	3900	1/1	0.98	0.10	54,54,54,54	0
57	MG	1A	3575	1/1	0.98	0.17	53,53,53,53	0
57	MG	1A	3062	1/1	0.98	0.16	26,26,26,26	0
57	MG	2a	3168	1/1	0.98	0.13	55,55,55,55	0
57	MG	1A	3730	1/1	0.98	0.20	24,24,24,24	0
57	MG	1A	3731	1/1	0.98	0.15	49,49,49,49	0

Continued on next page...

Continued from previous page...

Mol	Type	Chain	Res	Atoms	RSCC	RSR	B-factors(\AA^2)	Q<0.9
57	MG	1A	3222	1/1	0.98	0.15	40,40,40,40	0
57	MG	2A	3389	1/1	0.98	0.21	32,32,32,32	0
57	MG	1A	3510	1/1	0.98	0.20	16,16,16,16	0
57	MG	1A	3265	1/1	0.98	0.18	39,39,39,39	0
57	MG	2A	3685	1/1	0.98	0.11	34,34,34,34	0
57	MG	1A	3266	1/1	0.98	0.12	23,23,23,23	0
57	MG	1A	3267	1/1	0.98	0.21	30,30,30,30	0
57	MG	1A	3007	1/1	0.98	0.22	29,29,29,29	0
57	MG	1A	3023	1/1	0.98	0.21	32,32,32,32	0
57	MG	1A	3824	1/1	0.98	0.15	12,12,12,12	0
57	MG	1a	1773	1/1	0.98	0.15	58,58,58,58	0
57	MG	1T	204	1/1	0.98	0.12	53,53,53,53	0
57	MG	2A	3399	1/1	0.98	0.11	36,36,36,36	0
57	MG	1A	3324	1/1	0.98	0.16	22,22,22,22	0
57	MG	1A	3658	1/1	0.98	0.14	34,34,34,34	0
57	MG	1A	3385	1/1	0.98	0.20	35,35,35,35	0
57	MG	1A	3188	1/1	0.98	0.06	41,41,41,41	0
57	MG	1A	3326	1/1	0.98	0.20	34,34,34,34	0
57	MG	1A	3388	1/1	0.98	0.20	21,21,21,21	0
57	MG	1U	204	1/1	0.98	0.23	33,33,33,33	0
57	MG	2A	3407	1/1	0.98	0.11	49,49,49,49	0
57	MG	1A	3131	1/1	0.98	0.17	25,25,25,25	0
57	MG	1V	203	1/1	0.98	0.11	42,42,42,42	0
57	MG	2A	3266	1/1	0.98	0.24	39,39,39,39	0
57	MG	2A	3411	1/1	0.98	0.11	61,61,61,61	0
57	MG	2a	3036	1/1	0.98	0.12	43,43,43,43	0
57	MG	2A	3267	1/1	0.98	0.10	37,37,37,37	0
57	MG	1A	3109	1/1	0.98	0.21	31,31,31,31	0
57	MG	2A	3013	1/1	0.98	0.14	23,23,23,23	0
57	MG	2A	3270	1/1	0.98	0.32	44,44,44,44	0
57	MG	1A	3092	1/1	0.98	0.16	28,28,28,28	0
57	MG	1A	3922	1/1	0.98	0.07	52,52,52,52	0
57	MG	1V	207	1/1	0.98	0.10	52,52,52,52	0
57	MG	1A	3593	1/1	0.98	0.19	19,19,19,19	0
57	MG	1A	3749	1/1	0.98	0.08	23,23,23,23	0
57	MG	1A	3925	1/1	0.98	0.10	49,49,49,49	0
57	MG	1A	3024	1/1	0.98	0.18	15,15,15,15	0
61	ZN	1Y	203	1/1	0.98	0.19	56,56,56,56	0
57	MG	1A	3080	1/1	0.98	0.21	26,26,26,26	0
57	MG	1a	1676	1/1	0.98	0.33	46,46,46,46	0
61	ZN	19	104	1/1	0.98	0.20	40,40,40,40	0
61	ZN	1n	104	1/1	0.98	0.13	63,63,63,63	0

Continued on next page...

Continued from previous page...

Mol	Type	Chain	Res	Atoms	RSCC	RSR	B-factors(Å ²)	Q<0.9
57	MG	1A	3025	1/1	0.98	0.17	33,33,33,33	0
57	MG	1A	3195	1/1	0.98	0.11	33,33,33,33	0
61	ZN	25	104	1/1	0.98	0.20	56,56,56,56	0
61	ZN	26	501	1/1	0.98	0.18	57,57,57,57	0
57	MG	2A	3283	1/1	0.98	0.14	37,37,37,37	0
61	ZN	2n	501	1/1	0.98	0.07	86,86,86,86	0
62	SF4	1d	305	8/8	0.98	0.11	59,64,67,72	0
57	MG	1A	3538	1/1	0.99	0.14	27,27,27,27	0
57	MG	1T	203	1/1	0.99	0.15	48,48,48,48	0
57	MG	1F	304	1/1	0.99	0.15	35,35,35,35	0
57	MG	1A	3334	1/1	0.99	0.15	24,24,24,24	0
57	MG	1A	3128	1/1	0.99	0.14	36,36,36,36	0
57	MG	1A	3940	1/1	0.99	0.21	41,41,41,41	0
57	MG	2A	3680	1/1	0.99	0.09	35,35,35,35	0
57	MG	1A	3118	1/1	0.99	0.18	19,19,19,19	0
57	MG	1A	3212	1/1	0.99	0.24	28,28,28,28	0
57	MG	1A	3093	1/1	0.99	0.16	13,13,13,13	0
57	MG	1A	3689	1/1	0.99	0.06	37,37,37,37	0
57	MG	1U	205	1/1	0.99	0.18	26,26,26,26	0
57	MG	2A	3276	1/1	0.99	0.25	40,40,40,40	0
57	MG	1A	3945	1/1	0.99	0.13	21,21,21,21	0
57	MG	1V	201	1/1	0.99	0.22	25,25,25,25	0
57	MG	1V	202	1/1	0.99	0.20	26,26,26,26	0
57	MG	1D	302	1/1	0.99	0.20	33,33,33,33	0
57	MG	1A	3318	1/1	0.99	0.15	36,36,36,36	0
57	MG	1a	1752	1/1	0.99	0.14	37,37,37,37	0
57	MG	1A	3660	1/1	0.99	0.19	20,20,20,20	0
57	MG	1A	3143	1/1	0.99	0.16	22,22,22,22	0
57	MG	1A	3341	1/1	0.99	0.20	22,22,22,22	0
57	MG	1A	3110	1/1	0.99	0.15	21,21,21,21	0
57	MG	2A	3343	1/1	0.99	0.17	21,21,21,21	0
57	MG	1A	3439	1/1	0.99	0.17	12,12,12,12	0
57	MG	1D	309	1/1	0.99	0.14	16,16,16,16	0
57	MG	1A	3366	1/1	0.99	0.14	18,18,18,18	0
57	MG	1D	311	1/1	0.99	0.16	32,32,32,32	0
57	MG	1a	1861	1/1	0.99	0.20	52,52,52,52	0
57	MG	1A	3051	1/1	0.99	0.10	30,30,30,30	0
57	MG	1A	3760	1/1	0.99	0.15	33,33,33,33	0
57	MG	1A	3233	1/1	0.99	0.14	32,32,32,32	0
57	MG	2A	3468	1/1	0.99	0.14	32,32,32,32	0
57	MG	1A	3580	1/1	0.99	0.25	26,26,26,26	0
57	MG	1A	3171	1/1	0.99	0.14	35,35,35,35	0

Continued on next page...

Continued from previous page...

Mol	Type	Chain	Res	Atoms	RSCC	RSR	B-factors(\AA^2)	Q<0.9
57	MG	1D	317	1/1	0.99	0.23	32,32,32,32	0
57	MG	1A	3417	1/1	0.99	0.19	24,24,24,24	0
57	MG	1A	3158	1/1	0.99	0.46	41,41,41,41	0
57	MG	1A	3067	1/1	0.99	0.26	32,32,32,32	0
57	MG	2A	3028	1/1	0.99	0.08	27,27,27,27	0
57	MG	2A	3029	1/1	0.99	0.13	29,29,29,29	0
57	MG	1A	3395	1/1	0.99	0.18	24,24,24,24	0
57	MG	2A	3655	1/1	0.99	0.17	35,35,35,35	0
57	MG	1a	1623	1/1	0.99	0.12	47,47,47,47	0
57	MG	2a	3140	1/1	0.99	0.13	51,51,51,51	0
57	MG	1A	3043	1/1	0.99	0.15	24,24,24,24	0
57	MG	1l	102	1/1	0.99	0.11	34,34,34,34	0
57	MG	1A	3044	1/1	0.99	0.13	20,20,20,20	0
57	MG	1Q	201	1/1	0.99	0.15	36,36,36,36	0
57	MG	1A	3290	1/1	0.99	0.20	20,20,20,20	0
57	MG	1A	3309	1/1	0.99	0.19	19,19,19,19	0
57	MG	1A	3019	1/1	0.99	0.25	28,28,28,28	0
57	MG	1A	3018	1/1	0.99	0.18	27,27,27,27	0
61	ZN	16	501	1/1	0.99	0.21	39,39,39,39	0
57	MG	1R	201	1/1	0.99	0.14	32,32,32,32	0
57	MG	2A	3371	1/1	0.99	0.20	34,34,34,34	0
57	MG	2A	3094	1/1	0.99	0.13	48,48,48,48	0
57	MG	1R	202	1/1	0.99	0.15	34,34,34,34	0
57	MG	2A	3150	1/1	0.99	0.16	50,50,50,50	0
57	MG	1A	3178	1/1	0.99	0.17	29,29,29,29	0
57	MG	1A	3078	1/1	0.99	0.26	32,32,32,32	0
57	MG	1F	301	1/1	0.99	0.14	23,23,23,23	0
57	MG	1A	3429	1/1	0.99	0.19	13,13,13,13	0
62	SF4	2d	501	8/8	0.99	0.11	63,75,82,85	0
57	MG	1A	3360	1/1	1.00	0.14	20,20,20,20	0
57	MG	1A	3140	1/1	1.00	0.15	23,23,23,23	0

6.5 Other polymers [\(i\)](#)

There are no such residues in this entry.