



# Full wwPDB X-ray Structure Validation Report ⓘ

Sep 3, 2023 – 09:34 AM EDT

PDB ID : 3RY6  
Title : Complex of fcgammariia (CD32) and the FC of human IGG1  
Authors : Ramsland, P.A.; Farrugia, W.; Scott, A.M.; Hogarth, P.M.  
Deposited on : 2011-05-11  
Resolution : 3.80 Å(reported)

This is a Full wwPDB X-ray Structure Validation Report for a publicly released PDB entry.

We welcome your comments at [validation@mail.wwpdb.org](mailto:validation@mail.wwpdb.org)

A user guide is available at

<https://www.wwpdb.org/validation/2017/XrayValidationReportHelp>

with specific help available everywhere you see the ⓘ symbol.

The types of validation reports are described at

<http://www.wwpdb.org/validation/2017/FAQs#types>.

---

The following versions of software and data (see [references ⓘ](#)) were used in the production of this report:

MolProbity : 4.02b-467  
Mogul : 1.8.5 (274361), CSD as541be (2020)  
Xtriage (Phenix) : 1.13  
EDS : 2.35  
Percentile statistics : 20191225.v01 (using entries in the PDB archive December 25th 2019)  
Refmac : 5.8.0158  
CCP4 : 7.0.044 (Gargrove)  
Ideal geometry (proteins) : Engh & Huber (2001)  
Ideal geometry (DNA, RNA) : Parkinson et al. (1996)  
Validation Pipeline (wwPDB-VP) : 2.35

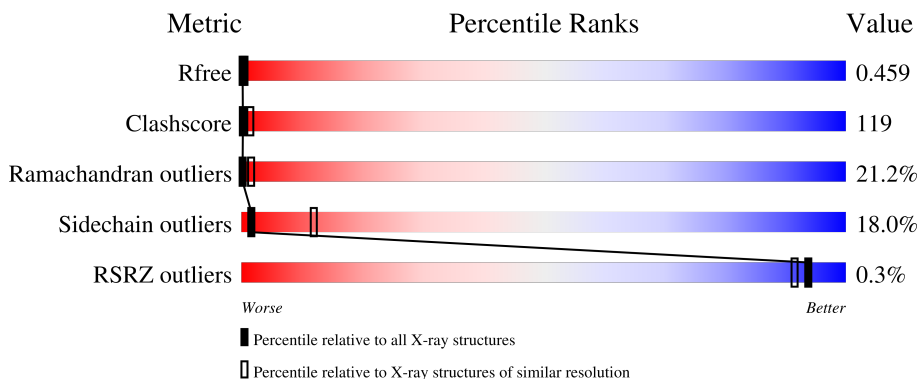
# 1 Overall quality at a glance

The following experimental techniques were used to determine the structure:

*X-RAY DIFFRACTION*

The reported resolution of this entry is 3.80 Å.

Percentile scores (ranging between 0-100) for global validation metrics of the entry are shown in the following graphic. The table shows the number of entries on which the scores are based.



Metric	Whole archive (#Entries)	Similar resolution (#Entries, resolution range(Å))
$R_{free}$	130704	1212 (4.00-3.60)
Clashscore	141614	1288 (4.00-3.60)
Ramachandran outliers	138981	1243 (4.00-3.60)
Sidechain outliers	138945	1237 (4.00-3.60)
RSRZ outliers	127900	1121 (4.00-3.60)

The table below summarises the geometric issues observed across the polymeric chains and their fit to the electron density. The red, orange, yellow and green segments of the lower bar indicate the fraction of residues that contain outliers for  $\geq 3$ , 2, 1 and 0 types of geometric quality criteria respectively. A grey segment represents the fraction of residues that are not modelled. The numeric value for each fraction is indicated below the corresponding segment, with a dot representing fractions  $\leq 5\%$ . The upper red bar (where present) indicates the fraction of residues that have poor fit to the electron density. The numeric value is given above the bar.

Mol	Chain	Length	Quality of chain
1	A	214	
1	B	214	
2	C	167	
3	D	10	
4	E	12	

*Continued on next page...*

*Continued from previous page...*

Mol	Chain	Length	Quality of chain
5	F	6	

The following table lists non-polymeric compounds, carbohydrate monomers and non-standard residues in protein, DNA, RNA chains that are outliers for geometric or electron-density-fit criteria:

Mol	Type	Chain	Res	Chirality	Geometry	Clashes	Electron density
4	SIA	E	11	-	-	-	X
4	MAN	E	4	-	-	X	-
4	NAG	E	5	-	-	X	-
5	NAG	F	2	-	-	X	-
5	FUL	F	6	-	-	X	-
6	GOL	A	600	-	X	-	-
6	GOL	B	601	-	X	-	-
6	GOL	B	602	-	X	-	-
6	GOL	B	603	-	X	-	-

## 2 Entry composition [i](#)

There are 7 unique types of molecules in this entry. The entry contains 5145 atoms, of which 0 are hydrogens and 0 are deuteriums.

In the tables below, the ZeroOcc column contains the number of atoms modelled with zero occupancy, the AltConf column contains the number of residues with at least one atom in alternate conformation and the Trace column contains the number of residues modelled with at most 2 atoms.

- Molecule 1 is a protein called Ig gamma-1 chain C region.

Mol	Chain	Residues	Atoms					ZeroOcc	AltConf	Trace
			Total	C	N	O	S			
1	A	214	1707	1086	289	325	7	0	0	0
1	B	214	1707	1086	289	325	7	0	0	0

There are 14 discrepancies between the modelled and reference sequences:

Chain	Residue	Modelled	Actual	Comment	Reference
A	272	GLN	GLU	SEE REMARK 999	UNP P01857
A	283	GLN	GLU	SEE REMARK 999	UNP P01857
A	294	GLN	GLU	SEE REMARK 999	UNP P01857
A	312	ASN	ASP	SEE REMARK 999	UNP P01857
A	315	ASP	ASN	SEE REMARK 999	UNP P01857
A	356	GLU	ASP	variant	UNP P01857
A	358	MET	LEU	variant	UNP P01857
B	272	GLN	GLU	SEE REMARK 999	UNP P01857
B	283	GLN	GLU	SEE REMARK 999	UNP P01857
B	294	GLN	GLU	SEE REMARK 999	UNP P01857
B	312	ASN	ASP	SEE REMARK 999	UNP P01857
B	315	ASP	ASN	SEE REMARK 999	UNP P01857
B	356	GLU	ASP	variant	UNP P01857
B	358	MET	LEU	variant	UNP P01857

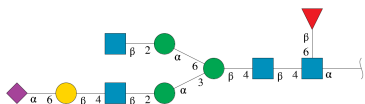
- Molecule 2 is a protein called Low affinity immunoglobulin gamma Fc region receptor II-a.

Mol	Chain	Residues	Atoms					ZeroOcc	AltConf	Trace
			Total	C	N	O	S			
2	C	167	1331	841	229	256	5	0	0	0

There is a discrepancy between the modelled and reference sequences:

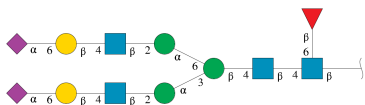
Chain	Residue	Modelled	Actual	Comment	Reference
C	134	ARG	HIS	engineered mutation	UNP P12318

- Molecule 3 is an oligosaccharide called N-acetyl-alpha-neuraminic acid-(2-6)-beta-D-galactopyranose-(1-4)-2-acetamido-2-deoxy-beta-D-glucopyranose-(1-2)-alpha-D-mannopyranose-(1-3)-[2-acetamido-2-deoxy-beta-D-glucopyranose-(1-2)-alpha-D-mannopyranose-(1-6)]beta-D-mannopyranose-(1-4)-2-acetamido-2-deoxy-beta-D-glucopyranose-(1-4)-[beta-L-fucopyranose-(1-6)]2-acetamido-2-deoxy-alpha-D-glucopyranose.



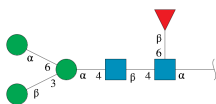
Mol	Chain	Residues	Atoms				ZeroOcc	AltConf	Trace
			Total	C	N	O			
3	D	10	130	73	5	52	0	0	0

- Molecule 4 is an oligosaccharide called N-acetyl-alpha-neuraminic acid-(2-6)-beta-D-galactopyranose-(1-4)-2-acetamido-2-deoxy-beta-D-glucopyranose-(1-2)-alpha-D-mannopyranose-(1-3)-[N-acetyl-alpha-neuraminic acid-(2-6)-beta-D-galactopyranose-(1-4)-2-acetamido-2-deoxy-beta-D-glucopyranose-(1-2)-alpha-D-mannopyranose-(1-6)]beta-D-mannopyranose-(1-4)-2-acetamido-2-deoxy-beta-D-glucopyranose-(1-4)-[beta-L-fucopyranose-(1-6)]2-acetamido-2-deoxy-beta-D-glucopyranose.



Mol	Chain	Residues	Atoms				ZeroOcc	AltConf	Trace
			Total	C	N	O			
4	E	12	161	90	6	65	0	0	0

- Molecule 5 is an oligosaccharide called beta-D-mannopyranose-(1-3)-[alpha-D-mannopyranose-(1-6)]alpha-D-mannopyranose-(1-4)-2-acetamido-2-deoxy-beta-D-glucopyranose-(1-4)-[beta-L-fucopyranose-(1-6)]2-acetamido-2-deoxy-alpha-D-glucopyranose.



Mol	Chain	Residues	Atoms				ZeroOcc	AltConf	Trace
			Total	C	N	O			
5	F	6	71	40	2	29	0	0	0

- Molecule 6 is GLYCEROL (three-letter code: GOL) (formula:  $C_3H_8O_3$ ).



Mol	Chain	Residues	Atoms			ZeroOcc	AltConf
6	A	1	Total	C	O	0	0
			6	3	3		
6	B	1	Total	C	O	0	0
			6	3	3		
6	B	1	Total	C	O	0	0
			6	3	3		
6	B	1	Total	C	O	0	0
			6	3	3		

- Molecule 7 is 2-acetamido-2-deoxy-beta-D-glucopyranose (three-letter code: NAG) (formula:  $C_8H_{15}NO_6$ ).

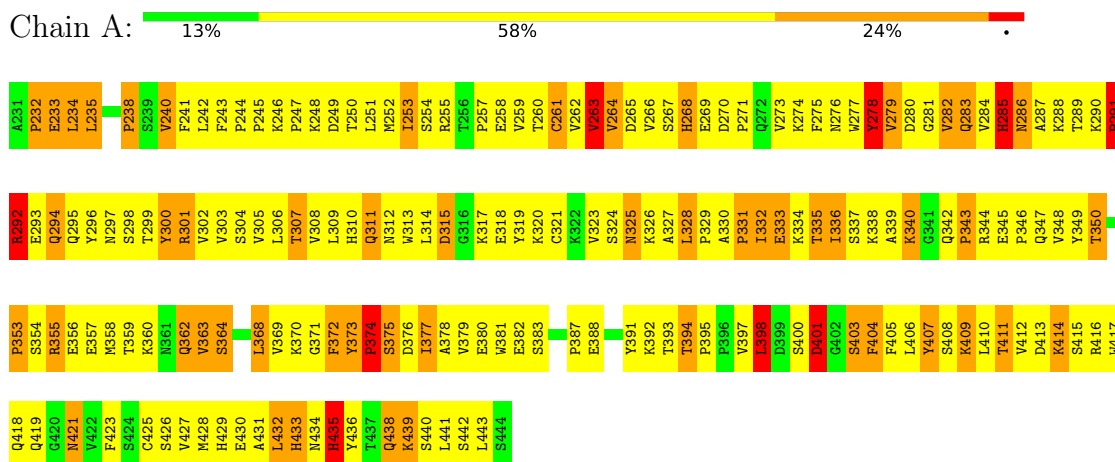


Mol	Chain	Residues	Atoms				ZeroOcc	AltConf
			Total	C	N	O		
7	C	1	14	8	1	5	0	0

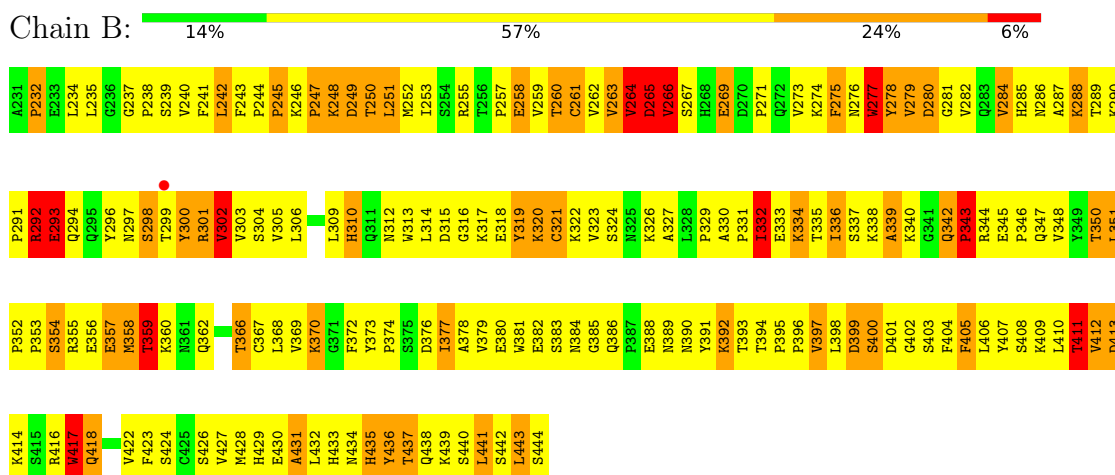
### 3 Residue-property plots i

These plots are drawn for all protein, RNA, DNA and oligosaccharide chains in the entry. The first graphic for a chain summarises the proportions of the various outlier classes displayed in the second graphic. The second graphic shows the sequence view annotated by issues in geometry and electron density. Residues are color-coded according to the number of geometric quality criteria for which they contain at least one outlier: green = 0, yellow = 1, orange = 2 and red = 3 or more. A red dot above a residue indicates a poor fit to the electron density ( $RSRZ > 2$ ). Stretches of 2 or more consecutive residues without any outlier are shown as a green connector. Residues present in the sample, but not in the model, are shown in grey.

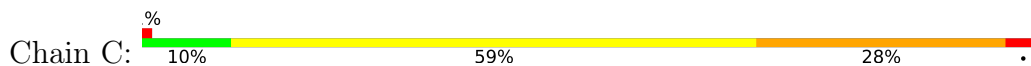
- Molecule 1: Ig gamma-1 chain C region



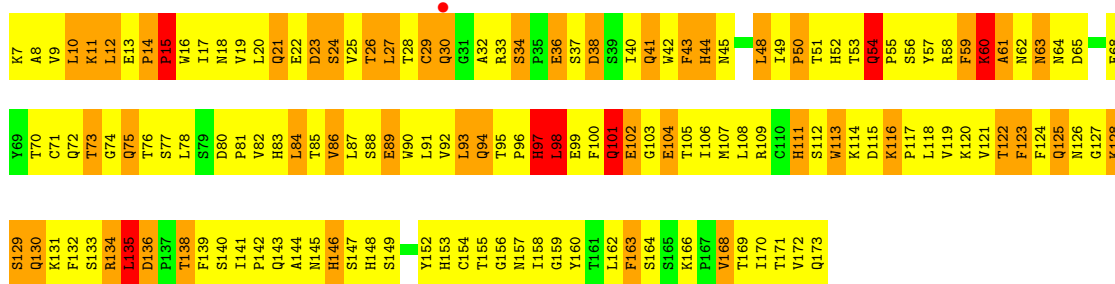
- Molecule 1: Ig gamma-1 chain C region



- Molecule 2: Low affinity immunoglobulin gamma Fc region receptor II-a







- Molecule 3: N-acetyl-alpha-neuraminic acid-(2-6)-beta-D-galactopyranose-(1-4)-2-acetamido-2-deoxy-beta-D-glucopyranose-(1-2)-alpha-D-mannopyranose-(1-3)-[2-acetamido-2-deoxy-beta-D-glucopyranose-(1-2)-alpha-D-mannopyranose-(1-6)]beta-D-mannopyranose-(1-4)-2-acetamido-2-deoxy-beta-D-glucopyranose-(1-4)-[beta-L-fucopyranose-(1-6)]2-acetamido-2-deoxy-alpha-D-glucopyranose

Chain D: 30% 70%



- Molecule 4: N-acetyl-alpha-neuraminic acid-(2-6)-beta-D-galactopyranose-(1-4)-2-acetamido-2-deoxy-beta-D-glucopyranose-(1-2)-alpha-D-mannopyranose-(1-3)-[N-acetyl-alpha-neuraminic acid-(2-6)-beta-D-galactopyranose-(1-4)-2-acetamido-2-deoxy-beta-D-glucopyranose-(1-2)-alpha-D-mannopyranose-(1-6)]beta-D-mannopyranose-(1-4)-2-acetamido-2-deoxy-beta-D-glucopyranose-(1-4)-[beta-L-fucopyranose-(1-6)]2-acetamido-2-deoxy-beta-D-glucopyranose

Chain E: 33% 67%



- Molecule 5: beta-D-mannopyranose-(1-3)-[alpha-D-mannopyranose-(1-6)]alpha-D-mannopyranose-(1-4)-2-acetamido-2-deoxy-beta-D-glucopyranose-(1-4)-[beta-L-fucopyranose-(1-6)]2-acetamido-2-deoxy-alpha-D-glucopyranose

Chain F: 33% 67%



## 4 Data and refinement statistics i

Property	Value	Source
Space group	C 2 2 21	Depositor
Cell constants a, b, c, $\alpha$ , $\beta$ , $\gamma$	153.38Å 255.55Å 58.44Å 90.00° 90.00° 90.00°	Depositor
Resolution (Å)	29.71 – 3.80 29.71 – 3.78	Depositor EDS
% Data completeness (in resolution range)	(Not available) (29.71-3.80) 93.9 (29.71-3.78)	Depositor EDS
$R_{merge}$	(Not available)	Depositor
$R_{sym}$	0.14	Depositor
$\langle I/\sigma(I) \rangle$ <sup>1</sup>	4.52 (at 3.75Å)	Xtrriage
Refinement program	CNS 1.0	Depositor
R, $R_{free}$	0.252 , 0.426 0.251 , 0.459	Depositor DCC
$R_{free}$ test set	1207 reflections (10.26%)	wwPDB-VP
Wilson B-factor (Å <sup>2</sup> )	69.5	Xtrriage
Anisotropy	0.526	Xtrriage
Bulk solvent $k_{sol}$ (e/Å <sup>3</sup> ), $B_{sol}$ (Å <sup>2</sup> )	0.37 , 283.7	EDS
L-test for twinning <sup>2</sup>	$\langle  L  \rangle = 0.47$ , $\langle L^2 \rangle = 0.31$	Xtrriage
Estimated twinning fraction	0.023 for 1/2*h-1/2*k,-3/2*h-1/2*k,-l 0.025 for 1/2*h+1/2*k,3/2*h-1/2*k,-l	Xtrriage
$F_o, F_c$ correlation	0.79	EDS
Total number of atoms	5145	wwPDB-VP
Average B, all atoms (Å <sup>2</sup> )	36.0	wwPDB-VP

Xtrriage's analysis on translational NCS is as follows: *The largest off-origin peak in the Patterson function is 5.12% of the height of the origin peak. No significant pseudotranslation is detected.*

<sup>1</sup>Intensities estimated from amplitudes.

<sup>2</sup>Theoretical values of  $\langle |L| \rangle$ ,  $\langle L^2 \rangle$  for acentric reflections are 0.5, 0.333 respectively for untwinned datasets, and 0.375, 0.2 for perfectly twinned datasets.

## 5 Model quality i

### 5.1 Standard geometry i

Bond lengths and bond angles in the following residue types are not validated in this section: BMA, NDG, NAG, GAL, MAN, FUL, SIA, GOL

The Z score for a bond length (or angle) is the number of standard deviations the observed value is removed from the expected value. A bond length (or angle) with  $|Z| > 5$  is considered an outlier worth inspection. RMSZ is the root-mean-square of all Z scores of the bond lengths (or angles).

Mol	Chain	Bond lengths		Bond angles	
		RMSZ	# Z  >5	RMSZ	# Z  >5
1	A	0.50	0/1754	0.76	0/2388
1	B	0.54	0/1754	0.83	1/2388 (0.0%)
2	C	0.49	0/1369	0.80	1/1865 (0.1%)
All	All	0.51	0/4877	0.80	2/6641 (0.0%)

There are no bond length outliers.

All (2) bond angle outliers are listed below:

Mol	Chain	Res	Type	Atoms	Z	Observed(°)	Ideal(°)
1	B	399	ASP	N-CA-C	-5.86	95.18	111.00
2	C	93	LEU	CA-CB-CG	5.46	127.87	115.30

There are no chirality outliers.

There are no planarity outliers.

### 5.2 Too-close contacts i

In the following table, the Non-H and H(model) columns list the number of non-hydrogen atoms and hydrogen atoms in the chain respectively. The H(added) column lists the number of hydrogen atoms added and optimized by MolProbity. The Clashes column lists the number of clashes within the asymmetric unit, whereas Symm-Clashes lists symmetry-related clashes.

Mol	Chain	Non-H	H(model)	H(added)	Clashes	Symm-Clashes
1	A	1707	0	1678	382	0
1	B	1707	0	1679	462	0
2	C	1331	0	1273	351	1
3	D	130	0	109	16	0
4	E	161	0	135	25	0
5	F	71	0	60	14	0

*Continued on next page...*

*Continued from previous page...*

Mol	Chain	Non-H	H(model)	H(added)	Clashes	Symm-Clashes
6	A	6	0	4	0	0
6	B	18	0	12	3	0
7	C	14	0	13	0	0
All	All	5145	0	4963	1205	1

The all-atom clashscore is defined as the number of clashes found per 1000 atoms (including hydrogen atoms). The all-atom clashscore for this structure is 119.

All (1205) close contacts within the same asymmetric unit are listed below, sorted by their clash magnitude.

Atom-1	Atom-2	Interatomic distance (Å)	Clash overlap (Å)
2:C:40:ILE:HG13	2:C:54:GLN:H	1.04	1.19
1:B:377:ILE:HG12	1:B:378:ALA:H	1.10	1.13
1:A:328:LEU:HD23	1:A:329:PRO:HD2	1.22	1.12
1:B:380:GLU:HB2	1:B:426:SER:HB3	1.19	1.12
3:D:5:NAG:H62	3:D:6:GAL:H2	1.27	1.11
1:B:291:PRO:HA	1:B:292:ARG:HH21	1.13	1.10
1:A:301:ARG:HH21	1:A:303:VAL:HG21	1.00	1.10
1:B:292:ARG:HH22	1:B:303:VAL:HG22	0.99	1.09
1:B:432:LEU:HD12	1:B:433:HIS:H	0.96	1.08
2:C:134:ARG:HB3	2:C:134:ARG:HH11	1.10	1.08
1:B:292:ARG:HD2	1:B:293:GLU:H	1.19	1.08
1:A:276:ASN:HA	1:A:285:HIS:HB2	1.31	1.07
2:C:19:VAL:H	2:C:86:VAL:CG2	1.66	1.07
1:A:350:THR:HG21	1:A:441:LEU:HB2	1.35	1.07
4:E:4:MAN:H4	4:E:5:NAG:H82	1.08	1.06
2:C:9:VAL:HG23	2:C:10:LEU:HG	1.32	1.06
1:B:310:HIS:HA	1:B:313:TRP:HB3	1.38	1.06
1:A:266:VAL:HB	1:A:300:TYR:HB2	1.38	1.05
2:C:17:ILE:HB	2:C:84:LEU:HD13	1.32	1.05
2:C:129:SER:HB3	4:E:12:FUL:H63	1.39	1.02
1:A:257:PRO:HB2	1:A:308:VAL:HG13	1.43	1.00
1:B:273:VAL:HB	1:B:324:SER:H	1.22	1.00
1:B:279:VAL:HA	1:B:319:TYR:HA	1.42	0.99
2:C:19:VAL:H	2:C:86:VAL:HG23	1.26	0.99
1:B:252:MET:O	1:B:255:ARG:HG2	1.62	0.99
2:C:98:LEU:HD13	2:C:170:ILE:HA	1.44	0.98
1:B:292:ARG:HH22	1:B:303:VAL:CG2	1.75	0.98
1:B:241:PHE:H	1:B:263:VAL:HG12	1.27	0.98
1:A:274:LYS:HG2	1:A:275:PHE:H	1.28	0.98
2:C:149:SER:HB3	2:C:172:VAL:H	1.29	0.97

*Continued on next page...*

*Continued from previous page...*

Atom-1	Atom-2	Interatomic distance (Å)	Clash overlap (Å)
2:C:86:VAL:HG22	2:C:87:LEU:H	1.29	0.97
1:B:432:LEU:HD12	1:B:433:HIS:N	1.77	0.97
1:B:432:LEU:CD1	1:B:433:HIS:H	1.77	0.97
1:A:350:THR:HG23	1:A:439:LYS:HB3	1.47	0.97
1:B:292:ARG:NH2	1:B:303:VAL:HG22	1.80	0.97
1:B:362:GLN:HA	1:B:414:LYS:H	1.30	0.97
4:E:4:MAN:H4	4:E:5:NAG:C8	1.95	0.96
1:A:414:LYS:HZ2	1:A:418:GLN:HG3	1.30	0.96
1:B:321:CYS:HB3	1:B:334:LYS:HB2	1.43	0.96
1:A:309:LEU:HB2	1:A:312:ASN:HB3	1.48	0.96
2:C:96:PRO:HG2	2:C:100:PHE:CE2	2.01	0.96
2:C:126:ASN:HB2	2:C:128:LYS:HE3	1.46	0.96
1:B:348:VAL:HG12	1:B:369:VAL:HG13	1.49	0.95
1:A:249:ASP:HA	1:A:255:ARG:HG2	1.46	0.95
2:C:141:ILE:HG22	2:C:144:ALA:HB2	1.49	0.95
1:B:277:TRP:HA	1:B:321:CYS:HA	1.47	0.94
1:B:240:VAL:HA	1:B:263:VAL:HB	1.46	0.94
1:B:346:PRO:HB3	1:B:372:PHE:HB3	1.47	0.94
1:A:301:ARG:HH21	1:A:303:VAL:CG2	1.80	0.94
1:A:301:ARG:NH2	1:A:303:VAL:HG21	1.81	0.94
1:A:253:ILE:HD13	1:A:254:SER:H	1.33	0.94
1:A:344:ARG:HB3	1:A:374:PRO:HD3	1.47	0.94
1:B:291:PRO:HB3	1:B:303:VAL:O	1.69	0.93
1:B:394:THR:HG23	1:B:406:LEU:HB2	1.49	0.93
3:D:5:NAG:C6	3:D:6:GAL:H2	2.00	0.92
2:C:7:LYS:HE2	2:C:76:THR:HG22	1.49	0.92
2:C:86:VAL:HG22	2:C:87:LEU:N	1.85	0.92
2:C:168:VAL:HG22	2:C:169:THR:H	1.32	0.92
2:C:134:ARG:HB3	2:C:134:ARG:NH1	1.85	0.92
1:B:245:PRO:HB2	1:B:257:PRO:HB2	1.52	0.92
1:B:291:PRO:HA	1:B:292:ARG:NH2	1.84	0.91
2:C:40:ILE:HB	2:C:53:THR:HA	1.52	0.91
1:A:428:MET:SD	1:A:436:TYR:HB2	2.10	0.90
1:B:377:ILE:HG12	1:B:378:ALA:N	1.86	0.90
1:A:240:VAL:HG12	1:A:241:PHE:H	1.34	0.90
2:C:17:ILE:HB	2:C:84:LEU:CD1	2.01	0.89
1:A:328:LEU:HD23	1:A:329:PRO:CD	2.01	0.89
1:B:294:GLN:OE1	4:E:11:SIA:H91	1.72	0.89
2:C:43:PHE:CZ	2:C:72:GLN:HB2	2.08	0.89
2:C:40:ILE:HG13	2:C:54:GLN:N	1.87	0.88
2:C:19:VAL:N	2:C:86:VAL:HG23	1.88	0.88

*Continued on next page...*

*Continued from previous page...*

Atom-1	Atom-2	Interatomic distance (Å)	Clash overlap (Å)
2:C:43:PHE:HA	2:C:48:LEU:HA	1.53	0.88
2:C:96:PRO:HG2	2:C:100:PHE:HE2	1.37	0.88
1:B:429:HIS:O	1:B:435:HIS:HA	1.73	0.87
1:A:364:SER:HA	1:A:411:THR:HG23	1.55	0.87
2:C:118:LEU:HD21	2:C:156:GLY:HA2	1.55	0.87
1:B:380:GLU:CB	1:B:426:SER:HB3	2.04	0.87
1:A:382:GLU:HA	1:A:387:PRO:HA	1.55	0.87
1:B:250:THR:HG22	1:B:313:TRP:HE1	1.39	0.87
1:A:325:ASN:HD21	1:A:327:ALA:HB3	1.37	0.87
1:B:242:LEU:HD12	1:B:261:CYS:HA	1.53	0.87
2:C:16:TRP:NE1	2:C:109:ARG:HD3	1.89	0.86
2:C:103:GLY:HA2	2:C:143:GLN:HA	1.57	0.86
2:C:122:THR:HB	2:C:124:PHE:HE1	1.39	0.86
1:B:289:THR:HA	1:B:305:VAL:O	1.76	0.85
1:A:257:PRO:HD3	1:A:310:HIS:NE2	1.91	0.85
1:B:369:VAL:O	1:B:405:PHE:HA	1.76	0.85
1:B:424:SER:HB2	1:B:440:SER:OG	1.75	0.85
1:A:350:THR:OG1	1:A:439:LYS:HD2	1.74	0.85
1:B:336:ILE:HG13	1:B:337:SER:H	1.41	0.85
1:B:241:PHE:N	1:B:263:VAL:HG12	1.91	0.85
2:C:41:GLN:HB2	2:C:48:LEU:HD13	1.59	0.85
4:E:1:NAG:O5	4:E:12:FUL:H2	1.77	0.85
1:B:391:TYR:HB2	1:B:410:LEU:HA	1.59	0.85
1:A:318:GLU:HG2	1:A:320:LYS:HE3	1.56	0.85
1:A:332:ILE:HG22	1:A:334:LYS:HG2	1.58	0.84
1:B:239:SER:HB3	2:C:120:LYS:NZ	1.91	0.84
1:B:392:LYS:HA	1:B:392:LYS:HE3	1.58	0.84
2:C:101:GLN:O	2:C:104:GLU:HB3	1.77	0.84
2:C:19:VAL:HG22	2:C:86:VAL:HG21	1.57	0.84
1:B:346:PRO:CB	1:B:372:PHE:HB3	2.08	0.84
2:C:40:ILE:HG21	2:C:54:GLN:C	1.98	0.83
1:A:279:VAL:O	1:A:282:VAL:HG23	1.78	0.83
1:B:266:VAL:H	2:C:134:ARG:CZ	1.91	0.83
1:B:266:VAL:HG22	1:B:267:SER:H	1.42	0.83
2:C:93:LEU:HG	2:C:153:HIS:HA	1.59	0.83
1:B:380:GLU:HB2	1:B:426:SER:CB	2.04	0.83
2:C:17:ILE:CB	2:C:84:LEU:HD13	2.08	0.83
1:B:241:PHE:CG	4:E:5:NAG:H83	2.13	0.83
1:A:295:GLN:NE2	1:A:296:TYR:H	1.77	0.83
1:B:245:PRO:HG3	1:B:259:VAL:HG22	1.60	0.83
1:A:240:VAL:HG12	1:A:241:PHE:N	1.93	0.82

*Continued on next page...*

*Continued from previous page...*

Atom-1	Atom-2	Interatomic distance (Å)	Clash overlap (Å)
2:C:70:THR:HG22	2:C:71:CYS:H	1.43	0.82
1:B:243:PHE:HB2	1:B:262:VAL:HG11	1.59	0.82
1:B:309:LEU:HD13	1:B:310:HIS:N	1.94	0.82
1:B:432:LEU:CD1	1:B:436:TYR:H	1.91	0.82
4:E:4:MAN:C4	4:E:5:NAG:H82	2.03	0.82
1:B:264:VAL:HB	2:C:120:LYS:NZ	1.95	0.82
2:C:27:LEU:HD12	2:C:27:LEU:N	1.94	0.82
1:A:377:ILE:HG12	1:A:378:ALA:H	1.45	0.82
1:B:290:LYS:HB2	1:B:305:VAL:CG1	2.10	0.82
1:B:409:LYS:HG2	1:B:411:THR:OG1	1.80	0.82
1:A:350:THR:HG23	1:A:439:LYS:CB	2.10	0.81
2:C:41:GLN:O	2:C:72:GLN:HB3	1.79	0.81
2:C:40:ILE:CG1	2:C:54:GLN:H	1.89	0.81
5:F:2:NAG:H4	5:F:6:FUL:C5	2.10	0.81
4:E:9:NAG:H61	4:E:10:GAL:O5	1.82	0.80
1:A:425:CYS:SG	1:A:439:LYS:HB2	2.21	0.80
1:B:391:TYR:CB	1:B:410:LEU:HA	2.11	0.80
2:C:12:LEU:HA	2:C:27:LEU:HA	1.62	0.80
1:B:345:GLU:HG2	1:B:432:LEU:H	1.45	0.80
1:B:435:HIS:O	1:B:436:TYR:HB2	1.81	0.80
1:B:273:VAL:HA	1:B:324:SER:O	1.82	0.80
2:C:19:VAL:H	2:C:86:VAL:HG21	1.45	0.79
1:B:321:CYS:SG	1:B:323:VAL:HG23	2.23	0.79
2:C:48:LEU:O	2:C:50:PRO:HD3	1.82	0.79
1:B:246:LYS:HD3	1:B:247:PRO:HD2	1.65	0.78
1:A:232:PRO:O	1:A:233:GLU:HB2	1.81	0.78
2:C:53:THR:O	2:C:54:GLN:HB2	1.82	0.78
1:B:394:THR:CG2	1:B:407:TYR:H	1.96	0.78
1:A:414:LYS:NZ	1:A:418:GLN:HG3	1.98	0.78
1:B:289:THR:HB	1:B:306:LEU:CD1	2.13	0.78
1:B:241:PHE:HB3	1:B:243:PHE:CZ	2.19	0.78
1:B:243:PHE:HD1	1:B:262:VAL:HG22	1.47	0.78
1:B:348:VAL:CG1	1:B:369:VAL:HG13	2.14	0.78
1:A:438:GLN:H	1:A:438:GLN:NE2	1.80	0.77
2:C:57:TYR:CE1	2:C:59:PHE:HB3	2.19	0.77
1:B:278:TYR:HE2	1:B:284:VAL:HA	1.49	0.77
2:C:111:HIS:HD2	2:C:115:ASP:OD1	1.67	0.77
1:A:277:TRP:O	1:A:279:VAL:HG23	1.84	0.77
5:F:2:NAG:H4	5:F:6:FUL:H61	1.64	0.77
1:B:294:GLN:HB3	1:B:301:ARG:HD3	1.66	0.77
2:C:119:VAL:HG23	2:C:120:LYS:HG3	1.67	0.77

*Continued on next page...*

*Continued from previous page...*

Atom-1	Atom-2	Interatomic distance (Å)	Clash overlap (Å)
1:B:432:LEU:HD11	1:B:436:TYR:N	1.98	0.77
1:B:432:LEU:HD11	1:B:435:HIS:N	1.99	0.77
1:A:345:GLU:HG2	1:A:346:PRO:HD2	1.64	0.76
2:C:34:SER:HB3	2:C:37:SER:O	1.83	0.76
1:A:250:THR:HA	1:A:257:PRO:HG3	1.68	0.76
1:B:245:PRO:HD3	1:B:259:VAL:HG13	1.67	0.76
1:B:277:TRP:CD1	1:B:304:SER:HB3	2.20	0.76
1:B:362:GLN:HG2	1:B:413:ASP:HA	1.68	0.76
1:B:432:LEU:CD2	1:B:436:TYR:H	1.99	0.76
2:C:10:LEU:HD13	2:C:11:LYS:HG3	1.67	0.76
1:A:274:LYS:HE2	1:A:276:ASN:OD1	1.84	0.76
5:F:2:NAG:H4	5:F:6:FUL:C6	2.15	0.76
1:A:314:LEU:N	1:A:314:LEU:HD12	2.02	0.76
1:B:266:VAL:H	2:C:134:ARG:NH1	1.83	0.75
1:B:427:VAL:O	1:B:436:TYR:HA	1.86	0.75
1:A:410:LEU:HD12	1:A:411:THR:H	1.51	0.75
1:B:243:PHE:H	1:B:262:VAL:HG13	1.51	0.75
1:A:398:LEU:CD2	1:A:398:LEU:H	1.99	0.75
2:C:92:VAL:HG12	2:C:111:HIS:O	1.86	0.75
1:A:346:PRO:HD3	1:A:431:ALA:HB3	1.68	0.75
1:A:350:THR:HG23	1:A:439:LYS:CG	2.16	0.75
1:A:415:SER:O	1:A:419:GLN:HG3	1.86	0.75
2:C:25:VAL:HG12	2:C:26:THR:H	1.51	0.75
1:A:248:LYS:HB2	1:A:255:ARG:HD3	1.69	0.75
1:A:328:LEU:HD22	1:A:330:ALA:O	1.87	0.75
2:C:40:ILE:HB	2:C:53:THR:CA	2.15	0.75
1:B:277:TRP:HA	1:B:322:LYS:H	1.50	0.75
1:A:350:THR:N	1:A:439:LYS:HG3	2.02	0.74
1:B:239:SER:HB3	2:C:120:LYS:HZ3	1.49	0.74
1:A:309:LEU:HD22	1:A:309:LEU:H	1.52	0.74
1:B:292:ARG:N	1:B:292:ARG:NE	2.35	0.74
2:C:94:GLN:OE1	2:C:111:HIS:HB3	1.87	0.74
2:C:43:PHE:CD1	2:C:70:THR:HB	2.22	0.74
1:A:370:LYS:NZ	1:B:409:LYS:HD3	2.03	0.74
1:A:425:CYS:O	1:A:438:GLN:HA	1.86	0.74
1:B:264:VAL:HA	1:B:299:THR:HG21	1.69	0.74
1:B:273:VAL:HG11	1:B:302:VAL:HG21	1.69	0.73
2:C:16:TRP:CE2	2:C:109:ARG:HD3	2.22	0.73
2:C:152:TYR:N	2:C:168:VAL:HG12	2.03	0.73
1:B:252:MET:HB3	1:B:255:ARG:NE	2.03	0.73
1:B:265:ASP:HA	2:C:134:ARG:HH22	1.54	0.73

*Continued on next page...*



*Continued from previous page...*

Atom-1	Atom-2	Interatomic distance (Å)	Clash overlap (Å)
1:B:310:HIS:O	1:B:314:LEU:N	2.21	0.73
1:B:346:PRO:HB3	1:B:372:PHE:CB	2.17	0.73
1:B:430:GLU:HA	1:B:435:HIS:CD2	2.23	0.73
2:C:149:SER:HB3	2:C:172:VAL:N	2.03	0.73
1:A:393:THR:HG23	1:A:407:TYR:O	1.89	0.73
1:A:427:VAL:O	1:A:436:TYR:HA	1.87	0.73
1:B:436:TYR:HD2	1:B:437:THR:H	1.37	0.73
1:B:342:GLN:HB3	1:B:343:PRO:CD	2.18	0.73
5:F:2:NAG:H5	5:F:3:MAN:H2	1.69	0.73
1:B:369:VAL:HB	1:B:406:LEU:HD23	1.70	0.73
1:B:396:PRO:HG3	1:B:406:LEU:HB3	1.71	0.73
1:A:268:HIS:HA	1:A:271:PRO:CG	2.18	0.72
1:A:398:LEU:H	1:A:398:LEU:HD22	1.52	0.72
1:B:243:PHE:HB2	1:B:262:VAL:CG1	2.17	0.72
1:B:342:GLN:HB3	1:B:343:PRO:HD2	1.72	0.72
1:B:396:PRO:HG3	1:B:406:LEU:HD22	1.71	0.72
2:C:10:LEU:HA	2:C:82:VAL:HG22	1.71	0.72
1:A:315:ASP:H	1:A:338:LYS:HZ1	1.36	0.72
1:B:278:TYR:O	1:B:320:LYS:HD2	1.88	0.72
1:B:309:LEU:HD13	1:B:310:HIS:CG	2.24	0.72
1:B:358:MET:O	1:B:359:THR:HG23	1.88	0.72
1:A:373:TYR:HB3	1:A:374:PRO:HD3	1.70	0.72
1:B:306:LEU:N	1:B:306:LEU:HD12	2.04	0.72
2:C:25:VAL:HG12	2:C:26:THR:N	2.05	0.72
1:B:318:GLU:HG2	1:B:319:TYR:H	1.55	0.72
1:B:400:SER:C	1:B:402:GLY:H	1.90	0.72
1:B:241:PHE:O	1:B:262:VAL:O	2.08	0.71
1:A:249:ASP:O	1:A:310:HIS:CE1	2.43	0.71
1:A:295:GLN:OE1	1:A:300:TYR:HD2	1.74	0.71
1:B:248:LYS:HG3	1:B:377:ILE:O	1.91	0.71
1:B:278:TYR:HB3	1:B:320:LYS:HD2	1.72	0.71
1:B:396:PRO:HD3	1:B:406:LEU:HD13	1.71	0.71
2:C:22:GLU:HA	2:C:60:LYS:HD3	1.72	0.71
1:B:432:LEU:HD11	1:B:436:TYR:H	1.52	0.71
5:F:1:NDG:H6C1	5:F:6:FUL:O2	1.91	0.71
2:C:43:PHE:CD1	2:C:43:PHE:N	2.56	0.71
3:D:7:SIA:O9	3:D:9:NAG:H61	1.90	0.71
4:E:4:MAN:O3	4:E:5:NAG:H2	1.89	0.71
1:B:310:HIS:C	1:B:312:ASN:H	1.93	0.71
2:C:9:VAL:HG11	2:C:80:ASP:OD2	1.91	0.71
1:A:400:SER:O	1:A:401:ASP:HB3	1.90	0.71

*Continued on next page...*

*Continued from previous page...*

Atom-1	Atom-2	Interatomic distance (Å)	Clash overlap (Å)
1:A:428:MET:SD	1:A:436:TYR:HD2	2.14	0.70
1:B:366:THR:HA	1:B:408:SER:O	1.91	0.70
2:C:17:ILE:HB	2:C:84:LEU:HD22	1.73	0.70
1:B:291:PRO:C	1:B:292:ARG:HE	1.95	0.70
1:B:252:MET:HB3	1:B:255:ARG:HE	1.56	0.70
1:B:265:ASP:HA	2:C:134:ARG:NH2	2.06	0.70
1:B:436:TYR:HD2	1:B:437:THR:N	1.90	0.70
1:B:289:THR:OG1	1:B:291:PRO:HD3	1.92	0.70
2:C:86:VAL:CG2	2:C:87:LEU:H	2.03	0.70
2:C:98:LEU:CD1	2:C:170:ILE:HA	2.21	0.69
1:B:245:PRO:CG	1:B:259:VAL:HG22	2.21	0.69
1:A:264:VAL:HG11	3:D:2:NAG:H2	1.73	0.69
1:A:253:ILE:CD1	1:A:254:SER:H	2.03	0.69
1:A:344:ARG:NH1	1:A:345:GLU:O	2.25	0.69
1:A:332:ILE:HG23	1:A:334:LYS:NZ	2.07	0.69
1:B:330:ALA:O	1:B:332:ILE:HD12	1.92	0.69
1:A:290:LYS:HB2	1:A:305:VAL:HG22	1.75	0.69
1:B:266:VAL:HG13	1:B:267:SER:N	2.06	0.69
1:B:322:LYS:HD2	1:B:333:GLU:OE2	1.92	0.69
1:B:292:ARG:CD	1:B:293:GLU:H	2.03	0.69
1:B:373:TYR:CD2	1:B:374:PRO:HA	2.27	0.69
1:A:350:THR:H	1:A:439:LYS:HD2	1.57	0.68
1:A:294:GLN:NE2	1:A:295:GLN:H	1.91	0.68
1:B:320:LYS:HB3	1:B:333:GLU:O	1.93	0.68
1:B:261:CYS:O	1:B:263:VAL:HG13	1.93	0.68
1:B:264:VAL:HB	2:C:120:LYS:HZ2	1.58	0.68
2:C:18:ASN:HA	2:C:86:VAL:HG23	1.76	0.68
1:B:246:LYS:HD3	1:B:247:PRO:CD	2.23	0.68
1:B:438:GLN:OE1	1:B:438:GLN:HA	1.91	0.68
2:C:93:LEU:HD12	2:C:168:VAL:HB	1.76	0.68
2:C:16:TRP:HE1	2:C:109:ARG:HH11	1.42	0.68
2:C:128:LYS:C	2:C:128:LYS:HD2	2.15	0.68
1:B:424:SER:HA	1:B:440:SER:HA	1.76	0.68
2:C:121:VAL:HG12	2:C:122:THR:N	2.09	0.68
1:B:309:LEU:CD1	1:B:310:HIS:H	2.07	0.67
2:C:49:ILE:C	2:C:51:THR:H	1.98	0.67
1:A:439:LYS:HA	1:A:439:LYS:NZ	2.08	0.67
1:B:394:THR:OG1	1:B:395:PRO:HD2	1.95	0.67
2:C:9:VAL:O	2:C:10:LEU:HD12	1.94	0.67
1:A:240:VAL:CG1	1:A:241:PHE:H	2.07	0.67
1:B:436:TYR:CD2	1:B:437:THR:N	2.63	0.67

*Continued on next page...*

*Continued from previous page...*

Atom-1	Atom-2	Interatomic distance (Å)	Clash overlap (Å)
2:C:7:LYS:HE3	2:C:75:GLN:O	1.93	0.67
2:C:125:GLN:HE21	2:C:125:GLN:HA	1.58	0.67
1:A:242:LEU:HD21	1:A:261:CYS:SG	2.35	0.67
1:B:266:VAL:O	2:C:134:ARG:HD3	1.95	0.67
2:C:84:LEU:HD12	2:C:85:THR:N	2.10	0.67
1:B:277:TRP:CG	1:B:304:SER:HB3	2.30	0.67
2:C:122:THR:OG1	2:C:155:THR:HG23	1.95	0.67
1:B:277:TRP:CA	1:B:322:LYS:H	2.08	0.66
1:B:350:THR:HG22	1:B:439:LYS:O	1.95	0.66
2:C:103:GLY:O	2:C:105:THR:N	2.29	0.66
1:A:263:VAL:CG2	1:A:302:VAL:HB	2.25	0.66
1:A:274:LYS:HG2	1:A:275:PHE:N	2.07	0.66
1:A:345:GLU:HG2	1:A:346:PRO:CD	2.25	0.66
1:A:413:ASP:O	1:A:415:SER:N	2.28	0.66
1:A:253:ILE:HD13	1:A:254:SER:N	2.09	0.66
1:B:278:TYR:OH	1:B:284:VAL:HG13	1.94	0.66
1:B:278:TYR:O	1:B:280:ASP:N	2.28	0.66
2:C:129:SER:O	2:C:130:GLN:HG2	1.96	0.66
1:A:276:ASN:CA	1:A:285:HIS:HB2	2.18	0.65
1:B:239:SER:O	1:B:264:VAL:HG23	1.96	0.65
1:B:432:LEU:HD21	1:B:436:TYR:H	1.61	0.65
1:B:292:ARG:N	1:B:292:ARG:HE	1.92	0.65
1:B:432:LEU:HD13	1:B:436:TYR:O	1.96	0.65
1:B:275:PHE:CE1	1:B:304:SER:HB2	2.32	0.65
2:C:146:HIS:HA	2:C:172:VAL:CG1	2.26	0.65
5:F:2:NAG:H4	5:F:6:FUL:H5	1.77	0.65
1:A:432:LEU:HD13	1:A:435:HIS:HA	1.79	0.65
1:B:394:THR:O	1:B:406:LEU:HD12	1.96	0.65
1:B:395:PRO:O	1:B:397:VAL:HG22	1.95	0.65
1:A:344:ARG:HB3	1:A:373:TYR:HB3	1.77	0.65
1:A:435:HIS:CD2	1:A:435:HIS:N	2.64	0.65
2:C:7:LYS:HB2	2:C:30:GLN:O	1.95	0.65
5:F:1:NDG:H4	5:F:2:NAG:N2	2.09	0.65
1:B:279:VAL:HB	1:B:282:VAL:HG23	1.79	0.65
1:B:333:GLU:O	1:B:335:THR:HG23	1.95	0.65
1:B:383:SER:HB2	1:B:416:ARG:HH11	1.62	0.65
1:A:412:VAL:HB	1:A:416:ARG:HD3	1.78	0.65
1:B:250:THR:HG22	1:B:313:TRP:NE1	2.09	0.65
1:B:279:VAL:HG13	1:B:319:TYR:HB3	1.79	0.65
1:B:338:LYS:O	1:B:339:ALA:C	2.35	0.64
2:C:106:ILE:O	2:C:140:SER:HA	1.97	0.64

*Continued on next page...*

*Continued from previous page...*

Atom-1	Atom-2	Interatomic distance (Å)	Clash overlap (Å)
1:A:346:PRO:HG3	1:A:372:PHE:HB2	1.78	0.64
1:A:412:VAL:HG11	1:A:423:PHE:CZ	2.31	0.64
1:B:248:LYS:NZ	1:B:378:ALA:HA	2.13	0.64
1:A:360:LYS:HG2	1:A:362:GLN:H	1.62	0.64
1:A:407:TYR:HE2	1:B:366:THR:HG21	1.61	0.64
1:B:310:HIS:CA	1:B:313:TRP:HB3	2.22	0.64
2:C:97:HIS:O	2:C:98:LEU:HD23	1.97	0.64
1:A:414:LYS:HG2	1:A:418:GLN:HG2	1.78	0.64
1:B:346:PRO:CA	1:B:372:PHE:HB3	2.28	0.64
1:B:265:ASP:OD2	2:C:120:LYS:HD2	1.96	0.64
1:A:346:PRO:HG3	1:A:372:PHE:CB	2.27	0.64
1:A:370:LYS:HZ1	1:B:409:LYS:HD3	1.62	0.64
1:B:388:GLU:HG2	1:B:410:LEU:HD11	1.79	0.64
2:C:60:LYS:O	2:C:61:ALA:HB2	1.96	0.64
2:C:118:LEU:HD21	2:C:156:GLY:CA	2.26	0.64
1:A:350:THR:H	1:A:439:LYS:CD	2.10	0.64
1:A:398:LEU:HD22	1:A:398:LEU:N	2.13	0.64
1:B:243:PHE:CD1	1:B:262:VAL:HG22	2.32	0.64
2:C:19:VAL:N	2:C:86:VAL:CG2	2.47	0.64
2:C:74:GLY:O	2:C:75:GLN:HG2	1.98	0.64
1:A:246:LYS:HG2	1:A:249:ASP:CG	2.17	0.64
1:A:268:HIS:HB3	1:A:300:TYR:CE1	2.33	0.64
1:A:358:MET:CE	1:A:363:VAL:HG11	2.28	0.64
1:B:245:PRO:HD3	1:B:259:VAL:HA	1.78	0.64
1:B:290:LYS:HB2	1:B:305:VAL:HG11	1.80	0.64
1:B:346:PRO:HG3	1:B:429:HIS:CB	2.28	0.64
2:C:41:GLN:HB3	2:C:49:ILE:O	1.98	0.64
1:B:291:PRO:CA	1:B:292:ARG:HH21	2.01	0.63
1:B:309:LEU:HD13	1:B:310:HIS:H	1.61	0.63
2:C:107:MET:C	2:C:108:LEU:HD22	2.19	0.63
1:A:238:PRO:HG3	1:A:265:ASP:O	1.98	0.63
1:B:330:ALA:O	1:B:332:ILE:CD1	2.46	0.63
2:C:9:VAL:HA	2:C:29:CYS:SG	2.38	0.63
1:A:346:PRO:CA	1:A:372:PHE:HB3	2.29	0.63
1:B:320:LYS:HD3	1:B:333:GLU:HB2	1.80	0.63
2:C:34:SER:C	2:C:36:GLU:H	1.99	0.63
1:B:249:ASP:HA	1:B:255:ARG:HD2	1.81	0.63
2:C:10:LEU:CA	2:C:82:VAL:HG22	2.29	0.63
2:C:40:ILE:HG21	2:C:54:GLN:O	1.98	0.63
2:C:113:TRP:O	2:C:116:LYS:HG3	1.99	0.63
1:A:380:GLU:O	1:A:426:SER:N	2.25	0.63

*Continued on next page...*

*Continued from previous page...*

Atom-1	Atom-2	Interatomic distance (Å)	Clash overlap (Å)
1:B:312:ASN:HB2	1:B:317:LYS:CG	2.28	0.63
1:A:253:ILE:HD13	1:A:253:ILE:N	2.13	0.62
2:C:17:ILE:CB	2:C:84:LEU:HD22	2.29	0.62
1:B:249:ASP:O	1:B:252:MET:HB2	2.00	0.62
1:A:309:LEU:HB2	1:A:312:ASN:CB	2.26	0.62
1:A:313:TRP:C	1:A:314:LEU:HD12	2.19	0.62
2:C:98:LEU:HD21	2:C:169:THR:O	2.00	0.62
1:A:248:LYS:O	1:A:251:LEU:N	2.29	0.62
1:A:373:TYR:O	1:A:375:SER:N	2.32	0.62
2:C:9:VAL:HA	2:C:29:CYS:HA	1.81	0.62
1:A:350:THR:H	1:A:439:LYS:CG	2.12	0.62
2:C:43:PHE:HE1	2:C:71:CYS:C	2.03	0.62
1:A:278:TYR:CG	1:A:281:GLY:HA2	2.34	0.62
1:B:243:PHE:N	1:B:262:VAL:HG13	2.15	0.62
1:B:394:THR:HG21	1:B:407:TYR:H	1.63	0.62
2:C:41:GLN:CB	2:C:48:LEU:HD13	2.29	0.62
1:A:301:ARG:NH1	3:D:2:NAG:H81	2.15	0.62
1:B:242:LEU:HD12	1:B:261:CYS:CA	2.28	0.62
1:B:287:ALA:O	1:B:288:LYS:HB2	1.99	0.62
1:B:367:CYS:O	1:B:407:TYR:HA	2.00	0.62
2:C:17:ILE:HB	2:C:84:LEU:CD2	2.30	0.62
1:B:348:VAL:HG23	1:B:439:LYS:HG3	1.81	0.62
2:C:43:PHE:CE1	2:C:72:GLN:HB2	2.35	0.62
1:B:300:TYR:O	1:B:302:VAL:N	2.33	0.61
1:B:321:CYS:O	1:B:333:GLU:HA	1.99	0.61
2:C:146:HIS:HA	2:C:172:VAL:HG12	1.81	0.61
1:A:277:TRP:O	1:A:278:TYR:C	2.38	0.61
1:A:301:ARG:HE	1:A:303:VAL:HG23	1.65	0.61
2:C:28:THR:HA	2:C:55:PRO:O	1.99	0.61
1:A:274:LYS:HB3	1:A:324:SER:HB3	1.81	0.61
1:A:342:GLN:HB3	1:A:343:PRO:HD2	1.82	0.61
1:A:350:THR:H	1:A:439:LYS:HG3	1.64	0.61
1:B:251:LEU:C	1:B:251:LEU:HD22	2.20	0.61
2:C:49:ILE:O	2:C:49:ILE:HG23	1.99	0.61
2:C:10:LEU:CB	2:C:82:VAL:HG22	2.30	0.61
1:B:291:PRO:CB	1:B:303:VAL:O	2.46	0.61
1:B:352:PRO:HB2	1:B:353:PRO:HD2	1.81	0.61
1:B:377:ILE:CG1	1:B:378:ALA:H	1.93	0.61
1:B:379:VAL:HA	1:B:426:SER:O	2.01	0.61
2:C:134:ARG:O	2:C:135:LEU:HB3	2.01	0.61
1:A:259:VAL:HG23	1:A:259:VAL:O	2.00	0.61

*Continued on next page...*

*Continued from previous page...*

Atom-1	Atom-2	Interatomic distance (Å)	Clash overlap (Å)
1:B:248:LYS:HE3	1:B:378:ALA:CB	2.31	0.61
1:B:315:ASP:CG	1:B:316:GLY:H	2.04	0.61
2:C:118:LEU:HD22	2:C:121:VAL:HG22	1.83	0.61
1:A:253:ILE:CD1	1:A:253:ILE:N	2.63	0.61
1:A:382:GLU:O	1:A:388:GLU:HG2	2.01	0.61
1:B:276:ASN:O	1:B:277:TRP:C	2.39	0.61
1:B:348:VAL:O	1:B:439:LYS:HE3	2.00	0.61
1:B:433:HIS:CD2	1:B:434:ASN:HD22	2.19	0.61
1:A:248:LYS:HA	1:A:251:LEU:HB2	1.82	0.61
1:A:407:TYR:CE2	1:B:366:THR:HG21	2.35	0.61
1:B:247:PRO:HB2	1:B:376:ASP:OD1	2.01	0.61
1:B:379:VAL:HG22	1:B:427:VAL:HG22	1.82	0.61
2:C:27:LEU:N	2:C:27:LEU:CD1	2.64	0.61
1:A:344:ARG:HB3	1:A:374:PRO:CD	2.25	0.60
2:C:7:LYS:CE	2:C:76:THR:HG22	2.28	0.60
2:C:17:ILE:O	2:C:84:LEU:HD11	2.01	0.60
1:B:266:VAL:HG12	2:C:134:ARG:CD	2.32	0.60
1:B:432:LEU:HD21	1:B:436:TYR:N	2.16	0.60
1:A:289:THR:HA	1:A:306:LEU:CD1	2.32	0.60
1:A:257:PRO:CB	1:A:308:VAL:HG13	2.23	0.60
1:A:290:LYS:HB2	1:A:305:VAL:CG2	2.31	0.60
1:A:348:VAL:HA	1:A:368:LEU:O	2.02	0.60
1:A:252:MET:HG3	1:A:255:ARG:H	1.67	0.60
1:A:360:LYS:HB2	1:A:360:LYS:NZ	2.15	0.60
1:B:277:TRP:HA	1:B:322:LYS:N	2.16	0.60
1:B:368:LEU:HD21	1:B:370:LYS:HB3	1.82	0.60
1:A:364:SER:CA	1:A:411:THR:HG23	2.30	0.60
1:A:429:HIS:O	1:A:435:HIS:HB3	2.02	0.60
2:C:17:ILE:HG12	2:C:95:THR:O	2.01	0.60
4:E:8:MAN:C1	4:E:9:NAG:H83	2.31	0.60
1:A:292:ARG:HD2	1:A:292:ARG:O	2.02	0.60
1:A:347:GLN:O	1:A:369:VAL:HA	2.01	0.60
1:B:344:ARG:HG3	1:B:344:ARG:NH1	2.17	0.60
1:A:357:GLU:OE1	1:A:364:SER:N	2.34	0.60
2:C:48:LEU:C	2:C:48:LEU:HD12	2.22	0.60
1:A:368:LEU:HD23	1:A:406:LEU:O	2.01	0.60
1:B:320:LYS:HG2	1:B:335:THR:CG2	2.31	0.60
1:B:432:LEU:CD1	1:B:436:TYR:N	2.60	0.60
2:C:84:LEU:HD12	2:C:85:THR:H	1.65	0.59
1:A:325:ASN:ND2	1:A:327:ALA:HB3	2.14	0.59
1:A:428:MET:SD	1:A:436:TYR:CD2	2.94	0.59

*Continued on next page...*

*Continued from previous page...*

Atom-1	Atom-2	Interatomic distance (Å)	Clash overlap (Å)
1:B:285:HIS:C	1:B:286:ASN:HD22	2.05	0.59
1:B:261:CYS:HB3	1:B:303:VAL:HA	1.84	0.59
1:B:320:LYS:HD3	1:B:333:GLU:CB	2.33	0.59
1:B:435:HIS:O	1:B:436:TYR:CB	2.49	0.59
1:B:246:LYS:HB3	1:B:249:ASP:OD1	2.02	0.59
1:B:291:PRO:CA	1:B:292:ARG:HE	2.16	0.59
2:C:121:VAL:HG12	2:C:122:THR:H	1.66	0.59
2:C:13:GLU:O	2:C:15:PRO:HD3	2.02	0.59
1:A:406:LEU:HD12	1:A:406:LEU:C	2.22	0.59
1:A:414:LYS:HZ2	1:A:418:GLN:CG	2.10	0.59
2:C:86:VAL:CG2	2:C:87:LEU:N	2.58	0.59
1:A:289:THR:HA	1:A:306:LEU:HD11	1.84	0.59
1:A:357:GLU:OE2	1:A:363:VAL:HG12	2.03	0.59
5:F:2:NAG:C6	5:F:6:FUL:H5	2.32	0.59
1:A:234:LEU:HG	1:A:235:LEU:H	1.68	0.58
1:A:246:LYS:HD3	1:A:246:LYS:N	2.17	0.58
1:B:277:TRP:CE2	1:B:304:SER:O	2.56	0.58
1:B:290:LYS:H	1:B:305:VAL:HG13	1.67	0.58
2:C:100:PHE:CE2	2:C:106:ILE:HG23	2.38	0.58
1:A:432:LEU:N	1:A:432:LEU:HD12	2.18	0.58
1:A:262:VAL:HA	1:A:302:VAL:O	2.03	0.58
1:A:350:THR:CG2	1:A:441:LEU:HD12	2.33	0.58
1:B:273:VAL:CG1	1:B:302:VAL:HG21	2.34	0.58
2:C:26:THR:HA	2:C:57:TYR:O	2.03	0.58
1:A:409:LYS:NZ	1:A:409:LYS:HB3	2.18	0.58
1:B:368:LEU:HD23	1:B:368:LEU:C	2.24	0.58
1:B:275:PHE:CZ	1:B:303:VAL:O	2.57	0.58
1:B:293:GLU:CB	1:B:300:TYR:HA	2.33	0.58
1:B:392:LYS:HA	1:B:392:LYS:CE	2.33	0.58
1:A:377:ILE:HD11	1:A:427:VAL:CG1	2.34	0.58
1:B:277:TRP:HA	1:B:321:CYS:CA	2.27	0.58
1:B:289:THR:HG23	1:B:291:PRO:CD	2.34	0.58
2:C:20:LEU:C	2:C:21:GLN:HG3	2.24	0.58
2:C:172:VAL:O	2:C:173:GLN:HB3	2.04	0.58
3:D:7:SIA:H8	3:D:7:SIA:N5	2.19	0.58
1:B:430:GLU:O	1:B:431:ALA:O	2.22	0.58
1:A:312:ASN:HD21	1:A:317:LYS:HD2	1.69	0.57
1:A:344:ARG:NE	1:A:371:GLY:O	2.36	0.57
1:B:264:VAL:HB	2:C:120:LYS:HZ1	1.66	0.57
1:B:273:VAL:O	1:B:274:LYS:HB2	2.04	0.57
2:C:122:THR:HB	2:C:124:PHE:CE1	2.30	0.57

*Continued on next page...*

*Continued from previous page...*

Atom-1	Atom-2	Interatomic distance (Å)	Clash overlap (Å)
2:C:168:VAL:HG22	2:C:169:THR:N	2.12	0.57
1:A:264:VAL:O	1:A:265:ASP:HB2	2.03	0.57
1:B:286:ASN:HD22	1:B:286:ASN:N	2.02	0.57
2:C:17:ILE:CG1	2:C:84:LEU:HD13	2.34	0.57
2:C:100:PHE:CG	2:C:106:ILE:HG12	2.39	0.57
2:C:162:LEU:HD22	2:C:162:LEU:N	2.18	0.57
1:A:432:LEU:HD12	1:A:432:LEU:H	1.69	0.57
1:A:434:ASN:O	1:A:436:TYR:N	2.36	0.57
1:A:381:TRP:HB2	1:A:388:GLU:HB2	1.86	0.57
2:C:120:LYS:HE3	2:C:134:ARG:HH22	1.68	0.57
1:A:260:THR:HB	1:A:303:VAL:HG13	1.86	0.57
1:A:344:ARG:HH11	1:A:345:GLU:N	2.03	0.57
1:B:243:PHE:CZ	4:E:4:MAN:H62	2.39	0.57
1:B:290:LYS:N	1:B:291:PRO:HD3	2.20	0.57
1:B:309:LEU:CD1	1:B:310:HIS:N	2.65	0.57
1:B:391:TYR:HB3	1:B:410:LEU:HA	1.86	0.57
1:A:274:LYS:O	1:A:275:PHE:CD2	2.58	0.57
1:A:372:PHE:O	1:A:404:PHE:HB2	2.04	0.57
1:B:239:SER:HB3	2:C:120:LYS:HZ2	1.69	0.57
2:C:93:LEU:HD23	2:C:154:CYS:SG	2.44	0.57
4:E:6:GAL:O4	4:E:7:SIA:H32	2.04	0.57
1:A:245:PRO:HB3	1:A:258:GLU:N	2.20	0.57
1:A:378:ALA:O	1:A:427:VAL:HA	2.05	0.57
2:C:40:ILE:O	2:C:52:HIS:O	2.23	0.57
2:C:42:TRP:CZ2	2:C:55:PRO:O	2.58	0.57
1:A:328:LEU:HD22	1:A:330:ALA:H	1.70	0.57
1:B:318:GLU:HG2	1:B:319:TYR:N	2.20	0.57
2:C:42:TRP:HZ2	2:C:55:PRO:O	1.87	0.57
2:C:125:GLN:NE2	2:C:126:ASN:H	2.03	0.57
1:A:246:LYS:N	1:A:249:ASP:HB2	2.20	0.56
1:A:350:THR:HG23	1:A:439:LYS:HG3	1.87	0.56
1:A:353:PRO:HB3	1:A:357:GLU:OE2	2.04	0.56
1:B:280:ASP:HB2	1:B:318:GLU:HB3	1.86	0.56
1:B:294:GLN:H	1:B:301:ARG:HB3	1.68	0.56
2:C:111:HIS:CD2	2:C:115:ASP:OD1	2.55	0.56
1:A:425:CYS:O	1:A:438:GLN:CA	2.53	0.56
1:A:270:ASP:OD2	1:A:326:LYS:HB3	2.04	0.56
1:A:314:LEU:HB3	1:A:338:LYS:HZ3	1.69	0.56
1:B:278:TYR:O	1:B:279:VAL:C	2.43	0.56
1:B:383:SER:CB	1:B:416:ARG:HH11	2.17	0.56
2:C:125:GLN:HE21	2:C:125:GLN:CA	2.18	0.56

*Continued on next page...*



*Continued from previous page...*

Atom-1	Atom-2	Interatomic distance (Å)	Clash overlap (Å)
1:A:377:ILE:HG23	1:A:378:ALA:N	2.18	0.56
1:B:239:SER:CB	2:C:120:LYS:HZ3	2.18	0.56
1:B:400:SER:C	1:B:402:GLY:N	2.59	0.56
2:C:25:VAL:O	2:C:58:ARG:HA	2.05	0.56
2:C:28:THR:O	2:C:29:CYS:SG	2.63	0.56
2:C:40:ILE:CB	2:C:53:THR:HA	2.30	0.56
1:A:247:PRO:HD2	1:A:248:LYS:HZ2	1.70	0.56
1:B:412:VAL:HG23	1:B:413:ASP:N	2.20	0.56
2:C:41:GLN:HB2	2:C:48:LEU:CD1	2.34	0.56
1:A:245:PRO:HD3	1:A:259:VAL:CG1	2.36	0.56
1:A:249:ASP:HB3	1:A:257:PRO:HA	1.86	0.56
1:A:301:ARG:HG3	3:D:2:NAG:H81	1.87	0.56
2:C:10:LEU:HA	2:C:82:VAL:CG2	2.34	0.56
1:A:252:MET:HB3	1:A:255:ARG:HB2	1.88	0.56
1:A:371:GLY:O	1:A:403:SER:HB2	2.05	0.56
2:C:42:TRP:CE3	2:C:70:THR:O	2.58	0.56
2:C:49:ILE:O	2:C:51:THR:N	2.39	0.56
1:A:242:LEU:HD11	1:A:321:CYS:HB3	1.86	0.56
1:B:362:GLN:HA	1:B:414:LYS:N	2.10	0.56
2:C:145:ASN:C	2:C:147:SER:H	2.09	0.56
1:A:234:LEU:O	1:A:235:LEU:HB2	2.05	0.56
1:A:248:LYS:HG3	1:A:255:ARG:NH1	2.21	0.56
1:B:291:PRO:HA	1:B:292:ARG:HE	1.70	0.56
1:B:393:THR:HG22	1:B:394:THR:N	2.21	0.56
2:C:96:PRO:HG2	2:C:100:PHE:CZ	2.39	0.56
1:B:279:VAL:O	1:B:281:GLY:N	2.39	0.56
1:B:260:THR:HA	1:B:277:TRP:HZ2	1.70	0.55
1:B:394:THR:HG22	1:B:407:TYR:H	1.71	0.55
2:C:14:PRO:O	2:C:15:PRO:C	2.43	0.55
2:C:40:ILE:HG23	2:C:73:THR:HB	1.88	0.55
1:A:319:TYR:O	1:A:336:ILE:HG23	2.06	0.55
1:B:348:VAL:CG2	1:B:439:LYS:HG3	2.36	0.55
1:B:353:PRO:HG3	1:B:417:TRP:HE1	1.71	0.55
2:C:157:ASN:HB2	2:C:162:LEU:HD13	1.89	0.55
1:A:335:THR:C	1:A:336:ILE:HG22	2.26	0.55
2:C:116:LYS:HB3	2:C:117:PRO:HD2	1.87	0.55
1:A:295:GLN:OE1	1:A:300:TYR:CD2	2.58	0.55
1:A:392:LYS:O	1:A:408:SER:HA	2.07	0.55
1:B:251:LEU:HD22	1:B:252:MET:N	2.21	0.55
2:C:9:VAL:HG21	2:C:80:ASP:OD2	2.06	0.55
1:A:293:GLU:HG3	1:A:294:GLN:N	2.22	0.55

*Continued on next page...*

*Continued from previous page...*

Atom-1	Atom-2	Interatomic distance (Å)	Clash overlap (Å)
1:B:241:PHE:CD1	4:E:5:NAG:H83	2.42	0.55
1:B:249:ASP:HB3	1:B:255:ARG:HG3	1.89	0.55
1:B:383:SER:CB	1:B:416:ARG:NH1	2.70	0.55
2:C:27:LEU:HD12	2:C:27:LEU:H	1.69	0.55
2:C:158:ILE:O	2:C:160:TYR:N	2.40	0.55
3:D:5:NAG:H5	3:D:6:GAL:O5	2.07	0.55
1:A:267:SER:O	1:A:269:GLU:N	2.39	0.55
1:A:360:LYS:HB2	1:A:360:LYS:HZ3	1.71	0.55
1:B:310:HIS:C	1:B:312:ASN:N	2.60	0.55
2:C:133:SER:OG	2:C:136:ASP:HB3	2.07	0.55
2:C:152:TYR:O	2:C:168:VAL:HG12	2.07	0.55
1:A:347:GLN:HB3	1:A:349:TYR:CE2	2.42	0.55
1:B:289:THR:OG1	1:B:305:VAL:N	2.36	0.55
1:B:332:ILE:O	1:B:334:LYS:HD2	2.06	0.55
1:B:338:LYS:O	1:B:339:ALA:O	2.25	0.55
1:B:359:THR:O	1:B:414:LYS:HD3	2.06	0.55
2:C:90:TRP:HD1	2:C:90:TRP:O	1.90	0.55
1:A:414:LYS:HG2	1:A:418:GLN:CG	2.37	0.55
1:A:432:LEU:CD1	1:A:435:HIS:HA	2.37	0.55
2:C:85:THR:HG22	2:C:86:VAL:H	1.72	0.55
1:A:263:VAL:HG23	1:A:302:VAL:HB	1.87	0.55
1:A:344:ARG:NH1	1:A:345:GLU:N	2.55	0.55
1:B:288:LYS:O	1:B:306:LEU:HA	2.07	0.55
1:B:289:THR:HB	1:B:306:LEU:HD11	1.86	0.55
1:B:291:PRO:HA	1:B:292:ARG:CZ	2.36	0.55
2:C:58:ARG:O	2:C:58:ARG:HG2	2.07	0.54
1:B:248:LYS:HE3	1:B:378:ALA:HB2	1.88	0.54
1:B:296:TYR:CD2	1:B:299:THR:HB	2.42	0.54
2:C:54:GLN:HB3	2:C:57:TYR:H	1.72	0.54
1:A:309:LEU:HD22	1:A:309:LEU:N	2.22	0.54
1:A:373:TYR:HB3	1:A:374:PRO:CD	2.37	0.54
2:C:158:ILE:HD12	2:C:163:PHE:CE1	2.42	0.54
1:A:245:PRO:HB2	1:A:249:ASP:HB3	1.90	0.54
1:B:289:THR:HA	1:B:305:VAL:C	2.27	0.54
1:B:346:PRO:HB3	1:B:372:PHE:CD2	2.43	0.54
1:A:332:ILE:HG23	1:A:334:LYS:HZ3	1.71	0.54
1:B:266:VAL:HG12	2:C:134:ARG:NE	2.23	0.54
1:B:293:GLU:HB2	1:B:300:TYR:HA	1.90	0.54
1:B:372:PHE:HB2	1:B:429:HIS:NE2	2.22	0.54
1:B:399:ASP:HB2	1:B:405:PHE:CD2	2.42	0.54
2:C:44:HIS:HA	2:C:68:GLU:O	2.07	0.54

*Continued on next page...*

*Continued from previous page...*

Atom-1	Atom-2	Interatomic distance (Å)	Clash overlap (Å)
1:A:247:PRO:HD2	1:A:248:LYS:NZ	2.23	0.54
1:A:346:PRO:HA	1:A:372:PHE:HB3	1.90	0.54
2:C:41:GLN:NE2	2:C:50:PRO:O	2.40	0.54
1:A:301:ARG:HD3	1:A:302:VAL:N	2.22	0.54
1:A:371:GLY:N	1:A:404:PHE:O	2.40	0.54
2:C:93:LEU:HD13	2:C:93:LEU:O	2.07	0.54
1:A:279:VAL:C	1:A:281:GLY:N	2.58	0.54
1:A:381:TRP:CB	1:A:388:GLU:HB2	2.38	0.54
1:B:251:LEU:CD2	1:B:252:MET:SD	2.96	0.54
2:C:162:LEU:HD22	2:C:162:LEU:H	1.73	0.54
1:A:292:ARG:NH1	1:A:292:ARG:N	2.56	0.54
1:A:302:VAL:O	1:A:303:VAL:HG23	2.08	0.54
1:B:346:PRO:HB3	1:B:372:PHE:CG	2.43	0.54
1:A:233:GLU:HG3	1:B:235:LEU:HA	1.88	0.54
1:B:243:PHE:HE2	4:E:5:NAG:H82	1.72	0.54
1:B:290:LYS:N	1:B:305:VAL:HG13	2.22	0.54
1:B:344:ARG:HG3	1:B:344:ARG:HH11	1.71	0.54
1:B:391:TYR:HB2	1:B:410:LEU:CA	2.35	0.54
2:C:145:ASN:O	2:C:147:SER:N	2.40	0.54
5:F:2:NAG:O6	5:F:6:FUL:H5	2.07	0.54
1:A:312:ASN:HD21	1:A:317:LYS:CD	2.21	0.53
1:B:290:LYS:H	1:B:305:VAL:CG1	2.21	0.53
2:C:85:THR:O	2:C:86:VAL:HB	2.07	0.53
1:A:278:TYR:CD2	1:A:281:GLY:HA2	2.43	0.53
1:A:428:MET:HA	1:A:435:HIS:O	2.08	0.53
1:B:250:THR:CG2	1:B:313:TRP:HE1	2.17	0.53
2:C:18:ASN:CA	2:C:86:VAL:HG23	2.39	0.53
1:B:266:VAL:C	2:C:134:ARG:HD3	2.28	0.53
2:C:12:LEU:O	2:C:12:LEU:HD23	2.08	0.53
2:C:157:ASN:OD1	2:C:162:LEU:HD13	2.09	0.53
1:A:294:GLN:NE2	1:A:295:GLN:N	2.56	0.53
1:A:315:ASP:N	1:A:338:LYS:HZ1	2.04	0.53
1:A:332:ILE:CG2	1:A:334:LYS:NZ	2.70	0.53
1:B:251:LEU:C	1:B:253:ILE:H	2.12	0.53
1:B:345:GLU:OE1	1:B:347:GLN:HB2	2.08	0.53
1:B:346:PRO:HG3	1:B:429:HIS:HB2	1.89	0.53
1:B:367:CYS:HB2	1:B:381:TRP:CH2	2.44	0.53
1:B:393:THR:HA	1:B:408:SER:HA	1.91	0.53
1:A:262:VAL:HG12	1:A:263:VAL:H	1.73	0.53
1:A:321:CYS:SG	1:A:323:VAL:HG23	2.48	0.53
1:A:329:PRO:HD3	2:C:113:TRP:CH2	2.43	0.53

*Continued on next page...*

*Continued from previous page...*

Atom-1	Atom-2	Interatomic distance (Å)	Clash overlap (Å)
1:B:267:SER:C	1:B:269:GLU:H	2.11	0.53
1:B:309:LEU:HD13	1:B:310:HIS:ND1	2.23	0.53
1:B:368:LEU:HD23	1:B:369:VAL:N	2.23	0.53
1:B:399:ASP:HB3	1:B:403:SER:O	2.09	0.53
2:C:40:ILE:HG22	2:C:42:TRP:HE1	1.72	0.53
1:A:245:PRO:HD3	1:A:259:VAL:HG13	1.89	0.53
1:A:257:PRO:HB2	1:A:308:VAL:CG1	2.30	0.53
2:C:70:THR:HG22	2:C:71:CYS:N	2.19	0.53
1:A:284:VAL:O	1:A:285:HIS:CB	2.56	0.53
1:B:247:PRO:HG2	1:B:248:LYS:H	1.74	0.53
1:B:396:PRO:CD	1:B:406:LEU:HD13	2.38	0.53
1:B:243:PHE:HE2	4:E:5:NAG:C8	2.21	0.53
1:B:276:ASN:HB2	1:B:322:LYS:HE2	1.91	0.53
2:C:16:TRP:CZ2	2:C:109:ARG:HB2	2.44	0.53
2:C:40:ILE:CG2	2:C:42:TRP:HE1	2.22	0.53
1:A:377:ILE:HG13	1:A:429:HIS:HB2	1.91	0.53
1:A:417:TRP:HA	1:A:421:ASN:HD21	1.74	0.53
1:B:277:TRP:CE3	1:B:306:LEU:HD13	2.44	0.53
2:C:124:PHE:HB3	2:C:127:GLY:O	2.09	0.53
2:C:149:SER:CA	2:C:172:VAL:HG23	2.39	0.52
1:A:249:ASP:HA	1:A:255:ARG:CG	2.31	0.52
1:A:407:TYR:CD1	1:A:407:TYR:N	2.77	0.52
1:B:232:PRO:O	1:B:235:LEU:HD11	2.09	0.52
2:C:48:LEU:O	2:C:50:PRO:CD	2.57	0.52
2:C:125:GLN:C	2:C:127:GLY:N	2.62	0.52
1:A:439:LYS:HA	1:A:439:LYS:HZ3	1.75	0.52
1:B:434:ASN:C	1:B:435:HIS:ND1	2.62	0.52
2:C:113:TRP:C	2:C:115:ASP:H	2.12	0.52
1:B:235:LEU:HD12	1:B:235:LEU:N	2.24	0.52
2:C:10:LEU:N	2:C:29:CYS:SG	2.82	0.52
1:A:279:VAL:C	1:A:281:GLY:H	2.13	0.52
2:C:8:ALA:H	2:C:30:GLN:HB2	1.75	0.52
1:A:267:SER:C	1:A:269:GLU:H	2.12	0.52
1:A:287:ALA:C	1:A:289:THR:H	2.12	0.52
2:C:17:ILE:HD12	2:C:84:LEU:HD13	1.90	0.52
2:C:132:PHE:HD2	2:C:132:PHE:O	1.92	0.52
4:E:1:NAG:H4	4:E:2:NAG:N2	2.25	0.52
1:A:242:LEU:HB3	1:A:336:ILE:HD13	1.91	0.52
1:A:397:VAL:HB	1:A:405:PHE:CZ	2.44	0.52
1:B:430:GLU:HA	1:B:435:HIS:CG	2.44	0.52
2:C:34:SER:C	2:C:36:GLU:N	2.62	0.52

*Continued on next page...*

*Continued from previous page...*

Atom-1	Atom-2	Interatomic distance (Å)	Clash overlap (Å)
1:A:252:MET:HB3	1:A:255:ARG:CB	2.40	0.52
1:B:373:TYR:CZ	1:B:374:PRO:HB3	2.44	0.52
1:B:391:TYR:HB2	1:B:409:LYS:O	2.10	0.52
2:C:98:LEU:HD11	2:C:169:THR:O	2.09	0.52
1:A:428:MET:SD	1:A:436:TYR:CB	2.93	0.52
2:C:90:TRP:O	2:C:90:TRP:CD1	2.63	0.52
2:C:114:LYS:O	2:C:115:ASP:HB2	2.10	0.52
1:A:249:ASP:O	1:A:310:HIS:HE1	1.91	0.52
1:B:320:LYS:C	1:B:334:LYS:O	2.49	0.52
2:C:85:THR:HG22	2:C:86:VAL:N	2.25	0.52
2:C:144:ALA:HB1	2:C:148:HIS:CD2	2.45	0.52
1:A:234:LEU:HG	1:A:235:LEU:N	2.25	0.51
1:B:245:PRO:HD3	1:B:259:VAL:HG22	1.92	0.51
1:B:248:LYS:HZ2	1:B:378:ALA:HA	1.74	0.51
1:B:266:VAL:N	2:C:134:ARG:CZ	2.69	0.51
1:B:372:PHE:HB2	1:B:429:HIS:CD2	2.45	0.51
2:C:25:VAL:O	2:C:26:THR:OG1	2.24	0.51
2:C:48:LEU:O	2:C:48:LEU:HD12	2.11	0.51
1:A:249:ASP:O	1:A:257:PRO:HG3	2.11	0.51
1:A:313:TRP:HB3	1:A:314:LEU:HD12	1.93	0.51
1:A:348:VAL:HG12	1:A:439:LYS:HG2	1.91	0.51
1:B:245:PRO:CD	1:B:259:VAL:HG22	2.41	0.51
1:B:413:ASP:O	1:B:416:ARG:N	2.42	0.51
1:B:431:ALA:O	1:B:432:LEU:HG	2.10	0.51
1:A:379:VAL:HA	1:A:426:SER:O	2.09	0.51
1:B:381:TRP:CG	1:B:410:LEU:HD13	2.46	0.51
2:C:16:TRP:HE1	2:C:109:ARG:NH1	2.05	0.51
2:C:89:GLU:OE2	2:C:166:LYS:HE3	2.10	0.51
2:C:132:PHE:C	2:C:132:PHE:CD2	2.84	0.51
1:B:394:THR:CG2	1:B:407:TYR:N	2.71	0.51
2:C:62:ASN:HB2	2:C:65:ASP:OD1	2.09	0.51
2:C:170:ILE:HG22	2:C:171:THR:N	2.25	0.51
1:A:332:ILE:HG22	1:A:334:LYS:CG	2.36	0.51
1:A:353:PRO:CB	1:A:363:VAL:HG12	2.40	0.51
1:B:393:THR:CG2	1:B:394:THR:N	2.74	0.51
2:C:17:ILE:HB	2:C:84:LEU:CG	2.40	0.51
1:A:268:HIS:HA	1:A:271:PRO:CD	2.41	0.51
1:B:251:LEU:HD22	1:B:252:MET:SD	2.51	0.51
1:A:251:LEU:HD13	1:A:428:MET:HB3	1.92	0.51
1:A:295:GLN:HE22	1:A:299:THR:N	2.09	0.51
1:A:302:VAL:HG12	1:A:303:VAL:N	2.26	0.51

*Continued on next page...*

*Continued from previous page...*

Atom-1	Atom-2	Interatomic distance (Å)	Clash overlap (Å)
1:A:314:LEU:N	1:A:314:LEU:CD1	2.72	0.51
1:A:357:GLU:O	1:A:360:LYS:HB3	2.11	0.51
1:B:241:PHE:O	1:B:243:PHE:N	2.43	0.51
2:C:21:GLN:OE1	2:C:88:SER:HB2	2.11	0.51
1:A:318:GLU:CG	1:A:320:LYS:HE3	2.34	0.51
1:B:432:LEU:HD12	1:B:434:ASN:H	1.75	0.51
2:C:99:GLU:OE2	2:C:171:THR:OG1	2.29	0.51
2:C:149:SER:HB2	2:C:171:THR:HA	1.93	0.51
1:A:383:SER:HB2	1:A:388:GLU:CD	2.31	0.51
1:B:275:PHE:HZ	1:B:302:VAL:O	1.94	0.51
2:C:60:LYS:HB2	2:C:60:LYS:HZ2	1.75	0.51
1:A:324:SER:O	1:A:325:ASN:CB	2.58	0.50
1:B:433:HIS:NE2	1:B:434:ASN:ND2	2.58	0.50
2:C:81:PRO:HB2	2:C:83:HIS:CE1	2.46	0.50
2:C:98:LEU:HB3	2:C:99:GLU:OE1	2.11	0.50
1:B:245:PRO:HD3	1:B:259:VAL:CG1	2.38	0.50
2:C:15:PRO:O	2:C:16:TRP:C	2.49	0.50
2:C:52:HIS:ND1	2:C:57:TYR:CE1	2.78	0.50
2:C:60:LYS:O	2:C:61:ALA:CB	2.59	0.50
2:C:173:GLN:HG3	2:C:173:GLN:O	2.12	0.50
1:A:292:ARG:HG2	1:A:293:GLU:O	2.11	0.50
1:B:235:LEU:HD23	1:B:329:PRO:HG3	1.92	0.50
1:B:279:VAL:O	1:B:282:VAL:N	2.45	0.50
1:B:346:PRO:O	1:B:348:VAL:HG13	2.10	0.50
1:B:391:TYR:HA	1:B:409:LYS:O	2.10	0.50
1:B:432:LEU:HD11	1:B:435:HIS:CA	2.41	0.50
1:A:380:GLU:HG2	1:A:381:TRP:N	2.26	0.50
1:A:433:HIS:C	1:A:435:HIS:H	2.14	0.50
1:B:251:LEU:HD13	1:B:251:LEU:N	2.26	0.50
1:B:297:ASN:O	1:B:298:SER:HB2	2.11	0.50
1:B:355:ARG:O	1:B:358:MET:HB2	2.11	0.50
2:C:27:LEU:O	2:C:56:SER:HA	2.11	0.50
1:A:283:GLN:HG2	1:A:285:HIS:H	1.75	0.50
1:A:291:PRO:O	1:A:292:ARG:HB3	2.11	0.50
1:B:305:VAL:O	1:B:305:VAL:HG22	2.11	0.50
1:B:321:CYS:SG	1:B:323:VAL:CG2	2.95	0.50
1:B:336:ILE:HG13	1:B:337:SER:N	2.19	0.50
1:A:309:LEU:HB3	1:A:311:GLN:OE1	2.10	0.50
1:A:415:SER:O	1:A:419:GLN:N	2.35	0.50
1:A:432:LEU:H	1:A:432:LEU:CD1	2.18	0.50
1:B:373:TYR:CG	1:B:374:PRO:HA	2.46	0.50

*Continued on next page...*

*Continued from previous page...*

Atom-1	Atom-2	Interatomic distance (Å)	Clash overlap (Å)
2:C:10:LEU:HB3	2:C:82:VAL:HG22	1.93	0.50
2:C:25:VAL:HG23	2:C:60:LYS:O	2.11	0.50
2:C:111:HIS:CG	2:C:112:SER:N	2.79	0.50
1:A:421:ASN:N	1:A:421:ASN:ND2	2.59	0.50
1:B:291:PRO:HA	1:B:292:ARG:NE	2.26	0.50
2:C:125:GLN:HB3	2:C:130:GLN:CG	2.42	0.50
1:A:309:LEU:H	1:A:309:LEU:CD2	2.24	0.49
1:A:360:LYS:HG2	1:A:362:GLN:N	2.26	0.49
1:A:380:GLU:HG2	1:A:381:TRP:H	1.77	0.49
1:A:383:SER:OG	1:A:416:ARG:NH2	2.45	0.49
1:B:261:CYS:C	1:B:303:VAL:HG12	2.33	0.49
2:C:113:TRP:C	2:C:115:ASP:N	2.65	0.49
1:A:270:ASP:N	1:A:271:PRO:HD3	2.28	0.49
1:A:333:GLU:N	1:A:333:GLU:OE1	2.45	0.49
1:B:238:PRO:HA	1:B:265:ASP:CB	2.41	0.49
1:B:243:PHE:HZ	4:E:4:MAN:H62	1.77	0.49
1:B:260:THR:HG1	1:B:304:SER:H	1.57	0.49
2:C:27:LEU:HB2	2:C:42:TRP:CZ3	2.47	0.49
1:A:406:LEU:C	1:A:407:TYR:CD1	2.85	0.49
1:B:234:LEU:C	1:B:235:LEU:HD12	2.33	0.49
1:B:334:LYS:HD2	1:B:334:LYS:H	1.77	0.49
1:A:262:VAL:HA	1:A:303:VAL:HG22	1.93	0.49
1:A:421:ASN:N	1:A:421:ASN:HD22	2.10	0.49
1:B:275:PHE:CZ	1:B:302:VAL:O	2.66	0.49
1:B:277:TRP:CZ2	1:B:304:SER:O	2.66	0.49
1:B:391:TYR:CD1	1:B:391:TYR:C	2.85	0.49
1:B:443:LEU:C	1:B:443:LEU:HD12	2.32	0.49
2:C:42:TRP:CZ3	2:C:71:CYS:SG	3.05	0.49
1:B:433:HIS:CD2	1:B:434:ASN:ND2	2.79	0.49
1:A:435:HIS:N	1:A:435:HIS:HD2	2.11	0.49
1:B:237:GLY:O	1:B:265:ASP:OD2	2.31	0.49
1:B:444:SER:H	6:B:601:GOL:C2	2.23	0.49
2:C:40:ILE:HB	2:C:53:THR:C	2.33	0.49
2:C:157:ASN:CB	2:C:162:LEU:HD13	2.42	0.49
1:A:285:HIS:CG	1:A:286:ASN:N	2.80	0.49
1:A:295:GLN:CD	1:A:296:TYR:H	2.15	0.49
1:A:312:ASN:OD1	1:A:319:TYR:OH	2.31	0.49
1:A:319:TYR:O	1:A:336:ILE:CG2	2.61	0.49
1:A:360:LYS:O	1:A:414:LYS:HD3	2.13	0.49
2:C:84:LEU:CD1	2:C:85:THR:N	2.75	0.49
2:C:105:THR:OG1	2:C:142:PRO:HA	2.13	0.49

*Continued on next page...*

*Continued from previous page...*

Atom-1	Atom-2	Interatomic distance (Å)	Clash overlap (Å)
1:B:312:ASN:HB2	1:B:317:LYS:HD2	1.94	0.49
1:A:342:GLN:HB3	1:A:343:PRO:CD	2.42	0.49
1:A:406:LEU:C	1:A:407:TYR:HD1	2.15	0.49
1:B:382:GLU:O	1:B:423:PHE:HA	2.13	0.49
1:B:297:ASN:O	1:B:298:SER:CB	2.61	0.49
2:C:134:ARG:HH11	2:C:134:ARG:CB	2.02	0.48
1:A:246:LYS:O	1:A:249:ASP:HB2	2.13	0.48
1:A:350:THR:CG2	1:A:439:LYS:HB3	2.31	0.48
1:A:377:ILE:HG12	1:A:378:ALA:N	2.22	0.48
1:A:407:TYR:N	1:A:407:TYR:HD1	2.12	0.48
1:B:241:PHE:H	1:B:263:VAL:CG1	2.13	0.48
1:B:430:GLU:HA	1:B:435:HIS:NE2	2.28	0.48
2:C:38:ASP:OD1	2:C:40:ILE:HD11	2.12	0.48
2:C:96:PRO:HD2	2:C:107:MET:O	2.13	0.48
2:C:100:PHE:CZ	2:C:106:ILE:HG23	2.47	0.48
1:A:403:SER:OG	1:A:404:PHE:N	2.46	0.48
1:B:289:THR:HB	1:B:306:LEU:HD12	1.91	0.48
1:B:417:TRP:CH2	1:B:442:SER:O	2.66	0.48
2:C:162:LEU:H	2:C:162:LEU:CD2	2.26	0.48
1:B:289:THR:HG23	1:B:291:PRO:HD3	1.94	0.48
2:C:9:VAL:HG21	2:C:80:ASP:HB2	1.94	0.48
2:C:97:HIS:O	2:C:98:LEU:CD2	2.61	0.48
2:C:169:THR:O	2:C:170:ILE:HG13	2.14	0.48
1:A:257:PRO:HD3	1:A:310:HIS:HE2	1.73	0.48
1:B:284:VAL:C	1:B:286:ASN:H	2.17	0.48
1:B:321:CYS:O	1:B:334:LYS:N	2.46	0.48
2:C:128:LYS:O	2:C:129:SER:O	2.31	0.48
1:B:309:LEU:HB3	1:B:312:ASN:OD1	2.13	0.48
2:C:84:LEU:CG	2:C:85:THR:N	2.75	0.48
2:C:113:TRP:HE3	2:C:116:LYS:HE2	1.77	0.48
1:A:434:ASN:C	1:A:436:TYR:H	2.15	0.48
1:B:279:VAL:CA	1:B:319:TYR:HA	2.29	0.48
1:B:293:GLU:HB3	1:B:300:TYR:HA	1.94	0.48
1:B:373:TYR:CD1	1:B:373:TYR:C	2.87	0.48
2:C:152:TYR:N	2:C:168:VAL:CG1	2.76	0.48
1:A:433:HIS:O	1:A:435:HIS:N	2.45	0.48
1:B:260:THR:OG1	1:B:303:VAL:HB	2.14	0.48
1:B:243:PHE:HD1	1:B:262:VAL:CG2	2.23	0.48
2:C:170:ILE:CG2	2:C:171:THR:N	2.77	0.48
5:F:2:NAG:C5	5:F:3:MAN:H2	2.42	0.48
2:C:138:THR:HG22	2:C:139:PHE:H	1.79	0.48

*Continued on next page...*



*Continued from previous page...*

Atom-1	Atom-2	Interatomic distance (Å)	Clash overlap (Å)
1:A:343:PRO:HA	1:A:374:PRO:HG2	1.96	0.47
1:B:246:LYS:HD3	1:B:247:PRO:N	2.29	0.47
1:B:418:GLN:OE1	1:B:443:LEU:HD21	2.13	0.47
2:C:9:VAL:CA	2:C:29:CYS:HA	2.42	0.47
2:C:145:ASN:C	2:C:147:SER:N	2.68	0.47
2:C:100:PHE:O	2:C:104:GLU:HB3	2.14	0.47
1:A:268:HIS:C	1:A:271:PRO:HD3	2.35	0.47
1:B:377:ILE:CG1	1:B:378:ALA:N	2.62	0.47
2:C:62:ASN:HB2	2:C:64:ASN:OD1	2.15	0.47
2:C:49:ILE:HG13	2:C:51:THR:OG1	2.14	0.47
2:C:123:PHE:N	2:C:123:PHE:CD1	2.81	0.47
1:B:399:ASP:O	1:B:401:ASP:N	2.46	0.47
2:C:128:LYS:HB2	4:E:12:FUL:H61	1.96	0.47
1:A:253:ILE:CD1	1:A:253:ILE:H	2.26	0.47
1:A:301:ARG:HD3	1:A:301:ARG:C	2.35	0.47
1:B:312:ASN:HB2	1:B:317:LYS:HG3	1.94	0.47
1:B:381:TRP:CB	1:B:410:LEU:HD13	2.44	0.47
2:C:32:ALA:H	2:C:75:GLN:CD	2.18	0.47
2:C:34:SER:HB3	2:C:37:SER:C	2.34	0.47
2:C:108:LEU:HD22	2:C:108:LEU:N	2.30	0.47
2:C:122:THR:HB	2:C:155:THR:HG22	1.97	0.47
1:A:275:PHE:HE1	1:A:291:PRO:CB	2.27	0.47
1:A:297:ASN:OD1	1:A:299:THR:HG23	2.14	0.47
1:A:345:GLU:HA	1:A:346:PRO:HD3	1.45	0.47
1:B:248:LYS:CG	1:B:377:ILE:O	2.61	0.47
1:B:251:LEU:C	1:B:253:ILE:N	2.67	0.47
2:C:16:TRP:HH2	2:C:107:MET:HG3	1.79	0.47
2:C:40:ILE:HG22	2:C:42:TRP:NE1	2.30	0.47
2:C:52:HIS:ND1	2:C:57:TYR:HE1	2.12	0.47
2:C:163:PHE:HB3	2:C:164:SER:H	1.50	0.47
1:B:310:HIS:O	1:B:312:ASN:N	2.47	0.47
1:B:443:LEU:HA	6:B:601:GOL:H11	1.97	0.47
1:A:380:GLU:O	1:A:425:CYS:HA	2.14	0.47
1:A:414:LYS:HG2	1:A:414:LYS:O	2.15	0.47
1:A:432:LEU:O	1:A:433:HIS:O	2.33	0.47
1:B:266:VAL:HG21	1:B:300:TYR:HB2	1.97	0.47
1:B:303:VAL:HG23	1:B:304:SER:N	2.30	0.47
2:C:49:ILE:C	2:C:51:THR:N	2.65	0.47
1:A:264:VAL:HG12	3:D:2:NAG:H82	1.97	0.47
1:A:370:LYS:NZ	1:B:411:THR:HG23	2.29	0.47
1:B:394:THR:CG2	1:B:406:LEU:HB2	2.34	0.47

*Continued on next page...*

*Continued from previous page...*

Atom-1	Atom-2	Interatomic distance (Å)	Clash overlap (Å)
2:C:26:THR:OG1	2:C:58:ARG:HA	2.15	0.47
2:C:48:LEU:HD12	2:C:50:PRO:N	2.30	0.47
2:C:149:SER:N	2:C:172:VAL:HG23	2.30	0.47
1:A:249:ASP:N	1:A:255:ARG:HD3	2.30	0.46
1:B:395:PRO:O	1:B:396:PRO:C	2.54	0.46
2:C:149:SER:HB3	2:C:172:VAL:HG23	1.96	0.46
1:A:245:PRO:HB3	1:A:258:GLU:H	1.80	0.46
1:A:253:ILE:CG1	1:A:254:SER:N	2.78	0.46
1:A:332:ILE:HG22	1:A:332:ILE:O	2.15	0.46
1:B:240:VAL:HB	1:B:263:VAL:HG11	1.97	0.46
1:B:306:LEU:CD1	1:B:306:LEU:N	2.73	0.46
1:B:309:LEU:CD1	1:B:310:HIS:ND1	2.78	0.46
1:B:312:ASN:HB2	1:B:317:LYS:CD	2.45	0.46
1:B:350:THR:O	1:B:351:LEU:HG	2.15	0.46
2:C:84:LEU:HD11	2:C:85:THR:O	2.15	0.46
2:C:40:ILE:CG1	2:C:54:GLN:N	2.65	0.46
2:C:52:HIS:CG	2:C:57:TYR:CE1	3.03	0.46
1:B:241:PHE:O	1:B:243:PHE:CD1	2.68	0.46
2:C:97:HIS:HB2	2:C:100:PHE:CE1	2.50	0.46
2:C:124:PHE:CE1	2:C:155:THR:HG22	2.50	0.46
2:C:168:VAL:CG2	2:C:169:THR:H	2.13	0.46
1:A:328:LEU:HD13	1:A:330:ALA:O	2.15	0.46
1:B:430:GLU:HA	1:B:435:HIS:CE1	2.50	0.46
2:C:97:HIS:CB	2:C:100:PHE:CE1	2.98	0.46
1:A:332:ILE:CG2	1:A:334:LYS:HZ3	2.28	0.46
1:A:401:ASP:OD1	1:A:403:SER:HB3	2.14	0.46
2:C:29:CYS:O	2:C:30:GLN:O	2.34	0.46
2:C:40:ILE:CB	2:C:54:GLN:N	2.78	0.46
2:C:121:VAL:CG1	2:C:122:THR:N	2.78	0.46
5:F:1:NDG:C4	5:F:2:NAG:N2	2.78	0.46
1:A:301:ARG:NH2	1:A:303:VAL:CG2	2.56	0.46
1:B:290:LYS:N	1:B:291:PRO:CD	2.79	0.46
1:B:340:LYS:O	1:B:373:TYR:OH	2.33	0.46
1:A:413:ASP:C	1:A:415:SER:N	2.69	0.46
1:B:301:ARG:HG2	1:B:303:VAL:HG13	1.98	0.46
1:A:301:ARG:HG3	3:D:2:NAG:C8	2.46	0.46
1:A:429:HIS:HB3	1:A:432:LEU:HD11	1.97	0.46
1:B:279:VAL:HG13	1:B:319:TYR:CB	2.44	0.46
1:B:286:ASN:N	1:B:286:ASN:ND2	2.64	0.46
1:B:348:VAL:HG12	1:B:369:VAL:CG1	2.35	0.46
2:C:130:GLN:HA	2:C:130:GLN:NE2	2.31	0.46

*Continued on next page...*

*Continued from previous page...*

Atom-1	Atom-2	Interatomic distance (Å)	Clash overlap (Å)
1:A:234:LEU:CG	1:A:235:LEU:H	2.25	0.46
1:A:234:LEU:H	1:A:234:LEU:HD23	1.81	0.46
1:A:344:ARG:HG3	1:A:372:PHE:HA	1.97	0.46
1:A:398:LEU:HA	1:A:404:PHE:CE1	2.50	0.46
2:C:60:LYS:HA	2:C:60:LYS:NZ	2.31	0.46
2:C:98:LEU:HD22	2:C:98:LEU:HA	1.77	0.46
4:E:8:MAN:C2	4:E:9:NAG:H83	2.46	0.46
1:A:262:VAL:C	1:A:263:VAL:CG2	2.84	0.45
1:B:331:PRO:O	1:B:332:ILE:O	2.33	0.45
2:C:98:LEU:CD2	2:C:169:THR:O	2.63	0.45
1:A:262:VAL:O	1:A:263:VAL:HG22	2.16	0.45
1:A:353:PRO:HB3	1:A:363:VAL:HG12	1.97	0.45
1:A:414:LYS:NZ	1:A:418:GLN:CG	2.75	0.45
1:B:245:PRO:HD3	1:B:259:VAL:CB	2.46	0.45
2:C:22:GLU:HB3	2:C:114:LYS:HZ2	1.80	0.45
3:D:8:MAN:O3	3:D:9:NAG:H2	2.16	0.45
1:A:346:PRO:CB	1:A:372:PHE:HB3	2.47	0.45
1:B:348:VAL:HG12	1:B:369:VAL:HA	1.99	0.45
1:B:394:THR:HG22	1:B:407:TYR:N	2.30	0.45
2:C:168:VAL:HG13	2:C:169:THR:N	2.31	0.45
2:C:169:THR:C	2:C:170:ILE:HG13	2.36	0.45
1:A:320:LYS:HG3	1:A:335:THR:HA	1.98	0.45
1:B:397:VAL:O	1:B:404:PHE:HD1	1.99	0.45
1:B:417:TRP:HH2	1:B:442:SER:O	2.00	0.45
2:C:96:PRO:CD	2:C:107:MET:O	2.64	0.45
1:A:242:LEU:HD23	1:A:261:CYS:HA	1.98	0.45
1:A:301:ARG:NE	1:A:303:VAL:HG23	2.29	0.45
1:A:350:THR:CA	1:A:439:LYS:HG3	2.46	0.45
1:B:241:PHE:HB3	1:B:243:PHE:CE2	2.51	0.45
1:B:276:ASN:O	1:B:278:TYR:N	2.49	0.45
1:B:357:GLU:O	1:B:359:THR:N	2.49	0.45
2:C:20:LEU:O	2:C:21:GLN:HG3	2.16	0.45
1:A:262:VAL:HA	1:A:303:VAL:CG2	2.47	0.45
1:A:287:ALA:O	1:A:288:LYS:HB3	2.16	0.45
1:A:414:LYS:O	1:A:418:GLN:HG2	2.17	0.45
1:B:287:ALA:O	1:B:288:LYS:CB	2.64	0.45
1:B:396:PRO:CG	1:B:406:LEU:HD13	2.46	0.45
1:A:242:LEU:CD1	1:A:336:ILE:HG21	2.47	0.45
1:A:345:GLU:HA	1:A:431:ALA:CB	2.47	0.45
1:B:379:VAL:CG1	1:B:380:GLU:N	2.79	0.45
1:B:441:LEU:C	1:B:441:LEU:HD22	2.37	0.45

*Continued on next page...*

*Continued from previous page...*

Atom-1	Atom-2	Interatomic distance (Å)	Clash overlap (Å)
2:C:27:LEU:CD1	2:C:27:LEU:H	2.29	0.45
2:C:42:TRP:HE3	2:C:70:THR:O	2.00	0.45
3:D:8:MAN:O6	3:D:10:FUL:H61	2.17	0.45
1:A:334:LYS:O	1:A:336:ILE:HG22	2.16	0.45
1:B:245:PRO:CD	1:B:259:VAL:HA	2.47	0.45
1:B:315:ASP:CG	1:B:316:GLY:N	2.70	0.45
1:B:320:LYS:HG2	1:B:335:THR:HG22	1.98	0.45
1:B:381:TRP:CE3	1:B:424:SER:O	2.70	0.45
2:C:85:THR:O	2:C:86:VAL:CB	2.64	0.45
4:E:1:NAG:O5	4:E:12:FUL:C2	2.58	0.45
1:A:284:VAL:O	1:A:285:HIS:HB3	2.16	0.45
2:C:129:SER:OG	2:C:130:GLN:N	2.43	0.45
5:F:1:NDG:H4	5:F:2:NAG:C7	2.47	0.45
1:A:262:VAL:HG12	1:A:263:VAL:N	2.32	0.44
1:A:283:GLN:CD	1:A:285:HIS:O	2.56	0.44
1:A:332:ILE:HG23	1:A:334:LYS:HZ1	1.78	0.44
1:A:355:ARG:HG2	1:A:356:GLU:N	2.32	0.44
1:A:410:LEU:HD12	1:A:411:THR:N	2.25	0.44
2:C:41:GLN:HB3	2:C:50:PRO:HA	1.99	0.44
2:C:53:THR:O	2:C:54:GLN:CB	2.60	0.44
2:C:91:LEU:HB3	2:C:164:SER:O	2.17	0.44
2:C:157:ASN:CG	2:C:162:LEU:HD13	2.37	0.44
1:A:412:VAL:HG23	1:A:413:ASP:O	2.17	0.44
1:B:241:PHE:CE2	4:E:5:NAG:N2	2.78	0.44
1:B:435:HIS:N	1:B:435:HIS:ND1	2.65	0.44
1:B:443:LEU:HA	6:B:601:GOL:C1	2.48	0.44
2:C:58:ARG:O	2:C:58:ARG:CG	2.65	0.44
1:A:268:HIS:HA	1:A:271:PRO:HD3	1.98	0.44
1:A:332:ILE:O	1:A:334:LYS:HG2	2.17	0.44
2:C:20:LEU:HD12	2:C:111:HIS:CE1	2.53	0.44
2:C:40:ILE:HD13	2:C:73:THR:HB	1.99	0.44
1:B:432:LEU:CD2	1:B:436:TYR:N	2.73	0.44
2:C:78:LEU:HG	2:C:80:ASP:OD1	2.17	0.44
1:A:438:GLN:NE2	1:A:438:GLN:N	2.58	0.44
1:B:278:TYR:HD2	1:B:278:TYR:HA	1.65	0.44
2:C:98:LEU:C	2:C:99:GLU:CD	2.75	0.44
2:C:101:GLN:NE2	2:C:173:GLN:NE2	2.66	0.44
1:A:344:ARG:HG2	1:A:373:TYR:HB2	2.00	0.44
1:A:357:GLU:C	1:A:359:THR:H	2.21	0.44
1:B:252:MET:CB	1:B:255:ARG:NE	2.76	0.44
1:B:359:THR:HB	1:B:360:LYS:H	1.46	0.44

*Continued on next page...*

*Continued from previous page...*

Atom-1	Atom-2	Interatomic distance (Å)	Clash overlap (Å)
2:C:33:ARG:O	2:C:34:SER:O	2.35	0.44
2:C:97:HIS:HB3	2:C:98:LEU:H	1.49	0.44
1:A:346:PRO:HD3	1:A:431:ALA:CB	2.43	0.44
1:B:241:PHE:CD2	4:E:5:NAG:H83	2.51	0.44
1:B:276:ASN:HB2	1:B:322:LYS:CB	2.47	0.44
2:C:56:SER:OG	2:C:57:TYR:N	2.51	0.44
2:C:100:PHE:CB	2:C:106:ILE:HG12	2.48	0.44
1:A:441:LEU:HD23	1:A:442:SER:N	2.33	0.44
1:B:262:VAL:HG23	1:B:301:ARG:CZ	2.48	0.44
1:B:293:GLU:OE2	1:B:300:TYR:CZ	2.71	0.44
2:C:56:SER:O	2:C:57:TYR:HB3	2.18	0.44
1:A:314:LEU:HB3	1:A:338:LYS:NZ	2.32	0.43
1:B:279:VAL:CB	1:B:282:VAL:HG23	2.47	0.43
1:B:432:LEU:HD12	1:B:434:ASN:N	2.33	0.43
2:C:13:GLU:N	2:C:26:THR:O	2.50	0.43
1:A:235:LEU:HD11	2:C:117:PRO:HG3	1.99	0.43
1:A:311:GLN:OE1	1:A:311:GLN:N	2.51	0.43
1:A:347:GLN:OE1	1:A:370:LYS:O	2.35	0.43
1:B:245:PRO:HB3	1:B:258:GLU:C	2.38	0.43
1:B:354:SER:O	1:B:357:GLU:HG3	2.18	0.43
2:C:12:LEU:H	2:C:12:LEU:CD2	2.31	0.43
2:C:42:TRP:N	2:C:42:TRP:CD1	2.86	0.43
2:C:91:LEU:HD12	2:C:91:LEU:HA	1.86	0.43
2:C:100:PHE:CD2	2:C:106:ILE:HG12	2.52	0.43
1:A:295:GLN:HE21	1:A:296:TYR:H	1.62	0.43
1:B:290:LYS:HB2	1:B:305:VAL:HG13	1.94	0.43
1:B:423:PHE:N	1:B:423:PHE:CD2	2.84	0.43
1:A:374:PRO:O	1:A:375:SER:HB3	2.18	0.43
1:A:413:ASP:C	1:A:415:SER:H	2.21	0.43
1:B:241:PHE:CZ	4:E:5:NAG:C7	3.00	0.43
2:C:17:ILE:CD1	2:C:84:LEU:HD13	2.48	0.43
1:A:257:PRO:HD3	1:A:310:HIS:CE1	2.51	0.43
1:B:251:LEU:HD21	1:B:252:MET:SD	2.58	0.43
1:B:300:TYR:O	1:B:301:ARG:C	2.57	0.43
1:B:321:CYS:C	1:B:333:GLU:HA	2.39	0.43
1:B:340:LYS:C	1:B:373:TYR:OH	2.56	0.43
1:B:346:PRO:N	1:B:372:PHE:HB3	2.34	0.43
1:A:247:PRO:CD	1:A:248:LYS:HZ2	2.32	0.43
1:B:247:PRO:CB	1:B:376:ASP:OD1	2.66	0.43
1:B:273:VAL:O	1:B:324:SER:HB3	2.19	0.43
1:B:289:THR:C	1:B:291:PRO:HD3	2.38	0.43

*Continued on next page...*

*Continued from previous page...*

Atom-1	Atom-2	Interatomic distance (Å)	Clash overlap (Å)
2:C:102:GLU:O	2:C:104:GLU:N	2.45	0.43
1:A:248:LYS:HB2	1:A:255:ARG:CD	2.42	0.43
1:A:406:LEU:HD12	1:A:407:TYR:N	2.33	0.43
1:A:439:LYS:HA	1:A:439:LYS:HZ2	1.82	0.43
1:B:237:GLY:HA3	2:C:119:VAL:HG11	2.01	0.43
1:B:249:ASP:CA	1:B:255:ARG:HD2	2.48	0.43
1:B:278:TYR:CE2	1:B:284:VAL:HA	2.41	0.43
1:B:321:CYS:HB3	1:B:334:LYS:CB	2.32	0.43
1:B:388:GLU:O	1:B:389:ASN:OD1	2.37	0.43
2:C:9:VAL:CG2	2:C:80:ASP:HB2	2.49	0.43
2:C:43:PHE:HD1	2:C:43:PHE:H	1.65	0.43
1:B:242:LEU:HG	1:B:260:THR:O	2.19	0.43
1:B:432:LEU:HD11	1:B:435:HIS:H	1.78	0.43
4:E:1:NAG:O7	4:E:2:NAG:C1	2.66	0.43
2:C:43:PHE:N	2:C:43:PHE:HD1	2.13	0.42
2:C:60:LYS:HA	2:C:60:LYS:HZ1	1.84	0.42
2:C:124:PHE:CD2	2:C:129:SER:HA	2.54	0.42
1:A:289:THR:HG22	1:A:291:PRO:HD3	2.01	0.42
1:A:305:VAL:O	1:A:306:LEU:HD12	2.18	0.42
1:A:381:TRP:CD1	1:A:391:TYR:CD2	3.07	0.42
1:A:432:LEU:HD13	1:A:435:HIS:CA	2.48	0.42
1:B:292:ARG:O	1:B:293:GLU:OE1	2.37	0.42
2:C:162:LEU:N	2:C:162:LEU:CD2	2.82	0.42
1:A:268:HIS:HA	1:A:271:PRO:HG3	1.98	0.42
1:A:339:ALA:O	1:A:340:LYS:O	2.37	0.42
1:B:250:THR:C	1:B:252:MET:N	2.73	0.42
1:B:432:LEU:CD1	1:B:434:ASN:H	2.32	0.42
2:C:12:LEU:HD23	2:C:12:LEU:H	1.85	0.42
2:C:62:ASN:HB2	2:C:63:ASN:H	1.59	0.42
2:C:155:THR:HG23	2:C:155:THR:O	2.20	0.42
1:A:246:LYS:O	1:A:247:PRO:C	2.57	0.42
1:A:324:SER:O	1:A:325:ASN:HB2	2.19	0.42
1:A:357:GLU:C	1:A:359:THR:N	2.71	0.42
1:B:318:GLU:C	1:B:319:TYR:CG	2.92	0.42
1:B:351:LEU:HD23	1:B:352:PRO:HD2	2.01	0.42
2:C:133:SER:OG	2:C:136:ASP:CB	2.68	0.42
2:C:173:GLN:O	2:C:173:GLN:CG	2.66	0.42
3:D:4:MAN:O3	3:D:5:NAG:C1	2.68	0.42
1:A:260:THR:HA	1:A:304:SER:O	2.20	0.42
1:A:354:SER:O	1:A:357:GLU:N	2.39	0.42
1:A:443:LEU:HG	1:A:443:LEU:O	2.20	0.42

*Continued on next page...*

*Continued from previous page...*

Atom-1	Atom-2	Interatomic distance (Å)	Clash overlap (Å)
1:B:245:PRO:HD3	1:B:259:VAL:CA	2.46	0.42
2:C:132:PHE:O	2:C:132:PHE:CD2	2.71	0.42
1:A:257:PRO:O	1:A:258:GLU:OE2	2.37	0.42
1:A:291:PRO:HA	1:A:303:VAL:O	2.20	0.42
1:A:429:HIS:CG	1:A:430:GLU:H	2.37	0.42
1:B:284:VAL:C	1:B:286:ASN:N	2.72	0.42
1:B:368:LEU:HB2	1:B:407:TYR:CE1	2.54	0.42
1:B:399:ASP:C	1:B:401:ASP:H	2.23	0.42
3:D:7:SIA:H6	3:D:7:SIA:H92	1.71	0.42
1:A:355:ARG:HD3	1:A:356:GLU:HG3	2.02	0.42
1:A:429:HIS:CG	1:A:430:GLU:N	2.87	0.42
1:B:417:TRP:HZ3	1:B:442:SER:HA	1.84	0.42
2:C:23:ASP:O	2:C:24:SER:OG	2.23	0.42
1:A:240:VAL:O	1:A:241:PHE:HB2	2.20	0.42
1:A:345:GLU:HA	1:A:431:ALA:HB1	2.02	0.42
2:C:80:ASP:HA	2:C:81:PRO:HD2	1.75	0.42
1:A:277:TRP:CZ3	1:A:321:CYS:HB2	2.55	0.42
1:B:394:THR:OG1	1:B:395:PRO:CD	2.66	0.42
2:C:113:TRP:O	2:C:115:ASP:N	2.53	0.42
2:C:132:PHE:CD2	2:C:133:SER:O	2.73	0.42
1:A:294:GLN:CD	1:A:295:GLN:H	2.23	0.41
1:B:320:LYS:CA	1:B:334:LYS:O	2.68	0.41
1:B:396:PRO:HG3	1:B:406:LEU:CD2	2.46	0.41
2:C:43:PHE:CD2	2:C:48:LEU:HB3	2.54	0.41
2:C:141:ILE:HG22	2:C:144:ALA:CB	2.34	0.41
1:A:383:SER:HB2	1:A:388:GLU:OE1	2.20	0.41
1:A:277:TRP:NE1	1:A:306:LEU:HD13	2.35	0.41
1:A:306:LEU:O	1:A:307:THR:C	2.59	0.41
1:A:312:ASN:ND2	1:A:317:LYS:HD2	2.35	0.41
1:B:247:PRO:O	1:B:249:ASP:N	2.53	0.41
1:B:260:THR:OG1	1:B:303:VAL:CG2	2.68	0.41
1:B:278:TYR:O	1:B:320:LYS:CD	2.64	0.41
1:B:292:ARG:NE	1:B:292:ARG:H	2.14	0.41
1:B:348:VAL:HB	1:B:368:LEU:O	2.20	0.41
5:F:2:NAG:C4	5:F:6:FUL:H5	2.48	0.41
1:B:246:LYS:CD	1:B:247:PRO:HD2	2.45	0.41
1:B:312:ASN:HB2	1:B:317:LYS:CB	2.50	0.41
2:C:125:GLN:HB3	2:C:130:GLN:HG2	2.02	0.41
1:A:275:PHE:HD2	1:A:275:PHE:HA	1.77	0.41
1:A:310:HIS:C	1:A:312:ASN:N	2.72	0.41
1:A:325:ASN:HD21	1:A:327:ALA:CB	2.20	0.41

*Continued on next page...*

*Continued from previous page...*

Atom-1	Atom-2	Interatomic distance (Å)	Clash overlap (Å)
1:A:439:LYS:C	1:A:439:LYS:HD3	2.40	0.41
1:B:251:LEU:N	1:B:251:LEU:CD1	2.84	0.41
1:B:391:TYR:CA	1:B:409:LYS:O	2.68	0.41
2:C:42:TRP:HZ2	2:C:55:PRO:C	2.23	0.41
2:C:94:GLN:N	2:C:109:ARG:O	2.53	0.41
1:A:289:THR:HA	1:A:306:LEU:HD12	2.03	0.41
1:B:262:VAL:HB	1:B:301:ARG:NH2	2.35	0.41
1:B:279:VAL:CG1	1:B:282:VAL:HG23	2.51	0.41
1:B:333:GLU:O	1:B:334:LYS:C	2.58	0.41
1:B:394:THR:O	1:B:406:LEU:CD1	2.66	0.41
2:C:18:ASN:O	2:C:94:GLN:HG2	2.21	0.41
2:C:25:VAL:CG1	2:C:26:THR:H	2.25	0.41
2:C:173:GLN:OE1	2:C:173:GLN:CA	2.68	0.41
1:A:377:ILE:CD1	1:A:429:HIS:HB2	2.51	0.41
1:A:439:LYS:O	1:A:441:LEU:N	2.53	0.41
1:B:243:PHE:CB	1:B:262:VAL:CG1	2.93	0.41
2:C:124:PHE:HB2	2:C:153:HIS:CE1	2.56	0.41
1:B:366:THR:O	1:B:381:TRP:HH2	2.03	0.41
1:B:383:SER:CA	1:B:388:GLU:OE1	2.68	0.41
2:C:83:HIS:O	2:C:84:LEU:HB3	2.20	0.41
1:A:394:THR:OG1	1:A:395:PRO:O	2.39	0.41
1:B:237:GLY:N	1:B:238:PRO:CD	2.84	0.41
1:B:293:GLU:HB3	1:B:300:TYR:CA	2.49	0.41
1:B:336:ILE:HD12	1:B:336:ILE:HA	1.94	0.41
2:C:54:GLN:HA	2:C:55:PRO:HD3	1.79	0.41
2:C:75:GLN:O	2:C:76:THR:HG23	2.19	0.41
2:C:84:LEU:HG	2:C:85:THR:N	2.30	0.41
2:C:143:GLN:H	2:C:143:GLN:NE2	2.18	0.41
1:A:279:VAL:O	1:A:282:VAL:CG2	2.60	0.41
1:A:377:ILE:HD11	1:A:427:VAL:HG12	2.02	0.41
1:B:253:ILE:O	1:B:255:ARG:N	2.54	0.41
2:C:123:PHE:CZ	2:C:139:PHE:HB2	2.56	0.41
1:A:274:LYS:CE	1:A:276:ASN:OD1	2.65	0.40
1:A:323:VAL:O	1:A:331:PRO:HA	2.21	0.40
1:A:337:SER:O	1:A:338:LYS:C	2.60	0.40
1:B:240:VAL:CA	1:B:263:VAL:HB	2.33	0.40
1:B:243:PHE:CE2	4:E:5:NAG:C8	3.03	0.40
1:B:369:VAL:O	1:B:405:PHE:CA	2.59	0.40
1:B:381:TRP:C	1:B:382:GLU:HG3	2.39	0.40
1:B:427:VAL:HG12	1:B:428:MET:N	2.36	0.40
2:C:40:ILE:HB	2:C:54:GLN:N	2.36	0.40

*Continued on next page...*



Continued from previous page...

Atom-1	Atom-2	Interatomic distance (Å)	Clash overlap (Å)
2:C:119:VAL:C	2:C:120:LYS:HG3	2.42	0.40
2:C:121:VAL:HB	2:C:133:SER:HB3	2.03	0.40
1:A:260:THR:HB	1:A:303:VAL:CG1	2.51	0.40
1:A:357:GLU:O	1:A:357:GLU:HG2	2.21	0.40
1:A:358:MET:SD	1:A:363:VAL:HG11	2.62	0.40
1:A:373:TYR:CD2	1:A:374:PRO:N	2.89	0.40
1:B:288:LYS:C	1:B:306:LEU:HA	2.42	0.40
2:C:12:LEU:CA	2:C:27:LEU:HA	2.44	0.40
2:C:49:ILE:HG12	2:C:52:HIS:HD2	1.86	0.40
2:C:134:ARG:O	2:C:135:LEU:CB	2.66	0.40
5:F:2:NAG:O6	5:F:6:FUL:H3	2.21	0.40
1:A:277:TRP:CG	1:A:306:LEU:HD22	2.56	0.40
1:A:358:MET:HE1	1:A:363:VAL:HG11	2.02	0.40
1:A:415:SER:C	1:A:419:GLN:HG3	2.42	0.40
1:B:367:CYS:HB2	1:B:381:TRP:CZ2	2.56	0.40
2:C:42:TRP:O	2:C:48:LEU:HB2	2.21	0.40
1:A:243:PHE:HD1	3:D:7:SIA:H91	1.85	0.40
1:B:243:PHE:CB	1:B:262:VAL:HG13	2.52	0.40
1:B:253:ILE:C	1:B:255:ARG:N	2.74	0.40
2:C:32:ALA:O	2:C:75:GLN:HG2	2.22	0.40
2:C:98:LEU:CD1	2:C:169:THR:O	2.69	0.40
1:B:344:ARG:HH11	1:B:344:ARG:CG	2.35	0.40
1:B:347:GLN:NE2	1:B:439:LYS:HE3	2.37	0.40
1:B:350:THR:O	1:B:351:LEU:CB	2.69	0.40
1:B:432:LEU:CD1	1:B:435:HIS:H	2.35	0.40
2:C:134:ARG:O	2:C:135:LEU:HD23	2.22	0.40
3:D:4:MAN:HO3	3:D:5:NAG:C1	2.34	0.40

All (1) symmetry-related close contacts are listed below. The label for Atom-2 includes the symmetry operator and encoded unit-cell translations to be applied.

Atom-1	Atom-2	Interatomic distance (Å)	Clash overlap (Å)
2:C:77:SER:O	2:C:77:SER:O[4_557]	2.14	0.06

## 5.3 Torsion angles [i](#)

### 5.3.1 Protein backbone [i](#)

In the following table, the Percentiles column shows the percent Ramachandran outliers of the chain as a percentile score with respect to all X-ray entries followed by that with respect to entries

of similar resolution.

The Analysed column shows the number of residues for which the backbone conformation was analysed, and the total number of residues.

Mol	Chain	Analysed	Favoured	Allowed	Outliers	Percentiles	
1	A	212/214 (99%)	120 (57%)	50 (24%)	42 (20%)	0	2
1	B	212/214 (99%)	108 (51%)	55 (26%)	49 (23%)	0	1
2	C	165/167 (99%)	78 (47%)	53 (32%)	34 (21%)	0	2
All	All	589/595 (99%)	306 (52%)	158 (27%)	125 (21%)	0	1

All (125) Ramachandran outliers are listed below:

Mol	Chain	Res	Type
1	A	234	LEU
1	A	268	HIS
1	A	282	VAL
1	A	285	HIS
1	A	291	PRO
1	A	298	SER
1	A	300	TYR
1	A	325	ASN
1	A	331	PRO
1	A	336	ILE
1	A	340	LYS
1	A	374	PRO
1	A	377	ILE
1	A	401	ASP
1	A	414	LYS
1	A	433	HIS
1	A	435	HIS
1	B	242	LEU
1	B	245	PRO
1	B	247	PRO
1	B	260	THR
1	B	277	TRP
1	B	284	VAL
1	B	288	LYS
1	B	293	GLU
1	B	298	SER
1	B	301	ARG
1	B	320	LYS
1	B	321	CYS
1	B	332	ILE

*Continued on next page...*

*Continued from previous page...*

<b>Mol</b>	<b>Chain</b>	<b>Res</b>	<b>Type</b>
1	B	350	THR
1	B	351	LEU
1	B	358	MET
1	B	377	ILE
1	B	384	ASN
1	B	431	ALA
1	B	436	TYR
2	C	10	LEU
2	C	11	LYS
2	C	15	PRO
2	C	24	SER
2	C	29	CYS
2	C	30	GLN
2	C	34	SER
2	C	63	ASN
2	C	75	GLN
2	C	86	VAL
2	C	101	GLN
2	C	102	GLU
2	C	104	GLU
2	C	129	SER
2	C	130	GLN
2	C	135	LEU
1	A	233	GLU
1	A	273	VAL
1	A	292	ARG
1	A	315	ASP
1	A	372	PHE
1	A	373	TYR
1	A	403	SER
1	A	440	SER
1	B	250	THR
1	B	279	VAL
1	B	280	ASP
1	B	292	ARG
1	B	334	LYS
1	B	339	ALA
1	B	342	GLN
1	B	359	THR
1	B	398	LEU
1	B	400	SER
2	C	26	THR

*Continued on next page...*

*Continued from previous page...*

<b>Mol</b>	<b>Chain</b>	<b>Res</b>	<b>Type</b>
2	C	36	GLU
2	C	45	ASN
2	C	60	LYS
2	C	61	ALA
2	C	94	GLN
2	C	146	HIS
2	C	159	GLY
2	C	168	VAL
1	A	261	CYS
1	A	307	THR
1	A	353	PRO
1	A	375	SER
1	B	248	LYS
1	B	249	ASP
1	B	265	ASP
1	B	326	LYS
1	B	327	ALA
1	B	343	PRO
1	B	418	GLN
2	C	54	GLN
2	C	97	HIS
1	A	232	PRO
1	A	278	TYR
1	A	283	GLN
1	A	286	ASN
1	B	263	VAL
1	B	411	THR
1	B	417	TRP
2	C	14	PRO
2	C	38	ASP
2	C	50	PRO
2	C	89	GLU
2	C	98	LEU
2	C	116	LYS
2	C	163	PHE
1	A	263	VAL
1	A	332	ILE
1	A	335	THR
1	A	279	VAL
1	A	398	LEU
1	B	264	VAL
1	B	385	GLY

*Continued on next page...*

*Continued from previous page...*

Mol	Chain	Res	Type
1	A	238	PRO
1	B	232	PRO
1	B	244	PRO
1	B	302	VAL
1	B	336	ILE
1	A	240	VAL
1	B	266	VAL
1	A	264	VAL
1	A	343	PRO
1	B	271	PRO
1	B	412	VAL

### 5.3.2 Protein sidechains [i](#)

In the following table, the Percentiles column shows the percent sidechain outliers of the chain as a percentile score with respect to all X-ray entries followed by that with respect to entries of similar resolution.

The Analysed column shows the number of residues for which the sidechain conformation was analysed, and the total number of residues.

Mol	Chain	Analysed	Rotameric	Outliers	Percentiles	
1	A	198/198 (100%)	164 (83%)	34 (17%)	2	13
1	B	198/198 (100%)	161 (81%)	37 (19%)	1	11
2	C	154/154 (100%)	126 (82%)	28 (18%)	1	11
All	All	550/550 (100%)	451 (82%)	99 (18%)	1	12

All (99) residues with a non-rotameric sidechain are listed below:

Mol	Chain	Res	Type
1	A	235	LEU
1	A	244	PRO
1	A	253	ILE
1	A	263	VAL
1	A	278	TYR
1	A	280	ASP
1	A	285	HIS
1	A	291	PRO
1	A	292	ARG
1	A	294	GLN
1	A	301	ARG

*Continued on next page...*

*Continued from previous page...*

<b>Mol</b>	<b>Chain</b>	<b>Res</b>	<b>Type</b>
1	A	311	GLN
1	A	328	LEU
1	A	333	GLU
1	A	350	THR
1	A	355	ARG
1	A	362	GLN
1	A	363	VAL
1	A	364	SER
1	A	368	LEU
1	A	374	PRO
1	A	376	ASP
1	A	394	THR
1	A	398	LEU
1	A	401	ASP
1	A	404	PHE
1	A	407	TYR
1	A	409	LYS
1	A	411	THR
1	A	421	ASN
1	A	432	LEU
1	A	435	HIS
1	A	438	GLN
1	A	439	LYS
1	B	251	LEU
1	B	258	GLU
1	B	261	CYS
1	B	264	VAL
1	B	265	ASP
1	B	266	VAL
1	B	269	GLU
1	B	275	PHE
1	B	277	TRP
1	B	278	TYR
1	B	292	ARG
1	B	293	GLU
1	B	300	TYR
1	B	302	VAL
1	B	310	HIS
1	B	319	TYR
1	B	332	ILE
1	B	343	PRO
1	B	354	SER

*Continued on next page...*

*Continued from previous page...*

<b>Mol</b>	<b>Chain</b>	<b>Res</b>	<b>Type</b>
1	B	356	GLU
1	B	357	GLU
1	B	359	THR
1	B	366	THR
1	B	370	LYS
1	B	386	GLN
1	B	390	ASN
1	B	392	LYS
1	B	397	VAL
1	B	405	PHE
1	B	411	THR
1	B	413	ASP
1	B	417	TRP
1	B	422	VAL
1	B	435	HIS
1	B	437	THR
1	B	441	LEU
1	B	443	LEU
2	C	12	LEU
2	C	15	PRO
2	C	21	GLN
2	C	23	ASP
2	C	27	LEU
2	C	41	GLN
2	C	43	PHE
2	C	44	HIS
2	C	48	LEU
2	C	54	GLN
2	C	59	PHE
2	C	60	LYS
2	C	73	THR
2	C	84	LEU
2	C	97	HIS
2	C	98	LEU
2	C	101	GLN
2	C	111	HIS
2	C	113	TRP
2	C	122	THR
2	C	123	PHE
2	C	125	GLN
2	C	128	LYS
2	C	131	LYS

*Continued on next page...*

*Continued from previous page...*

Mol	Chain	Res	Type
2	C	134	ARG
2	C	135	LEU
2	C	136	ASP
2	C	138	THR

Sometimes sidechains can be flipped to improve hydrogen bonding and reduce clashes. All (24) such sidechains are listed below:

Mol	Chain	Res	Type
1	A	294	GLN
1	A	295	GLN
1	A	325	ASN
1	A	362	GLN
1	A	419	GLN
1	A	421	ASN
1	A	434	ASN
1	A	435	HIS
1	A	438	GLN
1	B	286	ASN
1	B	311	GLN
1	B	347	GLN
1	B	362	GLN
1	B	384	ASN
1	B	386	GLN
1	B	389	ASN
1	B	390	ASN
1	B	419	GLN
1	B	434	ASN
2	C	44	HIS
2	C	111	HIS
2	C	125	GLN
2	C	143	GLN
2	C	148	HIS

### 5.3.3 RNA [i](#)

There are no RNA molecules in this entry.

## 5.4 Non-standard residues in protein, DNA, RNA chains [i](#)

There are no non-standard protein/DNA/RNA residues in this entry.



## 5.5 Carbohydrates i

28 monosaccharides are modelled in this entry.

In the following table, the Counts columns list the number of bonds (or angles) for which Mogul statistics could be retrieved, the number of bonds (or angles) that are observed in the model and the number of bonds (or angles) that are defined in the Chemical Component Dictionary. The Link column lists molecule types, if any, to which the group is linked. The Z score for a bond length (or angle) is the number of standard deviations the observed value is removed from the expected value. A bond length (or angle) with  $|Z| > 2$  is considered an outlier worth inspection. RMSZ is the root-mean-square of all Z scores of the bond lengths (or angles).

Mol	Type	Chain	Res	Link	Bond lengths			Bond angles		
					Counts	RMSZ	# Z  > 2	Counts	RMSZ	# Z  > 2
3	NDG	D	1	3	14,14,15	0.79	0	17,19,21	1.18	2 (11%)
3	FUL	D	10	3	10,10,11	0.88	1 (10%)	14,14,16	0.60	0
3	NAG	D	2	3	14,14,15	0.54	0	17,19,21	1.16	3 (17%)
3	BMA	D	3	3	11,11,12	0.60	0	15,15,17	0.95	1 (6%)
3	MAN	D	4	3	11,11,12	1.17	1 (9%)	15,15,17	0.82	0
3	NAG	D	5	3	14,14,15	0.87	1 (7%)	17,19,21	0.92	0
3	GAL	D	6	3	11,11,12	0.77	0	15,15,17	1.22	2 (13%)
3	SIA	D	7	3	20,20,21	1.15	2 (10%)	24,28,31	1.25	3 (12%)
3	MAN	D	8	3	11,11,12	0.77	0	15,15,17	0.69	0
3	NAG	D	9	3	14,14,15	0.72	0	17,19,21	1.01	1 (5%)
4	NAG	E	1	1,4	14,14,15	0.82	1 (7%)	17,19,21	0.89	0
4	GAL	E	10	4	11,11,12	1.00	0	15,15,17	0.56	0
4	SIA	E	11	4	20,20,21	1.68	5 (25%)	24,28,31	1.25	3 (12%)
4	FUL	E	12	4	10,10,11	0.67	0	14,14,16	0.68	0
4	NAG	E	2	4	14,14,15	0.73	1 (7%)	17,19,21	0.69	0
4	BMA	E	3	4	11,11,12	1.29	1 (9%)	15,15,17	1.30	2 (13%)
4	MAN	E	4	4	11,11,12	0.93	1 (9%)	15,15,17	1.15	2 (13%)
4	NAG	E	5	4	14,14,15	0.73	0	17,19,21	1.95	4 (23%)
4	GAL	E	6	4	11,11,12	0.49	0	15,15,17	0.43	0
4	SIA	E	7	4	20,20,21	1.40	2 (10%)	24,28,31	0.94	0
4	MAN	E	8	4	11,11,12	0.82	0	15,15,17	0.94	1 (6%)
4	NAG	E	9	4	14,14,15	0.74	1 (7%)	17,19,21	1.27	2 (11%)
5	NDG	F	1	5	14,14,15	0.91	1 (7%)	17,19,21	0.98	2 (11%)
5	NAG	F	2	5	14,14,15	0.96	1 (7%)	17,19,21	0.71	0
5	MAN	F	3	5	11,11,12	0.94	0	15,15,17	1.85	3 (20%)
5	BMA	F	4	5	11,11,12	0.58	0	15,15,17	1.06	1 (6%)
5	MAN	F	5	5	11,11,12	0.67	0	15,15,17	1.46	3 (20%)

Mol	Type	Chain	Res	Link	Bond lengths			Bond angles		
					Counts	RMSZ	# Z  > 2	Counts	RMSZ	# Z  > 2
5	FUL	F	6	5	10,10,11	0.89	0	14,14,16	0.76	1 (7%)

In the following table, the Chirals column lists the number of chiral outliers, the number of chiral centers analysed, the number of these observed in the model and the number defined in the Chemical Component Dictionary. Similar counts are reported in the Torsion and Rings columns. '-' means no outliers of that kind were identified.

Mol	Type	Chain	Res	Link	Chirals	Torsions	Rings
3	NDG	D	1	3	-	3/6/23/26	0/1/1/1
3	FUL	D	10	3	-	-	0/1/1/1
3	NAG	D	2	3	-	3/6/23/26	0/1/1/1
3	BMA	D	3	3	-	0/2/19/22	0/1/1/1
3	MAN	D	4	3	-	1/2/19/22	0/1/1/1
3	NAG	D	5	3	-	6/6/23/26	0/1/1/1
3	GAL	D	6	3	-	2/2/19/22	0/1/1/1
3	SIA	D	7	3	-	6/18/34/38	0/1/1/1
3	MAN	D	8	3	-	2/2/19/22	0/1/1/1
3	NAG	D	9	3	-	4/6/23/26	0/1/1/1
4	NAG	E	1	1,4	-	6/6/23/26	0/1/1/1
4	GAL	E	10	4	-	2/2/19/22	0/1/1/1
4	SIA	E	11	4	-	13/18/34/38	0/1/1/1
4	FUL	E	12	4	-	-	0/1/1/1
4	NAG	E	2	4	-	5/6/23/26	0/1/1/1
4	BMA	E	3	4	-	2/2/19/22	0/1/1/1
4	MAN	E	4	4	-	2/2/19/22	0/1/1/1
4	NAG	E	5	4	-	4/6/23/26	0/1/1/1
4	GAL	E	6	4	-	1/2/19/22	0/1/1/1
4	SIA	E	7	4	-	4/18/34/38	0/1/1/1
4	MAN	E	8	4	-	2/2/19/22	0/1/1/1
4	NAG	E	9	4	-	5/6/23/26	0/1/1/1
5	NDG	F	1	5	-	4/6/23/26	0/1/1/1
5	NAG	F	2	5	-	4/6/23/26	0/1/1/1
5	MAN	F	3	5	-	1/2/19/22	0/1/1/1
5	BMA	F	4	5	-	1/2/19/22	0/1/1/1
5	MAN	F	5	5	-	2/2/19/22	0/1/1/1
5	FUL	F	6	5	-	-	0/1/1/1

All (19) bond length outliers are listed below:

Mol	Chain	Res	Type	Atoms	Z	Observed(Å)	Ideal(Å)
4	E	7	SIA	C2-C1	3.98	1.56	1.52
4	E	11	SIA	C7-C6	3.72	1.57	1.53
4	E	11	SIA	C2-C1	3.72	1.55	1.52
4	E	3	BMA	C2-C3	3.45	1.57	1.52
3	D	4	MAN	C2-C3	2.93	1.56	1.52
3	D	7	SIA	C3-C2	2.92	1.57	1.52
4	E	11	SIA	O6-C2	2.65	1.47	1.43
5	F	2	NAG	C1-C2	2.48	1.56	1.52
3	D	7	SIA	C2-C1	2.42	1.54	1.52
4	E	11	SIA	O6-C6	2.40	1.47	1.44
4	E	4	MAN	C2-C3	2.28	1.55	1.52
5	F	1	NDG	C1-C2	2.27	1.55	1.52
4	E	1	NAG	C1-C2	2.24	1.55	1.52
3	D	5	NAG	C1-C2	2.20	1.55	1.52
4	E	2	NAG	C1-C2	2.15	1.55	1.52
4	E	7	SIA	C6-C5	2.12	1.56	1.53
4	E	11	SIA	C3-C2	2.08	1.55	1.52
3	D	10	FUL	C2-C3	2.04	1.55	1.52
4	E	9	NAG	C4-C3	2.03	1.57	1.52

All (36) bond angle outliers are listed below:

Mol	Chain	Res	Type	Atoms	Z	Observed(°)	Ideal(°)
5	F	3	MAN	C1-C2-C3	5.17	116.02	109.67
4	E	5	NAG	C4-C3-C2	-4.95	103.76	111.02
4	E	5	NAG	C2-N2-C7	-3.79	117.50	122.90
4	E	3	BMA	C1-C2-C3	3.79	114.32	109.67
5	F	5	MAN	C1-C2-C3	3.72	114.24	109.67
3	D	6	GAL	C1-C2-C3	3.58	114.07	109.67
3	D	7	SIA	C4-C3-C2	3.56	116.20	109.81
5	F	5	MAN	C1-O5-C5	3.23	116.58	112.19
4	E	9	NAG	C4-C3-C2	3.16	115.66	111.02
4	E	4	MAN	C1-O5-C5	3.14	116.45	112.19
4	E	8	MAN	C1-O5-C5	3.14	116.44	112.19
3	D	1	NDG	C4-C3-C2	-3.10	106.47	111.02
3	D	1	NDG	C2-N2-C7	-2.95	118.71	122.90
3	D	9	NAG	C4-C3-C2	2.91	115.28	111.02
5	F	3	MAN	C3-C4-C5	2.87	115.36	110.24
5	F	4	BMA	C1-O5-C5	2.78	115.95	112.19
4	E	11	SIA	C6-O6-C2	2.77	117.26	111.34
4	E	11	SIA	C3-C4-C5	-2.58	108.34	111.46
4	E	5	NAG	C1-O5-C5	2.56	115.66	112.19
3	D	7	SIA	C3-C4-C5	-2.47	108.48	111.46

*Continued on next page...*

*Continued from previous page...*

Mol	Chain	Res	Type	Atoms	Z	Observed(°)	Ideal(°)
4	E	4	MAN	C1-C2-C3	2.44	112.67	109.67
3	D	2	NAG	C2-N2-C7	-2.43	119.44	122.90
4	E	5	NAG	C6-C5-C4	-2.33	107.54	113.00
3	D	2	NAG	C3-C4-C5	2.32	114.38	110.24
3	D	2	NAG	O5-C1-C2	-2.26	107.71	111.29
4	E	9	NAG	C2-N2-C7	-2.24	119.72	122.90
5	F	6	FUL	C1-C2-C3	2.20	112.37	109.67
5	F	3	MAN	C2-C3-C4	2.18	114.66	110.89
4	E	11	SIA	C4-C3-C2	2.15	113.67	109.81
5	F	1	NDG	C2-N2-C7	-2.15	119.84	122.90
5	F	5	MAN	O5-C1-C2	2.12	114.04	110.77
4	E	3	BMA	C2-C3-C4	2.10	114.53	110.89
3	D	3	BMA	C3-C4-C5	2.08	113.96	110.24
3	D	6	GAL	C6-C5-C4	2.06	117.83	113.00
3	D	7	SIA	O1B-C1-C2	2.02	118.80	113.03
5	F	1	NDG	C6-C5-C4	2.00	117.69	113.00

There are no chirality outliers.

All (85) torsion outliers are listed below:

Mol	Chain	Res	Type	Atoms
3	D	2	NAG	C8-C7-N2-C2
3	D	2	NAG	O7-C7-N2-C2
3	D	5	NAG	C8-C7-N2-C2
3	D	5	NAG	O7-C7-N2-C2
3	D	7	SIA	C5-C6-C7-C8
3	D	7	SIA	C5-C6-C7-O7
3	D	7	SIA	O6-C6-C7-C8
3	D	7	SIA	C11-C10-N5-C5
3	D	7	SIA	O10-C10-N5-C5
3	D	9	NAG	C8-C7-N2-C2
3	D	9	NAG	O7-C7-N2-C2
4	E	1	NAG	C8-C7-N2-C2
4	E	1	NAG	O7-C7-N2-C2
4	E	2	NAG	C3-C2-N2-C7
4	E	2	NAG	C8-C7-N2-C2
4	E	2	NAG	O7-C7-N2-C2
4	E	5	NAG	C8-C7-N2-C2
4	E	5	NAG	O7-C7-N2-C2
4	E	7	SIA	C11-C10-N5-C5
4	E	7	SIA	O10-C10-N5-C5
4	E	9	NAG	C1-C2-N2-C7

*Continued on next page...*

*Continued from previous page...*

Mol	Chain	Res	Type	Atoms
4	E	9	NAG	C8-C7-N2-C2
4	E	9	NAG	O7-C7-N2-C2
4	E	11	SIA	O1A-C1-C2-O6
4	E	11	SIA	C5-C6-C7-C8
4	E	11	SIA	C5-C6-C7-O7
4	E	11	SIA	O6-C6-C7-C8
4	E	11	SIA	O6-C6-C7-O7
5	F	2	NAG	C8-C7-N2-C2
5	F	2	NAG	O7-C7-N2-C2
4	E	5	NAG	C4-C5-C6-O6
4	E	11	SIA	C11-C10-N5-C5
4	E	11	SIA	O10-C10-N5-C5
3	D	6	GAL	C4-C5-C6-O6
4	E	4	MAN	C4-C5-C6-O6
4	E	1	NAG	C1-C2-N2-C7
3	D	6	GAL	O5-C5-C6-O6
4	E	3	BMA	O5-C5-C6-O6
4	E	10	GAL	C4-C5-C6-O6
4	E	2	NAG	O5-C5-C6-O6
4	E	3	BMA	C4-C5-C6-O6
5	F	1	NDG	C8-C7-N2-C2
5	F	1	NDG	O7-C7-N2-C2
5	F	2	NAG	O5-C5-C6-O6
3	D	8	MAN	O5-C5-C6-O6
4	E	5	NAG	O5-C5-C6-O6
4	E	4	MAN	O5-C5-C6-O6
4	E	10	GAL	O5-C5-C6-O6
4	E	1	NAG	O5-C5-C6-O6
3	D	9	NAG	C4-C5-C6-O6
4	E	1	NAG	C4-C5-C6-O6
3	D	5	NAG	O5-C5-C6-O6
4	E	2	NAG	C4-C5-C6-O6
3	D	9	NAG	O5-C5-C6-O6
5	F	2	NAG	C4-C5-C6-O6
3	D	1	NDG	C8-C7-N2-C2
4	E	9	NAG	O5-C5-C6-O6
4	E	9	NAG	C4-C5-C6-O6
3	D	5	NAG	C4-C5-C6-O6
4	E	11	SIA	C6-C5-N5-C10
3	D	4	MAN	O5-C5-C6-O6
3	D	5	NAG	C1-C2-N2-C7
4	E	11	SIA	O7-C7-C8-C9

*Continued on next page...*

*Continued from previous page...*

Mol	Chain	Res	Type	Atoms
4	E	11	SIA	O7-C7-C8-O8
3	D	1	NDG	O7-C7-N2-C2
5	F	4	BMA	O5-C5-C6-O6
5	F	1	NDG	O5-C5-C6-O6
3	D	8	MAN	C4-C5-C6-O6
4	E	6	GAL	O5-C5-C6-O6
5	F	5	MAN	C4-C5-C6-O6
5	F	1	NDG	C4-C5-C6-O6
5	F	3	MAN	O5-C5-C6-O6
4	E	11	SIA	C6-C7-C8-C9
4	E	8	MAN	C4-C5-C6-O6
4	E	11	SIA	C6-C7-C8-O8
4	E	7	SIA	C6-C5-N5-C10
3	D	7	SIA	O6-C6-C7-O7
3	D	2	NAG	O5-C5-C6-O6
4	E	11	SIA	C4-C5-N5-C10
3	D	5	NAG	C3-C2-N2-C7
4	E	1	NAG	C3-C2-N2-C7
5	F	5	MAN	O5-C5-C6-O6
4	E	7	SIA	C4-C5-N5-C10
4	E	8	MAN	O5-C5-C6-O6
3	D	1	NDG	C4-C5-C6-O6

There are no ring outliers.

23 monomers are involved in 55 short contacts:

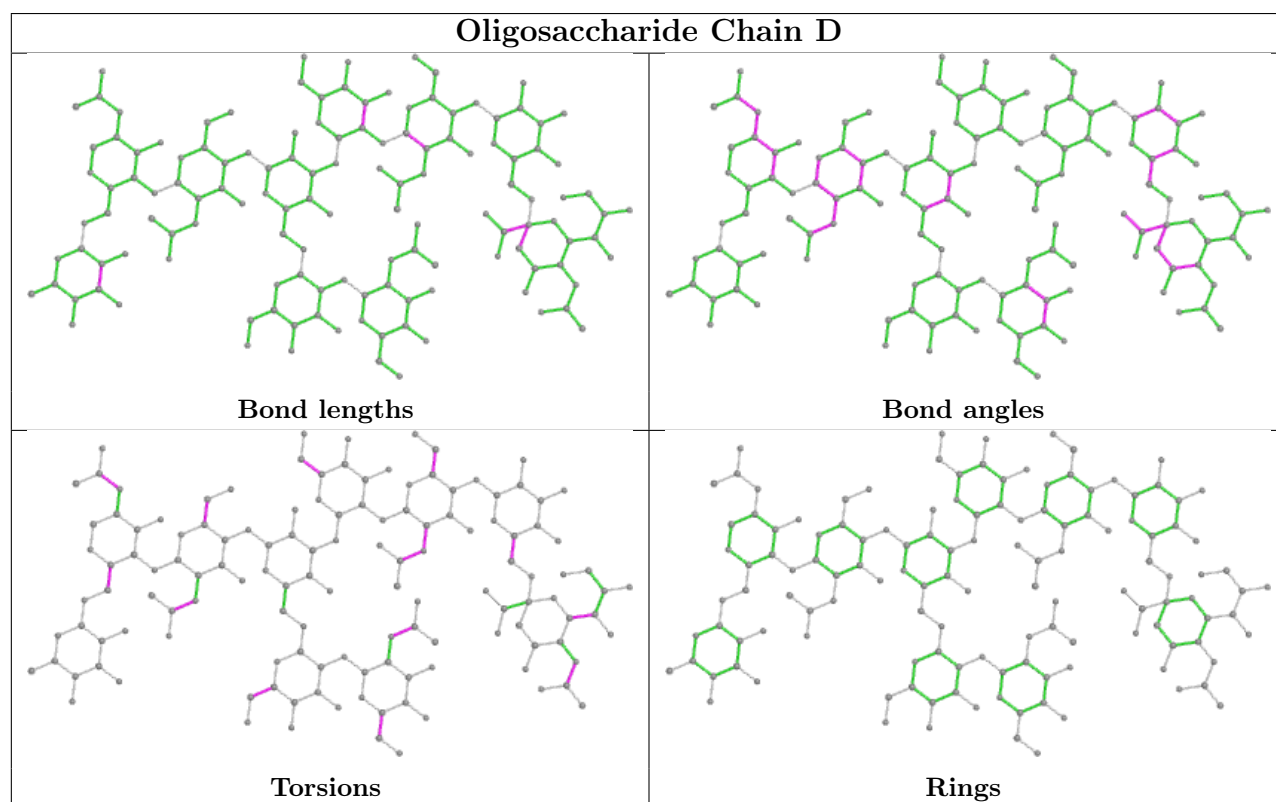
Mol	Chain	Res	Type	Clashes	Symm-Clashes
3	D	8	MAN	2	0
3	D	5	NAG	5	0
3	D	10	FUL	1	0
3	D	9	NAG	2	0
4	E	9	NAG	3	0
4	E	8	MAN	2	0
3	D	6	GAL	3	0
5	F	6	FUL	9	0
4	E	1	NAG	4	0
4	E	4	MAN	6	0
3	D	2	NAG	5	0
5	F	1	NDG	4	0
5	F	2	NAG	13	0
4	E	6	GAL	1	0
3	D	4	MAN	2	0

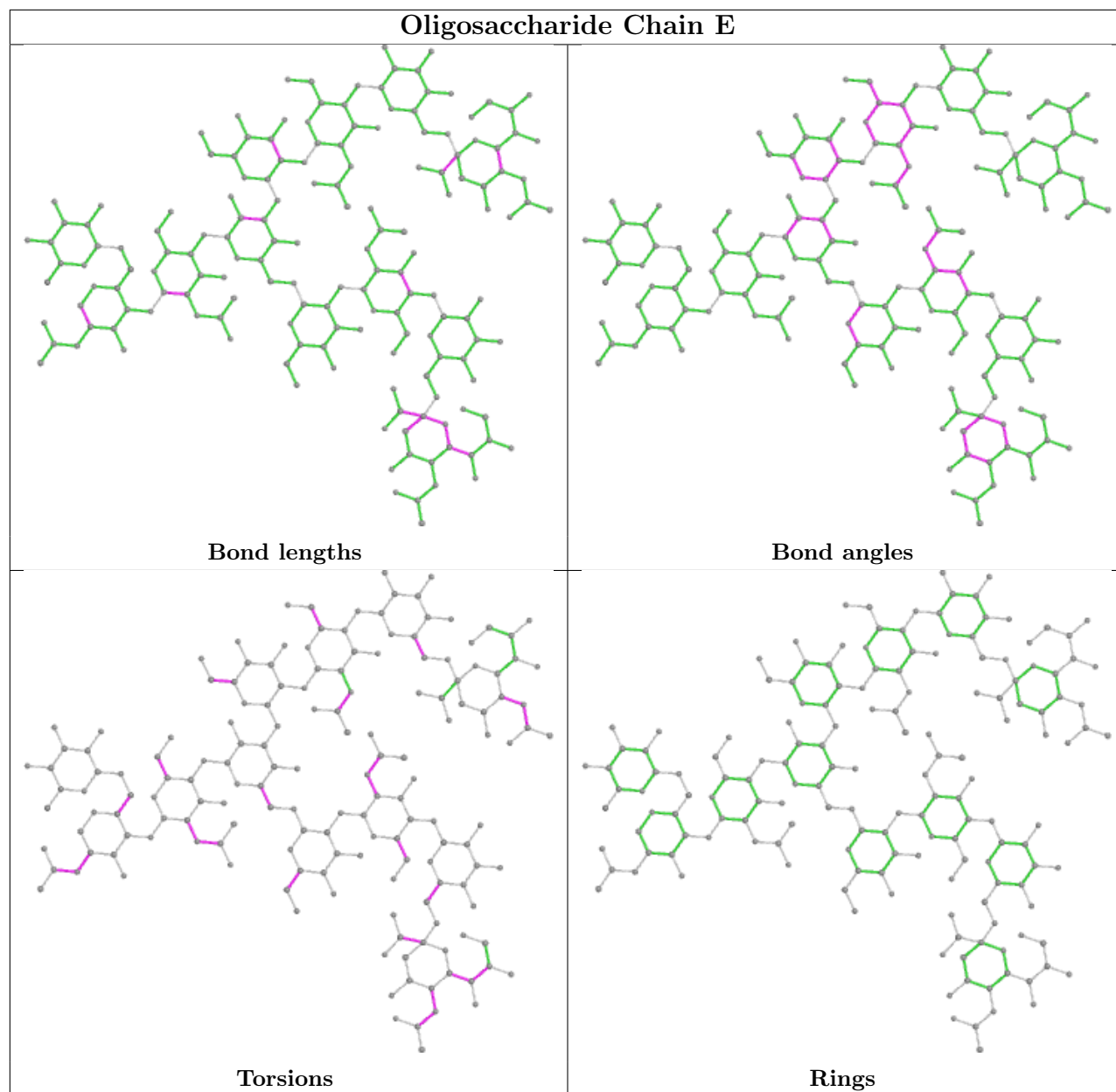
*Continued on next page...*

Continued from previous page...

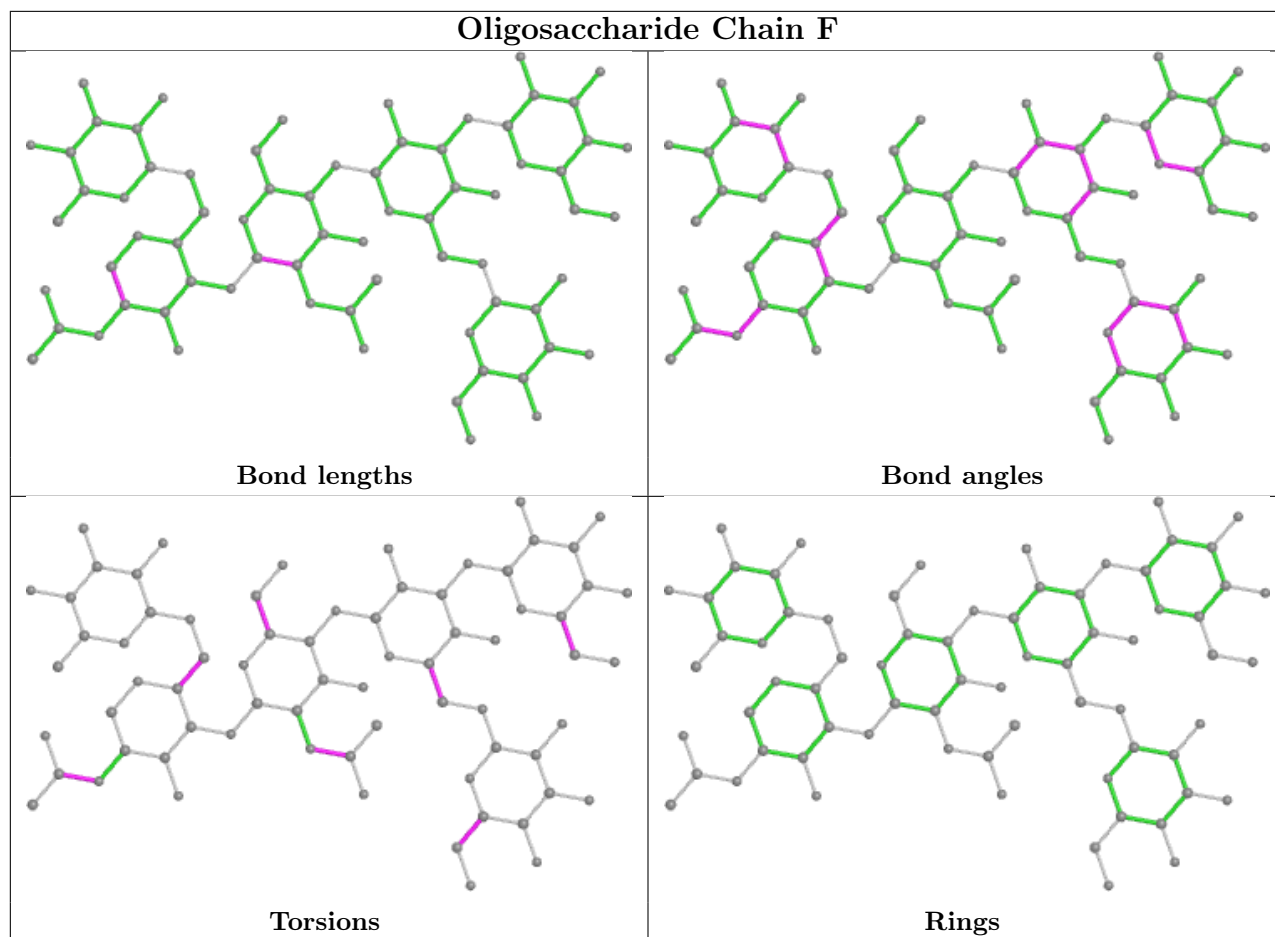
Mol	Chain	Res	Type	Clashes	Symm-Clashes
4	E	5	NAG	12	0
4	E	10	GAL	1	0
4	E	12	FUL	4	0
4	E	7	SIA	1	0
4	E	11	SIA	1	0
5	F	3	MAN	2	0
3	D	7	SIA	4	0
4	E	2	NAG	2	0

The following is a two-dimensional graphical depiction of Mogul quality analysis of bond lengths, bond angles, torsion angles, and ring geometry for oligosaccharide.









## 5.6 Ligand geometry [i](#)

5 ligands are modelled in this entry.

In the following table, the Counts columns list the number of bonds (or angles) for which Mogul statistics could be retrieved, the number of bonds (or angles) that are observed in the model and the number of bonds (or angles) that are defined in the Chemical Component Dictionary. The Link column lists molecule types, if any, to which the group is linked. The Z score for a bond length (or angle) is the number of standard deviations the observed value is removed from the expected value. A bond length (or angle) with  $|Z| > 2$  is considered an outlier worth inspection. RMSZ is the root-mean-square of all Z scores of the bond lengths (or angles).

Mol	Type	Chain	Res	Link	Bond lengths			Bond angles		
					Counts	RMSZ	# Z  > 2	Counts	RMSZ	# Z  > 2
6	GOL	B	601	-	5,5,5	4.41	5 (100%)	5,5,5	4.36	3 (60%)
6	GOL	A	600	-	5,5,5	4.39	5 (100%)	5,5,5	4.35	3 (60%)
6	GOL	B	603	-	5,5,5	4.47	5 (100%)	5,5,5	4.34	3 (60%)
7	NAG	C	206	2	14,14,15	0.53	0	17,19,21	0.63	0
6	GOL	B	602	-	5,5,5	4.49	5 (100%)	5,5,5	4.31	3 (60%)

In the following table, the Chirals column lists the number of chiral outliers, the number of chiral centers analysed, the number of these observed in the model and the number defined in the Chemical Component Dictionary. Similar counts are reported in the Torsion and Rings columns. '-' means no outliers of that kind were identified.

Mol	Type	Chain	Res	Link	Chirals	Torsions	Rings
6	GOL	B	601	-	-	2/4/4/4	-
6	GOL	A	600	-	-	3/4/4/4	-
6	GOL	B	603	-	-	2/4/4/4	-
7	NAG	C	206	2	-	3/6/23/26	0/1/1/1
6	GOL	B	602	-	-	2/4/4/4	-

All (20) bond length outliers are listed below:

Mol	Chain	Res	Type	Atoms	Z	Observed(Å)	Ideal(Å)
6	B	602	GOL	C3-C2	-7.31	1.21	1.51
6	B	603	GOL	C3-C2	-7.26	1.21	1.51
6	B	601	GOL	C3-C2	-7.01	1.22	1.51
6	A	600	GOL	C3-C2	-6.95	1.23	1.51
6	B	603	GOL	O1-C1	4.74	1.62	1.42
6	B	602	GOL	O1-C1	4.66	1.62	1.42
6	A	600	GOL	O1-C1	4.66	1.62	1.42
6	B	601	GOL	O1-C1	4.49	1.61	1.42
6	B	601	GOL	O3-C3	3.77	1.58	1.42
6	A	600	GOL	O3-C3	3.69	1.58	1.42
6	B	602	GOL	O3-C3	3.40	1.56	1.42
6	B	603	GOL	O3-C3	3.35	1.56	1.42
6	B	602	GOL	O2-C2	-2.77	1.35	1.43
6	B	601	GOL	C1-C2	-2.69	1.40	1.51
6	B	603	GOL	O2-C2	-2.62	1.35	1.43
6	B	601	GOL	O2-C2	-2.58	1.35	1.43
6	B	603	GOL	C1-C2	-2.56	1.41	1.51
6	A	600	GOL	C1-C2	-2.55	1.41	1.51
6	A	600	GOL	O2-C2	-2.51	1.35	1.43
6	B	602	GOL	C1-C2	-2.50	1.41	1.51

All (12) bond angle outliers are listed below:

Mol	Chain	Res	Type	Atoms	Z	Observed(°)	Ideal(°)
6	B	601	GOL	O3-C3-C2	6.81	142.86	110.20
6	A	600	GOL	O3-C3-C2	6.80	142.82	110.20
6	B	602	GOL	O3-C3-C2	6.77	142.68	110.20
6	B	603	GOL	O3-C3-C2	6.70	142.34	110.20

*Continued on next page...*

Continued from previous page...

Mol	Chain	Res	Type	Atoms	Z	Observed(°)	Ideal(°)
6	B	603	GOL	O2-C2-C3	6.35	137.07	109.12
6	B	601	GOL	O2-C2-C3	6.33	137.02	109.12
6	A	600	GOL	O2-C2-C3	6.33	136.99	109.12
6	B	602	GOL	O2-C2-C3	6.20	136.44	109.12
6	B	603	GOL	O1-C1-C2	2.58	122.56	110.20
6	A	600	GOL	O1-C1-C2	2.55	122.44	110.20
6	B	601	GOL	O1-C1-C2	2.51	122.23	110.20
6	B	602	GOL	O1-C1-C2	2.51	122.22	110.20

There are no chirality outliers.

All (12) torsion outliers are listed below:

Mol	Chain	Res	Type	Atoms
6	A	600	GOL	C1-C2-C3-O3
6	B	601	GOL	O1-C1-C2-C3
6	B	601	GOL	C1-C2-C3-O3
6	B	602	GOL	C1-C2-C3-O3
6	B	603	GOL	O1-C1-C2-C3
6	B	603	GOL	C1-C2-C3-O3
7	C	206	NAG	C3-C2-N2-C7
7	C	206	NAG	C8-C7-N2-C2
7	C	206	NAG	O7-C7-N2-C2
6	B	602	GOL	O1-C1-C2-C3
6	A	600	GOL	O1-C1-C2-O2
6	A	600	GOL	O1-C1-C2-C3

There are no ring outliers.

1 monomer is involved in 3 short contacts:

Mol	Chain	Res	Type	Clashes	Symm-Clashes
6	B	601	GOL	3	0

## 5.7 Other polymers [i](#)

There are no such residues in this entry.

## 5.8 Polymer linkage issues [i](#)

There are no chain breaks in this entry.

## 6 Fit of model and data [i](#)

### 6.1 Protein, DNA and RNA chains [i](#)

In the following table, the column labelled ‘#RSRZ > 2’ contains the number (and percentage) of RSRZ outliers, followed by percent RSRZ outliers for the chain as percentile scores relative to all X-ray entries and entries of similar resolution. The OWAB column contains the minimum, median, 95<sup>th</sup> percentile and maximum values of the occupancy-weighted average B-factor per residue. The column labelled ‘Q < 0.9’ lists the number of (and percentage) of residues with an average occupancy less than 0.9.

Mol	Chain	Analysed	<RSRZ>	#RSRZ>2	OWAB(Å <sup>2</sup> )	Q<0.9
1	A	214/214 (100%)	-0.48	0 <b>100</b>   <b>100</b>	1, 28, 70, 118	0
1	B	214/214 (100%)	-0.27	1 (0%) <b>91</b>   <b>87</b>	1, 33, 72, 108	0
2	C	167/167 (100%)	-0.29	1 (0%) <b>89</b>   <b>85</b>	1, 35, 76, 113	0
All	All	595/595 (100%)	-0.35	2 (0%) <b>94</b>   <b>91</b>	1, 31, 74, 118	0

All (2) RSRZ outliers are listed below:

Mol	Chain	Res	Type	RSRZ
1	B	299	THR	3.0
2	C	30	GLN	2.1

### 6.2 Non-standard residues in protein, DNA, RNA chains [i](#)

There are no non-standard protein/DNA/RNA residues in this entry.

### 6.3 Carbohydrates [i](#)

In the following table, the Atoms column lists the number of modelled atoms in the group and the number defined in the chemical component dictionary. The B-factors column lists the minimum, median, 95<sup>th</sup> percentile and maximum values of B factors of atoms in the group. The column labelled ‘Q < 0.9’ lists the number of atoms with occupancy less than 0.9.

Mol	Type	Chain	Res	Atoms	RSCC	RSR	B-factors(Å <sup>2</sup> )	Q<0.9
3	SIA	D	7	20/21	0.74	0.34	59,92,97,98	0
4	SIA	E	11	20/21	<b>0.77</b>	<b>0.45</b>	51,51,138,142	0
3	GAL	D	6	11/12	0.79	0.37	81,81,82,82	0
3	FUL	D	10	10/11	0.81	0.46	65,65,71,81	0
4	NAG	E	2	14/15	0.81	0.23	36,43,59,75	0
4	BMA	E	3	11/12	0.81	0.25	54,54,96,141	0

*Continued on next page...*

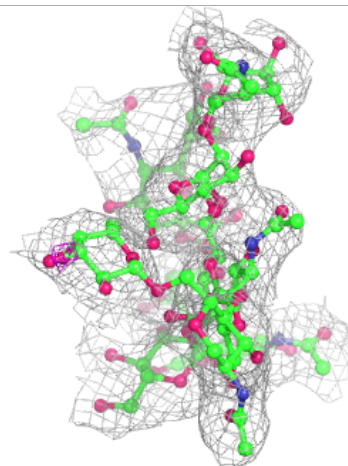
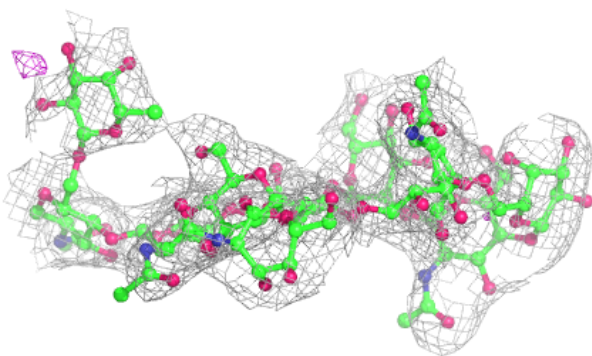
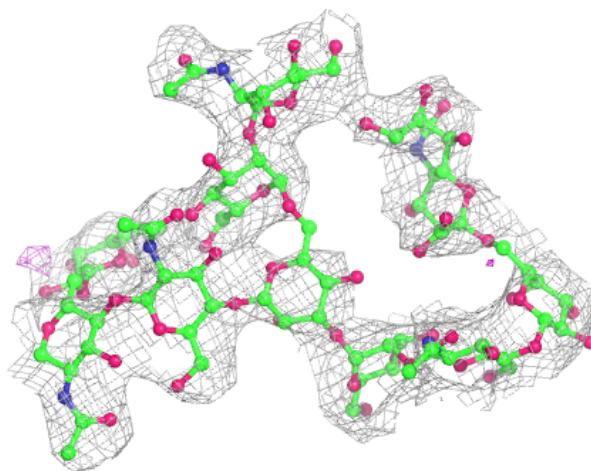
*Continued from previous page...*

Mol	Type	Chain	Res	Atoms	RSCC	RSR	B-factors( $\text{\AA}^2$ )	Q<0.9
3	NAG	D	2	14/15	0.81	0.31	25,29,53,63	0
4	MAN	E	4	11/12	0.82	0.25	37,87,96,106	0
3	MAN	D	4	11/12	0.82	0.21	15,55,56,56	0
5	MAN	F	5	11/12	0.82	0.27	42,52,64,68	0
5	FUL	F	6	10/11	0.82	0.29	69,69,69,69	0
4	MAN	E	8	11/12	0.83	0.28	65,65,65,65	0
4	SIA	E	7	20/21	0.83	0.26	40,40,64,64	0
3	NAG	D	5	14/15	0.84	0.22	86,86,87,87	0
3	NDG	D	1	14/15	0.84	0.32	36,36,112,112	0
4	GAL	E	6	11/12	0.85	0.27	46,131,132,132	0
4	NAG	E	1	14/15	0.85	0.22	22,71,80,86	0
5	NDG	F	1	14/15	0.86	0.22	26,27,62,62	0
4	GAL	E	10	11/12	0.87	0.32	31,71,72,72	0
4	NAG	E	9	14/15	0.88	0.18	34,47,69,71	0
5	MAN	F	3	11/12	0.89	0.17	68,78,90,94	0
5	BMA	F	4	11/12	0.89	0.23	71,82,94,98	0
4	FUL	E	12	10/11	0.89	0.21	11,21,32,43	0
3	BMA	D	3	11/12	0.89	0.40	68,78,90,94	0
4	NAG	E	5	14/15	0.90	0.15	1,1,1,1	0
5	NAG	F	2	14/15	0.90	0.26	24,81,82,82	0
3	NAG	D	9	14/15	0.90	0.21	17,17,17,62	0
3	MAN	D	8	11/12	0.92	0.25	41,41,67,68	0

The following is a graphical depiction of the model fit to experimental electron density for oligosaccharide. Each fit is shown from different orientation to approximate a three-dimensional view.

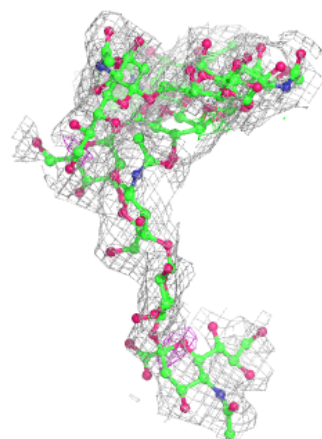
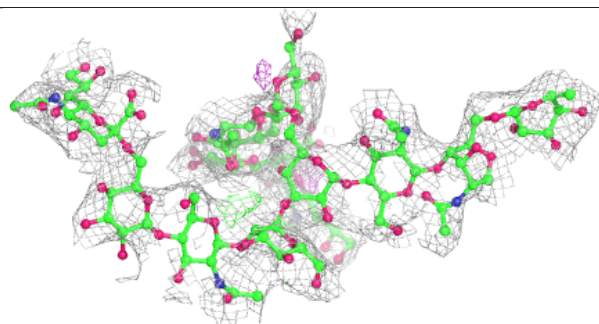
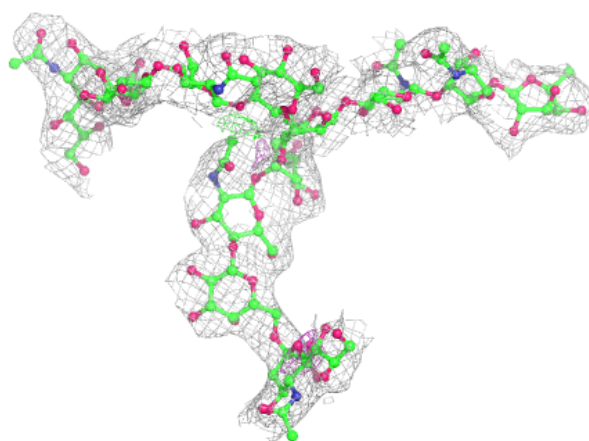
**Electron density around Chain D:**

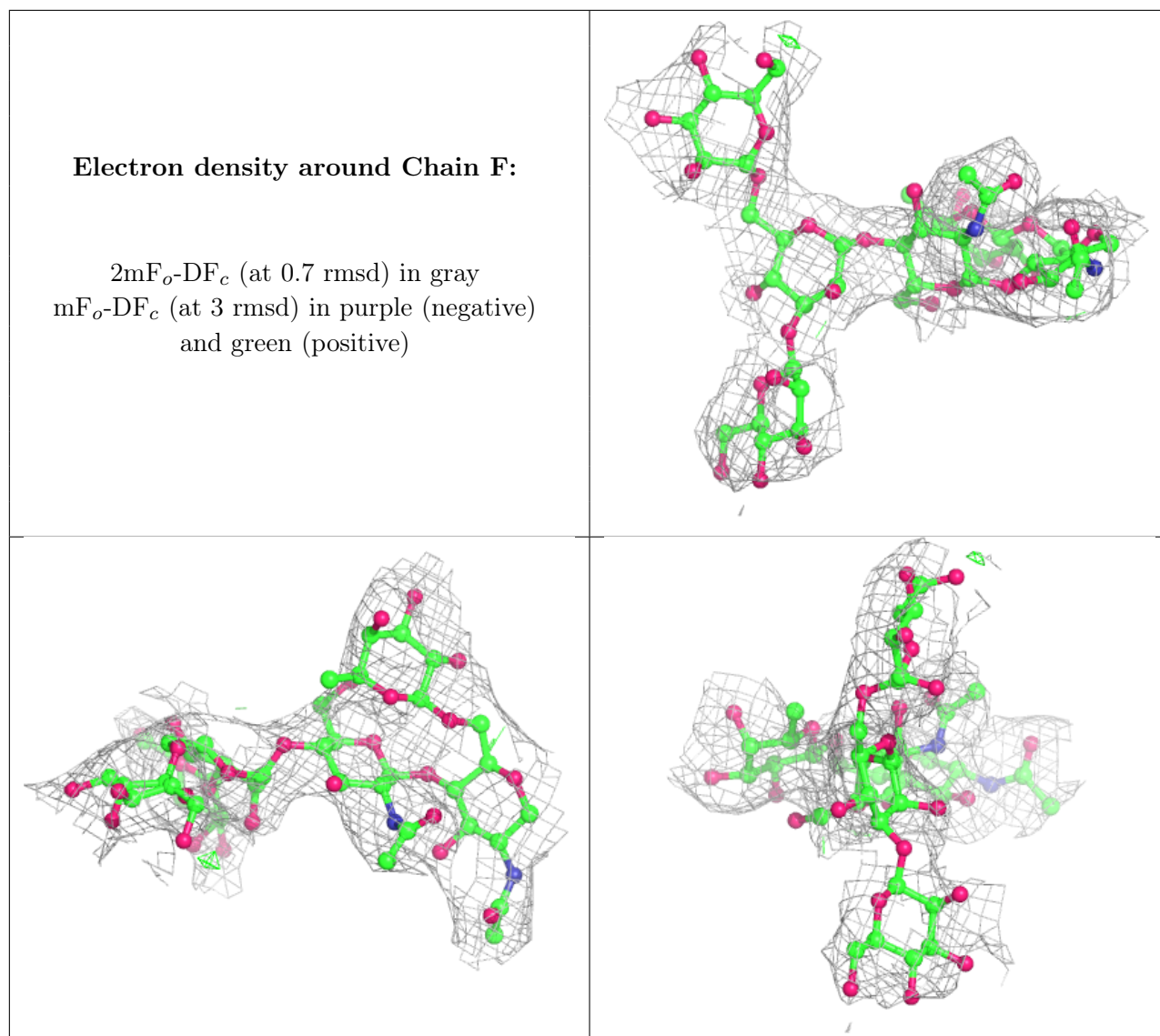
$2mF_o-DF_c$  (at 0.7 rmsd) in gray  
 $mF_o-DF_c$  (at 3 rmsd) in purple (negative)  
and green (positive)



**Electron density around Chain E:**

$2mF_o-DF_c$  (at 0.7 rmsd) in gray  
 $mF_o-DF_c$  (at 3 rmsd) in purple (negative)  
and green (positive)





## 6.4 Ligands [i](#)

In the following table, the Atoms column lists the number of modelled atoms in the group and the number defined in the chemical component dictionary. The B-factors column lists the minimum, median, 95<sup>th</sup> percentile and maximum values of B factors of atoms in the group. The column labelled 'Q<0.9' lists the number of atoms with occupancy less than 0.9.

Mol	Type	Chain	Res	Atoms	RSCC	RSR	B-factors(Å <sup>2</sup> )	Q<0.9
6	GOL	B	603	6/6	0.66	0.36	23,26,27,31	0
6	GOL	B	602	6/6	0.86	0.23	23,26,27,31	0
7	NAG	C	206	14/15	0.86	0.28	57,61,63,65	0
6	GOL	A	600	6/6	0.87	0.25	23,26,27,31	0
6	GOL	B	601	6/6	0.89	0.27	23,26,27,31	0



## 6.5 Other polymers [i](#)

There are no such residues in this entry.