



Full wwPDB X-ray Structure Validation Report ⓘ

Feb 17, 2024 – 12:53 PM EST

PDB ID : 3S51
Title : Structure of FANCI
Authors : Pavletich, N.P.
Deposited on : 2011-05-20
Resolution : 3.30 Å(reported)

This is a Full wwPDB X-ray Structure Validation Report for a publicly released PDB entry.

We welcome your comments at validation@mail.wwpdb.org

A user guide is available at

<https://www.wwpdb.org/validation/2017/XrayValidationReportHelp>

with specific help available everywhere you see the ⓘ symbol.

The types of validation reports are described at

<http://www.wwpdb.org/validation/2017/FAQs#types>.

The following versions of software and data (see [references ⓘ](#)) were used in the production of this report:

MolProbity : 4.02b-467
Xtriage (Phenix) : 1.13
EDS : 2.36
Percentile statistics : 20191225.v01 (using entries in the PDB archive December 25th 2019)
Refmac : 5.8.0158
CCP4 : 7.0.044 (Gargrove)
Ideal geometry (proteins) : Engh & Huber (2001)
Ideal geometry (DNA, RNA) : Parkinson et al. (1996)
Validation Pipeline (wwPDB-VP) : 2.36

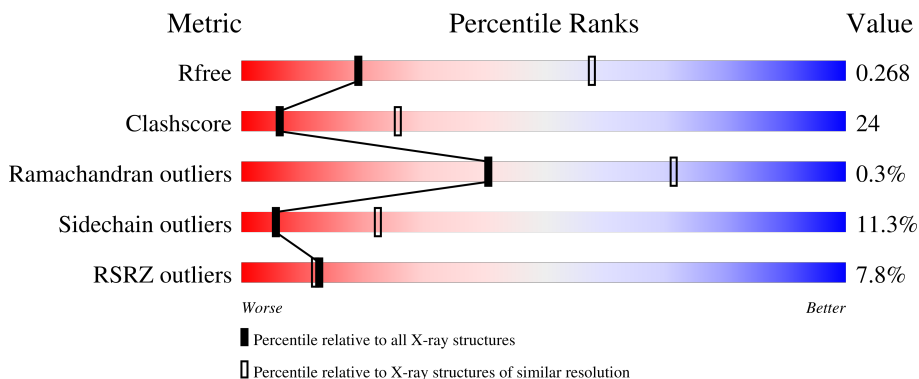
1 Overall quality at a glance

The following experimental techniques were used to determine the structure:

X-RAY DIFFRACTION

The reported resolution of this entry is 3.30 Å.

Percentile scores (ranging between 0-100) for global validation metrics of the entry are shown in the following graphic. The table shows the number of entries on which the scores are based.



Metric	Whole archive (#Entries)	Similar resolution (#Entries, resolution range(Å))
R_{free}	130704	1149 (3.34-3.26)
Clashscore	141614	1205 (3.34-3.26)
Ramachandran outliers	138981	1183 (3.34-3.26)
Sidechain outliers	138945	1182 (3.34-3.26)
RSRZ outliers	127900	1115 (3.34-3.26)

The table below summarises the geometric issues observed across the polymeric chains and their fit to the electron density. The red, orange, yellow and green segments of the lower bar indicate the fraction of residues that contain outliers for ≥ 3 , 2, 1 and 0 types of geometric quality criteria respectively. A grey segment represents the fraction of residues that are not modelled. The numeric value for each fraction is indicated below the corresponding segment, with a dot representing fractions $\leq 5\%$. The upper red bar (where present) indicates the fraction of residues that have poor fit to the electron density. The numeric value is given above the bar.

Mol	Chain	Length	Quality of chain
1	A	1308	
1	B	1308	
1	C	1308	
1	D	1308	

2 Entry composition

There is only 1 type of molecule in this entry. The entry contains 34594 atoms, of which 0 are hydrogens and 0 are deuteriums.

In the tables below, the ZeroOcc column contains the number of atoms modelled with zero occupancy, the AltConf column contains the number of residues with at least one atom in alternate conformation and the Trace column contains the number of residues modelled with at most 2 atoms.

- Molecule 1 is a protein called Fanconi anemia group I protein homolog.

Mol	Chain	Residues	Atoms					ZeroOcc	AltConf	Trace
			Total	C	N	O	S			
1	A	1134	8960	5762	1489	1656	53	0	0	0
1	B	1071	8487	5468	1409	1559	51	0	0	0
1	C	1134	8960	5762	1489	1656	53	0	0	0
1	D	1034	8187	5277	1358	1504	48	0	0	0

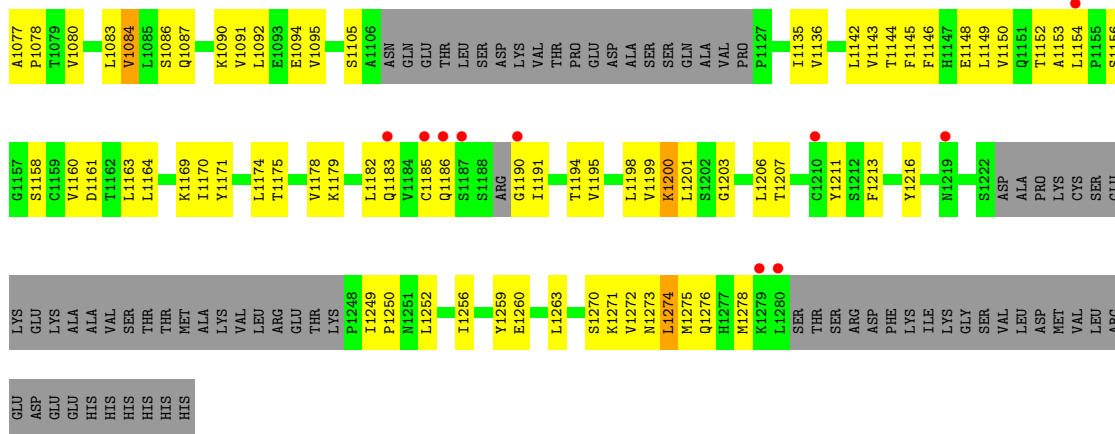
There are 24 discrepancies between the modelled and reference sequences:

Chain	Residue	Modelled	Actual	Comment	Reference
A	1303	HIS	-	expression tag	UNP Q8K368
A	1304	HIS	-	expression tag	UNP Q8K368
A	1305	HIS	-	expression tag	UNP Q8K368
A	1306	HIS	-	expression tag	UNP Q8K368
A	1307	HIS	-	expression tag	UNP Q8K368
A	1308	HIS	-	expression tag	UNP Q8K368
B	1303	HIS	-	expression tag	UNP Q8K368
B	1304	HIS	-	expression tag	UNP Q8K368
B	1305	HIS	-	expression tag	UNP Q8K368
B	1306	HIS	-	expression tag	UNP Q8K368
B	1307	HIS	-	expression tag	UNP Q8K368
B	1308	HIS	-	expression tag	UNP Q8K368
C	1303	HIS	-	expression tag	UNP Q8K368
C	1304	HIS	-	expression tag	UNP Q8K368
C	1305	HIS	-	expression tag	UNP Q8K368
C	1306	HIS	-	expression tag	UNP Q8K368
C	1307	HIS	-	expression tag	UNP Q8K368
C	1308	HIS	-	expression tag	UNP Q8K368
D	1303	HIS	-	expression tag	UNP Q8K368
D	1304	HIS	-	expression tag	UNP Q8K368
D	1305	HIS	-	expression tag	UNP Q8K368


Continued on next page...

Continued from previous page...

Chain	Residue	Modelled	Actual	Comment	Reference
D	1306	HIS	-	expression tag	UNP Q8K368
D	1307	HIS	-	expression tag	UNP Q8K368
D	1308	HIS	-	expression tag	UNP Q8K368



• Molecule 1: Fanconi anemia group I protein homolog



4 Data and refinement statistics

Property	Value	Source
Space group	P 1	Depositor
Cell constants a, b, c, α , β , γ	114.70Å 136.50Å 149.70Å 115.90° 106.00° 95.00°	Depositor
Resolution (Å)	39.82 – 3.30 39.82 – 3.28	Depositor EDS
% Data completeness (in resolution range)	82.8 (39.82-3.30) 83.1 (39.82-3.28)	Depositor EDS
R_{merge}	0.06	Depositor
R_{sym}	(Not available)	Depositor
$\langle I/\sigma(I) \rangle$ ¹	0.52 (at 3.25Å)	Xtrriage
Refinement program	PHENIX (phenix.refine: 1.7.1_743)	Depositor
R, R_{free}	0.259 , 0.278 0.245 , 0.268	Depositor DCC
R_{free} test set	2199 reflections (2.00%)	wwPDB-VP
Wilson B-factor (Å ²)	93.7	Xtrriage
Anisotropy	0.486	Xtrriage
Bulk solvent k_{sol} (e/Å ³), B_{sol} (Å ²)	0.28 , 117.9	EDS
L-test for twinning ²	$\langle L \rangle = 0.48$, $\langle L^2 \rangle = 0.32$	Xtrriage
Estimated twinning fraction	No twinning to report.	Xtrriage
F_o, F_c correlation	0.93	EDS
Total number of atoms	34594	wwPDB-VP
Average B, all atoms (Å ²)	192.0	wwPDB-VP

Xtrriage's analysis on translational NCS is as follows: *The largest off-origin peak in the Patterson function is 5.11% of the height of the origin peak. No significant pseudotranslation is detected.*

¹Intensities estimated from amplitudes.

²Theoretical values of $\langle |L| \rangle$, $\langle L^2 \rangle$ for acentric reflections are 0.5, 0.333 respectively for untwinned datasets, and 0.375, 0.2 for perfectly twinned datasets.

5 Model quality i

5.1 Standard geometry i

The Z score for a bond length (or angle) is the number of standard deviations the observed value is removed from the expected value. A bond length (or angle) with $|Z| > 5$ is considered an outlier worth inspection. RMSZ is the root-mean-square of all Z scores of the bond lengths (or angles).

Mol	Chain	Bond lengths		Bond angles	
		RMSZ	# Z >5	RMSZ	# Z >5
1	A	0.26	2/9099 (0.0%)	0.46	0/12286
1	B	0.29	4/8624 (0.0%)	0.46	0/11646
1	C	0.26	2/9099 (0.0%)	0.46	0/12286
1	D	0.26	2/8319 (0.0%)	0.46	0/11234
All	All	0.27	10/35141 (0.0%)	0.46	0/47452

Chiral center outliers are detected by calculating the chiral volume of a chiral center and verifying if the center is modelled as a planar moiety or with the opposite hand. A planarity outlier is detected by checking planarity of atoms in a peptide group, atoms in a mainchain group or atoms of a sidechain that are expected to be planar.

Mol	Chain	#Chirality outliers	#Planarity outliers
1	A	0	1
1	B	0	1
1	C	0	1
1	D	0	1
All	All	0	4

All (10) bond length outliers are listed below:

Mol	Chain	Res	Type	Atoms	Z	Observed(Å)	Ideal(Å)
1	B	959	GLN	CD-NE2	-9.98	1.07	1.32
1	B	959	GLN	CD-OE1	-7.80	1.06	1.24
1	C	320	GLN	CD-NE2	-6.76	1.16	1.32
1	D	320	GLN	CD-NE2	-6.59	1.16	1.32
1	A	320	GLN	CD-NE2	-6.15	1.17	1.32
1	D	320	GLN	CD-OE1	-6.15	1.10	1.24
1	B	320	GLN	CD-NE2	-6.14	1.17	1.32
1	C	320	GLN	CD-OE1	-6.06	1.10	1.24
1	A	320	GLN	CD-OE1	-6.06	1.10	1.24
1	B	320	GLN	CD-OE1	-6.00	1.10	1.24

There are no bond angle outliers.

There are no chirality outliers.

All (4) planarity outliers are listed below:

Mol	Chain	Res	Type	Group
1	A	1053	LEU	Peptide
1	B	1053	LEU	Peptide
1	C	1053	LEU	Peptide
1	D	1053	LEU	Peptide

5.2 Too-close contacts

In the following table, the Non-H and H(model) columns list the number of non-hydrogen atoms and hydrogen atoms in the chain respectively. The H(added) column lists the number of hydrogen atoms added and optimized by MolProbity. The Clashes column lists the number of clashes within the asymmetric unit, whereas Symm-Clashes lists symmetry-related clashes.

Mol	Chain	Non-H	H(model)	H(added)	Clashes	Symm-Clashes
1	A	8960	0	9275	454	0
1	B	8487	0	8776	449	0
1	C	8960	0	9275	435	0
1	D	8187	0	8476	411	0
All	All	34594	0	35802	1705	0

The all-atom clashscore is defined as the number of clashes found per 1000 atoms (including hydrogen atoms). The all-atom clashscore for this structure is 24.

All (1705) close contacts within the same asymmetric unit are listed below, sorted by their clash magnitude.

Atom-1	Atom-2	Interatomic distance (Å)	Clash overlap (Å)
1:C:799:VAL:O	1:C:847:GLN:NE2	1.87	1.07
1:A:799:VAL:O	1:A:847:GLN:NE2	1.88	1.07
1:B:799:VAL:O	1:B:847:GLN:NE2	1.88	1.06
1:D:799:VAL:O	1:D:847:GLN:NE2	1.88	1.05
1:A:489:PHE:HB3	1:C:450:THR:HG21	1.35	1.04
1:A:450:THR:HG21	1:C:489:PHE:HB3	1.38	1.01
1:A:259:ALA:HB3	1:A:260:PRO:HD3	1.43	1.01
1:B:77:GLU:HB2	1:B:121:LEU:HA	1.43	1.00
1:D:259:ALA:HB3	1:D:260:PRO:HD3	1.44	0.99
1:C:259:ALA:HB3	1:C:260:PRO:HD3	1.43	0.99
1:B:259:ALA:HB3	1:B:260:PRO:HD3	1.43	0.97
1:A:376:ASP:HB2	1:B:570:VAL:HG21	1.45	0.96
1:B:672:HIS:ND1	1:B:861:PRO:HG3	1.83	0.94

Continued on next page...

Continued from previous page...

Atom-1	Atom-2	Interatomic distance (Å)	Clash overlap (Å)
1:B:94:MET:HA	1:B:129:LEU:HD21	1.48	0.93
1:A:671:GLN:HE21	1:A:755:TYR:HA	1.35	0.92
1:D:713:ILE:O	1:D:714:LYS:HG2	1.71	0.91
1:C:713:ILE:O	1:C:714:LYS:HG2	1.70	0.91
1:B:713:ILE:O	1:B:714:LYS:HG2	1.72	0.90
1:A:1055:ASP:H	1:A:1152:THR:HA	1.36	0.90
1:A:713:ILE:O	1:A:714:LYS:HG2	1.71	0.89
1:A:335:VAL:HG13	1:A:414:THR:HG21	1.54	0.89
1:A:29:LEU:O	1:A:33:LEU:HG	1.73	0.86
1:D:672:HIS:ND1	1:D:861:PRO:HG3	1.90	0.86
1:C:29:LEU:O	1:C:33:LEU:HG	1.74	0.86
1:B:452:THR:HA	1:D:452:THR:HA	1.58	0.85
1:C:598:ALA:HB2	1:C:660:GLN:HA	1.59	0.85
1:A:598:ALA:HB2	1:A:660:GLN:HA	1.59	0.85
1:A:641:LEU:O	1:A:643:PRO:HD3	1.78	0.84
1:B:1055:ASP:H	1:B:1152:THR:HA	1.43	0.83
1:B:598:ALA:HB2	1:B:660:GLN:HA	1.59	0.83
1:B:77:GLU:OE1	1:B:121:LEU:HD23	1.78	0.83
1:C:1055:ASP:H	1:C:1152:THR:HA	1.42	0.83
1:B:100:PHE:HD2	1:B:104:LEU:HB3	1.43	0.83
1:B:301:PRO:HA	1:B:304:CYS:HB2	1.60	0.83
1:D:1077:ALA:HB3	1:D:1078:PRO:HD3	1.61	0.83
1:C:1077:ALA:HB3	1:C:1078:PRO:HD3	1.61	0.83
1:C:301:PRO:HA	1:C:304:CYS:HB2	1.60	0.83
1:A:1077:ALA:HB3	1:A:1078:PRO:HD3	1.61	0.83
1:B:227:ARG:HG3	1:B:288:GLU:HG3	1.61	0.83
1:A:301:PRO:HA	1:A:304:CYS:HB2	1.60	0.82
1:D:598:ALA:HB2	1:D:660:GLN:HA	1.59	0.82
1:C:641:LEU:O	1:C:643:PRO:HD3	1.78	0.82
1:A:672:HIS:ND1	1:A:861:PRO:HG3	1.95	0.81
1:B:258:THR:N	1:B:261:ALA:HB3	1.95	0.81
1:D:1055:ASP:H	1:D:1152:THR:HA	1.45	0.81
1:A:258:THR:N	1:A:261:ALA:HB3	1.95	0.81
1:B:1077:ALA:HB3	1:B:1078:PRO:HD3	1.61	0.81
1:B:641:LEU:O	1:B:643:PRO:HD3	1.79	0.81
1:B:450:THR:HG21	1:D:489:PHE:HB3	1.63	0.81
1:D:301:PRO:HA	1:D:304:CYS:HB2	1.60	0.81
1:D:641:LEU:O	1:D:643:PRO:HD3	1.80	0.81
1:D:258:THR:N	1:D:261:ALA:HB3	1.96	0.80
1:C:1056:ILE:HG12	1:C:1153:ALA:HB2	1.64	0.80
1:D:217:LEU:HD22	1:D:229:VAL:HG13	1.64	0.80

Continued on next page...

Continued from previous page...

Atom-1	Atom-2	Interatomic distance (Å)	Clash overlap (Å)
1:C:258:THR:N	1:C:261:ALA:HB3	1.96	0.79
1:C:217:LEU:HD22	1:C:229:VAL:HG13	1.63	0.79
1:C:65:ARG:HB3	1:C:100:PHE:HZ	1.48	0.79
1:A:217:LEU:HD22	1:A:229:VAL:HG13	1.63	0.78
1:C:427:LEU:HD22	1:C:431:LYS:HD2	1.65	0.78
1:A:302:SER:HB2	1:A:357:ARG:HG2	1.66	0.78
1:A:65:ARG:HB3	1:A:100:PHE:HZ	1.47	0.78
1:B:302:SER:HB2	1:B:357:ARG:HG2	1.66	0.78
1:D:302:SER:HB2	1:D:357:ARG:HG2	1.66	0.78
1:B:165:CYS:HB3	1:B:197:LYS:HG3	1.66	0.77
1:A:1054:GLY:HA3	1:A:1153:ALA:H	1.48	0.77
1:B:217:LEU:HD22	1:B:229:VAL:HG13	1.65	0.77
1:A:452:THR:HA	1:C:452:THR:HA	1.67	0.77
1:D:371:SER:OG	1:D:433:HIS:CE1	2.38	0.77
1:A:427:LEU:HD22	1:A:431:LYS:HD2	1.66	0.77
1:C:302:SER:HB2	1:C:357:ARG:HG2	1.66	0.77
1:C:671:GLN:HE21	1:C:755:TYR:HA	1.50	0.77
1:B:489:PHE:HB3	1:D:450:THR:HG21	1.66	0.77
1:C:349:PHE:H	1:C:349:PHE:HD2	1.33	0.77
1:B:1056:ILE:HG12	1:B:1153:ALA:HB2	1.67	0.76
1:A:470:ALA:O	1:A:473:ILE:HG13	1.86	0.76
1:C:470:ALA:O	1:C:473:ILE:HG13	1.86	0.76
1:A:165:CYS:HB3	1:A:197:LYS:HG3	1.67	0.76
1:D:377:HIS:CD2	1:D:377:HIS:H	2.05	0.75
1:B:65:ARG:HB3	1:B:100:PHE:HZ	1.51	0.75
1:B:149:GLY:O	1:B:151:LEU:N	2.19	0.75
1:C:377:HIS:H	1:C:377:HIS:CD2	2.04	0.75
1:B:470:ALA:O	1:B:473:ILE:HG13	1.86	0.75
1:D:371:SER:OG	1:D:433:HIS:HE1	1.70	0.75
1:C:1054:GLY:O	1:C:1055:ASP:HB2	1.87	0.75
1:D:165:CYS:HB3	1:D:197:LYS:HG3	1.66	0.75
1:D:259:ALA:CB	1:D:260:PRO:HD3	2.17	0.75
1:B:377:HIS:H	1:B:377:HIS:CD2	2.05	0.75
1:C:259:ALA:CB	1:C:260:PRO:HD3	2.16	0.75
1:B:94:MET:HA	1:B:129:LEU:CD2	2.16	0.75
1:B:349:PHE:H	1:B:349:PHE:HD2	1.33	0.75
1:A:349:PHE:HD2	1:A:349:PHE:H	1.33	0.75
1:A:377:HIS:CD2	1:A:377:HIS:H	2.04	0.75
1:B:338:PHE:CD2	1:B:414:THR:HG23	2.22	0.74
1:D:1054:GLY:O	1:D:1055:ASP:HB2	1.87	0.74
1:B:259:ALA:CB	1:B:260:PRO:HD3	2.17	0.74

Continued on next page...

Continued from previous page...

Atom-1	Atom-2	Interatomic distance (Å)	Clash overlap (Å)
1:B:452:THR:HB	1:B:454:SER:H	1.51	0.74
1:D:427:LEU:HD22	1:D:431:LYS:HD2	1.69	0.74
1:D:452:THR:HB	1:D:454:SER:H	1.51	0.74
1:C:165:CYS:HB3	1:C:197:LYS:HG3	1.67	0.74
1:A:1054:GLY:O	1:A:1055:ASP:HB2	1.87	0.74
1:C:452:THR:HB	1:C:454:SER:H	1.51	0.74
1:D:470:ALA:O	1:D:473:ILE:HG13	1.87	0.74
1:D:1056:ILE:HG12	1:D:1153:ALA:HB2	1.68	0.74
1:B:1014:SER:HB3	1:B:1070:VAL:HG12	1.70	0.73
1:D:149:GLY:O	1:D:151:LEU:N	2.21	0.73
1:A:946:THR:O	1:A:950:ARG:HG2	1.88	0.73
1:A:1056:ILE:HG12	1:A:1153:ALA:HB2	1.70	0.73
1:A:1146:PHE:CD1	1:A:1170:ILE:HD11	2.23	0.73
1:B:474:LEU:O	1:B:477:CYS:HB2	1.89	0.73
1:A:149:GLY:O	1:A:151:LEU:N	2.20	0.73
1:B:1054:GLY:O	1:B:1055:ASP:HB2	1.87	0.73
1:B:1146:PHE:CD1	1:B:1170:ILE:HD11	2.23	0.73
1:B:1203:GLY:HA3	1:B:1278:MET:CG	2.19	0.73
1:A:452:THR:HB	1:A:454:SER:H	1.51	0.73
1:A:1014:SER:HB3	1:A:1070:VAL:HG12	1.70	0.73
1:C:1146:PHE:CD1	1:C:1170:ILE:HD11	2.23	0.73
1:B:297:GLN:HG3	1:B:1104:GLY:HA2	1.71	0.73
1:D:474:LEU:O	1:D:477:CYS:HB2	1.89	0.73
1:A:474:LEU:O	1:A:477:CYS:HB2	1.88	0.73
1:B:427:LEU:HD22	1:B:431:LYS:HD2	1.69	0.73
1:D:1014:SER:HB3	1:D:1070:VAL:HG12	1.70	0.73
1:B:946:THR:O	1:B:950:ARG:HG2	1.89	0.73
1:C:474:LEU:O	1:C:477:CYS:HB2	1.88	0.72
1:C:946:THR:O	1:C:950:ARG:HG2	1.88	0.72
1:A:548:VAL:O	1:A:549:LEU:HB3	1.89	0.72
1:D:1146:PHE:CD1	1:D:1170:ILE:HD11	2.23	0.72
1:B:297:GLN:HG3	1:B:1104:GLY:CA	2.19	0.72
1:B:548:VAL:O	1:B:549:LEU:HB3	1.88	0.72
1:D:349:PHE:H	1:D:349:PHE:HD2	1.33	0.72
1:C:1014:SER:HB3	1:C:1070:VAL:HG12	1.70	0.72
1:C:544:LYS:O	1:C:614:ARG:HD2	1.90	0.72
1:D:946:THR:O	1:D:950:ARG:HG2	1.89	0.72
1:A:931:GLN:HG2	1:A:950:ARG:NH1	2.05	0.71
1:C:389:LEU:HD13	1:C:421:LEU:HD23	1.73	0.71
1:A:259:ALA:CB	1:A:260:PRO:HD3	2.17	0.71
1:A:335:VAL:HG13	1:A:414:THR:CG2	2.20	0.71

Continued on next page...

Continued from previous page...

Atom-1	Atom-2	Interatomic distance (Å)	Clash overlap (Å)
1:A:448:VAL:HA	1:A:456:ILE:HD13	1.73	0.71
1:A:1190:GLY:N	1:A:1271:LYS:HZ2	1.89	0.71
1:B:451:ARG:HB3	1:B:456:ILE:HD11	1.73	0.71
1:D:372:VAL:HG22	1:D:432:ILE:CG2	2.21	0.70
1:C:1054:GLY:HA3	1:C:1153:ALA:H	1.56	0.70
1:A:94:MET:HG2	1:A:132:ILE:HD13	1.74	0.70
1:A:451:ARG:HB3	1:A:456:ILE:HD11	1.73	0.70
1:C:149:GLY:O	1:C:151:LEU:N	2.24	0.70
1:C:483:THR:HG21	1:C:498:LEU:HD21	1.73	0.70
1:A:389:LEU:HD13	1:A:421:LEU:HD23	1.72	0.70
1:D:548:VAL:O	1:D:549:LEU:HB3	1.90	0.70
1:A:483:THR:HG21	1:A:498:LEU:HD21	1.71	0.70
1:B:483:THR:HG21	1:B:498:LEU:HD21	1.72	0.70
1:B:227:ARG:HG3	1:B:288:GLU:CG	2.21	0.70
1:C:574:TYR:CE1	1:D:439:GLU:HG2	2.26	0.70
1:B:371:SER:OG	1:B:433:HIS:HE1	1.75	0.69
1:C:448:VAL:HA	1:C:456:ILE:HD13	1.74	0.69
1:C:548:VAL:O	1:C:549:LEU:HB3	1.89	0.69
1:D:448:VAL:HA	1:D:456:ILE:HD13	1.74	0.69
1:B:946:THR:HG22	1:B:950:ARG:HE	1.57	0.69
1:B:760:SER:HB2	1:B:766:LYS:HE2	1.75	0.69
1:C:946:THR:HG22	1:C:950:ARG:HE	1.57	0.69
1:C:1143:VAL:HG13	1:C:1206:LEU:HG	1.73	0.69
1:D:451:ARG:HB3	1:D:456:ILE:HD11	1.73	0.69
1:B:100:PHE:CD2	1:B:104:LEU:HB3	2.28	0.69
1:C:451:ARG:HB3	1:C:456:ILE:HD11	1.73	0.69
1:A:946:THR:HG22	1:A:950:ARG:HE	1.57	0.69
1:C:672:HIS:ND1	1:C:861:PRO:HG3	2.07	0.69
1:C:1190:GLY:N	1:C:1271:LYS:HZ2	1.91	0.69
1:D:428:GLU:O	1:D:432:ILE:HG12	1.93	0.69
1:B:94:MET:HG2	1:B:129:LEU:HG	1.74	0.69
1:D:483:THR:HG21	1:D:498:LEU:HD21	1.74	0.68
1:D:760:SER:HB2	1:D:766:LYS:HE2	1.75	0.68
1:B:672:HIS:CE1	1:B:861:PRO:HG3	2.29	0.68
1:A:369:ARG:O	1:A:372:VAL:HG23	1.94	0.68
1:B:1200:LYS:HB3	1:B:1274:LEU:HD21	1.74	0.68
1:B:371:SER:OG	1:B:433:HIS:CE1	2.46	0.68
1:B:428:GLU:O	1:B:432:ILE:HG12	1.94	0.68
1:B:448:VAL:HA	1:B:456:ILE:HD13	1.75	0.68
1:B:369:ARG:O	1:B:372:VAL:HG23	1.94	0.68
1:D:946:THR:HG22	1:D:950:ARG:HE	1.57	0.68

Continued on next page...

Continued from previous page...

Atom-1	Atom-2	Interatomic distance (Å)	Clash overlap (Å)
1:D:1054:GLY:HA3	1:D:1153:ALA:H	1.58	0.67
1:A:760:SER:HB2	1:A:766:LYS:HE2	1.75	0.67
1:A:1055:ASP:N	1:A:1152:THR:HA	2.07	0.67
1:B:1143:VAL:HG13	1:B:1206:LEU:HG	1.75	0.67
1:C:760:SER:HB2	1:C:766:LYS:HE2	1.75	0.67
1:A:65:ARG:HB3	1:A:100:PHE:CZ	2.30	0.67
1:A:1154:LEU:HD11	1:A:1163:LEU:HD12	1.76	0.67
1:B:1200:LYS:HB3	1:B:1274:LEU:CD2	2.25	0.67
1:D:759:ILE:HG22	1:D:760:SER:N	2.09	0.67
1:B:275:ILE:HD11	1:B:312:LEU:HD11	1.76	0.67
1:B:1154:LEU:HD11	1:B:1163:LEU:HD12	1.76	0.67
1:D:275:ILE:HD11	1:D:312:LEU:HD11	1.75	0.67
1:B:713:ILE:HG21	1:B:772:SER:HB3	1.77	0.67
1:C:330:LEU:O	1:C:334:VAL:HG23	1.95	0.67
1:D:1154:LEU:HD11	1:D:1163:LEU:HD12	1.76	0.67
1:A:908:LEU:HD22	1:A:980:LEU:HG	1.77	0.67
1:B:452:THR:HG22	1:D:452:THR:HG22	1.77	0.67
1:A:470:ALA:HB3	1:A:473:ILE:HD11	1.77	0.67
1:A:759:ILE:HG22	1:A:760:SER:N	2.10	0.67
1:A:863:GLY:O	1:A:869:ILE:HD11	1.94	0.67
1:D:330:LEU:O	1:D:334:VAL:HG23	1.95	0.67
1:A:347:SER:HB2	1:A:349:PHE:CE2	2.31	0.66
1:B:1259:TYR:CZ	1:B:1263:LEU:HD11	2.30	0.66
1:C:1195:VAL:O	1:C:1199:VAL:HG23	1.95	0.66
1:A:428:GLU:O	1:A:432:ILE:HG12	1.95	0.66
1:C:759:ILE:HG22	1:C:760:SER:N	2.09	0.66
1:D:369:ARG:O	1:D:372:VAL:HG23	1.95	0.66
1:A:275:ILE:HD11	1:A:312:LEU:HD11	1.77	0.66
1:A:959:GLN:HB2	1:A:1005:TRP:CZ2	2.30	0.66
1:C:65:ARG:HB3	1:C:100:PHE:CZ	2.30	0.66
1:C:863:GLY:O	1:C:869:ILE:HD11	1.94	0.66
1:D:347:SER:HB2	1:D:349:PHE:CE2	2.31	0.66
1:B:759:ILE:HG22	1:B:760:SER:N	2.09	0.66
1:B:1054:GLY:HA3	1:B:1153:ALA:H	1.58	0.66
1:C:470:ALA:HB3	1:C:473:ILE:HD11	1.77	0.66
1:C:959:GLN:HB2	1:C:1005:TRP:CZ2	2.30	0.66
1:C:1154:LEU:HD11	1:C:1163:LEU:HD12	1.76	0.66
1:A:1259:TYR:CZ	1:A:1263:LEU:HD11	2.30	0.66
1:B:863:GLY:O	1:B:869:ILE:HD11	1.95	0.66
1:D:1203:GLY:HA3	1:D:1278:MET:CG	2.26	0.66
1:A:475:GLN:HG3	1:A:476:ASN:H	1.61	0.66

Continued on next page...

Continued from previous page...

Atom-1	Atom-2	Interatomic distance (Å)	Clash overlap (Å)
1:B:297:GLN:CB	1:B:1104:GLY:HA3	2.26	0.66
1:D:227:ARG:HG3	1:D:288:GLU:HG3	1.77	0.66
1:A:330:LEU:O	1:A:334:VAL:HG23	1.94	0.66
1:B:1203:GLY:HA3	1:B:1278:MET:HG2	1.78	0.66
1:D:1195:VAL:O	1:D:1199:VAL:HG23	1.96	0.66
1:A:1195:VAL:O	1:A:1199:VAL:HG23	1.96	0.66
1:B:1195:VAL:O	1:B:1199:VAL:HG23	1.96	0.66
1:C:369:ARG:O	1:C:372:VAL:HG23	1.95	0.66
1:C:428:GLU:O	1:C:432:ILE:HG12	1.94	0.66
1:D:959:GLN:HB2	1:D:1005:TRP:CZ2	2.31	0.66
1:C:33:LEU:HD23	1:C:75:LEU:HD11	1.78	0.65
1:C:275:ILE:HD11	1:C:312:LEU:HD11	1.77	0.65
1:D:863:GLY:O	1:D:869:ILE:HD11	1.95	0.65
1:B:475:GLN:HG3	1:B:476:ASN:H	1.62	0.65
1:B:347:SER:HB2	1:B:349:PHE:CE2	2.30	0.65
1:C:347:SER:HB2	1:C:349:PHE:CE2	2.30	0.65
1:D:650:VAL:HG21	1:D:737:LYS:HG3	1.78	0.65
1:D:907:CYS:O	1:D:911:LEU:HB2	1.96	0.65
1:D:475:GLN:HG3	1:D:476:ASN:H	1.62	0.65
1:C:335:VAL:HG13	1:C:414:THR:HG21	1.79	0.65
1:D:1259:TYR:CZ	1:D:1263:LEU:HD11	2.31	0.65
1:B:290:LEU:O	1:B:294:LYS:HG3	1.97	0.65
1:C:1259:TYR:CZ	1:C:1263:LEU:HD11	2.32	0.65
1:A:226:ARG:HB2	1:A:288:GLU:HG2	1.77	0.65
1:A:377:HIS:H	1:A:377:HIS:HD2	1.45	0.65
1:C:475:GLN:HG3	1:C:476:ASN:H	1.61	0.65
1:C:1164:LEU:HB3	1:C:1252:LEU:HD21	1.79	0.65
1:B:330:LEU:O	1:B:334:VAL:HG23	1.96	0.64
1:C:907:CYS:O	1:C:911:LEU:HB2	1.97	0.64
1:A:907:CYS:O	1:A:911:LEU:HB2	1.96	0.64
1:B:470:ALA:HB3	1:B:473:ILE:HD11	1.78	0.64
1:D:120:ARG:HG2	1:D:172:ARG:NH1	2.13	0.64
1:B:361:SER:HG	1:B:417:HIS:CE1	2.16	0.64
1:D:470:ALA:HB3	1:D:473:ILE:HD11	1.80	0.64
1:B:959:GLN:HB2	1:B:1005:TRP:CZ2	2.32	0.64
1:C:298:GLN:HE21	1:C:336:LYS:HG2	1.63	0.64
1:B:548:VAL:HG11	1:B:580:GLU:O	1.97	0.64
1:A:120:ARG:HG2	1:A:172:ARG:NH1	2.12	0.64
1:A:290:LEU:O	1:A:294:LYS:HG3	1.97	0.64
1:A:431:LYS:HE3	1:A:469:TYR:CE1	2.33	0.64
1:A:434:GLU:HG2	1:B:472:LEU:HD21	1.79	0.64

Continued on next page...

Continued from previous page...

Atom-1	Atom-2	Interatomic distance (Å)	Clash overlap (Å)
1:B:298:GLN:HE21	1:B:336:LYS:HG2	1.62	0.64
1:B:907:CYS:O	1:B:911:LEU:HB2	1.96	0.64
1:D:431:LYS:HE3	1:D:469:TYR:CE1	2.32	0.64
1:D:1160:VAL:O	1:D:1164:LEU:HG	1.98	0.64
1:B:377:HIS:H	1:B:377:HIS:HD2	1.46	0.64
1:D:548:VAL:HG11	1:D:580:GLU:O	1.96	0.64
1:B:671:GLN:OE1	1:B:672:HIS:CD2	2.50	0.63
1:D:1200:LYS:HB3	1:D:1274:LEU:HD21	1.79	0.63
1:D:1203:GLY:HA3	1:D:1278:MET:HG2	1.80	0.63
1:C:712:MET:HE2	1:C:712:MET:HA	1.80	0.63
1:A:169:TRP:N	1:A:169:TRP:CD1	2.66	0.63
1:A:298:GLN:HE21	1:A:336:LYS:HG2	1.63	0.63
1:C:1160:VAL:O	1:C:1164:LEU:HG	1.98	0.63
1:D:245:ARG:NH1	1:D:366:GLU:OE2	2.31	0.63
1:B:169:TRP:H	1:B:169:TRP:HD1	1.47	0.63
1:B:372:VAL:HG22	1:B:432:ILE:CG2	2.28	0.63
1:B:1160:VAL:O	1:B:1164:LEU:HG	1.98	0.63
1:C:120:ARG:HG2	1:C:172:ARG:NH1	2.13	0.63
1:C:431:LYS:HE3	1:C:469:TYR:CE1	2.33	0.63
1:A:931:GLN:HG2	1:A:950:ARG:HH12	1.64	0.63
1:B:431:LYS:HE3	1:B:469:TYR:CE1	2.33	0.63
1:D:290:LEU:O	1:D:294:LYS:HG3	1.98	0.63
1:C:708:ILE:O	1:C:712:MET:HB2	1.99	0.63
1:A:1056:ILE:HD12	1:A:1216:TYR:CD1	2.34	0.62
1:C:551:SER:C	1:D:277:PHE:HZ	2.02	0.62
1:C:290:LEU:O	1:C:294:LYS:HG3	1.99	0.62
1:C:377:HIS:H	1:C:377:HIS:HD2	1.45	0.62
1:A:712:MET:HE2	1:A:712:MET:HA	1.80	0.62
1:A:1198:LEU:HD22	1:A:1201:LEU:HD13	1.81	0.62
1:B:120:ARG:HG2	1:B:172:ARG:NH1	2.13	0.62
1:B:169:TRP:CD1	1:B:169:TRP:N	2.66	0.62
1:D:169:TRP:N	1:D:169:TRP:CD1	2.67	0.62
1:C:499:LEU:HB3	1:C:541:LEU:HD13	1.82	0.62
1:B:245:ARG:NH1	1:B:366:GLU:OE2	2.32	0.62
1:B:708:ILE:O	1:B:712:MET:HB2	2.00	0.62
1:B:1046:SER:O	1:B:1050:HIS:HB3	1.99	0.62
1:C:1046:SER:O	1:C:1050:HIS:HB3	1.99	0.62
1:D:708:ILE:O	1:D:712:MET:HB2	1.99	0.62
1:A:94:MET:HG2	1:A:132:ILE:CD1	2.29	0.62
1:B:609:TYR:CZ	1:B:613:ARG:HD2	2.35	0.62
1:B:1198:LEU:HD22	1:B:1201:LEU:HD13	1.81	0.62

Continued on next page...

Continued from previous page...

Atom-1	Atom-2	Interatomic distance (Å)	Clash overlap (Å)
1:C:377:HIS:CD2	1:C:377:HIS:N	2.67	0.62
1:D:372:VAL:HG22	1:D:432:ILE:HG21	1.82	0.62
1:D:1046:SER:O	1:D:1050:HIS:HB3	1.99	0.62
1:A:574:TYR:CE1	1:B:439:GLU:HG2	2.35	0.62
1:A:948:THR:HG23	1:A:992:LEU:HA	1.81	0.62
1:B:230:LEU:HD21	1:B:285:LEU:HD21	1.81	0.62
1:C:397:LYS:H	1:C:397:LYS:HD3	1.65	0.62
1:D:298:GLN:HE21	1:D:336:LYS:HG2	1.63	0.62
1:D:348:LYS:HG2	1:D:1035:TYR:O	2.00	0.62
1:A:190:GLU:O	1:A:194:VAL:HG23	2.00	0.62
1:A:377:HIS:CD2	1:A:377:HIS:N	2.67	0.62
1:B:65:ARG:HB3	1:B:100:PHE:CZ	2.31	0.62
1:B:650:VAL:HG21	1:B:737:LYS:HG3	1.82	0.62
1:D:245:ARG:HD2	1:D:366:GLU:OE1	2.00	0.62
1:D:609:TYR:CZ	1:D:613:ARG:HD2	2.34	0.62
1:A:708:ILE:O	1:A:712:MET:HB2	1.99	0.61
1:C:190:GLU:O	1:C:194:VAL:HG23	2.00	0.61
1:C:434:GLU:HG2	1:D:472:LEU:HD21	1.81	0.61
1:C:877:THR:OG1	1:C:914:THR:HG21	2.00	0.61
1:D:397:LYS:HD3	1:D:397:LYS:H	1.65	0.61
1:C:609:TYR:CZ	1:C:613:ARG:HD2	2.35	0.61
1:A:397:LYS:HD3	1:A:397:LYS:H	1.65	0.61
1:A:1179:LYS:HA	1:A:1182:LEU:HD12	1.82	0.61
1:B:948:THR:HG23	1:B:992:LEU:HA	1.81	0.61
1:D:190:GLU:O	1:D:194:VAL:HG23	2.00	0.61
1:D:948:THR:HG23	1:D:992:LEU:HA	1.82	0.61
1:D:1200:LYS:HB3	1:D:1274:LEU:CD2	2.31	0.61
1:B:877:THR:OG1	1:B:914:THR:HG21	2.00	0.61
1:C:169:TRP:N	1:C:169:TRP:CD1	2.67	0.61
1:C:472:LEU:HD21	1:D:434:GLU:HG2	1.82	0.61
1:C:713:ILE:HG21	1:C:772:SER:HB3	1.81	0.61
1:C:948:THR:HG23	1:C:992:LEU:HA	1.81	0.61
1:C:1198:LEU:HD22	1:C:1201:LEU:HD13	1.81	0.61
1:D:377:HIS:CD2	1:D:377:HIS:N	2.68	0.61
1:A:475:GLN:HG3	1:A:476:ASN:N	2.16	0.61
1:A:1160:VAL:O	1:A:1164:LEU:HG	1.99	0.61
1:B:190:GLU:O	1:B:194:VAL:HG23	2.00	0.61
1:B:377:HIS:CD2	1:B:377:HIS:N	2.68	0.61
1:C:33:LEU:HD22	1:C:75:LEU:HD21	1.81	0.61
1:A:348:LYS:HG2	1:A:1035:TYR:O	2.00	0.61
1:D:169:TRP:HD1	1:D:169:TRP:H	1.47	0.61

Continued on next page...

Continued from previous page...

Atom-1	Atom-2	Interatomic distance (Å)	Clash overlap (Å)
1:A:609:TYR:CZ	1:A:613:ARG:HD2	2.35	0.61
1:B:779:LYS:O	1:B:783:ILE:HG13	2.01	0.61
1:A:187:THR:HG22	1:A:188:PRO:HD2	1.82	0.61
1:D:338:PHE:CD2	1:D:414:THR:HG23	2.36	0.61
1:A:11:ASP:O	1:A:12:LYS:HG2	2.01	0.61
1:B:1179:LYS:HA	1:B:1182:LEU:HD12	1.82	0.61
1:C:475:GLN:HG3	1:C:476:ASN:N	2.15	0.61
1:D:187:THR:HG22	1:D:188:PRO:HD2	1.83	0.61
1:A:877:THR:OG1	1:A:914:THR:HG21	2.01	0.60
1:B:397:LYS:H	1:B:397:LYS:HD3	1.66	0.60
1:C:349:PHE:CD2	1:C:349:PHE:N	2.68	0.60
1:D:779:LYS:O	1:D:783:ILE:HG13	2.01	0.60
1:A:1046:SER:O	1:A:1050:HIS:HB3	1.99	0.60
1:C:13:THR:HA	1:C:17:LEU:HD12	1.83	0.60
1:B:499:LEU:HB3	1:B:541:LEU:HD13	1.82	0.60
1:B:1076:ALA:HA	1:B:1080:VAL:HB	1.83	0.60
1:C:1203:GLY:HA3	1:C:1278:MET:CG	2.30	0.60
1:D:1249:ILE:N	1:D:1250:PRO:HD2	2.16	0.60
1:B:100:PHE:O	1:B:105:LEU:HG	2.00	0.60
1:B:1249:ILE:N	1:B:1250:PRO:HD2	2.16	0.60
1:C:1076:ALA:HA	1:C:1080:VAL:HB	1.83	0.60
1:C:1249:ILE:N	1:C:1250:PRO:HD2	2.16	0.60
1:D:1198:LEU:HD22	1:D:1201:LEU:HD13	1.81	0.60
1:D:1076:ALA:HA	1:D:1080:VAL:HB	1.83	0.60
1:A:779:LYS:O	1:A:783:ILE:HG13	2.02	0.60
1:B:338:PHE:HD2	1:B:414:THR:HG23	1.65	0.60
1:A:499:LEU:HB3	1:A:541:LEU:HD13	1.83	0.60
1:B:121:LEU:C	1:B:123:ASN:H	2.05	0.60
1:B:475:GLN:HG3	1:B:476:ASN:N	2.16	0.60
1:C:11:ASP:O	1:C:12:LYS:HG2	2.01	0.60
1:C:548:VAL:HG11	1:C:580:GLU:O	2.01	0.60
1:C:1179:LYS:HA	1:C:1182:LEU:HD12	1.82	0.60
1:D:529:LEU:HG	1:D:597:GLN:HG3	1.83	0.60
1:D:877:THR:OG1	1:D:914:THR:HG21	2.01	0.60
1:A:21:LEU:HD13	1:A:64:ARG:HD3	1.82	0.60
1:A:1076:ALA:HA	1:A:1080:VAL:HB	1.82	0.60
1:C:779:LYS:O	1:C:783:ILE:HG13	2.01	0.60
1:A:169:TRP:HD1	1:A:169:TRP:H	1.47	0.60
1:C:169:TRP:HD1	1:C:169:TRP:H	1.47	0.60
1:C:480:VAL:O	1:C:483:THR:HB	2.02	0.60
1:D:349:PHE:CD2	1:D:349:PHE:N	2.68	0.60

Continued on next page...

Continued from previous page...

Atom-1	Atom-2	Interatomic distance (Å)	Clash overlap (Å)
1:D:1179:LYS:HA	1:D:1182:LEU:HD12	1.82	0.60
1:B:1022:LYS:HA	1:B:1083:LEU:HD11	1.84	0.59
1:D:1022:LYS:HA	1:D:1083:LEU:HD11	1.84	0.59
1:D:1055:ASP:N	1:D:1152:THR:HA	2.17	0.59
1:A:72:CYS:HB2	1:A:93:LEU:HD11	1.84	0.59
1:A:124:GLY:O	1:A:127:LEU:N	2.36	0.59
1:A:930:LEU:HD13	1:A:950:ARG:HB2	1.84	0.59
1:A:1249:ILE:N	1:A:1250:PRO:HD2	2.16	0.59
1:D:1190:GLY:N	1:D:1271:LYS:HZ1	2.00	0.59
1:A:529:LEU:HG	1:A:597:GLN:HG3	1.84	0.59
1:B:187:THR:HG22	1:B:188:PRO:HD2	1.83	0.59
1:C:121:LEU:C	1:C:123:ASN:H	2.06	0.59
1:C:187:THR:HG22	1:C:188:PRO:HD2	1.83	0.59
1:C:989:SER:HB2	1:C:1031:LEU:HD21	1.83	0.59
1:C:1055:ASP:N	1:C:1152:THR:HA	2.13	0.59
1:D:480:VAL:O	1:D:483:THR:HB	2.03	0.59
1:A:13:THR:HA	1:A:17:LEU:HD12	1.84	0.59
1:C:570:VAL:HG21	1:D:376:ASP:HB2	1.83	0.59
1:D:230:LEU:HD21	1:D:285:LEU:HD21	1.83	0.59
1:D:741:CYS:O	1:D:745:ILE:HG13	2.03	0.59
1:A:480:VAL:O	1:A:483:THR:HB	2.03	0.59
1:D:499:LEU:HB3	1:D:541:LEU:HD13	1.82	0.59
1:A:672:HIS:HE1	1:A:805:SER:HB3	1.67	0.59
1:B:102:GLY:HA3	1:B:144:LEU:HD22	1.83	0.59
1:B:372:VAL:HG22	1:B:432:ILE:HG21	1.83	0.59
1:C:982:ILE:HD11	1:C:1024:LEU:HG	1.84	0.59
1:C:102:GLY:HA3	1:C:144:LEU:HD22	1.85	0.59
1:A:18:GLN:HG2	1:A:53:GLY:O	2.03	0.59
1:A:518:LEU:HD11	1:D:518:LEU:HD11	1.85	0.58
1:B:671:GLN:OE1	1:B:672:HIS:HD2	1.85	0.58
1:D:475:GLN:HG3	1:D:476:ASN:N	2.17	0.58
1:D:671:GLN:HE21	1:D:755:TYR:HA	1.68	0.58
1:D:1143:VAL:HG13	1:D:1206:LEU:HG	1.84	0.58
1:A:1087:GLN:O	1:A:1091:VAL:HG23	2.03	0.58
1:B:349:PHE:CD2	1:B:349:PHE:N	2.68	0.58
1:C:1022:LYS:HA	1:C:1083:LEU:HD11	1.85	0.58
1:D:102:GLY:HA3	1:D:144:LEU:HD22	1.85	0.58
1:D:227:ARG:HG3	1:D:288:GLU:CG	2.33	0.58
1:A:472:LEU:HD21	1:B:434:GLU:HG2	1.85	0.58
1:B:275:ILE:CD1	1:B:312:LEU:HD11	2.34	0.58
1:C:1200:LYS:HB3	1:C:1274:LEU:HD21	1.85	0.58

Continued on next page...

Continued from previous page...

Atom-1	Atom-2	Interatomic distance (Å)	Clash overlap (Å)
1:A:544:LYS:O	1:A:614:ARG:HD2	2.02	0.58
1:C:124:GLY:O	1:C:127:LEU:N	2.35	0.58
1:C:741:CYS:O	1:C:745:ILE:HG13	2.03	0.58
1:A:372:VAL:HG22	1:A:432:ILE:CG2	2.33	0.58
1:B:245:ARG:HD2	1:B:366:GLU:OE1	2.03	0.58
1:D:121:LEU:C	1:D:123:ASN:H	2.06	0.58
1:B:72:CYS:HB2	1:B:93:LEU:HD11	1.85	0.58
1:B:102:GLY:N	1:B:103:PRO:HD2	2.18	0.58
1:B:395:PRO:O	1:B:455:PRO:HG2	2.03	0.58
1:B:480:VAL:O	1:B:483:THR:HB	2.03	0.58
1:B:1164:LEU:HB3	1:B:1252:LEU:HD21	1.85	0.58
1:B:1055:ASP:N	1:B:1152:THR:HA	2.15	0.58
1:C:72:CYS:HB2	1:C:93:LEU:HD11	1.85	0.58
1:C:18:GLN:HG2	1:C:53:GLY:O	2.03	0.58
1:D:275:ILE:CD1	1:D:312:LEU:HD11	2.33	0.58
1:D:377:HIS:H	1:D:377:HIS:HD2	1.46	0.58
1:A:496:GLN:O	1:A:500:LYS:HG2	2.03	0.58
1:B:297:GLN:CG	1:B:1104:GLY:HA3	2.34	0.58
1:A:121:LEU:C	1:A:123:ASN:H	2.05	0.58
1:A:349:PHE:CD2	1:A:349:PHE:N	2.68	0.58
1:B:741:CYS:O	1:B:745:ILE:HG13	2.04	0.58
1:B:1087:GLN:O	1:B:1091:VAL:HG23	2.04	0.58
1:C:529:LEU:HG	1:C:597:GLN:HG3	1.85	0.58
1:A:102:GLY:HA3	1:A:144:LEU:HD22	1.85	0.57
1:A:1022:LYS:HA	1:A:1083:LEU:HD11	1.84	0.57
1:B:518:LEU:HD11	1:C:518:LEU:HD11	1.85	0.57
1:B:313:LEU:HB3	1:B:326:VAL:HG13	1.86	0.57
1:C:300:ASP:O	1:C:304:CYS:N	2.38	0.57
1:C:760:SER:HB2	1:C:766:LYS:HZ1	1.68	0.57
1:D:496:GLN:O	1:D:500:LYS:HG2	2.04	0.57
1:D:835:GLY:HA2	1:D:838:MET:HB2	1.87	0.57
1:A:131:PRO:HA	1:A:184:VAL:HG22	1.87	0.57
1:A:1203:GLY:HA3	1:A:1278:MET:HG2	1.86	0.57
1:D:118:GLU:OE1	1:D:118:GLU:HA	2.05	0.57
1:D:1087:GLN:O	1:D:1091:VAL:HG23	2.03	0.57
1:C:21:LEU:HD13	1:C:64:ARG:HD3	1.87	0.57
1:C:977:GLU:O	1:C:981:LEU:HB2	2.05	0.57
1:C:1203:GLY:HA3	1:C:1278:MET:HG2	1.86	0.57
1:A:102:GLY:N	1:A:103:PRO:HD2	2.20	0.57
1:A:671:GLN:CG	1:A:755:TYR:HB2	2.34	0.57
1:C:713:ILE:C	1:C:714:LYS:HG2	2.25	0.57

Continued on next page...

Continued from previous page...

Atom-1	Atom-2	Interatomic distance (Å)	Clash overlap (Å)
1:C:870:PHE:HD1	1:C:922:TYR:HD2	1.53	0.57
1:D:300:ASP:O	1:D:304:CYS:N	2.38	0.57
1:A:741:CYS:O	1:A:745:ILE:HG13	2.05	0.57
1:C:496:GLN:O	1:C:500:LYS:HG2	2.05	0.57
1:C:650:VAL:HG21	1:C:737:LYS:HG3	1.85	0.57
1:D:131:PRO:HA	1:D:184:VAL:HG22	1.87	0.57
1:B:118:GLU:HA	1:B:118:GLU:OE1	2.05	0.56
1:B:131:PRO:HA	1:B:184:VAL:HG22	1.86	0.56
1:B:297:GLN:HG3	1:B:1104:GLY:HA3	1.87	0.56
1:B:977:GLU:O	1:B:981:LEU:HB2	2.04	0.56
1:C:430:PHE:CE2	1:C:466:ILE:HG23	2.40	0.56
1:C:1087:GLN:O	1:C:1091:VAL:HG23	2.05	0.56
1:D:259:ALA:HB3	1:D:260:PRO:CD	2.29	0.56
1:D:313:LEU:HB3	1:D:326:VAL:HG13	1.86	0.56
1:A:300:ASP:O	1:A:304:CYS:N	2.38	0.56
1:A:439:GLU:HG2	1:B:574:TYR:CE1	2.39	0.56
1:A:593:SER:HB2	1:A:600:ILE:HG21	1.87	0.56
1:B:300:ASP:O	1:B:304:CYS:N	2.38	0.56
1:B:713:ILE:C	1:B:714:LYS:HG2	2.25	0.56
1:C:313:LEU:HB3	1:C:326:VAL:HG13	1.87	0.56
1:C:835:GLY:HA2	1:C:838:MET:HB2	1.87	0.56
1:D:102:GLY:N	1:D:103:PRO:HD2	2.20	0.56
1:D:977:GLU:O	1:D:981:LEU:HB2	2.05	0.56
1:A:430:PHE:CE2	1:A:466:ILE:HG23	2.40	0.56
1:A:1146:PHE:O	1:A:1150:VAL:HG23	2.05	0.56
1:B:496:GLN:O	1:B:500:LYS:HG2	2.05	0.56
1:C:1146:PHE:CE1	1:C:1170:ILE:HD11	2.41	0.56
1:D:1146:PHE:O	1:D:1150:VAL:HG23	2.06	0.56
1:B:870:PHE:HD1	1:B:922:TYR:HD2	1.53	0.56
1:C:275:ILE:CD1	1:C:312:LEU:HD11	2.35	0.56
1:A:275:ILE:CD1	1:A:312:LEU:HD11	2.36	0.56
1:A:389:LEU:CD1	1:A:421:LEU:HD23	2.36	0.56
1:A:870:PHE:HD1	1:A:922:TYR:HD2	1.53	0.56
1:B:150:ASP:OD1	1:B:151:LEU:HG	2.06	0.56
1:B:593:SER:HB2	1:B:600:ILE:HG21	1.88	0.56
1:C:150:ASP:OD1	1:C:151:LEU:HG	2.06	0.56
1:D:870:PHE:HD1	1:D:922:TYR:HD2	1.53	0.56
1:B:103:PRO:HA	1:B:146:CYS:SG	2.45	0.56
1:C:102:GLY:N	1:C:103:PRO:HD2	2.21	0.56
1:C:194:VAL:O	1:C:198:VAL:HG23	2.06	0.56
1:C:1146:PHE:O	1:C:1150:VAL:HG23	2.06	0.56

Continued on next page...

Continued from previous page...

Atom-1	Atom-2	Interatomic distance (Å)	Clash overlap (Å)
1:D:103:PRO:HA	1:D:146:CYS:SG	2.46	0.56
1:A:313:LEU:HB3	1:A:326:VAL:HG13	1.87	0.56
1:B:124:GLY:O	1:B:127:LEU:N	2.37	0.56
1:D:713:ILE:C	1:D:714:LYS:HG2	2.25	0.56
1:A:118:GLU:OE1	1:A:118:GLU:HA	2.06	0.56
1:B:194:VAL:O	1:B:198:VAL:HG23	2.06	0.56
1:B:712:MET:HE2	1:B:712:MET:HA	1.88	0.56
1:B:1146:PHE:O	1:B:1150:VAL:HG23	2.06	0.56
1:C:451:ARG:HB3	1:C:456:ILE:CD1	2.36	0.56
1:D:760:SER:HB2	1:D:766:LYS:HZ1	1.70	0.56
1:D:930:LEU:HD13	1:D:950:ARG:HB2	1.88	0.56
1:A:150:ASP:OD1	1:A:151:LEU:HG	2.06	0.55
1:A:194:VAL:O	1:A:198:VAL:HG23	2.06	0.55
1:B:908:LEU:HD11	1:B:981:LEU:HG	1.88	0.55
1:C:376:ASP:HB2	1:D:570:VAL:HG21	1.87	0.55
1:C:439:GLU:HG2	1:D:574:TYR:CE1	2.41	0.55
1:D:372:VAL:HG22	1:D:432:ILE:HG23	1.88	0.55
1:D:672:HIS:CE1	1:D:861:PRO:HG3	2.39	0.55
1:A:835:GLY:HA2	1:A:838:MET:HB2	1.87	0.55
1:A:977:GLU:O	1:A:981:LEU:HB2	2.05	0.55
1:A:1146:PHE:CE1	1:A:1170:ILE:HD11	2.41	0.55
1:B:544:LYS:O	1:B:614:ARG:HD2	2.06	0.55
1:B:982:ILE:HD11	1:B:1024:LEU:HG	1.88	0.55
1:C:760:SER:HB2	1:C:766:LYS:CE	2.36	0.55
1:D:187:THR:CG2	1:D:188:PRO:HD2	2.37	0.55
1:D:451:ARG:HB3	1:D:456:ILE:CD1	2.35	0.55
1:D:1146:PHE:CE1	1:D:1170:ILE:HD11	2.41	0.55
1:A:65:ARG:HD3	1:A:100:PHE:CE1	2.41	0.55
1:A:384:GLU:O	1:A:388:ILE:HG13	2.07	0.55
1:A:395:PRO:O	1:A:455:PRO:HG2	2.05	0.55
1:A:661:GLU:OE1	1:A:666:LEU:HD12	2.06	0.55
1:A:713:ILE:C	1:A:714:LYS:HG2	2.26	0.55
1:B:664:ASP:HB2	1:B:803:LEU:CD1	2.37	0.55
1:C:661:GLU:OE1	1:C:666:LEU:HD12	2.06	0.55
1:C:979:LEU:HD11	1:C:1019:SER:HB2	1.87	0.55
1:A:103:PRO:HA	1:A:146:CYS:SG	2.47	0.55
1:B:1146:PHE:CE1	1:B:1170:ILE:HD11	2.41	0.55
1:C:65:ARG:HD3	1:C:100:PHE:CE1	2.42	0.55
1:C:131:PRO:HA	1:C:184:VAL:HG22	1.87	0.55
1:C:615:ASN:OD1	1:C:617:GLN:HG2	2.06	0.55
1:D:704:MET:O	1:D:708:ILE:HG13	2.07	0.55

Continued on next page...

Continued from previous page...

Atom-1	Atom-2	Interatomic distance (Å)	Clash overlap (Å)
1:D:760:SER:HB2	1:D:766:LYS:CE	2.36	0.55
1:C:277:PHE:HZ	1:D:551:SER:C	2.10	0.55
1:A:479:LYS:HE2	1:A:482:GLU:OE1	2.07	0.55
1:A:760:SER:HB2	1:A:766:LYS:CE	2.36	0.55
1:B:187:THR:CG2	1:B:188:PRO:HD2	2.37	0.55
1:B:391:ASP:OD2	1:B:447:ARG:NH1	2.39	0.55
1:B:835:GLY:HA2	1:B:838:MET:HB2	1.87	0.55
1:D:124:GLY:O	1:D:127:LEU:N	2.38	0.55
1:B:451:ARG:HB3	1:B:456:ILE:CD1	2.35	0.55
1:D:479:LYS:HE2	1:D:482:GLU:OE1	2.07	0.55
1:D:593:SER:OG	1:D:604:LEU:HD22	2.07	0.55
1:A:1095:VAL:HG13	1:A:1135:ILE:HG23	1.88	0.55
1:B:479:LYS:HE2	1:B:482:GLU:OE1	2.06	0.55
1:B:593:SER:OG	1:B:604:LEU:HD22	2.07	0.55
1:C:103:PRO:HA	1:C:146:CYS:SG	2.46	0.55
1:D:194:VAL:O	1:D:198:VAL:HG23	2.06	0.55
1:D:826:GLU:O	1:D:830:VAL:HG23	2.07	0.55
1:B:661:GLU:OE1	1:B:666:LEU:HD12	2.07	0.55
1:D:150:ASP:OD1	1:D:151:LEU:HG	2.06	0.55
1:D:1029:PHE:O	1:D:1033:VAL:HG23	2.07	0.55
1:A:187:THR:CG2	1:A:188:PRO:HD2	2.36	0.55
1:A:372:VAL:HG22	1:A:432:ILE:HG21	1.88	0.55
1:A:483:THR:CG2	1:A:498:LEU:HD21	2.37	0.55
1:A:1054:GLY:CA	1:A:1152:THR:HG23	2.37	0.55
1:C:118:GLU:OE1	1:C:118:GLU:HA	2.07	0.55
1:D:176:GLN:O	1:D:180:VAL:HG23	2.07	0.55
1:D:430:PHE:CE2	1:D:466:ILE:HG23	2.42	0.55
1:A:451:ARG:HB3	1:A:456:ILE:CD1	2.36	0.54
1:B:176:GLN:O	1:B:180:VAL:HG23	2.07	0.54
1:B:826:GLU:O	1:B:830:VAL:HG23	2.07	0.54
1:C:187:THR:CG2	1:C:188:PRO:HD2	2.36	0.54
1:C:479:LYS:HE2	1:C:482:GLU:OE1	2.08	0.54
1:C:1185:CYS:SG	1:C:1191:ILE:HG12	2.47	0.54
1:D:337:SER:OG	1:D:359:CYS:HB2	2.07	0.54
1:A:176:GLN:O	1:A:180:VAL:HG23	2.08	0.54
1:A:671:GLN:OE1	1:A:672:HIS:HD2	1.91	0.54
1:A:760:SER:HB2	1:A:766:LYS:HZ1	1.72	0.54
1:B:430:PHE:CE2	1:B:466:ILE:HG23	2.42	0.54
1:C:150:ASP:O	1:C:151:LEU:HD23	2.07	0.54
1:C:551:SER:C	1:D:277:PHE:CZ	2.81	0.54
1:D:353:LEU:HB3	1:D:1131:ILE:HG12	1.89	0.54

Continued on next page...

Continued from previous page...

Atom-1	Atom-2	Interatomic distance (Å)	Clash overlap (Å)
1:D:671:GLN:OE1	1:D:672:HIS:HD2	1.89	0.54
1:B:99:HIS:O	1:B:101:PRO:HD3	2.07	0.54
1:B:704:MET:O	1:B:708:ILE:HG13	2.07	0.54
1:B:760:SER:HB2	1:B:766:LYS:CE	2.36	0.54
1:A:1203:GLY:HA3	1:A:1278:MET:CG	2.37	0.54
1:D:661:GLU:OE1	1:D:666:LEU:HD12	2.08	0.54
1:D:713:ILE:HG21	1:D:772:SER:HB3	1.88	0.54
1:A:434:GLU:HA	1:A:437:ARG:HG3	1.90	0.54
1:A:593:SER:OG	1:A:604:LEU:HD22	2.08	0.54
1:B:337:SER:OG	1:B:359:CYS:HB2	2.08	0.54
1:C:574:TYR:OH	1:D:383:ILE:HD11	2.07	0.54
1:C:1029:PHE:O	1:C:1033:VAL:HG23	2.08	0.54
1:A:650:VAL:HG21	1:A:737:LYS:HG3	1.89	0.54
1:C:826:GLU:O	1:C:830:VAL:HG23	2.08	0.54
1:D:446:ASN:O	1:D:450:THR:HB	2.08	0.54
1:D:548:VAL:O	1:D:569:ASP:HB3	2.08	0.54
1:A:966:LEU:O	1:A:1013:TYR:OH	2.26	0.54
1:B:766:LYS:HB2	1:B:766:LYS:NZ	2.23	0.54
1:C:383:ILE:HD11	1:D:574:TYR:OH	2.07	0.54
1:C:593:SER:HB2	1:C:600:ILE:HG21	1.88	0.54
1:C:704:MET:O	1:C:708:ILE:HG13	2.07	0.54
1:A:85:VAL:O	1:A:89:ILE:HG13	2.08	0.54
1:A:826:GLU:O	1:A:830:VAL:HG23	2.07	0.54
1:A:1029:PHE:O	1:A:1033:VAL:HG23	2.07	0.54
1:B:297:GLN:HB2	1:B:1104:GLY:HA3	1.90	0.54
1:B:499:LEU:HD13	1:B:538:GLY:HA2	1.90	0.54
1:B:513:ARG:O	1:B:517:ILE:HD12	2.08	0.54
1:B:1029:PHE:O	1:B:1033:VAL:HG23	2.07	0.54
1:C:176:GLN:O	1:C:180:VAL:HG23	2.07	0.54
1:C:533:LYS:HA	1:C:603:MET:HE1	1.89	0.54
1:D:499:LEU:HD13	1:D:538:GLY:HA2	1.90	0.54
1:B:384:GLU:O	1:B:388:ILE:HG13	2.09	0.53
1:B:615:ASN:OD1	1:B:617:GLN:HG2	2.08	0.53
1:B:713:ILE:CG2	1:B:772:SER:HB3	2.38	0.53
1:C:434:GLU:HA	1:C:437:ARG:HG3	1.89	0.53
1:A:760:SER:HB3	1:A:762:PHE:HD1	1.73	0.53
1:D:593:SER:HB2	1:D:600:ILE:HG21	1.89	0.53
1:D:667:LEU:HB3	1:D:751:VAL:HG11	1.90	0.53
1:A:1164:LEU:HB3	1:A:1252:LEU:HD21	1.90	0.53
1:D:544:LYS:O	1:D:614:ARG:HD2	2.08	0.53
1:D:524:MET:CB	1:D:592:ARG:HH21	2.22	0.53

Continued on next page...

Continued from previous page...

Atom-1	Atom-2	Interatomic distance (Å)	Clash overlap (Å)
1:C:337:SER:OG	1:C:359:CYS:HB2	2.08	0.53
1:C:389:LEU:CD1	1:C:421:LEU:HD23	2.38	0.53
1:D:815:ALA:O	1:D:819:ASP:HB3	2.09	0.53
1:A:671:GLN:OE1	1:A:672:HIS:CD2	2.62	0.53
1:A:815:ALA:O	1:A:819:ASP:HB3	2.09	0.53
1:B:529:LEU:HG	1:B:597:GLN:HG3	1.91	0.53
1:B:763:SER:O	1:B:767:PHE:HD1	1.92	0.53
1:D:391:ASP:OD2	1:D:447:ARG:NH1	2.42	0.53
1:D:671:GLN:OE1	1:D:672:HIS:CD2	2.62	0.53
1:D:766:LYS:HB2	1:D:766:LYS:NZ	2.23	0.53
1:D:908:LEU:HD22	1:D:980:LEU:HG	1.89	0.53
1:D:946:THR:HA	1:D:949:GLN:HB2	1.91	0.53
1:A:755:TYR:CZ	1:A:759:ILE:HD11	2.43	0.53
1:B:238:ARG:HE	1:B:306:CYS:HB3	1.74	0.53
1:B:368:VAL:HG11	1:B:428:GLU:HB3	1.91	0.53
1:B:446:ASN:O	1:B:450:THR:HB	2.07	0.53
1:C:384:GLU:O	1:C:388:ILE:HG13	2.08	0.53
1:C:593:SER:OG	1:C:604:LEU:HD22	2.08	0.53
1:D:832:ARG:HA	1:D:838:MET:HG2	1.91	0.53
1:B:65:ARG:HD3	1:B:100:PHE:CE1	2.43	0.53
1:B:434:GLU:HA	1:B:437:ARG:HG3	1.90	0.53
1:B:467:ILE:HG12	1:B:474:LEU:HD12	1.90	0.53
1:B:483:THR:CG2	1:B:498:LEU:HD21	2.38	0.53
1:B:815:ALA:O	1:B:819:ASP:HB3	2.09	0.53
1:B:989:SER:HB2	1:B:1031:LEU:HD21	1.90	0.53
1:D:574:TYR:N	1:D:574:TYR:CD2	2.74	0.53
1:D:760:SER:HB3	1:D:762:PHE:HD1	1.74	0.53
1:A:615:ASN:OD1	1:A:617:GLN:HG2	2.08	0.53
1:B:210:ILE:N	1:B:211:PRO:HD2	2.24	0.53
1:C:815:ALA:O	1:C:819:ASP:HB3	2.09	0.53
1:D:434:GLU:HA	1:D:437:ARG:HG3	1.90	0.53
1:B:548:VAL:O	1:B:569:ASP:HB3	2.09	0.53
1:C:654:GLY:O	1:C:655:SER:OG	2.22	0.53
1:D:712:MET:HE2	1:D:712:MET:HA	1.91	0.53
1:A:704:MET:O	1:A:708:ILE:HG13	2.08	0.52
1:C:766:LYS:HB2	1:C:766:LYS:NZ	2.23	0.52
1:A:446:ASN:O	1:A:450:THR:HB	2.09	0.52
1:A:467:ILE:HG12	1:A:474:LEU:HD12	1.90	0.52
1:B:755:TYR:CZ	1:B:759:ILE:HD11	2.45	0.52
1:B:946:THR:HA	1:B:949:GLN:HB2	1.91	0.52
1:C:446:ASN:O	1:C:450:THR:HB	2.07	0.52

Continued on next page...

Continued from previous page...

Atom-1	Atom-2	Interatomic distance (Å)	Clash overlap (Å)
1:C:467:ILE:HG12	1:C:474:LEU:HD12	1.90	0.52
1:C:946:THR:HA	1:C:949:GLN:HB2	1.91	0.52
1:D:513:ARG:O	1:D:517:ILE:HD12	2.09	0.52
1:D:908:LEU:HD11	1:D:981:LEU:HG	1.92	0.52
1:A:456:ILE:HG23	1:A:456:ILE:O	2.09	0.52
1:A:499:LEU:HD13	1:A:538:GLY:HA2	1.91	0.52
1:B:651:LEU:HD23	1:B:658:PHE:HB2	1.92	0.52
1:B:865:ASN:O	1:B:869:ILE:HG13	2.08	0.52
1:C:483:THR:CG2	1:C:498:LEU:HD21	2.38	0.52
1:C:499:LEU:HD13	1:C:538:GLY:HA2	1.91	0.52
1:C:1032:HIS:O	1:C:1035:TYR:N	2.37	0.52
1:D:923:GLN:HB3	1:D:924:PRO:HD3	1.92	0.52
1:A:828:LEU:HB3	1:A:832:ARG:HD3	1.91	0.52
1:B:100:PHE:CD2	1:B:104:LEU:HD13	2.45	0.52
1:C:763:SER:O	1:C:767:PHE:HD1	1.92	0.52
1:D:389:LEU:HD13	1:D:421:LEU:HD23	1.91	0.52
1:A:94:MET:HE2	1:A:132:ILE:HD11	1.92	0.52
1:A:210:ILE:N	1:A:211:PRO:HD2	2.25	0.52
1:A:259:ALA:HB3	1:A:260:PRO:CD	2.29	0.52
1:C:1200:LYS:HB3	1:C:1274:LEU:CD2	2.39	0.52
1:D:865:ASN:O	1:D:869:ILE:HG13	2.09	0.52
1:D:1164:LEU:HB3	1:D:1252:LEU:HD21	1.90	0.52
1:A:766:LYS:HB2	1:A:766:LYS:NZ	2.23	0.52
1:A:1032:HIS:O	1:A:1035:TYR:N	2.36	0.52
1:B:832:ARG:HA	1:B:838:MET:HG2	1.92	0.52
1:B:1149:LEU:HB3	1:B:1163:LEU:HD11	1.92	0.52
1:C:85:VAL:O	1:C:89:ILE:HG13	2.09	0.52
1:D:210:ILE:N	1:D:211:PRO:HD2	2.24	0.52
1:A:54:SER:HB2	1:A:61:GLY:O	2.10	0.52
1:A:337:SER:OG	1:A:359:CYS:HB2	2.08	0.52
1:B:85:VAL:O	1:B:89:ILE:HG13	2.08	0.52
1:C:54:SER:HB2	1:C:61:GLY:O	2.10	0.52
1:C:760:SER:HB3	1:C:762:PHE:HD1	1.73	0.52
1:C:923:GLN:HB3	1:C:924:PRO:HD3	1.92	0.52
1:D:1095:VAL:HG13	1:D:1135:ILE:HG23	1.90	0.52
1:A:865:ASN:O	1:A:869:ILE:HG13	2.10	0.52
1:C:383:ILE:HG22	1:C:429:THR:HG21	1.91	0.52
1:C:755:TYR:CZ	1:C:759:ILE:HD11	2.44	0.52
1:C:832:ARG:HA	1:C:838:MET:HG2	1.91	0.52
1:C:865:ASN:O	1:C:869:ILE:HG13	2.09	0.52
1:D:959:GLN:HB2	1:D:1005:TRP:CE2	2.45	0.52

Continued on next page...

Continued from previous page...

Atom-1	Atom-2	Interatomic distance (Å)	Clash overlap (Å)
1:A:763:SER:O	1:A:767:PHE:HD1	1.91	0.52
1:A:923:GLN:HB3	1:A:924:PRO:HD3	1.91	0.52
1:C:574:TYR:CZ	1:D:439:GLU:HG2	2.45	0.52
1:C:828:LEU:HB3	1:C:832:ARG:HD3	1.91	0.52
1:D:467:ILE:HG12	1:D:474:LEU:HD12	1.91	0.52
1:A:21:LEU:HB3	1:A:64:ARG:NE	2.25	0.52
1:B:574:TYR:CD2	1:B:574:TYR:N	2.75	0.52
1:B:760:SER:HB3	1:B:762:PHE:HD1	1.74	0.52
1:C:395:PRO:O	1:C:455:PRO:HG2	2.10	0.52
1:C:574:TYR:N	1:C:574:TYR:CD2	2.76	0.52
1:C:1149:LEU:HB3	1:C:1163:LEU:HD11	1.92	0.52
1:A:671:GLN:HG3	1:A:755:TYR:HB2	1.91	0.51
1:A:832:ARG:HA	1:A:838:MET:HG2	1.90	0.51
1:B:828:LEU:HB3	1:B:832:ARG:HD3	1.92	0.51
1:C:210:ILE:N	1:C:211:PRO:HD2	2.25	0.51
1:A:946:THR:HA	1:A:949:GLN:HB2	1.91	0.51
1:B:303:LYS:HG2	1:B:357:ARG:NH2	2.25	0.51
1:C:348:LYS:HG2	1:C:1035:TYR:O	2.10	0.51
1:C:651:LEU:HD23	1:C:658:PHE:HB2	1.91	0.51
1:C:959:GLN:HB2	1:C:1005:TRP:CE2	2.45	0.51
1:D:763:SER:O	1:D:767:PHE:HD1	1.92	0.51
1:A:672:HIS:CE1	1:A:805:SER:HB3	2.43	0.51
1:A:959:GLN:HB2	1:A:1005:TRP:CE2	2.44	0.51
1:B:456:ILE:HG23	1:B:456:ILE:O	2.10	0.51
1:B:908:LEU:HD22	1:B:980:LEU:HG	1.91	0.51
1:C:1056:ILE:HD12	1:C:1216:TYR:CG	2.45	0.51
1:D:303:LYS:HG2	1:D:357:ARG:NH2	2.26	0.51
1:D:651:LEU:HD23	1:D:658:PHE:HB2	1.92	0.51
1:A:1149:LEU:HB3	1:A:1163:LEU:HD11	1.92	0.51
1:C:1095:VAL:HG13	1:C:1135:ILE:HG23	1.93	0.51
1:D:384:GLU:O	1:D:388:ILE:HG13	2.11	0.51
1:D:615:ASN:OD1	1:D:617:GLN:HG2	2.10	0.51
1:D:652:THR:OG1	1:D:657:ILE:HG12	2.11	0.51
1:A:60:ASP:O	1:A:64:ARG:HB2	2.11	0.51
1:C:652:THR:OG1	1:C:657:ILE:HG12	2.11	0.51
1:C:966:LEU:HB3	1:C:1013:TYR:CZ	2.46	0.51
1:D:931:GLN:HG2	1:D:950:ARG:NH1	2.26	0.51
1:A:303:LYS:HG2	1:A:357:ARG:NH2	2.26	0.51
1:B:297:GLN:CG	1:B:1104:GLY:CA	2.88	0.51
1:B:361:SER:OG	1:B:417:HIS:CE1	2.64	0.51
1:B:639:ASP:H	1:B:711:ARG:HE	1.59	0.51

Continued on next page...

Continued from previous page...

Atom-1	Atom-2	Interatomic distance (Å)	Clash overlap (Å)
1:B:959:GLN:HB2	1:B:1005:TRP:CE2	2.46	0.51
1:C:456:ILE:O	1:C:456:ILE:HG23	2.09	0.51
1:D:297:GLN:HG3	1:D:1104:GLY:HA2	1.93	0.51
1:A:72:CYS:CB	1:A:93:LEU:HD11	2.40	0.51
1:B:66:TYR:CE1	1:B:107:ASP:HB3	2.47	0.51
1:B:259:ALA:HB3	1:B:260:PRO:CD	2.29	0.51
1:C:1054:GLY:CA	1:C:1152:THR:HG23	2.41	0.51
1:A:394:GLY:O	1:A:396:LYS:HE3	2.11	0.50
1:A:513:ARG:O	1:A:517:ILE:HD12	2.11	0.50
1:A:799:VAL:O	1:A:847:GLN:CD	2.50	0.50
1:B:979:LEU:HD11	1:B:1019:SER:HB2	1.93	0.50
1:C:743:CYS:HA	1:C:746:MET:HB2	1.94	0.50
1:D:755:TYR:CZ	1:D:759:ILE:HD11	2.46	0.50
1:D:1273:ASN:O	1:D:1276:GLN:N	2.44	0.50
1:A:33:LEU:HD22	1:A:75:LEU:HD21	1.92	0.50
1:A:839:HIS:HB3	1:A:903:ILE:HG13	1.93	0.50
1:D:1056:ILE:HD12	1:D:1216:TYR:CG	2.47	0.50
1:A:651:LEU:HD23	1:A:658:PHE:HB2	1.92	0.50
1:A:743:CYS:HA	1:A:746:MET:HB2	1.93	0.50
1:A:995:THR:O	1:A:996:SER:O	2.29	0.50
1:A:1086:SER:O	1:A:1090:LYS:HG2	2.12	0.50
1:B:72:CYS:CB	1:B:93:LEU:HD11	2.41	0.50
1:C:348:LYS:HD3	1:C:1034:LEU:O	2.10	0.50
1:D:1149:LEU:HB3	1:D:1163:LEU:HD11	1.92	0.50
1:A:1050:HIS:HA	1:A:1152:THR:OG1	2.12	0.50
1:B:382:LEU:HD22	1:B:425:ILE:HG23	1.92	0.50
1:B:652:THR:OG1	1:B:657:ILE:HG12	2.11	0.50
1:B:743:CYS:HA	1:B:746:MET:HB2	1.93	0.50
1:C:216:GLN:O	1:C:219:VAL:HG22	2.12	0.50
1:D:483:THR:CG2	1:D:498:LEU:HD21	2.40	0.50
1:D:839:HIS:HB3	1:D:903:ILE:HG13	1.94	0.50
1:A:652:THR:OG1	1:A:657:ILE:HG12	2.11	0.50
1:B:839:HIS:HB3	1:B:903:ILE:HG13	1.94	0.50
1:B:923:GLN:HB3	1:B:924:PRO:HD3	1.92	0.50
1:C:72:CYS:CB	1:C:93:LEU:HD11	2.41	0.50
1:C:839:HIS:HB3	1:C:903:ILE:HG13	1.93	0.50
1:D:395:PRO:O	1:D:455:PRO:HG2	2.12	0.50
1:D:456:ILE:HG23	1:D:456:ILE:O	2.10	0.50
1:A:1054:GLY:HA3	1:A:1152:THR:HG23	1.93	0.50
1:A:1056:ILE:HD12	1:A:1216:TYR:CG	2.47	0.50
1:B:262:ASP:O	1:B:266:HIS:ND1	2.44	0.50

Continued on next page...

Continued from previous page...

Atom-1	Atom-2	Interatomic distance (Å)	Clash overlap (Å)
1:C:303:LYS:HG2	1:C:357:ARG:NH2	2.26	0.50
1:C:513:ARG:O	1:C:517:ILE:HD12	2.12	0.50
1:C:713:ILE:O	1:C:714:LYS:CG	2.52	0.50
1:D:995:THR:O	1:D:996:SER:O	2.30	0.50
1:A:397:LYS:HD3	1:A:397:LYS:N	2.27	0.50
1:A:511:SER:O	1:A:515:SER:HB2	2.12	0.50
1:B:94:MET:CG	1:B:129:LEU:HG	2.41	0.50
1:B:657:ILE:HD12	1:B:733:ASN:O	2.12	0.50
1:B:760:SER:HB2	1:B:766:LYS:HZ1	1.76	0.50
1:B:995:THR:O	1:B:996:SER:O	2.30	0.50
1:B:1032:HIS:O	1:B:1035:TYR:N	2.37	0.50
1:B:1054:GLY:O	1:B:1055:ASP:CB	2.59	0.50
1:C:275:ILE:O	1:C:279:ILE:HG13	2.11	0.50
1:D:828:LEU:HB3	1:D:832:ARG:HD3	1.91	0.50
1:D:843:ASN:O	1:D:847:GLN:HB2	2.12	0.50
1:A:732:THR:O	1:A:736:ILE:HG13	2.12	0.50
1:A:1252:LEU:O	1:A:1256:ILE:HG13	2.12	0.50
1:B:394:GLY:O	1:B:396:LYS:HE3	2.12	0.50
1:B:1054:GLY:CA	1:B:1152:THR:HG23	2.41	0.50
1:D:639:ASP:H	1:D:711:ARG:HE	1.60	0.50
1:D:973:PHE:CD1	1:D:974:ASN:N	2.72	0.50
1:A:187:THR:HG22	1:A:188:PRO:CD	2.41	0.50
1:A:322:PHE:O	1:A:326:VAL:HG23	2.12	0.50
1:A:393:TYR:HB3	1:A:415:ASN:O	2.11	0.50
1:B:1092:LEU:HD13	1:B:1169:LYS:HG2	1.94	0.50
1:C:1252:LEU:O	1:C:1256:ILE:HG13	2.12	0.50
1:D:705:LEU:HB3	1:D:755:TYR:CE2	2.47	0.50
1:D:1086:SER:O	1:D:1090:LYS:HG2	2.12	0.50
1:A:838:MET:HA	1:A:838:MET:CE	2.42	0.49
1:B:227:ARG:HH21	1:B:291:LYS:HD3	1.77	0.49
1:B:838:MET:HA	1:B:838:MET:CE	2.42	0.49
1:C:639:ASP:H	1:C:711:ARG:HE	1.60	0.49
1:C:838:MET:CE	1:C:838:MET:HA	2.42	0.49
1:C:1092:LEU:HD13	1:C:1169:LYS:HG2	1.93	0.49
1:A:448:VAL:HA	1:A:456:ILE:CD1	2.42	0.49
1:A:654:GLY:O	1:A:655:SER:OG	2.22	0.49
1:B:227:ARG:CG	1:B:288:GLU:HG3	2.39	0.49
1:B:1086:SER:O	1:B:1090:LYS:HG2	2.12	0.49
1:D:511:SER:O	1:D:515:SER:HB2	2.12	0.49
1:A:216:GLN:O	1:A:219:VAL:HG22	2.11	0.49
1:A:589:SER:O	1:A:592:ARG:HG2	2.12	0.49

Continued on next page...

Continued from previous page...

Atom-1	Atom-2	Interatomic distance (Å)	Clash overlap (Å)
1:A:1002:MET:HG3	1:A:1031:LEU:CD1	2.42	0.49
1:C:187:THR:HG22	1:C:188:PRO:CD	2.41	0.49
1:D:838:MET:HA	1:D:838:MET:CE	2.42	0.49
1:B:1252:LEU:O	1:B:1256:ILE:HG13	2.12	0.49
1:C:1086:SER:O	1:C:1090:LYS:HG2	2.12	0.49
1:D:341:LEU:CD1	1:D:359:CYS:HB3	2.42	0.49
1:A:843:ASN:O	1:A:847:GLN:HB2	2.12	0.49
1:A:1054:GLY:HA3	1:A:1153:ALA:N	2.24	0.49
1:B:275:ILE:O	1:B:279:ILE:HG13	2.12	0.49
1:C:268:GLU:O	1:C:272:ILE:HG13	2.12	0.49
1:A:275:ILE:O	1:A:279:ILE:HG13	2.12	0.49
1:A:435:MET:HG3	1:B:508:ILE:O	2.12	0.49
1:B:524:MET:CB	1:B:592:ARG:HH21	2.26	0.49
1:B:843:ASN:O	1:B:847:GLN:HB2	2.12	0.49
1:C:94:MET:HG2	1:C:132:ILE:HD13	1.94	0.49
1:C:397:LYS:HD3	1:C:397:LYS:N	2.27	0.49
1:C:799:VAL:O	1:C:847:GLN:CD	2.49	0.49
1:C:995:THR:O	1:C:996:SER:O	2.30	0.49
1:C:1050:HIS:HA	1:C:1152:THR:OG1	2.12	0.49
1:D:201:MET:O	1:D:205:LEU:HD12	2.13	0.49
1:D:743:CYS:HA	1:D:746:MET:HB2	1.93	0.49
1:A:915:PHE:CE2	1:A:988:LEU:HD21	2.48	0.49
1:B:201:MET:O	1:B:205:LEU:HD12	2.13	0.49
1:B:1053:LEU:HD21	1:B:1077:ALA:HB2	1.95	0.49
1:C:230:LEU:HD21	1:C:285:LEU:HD21	1.94	0.49
1:C:322:PHE:O	1:C:326:VAL:HG23	2.13	0.49
1:C:930:LEU:HD13	1:C:950:ARG:HB2	1.94	0.49
1:C:1273:ASN:O	1:C:1276:GLN:N	2.45	0.49
1:D:238:ARG:HE	1:D:306:CYS:HB3	1.78	0.49
1:D:826:GLU:HA	1:D:829:SER:OG	2.13	0.49
1:D:976:LYS:O	1:D:980:LEU:HD22	2.13	0.49
1:D:1053:LEU:HD21	1:D:1077:ALA:HB2	1.95	0.49
1:A:1:MET:O	1:A:5:ILE:HG13	2.13	0.49
1:A:33:LEU:HD23	1:A:75:LEU:HD11	1.94	0.49
1:A:524:MET:CB	1:A:592:ARG:HH21	2.26	0.49
1:A:533:LYS:HA	1:A:603:MET:HE1	1.94	0.49
1:A:760:SER:HB2	1:A:766:LYS:NZ	2.28	0.49
1:B:77:GLU:OE1	1:B:121:LEU:CD2	2.57	0.49
1:B:760:SER:HB2	1:B:766:LYS:NZ	2.28	0.49
1:C:137:LEU:O	1:C:153:GLY:HA3	2.13	0.49
1:C:259:ALA:HB3	1:C:260:PRO:CD	2.29	0.49

Continued on next page...

Continued from previous page...

Atom-1	Atom-2	Interatomic distance (Å)	Clash overlap (Å)
1:C:394:GLY:O	1:C:396:LYS:HE3	2.12	0.49
1:C:1054:GLY:O	1:C:1055:ASP:CB	2.59	0.49
1:D:1252:LEU:O	1:D:1256:ILE:HG13	2.12	0.49
1:A:826:GLU:HA	1:A:829:SER:OG	2.13	0.49
1:A:1092:LEU:HD13	1:A:1169:LYS:HG2	1.95	0.49
1:B:66:TYR:HE1	1:B:107:ASP:HB3	1.78	0.49
1:B:732:THR:O	1:B:736:ILE:HG13	2.13	0.49
1:B:1273:ASN:O	1:B:1276:GLN:N	2.44	0.49
1:C:826:GLU:HA	1:C:829:SER:OG	2.13	0.49
1:D:216:GLN:O	1:D:219:VAL:HG22	2.13	0.49
1:D:397:LYS:HD3	1:D:397:LYS:N	2.27	0.49
1:A:639:ASP:H	1:A:711:ARG:HE	1.60	0.49
1:A:908:LEU:HD11	1:A:981:LEU:HG	1.93	0.49
1:A:1156:SER:HB3	1:A:1220:LYS:HE3	1.95	0.49
1:B:187:THR:HG22	1:B:188:PRO:CD	2.42	0.49
1:B:511:SER:O	1:B:515:SER:HB2	2.12	0.49
1:B:1054:GLY:HA3	1:B:1152:THR:HG23	1.95	0.49
1:C:21:LEU:HB3	1:C:64:ARG:NE	2.28	0.49
1:C:341:LEU:CD1	1:C:359:CYS:HB3	2.42	0.49
1:B:397:LYS:HD3	1:B:397:LYS:N	2.27	0.48
1:B:713:ILE:O	1:B:714:LYS:CG	2.53	0.48
1:C:201:MET:O	1:C:205:LEU:HD12	2.13	0.48
1:C:775:THR:O	1:C:779:LYS:HB2	2.13	0.48
1:D:275:ILE:O	1:D:279:ILE:HG13	2.13	0.48
1:D:635:GLU:O	1:D:711:ARG:NH2	2.40	0.48
1:D:1032:HIS:O	1:D:1035:TYR:N	2.37	0.48
1:D:1054:GLY:O	1:D:1055:ASP:CB	2.59	0.48
1:A:1273:ASN:O	1:A:1276:GLN:N	2.45	0.48
1:C:74:GLN:HA	1:C:77:GLU:OE2	2.13	0.48
1:A:74:GLN:HA	1:A:77:GLU:OE2	2.14	0.48
1:A:548:VAL:HG11	1:A:580:GLU:O	2.14	0.48
1:A:635:GLU:O	1:A:711:ARG:NH2	2.39	0.48
1:A:1200:LYS:HB3	1:A:1274:LEU:HD21	1.96	0.48
1:A:1207:THR:O	1:A:1211:TYR:HD1	1.97	0.48
1:C:1:MET:O	1:C:5:ILE:HG13	2.13	0.48
1:C:870:PHE:CD1	1:C:922:TYR:HD2	2.32	0.48
1:D:187:THR:HG22	1:D:188:PRO:CD	2.42	0.48
1:A:201:MET:O	1:A:205:LEU:HD12	2.13	0.48
1:A:262:ASP:O	1:A:266:HIS:ND1	2.43	0.48
1:A:383:ILE:HD11	1:B:574:TYR:OH	2.13	0.48
1:A:574:TYR:CZ	1:B:439:GLU:HG2	2.48	0.48

Continued on next page...

Continued from previous page...

Atom-1	Atom-2	Interatomic distance (Å)	Clash overlap (Å)
1:B:74:GLN:HA	1:B:77:GLU:OE2	2.14	0.48
1:D:316:LEU:O	1:D:316:LEU:HD22	2.13	0.48
1:D:549:LEU:HD23	1:D:569:ASP:OD1	2.13	0.48
1:D:775:THR:O	1:D:779:LYS:HB2	2.14	0.48
1:A:818:ARG:NH1	1:A:878:ARG:HD2	2.29	0.48
1:A:1091:VAL:HA	1:A:1094:GLU:HG3	1.95	0.48
1:B:216:GLN:O	1:B:219:VAL:HG22	2.13	0.48
1:C:511:SER:O	1:C:515:SER:HB2	2.13	0.48
1:C:976:LYS:O	1:C:980:LEU:HD22	2.13	0.48
1:C:1207:THR:O	1:C:1211:TYR:HD1	1.97	0.48
1:D:394:GLY:O	1:D:396:LYS:HE3	2.12	0.48
1:D:713:ILE:O	1:D:714:LYS:CG	2.52	0.48
1:D:1054:GLY:CA	1:D:1152:THR:HG23	2.44	0.48
1:D:1091:VAL:HA	1:D:1094:GLU:HG3	1.95	0.48
1:A:341:LEU:CD1	1:A:359:CYS:HB3	2.43	0.48
1:A:976:LYS:O	1:A:980:LEU:HD22	2.14	0.48
1:B:503:GLN:HB2	1:B:504:PRO:HD3	1.96	0.48
1:B:828:LEU:O	1:B:832:ARG:HG3	2.14	0.48
1:C:141:LYS:O	1:C:142:GLU:HG3	2.13	0.48
1:C:732:THR:O	1:C:736:ILE:HG13	2.14	0.48
1:C:1053:LEU:HD21	1:C:1077:ALA:HB2	1.95	0.48
1:D:732:THR:O	1:D:736:ILE:HG13	2.13	0.48
1:A:94:MET:CE	1:A:132:ILE:HD11	2.44	0.48
1:A:268:GLU:O	1:A:272:ILE:HG13	2.13	0.48
1:A:1053:LEU:HD21	1:A:1077:ALA:HB2	1.95	0.48
1:B:359:CYS:SG	1:B:361:SER:HB2	2.54	0.48
1:B:776:CYS:O	1:B:780:PHE:HD1	1.97	0.48
1:D:776:CYS:O	1:D:780:PHE:HD1	1.97	0.48
1:D:828:LEU:O	1:D:832:ARG:HG3	2.13	0.48
1:D:931:GLN:HG2	1:D:950:ARG:HH12	1.79	0.48
1:A:8:LEU:HD13	1:A:17:LEU:HA	1.96	0.48
1:A:359:CYS:SG	1:A:361:SER:HB2	2.54	0.48
1:A:801:ASP:N	1:A:801:ASP:OD1	2.47	0.48
1:B:170:PRO:HG2	1:B:173:TYR:HD1	1.79	0.48
1:B:1080:VAL:O	1:B:1080:VAL:HG12	2.14	0.48
1:C:760:SER:HB2	1:C:766:LYS:NZ	2.28	0.48
1:C:828:LEU:O	1:C:832:ARG:HG3	2.13	0.48
1:C:908:LEU:HD22	1:C:980:LEU:HG	1.96	0.48
1:C:1055:ASP:O	1:C:1056:ILE:C	2.52	0.48
1:D:338:PHE:HD2	1:D:414:THR:HG23	1.77	0.48
1:D:589:SER:O	1:D:592:ARG:HG2	2.13	0.48

Continued on next page...

Continued from previous page...

Atom-1	Atom-2	Interatomic distance (Å)	Clash overlap (Å)
1:D:818:ARG:NH1	1:D:878:ARG:HD2	2.29	0.48
1:A:775:THR:O	1:A:779:LYS:HB2	2.14	0.48
1:B:137:LEU:O	1:B:153:GLY:HA3	2.14	0.48
1:B:448:VAL:HA	1:B:456:ILE:CD1	2.42	0.48
1:C:8:LEU:HD13	1:C:17:LEU:HA	1.96	0.48
1:C:540:LEU:HD13	1:C:607:GLY:HA3	1.95	0.48
1:A:671:GLN:HG2	1:A:755:TYR:HB2	1.96	0.48
1:B:341:LEU:CD1	1:B:359:CYS:HB3	2.43	0.48
1:B:826:GLU:HA	1:B:829:SER:OG	2.13	0.48
1:C:170:PRO:HG2	1:C:173:TYR:HD1	1.79	0.48
1:C:806:LEU:CD2	1:C:872:ASN:HB3	2.44	0.48
1:D:137:LEU:O	1:D:153:GLY:HA3	2.13	0.48
1:D:672:HIS:HE1	1:D:805:SER:HB3	1.79	0.48
1:A:806:LEU:CD2	1:A:872:ASN:HB3	2.44	0.47
1:A:966:LEU:HB3	1:A:1013:TYR:CZ	2.49	0.47
1:A:1077:ALA:CB	1:A:1078:PRO:HD3	2.40	0.47
1:B:818:ARG:NH1	1:B:878:ARG:HD2	2.28	0.47
1:B:1091:VAL:HA	1:B:1094:GLU:HG3	1.95	0.47
1:B:1207:THR:O	1:B:1211:TYR:HD1	1.97	0.47
1:C:801:ASP:OD1	1:C:801:ASP:N	2.47	0.47
1:C:843:ASN:O	1:C:847:GLN:HB2	2.13	0.47
1:C:1054:GLY:HA3	1:C:1152:THR:HG23	1.95	0.47
1:D:268:GLU:O	1:D:272:ILE:HG13	2.14	0.47
1:A:503:GLN:HB2	1:A:504:PRO:HD3	1.96	0.47
1:A:828:LEU:O	1:A:832:ARG:HG3	2.13	0.47
1:B:268:GLU:O	1:B:272:ILE:HG13	2.14	0.47
1:B:806:LEU:CD2	1:B:872:ASN:HB3	2.44	0.47
1:B:976:LYS:O	1:B:980:LEU:HD22	2.13	0.47
1:D:170:PRO:HG2	1:D:173:TYR:HD1	1.79	0.47
1:D:259:ALA:CB	1:D:260:PRO:CD	2.91	0.47
1:D:594:LEU:HG	1:D:604:LEU:HD23	1.96	0.47
1:D:1050:HIS:HA	1:D:1152:THR:OG1	2.14	0.47
1:A:137:LEU:O	1:A:153:GLY:HA3	2.13	0.47
1:A:604:LEU:HG	1:A:608:PHE:CE1	2.49	0.47
1:B:372:VAL:HG22	1:B:432:ILE:HG23	1.96	0.47
1:B:635:GLU:O	1:B:711:ARG:NH2	2.39	0.47
1:B:775:THR:O	1:B:779:LYS:HB2	2.14	0.47
1:C:604:LEU:HG	1:C:608:PHE:CE1	2.50	0.47
1:C:776:CYS:O	1:C:780:PHE:HD1	1.97	0.47
1:C:918:VAL:HG21	1:C:929:PHE:CE2	2.50	0.47
1:D:359:CYS:SG	1:D:361:SER:HB2	2.54	0.47

Continued on next page...

Continued from previous page...

Atom-1	Atom-2	Interatomic distance (Å)	Clash overlap (Å)
1:A:705:LEU:HB3	1:A:755:TYR:CE2	2.49	0.47
1:B:589:SER:O	1:B:592:ARG:HG2	2.13	0.47
1:C:435:MET:HG3	1:D:508:ILE:O	2.14	0.47
1:C:1091:VAL:HA	1:C:1094:GLU:HG3	1.95	0.47
1:D:322:PHE:O	1:D:326:VAL:HG23	2.15	0.47
1:D:1207:THR:O	1:D:1211:TYR:HD1	1.97	0.47
1:A:174:MET:HA	1:A:177:LEU:HB2	1.96	0.47
1:B:581:THR:HB	1:B:585:GLU:HG3	1.97	0.47
1:B:799:VAL:O	1:B:847:GLN:CD	2.50	0.47
1:B:870:PHE:CD1	1:B:922:TYR:HD2	2.32	0.47
1:C:581:THR:HB	1:C:585:GLU:HG3	1.96	0.47
1:D:630:LEU:HD13	1:D:704:MET:HE1	1.96	0.47
1:D:1054:GLY:HA3	1:D:1152:THR:HG23	1.96	0.47
1:D:1080:VAL:O	1:D:1080:VAL:HG12	2.14	0.47
1:A:1055:ASP:O	1:A:1056:ILE:C	2.52	0.47
1:B:1055:ASP:O	1:B:1056:ILE:C	2.52	0.47
1:C:589:SER:O	1:C:592:ARG:HG2	2.13	0.47
1:D:271:VAL:O	1:D:275:ILE:HG23	2.15	0.47
1:A:439:GLU:HG2	1:B:574:TYR:CZ	2.49	0.47
1:A:776:CYS:O	1:A:780:PHE:HD1	1.97	0.47
1:A:1145:PHE:HD2	1:A:1146:PHE:CD1	2.33	0.47
1:B:121:LEU:C	1:B:123:ASN:N	2.68	0.47
1:B:672:HIS:CE1	1:B:861:PRO:CG	2.96	0.47
1:B:966:LEU:HB3	1:B:1013:TYR:CZ	2.50	0.47
1:B:1095:VAL:HG13	1:B:1135:ILE:HG23	1.97	0.47
1:C:360:VAL:O	1:C:364:ILE:HG13	2.15	0.47
1:C:1145:PHE:HD2	1:C:1146:PHE:CD1	2.33	0.47
1:D:503:GLN:HB2	1:D:504:PRO:HD3	1.97	0.47
1:D:654:GLY:O	1:D:655:SER:OG	2.22	0.47
1:D:1145:PHE:HD2	1:D:1146:PHE:CD1	2.33	0.47
1:A:1150:VAL:HG12	1:A:1209:VAL:HG12	1.96	0.47
1:C:503:GLN:HB2	1:C:504:PRO:HD3	1.97	0.47
1:C:922:TYR:N	1:C:922:TYR:CD1	2.83	0.47
1:D:598:ALA:HA	1:D:601:ARG:HD3	1.96	0.47
1:A:918:VAL:HG21	1:A:929:PHE:CE2	2.50	0.47
1:A:1080:VAL:O	1:A:1080:VAL:HG12	2.14	0.47
1:B:922:TYR:N	1:B:922:TYR:CD1	2.83	0.47
1:C:818:ARG:NH1	1:C:878:ARG:HD2	2.29	0.47
1:C:908:LEU:HD11	1:C:981:LEU:HG	1.96	0.47
1:D:262:ASP:O	1:D:266:HIS:ND1	2.43	0.47
1:D:448:VAL:HA	1:D:456:ILE:CD1	2.42	0.47

Continued on next page...

Continued from previous page...

Atom-1	Atom-2	Interatomic distance (Å)	Clash overlap (Å)
1:D:799:VAL:O	1:D:847:GLN:CD	2.49	0.47
1:D:806:LEU:CD2	1:D:872:ASN:HB3	2.44	0.47
1:D:911:LEU:CD2	1:D:915:PHE:HE1	2.28	0.47
1:A:339:LYS:HA	1:A:339:LYS:HD2	1.67	0.47
1:A:393:TYR:CD1	1:A:418:ALA:HB1	2.49	0.47
1:A:549:LEU:HB2	1:A:567:ARG:CD	2.44	0.47
1:A:598:ALA:HA	1:A:601:ARG:HD3	1.97	0.47
1:B:930:LEU:HD13	1:B:950:ARG:HB2	1.97	0.47
1:D:760:SER:HB2	1:D:766:LYS:NZ	2.29	0.47
1:D:870:PHE:CD1	1:D:922:TYR:HD2	2.32	0.47
1:D:1055:ASP:O	1:D:1056:ILE:C	2.53	0.47
1:D:1056:ILE:HD12	1:D:1216:TYR:CD1	2.49	0.47
1:D:1249:ILE:N	1:D:1250:PRO:CD	2.78	0.47
1:A:271:VAL:O	1:A:275:ILE:HG23	2.15	0.46
1:B:387:PHE:CD1	1:B:447:ARG:CZ	2.99	0.46
1:B:918:VAL:HG21	1:B:929:PHE:CE2	2.49	0.46
1:C:1080:VAL:O	1:C:1080:VAL:HG12	2.14	0.46
1:D:581:THR:HB	1:D:585:GLU:HG3	1.96	0.46
1:A:170:PRO:HG2	1:A:173:TYR:HD1	1.79	0.46
1:A:581:THR:HB	1:A:585:GLU:HG3	1.97	0.46
1:A:1002:MET:HG3	1:A:1031:LEU:HD11	1.97	0.46
1:B:664:ASP:HB2	1:B:803:LEU:HD11	1.98	0.46
1:B:1145:PHE:HD2	1:B:1146:PHE:CD1	2.33	0.46
1:A:69:TYR:CE2	1:A:97:VAL:HG23	2.51	0.46
1:A:551:SER:C	1:B:277:PHE:HZ	2.19	0.46
1:A:713:ILE:O	1:A:714:LYS:CG	2.53	0.46
1:A:870:PHE:CD1	1:A:922:TYR:HD2	2.31	0.46
1:A:922:TYR:N	1:A:922:TYR:CD1	2.83	0.46
1:B:99:HIS:O	1:B:101:PRO:CD	2.64	0.46
1:B:598:ALA:HA	1:B:601:ARG:HD3	1.96	0.46
1:B:664:ASP:HB2	1:B:803:LEU:HD12	1.97	0.46
1:C:262:ASP:O	1:C:266:HIS:ND1	2.44	0.46
1:C:339:LYS:HA	1:C:339:LYS:HD2	1.67	0.46
1:A:376:ASP:CB	1:B:570:VAL:HG21	2.32	0.46
1:A:594:LEU:HG	1:A:604:LEU:HD23	1.96	0.46
1:A:1054:GLY:O	1:A:1055:ASP:CB	2.59	0.46
1:C:174:MET:HA	1:C:177:LEU:HB2	1.97	0.46
1:C:226:ARG:H	1:C:226:ARG:HG2	1.54	0.46
1:D:150:ASP:O	1:D:151:LEU:HD23	2.16	0.46
1:D:1171:TYR:O	1:D:1175:THR:OG1	2.24	0.46
1:A:150:ASP:O	1:A:151:LEU:HD23	2.16	0.46

Continued on next page...

Continued from previous page...

Atom-1	Atom-2	Interatomic distance (Å)	Clash overlap (Å)
1:A:630:LEU:HD13	1:A:704:MET:HE1	1.98	0.46
1:A:911:LEU:CD2	1:A:915:PHE:HE1	2.28	0.46
1:C:121:LEU:C	1:C:123:ASN:N	2.69	0.46
1:C:359:CYS:SG	1:C:361:SER:HB2	2.55	0.46
1:C:448:VAL:HA	1:C:456:ILE:CD1	2.43	0.46
1:A:441:LEU:HD13	1:A:474:LEU:HD22	1.98	0.46
1:A:574:TYR:N	1:A:574:TYR:CD2	2.77	0.46
1:B:322:PHE:O	1:B:326:VAL:HG23	2.15	0.46
1:B:549:LEU:O	1:B:549:LEU:HG	2.16	0.46
1:B:630:LEU:HD13	1:B:704:MET:HE1	1.98	0.46
1:C:594:LEU:HG	1:C:604:LEU:HD23	1.96	0.46
1:D:109:ALA:O	1:D:113:VAL:HG23	2.16	0.46
1:A:230:LEU:HD21	1:A:285:LEU:HD21	1.98	0.46
1:A:316:LEU:O	1:A:316:LEU:HD22	2.15	0.46
1:B:174:MET:HA	1:B:177:LEU:HB2	1.97	0.46
1:B:316:LEU:O	1:B:316:LEU:HD22	2.16	0.46
1:B:440:ILE:O	1:B:444:VAL:HG23	2.16	0.46
1:C:598:ALA:HA	1:C:601:ARG:HD3	1.97	0.46
1:C:630:LEU:HD13	1:C:704:MET:HE1	1.97	0.46
1:D:121:LEU:C	1:D:123:ASN:N	2.69	0.46
1:D:918:VAL:HG21	1:D:929:PHE:CE2	2.50	0.46
1:D:1053:LEU:HD11	1:D:1077:ALA:HA	1.98	0.46
1:A:852:LEU:HD13	1:A:858:VAL:HG23	1.98	0.46
1:B:399:LEU:HD13	1:B:453:SER:O	2.16	0.46
1:C:146:CYS:O	1:C:147:GLY:C	2.54	0.46
1:C:529:LEU:HA	1:C:532:ARG:NH2	2.31	0.46
1:C:973:PHE:HD1	1:C:974:ASN:H	1.57	0.46
1:D:982:ILE:HD11	1:D:1024:LEU:HG	1.98	0.46
1:B:158:ARG:O	1:B:162:ASP:HB2	2.16	0.46
1:B:911:LEU:CD2	1:B:915:PHE:HE1	2.28	0.46
1:B:1249:ILE:N	1:B:1250:PRO:CD	2.79	0.46
1:C:94:MET:HG2	1:C:132:ILE:CD1	2.45	0.46
1:C:259:ALA:CB	1:C:260:PRO:CD	2.91	0.46
1:C:316:LEU:O	1:C:316:LEU:HD22	2.16	0.46
1:C:361:SER:HG	1:C:417:HIS:CE1	2.34	0.46
1:D:298:GLN:HE21	1:D:336:LYS:CG	2.29	0.46
1:D:852:LEU:HD13	1:D:858:VAL:HG23	1.98	0.46
1:D:922:TYR:N	1:D:922:TYR:CD1	2.83	0.46
1:A:1144:THR:O	1:A:1148:GLU:HG2	2.16	0.46
1:B:431:LYS:HG2	1:B:469:TYR:CE1	2.51	0.46
1:B:1164:LEU:HD22	1:B:1252:LEU:CD1	2.46	0.46

Continued on next page...

Continued from previous page...

Atom-1	Atom-2	Interatomic distance (Å)	Clash overlap (Å)
1:C:298:GLN:HE21	1:C:336:LYS:CG	2.28	0.46
1:C:922:TYR:N	1:C:922:TYR:HD1	2.14	0.46
1:D:708:ILE:HG22	1:D:752:LEU:HD11	1.98	0.46
1:D:801:ASP:N	1:D:801:ASP:OD1	2.47	0.46
1:A:109:ALA:O	1:A:113:VAL:HG23	2.16	0.45
1:A:266:HIS:CE1	1:A:373:HIS:HB3	2.51	0.45
1:A:978:ALA:HB1	1:A:1020:PHE:CE1	2.51	0.45
1:A:1056:ILE:HB	1:A:1216:TYR:CZ	2.50	0.45
1:B:430:PHE:CZ	1:B:466:ILE:HG23	2.52	0.45
1:B:774:PHE:HE2	1:B:836:GLU:HG3	1.81	0.45
1:B:1144:THR:O	1:B:1148:GLU:HG2	2.16	0.45
1:C:59:GLU:O	1:C:63:LEU:HG	2.16	0.45
1:C:441:LEU:HD13	1:C:474:LEU:HD22	1.98	0.45
1:D:979:LEU:HD11	1:D:1019:SER:HB2	1.97	0.45
1:A:121:LEU:C	1:A:123:ASN:N	2.68	0.45
1:A:259:ALA:CB	1:A:260:PRO:CD	2.91	0.45
1:A:667:LEU:HD23	1:A:667:LEU:HA	1.80	0.45
1:B:69:TYR:CE2	1:B:97:VAL:HG23	2.51	0.45
1:D:549:LEU:O	1:D:549:LEU:HG	2.16	0.45
1:A:158:ARG:O	1:A:162:ASP:HB2	2.16	0.45
1:B:227:ARG:NH2	1:B:291:LYS:HD3	2.31	0.45
1:B:230:LEU:HD22	1:B:275:ILE:HD12	1.99	0.45
1:B:238:ARG:NH2	1:B:304:CYS:O	2.50	0.45
1:B:993:GLU:CD	1:B:994:PRO:HD2	2.37	0.45
1:C:911:LEU:CD2	1:C:915:PHE:HE1	2.29	0.45
1:C:1144:THR:O	1:C:1148:GLU:HG2	2.17	0.45
1:C:1154:LEU:CD1	1:C:1163:LEU:HD12	2.45	0.45
1:D:431:LYS:HG2	1:D:469:TYR:CE1	2.52	0.45
1:D:1144:THR:O	1:D:1148:GLU:HG2	2.16	0.45
1:A:474:LEU:HB3	1:A:477:CYS:SG	2.57	0.45
1:A:993:GLU:CD	1:A:994:PRO:HD2	2.37	0.45
1:B:1053:LEU:HD11	1:B:1077:ALA:HA	1.99	0.45
1:C:675:ALA:O	1:C:679:SER:HB3	2.17	0.45
1:D:644:LEU:HD21	1:D:708:ILE:HD13	1.98	0.45
1:A:644:LEU:HD21	1:A:708:ILE:HD13	1.99	0.45
1:B:109:ALA:O	1:B:113:VAL:HG23	2.16	0.45
1:B:360:VAL:O	1:B:364:ILE:HG13	2.16	0.45
1:B:524:MET:HB3	1:B:592:ARG:HH21	1.80	0.45
1:B:594:LEU:HG	1:B:604:LEU:HD23	1.97	0.45
1:C:266:HIS:CE1	1:C:373:HIS:HB3	2.51	0.45
1:C:372:VAL:HG22	1:C:432:ILE:CG2	2.46	0.45

Continued on next page...

Continued from previous page...

Atom-1	Atom-2	Interatomic distance (Å)	Clash overlap (Å)
1:C:573:ARG:NH2	1:D:323:GLU:OE2	2.50	0.45
1:C:671:GLN:OE1	1:C:672:HIS:CD2	2.70	0.45
1:D:360:VAL:O	1:D:364:ILE:HG13	2.16	0.45
1:D:675:ALA:O	1:D:679:SER:HB3	2.17	0.45
1:A:529:LEU:HD21	1:A:600:ILE:HG13	1.99	0.45
1:A:979:LEU:HD11	1:A:1019:SER:HB2	1.99	0.45
1:B:297:GLN:H	1:B:297:GLN:HG2	1.60	0.45
1:B:644:LEU:HD21	1:B:708:ILE:HD13	1.98	0.45
1:C:109:ALA:O	1:C:113:VAL:HG23	2.16	0.45
1:C:217:LEU:CD2	1:C:229:VAL:HG13	2.43	0.45
1:C:271:VAL:O	1:C:275:ILE:HG23	2.16	0.45
1:C:881:LEU:HG	1:C:911:LEU:HD21	1.99	0.45
1:D:524:MET:HB3	1:D:592:ARG:HH21	1.81	0.45
1:D:881:LEU:HG	1:D:911:LEU:HD21	1.99	0.45
1:A:59:GLU:O	1:A:63:LEU:HG	2.16	0.45
1:A:476:ASN:N	1:A:476:ASN:OD1	2.50	0.45
1:A:881:LEU:HG	1:A:911:LEU:HD21	1.98	0.45
1:A:922:TYR:N	1:A:922:TYR:HD1	2.15	0.45
1:B:922:TYR:N	1:B:922:TYR:HD1	2.15	0.45
1:C:430:PHE:CZ	1:C:466:ILE:HG23	2.52	0.45
1:D:158:ARG:O	1:D:162:ASP:HB2	2.16	0.45
1:D:174:MET:HA	1:D:177:LEU:HB2	1.97	0.45
1:D:368:VAL:HG11	1:D:428:GLU:HB3	1.98	0.45
1:A:151:LEU:HD12	1:A:156:TYR:CZ	2.52	0.45
1:B:672:HIS:HE1	1:B:805:SER:HB3	1.81	0.45
1:C:1171:TYR:O	1:C:1175:THR:OG1	2.23	0.45
1:C:1249:ILE:N	1:C:1250:PRO:CD	2.79	0.45
1:D:146:CYS:O	1:D:147:GLY:C	2.55	0.45
1:D:993:GLU:CD	1:D:994:PRO:HD2	2.37	0.45
1:D:1174:LEU:O	1:D:1178:VAL:HG23	2.17	0.45
1:A:360:VAL:O	1:A:364:ILE:HG13	2.16	0.45
1:A:376:ASP:HB2	1:B:570:VAL:CG2	2.30	0.45
1:A:1260:GLU:HA	1:A:1263:LEU:HD12	1.99	0.45
1:B:146:CYS:O	1:B:147:GLY:C	2.55	0.45
1:B:150:ASP:O	1:B:151:LEU:HD23	2.17	0.45
1:B:266:HIS:CE1	1:B:373:HIS:HB3	2.51	0.45
1:B:706:GLU:O	1:B:709:THR:HB	2.17	0.45
1:C:508:ILE:O	1:D:435:MET:HG3	2.16	0.45
1:C:540:LEU:O	1:C:544:LYS:HG3	2.17	0.45
1:C:623:MET:HB2	1:C:623:MET:HE2	1.84	0.45
1:C:993:GLU:CD	1:C:994:PRO:HD2	2.37	0.45

Continued on next page...

Continued from previous page...

Atom-1	Atom-2	Interatomic distance (Å)	Clash overlap (Å)
1:D:713:ILE:CG2	1:D:772:SER:HB3	2.46	0.45
1:A:552:LEU:HD23	1:A:552:LEU:C	2.38	0.45
1:B:271:VAL:O	1:B:275:ILE:HG23	2.15	0.45
1:B:852:LEU:HD13	1:B:858:VAL:HG23	1.98	0.45
1:C:22:GLN:HG2	1:C:60:ASP:OD2	2.18	0.45
1:C:1174:LEU:O	1:C:1178:VAL:HG23	2.17	0.45
1:D:266:HIS:CE1	1:D:373:HIS:HB3	2.51	0.45
1:A:298:GLN:C	1:A:301:PRO:HD2	2.38	0.44
1:A:349:PHE:O	1:A:353:LEU:HG	2.17	0.44
1:A:945:VAL:O	1:A:949:GLN:HB2	2.17	0.44
1:A:996:SER:HB3	1:A:999:PHE:CB	2.47	0.44
1:B:344:LEU:HD23	1:B:350:LEU:HB3	1.99	0.44
1:B:801:ASP:N	1:B:801:ASP:OD1	2.48	0.44
1:B:1150:VAL:O	1:B:1213:PHE:HD1	2.00	0.44
1:C:158:ARG:O	1:C:162:ASP:HB2	2.16	0.44
1:C:1056:ILE:HD12	1:C:1216:TYR:CD1	2.53	0.44
1:D:349:PHE:O	1:D:353:LEU:HG	2.17	0.44
1:D:474:LEU:HB3	1:D:477:CYS:SG	2.56	0.44
1:A:14:THR:O	1:A:15:ASP:C	2.55	0.44
1:A:430:PHE:CZ	1:A:466:ILE:HG23	2.53	0.44
1:A:573:ARG:NH2	1:B:323:GLU:OE2	2.51	0.44
1:A:623:MET:HB2	1:A:623:MET:HE2	1.83	0.44
1:A:973:PHE:CD1	1:A:974:ASN:N	2.72	0.44
1:A:1249:ILE:N	1:A:1250:PRO:CD	2.79	0.44
1:B:259:ALA:CB	1:B:260:PRO:CD	2.91	0.44
1:B:816:LEU:HD13	1:B:838:MET:HE1	2.00	0.44
1:B:945:VAL:O	1:B:949:GLN:HB2	2.17	0.44
1:B:1154:LEU:CD1	1:B:1163:LEU:HD12	2.45	0.44
1:C:41:ARG:N	1:C:41:ARG:HD3	2.32	0.44
1:C:51:LEU:HD13	1:C:96:GLU:HG2	1.98	0.44
1:C:298:GLN:C	1:C:301:PRO:HD2	2.38	0.44
1:C:644:LEU:HD21	1:C:708:ILE:HD13	1.98	0.44
1:C:1260:GLU:HA	1:C:1263:LEU:HD12	2.00	0.44
1:D:441:LEU:HD13	1:D:474:LEU:HD22	1.99	0.44
1:D:476:ASN:N	1:D:476:ASN:OD1	2.50	0.44
1:D:945:VAL:O	1:D:949:GLN:HB2	2.17	0.44
1:A:146:CYS:O	1:A:147:GLY:C	2.55	0.44
1:A:344:LEU:HD23	1:A:350:LEU:HB3	1.99	0.44
1:A:1053:LEU:HD11	1:A:1077:ALA:HA	1.98	0.44
1:B:441:LEU:HD13	1:B:474:LEU:HD22	1.99	0.44
1:C:513:ARG:NH1	1:C:514:ASP:OD1	2.51	0.44

Continued on next page...

Continued from previous page...

Atom-1	Atom-2	Interatomic distance (Å)	Clash overlap (Å)
1:C:852:LEU:HD13	1:C:858:VAL:HG23	1.98	0.44
1:A:548:VAL:O	1:A:569:ASP:HB3	2.17	0.44
1:A:672:HIS:CE1	1:A:861:PRO:HG3	2.52	0.44
1:B:476:ASN:N	1:B:476:ASN:OD1	2.50	0.44
1:B:996:SER:HB3	1:B:999:PHE:CB	2.48	0.44
1:C:344:LEU:HD23	1:C:350:LEU:HB3	2.00	0.44
1:C:349:PHE:O	1:C:353:LEU:HG	2.17	0.44
1:A:211:PRO:N	1:A:212:PRO:HD2	2.33	0.44
1:A:217:LEU:O	1:A:217:LEU:HD23	2.17	0.44
1:A:529:LEU:HA	1:A:532:ARG:NH2	2.33	0.44
1:B:519:VAL:HG12	1:B:520:LEU:N	2.32	0.44
1:C:69:TYR:CE2	1:C:97:VAL:HG23	2.51	0.44
1:C:217:LEU:HD22	1:C:229:VAL:CG1	2.42	0.44
1:C:1053:LEU:HD11	1:C:1077:ALA:HA	1.99	0.44
1:C:1077:ALA:CB	1:C:1078:PRO:HD3	2.40	0.44
1:D:297:GLN:HG3	1:D:1104:GLY:CA	2.47	0.44
1:D:387:PHE:CD1	1:D:447:ARG:CZ	3.01	0.44
1:D:563:VAL:O	1:D:563:VAL:HG13	2.17	0.44
1:D:973:PHE:HD1	1:D:974:ASN:H	1.57	0.44
1:A:217:LEU:CD2	1:A:229:VAL:HG13	2.41	0.44
1:A:519:VAL:HG12	1:A:520:LEU:N	2.32	0.44
1:B:151:LEU:HD12	1:B:156:TYR:CZ	2.53	0.44
1:B:217:LEU:HD23	1:B:217:LEU:O	2.17	0.44
1:B:474:LEU:HB3	1:B:477:CYS:SG	2.57	0.44
1:B:604:LEU:HG	1:B:608:PHE:CE1	2.52	0.44
1:C:476:ASN:N	1:C:476:ASN:OD1	2.50	0.44
1:C:552:LEU:HD23	1:C:552:LEU:C	2.38	0.44
1:C:574:TYR:CD1	1:D:439:GLU:HG2	2.53	0.44
1:C:671:GLN:CG	1:C:755:TYR:HB2	2.47	0.44
1:D:989:SER:HB2	1:D:1031:LEU:HD21	2.00	0.44
1:A:221:SER:O	1:A:224:GLY:N	2.51	0.44
1:A:540:LEU:O	1:A:544:LYS:HG3	2.17	0.44
1:A:1174:LEU:O	1:A:1178:VAL:HG23	2.17	0.44
1:B:211:PRO:N	1:B:212:PRO:HD2	2.33	0.44
1:B:548:VAL:CG1	1:B:580:GLU:HA	2.48	0.44
1:C:15:ASP:OD1	1:C:15:ASP:N	2.47	0.44
1:C:396:LYS:HE2	1:C:396:LYS:HB3	1.90	0.44
1:C:996:SER:HB3	1:C:999:PHE:CB	2.48	0.44
1:C:1002:MET:HG3	1:C:1031:LEU:CD1	2.47	0.44
1:D:151:LEU:HD12	1:D:156:TYR:CZ	2.53	0.44
1:D:193:LEU:O	1:D:197:LYS:HG2	2.18	0.44

Continued on next page...

Continued from previous page...

Atom-1	Atom-2	Interatomic distance (Å)	Clash overlap (Å)
1:D:211:PRO:N	1:D:212:PRO:HD2	2.33	0.44
1:D:344:LEU:HD23	1:D:350:LEU:HB3	1.99	0.44
1:D:430:PHE:CZ	1:D:466:ILE:HG23	2.52	0.44
1:D:1046:SER:HB2	1:D:1148:GLU:HB2	2.00	0.44
1:A:22:GLN:HG2	1:A:60:ASP:OD2	2.18	0.44
1:A:650:VAL:HG13	1:A:657:ILE:HG23	2.00	0.44
1:A:675:ALA:O	1:A:679:SER:HB3	2.17	0.44
1:B:298:GLN:HE21	1:B:336:LYS:CG	2.28	0.44
1:B:1049:ILE:H	1:B:1049:ILE:HG13	1.57	0.44
1:C:221:SER:O	1:C:224:GLY:N	2.51	0.44
1:C:341:LEU:HD11	1:C:359:CYS:HB3	2.00	0.44
1:D:120:ARG:HG2	1:D:172:ARG:HH12	1.82	0.44
1:D:298:GLN:C	1:D:301:PRO:HD2	2.38	0.44
1:D:552:LEU:C	1:D:552:LEU:HD23	2.37	0.44
1:D:604:LEU:HG	1:D:608:PHE:CE1	2.53	0.44
1:A:41:ARG:N	1:A:41:ARG:HD3	2.33	0.44
1:A:90:ILE:O	1:A:94:MET:HG3	2.18	0.44
1:A:447:ARG:O	1:A:456:ILE:HD11	2.18	0.44
1:A:1049:ILE:H	1:A:1049:ILE:HG13	1.57	0.44
1:B:529:LEU:HA	1:B:532:ARG:NH2	2.32	0.44
1:B:667:LEU:HD23	1:B:667:LEU:HA	1.80	0.44
1:C:335:VAL:HG13	1:C:414:THR:CG2	2.46	0.44
1:C:431:LYS:HG2	1:C:469:TYR:CE1	2.53	0.44
1:D:242:LYS:HA	1:D:245:ARG:HE	1.83	0.44
1:D:529:LEU:HD22	1:D:533:LYS:HE3	1.99	0.44
1:D:529:LEU:HA	1:D:532:ARG:NH2	2.33	0.44
1:D:706:GLU:O	1:D:709:THR:HB	2.18	0.44
1:A:297:GLN:H	1:A:297:GLN:HG2	1.62	0.43
1:B:225:SER:O	1:B:226:ARG:C	2.57	0.43
1:B:389:LEU:HD13	1:B:421:LEU:HD23	2.00	0.43
1:B:549:LEU:HD23	1:B:569:ASP:OD1	2.18	0.43
1:B:675:ALA:O	1:B:679:SER:HB3	2.17	0.43
1:C:211:PRO:N	1:C:212:PRO:HD2	2.33	0.43
1:C:540:LEU:CD1	1:C:607:GLY:HA3	2.48	0.43
1:C:1046:SER:HB2	1:C:1148:GLU:HB2	2.00	0.43
1:D:519:VAL:HG12	1:D:520:LEU:N	2.32	0.43
1:D:672:HIS:CE1	1:D:805:SER:HB3	2.53	0.43
1:A:664:ASP:O	1:A:751:VAL:HG21	2.18	0.43
1:B:552:LEU:HD23	1:B:552:LEU:C	2.38	0.43
1:B:563:VAL:HG13	1:B:563:VAL:O	2.17	0.43
1:B:860:GLY:HA3	1:B:861:PRO:HD2	1.76	0.43

Continued on next page...

Continued from previous page...

Atom-1	Atom-2	Interatomic distance (Å)	Clash overlap (Å)
1:C:563:VAL:O	1:C:563:VAL:HG13	2.17	0.43
1:C:978:ALA:HB1	1:C:1020:PHE:CE1	2.53	0.43
1:C:1164:LEU:HD22	1:C:1252:LEU:CD1	2.48	0.43
1:D:540:LEU:O	1:D:544:LYS:HG3	2.18	0.43
1:A:431:LYS:HG2	1:A:469:TYR:CE1	2.53	0.43
1:A:619:ALA:O	1:A:623:MET:HB2	2.19	0.43
1:A:821:ILE:H	1:A:821:ILE:HG13	1.53	0.43
1:B:193:LEU:O	1:B:197:LYS:HG2	2.18	0.43
1:B:298:GLN:C	1:B:301:PRO:HD2	2.38	0.43
1:B:540:LEU:O	1:B:544:LYS:HG3	2.18	0.43
1:C:193:LEU:O	1:C:197:LYS:HG2	2.18	0.43
1:C:439:GLU:HG2	1:D:574:TYR:CZ	2.54	0.43
1:C:619:ALA:O	1:C:623:MET:HB2	2.18	0.43
1:C:650:VAL:HG13	1:C:657:ILE:HG23	2.00	0.43
1:C:708:ILE:HG22	1:C:752:LEU:HD11	1.99	0.43
1:C:945:VAL:O	1:C:949:GLN:HB2	2.17	0.43
1:C:952:SER:HB3	1:C:998:GLN:HB3	2.01	0.43
1:C:1145:PHE:CD2	1:C:1146:PHE:CD1	3.07	0.43
1:C:1270:SER:OG	1:C:1271:LYS:N	2.51	0.43
1:D:1260:GLU:HA	1:D:1263:LEU:HD12	1.99	0.43
1:A:563:VAL:O	1:A:563:VAL:HG13	2.17	0.43
1:B:881:LEU:HG	1:B:911:LEU:HD21	1.99	0.43
1:B:1050:HIS:HA	1:B:1152:THR:OG1	2.18	0.43
1:C:151:LEU:HD12	1:C:156:TYR:CZ	2.52	0.43
1:C:283:CYS:O	1:C:287:ARG:HG3	2.18	0.43
1:C:323:GLU:OE2	1:D:573:ARG:NH2	2.51	0.43
1:C:474:LEU:HB3	1:C:477:CYS:SG	2.59	0.43
1:C:667:LEU:HB3	1:C:751:VAL:HG11	2.00	0.43
1:D:922:TYR:N	1:D:922:TYR:HD1	2.14	0.43
1:A:185:CYS:O	1:A:186:LEU:HD23	2.19	0.43
1:B:1260:GLU:HA	1:B:1263:LEU:HD12	1.99	0.43
1:C:466:ILE:O	1:C:469:TYR:HB3	2.18	0.43
1:D:339:LYS:HA	1:D:339:LYS:HD2	1.66	0.43
1:D:382:LEU:HD22	1:D:425:ILE:HG23	2.00	0.43
1:D:502:VAL:HG13	1:D:502:VAL:O	2.18	0.43
1:D:996:SER:HB3	1:D:999:PHE:CB	2.48	0.43
1:A:1003:LEU:HG	1:A:1031:LEU:HB3	2.01	0.43
1:A:1154:LEU:CD1	1:A:1163:LEU:HD12	2.45	0.43
1:B:694:GLU:O	1:B:698:TYR:HD1	2.02	0.43
1:B:1174:LEU:O	1:B:1178:VAL:HG23	2.18	0.43
1:C:957:GLN:HG3	1:C:960:ARG:NH2	2.34	0.43

Continued on next page...

Continued from previous page...

Atom-1	Atom-2	Interatomic distance (Å)	Clash overlap (Å)
1:D:225:SER:O	1:D:226:ARG:C	2.56	0.43
1:A:995:THR:HB	1:A:996:SER:H	1.66	0.43
1:B:242:LYS:HA	1:B:245:ARG:HE	1.83	0.43
1:B:466:ILE:O	1:B:469:TYR:HB3	2.19	0.43
1:C:14:THR:O	1:C:15:ASP:C	2.56	0.43
1:C:382:LEU:HD22	1:C:425:ILE:HG23	2.00	0.43
1:C:502:VAL:O	1:C:502:VAL:HG13	2.19	0.43
1:C:524:MET:CB	1:C:592:ARG:HH21	2.31	0.43
1:D:657:ILE:HD12	1:D:733:ASN:O	2.17	0.43
1:A:283:CYS:O	1:A:287:ARG:HG3	2.18	0.43
1:A:341:LEU:HD11	1:A:359:CYS:HB3	2.01	0.43
1:A:1143:VAL:HG13	1:A:1206:LEU:HG	1.99	0.43
1:B:952:SER:HB3	1:B:998:GLN:HB3	2.01	0.43
1:B:954:GLN:O	1:B:958:PHE:HD1	2.02	0.43
1:C:217:LEU:HD23	1:C:217:LEU:O	2.18	0.43
1:C:549:LEU:O	1:C:549:LEU:HG	2.18	0.43
1:D:447:ARG:O	1:D:456:ILE:HD11	2.19	0.43
1:D:650:VAL:HG13	1:D:657:ILE:HG23	2.00	0.43
1:D:816:LEU:HD13	1:D:838:MET:HE1	2.00	0.43
1:A:298:GLN:HE21	1:A:336:LYS:CG	2.29	0.43
1:A:383:ILE:HG13	1:A:384:GLU:N	2.34	0.43
1:A:549:LEU:O	1:A:549:LEU:HG	2.19	0.43
1:A:952:SER:HB3	1:A:998:GLN:HB3	2.01	0.43
1:B:383:ILE:HG13	1:B:384:GLU:N	2.34	0.43
1:B:762:PHE:CD1	1:B:762:PHE:N	2.86	0.43
1:C:225:SER:O	1:C:226:ARG:C	2.57	0.43
1:C:1156:SER:HA	1:C:1160:VAL:HG21	2.01	0.43
1:D:221:SER:O	1:D:224:GLY:N	2.51	0.43
1:A:227:ARG:HG3	1:A:288:GLU:HG3	2.00	0.43
1:A:466:ILE:O	1:A:469:TYR:HB3	2.19	0.43
1:A:508:ILE:O	1:B:435:MET:HG3	2.18	0.43
1:A:549:LEU:HB2	1:A:567:ARG:HD2	2.01	0.43
1:A:1156:SER:HA	1:A:1160:VAL:HG21	2.01	0.43
1:A:1199:VAL:O	1:A:1202:SER:OG	2.30	0.43
1:B:349:PHE:O	1:B:353:LEU:HG	2.17	0.43
1:B:385:PHE:CE2	1:B:389:LEU:HD11	2.54	0.43
1:B:387:PHE:CZ	1:B:443:GLN:HB3	2.53	0.43
1:B:816:LEU:HD13	1:B:838:MET:CE	2.49	0.43
1:B:973:PHE:CD1	1:B:974:ASN:N	2.72	0.43
1:C:880:LEU:HD22	1:C:907:CYS:HA	2.01	0.43
1:D:694:GLU:O	1:D:698:TYR:HD1	2.02	0.43

Continued on next page...

Continued from previous page...

Atom-1	Atom-2	Interatomic distance (Å)	Clash overlap (Å)
1:D:952:SER:HB3	1:D:998:GLN:HB3	2.00	0.43
1:A:174:MET:HE1	1:A:205:LEU:HD11	2.01	0.42
1:B:1145:PHE:CD2	1:B:1146:PHE:CD1	3.07	0.42
1:C:297:GLN:H	1:C:297:GLN:HG2	1.62	0.42
1:D:165:CYS:HB3	1:D:197:LYS:HE3	2.01	0.42
1:D:387:PHE:CZ	1:D:443:GLN:HB3	2.54	0.42
1:D:816:LEU:HD13	1:D:838:MET:CE	2.49	0.42
1:D:1185:CYS:SG	1:D:1191:ILE:HG12	2.59	0.42
1:A:193:LEU:O	1:A:197:LYS:HG2	2.19	0.42
1:A:513:ARG:NH1	1:A:514:ASP:OD1	2.52	0.42
1:A:1005:TRP:O	1:A:1009:ILE:HG13	2.19	0.42
1:B:165:CYS:HB3	1:B:197:LYS:HE3	2.01	0.42
1:B:221:SER:O	1:B:224:GLY:N	2.52	0.42
1:B:708:ILE:HG22	1:B:752:LEU:HD11	2.01	0.42
1:B:885:THR:O	1:B:886:SER:HB2	2.19	0.42
1:C:185:CYS:O	1:C:186:LEU:HD23	2.19	0.42
1:C:456:ILE:O	1:C:456:ILE:CG2	2.67	0.42
1:C:529:LEU:HD21	1:C:600:ILE:HG13	2.02	0.42
1:D:885:THR:O	1:D:886:SER:HB2	2.19	0.42
1:D:954:GLN:O	1:D:958:PHE:HD1	2.02	0.42
1:A:120:ARG:HG2	1:A:172:ARG:HH12	1.82	0.42
1:A:706:GLU:O	1:A:709:THR:HB	2.19	0.42
1:B:957:GLN:HG3	1:B:960:ARG:NH2	2.33	0.42
1:C:165:CYS:HB3	1:C:197:LYS:HE3	2.01	0.42
1:C:635:GLU:O	1:C:711:ARG:NH2	2.40	0.42
1:C:1182:LEU:O	1:C:1186:GLN:HG3	2.19	0.42
1:D:217:LEU:HD22	1:D:229:VAL:CG1	2.43	0.42
1:D:335:VAL:HG13	1:D:414:THR:HG21	2.00	0.42
1:D:349:PHE:CD2	1:D:1037:SER:HB3	2.54	0.42
1:A:524:MET:HB3	1:A:592:ARG:HH21	1.83	0.42
1:A:573:ARG:HE	1:A:573:ARG:HB2	1.70	0.42
1:A:694:GLU:O	1:A:698:TYR:HD1	2.03	0.42
1:B:226:ARG:NH1	1:B:282:ASP:CG	2.73	0.42
1:B:227:ARG:HH21	1:B:291:LYS:CD	2.32	0.42
1:B:619:ALA:O	1:B:623:MET:HB2	2.18	0.42
1:C:90:ILE:CD1	1:C:125:LYS:HB3	2.49	0.42
1:C:440:ILE:O	1:C:444:VAL:HG23	2.18	0.42
1:C:885:THR:O	1:C:886:SER:HB2	2.20	0.42
1:D:185:CYS:O	1:D:186:LEU:HD23	2.19	0.42
1:D:440:ILE:O	1:D:444:VAL:HG23	2.19	0.42
1:A:165:CYS:HB3	1:A:197:LYS:HE3	2.01	0.42

Continued on next page...

Continued from previous page...

Atom-1	Atom-2	Interatomic distance (Å)	Clash overlap (Å)
1:A:927:GLN:HG2	1:A:947:VAL:HG22	2.00	0.42
1:B:185:CYS:O	1:B:186:LEU:HD23	2.19	0.42
1:B:329:LEU:HD12	1:B:329:LEU:O	2.20	0.42
1:C:3:LEU:HD23	1:C:6:LEU:HD12	2.01	0.42
1:C:60:ASP:O	1:C:64:ARG:HB2	2.19	0.42
1:C:65:ARG:HD3	1:C:100:PHE:CZ	2.55	0.42
1:C:242:LYS:HA	1:C:245:ARG:HE	1.84	0.42
1:C:706:GLU:O	1:C:709:THR:HB	2.19	0.42
1:D:396:LYS:HE2	1:D:396:LYS:HB3	1.90	0.42
1:D:473:ILE:HG13	1:D:473:ILE:H	1.61	0.42
1:D:762:PHE:N	1:D:762:PHE:CD1	2.86	0.42
1:D:1145:PHE:CD2	1:D:1146:PHE:CD1	3.07	0.42
1:A:66:TYR:CD1	1:A:104:LEU:HD22	2.54	0.42
1:A:242:LYS:HA	1:A:245:ARG:HE	1.84	0.42
1:A:474:LEU:HD22	1:A:477:CYS:SG	2.59	0.42
1:A:954:GLN:O	1:A:958:PHE:HD1	2.03	0.42
1:A:957:GLN:HG3	1:A:960:ARG:NH2	2.34	0.42
1:B:1185:CYS:SG	1:B:1191:ILE:HG12	2.59	0.42
1:B:1270:SER:OG	1:B:1271:LYS:N	2.52	0.42
1:C:762:PHE:CD1	1:C:762:PHE:N	2.87	0.42
1:C:954:GLN:O	1:C:958:PHE:HD1	2.03	0.42
1:D:966:LEU:HB3	1:D:1013:TYR:CZ	2.54	0.42
1:A:1103:LYS:HE2	1:A:1103:LYS:HB3	1.79	0.42
1:A:1145:PHE:CD2	1:A:1146:PHE:CD1	3.07	0.42
1:B:502:VAL:O	1:B:502:VAL:HG13	2.19	0.42
1:B:529:LEU:HD22	1:B:533:LYS:HE3	2.00	0.42
1:B:650:VAL:HG13	1:B:657:ILE:HG23	2.00	0.42
1:B:1077:ALA:CB	1:B:1078:PRO:HD3	2.40	0.42
1:B:1103:LYS:HE2	1:B:1103:LYS:HB3	1.80	0.42
1:C:120:ARG:HG2	1:C:172:ARG:HH12	1.82	0.42
1:C:474:LEU:HD22	1:C:477:CYS:SG	2.59	0.42
1:C:694:GLU:O	1:C:698:TYR:HD1	2.03	0.42
1:C:1005:TRP:O	1:C:1009:ILE:HG13	2.19	0.42
1:D:283:CYS:O	1:D:287:ARG:HG3	2.20	0.42
1:D:880:LEU:HD22	1:D:907:CYS:HA	2.02	0.42
1:D:957:GLN:HG3	1:D:960:ARG:NH2	2.34	0.42
1:D:1182:LEU:O	1:D:1186:GLN:HG3	2.19	0.42
1:A:244:HIS:CD2	1:A:260:PRO:HG2	2.54	0.42
1:A:529:LEU:HD22	1:A:533:LYS:HE3	2.00	0.42
1:A:762:PHE:CD1	1:A:762:PHE:N	2.87	0.42
1:A:1071:VAL:HG12	1:A:1075:THR:HG21	2.02	0.42

Continued on next page...

Continued from previous page...

Atom-1	Atom-2	Interatomic distance (Å)	Clash overlap (Å)
1:B:77:GLU:CB	1:B:121:LEU:HA	2.31	0.42
1:B:353:LEU:HB3	1:B:1131:ILE:HG12	2.02	0.42
1:B:1005:TRP:O	1:B:1009:ILE:HG13	2.19	0.42
1:C:383:ILE:C	1:C:383:ILE:HD12	2.40	0.42
1:C:519:VAL:HG12	1:C:520:LEU:N	2.34	0.42
1:D:597:GLN:H	1:D:597:GLN:HG2	1.50	0.42
1:D:623:MET:HB2	1:D:623:MET:HE2	1.85	0.42
1:A:3:LEU:HD23	1:A:6:LEU:HD12	2.01	0.42
1:A:816:LEU:HD22	1:A:838:MET:HE3	2.01	0.42
1:A:1053:LEU:HD23	1:A:1053:LEU:HA	1.86	0.42
1:A:1136:VAL:HG11	1:A:1194:THR:HG22	2.02	0.42
1:B:113:VAL:HG22	1:B:164:LEU:HG	2.01	0.42
1:B:217:LEU:HD22	1:B:229:VAL:CG1	2.44	0.42
1:B:661:GLU:HA	1:B:662:PRO:HD2	1.92	0.42
1:B:1156:SER:HA	1:B:1160:VAL:HG21	2.01	0.42
1:C:1158:SER:O	1:C:1161:ASP:N	2.53	0.42
1:D:763:SER:O	1:D:767:PHE:CD1	2.72	0.42
1:D:1156:SER:HA	1:D:1160:VAL:HG21	2.01	0.42
1:A:1182:LEU:O	1:A:1186:GLN:HG3	2.19	0.42
1:A:1200:LYS:HB3	1:A:1274:LEU:CD2	2.50	0.42
1:B:1005:TRP:CE2	1:B:1009:ILE:HD11	2.55	0.42
1:C:609:TYR:CE2	1:C:861:PRO:HB3	2.55	0.42
1:C:817:PHE:HB3	1:C:882:TRP:CZ3	2.55	0.42
1:C:995:THR:HB	1:C:996:SER:H	1.66	0.42
1:D:217:LEU:O	1:D:217:LEU:HD23	2.19	0.42
1:D:474:LEU:HD22	1:D:477:CYS:SG	2.60	0.42
1:A:440:ILE:O	1:A:444:VAL:HG23	2.19	0.41
1:A:763:SER:O	1:A:767:PHE:CD1	2.72	0.41
1:A:814:THR:OG1	1:A:879:VAL:HG21	2.20	0.41
1:A:834:SER:OG	1:A:837:PHE:HB3	2.20	0.41
1:A:1042:LEU:O	1:A:1145:PHE:HD1	2.03	0.41
1:B:226:ARG:HH12	1:B:282:ASP:CG	2.24	0.41
1:B:1158:SER:O	1:B:1161:ASP:N	2.53	0.41
1:B:1199:VAL:O	1:B:1202:SER:OG	2.30	0.41
1:C:96:GLU:OE1	1:C:96:GLU:HA	2.20	0.41
1:C:973:PHE:CD1	1:C:974:ASN:N	2.72	0.41
1:D:113:VAL:HG22	1:D:164:LEU:HG	2.01	0.41
1:D:383:ILE:HG13	1:D:384:GLU:N	2.34	0.41
1:D:466:ILE:O	1:D:469:TYR:HB3	2.19	0.41
1:A:96:GLU:OE1	1:A:96:GLU:HA	2.20	0.41
1:A:169:TRP:CZ3	1:A:177:LEU:HB3	2.56	0.41

Continued on next page...

Continued from previous page...

Atom-1	Atom-2	Interatomic distance (Å)	Clash overlap (Å)
1:A:816:LEU:HD13	1:A:838:MET:CE	2.50	0.41
1:A:860:GLY:HA3	1:A:861:PRO:HD2	1.77	0.41
1:B:573:ARG:HE	1:B:573:ARG:HB2	1.71	0.41
1:B:834:SER:OG	1:B:837:PHE:HB3	2.20	0.41
1:B:978:ALA:HB1	1:B:1020:PHE:CE1	2.55	0.41
1:B:1005:TRP:CZ2	1:B:1009:ILE:HD11	2.55	0.41
1:B:1182:LEU:O	1:B:1186:GLN:HG3	2.20	0.41
1:C:368:VAL:HG11	1:C:428:GLU:HB3	2.02	0.41
1:C:447:ARG:O	1:C:456:ILE:HD11	2.19	0.41
1:C:763:SER:O	1:C:767:PHE:CD1	2.72	0.41
1:C:816:LEU:HD22	1:C:838:MET:HE3	2.01	0.41
1:C:1150:VAL:O	1:C:1213:PHE:HD1	2.03	0.41
1:D:127:LEU:HB3	1:D:180:VAL:HG21	2.02	0.41
1:D:297:GLN:HB2	1:D:1104:GLY:HA3	2.02	0.41
1:D:524:MET:HB2	1:D:592:ARG:HH21	1.85	0.41
1:D:664:ASP:OD1	1:D:664:ASP:N	2.54	0.41
1:D:817:PHE:HB3	1:D:882:TRP:CZ3	2.56	0.41
1:D:1270:SER:OG	1:D:1271:LYS:N	2.52	0.41
1:A:1050:HIS:HB2	1:A:1148:GLU:O	2.20	0.41
1:C:12:LYS:HD3	1:C:12:LYS:HA	1.93	0.41
1:C:549:LEU:HD13	1:D:273:LEU:HD21	2.02	0.41
1:D:816:LEU:HD22	1:D:838:MET:HE3	2.02	0.41
1:A:226:ARG:NH1	1:A:282:ASP:OD1	2.54	0.41
1:A:502:VAL:O	1:A:502:VAL:HG13	2.20	0.41
1:A:533:LYS:HE3	1:A:533:LYS:HB2	1.91	0.41
1:A:928:GLN:H	1:A:928:GLN:HG2	1.59	0.41
1:B:283:CYS:O	1:B:287:ARG:HG3	2.20	0.41
1:B:503:GLN:HG2	1:B:541:LEU:HD21	2.03	0.41
1:C:529:LEU:HD22	1:C:533:LYS:HE3	2.03	0.41
1:C:667:LEU:HD23	1:C:667:LEU:HA	1.79	0.41
1:C:996:SER:HB3	1:C:999:PHE:HB3	2.03	0.41
1:C:1049:ILE:H	1:C:1049:ILE:HG13	1.57	0.41
1:D:341:LEU:HD11	1:D:359:CYS:HB3	2.01	0.41
1:D:474:LEU:O	1:D:475:GLN:C	2.57	0.41
1:D:548:VAL:CG1	1:D:580:GLU:HA	2.50	0.41
1:D:1005:TRP:CZ2	1:D:1009:ILE:HD11	2.55	0.41
1:D:1092:LEU:HD13	1:D:1169:LYS:HG2	2.01	0.41
1:A:226:ARG:HH12	1:A:282:ASP:CG	2.24	0.41
1:A:637:GLU:HB3	1:A:640:LEU:HG	2.03	0.41
1:A:804:LEU:O	1:A:848:LYS:NZ	2.51	0.41
1:A:817:PHE:HB3	1:A:882:TRP:CZ3	2.55	0.41

Continued on next page...

Continued from previous page...

Atom-1	Atom-2	Interatomic distance (Å)	Clash overlap (Å)
1:B:177:LEU:O	1:B:180:VAL:HB	2.20	0.41
1:B:341:LEU:HD11	1:B:359:CYS:HB3	2.01	0.41
1:C:90:ILE:O	1:C:94:MET:HG3	2.21	0.41
1:C:169:TRP:CZ3	1:C:177:LEU:HB3	2.56	0.41
1:C:329:LEU:O	1:C:329:LEU:HD12	2.21	0.41
1:D:141:LYS:O	1:D:142:GLU:HG3	2.20	0.41
1:D:177:LEU:O	1:D:180:VAL:HB	2.21	0.41
1:D:456:ILE:O	1:D:456:ILE:CG2	2.68	0.41
1:D:834:SER:OG	1:D:837:PHE:HB3	2.20	0.41
1:D:1005:TRP:CE2	1:D:1009:ILE:HD11	2.55	0.41
1:D:1005:TRP:O	1:D:1009:ILE:HG13	2.20	0.41
1:A:65:ARG:HD3	1:A:100:PHE:CZ	2.54	0.41
1:A:113:VAL:HG22	1:A:164:LEU:HG	2.03	0.41
1:A:1046:SER:HB2	1:A:1148:GLU:HB2	2.03	0.41
1:A:1270:SER:OG	1:A:1271:LYS:N	2.52	0.41
1:B:217:LEU:CD2	1:B:229:VAL:HG13	2.45	0.41
1:C:152:ASN:HB2	1:C:154:GLU:HG2	2.03	0.41
1:C:533:LYS:HG3	1:C:603:MET:HE2	2.01	0.41
1:D:503:GLN:HG2	1:D:541:LEU:HD21	2.02	0.41
1:D:619:ALA:O	1:D:623:MET:HB2	2.19	0.41
1:D:1158:SER:O	1:D:1161:ASP:N	2.53	0.41
1:A:91:GLY:O	1:A:95:LEU:HG	2.21	0.41
1:A:750:GLU:OE2	1:A:802:SER:HA	2.21	0.41
1:B:637:GLU:HB3	1:B:640:LEU:HG	2.03	0.41
1:B:672:HIS:CE1	1:B:805:SER:HB3	2.54	0.41
1:B:817:PHE:HB3	1:B:882:TRP:CZ3	2.55	0.41
1:B:880:LEU:HD22	1:B:907:CYS:HA	2.01	0.41
1:C:834:SER:OG	1:C:837:PHE:HB3	2.20	0.41
1:C:1042:LEU:CD2	1:C:1084:VAL:HG12	2.51	0.41
1:C:1249:ILE:H	1:C:1249:ILE:HG13	1.68	0.41
1:D:664:ASP:HB2	1:D:803:LEU:CD1	2.50	0.41
1:D:1103:LYS:HB3	1:D:1103:LYS:HE2	1.79	0.41
1:A:141:LYS:O	1:A:142:GLU:HG3	2.21	0.41
1:A:474:LEU:O	1:A:475:GLN:C	2.57	0.41
1:A:533:LYS:HG3	1:A:603:MET:HE2	2.03	0.41
1:A:1103:LYS:HG2	1:A:1180:TYR:HD1	1.86	0.41
1:B:1053:LEU:HD23	1:B:1053:LEU:HA	1.86	0.41
1:B:1056:ILE:HD12	1:B:1216:TYR:CG	2.56	0.41
1:B:1272:VAL:HG12	1:B:1273:ASN:N	2.36	0.41
1:C:816:LEU:HD13	1:C:838:MET:CE	2.50	0.41
1:C:1272:VAL:HG12	1:C:1273:ASN:N	2.36	0.41

Continued on next page...

Continued from previous page...

Atom-1	Atom-2	Interatomic distance (Å)	Clash overlap (Å)
1:D:297:GLN:CB	1:D:1104:GLY:HA3	2.50	0.41
1:D:915:PHE:CE2	1:D:988:LEU:HD21	2.56	0.41
1:D:1103:LYS:HG2	1:D:1180:TYR:HD1	1.86	0.41
1:A:21:LEU:HB3	1:A:64:ARG:CZ	2.50	0.41
1:A:95:LEU:HA	1:A:98:HIS:HE1	1.86	0.41
1:A:95:LEU:O	1:A:98:HIS:CE1	2.74	0.41
1:A:329:LEU:HD12	1:A:329:LEU:O	2.21	0.41
1:A:385:PHE:CE2	1:A:389:LEU:HD11	2.55	0.41
1:A:885:THR:O	1:A:886:SER:HB2	2.20	0.41
1:A:1158:SER:O	1:A:1161:ASP:N	2.53	0.41
1:B:91:GLY:O	1:B:95:LEU:HG	2.21	0.41
1:B:127:LEU:HB3	1:B:180:VAL:HG21	2.03	0.41
1:B:141:LYS:O	1:B:142:GLU:HG3	2.20	0.41
1:B:169:TRP:CZ3	1:B:177:LEU:HB3	2.56	0.41
1:B:335:VAL:HG13	1:B:414:THR:HG21	2.02	0.41
1:B:474:LEU:O	1:B:475:GLN:C	2.57	0.41
1:B:816:LEU:HD22	1:B:838:MET:HE3	2.03	0.41
1:B:915:PHE:CE2	1:B:988:LEU:HD21	2.56	0.41
1:B:1025:MET:HA	1:B:1025:MET:CE	2.51	0.41
1:B:1042:LEU:CD2	1:B:1084:VAL:HG12	2.51	0.41
1:B:1171:TYR:CE1	1:B:1256:ILE:HG12	2.56	0.41
1:B:1259:TYR:CE1	1:B:1263:LEU:HD11	2.56	0.41
1:C:503:GLN:HG2	1:C:541:LEU:HD21	2.03	0.41
1:C:664:ASP:N	1:C:664:ASP:OD1	2.54	0.41
1:C:1009:ILE:HG13	1:C:1009:ILE:H	1.66	0.41
1:C:1136:VAL:CG1	1:C:1198:LEU:HD12	2.51	0.41
1:D:211:PRO:HD3	1:D:267:VAL:HG13	2.03	0.41
1:D:385:PHE:CE2	1:D:389:LEU:HD11	2.55	0.41
1:D:565:GLN:H	1:D:565:GLN:HG2	1.53	0.41
1:D:814:THR:OG1	1:D:879:VAL:HG21	2.20	0.41
1:D:1272:VAL:HG12	1:D:1273:ASN:N	2.36	0.41
1:A:273:LEU:HD21	1:B:549:LEU:CD1	2.51	0.41
1:A:473:ILE:HG13	1:A:473:ILE:H	1.61	0.41
1:B:69:TYR:O	1:B:73:ILE:HG13	2.21	0.41
1:B:817:PHE:HB3	1:B:882:TRP:CE3	2.56	0.41
1:C:637:GLU:HB3	1:C:640:LEU:HG	2.03	0.41
1:C:705:LEU:HB3	1:C:755:TYR:CE2	2.55	0.41
1:D:169:TRP:CZ3	1:D:177:LEU:HB3	2.56	0.41
1:A:69:TYR:O	1:A:73:ILE:HG13	2.21	0.40
1:A:273:LEU:HD21	1:B:549:LEU:HD13	2.03	0.40
1:B:90:ILE:HG21	1:B:125:LYS:O	2.20	0.40

Continued on next page...

Continued from previous page...

Atom-1	Atom-2	Interatomic distance (Å)	Clash overlap (Å)
1:B:447:ARG:O	1:B:456:ILE:HD11	2.20	0.40
1:B:486:TYR:O	1:B:490:LEU:HG	2.22	0.40
1:B:814:THR:OG1	1:B:879:VAL:HG21	2.20	0.40
1:B:996:SER:HB3	1:B:999:PHE:HB3	2.02	0.40
1:C:1005:TRP:CZ2	1:C:1009:ILE:HD11	2.55	0.40
1:D:980:LEU:HD23	1:D:981:LEU:N	2.36	0.40
1:A:152:ASN:HB2	1:A:154:GLU:HG2	2.03	0.40
1:A:836:GLU:HA	1:A:839:HIS:NE2	2.36	0.40
1:A:880:LEU:HD22	1:A:907:CYS:HA	2.01	0.40
1:A:982:ILE:HD11	1:A:1024:LEU:HG	2.03	0.40
1:A:1025:MET:HA	1:A:1025:MET:CE	2.51	0.40
1:B:672:HIS:CE1	1:B:861:PRO:CD	3.04	0.40
1:C:95:LEU:O	1:C:98:HIS:CE1	2.74	0.40
1:C:661:GLU:HA	1:C:662:PRO:HD2	1.92	0.40
1:C:817:PHE:HB3	1:C:882:TRP:CE3	2.56	0.40
1:D:152:ASN:HB2	1:D:154:GLU:HG2	2.03	0.40
1:D:302:SER:CB	1:D:357:ARG:HG2	2.45	0.40
1:D:996:SER:HB3	1:D:999:PHE:HB3	2.02	0.40
1:D:1154:LEU:CD1	1:D:1163:LEU:HD12	2.45	0.40
1:A:671:GLN:OE1	1:A:671:GLN:C	2.60	0.40
1:A:927:GLN:O	1:A:931:GLN:HG3	2.22	0.40
1:A:930:LEU:HB3	1:A:950:ARG:HB3	2.03	0.40
1:A:982:ILE:HG21	1:A:1023:SER:HB3	2.03	0.40
1:C:91:GLY:O	1:C:95:LEU:HG	2.21	0.40
1:C:177:LEU:O	1:C:180:VAL:HB	2.21	0.40
1:C:391:ASP:OD2	1:C:447:ARG:NH1	2.54	0.40
1:C:931:GLN:HG2	1:C:950:ARG:NH1	2.36	0.40
1:D:1025:MET:CE	1:D:1025:MET:HA	2.51	0.40
1:A:217:LEU:HD22	1:A:229:VAL:CG1	2.41	0.40
1:A:817:PHE:HB3	1:A:882:TRP:CE3	2.56	0.40
1:A:996:SER:HB3	1:A:999:PHE:HB3	2.02	0.40
1:B:76:VAL:HG11	1:B:90:ILE:HD11	2.04	0.40
1:B:95:LEU:HA	1:B:98:HIS:HE1	1.86	0.40
1:B:474:LEU:HD22	1:B:477:CYS:SG	2.62	0.40
1:C:36:GLN:HG3	1:C:85:VAL:HG11	2.04	0.40
1:C:169:TRP:N	1:C:169:TRP:HD1	2.12	0.40
1:C:627:PHE:CE2	1:C:631:LYS:HD2	2.56	0.40
1:C:713:ILE:CG2	1:C:772:SER:HB3	2.50	0.40
1:C:1005:TRP:CE2	1:C:1009:ILE:HD11	2.56	0.40
1:A:177:LEU:O	1:A:180:VAL:HB	2.21	0.40
1:A:565:GLN:H	1:A:565:GLN:HG2	1.53	0.40

Continued on next page...

Continued from previous page...

Atom-1	Atom-2	Interatomic distance (Å)	Clash overlap (Å)
1:A:664:ASP:OD1	1:A:664:ASP:N	2.54	0.40
1:A:1259:TYR:CE1	1:A:1263:LEU:HD11	2.56	0.40
1:B:95:LEU:O	1:B:98:HIS:CE1	2.74	0.40
1:B:96:GLU:HA	1:B:96:GLU:OE1	2.21	0.40
1:B:763:SER:O	1:B:767:PHE:CD1	2.72	0.40
1:B:913:LYS:O	1:B:917:VAL:HG23	2.21	0.40
1:C:814:THR:OG1	1:C:879:VAL:HG21	2.20	0.40
1:C:815:ALA:HA	1:C:819:ASP:HB3	2.04	0.40
1:C:1042:LEU:O	1:C:1145:PHE:HD1	2.04	0.40
1:D:549:LEU:HB2	1:D:567:ARG:CD	2.52	0.40
1:D:836:GLU:HA	1:D:839:HIS:NE2	2.36	0.40

There are no symmetry-related clashes.

5.3 Torsion angles [i](#)

5.3.1 Protein backbone [i](#)

In the following table, the Percentiles column shows the percent Ramachandran outliers of the chain as a percentile score with respect to all X-ray entries followed by that with respect to entries of similar resolution.

The Analysed column shows the number of residues for which the backbone conformation was analysed, and the total number of residues.

Mol	Chain	Analysed	Favoured	Allowed	Outliers	Percentiles
1	A	1108/1308 (85%)	1023 (92%)	82 (7%)	3 (0%)	41 71
1	B	1045/1308 (80%)	969 (93%)	72 (7%)	4 (0%)	34 66
1	C	1108/1308 (85%)	1022 (92%)	83 (8%)	3 (0%)	41 71
1	D	1008/1308 (77%)	933 (93%)	71 (7%)	4 (0%)	34 66
All	All	4269/5232 (82%)	3947 (92%)	308 (7%)	14 (0%)	41 71

All (14) Ramachandran outliers are listed below:

Mol	Chain	Res	Type
1	A	122	VAL
1	A	150	ASP
1	B	122	VAL
1	B	150	ASP

Continued on next page...

Continued from previous page...

Mol	Chain	Res	Type
1	C	122	VAL
1	C	150	ASP
1	D	122	VAL
1	D	150	ASP
1	A	996	SER
1	B	996	SER
1	C	996	SER
1	D	452	THR
1	D	996	SER
1	B	452	THR

5.3.2 Protein sidechains [i](#)

In the following table, the Percentiles column shows the percent sidechain outliers of the chain as a percentile score with respect to all X-ray entries followed by that with respect to entries of similar resolution.

The Analysed column shows the number of residues for which the sidechain conformation was analysed, and the total number of residues.

Mol	Chain	Analysed	Rotameric	Outliers	Percentiles	
1	A	1032/1188 (87%)	917 (89%)	115 (11%)	6	23
1	B	979/1188 (82%)	867 (89%)	112 (11%)	5	22
1	C	1032/1188 (87%)	917 (89%)	115 (11%)	6	23
1	D	945/1188 (80%)	838 (89%)	107 (11%)	6	22
All	All	3988/4752 (84%)	3539 (89%)	449 (11%)	6	22

All (449) residues with a non-rotameric sidechain are listed below:

Mol	Chain	Res	Type
1	A	15	ASP
1	A	19	GLU
1	A	54	SER
1	A	71	CYS
1	A	81	LEU
1	A	97	VAL
1	A	99	HIS
1	A	118	GLU
1	A	119	ASP
1	A	130	LEU
1	A	169	TRP

Continued on next page...

Continued from previous page...

Mol	Chain	Res	Type
1	A	171	GLN
1	A	177	LEU
1	A	183	ASP
1	A	208	GLN
1	A	213	LEU
1	A	240	LEU
1	A	245	ARG
1	A	247	GLU
1	A	262	ASP
1	A	264	LEU
1	A	275	ILE
1	A	277	PHE
1	A	288	GLU
1	A	312	LEU
1	A	316	LEU
1	A	320	GLN
1	A	329	LEU
1	A	343	LEU
1	A	347	SER
1	A	349	PHE
1	A	359	CYS
1	A	360	VAL
1	A	376	ASP
1	A	377	HIS
1	A	378	VAL
1	A	383	ILE
1	A	397	LYS
1	A	414	THR
1	A	421	LEU
1	A	427	LEU
1	A	438	GLN
1	A	443	GLN
1	A	450	THR
1	A	451	ARG
1	A	452	THR
1	A	456	ILE
1	A	468	MET
1	A	473	ILE
1	A	477	CYS
1	A	479	LYS
1	A	488	THR
1	A	493	GLN

Continued on next page...

Continued from previous page...

Mol	Chain	Res	Type
1	A	496	GLN
1	A	502	VAL
1	A	515	SER
1	A	519	VAL
1	A	529	LEU
1	A	530	ASP
1	A	549	LEU
1	A	552	LEU
1	A	563	VAL
1	A	565	GLN
1	A	569	ASP
1	A	579	ASN
1	A	587	ILE
1	A	597	GLN
1	A	606	ASP
1	A	612	LEU
1	A	651	LEU
1	A	659	LEU
1	A	661	GLU
1	A	663	LEU
1	A	666	LEU
1	A	699	SER
1	A	711	ARG
1	A	712	MET
1	A	743	CYS
1	A	754	GLU
1	A	759	ILE
1	A	765	SER
1	A	768	GLU
1	A	771	LEU
1	A	803	LEU
1	A	806	LEU
1	A	812	LEU
1	A	824	HIS
1	A	840	TYR
1	A	846	LEU
1	A	853	ILE
1	A	864	GLN
1	A	878	ARG
1	A	911	LEU
1	A	919	LEU
1	A	949	GLN

Continued on next page...

Continued from previous page...

Mol	Chain	Res	Type
1	A	965	LEU
1	A	980	LEU
1	A	981	LEU
1	A	982	ILE
1	A	1001	GLN
1	A	1003	LEU
1	A	1013	TYR
1	A	1024	LEU
1	A	1035	TYR
1	A	1050	HIS
1	A	1056	ILE
1	A	1071	VAL
1	A	1084	VAL
1	A	1105	SER
1	A	1142	LEU
1	A	1183	GLN
1	A	1194	THR
1	A	1200	LYS
1	A	1274	LEU
1	A	1275	MET
1	B	71	CYS
1	B	81	LEU
1	B	97	VAL
1	B	99	HIS
1	B	118	GLU
1	B	119	ASP
1	B	130	LEU
1	B	169	TRP
1	B	171	GLN
1	B	177	LEU
1	B	183	ASP
1	B	208	GLN
1	B	213	LEU
1	B	240	LEU
1	B	245	ARG
1	B	247	GLU
1	B	262	ASP
1	B	264	LEU
1	B	275	ILE
1	B	277	PHE
1	B	285	LEU
1	B	288	GLU

Continued on next page...

Continued from previous page...

Mol	Chain	Res	Type
1	B	312	LEU
1	B	316	LEU
1	B	320	GLN
1	B	329	LEU
1	B	343	LEU
1	B	347	SER
1	B	349	PHE
1	B	359	CYS
1	B	360	VAL
1	B	376	ASP
1	B	377	HIS
1	B	378	VAL
1	B	383	ILE
1	B	397	LYS
1	B	414	THR
1	B	421	LEU
1	B	427	LEU
1	B	438	GLN
1	B	443	GLN
1	B	450	THR
1	B	451	ARG
1	B	452	THR
1	B	456	ILE
1	B	468	MET
1	B	473	ILE
1	B	477	CYS
1	B	479	LYS
1	B	488	THR
1	B	493	GLN
1	B	496	GLN
1	B	502	VAL
1	B	515	SER
1	B	529	LEU
1	B	530	ASP
1	B	549	LEU
1	B	552	LEU
1	B	563	VAL
1	B	565	GLN
1	B	569	ASP
1	B	579	ASN
1	B	587	ILE
1	B	597	GLN

Continued on next page...

Continued from previous page...

Mol	Chain	Res	Type
1	B	606	ASP
1	B	612	LEU
1	B	651	LEU
1	B	659	LEU
1	B	661	GLU
1	B	663	LEU
1	B	666	LEU
1	B	699	SER
1	B	711	ARG
1	B	712	MET
1	B	743	CYS
1	B	754	GLU
1	B	759	ILE
1	B	765	SER
1	B	768	GLU
1	B	771	LEU
1	B	803	LEU
1	B	806	LEU
1	B	812	LEU
1	B	824	HIS
1	B	840	TYR
1	B	846	LEU
1	B	853	ILE
1	B	864	GLN
1	B	878	ARG
1	B	911	LEU
1	B	919	LEU
1	B	949	GLN
1	B	965	LEU
1	B	980	LEU
1	B	981	LEU
1	B	982	ILE
1	B	1001	GLN
1	B	1003	LEU
1	B	1013	TYR
1	B	1024	LEU
1	B	1035	TYR
1	B	1050	HIS
1	B	1056	ILE
1	B	1071	VAL
1	B	1084	VAL
1	B	1105	SER

Continued on next page...

Continued from previous page...

Mol	Chain	Res	Type
1	B	1142	LEU
1	B	1183	GLN
1	B	1194	THR
1	B	1200	LYS
1	B	1274	LEU
1	B	1275	MET
1	C	15	ASP
1	C	19	GLU
1	C	54	SER
1	C	71	CYS
1	C	81	LEU
1	C	97	VAL
1	C	99	HIS
1	C	118	GLU
1	C	119	ASP
1	C	130	LEU
1	C	169	TRP
1	C	171	GLN
1	C	177	LEU
1	C	183	ASP
1	C	208	GLN
1	C	213	LEU
1	C	240	LEU
1	C	245	ARG
1	C	247	GLU
1	C	262	ASP
1	C	264	LEU
1	C	275	ILE
1	C	277	PHE
1	C	285	LEU
1	C	288	GLU
1	C	312	LEU
1	C	316	LEU
1	C	329	LEU
1	C	343	LEU
1	C	347	SER
1	C	349	PHE
1	C	359	CYS
1	C	360	VAL
1	C	376	ASP
1	C	377	HIS
1	C	378	VAL

Continued on next page...

Continued from previous page...

Mol	Chain	Res	Type
1	C	383	ILE
1	C	397	LYS
1	C	414	THR
1	C	421	LEU
1	C	427	LEU
1	C	438	GLN
1	C	443	GLN
1	C	450	THR
1	C	451	ARG
1	C	452	THR
1	C	456	ILE
1	C	468	MET
1	C	473	ILE
1	C	477	CYS
1	C	479	LYS
1	C	488	THR
1	C	493	GLN
1	C	496	GLN
1	C	502	VAL
1	C	515	SER
1	C	519	VAL
1	C	529	LEU
1	C	530	ASP
1	C	549	LEU
1	C	552	LEU
1	C	563	VAL
1	C	565	GLN
1	C	569	ASP
1	C	579	ASN
1	C	587	ILE
1	C	597	GLN
1	C	606	ASP
1	C	612	LEU
1	C	651	LEU
1	C	659	LEU
1	C	661	GLU
1	C	663	LEU
1	C	666	LEU
1	C	699	SER
1	C	711	ARG
1	C	712	MET
1	C	743	CYS

Continued on next page...

Continued from previous page...

Mol	Chain	Res	Type
1	C	754	GLU
1	C	759	ILE
1	C	765	SER
1	C	768	GLU
1	C	771	LEU
1	C	803	LEU
1	C	806	LEU
1	C	812	LEU
1	C	824	HIS
1	C	840	TYR
1	C	846	LEU
1	C	853	ILE
1	C	864	GLN
1	C	878	ARG
1	C	911	LEU
1	C	919	LEU
1	C	949	GLN
1	C	965	LEU
1	C	980	LEU
1	C	981	LEU
1	C	982	ILE
1	C	1001	GLN
1	C	1003	LEU
1	C	1013	TYR
1	C	1024	LEU
1	C	1035	TYR
1	C	1050	HIS
1	C	1056	ILE
1	C	1071	VAL
1	C	1084	VAL
1	C	1105	SER
1	C	1142	LEU
1	C	1183	GLN
1	C	1194	THR
1	C	1200	LYS
1	C	1274	LEU
1	C	1275	MET
1	D	118	GLU
1	D	119	ASP
1	D	130	LEU
1	D	169	TRP
1	D	171	GLN

Continued on next page...

Continued from previous page...

Mol	Chain	Res	Type
1	D	177	LEU
1	D	183	ASP
1	D	208	GLN
1	D	213	LEU
1	D	240	LEU
1	D	245	ARG
1	D	247	GLU
1	D	262	ASP
1	D	264	LEU
1	D	275	ILE
1	D	277	PHE
1	D	285	LEU
1	D	288	GLU
1	D	312	LEU
1	D	316	LEU
1	D	329	LEU
1	D	343	LEU
1	D	347	SER
1	D	349	PHE
1	D	359	CYS
1	D	360	VAL
1	D	376	ASP
1	D	377	HIS
1	D	378	VAL
1	D	383	ILE
1	D	397	LYS
1	D	414	THR
1	D	421	LEU
1	D	427	LEU
1	D	438	GLN
1	D	443	GLN
1	D	450	THR
1	D	451	ARG
1	D	452	THR
1	D	456	ILE
1	D	468	MET
1	D	473	ILE
1	D	477	CYS
1	D	479	LYS
1	D	488	THR
1	D	493	GLN
1	D	496	GLN

Continued on next page...

Continued from previous page...

Mol	Chain	Res	Type
1	D	502	VAL
1	D	515	SER
1	D	529	LEU
1	D	530	ASP
1	D	549	LEU
1	D	552	LEU
1	D	563	VAL
1	D	565	GLN
1	D	569	ASP
1	D	579	ASN
1	D	587	ILE
1	D	597	GLN
1	D	606	ASP
1	D	612	LEU
1	D	651	LEU
1	D	659	LEU
1	D	661	GLU
1	D	663	LEU
1	D	666	LEU
1	D	699	SER
1	D	711	ARG
1	D	712	MET
1	D	743	CYS
1	D	754	GLU
1	D	759	ILE
1	D	765	SER
1	D	768	GLU
1	D	771	LEU
1	D	803	LEU
1	D	806	LEU
1	D	812	LEU
1	D	824	HIS
1	D	840	TYR
1	D	846	LEU
1	D	853	ILE
1	D	864	GLN
1	D	878	ARG
1	D	911	LEU
1	D	919	LEU
1	D	949	GLN
1	D	965	LEU
1	D	980	LEU

Continued on next page...

Continued from previous page...

Mol	Chain	Res	Type
1	D	981	LEU
1	D	982	ILE
1	D	1001	GLN
1	D	1003	LEU
1	D	1013	TYR
1	D	1024	LEU
1	D	1035	TYR
1	D	1050	HIS
1	D	1056	ILE
1	D	1071	VAL
1	D	1084	VAL
1	D	1105	SER
1	D	1142	LEU
1	D	1183	GLN
1	D	1194	THR
1	D	1200	LYS
1	D	1274	LEU
1	D	1275	MET

Sometimes sidechains can be flipped to improve hydrogen bonding and reduce clashes. All (14) such sidechains are listed below:

Mol	Chain	Res	Type
1	A	298	GLN
1	A	320	GLN
1	A	377	HIS
1	A	672	HIS
1	B	320	GLN
1	B	377	HIS
1	B	433	HIS
1	B	672	HIS
1	C	377	HIS
1	C	672	HIS
1	D	377	HIS
1	D	433	HIS
1	D	672	HIS
1	D	847	GLN

5.3.3 RNA ⓘ

There are no RNA molecules in this entry.

5.4 Non-standard residues in protein, DNA, RNA chains [i](#)

There are no non-standard protein/DNA/RNA residues in this entry.

5.5 Carbohydrates [i](#)

There are no monosaccharides in this entry.

5.6 Ligand geometry [i](#)

There are no ligands in this entry.

5.7 Other polymers [i](#)

There are no such residues in this entry.

5.8 Polymer linkage issues [i](#)

There are no chain breaks in this entry.

6 Fit of model and data

6.1 Protein, DNA and RNA chains

In the following table, the column labelled ‘#RSRZ > 2’ contains the number (and percentage) of RSRZ outliers, followed by percent RSRZ outliers for the chain as percentile scores relative to all X-ray entries and entries of similar resolution. The OWAB column contains the minimum, median, 95th percentile and maximum values of the occupancy-weighted average B-factor per residue. The column labelled ‘Q < 0.9’ lists the number of (and percentage) of residues with an average occupancy less than 0.9.

Mol	Chain	Analysed	<RSRZ>	#RSRZ>2	OWAB(Å ²)	Q<0.9
1	A	1134/1308 (86%)	0.25	85 (7%) 14 13	85, 192, 306, 410	0
1	B	1071/1308 (81%)	0.27	101 (9%) 8 9	87, 188, 306, 415	0
1	C	1134/1308 (86%)	0.25	70 (6%) 20 20	81, 191, 306, 410	0
1	D	1034/1308 (79%)	0.28	84 (8%) 12 11	84, 185, 302, 416	0
All	All	4373/5232 (83%)	0.26	340 (7%) 13 12	81, 189, 304, 416	0

All (340) RSRZ outliers are listed below:

Mol	Chain	Res	Type	RSRZ
1	D	109	ALA	12.3
1	D	250	SER	11.1
1	D	135	THR	10.9
1	D	150	ASP	8.9
1	D	299	GLY	8.7
1	D	151	LEU	7.8
1	D	165	CYS	7.6
1	D	101	PRO	7.4
1	C	258	THR	6.8
1	D	105	LEU	6.6
1	D	683	PRO	6.4
1	B	249	SER	6.4
1	D	102	GLY	6.3
1	C	400	ASP	6.3
1	A	967	SER	6.2
1	B	300	ASP	6.2
1	A	397	LYS	6.1
1	C	111	ASP	6.0
1	B	248	GLN	6.0
1	C	397	LYS	5.9
1	D	155	GLU	5.9

Continued on next page...

Continued from previous page...

Mol	Chain	Res	Type	RSRZ
1	B	298	GLN	5.8
1	D	181	PHE	5.8
1	D	401	GLY	5.8
1	B	108	LEU	5.8
1	D	131	PRO	5.6
1	A	111	ASP	5.6
1	A	401	GLY	5.5
1	C	38	VAL	5.4
1	D	106	VAL	5.4
1	B	85	VAL	5.3
1	A	1191	ILE	5.3
1	B	156	TYR	5.3
1	A	1280	LEU	5.3
1	C	1280	LEU	5.3
1	C	398	ILE	5.2
1	A	1214	ILE	5.1
1	B	259	ALA	5.1
1	D	143	VAL	5.1
1	D	300	ASP	5.0
1	A	38	VAL	5.0
1	B	94	MET	5.0
1	A	1049	ILE	5.0
1	B	152	ASN	5.0
1	D	139	THR	4.9
1	B	102	GLY	4.9
1	D	1185	CYS	4.8
1	A	399	LEU	4.7
1	B	258	THR	4.7
1	B	399	LEU	4.7
1	B	170	PRO	4.7
1	C	399	LEU	4.6
1	D	116	VAL	4.6
1	A	400	ASP	4.6
1	C	973	PHE	4.5
1	D	169	TRP	4.5
1	D	1186	GLN	4.5
1	B	1187	SER	4.4
1	B	98	HIS	4.4
1	D	398	ILE	4.3
1	B	82	GLN	4.3
1	A	261	ALA	4.2
1	B	301	PRO	4.2

Continued on next page...

Continued from previous page...

Mol	Chain	Res	Type	RSRZ
1	A	398	ILE	4.1
1	A	83	GLN	4.1
1	D	258	THR	4.0
1	C	259	ALA	4.0
1	B	71	CYS	4.0
1	C	1185	CYS	4.0
1	B	553	PRO	4.0
1	A	299	GLY	4.0
1	A	260	PRO	4.0
1	B	971	ASP	4.0
1	D	1190	GLY	4.0
1	B	299	GLY	4.0
1	A	1222	SER	3.9
1	A	1275	MET	3.9
1	A	258	THR	3.9
1	D	113	VAL	3.9
1	B	1276	GLN	3.8
1	D	994	PRO	3.8
1	A	249	SER	3.8
1	C	114	GLY	3.8
1	D	259	ALA	3.8
1	D	161	ILE	3.8
1	B	109	ALA	3.7
1	D	945	VAL	3.7
1	B	973	PHE	3.7
1	A	118	GLU	3.7
1	B	181	PHE	3.7
1	D	553	PRO	3.6
1	B	89	ILE	3.6
1	B	145	ALA	3.6
1	D	156	TYR	3.6
1	D	400	ASP	3.6
1	A	110	SER	3.6
1	A	1149	LEU	3.6
1	D	1011	LYS	3.6
1	A	973	PHE	3.6
1	B	178	THR	3.6
1	B	68	ILE	3.6
1	B	72	CYS	3.6
1	D	1187	SER	3.6
1	C	298	GLN	3.5
1	B	134	LEU	3.5

Continued on next page...

Continued from previous page...

Mol	Chain	Res	Type	RSRZ
1	D	399	LEU	3.5
1	C	1219	ASN	3.5
1	B	302	SER	3.5
1	D	126	SER	3.5
1	A	1213	PHE	3.5
1	B	295	ALA	3.5
1	C	112	PHE	3.4
1	D	112	PHE	3.4
1	B	657	ILE	3.4
1	B	144	LEU	3.4
1	C	110	SER	3.4
1	B	148	LYS	3.4
1	C	683	PRO	3.4
1	C	698	TYR	3.4
1	B	398	ILE	3.4
1	B	697	LEU	3.3
1	B	73	ILE	3.3
1	B	1151	GLN	3.2
1	C	109	ALA	3.2
1	C	119	ASP	3.2
1	B	92	LEU	3.2
1	D	397	LYS	3.2
1	B	135	THR	3.2
1	B	692	GLU	3.2
1	B	261	ALA	3.2
1	D	249	SER	3.2
1	C	84	ASP	3.2
1	A	114	GLY	3.2
1	A	122	VAL	3.2
1	B	250	SER	3.1
1	B	1017	ASP	3.1
1	B	97	VAL	3.1
1	D	1016	GLU	3.1
1	B	1273	ASN	3.1
1	C	401	GLY	3.1
1	B	67	LYS	3.1
1	C	1190	GLY	3.1
1	D	301	PRO	3.1
1	A	1269	LYS	3.1
1	A	112	PHE	3.0
1	D	125	LYS	3.0
1	B	64	ARG	3.0

Continued on next page...

Continued from previous page...

Mol	Chain	Res	Type	RSRZ
1	D	1184	VAL	3.0
1	B	974	ASN	3.0
1	A	156	TYR	3.0
1	C	42	ALA	3.0
1	B	260	PRO	3.0
1	C	28	ASP	3.0
1	A	845	THR	3.0
1	D	168	ARG	3.0
1	A	1185	CYS	3.0
1	B	397	LYS	2.9
1	A	1218	GLN	2.9
1	A	1217	VAL	2.9
1	C	945	VAL	2.9
1	C	52	LYS	2.9
1	C	1187	SER	2.9
1	D	247	GLU	2.9
1	D	173	TYR	2.9
1	B	99	HIS	2.9
1	A	1196	GLU	2.9
1	B	157	LYS	2.9
1	B	882	TRP	2.9
1	A	972	ASP	2.9
1	A	1186	GLN	2.9
1	B	169	TRP	2.8
1	D	144	LEU	2.8
1	C	117	ARG	2.8
1	C	1154	LEU	2.8
1	A	298	GLN	2.8
1	D	152	ASN	2.8
1	D	193	LEU	2.8
1	A	1045	LEU	2.8
1	D	130	LEU	2.8
1	D	134	LEU	2.8
1	D	971	ASP	2.8
1	A	1221	SER	2.7
1	A	103	PRO	2.7
1	D	1217	VAL	2.7
1	D	127	LEU	2.7
1	D	1264	ILE	2.7
1	A	259	ALA	2.7
1	B	1280	LEU	2.7
1	B	683	PRO	2.7

Continued on next page...

Continued from previous page...

Mol	Chain	Res	Type	RSRZ
1	D	627	PHE	2.7
1	B	694	GLU	2.7
1	C	115	ALA	2.7
1	D	1055	ASP	2.7
1	C	9	ALA	2.7
1	C	170	PRO	2.7
1	B	1277	HIS	2.7
1	D	177	LEU	2.6
1	A	151	LEU	2.6
1	C	154	GLU	2.6
1	B	150	ASP	2.6
1	A	109	ALA	2.6
1	C	118	GLU	2.6
1	B	1184	VAL	2.6
1	D	1129	LEU	2.6
1	D	639	ASP	2.6
1	B	116	VAL	2.6
1	A	962	LEU	2.6
1	A	821	ILE	2.6
1	B	90	ILE	2.6
1	C	250	SER	2.5
1	B	1185	CYS	2.5
1	D	133	ILE	2.5
1	B	1012	GLU	2.5
1	A	971	ASP	2.5
1	C	260	PRO	2.5
1	A	1190	GLY	2.5
1	B	400	ASP	2.5
1	B	88	GLU	2.5
1	C	47	LEU	2.5
1	D	1014	SER	2.5
1	A	60	ASP	2.5
1	C	1279	LYS	2.5
1	C	299	GLY	2.5
1	B	106	VAL	2.5
1	C	261	ALA	2.5
1	A	13	THR	2.5
1	C	168	ARG	2.5
1	D	178	THR	2.5
1	C	563	VAL	2.4
1	D	947	VAL	2.4
1	A	36	GLN	2.4

Continued on next page...

Continued from previous page...

Mol	Chain	Res	Type	RSRZ
1	C	142	GLU	2.4
1	C	105	LEU	2.4
1	B	77	GLU	2.4
1	A	1183	GLN	2.4
1	D	1276	GLN	2.4
1	B	69	TYR	2.4
1	C	15	ASP	2.4
1	A	1056	ILE	2.4
1	A	41	ARG	2.4
1	B	1193	ASN	2.4
1	A	823	SER	2.4
1	C	764	LYS	2.4
1	B	991	LEU	2.4
1	A	963	LEU	2.4
1	B	927	GLN	2.3
1	A	1042	LEU	2.3
1	B	80	ASP	2.3
1	B	125	LYS	2.3
1	C	1186	GLN	2.3
1	A	822	GLN	2.3
1	D	172	ARG	2.3
1	A	799	VAL	2.3
1	A	1017	ASP	2.3
1	C	1210	CYS	2.3
1	A	117	ARG	2.3
1	D	297	GLN	2.3
1	D	298	GLN	2.3
1	D	1280	LEU	2.3
1	A	113	VAL	2.3
1	A	1	MET	2.3
1	B	926	VAL	2.3
1	C	131	PRO	2.3
1	C	169	TRP	2.3
1	D	1015	GLN	2.3
1	A	300	ASP	2.3
1	D	142	GLU	2.3
1	B	1014	SER	2.3
1	A	3	LEU	2.3
1	B	1186	GLN	2.3
1	A	698	TYR	2.3
1	D	184	VAL	2.3
1	B	1221	SER	2.3

Continued on next page...

Continued from previous page...

Mol	Chain	Res	Type	RSRZ
1	D	991	LEU	2.3
1	C	967	SER	2.3
1	A	1159	CYS	2.3
1	A	977	GLU	2.3
1	B	1190	GLY	2.3
1	B	915	PHE	2.3
1	B	1188	SER	2.3
1	B	146	CYS	2.2
1	A	1171	TYR	2.2
1	C	113	VAL	2.2
1	D	697	LEU	2.2
1	B	1274	LEU	2.2
1	B	1220	LYS	2.2
1	C	165	CYS	2.2
1	C	297	GLN	2.2
1	C	1183	GLN	2.2
1	D	110	SER	2.2
1	C	48	ARG	2.2
1	B	820	SER	2.2
1	C	141	LYS	2.2
1	A	72	CYS	2.2
1	A	248	GLN	2.2
1	D	170	PRO	2.2
1	D	681	VAL	2.2
1	B	105	LEU	2.2
1	C	859	SER	2.2
1	A	119	ASP	2.2
1	B	1010	CYS	2.2
1	D	108	LEU	2.1
1	B	141	LYS	2.1
1	C	4	LYS	2.1
1	A	452	THR	2.1
1	C	66	TYR	2.1
1	C	958	PHE	2.1
1	A	2	ASP	2.1
1	A	123	ASN	2.1
1	B	999	PHE	2.1
1	C	106	VAL	2.1
1	C	72	CYS	2.1
1	D	302	SER	2.1
1	A	116	VAL	2.1
1	A	1211	TYR	2.1

Continued on next page...

Continued from previous page...

Mol	Chain	Res	Type	RSRZ
1	C	692	GLU	2.1
1	A	1157	GLY	2.1
1	D	693	GLU	2.1
1	C	116	VAL	2.1
1	A	115	ALA	2.1
1	A	165	CYS	2.1
1	D	1213	PHE	2.1
1	A	148	LYS	2.1
1	A	105	LEU	2.1
1	A	4	LYS	2.0
1	A	694	GLU	2.0
1	A	1279	LYS	2.0
1	B	357	ARG	2.0
1	C	70	SER	2.0
1	B	817	PHE	2.0
1	B	155	GLU	2.0
1	B	1191	ILE	2.0
1	C	102	GLY	2.0
1	D	642	PRO	2.0
1	B	139	THR	2.0
1	B	297	GLN	2.0
1	C	284	GLU	2.0
1	B	839	HIS	2.0
1	B	1183	GLN	2.0
1	C	51	LEU	2.0

6.2 Non-standard residues in protein, DNA, RNA chains [i](#)

There are no non-standard protein/DNA/RNA residues in this entry.

6.3 Carbohydrates [i](#)

There are no monosaccharides in this entry.

6.4 Ligands [i](#)

There are no ligands in this entry.

6.5 Other polymers [i](#)

There are no such residues in this entry.