



## Full wwPDB EM Validation Report ⓘ

Jul 29, 2024 – 02:07 PM EDT

PDB ID : 8T1I  
EMDB ID : EMD-40968  
Title : Atomic model of the mammalian Mediator complex with MED26 subunit  
Authors : Zhao, H.; Asturias, F.  
Deposited on : 2023-06-02  
Resolution : 4.68 Å (reported)

This is a Full wwPDB EM Validation Report for a publicly released PDB entry.

We welcome your comments at [validation@mail.wwpdb.org](mailto:validation@mail.wwpdb.org)

A user guide is available at

<https://www.wwpdb.org/validation/2017/EMValidationReportHelp>

with specific help available everywhere you see the ⓘ symbol.

The types of validation reports are described at

<http://www.wwpdb.org/validation/2017/FAQs#types>.

---

The following versions of software and data (see [references ⓘ](#)) were used in the production of this report:

EMDB validation analysis : 0.0.1.dev92  
MolProbity : 4.02b-467  
Percentile statistics : 20191225.v01 (using entries in the PDB archive December 25th 2019)  
MapQ : 1.9.13  
Ideal geometry (proteins) : Engh & Huber (2001)  
Ideal geometry (DNA, RNA) : Parkinson et al. (1996)  
Validation Pipeline (wwPDB-VP) : 2.37.1

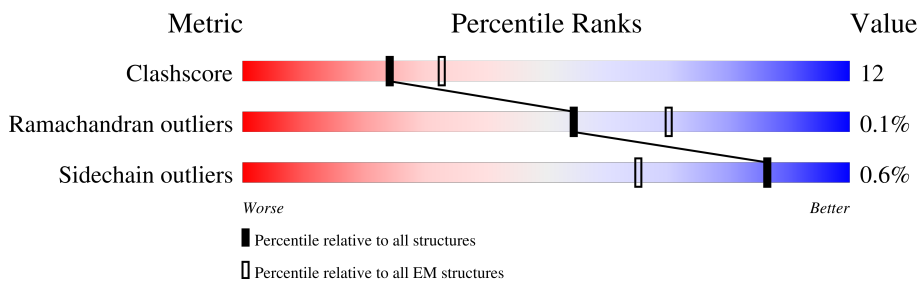
# 1 Overall quality at a glance i

The following experimental techniques were used to determine the structure:

*ELECTRON MICROSCOPY*

The reported resolution of this entry is 4.68 Å.

Percentile scores (ranging between 0-100) for global validation metrics of the entry are shown in the following graphic. The table shows the number of entries on which the scores are based.









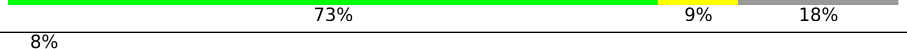





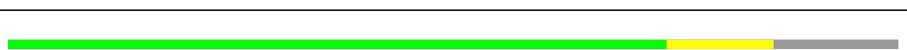

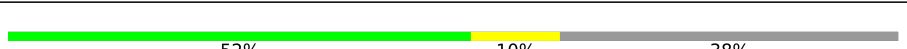


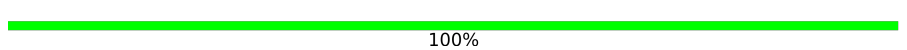

Metric	Whole archive (#Entries)	EM structures (#Entries)
Clashscore	158937	4297
Ramachandran outliers	154571	4023
Sidechain outliers	154315	3826

The table below summarises the geometric issues observed across the polymeric chains and their fit to the map. The red, orange, yellow and green segments of the bar indicate the fraction of residues that contain outliers for  $\geq 3$ , 2, 1 and 0 types of geometric quality criteria respectively. A grey segment represents the fraction of residues that are not modelled. The numeric value for each fraction is indicated below the corresponding segment, with a dot representing fractions  $\leq 5\%$ . The upper red bar (where present) indicates the fraction of residues that have poor fit to the EM map (all-atom inclusion  $< 40\%$ ). The numeric value is given above the bar.

Mol	Chain	Length	Quality of chain
1	A	1575	
2	B	270	
3	C	246	
4	D	233	
5	E	268	
6	F	142	
7	G	135	
8	H	117	

Continued on next page...

Continued from previous page...

Mol	Chain	Length	Quality of chain
9	I	1459	 64% 11% 26%
10	J	789	 16% 5% 79%
11	K	828	 62% 27% 11%
12	L	649	 69% 15% 16%
13	M	208	 73% 14% 13%
14	N	240	 15% 29% 69%
15	O	212	 73% 9% 18%
16	P	144	 8% 83% 16%
17	Q	200	 62% 34%
18	R	1367	 59% 35% 5%
19	S	987	 71% 20% 9%
20	T	745	 23% 74%
21	U	588	 16% 84%
22	V	311	 74% 12% 14%
23	W	178	 54% 12% 34%
24	X	199	 52% 10% 38%
25	Y	178	 67% 7% 26%
26	Z	131	 81% 17%
27	a	20	 100%

## 2 Entry composition [i](#)

There are 27 unique types of molecules in this entry. The entry contains 49568 atoms, of which 0 are hydrogens and 0 are deuteriums.

In the tables below, the AltConf column contains the number of residues with at least one atom in alternate conformation and the Trace column contains the number of residues modelled with at most 2 atoms.

- Molecule 1 is a protein called Mediator of RNA polymerase II transcription subunit 1.

Mol	Chain	Residues	Atoms				AltConf	Trace
			Total	C	N	O		
1	A	467	2314	1380	467	467	0	0

- Molecule 2 is a protein called Mediator of RNA polymerase II transcription subunit 4.

Mol	Chain	Residues	Atoms				AltConf	Trace
			Total	C	N	O		
2	B	158	784	468	158	158	0	0

- Molecule 3 is a protein called Mediator of RNA polymerase II transcription subunit 6.

Mol	Chain	Residues	Atoms				AltConf	Trace
			Total	C	N	O		
3	C	157	785	471	157	157	0	0

- Molecule 4 is a protein called Mediator of RNA polymerase II transcription subunit 7.

Mol	Chain	Residues	Atoms				AltConf	Trace
			Total	C	N	O		
4	D	161	801	479	161	161	0	0

- Molecule 5 is a protein called Mediator of RNA polymerase II transcription subunit 8.

Mol	Chain	Residues	Atoms				AltConf	Trace
			Total	C	N	O		
5	E	165	837	506	166	165	0	0

- Molecule 6 is a protein called Mediator of RNA polymerase II transcription subunit 9.

Mol	Chain	Residues	Atoms				AltConf	Trace
			Total	C	N	O		
6	F	73	363	217	73	73	0	0

- Molecule 7 is a protein called Mediator of RNA polymerase II transcription subunit 10.

Mol	Chain	Residues	Atoms				AltConf	Trace
			Total	C	N	O		
7	G	122	605	361	122	122	0	0

- Molecule 8 is a protein called Mediator of RNA polymerase II transcription subunit 11.

Mol	Chain	Residues	Atoms					AltConf	Trace
			Total	C	N	O	S		
8	H	105	578	349	116	112	1	0	0

- Molecule 9 is a protein called Mediator of RNA polymerase II transcription subunit 14.

Mol	Chain	Residues	Atoms					AltConf	Trace
			Total	C	N	O	S		
9	I	1086	6772	4287	1254	1211	20	0	0

- Molecule 10 is a protein called Mediator of RNA polymerase II transcription subunit 15.

Mol	Chain	Residues	Atoms					AltConf	Trace
			Total	C	N	O	S		
10	J	167	1171	748	217	200	6	0	0

- Molecule 11 is a protein called Mediator of RNA polymerase II transcription subunit 16.

Mol	Chain	Residues	Atoms					AltConf	Trace
			Total	C	N	O	S		
11	K	738	5085	3283	912	867	23	0	0

- Molecule 12 is a protein called Mediator of RNA polymerase II transcription subunit 17.

Mol	Chain	Residues	Atoms					AltConf	Trace
			Total	C	N	O	S		
12	L	544	3335	2093	628	611	3	0	0

- Molecule 13 is a protein called Mediator of RNA polymerase II transcription subunit 18.

Mol	Chain	Residues	Atoms					AltConf	Trace
			Total	C	N	O	S		
13	M	180	1140	725	217	197	1	0	0

- Molecule 14 is a protein called Mediator of RNA polymerase II transcription subunit 19.

Mol	Chain	Residues	Atoms					AltConf	Trace
14	N	75	Total	C	N	O	S	0	0
			475	293	85	95	2		

- Molecule 15 is a protein called Mediator of RNA polymerase II transcription subunit 20.

Mol	Chain	Residues	Atoms					AltConf	Trace
15	O	174	Total	C	N	O	S	0	0
			1013	640	177	192	4		

- Molecule 16 is a protein called Mediator of RNA polymerase II transcription subunit 21.

Mol	Chain	Residues	Atoms				AltConf	Trace
16	P	121	Total	C	N	O	0	0
			602	360	121	121		

- Molecule 17 is a protein called Mediator of RNA polymerase II transcription subunit 22.

Mol	Chain	Residues	Atoms				AltConf	Trace
17	Q	131	Total	C	N	O	0	0
			754	463	145	146		

- Molecule 18 is a protein called Mediator of RNA polymerase II transcription subunit 23.

Mol	Chain	Residues	Atoms					AltConf	Trace
18	R	1295	Total	C	N	O	S	0	0
			9744	6296	1680	1715	53		

- Molecule 19 is a protein called Mediator of RNA polymerase II transcription subunit 24.

Mol	Chain	Residues	Atoms					AltConf	Trace
19	S	901	Total	C	N	O	S	0	0
			5875	3750	1062	1036	27		

- Molecule 20 is a protein called Mediator of RNA polymerase II transcription subunit 25.

Mol	Chain	Residues	Atoms					AltConf	Trace
20	T	192	Total	C	N	O	S	0	0
			1299	837	222	235	5		

- Molecule 21 is a protein called Mediator of RNA polymerase II transcription subunit 26.

Mol	Chain	Residues	Atoms				AltConf	Trace
21	U	97	Total	C	N	O	0	0
			481	287	97	97		

- Molecule 22 is a protein called Mediator of RNA polymerase II transcription subunit 27.

Mol	Chain	Residues	Atoms					AltConf	Trace
22	V	266	Total	C	N	O	S	0	0
			1657	1053	301	300	3		

- Molecule 23 is a protein called Mediator of RNA polymerase II transcription subunit 28.

Mol	Chain	Residues	Atoms					AltConf	Trace
23	W	118	Total	C	N	O	S	0	0
			773	486	145	140	2		

- Molecule 24 is a protein called Mediator of RNA polymerase II transcription subunit 29.

Mol	Chain	Residues	Atoms					AltConf	Trace
24	X	123	Total	C	N	O	S	0	0
			839	528	150	158	3		

- Molecule 25 is a protein called Mediator of RNA polymerase II transcription subunit 30.

Mol	Chain	Residues	Atoms					AltConf	Trace
25	Y	132	Total	C	N	O	S	0	0
			843	527	168	145	3		

- Molecule 26 is a protein called Mediator of RNA polymerase II transcription subunit 31.

Mol	Chain	Residues	Atoms				AltConf	Trace
26	Z	109	Total	C	N	O	0	0
			543	325	109	109		

- Molecule 27 is a protein called Unknown Peptide.

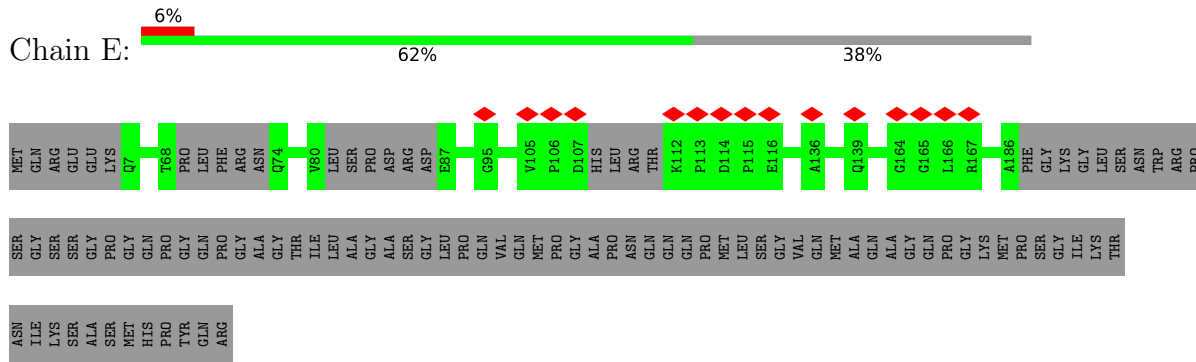
Mol	Chain	Residues	Atoms				AltConf	Trace
27	a	20	Total	C	N	O	0	0
			100	60	20	20		








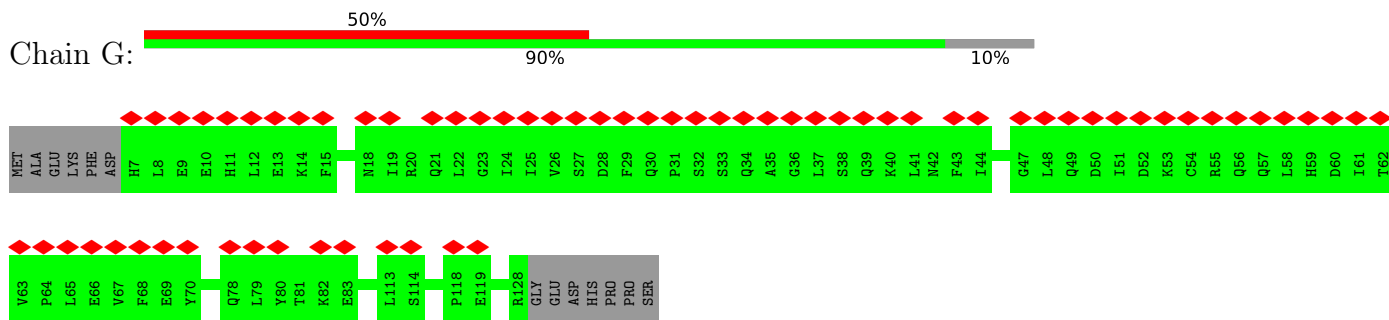
• Molecule 5: Mediator of RNA polymerase II transcription subunit 8



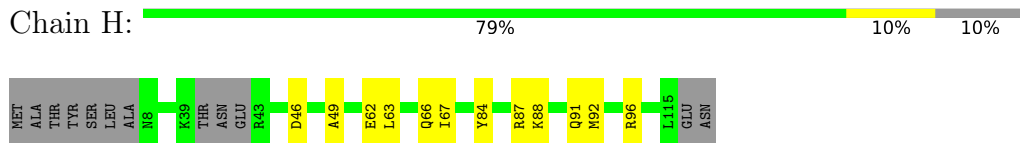
• Molecule 6: Mediator of RNA polymerase II transcription subunit 9



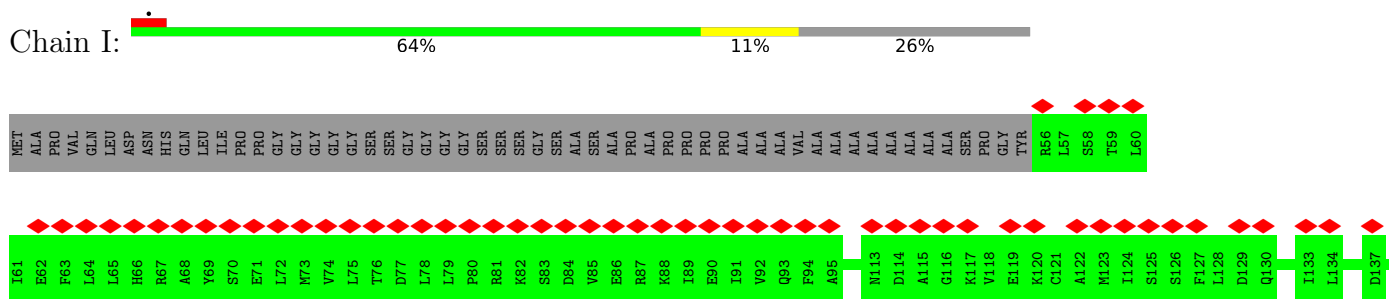
• Molecule 7: Mediator of RNA polymerase II transcription subunit 10




• Molecule 8: Mediator of RNA polymerase II transcription subunit 11



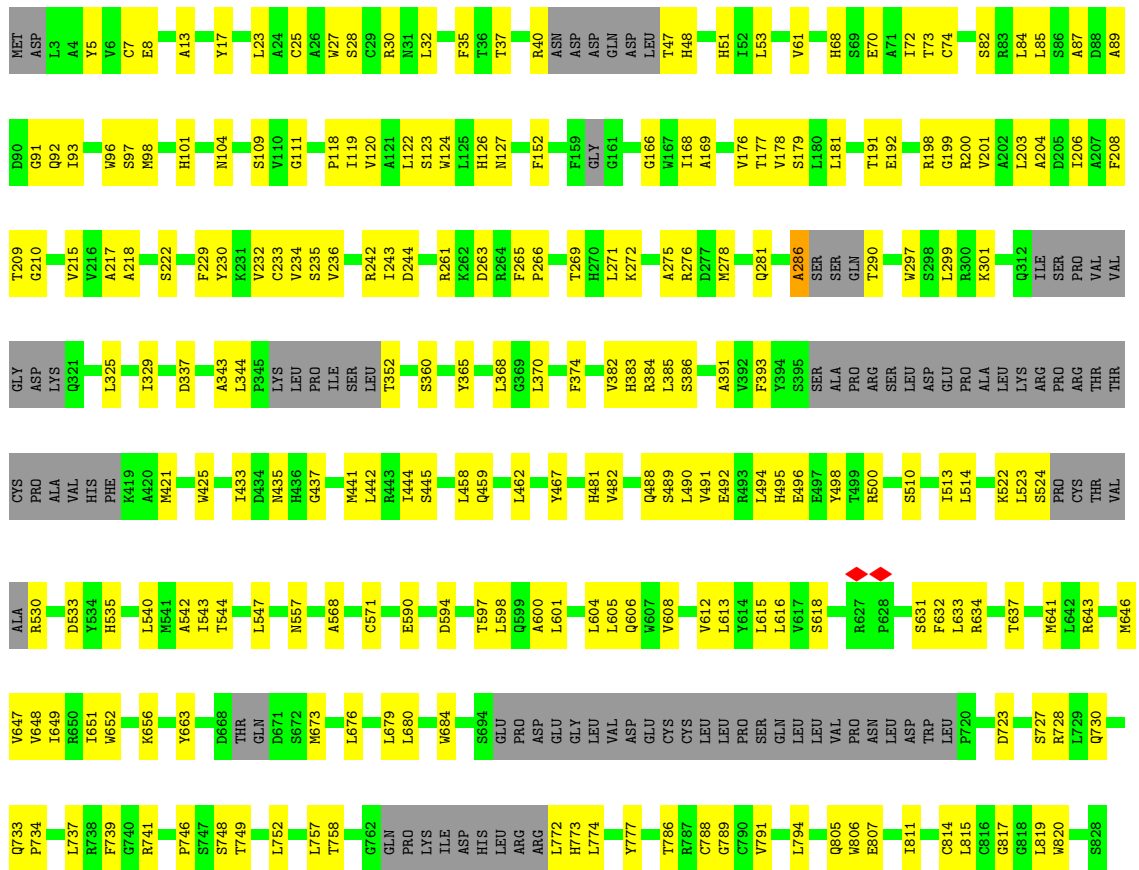
• Molecule 9: Mediator of RNA polymerase II transcription subunit 14



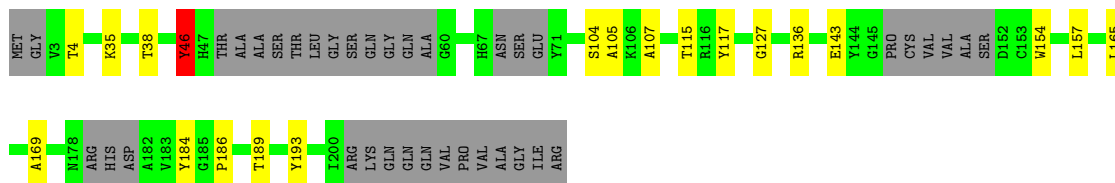




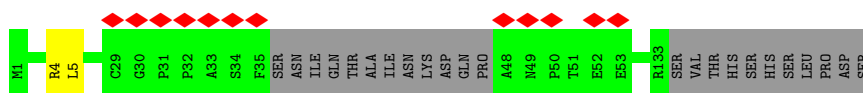
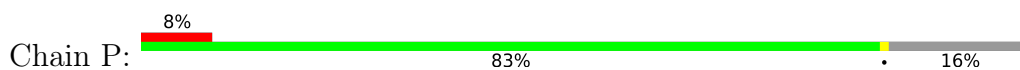
● Molecule 11: Mediator of RNA polymerase II transcription subunit 16







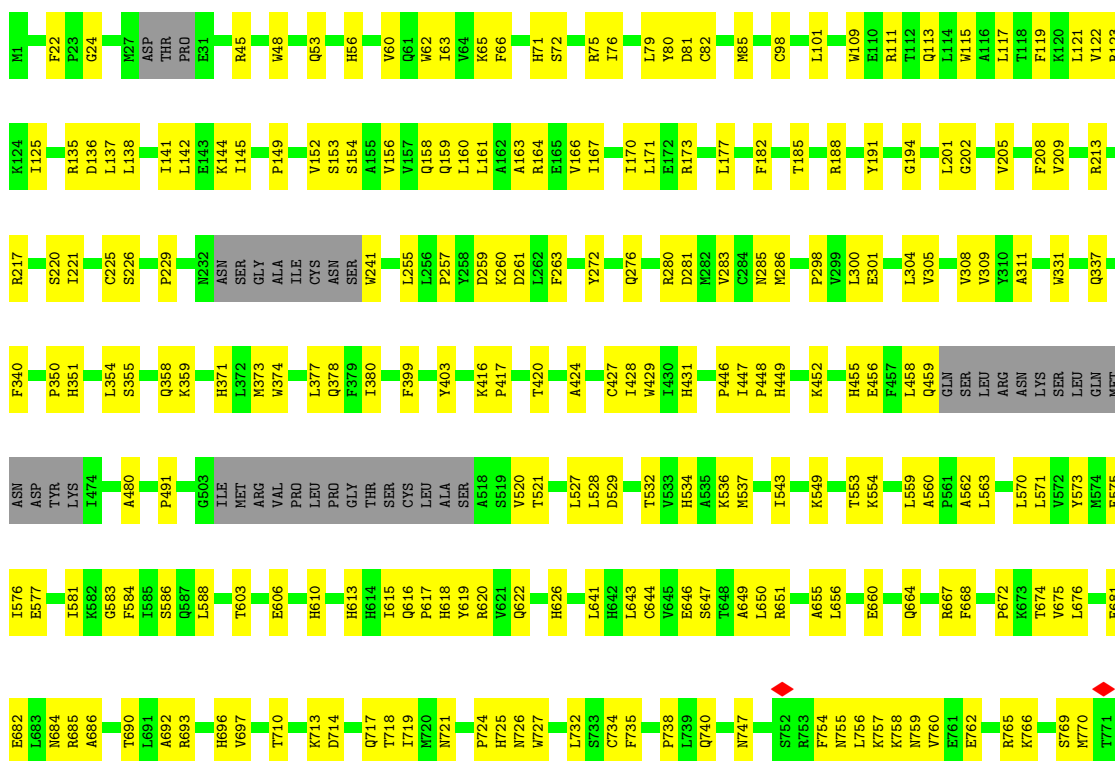
• Molecule 16: Mediator of RNA polymerase II transcription subunit 21



• Molecule 17: Mediator of RNA polymerase II transcription subunit 22



• Molecule 18: Mediator of RNA polymerase II transcription subunit 23



E773	E865	E928	E930	E933	E934	A838	L843	N844	I847	E848	I849	M853	V854	W855	V856	W857	K858	I859	V860	V861	L862	D863	R864	L865	I866	M867	N868	C869	L870	M871	R872	K873	L874	E875	A879	C882	I885	L880	L891	K892	P893	K905	E906	N907	H911	V928	Y929	L933	G936	V945	I947	Y951	L952	P953	I954	G957	N958	I959	L1026	V1027	L1028	N1029	A1030	I1031	D1036	M1037	P1039	T1047	Y1048	L1049	K1050	H1051	E1057	P1060	V1061	V1062	P1063	E1064	S1066	E985	T986	L987	L988	L994	K996	D999	R1000	T1003	Y1004	M922	H925	T1008	L1009	H1010	Y1011	Y1012	E1013	M1014	C1015	L1016	R1017	N1018	R1019	D1020	K1023	L952	G1119	K1120	K1025	L1026	V1027	G1123	A1029	L1126	M1127	N1128	V1129	L1130	L1131	K1132	T1143	A1144	M1145	M1146	N1147	A1148	I1149	G1150	L1151	L1152	L1153	T1154	E1158	M1161	L1162	V1163	L1164	H1165	D1166	R1167	L1168	V1169	M1170	V1171	L1172	S1173	L1177	T1181	E1182	W1183	V1184	L1268	E1269	I1270	F1191	Q1198	S1199	S1201	E1202	L1204	M1205	S1206	L1211	A1212	H1213	A1214	I1215	M1216	H1217	H1218	L1224	I1227	P1228	K1209	F1230	L1231	T1232	I1233	L1235	K1240	T1241	E1242	F1243	Q1244	L1245	L1246	Y1247	L1248	Y1249	H1250	L1251	V1252	Q1257	F1259	Q1260	Q1261	E1262	R1263	T1264	R1265	C1266	M1267	L1268	E1269	I1270	F1274	Y1275	F1276	S1199	S1201	E1202	M1204	M1205	V1281	L1288	M1291	D1292	P1293	L1294	C1295	L1298	K1302	F1305	T1306	G1307	V1310	K1311	V1314	I1317	I1318	L1321	K1322	P1323	A1324	L1325	K1326	L1327	R1328	L1329	R1330	F1331	L1332	T1333	H1334	I1335	TILE	SER	LYS	MET	GLU	PRO	ALA	ALA	VAL	PRO	PRO	GLN	ALA	LEU	ASN	SER	GLY	SER	PRO	GLU	LEU	ALA	PRO	GLN	SER	ASN	GLN	VAL	PRO	ALA	THR	GLN
------	------	------	------	------	------	------	------	------	------	------	------	------	------	------	------	------	------	------	------	------	------	------	------	------	------	------	------	------	------	------	------	------	------	------	------	------	------	------	------	------	------	------	------	------	------	------	------	------	------	------	------	------	------	------	------	------	------	------	-------	-------	-------	-------	-------	-------	-------	-------	-------	-------	-------	-------	-------	-------	-------	-------	-------	-------	-------	-------	-------	------	------	------	------	------	------	------	-------	-------	-------	------	------	-------	-------	-------	-------	-------	-------	-------	-------	-------	-------	-------	-------	-------	-------	------	-------	-------	-------	-------	-------	-------	-------	-------	-------	-------	-------	-------	-------	-------	-------	-------	-------	-------	-------	-------	-------	-------	-------	-------	-------	-------	-------	-------	-------	-------	-------	-------	-------	-------	-------	-------	-------	-------	-------	-------	-------	-------	-------	-------	-------	-------	-------	-------	-------	-------	-------	-------	-------	-------	-------	-------	-------	-------	-------	-------	-------	-------	-------	-------	-------	-------	-------	-------	-------	-------	-------	-------	-------	-------	-------	-------	-------	-------	-------	-------	-------	-------	-------	-------	-------	-------	-------	-------	-------	-------	-------	-------	-------	-------	-------	-------	-------	-------	-------	-------	-------	-------	-------	-------	-------	-------	-------	-------	-------	-------	-------	-------	-------	-------	-------	-------	-------	-------	-------	-------	-------	-------	-------	-------	-------	-------	-------	-------	-------	-------	-------	-------	-------	-------	-------	-------	-------	-------	-------	------	-----	-----	-----	-----	-----	-----	-----	-----	-----	-----	-----	-----	-----	-----	-----	-----	-----	-----	-----	-----	-----	-----	-----	-----	-----	-----	-----	-----	-----	-----	-----

● Molecule 19: Mediator of RNA polymerase II transcription subunit 24



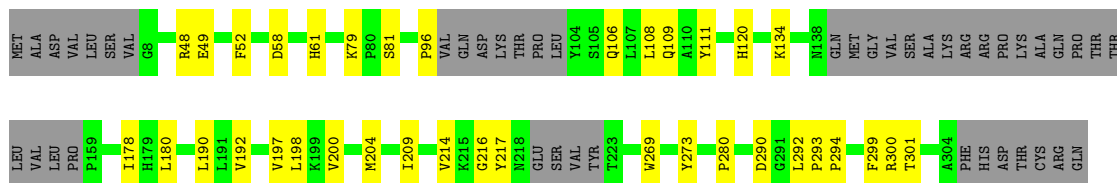
MET	LYS	VAL	V4	Q49	S55	I68	Q71	M72	C75	V78	L79	I82	S83	R84	F85	S89	Y94	L97	L98	P99	I100	C117	L118	G119	L120	C121	R122	L125	W130	L131	R132	R133	S138	R141	L142	Q143	GLU	GLY	LEU	ALA	PRO	LEU	THR	GLY	PRO	ALA	PRO	GLY	Q157	L160	C161	Q163	C164	L165	T168	L169	M174	R175	A176	L177	L178	H179	I180	A181	K182	L183	M189	L196	C218	G219	F220	L221	L222	R223	S224	T225	P226	S227	M228	L229	S230	T239	G240	T243	L244	R245	L250	H275	L276	P277	T278	P279	L280	F281	V282	L283	E284	K156	W286	K287	A288	C289	F290	V291	C292	L295	I294	P297	T309	V310	L311	K312	L313	P314	L317	G326	D333	V334	A337	F338	F340	L341	P346	L347	L348	D349	R354	D358	F362	L363	L372	R385	T386	R389	Q392	L390	LYS	SER	SER	GLU	ASN	LEU	TLE	GLN	PRO	A288	C289	F290	V291	C292	L295	I294	P297	T309	V310	L311	K312	L313	P314	L317	G326	D333	V334	A337	F338	F340	L341	P346	L347	L348	D349	R354	D358	F362	L363	L372	R385	T386	R389	Q392	L390	LYS	SER	SER	GLU	ASN	LEU	TLE	GLN	PRO	A582	I583	L587	N588	V589	G593	V594	I603	L765	L766	M621	L622	P413	H426	S427	A455	L473	A484	R487	F491	F495	H500	P521	F522	F523	W526	M527	E534	K536	I537	L538	M539	P540	P543	S562	SER	GLU	ASP	MET	MET	G1579	L750	L751	R755	H758	T759	L760	R761	A762	V763	Q764	L765	L766	I769	L782	V785	L786	L789	P802	P803	G804	T805	A806	L807	A808	X809	L810	R811	W812	L816	S817	I712	S820	R829	D723	S724	K832	R835	W841	VAL	SER	LEU	PHE	PRO	VAL	GLU	ASP	MET	GLN	PRO	SER	LYS
-----	-----	-----	----	-----	-----	-----	-----	-----	-----	-----	-----	-----	-----	-----	-----	-----	-----	-----	-----	-----	------	------	------	------	------	------	------	------	------	------	------	------	------	------	------	------	-----	-----	-----	-----	-----	-----	-----	-----	-----	-----	-----	-----	------	------	------	------	------	------	------	------	------	------	------	------	------	------	------	------	------	------	------	------	------	------	------	------	------	------	------	------	------	------	------	------	------	------	------	------	------	------	------	------	------	------	------	------	------	------	------	------	------	------	------	------	------	------	------	------	------	------	------	------	------	------	------	------	------	------	------	------	------	------	------	------	------	------	------	------	------	------	------	------	------	------	------	------	------	------	------	------	-----	-----	-----	-----	-----	-----	-----	-----	-----	------	------	------	------	------	------	------	------	------	------	------	------	------	------	------	------	------	------	------	------	------	------	------	------	------	------	------	------	------	------	------	------	------	------	------	------	-----	-----	-----	-----	-----	-----	-----	-----	-----	------	------	------	------	------	------	------	------	------	------	------	------	------	------	------	------	------	------	------	------	------	------	------	------	------	------	------	------	------	------	------	------	------	------	------	-----	-----	-----	-----	-----	-------	------	------	------	------	------	------	------	------	------	------	------	------	------	------	------	------	------	------	------	------	------	------	------	------	------	------	------	------	------	------	------	------	------	------	------	------	------	------	-----	-----	-----	-----	-----	-----	-----	-----	-----	-----	-----	-----	-----



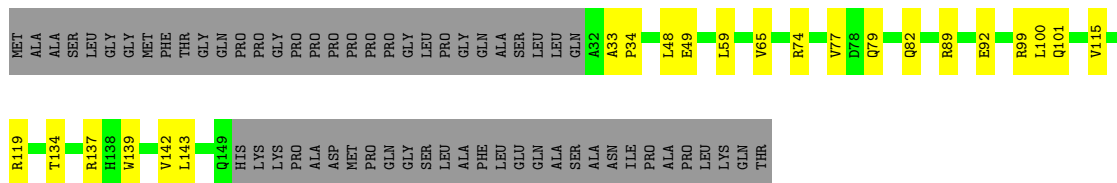





● Molecule 22: Mediator of RNA polymerase II transcription subunit 27



● Molecule 23: Mediator of RNA polymerase II transcription subunit 28

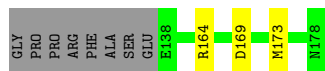


● Molecule 24: Mediator of RNA polymerase II transcription subunit 29

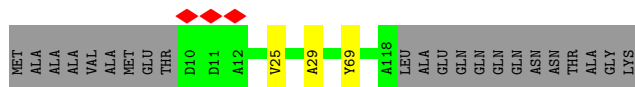
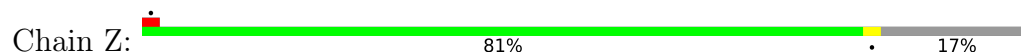


● Molecule 25: Mediator of RNA polymerase II transcription subunit 30





- Molecule 26: Mediator of RNA polymerase II transcription subunit 31



- Molecule 27: Unknown Peptide



There are no outlier residues recorded for this chain.

## 4 Experimental information

Property	Value	Source
EM reconstruction method	SINGLE PARTICLE	Depositor
Imposed symmetry	POINT, Not provided	
Number of particles used	199078	Depositor
Resolution determination method	FSC 0.143 CUT-OFF	Depositor
CTF correction method	NONE	Depositor
Microscope	FEI TALOS ARCTICA	Depositor
Voltage (kV)	200	Depositor
Electron dose ( $e^-/\text{\AA}^2$ )	22.5	Depositor
Minimum defocus (nm)	700	Depositor
Maximum defocus (nm)	3500	Depositor
Magnification	Not provided	
Image detector	GATAN K3 (6k x 4k)	Depositor
Maximum map value	0.308	Depositor
Minimum map value	-0.071	Depositor
Average map value	-0.000	Depositor
Map value standard deviation	0.008	Depositor
Recommended contour level	0.054	Depositor
Map size ( $\text{\AA}$ )	621.60004, 621.60004, 621.60004	wwPDB
Map dimensions	560, 560, 560	wwPDB
Map angles ( $^\circ$ )	90.0, 90.0, 90.0	wwPDB
Pixel spacing ( $\text{\AA}$ )	1.11, 1.11, 1.11	Depositor

## 5 Model quality i

### 5.1 Standard geometry i

The Z score for a bond length (or angle) is the number of standard deviations the observed value is removed from the expected value. A bond length (or angle) with  $|Z| > 5$  is considered an outlier worth inspection. RMSZ is the root-mean-square of all Z scores of the bond lengths (or angles).

Mol	Chain	Bond lengths		Bond angles	
		RMSZ	# Z  >5	RMSZ	# Z  >5
1	A	0.24	0/2308	0.42	0/3209
2	B	0.23	0/782	0.34	0/1088
3	C	0.24	0/784	0.50	0/1090
4	D	0.23	0/800	0.39	0/1116
5	E	0.23	0/840	0.38	0/1170
6	F	0.22	0/361	0.34	0/501
7	G	0.22	0/604	0.34	0/841
8	H	0.23	0/580	0.33	0/798
9	I	0.25	0/6899	0.43	0/9516
10	J	0.26	0/1207	0.45	0/1668
11	K	0.25	0/5202	0.48	1/7144 (0.0%)
12	L	0.25	0/3385	0.43	0/4658
13	M	0.25	0/1163	0.43	0/1593
14	N	0.24	0/479	0.40	0/648
15	O	2.77	6/1026 (0.6%)	0.51	0/1409
16	P	0.23	0/600	0.36	0/835
17	Q	0.24	0/758	0.36	0/1046
18	R	0.25	0/9995	0.44	0/13654
19	S	0.25	0/6000	0.41	0/8250
20	T	0.26	0/1336	0.42	0/1836
21	U	0.34	0/480	0.45	0/666
22	V	0.25	0/1694	0.42	0/2338
23	W	0.25	0/785	0.42	0/1076
24	X	0.25	0/852	0.42	0/1169
25	Y	0.23	0/853	0.37	0/1167
26	Z	0.22	0/542	0.39	0/756
All	All	0.47	6/50315 (0.0%)	0.43	1/69242 (0.0%)

Chiral center outliers are detected by calculating the chiral volume of a chiral center and verifying if the center is modelled as a planar moiety or with the opposite hand. A planarity outlier is detected by checking planarity of atoms in a peptide group, atoms in a mainchain group or atoms of a sidechain that are expected to be planar.

Mol	Chain	#Chirality outliers	#Planarity outliers
1	A	0	1
3	C	0	3
All	All	0	4

All (6) bond length outliers are listed below:

Mol	Chain	Res	Type	Atoms	Z	Observed(Å)	Ideal(Å)
15	O	46	TYR	CD2-CE2	49.40	2.13	1.39
15	O	46	TYR	CD1-CE1	47.38	2.10	1.39
15	O	46	TYR	CE1-CZ	31.17	1.79	1.38
15	O	46	TYR	CE2-CZ	31.14	1.79	1.38
15	O	46	TYR	CG-CD2	24.77	1.71	1.39
15	O	46	TYR	CG-CD1	23.78	1.70	1.39

All (1) bond angle outliers are listed below:

Mol	Chain	Res	Type	Atoms	Z	Observed(°)	Ideal(°)
11	K	286	ALA	C-N-CA	6.22	137.26	121.70

There are no chirality outliers.

All (4) planarity outliers are listed below:

Mol	Chain	Res	Type	Group
1	A	104	THR	Peptide
3	C	46	ASN	Peptide
3	C	50	VAL	Peptide
3	C	58	GLU	Peptide

## 5.2 Too-close contacts [i](#)

In the following table, the Non-H and H(model) columns list the number of non-hydrogen atoms and hydrogen atoms in the chain respectively. The H(added) column lists the number of hydrogen atoms added and optimized by MolProbity. The Clashes column lists the number of clashes within the asymmetric unit, whereas Symm-Clashes lists symmetry-related clashes.

Mol	Chain	Non-H	H(model)	H(added)	Clashes	Symm-Clashes
1	A	2314	0	992	18	0
2	B	784	0	357	1	0
3	C	785	0	344	9	0
4	D	801	0	327	8	0
5	E	837	0	402	0	0

*Continued on next page...*

Continued from previous page...

Mol	Chain	Non-H	H(model)	H(added)	Clashes	Symm-Clashes
6	F	363	0	146	1	0
7	G	605	0	256	0	0
8	H	578	0	341	8	0
9	I	6772	0	4972	109	0
10	J	1171	0	1010	33	0
11	K	5085	0	4509	159	0
12	L	3335	0	2395	73	0
13	M	1140	0	832	21	0
14	N	475	0	349	4	0
15	O	1013	0	662	36	0
16	P	602	0	302	7	0
17	Q	754	0	448	4	0
18	R	9744	0	9105	371	0
19	S	5875	0	4690	142	0
20	T	1299	0	1022	11	0
21	U	481	0	202	0	0
22	V	1657	0	1170	24	0
23	W	773	0	607	16	0
24	X	839	0	700	16	0
25	Y	843	0	639	11	0
26	Z	543	0	240	2	0
27	a	100	0	23	0	0
All	All	49568	0	37042	1030	0

The all-atom clashscore is defined as the number of clashes found per 1000 atoms (including hydrogen atoms). The all-atom clashscore for this structure is 12.

All (1030) close contacts within the same asymmetric unit are listed below, sorted by their clash magnitude.

Atom-1	Atom-2	Interatomic distance (Å)	Clash overlap (Å)
15:O:46:TYR:CZ	15:O:46:TYR:CE1	1.79	1.66
15:O:46:TYR:CZ	15:O:46:TYR:CE2	1.79	1.63
15:O:46:TYR:CE1	15:O:46:TYR:CD1	2.10	1.39
15:O:46:TYR:CE2	15:O:46:TYR:CD2	2.13	1.35
15:O:46:TYR:CD1	15:O:105:ALA:N	1.97	1.33
15:O:46:TYR:CE1	15:O:105:ALA:N	1.96	1.32
15:O:46:TYR:CZ	15:O:105:ALA:N	2.07	1.22
15:O:46:TYR:CD2	15:O:105:ALA:N	2.09	1.19
15:O:46:TYR:CE2	15:O:105:ALA:N	2.10	1.18
15:O:46:TYR:CG	15:O:105:ALA:N	2.13	1.15
15:O:46:TYR:CE2	15:O:104:SER:C	2.35	0.99

Continued on next page...

*Continued from previous page...*

Atom-1	Atom-2	Interatomic distance (Å)	Clash overlap (Å)
15:O:46:TYR:CD2	15:O:104:SER:C	2.36	0.99
19:S:313:ILE:HG13	19:S:314:PRO:HD3	1.48	0.95
15:O:46:TYR:CZ	15:O:104:SER:C	2.43	0.92
18:R:1005:LEU:O	18:R:1009:LEU:HB2	1.70	0.91
15:O:46:TYR:CG	15:O:104:SER:C	2.47	0.88
18:R:1119:GLY:H	18:R:1122:VAL:HG23	1.41	0.86
15:O:46:TYR:CE1	15:O:104:SER:C	2.52	0.83
15:O:46:TYR:CD1	15:O:104:SER:C	2.52	0.83
1:A:310:PRO:HA	1:A:393:VAL:O	1.78	0.82
9:I:815:ILE:O	9:I:825:SER:HA	1.83	0.79
3:C:48:GLU:H	3:C:61:ASN:H	1.29	0.78
9:I:553:GLN:NE2	9:I:658:MET:SD	2.55	0.76
11:K:72:ILE:HG22	11:K:73:THR:HG23	1.67	0.76
11:K:789:GLY:HA2	11:K:819:LEU:HB2	1.68	0.75
11:K:616:LEU:HD22	11:K:679:LEU:HD11	1.70	0.74
9:I:1342:GLN:HA	9:I:1374:LEU:H	1.53	0.74
4:D:127:ARG:H	16:P:4:ARG:H	1.33	0.74
9:I:319:LEU:HA	9:I:322:ILE:HD12	1.70	0.74
15:O:104:SER:C	15:O:105:ALA:N	2.41	0.74
18:R:571:LEU:HD13	18:R:1093:ARG:HD2	1.70	0.73
18:R:975:LEU:HD21	18:R:1019:ARG:HB2	1.71	0.73
11:K:557:ASN:ND2	11:K:590:GLU:O	2.22	0.73
12:L:331:SER:HB2	12:L:339:LEU:HD21	1.71	0.73
18:R:1016:LEU:O	18:R:1020:ASP:N	2.21	0.73
18:R:1182:GLU:HB3	18:R:1184:VAL:HG23	1.71	0.72
15:O:46:TYR:CD2	15:O:104:SER:O	2.42	0.72
13:M:73:ARG:HH22	13:M:131:ALA:H	1.36	0.72
19:S:141:ARG:NH1	19:S:155:GLU:OE2	2.23	0.71
24:X:63:ILE:HG13	24:X:64:PRO:HD3	1.71	0.71
14:N:78:THR:HG22	14:N:80:SER:H	1.56	0.70
1:A:104:THR:O	1:A:106:ASP:N	2.22	0.70
19:S:94:VAL:HG23	19:S:157:GLN:HE22	1.55	0.70
19:S:68:ILE:HA	19:S:71:GLN:HB2	1.73	0.70
11:K:89:ALA:HB2	11:K:118:PRO:HG3	1.74	0.69
18:R:953:PRO:HB2	18:R:954:ILE:HD12	1.75	0.69
9:I:554:TYR:HB2	9:I:577:MET:HB2	1.74	0.69
11:K:772:LEU:N	11:K:791:VAL:O	2.25	0.69
12:L:446:ILE:HD11	25:Y:164:ARG:HH22	1.57	0.69
15:O:46:TYR:CE1	15:O:104:SER:CA	2.75	0.69
18:R:911:HIS:O	18:R:914:GLN:NE2	2.26	0.68
18:R:532:THR:O	18:R:573:TYR:OH	2.09	0.68

*Continued on next page...*

*Continued from previous page...*

Atom-1	Atom-2	Interatomic distance (Å)	Clash overlap (Å)
18:R:664:GLN:HG3	18:R:668:PHE:HE2	1.58	0.68
18:R:1311:LYS:NZ	18:R:1332:ILE:O	2.27	0.68
18:R:1037:ASN:HB3	18:R:1039:PRO:HD3	1.75	0.68
15:O:46:TYR:CD1	15:O:104:SER:HA	2.29	0.68
11:K:492:GLU:O	11:K:495:HIS:ND1	2.24	0.68
18:R:1291:MET:SD	18:R:1328:ARG:NH1	2.67	0.68
9:I:666:GLU:OE2	9:I:767:LYS:N	2.27	0.67
11:K:523:LEU:HD11	11:K:746:PRO:HA	1.74	0.67
18:R:308:VAL:O	18:R:311:ALA:HB3	1.93	0.67
11:K:384:ARG:HG3	11:K:385:LEU:HG	1.76	0.67
18:R:374:TRP:O	18:R:378:GLN:NE2	2.28	0.66
13:M:146:TYR:O	13:M:167:TYR:HA	1.95	0.66
18:R:154:SER:HA	19:S:915:ALA:HB2	1.77	0.66
18:R:123:ARG:O	18:R:123:ARG:NH2	2.28	0.66
18:R:977:LEU:HD21	18:R:980:VAL:HB	1.77	0.66
18:R:1064:GLU:O	18:R:1068:TYR:N	2.24	0.66
18:R:1147:ASN:OD1	18:R:1218:HIS:NE2	2.26	0.66
9:I:1217:GLY:HA3	9:I:1298:PRO:HG2	1.77	0.66
9:I:333:GLU:HA	9:I:343:LEU:HA	1.77	0.66
15:O:46:TYR:CE2	15:O:104:SER:O	2.48	0.66
19:S:587:LEU:O	19:S:592:ASN:N	2.27	0.66
23:W:101:GLN:NE2	25:Y:109:ILE:O	2.29	0.66
18:R:145:ILE:HD13	18:R:201:LEU:HD21	1.78	0.65
18:R:281:ASP:O	18:R:285:ASN:ND2	2.29	0.65
3:C:47:ASN:HA	3:C:59:HIS:H	1.59	0.65
11:K:757:LEU:HG	11:K:758:THR:H	1.62	0.65
18:R:135:ARG:HA	18:R:138:LEU:HD13	1.77	0.65
18:R:810:VAL:O	18:R:813:ARG:NH2	2.26	0.65
18:R:1120:LYS:O	18:R:1124:ASN:ND2	2.28	0.65
24:X:131:ASP:O	24:X:135:HIS:ND1	2.29	0.65
11:K:169:ALA:O	11:K:178:VAL:N	2.28	0.65
10:J:652:GLY:O	10:J:654:PRO:HD3	1.96	0.65
19:S:49:GLN:NE2	19:S:55:SER:O	2.29	0.65
22:V:58:ASP:O	22:V:61:HIS:HB2	1.95	0.65
1:A:381:PRO:HA	1:A:387:SER:HA	1.79	0.65
18:R:1322:LYS:H	18:R:1325:LEU:HD12	1.62	0.65
11:K:232:VAL:HB	11:K:243:ILE:HD11	1.79	0.65
22:V:292:LEU:HG	22:V:294:PRO:HD3	1.79	0.64
15:O:127:GLY:O	15:O:136:ARG:HA	1.98	0.64
26:Z:29:ALA:HB3	26:Z:69:TYR:HA	1.79	0.64
19:S:523:PHE:O	19:S:527:MET:N	2.30	0.64

*Continued on next page...*



*Continued from previous page...*

Atom-1	Atom-2	Interatomic distance (Å)	Clash overlap (Å)
18:R:1169:VAL:O	18:R:1173:SER:OG	2.16	0.64
25:Y:47:ARG:HH21	25:Y:81:HIS:HA	1.62	0.64
18:R:122:VAL:HA	18:R:125:ILE:HG22	1.79	0.64
18:R:71:HIS:HA	18:R:111:ARG:HH22	1.63	0.64
18:R:191:TYR:HD2	18:R:194:GLY:H	1.45	0.64
18:R:1023:LYS:HA	18:R:1026:LEU:HB2	1.79	0.64
19:S:118:ILE:O	19:S:121:CYS:HB2	1.97	0.64
11:K:176:VAL:HG22	11:K:177:THR:HG22	1.80	0.64
11:K:352:THR:N	11:K:467:TYR:HH	1.95	0.64
9:I:788:GLU:O	10:J:663:ARG:NH2	2.30	0.63
18:R:922:MET:HA	18:R:925:HIS:CE1	2.32	0.63
18:R:1031:ILE:HG21	18:R:1049:LEU:HD11	1.80	0.63
22:V:280:PRO:HD2	22:V:299:PHE:HA	1.80	0.63
18:R:690:THR:HA	18:R:693:ARG:HD3	1.80	0.63
19:S:534:GLU:HG3	19:S:536:LYS:H	1.63	0.63
11:K:489:SER:O	11:K:492:GLU:HB3	1.99	0.63
9:I:310:GLN:HE22	9:I:376:LEU:HD11	1.63	0.63
12:L:257:VAL:O	12:L:365:HIS:ND1	2.32	0.63
19:S:282:VAL:HA	19:S:285:ILE:HG12	1.81	0.63
18:R:921:HIS:O	18:R:925:HIS:ND1	2.30	0.62
12:L:272:VAL:HG22	12:L:274:LEU:H	1.64	0.62
18:R:355:SER:O	18:R:359:LYS:N	2.32	0.62
18:R:674:THR:HG23	18:R:675:VAL:HG22	1.80	0.62
11:K:652:TRP:O	11:K:656:LYS:N	2.29	0.62
15:O:46:TYR:CD2	15:O:105:ALA:CA	2.82	0.62
19:S:832:LYS:O	19:S:835:ARG:NH1	2.31	0.62
11:K:788:CYS:HA	11:K:820:TRP:HA	1.79	0.62
11:K:481:HIS:ND1	11:K:482:VAL:O	2.30	0.62
19:S:196:LEU:HD13	19:S:222:ILE:HD11	1.82	0.62
18:R:142:LEU:HD13	18:R:145:ILE:HD12	1.80	0.62
18:R:260:LYS:HA	18:R:263:PHE:HB2	1.81	0.62
18:R:819:LEU:HD22	18:R:864:ARG:HH21	1.64	0.61
11:K:814:CYS:HB3	11:K:817:GLY:HA3	1.81	0.61
11:K:272:LYS:HZ1	11:K:343:ALA:H	1.49	0.61
18:R:521:THR:HB	18:R:562:ALA:HB3	1.81	0.61
18:R:650:LEU:HD22	18:R:961:LEU:HG	1.82	0.61
8:H:87:ARG:HG3	8:H:91:GLN:HE21	1.65	0.61
12:L:192:TRP:HB3	12:L:195:ARG:HH21	1.64	0.61
22:V:49:GLU:O	22:V:52:PHE:HB3	2.00	0.61
11:K:23:LEU:HD22	11:K:37:THR:HA	1.82	0.61
18:R:616:GLN:HE22	18:R:618:HIS:HB3	1.65	0.61

*Continued on next page...*

Continued from previous page...

Atom-1	Atom-2	Interatomic distance (Å)	Clash overlap (Å)
20:T:185:PRO:HG2	20:T:187:LYS:HZ1	1.66	0.61
11:K:261:ARG:HG2	11:K:263:ASP:H	1.65	0.60
11:K:789:GLY:HA3	11:K:817:GLY:HA2	1.81	0.60
9:I:902:ARG:NH1	9:I:1301:ALA:O	2.34	0.60
11:K:524:SER:O	11:K:530:ARG:N	2.33	0.60
18:R:681:GLU:HA	18:R:684:ASN:HD22	1.65	0.60
18:R:770:MET:HA	18:R:773:GLU:HG2	1.83	0.60
22:V:178:ILE:HG22	22:V:192:VAL:HG23	1.84	0.60
1:A:56:GLN:N	2:B:52:ARG:O	2.35	0.60
11:K:514:LEU:HD22	11:K:542:ALA:HB2	1.83	0.60
11:K:814:CYS:SG	11:K:815:LEU:N	2.75	0.60
15:O:186:PRO:O	15:O:189:THR:OG1	2.19	0.60
18:R:257:PRO:O	19:S:755:ARG:NH2	2.35	0.60
18:R:1075:LEU:O	18:R:1078:THR:OG1	2.18	0.60
23:W:74:ARG:HA	23:W:77:VAL:HG12	1.81	0.60
12:L:332:GLN:HE22	12:L:337:LEU:H	1.49	0.60
18:R:161:LEU:HD11	18:R:164:ARG:HE	1.65	0.60
11:K:458:LEU:HD22	11:K:490:LEU:HD21	1.84	0.60
18:R:156:VAL:HG12	18:R:160:LEU:HB2	1.83	0.60
18:R:615:ILE:O	18:R:620:ARG:NH1	2.35	0.60
19:S:358:ASP:O	19:S:362:PHE:CB	2.49	0.60
18:R:458:LEU:HD12	18:R:459:GLN:HG2	1.84	0.60
18:R:857:TYR:OH	18:R:930:GLU:N	2.34	0.60
19:S:243:THR:HG22	19:S:764:GLN:HB3	1.83	0.60
1:A:338:PRO:HA	1:A:389:GLN:HA	1.82	0.59
18:R:45:ARG:HA	18:R:48:TRP:CD1	2.36	0.59
18:R:380:ILE:HG21	18:R:428:ILE:HD13	1.85	0.59
18:R:819:LEU:HD11	18:R:860:VAL:HA	1.83	0.59
9:I:405:LYS:HA	9:I:408:ILE:HD12	1.84	0.59
10:J:631:ARG:HE	10:J:639:LEU:HD21	1.66	0.59
11:K:676:LEU:O	11:K:680:LEU:HG	2.01	0.59
25:Y:169:ASP:O	25:Y:173:MET:HG2	2.02	0.59
1:A:339:LEU:N	1:A:388:LEU:O	2.32	0.59
18:R:399:PHE:O	18:R:403:TYR:N	2.33	0.59
9:I:510:ARG:NH2	9:I:641:CYS:O	2.36	0.59
18:R:819:LEU:HA	18:R:822:HIS:HB2	1.82	0.59
19:S:723:ASP:O	19:S:726:SER:N	2.34	0.59
11:K:35:PHE:HB2	11:K:51:HIS:HB2	1.84	0.59
15:O:46:TYR:CE2	15:O:105:ALA:CA	2.85	0.59
18:R:225:CYS:HG	18:R:1143:THR:HG1	1.51	0.59
19:S:169:LEU:HA	19:S:174:ASN:HD21	1.67	0.59

Continued on next page...

*Continued from previous page...*

Atom-1	Atom-2	Interatomic distance (Å)	Clash overlap (Å)
22:V:198:LEU:HA	22:V:216:GLY:HA2	1.84	0.59
9:I:334:ARG:NH1	9:I:335:TYR:O	2.36	0.59
15:O:46:TYR:HA	15:O:107:ALA:HB3	1.85	0.59
18:R:374:TRP:HZ3	18:R:420:THR:HG1	1.50	0.59
18:R:613:HIS:H	18:R:1094:PHE:HE1	1.50	0.59
18:R:1143:THR:HA	18:R:1146:MET:HG2	1.84	0.59
20:T:82:VAL:HG11	20:T:120:THR:HG21	1.85	0.58
6:F:98:GLY:O	6:F:103:ILE:N	2.33	0.58
9:I:511:CYS:HB3	9:I:643:PHE:HZ	1.67	0.58
18:R:616:GLN:OE1	18:R:619:TYR:N	2.34	0.58
18:R:726:ASN:HD22	18:R:747:ASN:HA	1.68	0.58
9:I:515:ILE:O	9:I:520:THR:OG1	2.22	0.58
15:O:46:TYR:CD1	15:O:104:SER:CA	2.86	0.58
18:R:785:PHE:HB3	18:R:788:LEU:HD13	1.84	0.58
9:I:543:LYS:N	9:I:555:TYR:O	2.36	0.58
9:I:943:ARG:HH12	9:I:949:LEU:HA	1.67	0.58
11:K:123:SER:OG	11:K:166:GLY:O	2.21	0.58
11:K:594:ASP:O	11:K:597:THR:OG1	2.21	0.58
18:R:787:PRO:HD2	18:R:788:LEU:HD12	1.85	0.58
11:K:421:MET:HG2	11:K:433:ILE:HG22	1.86	0.58
18:R:686:ALA:O	18:R:690:THR:HG23	2.03	0.58
18:R:685:ARG:HH12	18:R:726:ASN:H	1.52	0.58
18:R:719:ILE:HB	18:R:724:PRO:HB3	1.86	0.58
18:R:1203:MET:O	18:R:1206:SER:OG	2.19	0.58
9:I:775:ASP:O	9:I:779:ILE:HG12	2.04	0.58
10:J:749:PHE:O	10:J:753:VAL:HG23	2.04	0.58
11:K:17:TYR:HB2	19:S:905:LEU:HD11	1.86	0.58
12:L:207:TYR:HB3	12:L:211:GLY:HA3	1.84	0.58
12:L:379:GLU:OE2	12:L:383:GLN:NE2	2.37	0.58
18:R:871:MET:HB3	18:R:872:ARG:HD3	1.86	0.58
22:V:180:LEU:HB3	22:V:190:LEU:HD13	1.85	0.58
11:K:96:TRP:CE2	11:K:104:ASN:HA	2.39	0.57
12:L:332:GLN:NE2	12:L:334:PHE:O	2.37	0.57
9:I:741:SER:OG	9:I:807:ARG:NH2	2.32	0.57
3:C:48:GLU:N	3:C:61:ASN:H	2.01	0.57
18:R:119:PHE:HA	18:R:122:VAL:HG22	1.87	0.57
18:R:651:ARG:HH21	18:R:961:LEU:HD22	1.70	0.57
20:T:23:GLU:OE1	20:T:71:PHE:HB3	2.05	0.57
18:R:350:PRO:O	18:R:354:LEU:N	2.30	0.57
8:H:84:TYR:OH	12:L:191:HIS:O	2.22	0.57
11:K:360:SER:OG	11:K:365:TYR:OH	2.15	0.57

*Continued on next page...*

*Continued from previous page...*

Atom-1	Atom-2	Interatomic distance (Å)	Clash overlap (Å)
18:R:972:HIS:HD2	18:R:1008:THR:HA	1.69	0.57
19:S:588:ASN:O	19:S:594:VAL:N	2.38	0.57
19:S:674:ASP:OD2	19:S:696:TRP:NE1	2.33	0.57
19:S:338:PHE:HA	19:S:341:LEU:HD12	1.87	0.57
19:S:703:ARG:HH11	19:S:704:PRO:HD2	1.68	0.57
19:S:731:ASP:OD1	19:S:829:ARG:NH1	2.38	0.57
19:S:250:LEU:HD12	19:S:727:ILE:HG23	1.86	0.56
9:I:553:GLN:HA	9:I:577:MET:O	2.05	0.56
9:I:740:THR:HG22	9:I:741:SER:H	1.71	0.56
11:K:85:LEU:HD22	11:K:91:GLY:HA3	1.86	0.56
4:D:124:ASN:N	16:P:5:LEU:H	2.03	0.56
18:R:537:MET:SD	18:R:537:MET:N	2.75	0.56
12:L:427:GLU:OE2	12:L:469:TYR:OH	2.24	0.56
9:I:676:GLY:O	9:I:678:GLN:NE2	2.37	0.56
19:S:761:ARG:O	19:S:765:LEU:HG	2.05	0.56
12:L:615:HIS:O	12:L:617:ARG:NH2	2.38	0.56
18:R:272:TYR:O	18:R:276:GLN:NE2	2.38	0.56
9:I:1222:ARG:NH2	9:I:1256:VAL:O	2.39	0.56
18:R:109:TRP:HH2	18:R:149:PRO:HD2	1.71	0.56
18:R:1158:GLU:HA	18:R:1161:TRP:CE2	2.40	0.56
12:L:638:GLU:HG2	23:W:100:LEU:HD21	1.87	0.56
18:R:1216:TRP:CZ3	18:R:1227:ILE:HG13	2.40	0.56
11:K:643:ARG:NH2	11:K:684:TRP:HB2	2.21	0.55
11:K:737:LEU:HD23	11:K:739:PHE:H	1.70	0.55
11:K:74:CYS:HA	11:K:84:LEU:HB3	1.89	0.55
15:O:4:THR:H	15:O:184:TYR:HB3	1.71	0.55
18:R:1019:ARG:HH12	18:R:1023:LYS:HE2	1.71	0.55
18:R:1009:LEU:HA	18:R:1012:TYR:HB2	1.88	0.55
19:S:358:ASP:O	19:S:362:PHE:HB2	2.06	0.55
19:S:500:HIS:HA	19:S:668:LEU:HD11	1.87	0.55
11:K:176:VAL:HG13	11:K:177:THR:H	1.70	0.55
18:R:427:CYS:O	18:R:431:HIS:ND1	2.39	0.55
19:S:138:SER:O	19:S:141:ARG:NH1	2.27	0.55
19:S:164:CYS:O	19:S:168:THR:HG23	2.06	0.55
12:L:258:SER:OG	12:L:365:HIS:ND1	2.38	0.55
19:S:712:ILE:HG21	19:S:730:LEU:HD21	1.89	0.55
18:R:613:HIS:HB3	18:R:1094:PHE:HD1	1.70	0.55
18:R:868:CYS:HA	18:R:871:MET:HG2	1.86	0.55
18:R:158:GLN:NE2	19:S:956:VAL:O	2.38	0.55
20:T:61:TYR:OH	20:T:131:MET:SD	2.54	0.55
12:L:364:ASP:N	12:L:367:TYR:HB3	2.22	0.55

*Continued on next page...*

*Continued from previous page...*

Atom-1	Atom-2	Interatomic distance (Å)	Clash overlap (Å)
19:S:122:ARG:O	19:S:125:LEU:HB3	2.06	0.55
18:R:115:TRP:HH2	18:R:144:LYS:HB3	1.72	0.55
18:R:1061:TRP:CE2	18:R:1115:LEU:HB2	2.41	0.55
18:R:1212:ALA:C	18:R:1216:TRP:HD1	2.10	0.55
9:I:948:SER:OG	24:X:106:GLU:OE1	2.23	0.54
18:R:790:LEU:H	18:R:822:HIS:CD2	2.26	0.54
18:R:1246:LEU:HD21	18:R:1294:ILE:HD11	1.89	0.54
1:A:503:SER:O	1:A:507:THR:N	2.35	0.54
9:I:317:GLN:NE2	9:I:403:ILE:H	2.05	0.54
11:K:5:TYR:HA	11:K:752:LEU:HD13	1.89	0.54
11:K:737:LEU:HB3	11:K:739:PHE:CE2	2.43	0.54
9:I:796:ILE:HG21	9:I:875:LEU:HD21	1.89	0.54
10:J:683:VAL:HA	10:J:686:LEU:HD23	1.90	0.54
18:R:185:THR:HA	18:R:188:ARG:HD3	1.89	0.54
18:R:113:GLN:O	18:R:117:LEU:HG	2.08	0.54
18:R:613:HIS:CD2	18:R:1000:ARG:HH21	2.26	0.54
18:R:617:PRO:O	18:R:620:ARG:HG2	2.07	0.54
18:R:1130:VAL:HG21	18:R:1211:LEU:HD21	1.89	0.54
18:R:1288:LEU:HB3	18:R:1291:MET:HB3	1.89	0.54
19:S:765:LEU:O	19:S:769:ILE:HG13	2.08	0.54
9:I:689:ARG:HD3	10:J:685:ARG:HD3	1.88	0.54
18:R:521:THR:HG21	18:R:563:LEU:HD22	1.90	0.54
9:I:313:VAL:HG13	9:I:400:HIS:HE1	1.73	0.54
9:I:859:HIS:O	9:I:862:GLN:HG3	2.07	0.54
18:R:1200:TYR:HA	19:S:347:LEU:HD21	1.88	0.54
9:I:959:PHE:CZ	24:X:117:LEU:HD21	2.42	0.54
10:J:718:SER:OG	10:J:719:VAL:N	2.41	0.53
11:K:222:SER:H	11:K:265:PHE:HA	1.73	0.53
12:L:502:VAL:HB	12:L:510:ILE:HD11	1.89	0.53
4:D:121:HIS:HA	16:P:5:LEU:HA	1.91	0.53
8:H:88:LYS:O	8:H:92:MET:HG2	2.07	0.53
9:I:415:ALA:HB1	9:I:462:VAL:HG21	1.90	0.53
11:K:215:VAL:HB	11:K:229:PHE:HB3	1.90	0.53
18:R:1266:CYS:O	18:R:1269:GLU:HB2	2.07	0.53
19:S:243:THR:OG1	19:S:244:ILE:N	2.41	0.53
11:K:632:PHE:HD2	11:K:634:ARG:H	1.56	0.53
18:R:717:GLN:O	18:R:721:ASN:ND2	2.42	0.53
11:K:600:ALA:O	11:K:605:LEU:N	2.25	0.53
18:R:331:TRP:CH2	18:R:371:HIS:HB3	2.43	0.53
8:H:46:ASP:O	8:H:49:ALA:HB3	2.08	0.53
19:S:280:LEU:HD23	19:S:283:LEU:HD12	1.91	0.53

*Continued on next page...*

*Continued from previous page...*

Atom-1	Atom-2	Interatomic distance (Å)	Clash overlap (Å)
19:S:311:LEU:HD13	19:S:455:ALA:O	2.08	0.53
19:S:385:ARG:HH22	19:S:389:ARG:HH22	1.55	0.53
3:C:47:ASN:HA	3:C:59:HIS:N	2.23	0.53
10:J:694:LEU:HA	10:J:706:HIS:CE1	2.43	0.53
18:R:543:ILE:H	18:R:543:ILE:HD12	1.73	0.53
19:S:119:GLY:HA2	19:S:122:ARG:HH11	1.73	0.53
18:R:1177:LEU:H	18:R:1181:THR:HG23	1.73	0.53
18:R:1314:VAL:O	18:R:1318:ILE:HG12	2.09	0.53
19:S:286:TRP:HA	19:S:289:CYS:SG	2.49	0.53
18:R:135:ARG:O	18:R:138:LEU:HB2	2.07	0.53
18:R:152:VAL:HG13	18:R:153:SER:H	1.73	0.53
18:R:1153:ILE:HG23	18:R:1161:TRP:HB3	1.91	0.53
11:K:27:TRP:HB2	11:K:32:LEU:HA	1.92	0.52
18:R:1189:ARG:NH1	19:S:239:THR:O	2.42	0.52
18:R:1279:LEU:HD21	18:R:1317:ILE:HG12	1.90	0.52
19:S:179:HIS:O	19:S:183:LEU:HG	2.09	0.52
9:I:359:SER:O	9:I:414:ARG:NH2	2.42	0.52
11:K:601:LEU:HA	11:K:605:LEU:HB2	1.91	0.52
18:R:570:LEU:HD22	18:R:573:TYR:HD2	1.74	0.52
18:R:1121:ASP:HA	18:R:1124:ASN:HD22	1.74	0.52
20:T:117:GLY:O	20:T:120:THR:OG1	2.16	0.52
10:J:740:ARG:HB2	10:J:744:TYR:CD2	2.44	0.52
11:K:615:LEU:HD13	11:K:633:LEU:HD21	1.91	0.52
18:R:756:LEU:HA	18:R:759:ASN:HD21	1.74	0.52
11:K:13:ALA:O	11:K:40:ARG:N	2.38	0.52
17:Q:98:ILE:O	17:Q:102:ASN:ND2	2.36	0.52
18:R:570:LEU:HB3	18:R:573:TYR:HB2	1.92	0.52
18:R:1168:ILE:HG13	18:R:1169:VAL:HG13	1.91	0.52
18:R:1327:LEU:O	18:R:1330:ARG:NH1	2.42	0.52
19:S:724:SER:HA	19:S:727:ILE:HB	1.91	0.52
19:S:945:MET:N	19:S:946:PRO:HD2	2.24	0.52
10:J:760:ARG:HH11	10:J:779:GLN:HE22	1.57	0.52
18:R:849:ILE:O	18:R:853:MET:HB2	2.09	0.52
11:K:600:ALA:HB1	11:K:604:LEU:HB2	1.92	0.52
19:S:785:ILE:O	19:S:789:LEU:N	2.34	0.52
22:V:96:PRO:HG2	22:V:106:GLN:HE22	1.75	0.52
9:I:917:SER:OG	9:I:918:THR:N	2.43	0.52
11:K:337:ASP:HA	11:K:374:PHE:HE1	1.75	0.52
11:K:613:LEU:HD13	11:K:734:PRO:HD2	1.92	0.52
12:L:431:LYS:NZ	12:L:468:VAL:O	2.43	0.52
1:A:262:THR:H	1:A:301:ALA:HA	1.75	0.52

*Continued on next page...*

*Continued from previous page...*

Atom-1	Atom-2	Interatomic distance (Å)	Clash overlap (Å)
9:I:863:GLU:HA	9:I:866:ASN:HD22	1.74	0.52
10:J:627:LEU:HD11	24:X:82:ILE:HB	1.92	0.52
10:J:631:ARG:HH21	10:J:639:LEU:HG	1.75	0.52
15:O:143:GLU:N	15:O:143:GLU:OE1	2.43	0.52
18:R:963:PHE:HB3	18:R:994:LEU:HD13	1.92	0.52
9:I:1258:LEU:O	9:I:1262:THR:N	2.40	0.52
11:K:7:CYS:SG	11:K:8:GLU:N	2.83	0.52
11:K:272:LYS:NZ	11:K:344:LEU:H	2.08	0.52
11:K:730:GLN:H	11:K:733:GLN:NE2	2.08	0.52
15:O:154:TRP:HA	15:O:157:LEU:HB3	1.92	0.52
18:R:229:PRO:HG3	18:R:1151:LEU:HD21	1.92	0.52
18:R:672:PRO:HB3	18:R:676:LEU:HD12	1.91	0.52
11:K:613:LEU:HA	11:K:616:LEU:HG	1.92	0.51
12:L:204:ASP:HB3	12:L:220:PHE:HB3	1.91	0.51
3:C:48:GLU:H	3:C:60:LEU:H	1.58	0.51
9:I:462:VAL:HA	9:I:469:PHE:HB2	1.91	0.51
9:I:919:HIS:HA	9:I:933:TYR:HB3	1.92	0.51
11:K:47:THR:HG23	11:K:70:GLU:HA	1.91	0.51
18:R:1061:TRP:CD2	18:R:1115:LEU:HD22	2.45	0.51
18:R:1184:VAL:HG22	19:S:340:PHE:CD2	2.44	0.51
8:H:63:LEU:O	8:H:67:ILE:N	2.41	0.51
11:K:92:GLN:NE2	11:K:111:GLY:H	2.09	0.51
15:O:165:LEU:HD21	15:O:169:ALA:HB2	1.92	0.51
18:R:685:ARG:NH1	18:R:726:ASN:H	2.08	0.51
18:R:1126:LEU:HD13	18:R:1149:ILE:HG23	1.93	0.51
18:R:1302:LYS:HZ3	18:R:1310:VAL:HG12	1.75	0.51
10:J:768:HIS:H	10:J:772:ALA:HB3	1.75	0.51
18:R:866:ILE:HD12	18:R:966:VAL:HG13	1.93	0.51
9:I:1224:HIS:O	9:I:1228:ILE:HG12	2.11	0.51
13:M:32:LEU:O	13:M:36:ILE:HG12	2.10	0.51
18:R:241:TRP:HA	18:R:1258:ARG:HH12	1.75	0.51
18:R:857:TYR:H	18:R:936:GLY:HA3	1.75	0.51
18:R:1329:LEU:HB3	18:R:1332:ILE:HB	1.93	0.51
19:S:182:LYS:NZ	19:S:226:PRO:O	2.44	0.51
11:K:47:THR:OG1	11:K:48:HIS:N	2.44	0.51
19:S:130:TRP:HA	19:S:133:ARG:HG3	1.92	0.51
19:S:385:ARG:HH22	19:S:389:ARG:HH12	1.58	0.51
24:X:83:GLN:O	24:X:87:ILE:HG12	2.11	0.51
9:I:901:GLN:O	9:I:902:ARG:NH2	2.44	0.51
18:R:1268:ILE:HG22	18:R:1310:VAL:HB	1.93	0.51
20:T:70:VAL:HG13	20:T:83:GLN:HG2	1.92	0.51

*Continued on next page...*



*Continued from previous page...*

Atom-1	Atom-2	Interatomic distance (Å)	Clash overlap (Å)
18:R:202:GLY:HA2	19:S:920:GLN:HE22	1.76	0.51
18:R:1051:HIS:HD2	18:R:1060:PRO:HA	1.76	0.51
18:R:1205:CYS:HB2	18:R:1247:TYR:CE2	2.46	0.51
9:I:505:TRP:HA	9:I:508:GLN:HE21	1.77	0.50
9:I:649:HIS:NE2	12:L:556:GLY:HA3	2.26	0.50
9:I:812:ARG:HA	9:I:828:ILE:O	2.10	0.50
11:K:612:VAL:O	11:K:616:LEU:HG	2.11	0.50
11:K:773:HIS:CE1	11:K:774:LEU:HD22	2.45	0.50
18:R:622:GLN:O	18:R:626:HIS:ND1	2.25	0.50
18:R:1259:PHE:O	18:R:1263:ARG:N	2.44	0.50
19:S:117:CYS:O	19:S:120:LEU:HB3	2.11	0.50
11:K:748:SER:OG	11:K:749:THR:N	2.45	0.50
11:K:786:THR:N	11:K:794:LEU:O	2.44	0.50
18:R:301:GLU:O	18:R:304:LEU:HG	2.12	0.50
24:X:59:TYR:HD1	24:X:115:LEU:HD11	1.75	0.50
9:I:345:VAL:HG22	9:I:346:TRP:H	1.76	0.50
18:R:807:GLY:O	18:R:811:LEU:N	2.44	0.50
18:R:866:ILE:HG22	18:R:962:ARG:NH1	2.27	0.50
19:S:160:LEU:O	19:S:163:GLN:HG2	2.11	0.50
18:R:173:ARG:O	18:R:177:LEU:N	2.45	0.50
18:R:447:ILE:HG21	20:T:64:THR:HG21	1.93	0.50
22:V:290:ASP:OD1	22:V:301:THR:N	2.42	0.50
9:I:335:TYR:HB2	9:I:341:LEU:HA	1.93	0.50
9:I:948:SER:OG	9:I:948:SER:O	2.29	0.50
11:K:272:LYS:HZ2	11:K:344:LEU:H	1.59	0.50
12:L:371:HIS:O	12:L:375:LEU:HG	2.12	0.50
18:R:1047:THR:O	18:R:1050:LYS:HG3	2.12	0.50
18:R:754:PHE:HA	18:R:757:LYS:HE2	1.92	0.50
19:S:755:ARG:O	19:S:759:THR:HG23	2.12	0.50
18:R:373:MET:O	18:R:377:LEU:HD23	2.10	0.50
18:R:732:LEU:HD21	18:R:740:GLN:HE21	1.77	0.50
18:R:1128:ASN:O	18:R:1132:LYS:N	2.44	0.50
11:K:236:VAL:HG11	11:K:242:ARG:HB2	1.94	0.50
13:M:18:MET:HA	13:M:176:PRO:HA	1.93	0.50
13:M:32:LEU:HD22	13:M:167:TYR:HE2	1.77	0.50
18:R:804:SER:O	18:R:805:GLN:HG3	2.12	0.50
4:D:124:ASN:H	16:P:5:LEU:H	1.58	0.50
11:K:269:THR:HA	11:K:281:GLN:HA	1.93	0.50
12:L:287:PRO:HB2	12:L:290:GLN:HB2	1.93	0.50
12:L:462:TRP:HA	12:L:473:VAL:HG22	1.93	0.50
18:R:620:ARG:HD2	18:R:656:LEU:HB3	1.94	0.50

*Continued on next page...*



Continued from previous page...

Atom-1	Atom-2	Interatomic distance (Å)	Clash overlap (Å)
18:R:967:PHE:HA	18:R:970:VAL:HG12	1.94	0.50
18:R:1014:MET:SD	18:R:1014:MET:N	2.84	0.50
9:I:861:LEU:HD13	9:I:874:LEU:HD11	1.93	0.49
18:R:141:ILE:HG21	18:R:167:ILE:HD11	1.93	0.49
18:R:1071:LEU:HD11	18:R:1108:THR:HG22	1.95	0.49
18:R:1164:LEU:HA	18:R:1167:ARG:HB2	1.94	0.49
19:S:283:LEU:HD21	19:S:337:ALA:HA	1.93	0.49
20:T:68:LEU:H	20:T:86:ALA:HB3	1.77	0.49
11:K:198:ARG:NE	11:K:199:GLY:H	2.10	0.49
26:Z:25:VAL:HA	26:Z:69:TYR:O	2.12	0.49
9:I:1225:LEU:O	9:I:1229:ILE:HG12	2.12	0.49
11:K:53:LEU:HD22	11:K:61:VAL:HG22	1.95	0.49
11:K:301:LYS:HD2	11:K:325:LEU:HG	1.94	0.49
18:R:833:GLU:HB3	18:R:843:LEU:HD13	1.94	0.49
18:R:844:ASN:O	18:R:848:GLU:HG2	2.12	0.49
11:K:488:GLN:HE21	11:K:530:ARG:HH12	1.59	0.49
19:S:280:LEU:HA	19:S:283:LEU:HD12	1.95	0.49
9:I:503:LYS:NZ	9:I:567:PRO:O	2.36	0.49
18:R:685:ARG:HH11	18:R:727:TRP:HE1	1.61	0.49
18:R:1036:ASP:OD1	18:R:1036:ASP:N	2.46	0.49
18:R:1278:LEU:HA	18:R:1281:VAL:HG22	1.93	0.49
9:I:718:LEU:HD21	9:I:722:ASN:HA	1.93	0.49
18:R:754:PHE:HB3	18:R:758:LYS:HE3	1.94	0.49
18:R:831:VAL:HG11	18:R:873:SER:HB3	1.93	0.49
24:X:55:PRO:HA	24:X:58:ARG:HE	1.78	0.49
9:I:496:ILE:N	9:I:497:PRO:HD2	2.27	0.49
15:O:46:TYR:CE1	15:O:104:SER:HA	2.48	0.49
18:R:81:ASP:O	18:R:85:MET:HG2	2.12	0.49
11:K:383:HIS:CD2	11:K:386:SER:HB3	2.48	0.49
18:R:1198:GLN:HB3	19:S:721:TRP:CE3	2.48	0.49
20:T:176:ARG:HG3	20:T:178:ILE:H	1.77	0.49
22:V:200:VAL:HG22	22:V:214:VAL:HG23	1.94	0.49
13:M:145:VAL:HA	13:M:168:LEU:O	2.12	0.49
18:R:1024:ARG:NH2	18:R:1057:GLU:OE1	2.45	0.49
18:R:1149:ILE:HA	18:R:1152:ILE:HG12	1.95	0.49
11:K:441:MET:SD	11:K:441:MET:N	2.84	0.49
11:K:647:VAL:O	11:K:651:ILE:HG13	2.12	0.49
18:R:613:HIS:HB3	18:R:1094:PHE:CD1	2.48	0.49
18:R:1241:THR:HG23	18:R:1244:GLN:H	1.78	0.49
9:I:826:ILE:HA	9:I:841:LEU:HA	1.95	0.48
11:K:120:VAL:HG12	11:K:122:LEU:HG	1.95	0.48

Continued on next page...

*Continued from previous page...*

Atom-1	Atom-2	Interatomic distance (Å)	Clash overlap (Å)
11:K:222:SER:N	11:K:266:PRO:HD2	2.27	0.48
12:L:289:TRP:CE2	12:L:290:GLN:HG2	2.48	0.48
18:R:786:PRO:HB2	18:R:787:PRO:HD3	1.95	0.48
18:R:1117:VAL:N	18:R:1118:PRO:HD2	2.27	0.48
11:K:676:LEU:O	11:K:679:LEU:HG	2.14	0.48
12:L:537:GLN:O	23:W:89:ARG:NH2	2.46	0.48
18:R:875:GLU:O	18:R:879:ALA:N	2.46	0.48
18:R:1168:ILE:HG13	18:R:1169:VAL:N	2.27	0.48
19:S:500:HIS:HB2	19:S:668:LEU:HD21	1.96	0.48
9:I:526:LEU:N	9:I:542:ASN:HD21	2.10	0.48
10:J:635:PHE:CE2	10:J:637:HIS:HB3	2.48	0.48
18:R:351:HIS:O	18:R:355:SER:N	2.42	0.48
18:R:799:GLU:HG2	18:R:802:HIS:HB2	1.95	0.48
18:R:891:LEU:HD22	18:R:987:LEU:HD12	1.95	0.48
19:S:297:PRO:HG2	19:S:354:ARG:HH21	1.78	0.48
22:V:109:GLN:HE22	23:W:65:VAL:H	1.62	0.48
4:D:123:ILE:C	16:P:4:ARG:HA	2.34	0.48
11:K:168:ILE:HD11	11:K:181:LEU:HB3	1.96	0.48
12:L:373:LEU:HD23	12:L:376:LEU:HD21	1.95	0.48
18:R:449:HIS:HA	18:R:452:LYS:HB3	1.94	0.48
19:S:426:HIS:CD2	19:S:426:HIS:H	2.32	0.48
9:I:797:PRO:HA	9:I:803:PHE:CD1	2.49	0.48
11:K:101:HIS:NE2	11:K:820:TRP:HB2	2.27	0.48
11:K:209:THR:HA	11:K:275:ALA:HB3	1.95	0.48
18:R:999:ASP:N	18:R:999:ASP:OD1	2.47	0.48
22:V:269:TRP:HE1	22:V:294:PRO:HA	1.79	0.48
24:X:59:TYR:O	24:X:63:ILE:HG12	2.13	0.48
9:I:878:LEU:HA	9:I:881:THR:HG22	1.95	0.48
12:L:367:TYR:HB2	25:Y:173:MET:SD	2.53	0.48
11:K:646:MET:HA	11:K:649:ILE:HG12	1.96	0.48
13:M:57:VAL:O	13:M:126:ASP:N	2.44	0.48
18:R:354:LEU:O	18:R:358:GLN:N	2.35	0.48
18:R:725:HIS:CE1	18:R:735:PHE:HE2	2.31	0.48
18:R:972:HIS:CD2	18:R:1008:THR:HA	2.47	0.48
18:R:1247:TYR:O	18:R:1251:LEU:HG	2.13	0.48
19:S:412:GLU:HG2	19:S:413:PRO:HD3	1.96	0.48
4:D:112:LEU:O	4:D:116:PHE:N	2.41	0.48
11:K:648:VAL:HA	11:K:651:ILE:HD12	1.96	0.48
1:A:304:PHE:HA	1:A:397:THR:HA	1.96	0.48
18:R:72:SER:O	18:R:76:ILE:HG12	2.14	0.48
18:R:109:TRP:CH2	18:R:149:PRO:HD2	2.48	0.48

*Continued on next page...*

*Continued from previous page...*

Atom-1	Atom-2	Interatomic distance (Å)	Clash overlap (Å)
9:I:899:LEU:HD12	9:I:900:THR:H	1.77	0.48
10:J:703:GLY:O	10:J:705:VAL:HG12	2.14	0.48
11:K:491:VAL:O	11:K:494:LEU:HB3	2.14	0.48
18:R:732:LEU:HD11	18:R:740:GLN:NE2	2.28	0.48
18:R:1023:LYS:NZ	18:R:1026:LEU:HB3	2.29	0.48
23:W:139:TRP:HA	23:W:142:VAL:HG22	1.94	0.48
10:J:640:TYR:O	10:J:644:VAL:HG22	2.14	0.47
12:L:635:TYR:HB3	12:L:638:GLU:HB3	1.96	0.47
15:O:46:TYR:CD2	15:O:105:ALA:HA	2.49	0.47
18:R:226:SER:O	18:R:1147:ASN:ND2	2.47	0.47
18:R:377:LEU:HA	18:R:380:ILE:HG22	1.96	0.47
19:S:603:ILE:O	19:S:642:ARG:NH1	2.46	0.47
19:S:607:ILE:CB	19:S:642:ARG:HH12	2.27	0.47
18:R:449:HIS:CD2	18:R:452:LYS:HD2	2.49	0.47
19:S:245:HIS:HA	19:S:288:ALA:HB2	1.97	0.47
19:S:623:VAL:HA	19:S:676:LEU:HD11	1.96	0.47
1:A:382:LEU:N	1:A:386:GLN:O	2.37	0.47
3:C:48:GLU:N	3:C:60:LEU:H	2.12	0.47
11:K:206:ILE:HD12	11:K:271:LEU:HG	1.95	0.47
11:K:444:ILE:HG13	11:K:445:SER:H	1.78	0.47
18:R:834:PHE:HE2	18:R:885:ILE:HD11	1.78	0.47
18:R:1205:CYS:HB2	18:R:1247:TYR:HE2	1.79	0.47
18:R:1329:LEU:HD22	18:R:1332:ILE:HG13	1.96	0.47
9:I:691:LEU:HB2	10:J:685:ARG:HH22	1.80	0.47
11:K:540:LEU:HA	11:K:543:ILE:HG22	1.96	0.47
12:L:630:GLY:HA2	12:L:635:TYR:HD2	1.78	0.47
18:R:855:TRP:HE1	18:R:893:PRO:HB3	1.79	0.47
1:A:288:PHE:H	1:A:295:ASN:HA	1.79	0.47
10:J:637:HIS:CE1	11:K:777:TYR:H	2.33	0.47
18:R:255:LEU:O	18:R:257:PRO:HD3	2.13	0.47
18:R:855:TRP:NE1	18:R:893:PRO:HB3	2.30	0.47
18:R:907:ASN:HB3	18:R:996:LYS:NZ	2.29	0.47
18:R:958:ASN:OD1	18:R:959:VAL:N	2.48	0.47
19:S:782:LEU:HA	19:S:786:LEU:HG	1.96	0.47
20:T:148:SER:O	20:T:150:PRO:HD3	2.15	0.47
8:H:92:MET:O	8:H:96:ARG:HG3	2.14	0.47
18:R:755:ASN:O	18:R:759:ASN:ND2	2.48	0.47
18:R:1064:GLU:HB3	18:R:1068:TYR:CZ	2.49	0.47
9:I:325:ARG:NH2	12:L:325:VAL:O	2.41	0.47
9:I:553:GLN:HG2	9:I:576:PHE:CZ	2.50	0.47
9:I:1197:PRO:HA	9:I:1214:ARG:CZ	2.45	0.47

*Continued on next page...*

*Continued from previous page...*

Atom-1	Atom-2	Interatomic distance (Å)	Clash overlap (Å)
13:M:45:ASN:HA	13:M:137:ARG:NE	2.30	0.47
18:R:553:THR:OG1	18:R:554:LYS:N	2.47	0.47
18:R:951:TYR:CE2	18:R:953:PRO:HB3	2.50	0.47
18:R:1068:TYR:O	18:R:1071:LEU:HB3	2.14	0.47
19:S:358:ASP:O	19:S:362:PHE:HB3	2.15	0.47
19:S:363:LEU:HD21	19:S:386:THR:HG21	1.96	0.47
19:S:817:SER:O	19:S:820:SER:OG	2.30	0.47
24:X:107:GLU:O	24:X:111:LEU:HG	2.15	0.47
8:H:87:ARG:HG3	8:H:91:GLN:NE2	2.29	0.47
11:K:540:LEU:O	11:K:544:THR:HG23	2.15	0.47
11:K:805:GLN:H	11:K:805:GLN:CD	2.18	0.47
13:M:50:THR:OG1	13:M:51:PHE:N	2.48	0.47
18:R:80:TYR:CD1	18:R:121:LEU:HD22	2.50	0.47
19:S:220:THR:HA	19:S:223:ARG:HG2	1.96	0.47
19:S:698:LEU:HB2	19:S:729:ILE:HD11	1.97	0.47
19:S:721:TRP:HD1	19:S:723:ASP:H	1.63	0.47
9:I:858:LEU:O	9:I:861:LEU:HG	2.15	0.47
11:K:191:THR:OG1	11:K:192:GLU:N	2.45	0.47
11:K:200:ARG:NH2	19:S:737:GLY:O	2.47	0.47
12:L:332:GLN:NE2	12:L:337:LEU:H	2.13	0.47
18:R:377:LEU:HD21	18:R:428:ILE:HB	1.97	0.47
1:A:104:THR:C	1:A:106:ASP:H	2.13	0.47
12:L:257:VAL:HG23	12:L:365:HIS:HA	1.97	0.47
12:L:371:HIS:CE1	12:L:375:LEU:HD11	2.50	0.47
18:R:520:VAL:HG21	18:R:559:LEU:O	2.15	0.47
18:R:606:GLU:O	18:R:610:HIS:ND1	2.28	0.47
18:R:738:PRO:HA	18:R:740:GLN:NE2	2.29	0.47
18:R:1314:VAL:HA	18:R:1317:ILE:HG22	1.96	0.47
19:S:816:LEU:HD21	19:S:934:GLU:HA	1.97	0.47
23:W:134:THR:N	23:W:137:ARG:HH11	2.13	0.47
1:A:367:LEU:N	1:A:370:GLN:O	2.47	0.46
10:J:652:GLY:N	10:J:653:PRO:HD3	2.30	0.46
18:R:718:THR:OG1	18:R:719:ILE:N	2.48	0.46
18:R:1115:LEU:HD23	18:R:1117:VAL:HG22	1.97	0.46
18:R:1270:ILE:O	18:R:1273:ALA:HB3	2.15	0.46
11:K:168:ILE:HD11	11:K:181:LEU:HD22	1.97	0.46
11:K:337:ASP:HA	11:K:374:PHE:CE1	2.51	0.46
11:K:632:PHE:O	11:K:634:ARG:NH2	2.46	0.46
11:K:673:MET:HA	11:K:676:LEU:HD12	1.98	0.46
18:R:1014:MET:O	18:R:1017:ARG:NH1	2.39	0.46
22:V:96:PRO:HG2	22:V:106:GLN:NE2	2.30	0.46

*Continued on next page...*

*Continued from previous page...*

Atom-1	Atom-2	Interatomic distance (Å)	Clash overlap (Å)
22:V:292:LEU:O	22:V:294:PRO:HD3	2.16	0.46
10:J:674:SER:OG	12:L:608:LEU:O	2.33	0.46
18:R:53:GLN:O	18:R:56:HIS:HB3	2.15	0.46
18:R:641:LEU:N	18:R:933:TYR:OH	2.48	0.46
18:R:1062:VAL:HB	18:R:1063:PRO:HD3	1.97	0.46
18:R:1076:VAL:HG11	18:R:1145:TRP:CD1	2.51	0.46
18:R:1130:VAL:HG21	18:R:1211:LEU:HD11	1.98	0.46
9:I:649:HIS:CE1	12:L:559:GLU:HA	2.51	0.46
11:K:206:ILE:HB	11:K:271:LEU:HD21	1.97	0.46
18:R:136:ASP:OD1	18:R:137:LEU:N	2.48	0.46
19:S:97:LEU:HD23	19:S:98:LEU:HD23	1.97	0.46
19:S:161:CYS:HA	19:S:164:CYS:SG	2.56	0.46
19:S:176:ALA:O	19:S:180:ILE:HG13	2.15	0.46
19:S:638:LEU:O	19:S:642:ARG:HB3	2.15	0.46
12:L:392:HIS:O	12:L:392:HIS:ND1	2.49	0.46
19:S:85:PHE:O	19:S:89:SER:N	2.41	0.46
12:L:446:ILE:HD11	25:Y:164:ARG:NH2	2.28	0.46
18:R:60:VAL:O	18:R:63:ILE:HB	2.16	0.46
1:A:165:GLY:HA3	1:A:170:LYS:N	2.31	0.46
12:L:437:PHE:CE2	12:L:496:GLY:HA2	2.50	0.46
12:L:532:VAL:HA	12:L:535:VAL:HG12	1.98	0.46
12:L:636:LYS:O	12:L:639:LEU:HG	2.16	0.46
18:R:617:PRO:HB2	18:R:660:GLU:HG2	1.97	0.46
18:R:738:PRO:HA	18:R:740:GLN:HE22	1.79	0.46
18:R:1249:TYR:HE1	18:R:1274:PHE:CG	2.34	0.46
19:S:473:THR:HB	19:S:491:PHE:HB2	1.98	0.46
10:J:632:SER:N	10:J:633:PRO:HD2	2.31	0.46
18:R:79:LEU:HA	18:R:82:CYS:SG	2.56	0.46
18:R:816:ALA:O	18:R:820:VAL:HG13	2.15	0.46
24:X:55:PRO:HA	24:X:58:ARG:NE	2.31	0.46
9:I:825:SER:O	9:I:842:GLY:N	2.49	0.46
11:K:441:MET:O	11:K:442:LEU:HD23	2.16	0.46
11:K:643:ARG:HA	11:K:646:MET:HG2	1.98	0.46
11:K:649:ILE:HA	11:K:652:TRP:HD1	1.80	0.46
18:R:1257:GLN:O	18:R:1261:GLN:HG2	2.16	0.46
19:S:722:VAL:O	19:S:726:SER:OG	2.33	0.46
9:I:321:LEU:HG	9:I:325:ARG:HB2	1.98	0.46
9:I:709:ARG:HH22	10:J:670:ASP:HA	1.81	0.46
12:L:306:PHE:O	12:L:309:LEU:HG	2.16	0.46
18:R:152:VAL:HG13	18:R:153:SER:N	2.31	0.46
18:R:213:ARG:HD3	19:S:755:ARG:HH11	1.80	0.46

*Continued on next page...*

*Continued from previous page...*

Atom-1	Atom-2	Interatomic distance (Å)	Clash overlap (Å)
18:R:527:LEU:HD23	18:R:529:ASP:H	1.80	0.46
11:K:459:GLN:O	11:K:462:LEU:HG	2.16	0.45
12:L:313:ALA:O	12:L:322:HIS:NE2	2.47	0.45
18:R:166:VAL:O	18:R:170:ILE:HG12	2.16	0.45
18:R:182:PHE:HA	18:R:185:THR:HG22	1.96	0.45
8:H:62:GLU:O	8:H:66:GLN:N	2.46	0.45
9:I:310:GLN:HE21	9:I:400:HIS:HB3	1.80	0.45
12:L:380:PHE:O	12:L:384:THR:HG23	2.15	0.45
18:R:773:GLU:O	18:R:777:ILE:N	2.40	0.45
18:R:844:ASN:HA	18:R:847:ILE:HD12	1.97	0.45
22:V:273:TYR:CZ	22:V:293:PRO:HD2	2.51	0.45
1:A:306:LYS:HA	1:A:395:LYS:HA	1.97	0.45
9:I:299:TYR:OH	9:I:372:VAL:O	2.34	0.45
9:I:345:VAL:HG12	9:I:361:HIS:H	1.81	0.45
11:K:286:ALA:HB3	11:K:290:THR:CB	2.47	0.45
11:K:613:LEU:HD11	11:K:733:GLN:HA	1.97	0.45
18:R:765:ARG:HH12	18:R:769:SER:HB3	1.80	0.45
18:R:981:SER:O	18:R:984:LEU:HG	2.16	0.45
18:R:1012:TYR:HB3	18:R:1016:LEU:HD13	1.97	0.45
18:R:1088:PRO:HB3	18:R:1097:PHE:CZ	2.52	0.45
19:S:175:ARG:O	19:S:178:LEU:HG	2.16	0.45
19:S:311:LEU:O	19:S:314:PRO:HD2	2.15	0.45
11:K:643:ARG:HH21	11:K:680:LEU:C	2.20	0.45
17:Q:120:ARG:O	17:Q:124:SER:OG	2.27	0.45
18:R:298:PRO:HG2	18:R:300:LEU:HG	1.99	0.45
18:R:964:LEU:HD13	18:R:994:LEU:HD11	1.98	0.45
18:R:1065:ASP:OD1	18:R:1066:SER:N	2.44	0.45
23:W:89:ARG:O	23:W:92:GLU:HG2	2.16	0.45
1:A:103:ILE:HA	1:A:108:PHE:HA	1.98	0.45
9:I:815:ILE:O	9:I:825:SER:CA	2.60	0.45
12:L:594:PHE:HD2	12:L:617:ARG:HB2	1.80	0.45
18:R:571:LEU:HD21	18:R:1094:PHE:CE2	2.52	0.45
18:R:644:CYS:O	18:R:647:SER:OG	2.23	0.45
18:R:1263:ARG:HD2	18:R:1265:ARG:CZ	2.47	0.45
22:V:290:ASP:HB3	22:V:300:ARG:HA	1.98	0.45
24:X:104:CYS:O	24:X:107:GLU:HG3	2.17	0.45
9:I:707:LEU:HD21	9:I:776:TRP:HZ2	1.81	0.45
9:I:803:PHE:HD2	23:W:33:ALA:HB3	1.82	0.45
11:K:96:TRP:O	11:K:98:MET:N	2.50	0.45
11:K:730:GLN:H	11:K:733:GLN:HE22	1.64	0.45
15:O:38:THR:HA	15:O:115:THR:HA	1.99	0.45

*Continued on next page...*



*Continued from previous page...*

Atom-1	Atom-2	Interatomic distance (Å)	Clash overlap (Å)
18:R:754:PHE:O	18:R:758:LYS:HG3	2.17	0.45
18:R:1158:GLU:HA	18:R:1161:TRP:NE1	2.31	0.45
19:S:426:HIS:CG	19:S:427:SER:H	2.35	0.45
11:K:119:ILE:HG13	11:K:120:VAL:HG23	1.97	0.45
18:R:655:ALA:HB2	18:R:1000:ARG:CZ	2.47	0.45
18:R:1130:VAL:HG11	18:R:1211:LEU:HD11	1.98	0.45
19:S:279:PRO:O	19:S:283:LEU:HG	2.17	0.45
23:W:79:GLN:HG2	23:W:82:GLN:HE21	1.81	0.45
12:L:506:ASP:OD1	12:L:506:ASP:N	2.49	0.45
18:R:945:VAL:HG12	18:R:947:ILE:HG12	1.99	0.45
18:R:1051:HIS:CD2	18:R:1060:PRO:HA	2.51	0.45
19:S:539:ASN:O	19:S:543:PRO:HD2	2.17	0.45
22:V:197:VAL:HB	22:V:217:TYR:HA	1.98	0.45
9:I:796:ILE:HD11	9:I:876:GLN:HE22	1.82	0.45
11:K:127:ASN:ND2	11:K:152:PHE:H	2.15	0.45
11:K:297:TRP:CE2	11:K:329:ILE:HG22	2.52	0.45
18:R:975:LEU:HD11	18:R:1019:ARG:HD3	1.99	0.45
18:R:1024:ARG:NE	18:R:1057:GLU:HB3	2.32	0.45
19:S:169:LEU:HD12	19:S:218:CYS:HB3	1.98	0.45
19:S:603:ILE:C	19:S:642:ARG:HH11	2.19	0.45
19:S:642:ARG:O	19:S:642:ARG:NH2	2.41	0.45
12:L:325:VAL:HG12	12:L:326:LYS:N	2.32	0.45
12:L:411:PHE:HB3	12:L:415:GLU:H	1.82	0.45
12:L:493:LEU:HD12	12:L:493:LEU:O	2.17	0.45
13:M:44:ASP:O	13:M:137:ARG:HG3	2.17	0.45
18:R:66:PHE:HZ	18:R:75:ARG:HH21	1.64	0.45
19:S:94:VAL:O	19:S:98:LEU:HG	2.17	0.45
19:S:763:VAL:HG11	19:S:806:ALA:HB1	1.99	0.45
9:I:714:CYS:SG	9:I:715:THR:N	2.90	0.44
11:K:124:TRP:HB2	11:K:208:PHE:CE2	2.52	0.44
18:R:549:LYS:HE3	18:R:549:LYS:HB3	1.87	0.44
18:R:584:PHE:CZ	18:R:588:LEU:HD11	2.51	0.44
18:R:1064:GLU:O	18:R:1067:TYR:HB3	2.17	0.44
18:R:1216:TRP:HZ3	18:R:1227:ILE:HG13	1.81	0.44
9:I:805:GLU:HA	9:I:815:ILE:HA	2.00	0.44
10:J:706:HIS:O	10:J:706:HIS:ND1	2.49	0.44
11:K:47:THR:N	11:K:70:GLU:H	2.15	0.44
11:K:510:SER:HA	11:K:513:ILE:HG22	1.98	0.44
12:L:272:VAL:HG21	12:L:344:CYS:SG	2.58	0.44
18:R:1321:LEU:HB3	18:R:1325:LEU:HB2	1.98	0.44
11:K:547:LEU:HD13	11:K:806:TRP:HZ2	1.83	0.44

*Continued on next page...*

*Continued from previous page...*

Atom-1	Atom-2	Interatomic distance (Å)	Clash overlap (Å)
13:M:32:LEU:HD22	13:M:167:TYR:CE2	2.52	0.44
14:N:87:TYR:HE2	14:N:89:LEU:HD13	1.82	0.44
19:S:75:CYS:HA	19:S:78:VAL:HG12	1.99	0.44
3:C:37:SER:HA	3:C:38:ASN:HA	1.67	0.44
9:I:649:HIS:CE1	12:L:556:GLY:HA3	2.52	0.44
18:R:790:LEU:HD13	18:R:822:HIS:HB3	1.98	0.44
18:R:1167:ARG:HA	18:R:1167:ARG:HD3	1.68	0.44
18:R:1275:TYR:CE1	18:R:1298:LEU:HD11	2.52	0.44
18:R:1294:ILE:HD12	18:R:1294:ILE:H	1.82	0.44
19:S:808:ALA:O	19:S:812:VAL:HG22	2.18	0.44
11:K:723:ASP:O	11:K:727:SER:OG	2.28	0.44
12:L:472:SER:HA	12:L:492:GLN:O	2.18	0.44
13:M:37:HIS:HA	13:M:40:ARG:HG2	1.99	0.44
17:Q:124:SER:O	17:Q:127:LEU:HG	2.18	0.44
18:R:156:VAL:HG13	18:R:159:GLN:HB3	1.99	0.44
18:R:305:VAL:O	18:R:309:VAL:N	2.43	0.44
18:R:603:THR:HG23	18:R:951:TYR:CG	2.53	0.44
18:R:1302:LYS:NZ	18:R:1307:GLY:O	2.30	0.44
10:J:776:THR:O	10:J:779:GLN:HG3	2.17	0.44
11:K:276:ARG:O	11:K:299:LEU:HB2	2.17	0.44
12:L:221:GLU:HA	12:L:235:PRO:HG2	1.99	0.44
18:R:693:ARG:NH2	18:R:1003:THR:OG1	2.49	0.44
18:R:1019:ARG:NH1	18:R:1023:LYS:HE2	2.33	0.44
18:R:1074:ARG:O	18:R:1078:THR:HG23	2.18	0.44
18:R:1182:GLU:CD	18:R:1183:TRP:H	2.20	0.44
9:I:707:LEU:O	9:I:711:LEU:N	2.51	0.44
9:I:1227:ARG:O	9:I:1231:GLN:HB2	2.18	0.44
10:J:637:HIS:O	10:J:640:TYR:HB3	2.18	0.44
10:J:726:VAL:HB	10:J:727:PRO:HD2	2.00	0.44
11:K:598:LEU:H	11:K:598:LEU:HD23	1.82	0.44
18:R:480:ALA:HB1	18:R:491:PRO:HB3	1.98	0.44
18:R:1231:LEU:HA	18:R:1235:LEU:HD23	2.00	0.44
18:R:1241:THR:HG21	18:R:1243:PHE:CZ	2.52	0.44
19:S:174:ASN:HA	19:S:177:LEU:HD12	2.00	0.44
24:X:115:LEU:HA	24:X:118:CYS:SG	2.58	0.44
9:I:314:LEU:HD13	9:I:400:HIS:NE2	2.33	0.44
12:L:329:ILE:HG13	12:L:341:ILE:HG13	1.99	0.44
18:R:202:GLY:HA2	19:S:920:GLN:NE2	2.32	0.44
18:R:581:ILE:HA	18:R:584:PHE:HB3	1.98	0.44
19:S:218:CYS:O	19:S:222:ILE:HG12	2.18	0.44
9:I:277:ILE:HG23	9:I:281:HIS:HB2	2.00	0.44

*Continued on next page...*



*Continued from previous page...*

Atom-1	Atom-2	Interatomic distance (Å)	Clash overlap (Å)
11:K:126:HIS:ND1	11:K:127:ASN:O	2.39	0.44
11:K:496:GLU:O	11:K:500:ARG:N	2.50	0.44
13:M:136:PHE:CD2	13:M:144:VAL:HA	2.53	0.44
18:R:171:LEU:HD12	18:R:208:PHE:CZ	2.53	0.44
18:R:536:LYS:HB3	18:R:573:TYR:CE1	2.53	0.44
18:R:714:ASP:N	18:R:714:ASP:OD1	2.49	0.44
22:V:120:HIS:ND1	23:W:59:LEU:HD21	2.33	0.44
9:I:345:VAL:CG1	9:I:361:HIS:H	2.31	0.43
9:I:942:ILE:O	9:I:1177:SER:HA	2.18	0.43
11:K:124:TRP:NE1	11:K:126:HIS:O	2.51	0.43
18:R:696:HIS:HD2	18:R:1010:HIS:CE1	2.36	0.43
18:R:890:LEU:HD11	18:R:987:LEU:HD11	2.00	0.43
18:R:1145:TRP:O	18:R:1149:ILE:HG13	2.18	0.43
18:R:1228:PRO:HG3	18:R:1270:ILE:HD11	1.99	0.43
19:S:521:PRO:HG2	19:S:523:PHE:CD2	2.53	0.43
9:I:505:TRP:HA	9:I:508:GLN:NE2	2.33	0.43
11:K:25:CYS:HB3	11:K:35:PHE:H	1.83	0.43
11:K:271:LEU:HD12	11:K:278:MET:O	2.16	0.43
11:K:637:THR:O	11:K:641:MET:HG3	2.18	0.43
11:K:807:GLU:O	11:K:811:ILE:HG12	2.18	0.43
18:R:416:LYS:N	18:R:417:PRO:HD2	2.33	0.43
9:I:934:CYS:HA	9:I:940:VAL:HA	1.99	0.43
11:K:92:GLN:HE21	11:K:111:GLY:H	1.66	0.43
18:R:217:ARG:O	18:R:220:SER:OG	2.31	0.43
18:R:1198:GLN:HE21	18:R:1201:SER:HB3	1.83	0.43
19:S:275:HIS:CE1	19:S:277:PRO:HG3	2.52	0.43
9:I:691:LEU:HD21	10:J:678:VAL:HG12	2.01	0.43
9:I:803:PHE:CE2	23:W:34:PRO:HG3	2.52	0.43
11:K:523:LEU:HD12	11:K:523:LEU:HA	1.77	0.43
18:R:259:ASP:O	18:R:261:ASP:N	2.51	0.43
18:R:581:ILE:HD12	18:R:581:ILE:H	1.82	0.43
12:L:437:PHE:HE2	12:L:496:GLY:HA2	1.83	0.43
12:L:483:GLU:N	22:V:134:LYS:O	2.47	0.43
9:I:740:THR:HG22	9:I:741:SER:N	2.32	0.43
11:K:176:VAL:HG13	11:K:177:THR:N	2.33	0.43
11:K:643:ARG:O	11:K:646:MET:HG2	2.18	0.43
13:M:21:TYR:HA	13:M:101:LEU:H	1.83	0.43
18:R:732:LEU:HD11	18:R:740:GLN:HE21	1.84	0.43
22:V:81:SER:O	22:V:81:SER:OG	2.29	0.43
14:N:84:ILE:H	14:N:84:ILE:HD12	1.84	0.43
18:R:696:HIS:HB3	18:R:1006:TYR:CE1	2.54	0.43

*Continued on next page...*

*Continued from previous page...*

Atom-1	Atom-2	Interatomic distance (Å)	Clash overlap (Å)
18:R:1061:TRP:NE1	18:R:1115:LEU:HB2	2.33	0.43
18:R:1279:LEU:HD11	18:R:1317:ILE:HD11	2.01	0.43
19:S:738:GLY:N	19:S:741:TRP:HE1	2.17	0.43
9:I:448:ILE:HG13	9:I:503:LYS:HD3	2.01	0.43
9:I:902:ARG:HA	9:I:902:ARG:HD3	1.79	0.43
18:R:867:LEU:HD12	18:R:868:CYS:N	2.34	0.43
18:R:1072:ILE:O	18:R:1076:VAL:HG13	2.19	0.43
18:R:1177:LEU:HG	18:R:1243:PHE:HE1	1.83	0.43
22:V:106:GLN:CD	22:V:106:GLN:H	2.21	0.43
11:K:370:LEU:HG	11:K:382:VAL:O	2.19	0.43
13:M:45:ASN:HA	13:M:137:ARG:HE	1.83	0.43
13:M:130:VAL:O	13:M:149:PHE:N	2.46	0.43
18:R:527:LEU:HD23	18:R:528:LEU:N	2.34	0.43
18:R:696:HIS:NE2	18:R:734:CYS:O	2.52	0.43
18:R:1165:HIS:O	18:R:1169:VAL:HG22	2.18	0.43
19:S:309:THR:O	19:S:313:ILE:HG12	2.18	0.43
19:S:582:ALA:HB3	19:S:621:TRP:HE1	1.84	0.43
9:I:664:ARG:HD2	9:I:675:GLN:HB2	2.01	0.43
18:R:429:TRP:HZ2	18:R:446:PRO:O	2.02	0.43
18:R:682:GLU:HB2	18:R:867:LEU:HD22	2.01	0.43
18:R:985:GLU:O	18:R:988:LEU:HG	2.19	0.43
18:R:1074:ARG:NH2	18:R:1107:VAL:HG21	2.34	0.43
9:I:915:GLN:HE22	9:I:919:HIS:CG	2.37	0.42
9:I:1297:PRO:O	9:I:1299:PHE:N	2.52	0.42
11:K:435:ASN:ND2	11:K:437:GLY:O	2.52	0.42
18:R:618:HIS:O	18:R:622:GLN:HG2	2.18	0.42
18:R:1090:CYS:N	18:R:1091:ASP:HA	2.33	0.42
19:S:245:HIS:NE2	19:S:291:VAL:HG11	2.34	0.42
23:W:115:VAL:O	23:W:119:ARG:HG2	2.19	0.42
11:K:272:LYS:NZ	11:K:343:ALA:H	2.14	0.42
12:L:474:LYS:HE2	12:L:474:LYS:HB3	1.88	0.42
12:L:577:ALA:HB3	12:L:594:PHE:CZ	2.54	0.42
18:R:928:TYR:HB3	18:R:929:PRO:HD3	2.01	0.42
18:R:1189:ARG:CZ	19:S:240:GLY:HA2	2.49	0.42
9:I:534:HIS:N	9:I:535:PRO:HD2	2.34	0.42
12:L:216:HIS:HD2	12:L:300:LEU:HD11	1.83	0.42
18:R:674:THR:HG23	18:R:675:VAL:N	2.34	0.42
18:R:1191:PHE:HE2	18:R:1243:PHE:HB2	1.84	0.42
19:S:903:PHE:HB3	19:S:946:PRO:HG3	2.01	0.42
11:K:92:GLN:HB2	11:K:109:SER:O	2.20	0.42
12:L:182:ASN:HA	12:L:185:LEU:HD12	2.01	0.42

*Continued on next page...*

*Continued from previous page...*

Atom-1	Atom-2	Interatomic distance (Å)	Clash overlap (Å)
12:L:366:LEU:O	12:L:369:LEU:HG	2.19	0.42
18:R:756:LEU:O	18:R:760:VAL:HG22	2.18	0.42
18:R:1273:ALA:O	18:R:1277:MET:HG2	2.20	0.42
11:K:631:SER:OG	11:K:632:PHE:N	2.52	0.42
12:L:339:LEU:O	12:L:339:LEU:HD12	2.19	0.42
18:R:138:LEU:HD21	18:R:170:ILE:HG21	2.02	0.42
18:R:697:VAL:HG22	18:R:1006:TYR:CD2	2.55	0.42
19:S:804:GLY:HA2	19:S:807:LEU:HG	2.00	0.42
9:I:914:PRO:HA	9:I:920:ILE:HA	2.01	0.42
11:K:201:VAL:HG12	11:K:218:ALA:H	1.85	0.42
18:R:664:GLN:HG3	18:R:668:PHE:CE2	2.47	0.42
19:S:484:ALA:HA	19:S:487:ARG:HE	1.85	0.42
19:S:760:LEU:HA	19:S:763:VAL:HG12	2.02	0.42
20:T:205:GLU:HB2	20:T:206:PRO:HD3	2.01	0.42
9:I:321:LEU:HD21	9:I:326:TRP:CE3	2.55	0.42
11:K:203:LEU:HD22	11:K:218:ALA:HB3	2.02	0.42
19:S:189:TRP:CZ2	19:S:226:PRO:HG3	2.55	0.42
19:S:732:THR:HG23	19:S:735:HIS:HE1	1.83	0.42
23:W:48:LEU:HD12	23:W:49:GLU:N	2.34	0.42
11:K:522:LYS:HD3	11:K:535:HIS:ND1	2.34	0.42
18:R:617:PRO:HA	18:R:620:ARG:HE	1.84	0.42
18:R:682:GLU:H	18:R:682:GLU:CD	2.23	0.42
18:R:758:LYS:O	18:R:762:GLU:HG2	2.20	0.42
18:R:859:ILE:HD12	18:R:859:ILE:H	1.83	0.42
18:R:918:HIS:HA	18:R:921:HIS:CD2	2.55	0.42
25:Y:56:ARG:NH2	25:Y:57:ASN:HB3	2.35	0.42
9:I:293:LYS:HD2	9:I:293:LYS:HA	1.82	0.42
9:I:308:SER:O	9:I:311:LEU:HG	2.19	0.42
9:I:314:LEU:O	9:I:318:THR:HG23	2.20	0.42
11:K:217:ALA:HB2	11:K:230:TYR:CE2	2.54	0.42
11:K:533:ASP:N	11:K:533:ASP:OD1	2.51	0.42
18:R:869:LEU:HD21	18:R:882:CYS:HB3	2.00	0.42
18:R:1120:LYS:HA	18:R:1163:VAL:HG11	2.02	0.42
18:R:1165:HIS:HB3	18:R:1230:PHE:CE1	2.55	0.42
19:S:283:LEU:HD21	19:S:340:PHE:HB3	2.02	0.42
11:K:606:GLN:HA	11:K:663:TYR:CZ	2.55	0.42
18:R:205:VAL:O	18:R:209:VAL:HG22	2.20	0.42
18:R:283:VAL:HA	18:R:286:MET:HB2	2.02	0.42
18:R:643:LEU:O	18:R:646:GLU:HB2	2.20	0.42
18:R:1061:TRP:HE1	18:R:1114:ALA:HB3	1.85	0.42
19:S:802:PRO:N	19:S:803:PRO:HD2	2.35	0.42

*Continued on next page...*

*Continued from previous page...*

Atom-1	Atom-2	Interatomic distance (Å)	Clash overlap (Å)
9:I:704:GLN:NE2	9:I:708:ASP:OD2	2.53	0.41
9:I:1184:HIS:CG	9:I:1185:SER:H	2.38	0.41
11:K:368:LEU:HA	11:K:384:ARG:CZ	2.50	0.41
11:K:391:ALA:HB3	11:K:393:PHE:CZ	2.55	0.41
12:L:529:GLN:O	12:L:532:VAL:HG12	2.20	0.41
12:L:580:VAL:HA	12:L:591:MET:HA	2.01	0.41
18:R:163:ALA:O	18:R:167:ILE:HG12	2.20	0.41
18:R:280:ARG:NH2	18:R:575:GLU:OE2	2.53	0.41
18:R:455:HIS:CD2	18:R:456:GLU:HG2	2.55	0.41
18:R:577:GLU:O	18:R:581:ILE:HD12	2.20	0.41
18:R:692:ALA:O	18:R:696:HIS:ND1	2.36	0.41
18:R:857:TYR:N	18:R:936:GLY:HA3	2.35	0.41
18:R:1024:ARG:HE	18:R:1057:GLU:HB3	1.85	0.41
18:R:1324:ALA:O	18:R:1328:ARG:HG2	2.20	0.41
19:S:721:TRP:HD1	19:S:723:ASP:N	2.18	0.41
24:X:166:GLN:HG3	25:Y:61:PRO:HD2	2.02	0.41
1:A:364:TYR:HA	1:A:373:CYS:HA	2.03	0.41
9:I:719:GLN:HA	12:L:548:SER:O	2.20	0.41
11:K:35:PHE:CE1	11:K:433:ILE:HD13	2.55	0.41
11:K:119:ILE:HD12	11:K:204:ALA:HA	2.01	0.41
11:K:232:VAL:HG12	11:K:244:ASP:O	2.20	0.41
15:O:35:LYS:HA	15:O:117:TYR:CE1	2.55	0.41
18:R:521:THR:OG1	18:R:560:ALA:O	2.37	0.41
18:R:828:ASP:HA	18:R:831:VAL:HG22	2.02	0.41
18:R:1066:SER:O	18:R:1069:CYS:HB3	2.20	0.41
19:S:131:LEU:HD13	19:S:165:LEU:HG	2.01	0.41
19:S:288:ALA:O	19:S:291:VAL:HG12	2.20	0.41
19:S:623:VAL:HA	19:S:626:VAL:HG12	2.02	0.41
4:D:127:ARG:H	16:P:4:ARG:N	2.10	0.41
11:K:608:VAL:O	11:K:612:VAL:HG13	2.21	0.41
12:L:298:ASN:O	12:L:301:LEU:HG	2.21	0.41
12:L:436:ILE:HD12	12:L:436:ILE:HA	1.95	0.41
12:L:523:LEU:HA	12:L:526:GLN:HG2	2.01	0.41
18:R:22:PHE:O	18:R:24:GLY:N	2.49	0.41
18:R:377:LEU:HG	18:R:424:ALA:HB1	2.01	0.41
18:R:656:LEU:HD23	18:R:656:LEU:H	1.84	0.41
19:S:278:THR:O	19:S:282:VAL:HG22	2.19	0.41
19:S:385:ARG:NH2	19:S:389:ARG:HH22	2.17	0.41
19:S:940:SER:O	19:S:944:PHE:HB2	2.20	0.41
23:W:99:ARG:HH12	25:Y:35:ARG:HH11	1.67	0.41
9:I:496:ILE:HD12	9:I:499:ILE:HB	2.02	0.41

*Continued on next page...*

*Continued from previous page...*

Atom-1	Atom-2	Interatomic distance (Å)	Clash overlap (Å)
10:J:640:TYR:CE1	10:J:644:VAL:HG21	2.55	0.41
11:K:233:CYS:O	11:K:243:ILE:HD12	2.21	0.41
18:R:713:LYS:O	18:R:717:GLN:N	2.40	0.41
18:R:862:LEU:HD11	18:R:959:VAL:HG23	2.02	0.41
18:R:954:ILE:CG2	18:R:957:GLY:H	2.32	0.41
18:R:1005:LEU:HD12	18:R:1113:MET:SD	2.61	0.41
18:R:1227:ILE:HD13	18:R:1227:ILE:HA	1.91	0.41
19:S:83:SER:O	19:S:83:SER:OG	2.32	0.41
3:C:47:ASN:N	3:C:62:GLN:H	2.19	0.41
10:J:630:ILE:O	10:J:632:SER:N	2.49	0.41
11:K:72:ILE:HD12	11:K:72:ILE:H	1.86	0.41
14:N:87:TYR:CE2	14:N:89:LEU:HD13	2.55	0.41
18:R:374:TRP:HH2	18:R:534:HIS:HB2	1.86	0.41
18:R:429:TRP:NE1	18:R:448:PRO:HB3	2.34	0.41
19:S:311:LEU:HB2	19:S:455:ALA:HA	2.02	0.41
19:S:385:ARG:HH22	19:S:389:ARG:NH2	2.18	0.41
24:X:82:ILE:HG13	24:X:86:ASN:HD21	1.86	0.41
1:A:73:SER:N	1:A:76:ALA:HB3	2.35	0.41
4:D:125:GLU:H	16:P:5:LEU:CB	2.32	0.41
11:K:498:TYR:CD1	11:K:513:ILE:HG21	2.55	0.41
18:R:646:GLU:O	18:R:649:ALA:HB3	2.20	0.41
18:R:667:ARG:O	18:R:667:ARG:NE	2.54	0.41
19:S:79:LEU:HA	19:S:82:ILE:HG22	2.02	0.41
23:W:143:LEU:HA	23:W:143:LEU:HD23	1.86	0.41
3:C:47:ASN:H	3:C:62:GLN:H	1.68	0.41
9:I:715:THR:O	9:I:728:ALA:HA	2.21	0.41
18:R:1148:ALA:O	18:R:1152:ILE:HG23	2.21	0.41
19:S:317:LEU:HD21	19:S:372:LEU:CB	2.50	0.41
19:S:346:PRO:HA	19:S:349:ASP:HB3	2.02	0.41
19:S:495:PHE:HE1	19:S:526:TRP:CD1	2.38	0.41
25:Y:71:TYR:O	25:Y:75:LEU:HG	2.21	0.41
9:I:916:SER:OG	9:I:919:HIS:HB3	2.21	0.41
10:J:764:LEU:HD23	10:J:764:LEU:HA	1.89	0.41
12:L:391:PRO:HG2	12:L:393:PRO:HD3	2.03	0.41
12:L:395:SER:HA	13:M:86:ARG:NH1	2.35	0.41
18:R:221:ILE:HG23	18:R:1213:HIS:HB3	2.03	0.41
18:R:766:LYS:HB3	18:R:766:LYS:HE2	1.81	0.41
18:R:1167:ARG:HH11	18:R:1171:VAL:HG21	1.86	0.41
19:S:537:ILE:O	19:S:540:PRO:HD2	2.20	0.41
22:V:204:MET:HA	22:V:209:ILE:HA	2.03	0.41
9:I:314:LEU:HD13	9:I:400:HIS:CD2	2.56	0.41

*Continued on next page...*

*Continued from previous page...*

Atom-1	Atom-2	Interatomic distance (Å)	Clash overlap (Å)
9:I:599:ASP:HA	9:I:600:ASN:HA	1.66	0.41
10:J:726:VAL:HG21	10:J:731:PRO:HD2	2.02	0.41
11:K:68:HIS:HB2	11:K:87:ALA:HB3	2.03	0.41
11:K:82:SER:HB3	11:K:93:ILE:HG23	2.03	0.41
11:K:200:ARG:HD2	19:S:736:MET:HA	2.02	0.41
11:K:234:VAL:HG23	11:K:235:SER:N	2.36	0.41
12:L:366:LEU:HD12	12:L:369:LEU:HD21	2.03	0.41
12:L:544:TRP:HB3	12:L:545:GLN:H	1.51	0.41
13:M:51:PHE:O	13:M:132:LYS:HG3	2.21	0.41
13:M:54:HIS:HA	13:M:73:ARG:HH21	1.85	0.41
18:R:576:ILE:HD12	18:R:576:ILE:HA	1.95	0.41
18:R:1027:VAL:HG23	18:R:1028:HIS:H	1.86	0.41
18:R:1151:LEU:HA	18:R:1154:THR:HG22	2.03	0.41
18:R:1292:ASP:HA	18:R:1295:CYS:SG	2.61	0.41
19:S:224:SER:O	19:S:227:SER:OG	2.27	0.41
19:S:292:GLY:O	19:S:294:ILE:HG12	2.20	0.41
19:S:389:ARG:HG2	19:S:392:GLN:HA	2.03	0.41
19:S:579:ILE:O	19:S:583:ILE:HG13	2.20	0.41
19:S:766:LEU:HD23	19:S:810:LEU:HD13	2.03	0.41
25:Y:78:LEU:HA	25:Y:81:HIS:HB2	2.02	0.41
10:J:732:ALA:HA	18:R:71:HIS:HB3	2.02	0.41
11:K:488:GLN:O	11:K:491:VAL:HG12	2.21	0.41
11:K:615:LEU:O	11:K:618:SER:OG	2.39	0.41
12:L:635:TYR:O	12:L:638:GLU:HB3	2.21	0.41
18:R:583:GLY:HA2	18:R:586:SER:OG	2.21	0.41
18:R:1016:LEU:HD12	18:R:1016:LEU:HA	1.92	0.41
19:S:228:MET:HG2	19:S:230:SER:H	1.86	0.41
19:S:333:ASP:OD1	19:S:334:VAL:N	2.53	0.41
24:X:58:ARG:HA	24:X:61:MET:HG3	2.03	0.41
9:I:928:TYR:CE2	9:I:960:TYR:HD2	2.39	0.40
11:K:568:ALA:HA	11:K:571:CYS:SG	2.61	0.40
13:M:56:MET:N	13:M:56:MET:SD	2.94	0.40
17:Q:127:LEU:HA	17:Q:130:LEU:HG	2.02	0.40
18:R:377:LEU:HD11	18:R:428:ILE:N	2.36	0.40
19:S:100:ILE:HD12	19:S:100:ILE:HA	1.90	0.40
18:R:311:ALA:HB1	18:R:331:TRP:CZ2	2.57	0.40
18:R:337:GLN:HA	18:R:340:PHE:HB2	2.03	0.40
18:R:1240:LYS:HA	18:R:1240:LYS:HD3	1.98	0.40
9:I:445:ILE:HD12	9:I:459:HIS:ND1	2.36	0.40
9:I:825:SER:N	9:I:842:GLY:H	2.19	0.40
10:J:671:GLU:O	10:J:672:ARG:HG2	2.22	0.40

*Continued on next page...*

*Continued from previous page...*

Atom-1	Atom-2	Interatomic distance (Å)	Clash overlap (Å)
11:K:28:SER:O	11:K:425:TRP:NE1	2.55	0.40
11:K:203:LEU:HD23	11:K:203:LEU:H	1.86	0.40
11:K:210:GLY:HA2	11:K:276:ARG:CZ	2.50	0.40
12:L:631:ARG:HA	12:L:631:ARG:HD2	1.88	0.40
18:R:160:LEU:HD12	18:R:160:LEU:HA	1.92	0.40
18:R:672:PRO:HB2	18:R:718:THR:HG21	2.03	0.40
18:R:756:LEU:HA	18:R:759:ASN:ND2	2.35	0.40
19:S:750:LEU:HD23	19:S:751:LEU:HD23	2.04	0.40
11:K:35:PHE:O	11:K:51:HIS:ND1	2.52	0.40
11:K:168:ILE:HD13	11:K:179:SER:HA	2.04	0.40
11:K:272:LYS:HA	11:K:272:LYS:HD3	1.80	0.40
12:L:577:ALA:HB3	12:L:594:PHE:CE2	2.56	0.40
13:M:136:PHE:HD2	13:M:144:VAL:HA	1.85	0.40
18:R:62:TRP:O	18:R:65:LYS:HB3	2.22	0.40
18:R:98:CYS:HA	18:R:101:LEU:HG	2.03	0.40
18:R:452:LYS:HE3	18:R:452:LYS:HB2	1.86	0.40
18:R:710:THR:HA	18:R:713:LYS:HB2	2.02	0.40
18:R:765:ARG:NH1	18:R:765:ARG:O	2.54	0.40
18:R:1073:GLY:O	18:R:1076:VAL:HG22	2.22	0.40
18:R:1211:LEU:O	18:R:1215:VAL:HG13	2.21	0.40
18:R:1228:PRO:O	18:R:1232:THR:HG23	2.22	0.40
19:S:755:ARG:HG2	19:S:758:HIS:HD2	1.86	0.40
19:S:920:GLN:HG2	19:S:924:TRP:NE1	2.37	0.40
9:I:1218:SER:O	9:I:1222:ARG:HG3	2.21	0.40
15:O:189:THR:HB	15:O:193:TYR:CZ	2.57	0.40
18:R:1026:LEU:HD23	18:R:1029:ALA:HB3	2.03	0.40
18:R:1224:LEU:HA	18:R:1227:ILE:HG12	2.04	0.40
18:R:1248:VAL:O	18:R:1252:VAL:HG23	2.22	0.40
18:R:1260:GLN:NE2	18:R:1305:PHE:O	2.52	0.40
18:R:1302:LYS:HB3	18:R:1302:LYS:HE3	1.94	0.40
19:S:189:TRP:HZ2	19:S:226:PRO:HG3	1.87	0.40
19:S:196:LEU:HD22	19:S:222:ILE:HG13	2.04	0.40
19:S:579:ILE:HG13	19:S:621:TRP:NE1	2.36	0.40
22:V:79:LYS:O	22:V:81:SER:N	2.55	0.40
22:V:108:LEU:HA	22:V:111:TYR:CD2	2.57	0.40

There are no symmetry-related clashes.



## 5.3 Torsion angles [i](#)

### 5.3.1 Protein backbone [i](#)

In the following table, the Percentiles column shows the percent Ramachandran outliers of the chain as a percentile score with respect to all PDB entries followed by that with respect to all EM entries.

The Analysed column shows the number of residues for which the backbone conformation was analysed, and the total number of residues.

Mol	Chain	Analysed	Favoured	Allowed	Outliers	Percentiles	
1	A	455/1575 (29%)	426 (94%)	28 (6%)	1 (0%)	47	81
2	B	154/270 (57%)	150 (97%)	4 (3%)	0	100	100
3	C	153/246 (62%)	123 (80%)	30 (20%)	0	100	100
4	D	159/233 (68%)	147 (92%)	12 (8%)	0	100	100
5	E	157/268 (59%)	144 (92%)	13 (8%)	0	100	100
6	F	69/142 (49%)	66 (96%)	3 (4%)	0	100	100
7	G	120/135 (89%)	119 (99%)	1 (1%)	0	100	100
8	H	101/117 (86%)	94 (93%)	7 (7%)	0	100	100
9	I	1050/1459 (72%)	901 (86%)	149 (14%)	0	100	100
10	J	165/789 (21%)	135 (82%)	30 (18%)	0	100	100
11	K	718/828 (87%)	574 (80%)	143 (20%)	1 (0%)	51	85
12	L	524/649 (81%)	457 (87%)	67 (13%)	0	100	100
13	M	176/208 (85%)	160 (91%)	16 (9%)	0	100	100
14	N	67/240 (28%)	63 (94%)	4 (6%)	0	100	100
15	O	162/212 (76%)	134 (83%)	28 (17%)	0	100	100
16	P	117/144 (81%)	107 (92%)	10 (8%)	0	100	100
17	Q	129/200 (64%)	126 (98%)	3 (2%)	0	100	100
18	R	1285/1367 (94%)	1105 (86%)	179 (14%)	1 (0%)	51	85
19	S	889/987 (90%)	790 (89%)	99 (11%)	0	100	100
20	T	184/745 (25%)	163 (89%)	21 (11%)	0	100	100
21	U	93/588 (16%)	84 (90%)	8 (9%)	1 (1%)	14	52
22	V	258/311 (83%)	216 (84%)	42 (16%)	0	100	100
23	W	116/178 (65%)	109 (94%)	7 (6%)	0	100	100
24	X	119/199 (60%)	116 (98%)	3 (2%)	0	100	100
25	Y	128/178 (72%)	112 (88%)	16 (12%)	0	100	100

*Continued on next page...*



Continued from previous page...

Mol	Chain	Analysed	Favoured	Allowed	Outliers	Percentiles	
26	Z	107/131 (82%)	96 (90%)	11 (10%)	0	100	100
All	All	7655/12399 (62%)	6717 (88%)	934 (12%)	4 (0%)	54	85

All (4) Ramachandran outliers are listed below:

Mol	Chain	Res	Type
1	A	105	SER
18	R	1177	LEU
21	U	528	LEU
11	K	97	SER

### 5.3.2 Protein sidechains [i](#)

In the following table, the Percentiles column shows the percent sidechain outliers of the chain as a percentile score with respect to all PDB entries followed by that with respect to all EM entries.

The Analysed column shows the number of residues for which the sidechain conformation was analysed, and the total number of residues.

Mol	Chain	Analysed	Rotameric	Outliers	Percentiles	
3	C	1/223 (0%)	1 (100%)	0	100	100
5	E	6/226 (3%)	6 (100%)	0	100	100
8	H	12/98 (12%)	12 (100%)	0	100	100
9	I	387/1276 (30%)	385 (100%)	2 (0%)	88	93
10	J	100/693 (14%)	100 (100%)	0	100	100
11	K	418/729 (57%)	415 (99%)	3 (1%)	84	90
12	L	180/572 (32%)	180 (100%)	0	100	100
13	M	61/183 (33%)	61 (100%)	0	100	100
14	N	32/205 (16%)	31 (97%)	1 (3%)	40	62
15	O	44/177 (25%)	43 (98%)	1 (2%)	50	70
17	Q	23/173 (13%)	23 (100%)	0	100	100
18	R	949/1231 (77%)	942 (99%)	7 (1%)	84	90
19	S	395/867 (46%)	392 (99%)	3 (1%)	81	89
20	T	94/598 (16%)	94 (100%)	0	100	100
21	U	1/510 (0%)	1 (100%)	0	100	100

Continued on next page...

*Continued from previous page...*

Mol	Chain	Analysed	Rotameric	Outliers	Percentiles	
22	V	92/279 (33%)	91 (99%)	1 (1%)	73	85
23	W	52/153 (34%)	52 (100%)	0	100	100
24	X	65/164 (40%)	65 (100%)	0	100	100
25	Y	47/157 (30%)	47 (100%)	0	100	100
All	All	2959/8514 (35%)	2941 (99%)	18 (1%)	86	92

All (18) residues with a non-rotameric sidechain are listed below:

Mol	Chain	Res	Type
9	I	269	ARG
9	I	334	ARG
11	K	30	ARG
11	K	728	ARG
11	K	741	ARG
14	N	95	LYS
15	O	46	TYR
18	R	809	LYS
18	R	864	ARG
18	R	872	ARG
18	R	905	LYS
18	R	1050	LYS
18	R	1265	ARG
18	R	1330	ARG
19	S	72	MET
19	S	161	CYS
19	S	385	ARG
22	V	48	ARG

Sometimes sidechains can be flipped to improve hydrogen bonding and reduce clashes. All (54) such sidechains are listed below:

Mol	Chain	Res	Type
8	H	91	GLN
9	I	310	GLN
9	I	317	GLN
9	I	400	HIS
9	I	866	ASN
9	I	876	GLN
9	I	889	ASN
9	I	1226	GLN
11	K	92	GLN

*Continued on next page...*

*Continued from previous page...*

<b>Mol</b>	<b>Chain</b>	<b>Res</b>	<b>Type</b>
11	K	383	HIS
11	K	488	GLN
11	K	773	HIS
12	L	216	HIS
12	L	290	GLN
12	L	308	GLN
12	L	327	ASN
12	L	332	GLN
12	L	371	HIS
12	L	461	HIS
18	R	285	ASN
18	R	455	HIS
18	R	459	GLN
18	R	596	HIS
18	R	613	HIS
18	R	639	ASN
18	R	642	HIS
18	R	662	GLN
18	R	684	ASN
18	R	759	ASN
18	R	851	ASN
18	R	972	HIS
18	R	1051	HIS
18	R	1054	ASN
18	R	1198	GLN
18	R	1280	ASN
18	R	1283	GLN
18	R	1334	HIS
19	S	8	GLN
19	S	111	HIS
19	S	157	GLN
19	S	426	HIS
19	S	677	GLN
19	S	735	HIS
19	S	758	HIS
19	S	920	GLN
20	T	72	ASN
22	V	55	ASN
22	V	106	GLN
22	V	109	GLN
23	W	90	GLN
23	W	101	GLN

*Continued on next page...*

*Continued from previous page...*

Mol	Chain	Res	Type
24	X	86	ASN
25	Y	79	GLN
25	Y	146	ASN

### 5.3.3 RNA [i](#)

There are no RNA molecules in this entry.

### 5.4 Non-standard residues in protein, DNA, RNA chains [i](#)

There are no non-standard protein/DNA/RNA residues in this entry.

### 5.5 Carbohydrates [i](#)

There are no monosaccharides in this entry.

### 5.6 Ligand geometry [i](#)

There are no ligands in this entry.

### 5.7 Other polymers [i](#)

There are no such residues in this entry.

### 5.8 Polymer linkage issues [i](#)

The following chains have linkage breaks:

Mol	Chain	Number of breaks
15	O	1

All chain breaks are listed below:

Model	Chain	Residue-1	Atom-1	Residue-2	Atom-2	Distance (Å)
1	O	104:SER	C	105:ALA	N	2.41

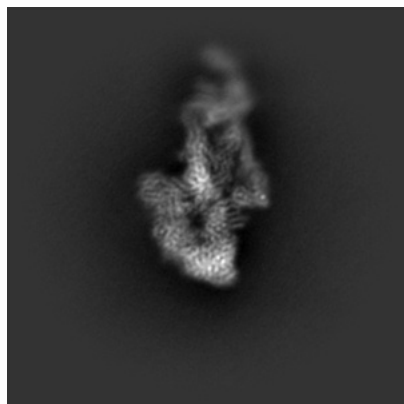
## 6 Map visualisation [i](#)

This section contains visualisations of the EMDB entry EMD-40968. These allow visual inspection of the internal detail of the map and identification of artifacts.

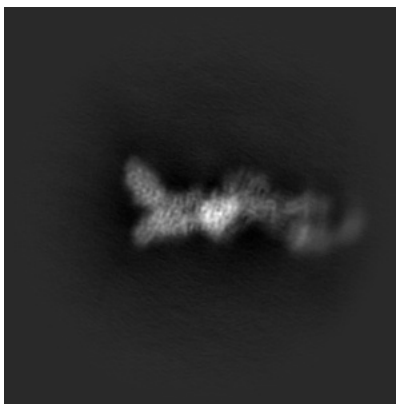
Images derived from a raw map, generated by summing the deposited half-maps, are presented below the corresponding image components of the primary map to allow further visual inspection and comparison with those of the primary map.

### 6.1 Orthogonal projections [i](#)

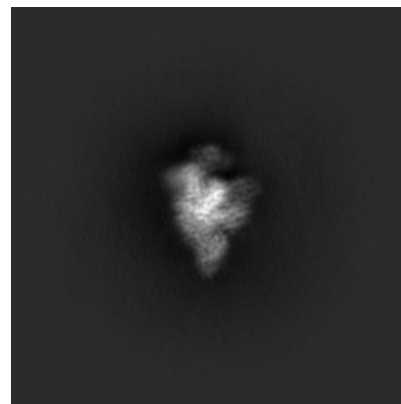
#### 6.1.1 Primary map



X

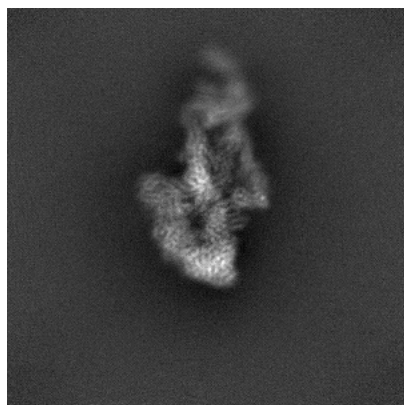


Y

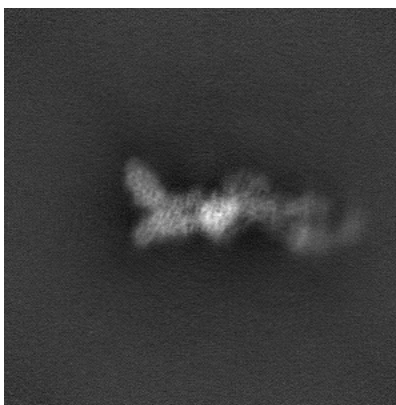


Z

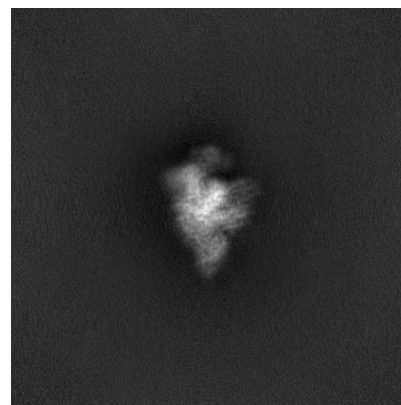
#### 6.1.2 Raw map



X



Y

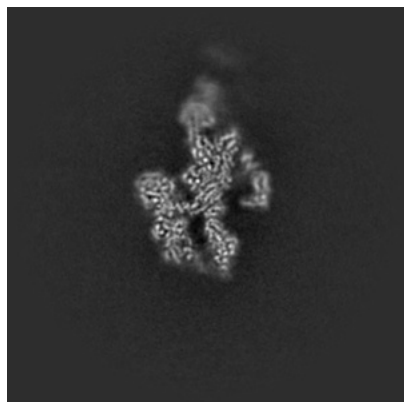


Z

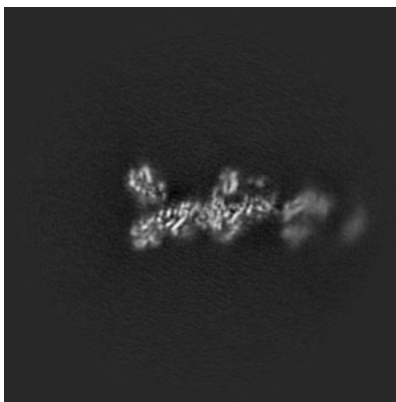
The images above show the map projected in three orthogonal directions.

## 6.2 Central slices [i](#)

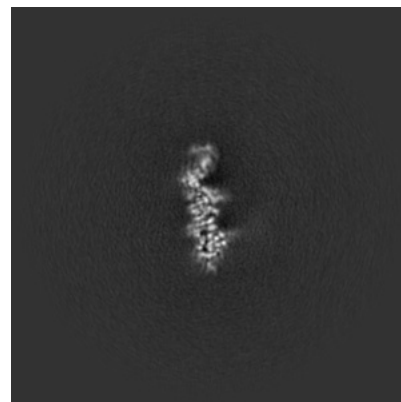
### 6.2.1 Primary map



X Index: 280

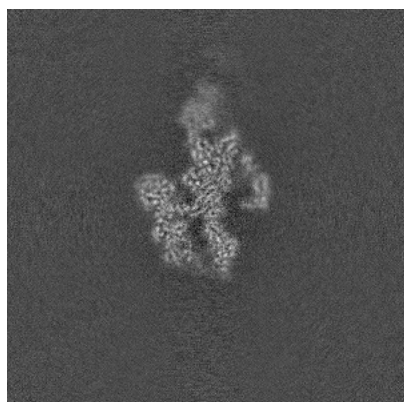


Y Index: 280

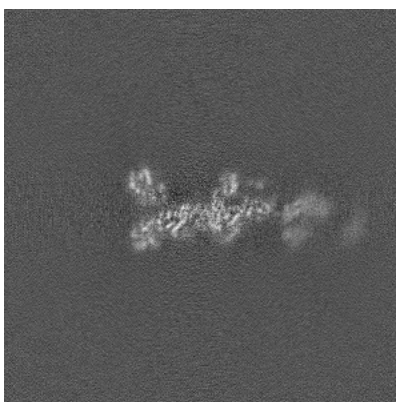


Z Index: 280

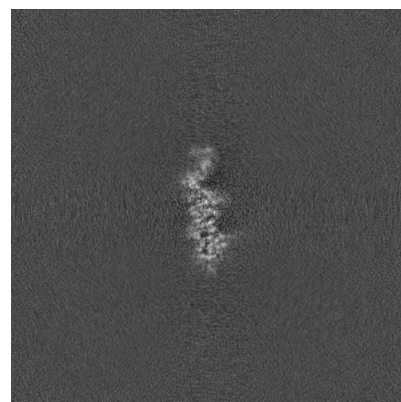
### 6.2.2 Raw map



X Index: 280



Y Index: 280

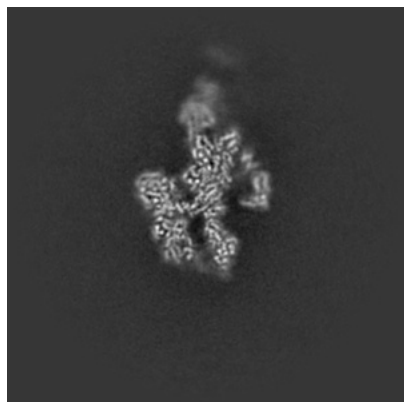


Z Index: 280

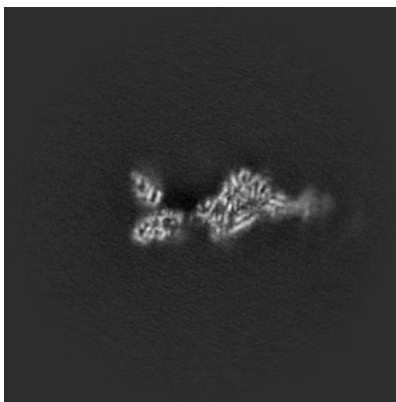
The images above show central slices of the map in three orthogonal directions.

## 6.3 Largest variance slices [i](#)

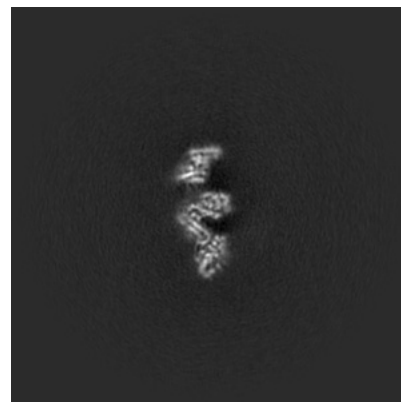
### 6.3.1 Primary map



X Index: 279

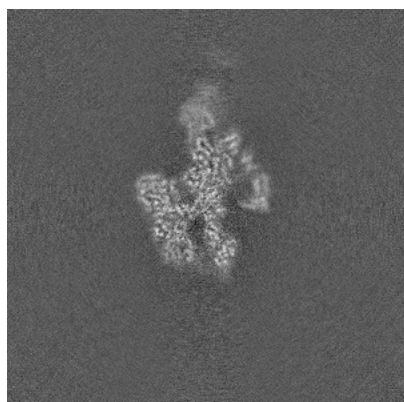


Y Index: 266

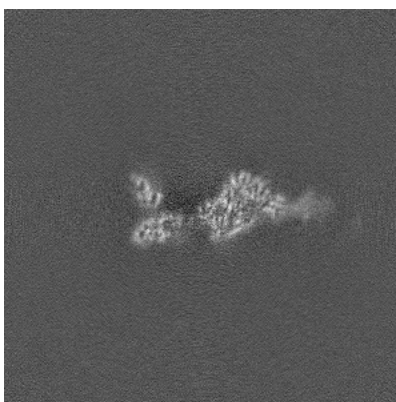


Z Index: 296

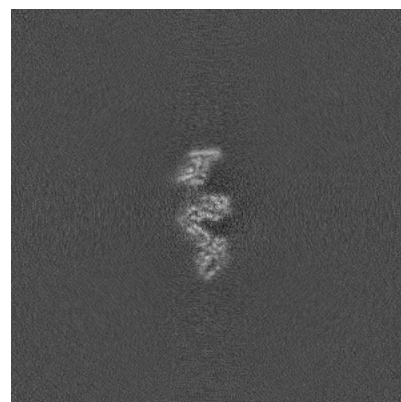
### 6.3.2 Raw map



X Index: 278



Y Index: 267




Z Index: 295

The images above show the largest variance slices of the map in three orthogonal directions.

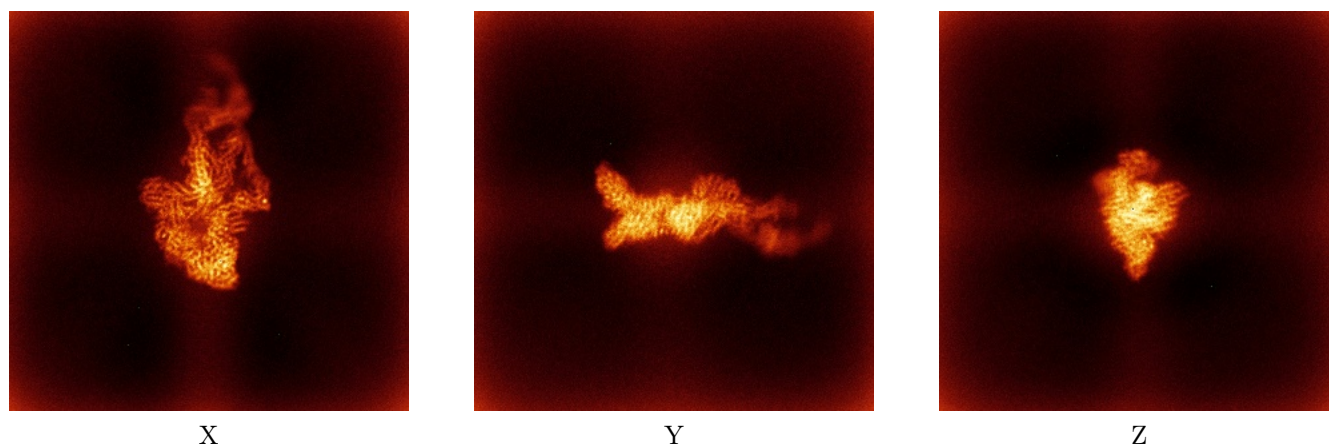


## 6.4 Orthogonal standard-deviation projections (False-color) [i](#)

### 6.4.1 Primary map



### 6.4.2 Raw map



The images above show the map standard deviation projections with false color in three orthogonal directions. Minimum values are shown in green, max in blue, and dark to light orange shades represent small to large values respectively.



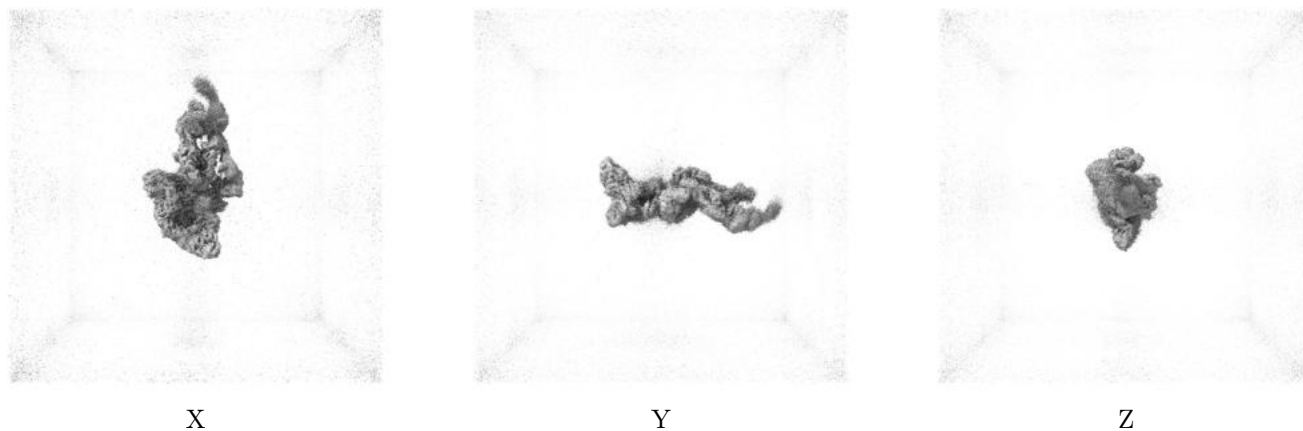
## 6.5 Orthogonal surface views [i](#)

### 6.5.1 Primary map



The images above show the 3D surface view of the map at the recommended contour level 0.054. These images, in conjunction with the slice images, may facilitate assessment of whether an appropriate contour level has been provided.

### 6.5.2 Raw map



These images show the 3D surface of the raw map. The raw map's contour level was selected so that its surface encloses the same volume as the primary map does at its recommended contour level.

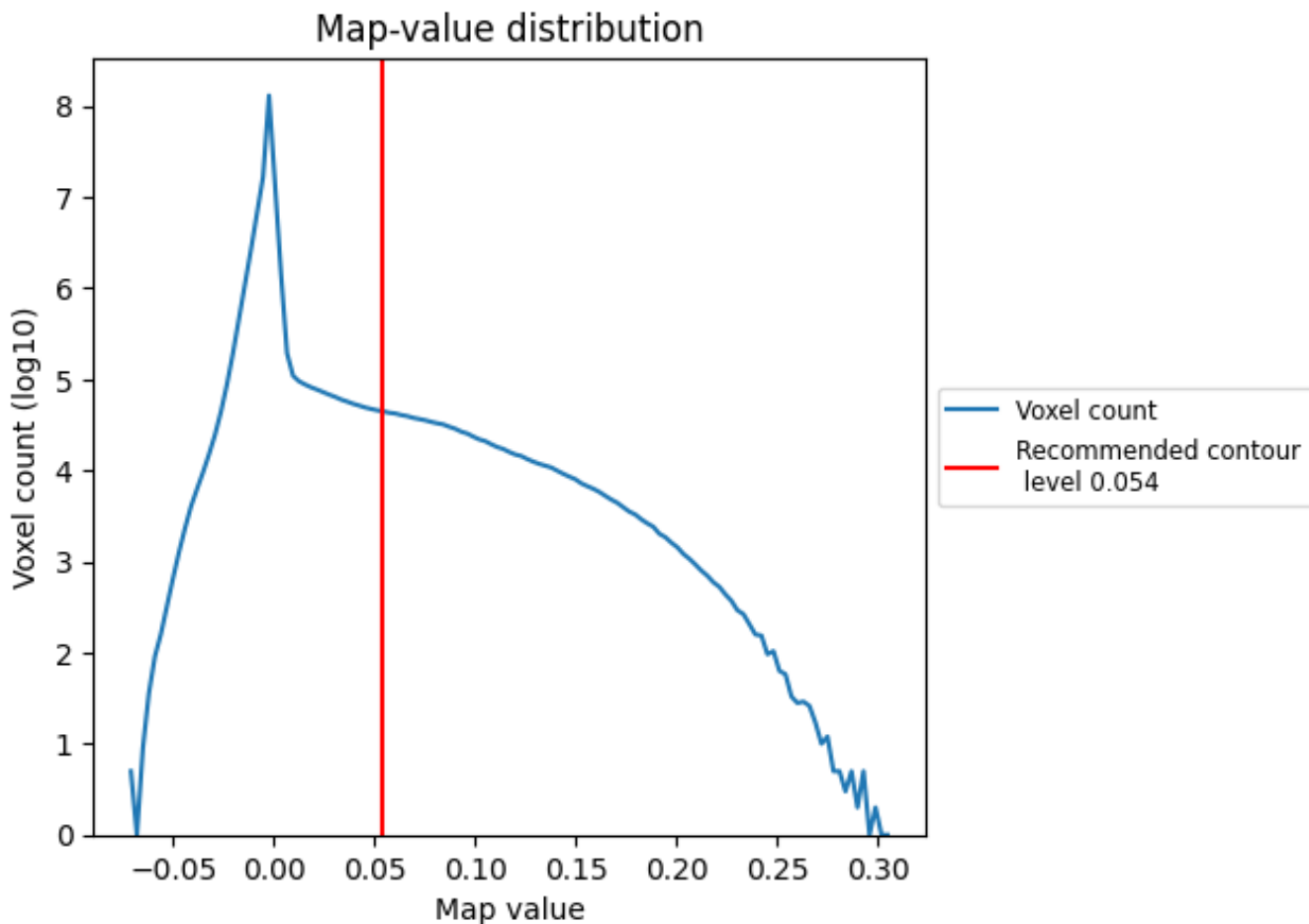
## 6.6 Mask visualisation [i](#)

This section was not generated. No masks/segmentation were deposited.

## 7 Map analysis [i](#)

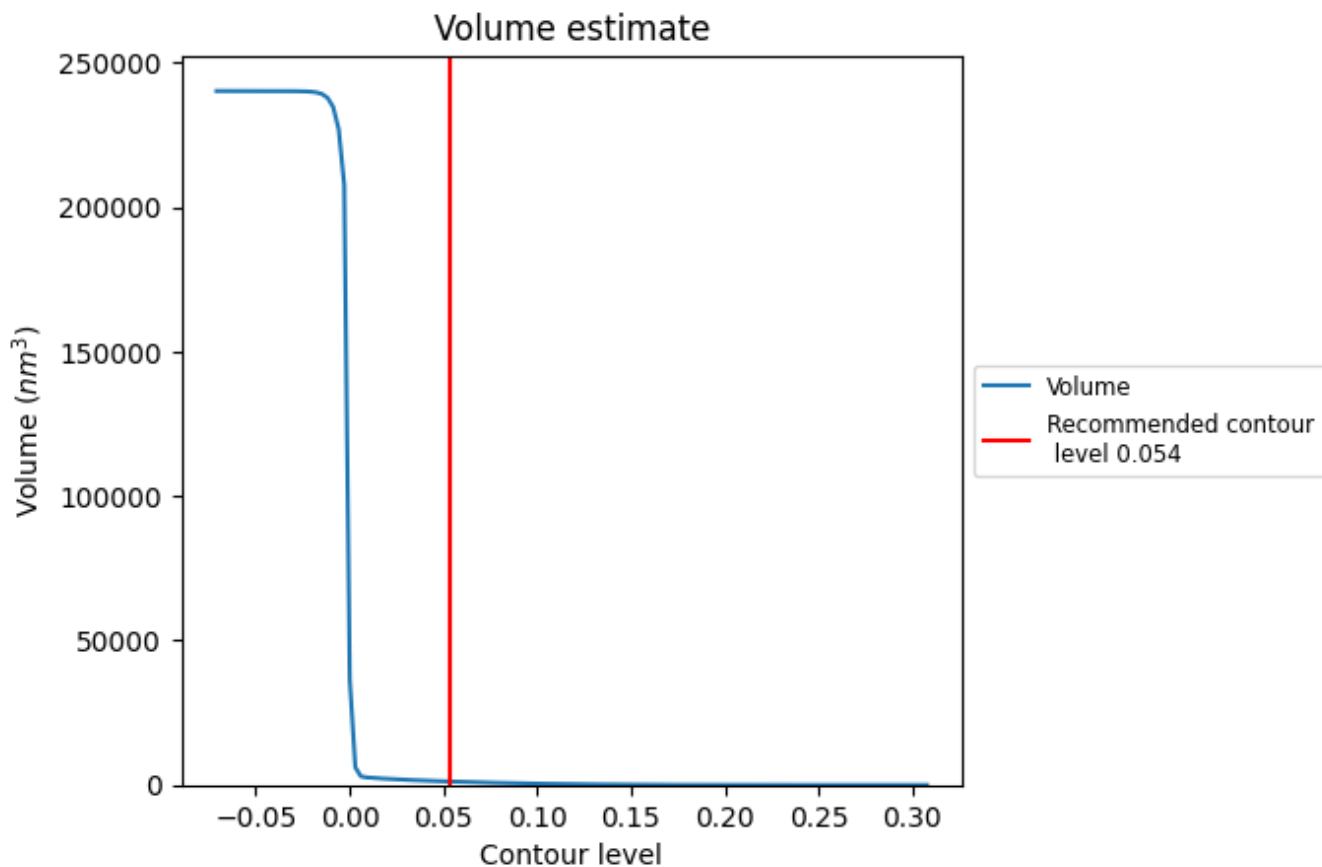
This section contains the results of statistical analysis of the map.

### 7.1 Map-value distribution [i](#)



The map-value distribution is plotted in 128 intervals along the x-axis. The y-axis is logarithmic. A spike in this graph at zero usually indicates that the volume has been masked.

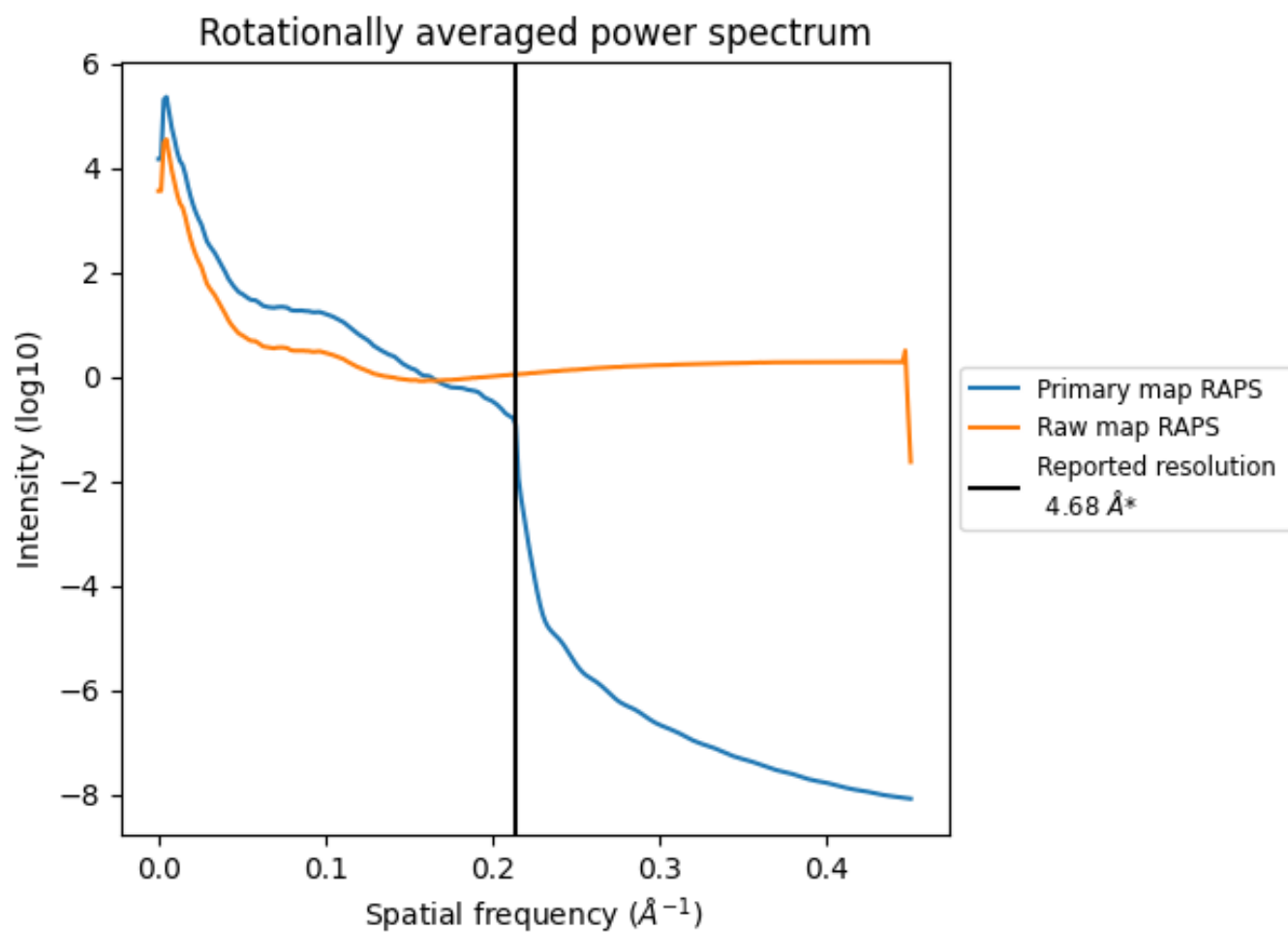
## 7.2 Volume estimate [\(i\)](#)



The volume at the recommended contour level is 1192  $\text{nm}^3$ ; this corresponds to an approximate mass of 1076 kDa.

The volume estimate graph shows how the enclosed volume varies with the contour level. The recommended contour level is shown as a vertical line and the intersection between the line and the curve gives the volume of the enclosed surface at the given level.

### 7.3 Rotationally averaged power spectrum i

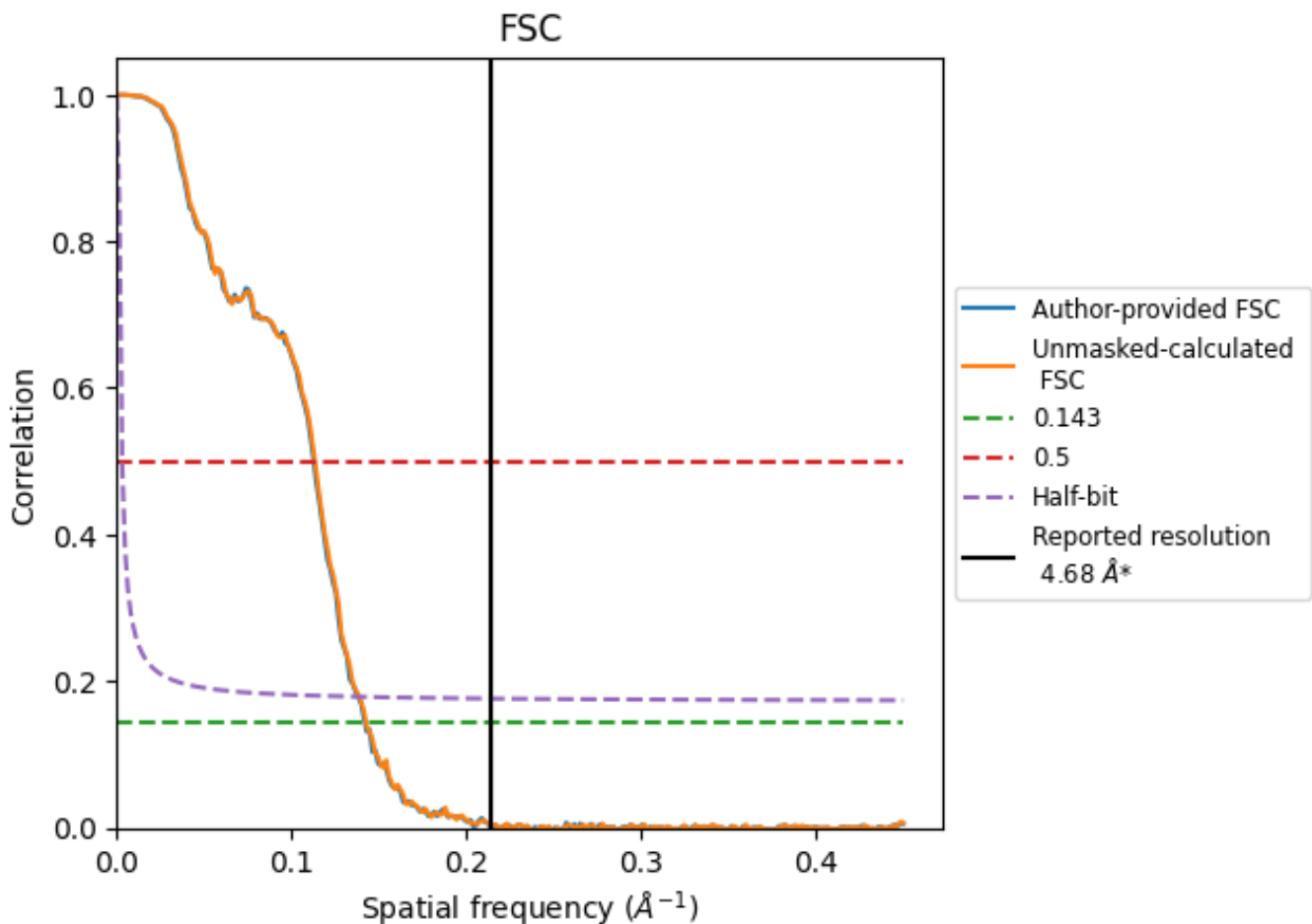


\*Reported resolution corresponds to spatial frequency of  $0.214 \text{ \AA}^{-1}$

## 8 Fourier-Shell correlation [i](#)

Fourier-Shell Correlation (FSC) is the most commonly used method to estimate the resolution of single-particle and subtomogram-averaged maps. The shape of the curve depends on the imposed symmetry, mask and whether or not the two 3D reconstructions used were processed from a common reference. The reported resolution is shown as a black line. A curve is displayed for the half-bit criterion in addition to lines showing the 0.143 gold standard cut-off and 0.5 cut-off.

### 8.1 FSC [i](#)



\*Reported resolution corresponds to spatial frequency of 0.214 Å<sup>-1</sup>

## 8.2 Resolution estimates [i](#)

Resolution estimate (Å)	Estimation criterion (FSC cut-off)		
	0.143	0.5	Half-bit
Reported by author	4.68	-	-
Author-provided FSC curve	7.04	8.87	7.24
Unmasked-calculated*	7.00	8.80	7.20

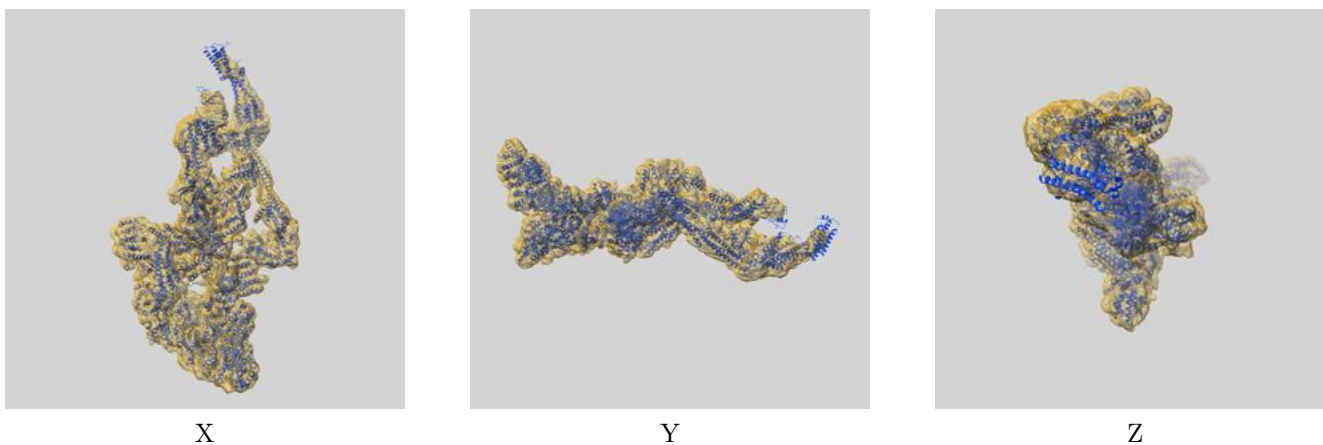
\*Resolution estimate based on FSC curve calculated by comparison of deposited half-maps. The value from author-provided FSC intersecting FSC 0.143 CUT-OFF 7.04 differs from the reported value 4.68 by more than 10 %

The value from deposited half-maps intersecting FSC 0.143 CUT-OFF 7.00 differs from the reported value 4.68 by more than 10 %

## 9 Map-model fit [i](#)


This section contains information regarding the fit between EMDB map EMD-40968 and PDB model 8T1I. Per-residue inclusion information can be found in section 3 on page 8.

### 9.1 Map-model overlay [i](#)




The images above show the 3D surface view of the map at the recommended contour level 0.054 at 50% transparency in yellow overlaid with a ribbon representation of the model coloured in blue. These images allow for the visual assessment of the quality of fit between the atomic model and the map.

## 9.2 Q-score mapped to coordinate model [i](#)



The images above show the model with each residue coloured according to its Q-score. This shows their resolvability in the map with higher Q-score values reflecting better resolvability. Please note: Q-score is calculating the resolvability of atoms, and thus high values are only expected at resolutions at which atoms can be resolved. Low Q-score values may therefore be expected for many entries.

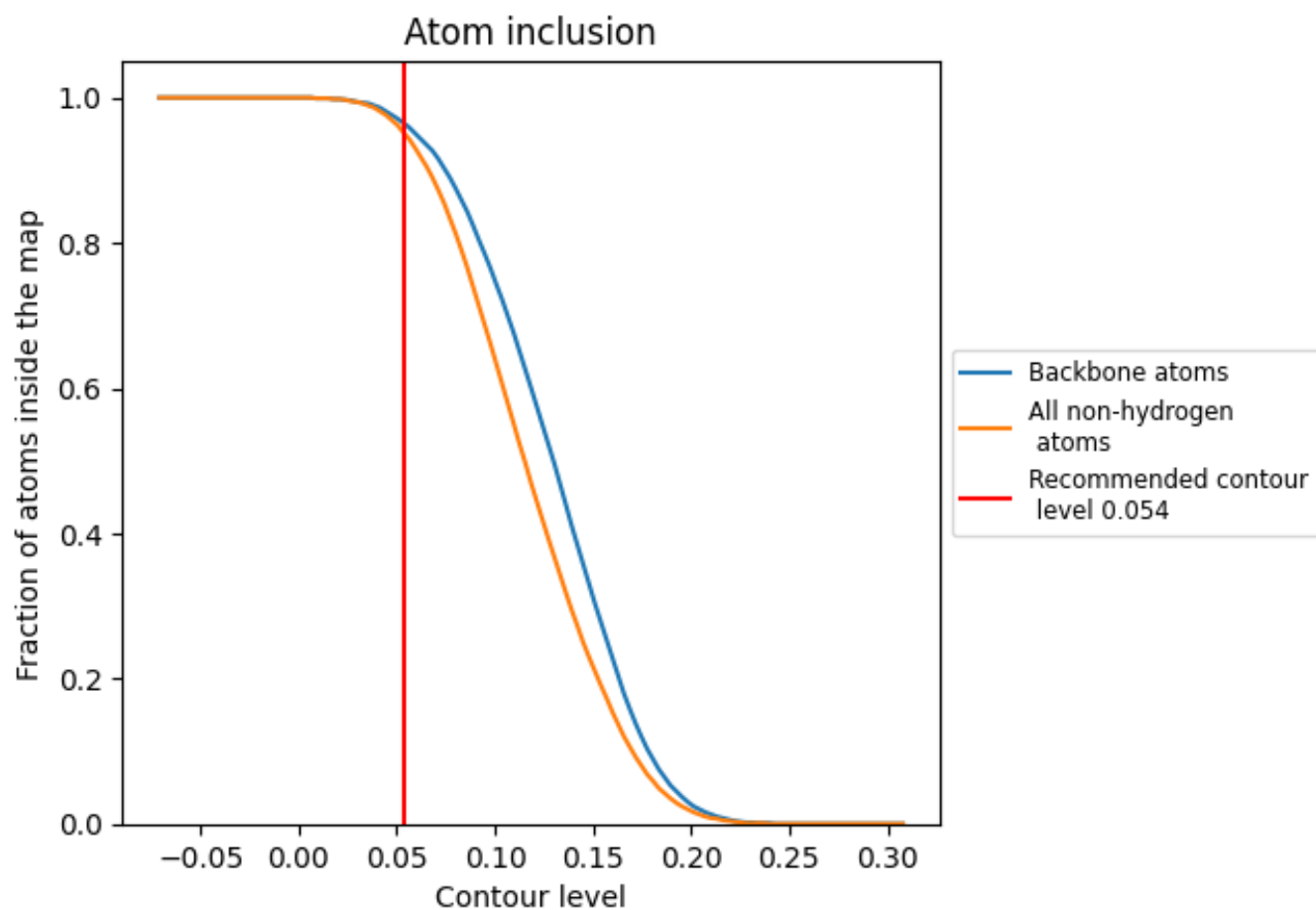
## 9.3 Atom inclusion mapped to coordinate model [i](#)



The images above show the model with each residue coloured according to its atom inclusion. This shows to what extent they are inside the map at the recommended contour level (0.054).



























































## 9.4 Atom inclusion [i](#)



At the recommended contour level, 96% of all backbone atoms, 95% of all non-hydrogen atoms, are inside the map.

## 9.5 Map-model fit summary

The table lists the average atom inclusion at the recommended contour level (0.054) and Q-score for the entire model and for each chain.

Chain	Atom inclusion	Q-score
All	 0.9500	 0.2380
A	 0.9950	 0.2750
B	 0.9940	 0.1950
C	 0.6480	 0.1630
D	 0.9760	 0.1820
E	 0.8900	 0.2080
F	 0.9970	 0.2470
G	 0.4300	 0.0860
H	 0.9970	 0.2420
I	 0.9340	 0.2580
J	 0.9390	 0.2720
K	 0.9820	 0.2550
L	 0.9700	 0.2640
M	 0.9900	 0.2400
N	 0.5570	 0.0880
O	 0.9940	 0.2680
P	 0.9000	 0.1290
Q	 0.9840	 0.2220
R	 0.9650	 0.2220
S	 0.9760	 0.2530
T	 0.9200	 0.2340
U	 0.9540	 0.1250
V	 0.9880	 0.2870
W	 0.9670	 0.2440
X	 0.9890	 0.2470
Y	 0.9820	 0.2480
Z	 0.9760	 0.1780
a	 1.0000	 0.3010

