



## Full wwPDB EM Validation Report ⓘ

Nov 28, 2022 – 08:46 PM EST

PDB ID : 7TBJ  
EMDB ID : EMD-14322  
Title : Composite structure of the human nuclear pore complex (NPC) symmetric core generated with a 12Å cryo-ET map of the purified HeLa cell NPC  
Authors : Petrovic, S.; Samanta, D.; Perriches, T.; Bley, C.J.; Thierbach, K.; Brown, B.; Nie, S.; Mobbs, G.W.; Stevens, T.A.; Liu, X.; Tomaleri, G.P.; Schaus, L.; Hoelz, A.  
Deposited on : 2021-12-22  
Resolution : 23.00 Å(reported)

This is a Full wwPDB EM Validation Report for a publicly released PDB entry.

We welcome your comments at [validation@mail.wwpdb.org](mailto:validation@mail.wwpdb.org)

A user guide is available at

<https://www.wwpdb.org/validation/2017/EMValidationReportHelp>

with specific help available everywhere you see the ⓘ symbol.

The types of validation reports are described at

<http://www.wwpdb.org/validation/2017/FAQs#types>.

---

The following versions of software and data (see [references ⓘ](#)) were used in the production of this report:

EMDB validation analysis : 0.0.1.dev43  
Mogul : 1.8.5 (274361), CSD as541be (2020)  
MolProbity : 4.02b-467  
Percentile statistics : 20191225.v01 (using entries in the PDB archive December 25th 2019)  
MapQ : 1.9.9  
Ideal geometry (proteins) : Engh & Huber (2001)  
Ideal geometry (DNA, RNA) : Parkinson et al. (1996)  
Validation Pipeline (wwPDB-VP) : 2.31.2

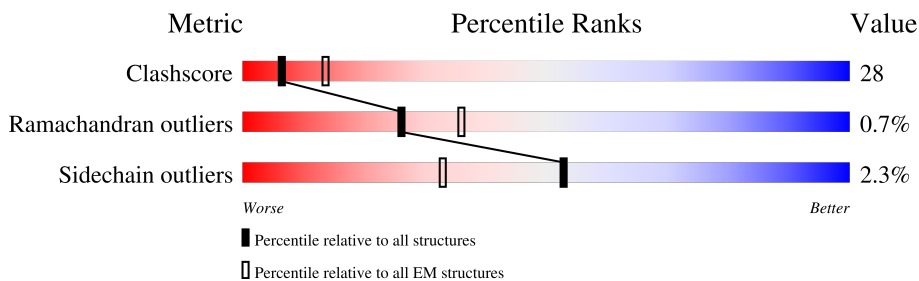
# 1 Overall quality at a glance

The following experimental techniques were used to determine the structure:

*ELECTRON MICROSCOPY*

The reported resolution of this entry is 23.00 Å.

Percentile scores (ranging between 0-100) for global validation metrics of the entry are shown in the following graphic. The table shows the number of entries on which the scores are based.



Metric	Whole archive (#Entries)	EM structures (#Entries)
Clashscore	158937	4297
Ramachandran outliers	154571	4023
Sidechain outliers	154315	3826

The table below summarises the geometric issues observed across the polymeric chains and their fit to the map. The red, orange, yellow and green segments of the bar indicate the fraction of residues that contain outliers for  $\geq 3$ , 2, 1 and 0 types of geometric quality criteria respectively. A grey segment represents the fraction of residues that are not modelled. The numeric value for each fraction is indicated below the corresponding segment, with a dot representing fractions  $\leq 5\%$ . The upper red bar (where present) indicates the fraction of residues that have poor fit to the EM map (all-atom inclusion  $< 40\%$ ). The numeric value is given above the bar.

Mol	Chain	Length	Quality of chain
1	A1	1316	
1	A3	1316	
2	A2	1328	
2	A4	1328	
3	A5	1330	
3	A6	1330	
4	B1	14	
4	B2	14	

Continued on next page...

Continued from previous page...

Mol	Chain	Length	Quality of chain
4	B3	14	100% 93% 7%
4	B4	14	93% 57% 43%
4	B5	14	93% 79% 21%
4	B6	14	100% 64% 36%
5	C1	19	53% 84% 5% 11%
5	C2	19	37% 5% 95%
5	C3	19	84% 84% 5% 11%
5	C4	19	58% 5% 95%
5	C5	19	58% 32% 11%
5	C6	19	53% 58% 32% 11%
6	D1	644	20% 70% 26% .
6	D2	644	23% 83% 14% .
6	D3	644	25% 67% 29% .
6	D4	644	50% 83% 13% .
6	D5	644	15% 83% 13% .
6	D6	644	24% 84% 12% .
6	D7	644	46% 81% 15% .
7	E1	8	12% 75% 25%
7	E2	8	50% 75% 25%
7	E3	8	62% 75% 25%
7	E4	8	62% 75% 25%
7	E5	8	75% 75% 25%
7	E6	8	25% 75% 25%
7	E7	8	100% 75% 25%
8	F1	1858	26% 81% 7% 12%

Continued on next page...

Continued from previous page...

Mol	Chain	Length	Quality of chain
8	F2	1858	42% 82% 6% 12%
9	G1	53	40% 68% 32%
9	G2	53	55% 85% 15%
10	H1	13	62% 100%
10	H2	13	69% 100%
11	I1	1756	30% 68% 20% 12%
11	I2	1756	31% 68% 20% 12%
11	I3	1756	21% 79% 9% 12%
11	I4	1756	39% 80% 8% 12%
11	I5	1756	25% 78% 10% 12%
12	J1	63	46% 71% 29%
12	J2	63	35% 71% 29%
12	J3	63	43% 79% 21%
12	J4	63	49% 79% 21%
12	J5	63	29% 79% 21%
13	K1	9	89% 100%
13	K2	9	89% 100%
13	K3	9	67% 100%
13	K4	9	100%
13	K5	9	78% 100%
14	L1	2	100%
14	L2	2	100%
14	L3	2	100%
14	L4	2	100%
14	L5	2	50% 100%

Continued on next page...

Continued from previous page...

Mol	Chain	Length	Quality of chain
15	M1	183	
15	M2	183	
15	M3	183	
15	M4	183	
16	N1	222	
16	N2	222	
16	N3	222	
16	N4	222	
17	O1	241	
17	O2	241	
17	O3	241	
17	O4	241	
18	P1	116	
18	P2	116	
18	P3	116	
18	P4	116	
19	Q1	84	
19	Q2	84	
19	Q3	84	
19	Q4	84	
20	R1	40	
20	R2	40	
20	R3	40	
20	R4	40	
21	S1	1156	

Continued on next page...

Continued from previous page...

Mol	Chain	Length	Quality of chain
21	S2	1156	31% 60% 16% 22%
21	S3	1156	43% 60% 16% 22%
21	S4	1156	44% 60% 15% 22%
22	T1	258	23% 63% 31%
22	T2	258	19% 64% 31%
22	T3	258	28% 63% 31%
22	T4	258	25% 63% 31%
23	U1	436	16% 70% 22%
23	U2	436	8% 70% 22%
23	U3	436	18% 71% 22%
23	U4	436	17% 70% 22%
24	V1	621	8% 59% 20% 18%
24	V2	621	11% 59% 21% 18%
24	V3	621	16% 58% 21% 18%
24	V4	621	19% 59% 20% 18%
25	W1	286	12% 64% 29%
25	W2	286	19% 64% 29%
25	W3	286	16% 66% 27%
25	W4	286	30% 65% 27%
26	X1	698	16% 65% 22% 11%
26	X2	698	14% 66% 21% 11%
26	X3	698	27% 65% 23% 11%
26	X4	698	37% 66% 22% 11%
27	Y1	346	33% 62% 25% 11%
27	Y2	346	28% 62% 26% 11%

Continued on next page...

Continued from previous page...

Mol	Chain	Length	Quality of chain
27	Y3	346	
27	Y4	346	
28	Z1	1035	
28	Z2	1035	
28	Z3	1035	
28	Z4	1035	
29	a1	380	
29	a2	380	
29	a3	380	
29	a4	380	
30	b1	385	
30	b2	385	
30	b3	385	
30	b4	385	

## 2 Entry composition [i](#)

There are 30 unique types of molecules in this entry. The entry contains 358888 atoms, of which 0 are hydrogens and 0 are deuteriums.

In the tables below, the AltConf column contains the number of residues with at least one atom in alternate conformation and the Trace column contains the number of residues modelled with at most 2 atoms.

- Molecule 1 is a protein called NUP155.

Mol	Chain	Residues	Atoms					AltConf	Trace
			Total	C	N	O	S		
1	A1	1231	Total	C	N	O	S	1	0
			9730	6152	1707	1843	28		
1	A3	1231	Total	C	N	O	S	1	0
			9730	6152	1707	1843	28		

- Molecule 2 is a protein called NUP155.

Mol	Chain	Residues	Atoms						AltConf	Trace
			Total	C	N	O	S	Se		
2	A2	1269	Total	C	N	O	S	Se	0	0
			9946	6277	1745	1890	22	12		
2	A4	1269	Total	C	N	O	S	Se	0	0
			9946	6277	1745	1890	22	12		

- Molecule 3 is a protein called NUP155.

Mol	Chain	Residues	Atoms						AltConf	Trace
			Total	C	N	O	S	Se		
3	A5	1276	Total	C	N	O	S	Se	1	0
			10030	6331	1762	1901	24	12		
3	A6	1276	Total	C	N	O	S	Se	1	0
			10030	6331	1762	1901	24	12		

- Molecule 4 is a protein called NUP53 R3.

Mol	Chain	Residues	Atoms					AltConf	Trace
			Total	C	N	O	S		
4	B1	14	Total	C	N	O	S	0	0
			111	73	19	18	1		
4	B2	14	Total	C	N	O	S	0	0
			111	73	19	18	1		
4	B3	14	Total	C	N	O	S	0	0
			111	73	19	18	1		
4	B4	14	Total	C	N	O	S	0	0
			111	73	19	18	1		

*Continued on next page...*



*Continued from previous page...*

Mol	Chain	Residues	Atoms					AltConf	Trace
4	B5	14	Total	C	N	O	S	0	0
			111	73	19	18	1		
4	B6	14	Total	C	N	O	S	0	0
			111	73	19	18	1		

- Molecule 5 is a protein called NUP98 R3.

Mol	Chain	Residues	Atoms					AltConf	Trace
5	C1	17	Total	C	N	O	S	0	0
			138	88	24	25	1		
5	C2	19	Total	C	N	O	S	0	0
			157	100	29	27	1		
5	C3	17	Total	C	N	O	S	0	0
			138	88	24	25	1		
5	C4	19	Total	C	N	O	S	0	0
			157	100	29	27	1		
5	C5	17	Total	C	N	O	S	0	0
			138	88	24	25	1		
5	C6	17	Total	C	N	O	S	0	0
			138	88	24	25	1		

- Molecule 6 is a protein called NUP93 SOL.

Mol	Chain	Residues	Atoms					AltConf	Trace
6	D1	621	Total	C	N	O	S	0	0
			5034	3200	874	934	26		
6	D2	621	Total	C	N	O	S	0	0
			5034	3200	874	934	26		
6	D3	621	Total	C	N	O	S	0	0
			5034	3200	874	934	26		
6	D4	621	Total	C	N	O	S	0	0
			5034	3200	874	934	26		
6	D5	621	Total	C	N	O	S	0	0
			5034	3200	874	934	26		
6	D6	621	Total	C	N	O	S	0	0
			5034	3200	874	934	26		
6	D7	621	Total	C	N	O	S	0	0
			5034	3200	874	934	26		

- Molecule 7 is a protein called NUP53 R2.

Mol	Chain	Residues	Atoms				AltConf	Trace
7	E1	8	Total	C	N	O	0	0
			63	42	11	10		
7	E2	8	Total	C	N	O	0	0
			63	42	11	10		
7	E3	8	Total	C	N	O	0	0
			63	42	11	10		
7	E4	8	Total	C	N	O	0	0
			63	42	11	10		
7	E5	8	Total	C	N	O	0	0
			63	42	11	10		
7	E6	8	Total	C	N	O	0	0
			63	42	11	10		
7	E7	8	Total	C	N	O	0	0
			63	42	11	10		

- Molecule 8 is a protein called NUP188.

Mol	Chain	Residues	Atoms					AltConf	Trace
8	F1	1641	Total	C	N	O	S	0	0
			12779	8190	2201	2333	55		
8	F2	1641	Total	C	N	O	S	0	0
			12779	8190	2201	2333	55		

- Molecule 9 is a protein called NUP93 R2.

Mol	Chain	Residues	Atoms					AltConf	Trace
9	G1	53	Total	C	N	O	S	0	0
			438	274	75	88	1		
9	G2	53	Total	C	N	O	S	0	0
			438	274	75	88	1		

- Molecule 10 is a protein called NUP98 R2.

Mol	Chain	Residues	Atoms				AltConf	Trace
10	H1	13	Total	C	N	O	0	0
			94	58	15	21		
10	H2	13	Total	C	N	O	0	0
			94	58	15	21		

- Molecule 11 is a protein called NUP205.

Mol	Chain	Residues	Atoms					AltConf	Trace
11	I1	1542	Total 12307	C 7880	N 2084	O 2278	S 65	0	0
11	I2	1542	Total 12307	C 7880	N 2084	O 2278	S 65	0	0
11	I3	1542	Total 12307	C 7880	N 2084	O 2278	S 65	0	0
11	I4	1542	Total 12307	C 7880	N 2084	O 2278	S 65	0	0
11	I5	1542	Total 12307	C 7880	N 2084	O 2278	S 65	0	0

- Molecule 12 is a protein called NUP93 R2.

Mol	Chain	Residues	Atoms					AltConf	Trace
12	J1	63	Total 504	C 315	N 86	O 102	S 1	0	0
12	J2	63	Total 504	C 315	N 86	O 102	S 1	0	0
12	J3	63	Total 504	C 315	N 86	O 102	S 1	0	0
12	J4	63	Total 504	C 315	N 86	O 102	S 1	0	0
12	J5	63	Total 504	C 315	N 86	O 102	S 1	0	0

- Molecule 13 is a protein called NUP98 R1.

Mol	Chain	Residues	Atoms					AltConf	Trace
13	K1	9	Total 73	C 51	N 10	O 11	S 1	0	0
13	K2	9	Total 73	C 51	N 10	O 11	S 1	0	0
13	K3	9	Total 73	C 51	N 10	O 11	S 1	0	0
13	K4	9	Total 73	C 51	N 10	O 11	S 1	0	0
13	K5	9	Total 73	C 51	N 10	O 11	S 1	0	0

- Molecule 14 is a protein called NUP53 R1.

Mol	Chain	Residues	Atoms				AltConf	Trace
14	L1	2	Total	C	N	O	0	0
			15	11	2	2		
14	L2	2	Total	C	N	O	0	0
			15	11	2	2		
14	L3	2	Total	C	N	O	0	0
			15	11	2	2		
14	L4	2	Total	C	N	O	0	0
			15	11	2	2		
14	L5	2	Total	C	N	O	0	0
			15	11	2	2		

- Molecule 15 is a protein called NUP62.

Mol	Chain	Residues	Atoms					AltConf	Trace
15	M1	169	Total	C	N	O	S	0	0
			1372	855	235	276	6		
15	M2	169	Total	C	N	O	S	0	0
			1372	855	235	276	6		
15	M3	169	Total	C	N	O	S	0	0
			1372	855	235	276	6		
15	M4	169	Total	C	N	O	S	0	0
			1372	855	235	276	6		

- Molecule 16 is a protein called NUP58.

Mol	Chain	Residues	Atoms					AltConf	Trace
16	N1	180	Total	C	N	O	S	0	0
			1401	876	236	282	7		
16	N2	180	Total	C	N	O	S	0	0
			1401	876	236	282	7		
16	N3	180	Total	C	N	O	S	0	0
			1401	876	236	282	7		
16	N4	180	Total	C	N	O	S	0	0
			1401	876	236	282	7		

- Molecule 17 is a protein called NUP54.

Mol	Chain	Residues	Atoms					AltConf	Trace
17	O1	241	Total	C	N	O	S	0	0
			1971	1239	360	368	4		
17	O2	241	Total	C	N	O	S	0	0
			1971	1239	360	368	4		

*Continued on next page...*

*Continued from previous page...*

Mol	Chain	Residues	Atoms					AltConf	Trace
17	O3	241	Total	C	N	O	S	0	0
			1971	1239	360	368	4		
17	O4	241	Total	C	N	O	S	0	0
			1971	1239	360	368	4		

- Molecule 18 is a protein called NUP54 Ferredoxin-like domain.

Mol	Chain	Residues	Atoms					AltConf	Trace
18	P1	116	Total	C	N	O	S	1	0
			900	560	160	178	2		
18	P2	116	Total	C	N	O	S	1	0
			900	560	160	178	2		
18	P3	116	Total	C	N	O	S	1	0
			900	560	160	178	2		
18	P4	116	Total	C	N	O	S	1	0
			900	560	160	178	2		

- Molecule 19 is a protein called NUP53 RRM.

Mol	Chain	Residues	Atoms						AltConf	Trace
19	Q1	84	Total	C	N	O	S	Se	1	0
			658	421	114	117	1	5		
19	Q2	80	Total	C	N	O	S	Se	1	0
			616	399	103	108	1	5		
19	Q3	84	Total	C	N	O	S	Se	1	0
			658	421	114	117	1	5		
19	Q4	80	Total	C	N	O	S	Se	1	0
			616	399	103	108	1	5		

- Molecule 20 is a protein called NUP93 R1.

Mol	Chain	Residues	Atoms				AltConf	Trace
20	R1	40	Total	C	N	O	0	0
			311	195	59	57		
20	R2	40	Total	C	N	O	0	0
			311	195	59	57		
20	R3	40	Total	C	N	O	0	0
			311	195	59	57		
20	R4	40	Total	C	N	O	0	0
			311	195	59	57		

- Molecule 21 is a protein called NUP133.

Mol	Chain	Residues	Atoms					AltConf	Trace
21	S1	902	Total	C	N	O	S	0	0
			6013	3738	1046	1210	19		
21	S2	902	Total	C	N	O	S	0	0
			6013	3738	1046	1210	19		
21	S3	902	Total	C	N	O	S	0	0
			6013	3738	1046	1210	19		
21	S4	902	Total	C	N	O	S	0	0
			6013	3738	1046	1210	19		

- Molecule 22 is a protein called NUP107 CTD.

Mol	Chain	Residues	Atoms					AltConf	Trace
22	T1	247	Total	C	N	O	S	0	0
			1993	1282	343	355	13		
22	T2	247	Total	C	N	O	S	0	0
			1993	1282	343	355	13		
22	T3	247	Total	C	N	O	S	0	0
			1993	1282	343	355	13		
22	T4	247	Total	C	N	O	S	0	0
			1993	1282	343	355	13		

- Molecule 23 is a protein called NUP107 NTD.

Mol	Chain	Residues	Atoms					AltConf	Trace
23	U1	419	Total	C	N	O	S	0	0
			3404	2178	557	657	12		
23	U2	419	Total	C	N	O	S	0	0
			3404	2178	557	657	12		
23	U3	419	Total	C	N	O	S	0	0
			3404	2178	557	657	12		
23	U4	419	Total	C	N	O	S	0	0
			3404	2178	557	657	12		

- Molecule 24 is a protein called NUP96.

Mol	Chain	Residues	Atoms					AltConf	Trace
24	V1	511	Total	C	N	O	S	0	0
			3805	2417	648	730	10		
24	V2	511	Total	C	N	O	S	0	0
			3805	2417	648	730	10		
24	V3	511	Total	C	N	O	S	0	0
			3805	2417	648	730	10		

*Continued on next page...*

*Continued from previous page...*

Mol	Chain	Residues	Atoms					AltConf	Trace
24	V4	511	Total	C	N	O	S	0	0
			3805	2417	648	730	10		

- Molecule 25 is a protein called SEC13.

Mol	Chain	Residues	Atoms					AltConf	Trace
25	W1	274	Total	C	N	O	S	0	0
			2160	1379	369	409	3		
25	W2	274	Total	C	N	O	S	0	0
			2160	1379	369	409	3		
25	W3	274	Total	C	N	O	S	0	0
			2160	1379	369	409	3		
25	W4	274	Total	C	N	O	S	0	0
			2160	1379	369	409	3		

- Molecule 26 is a protein called NUP75.

Mol	Chain	Residues	Atoms					AltConf	Trace
26	X1	620	Total	C	N	O	S	0	0
			4535	2884	753	877	21		
26	X2	620	Total	C	N	O	S	0	0
			4535	2884	753	877	21		
26	X3	620	Total	C	N	O	S	0	0
			4535	2884	753	877	21		
26	X4	620	Total	C	N	O	S	0	0
			4535	2884	753	877	21		

- Molecule 27 is a protein called SEH1.

Mol	Chain	Residues	Atoms					AltConf	Trace
27	Y1	307	Total	C	N	O	S	0	0
			2438	1543	422	462	11		
27	Y2	307	Total	C	N	O	S	0	0
			2438	1543	422	462	11		
27	Y3	307	Total	C	N	O	S	0	0
			2438	1543	422	462	11		
27	Y4	307	Total	C	N	O	S	0	0
			2438	1543	422	462	11		

- Molecule 28 is a protein called NUP160.

Mol	Chain	Residues	Atoms					AltConf	Trace
			Total	C	N	O	S		
28	Z1	896	6622	4232	1099	1275	16	0	0
28	Z2	896	6622	4232	1099	1275	16	0	0
28	Z3	896	6622	4232	1099	1275	16	0	0
28	Z4	896	6622	4232	1099	1275	16	0	0

- Molecule 29 is a protein called NUP43.

Mol	Chain	Residues	Atoms					AltConf	Trace
			Total	C	N	O	S		
29	a1	316	2587	1639	447	488	13	33	1
29	a2	316	2587	1639	447	488	13	33	1
29	a3	316	2587	1639	447	488	13	33	1
29	a4	316	2587	1639	447	488	13	33	1

- Molecule 30 is a protein called NUP37.


Mol	Chain	Residues	Atoms					AltConf	Trace
			Total	C	N	O	S		
30	b1	343	2638	1676	447	500	15	0	0
30	b2	343	2638	1676	447	500	15	0	0
30	b3	343	2638	1676	447	500	15	0	0
30	b4	343	2638	1676	447	500	15	0	0

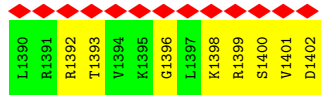
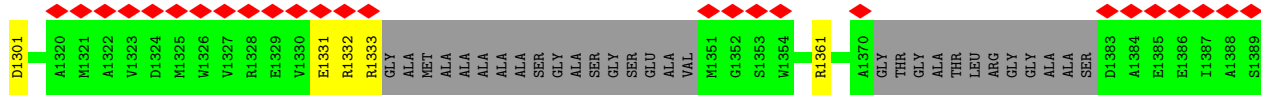


### 3 Residue-property plots

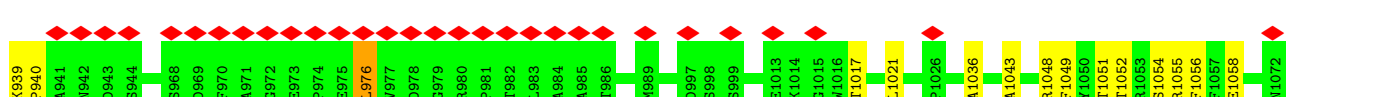
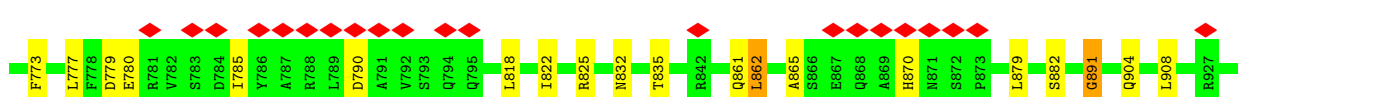
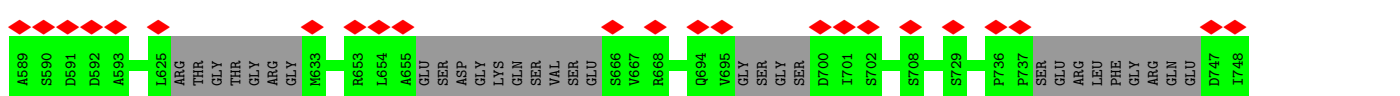
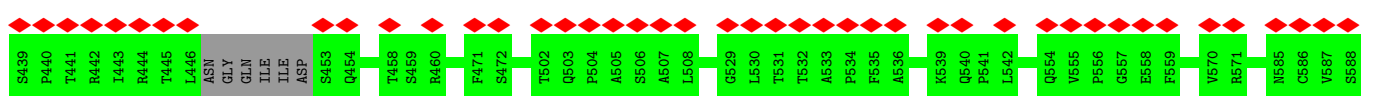
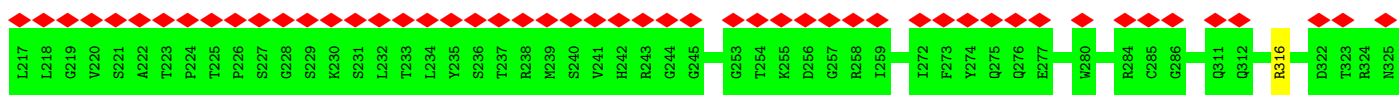
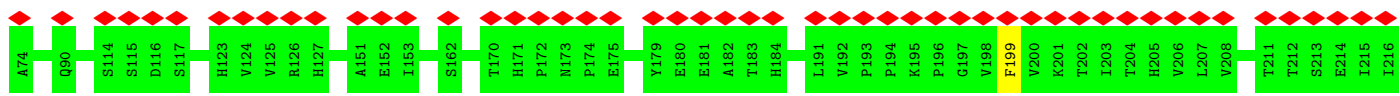
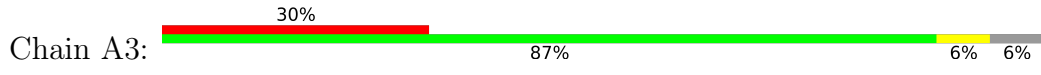
These plots are drawn for all protein, RNA, DNA and oligosaccharide chains in the entry. The first graphic for a chain summarises the proportions of the various outlier classes displayed in the second graphic. The second graphic shows the sequence view annotated by issues in geometry and atom inclusion in map density. Residues are color-coded according to the number of geometric quality criteria for which they contain at least one outlier: green = 0, yellow = 1, orange = 2 and red = 3 or more. A red diamond above a residue indicates a poor fit to the EM map for this residue (all-atom inclusion < 40%). Stretches of 2 or more consecutive residues without any outlier are shown as a green connector. Residues present in the sample, but not in the model, are shown in grey.

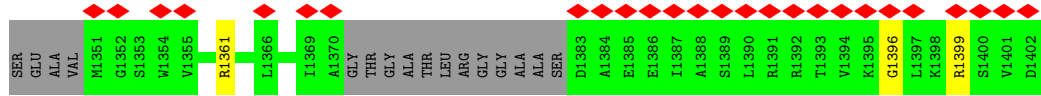
- Molecule 1: NUP155




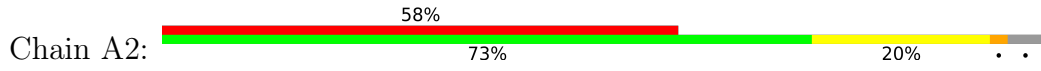


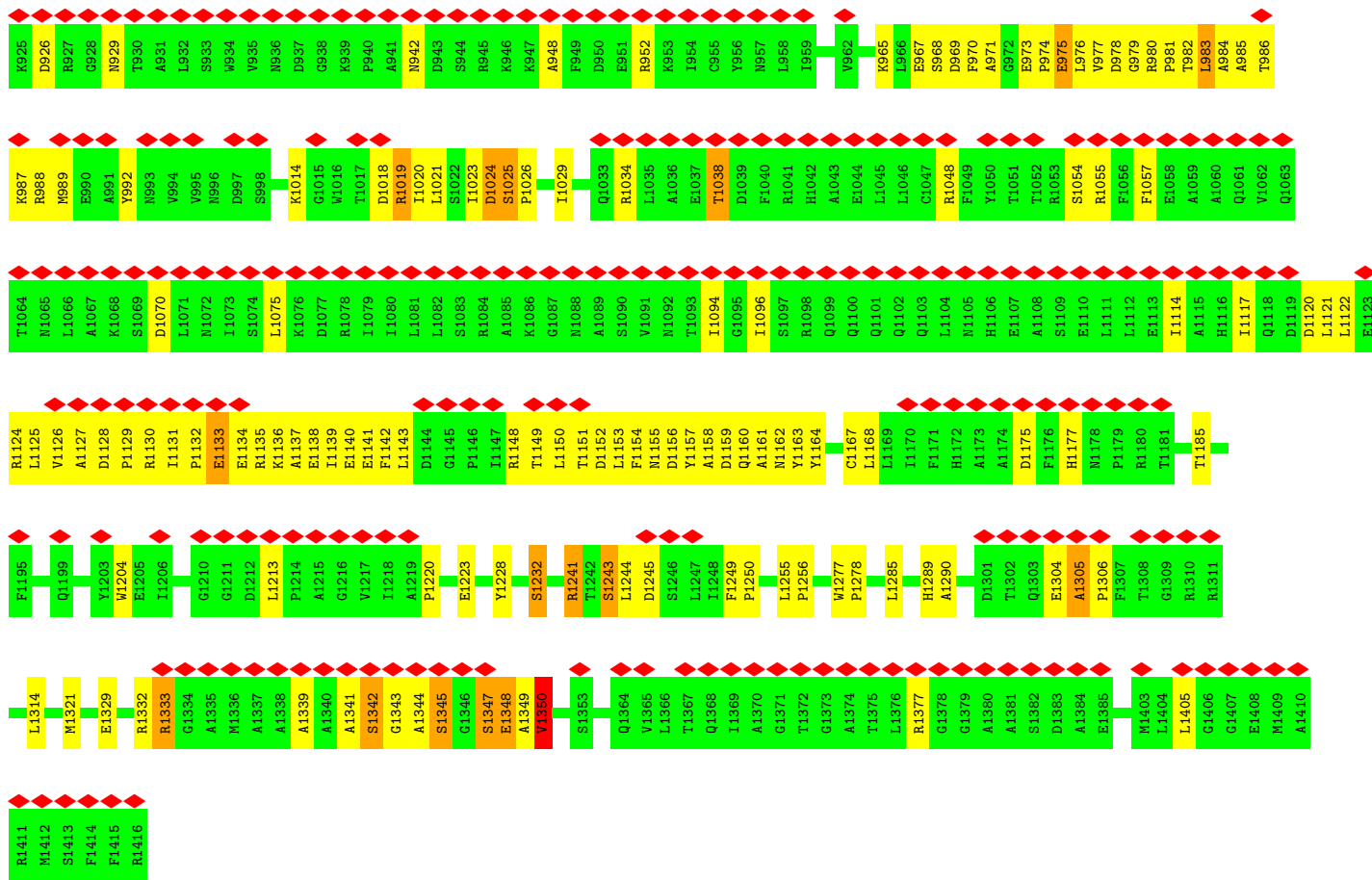
• Molecule 1: NUP155



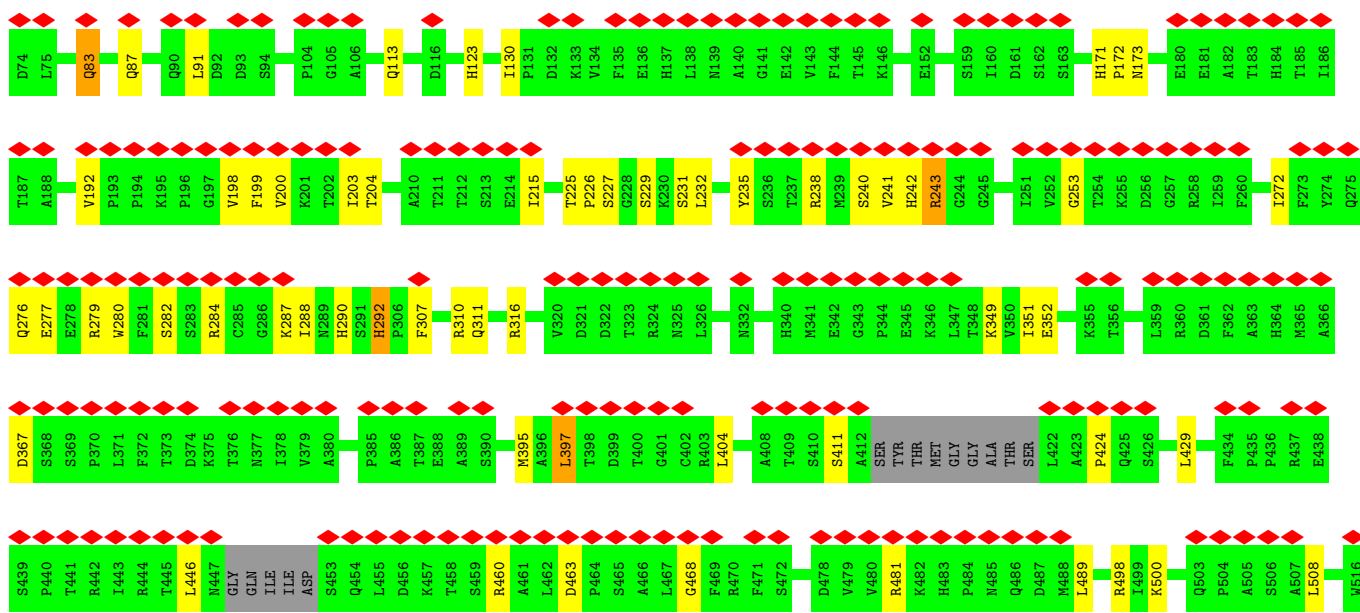
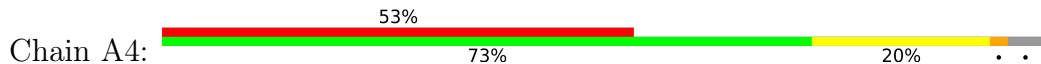



• Molecule 2: NUP155



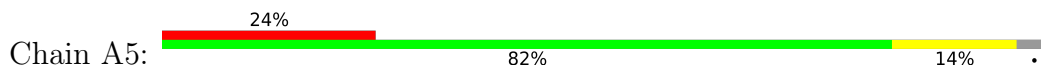


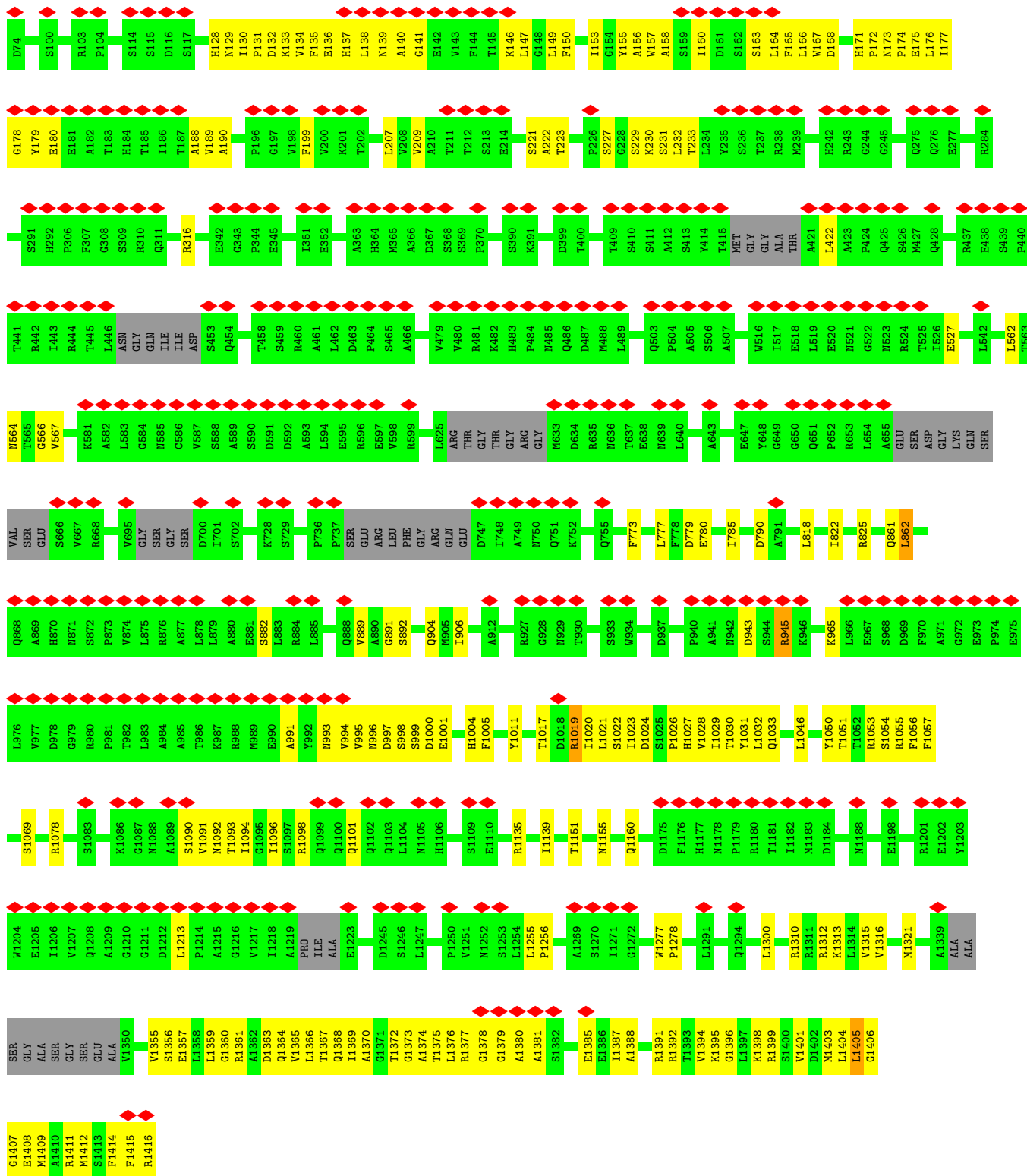
• Molecule 2: NUP155



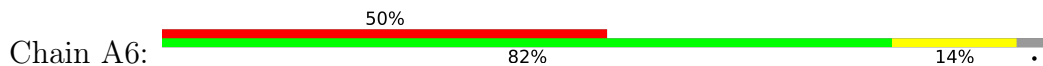



• Molecule 3: NUP155

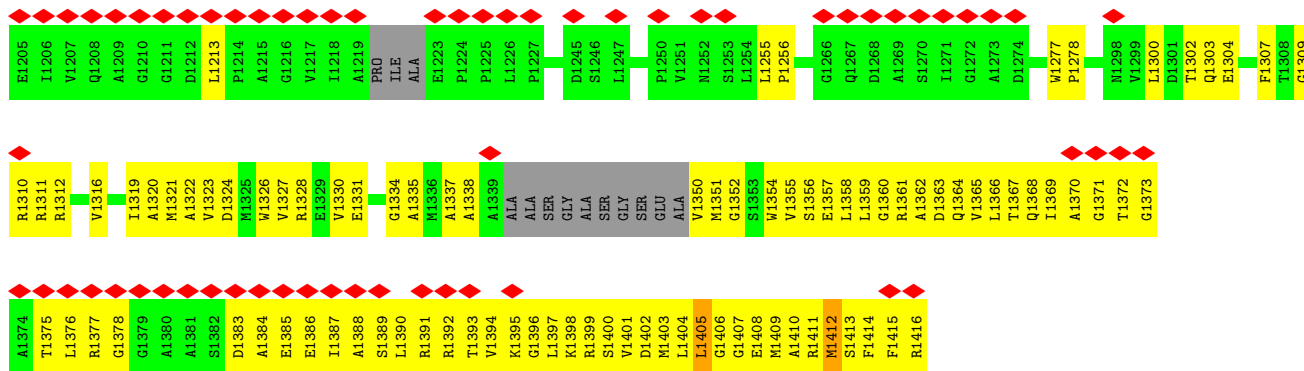




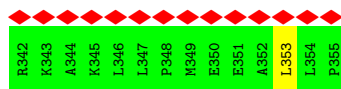
• Molecule 3: NUP155



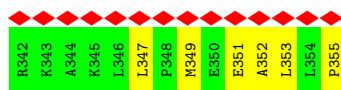




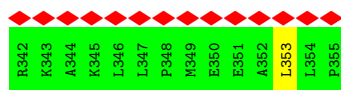
• Molecule 4: NUP53 R3



• Molecule 4: NUP53 R3



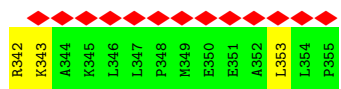
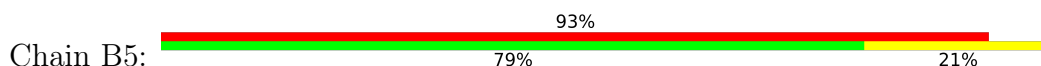
• Molecule 4: NUP53 R3



• Molecule 4: NUP53 R3

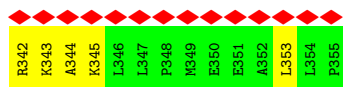


• Molecule 4: NUP53 R3

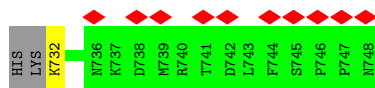
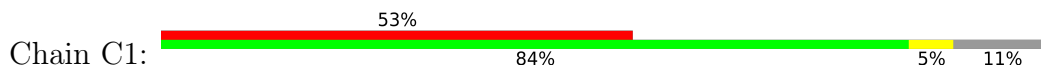


• Molecule 4: NUP53 R3






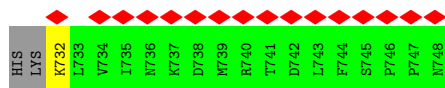
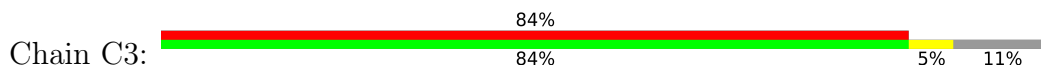
• Molecule 5: NUP98 R3



• Molecule 5: NUP98 R3




• Molecule 5: NUP98 R3



• Molecule 5: NUP98 R3



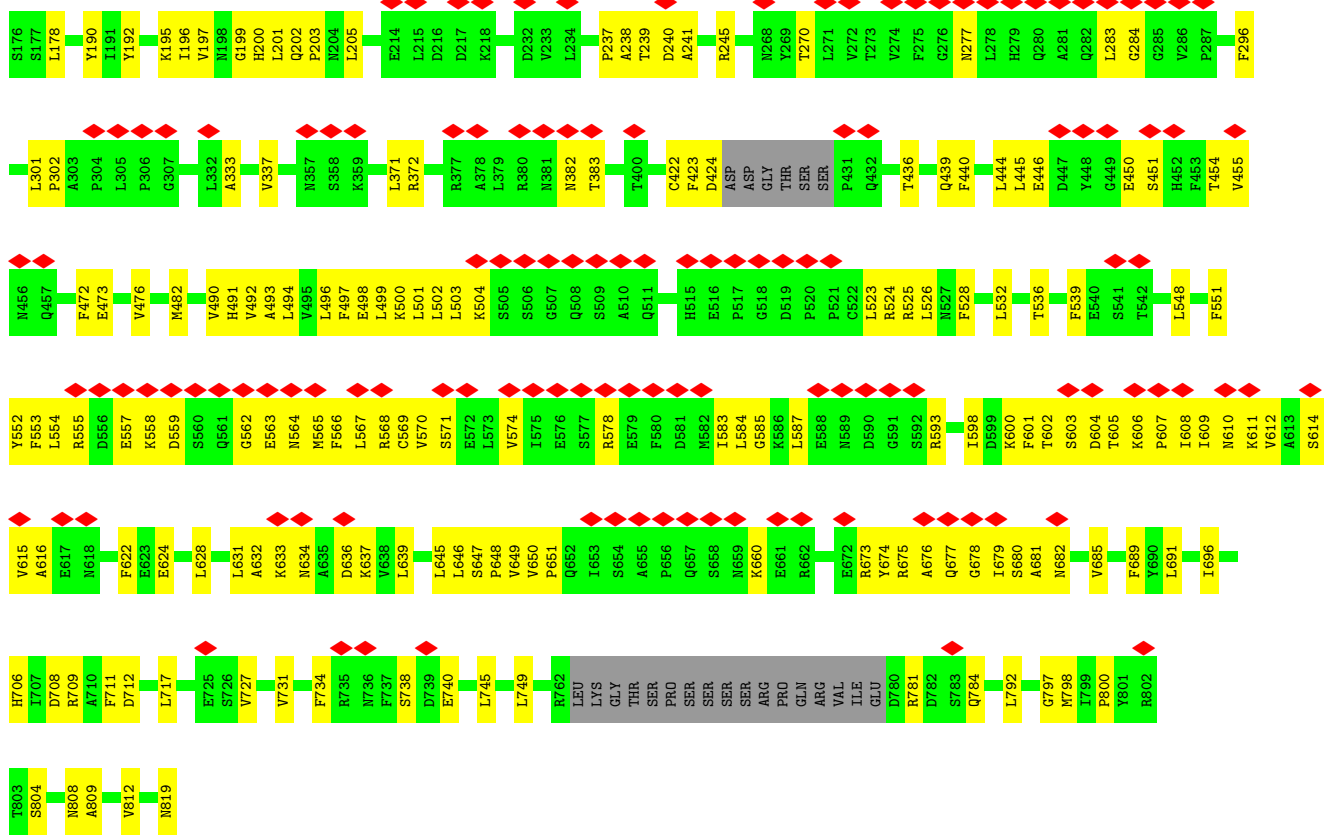
• Molecule 5: NUP98 R3



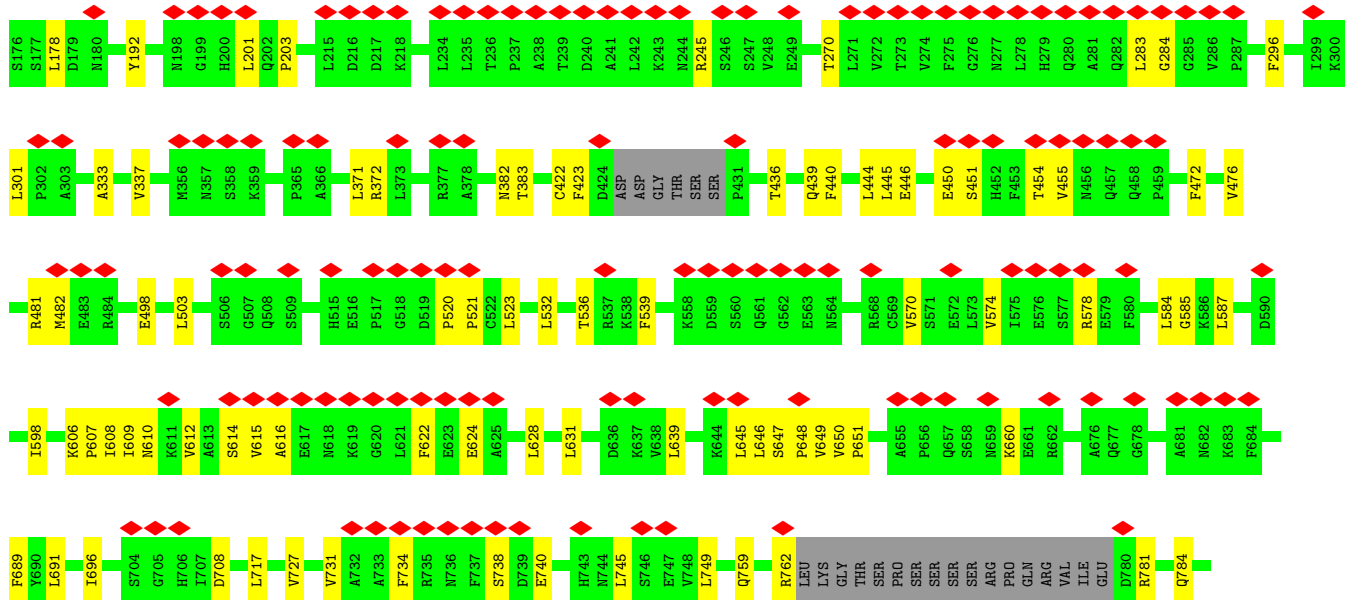
• Molecule 5: NUP98 R3

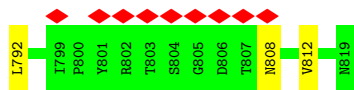


• Molecule 6: NUP93 SOL

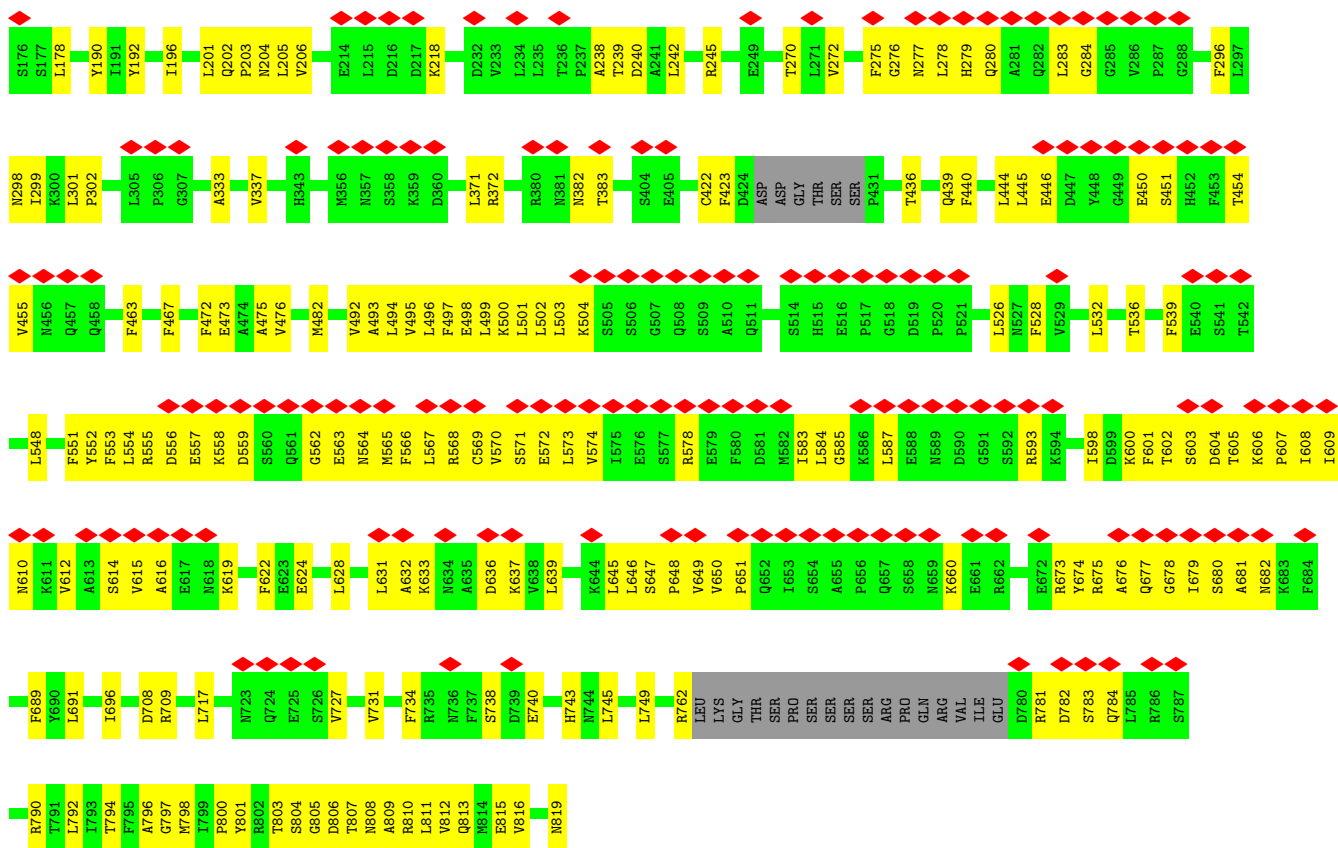


• Molecule 6: NUP93 SOL

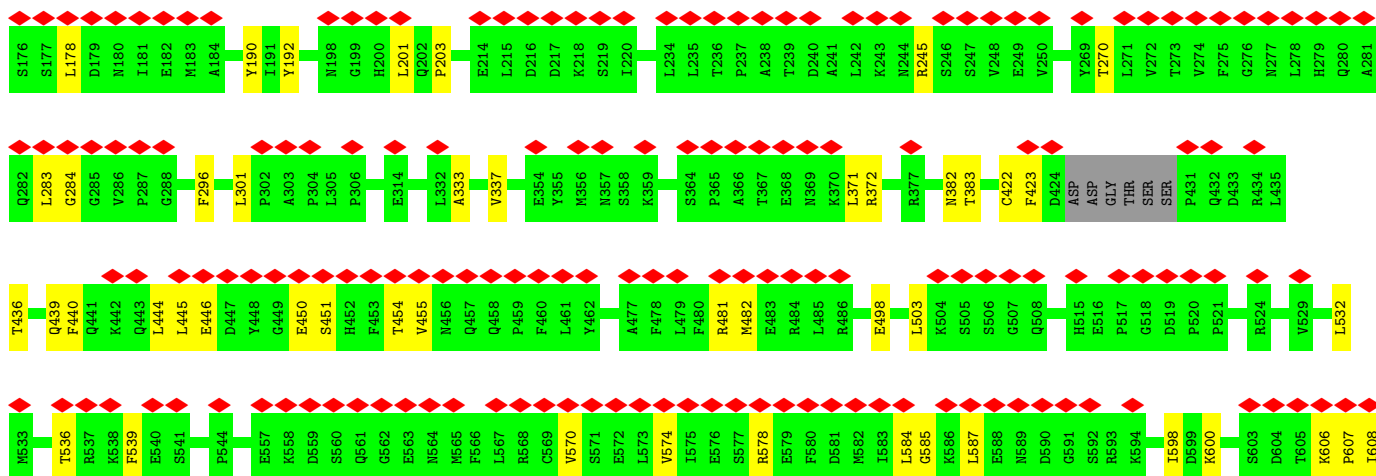
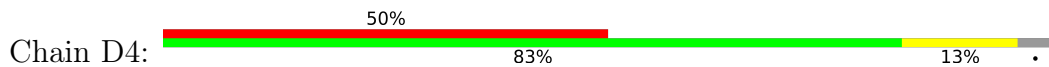


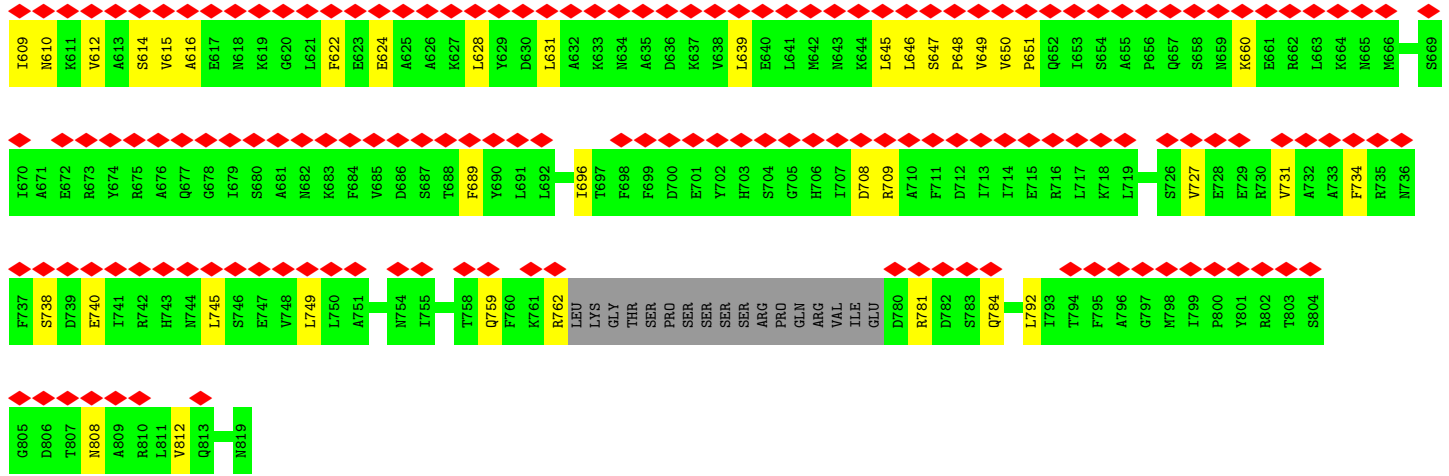


• Molecule 6: NUP93 SOL

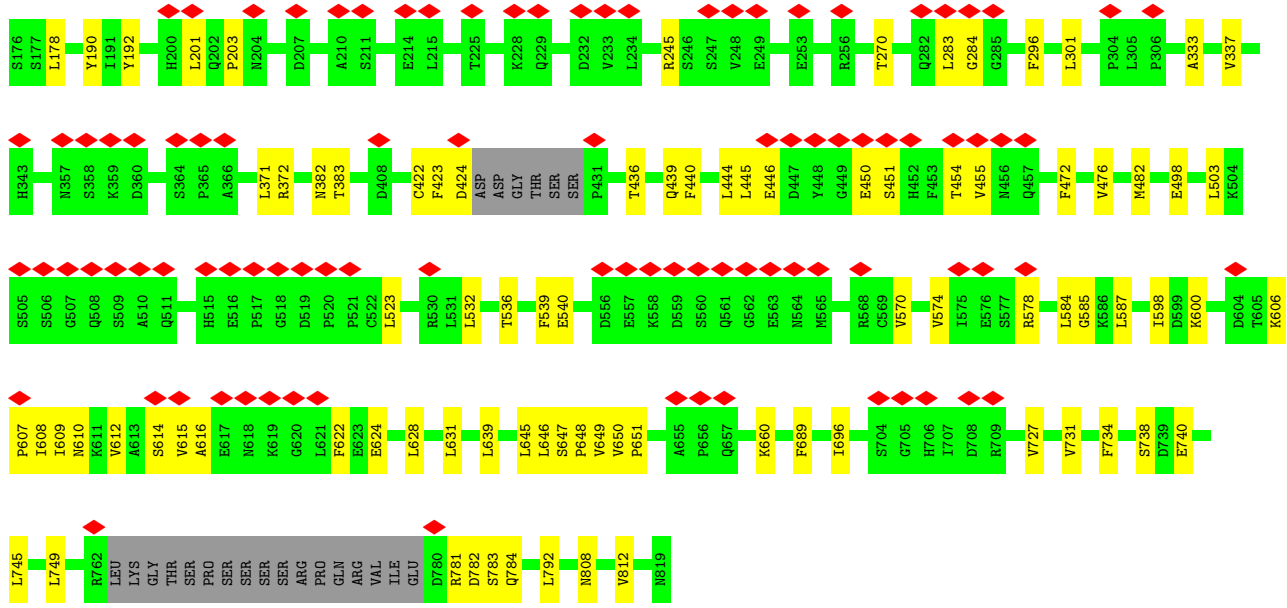
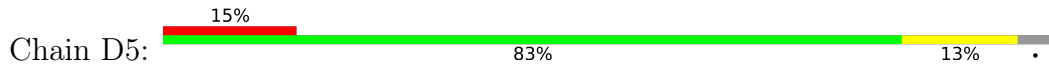


• Molecule 6: NUP93 SOL

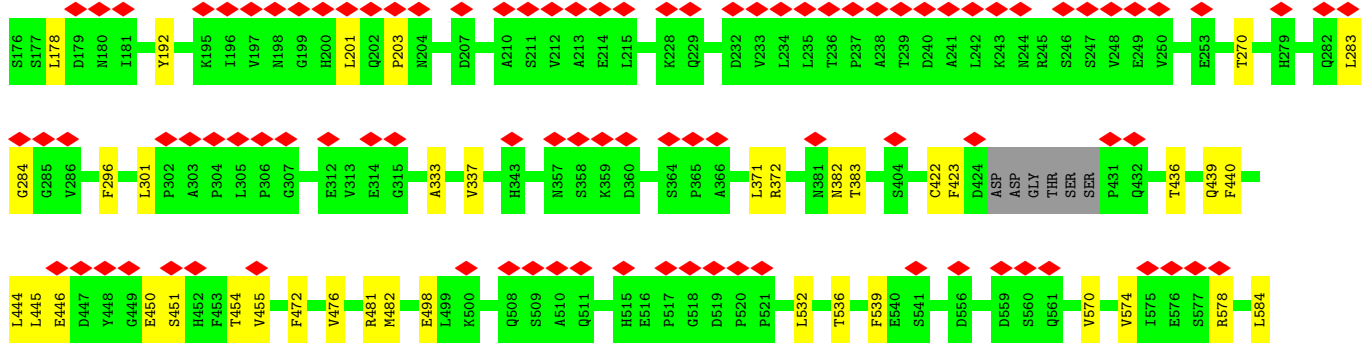
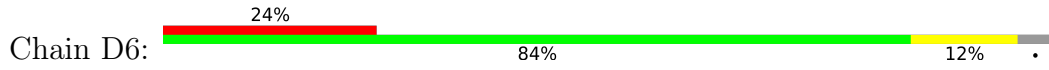


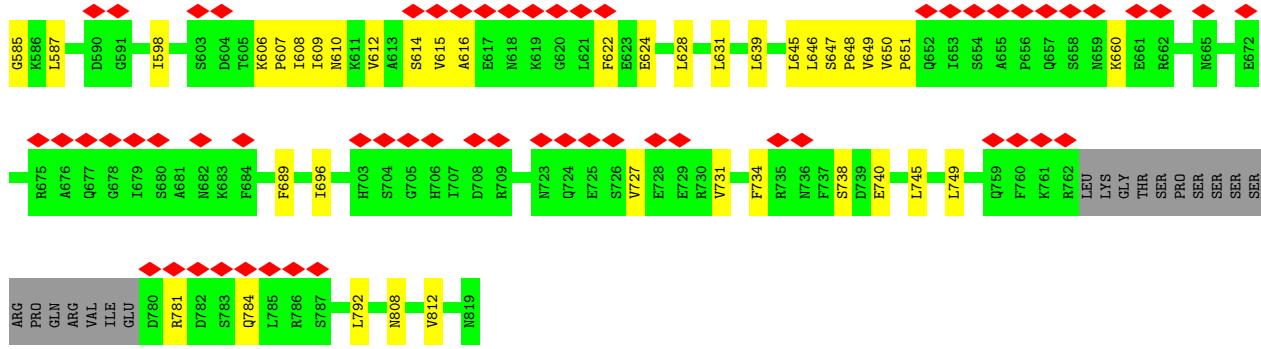


• Molecule 6: NUP93 SOL




• Molecule 6: NUP93 SOL





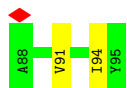
• Molecule 6: NUP93 SOL

Chain D7:

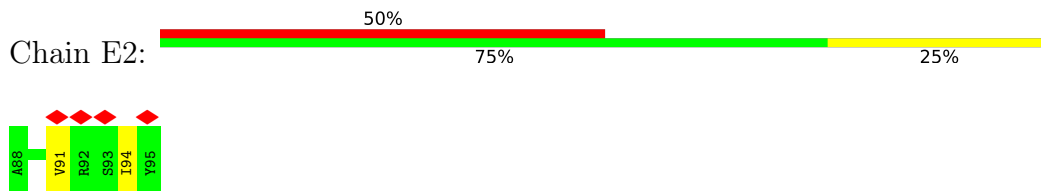


• Molecule 7: NUP53 R2

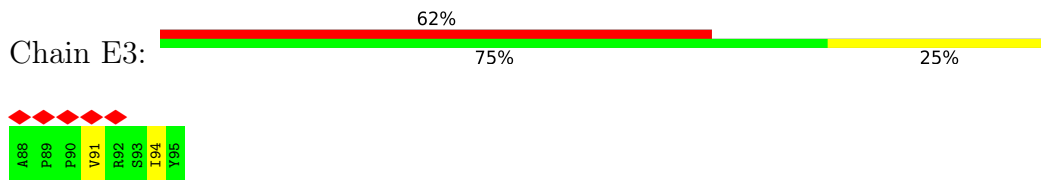
Chain E1:



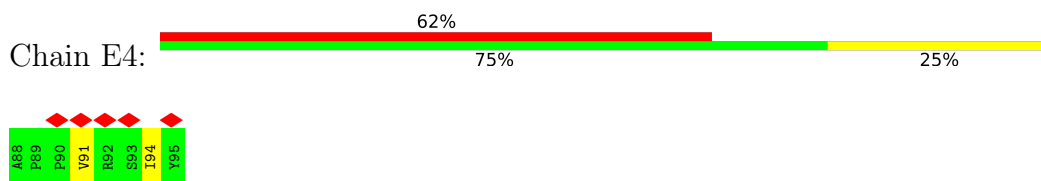
• Molecule 7: NUP53 R2



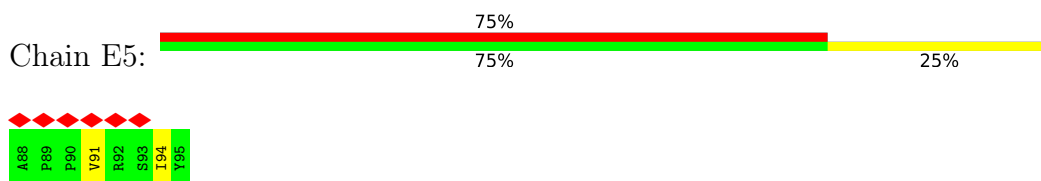
• Molecule 7: NUP53 R2



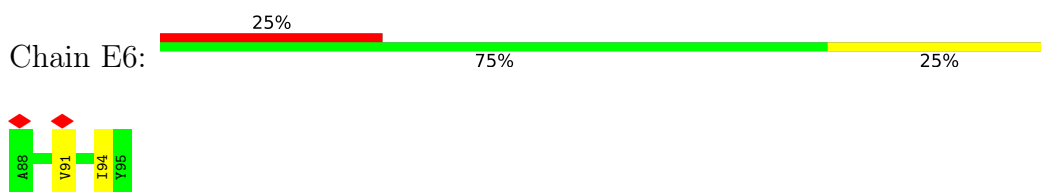
• Molecule 7: NUP53 R2



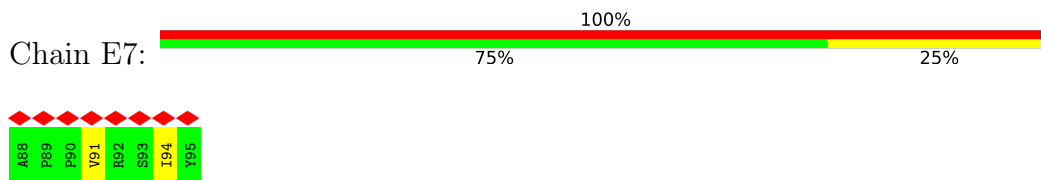
• Molecule 7: NUP53 R2



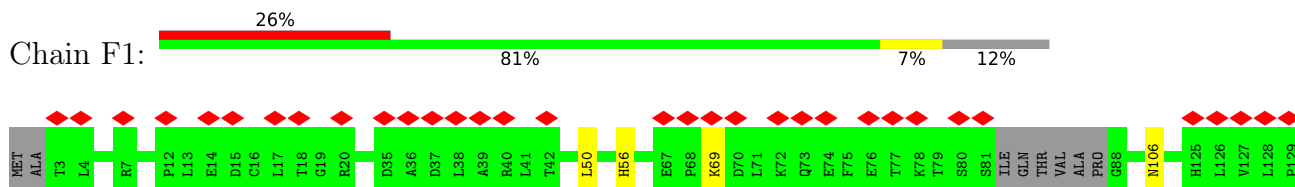
• Molecule 7: NUP53 R2




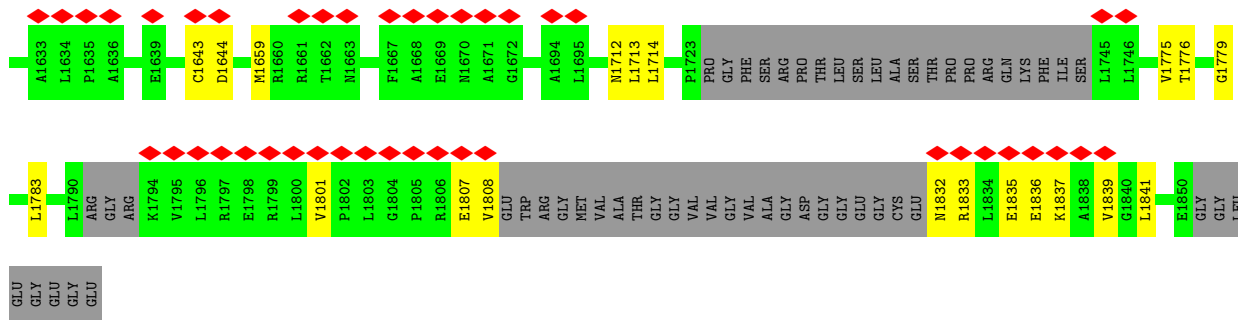
• Molecule 7: NUP53 R2




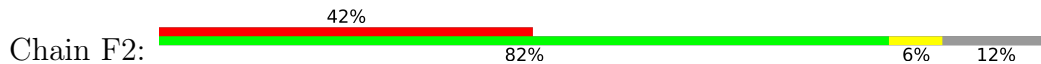
• Molecule 8: NUP188








● Molecule 8: NUP188



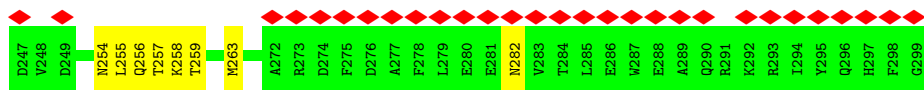
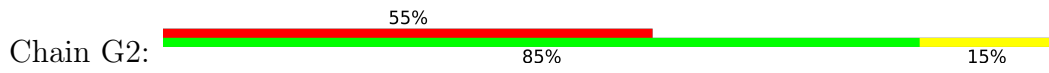




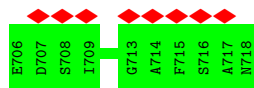
• Molecule 9: NUP93 R2



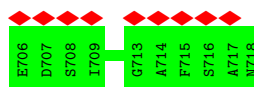
• Molecule 9: NUP93 R2



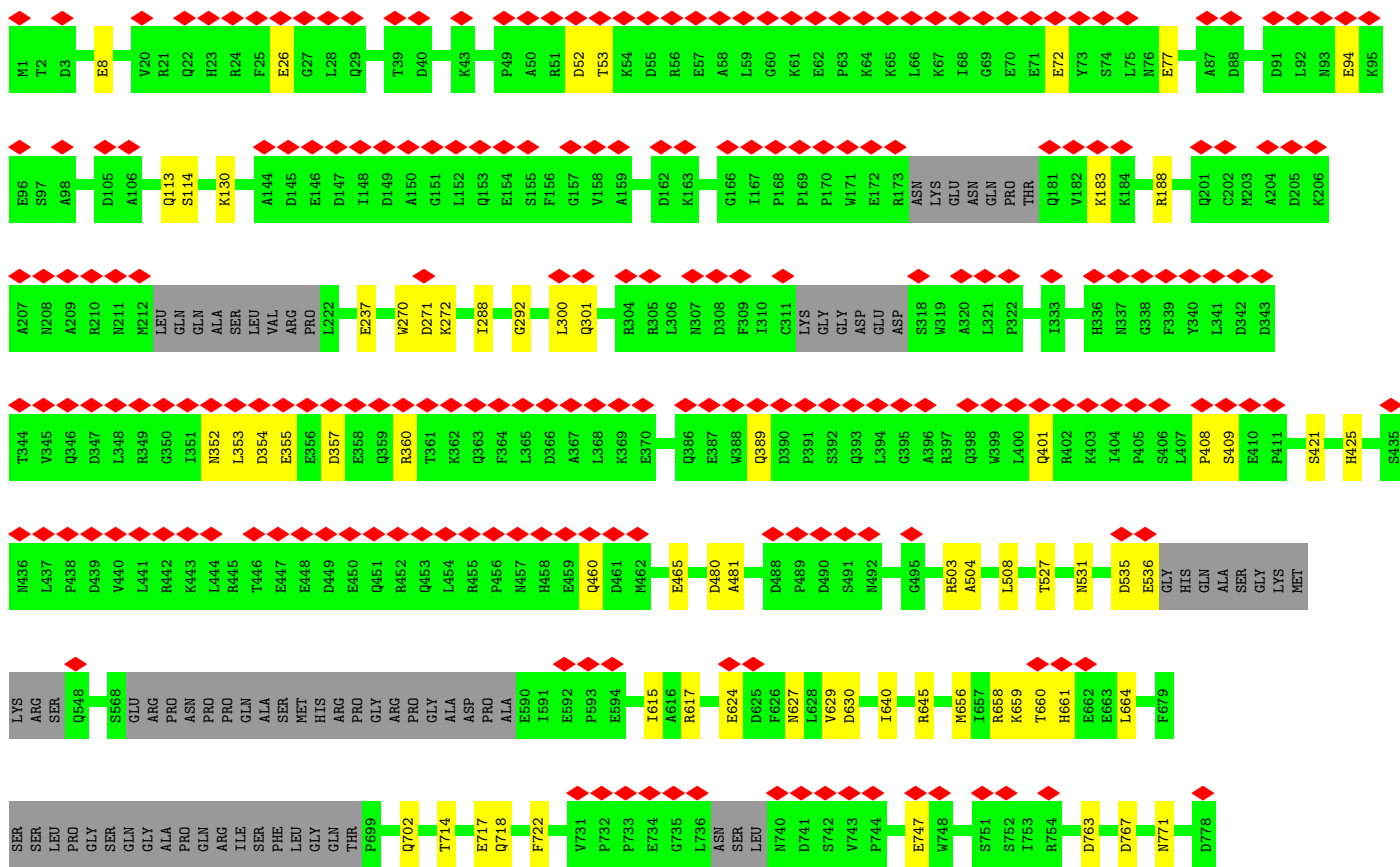
• Molecule 10: NUP98 R2




• Molecule 10: NUP98 R2

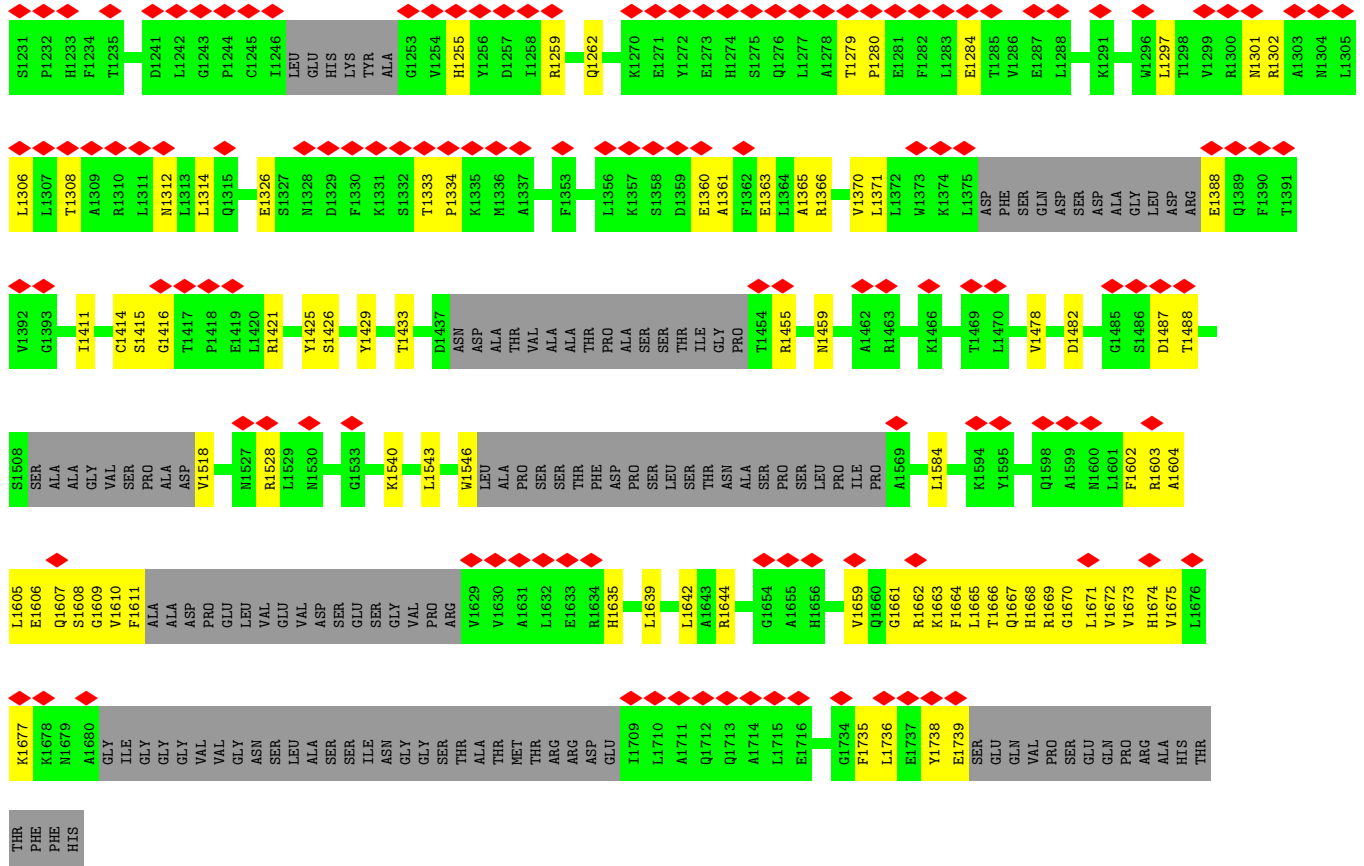


• Molecule 11: NUP205

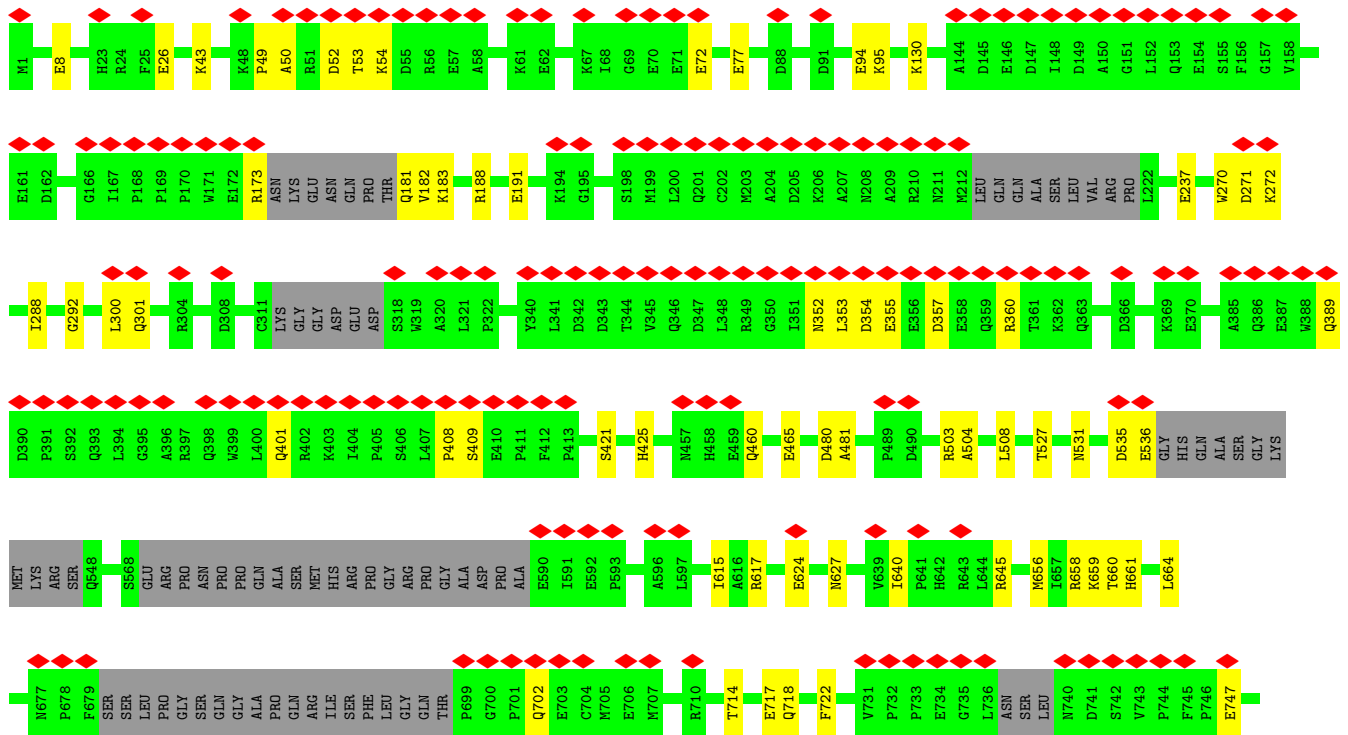
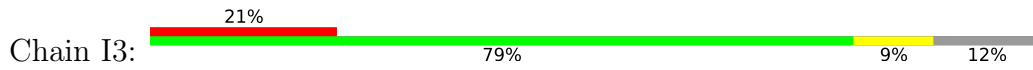







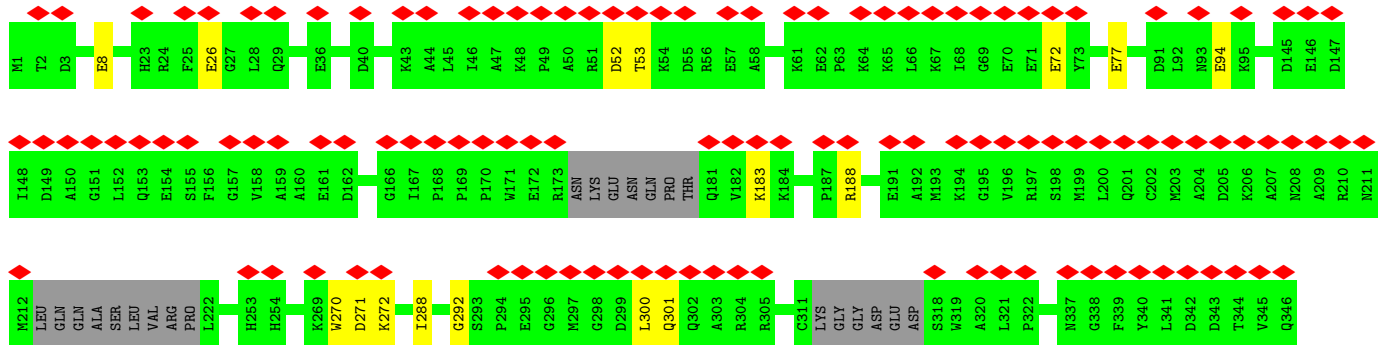
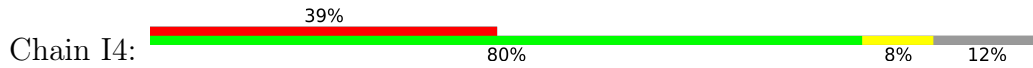



• Molecule 11: NUP205

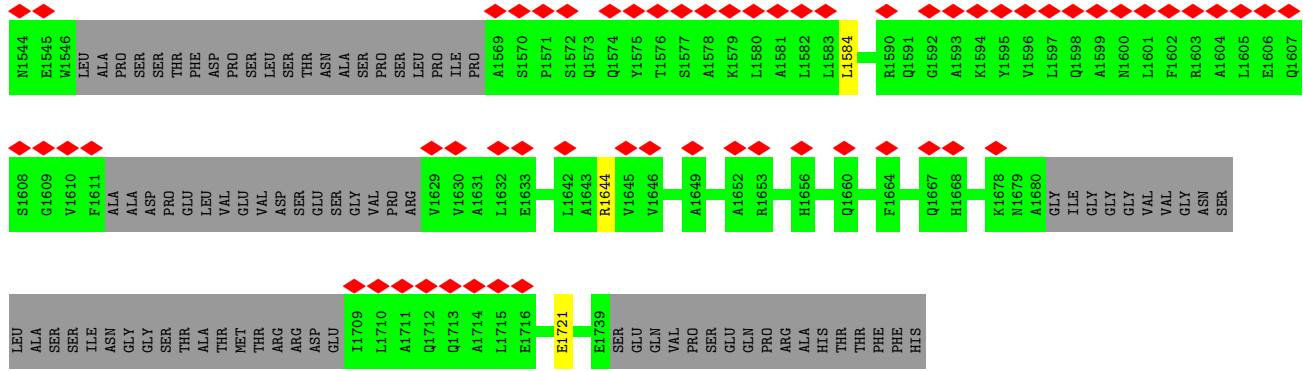




● Molecule 11: NUP205

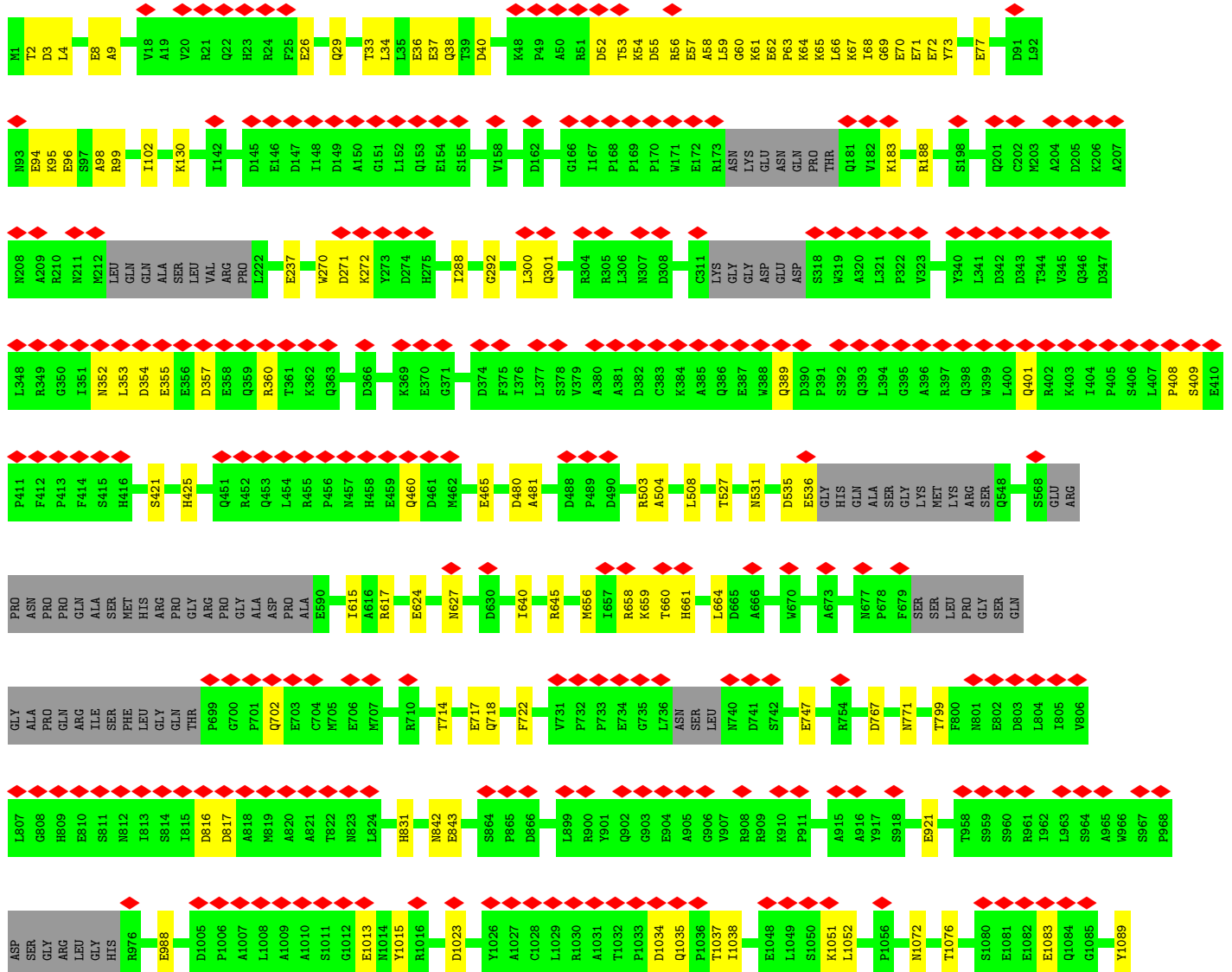




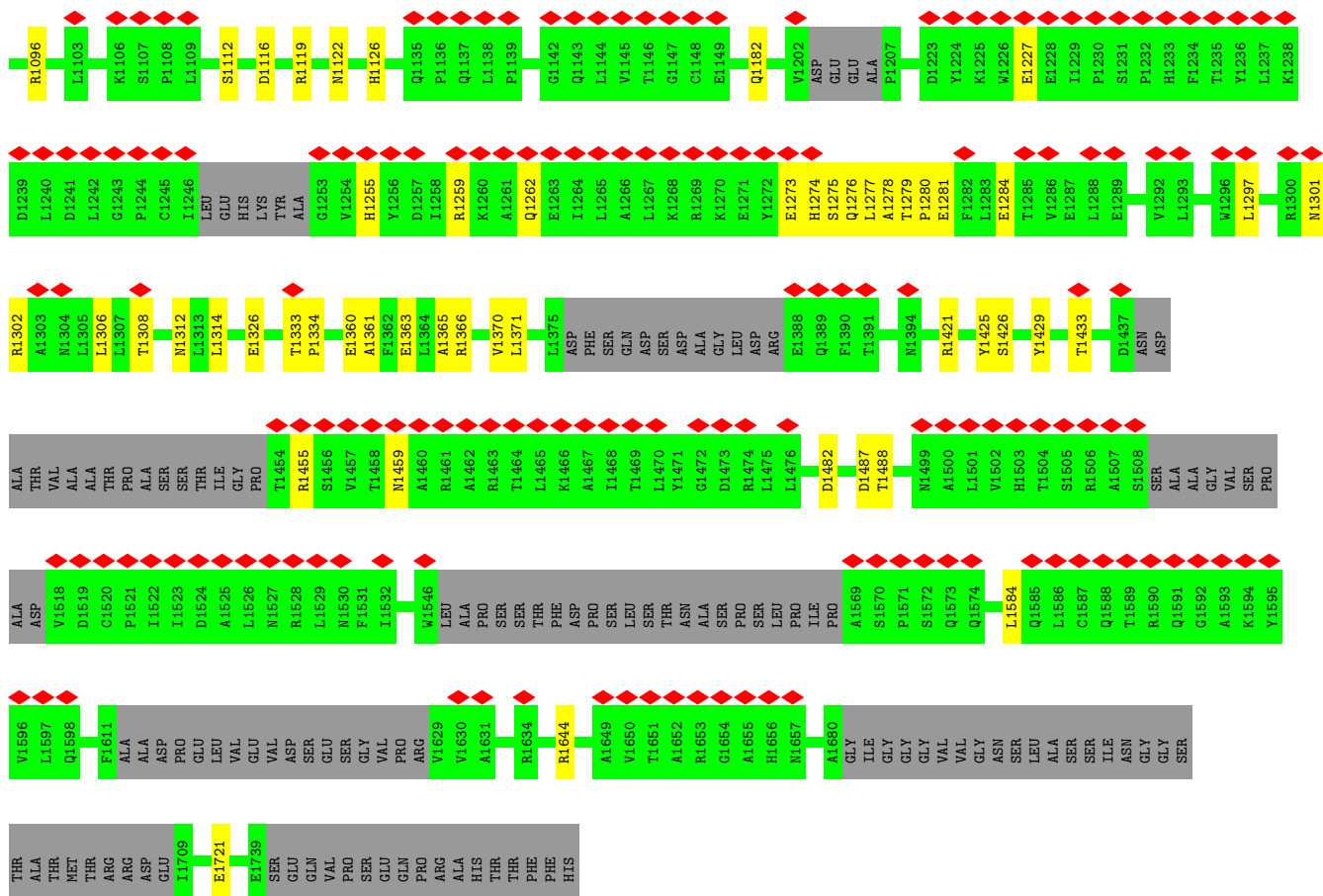


• Molecule 11: NUP205

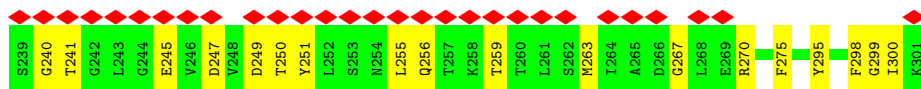
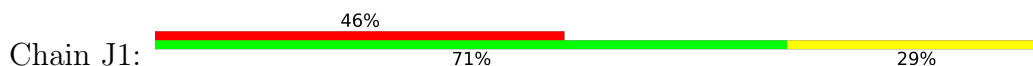
Chain I5:



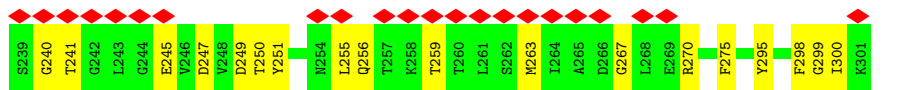
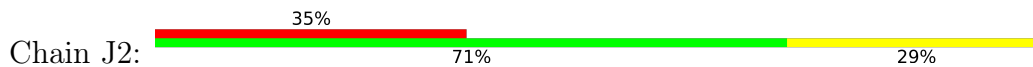




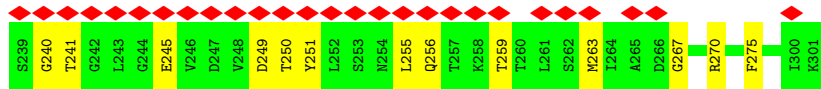
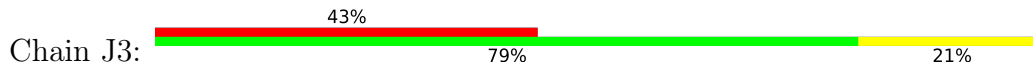
• Molecule 12: NUP93 R2



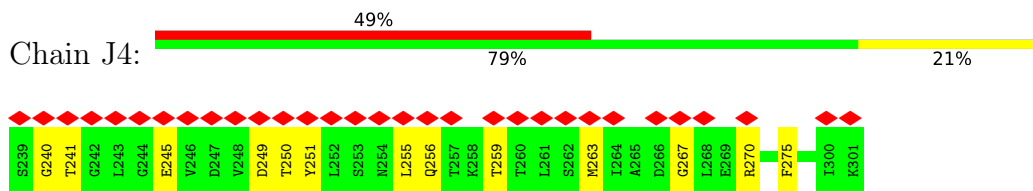
• Molecule 12: NUP93 R2



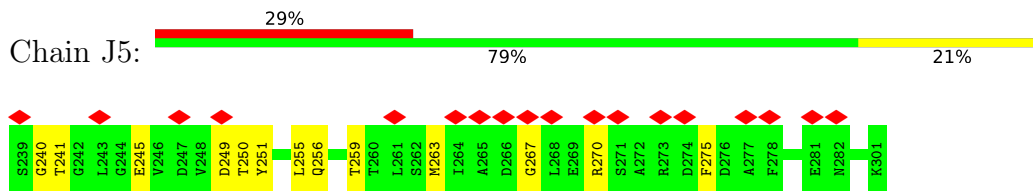
• Molecule 12: NUP93 R2



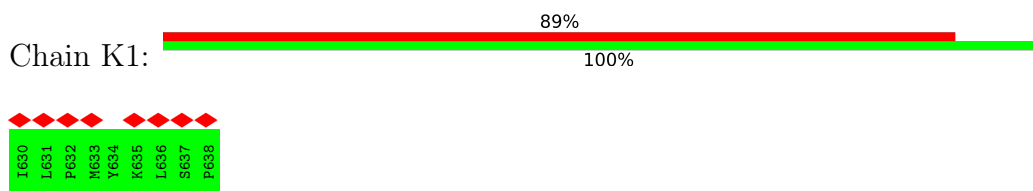
• Molecule 12: NUP93 R2



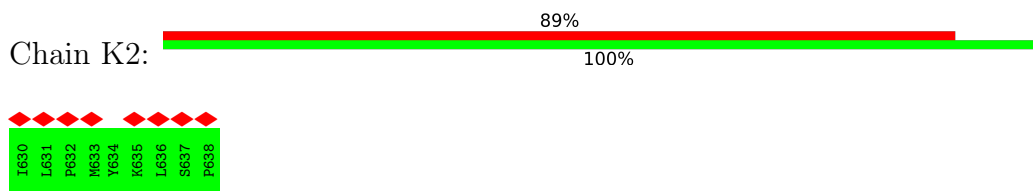
• Molecule 12: NUP93 R2



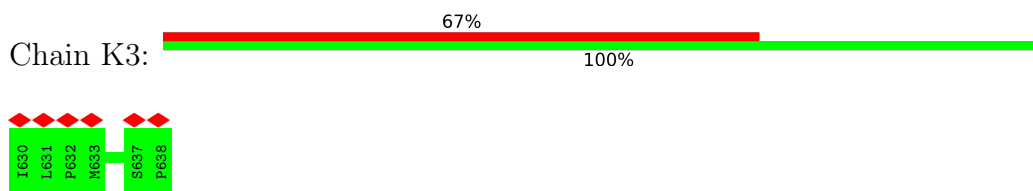
• Molecule 13: NUP98 R1



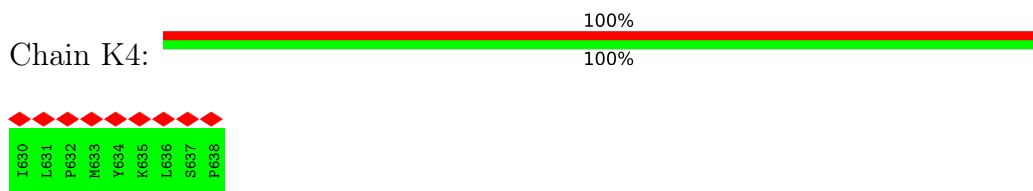
• Molecule 13: NUP98 R1



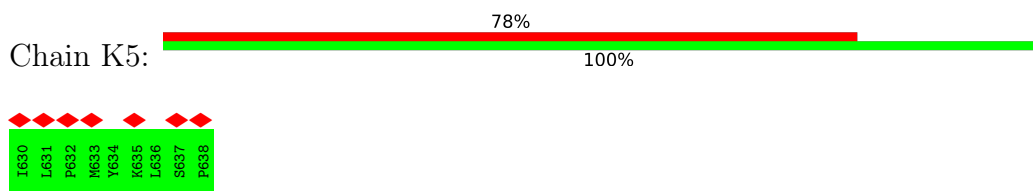
• Molecule 13: NUP98 R1



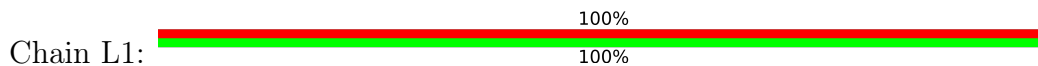
• Molecule 13: NUP98 R1



• Molecule 13: NUP98 R1



• Molecule 14: NUP53 R1



• Molecule 14: NUP53 R1



• Molecule 14: NUP53 R1



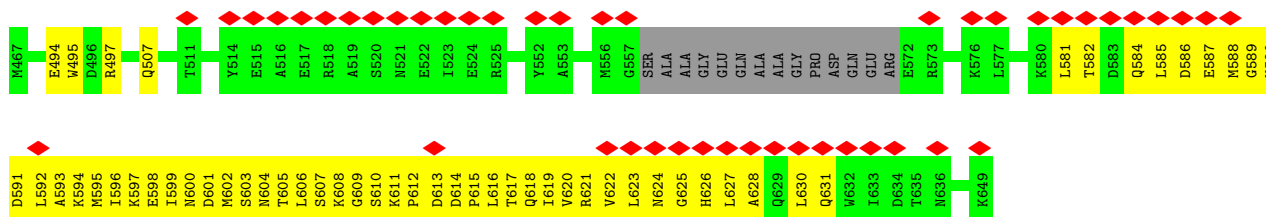
• Molecule 14: NUP53 R1



• Molecule 14: NUP53 R1

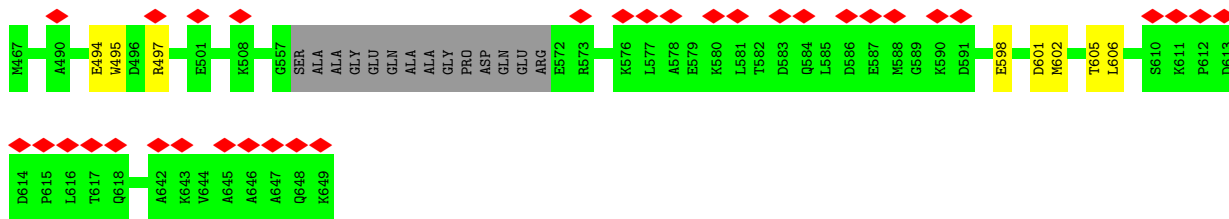


• Molecule 15: NUP62

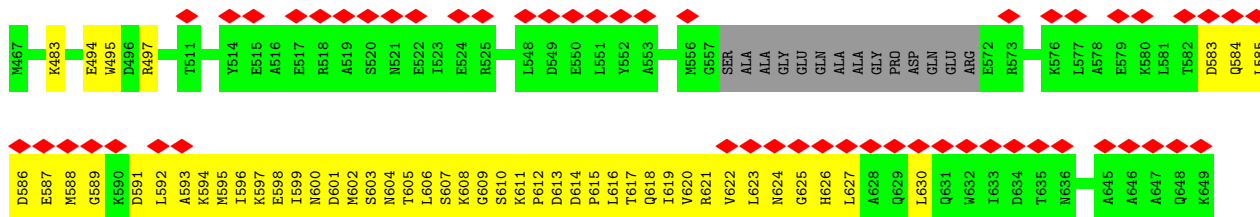


• Molecule 15: NUP62

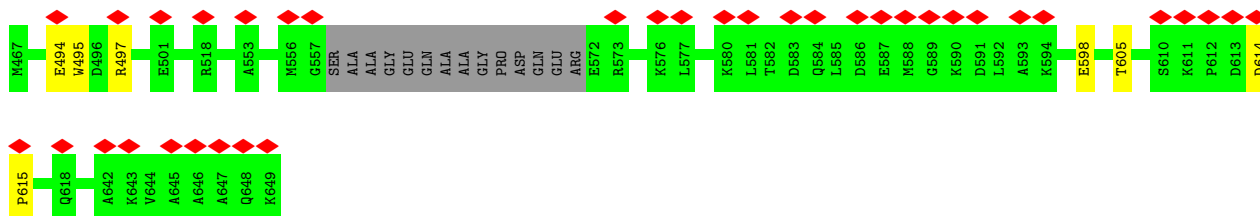
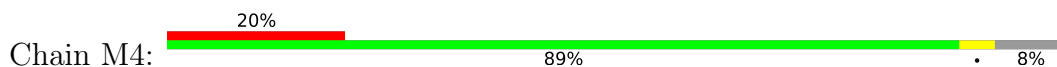




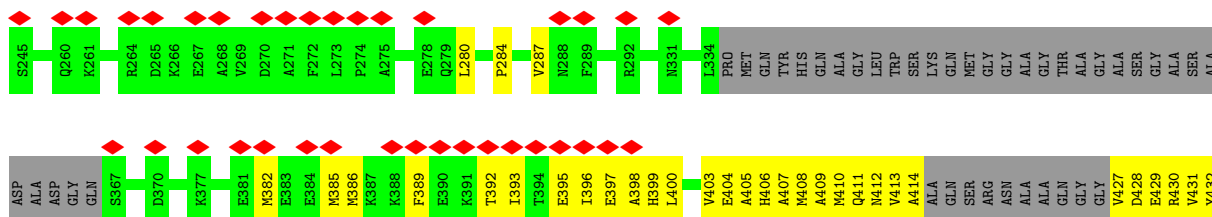
• Molecule 15: NUP62



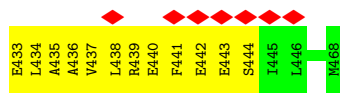
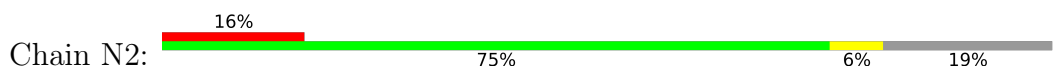
• Molecule 15: NUP62

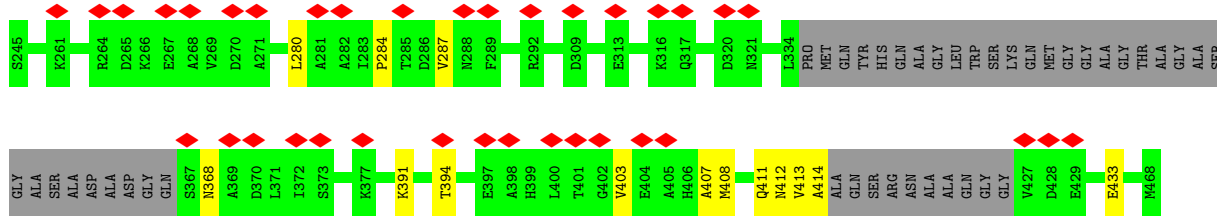


• Molecule 16: NUP58

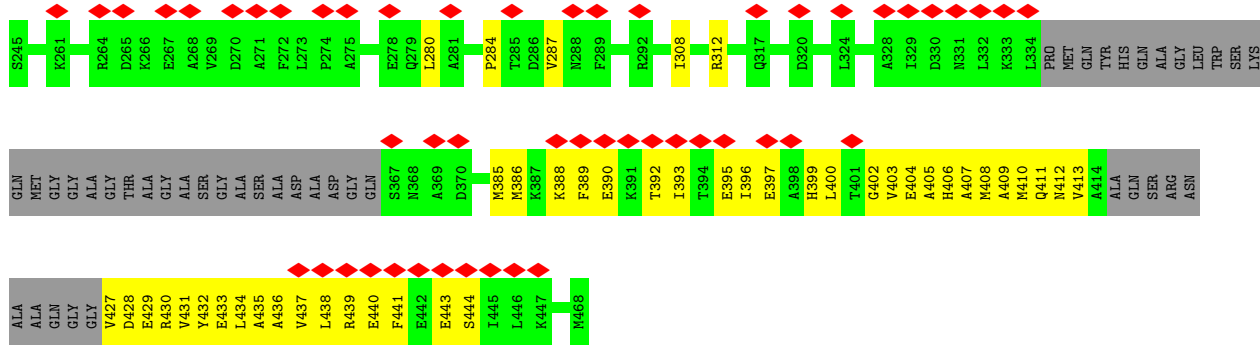


• Molecule 16: NUP58

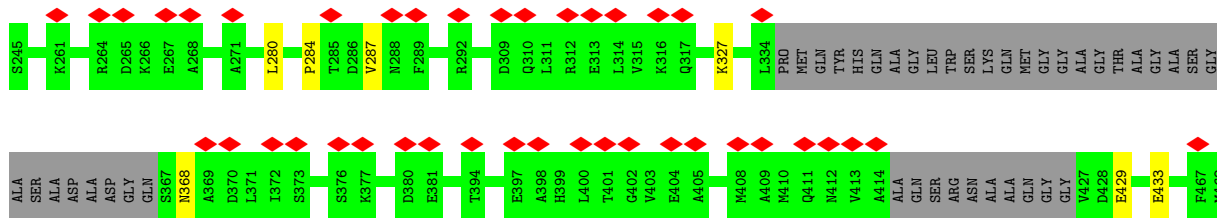
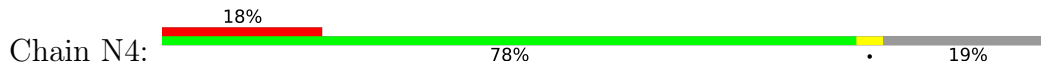




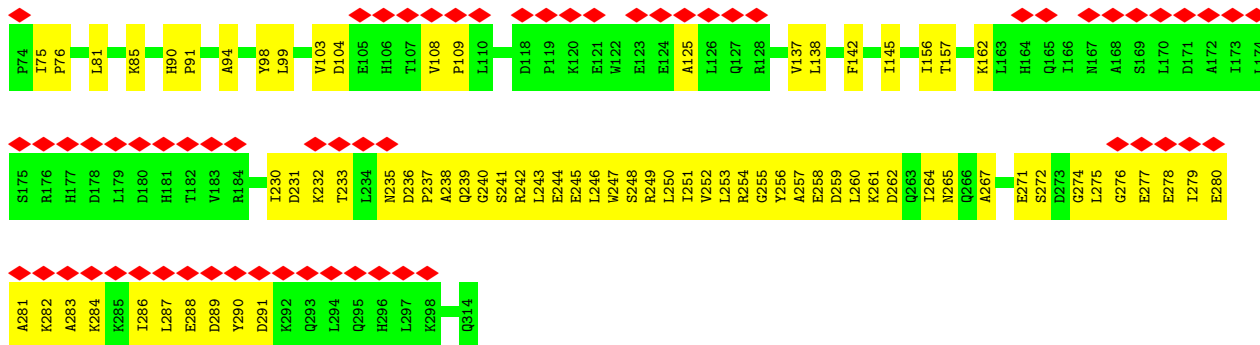
• Molecule 16: NUP58



• Molecule 16: NUP58



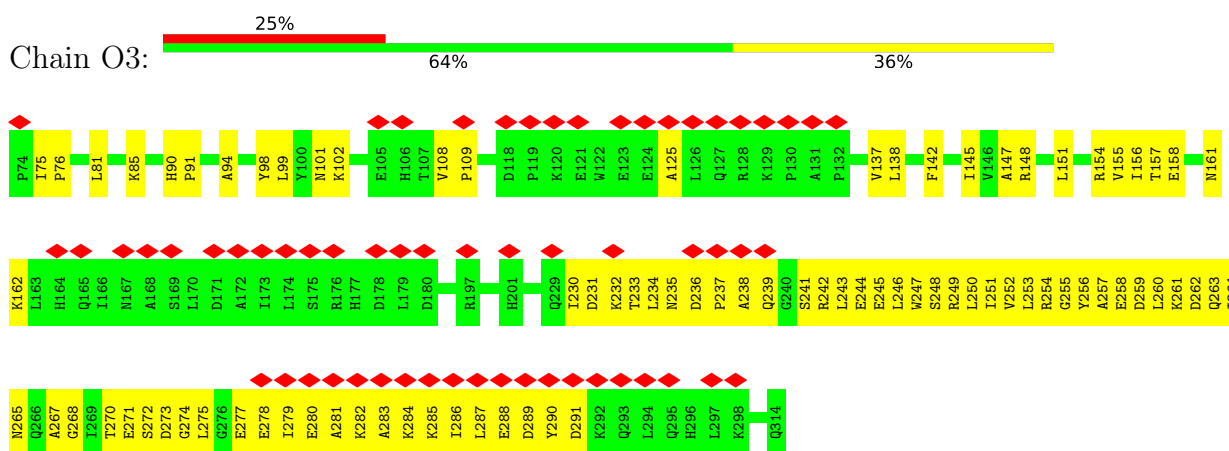
• Molecule 17: NUP54



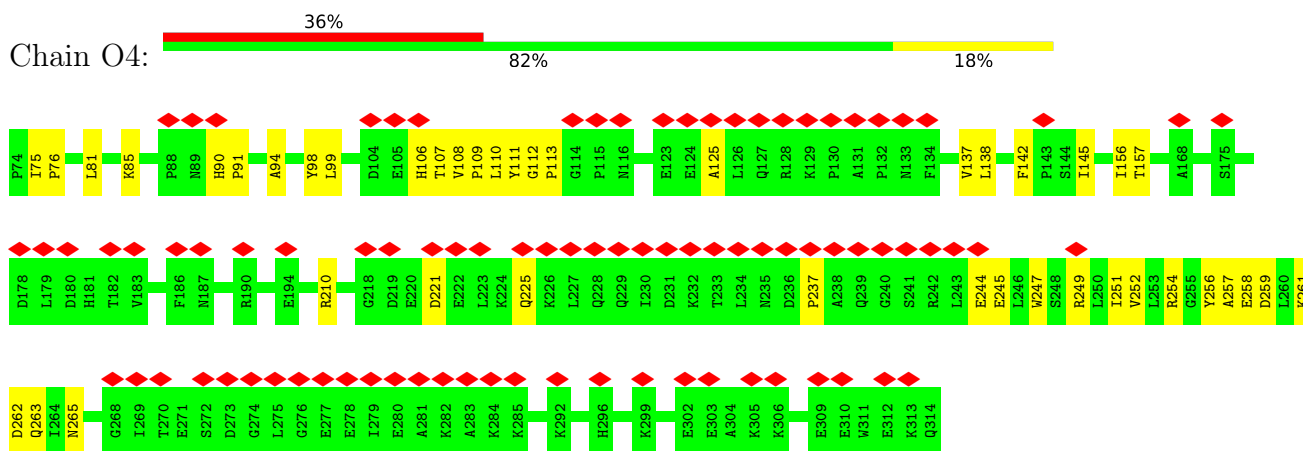
• Molecule 17: NUP54



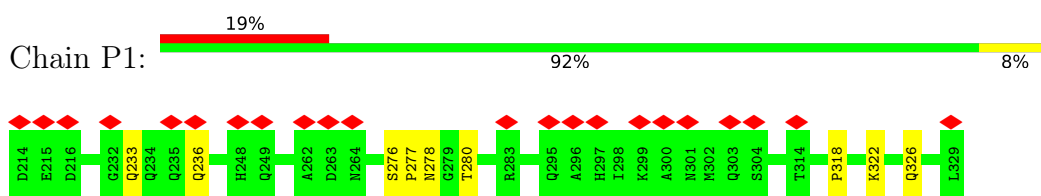
• Molecule 17: NUP54



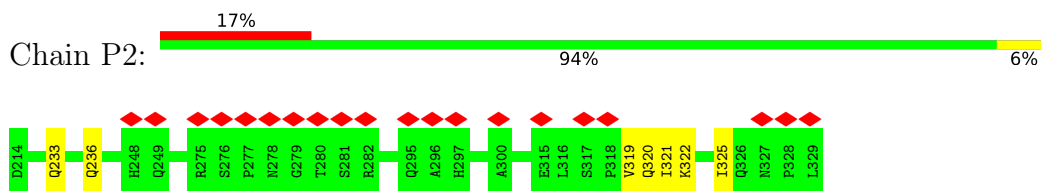
• Molecule 17: NUP54



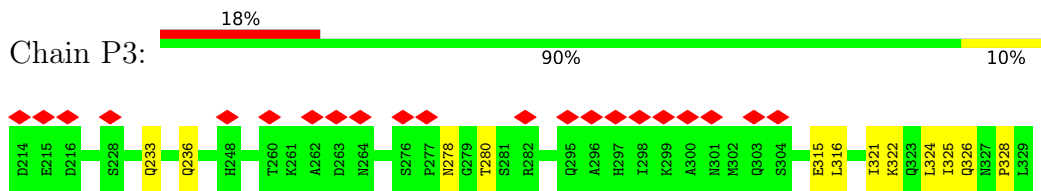
• Molecule 18: NUP54 Ferredoxin-like domain



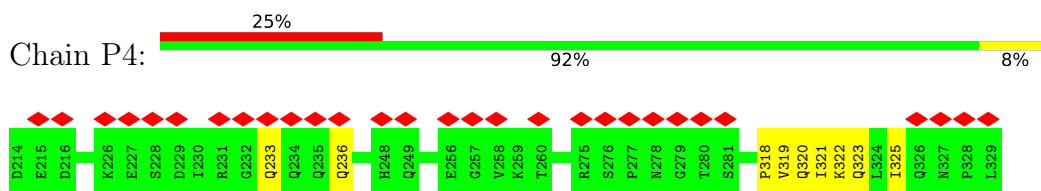
• Molecule 18: NUP54 Ferredoxin-like domain



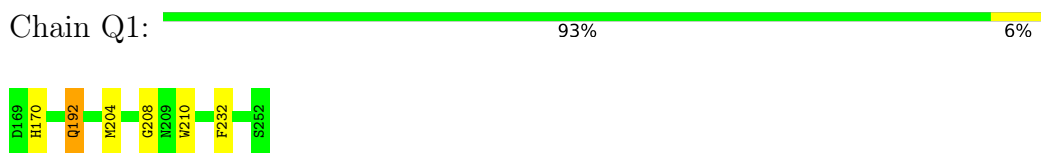
• Molecule 18: NUP54 Ferredoxin-like domain



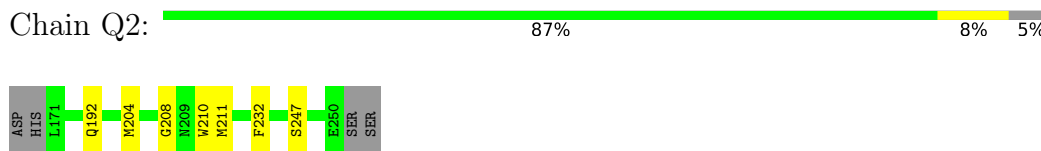
• Molecule 18: NUP54 Ferredoxin-like domain



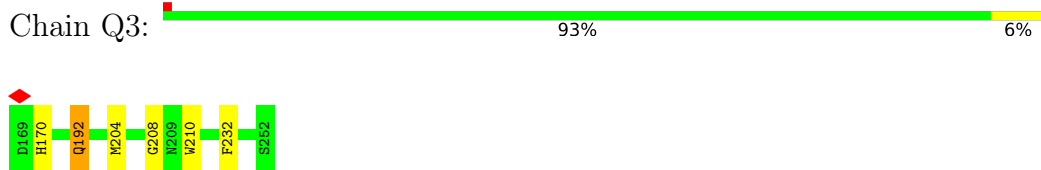
• Molecule 19: NUP53 RRM



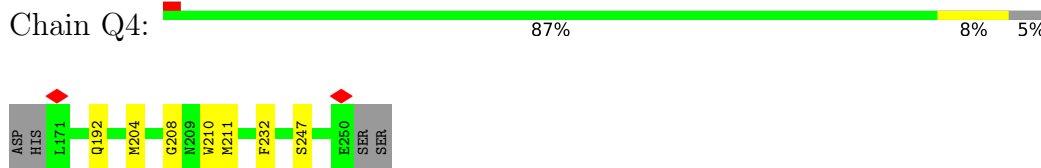
• Molecule 19: NUP53 RRM



• Molecule 19: NUP53 RRM



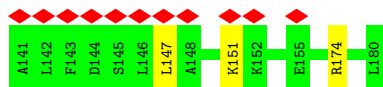
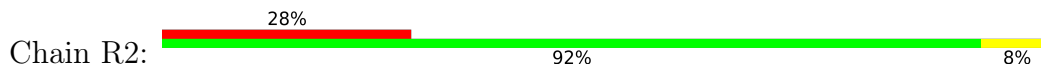
• Molecule 19: NUP53 RRM



• Molecule 20: NUP93 R1



• Molecule 20: NUP93 R1



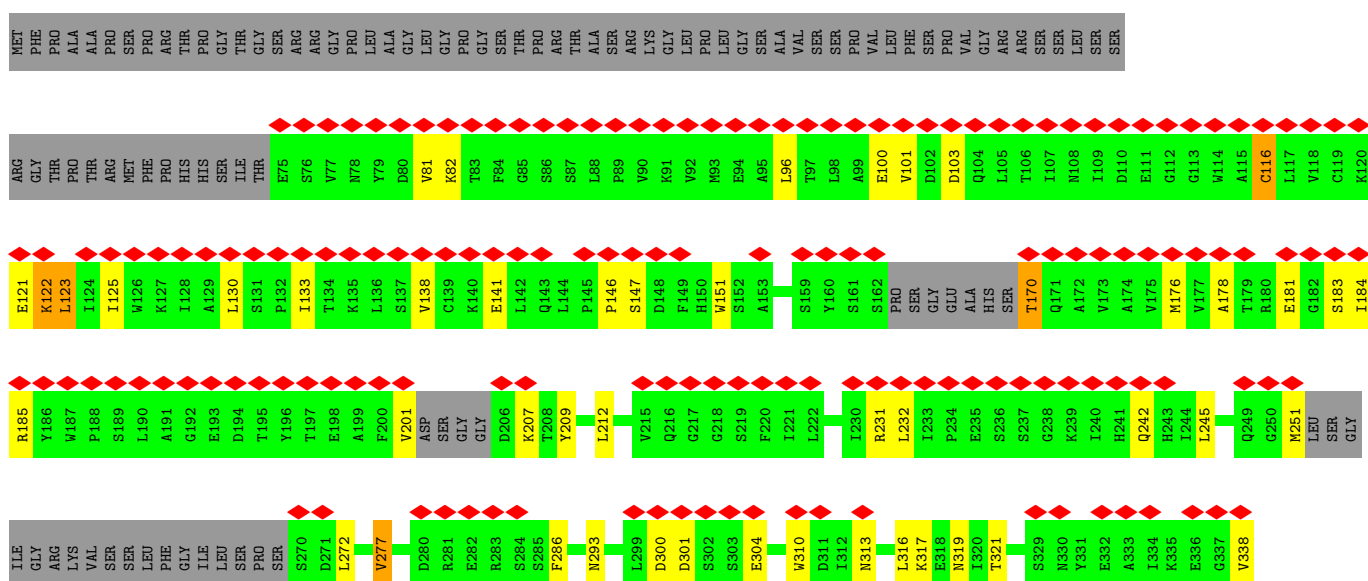
• Molecule 20: NUP93 R1



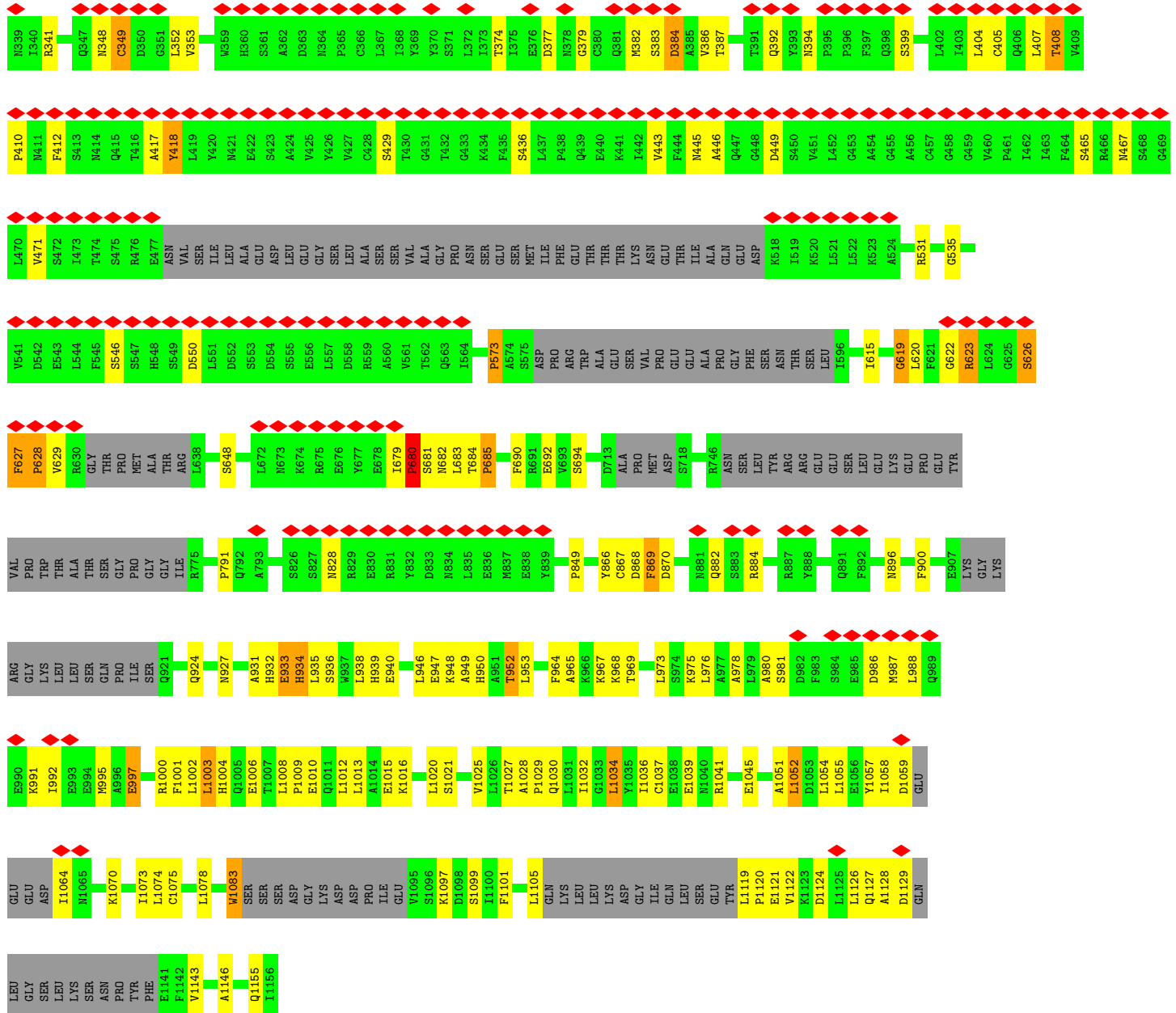
• Molecule 20: NUP93 R1



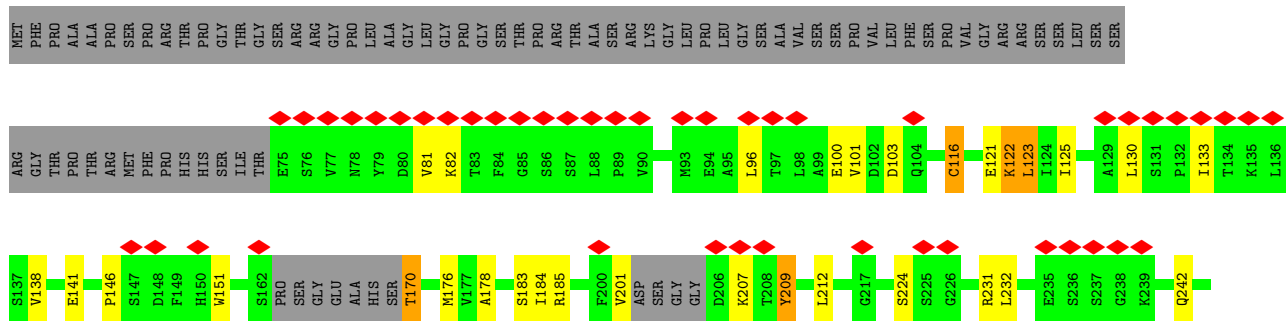
• Molecule 21: NUP133

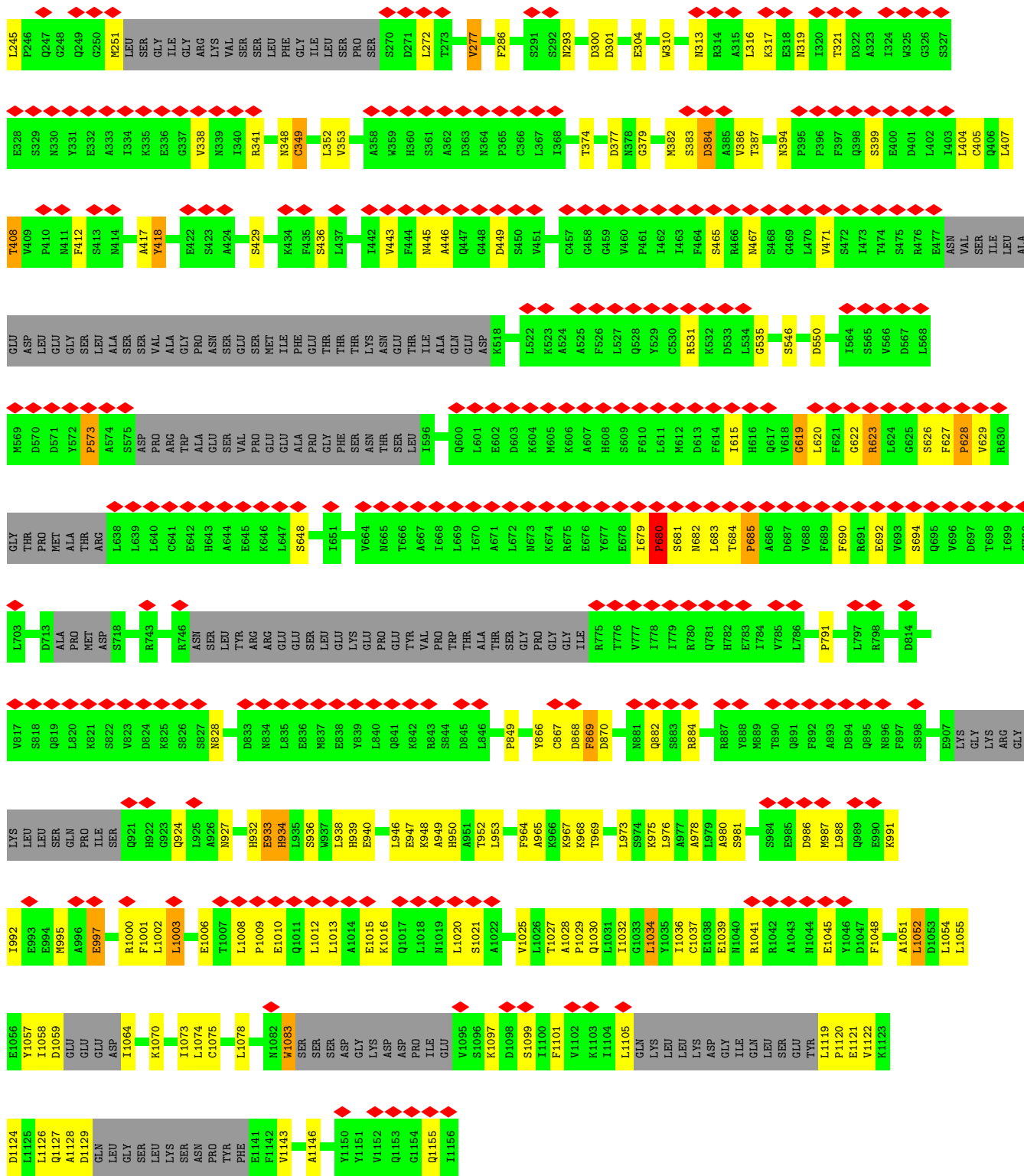




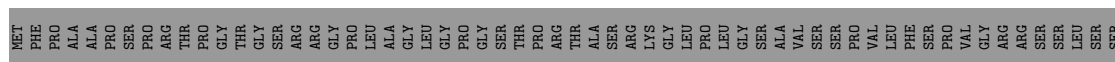
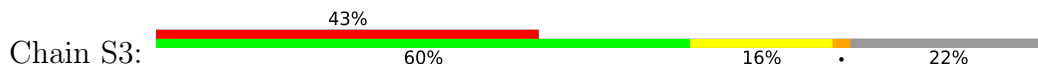



● Molecule 21: NUP133

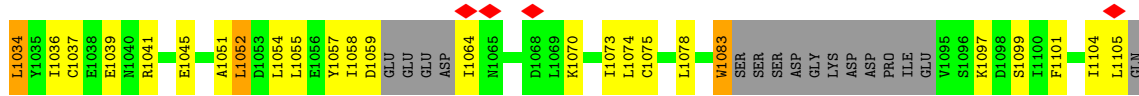





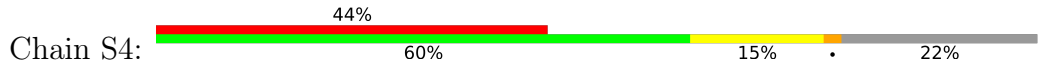
• Molecule 21: NUP133

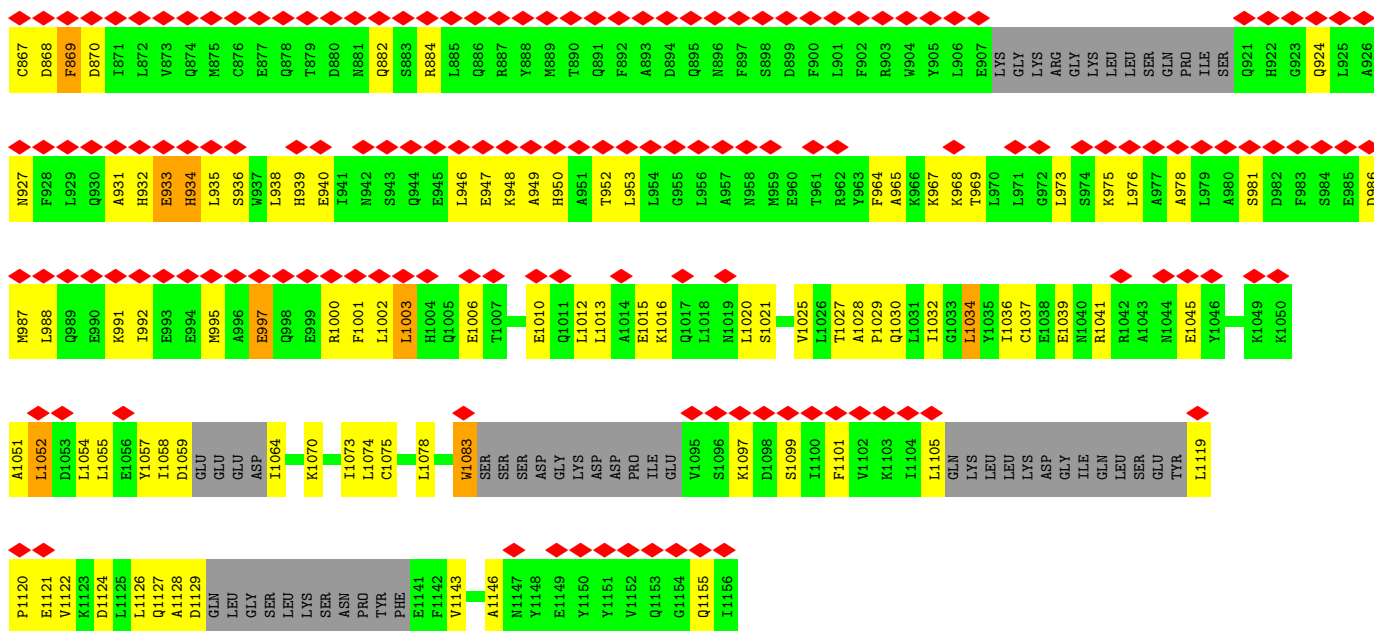




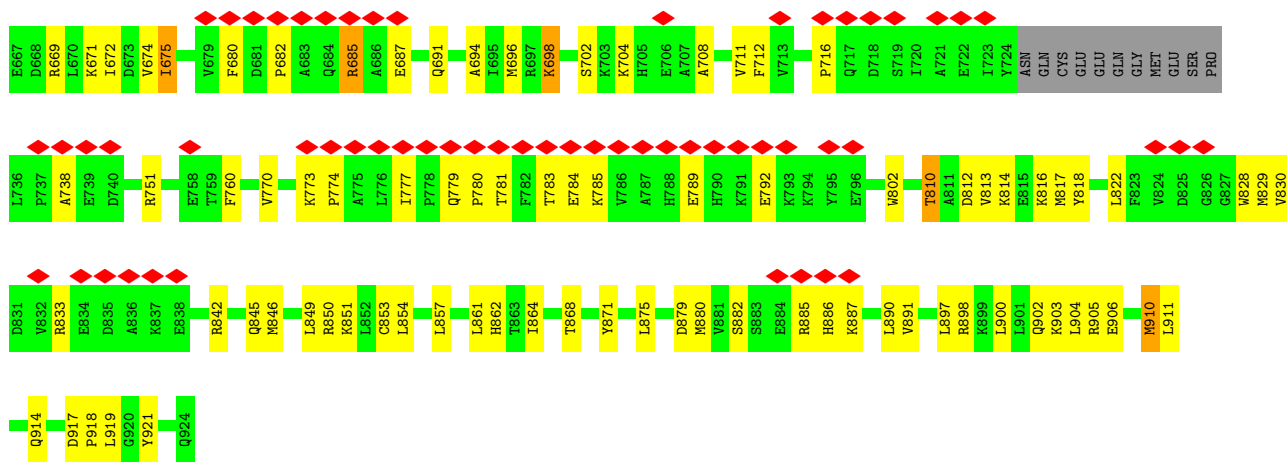


● Molecule 21: NUP133

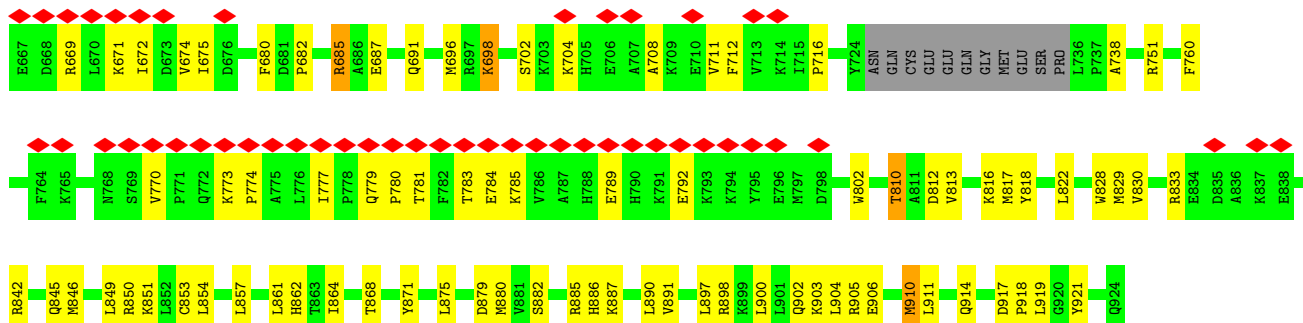




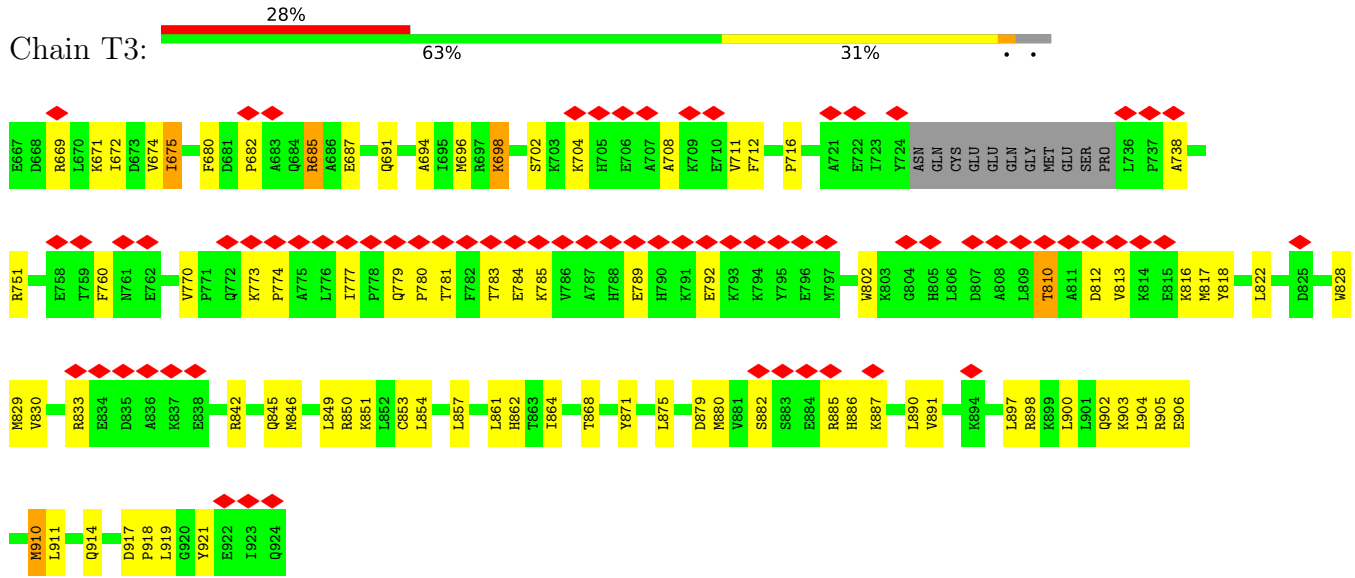
● Molecule 22: NUP107 CTD



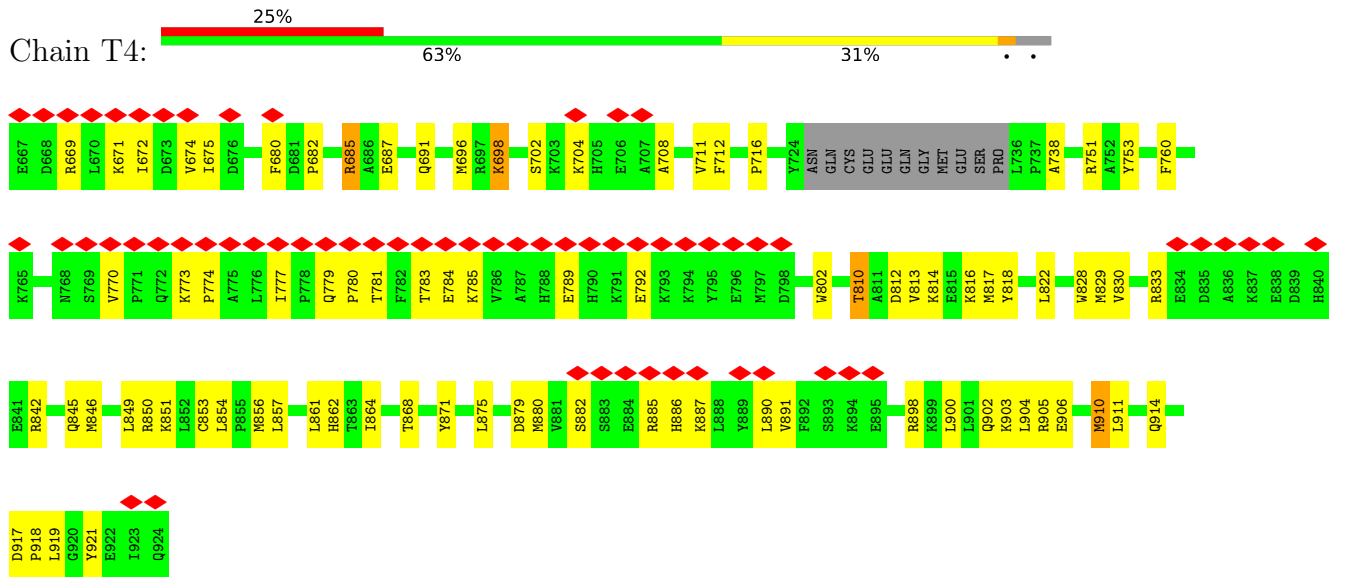
● Molecule 22: NUP107 CTD



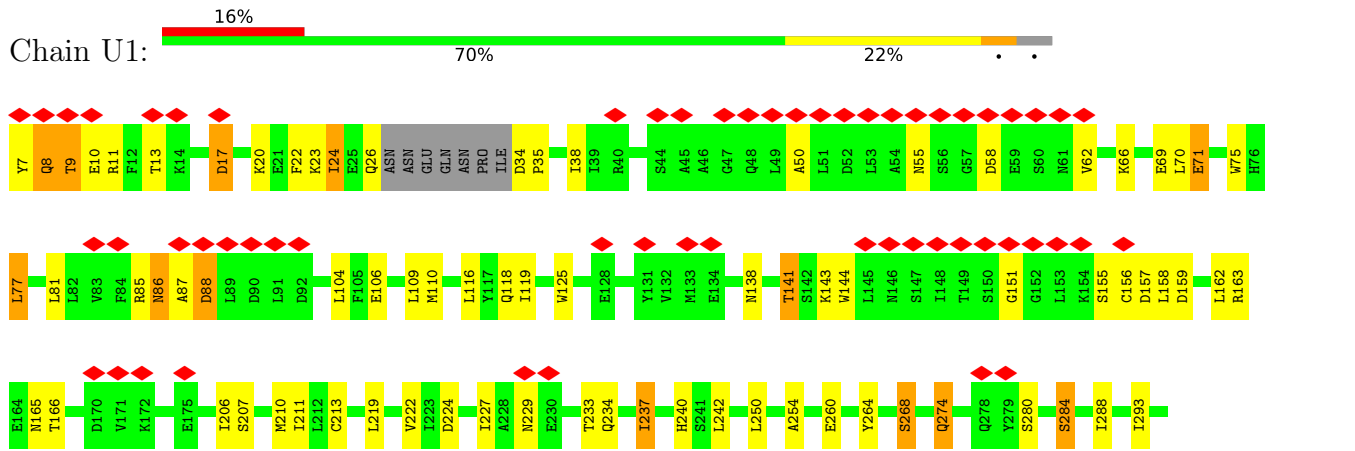
• Molecule 22: NUP107 CTD

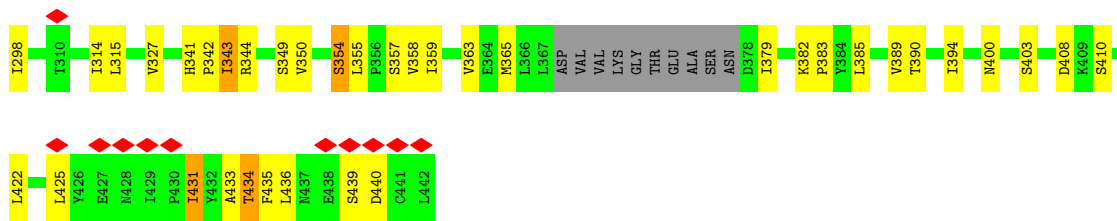


• Molecule 22: NUP107 CTD

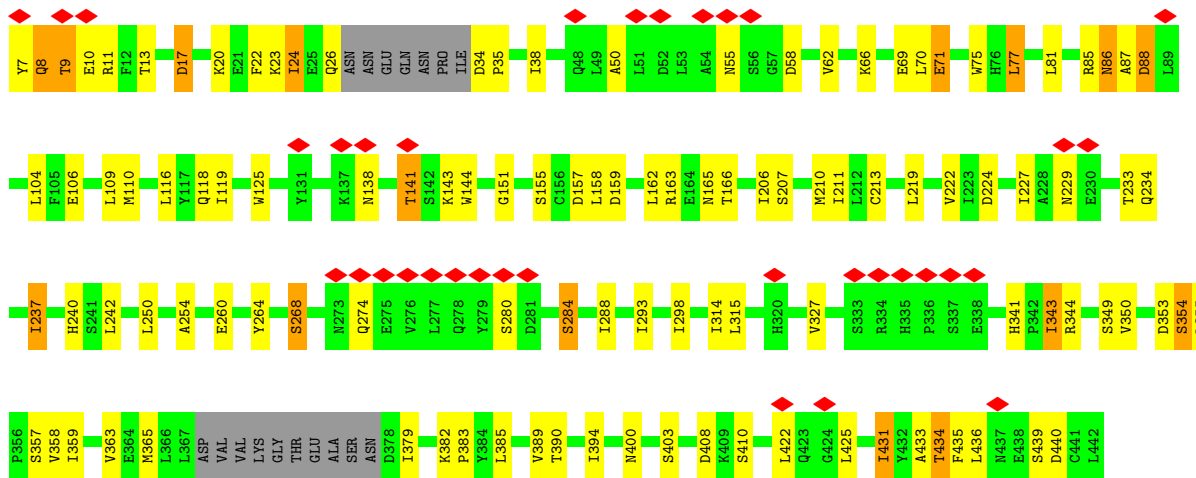


• Molecule 23: NUP107 NTD

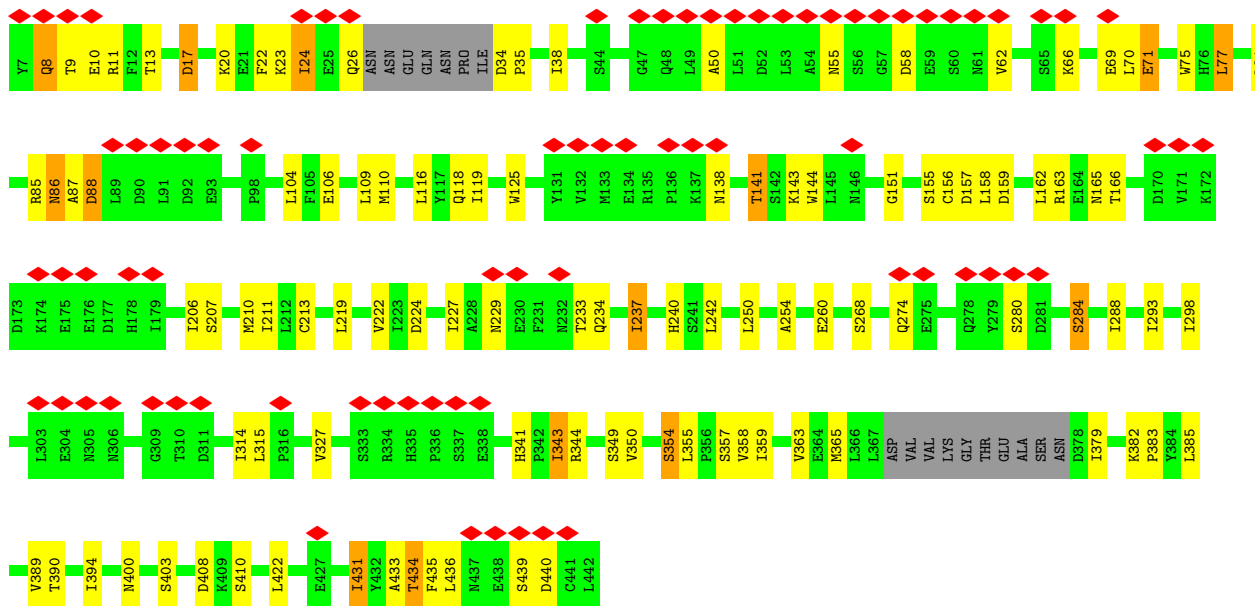
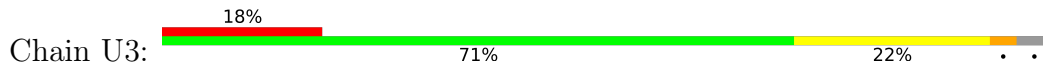




• Molecule 23: NUP107 NTD

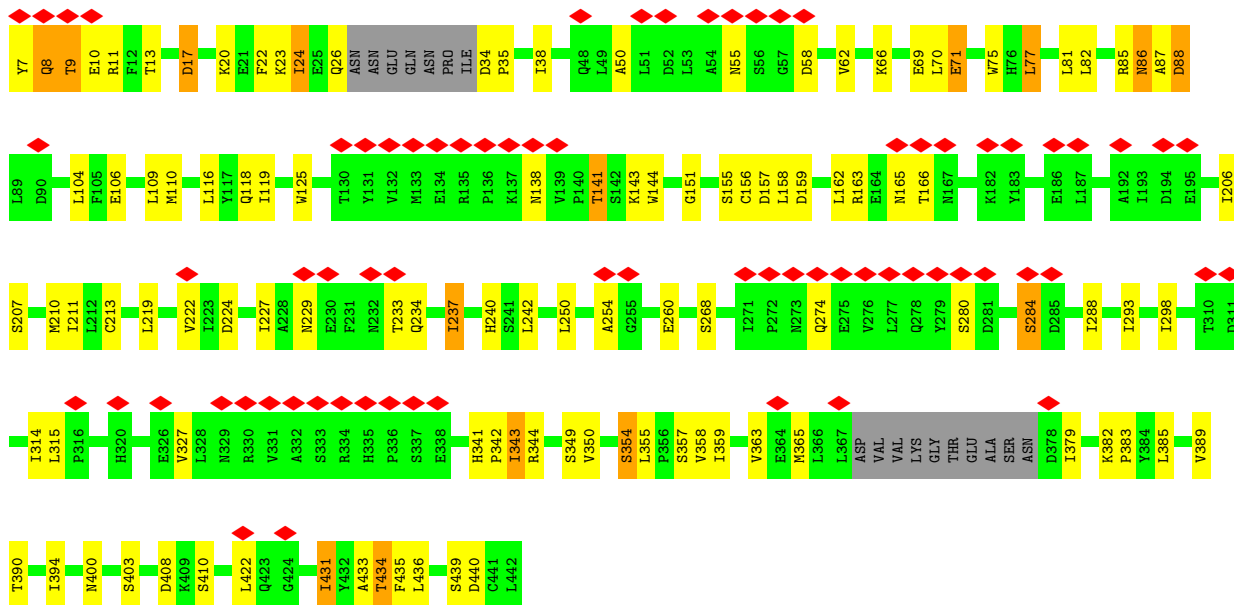


• Molecule 23: NUP107 NTD

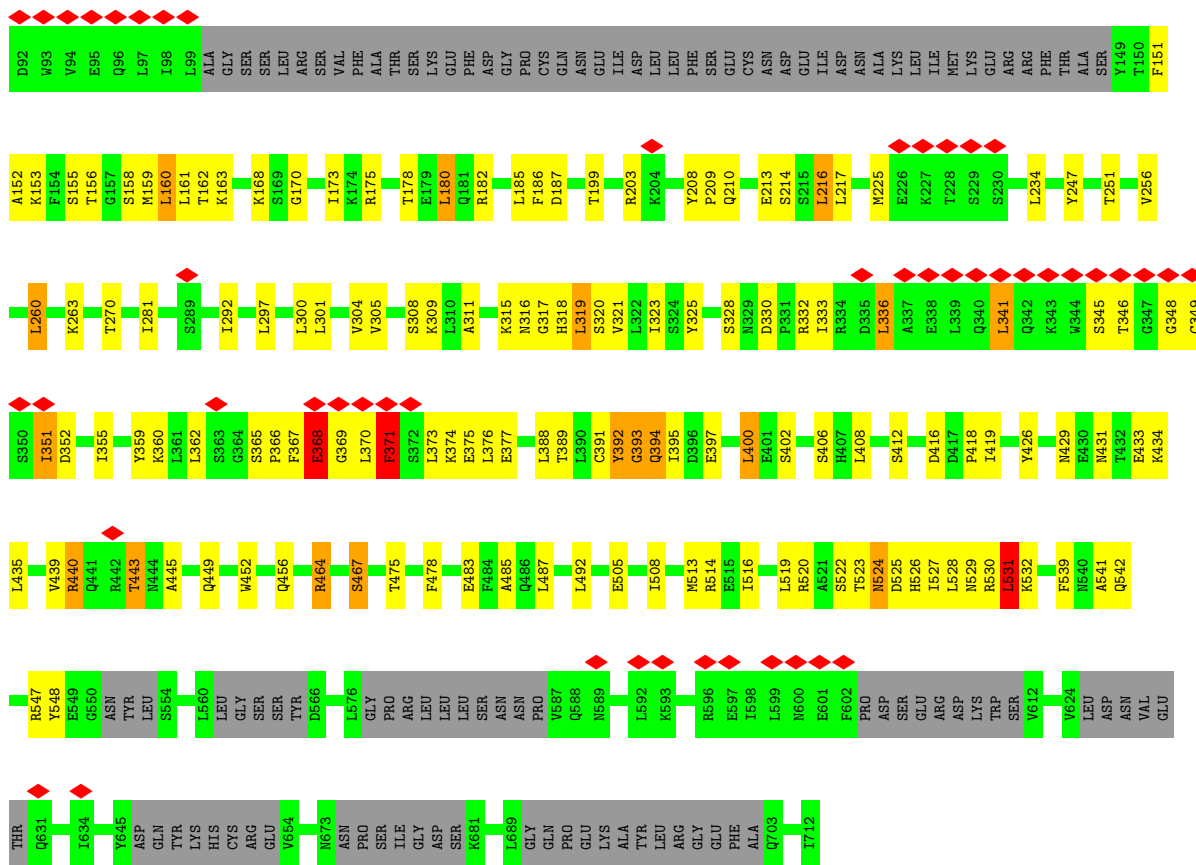


• Molecule 23: NUP107 NTD





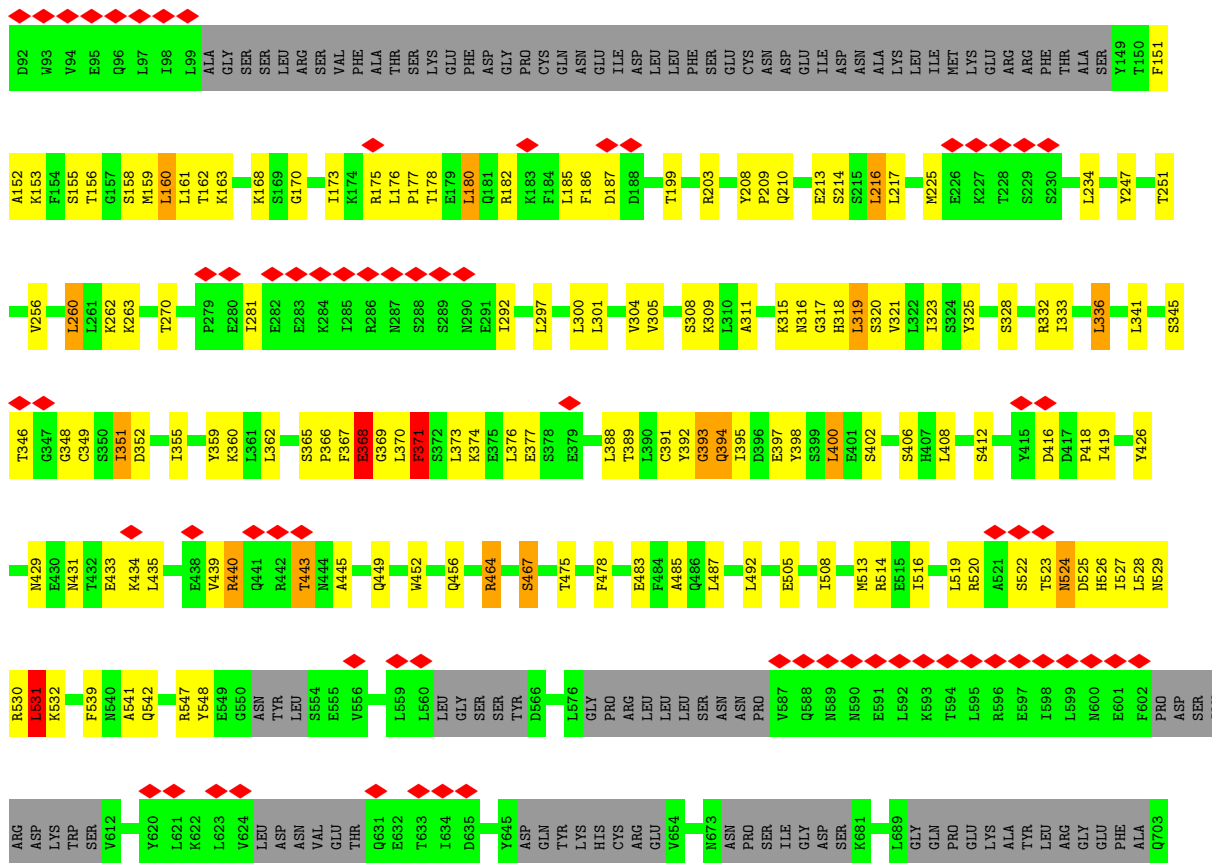
• Molecule 24: NUP96



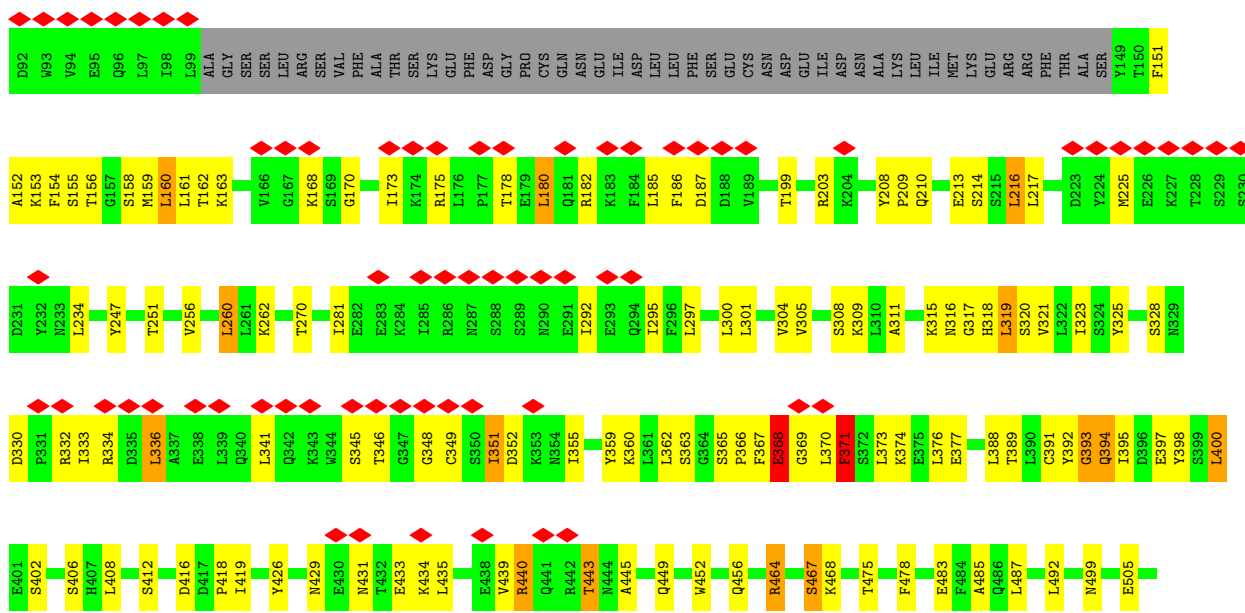
• Molecule 24: NUP96

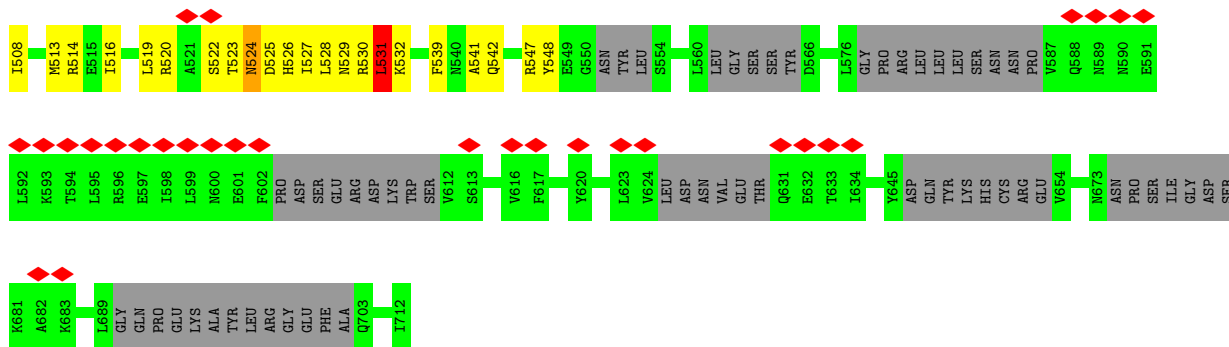







• Molecule 24: NUP96



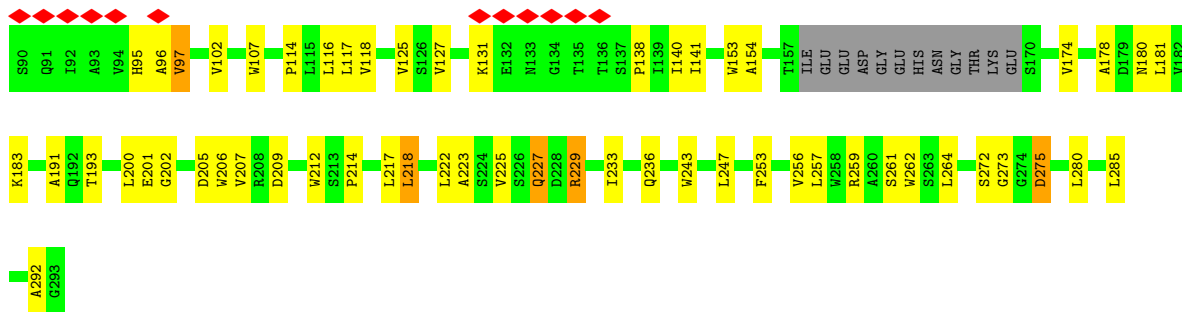


• Molecule 24: NUP96

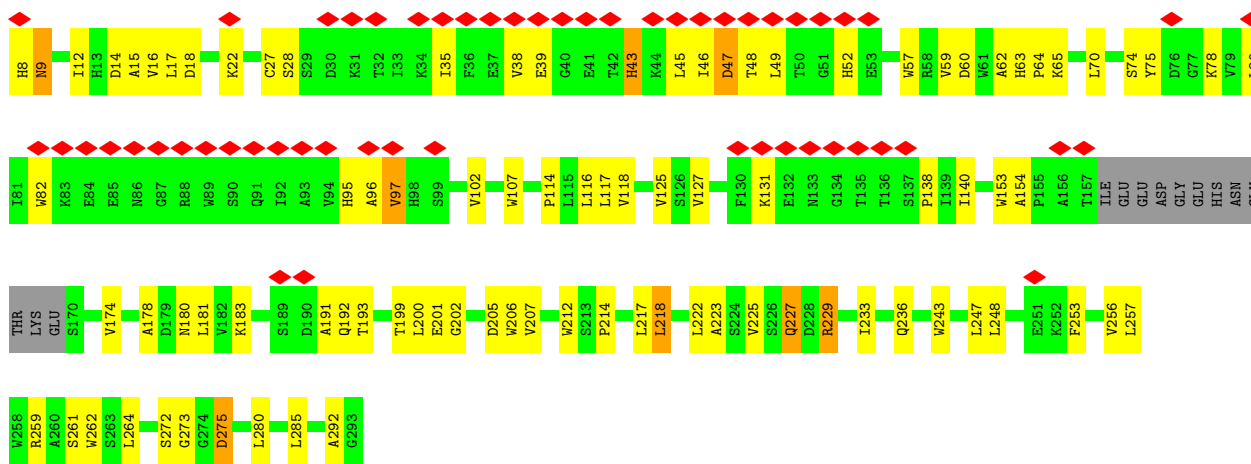


• Molecule 25: SEC13

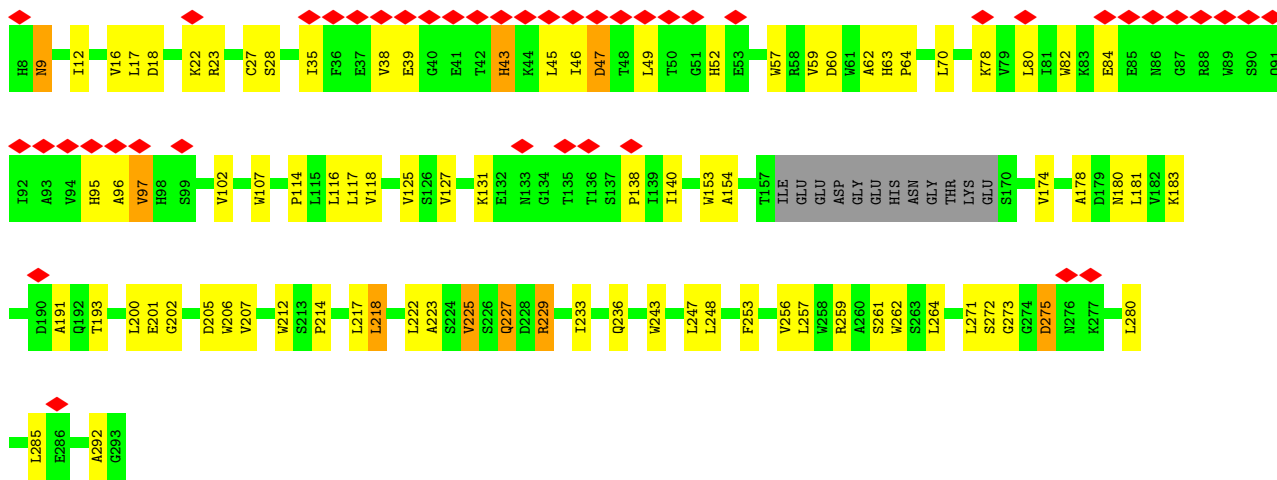




• Molecule 25: SEC13

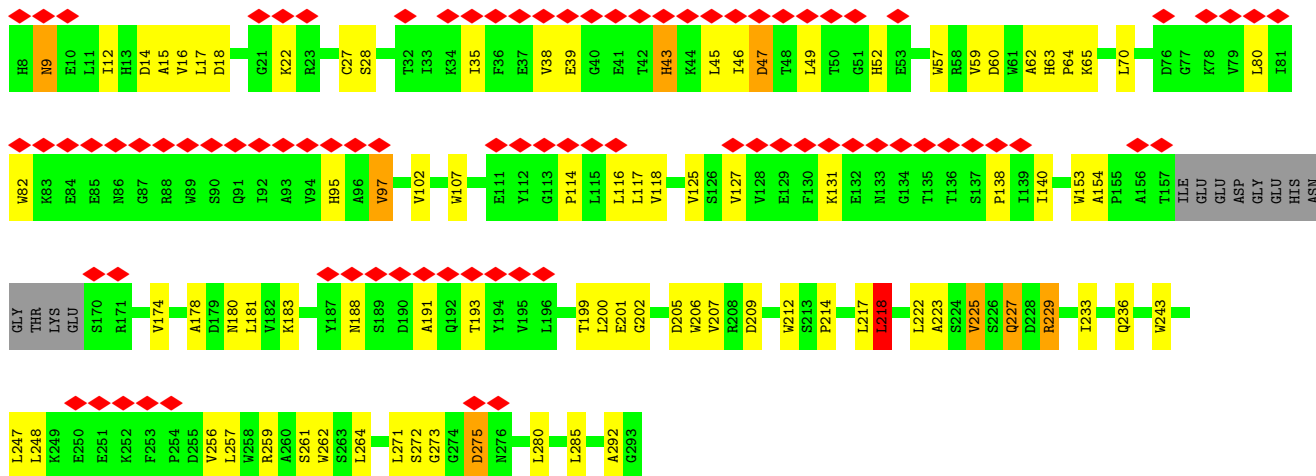


• Molecule 25: SEC13



• Molecule 25: SEC13






• Molecule 26: NUP75



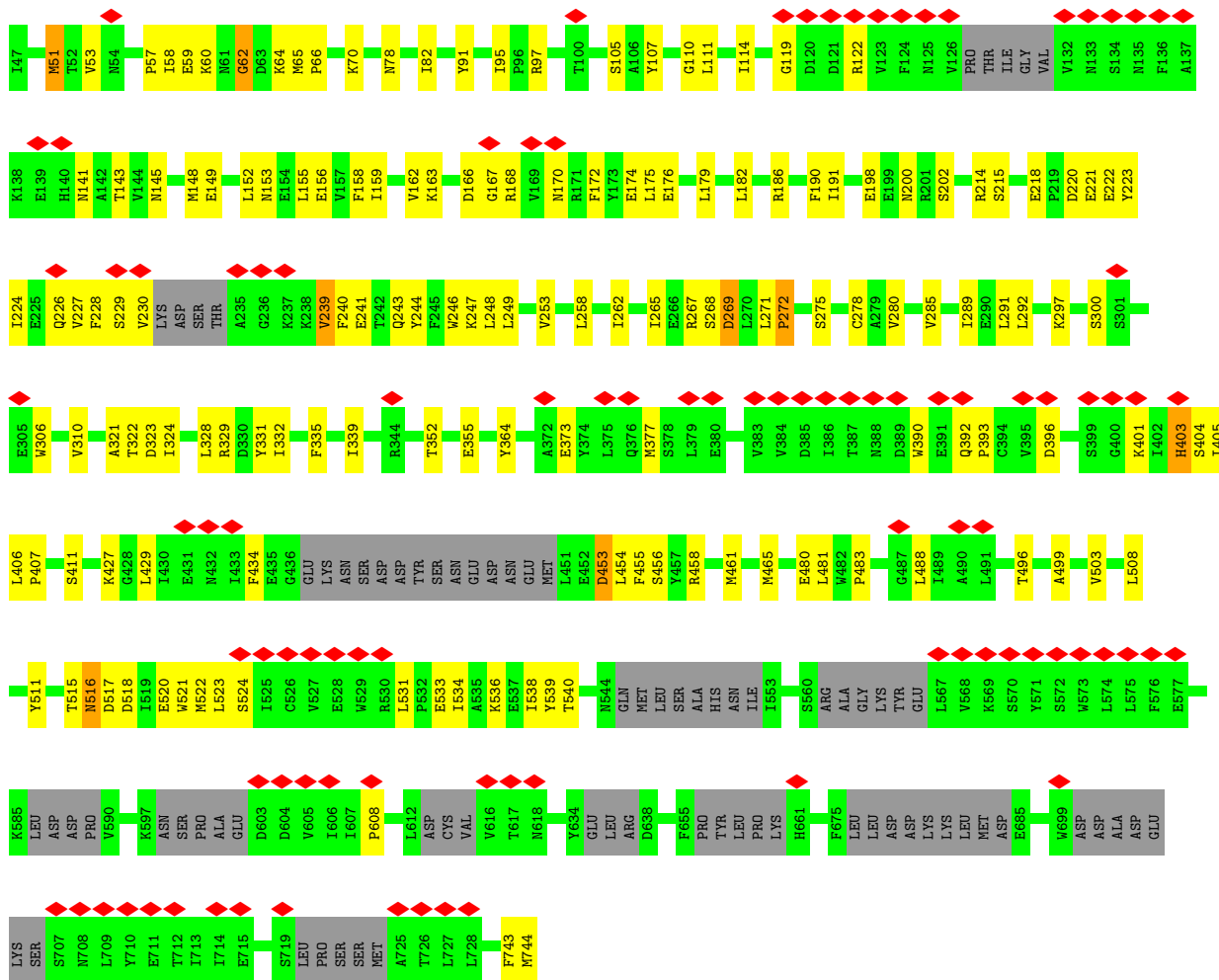
Chain X1:



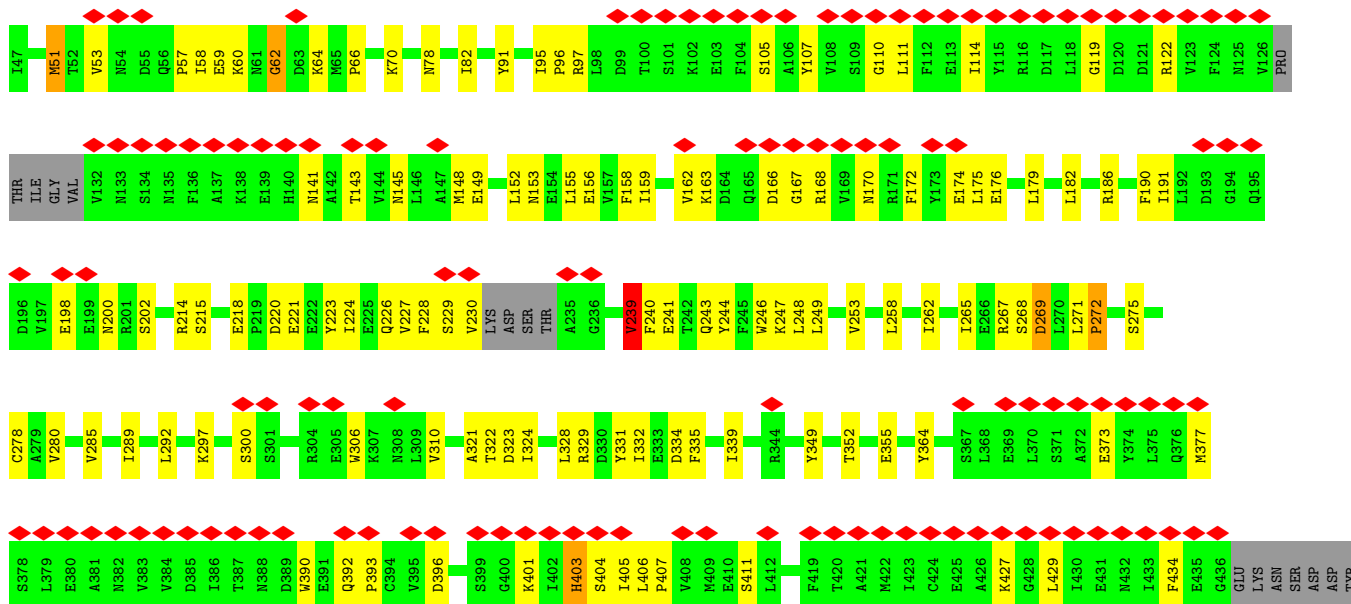
• Molecule 26: NUP75



Chain X2:



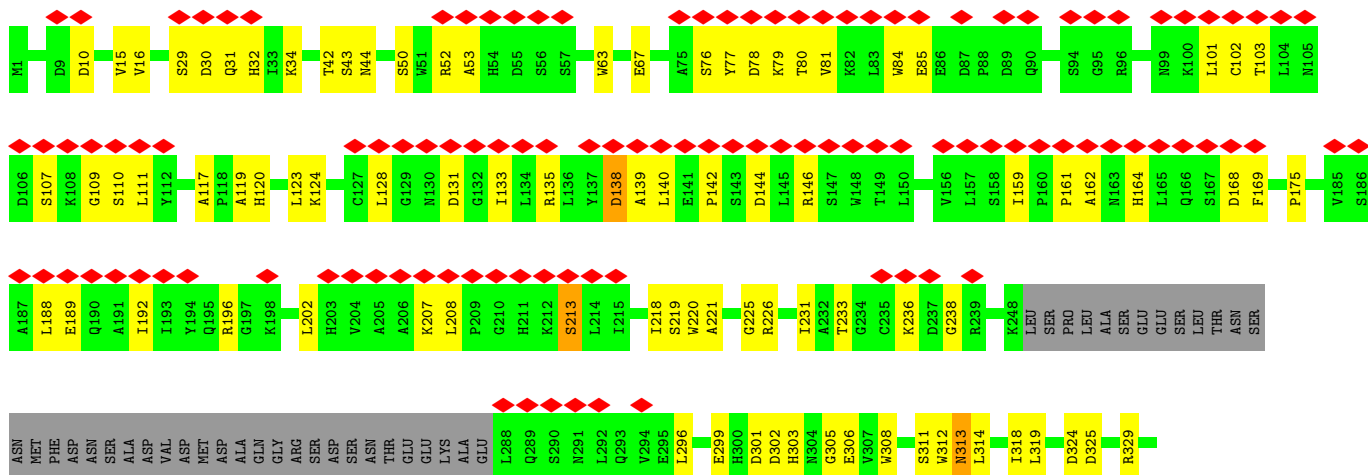
• Molecule 26: NUP75





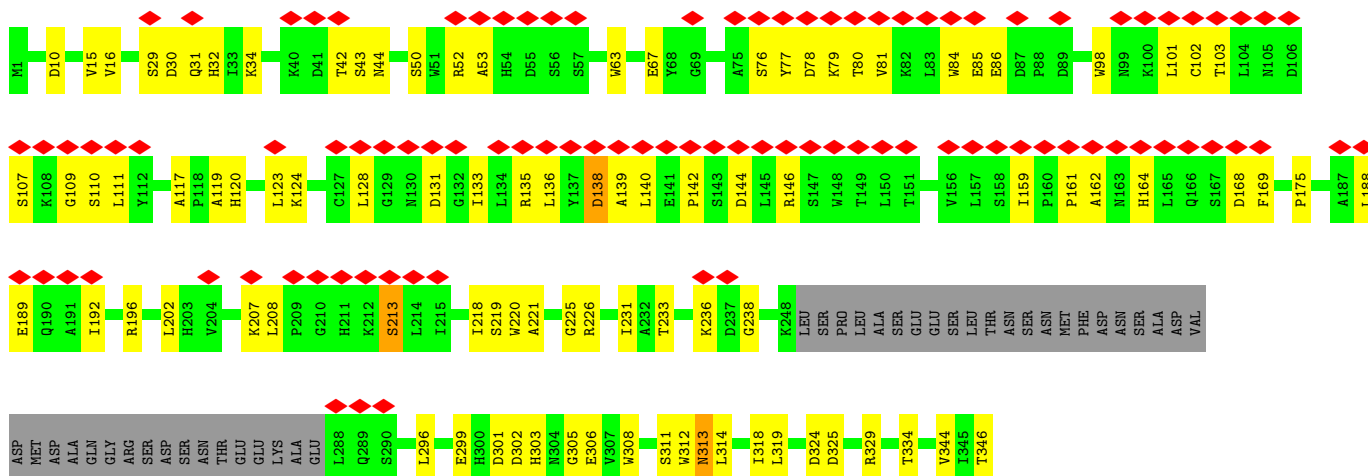
F743  
M744

• Molecule 27: SEH1

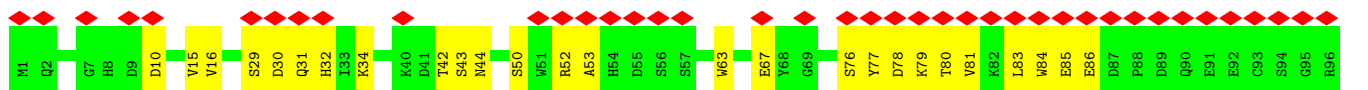
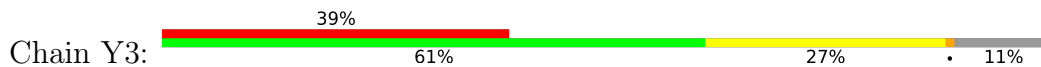


T334  
V344  
I346  
T346

• Molecule 27: SEH1

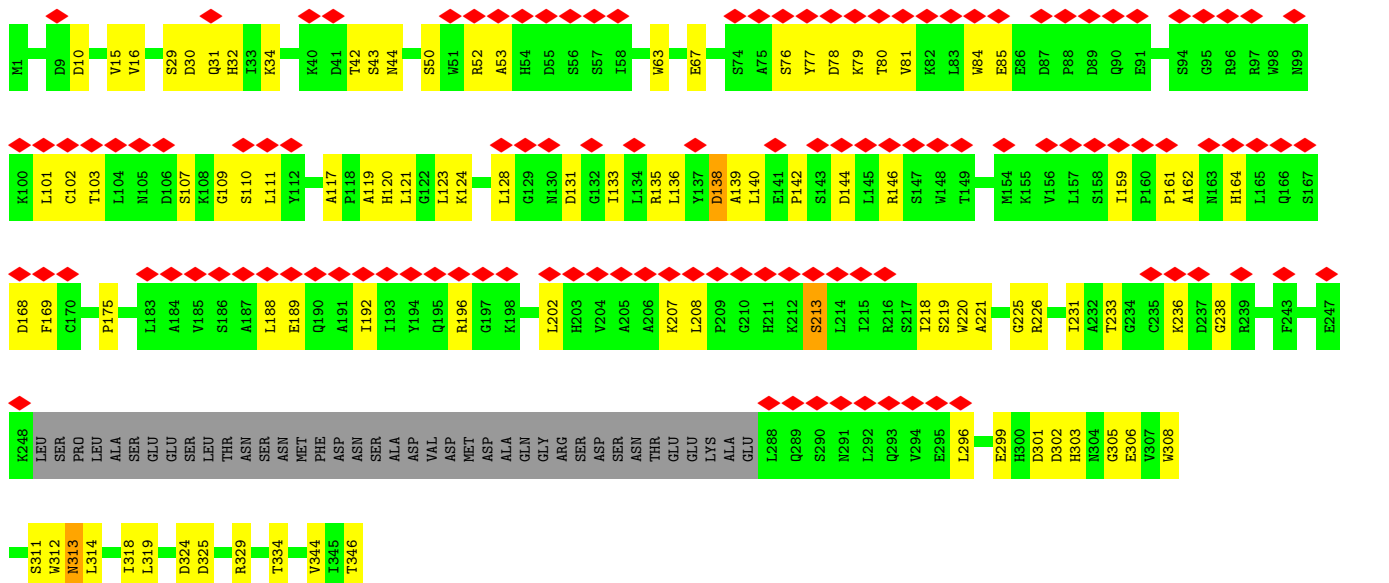


• Molecule 27: SEH1

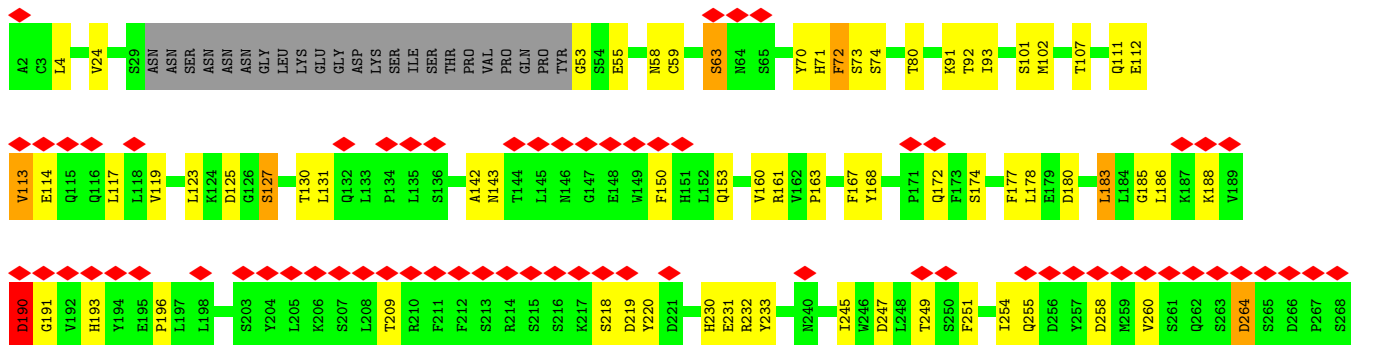
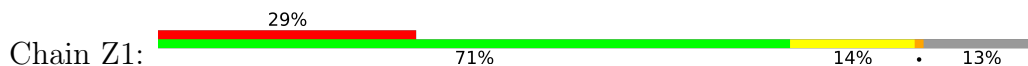




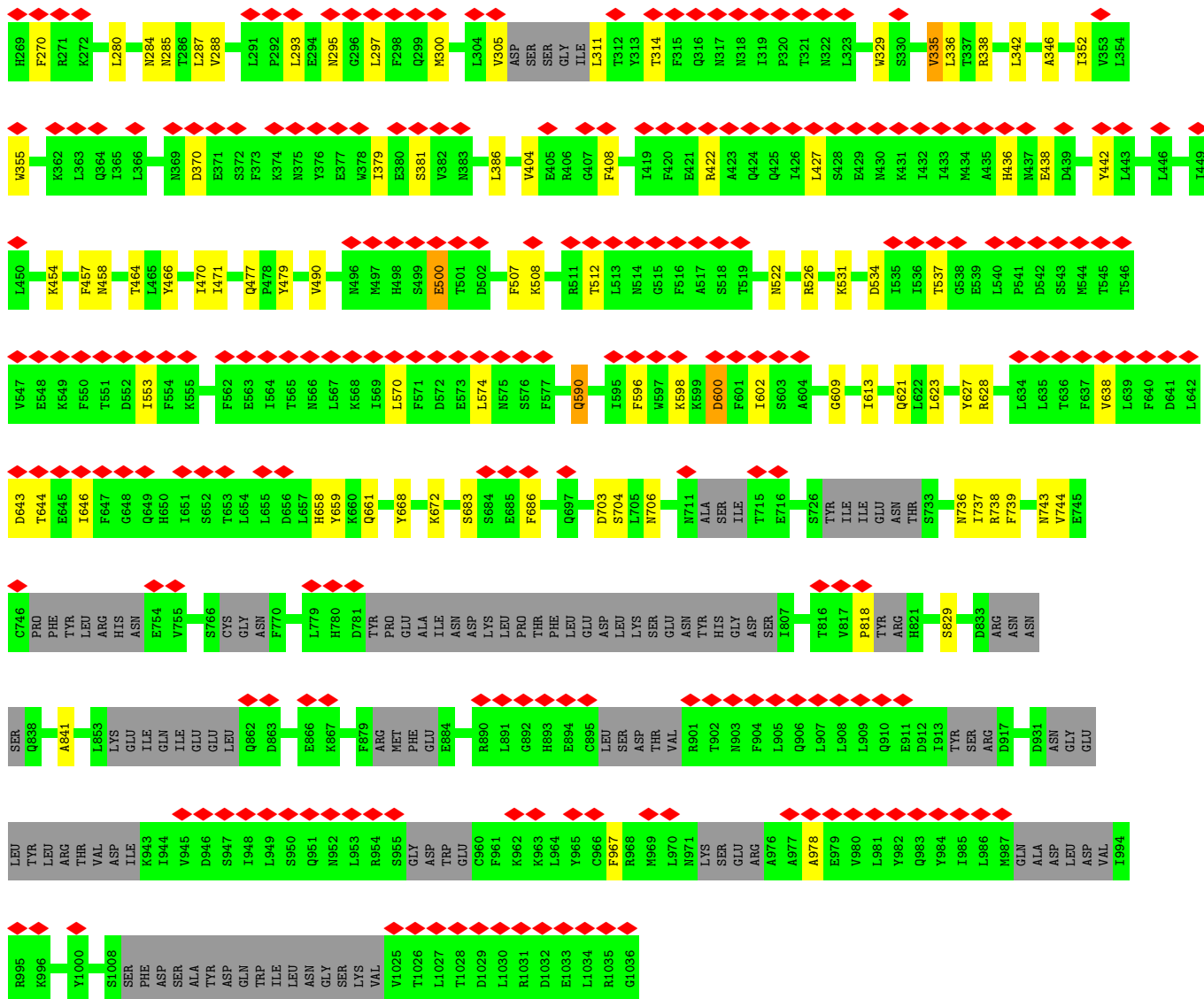
• Molecule 27: SEH1



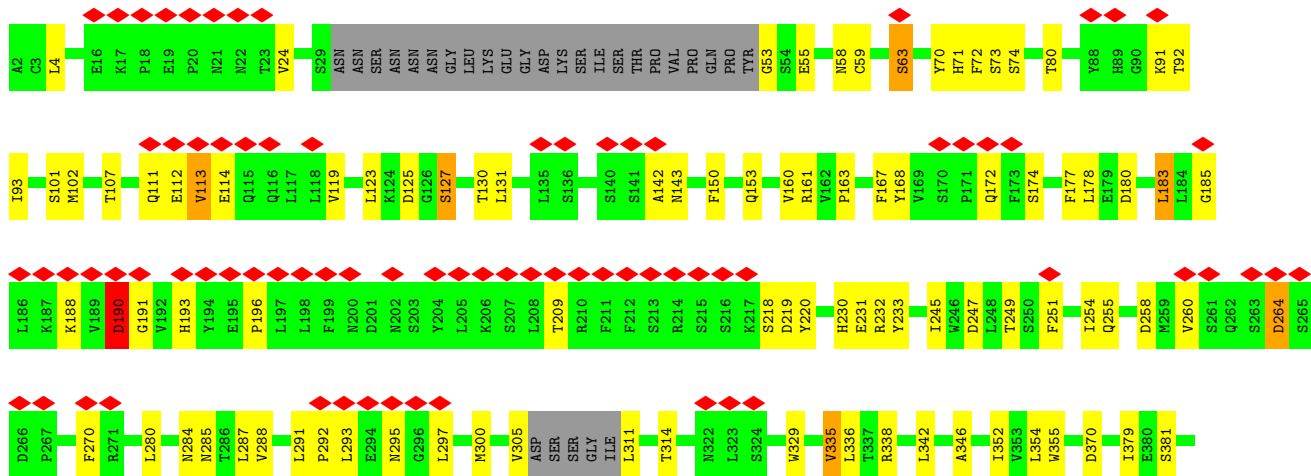
• Molecule 28: NUP160

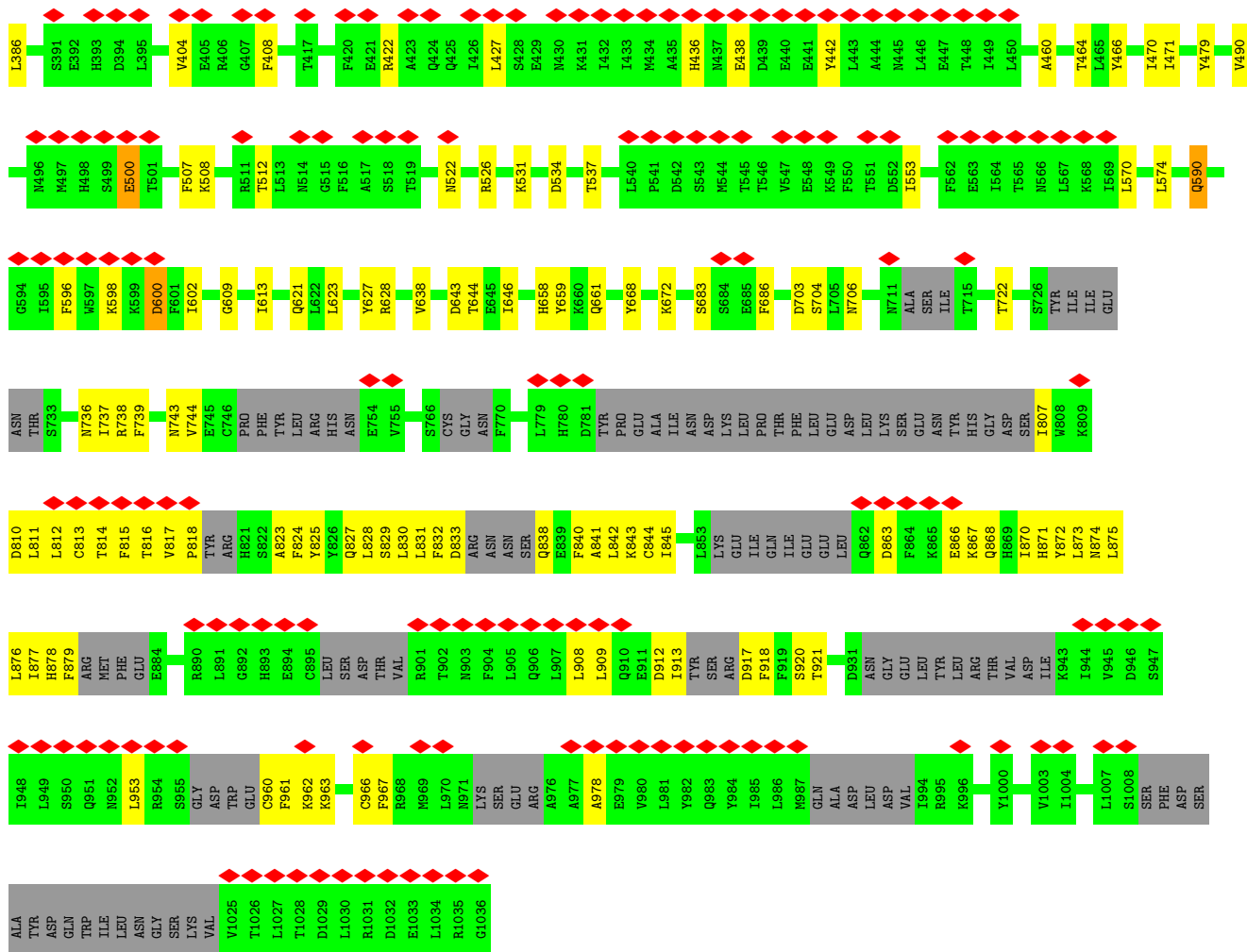




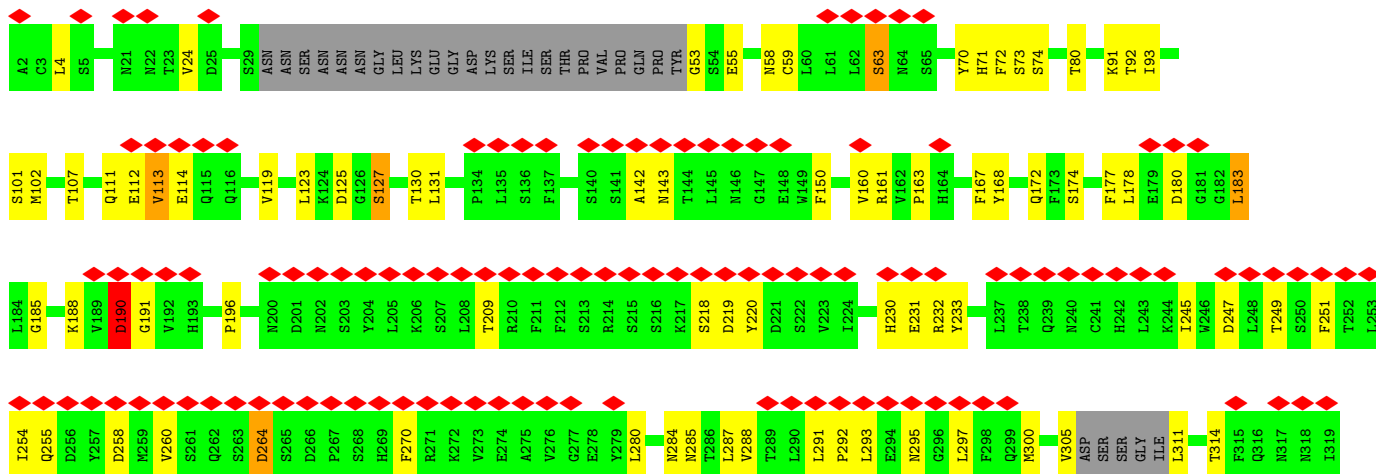
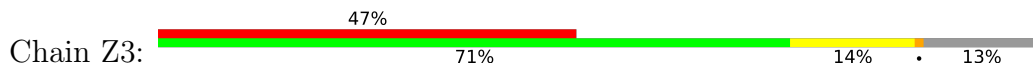


• Molecule 28: NUP160

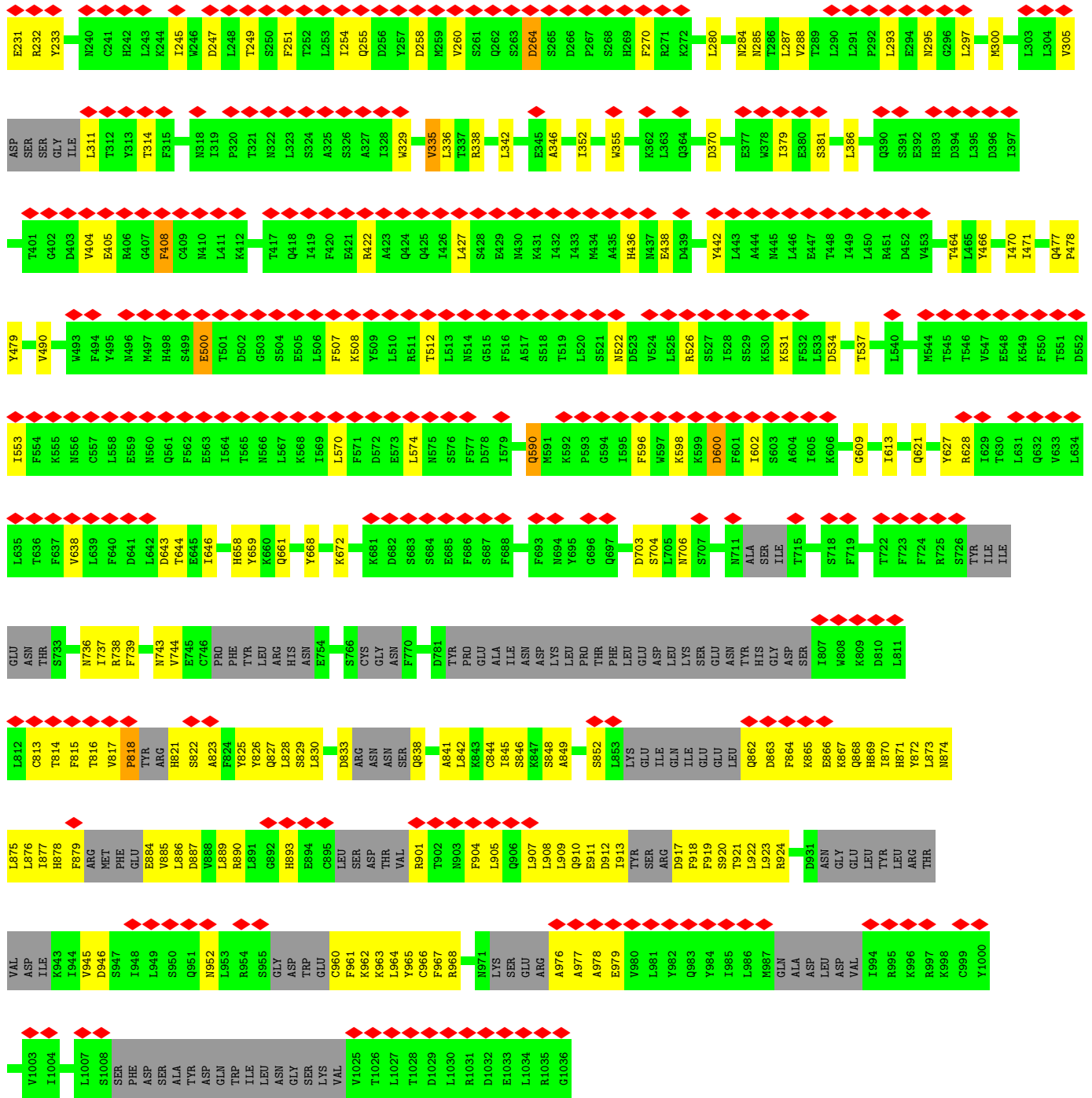




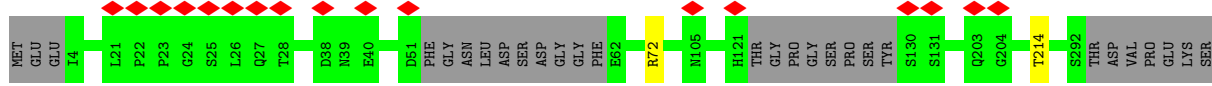
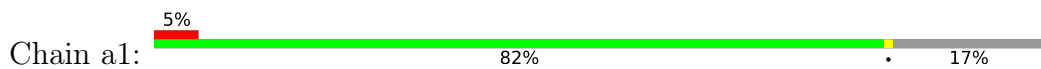
• Molecule 28: NUP160

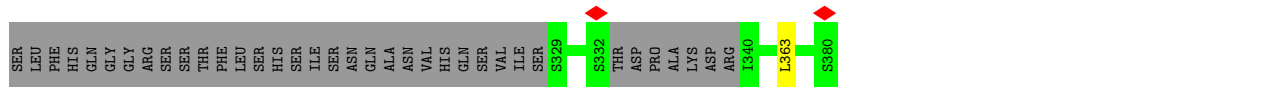




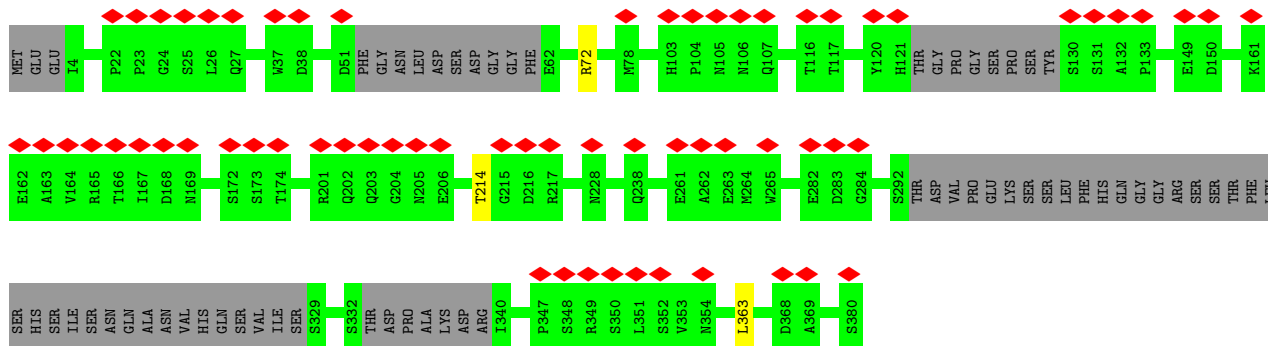
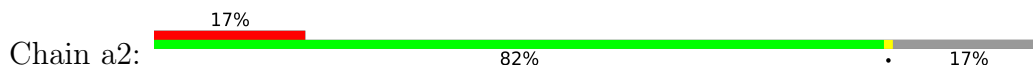


• Molecule 29: NUP43

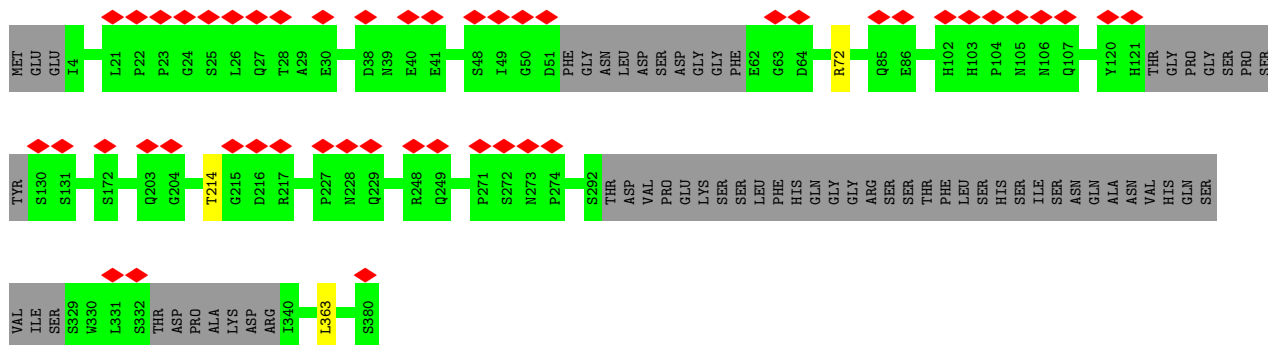
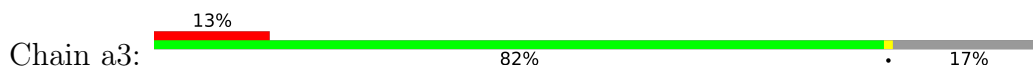




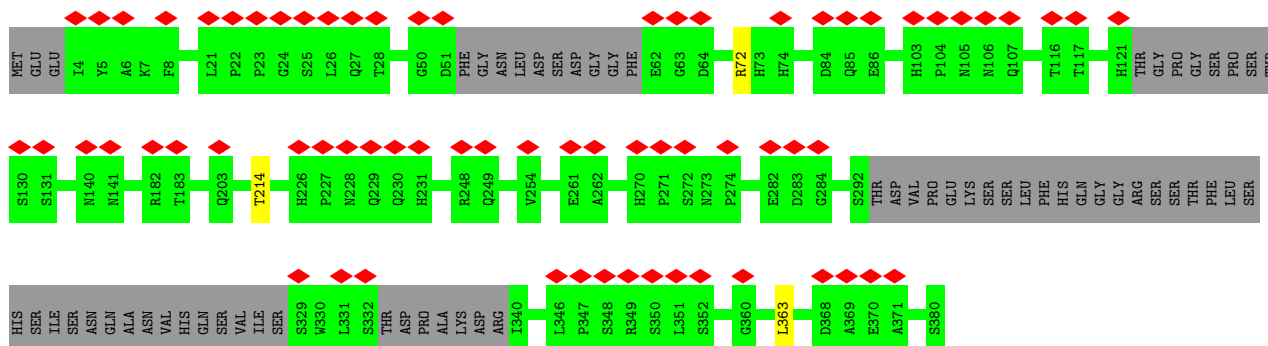
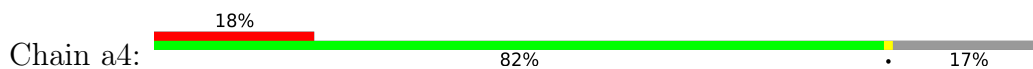
• Molecule 29: NUP43



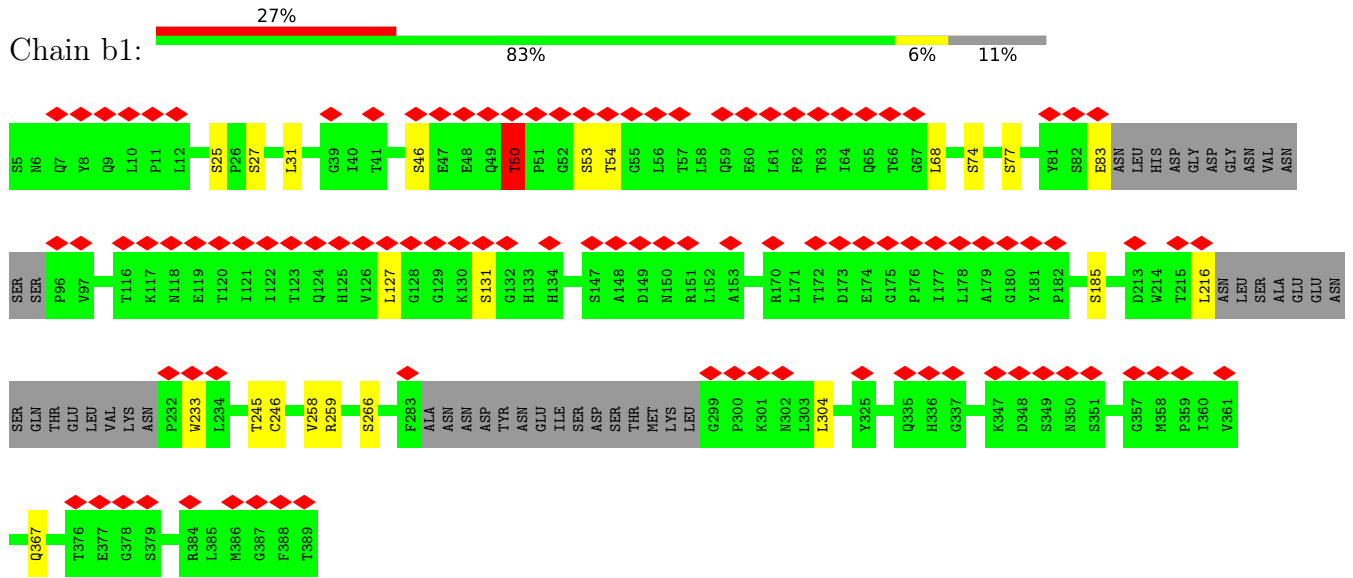
• Molecule 29: NUP43



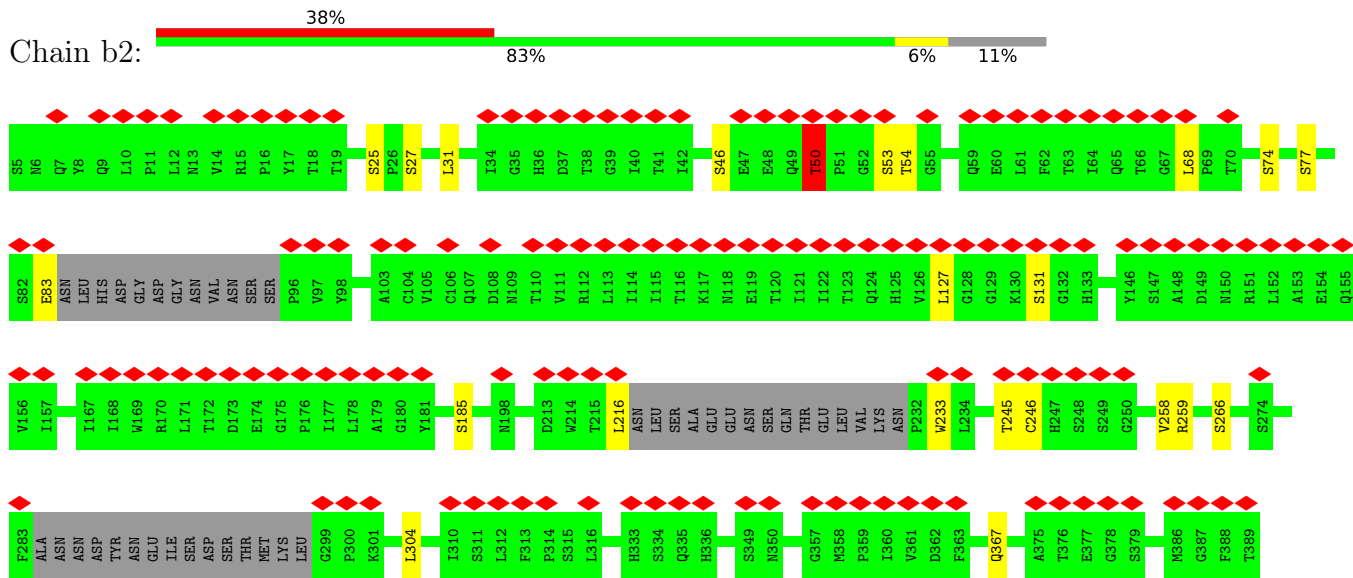
• Molecule 29: NUP43



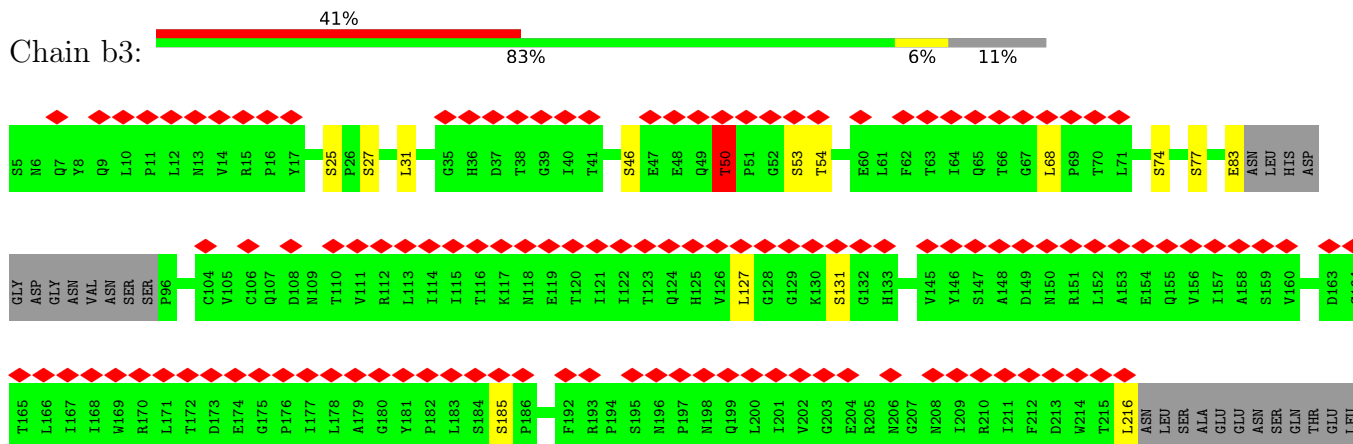
• Molecule 30: NUP37

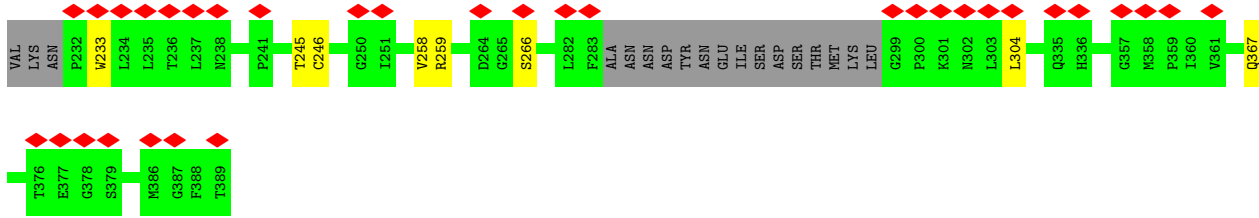


• Molecule 30: NUP37

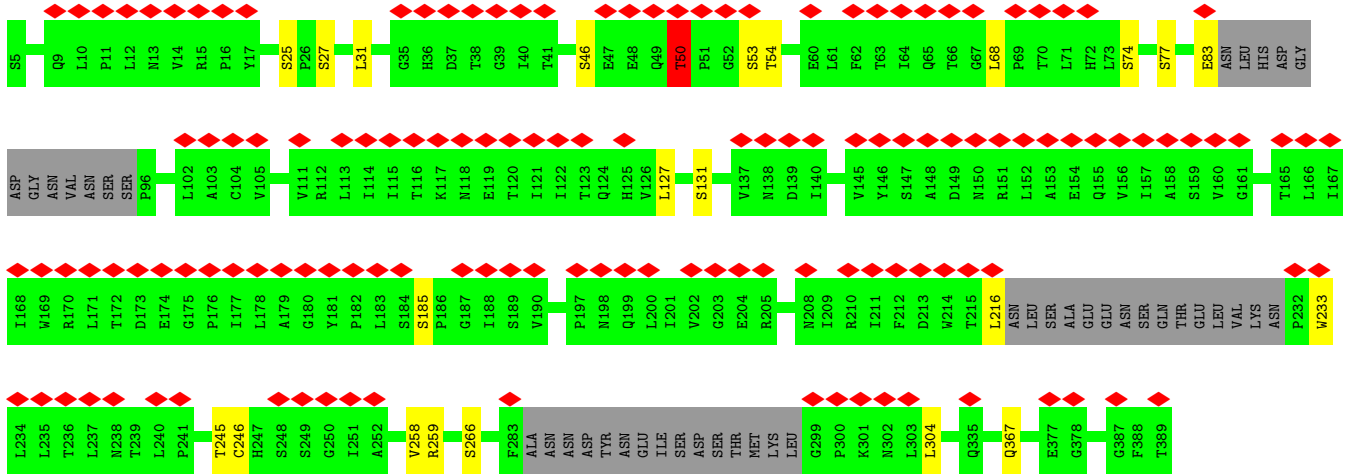
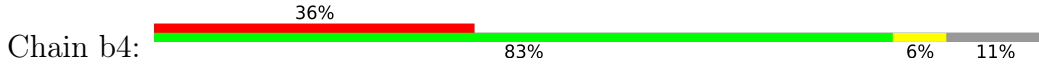


• Molecule 30: NUP37





• Molecule 30: NUP37



## 4 Experimental information

Property	Value	Source
EM reconstruction method	SUBTOMOGRAM AVERAGING	Depositor
Imposed symmetry	POINT, Not provided	
Number of subtomograms used	17368	Depositor
Resolution determination method	FSC 0.143 CUT-OFF	Depositor
CTF correction method	PHASE FLIPPING AND AMPLITUDE CORRECTION	Depositor
Microscope	FEI TITAN KRIOS	Depositor
Voltage (kV)	300	Depositor
Electron dose ( $e^-/\text{\AA}^2$ )	110	Depositor
Minimum defocus (nm)	1900	Depositor
Maximum defocus (nm)	4000	Depositor
Magnification	Not provided	
Image detector	GATAN K2 SUMMIT (4k x 4k)	Depositor
Maximum map value	82.185	Depositor
Minimum map value	-69.686	Depositor
Average map value	0.077	Depositor
Map value standard deviation	0.791	Depositor
Recommended contour level	3.5	Depositor
Map size (Å)	1941.1199, 1941.1199, 1941.1199	wwPDB
Map dimensions	576, 576, 576	wwPDB
Map angles (°)	90.0, 90.0, 90.0	wwPDB
Pixel spacing (Å)	3.37, 3.37, 3.37	Depositor



## 5 Model quality

### 5.1 Standard geometry

The Z score for a bond length (or angle) is the number of standard deviations the observed value is removed from the expected value. A bond length (or angle) with  $|Z| > 5$  is considered an outlier worth inspection. RMSZ is the root-mean-square of all Z scores of the bond lengths (or angles).

Mol	Chain	Bond lengths		Bond angles	
		RMSZ	# Z  >5	RMSZ	# Z  >5
1	A1	0.28	1/9926 (0.0%)	0.44	0/13474
1	A3	0.28	1/9926 (0.0%)	0.44	0/13474
2	A2	0.25	0/10133	0.45	0/13731
2	A4	0.25	0/10133	0.45	0/13731
3	A5	0.26	1/10216 (0.0%)	0.43	0/13838
3	A6	0.26	1/10216 (0.0%)	0.43	0/13838
4	B1	0.25	0/112	0.48	0/149
4	B2	0.25	0/112	0.48	0/149
4	B3	0.25	0/112	0.48	0/149
4	B4	0.25	0/112	0.48	0/149
4	B5	0.26	0/112	0.48	0/149
4	B6	0.26	0/112	0.48	0/149
5	C1	0.39	0/140	0.50	0/188
5	C2	0.30	0/160	0.53	0/214
5	C3	0.39	0/140	0.50	0/188
5	C4	0.30	0/160	0.53	0/214
5	C5	0.39	0/140	0.50	0/188
5	C6	0.39	0/140	0.51	0/188
6	D1	0.27	0/5130	0.43	0/6930
6	D2	0.27	0/5130	0.43	0/6930
6	D3	0.27	0/5130	0.43	0/6930
6	D4	0.27	0/5130	0.43	0/6930
6	D5	0.27	0/5130	0.43	0/6930
6	D6	0.27	0/5130	0.43	0/6930
6	D7	0.27	0/5130	0.43	0/6930
7	E1	0.25	0/65	0.41	0/89
7	E2	0.25	0/65	0.41	0/89
7	E3	0.25	0/65	0.42	0/89
7	E4	0.24	0/65	0.41	0/89
7	E5	0.24	0/65	0.42	0/89
7	E6	0.24	0/65	0.41	0/89
7	E7	0.24	0/65	0.42	0/89
8	F1	0.24	0/13031	0.39	0/17717
8	F2	0.24	0/13031	0.39	0/17717

Mol	Chain	Bond lengths		Bond angles	
		RMSZ	# Z  >5	RMSZ	# Z  >5
9	G1	0.23	0/445	0.38	0/600
9	G2	0.23	0/445	0.38	0/600
10	H1	0.25	0/95	0.37	0/128
10	H2	0.25	0/95	0.37	0/128
11	I1	0.23	0/12541	0.35	0/16980
11	I2	0.23	0/12541	0.35	0/16980
11	I3	0.23	0/12541	0.35	0/16980
11	I4	0.23	0/12541	0.36	0/16980
11	I5	0.23	0/12541	0.35	0/16980
12	J1	0.23	0/511	0.36	0/688
12	J2	0.23	0/511	0.37	0/688
12	J3	0.23	0/511	0.37	0/688
12	J4	0.23	0/511	0.37	0/688
12	J5	0.23	0/511	0.37	0/688
13	K1	0.23	0/75	0.40	0/101
13	K2	0.23	0/75	0.39	0/101
13	K3	0.23	0/75	0.39	0/101
13	K4	0.23	0/75	0.39	0/101
13	K5	0.23	0/75	0.39	0/101
14	L1	0.29	0/15	0.17	0/18
14	L2	0.28	0/15	0.17	0/18
14	L3	0.27	0/15	0.18	0/18
14	L4	0.28	0/15	0.19	0/18
14	L5	0.29	0/15	0.18	0/18
15	M1	0.26	0/1388	0.39	0/1866
15	M2	0.26	0/1388	0.39	0/1866
15	M3	0.26	0/1388	0.39	0/1866
15	M4	0.26	0/1388	0.40	0/1866
16	N1	0.24	0/1413	0.38	0/1898
16	N2	0.24	0/1413	0.38	0/1898
16	N3	0.24	0/1413	0.38	0/1898
16	N4	0.24	0/1413	0.38	0/1898
17	O1	0.26	0/2011	0.41	0/2715
17	O2	0.26	0/2011	0.41	0/2715
17	O3	0.26	0/2011	0.41	0/2715
17	O4	0.26	0/2011	0.41	0/2715
18	P1	0.37	0/910	0.51	0/1228
18	P2	0.37	0/910	0.51	0/1228
18	P3	0.37	0/910	0.51	0/1228
18	P4	0.37	0/910	0.51	0/1228
19	Q1	0.50	0/672	0.59	0/898
19	Q2	0.49	0/629	0.61	0/842
19	Q3	0.50	0/672	0.59	0/898

Mol	Chain	Bond lengths		Bond angles	
		RMSZ	# Z  >5	RMSZ	# Z  >5
19	Q4	0.49	0/629	0.61	0/842
20	R1	0.23	0/312	0.38	0/416
20	R2	0.23	0/312	0.38	0/416
20	R3	0.23	0/312	0.38	0/416
20	R4	0.23	0/312	0.38	0/416
21	S1	0.84	6/6081 (0.1%)	0.83	19/8304 (0.2%)
21	S2	0.84	6/6081 (0.1%)	0.83	18/8304 (0.2%)
21	S3	0.84	6/6081 (0.1%)	0.83	18/8304 (0.2%)
21	S4	0.84	6/6081 (0.1%)	0.83	18/8304 (0.2%)
22	T1	0.24	0/2037	0.41	0/2749
22	T2	0.24	0/2037	0.41	0/2749
22	T3	0.24	0/2037	0.41	0/2749
22	T4	0.24	0/2037	0.41	0/2749
23	U1	0.36	0/3472	0.64	2/4714 (0.0%)
23	U2	0.36	0/3472	0.64	2/4714 (0.0%)
23	U3	0.36	0/3472	0.64	2/4714 (0.0%)
23	U4	0.36	0/3472	0.64	2/4714 (0.0%)
24	V1	0.37	0/3860	0.66	2/5224 (0.0%)
24	V2	0.37	0/3860	0.66	2/5224 (0.0%)
24	V3	0.37	0/3860	0.66	2/5224 (0.0%)
24	V4	0.37	0/3860	0.66	2/5224 (0.0%)
25	W1	0.32	0/2220	0.62	0/3028
25	W2	0.32	0/2220	0.62	0/3028
25	W3	0.32	0/2220	0.62	0/3028
25	W4	0.32	0/2220	0.62	1/3028 (0.0%)
26	X1	0.31	0/4602	0.58	2/6246 (0.0%)
26	X2	0.31	0/4602	0.58	2/6246 (0.0%)
26	X3	0.31	0/4602	0.58	2/6246 (0.0%)
26	X4	0.31	0/4602	0.58	2/6246 (0.0%)
27	Y1	0.28	0/2499	0.64	0/3388
27	Y2	0.28	0/2499	0.64	0/3388
27	Y3	0.28	0/2499	0.64	0/3388
27	Y4	0.28	0/2499	0.64	0/3388
28	Z1	0.33	0/6730	0.55	1/9158 (0.0%)
28	Z2	0.33	0/6730	0.55	1/9158 (0.0%)
28	Z3	0.33	0/6730	0.55	1/9158 (0.0%)
28	Z4	0.33	0/6730	0.55	1/9158 (0.0%)
29	a1	0.78	0/2723	0.78	0/3715
29	a2	0.78	0/2723	0.78	0/3715
29	a3	0.78	0/2723	0.78	0/3715
29	a4	0.78	0/2723	0.78	0/3715
30	b1	0.33	0/2702	0.65	0/3689
30	b2	0.33	0/2702	0.65	0/3689

Mol	Chain	Bond lengths		Bond angles	
		RMSZ	# Z  >5	RMSZ	# Z  >5
30	b3	0.33	0/2702	0.65	0/3689
30	b4	0.33	0/2702	0.65	0/3689
All	All	0.37	28/365761 (0.0%)	0.52	102/495950 (0.0%)

Chiral center outliers are detected by calculating the chiral volume of a chiral center and verifying if the center is modelled as a planar moiety or with the opposite hand. A planarity outlier is detected by checking planarity of atoms in a peptide group, atoms in a mainchain group or atoms of a sidechain that are expected to be planar.

Mol	Chain	#Chirality outliers	#Planarity outliers
1	A1	0	2
1	A3	0	2
2	A2	0	1
2	A4	0	1
23	U1	0	1
23	U2	0	1
23	U3	0	1
23	U4	0	1
24	V1	0	2
24	V2	0	2
24	V3	0	2
24	V4	0	2
28	Z1	0	2
28	Z2	0	2
28	Z3	0	2
28	Z4	0	2
30	b1	0	3
30	b2	0	3
30	b3	0	3
30	b4	0	3
All	All	0	38

All (28) bond length outliers are listed below:

Mol	Chain	Res	Type	Atoms	Z	Observed(Å)	Ideal(Å)
1	A1	891	GLY	C-N	7.13	1.50	1.34
1	A3	891	GLY	C-N	7.09	1.50	1.34
21	S2	151	TRP	CE3-CZ3	7.01	1.50	1.38
21	S1	151	TRP	CE3-CZ3	7.00	1.50	1.38
21	S3	151	TRP	CE3-CZ3	7.00	1.50	1.38
21	S4	151	TRP	CE3-CZ3	6.95	1.50	1.38
3	A6	891	GLY	C-N	5.70	1.47	1.34

*Continued on next page...*

Continued from previous page...

Mol	Chain	Res	Type	Atoms	Z	Observed(Å)	Ideal(Å)
3	A5	891	GLY	C-N	5.67	1.47	1.34
21	S3	209	TYR	CE2-CZ	5.43	1.45	1.38
21	S1	209	TYR	CE2-CZ	5.43	1.45	1.38
21	S4	277	VAL	CB-CG1	5.40	1.64	1.52
21	S2	209	TYR	CE2-CZ	5.39	1.45	1.38
21	S2	121	GLU	CG-CD	5.38	1.60	1.51
21	S2	277	VAL	CB-CG1	5.38	1.64	1.52
21	S3	121	GLU	CG-CD	5.38	1.60	1.51
21	S4	121	GLU	CG-CD	5.38	1.60	1.51
21	S4	418	TYR	CD1-CE1	5.37	1.47	1.39
21	S1	121	GLU	CG-CD	5.37	1.60	1.51
21	S4	209	TYR	CE2-CZ	5.36	1.45	1.38
21	S1	277	VAL	CB-CG1	5.35	1.64	1.52
21	S1	418	TYR	CD1-CE1	5.34	1.47	1.39
21	S3	277	VAL	CB-CG1	5.34	1.64	1.52
21	S2	418	TYR	CD1-CE1	5.31	1.47	1.39
21	S3	418	TYR	CD1-CE1	5.22	1.47	1.39
21	S1	116	CYS	CB-SG	5.14	1.91	1.82
21	S2	116	CYS	CB-SG	5.11	1.91	1.82
21	S4	116	CYS	CB-SG	5.08	1.90	1.82
21	S3	116	CYS	CB-SG	5.05	1.90	1.82

All (102) bond angle outliers are listed below:

Mol	Chain	Res	Type	Atoms	Z	Observed(°)	Ideal(°)
21	S2	685	PRO	N-CA-CB	8.63	113.66	103.30
21	S1	685	PRO	N-CA-CB	8.62	113.65	103.30
21	S3	685	PRO	N-CA-CB	8.58	113.60	103.30
21	S4	685	PRO	N-CA-CB	8.58	113.60	103.30
21	S3	377	ASP	CB-CG-OD2	8.03	125.53	118.30
21	S2	377	ASP	CB-CG-OD2	8.00	125.50	118.30
21	S1	377	ASP	CB-CG-OD2	7.97	125.47	118.30
21	S4	377	ASP	CB-CG-OD2	7.91	125.42	118.30
21	S2	680	PRO	N-CA-CB	7.03	111.74	103.30
21	S4	680	PRO	N-CA-CB	7.03	111.73	103.30
21	S3	680	PRO	N-CA-CB	7.03	111.73	103.30
21	S1	680	PRO	N-CA-CB	7.01	111.71	103.30
21	S3	573	PRO	N-CA-CB	6.77	111.42	103.30
21	S2	573	PRO	N-CA-CB	6.74	111.39	103.30
21	S4	573	PRO	N-CA-CB	6.74	111.39	103.30
21	S1	573	PRO	N-CA-CB	6.71	111.35	103.30
26	X2	167	GLY	N-CA-C	-6.40	97.09	113.10

Continued on next page...

*Continued from previous page...*

Mol	Chain	Res	Type	Atoms	Z	Observed(°)	Ideal(°)
26	X1	167	GLY	N-CA-C	-6.40	97.11	113.10
26	X3	167	GLY	N-CA-C	-6.40	97.11	113.10
26	X4	167	GLY	N-CA-C	-6.38	97.14	113.10
21	S1	791	PRO	N-CA-CB	6.25	110.80	103.30
21	S3	791	PRO	N-CA-CB	6.24	110.78	103.30
21	S4	849	PRO	N-CA-CB	6.19	110.72	103.30
21	S2	791	PRO	N-CA-CB	6.18	110.72	103.30
21	S1	849	PRO	N-CA-CB	6.18	110.72	103.30
21	S3	849	PRO	N-CA-CB	6.18	110.72	103.30
21	S4	791	PRO	N-CA-CB	6.18	110.72	103.30
26	X2	608	PRO	N-CA-CB	6.14	110.67	103.30
21	S2	849	PRO	N-CA-CB	6.13	110.66	103.30
21	S4	386	VAL	CB-CA-C	-6.11	99.78	111.40
26	X1	608	PRO	N-CA-CB	6.11	110.63	103.30
21	S1	386	VAL	CB-CA-C	-6.10	99.81	111.40
26	X3	608	PRO	N-CA-CB	6.09	110.61	103.30
21	S2	386	VAL	CB-CA-C	-6.09	99.82	111.40
21	S3	386	VAL	CB-CA-C	-6.08	99.84	111.40
21	S4	300	ASP	CB-CG-OD1	6.06	123.75	118.30
24	V3	187	ASP	CB-CG-OD2	6.06	123.75	118.30
24	V1	187	ASP	CB-CG-OD2	6.05	123.74	118.30
21	S3	300	ASP	CB-CG-OD1	6.04	123.73	118.30
26	X4	608	PRO	N-CA-CB	6.03	110.54	103.30
24	V2	187	ASP	CB-CG-OD2	6.03	123.73	118.30
21	S1	300	ASP	CB-CG-OD1	6.03	123.72	118.30
24	V4	187	ASP	CB-CG-OD2	6.00	123.70	118.30
21	S2	300	ASP	CB-CG-OD1	5.94	123.65	118.30
21	S3	382	MET	CG-SD-CE	-5.92	90.73	100.20
21	S4	382	MET	CG-SD-CE	-5.89	90.78	100.20
21	S1	382	MET	CG-SD-CE	-5.89	90.78	100.20
21	S2	382	MET	CG-SD-CE	-5.88	90.80	100.20
21	S2	301	ASP	CB-CG-OD1	5.84	123.55	118.30
21	S1	301	ASP	CB-CG-OD1	5.83	123.55	118.30
21	S3	301	ASP	CB-CG-OD1	5.82	123.53	118.30
28	Z4	818	PRO	N-CA-CB	5.80	110.26	103.30
28	Z3	818	PRO	N-CA-CB	5.78	110.24	103.30
21	S4	301	ASP	CB-CG-OD1	5.75	123.48	118.30
21	S4	628	PRO	N-CA-CB	5.75	110.20	103.30
21	S2	628	PRO	N-CA-CB	5.75	110.20	103.30
21	S3	628	PRO	N-CA-CB	5.75	110.19	103.30
21	S1	628	PRO	N-CA-CB	5.74	110.19	103.30
28	Z1	818	PRO	N-CA-CB	5.73	110.17	103.30

*Continued on next page...*

*Continued from previous page...*

Mol	Chain	Res	Type	Atoms	Z	Observed(°)	Ideal(°)
28	Z2	818	PRO	N-CA-CB	5.71	110.15	103.30
21	S4	341	ARG	NE-CZ-NH2	-5.67	117.46	120.30
21	S3	341	ARG	NE-CZ-NH2	-5.67	117.47	120.30
21	S2	301	ASP	CB-CG-OD2	-5.56	113.30	118.30
21	S2	341	ARG	NE-CZ-NH2	-5.55	117.53	120.30
21	S3	301	ASP	CB-CG-OD2	-5.54	113.31	118.30
24	V2	260	LEU	CB-CG-CD2	-5.54	101.58	111.00
24	V4	260	LEU	CB-CG-CD2	-5.53	101.60	111.00
24	V1	260	LEU	CB-CG-CD2	-5.53	101.61	111.00
24	V3	260	LEU	CB-CG-CD2	-5.50	101.64	111.00
23	U3	24	ILE	N-CA-C	5.50	125.85	111.00
21	S1	301	ASP	CB-CG-OD2	-5.50	113.35	118.30
23	U4	24	ILE	N-CA-C	5.49	125.81	111.00
23	U1	24	ILE	N-CA-C	5.48	125.80	111.00
23	U2	24	ILE	N-CA-C	5.47	125.76	111.00
21	S1	341	ARG	NE-CZ-NH2	-5.46	117.57	120.30
21	S4	301	ASP	CB-CG-OD2	-5.45	113.40	118.30
21	S2	146	PRO	N-CD-CG	-5.44	95.04	103.20
21	S4	185	ARG	NE-CZ-NH1	5.43	123.02	120.30
21	S4	146	PRO	N-CD-CG	-5.40	95.10	103.20
21	S1	146	PRO	N-CD-CG	-5.40	95.10	103.20
21	S1	185	ARG	NE-CZ-NH1	5.39	123.00	120.30
21	S4	349	CYS	CA-CB-SG	-5.37	104.33	114.00
21	S3	146	PRO	N-CD-CG	-5.37	95.14	103.20
21	S1	349	CYS	CA-CB-SG	-5.36	104.36	114.00
21	S2	185	ARG	NE-CZ-NH1	5.34	122.97	120.30
21	S2	349	CYS	CA-CB-SG	-5.33	104.40	114.00
21	S3	349	CYS	CA-CB-SG	-5.31	104.44	114.00
21	S3	185	ARG	NE-CZ-NH1	5.24	122.92	120.30
21	S1	300	ASP	CB-CG-OD2	-5.12	113.69	118.30
21	S4	300	ASP	CB-CG-OD2	-5.09	113.72	118.30
21	S2	300	ASP	CB-CG-OD2	-5.09	113.72	118.30
21	S2	379	GLY	N-CA-C	-5.08	100.41	113.10
21	S3	379	GLY	N-CA-C	-5.07	100.44	113.10
21	S4	379	GLY	N-CA-C	-5.07	100.43	113.10
21	S3	300	ASP	CB-CG-OD2	-5.06	113.75	118.30
23	U4	24	ILE	CG1-CB-CG2	5.06	122.53	111.40
21	S1	379	GLY	N-CA-C	-5.05	100.47	113.10
23	U2	24	ILE	CG1-CB-CG2	5.04	122.50	111.40
23	U1	24	ILE	CG1-CB-CG2	5.04	122.49	111.40
23	U3	24	ILE	CG1-CB-CG2	5.02	122.44	111.40
21	S1	392	GLN	CB-CA-C	-5.01	100.39	110.40

*Continued on next page...*

*Continued from previous page...*

Mol	Chain	Res	Type	Atoms	Z	Observed(°)	Ideal(°)
25	W4	218	LEU	CA-CB-CG	5.00	126.80	115.30

There are no chirality outliers.

All (38) planarity outliers are listed below:

Mol	Chain	Res	Type	Group
1	A1	891	GLY	Mainchain
1	A1	976	LEU	Peptide
2	A2	699	SER	Peptide
1	A3	891	GLY	Mainchain
1	A3	976	LEU	Peptide
2	A4	699	SER	Peptide
23	U1	151	GLY	Mainchain
23	U2	151	GLY	Mainchain
23	U3	151	GLY	Mainchain
23	U4	151	GLY	Mainchain
24	V1	371	PHE	Peptide
24	V1	392	TYR	Peptide
24	V2	371	PHE	Peptide
24	V2	392	TYR	Peptide
24	V3	371	PHE	Peptide
24	V3	392	TYR	Peptide
24	V4	371	PHE	Peptide
24	V4	392	TYR	Peptide
28	Z1	190	ASP	Mainchain
28	Z1	264	ASP	Sidechain
28	Z2	190	ASP	Mainchain
28	Z2	264	ASP	Sidechain
28	Z3	190	ASP	Mainchain
28	Z3	264	ASP	Sidechain
28	Z4	190	ASP	Mainchain
28	Z4	264	ASP	Sidechain
30	b1	233	TRP	Peptide
30	b1	50	THR	Peptide
30	b1	53	SER	Peptide
30	b2	233	TRP	Peptide
30	b2	50	THR	Peptide
30	b2	53	SER	Peptide
30	b3	233	TRP	Peptide
30	b3	50	THR	Peptide
30	b3	53	SER	Peptide
30	b4	233	TRP	Peptide

*Continued on next page...*



*Continued from previous page...*

Mol	Chain	Res	Type	Group
30	b4	50	THR	Peptide
30	b4	53	SER	Peptide

## 5.2 Too-close contacts [i](#)

In the following table, the Non-H and H(model) columns list the number of non-hydrogen atoms and hydrogen atoms in the chain respectively. The H(added) column lists the number of hydrogen atoms added and optimized by MolProbity. The Clashes column lists the number of clashes within the asymmetric unit, whereas Symm-Clashes lists symmetry-related clashes.

Mol	Chain	Non-H	H(model)	H(added)	Clashes	Symm-Clashes
1	A1	9730	0	9632	528	0
1	A3	9730	0	9631	471	0
2	A2	9946	0	9773	1873	0
2	A4	9946	0	9777	1951	0
3	A5	10030	0	9896	1473	0
3	A6	10030	0	9913	1555	0
4	B1	111	0	127	1	0
4	B2	111	0	127	23	0
4	B3	111	0	127	1	0
4	B4	111	0	127	23	0
4	B5	111	0	126	43	0
4	B6	111	0	124	60	0
5	C1	138	0	144	33	0
5	C2	157	0	158	273	0
5	C3	138	0	144	10	0
5	C4	157	0	155	372	0
5	C5	138	0	144	23	0
5	C6	138	0	144	23	0
6	D1	5034	0	5006	1045	0
6	D2	5034	0	5030	85	0
6	D3	5034	0	4979	1450	0
6	D4	5034	0	5030	91	0
6	D5	5034	0	5030	55	0
6	D6	5034	0	5030	52	0
6	D7	5034	0	5026	126	0
7	E1	63	0	65	2	0
7	E2	63	0	65	2	0
7	E3	63	0	65	2	0
7	E4	63	0	65	2	0
7	E5	63	0	65	2	0
7	E6	63	0	65	2	0

*Continued on next page...*

*Continued from previous page...*

Mol	Chain	Non-H	H(model)	H(added)	Clashes	Symm-Clashes
7	E7	63	0	65	2	0
8	F1	12779	0	12914	333	0
8	F2	12779	0	12917	119	0
9	G1	438	0	411	204	0
9	G2	438	0	412	67	0
10	H1	94	0	84	0	0
10	H2	94	0	84	0	0
11	I1	12307	0	12275	3088	0
11	I2	12307	0	12283	3009	0
11	I3	12307	0	12352	452	0
11	I4	12307	0	12359	340	0
11	I5	12307	0	12349	507	0
12	J1	504	0	486	51	0
12	J2	504	0	485	52	0
12	J3	504	0	487	31	0
12	J4	504	0	487	30	0
12	J5	504	0	487	31	0
13	K1	73	0	82	0	0
13	K2	73	0	82	0	0
13	K3	73	0	82	0	0
13	K4	73	0	82	0	0
13	K5	73	0	82	0	0
14	L1	15	0	11	0	0
14	L2	15	0	11	0	0
14	L3	15	0	11	0	0
14	L4	15	0	11	0	0
14	L5	15	0	11	0	0
15	M1	1372	0	1330	685	0
15	M2	1372	0	1361	55	0
15	M3	1372	0	1332	570	0
15	M4	1372	0	1363	5	0
16	N1	1401	0	1376	729	0
16	N2	1401	0	1398	60	0
16	N3	1401	0	1384	604	0
16	N4	1401	0	1398	10	0
17	O1	1971	0	1944	825	0
17	O2	1971	0	1961	378	0
17	O3	1971	0	1936	1090	0
17	O4	1971	0	1963	228	0
18	P1	900	0	910	49	0
18	P2	900	0	910	41	0
18	P3	900	0	908	146	0

*Continued on next page...*

*Continued from previous page...*

Mol	Chain	Non-H	H(model)	H(added)	Clashes	Symm-Clashes
18	P4	900	0	907	107	0
19	Q1	658	0	645	3	0
19	Q2	616	0	600	3	0
19	Q3	658	0	645	3	0
19	Q4	616	0	600	3	0
20	R1	311	0	314	405	0
20	R2	311	0	334	2	0
20	R3	311	0	314	432	0
20	R4	311	0	334	2	0
21	S1	6013	0	4984	168	0
21	S2	6013	0	4984	163	0
21	S3	6013	0	4984	165	0
21	S4	6013	0	4984	164	0
22	T1	1993	0	1981	73	0
22	T2	1993	0	1981	68	0
22	T3	1993	0	1981	71	0
22	T4	1993	0	1981	68	0
23	U1	3404	0	3378	81	0
23	U2	3404	0	3378	80	0
23	U3	3404	0	3378	75	0
23	U4	3404	0	3378	81	0
24	V1	3805	0	3499	107	0
24	V2	3805	0	3499	104	0
24	V3	3805	0	3499	109	0
24	V4	3805	0	3499	106	0
25	W1	2160	0	2096	64	0
25	W2	2160	0	2096	72	0
25	W3	2160	0	2096	62	0
25	W4	2160	0	2096	64	0
26	X1	4535	0	4064	383	0
26	X2	4535	0	4071	159	0
26	X3	4535	0	4063	346	0
26	X4	4535	0	4073	139	0
27	Y1	2438	0	2378	55	0
27	Y2	2438	0	2378	56	0
27	Y3	2438	0	2378	57	0
27	Y4	2438	0	2378	56	0
28	Z1	6622	0	5893	82	0
28	Z2	6622	0	5882	485	0
28	Z3	6622	0	5893	80	0
28	Z4	6622	0	5872	791	0
29	a1	2587	0	2488	0	0

*Continued on next page...*

*Continued from previous page...*

Mol	Chain	Non-H	H(model)	H(added)	Clashes	Symm-Clashes
29	a2	2587	0	2488	0	0
29	a3	2587	0	2488	0	0
29	a4	2587	0	2488	0	0
30	b1	2638	0	2573	0	0
30	b2	2638	0	2573	0	0
30	b3	2638	0	2573	0	0
30	b4	2638	0	2573	0	0
All	All	358888	0	346678	17412	0

The all-atom clashscore is defined as the number of clashes found per 1000 atoms (including hydrogen atoms). The all-atom clashscore for this structure is 28.

All (17412) close contacts within the same asymmetric unit are listed below, sorted by their clash magnitude.

Atom-1	Atom-2	Interatomic distance (Å)	Clash overlap (Å)
11:I3:1267:LEU:HD22	26:X1:497:ARG:CZ	1.20	1.68
3:A6:1369:ILE:HA	28:Z4:826:TYR:CB	1.23	1.67
8:F1:1262:HIS:CE1	17:O2:259:ASP:HB2	1.26	1.67
11:I1:1052:LEU:CB	16:N1:438:LEU:HD11	1.18	1.66
1:A1:870:HIS:HB3	6:D3:279:HIS:CG	1.31	1.65
2:A2:970:PHE:HA	6:D1:192:TYR:CZ	1.25	1.65
11:I2:1024:PHE:HB2	16:N3:406:HIS:CG	1.21	1.65
11:I1:1667:GLN:HG2	11:I2:1665:LEU:CG	1.25	1.65
3:A6:1409:MSE:SE	28:Z4:917:ASP:HA	1.45	1.64
8:F1:1138:TRP:CB	17:O2:244:GLU:HB3	1.22	1.64
8:F1:1203:TRP:CH2	17:O2:248:SER:HA	1.12	1.64
11:I1:1040:HIS:CD2	16:N1:437:VAL:HG21	1.24	1.64
11:I3:1267:LEU:HD11	26:X1:529:TRP:CE3	1.12	1.64
2:A2:870:HIS:CD2	6:D1:566:PHE:CD1	1.86	1.64
2:A4:976:LEU:HD13	6:D3:472:PHE:CE2	1.31	1.64
2:A4:983:LEU:HB2	6:D3:528:PHE:CZ	1.19	1.64
11:I1:950:LEU:HD22	16:N1:406:HIS:CD2	1.27	1.64
11:I1:967:SER:CB	15:M1:625:GLY:HA2	1.16	1.63
11:I2:981:VAL:CA	20:R3:147:LEU:HD21	1.24	1.63
2:A4:868:GLN:CA	6:D3:570:VAL:HG11	1.16	1.63
11:I1:924:ILE:HD13	15:M1:595:MET:CG	1.21	1.63
11:I2:891:LEU:CD1	16:N3:393:ILE:HD12	1.29	1.63
11:I4:1277:LEU:HD12	26:X3:521:TRP:CD2	1.28	1.63
11:I4:1279:THR:CG2	26:X3:523:LEU:HB2	1.17	1.63
8:F1:1261:TYR:CE2	17:O2:260:LEU:HA	1.29	1.63
11:I2:948:ALA:HB2	17:O3:256:TYR:CB	1.25	1.63

*Continued on next page...*

*Continued from previous page...*

Atom-1	Atom-2	Interatomic distance (Å)	Clash overlap (Å)
11:I3:1275:SER:CB	26:X1:522:MET:HA	1.17	1.63
2:A4:975:GLU:CA	6:D3:499:LEU:HB2	1.25	1.63
2:A4:983:LEU:HG	6:D3:528:PHE:CE1	1.28	1.62
11:I1:927:HIS:CD2	15:M1:594:LYS:HA	1.11	1.62
11:I1:937:TYR:HB3	17:O1:258:GLU:CA	1.26	1.62
11:I1:1021:ILE:CG1	16:N1:410:MET:HB2	1.27	1.62
11:I2:938:CYS:SG	15:M3:606:LEU:HD12	1.34	1.62
2:A2:974:PRO:CD	6:D1:205:LEU:HD23	1.22	1.62
3:A5:1026:PRO:CB	11:I5:73:TYR:CD1	1.79	1.62
11:I1:1108:PRO:HG3	16:N1:443:GLU:CB	1.28	1.62
11:I2:874:LEU:CA	17:O3:255:GLY:HA3	1.20	1.62
3:A5:1368:GLN:CB	28:Z2:841:ALA:HA	1.24	1.62
11:I1:1052:LEU:CB	16:N1:438:LEU:CD1	1.75	1.62
1:A1:1332:ARG:CG	6:D1:636:ASP:HB3	1.19	1.61
11:I1:1041:GLN:HB3	15:M1:620:VAL:CG2	1.24	1.61
11:I2:834:SER:CB	17:O3:237:PRO:HA	1.24	1.61
3:A6:1364:GLN:HB3	28:Z4:846:SER:CA	1.21	1.61
11:I1:1037:THR:CG2	20:R1:173:LEU:CD2	1.79	1.61
11:I2:884:LEU:HD12	16:N3:400:LEU:CD1	1.14	1.61
2:A4:975:GLU:HB3	6:D3:501:LEU:CG	1.29	1.61
11:I1:996:LEU:CD2	16:N1:410:MET:CE	1.76	1.60
17:O4:110:LEU:CD2	18:P4:321:ILE:H	1.04	1.60
2:A2:989:MSE:CE	6:D1:240:ASP:CA	1.78	1.60
2:A4:1129:PRO:CA	3:A6:142:GLU:HG3	1.14	1.60
2:A2:974:PRO:HD2	6:D1:205:LEU:CD2	1.30	1.60
11:I1:922:ASP:H	15:M1:592:LEU:CD2	1.01	1.60
3:A6:1312:ARG:HH21	28:Z4:829:SER:CB	1.03	1.59
11:I1:884:LEU:CD1	16:N1:396:ILE:HG22	1.22	1.59
11:I1:1024:PHE:CB	16:N1:406:HIS:HB2	1.14	1.59
11:I2:1101:LEU:CD2	16:N3:432:TYR:CD1	1.80	1.59
11:I3:1267:LEU:HD21	26:X1:529:TRP:CZ3	1.36	1.59
2:A2:980:ARG:HH21	6:D1:503:LEU:CB	1.12	1.59
3:A5:1026:PRO:CB	11:I5:73:TYR:HD1	1.12	1.59
3:A6:1409:MSE:HB2	28:Z4:920:SER:CB	1.23	1.59
11:I1:981:VAL:CG1	20:R1:151:LYS:HB2	1.15	1.59
2:A4:986:THR:CG2	6:D3:504:LYS:CG	1.80	1.59
11:I1:846:ILE:HG22	17:O1:247:TRP:CZ2	1.33	1.59
11:I1:846:ILE:HD12	15:M1:594:LYS:CD	1.21	1.59
11:I2:836:VAL:CG1	17:O3:244:GLU:HB3	1.31	1.59
11:I2:898:VAL:CG2	17:O3:237:PRO:HD3	1.24	1.59
11:I3:1278:ALA:H	26:X1:519:ILE:CG2	1.16	1.59

*Continued on next page...*

*Continued from previous page...*

Atom-1	Atom-2	Interatomic distance (Å)	Clash overlap (Å)
1:A1:1204:TRP:CE3	2:A2:734:LEU:HD13	1.36	1.58
1:A3:1204:TRP:CB	2:A4:731:ILE:HG23	1.19	1.58
11:I1:884:LEU:CD2	16:N1:396:ILE:HG21	1.33	1.58
11:I1:1052:LEU:HB2	16:N1:438:LEU:CD1	1.25	1.58
8:F1:158:PRO:CG	11:I1:1207:PRO:HD3	1.31	1.58
11:I2:957:SER:CB	20:R3:168:LEU:HA	1.16	1.58
8:F1:1138:TRP:HB2	17:O2:244:GLU:CB	1.16	1.58
11:I1:1049:LEU:CD1	15:M1:626:HIS:CD2	1.86	1.58
11:I3:1267:LEU:CD2	26:X1:497:ARG:CZ	1.76	1.58
11:I2:957:SER:HB2	20:R3:168:LEU:CA	1.25	1.58
11:I2:1021:ILE:HG12	16:N3:410:MET:CE	1.25	1.58
11:I1:916:ALA:HB3	15:M1:586:ASP:CA	1.24	1.57
11:I2:993:SER:CB	16:N3:430:ARG:HH12	0.99	1.57
2:A2:1143:LEU:HG	3:A5:131:PRO:CA	1.22	1.57
2:A4:1139:ILE:H	3:A6:138:LEU:CD1	1.15	1.57
3:A6:1351:MSE:HB3	28:Z4:918:PHE:CA	1.17	1.57
11:I1:880:MET:HB2	17:O1:250:LEU:CB	1.24	1.57
11:I1:1021:ILE:HD11	16:N1:410:MET:CG	1.29	1.57
11:I2:834:SER:HB3	17:O3:237:PRO:CA	1.30	1.57
11:I2:836:VAL:HG12	17:O3:244:GLU:CB	1.16	1.57
11:I4:1275:SER:H	26:X3:525:ILE:CB	1.11	1.57
11:I1:1104:LEU:CD2	20:R1:174:ARG:HD2	1.33	1.56
3:A6:165:PHE:CE2	5:C4:743:LEU:HD21	1.36	1.56
3:A6:1316:VAL:HG21	28:Z4:871:HIS:CB	1.25	1.56
3:A6:1335:ALA:CA	28:Z4:962:LYS:CB	1.81	1.56
11:I2:1101:LEU:HD23	16:N3:432:TYR:CD1	1.29	1.56
11:I3:1275:SER:N	26:X1:508:LEU:CD2	1.68	1.56
2:A4:872:ALA:HB1	6:D3:565:MET:CE	1.28	1.56
11:I1:1667:GLN:CG	11:I2:1665:LEU:HG	1.35	1.56
3:A5:1026:PRO:CG	11:I5:73:TYR:CD1	1.86	1.56
11:I1:880:MET:CB	17:O1:250:LEU:HB3	1.32	1.56
11:I1:884:LEU:HD12	16:N1:400:LEU:CD1	1.31	1.56
11:I2:966:TRP:CZ3	20:R3:167:GLN:NE2	1.70	1.56
11:I2:1024:PHE:HB3	16:N3:406:HIS:CE1	1.37	1.56
11:I4:1274:HIS:CE1	26:X3:531:LEU:HG	1.39	1.56
11:I1:916:ALA:CB	15:M1:586:ASP:HA	1.22	1.56
11:I1:1669:ARG:HB2	11:I2:1664:PHE:CE1	1.39	1.56
2:A2:980:ARG:NH1	6:D1:525:ARG:CB	1.68	1.55
2:A4:868:GLN:HB3	6:D3:570:VAL:CB	1.29	1.55
2:A4:878:LEU:CB	6:D3:567:LEU:HD13	1.31	1.55
8:F1:1261:TYR:CZ	17:O2:260:LEU:HA	1.05	1.55

*Continued on next page...*

*Continued from previous page...*

Atom-1	Atom-2	Interatomic distance (Å)	Clash overlap (Å)
11:I1:833:PHE:CE2	17:O1:238:ALA:HA	1.07	1.55
11:I1:846:ILE:HD12	15:M1:594:LYS:CE	1.15	1.55
3:A6:1405:LEU:HD13	28:Z4:921:THR:CB	1.31	1.55
11:I1:884:LEU:CD1	16:N1:396:ILE:CG2	1.81	1.55
11:I1:953:LEU:N	16:N1:403:VAL:CG2	1.68	1.55
11:I2:846:ILE:HG22	17:O3:247:TRP:CH2	1.39	1.55
2:A2:1159:ASP:CB	3:A5:175:GLU:CD	1.74	1.55
2:A2:1143:LEU:CG	3:A5:131:PRO:CA	1.77	1.55
2:A4:909:LYS:HG2	6:D3:552:TYR:CE2	1.37	1.55
2:A4:1159:ASP:CA	4:B6:342:ARG:N	1.69	1.55
11:I2:966:TRP:HZ3	20:R3:167:GLN:CG	1.17	1.55
8:F1:1203:TRP:CZ2	17:O2:248:SER:HA	1.39	1.55
11:I2:948:ALA:CB	17:O3:256:TYR:HB3	1.10	1.55
11:I2:1186:PRO:CG	17:O4:225:GLN:HE21	1.16	1.54
11:I1:846:ILE:HD13	15:M1:594:LYS:CB	1.19	1.54
11:I1:883:ALA:HB3	17:O1:246:LEU:CB	1.28	1.54
11:I1:1026:TYR:CE2	20:R1:175:GLN:NE2	1.72	1.54
3:A5:1098:ARG:CZ	11:I5:29:GLN:HG2	1.31	1.54
11:I1:990:GLU:CG	17:O1:275:LEU:HD23	1.33	1.54
11:I1:1037:THR:HG21	20:R1:173:LEU:CB	1.20	1.54
11:I2:1039:ALA:CB	20:R3:170:LEU:CB	1.82	1.54
2:A4:986:THR:CB	6:D3:504:LYS:HD3	1.08	1.54
2:A4:1155:ASN:H	3:A6:175:GLU:CB	1.20	1.54
3:A6:1364:GLN:CB	28:Z4:846:SER:HA	1.16	1.54
11:I1:1104:LEU:HD23	20:R1:174:ARG:CD	1.29	1.54
11:I4:1279:THR:HG21	26:X3:523:LEU:CA	1.12	1.54
11:I1:919:ALA:HB2	16:N1:389:PHE:C	1.25	1.54
11:I2:989:GLY:HA3	15:M3:614:ASP:CG	1.25	1.54
11:I3:1275:SER:HB3	26:X1:522:MET:CA	1.11	1.54
1:A1:1224:PRO:HD3	2:A2:731:ILE:CD1	1.33	1.53
11:I2:981:VAL:HB	20:R3:147:LEU:CD2	1.38	1.53
2:A4:879:LEU:HD12	6:D3:564:ASN:CG	1.19	1.53
3:A5:1312:ARG:HD3	28:Z2:832:PHE:CA	1.22	1.53
8:F1:1137:GLN:NE2	17:O2:249:ARG:CB	1.71	1.53
1:A1:1098:ARG:HH22	11:I1:1478:VAL:CG1	1.19	1.53
11:I1:1669:ARG:HB3	11:I2:1664:PHE:CZ	1.35	1.53
2:A2:986:THR:HG21	6:D1:504:LYS:CD	1.35	1.53
3:A5:1027:HIS:CE1	11:I5:65:LYS:CB	1.91	1.53
3:A5:1374:ALA:HB2	28:Z2:823:ALA:CB	1.38	1.53
11:I1:976:ARG:CB	20:R1:149:ARG:HB3	1.34	1.53
11:I2:998:ALA:CB	17:O3:267:ALA:HB2	1.34	1.53

*Continued on next page...*

*Continued from previous page...*

Atom-1	Atom-2	Interatomic distance (Å)	Clash overlap (Å)
2:A4:982:THR:CG2	6:D3:496:LEU:N	1.68	1.53
3:A6:1351:MSE:HB2	28:Z4:917:ASP:C	1.19	1.53
3:A6:1399:ARG:HB2	28:Z4:890:ARG:CB	1.31	1.53
11:I1:1665:LEU:CG	11:I2:1667:GLN:HG2	1.37	1.52
11:I3:1267:LEU:CD1	26:X1:529:TRP:CE3	1.92	1.52
11:I3:1267:LEU:CB	26:X1:497:ARG:NH1	1.72	1.52
2:A4:986:THR:CG2	6:D3:504:LYS:CD	1.82	1.52
3:A6:189:VAL:CG2	5:C4:745:SER:HB3	1.33	1.52
11:I4:1279:THR:CG2	26:X3:523:LEU:CB	1.78	1.52
18:P1:276:SER:HB2	18:P4:322:LYS:CE	1.08	1.52
3:A5:993:ASN:C	11:I5:57:GLU:CG	1.75	1.52
11:I1:877:ILE:HG21	17:O1:253:LEU:CA	1.40	1.52
8:F1:1261:TYR:CE2	17:O2:260:LEU:CA	1.87	1.52
2:A4:869:ALA:N	6:D3:570:VAL:CG1	1.69	1.52
11:I1:1048:GLU:CD	20:R1:143:PHE:HD1	1.04	1.52
2:A4:868:GLN:HG2	6:D3:608:ILE:CD1	1.08	1.51
3:A6:1319:ILE:HG21	28:Z4:874:ASN:CB	1.38	1.51
11:I2:891:LEU:CD1	16:N3:393:ILE:CD1	1.86	1.51
11:I3:1276:GLN:NE2	26:X1:535:ALA:CA	1.71	1.51
11:I1:833:PHE:CE2	17:O1:238:ALA:CA	1.93	1.51
18:P2:320:GLN:CG	18:P3:278:ASN:HB2	1.33	1.51
1:A3:1223:GLU:CG	2:A4:734:LEU:HD11	1.37	1.51
2:A4:864:ARG:HB2	6:D3:607:PRO:CD	1.21	1.51
3:A5:1101:GLN:HE22	11:I5:33:THR:CG2	1.20	1.51
3:A5:1374:ALA:CB	28:Z2:823:ALA:CB	1.89	1.51
11:I1:927:HIS:HD2	15:M1:594:LYS:CA	1.22	1.51
11:I1:1024:PHE:HB2	16:N1:406:HIS:CB	1.37	1.51
11:I2:1039:ALA:CA	20:R3:170:LEU:CG	1.87	1.51
1:A1:870:HIS:CB	6:D3:279:HIS:ND1	1.71	1.51
2:A4:868:GLN:CB	6:D3:570:VAL:HG11	1.37	1.51
3:A6:1391:ARG:HD2	28:Z4:869:HIS:N	1.24	1.51
11:I1:1037:THR:CB	20:R1:173:LEU:CD2	1.80	1.51
11:I2:1040:HIS:CE1	15:M3:623:LEU:HD11	1.38	1.51
11:I1:841:PHE:CZ	17:O1:243:LEU:HD11	1.42	1.50
11:I1:952:LEU:CD1	16:N1:400:LEU:CD2	1.84	1.50
11:I2:955:LYS:H	16:N3:403:VAL:CG2	0.89	1.50
2:A4:970:PHE:N	6:D3:202:GLN:CG	1.69	1.50
3:A5:1029:ILE:CG2	11:I5:70:GLU:N	1.70	1.50
11:I1:996:LEU:CD2	16:N1:410:MET:HE2	1.30	1.50
2:A4:872:ALA:CB	6:D3:565:MET:CE	1.87	1.50
2:A4:875:LEU:CD1	6:D3:567:LEU:HD23	1.05	1.50

*Continued on next page...*



*Continued from previous page...*

Atom-1	Atom-2	Interatomic distance (Å)	Clash overlap (Å)
11:I2:1109:LEU:HB2	17:O3:290:TYR:CE2	1.46	1.50
2:A4:1156:ASP:CB	3:A6:176:LEU:HD23	1.42	1.50
3:A5:1098:ARG:NE	11:I5:29:GLN:CG	1.70	1.50
11:I2:976:ARG:HH12	15:M3:622:VAL:CG2	1.25	1.50
11:I2:1024:PHE:HB3	16:N3:406:HIS:ND1	1.20	1.50
2:A2:986:THR:CG2	6:D1:504:LYS:HD3	1.09	1.49
3:A5:1094:ILE:CG2	11:I5:4:LEU:HB2	1.06	1.49
4:B6:345:LYS:CB	5:C4:737:LYS:HE3	1.38	1.49
11:I1:884:LEU:CD2	16:N1:396:ILE:CG2	1.90	1.49
11:I1:919:ALA:HB2	16:N1:389:PHE:CA	1.42	1.49
2:A2:989:MSE:HE3	6:D1:240:ASP:CA	1.37	1.49
11:I1:981:VAL:CB	20:R1:147:LEU:HG	1.35	1.49
6:D7:531:LEU:N	11:I3:181:GLN:CB	1.72	1.49
11:I1:1039:ALA:H	20:R1:169:GLY:CA	1.18	1.49
11:I2:980:ILE:HB	15:M3:618:GLN:CA	1.38	1.49
11:I1:934:LEU:HA	15:M1:602:MET:CE	1.37	1.49
17:O3:148:ARG:CZ	18:P3:325:ILE:HG22	1.41	1.49
1:A1:1201:ARG:NH1	2:A2:734:LEU:CG	1.76	1.49
3:A6:230:LYS:HB2	5:C4:739:MET:CE	1.38	1.49
11:I1:923:GLY:CA	15:M1:592:LEU:N	1.73	1.49
11:I2:895:ARG:NH2	16:N3:386:MET:CG	1.75	1.49
11:I2:1017:VAL:HG23	16:N3:411:GLN:CA	1.37	1.49
11:I2:1020:ALA:CB	16:N3:410:MET:H	1.24	1.49
2:A4:978:ASP:CB	6:D3:476:VAL:CG2	1.91	1.48
8:F1:158:PRO:HG3	11:I1:1207:PRO:CD	1.43	1.48
8:F1:1137:GLN:HA	17:O2:248:SER:CB	1.29	1.48
11:I1:880:MET:CB	17:O1:250:LEU:CB	1.85	1.48
11:I1:1041:GLN:CB	15:M1:620:VAL:HG23	1.03	1.48
11:I2:942:HIS:HB2	17:O3:259:ASP:C	1.22	1.48
11:I2:1040:HIS:ND1	15:M3:623:LEU:CD1	1.74	1.48
1:A1:1399:ARG:HG2	2:A2:884:ARG:CG	1.19	1.48
11:I1:927:HIS:CD2	15:M1:594:LYS:CA	1.94	1.48
11:I1:1669:ARG:CB	11:I2:1664:PHE:CE1	1.89	1.48
11:I2:1109:LEU:CB	17:O3:290:TYR:HE2	1.26	1.48
2:A4:878:LEU:HB2	6:D3:567:LEU:CD1	1.39	1.48
3:A6:163:SER:C	5:C4:743:LEU:HG	1.31	1.48
3:A6:173:ASN:CB	5:C4:730:HIS:N	1.71	1.48
3:A6:1351:MSE:HE1	28:Z4:912:ASP:C	1.23	1.48
8:F1:1137:GLN:CB	17:O2:248:SER:H	1.23	1.48
2:A2:780:GLU:HB2	6:D1:677:GLN:C	1.26	1.48
2:A2:1155:ASN:CA	3:A5:175:GLU:HG2	1.26	1.48

*Continued on next page...*

*Continued from previous page...*

Atom-1	Atom-2	Interatomic distance (Å)	Clash overlap (Å)
3:A6:1351:MSE:HB2	28:Z4:917:ASP:CA	1.42	1.48
3:A6:1392:ARG:HE	28:Z4:901:ARG:CB	1.23	1.48
11:I1:1037:THR:HG22	20:R1:173:LEU:CD2	1.32	1.48
11:I2:959:SER:N	20:R3:166:LEU:CD1	1.71	1.48
1:A3:1054:SER:C	6:D3:809:ALA:HB1	1.28	1.48
8:F1:1137:GLN:CD	17:O2:249:ARG:H	1.16	1.48
11:I2:955:LYS:N	16:N3:403:VAL:HG23	1.18	1.48
1:A1:1224:PRO:CD	2:A2:731:ILE:HD13	1.40	1.47
1:A1:1399:ARG:CG	2:A2:884:ARG:HG2	1.39	1.47
9:G1:263:MET:HA	16:N2:411:GLN:CB	1.41	1.47
11:I1:1109:LEU:H	16:N1:441:PHE:N	1.11	1.47
11:I2:998:ALA:HB3	17:O3:267:ALA:CB	1.42	1.47
11:I2:1109:LEU:HD13	17:O3:290:TYR:CE2	1.49	1.47
1:A1:870:HIS:CG	6:D3:279:HIS:ND1	1.81	1.47
2:A2:979:GLY:HA2	6:D1:472:PHE:CB	0.99	1.47
2:A2:982:THR:HG21	6:D1:494:LEU:C	1.20	1.47
2:A2:1164:TYR:CA	4:B5:342:ARG:HE	1.20	1.47
3:A5:1414:PHE:HA	28:Z2:960:CYS:CB	1.18	1.47
11:I2:947:LEU:HD21	16:N3:411:GLN:CG	1.35	1.47
11:I4:1279:THR:CG2	26:X3:524:SER:N	1.77	1.47
3:A6:1358:LEU:CD2	28:Z4:875:LEU:CA	1.91	1.47
2:A2:989:MSE:CG	6:D1:500:LYS:HD2	1.00	1.47
2:A4:781:ARG:CZ	6:D3:633:LYS:HE2	1.44	1.47
2:A4:875:LEU:HD12	6:D3:567:LEU:CD2	1.00	1.47
3:A6:1412:MSE:HG2	28:Z4:965:TYR:CB	1.41	1.47
11:I2:981:VAL:N	20:R3:147:LEU:HD11	1.15	1.47
11:I3:1277:LEU:HD11	26:X1:511:TYR:CD2	1.46	1.47
2:A4:975:GLU:HB3	6:D3:501:LEU:CD1	1.44	1.47
8:F2:1137:GLN:CB	17:O4:251:ILE:HD13	1.43	1.47
11:I2:1040:HIS:CE1	15:M3:623:LEU:CD1	1.94	1.47
11:I4:1279:THR:HG21	26:X3:523:LEU:CB	1.35	1.47
3:A5:1369:ILE:CG2	28:Z2:830:LEU:CB	1.91	1.46
11:I1:833:PHE:CD2	17:O1:238:ALA:HA	1.48	1.46
11:I1:976:ARG:NH1	15:M1:622:VAL:CG1	1.75	1.46
11:I2:1024:PHE:CB	16:N3:406:HIS:CG	1.94	1.46
2:A2:865:ALA:N	6:D1:607:PRO:HD2	1.31	1.46
3:A5:1395:LYS:CB	28:Z2:873:LEU:CB	1.93	1.46
11:I2:900:ARG:N	17:O3:232:LYS:HG2	1.23	1.46
1:A3:1098:ARG:HB3	11:I2:1414:CYS:SG	1.53	1.46
11:I1:950:LEU:CD2	16:N1:406:HIS:CD2	1.96	1.46
11:I2:896:PRO:CA	17:O3:233:THR:HA	1.43	1.46

*Continued on next page...*

*Continued from previous page...*

Atom-1	Atom-2	Interatomic distance (Å)	Clash overlap (Å)
11:I2:977:ASN:CB	20:R3:150:ASN:CB	1.91	1.46
2:A2:1054:SER:C	6:D2:762:ARG:HB3	1.25	1.46
1:A3:1021:LEU:HB3	6:D3:816:VAL:CG1	1.03	1.46
11:I2:894:VAL:CG1	17:O3:236:ASP:C	1.82	1.46
11:I3:1277:LEU:HD11	26:X1:511:TYR:CE2	1.50	1.46
11:I3:1278:ALA:N	26:X1:519:ILE:HG22	1.25	1.46
1:A1:870:HIS:HB2	6:D3:279:HIS:C	1.29	1.46
2:A2:979:GLY:CA	6:D1:472:PHE:CB	1.91	1.46
2:A4:876:ARG:CD	6:D3:558:LYS:HA	0.99	1.46
3:A6:1358:LEU:HD22	28:Z4:875:LEU:C	1.30	1.46
3:A6:1369:ILE:CA	28:Z4:826:TYR:CB	1.91	1.46
11:I1:1029:LEU:HG	20:R1:171:ALA:CA	1.08	1.46
11:I1:1037:THR:CG2	20:R1:173:LEU:CB	1.90	1.46
2:A4:983:LEU:HD22	6:D3:497:PHE:CZ	1.49	1.45
8:F1:1137:GLN:CG	17:O2:249:ARG:H	1.29	1.45
11:I1:1020:ALA:HA	16:N1:405:ALA:C	1.35	1.45
11:I1:1029:LEU:CD1	20:R1:171:ALA:HA	1.43	1.45
11:I2:947:LEU:CD2	16:N3:411:GLN:HG2	1.21	1.45
11:I2:1039:ALA:CA	20:R3:170:LEU:HG	1.40	1.45
11:I4:1279:THR:HG22	26:X3:524:SER:N	1.24	1.45
17:O3:155:VAL:HG23	18:P3:321:ILE:CD1	1.42	1.45
1:A1:870:HIS:C	6:D3:279:HIS:HB3	1.26	1.45
3:A5:1374:ALA:HB3	28:Z2:824:PHE:N	1.30	1.45
3:A6:1335:ALA:HA	28:Z4:962:LYS:CB	1.36	1.45
11:I1:846:ILE:CD1	15:M1:594:LYS:HE3	1.41	1.45
11:I1:1669:ARG:CB	11:I2:1664:PHE:CZ	1.89	1.45
11:I2:1040:HIS:ND1	15:M3:623:LEU:HD13	1.16	1.45
2:A4:986:THR:HG21	6:D3:504:LYS:CG	0.99	1.45
8:F1:1205:TRP:CD1	17:O2:254:ARG:HD2	1.52	1.45
11:I1:937:TYR:CB	17:O1:258:GLU:HA	1.44	1.45
2:A4:970:PHE:C	6:D3:202:GLN:HG2	1.35	1.45
3:A6:1334:GLY:CA	28:Z4:961:PHE:CB	1.89	1.45
11:I1:840:LEU:HG	17:O1:244:GLU:CG	1.14	1.45
11:I1:923:GLY:HA3	15:M1:591:ASP:C	1.28	1.45
11:I1:1026:TYR:CD2	20:R1:175:GLN:NE2	1.82	1.45
11:I2:1037:THR:CG2	20:R3:169:GLY:HA2	1.41	1.45
3:A6:1351:MSE:H	28:Z4:917:ASP:CB	1.26	1.45
11:I2:911:PRO:CB	15:M3:584:GLN:NE2	1.80	1.45
11:I2:965:ALA:CB	20:R3:164:PRO:HA	1.45	1.45
2:A2:1159:ASP:HB2	3:A5:175:GLU:CD	1.32	1.44
3:A5:1395:LYS:HG2	28:Z2:873:LEU:N	1.17	1.44

*Continued on next page...*

*Continued from previous page...*

Atom-1	Atom-2	Interatomic distance (Å)	Clash overlap (Å)
3:A6:146:LYS:HD3	5:C4:746:PRO:CA	1.40	1.44
11:I1:920:PHE:CE1	17:O1:247:TRP:NE1	1.83	1.44
11:I1:952:LEU:CD1	16:N1:400:LEU:HD21	1.41	1.44
11:I1:981:VAL:HB	20:R1:147:LEU:CG	1.04	1.44
11:I1:1108:PRO:CG	16:N1:443:GLU:HB3	1.47	1.44
11:I1:1605:LEU:HD13	11:I2:1669:ARG:CD	1.44	1.44
11:I2:887:GLN:NE2	16:N3:393:ILE:HA	1.25	1.44
11:I2:894:VAL:CB	17:O3:239:GLN:H	1.14	1.44
3:A6:1358:LEU:CD2	28:Z4:875:LEU:C	1.84	1.44
11:I2:1042:LEU:O	16:N3:430:ARG:CZ	1.64	1.44
17:O3:148:ARG:NH1	18:P3:325:ILE:HG22	1.25	1.44
1:A1:1087:GLY:CA	6:D1:797:GLY:O	1.64	1.44
2:A2:968:SER:HA	6:D1:201:LEU:C	1.36	1.44
2:A2:976:LEU:CB	6:D1:496:LEU:CD2	1.79	1.44
1:A3:835:THR:HG21	6:D1:302:PRO:CB	1.46	1.44
3:A6:1358:LEU:HD22	28:Z4:875:LEU:CA	1.21	1.44
8:F2:1049:GLN:NE2	17:O4:237:PRO:HB3	1.32	1.44
11:I2:948:ALA:N	17:O3:256:TYR:HD2	1.05	1.44
11:I3:1271:GLU:HB3	26:X1:525:ILE:CG2	1.46	1.44
1:A1:1201:ARG:CZ	2:A2:734:LEU:HG	1.44	1.44
2:A2:870:HIS:NE2	6:D1:566:PHE:CD1	1.84	1.44
1:A3:1220:PRO:HA	2:A4:646:ILE:CD1	1.29	1.44
2:A4:973:GLU:O	6:D3:499:LEU:CD2	1.65	1.44
3:A5:1391:ARG:CB	28:Z2:867:LYS:O	1.65	1.44
8:F1:1261:TYR:HE2	17:O2:260:LEU:N	1.02	1.44
8:F1:1261:TYR:CD1	17:O2:263:GLN:HB2	1.50	1.44
11:I1:883:ALA:CB	17:O1:246:LEU:CB	1.92	1.44
2:A2:869:ALA:CB	6:D1:574:VAL:HG23	1.45	1.44
2:A2:870:HIS:CD2	6:D1:551:PHE:HB3	1.49	1.44
2:A2:980:ARG:NH2	6:D1:503:LEU:CB	1.77	1.44
1:A3:1233:GLN:NE2	2:A4:726:ALA:HB2	1.19	1.44
2:A4:1159:ASP:HA	4:B6:342:ARG:N	1.11	1.44
3:A5:1392:ARG:HD3	28:Z2:866:GLU:CB	1.47	1.44
3:A6:180:GLU:HA	5:C4:744:PHE:CZ	1.52	1.44
11:I2:944:GLU:HA	17:O3:256:TYR:CE1	1.51	1.44
11:I3:1275:SER:N	26:X1:508:LEU:HD21	1.23	1.44
2:A2:1135:ARG:CA	3:A5:147:LEU:CD2	1.80	1.43
2:A4:780:GLU:OE2	6:D3:679:ILE:CD1	1.64	1.43
3:A5:1395:LYS:CG	28:Z2:873:LEU:H	1.31	1.43
3:A6:1316:VAL:CG1	28:Z4:871:HIS:N	1.79	1.43
9:G1:258:LYS:NZ	16:N2:408:MET:CB	1.79	1.43

*Continued on next page...*

*Continued from previous page...*

Atom-1	Atom-2	Interatomic distance (Å)	Clash overlap (Å)
11:I2:1059:PRO:HB2	17:O3:274:GLY:C	1.33	1.43
1:A1:870:HIS:HB2	6:D3:280:GLN:N	1.19	1.43
3:A5:1101:GLN:NE2	11:I5:33:THR:HG23	1.11	1.43
11:I1:877:ILE:CG2	17:O1:253:LEU:H	1.25	1.43
11:I1:983:LEU:C	15:M1:617:THR:CG2	1.80	1.43
1:A1:870:HIS:HB3	6:D3:279:HIS:ND1	1.18	1.43
2:A2:861:GLN:O	6:D1:607:PRO:CD	1.63	1.43
2:A2:970:PHE:CB	6:D1:192:TYR:OH	1.67	1.43
2:A4:909:LYS:HG2	6:D3:552:TYR:CZ	1.50	1.43
17:O3:102:LYS:CB	18:P3:322:LYS:HZ1	1.29	1.43
2:A2:780:GLU:H	6:D1:678:GLY:N	1.11	1.43
2:A4:867:GLU:N	6:D3:605:THR:HG22	1.32	1.43
3:A5:188:ALA:CA	5:C2:746:PRO:HG2	1.27	1.43
3:A5:1029:ILE:HG22	11:I5:71:GLU:N	1.33	1.43
11:I1:1042:LEU:CA	15:M1:616:LEU:HD21	1.48	1.43
11:I2:841:PHE:CD1	15:M3:588:MET:HG3	1.52	1.43
11:I2:981:VAL:CB	20:R3:147:LEU:HD21	1.45	1.43
11:I4:1279:THR:HG21	26:X3:523:LEU:C	1.38	1.43
1:A1:1332:ARG:HG3	6:D1:636:ASP:CB	0.97	1.43
2:A2:989:MSE:HG3	6:D1:500:LYS:CD	0.98	1.43
1:A3:1048:ARG:O	6:D3:816:VAL:CG2	1.64	1.43
5:C3:732:LYS:NZ	11:I2:1225:LYS:HD2	1.23	1.43
8:F1:1203:TRP:HZ2	17:O2:248:SER:CB	1.28	1.43
1:A1:1224:PRO:HD3	2:A2:731:ILE:CG1	1.48	1.42
1:A3:1048:ARG:CZ	6:D3:819:ASN:HD21	1.29	1.42
1:A3:1052:THR:CB	6:D3:813:GLN:O	1.66	1.42
1:A3:1201:ARG:HB3	2:A4:735:ALA:N	1.23	1.42
1:A3:1204:TRP:CB	2:A4:731:ILE:CG2	1.96	1.42
11:I2:884:LEU:CD1	16:N3:400:LEU:HD11	0.97	1.42
11:I4:1275:SER:HB2	26:X3:525:ILE:CG1	1.49	1.42
1:A3:1201:ARG:CA	2:A4:731:ILE:O	1.65	1.42
2:A4:868:GLN:CG	6:D3:608:ILE:CD1	1.95	1.42
11:I1:877:ILE:CG2	17:O1:253:LEU:N	1.77	1.42
11:I1:952:LEU:HD12	16:N1:400:LEU:CD2	0.95	1.42
11:I2:1024:PHE:CB	16:N3:406:HIS:ND1	1.80	1.42
2:A2:980:ARG:HG2	6:D1:473:GLU:CG	1.44	1.42
3:A5:177:ILE:O	5:C2:743:LEU:CD2	1.67	1.42
11:I1:1049:LEU:HD12	15:M1:626:HIS:CD2	0.90	1.42
11:I2:874:LEU:HA	17:O3:255:GLY:CA	1.50	1.42
11:I2:1039:ALA:CB	20:R3:170:LEU:CD1	1.88	1.42
11:I1:987:GLY:HA3	15:M1:611:LYS:CG	1.32	1.42

*Continued on next page...*

*Continued from previous page...*

Atom-1	Atom-2	Interatomic distance (Å)	Clash overlap (Å)
11:I1:1048:GLU:OE1	20:R1:143:PHE:CG	1.71	1.42
17:O3:155:VAL:CG2	18:P3:321:ILE:HD13	1.46	1.42
2:A4:1141:GLU:HB3	3:A6:130:ILE:CD1	1.48	1.42
3:A5:153:ILE:CD1	5:C2:740:ARG:O	1.67	1.42
3:A6:165:PHE:CE2	5:C4:743:LEU:CD2	2.01	1.42
8:F2:1137:GLN:HB2	17:O4:251:ILE:CD1	1.50	1.42
11:I1:1109:LEU:HB2	16:N1:441:PHE:CB	0.96	1.42
11:I2:985:ARG:N	15:M3:613:ASP:CA	1.68	1.42
3:A6:165:PHE:CD2	5:C4:743:LEU:CD1	2.02	1.41
11:I2:966:TRP:CZ3	20:R3:167:GLN:CG	2.01	1.41
11:I2:1039:ALA:HB1	20:R3:170:LEU:CD1	1.41	1.41
11:I3:1270:LYS:CE	26:X1:530:ARG:HG2	1.43	1.41
11:I3:1277:LEU:HG	26:X1:522:MET:CG	1.49	1.41
2:A2:979:GLY:HA3	6:D1:473:GLU:N	1.09	1.41
3:A5:1005:PHE:CE1	11:I5:67:LYS:HE3	1.56	1.41
3:A6:1387:ILE:HB	28:Z4:864:PHE:CA	1.33	1.41
8:F1:1205:TRP:NE1	17:O2:251:ILE:HG23	1.36	1.41
11:I1:841:PHE:CE1	17:O1:243:LEU:HD11	1.52	1.41
11:I1:1035:GLN:C	16:N1:441:PHE:CZ	1.92	1.41
11:I2:898:VAL:CG2	17:O3:237:PRO:CD	1.97	1.41
11:I2:1039:ALA:HB1	20:R3:170:LEU:CB	1.39	1.41
17:O3:151:LEU:CD2	18:P3:325:ILE:CD1	1.98	1.41
1:A1:1098:ARG:NH2	11:I1:1478:VAL:CG1	1.78	1.41
2:A2:982:THR:CG2	6:D1:497:PHE:H	1.09	1.41
3:A5:1094:ILE:HG23	11:I5:4:LEU:CB	1.49	1.41
3:A6:1401:VAL:HG23	28:Z4:912:ASP:CB	1.51	1.41
8:F1:1203:TRP:CZ2	17:O2:248:SER:CA	2.03	1.41
9:G1:258:LYS:NZ	16:N2:408:MET:HB2	1.10	1.41
11:I3:1273:GLU:N	26:X1:526:CYS:H	1.12	1.41
11:I1:833:PHE:HE2	17:O1:238:ALA:CA	1.25	1.41
11:I3:1275:SER:CA	26:X1:508:LEU:HD21	1.50	1.41
11:I3:1277:LEU:HD21	26:X1:513:PHE:CB	1.47	1.41
11:I4:1271:GLU:CA	26:X3:529:TRP:HD1	1.26	1.41
2:A2:1152:ASP:HB2	3:A5:173:ASN:N	1.31	1.41
2:A4:982:THR:HG23	6:D3:496:LEU:CA	1.26	1.41
3:A5:1374:ALA:CB	28:Z2:823:ALA:HB3	1.49	1.41
8:F1:1261:TYR:CD2	17:O2:259:ASP:OD2	1.71	1.41
11:I1:947:LEU:HD11	16:N1:411:GLN:CG	1.51	1.41
11:I1:976:ARG:CZ	15:M1:622:VAL:HG13	1.48	1.41
11:I1:1114:VAL:CG2	16:N1:436:ALA:N	1.81	1.41
11:I2:980:ILE:CB	15:M3:618:GLN:HA	1.07	1.41

*Continued on next page...*

*Continued from previous page...*

Atom-1	Atom-2	Interatomic distance (Å)	Clash overlap (Å)
11:I2:1109:LEU:HD13	17:O3:290:TYR:CD2	1.53	1.41
1:A3:1021:LEU:CB	6:D3:816:VAL:CG1	1.96	1.40
3:A5:1399:ARG:NH1	28:Z2:909:LEU:HA	1.35	1.40
9:G2:263:MET:SD	17:O4:263:GLN:HB2	1.58	1.40
11:I1:987:GLY:N	15:M1:613:ASP:H	0.97	1.40
11:I3:1277:LEU:CG	26:X1:522:MET:HG3	1.48	1.40
11:I4:1274:HIS:HA	26:X3:526:CYS:SG	1.58	1.40
2:A4:868:GLN:HB3	6:D3:570:VAL:CG1	1.47	1.40
2:A4:986:THR:CG2	6:D3:504:LYS:HD3	1.39	1.40
11:I1:883:ALA:CB	17:O1:243:LEU:O	1.70	1.40
11:I2:985:ARG:N	15:M3:613:ASP:CB	1.77	1.40
1:A3:1056:PHE:CZ	6:D3:810:ARG:N	1.83	1.40
5:C1:732:LYS:NZ	11:I1:1225:LYS:HD2	1.30	1.40
2:A2:1121:LEU:CA	3:A5:133:LYS:HG3	1.50	1.40
3:A5:1031:TYR:CD1	11:I5:67:LYS:NZ	1.90	1.40
11:I1:1037:THR:HA	15:M1:624:ASN:ND2	1.35	1.40
11:I4:1271:GLU:HA	26:X3:529:TRP:CD1	1.54	1.40
2:A2:1140:GLU:OE1	3:A5:135:PHE:CD1	1.72	1.40
2:A4:1135:ARG:N	3:A6:145:THR:HB	1.33	1.40
11:I1:950:LEU:CB	16:N1:407:ALA:N	1.78	1.40
11:I2:846:ILE:HG22	17:O3:247:TRP:CZ2	1.55	1.40
2:A2:1121:LEU:C	3:A5:133:LYS:CG	1.91	1.39
2:A4:860:GLU:CG	6:D3:606:LYS:HB2	1.44	1.39
2:A4:974:PRO:HA	6:D3:499:LEU:CD1	1.52	1.39
3:A6:1334:GLY:HA2	28:Z4:961:PHE:CB	0.92	1.39
11:I1:1037:THR:CG2	20:R1:173:LEU:HD22	1.39	1.39
11:I2:1039:ALA:CA	20:R3:170:LEU:CD1	1.99	1.39
18:P1:276:SER:CB	18:P4:322:LYS:CE	1.98	1.39
1:A3:1021:LEU:CB	6:D3:816:VAL:HG13	1.50	1.39
1:A3:1054:SER:O	6:D3:809:ALA:CB	1.68	1.39
1:A3:1224:PRO:CB	2:A4:727:ASN:O	1.70	1.39
2:A4:865:ALA:HB1	6:D3:567:LEU:CD2	1.51	1.39
2:A4:978:ASP:HB3	6:D3:476:VAL:CG2	1.14	1.39
2:A4:1129:PRO:CB	3:A6:142:GLU:CG	2.01	1.39
11:I1:976:ARG:HH12	15:M1:622:VAL:CB	1.36	1.39
11:I1:1053:GLY:O	17:O1:283:ALA:CB	1.64	1.39
11:I2:953:LEU:HA	15:M3:603:SER:CB	1.39	1.39
11:I2:977:ASN:CB	20:R3:150:ASN:HB3	0.98	1.39
11:I2:1109:LEU:CD1	17:O3:286:ILE:HG22	1.52	1.39
2:A2:874:VAL:CB	6:D1:571:SER:OG	1.68	1.39
2:A2:989:MSE:HG3	6:D1:500:LYS:CE	1.53	1.39

*Continued on next page...*

*Continued from previous page...*

Atom-1	Atom-2	Interatomic distance (Å)	Clash overlap (Å)
2:A2:1121:LEU:O	3:A5:133:LYS:CG	1.67	1.39
2:A4:983:LEU:CG	6:D3:528:PHE:CE1	2.06	1.39
3:A5:1374:ALA:HB2	28:Z2:823:ALA:CA	1.51	1.39
11:I1:945:LEU:CD2	17:O1:259:ASP:H	1.33	1.39
11:I2:1039:ALA:CB	20:R3:170:LEU:CD2	1.96	1.39
2:A2:1143:LEU:CD1	3:A5:131:PRO:CA	1.99	1.39
2:A4:876:ARG:HD2	6:D3:558:LYS:C	1.42	1.39
3:A5:233:THR:CG2	5:C2:737:LYS:HD2	1.52	1.39
11:I2:1054:ILE:N	17:O3:282:LYS:H	1.16	1.39
11:I4:1271:GLU:CA	26:X3:529:TRP:CD1	2.04	1.39
2:A2:1143:LEU:CG	3:A5:131:PRO:HA	0.91	1.39
2:A4:823:VAL:CA	2:A4:856:PHE:HE1	1.20	1.39
2:A4:1129:PRO:CB	3:A6:142:GLU:OE2	1.71	1.39
3:A5:1020:ILE:C	11:I5:95:LYS:NZ	1.73	1.39
3:A5:1029:ILE:H	11:I5:68:ILE:N	1.19	1.39
11:I1:987:GLY:N	15:M1:613:ASP:N	1.70	1.39
11:I1:1017:VAL:N	16:N1:411:GLN:HG3	1.36	1.39
11:I1:1603:ARG:NH1	11:I2:1662:ARG:HD3	1.33	1.39
11:I2:1031:ALA:N	20:R3:173:LEU:CA	1.86	1.39
2:A4:982:THR:HG21	6:D3:496:LEU:N	1.23	1.38
4:B6:345:LYS:HB3	5:C4:737:LYS:CE	1.50	1.38
11:I1:880:MET:CG	17:O1:247:TRP:HA	1.52	1.38
11:I1:1037:THR:CA	20:R1:173:LEU:HD22	1.54	1.38
11:I1:1070:LEU:N	16:N1:429:GLU:HG2	1.37	1.38
11:I1:1109:LEU:CB	16:N1:441:PHE:HB2	0.91	1.38
2:A2:979:GLY:CA	6:D1:472:PHE:C	1.83	1.38
2:A2:1142:PHE:CZ	3:A5:567:VAL:HB	1.57	1.38
1:A3:1224:PRO:CB	2:A4:731:ILE:HD13	1.28	1.38
2:A4:967:GLU:O	6:D3:202:GLN:CB	1.69	1.38
11:I1:950:LEU:C	16:N1:403:VAL:CG1	1.82	1.38
11:I1:976:ARG:CZ	15:M1:622:VAL:CG1	1.99	1.38
11:I1:1114:VAL:CG2	16:N1:436:ALA:H	1.32	1.38
11:I3:1274:HIS:C	26:X1:508:LEU:HD23	1.41	1.38
2:A2:989:MSE:CE	6:D1:240:ASP:HA	0.92	1.38
1:A3:1220:PRO:CA	2:A4:646:ILE:HD13	1.31	1.38
2:A4:982:THR:CG2	6:D3:493:ALA:O	1.68	1.38
2:A4:982:THR:CB	6:D3:493:ALA:O	1.71	1.38
3:A5:1094:ILE:CG2	11:I5:4:LEU:CB	2.01	1.38
3:A6:165:PHE:HD2	5:C4:743:LEU:CD1	1.34	1.38
3:A6:1366:LEU:C	28:Z4:868:GLN:CB	1.91	1.38
11:I1:884:LEU:HD22	16:N1:396:ILE:CB	1.53	1.38

*Continued on next page...*



*Continued from previous page...*

Atom-1	Atom-2	Interatomic distance (Å)	Clash overlap (Å)
11:I1:967:SER:HB2	15:M1:625:GLY:CA	1.51	1.38
11:I1:1104:LEU:C	16:N1:436:ALA:HB1	1.43	1.38
11:I2:898:VAL:HG23	17:O3:237:PRO:CD	1.53	1.38
11:I2:935:GLY:C	17:O3:261:LYS:NZ	1.75	1.38
11:I3:1276:GLN:NE2	26:X1:535:ALA:C	1.72	1.38
2:A2:980:ARG:CZ	6:D1:525:ARG:CG	2.01	1.38
3:A5:1406:GLY:HA3	28:Z2:921:THR:CB	1.51	1.38
3:A6:1316:VAL:HG11	28:Z4:871:HIS:N	1.33	1.38
11:I1:846:ILE:CG2	17:O1:247:TRP:CZ2	2.05	1.38
11:I1:1021:ILE:HD11	16:N1:410:MET:CB	1.53	1.38
11:I2:1021:ILE:HA	16:N3:406:HIS:CE1	1.57	1.38
11:I2:1039:ALA:C	20:R3:170:LEU:HD21	1.40	1.38
2:A2:1135:ARG:CA	3:A5:147:LEU:HD23	1.24	1.38
2:A2:1143:LEU:HD12	3:A5:131:PRO:C	1.44	1.38
2:A4:864:ARG:CZ	6:D3:610:ASN:OD1	1.70	1.38
3:A5:1363:ASP:CB	28:Z2:875:LEU:CB	2.02	1.37
3:A5:1374:ALA:HB2	28:Z2:823:ALA:C	1.43	1.38
11:I1:874:LEU:O	17:O1:252:VAL:CA	1.70	1.38
11:I3:1277:LEU:CD1	26:X1:522:MET:HG3	1.51	1.38
11:I4:1269:ARG:C	26:X3:528:GLU:CB	1.89	1.38
2:A4:986:THR:HG21	6:D3:504:LYS:CD	1.43	1.37
2:A4:1055:ARG:CD	6:D4:762:ARG:HB3	1.53	1.37
11:I2:900:ARG:CA	17:O3:232:LYS:HG2	1.54	1.37
17:O3:148:ARG:CZ	18:P3:325:ILE:CG2	2.01	1.37
2:A2:970:PHE:CA	6:D1:192:TYR:CZ	2.06	1.37
3:A6:1312:ARG:NH2	28:Z4:829:SER:CB	1.81	1.37
3:A6:1387:ILE:CB	28:Z4:864:PHE:HA	1.32	1.37
11:I1:978:LYS:CD	20:R1:152:LYS:C	1.93	1.37
11:I1:1667:GLN:CG	11:I2:1661:GLY:O	1.70	1.37
11:I2:1028:CYS:C	20:R3:173:LEU:H	1.19	1.37
8:F1:1261:TYR:CZ	17:O2:260:LEU:CA	2.02	1.37
11:I1:1021:ILE:CD1	16:N1:410:MET:CB	2.02	1.37
11:I1:1108:PRO:CB	16:N1:443:GLU:H	1.36	1.37
11:I2:931:VAL:CA	15:M3:601:ASP:O	1.68	1.37
11:I2:1031:ALA:CB	20:R3:168:LEU:HD22	1.52	1.37
11:I4:1278:ALA:CB	26:X3:520:GLU:OE2	1.64	1.37
2:A4:868:GLN:CB	6:D3:570:VAL:CG1	2.02	1.37
2:A4:1134:GLU:N	3:A6:145:THR:CB	1.87	1.37
3:A5:155:TYR:CE2	5:C2:740:ARG:CB	1.98	1.37
3:A5:1411:ARG:O	28:Z2:961:PHE:CB	1.72	1.37
9:G1:270:ARG:HB2	16:N2:413:VAL:O	1.24	1.37

*Continued on next page...*

*Continued from previous page...*

Atom-1	Atom-2	Interatomic distance (Å)	Clash overlap (Å)
11:I1:981:VAL:CG1	20:R1:151:LYS:CB	2.02	1.37
11:I2:958:THR:H	16:N3:399:HIS:CD2	1.43	1.37
2:A2:870:HIS:CD2	6:D1:551:PHE:CB	2.07	1.37
2:A2:1054:SER:C	6:D2:762:ARG:CB	1.91	1.37
1:A3:1048:ARG:NH1	6:D3:819:ASN:OD1	1.57	1.37
11:I1:882:LYS:H	17:O1:249:ARG:CB	1.30	1.37
11:I1:1040:HIS:NE2	16:N1:437:VAL:CG2	1.72	1.37
11:I2:850:ILE:CG2	15:M3:598:GLU:OE2	1.70	1.37
11:I2:955:LYS:N	16:N3:403:VAL:CG2	1.75	1.37
11:I3:1267:LEU:CD2	26:X1:497:ARG:NH2	1.82	1.37
1:A1:1197:ALA:HB3	2:A2:728:LYS:NZ	1.34	1.36
2:A2:979:GLY:HA3	6:D1:472:PHE:C	1.27	1.36
2:A2:980:ARG:NH2	6:D1:503:LEU:HB2	1.29	1.36
2:A2:1094:ILE:HD13	6:D2:759:GLN:NE2	1.37	1.36
8:F1:1261:TYR:CE2	17:O2:260:LEU:N	1.88	1.36
8:F1:1262:HIS:CE1	17:O2:259:ASP:CB	2.07	1.36
11:I2:884:LEU:CB	16:N3:400:LEU:HD12	1.54	1.36
11:I2:1053:GLY:C	17:O3:279:ILE:O	1.64	1.36
11:I3:1267:LEU:HB2	26:X1:497:ARG:NH1	1.06	1.36
2:A2:823:VAL:CA	2:A2:856:PHE:HE1	1.20	1.36
2:A2:989:MSE:N	6:D1:500:LYS:HE3	1.39	1.36
2:A4:909:LYS:CG	6:D3:552:TYR:CE2	1.89	1.36
11:I1:947:LEU:HA	16:N1:407:ALA:CB	1.56	1.36
2:A4:909:LYS:HD2	6:D3:555:ARG:CZ	1.37	1.36
3:A5:1312:ARG:HH21	28:Z2:832:PHE:CB	1.39	1.36
11:I1:919:ALA:CB	16:N1:389:PHE:O	1.70	1.36
11:I1:978:LYS:HD3	20:R1:152:LYS:C	1.01	1.36
11:I1:1665:LEU:HG	11:I2:1667:GLN:CG	1.53	1.36
11:I2:1031:ALA:N	20:R3:172:ASP:O	1.56	1.36
1:A1:1091:VAL:CG1	6:D1:804:SER:CB	2.02	1.36
11:I1:880:MET:HG3	17:O1:247:TRP:O	1.26	1.36
11:I4:1274:HIS:ND1	26:X3:529:TRP:HB2	1.40	1.36
1:A1:1204:TRP:CH2	2:A2:757:LEU:HD22	1.60	1.36
2:A2:1156:ASP:OD1	3:A5:168:ASP:CB	1.74	1.36
3:A5:1363:ASP:HB3	28:Z2:875:LEU:CB	1.52	1.36
3:A5:1368:GLN:HB3	28:Z2:841:ALA:CA	1.55	1.36
11:I1:922:ASP:N	15:M1:592:LEU:CG	1.75	1.36
11:I2:1051:LYS:CB	17:O3:288:GLU:N	1.72	1.36
11:I2:1059:PRO:CB	17:O3:273:ASP:O	1.72	1.36
2:A4:866:SER:C	6:D3:598:ILE:HG12	1.41	1.35
11:I1:843:GLU:CG	15:M1:587:GLU:OE2	1.72	1.35

*Continued on next page...*

*Continued from previous page...*

Atom-1	Atom-2	Interatomic distance (Å)	Clash overlap (Å)
11:I1:976:ARG:NH2	15:M1:622:VAL:HG11	1.41	1.35
11:I2:797:LEU:HD22	17:O3:245:GLU:CG	1.55	1.35
11:I2:983:LEU:HD22	15:M3:617:THR:CB	1.32	1.35
11:I2:1021:ILE:CG1	16:N3:410:MET:HE2	1.56	1.35
18:P2:320:GLN:HG3	18:P3:278:ASN:CB	1.56	1.35
1:A1:1197:ALA:CB	2:A2:728:LYS:HZ2	1.38	1.35
2:A2:1054:SER:O	6:D2:762:ARG:HB3	1.20	1.35
2:A4:1138:GLU:O	3:A6:130:ILE:CD1	1.71	1.35
11:I1:981:VAL:HG23	20:R1:147:LEU:CD2	1.54	1.35
11:I2:1029:LEU:HD11	16:N3:433:GLU:CG	1.53	1.35
1:A1:832:ASN:OD1	6:D3:298:ASN:CA	1.72	1.35
2:A4:1129:PRO:CA	3:A6:142:GLU:CG	2.05	1.35
3:A5:1027:HIS:CE1	11:I5:65:LYS:HB3	1.54	1.35
6:D7:529:VAL:N	11:I3:181:GLN:NE2	1.72	1.35
11:I1:883:ALA:CB	17:O1:246:LEU:HB2	1.51	1.35
11:I1:952:LEU:HA	16:N1:400:LEU:CD2	1.54	1.35
11:I1:1611:PHE:C	11:I2:1673:VAL:N	1.80	1.35
2:A2:1136:LYS:CA	3:A5:134:VAL:HG12	1.57	1.35
1:A3:1048:ARG:NH1	6:D3:819:ASN:CG	1.77	1.35
2:A4:876:ARG:CG	6:D3:558:LYS:HA	1.57	1.35
2:A4:975:GLU:C	6:D3:501:LEU:HB2	1.42	1.35
2:A4:1135:ARG:H	3:A6:145:THR:CB	1.39	1.35
3:A6:1402:ASP:CA	28:Z4:922:LEU:CB	2.01	1.35
11:I1:1027:ALA:N	20:R1:172:ASP:OD1	1.58	1.35
11:I1:1037:THR:HG23	20:R1:169:GLY:CA	1.55	1.35
11:I2:953:LEU:CA	15:M3:603:SER:HB3	1.09	1.35
2:A2:1151:THR:HA	5:C2:733:LEU:CD1	1.57	1.35
2:A4:867:GLU:HG3	6:D3:605:THR:CG2	1.56	1.35
2:A4:875:LEU:HD12	6:D3:567:LEU:CG	1.54	1.35
2:A4:876:ARG:HD2	6:D3:558:LYS:CA	0.87	1.35
6:D7:531:LEU:N	11:I3:181:GLN:CG	1.68	1.35
11:I2:993:SER:HB3	16:N3:430:ARG:NH1	1.05	1.35
2:A2:980:ARG:CZ	6:D1:525:ARG:HA	1.56	1.34
1:A3:1204:TRP:CG	2:A4:731:ILE:HG23	1.62	1.34
11:I3:1276:GLN:NE2	26:X1:535:ALA:HA	1.28	1.34
1:A1:1098:ARG:NH2	11:I1:1478:VAL:HG13	1.02	1.34
2:A2:989:MSE:N	6:D1:500:LYS:CE	1.89	1.34
2:A2:1164:TYR:CD1	4:B5:342:ARG:HD3	1.62	1.34
1:A3:1223:GLU:HB2	2:A4:676:LEU:CD1	1.57	1.34
2:A4:975:GLU:C	6:D3:496:LEU:HA	1.44	1.34
3:A6:1414:PHE:H	28:Z4:964:LEU:N	1.25	1.34

*Continued on next page...*

*Continued from previous page...*

Atom-1	Atom-2	Interatomic distance (Å)	Clash overlap (Å)
11:I2:980:ILE:HD13	15:M3:622:VAL:CG2	1.54	1.34
11:I2:986:ASN:N	15:M3:613:ASP:HB2	1.04	1.34
11:I3:1273:GLU:N	26:X1:526:CYS:N	1.73	1.34
11:I4:1277:LEU:HD12	26:X3:521:TRP:CG	1.44	1.34
17:O3:151:LEU:HD22	18:P3:325:ILE:CB	1.48	1.34
1:A1:1091:VAL:CG1	6:D1:804:SER:OG	1.72	1.34
2:A4:983:LEU:CB	6:D3:528:PHE:CZ	2.10	1.34
3:A5:222:ALA:HA	5:C2:738:ASP:C	1.19	1.34
3:A6:1367:THR:N	28:Z4:868:GLN:CB	1.91	1.34
11:I1:1108:PRO:HG3	16:N1:443:GLU:CA	1.55	1.34
11:I2:922:ASP:CB	20:R3:163:LEU:HD13	1.52	1.34
11:I3:1271:GLU:CB	26:X1:525:ILE:HG23	1.55	1.34
11:I1:1058:GLY:O	17:O1:277:GLU:CD	1.66	1.34
11:I2:948:ALA:N	17:O3:256:TYR:CD2	1.95	1.34
11:I2:1049:LEU:O	17:O3:288:GLU:HA	1.25	1.34
11:I4:1275:SER:N	26:X3:525:ILE:CB	1.75	1.34
17:O3:151:LEU:CG	18:P3:325:ILE:HG13	1.49	1.34
1:A1:1331:GLU:OE1	2:A2:857:LYS:HE2	1.18	1.34
2:A2:869:ALA:HB2	6:D1:574:VAL:CG2	1.55	1.34
2:A2:1143:LEU:CD1	3:A5:131:PRO:CB	2.05	1.34
2:A2:1149:THR:CA	5:C2:730:HIS:O	1.75	1.34
1:A3:1021:LEU:HD13	6:D3:816:VAL:CA	1.54	1.34
3:A5:1091:VAL:CG1	11:I5:36:GLU:OE1	1.73	1.34
3:A6:220:VAL:CG1	5:C4:738:ASP:O	1.74	1.34
3:A6:1414:PHE:N	28:Z4:964:LEU:N	1.75	1.34
5:C1:732:LYS:HE2	11:I1:1228:GLU:CG	1.58	1.34
8:F1:1205:TRP:CG	17:O2:254:ARG:HD2	1.62	1.34
9:G1:263:MET:N	17:O2:256:TYR:OH	1.57	1.34
11:I1:976:ARG:NH1	15:M1:622:VAL:HG13	1.04	1.34
11:I1:1037:THR:CB	20:R1:173:LEU:HD22	0.87	1.34
11:I2:1029:LEU:CD1	16:N3:433:GLU:OE1	1.75	1.34
17:O3:151:LEU:HD21	18:P3:325:ILE:CD1	1.54	1.34
2:A2:976:LEU:HB2	6:D1:496:LEU:CD2	1.11	1.33
2:A2:1133:GLU:HA	3:A5:138:LEU:CD2	1.56	1.33
2:A4:869:ALA:N	6:D3:570:VAL:HG13	1.01	1.33
2:A4:908:LEU:HA	6:D3:552:TYR:CE1	1.61	1.33
8:F1:1137:GLN:NE2	17:O2:249:ARG:HB2	1.03	1.33
8:F1:1137:GLN:CG	17:O2:249:ARG:N	1.88	1.33
11:I2:950:LEU:CD2	16:N3:410:MET:CE	2.06	1.33
17:O4:110:LEU:CB	18:P4:321:ILE:HB	1.57	1.33
2:A2:988:ARG:HB3	6:D1:500:LYS:NZ	1.04	1.33

*Continued on next page...*

*Continued from previous page...*

Atom-1	Atom-2	Interatomic distance (Å)	Clash overlap (Å)
1:A3:1084:ARG:HG2	6:D3:794:THR:CA	1.56	1.33
1:A3:1224:PRO:HB3	2:A4:731:ILE:CD1	1.18	1.33
2:A4:1151:THR:HA	5:C4:733:LEU:CD1	1.57	1.33
3:A5:999:SER:OG	11:I5:63:PRO:HD2	1.16	1.33
3:A5:1399:ARG:NH1	28:Z2:909:LEU:CA	1.89	1.33
3:A6:220:VAL:HG13	5:C4:738:ASP:C	1.47	1.33
3:A6:1402:ASP:HA	28:Z4:922:LEU:CB	1.09	1.33
11:I1:919:ALA:HB2	16:N1:389:PHE:O	1.23	1.33
11:I1:950:LEU:HB2	16:N1:407:ALA:CB	1.43	1.33
11:I2:986:ASN:N	15:M3:613:ASP:CB	1.88	1.33
11:I2:1037:THR:CA	15:M3:620:VAL:O	1.73	1.33
1:A1:870:HIS:ND1	6:D3:279:HIS:CE1	1.94	1.33
2:A2:988:ARG:CB	6:D1:500:LYS:NZ	1.91	1.33
3:A5:1024:ASP:HB3	11:I5:98:ALA:CB	1.56	1.33
3:A6:1337:ALA:C	28:Z4:960:CYS:CB	1.96	1.33
11:I1:924:ILE:CD1	15:M1:595:MET:HG2	1.58	1.33
11:I1:945:LEU:HD21	17:O1:258:GLU:CB	1.56	1.33
11:I1:1051:LYS:HE3	17:O1:289:ASP:N	1.41	1.33
11:I1:1066:LEU:N	16:N1:430:ARG:HG2	1.38	1.33
11:I2:977:ASN:CA	20:R3:150:ASN:HB3	1.51	1.33
11:I2:1029:LEU:CD1	16:N3:433:GLU:CD	1.97	1.33
17:O3:158:GLU:HG3	18:P3:316:LEU:N	1.41	1.33
2:A4:872:ALA:O	6:D3:565:MET:CA	1.77	1.33
3:A5:1355:VAL:O	28:Z2:878:HIS:HA	1.22	1.33
3:A5:1414:PHE:CA	28:Z2:960:CYS:CB	1.94	1.33
3:A6:1351:MSE:SE	28:Z4:919:PHE:N	2.10	1.33
9:G1:250:THR:O	15:M2:605:THR:CG2	1.77	1.33
11:I1:843:GLU:HG2	15:M1:587:GLU:OE2	1.23	1.33
11:I2:1013:GLU:C	16:N3:411:GLN:O	1.65	1.33
11:I3:1271:GLU:OE1	26:X1:504:ILE:CG2	1.74	1.33
2:A2:1150:LEU:N	5:C2:730:HIS:O	1.61	1.33
2:A4:1141:GLU:CB	3:A6:130:ILE:HD12	1.57	1.33
3:A6:1365:VAL:HA	28:Z4:845:ILE:CB	1.58	1.33
3:A6:1412:MSE:CE	28:Z4:965:TYR:CB	2.05	1.33
11:I1:878:GLN:N	17:O1:252:VAL:H	1.23	1.33
11:I1:931:VAL:HG22	15:M1:604:ASN:N	1.44	1.33
11:I1:959:SER:CA	16:N1:395:GLU:HB3	1.56	1.33
11:I1:1108:PRO:CG	16:N1:443:GLU:CB	2.02	1.33
11:I3:1267:LEU:CB	26:X1:497:ARG:NH2	1.91	1.33
1:A1:1197:ALA:CB	2:A2:728:LYS:NZ	1.91	1.32
1:A1:1204:TRP:CZ2	2:A2:676:LEU:HD12	1.64	1.32

*Continued on next page...*

*Continued from previous page...*

Atom-1	Atom-2	Interatomic distance (Å)	Clash overlap (Å)
2:A4:904:GLN:NE2	6:D3:603:SER:C	1.77	1.32
2:A4:975:GLU:N	6:D3:499:LEU:HB2	1.42	1.32
3:A6:1316:VAL:CG2	28:Z4:871:HIS:HA	1.59	1.32
3:A6:1324:ASP:OD2	28:Z4:907:LEU:HA	1.29	1.32
3:A6:1351:MSE:CA	28:Z4:918:PHE:N	1.90	1.32
11:I1:843:GLU:CB	15:M1:587:GLU:OE2	1.77	1.32
11:I1:846:ILE:CD1	15:M1:594:LYS:CD	2.05	1.32
11:I1:922:ASP:N	15:M1:592:LEU:CD2	1.79	1.32
11:I1:980:ILE:HA	15:M1:617:THR:O	1.25	1.32
11:I3:1267:LEU:HD21	26:X1:529:TRP:CH2	1.64	1.32
17:O3:158:GLU:CG	18:P3:316:LEU:N	1.91	1.32
2:A4:823:VAL:HA	2:A4:856:PHE:CE1	1.42	1.32
3:A5:155:TYR:CE2	5:C2:740:ARG:HB3	1.21	1.32
3:A5:1026:PRO:HD3	11:I5:102:ILE:CD1	1.57	1.32
3:A6:1369:ILE:HG12	28:Z4:826:TYR:CA	1.59	1.32
8:F1:1202:TYR:O	17:O2:252:VAL:HA	1.21	1.32
11:I1:874:LEU:O	17:O1:252:VAL:HA	1.22	1.32
11:I2:978:LYS:NZ	20:R3:155:GLU:N	1.73	1.32
11:I2:1013:GLU:O	16:N3:411:GLN:C	1.66	1.32
11:I2:1045:PHE:CE2	16:N3:434:LEU:CB	2.10	1.32
2:A2:866:SER:CB	6:D1:602:THR:O	1.77	1.32
2:A2:1164:TYR:HA	4:B5:342:ARG:NE	1.00	1.32
3:A6:1368:GLN:HE22	28:Z4:844:CYS:CB	1.40	1.32
11:I1:841:PHE:CE2	17:O1:243:LEU:HD11	1.64	1.32
11:I1:841:PHE:CE2	17:O1:243:LEU:CD1	2.13	1.32
11:I1:843:GLU:N	15:M1:587:GLU:OE2	1.58	1.32
11:I1:1114:VAL:CG2	16:N1:432:TYR:O	1.77	1.32
11:I3:1267:LEU:CB	26:X1:497:ARG:HH22	1.41	1.32
17:O3:101:ASN:CB	18:P3:326:GLN:HE21	1.34	1.32
1:A1:831:ALA:O	6:D3:298:ASN:HB2	1.28	1.32
2:A2:1094:ILE:CD1	6:D2:759:GLN:NE2	1.92	1.32
4:B6:345:LYS:H	5:C4:737:LYS:NZ	1.23	1.32
8:F1:1203:TRP:CH2	17:O2:248:SER:CA	2.08	1.32
8:F1:1266:MET:HG3	17:O2:262:ASP:OD2	1.20	1.32
11:I1:882:LYS:N	17:O1:249:ARG:CB	1.84	1.32
11:I2:939:ASN:CB	17:O3:265:ASN:CG	1.79	1.32
11:I2:945:LEU:CD1	17:O3:258:GLU:HB2	1.52	1.32
11:I2:956:ILE:CG2	15:M3:600:ASN:OD1	1.76	1.32
11:I2:981:VAL:N	20:R3:147:LEU:CD1	1.93	1.32
11:I2:1040:HIS:CE1	16:N3:437:VAL:HG11	1.64	1.32
11:I2:1106:LYS:HB2	16:N3:440:GLU:OE2	1.14	1.32

*Continued on next page...*

*Continued from previous page...*

Atom-1	Atom-2	Interatomic distance (Å)	Clash overlap (Å)
11:I4:1275:SER:HB2	26:X3:525:ILE:CD1	1.59	1.32
17:O3:102:LYS:HB3	18:P3:322:LYS:NZ	1.03	1.32
2:A4:864:ARG:NH2	6:D3:610:ASN:OD1	1.57	1.32
11:I1:846:ILE:CD1	15:M1:594:LYS:CB	2.05	1.32
11:I1:916:ALA:O	16:N1:389:PHE:CZ	1.80	1.32
11:I1:983:LEU:C	15:M1:617:THR:HG21	1.00	1.32
11:I1:996:LEU:HD21	16:N1:410:MET:CE	1.45	1.32
11:I2:983:LEU:CD2	15:M3:617:THR:CB	2.00	1.32
11:I3:1276:GLN:N	26:X1:522:MET:HB3	1.44	1.32
17:O3:155:VAL:CG2	18:P3:321:ILE:HG21	1.59	1.31
2:A2:976:LEU:CB	6:D1:496:LEU:HD22	1.47	1.31
2:A4:868:GLN:O	6:D3:598:ILE:HB	1.20	1.31
2:A4:971:ALA:N	6:D3:202:GLN:HG2	1.00	1.31
3:A5:996:ASN:HD22	11:I5:58:ALA:CB	1.15	1.31
3:A5:1312:ARG:CD	28:Z2:832:PHE:HA	1.49	1.31
3:A6:1312:ARG:HG3	28:Z4:830:LEU:CA	1.47	1.31
11:I1:966:TRP:CD2	20:R1:165:SER:O	1.82	1.31
11:I1:1049:LEU:HD22	20:R1:146:LEU:CD2	1.60	1.31
11:I1:1108:PRO:CG	16:N1:443:GLU:H	1.43	1.31
11:I3:1277:LEU:CD1	26:X1:511:TYR:CE2	2.12	1.31
2:A2:1121:LEU:O	3:A5:133:LYS:HG3	1.17	1.31
2:A2:1143:LEU:HD12	3:A5:132:ASP:N	1.42	1.31
11:I1:880:MET:O	17:O1:246:LEU:CD2	1.76	1.31
11:I1:1045:PHE:CZ	16:N1:431:VAL:O	1.81	1.31
11:I1:1058:GLY:C	17:O1:277:GLU:OE2	1.64	1.31
11:I3:1275:SER:CA	26:X1:508:LEU:CD2	2.04	1.31
1:A1:1221:ILE:HG22	2:A2:645:PHE:N	1.46	1.31
2:A2:970:PHE:HB3	6:D1:192:TYR:OH	1.19	1.31
11:I1:1042:LEU:HA	15:M1:616:LEU:CD2	1.61	1.31
11:I2:1104:LEU:CD2	16:N3:433:GLU:HG3	1.31	1.31
11:I4:1274:HIS:CG	26:X3:531:LEU:HD12	1.64	1.31
1:A1:1221:ILE:HG23	2:A2:642:ARG:C	1.10	1.31
2:A2:1152:ASP:CB	3:A5:173:ASN:H	1.44	1.31
2:A4:870:HIS:CG	6:D3:566:PHE:CD1	2.17	1.31
2:A4:976:LEU:CG	6:D3:501:LEU:HB3	1.58	1.31
2:A4:1161:ALA:CB	3:A6:137:HIS:CE1	2.13	1.31
3:A6:1391:ARG:CD	28:Z4:869:HIS:H	1.44	1.31
11:I1:884:LEU:HD13	16:N1:396:ILE:CG2	1.43	1.31
11:I1:952:LEU:C	16:N1:403:VAL:HG21	0.95	1.31
11:I2:885:GLU:CA	16:N3:397:GLU:HG2	1.52	1.31
11:I2:983:LEU:CD2	15:M3:617:THR:HB	1.55	1.31

*Continued on next page...*

*Continued from previous page...*

Atom-1	Atom-2	Interatomic distance (Å)	Clash overlap (Å)
11:I2:1109:LEU:HD12	17:O3:286:ILE:CG2	1.59	1.31
2:A2:874:VAL:HG21	6:D1:571:SER:CB	1.61	1.30
2:A2:1127:ALA:O	3:A5:140:ALA:CB	1.79	1.30
2:A4:780:GLU:OE1	6:D3:679:ILE:HG23	1.28	1.30
2:A4:877:ALA:HA	6:D3:563:GLU:CA	1.04	1.30
2:A4:1138:GLU:O	3:A6:130:ILE:HG21	1.20	1.30
2:A4:1148:ARG:HH11	3:A6:131:PRO:CG	1.43	1.30
3:A5:166:LEU:CB	5:C2:741:THR:O	1.78	1.30
11:I1:950:LEU:C	16:N1:403:VAL:HG12	1.45	1.30
11:I1:952:LEU:C	16:N1:403:VAL:CG2	1.87	1.30
11:I2:895:ARG:HH22	16:N3:386:MET:CG	1.35	1.30
11:I2:966:TRP:HZ3	20:R3:167:GLN:CD	1.31	1.30
11:I2:1045:PHE:CZ	16:N3:434:LEU:HB3	1.65	1.30
11:I2:1048:GLU:O	17:O3:287:LEU:HB3	1.29	1.30
17:O4:110:LEU:HD23	18:P4:321:ILE:N	1.00	1.30
2:A2:865:ALA:CB	6:D1:604:ASP:O	1.79	1.30
2:A2:875:LEU:H	6:D1:567:LEU:C	1.29	1.30
2:A2:970:PHE:HD1	6:D1:192:TYR:CE1	1.47	1.30
2:A2:1121:LEU:C	3:A5:133:LYS:HG3	0.94	1.30
1:A3:1052:THR:OG1	6:D3:816:VAL:HB	1.13	1.30
2:A4:1142:PHE:CZ	3:A6:567:VAL:HG23	1.65	1.30
3:A6:1405:LEU:CD1	28:Z4:921:THR:CB	2.09	1.30
11:I1:931:VAL:CG2	15:M1:604:ASN:H	1.43	1.30
11:I1:1035:GLN:C	16:N1:441:PHE:HZ	1.28	1.30
11:I2:945:LEU:HD11	17:O3:258:GLU:CB	1.50	1.30
11:I2:953:LEU:CA	15:M3:603:SER:CB	1.83	1.30
11:I3:1267:LEU:CB	26:X1:497:ARG:CZ	2.07	1.30
1:A1:1399:ARG:NH2	2:A2:885:LEU:O	1.64	1.30
3:A5:233:THR:HG23	5:C2:737:LYS:CB	1.60	1.30
3:A6:1350:VAL:HG22	28:Z4:917:ASP:CB	1.61	1.30
3:A6:1412:MSE:CG	28:Z4:965:TYR:CB	2.07	1.30
3:A6:1415:PHE:O	28:Z4:978:ALA:CB	1.69	1.30
6:D7:531:LEU:N	11:I3:181:GLN:HB3	1.29	1.30
11:I1:841:PHE:CD2	17:O1:243:LEU:CD1	2.13	1.30
11:I1:895:ARG:HE	17:O1:233:THR:CG2	1.41	1.30
11:I1:922:ASP:O	15:M1:593:ALA:HB2	1.26	1.30
11:I1:924:ILE:HG12	15:M1:592:LEU:O	1.22	1.30
11:I1:1039:ALA:N	20:R1:169:GLY:HA3	1.46	1.30
11:I1:1052:LEU:CD2	16:N1:438:LEU:HG	1.57	1.30
11:I2:890:TYR:H	17:O3:242:ARG:CG	1.42	1.30
11:I2:988:GLU:OE1	15:M3:613:ASP:N	1.65	1.30

*Continued on next page...*



*Continued from previous page...*

Atom-1	Atom-2	Interatomic distance (Å)	Clash overlap (Å)
17:O3:162:LYS:N	18:P3:315:GLU:OE1	1.65	1.30
1:A1:1098:ARG:CZ	11:I1:1478:VAL:HG13	1.28	1.30
2:A2:870:HIS:NE2	6:D1:566:PHE:HD1	1.18	1.30
1:A3:1048:ARG:CZ	6:D3:819:ASN:ND2	1.93	1.30
1:A3:1220:PRO:CB	2:A4:646:ILE:HD13	1.61	1.30
3:A5:1026:PRO:HB2	11:I5:73:TYR:CD1	1.52	1.30
3:A6:1316:VAL:CG2	28:Z4:871:HIS:CB	2.06	1.30
6:D7:530:ARG:C	11:I3:181:GLN:CB	1.84	1.30
8:F1:1137:GLN:HB3	17:O2:248:SER:N	1.44	1.30
11:I2:890:TYR:H	17:O3:242:ARG:CD	1.43	1.30
11:I2:922:ASP:HB3	15:M3:589:GLY:O	1.18	1.30
11:I2:990:GLU:O	17:O3:271:GLU:C	1.69	1.30
11:I3:1267:LEU:HB3	26:X1:497:ARG:NH2	1.44	1.30
1:A3:1054:SER:HA	6:D3:809:ALA:C	1.48	1.30
1:A3:1220:PRO:CA	2:A4:646:ILE:CD1	1.90	1.30
11:I1:1021:ILE:N	16:N1:406:HIS:O	1.63	1.30
11:I1:1024:PHE:CB	16:N1:406:HIS:CB	1.96	1.30
11:I1:1037:THR:N	20:R1:173:LEU:CD2	1.95	1.30
11:I2:981:VAL:CB	20:R3:147:LEU:CD2	2.05	1.30
11:I5:1279:THR:HG23	26:X2:520:GLU:CB	1.62	1.30
2:A2:876:ARG:HD2	6:D1:558:LYS:CB	1.63	1.29
2:A2:982:THR:CG2	6:D1:493:ALA:O	1.79	1.29
2:A2:1134:GLU:HG3	3:A5:146:LYS:CG	1.36	1.29
2:A4:909:LYS:CG	6:D3:552:TYR:CD2	2.12	1.29
2:A4:971:ALA:N	6:D3:202:GLN:CG	1.93	1.29
3:A5:188:ALA:HA	5:C2:746:PRO:CG	1.62	1.29
3:A6:221:SER:HB3	5:C4:738:ASP:OD1	1.23	1.29
3:A6:1323:VAL:HG12	28:Z4:912:ASP:N	1.45	1.29
3:A6:1401:VAL:CG2	28:Z4:912:ASP:CB	2.10	1.29
8:F1:1267:ARG:HG3	17:O2:265:ASN:OD1	1.24	1.29
11:I1:898:VAL:HB	17:O1:235:ASN:O	1.32	1.29
11:I1:922:ASP:N	15:M1:592:LEU:HD23	1.33	1.29
11:I1:977:ASN:OD1	15:M1:621:ARG:HB3	1.25	1.29
11:I2:950:LEU:HD21	16:N3:410:MET:CE	1.48	1.29
2:A2:1163:TYR:CD2	3:A5:133:LYS:HE3	1.65	1.29
3:A5:1020:ILE:C	11:I5:95:LYS:HZ3	1.30	1.29
3:A5:1360:GLY:O	28:Z2:875:LEU:CB	1.79	1.29
3:A6:1360:GLY:O	28:Z4:872:TYR:CB	1.80	1.29
11:I2:846:ILE:CG2	17:O3:247:TRP:CZ2	2.14	1.29
11:I2:939:ASN:HB3	17:O3:265:ASN:CG	0.98	1.29
11:I2:1109:LEU:CD1	17:O3:290:TYR:CE2	2.14	1.29

*Continued on next page...*

*Continued from previous page...*

Atom-1	Atom-2	Interatomic distance (Å)	Clash overlap (Å)
1:A1:873:PRO:HB2	6:D3:218:LYS:NZ	1.46	1.29
2:A2:874:VAL:CG2	6:D1:611:LYS:HG2	1.62	1.29
2:A2:982:THR:CG2	6:D1:494:LEU:O	1.80	1.29
2:A4:1075:LEU:HD22	3:A6:132:ASP:OD2	1.19	1.29
2:A4:1129:PRO:C	3:A6:142:GLU:HG3	1.49	1.29
3:A5:1029:ILE:H	11:I5:67:LYS:C	1.32	1.29
3:A5:1395:LYS:CA	28:Z2:873:LEU:CB	2.08	1.29
3:A6:1364:GLN:HA	28:Z4:849:ALA:CB	1.61	1.29
11:I1:992:ILE:H	15:M1:608:LYS:CG	1.31	1.29
11:I1:1037:THR:CG2	20:R1:173:LEU:HB2	1.50	1.29
11:I1:1038:ILE:HD13	15:M1:620:VAL:CG1	1.39	1.29
11:I1:1066:LEU:CB	16:N1:430:ARG:HD3	1.62	1.29
11:I2:989:GLY:HA3	15:M3:614:ASP:OD1	1.17	1.29
2:A2:864:ARG:NE	6:D1:610:ASN:OD1	1.64	1.29
2:A2:876:ARG:HD2	6:D1:558:LYS:CG	1.63	1.29
2:A4:864:ARG:O	6:D3:608:ILE:CD1	1.80	1.29
2:A4:1132:PRO:HG2	3:A6:159:SER:O	1.22	1.29
2:A4:1167:CYS:SG	4:B6:342:ARG:HG3	1.71	1.29
9:G1:258:LYS:O	17:O2:256:TYR:HB2	1.22	1.29
11:I1:1739:GLU:OE1	11:I2:1540:LYS:NZ	1.63	1.29
11:I2:1104:LEU:HD21	16:N3:433:GLU:CG	1.29	1.29
11:I3:1275:SER:HA	26:X1:508:LEU:CG	1.60	1.29
2:A2:1156:ASP:O	3:A5:167:TRP:HB2	1.32	1.29
2:A4:975:GLU:CB	6:D3:501:LEU:HD12	1.61	1.29
3:A6:230:LYS:CB	5:C4:739:MET:HE1	1.61	1.29
11:I1:1020:ALA:CB	16:N1:405:ALA:O	1.80	1.29
11:I1:1662:ARG:HD3	11:I2:1603:ARG:NH1	1.45	1.29
11:I3:1275:SER:CB	26:X1:522:MET:CA	1.84	1.29
18:P1:276:SER:CB	18:P4:322:LYS:HE2	1.57	1.29
1:A1:1091:VAL:CG1	6:D1:804:SER:HB2	1.63	1.28
1:A1:1221:ILE:CG2	2:A2:642:ARG:C	1.89	1.28
2:A2:980:ARG:NH1	6:D1:525:ARG:CD	1.95	1.28
2:A2:1133:GLU:CA	3:A5:138:LEU:CD2	2.10	1.28
1:A3:1083:SER:O	6:D3:798:MET:CG	1.77	1.28
2:A4:1125:LEU:H	3:A6:136:GLU:CB	1.42	1.28
2:A4:1159:ASP:HA	4:B6:342:ARG:CA	1.44	1.28
3:A5:998:SER:HB3	11:I5:62:GLU:OE1	1.14	1.28
3:A6:1316:VAL:CG2	28:Z4:871:HIS:CA	2.10	1.28
11:I1:894:VAL:CG2	17:O1:238:ALA:HB3	1.60	1.28
11:I1:924:ILE:HD13	15:M1:595:MET:CB	1.58	1.28
11:I1:927:HIS:NE2	15:M1:594:LYS:HG3	1.48	1.28

*Continued on next page...*

*Continued from previous page...*

Atom-1	Atom-2	Interatomic distance (Å)	Clash overlap (Å)
11:I1:1103:LEU:HD13	20:R1:175:GLN:CG	1.62	1.28
11:I2:900:ARG:HA	17:O3:232:LYS:CD	1.61	1.28
11:I2:920:PHE:C	15:M3:592:LEU:HA	1.53	1.28
1:A1:870:HIS:HB3	6:D3:279:HIS:CB	1.63	1.28
2:A2:780:GLU:CB	6:D1:677:GLN:C	2.02	1.28
2:A2:1143:LEU:HD11	3:A5:131:PRO:CB	1.61	1.28
1:A3:1332:ARG:O	6:D3:637:LYS:HD3	1.24	1.28
2:A4:864:ARG:CG	6:D3:605:THR:O	1.67	1.28
2:A4:1131:ILE:O	3:A6:141:GLY:CA	1.81	1.28
2:A4:1138:GLU:C	3:A6:130:ILE:HD13	1.53	1.28
2:A4:1167:CYS:SG	4:B6:342:ARG:CG	2.21	1.28
3:A6:1409:MSE:CB	28:Z4:920:SER:CB	2.09	1.28
11:I1:841:PHE:CD2	17:O1:243:LEU:HD12	1.68	1.28
11:I1:884:LEU:CD1	16:N1:400:LEU:CD1	2.10	1.28
11:I1:976:ARG:NH2	15:M1:622:VAL:CG1	1.96	1.28
11:I1:992:ILE:CD1	15:M1:604:ASN:O	1.78	1.28
11:I1:1027:ALA:CA	20:R1:172:ASP:OD1	1.65	1.28
11:I2:957:SER:HA	20:R3:167:GLN:O	1.19	1.28
2:A4:864:ARG:CB	6:D3:607:PRO:HD2	1.63	1.28
2:A4:867:GLU:CD	6:D3:605:THR:OG1	1.71	1.28
2:A4:868:GLN:CA	6:D3:570:VAL:CG1	2.11	1.28
8:F1:1261:TYR:CE2	17:O2:259:ASP:C	2.05	1.28
11:I1:877:ILE:HG21	17:O1:253:LEU:CB	1.63	1.28
11:I1:879:VAL:CG1	17:O1:244:GLU:O	1.81	1.28
11:I1:895:ARG:NE	17:O1:233:THR:HG22	1.45	1.28
11:I2:1104:LEU:HG	16:N3:433:GLU:OE2	1.31	1.28
17:O3:102:LYS:CB	18:P3:322:LYS:NZ	1.87	1.28
1:A1:1201:ARG:NH1	2:A2:734:LEU:HG	0.98	1.28
2:A2:870:HIS:CD2	6:D1:566:PHE:CE1	2.20	1.28
2:A4:867:GLU:CG	6:D3:605:THR:HG21	1.62	1.28
2:A4:872:ALA:CB	6:D3:565:MET:HE3	1.50	1.28
9:G1:255:LEU:O	15:M2:602:MET:HB3	1.21	1.28
9:G1:269:GLU:HB2	16:N2:412:ASN:O	1.22	1.28
11:I2:922:ASP:HB2	20:R3:163:LEU:CD1	1.60	1.28
11:I2:976:ARG:HB3	20:R3:149:ARG:N	1.44	1.28
17:O3:147:ALA:HB1	18:P3:328:PRO:CB	1.61	1.28
3:A5:227:SER:OG	5:C2:734:VAL:HG11	1.32	1.28
3:A6:1356:SER:O	28:Z4:885:VAL:CB	1.81	1.28
3:A6:1387:ILE:HG23	28:Z4:867:LYS:CB	1.64	1.28
3:A6:1412:MSE:N	28:Z4:964:LEU:CB	1.74	1.28
11:I2:1029:LEU:CD1	16:N3:433:GLU:CG	2.11	1.28

*Continued on next page...*

*Continued from previous page...*

Atom-1	Atom-2	Interatomic distance (Å)	Clash overlap (Å)
11:I2:1030:ARG:C	20:R3:173:LEU:C	1.91	1.28
2:A2:980:ARG:NE	6:D1:525:ARG:HA	1.48	1.27
2:A4:1129:PRO:HB2	3:A6:142:GLU:OE2	1.14	1.27
3:A6:1316:VAL:HG13	28:Z4:870:ILE:C	1.52	1.27
3:A6:1414:PHE:H	28:Z4:964:LEU:CA	1.44	1.27
11:I1:1108:PRO:CG	16:N1:443:GLU:N	1.96	1.27
11:I2:894:VAL:HG12	17:O3:236:ASP:C	0.98	1.27
11:I2:894:VAL:HG12	17:O3:236:ASP:O	1.17	1.27
11:I2:920:PHE:O	15:M3:592:LEU:O	1.52	1.27
11:I2:952:LEU:HD23	15:M3:602:MET:CB	1.60	1.27
11:I3:1271:GLU:OE1	26:X1:504:ILE:HG21	1.11	1.27
11:I4:1275:SER:CB	26:X3:525:ILE:HG13	1.64	1.27
17:O1:104:ASP:OD2	18:P1:322:LYS:HE3	1.11	1.27
1:A3:1223:GLU:CG	2:A4:734:LEU:CD1	2.12	1.27
1:A3:1226:LEU:CA	2:A4:728:LYS:CB	2.07	1.27
2:A4:864:ARG:CZ	6:D3:610:ASN:CG	2.00	1.27
2:A4:872:ALA:O	6:D3:565:MET:HA	1.14	1.27
2:A4:909:LYS:CD	6:D3:555:ARG:CZ	2.00	1.27
2:A4:976:LEU:HG	6:D3:501:LEU:CB	1.63	1.27
3:A5:153:ILE:HD12	5:C2:740:ARG:O	1.12	1.27
3:A5:164:LEU:HB3	5:C2:744:PHE:CD1	1.66	1.27
3:A5:1026:PRO:C	11:I5:68:ILE:N	1.87	1.27
11:I1:945:LEU:CD2	17:O1:259:ASP:N	1.91	1.27
11:I1:1605:LEU:CD1	11:I2:1669:ARG:HD2	1.62	1.27
11:I2:891:LEU:HD11	16:N3:393:ILE:CD1	1.49	1.27
11:I2:917:TYR:O	15:M3:588:MET:HG2	1.29	1.27
2:A2:868:GLN:NE2	6:D1:608:ILE:C	1.73	1.27
2:A2:980:ARG:CZ	6:D1:525:ARG:HG2	1.61	1.27
2:A2:1159:ASP:HB2	3:A5:175:GLU:OE1	1.25	1.27
2:A4:876:ARG:CG	6:D3:563:GLU:O	1.81	1.27
2:A4:879:LEU:CD1	6:D3:564:ASN:OD1	1.83	1.27
8:F1:1267:ARG:HG3	17:O2:265:ASN:CG	1.52	1.27
8:F2:140:GLU:CB	17:O4:237:PRO:CG	2.04	1.27
8:F2:1090:PRO:HG3	17:O4:245:GLU:OE2	1.33	1.27
9:G1:254:ASN:O	15:M2:606:LEU:HB2	1.17	1.27
11:I1:880:MET:O	17:O1:246:LEU:HD23	1.16	1.27
11:I2:797:LEU:CD1	17:O3:245:GLU:HA	1.62	1.27
2:A2:864:ARG:O	6:D1:608:ILE:HG12	1.33	1.27
2:A4:879:LEU:CD1	6:D3:564:ASN:CG	2.03	1.27
3:A5:999:SER:O	11:I5:64:LYS:HD2	1.22	1.27
3:A6:1362:ALA:HB1	28:Z4:870:ILE:O	1.33	1.27

*Continued on next page...*

*Continued from previous page...*

Atom-1	Atom-2	Interatomic distance (Å)	Clash overlap (Å)
11:I1:840:LEU:CG	17:O1:244:GLU:CG	2.01	1.27
11:I1:846:ILE:C	15:M1:594:LYS:CD	2.02	1.27
11:I1:1014:ASN:HA	16:N1:411:GLN:O	1.14	1.27
11:I1:1021:ILE:CG1	16:N1:410:MET:CB	2.12	1.27
11:I1:1033:PRO:HB3	20:R1:174:ARG:O	1.23	1.27
11:I2:887:GLN:NE2	16:N3:393:ILE:CA	1.97	1.27
11:I2:956:ILE:O	20:R3:166:LEU:CD1	1.81	1.27
11:I3:1275:SER:C	26:X1:522:MET:CB	1.91	1.27
11:I3:1276:GLN:NE2	26:X1:535:ALA:O	1.67	1.27
11:I4:1276:GLN:C	26:X3:519:ILE:O	1.73	1.27
1:A1:831:ALA:O	6:D3:298:ASN:CB	1.81	1.27
2:A2:1121:LEU:CA	3:A5:133:LYS:CG	2.11	1.27
2:A4:1129:PRO:CB	3:A6:142:GLU:CD	2.03	1.27
3:A6:189:VAL:HG23	5:C4:745:SER:CB	1.65	1.27
8:F1:1262:HIS:NE2	17:O2:259:ASP:HB2	1.49	1.27
11:I1:945:LEU:HD23	17:O1:259:ASP:N	0.96	1.27
11:I1:981:VAL:HG11	20:R1:151:LYS:CB	1.59	1.27
11:I1:1038:ILE:CD1	15:M1:620:VAL:HG12	1.52	1.27
11:I1:1669:ARG:CD	11:I2:1605:LEU:HD13	1.63	1.27
11:I2:951:LYS:CE	16:N3:400:LEU:O	1.83	1.27
11:I2:967:SER:HB2	15:M3:625:GLY:CA	1.63	1.27
11:I2:1054:ILE:HA	17:O3:280:GLU:N	1.13	1.27
17:O1:103:VAL:HG13	18:P1:326:GLN:NE2	1.45	1.27
2:A4:986:THR:CB	6:D3:504:LYS:CD	2.04	1.26
3:A6:165:PHE:CD2	5:C4:743:LEU:HD13	1.66	1.26
11:I1:965:ALA:HB2	20:R1:163:LEU:O	1.32	1.26
11:I1:980:ILE:HB	15:M1:618:GLN:O	1.18	1.26
11:I1:1739:GLU:O	11:I2:1604:ALA:HA	1.29	1.26
11:I2:984:GLU:OE2	15:M3:615:PRO:CA	1.82	1.26
11:I3:1267:LEU:CG	26:X1:497:ARG:NH1	1.97	1.26
17:O3:154:ARG:CD	18:P3:324:LEU:HD13	1.64	1.26
2:A2:1149:THR:HA	5:C2:730:HIS:C	1.21	1.26
1:A3:1054:SER:HA	6:D3:809:ALA:O	1.35	1.26
2:A4:827:ILE:C	2:A4:863:GLN:CB	1.88	1.26
3:A6:165:PHE:CD2	5:C4:743:LEU:CD2	2.18	1.26
8:F1:1261:TYR:CE1	17:O2:263:GLN:CB	2.19	1.26
11:I1:919:ALA:CB	16:N1:389:PHE:HA	1.63	1.26
11:I1:924:ILE:CG1	15:M1:592:LEU:O	1.83	1.26
11:I1:953:LEU:O	16:N1:399:HIS:NE2	1.68	1.26
11:I1:1036:PRO:C	20:R1:173:LEU:HD21	1.55	1.26
11:I1:1667:GLN:O	11:I2:1664:PHE:HD2	1.11	1.26

*Continued on next page...*

*Continued from previous page...*

Atom-1	Atom-2	Interatomic distance (Å)	Clash overlap (Å)
11:I2:1038:ILE:HG13	20:R3:167:GLN:OE1	1.32	1.26
11:I4:1277:LEU:CD1	26:X3:521:TRP:CE3	2.17	1.26
18:P2:319:VAL:CG2	18:P3:278:ASN:OD1	1.81	1.26
2:A2:1135:ARG:HA	3:A5:147:LEU:CD2	1.38	1.26
2:A4:861:GLN:O	6:D3:607:PRO:HG3	1.36	1.26
3:A5:1026:PRO:O	11:I5:68:ILE:N	1.66	1.26
3:A5:1369:ILE:CD1	28:Z2:829:SER:O	1.75	1.26
11:I2:966:TRP:O	20:R3:150:ASN:HA	1.34	1.26
11:I2:967:SER:OG	15:M3:625:GLY:HA2	1.36	1.26
1:A1:1333:ARG:O	6:D1:637:LYS:NZ	1.68	1.26
2:A2:866:SER:HB3	6:D1:602:THR:O	1.10	1.26
1:A3:1052:THR:OG1	6:D3:816:VAL:CB	1.82	1.26
2:A4:1135:ARG:NH2	3:A6:167:TRP:CZ3	1.99	1.26
3:A5:999:SER:O	11:I5:64:LYS:CD	1.82	1.26
3:A5:1031:TYR:HD1	11:I5:67:LYS:NZ	1.28	1.26
4:B6:345:LYS:O	5:C4:737:LYS:HD2	1.36	1.26
11:I1:952:LEU:N	17:O1:253:LEU:HD13	1.47	1.26
11:I1:1048:GLU:OE1	20:R1:143:PHE:CE1	1.89	1.26
11:I1:1049:LEU:CB	20:R1:146:LEU:HD13	1.63	1.26
11:I2:880:MET:C	17:O3:246:LEU:O	1.72	1.26
11:I2:887:GLN:C	16:N3:393:ILE:HG21	1.34	1.26
11:I2:921:GLU:O	15:M3:593:ALA:HA	1.35	1.26
1:A1:1221:ILE:HG23	2:A2:642:ARG:O	1.09	1.26
2:A2:872:ALA:HB1	6:D1:565:MET:CA	1.56	1.26
1:A3:1083:SER:C	6:D3:798:MET:HG3	1.45	1.26
2:A4:868:GLN:NE2	6:D3:608:ILE:HB	1.49	1.26
2:A4:1163:TYR:CE2	3:A6:137:HIS:CE1	2.21	1.26
3:A5:1374:ALA:CB	28:Z2:824:PHE:N	1.98	1.26
3:A5:1406:GLY:CA	28:Z2:921:THR:CB	2.14	1.26
11:I2:846:ILE:CG2	17:O3:247:TRP:CH2	2.17	1.26
11:I2:900:ARG:CB	17:O3:232:LYS:HD3	1.64	1.26
11:I2:948:ALA:HB1	17:O3:253:LEU:CA	1.63	1.26
11:I2:1054:ILE:O	17:O3:281:ALA:HB3	1.09	1.26
2:A2:780:GLU:CB	6:D1:677:GLN:O	1.84	1.25
2:A2:1156:ASP:O	3:A5:167:TRP:CB	1.84	1.25
2:A4:863:GLN:HG3	6:D3:603:SER:O	1.29	1.25
2:A4:867:GLU:OE1	6:D3:605:THR:OG1	1.54	1.25
2:A4:973:GLU:O	6:D3:499:LEU:HD21	1.10	1.25
3:A6:1319:ILE:HG21	28:Z4:874:ASN:CA	1.66	1.25
9:G1:250:THR:O	15:M2:605:THR:HG21	1.20	1.25
11:I1:922:ASP:C	15:M1:589:GLY:O	1.73	1.25

*Continued on next page...*

*Continued from previous page...*

Atom-1	Atom-2	Interatomic distance (Å)	Clash overlap (Å)
11:I1:976:ARG:HH12	15:M1:622:VAL:CG1	1.41	1.25
11:I1:1026:TYR:CZ	20:R1:175:GLN:NE2	2.02	1.25
11:I1:1032:THR:N	20:R1:176:ARG:C	1.71	1.25
11:I2:934:LEU:CB	15:M3:602:MET:O	1.78	1.25
11:I2:976:ARG:NH1	15:M3:622:VAL:HG22	1.48	1.25
11:I3:1275:SER:HB3	26:X1:522:MET:C	1.56	1.25
2:A2:1136:LYS:HA	3:A5:134:VAL:CG1	1.65	1.25
2:A2:1148:ARG:NH2	3:A5:171:HIS:O	1.70	1.25
3:A6:1327:VAL:CG2	28:Z4:912:ASP:CB	2.14	1.25
9:G1:262:SER:C	17:O2:256:TYR:OH	1.72	1.25
11:I1:881:ILE:N	17:O1:249:ARG:CB	1.93	1.25
11:I2:1048:GLU:O	17:O3:287:LEU:HD23	1.32	1.25
1:A1:870:HIS:CB	6:D3:279:HIS:C	2.04	1.25
2:A2:866:SER:O	6:D1:598:ILE:HG23	1.15	1.25
2:A2:1135:ARG:C	3:A5:147:LEU:HD21	1.55	1.25
3:A6:1387:ILE:O	28:Z4:866:GLU:N	1.69	1.25
11:I1:928:LEU:HD21	20:R1:154:ALA:O	1.31	1.25
11:I1:1048:GLU:CD	20:R1:143:PHE:CD1	1.86	1.25
11:I2:899:LEU:HD23	17:O3:235:ASN:CG	1.57	1.25
11:I3:1267:LEU:HB2	26:X1:497:ARG:CZ	1.64	1.25
11:I3:1275:SER:OG	26:X1:522:MET:CG	1.84	1.25
2:A4:907:SER:O	6:D3:552:TYR:OH	1.54	1.25
11:I1:1103:LEU:CD1	20:R1:175:GLN:CG	2.14	1.25
11:I2:995:SER:HA	17:O3:267:ALA:CB	1.65	1.25
11:I2:1045:PHE:CE2	16:N3:434:LEU:HB3	1.69	1.25
2:A2:1134:GLU:H	3:A5:146:LYS:N	1.34	1.25
2:A2:1159:ASP:CB	3:A5:175:GLU:OE2	1.82	1.25
1:A3:1083:SER:O	6:D3:798:MET:HG3	1.13	1.25
2:A4:860:GLU:HG2	6:D3:606:LYS:CB	1.58	1.25
3:A5:1098:ARG:CD	11:I5:29:GLN:HG2	1.65	1.25
3:A5:1399:ARG:NH1	28:Z2:909:LEU:CB	2.00	1.25
8:F1:1137:GLN:HB2	17:O2:244:GLU:O	1.32	1.25
11:I1:846:ILE:O	15:M1:594:LYS:HD3	1.32	1.25
11:I1:933:ASP:CA	15:M1:605:THR:HG21	1.66	1.25
11:I1:1103:LEU:HD11	20:R1:175:GLN:NE2	1.49	1.25
11:I2:1106:LYS:CB	16:N3:440:GLU:OE2	1.83	1.25
11:I4:1277:LEU:HD12	26:X3:521:TRP:CE3	1.71	1.25
15:M1:507:GLN:OE1	18:P1:318:PRO:CG	1.83	1.25
2:A4:865:ALA:O	6:D3:598:ILE:HD11	1.32	1.25
3:A5:996:ASN:ND2	11:I5:58:ALA:CB	1.80	1.25
11:I1:986:ASN:N	15:M1:613:ASP:N	1.75	1.25

*Continued on next page...*

*Continued from previous page...*

Atom-1	Atom-2	Interatomic distance (Å)	Clash overlap (Å)
11:I1:1109:LEU:N	16:N1:441:PHE:N	1.84	1.25
11:I1:1604:ALA:HA	11:I2:1739:GLU:O	1.28	1.25
11:I2:997:SER:OG	16:N3:427:VAL:HG23	1.29	1.25
11:I2:1021:ILE:CG1	16:N3:410:MET:CE	2.09	1.25
11:I4:1275:SER:O	26:X3:522:MET:CG	1.67	1.25
2:A2:826:ASN:CG	6:D1:633:LYS:HB3	1.56	1.24
2:A2:1143:LEU:CD1	3:A5:131:PRO:HB3	1.64	1.24
3:A6:1394:VAL:HG11	28:Z4:869:HIS:O	1.10	1.24
8:F1:1137:GLN:CG	17:O2:248:SER:N	1.97	1.24
8:F1:1264:ARG:O	17:O2:265:ASN:HB3	1.33	1.24
11:I1:987:GLY:CA	15:M1:611:LYS:HG2	1.65	1.24
11:I2:921:GLU:C	15:M3:592:LEU:O	1.75	1.24
11:I4:1271:GLU:HB2	26:X3:528:GLU:OE1	1.34	1.24
2:A2:1133:GLU:O	3:A5:138:LEU:CD2	1.84	1.24
2:A2:1142:PHE:HZ	3:A5:567:VAL:CB	1.48	1.24
1:A3:1083:SER:C	6:D3:798:MET:CG	1.95	1.24
2:A4:970:PHE:C	6:D3:202:GLN:CG	2.02	1.24
2:A4:975:GLU:HB3	6:D3:501:LEU:CB	1.66	1.24
2:A4:1133:GLU:C	3:A6:145:THR:CB	2.04	1.24
3:A6:173:ASN:HB2	5:C4:730:HIS:N	0.92	1.24
3:A6:1319:ILE:CG2	28:Z4:874:ASN:CB	2.15	1.24
8:F1:1203:TRP:CZ2	17:O2:248:SER:CB	2.17	1.24
8:F2:140:GLU:CB	17:O4:237:PRO:HG2	1.56	1.24
11:I1:951:LYS:N	16:N1:403:VAL:HG12	1.46	1.24
11:I1:1664:PHE:HD2	11:I2:1667:GLN:O	1.14	1.24
11:I1:1669:ARG:NH1	11:I2:1642:LEU:HD13	1.52	1.24
11:I2:980:ILE:CA	15:M3:618:GLN:HA	1.66	1.24
11:I2:1017:VAL:CG2	16:N3:411:GLN:HA	1.00	1.24
11:I4:1277:LEU:CD1	26:X3:521:TRP:CD2	2.21	1.24
17:O4:107:THR:CG2	18:P4:321:ILE:HD12	1.64	1.24
1:A1:874:VAL:CG2	6:D3:272:VAL:CG1	2.15	1.24
1:A1:1201:ARG:HH11	2:A2:734:LEU:CD2	1.49	1.24
2:A2:907:SER:O	6:D1:601:PHE:CA	1.80	1.24
2:A2:1159:ASP:N	3:A5:175:GLU:HB2	1.53	1.24
2:A2:1163:TYR:OH	3:A5:137:HIS:NE2	1.63	1.24
2:A4:1139:ILE:N	3:A6:138:LEU:CD1	1.99	1.24
11:I1:884:LEU:HD22	16:N1:396:ILE:CG2	1.54	1.24
11:I1:955:LYS:HE3	16:N1:397:GLU:O	1.10	1.24
11:I1:957:SER:O	20:R1:168:LEU:HD21	1.29	1.24
11:I1:1669:ARG:N	11:I2:1664:PHE:CZ	2.06	1.24
11:I2:1017:VAL:HG13	16:N3:410:MET:CG	1.65	1.24

*Continued on next page...*



*Continued from previous page...*

Atom-1	Atom-2	Interatomic distance (Å)	Clash overlap (Å)
11:I3:1267:LEU:HD23	26:X1:497:ARG:NH2	1.42	1.24
11:I3:1275:SER:OG	26:X1:522:MET:HG2	1.11	1.24
11:I4:1279:THR:CG2	26:X3:523:LEU:CA	2.03	1.24
2:A2:781:ARG:NE	6:D1:673:ARG:HB3	1.50	1.24
2:A2:1133:GLU:C	3:A5:138:LEU:CD2	2.06	1.24
2:A4:861:GLN:N	6:D3:606:LYS:NZ	1.61	1.24
3:A6:233:THR:O	5:C4:738:ASP:CA	1.79	1.24
9:G2:255:LEU:HD12	17:O4:262:ASP:OD1	1.17	1.24
11:I1:1664:PHE:CZ	11:I2:1669:ARG:N	1.97	1.24
11:I2:966:TRP:CZ3	20:R3:167:GLN:HG2	1.67	1.24
11:I2:967:SER:CB	15:M3:625:GLY:CA	2.14	1.24
11:I2:985:ARG:C	15:M3:613:ASP:CB	1.90	1.24
1:A1:870:HIS:O	6:D3:279:HIS:HB3	1.34	1.24
2:A2:1149:THR:HA	5:C2:730:HIS:O	1.30	1.24
2:A2:1149:THR:O	3:A5:173:ASN:HB3	1.33	1.24
2:A4:173:ASN:ND2	6:D3:762:ARG:C	1.90	1.24
2:A4:1148:ARG:HH11	3:A6:131:PRO:CD	1.51	1.24
2:A4:1148:ARG:NH1	3:A6:131:PRO:HG3	1.53	1.24
3:A5:1376:LEU:O	28:Z2:811:LEU:O	1.54	1.24
8:F1:1267:ARG:HG2	17:O2:265:ASN:O	1.36	1.24
11:I1:980:ILE:CB	15:M1:618:GLN:O	1.86	1.24
11:I1:992:ILE:HD13	15:M1:604:ASN:O	1.32	1.24
11:I2:1029:LEU:HD12	16:N3:433:GLU:OE1	1.27	1.24
11:I2:1186:PRO:HG3	17:O4:225:GLN:NE2	0.91	1.24
1:A3:1204:TRP:HB3	2:A4:731:ILE:CG2	1.61	1.23
2:A4:875:LEU:O	6:D3:564:ASN:HB3	1.17	1.23
3:A5:179:TYR:HB3	5:C2:744:PHE:CD2	1.44	1.23
3:A5:993:ASN:O	11:I5:57:GLU:HG2	1.37	1.23
3:A5:1369:ILE:HG21	28:Z2:830:LEU:CB	1.37	1.23
3:A5:1392:ARG:HG2	28:Z2:866:GLU:O	1.27	1.23
8:F1:1267:ARG:CG	17:O2:265:ASN:OD1	1.85	1.23
9:G1:253:SER:OG	15:M2:601:ASP:HB3	1.34	1.23
9:G1:258:LYS:HB2	17:O2:253:LEU:CD2	1.68	1.23
11:I1:931:VAL:HG23	15:M1:603:SER:OG	1.27	1.23
11:I1:953:LEU:N	16:N1:403:VAL:HG21	1.15	1.23
11:I1:1014:ASN:CA	16:N1:411:GLN:O	1.86	1.23
11:I1:1104:LEU:HB3	16:N1:436:ALA:CB	1.68	1.23
11:I2:956:ILE:O	20:R3:166:LEU:HD13	1.27	1.23
11:I2:968:PRO:CD	20:R3:153:GLN:HB2	1.66	1.23
11:I2:1020:ALA:HB3	16:N3:410:MET:N	1.50	1.23
11:I2:1054:ILE:CA	17:O3:280:GLU:N	2.00	1.23

*Continued on next page...*

*Continued from previous page...*

Atom-1	Atom-2	Interatomic distance (Å)	Clash overlap (Å)
2:A2:823:VAL:HA	2:A2:856:PHE:CE1	1.43	1.23
1:A3:1221:ILE:HD13	2:A4:641:ALA:O	1.09	1.23
2:A4:868:GLN:CG	6:D3:608:ILE:HD13	1.58	1.23
2:A4:873:PRO:HG3	6:D3:572:GLU:OE2	1.35	1.23
3:A5:1359:LEU:HB2	28:Z2:878:HIS:N	1.38	1.23
3:A6:1385:GLU:CA	28:Z4:863:ASP:H	1.43	1.23
6:D7:530:ARG:CG	11:I3:181:GLN:HB2	1.68	1.23
11:I1:884:LEU:CD1	16:N1:400:LEU:HD12	1.66	1.23
11:I1:920:PHE:CE1	17:O1:247:TRP:CD1	2.25	1.23
11:I1:947:LEU:CD1	16:N1:411:GLN:HG2	1.66	1.23
11:I1:1043:LEU:O	16:N1:430:ARG:HG3	1.33	1.23
11:I2:920:PHE:CA	15:M3:592:LEU:HA	1.69	1.23
11:I2:942:HIS:HB2	17:O3:259:ASP:O	1.37	1.23
11:I2:1055:GLU:O	17:O3:278:GLU:HA	1.34	1.23
11:I3:1277:LEU:CD2	26:X1:513:PHE:CB	2.15	1.23
1:A3:1224:PRO:CA	2:A4:731:ILE:HD13	1.67	1.23
2:A4:861:GLN:O	6:D3:607:PRO:CG	1.85	1.23
2:A4:972:GLY:CA	6:D3:204:ASN:OD1	1.85	1.23
3:A6:1369:ILE:CB	28:Z4:826:TYR:CB	2.14	1.23
3:A6:1398:LYS:O	28:Z4:886:LEU:CB	1.86	1.23
11:I1:833:PHE:CE2	17:O1:241:SER:HB3	1.72	1.23
11:I1:881:ILE:N	17:O1:249:ARG:HB3	1.18	1.23
11:I1:916:ALA:O	16:N1:389:PHE:HZ	0.91	1.23
11:I1:966:TRP:CG	20:R1:165:SER:O	1.90	1.23
11:I1:967:SER:CB	15:M1:625:GLY:CA	2.09	1.23
11:I1:1107:SER:CB	16:N1:440:GLU:OE1	1.78	1.23
11:I1:1664:PHE:CD2	11:I2:1667:GLN:C	1.85	1.23
11:I2:884:LEU:CG	16:N3:400:LEU:HD11	1.69	1.23
11:I2:990:GLU:CB	17:O3:272:SER:HA	1.68	1.23
1:A1:1221:ILE:CD1	2:A2:618:ALA:HB2	1.68	1.23
2:A4:782:VAL:CG2	6:D3:676:ALA:O	1.87	1.23
2:A4:827:ILE:C	2:A4:863:GLN:HB2	1.52	1.23
2:A4:1055:ARG:HD3	6:D4:762:ARG:CB	1.69	1.23
3:A5:1091:VAL:HG12	11:I5:36:GLU:OE1	1.27	1.23
3:A6:1410:ALA:CA	26:X4:742:ALA:O	1.87	1.23
8:F1:1137:GLN:HG2	17:O2:249:ARG:N	1.48	1.23
11:I2:899:LEU:CG	17:O3:235:ASN:H	1.50	1.23
11:I2:1031:ALA:N	20:R3:173:LEU:HA	1.47	1.23
2:A2:780:GLU:N	6:D1:678:GLY:N	1.87	1.23
2:A2:827:ILE:C	2:A2:863:GLN:CB	1.88	1.23
2:A2:971:ALA:O	6:D1:203:PRO:HG2	1.35	1.23

*Continued on next page...*

*Continued from previous page...*

Atom-1	Atom-2	Interatomic distance (Å)	Clash overlap (Å)
2:A2:1125:LEU:HA	3:A5:137:HIS:CD2	1.74	1.23
2:A4:865:ALA:CB	6:D3:567:LEU:HD21	1.69	1.23
3:A5:1369:ILE:CG2	28:Z2:831:LEU:N	2.00	1.23
3:A5:1374:ALA:CB	28:Z2:823:ALA:C	2.06	1.23
3:A6:189:VAL:CG2	5:C4:745:SER:CB	2.14	1.23
11:I1:894:VAL:HG21	17:O1:238:ALA:CB	1.68	1.23
11:I1:1052:LEU:HD12	17:O1:287:LEU:CD1	1.68	1.23
11:I1:1052:LEU:HD22	16:N1:438:LEU:CG	1.59	1.23
11:I2:887:GLN:CD	16:N3:393:ILE:HA	1.47	1.23
11:I2:956:ILE:O	20:R3:166:LEU:HB2	1.39	1.23
11:I2:1036:PRO:HG2	15:M3:623:LEU:N	1.33	1.23
17:O4:109:PRO:HD2	18:P4:318:PRO:CG	1.69	1.23
2:A2:873:PRO:O	6:D1:563:GLU:CD	1.77	1.22
2:A2:970:PHE:CD1	6:D1:192:TYR:HE1	1.57	1.22
2:A2:973:GLU:CD	6:D1:205:LEU:HD13	1.47	1.22
2:A2:1128:ASP:N	3:A5:137:HIS:HA	1.54	1.22
2:A2:1149:THR:N	5:C2:730:HIS:N	1.85	1.22
2:A4:904:GLN:HE22	6:D3:603:SER:C	1.18	1.22
3:A5:179:TYR:HB3	5:C2:744:PHE:CG	1.34	1.22
3:A5:1029:ILE:HG23	11:I5:69:GLY:C	1.34	1.22
3:A6:1351:MSE:CB	28:Z4:917:ASP:C	1.83	1.22
11:I1:960:SER:HB2	16:N1:395:GLU:OE2	1.31	1.22
11:I2:980:ILE:CB	15:M3:618:GLN:CA	1.96	1.22
11:I2:1015:TYR:HB3	16:N3:412:ASN:OD1	1.34	1.22
11:I2:1048:GLU:O	17:O3:287:LEU:CB	1.87	1.22
11:I2:1100:ILE:HG23	16:N3:433:GLU:OE1	1.12	1.22
11:I3:1275:SER:C	26:X1:522:MET:HB3	1.03	1.22
17:O4:106:HIS:O	18:P4:318:PRO:CG	1.87	1.22
17:O4:110:LEU:HD23	18:P4:321:ILE:CA	1.69	1.22
2:A2:223:THR:CB	6:D1:709:ARG:HH22	1.50	1.22
2:A2:982:THR:CG2	6:D1:494:LEU:C	2.06	1.22
2:A2:1149:THR:C	5:C2:730:HIS:O	1.76	1.22
2:A4:1129:PRO:O	3:A6:142:GLU:CB	1.85	1.22
3:A5:1024:ASP:HB2	11:I5:94:GLU:O	1.37	1.22
3:A5:1369:ILE:CG2	28:Z2:827:GLN:O	1.84	1.22
3:A6:1401:VAL:HA	28:Z4:919:PHE:CB	1.69	1.22
11:I1:880:MET:HE1	17:O1:247:TRP:CZ3	1.73	1.22
11:I1:1055:GLU:HG2	17:O1:280:GLU:CG	1.67	1.22
11:I2:890:TYR:N	17:O3:242:ARG:NE	1.87	1.22
11:I2:968:PRO:HD3	20:R3:153:GLN:CB	1.37	1.22
2:A2:970:PHE:C	6:D1:202:GLN:HG3	1.59	1.22

*Continued on next page...*

*Continued from previous page...*

Atom-1	Atom-2	Interatomic distance (Å)	Clash overlap (Å)
1:A3:835:THR:CG2	6:D1:302:PRO:CG	2.16	1.22
1:A3:1087:GLY:CA	6:D3:796:ALA:O	1.86	1.22
2:A4:983:LEU:HD22	6:D3:497:PHE:CE1	1.75	1.22
2:A4:989:MSE:HE2	6:D3:240:ASP:CG	1.57	1.22
3:A5:177:ILE:O	5:C2:743:LEU:HD23	1.24	1.22
3:A5:188:ALA:CA	5:C2:746:PRO:CG	2.08	1.22
3:A5:1090:SER:O	11:I5:36:GLU:HG3	1.11	1.22
3:A5:1391:ARG:HB2	28:Z2:867:LYS:O	1.05	1.22
3:A6:1410:ALA:HB3	26:X4:742:ALA:C	1.60	1.22
9:G1:250:THR:C	15:M2:605:THR:HG21	1.59	1.22
11:I1:978:LYS:HD3	20:R1:153:GLN:N	1.36	1.22
11:I1:1109:LEU:HB2	16:N1:441:PHE:CA	1.68	1.22
11:I1:1114:VAL:HG22	16:N1:432:TYR:O	1.09	1.22
11:I2:884:LEU:HB2	16:N3:400:LEU:CD1	1.67	1.22
11:I2:1110:SER:OG	16:N3:438:LEU:CG	1.87	1.22
2:A2:780:GLU:N	6:D1:679:ILE:H	1.36	1.22
2:A2:1148:ARG:C	5:C2:730:HIS:N	1.92	1.22
2:A4:879:LEU:HB2	6:D3:564:ASN:CB	1.69	1.22
2:A4:970:PHE:N	6:D3:202:GLN:HG3	0.90	1.22
2:A4:985:ALA:O	6:D3:500:LYS:CD	1.87	1.22
2:A4:1149:THR:OG1	3:A6:173:ASN:O	1.55	1.22
8:F1:1138:TRP:HB2	17:O2:244:GLU:CG	1.68	1.22
11:I1:883:ALA:CA	17:O1:246:LEU:HB2	1.37	1.22
11:I2:890:TYR:N	17:O3:242:ARG:HG3	1.50	1.22
11:I2:980:ILE:CG2	15:M3:621:ARG:HB2	1.69	1.22
11:I4:1274:HIS:ND1	26:X3:531:LEU:CD1	2.03	1.22
2:A2:1151:THR:HG22	3:A5:171:HIS:CD2	1.74	1.22
2:A2:1155:ASN:C	3:A5:175:GLU:HG2	1.57	1.22
2:A4:872:ALA:CB	6:D3:565:MET:HE2	1.56	1.22
2:A4:907:SER:C	6:D3:552:TYR:OH	1.77	1.22
3:A5:1033:GLN:NE2	11:I5:70:GLU:HB3	1.46	1.22
3:A6:1392:ARG:NE	28:Z4:901:ARG:CB	2.00	1.22
6:D3:743:HIS:CD2	11:I2:1528:ARG:HD2	1.73	1.22
11:I1:884:LEU:CG	16:N1:396:ILE:HG22	1.67	1.22
11:I1:1034:ASP:OD1	15:M1:627:LEU:CD2	1.87	1.22
11:I2:896:PRO:HA	17:O3:232:LYS:C	1.58	1.22
11:I2:920:PHE:C	15:M3:592:LEU:CA	2.08	1.22
11:I2:1035:GLN:O	15:M3:623:LEU:CD2	1.84	1.22
11:I2:1059:PRO:HB3	17:O3:273:ASP:O	1.23	1.22
11:I2:1186:PRO:CG	17:O4:225:GLN:NE2	1.82	1.22
11:I3:1267:LEU:HD22	26:X1:497:ARG:NE	1.55	1.22

*Continued on next page...*

*Continued from previous page...*

Atom-1	Atom-2	Interatomic distance (Å)	Clash overlap (Å)
1:A3:1099:GLN:HG2	11:I2:1414:CYS:O	1.38	1.21
2:A4:877:ALA:CA	6:D3:563:GLU:HA	1.34	1.21
6:D7:527:ASN:O	11:I3:181:GLN:CG	1.85	1.21
11:I1:894:VAL:HG21	17:O1:238:ALA:N	1.52	1.21
11:I1:965:ALA:HB3	20:R1:165:SER:N	1.53	1.21
11:I1:990:GLU:HG2	17:O1:275:LEU:CD2	1.69	1.21
11:I1:1037:THR:CB	15:M1:624:ASN:HD21	1.52	1.21
11:I1:1051:LYS:CE	17:O1:289:ASP:H	1.51	1.21
11:I1:1069:SER:C	16:N1:429:GLU:HG2	1.56	1.21
11:I1:1109:LEU:CG	16:N1:441:PHE:HB2	1.65	1.21
11:I2:985:ARG:C	15:M3:613:ASP:HB2	1.43	1.21
11:I3:1273:GLU:HG2	26:X1:535:ALA:CB	1.70	1.21
2:A2:865:ALA:HB3	6:D1:604:ASP:O	1.05	1.21
2:A4:868:GLN:HE21	6:D3:608:ILE:CG1	1.53	1.21
3:A5:1027:HIS:CE1	11:I5:65:LYS:HB2	1.58	1.21
3:A5:1367:THR:O	28:Z2:825:TYR:O	1.56	1.21
3:A5:1369:ILE:HD11	28:Z2:832:PHE:N	1.56	1.21
3:A6:175:GLU:OE2	5:C4:735:ILE:HA	1.37	1.21
3:A6:1376:LEU:HA	28:Z4:814:THR:O	1.36	1.21
8:F2:1090:PRO:CG	17:O4:245:GLU:OE2	1.87	1.21
11:I1:883:ALA:HB1	17:O1:243:LEU:CA	1.69	1.21
11:I1:923:GLY:HA2	15:M1:590:LYS:C	1.59	1.21
11:I1:947:LEU:HD13	17:O1:256:TYR:OH	1.09	1.21
11:I1:952:LEU:CA	16:N1:400:LEU:CD2	2.18	1.21
11:I1:978:LYS:CD	20:R1:153:GLN:N	2.00	1.21
11:I2:899:LEU:HG	17:O3:235:ASN:N	1.55	1.21
11:I2:939:ASN:ND2	17:O3:265:ASN:OD1	1.72	1.21
11:I2:978:LYS:HZ2	20:R3:155:GLU:CB	1.52	1.21
11:I2:1039:ALA:CA	20:R3:170:LEU:HD11	1.67	1.21
11:I2:1048:GLU:O	17:O3:287:LEU:CD2	1.87	1.21
17:O3:162:LYS:N	18:P3:315:GLU:CD	1.94	1.21
2:A2:864:ARG:NH1	6:D1:610:ASN:ND2	1.87	1.21
2:A2:977:VAL:C	6:D1:496:LEU:HD12	1.59	1.21
3:A5:1369:ILE:HG23	28:Z2:827:GLN:O	1.35	1.21
3:A6:1323:VAL:CG1	28:Z4:912:ASP:N	2.03	1.21
3:A6:1369:ILE:HG12	28:Z4:826:TYR:CB	1.70	1.21
9:G1:252:LEU:O	15:M2:602:MET:HG2	1.39	1.21
11:I1:920:PHE:HB2	17:O1:243:LEU:CD2	1.70	1.21
11:I1:934:LEU:C	15:M1:602:MET:O	1.69	1.21
11:I2:874:LEU:N	17:O3:255:GLY:HA3	1.53	1.21
11:I2:895:ARG:NH2	16:N3:386:MET:HG2	1.44	1.21

*Continued on next page...*

*Continued from previous page...*

Atom-1	Atom-2	Interatomic distance (Å)	Clash overlap (Å)
11:I2:900:ARG:HA	17:O3:232:LYS:CE	1.70	1.21
11:I2:980:ILE:HG23	15:M3:621:ARG:CB	1.70	1.21
11:I2:1108:PRO:CG	16:N3:443:GLU:H	1.52	1.21
11:I2:1109:LEU:CB	17:O3:290:TYR:CE2	2.11	1.21
11:I4:1267:LEU:O	26:X3:528:GLU:HG2	1.03	1.21
11:I4:1274:HIS:CE1	26:X3:531:LEU:CG	2.22	1.21
11:I5:1273:GLU:OE2	26:X2:524:SER:CA	1.84	1.21
2:A4:967:GLU:O	6:D3:202:GLN:HB3	1.06	1.21
3:A5:1005:PHE:CE1	11:I5:67:LYS:CE	2.23	1.21
3:A6:1319:ILE:HD13	28:Z4:874:ASN:CB	1.70	1.21
6:D7:179:ASP:OD1	11:I3:49:PRO:HB3	1.38	1.21
11:I1:880:MET:CG	17:O1:250:LEU:HB3	1.63	1.21
11:I1:884:LEU:CG	16:N1:396:ILE:CG2	2.19	1.21
11:I2:882:LYS:HB2	17:O3:245:GLU:O	1.38	1.21
11:I2:939:ASN:HB3	17:O3:265:ASN:OD1	1.41	1.21
11:I2:1039:ALA:HA	20:R3:170:LEU:CD1	1.67	1.21
17:O3:154:ARG:HD2	18:P3:324:LEU:CD1	1.70	1.21
1:A3:1399:ARG:NH1	2:A4:888:GLN:CA	1.94	1.21
2:A4:865:ALA:CB	6:D3:567:LEU:CD2	2.18	1.21
3:A5:179:TYR:CB	5:C2:744:PHE:CD2	2.17	1.21
3:A6:1393:THR:HG23	28:Z4:904:PHE:O	1.06	1.21
11:I1:797:LEU:HD13	17:O1:245:GLU:CG	1.70	1.21
11:I1:849:LEU:HD13	17:O1:247:TRP:CE3	1.75	1.21
11:I1:952:LEU:O	16:N1:400:LEU:HD23	1.38	1.21
11:I2:896:PRO:HA	17:O3:233:THR:CA	1.70	1.21
11:I2:980:ILE:HD11	20:R3:147:LEU:CA	1.68	1.21
2:A4:871:ASN:CB	6:D3:568:ARG:O	1.85	1.20
2:A4:1125:LEU:N	3:A6:136:GLU:HB3	1.53	1.20
2:A4:1148:ARG:C	5:C4:730:HIS:N	1.92	1.20
3:A5:155:TYR:OH	5:C2:740:ARG:CG	1.87	1.20
3:A5:1392:ARG:CG	28:Z2:866:GLU:O	1.88	1.20
3:A6:1358:LEU:HD23	28:Z4:875:LEU:O	1.41	1.20
9:G1:254:ASN:HD21	17:O2:261:LYS:CD	1.53	1.20
11:I1:874:LEU:CD2	17:O1:252:VAL:HG13	1.69	1.20
11:I1:879:VAL:HG13	17:O1:244:GLU:O	1.37	1.20
11:I1:881:ILE:HD11	17:O1:253:LEU:CD1	1.70	1.20
11:I2:888:GLU:N	16:N3:393:ILE:CG2	2.02	1.20
11:I2:922:ASP:CB	15:M3:589:GLY:O	1.88	1.20
11:I2:990:GLU:HB3	17:O3:272:SER:CA	1.69	1.20
11:I4:1279:THR:CG2	26:X3:524:SER:H	1.41	1.20
1:A1:1204:TRP:CE3	2:A2:734:LEU:CD1	2.24	1.20

*Continued on next page...*

*Continued from previous page...*

Atom-1	Atom-2	Interatomic distance (Å)	Clash overlap (Å)
2:A2:874:VAL:HB	6:D1:571:SER:OG	1.20	1.20
2:A2:979:GLY:HA2	6:D1:472:PHE:CA	1.69	1.20
1:A3:1021:LEU:HD11	6:D3:819:ASN:ND2	1.52	1.20
2:A4:1136:LYS:O	3:A6:138:LEU:CD1	1.80	1.20
2:A4:1138:GLU:O	3:A6:130:ILE:CG2	1.87	1.20
3:A5:993:ASN:C	11:I5:57:GLU:HG2	0.83	1.20
3:A5:1369:ILE:CG1	28:Z2:828:LEU:O	1.76	1.20
3:A6:1409:MSE:SE	28:Z4:917:ASP:CA	2.38	1.20
9:G1:258:LYS:CB	17:O2:253:LEU:HD23	1.72	1.20
11:I1:890:TYR:CE1	17:O1:240:GLY:N	1.92	1.20
11:I1:1030:ARG:HG2	20:R1:179:LYS:HE2	1.21	1.20
11:I2:899:LEU:C	17:O3:232:LYS:HG2	1.60	1.20
11:I2:981:VAL:CA	20:R3:147:LEU:CD2	2.20	1.20
11:I2:1053:GLY:HA3	17:O3:281:ALA:C	1.39	1.20
1:A3:1203:TYR:HB3	2:A4:732:GLN:CD	1.47	1.20
2:A4:983:LEU:HD12	6:D3:553:PHE:CB	1.65	1.20
2:A4:1155:ASN:N	3:A6:175:GLU:CB	2.05	1.20
3:A6:1410:ALA:CB	26:X4:742:ALA:O	1.87	1.20
8:F1:1137:GLN:CA	17:O2:248:SER:HB3	1.65	1.20
9:G1:255:LEU:H	15:M2:602:MET:CA	1.55	1.20
11:I1:1052:LEU:O	17:O1:286:ILE:HB	1.32	1.20
11:I2:938:CYS:SG	15:M3:606:LEU:CD1	2.30	1.20
11:I2:952:LEU:HD23	15:M3:602:MET:CG	1.72	1.20
11:I2:1046:HIS:CB	17:O3:280:GLU:O	1.86	1.20
2:A2:874:VAL:CG2	6:D1:571:SER:CB	2.19	1.20
2:A2:970:PHE:CD1	6:D1:196:ILE:CD1	2.25	1.20
3:A6:1337:ALA:O	28:Z4:960:CYS:CB	1.88	1.20
11:I1:919:ALA:CB	16:N1:389:PHE:CA	2.16	1.20
11:I1:985:ARG:N	15:M1:613:ASP:HA	1.33	1.20
11:I1:1037:THR:CA	15:M1:624:ASN:ND2	2.04	1.20
11:I2:1034:ASP:OD2	15:M3:630:LEU:CB	1.89	1.20
1:A1:874:VAL:HB	6:D3:276:GLY:O	1.37	1.20
1:A3:1098:ARG:HD2	11:I2:1414:CYS:CB	1.71	1.20
2:A4:235:TYR:CE1	4:B4:347:LEU:HB2	1.77	1.20
2:A4:874:VAL:HG23	6:D3:568:ARG:O	1.39	1.20
2:A4:879:LEU:N	6:D3:567:LEU:HD12	1.53	1.20
2:A4:975:GLU:CA	6:D3:499:LEU:CB	2.19	1.20
3:A5:1026:PRO:O	11:I5:67:LYS:HA	1.42	1.20
3:A5:1026:PRO:HD2	11:I5:66:LEU:CD2	1.70	1.20
3:A5:1369:ILE:HD11	28:Z2:833:ASP:H	1.07	1.20
8:F1:1137:GLN:CB	17:O2:244:GLU:O	1.88	1.20

*Continued on next page...*

*Continued from previous page...*

Atom-1	Atom-2	Interatomic distance (Å)	Clash overlap (Å)
8:F1:1265:GLN:OE1	17:O2:258:GLU:O	1.60	1.20
11:I1:846:ILE:CD1	15:M1:594:LYS:CE	1.99	1.20
11:I1:924:ILE:CD1	15:M1:595:MET:CG	2.14	1.20
11:I1:939:ASN:O	17:O1:265:ASN:HB2	1.41	1.20
11:I1:966:TRP:CE2	20:R1:165:SER:O	1.95	1.20
11:I1:1021:ILE:HG23	16:N1:406:HIS:CE1	1.76	1.20
11:I1:1604:ALA:CA	11:I2:1739:GLU:O	1.88	1.20
11:I2:840:LEU:HD22	17:O3:247:TRP:CG	1.77	1.20
11:I2:976:ARG:CB	20:R3:149:ARG:H	1.54	1.20
11:I2:980:ILE:CD1	15:M3:622:VAL:HG23	1.69	1.20
1:A1:868:GLN:HA	6:D3:280:GLN:CG	1.72	1.19
2:A2:827:ILE:C	2:A2:863:GLN:HB2	1.52	1.19
2:A2:970:PHE:CG	6:D1:498:GLU:OE1	1.94	1.19
2:A2:1094:ILE:HG12	6:D2:759:GLN:OE1	1.41	1.19
2:A2:1136:LYS:HG2	3:A5:134:VAL:O	1.37	1.19
1:A3:1201:ARG:C	2:A4:731:ILE:O	1.80	1.19
3:A6:234:LEU:HG	5:C4:737:LYS:O	1.39	1.19
8:F2:1088:GLU:OE1	17:O4:247:TRP:C	1.79	1.19
9:G1:250:THR:O	15:M2:605:THR:CB	1.88	1.19
11:I1:956:ILE:CG2	20:R1:166:LEU:HB2	1.71	1.19
11:I1:1021:ILE:HG13	16:N1:410:MET:CB	1.71	1.19
11:I2:899:LEU:CD2	17:O3:235:ASN:CG	2.10	1.19
11:I2:935:GLY:C	17:O3:261:LYS:CE	2.08	1.19
11:I2:948:ALA:HB1	17:O3:253:LEU:C	1.59	1.19
11:I5:1273:GLU:O	26:X2:524:SER:OG	1.55	1.19
17:O3:162:LYS:H	18:P3:315:GLU:CD	1.42	1.19
3:A6:1351:MSE:SE	28:Z4:919:PHE:CB	2.41	1.19
11:I1:986:ASN:C	15:M1:613:ASP:H	1.42	1.19
11:I1:1029:LEU:CG	20:R1:171:ALA:HA	1.48	1.19
11:I2:900:ARG:CA	17:O3:232:LYS:CG	2.19	1.19
11:I2:935:GLY:O	17:O3:261:LYS:CE	1.90	1.19
11:I2:957:SER:CA	20:R3:167:GLN:O	1.89	1.19
2:A4:875:LEU:CD1	6:D3:567:LEU:CD2	1.79	1.19
2:A4:989:MSE:CE	6:D3:240:ASP:CG	2.11	1.19
2:A4:1135:ARG:NH2	3:A6:167:TRP:HZ3	1.32	1.19
2:A4:1159:ASP:N	4:B6:342:ARG:N	1.89	1.19
3:A5:1098:ARG:CD	11:I5:29:GLN:CG	2.21	1.19
3:A5:1151:THR:HA	5:C5:733:LEU:CD1	1.72	1.19
3:A6:232:LEU:HA	5:C4:738:ASP:HB2	1.24	1.19
3:A6:1358:LEU:CG	28:Z4:878:HIS:N	1.99	1.19
3:A6:1416:ARG:HG2	28:Z4:966:CYS:C	1.60	1.19

*Continued on next page...*



*Continued from previous page...*

Atom-1	Atom-2	Interatomic distance (Å)	Clash overlap (Å)
6:D7:530:ARG:C	11:I3:181:GLN:HB3	1.52	1.19
11:I1:966:TRP:CZ3	20:R1:167:GLN:HG2	1.77	1.19
11:I2:884:LEU:CD1	16:N3:400:LEU:CD1	1.82	1.19
11:I2:886:LEU:HD12	17:O3:245:GLU:CB	1.65	1.19
11:I2:900:ARG:HA	17:O3:232:LYS:CG	1.71	1.19
11:I2:920:PHE:O	15:M3:595:MET:HB3	1.42	1.19
11:I2:995:SER:CA	17:O3:267:ALA:HB3	1.72	1.19
11:I2:1020:ALA:HB2	16:N3:407:ALA:C	1.61	1.19
11:I2:1031:ALA:CA	20:R3:173:LEU:HA	1.73	1.19
11:I2:1106:LYS:CA	16:N3:439:ARG:NH1	1.97	1.19
1:A1:873:PRO:CB	6:D3:218:LYS:HZ3	1.53	1.19
2:A2:980:ARG:CG	6:D1:473:GLU:HG2	1.73	1.19
2:A4:986:THR:HB	6:D3:504:LYS:CD	1.66	1.19
2:A4:1129:PRO:O	3:A6:142:GLU:HB2	1.42	1.19
2:A4:1155:ASN:N	3:A6:175:GLU:HB2	1.55	1.19
3:A6:1369:ILE:CG1	28:Z4:826:TYR:HA	1.73	1.19
8:F1:1261:TYR:CD1	17:O2:263:GLN:CB	2.13	1.19
11:I1:1667:GLN:HG2	11:I2:1665:LEU:CB	1.60	1.19
11:I2:951:LYS:HG2	16:N3:404:GLU:CG	1.68	1.19
11:I2:1054:ILE:N	17:O3:282:LYS:N	1.86	1.19
17:O3:151:LEU:CD2	18:P3:325:ILE:CB	2.09	1.19
1:A1:874:VAL:CG2	6:D3:272:VAL:HG12	1.71	1.19
1:A1:1091:VAL:HG12	6:D1:804:SER:OG	1.01	1.19
2:A2:975:GLU:H	6:D1:499:LEU:CG	1.47	1.19
2:A4:970:PHE:CA	6:D3:202:GLN:CG	2.20	1.19
3:A5:222:ALA:CB	5:C2:739:MET:HA	1.72	1.19
3:A6:1354:TRP:O	28:Z4:877:ILE:HA	1.43	1.19
3:A6:1368:GLN:HA	28:Z4:848:SER:CB	1.72	1.19
3:A6:1412:MSE:HE3	28:Z4:965:TYR:CB	1.68	1.19
8:F1:1094:GLY:CA	17:O2:237:PRO:HA	1.70	1.19
11:I1:1021:ILE:N	16:N1:409:ALA:HB3	1.55	1.19
11:I2:874:LEU:CA	17:O3:255:GLY:CA	2.13	1.19
11:I2:896:PRO:CA	17:O3:233:THR:CA	2.21	1.19
11:I2:947:LEU:HD22	17:O3:256:TYR:OH	1.02	1.19
11:I2:980:ILE:O	15:M3:618:GLN:HG3	1.38	1.19
2:A2:235:TYR:CE1	4:B2:347:LEU:HB2	1.77	1.18
2:A2:827:ILE:CA	2:A2:860:GLU:HA	1.63	1.18
2:A2:975:GLU:N	6:D1:499:LEU:HG	1.35	1.18
2:A2:1142:PHE:CD1	3:A5:128:HIS:O	1.95	1.18
2:A4:860:GLU:CG	6:D3:606:LYS:CB	2.15	1.18
2:A4:1129:PRO:HB3	3:A6:142:GLU:CG	1.63	1.18

*Continued on next page...*

*Continued from previous page...*

Atom-1	Atom-2	Interatomic distance (Å)	Clash overlap (Å)
2:A4:1151:THR:CG2	5:C4:734:VAL:N	2.04	1.18
3:A5:1388:ALA:O	28:Z2:867:LYS:CA	1.80	1.18
3:A5:1395:LYS:N	28:Z2:870:ILE:O	1.74	1.18
9:G1:263:MET:CA	16:N2:411:GLN:HB2	1.72	1.18
11:I1:898:VAL:CB	17:O1:235:ASN:O	1.91	1.18
11:I1:918:SER:CB	16:N1:389:PHE:CG	1.83	1.18
11:I1:976:ARG:HB3	20:R1:149:ARG:CB	1.72	1.18
11:I1:1070:LEU:N	16:N1:429:GLU:CG	2.05	1.18
11:I2:1108:PRO:HG3	16:N3:443:GLU:N	1.13	1.18
2:A4:868:GLN:C	6:D3:570:VAL:HG11	1.63	1.18
2:A4:1134:GLU:CA	3:A6:145:THR:OG1	1.90	1.18
3:A6:1323:VAL:HG13	28:Z4:912:ASP:CA	1.72	1.18
11:I1:923:GLY:HA3	15:M1:592:LEU:N	1.08	1.18
11:I1:951:LYS:HG3	16:N1:400:LEU:O	1.44	1.18
11:I1:1020:ALA:CA	16:N1:405:ALA:C	1.97	1.18
11:I1:1037:THR:CG2	20:R1:169:GLY:HA2	1.60	1.18
11:I2:980:ILE:HD11	20:R3:147:LEU:CB	1.74	1.18
17:O3:102:LYS:HG2	18:P3:322:LYS:HE3	1.25	1.18
1:A1:1204:TRP:CD1	2:A2:731:ILE:CG1	2.20	1.18
1:A1:1204:TRP:NE1	2:A2:645:PHE:CE1	2.09	1.18
2:A2:870:HIS:CE1	6:D1:566:PHE:CD1	2.31	1.18
2:A2:986:THR:CG2	6:D1:504:LYS:CD	2.00	1.18
2:A4:880:ALA:CB	6:D3:562:GLY:O	1.91	1.18
3:A5:996:ASN:OD1	11:I5:57:GLU:N	1.72	1.18
3:A6:1151:THR:HA	5:C6:733:LEU:CD1	1.72	1.18
3:A6:1413:SER:H	28:Z4:964:LEU:CB	1.46	1.18
11:I1:880:MET:CB	17:O1:250:LEU:HB2	1.72	1.18
11:I1:894:VAL:HG23	17:O1:238:ALA:HB3	1.25	1.18
11:I1:976:ARG:N	20:R1:149:ARG:CG	2.07	1.18
11:I2:881:ILE:CG2	17:O3:249:ARG:HG2	1.74	1.18
11:I2:896:PRO:CB	17:O3:233:THR:HA	1.73	1.18
11:I2:898:VAL:CG2	17:O3:236:ASP:HA	1.73	1.18
11:I2:947:LEU:HD12	17:O3:260:LEU:CD2	1.72	1.18
2:A2:874:VAL:CG2	6:D1:571:SER:OG	1.92	1.18
1:A3:835:THR:HG21	6:D1:302:PRO:CG	1.71	1.18
2:A4:781:ARG:NH2	6:D3:633:LYS:CE	2.06	1.18
2:A4:969:ASP:C	6:D3:202:GLN:HG3	1.62	1.18
2:A4:975:GLU:CB	6:D3:501:LEU:CD1	2.19	1.18
2:A4:982:THR:HG22	6:D3:493:ALA:O	1.21	1.18
11:I1:877:ILE:CG2	17:O1:253:LEU:HB2	1.71	1.18
11:I1:880:MET:CE	17:O1:247:TRP:CE3	2.26	1.18

*Continued on next page...*

*Continued from previous page...*

Atom-1	Atom-2	Interatomic distance (Å)	Clash overlap (Å)
11:I1:883:ALA:HB2	17:O1:243:LEU:O	1.36	1.18
11:I1:914:ASN:HB2	15:M1:588:MET:N	1.23	1.18
11:I1:1052:LEU:HB2	16:N1:438:LEU:CG	1.42	1.18
11:I2:891:LEU:HD12	16:N3:393:ILE:CD1	1.60	1.18
11:I2:895:ARG:CZ	16:N3:386:MET:SD	2.32	1.18
11:I2:896:PRO:HA	17:O3:233:THR:N	1.59	1.18
11:I2:990:GLU:O	17:O3:271:GLU:HG2	1.44	1.18
11:I2:1067:PHE:N	16:N3:430:ARG:HG2	1.56	1.18
17:O3:147:ALA:HB1	18:P3:328:PRO:CG	1.73	1.18
2:A2:977:VAL:CA	6:D1:496:LEU:HD12	1.52	1.18
2:A2:1151:THR:CA	5:C2:733:LEU:HA	1.67	1.18
1:A3:1201:ARG:CB	2:A4:735:ALA:H	1.57	1.18
2:A4:976:LEU:CD1	6:D3:472:PHE:CE2	2.25	1.18
2:A4:982:THR:CG2	6:D3:496:LEU:CA	2.08	1.18
2:A4:1160:GLN:OE1	3:A6:178:GLY:CA	1.90	1.18
3:A5:1026:PRO:CB	11:I5:73:TYR:CE1	2.27	1.18
11:I1:957:SER:O	20:R1:168:LEU:CD2	1.92	1.18
11:I1:1018:LYS:HE3	16:N1:413:VAL:O	1.41	1.18
11:I1:1113:LEU:HB2	16:N1:435:ALA:CB	1.74	1.18
11:I1:1667:GLN:O	11:I2:1665:LEU:HD23	1.40	1.18
11:I2:890:TYR:CB	17:O3:242:ARG:HB2	1.73	1.18
11:I2:900:ARG:N	17:O3:232:LYS:CG	2.06	1.18
11:I2:931:VAL:HB	15:M3:600:ASN:O	1.38	1.18
11:I2:959:SER:N	20:R3:166:LEU:HD11	0.89	1.18
11:I2:966:TRP:O	20:R3:150:ASN:CA	1.91	1.18
11:I2:989:GLY:CA	15:M3:614:ASP:CG	2.11	1.18
11:I3:1277:LEU:N	26:X1:522:MET:HB2	1.59	1.18
2:A2:1131:ILE:HG13	3:A5:137:HIS:CG	1.78	1.17
1:A3:1233:GLN:HE22	2:A4:726:ALA:CB	1.57	1.17
2:A4:777:LEU:C	6:D3:678:GLY:HA3	1.52	1.17
2:A4:982:THR:HG21	6:D3:495:VAL:C	1.61	1.17
3:A5:994:VAL:N	11:I5:57:GLU:HG2	1.57	1.17
11:I1:846:ILE:HG22	17:O1:247:TRP:CE2	1.78	1.17
11:I1:853:ILE:CG2	17:O1:254:ARG:HD3	1.63	1.17
11:I1:928:LEU:CD2	20:R1:154:ALA:O	1.91	1.17
11:I1:947:LEU:HD13	17:O1:256:TYR:CZ	1.77	1.17
11:I1:955:LYS:HB3	16:N1:396:ILE:O	1.44	1.17
11:I1:1021:ILE:HA	16:N1:406:HIS:ND1	1.55	1.17
11:I2:947:LEU:CG	16:N3:407:ALA:O	1.90	1.17
11:I3:1267:LEU:CD2	26:X1:529:TRP:CZ3	2.26	1.17
1:A1:1221:ILE:CG2	2:A2:645:PHE:H	1.55	1.17

*Continued on next page...*

*Continued from previous page...*

Atom-1	Atom-2	Interatomic distance (Å)	Clash overlap (Å)
2:A2:872:ALA:CB	6:D1:565:MET:HA	1.69	1.17
2:A2:970:PHE:CD1	6:D1:192:TYR:CE1	2.31	1.17
2:A2:980:ARG:CZ	6:D1:525:ARG:CA	2.21	1.17
1:A3:1221:ILE:HD13	2:A4:641:ALA:C	1.63	1.17
3:A5:1098:ARG:HD2	11:I5:29:GLN:NE2	1.60	1.17
3:A5:1395:LYS:HB3	28:Z2:873:LEU:CB	1.62	1.17
8:F1:158:PRO:CG	11:I1:1207:PRO:CD	2.08	1.17
11:I1:1037:THR:CG2	20:R1:173:LEU:CG	2.23	1.17
11:I1:1667:GLN:C	11:I2:1664:PHE:CD2	1.76	1.17
11:I1:1673:VAL:N	11:I2:1611:PHE:C	1.96	1.17
11:I2:1039:ALA:HB1	20:R3:170:LEU:CD2	1.63	1.17
11:I2:1043:LEU:CD1	16:N3:433:GLU:HB3	1.73	1.17
11:I3:1271:GLU:C	26:X1:525:ILE:CG2	2.12	1.17
11:I4:1277:LEU:CD1	26:X3:521:TRP:CG	2.27	1.17
17:O3:101:ASN:OD1	18:P3:322:LYS:HG2	1.42	1.17
2:A2:1143:LEU:CB	3:A5:131:PRO:HA	1.73	1.17
1:A3:1223:GLU:CB	2:A4:676:LEU:HD11	1.73	1.17
2:A4:965:LYS:HE2	6:D3:196:ILE:O	1.45	1.17
2:A4:975:GLU:O	6:D3:496:LEU:O	1.61	1.17
3:A5:1030:THR:N	11:I5:71:GLU:O	1.76	1.17
3:A5:1312:ARG:CD	28:Z2:832:PHE:CA	2.10	1.17
3:A5:1392:ARG:HH11	28:Z2:867:LYS:N	1.41	1.17
3:A6:164:LEU:N	5:C4:743:LEU:CG	1.87	1.17
3:A6:222:ALA:HB1	5:C4:739:MET:SD	1.82	1.17
3:A6:1410:ALA:HB2	26:X4:744:MET:C	1.65	1.17
8:F1:1205:TRP:HE1	17:O2:251:ILE:CG2	1.55	1.17
11:I1:841:PHE:CD1	17:O1:243:LEU:HD11	1.80	1.17
11:I1:945:LEU:CD2	17:O1:258:GLU:HB2	1.75	1.17
11:I1:1015:TYR:CD2	16:N1:412:ASN:ND2	2.09	1.17
11:I1:1739:GLU:N	11:I2:1607:GLN:OE1	1.77	1.17
11:I2:955:LYS:HA	16:N3:399:HIS:C	1.63	1.17
11:I2:1052:LEU:CD2	16:N3:434:LEU:HD11	1.75	1.17
11:I2:1059:PRO:HB3	17:O3:273:ASP:C	1.62	1.17
11:I3:1271:GLU:C	26:X1:525:ILE:HG22	1.63	1.17
11:I4:1279:THR:CB	26:X3:523:LEU:HB2	1.74	1.17
11:I5:1279:THR:OG1	26:X2:520:GLU:CA	1.92	1.17
1:A3:1017:THR:HG22	6:D3:819:ASN:CB	1.74	1.17
2:A4:864:ARG:CB	6:D3:607:PRO:CD	2.17	1.17
2:A4:865:ALA:HA	6:D3:567:LEU:HD22	1.25	1.17
2:A4:1163:TYR:CZ	3:A6:137:HIS:CE1	2.33	1.17
3:A6:1356:SER:HG	28:Z4:884:GLU:N	1.42	1.17

*Continued on next page...*

*Continued from previous page...*

Atom-1	Atom-2	Interatomic distance (Å)	Clash overlap (Å)
11:I1:837:MET:CE	17:O1:243:LEU:H	1.58	1.17
11:I1:882:LYS:CB	17:O1:245:GLU:HB3	1.73	1.17
11:I1:987:GLY:H	15:M1:613:ASP:N	1.31	1.17
11:I1:1055:GLU:CB	17:O1:280:GLU:HB2	1.74	1.17
11:I2:894:VAL:H	17:O3:239:GLN:HG2	1.00	1.17
11:I2:1017:VAL:CG2	17:O3:260:LEU:HD11	1.75	1.17
11:I2:1054:ILE:O	17:O3:281:ALA:CB	1.92	1.17
11:I2:1064:LYS:O	17:O3:274:GLY:HA2	0.99	1.17
11:I4:1277:LEU:HD21	26:X3:511:TYR:CE2	1.77	1.17
18:P1:276:SER:CB	18:P4:322:LYS:HE3	1.65	1.17
2:A2:780:GLU:H	6:D1:678:GLY:CA	1.58	1.17
2:A2:1151:THR:HG22	3:A5:171:HIS:NE2	1.53	1.17
1:A3:1017:THR:CG2	6:D3:819:ASN:HB3	1.75	1.17
1:A3:1052:THR:HG23	6:D3:816:VAL:HG23	1.24	1.17
2:A4:976:LEU:N	6:D3:496:LEU:HA	1.37	1.17
3:A5:177:ILE:HD11	5:C2:740:ARG:NE	1.59	1.17
3:A5:1098:ARG:CZ	11:I5:29:GLN:CG	2.10	1.17
3:A6:166:LEU:CD1	5:C4:741:THR:O	1.93	1.17
11:I1:880:MET:HE2	17:O1:247:TRP:CE3	1.78	1.17
11:I1:922:ASP:O	15:M1:593:ALA:CB	1.93	1.17
11:I1:1021:ILE:CD1	16:N1:410:MET:CA	2.22	1.17
11:I1:1029:LEU:HB3	20:R1:174:ARG:CB	1.74	1.17
11:I1:1110:SER:OG	16:N1:437:VAL:HB	1.44	1.17
11:I1:1114:VAL:N	16:N1:435:ALA:HB1	1.59	1.17
11:I2:946:THR:N	17:O3:260:LEU:H	1.43	1.17
11:I2:951:LYS:HB3	17:O3:253:LEU:CD2	1.75	1.17
11:I2:1020:ALA:CB	16:N3:407:ALA:C	2.13	1.17
11:I2:1051:LYS:HB3	17:O3:288:GLU:N	1.42	1.17
11:I3:1272:TYR:C	26:X1:526:CYS:H	1.17	1.17
11:I5:1273:GLU:C	26:X2:524:SER:OG	1.82	1.17
2:A2:975:GLU:N	6:D1:499:LEU:CG	2.00	1.16
2:A2:1133:GLU:OE1	3:A5:138:LEU:O	1.64	1.16
2:A2:1151:THR:CA	5:C2:733:LEU:HD12	1.74	1.16
2:A4:781:ARG:NH2	6:D3:633:LYS:CD	2.06	1.16
3:A6:166:LEU:HD12	5:C4:741:THR:O	1.43	1.16
3:A6:1401:VAL:CG1	28:Z4:919:PHE:HA	1.73	1.16
3:A6:1416:ARG:HG2	28:Z4:966:CYS:O	1.44	1.16
11:I1:919:ALA:C	15:M1:592:LEU:HD22	1.64	1.16
11:I1:950:LEU:CB	16:N1:407:ALA:HB2	1.68	1.16
11:I1:1108:PRO:HB2	16:N1:443:GLU:H	1.09	1.16
11:I1:1603:ARG:HH12	11:I2:1662:ARG:CD	1.55	1.16

*Continued on next page...*

*Continued from previous page...*

Atom-1	Atom-2	Interatomic distance (Å)	Clash overlap (Å)
11:I1:1611:PHE:CE2	11:I2:1669:ARG:CZ	2.28	1.16
11:I1:1664:PHE:CE2	11:I2:1669:ARG:N	2.08	1.16
2:A2:867:GLU:CG	6:D1:593:ARG:HH21	1.58	1.16
2:A4:870:HIS:HB2	6:D3:566:PHE:CE1	1.80	1.16
2:A4:988:ARG:HH22	6:D3:499:LEU:CA	1.56	1.16
2:A4:1055:ARG:HD2	6:D4:762:ARG:HB3	1.26	1.16
2:A4:1129:PRO:HB2	3:A6:142:GLU:CD	1.62	1.16
2:A4:1151:THR:CA	5:C4:733:LEU:HD12	1.73	1.16
3:A5:1098:ARG:CD	11:I5:29:GLN:HE21	1.58	1.16
3:A5:1312:ARG:HD3	28:Z2:832:PHE:CB	1.76	1.16
3:A6:1358:LEU:HG	28:Z4:878:HIS:N	1.45	1.16
6:D7:531:LEU:CA	11:I3:181:GLN:HB3	1.74	1.16
11:I1:949:CYS:O	16:N1:403:VAL:CG1	1.92	1.16
11:I2:947:LEU:HG	16:N3:407:ALA:O	1.02	1.16
11:I5:1279:THR:CG2	26:X2:520:GLU:CB	2.13	1.16
2:A2:1155:ASN:CA	3:A5:175:GLU:CG	2.22	1.16
2:A2:1159:ASP:H	3:A5:175:GLU:CB	1.58	1.16
2:A4:870:HIS:ND1	6:D3:566:PHE:CD1	2.14	1.16
3:A5:166:LEU:HB3	5:C2:741:THR:O	1.04	1.16
3:A5:222:ALA:CB	5:C2:738:ASP:O	1.94	1.16
3:A5:233:THR:CG2	5:C2:737:LYS:CD	2.22	1.16
3:A6:1393:THR:CG2	28:Z4:904:PHE:O	1.94	1.16
11:I1:955:LYS:HE3	16:N1:397:GLU:C	1.64	1.16
11:I1:956:ILE:HG22	20:R1:166:LEU:HB2	1.16	1.16
11:I1:1038:ILE:CD1	15:M1:620:VAL:CG1	2.03	1.16
11:I1:1607:GLN:HE21	11:I2:1736:LEU:HD12	1.11	1.16
11:I2:797:LEU:HD13	17:O3:245:GLU:CA	1.75	1.16
11:I2:942:HIS:HB2	17:O3:259:ASP:CA	1.66	1.16
11:I3:815:ILE:HG23	26:X1:497:ARG:H	1.06	1.16
11:I4:1269:ARG:C	26:X3:528:GLU:HB2	1.57	1.16
1:A1:1222:ALA:HB2	2:A2:615:LEU:HD12	1.18	1.16
1:A1:1224:PRO:HA	2:A2:723:PHE:O	1.44	1.16
1:A1:1332:ARG:HG3	6:D1:636:ASP:CG	1.65	1.16
3:A5:1369:ILE:HG13	28:Z2:828:LEU:O	1.38	1.16
8:F1:1094:GLY:HA3	17:O2:237:PRO:CA	1.73	1.16
9:G1:255:LEU:HD12	17:O2:257:ALA:HB3	1.19	1.16
11:I1:923:GLY:H	15:M1:592:LEU:HB3	1.11	1.16
11:I1:1056:PRO:O	17:O1:277:GLU:O	1.62	1.16
11:I1:1114:VAL:N	16:N1:435:ALA:CB	2.08	1.16
11:I2:884:LEU:O	16:N3:397:GLU:CG	1.92	1.16
11:I2:938:CYS:C	17:O3:261:LYS:O	1.83	1.16

*Continued on next page...*

*Continued from previous page...*

Atom-1	Atom-2	Interatomic distance (Å)	Clash overlap (Å)
11:I2:953:LEU:CD1	15:M3:606:LEU:HB3	1.75	1.16
11:I2:984:GLU:HB2	15:M3:618:GLN:NE2	1.60	1.16
11:I3:1270:LYS:HE2	26:X1:530:ARG:CG	1.70	1.16
2:A2:227:SER:HB2	6:D1:711:PHE:CD2	1.79	1.16
2:A2:780:GLU:CG	6:D1:678:GLY:C	2.07	1.16
2:A2:876:ARG:CD	6:D1:558:LYS:HG2	1.74	1.16
2:A4:867:GLU:OE1	6:D3:593:ARG:NH2	1.79	1.16
2:A4:876:ARG:HG2	6:D3:563:GLU:O	1.01	1.16
2:A4:908:LEU:HD23	6:D3:601:PHE:HB3	1.22	1.16
2:A4:978:ASP:CB	6:D3:476:VAL:HG22	1.75	1.16
2:A4:985:ALA:CA	6:D3:500:LYS:H	1.59	1.16
2:A4:1133:GLU:N	3:A6:145:THR:HG23	0.83	1.16
8:F2:1091:SER:H	17:O4:245:GLU:N	1.22	1.16
11:I1:927:HIS:O	15:M1:597:LYS:CA	1.74	1.16
11:I1:951:LYS:CG	16:N1:400:LEU:O	1.94	1.16
11:I1:1020:ALA:C	16:N1:405:ALA:O	1.83	1.16
11:I1:1021:ILE:CD1	16:N1:410:MET:HA	1.74	1.16
11:I1:1669:ARG:CA	11:I2:1664:PHE:CZ	2.29	1.16
11:I2:917:TYR:O	15:M3:588:MET:CG	1.93	1.16
11:I2:976:ARG:NH2	20:R3:143:PHE:O	1.76	1.16
11:I2:1030:ARG:C	20:R3:173:LEU:O	1.84	1.16
11:I2:1064:LYS:O	17:O3:274:GLY:CA	1.92	1.16
11:I3:816:ASP:HA	26:X1:498:SER:HB3	1.21	1.16
2:A4:975:GLU:C	6:D3:496:LEU:CA	2.13	1.15
2:A4:1053:ARG:O	6:D4:762:ARG:HG2	1.46	1.15
3:A5:207:LEU:CD1	5:C2:742:ASP:OD1	1.76	1.15
3:A5:222:ALA:N	5:C2:738:ASP:O	1.79	1.15
3:A5:1398:LYS:CB	28:Z2:873:LEU:O	1.94	1.15
3:A6:189:VAL:HG22	5:C4:745:SER:HB3	1.22	1.15
8:F1:1138:TRP:CB	17:O2:244:GLU:CB	1.95	1.15
11:I1:922:ASP:H	15:M1:592:LEU:CG	1.43	1.15
11:I1:966:TRP:N	20:R1:165:SER:OG	1.78	1.15
11:I1:1043:LEU:HB3	16:N1:430:ARG:O	1.46	1.15
11:I1:1107:SER:OG	16:N1:436:ALA:O	1.63	1.15
11:I2:951:LYS:HE3	16:N3:400:LEU:O	0.98	1.15
11:I2:978:LYS:O	15:M3:621:ARG:NH1	1.79	1.15
11:I2:1106:LYS:O	16:N3:440:GLU:CA	1.83	1.15
18:P2:319:VAL:HG23	18:P3:278:ASN:OD1	1.45	1.15
2:A2:779:ASP:H	6:D1:678:GLY:HA2	1.00	1.15
2:A2:1142:PHE:CE1	3:A5:128:HIS:O	1.99	1.15
2:A4:782:VAL:HG23	6:D3:676:ALA:O	1.39	1.15

*Continued on next page...*

Continued from previous page...

Atom-1	Atom-2	Interatomic distance (Å)	Clash overlap (Å)
2:A4:867:GLU:CD	6:D3:605:THR:CB	2.14	1.15
2:A4:973:GLU:CA	6:D3:205:LEU:HB3	1.61	1.15
2:A4:975:GLU:CB	6:D3:501:LEU:CG	2.14	1.15
2:A4:983:LEU:HD12	6:D3:553:PHE:HB3	1.20	1.15
3:A5:164:LEU:CD1	5:C2:743:LEU:O	1.84	1.15
3:A6:1309:GLY:C	28:Z4:830:LEU:CB	2.14	1.15
3:A6:1311:ARG:N	28:Z4:830:LEU:CB	2.09	1.15
3:A6:1316:VAL:HG22	28:Z4:871:HIS:CA	1.73	1.15
3:A6:1319:ILE:CD1	28:Z4:874:ASN:CB	2.24	1.15
3:A6:1335:ALA:N	28:Z4:962:LYS:CB	1.96	1.15
3:A6:1351:MSE:N	28:Z4:917:ASP:CB	2.09	1.15
3:A6:1369:ILE:CG1	28:Z4:826:TYR:CB	2.23	1.15
8:F1:1138:TRP:HB3	17:O2:244:GLU:HB3	1.25	1.15
11:I1:841:PHE:CZ	17:O1:243:LEU:CD1	2.28	1.15
11:I1:955:LYS:CE	16:N1:397:GLU:O	1.93	1.15
11:I1:1665:LEU:HD12	11:I2:1667:GLN:HE21	1.09	1.15
11:I2:947:LEU:CD2	17:O3:256:TYR:OH	1.94	1.15
11:I2:1042:LEU:O	16:N3:430:ARG:NH2	1.78	1.15
11:I2:1049:LEU:O	17:O3:288:GLU:CA	1.93	1.15
11:I2:1108:PRO:CG	16:N3:443:GLU:N	2.09	1.15
11:I5:1279:THR:CG2	26:X2:520:GLU:C	2.15	1.15
17:O3:102:LYS:HB3	18:P3:322:LYS:CE	1.73	1.15
1:A1:868:GLN:CA	6:D3:280:GLN:HG2	1.49	1.15
2:A2:979:GLY:CA	6:D1:472:PHE:CA	2.25	1.15
2:A2:1122:LEU:O	3:A5:136:GLU:HG3	1.45	1.15
2:A2:1151:THR:CG2	5:C2:734:VAL:N	2.04	1.15
3:A5:994:VAL:O	11:I5:61:LYS:HD3	1.45	1.15
3:A5:1098:ARG:NE	11:I5:29:GLN:HG2	0.84	1.15
4:B6:345:LYS:CA	5:C4:737:LYS:HE3	1.75	1.15
8:F1:1137:GLN:CA	17:O2:248:SER:CB	2.05	1.15
9:G1:252:LEU:O	15:M2:602:MET:CG	1.94	1.15
9:G1:253:SER:OG	15:M2:601:ASP:CB	1.92	1.15
11:I1:953:LEU:H	16:N1:403:VAL:CG1	1.59	1.15
11:I1:1540:LYS:CE	11:I2:1739:GLU:HB3	1.76	1.15
11:I2:942:HIS:CB	17:O3:259:ASP:C	2.13	1.15
11:I2:954:GLU:HB3	16:N3:403:VAL:CA	1.75	1.15
11:I2:1055:GLU:O	17:O3:278:GLU:CA	1.92	1.15
1:A1:834:GLU:CB	6:D3:302:PRO:HG3	1.75	1.15
2:A2:873:PRO:O	6:D1:563:GLU:OE1	1.64	1.15
2:A2:979:GLY:CA	6:D1:472:PHE:HB2	1.57	1.15
2:A4:879:LEU:HB2	6:D3:564:ASN:HB2	1.16	1.15

Continued on next page...



*Continued from previous page...*

Atom-1	Atom-2	Interatomic distance (Å)	Clash overlap (Å)
2:A4:1129:PRO:HA	3:A6:142:GLU:HG3	1.17	1.15
6:D7:527:ASN:O	11:I3:181:GLN:HG2	1.45	1.15
11:I1:981:VAL:CG2	20:R1:147:LEU:CD2	2.24	1.15
11:I1:1110:SER:N	16:N1:437:VAL:C	1.88	1.15
11:I1:1665:LEU:CB	11:I2:1667:GLN:HG2	1.62	1.15
11:I2:840:LEU:HB3	17:O3:247:TRP:CD1	1.81	1.15
11:I2:884:LEU:O	16:N3:397:GLU:HG3	1.45	1.15
11:I2:1034:ASP:OD2	15:M3:630:LEU:HB3	1.46	1.15
11:I2:1046:HIS:HB3	17:O3:280:GLU:O	0.98	1.15
11:I3:1278:ALA:C	26:X1:520:GLU:HA	1.68	1.15
17:O2:111:TYR:H	18:P2:325:ILE:CG2	1.58	1.15
21:S3:1032:ILE:HD11	21:S3:1054:LEU:HB2	1.26	1.15
1:A1:1098:ARG:CZ	11:I1:1478:VAL:CG1	2.14	1.15
2:A2:1164:TYR:CD1	4:B5:342:ARG:CD	2.28	1.15
2:A4:235:TYR:CD1	4:B4:347:LEU:HB2	1.82	1.15
2:A4:780:GLU:N	6:D3:677:GLN:C	2.00	1.15
2:A4:867:GLU:N	6:D3:605:THR:CG2	2.10	1.15
2:A4:904:GLN:NE2	6:D3:604:ASP:N	1.94	1.15
2:A4:986:THR:CG2	6:D3:504:LYS:HG3	1.63	1.15
2:A4:1122:LEU:HA	3:A6:132:ASP:O	1.45	1.15
2:A4:1155:ASN:H	3:A6:175:GLU:HB2	0.98	1.15
3:A5:230:LYS:H	5:C2:739:MET:HE3	1.09	1.15
3:A6:159:SER:HA	5:C4:743:LEU:O	1.42	1.15
11:I1:880:MET:HB2	17:O1:250:LEU:CA	1.75	1.15
11:I1:1018:LYS:HE3	16:N1:413:VAL:C	1.42	1.15
11:I1:1669:ARG:HH12	11:I2:1642:LEU:CD1	1.60	1.15
11:I2:1029:LEU:N	20:R3:173:LEU:H	1.44	1.15
11:I2:1051:LYS:NZ	17:O3:285:LYS:HD2	1.60	1.15
11:I4:1275:SER:HA	26:X3:508:LEU:HD11	1.16	1.15
1:A1:873:PRO:CB	6:D3:218:LYS:NZ	2.09	1.14
2:A2:1121:LEU:CA	3:A5:133:LYS:CD	2.25	1.14
1:A3:1222:ALA:HB3	2:A4:723:PHE:CE2	1.82	1.14
2:A4:988:ARG:NH2	6:D3:499:LEU:HA	1.61	1.14
2:A4:1149:THR:HG23	3:A6:173:ASN:N	1.61	1.14
3:A5:1093:THR:CG2	11:I5:37:GLU:OE2	1.87	1.14
3:A6:1410:ALA:CB	26:X4:744:MET:N	2.10	1.14
11:I1:947:LEU:CA	16:N1:407:ALA:HB1	1.77	1.14
11:I1:959:SER:HA	16:N1:395:GLU:CB	1.77	1.14
11:I1:981:VAL:CG2	20:R1:147:LEU:HD21	1.76	1.14
11:I1:1642:LEU:HD13	11:I2:1669:ARG:NH1	1.62	1.14
11:I2:1017:VAL:HG21	17:O3:260:LEU:HD11	1.15	1.14

*Continued on next page...*

*Continued from previous page...*

Atom-1	Atom-2	Interatomic distance (Å)	Clash overlap (Å)
1:A1:831:ALA:O	6:D3:298:ASN:ND2	1.80	1.14
2:A2:1139:ILE:HA	3:A5:131:PRO:HD2	1.27	1.14
1:A3:1052:THR:CB	6:D3:816:VAL:HB	1.64	1.14
2:A4:863:GLN:CG	6:D3:603:SER:O	1.96	1.14
2:A4:974:PRO:HA	6:D3:499:LEU:HD11	1.29	1.14
3:A5:222:ALA:HB1	5:C2:739:MET:CA	1.76	1.14
3:A5:1027:HIS:CG	11:I5:65:LYS:C	2.18	1.14
3:A6:1316:VAL:CG1	28:Z4:870:ILE:C	2.10	1.14
3:A6:1358:LEU:CG	28:Z4:878:HIS:H	1.28	1.14
3:A6:1399:ARG:CB	28:Z4:890:ARG:CB	2.24	1.14
3:A6:1399:ARG:CZ	28:Z4:945:VAL:CB	2.24	1.14
9:G1:258:LYS:O	17:O2:256:TYR:CB	1.94	1.14
11:I1:1103:LEU:CD1	20:R1:175:GLN:HG3	1.74	1.14
11:I1:1114:VAL:HG21	16:N1:436:ALA:N	1.47	1.14
11:I2:921:GLU:CA	15:M3:592:LEU:O	1.94	1.14
11:I2:1024:PHE:HB2	16:N3:406:HIS:CD2	1.81	1.14
11:I2:1051:LYS:HZ3	17:O3:285:LYS:CD	1.60	1.14
11:I2:1052:LEU:HD22	16:N3:438:LEU:CD1	1.75	1.14
2:A2:867:GLU:OE2	6:D1:609:ILE:HG13	1.48	1.14
2:A2:980:ARG:CG	6:D1:473:GLU:CG	2.26	1.14
1:A3:1197:ALA:HB1	2:A4:728:LYS:HG3	1.18	1.14
2:A4:824:ASN:OD1	2:A4:859:GLN:CD	1.86	1.14
2:A4:904:GLN:HE22	6:D3:604:ASP:N	1.45	1.14
2:A4:1055:ARG:HD3	6:D4:762:ARG:CA	1.78	1.14
2:A4:1130:ARG:O	3:A6:161[A]:ASP:HB2	1.44	1.14
3:A5:164:LEU:HD12	5:C2:743:LEU:O	1.46	1.14
3:A5:179:TYR:CB	5:C2:744:PHE:CG	2.30	1.14
9:G1:253:SER:CB	15:M2:601:ASP:CB	2.12	1.14
11:I1:846:ILE:HD11	15:M1:594:LYS:HE3	1.27	1.14
11:I1:947:LEU:CD1	17:O1:256:TYR:OH	1.95	1.14
11:I1:1109:LEU:CG	16:N1:438:LEU:HA	1.62	1.14
11:I2:967:SER:CB	15:M3:625:GLY:HA2	1.75	1.14
11:I2:1048:GLU:HB3	17:O3:284:LYS:O	1.47	1.14
2:A2:824:ASN:OD1	2:A2:859:GLN:CD	1.86	1.14
2:A2:873:PRO:O	6:D1:563:GLU:HB3	1.44	1.14
2:A2:981:PRO:HG2	6:D1:504:LYS:CG	1.77	1.14
2:A2:1157:TYR:HB2	3:A5:174:PRO:O	1.43	1.14
2:A4:780:GLU:CD	6:D3:679:ILE:CG1	2.09	1.14
3:A5:232:LEU:HA	5:C2:737:LYS:O	1.48	1.14
3:A6:232:LEU:HD22	5:C4:740:ARG:CG	1.77	1.14
11:I1:841:PHE:CG	17:O1:243:LEU:CD1	2.30	1.14

*Continued on next page...*

*Continued from previous page...*

Atom-1	Atom-2	Interatomic distance (Å)	Clash overlap (Å)
11:I1:873:ILE:HG22	17:O1:255:GLY:N	1.61	1.14
11:I1:883:ALA:CB	17:O1:243:LEU:C	2.14	1.14
11:I1:922:ASP:HB3	15:M1:589:GLY:HA2	1.28	1.14
11:I1:963:LEU:HD21	20:R1:176:ARG:HH22	0.99	1.14
11:I1:966:TRP:CE3	20:R1:167:GLN:HB3	1.70	1.14
11:I1:980:ILE:HB	15:M1:618:GLN:C	1.68	1.14
11:I1:987:GLY:H	15:M1:613:ASP:CA	1.61	1.14
11:I2:888:GLU:N	16:N3:393:ILE:HG21	1.58	1.14
11:I2:931:VAL:CB	15:M3:600:ASN:O	1.95	1.14
11:I2:955:LYS:NZ	17:O3:249:ARG:NH2	1.95	1.14
11:I2:980:ILE:CD1	20:R3:147:LEU:HB2	1.64	1.14
11:I2:981:VAL:H	20:R3:147:LEU:CD1	1.57	1.14
11:I2:990:GLU:O	17:O3:272:SER:N	1.78	1.14
11:I2:994:ALA:O	17:O3:267:ALA:HB1	1.43	1.14
1:A1:1223:GLU:OE1	2:A2:761:GLN:CD	1.84	1.14
1:A1:1399:ARG:N	2:A2:888:GLN:OE1	1.81	1.14
2:A2:862:LEU:N	6:D1:606:LYS:HE3	1.55	1.14
2:A2:870:HIS:CG	6:D1:566:PHE:CD1	2.35	1.14
2:A2:1155:ASN:HA	3:A5:175:GLU:HG2	1.16	1.14
1:A3:1224:PRO:HB2	2:A4:727:ASN:C	1.65	1.14
2:A4:781:ARG:NH2	6:D3:633:LYS:HE2	1.60	1.14
2:A4:781:ARG:HD2	6:D3:633:LYS:NZ	1.59	1.14
2:A4:879:LEU:HD12	6:D3:564:ASN:OD1	0.98	1.14
3:A6:190:ALA:CB	5:C4:748:ASN:HD21	1.61	1.14
3:A6:1410:ALA:HB3	26:X4:742:ALA:O	1.38	1.14
8:F1:1093:LEU:HB3	17:O2:244:GLU:OE1	1.36	1.14
11:I1:841:PHE:CD2	15:M1:588:MET:CE	2.07	1.14
11:I1:947:LEU:HA	16:N1:407:ALA:HB1	1.23	1.14
11:I1:1543:LEU:O	12:J2:300:ILE:HG23	1.48	1.14
11:I1:1667:GLN:NE2	11:I2:1665:LEU:HD12	1.61	1.14
11:I2:966:TRP:CE3	20:R3:167:GLN:NE2	2.15	1.14
11:I2:1046:HIS:HB3	17:O3:280:GLU:C	1.69	1.14
11:I3:1267:LEU:CG	26:X1:497:ARG:CZ	2.23	1.14
2:A2:779:ASP:CA	6:D1:675:ARG:HA	1.53	1.13
2:A2:1139:ILE:HG21	3:A5:134:VAL:N	1.62	1.13
2:A2:1148:ARG:HD2	3:A5:172:PRO:HA	1.20	1.13
2:A2:1157:TYR:HD2	3:A5:174:PRO:C	1.52	1.13
1:A3:1204:TRP:HB3	2:A4:731:ILE:HG22	1.30	1.13
3:A5:230:LYS:N	5:C2:739:MET:CE	2.10	1.13
3:A5:995:VAL:O	11:I5:61:LYS:HB3	1.45	1.13
11:I1:880:MET:O	17:O1:246:LEU:CG	1.96	1.13

*Continued on next page...*

*Continued from previous page...*

Atom-1	Atom-2	Interatomic distance (Å)	Clash overlap (Å)
11:I1:1035:GLN:H	15:M1:627:LEU:HD23	1.09	1.13
11:I1:1039:ALA:N	20:R1:169:GLY:CA	2.02	1.13
11:I1:1665:LEU:HD23	11:I2:1667:GLN:O	1.43	1.13
11:I2:976:ARG:O	20:R3:150:ASN:HB2	1.42	1.13
11:I2:980:ILE:CD1	15:M3:622:VAL:CG2	2.23	1.13
11:I2:981:VAL:HB	20:R3:147:LEU:HD23	1.28	1.13
11:I2:983:LEU:HD22	15:M3:617:THR:OG1	0.98	1.13
11:I2:1034:ASP:OD1	15:M3:627:LEU:HA	1.47	1.13
11:I2:1067:PHE:CG	16:N3:432:TYR:N	1.88	1.13
1:A1:1201:ARG:CD	2:A2:734:LEU:HD23	1.76	1.13
1:A1:1224:PRO:HD2	2:A2:734:LEU:HD22	1.31	1.13
2:A2:235:TYR:CD1	4:B2:347:LEU:HB2	1.82	1.13
2:A2:1133:GLU:O	3:A5:138:LEU:HD22	1.36	1.13
2:A2:1149:THR:HG23	3:A5:172:PRO:HG3	1.25	1.13
2:A4:172:PRO:HB3	6:D3:781:ARG:CD	1.79	1.13
2:A4:985:ALA:HB1	6:D3:500:LYS:CA	1.78	1.13
2:A4:1161:ALA:HB1	3:A6:137:HIS:CE1	1.78	1.13
3:A5:155:TYR:OH	5:C2:740:ARG:HG2	1.46	1.13
3:A5:1027:HIS:ND1	11:I5:65:LYS:HB3	1.61	1.13
3:A6:1413:SER:N	28:Z4:964:LEU:CB	2.08	1.13
8:F1:1138:TRP:CD1	17:O2:244:GLU:HG2	1.82	1.13
9:G1:270:ARG:CB	16:N2:413:VAL:O	1.96	1.13
11:I1:920:PHE:O	15:M1:592:LEU:CA	1.85	1.13
11:I1:952:LEU:CD1	16:N1:400:LEU:HD22	1.63	1.13
11:I1:976:ARG:N	20:R1:149:ARG:HH11	1.46	1.13
11:I1:1104:LEU:HD13	16:N1:433:GLU:HA	1.13	1.13
11:I2:894:VAL:HB	17:O3:239:GLN:N	1.13	1.13
11:I2:1044:GLY:HA2	17:O3:275:LEU:CD1	1.76	1.13
11:I3:1273:GLU:HA	26:X1:523:LEU:HA	1.16	1.13
2:A2:223:THR:OG1	6:D1:709:ARG:NH2	1.81	1.13
2:A2:968:SER:HA	6:D1:202:GLN:N	1.62	1.13
2:A2:970:PHE:CD1	6:D1:196:ILE:HD12	1.84	1.13
2:A2:979:GLY:CA	6:D1:473:GLU:N	2.06	1.13
2:A2:980:ARG:HG3	6:D1:526:LEU:N	1.62	1.13
2:A2:986:THR:OG1	6:D1:497:PHE:CE1	2.00	1.13
1:A3:1054:SER:O	6:D3:809:ALA:HB1	0.97	1.13
3:A5:233:THR:CG2	5:C2:737:LYS:HB3	1.78	1.13
3:A6:1309:GLY:O	28:Z4:830:LEU:N	1.81	1.13
3:A6:1414:PHE:N	28:Z4:963:LYS:C	2.00	1.13
11:I1:927:HIS:O	15:M1:597:LYS:HA	1.43	1.13
11:I1:1048:GLU:HG2	17:O1:284:LYS:O	1.45	1.13

*Continued on next page...*

*Continued from previous page...*

Atom-1	Atom-2	Interatomic distance (Å)	Clash overlap (Å)
11:I1:1607:GLN:O	12:J2:298:PHE:CG	1.64	1.13
11:I2:882:LYS:CB	17:O3:245:GLU:O	1.96	1.13
11:I2:931:VAL:C	15:M3:605:THR:HG23	1.48	1.13
11:I2:943:ALA:HA	17:O3:260:LEU:HD13	1.26	1.13
11:I2:1041:GLN:NE2	15:M3:617:THR:HG22	1.64	1.13
11:I2:1045:PHE:CE2	16:N3:434:LEU:HB2	1.77	1.13
11:I2:1113:LEU:CD2	17:O3:282:LYS:HE2	1.78	1.13
11:I4:1274:HIS:CE1	26:X3:529:TRP:CB	2.29	1.13
11:I4:1275:SER:CB	26:X3:525:ILE:CG1	2.22	1.13
1:A1:1331:GLU:OE1	2:A2:857:LYS:CE	1.95	1.13
2:A2:874:VAL:H	6:D1:568:ARG:HA	0.98	1.13
2:A4:982:THR:HG23	6:D3:496:LEU:CB	1.79	1.13
3:A6:1411:ARG:HB2	28:Z4:968:ARG:CB	1.79	1.13
3:A6:1413:SER:C	28:Z4:963:LYS:CB	2.17	1.13
11:I1:797:LEU:HD13	17:O1:245:GLU:CA	1.76	1.13
11:I1:887:GLN:CB	16:N1:393:ILE:HG21	1.17	1.13
11:I1:950:LEU:CB	16:N1:407:ALA:CB	2.19	1.13
11:I1:1043:LEU:HA	16:N1:430:ARG:HB2	1.17	1.13
11:I2:835:ARG:O	17:O3:244:GLU:OE2	1.61	1.13
11:I2:874:LEU:O	17:O3:252:VAL:HA	1.46	1.13
11:I2:880:MET:CE	15:M3:598:GLU:OE1	1.97	1.13
2:A2:780:GLU:HB2	6:D1:677:GLN:O	0.96	1.13
1:A1:1396:GLY:CA	2:A2:888:GLN:CB	2.16	1.12
2:A2:876:ARG:HD2	6:D1:558:LYS:HG2	1.25	1.12
2:A2:970:PHE:HA	6:D1:192:TYR:CE1	1.83	1.12
2:A2:988:ARG:NH2	6:D1:498:GLU:O	1.80	1.12
2:A4:778:PHE:N	6:D3:678:GLY:HA3	1.29	1.13
2:A4:908:LEU:CA	6:D3:552:TYR:HE1	1.60	1.13
2:A4:861:GLN:O	6:D3:607:PRO:CD	1.95	1.12
2:A4:973:GLU:O	6:D3:499:LEU:CG	1.97	1.12
3:A5:207:LEU:HD13	5:C2:742:ASP:CB	1.74	1.13
3:A5:1026:PRO:CG	11:I5:73:TYR:HD1	1.35	1.13
3:A5:1367:THR:O	28:Z2:825:TYR:C	1.87	1.12
3:A6:166:LEU:CB	5:C4:740:ARG:HB3	1.64	1.12
3:A6:1391:ARG:HA	28:Z4:869:HIS:CB	1.76	1.12
3:A6:1399:ARG:NE	28:Z4:945:VAL:CB	2.11	1.12
8:F2:140:GLU:HB3	17:O4:237:PRO:HG2	1.20	1.12
11:I1:797:LEU:HD22	17:O1:245:GLU:HG3	1.16	1.12
11:I1:873:ILE:O	17:O1:251:ILE:CG2	1.97	1.12
11:I1:939:ASN:O	17:O1:262:ASP:C	1.87	1.13
2:A4:976:LEU:HD11	6:D3:501:LEU:HD22	1.25	1.12

*Continued on next page...*

*Continued from previous page...*

Atom-1	Atom-2	Interatomic distance (Å)	Clash overlap (Å)
11:I1:939:ASN:ND2	17:O1:265:ASN:OD1	1.80	1.12
11:I1:956:ILE:HA	20:R1:166:LEU:HD22	1.22	1.13
11:I1:1035:GLN:HG3	15:M1:623:LEU:O	1.46	1.12
11:I1:1041:GLN:CB	15:M1:620:VAL:CG2	1.97	1.12
11:I2:833:PHE:C	17:O3:241:SER:HB2	1.68	1.13
11:I2:966:TRP:CE3	20:R3:167:GLN:HB3	1.84	1.12
11:I2:1029:LEU:HB3	20:R3:174:ARG:HG3	1.28	1.13
17:O4:107:THR:CG2	18:P4:321:ILE:CD1	2.27	1.12
2:A2:827:ILE:HD12	2:A2:859:GLN:HB2	1.23	1.12
2:A2:980:ARG:NE	6:D1:525:ARG:CA	2.11	1.12
2:A2:1131:ILE:HG13	3:A5:137:HIS:CD2	1.83	1.12
2:A2:1135:ARG:HD3	3:A5:157:TRP:C	1.68	1.12
2:A4:975:GLU:N	6:D3:499:LEU:CB	2.13	1.12
2:A4:1094:ILE:HD11	6:D4:708:ASP:CA	1.79	1.12
2:A4:1114:ILE:HD11	5:C4:731:LYS:CG	1.80	1.12
2:A4:1133:GLU:CA	3:A6:145:THR:CG2	2.27	1.12
2:A4:1139:ILE:H	3:A6:138:LEU:HD12	1.04	1.12
2:A4:1148:ARG:HB3	3:A6:173:ASN:HA	1.14	1.12
2:A4:1156:ASP:HA	3:A6:166:LEU:O	1.48	1.12
3:A5:1029:ILE:CG2	11:I5:71:GLU:H	1.62	1.12
3:A5:1368:GLN:CB	28:Z2:841:ALA:CA	2.17	1.12
3:A6:163:SER:C	5:C4:743:LEU:CG	2.16	1.12
5:C3:732:LYS:NZ	11:I2:1225:LYS:CD	2.11	1.12
11:I1:1037:THR:HB	20:R1:173:LEU:CD2	1.60	1.12
11:I1:1042:LEU:O	16:N1:430:ARG:HD2	1.49	1.12
11:I1:1739:GLU:O	11:I2:1604:ALA:CA	1.96	1.12
11:I2:890:TYR:H	17:O3:242:ARG:NE	1.45	1.12
11:I2:987:GLY:H	15:M3:613:ASP:HB3	1.09	1.12
11:I2:1052:LEU:CD2	16:N3:438:LEU:HD11	1.77	1.12
11:I2:1110:SER:OG	16:N3:438:LEU:HG	0.95	1.12
1:A1:1332:ARG:CG	6:D1:636:ASP:CB	1.94	1.12
2:A2:970:PHE:CD2	6:D1:498:GLU:OE1	2.02	1.12
2:A2:1143:LEU:CD1	3:A5:132:ASP:N	2.11	1.12
1:A3:1021:LEU:CG	6:D3:816:VAL:HG13	1.77	1.12
1:A3:1220:PRO:CB	2:A4:646:ILE:CD1	2.23	1.12
2:A4:1138:GLU:O	3:A6:130:ILE:HD13	1.01	1.12
2:A4:1139:ILE:H	3:A6:138:LEU:HD11	0.95	1.12
3:A5:1094:ILE:HG13	11:I5:4:LEU:HD12	1.21	1.12
3:A5:1415:PHE:H	28:Z2:960:CYS:N	1.48	1.12
8:F1:1138:TRP:CB	17:O2:244:GLU:CG	2.25	1.12
11:I1:880:MET:CG	17:O1:247:TRP:CA	2.27	1.12

*Continued on next page...*

*Continued from previous page...*

Atom-1	Atom-2	Interatomic distance (Å)	Clash overlap (Å)
11:I1:920:PHE:CZ	17:O1:247:TRP:NE1	2.15	1.12
11:I1:976:ARG:NH2	15:M1:622:VAL:HG21	1.63	1.12
11:I1:1029:LEU:CG	20:R1:171:ALA:CA	1.84	1.12
11:I1:1040:HIS:HD1	15:M1:623:LEU:HD11	1.12	1.12
11:I1:1049:LEU:HD12	15:M1:626:HIS:NE2	1.37	1.12
11:I2:890:TYR:N	17:O3:242:ARG:CD	2.12	1.12
11:I2:898:VAL:HG22	17:O3:237:PRO:HD3	1.24	1.12
11:I2:921:GLU:N	15:M3:592:LEU:HG	1.34	1.12
11:I2:1041:GLN:HE22	15:M3:617:THR:HG22	1.02	1.12
11:I2:1043:LEU:HD11	16:N3:433:GLU:HB3	1.16	1.12
11:I3:1270:LYS:HE2	26:X1:530:ARG:HG2	1.16	1.12
1:A1:1091:VAL:HG11	6:D1:804:SER:CB	1.67	1.12
1:A1:1200:ARG:H	2:A2:729:SER:HB2	0.97	1.12
2:A2:873:PRO:O	6:D1:563:GLU:CG	1.97	1.12
2:A2:989:MSE:HG2	6:D1:500:LYS:HD2	1.26	1.12
2:A2:1114:ILE:HD11	5:C2:731:LYS:CG	1.80	1.12
2:A2:1151:THR:HG23	5:C2:734:VAL:H	1.04	1.12
2:A4:782:VAL:CG2	6:D3:677:GLN:HA	1.79	1.12
3:A5:1101:GLN:NE2	11:I5:33:THR:CG2	1.90	1.12
3:A5:1369:ILE:CG2	28:Z2:831:LEU:H	1.56	1.12
3:A5:1395:LYS:HG3	28:Z2:870:ILE:O	1.49	1.12
3:A5:1395:LYS:HA	28:Z2:873:LEU:CB	1.72	1.12
3:A5:1405:LEU:N	28:Z2:918:PHE:N	1.76	1.12
3:A6:1358:LEU:CD2	28:Z4:875:LEU:HA	1.76	1.12
8:F1:1137:GLN:CB	17:O2:248:SER:N	1.97	1.12
9:G1:254:ASN:CG	15:M2:605:THR:CB	2.14	1.12
9:G1:258:LYS:H	17:O2:253:LEU:CA	1.59	1.12
9:G1:263:MET:N	17:O2:256:TYR:CZ	2.17	1.12
11:I1:923:GLY:CA	15:M1:591:ASP:C	2.06	1.12
11:I1:950:LEU:HB3	16:N1:407:ALA:N	1.46	1.12
11:I1:966:TRP:CD1	20:R1:165:SER:O	2.03	1.12
11:I1:983:LEU:HD11	15:M1:604:ASN:CG	1.40	1.12
11:I1:984:GLU:C	15:M1:613:ASP:HA	1.69	1.12
11:I1:1040:HIS:HD1	15:M1:623:LEU:CD1	1.60	1.12
11:I2:900:ARG:HB2	17:O3:232:LYS:HD3	1.32	1.12
11:I2:979:ALA:CB	20:R3:167:GLN:HE22	1.62	1.12
11:I2:983:LEU:CD2	15:M3:617:THR:OG1	1.91	1.12
11:I2:1028:CYS:C	20:R3:173:LEU:N	1.99	1.12
11:I4:1275:SER:N	26:X3:525:ILE:HB	0.80	1.12
17:O3:162:LYS:HG3	18:P3:315:GLU:OE1	1.50	1.12
1:A1:1399:ARG:NH2	2:A2:885:LEU:C	2.02	1.12

*Continued on next page...*

*Continued from previous page...*

Atom-1	Atom-2	Interatomic distance (Å)	Clash overlap (Å)
2:A2:827:ILE:O	2:A2:863:GLN:CB	0.82	1.12
2:A2:989:MSE:H	6:D1:500:LYS:CE	1.53	1.12
1:A3:1021:LEU:CD1	6:D3:816:VAL:HA	1.79	1.12
2:A4:864:ARG:NH2	6:D3:610:ASN:CG	2.02	1.12
2:A4:970:PHE:CZ	6:D3:498:GLU:OE2	1.88	1.12
3:A5:1395:LYS:HB2	28:Z2:870:ILE:HA	1.17	1.12
3:A5:1398:LYS:CD	28:Z2:873:LEU:O	1.97	1.12
11:I1:881:ILE:H	17:O1:249:ARG:C	1.53	1.12
11:I2:880:MET:SD	17:O3:250:LEU:CD2	2.37	1.12
11:I2:891:LEU:HD11	16:N3:393:ILE:HD11	1.17	1.12
11:I2:957:SER:HA	20:R3:167:GLN:C	1.69	1.12
11:I2:980:ILE:HB	15:M3:618:GLN:CB	1.78	1.12
11:I2:1020:ALA:CB	16:N3:410:MET:N	2.09	1.12
11:I2:1106:LYS:HA	16:N3:439:ARG:NH1	1.23	1.12
17:O3:155:VAL:HB	18:P3:321:ILE:HG23	1.19	1.12
21:S2:1032:ILE:HD11	21:S2:1054:LEU:HB2	1.26	1.12
2:A2:876:ARG:NH1	6:D1:563:GLU:N	1.85	1.11
2:A4:827:ILE:O	2:A4:863:GLN:CB	0.82	1.11
3:A5:1024:ASP:CB	11:I5:98:ALA:HB3	1.79	1.11
3:A5:1026:PRO:CD	11:I5:66:LEU:HD23	1.80	1.11
3:A5:1363:ASP:H	28:Z2:875:LEU:CB	1.63	1.11
3:A6:1401:VAL:HG13	28:Z4:919:PHE:HA	1.22	1.11
11:I1:837:MET:CE	17:O1:243:LEU:N	2.12	1.11
11:I1:846:ILE:C	15:M1:594:LYS:HD2	1.63	1.11
11:I1:894:VAL:CG2	17:O1:238:ALA:CB	2.24	1.11
11:I1:913:ALA:H	15:M1:584:GLN:NE2	1.47	1.11
11:I1:976:ARG:NH2	15:M1:622:VAL:CG2	2.13	1.11
11:I2:976:ARG:NH1	15:M3:622:VAL:CG2	2.08	1.11
11:I2:977:ASN:OD1	15:M3:621:ARG:HB3	1.47	1.11
11:I2:977:ASN:HB2	20:R3:150:ASN:HB3	1.15	1.11
11:I2:999:SER:HB2	17:O3:264:ILE:HG21	1.24	1.11
11:I4:1274:HIS:ND1	26:X3:531:LEU:HD12	1.59	1.11
18:P2:319:VAL:HG23	18:P3:278:ASN:CG	1.70	1.11
1:A1:870:HIS:CB	6:D3:280:GLN:N	2.12	1.11
1:A1:1091:VAL:HG12	6:D1:804:SER:CB	1.66	1.11
1:A1:1199:GLN:O	2:A2:730:THR:HA	1.49	1.11
2:A2:826:ASN:HA	6:D1:633:LYS:HB2	1.29	1.11
2:A2:1151:THR:CG2	5:C2:734:VAL:H	1.43	1.11
2:A4:868:GLN:CG	6:D3:608:ILE:HD12	1.63	1.11
2:A4:868:GLN:NE2	6:D3:608:ILE:HD12	1.65	1.11
3:A5:207:LEU:CD1	5:C2:742:ASP:CB	2.28	1.11

*Continued on next page...*



*Continued from previous page...*

Atom-1	Atom-2	Interatomic distance (Å)	Clash overlap (Å)
3:A5:222:ALA:C	5:C2:738:ASP:O	1.73	1.11
3:A5:1029:ILE:CG2	11:I5:71:GLU:N	2.12	1.11
3:A6:1311:ARG:H	28:Z4:830:LEU:CB	1.64	1.11
6:D7:530:ARG:CB	11:I3:181:GLN:HB2	1.72	1.11
8:F2:140:GLU:HB2	17:O4:237:PRO:CG	1.70	1.11
9:G1:254:ASN:HD21	17:O2:261:LYS:HD2	1.14	1.11
11:I1:843:GLU:CA	15:M1:587:GLU:OE2	1.97	1.11
11:I1:877:ILE:HG21	17:O1:253:LEU:N	1.42	1.11
11:I1:877:ILE:CB	17:O1:252:VAL:N	1.97	1.11
11:I1:884:LEU:HD22	16:N1:396:ILE:HB	1.21	1.11
11:I1:1021:ILE:CD1	16:N1:410:MET:CG	2.25	1.11
11:I1:1024:PHE:HB3	16:N1:406:HIS:CG	1.84	1.11
11:I1:1055:GLU:CG	17:O1:280:GLU:HB2	1.78	1.11
11:I1:1071:LEU:H	16:N1:429:GLU:CG	1.63	1.11
11:I1:1108:PRO:HB3	16:N1:443:GLU:HB2	1.29	1.11
11:I2:911:PRO:HB3	15:M3:584:GLN:NE2	1.51	1.11
11:I2:1037:THR:HG21	20:R3:169:GLY:CA	1.79	1.11
11:I2:1039:ALA:C	20:R3:170:LEU:CD2	2.19	1.11
11:I3:1270:LYS:HB2	26:X1:529:TRP:CA	1.54	1.11
11:I4:1275:SER:CA	26:X3:525:ILE:HB	1.79	1.11
1:A1:870:HIS:CB	6:D3:279:HIS:CG	2.24	1.11
1:A1:1229:VAL:HG21	2:A2:725:GLU:HG2	1.33	1.11
2:A2:864:ARG:CZ	6:D1:610:ASN:ND2	2.12	1.11
2:A4:875:LEU:O	6:D3:567:LEU:CG	1.81	1.11
2:A4:988:ARG:HH22	6:D3:499:LEU:HA	0.96	1.11
8:F1:1262:HIS:ND1	17:O2:259:ASP:CA	2.13	1.11
11:I1:881:ILE:HD11	17:O1:253:LEU:HD12	1.30	1.11
11:I1:923:GLY:N	15:M1:592:LEU:HB3	1.62	1.11
11:I1:924:ILE:HG13	15:M1:596:ILE:HG13	1.21	1.11
11:I1:934:LEU:CA	15:M1:602:MET:CE	2.29	1.11
11:I1:937:TYR:O	17:O1:257:ALA:O	1.67	1.11
11:I1:967:SER:HB3	15:M1:625:GLY:HA2	1.27	1.11
11:I1:1048:GLU:OE1	20:R1:143:PHE:CD1	0.76	1.11
11:I2:881:ILE:HG22	17:O3:249:ARG:CG	1.79	1.11
11:I2:895:ARG:HA	17:O3:236:ASP:N	1.45	1.11
11:I2:925:LEU:HD13	20:R3:156:GLY:H	0.99	1.11
1:A3:1084:ARG:O	6:D3:797:GLY:HA3	1.51	1.11
1:A3:1099:GLN:NE2	11:I2:1415:SER:C	2.04	1.11
2:A4:976:LEU:CD2	6:D3:245:ARG:NH1	2.14	1.11
2:A4:1156:ASP:CB	3:A6:176:LEU:CD2	2.29	1.11
3:A5:998:SER:CB	11:I5:62:GLU:OE1	1.97	1.11

*Continued on next page...*

*Continued from previous page...*

Atom-1	Atom-2	Interatomic distance (Å)	Clash overlap (Å)
3:A6:1362:ALA:HB3	28:Z4:873:LEU:N	1.34	1.11
3:A6:1367:THR:HG21	28:Z4:849:ALA:O	1.34	1.11
11:I1:934:LEU:O	15:M1:606:LEU:HB2	1.46	1.11
11:I1:950:LEU:HD22	16:N1:406:HIS:CG	1.85	1.11
11:I1:1662:ARG:CD	11:I2:1603:ARG:HH12	1.63	1.11
11:I2:899:LEU:HD21	17:O3:235:ASN:OD1	1.51	1.11
11:I2:965:ALA:HB3	20:R3:164:PRO:HA	1.31	1.11
11:I2:981:VAL:HA	20:R3:147:LEU:HD21	1.22	1.11
11:I2:1017:VAL:HG22	16:N3:411:GLN:HA	1.17	1.11
2:A2:227:SER:CB	6:D1:711:PHE:HD2	1.64	1.11
2:A2:780:GLU:HG2	6:D1:678:GLY:C	1.23	1.11
2:A2:982:THR:HG21	6:D1:494:LEU:O	0.94	1.11
1:A3:1224:PRO:HB3	2:A4:731:ILE:HD12	1.23	1.11
2:A4:867:GLU:CG	6:D3:605:THR:CB	2.27	1.11
2:A4:978:ASP:CA	6:D3:476:VAL:HG23	1.70	1.11
2:A4:1055:ARG:HD3	6:D4:762:ARG:HB3	1.21	1.11
3:A5:232:LEU:CA	5:C2:737:LYS:O	1.88	1.11
3:A6:155:TYR:CE1	5:C4:739:MET:HE3	1.86	1.11
3:A6:1410:ALA:C	26:X4:742:ALA:O	1.89	1.11
11:I1:846:ILE:HG12	15:M1:591:ASP:HA	1.18	1.11
11:I1:921:GLU:CB	15:M1:596:ILE:HD11	1.70	1.11
11:I1:927:HIS:NE2	15:M1:594:LYS:CG	2.14	1.11
11:I1:952:LEU:CA	16:N1:400:LEU:HD22	1.80	1.11
11:I1:981:VAL:HG12	20:R1:151:LYS:HB2	1.17	1.11
11:I1:1023:ASP:CB	16:N1:405:ALA:HB1	1.81	1.11
11:I1:1052:LEU:HB3	16:N1:438:LEU:CD1	1.57	1.11
11:I1:1114:VAL:HG23	16:N1:436:ALA:N	1.49	1.11
11:I1:1669:ARG:NH2	11:I2:1610:VAL:CG1	2.13	1.11
11:I2:911:PRO:HB2	15:M3:584:GLN:NE2	1.48	1.11
11:I2:966:TRP:CZ3	20:R3:167:GLN:CD	2.10	1.11
11:I2:966:TRP:HA	20:R3:154:ALA:N	1.66	1.11
11:I2:1034:ASP:O	16:N3:441:PHE:CD2	2.04	1.11
11:I2:1046:HIS:N	15:M3:619:ILE:HD11	1.65	1.11
11:I3:1271:GLU:CB	26:X1:525:ILE:CG2	2.18	1.11
11:I4:1274:HIS:CB	26:X3:525:ILE:HG22	1.80	1.11
11:I5:1279:THR:HG23	26:X2:520:GLU:HB2	1.29	1.11
17:O3:151:LEU:CG	18:P3:325:ILE:CG1	2.11	1.11
2:A2:1094:ILE:HG12	6:D2:759:GLN:CD	1.71	1.10
2:A2:1139:ILE:HG23	3:A5:131:PRO:HB2	1.32	1.10
2:A2:1158:ALA:N	3:A5:175:GLU:CA	2.14	1.10
2:A4:781:ARG:NH2	6:D3:633:LYS:HD2	1.66	1.10

*Continued on next page...*

*Continued from previous page...*

Atom-1	Atom-2	Interatomic distance (Å)	Clash overlap (Å)
2:A4:827:ILE:HD12	2:A4:859:GLN:HB2	1.23	1.10
2:A4:864:ARG:HG2	6:D3:605:THR:O	1.37	1.10
2:A4:876:ARG:CD	6:D3:558:LYS:CA	1.74	1.10
3:A5:164:LEU:HB3	5:C2:744:PHE:CG	1.67	1.10
3:A5:1029:ILE:N	11:I5:68:ILE:N	2.00	1.10
3:A6:1364:GLN:H	28:Z4:872:TYR:CB	1.64	1.10
9:G1:258:LYS:H	17:O2:253:LEU:HA	1.01	1.10
9:G1:258:LYS:N	17:O2:253:LEU:HA	1.53	1.10
11:I1:849:LEU:CD1	17:O1:247:TRP:CE3	2.33	1.10
11:I1:882:LYS:N	17:O1:249:ARG:HB2	1.42	1.10
11:I1:1037:THR:CG2	20:R1:169:GLY:CA	2.15	1.10
11:I1:1041:GLN:HB2	15:M1:620:VAL:HG23	1.21	1.10
11:I1:1667:GLN:HG3	11:I2:1661:GLY:O	1.28	1.10
11:I2:1045:PHE:C	15:M3:619:ILE:HD12	1.69	1.10
1:A1:868:GLN:O	6:D3:277:ASN:CB	1.99	1.10
1:A1:1396:GLY:HA2	2:A2:888:GLN:HB2	1.32	1.10
2:A2:878:LEU:HD12	6:D1:608:ILE:HG23	1.13	1.10
2:A2:1156:ASP:CG	3:A5:168:ASP:HB3	1.71	1.10
2:A4:781:ARG:HD2	6:D3:633:LYS:HZ3	1.11	1.10
2:A4:972:GLY:C	6:D3:205:LEU:N	1.95	1.10
2:A4:976:LEU:CD1	6:D3:472:PHE:HE2	1.64	1.10
3:A5:233:THR:HG21	5:C2:737:LYS:HD2	1.24	1.10
3:A5:1312:ARG:NH2	28:Z2:832:PHE:CB	2.12	1.10
3:A5:1369:ILE:HG22	28:Z2:830:LEU:CB	1.78	1.10
3:A5:1391:ARG:HA	28:Z2:871:HIS:CA	1.81	1.10
6:D7:530:ARG:HG2	11:I3:181:GLN:HB2	1.27	1.10
8:F2:1088:GLU:OE1	17:O4:247:TRP:O	1.65	1.10
11:I1:920:PHE:HE1	17:O1:247:TRP:CD1	1.63	1.10
11:I1:922:ASP:N	15:M1:592:LEU:CB	2.13	1.10
11:I1:955:LYS:CE	16:N1:397:GLU:HA	1.80	1.10
11:I1:1020:ALA:CA	16:N1:405:ALA:O	0.80	1.10
11:I1:1109:LEU:HG	16:N1:438:LEU:HA	1.12	1.10
11:I2:884:LEU:HD11	15:M3:599:ILE:CD1	1.80	1.10
11:I2:900:ARG:CA	17:O3:232:LYS:CD	2.27	1.10
11:I2:966:TRP:C	20:R3:153:GLN:HB3	1.71	1.10
11:I2:1043:LEU:HD13	16:N3:430:ARG:O	1.49	1.10
11:I2:1059:PRO:CA	17:O3:273:ASP:O	1.99	1.10
11:I4:1274:HIS:CE1	26:X3:529:TRP:HB2	1.85	1.10
17:O4:112:GLY:CA	18:P1:278:ASN:HB2	1.82	1.10
1:A1:1222:ALA:CB	2:A2:615:LEU:CD1	2.28	1.10
1:A3:1098:ARG:CD	11:I2:1414:CYS:HB2	1.82	1.10

*Continued on next page...*

*Continued from previous page...*

Atom-1	Atom-2	Interatomic distance (Å)	Clash overlap (Å)
1:A3:1399:ARG:NH1	2:A4:888:GLN:HA	1.08	1.10
2:A4:779:ASP:O	6:D3:674:TYR:HA	1.51	1.10
2:A4:865:ALA:CA	6:D3:567:LEU:HD22	1.79	1.10
3:A5:230:LYS:N	5:C2:739:MET:HE3	1.66	1.10
3:A5:1395:LYS:HG3	28:Z2:870:ILE:C	1.71	1.10
3:A6:1364:GLN:O	28:Z4:845:ILE:O	1.68	1.10
9:G2:257:THR:HG23	17:O4:256:TYR:N	1.66	1.10
11:I1:849:LEU:HD22	17:O1:251:ILE:HD11	1.29	1.10
11:I1:884:LEU:CD2	17:O1:246:LEU:CD1	2.30	1.10
11:I1:950:LEU:CB	16:N1:407:ALA:H	1.49	1.10
11:I1:965:ALA:H	20:R1:165:SER:HB3	1.14	1.10
11:I1:976:ARG:N	20:R1:149:ARG:CD	2.13	1.10
11:I1:980:ILE:CD1	15:M1:622:VAL:N	2.14	1.10
11:I1:990:GLU:CG	17:O1:275:LEU:CD2	2.26	1.10
11:I2:840:LEU:O	15:M3:591:ASP:OD2	1.70	1.10
11:I2:884:LEU:HD11	15:M3:599:ILE:HD11	1.29	1.10
11:I2:890:TYR:CD1	17:O3:238:ALA:C	2.25	1.10
11:I2:949:CYS:SG	15:M3:602:MET:CE	2.39	1.10
11:I2:950:LEU:HD21	16:N3:410:MET:HE1	1.14	1.10
11:I3:1267:LEU:HG	26:X1:529:TRP:CD2	1.87	1.10
2:A2:873:PRO:O	6:D1:563:GLU:CB	1.99	1.10
2:A2:1158:ALA:N	3:A5:175:GLU:HA	1.40	1.10
1:A3:1048:ARG:CZ	6:D3:790:ARG:HH22	1.65	1.10
2:A4:870:HIS:O	6:D3:551:PHE:CD2	2.02	1.10
2:A4:909:LYS:HD2	6:D3:555:ARG:NH2	1.66	1.10
2:A4:1151:THR:HG21	5:C4:734:VAL:CB	1.81	1.10
3:A5:233:THR:HG22	5:C2:737:LYS:CD	1.80	1.10
3:A5:1365:VAL:CG2	28:Z2:838:GLN:O	2.00	1.10
3:A6:1355:VAL:HA	28:Z4:877:ILE:CB	1.80	1.10
8:F1:1137:GLN:CD	17:O2:249:ARG:N	2.00	1.10
9:G1:263:MET:HA	16:N2:411:GLN:HB3	1.25	1.10
11:I1:853:ILE:HG23	17:O1:254:ARG:CD	1.82	1.10
11:I1:883:ALA:HB1	17:O1:243:LEU:HA	1.31	1.10
11:I1:917:TYR:CE1	15:M1:586:ASP:O	2.05	1.10
11:I1:920:PHE:CZ	17:O1:247:TRP:CE2	2.40	1.10
11:I1:921:GLU:HB3	15:M1:596:ILE:HD11	1.15	1.10
11:I1:947:LEU:CA	16:N1:407:ALA:CB	2.30	1.10
11:I1:1029:LEU:HD12	20:R1:171:ALA:HA	1.23	1.10
11:I1:1039:ALA:H	20:R1:169:GLY:C	1.46	1.10
11:I2:890:TYR:CB	17:O3:238:ALA:O	2.00	1.10
11:I2:898:VAL:HG23	17:O3:236:ASP:HA	1.22	1.10

*Continued on next page...*

*Continued from previous page...*

Atom-1	Atom-2	Interatomic distance (Å)	Clash overlap (Å)
11:I2:955:LYS:HZ2	17:O3:249:ARG:NH2	1.46	1.10
11:I2:962:ILE:HD13	15:M3:596:ILE:CG2	1.82	1.10
11:I2:1048:GLU:O	17:O3:287:LEU:CG	1.99	1.10
2:A2:970:PHE:O	6:D1:202:GLN:CG	2.00	1.10
2:A2:982:THR:HG23	6:D1:497:PHE:N	0.88	1.10
2:A4:868:GLN:C	6:D3:570:VAL:CG1	2.20	1.10
2:A4:1129:PRO:C	3:A6:142:GLU:CG	2.20	1.10
2:A4:1131:ILE:CD1	3:A6:160:ILE:HB	1.82	1.10
2:A4:1149:THR:HG23	3:A6:173:ASN:H	1.07	1.10
11:I1:884:LEU:HD23	17:O1:246:LEU:CD1	1.79	1.10
11:I1:887:GLN:HB2	16:N1:393:ILE:HD13	1.23	1.10
11:I1:894:VAL:HG21	17:O1:238:ALA:CA	1.80	1.10
11:I1:976:ARG:N	20:R1:149:ARG:HD3	1.65	1.10
11:I2:928:LEU:CD1	20:R3:151:LYS:HE2	1.80	1.10
11:I2:954:GLU:HB3	16:N3:403:VAL:HA	1.14	1.10
17:O4:110:LEU:HB3	18:P4:321:ILE:CB	1.82	1.10
1:A1:1204:TRP:CZ3	2:A2:757:LEU:HD13	1.86	1.09
2:A2:200:VAL:N	4:B2:352:ALA:O	1.84	1.09
2:A2:879:LEU:CG	6:D1:567:LEU:HD11	1.80	1.09
1:A3:1052:THR:HB	6:D3:813:GLN:O	0.92	1.09
1:A3:1056:PHE:CE1	6:D3:809:ALA:C	2.00	1.09
2:A4:868:GLN:CB	6:D3:570:VAL:CB	2.25	1.09
3:A5:222:ALA:CA	5:C2:738:ASP:C	1.76	1.09
3:A5:1029:ILE:HA	11:I5:69:GLY:O	1.51	1.09
3:A6:1391:ARG:HD3	28:Z4:868:GLN:CB	1.82	1.09
11:I1:874:LEU:HD21	17:O1:252:VAL:HG13	1.25	1.09
11:I1:924:ILE:CG1	15:M1:596:ILE:HG13	1.81	1.09
11:I1:933:ASP:N	15:M1:605:THR:HG21	1.35	1.09
11:I2:887:GLN:NE2	16:N3:396:ILE:HB	1.65	1.09
11:I2:947:LEU:HG	16:N3:407:ALA:C	1.72	1.09
11:I2:976:ARG:CZ	20:R3:143:PHE:O	1.99	1.09
11:I2:1040:HIS:N	20:R3:170:LEU:HD21	1.67	1.09
11:I2:1066:LEU:C	16:N3:430:ARG:HG2	1.62	1.09
11:I5:536:GLU:CA	25:W2:8:HIS:N	2.15	1.09
17:O4:112:GLY:O	18:P4:325:ILE:HG21	1.50	1.09
21:S1:1032:ILE:HD11	21:S1:1054:LEU:HB2	1.26	1.09
21:S4:1032:ILE:HD11	21:S4:1054:LEU:HB2	1.26	1.09
2:A2:869:ALA:HB3	6:D1:574:VAL:HG23	1.19	1.09
2:A2:981:PRO:HG2	6:D1:504:LYS:HG3	1.12	1.09
2:A2:1139:ILE:HA	3:A5:131:PRO:CD	1.74	1.09
1:A3:1203:TYR:CB	2:A4:732:GLN:CD	2.11	1.09

*Continued on next page...*

*Continued from previous page...*

Atom-1	Atom-2	Interatomic distance (Å)	Clash overlap (Å)
2:A4:978:ASP:CB	6:D3:476:VAL:HG23	1.72	1.09
2:A4:1156:ASP:O	3:A6:176:LEU:HD22	1.31	1.09
3:A5:1026:PRO:HG3	11:I5:73:TYR:CD1	1.67	1.09
3:A5:1094:ILE:CG1	11:I5:4:LEU:HD12	1.82	1.09
3:A6:1351:MSE:CE	28:Z4:912:ASP:O	0.80	1.09
11:I1:952:LEU:C	16:N1:400:LEU:HD23	1.71	1.09
11:I1:992:ILE:N	15:M1:608:LYS:HG3	1.60	1.09
11:I1:1635:HIS:CE1	11:I2:1677:LYS:HD2	1.85	1.09
11:I2:947:LEU:CD1	17:O3:260:LEU:HD22	1.81	1.09
11:I2:983:LEU:HD23	15:M3:617:THR:HB	1.26	1.09
11:I2:1609:GLY:O	12:J1:295:TYR:OH	1.68	1.09
11:I3:1278:ALA:N	26:X1:519:ILE:CG2	1.93	1.09
11:I4:1267:LEU:O	26:X3:528:GLU:CG	2.00	1.09
17:O4:107:THR:HG22	18:P4:321:ILE:HD12	1.22	1.09
1:A1:1098:ARG:HH22	11:I1:1478:VAL:HG12	1.15	1.09
1:A1:1204:TRP:CD1	2:A2:731:ILE:HG12	1.70	1.09
2:A2:1157:TYR:CD2	3:A5:174:PRO:O	2.05	1.09
1:A3:1048:ARG:NH1	6:D3:819:ASN:ND2	1.97	1.09
1:A3:1399:ARG:HH12	2:A4:888:GLN:CA	1.54	1.09
2:A4:983:LEU:HB2	6:D3:528:PHE:CE1	1.88	1.09
2:A4:1148:ARG:NH2	3:A6:174:PRO:HG2	1.65	1.09
3:A5:232:LEU:HD13	5:C2:740:ARG:HB2	1.28	1.09
3:A5:996:ASN:ND2	11:I5:54:LYS:O	1.84	1.09
3:A6:1323:VAL:CG1	28:Z4:912:ASP:CA	2.30	1.09
3:A6:1359:LEU:CD2	28:Z4:873:LEU:CB	2.29	1.09
11:I1:1669:ARG:NH1	11:I2:1611:PHE:CE2	2.19	1.09
11:I2:797:LEU:HD22	17:O3:245:GLU:HG3	1.16	1.09
11:I2:828:VAL:HG12	17:O3:237:PRO:HG2	1.34	1.09
11:I2:880:MET:O	17:O3:246:LEU:HD23	1.51	1.09
11:I2:886:LEU:HD12	17:O3:245:GLU:HB3	1.24	1.09
11:I2:922:ASP:N	15:M3:592:LEU:C	1.96	1.09
11:I2:949:CYS:SG	17:O3:258:GLU:N	2.24	1.09
11:I2:966:TRP:O	20:R3:153:GLN:HB3	1.50	1.09
11:I2:1055:GLU:C	17:O3:278:GLU:HA	1.73	1.09
11:I3:1270:LYS:CE	26:X1:530:ARG:CG	2.24	1.09
11:I5:1273:GLU:O	26:X2:521:TRP:HA	1.51	1.09
1:A1:874:VAL:HG22	6:D3:272:VAL:CG1	1.81	1.09
1:A1:1223:GLU:HG2	2:A2:734:LEU:HD21	1.34	1.09
1:A3:1201:ARG:HA	2:A4:731:ILE:O	1.25	1.09
1:A3:1223:GLU:HG2	2:A4:734:LEU:CD1	1.77	1.09
2:A4:864:ARG:O	6:D3:608:ILE:CG1	2.00	1.09

*Continued on next page...*

*Continued from previous page...*

Atom-1	Atom-2	Interatomic distance (Å)	Clash overlap (Å)
2:A4:871:ASN:OD1	6:D3:573:LEU:N	1.85	1.09
2:A4:976:LEU:HD22	6:D3:472:PHE:HD2	1.12	1.09
2:A4:985:ALA:O	6:D3:500:LYS:HD3	0.91	1.09
2:A4:1131:ILE:O	3:A6:141:GLY:HA2	1.44	1.09
3:A5:999:SER:OG	11:I5:63:PRO:CD	2.00	1.09
3:A5:1054:SER:HB3	11:I5:38:GLN:OE1	1.34	1.09
3:A6:1388:ALA:CA	28:Z4:866:GLU:H	1.65	1.09
11:I1:950:LEU:HD11	16:N1:410:MET:HB3	1.28	1.09
11:I1:965:ALA:CB	20:R1:163:LEU:O	2.00	1.09
11:I2:881:ILE:HG22	17:O3:249:ARG:HG2	1.18	1.09
11:I2:885:GLU:HA	16:N3:397:GLU:HG2	1.28	1.09
11:I2:950:LEU:HD22	16:N3:406:HIS:NE2	1.65	1.09
11:I2:977:ASN:HB3	20:R3:147:LEU:HA	1.11	1.09
11:I3:1271:GLU:N	26:X1:529:TRP:H	1.50	1.09
11:I3:1275:SER:OG	26:X1:522:MET:HA	1.51	1.09
15:M3:483:LYS:NZ	16:N4:327:LYS:HE3	1.68	1.09
1:A1:870:HIS:C	6:D3:279:HIS:CB	2.21	1.09
2:A2:1159:ASP:HB3	3:A5:175:GLU:OE2	1.45	1.09
2:A4:866:SER:O	6:D3:598:ILE:HG12	1.50	1.09
2:A4:976:LEU:HD21	6:D3:245:ARG:NH1	1.67	1.09
2:A4:1149:THR:N	5:C4:730:HIS:N	1.85	1.09
3:A5:1029:ILE:HG23	11:I5:70:GLU:N	0.77	1.09
3:A5:1098:ARG:CD	11:I5:29:GLN:NE2	2.15	1.09
3:A6:1384:ALA:O	28:Z4:864:PHE:N	1.84	1.09
3:A6:1387:ILE:O	28:Z4:867:LYS:N	1.86	1.09
8:F2:1049:GLN:HE22	17:O4:237:PRO:CB	1.66	1.09
11:I1:843:GLU:HG2	15:M1:587:GLU:CD	1.72	1.09
11:I1:1032:THR:N	20:R1:176:ARG:HB3	1.11	1.09
11:I1:1037:THR:CB	15:M1:624:ASN:ND2	2.15	1.09
11:I1:1066:LEU:H	16:N1:430:ARG:CG	1.66	1.09
11:I2:997:SER:OG	16:N3:427:VAL:CG2	2.01	1.09
11:I4:1270:LYS:HE2	26:X3:530:ARG:CG	1.82	1.09
18:P1:280:THR:N	18:P4:322:LYS:HD3	1.68	1.09
1:A1:870:HIS:CB	6:D3:279:HIS:CB	2.31	1.08
2:A2:1151:THR:HG21	5:C2:734:VAL:CB	1.81	1.08
2:A4:200:VAL:N	4:B4:352:ALA:O	1.84	1.08
2:A4:780:GLU:H	6:D3:677:GLN:C	1.53	1.08
2:A4:867:GLU:CG	6:D3:605:THR:CG2	2.24	1.08
2:A4:909:LYS:HG3	6:D3:552:TYR:CD2	1.85	1.08
2:A4:983:LEU:CD2	6:D3:497:PHE:CZ	2.34	1.08
2:A4:1136:LYS:HE2	3:A6:140:ALA:N	1.59	1.08

*Continued on next page...*

*Continued from previous page...*

Atom-1	Atom-2	Interatomic distance (Å)	Clash overlap (Å)
2:A4:1148:ARG:NH2	3:A6:174:PRO:CG	2.16	1.08
2:A4:1151:THR:HG23	5:C4:734:VAL:H	1.04	1.08
3:A5:207:LEU:HD11	5:C2:742:ASP:OD1	1.30	1.08
3:A5:232:LEU:CD1	5:C2:740:ARG:HB2	1.71	1.08
3:A5:1050:TYR:OH	11:I5:70:GLU:HB2	1.53	1.08
3:A6:1363:ASP:HA	28:Z4:868:GLN:O	1.52	1.08
8:F1:1265:GLN:C	17:O2:265:ASN:HB2	1.72	1.08
11:I1:846:ILE:HD12	15:M1:594:LYS:HD2	1.34	1.08
11:I1:946:THR:CA	17:O1:257:ALA:HA	1.82	1.08
11:I1:992:ILE:H	15:M1:608:LYS:HG3	1.10	1.08
11:I1:1015:TYR:CG	16:N1:412:ASN:ND2	1.81	1.08
11:I1:1040:HIS:CD2	16:N1:437:VAL:CG2	2.19	1.08
11:I1:1108:PRO:CB	16:N1:443:GLU:N	2.14	1.08
11:I2:920:PHE:HA	15:M3:592:LEU:HA	1.32	1.08
11:I2:942:HIS:CB	17:O3:259:ASP:O	2.01	1.08
11:I2:947:LEU:HD12	17:O3:260:LEU:HD22	1.13	1.08
11:I2:1017:VAL:CG2	16:N3:411:GLN:CA	1.85	1.08
11:I2:1052:LEU:HD22	16:N3:438:LEU:HD11	1.10	1.08
1:A1:835:THR:N	6:D3:302:PRO:HB2	1.68	1.08
2:A2:869:ALA:CB	6:D1:574:VAL:CG2	2.22	1.08
2:A2:874:VAL:HG21	6:D1:571:SER:HB3	1.31	1.08
2:A2:982:THR:HG22	6:D1:493:ALA:O	0.93	1.08
1:A3:1086:LYS:HB3	6:D3:798:MET:HA	1.26	1.08
1:A3:1226:LEU:HA	2:A4:728:LYS:HB2	1.29	1.08
2:A4:975:GLU:HA	6:D3:499:LEU:HB2	1.23	1.08
3:A6:1416:ARG:CG	28:Z4:966:CYS:C	2.21	1.08
9:G1:254:ASN:ND2	15:M2:605:THR:O	1.73	1.08
11:I1:914:ASN:CB	15:M1:588:MET:H	1.65	1.08
11:I1:952:LEU:CA	16:N1:400:LEU:HD23	1.81	1.08
11:I1:1071:LEU:H	16:N1:429:GLU:HG3	1.14	1.08
11:I2:850:ILE:HG23	15:M3:598:GLU:OE2	0.91	1.08
11:I2:880:MET:O	17:O3:246:LEU:O	1.69	1.08
11:I2:890:TYR:N	17:O3:242:ARG:CG	2.09	1.08
11:I2:1046:HIS:H	17:O3:280:GLU:CA	1.66	1.08
11:I2:1046:HIS:H	17:O3:280:GLU:HA	1.03	1.08
11:I2:1065:SER:HB2	17:O3:274:GLY:O	1.51	1.08
11:I2:1100:ILE:O	16:N3:433:GLU:OE2	1.70	1.08
11:I3:1277:LEU:HB2	26:X1:522:MET:H	1.11	1.08
17:O4:107:THR:CA	18:P4:318:PRO:HG3	1.83	1.08
1:A1:1200:ARG:N	2:A2:729:SER:CB	2.06	1.08
2:A2:874:VAL:HG22	6:D1:611:LYS:HG2	1.26	1.08

*Continued on next page...*



*Continued from previous page...*

Atom-1	Atom-2	Interatomic distance (Å)	Clash overlap (Å)
1:A3:1091:VAL:HG21	6:D3:808:ASN:N	1.68	1.08
2:A4:1133:GLU:CA	3:A6:145:THR:OG1	2.02	1.08
2:A4:1151:THR:CA	5:C4:733:LEU:HA	1.67	1.08
3:A5:1033:GLN:HE21	11:I5:70:GLU:CB	1.29	1.08
3:A5:1395:LYS:HG2	28:Z2:873:LEU:CA	1.83	1.08
3:A6:180:GLU:CA	5:C4:744:PHE:CZ	2.35	1.08
3:A6:189:VAL:HG23	5:C4:745:SER:HB3	1.18	1.08
3:A6:1302:THR:O	28:Z4:838:GLN:N	1.86	1.08
9:G1:255:LEU:H	15:M2:602:MET:HA	1.15	1.08
11:I1:853:ILE:CG2	17:O1:254:ARG:CD	2.31	1.08
11:I1:874:LEU:O	17:O1:252:VAL:N	1.84	1.08
11:I1:1546:TRP:HB3	12:J2:300:ILE:HD13	1.30	1.08
11:I1:1611:PHE:CE2	11:I2:1669:ARG:NH1	2.21	1.08
11:I2:850:ILE:HG22	15:M3:598:GLU:CG	1.83	1.08
11:I2:895:ARG:NH2	16:N3:386:MET:SD	2.27	1.08
11:I2:966:TRP:HA	20:R3:154:ALA:H	0.93	1.08
11:I2:978:LYS:HZ1	20:R3:155:GLU:N	1.37	1.08
11:I3:1275:SER:CB	26:X1:522:MET:CB	2.30	1.08
17:O3:101:ASN:CB	18:P3:326:GLN:NE2	1.95	1.08
17:O3:101:ASN:HB3	18:P3:326:GLN:NE2	1.28	1.08
17:O3:158:GLU:O	18:P3:315:GLU:CD	1.90	1.08
2:A2:980:ARG:CZ	6:D1:525:ARG:CB	2.30	1.08
2:A2:989:MSE:HE1	6:D1:240:ASP:CA	1.58	1.08
2:A2:1136:LYS:HE3	3:A5:160:ILE:HG12	1.36	1.08
1:A3:1048:ARG:O	6:D3:816:VAL:HG23	1.43	1.08
2:A4:868:GLN:HB3	6:D3:570:VAL:HB	1.25	1.08
2:A4:879:LEU:H	6:D3:567:LEU:HD12	0.96	1.08
2:A4:970:PHE:HA	6:D3:192:TYR:OH	1.54	1.08
2:A4:975:GLU:CB	6:D3:499:LEU:HB2	1.84	1.08
2:A4:985:ALA:HA	6:D3:500:LYS:H	1.00	1.08
3:A5:1026:PRO:HD3	11:I5:102:ILE:HD11	1.28	1.08
3:A5:1406:GLY:H	28:Z2:918:PHE:CA	1.66	1.08
3:A6:146:LYS:HD3	5:C4:746:PRO:HA	1.14	1.08
3:A6:1365:VAL:HG22	28:Z4:845:ILE:CB	1.84	1.08
3:A6:1401:VAL:HG13	28:Z4:919:PHE:CA	1.83	1.08
8:F1:1203:TRP:HZ2	17:O2:248:SER:HB2	1.06	1.08
8:F2:1049:GLN:NE2	17:O4:237:PRO:CB	2.17	1.08
11:I1:853:ILE:HG23	17:O1:254:ARG:HD3	1.11	1.08
11:I1:935:GLY:N	15:M1:605:THR:OG1	1.85	1.08
11:I1:956:ILE:CA	20:R1:166:LEU:HD22	1.84	1.08
11:I1:1063:GLN:O	16:N1:428:ASP:HB2	1.53	1.08

*Continued on next page...*

*Continued from previous page...*

Atom-1	Atom-2	Interatomic distance (Å)	Clash overlap (Å)
11:I2:837:MET:SD	17:O3:244:GLU:N	2.27	1.08
11:I2:1105:TRP:CB	16:N3:439:ARG:HH21	1.61	1.08
11:I2:1109:LEU:CG	17:O3:290:TYR:CE2	2.36	1.08
1:A3:1223:GLU:HG3	2:A4:734:LEU:CD1	1.79	1.08
2:A4:907:SER:O	6:D3:552:TYR:CZ	2.05	1.08
2:A4:976:LEU:HD13	6:D3:472:PHE:CD2	1.88	1.08
2:A4:1125:LEU:O	3:A6:137:HIS:C	1.90	1.08
2:A4:1126:VAL:HA	3:A6:139:ASN:N	1.31	1.08
3:A5:1050:TYR:OH	11:I5:70:GLU:CB	1.99	1.08
3:A5:1411:ARG:NH2	26:X2:743:PHE:O	1.86	1.08
3:A6:1362:ALA:O	28:Z4:868:GLN:O	1.72	1.08
3:A6:1387:ILE:O	28:Z4:866:GLU:CA	2.01	1.08
3:A6:1410:ALA:CB	26:X4:743:PHE:C	2.22	1.08
4:B6:345:LYS:H	5:C4:737:LYS:CE	1.67	1.08
8:F1:1262:HIS:CD2	17:O2:259:ASP:OD1	2.07	1.08
11:I1:952:LEU:O	16:N1:403:VAL:HG21	1.53	1.08
11:I1:953:LEU:O	16:N1:399:HIS:CE1	2.07	1.08
11:I2:889:THR:CB	17:O3:242:ARG:HD3	1.59	1.08
11:I2:896:PRO:CA	17:O3:232:LYS:O	2.02	1.08
11:I2:948:ALA:HB1	17:O3:253:LEU:HA	1.23	1.08
11:I2:958:THR:N	16:N3:399:HIS:CD2	2.21	1.08
11:I2:980:ILE:HD11	20:R3:147:LEU:HB2	1.30	1.08
11:I2:1058:GLY:C	17:O3:277:GLU:HA	1.68	1.08
17:O2:110:LEU:CD2	18:P2:321:ILE:C	2.06	1.08
1:A1:834:GLU:C	6:D3:302:PRO:HB2	1.73	1.07
1:A1:870:HIS:CA	6:D3:279:HIS:HB3	1.84	1.07
2:A2:826:ASN:CG	6:D1:633:LYS:CB	2.22	1.07
2:A2:1151:THR:HG21	5:C2:734:VAL:HB	1.10	1.07
1:A3:1202:GLU:C	2:A4:732:GLN:HA	1.65	1.07
2:A4:827:ILE:HA	6:D3:606:LYS:HB3	1.27	1.07
3:A5:993:ASN:CA	11:I5:57:GLU:CG	2.27	1.07
3:A5:996:ASN:CB	11:I5:56:ARG:C	2.21	1.07
3:A5:1026:PRO:HB3	11:I5:73:TYR:CE1	1.89	1.07
3:A6:155:TYR:CD1	5:C4:739:MET:HE3	1.86	1.07
3:A6:165:PHE:CD2	5:C4:743:LEU:HD22	1.84	1.07
3:A6:1326:TRP:HB3	28:Z4:911:GLU:O	1.50	1.07
9:G1:250:THR:CA	15:M2:605:THR:HG21	1.84	1.07
11:I1:846:ILE:CD1	15:M1:594:LYS:HB2	1.76	1.07
11:I1:877:ILE:HG22	17:O1:253:LEU:H	0.96	1.07
11:I1:919:ALA:HB3	16:N1:392:THR:OG1	1.52	1.07
11:I1:990:GLU:HG3	17:O1:275:LEU:HD23	1.12	1.07

*Continued on next page...*

*Continued from previous page...*

Atom-1	Atom-2	Interatomic distance (Å)	Clash overlap (Å)
11:I1:1037:THR:HB	20:R1:173:LEU:HD22	1.11	1.07
11:I1:1611:PHE:CE1	11:I2:1669:ARG:C	2.04	1.07
11:I1:1669:ARG:HD2	11:I2:1605:LEU:CD1	1.82	1.07
11:I2:985:ARG:N	15:M3:613:ASP:HA	1.15	1.07
11:I2:1018:LYS:H	16:N3:413:VAL:N	1.51	1.07
11:I2:1024:PHE:CB	16:N3:406:HIS:CE1	2.23	1.07
11:I2:1031:ALA:N	20:R3:173:LEU:C	2.02	1.07
11:I2:1052:LEU:HD21	16:N3:434:LEU:HD11	1.35	1.07
11:I3:815:ILE:HG23	26:X1:497:ARG:N	1.67	1.07
11:I3:1267:LEU:CG	26:X1:529:TRP:CE3	2.36	1.07
11:I4:1275:SER:HB3	26:X3:521:TRP:O	1.53	1.07
17:O1:104:ASP:OD2	18:P1:322:LYS:CE	2.02	1.07
1:A1:868:GLN:CA	6:D3:280:GLN:CG	2.25	1.07
1:A1:1224:PRO:CD	2:A2:731:ILE:CD1	2.13	1.07
1:A1:1396:GLY:HA2	2:A2:888:GLN:CB	1.61	1.07
2:A2:976:LEU:HB3	6:D1:496:LEU:HD22	1.25	1.07
2:A2:979:GLY:HA2	6:D1:472:PHE:HB3	1.33	1.07
2:A2:980:ARG:NH1	6:D1:525:ARG:CA	2.16	1.07
2:A2:1133:GLU:HA	3:A5:138:LEU:HD23	1.12	1.07
1:A3:1052:THR:CG2	6:D3:812:VAL:O	2.02	1.07
1:A3:1054:SER:CA	6:D3:809:ALA:HB1	1.84	1.07
1:A3:1223:GLU:HB2	2:A4:676:LEU:HD11	1.28	1.07
2:A4:861:GLN:C	6:D3:607:PRO:HD3	1.73	1.07
2:A4:1122:LEU:CA	3:A6:132:ASP:O	2.01	1.07
2:A4:1134:GLU:CB	3:A6:146:LYS:HA	1.83	1.07
2:A4:1161:ALA:HB2	3:A6:165:PHE:CZ	1.89	1.07
3:A6:234:LEU:H	5:C4:737:LYS:CB	1.67	1.07
3:A6:1364:GLN:HA	28:Z4:849:ALA:HB3	1.13	1.07
3:A6:1413:SER:O	28:Z4:963:LYS:CB	2.01	1.07
9:G1:267:GLY:HA2	16:N2:414:ALA:C	1.75	1.07
11:I1:797:LEU:CD2	17:O1:245:GLU:HG3	1.85	1.07
11:I1:880:MET:CG	17:O1:247:TRP:O	2.02	1.07
11:I1:883:ALA:HB1	17:O1:243:LEU:C	1.70	1.07
11:I1:1018:LYS:HE2	16:N1:413:VAL:HG13	1.33	1.07
11:I1:1026:TYR:CG	20:R1:175:GLN:NE2	2.21	1.07
11:I1:1043:LEU:CA	16:N1:430:ARG:HB2	1.84	1.07
11:I1:1049:LEU:HB2	20:R1:146:LEU:HD13	1.23	1.07
11:I1:1104:LEU:O	16:N1:436:ALA:O	1.72	1.07
11:I2:833:PHE:O	17:O3:241:SER:HA	1.54	1.07
11:I2:1037:THR:CG2	20:R3:169:GLY:CA	2.32	1.07
11:I2:1045:PHE:C	15:M3:619:ILE:CD1	2.22	1.07

*Continued on next page...*

*Continued from previous page...*

Atom-1	Atom-2	Interatomic distance (Å)	Clash overlap (Å)
11:I2:1100:ILE:HG23	16:N3:433:GLU:CD	1.74	1.07
11:I3:1267:LEU:HD12	26:X1:529:TRP:HA	1.33	1.07
11:I3:1277:LEU:CD2	26:X1:513:PHE:HB2	1.80	1.07
2:A2:225:THR:HG22	6:D1:709:ARG:H	1.18	1.07
2:A2:779:ASP:HA	6:D1:675:ARG:HA	1.15	1.07
2:A2:1141:GLU:H	3:A5:130:ILE:HB	1.07	1.07
2:A2:1149:THR:OG1	3:A5:172:PRO:HG2	1.55	1.07
2:A2:1149:THR:CG2	3:A5:172:PRO:HG3	1.85	1.07
2:A4:780:GLU:OE2	6:D3:679:ILE:HD13	0.89	1.07
2:A4:868:GLN:O	6:D3:598:ILE:CB	2.02	1.07
2:A4:973:GLU:N	6:D3:205:LEU:H	1.50	1.07
3:A6:1310:ARG:N	28:Z4:827:GLN:HA	1.69	1.07
8:F1:1261:TYR:CE1	17:O2:263:GLN:HB3	1.87	1.07
11:I1:980:ILE:HD13	15:M1:622:VAL:N	1.25	1.07
11:I1:1659:VAL:O	11:I2:1663:LYS:NZ	1.88	1.07
11:I2:948:ALA:HB3	17:O3:257:ALA:H	1.15	1.07
11:I2:956:ILE:HG23	15:M3:600:ASN:OD1	1.46	1.07
11:I2:990:GLU:HB3	17:O3:272:SER:HA	1.09	1.07
11:I2:1040:HIS:HB2	15:M3:619:ILE:HG22	1.28	1.07
11:I4:1273:GLU:O	26:X3:522:MET:O	1.73	1.07
17:O3:102:LYS:CB	18:P3:322:LYS:CE	2.30	1.07
1:A1:868:GLN:C	6:D3:280:GLN:CB	2.22	1.07
1:A1:1201:ARG:O	2:A2:731:ILE:O	1.71	1.07
1:A1:1204:TRP:NE1	2:A2:645:PHE:HE1	1.49	1.07
2:A2:876:ARG:HD3	6:D1:558:LYS:HA	1.28	1.07
2:A2:980:ARG:HA	6:D1:503:LEU:H	1.18	1.07
1:A3:1084:ARG:HG2	6:D3:794:THR:HA	1.18	1.07
2:A4:199:PHE:HA	4:B4:353:LEU:HA	1.36	1.07
2:A4:874:VAL:HB	6:D3:567:LEU:O	1.27	1.07
2:A4:908:LEU:CA	6:D3:552:TYR:CE1	2.35	1.07
2:A4:1129:PRO:O	3:A6:142:GLU:CG	2.02	1.07
3:A5:1094:ILE:HG21	11:I5:4:LEU:HB2	1.10	1.07
5:C1:732:LYS:NZ	11:I1:1225:LYS:CD	2.18	1.07
8:F2:1091:SER:H	17:O4:245:GLU:CA	1.66	1.07
11:I1:846:ILE:HD13	15:M1:594:LYS:HB2	1.12	1.07
11:I1:1055:GLU:HB3	17:O1:280:GLU:HB2	1.31	1.07
11:I1:1540:LYS:HE2	11:I2:1739:GLU:HB3	1.17	1.07
11:I1:1610:VAL:HG22	11:I2:1673:VAL:HG11	1.31	1.07
11:I2:1038:ILE:HD11	15:M3:621:ARG:HG3	1.32	1.07
1:A1:870:HIS:O	6:D3:279:HIS:CB	2.02	1.07
2:A2:238:ARG:NH1	4:B2:349:MET:SD	2.28	1.07

*Continued on next page...*

*Continued from previous page...*

Atom-1	Atom-2	Interatomic distance (Å)	Clash overlap (Å)
2:A2:970:PHE:C	6:D1:202:GLN:CG	2.23	1.07
2:A2:986:THR:HG22	6:D1:504:LYS:HD3	1.34	1.07
2:A4:1151:THR:CG2	5:C4:734:VAL:H	1.43	1.07
3:A5:1398:LYS:HD2	28:Z2:873:LEU:O	1.50	1.07
11:I1:923:GLY:H	15:M1:592:LEU:CB	1.27	1.07
11:I1:930:LEU:CB	15:M1:597:LYS:O	2.03	1.07
11:I2:880:MET:HE2	15:M3:598:GLU:OE1	1.50	1.07
11:I2:894:VAL:CB	17:O3:239:GLN:N	1.80	1.07
11:I2:948:ALA:HB3	17:O3:257:ALA:N	1.67	1.07
11:I2:1040:HIS:NE2	16:N3:437:VAL:HG11	1.69	1.07
11:I2:1101:LEU:HD22	16:N3:432:TYR:CD1	1.69	1.07
11:I3:1270:LYS:NZ	26:X1:530:ARG:HG2	1.69	1.07
2:A2:869:ALA:HB3	6:D1:570:VAL:O	1.55	1.06
2:A4:868:GLN:HA	6:D3:570:VAL:HG11	1.36	1.06
2:A4:870:HIS:CG	6:D3:566:PHE:CE1	2.43	1.06
2:A4:879:LEU:N	6:D3:567:LEU:CD1	2.17	1.06
3:A5:993:ASN:CA	11:I5:57:GLU:HG2	1.86	1.06
3:A5:1368:GLN:HE22	28:Z2:840:PHE:CB	1.68	1.06
3:A6:1323:VAL:HG13	28:Z4:912:ASP:HA	1.07	1.06
9:G1:254:ASN:ND2	17:O2:261:LYS:HD2	1.69	1.06
11:I1:914:ASN:CB	15:M1:588:MET:N	2.18	1.06
11:I1:951:LYS:O	16:N1:400:LEU:O	1.73	1.06
11:I1:985:ARG:N	15:M1:612:PRO:O	1.87	1.06
11:I1:1037:THR:HA	15:M1:624:ASN:CG	1.75	1.06
11:I2:899:LEU:CD1	17:O3:234:LEU:H	1.67	1.06
11:I2:900:ARG:HA	17:O3:232:LYS:HE2	1.33	1.06
11:I2:911:PRO:HB2	15:M3:584:GLN:HE21	0.90	1.06
11:I2:955:LYS:HB2	16:N3:400:LEU:HD23	1.32	1.06
11:I4:1279:THR:CG2	26:X3:523:LEU:C	2.07	1.06
11:I5:536:GLU:C	25:W2:8:HIS:N	2.07	1.06
2:A2:224:PRO:HD2	6:D1:709:ARG:HH12	1.14	1.06
2:A2:981:PRO:CG	6:D1:504:LYS:HG3	1.83	1.06
2:A4:876:ARG:CD	6:D3:565:MET:HG2	1.84	1.06
2:A4:1131:ILE:O	3:A6:141:GLY:HA3	1.51	1.06
2:A4:1138:GLU:CA	3:A6:147:LEU:HD11	1.59	1.06
2:A4:1148:ARG:NH1	3:A6:131:PRO:CG	2.12	1.06
3:A6:1355:VAL:HA	28:Z4:877:ILE:CA	1.84	1.06
11:I1:797:LEU:HB3	17:O1:245:GLU:HG2	1.32	1.06
11:I1:880:MET:HE2	17:O1:247:TRP:HE3	0.96	1.06
11:I1:884:LEU:HD23	17:O1:246:LEU:HD13	1.34	1.06
11:I1:916:ALA:C	16:N1:389:PHE:HZ	1.57	1.06

*Continued on next page...*

*Continued from previous page...*

Atom-1	Atom-2	Interatomic distance (Å)	Clash overlap (Å)
11:I1:950:LEU:HB2	16:N1:407:ALA:HB2	1.21	1.06
11:I1:1021:ILE:CD1	16:N1:410:MET:HG3	1.82	1.06
11:I2:850:ILE:CG2	15:M3:598:GLU:CD	2.22	1.06
11:I2:881:ILE:O	17:O3:249:ARG:CD	1.98	1.06
11:I2:883:ALA:HB1	17:O3:243:LEU:O	1.55	1.06
11:I2:884:LEU:CD2	15:M3:595:MET:SD	2.44	1.06
11:I2:891:LEU:HA	17:O3:239:GLN:HB3	1.36	1.06
11:I2:967:SER:HB2	15:M3:625:GLY:HA3	1.11	1.06
11:I2:1020:ALA:O	16:N3:406:HIS:HA	1.48	1.06
11:I2:1051:LYS:HB2	17:O3:288:GLU:N	1.50	1.06
17:O2:110:LEU:HD23	18:P2:321:ILE:O	1.54	1.06
17:O3:147:ALA:HB1	18:P3:328:PRO:HB2	1.12	1.06
1:A1:832:ASN:OD1	6:D3:298:ASN:CB	2.02	1.06
1:A1:874:VAL:HG21	6:D3:272:VAL:HG12	1.10	1.06
1:A1:1226:LEU:H	2:A2:725:GLU:CG	1.65	1.06
2:A2:1159:ASP:HB3	3:A5:175:GLU:CD	1.50	1.06
2:A4:238:ARG:NH1	4:B4:349:MET:SD	2.28	1.06
2:A4:827:ILE:CA	2:A4:860:GLU:HA	1.63	1.06
2:A4:867:GLU:HB2	6:D3:605:THR:HB	1.36	1.06
2:A4:871:ASN:HB3	6:D3:568:ARG:O	1.43	1.06
2:A4:875:LEU:O	6:D3:567:LEU:HG	1.48	1.06
3:A5:1310:ARG:HH21	28:Z2:827:GLN:HA	1.17	1.06
3:A6:1362:ALA:CB	28:Z4:870:ILE:O	2.02	1.06
9:G1:266:ASP:N	16:N2:411:GLN:OE1	1.89	1.06
11:I1:873:ILE:O	17:O1:251:ILE:HG22	1.54	1.06
11:I1:919:ALA:HB1	16:N1:389:PHE:O	1.55	1.06
11:I1:959:SER:HB3	20:R1:166:LEU:HD21	1.32	1.06
11:I1:1037:THR:HG23	20:R1:169:GLY:C	1.74	1.06
11:I1:1037:THR:O	15:M1:620:VAL:HA	1.55	1.06
11:I1:1056:PRO:CA	17:O1:278:GLU:CG	2.22	1.06
11:I1:1114:VAL:HG21	16:N1:436:ALA:H	0.98	1.06
11:I2:850:ILE:HG22	15:M3:598:GLU:HG2	1.31	1.06
11:I2:936:LYS:HA	15:M3:609:GLY:HA3	1.37	1.06
11:I2:952:LEU:CD2	15:M3:602:MET:HG3	1.84	1.06
11:I2:1607:GLN:O	12:J1:298:PHE:CD1	1.80	1.06
11:I3:1270:LYS:HB2	26:X1:529:TRP:N	1.69	1.06
11:I4:1279:THR:OG1	26:X3:523:LEU:HB3	1.56	1.06
17:O3:158:GLU:O	18:P3:315:GLU:OE1	1.73	1.06
1:A1:1222:ALA:CB	2:A2:615:LEU:HD12	1.83	1.06
2:A2:875:LEU:N	6:D1:567:LEU:C	2.06	1.06
2:A2:1131:ILE:CB	3:A5:137:HIS:HB3	1.86	1.06

*Continued on next page...*

*Continued from previous page...*

Atom-1	Atom-2	Interatomic distance (Å)	Clash overlap (Å)
2:A2:1133:GLU:C	3:A5:138:LEU:HD22	1.73	1.06
2:A2:1156:ASP:OD1	3:A5:168:ASP:HB3	0.88	1.06
2:A4:864:ARG:O	6:D3:608:ILE:HG12	1.55	1.06
2:A4:1135:ARG:HB2	3:A6:159:SER:O	1.54	1.06
2:A4:1156:ASP:HB2	3:A6:176:LEU:HD23	1.08	1.06
3:A5:1098:ARG:HD3	11:I5:29:GLN:HE21	1.21	1.06
3:A5:1391:ARG:CA	28:Z2:871:HIS:N	2.13	1.06
3:A6:234:LEU:CG	5:C4:737:LYS:O	2.04	1.06
3:A6:1401:VAL:HG22	28:Z4:919:PHE:CB	1.86	1.06
9:G1:262:SER:O	16:N2:411:GLN:CD	1.94	1.06
11:I1:931:VAL:HG11	15:M1:604:ASN:OD1	1.53	1.06
11:I1:1017:VAL:N	16:N1:411:GLN:CG	2.18	1.06
11:I1:1029:LEU:CB	20:R1:174:ARG:HB2	1.85	1.06
11:I1:1052:LEU:HD11	15:M1:623:LEU:CD1	1.86	1.06
11:I2:931:VAL:O	15:M3:605:THR:HG23	1.54	1.06
11:I2:953:LEU:HD12	15:M3:606:LEU:HB3	1.30	1.06
11:I2:954:GLU:N	16:N3:403:VAL:HG22	1.68	1.06
2:A2:1164:TYR:CG	4:B5:342:ARG:HG2	1.91	1.06
2:A4:989:MSE:HE1	6:D3:242:LEU:H	1.17	1.06
3:A5:165:PHE:N	5:C2:743:LEU:O	1.89	1.06
3:A6:221:SER:HB3	5:C4:738:ASP:CG	1.76	1.06
3:A6:1416:ARG:HG3	28:Z4:966:CYS:CB	1.85	1.06
8:F1:1093:LEU:HD11	17:O2:240:GLY:C	1.76	1.06
9:G2:256:GLN:NE2	17:O4:263:GLN:H	1.52	1.06
11:I1:931:VAL:HG22	15:M1:604:ASN:CB	1.86	1.06
11:I1:1027:ALA:CB	20:R1:172:ASP:OD1	2.02	1.06
11:I1:1053:GLY:O	17:O1:283:ALA:HB3	1.48	1.06
11:I1:1114:VAL:CG2	16:N1:435:ALA:HB3	1.86	1.06
11:I2:980:ILE:CD1	20:R3:147:LEU:CB	2.31	1.06
1:A1:1200:ARG:H	2:A2:729:SER:CB	1.66	1.05
1:A1:1399:ARG:HH21	2:A2:885:LEU:CA	1.67	1.05
2:A2:870:HIS:NE2	6:D1:551:PHE:HB3	1.70	1.05
2:A2:982:THR:HG22	6:D1:493:ALA:C	1.76	1.05
2:A4:172:PRO:HB3	6:D3:781:ARG:HD3	1.11	1.05
2:A4:870:HIS:CB	6:D3:566:PHE:CE1	2.38	1.05
2:A4:974:PRO:CA	6:D3:499:LEU:CD1	2.33	1.05
2:A4:982:THR:CA	6:D3:493:ALA:O	2.04	1.05
2:A4:1139:ILE:N	3:A6:138:LEU:HD12	1.61	1.05
3:A5:1091:VAL:HG12	11:I5:36:GLU:CD	1.58	1.05
3:A5:1369:ILE:CG1	28:Z2:832:PHE:H	1.69	1.05
3:A6:233:THR:OG1	5:C4:738:ASP:OD1	1.72	1.05

*Continued on next page...*

*Continued from previous page...*

Atom-1	Atom-2	Interatomic distance (Å)	Clash overlap (Å)
9:G1:258:LYS:HZ3	16:N2:408:MET:CA	1.68	1.05
11:I1:846:ILE:CG2	17:O1:247:TRP:HZ2	1.51	1.05
11:I1:884:LEU:HD21	16:N1:396:ILE:HG21	1.06	1.05
11:I1:919:ALA:O	15:M1:592:LEU:HD22	1.53	1.05
11:I2:880:MET:SD	17:O3:250:LEU:HD23	1.96	1.05
11:I2:895:ARG:CZ	16:N3:386:MET:CG	2.34	1.05
11:I2:920:PHE:O	15:M3:592:LEU:C	1.94	1.05
11:I2:948:ALA:CB	17:O3:253:LEU:HA	1.85	1.05
11:I2:963:LEU:HD23	20:R3:168:LEU:CD1	1.85	1.05
11:I2:1109:LEU:CB	16:N3:438:LEU:HA	1.62	1.05
11:I2:1186:PRO:HG2	17:O4:221:ASP:OD1	1.41	1.05
17:O4:109:PRO:HB2	18:P4:318:PRO:HB2	1.38	1.05
1:A1:1204:TRP:CZ3	2:A2:734:LEU:CD1	2.39	1.05
2:A2:864:ARG:CZ	6:D1:610:ASN:HD21	1.67	1.05
2:A2:971:ALA:O	6:D1:203:PRO:CG	2.02	1.05
2:A2:989:MSE:HE2	6:D1:240:ASP:HA	1.38	1.05
2:A2:1121:LEU:HA	3:A5:133:LYS:CG	1.82	1.05
1:A3:1098:ARG:CB	11:I2:1414:CYS:SG	2.44	1.05
1:A3:1233:GLN:NE2	2:A4:726:ALA:CB	2.16	1.05
2:A4:868:GLN:NE2	6:D3:608:ILE:CB	2.19	1.05
2:A4:975:GLU:CB	6:D3:501:LEU:HB2	1.86	1.05
2:A4:1055:ARG:HD3	6:D4:762:ARG:C	1.74	1.05
2:A4:1139:ILE:O	3:A6:135:PHE:CD2	2.09	1.05
3:A6:1362:ALA:CB	28:Z4:873:LEU:N	2.14	1.05
3:A6:1375:THR:HB	28:Z4:818:PRO:HA	1.36	1.05
9:G1:258:LYS:HB2	17:O2:253:LEU:HD21	1.30	1.05
11:I1:833:PHE:CZ	17:O1:241:SER:HB3	1.65	1.05
11:I1:885:GLU:HA	16:N1:397:GLU:CD	1.75	1.05
11:I1:1114:VAL:HG23	16:N1:435:ALA:C	1.76	1.05
11:I1:1663:LYS:NZ	11:I2:1659:VAL:O	1.87	1.05
11:I1:1669:ARG:N	11:I2:1664:PHE:CE2	2.21	1.05
11:I2:890:TYR:HB3	17:O3:242:ARG:HB2	1.07	1.05
11:I2:945:LEU:H	17:O3:259:ASP:HB3	1.16	1.05
11:I2:1015:TYR:CB	16:N3:412:ASN:OD1	2.05	1.05
11:I2:1017:VAL:C	16:N3:409:ALA:O	1.94	1.05
11:I2:1054:ILE:C	17:O3:281:ALA:H	1.59	1.05
17:O4:112:GLY:HA3	18:P1:278:ASN:HB2	1.06	1.05
21:S4:176:MET:HE2	21:S4:212:LEU:HD11	1.36	1.05
2:A2:980:ARG:NH2	6:D1:503:LEU:HB3	1.66	1.05
2:A2:988:ARG:CB	6:D1:500:LYS:HZ1	1.56	1.05
2:A2:1139:ILE:HG23	3:A5:131:PRO:CB	1.76	1.05

*Continued on next page...*



*Continued from previous page...*

Atom-1	Atom-2	Interatomic distance (Å)	Clash overlap (Å)
2:A2:1142:PHE:CG	3:A5:128:HIS:O	2.09	1.05
1:A3:1021:LEU:HD12	6:D3:816:VAL:O	1.52	1.05
2:A4:909:LYS:CG	6:D3:555:ARG:NH1	2.09	1.05
3:A6:1351:MSE:HE3	28:Z4:912:ASP:O	1.34	1.05
4:B6:345:LYS:N	5:C4:737:LYS:CE	2.19	1.05
9:G1:254:ASN:O	15:M2:606:LEU:CB	2.04	1.05
11:I1:976:ARG:HH12	15:M1:622:VAL:CA	1.68	1.05
11:I1:1104:LEU:CD2	16:N1:433:GLU:HG3	1.85	1.05
11:I2:1101:LEU:HD22	16:N3:432:TYR:CG	1.90	1.05
11:I2:1104:LEU:HD23	16:N3:437:VAL:HG23	1.37	1.05
11:I3:816:ASP:HA	26:X1:498:SER:CB	1.85	1.05
21:S3:176:MET:HE2	21:S3:212:LEU:HD11	1.36	1.05
1:A1:874:VAL:HG21	6:D3:272:VAL:CG1	1.78	1.05
2:A2:827:ILE:O	2:A2:863:GLN:CG	2.00	1.05
2:A2:973:GLU:CD	6:D1:205:LEU:CD1	2.23	1.05
2:A2:1127:ALA:C	3:A5:140:ALA:CB	2.23	1.05
2:A2:1135:ARG:HH12	3:A5:156:ALA:HB3	1.21	1.05
1:A3:1017:THR:HG22	6:D3:819:ASN:HB3	1.06	1.05
1:A3:1052:THR:CB	6:D3:813:GLN:C	2.02	1.05
2:A4:780:GLU:CD	6:D3:679:ILE:CG2	2.25	1.05
2:A4:908:LEU:O	6:D3:555:ARG:CB	2.04	1.05
2:A4:975:GLU:CB	6:D3:501:LEU:CB	2.33	1.05
2:A4:975:GLU:CB	6:D3:499:LEU:CB	2.35	1.05
3:A6:1395:LYS:CG	28:Z4:889:LEU:O	2.05	1.05
8:F1:1138:TRP:CG	17:O2:244:GLU:HG2	1.90	1.05
9:G1:254:ASN:HD21	17:O2:261:LYS:CE	1.68	1.05
11:I1:920:PHE:HB2	17:O1:243:LEU:HD22	1.36	1.05
11:I1:935:GLY:N	15:M1:602:MET:O	1.87	1.05
11:I1:945:LEU:HG	17:O1:258:GLU:N	1.72	1.05
11:I1:1039:ALA:H	20:R1:169:GLY:HA3	0.89	1.05
11:I1:1540:LYS:HE2	11:I2:1739:GLU:CB	1.85	1.05
11:I2:880:MET:HA	17:O3:247:TRP:HA	1.38	1.05
11:I2:887:GLN:HE21	16:N3:393:ILE:C	1.60	1.05
11:I2:921:GLU:N	15:M3:592:LEU:CG	2.03	1.05
11:I2:958:THR:CB	16:N3:399:HIS:CD2	2.39	1.05
11:I2:984:GLU:OE2	15:M3:618:GLN:HB2	1.49	1.05
11:I2:1110:SER:HB2	16:N3:438:LEU:H	1.20	1.05
21:S2:176:MET:HE2	21:S2:212:LEU:HD11	1.33	1.05
1:A1:1202:GLU:N	2:A2:729:SER:O	1.90	1.05
2:A2:781:ARG:NE	6:D1:673:ARG:NH1	2.05	1.05
2:A2:1156:ASP:N	3:A5:175:GLU:H	1.53	1.05

*Continued on next page...*

*Continued from previous page...*

Atom-1	Atom-2	Interatomic distance (Å)	Clash overlap (Å)
2:A4:780:GLU:CD	6:D3:679:ILE:HG23	1.77	1.05
2:A4:875:LEU:HD13	6:D3:567:LEU:HD23	1.10	1.05
2:A4:909:LYS:O	6:D3:555:ARG:CG	1.97	1.05
3:A5:996:ASN:HD22	11:I5:58:ALA:HB3	0.89	1.05
3:A5:1391:ARG:HB3	28:Z2:871:HIS:H	1.18	1.05
6:D7:528:PHE:C	11:I3:181:GLN:NE2	2.10	1.05
8:F1:1261:TYR:CD2	17:O2:259:ASP:O	2.10	1.05
11:I1:837:MET:HE3	17:O1:243:LEU:H	1.19	1.05
11:I1:840:LEU:HB2	17:O1:243:LEU:HB2	1.38	1.05
11:I1:923:GLY:HA2	15:M1:590:LYS:O	1.56	1.05
11:I1:942:HIS:H	17:O1:259:ASP:C	1.60	1.05
11:I1:956:ILE:CG2	20:R1:166:LEU:CB	2.35	1.05
11:I2:890:TYR:CD1	17:O3:241:SER:N	2.09	1.05
11:I2:952:LEU:HD23	15:M3:602:MET:HG3	1.34	1.05
11:I2:965:ALA:HB2	20:R3:164:PRO:HA	1.35	1.05
11:I2:980:ILE:C	20:R3:147:LEU:HD11	1.69	1.05
11:I2:992:ILE:CG2	15:M3:607:SER:O	2.03	1.05
11:I2:1020:ALA:HB1	16:N3:407:ALA:CA	1.73	1.05
11:I2:1032:THR:HB	20:R3:173:LEU:CD1	1.87	1.05
11:I2:1034:ASP:C	16:N3:441:PHE:CE2	2.26	1.05
11:I2:1046:HIS:CB	17:O3:280:GLU:C	2.24	1.05
11:I2:1046:HIS:N	17:O3:280:GLU:HA	1.71	1.05
11:I2:1059:PRO:CB	17:O3:274:GLY:C	2.25	1.05
11:I4:1275:SER:HB3	26:X3:525:ILE:HG13	1.39	1.05
2:A2:911:TYR:OH	6:D1:196:ILE:HG21	1.57	1.04
2:A2:980:ARG:NH1	6:D1:525:ARG:HG3	1.66	1.04
2:A2:983:LEU:HB3	6:D1:553:PHE:HB3	1.05	1.04
2:A2:983:LEU:HB2	6:D1:528:PHE:CE1	1.93	1.04
2:A2:1137:ALA:HB3	3:A5:147:LEU:HD11	1.34	1.04
2:A2:1157:TYR:CD2	3:A5:174:PRO:C	2.30	1.04
2:A4:868:GLN:CD	6:D3:608:ILE:HD12	1.75	1.04
2:A4:984:ALA:HA	6:D3:498:GLU:OE2	1.52	1.04
8:F1:1138:TRP:CG	17:O2:244:GLU:CG	2.40	1.04
11:I1:797:LEU:HD13	17:O1:245:GLU:HA	1.37	1.04
11:I1:977:ASN:O	20:R1:147:LEU:O	1.73	1.04
11:I1:1036:PRO:O	15:M1:624:ASN:HA	1.57	1.04
11:I2:899:LEU:HD23	17:O3:235:ASN:CB	1.86	1.04
11:I2:944:GLU:CA	17:O3:256:TYR:CE1	2.39	1.04
11:I2:1035:GLN:HA	15:M3:626:HIS:HB2	1.36	1.04
11:I4:1274:HIS:C	26:X3:522:MET:O	1.95	1.04
17:O3:158:GLU:CG	18:P3:316:LEU:H	1.56	1.04

*Continued on next page...*

*Continued from previous page...*

Atom-1	Atom-2	Interatomic distance (Å)	Clash overlap (Å)
1:A1:868:GLN:HA	6:D3:280:GLN:HG2	1.29	1.04
2:A2:868:GLN:N	6:D1:598:ILE:HG21	1.70	1.04
2:A2:1121:LEU:HA	3:A5:133:LYS:CD	1.87	1.04
2:A4:827:ILE:O	2:A4:863:GLN:CG	2.00	1.04
2:A4:869:ALA:HB1	6:D3:573:LEU:HD23	1.39	1.04
2:A4:974:PRO:C	6:D3:499:LEU:HG	1.75	1.04
2:A4:985:ALA:CB	6:D3:500:LYS:N	2.20	1.04
3:A5:155:TYR:CE1	5:C2:739:MET:O	1.99	1.04
3:A5:179:TYR:O	5:C2:744:PHE:CD1	1.72	1.04
3:A6:166:LEU:HD11	5:C4:741:THR:C	1.77	1.04
3:A6:177:ILE:HG12	5:C4:740:ARG:HH11	1.17	1.04
3:A6:1350:VAL:CG2	28:Z4:917:ASP:CB	2.33	1.04
8:F1:1261:TYR:CD2	17:O2:259:ASP:C	2.29	1.04
8:F1:1264:ARG:O	17:O2:265:ASN:CB	2.04	1.04
11:I1:836:VAL:HG12	17:O1:244:GLU:CB	1.85	1.04
11:I1:1026:TYR:CE1	20:R1:175:GLN:OE1	2.10	1.04
11:I1:1669:ARG:HB3	11:I2:1664:PHE:CE1	1.70	1.04
11:I1:1669:ARG:NH2	11:I2:1610:VAL:HG12	1.72	1.04
11:I2:925:LEU:O	20:R3:155:GLU:HA	1.57	1.04
11:I2:967:SER:N	20:R3:153:GLN:CD	2.08	1.04
11:I2:1029:LEU:HD11	16:N3:433:GLU:HG2	1.06	1.04
11:I2:1051:LYS:HZ3	17:O3:285:LYS:HD2	1.11	1.04
11:I4:1275:SER:HB2	26:X3:525:ILE:HD12	1.35	1.04
17:O4:107:THR:HA	18:P4:318:PRO:HG3	1.37	1.04
2:A2:878:LEU:HD12	6:D1:608:ILE:CG2	1.84	1.04
2:A2:989:MSE:CG	6:D1:500:LYS:CD	1.79	1.04
2:A2:1152:ASP:CB	3:A5:173:ASN:N	2.08	1.04
1:A3:1204:TRP:HB2	2:A4:731:ILE:HG23	1.10	1.04
1:A3:1221:ILE:CD1	2:A4:641:ALA:O	2.05	1.04
2:A4:976:LEU:HD21	6:D3:245:ARG:HH11	1.13	1.04
2:A4:1134:GLU:HB3	3:A6:146:LYS:HA	1.38	1.04
3:A5:1392:ARG:NH1	28:Z2:867:LYS:N	2.04	1.04
3:A5:1395:LYS:CG	28:Z2:873:LEU:CB	2.35	1.04
3:A5:1406:GLY:N	28:Z2:918:PHE:HA	1.73	1.04
3:A6:1331:GLU:OE1	28:Z4:952:ASN:O	1.75	1.04
6:D7:534:LEU:CD1	11:I3:181:GLN:O	2.02	1.04
8:F1:1261:TYR:CG	17:O2:263:GLN:HB2	1.93	1.04
11:I1:840:LEU:HG	17:O1:244:GLU:HG2	1.09	1.04
11:I1:840:LEU:CG	17:O1:244:GLU:HG3	1.71	1.04
11:I1:880:MET:HG2	17:O1:247:TRP:HA	1.06	1.04
11:I1:992:ILE:N	15:M1:608:LYS:CG	2.11	1.04

*Continued on next page...*

*Continued from previous page...*

Atom-1	Atom-2	Interatomic distance (Å)	Clash overlap (Å)
11:I1:1049:LEU:HD22	20:R1:146:LEU:HD22	1.06	1.04
11:I1:1052:LEU:HD12	17:O1:287:LEU:HD11	1.39	1.04
11:I1:1066:LEU:HB3	16:N1:430:ARG:HD3	1.27	1.04
11:I2:881:ILE:HG23	17:O3:249:ARG:NH2	1.71	1.04
11:I2:939:ASN:HA	17:O3:264:ILE:O	1.46	1.04
11:I2:978:LYS:HZ2	20:R3:155:GLU:CA	1.70	1.04
11:I2:1043:LEU:H	15:M3:616:LEU:HD11	1.19	1.04
11:I2:1058:GLY:HA3	17:O3:277:GLU:N	1.55	1.04
11:I4:1279:THR:OG1	26:X3:523:LEU:CB	2.05	1.04
17:O2:111:TYR:N	18:P2:325:ILE:HG21	1.72	1.04
17:O3:102:LYS:CG	18:P3:322:LYS:HZ1	1.71	1.04
2:A2:781:ARG:CD	6:D1:673:ARG:HB3	1.88	1.04
2:A2:973:GLU:CB	6:D1:205:LEU:HD22	1.81	1.04
2:A2:1121:LEU:HA	3:A5:133:LYS:HD2	1.38	1.04
2:A2:1135:ARG:CA	3:A5:147:LEU:HD21	1.74	1.04
2:A2:1141:GLU:N	3:A5:130:ILE:HB	1.72	1.04
1:A3:1021:LEU:CD2	6:D3:816:VAL:HG13	1.87	1.04
1:A3:1198:GLU:C	2:A4:729:SER:O	1.95	1.04
2:A4:231:SER:CB	6:D3:709:ARG:NH2	2.20	1.04
2:A4:824:ASN:OD1	2:A4:859:GLN:OE1	1.75	1.04
3:A5:527:GLU:OE2	5:C2:748:ASN:C	1.96	1.04
3:A5:1020:ILE:O	11:I5:95:LYS:CE	2.05	1.04
3:A5:1090:SER:O	11:I5:36:GLU:CG	2.06	1.04
3:A5:1363:ASP:HB2	28:Z2:871:HIS:O	1.52	1.04
3:A6:232:LEU:HD22	5:C4:740:ARG:HG2	1.06	1.04
3:A6:1312:ARG:CG	28:Z4:830:LEU:HA	1.86	1.04
8:F1:1205:TRP:CG	17:O2:254:ARG:CD	2.40	1.04
11:I1:890:TYR:CZ	17:O1:240:GLY:N	1.99	1.04
11:I1:946:THR:HA	17:O1:257:ALA:CA	1.87	1.04
11:I1:946:THR:O	16:N1:407:ALA:HB1	1.58	1.04
11:I1:951:LYS:O	16:N1:400:LEU:HA	1.57	1.04
11:I1:956:ILE:HG23	20:R1:166:LEU:CB	1.88	1.04
11:I1:1046:HIS:CB	17:O1:280:GLU:O	2.04	1.04
11:I1:1071:LEU:N	16:N1:429:GLU:CG	2.20	1.04
11:I2:890:TYR:HB2	17:O3:238:ALA:O	1.58	1.04
11:I2:976:ARG:HH12	15:M3:622:VAL:HG22	0.91	1.04
11:I2:984:GLU:OE2	15:M3:615:PRO:HA	0.86	1.04
17:O3:155:VAL:CG2	18:P3:321:ILE:CG2	2.35	1.04
2:A2:199:PHE:HA	4:B2:353:LEU:HA	1.36	1.04
2:A2:823:VAL:CA	2:A2:856:PHE:CE1	1.98	1.04
2:A2:827:ILE:HA	2:A2:860:GLU:HA	1.05	1.04

*Continued on next page...*

*Continued from previous page...*

Atom-1	Atom-2	Interatomic distance (Å)	Clash overlap (Å)
2:A2:1131:ILE:CG1	3:A5:137:HIS:CG	2.40	1.04
2:A4:879:LEU:HD12	6:D3:564:ASN:ND2	1.71	1.04
2:A4:880:ALA:HB3	6:D3:562:GLY:O	1.56	1.04
2:A4:1135:ARG:HG2	3:A6:160:ILE:CD1	1.88	1.04
3:A5:1369:ILE:CD1	28:Z2:833:ASP:H	1.70	1.04
3:A5:1406:GLY:H	28:Z2:918:PHE:N	1.55	1.04
3:A6:155:TYR:CE1	5:C4:739:MET:CE	2.39	1.04
3:A6:157:TRP:CZ2	5:C4:747:PRO:HA	1.93	1.04
3:A6:166:LEU:HB2	5:C4:740:ARG:CB	1.88	1.04
3:A6:1327:VAL:HG21	28:Z4:912:ASP:CB	1.79	1.04
9:G1:263:MET:HA	16:N2:411:GLN:HB2	1.09	1.04
11:I1:877:ILE:HB	17:O1:252:VAL:CA	1.88	1.04
11:I1:923:GLY:N	15:M1:589:GLY:O	1.91	1.04
11:I1:1021:ILE:HD12	16:N1:410:MET:CA	1.85	1.04
11:I1:1037:THR:N	15:M1:623:LEU:HD22	1.57	1.04
11:I1:1664:PHE:CD2	11:I2:1667:GLN:O	2.01	1.04
11:I1:1667:GLN:HE21	11:I2:1665:LEU:CD1	1.71	1.04
11:I1:1667:GLN:HE21	11:I2:1665:LEU:HD12	0.91	1.04
11:I2:899:LEU:HG	17:O3:235:ASN:H	0.91	1.04
11:I2:921:GLU:C	15:M3:592:LEU:C	2.17	1.04
11:I2:950:LEU:CD2	16:N3:410:MET:HE1	1.76	1.04
11:I2:1069:SER:H	16:N3:428:ASP:N	1.50	1.04
11:I4:1275:SER:O	26:X3:522:MET:HG2	1.25	1.04
11:I5:1279:THR:HG21	26:X2:520:GLU:C	1.74	1.04
18:P1:280:THR:H	18:P4:322:LYS:HD3	0.96	1.04
2:A2:970:PHE:CA	6:D1:192:TYR:OH	2.02	1.03
1:A3:1332:ARG:O	6:D3:637:LYS:CD	2.04	1.03
2:A4:778:PHE:N	6:D3:678:GLY:CA	2.03	1.03
2:A4:781:ARG:CZ	6:D3:633:LYS:CE	2.35	1.03
2:A4:872:ALA:HB3	6:D3:565:MET:HE3	1.09	1.03
2:A4:967:GLU:C	6:D3:202:GLN:CB	2.13	1.03
2:A4:973:GLU:HA	6:D3:205:LEU:CB	1.86	1.03
2:A4:976:LEU:N	6:D3:496:LEU:CA	2.06	1.03
2:A4:982:THR:HA	6:D3:502:LEU:HD22	1.39	1.03
2:A4:1148:ARG:CB	3:A6:173:ASN:HA	1.67	1.03
2:A4:1151:THR:HG21	5:C4:734:VAL:HB	1.10	1.03
3:A6:180:GLU:HA	5:C4:744:PHE:CE2	1.92	1.03
3:A6:1302:THR:C	28:Z4:838:GLN:N	2.02	1.03
3:A6:1394:VAL:CG1	28:Z4:869:HIS:O	2.05	1.03
8:F1:1094:GLY:HA3	17:O2:237:PRO:HA	1.05	1.03
11:I1:880:MET:HB3	17:O1:250:LEU:HB2	1.32	1.03

*Continued on next page...*

*Continued from previous page...*

Atom-1	Atom-2	Interatomic distance (Å)	Clash overlap (Å)
11:I1:950:LEU:HD13	16:N1:406:HIS:O	1.29	1.03
11:I1:976:ARG:CB	20:R1:149:ARG:CB	2.30	1.03
11:I1:1037:THR:HG23	20:R1:170:LEU:N	1.70	1.03
11:I1:1038:ILE:N	20:R1:169:GLY:HA3	1.72	1.03
11:I2:840:LEU:HD22	17:O3:247:TRP:CD1	1.92	1.03
11:I2:850:ILE:CG2	15:M3:598:GLU:CG	2.34	1.03
11:I2:885:GLU:HA	16:N3:397:GLU:CG	1.88	1.03
11:I2:895:ARG:HH22	16:N3:386:MET:HG2	0.89	1.03
11:I2:897:GLU:HB3	17:O3:236:ASP:OD2	1.58	1.03
11:I2:925:LEU:HD13	20:R3:156:GLY:N	1.71	1.03
11:I2:944:GLU:HA	17:O3:256:TYR:CD1	1.93	1.03
11:I2:948:ALA:CB	17:O3:253:LEU:O	2.05	1.03
11:I2:984:GLU:CB	15:M3:618:GLN:NE2	2.12	1.03
11:I2:1018:LYS:HE3	16:N3:413:VAL:O	1.57	1.03
11:I2:1045:PHE:CD2	16:N3:434:LEU:CB	2.40	1.03
11:I2:1055:GLU:HG3	17:O3:277:GLU:O	1.58	1.03
11:I2:1072:ASN:N	16:N3:429:GLU:OE1	1.90	1.03
11:I3:1277:LEU:HG	26:X1:522:MET:SD	1.96	1.03
1:A1:1225:PRO:O	2:A2:728:LYS:HG2	1.57	1.03
2:A2:825:ARG:HD3	6:D1:633:LYS:HZ2	1.21	1.03
2:A2:970:PHE:O	6:D1:202:GLN:HG2	1.53	1.03
2:A2:983:LEU:HB3	6:D1:553:PHE:CB	1.88	1.03
2:A2:1114:ILE:HD11	5:C2:731:LYS:CB	1.87	1.03
2:A4:974:PRO:HA	6:D3:499:LEU:HD12	1.36	1.03
2:A4:977:VAL:CA	6:D3:492:VAL:HG12	1.77	1.03
2:A4:1133:GLU:CA	3:A6:145:THR:HG23	1.88	1.03
3:A6:1303:GLN:HG3	28:Z4:838:GLN:HA	1.39	1.03
3:A6:1385:GLU:HA	28:Z4:863:ASP:N	1.67	1.03
11:I1:881:ILE:CG1	17:O1:249:ARG:O	2.07	1.03
11:I1:950:LEU:C	16:N1:403:VAL:HG13	1.78	1.03
11:I1:1021:ILE:HD12	16:N1:410:MET:HA	1.04	1.03
11:I1:1035:GLN:O	16:N1:441:PHE:HZ	1.39	1.03
11:I1:1066:LEU:HB3	16:N1:430:ARG:CD	1.87	1.03
11:I1:1109:LEU:HG	16:N1:438:LEU:HD23	1.39	1.03
11:I2:889:THR:HB	17:O3:242:ARG:HD3	1.06	1.03
11:I2:1031:ALA:HB3	20:R3:168:LEU:HD22	1.32	1.03
11:I2:1043:LEU:HA	16:N3:430:ARG:CD	1.88	1.03
11:I2:1055:GLU:O	17:O3:277:GLU:O	1.76	1.03
11:I2:1113:LEU:HD21	17:O3:282:LYS:HE2	1.06	1.03
2:A2:874:VAL:N	6:D1:568:ARG:HA	1.74	1.03
2:A2:1148:ARG:HD2	3:A5:172:PRO:CA	1.79	1.03

*Continued on next page...*

*Continued from previous page...*

Atom-1	Atom-2	Interatomic distance (Å)	Clash overlap (Å)
2:A4:868:GLN:HE21	6:D3:608:ILE:CD1	1.70	1.03
2:A4:975:GLU:N	6:D3:499:LEU:HD12	1.73	1.03
3:A5:1373:GLY:O	28:Z2:814:THR:CB	2.05	1.03
8:F2:140:GLU:HB2	17:O4:237:PRO:HG3	1.39	1.03
9:G1:257:THR:HA	17:O2:253:LEU:N	1.27	1.03
11:I1:887:GLN:HA	17:O1:242:ARG:HB2	1.37	1.03
11:I1:946:THR:OG1	17:O1:260:LEU:HD22	1.53	1.03
11:I1:976:ARG:CZ	15:M1:622:VAL:CG2	2.36	1.03
11:I1:977:ASN:ND2	15:M1:621:ARG:O	1.91	1.03
11:I1:1038:ILE:N	20:R1:169:GLY:CA	2.20	1.03
11:I1:1110:SER:OG	16:N1:437:VAL:CB	1.93	1.03
11:I2:884:LEU:HD12	16:N3:400:LEU:CG	1.88	1.03
11:I2:890:TYR:CD1	17:O3:238:ALA:O	2.10	1.03
11:I2:950:LEU:HG	15:M3:606:LEU:HD21	1.38	1.03
11:I2:951:LYS:HE3	16:N3:400:LEU:C	1.76	1.03
11:I2:1048:GLU:HG3	17:O3:288:GLU:HG3	1.37	1.03
11:I3:1273:GLU:CA	26:X1:523:LEU:HA	1.88	1.03
1:A1:834:GLU:HB2	6:D3:302:PRO:HG3	1.41	1.03
1:A1:1087:GLY:HA3	6:D1:797:GLY:O	0.86	1.03
1:A1:1224:PRO:CG	2:A2:731:ILE:HD13	1.88	1.03
2:A2:824:ASN:OD1	2:A2:859:GLN:OE1	1.75	1.03
2:A2:874:VAL:HG22	6:D1:611:LYS:NZ	1.72	1.03
1:A3:1056:PHE:HD2	6:D3:805:GLY:O	1.37	1.03
1:A3:1087:GLY:HA2	6:D3:796:ALA:O	1.58	1.03
2:A4:782:VAL:HG23	6:D3:677:GLN:HA	1.35	1.03
3:A5:207:LEU:HD13	5:C2:742:ASP:HB2	1.32	1.03
3:A5:995:VAL:O	11:I5:61:LYS:CB	2.05	1.03
3:A5:1026:PRO:O	11:I5:67:LYS:CA	2.04	1.03
3:A6:1361:ARG:HH12	28:Z4:879:PHE:N	1.57	1.03
11:I1:883:ALA:HB3	17:O1:246:LEU:CA	1.77	1.03
11:I1:981:VAL:HG23	20:R1:147:LEU:HD21	1.04	1.03
11:I1:983:LEU:CD1	15:M1:604:ASN:CG	2.25	1.03
11:I1:1024:PHE:HB3	16:N1:406:HIS:HB2	1.35	1.03
11:I2:955:LYS:H	16:N3:403:VAL:HG22	1.18	1.03
11:I2:1020:ALA:O	16:N3:406:HIS:ND1	1.91	1.03
11:I2:1028:CYS:C	20:R3:169:GLY:C	2.12	1.03
11:I2:1029:LEU:HD13	16:N3:433:GLU:CD	1.74	1.03
11:I2:1040:HIS:HD1	15:M3:623:LEU:CD1	1.44	1.03
1:A1:870:HIS:HD1	6:D3:279:HIS:CE1	1.67	1.03
2:A2:864:ARG:CD	6:D1:610:ASN:OD1	2.06	1.03
2:A2:970:PHE:HA	6:D1:192:TYR:CE2	1.94	1.03

*Continued on next page...*

*Continued from previous page...*

Atom-1	Atom-2	Interatomic distance (Å)	Clash overlap (Å)
2:A2:989:MSE:HE1	6:D1:241:ALA:N	1.72	1.03
2:A2:1131:ILE:HB	3:A5:137:HIS:CB	1.87	1.03
2:A2:1155:ASN:HD21	5:C2:735:ILE:HA	1.21	1.03
2:A2:1157:TYR:CB	3:A5:174:PRO:O	2.06	1.03
2:A2:1163:TYR:HD2	3:A5:133:LYS:CE	1.71	1.03
2:A4:827:ILE:HA	2:A4:860:GLU:HA	1.04	1.03
2:A4:864:ARG:HB3	6:D3:608:ILE:N	1.74	1.03
3:A5:1394:VAL:O	28:Z2:874:ASN:CA	2.07	1.03
3:A6:220:VAL:HG13	5:C4:738:ASP:O	0.87	1.03
3:A6:1316:VAL:HG12	28:Z4:870:ILE:CB	1.89	1.03
3:A6:1401:VAL:HA	28:Z4:919:PHE:CA	1.89	1.03
8:F1:1261:TYR:HE2	17:O2:260:LEU:CA	1.45	1.03
9:G1:256:GLN:H	17:O2:257:ALA:CB	1.71	1.03
11:I1:880:MET:N	17:O1:249:ARG:N	2.06	1.03
11:I1:884:LEU:CD1	16:N1:400:LEU:HD11	1.82	1.03
11:I1:1029:LEU:HD22	20:R1:174:ARG:HG3	1.36	1.03
11:I1:1114:VAL:HG23	16:N1:435:ALA:CB	1.89	1.03
11:I2:957:SER:CA	20:R3:168:LEU:HA	1.89	1.03
11:I2:998:ALA:CB	17:O3:267:ALA:CB	2.15	1.03
11:I2:999:SER:HB2	17:O3:264:ILE:CG2	1.88	1.03
11:I2:1021:ILE:HG12	16:N3:410:MET:HE3	1.36	1.03
11:I2:1048:GLU:CG	17:O3:288:GLU:HG3	1.89	1.03
15:M1:507:GLN:CD	18:P1:318:PRO:HG2	1.78	1.03
2:A2:866:SER:HB3	6:D1:602:THR:C	1.78	1.02
2:A2:965:LYS:HG3	6:D1:196:ILE:O	1.56	1.02
2:A2:1127:ALA:O	3:A5:140:ALA:HB2	1.58	1.02
2:A2:1155:ASN:HA	3:A5:175:GLU:CG	1.84	1.02
1:A3:1099:GLN:NE2	11:I2:1415:SER:O	1.90	1.02
2:A4:908:LEU:HD23	6:D3:601:PHE:CB	1.88	1.02
2:A4:1114:ILE:HD11	5:C4:731:LYS:CB	1.87	1.02
2:A4:1151:THR:HG23	5:C4:734:VAL:N	1.68	1.02
3:A6:222:ALA:CB	5:C4:739:MET:SD	2.47	1.02
11:I1:846:ILE:CB	15:M1:594:LYS:HD2	1.88	1.02
11:I1:883:ALA:HB3	17:O1:246:LEU:HB3	1.05	1.02
11:I1:978:LYS:HD3	20:R1:152:LYS:O	1.56	1.02
11:I1:990:GLU:HG2	17:O1:275:LEU:HD23	1.06	1.02
11:I1:996:LEU:HD22	16:N1:410:MET:CE	1.62	1.02
11:I1:1018:LYS:HE2	16:N1:413:VAL:CG1	1.85	1.02
11:I2:883:ALA:CB	17:O3:243:LEU:O	2.07	1.02
11:I2:920:PHE:O	15:M3:592:LEU:HA	1.58	1.02
11:I2:1038:ILE:CG1	20:R3:167:GLN:OE1	2.06	1.02

*Continued on next page...*



*Continued from previous page...*

Atom-1	Atom-2	Interatomic distance (Å)	Clash overlap (Å)
11:I3:1273:GLU:HG2	26:X1:535:ALA:HB2	1.05	1.02
17:O4:110:LEU:HB3	18:P4:321:ILE:HB	1.03	1.02
2:A4:1132:PRO:CG	3:A6:159:SER:O	2.07	1.02
2:A4:1149:THR:CA	5:C4:730:HIS:N	2.19	1.02
3:A5:1026:PRO:HG2	11:I5:73:TYR:HB2	1.38	1.02
3:A5:1376:LEU:C	28:Z2:811:LEU:O	1.92	1.02
3:A6:1351:MSE:CE	28:Z4:912:ASP:C	1.95	1.02
11:I1:833:PHE:O	17:O1:241:SER:HB2	1.60	1.02
11:I1:882:LYS:HB3	17:O1:245:GLU:HB3	1.06	1.02
11:I1:884:LEU:HD11	16:N1:396:ILE:CG2	1.89	1.02
11:I1:923:GLY:CA	15:M1:590:LYS:C	2.28	1.02
11:I1:931:VAL:CG1	15:M1:604:ASN:OD1	2.06	1.02
11:I1:999:SER:O	16:N1:413:VAL:HG12	1.57	1.02
11:I1:1052:LEU:HD11	15:M1:623:LEU:HD12	1.35	1.02
11:I1:1055:GLU:CA	17:O1:278:GLU:O	1.93	1.02
11:I1:1056:PRO:CB	17:O1:278:GLU:HG2	1.88	1.02
11:I1:1066:LEU:N	16:N1:430:ARG:CG	2.19	1.02
11:I1:1104:LEU:HB3	16:N1:436:ALA:HB3	1.07	1.02
11:I1:1607:GLN:O	12:J2:298:PHE:CD1	1.90	1.02
11:I1:1667:GLN:CD	11:I2:1665:LEU:HB2	1.79	1.02
11:I2:887:GLN:C	16:N3:393:ILE:CG2	2.20	1.02
11:I2:917:TYR:O	15:M3:588:MET:CB	2.07	1.02
11:I2:945:LEU:N	17:O3:259:ASP:HB3	1.74	1.02
11:I2:949:CYS:SG	15:M3:602:MET:HE1	1.99	1.02
11:I2:951:LYS:HD2	16:N3:403:VAL:N	1.73	1.02
11:I2:990:GLU:CA	17:O3:272:SER:HA	1.89	1.02
11:I2:1018:LYS:N	16:N3:409:ALA:O	1.92	1.02
11:I2:1058:GLY:CA	17:O3:277:GLU:N	2.18	1.02
11:I2:1069:SER:N	16:N3:428:ASP:H	1.49	1.02
11:I2:1113:LEU:HD21	17:O3:282:LYS:CE	1.88	1.02
11:I4:1272:TYR:O	26:X3:521:TRP:O	1.78	1.02
2:A2:872:ALA:CB	6:D1:565:MET:CA	2.22	1.02
2:A2:907:SER:O	6:D1:601:PHE:HA	1.23	1.02
2:A2:1131:ILE:HB	3:A5:137:HIS:HB3	1.05	1.02
2:A2:1148:ARG:CZ	3:A5:171:HIS:O	2.06	1.02
2:A4:868:GLN:HB3	6:D3:570:VAL:CG2	1.88	1.02
2:A4:878:LEU:CB	6:D3:567:LEU:CD1	2.15	1.02
2:A4:984:ALA:C	6:D3:498:GLU:HA	1.62	1.02
3:A6:157:TRP:CH2	5:C4:747:PRO:HA	1.94	1.02
3:A6:163:SER:O	5:C4:743:LEU:HG	1.57	1.02
3:A6:1366:LEU:HD12	28:Z4:869:HIS:N	1.74	1.02

*Continued on next page...*

*Continued from previous page...*

Atom-1	Atom-2	Interatomic distance (Å)	Clash overlap (Å)
3:A6:1368:GLN:NE2	28:Z4:844:CYS:CB	2.23	1.02
6:D7:534:LEU:HD12	11:I3:181:GLN:O	1.24	1.02
9:G1:255:LEU:C	15:M2:602:MET:HB3	1.80	1.02
11:I1:894:VAL:CG2	17:O1:238:ALA:H	1.72	1.02
11:I1:924:ILE:HG13	15:M1:596:ILE:CG1	1.81	1.02
11:I1:945:LEU:HD23	17:O1:258:GLU:C	1.78	1.02
11:I1:966:TRP:CE3	20:R1:167:GLN:CB	2.36	1.02
11:I1:980:ILE:HG13	20:R1:147:LEU:CD1	1.90	1.02
11:I1:1071:LEU:N	16:N1:429:GLU:HG3	1.73	1.02
11:I1:1104:LEU:CD2	16:N1:433:GLU:CG	2.37	1.02
11:I1:1104:LEU:O	16:N1:436:ALA:HB1	1.56	1.02
11:I2:951:LYS:HG2	16:N3:404:GLU:HG3	1.40	1.02
11:I2:1017:VAL:CG1	16:N3:410:MET:HG2	1.88	1.02
11:I3:1267:LEU:CG	26:X1:497:ARG:NH2	2.22	1.02
11:I4:1274:HIS:CE1	26:X3:529:TRP:C	2.33	1.02
11:I5:1279:THR:OG1	26:X2:520:GLU:HA	1.59	1.02
17:O4:106:HIS:O	18:P4:318:PRO:CD	2.08	1.02
1:A1:1224:PRO:CD	2:A2:731:ILE:CG1	2.35	1.02
2:A2:876:ARG:CD	6:D1:558:LYS:HA	1.89	1.02
2:A2:979:GLY:CA	6:D1:472:PHE:HB3	1.88	1.02
2:A2:1142:PHE:CG	3:A5:128:HIS:C	2.18	1.02
1:A3:1220:PRO:HB3	2:A4:646:ILE:CD1	1.86	1.02
2:A4:875:LEU:O	6:D3:564:ASN:CB	2.07	1.02
2:A4:989:MSE:HE1	6:D3:242:LEU:N	1.69	1.02
2:A4:1114:ILE:HD11	5:C4:731:LYS:HG3	1.41	1.02
2:A4:1135:ARG:NH1	3:A6:157:TRP:C	2.13	1.02
3:A5:994:VAL:N	11:I5:57:GLU:CG	2.17	1.02
3:A5:1406:GLY:H	28:Z2:917:ASP:C	1.62	1.02
3:A6:1358:LEU:O	28:Z4:872:TYR:O	1.78	1.02
3:A6:1369:ILE:CG1	28:Z4:826:TYR:CA	2.30	1.02
11:I1:878:GLN:N	17:O1:252:VAL:N	2.06	1.02
11:I1:976:ARG:HB2	20:R1:149:ARG:HB3	1.41	1.02
11:I1:992:ILE:H	15:M1:608:LYS:HG2	1.22	1.02
11:I1:1021:ILE:CD1	16:N1:410:MET:HB2	1.77	1.02
11:I1:1024:PHE:CB	16:N1:406:HIS:CG	2.38	1.02
11:I1:1031:ALA:N	20:R1:172:ASP:O	1.91	1.02
11:I1:1037:THR:HB	20:R1:173:LEU:CD1	1.88	1.02
11:I1:1055:GLU:N	17:O1:278:GLU:C	1.89	1.02
11:I2:962:ILE:HD13	15:M3:596:ILE:HG22	1.04	1.02
11:I2:1024:PHE:CB	16:N3:406:HIS:CD2	2.41	1.02
11:I2:1543:LEU:HD21	12:J1:300:ILE:O	1.17	1.02

*Continued on next page...*

*Continued from previous page...*

Atom-1	Atom-2	Interatomic distance (Å)	Clash overlap (Å)
11:I3:1267:LEU:CD1	26:X1:497:ARG:NH1	2.22	1.02
11:I4:1279:THR:CB	26:X3:523:LEU:CB	2.33	1.02
11:I5:1275:SER:C	26:X2:521:TRP:CD1	2.33	1.02
1:A1:870:HIS:ND1	6:D3:279:HIS:ND1	1.95	1.02
1:A1:1197:ALA:HB1	2:A2:728:LYS:HZ2	1.22	1.02
2:A2:1139:ILE:HG21	3:A5:134:VAL:H	0.87	1.02
2:A2:1148:ARG:HH21	3:A5:172:PRO:HA	1.20	1.02
1:A3:835:THR:CG2	6:D1:302:PRO:CB	2.38	1.02
1:A3:1052:THR:HG23	6:D3:812:VAL:O	1.59	1.02
1:A3:1222:ALA:HB3	2:A4:723:PHE:HE2	1.22	1.02
2:A4:983:LEU:CD1	6:D3:553:PHE:HB3	1.90	1.02
2:A4:992:TYR:CB	6:D3:238:ALA:O	1.99	1.02
2:A4:992:TYR:HB3	6:D3:238:ALA:O	1.23	1.02
2:A4:1136:LYS:O	3:A6:138:LEU:HD12	1.58	1.02
2:A4:1155:ASN:N	3:A6:175:GLU:C	2.13	1.02
3:A5:1315:VAL:HB	28:Z2:833:ASP:O	1.56	1.02
8:F2:1091:SER:N	17:O4:245:GLU:N	2.06	1.02
11:I1:797:LEU:CD1	17:O1:245:GLU:HA	1.89	1.02
11:I1:958:THR:H	16:N1:399:HIS:CD2	1.78	1.02
11:I1:1041:GLN:HB3	15:M1:620:VAL:HG21	1.37	1.02
11:I1:1066:LEU:HB3	16:N1:430:ARG:HB3	1.42	1.02
11:I1:1113:LEU:HB2	16:N1:435:ALA:HB2	1.41	1.02
11:I1:1677:LYS:HD2	11:I2:1635:HIS:CE1	1.95	1.02
11:I2:923:GLY:HA3	15:M3:591:ASP:C	1.80	1.02
11:I2:1045:PHE:CD2	16:N3:434:LEU:HB2	1.92	1.02
11:I2:1100:ILE:CG2	16:N3:433:GLU:OE1	2.07	1.02
11:I2:1109:LEU:HB3	16:N3:438:LEU:HA	1.03	1.02
17:O3:147:ALA:CB	18:P3:328:PRO:CG	2.36	1.02
17:O3:158:GLU:HG3	18:P3:316:LEU:CA	1.90	1.02
17:O4:110:LEU:H	18:P4:318:PRO:HB3	1.23	1.02
2:A2:988:ARG:CA	6:D1:500:LYS:HZ1	1.73	1.01
2:A2:1125:LEU:H	3:A5:133:LYS:HA	1.23	1.01
1:A3:1201:ARG:CB	2:A4:735:ALA:N	2.17	1.01
2:A4:870:HIS:CG	6:D3:566:PHE:HD1	1.75	1.01
2:A4:879:LEU:CD1	6:D3:564:ASN:ND2	2.23	1.01
2:A4:975:GLU:HB2	6:D3:499:LEU:HB3	1.42	1.01
2:A4:1129:PRO:CB	3:A6:142:GLU:HG3	1.73	1.01
3:A5:996:ASN:HB3	11:I5:59:LEU:H	1.25	1.01
3:A5:1359:LEU:CB	28:Z2:878:HIS:N	2.20	1.01
3:A5:1365:VAL:CG2	28:Z2:838:GLN:CA	2.38	1.01
3:A5:1374:ALA:O	28:Z2:814:THR:O	1.77	1.01

*Continued on next page...*

*Continued from previous page...*

Atom-1	Atom-2	Interatomic distance (Å)	Clash overlap (Å)
3:A6:1351:MSE:CG	28:Z4:918:PHE:N	2.21	1.01
9:G1:255:LEU:O	15:M2:602:MET:CB	2.07	1.01
11:I1:881:ILE:H	17:O1:249:ARG:CA	1.73	1.01
11:I1:881:ILE:CD1	17:O1:249:ARG:O	2.08	1.01
11:I1:915:ALA:HB3	15:M1:582:THR:O	1.59	1.01
11:I1:940:LEU:HB2	17:O1:259:ASP:O	1.59	1.01
11:I1:945:LEU:CD1	17:O1:254:ARG:O	2.05	1.01
11:I2:881:ILE:O	17:O3:249:ARG:HD3	1.21	1.01
11:I2:896:PRO:HA	17:O3:232:LYS:O	1.58	1.01
11:I2:966:TRP:O	20:R3:150:ASN:C	1.97	1.01
11:I2:1039:ALA:HA	20:R3:170:LEU:HD11	1.23	1.01
11:I2:1058:GLY:HA3	17:O3:277:GLU:CA	1.88	1.01
11:I2:1110:SER:CB	16:N3:438:LEU:H	1.63	1.01
2:A2:980:ARG:CZ	6:D1:525:ARG:CD	2.37	1.01
2:A2:1121:LEU:O	3:A5:133:LYS:HA	1.60	1.01
2:A2:1155:ASN:C	3:A5:175:GLU:CG	2.28	1.01
2:A4:1133:GLU:C	3:A6:145:THR:OG1	0.82	1.01
3:A5:1369:ILE:HG23	28:Z2:831:LEU:H	1.24	1.01
3:A6:156:ALA:C	5:C4:741:THR:HG21	1.80	1.01
3:A6:188:ALA:HA	5:C4:746:PRO:O	1.59	1.01
3:A6:1351:MSE:CB	28:Z4:918:PHE:N	0.87	1.01
8:F1:1261:TYR:OH	17:O2:260:LEU:HA	1.27	1.01
8:F1:1266:MET:HG3	17:O2:262:ASP:CG	1.80	1.01
11:I1:841:PHE:CD1	17:O1:243:LEU:CD1	2.43	1.01
11:I1:877:ILE:HB	17:O1:252:VAL:N	1.37	1.01
11:I1:1000:ILE:HG22	16:N1:413:VAL:HG21	1.39	1.01
11:I2:967:SER:N	20:R3:153:GLN:NE2	2.06	1.01
11:I2:1034:ASP:CB	15:M3:630:LEU:HD13	1.89	1.01
11:I2:1040:HIS:CE1	16:N3:437:VAL:CG1	2.44	1.01
11:I2:1051:LYS:HB3	17:O3:284:LYS:O	1.58	1.01
11:I2:1059:PRO:HB2	17:O3:274:GLY:O	1.60	1.01
11:I3:1275:SER:CB	26:X1:508:LEU:HD21	1.90	1.01
11:I3:1275:SER:HA	26:X1:508:LEU:HG	1.05	1.01
2:A2:1054:SER:O	6:D2:762:ARG:CB	2.00	1.01
1:A3:835:THR:HG21	6:D1:302:PRO:HB2	1.03	1.01
2:A4:982:THR:CA	6:D3:502:LEU:HD22	1.88	1.01
2:A4:1142:PHE:HZ	3:A6:567:VAL:HG23	0.86	1.01
3:A5:1026:PRO:CD	11:I5:102:ILE:CD1	2.39	1.01
3:A6:165:PHE:CD2	5:C4:743:LEU:HD11	1.91	1.01
9:G1:256:GLN:HG2	17:O2:257:ALA:CB	1.89	1.01
9:G1:263:MET:CA	16:N2:411:GLN:CB	2.33	1.01

*Continued on next page...*

*Continued from previous page...*

Atom-1	Atom-2	Interatomic distance (Å)	Clash overlap (Å)
11:I1:966:TRP:CZ3	20:R1:167:GLN:CG	2.29	1.01
11:I1:1018:LYS:CE	16:N1:413:VAL:O	2.08	1.01
11:I1:1034:ASP:OD1	15:M1:627:LEU:HD22	1.59	1.01
11:I1:1056:PRO:C	17:O1:277:GLU:O	1.97	1.01
11:I1:1642:LEU:CD1	11:I2:1669:ARG:HH12	1.72	1.01
11:I2:834:SER:HB2	17:O3:237:PRO:HA	1.37	1.01
11:I2:995:SER:HA	17:O3:267:ALA:HB3	1.03	1.01
11:I2:1030:ARG:C	20:R3:172:ASP:O	1.97	1.01
11:I2:1048:GLU:HB2	17:O3:284:LYS:CB	1.91	1.01
11:I3:1278:ALA:H	26:X1:519:ILE:CB	1.71	1.01
11:I4:1274:HIS:ND1	26:X3:529:TRP:CB	2.23	1.01
2:A2:1158:ALA:H	3:A5:175:GLU:HA	0.85	1.01
2:A4:873:PRO:HG3	6:D3:572:GLU:CD	1.81	1.01
2:A4:1135:ARG:NH1	3:A6:158:ALA:N	1.89	1.01
2:A4:1158:ALA:C	4:B6:342:ARG:N	2.13	1.01
3:A5:996:ASN:ND2	11:I5:58:ALA:HB3	1.44	1.01
3:A5:1027:HIS:HE1	11:I5:65:LYS:CB	1.71	1.01
3:A6:153:ILE:HD12	5:C4:739:MET:SD	2.00	1.01
8:F1:1202:TYR:O	17:O2:252:VAL:CA	2.08	1.01
8:F1:1262:HIS:ND1	17:O2:259:ASP:HA	1.74	1.01
9:G2:254:ASN:HB2	17:O4:265:ASN:HD21	1.25	1.01
11:I1:846:ILE:CD1	15:M1:594:LYS:HD2	1.84	1.01
11:I1:952:LEU:HA	16:N1:400:LEU:HD23	1.41	1.01
11:I1:986:ASN:O	15:M1:611:LYS:HA	1.60	1.01
11:I1:1020:ALA:HB1	16:N1:407:ALA:N	1.70	1.01
11:I1:1104:LEU:HD21	16:N1:433:GLU:CG	1.82	1.01
11:I1:1604:ALA:HA	11:I2:1739:GLU:C	1.80	1.01
11:I2:887:GLN:NE2	16:N3:393:ILE:O	1.93	1.01
11:I2:978:LYS:NZ	20:R3:155:GLU:CB	2.24	1.01
11:I2:980:ILE:HD11	20:R3:147:LEU:HA	1.42	1.01
11:I2:1609:GLY:O	12:J1:295:TYR:CZ	2.12	1.01
11:I4:1274:HIS:HB2	26:X3:525:ILE:CG2	1.90	1.01
15:M1:507:GLN:OE1	18:P1:318:PRO:HG2	1.53	1.01
17:O3:155:VAL:HG21	18:P3:321:ILE:HG21	1.01	1.01
2:A2:866:SER:O	6:D1:598:ILE:CG2	2.07	1.01
2:A2:1121:LEU:O	3:A5:133:LYS:CA	2.08	1.01
2:A2:1122:LEU:HD11	3:A5:135:PHE:HD2	1.22	1.01
2:A2:1142:PHE:CZ	3:A5:567:VAL:CB	2.32	1.01
2:A2:1163:TYR:CD2	3:A5:133:LYS:CE	2.44	1.01
1:A3:1233:GLN:CD	2:A4:726:ALA:HB2	1.81	1.01
2:A4:231:SER:HB3	6:D3:709:ARG:NH2	1.74	1.01

*Continued on next page...*

*Continued from previous page...*

Atom-1	Atom-2	Interatomic distance (Å)	Clash overlap (Å)
2:A4:976:LEU:CD1	6:D3:501:LEU:HD22	1.91	1.01
2:A4:1141:GLU:OE1	3:A6:565:THR:N	1.91	1.01
3:A5:1368:GLN:HB2	28:Z2:841:ALA:HA	1.41	1.01
3:A6:165:PHE:HD2	5:C4:743:LEU:HD11	1.22	1.01
9:G1:255:LEU:HD13	17:O2:258:GLU:HG2	1.42	1.01
11:I1:1070:LEU:H	16:N1:429:GLU:CB	1.73	1.01
11:I2:919:ALA:HB2	16:N3:392:THR:OG1	1.59	1.01
11:I2:948:ALA:CB	17:O3:256:TYR:CB	1.99	1.01
11:I2:956:ILE:O	20:R3:166:LEU:CB	2.08	1.01
11:I2:1030:ARG:HH11	20:R3:175:GLN:HG2	1.25	1.01
11:I3:1273:GLU:HA	26:X1:523:LEU:CA	1.83	1.01
11:I4:1273:GLU:O	26:X3:523:LEU:CA	1.98	1.01
17:O3:147:ALA:CB	18:P3:328:PRO:HB2	1.89	1.01
2:A2:870:HIS:CD2	6:D1:551:PHE:HB2	1.90	1.00
2:A2:1158:ALA:HA	3:A5:133:LYS:HZ1	1.25	1.00
1:A3:1091:VAL:HG21	6:D3:808:ASN:H	0.87	1.00
2:A4:781:ARG:NE	6:D3:633:LYS:HE2	1.75	1.00
2:A4:874:VAL:CB	6:D3:567:LEU:O	2.00	1.00
2:A4:908:LEU:CD2	6:D3:601:PHE:C	2.29	1.00
2:A4:1129:PRO:HB3	3:A6:142:GLU:HG2	1.35	1.00
3:A5:1024:ASP:OD1	11:I5:96:GLU:C	1.92	1.00
3:A6:232:LEU:HD23	5:C4:737:LYS:C	1.80	1.00
3:A6:1394:VAL:HG11	28:Z4:869:HIS:C	1.81	1.00
8:F1:1091:SER:OG	17:O2:237:PRO:O	1.77	1.00
8:F1:1093:LEU:CB	17:O2:244:GLU:OE1	2.00	1.00
8:F2:1091:SER:N	17:O4:245:GLU:CA	2.24	1.00
9:G1:256:GLN:HG2	17:O2:257:ALA:HB2	1.04	1.00
11:I1:881:ILE:HD12	17:O1:249:ARG:O	1.61	1.00
11:I1:947:LEU:CD1	17:O1:256:TYR:CE2	2.44	1.00
11:I1:976:ARG:N	20:R1:149:ARG:HG2	1.73	1.00
11:I1:980:ILE:HG13	20:R1:147:LEU:HD12	1.39	1.00
11:I1:985:ARG:N	15:M1:613:ASP:CA	2.23	1.00
11:I1:1023:ASP:HB2	16:N1:405:ALA:CB	1.91	1.00
11:I1:1068:HIS:CE1	16:N1:431:VAL:HB	1.95	1.00
11:I1:1104:LEU:HD13	16:N1:433:GLU:CA	1.90	1.00
11:I2:915:ALA:O	15:M3:585:LEU:HB3	1.61	1.00
11:I2:1036:PRO:HB2	15:M3:619:ILE:O	1.58	1.00
11:I3:1270:LYS:HG2	26:X1:527:VAL:O	1.62	1.00
17:O4:109:PRO:O	18:P4:322:LYS:NZ	1.94	1.00
1:A1:874:VAL:CG1	6:D3:272:VAL:HB	1.90	1.00
1:A1:1226:LEU:HG	2:A2:725:GLU:OE1	1.60	1.00

*Continued on next page...*

*Continued from previous page...*

Atom-1	Atom-2	Interatomic distance (Å)	Clash overlap (Å)
2:A2:779:ASP:N	6:D1:678:GLY:HA2	1.75	1.00
2:A2:780:GLU:N	6:D1:679:ILE:N	2.04	1.00
2:A2:879:LEU:HG	6:D1:567:LEU:CD1	1.90	1.00
2:A2:980:ARG:NH1	6:D1:525:ARG:CG	0.86	1.00
2:A4:777:LEU:C	6:D3:678:GLY:CA	2.24	1.00
2:A4:988:ARG:CG	6:D3:500:LYS:HG3	1.91	1.00
3:A6:1312:ARG:CZ	28:Z4:841:ALA:HB1	1.92	1.00
3:A6:1351:MSE:HB2	28:Z4:917:ASP:N	1.73	1.00
3:A6:1414:PHE:H	28:Z4:964:LEU:HA	1.23	1.00
8:F1:1267:ARG:CD	17:O2:265:ASN:OD1	2.09	1.00
9:G1:256:GLN:CG	17:O2:257:ALA:HB2	1.91	1.00
9:G2:255:LEU:HA	17:O4:262:ASP:OD2	1.61	1.00
11:I1:920:PHE:O	15:M1:592:LEU:HA	1.19	1.00
11:I1:953:LEU:H	16:N1:403:VAL:HG11	1.21	1.00
11:I1:1021:ILE:HG23	16:N1:406:HIS:HE1	1.21	1.00
11:I1:1052:LEU:HB2	16:N1:438:LEU:HD13	1.43	1.00
11:I2:911:PRO:HB3	15:M3:584:GLN:HE22	1.09	1.00
11:I2:984:GLU:CD	15:M3:615:PRO:HA	1.80	1.00
11:I2:993:SER:CB	16:N3:430:ARG:NH1	1.79	1.00
11:I2:1020:ALA:O	16:N3:406:HIS:CA	2.04	1.00
11:I2:1067:PHE:CD2	16:N3:428:ASP:O	2.15	1.00
11:I2:1106:LYS:O	16:N3:440:GLU:HA	1.21	1.00
1:A1:1221:ILE:CG2	2:A2:642:ARG:O	1.97	1.00
2:A2:779:ASP:CA	6:D1:675:ARG:CA	2.40	1.00
2:A2:1163:TYR:HD2	3:A5:133:LYS:HE3	0.84	1.00
1:A3:1021:LEU:CD1	6:D3:816:VAL:O	2.08	1.00
1:A3:1223:GLU:HG2	2:A4:734:LEU:HD11	1.01	1.00
2:A4:908:LEU:O	6:D3:555:ARG:HB2	1.60	1.00
2:A4:973:GLU:HB3	6:D3:498:GLU:HB2	1.40	1.00
3:A5:1356:SER:O	28:Z2:879:PHE:N	1.75	1.00
3:A6:165:PHE:CG	5:C4:743:LEU:HD22	1.96	1.00
4:B6:345:LYS:N	5:C4:737:LYS:NZ	2.07	1.00
8:F2:1049:GLN:HE21	17:O4:237:PRO:HB3	1.25	1.00
8:F2:1091:SER:N	17:O4:245:GLU:HA	1.74	1.00
9:G1:258:LYS:CB	17:O2:253:LEU:CD2	2.35	1.00
11:I1:880:MET:HG3	17:O1:247:TRP:C	1.79	1.00
11:I1:927:HIS:NE2	15:M1:594:LYS:CB	2.25	1.00
11:I1:947:LEU:HA	16:N1:407:ALA:HB3	1.40	1.00
11:I1:981:VAL:CB	20:R1:147:LEU:CG	1.85	1.00
11:I1:1036:PRO:HD2	15:M1:626:HIS:HB2	1.44	1.00
11:I1:1046:HIS:HB3	17:O1:283:ALA:HB3	1.39	1.00

*Continued on next page...*

*Continued from previous page...*

Atom-1	Atom-2	Interatomic distance (Å)	Clash overlap (Å)
11:I1:1048:GLU:HB2	17:O1:284:LYS:HA	1.42	1.00
11:I1:1665:LEU:CB	11:I2:1667:GLN:CG	2.38	1.00
11:I1:1667:GLN:C	11:I2:1664:PHE:HD2	1.33	1.00
11:I2:847:THR:H	15:M3:594:LYS:NZ	1.58	1.00
11:I2:898:VAL:CG2	17:O3:236:ASP:CA	2.38	1.00
11:I2:936:LYS:CA	15:M3:609:GLY:HA3	1.91	1.00
11:I2:951:LYS:CB	17:O3:253:LEU:HD22	1.91	1.00
11:I2:1042:LEU:HD23	15:M3:616:LEU:HD23	1.43	1.00
11:I3:1271:GLU:O	26:X1:525:ILE:HG22	1.60	1.00
11:I4:1274:HIS:NE2	26:X3:531:LEU:N	2.10	1.00
11:I4:1275:SER:N	26:X3:522:MET:O	1.95	1.00
2:A4:1135:ARG:CZ	3:A6:167:TRP:HZ3	1.75	1.00
3:A5:1026:PRO:C	11:I5:68:ILE:H	1.51	1.00
3:A6:1324:ASP:OD2	28:Z4:907:LEU:CA	2.08	1.00
11:I1:931:VAL:CG2	15:M1:604:ASN:N	2.11	1.00
11:I1:946:THR:O	16:N1:407:ALA:CB	2.10	1.00
11:I1:1051:LYS:HE3	17:O1:289:ASP:H	0.99	1.00
11:I2:888:GLU:N	16:N3:393:ILE:HG22	1.76	1.00
11:I2:944:GLU:CA	17:O3:256:TYR:CD1	2.38	1.00
1:A1:1224:PRO:CD	2:A2:731:ILE:HB	1.92	1.00
2:A2:870:HIS:HD2	6:D1:551:PHE:HB2	1.23	1.00
3:A6:1361:ARG:NH1	28:Z4:879:PHE:CB	2.25	1.00
11:I1:841:PHE:CE1	17:O1:243:LEU:CD1	2.43	1.00
11:I1:920:PHE:HE1	17:O1:247:TRP:NE1	1.30	1.00
11:I2:1543:LEU:CD2	12:J1:300:ILE:O	2.06	1.00
17:O4:110:LEU:N	18:P4:318:PRO:HB3	1.76	1.00
18:P2:319:VAL:HG21	18:P3:278:ASN:OD1	1.53	1.00
1:A1:1201:ARG:NH1	2:A2:734:LEU:CD2	2.17	1.00
11:I3:1277:LEU:HD12	26:X1:522:MET:HG3	1.40	1.00
15:M1:507:GLN:OE1	18:P1:318:PRO:HG3	1.53	1.00
17:O4:111:TYR:CD1	18:P4:325:ILE:HD11	1.96	1.00
2:A2:781:ARG:CG	6:D1:673:ARG:HB3	1.92	1.00
2:A2:864:ARG:O	6:D1:608:ILE:CG1	2.10	1.00
1:A3:1084:ARG:HG2	6:D3:794:THR:CB	1.67	1.00
2:A4:972:GLY:O	6:D3:206:VAL:N	1.95	1.00
2:A4:986:THR:HG21	6:D3:504:LYS:HG2	1.01	1.00
3:A5:1388:ALA:O	28:Z2:867:LYS:HA	1.19	1.00
3:A5:1395:LYS:CG	28:Z2:873:LEU:N	2.04	1.00
11:I1:887:GLN:HA	17:O1:242:ARG:CB	1.91	1.00
11:I1:951:LYS:CD	16:N1:400:LEU:O	2.10	1.00
11:I2:837:MET:HA	17:O3:244:GLU:H	1.22	1.00

*Continued on next page...*



*Continued from previous page...*

Atom-1	Atom-2	Interatomic distance (Å)	Clash overlap (Å)
11:I2:895:ARG:HA	17:O3:236:ASP:H	0.98	1.00
11:I2:950:LEU:CG	15:M3:606:LEU:HD21	1.75	1.00
11:I2:976:ARG:HH12	15:M3:622:VAL:HG21	1.26	1.00
11:I4:1279:THR:HG23	26:X3:523:LEU:HB2	1.00	1.00
2:A4:1136:LYS:CE	3:A6:140:ALA:N	2.20	0.99
3:A5:165:PHE:CD1	5:C2:743:LEU:HD21	1.97	0.99
8:F1:1262:HIS:CE1	17:O2:259:ASP:CA	2.45	0.99
8:F1:1266:MET:CG	17:O2:262:ASP:OD2	2.09	0.99
11:I2:931:VAL:HB	15:M3:600:ASN:C	1.82	0.99
11:I2:962:ILE:CD1	15:M3:596:ILE:HG22	1.92	0.99
11:I2:1054:ILE:H	17:O3:282:LYS:N	1.48	0.99
11:I3:1271:GLU:CA	26:X1:525:ILE:HG22	1.91	0.99
17:O3:151:LEU:HD23	18:P3:325:ILE:CG1	1.49	0.99
1:A1:1201:ARG:NE	2:A2:734:LEU:HB3	1.76	0.99
3:A6:157:TRP:CH2	5:C4:747:PRO:CA	2.44	0.99
3:A6:165:PHE:CZ	5:C4:743:LEU:HD21	1.96	0.99
11:I1:1029:LEU:HD11	16:N1:433:GLU:OE1	1.61	0.99
11:I1:1031:ALA:O	20:R1:176:ARG:HB2	0.92	0.99
11:I1:1037:THR:HG23	20:R1:169:GLY:HA2	1.06	0.99
11:I1:1667:GLN:HG3	11:I2:1665:LEU:HG	1.42	0.99
11:I2:833:PHE:CZ	17:O3:241:SER:C	2.35	0.99
11:I2:847:THR:HG23	15:M3:594:LYS:NZ	1.76	0.99
11:I2:890:TYR:HA	17:O3:238:ALA:C	1.76	0.99
11:I2:956:ILE:HG21	15:M3:600:ASN:HA	1.44	0.99
2:A2:1114:ILE:HD11	5:C2:731:LYS:HB2	1.44	0.99
2:A4:909:LYS:HG3	6:D3:555:ARG:HH11	1.27	0.99
3:A5:1369:ILE:CD1	28:Z2:832:PHE:N	2.25	0.99
6:D7:530:ARG:C	11:I3:181:GLN:HB2	1.80	0.99
11:I1:877:ILE:CB	17:O1:253:LEU:N	2.24	0.99
11:I1:931:VAL:HG22	15:M1:604:ASN:CA	1.91	0.99
11:I1:1668:HIS:HB2	11:I2:1668:HIS:HB2	1.42	0.99
11:I2:939:ASN:HB3	17:O3:265:ASN:ND2	1.76	0.99
11:I2:1032:THR:CB	20:R3:173:LEU:HD11	1.92	0.99
11:I2:1067:PHE:CD2	16:N3:432:TYR:N	2.15	0.99
17:O4:109:PRO:HD2	18:P4:318:PRO:HG2	1.41	0.99
2:A2:983:LEU:CB	6:D1:553:PHE:HB3	1.92	0.99
3:A5:164:LEU:HD11	5:C2:745:SER:H	1.23	0.99
3:A5:1026:PRO:CD	11:I5:102:ILE:HD11	1.92	0.99
3:A5:1394:VAL:O	28:Z2:874:ASN:HA	1.60	0.99
3:A6:1355:VAL:CA	28:Z4:877:ILE:HA	1.91	0.99
8:F1:1137:GLN:HG2	17:O2:248:SER:C	1.47	0.99

*Continued on next page...*

*Continued from previous page...*

Atom-1	Atom-2	Interatomic distance (Å)	Clash overlap (Å)
8:F2:1090:PRO:HG3	17:O4:245:GLU:CD	1.82	0.99
11:I1:916:ALA:CB	15:M1:586:ASP:CA	2.02	0.99
11:I1:984:GLU:N	15:M1:617:THR:CG2	2.25	0.99
11:I2:916:ALA:HB3	15:M3:586:ASP:O	1.58	0.99
11:I2:989:GLY:CA	15:M3:614:ASP:OD1	2.08	0.99
1:A1:1221:ILE:HD12	2:A2:618:ALA:HB2	0.99	0.99
2:A2:1114:ILE:HD11	5:C2:731:LYS:HG3	1.41	0.99
2:A4:908:LEU:HG	6:D3:601:PHE:O	1.61	0.99
11:I1:797:LEU:HD22	17:O1:245:GLU:CG	1.92	0.99
11:I1:949:CYS:SG	17:O1:253:LEU:O	2.20	0.99
11:I1:1055:GLU:CA	17:O1:281:ALA:H	1.75	0.99
11:I2:977:ASN:CG	15:M3:621:ARG:HB3	1.82	0.99
11:I2:1105:TRP:HB2	16:N3:439:ARG:HH21	0.83	0.99
11:I2:1109:LEU:CD1	17:O3:290:TYR:CD2	2.39	0.99
1:A3:1054:SER:C	6:D3:809:ALA:CB	2.18	0.99
2:A4:868:GLN:HG2	6:D3:608:ILE:HD12	1.22	0.99
2:A4:1148:ARG:HA	3:A6:172:PRO:O	1.62	0.99
3:A5:177:ILE:O	5:C2:743:LEU:HD22	1.60	0.99
9:G1:255:LEU:N	15:M2:602:MET:CA	2.15	0.99
11:I1:940:LEU:C	17:O1:259:ASP:O	2.00	0.99
11:I1:986:ASN:H	15:M1:612:PRO:C	1.66	0.99
11:I1:1034:ASP:OD1	15:M1:627:LEU:HD23	1.63	0.99
11:I1:1040:HIS:NE2	16:N1:437:VAL:HG22	1.72	0.99
11:I1:1609:GLY:HA3	12:J2:295:TYR:CE1	1.96	0.99
11:I5:1276:GLN:N	26:X2:521:TRP:CD1	2.31	0.99
1:A1:1201:ARG:CZ	2:A2:734:LEU:CG	2.22	0.99
1:A1:1332:ARG:HH21	6:D1:685:VAL:HB	1.28	0.99
2:A4:861:GLN:CA	6:D3:607:PRO:HD3	1.92	0.99
2:A4:909:LYS:HG3	6:D3:555:ARG:NH1	1.77	0.99
2:A4:1148:ARG:HH11	3:A6:131:PRO:HD3	1.25	0.99
3:A6:166:LEU:CD1	5:C4:741:THR:C	2.26	0.99
3:A6:1395:LYS:HB3	28:Z4:889:LEU:O	1.63	0.99
11:I1:834:SER:HA	17:O1:237:PRO:O	1.55	0.99
11:I1:874:LEU:C	17:O1:252:VAL:HA	1.82	0.99
11:I1:978:LYS:CG	20:R1:153:GLN:N	2.26	0.99
11:I2:884:LEU:CG	16:N3:400:LEU:CD1	2.35	0.99
11:I2:1109:LEU:HD12	17:O3:286:ILE:HG22	1.10	0.99
11:I4:1277:LEU:HA	26:X3:518:ASP:C	1.78	0.99
1:A1:1200:ARG:N	2:A2:729:SER:HB2	1.69	0.99
2:A2:866:SER:N	6:D1:605:THR:HA	1.78	0.99
2:A2:868:GLN:O	6:D1:598:ILE:HB	1.62	0.99

*Continued on next page...*

*Continued from previous page...*

Atom-1	Atom-2	Interatomic distance (Å)	Clash overlap (Å)
2:A2:989:MSE:N	6:D1:500:LYS:HE2	1.77	0.99
2:A4:975:GLU:H	6:D3:499:LEU:HD12	1.20	0.99
3:A6:1391:ARG:CD	28:Z4:869:HIS:N	2.11	0.99
9:G1:253:SER:CB	15:M2:601:ASP:HB3	1.64	0.99
11:I1:911:PRO:HB2	15:M1:584:GLN:NE2	1.78	0.99
11:I1:923:GLY:CA	15:M1:590:LYS:O	2.10	0.99
11:I1:934:LEU:HA	15:M1:602:MET:HE3	1.01	0.99
11:I1:1013:GLU:O	16:N1:411:GLN:C	1.99	0.99
11:I2:958:THR:HB	16:N3:399:HIS:CD2	1.97	0.99
11:I2:1037:THR:CB	20:R3:169:GLY:HA2	1.91	0.99
18:P1:276:SER:HB3	18:P4:322:LYS:HE2	1.42	0.99
1:A1:1200:ARG:HE	2:A2:642:ARG:NH2	1.61	0.99
2:A2:989:MSE:SE	6:D1:500:LYS:HD2	2.12	0.99
2:A2:1125:LEU:N	3:A5:136:GLU:HB2	1.78	0.99
2:A2:1135:ARG:HD3	3:A5:158:ALA:N	1.77	0.99
2:A4:983:LEU:CB	6:D3:528:PHE:CE1	2.36	0.99
2:A4:988:ARG:HD2	6:D3:500:LYS:CG	1.93	0.99
6:D7:481:ARG:CB	11:I3:183:LYS:HE2	1.75	0.99
11:I1:1066:LEU:H	16:N1:430:ARG:CD	1.75	0.99
11:I2:928:LEU:HD13	20:R3:151:LYS:HE2	1.45	0.99
11:I3:1267:LEU:HD13	26:X1:497:ARG:NH1	1.78	0.99
1:A1:1204:TRP:CD1	2:A2:645:PHE:HE1	1.81	0.99
8:F1:1205:TRP:CD1	17:O2:254:ARG:CD	2.46	0.99
8:F2:1090:PRO:CB	17:O4:245:GLU:OE2	2.10	0.99
11:I1:922:ASP:N	15:M1:592:LEU:HB3	1.78	0.99
11:I1:987:GLY:CA	15:M1:611:LYS:CG	2.26	0.99
11:I1:1051:LYS:CE	17:O1:289:ASP:N	2.18	0.99
11:I1:1667:GLN:O	11:I2:1664:PHE:CD2	1.95	0.99
11:I2:920:PHE:O	15:M3:592:LEU:CA	2.09	0.99
2:A2:1142:PHE:CZ	3:A5:128:HIS:O	2.15	0.98
2:A2:1143:LEU:HD12	3:A5:131:PRO:CA	1.76	0.98
3:A5:157:TRP:HE1	5:C2:747:PRO:HA	1.24	0.98
3:A5:1029:ILE:N	11:I5:67:LYS:C	1.92	0.98
3:A5:1395:LYS:HA	28:Z2:874:ASN:N	1.78	0.98
3:A6:1390:LEU:HD22	28:Z4:870:ILE:CB	1.91	0.98
3:A6:1399:ARG:NH2	28:Z4:945:VAL:CB	2.27	0.98
11:I1:959:SER:CB	16:N1:395:GLU:HB3	1.92	0.98
11:I1:977:ASN:OD1	15:M1:621:ARG:CB	2.10	0.98
11:I1:1023:ASP:HB2	16:N1:405:ALA:HB1	1.41	0.98
11:I1:1049:LEU:CD1	15:M1:626:HIS:NE2	1.90	0.98
11:I1:1070:LEU:N	16:N1:429:GLU:CB	2.26	0.98

*Continued on next page...*

*Continued from previous page...*

Atom-1	Atom-2	Interatomic distance (Å)	Clash overlap (Å)
11:I2:977:ASN:HB3	20:R3:147:LEU:CA	1.94	0.98
11:I2:1106:LYS:HB2	16:N3:440:GLU:CD	1.82	0.98
1:A1:870:HIS:CD2	6:D3:280:GLN:HA	1.97	0.98
2:A2:779:ASP:C	6:D1:679:ILE:H	1.66	0.98
1:A3:1098:ARG:HD2	11:I2:1414:CYS:HB2	1.00	0.98
2:A4:969:ASP:O	6:D3:192:TYR:CZ	2.16	0.98
2:A4:1114:ILE:CD1	5:C4:731:LYS:HB2	1.92	0.98
2:A4:1155:ASN:HD21	5:C4:735:ILE:HA	1.20	0.98
3:A6:221:SER:CB	5:C4:738:ASP:OD1	2.10	0.98
5:C1:732:LYS:HE2	11:I1:1228:GLU:CD	1.83	0.98
11:I1:1038:ILE:HB	20:R1:168:LEU:O	1.62	0.98
11:I1:1667:GLN:CG	11:I2:1665:LEU:CG	2.08	0.98
1:A1:1223:GLU:HG3	2:A2:734:LEU:HD11	1.43	0.98
2:A2:968:SER:CA	6:D1:201:LEU:C	2.32	0.98
2:A2:1149:THR:O	3:A5:173:ASN:CB	2.11	0.98
2:A2:1156:ASP:OD2	3:A5:171:HIS:HB3	1.63	0.98
1:A3:1021:LEU:CD1	6:D3:819:ASN:HD22	1.76	0.98
2:A4:864:ARG:HB3	6:D3:608:ILE:H	1.22	0.98
2:A4:974:PRO:C	6:D3:499:LEU:CG	2.31	0.98
2:A4:1163:TYR:CZ	3:A6:137:HIS:HE1	1.74	0.98
3:A5:1374:ALA:O	28:Z2:814:THR:C	1.86	0.98
3:A5:1391:ARG:CB	28:Z2:871:HIS:H	1.76	0.98
3:A5:1392:ARG:CD	28:Z2:866:GLU:CB	2.41	0.98
8:F1:1261:TYR:CE2	17:O2:259:ASP:O	2.15	0.98
11:I2:980:ILE:C	15:M3:618:GLN:HG3	1.82	0.98
11:I2:1044:GLY:CA	17:O3:275:LEU:HD12	1.92	0.98
11:I2:1101:LEU:CD2	16:N3:432:TYR:CE1	2.44	0.98
2:A2:1132:PRO:C	3:A5:160:ILE:HG13	1.81	0.98
2:A4:982:THR:HG22	6:D3:493:ALA:C	1.84	0.98
3:A5:1365:VAL:HG22	28:Z2:838:GLN:CA	1.94	0.98
3:A5:1369:ILE:HD11	28:Z2:833:ASP:N	1.77	0.98
3:A6:234:LEU:H	5:C4:737:LYS:HB2	1.26	0.98
9:G1:253:SER:HB2	15:M2:605:THR:HG23	1.44	0.98
9:G1:255:LEU:N	15:M2:602:MET:CB	2.25	0.98
11:I1:878:GLN:H	17:O1:252:VAL:N	1.61	0.98
11:I1:921:GLU:HB3	15:M1:596:ILE:CD1	1.91	0.98
11:I1:955:LYS:CD	17:O1:249:ARG:HH22	1.77	0.98
11:I1:1045:PHE:CE1	16:N1:435:ALA:N	2.31	0.98
11:I1:1055:GLU:HG2	17:O1:280:GLU:CB	1.92	0.98
11:I4:1274:HIS:CA	26:X3:526:CYS:SG	2.51	0.98
1:A1:834:GLU:HB3	6:D3:302:PRO:HG3	1.41	0.98

*Continued on next page...*

*Continued from previous page...*

Atom-1	Atom-2	Interatomic distance (Å)	Clash overlap (Å)
1:A1:1201:ARG:HD2	2:A2:734:LEU:HD23	1.42	0.98
2:A2:861:GLN:C	6:D1:607:PRO:HD3	1.83	0.98
2:A2:911:TYR:HE2	6:D1:555:ARG:HE	1.03	0.98
2:A4:970:PHE:CA	6:D3:202:GLN:HG3	1.87	0.98
3:A5:232:LEU:O	5:C2:740:ARG:NE	1.95	0.98
3:A6:1334:GLY:HA2	28:Z4:961:PHE:CA	1.94	0.98
3:A6:1369:ILE:HG12	28:Z4:826:TYR:HA	1.31	0.98
9:G1:262:SER:O	16:N2:411:GLN:OE1	1.79	0.98
11:I1:877:ILE:CG2	17:O1:253:LEU:CB	2.32	0.98
11:I1:896:PRO:N	17:O1:233:THR:HA	1.78	0.98
11:I1:1036:PRO:N	16:N1:441:PHE:CZ	2.31	0.98
11:I1:1043:LEU:HA	16:N1:430:ARG:CB	1.94	0.98
11:I1:1066:LEU:HB2	16:N1:430:ARG:HD3	1.40	0.98
11:I2:899:LEU:CD1	17:O3:234:LEU:N	2.24	0.98
11:I2:899:LEU:HD12	17:O3:234:LEU:N	1.79	0.98
11:I2:977:ASN:HB2	20:R3:150:ASN:CB	1.75	0.98
11:I2:1031:ALA:N	20:R3:172:ASP:C	2.15	0.98
11:I3:1275:SER:H	26:X1:508:LEU:HD21	1.28	0.98
2:A2:826:ASN:CA	6:D1:633:LYS:HB2	1.91	0.98
2:A2:1122:LEU:HD11	3:A5:135:PHE:CD2	1.98	0.98
3:A5:1405:LEU:N	28:Z2:918:PHE:H	1.32	0.98
3:A6:1312:ARG:CG	28:Z4:830:LEU:CA	2.42	0.98
11:I1:923:GLY:N	15:M1:592:LEU:CB	2.08	0.98
11:I1:981:VAL:CB	20:R1:147:LEU:CD2	2.42	0.98
11:I1:1110:SER:CB	16:N1:434:LEU:O	2.11	0.98
11:I1:1662:ARG:HD3	11:I2:1603:ARG:HH12	0.98	0.98
11:I2:890:TYR:N	17:O3:242:ARG:HE	1.57	0.98
11:I4:1274:HIS:NE2	26:X3:526:CYS:O	1.82	0.98
18:P2:320:GLN:CG	18:P3:278:ASN:CB	2.25	0.98
2:A2:867:GLU:HB3	6:D1:609:ILE:HD11	1.42	0.98
2:A2:1149:THR:CA	5:C2:730:HIS:N	2.18	0.98
2:A2:1164:TYR:O	4:B5:342:ARG:NH1	1.94	0.98
3:A6:1363:ASP:HA	28:Z4:869:HIS:CA	1.93	0.98
11:I1:1030:ARG:N	20:R1:172:ASP:O	1.96	0.98
11:I2:899:LEU:HD22	17:O3:231:ASP:OD1	1.62	0.98
11:I4:1274:HIS:HB2	26:X3:525:ILE:HG22	0.99	0.98
1:A1:874:VAL:CG2	6:D3:272:VAL:CB	2.41	0.98
2:A2:858:ALA:O	6:D1:606:LYS:CE	2.12	0.98
5:C1:732:LYS:HE2	11:I1:1228:GLU:HG3	1.38	0.98
11:I1:952:LEU:HA	16:N1:400:LEU:HD22	1.19	0.98
11:I1:953:LEU:N	16:N1:403:VAL:CG1	2.23	0.98

*Continued on next page...*

*Continued from previous page...*

Atom-1	Atom-2	Interatomic distance (Å)	Clash overlap (Å)
11:I1:1038:ILE:CD1	20:R1:167:GLN:OE1	2.12	0.98
11:I2:911:PRO:CB	15:M3:584:GLN:HE21	1.58	0.98
11:I2:935:GLY:C	17:O3:261:LYS:HZ1	1.52	0.98
17:O4:110:LEU:CD2	18:P4:321:ILE:CB	2.42	0.98
2:A2:967:GLU:HA	6:D1:202:GLN:OE1	1.62	0.98
3:A5:1391:ARG:CA	28:Z2:871:HIS:CA	2.41	0.98
11:I1:947:LEU:HG	16:N1:408:MET:HA	1.45	0.98
11:I1:976:ARG:HH22	15:M1:622:VAL:CG1	1.66	0.98
11:I2:840:LEU:HD22	17:O3:247:TRP:CB	1.92	0.98
11:I2:895:ARG:NH2	16:N3:386:MET:HG3	1.76	0.98
11:I2:895:ARG:HD3	17:O3:234:LEU:HD12	1.46	0.98
11:I2:895:ARG:NH1	16:N3:386:MET:HG3	1.78	0.98
11:I2:965:ALA:CB	20:R3:164:PRO:CA	2.41	0.98
11:I5:1279:THR:OG1	26:X2:520:GLU:CB	2.03	0.98
1:A1:874:VAL:CG2	6:D3:272:VAL:HB	1.92	0.98
2:A2:781:ARG:NE	6:D1:673:ARG:HH11	1.59	0.98
2:A2:989:MSE:HG3	6:D1:500:LYS:HD3	1.45	0.98
2:A2:1114:ILE:CD1	5:C2:731:LYS:HB2	1.92	0.98
2:A2:1138:GLU:HG2	3:A5:167:TRP:HZ2	1.28	0.98
1:A3:1226:LEU:HA	2:A4:728:LYS:CB	1.82	0.98
2:A4:1114:ILE:HD11	5:C4:731:LYS:HB2	1.44	0.98
3:A6:1354:TRP:O	28:Z4:877:ILE:CA	2.10	0.98
3:A6:1387:ILE:N	28:Z4:863:ASP:CB	2.06	0.98
11:I1:840:LEU:CB	17:O1:243:LEU:HB2	1.92	0.98
11:I1:919:ALA:CB	16:N1:392:THR:OG1	2.11	0.98
11:I1:920:PHE:HZ	17:O1:247:TRP:CE2	1.79	0.98
11:I1:928:LEU:C	15:M1:601:ASP:OD1	1.99	0.98
11:I1:941:GLY:N	17:O1:259:ASP:O	1.96	0.98
11:I2:991:THR:H	15:M3:611:LYS:HB2	1.27	0.98
11:I2:1029:LEU:HB3	20:R3:174:ARG:CG	1.92	0.98
11:I2:1042:LEU:CD2	15:M3:616:LEU:HD23	1.92	0.98
1:A1:1222:ALA:HA	2:A2:615:LEU:HD13	1.44	0.97
2:A4:975:GLU:CA	6:D3:501:LEU:HB2	1.93	0.97
2:A4:980:ARG:CA	6:D3:473:GLU:OE2	2.05	0.97
2:A4:1130:ARG:C	3:A6:161[A]:ASP:OD2	2.01	0.97
3:A6:1393:THR:O	28:Z4:908:LEU:CB	2.12	0.97
11:I1:885:GLU:CA	16:N1:397:GLU:CD	2.33	0.97
11:I2:890:TYR:HB2	17:O3:242:ARG:H	1.27	0.97
11:I2:1043:LEU:HA	16:N3:430:ARG:HD2	1.45	0.97
2:A2:865:ALA:N	6:D1:607:PRO:CD	2.27	0.97
2:A2:987:LYS:HD3	6:D1:555:ARG:NE	1.75	0.97

*Continued on next page...*

Continued from previous page...

Atom-1	Atom-2	Interatomic distance (Å)	Clash overlap (Å)
2:A2:1133:GLU:CA	3:A5:138:LEU:HD23	1.81	0.97
1:A3:1054:SER:CA	6:D3:809:ALA:C	2.33	0.97
1:A3:1223:GLU:HB2	2:A4:676:LEU:HD12	1.42	0.97
2:A4:876:ARG:HD3	6:D3:565:MET:CG	1.93	0.97
3:A5:1365:VAL:HG22	28:Z2:838:GLN:O	1.63	0.97
11:I1:797:LEU:CB	17:O1:245:GLU:HG2	1.94	0.97
11:I2:915:ALA:O	15:M3:585:LEU:CB	2.12	0.97
11:I2:1019:LEU:N	16:N3:409:ALA:O	1.97	0.97
11:I2:1021:ILE:CA	16:N3:406:HIS:CE1	2.45	0.97
11:I2:1058:GLY:CA	17:O3:277:GLU:CA	2.42	0.97
11:I4:1269:ARG:O	26:X3:528:GLU:N	1.89	0.97
1:A1:1332:ARG:O	6:D1:637:LYS:CD	2.12	0.97
2:A2:980:ARG:CZ	6:D1:525:ARG:HD3	1.94	0.97
2:A2:1157:TYR:HD2	3:A5:174:PRO:O	1.42	0.97
2:A4:869:ALA:HB2	6:D3:583:ILE:HD13	1.43	0.97
3:A5:1313:LYS:N	28:Z2:830:LEU:O	1.95	0.97
3:A5:1365:VAL:HG22	28:Z2:838:GLN:HA	1.42	0.97
3:A6:146:LYS:CD	5:C4:746:PRO:CA	2.33	0.97
3:A6:1328:ARG:HH11	28:Z4:910:GLN:CB	1.77	0.97
3:A6:1363:ASP:CA	28:Z4:868:GLN:O	2.11	0.97
3:A6:1403:MSE:O	28:Z4:924:ARG:N	1.75	0.97
9:G2:257:THR:HG22	17:O4:258:GLU:H	1.28	0.97
11:I1:873:ILE:HG23	17:O1:254:ARG:CG	1.92	0.97
11:I1:1049:LEU:CD2	20:R1:146:LEU:CD2	2.42	0.97
11:I1:1052:LEU:O	17:O1:286:ILE:CB	2.13	0.97
11:I1:1108:PRO:CD	16:N1:443:GLU:HB3	1.92	0.97
11:I1:1668:HIS:HB2	11:I2:1668:HIS:C	1.83	0.97
11:I2:899:LEU:HD12	17:O3:233:THR:N	1.79	0.97
11:I2:967:SER:OG	15:M3:625:GLY:CA	2.11	0.97
11:I2:1019:LEU:HD22	16:N3:412:ASN:HD22	1.29	0.97
11:I2:1048:GLU:C	17:O3:287:LEU:HB3	1.83	0.97
1:A1:1204:TRP:CZ3	2:A2:734:LEU:HD13	1.98	0.97
2:A2:779:ASP:HA	6:D1:675:ARG:CA	1.94	0.97
2:A2:911:TYR:OH	6:D1:196:ILE:CG2	2.12	0.97
2:A4:975:GLU:HB3	6:D3:501:LEU:HD12	1.25	0.97
2:A4:1126:VAL:CA	3:A6:139:ASN:N	2.24	0.97
2:A4:1155:ASN:N	3:A6:176:LEU:N	2.13	0.97
3:A5:178:GLY:HA2	5:C2:743:LEU:HD23	1.42	0.97
3:A5:189:VAL:C	5:C2:745:SER:OG	1.93	0.97
3:A5:1374:ALA:CB	28:Z2:823:ALA:HB1	1.89	0.97
11:I1:923:GLY:N	15:M1:592:LEU:N	2.02	0.97

Continued on next page...

*Continued from previous page...*

Atom-1	Atom-2	Interatomic distance (Å)	Clash overlap (Å)
11:I1:949:CYS:SG	15:M1:602:MET:HE1	2.04	0.97
11:I1:957:SER:CA	20:R1:168:LEU:HG	1.95	0.97
11:I1:987:GLY:HA2	15:M1:614:ASP:HB3	1.46	0.97
11:I1:1037:THR:CG2	20:R1:173:LEU:HB3	1.92	0.97
11:I1:1052:LEU:HD23	16:N1:434:LEU:CD1	1.94	0.97
11:I1:1611:PHE:C	11:I2:1673:VAL:CA	2.32	0.97
11:I1:1668:HIS:HB2	11:I2:1668:HIS:CB	1.93	0.97
11:I2:1055:GLU:N	17:O3:278:GLU:HA	1.73	0.97
11:I2:1067:PHE:N	16:N3:430:ARG:CG	2.26	0.97
11:I4:1270:LYS:CE	26:X3:530:ARG:CG	2.41	0.97
17:O4:110:LEU:HD22	18:P4:321:ILE:CG1	1.95	0.97
1:A1:1226:LEU:H	2:A2:725:GLU:HG3	1.25	0.97
2:A2:1143:LEU:CD1	3:A5:132:ASP:H	1.75	0.97
2:A2:1167:CYS:SG	4:B5:342:ARG:HD2	2.04	0.97
2:A4:975:GLU:O	6:D3:501:LEU:HB2	1.62	0.97
3:A6:1335:ALA:CB	28:Z4:962:LYS:CB	2.42	0.97
5:C1:732:LYS:CE	11:I1:1228:GLU:HG3	1.93	0.97
9:G1:252:LEU:O	15:M2:602:MET:SD	2.22	0.97
9:G1:258:LYS:N	17:O2:253:LEU:CA	2.05	0.97
11:I1:1108:PRO:CB	16:N1:443:GLU:CB	2.41	0.97
11:I2:1017:VAL:CG1	16:N3:410:MET:CG	2.43	0.97
11:I2:1067:PHE:CD1	16:N3:430:ARG:C	2.28	0.97
11:I4:1277:LEU:HD21	26:X3:511:TYR:HE2	1.12	0.97
2:A2:1142:PHE:CE1	3:A5:567:VAL:HG23	1.99	0.97
2:A4:1055:ARG:CD	6:D4:762:ARG:CB	2.34	0.97
3:A5:1005:PHE:CE1	11:I5:67:LYS:NZ	2.31	0.97
3:A5:1363:ASP:N	28:Z2:875:LEU:CB	2.28	0.97
3:A5:1405:LEU:HB2	28:Z2:918:PHE:CB	1.94	0.97
3:A6:1316:VAL:HG21	28:Z4:871:HIS:CA	1.87	0.97
11:I1:986:ASN:H	15:M1:613:ASP:N	1.43	0.97
11:I1:1032:THR:N	20:R1:176:ARG:O	1.96	0.97
11:I1:1049:LEU:CD2	20:R1:146:LEU:HD22	1.93	0.97
11:I2:946:THR:C	17:O3:260:LEU:HD23	1.83	0.97
11:I2:981:VAL:N	20:R3:147:LEU:HD21	1.79	0.97
11:I2:1050:SER:O	17:O3:290:TYR:N	1.97	0.97
11:I2:1107:SER:N	16:N3:436:ALA:O	1.98	0.97
17:O3:158:GLU:HG2	18:P3:316:LEU:N	1.77	0.97
2:A2:977:VAL:CA	6:D1:496:LEU:CD1	2.39	0.97
2:A2:1133:GLU:C	3:A5:138:LEU:HD21	1.82	0.97
2:A4:975:GLU:C	6:D3:501:LEU:CB	2.33	0.97
3:A5:1363:ASP:CB	28:Z2:871:HIS:O	2.06	0.97

*Continued on next page...*



*Continued from previous page...*

Atom-1	Atom-2	Interatomic distance (Å)	Clash overlap (Å)
3:A6:1368:GLN:CA	28:Z4:848:SER:CB	2.43	0.97
3:A6:1386:GLU:C	28:Z4:863:ASP:HA	1.82	0.97
11:I1:928:LEU:O	15:M1:601:ASP:OD1	1.83	0.97
11:I1:933:ASP:HA	15:M1:605:THR:HG21	1.44	0.97
11:I1:1103:LEU:CD1	20:R1:175:GLN:NE2	2.28	0.97
11:I1:1607:GLN:OE1	11:I2:1735:PHE:O	1.81	0.97
17:O2:110:LEU:CD2	18:P2:321:ILE:O	2.07	0.97
17:O3:148:ARG:NH1	18:P3:325:ILE:CG2	2.21	0.97
1:A3:1224:PRO:HB2	2:A4:727:ASN:O	0.80	0.97
2:A4:1155:ASN:ND2	5:C4:735:ILE:HA	1.80	0.97
2:A4:1160:GLN:OE1	3:A6:178:GLY:HA2	1.48	0.97
3:A5:1092:ASN:HA	11:I5:33:THR:HG22	1.43	0.97
11:I1:887:GLN:CA	17:O1:242:ARG:CB	2.36	0.97
11:I1:918:SER:HB3	16:N1:389:PHE:CG	2.00	0.97
11:I1:1049:LEU:HB3	20:R1:146:LEU:HD13	1.43	0.97
17:O4:111:TYR:CZ	18:P4:321:ILE:HD13	1.98	0.97
2:A2:779:ASP:OD2	6:D1:680:SER:HB2	1.65	0.97
2:A2:989:MSE:CG	6:D1:500:LYS:CE	2.28	0.97
2:A2:1149:THR:HG23	3:A5:172:PRO:CG	1.94	0.97
2:A2:1151:THR:HG23	5:C2:734:VAL:N	1.68	0.97
2:A4:978:ASP:H	6:D3:467:PHE:HE1	1.01	0.97
2:A4:1142:PHE:HZ	3:A6:567:VAL:CG2	1.77	0.97
2:A4:1155:ASN:HB2	3:A6:175:GLU:O	1.64	0.97
3:A5:222:ALA:HB1	5:C2:739:MET:HA	0.99	0.97
3:A5:1415:PHE:N	28:Z2:960:CYS:N	2.13	0.97
8:F1:1261:TYR:HD2	17:O2:259:ASP:CG	1.66	0.97
11:I2:966:TRP:CA	20:R3:154:ALA:H	1.78	0.97
11:I2:1054:ILE:CA	17:O3:281:ALA:H	1.78	0.97
11:I4:1270:LYS:CE	26:X3:530:ARG:HG2	1.94	0.97
2:A2:1127:ALA:C	3:A5:140:ALA:HB2	1.84	0.97
1:A3:1021:LEU:CB	6:D3:816:VAL:HG12	1.75	0.97
1:A3:1201:ARG:O	2:A4:733:GLY:N	1.98	0.97
2:A4:864:ARG:O	6:D3:608:ILE:HD11	1.65	0.97
2:A4:1094:ILE:HA	6:D4:708:ASP:OD2	1.64	0.97
3:A6:1312:ARG:HG3	28:Z4:830:LEU:HA	1.00	0.97
3:A6:1385:GLU:HA	28:Z4:863:ASP:H	0.82	0.97
5:C1:732:LYS:CE	11:I1:1225:LYS:HD2	1.95	0.97
11:I2:881:ILE:HA	16:N3:400:LEU:HD13	1.46	0.97
11:I2:884:LEU:CD1	16:N3:400:LEU:CG	2.43	0.97
11:I2:919:ALA:CB	16:N3:392:THR:OG1	2.12	0.97
11:I2:1113:LEU:CD2	17:O3:282:LYS:CE	2.41	0.97

*Continued on next page...*

*Continued from previous page...*

Atom-1	Atom-2	Interatomic distance (Å)	Clash overlap (Å)
15:M3:483:LYS:HZ3	16:N4:327:LYS:HE3	1.30	0.97
1:A1:1221:ILE:CD1	2:A2:618:ALA:CB	2.43	0.96
1:A3:1220:PRO:HB3	2:A4:646:ILE:HD12	1.47	0.96
2:A4:868:GLN:C	6:D3:598:ILE:HB	1.85	0.96
2:A4:1138:GLU:O	3:A6:130:ILE:CG1	2.13	0.96
2:A4:1161:ALA:C	3:A6:180:GLU:OE2	2.04	0.96
2:A4:1167:CYS:SG	4:B6:342:ARG:HG2	2.00	0.96
3:A5:1368:GLN:NE2	28:Z2:840:PHE:CB	2.27	0.96
8:F1:1265:GLN:CA	17:O2:265:ASN:HB2	1.95	0.96
11:I1:877:ILE:HB	17:O1:252:VAL:C	1.84	0.96
11:I1:880:MET:HB2	17:O1:250:LEU:N	1.80	0.96
11:I1:1021:ILE:HG12	16:N1:410:MET:HE3	1.43	0.96
11:I2:966:TRP:CZ3	20:R3:167:GLN:CB	2.47	0.96
11:I2:1054:ILE:CA	17:O3:281:ALA:N	2.28	0.96
18:P1:276:SER:HB2	18:P4:322:LYS:HE2	1.12	0.96
2:A4:876:ARG:HD3	6:D3:565:MET:HG2	0.98	0.96
3:A5:1374:ALA:HB1	28:Z2:823:ALA:CB	1.72	0.96
3:A6:1395:LYS:HD2	28:Z4:893:HIS:CB	1.95	0.96
6:D7:530:ARG:NH1	11:I3:182:VAL:H	1.62	0.96
11:I1:837:MET:HG3	17:O1:238:ALA:O	1.66	0.96
11:I1:1052:LEU:CD2	16:N1:438:LEU:CG	2.24	0.96
11:I1:1066:LEU:H	16:N1:430:ARG:HG2	1.17	0.96
11:I2:1035:GLN:N	16:N3:441:PHE:CZ	2.14	0.96
11:I2:1036:PRO:HG3	17:O3:287:LEU:HD21	1.47	0.96
11:I2:1607:GLN:O	12:J1:298:PHE:CG	1.79	0.96
11:I3:1277:LEU:CD2	26:X1:513:PHE:HB3	1.85	0.96
2:A2:973:GLU:HB3	6:D1:205:LEU:HD22	1.44	0.96
2:A2:1133:GLU:HA	3:A5:138:LEU:HD22	1.44	0.96
2:A4:982:THR:O	6:D3:497:PHE:CD1	2.05	0.96
3:A5:1374:ALA:HB2	28:Z2:823:ALA:HB1	1.42	0.96
3:A6:1160:GLN:NE2	5:C6:740:ARG:HD2	1.79	0.96
11:I2:976:ARG:NE	20:R3:143:PHE:O	1.98	0.96
11:I2:1044:GLY:O	17:O3:280:GLU:HG2	1.65	0.96
21:S1:176:MET:HE2	21:S1:212:LEU:HD11	1.47	0.96
2:A2:869:ALA:O	6:D1:548:LEU:HD21	1.65	0.96
1:A3:1056:PHE:CZ	6:D3:807:THR:O	2.19	0.96
2:A4:1138:GLU:C	3:A6:130:ILE:HG21	1.86	0.96
3:A5:1391:ARG:HB3	28:Z2:867:LYS:O	1.61	0.96
3:A6:209:VAL:CG2	5:C4:742:ASP:CG	2.32	0.96
4:B6:345:LYS:N	5:C4:737:LYS:HZ2	1.60	0.96
11:I1:981:VAL:HG13	20:R1:151:LYS:HG3	1.46	0.96

*Continued on next page...*

*Continued from previous page...*

Atom-1	Atom-2	Interatomic distance (Å)	Clash overlap (Å)
11:I1:1665:LEU:CG	11:I2:1667:GLN:CG	2.24	0.96
11:I2:964:SER:C	20:R3:153:GLN:HE21	1.67	0.96
11:I2:1030:ARG:N	20:R3:173:LEU:N	2.11	0.96
11:I2:1038:ILE:HD13	15:M3:620:VAL:HB	1.45	0.96
11:I2:1040:HIS:HB3	16:N3:434:LEU:HD13	1.45	0.96
1:A3:1197:ALA:HB1	2:A4:728:LYS:CG	1.93	0.96
2:A4:982:THR:O	6:D3:497:PHE:HD1	1.37	0.96
3:A5:1160:GLN:NE2	5:C5:740:ARG:HD2	1.79	0.96
3:A6:1319:ILE:HG21	28:Z4:874:ASN:HA	1.42	0.96
5:C1:732:LYS:HZ2	11:I1:1225:LYS:HD2	1.16	0.96
8:F1:1267:ARG:NE	17:O2:265:ASN:OD1	1.99	0.96
9:G2:255:LEU:CD1	17:O4:262:ASP:OD1	2.13	0.96
11:I1:934:LEU:CA	15:M1:602:MET:HE3	1.90	0.96
11:I1:1037:THR:HG21	20:R1:173:LEU:HB3	1.47	0.96
11:I1:1667:GLN:CG	11:I2:1665:LEU:CB	2.29	0.96
11:I2:884:LEU:HD23	15:M3:595:MET:SD	2.05	0.96
11:I2:1053:GLY:CA	17:O3:281:ALA:C	2.17	0.96
11:I3:1275:SER:CA	26:X1:522:MET:HB3	1.94	0.96
1:A1:1204:TRP:CH2	2:A2:757:LEU:CD2	2.48	0.96
2:A2:864:ARG:CZ	6:D1:610:ASN:CG	2.34	0.96
2:A4:976:LEU:CD2	6:D3:472:PHE:HD2	1.79	0.96
2:A4:1075:LEU:CD2	3:A6:132:ASP:OD2	2.13	0.96
2:A4:1149:THR:O	3:A6:173:ASN:O	1.82	0.96
3:A5:166:LEU:CG	5:C2:741:THR:O	2.12	0.96
3:A5:222:ALA:CA	5:C2:738:ASP:O	0.66	0.96
3:A6:1369:ILE:HG13	28:Z4:826:TYR:HA	1.48	0.96
11:I1:924:ILE:HD13	15:M1:595:MET:HG2	0.97	0.96
11:I1:1041:GLN:CA	15:M1:620:VAL:HG23	1.94	0.96
11:I1:1114:VAL:HG23	16:N1:435:ALA:HB3	1.42	0.96
11:I2:890:TYR:HD1	17:O3:238:ALA:C	1.66	0.96
11:I2:968:PRO:HD3	20:R3:153:GLN:HB2	0.97	0.96
17:O4:106:HIS:O	18:P4:318:PRO:HG2	1.64	0.96
2:A2:225:THR:HG21	6:D1:706:HIS:HB3	1.48	0.96
2:A2:781:ARG:NE	6:D1:673:ARG:CB	2.28	0.96
2:A2:986:THR:HG21	6:D1:504:LYS:HD2	1.47	0.96
1:A3:1052:THR:CG2	6:D3:816:VAL:HG23	1.95	0.96
1:A3:1084:ARG:CG	6:D3:794:THR:HA	1.93	0.96
2:A4:1133:GLU:C	3:A6:145:THR:HG1	0.70	0.96
3:A5:1029:ILE:HG23	11:I5:70:GLU:CA	1.95	0.96
9:G2:263:MET:SD	17:O4:263:GLN:CB	2.53	0.96
11:I1:833:PHE:HE2	17:O1:238:ALA:C	1.69	0.96

*Continued on next page...*

*Continued from previous page...*

Atom-1	Atom-2	Interatomic distance (Å)	Clash overlap (Å)
11:I1:952:LEU:HD12	16:N1:400:LEU:CG	1.94	0.96
11:I1:1066:LEU:CB	16:N1:430:ARG:CD	2.44	0.96
17:O4:111:TYR:HD1	18:P4:325:ILE:CD1	1.78	0.96
2:A2:874:VAL:HG11	6:D1:611:LYS:HB3	1.46	0.96
2:A2:987:LYS:HD2	6:D1:555:ARG:CZ	1.96	0.96
2:A4:1125:LEU:O	3:A6:140:ALA:HB3	1.64	0.96
2:A4:1155:ASN:H	3:A6:175:GLU:CG	1.79	0.96
3:A5:1024:ASP:HB3	11:I5:98:ALA:HB3	0.98	0.96
3:A5:1401:VAL:O	28:Z2:918:PHE:CB	2.14	0.96
3:A6:1410:ALA:HB3	26:X4:743:PHE:C	1.83	0.96
11:I1:956:ILE:HG23	20:R1:166:LEU:HB3	1.45	0.96
11:I1:1036:PRO:O	15:M1:624:ASN:CA	2.13	0.96
11:I1:1104:LEU:O	16:N1:436:ALA:C	2.03	0.96
11:I2:879:VAL:O	17:O3:246:LEU:O	1.84	0.96
11:I2:884:LEU:HD21	15:M3:595:MET:SD	2.05	0.96
11:I4:1267:LEU:C	26:X3:528:GLU:HG2	1.76	0.96
1:A1:1221:ILE:HD12	2:A2:618:ALA:CB	1.94	0.96
2:A2:227:SER:HB3	6:D1:711:PHE:HB3	1.48	0.96
2:A2:780:GLU:CA	6:D1:677:GLN:C	2.35	0.96
2:A4:1161:ALA:CB	3:A6:137:HIS:NE2	2.28	0.96
3:A5:179:TYR:O	5:C2:744:PHE:HD1	1.47	0.96
8:F1:1264:ARG:HB3	17:O2:263:GLN:HA	1.45	0.96
9:G1:255:LEU:H	15:M2:602:MET:CB	1.71	0.96
9:G1:263:MET:HE2	17:O2:256:TYR:OH	1.66	0.96
11:I1:846:ILE:HD13	15:M1:594:LYS:HB3	0.97	0.96
11:I1:950:LEU:CD2	16:N1:406:HIS:HD2	1.61	0.96
11:I1:976:ARG:HH22	15:M1:622:VAL:HG11	1.16	0.96
11:I1:996:LEU:CD2	16:N1:410:MET:HE1	1.62	0.96
11:I1:1021:ILE:HG13	16:N1:410:MET:HB2	0.97	0.96
11:I1:1037:THR:HG22	20:R1:173:LEU:HD23	0.99	0.96
11:I1:1607:GLN:NE2	11:I2:1736:LEU:HD12	1.81	0.96
11:I2:1018:LYS:N	16:N3:413:VAL:H	1.63	0.96
2:A2:878:LEU:CD1	6:D1:608:ILE:HG23	1.95	0.96
2:A2:1136:LYS:CG	3:A5:134:VAL:O	2.13	0.96
2:A2:1158:ALA:HA	3:A5:133:LYS:NZ	1.81	0.96
2:A4:861:GLN:NE2	6:D3:607:PRO:HB3	1.80	0.96
2:A4:986:THR:HG22	6:D3:504:LYS:HG3	1.45	0.96
3:A5:1026:PRO:CG	11:I5:73:TYR:CG	2.48	0.96
3:A6:177:ILE:HD13	5:C4:736:ASN:O	1.64	0.96
3:A6:1385:GLU:O	28:Z4:863:ASP:N	1.80	0.96
3:A6:1387:ILE:CB	28:Z4:864:PHE:CA	1.98	0.96

*Continued on next page...*

*Continued from previous page...*

Atom-1	Atom-2	Interatomic distance (Å)	Clash overlap (Å)
11:I1:874:LEU:HD23	17:O1:252:VAL:HA	1.48	0.96
11:I1:884:LEU:HD12	16:N1:400:LEU:HD11	1.39	0.96
11:I1:885:GLU:HA	16:N1:397:GLU:CG	1.94	0.96
11:I1:1045:PHE:HZ	16:N1:431:VAL:O	1.38	0.96
11:I1:1059:PRO:CD	17:O1:276:GLY:C	2.31	0.96
11:I1:1603:ARG:NH1	11:I2:1662:ARG:CD	2.21	0.96
11:I2:881:ILE:HG13	17:O3:250:LEU:HA	1.47	0.96
1:A1:1224:PRO:CD	2:A2:731:ILE:CB	2.44	0.95
2:A2:864:ARG:CZ	6:D1:610:ASN:OD1	2.13	0.95
2:A2:1140:GLU:CD	3:A5:135:PHE:CD1	2.29	0.95
2:A2:1156:ASP:N	3:A5:175:GLU:N	2.13	0.95
2:A4:904:GLN:HE21	6:D3:603:SER:N	1.35	0.95
3:A5:1026:PRO:HG3	11:I5:73:TYR:CG	2.00	0.95
3:A5:1365:VAL:HG21	28:Z2:838:GLN:CB	1.96	0.95
3:A6:164:LEU:HD22	5:C4:742:ASP:CG	1.48	0.95
9:G1:252:LEU:HD22	17:O2:254:ARG:HD3	1.47	0.95
11:I1:1033:PRO:O	16:N1:441:PHE:CE1	2.19	0.95
11:I1:1052:LEU:C	17:O1:283:ALA:O	2.02	0.95
11:I1:1664:PHE:HD2	11:I2:1667:GLN:C	1.40	0.95
11:I2:898:VAL:HG23	17:O3:236:ASP:CA	1.96	0.95
11:I2:1020:ALA:HB3	16:N3:410:MET:H	0.80	0.95
11:I2:1031:ALA:CB	20:R3:168:LEU:CD2	2.43	0.95
11:I2:1067:PHE:CD1	16:N3:429:GLU:O	2.18	0.95
11:I2:1105:TRP:HB2	16:N3:439:ARG:NH2	1.64	0.95
11:I1:841:PHE:CD2	17:O1:243:LEU:HD11	1.90	0.95
11:I1:931:VAL:CG2	15:M1:603:SER:OG	2.13	0.95
11:I1:976:ARG:NH1	15:M1:622:VAL:CG2	2.29	0.95
11:I1:1037:THR:HB	20:R1:173:LEU:CG	1.96	0.95
11:I2:1059:PRO:HA	17:O3:273:ASP:O	1.66	0.95
17:O3:102:LYS:CG	18:P3:322:LYS:HE3	1.96	0.95
1:A1:831:ALA:O	6:D3:298:ASN:CG	2.04	0.95
1:A1:1204:TRP:CD1	2:A2:731:ILE:HG13	1.98	0.95
2:A2:227:SER:CB	6:D1:711:PHE:CD2	2.43	0.95
2:A2:989:MSE:H	6:D1:500:LYS:HE3	0.81	0.95
2:A4:1157:TYR:CE2	3:A6:131:PRO:CB	2.33	0.95
3:A6:1355:VAL:HA	28:Z4:877:ILE:HA	1.45	0.95
8:F1:1265:GLN:OE1	17:O2:258:GLU:C	2.02	0.95
11:I1:1029:LEU:HD13	20:R1:174:ARG:HD3	1.45	0.95
11:I1:1108:PRO:HB2	16:N1:443:GLU:N	1.76	0.95
11:I2:797:LEU:CD2	17:O3:245:GLU:CG	2.44	0.95
11:I2:880:MET:N	17:O3:250:LEU:N	1.95	0.95

*Continued on next page...*

*Continued from previous page...*

Atom-1	Atom-2	Interatomic distance (Å)	Clash overlap (Å)
11:I2:889:THR:HB	17:O3:242:ARG:CD	1.96	0.95
11:I2:984:GLU:HB2	15:M3:618:GLN:HE21	1.24	0.95
11:I2:1046:HIS:N	17:O3:280:GLU:CA	2.26	0.95
11:I3:1267:LEU:CG	26:X1:529:TRP:CD2	2.48	0.95
11:I4:1274:HIS:CG	26:X3:525:ILE:O	2.20	0.95
2:A2:781:ARG:HE	6:D1:673:ARG:NH1	1.63	0.95
2:A2:1124:ARG:C	3:A5:136:GLU:HB2	1.85	0.95
2:A2:1134:GLU:HG3	3:A5:146:LYS:HG3	1.44	0.95
2:A4:231:SER:OG	6:D3:709:ARG:NH2	1.99	0.95
3:A5:177:ILE:CD1	5:C2:740:ARG:NE	2.29	0.95
3:A5:1029:ILE:HG22	11:I5:70:GLU:C	1.86	0.95
3:A6:1316:VAL:HG22	28:Z4:871:HIS:HA	0.95	0.95
6:D7:531:LEU:N	11:I3:181:GLN:HG2	1.81	0.95
9:G1:254:ASN:CG	15:M2:605:THR:HB	1.87	0.95
11:I1:843:GLU:OE1	15:M1:590:LYS:HD2	1.64	0.95
11:I1:934:LEU:HA	15:M1:602:MET:SD	2.05	0.95
11:I1:940:LEU:HB2	17:O1:259:ASP:C	1.85	0.95
11:I1:976:ARG:NH1	15:M1:622:VAL:CB	2.10	0.95
11:I1:980:ILE:CA	15:M1:617:THR:O	2.13	0.95
11:I1:1042:LEU:O	16:N1:430:ARG:NH2	2.00	0.95
11:I1:1066:LEU:HB3	16:N1:430:ARG:CB	1.95	0.95
11:I1:1108:PRO:CB	16:N1:443:GLU:HB2	1.96	0.95
11:I2:873:ILE:HG21	17:O3:258:GLU:HG3	1.47	0.95
11:I2:954:GLU:CB	16:N3:403:VAL:HA	1.96	0.95
11:I2:966:TRP:CA	20:R3:154:ALA:N	2.28	0.95
11:I2:1031:ALA:C	20:R3:173:LEU:HA	1.87	0.95
11:I2:1053:GLY:O	17:O3:279:ILE:O	1.83	0.95
11:I3:1277:LEU:HD22	26:X1:513:PHE:HB2	1.47	0.95
2:A2:980:ARG:HG3	6:D1:526:LEU:H	1.23	0.95
2:A4:876:ARG:HG2	6:D3:563:GLU:C	1.87	0.95
2:A4:878:LEU:HB3	6:D3:567:LEU:HD13	1.49	0.95
2:A4:1135:ARG:N	3:A6:145:THR:CB	2.10	0.95
2:A4:1139:ILE:N	3:A6:138:LEU:HD11	1.70	0.95
2:A4:1143:LEU:CD1	3:A6:134:VAL:H	1.79	0.95
3:A6:1372:THR:OG1	28:Z4:825:TYR:N	1.99	0.95
3:A6:1395:LYS:HG2	28:Z4:889:LEU:CA	1.95	0.95
6:D7:530:ARG:CB	11:I3:181:GLN:CB	2.34	0.95
11:I2:879:VAL:O	17:O3:246:LEU:C	2.05	0.95
11:I2:895:ARG:CZ	16:N3:386:MET:HG3	1.96	0.95
11:I2:925:LEU:CD1	20:R3:156:GLY:H	1.79	0.95
11:I2:945:LEU:CD1	17:O3:258:GLU:N	2.16	0.95

*Continued on next page...*

*Continued from previous page...*

Atom-1	Atom-2	Interatomic distance (Å)	Clash overlap (Å)
11:I2:1045:PHE:O	15:M3:619:ILE:HD12	1.66	0.95
17:O3:162:LYS:CG	18:P3:315:GLU:OE1	2.14	0.95
17:O4:110:LEU:HD21	18:P4:321:ILE:H	1.28	0.95
1:A1:1332:ARG:CG	6:D1:636:ASP:CG	2.25	0.95
1:A3:1084:ARG:CG	6:D3:794:THR:CB	2.33	0.95
3:A5:229:SER:HA	5:C2:739:MET:CE	1.97	0.95
3:A5:1369:ILE:HG12	28:Z2:828:LEU:O	1.61	0.95
3:A6:166:LEU:HB2	5:C4:740:ARG:HB3	0.96	0.95
3:A6:1361:ARG:CZ	28:Z4:879:PHE:CB	2.45	0.95
8:F2:1089:PRO:O	17:O4:245:GLU:HA	1.66	0.95
11:I1:1066:LEU:O	16:N1:429:GLU:HB2	1.66	0.95
11:I2:841:PHE:CD1	15:M3:588:MET:CG	2.48	0.95
1:A1:1332:ARG:CZ	6:D1:682:ASN:H	1.80	0.95
1:A3:1223:GLU:CB	2:A4:724:LEU:HD22	1.97	0.95
2:A4:985:ALA:HA	6:D3:500:LYS:N	1.80	0.95
3:A6:1395:LYS:HA	28:Z4:889:LEU:CB	1.97	0.95
3:A6:1406:GLY:N	28:Z4:924:ARG:N	2.10	0.95
11:I1:1036:PRO:O	15:M1:624:ASN:N	2.00	0.95
11:I1:1037:THR:HB	20:R1:173:LEU:HD13	1.48	0.95
2:A2:781:ARG:HE	6:D1:673:ARG:CB	1.79	0.95
2:A2:982:THR:CG2	6:D1:494:LEU:CA	2.45	0.95
2:A2:1151:THR:HA	5:C2:733:LEU:HD12	0.96	0.95
1:A3:1052:THR:OG1	6:D3:816:VAL:CG2	2.13	0.95
2:A4:172:PRO:CB	6:D3:781:ARG:HD3	1.96	0.95
2:A4:778:PHE:HB3	6:D3:675:ARG:O	1.65	0.95
2:A4:1160:GLN:OE1	3:A6:178:GLY:C	2.03	0.95
3:A5:1399:ARG:CZ	28:Z2:909:LEU:CB	2.44	0.95
5:C3:732:LYS:HZ1	11:I2:1225:LYS:CD	1.71	0.95
11:I1:882:LYS:HB2	17:O1:245:GLU:O	1.65	0.95
11:I1:991:THR:HG23	15:M1:609:GLY:N	1.78	0.95
11:I1:1041:GLN:HB2	15:M1:620:VAL:H	1.28	0.95
11:I1:1110:SER:OG	16:N1:434:LEU:O	1.84	0.95
11:I2:920:PHE:HZ	17:O3:247:TRP:CE3	1.75	0.95
11:I2:951:LYS:HB3	17:O3:253:LEU:HD22	0.96	0.95
11:I2:1032:THR:HB	20:R3:173:LEU:HD11	0.99	0.95
11:I3:1277:LEU:CD1	26:X1:511:TYR:CD2	2.42	0.95
17:O3:148:ARG:NE	18:P3:325:ILE:CG2	2.30	0.95
17:O3:155:VAL:HB	18:P3:321:ILE:CG2	1.96	0.95
2:A2:877:ALA:N	6:D1:563:GLU:OE1	1.84	0.95
2:A2:974:PRO:CD	6:D1:205:LEU:CD2	2.05	0.95
2:A2:989:MSE:CE	6:D1:240:ASP:C	2.34	0.95

*Continued on next page...*

*Continued from previous page...*

Atom-1	Atom-2	Interatomic distance (Å)	Clash overlap (Å)
2:A2:1135:ARG:NH1	3:A5:167:TRP:CZ2	2.06	0.95
2:A2:1155:ASN:ND2	5:C2:735:ILE:HA	1.80	0.95
2:A4:864:ARG:CA	6:D3:607:PRO:HD2	1.96	0.95
2:A4:984:ALA:C	6:D3:498:GLU:CA	2.33	0.95
3:A5:1391:ARG:HA	28:Z2:871:HIS:HA	1.48	0.95
3:A6:1307:PHE:HD2	28:Z4:833:ASP:O	1.48	0.95
11:I1:950:LEU:HB3	16:N1:407:ALA:H	1.11	0.95
11:I1:976:ARG:CZ	15:M1:622:VAL:HG22	1.96	0.95
11:I2:874:LEU:N	17:O3:255:GLY:CA	2.25	0.95
11:I2:940:LEU:HD12	17:O3:258:GLU:O	1.65	0.95
11:I2:952:LEU:CD2	15:M3:602:MET:CB	2.45	0.95
11:I4:1269:ARG:O	26:X3:528:GLU:HB2	1.64	0.95
11:I4:1277:LEU:N	26:X3:519:ILE:O	1.99	0.95
2:A2:1141:GLU:H	3:A5:130:ILE:CB	1.80	0.95
2:A4:879:LEU:H	6:D3:567:LEU:CD1	1.78	0.95
2:A4:976:LEU:HD21	6:D3:501:LEU:O	1.67	0.95
2:A4:1143:LEU:CD1	3:A6:134:VAL:N	2.24	0.95
3:A5:164:LEU:CD1	5:C2:745:SER:N	2.26	0.95
3:A5:1026:PRO:CA	11:I5:68:ILE:N	2.29	0.95
3:A6:1365:VAL:CA	28:Z4:845:ILE:CB	2.44	0.95
5:C3:732:LYS:HZ2	11:I2:1225:LYS:HD2	1.26	0.95
9:G2:254:ASN:HB2	17:O4:265:ASN:ND2	1.80	0.95
11:I1:836:VAL:HG12	17:O1:244:GLU:HB2	1.49	0.95
11:I1:1041:GLN:HG2	15:M1:616:LEU:HG	1.46	0.95
11:I1:1662:ARG:HA	11:I2:1667:GLN:NE2	1.64	0.95
11:I2:939:ASN:CG	17:O3:265:ASN:OD1	2.04	0.95
11:I2:948:ALA:HB1	17:O3:253:LEU:O	1.65	0.95
11:I5:1280:PRO:HG3	26:X2:523:LEU:HD12	1.48	0.95
1:A1:834:GLU:HB2	6:D3:302:PRO:CG	1.96	0.94
2:A2:223:THR:CB	6:D1:709:ARG:NH2	2.30	0.94
2:A2:1133:GLU:O	3:A5:138:LEU:HD21	1.66	0.94
1:A3:1054:SER:OG	6:D3:810:ARG:HA	1.66	0.94
1:A3:1221:ILE:HD11	2:A4:642:ARG:HA	1.48	0.94
3:A5:1313:LYS:HB2	28:Z2:830:LEU:O	1.65	0.94
11:I1:921:GLU:OE2	16:N1:392:THR:O	1.85	0.94
11:I1:1043:LEU:O	16:N1:430:ARG:CG	2.14	0.94
11:I1:1065:SER:OG	16:N1:430:ARG:CG	2.15	0.94
11:I1:1118:LEU:HD11	16:N1:432:TYR:CE2	2.02	0.94
11:I2:956:ILE:HG21	15:M3:600:ASN:OD1	1.66	0.94
11:I2:1031:ALA:HB1	20:R3:168:LEU:HD22	1.44	0.94
1:A3:1221:ILE:CD1	2:A4:642:ARG:HA	1.97	0.94

*Continued on next page...*



*Continued from previous page...*

Atom-1	Atom-2	Interatomic distance (Å)	Clash overlap (Å)
3:A6:190:ALA:HB2	5:C4:748:ASN:HD21	1.29	0.94
3:A6:1376:LEU:HA	28:Z4:814:THR:C	1.87	0.94
3:A6:1412:MSE:H	28:Z4:964:LEU:CB	1.66	0.94
11:I1:883:ALA:HB2	17:O1:243:LEU:C	1.84	0.94
11:I1:963:LEU:HD21	20:R1:176:ARG:NH2	1.81	0.94
11:I1:1063:GLN:C	16:N1:428:ASP:HB2	1.88	0.94
11:I2:890:TYR:CB	17:O3:242:ARG:CB	2.44	0.94
11:I2:946:THR:N	17:O3:260:LEU:N	2.00	0.94
11:I2:1037:THR:HG21	20:R3:169:GLY:HA2	0.95	0.94
11:I2:1037:THR:HA	15:M3:620:VAL:O	0.97	0.94
11:I2:1040:HIS:HB2	15:M3:619:ILE:CG2	1.95	0.94
11:I2:1054:ILE:N	17:O3:279:ILE:C	2.11	0.94
11:I3:1275:SER:HA	26:X1:508:LEU:CD2	1.80	0.94
1:A1:1204:TRP:CZ2	2:A2:676:LEU:CD1	2.49	0.94
1:A3:1052:THR:HB	6:D3:813:GLN:C	1.72	0.94
2:A4:980:ARG:HA	6:D3:473:GLU:OE2	1.14	0.94
2:A4:987:LYS:HE3	6:D3:555:ARG:HG2	1.48	0.94
2:A4:1141:GLU:HB3	3:A6:130:ILE:CG1	1.97	0.94
3:A5:1398:LYS:HB3	28:Z2:873:LEU:O	1.67	0.94
3:A6:1309:GLY:C	28:Z4:830:LEU:H	1.70	0.94
11:I1:879:VAL:HG12	17:O1:244:GLU:O	1.65	0.94
11:I1:887:GLN:HB2	16:N1:393:ILE:HG21	1.50	0.94
11:I1:923:GLY:HA3	15:M1:591:ASP:CA	1.97	0.94
11:I1:1024:PHE:HB3	16:N1:406:HIS:CB	1.83	0.94
11:I1:1665:LEU:HD12	11:I2:1667:GLN:NE2	1.82	0.94
1:A3:1048:ARG:CZ	6:D3:790:ARG:NH2	2.30	0.94
2:A4:1138:GLU:OE1	3:A6:147:LEU:HA	1.67	0.94
2:A4:1151:THR:HA	5:C4:733:LEU:HD12	0.96	0.94
11:I1:895:ARG:HE	17:O1:233:THR:HG22	0.79	0.94
11:I1:990:GLU:HG2	17:O1:275:LEU:CG	1.98	0.94
11:I1:1048:GLU:OE2	20:R1:143:PHE:HB2	1.67	0.94
11:I1:1611:PHE:HB3	11:I2:1672:VAL:HG22	1.48	0.94
11:I4:1279:THR:CG2	26:X3:520:GLU:O	2.16	0.94
1:A1:1332:ARG:HG2	6:D1:636:ASP:HB3	1.46	0.94
2:A2:874:VAL:CG1	6:D1:611:LYS:CB	2.44	0.94
2:A2:988:ARG:CB	6:D1:500:LYS:HZ3	1.60	0.94
1:A3:1220:PRO:HG3	2:A4:732:GLN:OE1	1.66	0.94
2:A4:172:PRO:CB	6:D3:781:ARG:CD	2.45	0.94
6:D3:743:HIS:HD2	11:I2:1528:ARG:HD2	1.30	0.94
11:I1:981:VAL:HG11	20:R1:151:LYS:HB2	0.98	0.94
11:I1:1668:HIS:CB	11:I2:1668:HIS:HB2	1.96	0.94

*Continued on next page...*

*Continued from previous page...*

Atom-1	Atom-2	Interatomic distance (Å)	Clash overlap (Å)
11:I2:885:GLU:CA	16:N3:397:GLU:CG	2.41	0.94
11:I2:896:PRO:N	17:O3:233:THR:O	2.00	0.94
11:I2:981:VAL:HB	20:R3:147:LEU:CG	1.96	0.94
11:I2:1017:VAL:HG13	16:N3:410:MET:HG2	0.96	0.94
11:I2:1018:LYS:H	16:N3:413:VAL:H	1.00	0.94
11:I2:1101:LEU:O	16:N3:432:TYR:OH	1.83	0.94
2:A2:1094:ILE:CD1	6:D2:759:GLN:HE22	1.76	0.94
2:A4:876:ARG:CD	6:D3:558:LYS:C	2.16	0.94
2:A4:1146:PRO:HD2	3:A6:129:ASN:ND2	1.82	0.94
3:A5:1091:VAL:HG13	11:I5:36:GLU:OE1	1.66	0.94
3:A5:1392:ARG:CG	28:Z2:866:GLU:C	2.35	0.94
3:A6:157:TRP:HH2	5:C4:747:PRO:CA	1.80	0.94
3:A6:165:PHE:CZ	5:C4:743:LEU:CD2	2.50	0.94
3:A6:1316:VAL:HG11	28:Z4:871:HIS:H	1.12	0.94
3:A6:1323:VAL:CG1	28:Z4:912:ASP:HA	1.92	0.94
5:C1:732:LYS:CE	11:I1:1228:GLU:CG	2.44	0.94
11:I1:873:ILE:HG23	17:O1:254:ARG:CD	1.96	0.94
11:I2:890:TYR:CA	17:O3:242:ARG:HG3	1.98	0.94
11:I2:920:PHE:C	15:M3:592:LEU:O	2.06	0.94
1:A1:868:GLN:C	6:D3:280:GLN:HB2	1.88	0.94
2:A4:1139:ILE:CA	3:A6:130:ILE:HG21	1.98	0.94
3:A6:1410:ALA:CB	26:X4:744:MET:C	2.35	0.94
11:I1:873:ILE:HG23	17:O1:254:ARG:HD2	1.46	0.94
11:I1:955:LYS:CE	16:N1:397:GLU:CA	2.45	0.94
11:I1:1047:CYS:O	20:R1:143:PHE:HE1	1.51	0.94
11:I2:890:TYR:HB3	17:O3:242:ARG:CB	1.97	0.94
11:I2:898:VAL:CG2	17:O3:237:PRO:N	2.30	0.94
11:I2:952:LEU:CD2	15:M3:602:MET:CG	2.42	0.94
11:I2:1039:ALA:HB2	20:R3:170:LEU:CG	1.49	0.94
11:I2:1051:LYS:CE	17:O3:289:ASP:OD1	2.15	0.94
11:I3:1239:ASP:HB3	26:X1:116:ARG:HH21	1.32	0.94
11:I4:1277:LEU:HD11	26:X3:521:TRP:CE3	1.99	0.94
17:O1:103:VAL:HG13	18:P1:326:GLN:HE21	0.96	0.94
2:A2:973:GLU:HB3	6:D1:498:GLU:HG3	1.49	0.94
2:A2:1157:TYR:HD2	3:A5:174:PRO:CA	1.64	0.94
1:A3:835:THR:CG2	6:D1:302:PRO:HG2	1.96	0.94
2:A4:826:ASN:CG	6:D3:633:LYS:HB2	1.87	0.94
2:A4:868:GLN:HG3	6:D3:608:ILE:HG21	1.49	0.94
2:A4:975:GLU:HB2	6:D3:501:LEU:HD12	1.47	0.94
2:A4:978:ASP:HB3	6:D3:476:VAL:HG23	1.27	0.94
2:A4:1075:LEU:HD22	3:A6:132:ASP:CG	1.87	0.94

*Continued on next page...*

*Continued from previous page...*

Atom-1	Atom-2	Interatomic distance (Å)	Clash overlap (Å)
2:A4:1125:LEU:O	3:A6:137:HIS:CA	2.14	0.94
3:A5:189:VAL:O	5:C2:746:PRO:O	1.86	0.94
3:A5:1395:LYS:HE2	28:Z2:872:TYR:CB	1.98	0.94
11:I1:846:ILE:CD1	15:M1:594:LYS:CG	2.46	0.94
11:I1:922:ASP:CA	15:M1:592:LEU:HB3	1.98	0.94
11:I1:925:LEU:CB	20:R1:164:PRO:O	2.15	0.94
11:I1:998:ALA:HB2	17:O1:267:ALA:HB2	1.50	0.94
11:I1:1016:ARG:C	16:N1:411:GLN:HG3	1.87	0.94
11:I1:1021:ILE:H	16:N1:409:ALA:HB3	1.27	0.94
11:I2:898:VAL:CB	17:O3:236:ASP:HA	1.97	0.94
11:I2:931:VAL:C	15:M3:601:ASP:O	2.06	0.94
11:I2:1030:ARG:N	20:R3:172:ASP:C	2.21	0.94
11:I2:1040:HIS:O	15:M3:616:LEU:HD12	1.68	0.94
11:I2:1041:GLN:HE21	15:M3:614:ASP:CG	1.71	0.94
11:I3:1278:ALA:O	26:X1:520:GLU:HG2	1.64	0.94
17:O4:110:LEU:HD22	18:P4:321:ILE:HG13	1.47	0.94
1:A1:1052:THR:HG22	6:D1:812:VAL:HG12	1.50	0.94
2:A2:1122:LEU:CD1	3:A5:135:PHE:HD2	1.81	0.94
2:A4:172:PRO:HB2	6:D3:781:ARG:HG2	1.50	0.94
2:A4:828:ALA:O	6:D3:605:THR:OG1	1.84	0.94
2:A4:871:ASN:HB2	6:D3:568:ARG:O	1.55	0.94
2:A4:1125:LEU:H	3:A6:136:GLU:HB3	0.81	0.94
2:A4:1126:VAL:HA	3:A6:139:ASN:H	1.12	0.94
3:A5:527:GLU:OE1	5:C2:747:PRO:HB2	1.66	0.94
3:A5:1027:HIS:ND1	11:I5:65:LYS:C	2.21	0.94
3:A5:1054:SER:CB	11:I5:38:GLN:OE1	2.15	0.94
3:A5:1151:THR:HA	5:C5:733:LEU:HD12	1.49	0.94
3:A5:1363:ASP:HB2	28:Z2:875:LEU:CB	1.97	0.94
3:A5:1395:LYS:HG2	28:Z2:873:LEU:CB	1.96	0.94
3:A5:1395:LYS:CE	28:Z2:868:GLN:O	1.99	0.94
3:A6:1352:GLY:N	28:Z4:918:PHE:CB	2.31	0.94
11:I1:846:ILE:C	15:M1:594:LYS:HD3	1.74	0.94
11:I1:931:VAL:O	15:M1:605:THR:N	1.99	0.94
11:I1:1605:LEU:HB2	11:I2:1669:ARG:NE	1.82	0.94
11:I1:1669:ARG:NH2	11:I2:1610:VAL:HG11	1.80	0.94
11:I2:1105:TRP:CD2	16:N3:432:TYR:OH	1.93	0.94
11:I3:1267:LEU:CD2	26:X1:529:TRP:CH2	2.49	0.94
11:I3:1267:LEU:CD1	26:X1:529:TRP:CD2	2.50	0.94
11:I3:1277:LEU:HD21	26:X1:513:PHE:HB3	0.96	0.94
2:A2:1128:ASP:H	3:A5:137:HIS:HA	1.29	0.94
2:A4:867:GLU:CB	6:D3:605:THR:HB	1.97	0.94

*Continued on next page...*

*Continued from previous page...*

Atom-1	Atom-2	Interatomic distance (Å)	Clash overlap (Å)
2:A4:1098:ARG:HH21	6:D4:709:ARG:HH22	1.07	0.94
2:A4:1152:ASP:OD2	3:A6:174:PRO:CD	1.87	0.94
3:A6:1368:GLN:CB	28:Z4:845:ILE:HA	1.95	0.94
6:D7:481:ARG:HB3	11:I3:183:LYS:HE2	1.48	0.94
8:F2:1090:PRO:HB3	17:O4:245:GLU:OE2	1.68	0.94
11:I1:833:PHE:CD2	17:O1:238:ALA:CA	2.34	0.94
11:I1:881:ILE:HG13	17:O1:249:ARG:O	1.68	0.94
11:I1:950:LEU:HD11	16:N1:410:MET:CB	1.97	0.94
11:I1:976:ARG:NH1	15:M1:622:VAL:HG22	1.83	0.94
11:I1:1055:GLU:HA	17:O1:278:GLU:O	1.66	0.94
11:I2:1029:LEU:HD21	20:R3:170:LEU:CD2	1.98	0.94
11:I2:1105:TRP:CB	16:N3:439:ARG:NH2	2.20	0.94
11:I4:1272:TYR:HA	26:X3:525:ILE:HG12	1.49	0.94
1:A3:1201:ARG:H	2:A4:729:SER:C	1.72	0.93
1:A3:1223:GLU:CB	2:A4:676:LEU:CD1	2.38	0.93
2:A4:980:ARG:N	6:D3:473:GLU:CA	2.23	0.93
2:A4:986:THR:HB	6:D3:504:LYS:HD3	0.94	0.93
2:A4:1138:GLU:CA	3:A6:130:ILE:HD13	1.97	0.93
3:A6:1363:ASP:CB	28:Z4:869:HIS:HA	1.97	0.93
11:I1:797:LEU:CD1	17:O1:245:GLU:CG	2.46	0.93
11:I1:1103:LEU:HD11	20:R1:175:GLN:CG	1.93	0.93
11:I2:840:LEU:HB3	17:O3:247:TRP:HD1	1.33	0.93
2:A2:982:THR:OG1	6:D1:498:GLU:N	1.94	0.93
2:A4:1154:PHE:HB3	3:A6:175:GLU:HB2	1.45	0.93
3:A5:996:ASN:HB2	11:I5:56:ARG:C	1.64	0.93
3:A5:999:SER:HB3	11:I5:64:LYS:HG3	1.51	0.93
3:A6:1364:GLN:CA	28:Z4:849:ALA:HB3	1.98	0.93
3:A6:1412:MSE:SE	28:Z4:965:TYR:CB	2.66	0.93
11:I1:797:LEU:HD13	17:O1:245:GLU:CB	1.96	0.93
11:I1:846:ILE:HG12	15:M1:591:ASP:CA	1.98	0.93
11:I1:881:ILE:H	17:O1:250:LEU:N	1.66	0.93
11:I1:925:LEU:HB3	20:R1:164:PRO:O	1.67	0.93
11:I1:927:HIS:CD2	15:M1:594:LYS:CB	2.51	0.93
11:I1:1019:LEU:HD13	16:N1:412:ASN:HD22	1.32	0.93
11:I1:1037:THR:H	15:M1:623:LEU:HD22	1.10	0.93
11:I1:1635:HIS:HE1	11:I2:1677:LYS:HD2	1.22	0.93
11:I2:1020:ALA:CB	16:N3:407:ALA:CA	2.45	0.93
11:I2:1024:PHE:HB2	16:N3:406:HIS:CB	1.97	0.93
1:A3:1056:PHE:HE2	6:D3:806:ASP:O	1.51	0.93
1:A3:1099:GLN:CG	11:I2:1414:CYS:O	2.17	0.93
2:A4:1054:SER:HB2	6:D4:762:ARG:HE	1.34	0.93

*Continued on next page...*

*Continued from previous page...*

Atom-1	Atom-2	Interatomic distance (Å)	Clash overlap (Å)
3:A5:1024:ASP:CB	11:I5:94:GLU:O	2.17	0.93
3:A6:1410:ALA:CB	26:X4:742:ALA:C	2.33	0.93
3:A6:1410:ALA:HB2	26:X4:744:MET:N	1.82	0.93
11:I1:950:LEU:HD23	16:N1:406:HIS:HD2	1.30	0.93
11:I2:921:GLU:O	15:M3:593:ALA:CA	2.16	0.93
11:I2:1054:ILE:N	17:O3:279:ILE:O	2.01	0.93
18:P1:277:PRO:CB	18:P4:323:GLN:H	1.75	0.93
2:A2:874:VAL:H	6:D1:568:ARG:CA	1.82	0.93
2:A4:864:ARG:HB2	6:D3:607:PRO:HD2	0.96	0.93
2:A4:864:ARG:NH1	6:D3:610:ASN:CG	2.21	0.93
3:A5:999:SER:HG	11:I5:63:PRO:HD2	1.16	0.93
11:I1:923:GLY:O	15:M1:590:LYS:O	1.84	0.93
11:I1:959:SER:CB	20:R1:166:LEU:HD21	1.97	0.93
11:I2:884:LEU:CB	16:N3:400:LEU:CD1	2.26	0.93
11:I2:1053:GLY:HA3	17:O3:281:ALA:O	1.68	0.93
1:A1:1091:VAL:HG11	6:D1:804:SER:HB2	0.94	0.93
1:A1:1399:ARG:HH21	2:A2:885:LEU:HA	1.34	0.93
2:A2:876:ARG:NH1	6:D1:563:GLU:H	1.49	0.93
2:A4:780:GLU:OE1	6:D3:679:ILE:CG2	2.15	0.93
3:A5:153:ILE:HD11	5:C2:740:ARG:O	1.67	0.93
3:A5:1056:PHE:HD2	11:I5:37:GLU:CG	1.79	0.93
3:A6:230:LYS:CB	5:C4:739:MET:CE	2.32	0.93
11:I1:834:SER:H	17:O1:237:PRO:HB3	1.33	0.93
11:I1:937:TYR:CB	17:O1:258:GLU:CA	2.22	0.93
11:I1:1109:LEU:H	16:N1:440:GLU:C	1.61	0.93
11:I2:890:TYR:HD1	17:O3:238:ALA:O	1.50	0.93
11:I2:948:ALA:HA	17:O3:253:LEU:HD23	1.49	0.93
11:I2:955:LYS:CA	16:N3:403:VAL:HG23	1.98	0.93
11:I2:1101:LEU:C	16:N3:432:TYR:OH	2.06	0.93
2:A2:781:ARG:NH2	6:D1:679:ILE:HD12	1.83	0.93
2:A2:876:ARG:CG	6:D1:558:LYS:HG2	1.99	0.93
2:A2:908:LEU:HD23	6:D1:601:PHE:C	1.87	0.93
1:A3:835:THR:CG2	6:D1:302:PRO:HB2	1.98	0.93
2:A4:1094:ILE:HD11	6:D4:708:ASP:CB	1.69	0.93
2:A4:1149:THR:C	3:A6:173:ASN:O	2.06	0.93
3:A6:175:GLU:OE2	5:C4:735:ILE:CA	2.17	0.93
3:A6:1362:ALA:CB	28:Z4:874:ASN:H	1.81	0.93
11:I1:877:ILE:CG2	17:O1:253:LEU:CA	2.31	0.93
11:I1:937:TYR:HB3	17:O1:258:GLU:CB	1.93	0.93
11:I1:951:LYS:O	16:N1:400:LEU:CA	2.17	0.93
11:I1:985:ARG:HA	15:M1:613:ASP:OD1	1.68	0.93

*Continued on next page...*

*Continued from previous page...*

Atom-1	Atom-2	Interatomic distance (Å)	Clash overlap (Å)
11:I1:1052:LEU:HA	17:O1:287:LEU:HD13	1.48	0.93
11:I2:874:LEU:O	17:O3:252:VAL:CA	2.16	0.93
11:I2:1044:GLY:HA2	17:O3:275:LEU:HD12	0.95	0.93
21:S1:1052:LEU:HD21	21:S1:1073:ILE:HD13	1.50	0.93
2:A4:972:GLY:C	6:D3:205:LEU:H	1.52	0.93
3:A5:1369:ILE:HD12	28:Z2:829:SER:O	1.03	0.93
3:A5:1374:ALA:HB3	28:Z2:824:PHE:H	1.28	0.93
3:A6:1351:MSE:C	28:Z4:918:PHE:CA	2.37	0.93
3:A6:1361:ARG:NH2	28:Z4:876:LEU:HA	1.83	0.93
3:A6:1362:ALA:HB2	28:Z4:874:ASN:N	1.82	0.93
11:I1:912:VAL:N	15:M1:584:GLN:NE2	2.17	0.93
11:I1:1037:THR:CA	15:M1:624:ASN:HD21	1.72	0.93
11:I2:894:VAL:N	17:O3:239:GLN:HG2	1.81	0.93
11:I2:955:LYS:NZ	17:O3:249:ARG:HH22	1.66	0.93
11:I2:1037:THR:OG1	15:M3:620:VAL:HG13	1.68	0.93
11:I2:1054:ILE:HA	17:O3:280:GLU:H	1.31	0.93
1:A1:1225:PRO:O	2:A2:728:LYS:CG	2.17	0.93
2:A4:976:LEU:CD2	6:D3:501:LEU:O	2.16	0.93
3:A5:1399:ARG:HG2	28:Z2:912:ASP:CB	1.99	0.93
3:A5:1405:LEU:H	28:Z2:918:PHE:H	1.06	0.93
3:A6:159:SER:CA	5:C4:743:LEU:O	2.16	0.93
11:I2:797:LEU:CD2	17:O3:245:GLU:HG3	1.97	0.93
11:I2:949:CYS:HB3	15:M3:606:LEU:HB2	1.49	0.93
11:I2:1014:ASN:HB3	16:N3:413:VAL:O	1.63	0.93
11:I2:1100:ILE:CG2	16:N3:433:GLU:CD	2.37	0.93
11:I3:1274:HIS:HB3	26:X1:534:ILE:HG21	1.49	0.93
1:A1:1399:ARG:HG2	2:A2:884:ARG:CB	1.98	0.93
2:A2:1143:LEU:HB2	3:A5:132:ASP:N	1.84	0.93
2:A2:1157:TYR:CD2	3:A5:174:PRO:CA	2.32	0.93
2:A4:782:VAL:HG21	6:D3:676:ALA:O	1.67	0.93
2:A4:868:GLN:NE2	6:D3:608:ILE:CG1	2.31	0.93
3:A5:1414:PHE:CD1	28:Z2:960:CYS:CB	2.51	0.93
3:A6:1394:VAL:HG13	28:Z4:873:LEU:CB	1.99	0.93
3:A6:1410:ALA:HB2	26:X4:743:PHE:C	1.88	0.93
11:I1:840:LEU:HG	17:O1:244:GLU:HG3	0.95	0.93
11:I1:880:MET:C	17:O1:246:LEU:HD23	1.89	0.93
11:I1:931:VAL:HG22	15:M1:604:ASN:H	0.95	0.93
11:I1:960:SER:CB	16:N1:395:GLU:OE2	2.17	0.93
11:I1:1021:ILE:HG12	16:N1:410:MET:HB2	1.48	0.93
11:I1:1104:LEU:C	16:N1:436:ALA:CB	2.37	0.93
11:I2:847:THR:N	15:M3:594:LYS:NZ	2.15	0.93

*Continued on next page...*

*Continued from previous page...*

Atom-1	Atom-2	Interatomic distance (Å)	Clash overlap (Å)
11:I2:955:LYS:N	16:N3:403:VAL:HG22	1.77	0.93
11:I2:1040:HIS:CE1	15:M3:623:LEU:HD13	1.81	0.93
2:A2:1167:CYS:SG	4:B5:342:ARG:CD	2.56	0.93
3:A6:1411:ARG:HD2	28:Z4:968:ARG:HA	1.51	0.93
8:F1:1138:TRP:HB2	17:O2:244:GLU:CA	1.99	0.93
9:G1:269:GLU:CB	16:N2:412:ASN:O	2.15	0.93
11:I1:976:ARG:HB3	20:R1:149:ARG:HB3	0.94	0.93
11:I1:1023:ASP:CB	16:N1:405:ALA:CB	2.46	0.93
11:I1:1056:PRO:CB	17:O1:278:GLU:CG	2.45	0.93
11:I1:1114:VAL:H	16:N1:435:ALA:HB1	1.21	0.93
11:I2:840:LEU:O	15:M3:591:ASP:CG	2.06	0.93
11:I2:881:ILE:CG2	17:O3:249:ARG:NH2	2.32	0.93
11:I2:947:LEU:HD22	17:O3:256:TYR:HH	1.28	0.93
11:I2:1020:ALA:HB2	16:N3:408:MET:N	1.84	0.93
11:I2:1039:ALA:HB3	20:R3:170:LEU:CD2	1.82	0.93
11:I2:1101:LEU:O	16:N3:432:TYR:CZ	2.09	0.93
11:I2:1104:LEU:CG	16:N3:433:GLU:OE2	2.17	0.93
21:S4:1052:LEU:HD21	21:S4:1073:ILE:HD13	1.50	0.93
2:A2:1164:TYR:HD1	4:B5:342:ARG:HD3	1.19	0.92
2:A4:779:ASP:OD2	6:D3:680:SER:HB2	1.69	0.92
2:A4:875:LEU:HD12	6:D3:567:LEU:HD21	1.49	0.92
2:A4:975:GLU:CB	6:D3:501:LEU:HG	1.90	0.92
2:A4:976:LEU:HD22	6:D3:472:PHE:CD2	2.03	0.92
2:A4:1131:ILE:HD12	3:A6:160:ILE:HB	1.51	0.92
3:A5:997:ASP:O	11:I5:60:GLY:O	1.54	0.92
3:A6:1151:THR:HA	5:C6:733:LEU:HD12	1.48	0.92
3:A6:1408:GLU:O	28:Z4:965:TYR:HA	1.69	0.92
9:G1:263:MET:CE	17:O2:256:TYR:OH	2.09	0.92
11:I1:797:LEU:HD13	17:O1:245:GLU:HG2	1.49	0.92
11:I1:900:ARG:HG3	17:O1:232:LYS:NZ	1.84	0.92
11:I1:1665:LEU:CD2	11:I2:1667:GLN:O	2.17	0.92
11:I2:834:SER:HB3	17:O3:237:PRO:C	1.88	0.92
11:I2:945:LEU:CD1	17:O3:258:GLU:H	1.78	0.92
11:I3:815:ILE:HG21	26:X1:497:ARG:HB3	1.51	0.92
2:A4:173:ASN:HD21	6:D3:762:ARG:C	1.65	0.92
2:A4:865:ALA:O	6:D3:598:ILE:CD1	2.16	0.92
2:A4:1054:SER:HB2	6:D4:762:ARG:NE	1.84	0.92
3:A5:1385:GLU:OE2	28:Z2:863:ASP:CB	2.16	0.92
3:A6:1401:VAL:CA	28:Z4:919:PHE:HA	1.98	0.92
5:C1:732:LYS:HZ1	11:I1:1225:LYS:HD2	1.23	0.92
8:F1:1262:HIS:HE1	17:O2:255:GLY:O	1.51	0.92

*Continued on next page...*

*Continued from previous page...*

Atom-1	Atom-2	Interatomic distance (Å)	Clash overlap (Å)
11:I1:1056:PRO:HB3	17:O1:278:GLU:CG	1.97	0.92
11:I2:1020:ALA:HB2	16:N3:409:ALA:N	1.84	0.92
11:I5:1279:THR:HG21	26:X2:520:GLU:O	1.68	0.92
21:S2:1052:LEU:HD21	21:S2:1073:ILE:HD13	1.50	0.92
1:A1:874:VAL:HG11	6:D3:272:VAL:O	1.68	0.92
1:A1:1223:GLU:HG2	2:A2:724:LEU:HB3	1.51	0.92
2:A2:869:ALA:HB2	6:D1:574:VAL:HG22	1.47	0.92
2:A2:992:TYR:HB3	6:D1:238:ALA:HB1	1.51	0.92
2:A4:909:LYS:O	6:D3:555:ARG:HG3	1.12	0.92
2:A4:1151:THR:HA	5:C4:733:LEU:HA	1.52	0.92
3:A5:996:ASN:HB3	11:I5:59:LEU:N	1.85	0.92
3:A5:1395:LYS:HA	28:Z2:873:LEU:C	1.88	0.92
4:B6:345:LYS:O	5:C4:737:LYS:CD	2.17	0.92
11:I1:873:ILE:CG2	17:O1:254:ARG:HG2	1.98	0.92
11:I1:940:LEU:CB	17:O1:259:ASP:O	2.17	0.92
11:I1:949:CYS:O	16:N1:403:VAL:HG11	1.67	0.92
11:I1:1021:ILE:HD11	16:N1:410:MET:HG3	0.94	0.92
11:I1:1047:CYS:O	20:R1:143:PHE:CE1	2.23	0.92
11:I3:1278:ALA:N	26:X1:519:ILE:CB	2.17	0.92
1:A1:868:GLN:O	6:D3:277:ASN:HB2	1.67	0.92
1:A1:1200:ARG:HE	2:A2:642:ARG:HH21	0.95	0.92
2:A4:867:GLU:CD	6:D3:605:THR:HB	1.86	0.92
2:A4:1122:LEU:CB	3:A6:132:ASP:O	2.17	0.92
3:A5:1026:PRO:HA	11:I5:68:ILE:N	1.85	0.92
3:A5:1365:VAL:CG2	28:Z2:838:GLN:HA	1.98	0.92
3:A6:1330:VAL:HG23	28:Z4:913:ILE:O	1.68	0.92
3:A6:1360:GLY:H	28:Z4:885:VAL:CB	1.83	0.92
3:A6:1388:ALA:HA	28:Z4:866:GLU:H	1.34	0.92
8:F1:1137:GLN:HE21	17:O2:249:ARG:HB2	1.21	0.92
11:I1:846:ILE:O	15:M1:594:LYS:CD	2.07	0.92
11:I2:881:ILE:CB	17:O3:249:ARG:HG2	1.88	0.92
11:I2:1049:LEU:HG	17:O3:291:ASP:CB	1.99	0.92
2:A2:871:ASN:N	6:D1:567:LEU:O	2.03	0.92
2:A2:989:MSE:HE1	6:D1:240:ASP:C	1.89	0.92
2:A2:1136:LYS:H	3:A5:138:LEU:HD21	1.33	0.92
2:A4:983:LEU:CD2	6:D3:497:PHE:CE1	2.50	0.92
3:A5:1027:HIS:ND1	11:I5:65:LYS:CB	2.25	0.92
3:A5:1046:LEU:HD11	11:I5:70:GLU:HB2	1.51	0.92
3:A5:1300:LEU:HG	28:Z2:838:GLN:CB	2.00	0.92
3:A5:1359:LEU:HB2	28:Z2:878:HIS:H	1.13	0.92
3:A5:1365:VAL:HG23	28:Z2:838:GLN:O	1.65	0.92

*Continued on next page...*



*Continued from previous page...*

Atom-1	Atom-2	Interatomic distance (Å)	Clash overlap (Å)
3:A5:1399:ARG:HH11	28:Z2:909:LEU:CA	1.65	0.92
3:A5:1406:GLY:N	28:Z2:917:ASP:C	2.22	0.92
3:A6:1364:GLN:CA	28:Z4:849:ALA:CB	2.47	0.92
3:A6:1369:ILE:CG2	28:Z4:826:TYR:CB	2.47	0.92
3:A6:1384:ALA:C	28:Z4:863:ASP:CB	2.37	0.92
8:F1:1093:LEU:HD11	17:O2:240:GLY:O	1.69	0.92
9:G1:258:LYS:HZ1	16:N2:408:MET:CG	1.82	0.92
11:I1:952:LEU:HD12	16:N1:400:LEU:HD22	1.17	0.92
11:I1:1035:GLN:CA	16:N1:441:PHE:CZ	2.46	0.92
11:I1:1037:THR:CA	20:R1:173:LEU:CD2	2.26	0.92
11:I1:1112:SER:H	16:N1:439:ARG:HB3	1.32	0.92
11:I1:1114:VAL:HG21	16:N1:436:ALA:CB	2.00	0.92
21:S3:1052:LEU:HD21	21:S3:1073:ILE:HD13	1.50	0.92
2:A2:781:ARG:HE	6:D1:673:ARG:HB3	1.28	0.92
2:A2:1159:ASP:HB3	3:A5:175:GLU:CG	1.98	0.92
1:A3:1083:SER:O	6:D3:798:MET:N	2.03	0.92
1:A3:1223:GLU:HB3	2:A4:724:LEU:HD22	1.51	0.92
2:A4:870:HIS:CE1	6:D3:566:PHE:HD1	1.86	0.92
2:A4:977:VAL:HA	6:D3:492:VAL:HG12	1.51	0.92
2:A4:1143:LEU:HD11	3:A6:134:VAL:H	1.31	0.92
5:C1:732:LYS:CD	11:I1:1228:GLU:HG3	2.00	0.92
11:I1:1026:TYR:CE1	20:R1:175:GLN:NE2	2.37	0.92
11:I1:1036:PRO:CD	15:M1:623:LEU:O	2.14	0.92
11:I2:964:SER:O	20:R3:153:GLN:NE2	2.02	0.92
11:I2:1043:LEU:N	15:M3:616:LEU:HD11	1.78	0.92
17:O4:112:GLY:HA3	18:P1:278:ASN:CB	1.98	0.92
1:A1:1201:ARG:HD3	2:A2:734:LEU:HD23	1.51	0.92
2:A2:858:ALA:C	6:D1:606:LYS:HE2	1.89	0.92
2:A2:874:VAL:HG13	6:D1:611:LYS:CB	1.99	0.92
2:A2:989:MSE:CE	6:D1:241:ALA:N	2.28	0.92
2:A2:1094:ILE:CG1	6:D2:759:GLN:CD	2.37	0.92
1:A3:1332:ARG:HG3	6:D3:636:ASP:HB3	1.52	0.92
2:A4:872:ALA:O	6:D3:565:MET:C	1.99	0.92
2:A4:875:LEU:O	6:D3:567:LEU:CD1	2.18	0.92
3:A6:1352:GLY:O	28:Z4:918:PHE:CB	2.17	0.92
9:G1:263:MET:HE2	16:N2:411:GLN:HG2	1.50	0.92
11:I1:878:GLN:H	17:O1:252:VAL:H	0.93	0.92
11:I1:984:GLU:CG	15:M1:618:GLN:H	1.83	0.92
11:I1:1060:PHE:HD2	17:O1:279:ILE:HD13	1.32	0.92
11:I1:1543:LEU:O	12:J2:300:ILE:CG2	2.17	0.92
11:I1:1546:TRP:HB3	12:J2:300:ILE:CD1	1.99	0.92

*Continued on next page...*

*Continued from previous page...*

Atom-1	Atom-2	Interatomic distance (Å)	Clash overlap (Å)
11:I2:887:GLN:NE2	16:N3:393:ILE:C	2.21	0.92
11:I2:978:LYS:HE2	20:R3:154:ALA:N	1.84	0.92
18:P2:320:GLN:HG2	18:P3:278:ASN:HB2	1.48	0.92
1:A1:834:GLU:CB	6:D3:302:PRO:CG	2.48	0.92
1:A1:1204:TRP:CD1	2:A2:645:PHE:CE1	2.55	0.92
2:A2:780:GLU:CB	6:D1:677:GLN:CB	2.48	0.92
2:A2:980:ARG:CG	6:D1:473:GLU:HG3	1.98	0.92
2:A4:827:ILE:O	2:A4:863:GLN:CA	2.16	0.92
2:A4:973:GLU:CA	6:D3:205:LEU:CB	2.46	0.92
3:A5:164:LEU:CD1	5:C2:745:SER:H	1.80	0.92
3:A5:1374:ALA:HB1	28:Z2:823:ALA:HB3	0.92	0.92
3:A6:164:LEU:N	5:C4:743:LEU:HG	1.62	0.92
4:B6:345:LYS:H	5:C4:737:LYS:HZ2	0.94	0.92
9:G1:258:LYS:HZ1	16:N2:408:MET:CB	1.79	0.92
11:I1:880:MET:CE	17:O1:247:TRP:CZ3	2.48	0.92
11:I1:927:HIS:CE1	15:M1:594:LYS:HG3	2.04	0.92
11:I1:990:GLU:HB3	17:O1:272:SER:HA	1.48	0.92
11:I2:921:GLU:H	15:M3:592:LEU:HG	1.18	0.92
11:I2:924:ILE:HB	15:M3:598:GLU:H	1.33	0.92
11:I2:931:VAL:HA	15:M3:601:ASP:O	1.06	0.92
11:I2:1034:ASP:OD2	15:M3:630:LEU:CG	2.16	0.92
11:I2:1101:LEU:CD2	16:N3:432:TYR:CG	2.49	0.92
2:A2:911:TYR:HE2	6:D1:555:ARG:NE	1.68	0.92
2:A2:1137:ALA:HB1	3:A5:564:ASN:O	1.68	0.92
2:A2:1159:ASP:H	3:A5:175:GLU:HB2	0.77	0.92
1:A3:1021:LEU:HB3	6:D3:816:VAL:HG13	0.97	0.92
2:A4:1159:ASP:HB2	4:B6:342:ARG:HB2	1.51	0.92
3:A6:189:VAL:CG2	5:C4:742:ASP:HB3	1.99	0.92
3:A6:1416:ARG:OXT	28:Z4:979:GLU:N	1.81	0.92
17:O4:111:TYR:HD1	18:P4:325:ILE:HD11	1.33	0.92
1:A1:1102:GLN:OE1	11:I1:1413:GLN:O	1.87	0.92
1:A3:1220:PRO:CG	2:A4:732:GLN:OE1	2.17	0.92
2:A4:968:SER:OG	6:D3:201:LEU:C	2.08	0.92
3:A5:232:LEU:CD1	5:C2:740:ARG:CB	2.47	0.92
3:A6:177:ILE:CG1	5:C4:740:ARG:HH11	1.74	0.92
11:I1:841:PHE:CD2	15:M1:588:MET:HE1	2.03	0.92
11:I1:925:LEU:N	15:M1:596:ILE:HB	1.83	0.92
11:I1:952:LEU:H	17:O1:253:LEU:HD13	1.22	0.92
11:I1:959:SER:HA	16:N1:395:GLU:HB3	0.92	0.92
11:I1:1042:LEU:HB2	20:R1:170:LEU:CD1	1.99	0.92
11:I2:833:PHE:O	17:O3:241:SER:CA	2.16	0.92

*Continued on next page...*

*Continued from previous page...*

Atom-1	Atom-2	Interatomic distance (Å)	Clash overlap (Å)
17:O4:110:LEU:CD2	18:P4:321:ILE:HB	1.98	0.92
2:A2:826:ASN:CB	6:D1:633:LYS:HB2	1.98	0.91
2:A2:876:ARG:CD	6:D1:558:LYS:CB	2.48	0.91
2:A4:983:LEU:HB2	6:D3:528:PHE:CE2	2.04	0.91
3:A5:155:TYR:HE1	5:C2:739:MET:O	1.09	0.91
3:A6:1319:ILE:CB	28:Z4:874:ASN:CB	2.49	0.91
11:I1:917:TYR:CZ	15:M1:586:ASP:O	2.23	0.91
11:I2:951:LYS:HD2	16:N3:403:VAL:CA	1.74	0.91
11:I2:976:ARG:HH11	20:R3:146:LEU:C	1.74	0.91
11:I2:1186:PRO:CG	17:O4:221:ASP:OD1	2.12	0.91
17:O2:111:TYR:N	18:P2:325:ILE:CG2	2.29	0.91
2:A2:1094:ILE:HD11	6:D2:759:GLN:HE22	1.35	0.91
1:A3:1054:SER:HA	6:D3:809:ALA:CA	1.99	0.91
2:A4:823:VAL:CA	2:A4:856:PHE:CE1	1.98	0.91
2:A4:967:GLU:O	6:D3:202:GLN:CG	2.15	0.91
3:A5:996:ASN:HB2	11:I5:56:ARG:O	1.69	0.91
3:A5:1094:ILE:HG21	11:I5:4:LEU:CB	1.85	0.91
11:I1:841:PHE:CE2	17:O1:243:LEU:HD12	1.95	0.91
11:I1:896:PRO:O	17:O1:232:LYS:HB3	1.70	0.91
11:I1:984:GLU:HB3	15:M1:618:GLN:NE2	1.84	0.91
11:I1:1041:GLN:H	15:M1:620:VAL:HG22	1.35	0.91
11:I2:899:LEU:HD12	17:O3:234:LEU:H	1.33	0.91
11:I2:920:PHE:CA	15:M3:592:LEU:CA	2.45	0.91
11:I2:950:LEU:HD22	16:N3:410:MET:CE	1.99	0.91
11:I3:1271:GLU:C	26:X1:525:ILE:CB	2.09	0.91
11:I3:1278:ALA:O	26:X1:520:GLU:HA	1.70	0.91
17:O2:112:GLY:HA3	18:P2:325:ILE:CG2	2.00	0.91
1:A1:868:GLN:HA	6:D3:280:GLN:CB	2.01	0.91
2:A2:1134:GLU:H	3:A5:146:LYS:H	1.18	0.91
3:A5:230:LYS:C	5:C2:739:MET:H	1.74	0.91
3:A6:165:PHE:CD2	5:C4:743:LEU:CG	2.52	0.91
3:A6:1369:ILE:HG23	28:Z4:826:TYR:CB	1.99	0.91
3:A6:1395:LYS:CB	28:Z4:889:LEU:O	2.17	0.91
11:I1:1103:LEU:CD1	20:R1:175:GLN:HG2	2.00	0.91
11:I1:1610:VAL:CG2	11:I2:1673:VAL:HG11	2.01	0.91
11:I2:982:GLN:CB	15:M3:621:ARG:HH12	1.83	0.91
11:I2:983:LEU:O	15:M3:614:ASP:N	2.02	0.91
11:I2:1029:LEU:HD13	16:N3:433:GLU:CG	1.96	0.91
11:I2:1035:GLN:O	15:M3:623:LEU:HD23	1.08	0.91
11:I2:1037:THR:OG1	20:R3:169:GLY:CA	2.19	0.91
11:I2:1052:LEU:HD13	16:N3:438:LEU:HD21	1.50	0.91

*Continued on next page...*

*Continued from previous page...*

Atom-1	Atom-2	Interatomic distance (Å)	Clash overlap (Å)
1:A3:1048:ARG:O	6:D3:816:VAL:HG21	1.67	0.91
2:A4:827:ILE:HA	2:A4:860:GLU:CA	1.97	0.91
2:A4:865:ALA:CB	6:D3:567:LEU:HD22	1.97	0.91
2:A4:970:PHE:N	6:D3:202:GLN:CD	2.21	0.91
3:A6:1337:ALA:CB	28:Z4:960:CYS:CB	2.49	0.91
8:F1:1138:TRP:CG	17:O2:244:GLU:CD	2.44	0.91
9:G1:252:LEU:HA	15:M2:602:MET:SD	2.10	0.91
9:G1:263:MET:CB	17:O2:260:LEU:HB2	2.00	0.91
9:G2:256:GLN:CG	17:O4:262:ASP:H	1.84	0.91
11:I1:880:MET:O	17:O1:246:LEU:CB	2.01	0.91
11:I1:898:VAL:CG1	17:O1:235:ASN:O	2.16	0.91
11:I1:922:ASP:O	15:M1:589:GLY:O	1.88	0.91
11:I1:955:LYS:HD2	17:O1:249:ARG:HH22	1.31	0.91
11:I2:939:ASN:N	17:O3:261:LYS:O	1.92	0.91
11:I2:1040:HIS:HB3	15:M3:619:ILE:HG21	1.51	0.91
2:A2:980:ARG:N	6:D1:473:GLU:HG3	1.84	0.91
2:A2:1149:THR:H	3:A5:172:PRO:HB2	1.33	0.91
2:A4:868:GLN:NE2	6:D3:608:ILE:CD1	2.29	0.91
2:A4:909:LYS:HG2	6:D3:552:TYR:CD2	1.87	0.91
2:A4:987:LYS:NZ	6:D3:556:ASP:CG	2.08	0.91
2:A4:1125:LEU:O	3:A6:137:HIS:O	1.86	0.91
2:A4:1155:ASN:H	3:A6:175:GLU:CA	1.82	0.91
3:A5:1090:SER:C	11:I5:36:GLU:HG3	1.89	0.91
3:A5:1355:VAL:O	28:Z2:878:HIS:CA	2.17	0.91
3:A6:1316:VAL:CG1	28:Z4:871:HIS:CA	2.48	0.91
11:I1:1104:LEU:CB	16:N1:436:ALA:CB	2.46	0.91
11:I2:1067:PHE:HD1	16:N3:430:ARG:C	1.70	0.91
11:I2:1109:LEU:HD11	17:O3:286:ILE:HG22	1.51	0.91
2:A2:879:LEU:HG	6:D1:567:LEU:HD11	0.93	0.91
3:A5:232:LEU:HD12	5:C2:740:ARG:C	1.91	0.91
3:A6:1363:ASP:HA	28:Z4:869:HIS:HA	1.50	0.91
3:A6:1366:LEU:CD1	28:Z4:866:GLU:O	2.18	0.91
9:G1:250:THR:HA	15:M2:605:THR:HG21	1.52	0.91
11:I2:895:ARG:CA	17:O3:236:ASP:N	2.31	0.91
11:I2:948:ALA:CA	17:O3:256:TYR:HB3	1.99	0.91
11:I2:999:SER:CB	17:O3:264:ILE:HG21	1.99	0.91
11:I3:1275:SER:HB2	26:X1:508:LEU:HD11	1.52	0.91
18:P2:319:VAL:CG2	18:P3:278:ASN:CG	2.32	0.91
2:A2:875:LEU:HD23	6:D1:566:PHE:C	1.90	0.91
2:A2:968:SER:HA	6:D1:201:LEU:O	1.69	0.91
2:A4:908:LEU:CD2	6:D3:601:PHE:HB3	1.99	0.91

*Continued on next page...*

*Continued from previous page...*

Atom-1	Atom-2	Interatomic distance (Å)	Clash overlap (Å)
2:A4:1148:ARG:NH1	3:A6:131:PRO:HD3	1.86	0.91
11:I1:961:ARG:NH1	16:N1:389:PHE:CA	2.30	0.91
11:I1:1052:LEU:CB	16:N1:438:LEU:CG	2.12	0.91
11:I1:1103:LEU:HD13	20:R1:175:GLN:HG3	0.91	0.91
11:I1:1668:HIS:HB2	11:I2:1668:HIS:CA	2.01	0.91
11:I2:836:VAL:CG1	17:O3:244:GLU:CB	2.11	0.91
11:I2:896:PRO:N	17:O3:233:THR:HA	1.85	0.91
11:I3:1270:LYS:CA	26:X1:529:TRP:H	1.84	0.91
1:A1:832:ASN:OD1	6:D3:298:ASN:HA	1.09	0.91
1:A1:874:VAL:CG1	6:D3:272:VAL:O	2.19	0.91
1:A1:1201:ARG:CD	2:A2:734:LEU:HB3	1.99	0.91
2:A2:1134:GLU:N	3:A5:146:LYS:N	2.18	0.91
1:A3:1223:GLU:HB3	2:A4:676:LEU:HD11	1.51	0.91
2:A4:879:LEU:HB2	6:D3:564:ASN:CG	1.90	0.91
2:A4:911:TYR:HE2	6:D3:555:ARG:HH21	1.10	0.91
2:A4:967:GLU:C	6:D3:202:GLN:HB3	1.83	0.91
2:A4:1141:GLU:HB2	3:A6:564:ASN:O	1.71	0.91
3:A5:1029:ILE:CA	11:I5:69:GLY:O	2.18	0.91
11:I1:1037:THR:C	20:R1:169:GLY:HA2	1.92	0.91
11:I2:947:LEU:HD22	16:N3:411:GLN:HG2	1.48	0.91
11:I2:1109:LEU:CB	16:N3:438:LEU:CA	2.37	0.91
11:I2:1109:LEU:HD12	17:O3:286:ILE:HG21	1.52	0.91
1:A1:1225:PRO:O	2:A2:728:LYS:CB	2.19	0.91
2:A2:777:LEU:CA	6:D1:678:GLY:HA3	1.72	0.91
2:A2:827:ILE:O	2:A2:863:GLN:CA	2.16	0.91
2:A2:1158:ALA:H	3:A5:175:GLU:CA	1.77	0.91
2:A4:874:VAL:O	6:D3:567:LEU:CB	2.16	0.91
2:A4:976:LEU:CB	6:D3:472:PHE:CD2	2.54	0.91
3:A6:1407:GLY:HA2	26:X4:743:PHE:HA	1.53	0.91
11:I1:833:PHE:CE2	17:O1:238:ALA:C	2.42	0.91
11:I1:1668:HIS:CA	11:I2:1668:HIS:HB2	2.00	0.91
11:I2:950:LEU:HB3	16:N3:406:HIS:CD2	2.06	0.91
11:I2:958:THR:N	16:N3:399:HIS:NE2	2.19	0.91
11:I2:997:SER:HB2	17:O3:270:THR:CG2	2.00	0.91
11:I2:1044:GLY:O	17:O3:280:GLU:CG	2.18	0.91
11:I3:1275:SER:N	26:X1:508:LEU:HD23	1.50	0.91
11:I4:1275:SER:H	26:X3:525:ILE:CA	1.82	0.91
1:A1:874:VAL:HG13	6:D3:272:VAL:HB	1.51	0.91
2:A2:872:ALA:HB1	6:D1:565:MET:HA	0.93	0.91
2:A4:970:PHE:HZ	6:D3:555:ARG:HH22	1.14	0.91
2:A4:975:GLU:HB3	6:D3:501:LEU:HB2	1.47	0.91

*Continued on next page...*

*Continued from previous page...*

Atom-1	Atom-2	Interatomic distance (Å)	Clash overlap (Å)
2:A4:982:THR:HB	6:D3:493:ALA:O	1.68	0.91
2:A4:1054:SER:CB	6:D4:762:ARG:NE	2.33	0.91
3:A5:177:ILE:C	5:C2:743:LEU:CD2	2.38	0.91
3:A6:209:VAL:HG22	5:C4:742:ASP:CG	1.89	0.91
3:A6:1411:ARG:HD2	28:Z4:968:ARG:CB	2.00	0.91
8:F1:1203:TRP:CZ2	17:O2:248:SER:HB2	1.92	0.91
11:I1:922:ASP:H	15:M1:592:LEU:HD23	0.75	0.91
11:I1:952:LEU:CG	16:N1:400:LEU:CD2	2.49	0.91
11:I1:1114:VAL:HG21	16:N1:436:ALA:CA	2.00	0.91
11:I2:877:ILE:CG2	17:O3:250:LEU:O	2.19	0.91
11:I2:898:VAL:HG21	17:O3:237:PRO:N	1.85	0.91
11:I2:1065:SER:CB	17:O3:274:GLY:O	2.18	0.91
2:A2:827:ILE:HD12	2:A2:859:GLN:CB	2.00	0.90
2:A2:876:ARG:HD2	6:D1:558:LYS:HB3	1.52	0.90
2:A2:982:THR:CG2	6:D1:497:PHE:N	1.80	0.90
2:A4:873:PRO:CG	6:D3:572:GLU:OE2	2.18	0.90
2:A4:1130:ARG:CA	3:A6:161[A]:ASP:OD2	2.20	0.90
3:A5:1098:ARG:CZ	11:I5:29:GLN:CB	2.44	0.90
3:A6:1312:ARG:CZ	28:Z4:829:SER:CB	2.48	0.90
8:F2:1049:GLN:HE22	17:O4:237:PRO:HB3	1.13	0.90
11:I1:1052:LEU:HD23	16:N1:434:LEU:HD12	1.49	0.90
11:I1:1109:LEU:N	16:N1:441:PHE:H	1.54	0.90
11:I2:900:ARG:HA	17:O3:232:LYS:HG2	1.35	0.90
11:I2:934:LEU:HB3	15:M3:602:MET:O	1.10	0.90
11:I2:990:GLU:O	17:O3:271:GLU:CG	2.18	0.90
11:I3:1277:LEU:HD13	26:X1:511:TYR:CE2	2.03	0.90
11:I4:1275:SER:HB2	26:X3:525:ILE:HG13	1.25	0.90
11:I4:1279:THR:HG22	26:X3:520:GLU:O	1.71	0.90
21:S1:138:VAL:HG11	21:S1:170:THR:HG22	1.54	0.90
21:S4:1016:LYS:HE2	21:S4:1039:GLU:HG3	1.53	0.90
1:A1:834:GLU:HB2	6:D3:302:PRO:CB	2.00	0.90
1:A1:1200:ARG:NE	2:A2:642:ARG:NH2	2.19	0.90
2:A2:223:THR:HB	6:D1:709:ARG:HH22	1.36	0.90
2:A2:1132:PRO:HD3	3:A5:163:SER:O	1.70	0.90
2:A2:1148:ARG:NH2	3:A5:172:PRO:HA	1.85	0.90
1:A3:1021:LEU:HD11	6:D3:819:ASN:HD22	0.80	0.90
2:A4:972:GLY:HA2	6:D3:204:ASN:OD1	0.99	0.90
2:A4:1139:ILE:O	3:A6:130:ILE:HG22	1.71	0.90
8:F1:1261:TYR:HD2	17:O2:259:ASP:OD2	1.31	0.90
11:I1:895:ARG:NE	17:O1:233:THR:CG2	2.16	0.90
11:I1:939:ASN:O	17:O1:262:ASP:O	1.89	0.90

*Continued on next page...*

*Continued from previous page...*

Atom-1	Atom-2	Interatomic distance (Å)	Clash overlap (Å)
11:I1:953:LEU:N	16:N1:403:VAL:CB	2.34	0.90
11:I1:984:GLU:N	15:M1:617:THR:HG21	1.85	0.90
11:I1:992:ILE:HD11	15:M1:604:ASN:O	1.66	0.90
11:I1:1020:ALA:C	16:N1:406:HIS:O	2.04	0.90
11:I2:880:MET:HA	17:O3:247:TRP:CA	1.92	0.90
11:I2:1109:LEU:HA	17:O3:290:TYR:OH	1.70	0.90
1:A1:1332:ARG:NH2	6:D1:685:VAL:HB	1.85	0.90
2:A2:874:VAL:HG22	6:D1:611:LYS:HZ2	1.32	0.90
2:A2:1142:PHE:CE1	3:A5:567:VAL:N	2.39	0.90
2:A4:1134:GLU:N	3:A6:145:THR:OG1	0.76	0.90
3:A5:177:ILE:C	5:C2:743:LEU:HD23	1.90	0.90
11:I1:983:LEU:HD12	15:M1:621:ARG:HH21	1.35	0.90
11:I1:994:ALA:H	17:O1:271:GLU:HG3	1.33	0.90
11:I1:1055:GLU:HG2	17:O1:280:GLU:HG3	1.52	0.90
11:I2:834:SER:HA	17:O3:237:PRO:O	1.71	0.90
2:A2:970:PHE:CG	6:D1:196:ILE:CD1	2.55	0.90
2:A2:1151:THR:CG2	5:C2:734:VAL:HB	2.01	0.90
2:A4:971:ALA:H	6:D3:202:GLN:HG2	1.24	0.90
2:A4:1118:GLN:HG2	3:A6:132:ASP:HB2	1.51	0.90
3:A5:155:TYR:OH	5:C2:740:ARG:CD	2.18	0.90
11:I1:947:LEU:CD1	17:O1:256:TYR:CZ	2.53	0.90
11:I1:1051:LYS:HE3	17:O1:289:ASP:CA	1.89	0.90
11:I2:833:PHE:C	17:O3:241:SER:CB	2.40	0.90
11:I2:894:VAL:CG1	17:O3:236:ASP:O	1.98	0.90
11:I2:1021:ILE:HD11	16:N3:410:MET:HG3	1.52	0.90
11:I2:1040:HIS:CB	16:N3:434:LEU:HD13	2.01	0.90
21:S1:1016:LYS:HE2	21:S1:1039:GLU:HG3	1.53	0.90
1:A1:874:VAL:HG22	6:D3:272:VAL:HB	1.54	0.90
2:A2:980:ARG:NE	6:D1:525:ARG:CB	2.33	0.90
2:A4:1154:PHE:N	3:A6:175:GLU:HA	1.86	0.90
3:A5:1026:PRO:HB3	11:I5:73:TYR:CD1	2.02	0.90
3:A5:1316:VAL:CG2	28:Z2:833:ASP:CB	2.49	0.90
3:A5:1369:ILE:HG21	28:Z2:830:LEU:C	1.48	0.90
3:A6:1363:ASP:OD1	28:Z4:869:HIS:HA	1.70	0.90
3:A6:1364:GLN:O	28:Z4:849:ALA:HB2	1.71	0.90
6:D7:480:PHE:HE2	11:I3:181:GLN:O	1.54	0.90
11:I1:945:LEU:CG	17:O1:259:ASP:H	1.85	0.90
11:I1:1027:ALA:HB3	20:R1:172:ASP:OD1	1.69	0.90
11:I1:1049:LEU:CB	20:R1:146:LEU:CD1	2.48	0.90
11:I2:942:HIS:CB	17:O3:259:ASP:CA	2.46	0.90
11:I2:943:ALA:O	17:O3:260:LEU:HB2	1.72	0.90

*Continued on next page...*

*Continued from previous page...*

Atom-1	Atom-2	Interatomic distance (Å)	Clash overlap (Å)
11:I2:976:ARG:CZ	20:R3:147:LEU:N	2.30	0.90
11:I5:1276:GLN:O	26:X2:518:ASP:HA	1.70	0.90
17:O3:102:LYS:HB3	18:P3:322:LYS:HZ2	1.14	0.90
2:A2:1151:THR:HA	5:C2:733:LEU:HA	1.52	0.90
1:A3:1223:GLU:HB3	2:A4:724:LEU:CD2	2.00	0.90
2:A4:827:ILE:HD12	2:A4:859:GLN:CB	1.99	0.90
2:A4:985:ALA:CA	6:D3:500:LYS:N	2.35	0.90
2:A4:1135:ARG:CB	3:A6:159:SER:O	2.19	0.90
3:A5:227:SER:OG	5:C2:734:VAL:CG1	2.20	0.90
3:A5:1364:GLN:HE21	28:Z2:843:LYS:HA	1.34	0.90
3:A5:1399:ARG:HH11	28:Z2:909:LEU:HA	0.80	0.90
3:A6:1307:PHE:CD2	28:Z4:833:ASP:O	2.14	0.90
11:I1:846:ILE:CG1	15:M1:594:LYS:HD2	2.02	0.90
11:I1:952:LEU:CB	16:N1:400:LEU:HD22	2.01	0.90
11:I1:976:ARG:HH22	15:M1:622:VAL:HG21	1.35	0.90
11:I1:980:ILE:HB	15:M1:618:GLN:CA	2.01	0.90
11:I1:1056:PRO:HB3	17:O1:278:GLU:HG2	1.51	0.90
11:I1:1114:VAL:HG23	16:N1:435:ALA:CA	2.02	0.90
11:I1:1739:GLU:HB3	11:I2:1540:LYS:HE2	1.52	0.90
11:I2:995:SER:H	17:O3:271:GLU:HB2	1.36	0.90
11:I2:1021:ILE:CD1	16:N3:410:MET:HG3	2.00	0.90
11:I2:1059:PRO:HB2	17:O3:275:LEU:N	1.84	0.90
1:A1:868:GLN:CA	6:D3:280:GLN:CB	2.50	0.90
1:A1:1332:ARG:NH1	6:D1:682:ASN:H	1.70	0.90
1:A1:1401:VAL:N	2:A2:884:ARG:HH12	1.70	0.90
2:A2:969:ASP:O	6:D1:192:TYR:O	1.90	0.90
2:A2:974:PRO:HD3	6:D1:205:LEU:CG	2.02	0.90
2:A2:980:ARG:HE	6:D1:525:ARG:CB	1.84	0.90
1:A3:1021:LEU:HD22	6:D3:816:VAL:HG13	1.52	0.90
2:A4:909:LYS:HD2	6:D3:555:ARG:NH1	1.87	0.90
2:A4:1148:ARG:NH1	3:A6:131:PRO:CD	2.34	0.90
3:A5:1005:PHE:HE1	11:I5:67:LYS:HE3	0.89	0.90
3:A5:1367:THR:HG22	28:Z2:844:CYS:C	1.65	0.90
3:A6:164:LEU:N	5:C4:744:PHE:CD2	2.40	0.90
11:I1:946:THR:HA	17:O1:257:ALA:HA	0.94	0.90
11:I1:1667:GLN:CD	11:I2:1661:GLY:O	2.08	0.90
11:I2:828:VAL:O	17:O3:237:PRO:CG	2.19	0.90
11:I2:956:ILE:HG21	15:M3:600:ASN:CA	2.01	0.90
11:I2:977:ASN:OD1	15:M3:621:ARG:CB	2.19	0.90
11:I2:1052:LEU:HD22	16:N3:438:LEU:CG	2.01	0.90
17:O4:107:THR:HA	18:P4:318:PRO:CG	2.02	0.90

*Continued on next page...*



*Continued from previous page...*

Atom-1	Atom-2	Interatomic distance (Å)	Clash overlap (Å)
2:A2:858:ALA:O	6:D1:606:LYS:HE2	1.68	0.90
2:A2:979:GLY:O	6:D1:473:GLU:OE2	1.89	0.90
2:A2:1143:LEU:CB	3:A5:132:ASP:H	1.85	0.90
1:A3:1056:PHE:HZ	6:D3:810:ARG:N	1.48	0.90
9:G1:252:LEU:C	15:M2:602:MET:SD	2.51	0.90
9:G2:255:LEU:CA	17:O4:262:ASP:OD2	2.19	0.90
11:I1:841:PHE:CG	17:O1:243:LEU:HD11	1.99	0.90
11:I2:900:ARG:CB	17:O3:232:LYS:CD	2.45	0.90
11:I2:964:SER:C	20:R3:153:GLN:NE2	2.24	0.90
11:I2:966:TRP:O	20:R3:150:ASN:O	1.89	0.90
17:O3:155:VAL:CB	18:P3:321:ILE:HG23	2.00	0.90
1:A1:1202:GLU:O	2:A2:732:GLN:HA	1.72	0.90
1:A1:1396:GLY:CA	2:A2:888:GLN:HB3	1.78	0.90
2:A2:973:GLU:OE1	6:D1:192:TYR:CG	2.25	0.90
1:A3:1054:SER:CA	6:D3:809:ALA:O	2.18	0.90
2:A4:867:GLU:H	6:D3:605:THR:HG22	0.92	0.90
3:A5:1360:GLY:C	28:Z2:875:LEU:CB	2.34	0.90
11:I1:895:ARG:CZ	17:O1:233:THR:HG22	2.01	0.90
11:I1:920:PHE:CZ	17:O1:247:TRP:CD1	2.55	0.90
11:I1:984:GLU:OE2	15:M1:615:PRO:O	1.90	0.90
11:I1:1029:LEU:HB3	20:R1:174:ARG:HB2	0.90	0.90
11:I1:1042:LEU:HA	15:M1:616:LEU:HD21	0.91	0.90
11:I1:1108:PRO:HG2	16:N1:443:GLU:N	1.84	0.90
11:I2:899:LEU:HD23	17:O3:235:ASN:HB2	1.54	0.90
11:I2:1036:PRO:CG	15:M3:623:LEU:N	2.14	0.90
11:I2:1040:HIS:CB	15:M3:619:ILE:CG2	2.49	0.90
11:I2:1109:LEU:HD21	17:O3:287:LEU:HD12	1.53	0.90
11:I4:1273:GLU:O	26:X3:523:LEU:HA	1.70	0.90
1:A1:1226:LEU:HA	2:A2:728:LYS:HD3	1.52	0.90
1:A3:835:THR:CG2	6:D1:302:PRO:HG3	2.01	0.90
1:A3:1197:ALA:CB	2:A4:728:LYS:HG3	2.02	0.90
2:A4:827:ILE:CD1	2:A4:859:GLN:N	2.34	0.90
2:A4:904:GLN:HE21	6:D3:603:SER:H	1.20	0.90
2:A4:978:ASP:O	6:D3:475:ALA:HB3	1.71	0.90
2:A4:1094:ILE:HD11	6:D4:708:ASP:HA	1.52	0.90
3:A6:209:VAL:HG22	5:C4:742:ASP:CB	2.01	0.90
3:A6:1362:ALA:HB3	28:Z4:873:LEU:H	1.30	0.90
11:I1:1037:THR:HG22	20:R1:173:LEU:CG	1.95	0.90
11:I1:1665:LEU:HG	11:I2:1667:GLN:HG2	0.90	0.90
11:I2:955:LYS:HA	16:N3:399:HIS:O	1.70	0.90
11:I2:1055:GLU:N	17:O3:278:GLU:CA	2.33	0.90

*Continued on next page...*

*Continued from previous page...*

Atom-1	Atom-2	Interatomic distance (Å)	Clash overlap (Å)
11:I3:1271:GLU:N	26:X1:529:TRP:N	2.20	0.90
11:I3:1277:LEU:CG	26:X1:522:MET:CG	2.23	0.90
11:I3:1280:PRO:HD3	26:X1:523:LEU:CD1	2.01	0.90
21:S2:1016:LYS:HE2	21:S2:1039:GLU:HG3	1.53	0.90
1:A1:1204:TRP:CH2	2:A2:676:LEU:HD12	2.06	0.89
2:A2:1135:ARG:O	3:A5:134:VAL:HG11	1.72	0.89
2:A4:973:GLU:HA	6:D3:205:LEU:HB3	0.90	0.89
2:A4:975:GLU:N	6:D3:499:LEU:CG	2.34	0.89
2:A4:978:ASP:N	6:D3:467:PHE:HE1	1.68	0.89
2:A4:982:THR:HA	6:D3:493:ALA:O	1.70	0.89
2:A4:1155:ASN:HB3	3:A6:177:ILE:HG13	1.54	0.89
3:A6:233:THR:OG1	5:C4:738:ASP:CG	2.11	0.89
3:A6:1406:GLY:N	28:Z4:924:ARG:H	1.65	0.89
11:I1:937:TYR:CA	17:O1:258:GLU:HA	2.02	0.89
11:I1:946:THR:C	16:N1:407:ALA:HB1	1.91	0.89
11:I1:1104:LEU:O	16:N1:436:ALA:CB	2.20	0.89
11:I2:1036:PRO:HG3	17:O3:287:LEU:CD2	2.01	0.89
11:I2:1043:LEU:N	15:M3:616:LEU:CD1	2.34	0.89
11:I2:1104:LEU:CD2	16:N3:433:GLU:CG	2.01	0.89
11:I3:1278:ALA:HB2	26:X1:516:ASN:O	1.73	0.89
11:I4:1275:SER:HA	26:X3:508:LEU:CD1	2.03	0.89
21:S2:176:MET:CE	21:S2:212:LEU:HD11	2.02	0.89
2:A2:1121:LEU:O	3:A5:133:LYS:CB	2.21	0.89
2:A4:867:GLU:CD	6:D3:593:ARG:HH21	1.74	0.89
2:A4:976:LEU:HB3	6:D3:472:PHE:CD2	2.05	0.89
2:A4:1164:TYR:OH	4:B6:343:LYS:HD2	1.72	0.89
3:A6:177:ILE:CD1	5:C4:736:ASN:O	2.20	0.89
3:A6:1388:ALA:C	28:Z4:866:GLU:CB	2.40	0.89
11:I1:925:LEU:CA	15:M1:596:ILE:HB	2.01	0.89
11:I1:1048:GLU:OE2	20:R1:143:PHE:CB	2.20	0.89
11:I1:1107:SER:HB3	16:N1:440:GLU:OE1	1.03	0.89
11:I2:885:GLU:HA	16:N3:397:GLU:CB	2.01	0.89
11:I2:899:LEU:HD11	17:O3:234:LEU:HB3	1.50	0.89
11:I2:939:ASN:CB	17:O3:265:ASN:OD1	1.99	0.89
11:I2:988:GLU:OE1	15:M3:612:PRO:C	2.10	0.89
11:I2:1061:ASP:HB2	17:O3:278:GLU:HB2	1.54	0.89
21:S1:176:MET:CE	21:S1:212:LEU:HD11	2.02	0.89
28:Z1:537:THR:HG22	28:Z1:743:ASN:HA	1.54	0.89
3:A5:1026:PRO:HG2	11:I5:73:TYR:CD1	2.06	0.89
3:A6:1398:LYS:C	28:Z4:886:LEU:CB	2.30	0.89
9:G1:254:ASN:ND2	17:O2:261:LYS:CE	2.33	0.89

*Continued on next page...*

Continued from previous page...

Atom-1	Atom-2	Interatomic distance (Å)	Clash overlap (Å)
11:I1:874:LEU:HD23	17:O1:252:VAL:HG13	1.52	0.89
11:I1:894:VAL:HG21	17:O1:238:ALA:H	1.09	0.89
11:I1:939:ASN:O	17:O1:265:ASN:CB	2.20	0.89
11:I1:955:LYS:HE3	16:N1:397:GLU:CA	2.02	0.89
11:I1:955:LYS:NZ	17:O1:249:ARG:NH2	2.20	0.89
11:I1:1068:HIS:HE1	16:N1:431:VAL:HB	1.38	0.89
11:I1:1611:PHE:C	11:I2:1672:VAL:C	2.30	0.89
11:I2:833:PHE:CZ	17:O3:242:ARG:N	2.40	0.89
11:I2:846:ILE:HG21	17:O3:247:TRP:CZ2	2.05	0.89
11:I2:982:GLN:HB3	15:M3:621:ARG:HH22	1.37	0.89
11:I2:1037:THR:HB	15:M3:624:ASN:ND2	1.87	0.89
11:I2:1058:GLY:C	17:O3:277:GLU:CA	2.32	0.89
2:A2:781:ARG:N	6:D1:673:ARG:O	2.04	0.89
2:A2:823:VAL:C	2:A2:856:PHE:HE1	1.76	0.89
2:A2:865:ALA:H	6:D1:607:PRO:HD2	1.07	0.89
2:A2:987:LYS:CD	6:D1:555:ARG:NE	2.34	0.89
1:A3:1048:ARG:NH2	6:D3:815:GLU:OE2	1.69	0.89
2:A4:867:GLU:CB	6:D3:605:THR:CG2	2.49	0.89
2:A4:876:ARG:HD3	6:D3:558:LYS:HA	1.50	0.89
2:A4:880:ALA:HB2	6:D3:558:LYS:HE3	1.54	0.89
2:A4:1120:ASP:C	3:A6:136:GLU:OE1	2.10	0.89
3:A5:1026:PRO:C	11:I5:67:LYS:C	2.21	0.89
3:A6:1411:ARG:HD2	28:Z4:968:ARG:CA	2.02	0.89
3:A6:1411:ARG:HG3	26:X4:742:ALA:C	1.81	0.89
11:I1:1017:VAL:HA	16:N1:407:ALA:O	1.73	0.89
11:I1:1667:GLN:NE2	11:I2:1662:ARG:HA	1.85	0.89
11:I2:950:LEU:HB2	16:N3:407:ALA:CA	2.02	0.89
11:I2:967:SER:H	20:R3:153:GLN:NE2	1.70	0.89
11:I2:1034:ASP:C	16:N3:441:PHE:CD2	2.42	0.89
11:I5:1273:GLU:OE2	26:X2:524:SER:HA	0.90	0.89
1:A1:870:HIS:CG	6:D3:279:HIS:CE1	2.53	0.89
2:A2:974:PRO:C	6:D1:499:LEU:HG	1.92	0.89
2:A2:980:ARG:CZ	6:D1:503:LEU:HB2	2.02	0.89
2:A4:982:THR:H	6:D3:496:LEU:C	1.71	0.89
2:A4:1122:LEU:HA	3:A6:136:GLU:H	1.38	0.89
3:A5:1093:THR:HG23	11:I5:37:GLU:OE2	1.11	0.89
3:A5:1395:LYS:HE3	28:Z2:872:TYR:H	1.38	0.89
3:A6:1354:TRP:O	28:Z4:876:LEU:O	1.90	0.89
11:I1:949:CYS:N	17:O1:253:LEU:O	2.05	0.89
11:I1:1017:VAL:HG13	16:N1:410:MET:CB	1.96	0.89
11:I1:1041:GLN:HG2	15:M1:616:LEU:CG	1.99	0.89

Continued on next page...

*Continued from previous page...*

Atom-1	Atom-2	Interatomic distance (Å)	Clash overlap (Å)
11:I1:1053:GLY:O	17:O1:283:ALA:HB2	1.20	0.89
11:I1:1667:GLN:O	11:I2:1665:LEU:CD2	2.19	0.89
11:I2:1021:ILE:HG13	16:N3:410:MET:CB	2.02	0.89
11:I2:1052:LEU:HD23	16:N3:434:LEU:HD11	1.51	0.89
17:O3:155:VAL:CB	18:P3:321:ILE:CG2	2.50	0.89
28:Z3:537:THR:HG22	28:Z3:743:ASN:HA	1.54	0.89
2:A4:908:LEU:CD2	6:D3:601:PHE:CB	2.49	0.89
2:A4:983:LEU:HB2	6:D3:528:PHE:HZ	1.26	0.89
2:A4:1155:ASN:CA	3:A6:175:GLU:C	2.40	0.89
3:A6:155:TYR:HE1	5:C4:739:MET:CE	1.81	0.89
11:I1:1020:ALA:CB	16:N1:406:HIS:C	2.40	0.89
11:I1:1109:LEU:CB	16:N1:441:PHE:H	1.85	0.89
11:I1:1112:SER:N	16:N1:439:ARG:HB3	1.83	0.89
11:I2:874:LEU:HA	17:O3:255:GLY:HA3	0.92	0.89
11:I2:965:ALA:HB1	20:R3:153:GLN:O	1.72	0.89
11:I2:978:LYS:NZ	20:R3:154:ALA:C	2.26	0.89
11:I2:980:ILE:HB	15:M3:618:GLN:CG	2.02	0.89
11:I2:980:ILE:C	20:R3:147:LEU:CD1	2.28	0.89
11:I2:1030:ARG:CD	20:R3:175:GLN:OE1	2.07	0.89
11:I2:1109:LEU:HB3	16:N3:438:LEU:CA	1.96	0.89
2:A2:227:SER:HG	6:D1:711:PHE:HD2	1.14	0.89
2:A2:864:ARG:HG2	6:D1:609:ILE:HB	1.55	0.89
2:A2:867:GLU:CG	6:D1:593:ARG:NH2	2.36	0.89
3:A5:1391:ARG:HB3	28:Z2:871:HIS:N	1.88	0.89
9:G2:254:ASN:O	17:O4:262:ASP:OD2	1.91	0.89
11:I1:846:ILE:HD12	15:M1:594:LYS:CG	2.01	0.89
11:I1:886:LEU:HB2	17:O1:242:ARG:HA	1.52	0.89
11:I1:984:GLU:C	15:M1:613:ASP:CA	2.41	0.89
11:I2:966:TRP:N	20:R3:154:ALA:N	2.21	0.89
11:I2:1018:LYS:CE	16:N3:413:VAL:CG1	2.23	0.89
1:A1:1332:ARG:CD	6:D1:636:ASP:CG	2.41	0.89
2:A2:827:ILE:CD1	2:A2:859:GLN:N	2.34	0.89
2:A2:867:GLU:CB	6:D1:605:THR:HB	2.02	0.89
2:A2:965:LYS:HA	6:D1:199:GLY:HA2	1.51	0.89
2:A4:911:TYR:CE2	6:D3:555:ARG:NH2	2.41	0.89
2:A4:978:ASP:HB3	6:D3:476:VAL:HG22	1.35	0.89
3:A5:164:LEU:CB	5:C2:744:PHE:CD1	2.54	0.89
3:A5:233:THR:HG22	5:C2:737:LYS:HD3	1.54	0.89
3:A6:1316:VAL:CG1	28:Z4:870:ILE:CB	2.50	0.89
3:A6:1351:MSE:HB3	28:Z4:918:PHE:CB	2.03	0.89
11:I1:841:PHE:HB3	15:M1:588:MET:HB2	1.54	0.89

*Continued on next page...*

*Continued from previous page...*

Atom-1	Atom-2	Interatomic distance (Å)	Clash overlap (Å)
11:I1:846:ILE:CD1	15:M1:594:LYS:HB3	1.85	0.89
11:I2:948:ALA:HB2	17:O3:256:TYR:HB2	1.52	0.89
11:I2:1038:ILE:HD12	15:M3:617:THR:OG1	1.71	0.89
11:I3:1277:LEU:CD1	26:X1:522:MET:CG	2.46	0.89
28:Z2:537:THR:HG22	28:Z2:743:ASN:HA	1.54	0.89
1:A1:1204:TRP:HH2	2:A2:757:LEU:HD22	1.09	0.89
1:A1:1229:VAL:HG21	2:A2:725:GLU:CG	2.02	0.89
2:A2:965:LYS:CG	6:D1:196:ILE:O	2.21	0.89
2:A2:1149:THR:OG1	3:A5:172:PRO:CG	2.19	0.89
2:A4:864:ARG:HH22	6:D3:610:ASN:ND2	1.70	0.89
2:A4:1139:ILE:HA	3:A6:134:VAL:HB	1.55	0.89
2:A4:1151:THR:CG2	5:C4:734:VAL:HB	2.01	0.89
3:A6:232:LEU:HB3	5:C4:736:ASN:O	1.71	0.89
3:A6:1358:LEU:HD21	28:Z4:875:LEU:HA	1.54	0.89
8:F1:1093:LEU:HG	17:O2:241:SER:HA	1.54	0.89
11:I1:980:ILE:CG2	15:M1:618:GLN:O	2.21	0.89
11:I1:1042:LEU:O	16:N1:430:ARG:CD	2.21	0.89
11:I1:1668:HIS:C	11:I2:1668:HIS:HB2	1.91	0.89
11:I2:1040:HIS:O	15:M3:616:LEU:CD1	2.21	0.89
11:I2:1113:LEU:CD2	17:O3:282:LYS:NZ	2.34	0.89
11:I4:1270:LYS:HE2	26:X3:530:ARG:HG3	1.54	0.89
21:S4:176:MET:CE	21:S4:212:LEU:HD11	2.02	0.89
1:A1:870:HIS:HB2	6:D3:280:GLN:CA	2.03	0.89
2:A2:870:HIS:CG	6:D1:566:PHE:CE1	2.55	0.89
2:A2:980:ARG:CB	6:D1:473:GLU:HG3	2.02	0.89
1:A3:1021:LEU:HB3	6:D3:816:VAL:HG12	0.90	0.89
2:A4:909:LYS:HG2	6:D3:552:TYR:CE1	2.07	0.89
2:A4:973:GLU:CB	6:D3:498:GLU:HB2	2.01	0.89
2:A4:989:MSE:HE2	6:D3:240:ASP:OD1	1.73	0.89
9:G1:256:GLN:H	17:O2:257:ALA:HB2	1.38	0.89
9:G1:263:MET:SD	17:O2:260:LEU:HD22	2.12	0.89
11:I1:976:ARG:HH22	15:M1:622:VAL:CB	1.83	0.89
11:I1:1046:HIS:HB3	17:O1:280:GLU:O	1.72	0.89
11:I1:1543:LEU:CD1	11:I2:1677:LYS:HE2	2.03	0.89
11:I1:1669:ARG:CZ	11:I2:1610:VAL:CG1	2.51	0.89
11:I2:952:LEU:HD23	15:M3:602:MET:HB2	1.53	0.89
11:I2:958:THR:OG1	16:N3:399:HIS:HD2	1.54	0.89
11:I2:996:LEU:HD11	15:M3:607:SER:O	1.72	0.89
11:I2:1054:ILE:N	17:O3:281:ALA:N	2.08	0.89
2:A2:1163:TYR:C	4:B5:342:ARG:HG3	1.94	0.88
2:A2:1164:TYR:CA	4:B5:342:ARG:NE	1.96	0.88

*Continued on next page...*

*Continued from previous page...*

Atom-1	Atom-2	Interatomic distance (Å)	Clash overlap (Å)
2:A2:1164:TYR:CE1	4:B5:342:ARG:HB3	2.08	0.88
2:A4:864:ARG:NH2	6:D3:610:ASN:ND2	2.20	0.88
2:A4:867:GLU:CG	6:D3:605:THR:HB	2.02	0.88
3:A5:1395:LYS:CG	28:Z2:870:ILE:C	2.42	0.88
3:A6:1366:LEU:CA	28:Z4:868:GLN:CB	2.30	0.88
5:C3:732:LYS:HZ2	11:I2:1225:LYS:CD	1.80	0.88
11:I1:921:GLU:HB2	16:N1:392:THR:HB	1.54	0.88
11:I1:1055:GLU:CG	17:O1:280:GLU:CB	2.48	0.88
11:I2:947:LEU:C	17:O3:256:TYR:HD2	1.64	0.88
11:I2:966:TRP:CZ3	20:R3:167:GLN:HB3	2.08	0.88
11:I2:978:LYS:HZ1	20:R3:155:GLU:H	1.15	0.88
11:I2:979:ALA:HB2	20:R3:167:GLN:HE22	1.37	0.88
2:A2:1159:ASP:OD2	3:A5:175:GLU:OE2	1.92	0.88
1:A3:1048:ARG:HH21	6:D3:815:GLU:CD	1.76	0.88
2:A4:975:GLU:N	6:D3:499:LEU:CD1	2.35	0.88
2:A4:975:GLU:HB2	6:D3:499:LEU:CB	1.99	0.88
3:A5:1024:ASP:CB	11:I5:98:ALA:CB	2.45	0.88
3:A5:1027:HIS:CD2	11:I5:65:LYS:O	2.25	0.88
3:A5:1391:ARG:HB2	28:Z2:867:LYS:C	1.92	0.88
11:I1:1605:LEU:HB2	11:I2:1669:ARG:CZ	2.03	0.88
11:I1:1669:ARG:HD2	11:I2:1605:LEU:HD13	0.89	0.88
11:I2:895:ARG:HH12	16:N3:386:MET:HG3	1.36	0.88
11:I3:1273:GLU:N	26:X1:526:CYS:CA	2.25	0.88
17:O3:147:ALA:HB1	18:P3:328:PRO:HG2	1.54	0.88
21:S3:176:MET:CE	21:S3:212:LEU:HD11	2.02	0.88
2:A2:1164:TYR:CD1	4:B5:342:ARG:CG	2.56	0.88
1:A3:1098:ARG:HD3	11:I2:1478:VAL:HG22	1.55	0.88
2:A4:173:ASN:HD22	6:D3:762:ARG:CB	1.86	0.88
2:A4:1148:ARG:CZ	3:A6:131:PRO:HG3	2.01	0.88
2:A4:1156:ASP:HB3	3:A6:176:LEU:HD23	1.55	0.88
3:A5:1029:ILE:CA	11:I5:69:GLY:C	2.38	0.88
3:A6:1364:GLN:N	28:Z4:872:TYR:CB	2.21	0.88
3:A6:1390:LEU:CB	28:Z4:866:GLU:C	2.42	0.88
3:A6:1401:VAL:CA	28:Z4:919:PHE:CA	2.52	0.88
11:I1:833:PHE:CD2	17:O1:241:SER:HB3	1.95	0.88
11:I1:981:VAL:HG13	20:R1:151:LYS:CG	2.03	0.88
21:S2:138:VAL:HG11	21:S2:170:THR:HG22	1.53	0.88
2:A2:868:GLN:NE2	6:D1:608:ILE:O	2.04	0.88
3:A6:165:PHE:HD2	5:C4:743:LEU:HD13	1.03	0.88
11:I1:953:LEU:N	16:N1:403:VAL:HG11	1.85	0.88
11:I1:1049:LEU:HB3	20:R1:146:LEU:CD1	2.02	0.88

*Continued on next page...*

*Continued from previous page...*

Atom-1	Atom-2	Interatomic distance (Å)	Clash overlap (Å)
11:I1:1103:LEU:HD11	20:R1:175:GLN:CD	1.92	0.88
11:I2:958:THR:HB	16:N3:399:HIS:CG	2.09	0.88
11:I2:1043:LEU:CD1	16:N3:430:ARG:O	2.20	0.88
1:A1:874:VAL:HG22	6:D3:272:VAL:CB	1.99	0.88
1:A1:1052:THR:HG22	6:D1:812:VAL:CG1	2.02	0.88
1:A1:1204:TRP:HZ2	2:A2:676:LEU:HD12	1.12	0.88
2:A2:866:SER:N	6:D1:605:THR:CA	2.36	0.88
2:A4:911:TYR:HE2	6:D3:555:ARG:NH2	1.71	0.88
3:A5:231:SER:N	5:C2:739:MET:H	1.72	0.88
3:A6:146:LYS:CD	5:C4:746:PRO:HA	1.94	0.88
3:A6:1369:ILE:HA	28:Z4:826:TYR:CA	2.03	0.88
3:A6:1390:LEU:HB3	28:Z4:866:GLU:C	1.93	0.88
3:A6:1416:ARG:HB3	28:Z4:977:ALA:HB3	1.53	0.88
11:I1:849:LEU:CD1	17:O1:247:TRP:CD2	2.56	0.88
11:I1:950:LEU:HD23	16:N1:406:HIS:CD2	2.04	0.88
11:I1:1665:LEU:HB2	11:I2:1667:GLN:CD	1.93	0.88
11:I2:850:ILE:CG2	15:M3:598:GLU:HG2	1.99	0.88
11:I2:943:ALA:HA	17:O3:260:LEU:CD1	2.03	0.88
11:I2:1048:GLU:HB2	17:O3:284:LYS:HB3	1.54	0.88
11:I4:1269:ARG:O	26:X3:524:SER:O	1.90	0.88
17:O3:151:LEU:HD23	18:P3:325:ILE:HG12	1.14	0.88
17:O4:109:PRO:HB2	18:P4:318:PRO:CB	2.04	0.88
2:A2:1133:GLU:CA	3:A5:138:LEU:HD22	1.86	0.88
1:A3:1052:THR:HG22	6:D3:815:GLU:N	1.87	0.88
3:A5:188:ALA:HA	5:C2:746:PRO:HG2	0.91	0.88
3:A6:1416:ARG:CG	28:Z4:966:CYS:CB	2.38	0.88
11:I1:797:LEU:CD1	17:O1:245:GLU:CA	2.48	0.88
11:I1:1020:ALA:N	16:N1:405:ALA:O	2.06	0.88
11:I1:1673:VAL:HG11	11:I2:1610:VAL:HG22	1.55	0.88
11:I2:828:VAL:O	17:O3:237:PRO:HG2	1.73	0.88
11:I2:887:GLN:HB2	16:N3:393:ILE:HG12	1.55	0.88
11:I2:982:GLN:HB3	15:M3:621:ARG:HH12	1.36	0.88
11:I2:1030:ARG:O	20:R3:177:LEU:N	1.97	0.88
2:A4:823:VAL:C	2:A4:856:PHE:HE1	1.76	0.88
2:A4:1148:ARG:HB3	3:A6:173:ASN:CA	2.03	0.88
2:A4:1156:ASP:CA	3:A6:176:LEU:HD23	1.94	0.88
3:A5:164:LEU:CB	5:C2:744:PHE:CG	2.48	0.88
3:A6:232:LEU:CA	5:C4:738:ASP:HB2	2.04	0.88
3:A6:1365:VAL:HB	28:Z4:871:HIS:CB	2.04	0.88
3:A6:1404:LEU:HD12	28:Z4:919:PHE:CB	2.04	0.88
11:I2:1017:VAL:HG22	17:O3:260:LEU:HD21	1.52	0.88

*Continued on next page...*

*Continued from previous page...*

Atom-1	Atom-2	Interatomic distance (Å)	Clash overlap (Å)
11:I2:1546:TRP:HB3	12:J1:300:ILE:HD13	1.55	0.88
11:I3:815:ILE:CG2	26:X1:497:ARG:H	1.84	0.88
18:P1:276:SER:O	18:P4:322:LYS:HD2	1.74	0.88
1:A1:1087:GLY:HA3	6:D1:797:GLY:C	1.94	0.88
2:A2:989:MSE:HE1	6:D1:240:ASP:HA	1.17	0.88
2:A2:1156:ASP:O	3:A5:167:TRP:HB3	1.71	0.88
1:A3:1204:TRP:HB2	2:A4:731:ILE:CG2	1.80	0.88
2:A4:780:GLU:CD	6:D3:679:ILE:CD1	2.38	0.88
2:A4:1154:PHE:CB	3:A6:175:GLU:HB2	2.03	0.88
3:A5:1312:ARG:HD3	28:Z2:832:PHE:HA	0.89	0.88
3:A6:234:LEU:N	5:C4:737:LYS:O	2.06	0.88
11:I1:923:GLY:HA3	15:M1:592:LEU:H	1.34	0.88
11:I1:983:LEU:H	15:M1:621:ARG:CZ	1.87	0.88
11:I1:989:GLY:HA3	15:M1:614:ASP:OD1	1.71	0.88
11:I1:1036:PRO:N	15:M1:623:LEU:O	2.06	0.88
11:I1:1065:SER:OG	16:N1:430:ARG:HG3	1.71	0.88
11:I1:1109:LEU:HG	16:N1:438:LEU:CA	2.00	0.88
11:I2:955:LYS:CA	16:N3:399:HIS:C	2.21	0.88
2:A2:904:GLN:O	6:D1:602:THR:HA	1.74	0.88
2:A2:976:LEU:HB2	6:D1:496:LEU:HD23	0.89	0.88
2:A2:1143:LEU:CB	3:A5:132:ASP:N	2.37	0.88
2:A2:1149:THR:H	3:A5:172:PRO:CB	1.86	0.88
2:A4:988:ARG:NH2	6:D3:499:LEU:CA	2.23	0.88
3:A5:1395:LYS:HE3	28:Z2:868:GLN:O	1.72	0.88
3:A6:232:LEU:CD2	5:C4:740:ARG:N	2.36	0.88
3:A6:1362:ALA:HB1	28:Z4:870:ILE:C	1.80	0.88
9:G1:263:MET:C	16:N2:411:GLN:HB2	1.94	0.88
11:I1:895:ARG:HE	17:O1:233:THR:CB	1.83	0.88
11:I1:1113:LEU:CB	16:N1:435:ALA:HB2	2.04	0.88
11:I2:1020:ALA:CA	16:N3:410:MET:H	1.76	0.88
11:I5:536:GLU:N	25:W2:8:HIS:N	2.22	0.88
21:S3:138:VAL:HG11	21:S3:170:THR:HG22	1.53	0.88
2:A2:782:VAL:N	6:D1:676:ALA:C	2.25	0.88
2:A2:827:ILE:HA	2:A2:860:GLU:CA	1.97	0.88
1:A3:1056:PHE:CD2	6:D3:805:GLY:O	2.26	0.88
2:A4:235:TYR:CE1	4:B4:347:LEU:HD12	2.09	0.88
2:A4:779:ASP:O	6:D3:674:TYR:CA	2.23	0.88
2:A4:1135:ARG:HG2	3:A6:160:ILE:HD12	1.56	0.88
2:A4:1158:ALA:HB2	3:A6:133:LYS:HE3	1.56	0.88
3:A5:155:TYR:CZ	5:C2:740:ARG:CG	2.36	0.88
3:A5:190:ALA:N	5:C2:745:SER:OG	2.06	0.88

*Continued on next page...*



*Continued from previous page...*

Atom-1	Atom-2	Interatomic distance (Å)	Clash overlap (Å)
3:A5:1395:LYS:CB	28:Z2:870:ILE:HA	2.02	0.88
3:A6:1388:ALA:C	28:Z4:866:GLU:H	1.76	0.88
3:A6:1390:LEU:HB3	28:Z4:867:LYS:HA	1.56	0.88
3:A6:1399:ARG:NH2	28:Z4:945:VAL:C	2.28	0.88
8:F1:1205:TRP:CD2	17:O2:254:ARG:HD2	2.07	0.88
11:I1:976:ARG:HH22	15:M1:622:VAL:CG2	1.80	0.88
11:I2:887:GLN:CA	17:O3:242:ARG:HB3	1.92	0.88
11:I2:1039:ALA:HB2	20:R3:170:LEU:HG	1.02	0.88
11:I4:1277:LEU:CA	26:X3:519:ILE:C	2.42	0.88
21:S4:138:VAL:HG11	21:S4:170:THR:HG22	1.54	0.88
28:Z4:537:THR:HG22	28:Z4:743:ASN:HA	1.54	0.88
2:A4:866:SER:O	6:D3:598:ILE:CG1	2.22	0.87
3:A5:1312:ARG:NE	28:Z2:832:PHE:O	2.06	0.87
3:A6:1411:ARG:HH11	28:Z4:968:ARG:CB	1.86	0.87
5:C1:732:LYS:HZ1	11:I1:1225:LYS:HB3	1.38	0.87
11:I1:965:ALA:HB3	20:R1:165:SER:H	1.35	0.87
11:I1:1108:PRO:CG	16:N1:443:GLU:CA	2.30	0.87
11:I2:899:LEU:HD21	17:O3:235:ASN:CG	1.89	0.87
11:I2:958:THR:HA	20:R3:168:LEU:CD2	2.03	0.87
11:I2:995:SER:N	17:O3:271:GLU:HB2	1.69	0.87
11:I2:1040:HIS:C	15:M3:616:LEU:CD1	2.39	0.87
17:O4:110:LEU:HD23	18:P4:321:ILE:CB	2.02	0.87
1:A3:1048:ARG:O	6:D3:816:VAL:HG22	1.70	0.87
2:A4:861:GLN:CD	6:D3:607:PRO:HB3	1.95	0.87
2:A4:1121:LEU:N	3:A6:136:GLU:OE1	1.89	0.87
5:C1:732:LYS:HZ1	11:I1:1225:LYS:CD	1.81	0.87
11:I1:960:SER:HB2	16:N1:395:GLU:CD	1.94	0.87
11:I2:797:LEU:HD22	17:O3:245:GLU:HG2	1.50	0.87
11:I3:1275:SER:CA	26:X1:508:LEU:CG	2.38	0.87
11:I5:1276:GLN:HB3	26:X2:518:ASP:O	1.73	0.87
22:T3:885:ARG:HH11	22:T3:885:ARG:HG3	1.39	0.87
1:A3:1204:TRP:CG	2:A4:731:ILE:CG2	2.46	0.87
3:A5:233:THR:HG23	5:C2:737:LYS:HB3	0.88	0.87
3:A5:1029:ILE:HA	11:I5:69:GLY:C	1.92	0.87
3:A6:1412:MSE:HG2	28:Z4:965:TYR:CA	2.05	0.87
6:D7:537:ARG:NH2	11:I3:173:ARG:HH22	1.72	0.87
11:I1:951:LYS:HB3	17:O1:253:LEU:HD11	1.53	0.87
11:I1:1055:GLU:CG	17:O1:280:GLU:CG	2.52	0.87
11:I1:1667:GLN:CB	11:I2:1661:GLY:O	2.22	0.87
11:I2:900:ARG:HG3	17:O3:232:LYS:NZ	1.87	0.87
11:I2:931:VAL:O	15:M3:605:THR:CG2	2.15	0.87

*Continued on next page...*

*Continued from previous page...*

Atom-1	Atom-2	Interatomic distance (Å)	Clash overlap (Å)
11:I2:966:TRP:N	20:R3:154:ALA:HB2	1.81	0.87
2:A2:974:PRO:CD	6:D1:205:LEU:CG	2.53	0.87
2:A2:980:ARG:HG2	6:D1:473:GLU:HG2	0.87	0.87
2:A2:1164:TYR:HA	4:B5:342:ARG:CD	2.04	0.87
1:A3:1201:ARG:NH2	2:A4:734:LEU:O	1.79	0.87
2:A4:864:ARG:C	6:D3:608:ILE:HG12	1.94	0.87
2:A4:879:LEU:CB	6:D3:564:ASN:HB2	2.04	0.87
2:A4:978:ASP:C	6:D3:476:VAL:HG23	1.94	0.87
3:A6:1358:LEU:CD2	28:Z4:878:HIS:H	1.88	0.87
3:A6:1386:GLU:C	28:Z4:863:ASP:CA	2.29	0.87
9:G1:262:SER:H	17:O2:256:TYR:HE1	1.18	0.87
11:I1:880:MET:HB3	17:O1:250:LEU:CB	1.89	0.87
11:I1:947:LEU:CD1	16:N1:411:GLN:CG	2.38	0.87
11:I1:951:LYS:O	16:N1:400:LEU:C	2.12	0.87
11:I1:966:TRP:NE1	20:R1:165:SER:O	2.07	0.87
11:I1:1013:GLU:O	16:N1:411:GLN:O	1.92	0.87
11:I1:1017:VAL:CA	16:N1:411:GLN:HG3	2.04	0.87
11:I1:1104:LEU:HD22	16:N1:433:GLU:HG3	1.56	0.87
11:I1:1108:PRO:HG3	16:N1:443:GLU:HB3	0.89	0.87
11:I2:850:ILE:HG22	15:M3:598:GLU:CD	1.88	0.87
11:I2:950:LEU:HD23	15:M3:606:LEU:HG	1.55	0.87
11:I2:967:SER:CB	15:M3:625:GLY:HA3	1.89	0.87
11:I2:1045:PHE:HZ	16:N3:431:VAL:O	1.57	0.87
11:I4:1276:GLN:O	26:X3:519:ILE:HA	1.75	0.87
17:O3:158:GLU:O	18:P3:315:GLU:OE2	1.93	0.87
22:T1:885:ARG:HH11	22:T1:885:ARG:HG3	1.39	0.87
2:A2:781:ARG:HH22	6:D1:679:ILE:HD12	1.36	0.87
2:A2:827:ILE:HD13	2:A2:859:GLN:N	1.65	0.87
2:A2:874:VAL:HG13	6:D1:611:LYS:HB2	1.56	0.87
2:A4:975:GLU:O	6:D3:501:LEU:CB	2.23	0.87
2:A4:1131:ILE:HD13	3:A6:160:ILE:HB	1.55	0.87
3:A5:1356:SER:C	28:Z2:878:HIS:C	1.91	0.87
3:A6:158:ALA:O	5:C4:743:LEU:HD12	1.75	0.87
3:A6:1360:GLY:N	28:Z4:885:VAL:CB	2.37	0.87
3:A6:1385:GLU:CA	28:Z4:863:ASP:N	2.17	0.87
8:F1:1137:GLN:NE2	17:O2:249:ARG:CA	2.37	0.87
8:F1:1264:ARG:HG2	17:O2:263:GLN:O	1.74	0.87
9:G2:256:GLN:HG2	17:O4:262:ASP:HB2	1.54	0.87
11:I1:957:SER:O	20:R1:168:LEU:CG	2.21	0.87
11:I1:1109:LEU:H	16:N1:441:PHE:H	0.91	0.87
11:I1:1607:GLN:OE1	11:I2:1739:GLU:N	2.07	0.87

*Continued on next page...*

*Continued from previous page...*

Atom-1	Atom-2	Interatomic distance (Å)	Clash overlap (Å)
11:I3:1271:GLU:CD	26:X1:504:ILE:HG21	1.94	0.87
11:I3:1273:GLU:CG	26:X1:535:ALA:HB2	1.99	0.87
1:A1:834:GLU:HB2	6:D3:302:PRO:HB3	1.56	0.87
1:A1:1399:ARG:CG	2:A2:884:ARG:CG	2.11	0.87
2:A2:224:PRO:CD	6:D1:709:ARG:HH12	1.87	0.87
2:A2:864:ARG:HD3	6:D1:610:ASN:OD1	1.74	0.87
3:A5:1029:ILE:HG22	11:I5:71:GLU:H	1.19	0.87
3:A5:1031:TYR:HD1	11:I5:67:LYS:HZ3	0.88	0.87
3:A6:234:LEU:N	5:C4:737:LYS:CB	2.38	0.87
11:I1:846:ILE:CB	17:O1:247:TRP:CZ2	2.56	0.87
11:I1:915:ALA:HB2	15:M1:581:LEU:O	1.75	0.87
11:I1:916:ALA:C	16:N1:389:PHE:CZ	2.39	0.87
11:I1:951:LYS:HB3	17:O1:253:LEU:CD1	2.05	0.87
11:I1:1055:GLU:HA	17:O1:281:ALA:H	1.36	0.87
11:I1:1070:LEU:H	16:N1:429:GLU:HB2	1.39	0.87
11:I1:1663:LYS:HD3	11:I2:1663:LYS:N	1.86	0.87
11:I2:997:SER:HB2	17:O3:270:THR:HG22	1.55	0.87
11:I2:1039:ALA:C	20:R3:170:LEU:HD11	1.95	0.87
11:I2:1048:GLU:HB2	17:O3:284:LYS:CA	2.04	0.87
11:I2:1049:LEU:HG	17:O3:291:ASP:CG	1.94	0.87
18:P1:277:PRO:CA	18:P4:322:LYS:HB3	1.71	0.87
21:S1:1097:LYS:HZ3	21:S1:1101:PHE:HE1	1.19	0.87
21:S3:1016:LYS:HE2	21:S3:1039:GLU:HG3	1.53	0.87
2:A2:1157:TYR:HA	3:A5:176:LEU:HD23	1.53	0.87
1:A3:1221:ILE:CD1	2:A4:641:ALA:C	2.41	0.87
3:A5:994:VAL:O	11:I5:61:LYS:CD	2.23	0.87
3:A5:1395:LYS:HB2	28:Z2:870:ILE:CA	2.04	0.87
11:I1:899:LEU:HD22	17:O1:231:ASP:CG	1.92	0.87
11:I1:945:LEU:HD11	17:O1:254:ARG:O	1.29	0.87
11:I1:951:LYS:HB3	17:O1:253:LEU:HD21	1.56	0.87
11:I1:1024:PHE:HB3	16:N1:406:HIS:ND1	1.89	0.87
11:I1:1664:PHE:CD2	11:I2:1668:HIS:N	2.42	0.87
11:I1:1665:LEU:HG	11:I2:1667:GLN:HG3	1.57	0.87
11:I2:841:PHE:HB3	15:M3:588:MET:HA	1.57	0.87
11:I2:948:ALA:HB3	17:O3:256:TYR:HB3	1.49	0.87
11:I2:963:LEU:CD2	20:R3:168:LEU:CD1	2.53	0.87
11:I2:976:ARG:NH1	20:R3:146:LEU:C	2.28	0.87
11:I2:978:LYS:HZ2	20:R3:155:GLU:N	1.47	0.87
11:I2:1110:SER:CB	16:N3:438:LEU:HG	2.03	0.87
11:I3:1267:LEU:HD22	26:X1:497:ARG:NH1	1.88	0.87
18:P2:319:VAL:CG2	18:P3:278:ASN:ND2	2.38	0.87

*Continued on next page...*

*Continued from previous page...*

Atom-1	Atom-2	Interatomic distance (Å)	Clash overlap (Å)
21:S2:683:LEU:N	21:S2:684:THR:HA	1.90	0.87
1:A1:1201:ARG:HD2	2:A2:734:LEU:CD2	2.05	0.87
2:A2:1148:ARG:CD	3:A5:172:PRO:HA	2.05	0.87
1:A3:1052:THR:CG2	6:D3:816:VAL:CG2	2.49	0.87
2:A4:200:VAL:CG2	4:B4:351:GLU:O	2.22	0.87
2:A4:826:ASN:ND2	6:D3:633:LYS:O	2.07	0.87
2:A4:1129:PRO:HB3	3:A6:142:GLU:OE2	1.64	0.87
3:A5:1027:HIS:CG	11:I5:65:LYS:O	2.27	0.87
3:A5:1029:ILE:H	11:I5:68:ILE:CA	1.88	0.87
3:A6:1361:ARG:NH2	28:Z4:879:PHE:CB	2.38	0.87
6:D3:743:HIS:CD2	11:I2:1528:ARG:CD	2.58	0.87
11:I1:833:PHE:CE2	17:O1:238:ALA:O	2.27	0.87
11:I1:898:VAL:HG21	17:O1:237:PRO:HD3	1.56	0.87
11:I1:1038:ILE:O	15:M1:620:VAL:CG2	2.21	0.87
11:I1:1056:PRO:CA	17:O1:278:GLU:HG2	1.96	0.87
11:I2:1017:VAL:HG23	16:N3:411:GLN:C	1.94	0.87
11:I2:1051:LYS:HE2	17:O3:289:ASP:OD1	1.71	0.87
11:I3:1277:LEU:CD1	26:X1:511:TYR:HE2	1.84	0.87
22:T4:885:ARG:HH11	22:T4:885:ARG:HG3	1.39	0.87
1:A1:870:HIS:HD2	6:D3:280:GLN:HA	1.36	0.87
2:A2:979:GLY:N	6:D1:472:PHE:HB3	1.90	0.87
2:A4:871:ASN:O	6:D3:568:ARG:N	1.96	0.87
2:A4:989:MSE:CE	6:D3:240:ASP:OD2	2.21	0.87
2:A4:1134:GLU:N	3:A6:145:THR:CA	2.38	0.87
2:A4:1134:GLU:HB2	3:A6:146:LYS:CA	1.72	0.87
3:A6:153:ILE:CD1	5:C4:739:MET:HB2	2.05	0.87
3:A6:1351:MSE:SE	28:Z4:919:PHE:CA	2.73	0.87
9:G2:256:GLN:HB3	17:O4:261:LYS:HB3	1.57	0.87
11:I2:896:PRO:HB3	17:O3:233:THR:HA	1.56	0.87
11:I2:1040:HIS:HE1	16:N3:437:VAL:HG11	1.38	0.87
11:I2:1046:HIS:O	17:O3:284:LYS:HG3	1.73	0.87
11:I2:1052:LEU:CD1	16:N3:438:LEU:HD21	2.05	0.87
11:I3:1267:LEU:HB3	26:X1:497:ARG:HH22	0.73	0.87
11:I4:1277:LEU:HB3	26:X3:517:ASP:O	1.74	0.87
17:O4:107:THR:HG21	18:P4:321:ILE:CD1	2.04	0.87
1:A1:832:ASN:CG	6:D3:298:ASN:HB2	1.95	0.86
1:A1:1222:ALA:O	2:A2:731:ILE:HD11	1.75	0.86
2:A2:200:VAL:CG2	4:B2:351:GLU:O	2.22	0.86
2:A4:874:VAL:CG2	6:D3:568:ARG:O	2.21	0.86
2:A4:985:ALA:CB	6:D3:500:LYS:H	1.84	0.86
2:A4:986:THR:HG22	6:D3:504:LYS:CD	2.03	0.86

*Continued on next page...*

*Continued from previous page...*

Atom-1	Atom-2	Interatomic distance (Å)	Clash overlap (Å)
3:A6:1323:VAL:HG12	28:Z4:912:ASP:H	1.34	0.86
3:A6:1377:ARG:NE	28:Z4:815:PHE:CB	2.38	0.86
3:A6:1395:LYS:HD3	28:Z4:893:HIS:H	1.40	0.86
6:D7:531:LEU:HA	11:I3:181:GLN:HB3	1.56	0.86
8:F1:1262:HIS:ND1	17:O2:259:ASP:N	2.22	0.86
9:G1:263:MET:HB3	17:O2:260:LEU:HB2	1.56	0.86
11:I1:880:MET:HG2	17:O1:247:TRP:CA	1.95	0.86
11:I1:898:VAL:CG2	17:O1:237:PRO:HD3	2.05	0.86
11:I1:1672:VAL:HG22	11:I2:1611:PHE:HB3	1.57	0.86
11:I2:874:LEU:HG	17:O3:256:TYR:N	1.90	0.86
11:I2:956:ILE:O	20:R3:166:LEU:CG	2.23	0.86
11:I2:976:ARG:HH21	20:R3:143:PHE:C	1.77	0.86
11:I2:987:GLY:N	15:M3:613:ASP:HB3	1.89	0.86
11:I2:990:GLU:C	17:O3:271:GLU:HG2	1.94	0.86
2:A2:989:MSE:HE1	6:D1:241:ALA:H	1.33	0.86
3:A5:1026:PRO:HB2	11:I5:73:TYR:CE1	2.03	0.86
3:A5:1395:LYS:CG	28:Z2:870:ILE:O	2.23	0.86
11:I1:885:GLU:C	16:N1:397:GLU:OE2	2.13	0.86
11:I1:920:PHE:CB	17:O1:243:LEU:HD22	2.05	0.86
11:I1:1040:HIS:NE2	16:N1:437:VAL:HG21	1.28	0.86
11:I1:1738:TYR:N	11:I2:1607:GLN:OE1	2.08	0.86
11:I2:841:PHE:CE1	15:M3:588:MET:HG3	2.09	0.86
11:I2:1052:LEU:CD2	16:N3:434:LEU:CD1	2.52	0.86
17:O3:101:ASN:OD1	18:P3:322:LYS:CG	2.22	0.86
17:O3:154:ARG:CD	18:P3:324:LEU:CD1	2.41	0.86
2:A2:826:ASN:ND2	6:D1:633:LYS:HB3	1.90	0.86
2:A2:980:ARG:CG	6:D1:526:LEU:H	1.86	0.86
1:A3:1056:PHE:CE2	6:D3:807:THR:C	2.49	0.86
2:A4:235:TYR:CE1	4:B4:347:LEU:CB	2.59	0.86
2:A4:780:GLU:N	6:D3:677:GLN:O	2.02	0.86
2:A4:869:ALA:CB	6:D3:573:LEU:HD23	2.04	0.86
3:A6:230:LYS:HB2	5:C4:739:MET:HE2	1.57	0.86
11:I1:884:LEU:CD1	16:N1:396:ILE:HG23	2.05	0.86
11:I1:947:LEU:CD1	17:O1:256:TYR:HE2	1.87	0.86
11:I1:958:THR:H	16:N1:399:HIS:CG	1.93	0.86
11:I1:983:LEU:N	15:M1:621:ARG:NH2	2.23	0.86
11:I1:984:GLU:HG3	15:M1:617:THR:CG2	2.05	0.86
1:A1:1197:ALA:O	2:A2:728:LYS:HG3	1.74	0.86
2:A2:979:GLY:H	6:D1:496:LEU:CD1	1.88	0.86
3:A5:150:PHE:HE2	5:C2:742:ASP:HB3	1.40	0.86
3:A6:1387:ILE:CG2	28:Z4:867:LYS:CB	2.53	0.86

*Continued on next page...*

*Continued from previous page...*

Atom-1	Atom-2	Interatomic distance (Å)	Clash overlap (Å)
3:A6:1395:LYS:HD3	28:Z4:893:HIS:N	1.90	0.86
8:F1:1203:TRP:HH2	17:O2:248:SER:HA	1.05	0.86
11:I1:1113:LEU:CB	16:N1:435:ALA:CB	2.52	0.86
11:I2:896:PRO:C	17:O3:232:LYS:O	2.13	0.86
2:A2:227:SER:OG	6:D1:711:PHE:HD2	1.58	0.86
2:A2:870:HIS:HD2	6:D1:551:PHE:CB	1.77	0.86
2:A2:980:ARG:CB	6:D1:526:LEU:HB3	2.06	0.86
1:A3:1227:PRO:O	2:A4:728:LYS:NZ	2.07	0.86
2:A4:865:ALA:CA	6:D3:567:LEU:CD2	2.49	0.86
2:A4:985:ALA:HB2	6:D3:496:LEU:O	1.75	0.86
3:A5:150:PHE:HE2	5:C2:742:ASP:CB	1.87	0.86
3:A5:1026:PRO:O	11:I5:67:LYS:C	2.14	0.86
11:I1:966:TRP:HE3	20:R1:167:GLN:HB3	1.37	0.86
11:I1:1668:HIS:N	11:I2:1664:PHE:CD2	2.43	0.86
11:I2:977:ASN:H	20:R3:149:ARG:N	1.71	0.86
2:A2:1127:ALA:CA	3:A5:140:ALA:HB2	2.04	0.86
1:A3:1227:PRO:O	2:A4:728:LYS:HE3	1.07	0.86
2:A4:988:ARG:CD	6:D3:500:LYS:HG3	2.04	0.86
2:A4:1149:THR:OG1	3:A6:173:ASN:C	2.13	0.86
3:A5:1026:PRO:HD2	11:I5:66:LEU:HD23	0.89	0.86
9:G1:257:THR:HA	17:O2:253:LEU:H	1.08	0.86
11:I1:930:LEU:HB3	15:M1:597:LYS:O	1.10	0.86
11:I1:967:SER:HB3	15:M1:625:GLY:CA	1.91	0.86
11:I1:1069:SER:C	16:N1:429:GLU:CG	2.24	0.86
11:I2:920:PHE:C	15:M3:592:LEU:C	2.34	0.86
11:I2:951:LYS:CG	16:N3:404:GLU:HG3	2.04	0.86
11:I4:1277:LEU:HA	26:X3:519:ILE:C	1.95	0.86
17:O3:155:VAL:HG23	18:P3:321:ILE:CG1	2.05	0.86
17:O3:162:LYS:CB	18:P3:315:GLU:OE1	2.22	0.86
2:A2:235:TYR:CE1	4:B2:347:LEU:HD12	2.09	0.86
2:A2:1127:ALA:O	3:A5:140:ALA:HB1	1.73	0.86
2:A2:1142:PHE:HE1	3:A5:567:VAL:HG23	1.36	0.86
2:A4:861:GLN:HA	6:D3:607:PRO:CD	2.04	0.86
2:A4:1151:THR:CG2	5:C4:734:VAL:CA	2.54	0.86
3:A5:164:LEU:O	5:C2:744:PHE:CE1	2.28	0.86
3:A6:1351:MSE:C	28:Z4:918:PHE:N	2.27	0.86
8:F1:1261:TYR:O	17:O2:263:GLN:N	2.08	0.86
11:I1:962:ILE:HD12	20:R1:164:PRO:O	1.76	0.86
11:I1:1048:GLU:CG	17:O1:284:LYS:O	2.23	0.86
11:I2:874:LEU:HA	17:O3:255:GLY:N	1.90	0.86
11:I2:948:ALA:C	17:O3:253:LEU:O	2.14	0.86

*Continued on next page...*

*Continued from previous page...*

Atom-1	Atom-2	Interatomic distance (Å)	Clash overlap (Å)
11:I2:1034:ASP:OD2	15:M3:630:LEU:HD13	1.73	0.86
11:I2:1037:THR:HB	20:R3:173:LEU:HD22	1.55	0.86
11:I2:1051:LYS:HE3	17:O3:289:ASP:H	1.40	0.86
2:A2:868:GLN:HE21	6:D1:609:ILE:N	1.73	0.86
2:A2:986:THR:HG23	6:D1:504:LYS:HD3	1.51	0.86
2:A2:1139:ILE:CG2	3:A5:134:VAL:H	1.81	0.86
2:A4:868:GLN:CG	6:D3:608:ILE:HG21	2.06	0.86
3:A5:1316:VAL:HG23	28:Z2:833:ASP:CB	2.05	0.86
3:A6:233:THR:O	5:C4:738:ASP:HA	0.90	0.86
3:A6:1304:GLU:O	28:Z4:833:ASP:O	1.94	0.86
9:G2:255:LEU:HA	17:O4:262:ASP:CG	1.95	0.86
11:I1:833:PHE:CZ	17:O1:241:SER:CB	2.46	0.86
11:I1:877:ILE:CG1	17:O1:251:ILE:C	2.23	0.86
11:I1:983:LEU:N	15:M1:621:ARG:CZ	2.37	0.86
11:I1:1049:LEU:CB	17:O1:291:ASP:HB2	1.91	0.86
11:I2:898:VAL:HG23	17:O3:237:PRO:HD3	0.90	0.86
11:I2:935:GLY:O	17:O3:261:LYS:NZ	0.71	0.86
11:I2:962:ILE:HB	15:M3:596:ILE:CG2	2.05	0.86
11:I2:1029:LEU:HA	20:R3:173:LEU:HB3	1.58	0.86
17:O4:109:PRO:HD2	18:P4:318:PRO:HG3	1.57	0.86
1:A1:1226:LEU:N	2:A2:725:GLU:HG3	1.90	0.86
2:A4:868:GLN:OE1	6:D3:570:VAL:HG12	1.76	0.86
2:A4:908:LEU:HA	6:D3:552:TYR:HE1	0.73	0.86
2:A4:974:PRO:CA	6:D3:499:LEU:HD12	2.03	0.86
2:A4:1130:ARG:HA	3:A6:161[A]:ASP:OD2	1.75	0.86
2:A4:1160:GLN:OE1	3:A6:179:TYR:N	2.08	0.86
11:I2:925:LEU:CD1	20:R3:156:GLY:HA2	2.06	0.86
11:I2:950:LEU:HD22	16:N3:406:HIS:CD2	2.10	0.86
11:I2:980:ILE:HB	15:M3:618:GLN:HA	0.89	0.86
11:I2:1030:ARG:O	20:R3:173:LEU:O	1.93	0.86
11:I2:1051:LYS:CB	17:O3:284:LYS:O	2.24	0.86
17:O3:148:ARG:CZ	18:P3:325:ILE:HG21	2.05	0.86
1:A1:1226:LEU:CA	2:A2:728:LYS:HD3	1.90	0.86
2:A4:988:ARG:CG	6:D3:500:LYS:CG	2.46	0.86
11:I1:874:LEU:HD23	17:O1:252:VAL:CA	2.06	0.86
11:I1:1108:PRO:HB3	16:N1:443:GLU:CB	2.06	0.86
11:I1:1603:ARG:HB3	11:I2:1738:TYR:O	1.76	0.86
11:I1:1664:PHE:O	11:I2:1664:PHE:O	1.92	0.86
11:I2:931:VAL:C	15:M3:605:THR:CG2	2.42	0.86
11:I2:942:HIS:N	17:O3:259:ASP:O	2.08	0.86
21:S4:1120:PRO:HD3	21:S4:1155:GLN:HE22	1.41	0.86

*Continued on next page...*

*Continued from previous page...*

Atom-1	Atom-2	Interatomic distance (Å)	Clash overlap (Å)
22:T2:885:ARG:HH11	22:T2:885:ARG:HG3	1.39	0.86
2:A2:874:VAL:HG22	6:D1:611:LYS:CG	2.06	0.85
2:A2:980:ARG:HB2	6:D1:526:LEU:HB3	1.56	0.85
1:A3:1098:ARG:NH2	11:I2:1421:ARG:NH2	2.23	0.85
2:A4:880:ALA:CB	6:D3:558:LYS:HE3	2.04	0.85
2:A4:970:PHE:CE2	6:D3:498:GLU:OE2	2.28	0.85
2:A4:1094:ILE:HG12	6:D4:759:GLN:NE2	1.90	0.85
3:A6:1362:ALA:HB2	28:Z4:874:ASN:H	1.39	0.85
3:A6:1414:PHE:N	28:Z4:964:LEU:CA	2.29	0.85
5:C1:732:LYS:HE2	11:I1:1228:GLU:CB	2.04	0.85
8:F1:1202:TYR:HB3	17:O2:252:VAL:HG22	1.56	0.85
11:I1:1609:GLY:CA	12:J2:295:TYR:CE1	2.58	0.85
11:I2:936:LYS:N	15:M3:609:GLY:HA3	1.91	0.85
11:I2:966:TRP:NE1	20:R3:154:ALA:O	2.09	0.85
21:S1:683:LEU:N	21:S1:684:THR:HA	1.90	0.85
1:A1:870:HIS:ND1	6:D3:279:HIS:HE1	1.71	0.85
2:A2:200:VAL:HG21	4:B2:351:GLU:O	1.76	0.85
2:A2:1128:ASP:H	3:A5:137:HIS:CA	1.88	0.85
2:A4:870:HIS:O	6:D3:551:PHE:CG	2.29	0.85
2:A4:985:ALA:HB1	6:D3:500:LYS:HA	1.57	0.85
2:A4:989:MSE:HE1	6:D3:240:ASP:OD2	1.76	0.85
2:A4:1098:ARG:NH2	6:D4:709:ARG:HH22	1.74	0.85
3:A6:1358:LEU:HD23	28:Z4:875:LEU:C	1.73	0.85
3:A6:1367:THR:HG22	28:Z4:848:SER:O	1.76	0.85
3:A6:1412:MSE:HE2	28:Z4:965:TYR:CB	2.04	0.85
9:G2:256:GLN:HG2	17:O4:262:ASP:CB	2.06	0.85
11:I1:949:CYS:SG	15:M1:602:MET:CE	2.64	0.85
11:I1:965:ALA:N	20:R1:165:SER:HB3	1.90	0.85
11:I1:992:ILE:C	15:M1:607:SER:O	2.06	0.85
11:I1:1026:TYR:CD1	20:R1:175:GLN:NE2	2.44	0.85
11:I2:900:ARG:CG	17:O3:232:LYS:HD3	2.06	0.85
11:I2:1041:GLN:NE2	15:M3:614:ASP:O	2.09	0.85
11:I2:1048:GLU:N	17:O3:287:LEU:HD22	1.91	0.85
21:S3:683:LEU:N	21:S3:684:THR:HA	1.90	0.85
1:A1:874:VAL:CB	6:D3:276:GLY:O	2.23	0.85
2:A2:980:ARG:HE	6:D1:525:ARG:HB3	1.41	0.85
1:A3:1332:ARG:HG3	6:D3:636:ASP:CB	2.07	0.85
3:A6:1310:ARG:HG2	28:Z4:826:TYR:CB	2.05	0.85
3:A6:1410:ALA:HB3	26:X4:743:PHE:N	1.89	0.85
9:G1:257:THR:HB	17:O2:250:LEU:HA	1.56	0.85
11:I1:882:LYS:HB2	17:O1:245:GLU:C	1.96	0.85

*Continued on next page...*



*Continued from previous page...*

Atom-1	Atom-2	Interatomic distance (Å)	Clash overlap (Å)
11:I1:966:TRP:HZ3	20:R1:167:GLN:CG	1.60	0.85
11:I1:1052:LEU:HD12	17:O1:287:LEU:HD12	1.56	0.85
11:I2:955:LYS:CA	16:N3:399:HIS:O	2.24	0.85
11:I2:978:LYS:NZ	20:R3:155:GLU:CA	2.35	0.85
11:I2:1030:ARG:N	20:R3:171:ALA:O	2.08	0.85
11:I2:1031:ALA:O	20:R3:173:LEU:HA	1.73	0.85
11:I2:1068:HIS:ND1	16:N3:428:ASP:HA	1.90	0.85
11:I2:1109:LEU:CG	17:O3:290:TYR:HE2	1.83	0.85
11:I4:1271:GLU:HB2	26:X3:528:GLU:CD	1.97	0.85
1:A1:1201:ARG:HH12	2:A2:734:LEU:HG	1.36	0.85
2:A2:227:SER:CB	6:D1:712:ASP:N	2.40	0.85
2:A2:907:SER:HB3	6:D1:600:LYS:O	1.76	0.85
2:A2:1142:PHE:CE2	3:A5:128:HIS:O	2.26	0.85
2:A2:1157:TYR:HA	3:A5:176:LEU:CG	2.07	0.85
2:A4:173:ASN:HD22	6:D3:762:ARG:HB3	1.42	0.85
2:A4:986:THR:HG22	6:D3:504:LYS:CG	1.99	0.85
2:A4:1142:PHE:HB2	3:A6:130:ILE:CG2	1.95	0.85
3:A5:178:GLY:HA2	5:C2:743:LEU:CD2	2.06	0.85
3:A6:189:VAL:HG23	5:C4:745:SER:OG	1.76	0.85
8:F1:1262:HIS:CE1	17:O2:259:ASP:N	2.44	0.85
9:G1:255:LEU:HD12	17:O2:257:ALA:CB	2.03	0.85
11:I1:942:HIS:O	17:O1:260:LEU:HB2	1.77	0.85
11:I1:957:SER:HB2	20:R1:168:LEU:HG	1.59	0.85
11:I2:850:ILE:HG23	15:M3:598:GLU:CD	1.90	0.85
11:I2:978:LYS:CE	20:R3:152:LYS:C	2.45	0.85
11:I2:1041:GLN:NE2	15:M3:614:ASP:OD2	2.09	0.85
1:A1:1399:ARG:NH2	2:A2:888:GLN:HB2	1.91	0.85
2:A2:1135:ARG:C	3:A5:147:LEU:CD2	2.29	0.85
2:A2:1143:LEU:CG	3:A5:131:PRO:CB	2.45	0.85
1:A3:1197:ALA:HB3	2:A4:728:LYS:HZ3	1.40	0.85
2:A4:827:ILE:CD1	2:A4:859:GLN:HB2	2.07	0.85
2:A4:866:SER:C	6:D3:598:ILE:CG1	2.38	0.85
2:A4:1122:LEU:HB2	3:A6:132:ASP:HB3	1.56	0.85
3:A5:1094:ILE:O	11:I5:2:THR:O	1.90	0.85
3:A6:146:LYS:HD3	5:C4:746:PRO:CB	2.05	0.85
3:A6:1410:ALA:HB2	26:X4:744:MET:CA	2.05	0.85
8:F1:158:PRO:CG	11:I1:1207:PRO:N	2.39	0.85
9:G1:266:ASP:HA	16:N2:412:ASN:HA	1.58	0.85
9:G1:266:ASP:O	16:N2:414:ALA:C	2.15	0.85
11:I1:797:LEU:HB3	17:O1:245:GLU:CG	2.07	0.85
11:I1:1035:GLN:H	15:M1:627:LEU:CD2	1.89	0.85

*Continued on next page...*

*Continued from previous page...*

Atom-1	Atom-2	Interatomic distance (Å)	Clash overlap (Å)
11:I2:979:ALA:CB	20:R3:167:GLN:NE2	2.40	0.85
17:O3:158:GLU:HG3	18:P3:316:LEU:CB	2.05	0.85
28:Z3:293:LEU:HD13	28:Z3:297:LEU:HD12	1.58	0.85
2:A2:973:GLU:OE1	6:D1:205:LEU:HD13	1.77	0.85
2:A2:989:MSE:HG3	6:D1:500:LYS:HE3	1.59	0.85
2:A2:1152:ASP:CG	3:A5:171:HIS:CA	2.09	0.85
3:A5:1369:ILE:HG23	28:Z2:831:LEU:N	1.79	0.85
3:A5:1395:LYS:HA	28:Z2:873:LEU:CA	2.07	0.85
3:A6:234:LEU:N	5:C4:737:LYS:HB2	1.92	0.85
11:I1:990:GLU:HG2	17:O1:275:LEU:CB	2.04	0.85
11:I1:1055:GLU:N	17:O1:279:ILE:N	2.18	0.85
11:I1:1610:VAL:CG1	11:I2:1669:ARG:NH2	2.38	0.85
11:I1:1677:LYS:HD2	11:I2:1635:HIS:HE1	1.42	0.85
11:I2:944:GLU:HA	17:O3:256:TYR:CZ	2.10	0.85
11:I2:976:ARG:NH2	20:R3:143:PHE:CD1	2.44	0.85
11:I2:977:ASN:ND2	15:M3:621:ARG:HB3	1.90	0.85
11:I2:981:VAL:N	20:R3:147:LEU:CD2	2.37	0.85
11:I3:1267:LEU:HD12	26:X1:529:TRP:CA	2.06	0.85
11:I3:1276:GLN:NE2	26:X1:538:ILE:HG12	1.88	0.85
1:A1:1224:PRO:HD3	2:A2:731:ILE:HG12	1.57	0.85
2:A2:1121:LEU:CA	3:A5:133:LYS:HD2	1.83	0.85
2:A4:779:ASP:O	6:D3:679:ILE:HB	1.73	0.85
2:A4:1098:ARG:HH21	6:D4:709:ARG:NH2	1.74	0.85
2:A4:1132:PRO:HG2	3:A6:159:SER:C	1.97	0.85
2:A4:1139:ILE:HA	3:A6:130:ILE:CG2	2.06	0.85
3:A5:1406:GLY:H	28:Z2:918:PHE:HA	1.31	0.85
3:A6:1361:ARG:N	28:Z4:872:TYR:O	2.10	0.85
3:A6:1391:ARG:CA	28:Z4:869:HIS:CB	2.55	0.85
8:F1:158:PRO:HG2	11:I1:1207:PRO:N	1.92	0.85
9:G1:254:ASN:CG	15:M2:605:THR:OG1	2.06	0.85
9:G1:254:ASN:OD1	15:M2:605:THR:OG1	1.94	0.85
11:I1:951:LYS:HD2	16:N1:400:LEU:O	1.75	0.85
11:I2:900:ARG:CA	17:O3:232:LYS:HE2	2.06	0.85
11:I2:1020:ALA:O	16:N3:406:HIS:CG	2.29	0.85
11:I2:1034:ASP:O	16:N3:441:PHE:CG	2.28	0.85
11:I2:1052:LEU:CG	17:O3:283:ALA:HB1	1.82	0.85
21:S2:1120:PRO:HD3	21:S2:1155:GLN:HE22	1.41	0.85
21:S4:683:LEU:N	21:S4:684:THR:HA	1.90	0.85
2:A2:235:TYR:CE1	4:B2:347:LEU:CB	2.59	0.85
1:A3:835:THR:HG22	6:D1:302:PRO:HG2	1.55	0.85
3:A5:231:SER:N	5:C2:736:ASN:CG	2.30	0.85

*Continued on next page...*

*Continued from previous page...*

Atom-1	Atom-2	Interatomic distance (Å)	Clash overlap (Å)
3:A6:153:ILE:HB	5:C4:739:MET:SD	2.15	0.85
11:I1:842:ASN:HA	15:M1:587:GLU:HG3	1.56	0.85
11:I1:880:MET:CB	17:O1:247:TRP:HA	1.97	0.85
11:I1:880:MET:HE1	17:O1:247:TRP:HZ3	1.33	0.85
11:I1:918:SER:HB3	16:N1:389:PHE:CD1	2.09	0.85
11:I1:983:LEU:O	15:M1:617:THR:HG21	1.76	0.85
2:A2:868:GLN:HB2	6:D1:598:ILE:HD13	1.56	0.85
2:A2:1137:ALA:HB3	3:A5:147:LEU:CD1	2.06	0.85
3:A5:1029:ILE:CG2	11:I5:70:GLU:CA	2.55	0.85
3:A5:1415:PHE:C	28:Z2:962:LYS:N	2.28	0.85
3:A6:1377:ARG:HE	28:Z4:815:PHE:CB	1.88	0.85
8:F1:1265:GLN:NE2	17:O2:257:ALA:O	2.07	0.85
9:G1:255:LEU:N	15:M2:602:MET:HA	1.79	0.85
11:I1:797:LEU:CD1	17:O1:245:GLU:HG2	2.07	0.85
11:I1:980:ILE:CD1	15:M1:622:VAL:H	1.81	0.85
11:I1:1021:ILE:CA	16:N1:406:HIS:ND1	2.38	0.85
11:I1:1104:LEU:CB	16:N1:436:ALA:HB3	2.02	0.85
11:I2:1543:LEU:O	12:J1:300:ILE:HG23	1.77	0.85
11:I3:1275:SER:OG	26:X1:522:MET:CB	2.22	0.85
1:A1:870:HIS:H	6:D3:280:GLN:HB2	1.38	0.85
2:A2:227:SER:CB	6:D1:711:PHE:HB3	2.06	0.85
1:A3:1099:GLN:HG2	11:I2:1414:CYS:C	1.96	0.85
2:A4:864:ARG:O	6:D3:608:ILE:HD13	1.77	0.85
3:A5:999:SER:O	11:I5:64:LYS:CE	2.24	0.85
3:A6:1363:ASP:CA	28:Z4:869:HIS:HA	2.05	0.85
6:D7:530:ARG:HG2	11:I3:181:GLN:CB	2.07	0.85
11:I1:881:ILE:H	17:O1:249:ARG:CB	1.80	0.85
11:I1:934:LEU:O	15:M1:606:LEU:CB	2.24	0.85
11:I1:957:SER:CB	20:R1:168:LEU:HG	2.07	0.85
11:I1:1049:LEU:HD22	20:R1:146:LEU:HD21	1.58	0.85
11:I1:1607:GLN:CB	12:J2:298:PHE:CE1	2.57	0.85
11:I2:828:VAL:HG12	17:O3:237:PRO:CG	2.06	0.85
11:I2:840:LEU:HD22	17:O3:247:TRP:HB2	1.59	0.85
17:O2:112:GLY:HA3	18:P2:325:ILE:HG23	1.57	0.85
1:A1:869:ALA:N	6:D3:280:GLN:HB2	1.92	0.84
1:A1:1054:SER:OG	6:D1:809:ALA:HB1	1.77	0.84
1:A1:1224:PRO:CG	2:A2:731:ILE:HB	2.06	0.84
1:A1:1399:ARG:CZ	2:A2:888:GLN:HG3	2.07	0.84
2:A2:1151:THR:CG2	5:C2:734:VAL:CA	2.54	0.84
1:A3:1048:ARG:C	6:D3:816:VAL:CG2	2.45	0.84
1:A3:1197:ALA:HB3	2:A4:728:LYS:NZ	1.92	0.84

*Continued on next page...*

*Continued from previous page...*

Atom-1	Atom-2	Interatomic distance (Å)	Clash overlap (Å)
2:A4:780:GLU:OE2	6:D3:679:ILE:CG1	2.21	0.84
2:A4:908:LEU:C	6:D3:552:TYR:CE1	2.49	0.84
2:A4:1141:GLU:OE1	3:A6:563:THR:O	1.95	0.84
2:A4:1143:LEU:HD12	3:A6:134:VAL:N	1.92	0.84
3:A5:1367:THR:HB	28:Z2:845:ILE:H	1.37	0.84
11:I1:948:ALA:HB3	17:O1:256:TYR:HB3	1.59	0.84
11:I1:1033:PRO:CB	20:R1:174:ARG:O	2.18	0.84
11:I1:1042:LEU:C	15:M1:616:LEU:HD21	1.97	0.84
11:I1:1543:LEU:HD13	11:I2:1677:LYS:CE	2.08	0.84
11:I2:874:LEU:CB	17:O3:255:GLY:HA3	2.06	0.84
11:I2:1040:HIS:CB	15:M3:619:ILE:HG22	2.06	0.84
21:S2:1120:PRO:HD3	21:S2:1155:GLN:NE2	1.92	0.84
21:S3:1120:PRO:HD3	21:S3:1155:GLN:NE2	1.92	0.84
28:Z1:293:LEU:HD13	28:Z1:297:LEU:HD12	1.59	0.84
2:A2:1094:ILE:HG21	6:D2:759:GLN:HB3	1.57	0.84
2:A2:1151:THR:CG2	3:A5:171:HIS:NE2	2.24	0.84
1:A3:1224:PRO:CB	2:A4:731:ILE:CD1	1.92	0.84
2:A4:972:GLY:O	6:D3:206:VAL:HG12	1.78	0.84
2:A4:1132:PRO:CG	3:A6:159:SER:C	2.45	0.84
3:A5:1101:GLN:CD	11:I5:33:THR:CG2	2.45	0.84
3:A5:1313:LYS:CB	28:Z2:830:LEU:O	2.23	0.84
3:A6:1368:GLN:HB3	28:Z4:845:ILE:HA	1.58	0.84
11:I1:922:ASP:CB	15:M1:589:GLY:HA2	2.07	0.84
11:I1:947:LEU:HD13	17:O1:256:TYR:HH	1.05	0.84
11:I1:990:GLU:HG2	17:O1:275:LEU:HB3	1.57	0.84
11:I1:1072:ASN:OD1	16:N1:429:GLU:OE1	1.93	0.84
11:I2:1048:GLU:HG3	17:O3:288:GLU:CG	2.07	0.84
11:I4:1272:TYR:HA	26:X3:525:ILE:CG1	2.07	0.84
11:I4:1276:GLN:C	26:X3:519:ILE:C	2.36	0.84
2:A2:867:GLU:HG3	6:D1:593:ARG:HH21	1.41	0.84
2:A2:876:ARG:CD	6:D1:558:LYS:CA	2.55	0.84
1:A3:1052:THR:HG1	6:D3:816:VAL:HB	1.39	0.84
2:A4:1148:ARG:CZ	3:A6:174:PRO:HG2	2.06	0.84
3:A5:232:LEU:CD1	5:C2:740:ARG:C	2.45	0.84
3:A5:1392:ARG:HD3	28:Z2:866:GLU:CA	2.08	0.84
3:A6:164:LEU:N	5:C4:744:PHE:CE2	2.44	0.84
11:I1:873:ILE:C	17:O1:251:ILE:HG22	1.98	0.84
11:I1:961:ARG:NH1	16:N1:389:PHE:HA	1.90	0.84
11:I1:981:VAL:CG2	20:R1:147:LEU:HG	2.05	0.84
11:I1:1066:LEU:HB3	16:N1:430:ARG:CG	2.07	0.84
11:I2:887:GLN:HE22	16:N3:396:ILE:HD12	1.43	0.84

*Continued on next page...*

*Continued from previous page...*

Atom-1	Atom-2	Interatomic distance (Å)	Clash overlap (Å)
11:I2:1049:LEU:HA	15:M3:622:VAL:CG1	2.07	0.84
26:X3:159:ILE:HG12	26:X3:175:LEU:HB3	1.59	0.84
1:A1:871:ASN:OD1	6:D3:278:LEU:C	2.02	0.84
2:A2:858:ALA:O	6:D1:606:LYS:HE3	1.78	0.84
2:A2:861:GLN:O	6:D1:607:PRO:HD3	0.66	0.84
2:A2:1128:ASP:N	3:A5:137:HIS:CA	2.41	0.84
1:A3:1332:ARG:CG	6:D3:636:ASP:HB3	2.08	0.84
2:A4:973:GLU:O	6:D3:499:LEU:HG	1.76	0.84
3:A5:233:THR:CG2	5:C2:737:LYS:CB	2.47	0.84
3:A5:1367:THR:HB	28:Z2:845:ILE:N	1.48	0.84
11:I1:947:LEU:HD13	17:O1:256:TYR:CE2	2.10	0.84
11:I1:984:GLU:CB	15:M1:618:GLN:NE2	2.39	0.84
11:I1:1114:VAL:N	16:N1:435:ALA:HB3	1.91	0.84
11:I3:1271:GLU:O	26:X1:525:ILE:CB	2.25	0.84
17:O3:102:LYS:CG	18:P3:322:LYS:CE	2.53	0.84
26:X1:159:ILE:HG12	26:X1:175:LEU:HB3	1.59	0.84
2:A2:875:LEU:H	6:D1:568:ARG:N	1.76	0.84
2:A2:1127:ALA:C	3:A5:140:ALA:HB3	1.96	0.84
2:A2:1135:ARG:HA	3:A5:147:LEU:HD22	1.58	0.84
2:A2:1142:PHE:HZ	3:A5:567:VAL:HB	0.69	0.84
2:A4:880:ALA:CB	6:D3:558:LYS:CE	2.55	0.84
3:A6:1324:ASP:CG	28:Z4:907:LEU:HA	1.97	0.84
11:I1:921:GLU:CD	16:N1:392:THR:O	2.16	0.84
11:I1:981:VAL:HG23	20:R1:147:LEU:HD23	1.58	0.84
11:I1:1106:LYS:HB2	16:N1:440:GLU:OE2	1.77	0.84
11:I2:949:CYS:SG	15:M3:602:MET:HE2	2.15	0.84
11:I2:988:GLU:O	15:M3:608:LYS:HE3	1.75	0.84
21:S4:1120:PRO:HD3	21:S4:1155:GLN:NE2	1.92	0.84
26:X2:159:ILE:HG12	26:X2:175:LEU:HB3	1.59	0.84
1:A1:868:GLN:C	6:D3:280:GLN:HB3	1.97	0.84
2:A2:1125:LEU:O	3:A5:137:HIS:CG	2.09	0.84
11:I1:895:ARG:HH21	17:O1:233:THR:CG2	1.91	0.84
11:I1:931:VAL:HG23	15:M1:603:SER:HG	1.39	0.84
11:I1:976:ARG:CA	20:R1:149:ARG:HB3	2.08	0.84
11:I1:986:ASN:CA	15:M1:613:ASP:N	2.40	0.84
21:S1:1120:PRO:HD3	21:S1:1155:GLN:NE2	1.92	0.84
1:A1:1197:ALA:HB3	2:A2:728:LYS:HZ1	0.91	0.84
1:A1:1200:ARG:NE	2:A2:642:ARG:HH21	1.73	0.84
1:A1:1223:GLU:HG3	2:A2:734:LEU:CD1	2.06	0.84
2:A2:827:ILE:CD1	2:A2:859:GLN:HB2	2.07	0.84
2:A2:965:LYS:CE	6:D1:196:ILE:O	2.25	0.84

*Continued on next page...*

*Continued from previous page...*

Atom-1	Atom-2	Interatomic distance (Å)	Clash overlap (Å)
2:A2:973:GLU:CB	6:D1:498:GLU:HG3	2.06	0.84
2:A4:880:ALA:CA	6:D3:558:LYS:HE3	2.08	0.84
2:A4:985:ALA:CB	6:D3:500:LYS:CA	2.56	0.84
9:G1:250:THR:CA	15:M2:605:THR:CG2	2.55	0.84
11:I1:927:HIS:CD2	15:M1:594:LYS:HG3	2.12	0.84
11:I1:947:LEU:HB2	17:O1:256:TYR:CZ	1.71	0.84
11:I1:1604:ALA:CA	11:I2:1739:GLU:C	2.37	0.84
11:I2:899:LEU:CD2	17:O3:235:ASN:CB	2.49	0.84
11:I2:899:LEU:HD12	17:O3:232:LYS:C	1.97	0.84
11:I2:924:ILE:HG13	15:M3:597:LYS:N	1.93	0.84
11:I2:1109:LEU:HD22	17:O3:290:TYR:CD2	2.13	0.84
11:I3:1277:LEU:HB2	26:X1:522:MET:N	1.92	0.84
28:Z2:293:LEU:HD13	28:Z2:297:LEU:HD12	1.59	0.84
1:A1:835:THR:N	6:D3:302:PRO:CB	2.41	0.84
2:A4:980:ARG:H	6:D3:473:GLU:CA	1.88	0.84
2:A4:1135:ARG:CG	3:A6:160:ILE:HD11	2.08	0.84
3:A6:1413:SER:C	28:Z4:964:LEU:N	2.20	0.84
11:I1:945:LEU:HB3	17:O1:259:ASP:HB3	1.59	0.84
11:I2:1030:ARG:CA	20:R3:173:LEU:C	2.30	0.84
11:I2:1044:GLY:H	15:M3:616:LEU:HD13	1.43	0.84
11:I2:1048:GLU:CB	17:O3:284:LYS:CA	2.56	0.84
11:I3:1270:LYS:N	26:X1:529:TRP:N	2.26	0.84
1:A1:1204:TRP:CZ3	2:A2:757:LEU:HD22	2.13	0.84
2:A2:1155:ASN:O	3:A5:175:GLU:HG3	1.77	0.84
1:A3:1048:ARG:CZ	6:D3:819:ASN:OD1	2.25	0.84
1:A3:1054:SER:CA	6:D3:809:ALA:CB	2.55	0.84
1:A3:1225:PRO:HD3	2:A4:723:PHE:O	1.78	0.84
2:A4:200:VAL:HG21	4:B4:351:GLU:O	1.77	0.84
2:A4:1118:GLN:CG	3:A6:132:ASP:HB2	2.07	0.84
3:A5:155:TYR:HE2	5:C2:740:ARG:HB3	1.33	0.84
3:A6:1395:LYS:HG2	28:Z4:889:LEU:C	1.97	0.84
11:I1:951:LYS:HB3	17:O1:253:LEU:CD2	2.07	0.84
11:I2:895:ARG:H	17:O3:239:GLN:CG	1.91	0.84
11:I2:948:ALA:HB3	17:O3:256:TYR:CA	2.08	0.84
11:I2:989:GLY:HA3	15:M3:614:ASP:CB	2.07	0.84
11:I2:990:GLU:C	17:O3:272:SER:HA	1.97	0.84
11:I2:1030:ARG:CA	20:R3:172:ASP:O	2.25	0.84
2:A2:1143:LEU:CD1	3:A5:131:PRO:HA	1.79	0.84
2:A4:980:ARG:H	6:D3:473:GLU:HA	1.41	0.84
3:A5:232:LEU:HD12	5:C2:740:ARG:CA	2.08	0.84
8:F1:1137:GLN:NE2	17:O2:249:ARG:HB3	1.91	0.84

*Continued on next page...*

*Continued from previous page...*

Atom-1	Atom-2	Interatomic distance (Å)	Clash overlap (Å)
11:I1:846:ILE:CA	15:M1:594:LYS:HD2	2.07	0.84
11:I1:983:LEU:O	15:M1:614:ASP:OD2	1.96	0.84
11:I1:996:LEU:HD22	16:N1:410:MET:HE2	0.84	0.84
11:I1:1110:SER:HB3	16:N1:434:LEU:O	1.77	0.84
11:I2:887:GLN:HE22	16:N3:396:ILE:HB	1.37	0.84
11:I2:931:VAL:CG2	15:M3:600:ASN:O	2.25	0.84
11:I3:1271:GLU:CA	26:X1:525:ILE:CG2	2.52	0.84
2:A2:781:ARG:HG3	6:D1:673:ARG:HB3	1.57	0.83
2:A2:823:VAL:C	2:A2:856:PHE:CE1	2.49	0.83
2:A2:1154:PHE:HB3	5:C2:733:LEU:CD1	2.08	0.83
2:A4:782:VAL:HG22	6:D3:677:GLN:HA	1.59	0.83
2:A4:868:GLN:CB	6:D3:570:VAL:HB	2.01	0.83
2:A4:872:ALA:C	6:D3:565:MET:HA	1.97	0.83
2:A4:1141:GLU:HB3	3:A6:130:ILE:HD12	0.84	0.83
3:A5:177:ILE:HD11	5:C2:740:ARG:CD	2.08	0.83
3:A6:1355:VAL:CA	28:Z4:877:ILE:CB	2.56	0.83
8:F1:1137:GLN:NE2	17:O2:249:ARG:H	1.74	0.83
11:I1:980:ILE:HD13	15:M1:622:VAL:H	1.21	0.83
11:I1:989:GLY:O	15:M1:608:LYS:CG	2.09	0.83
11:I1:1065:SER:OG	16:N1:430:ARG:NE	2.11	0.83
11:I2:920:PHE:HA	15:M3:592:LEU:CA	2.08	0.83
11:I2:934:LEU:O	15:M3:606:LEU:HA	1.78	0.83
11:I2:1021:ILE:HG13	16:N3:410:MET:HB2	1.59	0.83
11:I2:1036:PRO:HG3	17:O3:287:LEU:CG	2.08	0.83
11:I2:1055:GLU:CA	17:O3:278:GLU:HA	2.07	0.83
2:A2:780:GLU:N	6:D1:678:GLY:CA	2.37	0.83
2:A2:968:SER:CA	6:D1:202:GLN:N	2.39	0.83
2:A4:908:LEU:HD21	6:D3:602:THR:N	1.93	0.83
3:A6:1364:GLN:CD	28:Z4:846:SER:CB	2.46	0.83
3:A6:1365:VAL:CG2	28:Z4:845:ILE:CB	2.56	0.83
3:A6:1401:VAL:CA	28:Z4:919:PHE:CB	2.54	0.83
3:A6:1410:ALA:HB3	26:X4:743:PHE:CA	2.06	0.83
9:G1:258:LYS:HZ2	16:N2:408:MET:CB	1.66	0.83
11:I1:949:CYS:O	16:N1:403:VAL:HG13	1.76	0.83
11:I1:983:LEU:CD1	15:M1:621:ARG:HH21	1.90	0.83
11:I1:1066:LEU:CB	16:N1:430:ARG:HB3	2.09	0.83
11:I1:1739:GLU:HB3	11:I2:1540:LYS:CE	2.07	0.83
11:I2:887:GLN:HA	17:O3:242:ARG:HB3	1.57	0.83
11:I2:978:LYS:HZ2	20:R3:155:GLU:HB2	1.41	0.83
11:I2:1037:THR:CG2	20:R3:173:LEU:HD22	2.08	0.83
26:X4:159:ILE:HG12	26:X4:175:LEU:HB3	1.59	0.83

*Continued on next page...*

*Continued from previous page...*

Atom-1	Atom-2	Interatomic distance (Å)	Clash overlap (Å)
2:A2:1333:ARG:NH2	2:A2:1348:GLU:OE2	2.12	0.83
3:A5:1367:THR:HG22	28:Z2:844:CYS:O	1.78	0.83
3:A5:1392:ARG:NH1	28:Z2:867:LYS:H	1.70	0.83
11:I1:1034:ASP:OD1	20:R1:177:LEU:HD23	1.78	0.83
11:I1:1036:PRO:C	20:R1:173:LEU:CD2	2.31	0.83
11:I2:979:ALA:HB1	20:R3:167:GLN:HE22	1.40	0.83
11:I2:1039:ALA:HB3	20:R3:170:LEU:CG	1.34	0.83
11:I3:1275:SER:CB	26:X1:508:LEU:HD11	2.09	0.83
1:A1:1204:TRP:HE3	2:A2:734:LEU:HD13	1.09	0.83
2:A2:825:ARG:HH12	6:D1:679:ILE:CD1	1.91	0.83
2:A2:1125:LEU:CA	3:A5:137:HIS:CD2	2.60	0.83
2:A2:1163:TYR:OH	3:A5:137:HIS:CE1	2.30	0.83
1:A3:1021:LEU:HD13	6:D3:816:VAL:HA	0.86	0.83
1:A3:1222:ALA:O	2:A4:731:ILE:HG12	1.78	0.83
2:A4:1142:PHE:CD2	3:A6:129:ASN:O	2.32	0.83
3:A5:1399:ARG:HH12	28:Z2:909:LEU:CB	1.91	0.83
3:A6:1409:MSE:CG	28:Z4:920:SER:CB	2.56	0.83
11:I2:884:LEU:CD1	15:M3:599:ILE:CD1	2.57	0.83
11:I2:1109:LEU:CA	17:O3:290:TYR:OH	2.25	0.83
11:I2:1609:GLY:O	12:J1:295:TYR:CE1	2.30	0.83
11:I4:1274:HIS:C	26:X3:525:ILE:HB	1.94	0.83
2:A2:225:THR:CG2	6:D1:706:HIS:HB3	2.08	0.83
2:A2:869:ALA:O	6:D1:548:LEU:CD2	2.26	0.83
2:A2:1159:ASP:CG	3:A5:175:GLU:OE2	2.15	0.83
2:A4:867:GLU:O	6:D3:584:LEU:HD23	1.79	0.83
2:A4:977:VAL:HA	6:D3:492:VAL:CG1	2.08	0.83
2:A4:1131:ILE:CD1	3:A6:160:ILE:CB	2.51	0.83
2:A4:1154:PHE:HB3	5:C4:733:LEU:CD1	2.08	0.83
3:A6:153:ILE:CD1	5:C4:739:MET:SD	2.67	0.83
3:A6:1409:MSE:SE	28:Z4:920:SER:CB	2.77	0.83
9:G1:260:THR:HG23	17:O2:259:ASP:HB3	1.61	0.83
11:I1:877:ILE:HB	17:O1:253:LEU:N	1.90	0.83
11:I1:958:THR:N	16:N1:399:HIS:CD2	2.46	0.83
11:I1:1038:ILE:O	15:M1:620:VAL:HG21	1.77	0.83
11:I2:880:MET:HE1	15:M3:598:GLU:OE1	1.78	0.83
11:I2:898:VAL:HG21	17:O3:236:ASP:C	1.98	0.83
11:I2:921:GLU:C	15:M3:593:ALA:HA	1.95	0.83
11:I2:1069:SER:H	16:N3:428:ASP:H	0.87	0.83
15:M3:483:LYS:NZ	16:N4:327:LYS:CE	2.40	0.83
1:A1:1220:PRO:O	2:A2:646:ILE:N	2.11	0.83
2:A2:1157:TYR:HA	3:A5:176:LEU:CD2	2.08	0.83

*Continued on next page...*



*Continued from previous page...*

Atom-1	Atom-2	Interatomic distance (Å)	Clash overlap (Å)
1:A3:1098:ARG:HB3	11:I2:1414:CYS:HG	1.36	0.83
2:A4:1122:LEU:HB2	3:A6:132:ASP:O	1.78	0.83
3:A5:229:SER:CA	5:C2:739:MET:CE	2.56	0.83
3:A5:1098:ARG:NE	11:I5:29:GLN:HG3	1.94	0.83
3:A5:1406:GLY:N	28:Z2:917:ASP:O	2.10	0.83
3:A6:1361:ARG:HB2	28:Z4:875:LEU:CB	2.08	0.83
3:A6:1367:THR:HG23	28:Z4:852:SER:CB	2.08	0.83
11:I1:928:LEU:HD11	20:R1:155:GLU:HB2	1.61	0.83
11:I1:996:LEU:HD21	16:N1:410:MET:HE1	0.84	0.83
11:I2:895:ARG:HH22	16:N3:386:MET:HG3	1.34	0.83
11:I2:976:ARG:HH21	20:R3:143:PHE:CA	1.91	0.83
11:I2:1049:LEU:O	17:O3:288:GLU:N	2.10	0.83
11:I2:1052:LEU:H	17:O3:286:ILE:HB	1.41	0.83
11:I5:1370:VAL:HG22	12:J5:259:THR:HG21	1.61	0.83
17:O2:111:TYR:H	18:P2:325:ILE:HG21	1.31	0.83
18:P2:320:GLN:HG3	18:P3:278:ASN:HB2	0.84	0.83
2:A2:986:THR:OG1	6:D1:497:PHE:CZ	2.23	0.83
2:A2:1143:LEU:HG	3:A5:131:PRO:CB	2.06	0.83
2:A4:1139:ILE:HD12	3:A6:138:LEU:HG	1.59	0.83
3:A5:1098:ARG:HE	11:I5:29:GLN:HG2	1.43	0.83
3:A6:164:LEU:CD2	5:C4:742:ASP:OD2	2.27	0.83
11:I1:947:LEU:HD11	16:N1:411:GLN:HG2	0.85	0.83
11:I1:963:LEU:CD2	20:R1:176:ARG:HH22	1.87	0.83
11:I1:1036:PRO:N	16:N1:441:PHE:CE2	2.47	0.83
11:I1:1104:LEU:O	16:N1:436:ALA:CA	2.27	0.83
11:I1:1642:LEU:HD13	11:I2:1669:ARG:HH12	0.77	0.83
11:I1:1736:LEU:HD12	11:I2:1607:GLN:HE21	1.43	0.83
11:I2:950:LEU:CD2	16:N3:410:MET:HE3	2.08	0.83
11:I2:950:LEU:HB2	16:N3:407:ALA:HA	1.59	0.83
11:I2:976:ARG:O	20:R3:150:ASN:CB	2.24	0.83
11:I2:986:ASN:H	15:M3:613:ASP:HB2	1.02	0.83
11:I2:997:SER:CB	16:N3:427:VAL:HG23	2.09	0.83
11:I2:1030:ARG:HB3	20:R3:172:ASP:O	1.78	0.83
11:I3:1370:VAL:HG22	12:J3:259:THR:HG21	1.61	0.83
2:A2:980:ARG:HH21	6:D1:503:LEU:CG	1.92	0.83
2:A2:1127:ALA:HA	3:A5:140:ALA:HB2	1.60	0.83
2:A4:1135:ARG:HB3	3:A6:160:ILE:HG13	1.61	0.83
2:A4:1159:ASP:CA	4:B6:342:ARG:CA	2.22	0.83
3:A5:1365:VAL:HG22	28:Z2:838:GLN:C	1.97	0.83
3:A6:1395:LYS:HG2	28:Z4:889:LEU:O	1.79	0.83
8:F2:1091:SER:O	17:O4:244:GLU:HB3	1.78	0.83

*Continued on next page...*

*Continued from previous page...*

Atom-1	Atom-2	Interatomic distance (Å)	Clash overlap (Å)
9:G1:255:LEU:CD1	17:O2:258:GLU:H	1.91	0.83
11:I1:880:MET:CE	17:O1:247:TRP:HE3	1.72	0.83
11:I1:895:ARG:HH21	17:O1:233:THR:HG21	1.42	0.83
11:I1:980:ILE:HG12	15:M1:621:ARG:CB	2.09	0.83
11:I1:1611:PHE:CA	11:I2:1673:VAL:N	2.32	0.83
11:I2:879:VAL:HB	17:O3:251:ILE:HD12	1.61	0.83
11:I2:959:SER:N	20:R3:166:LEU:HD13	1.93	0.83
11:I2:1029:LEU:N	20:R3:173:LEU:N	2.19	0.83
11:I2:1113:LEU:HD22	17:O3:282:LYS:NZ	1.92	0.83
1:A1:1099:GLN:HG2	11:I1:1414:CYS:O	1.79	0.83
2:A2:865:ALA:H	6:D1:607:PRO:CD	1.90	0.83
2:A2:866:SER:HB2	6:D1:602:THR:O	1.78	0.83
2:A2:868:GLN:HE21	6:D1:608:ILE:C	1.54	0.83
2:A4:870:HIS:ND1	6:D3:566:PHE:HD1	1.64	0.83
2:A4:870:HIS:CE1	6:D3:566:PHE:HA	2.14	0.83
2:A4:1138:GLU:N	3:A6:147:LEU:HD11	1.92	0.83
2:A4:1154:PHE:CA	3:A6:175:GLU:HB2	2.08	0.83
3:A5:1026:PRO:HG2	11:I5:73:TYR:CB	2.08	0.83
3:A6:164:LEU:HG	5:C4:741:THR:O	1.78	0.83
8:F1:1265:GLN:HA	17:O2:265:ASN:HB2	1.61	0.83
8:F1:1392:LEU:CD2	17:O2:266:GLN:HE22	1.92	0.83
11:I1:911:PRO:CB	15:M1:584:GLN:NE2	2.42	0.83
11:I1:917:TYR:CD1	15:M1:586:ASP:O	2.32	0.83
11:I1:947:LEU:O	17:O1:253:LEU:CD2	2.25	0.83
11:I1:1049:LEU:HB2	20:R1:146:LEU:CD1	2.09	0.83
11:I2:899:LEU:C	17:O3:232:LYS:CG	2.41	0.83
11:I2:1034:ASP:OD2	15:M3:630:LEU:CD1	2.27	0.83
17:O3:158:GLU:HG3	18:P3:316:LEU:H	1.03	0.83
17:O4:112:GLY:O	18:P4:325:ILE:HD13	1.79	0.83
2:A2:865:ALA:C	6:D1:605:THR:HA	1.97	0.83
2:A2:874:VAL:HG21	6:D1:611:LYS:HG2	1.60	0.83
2:A4:908:LEU:HD21	6:D3:601:PHE:C	1.97	0.83
2:A4:1139:ILE:HD13	3:A6:137:HIS:HB2	1.61	0.83
3:A6:1363:ASP:CG	28:Z4:869:HIS:HA	1.99	0.83
11:I1:884:LEU:CG	16:N1:396:ILE:HG21	1.97	0.83
11:I1:947:LEU:HG	16:N1:408:MET:CA	2.08	0.83
11:I1:1106:LYS:CA	16:N1:440:GLU:OE2	2.23	0.83
11:I2:895:ARG:HD3	17:O3:234:LEU:CD1	2.08	0.83
11:I2:917:TYR:N	15:M3:585:LEU:O	2.12	0.83
11:I2:993:SER:HB3	16:N3:430:ARG:HH11	1.38	0.83
11:I2:1370:VAL:HG22	12:J2:259:THR:HG21	1.61	0.83

*Continued on next page...*

*Continued from previous page...*

Atom-1	Atom-2	Interatomic distance (Å)	Clash overlap (Å)
17:O3:147:ALA:CB	18:P3:328:PRO:CB	2.45	0.83
28:Z4:293:LEU:HD13	28:Z4:297:LEU:HD12	1.59	0.83
2:A4:988:ARG:CD	6:D3:500:LYS:CG	2.56	0.82
2:A4:1134:GLU:CB	3:A6:146:LYS:CA	2.38	0.82
2:A4:1138:GLU:N	3:A6:138:LEU:HD13	1.94	0.82
2:A4:1160:GLN:CG	3:A6:165:PHE:HA	2.09	0.82
3:A5:1026:PRO:HB2	11:I5:73:TYR:HD1	0.93	0.82
4:B6:345:LYS:CA	5:C4:737:LYS:CE	2.47	0.82
11:I1:947:LEU:CD1	16:N1:411:GLN:HB3	2.09	0.82
11:I1:1036:PRO:O	15:M1:623:LEU:C	2.16	0.82
11:I1:1370:VAL:HG22	12:J1:259:THR:HG21	1.61	0.82
11:I2:927:HIS:HB2	15:M3:597:LYS:HB3	1.61	0.82
11:I2:950:LEU:HD22	16:N3:406:HIS:HE2	1.44	0.82
11:I2:957:SER:HB2	20:R3:168:LEU:C	1.98	0.82
11:I2:963:LEU:HD23	20:R3:168:LEU:HD11	1.60	0.82
11:I2:1017:VAL:CG2	17:O3:260:LEU:CD1	2.56	0.82
11:I2:1040:HIS:HB3	16:N3:434:LEU:CD1	2.07	0.82
11:I2:1046:HIS:C	17:O3:284:LYS:HG3	1.98	0.82
11:I2:1064:LYS:C	17:O3:274:GLY:HA2	1.98	0.82
11:I3:1273:GLU:CG	26:X1:535:ALA:CB	2.55	0.82
1:A1:1225:PRO:O	2:A2:728:LYS:HB3	1.79	0.82
2:A2:1149:THR:H	3:A5:172:PRO:CG	1.90	0.82
2:A4:227:SER:OG	6:D3:708:ASP:O	1.97	0.82
2:A4:875:LEU:HD12	6:D3:567:LEU:HG	1.59	0.82
11:I1:882:LYS:H	17:O1:249:ARG:HB2	0.66	0.82
11:I1:1041:GLN:CG	15:M1:616:LEU:HG	2.06	0.82
11:I2:947:LEU:N	17:O3:260:LEU:CD2	2.42	0.82
11:I2:958:THR:HA	20:R3:168:LEU:HD21	1.59	0.82
21:S3:1058:ILE:O	21:S3:1059:ASP:HB2	1.79	0.82
1:A1:874:VAL:HG22	6:D3:272:VAL:HG11	1.61	0.82
2:A2:865:ALA:CA	6:D1:604:ASP:O	2.27	0.82
2:A2:1140:GLU:OE1	3:A5:135:PHE:HD1	1.58	0.82
1:A3:832:ASN:OD1	6:D1:302:PRO:HB3	1.79	0.82
1:A3:1052:THR:CG2	6:D3:813:GLN:O	2.28	0.82
2:A4:231:SER:CB	6:D3:709:ARG:HH21	1.89	0.82
2:A4:970:PHE:CZ	6:D3:555:ARG:NH2	2.46	0.82
2:A4:1333:ARG:NH2	2:A4:1348:GLU:OE2	2.11	0.82
3:A5:178:GLY:CA	5:C2:743:LEU:HD23	2.08	0.82
3:A5:1356:SER:OG	28:Z2:877:ILE:HA	1.78	0.82
3:A5:1363:ASP:OD2	28:Z2:872:TYR:HA	1.52	0.82
3:A5:1363:ASP:CA	28:Z2:875:LEU:CB	2.57	0.82

*Continued on next page...*

*Continued from previous page...*

Atom-1	Atom-2	Interatomic distance (Å)	Clash overlap (Å)
11:I1:918:SER:OG	16:N1:386:MET:CA	2.26	0.82
11:I1:950:LEU:HB2	16:N1:407:ALA:H	1.31	0.82
11:I1:1040:HIS:ND1	15:M1:623:LEU:HD11	1.94	0.82
11:I2:954:GLU:HB3	16:N3:403:VAL:N	1.93	0.82
11:I2:1049:LEU:HD12	15:M3:626:HIS:NE2	1.94	0.82
11:I3:1267:LEU:HD21	26:X1:529:TRP:CE3	2.12	0.82
11:I3:1271:GLU:O	26:X1:525:ILE:CG2	2.21	0.82
1:A1:1226:LEU:N	2:A2:725:GLU:CG	2.42	0.82
2:A2:911:TYR:CE2	6:D1:555:ARG:NE	2.42	0.82
2:A2:979:GLY:H	6:D1:496:LEU:HD13	1.42	0.82
2:A2:989:MSE:SE	6:D1:241:ALA:N	2.62	0.82
2:A4:781:ARG:HH22	6:D3:633:LYS:HD2	1.41	0.82
2:A4:1125:LEU:O	3:A6:140:ALA:CB	2.27	0.82
2:A4:1167:CYS:HB3	4:B6:342:ARG:HE	1.43	0.82
9:G1:258:LYS:HZ3	16:N2:408:MET:HB2	1.29	0.82
11:I1:939:ASN:O	17:O1:262:ASP:CA	2.16	0.82
11:I1:942:HIS:N	17:O1:259:ASP:C	2.31	0.82
11:I1:1052:LEU:HD22	16:N1:438:LEU:HG	0.84	0.82
11:I1:1055:GLU:HG3	17:O1:277:GLU:C	2.00	0.82
11:I2:1020:ALA:HB3	16:N3:410:MET:CB	2.08	0.82
11:I2:1037:THR:CB	20:R3:173:LEU:HD22	2.08	0.82
11:I2:1043:LEU:HD11	16:N3:433:GLU:CB	2.04	0.82
17:O3:162:LYS:CA	18:P3:315:GLU:OE1	2.27	0.82
1:A1:1220:PRO:O	2:A2:645:PHE:C	2.18	0.82
1:A1:1222:ALA:HB1	2:A2:615:LEU:CD1	2.08	0.82
1:A3:1056:PHE:CE2	6:D3:810:ARG:N	2.46	0.82
2:A4:864:ARG:HH22	6:D3:610:ASN:HD21	1.24	0.82
3:A5:150:PHE:CE2	5:C2:742:ASP:HB3	2.15	0.82
3:A6:209:VAL:HG22	5:C4:742:ASP:HB2	1.61	0.82
9:G1:263:MET:O	16:N2:411:GLN:HB2	1.80	0.82
11:I1:919:ALA:C	15:M1:592:LEU:CD2	2.47	0.82
11:I1:976:ARG:N	20:R1:149:ARG:NH1	2.28	0.82
11:I1:1021:ILE:HA	16:N1:406:HIS:CG	2.14	0.82
11:I2:888:GLU:HG3	16:N3:393:ILE:HG22	1.61	0.82
11:I2:1038:ILE:CD1	15:M3:621:ARG:HG3	2.08	0.82
11:I4:1274:HIS:HD1	26:X3:529:TRP:HB2	1.37	0.82
1:A3:1199:GLN:N	2:A4:729:SER:O	2.12	0.82
1:A3:1223:GLU:CD	2:A4:734:LEU:HD11	1.99	0.82
2:A4:987:LYS:HE2	6:D3:553:PHE:O	1.79	0.82
2:A4:1149:THR:CG2	3:A6:173:ASN:H	1.89	0.82
3:A6:1310:ARG:N	28:Z4:830:LEU:CB	2.43	0.82

*Continued on next page...*

*Continued from previous page...*

Atom-1	Atom-2	Interatomic distance (Å)	Clash overlap (Å)
8:F1:1262:HIS:CG	17:O2:259:ASP:HA	2.15	0.82
11:I1:983:LEU:HD11	15:M1:604:ASN:OD1	1.79	0.82
11:I1:1038:ILE:CA	20:R1:169:GLY:HA3	2.09	0.82
11:I2:840:LEU:CD2	17:O3:247:TRP:HB2	2.09	0.82
11:I2:1018:LYS:CE	16:N3:413:VAL:HG12	2.06	0.82
11:I2:1051:LYS:HZ3	17:O3:285:LYS:CE	1.91	0.82
18:P1:278:ASN:HA	18:P4:322:LYS:O	1.78	0.82
21:S3:1120:PRO:HD3	21:S3:1155:GLN:HE22	1.41	0.82
1:A1:1223:GLU:CG	2:A2:734:LEU:HD21	2.08	0.82
2:A2:863:GLN:CA	6:D1:605:THR:N	2.14	0.82
2:A2:988:ARG:N	6:D1:500:LYS:HZ1	1.77	0.82
2:A2:989:MSE:CE	6:D1:241:ALA:H	1.90	0.82
2:A2:1135:ARG:NH1	3:A5:156:ALA:HB3	1.94	0.82
2:A4:827:ILE:HD13	2:A4:859:GLN:N	1.65	0.82
2:A4:1118:GLN:HG2	3:A6:132:ASP:OD2	1.80	0.82
3:A5:1365:VAL:CG2	28:Z2:838:GLN:C	2.47	0.82
3:A5:1391:ARG:CB	28:Z2:871:HIS:N	2.39	0.82
3:A6:155:TYR:CE1	5:C4:739:MET:HE2	2.14	0.82
11:I1:952:LEU:HD11	15:M1:599:ILE:HG12	1.60	0.82
11:I1:1106:LYS:CB	16:N1:440:GLU:OE2	2.27	0.82
11:I2:833:PHE:HZ	17:O3:242:ARG:HA	1.44	0.82
11:I2:934:LEU:O	15:M3:606:LEU:CA	2.26	0.82
11:I2:1546:TRP:HB3	12:J1:300:ILE:CD1	2.10	0.82
11:I4:1271:GLU:OE1	26:X3:504:ILE:HD13	1.78	0.82
11:I4:1276:GLN:O	26:X3:518:ASP:O	1.98	0.82
21:S4:1058:ILE:O	21:S4:1059:ASP:HB2	1.79	0.82
1:A1:1222:ALA:HB2	2:A2:615:LEU:CD1	1.96	0.82
2:A2:1125:LEU:HB3	3:A5:134:VAL:HA	1.61	0.82
2:A2:1149:THR:CB	3:A5:172:PRO:HG2	2.10	0.82
2:A4:861:GLN:C	6:D3:607:PRO:CD	2.43	0.82
2:A4:880:ALA:HB2	6:D3:558:LYS:CE	2.10	0.82
3:A6:146:LYS:CD	5:C4:746:PRO:CB	2.57	0.82
3:A6:1316:VAL:HG13	28:Z4:871:HIS:N	1.61	0.82
3:A6:1391:ARG:HD2	28:Z4:869:HIS:CA	2.09	0.82
9:G2:256:GLN:NE2	17:O4:263:GLN:N	2.27	0.82
11:I1:952:LEU:O	16:N1:400:LEU:CD2	2.26	0.82
11:I1:1024:PHE:O	20:R1:172:ASP:CG	2.18	0.82
11:I1:1037:THR:HG23	20:R1:170:LEU:H	1.43	0.82
11:I1:1037:THR:N	20:R1:173:LEU:HD21	1.76	0.82
11:I1:1038:ILE:C	20:R1:169:GLY:HA3	2.00	0.82
11:I2:884:LEU:CD1	15:M3:599:ILE:HD11	2.07	0.82

*Continued on next page...*

*Continued from previous page...*

Atom-1	Atom-2	Interatomic distance (Å)	Clash overlap (Å)
11:I2:899:LEU:HD11	17:O3:234:LEU:H	1.42	0.82
11:I2:980:ILE:HA	15:M3:618:GLN:HA	1.62	0.82
11:I2:1054:ILE:HA	17:O3:280:GLU:CA	2.08	0.82
1:A1:834:GLU:C	6:D3:302:PRO:CB	2.47	0.82
1:A1:868:GLN:HA	6:D3:280:GLN:HB3	1.62	0.82
2:A2:976:LEU:HB2	6:D1:496:LEU:HD22	1.14	0.82
2:A2:1094:ILE:HD13	6:D2:759:GLN:HE21	1.42	0.82
2:A2:1150:LEU:HG	5:C2:731:LYS:HA	1.62	0.82
2:A2:1151:THR:HG23	5:C2:734:VAL:CA	2.10	0.82
2:A4:870:HIS:HB2	6:D3:566:PHE:HE1	1.41	0.82
2:A4:974:PRO:CA	6:D3:499:LEU:HG	2.09	0.82
3:A5:230:LYS:CB	5:C2:739:MET:O	2.25	0.82
3:A5:996:ASN:ND2	11:I5:58:ALA:HB2	1.93	0.82
3:A5:999:SER:CB	11:I5:64:LYS:HE3	2.09	0.82
3:A5:1313:LYS:HA	28:Z2:833:ASP:CB	2.09	0.82
8:F1:1261:TYR:OH	17:O2:260:LEU:CA	1.79	0.82
9:G1:258:LYS:HZ3	16:N2:408:MET:CB	1.69	0.82
11:I1:917:TYR:O	15:M1:588:MET:CG	2.27	0.82
11:I1:950:LEU:HB2	16:N1:407:ALA:HB3	1.60	0.82
11:I1:1026:TYR:CE1	20:R1:175:GLN:CD	2.53	0.82
11:I2:947:LEU:N	17:O3:260:LEU:HD23	1.95	0.82
11:I4:1271:GLU:CB	26:X3:528:GLU:OE1	2.25	0.82
21:S1:1058:ILE:O	21:S1:1059:ASP:HB2	1.79	0.82
1:A1:875:LEU:HD12	6:D3:276:GLY:C	2.00	0.82
3:A6:1359:LEU:HD22	28:Z4:873:LEU:CB	2.07	0.82
6:D7:176:SER:CB	11:I3:95:LYS:NZ	2.43	0.82
9:G1:250:THR:HA	15:M2:605:THR:CG2	2.09	0.82
11:I1:883:ALA:HB1	17:O1:243:LEU:O	1.66	0.82
11:I1:934:LEU:HD12	15:M1:599:ILE:O	1.80	0.82
11:I1:1017:VAL:CG1	17:O1:260:LEU:HD21	2.10	0.82
11:I2:884:LEU:O	16:N3:397:GLU:HG2	1.78	0.82
11:I2:890:TYR:HB2	17:O3:242:ARG:CB	2.10	0.82
11:I2:952:LEU:CD2	15:M3:602:MET:HB2	2.07	0.82
11:I2:1042:LEU:CG	15:M3:616:LEU:HD23	1.93	0.82
11:I2:1109:LEU:HD22	17:O3:290:TYR:HD2	1.44	0.82
11:I2:1113:LEU:HD22	17:O3:282:LYS:HZ3	1.43	0.82
2:A2:225:THR:H	6:D1:709:ARG:CZ	1.93	0.81
2:A2:977:VAL:HA	6:D1:496:LEU:HD12	1.62	0.81
1:A3:1202:GLU:O	2:A4:732:GLN:HB3	1.79	0.81
2:A4:1138:GLU:O	3:A6:130:ILE:CB	2.27	0.81
3:A6:1406:GLY:H	28:Z4:924:ARG:N	1.76	0.81

*Continued on next page...*

*Continued from previous page...*

Atom-1	Atom-2	Interatomic distance (Å)	Clash overlap (Å)
6:D7:530:ARG:NH1	11:I3:182:VAL:N	2.28	0.81
8:F1:1093:LEU:CG	17:O2:241:SER:HA	2.10	0.81
8:F1:1265:GLN:C	17:O2:265:ASN:CB	2.47	0.81
11:I1:916:ALA:CB	15:M1:586:ASP:CB	2.57	0.81
11:I1:923:GLY:C	15:M1:591:ASP:C	2.38	0.81
11:I1:1047:CYS:O	15:M1:619:ILE:HA	1.73	0.81
11:I1:1604:ALA:N	11:I2:1739:GLU:O	1.91	0.81
11:I2:840:LEU:CB	17:O3:247:TRP:CD1	2.63	0.81
11:I2:951:LYS:HE2	16:N3:404:GLU:CG	1.96	0.81
11:I2:978:LYS:NZ	20:R3:155:GLU:HB3	1.93	0.81
11:I2:1034:ASP:HB2	15:M3:630:LEU:HD13	1.62	0.81
11:I2:1040:HIS:C	15:M3:616:LEU:HD12	1.75	0.81
11:I2:1106:LYS:HB3	16:N3:440:GLU:HG3	1.60	0.81
26:X2:156:GLU:OE2	26:X2:214:ARG:NH1	2.13	0.81
2:A2:875:LEU:CD2	6:D1:567:LEU:N	2.44	0.81
2:A2:1157:TYR:CG	3:A5:174:PRO:O	2.33	0.81
2:A4:823:VAL:C	2:A4:856:PHE:CE1	2.49	0.81
9:G1:252:LEU:CA	15:M2:602:MET:SD	2.68	0.81
11:I1:931:VAL:CG2	15:M1:604:ASN:OD1	2.28	0.81
11:I1:981:VAL:CG1	20:R1:151:LYS:CG	2.57	0.81
11:I1:1049:LEU:N	15:M1:622:VAL:HG11	1.95	0.81
11:I2:936:LYS:HG2	15:M3:609:GLY:O	1.80	0.81
11:I2:980:ILE:HG22	15:M3:617:THR:O	1.79	0.81
11:I2:984:GLU:OE2	15:M3:618:GLN:CB	2.26	0.81
11:I2:1046:HIS:CA	15:M3:619:ILE:HD11	1.97	0.81
11:I2:1186:PRO:HG3	17:O4:225:GLN:CD	1.97	0.81
11:I4:1270:LYS:CD	26:X3:530:ARG:HG3	2.09	0.81
17:O3:102:LYS:CD	18:P3:322:LYS:HZ1	1.93	0.81
21:S1:1120:PRO:HD3	21:S1:1155:GLN:HE22	1.41	0.81
2:A2:988:ARG:HB3	6:D1:500:LYS:CE	2.10	0.81
2:A2:989:MSE:CA	6:D1:500:LYS:HE3	2.09	0.81
2:A2:1125:LEU:HB3	3:A5:134:VAL:CA	1.86	0.81
2:A2:1157:TYR:CA	3:A5:176:LEU:HG	2.10	0.81
2:A4:781:ARG:CD	6:D3:633:LYS:NZ	2.43	0.81
2:A4:861:GLN:CB	6:D3:606:LYS:NZ	2.44	0.81
2:A4:909:LYS:CD	6:D3:555:ARG:NH1	2.33	0.81
3:A5:209:VAL:HG22	5:C2:744:PHE:O	1.80	0.81
3:A5:232:LEU:HD13	5:C2:740:ARG:CB	2.06	0.81
3:A5:1026:PRO:CD	11:I5:66:LEU:CD2	2.49	0.81
3:A5:1098:ARG:HD2	11:I5:29:GLN:CD	2.00	0.81
3:A5:1379:GLY:HA2	28:Z2:816:THR:H	1.43	0.81

*Continued on next page...*

*Continued from previous page...*

Atom-1	Atom-2	Interatomic distance (Å)	Clash overlap (Å)
3:A6:1376:LEU:CA	28:Z4:814:THR:O	2.26	0.81
3:A6:1405:LEU:CG	28:Z4:921:THR:CB	2.48	0.81
9:G1:256:GLN:H	17:O2:257:ALA:HB3	1.44	0.81
9:G1:267:GLY:CA	16:N2:414:ALA:C	2.48	0.81
11:I1:947:LEU:CA	16:N1:407:ALA:HB3	2.06	0.81
11:I1:965:ALA:HB3	20:R1:164:PRO:C	2.00	0.81
11:I1:978:LYS:C	15:M1:621:ARG:HD3	2.01	0.81
11:I1:1020:ALA:HB1	16:N1:406:HIS:C	2.01	0.81
11:I1:1038:ILE:HD11	20:R1:167:GLN:CD	2.01	0.81
11:I1:1043:LEU:CA	16:N1:430:ARG:HD2	2.10	0.81
11:I1:1109:LEU:HB3	16:N1:437:VAL:O	1.79	0.81
11:I2:890:TYR:CB	17:O3:242:ARG:HG3	2.10	0.81
11:I2:895:ARG:H	17:O3:239:GLN:HB2	1.43	0.81
11:I2:953:LEU:HD11	15:M3:606:LEU:HB3	1.60	0.81
11:I2:965:ALA:HB3	20:R3:164:PRO:CA	2.08	0.81
11:I2:966:TRP:CD1	20:R3:154:ALA:O	2.32	0.81
11:I2:968:PRO:C	20:R3:149:ARG:HH12	1.83	0.81
11:I2:994:ALA:HB1	17:O3:270:THR:N	1.95	0.81
11:I2:1021:ILE:HG13	16:N3:410:MET:CG	2.09	0.81
11:I2:1048:GLU:CB	17:O3:284:LYS:HA	2.09	0.81
11:I2:1114:VAL:HG13	16:N3:432:TYR:HA	1.61	0.81
11:I4:1270:LYS:N	26:X3:528:GLU:CB	1.76	0.81
17:O3:102:LYS:CG	18:P3:322:LYS:NZ	2.38	0.81
2:A2:1148:ARG:NH2	3:A5:171:HIS:C	2.34	0.81
1:A3:1021:LEU:HD13	6:D3:816:VAL:C	2.01	0.81
1:A3:1223:GLU:HG3	2:A4:734:LEU:HD13	1.61	0.81
2:A4:1151:THR:HG23	5:C4:734:VAL:CA	2.09	0.81
3:A5:995:VAL:O	11:I5:58:ALA:HA	1.77	0.81
3:A6:1328:ARG:NH1	28:Z4:910:GLN:CB	2.43	0.81
3:A6:1351:MSE:CG	28:Z4:917:ASP:N	2.44	0.81
3:A6:1416:ARG:HB3	28:Z4:977:ALA:CB	2.09	0.81
5:C1:732:LYS:CG	11:I1:1228:GLU:HG3	2.09	0.81
9:G1:258:LYS:NZ	16:N2:408:MET:CG	2.42	0.81
11:I1:996:LEU:HD23	16:N1:410:MET:HE2	1.56	0.81
11:I1:1673:VAL:CA	11:I2:1611:PHE:C	2.49	0.81
11:I2:928:LEU:HD11	20:R3:151:LYS:HE2	1.61	0.81
11:I2:938:CYS:C	17:O3:261:LYS:C	2.38	0.81
11:I2:976:ARG:CZ	20:R3:147:LEU:H	1.93	0.81
11:I5:1276:GLN:O	26:X2:518:ASP:CA	2.27	0.81
1:A1:1223:GLU:CG	2:A2:734:LEU:HD11	2.09	0.81
2:A2:1136:LYS:O	3:A5:130:ILE:HG21	1.81	0.81

*Continued on next page...*



*Continued from previous page...*

Atom-1	Atom-2	Interatomic distance (Å)	Clash overlap (Å)
2:A2:1157:TYR:HD1	3:A5:176:LEU:HD21	1.44	0.81
2:A4:985:ALA:HB1	6:D3:500:LYS:N	1.89	0.81
3:A6:1372:THR:CB	28:Z4:822:SER:O	2.27	0.81
6:D7:480:PHE:CE2	11:I3:181:GLN:O	2.33	0.81
8:F1:158:PRO:CD	11:I1:1207:PRO:HD3	2.11	0.81
8:F1:1205:TRP:HE1	17:O2:251:ILE:HG23	0.70	0.81
11:I1:846:ILE:CG1	15:M1:591:ASP:HA	2.05	0.81
11:I1:959:SER:HB3	20:R1:166:LEU:CD2	2.09	0.81
11:I1:1070:LEU:CA	16:N1:429:GLU:HG2	2.10	0.81
11:I1:1109:LEU:CB	16:N1:441:PHE:N	2.43	0.81
11:I1:1611:PHE:CA	11:I2:1673:VAL:H	1.94	0.81
11:I2:952:LEU:HD23	15:M3:602:MET:HB3	1.60	0.81
21:S2:1058:ILE:O	21:S2:1059:ASP:HB2	1.79	0.81
26:X1:156:GLU:OE2	26:X1:214:ARG:NH1	2.13	0.81
1:A1:1201:ARG:CZ	2:A2:734:LEU:CB	2.58	0.81
2:A2:781:ARG:HG3	6:D1:673:ARG:CA	2.11	0.81
2:A2:1157:TYR:N	3:A5:174:PRO:C	2.28	0.81
2:A2:1164:TYR:HA	4:B5:342:ARG:CZ	2.05	0.81
1:A3:1202:GLU:C	2:A4:732:GLN:CA	2.48	0.81
2:A4:869:ALA:HA	6:D3:548:LEU:CD1	2.07	0.81
2:A4:1151:THR:N	5:C4:733:LEU:HA	1.95	0.81
6:D2:301:LEU:HD12	6:D2:301:LEU:O	1.81	0.81
6:D4:301:LEU:HD12	6:D4:301:LEU:O	1.81	0.81
11:I1:840:LEU:HB3	17:O1:243:LEU:CB	2.10	0.81
11:I1:849:LEU:HD12	17:O1:247:TRP:CE3	2.14	0.81
11:I1:1043:LEU:HD22	16:N1:430:ARG:HA	1.59	0.81
11:I1:1540:LYS:CE	11:I2:1739:GLU:CB	2.51	0.81
11:I2:884:LEU:HB2	16:N3:400:LEU:HD12	0.82	0.81
11:I2:898:VAL:CG2	17:O3:236:ASP:C	2.49	0.81
11:I2:1046:HIS:N	15:M3:619:ILE:CD1	2.40	0.81
11:I3:1277:LEU:HD21	26:X1:513:PHE:CG	2.16	0.81
11:I5:1281:GLU:OE2	26:X2:516:ASN:ND2	2.14	0.81
21:S4:1036:ILE:HD12	21:S4:1073:ILE:HG22	1.62	0.81
2:A2:781:ARG:HG3	6:D1:673:ARG:CB	2.10	0.81
2:A4:874:VAL:O	6:D3:567:LEU:HB2	1.78	0.81
2:A4:876:ARG:HD2	6:D3:558:LYS:CB	2.08	0.81
2:A4:1143:LEU:HD11	3:A6:134:VAL:N	1.81	0.81
3:A5:229:SER:HA	5:C2:739:MET:HE3	1.60	0.81
11:I1:962:ILE:HD12	20:R1:164:PRO:C	2.01	0.81
11:I1:984:GLU:HG3	15:M1:618:GLN:H	1.45	0.81
11:I1:1543:LEU:HD13	11:I2:1677:LYS:HE2	1.61	0.81

*Continued on next page...*

*Continued from previous page...*

Atom-1	Atom-2	Interatomic distance (Å)	Clash overlap (Å)
11:I2:945:LEU:HD11	17:O3:258:GLU:HB2	0.83	0.81
11:I2:980:ILE:CD1	20:R3:147:LEU:HA	2.09	0.81
11:I5:1279:THR:HG23	26:X2:520:GLU:CA	2.10	0.81
17:O4:110:LEU:CD2	18:P4:321:ILE:N	1.84	0.81
21:S4:1143:VAL:HA	21:S4:1146:ALA:HB3	1.63	0.81
2:A2:970:PHE:CG	6:D1:192:TYR:OH	2.33	0.81
2:A2:1134:GLU:HG3	3:A5:146:LYS:HG2	1.62	0.81
1:A3:1090:SER:OG	6:D3:804:SER:HB2	1.79	0.81
3:A6:1363:ASP:HA	28:Z4:868:GLN:C	2.00	0.81
3:A6:1364:GLN:HB2	28:Z4:846:SER:HA	1.57	0.81
3:A6:1367:THR:CG2	28:Z4:849:ALA:O	2.26	0.81
8:F1:1205:TRP:NE1	17:O2:254:ARG:HD2	1.95	0.81
9:G1:253:SER:HB2	15:M2:605:THR:CG2	2.10	0.81
11:I1:881:ILE:HD11	17:O1:253:LEU:CG	2.11	0.81
11:I1:957:SER:HB2	20:R1:168:LEU:CG	2.11	0.81
11:I1:1048:GLU:HA	20:R1:143:PHE:CE1	2.15	0.81
11:I2:1034:ASP:O	16:N3:441:PHE:CE2	2.32	0.81
11:I2:1039:ALA:HB3	20:R3:170:LEU:HG	0.89	0.81
21:S3:1036:ILE:HD12	21:S3:1073:ILE:HG22	1.62	0.81
26:X3:156:GLU:OE2	26:X3:214:ARG:NH1	2.13	0.81
2:A2:864:ARG:C	6:D1:607:PRO:HD2	2.02	0.81
2:A2:974:PRO:HD3	6:D1:205:LEU:HG	1.60	0.81
2:A2:1121:LEU:O	3:A5:133:LYS:HG2	1.80	0.81
2:A4:1135:ARG:CG	3:A6:160:ILE:CD1	2.58	0.81
3:A5:996:ASN:CB	11:I5:56:ARG:O	2.28	0.81
11:I1:925:LEU:HA	15:M1:596:ILE:HB	1.61	0.81
11:I1:1052:LEU:CD2	16:N1:434:LEU:HD12	2.11	0.81
11:I2:899:LEU:HD11	17:O3:234:LEU:N	1.94	0.81
11:I2:976:ARG:NH1	20:R3:147:LEU:N	2.28	0.81
11:I2:1017:VAL:HG21	17:O3:260:LEU:CD1	2.07	0.81
21:S1:1143:VAL:HA	21:S1:1146:ALA:HB3	1.63	0.81
21:S3:1143:VAL:HA	21:S3:1146:ALA:HB3	1.63	0.81
2:A2:980:ARG:HE	6:D1:525:ARG:CA	1.90	0.81
2:A2:982:THR:HB	6:D1:494:LEU:HA	1.63	0.81
2:A2:1124:ARG:C	3:A5:136:GLU:CB	2.49	0.81
1:A3:1021:LEU:CD1	6:D3:816:VAL:CA	2.49	0.81
1:A3:1091:VAL:CG2	6:D3:808:ASN:HB2	2.10	0.81
1:A3:1220:PRO:CB	2:A4:732:GLN:OE1	2.29	0.81
2:A4:1150:LEU:HG	5:C4:731:LYS:HA	1.62	0.81
3:A5:1376:LEU:CD1	28:Z2:810:ASP:CB	2.59	0.81
3:A6:232:LEU:HD21	5:C4:740:ARG:N	1.96	0.81

*Continued on next page...*

*Continued from previous page...*

Atom-1	Atom-2	Interatomic distance (Å)	Clash overlap (Å)
6:D1:301:LEU:HD12	6:D1:301:LEU:O	1.81	0.81
11:I1:945:LEU:HG	17:O1:258:GLU:H	1.42	0.81
11:I1:1108:PRO:HG2	16:N1:443:GLU:H	1.43	0.81
11:I2:833:PHE:O	17:O3:241:SER:CB	2.29	0.81
11:I3:1276:GLN:CD	26:X1:535:ALA:HA	2.01	0.81
17:O4:107:THR:HG22	18:P4:321:ILE:CD1	1.99	0.81
21:S1:1036:ILE:HD12	21:S1:1073:ILE:HG22	1.62	0.81
2:A2:825:ARG:HH12	6:D1:679:ILE:HD11	1.46	0.80
2:A2:965:LYS:HE2	6:D1:196:ILE:O	1.81	0.80
2:A2:1143:LEU:HD11	3:A5:131:PRO:HB3	0.86	0.80
3:A6:1300:LEU:HD23	28:Z4:875:LEU:CB	2.11	0.80
4:B6:345:LYS:HB3	5:C4:737:LYS:HE3	0.80	0.80
11:I1:927:HIS:CD2	15:M1:594:LYS:CG	2.63	0.80
11:I1:945:LEU:CD2	17:O1:258:GLU:CA	2.60	0.80
11:I1:985:ARG:CA	15:M1:613:ASP:OD1	2.20	0.80
11:I1:985:ARG:HH11	20:R1:151:LYS:HE3	1.46	0.80
11:I1:1739:GLU:C	11:I2:1604:ALA:HA	2.01	0.80
11:I2:1046:HIS:N	17:O3:280:GLU:CB	2.44	0.80
11:I3:1275:SER:CA	26:X1:522:MET:CB	2.57	0.80
21:S2:1143:VAL:HA	21:S2:1146:ALA:HB3	1.63	0.80
23:U4:314:ILE:HG22	23:U4:315:LEU:HG	1.63	0.80
1:A1:870:HIS:CB	6:D3:279:HIS:HB3	2.05	0.80
2:A4:235:TYR:CZ	4:B4:347:LEU:HD12	2.17	0.80
2:A4:985:ALA:CB	6:D3:496:LEU:O	2.28	0.80
2:A4:1135:ARG:H	3:A6:145:THR:HB	0.67	0.80
2:A4:1161:ALA:HB3	3:A6:137:HIS:CE1	2.16	0.80
11:I1:896:PRO:CD	17:O1:233:THR:HA	2.10	0.80
11:I1:1035:GLN:N	15:M1:627:LEU:HD23	1.93	0.80
11:I1:1104:LEU:HD21	16:N1:433:GLU:HG3	1.48	0.80
11:I2:921:GLU:H	15:M3:592:LEU:CG	1.74	0.80
11:I2:981:VAL:N	20:R3:147:LEU:CG	2.45	0.80
11:I2:982:GLN:HB3	15:M3:621:ARG:NH1	1.95	0.80
11:I3:1270:LYS:CA	26:X1:529:TRP:N	2.45	0.80
11:I4:1370:VAL:HG22	12:J4:259:THR:HG21	1.61	0.80
11:I5:1279:THR:CG2	26:X2:520:GLU:CA	2.58	0.80
26:X4:156:GLU:OE2	26:X4:214:ARG:NH1	2.13	0.80
2:A2:987:LYS:CD	6:D1:555:ARG:CZ	2.59	0.80
2:A2:1055:ARG:N	6:D2:762:ARG:HB3	1.95	0.80
2:A4:826:ASN:ND2	6:D3:633:LYS:CB	2.43	0.80
3:A5:1391:ARG:HA	28:Z2:871:HIS:CB	2.09	0.80
3:A5:1398:LYS:HB2	28:Z2:873:LEU:O	1.78	0.80

*Continued on next page...*

*Continued from previous page...*

Atom-1	Atom-2	Interatomic distance (Å)	Clash overlap (Å)
11:I1:880:MET:HE1	17:O1:247:TRP:CE3	2.02	0.80
11:I1:947:LEU:O	16:N1:407:ALA:HB3	1.82	0.80
11:I1:984:GLU:HG3	15:M1:618:GLN:N	1.95	0.80
11:I1:1109:LEU:CB	16:N1:441:PHE:CG	2.56	0.80
11:I2:880:MET:CA	17:O3:246:LEU:O	2.30	0.80
11:I2:895:ARG:C	17:O3:233:THR:C	2.36	0.80
11:I2:895:ARG:CD	17:O3:234:LEU:CD1	2.60	0.80
11:I2:1050:SER:O	17:O3:286:ILE:O	1.99	0.80
11:I4:1276:GLN:O	26:X3:519:ILE:CA	2.29	0.80
1:A1:1201:ARG:HD2	2:A2:734:LEU:HB3	1.61	0.80
2:A2:979:GLY:C	6:D1:473:GLU:OE2	2.19	0.80
2:A2:1155:ASN:O	3:A5:175:GLU:CG	2.29	0.80
2:A2:1163:TYR:N	4:B5:342:ARG:HG3	1.94	0.80
2:A4:970:PHE:HA	6:D3:192:TYR:CZ	2.17	0.80
3:A5:1394:VAL:C	28:Z2:874:ASN:CA	2.41	0.80
3:A6:233:THR:HA	5:C4:737:LYS:HB2	1.62	0.80
3:A6:1312:ARG:HH21	28:Z4:829:SER:CA	1.91	0.80
3:A6:1368:GLN:CB	28:Z4:848:SER:CB	2.59	0.80
3:A6:1390:LEU:CB	28:Z4:867:LYS:N	2.45	0.80
11:I1:833:PHE:CD2	17:O1:241:SER:CB	2.60	0.80
11:I1:849:LEU:HD13	17:O1:247:TRP:HE3	1.42	0.80
11:I1:877:ILE:HG13	17:O1:251:ILE:C	1.95	0.80
11:I1:899:LEU:CD2	17:O1:231:ASP:CG	2.49	0.80
11:I1:1043:LEU:HG	20:R1:170:LEU:HD13	1.63	0.80
11:I1:1066:LEU:CA	16:N1:430:ARG:HG2	2.11	0.80
11:I1:1113:LEU:HB2	16:N1:435:ALA:HB1	1.63	0.80
11:I1:1667:GLN:HG2	11:I2:1665:LEU:HG	0.82	0.80
11:I2:925:LEU:HD11	20:R3:156:GLY:HA2	1.63	0.80
11:I2:956:ILE:C	20:R3:166:LEU:HD13	2.01	0.80
11:I2:995:SER:OG	17:O3:271:GLU:OE1	2.00	0.80
11:I3:815:ILE:CG2	26:X1:497:ARG:HB3	2.11	0.80
11:I4:1274:HIS:CE1	26:X3:531:LEU:CD1	2.59	0.80
1:A1:1224:PRO:HD3	2:A2:731:ILE:CB	2.08	0.80
2:A2:1138:GLU:HG2	3:A5:167:TRP:CZ2	2.15	0.80
3:A5:1098:ARG:CD	11:I5:29:GLN:CD	2.49	0.80
3:A6:233:THR:HA	5:C4:737:LYS:N	1.68	0.80
11:I1:1071:LEU:N	16:N1:429:GLU:HG2	1.93	0.80
11:I2:898:VAL:HG21	17:O3:237:PRO:CD	2.12	0.80
11:I2:947:LEU:HD21	16:N3:411:GLN:HG3	1.58	0.80
11:I2:1029:LEU:HD21	20:R3:170:LEU:HD23	1.62	0.80
11:I2:1031:ALA:N	20:R3:173:LEU:N	2.29	0.80

*Continued on next page...*

*Continued from previous page...*

Atom-1	Atom-2	Interatomic distance (Å)	Clash overlap (Å)
11:I2:1053:GLY:C	17:O3:282:LYS:N	2.03	0.80
11:I3:1271:GLU:OE2	26:X1:504:ILE:HD12	1.81	0.80
11:I4:1272:TYR:CA	26:X3:525:ILE:HG12	2.11	0.80
2:A2:1125:LEU:HD12	3:A5:133:LYS:N	1.97	0.80
1:A3:1052:THR:HG23	6:D3:816:VAL:CG2	2.05	0.80
3:A5:1024:ASP:CG	11:I5:96:GLU:C	2.38	0.80
3:A6:777:LEU:CD1	3:A6:822:ILE:HD11	2.12	0.80
3:A6:1361:ARG:HH12	28:Z4:879:PHE:CB	1.95	0.80
5:C1:732:LYS:HZ1	11:I1:1225:LYS:CB	1.94	0.80
9:G1:258:LYS:H	17:O2:253:LEU:N	1.80	0.80
11:I1:923:GLY:CA	15:M1:589:GLY:O	2.29	0.80
11:I1:950:LEU:CD1	16:N1:410:MET:HB3	2.11	0.80
11:I1:951:LYS:C	16:N1:400:LEU:O	2.19	0.80
11:I1:960:SER:CB	16:N1:395:GLU:CD	2.46	0.80
11:I1:983:LEU:O	15:M1:617:THR:CG2	2.28	0.80
11:I2:979:ALA:HB2	20:R3:167:GLN:NE2	1.97	0.80
11:I2:1032:THR:O	20:R3:173:LEU:HG	1.81	0.80
11:I4:1274:HIS:CE1	26:X3:529:TRP:CA	2.64	0.80
1:A1:868:GLN:O	6:D3:277:ASN:N	2.15	0.80
2:A2:876:ARG:CZ	6:D1:563:GLU:C	2.28	0.80
2:A2:1151:THR:N	5:C2:733:LEU:HA	1.95	0.80
2:A2:1164:TYR:N	4:B5:342:ARG:CG	2.43	0.80
1:A3:777:LEU:CD1	1:A3:822:ILE:HD11	2.12	0.80
1:A3:1099:GLN:NE2	11:I2:1416:GLY:N	2.26	0.80
9:G1:258:LYS:N	17:O2:253:LEU:N	2.28	0.80
11:I1:828:VAL:O	17:O1:237:PRO:HG2	1.81	0.80
11:I1:913:ALA:H	15:M1:584:GLN:CD	1.84	0.80
11:I1:945:LEU:HG	17:O1:257:ALA:N	1.97	0.80
11:I1:1054:ILE:H	17:O1:282:LYS:HB2	1.45	0.80
11:I2:797:LEU:HD12	17:O3:248:SER:OG	1.80	0.80
11:I2:882:LYS:HG3	17:O3:249:ARG:HA	1.62	0.80
21:S2:1097:LYS:HZ3	21:S2:1101:PHE:HE1	1.26	0.80
21:S3:293:ASN:HB2	21:S3:310:TRP:O	1.81	0.80
21:S4:293:ASN:HB2	21:S4:310:TRP:O	1.81	0.80
21:S4:1097:LYS:HZ3	21:S4:1101:PHE:HE1	1.30	0.80
3:A5:1151:THR:CA	5:C5:733:LEU:CD1	2.57	0.80
3:A5:1369:ILE:CG1	28:Z2:832:PHE:N	2.44	0.80
3:A6:190:ALA:HB2	5:C4:748:ASN:ND2	1.96	0.80
11:I1:1032:THR:CA	20:R1:176:ARG:C	2.50	0.80
11:I2:890:TYR:CG	17:O3:238:ALA:O	2.33	0.80
11:I2:891:LEU:HD12	16:N3:393:ILE:HD12	0.80	0.80

*Continued on next page...*

*Continued from previous page...*

Atom-1	Atom-2	Interatomic distance (Å)	Clash overlap (Å)
11:I2:938:CYS:C	17:O3:261:LYS:CA	2.47	0.80
11:I2:942:HIS:CA	17:O3:259:ASP:O	2.29	0.80
21:S1:293:ASN:HB2	21:S1:310:TRP:O	1.81	0.80
21:S1:938:LEU:HD22	22:T1:905:ARG:HG3	1.64	0.80
21:S2:1036:ILE:HD12	21:S2:1073:ILE:HG22	1.62	0.80
21:S3:938:LEU:HD22	22:T3:905:ARG:HG3	1.64	0.80
1:A1:878:LEU:HD12	6:D3:276:GLY:HA2	1.63	0.80
1:A1:1399:ARG:CG	2:A2:884:ARG:CB	2.54	0.80
2:A2:874:VAL:N	6:D1:568:ARG:CA	2.41	0.80
2:A2:875:LEU:HD23	6:D1:567:LEU:N	1.96	0.80
2:A2:1122:LEU:O	3:A5:136:GLU:CG	2.28	0.80
2:A2:1159:ASP:CB	3:A5:175:GLU:CG	2.59	0.80
2:A4:976:LEU:CG	6:D3:472:PHE:CD2	2.65	0.80
3:A6:1362:ALA:CB	28:Z4:874:ASN:N	2.44	0.80
6:D7:301:LEU:HD12	6:D7:301:LEU:O	1.81	0.80
11:I1:1669:ARG:HB2	11:I2:1664:PHE:HE1	1.02	0.80
11:I2:834:SER:CA	17:O3:237:PRO:O	2.29	0.80
11:I2:948:ALA:O	17:O3:253:LEU:HB3	1.81	0.80
1:A1:1400:SER:OG	2:A2:885:LEU:HD21	1.82	0.80
2:A2:979:GLY:HA3	6:D1:473:GLU:CA	2.09	0.80
2:A2:1125:LEU:H	3:A5:133:LYS:CA	1.95	0.80
1:A3:1201:ARG:HB2	2:A4:735:ALA:HB2	1.63	0.80
3:A6:175:GLU:HB3	5:C4:733:LEU:CD1	2.11	0.80
3:A6:1358:LEU:O	28:Z4:875:LEU:N	2.15	0.80
3:A6:1359:LEU:HD23	28:Z4:873:LEU:CB	2.12	0.80
6:D3:301:LEU:HD12	6:D3:301:LEU:O	1.81	0.80
11:I1:880:MET:HG3	17:O1:247:TRP:CA	2.10	0.80
11:I1:884:LEU:CD2	17:O1:246:LEU:HD13	2.07	0.80
11:I1:931:VAL:HG23	15:M1:604:ASN:H	1.46	0.80
11:I1:976:ARG:NH2	15:M1:622:VAL:CB	2.43	0.80
11:I2:837:MET:HA	17:O3:244:GLU:N	1.95	0.80
11:I2:977:ASN:CB	20:R3:147:LEU:HA	2.05	0.80
11:I2:1021:ILE:CG1	16:N3:410:MET:HE3	1.97	0.80
11:I2:1066:LEU:H	16:N3:430:ARG:HE	1.31	0.80
11:I3:815:ILE:CG2	26:X1:497:ARG:N	2.43	0.80
17:O3:101:ASN:HB3	18:P3:326:GLN:HE21	0.65	0.80
17:O4:109:PRO:CD	18:P4:318:PRO:CG	2.58	0.80
17:O4:111:TYR:H	18:P1:278:ASN:HB3	1.47	0.80
21:S2:938:LEU:HD22	22:T2:905:ARG:HG3	1.64	0.80
1:A3:1201:ARG:HB3	2:A4:735:ALA:CA	2.11	0.79
2:A4:983:LEU:HD13	6:D3:497:PHE:CE2	2.16	0.79

*Continued on next page...*

*Continued from previous page...*

Atom-1	Atom-2	Interatomic distance (Å)	Clash overlap (Å)
2:A4:1129:PRO:HB3	3:A6:142:GLU:CD	1.83	0.79
3:A5:1392:ARG:HG3	28:Z2:866:GLU:O	1.82	0.79
3:A6:1384:ALA:O	28:Z4:863:ASP:CB	2.30	0.79
11:I2:894:VAL:HB	17:O3:239:GLN:CA	2.12	0.79
11:I2:955:LYS:HZ3	17:O3:249:ARG:NH2	1.78	0.79
11:I2:968:PRO:CD	20:R3:153:GLN:CB	2.31	0.79
11:I2:1106:LYS:HA	16:N3:439:ARG:HH12	0.99	0.79
11:I3:1270:LYS:C	26:X1:529:TRP:H	1.86	0.79
2:A2:874:VAL:HG21	6:D1:571:SER:OG	1.69	0.79
2:A2:970:PHE:CA	6:D1:192:TYR:CE2	2.61	0.79
2:A2:970:PHE:CG	6:D1:196:ILE:HD11	2.18	0.79
1:A3:1086:LYS:CB	6:D3:798:MET:HA	2.11	0.79
2:A4:823:VAL:HA	2:A4:856:PHE:HE1	0.73	0.79
2:A4:1154:PHE:HB3	3:A6:175:GLU:CB	2.12	0.79
3:A5:1376:LEU:H	28:Z2:814:THR:CB	1.94	0.79
3:A5:1395:LYS:CE	28:Z2:872:TYR:H	1.95	0.79
3:A6:1363:ASP:OD1	28:Z4:869:HIS:CA	2.29	0.79
3:A6:1415:PHE:O	28:Z4:978:ALA:HB1	0.97	0.79
11:I1:955:LYS:HE2	16:N1:396:ILE:O	1.83	0.79
11:I1:984:GLU:CD	15:M1:615:PRO:HA	2.02	0.79
11:I1:1029:LEU:HD22	20:R1:174:ARG:CG	2.12	0.79
11:I2:899:LEU:HD22	17:O3:231:ASP:CG	2.02	0.79
11:I2:1049:LEU:O	17:O3:287:LEU:C	2.21	0.79
26:X4:155:LEU:O	26:X4:159:ILE:HG13	1.82	0.79
2:A2:235:TYR:CZ	4:B2:347:LEU:HD12	2.17	0.79
2:A2:874:VAL:CG2	6:D1:611:LYS:CG	2.56	0.79
1:A3:1098:ARG:NH2	11:I2:1421:ARG:HH21	1.81	0.79
2:A4:1138:GLU:HA	3:A6:147:LEU:HD11	1.63	0.79
3:A6:1151:THR:CA	5:C6:733:LEU:CD1	2.57	0.79
3:A6:1390:LEU:HB3	28:Z4:867:LYS:CA	2.11	0.79
6:D6:301:LEU:HD12	6:D6:301:LEU:O	1.81	0.79
11:I1:880:MET:HB2	17:O1:250:LEU:H	1.44	0.79
11:I1:955:LYS:N	16:N1:403:VAL:HG23	1.95	0.79
11:I1:1668:HIS:CB	11:I2:1668:HIS:C	2.50	0.79
11:I2:841:PHE:O	15:M3:591:ASP:HB2	1.82	0.79
11:I2:890:TYR:HD1	17:O3:241:SER:H	1.29	0.79
11:I2:982:GLN:HB3	15:M3:621:ARG:NH2	1.96	0.79
11:I2:995:SER:C	17:O3:267:ALA:HB3	2.01	0.79
11:I2:1019:LEU:N	16:N3:409:ALA:C	2.32	0.79
11:I2:1054:ILE:C	17:O3:281:ALA:HB3	2.01	0.79
2:A2:868:GLN:O	6:D1:598:ILE:CB	2.30	0.79

*Continued on next page...*

*Continued from previous page...*

Atom-1	Atom-2	Interatomic distance (Å)	Clash overlap (Å)
1:A3:1048:ARG:C	6:D3:816:VAL:HG22	2.02	0.79
2:A4:969:ASP:O	6:D3:192:TYR:CE2	2.36	0.79
2:A4:1162:ASN:N	3:A6:180:GLU:OE2	2.16	0.79
3:A5:232:LEU:O	5:C2:740:ARG:CZ	2.29	0.79
3:A5:1367:THR:CG2	28:Z2:844:CYS:O	2.29	0.79
3:A6:1351:MSE:C	28:Z4:918:PHE:CB	2.51	0.79
6:D5:301:LEU:HD12	6:D5:301:LEU:O	1.81	0.79
9:G1:255:LEU:N	15:M2:602:MET:HB3	1.95	0.79
9:G1:258:LYS:HZ1	16:N2:408:MET:HG3	1.47	0.79
11:I1:874:LEU:CD2	17:O1:252:VAL:CG1	2.58	0.79
11:I1:877:ILE:CG1	17:O1:251:ILE:O	2.28	0.79
11:I1:916:ALA:CA	15:M1:586:ASP:HA	2.13	0.79
11:I1:919:ALA:HB1	16:N1:393:ILE:HG13	1.64	0.79
11:I1:1060:PHE:CD2	17:O1:279:ILE:HD13	2.16	0.79
11:I1:1668:HIS:HB3	11:I2:1668:HIS:O	1.82	0.79
11:I2:987:GLY:H	15:M3:613:ASP:CB	1.91	0.79
11:I2:1048:GLU:HB3	17:O3:284:LYS:C	2.03	0.79
11:I2:1110:SER:CB	16:N3:435:ALA:CA	2.57	0.79
11:I4:1271:GLU:HA	26:X3:529:TRP:HD1	0.62	0.79
11:I4:1277:LEU:CD1	26:X3:521:TRP:HE3	1.92	0.79
18:P1:276:SER:HB2	18:P4:322:LYS:HE3	0.80	0.79
2:A4:908:LEU:CG	6:D3:601:PHE:O	2.30	0.79
2:A4:909:LYS:O	6:D3:556:ASP:OD1	2.00	0.79
3:A5:777:LEU:CD1	3:A5:822:ILE:HD11	2.12	0.79
3:A6:1401:VAL:CB	28:Z4:919:PHE:HA	2.13	0.79
8:F1:1137:GLN:HA	17:O2:248:SER:HB3	0.80	0.79
11:I1:880:MET:CG	17:O1:247:TRP:C	2.44	0.79
11:I1:881:ILE:N	17:O1:249:ARG:C	2.35	0.79
11:I1:1049:LEU:CD2	20:R1:146:LEU:HD21	2.11	0.79
11:I1:1609:GLY:CA	12:J2:295:TYR:HE1	1.94	0.79
11:I1:1739:GLU:CB	11:I2:1540:LYS:HE2	2.12	0.79
11:I5:1277:LEU:C	26:X2:517:ASP:OD1	2.20	0.79
26:X1:155:LEU:O	26:X1:159:ILE:HG13	1.82	0.79
2:A2:823:VAL:HA	2:A2:856:PHE:HE1	0.73	0.79
3:A5:230:LYS:CA	5:C2:736:ASN:ND2	2.42	0.79
3:A5:1312:ARG:CD	28:Z2:832:PHE:O	2.19	0.79
3:A5:1403:MSE:CB	28:Z2:920:SER:N	2.32	0.79
11:I1:840:LEU:CB	17:O1:243:LEU:CB	2.60	0.79
11:I1:947:LEU:CG	16:N1:408:MET:HA	2.13	0.79
11:I1:1041:GLN:H	15:M1:620:VAL:CG2	1.95	0.79
11:I2:1031:ALA:O	20:R3:173:LEU:CA	2.22	0.79

*Continued on next page...*



*Continued from previous page...*

Atom-1	Atom-2	Interatomic distance (Å)	Clash overlap (Å)
11:I2:1052:LEU:HD21	16:N3:434:LEU:CD1	2.10	0.79
11:I2:1061:ASP:HB2	17:O3:278:GLU:CB	2.11	0.79
11:I4:1279:THR:HG21	26:X3:523:LEU:N	1.97	0.79
23:U2:314:ILE:HG22	23:U2:315:LEU:HG	1.63	0.79
2:A2:780:GLU:HG2	6:D1:678:GLY:O	1.82	0.79
2:A2:868:GLN:HB2	6:D1:598:ILE:CD1	2.12	0.79
2:A2:874:VAL:CG1	6:D1:611:LYS:HG2	2.12	0.79
2:A2:974:PRO:N	6:D1:205:LEU:HD23	1.98	0.79
2:A4:1138:GLU:OE1	3:A6:147:LEU:CA	2.15	0.79
3:A5:1310:ARG:HH21	28:Z2:827:GLN:CA	1.95	0.79
3:A6:157:TRP:CZ2	5:C4:747:PRO:CA	2.66	0.79
9:G1:262:SER:CB	17:O2:256:TYR:OH	2.31	0.79
11:I1:983:LEU:HD12	15:M1:621:ARG:NH2	1.98	0.79
11:I2:938:CYS:O	17:O3:261:LYS:O	2.01	0.79
11:I2:1035:GLN:HA	15:M3:626:HIS:CB	2.12	0.79
11:I2:1109:LEU:HB2	17:O3:290:TYR:HE2	0.62	0.79
11:I2:1110:SER:HB3	16:N3:435:ALA:CA	1.97	0.79
11:I4:1270:LYS:N	26:X3:528:GLU:CG	2.45	0.79
2:A2:970:PHE:C	6:D1:192:TYR:CE2	2.55	0.79
2:A4:909:LYS:CG	6:D3:555:ARG:HH11	1.82	0.79
3:A5:230:LYS:H	5:C2:739:MET:CE	1.78	0.79
3:A5:1368:GLN:HB2	28:Z2:841:ALA:CA	2.04	0.79
3:A6:1366:LEU:CG	28:Z4:868:GLN:C	2.30	0.79
8:F2:1089:PRO:O	17:O4:245:GLU:CA	2.30	0.79
9:G1:263:MET:HB3	17:O2:260:LEU:HD22	1.64	0.79
11:I1:873:ILE:CG2	17:O1:254:ARG:CG	2.58	0.79
11:I1:941:GLY:H	17:O1:260:LEU:C	1.84	0.79
11:I1:945:LEU:HD21	17:O1:258:GLU:CA	2.13	0.79
11:I1:1043:LEU:HA	16:N1:430:ARG:HD2	1.64	0.79
11:I1:1049:LEU:N	15:M1:622:VAL:CG1	2.45	0.79
11:I2:834:SER:CB	17:O3:237:PRO:CA	2.14	0.79
11:I2:978:LYS:CE	20:R3:154:ALA:N	2.45	0.79
11:I2:1040:HIS:CG	16:N3:434:LEU:CD1	2.66	0.79
11:I3:1271:GLU:HB3	26:X1:525:ILE:HG23	0.81	0.79
11:I4:1274:HIS:CB	26:X3:525:ILE:O	2.31	0.79
1:A1:1221:ILE:N	2:A2:642:ARG:O	2.16	0.79
2:A2:980:ARG:HA	6:D1:503:LEU:N	1.96	0.79
2:A2:1125:LEU:N	3:A5:133:LYS:HA	1.98	0.79
2:A2:1149:THR:CG2	3:A5:172:PRO:CG	2.58	0.79
1:A3:1048:ARG:NE	6:D3:819:ASN:HD21	1.79	0.79
2:A4:864:ARG:N	6:D3:607:PRO:HD2	1.97	0.79

*Continued on next page...*

*Continued from previous page...*

Atom-1	Atom-2	Interatomic distance (Å)	Clash overlap (Å)
2:A4:870:HIS:CD2	6:D3:566:PHE:HD1	2.00	0.79
2:A4:973:GLU:CG	6:D3:192:TYR:CE2	2.66	0.79
2:A4:1155:ASN:N	3:A6:175:GLU:CA	2.41	0.79
3:A5:156:ALA:O	5:C2:741:THR:OG1	2.00	0.79
3:A6:164:LEU:HD22	5:C4:742:ASP:OD2	1.83	0.79
11:I1:1052:LEU:CD1	15:M1:623:LEU:HD12	2.10	0.79
11:I2:947:LEU:HD22	17:O3:256:TYR:CZ	2.13	0.79
17:O3:155:VAL:HG21	18:P3:321:ILE:CG2	1.96	0.79
21:S2:293:ASN:HB2	21:S2:310:TRP:O	1.81	0.79
1:A1:777:LEU:CD1	1:A1:822:ILE:HD11	2.12	0.79
2:A2:782:VAL:H	6:D1:676:ALA:C	1.84	0.79
2:A2:866:SER:H	6:D1:605:THR:CA	1.96	0.79
2:A4:875:LEU:CD1	6:D3:567:LEU:HD21	2.06	0.79
3:A6:232:LEU:HD23	5:C4:738:ASP:N	1.97	0.79
3:A6:1362:ALA:O	28:Z4:871:HIS:CB	2.32	0.79
6:D7:527:ASN:O	11:I3:181:GLN:HG3	1.79	0.79
9:G1:256:GLN:N	17:O2:257:ALA:CB	2.46	0.79
11:I1:919:ALA:CB	16:N1:392:THR:HG1	1.94	0.79
11:I1:926:SER:N	15:M1:597:LYS:HG3	1.96	0.79
11:I2:1035:GLN:CA	15:M3:626:HIS:HB2	1.92	0.79
11:I2:1037:THR:CG2	20:R3:173:LEU:CD2	2.61	0.79
17:O4:109:PRO:O	18:P1:278:ASN:ND2	2.15	0.79
2:A2:867:GLU:HB3	6:D1:609:ILE:CD1	2.12	0.78
1:A3:1090:SER:HB2	6:D3:800:PRO:HA	1.65	0.78
11:I1:919:ALA:O	15:M1:592:LEU:HB2	1.83	0.78
11:I2:895:ARG:H	17:O3:239:GLN:CB	1.96	0.78
11:I2:920:PHE:HZ	17:O3:247:TRP:CZ3	2.01	0.78
18:P1:276:SER:HB2	18:P4:322:LYS:CD	2.09	0.78
1:A1:1204:TRP:CH2	2:A2:676:LEU:CD1	2.65	0.78
2:A4:1156:ASP:CA	3:A6:166:LEU:O	2.31	0.78
2:A4:1157:TYR:HB2	3:A6:133:LYS:HE2	1.65	0.78
3:A5:157:TRP:HB3	5:C2:742:ASP:O	1.83	0.78
3:A6:1411:ARG:N	26:X4:742:ALA:O	2.15	0.78
9:G1:270:ARG:HB2	16:N2:413:VAL:C	2.03	0.78
11:I1:837:MET:HE1	17:O1:243:LEU:N	1.82	0.78
11:I1:873:ILE:O	17:O1:251:ILE:HG23	1.81	0.78
11:I1:952:LEU:CG	16:N1:400:LEU:HD22	2.12	0.78
11:I1:984:GLU:HG3	15:M1:617:THR:HG22	1.64	0.78
11:I1:1104:LEU:CD1	16:N1:433:GLU:HA	2.06	0.78
11:I2:836:VAL:HG12	17:O3:244:GLU:CG	2.03	0.78
23:U1:314:ILE:HG22	23:U1:315:LEU:HG	1.64	0.78

*Continued on next page...*

*Continued from previous page...*

Atom-1	Atom-2	Interatomic distance (Å)	Clash overlap (Å)
1:A1:875:LEU:HD12	6:D3:276:GLY:O	1.82	0.78
1:A3:1017:THR:CB	6:D3:819:ASN:HB3	2.13	0.78
2:A4:875:LEU:O	6:D3:567:LEU:HD12	1.81	0.78
2:A4:1114:ILE:CD1	5:C4:731:LYS:CB	2.58	0.78
2:A4:1155:ASN:CB	3:A6:175:GLU:O	2.32	0.78
3:A5:1406:GLY:N	28:Z2:918:PHE:N	2.30	0.78
8:F1:982:PRO:HB2	11:I1:1388:GLU:OE2	1.83	0.78
11:I1:983:LEU:C	15:M1:617:THR:HG22	2.00	0.78
11:I1:994:ALA:H	17:O1:271:GLU:CG	1.89	0.78
11:I2:948:ALA:CB	17:O3:256:TYR:CA	2.61	0.78
11:I2:980:ILE:HD13	15:M3:622:VAL:HG23	0.82	0.78
11:I2:1036:PRO:CG	17:O3:287:LEU:HD21	2.14	0.78
11:I4:1267:LEU:HD22	26:X3:497:ARG:HE	1.47	0.78
21:S4:938:LEU:HD22	22:T4:905:ARG:HG3	1.64	0.78
24:V4:548:TYR:OH	25:W4:18:ASP:OD2	2.01	0.78
26:X3:155:LEU:O	26:X3:159:ILE:HG13	1.82	0.78
1:A3:1084:ARG:O	6:D3:797:GLY:CA	2.31	0.78
2:A4:867:GLU:N	6:D3:598:ILE:HG12	1.99	0.78
3:A5:166:LEU:CD2	5:C2:741:THR:O	2.24	0.78
3:A5:230:LYS:HB2	5:C2:739:MET:O	1.39	0.78
3:A6:1069:SER:O	3:A6:1078:ARG:NH1	2.16	0.78
8:F1:1202:TYR:HD1	17:O2:252:VAL:CG2	1.97	0.78
11:I1:894:VAL:HG21	17:O1:238:ALA:HB3	1.38	0.78
11:I1:931:VAL:HG13	15:M1:604:ASN:HB2	1.64	0.78
11:I1:984:GLU:HB2	15:M1:618:GLN:HG3	1.64	0.78
11:I1:987:GLY:H	15:M1:613:ASP:C	1.87	0.78
11:I2:890:TYR:CA	17:O3:238:ALA:C	2.52	0.78
11:I2:1049:LEU:HA	15:M3:622:VAL:HG11	1.65	0.78
17:O4:111:TYR:CE2	18:P4:321:ILE:HD13	2.18	0.78
2:A2:781:ARG:CD	6:D1:673:ARG:HH11	1.96	0.78
2:A4:879:LEU:CB	6:D3:564:ASN:CB	2.57	0.78
2:A4:1157:TYR:HB3	3:A6:133:LYS:HB3	1.66	0.78
9:G1:252:LEU:CD2	17:O2:254:ARG:HD3	2.13	0.78
11:I1:884:LEU:HD11	16:N1:400:LEU:HD11	1.64	0.78
11:I1:935:GLY:O	17:O1:261:LYS:NZ	2.15	0.78
11:I1:1668:HIS:C	11:I2:1668:HIS:CB	2.52	0.78
11:I2:952:LEU:C	16:N3:403:VAL:HG21	2.03	0.78
11:I2:1036:PRO:HG2	15:M3:622:VAL:C	2.03	0.78
11:I2:1042:LEU:O	16:N3:430:ARG:NE	2.17	0.78
21:S3:1097:LYS:HZ3	21:S3:1101:PHE:HE1	1.28	0.78
2:A2:1135:ARG:HA	3:A5:147:LEU:HD23	0.87	0.78

*Continued on next page...*

*Continued from previous page...*

Atom-1	Atom-2	Interatomic distance (Å)	Clash overlap (Å)
2:A4:864:ARG:CD	6:D3:607:PRO:C	2.52	0.78
2:A4:880:ALA:HA	6:D3:558:LYS:CE	2.13	0.78
2:A4:1161:ALA:CB	3:A6:165:PHE:CZ	2.43	0.78
3:A5:1374:ALA:HB3	28:Z2:824:PHE:CA	2.13	0.78
3:A6:1393:THR:HA	28:Z4:905:LEU:N	1.99	0.78
3:A6:1405:LEU:HD22	28:Z4:921:THR:H	1.49	0.78
6:D7:527:ASN:O	11:I3:181:GLN:NE2	2.17	0.78
11:I1:884:LEU:HD12	16:N1:400:LEU:HD12	0.79	0.78
11:I1:895:ARG:NE	17:O1:233:THR:CB	2.40	0.78
11:I2:966:TRP:CH2	20:R3:167:GLN:HG2	2.18	0.78
11:I2:1051:LYS:HE3	17:O3:289:ASP:N	1.99	0.78
24:V2:548:TYR:OH	25:W2:18:ASP:OD2	2.01	0.78
26:X2:155:LEU:O	26:X2:159:ILE:HG13	1.82	0.78
2:A2:965:LYS:HE3	6:D1:196:ILE:C	2.04	0.78
1:A3:1203:TYR:HB2	2:A4:730:THR:O	1.83	0.78
2:A4:861:GLN:CA	6:D3:606:LYS:NZ	2.46	0.78
2:A4:1161:ALA:HB1	3:A6:137:HIS:HE1	1.48	0.78
3:A5:1069:SER:O	3:A5:1078:ARG:NH1	2.16	0.78
3:A5:1376:LEU:HD13	28:Z2:807:ILE:O	1.84	0.78
8:F2:140:GLU:HB2	17:O4:237:PRO:HG2	1.41	0.78
11:I1:877:ILE:C	17:O1:252:VAL:H	1.62	0.78
11:I1:979:ALA:N	15:M1:621:ARG:HD3	1.92	0.78
11:I2:874:LEU:O	17:O3:251:ILE:O	2.01	0.78
11:I2:886:LEU:HD12	17:O3:245:GLU:HB2	1.66	0.78
11:I2:966:TRP:C	20:R3:153:GLN:CB	2.52	0.78
11:I2:966:TRP:HE3	20:R3:167:GLN:HB3	1.49	0.78
11:I4:1270:LYS:CE	26:X3:530:ARG:HG3	2.09	0.78
1:A1:871:ASN:HA	6:D3:279:HIS:H	1.49	0.78
1:A1:873:PRO:HB2	6:D3:218:LYS:HZ3	0.67	0.78
2:A2:867:GLU:HG3	6:D1:593:ARG:NH2	1.97	0.78
2:A2:989:MSE:HE3	6:D1:240:ASP:N	1.99	0.78
2:A4:983:LEU:CD1	6:D3:553:PHE:CB	2.51	0.78
2:A4:1132:PRO:HG2	3:A6:145:THR:HA	1.64	0.78
2:A4:1139:ILE:CA	3:A6:130:ILE:CG2	2.60	0.78
3:A5:777:LEU:HD12	3:A5:822:ILE:HD11	1.66	0.78
11:I1:981:VAL:HG13	20:R1:151:LYS:HB2	1.55	0.78
11:I2:890:TYR:HB2	17:O3:242:ARG:N	1.99	0.78
11:I2:921:GLU:O	15:M3:596:ILE:HB	1.83	0.78
11:I2:995:SER:CA	17:O3:267:ALA:CB	2.46	0.78
11:I3:1275:SER:HB3	26:X1:522:MET:O	1.82	0.78
18:P1:277:PRO:N	18:P4:322:LYS:HB3	1.99	0.78

*Continued on next page...*

*Continued from previous page...*

Atom-1	Atom-2	Interatomic distance (Å)	Clash overlap (Å)
2:A2:867:GLU:HB2	6:D1:605:THR:HB	1.66	0.78
2:A4:975:GLU:C	6:D3:496:LEU:O	2.22	0.78
2:A4:1121:LEU:HD21	3:A6:133:LYS:HE3	1.65	0.78
3:A6:1351:MSE:CB	28:Z4:917:ASP:N	2.40	0.78
3:A6:1351:MSE:HE2	28:Z4:912:ASP:O	0.98	0.78
3:A6:1355:VAL:O	28:Z4:877:ILE:CB	2.32	0.78
11:I1:1611:PHE:CZ	11:I2:1669:ARG:NH1	2.51	0.78
11:I1:1665:LEU:CD1	11:I2:1667:GLN:HE21	1.94	0.78
11:I1:1735:PHE:O	11:I2:1607:GLN:OE1	2.02	0.78
11:I2:955:LYS:HA	16:N3:399:HIS:CA	2.05	0.78
11:I2:1014:ASN:CB	16:N3:413:VAL:O	2.30	0.78
11:I2:1046:HIS:N	17:O3:280:GLU:HB3	1.99	0.78
11:I2:1049:LEU:H	20:R3:146:LEU:HD12	1.47	0.78
11:I2:1059:PRO:CB	17:O3:275:LEU:N	2.40	0.78
11:I3:1271:GLU:HB3	26:X1:525:ILE:HG22	1.60	0.78
17:O1:103:VAL:CG1	18:P1:326:GLN:NE2	2.39	0.78
23:U3:314:ILE:HG22	23:U3:315:LEU:HG	1.63	0.78
24:V3:548:TYR:OH	25:W3:18:ASP:OD2	2.01	0.78
1:A1:785:ILE:HD11	1:A1:825:ARG:HG2	1.66	0.78
2:A2:780:GLU:HB2	6:D1:677:GLN:CA	2.13	0.78
2:A4:171:HIS:NE2	6:D3:708:ASP:OD2	2.17	0.78
2:A4:970:PHE:CA	6:D3:192:TYR:OH	2.22	0.78
2:A4:974:PRO:CA	6:D3:499:LEU:CG	2.61	0.78
2:A4:982:THR:CB	6:D3:494:LEU:O	2.32	0.78
2:A4:982:THR:HB	6:D3:494:LEU:CA	2.14	0.78
3:A5:1033:GLN:HE21	11:I5:70:GLU:HB3	0.63	0.78
3:A6:1326:TRP:CD1	28:Z4:913:ILE:O	2.35	0.78
3:A6:1401:VAL:CG2	28:Z4:919:PHE:CB	2.62	0.78
11:I1:841:PHE:CE2	15:M1:588:MET:CE	2.66	0.78
11:I1:841:PHE:HB3	15:M1:588:MET:CB	2.13	0.78
11:I1:900:ARG:CG	17:O1:232:LYS:NZ	2.44	0.78
11:I1:922:ASP:C	15:M1:592:LEU:HB3	2.03	0.78
11:I1:923:GLY:C	15:M1:590:LYS:O	2.23	0.78
11:I2:880:MET:HG3	17:O3:251:ILE:HG13	1.64	0.78
11:I2:1104:LEU:HG	16:N3:433:GLU:CD	1.86	0.78
11:I4:1272:TYR:O	26:X3:524:SER:OG	2.02	0.78
11:I4:1277:LEU:N	26:X3:519:ILE:C	2.37	0.78
17:O3:154:ARG:HD2	18:P3:324:LEU:HD13	0.83	0.78
17:O3:162:LYS:HG3	18:P3:315:GLU:HB3	1.64	0.78
24:V4:416:ASP:HA	24:V4:443:THR:HG21	1.66	0.78
28:Z1:113:VAL:HG23	28:Z1:114:GLU:H	1.49	0.78

*Continued on next page...*

*Continued from previous page...*

Atom-1	Atom-2	Interatomic distance (Å)	Clash overlap (Å)
2:A2:874:VAL:CG2	6:D1:571:SER:HB2	2.13	0.77
2:A2:971:ALA:O	6:D1:203:PRO:CB	2.32	0.77
2:A2:986:THR:OG1	6:D1:497:PHE:HE1	1.44	0.77
2:A2:1152:ASP:CG	3:A5:171:HIS:HA	2.04	0.77
2:A4:988:ARG:HD2	6:D3:500:LYS:HG2	1.64	0.77
3:A5:157:TRP:HE1	5:C2:747:PRO:CA	1.97	0.77
5:C1:732:LYS:HG2	11:I1:1228:GLU:HG3	1.66	0.77
6:D7:529:VAL:N	11:I3:181:GLN:HE21	1.76	0.77
11:I1:840:LEU:CG	17:O1:244:GLU:HG2	1.88	0.77
11:I1:947:LEU:N	16:N1:407:ALA:HB1	1.98	0.77
11:I1:1037:THR:CG2	20:R1:169:GLY:C	2.48	0.77
11:I1:1669:ARG:CB	11:I2:1664:PHE:HE1	1.60	0.77
11:I2:922:ASP:OD1	15:M3:593:ALA:HB2	1.84	0.77
11:I2:950:LEU:CG	15:M3:606:LEU:CD2	2.61	0.77
11:I2:985:ARG:O	15:M3:613:ASP:OD2	2.00	0.77
11:I2:1017:VAL:HG22	17:O3:260:LEU:CD2	2.13	0.77
11:I2:1039:ALA:CB	20:R3:170:LEU:CA	2.62	0.77
11:I2:1103:LEU:HB3	20:R3:174:ARG:CB	2.02	0.77
11:I4:817:ASP:HB3	26:X3:498:SER:HB2	1.64	0.77
11:I4:1274:HIS:NE2	26:X3:531:LEU:HG	1.96	0.77
18:P1:277:PRO:HB3	18:P4:323:GLN:H	1.48	0.77
2:A2:874:VAL:HG11	6:D1:611:LYS:CB	2.09	0.77
2:A2:1094:ILE:CD1	6:D2:759:GLN:CD	2.52	0.77
2:A2:1130:ARG:NH2	3:A5:180:GLU:O	2.16	0.77
2:A2:1139:ILE:CA	3:A5:131:PRO:CD	2.61	0.77
2:A4:827:ILE:HA	6:D3:606:LYS:CB	2.13	0.77
2:A4:867:GLU:HB2	6:D3:605:THR:CB	2.13	0.77
2:A4:867:GLU:CB	6:D3:605:THR:CB	2.59	0.77
2:A4:1120:ASP:O	3:A6:136:GLU:OE2	2.02	0.77
11:I1:881:ILE:N	17:O1:250:LEU:N	2.33	0.77
11:I1:1021:ILE:HA	16:N1:406:HIS:HD1	1.44	0.77
11:I1:1029:LEU:CD1	20:R1:171:ALA:CA	2.33	0.77
11:I2:896:PRO:N	17:O3:233:THR:CA	2.46	0.77
11:I2:924:ILE:HD13	15:M3:595:MET:CG	2.12	0.77
11:I2:1039:ALA:O	20:R3:170:LEU:HD11	1.83	0.77
28:Z4:113:VAL:HG23	28:Z4:114:GLU:H	1.49	0.77
2:A2:826:ASN:OD1	6:D1:633:LYS:HB3	1.83	0.77
2:A2:980:ARG:CA	6:D1:473:GLU:HG3	2.14	0.77
2:A2:1131:ILE:CG1	3:A5:137:HIS:CB	2.63	0.77
1:A3:1021:LEU:CD1	6:D3:819:ASN:ND2	2.42	0.77
2:A4:861:GLN:C	6:D3:607:PRO:HG3	2.05	0.77

*Continued on next page...*

*Continued from previous page...*

Atom-1	Atom-2	Interatomic distance (Å)	Clash overlap (Å)
2:A4:1139:ILE:CA	3:A6:138:LEU:HD12	2.15	0.77
2:A4:1161:ALA:HB2	3:A6:137:HIS:CE1	2.14	0.77
3:A6:1408:GLU:HA	28:Z4:968:ARG:CB	2.14	0.77
11:I1:911:PRO:CA	15:M1:584:GLN:HE22	1.97	0.77
11:I1:934:LEU:CA	15:M1:602:MET:SD	2.68	0.77
11:I1:1038:ILE:HD12	20:R1:167:GLN:OE1	1.83	0.77
11:I1:1061:ASP:HA	17:O1:279:ILE:CD1	2.15	0.77
11:I1:1610:VAL:HG11	11:I2:1669:ARG:NH2	2.00	0.77
11:I2:937:TYR:HB3	17:O3:258:GLU:HA	1.65	0.77
11:I2:1020:ALA:HB3	16:N3:410:MET:CA	2.14	0.77
11:I2:1039:ALA:C	20:R3:170:LEU:CG	2.50	0.77
11:I3:1280:PRO:HD3	26:X1:523:LEU:HD13	1.61	0.77
11:I4:1274:HIS:HE1	26:X3:529:TRP:C	1.87	0.77
11:I4:1279:THR:CG2	26:X3:523:LEU:N	2.47	0.77
2:A4:1055:ARG:CD	6:D4:762:ARG:CA	2.61	0.77
2:A4:1139:ILE:HB	3:A6:138:LEU:HD12	1.67	0.77
3:A5:1022:SER:O	11:I5:95:LYS:HB2	1.74	0.77
3:A6:1363:ASP:OD1	28:Z4:869:HIS:CB	2.32	0.77
11:I1:1610:VAL:HG12	11:I2:1669:ARG:NH2	1.98	0.77
11:I2:976:ARG:NH2	20:R3:143:PHE:CG	2.52	0.77
2:A4:867:GLU:HG3	6:D3:605:THR:HG21	0.81	0.77
3:A6:1366:LEU:HD12	28:Z4:868:GLN:C	2.04	0.77
3:A6:1411:ARG:CB	28:Z4:968:ARG:CB	2.61	0.77
11:I1:880:MET:N	17:O1:250:LEU:H	1.81	0.77
11:I1:919:ALA:O	15:M1:592:LEU:CD2	2.31	0.77
11:I1:980:ILE:HB	15:M1:618:GLN:HA	1.65	0.77
11:I1:1043:LEU:HD12	20:R1:170:LEU:HD22	1.65	0.77
11:I1:1055:GLU:HG2	17:O1:280:GLU:HG2	1.64	0.77
11:I2:924:ILE:HD13	15:M3:595:MET:HG2	1.65	0.77
11:I2:978:LYS:CD	20:R3:152:LYS:C	2.34	0.77
11:I3:1271:GLU:OE1	26:X1:504:ILE:HG22	1.83	0.77
11:I3:1272:TYR:C	26:X1:526:CYS:N	2.01	0.77
11:I4:1278:ALA:HB2	26:X3:517:ASP:HA	1.66	0.77
18:P1:276:SER:C	18:P4:322:LYS:HD2	2.03	0.77
1:A1:1201:ARG:NE	2:A2:734:LEU:CB	2.48	0.77
2:A2:876:ARG:HH12	6:D1:563:GLU:H	1.32	0.77
1:A3:832:ASN:CG	6:D1:302:PRO:HB3	2.04	0.77
2:A4:779:ASP:O	6:D3:679:ILE:CB	2.31	0.77
2:A4:826:ASN:ND2	6:D3:633:LYS:HB2	2.00	0.77
3:A5:1379:GLY:HA2	28:Z2:816:THR:N	2.00	0.77
11:I1:843:GLU:CG	15:M1:587:GLU:CD	2.41	0.77

*Continued on next page...*

*Continued from previous page...*

Atom-1	Atom-2	Interatomic distance (Å)	Clash overlap (Å)
11:I1:935:GLY:H	15:M1:605:THR:N	1.82	0.77
11:I1:938:CYS:O	17:O1:260:LEU:O	2.02	0.77
11:I1:1064:LYS:CB	16:N1:427:VAL:HG11	1.84	0.77
11:I2:880:MET:N	17:O3:251:ILE:N	2.32	0.77
11:I2:966:TRP:N	20:R3:154:ALA:CB	2.47	0.77
11:I3:1278:ALA:H	26:X1:519:ILE:HG22	0.73	0.77
2:A2:872:ALA:HB1	6:D1:565:MET:CB	2.15	0.77
2:A2:1139:ILE:CA	3:A5:131:PRO:HD2	2.12	0.77
1:A3:785:ILE:HD11	1:A3:825:ARG:HG2	1.67	0.77
2:A4:1154:PHE:O	3:A6:176:LEU:O	2.03	0.77
3:A5:1033:GLN:OE1	11:I5:71:GLU:HA	1.84	0.77
3:A5:1392:ARG:HG3	28:Z2:867:LYS:HA	1.65	0.77
3:A6:777:LEU:HD12	3:A6:822:ILE:HD11	1.66	0.77
8:F1:1264:ARG:HH12	17:O2:264:ILE:HD13	1.50	0.77
9:G1:258:LYS:HZ3	16:N2:408:MET:HA	1.49	0.77
9:G2:256:GLN:H	17:O4:262:ASP:CG	1.88	0.77
11:I1:879:VAL:O	17:O1:246:LEU:C	1.90	0.77
11:I1:884:LEU:CD2	17:O1:246:LEU:HD11	1.83	0.77
11:I1:931:VAL:HG21	15:M1:604:ASN:OD1	1.81	0.77
11:I1:957:SER:OG	16:N1:399:HIS:CD2	2.38	0.77
11:I1:1040:HIS:ND1	15:M1:623:LEU:CD1	2.44	0.77
11:I2:1018:LYS:HE2	16:N3:413:VAL:CG1	2.15	0.77
11:I3:1275:SER:OG	26:X1:522:MET:CA	2.14	0.77
1:A1:777:LEU:HD12	1:A1:822:ILE:HD11	1.66	0.77
1:A1:868:GLN:CA	6:D3:280:GLN:HB3	2.14	0.77
2:A2:873:PRO:C	6:D1:563:GLU:HB3	2.03	0.77
2:A4:872:ALA:HB1	6:D3:565:MET:HE2	0.78	0.77
2:A4:876:ARG:HG3	6:D3:558:LYS:HA	1.67	0.77
2:A4:975:GLU:CA	6:D3:496:LEU:HA	2.15	0.77
2:A4:985:ALA:HB1	6:D3:501:LEU:N	2.00	0.77
2:A4:1156:ASP:O	3:A6:176:LEU:CD2	2.07	0.77
3:A5:177:ILE:HD11	5:C2:740:ARG:CZ	2.14	0.77
3:A5:999:SER:HA	11:I5:62:GLU:C	1.76	0.77
3:A6:157:TRP:N	5:C4:741:THR:HG21	1.97	0.77
3:A6:1372:THR:HB	28:Z4:822:SER:O	1.84	0.77
8:F1:1205:TRP:CD1	17:O2:251:ILE:HG23	2.19	0.77
11:I1:990:GLU:HG3	15:M1:614:ASP:HB2	1.66	0.77
11:I1:1104:LEU:CA	16:N1:436:ALA:HB1	2.14	0.77
11:I2:950:LEU:HD22	16:N3:410:MET:HE3	1.64	0.77
11:I2:1055:GLU:CG	17:O3:277:GLU:O	2.31	0.77
11:I3:1276:GLN:C	26:X1:522:MET:HB2	2.04	0.77

*Continued on next page...*



*Continued from previous page...*

Atom-1	Atom-2	Interatomic distance (Å)	Clash overlap (Å)
11:I4:1278:ALA:HB1	26:X3:520:GLU:OE2	0.82	0.77
17:O3:147:ALA:CB	18:P3:328:PRO:HG2	2.08	0.77
24:V1:548:TYR:OH	25:W1:18:ASP:OD2	2.01	0.77
2:A2:867:GLU:C	6:D1:598:ILE:HG21	2.06	0.77
2:A2:909:LYS:CA	6:D1:552:TYR:OH	2.31	0.77
2:A2:1126:VAL:CG1	3:A5:139:ASN:HB2	2.14	0.77
2:A4:1154:PHE:HB3	5:C4:733:LEU:HD11	1.66	0.77
3:A5:1098:ARG:HE	11:I5:29:GLN:CG	1.97	0.77
3:A6:1366:LEU:HD13	28:Z4:866:GLU:O	1.85	0.77
11:I1:874:LEU:HD23	17:O1:252:VAL:CG1	2.13	0.77
11:I1:919:ALA:HB3	16:N1:389:PHE:HA	1.64	0.77
11:I1:1607:GLN:HE21	11:I2:1736:LEU:CD1	1.94	0.77
11:I1:1667:GLN:CD	11:I2:1665:LEU:CB	2.46	0.77
11:I2:947:LEU:C	17:O3:256:TYR:CD2	2.44	0.77
11:I2:1040:HIS:NE2	16:N3:437:VAL:CG1	2.46	0.77
11:I2:1052:LEU:HD13	16:N3:438:LEU:CD2	2.14	0.77
11:I2:1105:TRP:CD1	16:N3:432:TYR:CZ	2.45	0.77
2:A4:861:GLN:CA	6:D3:607:PRO:CD	2.60	0.77
3:A5:1024:ASP:C	11:I5:68:ILE:CD1	2.54	0.77
3:A6:1401:VAL:HG22	28:Z4:912:ASP:CB	2.15	0.77
11:I2:925:LEU:CD1	20:R3:156:GLY:N	2.42	0.77
24:V3:416:ASP:HA	24:V3:443:THR:HG21	1.66	0.77
26:X4:141:ASN:O	26:X4:145:ASN:ND2	2.18	0.77
1:A1:1200:ARG:HB3	2:A2:727:ASN:C	2.06	0.76
2:A2:980:ARG:HA	6:D1:473:GLU:OE2	1.85	0.76
2:A2:989:MSE:CB	6:D1:500:LYS:HE3	2.14	0.76
1:A3:1221:ILE:CD1	2:A4:642:ARG:CA	2.62	0.76
3:A5:1310:ARG:NH2	28:Z2:827:GLN:HA	1.97	0.76
3:A6:150:PHE:HE2	5:C4:740:ARG:O	1.67	0.76
8:F1:1137:GLN:NE2	17:O2:249:ARG:N	2.27	0.76
11:I1:849:LEU:HD12	17:O1:247:TRP:CD2	2.20	0.76
11:I1:877:ILE:HG23	17:O1:253:LEU:HB2	1.62	0.76
11:I1:955:LYS:HE2	16:N1:397:GLU:HA	1.67	0.76
11:I1:1603:ARG:HH12	11:I2:1662:ARG:HD3	0.94	0.76
11:I2:833:PHE:CE2	17:O3:241:SER:C	2.59	0.76
11:I2:899:LEU:HD11	17:O3:234:LEU:CB	2.15	0.76
11:I2:948:ALA:HB3	17:O3:256:TYR:CB	2.08	0.76
11:I3:1275:SER:HB2	26:X1:508:LEU:HD21	1.67	0.76
11:I4:1273:GLU:C	26:X3:522:MET:O	2.21	0.76
1:A1:868:GLN:O	6:D3:277:ASN:HB3	1.85	0.76
1:A1:1201:ARG:HH11	2:A2:734:LEU:HD23	1.47	0.76

*Continued on next page...*

*Continued from previous page...*

Atom-1	Atom-2	Interatomic distance (Å)	Clash overlap (Å)
2:A2:1132:PRO:HD2	3:A5:158:ALA:O	1.84	0.76
2:A2:1142:PHE:CZ	3:A5:567:VAL:N	2.53	0.76
1:A3:1091:VAL:HG23	6:D3:805:GLY:C	2.05	0.76
1:A3:1399:ARG:HB3	2:A4:884:ARG:HE	1.49	0.76
2:A4:868:GLN:OE1	6:D3:570:VAL:C	2.23	0.76
3:A5:785:ILE:HD11	3:A5:825:ARG:HG2	1.67	0.76
3:A6:1351:MSE:CB	28:Z4:918:PHE:CB	2.62	0.76
11:I1:881:ILE:CD1	17:O1:253:LEU:HD12	2.14	0.76
11:I1:1037:THR:HB	15:M1:624:ASN:ND2	1.98	0.76
11:I2:920:PHE:O	15:M3:595:MET:CB	2.30	0.76
11:I2:1020:ALA:HA	16:N3:405:ALA:O	1.84	0.76
17:O1:104:ASP:CG	18:P1:322:LYS:HE3	2.02	0.76
17:O4:107:THR:HG21	18:P4:321:ILE:HD11	1.67	0.76
3:A5:1310:ARG:O	28:Z2:830:LEU:O	2.04	0.76
3:A6:157:TRP:CH2	5:C4:747:PRO:HB3	2.20	0.76
3:A6:233:THR:CA	5:C4:737:LYS:HB2	2.15	0.76
3:A6:1151:THR:CA	5:C6:733:LEU:HD12	2.15	0.76
11:I1:917:TYR:O	15:M1:588:MET:SD	2.44	0.76
11:I1:956:ILE:HG12	15:M1:599:ILE:HD13	1.68	0.76
11:I1:1611:PHE:CB	11:I2:1672:VAL:HG22	2.16	0.76
11:I2:946:THR:H	17:O3:260:LEU:N	1.45	0.76
11:I2:1043:LEU:CD2	16:N3:430:ARG:O	2.31	0.76
17:O4:110:LEU:CG	18:P4:321:ILE:HB	2.14	0.76
1:A1:1222:ALA:CA	2:A2:615:LEU:HD13	2.16	0.76
2:A2:873:PRO:HA	6:D1:563:GLU:CB	2.16	0.76
2:A2:1149:THR:N	3:A5:172:PRO:HB2	2.01	0.76
1:A3:1198:GLU:O	2:A4:729:SER:O	2.03	0.76
2:A4:172:PRO:HG3	6:D3:781:ARG:NE	2.01	0.76
2:A4:1134:GLU:H	3:A6:145:THR:CA	1.96	0.76
3:A5:1011:TYR:OH	11:I5:54:LYS:HG2	1.85	0.76
3:A6:1351:MSE:HE1	28:Z4:913:ILE:N	2.01	0.76
9:G1:262:SER:HB3	17:O2:256:TYR:CZ	2.21	0.76
9:G1:270:ARG:HD3	16:N2:414:ALA:HA	1.68	0.76
11:I1:879:VAL:O	17:O1:247:TRP:N	2.18	0.76
11:I2:828:VAL:O	17:O3:237:PRO:CB	2.33	0.76
11:I2:896:PRO:N	17:O3:233:THR:C	2.39	0.76
11:I2:954:GLU:CA	16:N3:403:VAL:HG22	2.15	0.76
11:I2:955:LYS:NZ	17:O3:249:ARG:HH21	1.84	0.76
26:X2:141:ASN:O	26:X2:145:ASN:ND2	2.18	0.76
2:A2:978:ASP:H	6:D1:492:VAL:HG12	1.50	0.76
2:A4:978:ASP:HB2	6:D3:476:VAL:HG22	1.63	0.76

*Continued on next page...*

*Continued from previous page...*

Atom-1	Atom-2	Interatomic distance (Å)	Clash overlap (Å)
3:A6:785:ILE:HD11	3:A6:825:ARG:HG2	1.67	0.76
3:A6:1390:LEU:HB3	28:Z4:867:LYS:N	2.01	0.76
11:I1:989:GLY:O	15:M1:608:LYS:HG3	1.84	0.76
11:I1:1042:LEU:HB2	20:R1:170:LEU:HD12	1.65	0.76
11:I1:1048:GLU:HG2	17:O1:288:GLU:HG3	1.67	0.76
11:I1:1113:LEU:C	16:N1:435:ALA:HB1	2.05	0.76
11:I1:1669:ARG:CB	11:I2:1664:PHE:HZ	1.60	0.76
11:I2:887:GLN:HB2	16:N3:393:ILE:CG1	2.13	0.76
11:I2:1029:LEU:HD22	16:N3:437:VAL:CG2	2.16	0.76
11:I3:1271:GLU:N	26:X1:529:TRP:HB2	2.01	0.76
11:I3:1278:ALA:N	26:X1:519:ILE:HB	2.01	0.76
11:I5:1279:THR:HG23	26:X2:520:GLU:C	2.00	0.76
1:A1:1332:ARG:CZ	6:D1:682:ASN:N	2.49	0.76
2:A2:1156:ASP:OD2	3:A5:171:HIS:CB	2.34	0.76
1:A3:1048:ARG:CZ	6:D3:819:ASN:CG	2.37	0.76
2:A4:782:VAL:HG23	6:D3:677:GLN:CA	2.15	0.76
2:A4:1135:ARG:NH1	3:A6:167:TRP:HZ3	1.83	0.76
3:A6:1388:ALA:HA	28:Z4:866:GLU:N	2.00	0.76
11:I1:925:LEU:C	15:M1:597:LYS:HG3	2.06	0.76
11:I1:950:LEU:CD1	16:N1:406:HIS:O	2.23	0.76
11:I1:1027:ALA:HB3	20:R1:172:ASP:CG	2.06	0.76
11:I1:1041:GLN:HB2	15:M1:620:VAL:N	2.00	0.76
11:I1:1114:VAL:HG21	16:N1:432:TYR:O	1.82	0.76
11:I1:1114:VAL:HG21	16:N1:436:ALA:HB2	1.67	0.76
11:I2:955:LYS:HZ1	16:N3:400:LEU:HD12	1.50	0.76
11:I2:1019:LEU:HD22	16:N3:412:ASN:ND2	2.00	0.76
17:O3:151:LEU:CD2	18:P3:325:ILE:CG1	0.76	0.76
1:A1:832:ASN:OD1	6:D3:298:ASN:HB2	1.85	0.76
1:A1:1091:VAL:CB	6:D1:804:SER:OG	2.33	0.76
1:A1:1204:TRP:CZ3	2:A2:757:LEU:CD1	2.69	0.76
2:A2:1164:TYR:N	4:B5:342:ARG:HG2	2.01	0.76
1:A3:1201:ARG:N	2:A4:729:SER:C	2.34	0.76
2:A4:227:SER:CB	6:D3:708:ASP:O	2.33	0.76
3:A6:1361:ARG:CB	28:Z4:875:LEU:CB	2.63	0.76
9:G1:257:THR:CB	17:O2:250:LEU:HA	2.16	0.76
11:I1:877:ILE:HG21	17:O1:253:LEU:C	2.05	0.76
11:I1:955:LYS:NZ	16:N1:397:GLU:HA	1.99	0.76
11:I1:1019:LEU:HD13	16:N1:412:ASN:ND2	2.01	0.76
11:I1:1059:PRO:HD3	17:O1:276:GLY:C	2.02	0.76
11:I2:797:LEU:HB3	17:O3:245:GLU:HG2	1.68	0.76
11:I2:841:PHE:C	15:M3:591:ASP:HB2	2.05	0.76

*Continued on next page...*

*Continued from previous page...*

Atom-1	Atom-2	Interatomic distance (Å)	Clash overlap (Å)
11:I2:958:THR:HB	16:N3:399:HIS:CB	2.16	0.76
11:I2:964:SER:O	20:R3:153:GLN:CD	2.24	0.76
11:I2:965:ALA:HB3	20:R3:165:SER:H	1.50	0.76
11:I2:1030:ARG:HH11	20:R3:175:GLN:CG	1.97	0.76
11:I3:1278:ALA:O	26:X1:520:GLU:CG	2.33	0.76
11:I4:1274:HIS:NE2	26:X3:530:ARG:N	2.33	0.76
18:P1:276:SER:HA	18:P4:319:VAL:HG12	1.67	0.76
1:A1:1201:ARG:CD	2:A2:734:LEU:CD2	2.59	0.76
1:A1:1224:PRO:CD	2:A2:734:LEU:HD22	2.13	0.76
1:A3:1201:ARG:O	2:A4:731:ILE:O	2.04	0.76
2:A4:781:ARG:HH21	6:D3:633:LYS:CE	1.96	0.76
2:A4:864:ARG:CB	6:D3:608:ILE:H	1.99	0.76
2:A4:978:ASP:C	6:D3:475:ALA:HB3	2.05	0.76
3:A5:1395:LYS:CA	28:Z2:874:ASN:N	2.49	0.76
6:D5:283:LEU:HD12	6:D5:284:GLY:N	2.01	0.76
6:D6:283:LEU:HD12	6:D6:284:GLY:N	2.01	0.76
8:F1:1261:TYR:CE1	17:O2:263:GLN:HB2	2.01	0.76
11:I1:920:PHE:HZ	17:O1:247:TRP:CD2	2.02	0.76
11:I1:928:LEU:HD21	20:R1:155:GLU:HB2	1.67	0.76
11:I1:1017:VAL:HG13	16:N1:410:MET:HB3	1.65	0.76
11:I1:1021:ILE:HG13	16:N1:410:MET:CA	2.16	0.76
11:I1:1100:ILE:O	20:R1:174:ARG:NH2	2.19	0.76
11:I2:888:GLU:H	16:N3:393:ILE:HG22	1.45	0.76
11:I2:1029:LEU:N	20:R3:171:ALA:N	2.11	0.76
11:I2:1046:HIS:HB2	17:O3:280:GLU:C	2.07	0.76
11:I2:1049:LEU:HG	17:O3:291:ASP:HB2	1.66	0.76
11:I2:1050:SER:C	17:O3:290:TYR:HB2	2.05	0.76
11:I2:1109:LEU:HD21	17:O3:287:LEU:CD1	2.16	0.76
11:I3:1267:LEU:HG	26:X1:529:TRP:CE2	2.21	0.76
11:I3:1267:LEU:HA	26:X1:529:TRP:HA	1.67	0.76
17:O4:110:LEU:C	18:P1:278:ASN:HD22	1.89	0.76
24:V1:416:ASP:HA	24:V1:443:THR:HG21	1.66	0.76
1:A1:1399:ARG:HH21	2:A2:885:LEU:C	1.75	0.76
2:A2:988:ARG:HH22	6:D1:498:GLU:C	1.89	0.76
1:A3:1223:GLU:O	2:A4:724:LEU:HA	1.86	0.76
2:A4:870:HIS:CD2	6:D3:566:PHE:CD1	2.72	0.76
2:A4:876:ARG:HD2	6:D3:559:ASP:N	1.99	0.76
2:A4:908:LEU:HD23	6:D3:601:PHE:C	2.07	0.76
2:A4:982:THR:HB	6:D3:494:LEU:C	2.07	0.76
2:A4:1157:TYR:CE2	3:A6:131:PRO:HB2	2.06	0.76
3:A5:1026:PRO:CG	11:I5:73:TYR:HB2	2.16	0.76

*Continued on next page...*

*Continued from previous page...*

Atom-1	Atom-2	Interatomic distance (Å)	Clash overlap (Å)
3:A5:1094:ILE:HG23	11:I5:4:LEU:HB2	0.76	0.76
8:F1:1267:ARG:CG	17:O2:265:ASN:O	2.27	0.76
11:I1:884:LEU:HD21	15:M1:595:MET:SD	2.26	0.76
11:I1:947:LEU:CD1	16:N1:411:GLN:CB	2.64	0.76
11:I1:996:LEU:HD23	16:N1:410:MET:CE	2.07	0.76
11:I1:1023:ASP:OD2	16:N1:405:ALA:HB1	1.85	0.76
11:I1:1043:LEU:HD23	16:N1:430:ARG:HB2	1.68	0.76
11:I2:944:GLU:C	17:O3:256:TYR:HA	2.06	0.76
26:X3:141:ASN:O	26:X3:145:ASN:ND2	2.18	0.76
2:A2:1131:ILE:CB	3:A5:137:HIS:CB	2.55	0.76
2:A4:861:GLN:HA	6:D3:607:PRO:HD3	1.67	0.76
2:A4:987:LYS:CE	6:D3:555:ARG:HG2	2.16	0.76
3:A5:1151:THR:CA	5:C5:733:LEU:HD12	2.15	0.76
3:A5:1367:THR:C	28:Z2:825:TYR:O	2.24	0.76
3:A6:220:VAL:CB	5:C4:738:ASP:O	2.33	0.76
4:B6:345:LYS:CB	5:C4:737:LYS:CE	2.23	0.76
9:G1:253:SER:OG	15:M2:601:ASP:CG	2.24	0.76
11:I1:880:MET:CB	17:O1:247:TRP:O	2.32	0.76
11:I1:924:ILE:HD12	15:M1:595:MET:HG2	1.65	0.76
11:I1:1031:ALA:O	20:R1:173:LEU:HA	1.86	0.76
11:I1:1055:GLU:CG	17:O1:280:GLU:HG3	2.13	0.76
11:I1:1110:SER:H	16:N1:437:VAL:C	1.90	0.76
11:I2:840:LEU:CD2	17:O3:247:TRP:CD1	2.69	0.76
11:I2:966:TRP:N	20:R3:154:ALA:CA	2.49	0.76
11:I2:1040:HIS:HD1	15:M3:623:LEU:HD12	1.45	0.76
11:I2:1040:HIS:CB	15:M3:619:ILE:HG21	2.12	0.76
11:I2:1046:HIS:O	17:O3:284:LYS:CG	2.33	0.76
11:I4:1269:ARG:C	26:X3:528:GLU:CA	1.82	0.76
1:A1:873:PRO:CG	6:D3:218:LYS:HZ2	2.00	0.75
2:A2:223:THR:HG1	6:D1:709:ARG:NH2	1.83	0.75
2:A2:862:LEU:N	6:D1:606:LYS:CE	2.31	0.75
2:A2:970:PHE:CB	6:D1:498:GLU:OE1	2.34	0.75
2:A2:1151:THR:CG2	5:C2:734:VAL:CB	2.61	0.75
1:A3:1226:LEU:CA	2:A4:728:LYS:HB2	1.95	0.75
2:A4:874:VAL:HB	6:D3:571:SER:H	1.50	0.75
2:A4:909:LYS:CG	6:D3:552:TYR:CZ	2.42	0.75
2:A4:982:THR:HG23	6:D3:496:LEU:HB2	1.64	0.75
2:A4:989:MSE:HG3	6:D3:500:LYS:HD2	1.68	0.75
2:A4:1118:GLN:HG2	3:A6:132:ASP:CB	2.16	0.75
2:A4:1151:THR:CG2	5:C4:734:VAL:CB	2.61	0.75
3:A5:1029:ILE:CG2	11:I5:69:GLY:C	2.08	0.75

*Continued on next page...*

*Continued from previous page...*

Atom-1	Atom-2	Interatomic distance (Å)	Clash overlap (Å)
3:A5:1056:PHE:CD2	11:I5:37:GLU:CG	2.66	0.75
3:A5:1357:GLU:N	28:Z2:878:HIS:O	2.01	0.75
3:A6:1387:ILE:O	28:Z4:866:GLU:C	2.25	0.75
8:F2:1091:SER:C	17:O4:244:GLU:HB3	2.05	0.75
9:G1:255:LEU:CA	15:M2:602:MET:HB3	2.13	0.75
11:I1:797:LEU:CG	17:O1:245:GLU:CG	2.64	0.75
11:I1:976:ARG:HH12	15:M1:622:VAL:HA	1.49	0.75
11:I1:1049:LEU:HB3	17:O1:291:ASP:HB2	1.68	0.75
11:I2:891:LEU:CD1	16:N3:393:ILE:HD13	2.13	0.75
11:I2:945:LEU:C	17:O3:260:LEU:H	1.90	0.75
11:I2:1030:ARG:H	20:R3:172:ASP:C	1.89	0.75
11:I3:1273:GLU:HB3	26:X1:526:CYS:C	2.07	0.75
2:A2:980:ARG:NH2	6:D1:503:LEU:CD1	2.48	0.75
2:A2:980:ARG:HB2	6:D1:526:LEU:CB	2.16	0.75
2:A4:876:ARG:HA	6:D3:564:ASN:CG	1.73	0.75
2:A4:1130:ARG:O	3:A6:161[A]:ASP:CB	2.31	0.75
3:A5:999:SER:HB3	11:I5:64:LYS:CG	2.16	0.75
3:A6:1387:ILE:HB	28:Z4:864:PHE:HA	0.90	0.75
11:I1:948:ALA:N	17:O1:256:TYR:CD2	2.53	0.75
11:I1:1023:ASP:CG	16:N1:405:ALA:HB1	2.05	0.75
11:I2:1029:LEU:CD1	16:N3:433:GLU:HG2	1.95	0.75
11:I3:1269:ARG:HA	26:X1:524:SER:O	1.86	0.75
22:T3:829:MET:HE3	22:T3:846:MET:HG2	1.68	0.75
2:A2:973:GLU:HB3	6:D1:498:GLU:CG	2.16	0.75
2:A2:989:MSE:SE	6:D1:241:ALA:H	2.19	0.75
2:A2:1126:VAL:O	3:A5:137:HIS:C	2.24	0.75
1:A3:1221:ILE:HD11	2:A4:642:ARG:CA	2.16	0.75
2:A4:1167:CYS:SG	4:B6:342:ARG:N	2.59	0.75
3:A6:1394:VAL:CG1	28:Z4:869:HIS:C	2.52	0.75
6:D3:283:LEU:HD12	6:D3:284:GLY:N	2.01	0.75
9:G2:256:GLN:CB	17:O4:262:ASP:H	2.00	0.75
11:I1:880:MET:CA	17:O1:250:LEU:H	1.99	0.75
11:I1:916:ALA:HB3	15:M1:586:ASP:CB	2.11	0.75
11:I1:966:TRP:CZ2	20:R1:166:LEU:HA	2.22	0.75
11:I1:1063:GLN:O	16:N1:428:ASP:CB	2.34	0.75
11:I1:1668:HIS:O	11:I2:1668:HIS:HB3	1.87	0.75
11:I2:942:HIS:CG	17:O3:259:ASP:OD1	2.37	0.75
11:I2:1030:ARG:HD3	20:R3:175:GLN:OE1	1.86	0.75
11:I2:1038:ILE:CD1	15:M3:620:VAL:HB	2.17	0.75
11:I2:1048:GLU:CB	17:O3:284:LYS:O	2.33	0.75
28:Z3:113:VAL:HG23	28:Z3:114:GLU:H	1.49	0.75

*Continued on next page...*

*Continued from previous page...*

Atom-1	Atom-2	Interatomic distance (Å)	Clash overlap (Å)
2:A2:1143:LEU:HG	3:A5:131:PRO:N	2.01	0.75
2:A4:874:VAL:O	6:D3:567:LEU:HB3	1.85	0.75
2:A4:1139:ILE:CB	3:A6:138:LEU:HD12	2.17	0.75
3:A6:188:ALA:CA	5:C4:746:PRO:O	2.34	0.75
3:A6:1399:ARG:HE	28:Z4:945:VAL:CB	1.93	0.75
11:I1:920:PHE:H	16:N1:393:ILE:CG1	1.99	0.75
11:I1:932:VAL:HG12	15:M1:605:THR:HG22	1.69	0.75
11:I1:946:THR:HG23	17:O1:260:LEU:H	1.46	0.75
11:I1:990:GLU:HG3	17:O1:275:LEU:CD2	2.04	0.75
11:I1:1668:HIS:CB	11:I2:1668:HIS:O	2.33	0.75
11:I2:797:LEU:HD13	17:O3:245:GLU:HA	0.83	0.75
11:I2:1043:LEU:HA	16:N3:430:ARG:CG	2.16	0.75
11:I3:1278:ALA:CB	26:X1:520:GLU:N	2.45	0.75
11:I4:1275:SER:CB	26:X3:525:ILE:HD12	2.17	0.75
17:O3:148:ARG:HD2	18:P3:325:ILE:HG23	1.68	0.75
26:X1:141:ASN:O	26:X1:145:ASN:ND2	2.18	0.75
1:A1:1402:ASP:H	2:A2:884:ARG:NH1	1.85	0.75
2:A2:1114:ILE:CD1	5:C2:731:LYS:CB	2.58	0.75
2:A4:1148:ARG:O	5:C4:730:HIS:N	2.20	0.75
3:A6:180:GLU:CB	5:C4:744:PHE:HZ	2.00	0.75
3:A6:232:LEU:CD2	5:C4:740:ARG:CG	2.62	0.75
8:F1:1138:TRP:N	17:O2:244:GLU:O	2.20	0.75
8:F1:1266:MET:HE2	17:O2:262:ASP:OD1	1.86	0.75
11:I1:797:LEU:CD2	17:O1:241:SER:OG	2.35	0.75
11:I1:922:ASP:CA	15:M1:592:LEU:HD23	2.16	0.75
11:I1:945:LEU:CG	17:O1:258:GLU:N	2.49	0.75
11:I1:1021:ILE:CG1	16:N1:410:MET:CA	2.62	0.75
11:I1:1063:GLN:C	16:N1:428:ASP:CB	2.53	0.75
11:I1:1109:LEU:HG	16:N1:438:LEU:CD2	2.16	0.75
11:I2:1030:ARG:CB	20:R3:172:ASP:O	2.35	0.75
11:I2:1034:ASP:CG	15:M3:630:LEU:HD13	2.05	0.75
11:I2:1054:ILE:C	17:O3:281:ALA:CB	2.54	0.75
11:I4:767:ASP:OD1	11:I4:771:ASN:ND2	2.20	0.75
17:O3:151:LEU:HD22	18:P3:325:ILE:CG1	0.70	0.75
24:V2:416:ASP:HA	24:V2:443:THR:HG21	1.66	0.75
24:V3:292:ILE:HD12	24:V3:292:ILE:H	1.52	0.75
2:A2:1141:GLU:N	3:A5:130:ILE:N	2.33	0.75
3:A5:1365:VAL:CG2	28:Z2:838:GLN:CB	2.64	0.75
3:A5:1381:ALA:CB	28:Z2:810:ASP:HA	2.17	0.75
3:A6:1384:ALA:O	28:Z4:863:ASP:CA	2.35	0.75
6:D1:283:LEU:HD12	6:D1:284:GLY:N	2.01	0.75

*Continued on next page...*

*Continued from previous page...*

Atom-1	Atom-2	Interatomic distance (Å)	Clash overlap (Å)
6:D2:283:LEU:HD12	6:D2:284:GLY:N	2.01	0.75
6:D7:283:LEU:HD12	6:D7:284:GLY:N	2.01	0.75
9:G2:263:MET:CE	17:O4:263:GLN:OE1	2.35	0.75
11:I1:841:PHE:O	15:M1:588:MET:HA	1.86	0.75
11:I1:937:TYR:HB3	17:O1:258:GLU:N	2.01	0.75
11:I1:958:THR:HB	16:N1:399:HIS:CA	2.16	0.75
11:I1:965:ALA:CB	20:R1:164:PRO:HA	2.17	0.75
11:I1:1038:ILE:C	15:M1:620:VAL:HG22	2.06	0.75
11:I1:1114:VAL:H	16:N1:435:ALA:CB	1.88	0.75
11:I1:1605:LEU:CD1	11:I2:1669:ARG:CD	2.39	0.75
11:I2:833:PHE:CE2	17:O3:242:ARG:N	2.55	0.75
11:I2:898:VAL:HG12	17:O3:235:ASN:HB3	1.69	0.75
11:I2:951:LYS:CB	17:O3:253:LEU:CD2	2.56	0.75
11:I5:535:ASP:C	25:W2:8:HIS:N	2.39	0.75
1:A1:1197:ALA:HB1	2:A2:728:LYS:NZ	1.86	0.75
2:A4:864:ARG:NE	6:D3:610:ASN:OD1	2.19	0.75
2:A4:988:ARG:HD2	6:D3:500:LYS:HG3	1.63	0.75
2:A4:1161:ALA:HB3	3:A6:137:HIS:NE2	1.99	0.75
3:A5:232:LEU:H	5:C2:740:ARG:CD	1.97	0.75
3:A5:1398:LYS:CG	28:Z2:873:LEU:O	2.34	0.75
3:A6:234:LEU:H	5:C4:737:LYS:HB3	1.49	0.75
3:A6:1335:ALA:HB2	28:Z4:962:LYS:CB	2.15	0.75
3:A6:1412:MSE:CA	28:Z4:964:LEU:CB	2.65	0.75
3:A6:1414:PHE:N	28:Z4:964:LEU:HA	1.99	0.75
8:F1:1265:GLN:CD	17:O2:258:GLU:O	2.24	0.75
11:I1:797:LEU:CG	17:O1:245:GLU:HG2	2.16	0.75
11:I1:882:LYS:CB	17:O1:245:GLU:CB	2.60	0.75
11:I1:945:LEU:HD23	17:O1:259:ASP:CA	2.14	0.75
11:I1:1029:LEU:C	20:R1:172:ASP:O	2.25	0.75
11:I1:1662:ARG:CD	11:I2:1603:ARG:NH1	2.33	0.75
11:I2:925:LEU:CD1	20:R3:156:GLY:CA	2.63	0.75
11:I2:952:LEU:O	16:N3:403:VAL:HG21	1.85	0.75
11:I2:977:ASN:HB2	20:R3:150:ASN:HB2	1.68	0.75
11:I5:767:ASP:OD1	11:I5:771:ASN:ND2	2.20	0.75
17:O4:111:TYR:N	18:P1:278:ASN:HD22	1.84	0.75
2:A2:870:HIS:HE2	6:D1:551:PHE:C	1.89	0.75
2:A2:1160:GLN:HG3	3:A5:166:LEU:O	1.87	0.75
1:A3:777:LEU:HD12	1:A3:822:ILE:HD11	1.66	0.75
2:A4:1136:LYS:CE	3:A6:139:ASN:C	2.55	0.75
3:A5:1024:ASP:HB2	11:I5:94:GLU:C	2.06	0.75
3:A5:1026:PRO:HG3	11:I5:102:ILE:HD13	1.68	0.75

*Continued on next page...*



*Continued from previous page...*

Atom-1	Atom-2	Interatomic distance (Å)	Clash overlap (Å)
9:G1:262:SER:CA	17:O2:256:TYR:OH	2.35	0.75
11:I1:881:ILE:HG13	17:O1:249:ARG:C	2.06	0.75
11:I1:899:LEU:O	17:O1:232:LYS:CE	2.34	0.75
11:I1:980:ILE:O	15:M1:618:GLN:HA	1.85	0.75
11:I1:1043:LEU:HD23	16:N1:430:ARG:CB	2.17	0.75
11:I1:1045:PHE:CE1	16:N1:431:VAL:O	2.38	0.75
11:I2:841:PHE:CG	15:M3:588:MET:HG3	2.21	0.75
11:I2:890:TYR:CA	17:O3:238:ALA:O	2.35	0.75
11:I2:934:LEU:HB2	15:M3:601:ASP:O	1.87	0.75
11:I2:977:ASN:O	20:R3:148:ALA:CA	2.32	0.75
11:I2:1048:GLU:H	17:O3:287:LEU:HD22	1.48	0.75
11:I4:1274:HIS:ND1	26:X3:531:LEU:HD11	2.01	0.75
11:I4:1276:GLN:NE2	26:X3:526:CYS:SG	2.58	0.75
17:O4:110:LEU:H	18:P4:318:PRO:CB	1.99	0.75
24:V4:292:ILE:HD12	24:V4:292:ILE:H	1.52	0.75
2:A2:865:ALA:O	6:D1:608:ILE:HD13	1.87	0.75
2:A2:1154:PHE:HB3	5:C2:733:LEU:HD11	1.66	0.75
1:A3:1056:PHE:CE2	6:D3:808:ASN:N	2.52	0.75
1:A3:1399:ARG:HB3	2:A4:884:ARG:NE	2.02	0.75
2:A4:869:ALA:HA	6:D3:548:LEU:HD11	1.69	0.75
2:A4:1138:GLU:N	3:A6:138:LEU:CD1	2.50	0.75
3:A5:230:LYS:N	5:C2:739:MET:HE2	2.02	0.75
3:A5:1369:ILE:CD1	28:Z2:832:PHE:H	1.90	0.75
3:A5:1372:THR:HB	28:Z2:828:LEU:CA	2.17	0.75
3:A6:157:TRP:HH2	5:C4:747:PRO:N	1.83	0.75
9:G1:251:TYR:O	15:M2:602:MET:SD	2.45	0.75
9:G1:256:GLN:NE2	9:G1:263:MET:SD	2.60	0.75
11:I1:913:ALA:N	15:M1:584:GLN:NE2	2.31	0.75
11:I1:947:LEU:HD11	16:N1:411:GLN:CB	2.17	0.75
11:I1:955:LYS:CD	17:O1:249:ARG:NH2	2.49	0.75
11:I1:1043:LEU:CD2	16:N1:430:ARG:HB2	2.17	0.75
11:I2:891:LEU:CA	17:O3:239:GLN:HB3	2.11	0.75
11:I2:1052:LEU:HG	17:O3:283:ALA:HB1	1.67	0.75
21:S2:176:MET:HE2	21:S2:212:LEU:CD1	2.14	0.75
21:S3:176:MET:HE2	21:S3:212:LEU:CD1	2.15	0.75
22:T1:829:MET:HE3	22:T1:846:MET:HG2	1.68	0.75
23:U1:70:LEU:HD22	23:U1:343:ILE:HD11	1.68	0.75
1:A1:1204:TRP:HD1	2:A2:731:ILE:HG13	1.52	0.74
2:A2:872:ALA:CB	6:D1:565:MET:CE	2.65	0.74
3:A5:1029:ILE:O	11:I5:69:GLY:O	2.05	0.74
3:A6:177:ILE:HA	5:C4:740:ARG:NH1	2.01	0.74

*Continued on next page...*

*Continued from previous page...*

Atom-1	Atom-2	Interatomic distance (Å)	Clash overlap (Å)
4:B6:345:LYS:N	5:C4:737:LYS:CD	2.49	0.74
8:F1:158:PRO:CD	11:I1:1207:PRO:CD	2.64	0.74
11:I1:998:ALA:CB	17:O1:267:ALA:HB2	2.17	0.74
11:I1:1048:GLU:CD	20:R1:143:PHE:HB2	2.08	0.74
11:I2:898:VAL:CB	17:O3:236:ASP:CA	2.61	0.74
11:I2:950:LEU:O	16:N3:403:VAL:HG13	1.86	0.74
11:I2:955:LYS:H	16:N3:403:VAL:HG23	0.59	0.74
11:I2:1040:HIS:NE2	16:N3:437:VAL:HG21	2.02	0.74
11:I2:1045:PHE:CZ	16:N3:434:LEU:CB	2.50	0.74
11:I2:1103:LEU:HD22	20:R3:174:ARG:HB3	1.69	0.74
11:I3:767:ASP:OD1	11:I3:771:ASN:ND2	2.20	0.74
11:I3:1266:ALA:O	26:X1:527:VAL:O	2.05	0.74
1:A1:1054:SER:OG	6:D1:809:ALA:CB	2.35	0.74
2:A2:823:VAL:O	2:A2:856:PHE:CE1	2.40	0.74
2:A2:982:THR:CG2	6:D1:494:LEU:HA	2.16	0.74
2:A2:983:LEU:HB2	6:D1:528:PHE:HE1	1.47	0.74
2:A4:781:ARG:HH12	6:D3:674:TYR:HE1	1.35	0.74
2:A4:823:VAL:O	2:A4:856:PHE:CE1	2.40	0.74
2:A4:827:ILE:O	2:A4:863:GLN:HB3	0.92	0.74
2:A4:869:ALA:CA	6:D3:570:VAL:HG13	2.12	0.74
3:A5:1368:GLN:CD	28:Z2:840:PHE:CB	2.52	0.74
3:A6:1368:GLN:HE21	28:Z4:825:TYR:HA	1.51	0.74
9:G1:254:ASN:ND2	17:O2:261:LYS:HE2	2.03	0.74
11:I1:874:LEU:CA	17:O1:252:VAL:HA	2.17	0.74
11:I1:885:GLU:OE2	17:O1:249:ARG:NH1	2.20	0.74
11:I1:955:LYS:HG2	16:N1:397:GLU:O	1.87	0.74
11:I1:989:GLY:CA	15:M1:614:ASP:OD1	2.35	0.74
11:I1:1018:LYS:N	16:N1:413:VAL:H	1.85	0.74
11:I1:1048:GLU:HA	20:R1:143:PHE:HE1	1.50	0.74
11:I2:952:LEU:HD12	16:N3:400:LEU:CD2	2.17	0.74
11:I2:1039:ALA:HB3	20:R3:170:LEU:N	2.02	0.74
11:I3:1270:LYS:HZ3	26:X1:530:ARG:HG2	1.48	0.74
22:T4:829:MET:HE3	22:T4:846:MET:HG2	1.67	0.74
2:A4:968:SER:OG	6:D3:201:LEU:CA	2.34	0.74
2:A4:980:ARG:N	6:D3:473:GLU:HA	2.00	0.74
3:A6:1391:ARG:HD2	28:Z4:869:HIS:H	0.63	0.74
3:A6:1398:LYS:C	28:Z4:886:LEU:C	2.43	0.74
6:D4:283:LEU:HD12	6:D4:284:GLY:N	2.01	0.74
11:I1:1109:LEU:CG	16:N1:438:LEU:HD23	2.15	0.74
11:I2:1020:ALA:CB	16:N3:409:ALA:N	2.44	0.74
11:I2:1040:HIS:HE1	15:M3:623:LEU:HD11	0.96	0.74

*Continued on next page...*

*Continued from previous page...*

Atom-1	Atom-2	Interatomic distance (Å)	Clash overlap (Å)
21:S1:176:MET:HE3	21:S1:232:LEU:HD13	1.67	0.74
23:U4:70:LEU:HD22	23:U4:343:ILE:HD11	1.68	0.74
24:V1:292:ILE:H	24:V1:292:ILE:HD12	1.52	0.74
26:X2:152:LEU:HD21	26:X2:182:LEU:HB3	1.70	0.74
1:A1:1332:ARG:O	6:D1:637:LYS:HD2	1.85	0.74
1:A3:1048:ARG:NE	6:D3:790:ARG:NH2	2.34	0.74
1:A3:1099:GLN:HE21	11:I2:1415:SER:C	1.74	0.74
2:A4:872:ALA:HB3	6:D3:565:MET:CE	1.80	0.74
2:A4:877:ALA:N	6:D3:563:GLU:HB3	1.94	0.74
2:A4:978:ASP:O	6:D3:476:VAL:N	2.21	0.74
3:A5:1363:ASP:OD2	28:Z2:872:TYR:CA	2.32	0.74
11:I1:767:ASP:OD1	11:I1:771:ASN:ND2	2.20	0.74
11:I1:900:ARG:HG3	17:O1:232:LYS:HZ2	1.49	0.74
11:I1:912:VAL:N	15:M1:584:GLN:HE21	1.84	0.74
11:I1:934:LEU:C	15:M1:605:THR:OG1	2.22	0.74
11:I1:1046:HIS:CG	17:O1:280:GLU:O	2.41	0.74
11:I1:1056:PRO:HB3	17:O1:278:GLU:HG3	1.69	0.74
11:I1:1068:HIS:HE1	16:N1:431:VAL:CB	2.01	0.74
11:I2:895:ARG:CD	17:O3:234:LEU:HD12	2.15	0.74
11:I2:1031:ALA:HB3	20:R3:168:LEU:CD2	2.14	0.74
11:I2:1038:ILE:HG23	15:M3:617:THR:HA	1.69	0.74
1:A1:834:GLU:CB	6:D3:302:PRO:CB	2.65	0.74
2:A2:226:PRO:HD3	6:D1:708:ASP:CB	1.76	0.74
2:A2:864:ARG:NH1	6:D1:610:ASN:CG	2.40	0.74
2:A2:873:PRO:HA	6:D1:563:GLU:HB3	1.70	0.74
2:A2:970:PHE:CA	6:D1:202:GLN:HG3	2.17	0.74
2:A4:867:GLU:CD	6:D3:593:ARG:NH2	2.38	0.74
2:A4:976:LEU:CD1	6:D3:472:PHE:CD2	2.60	0.74
2:A4:1122:LEU:HB2	3:A6:132:ASP:C	2.07	0.74
3:A5:1026:PRO:HD3	11:I5:102:ILE:HD12	1.67	0.74
3:A6:1310:ARG:H	28:Z4:827:GLN:HA	1.50	0.74
3:A6:1395:LYS:HB3	28:Z4:889:LEU:C	2.08	0.74
3:A6:1395:LYS:CB	28:Z4:889:LEU:C	2.55	0.74
11:I1:1048:GLU:OE2	20:R1:143:PHE:HA	1.87	0.74
11:I2:767:ASP:OD1	11:I2:771:ASN:ND2	2.20	0.74
11:I2:896:PRO:CA	17:O3:232:LYS:C	2.45	0.74
11:I2:945:LEU:HD12	17:O3:258:GLU:H	1.52	0.74
11:I2:957:SER:CB	20:R3:167:GLN:O	2.35	0.74
11:I2:977:ASN:CA	20:R3:150:ASN:CB	1.89	0.74
22:T3:871:TYR:CE1	22:T3:910:MET:HB3	2.23	0.74
28:Z2:113:VAL:HG23	28:Z2:114:GLU:H	1.49	0.74

*Continued on next page...*

*Continued from previous page...*

Atom-1	Atom-2	Interatomic distance (Å)	Clash overlap (Å)
1:A1:870:HIS:CB	6:D3:279:HIS:CA	2.66	0.74
1:A1:1201:ARG:HH11	2:A2:734:LEU:HD21	1.50	0.74
1:A1:1223:GLU:OE1	2:A2:761:GLN:OE1	2.05	0.74
2:A4:977:VAL:C	6:D3:492:VAL:HG12	2.07	0.74
3:A5:1135:ARG:HE	5:C5:743:LEU:HD12	1.52	0.74
3:A5:1160:GLN:HE21	5:C5:740:ARG:HD2	1.52	0.74
11:I1:834:SER:CA	17:O1:237:PRO:O	2.32	0.74
11:I1:884:LEU:HD13	16:N1:396:ILE:HG22	0.75	0.74
11:I1:887:GLN:O	17:O1:239:GLN:OE1	2.06	0.74
11:I1:950:LEU:H	16:N1:407:ALA:HB2	1.52	0.74
11:I1:1663:LYS:CD	11:I2:1663:LYS:N	2.17	0.74
11:I2:980:ILE:CA	15:M3:618:GLN:CA	2.53	0.74
11:I2:1029:LEU:HD22	16:N3:437:VAL:HG21	1.69	0.74
11:I2:1039:ALA:HB2	20:R3:170:LEU:HB2	1.69	0.74
11:I2:1054:ILE:C	17:O3:281:ALA:N	2.35	0.74
23:U3:70:LEU:HD22	23:U3:343:ILE:HD11	1.68	0.74
2:A2:227:SER:HB3	6:D1:712:ASP:N	2.02	0.74
2:A2:876:ARG:N	6:D1:564:ASN:O	2.19	0.74
2:A2:978:ASP:O	6:D1:473:GLU:CA	2.35	0.74
2:A2:1148:ARG:O	5:C2:730:HIS:N	2.20	0.74
2:A4:971:ALA:H	6:D3:202:GLN:CG	1.87	0.74
3:A6:220:VAL:CG1	5:C4:738:ASP:C	2.38	0.74
3:A6:1395:LYS:CD	28:Z4:889:LEU:O	2.35	0.74
11:I1:923:GLY:HA3	15:M1:591:ASP:N	2.03	0.74
11:I1:946:THR:N	17:O1:256:TYR:CD2	2.56	0.74
11:I1:947:LEU:CB	17:O1:256:TYR:CZ	2.50	0.74
11:I1:948:ALA:CB	17:O1:252:VAL:O	2.36	0.74
11:I1:965:ALA:HB1	20:R1:164:PRO:HA	1.69	0.74
11:I1:980:ILE:HG12	15:M1:621:ARG:HB3	1.67	0.74
11:I1:1052:LEU:CD1	17:O1:287:LEU:HD11	2.16	0.74
11:I2:841:PHE:C	15:M3:591:ASP:CB	2.56	0.74
11:I2:936:LYS:HA	15:M3:609:GLY:CA	2.18	0.74
11:I2:995:SER:HA	17:O3:267:ALA:CA	2.06	0.74
11:I2:1058:GLY:HA3	17:O3:277:GLU:O	1.87	0.74
18:P2:320:GLN:HG3	18:P3:278:ASN:CG	2.08	0.74
2:A2:872:ALA:HB1	6:D1:565:MET:SD	2.27	0.74
2:A4:1158:ALA:O	4:B6:342:ARG:N	2.19	0.74
3:A5:229:SER:C	5:C2:739:MET:HE2	2.07	0.74
3:A5:996:ASN:CG	11:I5:57:GLU:N	2.14	0.74
3:A6:165:PHE:CD1	5:C4:743:LEU:HD22	2.23	0.74
3:A6:1331:GLU:CD	28:Z4:952:ASN:O	2.26	0.74

*Continued on next page...*

*Continued from previous page...*

Atom-1	Atom-2	Interatomic distance (Å)	Clash overlap (Å)
8:F1:1138:TRP:CA	17:O2:244:GLU:HB3	2.16	0.74
11:I1:873:ILE:C	17:O1:251:ILE:CG2	2.54	0.74
11:I1:911:PRO:C	15:M1:584:GLN:NE2	2.41	0.74
11:I1:961:ARG:O	20:R1:165:SER:HB3	1.87	0.74
11:I1:1026:TYR:CZ	20:R1:175:GLN:CD	2.61	0.74
11:I1:1046:HIS:HB2	17:O1:280:GLU:CA	2.17	0.74
11:I1:1669:ARG:NE	11:I2:1605:LEU:HB2	2.03	0.74
11:I2:900:ARG:HG3	17:O3:232:LYS:CE	2.17	0.74
11:I2:946:THR:HA	17:O3:257:ALA:O	1.87	0.74
11:I2:955:LYS:CB	16:N3:403:VAL:HG23	2.18	0.74
11:I2:982:GLN:H	15:M3:621:ARG:NH1	1.85	0.74
11:I2:1109:LEU:CD1	17:O3:286:ILE:CG2	2.34	0.74
11:I3:1268:LYS:O	26:X1:524:SER:O	2.06	0.74
11:I3:1276:GLN:N	26:X1:522:MET:CB	2.32	0.74
17:O4:107:THR:C	18:P4:318:PRO:HG3	2.08	0.74
22:T4:871:TYR:CE1	22:T4:910:MET:HB3	2.23	0.74
24:V2:292:ILE:HD12	24:V2:292:ILE:H	1.52	0.74
26:X1:152:LEU:HD21	26:X1:182:LEU:HB3	1.70	0.74
2:A2:779:ASP:H	6:D1:678:GLY:CA	1.91	0.74
2:A2:986:THR:HG1	6:D1:497:PHE:HE1	0.76	0.74
3:A5:1092:ASN:HA	11:I5:33:THR:CG2	2.17	0.74
3:A6:1401:VAL:O	28:Z4:922:LEU:CB	2.36	0.74
8:F1:1137:GLN:CD	17:O2:249:ARG:CB	2.55	0.74
8:F1:1137:GLN:HB3	17:O2:248:SER:H	0.58	0.74
9:G1:254:ASN:HD21	17:O2:261:LYS:HE2	1.51	0.74
11:I1:924:ILE:HD13	15:M1:595:MET:SD	2.27	0.74
11:I1:942:HIS:N	17:O1:259:ASP:O	2.20	0.74
11:I1:980:ILE:C	15:M1:618:GLN:HA	2.09	0.74
11:I1:1038:ILE:HG13	20:R1:167:GLN:HG3	1.68	0.74
22:T2:871:TYR:CE1	22:T2:910:MET:HB3	2.23	0.74
26:X3:152:LEU:HD21	26:X3:182:LEU:HB3	1.70	0.74
1:A1:1223:GLU:CG	2:A2:724:LEU:HB3	2.17	0.74
2:A2:977:VAL:C	6:D1:496:LEU:CD1	2.50	0.74
2:A4:1156:ASP:OD1	3:A6:166:LEU:O	2.06	0.74
3:A5:230:LYS:C	5:C2:736:ASN:ND2	2.42	0.74
3:A6:232:LEU:HA	5:C4:738:ASP:CB	2.14	0.74
8:F1:1262:HIS:NE2	17:O2:259:ASP:CB	2.35	0.74
9:G2:256:GLN:NE2	9:G2:263:MET:SD	2.60	0.74
11:I1:853:ILE:HG23	17:O1:254:ARG:CG	2.18	0.74
11:I1:920:PHE:CD1	17:O1:243:LEU:HD22	2.23	0.74
11:I1:952:LEU:C	16:N1:403:VAL:CB	2.56	0.74

*Continued on next page...*

*Continued from previous page...*

Atom-1	Atom-2	Interatomic distance (Å)	Clash overlap (Å)
11:I1:987:GLY:HA3	15:M1:611:LYS:HG2	0.74	0.74
11:I1:1037:THR:CG2	20:R1:170:LEU:N	2.48	0.74
11:I1:1103:LEU:O	20:R1:174:ARG:NE	2.07	0.74
11:I1:1109:LEU:CA	16:N1:441:PHE:H	2.01	0.74
11:I2:873:ILE:HG22	17:O3:255:GLY:HA2	1.68	0.74
11:I2:911:PRO:CB	15:M3:584:GLN:HE22	1.69	0.74
21:S1:1037:CYS:HB3	21:S1:1039:GLU:HG2	1.70	0.74
22:T1:871:TYR:CE1	22:T1:910:MET:HB3	2.23	0.74
1:A1:1332:ARG:CD	6:D1:636:ASP:OD1	2.34	0.73
2:A2:874:VAL:HG23	6:D1:571:SER:HB2	1.70	0.73
2:A2:978:ASP:N	6:D1:496:LEU:HD12	2.02	0.73
2:A4:198:VAL:O	4:B4:353:LEU:HB2	1.88	0.73
2:A4:867:GLU:CB	6:D3:605:THR:HG21	2.16	0.73
2:A4:874:VAL:HG12	6:D3:608:ILE:HG22	1.70	0.73
2:A4:980:ARG:HD2	6:D3:526:LEU:H	1.53	0.73
3:A5:232:LEU:CD1	5:C2:740:ARG:CA	2.66	0.73
3:A5:999:SER:CB	11:I5:63:PRO:HD2	2.17	0.73
3:A5:1313:LYS:HB2	28:Z2:830:LEU:C	2.08	0.73
3:A6:1351:MSE:CB	28:Z4:917:ASP:CA	2.38	0.73
3:A6:1366:LEU:CD1	28:Z4:868:GLN:C	2.55	0.73
11:I1:945:LEU:CD2	17:O1:258:GLU:CB	2.45	0.73
11:I1:984:GLU:OE2	15:M1:615:PRO:C	2.25	0.73
11:I1:1017:VAL:HG13	17:O1:260:LEU:HD21	1.70	0.73
11:I1:1021:ILE:CG2	16:N1:406:HIS:CE1	2.67	0.73
11:I1:1034:ASP:HB2	15:M1:630:LEU:HD13	1.69	0.73
11:I1:1070:LEU:HB2	16:N1:429:GLU:HB3	1.70	0.73
11:I1:1610:VAL:HG13	11:I2:1673:VAL:HG21	1.68	0.73
2:A2:198:VAL:O	4:B2:353:LEU:HB2	1.88	0.73
2:A4:861:GLN:NE2	6:D3:607:PRO:CB	2.49	0.73
2:A4:970:PHE:HB3	6:D3:498:GLU:HB3	1.70	0.73
3:A6:1364:GLN:CB	28:Z4:846:SER:CA	2.09	0.73
3:A6:1406:GLY:H	28:Z4:924:ARG:H	1.28	0.73
11:I1:880:MET:CB	17:O1:250:LEU:H	2.00	0.73
11:I1:880:MET:C	17:O1:249:ARG:HB3	2.07	0.73
11:I1:895:ARG:NH2	17:O1:233:THR:CG2	2.51	0.73
11:I2:990:GLU:HB3	17:O3:272:SER:CB	2.17	0.73
11:I2:1021:ILE:CD1	16:N3:410:MET:HE2	2.18	0.73
11:I2:1029:LEU:CD1	16:N3:433:GLU:HG3	2.15	0.73
11:I2:1049:LEU:HD11	17:O3:291:ASP:OD1	1.88	0.73
21:S1:1032:ILE:CD1	21:S1:1054:LEU:HB2	2.14	0.73
2:A2:777:LEU:HA	6:D1:678:GLY:HA3	1.66	0.73

*Continued on next page...*

*Continued from previous page...*

Atom-1	Atom-2	Interatomic distance (Å)	Clash overlap (Å)
2:A2:782:VAL:N	6:D1:677:GLN:N	2.36	0.73
2:A2:827:ILE:CD1	2:A2:859:GLN:CB	2.61	0.73
2:A2:876:ARG:HG3	6:D1:558:LYS:HG2	1.69	0.73
2:A4:865:ALA:N	6:D3:604:ASP:O	2.20	0.73
2:A4:868:GLN:HE21	6:D3:608:ILE:CB	1.88	0.73
2:A4:1161:ALA:CA	3:A6:180:GLU:OE2	2.36	0.73
3:A6:234:LEU:CD2	5:C4:737:LYS:O	2.36	0.73
3:A6:1135:ARG:HE	5:C6:743:LEU:HD12	1.53	0.73
8:F1:1264:ARG:HH12	17:O2:264:ILE:HA	1.53	0.73
11:I1:881:ILE:CD1	17:O1:253:LEU:CD1	2.59	0.73
11:I1:1026:TYR:CD1	20:R1:175:GLN:OE1	2.41	0.73
11:I1:1036:PRO:HD2	15:M1:623:LEU:O	1.88	0.73
11:I1:1049:LEU:CD1	15:M1:626:HIS:HD2	1.56	0.73
11:I1:1052:LEU:CA	17:O1:283:ALA:O	2.35	0.73
11:I1:1611:PHE:HA	11:I2:1673:VAL:H	1.48	0.73
11:I2:989:GLY:CA	15:M3:614:ASP:CB	2.66	0.73
11:I4:1271:GLU:N	26:X3:529:TRP:CD1	2.55	0.73
21:S2:408:THR:HG22	21:S2:418:TYR:HB2	1.70	0.73
26:X4:152:LEU:HD21	26:X4:182:LEU:HB3	1.70	0.73
1:A1:1224:PRO:N	2:A2:731:ILE:HD13	2.04	0.73
1:A1:1332:ARG:HD2	6:D1:636:ASP:CG	2.09	0.73
2:A2:780:GLU:CA	6:D1:678:GLY:N	2.51	0.73
2:A2:989:MSE:CA	6:D1:500:LYS:CE	2.66	0.73
2:A2:1142:PHE:CD2	3:A5:128:HIS:O	2.23	0.73
1:A3:1332:ARG:CZ	6:D3:636:ASP:OD1	2.36	0.73
2:A4:861:GLN:O	6:D3:607:PRO:HD3	1.73	0.73
2:A4:867:GLU:OE2	6:D3:605:THR:HB	1.89	0.73
3:A6:157:TRP:CH2	5:C4:747:PRO:CB	2.70	0.73
3:A6:180:GLU:HG2	5:C4:744:PHE:HZ	1.53	0.73
8:F1:1202:TYR:HD1	17:O2:252:VAL:HG21	1.52	0.73
11:I1:885:GLU:C	16:N1:397:GLU:CD	2.46	0.73
11:I2:841:PHE:HA	15:M3:591:ASP:CG	2.08	0.73
11:I2:896:PRO:CD	17:O3:233:THR:O	2.35	0.73
11:I2:899:LEU:CD2	17:O3:231:ASP:OD1	2.36	0.73
11:I2:942:HIS:H	17:O3:263:GLN:N	1.86	0.73
11:I2:1048:GLU:C	17:O3:287:LEU:HD23	2.07	0.73
11:I5:1277:LEU:CD2	26:X2:517:ASP:HB2	2.18	0.73
21:S1:1016:LYS:CE	21:S1:1039:GLU:HG3	2.19	0.73
21:S4:176:MET:HE2	21:S4:212:LEU:CD1	2.15	0.73
21:S4:1032:ILE:CD1	21:S4:1054:LEU:HB2	2.14	0.73
2:A2:827:ILE:O	2:A2:863:GLN:HB3	0.92	0.73

*Continued on next page...*

*Continued from previous page...*

Atom-1	Atom-2	Interatomic distance (Å)	Clash overlap (Å)
3:A6:1356:SER:OG	28:Z4:884:GLU:N	2.17	0.73
8:F1:1264:ARG:NH1	17:O2:264:ILE:HA	2.03	0.73
11:I1:841:PHE:CE2	15:M1:588:MET:HE1	2.23	0.73
11:I1:957:SER:HA	20:R1:168:LEU:HG	1.69	0.73
11:I1:1048:GLU:OE2	20:R1:143:PHE:CA	2.36	0.73
11:I2:1061:ASP:CB	17:O3:278:GLU:HB2	2.18	0.73
11:I3:617:ARG:NH1	11:I3:658:ARG:O	2.22	0.73
17:O3:158:GLU:HG2	18:P3:315:GLU:C	2.09	0.73
21:S3:408:THR:HG22	21:S3:418:TYR:HB2	1.70	0.73
21:S4:408:THR:HG22	21:S4:418:TYR:HB2	1.70	0.73
2:A2:979:GLY:HA2	6:D1:472:PHE:HB2	0.73	0.73
2:A4:965:LYS:CE	6:D3:196:ILE:O	2.32	0.73
2:A4:1125:LEU:C	3:A6:137:HIS:C	2.41	0.73
2:A4:1154:PHE:C	3:A6:175:GLU:HB2	2.08	0.73
3:A5:150:PHE:CE2	5:C2:742:ASP:N	2.56	0.73
3:A6:233:THR:CA	5:C4:737:LYS:N	2.47	0.73
3:A6:1358:LEU:HD22	28:Z4:876:LEU:N	2.03	0.73
8:F1:1261:TYR:CD2	17:O2:259:ASP:CG	2.49	0.73
11:I1:834:SER:N	17:O1:237:PRO:HB3	2.03	0.73
11:I1:1051:LYS:NZ	17:O1:289:ASP:H	1.86	0.73
11:I2:882:LYS:HG3	17:O3:249:ARG:CA	2.17	0.73
11:I2:934:LEU:O	15:M3:606:LEU:N	2.06	0.73
11:I2:949:CYS:HB2	15:M3:606:LEU:HD13	1.71	0.73
11:I2:1044:GLY:O	17:O3:280:GLU:CD	2.08	0.73
2:A2:965:LYS:CE	6:D1:196:ILE:C	2.57	0.73
2:A2:1164:TYR:CG	4:B5:342:ARG:CG	2.69	0.73
1:A3:1054:SER:O	6:D3:809:ALA:HB2	1.82	0.73
2:A4:971:ALA:CA	6:D3:202:GLN:HG2	2.15	0.73
2:A4:986:THR:HB	6:D3:504:LYS:CE	2.18	0.73
3:A5:229:SER:C	5:C2:739:MET:CE	2.56	0.73
11:I1:884:LEU:HD13	16:N1:396:ILE:HG23	1.59	0.73
11:I1:923:GLY:HA2	15:M1:589:GLY:O	1.88	0.73
11:I1:965:ALA:H	20:R1:165:SER:CB	1.98	0.73
11:I1:986:ASN:C	15:M1:613:ASP:N	2.21	0.73
11:I2:617:ARG:NH1	11:I2:658:ARG:O	2.22	0.73
11:I2:948:ALA:CB	17:O3:253:LEU:C	2.44	0.73
11:I2:1040:HIS:CG	15:M3:623:LEU:HD13	2.19	0.73
11:I3:1270:LYS:N	26:X1:529:TRP:H	1.85	0.73
11:I3:1274:HIS:O	26:X1:508:LEU:HD23	1.88	0.73
17:O1:103:VAL:CG1	18:P1:326:GLN:HE21	1.90	0.73
17:O4:106:HIS:O	18:P4:318:PRO:HD3	1.88	0.73

*Continued on next page...*



*Continued from previous page...*

Atom-1	Atom-2	Interatomic distance (Å)	Clash overlap (Å)
21:S3:1032:ILE:CD1	21:S3:1054:LEU:HB2	2.14	0.73
23:U2:70:LEU:HD22	23:U2:343:ILE:HD11	1.68	0.73
2:A2:871:ASN:CA	6:D1:567:LEU:O	2.34	0.73
2:A4:827:ILE:C	2:A4:863:GLN:HB3	1.81	0.73
2:A4:869:ALA:CB	6:D3:583:ILE:HD13	2.17	0.73
2:A4:873:PRO:CG	6:D3:572:GLU:CD	2.57	0.73
2:A4:1125:LEU:O	3:A6:137:HIS:HA	1.84	0.73
3:A5:1414:PHE:CG	28:Z2:960:CYS:CB	2.60	0.73
3:A6:1388:ALA:HA	28:Z4:865:LYS:CB	2.19	0.73
9:G2:256:GLN:HB3	17:O4:262:ASP:H	1.53	0.73
11:I1:840:LEU:HB3	17:O1:243:LEU:HB3	1.69	0.73
11:I1:874:LEU:O	17:O1:252:VAL:CG2	2.36	0.73
11:I1:913:ALA:H	15:M1:584:GLN:HE21	1.35	0.73
11:I1:918:SER:CB	16:N1:389:PHE:CD1	2.44	0.73
11:I1:919:ALA:CA	16:N1:389:PHE:CA	2.59	0.73
11:I1:922:ASP:O	15:M1:593:ALA:CA	2.32	0.73
11:I1:1110:SER:N	16:N1:437:VAL:O	2.20	0.73
11:I1:1543:LEU:C	12:J2:300:ILE:HA	2.09	0.73
11:I2:797:LEU:HD11	17:O3:244:GLU:O	1.89	0.73
11:I2:944:GLU:CB	17:O3:256:TYR:CD1	2.72	0.73
11:I2:965:ALA:HB3	20:R3:154:ALA:HA	1.71	0.73
11:I2:1055:GLU:O	17:O3:278:GLU:CB	2.36	0.73
21:S2:100:GLU:O	21:S2:103:ASP:N	2.21	0.73
21:S3:1016:LYS:CE	21:S3:1039:GLU:HG3	2.19	0.73
1:A1:1332:ARG:O	6:D1:637:LYS:HD3	1.88	0.73
2:A4:1135:ARG:NH1	3:A6:167:TRP:CZ3	2.57	0.73
2:A4:1161:ALA:HB2	3:A6:137:HIS:NE2	2.03	0.73
3:A5:1026:PRO:N	11:I5:66:LEU:HG	2.03	0.73
3:A5:1093:THR:OG1	11:I5:37:GLU:HG3	1.88	0.73
3:A5:1365:VAL:HG21	28:Z2:838:GLN:CA	2.16	0.73
3:A6:1351:MSE:HB3	28:Z4:917:ASP:C	1.78	0.73
8:F1:1392:LEU:HD21	17:O2:266:GLN:NE2	2.03	0.73
11:I1:617:ARG:NH1	11:I1:658:ARG:O	2.22	0.73
11:I1:917:TYR:CE2	15:M1:591:ASP:N	2.55	0.73
11:I1:946:THR:O	16:N1:407:ALA:HB2	1.88	0.73
11:I1:950:LEU:CA	16:N1:403:VAL:CG1	2.67	0.73
11:I2:960:SER:O	20:R3:165:SER:HB2	1.87	0.73
11:I4:1270:LYS:HD2	26:X3:530:ARG:N	2.03	0.73
23:U2:250:LEU:HD13	24:V2:317:GLY:HA3	1.70	0.73
23:U4:250:LEU:HD13	24:V4:317:GLY:HA3	1.70	0.73
26:X2:241:GLU:HG2	26:X2:328:LEU:HD13	1.71	0.73

*Continued on next page...*

*Continued from previous page...*

Atom-1	Atom-2	Interatomic distance (Å)	Clash overlap (Å)
2:A4:865:ALA:HB1	6:D3:567:LEU:HD21	0.77	0.73
2:A4:870:HIS:ND1	6:D3:566:PHE:HA	2.04	0.73
2:A4:1148:ARG:NH2	3:A6:174:PRO:CD	2.51	0.73
3:A5:1408:GLU:N	28:Z2:917:ASP:HA	2.04	0.73
3:A6:146:LYS:HD2	5:C4:746:PRO:HB3	1.71	0.73
3:A6:234:LEU:N	5:C4:737:LYS:C	2.24	0.73
6:D7:537:ARG:HB3	11:I3:43:LYS:NZ	2.03	0.73
8:F1:1264:ARG:CG	17:O2:263:GLN:O	2.33	0.73
8:F2:995:THR:OG1	8:F2:1018:ARG:NH2	2.22	0.73
9:G1:250:THR:O	15:M2:605:THR:OG1	2.07	0.73
11:I1:503:ARG:NH2	11:I1:504:ALA:O	2.22	0.73
11:I1:846:ILE:HB	17:O1:247:TRP:CH2	2.23	0.73
11:I1:1021:ILE:CA	16:N1:406:HIS:O	2.35	0.73
11:I1:1052:LEU:CA	17:O1:287:LEU:HD13	2.15	0.73
11:I2:503:ARG:NH2	11:I2:504:ALA:O	2.22	0.73
11:I2:884:LEU:HD13	16:N3:400:LEU:CG	2.19	0.73
21:S1:100:GLU:O	21:S1:103:ASP:N	2.21	0.73
21:S2:1037:CYS:HB3	21:S2:1039:GLU:HG2	1.70	0.73
21:S4:1037:CYS:HB3	21:S4:1039:GLU:HG2	1.70	0.73
23:U3:250:LEU:HD13	24:V3:317:GLY:HA3	1.70	0.73
26:X1:241:GLU:HG2	26:X1:328:LEU:HD13	1.71	0.73
2:A2:243:ARG:O	2:A2:287:LYS:NZ	2.22	0.72
2:A2:867:GLU:HG2	6:D1:593:ARG:HH21	1.49	0.72
2:A2:874:VAL:CG1	6:D1:611:LYS:HB3	2.13	0.72
2:A2:965:LYS:CA	6:D1:199:GLY:HA2	2.00	0.72
2:A4:1139:ILE:CD1	3:A6:137:HIS:HB2	2.19	0.72
2:A4:1151:THR:HG23	5:C4:734:VAL:C	2.09	0.72
3:A5:1392:ARG:HH11	28:Z2:867:LYS:H	1.22	0.72
11:I1:183:LYS:O	11:I1:188:ARG:NH2	2.22	0.72
11:I1:836:VAL:CG1	17:O1:244:GLU:CB	2.55	0.72
11:I1:976:ARG:NH1	15:M1:622:VAL:HA	2.03	0.72
11:I1:1043:LEU:CB	16:N1:430:ARG:HB2	2.19	0.72
11:I1:1103:LEU:CD2	20:R1:175:GLN:HG2	2.19	0.72
11:I2:899:LEU:CD2	17:O3:235:ASN:HB2	2.17	0.72
11:I2:994:ALA:O	17:O3:267:ALA:CB	2.31	0.72
11:I5:183:LYS:O	11:I5:188:ARG:NH2	2.22	0.72
11:I5:1273:GLU:C	26:X2:524:SER:CB	2.42	0.72
2:A2:868:GLN:HB3	6:D1:570:VAL:CG1	2.19	0.72
2:A2:1151:THR:CA	5:C2:733:LEU:CA	2.60	0.72
2:A4:879:LEU:CG	6:D3:564:ASN:CG	2.57	0.72
3:A5:1026:PRO:HD3	11:I5:102:ILE:HD13	1.69	0.72

*Continued on next page...*

*Continued from previous page...*

Atom-1	Atom-2	Interatomic distance (Å)	Clash overlap (Å)
3:A5:1369:ILE:HG12	28:Z2:832:PHE:H	1.52	0.72
3:A6:233:THR:HA	5:C4:737:LYS:CB	1.89	0.72
8:F2:1090:PRO:CG	17:O4:245:GLU:CD	2.41	0.72
11:I1:1037:THR:O	15:M1:620:VAL:CA	2.37	0.72
11:I2:183:LYS:O	11:I2:188:ARG:NH2	2.22	0.72
11:I2:916:ALA:O	15:M3:589:GLY:HA3	1.80	0.72
11:I2:992:ILE:HG22	15:M3:607:SER:O	1.88	0.72
11:I5:503:ARG:NH2	11:I5:504:ALA:O	2.22	0.72
18:P1:277:PRO:CB	18:P4:323:GLN:N	2.51	0.72
22:T2:829:MET:HE3	22:T2:846:MET:HG2	1.69	0.72
1:A1:874:VAL:HG21	6:D3:272:VAL:CB	2.14	0.72
2:A2:869:ALA:HA	6:D1:583:ILE:HG21	1.69	0.72
2:A2:982:THR:HG21	6:D1:497:PHE:H	1.45	0.72
3:A5:165:PHE:HD1	5:C2:743:LEU:HD21	1.49	0.72
3:A5:1416:ARG:O	28:Z2:963:LYS:HA	1.89	0.72
3:A6:1316:VAL:HG13	28:Z4:870:ILE:O	1.90	0.72
11:I1:1024:PHE:O	20:R1:172:ASP:OD2	2.06	0.72
11:I2:890:TYR:CB	17:O3:242:ARG:CG	2.67	0.72
11:I2:1043:LEU:HD13	16:N3:433:GLU:HB3	1.67	0.72
11:I4:1279:THR:HG1	26:X3:523:LEU:HB3	1.52	0.72
2:A2:1094:ILE:CD1	6:D2:708:ASP:OD1	2.37	0.72
2:A4:983:LEU:CG	6:D3:528:PHE:HE1	1.71	0.72
2:A4:1135:ARG:N	3:A6:146:LYS:N	2.38	0.72
3:A5:1411:ARG:C	28:Z2:961:PHE:CB	2.58	0.72
3:A6:1401:VAL:HG13	28:Z4:919:PHE:N	2.03	0.72
3:A6:1410:ALA:N	26:X4:742:ALA:O	2.22	0.72
11:I1:1038:ILE:O	15:M1:620:VAL:HG22	1.90	0.72
11:I1:1736:LEU:HD12	11:I2:1607:GLN:NE2	2.03	0.72
11:I2:944:GLU:HB3	17:O3:256:TYR:CD1	2.23	0.72
11:I3:183:LYS:O	11:I3:188:ARG:NH2	2.22	0.72
11:I3:503:ARG:NH2	11:I3:504:ALA:O	2.22	0.72
11:I3:1182:GLN:HG3	12:J3:245:GLU:OE2	1.89	0.72
17:O4:110:LEU:N	18:P4:318:PRO:CB	2.52	0.72
21:S3:100:GLU:O	21:S3:103:ASP:N	2.21	0.72
1:A1:1399:ARG:HH22	2:A2:888:GLN:HB2	1.51	0.72
2:A2:982:THR:HG21	6:D1:494:LEU:CA	2.08	0.72
2:A4:243:ARG:O	2:A4:287:LYS:NZ	2.22	0.72
2:A4:864:ARG:HD3	6:D3:610:ASN:H	1.52	0.72
2:A4:879:LEU:CB	6:D3:564:ASN:CG	2.58	0.72
2:A4:1118:GLN:NE2	3:A6:132:ASP:OD2	2.21	0.72
3:A6:1312:ARG:NH2	28:Z4:829:SER:CA	2.50	0.72

*Continued on next page...*

*Continued from previous page...*

Atom-1	Atom-2	Interatomic distance (Å)	Clash overlap (Å)
3:A6:1390:LEU:CB	28:Z4:867:LYS:HA	2.18	0.72
8:F1:995:THR:OG1	8:F1:1018:ARG:NH2	2.22	0.72
9:G1:256:GLN:N	17:O2:257:ALA:HB2	2.04	0.72
11:I1:797:LEU:CD2	17:O1:245:GLU:CG	2.61	0.72
11:I2:957:SER:CB	20:R3:168:LEU:CA	2.11	0.72
11:I2:962:ILE:HG12	15:M3:600:ASN:OD1	1.89	0.72
11:I2:990:GLU:C	17:O3:272:SER:CA	2.57	0.72
11:I2:997:SER:CB	17:O3:270:THR:CG2	2.68	0.72
11:I2:1039:ALA:HB3	20:R3:170:LEU:HD23	1.71	0.72
11:I4:1279:THR:HG23	26:X3:523:LEU:CB	1.82	0.72
11:I5:617:ARG:NH1	11:I5:658:ARG:O	2.22	0.72
17:O2:111:TYR:H	18:P2:325:ILE:CG1	1.95	0.72
17:O3:148:ARG:CD	18:P3:325:ILE:HG23	2.19	0.72
26:X3:241:GLU:HG2	26:X3:328:LEU:HD13	1.71	0.72
2:A2:864:ARG:NH2	6:D1:610:ASN:HD21	1.85	0.72
1:A3:1091:VAL:HG22	6:D3:808:ASN:HB2	1.70	0.72
1:A3:1220:PRO:HG3	2:A4:732:GLN:CD	2.08	0.72
2:A4:869:ALA:HB2	6:D3:583:ILE:HG21	1.72	0.72
2:A4:985:ALA:HB1	6:D3:500:LYS:C	2.10	0.72
2:A4:1138:GLU:HA	3:A6:130:ILE:HD13	1.71	0.72
3:A5:1373:GLY:C	28:Z2:814:THR:CB	2.54	0.72
3:A6:165:PHE:CG	5:C4:743:LEU:HD13	2.24	0.72
11:I1:900:ARG:CG	17:O1:232:LYS:HZ3	2.02	0.72
11:I1:920:PHE:HB2	17:O1:243:LEU:HD23	1.72	0.72
11:I1:981:VAL:HG11	20:R1:151:LYS:HB3	1.66	0.72
11:I1:1027:ALA:CB	20:R1:172:ASP:CG	2.55	0.72
11:I1:1046:HIS:HB2	17:O1:280:GLU:O	1.90	0.72
11:I1:1061:ASP:HA	17:O1:279:ILE:HD11	1.70	0.72
11:I1:1108:PRO:HD3	16:N1:443:GLU:HB3	1.72	0.72
11:I1:1677:LYS:HE2	11:I2:1543:LEU:CD1	2.19	0.72
1:A1:873:PRO:CB	6:D3:218:LYS:HZ2	1.99	0.72
2:A2:780:GLU:C	6:D1:673:ARG:O	2.27	0.72
2:A2:1094:ILE:HD13	6:D2:708:ASP:OD1	1.90	0.72
2:A2:1135:ARG:HD3	3:A5:157:TRP:CA	2.19	0.72
2:A2:1139:ILE:CG2	3:A5:131:PRO:HB2	2.16	0.72
3:A5:207:LEU:CD1	5:C2:742:ASP:HB3	2.20	0.72
3:A5:1029:ILE:HG21	11:I5:71:GLU:H	1.51	0.72
3:A5:1092:ASN:OD1	11:I5:33:THR:HG22	1.90	0.72
3:A5:1359:LEU:CB	28:Z2:878:HIS:H	1.85	0.72
3:A6:1396:GLY:HA3	28:Z4:905:LEU:CB	2.20	0.72
8:F1:1202:TYR:CB	17:O2:252:VAL:HG22	2.19	0.72

*Continued on next page...*

*Continued from previous page...*

Atom-1	Atom-2	Interatomic distance (Å)	Clash overlap (Å)
11:I1:846:ILE:HG21	17:O1:247:TRP:HZ2	1.49	0.72
11:I2:834:SER:HB3	17:O3:237:PRO:CB	2.18	0.72
11:I2:990:GLU:N	15:M3:611:LYS:HB3	2.04	0.72
11:I2:1045:PHE:CZ	16:N3:431:VAL:O	2.42	0.72
11:I3:1273:GLU:CA	26:X1:523:LEU:CA	2.57	0.72
11:I3:1278:ALA:HB3	26:X1:520:GLU:N	1.85	0.72
21:S2:1016:LYS:CE	21:S2:1039:GLU:HG3	2.19	0.72
27:Y3:329:ARG:HG2	27:Y3:344:VAL:HG22	1.70	0.72
2:A2:870:HIS:ND1	6:D1:566:PHE:CG	2.49	0.72
2:A2:980:ARG:HH21	6:D1:503:LEU:HB2	0.55	0.72
2:A2:1135:ARG:CD	3:A5:158:ALA:N	2.41	0.72
2:A4:1154:PHE:C	3:A6:176:LEU:N	2.42	0.72
2:A4:1156:ASP:HB3	3:A6:176:LEU:CD2	2.12	0.72
3:A5:177:ILE:O	5:C2:743:LEU:CB	2.38	0.72
3:A6:164:LEU:CG	5:C4:741:THR:O	2.38	0.72
3:A6:230:LYS:HB2	5:C4:739:MET:HE1	0.74	0.72
8:F1:1392:LEU:HD21	17:O2:266:GLN:HE22	1.54	0.72
11:I1:921:GLU:OE1	15:M1:592:LEU:HD11	1.90	0.72
11:I1:976:ARG:HB3	20:R1:149:ARG:CA	2.19	0.72
11:I1:1738:TYR:O	11:I2:1603:ARG:HB3	1.89	0.72
11:I2:875:ARG:O	17:O3:251:ILE:HB	1.89	0.72
11:I2:877:ILE:N	17:O3:254:ARG:HB3	2.04	0.72
11:I2:1028:CYS:O	20:R3:169:GLY:C	2.28	0.72
11:I2:1029:LEU:HD11	16:N3:433:GLU:CD	1.85	0.72
11:I3:1267:LEU:CG	26:X1:497:ARG:HH22	1.95	0.72
11:I4:183:LYS:O	11:I4:188:ARG:NH2	2.22	0.72
21:S4:1016:LYS:CE	21:S4:1039:GLU:HG3	2.19	0.72
2:A2:870:HIS:ND1	6:D1:566:PHE:CD1	2.57	0.72
2:A2:980:ARG:CD	6:D1:526:LEU:H	2.03	0.72
2:A2:1142:PHE:CG	3:A5:129:ASN:N	2.56	0.72
2:A4:781:ARG:HH22	6:D3:633:LYS:CD	1.97	0.72
2:A4:975:GLU:HA	6:D3:499:LEU:CB	2.02	0.72
3:A5:1416:ARG:HD3	28:Z2:953:LEU:O	1.90	0.72
3:A6:1303:GLN:CG	28:Z4:838:GLN:HA	2.17	0.72
3:A6:1395:LYS:CG	28:Z4:889:LEU:C	2.57	0.72
6:D7:176:SER:HB3	11:I3:95:LYS:NZ	2.05	0.72
6:D7:527:ASN:C	11:I3:181:GLN:HE21	1.93	0.72
8:F1:1205:TRP:CE2	17:O2:254:ARG:HD2	2.25	0.72
11:I1:890:TYR:HD1	17:O1:238:ALA:N	1.87	0.72
11:I1:981:VAL:HA	20:R1:147:LEU:HD21	1.71	0.72
11:I1:1002:ALA:HB3	16:N1:414:ALA:HA	1.71	0.72

*Continued on next page...*

*Continued from previous page...*

Atom-1	Atom-2	Interatomic distance (Å)	Clash overlap (Å)
11:I1:1018:LYS:H	16:N1:413:VAL:H	1.38	0.72
11:I1:1052:LEU:CD2	16:N1:434:LEU:CD1	2.68	0.72
11:I1:1182:GLN:HG3	12:J1:245:GLU:OE2	1.89	0.72
11:I1:1669:ARG:HH22	11:I2:1610:VAL:HG11	1.55	0.72
11:I2:922:ASP:HB3	15:M3:589:GLY:C	2.08	0.72
11:I2:946:THR:HG22	17:O3:261:LYS:CA	1.91	0.72
11:I2:950:LEU:CD2	15:M3:606:LEU:HG	2.20	0.72
11:I2:1021:ILE:HG12	16:N3:410:MET:HE2	0.73	0.72
11:I2:1109:LEU:HD13	17:O3:290:TYR:CZ	2.20	0.72
11:I3:816:ASP:CA	26:X1:498:SER:HB3	2.13	0.72
21:S2:1032:ILE:CD1	21:S2:1054:LEU:HB2	2.14	0.72
21:S3:1037:CYS:HB3	21:S3:1039:GLU:HG2	1.70	0.72
21:S4:683:LEU:N	21:S4:684:THR:CA	2.53	0.72
2:A2:868:GLN:CB	6:D1:598:ILE:HD13	2.19	0.72
2:A2:874:VAL:HG23	6:D1:571:SER:CB	2.19	0.72
2:A2:1305:ALA:CB	2:A2:1306:PRO:CD	2.68	0.72
2:A4:860:GLU:O	6:D3:607:PRO:HD3	1.88	0.72
2:A4:878:LEU:CA	6:D3:567:LEU:CD1	2.68	0.72
2:A4:975:GLU:CB	6:D3:499:LEU:HB3	2.09	0.72
2:A4:1167:CYS:CB	4:B6:342:ARG:CG	2.67	0.72
3:A5:1315:VAL:CB	28:Z2:833:ASP:O	2.36	0.72
3:A5:1406:GLY:CA	28:Z2:917:ASP:O	2.37	0.72
11:I1:846:ILE:HB	15:M1:594:LYS:HD2	1.71	0.72
11:I1:925:LEU:HD12	15:M1:593:ALA:HB1	1.72	0.72
11:I2:887:GLN:C	17:O3:242:ARG:NE	2.36	0.72
11:I2:925:LEU:HD12	15:M3:597:LYS:HE3	1.72	0.72
11:I2:1186:PRO:CD	17:O4:225:GLN:NE2	2.51	0.72
11:I3:1270:LYS:CG	26:X1:527:VAL:O	2.30	0.72
17:O3:151:LEU:CD2	18:P3:325:ILE:HG13	0.69	0.72
18:P2:319:VAL:HG22	18:P3:278:ASN:ND2	2.04	0.72
21:S1:184:ILE:HD11	21:S1:201:VAL:HG23	1.72	0.72
2:A2:874:VAL:CG1	6:D1:611:LYS:CG	2.68	0.71
2:A2:986:THR:HG22	6:D1:504:LYS:CE	2.20	0.71
2:A4:870:HIS:CE1	6:D3:566:PHE:CD1	2.67	0.71
2:A4:1139:ILE:HD13	3:A6:134:VAL:HA	1.72	0.71
3:A5:1056:PHE:HD2	11:I5:37:GLU:HG3	1.51	0.71
3:A6:189:VAL:HG22	5:C4:745:SER:CB	1.94	0.71
3:A6:1160:GLN:HE21	5:C6:740:ARG:HD2	1.52	0.71
3:A6:1354:TRP:C	28:Z4:877:ILE:HA	2.10	0.71
3:A6:1405:LEU:HD22	28:Z4:917:ASP:O	1.90	0.71
11:I1:948:ALA:CB	17:O1:256:TYR:HB3	2.20	0.71

*Continued on next page...*

*Continued from previous page...*

Atom-1	Atom-2	Interatomic distance (Å)	Clash overlap (Å)
11:I1:951:LYS:CB	17:O1:253:LEU:HD11	2.20	0.71
11:I2:899:LEU:HD23	17:O3:235:ASN:ND2	2.03	0.71
11:I2:962:ILE:HB	15:M3:596:ILE:HG21	1.71	0.71
11:I2:966:TRP:H	20:R3:154:ALA:HB2	1.53	0.71
11:I2:1029:LEU:HD13	16:N3:433:GLU:HG3	1.72	0.71
11:I2:1543:LEU:O	12:J1:300:ILE:CG2	2.38	0.71
11:I3:1277:LEU:HD22	26:X1:519:ILE:N	2.05	0.71
11:I3:1426:SER:OG	12:J3:263:MET:SD	2.45	0.71
23:U1:250:LEU:HD13	24:V1:317:GLY:HA3	1.70	0.71
2:A2:1135:ARG:NH1	3:A5:156:ALA:CB	2.53	0.71
2:A4:978:ASP:O	6:D3:475:ALA:CB	2.38	0.71
2:A4:988:ARG:NH2	6:D3:499:LEU:C	2.43	0.71
3:A5:155:TYR:CD2	5:C2:740:ARG:HB3	2.16	0.71
3:A5:1395:LYS:HE3	28:Z2:872:TYR:N	2.04	0.71
3:A6:157:TRP:HZ2	5:C4:747:PRO:HA	1.53	0.71
3:A6:1367:THR:H	28:Z4:868:GLN:CB	2.00	0.71
11:I1:966:TRP:CH2	20:R1:167:GLN:HG2	2.24	0.71
11:I1:1104:LEU:CD2	20:R1:174:ARG:CD	2.17	0.71
11:I2:998:ALA:HB2	17:O3:267:ALA:CB	2.17	0.71
11:I2:1029:LEU:C	20:R3:173:LEU:N	2.37	0.71
11:I2:1051:LYS:HE3	17:O3:288:GLU:HB2	1.72	0.71
11:I2:1055:GLU:O	17:O3:277:GLU:C	2.29	0.71
11:I4:617:ARG:NH1	11:I4:658:ARG:O	2.22	0.71
11:I4:1274:HIS:CG	26:X3:531:LEU:CD1	2.52	0.71
11:I4:1277:LEU:HD11	26:X3:511:TYR:CZ	2.25	0.71
21:S3:184:ILE:HD11	21:S3:201:VAL:HG23	1.72	0.71
27:Y2:329:ARG:HG2	27:Y2:344:VAL:HG22	1.70	0.71
1:A1:874:VAL:HG11	6:D3:272:VAL:CA	2.20	0.71
1:A1:1332:ARG:NH2	6:D1:682:ASN:N	2.39	0.71
2:A2:823:VAL:HG22	2:A2:856:PHE:CE1	2.24	0.71
2:A2:989:MSE:HE3	6:D1:240:ASP:HA	0.72	0.71
2:A2:989:MSE:HE1	6:D1:240:ASP:CB	2.20	0.71
2:A2:1114:ILE:CD1	5:C2:731:LYS:HG3	2.20	0.71
2:A2:1131:ILE:HG13	3:A5:137:HIS:CB	2.20	0.71
2:A2:1151:THR:HG23	5:C2:734:VAL:C	2.09	0.71
2:A4:171:HIS:HE2	6:D3:708:ASP:CG	1.93	0.71
2:A4:868:GLN:HE21	6:D3:608:ILE:HG13	1.52	0.71
2:A4:1114:ILE:CD1	5:C4:731:LYS:HG3	2.19	0.71
2:A4:1136:LYS:NZ	3:A6:139:ASN:C	2.43	0.71
3:A5:1391:ARG:CA	28:Z2:871:HIS:CB	2.53	0.71
3:A6:1407:GLY:CA	26:X4:743:PHE:HA	2.20	0.71

*Continued on next page...*

*Continued from previous page...*

Atom-1	Atom-2	Interatomic distance (Å)	Clash overlap (Å)
6:D5:622:PHE:HB2	6:D5:645:LEU:HD21	1.72	0.71
9:G2:256:GLN:CD	17:O4:262:ASP:N	2.43	0.71
11:I1:874:LEU:HD23	17:O1:252:VAL:CB	2.21	0.71
11:I1:1066:LEU:H	16:N1:430:ARG:NE	1.87	0.71
11:I1:1113:LEU:C	16:N1:435:ALA:CB	2.56	0.71
11:I2:955:LYS:HZ2	17:O3:249:ARG:HH22	1.21	0.71
11:I2:988:GLU:N	15:M3:613:ASP:H	1.88	0.71
11:I3:1277:LEU:HG	26:X1:522:MET:CB	2.17	0.71
17:O3:158:GLU:HG2	18:P3:315:GLU:CA	2.19	0.71
23:U4:62:VAL:HG12	23:U4:66:LYS:HE3	1.73	0.71
24:V4:170:GLY:HA3	25:W4:12:ILE:HD12	1.73	0.71
2:A2:1151:THR:CA	5:C2:733:LEU:CD1	2.47	0.71
3:A5:1050:TYR:OH	11:I5:70:GLU:HB3	1.90	0.71
3:A5:1381:ALA:C	28:Z2:813:CYS:CB	2.44	0.71
3:A6:221:SER:CB	5:C4:738:ASP:CG	2.54	0.71
3:A6:1371:GLY:C	28:Z4:822:SER:N	2.23	0.71
3:A6:1388:ALA:HA	28:Z4:865:LYS:CA	2.21	0.71
3:A6:1390:LEU:HB3	28:Z4:866:GLU:O	1.89	0.71
9:G1:258:LYS:HB3	17:O2:253:LEU:HD23	1.67	0.71
11:I1:985:ARG:NH1	20:R1:151:LYS:HE3	2.06	0.71
11:I2:1182:GLN:HG3	12:J2:245:GLU:OE2	1.89	0.71
11:I3:1267:LEU:HD23	26:X1:497:ARG:HH21	1.49	0.71
17:O3:102:LYS:HD3	18:P3:322:LYS:NZ	2.05	0.71
27:Y1:329:ARG:HG2	27:Y1:344:VAL:HG22	1.70	0.71
2:A2:980:ARG:HG2	6:D1:473:GLU:HG3	1.51	0.71
2:A2:986:THR:HG21	6:D1:504:LYS:HD3	0.73	0.71
2:A4:172:PRO:HB2	6:D3:781:ARG:CG	2.21	0.71
2:A4:864:ARG:HD3	6:D3:607:PRO:C	2.09	0.71
2:A4:985:ALA:HB3	6:D3:497:PHE:HA	1.71	0.71
3:A6:189:VAL:HG21	5:C4:742:ASP:HB3	1.71	0.71
3:A6:1362:ALA:HB3	28:Z4:873:LEU:CA	2.20	0.71
3:A6:1368:GLN:HE21	28:Z4:825:TYR:CA	1.98	0.71
11:I1:849:LEU:HD13	17:O1:247:TRP:CD2	2.25	0.71
11:I1:890:TYR:HA	17:O1:238:ALA:HB3	1.71	0.71
11:I1:945:LEU:HD21	17:O1:258:GLU:HB2	0.78	0.71
11:I1:949:CYS:C	16:N1:403:VAL:CG1	2.58	0.71
11:I1:1038:ILE:C	15:M1:620:VAL:CG2	2.57	0.71
11:I1:1673:VAL:HG11	11:I2:1610:VAL:CG2	2.20	0.71
11:I2:877:ILE:HG23	17:O3:250:LEU:O	1.90	0.71
11:I2:900:ARG:N	17:O3:232:LYS:CB	2.52	0.71
11:I2:946:THR:HG22	17:O3:261:LYS:HA	1.72	0.71

*Continued on next page...*



*Continued from previous page...*

Atom-1	Atom-2	Interatomic distance (Å)	Clash overlap (Å)
11:I2:1069:SER:N	16:N3:428:ASP:N	2.13	0.71
11:I3:1278:ALA:C	26:X1:520:GLU:CA	2.52	0.71
11:I5:1182:GLN:HG3	12:J5:245:GLU:OE2	1.89	0.71
21:S1:408:THR:HG22	21:S1:418:TYR:HB2	1.70	0.71
23:U2:62:VAL:HG12	23:U2:66:LYS:HE3	1.73	0.71
2:A2:876:ARG:CZ	6:D1:563:GLU:CA	2.38	0.71
2:A2:973:GLU:OE1	6:D1:192:TYR:CD1	2.44	0.71
2:A2:1126:VAL:HG12	3:A5:139:ASN:HB2	1.72	0.71
2:A4:870:HIS:O	6:D3:569:CYS:HB3	1.91	0.71
2:A4:1136:LYS:O	3:A6:138:LEU:HB2	1.91	0.71
2:A4:1305:ALA:CB	2:A4:1306:PRO:CD	2.68	0.71
3:A5:164:LEU:HD13	5:C2:745:SER:N	2.06	0.71
3:A6:1385:GLU:OE2	28:Z4:862:GLN:N	2.23	0.71
11:I1:898:VAL:HG11	17:O1:235:ASN:O	1.89	0.71
11:I1:976:ARG:N	20:R1:149:ARG:CB	2.52	0.71
11:I2:930:LEU:HD23	15:M3:597:LYS:O	1.89	0.71
11:I2:978:LYS:HE2	20:R3:153:GLN:N	2.05	0.71
11:I2:1607:GLN:CB	12:J1:298:PHE:CE1	2.73	0.71
11:I4:503:ARG:NH2	11:I4:504:ALA:O	2.22	0.71
21:S2:184:ILE:HD11	21:S2:201:VAL:HG23	1.72	0.71
1:A1:1223:GLU:HB2	2:A2:676:LEU:HD11	1.73	0.71
1:A1:1332:ARG:NE	6:D1:636:ASP:OD1	2.23	0.71
1:A1:1399:ARG:NH2	2:A2:888:GLN:CB	2.54	0.71
2:A2:868:GLN:CA	6:D1:598:ILE:HD13	2.20	0.71
2:A2:1140:GLU:OE1	3:A5:135:PHE:CG	2.43	0.71
2:A2:1149:THR:H	3:A5:172:PRO:HG2	1.54	0.71
2:A4:861:GLN:HG2	6:D3:606:LYS:NZ	2.05	0.71
2:A4:1138:GLU:HA	3:A6:130:ILE:CD1	2.20	0.71
3:A5:1023:ILE:HG23	11:I5:95:LYS:HG2	1.73	0.71
3:A6:1304:GLU:O	28:Z4:833:ASP:C	2.29	0.71
3:A6:1319:ILE:CG2	28:Z4:874:ASN:HA	2.19	0.71
8:F2:1095:TYR:N	17:O4:244:GLU:OE1	2.18	0.71
11:I1:980:ILE:HG13	20:R1:147:LEU:HD13	1.73	0.71
11:I1:986:ASN:HB2	15:M1:612:PRO:HD2	1.73	0.71
11:I1:1052:LEU:HD11	15:M1:623:LEU:HD11	1.73	0.71
11:I2:890:TYR:HA	17:O3:238:ALA:O	1.91	0.71
11:I2:921:GLU:HA	15:M3:592:LEU:O	1.87	0.71
11:I2:958:THR:OG1	16:N3:399:HIS:CD2	2.41	0.71
11:I2:994:ALA:CB	17:O3:268:GLY:O	2.38	0.71
11:I2:1029:LEU:CA	20:R3:173:LEU:HB3	2.21	0.71
11:I2:1104:LEU:HB3	16:N3:432:TYR:O	1.91	0.71

*Continued on next page...*

*Continued from previous page...*

Atom-1	Atom-2	Interatomic distance (Å)	Clash overlap (Å)
11:I4:1276:GLN:CA	26:X3:519:ILE:O	2.39	0.71
11:I4:1429:TYR:OH	12:J4:267:GLY:HA2	1.90	0.71
2:A2:780:GLU:HA	6:D1:674:TYR:HA	1.72	0.71
2:A2:826:ASN:CG	6:D1:633:LYS:HB2	2.10	0.71
3:A6:1326:TRP:CB	28:Z4:911:GLU:O	2.34	0.71
3:A6:1394:VAL:CG1	28:Z4:873:LEU:CB	2.68	0.71
6:D3:622:PHE:HB2	6:D3:645:LEU:HD21	1.72	0.71
6:D6:622:PHE:HB2	6:D6:645:LEU:HD21	1.72	0.71
6:D7:622:PHE:HB2	6:D7:645:LEU:HD21	1.72	0.71
11:I1:1044:GLY:H	15:M1:616:LEU:HD11	1.55	0.71
11:I2:1021:ILE:CG1	16:N3:410:MET:HG3	2.20	0.71
11:I2:1429:TYR:OH	12:J2:267:GLY:HA2	1.90	0.71
11:I5:1277:LEU:HD23	26:X2:517:ASP:HB2	1.71	0.71
17:O4:107:THR:HA	18:P4:318:PRO:CD	2.20	0.71
2:A2:238:ARG:CZ	4:B2:349:MET:SD	2.79	0.71
2:A2:1054:SER:O	6:D2:762:ARG:HD3	1.89	0.71
2:A4:1122:LEU:HD12	3:A6:136:GLU:N	2.02	0.71
3:A5:207:LEU:HD11	5:C2:742:ASP:CB	2.08	0.71
5:C1:732:LYS:HZ1	11:I1:1225:LYS:CG	2.04	0.71
11:I1:1118:LEU:CD1	16:N1:432:TYR:CE2	2.74	0.71
11:I1:1429:TYR:OH	12:J1:267:GLY:HA2	1.90	0.71
11:I1:1602:PHE:HD1	11:I2:1666:THR:CG2	2.03	0.71
11:I2:836:VAL:HG12	17:O3:244:GLU:HB2	1.60	0.71
11:I2:963:LEU:HD23	20:R3:168:LEU:HD12	1.70	0.71
11:I2:1038:ILE:HD13	15:M3:617:THR:O	1.91	0.71
11:I2:1110:SER:HA	16:N3:438:LEU:HD12	1.73	0.71
11:I3:1182:GLN:HE22	12:J3:245:GLU:HB3	1.56	0.71
11:I4:1182:GLN:HG3	12:J4:245:GLU:OE2	1.89	0.71
11:I4:1275:SER:CB	26:X3:525:ILE:CB	2.69	0.71
11:I5:1182:GLN:HE22	12:J5:245:GLU:HB3	1.56	0.71
21:S2:683:LEU:N	21:S2:684:THR:CA	2.53	0.71
21:S4:100:GLU:O	21:S4:103:ASP:N	2.21	0.71
21:S4:184:ILE:HD11	21:S4:201:VAL:HG23	1.72	0.71
1:A1:874:VAL:HB	6:D3:276:GLY:C	2.11	0.71
2:A2:826:ASN:CB	6:D1:633:LYS:CB	2.65	0.71
2:A4:982:THR:CG2	6:D3:496:LEU:HB2	2.20	0.71
2:A4:988:ARG:HG2	6:D3:500:LYS:HG3	1.73	0.71
2:A4:1167:CYS:CB	4:B6:342:ARG:HG2	2.20	0.71
3:A5:188:ALA:CA	5:C2:746:PRO:HG3	2.21	0.71
3:A6:1398:LYS:NZ	28:Z4:886:LEU:N	2.17	0.71
11:I1:978:LYS:CD	20:R1:152:LYS:CA	2.68	0.71

*Continued on next page...*

*Continued from previous page...*

Atom-1	Atom-2	Interatomic distance (Å)	Clash overlap (Å)
11:I1:1607:GLN:NE2	11:I2:1736:LEU:CD1	2.54	0.71
11:I2:917:TYR:O	15:M3:588:MET:HB3	1.91	0.71
11:I2:922:ASP:H	15:M3:592:LEU:CG	2.03	0.71
11:I2:937:TYR:O	17:O3:262:ASP:N	2.21	0.71
11:I2:951:LYS:CD	16:N3:400:LEU:O	2.37	0.71
27:Y4:329:ARG:HG2	27:Y4:344:VAL:HG22	1.70	0.71
28:Z1:404:VAL:HG11	28:Z1:438:GLU:HA	1.73	0.71
2:A2:965:LYS:HA	6:D1:199:GLY:CA	2.20	0.70
2:A2:1153:LEU:O	3:A5:174:PRO:O	2.08	0.70
2:A2:1155:ASN:O	3:A5:175:GLU:O	2.08	0.70
2:A4:867:GLU:CA	6:D3:605:THR:CG2	2.69	0.70
3:A6:1395:LYS:HD3	28:Z4:889:LEU:O	1.89	0.70
8:F2:1137:GLN:HB3	17:O4:251:ILE:HD13	1.63	0.70
11:I1:1669:ARG:HB3	11:I2:1664:PHE:HZ	0.93	0.70
11:I2:834:SER:N	17:O3:241:SER:HB2	2.05	0.70
11:I2:887:GLN:HE22	16:N3:396:ILE:CD1	2.03	0.70
11:I2:1045:PHE:CE1	17:O3:279:ILE:HG21	2.25	0.70
11:I2:1048:GLU:HG2	17:O3:288:GLU:HG3	1.71	0.70
11:I3:1429:TYR:OH	12:J3:267:GLY:HA2	1.90	0.70
17:O2:107:THR:HG23	18:P2:321:ILE:HG21	1.72	0.70
21:S4:1032:ILE:HD12	21:S4:1051:ALA:HA	1.73	0.70
1:A1:1052:THR:HA	6:D1:812:VAL:CG1	2.21	0.70
2:A2:868:GLN:H	6:D1:598:ILE:HD13	1.54	0.70
2:A2:970:PHE:CB	6:D1:192:TYR:CZ	2.59	0.70
2:A4:823:VAL:HG22	2:A4:856:PHE:CE1	2.24	0.70
3:A5:1361:ARG:O	28:Z2:842:LEU:CB	2.40	0.70
3:A6:190:ALA:CB	5:C4:748:ASN:ND2	2.46	0.70
3:A6:1416:ARG:CG	28:Z4:966:CYS:CA	2.68	0.70
8:F1:982:PRO:HB2	11:I1:1388:GLU:CG	2.22	0.70
9:G2:256:GLN:N	17:O4:262:ASP:CG	2.44	0.70
11:I1:987:GLY:HA2	15:M1:614:ASP:CB	2.19	0.70
11:I1:1042:LEU:HB2	20:R1:170:LEU:HD11	1.73	0.70
11:I1:1101:LEU:HD22	16:N1:432:TYR:CE1	2.26	0.70
11:I2:965:ALA:CB	20:R3:154:ALA:HA	2.21	0.70
11:I2:1048:GLU:CG	17:O3:288:GLU:CG	2.63	0.70
11:I2:1106:LYS:CB	16:N3:440:GLU:CD	2.48	0.70
11:I2:1182:GLN:HE22	12:J2:245:GLU:HB3	1.56	0.70
11:I4:1259:ARG:NH2	11:I4:1262:GLN:OE1	2.25	0.70
11:I4:1274:HIS:CE1	26:X3:529:TRP:HB3	2.24	0.70
1:A1:1224:PRO:HD2	2:A2:731:ILE:HB	1.73	0.70
2:A2:989:MSE:CG	6:D1:500:LYS:HE3	2.15	0.70

*Continued on next page...*

*Continued from previous page...*

Atom-1	Atom-2	Interatomic distance (Å)	Clash overlap (Å)
3:A6:150:PHE:CE2	5:C4:740:ARG:O	2.43	0.70
6:D1:178:LEU:HD21	6:D1:539:PHE:CG	2.26	0.70
6:D4:622:PHE:HB2	6:D4:645:LEU:HD21	1.72	0.70
9:G1:263:MET:HB3	17:O2:260:LEU:CB	2.20	0.70
11:I1:924:ILE:CB	15:M1:592:LEU:O	2.31	0.70
11:I1:947:LEU:HD12	17:O1:256:TYR:HE2	1.54	0.70
11:I1:1677:LYS:NZ	11:I2:1543:LEU:HD13	2.06	0.70
11:I2:922:ASP:H	15:M3:592:LEU:CB	2.03	0.70
11:I2:947:LEU:CD2	16:N3:411:GLN:CG	2.10	0.70
11:I2:997:SER:CB	17:O3:270:THR:HG22	2.21	0.70
11:I2:1030:ARG:H	20:R3:171:ALA:C	1.94	0.70
11:I2:1113:LEU:HD22	17:O3:282:LYS:CE	2.19	0.70
21:S2:1032:ILE:HD12	21:S2:1051:ALA:HA	1.73	0.70
21:S3:683:LEU:N	21:S3:684:THR:CA	2.53	0.70
24:V3:170:GLY:HA3	25:W3:12:ILE:HD12	1.72	0.70
26:X4:241:GLU:HG2	26:X4:328:LEU:HD13	1.71	0.70
28:Z2:404:VAL:HG11	28:Z2:438:GLU:HA	1.73	0.70
2:A2:235:TYR:CE1	4:B2:347:LEU:CD1	2.75	0.70
2:A2:868:GLN:N	6:D1:598:ILE:HD13	2.07	0.70
2:A2:985:ALA:HB1	6:D1:500:LYS:N	2.06	0.70
1:A3:1221:ILE:HG21	2:A4:641:ALA:O	1.91	0.70
2:A4:780:GLU:CD	6:D3:679:ILE:CB	2.59	0.70
2:A4:973:GLU:HG2	6:D3:192:TYR:HE2	1.56	0.70
2:A4:1155:ASN:N	3:A6:175:GLU:CG	2.46	0.70
3:A6:1410:ALA:O	26:X4:742:ALA:HA	1.91	0.70
11:I1:883:ALA:CB	17:O1:246:LEU:HB3	1.92	0.70
11:I1:956:ILE:HA	20:R1:166:LEU:CD2	2.12	0.70
11:I1:963:LEU:C	20:R1:165:SER:CB	2.60	0.70
11:I1:980:ILE:CG1	15:M1:621:ARG:CB	2.47	0.70
11:I1:1259:ARG:NH2	11:I1:1262:GLN:OE1	2.25	0.70
11:I2:925:LEU:HG	15:M3:593:ALA:CB	2.22	0.70
11:I2:946:THR:C	17:O3:257:ALA:HA	2.11	0.70
11:I2:994:ALA:HB3	17:O3:268:GLY:O	1.90	0.70
11:I2:1259:ARG:NH2	11:I2:1262:GLN:OE1	2.25	0.70
11:I3:1277:LEU:HD13	26:X1:511:TYR:HE2	1.48	0.70
17:O3:151:LEU:HD22	18:P3:325:ILE:CG2	2.21	0.70
21:S1:683:LEU:N	21:S1:684:THR:CA	2.53	0.70
2:A2:776:MET:HG2	6:D1:678:GLY:O	1.91	0.70
2:A2:970:PHE:CD1	6:D1:196:ILE:HD11	2.23	0.70
1:A3:1099:GLN:HA	11:I2:1414:CYS:O	1.91	0.70
1:A3:1224:PRO:CD	2:A4:734:LEU:HD22	2.22	0.70

*Continued on next page...*

*Continued from previous page...*

Atom-1	Atom-2	Interatomic distance (Å)	Clash overlap (Å)
2:A4:908:LEU:O	6:D3:555:ARG:HB3	1.90	0.70
2:A4:976:LEU:CD1	6:D3:501:LEU:HB3	2.21	0.70
2:A4:1139:ILE:HA	3:A6:130:ILE:HG21	1.71	0.70
3:A5:1367:THR:O	28:Z2:825:TYR:CA	2.39	0.70
6:D7:178:LEU:HD21	6:D7:539:PHE:CG	2.27	0.70
8:F1:1205:TRP:NE1	17:O2:251:ILE:CG2	2.31	0.70
9:G1:256:GLN:HB2	16:N2:403:VAL:HG12	1.72	0.70
9:G1:257:THR:CA	17:O2:253:LEU:H	1.82	0.70
11:I1:931:VAL:CG2	15:M1:604:ASN:CG	2.60	0.70
11:I1:1182:GLN:HE22	12:J1:245:GLU:HB3	1.56	0.70
11:I2:1051:LYS:HE2	17:O3:289:ASP:CG	2.11	0.70
11:I4:1182:GLN:HE22	12:J4:245:GLU:HB3	1.56	0.70
17:O3:158:GLU:HG3	18:P3:316:LEU:HB2	1.71	0.70
21:S1:866:TYR:O	21:S1:868:ASP:N	2.24	0.70
21:S3:1032:ILE:HD12	21:S3:1051:ALA:HA	1.74	0.70
1:A1:1223:GLU:OE1	2:A2:761:GLN:CG	2.40	0.70
2:A2:869:ALA:O	6:D1:570:VAL:HA	1.81	0.70
2:A2:1149:THR:CB	3:A5:172:PRO:CG	2.70	0.70
2:A4:864:ARG:CB	6:D3:608:ILE:N	2.53	0.70
2:A4:973:GLU:HG2	6:D3:192:TYR:CE2	2.26	0.70
2:A4:1142:PHE:CZ	3:A6:567:VAL:CG2	2.60	0.70
2:A4:1156:ASP:HB2	3:A6:176:LEU:CD2	2.04	0.70
3:A5:1378:GLY:C	28:Z2:812:LEU:CB	2.59	0.70
3:A5:1404:LEU:HD21	28:Z2:913:ILE:O	1.91	0.70
6:D2:622:PHE:HB2	6:D2:645:LEU:HD21	1.72	0.70
6:D4:178:LEU:HD21	6:D4:539:PHE:CG	2.27	0.70
8:F1:1261:TYR:CG	17:O2:259:ASP:OD2	2.43	0.70
11:I1:1109:LEU:N	16:N1:440:GLU:C	2.30	0.70
11:I2:883:ALA:HB2	17:O3:243:LEU:O	1.91	0.70
11:I2:1029:LEU:N	20:R3:171:ALA:C	2.44	0.70
11:I4:1426:SER:OG	12:J4:263:MET:SD	2.45	0.70
17:O4:109:PRO:CD	18:P4:318:PRO:HG2	2.17	0.70
21:S3:866:TYR:O	21:S3:868:ASP:N	2.24	0.70
1:A1:870:HIS:HB3	6:D3:279:HIS:CA	2.20	0.70
2:A2:986:THR:CG2	6:D1:497:PHE:HE1	2.04	0.70
2:A2:986:THR:CB	6:D1:497:PHE:HE1	2.05	0.70
1:A3:1021:LEU:CD1	6:D3:816:VAL:C	2.60	0.70
1:A3:1098:ARG:CD	11:I2:1414:CYS:CB	2.55	0.70
2:A4:868:GLN:CB	6:D3:570:VAL:HG21	2.21	0.70
2:A4:1054:SER:HB3	6:D4:762:ARG:NE	2.07	0.70
2:A4:1159:ASP:CB	4:B6:342:ARG:HB2	2.22	0.70

*Continued on next page...*

*Continued from previous page...*

Atom-1	Atom-2	Interatomic distance (Å)	Clash overlap (Å)
3:A5:1151:THR:HA	5:C5:733:LEU:HD13	1.73	0.70
3:A5:1416:ARG:C	28:Z2:963:LYS:HA	2.12	0.70
6:D3:178:LEU:HD21	6:D3:539:PHE:CG	2.27	0.70
6:D7:179:ASP:CG	11:I3:49:PRO:HB3	2.10	0.70
8:F1:1137:GLN:HB2	17:O2:245:GLU:C	2.11	0.70
11:I1:956:ILE:CG1	15:M1:599:ILE:HD13	2.22	0.70
11:I1:1109:LEU:HB3	16:N1:441:PHE:CB	2.14	0.70
11:I1:1113:LEU:CA	16:N1:435:ALA:HB1	2.22	0.70
11:I2:921:GLU:OE1	15:M3:592:LEU:HD11	1.91	0.70
1:A1:1199:GLN:O	2:A2:730:THR:CA	2.23	0.70
2:A2:1129:PRO:O	3:A5:160:ILE:HG22	1.91	0.70
2:A2:1158:ALA:CA	3:A5:133:LYS:NZ	2.55	0.70
2:A4:975:GLU:C	6:D3:496:LEU:C	2.49	0.70
2:A4:1133:GLU:N	3:A6:145:THR:N	2.38	0.70
2:A4:1151:THR:CA	5:C4:733:LEU:CD1	2.47	0.70
3:A5:1360:GLY:H	28:Z2:879:PHE:H	1.38	0.70
3:A6:1324:ASP:CG	28:Z4:907:LEU:CA	2.57	0.70
3:A6:1364:GLN:NE2	28:Z4:846:SER:CB	2.54	0.70
3:A6:1391:ARG:NH1	28:Z4:865:LYS:HA	2.07	0.70
5:C1:732:LYS:HZ2	11:I1:1225:LYS:CD	1.94	0.70
8:F1:1138:TRP:HB2	17:O2:244:GLU:HG2	1.65	0.70
8:F1:1266:MET:HA	17:O2:265:ASN:ND2	2.07	0.70
11:I1:923:GLY:C	15:M1:591:ASP:O	2.30	0.70
11:I1:958:THR:HB	16:N1:399:HIS:HA	1.73	0.70
11:I1:959:SER:CB	16:N1:395:GLU:CB	2.69	0.70
11:I1:981:VAL:CB	20:R1:147:LEU:HD21	2.15	0.70
11:I2:920:PHE:CZ	17:O3:247:TRP:CH2	2.70	0.70
11:I2:921:GLU:N	15:M3:592:LEU:O	2.23	0.70
11:I2:1103:LEU:HD13	20:R3:174:ARG:HB2	1.72	0.70
11:I3:1239:ASP:HB3	26:X1:116:ARG:NH2	2.04	0.70
11:I3:1278:ALA:O	26:X1:520:GLU:CA	2.40	0.70
11:I5:1429:TYR:OH	12:J5:267:GLY:HA2	1.90	0.70
21:S1:1032:ILE:HD12	21:S1:1051:ALA:HA	1.74	0.70
21:S1:1074:LEU:HD13	21:S1:1122:VAL:HG13	1.74	0.70
1:A1:1201:ARG:HD2	2:A2:734:LEU:CB	2.21	0.70
2:A2:909:LYS:N	6:D1:552:TYR:OH	2.24	0.70
2:A4:868:GLN:CB	6:D3:570:VAL:CG2	2.67	0.70
2:A4:1149:THR:CB	3:A6:173:ASN:O	2.40	0.70
3:A5:1004:HIS:NE2	11:I5:58:ALA:O	2.25	0.70
6:D2:178:LEU:HD21	6:D2:539:PHE:CG	2.26	0.70
9:G1:262:SER:N	17:O2:256:TYR:HE1	1.89	0.70

*Continued on next page...*

*Continued from previous page...*

Atom-1	Atom-2	Interatomic distance (Å)	Clash overlap (Å)
11:I1:928:LEU:CD1	20:R1:155:GLU:HG3	2.22	0.70
11:I1:939:ASN:O	17:O1:262:ASP:HA	1.91	0.70
11:I1:1023:ASP:OD1	11:I1:1096:ARG:NH1	2.25	0.70
11:I2:962:ILE:CG1	15:M3:600:ASN:ND2	2.55	0.70
11:I2:977:ASN:O	20:R3:148:ALA:C	2.30	0.70
11:I2:1052:LEU:HD23	16:N3:434:LEU:CD1	2.17	0.70
11:I2:1068:HIS:O	16:N3:429:GLU:OE1	2.10	0.70
11:I4:1276:GLN:O	26:X3:522:MET:HG3	1.91	0.70
18:P1:277:PRO:HB2	18:P4:322:LYS:N	2.07	0.70
18:P2:320:GLN:CD	18:P3:278:ASN:HB2	2.10	0.70
21:S1:138:VAL:CG1	21:S1:170:THR:HG22	2.22	0.70
2:A2:827:ILE:C	2:A2:863:GLN:HB3	1.81	0.70
2:A2:1156:ASP:H	3:A5:175:GLU:H	1.37	0.70
2:A4:869:ALA:HB1	6:D3:573:LEU:CD2	2.21	0.70
3:A5:155:TYR:HH	5:C2:740:ARG:HG2	1.56	0.70
3:A5:164:LEU:HB3	5:C2:744:PHE:HD1	1.48	0.70
3:A5:1411:ARG:HH21	26:X2:744:MET:C	1.94	0.70
3:A6:166:LEU:HD11	5:C4:741:THR:O	1.84	0.70
3:A6:190:ALA:CA	5:C4:748:ASN:HD21	2.03	0.70
9:G1:262:SER:HB3	17:O2:256:TYR:OH	1.92	0.70
11:I1:950:LEU:CD2	15:M1:606:LEU:HD21	2.22	0.70
11:I1:955:LYS:HZ2	17:O1:249:ARG:NH2	1.89	0.70
11:I2:924:ILE:CB	15:M3:597:LYS:N	2.55	0.70
11:I2:1023:ASP:OD1	11:I2:1096:ARG:NH1	2.25	0.70
11:I2:1113:LEU:HD13	17:O3:279:ILE:HG23	1.72	0.70
11:I4:1023:ASP:OD1	11:I4:1096:ARG:NH1	2.25	0.70
11:I4:1182:GLN:NE2	12:J4:245:GLU:HB3	2.07	0.70
21:S3:682:ASN:C	21:S3:684:THR:HA	2.13	0.70
1:A1:1098:ARG:NH1	11:I1:1414:CYS:HB2	2.06	0.69
2:A2:825:ARG:NH1	6:D1:633:LYS:HD2	2.05	0.69
2:A2:866:SER:H	6:D1:604:ASP:C	1.94	0.69
2:A2:878:LEU:CD1	6:D1:608:ILE:CG2	2.64	0.69
2:A2:974:PRO:O	6:D1:498:GLU:N	2.24	0.69
2:A2:985:ALA:N	6:D1:498:GLU:HA	2.07	0.69
2:A2:1135:ARG:HH12	3:A5:156:ALA:CB	2.00	0.69
2:A4:172:PRO:HG3	6:D3:781:ARG:CZ	2.22	0.69
2:A4:238:ARG:CZ	4:B4:349:MET:SD	2.79	0.69
2:A4:861:GLN:HA	6:D3:607:PRO:CG	2.22	0.69
2:A4:1129:PRO:O	3:A6:142:GLU:N	2.25	0.69
2:A4:1131:ILE:HD12	3:A6:160:ILE:CB	2.18	0.69
2:A4:1135:ARG:HG3	3:A6:160:ILE:HD11	1.72	0.69

*Continued on next page...*

*Continued from previous page...*

Atom-1	Atom-2	Interatomic distance (Å)	Clash overlap (Å)
3:A5:1369:ILE:HG21	28:Z2:831:LEU:N	1.84	0.69
6:D1:622:PHE:HB2	6:D1:645:LEU:HD21	1.72	0.69
6:D5:451:SER:O	6:D5:455:VAL:HG13	1.92	0.69
6:D6:178:LEU:HD21	6:D6:539:PHE:CG	2.26	0.69
6:D7:451:SER:O	6:D7:455:VAL:HG13	1.92	0.69
8:F1:1094:GLY:C	17:O2:237:PRO:HB3	2.13	0.69
11:I1:918:SER:OG	16:N1:386:MET:HA	1.91	0.69
11:I1:967:SER:O	15:M1:628:ALA:HB3	1.92	0.69
11:I1:1036:PRO:O	20:R1:173:LEU:HD21	1.91	0.69
11:I1:1043:LEU:HA	16:N1:430:ARG:CD	2.22	0.69
11:I1:1045:PHE:CZ	16:N1:435:ALA:N	2.56	0.69
11:I1:1543:LEU:HD11	11:I2:1677:LYS:HE2	1.74	0.69
11:I2:873:ILE:C	17:O3:255:GLY:CA	2.60	0.69
11:I2:879:VAL:C	17:O3:250:LEU:N	2.46	0.69
11:I2:950:LEU:HB2	16:N3:407:ALA:CB	2.21	0.69
11:I2:1048:GLU:N	17:O3:287:LEU:CD2	2.54	0.69
11:I5:1279:THR:OG1	26:X2:520:GLU:C	2.30	0.69
11:I5:1426:SER:OG	12:J5:263:MET:SD	2.45	0.69
21:S2:138:VAL:CG1	21:S2:170:THR:HG22	2.22	0.69
21:S2:1073:ILE:HD12	21:S2:1074:LEU:N	2.07	0.69
1:A1:1398:LYS:C	2:A2:884:ARG:NH2	2.23	0.69
2:A2:780:GLU:CG	6:D1:678:GLY:O	2.40	0.69
1:A3:835:THR:HG23	6:D1:302:PRO:HG3	1.75	0.69
2:A4:1121:LEU:CD2	3:A6:133:LYS:CE	2.68	0.69
2:A4:1154:PHE:CZ	4:B6:342:ARG:CB	2.69	0.69
3:A5:996:ASN:CG	11:I5:54:LYS:O	2.30	0.69
3:A6:160:ILE:HD12	5:C4:743:LEU:HD11	1.73	0.69
3:A6:189:VAL:HG22	5:C4:742:ASP:HB3	1.73	0.69
3:A6:1337:ALA:HB1	28:Z4:960:CYS:CB	2.20	0.69
6:D4:451:SER:O	6:D4:455:VAL:HG13	1.92	0.69
11:I1:890:TYR:CZ	17:O1:240:GLY:CA	2.74	0.69
11:I1:981:VAL:N	15:M1:621:ARG:CD	2.54	0.69
11:I1:1104:LEU:CB	16:N1:436:ALA:HB1	2.19	0.69
11:I1:1608:SER:O	12:J2:299:GLY:CA	2.40	0.69
11:I1:1669:ARG:HH12	11:I2:1642:LEU:HD13	0.66	0.69
11:I2:1037:THR:N	15:M3:623:LEU:HD22	2.07	0.69
11:I2:1058:GLY:HA3	17:O3:277:GLU:C	2.13	0.69
11:I3:1182:GLN:NE2	12:J3:245:GLU:HB3	2.07	0.69
21:S3:1074:LEU:HD13	21:S3:1122:VAL:HG13	1.74	0.69
21:S4:138:VAL:CG1	21:S4:170:THR:HG22	2.22	0.69
23:U1:62:VAL:HG12	23:U1:66:LYS:HE3	1.73	0.69

*Continued on next page...*



*Continued from previous page...*

Atom-1	Atom-2	Interatomic distance (Å)	Clash overlap (Å)
2:A2:780:GLU:CA	6:D1:679:ILE:H	2.05	0.69
2:A2:1156:ASP:C	3:A5:167:TRP:HB2	2.12	0.69
2:A4:860:GLU:O	6:D3:606:LYS:N	2.02	0.69
2:A4:1132:PRO:N	3:A6:145:THR:HG22	2.06	0.69
2:A4:1150:LEU:HD12	5:C4:731:LYS:HG2	1.73	0.69
3:A5:1094:ILE:HG23	11:I5:4:LEU:CG	2.20	0.69
9:G1:250:THR:O	15:M2:605:THR:HB	1.86	0.69
9:G1:263:MET:HB3	17:O2:260:LEU:CG	2.22	0.69
9:G2:256:GLN:CD	17:O4:263:GLN:H	1.95	0.69
11:I1:931:VAL:C	15:M1:604:ASN:HB2	2.12	0.69
11:I1:945:LEU:HB3	17:O1:259:ASP:CB	2.22	0.69
11:I1:1048:GLU:CG	17:O1:288:GLU:HG3	2.21	0.69
11:I5:1259:ARG:NH2	11:I5:1262:GLN:OE1	2.25	0.69
24:V1:170:GLY:HA3	25:W1:12:ILE:HD12	1.73	0.69
1:A1:870:HIS:N	6:D3:280:GLN:HB2	2.07	0.69
1:A1:1222:ALA:O	2:A2:731:ILE:CD1	2.39	0.69
1:A1:1399:ARG:CZ	2:A2:888:GLN:CB	2.69	0.69
2:A2:974:PRO:HD2	6:D1:205:LEU:HD21	1.65	0.69
2:A2:974:PRO:O	6:D1:494:LEU:O	2.10	0.69
2:A2:979:GLY:C	6:D1:473:GLU:CD	2.51	0.69
2:A2:1138:GLU:CG	3:A5:167:TRP:HZ2	2.03	0.69
2:A2:1154:PHE:CA	3:A5:175:GLU:HB3	1.80	0.69
2:A4:782:VAL:HG23	6:D3:676:ALA:C	2.10	0.69
2:A4:867:GLU:HG3	6:D3:605:THR:CB	2.08	0.69
2:A4:1138:GLU:CA	3:A6:147:LEU:CD1	2.41	0.69
2:A4:1139:ILE:C	3:A6:130:ILE:CG2	2.61	0.69
2:A4:1146:PRO:CD	3:A6:129:ASN:ND2	2.54	0.69
3:A6:1364:GLN:HB3	28:Z4:846:SER:C	2.09	0.69
6:D2:578:ARG:NH2	6:D2:624:GLU:OE1	2.26	0.69
6:D4:578:ARG:NH2	6:D4:624:GLU:OE1	2.25	0.69
8:F1:1136:GLN:C	17:O2:248:SER:OG	2.31	0.69
11:I1:939:ASN:HA	17:O1:264:ILE:C	2.13	0.69
11:I1:1021:ILE:N	16:N1:406:HIS:C	2.33	0.69
11:I2:989:GLY:N	15:M3:614:ASP:HB3	2.08	0.69
11:I2:1067:PHE:HD2	16:N3:428:ASP:O	1.74	0.69
11:I5:536:GLU:HA	25:W2:8:HIS:N	2.05	0.69
17:O3:148:ARG:NE	18:P3:325:ILE:HG23	2.07	0.69
21:S1:176:MET:HE2	21:S1:212:LEU:CD1	2.22	0.69
1:A1:870:HIS:CE1	6:D3:279:HIS:CE1	2.79	0.69
2:A2:867:GLU:CB	6:D1:609:ILE:CG1	2.69	0.69
2:A2:867:GLU:HG3	6:D1:605:THR:OG1	1.93	0.69

*Continued on next page...*

*Continued from previous page...*

Atom-1	Atom-2	Interatomic distance (Å)	Clash overlap (Å)
2:A4:1054:SER:CB	6:D4:762:ARG:HE	1.96	0.69
3:A5:1392:ARG:HG3	28:Z2:866:GLU:C	2.11	0.69
3:A6:1387:ILE:C	28:Z4:867:LYS:H	1.95	0.69
3:A6:1411:ARG:CA	28:Z4:964:LEU:CB	2.66	0.69
6:D6:578:ARG:NH2	6:D6:624:GLU:OE1	2.25	0.69
11:I1:896:PRO:HD3	17:O1:233:THR:HA	1.74	0.69
11:I1:952:LEU:N	17:O1:253:LEU:CD1	2.41	0.69
11:I1:980:ILE:CG1	20:R1:147:LEU:HD12	2.17	0.69
11:I1:1021:ILE:CA	16:N1:406:HIS:HD1	2.03	0.69
11:I1:1041:GLN:HB3	15:M1:620:VAL:HG23	0.70	0.69
11:I1:1677:LYS:CE	11:I2:1543:LEU:HD13	2.22	0.69
11:I2:948:ALA:HA	17:O3:253:LEU:CD2	2.21	0.69
11:I2:1609:GLY:HA3	12:J1:295:TYR:CE1	2.27	0.69
11:I3:1023:ASP:OD1	11:I3:1096:ARG:NH1	2.25	0.69
11:I3:1280:PRO:CD	26:X1:523:LEU:CD1	2.71	0.69
21:S2:1074:LEU:HD13	21:S2:1122:VAL:HG13	1.74	0.69
21:S3:138:VAL:CG1	21:S3:170:THR:HG22	2.22	0.69
2:A2:874:VAL:HG13	6:D1:611:LYS:CG	2.22	0.69
2:A2:980:ARG:CA	6:D1:503:LEU:H	2.00	0.69
2:A2:1141:GLU:HG2	3:A5:129:ASN:HA	1.74	0.69
2:A2:1148:ARG:HH21	3:A5:172:PRO:CA	2.02	0.69
2:A2:1157:TYR:CD1	3:A5:176:LEU:HD21	2.25	0.69
2:A4:878:LEU:C	6:D3:567:LEU:HD12	2.13	0.69
2:A4:880:ALA:HA	6:D3:558:LYS:HE3	1.70	0.69
2:A4:1139:ILE:HA	3:A6:134:VAL:CB	2.04	0.69
3:A5:1370:ALA:N	28:Z2:825:TYR:O	2.25	0.69
3:A6:164:LEU:HD11	5:C4:741:THR:C	2.11	0.69
3:A6:1416:ARG:O	28:Z4:977:ALA:N	2.23	0.69
6:D3:578:ARG:NH2	6:D3:624:GLU:OE1	2.26	0.69
11:I1:981:VAL:HA	20:R1:147:LEU:CD2	2.21	0.69
11:I1:1109:LEU:CB	16:N1:441:PHE:CB	1.79	0.69
11:I1:1611:PHE:CB	11:I2:1672:VAL:CG2	2.70	0.69
11:I1:1672:VAL:C	11:I2:1611:PHE:C	2.51	0.69
11:I2:995:SER:O	17:O3:267:ALA:HB3	1.93	0.69
11:I3:1274:HIS:CG	26:X1:534:ILE:HB	2.27	0.69
18:P2:319:VAL:HG23	18:P3:278:ASN:ND2	2.03	0.69
21:S1:682:ASN:C	21:S1:684:THR:HA	2.13	0.69
21:S2:682:ASN:C	21:S2:684:THR:HA	2.13	0.69
21:S4:1073:ILE:HD12	21:S4:1074:LEU:N	2.07	0.69
1:A1:1070:ASP:OD2	11:I1:1238:LYS:C	2.31	0.69
2:A2:874:VAL:CG1	6:D1:608:ILE:HA	2.22	0.69

*Continued on next page...*

*Continued from previous page...*

Atom-1	Atom-2	Interatomic distance (Å)	Clash overlap (Å)
2:A2:874:VAL:HG12	6:D1:608:ILE:HG22	1.74	0.69
2:A2:1141:GLU:HB3	3:A5:130:ILE:HG13	1.73	0.69
2:A2:1161:ALA:CB	3:A5:176:LEU:HB2	2.22	0.69
2:A4:868:GLN:CD	6:D3:570:VAL:HG12	2.12	0.69
3:A5:147:LEU:O	5:C2:747:PRO:CG	2.40	0.69
3:A5:1151:THR:OG1	5:C5:733:LEU:HD12	1.93	0.69
3:A6:150:PHE:CD2	5:C4:741:THR:HG22	2.27	0.69
3:A6:1151:THR:OG1	5:C6:733:LEU:HD12	1.93	0.69
3:A6:1412:MSE:C	28:Z4:961:PHE:C	2.34	0.69
3:A6:1414:PHE:HB2	28:Z4:967:PHE:CB	2.22	0.69
8:F1:1205:TRP:CD2	17:O2:254:ARG:CD	2.71	0.69
11:I1:916:ALA:HB2	15:M1:586:ASP:CB	2.22	0.69
11:I1:920:PHE:H	16:N1:393:ILE:HG13	1.56	0.69
11:I1:987:GLY:HA2	15:M1:614:ASP:N	2.08	0.69
11:I1:991:THR:CG2	15:M1:611:LYS:N	2.52	0.69
11:I1:1037:THR:N	20:R1:173:LEU:HD23	1.96	0.69
11:I1:1048:GLU:CD	20:R1:143:PHE:CB	2.60	0.69
11:I1:1607:GLN:OE1	11:I2:1738:TYR:N	2.26	0.69
11:I1:1669:ARG:NH1	11:I2:1611:PHE:CZ	2.54	0.69
11:I2:841:PHE:HA	15:M3:591:ASP:CB	2.22	0.69
11:I2:920:PHE:CZ	17:O3:247:TRP:CE3	2.61	0.69
11:I2:925:LEU:HG	15:M3:593:ALA:HB1	1.75	0.69
11:I2:966:TRP:CD1	20:R3:154:ALA:C	2.42	0.69
11:I3:714:THR:O	11:I3:718:GLN:NE2	2.25	0.69
11:I4:714:THR:O	11:I4:718:GLN:NE2	2.25	0.69
11:I4:1271:GLU:OE1	26:X3:504:ILE:CD1	2.40	0.69
21:S1:1073:ILE:HD12	21:S1:1074:LEU:N	2.07	0.69
23:U3:62:VAL:HG12	23:U3:66:LYS:HE3	1.73	0.69
24:V2:170:GLY:HA3	25:W2:12:ILE:HD12	1.72	0.69
24:V4:367:PHE:O	24:V4:369:GLY:N	2.26	0.69
1:A1:1400:SER:OG	2:A2:885:LEU:CD2	2.40	0.69
2:A2:876:ARG:HD2	6:D1:558:LYS:CA	2.19	0.69
2:A2:969:ASP:O	6:D1:192:TYR:CD1	2.46	0.69
2:A2:1164:TYR:CD1	4:B5:342:ARG:HG2	2.22	0.69
2:A2:1305:ALA:HB1	2:A2:1306:PRO:HD3	1.75	0.69
1:A3:1220:PRO:HA	2:A4:646:ILE:HD13	0.93	0.69
1:A3:1224:PRO:CA	2:A4:731:ILE:CD1	2.54	0.69
2:A4:868:GLN:CD	6:D3:608:ILE:HB	2.11	0.69
2:A4:973:GLU:CB	6:D3:498:GLU:CB	2.71	0.69
2:A4:1151:THR:HG23	5:C4:734:VAL:O	1.93	0.69
2:A4:1305:ALA:HB1	2:A4:1306:PRO:HD3	1.75	0.69

*Continued on next page...*

*Continued from previous page...*

Atom-1	Atom-2	Interatomic distance (Å)	Clash overlap (Å)
3:A5:177:ILE:C	5:C2:743:LEU:HD22	2.07	0.69
3:A6:163:SER:HB3	5:C4:743:LEU:CD2	2.23	0.69
3:A6:1338:ALA:N	28:Z4:960:CYS:CB	2.55	0.69
3:A6:1351:MSE:HB2	28:Z4:917:ASP:CB	2.23	0.69
3:A6:1395:LYS:HG2	28:Z4:889:LEU:HA	1.75	0.69
5:C1:732:LYS:HG2	11:I1:1228:GLU:CG	2.23	0.69
6:D2:451:SER:O	6:D2:455:VAL:HG13	1.93	0.69
6:D5:578:ARG:NH2	6:D5:624:GLU:OE1	2.26	0.69
9:G2:257:THR:C	17:O4:259:ASP:H	1.95	0.69
11:I1:925:LEU:HG	15:M1:593:ALA:HA	1.74	0.69
11:I1:955:LYS:HZ3	17:O1:249:ARG:NH2	1.91	0.69
11:I1:957:SER:OG	16:N1:399:HIS:NE2	2.22	0.69
11:I1:991:THR:HG22	15:M1:611:LYS:N	2.08	0.69
11:I1:1055:GLU:CD	17:O1:280:GLU:HG3	2.14	0.69
11:I1:1182:GLN:NE2	12:J1:245:GLU:HB3	2.07	0.69
11:I2:918:SER:OG	16:N3:385:MET:O	2.09	0.69
11:I2:920:PHE:CZ	17:O3:247:TRP:CZ3	2.81	0.69
11:I2:921:GLU:CA	15:M3:592:LEU:HG	2.21	0.69
11:I2:951:LYS:HD2	16:N3:402:GLY:C	2.13	0.69
11:I2:988:GLU:OE1	15:M3:612:PRO:CA	2.31	0.69
11:I2:992:ILE:HG23	15:M3:607:SER:O	1.77	0.69
11:I2:1050:SER:CA	17:O3:290:TYR:HB2	2.21	0.69
11:I2:1051:LYS:NZ	17:O3:289:ASP:OD1	2.24	0.69
11:I2:1065:SER:HA	17:O3:274:GLY:CA	2.22	0.69
11:I2:1106:LYS:CB	16:N3:440:GLU:HG3	2.22	0.69
11:I2:1114:VAL:CG1	16:N3:432:TYR:CD2	2.76	0.69
11:I4:1270:LYS:HE3	26:X3:530:ARG:HG2	1.71	0.69
11:I4:1275:SER:CA	26:X3:508:LEU:HD11	2.10	0.69
11:I5:1023:ASP:OD1	11:I5:1096:ARG:NH1	2.25	0.69
21:S4:682:ASN:C	21:S4:684:THR:HA	2.13	0.69
28:Z3:404:VAL:HG11	28:Z3:438:GLU:HA	1.73	0.69
1:A1:1224:PRO:CG	2:A2:731:ILE:CD1	2.59	0.69
2:A2:980:ARG:NH2	6:D1:503:LEU:CG	2.55	0.69
2:A2:1150:LEU:HD12	5:C2:731:LYS:HG2	1.73	0.69
2:A4:868:GLN:HB3	6:D3:570:VAL:HG21	1.73	0.69
2:A4:973:GLU:OE1	6:D3:192:TYR:CE2	2.46	0.69
2:A4:984:ALA:O	6:D3:498:GLU:HA	1.92	0.69
3:A5:1098:ARG:HD3	11:I5:29:GLN:NE2	1.93	0.69
3:A5:1368:GLN:HA	28:Z2:844:CYS:CB	2.23	0.69
3:A5:1392:ARG:HD3	28:Z2:866:GLU:C	2.12	0.69
3:A6:1151:THR:HA	5:C6:733:LEU:HD13	1.72	0.69

*Continued on next page...*

*Continued from previous page...*

Atom-1	Atom-2	Interatomic distance (Å)	Clash overlap (Å)
3:A6:1361:ARG:NH1	28:Z4:879:PHE:N	2.38	0.69
3:A6:1410:ALA:HB1	26:X4:741:GLN:O	1.93	0.69
6:D6:451:SER:O	6:D6:455:VAL:HG13	1.92	0.69
11:I1:900:ARG:HG3	17:O1:232:LYS:HZ3	1.55	0.69
11:I1:1015:TYR:CD1	16:N1:412:ASN:ND2	2.51	0.69
11:I2:899:LEU:CA	17:O3:235:ASN:HB2	2.23	0.69
11:I2:913:ALA:O	15:M3:584:GLN:HG3	1.93	0.69
11:I2:934:LEU:O	17:O3:261:LYS:HD2	1.91	0.69
11:I2:990:GLU:H	15:M3:611:LYS:HB3	1.58	0.69
11:I2:1024:PHE:CB	16:N3:406:HIS:NE2	2.55	0.69
11:I3:1267:LEU:CD1	26:X1:529:TRP:HE3	1.65	0.69
11:I4:1308:THR:O	11:I4:1312:ASN:ND2	2.26	0.69
21:S2:866:TYR:O	21:S2:868:ASP:N	2.24	0.69
21:S3:1073:ILE:HD12	21:S3:1074:LEU:N	2.07	0.69
21:S4:866:TYR:O	21:S4:868:ASP:N	2.24	0.69
23:U1:162:LEU:HB3	24:V1:315:LYS:HG3	1.74	0.69
24:V2:367:PHE:O	24:V2:369:GLY:N	2.26	0.69
26:X4:454:LEU:O	26:X4:456:SER:N	2.26	0.69
1:A1:1332:ARG:NH2	6:D1:681:ALA:HB1	2.08	0.69
2:A2:1148:ARG:NH2	3:A5:172:PRO:CA	2.56	0.69
2:A4:172:PRO:CB	6:D3:781:ARG:NE	2.56	0.69
2:A4:235:TYR:CE1	4:B4:347:LEU:CD1	2.75	0.69
2:A4:974:PRO:C	6:D3:499:LEU:CD1	2.59	0.69
2:A4:1132:PRO:CG	3:A6:145:THR:HA	1.87	0.69
2:A4:1149:THR:CA	3:A6:173:ASN:O	2.41	0.69
3:A6:1303:GLN:HG3	28:Z4:838:GLN:CA	2.19	0.69
3:A6:1331:GLU:CD	28:Z4:952:ASN:C	2.51	0.69
6:D5:178:LEU:HD21	6:D5:539:PHE:CG	2.27	0.69
6:D7:530:ARG:CG	11:I3:181:GLN:CB	2.60	0.69
6:D7:578:ARG:NH2	6:D7:624:GLU:OE1	2.26	0.69
11:I1:837:MET:SD	17:O1:243:LEU:N	2.65	0.69
11:I1:887:GLN:HB2	16:N1:393:ILE:CD1	2.13	0.69
11:I1:1045:PHE:CZ	16:N1:431:VAL:C	2.66	0.69
11:I2:841:PHE:HA	15:M3:591:ASP:OD2	1.93	0.69
11:I2:1182:GLN:NE2	12:J2:245:GLU:HB3	2.07	0.69
11:I4:1279:THR:N	26:X3:520:GLU:O	2.26	0.69
11:I5:1182:GLN:NE2	12:J5:245:GLU:HB3	2.07	0.69
1:A1:1392:ARG:O	2:A2:888:GLN:O	2.11	0.68
2:A2:224:PRO:HD2	6:D1:709:ARG:NH1	1.99	0.68
2:A2:865:ALA:N	6:D1:604:ASP:O	2.26	0.68
2:A2:1138:GLU:CG	3:A5:167:TRP:CZ2	2.76	0.68

*Continued on next page...*

*Continued from previous page...*

Atom-1	Atom-2	Interatomic distance (Å)	Clash overlap (Å)
2:A2:1140:GLU:OE1	3:A5:135:PHE:CE1	2.41	0.68
2:A2:1156:ASP:OD1	3:A5:168:ASP:CA	2.41	0.68
1:A3:1098:ARG:CD	11:I2:1478:VAL:HG22	2.22	0.68
2:A4:989:MSE:CG	6:D3:500:LYS:HD2	2.22	0.68
2:A4:1142:PHE:HD2	3:A6:129:ASN:O	1.74	0.68
2:A4:1151:THR:HA	5:C4:733:LEU:CA	2.22	0.68
3:A6:164:LEU:N	5:C4:743:LEU:CD2	2.56	0.68
11:I1:956:ILE:HG12	15:M1:599:ILE:CD1	2.23	0.68
11:I1:967:SER:HA	20:R1:153:GLN:OE1	1.93	0.68
11:I1:1308:THR:O	11:I1:1312:ASN:ND2	2.26	0.68
11:I2:797:LEU:CD2	17:O3:245:GLU:HG2	2.16	0.68
11:I2:887:GLN:HA	17:O3:242:ARG:CB	2.23	0.68
11:I2:922:ASP:CG	15:M3:589:GLY:O	2.29	0.68
11:I2:1067:PHE:CD1	16:N3:429:GLU:C	2.67	0.68
11:I2:1308:THR:O	11:I2:1312:ASN:ND2	2.26	0.68
11:I3:1259:ARG:NH2	11:I3:1262:GLN:OE1	2.25	0.68
17:O4:111:TYR:HD1	18:P4:325:ILE:HD12	1.58	0.68
1:A1:1197:ALA:CB	2:A2:728:LYS:HZ1	1.77	0.68
1:A1:1393:THR:OG1	2:A2:851:ASP:OD1	2.07	0.68
1:A1:1398:LYS:O	2:A2:884:ARG:CZ	2.39	0.68
2:A2:826:ASN:OD1	6:D1:633:LYS:CB	2.38	0.68
2:A2:866:SER:H	6:D1:605:THR:N	1.89	0.68
1:A3:1048:ARG:NH2	6:D3:819:ASN:HD21	1.87	0.68
2:A4:880:ALA:HB2	6:D3:558:LYS:CD	2.23	0.68
2:A4:1131:ILE:HD12	3:A6:160:ILE:HD13	1.75	0.68
3:A6:1309:GLY:O	28:Z4:830:LEU:CB	2.40	0.68
3:A6:1387:ILE:O	28:Z4:866:GLU:CB	2.40	0.68
8:F2:1091:SER:O	17:O4:244:GLU:CB	2.40	0.68
11:I1:934:LEU:HA	15:M1:602:MET:HE2	1.63	0.68
11:I1:955:LYS:HZ1	16:N1:397:GLU:HA	1.56	0.68
11:I1:1043:LEU:CD2	16:N1:430:ARG:CB	2.70	0.68
11:I2:923:GLY:HA3	15:M3:591:ASP:CA	2.23	0.68
11:I2:944:GLU:C	17:O3:256:TYR:CA	2.55	0.68
11:I2:951:LYS:HG2	16:N3:404:GLU:HG2	1.70	0.68
11:I3:1277:LEU:HD11	26:X1:511:TYR:HD2	1.46	0.68
17:O3:151:LEU:CD2	18:P3:325:ILE:HD11	2.20	0.68
2:A2:825:ARG:HD3	6:D1:633:LYS:NZ	2.02	0.68
2:A2:1153:LEU:O	3:A5:174:PRO:C	2.31	0.68
2:A2:1153:LEU:O	3:A5:175:GLU:HA	1.93	0.68
2:A4:966:LEU:O	6:D3:202:GLN:OE1	2.12	0.68
2:A4:1122:LEU:HB2	3:A6:132:ASP:CB	2.23	0.68

*Continued on next page...*

*Continued from previous page...*

Atom-1	Atom-2	Interatomic distance (Å)	Clash overlap (Å)
2:A4:1124:ARG:N	3:A6:136:GLU:HB3	2.08	0.68
11:I1:837:MET:HE2	17:O1:239:GLN:O	1.93	0.68
11:I2:714:THR:O	11:I2:718:GLN:NE2	2.25	0.68
11:I2:790:LEU:HD22	17:O3:251:ILE:HD13	1.75	0.68
11:I2:966:TRP:C	20:R3:150:ASN:O	2.31	0.68
11:I2:978:LYS:C	15:M3:621:ARG:HH11	1.88	0.68
11:I2:1033:PRO:HB3	20:R3:174:ARG:HA	1.74	0.68
11:I2:1051:LYS:HZ3	17:O3:285:LYS:NZ	1.92	0.68
11:I2:1069:SER:HB2	16:N3:427:VAL:N	2.08	0.68
11:I4:1274:HIS:CE1	26:X3:530:ARG:N	2.61	0.68
24:V1:483:GLU:CD	24:V1:514:ARG:HH22	1.96	0.68
26:X2:454:LEU:O	26:X2:456:SER:N	2.26	0.68
26:X4:163:LYS:HB2	26:X4:172:PHE:CD1	2.29	0.68
2:A2:992:TYR:HB3	6:D1:238:ALA:CB	2.23	0.68
2:A2:1151:THR:HA	5:C2:733:LEU:CA	2.22	0.68
2:A4:781:ARG:HH11	6:D3:673:ARG:NH1	1.92	0.68
3:A5:229:SER:CA	5:C2:739:MET:HE2	2.23	0.68
3:A5:1363:ASP:HB2	28:Z2:875:LEU:H	1.57	0.68
3:A6:155:TYR:HD1	5:C4:739:MET:HE3	1.56	0.68
3:A6:1303:GLN:N	28:Z4:838:GLN:HA	2.00	0.68
3:A6:1351:MSE:HG3	28:Z4:917:ASP:N	2.06	0.68
9:G1:263:MET:CB	17:O2:260:LEU:HD22	2.23	0.68
11:I1:714:THR:O	11:I1:718:GLN:NE2	2.25	0.68
11:I1:838:GLU:N	17:O1:240:GLY:HA3	2.07	0.68
11:I1:978:LYS:HG3	20:R1:153:GLN:N	2.07	0.68
11:I2:914:ASN:O	15:M3:585:LEU:O	2.12	0.68
11:I2:983:LEU:HD13	15:M3:621:ARG:NH2	2.08	0.68
11:I2:1040:HIS:CG	16:N3:434:LEU:HD12	2.28	0.68
11:I5:1308:THR:O	11:I5:1312:ASN:ND2	2.26	0.68
17:O4:109:PRO:CB	18:P4:318:PRO:CB	2.71	0.68
22:T4:671:LYS:O	22:T4:674:VAL:HG12	1.94	0.68
23:U4:162:LEU:HB3	24:V4:315:LYS:HG3	1.74	0.68
24:V1:367:PHE:O	24:V1:369:GLY:N	2.26	0.68
26:X1:454:LEU:O	26:X1:456:SER:N	2.26	0.68
1:A1:1202:GLU:H	2:A2:729:SER:C	1.97	0.68
2:A2:867:GLU:HB2	6:D1:609:ILE:CG1	2.24	0.68
2:A2:1164:TYR:CE1	4:B5:342:ARG:HD3	2.25	0.68
1:A3:1197:ALA:CB	2:A4:728:LYS:NZ	2.57	0.68
1:A3:1204:TRP:CB	2:A4:731:ILE:C	2.62	0.68
2:A4:983:LEU:CG	6:D3:497:PHE:CZ	2.76	0.68
2:A4:1135:ARG:H	3:A6:145:THR:CA	2.05	0.68

*Continued on next page...*

*Continued from previous page...*

Atom-1	Atom-2	Interatomic distance (Å)	Clash overlap (Å)
2:A4:1142:PHE:CD2	3:A6:129:ASN:C	2.66	0.68
3:A5:1101:GLN:OE1	11:I5:33:THR:CG2	2.41	0.68
3:A5:1313:LYS:CA	28:Z2:830:LEU:O	2.41	0.68
6:D1:451:SER:O	6:D1:455:VAL:HG13	1.93	0.68
6:D3:451:SER:O	6:D3:455:VAL:HG13	1.93	0.68
8:F2:1088:GLU:O	17:O4:249:ARG:HB2	1.84	0.68
11:I1:881:ILE:N	17:O1:249:ARG:CA	2.42	0.68
11:I2:833:PHE:HE2	17:O3:238:ALA:O	1.77	0.68
11:I2:931:VAL:HG23	15:M3:600:ASN:O	1.92	0.68
11:I5:714:THR:O	11:I5:718:GLN:NE2	2.25	0.68
23:U2:162:LEU:HB3	24:V2:315:LYS:HG3	1.74	0.68
2:A2:982:THR:CB	6:D1:494:LEU:HA	2.23	0.68
2:A2:1142:PHE:CE1	3:A5:567:VAL:CG2	2.74	0.68
2:A4:1139:ILE:CD1	3:A6:138:LEU:HG	2.22	0.68
2:A4:1141:GLU:O	3:A6:565:THR:O	2.12	0.68
2:A4:1148:ARG:HH22	3:A6:174:PRO:HG2	1.53	0.68
3:A5:1406:GLY:C	28:Z2:921:THR:CB	2.62	0.68
3:A6:222:ALA:HB2	5:C4:739:MET:SD	2.32	0.68
3:A6:233:THR:C	5:C4:737:LYS:O	2.14	0.68
3:A6:1360:GLY:C	28:Z4:872:TYR:CB	2.62	0.68
6:D1:578:ARG:NH2	6:D1:624:GLU:OE1	2.26	0.68
8:F1:1203:TRP:HH2	17:O2:248:SER:CA	1.77	0.68
11:I1:876:ALA:O	17:O1:248:SER:CA	2.40	0.68
11:I1:928:LEU:HG	20:R1:155:GLU:HG3	1.76	0.68
11:I1:952:LEU:HD12	16:N1:400:LEU:HD21	0.68	0.68
11:I1:1034:ASP:CG	20:R1:177:LEU:HD23	2.00	0.68
11:I1:1070:LEU:C	16:N1:429:GLU:HG2	2.14	0.68
11:I2:840:LEU:HG	17:O3:244:GLU:HG2	1.75	0.68
11:I2:887:GLN:HE22	16:N3:396:ILE:CB	2.05	0.68
11:I2:1037:THR:N	15:M3:620:VAL:O	2.26	0.68
11:I2:1052:LEU:HD22	16:N3:438:LEU:CD2	2.23	0.68
11:I2:1067:PHE:CG	16:N3:429:GLU:C	2.66	0.68
11:I2:1110:SER:HB2	16:N3:438:LEU:N	2.00	0.68
11:I4:1274:HIS:CB	26:X3:531:LEU:HD12	2.24	0.68
11:I4:1276:GLN:NE2	26:X3:535:ALA:HA	2.09	0.68
17:O3:102:LYS:CB	18:P3:322:LYS:CD	2.70	0.68
26:X3:163:LYS:HB2	26:X3:172:PHE:CD1	2.29	0.68
26:X3:454:LEU:O	26:X3:456:SER:N	2.26	0.68
28:Z4:404:VAL:HG11	28:Z4:438:GLU:HA	1.73	0.68
1:A1:868:GLN:O	6:D3:277:ASN:CA	2.41	0.68
2:A2:874:VAL:CG1	6:D1:571:SER:OG	2.41	0.68

*Continued on next page...*



*Continued from previous page...*

Atom-1	Atom-2	Interatomic distance (Å)	Clash overlap (Å)
2:A2:1131:ILE:HG12	3:A5:137:HIS:CG	2.28	0.68
2:A4:880:ALA:CA	6:D3:558:LYS:CE	2.72	0.68
2:A4:1141:GLU:HB2	3:A6:130:ILE:HD12	1.72	0.68
2:A4:1153:LEU:HD22	3:A6:133:LYS:HD3	1.75	0.68
3:A6:1323:VAL:CG1	28:Z4:911:GLU:C	2.56	0.68
3:A6:1337:ALA:CA	28:Z4:960:CYS:CB	2.71	0.68
8:F2:1091:SER:O	17:O4:244:GLU:OE1	2.12	0.68
11:I1:984:GLU:HG3	15:M1:617:THR:HG23	1.75	0.68
11:I1:1024:PHE:CG	16:N1:406:HIS:CG	2.82	0.68
11:I2:899:LEU:HG	17:O3:235:ASN:CA	2.23	0.68
11:I2:953:LEU:C	15:M3:603:SER:HB3	2.10	0.68
11:I2:1029:LEU:HD11	16:N3:433:GLU:OE1	1.80	0.68
11:I2:1043:LEU:CA	16:N3:430:ARG:HD2	2.22	0.68
26:X2:163:LYS:HB2	26:X2:172:PHE:CD1	2.29	0.68
1:A1:1399:ARG:HB2	2:A2:888:GLN:OE1	1.94	0.68
2:A2:225:THR:HG22	6:D1:709:ARG:N	1.94	0.68
2:A2:780:GLU:CA	6:D1:679:ILE:N	2.57	0.68
2:A2:867:GLU:HB2	6:D1:609:ILE:HG12	1.74	0.68
2:A2:1141:GLU:N	3:A5:130:ILE:CB	2.48	0.68
2:A4:863:GLN:HA	6:D3:603:SER:O	1.83	0.68
2:A4:980:ARG:O	6:D3:496:LEU:HD13	1.93	0.68
2:A4:1120:ASP:C	3:A6:136:GLU:CD	2.47	0.68
2:A4:1141:GLU:C	3:A6:565:THR:O	2.30	0.68
2:A4:1167:CYS:HB3	4:B6:342:ARG:CG	2.24	0.68
3:A5:222:ALA:HB1	5:C2:739:MET:CB	2.24	0.68
3:A5:1392:ARG:HH11	28:Z2:866:GLU:C	1.97	0.68
3:A6:180:GLU:CG	5:C4:744:PHE:HZ	2.07	0.68
6:D3:743:HIS:NE2	11:I2:1528:ARG:HG3	2.09	0.68
6:D7:537:ARG:NH2	11:I3:173:ARG:NH2	2.40	0.68
8:F1:1264:ARG:HH22	17:O2:264:ILE:HD13	1.58	0.68
8:F2:983:SER:HB2	11:I2:1388:GLU:OE1	1.85	0.68
9:G1:254:ASN:OD1	15:M2:605:THR:CB	2.40	0.68
11:I1:872:SER:O	17:O1:251:ILE:HG21	1.94	0.68
11:I1:911:PRO:CB	15:M1:584:GLN:HE22	2.05	0.68
11:I1:1055:GLU:N	17:O1:281:ALA:H	1.92	0.68
11:I1:1066:LEU:CA	16:N1:430:ARG:CG	2.71	0.68
11:I1:1669:ARG:CZ	11:I2:1610:VAL:HG12	2.18	0.68
11:I2:922:ASP:H	15:M3:592:LEU:HG	1.59	0.68
11:I2:981:VAL:HA	20:R3:147:LEU:CD2	2.05	0.68
11:I2:1040:HIS:CB	16:N3:434:LEU:CD1	2.69	0.68
11:I2:1052:LEU:HD22	16:N3:438:LEU:HD21	1.76	0.68

*Continued on next page...*

*Continued from previous page...*

Atom-1	Atom-2	Interatomic distance (Å)	Clash overlap (Å)
11:I2:1053:GLY:C	17:O3:281:ALA:C	2.49	0.68
11:I4:1269:ARG:C	26:X3:528:GLU:CG	2.62	0.68
21:S2:293:ASN:CB	21:S2:310:TRP:O	2.42	0.68
21:S4:1074:LEU:HD13	21:S4:1122:VAL:HG13	1.74	0.68
22:T3:671:LYS:O	22:T3:674:VAL:HG12	1.94	0.68
27:Y4:102:CYS:SG	27:Y4:103:THR:N	2.67	0.68
2:A4:875:LEU:HG	6:D3:564:ASN:OD1	1.94	0.68
2:A4:1133:GLU:N	3:A6:145:THR:CG2	1.68	0.68
3:A5:1005:PHE:CD1	11:I5:67:LYS:NZ	2.61	0.68
3:A6:209:VAL:HG21	5:C4:742:ASP:CG	2.12	0.68
3:A6:1366:LEU:HD12	28:Z4:870:ILE:H	1.59	0.68
11:I1:1056:PRO:C	17:O1:277:GLU:C	2.51	0.68
11:I2:934:LEU:HB2	15:M3:602:MET:O	1.81	0.68
11:I2:1041:GLN:O	17:O3:275:LEU:HD13	1.93	0.68
11:I3:1275:SER:CA	26:X1:508:LEU:HG	2.01	0.68
11:I3:1280:PRO:CD	26:X1:523:LEU:HD13	2.20	0.68
21:S3:293:ASN:CB	21:S3:310:TRP:O	2.42	0.68
24:V3:367:PHE:O	24:V3:369:GLY:N	2.26	0.68
27:Y4:220:TRP:HA	27:Y4:231:ILE:HG22	1.76	0.68
2:A2:460:ARG:NH2	2:A2:463:ASP:OD2	2.26	0.68
2:A2:980:ARG:CZ	6:D1:503:LEU:CB	2.63	0.68
2:A4:460:ARG:NH2	2:A4:463:ASP:OD2	2.26	0.68
2:A4:861:GLN:HA	6:D3:607:PRO:CB	2.23	0.68
2:A4:978:ASP:O	6:D3:475:ALA:N	2.27	0.68
3:A5:164:LEU:HD11	5:C2:745:SER:N	1.96	0.68
3:A6:1319:ILE:HD12	28:Z4:874:ASN:CB	2.22	0.68
8:F1:1137:GLN:HG2	17:O2:248:SER:N	1.45	0.68
11:I1:843:GLU:OE1	15:M1:590:LYS:CD	2.40	0.68
11:I1:1061:ASP:HB3	17:O1:277:GLU:CD	2.07	0.68
11:I1:1671:LEU:HD21	11:I2:1670:GLY:O	1.90	0.68
11:I2:1426:SER:OG	12:J2:263:MET:SD	2.45	0.68
17:O2:110:LEU:CG	18:P2:321:ILE:C	2.61	0.68
17:O3:158:GLU:HG2	18:P3:315:GLU:HA	1.75	0.68
24:V2:483:GLU:CD	24:V2:514:ARG:HH22	1.96	0.68
27:Y3:102:CYS:SG	27:Y3:103:THR:N	2.67	0.68
2:A2:1151:THR:HG23	5:C2:734:VAL:O	1.93	0.67
3:A5:1026:PRO:CG	11:I5:102:ILE:HD13	2.22	0.67
3:A6:146:LYS:CD	5:C4:746:PRO:HB3	2.23	0.67
3:A6:1303:GLN:OE1	28:Z4:829:SER:HA	1.93	0.67
3:A6:1366:LEU:HD12	28:Z4:870:ILE:N	2.09	0.67
3:A6:1375:THR:HB	28:Z4:818:PRO:CA	2.19	0.67

*Continued on next page...*

*Continued from previous page...*

Atom-1	Atom-2	Interatomic distance (Å)	Clash overlap (Å)
8:F1:1094:GLY:HA3	17:O2:237:PRO:C	2.13	0.67
8:F2:1090:PRO:C	17:O4:245:GLU:HA	2.08	0.67
11:I1:797:LEU:CD1	17:O1:245:GLU:HG3	2.22	0.67
11:I1:984:GLU:HA	15:M1:614:ASP:N	2.09	0.67
11:I2:833:PHE:CZ	17:O3:242:ARG:HA	2.27	0.67
11:I2:948:ALA:HB3	17:O3:256:TYR:C	2.13	0.67
11:I2:962:ILE:O	20:R3:165:SER:OG	2.07	0.67
11:I2:1037:THR:HB	20:R3:173:LEU:CD2	2.24	0.67
11:I2:1039:ALA:HB2	20:R3:170:LEU:CB	1.82	0.67
11:I4:1273:GLU:HG2	26:X3:526:CYS:HB2	1.73	0.67
17:O4:110:LEU:CD2	18:P4:321:ILE:HG13	2.22	0.67
22:T2:671:LYS:O	22:T2:674:VAL:HG12	1.94	0.67
24:V3:483:GLU:CD	24:V3:514:ARG:HH22	1.96	0.67
1:A1:875:LEU:HD13	6:D3:277:ASN:HB2	1.75	0.67
2:A2:870:HIS:CD2	6:D1:566:PHE:HD1	1.61	0.67
2:A2:909:LYS:HZ2	6:D1:197:VAL:HG23	1.59	0.67
2:A2:1153:LEU:O	3:A5:175:GLU:CA	2.43	0.67
1:A3:1224:PRO:N	2:A4:734:LEU:HD22	2.07	0.67
2:A4:980:ARG:HD2	6:D3:526:LEU:N	2.09	0.67
3:A5:155:TYR:CD2	5:C2:740:ARG:CB	2.75	0.67
3:A5:207:LEU:HD11	5:C2:742:ASP:HB3	1.76	0.67
3:A5:1027:HIS:CG	11:I5:67:LYS:HG3	2.29	0.67
3:A6:155:TYR:HE1	5:C4:739:MET:HE2	1.48	0.67
3:A6:1405:LEU:N	28:Z4:919:PHE:O	2.23	0.67
3:A6:1410:ALA:CB	26:X4:744:MET:CA	2.67	0.67
6:D7:176:SER:HB2	11:I3:95:LYS:HZ1	1.57	0.67
6:D7:179:ASP:OD2	11:I3:49:PRO:HA	1.94	0.67
6:D7:187:ARG:HH12	11:I3:54:LYS:NZ	1.92	0.67
6:D7:622:PHE:CB	6:D7:645:LEU:HD21	2.25	0.67
11:I1:991:THR:HG23	15:M1:609:GLY:H	1.58	0.67
11:I1:1038:ILE:HD13	15:M1:620:VAL:HG12	0.69	0.67
11:I1:1665:LEU:HB2	11:I2:1667:GLN:CG	2.22	0.67
11:I2:952:LEU:HD12	16:N3:400:LEU:HD21	1.74	0.67
11:I2:958:THR:CB	16:N3:399:HIS:HD2	1.88	0.67
11:I2:1018:LYS:H	16:N3:413:VAL:CA	1.90	0.67
11:I2:1052:LEU:CD2	16:N3:438:LEU:HD21	2.23	0.67
11:I3:1267:LEU:CA	26:X1:529:TRP:HA	2.22	0.67
11:I3:1276:GLN:CD	26:X1:535:ALA:O	2.32	0.67
27:Y1:102:CYS:SG	27:Y1:103:THR:N	2.67	0.67
27:Y3:220:TRP:HA	27:Y3:231:ILE:HG22	1.76	0.67
27:Y4:306:GLU:N	27:Y4:324:ASP:OD2	2.27	0.67

*Continued on next page...*

*Continued from previous page...*

Atom-1	Atom-2	Interatomic distance (Å)	Clash overlap (Å)
1:A1:1091:VAL:HG12	6:D1:804:SER:HG	0.85	0.67
2:A2:781:ARG:CG	6:D1:673:ARG:CB	2.67	0.67
2:A2:1155:ASN:HA	3:A5:175:GLU:CD	2.14	0.67
1:A3:1048:ARG:NH2	6:D3:790:ARG:HH22	1.93	0.67
1:A3:1091:VAL:CG2	6:D3:808:ASN:CB	2.71	0.67
2:A4:982:THR:CG2	6:D3:496:LEU:CB	2.59	0.67
2:A4:990:GLU:OE2	6:D3:556:ASP:O	2.12	0.67
2:A4:1163:TYR:HH	3:A6:137:HIS:CE1	2.10	0.67
9:G1:263:MET:HB3	17:O2:260:LEU:HD13	1.76	0.67
11:I1:947:LEU:C	16:N1:407:ALA:HB3	2.14	0.67
11:I1:1036:PRO:C	15:M1:623:LEU:C	2.53	0.67
11:I1:1543:LEU:HD13	11:I2:1677:LYS:NZ	2.09	0.67
11:I2:923:GLY:HA3	15:M3:591:ASP:O	1.94	0.67
11:I2:950:LEU:HB2	16:N3:407:ALA:HB2	1.76	0.67
11:I2:1049:LEU:O	17:O3:287:LEU:O	2.12	0.67
11:I3:1278:ALA:O	26:X1:520:GLU:CB	2.41	0.67
11:I5:1280:PRO:HG3	26:X2:523:LEU:CD1	2.23	0.67
15:M3:483:LYS:HZ1	16:N4:327:LYS:HE3	1.57	0.67
27:Y2:306:GLU:N	27:Y2:324:ASP:OD2	2.27	0.67
1:A1:1204:TRP:CD1	2:A2:672:ARG:HD3	2.29	0.67
2:A2:864:ARG:HH21	6:D1:634:ASN:HB2	1.59	0.67
2:A2:909:LYS:HZ2	6:D1:197:VAL:CG2	2.07	0.67
2:A2:1134:GLU:CG	3:A5:146:LYS:CG	2.29	0.67
2:A2:1155:ASN:HD21	5:C2:735:ILE:CA	2.02	0.67
1:A3:1204:TRP:HB2	2:A4:731:ILE:CB	2.25	0.67
1:A3:1204:TRP:HB2	2:A4:731:ILE:CA	2.25	0.67
1:A3:1224:PRO:HA	2:A4:731:ILE:HD13	1.70	0.67
2:A4:873:PRO:O	6:D3:563:GLU:HB3	1.94	0.67
2:A4:974:PRO:C	6:D3:499:LEU:HD12	2.14	0.67
3:A5:157:TRP:NE1	5:C2:747:PRO:HA	2.01	0.67
3:A5:1026:PRO:HB3	11:I5:73:TYR:HE1	1.51	0.67
6:D5:622:PHE:CB	6:D5:645:LEU:HD21	2.25	0.67
8:F1:1137:GLN:CA	17:O2:244:GLU:O	2.43	0.67
9:G1:258:LYS:NZ	16:N2:408:MET:CA	2.37	0.67
11:I1:797:LEU:HD13	17:O1:245:GLU:HG3	1.70	0.67
11:I1:937:TYR:HB3	17:O1:258:GLU:HA	0.67	0.67
11:I1:1026:TYR:O	20:R1:172:ASP:HA	1.94	0.67
11:I1:1035:GLN:O	16:N1:441:PHE:CZ	2.30	0.67
11:I1:1103:LEU:CD1	20:R1:175:GLN:CD	2.59	0.67
11:I2:945:LEU:HA	17:O3:255:GLY:O	1.95	0.67
11:I2:982:GLN:HB3	15:M3:621:ARG:CZ	2.25	0.67

*Continued on next page...*

*Continued from previous page...*

Atom-1	Atom-2	Interatomic distance (Å)	Clash overlap (Å)
11:I5:357:ASP:OD1	11:I5:360:ARG:NH2	2.28	0.67
22:T1:671:LYS:O	22:T1:674:VAL:HG12	1.94	0.67
27:Y2:220:TRP:HA	27:Y2:231:ILE:HG22	1.76	0.67
28:Z3:335:VAL:HG13	28:Z3:352:ILE:HB	1.77	0.67
2:A4:781:ARG:NH1	6:D3:674:TYR:CE1	2.62	0.67
2:A4:1120:ASP:O	3:A6:136:GLU:CD	2.33	0.67
2:A4:1122:LEU:HA	3:A6:136:GLU:N	2.07	0.67
2:A4:1154:PHE:C	3:A6:176:LEU:H	1.98	0.67
3:A5:1372:THR:HB	28:Z2:828:LEU:HA	1.77	0.67
3:A5:1392:ARG:NH1	28:Z2:863:ASP:O	2.28	0.67
6:D2:622:PHE:CB	6:D2:645:LEU:HD21	2.25	0.67
6:D6:622:PHE:CB	6:D6:645:LEU:HD21	2.25	0.67
9:G1:270:ARG:CA	16:N2:413:VAL:O	2.42	0.67
11:I1:955:LYS:HE2	16:N1:397:GLU:CA	2.24	0.67
11:I1:1041:GLN:N	15:M1:620:VAL:CG2	2.57	0.67
11:I2:873:ILE:O	17:O3:255:GLY:N	2.28	0.67
11:I2:894:VAL:HB	17:O3:239:GLN:H	0.51	0.67
11:I2:950:LEU:HG	15:M3:606:LEU:CD2	2.20	0.67
11:I2:1039:ALA:O	20:R3:170:LEU:HD21	1.91	0.67
11:I2:1058:GLY:CA	17:O3:277:GLU:HA	2.13	0.67
11:I3:1274:HIS:HB3	26:X1:534:ILE:CG2	2.25	0.67
17:O3:147:ALA:HB3	18:P3:328:PRO:CG	2.22	0.67
24:V4:483:GLU:CD	24:V4:514:ARG:HH22	1.96	0.67
2:A2:864:ARG:NH1	6:D1:610:ASN:HD21	1.70	0.67
2:A2:869:ALA:HA	6:D1:583:ILE:CG2	2.24	0.67
3:A5:1381:ALA:HB2	28:Z2:810:ASP:CA	2.23	0.67
3:A6:1310:ARG:N	28:Z4:827:GLN:CA	2.53	0.67
6:D7:176:SER:CB	11:I3:95:LYS:HZ3	2.08	0.67
11:I1:957:SER:CA	20:R1:166:LEU:HD13	2.15	0.67
11:I1:1030:ARG:HD2	20:R1:175:GLN:OE1	1.94	0.67
11:I1:1584:LEU:HD21	12:J1:275:PHE:CD1	2.30	0.67
11:I2:899:LEU:CD1	17:O3:230:ILE:O	2.42	0.67
11:I2:955:LYS:NZ	16:N3:400:LEU:CD1	2.55	0.67
11:I2:980:ILE:N	20:R3:147:LEU:CD1	2.52	0.67
11:I2:1584:LEU:HD21	12:J2:275:PHE:CD1	2.30	0.67
11:I3:357:ASP:OD1	11:I3:360:ARG:NH2	2.28	0.67
11:I4:1584:LEU:HD21	12:J4:275:PHE:CD1	2.30	0.67
21:S1:293:ASN:CB	21:S1:310:TRP:O	2.42	0.67
21:S4:293:ASN:CB	21:S4:310:TRP:O	2.42	0.67
23:U3:162:LEU:HB3	24:V3:315:LYS:HG3	1.74	0.67
1:A1:870:HIS:CA	6:D3:279:HIS:CB	2.63	0.67

*Continued on next page...*

*Continued from previous page...*

Atom-1	Atom-2	Interatomic distance (Å)	Clash overlap (Å)
2:A2:826:ASN:HB3	6:D1:633:LYS:O	1.94	0.67
2:A2:1128:ASP:CA	3:A5:137:HIS:HA	2.25	0.67
2:A2:1135:ARG:CD	3:A5:157:TRP:C	2.55	0.67
1:A3:1021:LEU:HD12	6:D3:819:ASN:HB2	1.77	0.67
2:A4:858:ALA:C	6:D3:606:LYS:CE	2.63	0.67
2:A4:864:ARG:HB3	6:D3:608:ILE:HG12	1.76	0.67
2:A4:864:ARG:H	6:D3:607:PRO:HD2	1.60	0.67
3:A6:1378:GLY:CA	28:Z4:816:THR:CB	2.47	0.67
8:F1:1808:VAL:O	8:F1:1833:ARG:NH1	2.28	0.67
9:G1:260:THR:HG23	17:O2:259:ASP:CB	2.25	0.67
11:I1:842:ASN:HA	15:M1:587:GLU:CG	2.25	0.67
11:I1:958:THR:CB	16:N1:399:HIS:HA	2.25	0.67
11:I2:953:LEU:HD11	15:M3:606:LEU:H	1.60	0.67
11:I2:953:LEU:HD11	15:M3:602:MET:O	1.95	0.67
11:I2:956:ILE:C	20:R3:166:LEU:HB2	2.15	0.67
23:U1:13:THR:O	23:U1:17:ASP:N	2.24	0.67
2:A2:227:SER:CB	6:D1:711:PHE:CB	2.73	0.67
2:A2:825:ARG:NH1	6:D1:679:ILE:HD11	2.08	0.67
2:A2:980:ARG:N	6:D1:473:GLU:CG	2.57	0.67
1:A3:1332:ARG:NE	6:D3:636:ASP:CG	2.49	0.67
3:A6:1316:VAL:CB	28:Z4:871:HIS:HA	2.25	0.67
9:G1:262:SER:O	16:N2:411:GLN:CG	2.41	0.67
9:G2:255:LEU:HA	17:O4:262:ASP:OD1	1.94	0.67
11:I1:833:PHE:C	17:O1:241:SER:HB2	2.14	0.67
11:I1:925:LEU:HB2	20:R1:164:PRO:O	1.87	0.67
11:I1:1021:ILE:HG13	16:N1:406:HIS:O	1.95	0.67
11:I1:1028:CYS:SG	20:R1:168:LEU:HB3	2.34	0.67
11:I1:1049:LEU:HD12	15:M1:626:HIS:HD2	0.86	0.67
11:I2:923:GLY:CA	15:M3:591:ASP:C	2.61	0.67
11:I2:925:LEU:HD13	20:R3:156:GLY:CA	2.24	0.67
11:I2:950:LEU:HD23	15:M3:606:LEU:CG	2.24	0.67
11:I2:1017:VAL:HG22	17:O3:260:LEU:HD11	1.73	0.67
11:I3:1308:THR:O	11:I3:1312:ASN:ND2	2.26	0.67
11:I4:1272:TYR:C	26:X3:524:SER:OG	2.32	0.67
27:Y1:306:GLU:N	27:Y1:324:ASP:OD2	2.27	0.67
27:Y2:102:CYS:SG	27:Y2:103:THR:N	2.67	0.67
27:Y3:306:GLU:N	27:Y3:324:ASP:OD2	2.27	0.67
27:Y4:161:PRO:HB2	27:Y4:164:HIS:CD2	2.30	0.67
2:A2:1125:LEU:CD1	3:A5:134:VAL:N	2.58	0.67
1:A3:1233:GLN:CD	2:A4:726:ALA:CB	2.58	0.67
2:A4:827:ILE:CD1	2:A4:859:GLN:CB	2.61	0.67

*Continued on next page...*

*Continued from previous page...*

Atom-1	Atom-2	Interatomic distance (Å)	Clash overlap (Å)
2:A4:975:GLU:O	6:D3:502:LEU:N	2.28	0.67
2:A4:978:ASP:O	6:D3:475:ALA:CA	2.43	0.67
2:A4:1120:ASP:OD2	2:A4:1241:ARG:NH2	2.28	0.67
3:A5:1392:ARG:CD	28:Z2:866:GLU:C	2.62	0.67
11:I1:797:LEU:CG	17:O1:245:GLU:HG3	2.25	0.67
11:I1:952:LEU:CA	16:N1:403:VAL:HG11	2.21	0.67
11:I1:981:VAL:CA	20:R1:147:LEU:HD21	2.25	0.67
11:I1:983:LEU:HD11	15:M1:604:ASN:CB	2.24	0.67
11:I2:882:LYS:C	17:O3:245:GLU:C	2.46	0.67
11:I2:884:LEU:HD12	16:N3:400:LEU:CD2	2.25	0.67
11:I2:914:ASN:O	15:M3:585:LEU:C	2.29	0.67
11:I2:955:LYS:HB2	16:N3:400:LEU:CD2	2.17	0.67
11:I2:962:ILE:CD1	15:M3:596:ILE:CG2	2.65	0.67
11:I2:993:SER:OG	16:N3:430:ARG:NH1	2.10	0.67
11:I2:1046:HIS:CA	17:O3:280:GLU:HB3	2.25	0.67
11:I2:1046:HIS:HB2	17:O3:280:GLU:HB3	1.77	0.67
17:O3:102:LYS:HB3	18:P3:322:LYS:CD	2.25	0.67
27:Y1:161:PRO:HB2	27:Y1:164:HIS:CD2	2.30	0.67
1:A1:1197:ALA:CA	2:A2:728:LYS:HZ2	2.06	0.67
1:A1:1204:TRP:NE1	2:A2:645:PHE:CZ	2.48	0.67
2:A4:868:GLN:OE1	6:D3:570:VAL:CG1	2.43	0.67
2:A4:1126:VAL:CA	3:A6:139:ASN:H	1.96	0.67
3:A5:1406:GLY:N	28:Z2:918:PHE:CA	2.36	0.67
3:A6:230:LYS:CG	5:C4:739:MET:HE1	2.24	0.67
11:I1:950:LEU:HB3	16:N1:406:HIS:C	2.15	0.67
11:I2:981:VAL:HB	20:R3:147:LEU:HG	1.74	0.67
23:U3:13:THR:O	23:U3:17:ASP:N	2.24	0.67
27:Y3:161:PRO:HB2	27:Y3:164:HIS:CD2	2.30	0.67
2:A2:227:SER:CA	6:D1:712:ASP:N	2.57	0.66
2:A2:975:GLU:OE2	6:D1:501:LEU:HG	1.93	0.66
2:A2:983:LEU:HB2	6:D1:528:PHE:CZ	2.29	0.66
2:A2:1159:ASP:HB3	3:A5:175:GLU:HG3	1.76	0.66
2:A4:826:ASN:ND2	6:D3:633:LYS:HB3	2.09	0.66
2:A4:871:ASN:N	6:D3:566:PHE:O	2.27	0.66
2:A4:907:SER:O	6:D3:552:TYR:CE1	2.47	0.66
2:A4:1053:ARG:O	6:D4:762:ARG:CG	2.37	0.66
3:A5:997:ASP:N	11:I5:61:LYS:HB2	2.11	0.66
3:A5:999:SER:HB3	11:I5:64:LYS:HE3	1.76	0.66
3:A5:1027:HIS:ND1	11:I5:66:LEU:N	2.36	0.66
3:A5:1387:ILE:HD11	28:Z2:830:LEU:CB	2.25	0.66
3:A6:1312:ARG:H	28:Z4:830:LEU:CB	2.07	0.66

*Continued on next page...*

*Continued from previous page...*

Atom-1	Atom-2	Interatomic distance (Å)	Clash overlap (Å)
3:A6:1319:ILE:CG2	28:Z4:874:ASN:CA	2.61	0.66
8:F1:1267:ARG:CG	17:O2:265:ASN:CG	2.45	0.66
8:F2:1808:VAL:O	8:F2:1833:ARG:NH1	2.28	0.66
9:G1:263:MET:SD	17:O2:260:LEU:CD2	2.83	0.66
11:I1:935:GLY:N	15:M1:605:THR:CB	2.50	0.66
11:I1:966:TRP:HA	20:R1:154:ALA:HB2	1.76	0.66
11:I1:1037:THR:C	20:R1:169:GLY:CA	2.58	0.66
11:I1:1426:SER:OG	12:J1:263:MET:SD	2.45	0.66
11:I2:840:LEU:CD2	17:O3:247:TRP:CB	2.68	0.66
11:I2:898:VAL:HG23	17:O3:237:PRO:N	2.02	0.66
11:I2:952:LEU:HD11	15:M3:599:ILE:HG12	1.77	0.66
11:I2:1021:ILE:CG1	16:N3:410:MET:CG	2.73	0.66
11:I2:1046:HIS:O	17:O3:284:LYS:N	2.28	0.66
17:O4:111:TYR:CD1	18:P4:325:ILE:CD1	2.63	0.66
18:P1:280:THR:H	18:P4:322:LYS:CD	1.90	0.66
26:X1:163:LYS:HB2	26:X1:172:PHE:CD1	2.29	0.66
1:A1:1200:ARG:NH2	2:A2:642:ARG:HH22	1.93	0.66
1:A1:1220:PRO:O	2:A2:646:ILE:CA	2.42	0.66
2:A2:968:SER:OG	6:D1:200:HIS:N	2.20	0.66
2:A2:1138:GLU:HB3	3:A5:167:TRP:HH2	1.60	0.66
2:A4:878:LEU:C	6:D3:567:LEU:CD1	2.62	0.66
2:A4:1153:LEU:C	3:A6:175:GLU:HA	2.12	0.66
3:A5:1054:SER:O	11:I5:37:GLU:HG2	1.95	0.66
3:A6:1323:VAL:HG12	28:Z4:912:ASP:CA	2.13	0.66
3:A6:1351:MSE:HB3	28:Z4:918:PHE:C	2.12	0.66
3:A6:1367:THR:CG2	28:Z4:852:SER:CB	2.73	0.66
11:I2:945:LEU:CA	17:O3:260:LEU:H	2.08	0.66
11:I2:983:LEU:CD1	15:M3:621:ARG:NH2	2.58	0.66
11:I2:1106:LYS:HB3	16:N3:440:GLU:OE2	1.88	0.66
11:I3:1277:LEU:CD2	26:X1:519:ILE:N	2.58	0.66
27:Y2:161:PRO:HB2	27:Y2:164:HIS:CD2	2.30	0.66
2:A2:825:ARG:HH22	6:D1:679:ILE:HD11	1.61	0.66
2:A2:986:THR:CG2	6:D1:504:LYS:CE	2.73	0.66
2:A2:989:MSE:HE1	6:D1:240:ASP:CG	2.14	0.66
2:A4:780:GLU:N	6:D3:678:GLY:N	2.39	0.66
2:A4:982:THR:CB	6:D3:494:LEU:C	2.63	0.66
2:A4:1135:ARG:HH12	3:A6:157:TRP:C	1.97	0.66
2:A4:1160:GLN:NE2	3:A6:166:LEU:H	1.92	0.66
11:I1:843:GLU:HB3	15:M1:587:GLU:OE2	1.87	0.66
11:I1:928:LEU:HD11	20:R1:155:GLU:CB	2.26	0.66
11:I1:931:VAL:HG22	15:M1:604:ASN:CG	2.15	0.66

*Continued on next page...*



*Continued from previous page...*

Atom-1	Atom-2	Interatomic distance (Å)	Clash overlap (Å)
11:I1:986:ASN:O	15:M1:611:LYS:CA	2.40	0.66
11:I1:1038:ILE:CD1	20:R1:167:GLN:CD	2.62	0.66
11:I1:1066:LEU:CB	16:N1:430:ARG:CG	2.73	0.66
11:I2:790:LEU:CD2	17:O3:251:ILE:HD13	2.26	0.66
11:I2:840:LEU:CB	17:O3:247:TRP:HD1	2.05	0.66
11:I2:896:PRO:O	17:O3:232:LYS:HB3	1.94	0.66
11:I2:979:ALA:O	15:M3:621:ARG:NH1	1.92	0.66
11:I2:994:ALA:HB2	17:O3:272:SER:N	2.03	0.66
11:I2:1037:THR:HG21	20:R3:173:LEU:HD22	1.76	0.66
11:I3:1584:LEU:HD21	12:J3:275:PHE:CD1	2.30	0.66
28:Z4:335:VAL:HG13	28:Z4:352:ILE:HB	1.77	0.66
1:A1:870:HIS:CE1	6:D3:279:HIS:HE1	2.13	0.66
1:A1:1222:ALA:HB1	2:A2:615:LEU:HD11	1.77	0.66
1:A3:1021:LEU:CD1	6:D3:819:ASN:HB2	2.26	0.66
1:A3:1056:PHE:CE2	6:D3:806:ASP:O	2.41	0.66
2:A4:781:ARG:NH1	6:D3:674:TYR:HE1	1.92	0.66
2:A4:981:PRO:HD3	6:D3:473:GLU:OE2	1.95	0.66
2:A4:1151:THR:CA	5:C4:733:LEU:CA	2.60	0.66
3:A5:1381:ALA:HA	28:Z2:810:ASP:HA	1.75	0.66
3:A5:1395:LYS:CA	28:Z2:870:ILE:O	2.43	0.66
3:A5:1406:GLY:O	28:Z2:921:THR:CB	2.44	0.66
3:A6:1364:GLN:C	28:Z4:849:ALA:HB2	2.16	0.66
6:D3:743:HIS:NE2	11:I2:1528:ARG:CG	2.59	0.66
8:F1:1258:MET:O	17:O2:259:ASP:OD1	2.13	0.66
9:G1:263:MET:SD	16:N2:407:ALA:HB1	2.36	0.66
11:I1:984:GLU:C	15:M1:613:ASP:C	2.53	0.66
11:I1:1667:GLN:NE2	11:I2:1665:LEU:HB2	2.10	0.66
11:I2:958:THR:CA	16:N3:399:HIS:CD2	2.77	0.66
11:I2:1017:VAL:CG1	16:N3:410:MET:HG3	2.25	0.66
11:I2:1040:HIS:HD1	15:M3:623:LEU:HD13	1.08	0.66
11:I3:1278:ALA:HB3	26:X1:520:GLU:H	1.55	0.66
11:I3:1421:ARG:NH2	11:I3:1482:ASP:OD1	2.29	0.66
28:Z2:335:VAL:HG13	28:Z2:352:ILE:HB	1.77	0.66
2:A2:227:SER:HB3	6:D1:711:PHE:CB	2.22	0.66
2:A2:825:ARG:CD	6:D1:633:LYS:HZ2	2.02	0.66
2:A2:1160:GLN:CG	3:A5:166:LEU:O	2.44	0.66
2:A4:868:GLN:OE1	6:D3:571:SER:N	2.27	0.66
2:A4:1158:ALA:HB2	3:A6:133:LYS:CE	2.26	0.66
3:A5:232:LEU:HD12	5:C2:740:ARG:N	2.11	0.66
3:A5:1395:LYS:CB	28:Z2:870:ILE:O	2.43	0.66
3:A6:1327:VAL:N	28:Z4:910:GLN:O	2.28	0.66

*Continued on next page...*

*Continued from previous page...*

Atom-1	Atom-2	Interatomic distance (Å)	Clash overlap (Å)
3:A6:1331:GLU:OE1	28:Z4:952:ASN:C	2.34	0.66
3:A6:1366:LEU:HD13	28:Z4:866:GLU:C	2.00	0.66
8:F1:1329:LYS:O	8:F1:1364:ASN:ND2	2.29	0.66
9:G1:255:LEU:HD13	17:O2:258:GLU:H	1.59	0.66
11:I1:955:LYS:HZ2	17:O1:249:ARG:CZ	2.09	0.66
11:I1:1038:ILE:HD11	20:R1:167:GLN:OE1	1.94	0.66
11:I2:357:ASP:OD1	11:I2:360:ARG:NH2	2.28	0.66
11:I2:884:LEU:HD13	16:N3:400:LEU:HG	1.78	0.66
11:I2:990:GLU:O	17:O3:271:GLU:CB	2.44	0.66
11:I2:1031:ALA:N	20:R3:173:LEU:O	2.20	0.66
11:I2:1036:PRO:HG3	17:O3:287:LEU:HG	1.78	0.66
11:I2:1039:ALA:HB3	20:R3:170:LEU:CA	2.26	0.66
11:I2:1109:LEU:N	17:O3:290:TYR:OH	2.29	0.66
11:I3:1267:LEU:O	26:X1:529:TRP:CG	2.48	0.66
11:I4:357:ASP:OD1	11:I4:360:ARG:NH2	2.28	0.66
11:I4:1270:LYS:CD	26:X3:530:ARG:CG	2.71	0.66
11:I4:1279:THR:CB	26:X3:524:SER:N	2.59	0.66
11:I5:1421:ARG:NH2	11:I5:1482:ASP:OD1	2.29	0.66
24:V3:209:PRO:HB3	24:V3:532:LYS:HB2	1.78	0.66
24:V4:209:PRO:HB3	24:V4:532:LYS:HB2	1.78	0.66
1:A1:1221:ILE:HD11	2:A2:618:ALA:CB	2.24	0.66
2:A2:983:LEU:HD22	6:D1:497:PHE:HZ	1.60	0.66
2:A4:879:LEU:HD13	6:D3:564:ASN:ND2	2.09	0.66
2:A4:965:LYS:HE3	6:D3:196:ILE:HA	1.76	0.66
2:A4:982:THR:HB	6:D3:494:LEU:HA	1.76	0.66
2:A4:1019:ARG:HH12	6:D3:238:ALA:C	1.98	0.66
2:A4:1125:LEU:N	3:A6:136:GLU:CB	2.18	0.66
3:A5:1379:GLY:O	28:Z2:811:LEU:C	2.27	0.66
3:A6:156:ALA:C	5:C4:741:THR:CG2	2.62	0.66
6:D1:622:PHE:CB	6:D1:645:LEU:HD21	2.25	0.66
11:I1:878:GLN:N	17:O1:252:VAL:CB	2.58	0.66
11:I1:890:TYR:HA	17:O1:238:ALA:CB	2.25	0.66
11:I1:1112:SER:N	16:N1:439:ARG:CB	2.56	0.66
11:I1:1421:ARG:NH2	11:I1:1482:ASP:OD1	2.29	0.66
11:I1:1677:LYS:HE2	11:I2:1543:LEU:HD11	1.76	0.66
11:I2:797:LEU:HD22	17:O3:245:GLU:CB	2.25	0.66
11:I2:955:LYS:CB	16:N3:400:LEU:HD23	2.17	0.66
11:I2:997:SER:HB2	17:O3:270:THR:HG21	1.78	0.66
11:I2:1049:LEU:CG	17:O3:291:ASP:CG	2.62	0.66
17:O2:110:LEU:HD11	18:P2:321:ILE:HB	1.78	0.66
28:Z1:55:GLU:HB2	28:Z1:74:SER:HA	1.78	0.66

*Continued on next page...*

*Continued from previous page...*

Atom-1	Atom-2	Interatomic distance (Å)	Clash overlap (Å)
1:A1:834:GLU:HB3	6:D3:302:PRO:CG	2.18	0.66
1:A1:874:VAL:CG1	6:D3:272:VAL:CB	2.71	0.66
2:A2:1120:ASP:OD2	2:A2:1241:ARG:NH2	2.28	0.66
3:A5:1011:TYR:OH	11:I5:54:LYS:CG	2.44	0.66
3:A6:1388:ALA:HA	28:Z4:865:LYS:N	2.10	0.66
8:F1:1091:SER:HB3	17:O2:241:SER:C	2.11	0.66
11:I1:883:ALA:CB	17:O1:246:LEU:CA	2.26	0.66
11:I1:887:GLN:CA	17:O1:242:ARG:HB3	1.97	0.66
11:I1:913:ALA:N	15:M1:584:GLN:CG	2.57	0.66
11:I1:913:ALA:CB	15:M1:584:GLN:HG2	2.21	0.66
11:I1:918:SER:OG	16:N1:386:MET:C	2.34	0.66
11:I2:895:ARG:N	17:O3:239:GLN:HB2	2.11	0.66
11:I2:947:LEU:CD1	16:N3:407:ALA:O	2.44	0.66
11:I2:1109:LEU:HD13	17:O3:290:TYR:CG	2.27	0.66
11:I3:1278:ALA:CA	26:X1:520:GLU:HA	2.25	0.66
21:S2:251:MET:HG3	21:S2:272:LEU:HB2	1.78	0.66
1:A1:1301:ASP:OD2	1:A1:1361:ARG:NH1	2.29	0.66
2:A2:1154:PHE:HB3	5:C2:733:LEU:HD13	1.77	0.66
2:A4:976:LEU:HD22	6:D3:245:ARG:NH1	2.06	0.66
3:A5:1316:VAL:HG21	28:Z2:833:ASP:CB	2.26	0.66
3:A5:1416:ARG:C	28:Z2:963:LYS:CA	2.63	0.66
3:A6:1351:MSE:HB3	28:Z4:918:PHE:N	0.53	0.66
6:D4:622:PHE:CB	6:D4:645:LEU:HD21	2.25	0.66
11:I1:357:ASP:OD1	11:I1:360:ARG:NH2	2.28	0.66
11:I1:840:LEU:CD2	17:O1:244:GLU:HG2	2.25	0.66
11:I1:927:HIS:HD2	15:M1:594:LYS:C	1.97	0.66
11:I1:957:SER:HB2	20:R1:168:LEU:CB	2.26	0.66
11:I1:1024:PHE:HB2	16:N1:406:HIS:HB3	1.66	0.66
11:I2:900:ARG:HG3	17:O3:232:LYS:HZ2	1.60	0.66
11:I2:965:ALA:HB3	20:R3:165:SER:N	2.10	0.66
17:O3:147:ALA:CA	18:P3:328:PRO:HB2	2.26	0.66
23:U2:8:GLN:C	23:U2:10:GLU:H	1.99	0.66
24:V2:209:PRO:HB3	24:V2:532:LYS:HB2	1.78	0.66
2:A2:980:ARG:HG3	6:D1:526:LEU:CB	2.26	0.66
2:A4:859:GLN:N	6:D3:606:LYS:HE2	2.10	0.66
2:A4:864:ARG:HH11	6:D3:607:PRO:HA	1.61	0.66
2:A4:908:LEU:CD2	6:D3:601:PHE:O	2.42	0.66
2:A4:1151:THR:HA	5:C4:733:LEU:HD13	1.70	0.66
3:A6:189:VAL:HG11	5:C4:742:ASP:H	1.61	0.66
5:C3:732:LYS:HE2	11:I2:1228:GLU:HG3	1.77	0.66
11:I1:1046:HIS:CB	17:O1:283:ALA:HB3	2.21	0.66

*Continued on next page...*

*Continued from previous page...*

Atom-1	Atom-2	Interatomic distance (Å)	Clash overlap (Å)
11:I1:1669:ARG:CZ	11:I2:1610:VAL:HG11	2.21	0.66
11:I2:944:GLU:O	17:O3:256:TYR:C	2.16	0.66
11:I2:1037:THR:CB	15:M3:624:ASN:ND2	2.58	0.66
11:I2:1118:LEU:HD11	16:N3:432:TYR:CD2	2.31	0.66
11:I3:1270:LYS:CB	26:X1:529:TRP:N	2.38	0.66
11:I3:1433:THR:CG2	12:J3:270:ARG:HD3	2.26	0.66
11:I4:1275:SER:N	26:X3:525:ILE:CG2	2.57	0.66
11:I5:1433:THR:CG2	12:J5:270:ARG:HD3	2.26	0.66
1:A1:1222:ALA:CA	2:A2:615:LEU:CD1	2.74	0.66
1:A1:1224:PRO:CB	2:A2:731:ILE:HD13	2.25	0.66
1:A1:1402:ASP:N	2:A2:884:ARG:NH1	2.43	0.66
2:A2:780:GLU:CG	6:D1:677:GLN:O	2.43	0.66
2:A2:875:LEU:CD2	6:D1:566:PHE:C	2.63	0.66
2:A2:1142:PHE:CZ	3:A5:567:VAL:CG2	2.78	0.66
1:A3:1226:LEU:N	2:A4:725:GLU:HA	2.07	0.66
2:A4:878:LEU:CA	6:D3:567:LEU:HD12	2.26	0.66
2:A4:982:THR:HG21	6:D3:494:LEU:C	2.16	0.66
2:A4:1155:ASN:HB3	3:A6:177:ILE:CG1	2.26	0.66
3:A5:773:PHE:HZ	3:A5:818:LEU:HD12	1.61	0.66
3:A5:1098:ARG:HD3	11:I5:29:GLN:CG	2.26	0.66
3:A6:158:ALA:O	5:C4:743:LEU:CD1	2.44	0.66
3:A6:165:PHE:CE2	5:C4:743:LEU:HD22	2.02	0.66
3:A6:222:ALA:HB2	5:C4:739:MET:CG	2.25	0.66
3:A6:1398:LYS:HD3	28:Z4:889:LEU:H	1.60	0.66
11:I1:950:LEU:CA	16:N1:403:VAL:HG13	2.25	0.66
11:I1:984:GLU:HB2	15:M1:618:GLN:HE21	1.59	0.66
11:I1:1017:VAL:CG1	16:N1:410:MET:CB	2.43	0.66
11:I1:1038:ILE:HD13	15:M1:620:VAL:CB	2.25	0.66
11:I1:1109:LEU:HB3	16:N1:441:PHE:H	1.61	0.66
11:I1:1603:ARG:HH12	11:I2:1662:ARG:CG	2.09	0.66
11:I1:1611:PHE:CE1	11:I2:1669:ARG:O	2.48	0.66
11:I1:1672:VAL:HG22	11:I2:1611:PHE:CB	2.25	0.66
11:I2:884:LEU:HD13	16:N3:400:LEU:CD1	2.13	0.66
11:I2:965:ALA:N	20:R3:165:SER:OG	2.29	0.66
11:I2:1048:GLU:HB3	17:O3:284:LYS:CA	2.24	0.66
11:I2:1105:TRP:CE3	16:N3:432:TYR:OH	2.48	0.66
11:I2:1421:ARG:NH2	11:I2:1482:ASP:OD1	2.29	0.66
11:I3:1274:HIS:C	26:X1:508:LEU:CD2	2.21	0.66
2:A2:982:THR:CB	6:D1:494:LEU:O	2.42	0.65
1:A3:835:THR:HG22	6:D1:302:PRO:CG	2.14	0.65
1:A3:1220:PRO:CB	2:A4:646:ILE:HG23	2.21	0.65

*Continued on next page...*

*Continued from previous page...*

Atom-1	Atom-2	Interatomic distance (Å)	Clash overlap (Å)
2:A4:1129:PRO:HA	3:A6:142:GLU:CG	1.98	0.65
3:A5:150:PHE:CE2	5:C2:742:ASP:CB	2.74	0.65
3:A5:150:PHE:CD2	5:C2:742:ASP:N	2.64	0.65
3:A5:1395:LYS:CE	28:Z2:872:TYR:N	2.59	0.65
3:A6:177:ILE:HG12	5:C4:740:ARG:NH1	2.01	0.65
3:A6:1151:THR:OG1	5:C6:734:VAL:N	2.29	0.65
3:A6:1309:GLY:C	28:Z4:830:LEU:N	2.41	0.65
3:A6:1316:VAL:HG13	28:Z4:871:HIS:CA	2.18	0.65
8:F1:1264:ARG:HH22	17:O2:264:ILE:CD1	2.09	0.65
9:G1:263:MET:HB3	17:O2:260:LEU:CD2	2.26	0.65
11:I1:947:LEU:C	16:N1:407:ALA:CB	2.65	0.65
11:I1:977:ASN:CG	15:M1:621:ARG:O	2.35	0.65
11:I1:1032:THR:O	15:M1:627:LEU:HG	1.96	0.65
11:I1:1114:VAL:HG22	16:N1:432:TYR:C	2.10	0.65
11:I1:1669:ARG:CZ	11:I2:1605:LEU:HB2	2.26	0.65
11:I2:935:GLY:HA2	15:M3:606:LEU:CA	2.05	0.65
11:I2:950:LEU:HD12	16:N3:407:ALA:HA	1.78	0.65
11:I2:1114:VAL:H	16:N3:435:ALA:CB	2.08	0.65
11:I5:1584:LEU:HD21	12:J5:275:PHE:CD1	2.30	0.65
17:O2:111:TYR:N	18:P2:325:ILE:CG1	2.57	0.65
23:U3:8:GLN:C	23:U3:10:GLU:H	1.99	0.65
27:Y1:220:TRP:HA	27:Y1:231:ILE:HG22	1.76	0.65
27:Y3:221:ALA:HB2	27:Y3:312:TRP:CE2	2.31	0.65
27:Y3:313:ASN:HB2	27:Y3:318:ILE:H	1.61	0.65
1:A1:1221:ILE:HG13	2:A2:723:PHE:CZ	2.31	0.65
2:A2:1132:PRO:O	3:A5:138:LEU:HD21	1.96	0.65
1:A3:1054:SER:CB	6:D3:809:ALA:HB1	2.26	0.65
2:A4:878:LEU:HB2	6:D3:567:LEU:CG	2.23	0.65
2:A4:910:TYR:HD1	6:D3:555:ARG:O	1.78	0.65
2:A4:973:GLU:OE1	6:D3:192:TYR:CD2	2.49	0.65
2:A4:975:GLU:O	6:D3:501:LEU:CA	2.44	0.65
2:A4:1146:PRO:HD2	3:A6:129:ASN:HD22	1.59	0.65
2:A4:1155:ASN:HD21	5:C4:735:ILE:CA	2.02	0.65
3:A5:994:VAL:N	11:I5:57:GLU:HG3	2.11	0.65
3:A5:1093:THR:OG1	11:I5:37:GLU:CG	2.41	0.65
3:A5:1313:LYS:HB2	28:Z2:830:LEU:CA	2.26	0.65
3:A5:1394:VAL:O	28:Z2:874:ASN:CB	2.22	0.65
3:A6:166:LEU:HD13	5:C4:740:ARG:HB2	1.78	0.65
3:A6:233:THR:HG1	5:C4:738:ASP:CG	1.91	0.65
11:I1:877:ILE:HG13	17:O1:251:ILE:O	1.94	0.65
11:I1:924:ILE:CD1	15:M1:595:MET:HB3	1.97	0.65

*Continued on next page...*

*Continued from previous page...*

Atom-1	Atom-2	Interatomic distance (Å)	Clash overlap (Å)
11:I1:967:SER:OG	15:M1:628:ALA:CB	2.44	0.65
11:I1:1021:ILE:HG12	16:N1:410:MET:CE	2.21	0.65
11:I1:1029:LEU:CD1	16:N1:433:GLU:OE1	2.41	0.65
11:I1:1109:LEU:CG	16:N1:441:PHE:CB	2.43	0.65
11:I1:1110:SER:HB3	16:N1:436:ALA:N	2.09	0.65
11:I1:1607:GLN:HB2	12:J2:298:PHE:CE1	2.30	0.65
11:I2:846:ILE:HG23	15:M3:591:ASP:OD1	1.96	0.65
11:I2:1039:ALA:CB	20:R3:170:LEU:HD12	2.18	0.65
11:I3:270:TRP:NE1	11:I3:272:LYS:O	2.30	0.65
11:I3:1275:SER:HG	26:X1:522:MET:HA	1.62	0.65
17:O4:110:LEU:CB	18:P4:321:ILE:CB	2.52	0.65
17:O4:111:TYR:OH	18:P4:321:ILE:HD13	1.96	0.65
24:V2:152:ALA:HB1	24:V2:160:LEU:HD11	1.78	0.65
26:X2:119:GLY:O	26:X2:122:ARG:HG2	1.97	0.65
28:Z1:335:VAL:HG13	28:Z1:352:ILE:HB	1.77	0.65
2:A2:1132:PRO:O	3:A5:138:LEU:CD2	2.44	0.65
1:A3:1301:ASP:OD2	1:A3:1361:ARG:NH1	2.29	0.65
2:A4:976:LEU:CG	6:D3:472:PHE:HD2	2.04	0.65
3:A5:1403:MSE:HB3	28:Z2:920:SER:N	2.11	0.65
3:A6:157:TRP:CZ2	5:C4:747:PRO:HB3	2.30	0.65
11:I1:841:PHE:CG	17:O1:243:LEU:HD13	2.29	0.65
11:I1:873:ILE:HG22	17:O1:255:GLY:CA	2.26	0.65
11:I1:1107:SER:O	16:N1:439:ARG:HG3	1.95	0.65
11:I2:881:ILE:HG22	17:O3:249:ARG:CZ	2.26	0.65
11:I2:890:TYR:HB2	17:O3:242:ARG:HG3	1.78	0.65
11:I2:1020:ALA:CA	16:N3:410:MET:N	2.39	0.65
11:I2:1433:THR:CG2	12:J2:270:ARG:HD3	2.26	0.65
11:I3:1266:ALA:O	26:X1:528:GLU:C	2.34	0.65
21:S4:313:ASN:O	21:S4:317:LYS:HB2	1.96	0.65
23:U1:8:GLN:C	23:U1:10:GLU:H	1.99	0.65
27:Y2:313:ASN:HB2	27:Y2:318:ILE:H	1.61	0.65
2:A2:782:VAL:N	6:D1:677:GLN:CA	2.57	0.65
2:A2:980:ARG:NH2	6:D1:503:LEU:HD12	2.12	0.65
2:A2:1164:TYR:CZ	4:B5:342:ARG:HB3	2.31	0.65
2:A4:871:ASN:CG	6:D3:573:LEU:H	1.94	0.65
2:A4:975:GLU:O	6:D3:496:LEU:C	2.33	0.65
2:A4:986:THR:OG1	6:D3:504:LYS:HD3	1.94	0.65
2:A4:1155:ASN:OD1	5:C4:734:VAL:O	2.15	0.65
3:A5:231:SER:N	5:C2:736:ASN:OD1	2.29	0.65
3:A6:175:GLU:CB	5:C4:733:LEU:CD1	2.72	0.65
3:A6:1351:MSE:C	28:Z4:918:PHE:HA	2.15	0.65

*Continued on next page...*

*Continued from previous page...*

Atom-1	Atom-2	Interatomic distance (Å)	Clash overlap (Å)
6:D3:622:PHE:CB	6:D3:645:LEU:HD21	2.25	0.65
11:I1:918:SER:HB2	16:N1:385:MET:HG2	1.78	0.65
11:I1:940:LEU:CA	17:O1:259:ASP:O	2.44	0.65
11:I1:965:ALA:N	20:R1:165:SER:CB	2.59	0.65
11:I1:1041:GLN:CG	15:M1:616:LEU:CG	2.65	0.65
11:I1:1052:LEU:CD1	17:O1:287:LEU:CD1	2.62	0.65
11:I2:1067:PHE:CD1	16:N3:430:ARG:CA	2.80	0.65
11:I3:1267:LEU:HD11	26:X1:529:TRP:CZ3	2.13	0.65
27:Y2:221:ALA:HB2	27:Y2:312:TRP:CE2	2.31	0.65
2:A2:873:PRO:CA	6:D1:563:GLU:HB3	2.26	0.65
2:A2:874:VAL:CB	6:D1:611:LYS:HG2	2.25	0.65
2:A2:909:LYS:HA	6:D1:552:TYR:OH	1.96	0.65
2:A2:1148:ARG:CA	3:A5:172:PRO:HB2	2.26	0.65
2:A4:1131:ILE:HB	3:A6:137:HIS:O	1.96	0.65
2:A4:1135:ARG:CZ	3:A6:167:TRP:CZ3	2.61	0.65
2:A4:1149:THR:O	3:A6:173:ASN:C	2.35	0.65
3:A5:1374:ALA:H	28:Z2:824:PHE:HA	1.61	0.65
3:A6:180:GLU:CB	5:C4:744:PHE:CZ	2.76	0.65
5:C1:732:LYS:CE	11:I1:1228:GLU:CB	2.73	0.65
9:G2:258:LYS:HD3	17:O4:259:ASP:OD2	1.97	0.65
11:I1:917:TYR:O	15:M1:588:MET:HG2	1.96	0.65
11:I1:952:LEU:CB	16:N1:400:LEU:CD2	2.67	0.65
11:I1:964:SER:N	20:R1:165:SER:CB	2.60	0.65
11:I1:967:SER:HB2	15:M1:625:GLY:HA2	0.65	0.65
11:I1:1667:GLN:NE2	11:I2:1665:LEU:CD1	2.42	0.65
11:I2:951:LYS:CE	16:N3:404:GLU:CG	2.71	0.65
11:I2:1067:PHE:HD1	16:N3:430:ARG:CA	2.08	0.65
21:S4:251:MET:HG3	21:S4:272:LEU:HB2	1.78	0.65
23:U2:242:LEU:HD22	24:V2:305:VAL:HG22	1.78	0.65
26:X1:119:GLY:O	26:X1:122:ARG:HG2	1.97	0.65
26:X4:119:GLY:O	26:X4:122:ARG:HG2	1.97	0.65
27:Y1:313:ASN:HB2	27:Y1:318:ILE:H	1.61	0.65
1:A1:773:PHE:HZ	1:A1:818:LEU:HD12	1.62	0.65
2:A2:83:GLN:NE2	2:A2:87:GLN:OE1	2.30	0.65
2:A2:779:ASP:N	6:D1:678:GLY:CA	2.55	0.65
2:A2:1155:ASN:C	3:A5:175:GLU:H	1.99	0.65
1:A3:1230:TYR:CD2	2:A4:726:ALA:O	2.50	0.65
2:A4:868:GLN:HG2	6:D3:608:ILE:HD13	0.65	0.65
3:A5:1151:THR:OG1	5:C5:733:LEU:HA	1.97	0.65
3:A5:1387:ILE:CD1	28:Z2:830:LEU:CB	2.74	0.65
3:A6:1361:ARG:HH12	28:Z4:879:PHE:CA	2.10	0.65

*Continued on next page...*

*Continued from previous page...*

Atom-1	Atom-2	Interatomic distance (Å)	Clash overlap (Å)
3:A6:1393:THR:HA	28:Z4:905:LEU:CA	2.26	0.65
3:A6:1395:LYS:HG2	28:Z4:889:LEU:CB	2.25	0.65
11:I1:923:GLY:CA	15:M1:592:LEU:H	1.97	0.65
11:I1:923:GLY:CA	15:M1:591:ASP:N	2.60	0.65
11:I1:936:LYS:HG2	15:M1:609:GLY:HA3	1.78	0.65
11:I1:1051:LYS:HA	17:O1:286:ILE:HG22	1.77	0.65
11:I1:1056:PRO:CD	17:O1:278:GLU:HG2	2.27	0.65
11:I1:1433:THR:CG2	12:J1:270:ARG:HD3	2.26	0.65
11:I2:897:GLU:CB	17:O3:236:ASP:OD2	2.39	0.65
11:I2:943:ALA:N	17:O3:263:GLN:OE1	2.30	0.65
11:I2:978:LYS:HZ3	20:R3:155:GLU:HB3	1.61	0.65
11:I2:1110:SER:HG	16:N3:438:LEU:HG	1.53	0.65
11:I5:1275:SER:C	26:X2:521:TRP:CG	2.64	0.65
23:U3:20:LYS:O	23:U3:24:ILE:HG12	1.97	0.65
2:A2:980:ARG:HH22	6:D1:503:LEU:CD1	2.07	0.65
2:A2:1155:ASN:OD1	5:C2:734:VAL:O	2.15	0.65
2:A4:868:GLN:CD	6:D3:608:ILE:CD1	2.49	0.65
2:A4:1139:ILE:C	3:A6:130:ILE:HG21	2.16	0.65
3:A5:1151:THR:OG1	5:C5:734:VAL:N	2.29	0.65
3:A6:773:PHE:HZ	3:A6:818:LEU:HD12	1.62	0.65
3:A6:1392:ARG:CD	28:Z4:901:ARG:CB	2.74	0.65
3:A6:1394:VAL:CB	28:Z4:869:HIS:C	2.65	0.65
4:B6:345:LYS:N	5:C4:737:LYS:HD3	2.10	0.65
11:I1:846:ILE:HB	17:O1:247:TRP:CZ2	2.31	0.65
11:I1:873:ILE:HG21	17:O1:254:ARG:HG2	1.77	0.65
11:I1:880:MET:N	17:O1:248:SER:C	2.43	0.65
11:I1:895:ARG:HG3	17:O1:235:ASN:N	1.95	0.65
11:I1:1051:LYS:NZ	17:O1:289:ASP:N	2.44	0.65
11:I1:1735:PHE:CD2	11:I2:1606:GLU:O	2.29	0.65
11:I3:1271:GLU:O	26:X1:525:ILE:HB	1.96	0.65
11:I3:1277:LEU:HD13	26:X1:518:ASP:C	2.10	0.65
11:I4:1433:THR:CG2	12:J4:270:ARG:HD3	2.26	0.65
11:I5:270:TRP:NE1	11:I5:272:LYS:O	2.30	0.65
21:S2:313:ASN:O	21:S2:317:LYS:HB2	1.96	0.65
28:Z1:63:SER:OG	28:Z1:112:GLU:OE1	2.15	0.65
28:Z4:63:SER:OG	28:Z4:112:GLU:OE1	2.15	0.65
1:A1:871:ASN:OD1	6:D3:279:HIS:N	2.30	0.65
2:A2:826:ASN:ND2	6:D1:633:LYS:O	2.30	0.65
2:A2:973:GLU:H	6:D1:192:TYR:HE2	1.45	0.65
2:A2:1131:ILE:CG1	3:A5:137:HIS:CD2	2.68	0.65
1:A3:773:PHE:HZ	1:A3:818:LEU:HD12	1.62	0.65

*Continued on next page...*



*Continued from previous page...*

Atom-1	Atom-2	Interatomic distance (Å)	Clash overlap (Å)
1:A3:1198:GLU:C	2:A4:729:SER:C	2.55	0.65
2:A4:861:GLN:CG	6:D3:606:LYS:NZ	2.60	0.65
2:A4:908:LEU:N	6:D3:552:TYR:OH	2.30	0.65
2:A4:1125:LEU:HB3	3:A6:137:HIS:CB	1.89	0.65
2:A4:1149:THR:CG2	3:A6:173:ASN:N	2.50	0.65
3:A6:1300:LEU:CD2	28:Z4:875:LEU:CB	2.75	0.65
11:I1:927:HIS:NE2	15:M1:594:LYS:HB2	2.09	0.65
11:I1:1540:LYS:NZ	11:I2:1739:GLU:CB	2.60	0.65
11:I2:885:GLU:N	16:N3:397:GLU:HG2	2.10	0.65
11:I2:899:LEU:N	17:O3:235:ASN:O	2.29	0.65
11:I3:1277:LEU:CD2	26:X1:513:PHE:CG	2.77	0.65
11:I4:1270:LYS:HD2	26:X3:530:ARG:CG	2.27	0.65
23:U2:13:THR:O	23:U2:17:ASP:N	2.24	0.65
23:U4:242:LEU:HD22	24:V4:305:VAL:HG22	1.78	0.65
24:V1:152:ALA:HB1	24:V1:160:LEU:HD11	1.78	0.65
28:Z4:55:GLU:HB2	28:Z4:74:SER:HA	1.78	0.65
2:A2:870:HIS:HE2	6:D1:566:PHE:HD1	1.35	0.65
2:A2:968:SER:OG	6:D1:200:HIS:HB2	1.97	0.65
2:A2:970:PHE:HB3	6:D1:498:GLU:OE1	1.97	0.65
2:A2:988:ARG:C	6:D1:500:LYS:CE	2.65	0.65
2:A4:83:GLN:NE2	2:A4:87:GLN:OE1	2.30	0.65
2:A4:984:ALA:CA	6:D3:498:GLU:OE2	2.18	0.65
3:A6:186:ILE:C	5:C4:745:SER:HA	2.17	0.65
3:A6:1399:ARG:CZ	28:Z4:945:VAL:CA	2.75	0.65
3:A6:1413:SER:C	28:Z4:963:LYS:C	2.55	0.65
6:D5:450:GLU:O	6:D5:454:THR:HG22	1.97	0.65
11:I1:921:GLU:CB	15:M1:596:ILE:CD1	2.60	0.65
11:I1:950:LEU:N	16:N1:407:ALA:HB2	2.11	0.65
11:I1:966:TRP:CH2	20:R1:166:LEU:HA	2.30	0.65
11:I1:1030:ARG:N	20:R1:172:ASP:C	2.50	0.65
11:I1:1034:ASP:CG	20:R1:177:LEU:CD2	2.49	0.65
11:I1:1059:PRO:CD	17:O1:276:GLY:CA	2.33	0.65
11:I1:1101:LEU:CD2	16:N1:432:TYR:CE1	2.79	0.65
11:I2:882:LYS:C	17:O3:245:GLU:O	2.35	0.65
11:I2:890:TYR:CB	17:O3:242:ARG:H	2.05	0.65
11:I2:977:ASN:N	20:R3:149:ARG:N	2.45	0.65
11:I2:1051:LYS:HZ2	17:O3:285:LYS:HD2	1.60	0.65
11:I3:1276:GLN:NE2	26:X1:534:ILE:O	2.30	0.65
11:I4:270:TRP:NE1	11:I4:272:LYS:O	2.30	0.65
21:S3:313:ASN:O	21:S3:317:LYS:HB2	1.96	0.65
2:A2:974:PRO:CA	6:D1:499:LEU:HG	2.27	0.65

*Continued on next page...*

*Continued from previous page...*

Atom-1	Atom-2	Interatomic distance (Å)	Clash overlap (Å)
1:A3:1088:ASN:HA	6:D3:808:ASN:HB3	1.78	0.65
2:A4:878:LEU:HD13	6:D3:607:PRO:HG2	1.78	0.65
2:A4:978:ASP:N	6:D3:492:VAL:HG12	2.12	0.65
2:A4:1139:ILE:O	3:A6:130:ILE:CG2	2.45	0.65
2:A4:1167:CYS:HB3	4:B6:342:ARG:NE	2.12	0.65
3:A6:147:LEU:O	5:C4:747:PRO:CB	2.45	0.65
3:A6:1364:GLN:CB	28:Z4:846:SER:CB	2.75	0.65
3:A6:1377:ARG:CD	28:Z4:815:PHE:CB	2.75	0.65
8:F1:1203:TRP:HA	17:O2:251:ILE:HG22	1.79	0.65
9:G1:255:LEU:HA	17:O2:257:ALA:HB3	1.78	0.65
11:I1:921:GLU:CD	16:N1:392:THR:C	2.56	0.65
11:I1:922:ASP:HB3	15:M1:589:GLY:CA	2.18	0.65
11:I1:978:LYS:CG	20:R1:153:GLN:H	2.09	0.65
11:I1:1035:GLN:O	15:M1:627:LEU:HB2	1.91	0.65
11:I2:924:ILE:CG1	15:M3:597:LYS:N	2.55	0.65
11:I2:952:LEU:C	16:N3:403:VAL:CG2	2.65	0.65
11:I2:1106:LYS:CB	16:N3:440:GLU:CG	2.75	0.65
11:I4:1421:ARG:NH2	11:I4:1482:ASP:OD1	2.29	0.65
21:S1:251:MET:HG3	21:S1:272:LEU:HB2	1.78	0.65
21:S3:251:MET:HG3	21:S3:272:LEU:HB2	1.78	0.65
23:U2:20:LYS:O	23:U2:24:ILE:HG12	1.97	0.65
28:Z2:55:GLU:HB2	28:Z2:74:SER:HA	1.78	0.65
28:Z3:55:GLU:HB2	28:Z3:74:SER:HA	1.78	0.65
1:A1:1224:PRO:HD2	2:A2:731:ILE:CB	2.24	0.64
2:A2:869:ALA:CA	6:D1:583:ILE:HG21	2.27	0.64
2:A2:1151:THR:HA	5:C2:733:LEU:HD13	1.70	0.64
1:A3:1091:VAL:HG22	6:D3:808:ASN:ND2	2.11	0.64
1:A3:1091:VAL:HG22	6:D3:808:ASN:CB	2.27	0.64
2:A4:781:ARG:HD2	6:D3:633:LYS:CE	2.27	0.64
2:A4:982:THR:HG21	6:D3:495:VAL:CA	2.27	0.64
6:D6:450:GLU:O	6:D6:454:THR:HG22	1.97	0.64
11:I1:1111:ALA:CB	16:N1:439:ARG:HH11	2.09	0.64
11:I2:270:TRP:NE1	11:I2:272:LYS:O	2.29	0.64
11:I2:833:PHE:CZ	17:O3:242:ARG:CA	2.81	0.64
11:I2:1021:ILE:HG13	16:N3:410:MET:HG3	1.79	0.64
11:I2:1039:ALA:CB	20:R3:170:LEU:N	2.59	0.64
11:I3:1271:GLU:CA	26:X1:529:TRP:HB2	2.27	0.64
22:T2:672:ILE:HG13	22:T2:711:VAL:HG22	1.80	0.64
24:V3:152:ALA:HB1	24:V3:160:LEU:HD11	1.78	0.64
27:Y1:221:ALA:HB2	27:Y1:312:TRP:CE2	2.31	0.64
1:A1:1200:ARG:HB3	2:A2:727:ASN:CA	2.27	0.64

*Continued on next page...*

*Continued from previous page...*

Atom-1	Atom-2	Interatomic distance (Å)	Clash overlap (Å)
2:A2:781:ARG:HE	6:D1:673:ARG:HB2	1.61	0.64
2:A2:974:PRO:HA	6:D1:499:LEU:HG	1.78	0.64
2:A2:981:PRO:CD	6:D1:504:LYS:N	2.54	0.64
2:A2:1136:LYS:CA	3:A5:134:VAL:CG1	2.45	0.64
2:A2:1154:PHE:CG	3:A5:175:GLU:OE1	2.50	0.64
1:A3:1223:GLU:CG	2:A4:734:LEU:HD13	2.19	0.64
2:A4:879:LEU:N	6:D3:567:LEU:HD11	2.12	0.64
2:A4:978:ASP:N	6:D3:467:PHE:CE1	2.57	0.64
2:A4:1167:CYS:SG	4:B6:342:ARG:CA	2.86	0.64
3:A5:1024:ASP:OD1	11:I5:96:GLU:O	2.16	0.64
3:A5:1026:PRO:CD	11:I5:102:ILE:HD13	2.26	0.64
3:A6:232:LEU:HB2	5:C4:739:MET:HG3	1.79	0.64
3:A6:1388:ALA:C	28:Z4:866:GLU:N	2.48	0.64
8:F1:50:LEU:O	8:F1:56:HIS:NE2	2.30	0.64
11:I1:270:TRP:NE1	11:I1:272:LYS:O	2.30	0.64
11:I1:873:ILE:CG2	17:O1:255:GLY:N	2.50	0.64
11:I1:883:ALA:CB	17:O1:243:LEU:CA	2.58	0.64
11:I1:1021:ILE:H	16:N1:409:ALA:CB	2.07	0.64
11:I1:1114:VAL:CA	16:N1:435:ALA:HB3	2.26	0.64
11:I1:1635:HIS:NE2	11:I2:1674:HIS:HA	2.12	0.64
11:I2:900:ARG:HG3	17:O3:232:LYS:HD3	1.77	0.64
11:I2:980:ILE:HA	15:M3:618:GLN:N	2.12	0.64
11:I2:1037:THR:CG2	20:R3:170:LEU:H	2.10	0.64
11:I2:1041:GLN:O	17:O3:275:LEU:CD1	2.45	0.64
11:I4:1276:GLN:O	26:X3:522:MET:CG	2.39	0.64
25:W2:227:GLN:HA	25:W2:256:VAL:HG13	1.79	0.64
2:A2:865:ALA:O	6:D1:608:ILE:CD1	2.45	0.64
2:A4:909:LYS:N	6:D3:552:TYR:CZ	2.66	0.64
2:A4:968:SER:OG	6:D3:202:GLN:N	2.28	0.64
2:A4:986:THR:CG2	6:D3:504:LYS:CE	2.74	0.64
2:A4:1125:LEU:O	3:A6:140:ALA:N	2.30	0.64
2:A4:1160:GLN:HG3	3:A6:165:PHE:HA	1.79	0.64
3:A5:1376:LEU:HD11	28:Z2:810:ASP:CB	2.27	0.64
3:A6:1368:GLN:NE2	28:Z4:825:TYR:CA	2.56	0.64
11:I1:959:SER:HG	11:I1:960:SER:N	1.96	0.64
11:I2:1017:VAL:HG23	16:N3:411:GLN:HA	0.65	0.64
11:I2:1042:LEU:CD2	15:M3:608:LYS:HB2	2.26	0.64
11:I2:1067:PHE:CD2	16:N3:431:VAL:HB	2.32	0.64
11:I3:1278:ALA:CB	26:X1:516:ASN:O	2.42	0.64
21:S4:1097:LYS:NZ	21:S4:1101:PHE:HE1	1.95	0.64
23:U3:242:LEU:HD22	24:V3:305:VAL:HG22	1.78	0.64

*Continued on next page...*

*Continued from previous page...*

Atom-1	Atom-2	Interatomic distance (Å)	Clash overlap (Å)
27:Y4:221:ALA:HB2	27:Y4:312:TRP:CE2	2.31	0.64
2:A2:780:GLU:HB3	6:D1:677:GLN:CB	2.25	0.64
2:A2:976:LEU:CB	6:D1:496:LEU:HD23	1.82	0.64
2:A2:981:PRO:HD2	6:D1:504:LYS:N	2.06	0.64
2:A2:1125:LEU:HD13	3:A5:134:VAL:HG23	1.79	0.64
2:A4:860:GLU:HG3	6:D3:606:LYS:CB	2.22	0.64
2:A4:973:GLU:C	6:D3:499:LEU:HG	2.17	0.64
2:A4:982:THR:HG21	6:D3:495:VAL:N	2.13	0.64
2:A4:1133:GLU:CA	3:A6:145:THR:HG21	2.22	0.64
3:A5:1023:ILE:CG2	11:I5:95:LYS:HG2	1.73	0.64
3:A5:1395:LYS:CG	28:Z2:870:ILE:CA	2.76	0.64
3:A6:1399:ARG:CZ	28:Z4:945:VAL:C	2.65	0.64
3:A6:1411:ARG:CD	28:Z4:968:ARG:CB	2.73	0.64
6:D4:450:GLU:O	6:D4:454:THR:HG22	1.97	0.64
8:F1:1261:TYR:CZ	17:O2:263:GLN:HB3	2.33	0.64
8:F2:50:LEU:O	8:F2:56:HIS:NE2	2.30	0.64
11:I1:843:GLU:N	15:M1:587:GLU:CD	2.49	0.64
11:I1:885:GLU:O	16:N1:397:GLU:OE2	2.14	0.64
11:I1:947:LEU:CG	17:O1:256:TYR:CZ	2.81	0.64
11:I1:1046:HIS:HD1	17:O1:284:LYS:N	1.70	0.64
11:I2:841:PHE:HA	15:M3:591:ASP:HB3	1.79	0.64
11:I2:1042:LEU:C	16:N3:430:ARG:NH2	2.49	0.64
11:I3:1277:LEU:HD12	26:X1:522:MET:CG	2.22	0.64
17:O4:106:HIS:O	18:P4:318:PRO:HG3	1.91	0.64
21:S1:950:HIS:ND1	21:S1:978:ALA:HB2	2.13	0.64
21:S4:316:LEU:HA	21:S4:319:ASN:HD22	1.62	0.64
23:U1:20:LYS:O	23:U1:24:ILE:HG12	1.97	0.64
24:V1:209:PRO:HB3	24:V1:532:LYS:HB2	1.78	0.64
25:W3:180:ASN:HA	25:W3:207:VAL:HG23	1.79	0.64
25:W3:227:GLN:HA	25:W3:256:VAL:HG13	1.80	0.64
2:A4:976:LEU:HG	6:D3:501:LEU:HB3	0.73	0.64
2:A4:1131:ILE:HA	3:A6:160:ILE:C	2.17	0.64
3:A5:231:SER:H	5:C2:738:ASP:HB2	1.63	0.64
3:A5:1406:GLY:HA2	28:Z2:921:THR:CB	2.21	0.64
3:A6:1151:THR:HG23	5:C6:734:VAL:O	1.97	0.64
3:A6:1355:VAL:CA	28:Z4:877:ILE:CA	2.59	0.64
6:D1:450:GLU:O	6:D1:454:THR:HG22	1.97	0.64
6:D2:450:GLU:O	6:D2:454:THR:HG22	1.97	0.64
11:I1:895:ARG:NH2	17:O1:233:THR:HG22	2.09	0.64
11:I1:950:LEU:CA	16:N1:403:VAL:HG12	2.26	0.64
11:I1:1043:LEU:HD22	16:N1:430:ARG:CA	2.26	0.64

*Continued on next page...*

*Continued from previous page...*

Atom-1	Atom-2	Interatomic distance (Å)	Clash overlap (Å)
11:I1:1054:ILE:C	17:O1:281:ALA:N	2.50	0.64
11:I2:797:LEU:HD22	17:O3:245:GLU:CA	2.28	0.64
11:I2:955:LYS:HG3	16:N3:403:VAL:HG23	1.80	0.64
11:I2:1109:LEU:CD2	17:O3:290:TYR:CD2	2.80	0.64
11:I2:1297:LEU:O	11:I2:1301:ASN:ND2	2.31	0.64
21:S1:313:ASN:O	21:S1:317:LYS:HB2	1.96	0.64
22:T3:672:ILE:HG13	22:T3:711:VAL:HG22	1.80	0.64
25:W4:180:ASN:HA	25:W4:207:VAL:HG23	1.79	0.64
2:A2:867:GLU:CD	6:D1:593:ARG:HH21	1.99	0.64
2:A2:876:ARG:HH12	6:D1:562:GLY:N	1.95	0.64
1:A3:1332:ARG:HE	6:D3:636:ASP:HB3	1.63	0.64
2:A4:970:PHE:HZ	6:D3:555:ARG:NH2	1.89	0.64
2:A4:1134:GLU:N	3:A6:145:THR:C	2.50	0.64
2:A4:1154:PHE:HB3	5:C4:733:LEU:HD13	1.77	0.64
3:A5:177:ILE:O	5:C2:743:LEU:CG	2.44	0.64
3:A5:996:ASN:CB	11:I5:59:LEU:H	2.00	0.64
3:A5:1028:VAL:HG12	11:I5:68:ILE:HD13	1.79	0.64
3:A5:1368:GLN:C	28:Z2:825:TYR:O	2.36	0.64
3:A6:1151:THR:OG1	5:C6:733:LEU:HA	1.96	0.64
3:A6:1351:MSE:CA	28:Z4:918:PHE:CB	2.76	0.64
8:F1:1137:GLN:HB3	17:O2:244:GLU:O	1.94	0.64
8:F2:1329:LYS:O	8:F2:1364:ASN:ND2	2.29	0.64
11:I1:894:VAL:HG11	17:O1:238:ALA:N	2.11	0.64
11:I1:967:SER:OG	15:M1:628:ALA:HB2	1.98	0.64
11:I1:980:ILE:HA	15:M1:617:THR:C	2.15	0.64
11:I1:1667:GLN:HB2	11:I2:1661:GLY:O	1.97	0.64
11:I2:882:LYS:HB2	17:O3:249:ARG:H	1.62	0.64
11:I2:886:LEU:CD1	17:O3:245:GLU:HB3	2.15	0.64
11:I2:902:GLN:OE1	17:O3:235:ASN:ND2	2.28	0.64
11:I2:1029:LEU:CB	20:R3:174:ARG:HG3	2.19	0.64
11:I2:1045:PHE:HE1	17:O3:279:ILE:HG21	1.61	0.64
11:I4:1297:LEU:O	11:I4:1301:ASN:ND2	2.31	0.64
22:T1:672:ILE:HG13	22:T1:711:VAL:HG22	1.80	0.64
27:Y4:85:GLU:HB2	27:Y4:101:LEU:HD11	1.80	0.64
27:Y4:313:ASN:HB2	27:Y4:318:ILE:H	1.61	0.64
1:A1:1399:ARG:NH2	2:A2:885:LEU:CA	2.45	0.64
2:A2:979:GLY:C	6:D1:472:PHE:HB2	2.17	0.64
2:A4:780:GLU:CA	6:D3:677:GLN:O	2.46	0.64
2:A4:983:LEU:CG	6:D3:497:PHE:CE2	2.75	0.64
3:A5:1094:ILE:CG2	11:I5:4:LEU:CA	2.76	0.64
3:A6:1361:ARG:HH22	28:Z4:879:PHE:CB	2.10	0.64

*Continued on next page...*

*Continued from previous page...*

Atom-1	Atom-2	Interatomic distance (Å)	Clash overlap (Å)
6:D3:450:GLU:O	6:D3:454:THR:HG22	1.97	0.64
11:I1:967:SER:HB3	15:M1:625:GLY:N	2.12	0.64
11:I1:978:LYS:CG	20:R1:150:ASN:C	2.65	0.64
11:I1:984:GLU:HB2	15:M1:618:GLN:NE2	2.13	0.64
11:I1:1024:PHE:CA	16:N1:406:HIS:HB2	2.20	0.64
11:I1:1052:LEU:CB	16:N1:438:LEU:HD13	2.08	0.64
11:I1:1602:PHE:HB3	11:I2:1666:THR:HG21	1.79	0.64
11:I1:1603:ARG:HB3	11:I2:1738:TYR:C	2.17	0.64
11:I2:797:LEU:CD1	17:O3:248:SER:OG	2.45	0.64
11:I2:921:GLU:C	15:M3:593:ALA:CA	2.56	0.64
11:I2:927:HIS:CB	15:M3:597:LYS:HB3	2.28	0.64
11:I2:964:SER:O	20:R3:153:GLN:CG	2.46	0.64
11:I3:1280:PRO:HD3	26:X1:523:LEU:HD11	1.78	0.64
21:S1:1097:LYS:NZ	21:S1:1101:PHE:HE1	1.96	0.64
1:A3:1054:SER:CA	6:D3:809:ALA:CA	2.71	0.64
2:A4:983:LEU:CD1	6:D3:497:PHE:CE2	2.81	0.64
2:A4:1157:TYR:HB3	3:A6:133:LYS:CB	2.28	0.64
3:A5:177:ILE:HD11	5:C2:740:ARG:HD2	1.79	0.64
3:A5:1024:ASP:HB3	11:I5:98:ALA:HB2	1.74	0.64
3:A5:1392:ARG:HG3	28:Z2:867:LYS:CA	2.27	0.64
3:A5:1408:GLU:H	28:Z2:917:ASP:HA	1.62	0.64
3:A6:153:ILE:HD12	5:C4:739:MET:HB2	1.80	0.64
3:A6:220:VAL:HG11	5:C4:739:MET:HA	1.80	0.64
6:D7:450:GLU:O	6:D7:454:THR:HG22	1.97	0.64
6:D7:537:ARG:HB3	11:I3:43:LYS:HZ3	1.61	0.64
11:I1:837:MET:N	17:O1:241:SER:HA	2.12	0.64
11:I1:881:ILE:C	17:O1:246:LEU:HA	2.18	0.64
11:I1:931:VAL:O	15:M1:604:ASN:N	2.31	0.64
11:I1:941:GLY:C	17:O1:260:LEU:HA	2.18	0.64
11:I1:1013:GLU:C	16:N1:411:GLN:O	2.36	0.64
11:I1:1297:LEU:O	11:I1:1301:ASN:ND2	2.31	0.64
11:I2:899:LEU:HA	17:O3:235:ASN:HB2	1.79	0.64
11:I2:917:TYR:N	15:M3:586:ASP:O	2.30	0.64
11:I2:1021:ILE:HA	16:N3:406:HIS:HE1	1.49	0.64
11:I2:1032:THR:O	20:R3:173:LEU:CG	2.45	0.64
11:I2:1046:HIS:HB2	17:O3:280:GLU:CB	2.28	0.64
11:I4:640:ILE:O	11:I4:645:ARG:NH1	2.31	0.64
11:I4:1279:THR:HG23	26:X3:520:GLU:O	1.96	0.64
11:I5:1297:LEU:O	11:I5:1301:ASN:ND2	2.31	0.64
22:T1:671:LYS:HE2	22:T1:671:LYS:HA	1.80	0.64
23:U2:260:GLU:OE2	24:V2:318:HIS:NE2	2.29	0.64

*Continued on next page...*

*Continued from previous page...*

Atom-1	Atom-2	Interatomic distance (Å)	Clash overlap (Å)
1:A1:874:VAL:CB	6:D3:272:VAL:HB	2.27	0.64
1:A1:1399:ARG:CZ	2:A2:888:GLN:CG	2.75	0.64
2:A2:227:SER:N	6:D1:708:ASP:O	2.30	0.64
2:A2:909:LYS:O	6:D1:555:ARG:CD	2.45	0.64
2:A2:992:TYR:CG	6:D1:238:ALA:HB2	2.33	0.64
2:A4:878:LEU:HD12	6:D3:567:LEU:HB3	1.80	0.64
2:A4:975:GLU:H	6:D3:499:LEU:CD1	1.97	0.64
2:A4:989:MSE:HG3	6:D3:500:LYS:CD	2.28	0.64
2:A4:1148:ARG:HB2	3:A6:173:ASN:OD1	1.98	0.64
3:A5:1368:GLN:HB3	28:Z2:841:ALA:HA	0.64	0.64
3:A6:164:LEU:HD23	5:C4:742:ASP:OD2	1.94	0.64
11:I1:834:SER:H	17:O1:237:PRO:CB	2.07	0.64
11:I1:876:ALA:O	17:O1:248:SER:HA	1.98	0.64
11:I1:882:LYS:HB3	17:O1:245:GLU:CB	2.03	0.64
11:I1:895:ARG:C	17:O1:233:THR:HA	2.16	0.64
11:I1:919:ALA:CB	16:N1:389:PHE:C	2.16	0.64
11:I1:1040:HIS:CE1	15:M1:623:LEU:HD21	2.33	0.64
11:I2:899:LEU:CG	17:O3:235:ASN:HB2	2.28	0.64
11:I2:1021:ILE:HG13	16:N3:410:MET:CE	2.24	0.64
11:I2:1114:VAL:H	16:N3:435:ALA:HB1	1.61	0.64
11:I3:1297:LEU:O	11:I3:1301:ASN:ND2	2.31	0.64
11:I4:1276:GLN:O	26:X3:519:ILE:C	2.36	0.64
21:S2:316:LEU:HA	21:S2:319:ASN:HD22	1.62	0.64
23:U1:242:LEU:HD22	24:V1:305:VAL:HG22	1.78	0.64
24:V4:152:ALA:HB1	24:V4:160:LEU:HD11	1.78	0.64
2:A4:826:ASN:HD21	6:D3:633:LYS:HB3	1.62	0.64
2:A4:1135:ARG:CA	3:A6:145:THR:HB	2.25	0.64
2:A4:1160:GLN:CD	3:A6:165:PHE:HA	2.17	0.64
3:A5:229:SER:CA	5:C2:739:MET:HE3	2.23	0.64
3:A5:1050:TYR:CZ	11:I5:70:GLU:HB2	2.32	0.64
3:A5:1151:THR:HG23	5:C5:734:VAL:O	1.97	0.64
3:A5:1313:LYS:CA	28:Z2:833:ASP:CB	2.75	0.64
3:A5:1369:ILE:HD11	28:Z2:831:LEU:C	2.18	0.64
3:A5:1415:PHE:O	28:Z2:962:LYS:N	2.30	0.64
3:A6:1391:ARG:HH11	28:Z4:865:LYS:HA	1.63	0.64
3:A6:1407:GLY:HA2	26:X4:743:PHE:CA	2.28	0.64
3:A6:1410:ALA:HB1	26:X4:744:MET:N	2.12	0.64
8:F1:1264:ARG:NE	17:O2:263:GLN:CA	2.56	0.64
8:F2:1137:GLN:HB2	17:O4:251:ILE:HD13	0.67	0.64
11:I1:984:GLU:CG	15:M1:617:THR:HG22	2.28	0.64
11:I2:884:LEU:C	16:N3:397:GLU:HG2	2.18	0.64

*Continued on next page...*

*Continued from previous page...*

Atom-1	Atom-2	Interatomic distance (Å)	Clash overlap (Å)
11:I2:966:TRP:CA	20:R3:153:GLN:HB3	2.27	0.64
11:I2:978:LYS:NZ	20:R3:152:LYS:O	2.30	0.64
11:I4:817:ASP:N	26:X3:498:SER:CB	2.61	0.64
11:I5:640:ILE:O	11:I5:645:ARG:NH1	2.31	0.64
17:O4:109:PRO:HD2	18:P4:318:PRO:CB	2.28	0.64
1:A1:1332:ARG:HD2	6:D1:636:ASP:OD1	1.98	0.63
1:A1:1400:SER:HA	2:A2:881:GLU:OE2	1.97	0.63
2:A2:1156:ASP:CG	3:A5:168:ASP:CA	2.66	0.63
2:A4:878:LEU:HB2	6:D3:567:LEU:HD13	0.66	0.63
2:A4:880:ALA:HB1	6:D3:562:GLY:O	1.97	0.63
2:A4:908:LEU:O	6:D3:555:ARG:CD	2.42	0.63
2:A4:1148:ARG:HD2	3:A6:174:PRO:HD3	1.79	0.63
3:A5:999:SER:O	11:I5:64:LYS:CG	2.45	0.63
3:A5:1414:PHE:H	28:Z2:961:PHE:CB	2.11	0.63
3:A6:220:VAL:CG1	5:C4:739:MET:HA	2.28	0.63
3:A6:1368:GLN:HB2	28:Z4:848:SER:CB	2.27	0.63
3:A6:1416:ARG:HG3	28:Z4:966:CYS:C	2.17	0.63
11:I1:881:ILE:HD11	17:O1:253:LEU:HG	1.79	0.63
11:I1:1111:ALA:N	16:N1:439:ARG:N	2.42	0.63
11:I1:1668:HIS:O	11:I2:1668:HIS:CB	2.45	0.63
11:I1:1739:GLU:CB	11:I2:1540:LYS:CE	2.75	0.63
11:I2:948:ALA:CB	17:O3:257:ALA:H	2.02	0.63
11:I2:978:LYS:HE2	20:R3:154:ALA:H	1.59	0.63
11:I2:994:ALA:CB	17:O3:268:GLY:C	2.66	0.63
11:I5:1279:THR:OG1	26:X2:520:GLU:O	2.15	0.63
18:P2:319:VAL:C	18:P3:280:THR:OG1	2.10	0.63
23:U4:8:GLN:C	23:U4:10:GLU:H	1.99	0.63
23:U4:20:LYS:O	23:U4:24:ILE:HG12	1.97	0.63
25:W2:180:ASN:HA	25:W2:207:VAL:HG23	1.79	0.63
26:X3:119:GLY:O	26:X3:122:ARG:HG2	1.96	0.63
2:A2:977:VAL:C	6:D1:493:ALA:HA	1.84	0.63
2:A2:1135:ARG:O	3:A5:134:VAL:CG1	2.45	0.63
2:A2:1152:ASP:HB2	3:A5:173:ASN:CA	2.27	0.63
1:A3:1084:ARG:CG	6:D3:794:THR:CA	2.49	0.63
3:A5:1030:THR:CA	11:I5:71:GLU:O	2.44	0.63
3:A5:1365:VAL:HG12	28:Z2:829:SER:O	1.98	0.63
11:I1:945:LEU:CG	17:O1:258:GLU:H	2.11	0.63
11:I1:1109:LEU:CA	16:N1:441:PHE:N	2.59	0.63
11:I2:640:ILE:O	11:I2:645:ARG:NH1	2.31	0.63
11:I2:894:VAL:H	17:O3:239:GLN:CG	1.94	0.63
11:I2:948:ALA:CB	17:O3:253:LEU:CA	2.50	0.63

*Continued on next page...*



*Continued from previous page...*

Atom-1	Atom-2	Interatomic distance (Å)	Clash overlap (Å)
11:I2:948:ALA:CB	17:O3:257:ALA:N	2.54	0.63
11:I2:980:ILE:HA	15:M3:618:GLN:CA	2.22	0.63
11:I2:1039:ALA:HA	20:R3:170:LEU:HD12	1.75	0.63
11:I2:1041:GLN:NE2	15:M3:614:ASP:CG	2.43	0.63
11:I2:1069:SER:OG	16:N3:427:VAL:HB	1.99	0.63
11:I4:1273:GLU:O	26:X3:522:MET:C	2.36	0.63
11:I4:1274:HIS:HD1	26:X3:531:LEU:CD1	2.05	0.63
22:T4:885:ARG:HH11	22:T4:885:ARG:CG	2.11	0.63
25:W1:180:ASN:HA	25:W1:207:VAL:HG23	1.79	0.63
25:W1:227:GLN:HA	25:W1:256:VAL:HG13	1.80	0.63
25:W4:227:GLN:HA	25:W4:256:VAL:HG13	1.79	0.63
2:A2:227:SER:OG	6:D1:711:PHE:CD2	2.41	0.63
1:A3:1049:PHE:HA	6:D3:816:VAL:HG21	1.81	0.63
2:A4:782:VAL:CG2	6:D3:677:GLN:CA	2.68	0.63
2:A4:869:ALA:N	6:D3:570:VAL:CB	2.60	0.63
2:A4:989:MSE:CE	6:D3:240:ASP:CB	2.64	0.63
3:A5:1098:ARG:NE	11:I5:29:GLN:O	2.19	0.63
3:A6:147:LEU:O	5:C4:747:PRO:CG	2.46	0.63
3:A6:1337:ALA:HB3	28:Z4:961:PHE:H	1.64	0.63
11:I1:948:ALA:H	17:O1:256:TYR:HB3	1.60	0.63
11:I1:981:VAL:CA	20:R1:147:LEU:CD2	2.76	0.63
11:I2:980:ILE:N	20:R3:147:LEU:HD11	2.07	0.63
11:I2:1107:SER:CB	16:N3:436:ALA:O	2.40	0.63
11:I2:1360:GLU:N	11:I2:1360:GLU:OE1	2.32	0.63
11:I4:1274:HIS:HB2	26:X3:525:ILE:O	1.97	0.63
11:I4:1275:SER:CB	26:X3:525:ILE:HB	2.27	0.63
17:O3:151:LEU:CD2	18:P3:325:ILE:HG12	0.92	0.63
21:S1:316:LEU:HA	21:S1:319:ASN:HD22	1.62	0.63
22:T2:885:ARG:HH11	22:T2:885:ARG:CG	2.11	0.63
27:Y1:85:GLU:HB2	27:Y1:101:LEU:HD11	1.80	0.63
27:Y2:85:GLU:HB2	27:Y2:101:LEU:HD11	1.80	0.63
1:A1:1220:PRO:O	2:A2:645:PHE:CD1	2.52	0.63
2:A2:908:LEU:C	6:D1:552:TYR:HE1	2.01	0.63
2:A2:989:MSE:CB	6:D1:500:LYS:CE	2.76	0.63
1:A3:1202:GLU:O	2:A4:732:GLN:CB	2.46	0.63
1:A3:1224:PRO:HB3	2:A4:731:ILE:HD13	0.83	0.63
2:A4:868:GLN:HA	6:D3:570:VAL:CG1	2.05	0.63
3:A6:220:VAL:HG13	5:C4:739:MET:N	2.11	0.63
11:I1:911:PRO:CA	15:M1:584:GLN:NE2	2.60	0.63
11:I1:931:VAL:HG22	15:M1:604:ASN:HB2	1.76	0.63
11:I1:998:ALA:HB2	17:O1:267:ALA:CB	2.27	0.63

*Continued on next page...*

*Continued from previous page...*

Atom-1	Atom-2	Interatomic distance (Å)	Clash overlap (Å)
11:I1:1052:LEU:H	17:O1:286:ILE:CG2	2.11	0.63
11:I1:1065:SER:HG	16:N1:430:ARG:HG3	1.61	0.63
11:I1:1113:LEU:CB	16:N1:435:ALA:HB1	2.25	0.63
11:I1:1360:GLU:N	11:I1:1360:GLU:OE1	2.32	0.63
11:I2:945:LEU:HD12	17:O3:258:GLU:N	2.09	0.63
11:I2:965:ALA:HB2	20:R3:164:PRO:CA	2.18	0.63
11:I2:990:GLU:C	17:O3:272:SER:N	2.51	0.63
17:O4:110:LEU:HD22	18:P4:321:ILE:CB	2.17	0.63
22:T3:671:LYS:HE2	22:T3:671:LYS:HA	1.80	0.63
22:T4:672:ILE:HG13	22:T4:711:VAL:HG22	1.80	0.63
22:T4:851:LYS:HA	22:T4:891:VAL:HG13	1.81	0.63
1:A1:1393:THR:N	2:A2:851:ASP:OD1	2.31	0.63
2:A2:975:GLU:H	6:D1:499:LEU:CD1	2.12	0.63
3:A6:1312:ARG:HH12	28:Z4:842:LEU:N	1.97	0.63
8:F2:140:GLU:HB3	17:O4:237:PRO:CG	1.98	0.63
11:I1:846:ILE:CB	17:O1:247:TRP:CH2	2.82	0.63
11:I1:955:LYS:CG	16:N1:397:GLU:O	2.46	0.63
11:I1:981:VAL:N	15:M1:621:ARG:HD2	1.77	0.63
11:I1:1033:PRO:C	16:N1:441:PHE:CE1	2.70	0.63
11:I1:1039:ALA:N	20:R1:169:GLY:C	2.09	0.63
11:I1:1066:LEU:N	16:N1:430:ARG:CD	2.52	0.63
11:I1:1605:LEU:HD13	11:I2:1669:ARG:HD2	0.69	0.63
11:I2:880:MET:SD	17:O3:250:LEU:HD21	2.36	0.63
11:I2:947:LEU:CD2	16:N3:408:MET:HA	2.29	0.63
11:I2:950:LEU:CB	16:N3:406:HIS:CD2	2.81	0.63
11:I5:1277:LEU:CD2	26:X2:517:ASP:CB	2.77	0.63
26:X4:265:ILE:HG21	26:X4:289:ILE:HD11	1.81	0.63
1:A1:1223:GLU:HG2	2:A2:724:LEU:CB	2.27	0.63
2:A2:225:THR:N	6:D1:709:ARG:NH1	2.45	0.63
2:A2:1143:LEU:HB2	3:A5:131:PRO:C	2.19	0.63
1:A3:1091:VAL:HG23	6:D3:805:GLY:O	1.98	0.63
2:A4:980:ARG:CD	6:D3:526:LEU:N	2.59	0.63
2:A4:1094:ILE:HD12	6:D4:708:ASP:OD2	0.98	0.63
2:A4:1127:ALA:N	3:A6:140:ALA:HB2	2.10	0.63
2:A4:1167:CYS:HB3	4:B6:342:ARG:HG2	1.79	0.63
3:A5:1364:GLN:HE21	28:Z2:843:LYS:CA	2.09	0.63
3:A6:1366:LEU:CD1	28:Z4:870:ILE:H	2.11	0.63
8:F1:1264:ARG:NE	17:O2:263:GLN:HA	2.14	0.63
9:G2:256:GLN:CG	17:O4:262:ASP:N	2.61	0.63
9:G2:256:GLN:N	17:O4:262:ASP:OD1	2.31	0.63
11:I1:1104:LEU:CG	20:R1:174:ARG:CD	2.77	0.63

*Continued on next page...*

*Continued from previous page...*

Atom-1	Atom-2	Interatomic distance (Å)	Clash overlap (Å)
11:I1:1611:PHE:C	11:I2:1673:VAL:HA	2.17	0.63
11:I2:874:LEU:HD23	17:O3:252:VAL:O	1.99	0.63
11:I2:948:ALA:HB3	17:O3:253:LEU:O	1.97	0.63
11:I2:1052:LEU:H	17:O3:286:ILE:CB	2.12	0.63
11:I2:1186:PRO:CB	17:O4:225:GLN:HE21	2.05	0.63
21:S3:316:LEU:HA	21:S3:319:ASN:HD22	1.63	0.63
23:U4:260:GLU:OE2	24:V4:318:HIS:NE2	2.29	0.63
28:Z1:829:SER:HA	28:Z1:841:ALA:HB1	1.81	0.63
1:A1:1200:ARG:CZ	2:A2:642:ARG:HH22	2.12	0.63
2:A2:1185:THR:HG21	4:B5:342:ARG:NH1	2.14	0.63
1:A3:1201:ARG:CB	2:A4:735:ALA:HB2	2.28	0.63
2:A4:781:ARG:HE	6:D3:673:ARG:HH11	1.47	0.63
2:A4:861:GLN:C	6:D3:607:PRO:CG	2.61	0.63
2:A4:872:ALA:HB1	6:D3:565:MET:HB3	1.81	0.63
2:A4:1055:ARG:CD	6:D4:762:ARG:C	2.58	0.63
2:A4:1139:ILE:O	3:A6:135:PHE:CE2	2.51	0.63
3:A5:1000:ASP:N	11:I5:62:GLU:HB3	2.14	0.63
3:A5:1094:ILE:HG23	11:I5:4:LEU:CA	2.26	0.63
3:A6:1393:THR:CB	28:Z4:904:PHE:C	2.67	0.63
3:A6:1416:ARG:CG	28:Z4:966:CYS:O	2.33	0.63
6:D7:527:ASN:O	11:I3:181:GLN:CD	2.35	0.63
9:G2:255:LEU:C	17:O4:262:ASP:OD2	2.37	0.63
11:I1:640:ILE:O	11:I1:645:ARG:NH1	2.31	0.63
11:I1:837:MET:CE	17:O1:239:GLN:O	2.45	0.63
11:I1:920:PHE:HD1	17:O1:243:LEU:HD22	1.62	0.63
11:I1:959:SER:OG	16:N1:395:GLU:CB	2.45	0.63
11:I1:1046:HIS:ND1	17:O1:284:LYS:N	2.35	0.63
11:I1:1069:SER:HG	16:N1:427:VAL:N	1.97	0.63
11:I1:1104:LEU:HD13	16:N1:433:GLU:CB	2.29	0.63
11:I2:978:LYS:O	20:R3:151:LYS:HG3	1.98	0.63
11:I2:1104:LEU:HD21	16:N3:433:GLU:HG3	0.69	0.63
27:Y1:81:VAL:HG23	27:Y1:111:LEU:HD13	1.81	0.63
2:A2:970:PHE:CD1	6:D1:192:TYR:CZ	2.86	0.63
2:A2:981:PRO:HG2	6:D1:504:LYS:HG2	1.75	0.63
1:A3:1203:TYR:HB3	2:A4:732:GLN:OE1	1.97	0.63
2:A4:875:LEU:CD1	6:D3:567:LEU:CG	2.47	0.63
2:A4:985:ALA:CB	6:D3:500:LYS:HA	2.25	0.63
2:A4:1136:LYS:CD	3:A6:139:ASN:C	2.64	0.63
3:A6:1393:THR:HA	28:Z4:904:PHE:C	2.19	0.63
6:D7:483:GLU:HG3	11:I3:191:GLU:OE1	1.99	0.63
8:F1:1138:TRP:CB	17:O2:244:GLU:HG2	2.11	0.63

*Continued on next page...*

*Continued from previous page...*

Atom-1	Atom-2	Interatomic distance (Å)	Clash overlap (Å)
11:I1:882:LYS:HB2	17:O1:245:GLU:CA	2.29	0.63
11:I1:992:ILE:HG21	15:M1:607:SER:CB	1.91	0.63
11:I2:930:LEU:O	15:M3:601:ASP:O	2.02	0.63
11:I2:988:GLU:O	15:M3:608:LYS:HG2	1.99	0.63
11:I3:816:ASP:CA	26:X1:498:SER:CB	2.71	0.63
21:S1:176:MET:HE3	21:S1:232:LEU:CD1	2.28	0.63
2:A2:227:SER:HB2	6:D1:711:PHE:HD2	1.22	0.63
2:A2:235:TYR:HE1	4:B2:347:LEU:CB	2.12	0.63
2:A2:1156:ASP:CG	3:A5:168:ASP:CB	2.47	0.63
1:A3:1090:SER:OG	6:D3:804:SER:CB	2.46	0.63
2:A4:860:GLU:CG	6:D3:606:LYS:HB3	2.24	0.63
2:A4:867:GLU:H	6:D3:605:THR:CG2	1.87	0.63
2:A4:1137:ALA:O	3:A6:564:ASN:O	2.17	0.63
2:A4:1154:PHE:N	3:A6:175:GLU:CA	2.61	0.63
3:A5:1026:PRO:HG2	11:I5:73:TYR:HD1	1.50	0.63
8:F2:1137:GLN:CB	17:O4:251:ILE:CD1	2.36	0.63
11:I1:872:SER:O	17:O1:251:ILE:CG2	2.47	0.63
11:I1:978:LYS:HG3	20:R1:150:ASN:C	2.19	0.63
11:I1:978:LYS:O	15:M1:621:ARG:HD3	1.99	0.63
11:I1:984:GLU:CB	15:M1:618:GLN:HE21	2.10	0.63
11:I2:840:LEU:O	15:M3:591:ASP:OD1	2.16	0.63
11:I2:873:ILE:HG23	17:O3:254:ARG:HG2	1.79	0.63
11:I2:965:ALA:HB1	20:R3:164:PRO:HA	1.71	0.63
11:I2:1050:SER:O	17:O3:290:TYR:HB2	1.98	0.63
11:I2:1052:LEU:HD23	16:N3:434:LEU:CG	2.29	0.63
11:I3:1360:GLU:N	11:I3:1360:GLU:OE1	2.32	0.63
11:I5:1360:GLU:N	11:I5:1360:GLU:OE1	2.32	0.63
21:S2:950:HIS:ND1	21:S2:978:ALA:HB2	2.13	0.63
21:S4:950:HIS:ND1	21:S4:978:ALA:HB2	2.13	0.63
27:Y4:42:THR:O	27:Y4:44:ASN:N	2.31	0.63
28:Z2:63:SER:OG	28:Z2:112:GLU:OE1	2.15	0.63
28:Z3:829:SER:HA	28:Z3:841:ALA:HB1	1.81	0.63
1:A1:1226:LEU:HA	2:A2:728:LYS:HB3	1.81	0.62
1:A3:1224:PRO:CG	2:A4:734:LEU:HD22	2.29	0.62
2:A4:1139:ILE:CD1	3:A6:134:VAL:HA	2.26	0.62
3:A5:177:ILE:O	5:C2:743:LEU:HB3	1.98	0.62
3:A5:1094:ILE:HG12	11:I5:4:LEU:HD12	1.77	0.62
11:I1:967:SER:HB2	15:M1:625:GLY:C	2.18	0.62
11:I1:1670:GLY:HA2	11:I2:1639:LEU:HD22	1.81	0.62
11:I2:899:LEU:CD2	17:O3:235:ASN:H	2.12	0.62
11:I2:899:LEU:HD11	17:O3:234:LEU:CA	2.28	0.62

*Continued on next page...*

*Continued from previous page...*

Atom-1	Atom-2	Interatomic distance (Å)	Clash overlap (Å)
11:I2:938:CYS:C	17:O3:261:LYS:HA	2.01	0.62
11:I2:1114:VAL:HG11	16:N3:432:TYR:CD2	2.35	0.62
11:I3:640:ILE:O	11:I3:645:ARG:NH1	2.31	0.62
17:O4:109:PRO:CA	18:P4:318:PRO:HB3	2.29	0.62
21:S3:950:HIS:ND1	21:S3:978:ALA:HB2	2.13	0.62
21:S3:1054:LEU:HA	21:S3:1057:TYR:HD2	1.64	0.62
21:S3:1097:LYS:NZ	21:S3:1101:PHE:HE1	1.96	0.62
22:T2:671:LYS:HE2	22:T2:671:LYS:HA	1.80	0.62
1:A1:874:VAL:HG11	6:D3:272:VAL:C	2.18	0.62
2:A2:863:GLN:HA	6:D1:605:THR:N	2.13	0.62
1:A3:1054:SER:HB3	6:D3:809:ALA:CB	2.28	0.62
1:A3:1233:GLN:OE1	2:A4:726:ALA:CB	2.48	0.62
2:A4:909:LYS:HG3	6:D3:552:TYR:CG	2.33	0.62
2:A4:910:TYR:CE1	6:D3:564:ASN:ND2	2.67	0.62
2:A4:984:ALA:N	6:D3:497:PHE:C	2.47	0.62
3:A5:1026:PRO:CA	11:I5:68:ILE:H	2.01	0.62
3:A5:1369:ILE:HG22	28:Z2:827:GLN:O	1.95	0.62
3:A6:1393:THR:HA	28:Z4:905:LEU:HA	1.81	0.62
4:B6:344:ALA:HB1	5:C4:737:LYS:HD3	1.80	0.62
6:D7:176:SER:HB3	11:I3:95:LYS:HZ3	1.60	0.62
11:I1:895:ARG:C	17:O1:233:THR:CA	2.66	0.62
11:I1:931:VAL:CG2	15:M1:604:ASN:CB	2.70	0.62
11:I1:967:SER:O	15:M1:628:ALA:CB	2.47	0.62
11:I1:1644:ARG:HD3	12:J1:275:PHE:CZ	2.35	0.62
11:I2:895:ARG:HA	17:O3:234:LEU:O	1.99	0.62
11:I2:925:LEU:HG	15:M3:593:ALA:HA	1.81	0.62
11:I2:946:THR:CA	17:O3:257:ALA:HA	2.28	0.62
11:I4:817:ASP:N	26:X3:498:SER:HB3	2.14	0.62
21:S3:176:MET:HE3	21:S3:232:LEU:HD13	1.81	0.62
22:T3:851:LYS:HA	22:T3:891:VAL:HG13	1.81	0.62
1:A3:1056:PHE:HE1	6:D3:812:VAL:H	1.45	0.62
2:A4:909:LYS:CG	6:D3:552:TYR:CG	2.79	0.62
3:A5:1033:GLN:HE22	11:I5:71:GLU:HG2	1.64	0.62
6:D7:530:ARG:HB3	11:I3:181:GLN:CB	1.96	0.62
8:F1:1138:TRP:CB	17:O2:244:GLU:CD	2.65	0.62
11:I1:877:ILE:CB	17:O1:253:LEU:H	2.00	0.62
11:I1:952:LEU:C	16:N1:400:LEU:CD2	2.53	0.62
11:I2:888:GLU:H	16:N3:393:ILE:CG2	2.00	0.62
11:I2:899:LEU:CD1	17:O3:235:ASN:H	2.11	0.62
11:I2:1644:ARG:HD3	12:J2:275:PHE:CZ	2.34	0.62
11:I3:1274:HIS:CD2	26:X1:534:ILE:HB	2.33	0.62

*Continued on next page...*

*Continued from previous page...*

Atom-1	Atom-2	Interatomic distance (Å)	Clash overlap (Å)
11:I5:1227:GLU:N	11:I5:1227:GLU:OE1	2.33	0.62
11:I5:1433:THR:HG21	12:J5:270:ARG:HD3	1.82	0.62
21:S2:1032:ILE:CD1	21:S2:1051:ALA:HA	2.29	0.62
26:X2:265:ILE:HG21	26:X2:289:ILE:HD11	1.81	0.62
1:A1:1204:TRP:HZ3	2:A2:757:LEU:HD13	1.57	0.62
2:A2:1163:TYR:CE2	3:A5:133:LYS:CE	2.83	0.62
1:A3:1021:LEU:HD22	6:D3:816:VAL:CG1	2.27	0.62
1:A3:1056:PHE:CE1	6:D3:809:ALA:O	2.50	0.62
2:A4:909:LYS:N	6:D3:552:TYR:OH	2.32	0.62
2:A4:1155:ASN:HB2	3:A6:175:GLU:C	2.19	0.62
3:A5:1300:LEU:CG	28:Z2:838:GLN:CB	2.77	0.62
3:A6:1416:ARG:CB	28:Z4:977:ALA:CB	2.77	0.62
8:F2:330:GLU:N	8:F2:330:GLU:OE1	2.32	0.62
9:G2:263:MET:HE3	17:O4:259:ASP:OD2	1.98	0.62
11:I1:841:PHE:CD1	17:O1:243:LEU:HD13	2.34	0.62
11:I1:988:GLU:HA	15:M1:611:LYS:H	1.64	0.62
11:I2:1043:LEU:HA	16:N3:430:ARG:HG3	1.81	0.62
11:I2:1045:PHE:CD1	17:O3:279:ILE:HG22	2.33	0.62
11:I2:1101:LEU:HD23	16:N3:432:TYR:HD1	0.79	0.62
11:I2:1110:SER:CB	16:N3:438:LEU:N	2.47	0.62
11:I3:1116:ASP:OD1	12:J3:241:THR:HG23	2.00	0.62
11:I4:1267:LEU:HD11	26:X3:529:TRP:CZ3	2.34	0.62
22:T4:917:ASP:HB2	22:T4:918:PRO:HD2	1.82	0.62
23:U3:260:GLU:OE2	24:V3:318:HIS:NE2	2.29	0.62
2:A2:1135:ARG:O	3:A5:147:LEU:HD21	1.98	0.62
1:A3:1201:ARG:N	2:A4:729:SER:O	2.32	0.62
1:A3:1203:TYR:HB3	2:A4:732:GLN:NE2	2.11	0.62
1:A3:1396:GLY:HA2	2:A4:888:GLN:CG	2.29	0.62
2:A4:866:SER:OG	6:D3:605:THR:HG23	1.99	0.62
2:A4:973:GLU:HG3	6:D3:192:TYR:CZ	2.35	0.62
3:A6:165:PHE:CZ	5:C4:743:LEU:HD22	2.29	0.62
9:G2:257:THR:CG2	17:O4:258:GLU:H	2.08	0.62
11:I1:895:ARG:CZ	17:O1:233:THR:CG2	2.69	0.62
11:I1:919:ALA:O	15:M1:592:LEU:CB	2.47	0.62
11:I1:1032:THR:OG1	15:M1:631:GLN:NE2	2.33	0.62
11:I1:1673:VAL:H	11:I2:1611:PHE:HA	1.64	0.62
11:I2:834:SER:CB	17:O3:237:PRO:O	2.47	0.62
11:I2:936:LYS:HE3	15:M3:612:PRO:CG	2.30	0.62
11:I2:938:CYS:O	17:O3:264:ILE:O	2.17	0.62
11:I2:963:LEU:O	20:R3:153:GLN:NE2	2.32	0.62
11:I2:1040:HIS:N	20:R3:170:LEU:CD2	2.51	0.62

*Continued on next page...*

*Continued from previous page...*

Atom-1	Atom-2	Interatomic distance (Å)	Clash overlap (Å)
11:I3:1227:GLU:N	11:I3:1227:GLU:OE1	2.32	0.62
11:I3:1273:GLU:HB2	26:X1:527:VAL:HG23	1.79	0.62
1:A1:831:ALA:C	6:D3:298:ASN:HD22	2.01	0.62
2:A2:1149:THR:N	3:A5:172:PRO:HG2	2.14	0.62
1:A3:1221:ILE:CD1	2:A4:642:ARG:N	2.62	0.62
2:A4:1098:ARG:NH2	6:D4:709:ARG:NH2	2.40	0.62
2:A4:1122:LEU:HB2	3:A6:132:ASP:CA	2.30	0.62
3:A5:1020:ILE:O	11:I5:95:LYS:NZ	0.57	0.62
3:A6:146:LYS:HE3	5:C4:747:PRO:O	2.00	0.62
3:A6:1388:ALA:O	28:Z4:866:GLU:CB	2.47	0.62
6:D7:176:SER:CB	11:I3:95:LYS:HZ1	2.12	0.62
11:I1:1013:GLU:HB2	16:N1:411:GLN:OE1	1.99	0.62
11:I1:1023:ASP:HB2	16:N1:405:ALA:HB3	1.78	0.62
11:I1:1037:THR:CB	20:R1:173:LEU:HD13	2.27	0.62
11:I2:935:GLY:HA3	15:M3:608:LYS:O	2.00	0.62
11:I2:950:LEU:CD2	16:N3:406:HIS:CD2	2.82	0.62
11:I2:968:PRO:CG	20:R3:153:GLN:HB2	2.30	0.62
11:I2:1017:VAL:HG22	16:N3:411:GLN:CA	1.85	0.62
11:I4:1227:GLU:N	11:I4:1227:GLU:OE1	2.32	0.62
17:O3:147:ALA:O	18:P3:328:PRO:HB3	1.99	0.62
28:Z1:119:VAL:HB	28:Z1:131:LEU:HB2	1.82	0.62
2:A2:779:ASP:HB3	6:D1:679:ILE:O	2.00	0.62
2:A2:879:LEU:H	6:D1:567:LEU:CD1	2.13	0.62
2:A2:909:LYS:O	6:D1:555:ARG:CG	2.48	0.62
3:A5:172:PRO:HG3	5:C2:730:HIS:CD2	2.33	0.62
3:A6:1390:LEU:HB2	28:Z4:867:LYS:N	2.13	0.62
3:A6:1400:SER:OG	28:Z4:909:LEU:CB	2.48	0.62
11:I1:925:LEU:HB3	15:M1:596:ILE:HD13	1.82	0.62
11:I1:945:LEU:CD2	17:O1:258:GLU:C	2.51	0.62
11:I1:952:LEU:HD12	16:N1:400:LEU:CD1	2.30	0.62
11:I1:957:SER:O	20:R1:168:LEU:HG	1.97	0.62
11:I2:942:HIS:ND1	17:O3:259:ASP:OD1	2.33	0.62
17:O2:111:TYR:H	18:P2:325:ILE:CB	2.11	0.62
21:S2:1097:LYS:NZ	21:S2:1101:PHE:HE1	1.96	0.62
22:T1:851:LYS:HA	22:T1:891:VAL:HG13	1.81	0.62
26:X2:170:ASN:O	26:X2:174:GLU:HG3	1.99	0.62
28:Z3:63:SER:OG	28:Z3:112:GLU:OE1	2.15	0.62
28:Z4:119:VAL:HB	28:Z4:131:LEU:HB2	1.81	0.62
1:A1:1200:ARG:CZ	2:A2:642:ARG:NH2	2.62	0.62
1:A1:1224:PRO:CA	2:A2:723:PHE:O	2.34	0.62
2:A2:875:LEU:CG	6:D1:567:LEU:N	2.31	0.62

*Continued on next page...*

*Continued from previous page...*

Atom-1	Atom-2	Interatomic distance (Å)	Clash overlap (Å)
2:A2:979:GLY:HA3	6:D1:473:GLU:H	1.51	0.62
2:A4:1019:ARG:NH2	6:D3:238:ALA:HB3	2.15	0.62
3:A5:150:PHE:HE2	5:C2:742:ASP:N	1.97	0.62
3:A6:1363:ASP:C	28:Z4:868:GLN:O	2.38	0.62
3:A6:1399:ARG:HH21	28:Z4:945:VAL:CB	2.11	0.62
11:I1:849:LEU:CD2	17:O1:251:ILE:HD11	2.18	0.62
11:I1:966:TRP:CA	20:R1:153:GLN:HG2	2.25	0.62
11:I1:976:ARG:N	20:R1:149:ARG:HB3	2.12	0.62
11:I1:1013:GLU:CB	16:N1:411:GLN:OE1	2.38	0.62
11:I1:1116:ASP:OD1	12:J1:241:THR:HG23	2.00	0.62
11:I1:1611:PHE:HE2	11:I2:1669:ARG:NH1	1.76	0.62
11:I2:923:GLY:H	15:M3:592:LEU:N	1.97	0.62
11:I2:1020:ALA:HB2	16:N3:407:ALA:O	1.98	0.62
11:I2:1037:THR:HG21	20:R3:170:LEU:N	2.14	0.62
11:I3:1275:SER:CB	26:X1:522:MET:HG2	2.26	0.62
11:I4:1360:GLU:N	11:I4:1360:GLU:OE1	2.32	0.62
21:S4:176:MET:HE3	21:S4:232:LEU:HD13	1.80	0.62
24:V1:300:LEU:HD23	24:V1:388:LEU:HD21	1.82	0.62
26:X2:515:THR:HG22	26:X2:516:ASN:H	1.65	0.62
27:Y3:85:GLU:HB2	27:Y3:101:LEU:HD11	1.80	0.62
27:Y4:81:VAL:HG23	27:Y4:111:LEU:HD13	1.81	0.62
2:A2:973:GLU:CB	6:D1:205:LEU:CD2	2.59	0.62
2:A2:1127:ALA:O	3:A5:140:ALA:HB3	1.89	0.62
2:A4:982:THR:CG2	6:D3:494:LEU:C	2.67	0.62
2:A4:1019:ARG:NH1	6:D3:238:ALA:O	2.32	0.62
3:A6:153:ILE:CB	5:C4:739:MET:SD	2.87	0.62
3:A6:1410:ALA:C	26:X4:742:ALA:HA	2.19	0.62
8:F1:1137:GLN:HB2	17:O2:244:GLU:C	2.15	0.62
11:I1:843:GLU:CB	15:M1:587:GLU:CD	2.64	0.62
11:I1:895:ARG:HA	17:O1:236:ASP:N	2.13	0.62
11:I1:939:ASN:C	17:O1:265:ASN:HB2	2.18	0.62
11:I1:951:LYS:CB	17:O1:253:LEU:HD21	2.28	0.62
11:I1:1021:ILE:HG13	16:N1:410:MET:N	2.15	0.62
11:I1:1603:ARG:HH12	11:I2:1662:ARG:CB	2.13	0.62
11:I1:1739:GLU:C	11:I2:1604:ALA:CA	2.58	0.62
11:I2:900:ARG:HG3	17:O3:232:LYS:CD	2.30	0.62
11:I2:920:PHE:C	15:M3:595:MET:HB3	2.20	0.62
11:I2:976:ARG:CB	20:R3:149:ARG:CB	2.53	0.62
11:I2:1038:ILE:CD1	15:M3:617:THR:O	2.47	0.62
11:I4:26:GLU:N	11:I4:26:GLU:OE1	2.33	0.62
11:I4:1116:ASP:OD1	12:J4:241:THR:HG23	2.00	0.62

*Continued on next page...*



*Continued from previous page...*

Atom-1	Atom-2	Interatomic distance (Å)	Clash overlap (Å)
11:I4:1272:TYR:H	26:X3:528:GLU:HB2	1.64	0.62
24:V2:300:LEU:HD23	24:V2:388:LEU:HD21	1.82	0.62
28:Z4:829:SER:HA	28:Z4:841:ALA:HB1	1.81	0.62
2:A4:970:PHE:C	6:D3:202:GLN:CD	2.40	0.62
2:A4:1094:ILE:CD1	6:D4:708:ASP:CA	2.56	0.62
2:A4:1150:LEU:CD1	5:C4:731:LYS:HG2	2.30	0.62
3:A5:1056:PHE:CD2	11:I5:37:GLU:HG3	2.34	0.62
3:A6:164:LEU:CD1	5:C4:741:THR:O	2.47	0.62
3:A6:1368:GLN:NE2	28:Z4:825:TYR:HA	2.15	0.62
11:I1:945:LEU:C	17:O1:256:TYR:CD2	2.73	0.62
11:I1:950:LEU:HG	15:M1:606:LEU:HD21	1.80	0.62
11:I1:954:GLU:O	16:N1:399:HIS:HA	1.99	0.62
11:I1:965:ALA:CB	20:R1:164:PRO:CA	2.77	0.62
11:I2:887:GLN:NE2	16:N3:396:ILE:HD12	2.13	0.62
11:I2:925:LEU:HG	15:M3:593:ALA:CA	2.30	0.62
11:I2:935:GLY:C	15:M3:609:GLY:HA3	2.20	0.62
11:I2:976:ARG:HE	20:R3:143:PHE:C	2.01	0.62
11:I2:1024:PHE:CG	16:N3:406:HIS:CD2	2.88	0.62
11:I2:1029:LEU:HB3	20:R3:174:ARG:CD	2.30	0.62
11:I2:1058:GLY:O	17:O3:277:GLU:HA	1.98	0.62
21:S2:1054:LEU:HA	21:S2:1057:TYR:HD2	1.65	0.62
23:U3:213:CYS:SG	24:V3:332:ARG:NH1	2.73	0.62
2:A2:1131:ILE:CA	3:A5:165:PHE:HE2	2.13	0.61
2:A2:1142:PHE:CZ	3:A5:567:VAL:CA	2.82	0.61
2:A2:1148:ARG:HA	3:A5:172:PRO:HB2	1.82	0.61
2:A2:1153:LEU:C	3:A5:174:PRO:C	2.58	0.61
2:A2:1154:PHE:HA	3:A5:175:GLU:HB3	1.80	0.61
2:A4:880:ALA:HA	6:D3:558:LYS:HE2	1.81	0.61
2:A4:1143:LEU:HB2	3:A6:135:PHE:HD2	1.65	0.61
3:A5:157:TRP:CB	5:C2:742:ASP:O	2.48	0.61
3:A5:232:LEU:O	5:C2:740:ARG:NH2	2.32	0.61
3:A5:1409:MSE:HB2	28:Z2:917:ASP:CB	2.30	0.61
3:A6:1319:ILE:CG1	28:Z4:874:ASN:CB	2.78	0.61
3:A6:1366:LEU:CD1	28:Z4:869:HIS:N	2.58	0.61
8:F1:1264:ARG:NH1	17:O2:264:ILE:HD13	2.15	0.61
11:I1:881:ILE:CG1	17:O1:249:ARG:C	2.64	0.61
11:I1:924:ILE:CD1	15:M1:595:MET:CB	2.27	0.61
11:I1:1051:LYS:HB2	17:O1:290:TYR:H	1.64	0.61
11:I1:1052:LEU:N	17:O1:286:ILE:HB	2.15	0.61
11:I2:957:SER:CA	20:R3:168:LEU:CA	2.67	0.61
11:I2:961:ARG:NH2	16:N3:388:LYS:HB3	2.15	0.61

*Continued on next page...*

*Continued from previous page...*

Atom-1	Atom-2	Interatomic distance (Å)	Clash overlap (Å)
11:I2:977:ASN:ND2	15:M3:621:ARG:C	2.53	0.61
11:I2:990:GLU:O	17:O3:272:SER:CA	2.48	0.61
11:I2:1104:LEU:HD23	16:N3:433:GLU:HG3	1.65	0.61
11:I2:1107:SER:O	16:N3:439:ARG:CG	2.48	0.61
11:I2:1116:ASP:OD1	12:J2:241:THR:HG23	2.00	0.61
11:I5:1644:ARG:HD3	12:J5:275:PHE:CZ	2.35	0.61
21:S1:1032:ILE:CD1	21:S1:1051:ALA:HA	2.29	0.61
21:S4:1032:ILE:CD1	21:S4:1051:ALA:HA	2.29	0.61
22:T2:851:LYS:HA	22:T2:891:VAL:HG13	1.81	0.61
23:U2:213:CYS:SG	24:V2:332:ARG:NH1	2.73	0.61
26:X3:170:ASN:O	26:X3:174:GLU:HG3	1.99	0.61
26:X4:170:ASN:O	26:X4:174:GLU:HG3	2.00	0.61
2:A2:986:THR:CB	6:D1:497:PHE:CE1	2.82	0.61
2:A2:1054:SER:C	6:D2:762:ARG:CA	2.68	0.61
1:A3:1049:PHE:CA	6:D3:816:VAL:HG21	2.31	0.61
1:A3:1083:SER:O	6:D3:798:MET:CA	2.47	0.61
2:A4:1133:GLU:C	3:A6:145:THR:CG2	2.58	0.61
6:D7:649:VAL:HG12	6:D7:649:VAL:O	2.00	0.61
8:F1:982:PRO:HB2	11:I1:1388:GLU:HG2	1.82	0.61
8:F1:1266:MET:N	17:O2:262:ASP:OD2	2.34	0.61
9:G2:256:GLN:HB3	17:O4:261:LYS:CB	2.30	0.61
9:G2:258:LYS:O	17:O4:259:ASP:OD1	2.18	0.61
11:I1:915:ALA:HB1	15:M1:585:LEU:HD12	1.82	0.61
11:I1:936:LYS:CB	15:M1:605:THR:HB	2.29	0.61
11:I2:942:HIS:N	17:O3:263:GLN:N	2.41	0.61
11:I2:951:LYS:CE	16:N3:404:GLU:HG3	2.30	0.61
22:T2:917:ASP:HB2	22:T2:918:PRO:HD2	1.82	0.61
22:T3:875:LEU:HD13	22:T3:919:LEU:HA	1.83	0.61
22:T4:671:LYS:HE2	22:T4:671:LYS:HA	1.80	0.61
28:Z1:125:ASP:OD1	28:Z1:127:SER:OG	2.17	0.61
1:A1:1083:SER:O	6:D1:798:MET:HG2	1.99	0.61
2:A2:867:GLU:HB3	6:D1:609:ILE:CG1	2.29	0.61
2:A2:1135:ARG:C	3:A5:134:VAL:CG1	2.68	0.61
2:A4:276:GLN:NE2	4:B4:355:PRO:HD3	2.15	0.61
2:A4:1023:ILE:O	2:A4:1024:ASP:CB	2.48	0.61
5:C1:732:LYS:NZ	11:I1:1225:LYS:HB3	2.13	0.61
11:I1:421:SER:O	11:I1:425:HIS:ND1	2.33	0.61
11:I1:874:LEU:O	17:O1:252:VAL:CB	2.48	0.61
11:I1:936:LYS:HG2	15:M1:609:GLY:CA	2.30	0.61
11:I1:948:ALA:H	17:O1:256:TYR:CB	2.12	0.61
11:I1:949:CYS:SG	17:O1:254:ARG:O	2.58	0.61

*Continued on next page...*

*Continued from previous page...*

Atom-1	Atom-2	Interatomic distance (Å)	Clash overlap (Å)
11:I1:1673:VAL:H	11:I2:1611:PHE:CA	2.12	0.61
11:I2:989:GLY:N	15:M3:614:ASP:CG	2.54	0.61
11:I2:1031:ALA:C	20:R3:173:LEU:CA	2.62	0.61
11:I2:1106:LYS:HB3	16:N3:440:GLU:CG	2.29	0.61
11:I2:1109:LEU:HA	17:O3:290:TYR:CZ	2.35	0.61
11:I2:1455:ARG:O	11:I2:1459:ASN:ND2	2.33	0.61
11:I4:1279:THR:CB	26:X3:523:LEU:HB3	2.17	0.61
21:S2:176:MET:HE1	21:S2:232:LEU:HD12	1.82	0.61
23:U1:213:CYS:SG	24:V1:332:ARG:NH1	2.73	0.61
26:X3:265:ILE:HG21	26:X3:289:ILE:HD11	1.81	0.61
27:Y1:42:THR:O	27:Y1:44:ASN:N	2.31	0.61
1:A1:1090:SER:HB2	6:D1:800:PRO:HB3	1.81	0.61
1:A1:1220:PRO:C	2:A2:646:ILE:N	2.53	0.61
2:A2:225:THR:N	6:D1:709:ARG:CZ	2.63	0.61
2:A2:1150:LEU:CD1	5:C2:731:LYS:HG2	2.30	0.61
1:A3:1332:ARG:NE	6:D3:636:ASP:HB3	2.15	0.61
2:A4:982:THR:HB	6:D3:494:LEU:O	1.97	0.61
2:A4:1131:ILE:CB	3:A6:137:HIS:O	2.47	0.61
3:A5:1372:THR:HB	28:Z2:828:LEU:N	2.15	0.61
3:A5:1372:THR:OG1	28:Z2:828:LEU:CB	2.48	0.61
3:A6:1358:LEU:CD2	28:Z4:878:HIS:CB	2.78	0.61
3:A6:1406:GLY:H	28:Z4:923:LEU:N	1.97	0.61
5:C3:732:LYS:HZ1	11:I2:1225:LYS:HD2	0.78	0.61
8:F2:1088:GLU:CD	17:O4:247:TRP:O	2.39	0.61
11:I1:26:GLU:N	11:I1:26:GLU:OE1	2.33	0.61
11:I1:926:SER:N	15:M1:593:ALA:HB1	2.16	0.61
11:I2:421:SER:O	11:I2:425:HIS:ND1	2.33	0.61
11:I2:1035:GLN:CA	15:M3:626:HIS:CB	2.73	0.61
11:I2:1037:THR:HG21	20:R3:170:LEU:H	1.64	0.61
11:I3:1267:LEU:CD2	26:X1:529:TRP:CE3	2.65	0.61
11:I3:1277:LEU:HD22	26:X1:518:ASP:C	2.20	0.61
11:I5:1116:ASP:OD1	12:J5:241:THR:HG23	2.00	0.61
21:S3:1032:ILE:CD1	21:S3:1051:ALA:HA	2.29	0.61
21:S4:1054:LEU:HA	21:S4:1057:TYR:HD2	1.65	0.61
26:X1:515:THR:HG22	26:X1:516:ASN:H	1.65	0.61
2:A2:874:VAL:CG2	6:D1:611:LYS:NZ	2.57	0.61
2:A2:909:LYS:O	6:D1:555:ARG:HD2	1.87	0.61
2:A2:1149:THR:CA	5:C2:730:HIS:C	2.10	0.61
2:A2:1152:ASP:HB3	3:A5:173:ASN:N	2.13	0.61
2:A2:1164:TYR:N	4:B5:342:ARG:HG3	2.12	0.61
1:A3:1227:PRO:CB	2:A4:728:LYS:NZ	2.37	0.61

*Continued on next page...*

*Continued from previous page...*

Atom-1	Atom-2	Interatomic distance (Å)	Clash overlap (Å)
1:A3:1396:GLY:HA2	2:A4:888:GLN:HB3	1.83	0.61
2:A4:825:ARG:NH1	6:D3:633:LYS:HG3	2.13	0.61
2:A4:976:LEU:HD12	6:D3:501:LEU:HD13	1.82	0.61
2:A4:1154:PHE:CZ	4:B6:342:ARG:HB2	2.33	0.61
3:A5:156:ALA:N	5:C2:741:THR:OG1	2.33	0.61
3:A6:180:GLU:HG2	5:C4:744:PHE:CZ	2.34	0.61
6:D6:649:VAL:HG12	6:D6:649:VAL:O	2.00	0.61
8:F1:330:GLU:N	8:F1:330:GLU:OE1	2.32	0.61
9:G2:258:LYS:CG	17:O4:259:ASP:OD2	2.45	0.61
11:I1:891:LEU:HG	17:O1:239:GLN:OE1	2.01	0.61
11:I1:891:LEU:HD23	17:O1:239:GLN:HB3	1.83	0.61
11:I1:937:TYR:O	17:O1:258:GLU:CA	2.48	0.61
11:I1:940:LEU:HB2	17:O1:259:ASP:CA	2.30	0.61
11:I1:947:LEU:O	17:O1:253:LEU:HD22	2.00	0.61
11:I1:1048:GLU:HG3	17:O1:288:GLU:N	2.15	0.61
11:I2:26:GLU:N	11:I2:26:GLU:OE1	2.33	0.61
11:I2:846:ILE:HG21	17:O3:247:TRP:HZ2	1.56	0.61
11:I2:887:GLN:O	17:O3:242:ARG:NE	2.32	0.61
11:I2:946:THR:H	17:O3:260:LEU:H	1.05	0.61
11:I2:947:LEU:HA	16:N3:407:ALA:CA	2.22	0.61
11:I2:981:VAL:H	20:R3:147:LEU:HD11	0.78	0.61
11:I2:988:GLU:OE1	11:I2:988:GLU:N	2.34	0.61
11:I2:990:GLU:C	15:M3:608:LYS:NZ	2.53	0.61
11:I2:1017:VAL:HG22	17:O3:260:LEU:CD1	2.27	0.61
11:I2:1020:ALA:HB1	16:N3:407:ALA:HA	1.78	0.61
11:I2:1034:ASP:OD2	15:M3:630:LEU:CD2	2.48	0.61
11:I2:1037:THR:HB	15:M3:624:ASN:HD21	1.63	0.61
11:I2:1043:LEU:CG	16:N3:430:ARG:O	2.48	0.61
11:I5:26:GLU:N	11:I5:26:GLU:OE1	2.33	0.61
11:I5:1278:ALA:HB3	26:X2:517:ASP:OD1	2.00	0.61
24:V3:519:LEU:O	24:V3:529:ASN:ND2	2.33	0.61
27:Y3:81:VAL:HG23	27:Y3:111:LEU:HD13	1.81	0.61
1:A1:862:LEU:HD11	1:A1:904:GLN:HB3	1.83	0.61
1:A1:873:PRO:CG	6:D3:218:LYS:NZ	2.61	0.61
1:A1:878:LEU:CD1	6:D3:276:GLY:HA2	2.29	0.61
1:A1:1052:THR:HA	6:D1:812:VAL:HG11	1.82	0.61
2:A2:874:VAL:HG12	6:D1:608:ILE:HA	1.82	0.61
2:A2:986:THR:HG22	6:D1:504:LYS:CD	2.02	0.61
2:A2:1154:PHE:CD2	3:A5:175:GLU:OE1	2.53	0.61
2:A2:1158:ALA:CA	3:A5:133:LYS:HZ1	2.09	0.61
2:A4:876:ARG:HD3	6:D3:558:LYS:CA	2.10	0.61

*Continued on next page...*

*Continued from previous page...*

Atom-1	Atom-2	Interatomic distance (Å)	Clash overlap (Å)
2:A4:1142:PHE:CE2	3:A6:567:VAL:HG23	2.30	0.61
3:A5:232:LEU:HB2	5:C2:740:ARG:N	2.06	0.61
3:A5:993:ASN:HA	11:I5:57:GLU:CA	2.30	0.61
3:A5:996:ASN:HD21	11:I5:58:ALA:CB	2.07	0.61
3:A6:163:SER:C	5:C4:744:PHE:CG	2.70	0.61
3:A6:232:LEU:CD2	5:C4:740:ARG:HG2	2.03	0.61
3:A6:1361:ARG:HB3	28:Z4:875:LEU:CB	2.31	0.61
3:A6:1364:GLN:O	28:Z4:849:ALA:CB	2.48	0.61
3:A6:1387:ILE:HG12	28:Z4:867:LYS:CB	2.30	0.61
6:D1:649:VAL:O	6:D1:649:VAL:HG12	2.00	0.61
11:I1:931:VAL:HG13	15:M1:604:ASN:CB	2.31	0.61
11:I1:987:GLY:N	15:M1:613:ASP:CA	2.38	0.61
11:I1:1227:GLU:N	11:I1:1227:GLU:OE1	2.32	0.61
11:I1:1455:ARG:O	11:I1:1459:ASN:ND2	2.33	0.61
11:I2:924:ILE:HB	15:M3:598:GLU:N	2.10	0.61
11:I2:953:LEU:CA	15:M3:603:SER:HB2	2.07	0.61
11:I2:963:LEU:HB3	20:R3:166:LEU:O	1.99	0.61
11:I2:1020:ALA:HB2	16:N3:409:ALA:H	1.57	0.61
11:I2:1227:GLU:N	11:I2:1227:GLU:OE1	2.32	0.61
11:I3:1644:ARG:HD3	12:J3:275:PHE:CZ	2.34	0.61
11:I4:817:ASP:HB3	26:X3:498:SER:CB	2.30	0.61
11:I4:1433:THR:HG21	12:J4:270:ARG:HD3	1.82	0.61
11:I4:1644:ARG:HD3	12:J4:275:PHE:CZ	2.34	0.61
11:I5:1279:THR:CG2	26:X2:520:GLU:O	2.34	0.61
21:S1:1054:LEU:HA	21:S1:1057:TYR:HD2	1.65	0.61
21:S2:1119:LEU:C	21:S2:1121:GLU:H	2.04	0.61
2:A2:276:GLN:NE2	4:B2:355:PRO:HD3	2.15	0.61
1:A3:1227:PRO:O	2:A4:728:LYS:CE	1.64	0.61
2:A4:1148:ARG:HB3	3:A6:174:PRO:CD	2.31	0.61
3:A5:993:ASN:C	11:I5:57:GLU:CB	2.63	0.61
3:A6:1393:THR:HG23	28:Z4:904:PHE:C	2.10	0.61
3:A6:1395:LYS:CD	28:Z4:893:HIS:CB	2.76	0.61
9:G1:258:LYS:C	17:O2:252:VAL:HG12	2.21	0.61
11:I1:1111:ALA:HB2	16:N1:439:ARG:HH11	1.65	0.61
11:I2:924:ILE:CD1	15:M3:595:MET:HG2	2.27	0.61
11:I2:950:LEU:HD23	15:M3:606:LEU:CD2	2.31	0.61
11:I2:953:LEU:CG	15:M3:602:MET:O	2.42	0.61
11:I2:980:ILE:CB	15:M3:618:GLN:CG	2.78	0.61
11:I2:1029:LEU:CD2	20:R3:170:LEU:HD23	2.28	0.61
11:I2:1040:HIS:HD2	20:R3:170:LEU:HD23	1.65	0.61
11:I2:1051:LYS:HG2	17:O3:284:LYS:C	2.18	0.61

*Continued on next page...*

*Continued from previous page...*

Atom-1	Atom-2	Interatomic distance (Å)	Clash overlap (Å)
11:I2:1100:ILE:HG22	16:N3:433:GLU:OE2	2.01	0.61
11:I4:421:SER:O	11:I4:425:HIS:ND1	2.33	0.61
11:I5:408:PRO:O	11:I5:409:SER:OG	2.16	0.61
11:I5:421:SER:O	11:I5:425:HIS:ND1	2.33	0.61
21:S1:1119:LEU:C	21:S1:1121:GLU:H	2.04	0.61
22:T1:875:LEU:HD13	22:T1:919:LEU:HA	1.83	0.61
22:T4:875:LEU:HD13	22:T4:919:LEU:HA	1.83	0.61
23:U1:207:SER:HA	23:U1:210:MET:HE3	1.82	0.61
24:V1:519:LEU:O	24:V1:529:ASN:ND2	2.34	0.61
26:X4:515:THR:HG22	26:X4:516:ASN:H	1.65	0.61
27:Y2:81:VAL:HG23	27:Y2:111:LEU:HD13	1.81	0.61
2:A2:1019:ARG:NH1	6:D1:237:PRO:O	2.33	0.61
2:A2:1019:ARG:CZ	6:D1:237:PRO:O	2.48	0.61
2:A2:1157:TYR:CA	3:A5:176:LEU:CG	2.70	0.61
2:A4:970:PHE:O	6:D3:202:GLN:NE2	2.33	0.61
2:A4:1163:TYR:OH	3:A6:137:HIS:CE1	2.53	0.61
3:A5:150:PHE:HD2	5:C2:741:THR:HA	1.66	0.61
3:A5:996:ASN:O	11:I5:59:LEU:N	2.32	0.61
3:A5:1381:ALA:CA	28:Z2:810:ASP:HA	2.30	0.61
3:A6:1316:VAL:CG1	28:Z4:870:ILE:CA	2.79	0.61
6:D2:649:VAL:O	6:D2:649:VAL:HG12	2.00	0.61
9:G1:254:ASN:ND2	17:O2:261:LYS:CD	2.31	0.61
11:I1:924:ILE:C	15:M1:596:ILE:HB	2.21	0.61
11:I1:927:HIS:CD2	15:M1:594:LYS:C	2.71	0.61
11:I1:980:ILE:CB	15:M1:618:GLN:HA	2.29	0.61
11:I2:797:LEU:CD1	17:O3:245:GLU:CA	2.53	0.61
11:I2:882:LYS:HB2	17:O3:249:ARG:N	2.16	0.61
11:I2:1034:ASP:OD2	15:M3:630:LEU:HD22	2.00	0.61
11:I2:1045:PHE:CE1	17:O3:279:ILE:CG2	2.84	0.61
11:I3:1433:THR:HG21	12:J3:270:ARG:HD3	1.82	0.61
11:I4:1455:ARG:O	11:I4:1459:ASN:ND2	2.33	0.61
21:S3:932:HIS:O	21:S3:933:GLU:HB2	2.01	0.61
23:U1:260:GLU:OE2	24:V1:318:HIS:NE2	2.29	0.61
24:V2:519:LEU:O	24:V2:529:ASN:ND2	2.34	0.61
26:X1:265:ILE:HG21	26:X1:289:ILE:HD11	1.81	0.61
2:A2:1136:LYS:CB	3:A5:134:VAL:O	2.48	0.61
3:A5:1027:HIS:ND1	11:I5:65:LYS:CA	2.64	0.61
3:A5:1414:PHE:HD1	28:Z2:960:CYS:CB	2.12	0.61
3:A6:150:PHE:CE2	5:C4:741:THR:HA	2.36	0.61
3:A6:1360:GLY:CA	28:Z4:885:VAL:CB	2.78	0.61
3:A6:1405:LEU:H	28:Z4:919:PHE:C	2.04	0.61

*Continued on next page...*

*Continued from previous page...*

Atom-1	Atom-2	Interatomic distance (Å)	Clash overlap (Å)
11:I1:957:SER:CB	20:R1:168:LEU:HA	2.30	0.61
11:I1:1026:TYR:CD1	20:R1:175:GLN:CD	2.73	0.61
11:I1:1046:HIS:HB2	17:O1:280:GLU:HA	1.82	0.61
11:I1:1108:PRO:HG3	16:N1:443:GLU:C	2.21	0.61
11:I2:884:LEU:HD21	15:M3:599:ILE:HD11	1.83	0.61
11:I3:26:GLU:N	11:I3:26:GLU:OE1	2.33	0.61
11:I3:1271:GLU:CB	26:X1:525:ILE:HG22	2.08	0.61
11:I4:988:GLU:N	11:I4:988:GLU:OE1	2.34	0.61
11:I4:1272:TYR:CA	26:X3:525:ILE:CG1	2.74	0.61
21:S4:1119:LEU:C	21:S4:1121:GLU:H	2.04	0.61
22:T2:875:LEU:HD13	22:T2:919:LEU:HA	1.83	0.61
23:U2:207:SER:HA	23:U2:210:MET:HE3	1.83	0.61
24:V3:300:LEU:HD23	24:V3:388:LEU:HD21	1.82	0.61
1:A1:1018:ASP:OD1	6:D1:819:ASN:ND2	2.32	0.61
2:A2:781:ARG:HD3	6:D1:673:ARG:HH11	1.64	0.61
2:A2:1138:GLU:HB3	3:A5:167:TRP:CH2	2.36	0.61
1:A3:1201:ARG:CB	2:A4:735:ALA:CB	2.79	0.61
2:A4:781:ARG:HH11	6:D3:673:ARG:HH12	1.49	0.61
2:A4:870:HIS:HD1	6:D3:566:PHE:HA	1.63	0.61
2:A4:1127:ALA:CA	3:A6:140:ALA:HA	2.14	0.61
3:A5:164:LEU:O	5:C2:744:PHE:CD1	2.54	0.61
3:A6:147:LEU:O	5:C4:747:PRO:HG3	2.01	0.61
3:A6:166:LEU:CB	5:C4:740:ARG:CB	2.39	0.61
3:A6:1310:ARG:HG3	28:Z4:827:GLN:CA	2.31	0.61
11:I1:833:PHE:HD2	17:O1:238:ALA:CA	2.11	0.61
11:I1:1017:VAL:CG1	16:N1:410:MET:CG	2.79	0.61
11:I1:1052:LEU:HB3	16:N1:438:LEU:HD11	0.62	0.61
11:I1:1674:HIS:HA	11:I2:1635:HIS:NE2	2.15	0.61
11:I2:881:ILE:CG2	17:O3:249:ARG:CZ	2.78	0.61
11:I2:1040:HIS:NE2	16:N3:437:VAL:CB	2.64	0.61
11:I2:1051:LYS:CE	17:O3:289:ASP:H	2.11	0.61
11:I3:1455:ARG:O	11:I3:1459:ASN:ND2	2.33	0.61
11:I5:527:THR:O	11:I5:531:ASN:ND2	2.34	0.61
21:S1:1124:ASP:O	21:S1:1127:GLN:N	2.32	0.61
23:U4:207:SER:HA	23:U4:210:MET:HE3	1.83	0.61
26:X1:170:ASN:O	26:X1:174:GLU:HG3	2.00	0.61
28:Z3:119:VAL:HB	28:Z3:131:LEU:HB2	1.81	0.61
2:A2:226:PRO:HG2	6:D1:711:PHE:H	1.66	0.60
2:A2:780:GLU:HB2	6:D1:677:GLN:CB	2.25	0.60
2:A2:911:TYR:HE2	6:D1:555:ARG:CZ	2.14	0.60
2:A4:968:SER:CB	6:D3:202:GLN:N	2.38	0.60

*Continued on next page...*

*Continued from previous page...*

Atom-1	Atom-2	Interatomic distance (Å)	Clash overlap (Å)
2:A4:973:GLU:N	6:D3:205:LEU:N	2.28	0.60
3:A5:996:ASN:CG	11:I5:55:ASP:C	2.58	0.60
3:A5:1368:GLN:N	28:Z2:829:SER:CB	2.64	0.60
8:F1:1262:HIS:HA	17:O2:259:ASP:HA	1.83	0.60
11:I1:837:MET:SD	17:O1:242:ARG:C	2.60	0.60
11:I1:924:ILE:HD13	15:M1:595:MET:HB3	1.56	0.60
11:I1:952:LEU:CG	16:N1:400:LEU:HD21	2.18	0.60
11:I1:962:ILE:HD12	20:R1:165:SER:CA	2.30	0.60
11:I1:963:LEU:HD23	20:R1:168:LEU:HD11	1.81	0.60
11:I1:1055:GLU:CB	17:O1:280:GLU:CB	2.67	0.60
11:I1:1662:ARG:HA	11:I2:1667:GLN:HE22	1.60	0.60
11:I1:1673:VAL:N	11:I2:1611:PHE:CA	2.55	0.60
11:I2:958:THR:HB	16:N3:399:HIS:HA	1.83	0.60
11:I2:980:ILE:HD12	20:R3:147:LEU:HB2	1.74	0.60
11:I2:1045:PHE:O	15:M3:619:ILE:CD1	2.38	0.60
11:I2:1045:PHE:HA	17:O3:280:GLU:HA	1.83	0.60
17:O4:111:TYR:N	18:P1:278:ASN:HB3	2.15	0.60
26:X3:515:THR:HG22	26:X3:516:ASN:H	1.65	0.60
26:X4:148:MET:HE3	26:X4:152:LEU:HG	1.83	0.60
1:A1:1204:TRP:CE3	2:A2:757:LEU:HD13	2.34	0.60
2:A2:1132:PRO:CD	3:A5:158:ALA:O	2.34	0.60
2:A2:1157:TYR:HB3	3:A5:176:LEU:HG	1.82	0.60
2:A4:172:PRO:CG	6:D3:781:ARG:NE	2.64	0.60
3:A6:1330:VAL:CG2	28:Z4:913:ILE:O	2.45	0.60
3:A6:1355:VAL:C	28:Z4:877:ILE:HA	2.20	0.60
8:F1:1203:TRP:CZ2	17:O2:248:SER:HB3	2.29	0.60
11:I1:884:LEU:CD2	16:N1:396:ILE:CB	2.44	0.60
11:I1:895:ARG:NH2	17:O1:233:THR:HG21	2.13	0.60
11:I1:895:ARG:HG2	17:O1:232:LYS:C	2.21	0.60
11:I1:922:ASP:CB	15:M1:592:LEU:HD23	2.31	0.60
11:I1:946:THR:CG2	17:O1:260:LEU:C	2.39	0.60
11:I1:957:SER:C	20:R1:168:LEU:HG	2.21	0.60
11:I1:1109:LEU:CG	16:N1:438:LEU:CA	2.57	0.60
11:I1:1112:SER:H	16:N1:439:ARG:CB	2.09	0.60
11:I2:527:THR:O	11:I2:531:ASN:ND2	2.34	0.60
11:I2:895:ARG:HD2	17:O3:234:LEU:CD1	2.30	0.60
11:I2:978:LYS:HZ1	20:R3:154:ALA:C	1.97	0.60
11:I2:1032:THR:C	20:R3:173:LEU:HG	2.20	0.60
11:I2:1106:LYS:O	16:N3:440:GLU:N	2.32	0.60
11:I4:1277:LEU:HA	26:X3:519:ILE:N	2.16	0.60
21:S3:1119:LEU:C	21:S3:1121:GLU:H	2.04	0.60

*Continued on next page...*



*Continued from previous page...*

Atom-1	Atom-2	Interatomic distance (Å)	Clash overlap (Å)
23:U4:213:CYS:SG	24:V4:332:ARG:NH1	2.73	0.60
24:V4:519:LEU:O	24:V4:529:ASN:ND2	2.34	0.60
28:Z3:125:ASP:OD1	28:Z3:127:SER:OG	2.17	0.60
1:A1:785:ILE:CD1	1:A1:825:ARG:HG2	2.31	0.60
1:A1:1225:PRO:C	2:A2:728:LYS:HB3	2.21	0.60
1:A3:1017:THR:C	6:D3:819:ASN:HB3	2.21	0.60
3:A5:1312:ARG:NH2	28:Z2:838:GLN:HA	2.15	0.60
3:A5:1359:LEU:HB2	28:Z2:877:ILE:C	2.19	0.60
3:A5:1369:ILE:HG12	28:Z2:832:PHE:N	2.14	0.60
3:A6:160:ILE:CD1	5:C4:743:LEU:HD11	2.30	0.60
3:A6:166:LEU:CD1	5:C4:740:ARG:CB	2.76	0.60
3:A6:232:LEU:HD22	5:C4:740:ARG:HG3	1.80	0.60
6:D3:270:THR:HG23	6:D3:296:PHE:CD2	2.36	0.60
6:D7:270:THR:HG23	6:D7:296:PHE:CD2	2.37	0.60
9:G1:263:MET:HE2	16:N2:411:GLN:CG	2.26	0.60
9:G2:256:GLN:HB2	17:O4:257:ALA:O	2.02	0.60
11:I1:838:GLU:N	17:O1:240:GLY:CA	2.62	0.60
11:I1:925:LEU:HB2	20:R1:164:PRO:C	1.98	0.60
11:I1:947:LEU:HD12	16:N1:407:ALA:O	2.01	0.60
11:I1:991:THR:CG2	15:M1:611:LYS:H	2.13	0.60
11:I1:1021:ILE:N	16:N1:409:ALA:CB	2.48	0.60
11:I1:1051:LYS:HA	17:O1:290:TYR:CD2	2.36	0.60
11:I1:1110:SER:HB3	16:N1:434:LEU:C	2.22	0.60
11:I2:994:ALA:HB3	17:O3:268:GLY:C	2.22	0.60
11:I2:1029:LEU:N	20:R3:172:ASP:N	2.49	0.60
11:I2:1109:LEU:HB2	16:N3:441:PHE:HB2	1.82	0.60
11:I5:1455:ARG:O	11:I5:1459:ASN:ND2	2.33	0.60
17:O4:110:LEU:CD2	18:P4:321:ILE:CG1	2.69	0.60
26:X2:240:PHE:O	26:X2:241:GLU:HG3	2.01	0.60
2:A2:908:LEU:HD23	6:D1:601:PHE:CB	2.31	0.60
1:A3:1399:ARG:HB3	2:A4:884:ARG:CZ	2.31	0.60
2:A4:1020:ILE:HA	2:A4:1023:ILE:CD1	2.32	0.60
3:A5:1395:LYS:N	28:Z2:874:ASN:H	1.98	0.60
3:A5:1403:MSE:CB	28:Z2:920:SER:H	2.03	0.60
6:D1:270:THR:HG23	6:D1:296:PHE:CD2	2.36	0.60
8:F1:1091:SER:OG	17:O2:238:ALA:HA	2.01	0.60
11:I1:527:THR:O	11:I1:531:ASN:ND2	2.34	0.60
11:I1:833:PHE:O	17:O1:241:SER:CB	2.45	0.60
11:I1:841:PHE:CZ	17:O1:243:LEU:CG	2.83	0.60
11:I1:899:LEU:O	17:O1:232:LYS:HE2	1.84	0.60
11:I1:991:THR:HG22	15:M1:611:LYS:H	1.65	0.60

*Continued on next page...*

*Continued from previous page...*

Atom-1	Atom-2	Interatomic distance (Å)	Clash overlap (Å)
11:I1:1048:GLU:CG	17:O1:288:GLU:N	2.65	0.60
11:I1:1667:GLN:CD	11:I2:1665:LEU:CG	2.70	0.60
11:I2:1433:THR:HG21	12:J2:270:ARG:HD3	1.82	0.60
11:I3:1268:LYS:O	26:X1:525:ILE:HA	2.01	0.60
21:S2:932:HIS:O	21:S2:933:GLU:HB2	2.01	0.60
26:X1:148:MET:HE3	26:X1:152:LEU:HG	1.83	0.60
2:A2:970:PHE:C	6:D1:202:GLN:HG2	2.08	0.60
1:A3:1083:SER:O	6:D3:798:MET:CB	2.48	0.60
2:A4:781:ARG:CD	6:D3:633:LYS:HE2	2.29	0.60
2:A4:864:ARG:NH1	6:D3:610:ASN:CB	2.63	0.60
2:A4:976:LEU:HD11	6:D3:501:LEU:CD2	2.16	0.60
2:A4:976:LEU:HD23	6:D3:501:LEU:O	1.99	0.60
2:A4:1243:SER:O	2:A4:1245:ASP:N	2.35	0.60
3:A5:233:THR:HG22	5:C2:737:LYS:HD2	1.41	0.60
3:A5:996:ASN:O	11:I5:58:ALA:C	2.40	0.60
3:A6:220:VAL:CG1	5:C4:739:MET:CA	2.80	0.60
3:A6:1312:ARG:HG2	28:Z4:833:ASP:CB	2.30	0.60
3:A6:1399:ARG:NH2	28:Z4:946:ASP:N	2.50	0.60
4:B6:345:LYS:CB	5:C4:737:LYS:NZ	2.64	0.60
11:I1:408:PRO:O	11:I1:409:SER:OG	2.16	0.60
11:I1:948:ALA:HB3	17:O1:256:TYR:CB	2.31	0.60
11:I1:953:LEU:H	16:N1:403:VAL:HG13	1.60	0.60
11:I1:999:SER:HB2	17:O1:264:ILE:HG21	1.84	0.60
11:I1:1020:ALA:CB	16:N1:405:ALA:C	2.50	0.60
11:I1:1032:THR:CA	20:R1:176:ARG:O	2.50	0.60
11:I1:1433:THR:HG21	12:J1:270:ARG:HD3	1.82	0.60
11:I2:849:LEU:CD1	17:O3:247:TRP:CE3	2.84	0.60
11:I2:936:LYS:HE3	15:M3:612:PRO:HG3	1.84	0.60
11:I2:978:LYS:HG2	20:R3:151:LYS:HD3	1.84	0.60
11:I2:1038:ILE:HD13	15:M3:620:VAL:CB	2.26	0.60
11:I3:1275:SER:CB	26:X1:522:MET:C	2.48	0.60
21:S1:868:ASP:O	21:S1:870:ASP:N	2.35	0.60
21:S1:932:HIS:O	21:S1:933:GLU:HB2	2.01	0.60
28:Z1:609:GLY:O	28:Z1:613:ILE:HG22	2.02	0.60
28:Z2:119:VAL:HB	28:Z2:131:LEU:HB2	1.82	0.60
28:Z4:609:GLY:O	28:Z4:613:ILE:HG22	2.02	0.60
1:A1:870:HIS:O	6:D3:279:HIS:HB2	1.96	0.60
2:A2:876:ARG:CD	6:D1:558:LYS:CG	2.43	0.60
2:A2:968:SER:OG	6:D1:200:HIS:CB	2.42	0.60
2:A2:1136:LYS:N	3:A5:138:LEU:CD2	2.63	0.60
2:A2:1152:ASP:CB	3:A5:171:HIS:C	2.54	0.60

*Continued on next page...*

*Continued from previous page...*

Atom-1	Atom-2	Interatomic distance (Å)	Clash overlap (Å)
2:A4:973:GLU:HG3	6:D3:192:TYR:OH	2.02	0.60
2:A4:1152:ASP:OD2	3:A6:171:HIS:HB3	2.01	0.60
3:A5:230:LYS:CA	5:C2:739:MET:H	2.09	0.60
3:A5:993:ASN:O	11:I5:57:GLU:HA	2.01	0.60
3:A5:993:ASN:HA	11:I5:57:GLU:HA	1.83	0.60
3:A5:995:VAL:O	11:I5:61:LYS:HB2	1.98	0.60
3:A5:1415:PHE:N	28:Z2:960:CYS:CA	2.65	0.60
3:A6:785:ILE:CD1	3:A6:825:ARG:HG2	2.32	0.60
11:I1:1024:PHE:O	20:R1:172:ASP:OD1	2.18	0.60
11:I1:1108:PRO:HB2	16:N1:442:GLU:HB3	1.83	0.60
11:I2:932:VAL:HG13	15:M3:612:PRO:HB3	1.82	0.60
11:I2:944:GLU:HB3	17:O3:256:TYR:HD1	1.64	0.60
11:I2:962:ILE:HB	15:M3:596:ILE:HG23	1.84	0.60
11:I2:1021:ILE:HA	16:N3:406:HIS:ND1	2.08	0.60
11:I2:1048:GLU:HB3	17:O3:284:LYS:HA	1.83	0.60
21:S1:1010:GLU:HA	21:S1:1013:LEU:HG	1.83	0.60
21:S3:1124:ASP:O	21:S3:1127:GLN:N	2.32	0.60
22:T3:813:VAL:O	22:T3:817:MET:HG2	2.02	0.60
22:T3:917:ASP:HB2	22:T3:918:PRO:HD2	1.82	0.60
28:Z4:91:LYS:NZ	28:Z4:142:ALA:O	2.30	0.60
2:A2:226:PRO:HD3	6:D1:708:ASP:HB2	1.81	0.60
2:A2:782:VAL:HA	6:D1:677:GLN:HA	1.83	0.60
2:A2:826:ASN:HA	6:D1:633:LYS:CB	2.20	0.60
1:A3:1056:PHE:CZ	6:D3:807:THR:C	2.72	0.60
2:A4:865:ALA:HB2	6:D3:567:LEU:CD1	2.32	0.60
2:A4:1139:ILE:N	3:A6:130:ILE:HG21	2.16	0.60
3:A5:785:ILE:CD1	3:A5:825:ARG:HG2	2.31	0.60
3:A5:1312:ARG:CD	28:Z2:832:PHE:CB	2.66	0.60
3:A5:1399:ARG:CG	28:Z2:912:ASP:CB	2.78	0.60
3:A6:1309:GLY:CA	28:Z4:830:LEU:CB	2.80	0.60
6:D4:649:VAL:HG12	6:D4:649:VAL:O	2.00	0.60
8:F1:1095:TYR:N	17:O2:237:PRO:HB3	2.16	0.60
8:F1:1137:GLN:HB2	17:O2:245:GLU:CA	2.31	0.60
8:F1:1203:TRP:HZ2	17:O2:248:SER:HB3	1.52	0.60
8:F1:1262:HIS:CE1	17:O2:259:ASP:H	2.19	0.60
11:I1:797:LEU:CD1	17:O1:245:GLU:N	2.64	0.60
11:I1:836:VAL:CG1	17:O1:244:GLU:HB2	2.28	0.60
11:I1:955:LYS:CD	16:N1:397:GLU:O	2.50	0.60
11:I1:1040:HIS:HD1	15:M1:623:LEU:HD13	1.58	0.60
11:I1:1255:HIS:ND1	11:I1:1255:HIS:O	2.35	0.60
11:I2:828:VAL:CG1	17:O3:237:PRO:HG2	2.23	0.60

*Continued on next page...*

*Continued from previous page...*

Atom-1	Atom-2	Interatomic distance (Å)	Clash overlap (Å)
11:I2:881:ILE:HG22	17:O3:249:ARG:NH2	2.16	0.60
11:I2:896:PRO:HD3	17:O3:233:THR:O	2.01	0.60
11:I2:951:LYS:HE2	16:N3:404:GLU:HG3	1.79	0.60
11:I2:957:SER:CA	20:R3:167:GLN:C	2.57	0.60
11:I2:978:LYS:O	20:R3:151:LYS:CG	2.49	0.60
11:I2:1049:LEU:CA	15:M3:622:VAL:HG11	2.31	0.60
11:I2:1114:VAL:N	16:N3:435:ALA:HB2	2.14	0.60
11:I3:527:THR:O	11:I3:531:ASN:ND2	2.34	0.60
11:I5:988:GLU:N	11:I5:988:GLU:OE1	2.34	0.60
18:P2:320:GLN:CD	18:P3:278:ASN:CB	2.70	0.60
21:S2:933:GLU:OE2	21:S2:934:HIS:HB3	2.02	0.60
21:S3:1010:GLU:HA	21:S3:1013:LEU:HG	1.83	0.60
24:V4:300:LEU:HD23	24:V4:388:LEU:HD21	1.82	0.60
1:A1:1229:VAL:HB	2:A2:725:GLU:HB3	1.83	0.60
2:A2:780:GLU:N	6:D1:678:GLY:C	2.55	0.60
2:A2:864:ARG:CD	6:D1:610:ASN:CG	2.70	0.60
2:A2:1023:ILE:O	2:A2:1024:ASP:CB	2.48	0.60
2:A2:1150:LEU:HD11	5:C2:731:LYS:HG3	1.84	0.60
2:A4:879:LEU:HB2	6:D3:564:ASN:ND2	2.15	0.60
2:A4:970:PHE:HA	6:D3:192:TYR:CE2	2.36	0.60
2:A4:1094:ILE:HG12	6:D4:759:GLN:HE21	1.63	0.60
2:A4:1139:ILE:O	3:A6:135:PHE:CG	2.44	0.60
2:A4:1157:TYR:CD1	3:A6:134:VAL:N	2.70	0.60
3:A6:1316:VAL:CB	28:Z4:871:HIS:CA	2.80	0.60
8:F1:1094:GLY:HA3	17:O2:237:PRO:O	2.02	0.60
11:I1:921:GLU:HA	15:M1:596:ILE:HG13	1.83	0.60
11:I1:950:LEU:HD23	15:M1:606:LEU:CD2	2.32	0.60
11:I1:1037:THR:HG22	20:R1:173:LEU:CB	1.96	0.60
11:I1:1046:HIS:HB2	17:O1:280:GLU:C	2.22	0.60
11:I1:1107:SER:OG	16:N1:437:VAL:HA	2.01	0.60
11:I2:797:LEU:CB	17:O3:245:GLU:HG2	2.31	0.60
11:I2:873:ILE:CG2	17:O3:258:GLU:HG3	2.26	0.60
11:I2:890:TYR:HB2	17:O3:242:ARG:CG	2.28	0.60
11:I2:928:LEU:CD1	20:R3:151:LYS:CE	2.71	0.60
11:I2:936:LYS:HG2	15:M3:609:GLY:C	2.22	0.60
11:I2:1020:ALA:HB3	16:N3:410:MET:HB3	1.84	0.60
11:I2:1051:LYS:HB2	17:O3:289:ASP:H	1.67	0.60
11:I3:988:GLU:N	11:I3:988:GLU:OE1	2.34	0.60
11:I4:527:THR:O	11:I4:531:ASN:ND2	2.34	0.60
11:I4:1272:TYR:H	26:X3:528:GLU:CB	2.14	0.60
21:S4:932:HIS:O	21:S4:933:GLU:HB2	2.01	0.60

*Continued on next page...*

*Continued from previous page...*

Atom-1	Atom-2	Interatomic distance (Å)	Clash overlap (Å)
22:T2:813:VAL:O	22:T2:817:MET:HG2	2.02	0.60
26:X3:240:PHE:O	26:X3:241:GLU:HG3	2.02	0.60
1:A1:1200:ARG:NH2	2:A2:642:ARG:NH2	2.50	0.60
1:A1:1332:ARG:CB	6:D1:636:ASP:HB3	2.23	0.60
2:A2:1136:LYS:HA	3:A5:134:VAL:HG12	0.73	0.60
2:A4:876:ARG:CB	6:D3:563:GLU:O	2.48	0.60
2:A4:1160:GLN:O	3:A6:180:GLU:CG	2.50	0.60
3:A5:209:VAL:CG2	5:C2:744:PHE:O	2.50	0.60
3:A5:1029:ILE:CG2	11:I5:70:GLU:C	2.58	0.60
3:A5:1029:ILE:C	11:I5:69:GLY:O	2.40	0.60
3:A6:157:TRP:CZ2	5:C4:747:PRO:CB	2.85	0.60
3:A6:232:LEU:HD23	5:C4:737:LYS:O	2.00	0.60
3:A6:1411:ARG:NH1	28:Z4:968:ARG:CB	2.63	0.60
6:D3:649:VAL:HG12	6:D3:649:VAL:O	2.00	0.60
6:D7:530:ARG:CZ	11:I3:182:VAL:H	2.15	0.60
11:I2:850:ILE:HG21	15:M3:598:GLU:CG	2.27	0.60
11:I2:948:ALA:CA	17:O3:253:LEU:HA	2.32	0.60
11:I2:1044:GLY:CA	17:O3:275:LEU:CD1	2.65	0.60
11:I2:1054:ILE:H	17:O3:282:LYS:H	0.62	0.60
11:I2:1255:HIS:ND1	11:I2:1255:HIS:O	2.35	0.60
11:I5:1255:HIS:ND1	11:I5:1255:HIS:O	2.35	0.60
17:O4:111:TYR:CZ	18:P4:321:ILE:CD1	2.80	0.60
21:S3:933:GLU:OE2	21:S3:934:HIS:HB3	2.02	0.60
21:S4:1010:GLU:HA	21:S4:1013:LEU:HG	1.83	0.60
22:T4:696:MET:HE3	22:T4:712:PHE:HB2	1.84	0.60
26:X3:536:LYS:O	26:X3:540:THR:OG1	2.20	0.60
26:X4:240:PHE:O	26:X4:241:GLU:HG3	2.02	0.60
1:A1:1052:THR:CG2	6:D1:812:VAL:CG1	2.78	0.60
1:A1:1197:ALA:C	2:A2:728:LYS:HZ2	2.05	0.60
2:A2:878:LEU:HD13	6:D1:607:PRO:CD	2.15	0.60
1:A3:1099:GLN:N	11:I2:1414:CYS:SG	2.75	0.60
2:A4:861:GLN:CA	6:D3:607:PRO:CG	2.80	0.60
2:A4:1131:ILE:HG21	3:A6:137:HIS:C	2.22	0.60
2:A4:1132:PRO:CA	3:A6:145:THR:HG22	1.84	0.60
2:A4:1134:GLU:H	3:A6:145:THR:N	1.99	0.60
3:A5:994:VAL:O	11:I5:61:LYS:HB2	2.02	0.60
3:A5:1380:ALA:N	28:Z2:816:THR:H	2.00	0.60
3:A6:1412:MSE:CB	28:Z4:965:TYR:CB	2.75	0.60
6:D6:270:THR:HG23	6:D6:296:PHE:CD2	2.37	0.60
8:F2:1049:GLN:HE22	17:O4:237:PRO:CG	2.14	0.60
11:I1:833:PHE:CD2	17:O1:238:ALA:N	2.70	0.60

*Continued on next page...*

*Continued from previous page...*

Atom-1	Atom-2	Interatomic distance (Å)	Clash overlap (Å)
11:I1:932:VAL:CG1	15:M1:605:THR:HG22	2.32	0.60
11:I1:950:LEU:CA	16:N1:407:ALA:HB2	2.30	0.60
11:I1:977:ASN:CG	15:M1:621:ARG:C	2.61	0.60
11:I2:945:LEU:HB3	17:O3:260:LEU:N	1.90	0.60
11:I2:1015:TYR:CB	16:N3:412:ASN:CG	2.69	0.60
11:I3:1271:GLU:OE2	26:X1:529:TRP:CD2	2.54	0.60
11:I4:1275:SER:CB	26:X3:521:TRP:O	2.41	0.60
17:O3:151:LEU:HD21	18:P3:325:ILE:CG1	0.93	0.60
21:S2:868:ASP:O	21:S2:870:ASP:N	2.35	0.60
26:X1:534:ILE:O	26:X1:538:ILE:HG12	2.02	0.60
1:A1:1098:ARG:NH2	11:I1:1478:VAL:CB	2.60	0.59
1:A1:1224:PRO:HG3	2:A2:731:ILE:HB	1.84	0.59
1:A1:1226:LEU:H	2:A2:725:GLU:CD	2.04	0.59
1:A1:1398:LYS:O	2:A2:884:ARG:NH1	2.36	0.59
2:A4:781:ARG:CD	6:D3:633:LYS:CE	2.79	0.59
2:A4:861:GLN:HA	6:D3:607:PRO:HB3	1.83	0.59
2:A4:868:GLN:CD	6:D3:570:VAL:CG1	2.70	0.59
3:A5:1411:ARG:HE	26:X2:744:MET:C	2.05	0.59
8:F1:982:PRO:CG	11:I1:1388:GLU:CG	2.80	0.59
11:I1:896:PRO:N	17:O1:233:THR:CA	2.62	0.59
11:I1:927:HIS:O	15:M1:597:LYS:C	2.39	0.59
11:I1:959:SER:OG	16:N1:395:GLU:HB2	2.01	0.59
11:I1:1036:PRO:CD	16:N1:441:PHE:CE2	2.84	0.59
11:I1:1052:LEU:C	17:O1:286:ILE:HB	2.17	0.59
11:I1:1540:LYS:CD	11:I2:1739:GLU:HB3	2.31	0.59
11:I1:1608:SER:O	12:J2:299:GLY:HA2	2.01	0.59
11:I2:918:SER:OG	16:N3:389:PHE:N	2.35	0.59
11:I3:1277:LEU:CB	26:X1:522:MET:HB2	2.32	0.59
21:S2:1010:GLU:HA	21:S2:1013:LEU:HG	1.82	0.59
21:S4:933:GLU:OE2	21:S4:934:HIS:HB3	2.02	0.59
22:T4:813:VAL:O	22:T4:817:MET:HG2	2.02	0.59
24:V2:525:ASP:O	24:V2:528:LEU:HB2	2.02	0.59
26:X3:244:TYR:O	26:X3:248:LEU:HG	2.02	0.59
27:Y3:42:THR:O	27:Y3:44:ASN:N	2.31	0.59
28:Z3:609:GLY:O	28:Z3:613:ILE:HG22	2.02	0.59
2:A2:223:THR:CA	6:D1:709:ARG:HH22	2.14	0.59
2:A2:983:LEU:HD22	6:D1:497:PHE:CZ	2.37	0.59
2:A2:988:ARG:H	6:D1:500:LYS:HZ1	1.47	0.59
2:A2:1020:ILE:HA	2:A2:1023:ILE:CD1	2.32	0.59
2:A2:1125:LEU:HD12	3:A5:133:LYS:H	1.66	0.59
1:A3:1084:ARG:C	6:D3:797:GLY:HA3	2.23	0.59

*Continued on next page...*

*Continued from previous page...*

Atom-1	Atom-2	Interatomic distance (Å)	Clash overlap (Å)
2:A4:1057:PHE:CD2	2:A4:1096:ILE:HD13	2.37	0.59
3:A5:996:ASN:O	11:I5:61:LYS:N	2.14	0.59
3:A6:166:LEU:CD1	5:C4:740:ARG:HB2	2.29	0.59
3:A6:1319:ILE:HB	28:Z4:874:ASN:CB	2.31	0.59
3:A6:1391:ARG:HG2	28:Z4:866:GLU:C	2.21	0.59
6:D5:649:VAL:HG12	6:D5:649:VAL:O	2.00	0.59
9:G1:257:THR:C	17:O2:253:LEU:N	2.52	0.59
9:G1:262:SER:HB3	17:O2:256:TYR:CE1	2.37	0.59
11:I1:887:GLN:CB	16:N1:393:ILE:HD13	2.16	0.59
11:I1:980:ILE:O	15:M1:618:GLN:CA	2.50	0.59
11:I1:1035:GLN:HG2	15:M1:624:ASN:O	2.03	0.59
11:I1:1037:THR:CB	20:R1:173:LEU:CG	2.49	0.59
11:I1:1044:GLY:H	15:M1:616:LEU:CD1	2.15	0.59
11:I1:1061:ASP:CA	17:O1:279:ILE:CD1	2.80	0.59
11:I1:1665:LEU:HA	11:I2:1668:HIS:N	2.17	0.59
11:I1:1668:HIS:CD2	11:I2:1669:ARG:HA	2.37	0.59
11:I2:837:MET:HE3	17:O3:243:LEU:CB	2.00	0.59
11:I2:879:VAL:O	17:O3:247:TRP:N	2.31	0.59
11:I2:896:PRO:HB3	17:O3:233:THR:CA	2.29	0.59
11:I2:978:LYS:HZ2	20:R3:154:ALA:C	1.97	0.59
11:I2:982:GLN:H	15:M3:621:ARG:HH12	1.48	0.59
11:I2:1106:LYS:HG3	16:N3:439:ARG:HH22	1.67	0.59
17:O3:161:ASN:C	18:P3:315:GLU:CD	2.54	0.59
26:X3:148:MET:HE3	26:X3:152:LEU:HG	1.83	0.59
26:X4:244:TYR:O	26:X4:248:LEU:HG	2.02	0.59
26:X4:534:ILE:O	26:X4:538:ILE:HG12	2.02	0.59
1:A1:1098:ARG:NH2	11:I1:1478:VAL:CA	2.64	0.59
2:A2:968:SER:HA	6:D1:202:GLN:CA	2.33	0.59
2:A2:1057:PHE:CD2	2:A2:1096:ILE:HD13	2.37	0.59
1:A3:862:LEU:HD11	1:A3:904:GLN:HB3	1.83	0.59
1:A3:1052:THR:CB	6:D3:816:VAL:CG2	2.78	0.59
2:A4:985:ALA:HB1	6:D3:501:LEU:H	1.68	0.59
2:A4:1139:ILE:CA	3:A6:134:VAL:HB	2.22	0.59
3:A5:1053:ARG:HE	11:I5:99:ARG:HG3	1.65	0.59
3:A5:1367:THR:O	28:Z2:825:TYR:CB	2.51	0.59
3:A6:159:SER:CB	5:C4:743:LEU:O	2.50	0.59
3:A6:1367:THR:CG2	28:Z4:848:SER:O	2.50	0.59
3:A6:1402:ASP:N	28:Z4:922:LEU:CB	2.62	0.59
6:D7:530:ARG:O	11:I3:181:GLN:HB3	1.99	0.59
9:G1:255:LEU:CD1	17:O2:258:GLU:N	2.65	0.59
9:G1:267:GLY:HA2	16:N2:414:ALA:O	2.02	0.59

*Continued on next page...*

*Continued from previous page...*

Atom-1	Atom-2	Interatomic distance (Å)	Clash overlap (Å)
11:I1:895:ARG:HG2	17:O1:233:THR:N	1.67	0.59
11:I1:976:ARG:NH1	15:M1:622:VAL:CA	2.47	0.59
11:I1:1033:PRO:HB3	20:R1:174:ARG:C	2.16	0.59
11:I1:1068:HIS:CE1	16:N1:431:VAL:CB	2.76	0.59
11:I1:1487:ASP:OD1	11:I1:1488:THR:N	2.35	0.59
11:I2:1051:LYS:CE	17:O3:288:GLU:HB2	2.31	0.59
11:I3:1276:GLN:C	26:X1:522:MET:CB	2.71	0.59
11:I4:1255:HIS:ND1	11:I4:1255:HIS:O	2.35	0.59
21:S1:933:GLU:OE2	21:S1:934:HIS:HB3	2.02	0.59
21:S2:1124:ASP:O	21:S2:1127:GLN:N	2.32	0.59
23:U3:207:SER:HA	23:U3:210:MET:HE3	1.84	0.59
24:V1:297:LEU:HD23	24:V1:300:LEU:HD12	1.84	0.59
28:Z2:245:ILE:HB	28:Z2:255:GLN:HB2	1.84	0.59
1:A1:1399:ARG:NE	2:A2:887:GLU:HB2	2.18	0.59
2:A2:982:THR:HG22	6:D1:494:LEU:CA	2.21	0.59
2:A2:1157:TYR:CB	3:A5:176:LEU:HG	2.32	0.59
1:A3:785:ILE:CD1	1:A3:825:ARG:HG2	2.31	0.59
1:A3:1091:VAL:HG22	6:D3:808:ASN:CG	2.22	0.59
2:A4:235:TYR:HE1	4:B4:347:LEU:CB	2.12	0.59
2:A4:1136:LYS:O	3:A6:138:LEU:HD13	1.53	0.59
3:A5:996:ASN:OD1	11:I5:54:LYS:O	2.20	0.59
3:A5:1092:ASN:CA	11:I5:33:THR:HG22	2.26	0.59
3:A5:1368:GLN:N	28:Z2:841:ALA:O	2.36	0.59
3:A5:1379:GLY:O	28:Z2:811:LEU:O	2.21	0.59
3:A6:1384:ALA:O	28:Z4:863:ASP:N	2.35	0.59
6:D2:270:THR:HG23	6:D2:296:PHE:CD2	2.37	0.59
6:D4:270:THR:HG23	6:D4:296:PHE:CD2	2.37	0.59
9:G2:256:GLN:CB	17:O4:261:LYS:H	2.16	0.59
11:I1:931:VAL:HG23	15:M1:603:SER:CB	2.28	0.59
11:I1:1014:ASN:N	16:N1:411:GLN:O	2.36	0.59
11:I1:1036:PRO:HD3	16:N1:441:PHE:CE2	2.38	0.59
11:I1:1038:ILE:CD1	15:M1:620:VAL:HG11	1.85	0.59
11:I2:947:LEU:N	17:O3:260:LEU:HD22	2.16	0.59
11:I2:951:LYS:HG3	16:N3:403:VAL:HB	1.83	0.59
11:I2:1100:ILE:CG2	16:N3:433:GLU:OE2	2.50	0.59
11:I4:817:ASP:H	26:X3:498:SER:HB3	1.67	0.59
11:I4:1270:LYS:HE2	26:X3:530:ARG:HE	1.65	0.59
11:I5:921:GLU:N	11:I5:921:GLU:OE1	2.35	0.59
11:I5:1281:GLU:CD	26:X2:516:ASN:ND2	2.54	0.59
17:O4:113:PRO:O	18:P4:325:ILE:HG22	2.02	0.59
21:S2:1083:TRP:CE3	21:S2:1083:TRP:HA	2.38	0.59

*Continued on next page...*



*Continued from previous page...*

Atom-1	Atom-2	Interatomic distance (Å)	Clash overlap (Å)
24:V4:525:ASP:O	24:V4:528:LEU:HB2	2.02	0.59
26:X2:162:VAL:O	26:X2:166:ASP:HB3	2.03	0.59
26:X4:536:LYS:O	26:X4:540:THR:OG1	2.20	0.59
2:A2:1164:TYR:CD2	4:B5:342:ARG:HG2	2.35	0.59
1:A3:1201:ARG:HB3	2:A4:735:ALA:CB	2.32	0.59
2:A4:988:ARG:CD	6:D3:500:LYS:HG2	2.24	0.59
2:A4:1141:GLU:HB2	3:A6:564:ASN:C	2.06	0.59
3:A5:999:SER:CB	11:I5:64:LYS:HG3	2.28	0.59
3:A6:165:PHE:CE2	5:C4:743:LEU:HD11	2.37	0.59
3:A6:1406:GLY:O	28:Z4:924:ARG:O	1.93	0.59
6:D5:270:THR:HG23	6:D5:296:PHE:CD2	2.37	0.59
11:I1:1021:ILE:C	16:N1:406:HIS:HD1	2.04	0.59
11:I1:1037:THR:N	15:M1:623:LEU:CD2	2.12	0.59
11:I2:408:PRO:O	11:I2:409:SER:OG	2.16	0.59
11:I2:966:TRP:O	20:R3:153:GLN:CB	2.37	0.59
11:I2:1037:THR:CB	15:M3:624:ASN:HD21	2.15	0.59
11:I3:421:SER:O	11:I3:425:HIS:ND1	2.33	0.59
11:I4:1487:ASP:OD1	11:I4:1488:THR:N	2.35	0.59
11:I5:1487:ASP:OD1	11:I5:1488:THR:N	2.35	0.59
21:S3:1083:TRP:HA	21:S3:1083:TRP:CE3	2.38	0.59
22:T1:917:ASP:HB2	22:T1:918:PRO:HD2	1.82	0.59
22:T3:842:ARG:O	22:T3:846:MET:HG3	2.02	0.59
26:X1:240:PHE:O	26:X1:241:GLU:HG3	2.02	0.59
2:A2:225:THR:HG21	6:D1:706:HIS:CB	2.30	0.59
2:A2:867:GLU:HG2	6:D1:593:ARG:NH2	2.13	0.59
1:A3:1220:PRO:HG3	2:A4:732:GLN:NE2	2.18	0.59
2:A4:985:ALA:CB	6:D3:501:LEU:H	2.16	0.59
2:A4:1136:LYS:HE2	3:A6:137:HIS:O	2.03	0.59
2:A4:1150:LEU:HD11	5:C4:731:LYS:HG3	1.84	0.59
3:A6:1378:GLY:HA3	28:Z4:816:THR:CB	2.33	0.59
5:C1:732:LYS:HE2	11:I1:1228:GLU:HB3	1.83	0.59
11:I1:925:LEU:HB3	15:M1:596:ILE:CD1	2.33	0.59
11:I1:950:LEU:HB3	16:N1:406:HIS:HB3	1.84	0.59
11:I1:1043:LEU:CD1	20:R1:170:LEU:HD22	2.32	0.59
11:I1:1610:VAL:CG1	11:I2:1669:ARG:CZ	2.80	0.59
11:I1:1677:LYS:CE	11:I2:1543:LEU:CD1	2.80	0.59
11:I2:981:VAL:CB	20:R3:147:LEU:CG	2.68	0.59
11:I2:1037:THR:HG21	20:R3:173:LEU:CD2	2.31	0.59
11:I2:1487:ASP:OD1	11:I2:1488:THR:N	2.35	0.59
11:I3:1255:HIS:ND1	11:I3:1255:HIS:O	2.35	0.59
17:O2:111:TYR:H	18:P2:325:ILE:HG23	1.58	0.59

*Continued on next page...*

*Continued from previous page...*

Atom-1	Atom-2	Interatomic distance (Å)	Clash overlap (Å)
21:S1:1083:TRP:CE3	21:S1:1083:TRP:HA	2.38	0.59
21:S4:1083:TRP:HA	21:S4:1083:TRP:CE3	2.38	0.59
22:T1:842:ARG:O	22:T1:846:MET:HG3	2.02	0.59
24:V1:433:GLU:OE1	24:V1:467:SER:OG	2.20	0.59
24:V3:297:LEU:HD23	24:V3:300:LEU:HD12	1.84	0.59
26:X4:162:VAL:O	26:X4:166:ASP:HB3	2.03	0.59
28:Z3:245:ILE:HB	28:Z3:255:GLN:HB2	1.84	0.59
2:A2:780:GLU:CB	6:D1:677:GLN:CA	2.73	0.59
2:A2:869:ALA:CB	6:D1:583:ILE:HG21	2.32	0.59
2:A2:986:THR:HG23	6:D1:497:PHE:CE1	2.38	0.59
2:A2:1136:LYS:H	3:A5:138:LEU:CD2	1.92	0.59
1:A3:1088:ASN:HA	6:D3:808:ASN:CB	2.33	0.59
2:A4:872:ALA:N	2:A4:873:PRO:HD2	2.18	0.59
2:A4:983:LEU:HG	6:D3:528:PHE:CD1	2.19	0.59
3:A5:1135:ARG:NE	5:C5:743:LEU:HD12	2.18	0.59
3:A6:1392:ARG:HH22	28:Z4:862:GLN:CB	2.15	0.59
9:G1:270:ARG:CD	16:N2:414:ALA:HA	2.32	0.59
11:I1:1067:PHE:N	16:N1:430:ARG:HG2	2.18	0.59
11:I1:1607:GLN:NE2	11:I2:1736:LEU:CG	2.63	0.59
11:I1:1670:GLY:O	11:I2:1671:LEU:HD21	1.92	0.59
11:I2:834:SER:HB3	17:O3:237:PRO:O	2.03	0.59
11:I2:991:THR:HG22	15:M3:611:LYS:HB2	1.83	0.59
11:I2:1030:ARG:CA	20:R3:172:ASP:C	2.68	0.59
11:I2:1061:ASP:HB2	17:O3:278:GLU:N	2.17	0.59
21:S4:868:ASP:O	21:S4:870:ASP:N	2.35	0.59
22:T4:842:ARG:O	22:T4:846:MET:HG3	2.02	0.59
28:Z1:245:ILE:HB	28:Z1:255:GLN:HB2	1.84	0.59
28:Z4:596:PHE:CZ	28:Z4:704:SER:HA	2.38	0.59
1:A1:1202:GLU:N	2:A2:729:SER:C	2.55	0.59
2:A2:965:LYS:HE2	6:D1:197:VAL:CA	2.14	0.59
2:A2:1157:TYR:C	3:A5:176:LEU:HG	2.23	0.59
2:A4:1163:TYR:CE2	3:A6:137:HIS:NE2	2.70	0.59
3:A6:1312:ARG:CZ	28:Z4:841:ALA:CB	2.76	0.59
3:A6:1363:ASP:HA	28:Z4:869:HIS:N	2.17	0.59
3:A6:1370:ALA:CB	28:Z4:864:PHE:CB	2.81	0.59
3:A6:1375:THR:CB	28:Z4:818:PRO:HA	2.13	0.59
8:F1:171:PHE:O	8:F1:180:ARG:NH2	2.36	0.59
8:F2:230:GLU:N	8:F2:230:GLU:OE1	2.35	0.59
9:G1:263:MET:SD	16:N2:411:GLN:HB3	2.42	0.59
11:I1:1108:PRO:O	16:N1:438:LEU:O	2.20	0.59
11:I1:1669:ARG:HA	11:I2:1668:HIS:CD2	2.38	0.59

*Continued on next page...*

*Continued from previous page...*

Atom-1	Atom-2	Interatomic distance (Å)	Clash overlap (Å)
11:I2:953:LEU:HD11	15:M3:606:LEU:N	2.17	0.59
11:I2:990:GLU:O	17:O3:271:GLU:CA	2.50	0.59
11:I2:1037:THR:HG22	15:M3:623:LEU:HD22	1.84	0.59
11:I2:1055:GLU:O	17:O3:278:GLU:N	2.36	0.59
11:I3:1267:LEU:HD13	26:X1:497:ARG:HH11	1.65	0.59
24:V4:426:TYR:O	24:V4:464:ARG:NH2	2.36	0.59
26:X2:534:ILE:O	26:X2:538:ILE:HG12	2.02	0.59
28:Z2:609:GLY:O	28:Z2:613:ILE:HG22	2.02	0.59
28:Z3:329:TRP:HB3	28:Z3:355:TRP:HB3	1.85	0.59
1:A1:1220:PRO:O	2:A2:646:ILE:HA	2.03	0.59
2:A2:870:HIS:NE2	6:D1:551:PHE:C	2.56	0.59
2:A2:1243:SER:O	2:A2:1245:ASP:N	2.35	0.59
1:A3:1198:GLU:C	2:A4:729:SER:CA	2.65	0.59
3:A5:1374:ALA:CB	28:Z2:823:ALA:CA	2.36	0.59
6:D7:179:ASP:OD1	11:I3:49:PRO:CB	2.32	0.59
6:D7:531:LEU:CA	11:I3:181:GLN:CB	2.54	0.59
11:I1:967:SER:CA	20:R1:153:GLN:OE1	2.51	0.59
11:I1:1030:ARG:CB	20:R1:175:GLN:OE1	2.42	0.59
11:I2:896:PRO:O	17:O3:232:LYS:O	2.21	0.59
11:I2:921:GLU:HA	15:M3:596:ILE:H	1.67	0.59
11:I2:1024:PHE:CA	16:N3:406:HIS:ND1	2.63	0.59
11:I3:1271:GLU:CD	26:X1:504:ILE:HD12	2.22	0.59
11:I3:1487:ASP:OD1	11:I3:1488:THR:N	2.35	0.59
11:I4:921:GLU:N	11:I4:921:GLU:OE1	2.36	0.59
21:S3:868:ASP:O	21:S3:870:ASP:N	2.35	0.59
22:T1:813:VAL:O	22:T1:817:MET:HG2	2.02	0.59
24:V2:297:LEU:HD23	24:V2:300:LEU:HD12	1.84	0.59
26:X4:258:LEU:HD22	26:X4:292:LEU:HD22	1.85	0.59
28:Z4:329:TRP:HB3	28:Z4:355:TRP:HB3	1.85	0.59
1:A1:1226:LEU:HA	2:A2:728:LYS:CD	2.30	0.59
2:A2:1131:ILE:CA	3:A5:165:PHE:CE2	2.83	0.59
3:A5:999:SER:O	11:I5:64:LYS:HE3	2.02	0.59
8:F2:1832:ASN:OD1	8:F2:1833:ARG:N	2.36	0.59
9:G1:253:SER:HG	15:M2:601:ASP:HB3	1.63	0.59
9:G1:254:ASN:OD1	15:M2:605:THR:HB	2.03	0.59
11:I1:915:ALA:HB3	15:M1:582:THR:C	2.22	0.59
11:I1:1031:ALA:O	20:R1:173:LEU:HD12	2.02	0.59
11:I1:1043:LEU:HA	16:N1:430:ARG:CG	2.32	0.59
11:I2:828:VAL:C	17:O3:237:PRO:HG2	2.23	0.59
11:I2:951:LYS:H	16:N3:407:ALA:HB2	1.68	0.59
11:I2:955:LYS:HZ1	16:N3:400:LEU:CD1	2.16	0.59

*Continued on next page...*

*Continued from previous page...*

Atom-1	Atom-2	Interatomic distance (Å)	Clash overlap (Å)
11:I2:955:LYS:CG	16:N3:403:VAL:HG23	2.33	0.59
11:I2:1066:LEU:HG	16:N3:430:ARG:HB3	1.84	0.59
11:I3:1433:THR:HG21	12:J3:270:ARG:CD	2.33	0.59
23:U4:71:GLU:OE1	23:U4:75:TRP:NE1	2.36	0.59
24:V2:152:ALA:HB1	24:V2:160:LEU:CD1	2.33	0.59
2:A2:1143:LEU:CD1	3:A5:131:PRO:C	2.27	0.58
1:A3:1054:SER:CB	6:D3:809:ALA:C	2.71	0.58
1:A3:1225:PRO:CD	2:A4:728:LYS:N	2.61	0.58
2:A4:826:ASN:O	2:A4:860:GLU:HG3	2.02	0.58
2:A4:987:LYS:HG3	6:D3:497:PHE:HZ	1.68	0.58
2:A4:1142:PHE:HB2	3:A6:130:ILE:HG23	1.79	0.58
3:A5:157:TRP:NE1	5:C2:747:PRO:CA	2.53	0.58
3:A6:1367:THR:HG22	28:Z4:848:SER:C	2.19	0.58
6:D3:738:SER:OG	6:D3:740:GLU:OE1	2.21	0.58
8:F1:230:GLU:N	8:F1:230:GLU:OE1	2.35	0.58
11:I1:917:TYR:N	16:N1:389:PHE:CZ	2.57	0.58
11:I1:1042:LEU:HA	15:M1:616:LEU:HD23	1.74	0.58
11:I1:1059:PRO:N	17:O1:277:GLU:HB2	1.99	0.58
11:I2:841:PHE:O	15:M3:591:ASP:CB	2.51	0.58
11:I2:916:ALA:C	15:M3:585:LEU:O	2.40	0.58
11:I2:1034:ASP:OD1	15:M3:627:LEU:CA	2.38	0.58
11:I4:1270:LYS:HD2	26:X3:530:ARG:HG3	1.82	0.58
11:I4:1274:HIS:HE1	26:X3:531:LEU:HG	1.50	0.58
11:I5:1279:THR:CG2	26:X2:521:TRP:N	2.66	0.58
11:I5:1433:THR:HG21	12:J5:270:ARG:CD	2.33	0.58
21:S4:176:MET:HE1	21:S4:232:LEU:HD12	1.85	0.58
24:V2:180:LEU:HD21	24:V2:185:LEU:HD13	1.85	0.58
24:V4:152:ALA:HB1	24:V4:160:LEU:CD1	2.32	0.58
24:V4:297:LEU:HD23	24:V4:300:LEU:HD12	1.84	0.58
26:X3:534:ILE:O	26:X3:538:ILE:HG12	2.02	0.58
28:Z3:596:PHE:CZ	28:Z3:704:SER:HA	2.38	0.58
2:A2:826:ASN:O	2:A2:860:GLU:HG3	2.02	0.58
2:A2:980:ARG:HH22	6:D1:503:LEU:HD12	1.68	0.58
2:A4:173:ASN:ND2	6:D3:762:ARG:HB3	2.15	0.58
2:A4:908:LEU:HD23	6:D3:601:PHE:CA	2.32	0.58
2:A4:966:LEU:O	6:D3:202:GLN:CD	2.41	0.58
2:A4:1148:ARG:NE	3:A6:131:PRO:HG3	2.18	0.58
3:A5:999:SER:HB2	11:I5:64:LYS:HE3	1.82	0.58
3:A5:1026:PRO:CG	11:I5:73:TYR:CB	2.74	0.58
3:A5:1026:PRO:O	11:I5:71:GLU:O	2.20	0.58
3:A6:1135:ARG:NE	5:C6:743:LEU:HD12	2.18	0.58

*Continued on next page...*

*Continued from previous page...*

Atom-1	Atom-2	Interatomic distance (Å)	Clash overlap (Å)
3:A6:1351:MSE:HE1	28:Z4:912:ASP:O	0.79	0.58
3:A6:1390:LEU:HD13	28:Z4:867:LYS:HA	1.85	0.58
6:D5:738:SER:OG	6:D5:740:GLU:OE1	2.22	0.58
11:I1:833:PHE:HE1	17:O1:245:GLU:CD	2.06	0.58
11:I1:926:SER:OG	20:R1:156:GLY:HA2	2.02	0.58
11:I1:937:TYR:O	17:O1:258:GLU:HA	2.03	0.58
11:I1:1363:GLU:OE1	11:I1:1366:ARG:NH2	2.36	0.58
11:I1:1606:GLU:O	11:I2:1735:PHE:CD2	2.35	0.58
11:I2:877:ILE:C	17:O3:253:LEU:N	2.56	0.58
11:I4:1274:HIS:HD1	26:X3:531:LEU:HD11	1.65	0.58
21:S1:932:HIS:O	21:S1:933:GLU:CB	2.51	0.58
24:V1:152:ALA:HB1	24:V1:160:LEU:CD1	2.33	0.58
24:V1:525:ASP:O	24:V1:528:LEU:HB2	2.02	0.58
26:X2:163:LYS:HD2	26:X2:172:PHE:CZ	2.38	0.58
26:X3:258:LEU:HD22	26:X3:292:LEU:HD22	1.85	0.58
1:A1:1222:ALA:CA	2:A2:645:PHE:CE1	2.84	0.58
2:A2:968:SER:HG	6:D1:200:HIS:N	2.01	0.58
2:A4:227:SER:HB3	6:D3:708:ASP:O	2.01	0.58
3:A5:1029:ILE:N	11:I5:67:LYS:O	2.33	0.58
8:F1:197:ASP:OD1	8:F1:295:GLN:NE2	2.36	0.58
9:G1:266:ASP:HB3	16:N2:412:ASN:C	2.23	0.58
11:I1:1038:ILE:H	20:R1:169:GLY:CA	2.12	0.58
11:I1:1052:LEU:O	17:O1:286:ILE:CG1	2.52	0.58
11:I1:1433:THR:HG21	12:J1:270:ARG:CD	2.33	0.58
11:I2:842:ASN:O	15:M3:591:ASP:OD1	2.21	0.58
11:I2:935:GLY:HA2	15:M3:606:LEU:C	2.24	0.58
11:I2:1020:ALA:O	16:N3:406:HIS:CB	2.51	0.58
11:I4:1272:TYR:O	26:X3:524:SER:N	2.30	0.58
21:S1:429:SER:HB2	21:S1:436:SER:CB	2.34	0.58
21:S4:932:HIS:O	21:S4:933:GLU:CB	2.51	0.58
23:U4:13:THR:O	23:U4:17:ASP:N	2.24	0.58
25:W1:217:LEU:HD22	25:W1:218:LEU:H	1.69	0.58
25:W2:217:LEU:HD22	25:W2:218:LEU:H	1.69	0.58
25:W4:205:ASP:HB3	25:W4:227:GLN:HB3	1.85	0.58
26:X1:163:LYS:HD2	26:X1:172:PHE:CZ	2.38	0.58
26:X3:453:ASP:HB3	27:Y3:225:GLY:O	2.04	0.58
28:Z2:329:TRP:HB3	28:Z2:355:TRP:HB3	1.85	0.58
28:Z2:596:PHE:CZ	28:Z2:704:SER:HA	2.38	0.58
2:A2:1136:LYS:NZ	3:A5:138:LEU:C	2.54	0.58
1:A3:1048:ARG:HH21	6:D3:815:GLU:CG	2.15	0.58
2:A4:908:LEU:C	6:D3:552:TYR:CZ	2.76	0.58

*Continued on next page...*

*Continued from previous page...*

Atom-1	Atom-2	Interatomic distance (Å)	Clash overlap (Å)
2:A4:985:ALA:C	6:D3:500:LYS:HA	2.24	0.58
2:A4:1129:PRO:O	3:A6:142:GLU:HG3	1.73	0.58
3:A5:150:PHE:HE2	5:C2:742:ASP:CA	2.16	0.58
3:A5:1027:HIS:N	11:I5:66:LEU:HG	2.18	0.58
3:A6:165:PHE:CE1	5:C4:743:LEU:HD22	2.38	0.58
8:F1:190:ARG:NH1	8:F1:281:THR:OG1	2.36	0.58
8:F1:1266:MET:CA	17:O2:265:ASN:ND2	2.67	0.58
8:F1:1832:ASN:OD1	8:F1:1833:ARG:N	2.36	0.58
8:F2:1137:GLN:NE2	17:O4:252:VAL:N	2.37	0.58
9:G1:266:ASP:C	16:N2:414:ALA:C	2.61	0.58
9:G2:263:MET:CE	17:O4:259:ASP:OD2	2.51	0.58
11:I1:833:PHE:HD2	17:O1:238:ALA:N	2.02	0.58
11:I1:874:LEU:HA	17:O1:252:VAL:HA	1.86	0.58
11:I1:931:VAL:HG23	15:M1:604:ASN:N	2.07	0.58
11:I2:846:ILE:CG2	17:O3:247:TRP:HH2	2.08	0.58
11:I2:988:GLU:O	15:M3:611:LYS:N	2.35	0.58
11:I2:1034:ASP:OD2	15:M3:630:LEU:HB2	1.98	0.58
11:I2:1065:SER:HA	17:O3:274:GLY:HA3	1.85	0.58
11:I2:1363:GLU:OE1	11:I2:1366:ARG:NH2	2.36	0.58
11:I3:1363:GLU:OE1	11:I3:1366:ARG:NH2	2.36	0.58
11:I5:1363:GLU:OE1	11:I5:1366:ARG:NH2	2.36	0.58
17:O3:101:ASN:CA	18:P3:326:GLN:HE21	2.10	0.58
21:S2:991:LYS:O	21:S2:995:MET:HB2	2.04	0.58
21:S3:176:MET:HE1	21:S3:232:LEU:HD12	1.85	0.58
21:S3:932:HIS:O	21:S3:933:GLU:CB	2.51	0.58
22:T3:885:ARG:HH11	22:T3:885:ARG:CG	2.11	0.58
24:V3:152:ALA:HB1	24:V3:160:LEU:CD1	2.33	0.58
24:V3:180:LEU:HD21	24:V3:185:LEU:HD13	1.85	0.58
26:X1:244:TYR:O	26:X1:248:LEU:HG	2.02	0.58
26:X2:148:MET:HE3	26:X2:152:LEU:HG	1.83	0.58
28:Z1:329:TRP:HB3	28:Z1:355:TRP:HB3	1.85	0.58
1:A1:1332:ARG:NH1	6:D1:682:ASN:N	2.30	0.58
2:A2:983:LEU:HG	6:D1:554:LEU:HD23	1.83	0.58
2:A2:1136:LYS:N	3:A5:138:LEU:HD21	2.13	0.58
2:A4:904:GLN:NE2	6:D3:604:ASP:H	1.93	0.58
2:A4:982:THR:OG1	6:D3:494:LEU:O	2.21	0.58
3:A5:993:ASN:O	11:I5:57:GLU:CG	2.20	0.58
3:A5:997:ASP:N	11:I5:61:LYS:CB	2.67	0.58
3:A5:1022:SER:O	11:I5:95:LYS:CB	2.39	0.58
3:A6:165:PHE:CE2	5:C4:743:LEU:CD1	2.81	0.58
3:A6:1401:VAL:C	28:Z4:919:PHE:HA	2.18	0.58

*Continued on next page...*

*Continued from previous page...*

Atom-1	Atom-2	Interatomic distance (Å)	Clash overlap (Å)
3:A6:1410:ALA:C	26:X4:742:ALA:C	2.61	0.58
6:D7:570:VAL:HG11	6:D7:598:ILE:HD12	1.85	0.58
6:D7:738:SER:OG	6:D7:740:GLU:OE1	2.21	0.58
8:F2:197:ASP:OD1	8:F2:295:GLN:NE2	2.36	0.58
8:F2:1089:PRO:O	17:O4:245:GLU:O	2.22	0.58
9:G1:263:MET:HB3	17:O2:260:LEU:CD1	2.33	0.58
11:I1:840:LEU:HD22	17:O1:247:TRP:CD1	2.39	0.58
11:I1:924:ILE:HG23	15:M1:591:ASP:O	2.03	0.58
11:I1:947:LEU:HD12	16:N1:411:GLN:HB3	1.84	0.58
11:I2:991:THR:H	15:M3:611:LYS:CB	2.07	0.58
11:I2:1024:PHE:N	16:N3:406:HIS:ND1	2.51	0.58
11:I2:1059:PRO:HB2	17:O3:274:GLY:CA	2.29	0.58
11:I2:1108:PRO:HG3	16:N3:443:GLU:H	0.75	0.58
11:I2:1433:THR:HG21	12:J2:270:ARG:CD	2.33	0.58
11:I3:921:GLU:N	11:I3:921:GLU:OE1	2.35	0.58
11:I3:1274:HIS:O	26:X1:534:ILE:HG22	2.03	0.58
22:T2:696:MET:HE3	22:T2:712:PHE:HB2	1.85	0.58
23:U4:343:ILE:HD13	23:U4:344:ARG:N	2.19	0.58
24:V3:525:ASP:O	24:V3:528:LEU:HB2	2.02	0.58
26:X2:244:TYR:O	26:X2:248:LEU:HG	2.02	0.58
27:Y1:123:LEU:HB2	27:Y1:139:ALA:HB3	1.86	0.58
27:Y2:123:LEU:HB2	27:Y2:139:ALA:HB3	1.86	0.58
28:Z4:245:ILE:HB	28:Z4:255:GLN:HB2	1.84	0.58
2:A2:871:ASN:HB2	6:D1:567:LEU:O	2.03	0.58
1:A3:1052:THR:CG2	6:D3:813:GLN:C	2.70	0.58
2:A4:172:PRO:HB3	6:D3:781:ARG:NE	2.16	0.58
2:A4:873:PRO:HD2	6:D3:569:CYS:SG	2.43	0.58
2:A4:880:ALA:HB2	6:D3:562:GLY:O	1.96	0.58
2:A4:982:THR:CA	6:D3:502:LEU:CD2	2.67	0.58
3:A6:1399:ARG:NH1	28:Z4:945:VAL:O	2.36	0.58
8:F1:581:PHE:O	8:F1:585:THR:OG1	2.21	0.58
8:F1:982:PRO:CB	11:I1:1388:GLU:CG	2.81	0.58
8:F2:581:PHE:O	8:F2:585:THR:OG1	2.21	0.58
11:I1:957:SER:HA	20:R1:166:LEU:CD1	2.34	0.58
11:I1:1017:VAL:HG11	17:O1:260:LEU:HD21	1.85	0.58
11:I1:1018:LYS:H	16:N1:412:ASN:N	2.02	0.58
11:I1:1602:PHE:HB2	11:I2:1738:TYR:OH	2.04	0.58
11:I1:1607:GLN:HB3	12:J2:298:PHE:CE1	2.38	0.58
11:I2:887:GLN:OE1	16:N3:393:ILE:HG12	2.04	0.58
11:I2:921:GLU:O	15:M3:596:ILE:HD12	1.46	0.58
11:I2:935:GLY:C	17:O3:261:LYS:HZ3	1.71	0.58

*Continued on next page...*

*Continued from previous page...*

Atom-1	Atom-2	Interatomic distance (Å)	Clash overlap (Å)
11:I2:998:ALA:CB	17:O3:267:ALA:HB1	2.29	0.58
11:I2:1067:PHE:CG	16:N3:428:ASP:O	2.49	0.58
11:I4:1363:GLU:OE1	11:I4:1366:ARG:NH2	2.36	0.58
17:O3:147:ALA:C	18:P3:328:PRO:CB	2.71	0.58
17:O4:109:PRO:CB	18:P4:318:PRO:HB2	2.24	0.58
21:S2:932:HIS:O	21:S2:933:GLU:CB	2.51	0.58
23:U3:211:ILE:HG23	24:V3:321:VAL:HG11	1.85	0.58
24:V2:426:TYR:O	24:V2:464:ARG:NH2	2.36	0.58
26:X3:162:VAL:O	26:X3:166:ASP:HB3	2.03	0.58
26:X4:163:LYS:HD2	26:X4:172:PHE:CZ	2.38	0.58
27:Y3:123:LEU:HB2	27:Y3:139:ALA:HB3	1.86	0.58
28:Z1:596:PHE:CZ	28:Z1:704:SER:HA	2.38	0.58
1:A3:1056:PHE:HE2	6:D3:806:ASP:C	2.06	0.58
1:A3:1083:SER:H	6:D3:798:MET:HE2	1.65	0.58
1:A3:1084:ARG:CB	6:D3:794:THR:HA	2.33	0.58
2:A4:870:HIS:HB3	6:D3:548:LEU:HA	1.84	0.58
2:A4:976:LEU:HB3	6:D3:472:PHE:CG	2.39	0.58
2:A4:1155:ASN:CB	3:A6:175:GLU:C	2.71	0.58
3:A5:1030:THR:HA	11:I5:70:GLU:O	2.04	0.58
3:A5:1053:ARG:NE	11:I5:99:ARG:HG3	2.18	0.58
3:A6:160:ILE:HD12	5:C4:743:LEU:CD1	2.33	0.58
3:A6:1411:ARG:HH11	28:Z4:968:ARG:CA	2.17	0.58
7:E4:91:VAL:O	7:E4:91:VAL:HG22	2.04	0.58
8:F1:1137:GLN:HG3	17:O2:249:ARG:N	2.10	0.58
11:I1:885:GLU:O	16:N1:397:GLU:CD	2.41	0.58
11:I1:921:GLU:OE1	11:I1:921:GLU:N	2.35	0.58
11:I1:955:LYS:HD2	17:O1:249:ARG:NH2	2.09	0.58
11:I1:983:LEU:CD1	15:M1:621:ARG:NH2	2.63	0.58
11:I1:987:GLY:H	15:M1:614:ASP:N	2.01	0.58
11:I1:1048:GLU:C	15:M1:622:VAL:CG1	2.72	0.58
11:I1:1114:VAL:HG22	16:N1:435:ALA:HB3	1.82	0.58
11:I2:1037:THR:HG1	15:M3:620:VAL:HG13	1.66	0.58
11:I2:1045:PHE:CB	15:M3:619:ILE:CD1	2.82	0.58
11:I3:814:SER:O	26:X1:496:THR:HG23	2.04	0.58
11:I3:1272:TYR:CZ	26:X1:524:SER:HB3	2.33	0.58
21:S3:184:ILE:HD11	21:S3:201:VAL:CG2	2.34	0.58
21:S3:991:LYS:O	21:S3:995:MET:HB2	2.04	0.58
25:W1:205:ASP:HB3	25:W1:227:GLN:HB3	1.85	0.58
26:X1:453:ASP:HB3	27:Y1:225:GLY:O	2.04	0.58
1:A1:1098:ARG:NH2	11:I1:1421:ARG:NH2	2.51	0.58
2:A2:874:VAL:CG2	6:D1:611:LYS:HZ2	2.14	0.58

*Continued on next page...*



*Continued from previous page...*

Atom-1	Atom-2	Interatomic distance (Å)	Clash overlap (Å)
2:A2:1143:LEU:HD12	3:A5:131:PRO:CB	2.09	0.58
2:A4:861:GLN:HB2	6:D3:606:LYS:NZ	2.19	0.58
3:A5:1398:LYS:HB2	28:Z2:874:ASN:HA	1.86	0.58
3:A6:165:PHE:HE2	5:C4:743:LEU:HD21	1.49	0.58
3:A6:1368:GLN:HB2	28:Z4:845:ILE:HA	1.85	0.58
7:E5:91:VAL:HG22	7:E5:91:VAL:O	2.04	0.58
8:F1:1093:LEU:CD2	17:O2:241:SER:HA	2.32	0.58
8:F2:190:ARG:NH1	8:F2:281:THR:OG1	2.36	0.58
9:G1:263:MET:CA	17:O2:256:TYR:OH	2.51	0.58
11:I1:934:LEU:O	15:M1:606:LEU:CA	2.51	0.58
11:I1:953:LEU:HD23	15:M1:599:ILE:O	2.04	0.58
11:I1:1040:HIS:HD2	20:R1:170:LEU:HA	1.68	0.58
11:I1:1048:GLU:CB	17:O1:284:LYS:O	2.51	0.58
11:I1:1064:LYS:HB2	16:N1:427:VAL:HG11	1.83	0.58
11:I2:965:ALA:CB	20:R3:165:SER:H	2.17	0.58
11:I2:1039:ALA:CA	20:R3:170:LEU:CD2	2.52	0.58
21:S4:429:SER:HB2	21:S4:436:SER:CB	2.34	0.58
22:T2:842:ARG:O	22:T2:846:MET:HG3	2.02	0.58
28:Z1:185:GLY:O	28:Z1:196:PRO:HA	2.04	0.58
2:A2:780:GLU:HB3	6:D1:677:GLN:HB2	1.86	0.58
2:A2:877:ALA:N	6:D1:563:GLU:HA	2.19	0.58
2:A2:1134:GLU:CG	3:A5:146:LYS:HG3	2.15	0.58
2:A2:1148:ARG:HB2	3:A5:173:ASN:HB2	1.86	0.58
1:A3:1054:SER:OG	6:D3:810:ARG:CA	2.46	0.58
2:A4:1129:PRO:O	3:A6:142:GLU:CA	2.51	0.58
2:A4:1139:ILE:CA	3:A6:134:VAL:CB	2.60	0.58
3:A6:234:LEU:CA	5:C4:737:LYS:O	2.52	0.58
3:A6:1368:GLN:CD	28:Z4:844:CYS:O	2.35	0.58
6:D2:570:VAL:HG11	6:D2:598:ILE:HD12	1.86	0.58
6:D2:738:SER:OG	6:D2:740:GLU:OE1	2.22	0.58
6:D4:570:VAL:HG11	6:D4:598:ILE:HD12	1.85	0.58
7:E7:91:VAL:HG22	7:E7:91:VAL:O	2.04	0.58
8:F1:982:PRO:CG	11:I1:1388:GLU:HG2	2.33	0.58
8:F1:1137:GLN:C	17:O2:244:GLU:O	2.42	0.58
11:I1:937:TYR:C	17:O1:257:ALA:O	2.42	0.58
11:I1:957:SER:CA	20:R1:166:LEU:CD1	2.81	0.58
11:I1:1043:LEU:C	16:N1:430:ARG:HD2	2.24	0.58
11:I2:899:LEU:CD1	17:O3:232:LYS:C	2.62	0.58
11:I2:962:ILE:HG12	15:M3:600:ASN:CG	2.23	0.58
11:I4:799:THR:O	11:I4:831:HIS:NE2	2.37	0.58
11:I5:1279:THR:CB	26:X2:520:GLU:C	2.72	0.58

*Continued on next page...*

*Continued from previous page...*

Atom-1	Atom-2	Interatomic distance (Å)	Clash overlap (Å)
17:O4:109:PRO:CD	18:P4:318:PRO:CB	2.82	0.58
21:S2:176:MET:HE3	21:S2:232:LEU:HD13	1.85	0.58
21:S2:429:SER:HB2	21:S2:436:SER:CB	2.34	0.58
21:S3:349:CYS:HA	21:S3:412:PHE:CE2	2.38	0.58
21:S4:991:LYS:O	21:S4:995:MET:HB2	2.04	0.58
24:V1:426:TYR:O	24:V1:464:ARG:NH2	2.36	0.58
24:V3:426:TYR:O	24:V3:464:ARG:NH2	2.36	0.58
26:X1:162:VAL:O	26:X1:166:ASP:HB3	2.03	0.58
26:X2:453:ASP:HB3	27:Y2:225:GLY:O	2.04	0.58
2:A2:782:VAL:N	6:D1:677:GLN:HA	2.19	0.58
2:A2:825:ARG:HD2	6:D1:633:LYS:HG3	1.85	0.58
2:A2:1054:SER:O	6:D2:762:ARG:CD	2.49	0.58
1:A3:1052:THR:OG1	6:D3:816:VAL:HG21	2.00	0.58
1:A3:1227:PRO:HB3	2:A4:728:LYS:NZ	2.16	0.58
1:A3:1399:ARG:HD2	2:A4:884:ARG:O	2.03	0.58
2:A4:868:GLN:CG	6:D3:570:VAL:HB	2.34	0.58
3:A5:1316:VAL:HG23	28:Z2:833:ASP:CA	2.34	0.58
3:A6:156:ALA:O	5:C4:741:THR:CG2	2.51	0.58
3:A6:1312:ARG:HH12	28:Z4:842:LEU:CA	2.17	0.58
3:A6:1358:LEU:HG	28:Z4:878:HIS:CA	2.30	0.58
8:F2:856:GLU:N	8:F2:856:GLU:OE1	2.37	0.58
11:I1:1672:VAL:CG2	11:I2:1611:PHE:CB	2.82	0.58
11:I2:925:LEU:HD21	20:R3:163:LEU:HB3	1.85	0.58
11:I2:996:LEU:CD1	15:M3:607:SER:O	2.50	0.58
11:I2:1037:THR:CG2	20:R3:173:LEU:HD23	2.33	0.58
22:T1:885:ARG:HH11	22:T1:885:ARG:CG	2.11	0.58
23:U2:71:GLU:OE1	23:U2:75:TRP:NE1	2.36	0.58
23:U4:211:ILE:HG23	24:V4:321:VAL:HG11	1.85	0.58
26:X2:145:ASN:OD1	26:X2:190:PHE:HA	2.04	0.58
26:X3:163:LYS:HD2	26:X3:172:PHE:CZ	2.39	0.58
26:X4:145:ASN:OD1	26:X4:190:PHE:HA	2.04	0.58
26:X4:271:LEU:O	26:X4:275:SER:HB3	2.04	0.58
1:A1:1200:ARG:HB3	2:A2:727:ASN:O	2.02	0.57
1:A1:1201:ARG:C	2:A2:731:ILE:O	2.42	0.57
1:A1:1226:LEU:HA	2:A2:728:LYS:CB	2.34	0.57
2:A2:1055:ARG:N	6:D2:762:ARG:CB	2.60	0.57
2:A2:1161:ALA:HB2	3:A5:176:LEU:CB	2.34	0.57
1:A3:1021:LEU:HD22	6:D3:816:VAL:HG22	1.86	0.57
1:A3:1220:PRO:O	2:A4:672:ARG:NE	2.36	0.57
1:A3:1332:ARG:NH2	6:D3:681:ALA:HB1	2.19	0.57
2:A4:861:GLN:NE2	6:D3:607:PRO:HA	2.19	0.57

*Continued on next page...*

*Continued from previous page...*

Atom-1	Atom-2	Interatomic distance (Å)	Clash overlap (Å)
2:A4:1150:LEU:CD1	5:C4:731:LYS:CG	2.82	0.57
3:A6:189:VAL:CG1	5:C4:742:ASP:HB3	2.34	0.57
3:A6:1327:VAL:HG23	28:Z4:912:ASP:N	1.77	0.57
6:D6:201:LEU:O	6:D6:203:PRO:HD3	2.05	0.57
6:D7:598:ILE:HD13	6:D7:608:ILE:CD1	2.34	0.57
7:E6:91:VAL:HG22	7:E6:91:VAL:O	2.04	0.57
11:I1:834:SER:N	17:O1:237:PRO:CB	2.52	0.57
11:I1:928:LEU:CD1	20:R1:155:GLU:HB2	2.33	0.57
11:I1:942:HIS:O	17:O1:260:LEU:N	2.37	0.57
11:I1:952:LEU:CD1	16:N1:400:LEU:CD1	2.82	0.57
11:I1:1048:GLU:OE1	20:R1:143:PHE:CB	2.46	0.57
11:I1:1067:PHE:CD1	16:N1:433:GLU:N	2.72	0.57
11:I1:1668:HIS:CB	11:I2:1668:HIS:CB	2.66	0.57
11:I2:799:THR:O	11:I2:831:HIS:NE2	2.37	0.57
11:I2:921:GLU:N	11:I2:921:GLU:OE1	2.35	0.57
11:I2:924:ILE:HB	15:M3:597:LYS:N	2.19	0.57
11:I2:961:ARG:NH2	16:N3:388:LYS:CB	2.63	0.57
11:I2:1035:GLN:HG3	15:M3:622:VAL:O	2.04	0.57
17:O3:102:LYS:CD	18:P3:322:LYS:NZ	2.60	0.57
21:S1:349:CYS:HA	21:S1:412:PHE:CE2	2.38	0.57
21:S2:184:ILE:HD11	21:S2:201:VAL:CG2	2.34	0.57
21:S4:349:CYS:HA	21:S4:412:PHE:CE2	2.39	0.57
25:W3:205:ASP:HB3	25:W3:227:GLN:HB3	1.85	0.57
26:X1:159:ILE:HG22	26:X1:172:PHE:CE1	2.39	0.57
28:Z1:342:LEU:HD13	28:Z1:379:ILE:HD12	1.86	0.57
28:Z2:185:GLY:O	28:Z2:196:PRO:HA	2.04	0.57
2:A2:857:LYS:O	6:D1:606:LYS:HE2	2.04	0.57
2:A2:980:ARG:CA	6:D1:473:GLU:OE2	2.52	0.57
2:A2:1122:LEU:C	3:A5:136:GLU:HG3	2.05	0.57
2:A2:1150:LEU:CD1	5:C2:731:LYS:CG	2.82	0.57
2:A2:1153:LEU:O	3:A5:175:GLU:N	2.36	0.57
2:A4:826:ASN:CG	6:D3:633:LYS:CB	2.67	0.57
2:A4:860:GLU:HG2	6:D3:606:LYS:HB2	0.65	0.57
3:A6:1411:ARG:HA	28:Z4:964:LEU:CB	2.33	0.57
6:D1:201:LEU:O	6:D1:203:PRO:HD3	2.04	0.57
6:D1:598:ILE:HD13	6:D1:608:ILE:CD1	2.34	0.57
6:D4:738:SER:OG	6:D4:740:GLU:OE1	2.22	0.57
6:D5:570:VAL:HG11	6:D5:598:ILE:HD12	1.86	0.57
6:D7:201:LEU:O	6:D7:203:PRO:HD3	2.05	0.57
6:D7:537:ARG:HH22	11:I3:173:ARG:NH2	2.02	0.57
7:E2:91:VAL:HG22	7:E2:91:VAL:O	2.04	0.57

*Continued on next page...*

*Continued from previous page...*

Atom-1	Atom-2	Interatomic distance (Å)	Clash overlap (Å)
8:F1:1202:TYR:CD1	17:O2:252:VAL:CG2	2.84	0.57
11:I1:890:TYR:CD1	17:O1:237:PRO:C	2.77	0.57
11:I1:987:GLY:CA	15:M1:614:ASP:HB3	2.27	0.57
11:I1:1030:ARG:CD	20:R1:175:GLN:OE1	2.51	0.57
11:I1:1669:ARG:CD	11:I2:1605:LEU:CD1	2.59	0.57
11:I2:899:LEU:O	17:O3:232:LYS:HG2	2.00	0.57
11:I2:947:LEU:HD21	16:N3:411:GLN:HG2	0.58	0.57
11:I2:966:TRP:C	20:R3:153:GLN:CD	2.62	0.57
11:I2:1025:LEU:HD22	20:R3:170:LEU:HD13	1.86	0.57
11:I3:1275:SER:HB2	26:X1:508:LEU:CD1	2.30	0.57
23:U1:211:ILE:HG23	24:V1:321:VAL:HG11	1.85	0.57
23:U2:343:ILE:HD13	23:U2:344:ARG:N	2.19	0.57
23:U2:433:ALA:HB1	23:U2:439:SER:OG	2.05	0.57
24:V1:180:LEU:HD21	24:V1:185:LEU:HD13	1.85	0.57
24:V4:180:LEU:HD21	24:V4:185:LEU:HD13	1.85	0.57
26:X2:258:LEU:HD22	26:X2:292:LEU:HD22	1.85	0.57
26:X2:271:LEU:O	26:X2:275:SER:HB3	2.04	0.57
26:X4:453:ASP:HB3	27:Y4:225:GLY:O	2.04	0.57
1:A1:1401:VAL:H	2:A2:884:ARG:HH12	1.50	0.57
1:A1:1402:ASP:H	2:A2:884:ARG:HH12	1.50	0.57
2:A2:779:ASP:C	6:D1:679:ILE:N	2.47	0.57
1:A3:1048:ARG:NH2	6:D3:819:ASN:OD1	2.37	0.57
2:A4:860:GLU:O	6:D3:607:PRO:CD	2.52	0.57
2:A4:988:ARG:HH21	6:D3:499:LEU:C	2.06	0.57
3:A5:995:VAL:C	11:I5:61:LYS:HB2	2.25	0.57
3:A6:1300:LEU:HD23	28:Z4:875:LEU:CA	2.33	0.57
3:A6:1392:ARG:HE	28:Z4:901:ARG:CA	2.07	0.57
6:D3:201:LEU:O	6:D3:203:PRO:HD3	2.05	0.57
6:D3:598:ILE:HD13	6:D3:608:ILE:CD1	2.34	0.57
6:D6:570:VAL:HG11	6:D6:598:ILE:HD12	1.86	0.57
6:D6:738:SER:OG	6:D6:740:GLU:OE1	2.21	0.57
11:I1:797:LEU:HD22	17:O1:241:SER:OG	2.04	0.57
11:I1:799:THR:O	11:I1:831:HIS:NE2	2.37	0.57
11:I1:957:SER:HA	20:R1:166:LEU:HD13	1.85	0.57
11:I1:1034:ASP:HB3	16:N1:444:SER:CB	2.34	0.57
11:I1:1038:ILE:HG13	20:R1:167:GLN:CG	2.33	0.57
11:I2:841:PHE:CE1	15:M3:588:MET:CG	2.82	0.57
11:I2:955:LYS:CB	16:N3:403:VAL:CG2	2.80	0.57
11:I2:997:SER:CB	17:O3:270:THR:HG21	2.32	0.57
11:I4:1433:THR:HG21	12:J4:270:ARG:CD	2.33	0.57
21:S1:184:ILE:HD11	21:S1:201:VAL:CG2	2.34	0.57

*Continued on next page...*

*Continued from previous page...*

Atom-1	Atom-2	Interatomic distance (Å)	Clash overlap (Å)
21:S2:349:CYS:HA	21:S2:412:PHE:CE2	2.39	0.57
26:X3:145:ASN:OD1	26:X3:190:PHE:HA	2.04	0.57
28:Z2:342:LEU:HD13	28:Z2:379:ILE:HD12	1.86	0.57
28:Z3:185:GLY:O	28:Z3:196:PRO:HA	2.04	0.57
1:A1:1333:ARG:C	6:D1:637:LYS:HD3	2.24	0.57
2:A2:825:ARG:NH2	6:D1:679:ILE:HD11	2.19	0.57
1:A3:1051:THR:O	6:D3:809:ALA:O	2.21	0.57
2:A4:864:ARG:NH1	6:D3:610:ASN:HB2	2.18	0.57
2:A4:867:GLU:CA	6:D3:605:THR:HG21	2.34	0.57
3:A5:999:SER:HB3	11:I5:64:LYS:CE	2.34	0.57
3:A5:1101:GLN:NE2	11:I5:33:THR:HG21	2.07	0.57
3:A5:1395:LYS:N	28:Z2:874:ASN:N	2.52	0.57
3:A6:1361:ARG:CA	28:Z4:872:TYR:O	2.50	0.57
3:A6:1391:ARG:HD2	28:Z4:869:HIS:CB	2.33	0.57
9:G1:263:MET:SD	16:N2:407:ALA:O	2.62	0.57
11:I1:843:GLU:CG	15:M1:587:GLU:OE1	2.52	0.57
11:I1:874:LEU:HA	17:O1:251:ILE:O	2.05	0.57
11:I1:916:ALA:HB2	15:M1:586:ASP:HB2	1.86	0.57
11:I1:926:SER:H	15:M1:593:ALA:HB1	1.70	0.57
11:I1:1663:LYS:HZ3	11:I2:1663:LYS:HB2	1.67	0.57
11:I1:1677:LYS:NZ	11:I2:1543:LEU:CD1	2.67	0.57
11:I2:841:PHE:CA	15:M3:591:ASP:CB	2.82	0.57
11:I2:885:GLU:HB2	17:O3:249:ARG:CD	2.35	0.57
11:I2:890:TYR:CB	17:O3:238:ALA:C	2.72	0.57
11:I2:960:SER:HB2	16:N3:395:GLU:OE1	2.04	0.57
11:I2:1040:HIS:HE1	16:N3:437:VAL:CG1	2.00	0.57
11:I2:1051:LYS:CG	17:O3:284:LYS:O	2.53	0.57
22:T1:696:MET:HE3	22:T1:712:PHE:HB2	1.86	0.57
22:T2:779:GLN:N	22:T2:780:PRO:HD3	2.19	0.57
23:U1:71:GLU:OE1	23:U1:75:TRP:NE1	2.36	0.57
23:U3:71:GLU:OE1	23:U3:75:TRP:NE1	2.36	0.57
26:X3:271:LEU:O	26:X3:275:SER:HB3	2.04	0.57
1:A1:1202:GLU:HA	2:A2:735:ALA:HB3	1.85	0.57
2:A2:909:LYS:O	6:D1:555:ARG:HG3	2.05	0.57
2:A4:879:LEU:CD1	6:D3:564:ASN:HD21	2.15	0.57
2:A4:988:ARG:NH1	6:D3:498:GLU:O	2.35	0.57
2:A4:1127:ALA:CA	3:A6:140:ALA:CA	2.77	0.57
3:A5:1379:GLY:CA	28:Z2:816:THR:H	2.13	0.57
3:A6:1351:MSE:O	28:Z4:918:PHE:HA	2.05	0.57
3:A6:1366:LEU:CD1	28:Z4:870:ILE:N	2.67	0.57
6:D1:570:VAL:HG11	6:D1:598:ILE:HD12	1.85	0.57

*Continued on next page...*

*Continued from previous page...*

Atom-1	Atom-2	Interatomic distance (Å)	Clash overlap (Å)
6:D2:598:ILE:HD13	6:D2:608:ILE:CD1	2.34	0.57
11:I1:833:PHE:CZ	17:O1:238:ALA:O	2.57	0.57
11:I1:884:LEU:CB	16:N1:396:ILE:HG22	2.35	0.57
11:I1:992:ILE:O	15:M1:607:SER:O	2.22	0.57
11:I1:1664:PHE:HA	11:I2:1666:THR:N	2.09	0.57
11:I3:408:PRO:O	11:I3:409:SER:OG	2.16	0.57
11:I4:465:GLU:N	11:I4:465:GLU:OE1	2.38	0.57
11:I5:1279:THR:CB	26:X2:520:GLU:CA	2.64	0.57
21:S3:429:SER:HB2	21:S3:436:SER:CB	2.33	0.57
23:U3:343:ILE:HD13	23:U3:344:ARG:N	2.19	0.57
26:X4:159:ILE:HG21	26:X4:176:GLU:HG2	1.87	0.57
2:A2:872:ALA:N	2:A2:873:PRO:HD2	2.18	0.57
2:A2:981:PRO:CG	6:D1:504:LYS:N	2.68	0.57
2:A2:1155:ASN:CG	5:C2:735:ILE:HA	2.25	0.57
2:A4:1135:ARG:HG2	3:A6:160:ILE:HD11	1.67	0.57
3:A5:1395:LYS:CA	28:Z2:874:ASN:H	2.18	0.57
3:A6:166:LEU:HD13	5:C4:740:ARG:CB	2.33	0.57
3:A6:1366:LEU:HG	28:Z4:868:GLN:C	2.24	0.57
11:I1:895:ARG:NE	17:O1:233:THR:HB	2.17	0.57
11:I2:884:LEU:CD1	15:M3:599:ILE:HD13	2.33	0.57
11:I2:1020:ALA:CB	16:N3:407:ALA:O	2.51	0.57
11:I2:1049:LEU:C	17:O3:287:LEU:C	2.58	0.57
11:I3:1112:SER:HB3	12:J3:241:THR:HB	1.87	0.57
11:I4:1277:LEU:CB	26:X3:517:ASP:O	2.49	0.57
11:I4:1279:THR:HG22	26:X3:524:SER:H	0.54	0.57
12:J5:249:ASP:OD1	12:J5:250:THR:N	2.37	0.57
21:S1:384:ASP:OD1	21:S1:384:ASP:N	2.38	0.57
21:S1:991:LYS:O	21:S1:995:MET:HB2	2.04	0.57
21:S4:1124:ASP:O	21:S4:1127:GLN:N	2.32	0.57
23:U3:280:SER:HB2	23:U3:284:SER:HB3	1.86	0.57
24:V4:359:TYR:HA	24:V4:362:LEU:HD12	1.86	0.57
26:X1:258:LEU:HD22	26:X1:292:LEU:HD22	1.85	0.57
2:A2:868:GLN:O	6:D1:598:ILE:CG2	2.53	0.57
2:A2:989:MSE:HE3	6:D1:239:THR:C	2.24	0.57
2:A2:1143:LEU:HG	3:A5:131:PRO:HA	0.58	0.57
2:A4:235:TYR:OH	4:B4:347:LEU:HD12	2.05	0.57
3:A5:1024:ASP:C	11:I5:68:ILE:HD12	2.22	0.57
3:A5:1394:VAL:C	28:Z2:874:ASN:N	2.57	0.57
8:F1:1137:GLN:N	17:O2:248:SER:OG	2.08	0.57
8:F1:1336:GLU:N	8:F1:1336:GLU:OE1	2.36	0.57
11:I1:882:LYS:CB	17:O1:245:GLU:C	2.71	0.57

*Continued on next page...*

*Continued from previous page...*

Atom-1	Atom-2	Interatomic distance (Å)	Clash overlap (Å)
11:I1:928:LEU:HD21	20:R1:154:ALA:C	2.20	0.57
11:I1:958:THR:N	16:N1:399:HIS:CG	2.71	0.57
11:I1:1052:LEU:O	17:O1:283:ALA:O	2.22	0.57
11:I1:1738:TYR:OH	11:I2:1602:PHE:HB2	2.04	0.57
11:I3:799:THR:O	11:I3:831:HIS:NE2	2.37	0.57
11:I3:1277:LEU:CG	26:X1:522:MET:SD	2.83	0.57
11:I3:1277:LEU:CA	26:X1:522:MET:HB2	2.35	0.57
11:I5:77:GLU:OE1	11:I5:77:GLU:N	2.38	0.57
11:I5:94:GLU:N	11:I5:94:GLU:OE1	2.37	0.57
12:J2:249:ASP:OD1	12:J2:250:THR:N	2.37	0.57
21:S4:384:ASP:N	21:S4:384:ASP:OD1	2.38	0.57
23:U2:211:ILE:HG23	24:V2:321:VAL:HG11	1.85	0.57
25:W2:205:ASP:HB3	25:W2:227:GLN:HB3	1.85	0.57
27:Y4:123:LEU:HB2	27:Y4:139:ALA:HB3	1.86	0.57
28:Z1:537:THR:CG2	28:Z1:743:ASN:HA	2.31	0.57
2:A2:1054:SER:CA	6:D2:762:ARG:CB	2.44	0.57
1:A3:1098:ARG:CZ	11:I2:1478:VAL:HG22	2.33	0.57
1:A3:1221:ILE:CG1	2:A4:642:ARG:HA	2.34	0.57
2:A4:1137:ALA:C	3:A6:138:LEU:HD13	2.25	0.57
2:A4:1139:ILE:HD13	3:A6:134:VAL:CA	2.32	0.57
2:A4:1163:TYR:CE2	3:A6:137:HIS:HE1	1.92	0.57
3:A6:1350:VAL:HG23	28:Z4:917:ASP:CB	2.33	0.57
6:D1:738:SER:OG	6:D1:740:GLU:OE1	2.22	0.57
6:D2:201:LEU:O	6:D2:203:PRO:HD3	2.05	0.57
6:D5:598:ILE:HD13	6:D5:608:ILE:CD1	2.34	0.57
6:D6:598:ILE:HD13	6:D6:608:ILE:CD1	2.34	0.57
8:F1:856:GLU:N	8:F1:856:GLU:OE1	2.36	0.57
8:F1:1659:MET:O	8:F1:1712:ASN:ND2	2.36	0.57
9:G2:258:LYS:HB2	17:O4:256:TYR:O	2.05	0.57
11:I1:797:LEU:HD11	17:O1:245:GLU:N	2.20	0.57
11:I1:840:LEU:HD22	17:O1:247:TRP:HD1	1.70	0.57
11:I1:916:ALA:CB	15:M1:586:ASP:OD1	2.52	0.57
11:I1:932:VAL:C	15:M1:601:ASP:O	2.43	0.57
11:I1:946:THR:HG23	17:O1:260:LEU:N	1.61	0.57
11:I1:954:GLU:O	16:N1:399:HIS:CA	2.52	0.57
11:I1:1104:LEU:CD1	16:N1:433:GLU:CB	2.82	0.57
11:I2:925:LEU:CD1	15:M3:593:ALA:HB1	2.34	0.57
11:I2:1067:PHE:HB3	16:N3:431:VAL:HG23	1.87	0.57
12:J1:249:ASP:OD1	12:J1:250:THR:N	2.37	0.57
12:J3:249:ASP:OD1	12:J3:250:THR:N	2.37	0.57
21:S3:868:ASP:O	21:S3:869:PHE:C	2.43	0.57

*Continued on next page...*

*Continued from previous page...*

Atom-1	Atom-2	Interatomic distance (Å)	Clash overlap (Å)
24:V4:199:THR:HB	24:V4:213:GLU:HB2	1.87	0.57
27:Y4:238:GLY:HA2	27:Y4:305:GLY:O	2.05	0.57
28:Z2:537:THR:CG2	28:Z2:743:ASN:HA	2.31	0.57
2:A2:904:GLN:HB3	6:D1:603:SER:N	2.18	0.57
2:A2:973:GLU:HB3	6:D1:205:LEU:CD2	2.26	0.57
2:A2:978:ASP:N	6:D1:496:LEU:CD1	2.67	0.57
2:A4:876:ARG:CD	6:D3:563:GLU:O	2.52	0.57
2:A4:985:ALA:CA	6:D3:500:LYS:HA	2.35	0.57
3:A5:994:VAL:O	11:I5:61:LYS:CG	2.52	0.57
3:A6:164:LEU:HD11	5:C4:741:THR:O	2.04	0.57
3:A6:1373:GLY:CA	28:Z4:823:ALA:HB2	2.03	0.57
3:A6:1413:SER:C	28:Z4:963:LYS:CA	2.73	0.57
11:I1:914:ASN:HB2	15:M1:588:MET:H	0.75	0.57
11:I1:928:LEU:CG	20:R1:155:GLU:HG3	2.34	0.57
11:I1:934:LEU:CB	15:M1:602:MET:HE2	2.35	0.57
11:I1:935:GLY:HA3	15:M1:604:ASN:C	2.21	0.57
11:I1:1044:GLY:O	17:O1:280:GLU:OE2	2.23	0.57
11:I2:877:ILE:HB	17:O3:255:GLY:H	1.70	0.57
11:I3:465:GLU:N	11:I3:465:GLU:OE1	2.38	0.57
12:J4:249:ASP:OD1	12:J4:250:THR:N	2.37	0.57
17:O4:109:PRO:C	18:P4:318:PRO:HB3	2.25	0.57
23:U1:280:SER:HB2	23:U1:284:SER:HB3	1.86	0.57
25:W4:117:LEU:HB2	25:W4:153:TRP:NE1	2.20	0.57
26:X2:159:ILE:HG21	26:X2:176:GLU:HG2	1.87	0.57
2:A2:864:ARG:NH2	6:D1:634:ASN:HB2	2.19	0.57
2:A2:868:GLN:HA	6:D1:584:LEU:CD2	2.34	0.57
2:A4:1118:GLN:HE21	3:A6:132:ASP:CG	2.07	0.57
2:A4:1134:GLU:C	3:A6:145:THR:OG1	2.42	0.57
2:A4:1142:PHE:O	3:A6:131:PRO:HA	2.04	0.57
3:A5:1024:ASP:O	11:I5:68:ILE:CD1	2.52	0.57
7:E3:91:VAL:HG22	7:E3:91:VAL:O	2.04	0.57
9:G2:256:GLN:HB2	17:O4:261:LYS:H	1.69	0.57
11:I1:77:GLU:OE1	11:I1:77:GLU:N	2.38	0.57
11:I1:877:ILE:CG2	17:O1:254:ARG:H	2.13	0.57
11:I1:942:HIS:O	17:O1:260:LEU:CB	2.50	0.57
11:I1:1049:LEU:O	17:O1:291:ASP:N	2.38	0.57
11:I1:1067:PHE:CD2	16:N1:432:TYR:N	2.59	0.57
11:I2:891:LEU:CG	16:N3:393:ILE:CD1	2.79	0.57
11:I2:966:TRP:CE3	20:R3:167:GLN:CB	2.67	0.57
11:I2:1041:GLN:NE2	15:M3:614:ASP:C	2.57	0.57
11:I2:1059:PRO:CB	17:O3:273:ASP:C	2.44	0.57

*Continued on next page...*



*Continued from previous page...*

Atom-1	Atom-2	Interatomic distance (Å)	Clash overlap (Å)
11:I3:354:ASP:OD1	11:I3:355:GLU:N	2.38	0.57
21:S2:384:ASP:OD1	21:S2:384:ASP:N	2.38	0.57
22:T3:669:ARG:HA	22:T3:672:ILE:HG22	1.87	0.57
23:U3:433:ALA:HB1	23:U3:439:SER:OG	2.05	0.57
24:V3:359:TYR:HA	24:V3:362:LEU:HD12	1.86	0.57
26:X1:145:ASN:OD1	26:X1:190:PHE:HA	2.04	0.57
26:X2:159:ILE:HG22	26:X2:172:PHE:CE1	2.39	0.57
26:X3:159:ILE:HG21	26:X3:176:GLU:HG2	1.87	0.57
28:Z4:101:SER:HA	28:Z4:123:LEU:HA	1.87	0.57
1:A1:1204:TRP:HE3	2:A2:734:LEU:CD1	1.94	0.56
2:A2:864:ARG:HD3	6:D1:610:ASN:CG	2.24	0.56
2:A2:872:ALA:CB	6:D1:565:MET:SD	2.92	0.56
2:A2:908:LEU:HD23	6:D1:601:PHE:HB2	1.87	0.56
2:A4:225:THR:O	6:D3:709:ARG:CZ	2.52	0.56
2:A4:1139:ILE:CG1	3:A6:138:LEU:HG	2.34	0.56
2:A4:1155:ASN:CG	5:C4:735:ILE:HA	2.25	0.56
3:A6:1326:TRP:HD1	28:Z4:913:ILE:O	1.86	0.56
6:D4:201:LEU:O	6:D4:203:PRO:HD3	2.04	0.56
6:D5:201:LEU:O	6:D5:203:PRO:HD3	2.05	0.56
9:G1:260:THR:CG2	17:O2:259:ASP:CB	2.83	0.56
11:I1:833:PHE:CD2	17:O1:237:PRO:C	2.78	0.56
11:I1:930:LEU:HD13	15:M1:598:GLU:CG	2.09	0.56
11:I1:1024:PHE:HB2	16:N1:406:HIS:HB2	0.57	0.56
11:I1:1055:GLU:HB3	17:O1:280:GLU:CB	2.21	0.56
11:I1:1055:GLU:N	17:O1:281:ALA:N	2.52	0.56
11:I2:922:ASP:CB	20:R3:163:LEU:CD1	2.39	0.56
11:I2:931:VAL:O	15:M3:601:ASP:O	2.21	0.56
11:I2:947:LEU:HD12	17:O3:260:LEU:HD21	1.76	0.56
11:I2:1018:LYS:CE	16:N3:413:VAL:O	2.43	0.56
11:I2:1054:ILE:N	17:O3:281:ALA:CA	2.67	0.56
11:I3:1284:GLU:N	11:I3:1284:GLU:OE1	2.38	0.56
11:I5:799:THR:O	11:I5:831:HIS:NE2	2.37	0.56
11:I5:1279:THR:HG21	26:X2:521:TRP:N	2.18	0.56
15:M3:483:LYS:HZ1	16:N4:327:LYS:CE	2.12	0.56
21:S2:940:GLU:OE1	21:S2:949:ALA:HA	2.05	0.56
22:T1:779:GLN:N	22:T1:780:PRO:HD3	2.19	0.56
23:U3:237:ILE:HD11	23:U3:240:HIS:HA	1.87	0.56
24:V3:433:GLU:OE1	24:V3:467:SER:OG	2.20	0.56
25:W3:217:LEU:HD22	25:W3:218:LEU:H	1.69	0.56
2:A2:781:ARG:HG3	6:D1:673:ARG:O	2.05	0.56
2:A2:989:MSE:HG2	6:D1:500:LYS:CD	2.02	0.56

*Continued on next page...*

Continued from previous page...

Atom-1	Atom-2	Interatomic distance (Å)	Clash overlap (Å)
2:A2:1143:LEU:CG	3:A5:132:ASP:H	2.17	0.56
2:A2:1143:LEU:N	3:A5:130:ILE:O	2.34	0.56
1:A3:1048:ARG:NH2	6:D3:790:ARG:NH2	2.52	0.56
1:A3:1222:ALA:O	2:A4:731:ILE:CG1	2.52	0.56
2:A4:974:PRO:C	6:D3:499:LEU:HB2	2.20	0.56
2:A4:985:ALA:O	6:D3:500:LYS:HA	2.05	0.56
7:E1:91:VAL:HG22	7:E1:91:VAL:O	2.04	0.56
8:F2:1659:MET:O	8:F2:1712:ASN:ND2	2.36	0.56
11:I1:873:ILE:HG22	17:O1:254:ARG:C	2.24	0.56
11:I1:924:ILE:HD12	15:M1:599:ILE:HD12	1.86	0.56
11:I1:1037:THR:HG22	20:R1:173:LEU:HB3	1.71	0.56
11:I1:1055:GLU:HG3	17:O1:277:GLU:O	2.05	0.56
11:I3:1267:LEU:O	26:X1:529:TRP:CD1	2.58	0.56
22:T2:669:ARG:HA	22:T2:672:ILE:HG22	1.87	0.56
23:U1:210:MET:O	24:V1:325:TYR:OH	2.21	0.56
23:U4:280:SER:HB2	23:U4:284:SER:HB3	1.86	0.56
24:V1:359:TYR:HA	24:V1:362:LEU:HD12	1.86	0.56
24:V2:433:GLU:OE1	24:V2:467:SER:OG	2.20	0.56
25:W1:117:LEU:HB2	25:W1:153:TRP:NE1	2.20	0.56
25:W3:117:LEU:HB2	25:W3:153:TRP:NE1	2.20	0.56
27:Y3:238:GLY:HA2	27:Y3:305:GLY:O	2.05	0.56
28:Z3:342:LEU:HD13	28:Z3:379:ILE:HD12	1.86	0.56
28:Z4:659:TYR:OH	28:Z4:744:VAL:HA	2.05	0.56
1:A1:1018:ASP:OD2	6:D1:819:ASN:HB3	2.05	0.56
1:A1:1098:ARG:NH2	11:I1:1478:VAL:HA	2.21	0.56
1:A1:1200:ARG:HH21	2:A2:642:ARG:NH2	2.02	0.56
2:A2:235:TYR:OH	4:B2:347:LEU:HD12	2.05	0.56
2:A2:868:GLN:HA	6:D1:584:LEU:HD21	1.87	0.56
2:A2:1125:LEU:HD23	3:A5:137:HIS:CD2	2.41	0.56
2:A2:1164:TYR:CA	4:B5:342:ARG:CG	2.83	0.56
1:A3:1202:GLU:C	2:A4:732:GLN:CB	2.74	0.56
1:A3:1399:ARG:CZ	2:A4:888:GLN:N	2.44	0.56
2:A4:877:ALA:H	6:D3:563:GLU:HB3	1.68	0.56
2:A4:983:LEU:HD12	6:D3:553:PHE:HB2	1.77	0.56
2:A4:1122:LEU:CB	3:A6:132:ASP:HB3	2.32	0.56
2:A4:1125:LEU:HB3	3:A6:137:HIS:HB2	1.85	0.56
2:A4:1141:GLU:OE1	3:A6:564:ASN:C	2.43	0.56
2:A4:1160:GLN:O	3:A6:180:GLU:OE2	2.23	0.56
3:A6:1309:GLY:O	28:Z4:830:LEU:CA	2.54	0.56
3:A6:1337:ALA:HB3	28:Z4:960:CYS:CB	2.33	0.56
3:A6:1376:LEU:HD13	28:Z4:813:CYS:CB	2.35	0.56

Continued on next page...

*Continued from previous page...*

Atom-1	Atom-2	Interatomic distance (Å)	Clash overlap (Å)
8:F1:540:GLU:N	8:F1:540:GLU:OE1	2.38	0.56
8:F1:1290:VAL:HG12	8:F1:1290:VAL:O	2.06	0.56
9:G1:258:LYS:HZ2	16:N2:408:MET:HB2	0.71	0.56
9:G2:256:GLN:HG2	17:O4:262:ASP:CG	2.25	0.56
9:G2:256:GLN:CD	17:O4:262:ASP:H	2.04	0.56
11:I1:94:GLU:N	11:I1:94:GLU:OE1	2.38	0.56
11:I1:354:ASP:OD1	11:I1:355:GLU:N	2.38	0.56
11:I1:873:ILE:HG22	17:O1:255:GLY:H	1.61	0.56
11:I1:880:MET:HB2	17:O1:250:LEU:HB3	0.96	0.56
11:I1:890:TYR:HD1	17:O1:237:PRO:C	2.09	0.56
11:I2:877:ILE:HD13	17:O3:253:LEU:O	1.95	0.56
11:I2:882:LYS:CA	17:O3:245:GLU:O	2.52	0.56
11:I2:950:LEU:CD2	16:N3:406:HIS:NE2	2.56	0.56
11:I2:958:THR:HB	16:N3:399:HIS:CA	2.36	0.56
11:I2:978:LYS:HE2	20:R3:152:LYS:C	2.23	0.56
11:I2:993:SER:HB2	17:O3:271:GLU:O	2.05	0.56
11:I2:1050:SER:OG	17:O3:288:GLU:O	2.22	0.56
11:I2:1109:LEU:CA	17:O3:290:TYR:CE2	2.87	0.56
11:I3:1271:GLU:HB2	26:X1:525:ILE:HG23	1.74	0.56
11:I4:77:GLU:OE1	11:I4:77:GLU:N	2.38	0.56
11:I5:1284:GLU:N	11:I5:1284:GLU:OE1	2.38	0.56
17:O3:148:ARG:CD	18:P3:325:ILE:CG2	2.83	0.56
17:O4:107:THR:HG23	18:P4:321:ILE:HD12	1.75	0.56
21:S1:176:MET:HE1	21:S1:212:LEU:HD11	1.87	0.56
21:S2:868:ASP:O	21:S2:869:PHE:C	2.43	0.56
21:S3:1032:ILE:HD12	21:S3:1051:ALA:CA	2.36	0.56
22:T1:669:ARG:HA	22:T1:672:ILE:HG22	1.87	0.56
23:U1:343:ILE:HD13	23:U1:344:ARG:N	2.19	0.56
23:U4:207:SER:HG	24:V4:359:TYR:HH	1.52	0.56
23:U4:433:ALA:HB1	23:U4:439:SER:OG	2.05	0.56
24:V4:156:THR:HG22	24:V4:514:ARG:HD2	1.88	0.56
25:W4:217:LEU:HD22	25:W4:218:LEU:H	1.69	0.56
26:X1:271:LEU:O	26:X1:275:SER:HB3	2.04	0.56
26:X2:508:LEU:HG	26:X2:522:MET:HE3	1.87	0.56
26:X3:522:MET:HE1	26:X3:538:ILE:HD12	1.87	0.56
27:Y1:238:GLY:HA2	27:Y1:305:GLY:O	2.05	0.56
27:Y2:238:GLY:HA2	27:Y2:305:GLY:O	2.05	0.56
28:Z2:101:SER:HA	28:Z2:123:LEU:HA	1.87	0.56
28:Z2:659:TYR:OH	28:Z2:744:VAL:HA	2.05	0.56
28:Z3:101:SER:HA	28:Z3:123:LEU:HA	1.87	0.56
28:Z4:185:GLY:O	28:Z4:196:PRO:HA	2.04	0.56

*Continued on next page...*

*Continued from previous page...*

Atom-1	Atom-2	Interatomic distance (Å)	Clash overlap (Å)
28:Z4:342:LEU:HD13	28:Z4:379:ILE:HD12	1.86	0.56
1:A1:871:ASN:N	6:D3:280:GLN:H	2.03	0.56
1:A1:1229:VAL:CG2	2:A2:725:GLU:CG	2.82	0.56
2:A2:970:PHE:CG	6:D1:196:ILE:HD13	2.39	0.56
2:A2:973:GLU:CB	6:D1:498:GLU:CG	2.80	0.56
1:A3:1048:ARG:NH2	6:D3:819:ASN:ND2	2.48	0.56
1:A3:1084:ARG:HG3	6:D3:794:THR:CB	2.27	0.56
1:A3:1220:PRO:HB3	2:A4:646:ILE:HG23	1.87	0.56
1:A3:1332:ARG:NE	6:D3:636:ASP:CB	2.68	0.56
2:A4:863:GLN:HG2	6:D3:603:SER:O	2.03	0.56
2:A4:904:GLN:NE2	6:D3:603:SER:N	2.18	0.56
3:A5:1023:ILE:CG1	11:I5:95:LYS:CG	2.38	0.56
3:A5:1395:LYS:CB	28:Z2:870:ILE:CA	2.74	0.56
3:A6:158:ALA:O	5:C4:743:LEU:HA	2.05	0.56
3:A6:1310:ARG:HG3	28:Z4:827:GLN:N	2.20	0.56
5:C3:732:LYS:HZ2	11:I2:1225:LYS:HD3	1.68	0.56
11:I1:850:ILE:HG21	15:M1:594:LYS:HG2	1.87	0.56
11:I1:934:LEU:H	15:M1:601:ASP:C	2.09	0.56
11:I1:962:ILE:CD1	20:R1:164:PRO:O	2.53	0.56
11:I1:1018:LYS:H	16:N1:412:ASN:HB3	1.71	0.56
11:I1:1603:ARG:CZ	11:I2:1662:ARG:HD3	2.26	0.56
11:I2:992:ILE:HG13	15:M3:610:SER:H	1.70	0.56
11:I3:1267:LEU:CD1	26:X1:529:TRP:HA	2.21	0.56
11:I5:1112:SER:HB3	12:J5:241:THR:HB	1.87	0.56
21:S4:184:ILE:HD11	21:S4:201:VAL:CG2	2.34	0.56
24:V1:199:THR:HB	24:V1:213:GLU:HB2	1.87	0.56
2:A2:1054:SER:O	6:D2:762:ARG:CG	2.45	0.56
2:A2:1161:ALA:HB2	3:A5:176:LEU:HB2	1.86	0.56
2:A2:1277:TRP:CG	2:A2:1278:PRO:HD3	2.41	0.56
1:A3:1052:THR:CB	6:D3:816:VAL:CB	2.41	0.56
2:A4:1141:GLU:C	3:A6:135:PHE:CE2	2.73	0.56
3:A6:177:ILE:HD11	5:C4:736:ASN:O	2.04	0.56
3:A6:234:LEU:HD23	5:C4:737:LYS:O	2.05	0.56
3:A6:1364:GLN:C	28:Z4:845:ILE:O	2.44	0.56
6:D7:179:ASP:OD2	11:I3:50:ALA:N	2.38	0.56
9:G1:250:THR:C	15:M2:605:THR:CG2	2.42	0.56
11:I1:877:ILE:HG21	17:O1:253:LEU:HB2	1.36	0.56
11:I1:913:ALA:N	15:M1:584:GLN:HG3	2.09	0.56
11:I1:939:ASN:O	17:O1:265:ASN:N	2.39	0.56
11:I1:1032:THR:C	15:M1:627:LEU:CD2	2.73	0.56
11:I2:77:GLU:OE1	11:I2:77:GLU:N	2.38	0.56

*Continued on next page...*

*Continued from previous page...*

Atom-1	Atom-2	Interatomic distance (Å)	Clash overlap (Å)
11:I2:1020:ALA:CB	16:N3:409:ALA:H	2.00	0.56
11:I2:1046:HIS:CB	17:O3:280:GLU:HB3	2.36	0.56
11:I4:1279:THR:OG1	26:X3:523:LEU:HB2	1.82	0.56
17:O3:102:LYS:N	18:P3:322:LYS:HD3	1.88	0.56
22:T3:779:GLN:N	22:T3:780:PRO:HD3	2.19	0.56
23:U1:433:ALA:HB1	23:U1:439:SER:OG	2.05	0.56
23:U2:237:ILE:HD11	23:U2:240:HIS:HA	1.87	0.56
23:U4:237:ILE:HD11	23:U4:240:HIS:HA	1.87	0.56
24:V1:156:THR:HG22	24:V1:514:ARG:HD2	1.88	0.56
25:W2:117:LEU:HB2	25:W2:153:TRP:NE1	2.20	0.56
28:Z4:245:ILE:HG21	28:Z4:311:LEU:HD23	1.88	0.56
1:A1:1402:ASP:N	2:A2:884:ARG:HH12	2.03	0.56
2:A2:871:ASN:N	6:D1:567:LEU:C	2.59	0.56
2:A2:989:MSE:CE	6:D1:240:ASP:CB	2.76	0.56
2:A2:1131:ILE:HA	3:A5:165:PHE:CE2	2.41	0.56
2:A4:238:ARG:HH12	4:B4:349:MET:CE	2.19	0.56
2:A4:1118:GLN:HG2	3:A6:132:ASP:CG	2.25	0.56
3:A5:165:PHE:CG	5:C2:743:LEU:HD21	2.30	0.56
3:A6:163:SER:C	5:C4:744:PHE:CD2	2.78	0.56
3:A6:1312:ARG:HH12	28:Z4:842:LEU:HA	1.69	0.56
6:D5:612:VAL:HG12	6:D5:628:LEU:HD13	1.88	0.56
6:D7:612:VAL:HG12	6:D7:628:LEU:HD13	1.88	0.56
8:F1:1093:LEU:HB2	17:O2:244:GLU:OE2	2.06	0.56
8:F1:1264:ARG:NH2	17:O2:264:ILE:HD13	2.20	0.56
11:I1:990:GLU:CB	17:O1:272:SER:HA	2.31	0.56
11:I1:1020:ALA:HB1	16:N1:405:ALA:C	2.24	0.56
11:I1:1112:SER:HB3	12:J1:241:THR:HB	1.87	0.56
11:I2:354:ASP:OD1	11:I2:355:GLU:N	2.38	0.56
11:I2:465:GLU:N	11:I2:465:GLU:OE1	2.38	0.56
11:I2:895:ARG:NH1	16:N3:386:MET:HE2	2.20	0.56
11:I2:981:VAL:H	20:R3:147:LEU:CG	2.14	0.56
17:O4:110:LEU:HB2	18:P4:321:ILE:HB	1.74	0.56
21:S1:868:ASP:O	21:S1:869:PHE:C	2.43	0.56
23:U1:274:GLN:HE21	25:W2:192:GLN:NE2	2.04	0.56
23:U4:34:ASP:HB3	23:U4:35:PRO:HD3	1.88	0.56
24:V3:156:THR:HG22	24:V3:514:ARG:HD2	1.88	0.56
24:V4:180:LEU:HD11	24:V4:478:PHE:HE1	1.71	0.56
26:X3:159:ILE:HG22	26:X3:172:PHE:CE1	2.39	0.56
26:X4:159:ILE:HG22	26:X4:172:PHE:CE1	2.39	0.56
1:A1:1401:VAL:N	2:A2:884:ARG:NH1	2.49	0.56
2:A2:978:ASP:O	6:D1:473:GLU:HA	2.04	0.56

*Continued on next page...*

*Continued from previous page...*

Atom-1	Atom-2	Interatomic distance (Å)	Clash overlap (Å)
2:A2:1137:ALA:CB	3:A5:147:LEU:HD11	2.23	0.56
1:A3:1048:ARG:CD	6:D3:790:ARG:NH2	2.68	0.56
1:A3:1054:SER:CB	6:D3:809:ALA:CB	2.83	0.56
3:A5:1029:ILE:N	11:I5:68:ILE:CA	2.59	0.56
3:A5:1151:THR:HA	5:C5:733:LEU:HD11	1.79	0.56
3:A5:1369:ILE:HG12	28:Z2:831:LEU:CA	2.15	0.56
3:A6:1390:LEU:CB	28:Z4:867:LYS:CA	2.75	0.56
6:D6:612:VAL:HG12	6:D6:628:LEU:HD13	1.88	0.56
8:F1:982:PRO:HG2	11:I1:1388:GLU:HG2	1.88	0.56
8:F2:1336:GLU:N	8:F2:1336:GLU:OE1	2.36	0.56
11:I1:894:VAL:CG2	17:O1:238:ALA:N	2.38	0.56
11:I1:955:LYS:HD3	17:O1:249:ARG:HH22	1.67	0.56
11:I1:1037:THR:HG21	20:R1:173:LEU:HB2	0.57	0.56
11:I1:1041:GLN:N	15:M1:620:VAL:HG23	2.20	0.56
11:I1:1673:VAL:H	11:I2:1611:PHE:C	2.00	0.56
11:I2:877:ILE:CA	17:O3:254:ARG:CB	2.64	0.56
11:I2:945:LEU:CD1	17:O3:254:ARG:O	2.54	0.56
11:I2:953:LEU:HD11	15:M3:606:LEU:CB	2.33	0.56
11:I2:977:ASN:O	20:R3:151:LYS:CB	2.44	0.56
11:I2:994:ALA:HB2	17:O3:272:SER:H	1.70	0.56
11:I2:1040:HIS:C	15:M3:616:LEU:HD11	2.26	0.56
11:I3:8:GLU:N	11:I3:8:GLU:OE1	2.39	0.56
11:I4:1270:LYS:HD2	26:X3:530:ARG:CA	2.35	0.56
21:S3:940:GLU:OE1	21:S3:949:ALA:HA	2.06	0.56
21:S4:940:GLU:OE1	21:S4:949:ALA:HA	2.05	0.56
23:U2:280:SER:HB2	23:U2:284:SER:HB3	1.86	0.56
23:U4:222:VAL:CG1	24:V4:256:VAL:HA	2.36	0.56
26:X1:536:LYS:O	26:X1:540:THR:OG1	2.20	0.56
26:X4:163:LYS:HB2	26:X4:172:PHE:CE1	2.41	0.56
28:Z1:101:SER:HA	28:Z1:123:LEU:HA	1.87	0.56
28:Z4:288:VAL:HG12	28:Z4:300:MET:HB3	1.88	0.56
1:A1:1220:PRO:C	2:A2:645:PHE:HD1	2.08	0.56
1:A1:1332:ARG:O	6:D1:637:LYS:CG	2.54	0.56
2:A2:1055:ARG:N	6:D2:762:ARG:CA	2.69	0.56
2:A2:1156:ASP:OD1	3:A5:168:ASP:N	2.38	0.56
2:A4:779:ASP:OD2	6:D3:680:SER:CB	2.22	0.56
2:A4:781:ARG:HH21	6:D3:633:LYS:CD	2.13	0.56
2:A4:1135:ARG:NH1	3:A6:157:TRP:O	2.39	0.56
2:A4:1135:ARG:CB	3:A6:160:ILE:HG13	2.36	0.56
3:A5:1376:LEU:N	28:Z2:814:THR:CB	2.68	0.56
3:A6:189:VAL:HG21	5:C4:745:SER:HB3	1.69	0.56

*Continued on next page...*

*Continued from previous page...*

Atom-1	Atom-2	Interatomic distance (Å)	Clash overlap (Å)
3:A6:1401:VAL:C	28:Z4:922:LEU:CB	2.74	0.56
6:D4:598:ILE:HD13	6:D4:608:ILE:CD1	2.34	0.56
6:D7:512:LEU:CB	11:I3:181:GLN:N	2.67	0.56
8:F1:1138:TRP:CD2	17:O2:244:GLU:CD	2.79	0.56
11:I1:465:GLU:N	11:I1:465:GLU:OE1	2.38	0.56
11:I1:747:GLU:N	11:I1:747:GLU:OE1	2.38	0.56
11:I1:877:ILE:HG22	17:O1:253:LEU:N	1.79	0.56
11:I1:980:ILE:HG21	15:M1:618:GLN:O	2.04	0.56
11:I1:1038:ILE:CG1	20:R1:167:GLN:OE1	2.54	0.56
11:I1:1065:SER:OG	16:N1:430:ARG:CD	2.53	0.56
11:I2:885:GLU:HA	16:N3:397:GLU:HB3	1.85	0.56
11:I2:924:ILE:HG12	15:M3:592:LEU:O	2.06	0.56
11:I2:1112:SER:HB3	12:J2:241:THR:HB	1.87	0.56
17:O2:111:TYR:CD1	18:P2:325:ILE:HG12	2.39	0.56
21:S2:374:THR:OG1	21:S2:387:THR:OG1	2.24	0.56
21:S3:1020:LEU:HD22	21:S3:1020:LEU:H	1.70	0.56
21:S4:1032:ILE:HD12	21:S4:1051:ALA:CA	2.36	0.56
1:A1:1332:ARG:CB	6:D1:636:ASP:CB	2.82	0.56
2:A2:989:MSE:HE3	6:D1:240:ASP:C	2.12	0.56
2:A4:171:HIS:CD2	6:D3:708:ASP:OD2	2.58	0.56
2:A4:1019:ARG:HH12	6:D3:239:THR:CA	2.19	0.56
3:A5:232:LEU:HD12	5:C2:740:ARG:H	1.68	0.56
3:A5:1405:LEU:CA	28:Z2:918:PHE:N	2.67	0.56
3:A5:1415:PHE:H	28:Z2:960:CYS:CA	2.18	0.56
3:A6:1392:ARG:HD2	28:Z4:901:ARG:N	2.21	0.56
9:G1:255:LEU:HD13	17:O2:258:GLU:CG	2.24	0.56
11:I1:877:ILE:HD12	17:O1:251:ILE:O	2.05	0.56
11:I1:935:GLY:H	15:M1:605:THR:H	1.54	0.56
11:I1:1018:LYS:H	16:N1:413:VAL:N	2.01	0.56
11:I2:937:TYR:CB	17:O3:258:GLU:HA	2.36	0.56
11:I2:948:ALA:CA	17:O3:253:LEU:O	2.54	0.56
11:I2:953:LEU:CD1	15:M3:602:MET:O	2.54	0.56
11:I2:1048:GLU:HG2	17:O3:288:GLU:CG	2.34	0.56
11:I4:717:GLU:N	11:I4:717:GLU:OE1	2.39	0.56
11:I4:1112:SER:HB3	12:J4:241:THR:HB	1.87	0.56
17:O4:111:TYR:OH	18:P4:321:ILE:CD1	2.54	0.56
21:S2:1032:ILE:HD12	21:S2:1051:ALA:CA	2.36	0.56
21:S3:384:ASP:OD1	21:S3:384:ASP:N	2.38	0.56
23:U1:237:ILE:HD11	23:U1:240:HIS:HA	1.87	0.56
24:V2:199:THR:HB	24:V2:213:GLU:HB2	1.87	0.56
26:X2:163:LYS:HB2	26:X2:172:PHE:CE1	2.41	0.56

*Continued on next page...*

*Continued from previous page...*

Atom-1	Atom-2	Interatomic distance (Å)	Clash overlap (Å)
28:Z1:232:ARG:NE	28:Z1:249:THR:OG1	2.39	0.56
28:Z3:659:TYR:OH	28:Z3:744:VAL:HA	2.05	0.56
1:A1:870:HIS:H	6:D3:280:GLN:CB	2.14	0.56
2:A2:1156:ASP:H	3:A5:174:PRO:HA	1.70	0.56
2:A4:975:GLU:HA	6:D3:499:LEU:CA	2.35	0.56
2:A4:1148:ARG:CB	3:A6:173:ASN:OD1	2.53	0.56
3:A5:1414:PHE:O	28:Z2:962:LYS:N	2.31	0.56
3:A6:1316:VAL:CG1	28:Z4:871:HIS:HA	2.27	0.56
6:D7:481:ARG:HB3	11:I3:183:LYS:CE	2.30	0.56
8:F1:1265:GLN:OE1	17:O2:259:ASP:C	2.44	0.56
9:G2:259:THR:O	17:O4:259:ASP:OD1	2.24	0.56
11:I1:880:MET:CB	17:O1:250:LEU:N	2.59	0.56
11:I1:958:THR:HB	16:N1:399:HIS:N	2.21	0.56
11:I2:94:GLU:N	11:I2:94:GLU:OE1	2.38	0.56
11:I2:747:GLU:OE1	11:I2:747:GLU:N	2.38	0.56
11:I2:900:ARG:HB2	17:O3:232:LYS:CD	2.19	0.56
11:I2:1037:THR:HG22	20:R3:173:LEU:HD23	1.88	0.56
21:S1:374:THR:OG1	21:S1:387:THR:OG1	2.24	0.56
21:S4:868:ASP:O	21:S4:869:PHE:C	2.43	0.56
22:T4:779:GLN:N	22:T4:780:PRO:HD3	2.19	0.56
25:W4:200:LEU:HD11	25:W4:243:TRP:CD1	2.41	0.56
26:X3:163:LYS:HB2	26:X3:172:PHE:CE1	2.41	0.56
1:A1:1393:THR:HG1	2:A2:851:ASP:CG	2.06	0.55
2:A2:876:ARG:CZ	6:D1:559:ASP:H	2.19	0.55
2:A2:1152:ASP:CB	3:A5:173:ASN:C	2.73	0.55
2:A4:778:PHE:CB	6:D3:675:ARG:O	2.29	0.55
2:A4:1131:ILE:HG21	3:A6:137:HIS:O	2.05	0.55
2:A4:1148:ARG:CB	3:A6:173:ASN:CA	2.62	0.55
2:A4:1159:ASP:CB	4:B6:342:ARG:N	2.58	0.55
6:D6:585:GLY:O	6:D6:631:LEU:HD11	2.06	0.55
8:F1:257:ARG:NH2	8:F1:285:GLU:OE1	2.39	0.55
11:I1:873:ILE:HG23	17:O1:254:ARG:HG2	1.62	0.55
11:I1:942:HIS:N	17:O1:260:LEU:HA	2.21	0.55
11:I1:949:CYS:C	16:N1:403:VAL:HG12	2.25	0.55
11:I1:1058:GLY:O	17:O1:277:GLU:OE2	0.56	0.55
11:I1:1109:LEU:HB3	16:N1:441:PHE:CG	2.40	0.55
11:I2:983:LEU:HD21	15:M3:604:ASN:HD22	1.70	0.55
11:I2:989:GLY:N	15:M3:614:ASP:CB	2.69	0.55
11:I2:990:GLU:CB	17:O3:272:SER:CA	2.51	0.55
11:I2:1020:ALA:CB	16:N3:408:MET:N	2.59	0.55
11:I2:1040:HIS:NE2	16:N3:437:VAL:CG2	2.70	0.55

*Continued on next page...*



*Continued from previous page...*

Atom-1	Atom-2	Interatomic distance (Å)	Clash overlap (Å)
11:I2:1051:LYS:HB2	17:O3:289:ASP:N	2.21	0.55
11:I5:354:ASP:OD1	11:I5:355:GLU:N	2.38	0.55
17:O1:103:VAL:HG13	18:P1:326:GLN:HE22	1.60	0.55
17:O3:147:ALA:HB3	18:P3:328:PRO:HG3	1.86	0.55
17:O4:109:PRO:N	18:P4:318:PRO:HB3	2.20	0.55
21:S1:940:GLU:OE1	21:S1:949:ALA:HA	2.05	0.55
22:T4:680:PHE:O	22:T4:682:PRO:HD3	2.06	0.55
24:V3:199:THR:HB	24:V3:213:GLU:HB2	1.87	0.55
28:Z1:659:TYR:OH	28:Z1:744:VAL:HA	2.05	0.55
28:Z2:288:VAL:HG12	28:Z2:300:MET:HB3	1.87	0.55
2:A2:978:ASP:OD2	6:D1:473:GLU:O	2.24	0.55
2:A2:987:LYS:CE	6:D1:555:ARG:N	2.68	0.55
2:A2:1125:LEU:CA	3:A5:136:GLU:HB2	2.37	0.55
2:A2:1156:ASP:CA	3:A5:175:GLU:O	2.31	0.55
1:A3:1197:ALA:CB	2:A4:728:LYS:HZ2	2.20	0.55
2:A4:908:LEU:CA	6:D3:552:TYR:CZ	2.87	0.55
2:A4:988:ARG:HH22	6:D3:499:LEU:N	2.01	0.55
2:A4:1129:PRO:C	3:A6:142:GLU:CD	2.65	0.55
2:A4:1139:ILE:C	3:A6:130:ILE:HG22	2.24	0.55
2:A4:1161:ALA:HB3	3:A6:137:HIS:HE2	1.71	0.55
3:A5:1381:ALA:HB2	28:Z2:810:ASP:CB	2.37	0.55
3:A5:1391:ARG:CZ	28:Z2:868:GLN:HA	2.37	0.55
6:D1:585:GLY:O	6:D1:631:LEU:HD11	2.06	0.55
8:F2:69:LYS:N	8:F2:106:ASN:OD1	2.39	0.55
8:F2:171:PHE:O	8:F2:180:ARG:NH2	2.36	0.55
8:F2:1290:VAL:HG12	8:F2:1290:VAL:O	2.06	0.55
9:G1:263:MET:CA	16:N2:411:GLN:HB3	2.16	0.55
11:I1:965:ALA:HB3	20:R1:164:PRO:CA	2.35	0.55
11:I2:947:LEU:HD23	16:N3:408:MET:HA	1.88	0.55
11:I2:977:ASN:N	20:R3:147:LEU:C	2.54	0.55
11:I2:1055:GLU:N	17:O3:281:ALA:H	2.04	0.55
17:O3:155:VAL:CB	18:P3:321:ILE:HG21	2.21	0.55
23:U1:34:ASP:HB3	23:U1:35:PRO:HD3	1.88	0.55
23:U1:155:SER:HA	24:V1:351:ILE:HA	1.88	0.55
23:U1:222:VAL:CG1	24:V1:256:VAL:HA	2.36	0.55
23:U4:410:SER:HA	23:U4:436:LEU:HD11	1.88	0.55
24:V2:359:TYR:HA	24:V2:362:LEU:HD12	1.86	0.55
25:W3:49:LEU:HB3	25:W3:82:TRP:CZ3	2.42	0.55
1:A3:1233:GLN:OE1	2:A4:726:ALA:HB1	2.06	0.55
2:A4:173:ASN:ND2	6:D3:762:ARG:CB	2.63	0.55
2:A4:864:ARG:H	6:D3:607:PRO:CD	2.20	0.55

*Continued on next page...*

*Continued from previous page...*

Atom-1	Atom-2	Interatomic distance (Å)	Clash overlap (Å)
2:A4:870:HIS:O	6:D3:569:CYS:CB	2.53	0.55
2:A4:909:LYS:HG2	6:D3:552:TYR:CG	2.37	0.55
2:A4:967:GLU:C	6:D3:202:GLN:HB2	1.78	0.55
2:A4:1134:GLU:CA	3:A6:145:THR:CB	2.72	0.55
2:A4:1277:TRP:CG	2:A4:1278:PRO:HD3	2.41	0.55
3:A5:233:THR:CG2	5:C2:737:LYS:CG	2.84	0.55
3:A6:180:GLU:CA	5:C4:744:PHE:HZ	2.04	0.55
8:F1:69:LYS:N	8:F1:106:ASN:OD1	2.39	0.55
8:F1:1138:TRP:HB3	17:O2:244:GLU:CB	2.03	0.55
8:F1:1266:MET:H	17:O2:262:ASP:CB	2.18	0.55
9:G1:257:THR:CA	17:O2:253:LEU:N	2.11	0.55
11:I1:949:CYS:SG	15:M1:602:MET:HE2	2.45	0.55
11:I1:1049:LEU:HA	15:M1:622:VAL:HG12	1.88	0.55
11:I2:1109:LEU:CD1	17:O3:290:TYR:CZ	2.82	0.55
11:I3:1277:LEU:CD2	26:X1:518:ASP:C	2.75	0.55
11:I4:1276:GLN:HG3	26:X3:538:ILE:HG13	1.88	0.55
21:S1:122:LYS:HG2	21:S1:141:GLU:OE2	2.07	0.55
21:S1:1032:ILE:HD12	21:S1:1051:ALA:CA	2.36	0.55
22:T4:669:ARG:HA	22:T4:672:ILE:HG22	1.87	0.55
23:U2:34:ASP:HB3	23:U2:35:PRO:HD3	1.88	0.55
25:W2:49:LEU:HB3	25:W2:82:TRP:CZ3	2.42	0.55
26:X1:159:ILE:HG21	26:X1:176:GLU:HG2	1.87	0.55
28:Z3:537:THR:CG2	28:Z3:743:ASN:HA	2.31	0.55
2:A2:973:GLU:HB3	6:D1:498:GLU:CB	2.37	0.55
2:A2:989:MSE:HE3	6:D1:239:THR:O	2.06	0.55
2:A2:1137:ALA:HB1	3:A5:564:ASN:CA	2.37	0.55
2:A2:1157:TYR:CD1	3:A5:176:LEU:CD2	2.89	0.55
2:A2:1305:ALA:HB3	2:A2:1306:PRO:CD	2.36	0.55
1:A3:1203:TYR:CB	2:A4:732:GLN:OE1	2.54	0.55
3:A5:230:LYS:O	5:C2:739:MET:O	2.25	0.55
3:A5:1368:GLN:HB3	28:Z2:841:ALA:CB	2.31	0.55
3:A6:1383:ASP:O	28:Z4:863:ASP:CB	2.55	0.55
6:D3:612:VAL:HG12	6:D3:628:LEU:HD13	1.88	0.55
6:D4:585:GLY:O	6:D4:631:LEU:HD11	2.07	0.55
11:I1:833:PHE:CD2	17:O1:237:PRO:O	2.59	0.55
11:I1:922:ASP:HB2	15:M1:592:LEU:HD23	1.88	0.55
11:I1:1037:THR:CG2	20:R1:170:LEU:H	2.16	0.55
11:I2:976:ARG:CB	20:R3:149:ARG:HB2	2.34	0.55
11:I2:990:GLU:OE1	15:M3:611:LYS:CD	2.50	0.55
11:I2:1031:ALA:CB	20:R3:173:LEU:HA	2.35	0.55
11:I2:1032:THR:CB	20:R3:173:LEU:CD1	2.69	0.55

*Continued on next page...*

*Continued from previous page...*

Atom-1	Atom-2	Interatomic distance (Å)	Clash overlap (Å)
11:I2:1051:LYS:NZ	17:O3:285:LYS:NZ	2.54	0.55
11:I2:1104:LEU:HB3	16:N3:436:ALA:H	1.70	0.55
11:I3:1275:SER:CB	26:X1:508:LEU:CD1	2.84	0.55
11:I4:1284:GLU:N	11:I4:1284:GLU:OE1	2.38	0.55
21:S2:1020:LEU:HD22	21:S2:1020:LEU:H	1.70	0.55
26:X4:70:LYS:HD2	27:Y4:15:VAL:O	2.07	0.55
27:Y2:42:THR:O	27:Y2:44:ASN:N	2.31	0.55
28:Z1:91:LYS:NZ	28:Z1:142:ALA:O	2.30	0.55
28:Z2:245:ILE:HG21	28:Z2:311:LEU:HD23	1.88	0.55
1:A1:1221:ILE:HG22	2:A2:645:PHE:H	0.61	0.55
2:A2:826:ASN:O	6:D1:632:ALA:O	2.25	0.55
2:A2:1128:ASP:H	3:A5:137:HIS:N	2.04	0.55
2:A2:1148:ARG:NH1	3:A5:171:HIS:O	2.38	0.55
1:A3:1084:ARG:HA	6:D3:794:THR:HA	1.89	0.55
2:A4:989:MSE:CE	6:D3:242:LEU:N	2.52	0.55
3:A5:996:ASN:HD21	11:I5:58:ALA:HB3	1.62	0.55
3:A6:232:LEU:CB	5:C4:736:ASN:O	2.46	0.55
3:A6:1384:ALA:O	28:Z4:863:ASP:C	2.43	0.55
11:I1:885:GLU:OE2	17:O1:249:ARG:NE	2.39	0.55
11:I2:930:LEU:HG	15:M3:602:MET:N	2.22	0.55
11:I2:939:ASN:CA	17:O3:264:ILE:O	2.38	0.55
11:I2:953:LEU:CD1	15:M3:606:LEU:CB	2.69	0.55
11:I2:995:SER:H	17:O3:271:GLU:CB	2.15	0.55
11:I2:1021:ILE:O	16:N3:406:HIS:CE1	2.59	0.55
11:I2:1109:LEU:CA	17:O3:290:TYR:CZ	2.90	0.55
11:I3:1271:GLU:CD	26:X1:504:ILE:CD1	2.75	0.55
11:I4:1112:SER:CB	12:J4:241:THR:HB	2.37	0.55
15:M4:598:GLU:OE1	17:O4:254:ARG:NH1	2.40	0.55
21:S4:374:THR:OG1	21:S4:387:THR:OG1	2.24	0.55
22:T1:680:PHE:O	22:T1:682:PRO:HD3	2.07	0.55
23:U4:155:SER:HA	24:V4:351:ILE:HA	1.88	0.55
26:X2:280:VAL:HG21	26:X2:321:ALA:HB3	1.89	0.55
26:X3:461:MET:O	26:X3:465:MET:HG3	2.07	0.55
1:A1:1224:PRO:HG3	2:A2:731:ILE:CD1	2.37	0.55
2:A2:238:ARG:HH12	4:B2:349:MET:CE	2.19	0.55
2:A2:782:VAL:CA	6:D1:677:GLN:HA	2.36	0.55
2:A2:825:ARG:HH12	6:D1:679:ILE:HD13	1.68	0.55
2:A2:869:ALA:C	6:D1:548:LEU:HD21	2.27	0.55
2:A2:1122:LEU:CD1	3:A5:135:PHE:CD2	2.70	0.55
2:A2:1137:ALA:CB	3:A5:564:ASN:O	2.48	0.55
2:A2:1156:ASP:HB3	3:A5:167:TRP:HB2	1.89	0.55

*Continued on next page...*

*Continued from previous page...*

Atom-1	Atom-2	Interatomic distance (Å)	Clash overlap (Å)
1:A3:1056:PHE:HZ	6:D3:807:THR:O	1.83	0.55
2:A4:866:SER:C	6:D3:605:THR:HG22	2.19	0.55
2:A4:867:GLU:CG	6:D3:605:THR:OG1	2.45	0.55
2:A4:868:GLN:OE1	6:D3:570:VAL:CB	2.54	0.55
2:A4:875:LEU:HD11	6:D3:567:LEU:CD2	2.19	0.55
2:A4:878:LEU:CD1	6:D3:607:PRO:HG2	2.36	0.55
3:A5:232:LEU:HD13	5:C2:740:ARG:C	2.25	0.55
6:D7:585:GLY:O	6:D7:631:LEU:HD11	2.07	0.55
11:I1:882:LYS:N	17:O1:246:LEU:HA	2.21	0.55
11:I1:951:LYS:HE2	16:N1:404:GLU:CD	2.27	0.55
11:I2:8:GLU:N	11:I2:8:GLU:OE1	2.39	0.55
11:I2:877:ILE:CA	17:O3:254:ARG:HB3	2.21	0.55
11:I2:900:ARG:CA	17:O3:232:LYS:CE	2.58	0.55
11:I3:747:GLU:N	11:I3:747:GLU:OE1	2.38	0.55
11:I5:747:GLU:N	11:I5:747:GLU:OE1	2.38	0.55
21:S2:122:LYS:HG2	21:S2:141:GLU:OE2	2.07	0.55
26:X1:163:LYS:HB2	26:X1:172:PHE:CE1	2.41	0.55
26:X3:280:VAL:HG21	26:X3:321:ALA:HB3	1.89	0.55
26:X4:508:LEU:HG	26:X4:522:MET:HE3	1.87	0.55
28:Z3:245:ILE:HG21	28:Z3:311:LEU:HD23	1.88	0.55
1:A3:1091:VAL:HB	6:D3:803:THR:O	2.07	0.55
1:A3:1098:ARG:NH1	11:I2:1411:ILE:O	2.40	0.55
2:A4:1139:ILE:HD11	3:A6:160:ILE:HD11	1.88	0.55
2:A4:1157:TYR:CB	3:A6:133:LYS:HE2	2.35	0.55
3:A6:1369:ILE:HG12	28:Z4:826:TYR:C	2.25	0.55
8:F1:1138:TRP:HB3	17:O2:244:GLU:OE1	2.06	0.55
8:F1:1556:GLN:N	8:F1:1630:GLU:OE1	2.40	0.55
8:F2:257:ARG:NH2	8:F2:285:GLU:OE1	2.39	0.55
11:I1:8:GLU:N	11:I1:8:GLU:OE1	2.39	0.55
11:I1:945:LEU:CD2	17:O1:258:GLU:N	2.70	0.55
11:I1:948:ALA:HB3	17:O1:252:VAL:O	2.06	0.55
11:I1:976:ARG:HB2	20:R1:149:ARG:CB	2.21	0.55
11:I1:994:ALA:CB	17:O1:267:ALA:O	2.55	0.55
11:I1:1018:LYS:N	16:N1:412:ASN:HB3	2.21	0.55
11:I2:877:ILE:HB	17:O3:252:VAL:C	2.27	0.55
11:I2:898:VAL:H	17:O3:236:ASP:HA	1.72	0.55
11:I2:982:GLN:O	15:M3:612:PRO:O	2.24	0.55
11:I2:983:LEU:O	15:M3:613:ASP:N	2.16	0.55
11:I3:1112:SER:CB	12:J3:241:THR:HB	2.37	0.55
21:S3:374:THR:OG1	21:S3:387:THR:OG1	2.24	0.55
21:S4:176:MET:CE	21:S4:232:LEU:CD1	2.85	0.55

*Continued on next page...*

*Continued from previous page...*

Atom-1	Atom-2	Interatomic distance (Å)	Clash overlap (Å)
23:U2:163:ARG:HD3	24:V2:292:ILE:HD11	1.88	0.55
24:V2:156:THR:HG22	24:V2:514:ARG:HD2	1.88	0.55
2:A2:908:LEU:HA	6:D1:601:PHE:HB3	1.88	0.55
2:A2:970:PHE:CE1	6:D1:196:ILE:HD12	2.39	0.55
3:A5:1403:MSE:HB3	28:Z2:920:SER:H	1.70	0.55
3:A6:1309:GLY:C	28:Z4:830:LEU:CA	2.75	0.55
3:A6:1393:THR:CG2	28:Z4:904:PHE:C	2.74	0.55
8:F2:540:GLU:N	8:F2:540:GLU:OE1	2.37	0.55
8:F2:650:ASN:OD1	8:F2:651:THR:N	2.40	0.55
11:I1:919:ALA:CA	15:M1:592:LEU:HD22	2.35	0.55
11:I1:990:GLU:HG3	15:M1:614:ASP:CB	2.34	0.55
11:I2:843:GLU:N	15:M3:587:GLU:OE2	2.38	0.55
11:I2:847:THR:HG23	15:M3:594:LYS:CE	2.37	0.55
11:I2:899:LEU:CG	17:O3:235:ASN:CB	2.85	0.55
11:I2:951:LYS:HG3	16:N3:400:LEU:O	2.07	0.55
11:I2:1025:LEU:HD22	20:R3:170:LEU:CD1	2.37	0.55
11:I4:354:ASP:OD1	11:I4:355:GLU:N	2.38	0.55
23:U1:163:ARG:HD3	24:V1:292:ILE:HD11	1.88	0.55
23:U3:34:ASP:HB3	23:U3:35:PRO:HD3	1.88	0.55
23:U3:222:VAL:CG1	24:V3:256:VAL:HA	2.36	0.55
28:Z1:245:ILE:HG21	28:Z1:311:LEU:HD23	1.88	0.55
1:A3:1056:PHE:HZ	6:D3:811:LEU:H	1.54	0.55
1:A3:1199:GLN:N	2:A4:729:SER:HB3	2.22	0.55
2:A4:779:ASP:OD1	6:D3:674:TYR:O	2.20	0.55
2:A4:870:HIS:NE2	6:D3:566:PHE:HD1	2.05	0.55
3:A5:999:SER:C	11:I5:62:GLU:CB	2.75	0.55
3:A5:1395:LYS:HG2	28:Z2:873:LEU:H	0.57	0.55
3:A5:1403:MSE:C	28:Z2:920:SER:H	2.03	0.55
3:A6:1395:LYS:CD	28:Z4:893:HIS:N	2.65	0.55
11:I1:898:VAL:CG2	17:O1:236:ASP:HA	2.37	0.55
11:I1:913:ALA:HB3	15:M1:584:GLN:CD	2.27	0.55
11:I1:920:PHE:HE1	17:O1:247:TRP:HE1	1.13	0.55
11:I1:1032:THR:C	15:M1:627:LEU:HD21	2.22	0.55
11:I1:1063:GLN:C	16:N1:428:ASP:CG	2.59	0.55
11:I1:1635:HIS:CE1	11:I2:1677:LYS:CD	2.76	0.55
11:I2:833:PHE:CE1	17:O3:241:SER:O	2.60	0.55
11:I2:931:VAL:CA	15:M3:600:ASN:O	2.54	0.55
11:I2:954:GLU:C	16:N3:403:VAL:HG22	2.25	0.55
11:I2:968:PRO:HG2	20:R3:149:ARG:NH1	2.22	0.55
11:I2:1609:GLY:CA	12:J1:295:TYR:CE1	2.89	0.55
11:I4:94:GLU:N	11:I4:94:GLU:OE1	2.38	0.55

*Continued on next page...*

*Continued from previous page...*

Atom-1	Atom-2	Interatomic distance (Å)	Clash overlap (Å)
21:S3:1052:LEU:HD21	21:S3:1073:ILE:CD1	2.32	0.55
21:S4:1020:LEU:HD22	21:S4:1020:LEU:H	1.70	0.55
24:V3:180:LEU:HD11	24:V3:478:PHE:HE1	1.71	0.55
28:Z3:288:VAL:HG12	28:Z3:300:MET:HB3	1.88	0.55
1:A1:875:LEU:CD1	6:D3:276:GLY:C	2.75	0.55
2:A2:904:GLN:HB3	6:D1:603:SER:H	1.72	0.55
2:A2:1136:LYS:N	3:A5:134:VAL:CG1	2.70	0.55
2:A2:1152:ASP:HB3	3:A5:171:HIS:C	2.26	0.55
2:A4:904:GLN:HG2	6:D3:603:SER:CB	2.32	0.55
2:A4:985:ALA:CA	6:D3:500:LYS:CA	2.83	0.55
2:A4:1149:THR:CA	5:C4:730:HIS:C	2.10	0.55
2:A4:1159:ASP:O	4:B6:343:LYS:HA	2.07	0.55
3:A5:1055:ARG:NH2	11:I5:4:LEU:O	2.40	0.55
3:A5:1411:ARG:NH2	26:X2:743:PHE:C	2.60	0.55
6:D2:585:GLY:O	6:D2:631:LEU:HD11	2.06	0.55
6:D3:585:GLY:O	6:D3:631:LEU:HD11	2.06	0.55
8:F1:650:ASN:OD1	8:F1:651:THR:N	2.40	0.55
11:I1:952:LEU:CD1	15:M1:599:ILE:HG12	2.34	0.55
11:I1:1013:GLU:O	16:N1:412:ASN:N	2.40	0.55
11:I1:1665:LEU:CA	11:I2:1667:GLN:C	2.65	0.55
11:I2:837:MET:CA	17:O3:244:GLU:H	2.09	0.55
11:I2:1043:LEU:N	15:M3:616:LEU:HD13	2.20	0.55
11:I4:1273:GLU:O	26:X3:526:CYS:HB2	2.06	0.55
15:M2:598:GLU:OE1	17:O2:254:ARG:NH1	2.40	0.55
21:S1:1020:LEU:HD22	21:S1:1020:LEU:H	1.70	0.55
23:U4:350:VAL:HG22	23:U4:355:LEU:HD22	1.89	0.55
25:W2:200:LEU:HD11	25:W2:243:TRP:CD1	2.41	0.55
25:W4:49:LEU:HB3	25:W4:82:TRP:CZ3	2.42	0.55
27:Y1:128:LEU:HD23	27:Y1:169:PHE:HB3	1.89	0.55
28:Z2:232:ARG:NE	28:Z2:249:THR:OG1	2.39	0.55
28:Z3:232:ARG:NE	28:Z3:249:THR:OG1	2.39	0.55
2:A2:968:SER:O	6:D1:203:PRO:CD	2.55	0.54
2:A2:1019:ARG:HH22	6:D1:237:PRO:C	2.10	0.54
2:A2:1136:LYS:HE2	3:A5:137:HIS:CB	1.92	0.54
1:A3:1223:GLU:HB3	2:A4:724:LEU:HD21	1.88	0.54
2:A4:225:THR:C	6:D3:709:ARG:CZ	2.37	0.54
2:A4:879:LEU:HG	6:D3:567:LEU:CD1	2.36	0.54
2:A4:987:LYS:HG3	6:D3:497:PHE:CZ	2.42	0.54
3:A5:998:SER:O	11:I5:63:PRO:CD	2.53	0.54
3:A6:1327:VAL:CG2	28:Z4:912:ASP:N	2.59	0.54
3:A6:1410:ALA:HB3	26:X4:744:MET:N	2.06	0.54

*Continued on next page...*

*Continued from previous page...*

Atom-1	Atom-2	Interatomic distance (Å)	Clash overlap (Å)
6:D4:612:VAL:HG12	6:D4:628:LEU:HD13	1.88	0.54
8:F1:1093:LEU:HG	17:O2:241:SER:CA	2.32	0.54
8:F1:1262:HIS:CD2	17:O2:259:ASP:CB	2.90	0.54
11:I1:992:ILE:N	15:M1:608:LYS:CA	2.40	0.54
11:I1:1061:ASP:CA	17:O1:279:ILE:HD12	2.36	0.54
11:I1:1602:PHE:CD1	11:I2:1666:THR:HG21	2.43	0.54
11:I1:1667:GLN:NE2	11:I2:1665:LEU:CG	2.70	0.54
11:I2:958:THR:H	16:N3:399:HIS:CE1	2.19	0.54
11:I2:1061:ASP:CG	17:O3:278:GLU:HB2	2.27	0.54
11:I2:1109:LEU:CD2	17:O3:290:TYR:CE2	2.89	0.54
11:I3:94:GLU:N	11:I3:94:GLU:OE1	2.38	0.54
11:I5:624:GLU:O	11:I5:627:ASN:ND2	2.40	0.54
22:T2:680:PHE:O	22:T2:682:PRO:HD3	2.06	0.54
23:U3:210:MET:O	24:V3:325:TYR:OH	2.21	0.54
25:W1:200:LEU:HD11	25:W1:243:TRP:CD1	2.41	0.54
25:W3:200:LEU:HD11	25:W3:243:TRP:CD1	2.41	0.54
26:X4:461:MET:O	26:X4:465:MET:HG3	2.07	0.54
28:Z2:102:MET:HB3	28:Z2:107:THR:HG21	1.89	0.54
1:A1:1018:ASP:CG	6:D1:819:ASN:HB2	2.28	0.54
2:A2:970:PHE:C	6:D1:192:TYR:CZ	2.75	0.54
2:A2:973:GLU:CB	6:D1:498:GLU:CB	2.85	0.54
2:A2:987:LYS:HE2	6:D1:555:ARG:N	2.21	0.54
2:A4:1160:GLN:NE2	3:A6:177:ILE:CB	2.65	0.54
2:A4:1305:ALA:HB3	2:A4:1306:PRO:CD	2.36	0.54
3:A5:1000:ASP:N	11:I5:62:GLU:CB	2.70	0.54
3:A6:1370:ALA:HB1	28:Z4:864:PHE:CB	2.36	0.54
3:A6:1388:ALA:CA	28:Z4:866:GLU:N	2.49	0.54
3:A6:1414:PHE:CB	28:Z4:964:LEU:HA	2.37	0.54
6:D1:612:VAL:HG12	6:D1:628:LEU:HD13	1.88	0.54
6:D2:612:VAL:HG12	6:D2:628:LEU:HD13	1.88	0.54
8:F2:1556:GLN:N	8:F2:1630:GLU:OE1	2.40	0.54
9:G1:263:MET:CG	17:O2:260:LEU:HD22	2.37	0.54
11:I1:843:GLU:HG2	15:M1:587:GLU:OE1	2.05	0.54
11:I1:899:LEU:HD11	17:O1:230:ILE:O	2.08	0.54
11:I1:938:CYS:O	17:O1:260:LEU:C	2.44	0.54
11:I2:797:LEU:CG	17:O3:245:GLU:HA	2.33	0.54
11:I2:922:ASP:N	15:M3:592:LEU:HG	2.21	0.54
11:I2:976:ARG:HB3	20:R3:149:ARG:CA	2.33	0.54
11:I2:1040:HIS:CG	16:N3:434:LEU:HD13	2.38	0.54
11:I3:77:GLU:OE1	11:I3:77:GLU:N	2.38	0.54
11:I5:8:GLU:N	11:I5:8:GLU:OE1	2.39	0.54

*Continued on next page...*

*Continued from previous page...*

Atom-1	Atom-2	Interatomic distance (Å)	Clash overlap (Å)
21:S2:176:MET:CE	21:S2:232:LEU:CD1	2.85	0.54
21:S3:176:MET:CE	21:S3:232:LEU:CD1	2.85	0.54
23:U1:410:SER:HA	23:U1:436:LEU:HD11	1.89	0.54
23:U2:207:SER:HG	24:V2:359:TYR:HH	1.54	0.54
23:U2:210:MET:O	24:V2:325:TYR:OH	2.21	0.54
23:U3:163:ARG:HD3	24:V3:292:ILE:HD11	1.88	0.54
23:U4:163:ARG:HD3	24:V4:292:ILE:HD11	1.88	0.54
25:W1:95:HIS:CE1	25:W1:97:VAL:HG22	2.42	0.54
25:W2:236:GLN:HB2	25:W2:243:TRP:CE3	2.42	0.54
25:W4:95:HIS:CE1	25:W4:97:VAL:HG22	2.42	0.54
26:X1:461:MET:O	26:X1:465:MET:HG3	2.07	0.54
2:A2:226:PRO:HG2	6:D1:711:PHE:N	2.23	0.54
2:A2:781:ARG:HG3	6:D1:673:ARG:HA	1.87	0.54
2:A4:779:ASP:O	6:D3:679:ILE:CG1	2.54	0.54
2:A4:985:ALA:CB	6:D3:497:PHE:HA	2.37	0.54
2:A4:1118:GLN:HG3	3:A6:132:ASP:HB2	1.86	0.54
2:A4:1141:GLU:OE1	3:A6:563:THR:C	2.46	0.54
3:A5:227:SER:CB	5:C2:734:VAL:HG11	2.35	0.54
3:A5:230:LYS:C	5:C2:736:ASN:CG	2.65	0.54
3:A5:230:LYS:C	5:C2:739:MET:N	2.54	0.54
3:A6:1362:ALA:C	28:Z4:868:GLN:O	2.43	0.54
3:A6:1405:LEU:HD22	28:Z4:921:THR:N	2.20	0.54
8:F2:1491:ARG:NE	9:G2:282:ASN:OD1	2.41	0.54
9:G1:260:THR:C	17:O2:256:TYR:CE1	2.81	0.54
11:I1:885:GLU:OE2	17:O1:249:ARG:CZ	2.54	0.54
11:I1:947:LEU:CD1	17:O1:256:TYR:HH	1.95	0.54
11:I1:949:CYS:CA	17:O1:253:LEU:O	2.54	0.54
11:I1:1034:ASP:HB3	16:N1:444:SER:HB2	1.88	0.54
11:I2:884:LEU:CD1	16:N3:400:LEU:CD2	2.85	0.54
11:I2:1029:LEU:HD21	20:R3:170:LEU:HD22	1.86	0.54
11:I2:1048:GLU:CB	17:O3:284:LYS:C	2.69	0.54
11:I2:1105:TRP:CG	16:N3:432:TYR:CZ	2.78	0.54
11:I3:1182:GLN:CG	12:J3:245:GLU:OE2	2.51	0.54
11:I3:1275:SER:CB	26:X1:522:MET:O	2.52	0.54
11:I4:747:GLU:N	11:I4:747:GLU:OE1	2.38	0.54
11:I5:717:GLU:N	11:I5:717:GLU:OE1	2.39	0.54
17:O4:110:LEU:HB3	18:P4:321:ILE:CG2	2.36	0.54
21:S1:1028:ALA:HB3	21:S1:1029:PRO:HD3	1.89	0.54
21:S3:122:LYS:HG2	21:S3:141:GLU:OE2	2.07	0.54
21:S4:122:LYS:HG2	21:S4:141:GLU:OE2	2.07	0.54
22:T3:680:PHE:O	22:T3:682:PRO:HD3	2.06	0.54

*Continued on next page...*



*Continued from previous page...*

Atom-1	Atom-2	Interatomic distance (Å)	Clash overlap (Å)
23:U2:222:VAL:CG1	24:V2:256:VAL:HA	2.36	0.54
25:W2:95:HIS:CE1	25:W2:97:VAL:HG22	2.42	0.54
26:X1:280:VAL:HG21	26:X1:321:ALA:HB3	1.89	0.54
26:X2:70:LYS:HD2	27:Y2:15:VAL:O	2.07	0.54
1:A1:1204:TRP:CZ3	2:A2:757:LEU:CD2	2.87	0.54
2:A2:873:PRO:HA	6:D1:563:GLU:HB2	1.88	0.54
2:A2:874:VAL:HG22	6:D1:611:LYS:CE	2.36	0.54
1:A3:1197:ALA:CB	2:A4:728:LYS:HZ3	2.16	0.54
2:A4:780:GLU:OE2	6:D3:679:ILE:HG21	2.07	0.54
2:A4:861:GLN:NE2	6:D3:607:PRO:CA	2.70	0.54
2:A4:879:LEU:HG	6:D3:567:LEU:HG	1.89	0.54
2:A4:1138:GLU:HA	3:A6:147:LEU:CD1	2.30	0.54
6:D5:585:GLY:O	6:D5:631:LEU:HD11	2.06	0.54
8:F1:1138:TRP:H	17:O2:244:GLU:C	2.11	0.54
8:F1:1262:HIS:CE1	17:O2:255:GLY:O	2.44	0.54
11:I1:846:ILE:HG12	15:M1:591:ASP:CB	2.37	0.54
11:I1:924:ILE:CD1	15:M1:596:ILE:HG13	2.35	0.54
11:I1:928:LEU:HD23	20:R1:154:ALA:O	1.98	0.54
11:I1:937:TYR:CD2	15:M1:602:MET:SD	3.00	0.54
11:I1:987:GLY:HA2	15:M1:614:ASP:CA	2.38	0.54
11:I2:928:LEU:HD21	20:R3:155:GLU:HB2	1.89	0.54
11:I2:945:LEU:HD11	17:O3:258:GLU:CG	2.30	0.54
11:I2:945:LEU:CA	17:O3:255:GLY:O	2.47	0.54
11:I2:980:ILE:C	15:M3:618:GLN:CG	2.68	0.54
11:I2:1029:LEU:CA	20:R3:173:LEU:N	2.69	0.54
11:I3:1267:LEU:CD2	26:X1:497:ARG:NH1	2.30	0.54
11:I4:1277:LEU:CG	26:X3:521:TRP:CE3	2.89	0.54
11:I5:1112:SER:CB	12:J5:241:THR:HB	2.37	0.54
11:I5:1425:TYR:OH	11:I5:1482:ASP:OD2	2.23	0.54
17:O3:155:VAL:HG23	18:P3:321:ILE:HD13	0.62	0.54
23:U2:155:SER:HA	24:V2:351:ILE:HA	1.88	0.54
23:U3:155:SER:HA	24:V3:351:ILE:HA	1.88	0.54
23:U3:410:SER:HA	23:U3:436:LEU:HD11	1.89	0.54
24:V1:180:LEU:HD11	24:V1:478:PHE:HE1	1.71	0.54
24:V2:180:LEU:HD11	24:V2:478:PHE:HE1	1.71	0.54
24:V2:520:ARG:NH2	24:V2:542:GLN:HE21	2.06	0.54
25:W1:236:GLN:HB2	25:W1:243:TRP:CE3	2.42	0.54
25:W4:9:ASN:OD1	25:W4:12:ILE:HD11	2.08	0.54
26:X1:64:LYS:HB3	27:Y1:324:ASP:HB3	1.89	0.54
1:A1:835:THR:CA	6:D3:302:PRO:HB2	2.37	0.54
1:A1:1221:ILE:HG13	2:A2:723:PHE:HZ	1.70	0.54

*Continued on next page...*

*Continued from previous page...*

Atom-1	Atom-2	Interatomic distance (Å)	Clash overlap (Å)
2:A2:970:PHE:CD1	6:D1:196:ILE:HD13	2.34	0.54
2:A2:1094:ILE:HD13	6:D2:759:GLN:CD	2.17	0.54
2:A4:975:GLU:O	6:D3:501:LEU:C	2.45	0.54
2:A4:977:VAL:HG13	6:D3:476:VAL:HG21	1.90	0.54
2:A4:985:ALA:HB2	6:D3:500:LYS:N	2.20	0.54
3:A5:1026:PRO:HD2	11:I5:66:LEU:CG	2.37	0.54
3:A5:1135:ARG:HE	5:C5:743:LEU:CD1	2.18	0.54
3:A6:1358:LEU:HD21	28:Z4:875:LEU:CA	2.08	0.54
11:I1:963:LEU:CD2	20:R1:176:ARG:NH2	2.58	0.54
11:I1:1048:GLU:HB2	17:O1:284:LYS:CA	2.28	0.54
11:I1:1048:GLU:HA	20:R1:143:PHE:CD1	2.42	0.54
11:I1:1673:VAL:N	11:I2:1611:PHE:HA	2.20	0.54
11:I2:948:ALA:HB3	17:O3:256:TYR:N	2.21	0.54
11:I2:1024:PHE:CG	16:N3:406:HIS:CE1	2.94	0.54
11:I2:1100:ILE:HG22	16:N3:433:GLU:CD	2.24	0.54
11:I2:1107:SER:CA	16:N3:436:ALA:O	2.56	0.54
21:S1:176:MET:CE	21:S1:232:LEU:CD1	2.85	0.54
23:U3:350:VAL:HG22	23:U3:355:LEU:HD22	1.90	0.54
25:W1:49:LEU:HB3	25:W1:82:TRP:CZ3	2.42	0.54
26:X2:461:MET:O	26:X2:465:MET:HG3	2.07	0.54
26:X2:536:LYS:O	26:X2:540:THR:OG1	2.20	0.54
26:X3:70:LYS:HD2	27:Y3:15:VAL:O	2.07	0.54
26:X4:328:LEU:O	26:X4:332:ILE:HG13	2.08	0.54
28:Z1:288:VAL:HG12	28:Z1:300:MET:HB3	1.88	0.54
28:Z4:125:ASP:OD1	28:Z4:127:SER:OG	2.17	0.54
1:A1:870:HIS:CG	6:D3:280:GLN:HA	2.41	0.54
2:A2:780:GLU:CB	6:D1:677:GLN:HB3	2.33	0.54
2:A2:827:ILE:O	2:A2:863:GLN:HB2	0.72	0.54
2:A2:911:TYR:HH	6:D1:196:ILE:HG21	1.71	0.54
2:A2:980:ARG:HG3	6:D1:526:LEU:CA	2.35	0.54
2:A2:1143:LEU:CG	3:A5:131:PRO:HB3	2.26	0.54
2:A4:1054:SER:HB3	6:D4:762:ARG:CZ	2.38	0.54
3:A5:221:SER:C	5:C2:738:ASP:O	2.46	0.54
3:A5:231:SER:N	5:C2:739:MET:N	2.51	0.54
3:A5:1026:PRO:HG2	11:I5:73:TYR:CG	2.31	0.54
3:A5:1369:ILE:HD11	28:Z2:832:PHE:CA	2.34	0.54
8:F1:982:PRO:HB2	11:I1:1388:GLU:CD	2.28	0.54
8:F1:1264:ARG:HB3	17:O2:263:GLN:CA	2.30	0.54
11:I1:922:ASP:HA	20:R1:163:LEU:HB3	1.90	0.54
11:I1:937:TYR:O	17:O1:258:GLU:C	2.46	0.54
11:I1:947:LEU:HG	16:N1:408:MET:N	2.22	0.54

*Continued on next page...*

*Continued from previous page...*

Atom-1	Atom-2	Interatomic distance (Å)	Clash overlap (Å)
11:I1:1665:LEU:HB2	11:I2:1667:GLN:NE2	2.21	0.54
11:I2:837:MET:HE3	17:O3:243:LEU:CG	2.37	0.54
11:I2:880:MET:O	17:O3:246:LEU:CD2	2.42	0.54
11:I2:950:LEU:CB	16:N3:407:ALA:HA	2.34	0.54
11:I2:955:LYS:HG3	16:N3:403:VAL:CG2	2.38	0.54
11:I2:994:ALA:O	17:O3:270:THR:HB	2.08	0.54
11:I2:1037:THR:OG1	20:R3:169:GLY:HA3	2.03	0.54
11:I2:1039:ALA:C	20:R3:170:LEU:CD1	2.58	0.54
11:I2:1049:LEU:CD1	17:O3:291:ASP:OD1	2.56	0.54
21:S2:1012:LEU:HD13	21:S2:1034:LEU:HD22	1.90	0.54
24:V2:525:ASP:HA	24:V2:528:LEU:HD12	1.90	0.54
25:W3:95:HIS:CE1	25:W3:97:VAL:HG22	2.42	0.54
25:W4:236:GLN:HB2	25:W4:243:TRP:CE3	2.42	0.54
26:X3:186:ARG:HA	26:X3:190:PHE:HB2	1.90	0.54
2:A2:227:SER:HB3	6:D1:708:ASP:O	2.08	0.54
2:A2:878:LEU:HB2	6:D1:567:LEU:HD13	1.90	0.54
2:A2:967:GLU:HA	6:D1:202:GLN:CD	2.24	0.54
2:A2:1137:ALA:HB1	3:A5:564:ASN:C	2.29	0.54
2:A2:1156:ASP:CG	3:A5:168:ASP:N	2.61	0.54
2:A4:780:GLU:HB2	6:D3:677:GLN:O	2.08	0.54
2:A4:823:VAL:HA	2:A4:856:PHE:CZ	2.28	0.54
2:A4:867:GLU:CA	6:D3:605:THR:HG22	2.28	0.54
2:A4:1156:ASP:O	3:A6:165:PHE:HB3	2.08	0.54
3:A5:1098:ARG:CZ	11:I5:29:GLN:HB3	2.35	0.54
6:D1:532:LEU:O	6:D1:536:THR:HG23	2.08	0.54
8:F2:1165:VAL:HG12	8:F2:1166:GLY:N	2.23	0.54
11:I1:879:VAL:C	17:O1:247:TRP:N	2.44	0.54
11:I1:885:GLU:HA	16:N1:397:GLU:OE1	2.08	0.54
11:I1:915:ALA:HB1	16:N1:382:MET:SD	2.47	0.54
11:I1:926:SER:HA	20:R1:156:GLY:N	2.23	0.54
11:I1:931:VAL:CG1	15:M1:600:ASN:HB3	2.38	0.54
11:I1:955:LYS:CE	16:N1:397:GLU:C	2.46	0.54
11:I1:996:LEU:CD2	16:N1:410:MET:SD	2.92	0.54
11:I2:962:ILE:HG12	15:M3:600:ASN:ND2	2.20	0.54
11:I2:977:ASN:O	20:R3:151:LYS:HB3	2.08	0.54
11:I2:1042:LEU:O	16:N3:430:ARG:NH1	2.34	0.54
21:S4:1028:ALA:HB3	21:S4:1029:PRO:HD3	1.89	0.54
23:U3:207:SER:HG	24:V3:359:TYR:HH	1.56	0.54
24:V4:433:GLU:OE1	24:V4:467:SER:OG	2.20	0.54
27:Y3:128:LEU:HD23	27:Y3:169:PHE:HB3	1.89	0.54
2:A4:864:ARG:CZ	6:D3:610:ASN:ND2	2.63	0.54

*Continued on next page...*

*Continued from previous page...*

Atom-1	Atom-2	Interatomic distance (Å)	Clash overlap (Å)
2:A4:978:ASP:N	6:D3:492:VAL:CG1	2.71	0.54
2:A4:1026:PRO:O	2:A4:1029:ILE:N	2.41	0.54
2:A4:1148:ARG:CZ	3:A6:174:PRO:CG	2.78	0.54
3:A6:1372:THR:OG1	28:Z4:822:SER:C	2.41	0.54
4:B6:345:LYS:C	5:C4:737:LYS:HE3	2.25	0.54
11:I1:873:ILE:HA	17:O1:251:ILE:HG23	1.88	0.54
11:I1:884:LEU:HB3	16:N1:397:GLU:N	2.23	0.54
11:I1:951:LYS:CA	16:N1:400:LEU:O	2.55	0.54
11:I1:985:ARG:N	15:M1:612:PRO:C	2.61	0.54
11:I1:1052:LEU:H	17:O1:286:ILE:HB	1.72	0.54
11:I2:841:PHE:CA	15:M3:591:ASP:CG	2.74	0.54
11:I2:883:ALA:N	17:O3:245:GLU:O	2.24	0.54
11:I2:955:LYS:HB3	16:N3:400:LEU:HG	1.89	0.54
11:I2:956:ILE:HG21	15:M3:600:ASN:N	2.22	0.54
11:I2:1041:GLN:NE2	15:M3:617:THR:CG2	2.55	0.54
11:I2:1049:LEU:HD13	20:R3:146:LEU:HB3	1.90	0.54
11:I3:717:GLU:N	11:I3:717:GLU:OE1	2.39	0.54
11:I3:1280:PRO:CG	26:X1:539:TYR:HE2	2.21	0.54
11:I4:1269:ARG:O	26:X3:528:GLU:CB	2.32	0.54
11:I4:1270:LYS:HE2	26:X3:530:ARG:NE	2.21	0.54
17:O4:110:LEU:C	18:P1:278:ASN:ND2	2.58	0.54
21:S2:1028:ALA:HB3	21:S2:1029:PRO:HD3	1.89	0.54
23:U2:254:ALA:O	24:V2:315:LYS:NZ	2.40	0.54
24:V3:525:ASP:HA	24:V3:528:LEU:HD12	1.90	0.54
25:W2:9:ASN:OD1	25:W2:12:ILE:HD11	2.08	0.54
1:A1:785:ILE:HD11	1:A1:825:ARG:CG	2.38	0.54
1:A1:1087:GLY:HA2	6:D1:797:GLY:O	1.92	0.54
2:A2:866:SER:OG	6:D1:605:THR:N	2.41	0.54
2:A2:1143:LEU:HB2	3:A5:131:PRO:CA	2.37	0.54
1:A3:1204:TRP:CZ2	2:A4:676:LEU:HD12	2.42	0.54
2:A4:1124:ARG:O	3:A6:140:ALA:HB2	2.07	0.54
3:A6:1358:LEU:HD13	28:Z4:873:LEU:O	2.08	0.54
3:A6:1398:LYS:HD3	28:Z4:886:LEU:C	2.27	0.54
3:A6:1401:VAL:CB	28:Z4:919:PHE:CB	2.85	0.54
6:D5:440:PHE:O	6:D5:444:LEU:HD13	2.08	0.54
8:F1:1261:TYR:O	17:O2:262:ASP:HB2	2.08	0.54
8:F1:1267:ARG:HG3	17:O2:265:ASN:CB	2.34	0.54
9:G1:254:ASN:ND2	15:M2:606:LEU:HA	2.23	0.54
11:I1:877:ILE:HG21	17:O1:254:ARG:N	2.19	0.54
11:I1:917:TYR:O	15:M1:588:MET:HB3	2.08	0.54
11:I1:1017:VAL:CG1	16:N1:410:MET:HG2	2.36	0.54

*Continued on next page...*

*Continued from previous page...*

Atom-1	Atom-2	Interatomic distance (Å)	Clash overlap (Å)
11:I1:1049:LEU:N	15:M1:622:VAL:HG12	2.23	0.54
11:I1:1055:GLU:C	17:O1:277:GLU:O	2.41	0.54
11:I1:1067:PHE:CG	16:N1:432:TYR:N	2.75	0.54
11:I1:1666:THR:HG21	11:I2:1602:PHE:HB3	1.89	0.54
11:I2:963:LEU:CD2	20:R3:168:LEU:HD13	2.38	0.54
11:I2:976:ARG:NH1	15:M3:622:VAL:HG21	1.99	0.54
11:I2:978:LYS:CG	20:R3:151:LYS:HD3	2.37	0.54
11:I2:986:ASN:N	15:M3:613:ASP:HB3	2.11	0.54
11:I2:1103:LEU:HB3	20:R3:174:ARG:HB3	1.84	0.54
11:I2:1112:SER:CB	12:J2:241:THR:HB	2.37	0.54
21:S1:1012:LEU:HD13	21:S1:1034:LEU:HD22	1.90	0.54
21:S1:1083:TRP:HA	21:S1:1083:TRP:HE3	1.73	0.54
25:W4:212:TRP:HA	25:W4:222:LEU:HD23	1.90	0.54
2:A2:1026:PRO:O	2:A2:1029:ILE:N	2.41	0.54
2:A4:1150:LEU:HD11	5:C4:731:LYS:CG	2.38	0.54
6:D3:440:PHE:O	6:D3:444:LEU:HD13	2.08	0.54
6:D6:532:LEU:O	6:D6:536:THR:HG23	2.08	0.54
9:G2:258:LYS:CD	17:O4:259:ASP:OD2	2.56	0.54
11:I1:947:LEU:CG	17:O1:256:TYR:OH	2.55	0.54
11:I1:981:VAL:HB	20:R1:147:LEU:HG	0.54	0.54
11:I1:1037:THR:CB	20:R1:173:LEU:HB2	2.33	0.54
11:I2:833:PHE:HZ	17:O3:242:ARG:CA	2.13	0.54
11:I2:887:GLN:CD	16:N3:393:ILE:HG12	2.29	0.54
11:I2:921:GLU:C	15:M3:593:ALA:N	2.50	0.54
11:I2:951:LYS:HG3	17:O3:253:LEU:CD1	2.38	0.54
11:I2:1037:THR:OG1	20:R3:169:GLY:N	2.40	0.54
11:I2:1071:LEU:HG	16:N3:429:GLU:HA	1.90	0.54
11:I2:1114:VAL:CG1	16:N3:432:TYR:HD2	2.18	0.54
11:I3:624:GLU:O	11:I3:627:ASN:ND2	2.40	0.54
21:S3:1028:ALA:HB3	21:S3:1029:PRO:HD3	1.89	0.54
23:U2:350:VAL:HG22	23:U2:355:LEU:HD22	1.90	0.54
26:X2:186:ARG:HA	26:X2:190:PHE:HB2	1.90	0.54
28:Z3:102:MET:HB3	28:Z3:107:THR:HG21	1.89	0.54
2:A2:223:THR:HB	6:D1:709:ARG:NH2	2.10	0.53
2:A2:779:ASP:CB	6:D1:679:ILE:O	2.56	0.53
2:A2:988:ARG:C	6:D1:500:LYS:HE2	2.25	0.53
2:A2:1150:LEU:HD11	5:C2:731:LYS:CG	2.38	0.53
2:A4:173:ASN:ND2	6:D3:762:ARG:CA	2.70	0.53
3:A5:1366:LEU:HA	28:Z2:829:SER:C	2.28	0.53
3:A6:1334:GLY:O	28:Z4:961:PHE:N	2.41	0.53
3:A6:1365:VAL:CB	28:Z4:845:ILE:CB	2.85	0.53

*Continued on next page...*

*Continued from previous page...*

Atom-1	Atom-2	Interatomic distance (Å)	Clash overlap (Å)
6:D2:440:PHE:O	6:D2:444:LEU:HD13	2.08	0.53
6:D7:440:PHE:O	6:D7:444:LEU:HD13	2.08	0.53
8:F2:1263:MET:O	8:F2:1267:ARG:N	2.41	0.53
11:I1:911:PRO:C	15:M1:584:GLN:HE21	2.10	0.53
11:I1:1031:ALA:HB1	20:R1:176:ARG:NH1	2.17	0.53
11:I2:978:LYS:HZ1	20:R3:153:GLN:C	2.12	0.53
11:I2:978:LYS:HE2	20:R3:153:GLN:C	2.27	0.53
11:I2:1016:ARG:O	16:N3:408:MET:C	2.47	0.53
11:I2:1031:ALA:C	20:R3:173:LEU:O	2.47	0.53
11:I3:1271:GLU:N	26:X1:529:TRP:CB	2.71	0.53
18:P1:277:PRO:HB2	18:P4:322:LYS:H	1.72	0.53
21:S2:176:MET:HE1	21:S2:232:LEU:CD1	2.38	0.53
22:T3:853:CYS:O	22:T3:857:LEU:HG	2.08	0.53
23:U3:341:HIS:CE1	23:U3:343:ILE:HD12	2.43	0.53
23:U4:222:VAL:HG12	24:V4:256:VAL:HA	1.90	0.53
23:U4:341:HIS:CE1	23:U4:343:ILE:HD12	2.43	0.53
24:V4:178:THR:HG21	24:V4:485:ALA:HB2	1.90	0.53
24:V4:520:ARG:NH2	24:V4:542:GLN:HE21	2.06	0.53
25:W2:212:TRP:HA	25:W2:222:LEU:HD23	1.90	0.53
26:X1:70:LYS:HD2	27:Y1:15:VAL:O	2.07	0.53
26:X4:64:LYS:HB3	27:Y4:324:ASP:HB3	1.90	0.53
28:Z4:537:THR:CG2	28:Z4:743:ASN:HA	2.31	0.53
2:A2:1131:ILE:CG1	3:A5:137:HIS:HB3	2.29	0.53
1:A3:1084:ARG:HG3	6:D3:794:THR:HB	1.90	0.53
1:A3:1201:ARG:N	2:A4:728:LYS:O	2.37	0.53
2:A4:983:LEU:HG	6:D3:528:PHE:HE1	0.77	0.53
2:A4:989:MSE:HB3	6:D3:240:ASP:HA	1.91	0.53
2:A4:1157:TYR:CE1	3:A6:131:PRO:HB2	2.23	0.53
3:A6:157:TRP:CD1	5:C4:741:THR:CG2	2.86	0.53
3:A6:189:VAL:CG2	5:C4:745:SER:OG	2.46	0.53
3:A6:785:ILE:HD11	3:A6:825:ARG:CG	2.38	0.53
3:A6:1312:ARG:NE	28:Z4:841:ALA:HB1	2.24	0.53
3:A6:1407:GLY:O	26:X4:743:PHE:HA	2.09	0.53
6:D1:440:PHE:O	6:D1:444:LEU:HD13	2.08	0.53
6:D6:440:PHE:O	6:D6:444:LEU:HD13	2.08	0.53
8:F1:1491:ARG:NE	9:G1:282:ASN:OD1	2.41	0.53
11:I1:937:TYR:C	17:O1:258:GLU:HA	2.29	0.53
11:I1:952:LEU:CA	17:O1:253:LEU:HD13	2.35	0.53
11:I1:953:LEU:O	16:N1:399:HIS:CD2	2.58	0.53
11:I1:1018:LYS:H	16:N1:412:ASN:CA	2.21	0.53
11:I1:1111:ALA:HB2	16:N1:439:ARG:NH1	2.22	0.53

*Continued on next page...*

*Continued from previous page...*

Atom-1	Atom-2	Interatomic distance (Å)	Clash overlap (Å)
11:I1:1112:SER:CB	12:J1:241:THR:HB	2.37	0.53
11:I2:886:LEU:CB	17:O3:242:ARG:HA	2.38	0.53
11:I2:989:GLY:CA	15:M3:614:ASP:HB3	2.38	0.53
11:I4:8:GLU:N	11:I4:8:GLU:OE1	2.39	0.53
11:I5:1279:THR:CG2	26:X2:520:GLU:HB2	2.09	0.53
15:M1:598:GLU:OE1	17:O1:254:ARG:NH1	2.40	0.53
21:S3:947:GLU:CD	21:S3:947:GLU:H	2.12	0.53
21:S3:1012:LEU:HD13	21:S3:1034:LEU:HD22	1.90	0.53
21:S4:1083:TRP:HA	21:S4:1083:TRP:HE3	1.73	0.53
22:T1:853:CYS:O	22:T1:857:LEU:HG	2.08	0.53
25:W3:9:ASN:OD1	25:W3:12:ILE:HD11	2.08	0.53
25:W3:236:GLN:HB2	25:W3:243:TRP:CE3	2.42	0.53
26:X3:328:LEU:O	26:X3:332:ILE:HG13	2.08	0.53
27:Y2:128:LEU:HD23	27:Y2:169:PHE:HB3	1.89	0.53
1:A1:777:LEU:HD13	1:A1:822:ILE:HD11	1.90	0.53
2:A2:223:THR:C	6:D1:709:ARG:HH22	2.12	0.53
2:A2:825:ARG:CD	6:D1:633:LYS:HG3	2.38	0.53
2:A2:863:GLN:HA	6:D1:603:SER:O	2.08	0.53
2:A2:988:ARG:CA	6:D1:500:LYS:NZ	2.49	0.53
1:A3:1088:ASN:HA	6:D3:808:ASN:ND2	2.24	0.53
2:A4:874:VAL:HG23	6:D3:568:ARG:C	2.19	0.53
2:A4:1134:GLU:C	3:A6:145:THR:CB	2.76	0.53
3:A5:1395:LYS:C	28:Z2:873:LEU:CB	2.75	0.53
3:A6:1393:THR:CB	28:Z4:904:PHE:O	2.56	0.53
3:A6:1416:ARG:OXT	28:Z4:976:ALA:O	2.27	0.53
5:C1:732:LYS:NZ	11:I1:1225:LYS:CG	2.66	0.53
6:D3:532:LEU:O	6:D3:536:THR:HG23	2.08	0.53
11:I1:950:LEU:CG	15:M1:606:LEU:HD21	2.38	0.53
11:I1:1020:ALA:C	16:N1:409:ALA:HB3	2.20	0.53
11:I1:1668:HIS:N	11:I2:1665:LEU:HA	2.22	0.53
11:I2:877:ILE:HB	17:O3:255:GLY:N	2.22	0.53
11:I2:938:CYS:O	17:O3:264:ILE:C	2.46	0.53
11:I2:966:TRP:CA	20:R3:150:ASN:O	2.56	0.53
11:I2:1284:GLU:N	11:I2:1284:GLU:OE1	2.38	0.53
11:I4:1274:HIS:CD2	26:X3:531:LEU:HB2	2.44	0.53
11:I5:465:GLU:N	11:I5:465:GLU:OE1	2.38	0.53
22:T4:781:THR:HG23	22:T4:783:THR:H	1.73	0.53
23:U1:341:HIS:CE1	23:U1:343:ILE:HD12	2.43	0.53
24:V1:520:ARG:NH2	24:V1:542:GLN:HE21	2.06	0.53
24:V1:525:ASP:HA	24:V1:528:LEU:HD12	1.90	0.53
24:V2:345:SER:HB3	24:V2:371:PHE:CE2	2.44	0.53

*Continued on next page...*

*Continued from previous page...*

Atom-1	Atom-2	Interatomic distance (Å)	Clash overlap (Å)
24:V3:178:THR:HG21	24:V3:485:ALA:HB2	1.90	0.53
24:V3:186:PHE:HD1	24:V3:487:LEU:HD11	1.74	0.53
24:V3:520:ARG:NH2	24:V3:542:GLN:HE21	2.06	0.53
26:X3:64:LYS:HB3	27:Y3:324:ASP:HB3	1.90	0.53
26:X4:280:VAL:HG21	26:X4:321:ALA:HB3	1.89	0.53
2:A2:968:SER:CA	6:D1:201:LEU:O	2.50	0.53
2:A4:827:ILE:O	2:A4:863:GLN:HB2	0.72	0.53
2:A4:827:ILE:CA	6:D3:606:LYS:HB3	2.20	0.53
2:A4:864:ARG:NH1	6:D3:610:ASN:ND2	2.56	0.53
2:A4:876:ARG:CG	6:D3:558:LYS:HG2	2.39	0.53
3:A6:146:LYS:CE	5:C4:747:PRO:O	2.56	0.53
3:A6:1135:ARG:HE	5:C6:743:LEU:CD1	2.18	0.53
3:A6:1359:LEU:HD23	28:Z4:873:LEU:C	2.29	0.53
8:F1:1263:MET:O	8:F1:1267:ARG:N	2.41	0.53
11:I1:860:LEU:HB3	17:O1:262:ASP:OD1	2.08	0.53
11:I1:1023:ASP:HB3	16:N1:405:ALA:CB	2.35	0.53
11:I1:1055:GLU:OE2	17:O1:280:GLU:HG3	2.08	0.53
11:I1:1057:LYS:O	17:O1:276:GLY:O	2.26	0.53
11:I1:1605:LEU:HD13	11:I2:1669:ARG:NE	2.16	0.53
11:I2:884:LEU:CD1	16:N3:400:LEU:HD21	2.38	0.53
11:I2:955:LYS:HE3	16:N3:397:GLU:O	2.09	0.53
11:I2:1018:LYS:HE3	16:N3:413:VAL:HG12	1.88	0.53
11:I2:1068:HIS:O	16:N3:429:GLU:CD	2.47	0.53
11:I3:1275:SER:CB	26:X1:522:MET:CG	2.73	0.53
11:I4:1267:LEU:C	26:X3:528:GLU:CG	2.56	0.53
17:O3:101:ASN:CG	18:P3:322:LYS:HG2	2.22	0.53
23:U1:207:SER:HG	24:V1:359:TYR:HH	1.56	0.53
23:U2:410:SER:HA	23:U2:436:LEU:HD11	1.89	0.53
23:U3:206:ILE:HG23	24:V3:336:LEU:HB3	1.91	0.53
24:V2:178:THR:HG21	24:V2:485:ALA:HB2	1.90	0.53
24:V2:548:TYR:HB2	25:W2:64:PRO:HB3	1.90	0.53
24:V4:525:ASP:HA	24:V4:528:LEU:HD12	1.90	0.53
25:W1:9:ASN:OD1	25:W1:12:ILE:HD11	2.08	0.53
25:W1:154:ALA:HB2	25:W1:212:TRP:CE3	2.44	0.53
25:W4:154:ALA:HB2	25:W4:212:TRP:CE3	2.44	0.53
26:X2:328:LEU:O	26:X2:332:ILE:HG13	2.08	0.53
26:X4:186:ARG:HA	26:X4:190:PHE:HB2	1.90	0.53
2:A2:859:GLN:C	6:D1:606:LYS:HD3	2.13	0.53
2:A2:870:HIS:CG	6:D1:566:PHE:CG	2.89	0.53
2:A2:980:ARG:NE	6:D1:525:ARG:HD3	2.21	0.53
2:A2:1142:PHE:CE1	3:A5:567:VAL:CB	2.91	0.53

*Continued on next page...*



*Continued from previous page...*

Atom-1	Atom-2	Interatomic distance (Å)	Clash overlap (Å)
2:A2:1151:THR:CG2	3:A5:171:HIS:CD2	2.68	0.53
2:A4:909:LYS:HG2	6:D3:552:TYR:CD1	2.43	0.53
2:A4:1135:ARG:CB	3:A6:138:LEU:HD23	2.35	0.53
3:A5:996:ASN:OD1	11:I5:57:GLU:CA	2.55	0.53
3:A6:159:SER:CB	5:C4:745:SER:H	2.22	0.53
3:A6:165:PHE:CB	5:C4:743:LEU:HD13	2.38	0.53
3:A6:1372:THR:OG1	28:Z4:822:SER:O	2.27	0.53
9:G2:257:THR:HG23	17:O4:257:ALA:N	2.22	0.53
11:I1:896:PRO:HA	17:O1:232:LYS:HB3	1.89	0.53
11:I1:928:LEU:CD2	20:R1:155:GLU:HB2	2.38	0.53
11:I1:939:ASN:HA	17:O1:264:ILE:O	2.09	0.53
11:I1:984:GLU:CB	15:M1:618:GLN:HG3	2.29	0.53
11:I1:1036:PRO:O	15:M1:623:LEU:O	2.26	0.53
11:I1:1045:PHE:CE1	16:N1:434:LEU:C	2.65	0.53
11:I1:1047:CYS:O	20:R1:143:PHE:CZ	2.60	0.53
11:I1:1048:GLU:CD	20:R1:143:PHE:CG	2.53	0.53
11:I1:1602:PHE:HD1	11:I2:1666:THR:HG21	1.73	0.53
11:I2:840:LEU:CG	17:O3:247:TRP:CD1	2.91	0.53
11:I2:1109:LEU:CB	16:N3:441:PHE:HB2	2.39	0.53
11:I3:1116:ASP:OD1	12:J3:241:THR:CG2	2.56	0.53
11:I4:408:PRO:O	11:I4:409:SER:OG	2.16	0.53
15:M3:598:GLU:OE1	17:O3:254:ARG:NH1	2.40	0.53
17:O3:147:ALA:C	18:P3:328:PRO:HB3	2.28	0.53
17:O3:151:LEU:HD11	18:P3:321:ILE:O	2.08	0.53
19:Q1:208:GLY:HA3	19:Q1:210:TRP:CZ3	2.43	0.53
23:U1:222:VAL:HG12	24:V1:256:VAL:HA	1.90	0.53
25:W3:275:ASP:N	25:W3:275:ASP:OD1	2.42	0.53
26:X1:227:VAL:C	26:X1:229:SER:H	2.12	0.53
1:A1:1226:LEU:CA	2:A2:728:LYS:CD	2.76	0.53
2:A2:983:LEU:CB	6:D1:528:PHE:CE1	2.81	0.53
2:A2:992:TYR:CB	6:D1:238:ALA:CB	2.86	0.53
2:A2:1163:TYR:CA	4:B5:342:ARG:HG3	2.38	0.53
2:A4:1164:TYR:OH	4:B6:343:LYS:CD	2.52	0.53
3:A5:153:ILE:HB	5:C2:739:MET:HB2	1.90	0.53
3:A6:153:ILE:HD12	5:C4:739:MET:CG	2.37	0.53
3:A6:1151:THR:HA	5:C6:733:LEU:HD11	1.80	0.53
8:F1:982:PRO:CG	11:I1:1388:GLU:HG3	2.38	0.53
8:F1:1093:LEU:CB	17:O2:244:GLU:OE2	2.51	0.53
11:I1:717:GLU:N	11:I1:717:GLU:OE1	2.39	0.53
11:I1:987:GLY:CA	15:M1:614:ASP:N	2.72	0.53
11:I1:1040:HIS:CD2	20:R1:170:LEU:HD23	2.41	0.53

*Continued on next page...*

*Continued from previous page...*

Atom-1	Atom-2	Interatomic distance (Å)	Clash overlap (Å)
11:I2:833:PHE:CE2	17:O3:238:ALA:O	2.60	0.53
11:I2:938:CYS:O	17:O3:261:LYS:HA	2.09	0.53
11:I2:1046:HIS:C	17:O3:284:LYS:CG	2.70	0.53
11:I4:1277:LEU:CG	26:X3:521:TRP:HE3	2.21	0.53
11:I5:1116:ASP:OD1	12:J5:241:THR:CG2	2.56	0.53
21:S1:947:GLU:CD	21:S1:947:GLU:H	2.12	0.53
22:T1:781:THR:HG23	22:T1:783:THR:H	1.73	0.53
22:T3:781:THR:HG23	22:T3:783:THR:H	1.73	0.53
24:V3:345:SER:HB3	24:V3:371:PHE:CE2	2.43	0.53
24:V4:186:PHE:HD1	24:V4:487:LEU:HD11	1.74	0.53
24:V4:345:SER:HB3	24:V4:371:PHE:CE2	2.43	0.53
25:W1:178:ALA:HB1	25:W1:206:TRP:CE2	2.44	0.53
25:W2:275:ASP:N	25:W2:275:ASP:OD1	2.42	0.53
27:Y4:128:LEU:HD23	27:Y4:169:PHE:HB3	1.89	0.53
1:A1:1070:ASP:OD2	11:I1:1238:LYS:HG3	2.09	0.53
1:A1:1223:GLU:OE1	2:A2:734:LEU:HD11	2.08	0.53
2:A2:879:LEU:HD12	6:D1:564:ASN:CG	2.29	0.53
2:A2:1135:ARG:C	3:A5:134:VAL:HG11	2.27	0.53
2:A2:1141:GLU:OE2	3:A5:567:VAL:N	2.36	0.53
2:A4:780:GLU:OE2	6:D3:679:ILE:CG2	2.52	0.53
2:A4:873:PRO:HD2	6:D3:569:CYS:CA	2.38	0.53
2:A4:876:ARG:HG3	6:D3:558:LYS:HG2	1.89	0.53
2:A4:1019:ARG:HH12	6:D3:239:THR:N	2.07	0.53
3:A5:1019:ARG:HG2	11:I5:54:LYS:CE	2.24	0.53
3:A5:1399:ARG:CZ	28:Z2:909:LEU:HA	2.28	0.53
6:D2:532:LEU:O	6:D2:536:THR:HG23	2.08	0.53
6:D4:532:LEU:O	6:D4:536:THR:HG23	2.08	0.53
6:D5:532:LEU:O	6:D5:536:THR:HG23	2.08	0.53
8:F1:1202:TYR:CD1	17:O2:252:VAL:HG22	2.44	0.53
8:F2:472:ARG:CZ	11:I2:171:TRP:HB2	2.38	0.53
11:I1:877:ILE:CD1	17:O1:251:ILE:O	2.56	0.53
11:I1:913:ALA:N	15:M1:584:GLN:CD	2.58	0.53
11:I1:957:SER:HB3	20:R1:168:LEU:HA	1.90	0.53
11:I1:978:LYS:O	15:M1:621:ARG:NH1	2.42	0.53
11:I1:1116:ASP:OD1	12:J1:241:THR:CG2	2.56	0.53
11:I2:921:GLU:HA	15:M3:596:ILE:N	2.24	0.53
11:I2:958:THR:HA	20:R3:168:LEU:HD23	1.90	0.53
11:I2:967:SER:CA	20:R3:153:GLN:NE2	2.56	0.53
11:I2:1040:HIS:CD2	20:R3:170:LEU:HD23	2.44	0.53
11:I2:1106:LYS:O	16:N3:440:GLU:HG3	2.05	0.53
11:I5:1276:GLN:O	26:X2:518:ASP:N	2.26	0.53

*Continued on next page...*

*Continued from previous page...*

Atom-1	Atom-2	Interatomic distance (Å)	Clash overlap (Å)
21:S2:969:THR:HA	22:T2:879:ASP:OD1	2.09	0.53
24:V3:548:TYR:HB2	25:W3:64:PRO:HB3	1.90	0.53
25:W3:178:ALA:HB1	25:W3:206:TRP:CE2	2.44	0.53
25:W4:275:ASP:N	25:W4:275:ASP:OD1	2.42	0.53
28:Z4:102:MET:HB3	28:Z4:107:THR:HG21	1.89	0.53
1:A1:1087:GLY:C	6:D1:797:GLY:O	2.39	0.53
2:A2:823:VAL:HA	2:A2:856:PHE:CZ	2.28	0.53
2:A2:965:LYS:HA	6:D1:199:GLY:C	2.30	0.53
2:A2:983:LEU:CD2	6:D1:497:PHE:CZ	2.91	0.53
2:A4:781:ARG:HH21	6:D3:633:LYS:HD2	1.64	0.53
2:A4:880:ALA:HB2	6:D3:558:LYS:HD3	1.91	0.53
2:A4:976:LEU:HD11	6:D3:245:ARG:HD3	1.91	0.53
2:A4:986:THR:HG22	6:D3:504:LYS:CE	2.37	0.53
3:A5:1092:ASN:OD1	11:I5:33:THR:CG2	2.57	0.53
3:A6:222:ALA:CB	5:C4:739:MET:CG	2.85	0.53
8:F1:1138:TRP:CD1	17:O2:244:GLU:CG	2.69	0.53
9:G2:256:GLN:N	17:O4:262:ASP:OD2	2.42	0.53
11:I1:912:VAL:H	15:M1:584:GLN:NE2	2.05	0.53
11:I1:925:LEU:HD12	15:M1:593:ALA:CB	2.37	0.53
11:I1:1061:ASP:HB2	17:O1:279:ILE:HD12	1.90	0.53
11:I1:1108:PRO:CB	16:N1:443:GLU:CA	2.77	0.53
11:I2:951:LYS:CG	16:N3:400:LEU:O	2.56	0.53
11:I2:1017:VAL:CA	16:N3:409:ALA:O	2.57	0.53
11:I2:1116:ASP:OD1	12:J2:241:THR:CG2	2.56	0.53
11:I4:1272:TYR:N	26:X3:528:GLU:CB	2.72	0.53
17:O4:107:THR:HA	18:P4:318:PRO:HD3	1.91	0.53
19:Q3:208:GLY:HA3	19:Q3:210:TRP:CZ3	2.43	0.53
21:S4:947:GLU:CD	21:S4:947:GLU:H	2.12	0.53
21:S4:969:THR:HA	22:T4:879:ASP:OD1	2.09	0.53
22:T3:696:MET:HE3	22:T3:712:PHE:HB2	1.90	0.53
24:V1:186:PHE:HD1	24:V1:487:LEU:HD11	1.74	0.53
24:V4:548:TYR:HB2	25:W4:64:PRO:HB3	1.90	0.53
26:X2:64:LYS:HB3	27:Y2:324:ASP:HB3	1.90	0.53
26:X4:265:ILE:C	26:X4:267:ARG:H	2.12	0.53
1:A1:1203:TYR:CG	2:A2:730:THR:HA	2.44	0.53
1:A1:1399:ARG:NH2	2:A2:885:LEU:HA	2.13	0.53
2:A2:986:THR:CG2	6:D1:497:PHE:CE1	2.88	0.53
2:A4:876:ARG:NE	6:D3:558:LYS:C	2.53	0.53
2:A4:1019:ARG:NH1	6:D3:238:ALA:C	2.61	0.53
3:A5:165:PHE:O	5:C2:743:LEU:HA	2.07	0.53
3:A6:1408:GLU:O	28:Z4:965:TYR:CA	2.52	0.53

*Continued on next page...*

*Continued from previous page...*

Atom-1	Atom-2	Interatomic distance (Å)	Clash overlap (Å)
6:D3:743:HIS:CD2	11:I2:1528:ARG:CG	2.92	0.53
8:F1:1203:TRP:HH2	17:O2:248:SER:N	2.07	0.53
11:I1:962:ILE:HD12	20:R1:165:SER:N	2.24	0.53
11:I1:1284:GLU:OE1	11:I1:1284:GLU:N	2.38	0.53
11:I1:1603:ARG:NH1	11:I2:1662:ARG:HB3	2.24	0.53
11:I1:1663:LYS:HE2	11:I2:1663:LYS:HE2	1.89	0.53
11:I2:922:ASP:HB3	15:M3:592:LEU:HB3	1.90	0.53
11:I2:922:ASP:HB2	20:R3:163:LEU:HD13	0.66	0.53
11:I2:942:HIS:HB2	17:O3:259:ASP:HA	1.80	0.53
11:I2:950:LEU:CD1	16:N3:407:ALA:HA	2.39	0.53
11:I2:961:ARG:NH1	16:N3:392:THR:OG1	2.42	0.53
22:T2:760:PHE:HD1	22:T2:864:ILE:HD11	1.74	0.53
23:U1:350:VAL:HG22	23:U1:355:LEU:HD22	1.90	0.53
23:U2:341:HIS:CE1	23:U2:343:ILE:HD12	2.43	0.53
25:W3:212:TRP:HA	25:W3:222:LEU:HD23	1.90	0.53
25:W4:178:ALA:HB1	25:W4:206:TRP:CE2	2.44	0.53
26:X1:328:LEU:O	26:X1:332:ILE:HG13	2.08	0.53
28:Z4:232:ARG:NE	28:Z4:249:THR:OG1	2.39	0.53
1:A1:871:ASN:OD1	6:D3:280:GLN:N	2.42	0.53
2:A2:868:GLN:CB	6:D1:570:VAL:CG1	2.87	0.53
2:A2:977:VAL:H	6:D1:502:LEU:HD13	1.74	0.53
2:A2:1164:TYR:CE1	4:B5:342:ARG:CB	2.88	0.53
1:A3:1017:THR:HG21	1:A3:1048:ARG:HH11	1.74	0.53
1:A3:1048:ARG:NH2	6:D3:815:GLU:CD	2.47	0.53
1:A3:1221:ILE:HD11	2:A4:642:ARG:N	2.24	0.53
2:A4:824:ASN:OD1	2:A4:859:GLN:NE2	2.40	0.53
2:A4:976:LEU:HD13	6:D3:472:PHE:HE2	0.76	0.53
2:A4:988:ARG:HH22	6:D3:498:GLU:C	2.13	0.53
2:A4:1151:THR:CG2	5:C4:734:VAL:O	2.57	0.53
3:A5:1090:SER:C	11:I5:36:GLU:CG	2.57	0.53
3:A5:1360:GLY:H	28:Z2:879:PHE:N	2.06	0.53
3:A6:232:LEU:HD21	5:C4:740:ARG:H	1.69	0.53
3:A6:1309:GLY:H	28:Z4:828:LEU:C	2.12	0.53
8:F1:1165:VAL:HG12	8:F1:1166:GLY:N	2.23	0.53
8:F2:835:ILE:O	8:F2:835:ILE:HG13	2.09	0.53
9:G1:250:THR:HB	15:M2:605:THR:HG22	1.90	0.53
11:I1:882:LYS:N	17:O1:249:ARG:HB3	1.75	0.53
11:I1:913:ALA:HB3	15:M1:584:GLN:HG2	1.90	0.53
11:I1:958:THR:OG1	16:N1:399:HIS:HA	2.09	0.53
11:I1:1609:GLY:HA3	12:J2:295:TYR:CD1	2.43	0.53
11:I1:1669:ARG:NE	11:I2:1605:LEU:O	2.38	0.53

*Continued on next page...*

*Continued from previous page...*

Atom-1	Atom-2	Interatomic distance (Å)	Clash overlap (Å)
11:I2:717:GLU:N	11:I2:717:GLU:OE1	2.39	0.53
11:I2:888:GLU:CG	16:N3:393:ILE:HG22	2.35	0.53
11:I2:894:VAL:HG12	17:O3:236:ASP:CA	2.20	0.53
11:I2:953:LEU:HG	15:M3:602:MET:O	2.08	0.53
11:I2:1105:TRP:CD1	16:N3:436:ALA:HB2	2.44	0.53
21:S1:969:THR:HA	22:T1:879:ASP:OD1	2.09	0.53
21:S2:622:GLY:O	21:S2:623:ARG:O	2.27	0.53
21:S2:947:GLU:CD	21:S2:947:GLU:H	2.12	0.53
21:S2:1083:TRP:HA	21:S2:1083:TRP:HE3	1.73	0.53
21:S4:1012:LEU:HD13	21:S4:1034:LEU:HD22	1.90	0.53
22:T3:760:PHE:HD1	22:T3:864:ILE:HD11	1.74	0.53
23:U1:206:ILE:HG23	24:V1:336:LEU:HB3	1.91	0.53
23:U2:206:ILE:HG23	24:V2:336:LEU:HB3	1.91	0.53
25:W2:178:ALA:HB1	25:W2:206:TRP:CE2	2.44	0.53
26:X1:186:ARG:HA	26:X1:190:PHE:HB2	1.90	0.53
2:A2:1154:PHE:CD1	3:A5:175:GLU:OE1	2.61	0.52
1:A3:1199:GLN:H	2:A4:729:SER:HB3	1.73	0.52
2:A4:1148:ARG:CZ	3:A6:174:PRO:CD	2.87	0.52
3:A5:178:GLY:N	5:C2:743:LEU:HD23	2.23	0.52
3:A5:996:ASN:HB3	11:I5:56:ARG:O	2.06	0.52
3:A5:1054:SER:O	11:I5:37:GLU:CG	2.57	0.52
3:A5:1415:PHE:C	28:Z2:962:LYS:H	2.11	0.52
3:A6:1355:VAL:C	28:Z4:877:ILE:CB	2.77	0.52
3:A6:1366:LEU:HG	28:Z4:871:HIS:H	1.74	0.52
3:A6:1392:ARG:HB2	28:Z4:901:ARG:CB	2.39	0.52
5:C3:732:LYS:HE2	11:I2:1228:GLU:CG	2.38	0.52
8:F2:1807:GLU:N	8:F2:1807:GLU:OE1	2.42	0.52
11:I1:882:LYS:HB2	17:O1:245:GLU:HB3	1.82	0.52
11:I1:886:LEU:HB2	17:O1:242:ARG:CA	2.32	0.52
11:I1:923:GLY:HA2	15:M1:590:LYS:CA	2.39	0.52
11:I1:1042:LEU:C	16:N1:430:ARG:HD2	2.26	0.52
11:I1:1666:THR:CG2	11:I2:1602:PHE:HD1	2.21	0.52
11:I2:1037:THR:HG1	15:M3:620:VAL:CG1	2.22	0.52
11:I4:1116:ASP:OD1	12:J4:241:THR:CG2	2.56	0.52
17:O3:158:GLU:CG	18:P3:315:GLU:C	2.66	0.52
22:T2:853:CYS:O	22:T2:857:LEU:HG	2.09	0.52
22:T4:853:CYS:O	22:T4:857:LEU:HG	2.09	0.52
1:A1:1099:GLN:HG3	11:I1:1414:CYS:SG	2.50	0.52
2:A2:965:LYS:HE2	6:D1:196:ILE:C	2.26	0.52
2:A2:1135:ARG:NH1	3:A5:156:ALA:C	2.63	0.52
1:A3:777:LEU:HD13	1:A3:822:ILE:HD11	1.89	0.52

*Continued on next page...*

*Continued from previous page...*

Atom-1	Atom-2	Interatomic distance (Å)	Clash overlap (Å)
1:A3:1017:THR:HG22	6:D3:819:ASN:CG	2.29	0.52
3:A5:777:LEU:HD13	3:A5:822:ILE:HD11	1.90	0.52
3:A5:1392:ARG:HG2	28:Z2:866:GLU:C	2.10	0.52
3:A6:150:PHE:HE2	5:C4:741:THR:HA	1.74	0.52
3:A6:1312:ARG:NH2	28:Z4:829:SER:HA	2.24	0.52
3:A6:1414:PHE:N	28:Z4:963:LYS:CB	2.72	0.52
11:I1:914:ASN:O	15:M1:588:MET:HB3	2.09	0.52
11:I1:918:SER:CB	16:N1:389:PHE:H	2.21	0.52
11:I1:948:ALA:CB	17:O1:256:TYR:CB	2.87	0.52
11:I1:994:ALA:HB3	17:O1:267:ALA:O	2.09	0.52
11:I1:1667:GLN:C	11:I2:1665:LEU:CA	2.73	0.52
11:I1:1673:VAL:HG21	11:I2:1610:VAL:HG13	1.90	0.52
11:I2:881:ILE:HG22	17:O3:249:ARG:CD	2.38	0.52
11:I2:899:LEU:CG	17:O3:235:ASN:N	2.33	0.52
11:I2:1110:SER:CB	16:N3:435:ALA:C	2.72	0.52
11:I4:1275:SER:CB	26:X3:525:ILE:CD1	2.55	0.52
17:O2:110:LEU:HG	18:P2:321:ILE:C	2.29	0.52
21:S3:622:GLY:O	21:S3:623:ARG:O	2.27	0.52
21:S4:622:GLY:O	21:S4:623:ARG:O	2.27	0.52
1:A1:878:LEU:HD12	6:D3:276:GLY:CA	2.36	0.52
2:A2:226:PRO:C	6:D1:708:ASP:O	2.48	0.52
2:A2:975:GLU:H	6:D1:499:LEU:HG	1.07	0.52
2:A2:984:ALA:HB2	6:D1:553:PHE:CD2	2.43	0.52
1:A3:1199:GLN:N	2:A4:729:SER:C	2.62	0.52
2:A4:1133:GLU:HA	3:A6:145:THR:HG21	1.92	0.52
3:A5:179:TYR:HB2	5:C2:744:PHE:CD2	2.15	0.52
3:A6:1316:VAL:HG11	28:Z4:871:HIS:CA	2.29	0.52
8:F1:1066:ALA:HB3	8:F1:1067:PRO:HD3	1.91	0.52
11:I1:922:ASP:H	15:M1:592:LEU:CB	1.98	0.52
11:I1:1043:LEU:C	16:N1:430:ARG:CG	2.75	0.52
11:I1:1603:ARG:HH12	11:I2:1662:ARG:HB3	1.73	0.52
11:I2:980:ILE:HD11	20:R3:147:LEU:N	2.22	0.52
11:I2:1425:TYR:OH	11:I2:1482:ASP:OD2	2.23	0.52
15:M3:494:GLU:OE2	15:M3:497:ARG:NH2	2.42	0.52
15:M4:494:GLU:OE2	15:M4:497:ARG:NH2	2.42	0.52
17:O4:109:PRO:CB	18:P4:318:PRO:HB3	2.39	0.52
21:S2:1036:ILE:HD11	21:S2:1073:ILE:HA	1.92	0.52
21:S3:1083:TRP:HA	21:S3:1083:TRP:HE3	1.73	0.52
21:S4:353:VAL:HG22	21:S4:374:THR:HG22	1.91	0.52
22:T2:781:THR:HG23	22:T2:783:THR:H	1.73	0.52
22:T2:910:MET:O	22:T2:914:GLN:HG3	2.10	0.52

*Continued on next page...*

*Continued from previous page...*

Atom-1	Atom-2	Interatomic distance (Å)	Clash overlap (Å)
23:U3:431:ILE:H	23:U3:431:ILE:HD12	1.75	0.52
23:U4:431:ILE:H	23:U4:431:ILE:HD12	1.74	0.52
24:V1:345:SER:HB3	24:V1:371:PHE:CE2	2.43	0.52
25:W1:275:ASP:N	25:W1:275:ASP:OD1	2.41	0.52
26:X3:227:VAL:C	26:X3:229:SER:H	2.12	0.52
1:A1:834:GLU:CB	6:D3:302:PRO:HB3	2.32	0.52
1:A1:1201:ARG:CD	2:A2:734:LEU:CB	2.77	0.52
2:A2:223:THR:C	6:D1:709:ARG:NH2	2.62	0.52
1:A3:1091:VAL:HG21	6:D3:808:ASN:CB	2.40	0.52
2:A4:974:PRO:HG2	6:D3:495:VAL:C	1.87	0.52
2:A4:1154:PHE:HD2	3:A6:175:GLU:CD	2.12	0.52
3:A5:1001:GLU:CG	11:I5:65:LYS:HB2	2.40	0.52
8:F1:383:HIS:ND1	8:F1:471:GLN:OE1	2.42	0.52
8:F1:1263:MET:C	17:O2:262:ASP:HB3	2.30	0.52
11:I1:877:ILE:CG2	17:O1:254:ARG:N	2.71	0.52
11:I1:930:LEU:HD13	15:M1:598:GLU:HG2	1.91	0.52
11:I1:1042:LEU:CD2	15:M1:607:SER:HB3	2.39	0.52
11:I1:1066:LEU:O	16:N1:429:GLU:CB	2.49	0.52
11:I1:1425:TYR:OH	11:I1:1482:ASP:OD2	2.23	0.52
11:I2:915:ALA:HB2	15:M3:584:GLN:N	2.23	0.52
11:I2:950:LEU:CD2	15:M3:606:LEU:CG	2.87	0.52
11:I2:1037:THR:HG21	20:R3:169:GLY:C	2.30	0.52
11:I2:1038:ILE:HD11	15:M3:621:ARG:CG	2.23	0.52
15:M1:494:GLU:OE2	15:M1:497:ARG:NH2	2.42	0.52
17:O2:81:LEU:O	17:O2:85:LYS:HG2	2.10	0.52
21:S1:1036:ILE:HD11	21:S1:1073:ILE:HA	1.92	0.52
21:S3:1036:ILE:HD11	21:S3:1073:ILE:HA	1.92	0.52
22:T4:910:MET:O	22:T4:914:GLN:HG3	2.10	0.52
23:U1:431:ILE:HD12	23:U1:431:ILE:H	1.74	0.52
25:W1:212:TRP:HA	25:W1:222:LEU:HD23	1.90	0.52
25:W2:154:ALA:HB2	25:W2:212:TRP:CE3	2.44	0.52
25:W3:154:ALA:HB2	25:W3:212:TRP:CE3	2.44	0.52
27:Y3:53:ALA:HB1	27:Y3:84:TRP:CZ2	2.44	0.52
27:Y4:53:ALA:HB1	27:Y4:84:TRP:CZ2	2.44	0.52
28:Z1:102:MET:HB3	28:Z1:107:THR:HG21	1.90	0.52
1:A1:1017:THR:HG21	1:A1:1048:ARG:HH11	1.74	0.52
2:A2:874:VAL:HG13	6:D1:611:LYS:HG2	1.87	0.52
2:A2:968:SER:O	6:D1:203:PRO:HD3	2.09	0.52
2:A4:867:GLU:N	6:D3:605:THR:HG21	2.19	0.52
2:A4:874:VAL:CB	6:D3:571:SER:H	2.19	0.52
3:A5:153:ILE:CG1	5:C2:740:ARG:O	2.53	0.52

*Continued on next page...*

*Continued from previous page...*

Atom-1	Atom-2	Interatomic distance (Å)	Clash overlap (Å)
3:A5:1004:HIS:HE1	11:I5:62:GLU:N	2.03	0.52
3:A5:1094:ILE:HG12	11:I5:9:ALA:HA	1.91	0.52
3:A5:1398:LYS:HD3	28:Z2:873:LEU:O	2.02	0.52
3:A6:155:TYR:HH	5:C4:736:ASN:HD22	1.55	0.52
3:A6:159:SER:HA	5:C4:743:LEU:C	2.24	0.52
3:A6:232:LEU:CD2	5:C4:740:ARG:HG3	2.37	0.52
3:A6:1410:ALA:HB2	26:X4:743:PHE:O	2.10	0.52
6:D4:440:PHE:O	6:D4:444:LEU:HD13	2.08	0.52
11:I1:955:LYS:CE	16:N1:400:LEU:HB2	1.82	0.52
11:I1:1114:VAL:CG2	16:N1:436:ALA:CA	2.73	0.52
11:I1:1644:ARG:CZ	12:J1:275:PHE:CE2	2.93	0.52
11:I2:834:SER:HA	17:O3:241:SER:N	2.25	0.52
11:I2:886:LEU:HB3	17:O3:242:ARG:HG2	1.91	0.52
11:I2:1041:GLN:H	15:M3:620:VAL:HG23	1.74	0.52
11:I2:1042:LEU:HB3	16:N3:430:ARG:NH2	2.25	0.52
11:I4:1644:ARG:HD3	12:J4:275:PHE:CE1	2.45	0.52
11:I4:1644:ARG:CZ	12:J4:275:PHE:CE2	2.93	0.52
11:I5:842:ASN:OD1	11:I5:843:GLU:N	2.43	0.52
11:I5:1279:THR:CB	26:X2:520:GLU:O	2.57	0.52
15:M2:494:GLU:OE2	15:M2:497:ARG:NH2	2.42	0.52
24:V1:548:TYR:HB2	25:W1:64:PRO:HB3	1.90	0.52
28:Z2:500:GLU:HB2	28:Z2:507:PHE:CZ	2.45	0.52
1:A1:868:GLN:C	6:D3:280:GLN:CG	2.69	0.52
1:A1:1201:ARG:NE	2:A2:734:LEU:CG	2.71	0.52
2:A2:969:ASP:O	6:D1:192:TYR:CE1	2.62	0.52
2:A2:981:PRO:HG3	6:D1:504:LYS:HG3	1.84	0.52
2:A2:1019:ARG:NH2	6:D1:237:PRO:C	2.63	0.52
2:A2:1163:TYR:CE2	3:A5:133:LYS:HE2	2.45	0.52
2:A4:1122:LEU:N	3:A6:133:LYS:HA	2.24	0.52
3:A5:1399:ARG:HD3	28:Z2:909:LEU:HA	1.92	0.52
3:A6:1397:LEU:HD21	28:Z4:907:LEU:C	2.16	0.52
5:C1:732:LYS:HE2	11:I1:1228:GLU:OE1	2.10	0.52
6:D7:532:LEU:O	6:D7:536:THR:HG23	2.08	0.52
9:G1:260:THR:OG1	17:O2:256:TYR:HA	2.10	0.52
9:G2:263:MET:HE2	17:O4:263:GLN:OE1	2.10	0.52
11:I1:912:VAL:N	15:M1:584:GLN:HE22	2.03	0.52
11:I1:951:LYS:O	16:N1:403:VAL:N	2.41	0.52
11:I1:953:LEU:N	16:N1:403:VAL:HG22	1.78	0.52
11:I1:1021:ILE:HA	16:N1:406:HIS:CE1	2.40	0.52
11:I1:1038:ILE:HG13	20:R1:167:GLN:OE1	2.10	0.52
11:I1:1187:SER:N	17:O2:221:ASP:CG	2.63	0.52

*Continued on next page...*



*Continued from previous page...*

Atom-1	Atom-2	Interatomic distance (Å)	Clash overlap (Å)
11:I2:842:ASN:OD1	11:I2:843:GLU:N	2.43	0.52
11:I2:884:LEU:O	16:N3:397:GLU:N	2.42	0.52
11:I2:950:LEU:HG	15:M3:606:LEU:HD11	1.90	0.52
11:I2:953:LEU:C	15:M3:603:SER:CB	2.74	0.52
11:I2:1034:ASP:OD1	15:M3:627:LEU:HD23	2.10	0.52
11:I5:1276:GLN:N	26:X2:521:TRP:HD1	1.98	0.52
11:I5:1277:LEU:O	26:X2:517:ASP:OD1	2.27	0.52
21:S4:1052:LEU:HD21	21:S4:1073:ILE:CD1	2.32	0.52
22:T1:910:MET:O	22:T1:914:GLN:HG3	2.10	0.52
23:U3:222:VAL:HG12	24:V3:256:VAL:HA	1.90	0.52
24:V1:524:ASN:O	24:V1:528:LEU:HG	2.10	0.52
24:V2:520:ARG:HH21	24:V2:542:GLN:HE21	1.58	0.52
26:X2:227:VAL:C	26:X2:229:SER:H	2.12	0.52
28:Z3:91:LYS:NZ	28:Z3:142:ALA:O	2.30	0.52
2:A2:874:VAL:HG22	6:D1:611:LYS:HZ3	1.67	0.52
2:A2:1122:LEU:CD1	3:A5:135:PHE:HB2	2.39	0.52
2:A4:975:GLU:CG	6:D3:501:LEU:CB	2.71	0.52
2:A4:1023:ILE:O	2:A4:1024:ASP:HB3	2.09	0.52
3:A5:230:LYS:HA	5:C2:736:ASN:ND2	2.24	0.52
3:A5:1374:ALA:CA	28:Z2:823:ALA:HB1	2.40	0.52
3:A6:190:ALA:HA	5:C4:748:ASN:HD21	1.72	0.52
3:A6:190:ALA:HA	5:C4:748:ASN:ND2	2.25	0.52
3:A6:1312:ARG:H	28:Z4:830:LEU:CA	2.23	0.52
6:D6:610:ASN:O	6:D6:614:SER:N	2.43	0.52
11:I1:882:LYS:CB	17:O1:245:GLU:O	2.48	0.52
11:I1:920:PHE:CG	17:O1:243:LEU:HD22	2.44	0.52
11:I1:931:VAL:CG1	15:M1:604:ASN:HB2	2.38	0.52
11:I1:1058:GLY:O	17:O1:277:GLU:CG	2.55	0.52
11:I1:1543:LEU:O	12:J2:300:ILE:CB	2.40	0.52
11:I2:899:LEU:HG	17:O3:235:ASN:CB	2.40	0.52
11:I2:950:LEU:CD2	15:M3:606:LEU:CD2	2.88	0.52
11:I2:963:LEU:CD2	20:R3:168:LEU:HD11	2.29	0.52
11:I2:1644:ARG:CZ	12:J2:275:PHE:CE2	2.93	0.52
11:I3:301:GLN:N	11:I3:301:GLN:OE1	2.42	0.52
11:I4:1326:GLU:OE1	12:J4:251:TYR:CE2	2.63	0.52
11:I5:1644:ARG:CZ	12:J5:275:PHE:CE2	2.93	0.52
23:U2:431:ILE:H	23:U2:431:ILE:HD12	1.74	0.52
24:V4:524:ASN:O	24:V4:528:LEU:HG	2.10	0.52
25:W3:117:LEU:HB2	25:W3:153:TRP:HE1	1.75	0.52
26:X4:227:VAL:C	26:X4:229:SER:H	2.12	0.52
27:Y1:29:SER:C	27:Y1:31:GLN:H	2.13	0.52

*Continued on next page...*

*Continued from previous page...*

Atom-1	Atom-2	Interatomic distance (Å)	Clash overlap (Å)
27:Y4:29:SER:C	27:Y4:31:GLN:H	2.13	0.52
28:Z2:125:ASP:OD1	28:Z2:127:SER:OG	2.17	0.52
28:Z4:70:TYR:HA	28:Z4:80:THR:O	2.10	0.52
2:A2:982:THR:HA	6:D1:528:PHE:CE2	2.44	0.52
2:A2:983:LEU:HD21	6:D1:557:GLU:HG2	1.90	0.52
1:A3:1221:ILE:HD11	2:A4:618:ALA:HB2	1.91	0.52
1:A3:1332:ARG:NH2	6:D3:682:ASN:H	2.07	0.52
2:A4:879:LEU:HG	6:D3:567:LEU:HD11	1.91	0.52
2:A4:910:TYR:CD1	6:D3:555:ARG:O	2.62	0.52
2:A4:1131:ILE:CG2	3:A6:137:HIS:O	2.58	0.52
2:A4:1142:PHE:N	3:A6:135:PHE:CE2	2.77	0.52
3:A5:221:SER:O	5:C2:737:LYS:O	2.28	0.52
3:A5:862:LEU:CD1	3:A5:904:GLN:HB3	2.40	0.52
3:A6:1399:ARG:HH22	28:Z4:945:VAL:C	2.10	0.52
11:I1:834:SER:OG	17:O1:237:PRO:HG3	2.10	0.52
11:I1:842:ASN:OD1	11:I1:843:GLU:N	2.43	0.52
11:I1:890:TYR:CE1	17:O1:240:GLY:CA	2.89	0.52
11:I1:936:LYS:HB2	15:M1:605:THR:HB	1.92	0.52
11:I1:1051:LYS:N	17:O1:290:TYR:CD2	2.74	0.52
11:I1:1109:LEU:CB	16:N1:437:VAL:O	2.54	0.52
11:I1:1670:GLY:CA	11:I2:1639:LEU:HD22	2.40	0.52
11:I2:833:PHE:CE1	17:O3:241:SER:C	2.83	0.52
11:I2:895:ARG:NE	16:N3:386:MET:SD	2.81	0.52
11:I2:955:LYS:HE2	16:N3:396:ILE:O	2.10	0.52
11:I2:960:SER:O	20:R3:165:SER:CB	2.55	0.52
11:I2:976:ARG:HB3	20:R3:149:ARG:H	0.59	0.52
11:I2:1021:ILE:CA	16:N3:406:HIS:ND1	2.72	0.52
11:I2:1028:CYS:C	20:R3:170:LEU:N	2.63	0.52
11:I2:1104:LEU:CB	16:N3:432:TYR:O	2.58	0.52
11:I5:816:ASP:OD1	11:I5:817:ASP:N	2.42	0.52
21:S1:353:VAL:HG22	21:S1:374:THR:HG22	1.91	0.52
22:T2:818:TYR:CZ	22:T2:861:LEU:HD21	2.45	0.52
22:T4:818:TYR:CZ	22:T4:861:LEU:HD21	2.45	0.52
23:U2:222:VAL:HG12	24:V2:256:VAL:HA	1.90	0.52
23:U4:206:ILE:HG23	24:V4:336:LEU:HB3	1.91	0.52
27:Y2:29:SER:C	27:Y2:31:GLN:H	2.13	0.52
27:Y2:53:ALA:HB1	27:Y2:84:TRP:CZ2	2.44	0.52
27:Y3:10:ASP:HB3	27:Y3:29:SER:HB2	1.92	0.52
2:A2:980:ARG:CG	6:D1:526:LEU:N	2.48	0.52
2:A2:1143:LEU:CB	3:A5:131:PRO:CA	2.58	0.52
2:A4:780:GLU:HG2	6:D3:679:ILE:CA	2.39	0.52

*Continued on next page...*

*Continued from previous page...*

Atom-1	Atom-2	Interatomic distance (Å)	Clash overlap (Å)
2:A4:868:GLN:CG	6:D3:570:VAL:CG1	2.84	0.52
2:A4:1131:ILE:N	3:A6:161[A]:ASP:OD2	2.41	0.52
3:A5:785:ILE:HD11	3:A5:825:ARG:CG	2.38	0.52
3:A6:1327:VAL:HG22	28:Z4:912:ASP:CB	2.28	0.52
3:A6:1392:ARG:NE	28:Z4:901:ARG:N	2.58	0.52
5:C1:732:LYS:HG2	11:I1:1228:GLU:CD	2.30	0.52
6:D1:610:ASN:O	6:D1:614:SER:N	2.43	0.52
6:D6:649:VAL:HG11	6:D6:660:LYS:HA	1.92	0.52
9:G2:257:THR:HG22	17:O4:258:GLU:N	2.11	0.52
11:I1:913:ALA:N	15:M1:584:GLN:HE21	2.02	0.52
11:I1:1049:LEU:CA	15:M1:622:VAL:CG1	2.88	0.52
11:I2:900:ARG:CG	17:O3:232:LYS:CE	2.88	0.52
11:I2:945:LEU:HD12	17:O3:254:ARG:O	2.10	0.52
11:I2:1067:PHE:HB3	16:N3:431:VAL:CG2	2.29	0.52
11:I3:1644:ARG:CZ	12:J3:275:PHE:CE2	2.93	0.52
17:O3:81:LEU:O	17:O3:85:LYS:HG2	2.10	0.52
21:S3:353:VAL:HG22	21:S3:374:THR:HG22	1.91	0.52
21:S3:969:THR:HA	22:T3:879:ASP:OD1	2.09	0.52
22:T4:770:VAL:HB	22:T4:802:TRP:CZ2	2.45	0.52
23:U2:157:ASP:HB3	24:V2:355:ILE:HG21	1.92	0.52
24:V1:389:THR:O	24:V1:393:GLY:HA3	2.10	0.52
24:V2:186:PHE:HD1	24:V2:487:LEU:HD11	1.74	0.52
26:X1:265:ILE:C	26:X1:267:ARG:H	2.12	0.52
27:Y4:10:ASP:HB3	27:Y4:29:SER:HB2	1.92	0.52
1:A1:1052:THR:CA	6:D1:812:VAL:HG11	2.40	0.52
1:A1:1098:ARG:CZ	11:I1:1478:VAL:HA	2.39	0.52
1:A1:1222:ALA:HA	2:A2:645:PHE:CE1	2.44	0.52
2:A2:776:MET:SD	6:D1:678:GLY:O	2.68	0.52
2:A2:864:ARG:HH12	6:D1:610:ASN:ND2	2.00	0.52
2:A4:980:ARG:HB3	2:A4:981:PRO:HD2	1.92	0.52
2:A4:1133:GLU:N	3:A6:144:PHE:C	2.62	0.52
3:A5:1376:LEU:CD1	28:Z2:807:ILE:O	2.58	0.52
3:A5:1380:ALA:HB2	28:Z2:817:VAL:H	1.75	0.52
11:I1:945:LEU:HG	17:O1:257:ALA:C	2.27	0.52
11:I1:959:SER:CA	16:N1:395:GLU:CB	2.52	0.52
11:I1:984:GLU:CB	15:M1:618:GLN:CD	2.77	0.52
11:I1:1103:LEU:HD11	20:R1:175:GLN:HG2	1.76	0.52
11:I1:1110:SER:H	16:N1:440:GLU:N	2.08	0.52
11:I2:884:LEU:HB2	11:I2:955:LYS:HZ1	1.74	0.52
11:I2:924:ILE:CG1	15:M3:596:ILE:C	2.49	0.52
11:I2:978:LYS:HG2	20:R3:151:LYS:CD	2.40	0.52

*Continued on next page...*

*Continued from previous page...*

Atom-1	Atom-2	Interatomic distance (Å)	Clash overlap (Å)
11:I2:1034:ASP:H	20:R3:177:LEU:HD23	1.75	0.52
11:I2:1644:ARG:HD3	12:J2:275:PHE:CE1	2.45	0.52
11:I3:1277:LEU:H	26:X1:523:LEU:HG	1.74	0.52
15:M1:605:THR:O	17:O1:261:LYS:NZ	2.43	0.52
17:O4:113:PRO:O	18:P4:325:ILE:CG2	2.58	0.52
21:S2:353:VAL:HG22	21:S2:374:THR:HG22	1.91	0.52
21:S4:1036:ILE:HD11	21:S4:1073:ILE:HA	1.92	0.52
22:T3:891:VAL:CG1	22:T3:891:VAL:O	2.58	0.52
24:V3:389:THR:O	24:V3:393:GLY:HA3	2.10	0.52
27:Y2:10:ASP:HB3	27:Y2:29:SER:HB2	1.92	0.52
28:Z1:466:TYR:HB3	28:Z1:470:ILE:HB	1.92	0.52
2:A2:776:MET:CG	6:D1:678:GLY:O	2.58	0.51
2:A2:864:ARG:HE	6:D1:632:ALA:HB1	1.74	0.51
2:A2:976:LEU:HA	6:D1:502:LEU:HB2	1.91	0.51
2:A2:980:ARG:CB	6:D1:526:LEU:CB	2.81	0.51
2:A2:1023:ILE:O	2:A2:1024:ASP:HB3	2.09	0.51
2:A2:1131:ILE:HG23	3:A5:165:PHE:HD2	1.75	0.51
2:A4:871:ASN:N	6:D3:570:VAL:HG23	2.18	0.51
2:A4:1142:PHE:O	3:A6:131:PRO:CA	2.55	0.51
3:A5:177:ILE:CD1	5:C2:740:ARG:CZ	2.84	0.51
3:A5:993:ASN:O	11:I5:57:GLU:CA	2.58	0.51
3:A6:1394:VAL:HB	28:Z4:869:HIS:CB	2.40	0.51
6:D2:610:ASN:O	6:D2:614:SER:N	2.43	0.51
6:D7:371:LEU:HD12	6:D7:372:ARG:N	2.25	0.51
8:F1:835:ILE:O	8:F1:835:ILE:HG13	2.09	0.51
8:F1:1094:GLY:CA	17:O2:237:PRO:CA	2.54	0.51
8:F1:1165:VAL:HG12	8:F1:1166:GLY:H	1.76	0.51
9:G2:256:GLN:HG2	17:O4:262:ASP:H	1.73	0.51
11:I1:876:ALA:O	17:O1:248:SER:C	2.48	0.51
11:I1:920:PHE:CZ	17:O1:247:TRP:CG	2.98	0.51
11:I1:939:ASN:HB3	17:O1:265:ASN:ND2	2.25	0.51
11:I1:980:ILE:O	15:M1:617:THR:HG23	2.10	0.51
11:I1:989:GLY:H	15:M1:614:ASP:CG	2.12	0.51
11:I1:1610:VAL:HG11	11:I2:1669:ARG:HH22	1.74	0.51
11:I2:460:GLN:OE1	11:I2:460:GLN:N	2.39	0.51
11:I2:899:LEU:HD13	17:O3:230:ILE:O	2.08	0.51
11:I2:949:CYS:CB	15:M3:606:LEU:HD22	2.35	0.51
11:I2:961:ARG:CZ	16:N3:392:THR:OG1	2.58	0.51
11:I3:1277:LEU:N	26:X1:522:MET:CB	2.52	0.51
11:I4:842:ASN:OD1	11:I4:843:GLU:N	2.43	0.51
11:I4:1269:ARG:HG2	26:X3:527:VAL:HG12	1.92	0.51

*Continued on next page...*

*Continued from previous page...*

Atom-1	Atom-2	Interatomic distance (Å)	Clash overlap (Å)
11:I4:1270:LYS:HE2	26:X3:530:ARG:CD	2.39	0.51
21:S2:988:LEU:O	21:S2:992:ILE:HG22	2.11	0.51
21:S4:443:VAL:HG13	21:S4:445:ASN:CG	2.30	0.51
21:S4:1045:GLU:HG2	21:S4:1099:SER:OG	2.10	0.51
22:T1:770:VAL:HB	22:T1:802:TRP:CZ2	2.45	0.51
22:T3:818:TYR:CZ	22:T3:861:LEU:HD21	2.45	0.51
22:T4:738:ALA:HA	22:T4:833:ARG:HG2	1.92	0.51
23:U3:157:ASP:HB3	24:V3:355:ILE:HG21	1.92	0.51
24:V3:153:LYS:HA	25:W3:261:SER:CB	2.41	0.51
25:W1:117:LEU:HB2	25:W1:153:TRP:HE1	1.75	0.51
26:X2:265:ILE:C	26:X2:267:ARG:H	2.12	0.51
27:Y2:117:ALA:HB3	27:Y2:124:LYS:HB3	1.92	0.51
2:A2:1168:LEU:N	4:B5:342:ARG:NH1	2.57	0.51
3:A5:1024:ASP:C	11:I5:98:ALA:HB3	2.29	0.51
3:A5:1046:LEU:HD11	11:I5:70:GLU:CB	2.32	0.51
3:A5:1094:ILE:HD12	11:I5:34:LEU:CD2	2.41	0.51
3:A5:1094:ILE:CD1	11:I5:34:LEU:HD22	2.41	0.51
3:A6:157:TRP:HH2	5:C4:746:PRO:C	2.13	0.51
3:A6:163:SER:HB3	5:C4:743:LEU:HD21	1.90	0.51
3:A6:862:LEU:CD1	3:A6:904:GLN:HB3	2.40	0.51
3:A6:1310:ARG:CG	28:Z4:827:GLN:N	2.73	0.51
3:A6:1388:ALA:O	28:Z4:866:GLU:N	2.43	0.51
8:F1:1088:GLU:OE1	17:O2:245:GLU:HB2	2.09	0.51
8:F1:1094:GLY:C	17:O2:237:PRO:HA	2.28	0.51
8:F1:1807:GLU:N	8:F1:1807:GLU:OE1	2.42	0.51
8:F2:472:ARG:NH2	11:I2:171:TRP:HB2	2.26	0.51
11:I1:898:VAL:HG21	17:O1:236:ASP:HA	1.91	0.51
11:I1:921:GLU:CB	16:N1:392:THR:HB	2.35	0.51
11:I1:1048:GLU:C	15:M1:622:VAL:HG12	2.31	0.51
11:I1:1048:GLU:H	17:O1:287:LEU:CD1	1.85	0.51
11:I1:1052:LEU:H	17:O1:286:ILE:HG22	1.74	0.51
11:I2:967:SER:HB2	15:M3:625:GLY:HA2	1.53	0.51
11:I2:1037:THR:CG2	20:R3:170:LEU:N	2.73	0.51
11:I2:1037:THR:OG1	15:M3:620:VAL:CG1	2.51	0.51
11:I3:702:GLN:OE1	11:I3:702:GLN:N	2.41	0.51
17:O2:107:THR:HG23	18:P2:321:ILE:HD13	1.92	0.51
21:S2:1036:ILE:CD1	21:S2:1073:ILE:HA	2.41	0.51
21:S3:443:VAL:HG13	21:S3:445:ASN:CG	2.30	0.51
21:S3:1045:GLU:HG2	21:S3:1099:SER:OG	2.10	0.51
22:T2:773:LYS:HG3	22:T2:774:PRO:HD2	1.92	0.51
22:T2:891:VAL:CG1	22:T2:891:VAL:O	2.58	0.51

*Continued on next page...*

*Continued from previous page...*

Atom-1	Atom-2	Interatomic distance (Å)	Clash overlap (Å)
22:T3:738:ALA:HA	22:T3:833:ARG:HG2	1.92	0.51
22:T3:854:LEU:HB2	22:T3:891:VAL:HG11	1.92	0.51
22:T3:910:MET:O	22:T3:914:GLN:HG3	2.10	0.51
22:T4:885:ARG:HG3	22:T4:885:ARG:NH1	2.17	0.51
28:Z2:70:TYR:HA	28:Z2:80:THR:O	2.10	0.51
28:Z4:500:GLU:HB2	28:Z4:507:PHE:CZ	2.45	0.51
1:A1:1332:ARG:CZ	6:D1:681:ALA:HB1	2.40	0.51
2:A2:1151:THR:CG2	5:C2:734:VAL:O	2.57	0.51
1:A3:1233:GLN:HE22	2:A4:726:ALA:HB2	0.71	0.51
2:A4:975:GLU:O	6:D3:496:LEU:CA	2.54	0.51
2:A4:980:ARG:HD2	6:D3:503:LEU:O	2.10	0.51
3:A6:189:VAL:N	5:C4:746:PRO:O	2.44	0.51
3:A6:1358:LEU:HD23	28:Z4:878:HIS:CB	2.39	0.51
3:A6:1363:ASP:HA	28:Z4:869:HIS:C	2.30	0.51
3:A6:1409:MSE:SE	28:Z4:917:ASP:C	2.99	0.51
5:C1:732:LYS:HZ3	11:I1:1228:GLU:CB	2.24	0.51
6:D7:649:VAL:HG11	6:D7:660:LYS:HA	1.92	0.51
8:F1:1091:SER:HB3	17:O2:242:ARG:N	2.26	0.51
8:F2:1066:ALA:HB3	8:F2:1067:PRO:HD3	1.91	0.51
11:I1:1049:LEU:HB3	20:R1:146:LEU:HD11	1.91	0.51
11:I1:1109:LEU:HA	17:O1:290:TYR:OH	2.10	0.51
11:I1:1644:ARG:HD3	12:J1:275:PHE:CE1	2.45	0.51
11:I2:884:LEU:O	16:N3:397:GLU:CA	2.58	0.51
11:I2:887:GLN:HE22	16:N3:396:ILE:CG1	2.22	0.51
11:I2:896:PRO:CD	17:O3:233:THR:HA	2.41	0.51
11:I2:915:ALA:C	15:M3:585:LEU:CB	2.40	0.51
11:I2:942:HIS:CA	17:O3:259:ASP:C	2.74	0.51
11:I2:943:ALA:C	17:O3:260:LEU:HB2	2.29	0.51
11:I2:947:LEU:CD1	17:O3:260:LEU:CD2	2.59	0.51
11:I2:962:ILE:CB	15:M3:596:ILE:CG2	2.83	0.51
11:I2:980:ILE:CD1	15:M3:622:VAL:HG22	2.35	0.51
11:I2:1046:HIS:O	17:O3:284:LYS:CA	2.59	0.51
11:I2:1101:LEU:HD22	16:N3:432:TYR:CE1	2.31	0.51
11:I3:816:ASP:OD1	11:I3:817:ASP:N	2.42	0.51
11:I3:1326:GLU:OE1	12:J3:251:TYR:CE2	2.63	0.51
11:I4:1425:TYR:OH	11:I4:1482:ASP:OD2	2.23	0.51
17:O3:148:ARG:NH1	18:P3:325:ILE:C	2.64	0.51
21:S2:1070:LYS:NZ	21:S2:1121:GLU:HB3	2.26	0.51
22:T1:760:PHE:HD1	22:T1:864:ILE:HD11	1.74	0.51
22:T1:818:TYR:CZ	22:T1:861:LEU:HD21	2.45	0.51
24:V1:178:THR:HG21	24:V1:485:ALA:HB2	1.90	0.51

*Continued on next page...*

*Continued from previous page...*

Atom-1	Atom-2	Interatomic distance (Å)	Clash overlap (Å)
24:V2:389:THR:O	24:V2:393:GLY:HA3	2.10	0.51
26:X2:152:LEU:O	26:X2:156:GLU:HG3	2.11	0.51
28:Z3:500:GLU:HB2	28:Z3:507:PHE:CZ	2.45	0.51
1:A1:1399:ARG:HB3	2:A2:884:ARG:HB3	1.92	0.51
2:A2:871:ASN:CB	6:D1:567:LEU:O	2.57	0.51
2:A2:980:ARG:HB3	2:A2:981:PRO:HD2	1.93	0.51
2:A4:867:GLU:OE2	6:D3:609:ILE:HG13	2.10	0.51
2:A4:868:GLN:CD	6:D3:608:ILE:CB	2.76	0.51
2:A4:880:ALA:CB	6:D3:558:LYS:HD3	2.40	0.51
2:A4:1139:ILE:C	3:A6:135:PHE:N	2.63	0.51
3:A6:189:VAL:HG11	5:C4:742:ASP:N	2.23	0.51
3:A6:221:SER:H	5:C4:738:ASP:CB	2.24	0.51
3:A6:1391:ARG:HD3	28:Z4:868:GLN:CA	2.37	0.51
3:A6:1401:VAL:CB	28:Z4:919:PHE:CA	2.86	0.51
6:D4:371:LEU:HD12	6:D4:372:ARG:N	2.26	0.51
8:F2:1165:VAL:HG12	8:F2:1166:GLY:H	1.76	0.51
11:I1:937:TYR:O	17:O1:261:LYS:N	2.34	0.51
11:I1:950:LEU:CD2	15:M1:606:LEU:CD2	2.89	0.51
11:I1:1034:ASP:CB	16:N1:444:SER:OG	2.58	0.51
11:I1:1048:GLU:C	15:M1:622:VAL:HG11	2.31	0.51
11:I2:624:GLU:O	11:I2:627:ASN:ND2	2.40	0.51
11:I2:955:LYS:CB	16:N3:400:LEU:CG	2.88	0.51
11:I2:1100:ILE:C	16:N3:433:GLU:OE2	2.48	0.51
11:I2:1113:LEU:CD2	17:O3:282:LYS:HZ1	2.22	0.51
11:I3:401:GLN:N	11:I3:401:GLN:OE1	2.44	0.51
11:I3:842:ASN:OD1	11:I3:843:GLU:N	2.43	0.51
11:I4:1034:ASP:OD1	11:I4:1035:GLN:N	2.44	0.51
11:I5:460:GLN:OE1	11:I5:460:GLN:N	2.39	0.51
11:I5:1644:ARG:HD3	12:J5:275:PHE:CE1	2.45	0.51
21:S2:443:VAL:HG13	21:S2:445:ASN:CG	2.31	0.51
21:S3:1070:LYS:NZ	21:S3:1121:GLU:HB3	2.26	0.51
21:S4:1036:ILE:CD1	21:S4:1073:ILE:HA	2.41	0.51
22:T1:891:VAL:CG1	22:T1:891:VAL:O	2.58	0.51
22:T2:854:LEU:HB2	22:T2:891:VAL:HG11	1.93	0.51
22:T4:760:PHE:HD1	22:T4:864:ILE:HD11	1.74	0.51
23:U1:157:ASP:HB3	24:V1:355:ILE:HG21	1.92	0.51
24:V1:483:GLU:OE2	24:V1:514:ARG:NH2	2.35	0.51
24:V1:520:ARG:HH21	24:V1:542:GLN:HE21	1.58	0.51
24:V4:389:THR:O	24:V4:393:GLY:HA3	2.10	0.51
24:V4:520:ARG:HH21	24:V4:542:GLN:HE21	1.58	0.51
26:X3:265:ILE:C	26:X3:267:ARG:H	2.12	0.51

*Continued on next page...*

*Continued from previous page...*

Atom-1	Atom-2	Interatomic distance (Å)	Clash overlap (Å)
1:A1:868:GLN:O	6:D3:280:GLN:HB3	2.10	0.51
1:A1:1204:TRP:CZ3	2:A2:734:LEU:HD11	2.39	0.51
1:A1:1223:GLU:CG	2:A2:734:LEU:CD2	2.86	0.51
1:A1:1393:THR:CA	2:A2:851:ASP:OD1	2.59	0.51
2:A2:908:LEU:C	6:D1:552:TYR:CE1	2.83	0.51
2:A2:968:SER:CA	6:D1:202:GLN:CA	2.85	0.51
2:A2:970:PHE:HB2	6:D1:202:GLN:NE2	2.26	0.51
2:A2:1143:LEU:HB3	3:A5:132:ASP:H	1.68	0.51
2:A2:1162:ASN:OD1	4:B5:343:LYS:O	2.08	0.51
2:A4:780:GLU:CB	6:D3:677:GLN:O	2.59	0.51
2:A4:823:VAL:CG2	2:A4:856:PHE:CE1	2.72	0.51
2:A4:876:ARG:CG	6:D3:558:LYS:CA	2.51	0.51
2:A4:986:THR:HG22	6:D3:504:LYS:HE2	1.92	0.51
2:A4:1160:GLN:NE2	3:A6:177:ILE:HB	2.26	0.51
3:A5:1151:THR:CB	5:C5:733:LEU:HD12	2.41	0.51
3:A6:209:VAL:HG21	5:C4:742:ASP:OD2	2.10	0.51
3:A6:777:LEU:HD13	3:A6:822:ILE:HD11	1.90	0.51
3:A6:1312:ARG:N	28:Z4:830:LEU:HA	2.26	0.51
5:C1:732:LYS:HE3	11:I1:1225:LYS:HD2	1.86	0.51
6:D4:610:ASN:O	6:D4:614:SER:N	2.43	0.51
8:F1:1832:ASN:N	8:F1:1835:GLU:OE2	2.44	0.51
8:F2:383:HIS:ND1	8:F2:471:GLN:OE1	2.42	0.51
11:I1:878:GLN:N	17:O1:252:VAL:HB	2.24	0.51
11:I1:913:ALA:H	15:M1:584:GLN:CG	2.22	0.51
11:I1:951:LYS:CG	17:O1:253:LEU:HD11	2.40	0.51
11:I1:1014:ASN:HB3	16:N1:413:VAL:C	2.31	0.51
11:I1:1326:GLU:OE1	12:J1:251:TYR:CE2	2.63	0.51
11:I2:945:LEU:HD11	17:O3:258:GLU:H	1.68	0.51
11:I2:945:LEU:CB	17:O3:260:LEU:H	2.24	0.51
11:I3:1272:TYR:CE2	26:X1:523:LEU:HB2	2.45	0.51
11:I4:1274:HIS:HA	26:X3:526:CYS:HG	1.63	0.51
11:I5:401:GLN:N	11:I5:401:GLN:OE1	2.43	0.51
17:O1:81:LEU:O	17:O1:85:LYS:HG2	2.10	0.51
17:O3:154:ARG:HD3	18:P3:324:LEU:CD1	2.37	0.51
17:O4:81:LEU:O	17:O4:85:LYS:HG2	2.10	0.51
21:S1:443:VAL:HG13	21:S1:445:ASN:CG	2.30	0.51
21:S1:1070:LYS:NZ	21:S1:1121:GLU:HB3	2.26	0.51
21:S4:946:LEU:HB3	21:S4:981:SER:HB3	1.93	0.51
21:S4:1070:LYS:NZ	21:S4:1121:GLU:HB3	2.26	0.51
22:T1:685:ARG:HH21	22:T1:716:PRO:HG2	1.75	0.51
22:T1:854:LEU:HB2	22:T1:891:VAL:HG11	1.93	0.51

*Continued on next page...*



*Continued from previous page...*

Atom-1	Atom-2	Interatomic distance (Å)	Clash overlap (Å)
23:U4:157:ASP:HB3	24:V4:355:ILE:HG21	1.92	0.51
24:V1:153:LYS:HA	25:W1:261:SER:CB	2.41	0.51
25:W2:138:PRO:HB2	25:W2:140:ILE:HD11	1.93	0.51
28:Z1:500:GLU:HB2	28:Z1:507:PHE:CZ	2.45	0.51
1:A1:871:ASN:CA	6:D3:279:HIS:H	2.18	0.51
2:A2:779:ASP:CG	6:D1:679:ILE:O	2.49	0.51
2:A2:909:LYS:N	6:D1:552:TYR:CE1	2.74	0.51
2:A2:1094:ILE:HD12	6:D2:708:ASP:OD1	2.09	0.51
2:A2:1134:GLU:OE1	3:A5:146:LYS:HG3	2.10	0.51
1:A3:1052:THR:HG22	6:D3:812:VAL:O	2.05	0.51
1:A3:1098:ARG:CD	11:I2:1414:CYS:SG	2.98	0.51
2:A4:198:VAL:O	4:B4:353:LEU:CB	2.58	0.51
2:A4:875:LEU:CD1	6:D3:567:LEU:HG	2.30	0.51
2:A4:1121:LEU:C	3:A6:133:LYS:HA	2.30	0.51
3:A5:1411:ARG:HH21	26:X2:743:PHE:C	2.14	0.51
3:A6:220:VAL:HG13	5:C4:739:MET:CA	2.39	0.51
6:D6:371:LEU:HD12	6:D6:372:ARG:N	2.26	0.51
8:F1:982:PRO:CB	11:I1:1388:GLU:HG2	2.41	0.51
8:F1:1000:LEU:HD12	8:F1:1001:ILE:HG23	1.93	0.51
9:G1:258:LYS:O	17:O2:256:TYR:HB3	2.03	0.51
11:I1:917:TYR:CE2	15:M1:586:ASP:O	2.64	0.51
11:I2:849:LEU:CD2	17:O3:251:ILE:HD11	2.40	0.51
11:I2:1023:ASP:HB2	16:N3:406:HIS:HA	1.92	0.51
11:I2:1036:PRO:C	15:M3:620:VAL:O	2.49	0.51
11:I2:1048:GLU:C	15:M3:622:VAL:HG11	2.31	0.51
11:I2:1050:SER:HB2	17:O3:290:TYR:CB	2.25	0.51
11:I2:1114:VAL:N	16:N3:435:ALA:CB	2.57	0.51
11:I2:1609:GLY:CA	12:J1:295:TYR:HE1	2.23	0.51
11:I5:1278:ALA:CB	26:X2:517:ASP:OD1	2.58	0.51
21:S1:622:GLY:O	21:S1:623:ARG:O	2.27	0.51
21:S1:988:LEU:O	21:S1:992:ILE:HG22	2.11	0.51
21:S2:946:LEU:HB3	21:S2:981:SER:HB3	1.93	0.51
24:V2:524:ASN:O	24:V2:528:LEU:HG	2.10	0.51
24:V3:483:GLU:OE2	24:V3:514:ARG:NH2	2.35	0.51
25:W2:62:ALA:HB2	25:W2:107:TRP:CE2	2.46	0.51
25:W2:259:ARG:HB2	25:W2:272:SER:HB2	1.93	0.51
25:W3:259:ARG:HB2	25:W3:272:SER:HB2	1.93	0.51
28:Z1:190:ASP:OD2	28:Z1:191:GLY:N	2.44	0.51
28:Z4:466:TYR:HB3	28:Z4:470:ILE:HB	1.92	0.51
1:A1:790:ASP:OD1	1:A1:790:ASP:N	2.35	0.51
2:A2:866:SER:C	6:D1:598:ILE:HG23	2.17	0.51

*Continued on next page...*

Continued from previous page...

Atom-1	Atom-2	Interatomic distance (Å)	Clash overlap (Å)
2:A2:1122:LEU:H	3:A5:132:ASP:HB2	1.75	0.51
1:A3:1021:LEU:HB2	6:D3:816:VAL:O	2.11	0.51
2:A4:911:TYR:OH	6:D3:555:ARG:NH2	2.42	0.51
2:A4:978:ASP:H	6:D3:492:VAL:CG1	2.24	0.51
2:A4:1146:PRO:CD	3:A6:129:ASN:HD22	2.22	0.51
2:A4:1153:LEU:HG	3:A6:173:ASN:OD1	2.11	0.51
3:A5:1029:ILE:N	11:I5:67:LYS:CA	2.73	0.51
3:A6:1360:GLY:HA3	28:Z4:885:VAL:CB	2.41	0.51
5:C1:732:LYS:NZ	11:I1:1228:GLU:HB3	2.25	0.51
5:C1:732:LYS:CE	11:I1:1228:GLU:HB3	2.40	0.51
8:F1:1389:LEU:CD2	17:O2:266:GLN:OE1	2.59	0.51
11:I1:460:GLN:OE1	11:I1:460:GLN:N	2.39	0.51
11:I1:957:SER:HB2	20:R1:168:LEU:HA	1.92	0.51
11:I1:1018:LYS:CE	16:N1:413:VAL:C	2.22	0.51
11:I1:1064:LYS:O	17:O1:274:GLY:CA	2.58	0.51
11:I2:927:HIS:CA	15:M3:597:LYS:HB3	2.40	0.51
11:I2:944:GLU:O	17:O3:256:TYR:O	2.20	0.51
11:I2:1042:LEU:HD21	15:M3:608:LYS:HB2	1.91	0.51
11:I4:624:GLU:O	11:I4:627:ASN:ND2	2.40	0.51
11:I5:1326:GLU:OE1	12:J5:251:TYR:CE2	2.63	0.51
22:T2:685:ARG:HH21	22:T2:716:PRO:HG2	1.75	0.51
22:T4:854:LEU:HB2	22:T4:891:VAL:HG11	1.92	0.51
22:T4:891:VAL:CG1	22:T4:891:VAL:O	2.58	0.51
24:V1:186:PHE:CD1	24:V1:487:LEU:HD11	2.46	0.51
28:Z2:58:ASN:HB3	28:Z2:70:TYR:CZ	2.46	0.51
28:Z2:258:ASP:OD1	28:Z2:260:VAL:HG22	2.11	0.51
28:Z3:70:TYR:HA	28:Z3:80:THR:O	2.10	0.51
1:A1:1225:PRO:O	2:A2:728:LYS:N	2.43	0.51
2:A2:870:HIS:C	6:D1:566:PHE:O	2.49	0.51
2:A2:877:ALA:CA	6:D1:563:GLU:HA	2.41	0.51
2:A2:1156:ASP:CG	3:A5:168:ASP:H	2.14	0.51
2:A2:1228:TYR:O	2:A2:1232:SER:OG	2.29	0.51
2:A4:235:TYR:HE1	4:B4:347:LEU:CD1	2.21	0.51
2:A4:908:LEU:CD2	6:D3:601:PHE:HB2	2.38	0.51
2:A4:1130:ARG:NH2	3:A6:162:SER:OG	2.44	0.51
2:A4:1131:ILE:C	3:A6:141:GLY:HA2	2.27	0.51
3:A6:153:ILE:HB	5:C4:739:MET:CE	2.40	0.51
3:A6:1312:ARG:CZ	28:Z4:829:SER:HA	2.41	0.51
3:A6:1409:MSE:SE	28:Z4:917:ASP:O	2.79	0.51
6:D5:371:LEU:HD12	6:D5:372:ARG:N	2.25	0.51
8:F2:1832:ASN:N	8:F2:1835:GLU:OE2	2.44	0.51

Continued on next page...

*Continued from previous page...*

Atom-1	Atom-2	Interatomic distance (Å)	Clash overlap (Å)
11:I1:401:GLN:N	11:I1:401:GLN:OE1	2.44	0.51
11:I1:624:GLU:O	11:I1:627:ASN:ND2	2.40	0.51
11:I1:836:VAL:HG12	17:O1:244:GLU:CG	1.93	0.51
11:I1:939:ASN:CA	17:O1:264:ILE:C	2.80	0.51
11:I1:945:LEU:CB	17:O1:259:ASP:H	2.24	0.51
11:I1:952:LEU:HG	15:M1:599:ILE:HG23	1.92	0.51
11:I1:1023:ASP:CB	16:N1:405:ALA:HB3	2.32	0.51
11:I1:1052:LEU:N	16:N1:438:LEU:HD22	2.26	0.51
11:I1:1055:GLU:CA	17:O1:281:ALA:N	2.59	0.51
11:I2:925:LEU:CG	15:M3:593:ALA:HB1	2.40	0.51
11:I2:945:LEU:CB	17:O3:260:LEU:N	2.68	0.51
11:I2:950:LEU:CD2	16:N3:406:HIS:HE2	2.20	0.51
11:I2:952:LEU:CA	16:N3:403:VAL:HG21	2.41	0.51
11:I2:1013:GLU:HA	16:N3:411:GLN:OE1	2.10	0.51
11:I2:1052:LEU:CB	16:N3:438:LEU:HD11	2.40	0.51
11:I2:1058:GLY:CA	17:O3:277:GLU:O	2.57	0.51
11:I2:1326:GLU:OE1	12:J2:251:TYR:CE2	2.63	0.51
11:I3:1425:TYR:OH	11:I3:1482:ASP:OD2	2.23	0.51
11:I4:1274:HIS:CA	26:X3:522:MET:O	2.59	0.51
21:S2:1030:GLN:O	21:S2:1034:LEU:HB2	2.11	0.51
21:S2:1052:LEU:HD21	21:S2:1073:ILE:CD1	2.32	0.51
21:S2:1120:PRO:CD	21:S2:1155:GLN:HE22	2.19	0.51
21:S3:988:LEU:O	21:S3:992:ILE:HG22	2.11	0.51
21:S4:1070:LYS:O	21:S4:1074:LEU:HD12	2.11	0.51
22:T1:738:ALA:HA	22:T1:833:ARG:HG2	1.92	0.51
22:T1:773:LYS:HG3	22:T1:774:PRO:HD2	1.92	0.51
22:T4:862:HIS:NE2	22:T4:903:LYS:HB3	2.26	0.51
24:V3:524:ASN:O	24:V3:528:LEU:HG	2.10	0.51
24:V4:153:LYS:HA	25:W4:261:SER:CB	2.41	0.51
25:W2:117:LEU:HB2	25:W2:153:TRP:HE1	1.75	0.51
26:X1:152:LEU:O	26:X1:156:GLU:HG3	2.11	0.51
28:Z1:58:ASN:HB3	28:Z1:70:TYR:CZ	2.46	0.51
2:A2:225:THR:H	6:D1:709:ARG:NH1	2.05	0.51
2:A2:1153:LEU:HA	3:A5:174:PRO:O	2.11	0.51
2:A2:1344:ALA:O	2:A2:1345:SER:CB	2.58	0.51
3:A5:222:ALA:HA	5:C2:739:MET:N	2.11	0.51
3:A5:1369:ILE:CD1	28:Z2:833:ASP:N	2.51	0.51
3:A6:175:GLU:HB3	5:C4:733:LEU:HD12	1.88	0.51
3:A6:1414:PHE:CB	28:Z4:967:PHE:CB	2.87	0.51
6:D2:371:LEU:HD12	6:D2:372:ARG:N	2.26	0.51
11:I1:1028:CYS:SG	20:R1:168:LEU:CB	2.97	0.51

*Continued on next page...*

*Continued from previous page...*

Atom-1	Atom-2	Interatomic distance (Å)	Clash overlap (Å)
11:I1:1034:ASP:OD1	11:I1:1035:GLN:N	2.44	0.51
11:I2:846:ILE:CB	17:O3:247:TRP:CH2	2.91	0.51
11:I2:927:HIS:NE2	15:M3:594:LYS:HG3	2.26	0.51
11:I2:943:ALA:CA	17:O3:260:LEU:HD13	2.19	0.51
11:I2:1017:VAL:HG12	16:N3:410:MET:HG3	1.93	0.51
11:I2:1029:LEU:N	20:R3:171:ALA:CA	2.73	0.51
11:I2:1034:ASP:OD1	11:I2:1035:GLN:N	2.44	0.51
11:I2:1036:PRO:O	15:M3:620:VAL:O	2.28	0.51
11:I2:1068:HIS:C	16:N3:429:GLU:CD	2.66	0.51
11:I2:1109:LEU:CB	17:O3:290:TYR:CZ	2.86	0.51
11:I4:1269:ARG:HG2	26:X3:527:VAL:CG1	2.41	0.51
11:I4:1277:LEU:HG	26:X3:521:TRP:HE3	1.76	0.51
17:O1:162:LYS:HZ1	18:P1:318:PRO:HG3	1.75	0.51
21:S4:988:LEU:O	21:S4:992:ILE:HG22	2.11	0.51
22:T2:862:HIS:NE2	22:T2:903:LYS:HB3	2.26	0.51
22:T3:770:VAL:HB	22:T3:802:TRP:CZ2	2.45	0.51
24:V2:186:PHE:CD1	24:V2:487:LEU:HD11	2.46	0.51
25:W4:259:ARG:HB2	25:W4:272:SER:HB2	1.93	0.51
27:Y1:53:ALA:HB1	27:Y1:84:TRP:CZ2	2.45	0.51
1:A1:1204:TRP:HH2	2:A2:757:LEU:CD2	1.99	0.51
1:A1:1224:PRO:HG2	2:A2:728:LYS:CA	2.41	0.51
1:A3:862:LEU:CD1	1:A3:904:GLN:HB3	2.41	0.51
2:A4:863:GLN:CA	6:D3:603:SER:O	2.57	0.51
2:A4:865:ALA:CB	6:D3:567:LEU:CD1	2.89	0.51
2:A4:876:ARG:HG3	6:D3:557:GLU:O	2.11	0.51
3:A5:996:ASN:HB3	11:I5:56:ARG:C	2.22	0.51
3:A5:1367:THR:HG21	28:Z2:844:CYS:O	2.06	0.51
3:A6:234:LEU:HG	5:C4:737:LYS:C	2.25	0.51
6:D2:606:LYS:N	6:D2:607:PRO:CD	2.74	0.51
6:D5:606:LYS:N	6:D5:607:PRO:CD	2.74	0.51
8:F1:1094:GLY:C	17:O2:237:PRO:CB	2.79	0.51
9:G1:262:SER:N	17:O2:256:TYR:CE1	2.75	0.51
9:G2:256:GLN:HB3	17:O4:262:ASP:N	2.21	0.51
11:I1:881:ILE:CB	17:O1:249:ARG:C	2.76	0.51
11:I1:899:LEU:CD1	17:O1:230:ILE:C	2.78	0.51
11:I1:918:SER:OG	16:N1:389:PHE:CG	2.57	0.51
11:I1:1036:PRO:CA	16:N1:441:PHE:CE2	2.93	0.51
11:I1:1040:HIS:ND1	15:M1:623:LEU:CD2	2.74	0.51
11:I2:882:LYS:HB3	17:O3:245:GLU:O	2.01	0.51
11:I2:1037:THR:HG23	20:R3:169:GLY:CA	2.36	0.51
11:I3:1644:ARG:HD3	12:J3:275:PHE:CE1	2.45	0.51

*Continued on next page...*

*Continued from previous page...*

Atom-1	Atom-2	Interatomic distance (Å)	Clash overlap (Å)
21:S1:546:SER:O	21:S1:550:ASP:CB	2.59	0.51
23:U4:354:SER:O	23:U4:358:VAL:HG23	2.11	0.51
25:W3:138:PRO:HB2	25:W3:140:ILE:HD11	1.93	0.51
26:X1:107:TYR:CZ	26:X1:111:LEU:HD11	2.46	0.51
27:Y1:10:ASP:HB3	27:Y1:29:SER:HB2	1.92	0.51
27:Y1:117:ALA:HB3	27:Y1:124:LYS:HB3	1.92	0.51
28:Z1:531:LYS:HB3	28:Z1:553:ILE:HG12	1.93	0.51
28:Z2:91:LYS:NZ	28:Z2:142:ALA:O	2.30	0.51
1:A1:1224:PRO:HG2	2:A2:728:LYS:HA	1.93	0.50
2:A2:227:SER:HB2	6:D1:711:PHE:CG	2.40	0.50
2:A2:867:GLU:CB	6:D1:609:ILE:HG13	2.41	0.50
2:A2:1131:ILE:N	3:A5:165:PHE:HE2	2.09	0.50
2:A2:1149:THR:CA	3:A5:172:PRO:HG2	2.42	0.50
1:A3:1201:ARG:HA	2:A4:734:LEU:HB2	1.93	0.50
2:A4:860:GLU:HG3	6:D3:606:LYS:HB3	1.90	0.50
2:A4:866:SER:O	6:D3:598:ILE:CB	2.58	0.50
2:A4:879:LEU:CB	6:D3:564:ASN:ND2	2.74	0.50
2:A4:1135:ARG:HB3	3:A6:159:SER:O	2.08	0.50
2:A4:1157:TYR:HB2	3:A6:133:LYS:CE	2.37	0.50
3:A5:1027:HIS:CE1	11:I5:65:LYS:C	2.81	0.50
3:A5:1392:ARG:NH1	28:Z2:867:LYS:CA	2.75	0.50
3:A6:163:SER:HB3	5:C4:743:LEU:HD23	1.94	0.50
3:A6:1310:ARG:HA	28:Z4:826:TYR:O	2.11	0.50
3:A6:1375:THR:N	28:Z4:817:VAL:CB	2.74	0.50
6:D1:371:LEU:HD12	6:D1:372:ARG:N	2.26	0.50
6:D4:606:LYS:N	6:D4:607:PRO:CD	2.74	0.50
6:D7:606:LYS:N	6:D7:607:PRO:CD	2.74	0.50
8:F1:795:GLU:OE1	8:F1:795:GLU:N	2.42	0.50
9:G1:255:LEU:HA	17:O2:257:ALA:CB	2.40	0.50
9:G2:258:LYS:C	17:O4:259:ASP:CG	2.69	0.50
11:I1:833:PHE:CE2	17:O1:238:ALA:CB	2.89	0.50
11:I1:992:ILE:HG21	15:M1:607:SER:HB2	1.83	0.50
11:I1:1021:ILE:CA	16:N1:406:HIS:HA	2.31	0.50
11:I1:1739:GLU:O	11:I2:1604:ALA:N	2.09	0.50
11:I2:922:ASP:N	15:M3:592:LEU:CB	2.74	0.50
11:I2:966:TRP:C	20:R3:153:GLN:CG	2.79	0.50
17:O3:148:ARG:NH1	18:P3:325:ILE:O	2.43	0.50
17:O4:112:GLY:O	18:P4:325:ILE:CD1	2.56	0.50
21:S1:1045:GLU:HG2	21:S1:1099:SER:OG	2.10	0.50
21:S2:1045:GLU:HG2	21:S2:1099:SER:OG	2.10	0.50
21:S3:546:SER:O	21:S3:550:ASP:CB	2.59	0.50

*Continued on next page...*

*Continued from previous page...*

Atom-1	Atom-2	Interatomic distance (Å)	Clash overlap (Å)
22:T1:862:HIS:NE2	22:T1:903:LYS:HB3	2.26	0.50
22:T2:738:ALA:HA	22:T2:833:ARG:HG2	1.92	0.50
22:T3:773:LYS:HG3	22:T3:774:PRO:HD2	1.92	0.50
22:T4:773:LYS:HG3	22:T4:774:PRO:HD2	1.92	0.50
23:U4:50:ALA:HB1	23:U4:69:GLU:HG3	1.93	0.50
24:V1:374:LYS:O	24:V1:377:GLU:HB2	2.12	0.50
24:V3:281:ILE:HB	24:V3:301:LEU:HD21	1.93	0.50
24:V3:374:LYS:O	24:V3:377:GLU:HB2	2.12	0.50
25:W4:214:PRO:HG2	25:W4:264:LEU:HA	1.93	0.50
26:X2:156:GLU:HG2	26:X2:179:LEU:CD2	2.41	0.50
26:X2:218:GLU:HA	26:X2:220:ASP:N	2.27	0.50
26:X3:218:GLU:HA	26:X3:220:ASP:N	2.26	0.50
1:A1:1018:ASP:OD2	6:D1:819:ASN:CB	2.60	0.50
1:A1:1242:THR:HG21	1:A1:1248:ILE:HD11	1.93	0.50
2:A2:235:TYR:HE1	4:B2:347:LEU:CD1	2.21	0.50
1:A3:1204:TRP:HB2	2:A4:731:ILE:C	2.30	0.50
2:A4:1139:ILE:HD12	3:A6:138:LEU:N	2.26	0.50
3:A5:1031:TYR:H	11:I5:67:LYS:HB3	1.75	0.50
3:A6:1391:ARG:O	28:Z4:869:HIS:CB	2.60	0.50
6:D3:371:LEU:HD12	6:D3:372:ARG:N	2.26	0.50
6:D3:649:VAL:HG11	6:D3:660:LYS:HA	1.93	0.50
11:I1:945:LEU:HD23	17:O1:259:ASP:H	0.68	0.50
11:I2:401:GLN:N	11:I2:401:GLN:OE1	2.44	0.50
11:I2:922:ASP:CB	15:M3:592:LEU:HB3	2.41	0.50
11:I2:926:SER:HA	20:R3:155:GLU:HG2	1.93	0.50
11:I2:1017:VAL:HG23	16:N3:411:GLN:O	2.11	0.50
11:I2:1021:ILE:C	16:N3:406:HIS:CE1	2.85	0.50
11:I2:1109:LEU:HD22	17:O3:290:TYR:CE2	2.46	0.50
11:I4:1274:HIS:HE1	26:X3:529:TRP:O	1.95	0.50
17:O3:102:LYS:HG2	18:P3:322:LYS:CE	2.08	0.50
21:S1:682:ASN:CA	21:S1:684:THR:HA	2.41	0.50
21:S1:1070:LYS:O	21:S1:1074:LEU:HD12	2.11	0.50
22:T2:770:VAL:HB	22:T2:802:TRP:CZ2	2.45	0.50
23:U3:354:SER:O	23:U3:358:VAL:HG23	2.11	0.50
25:W4:117:LEU:HB2	25:W4:153:TRP:HE1	1.75	0.50
26:X2:107:TYR:CZ	26:X2:111:LEU:HD11	2.46	0.50
27:Y4:117:ALA:HB3	27:Y4:124:LYS:HB3	1.93	0.50
28:Z1:258:ASP:OD1	28:Z1:260:VAL:HG22	2.11	0.50
28:Z2:466:TYR:HB3	28:Z2:470:ILE:HB	1.92	0.50
1:A1:875:LEU:CD1	6:D3:277:ASN:HB2	2.40	0.50
2:A2:1134:GLU:CD	3:A5:146:LYS:HG3	2.31	0.50

*Continued on next page...*

*Continued from previous page...*

Atom-1	Atom-2	Interatomic distance (Å)	Clash overlap (Å)
1:A3:1098:ARG:NE	11:I2:1414:CYS:HB2	2.25	0.50
1:A3:1277:TRP:N	1:A3:1278:PRO:CD	2.75	0.50
1:A3:1333:ARG:O	6:D3:637:LYS:NZ	2.33	0.50
1:A3:1399:ARG:CD	2:A4:884:ARG:O	2.58	0.50
3:A5:164:LEU:CA	5:C2:744:PHE:CD1	2.94	0.50
6:D5:646:LEU:HD22	6:D5:696:ILE:CD1	2.42	0.50
11:I1:949:CYS:N	17:O1:253:LEU:C	2.65	0.50
11:I1:950:LEU:HD23	15:M1:606:LEU:HD23	1.92	0.50
11:I1:980:ILE:CG1	15:M1:622:VAL:N	2.74	0.50
11:I1:1113:LEU:HB2	16:N1:435:ALA:CA	2.37	0.50
11:I2:1046:HIS:H	17:O3:280:GLU:C	2.14	0.50
11:I4:1275:SER:HB2	26:X3:525:ILE:CB	2.28	0.50
11:I4:1280:PRO:HD2	26:X3:520:GLU:HG2	1.94	0.50
21:S1:1036:ILE:CD1	21:S1:1073:ILE:HA	2.41	0.50
21:S2:546:SER:O	21:S2:550:ASP:CB	2.59	0.50
21:S2:682:ASN:CA	21:S2:684:THR:HA	2.41	0.50
21:S3:939:HIS:O	21:S3:939:HIS:CG	2.64	0.50
21:S3:1030:GLN:O	21:S3:1034:LEU:HB2	2.11	0.50
21:S3:1036:ILE:CD1	21:S3:1073:ILE:HA	2.41	0.50
22:T4:685:ARG:HH21	22:T4:716:PRO:HG2	1.75	0.50
24:V3:435:LEU:O	24:V3:439:VAL:HG23	2.11	0.50
25:W1:138:PRO:HB2	25:W1:140:ILE:HD11	1.93	0.50
25:W3:62:ALA:HB2	25:W3:107:TRP:CE2	2.46	0.50
26:X3:152:LEU:O	26:X3:156:GLU:HG3	2.11	0.50
26:X4:306:TRP:O	26:X4:310:VAL:HG23	2.12	0.50
28:Z4:58:ASN:HB3	28:Z4:70:TYR:CZ	2.46	0.50
28:Z4:190:ASP:OD2	28:Z4:191:GLY:N	2.44	0.50
1:A1:1221:ILE:HD11	2:A2:618:ALA:HB1	1.93	0.50
2:A2:825:ARG:NH1	2:A2:826:ASN:OD1	2.42	0.50
2:A2:965:LYS:O	6:D1:196:ILE:HG23	2.11	0.50
1:A3:1200:ARG:HB3	2:A4:727:ASN:O	2.12	0.50
2:A4:1344:ALA:O	2:A4:1345:SER:CB	2.59	0.50
3:A5:1026:PRO:HA	11:I5:68:ILE:CA	1.90	0.50
3:A5:1369:ILE:CD1	28:Z2:831:LEU:C	2.71	0.50
3:A5:1398:LYS:NZ	28:Z2:876:LEU:O	2.04	0.50
3:A5:1414:PHE:N	28:Z2:961:PHE:CB	2.73	0.50
3:A5:1415:PHE:HB2	28:Z2:960:CYS:N	2.26	0.50
3:A6:1151:THR:CB	5:C6:733:LEU:HD12	2.41	0.50
3:A6:1370:ALA:HB2	28:Z4:864:PHE:CB	2.41	0.50
3:A6:1416:ARG:O	28:Z4:976:ALA:C	2.49	0.50
6:D5:649:VAL:HG11	6:D5:660:LYS:HA	1.92	0.50

*Continued on next page...*

*Continued from previous page...*

Atom-1	Atom-2	Interatomic distance (Å)	Clash overlap (Å)
6:D6:639:LEU:HD22	6:D6:689:PHE:CG	2.47	0.50
8:F2:1000:LEU:HD12	8:F2:1001:ILE:HG23	1.93	0.50
11:I1:877:ILE:C	17:O1:252:VAL:N	2.30	0.50
11:I1:890:TYR:CD1	17:O1:238:ALA:N	2.74	0.50
11:I1:924:ILE:O	15:M1:597:LYS:HG3	2.11	0.50
11:I1:948:ALA:N	17:O1:256:TYR:HB3	2.26	0.50
11:I1:980:ILE:CA	15:M1:618:GLN:HA	2.40	0.50
11:I1:1071:LEU:H	16:N1:429:GLU:CB	2.24	0.50
11:I2:887:GLN:CB	16:N3:393:ILE:HG12	2.25	0.50
11:I2:983:LEU:O	15:M3:614:ASP:OD2	2.29	0.50
11:I4:401:GLN:N	11:I4:401:GLN:OE1	2.44	0.50
21:S1:1030:GLN:O	21:S1:1034:LEU:HB2	2.11	0.50
21:S4:176:MET:CE	21:S4:232:LEU:HD12	2.41	0.50
21:S4:1030:GLN:O	21:S4:1034:LEU:HB2	2.11	0.50
23:U2:354:SER:O	23:U2:358:VAL:HG23	2.11	0.50
24:V2:153:LYS:HA	25:W2:261:SER:CB	2.41	0.50
25:W1:62:ALA:HB2	25:W1:107:TRP:CE2	2.46	0.50
25:W1:214:PRO:HG2	25:W1:264:LEU:HA	1.93	0.50
25:W3:57:TRP:HD1	25:W3:102:VAL:O	1.95	0.50
25:W3:214:PRO:HG2	25:W3:264:LEU:HA	1.93	0.50
26:X2:66:PRO:HA	27:Y2:308:TRP:CD1	2.46	0.50
26:X3:107:TYR:CZ	26:X3:111:LEU:HD11	2.46	0.50
27:Y3:29:SER:C	27:Y3:31:GLN:H	2.13	0.50
28:Z1:70:TYR:HA	28:Z1:80:THR:O	2.10	0.50
28:Z3:58:ASN:HB3	28:Z3:70:TYR:CZ	2.46	0.50
28:Z3:190:ASP:OD2	28:Z3:191:GLY:N	2.44	0.50
2:A2:875:LEU:N	6:D1:568:ARG:N	2.51	0.50
2:A2:911:TYR:HE2	6:D1:555:ARG:NH2	2.10	0.50
2:A2:980:ARG:CA	6:D1:503:LEU:N	2.64	0.50
2:A2:1131:ILE:HA	3:A5:165:PHE:CD2	2.45	0.50
2:A2:1204:TRP:CZ2	2:A2:1223:GLU:HG3	2.46	0.50
1:A3:1224:PRO:CG	2:A4:727:ASN:O	2.54	0.50
2:A4:858:ALA:C	6:D3:606:LYS:HE2	2.31	0.50
2:A4:1158:ALA:N	3:A6:133:LYS:HE2	2.27	0.50
2:A4:1163:TYR:OH	3:A6:137:HIS:ND1	2.43	0.50
3:A5:1032:LEU:HB2	11:I5:69:GLY:O	2.12	0.50
3:A5:1395:LYS:HE3	28:Z2:871:HIS:N	2.26	0.50
3:A6:1316:VAL:HG13	28:Z4:871:HIS:HA	1.89	0.50
6:D1:646:LEU:HD22	6:D1:696:ILE:CD1	2.42	0.50
6:D2:639:LEU:HD22	6:D2:689:PHE:CG	2.47	0.50
6:D3:743:HIS:HD2	11:I2:1528:ARG:CD	2.11	0.50

*Continued on next page...*



*Continued from previous page...*

Atom-1	Atom-2	Interatomic distance (Å)	Clash overlap (Å)
6:D4:649:VAL:HG11	6:D4:660:LYS:HA	1.92	0.50
6:D5:639:LEU:HD22	6:D5:689:PHE:CG	2.47	0.50
6:D6:606:LYS:N	6:D6:607:PRO:CD	2.74	0.50
8:F1:1093:LEU:HD13	17:O2:244:GLU:OE2	2.11	0.50
11:I1:967:SER:OG	15:M1:628:ALA:HB3	2.11	0.50
11:I1:978:LYS:HG3	20:R1:150:ASN:O	2.12	0.50
11:I1:1033:PRO:HA	20:R1:173:LEU:O	2.11	0.50
11:I1:1036:PRO:CA	15:M1:623:LEU:C	2.79	0.50
11:I1:1042:LEU:N	20:R1:170:LEU:HD11	2.26	0.50
11:I2:841:PHE:CE1	17:O3:243:LEU:HD22	2.45	0.50
11:I2:925:LEU:HD21	20:R3:163:LEU:CB	2.42	0.50
11:I2:976:ARG:CB	20:R3:149:ARG:N	2.34	0.50
11:I2:981:VAL:CB	20:R3:147:LEU:HG	2.38	0.50
11:I2:1045:PHE:CA	17:O3:280:GLU:HA	2.40	0.50
11:I2:1051:LYS:HB2	17:O3:288:GLU:CA	2.35	0.50
11:I5:1034:ASP:OD1	11:I5:1035:GLN:N	2.44	0.50
11:I5:1273:GLU:O	26:X2:521:TRP:CA	2.42	0.50
17:O3:151:LEU:HD23	18:P3:325:ILE:HD11	1.91	0.50
24:V2:374:LYS:O	24:V2:377:GLU:HB2	2.12	0.50
24:V4:186:PHE:CD1	24:V4:487:LEU:HD11	2.46	0.50
24:V4:397:GLU:OE1	24:V4:397:GLU:N	2.40	0.50
26:X1:66:PRO:HA	27:Y1:308:TRP:CD1	2.46	0.50
26:X3:66:PRO:HA	27:Y3:308:TRP:CD1	2.46	0.50
27:Y3:117:ALA:HB3	27:Y3:124:LYS:HB3	1.93	0.50
28:Z3:531:LYS:HB3	28:Z3:553:ILE:HG12	1.93	0.50
1:A1:1083:SER:OG	6:D1:798:MET:SD	2.65	0.50
1:A1:1332:ARG:HG3	6:D1:636:ASP:HB3	0.50	0.50
2:A2:868:GLN:H	6:D1:598:ILE:HG21	1.70	0.50
2:A2:911:TYR:OH	6:D1:196:ILE:HG22	2.08	0.50
2:A2:978:ASP:O	6:D1:476:VAL:HB	2.12	0.50
2:A2:1136:LYS:NZ	3:A5:140:ALA:H	2.10	0.50
2:A2:1305:ALA:HB3	2:A2:1306:PRO:HD2	1.94	0.50
1:A3:1056:PHE:CG	6:D3:808:ASN:CB	2.94	0.50
2:A4:974:PRO:HG2	6:D3:496:LEU:N	2.26	0.50
2:A4:1161:ALA:HA	3:A6:180:GLU:OE2	2.11	0.50
2:A4:1305:ALA:HB3	2:A4:1306:PRO:HD2	1.94	0.50
3:A5:1414:PHE:O	28:Z2:961:PHE:CB	2.60	0.50
3:A6:233:THR:N	5:C4:738:ASP:CG	2.57	0.50
3:A6:1354:TRP:O	28:Z4:877:ILE:C	2.49	0.50
6:D2:649:VAL:HG11	6:D2:660:LYS:HA	1.92	0.50
6:D3:646:LEU:HD22	6:D3:696:ILE:CD1	2.42	0.50

*Continued on next page...*

*Continued from previous page...*

Atom-1	Atom-2	Interatomic distance (Å)	Clash overlap (Å)
11:I1:875:ARG:O	17:O1:248:SER:HB2	2.12	0.50
11:I1:898:VAL:CG2	17:O1:235:ASN:O	2.58	0.50
11:I1:930:LEU:CD2	15:M1:595:MET:O	2.60	0.50
11:I1:945:LEU:CG	17:O1:257:ALA:N	2.66	0.50
11:I1:961:ARG:N	16:N1:395:GLU:OE1	2.44	0.50
11:I1:1014:ASN:C	16:N1:411:GLN:O	2.49	0.50
11:I2:1037:THR:CB	15:M3:620:VAL:HG13	2.36	0.50
11:I3:1278:ALA:CB	26:X1:520:GLU:H	2.17	0.50
11:I4:1272:TYR:N	26:X3:528:GLU:HB2	2.27	0.50
21:S1:1126:LEU:O	21:S1:1129:ASP:HB2	2.12	0.50
21:S2:939:HIS:O	21:S2:939:HIS:CG	2.64	0.50
21:S3:682:ASN:CA	21:S3:684:THR:HA	2.41	0.50
23:U1:354:SER:O	23:U1:358:VAL:HG23	2.11	0.50
23:U4:254:ALA:O	24:V4:315:LYS:NZ	2.40	0.50
24:V1:435:LEU:O	24:V1:439:VAL:HG23	2.11	0.50
24:V3:186:PHE:CD1	24:V3:487:LEU:HD11	2.46	0.50
24:V4:281:ILE:HB	24:V4:301:LEU:HD21	1.93	0.50
24:V4:435:LEU:O	24:V4:439:VAL:HG23	2.11	0.50
26:X1:306:TRP:O	26:X1:310:VAL:HG23	2.12	0.50
27:Y1:218:ILE:HG22	27:Y1:233:THR:HG22	1.94	0.50
28:Z3:258:ASP:OD1	28:Z3:260:VAL:HG22	2.11	0.50
1:A1:1056:PHE:HZ	6:D1:809:ALA:N	2.09	0.50
2:A2:872:ALA:CB	6:D1:565:MET:HE1	2.41	0.50
2:A2:980:ARG:NE	6:D1:526:LEU:H	2.09	0.50
2:A2:985:ALA:HB1	6:D1:500:LYS:HA	1.94	0.50
2:A2:988:ARG:HB3	6:D1:500:LYS:HZ3	0.67	0.50
2:A2:1160:GLN:CB	3:A5:166:LEU:O	2.60	0.50
2:A2:1185:THR:CG2	4:B5:342:ARG:CZ	2.90	0.50
1:A3:785:ILE:HD11	1:A3:825:ARG:CG	2.38	0.50
1:A3:1099:GLN:CA	11:I2:1414:CYS:O	2.58	0.50
2:A4:873:PRO:HD2	6:D3:569:CYS:HA	1.93	0.50
3:A6:1368:GLN:NE2	28:Z4:844:CYS:C	2.59	0.50
3:A6:1398:LYS:O	28:Z4:886:LEU:C	2.49	0.50
6:D1:606:LYS:N	6:D1:607:PRO:CD	2.74	0.50
6:D3:639:LEU:HD22	6:D3:689:PHE:CG	2.47	0.50
8:F1:689:ARG:O	8:F1:699:ARG:N	2.40	0.50
8:F1:1261:TYR:O	17:O2:262:ASP:C	2.50	0.50
11:I1:917:TYR:HB3	15:M1:588:MET:HG2	1.93	0.50
11:I1:928:LEU:HG	20:R1:155:GLU:CG	2.39	0.50
11:I1:1018:LYS:N	16:N1:412:ASN:N	2.59	0.50
11:I2:879:VAL:H	17:O3:251:ILE:HB	1.76	0.50

*Continued on next page...*

*Continued from previous page...*

Atom-1	Atom-2	Interatomic distance (Å)	Clash overlap (Å)
11:I2:976:ARG:NH2	20:R3:143:PHE:CA	2.70	0.50
11:I2:1016:ARG:O	16:N3:408:MET:O	2.30	0.50
11:I2:1070:LEU:HD12	16:N3:429:GLU:C	2.32	0.50
21:S2:1126:LEU:O	21:S2:1129:ASP:HB2	2.12	0.50
21:S3:1070:LYS:O	21:S3:1074:LEU:HD12	2.11	0.50
21:S4:546:SER:O	21:S4:550:ASP:CB	2.59	0.50
23:U2:233:THR:HG22	23:U2:234:GLN:O	2.12	0.50
24:V2:281:ILE:HB	24:V2:301:LEU:HD21	1.93	0.50
26:X1:218:GLU:HA	26:X1:220:ASP:N	2.26	0.50
26:X1:228:PHE:HE2	26:X1:267:ARG:HB3	1.77	0.50
26:X3:306:TRP:O	26:X3:310:VAL:HG23	2.12	0.50
26:X4:152:LEU:O	26:X4:156:GLU:HG3	2.11	0.50
27:Y3:218:ILE:HG22	27:Y3:233:THR:HG22	1.94	0.50
28:Z1:53:GLY:HA2	28:Z1:73:SER:HA	1.94	0.50
28:Z2:53:GLY:HA2	28:Z2:73:SER:HA	1.94	0.50
28:Z2:190:ASP:OD2	28:Z2:191:GLY:N	2.44	0.50
1:A1:862:LEU:CD1	1:A1:904:GLN:HB3	2.41	0.50
2:A4:200:VAL:HG23	4:B4:351:GLU:O	2.11	0.50
2:A4:780:GLU:H	6:D3:678:GLY:N	1.96	0.50
2:A4:973:GLU:HG3	6:D3:192:TYR:CE2	2.46	0.50
3:A5:1005:PHE:CZ	11:I5:67:LYS:CE	2.89	0.50
3:A5:1101:GLN:CD	11:I5:33:THR:HG21	2.27	0.50
3:A5:1363:ASP:H	28:Z2:875:LEU:CA	2.19	0.50
3:A5:1363:ASP:HB2	28:Z2:875:LEU:N	2.24	0.50
6:D3:610:ASN:O	6:D3:614:SER:N	2.43	0.50
6:D6:646:LEU:HD22	6:D6:696:ILE:CD1	2.42	0.50
8:F1:1262:HIS:CD2	17:O2:259:ASP:CG	2.83	0.50
8:F1:1392:LEU:N	8:F1:1393:PRO:HD2	2.27	0.50
11:I1:874:LEU:CA	17:O1:251:ILE:O	2.60	0.50
11:I1:884:LEU:CD1	16:N1:396:ILE:HG21	2.00	0.50
11:I1:896:PRO:HA	17:O1:232:LYS:C	2.32	0.50
11:I1:1017:VAL:HG22	17:O1:260:LEU:HD22	1.94	0.50
11:I1:1041:GLN:N	15:M1:620:VAL:HG22	2.14	0.50
11:I1:1052:LEU:H	17:O1:286:ILE:CB	2.24	0.50
11:I2:301:GLN:N	11:I2:301:GLN:OE1	2.42	0.50
11:I2:1060:PHE:CD2	17:O3:277:GLU:HG2	2.36	0.50
11:I2:1607:GLN:HB3	12:J1:298:PHE:CE1	2.46	0.50
11:I4:1274:HIS:NE2	26:X3:531:LEU:CG	2.65	0.50
22:T3:862:HIS:NE2	22:T3:903:LYS:HB3	2.26	0.50
25:W2:214:PRO:HG2	25:W2:264:LEU:HA	1.93	0.50
26:X1:158:PHE:O	26:X1:162:VAL:HG23	2.12	0.50

*Continued on next page...*

*Continued from previous page...*

Atom-1	Atom-2	Interatomic distance (Å)	Clash overlap (Å)
26:X1:522:MET:HE1	26:X1:538:ILE:HD12	1.93	0.50
26:X3:60:LYS:C	26:X3:62:GLY:H	2.14	0.50
26:X3:156:GLU:HG2	26:X3:179:LEU:CD2	2.41	0.50
26:X4:156:GLU:HG2	26:X4:179:LEU:CD2	2.41	0.50
28:Z4:258:ASP:OD1	28:Z4:260:VAL:HG22	2.11	0.50
1:A1:870:HIS:CA	6:D3:280:GLN:N	2.74	0.50
2:A2:869:ALA:HB2	6:D1:583:ILE:HG21	1.92	0.50
2:A2:973:GLU:OE1	6:D1:192:TYR:CD2	2.65	0.50
2:A4:1154:PHE:HD2	3:A6:175:GLU:OE1	1.94	0.50
2:A4:1160:GLN:HG3	3:A6:165:PHE:CA	2.40	0.50
3:A5:177:ILE:CD1	5:C2:740:ARG:HE	2.16	0.50
3:A5:188:ALA:HA	5:C2:746:PRO:HG3	1.78	0.50
3:A5:999:SER:OG	11:I5:63:PRO:CG	2.58	0.50
3:A5:1399:ARG:HH12	28:Z2:909:LEU:CA	2.06	0.50
3:A6:232:LEU:HD22	5:C4:740:ARG:N	2.26	0.50
3:A6:1387:ILE:HA	28:Z4:867:LYS:CB	2.42	0.50
3:A6:1405:LEU:N	28:Z4:919:PHE:C	2.62	0.50
9:G1:260:THR:CG2	17:O2:259:ASP:CG	2.80	0.50
9:G2:257:THR:HG23	17:O4:257:ALA:H	1.77	0.50
11:I1:880:MET:HE3	17:O1:254:ARG:NH1	2.26	0.50
11:I1:885:GLU:CA	16:N1:397:GLU:HG2	1.99	0.50
17:O3:142:PHE:HA	17:O3:145:ILE:HG22	1.94	0.50
17:O3:162:LYS:HG3	18:P3:315:GLU:CB	2.38	0.50
21:S1:939:HIS:O	21:S1:939:HIS:CG	2.64	0.50
23:U1:50:ALA:HB1	23:U1:69:GLU:HG3	1.93	0.50
25:W1:57:TRP:HD1	25:W1:102:VAL:O	1.94	0.50
25:W4:62:ALA:HB2	25:W4:107:TRP:CE2	2.46	0.50
26:X1:60:LYS:C	26:X1:62:GLY:H	2.14	0.50
26:X4:107:TYR:CZ	26:X4:111:LEU:HD11	2.46	0.50
28:Z3:288:VAL:HG13	28:Z3:336:LEU:HD22	1.94	0.50
28:Z3:466:TYR:HB3	28:Z3:470:ILE:HB	1.92	0.50
28:Z4:531:LYS:HB3	28:Z4:553:ILE:HG12	1.93	0.50
1:A1:1399:ARG:CB	2:A2:888:GLN:OE1	2.60	0.49
2:A2:780:GLU:HB3	6:D1:677:GLN:HB3	1.91	0.49
2:A4:871:ASN:HB2	6:D3:571:SER:N	2.28	0.49
2:A4:973:GLU:HB2	6:D3:498:GLU:CB	2.42	0.49
2:A4:1204:TRP:CZ2	2:A4:1223:GLU:HG3	2.46	0.49
3:A5:155:TYR:CZ	5:C2:740:ARG:HG2	2.17	0.49
3:A5:232:LEU:HD13	5:C2:741:THR:N	2.27	0.49
6:D4:639:LEU:HD22	6:D4:689:PHE:CG	2.47	0.49
6:D5:727:VAL:O	6:D5:731:VAL:HG23	2.12	0.49

*Continued on next page...*

*Continued from previous page...*

Atom-1	Atom-2	Interatomic distance (Å)	Clash overlap (Å)
6:D7:646:LEU:HD22	6:D7:696:ILE:CD1	2.42	0.49
8:F1:731:ASP:OD1	8:F1:732:VAL:N	2.45	0.49
8:F2:1392:LEU:N	8:F2:1393:PRO:HD2	2.27	0.49
11:I1:917:TYR:O	15:M1:588:MET:CB	2.59	0.49
11:I1:926:SER:H	15:M1:593:ALA:C	2.15	0.49
11:I1:990:GLU:CG	17:O1:275:LEU:HB3	2.34	0.49
11:I1:1041:GLN:CA	15:M1:620:VAL:CG2	2.71	0.49
11:I2:924:ILE:HD13	15:M3:595:MET:CB	2.12	0.49
11:I2:983:LEU:HB3	15:M3:614:ASP:OD2	2.11	0.49
11:I5:301:GLN:N	11:I5:301:GLN:OE1	2.42	0.49
17:O4:142:PHE:HA	17:O4:145:ILE:HG22	1.94	0.49
21:S3:176:MET:CE	21:S3:232:LEU:HD12	2.42	0.49
21:S3:946:LEU:HB3	21:S3:981:SER:HB3	1.93	0.49
21:S4:882:GLN:C	21:S4:884:ARG:H	2.16	0.49
21:S4:1126:LEU:O	21:S4:1129:ASP:HB2	2.12	0.49
22:T3:885:ARG:CG	22:T3:885:ARG:NH1	2.73	0.49
23:U4:233:THR:HG22	23:U4:234:GLN:O	2.12	0.49
24:V2:435:LEU:O	24:V2:439:VAL:HG23	2.11	0.49
24:V3:523:THR:HA	24:V3:526:HIS:HB2	1.94	0.49
25:W1:259:ARG:HB2	25:W1:272:SER:HB2	1.93	0.49
25:W2:57:TRP:HD1	25:W2:102:VAL:O	1.95	0.49
26:X1:156:GLU:HG2	26:X1:179:LEU:CD2	2.41	0.49
26:X4:66:PRO:HA	27:Y4:308:TRP:CD1	2.46	0.49
27:Y2:218:ILE:HG22	27:Y2:233:THR:HG22	1.94	0.49
28:Z4:53:GLY:HA2	28:Z4:73:SER:HA	1.94	0.49
28:Z4:522:ASN:O	28:Z4:526:ARG:HG3	2.12	0.49
1:A1:873:PRO:HG3	6:D3:218:LYS:HZ2	1.75	0.49
1:A1:1332:ARG:NH2	6:D1:681:ALA:CB	2.75	0.49
1:A1:1333:ARG:C	6:D1:637:LYS:NZ	2.58	0.49
1:A3:1017:THR:C	6:D3:819:ASN:CB	2.80	0.49
1:A3:1242:THR:HG21	1:A3:1248:ILE:HD11	1.93	0.49
2:A4:870:HIS:HB3	6:D3:551:PHE:CD2	2.47	0.49
2:A4:880:ALA:CB	6:D3:558:LYS:CD	2.88	0.49
2:A4:982:THR:CG2	6:D3:493:ALA:C	2.57	0.49
2:A4:983:LEU:HD13	6:D3:497:PHE:CZ	2.47	0.49
6:D1:649:VAL:HG11	6:D1:660:LYS:HA	1.92	0.49
6:D2:646:LEU:HD22	6:D2:696:ILE:CD1	2.42	0.49
6:D6:727:VAL:O	6:D6:731:VAL:HG23	2.12	0.49
6:D7:727:VAL:O	6:D7:731:VAL:HG23	2.12	0.49
8:F1:1261:TYR:HD2	17:O2:259:ASP:C	2.08	0.49
8:F1:1262:HIS:ND1	17:O2:259:ASP:CB	2.50	0.49

*Continued on next page...*

*Continued from previous page...*

Atom-1	Atom-2	Interatomic distance (Å)	Clash overlap (Å)
11:I1:917:TYR:CB	15:M1:588:MET:HG2	2.42	0.49
11:I1:1038:ILE:CB	20:R1:168:LEU:O	2.48	0.49
11:I2:849:LEU:HD22	17:O3:251:ILE:HD11	1.94	0.49
11:I2:931:VAL:N	15:M3:601:ASP:OD1	2.41	0.49
11:I2:945:LEU:HB3	17:O3:260:LEU:H	1.72	0.49
11:I2:948:ALA:HB2	17:O3:256:TYR:HB3	0.50	0.49
11:I2:965:ALA:CB	20:R3:153:GLN:O	2.51	0.49
11:I2:980:ILE:HA	15:M3:617:THR:C	2.33	0.49
11:I2:1053:GLY:CA	17:O3:279:ILE:O	2.56	0.49
11:I2:1106:LYS:CA	16:N3:439:ARG:HH12	1.88	0.49
11:I5:389:GLN:N	11:I5:389:GLN:OE1	2.46	0.49
21:S3:1052:LEU:HA	21:S3:1055:LEU:CD2	2.42	0.49
22:T3:685:ARG:HH21	22:T3:716:PRO:HG2	1.76	0.49
22:T3:885:ARG:HG3	22:T3:885:ARG:NH1	2.17	0.49
23:U3:50:ALA:HB1	23:U3:69:GLU:HG3	1.93	0.49
26:X2:306:TRP:O	26:X2:310:VAL:HG23	2.12	0.49
26:X3:158:PHE:O	26:X3:162:VAL:HG23	2.12	0.49
26:X3:228:PHE:HE2	26:X3:267:ARG:HB3	1.77	0.49
28:Z1:522:ASN:O	28:Z1:526:ARG:HG3	2.12	0.49
2:A2:1152:ASP:HB2	3:A5:173:ASN:H	0.51	0.49
1:A3:1399:ARG:CB	2:A4:884:ARG:NE	2.74	0.49
2:A4:864:ARG:HG2	6:D3:609:ILE:HB	1.93	0.49
2:A4:869:ALA:N	6:D3:570:VAL:CG2	2.70	0.49
2:A4:1129:PRO:O	3:A6:161[A]:ASP:OD2	2.30	0.49
3:A5:189:VAL:C	5:C2:746:PRO:O	2.50	0.49
3:A6:150:PHE:CE2	5:C4:741:THR:HG22	2.46	0.49
3:A6:165:PHE:N	5:C4:743:LEU:HD13	2.28	0.49
3:A6:233:THR:HA	5:C4:737:LYS:H	1.70	0.49
3:A6:1331:GLU:OE2	28:Z4:952:ASN:C	2.51	0.49
3:A6:1411:ARG:CG	28:Z4:968:ARG:CB	2.91	0.49
6:D3:727:VAL:O	6:D3:731:VAL:HG23	2.12	0.49
6:D4:646:LEU:HD22	6:D4:696:ILE:CD1	2.42	0.49
6:D5:808:ASN:O	6:D5:812:VAL:HG23	2.13	0.49
9:G2:256:GLN:CG	17:O4:262:ASP:HB2	2.36	0.49
11:I1:841:PHE:O	15:M1:588:MET:CA	2.58	0.49
11:I1:914:ASN:HB3	15:M1:586:ASP:N	2.17	0.49
11:I1:951:LYS:H	17:O1:253:LEU:HD22	1.77	0.49
11:I1:978:LYS:CG	20:R1:150:ASN:O	2.52	0.49
11:I1:1104:LEU:HD22	16:N1:433:GLU:CG	2.28	0.49
11:I2:873:ILE:HG21	17:O3:258:GLU:CG	2.32	0.49
11:I2:877:ILE:C	17:O3:253:LEU:H	2.16	0.49

*Continued on next page...*

*Continued from previous page...*

Atom-1	Atom-2	Interatomic distance (Å)	Clash overlap (Å)
11:I2:1104:LEU:CD1	16:N3:433:GLU:OE2	2.59	0.49
11:I4:1277:LEU:HG	26:X3:522:MET:N	2.26	0.49
11:I5:1013:GLU:OE1	11:I5:1013:GLU:N	2.41	0.49
17:O1:142:PHE:HA	17:O1:145:ILE:HG22	1.94	0.49
21:S1:176:MET:CE	21:S1:232:LEU:HD12	2.42	0.49
21:S2:1052:LEU:HA	21:S2:1055:LEU:CD2	2.42	0.49
21:S3:176:MET:HE1	21:S3:232:LEU:CD1	2.42	0.49
23:U1:254:ALA:O	24:V1:315:LYS:NZ	2.40	0.49
26:X2:60:LYS:C	26:X2:62:GLY:H	2.14	0.49
26:X2:278:CYS:SG	26:X2:323:ASP:HB2	2.53	0.49
1:A1:1223:GLU:OE1	2:A2:761:GLN:NE2	2.42	0.49
1:A1:1332:ARG:HH21	6:D1:685:VAL:CB	2.13	0.49
2:A2:866:SER:H	6:D1:605:THR:HA	1.60	0.49
2:A2:985:ALA:HB1	6:D1:500:LYS:CA	2.42	0.49
2:A2:1139:ILE:CG2	3:A5:131:PRO:N	2.73	0.49
2:A2:1143:LEU:CB	3:A5:131:PRO:C	2.80	0.49
1:A3:1332:ARG:HE	6:D3:636:ASP:CB	2.23	0.49
2:A4:971:ALA:CB	6:D3:203:PRO:C	2.59	0.49
2:A4:1131:ILE:HD12	3:A6:160:ILE:CD1	2.40	0.49
2:A4:1139:ILE:O	3:A6:131:PRO:O	2.30	0.49
6:D2:727:VAL:O	6:D2:731:VAL:HG23	2.12	0.49
8:F1:1091:SER:OG	17:O2:238:ALA:CA	2.60	0.49
9:G2:263:MET:HE1	17:O4:263:GLN:OE1	2.12	0.49
11:I1:301:GLN:OE1	11:I1:301:GLN:N	2.42	0.49
11:I1:896:PRO:C	17:O1:232:LYS:HB3	2.30	0.49
11:I1:951:LYS:C	17:O1:253:LEU:HD13	2.25	0.49
11:I1:1026:TYR:C	20:R1:172:ASP:HA	2.32	0.49
11:I1:1040:HIS:ND1	15:M1:623:LEU:HD21	2.27	0.49
11:I2:967:SER:OG	15:M3:625:GLY:N	2.46	0.49
11:I2:978:LYS:CE	20:R3:154:ALA:C	2.80	0.49
11:I2:1041:GLN:HE21	15:M3:614:ASP:C	2.16	0.49
11:I2:1112:SER:HB3	12:J2:241:THR:CB	2.43	0.49
11:I3:288:ILE:O	11:I3:292:GLY:N	2.46	0.49
11:I3:1273:GLU:CB	26:X1:527:VAL:N	2.75	0.49
11:I3:1277:LEU:C	26:X1:519:ILE:HG22	2.05	0.49
11:I4:389:GLN:N	11:I4:389:GLN:OE1	2.46	0.49
11:I4:1112:SER:HB3	12:J4:241:THR:CB	2.43	0.49
11:I5:1083:GLU:OE1	11:I5:1083:GLU:N	2.42	0.49
11:I5:1112:SER:HB3	12:J5:241:THR:CB	2.43	0.49
17:O2:142:PHE:HA	17:O2:145:ILE:HG22	1.95	0.49
21:S2:418:TYR:N	21:S2:418:TYR:CD1	2.81	0.49

*Continued on next page...*

*Continued from previous page...*

Atom-1	Atom-2	Interatomic distance (Å)	Clash overlap (Å)
21:S3:429:SER:HB2	21:S3:436:SER:OG	2.12	0.49
21:S4:682:ASN:CA	21:S4:684:THR:HA	2.41	0.49
21:S4:1052:LEU:HA	21:S4:1055:LEU:CD2	2.43	0.49
24:V4:374:LYS:O	24:V4:377:GLU:HB2	2.11	0.49
25:W4:138:PRO:HB2	25:W4:140:ILE:HD11	1.93	0.49
28:Z1:288:VAL:HG13	28:Z1:336:LEU:HD22	1.93	0.49
28:Z3:53:GLY:HA2	28:Z3:73:SER:HA	1.94	0.49
28:Z3:522:ASN:O	28:Z3:526:ARG:HG3	2.12	0.49
2:A2:904:GLN:CA	6:D1:603:SER:H	2.25	0.49
2:A2:909:LYS:NZ	6:D1:601:PHE:HD1	2.10	0.49
2:A2:980:ARG:CA	6:D1:473:GLU:CG	2.88	0.49
2:A4:871:ASN:HB2	6:D3:571:SER:H	1.76	0.49
2:A4:1092:ASN:HD21	6:D4:708:ASP:HB2	1.76	0.49
3:A5:999:SER:C	11:I5:64:LYS:HE3	2.33	0.49
3:A5:1098:ARG:NH1	11:I5:29:GLN:HG2	2.08	0.49
3:A5:1365:VAL:CG1	28:Z2:832:PHE:C	2.81	0.49
6:D4:727:VAL:O	6:D4:731:VAL:HG23	2.13	0.49
6:D7:639:LEU:HD22	6:D7:689:PHE:CG	2.47	0.49
8:F1:982:PRO:HG3	11:I1:1388:GLU:HG3	1.95	0.49
11:I1:389:GLN:N	11:I1:389:GLN:OE1	2.45	0.49
11:I1:797:LEU:HD23	17:O1:241:SER:OG	2.11	0.49
11:I1:942:HIS:N	17:O1:260:LEU:N	2.59	0.49
11:I1:959:SER:HB2	20:R1:166:LEU:HD21	1.90	0.49
11:I1:976:ARG:HB3	20:R1:150:ASN:N	2.28	0.49
11:I1:978:LYS:CG	20:R1:154:ALA:H	2.10	0.49
11:I1:981:VAL:CG2	20:R1:147:LEU:CG	2.53	0.49
11:I1:1000:ILE:HG22	16:N1:413:VAL:CG2	2.27	0.49
11:I2:947:LEU:HD13	17:O3:260:LEU:HD22	1.84	0.49
11:I4:1270:LYS:HD2	26:X3:530:ARG:H	1.76	0.49
11:I5:1644:ARG:CD	12:J5:275:PHE:CZ	2.96	0.49
18:P4:233:GLN:HB2	18:P4:236:GLN:NE2	2.28	0.49
21:S1:429:SER:HB2	21:S1:436:SER:OG	2.12	0.49
21:S3:418:TYR:N	21:S3:418:TYR:CD1	2.81	0.49
23:U1:233:THR:HG22	23:U1:234:GLN:O	2.12	0.49
23:U2:379:ILE:HG13	23:U2:385:LEU:HD23	1.94	0.49
23:U3:233:THR:HG22	23:U3:234:GLN:O	2.12	0.49
24:V1:523:THR:HA	24:V1:526:HIS:HB2	1.94	0.49
24:V3:520:ARG:HH21	24:V3:542:GLN:HE21	1.58	0.49
26:X3:278:CYS:SG	26:X3:323:ASP:HB2	2.53	0.49
26:X4:64:LYS:HD3	27:Y4:324:ASP:HB3	1.95	0.49
26:X4:218:GLU:HA	26:X4:220:ASP:N	2.26	0.49

*Continued on next page...*



*Continued from previous page...*

Atom-1	Atom-2	Interatomic distance (Å)	Clash overlap (Å)
28:Z2:531:LYS:HB3	28:Z2:553:ILE:HG12	1.93	0.49
2:A2:226:PRO:CD	6:D1:708:ASP:CB	2.49	0.49
2:A2:809:THR:HB	2:A2:810:PRO:HD3	1.95	0.49
2:A2:825:ARG:NH1	6:D1:679:ILE:CD1	2.68	0.49
2:A2:968:SER:C	6:D1:202:GLN:HA	2.32	0.49
2:A4:876:ARG:CB	6:D3:563:GLU:C	2.81	0.49
2:A4:1125:LEU:CG	3:A6:136:GLU:HB2	2.41	0.49
2:A4:1167:CYS:CB	4:B6:342:ARG:HG3	2.36	0.49
3:A5:164:LEU:O	5:C2:744:PHE:CZ	2.64	0.49
3:A5:232:LEU:C	5:C2:737:LYS:O	2.49	0.49
3:A5:1024:ASP:CB	11:I5:98:ALA:CA	2.77	0.49
3:A6:862:LEU:HD11	3:A6:904:GLN:HB3	1.95	0.49
3:A6:1404:LEU:N	28:Z4:919:PHE:O	2.45	0.49
5:C1:732:LYS:NZ	11:I1:1228:GLU:CB	2.76	0.49
9:G1:258:LYS:NZ	16:N2:408:MET:CE	2.75	0.49
11:I1:1045:PHE:HE2	16:N1:430:ARG:O	1.95	0.49
11:I1:1112:SER:HB3	12:J1:241:THR:CB	2.43	0.49
11:I2:836:VAL:CG1	17:O3:244:GLU:CG	2.70	0.49
11:I2:1024:PHE:CG	16:N3:406:HIS:NE2	2.80	0.49
11:I2:1046:HIS:CA	17:O3:280:GLU:O	2.54	0.49
11:I4:1276:GLN:O	26:X3:519:ILE:O	2.22	0.49
15:M2:605:THR:O	17:O2:261:LYS:NZ	2.43	0.49
17:O3:148:ARG:HD2	18:P3:325:ILE:CG2	2.41	0.49
17:O3:148:ARG:NH2	18:P3:325:ILE:HG21	2.27	0.49
21:S2:176:MET:CE	21:S2:232:LEU:HD12	2.42	0.49
21:S3:1126:LEU:O	21:S3:1129:ASP:HB2	2.12	0.49
21:S4:429:SER:HB2	21:S4:436:SER:OG	2.12	0.49
23:U4:379:ILE:HG13	23:U4:385:LEU:HD23	1.94	0.49
25:W3:181:LEU:HD23	25:W3:201:GLU:HG2	1.95	0.49
26:X1:110:GLY:O	26:X1:114:ILE:HG13	2.12	0.49
26:X4:110:GLY:O	26:X4:114:ILE:HG13	2.12	0.49
26:X4:158:PHE:O	26:X4:162:VAL:HG23	2.12	0.49
27:Y1:30:ASP:OD1	27:Y1:32:HIS:HB2	2.13	0.49
27:Y3:67:GLU:OE1	27:Y3:119:ALA:HB1	2.12	0.49
1:A1:1277:TRP:N	1:A1:1278:PRO:CD	2.75	0.49
2:A2:977:VAL:HA	6:D1:496:LEU:CD1	2.29	0.49
2:A2:1125:LEU:C	3:A5:136:GLU:HB2	2.16	0.49
1:A3:1088:ASN:CA	6:D3:808:ASN:ND2	2.76	0.49
2:A4:864:ARG:CB	6:D3:608:ILE:HG12	2.43	0.49
2:A4:868:GLN:O	6:D3:598:ILE:CG1	2.58	0.49
2:A4:873:PRO:HG2	6:D3:568:ARG:O	2.12	0.49

*Continued on next page...*

*Continued from previous page...*

Atom-1	Atom-2	Interatomic distance (Å)	Clash overlap (Å)
2:A4:1148:ARG:HD2	3:A6:174:PRO:CD	2.41	0.49
2:A4:1151:THR:C	5:C4:733:LEU:HD12	2.33	0.49
3:A5:1027:HIS:HE1	11:I5:65:LYS:HB3	1.39	0.49
3:A6:1368:GLN:HB2	28:Z4:845:ILE:O	2.11	0.49
6:D1:639:LEU:HD22	6:D1:689:PHE:CG	2.47	0.49
6:D3:606:LYS:N	6:D3:607:PRO:CD	2.75	0.49
6:D7:512:LEU:HB2	11:I3:181:GLN:N	2.27	0.49
11:I1:52:ASP:OD1	11:I1:53:THR:N	2.46	0.49
11:I1:920:PHE:HZ	17:O1:247:TRP:CG	2.31	0.49
11:I1:1040:HIS:CD2	20:R1:170:LEU:HA	2.46	0.49
11:I2:702:GLN:OE1	11:I2:702:GLN:N	2.41	0.49
11:I2:924:ILE:CA	15:M3:597:LYS:HB2	2.27	0.49
11:I2:1031:ALA:HB2	20:R3:168:LEU:HD22	1.78	0.49
11:I2:1037:THR:CB	20:R3:169:GLY:CA	2.71	0.49
11:I3:389:GLN:N	11:I3:389:GLN:OE1	2.46	0.49
11:I3:1013:GLU:OE1	11:I3:1013:GLU:N	2.41	0.49
18:P2:233:GLN:HB2	18:P2:236:GLN:NE2	2.28	0.49
21:S4:939:HIS:O	21:S4:939:HIS:CG	2.64	0.49
24:V1:281:ILE:HB	24:V1:301:LEU:HD21	1.93	0.49
24:V4:483:GLU:OE2	24:V4:514:ARG:NH2	2.35	0.49
25:W2:181:LEU:HD23	25:W2:201:GLU:HG2	1.95	0.49
26:X2:110:GLY:O	26:X2:114:ILE:HG13	2.12	0.49
27:Y2:312:TRP:CZ3	27:Y2:319:LEU:HB2	2.48	0.49
2:A2:824:ASN:OD1	2:A2:859:GLN:NE2	2.40	0.49
2:A2:867:GLU:HG3	6:D1:605:THR:CB	2.42	0.49
2:A2:970:PHE:CB	6:D1:196:ILE:HD11	2.16	0.49
2:A2:1055:ARG:N	6:D2:762:ARG:HA	2.28	0.49
2:A2:1121:LEU:C	3:A5:133:LYS:CA	2.79	0.49
2:A2:1164:TYR:CA	4:B5:342:ARG:HG2	2.41	0.49
2:A4:171:HIS:NE2	6:D3:708:ASP:CG	2.64	0.49
2:A4:873:PRO:HG2	6:D3:568:ARG:C	2.33	0.49
2:A4:976:LEU:CD1	6:D3:501:LEU:CD2	2.79	0.49
2:A4:1126:VAL:HG22	3:A6:139:ASN:OD1	2.07	0.49
2:A4:1132:PRO:CB	3:A6:161[A]:ASP:H	2.21	0.49
3:A6:1309:GLY:CA	28:Z4:830:LEU:H	2.18	0.49
6:D1:808:ASN:O	6:D1:812:VAL:HG23	2.13	0.49
9:G2:258:LYS:HG2	17:O4:259:ASP:OD2	2.11	0.49
11:I1:953:LEU:CD2	15:M1:599:ILE:O	2.60	0.49
11:I1:967:SER:HB3	20:R1:150:ASN:HD21	1.78	0.49
11:I1:1048:GLU:HG2	17:O1:288:GLU:H	1.76	0.49
11:I1:1667:GLN:HE22	11:I2:1662:ARG:HA	1.72	0.49

*Continued on next page...*

*Continued from previous page...*

Atom-1	Atom-2	Interatomic distance (Å)	Clash overlap (Å)
11:I2:52:ASP:OD1	11:I2:53:THR:N	2.46	0.49
11:I2:389:GLN:N	11:I2:389:GLN:OE1	2.45	0.49
11:I2:837:MET:HE3	17:O3:243:LEU:HG	1.95	0.49
11:I2:881:ILE:CG1	17:O3:250:LEU:HA	2.31	0.49
11:I2:887:GLN:CD	16:N3:393:ILE:CG1	2.80	0.49
11:I2:898:VAL:HG22	17:O3:237:PRO:CD	2.03	0.49
11:I2:978:LYS:NZ	20:R3:152:LYS:C	2.66	0.49
11:I2:980:ILE:HG21	15:M3:622:VAL:H	1.78	0.49
11:I2:1052:LEU:H	17:O3:286:ILE:CA	2.25	0.49
11:I3:460:GLN:OE1	11:I3:460:GLN:N	2.39	0.49
11:I4:1273:GLU:O	26:X3:526:CYS:CB	2.61	0.49
11:I5:288:ILE:O	11:I5:292:GLY:N	2.46	0.49
11:I5:1072:ASN:O	11:I5:1076:THR:HG22	2.13	0.49
17:O3:162:LYS:HG3	18:P3:315:GLU:CD	2.30	0.49
21:S1:1052:LEU:HA	21:S1:1055:LEU:CD2	2.42	0.49
21:S2:1070:LYS:O	21:S2:1074:LEU:HD12	2.11	0.49
21:S4:964:PHE:HE1	21:S4:1002:LEU:HD22	1.78	0.49
22:T2:781:THR:CG2	22:T2:784:GLU:H	2.26	0.49
24:V2:182:ARG:HD2	24:V2:449:GLN:OE1	2.13	0.49
25:W1:174:VAL:HA	25:W1:183:LYS:O	2.13	0.49
25:W4:57:TRP:HD1	25:W4:102:VAL:O	1.95	0.49
26:X2:228:PHE:HE2	26:X2:267:ARG:HB3	1.77	0.49
26:X3:64:LYS:HD3	27:Y3:324:ASP:HB3	1.95	0.49
27:Y2:67:GLU:OE1	27:Y2:119:ALA:HB1	2.12	0.49
27:Y4:67:GLU:OE1	27:Y4:119:ALA:HB1	2.12	0.49
28:Z4:188:LYS:HE2	28:Z4:191:GLY:HA2	1.95	0.49
2:A2:235:TYR:CD1	4:B2:347:LEU:CB	2.76	0.49
2:A2:1139:ILE:O	3:A5:131:PRO:C	2.51	0.49
2:A4:908:LEU:CG	6:D3:601:PHE:C	2.77	0.49
2:A4:976:LEU:HD12	6:D3:501:LEU:HD22	1.91	0.49
2:A4:983:LEU:HD22	6:D3:497:PHE:HZ	1.52	0.49
2:A4:985:ALA:CB	6:D3:497:PHE:CA	2.91	0.49
2:A4:1132:PRO:HG3	3:A6:159:SER:C	2.32	0.49
2:A4:1164:TYR:HH	4:B6:343:LYS:HD2	1.73	0.49
3:A5:1056:PHE:CD2	11:I5:37:GLU:HG2	2.46	0.49
3:A5:1057:PHE:CD2	3:A5:1096:ILE:HD13	2.48	0.49
3:A5:1310:ARG:HE	28:Z2:827:GLN:CB	2.26	0.49
3:A5:1381:ALA:N	28:Z2:810:ASP:O	2.46	0.49
3:A6:163:SER:O	5:C4:743:LEU:CG	2.42	0.49
4:B6:345:LYS:HB3	5:C4:737:LYS:HE2	1.72	0.49
11:I1:702:GLN:OE1	11:I1:702:GLN:N	2.41	0.49

*Continued on next page...*

*Continued from previous page...*

Atom-1	Atom-2	Interatomic distance (Å)	Clash overlap (Å)
11:I1:833:PHE:HE2	17:O1:238:ALA:CB	2.13	0.49
11:I1:925:LEU:HA	15:M1:596:ILE:CB	2.38	0.49
11:I1:952:LEU:O	16:N1:403:VAL:CG2	2.35	0.49
11:I1:1667:GLN:C	11:I2:1665:LEU:HD23	2.25	0.49
11:I2:1104:LEU:CD2	16:N3:437:VAL:HG23	2.24	0.49
11:I2:1608:SER:O	12:J1:299:GLY:HA2	2.13	0.49
11:I2:1644:ARG:CD	12:J2:275:PHE:CZ	2.96	0.49
11:I4:702:GLN:OE1	11:I4:702:GLN:N	2.41	0.49
21:S1:946:LEU:HB3	21:S1:981:SER:HB3	1.93	0.49
21:S2:429:SER:HB2	21:S2:436:SER:OG	2.12	0.49
21:S2:992:ILE:HG12	21:S2:992:ILE:O	2.13	0.49
21:S3:992:ILE:HG12	21:S3:992:ILE:O	2.13	0.49
22:T1:781:THR:HG23	22:T1:784:GLU:H	1.78	0.49
22:T2:829:MET:HE2	22:T2:849:LEU:HD12	1.95	0.49
25:W1:229:ARG:HB2	25:W1:229:ARG:HH11	1.78	0.49
25:W4:181:LEU:HD23	25:W4:201:GLU:HG2	1.95	0.49
26:X4:60:LYS:C	26:X4:62:GLY:H	2.14	0.49
26:X4:278:CYS:SG	26:X4:323:ASP:HB2	2.53	0.49
27:Y1:34:LYS:HG2	27:Y1:50:SER:HB2	1.95	0.49
27:Y4:77:TYR:HA	27:Y4:110:SER:HB3	1.95	0.49
27:Y4:311:SER:O	27:Y4:319:LEU:HD12	2.13	0.49
1:A1:1197:ALA:C	2:A2:728:LYS:HG3	2.32	0.49
2:A2:198:VAL:O	4:B2:353:LEU:CB	2.58	0.49
1:A3:1036:ALA:HB1	1:A3:1043:ALA:HB2	1.95	0.49
2:A4:872:ALA:HB2	6:D3:554:LEU:HD13	1.94	0.49
2:A4:1130:ARG:C	3:A6:161[A]:ASP:HB2	2.27	0.49
3:A5:862:LEU:HD11	3:A5:904:GLN:HB3	1.95	0.49
3:A5:996:ASN:HB3	11:I5:55:ASP:O	2.12	0.49
3:A5:1160:GLN:HB2	5:C5:743:LEU:HD22	1.95	0.49
3:A6:1397:LEU:HD21	28:Z4:907:LEU:O	2.13	0.49
6:D7:333:ALA:O	6:D7:337:VAL:HG23	2.13	0.49
9:G2:258:LYS:C	17:O4:259:ASP:OD1	2.51	0.49
11:I1:937:TYR:HD2	15:M1:602:MET:CE	2.26	0.49
11:I1:951:LYS:HG3	16:N1:400:LEU:C	2.26	0.49
11:I1:991:THR:HB	15:M1:610:SER:C	2.22	0.49
11:I1:1072:ASN:O	11:I1:1076:THR:HG22	2.13	0.49
11:I2:879:VAL:CB	17:O3:251:ILE:HD12	2.40	0.49
11:I2:955:LYS:HG3	16:N3:403:VAL:H	1.77	0.49
11:I2:1054:ILE:N	17:O3:281:ALA:C	2.62	0.49
11:I2:1072:ASN:O	11:I2:1076:THR:HG22	2.13	0.49
11:I3:1273:GLU:N	26:X1:527:VAL:N	2.61	0.49

*Continued on next page...*

*Continued from previous page...*

Atom-1	Atom-2	Interatomic distance (Å)	Clash overlap (Å)
11:I4:52:ASP:OD1	11:I4:53:THR:N	2.46	0.49
11:I4:460:GLN:OE1	11:I4:460:GLN:N	2.39	0.49
11:I4:1072:ASN:O	11:I4:1076:THR:HG22	2.13	0.49
11:I5:1182:GLN:CG	12:J5:245:GLU:OE2	2.51	0.49
18:P1:233:GLN:HB2	18:P1:236:GLN:NE2	2.28	0.49
21:S3:1001:PHE:CD2	21:S3:1001:PHE:C	2.86	0.49
23:U2:50:ALA:HB1	23:U2:69:GLU:HG3	1.93	0.49
23:U2:349:SER:OG	23:U2:358:VAL:HG21	2.13	0.49
24:V1:173:ILE:H	24:V1:173:ILE:HD12	1.78	0.49
24:V2:317:GLY:O	24:V2:320:SER:HB3	2.13	0.49
24:V3:173:ILE:H	24:V3:173:ILE:HD12	1.78	0.49
25:W2:174:VAL:HA	25:W2:183:LYS:O	2.12	0.49
26:X2:158:PHE:O	26:X2:162:VAL:HG23	2.12	0.49
27:Y1:67:GLU:OE1	27:Y1:119:ALA:HB1	2.12	0.49
27:Y4:30:ASP:OD1	27:Y4:32:HIS:HB2	2.13	0.49
1:A1:780:GLU:HG3	1:A1:822:ILE:CG2	2.43	0.48
1:A1:1332:ARG:O	6:D1:637:LYS:HG2	2.12	0.48
2:A2:1156:ASP:H	3:A5:174:PRO:CA	2.26	0.48
1:A3:780:GLU:HG3	1:A3:822:ILE:CG2	2.43	0.48
1:A3:1054:SER:HB3	6:D3:809:ALA:HB3	1.94	0.48
1:A3:1224:PRO:HG2	2:A4:734:LEU:HD22	1.94	0.48
2:A4:987:LYS:NZ	6:D3:555:ARG:CG	2.76	0.48
3:A5:780:GLU:HG3	3:A5:822:ILE:CG2	2.43	0.48
3:A5:1011:TYR:CZ	11:I5:54:LYS:CG	2.93	0.48
3:A5:1395:LYS:H	28:Z2:870:ILE:C	2.04	0.48
3:A6:1358:LEU:O	28:Z4:874:ASN:C	2.51	0.48
3:A6:1398:LYS:CD	28:Z4:886:LEU:C	2.48	0.48
6:D1:727:VAL:O	6:D1:731:VAL:HG23	2.13	0.48
6:D4:333:ALA:O	6:D4:337:VAL:HG23	2.13	0.48
11:I1:964:SER:N	20:R1:165:SER:HB3	2.28	0.48
11:I1:991:THR:CG2	17:O1:271:GLU:OE2	2.23	0.48
11:I1:1034:ASP:HB2	15:M1:630:LEU:CD1	2.42	0.48
11:I1:1064:LYS:HB3	16:N1:427:VAL:HG11	1.87	0.48
11:I2:881:ILE:CG2	17:O3:249:ARG:HH21	2.22	0.48
11:I2:1109:LEU:HB2	17:O3:290:TYR:CZ	2.29	0.48
15:M3:495:TRP:CG	16:N3:280:LEU:HD13	2.48	0.48
18:P3:233:GLN:HB2	18:P3:236:GLN:NE2	2.28	0.48
21:S1:418:TYR:N	21:S1:418:TYR:CD1	2.81	0.48
22:T3:781:THR:HG23	22:T3:784:GLU:H	1.78	0.48
22:T4:828:TRP:O	22:T4:850:ARG:HD2	2.13	0.48
24:V3:182:ARG:HD2	24:V3:449:GLN:OE1	2.13	0.48

*Continued on next page...*

*Continued from previous page...*

Atom-1	Atom-2	Interatomic distance (Å)	Clash overlap (Å)
24:V4:182:ARG:HD2	24:V4:449:GLN:OE1	2.13	0.48
25:W4:229:ARG:HB2	25:W4:229:ARG:HH11	1.78	0.48
26:X3:110:GLY:O	26:X3:114:ILE:HG13	2.12	0.48
26:X4:228:PHE:HE2	26:X4:267:ARG:HB3	1.77	0.48
27:Y1:77:TYR:HA	27:Y1:110:SER:HB3	1.95	0.48
27:Y1:312:TRP:CZ3	27:Y1:319:LEU:HB2	2.48	0.48
28:Z2:288:VAL:HG13	28:Z2:336:LEU:HD22	1.94	0.48
28:Z2:522:ASN:O	28:Z2:526:ARG:HG3	2.12	0.48
1:A1:862:LEU:HD11	1:A1:904:GLN:CB	2.43	0.48
2:A2:868:GLN:CB	6:D1:570:VAL:HG11	2.38	0.48
2:A2:974:PRO:HD2	6:D1:205:LEU:HD23	0.51	0.48
2:A2:978:ASP:C	6:D1:476:VAL:HB	2.31	0.48
2:A2:1139:ILE:O	3:A5:131:PRO:CA	2.36	0.48
2:A2:1164:TYR:CG	4:B5:342:ARG:CD	2.91	0.48
1:A3:1396:GLY:HA2	2:A4:888:GLN:CB	2.42	0.48
2:A4:973:GLU:O	6:D3:499:LEU:CD1	2.60	0.48
2:A4:980:ARG:HD3	6:D3:503:LEU:HB2	1.94	0.48
2:A4:1159:ASP:O	4:B6:342:ARG:C	2.51	0.48
2:A4:1167:CYS:SG	4:B6:342:ARG:CB	3.00	0.48
3:A5:150:PHE:HD2	5:C2:741:THR:CA	2.26	0.48
3:A5:1094:ILE:HD13	11:I5:34:LEU:HD22	1.95	0.48
3:A6:189:VAL:CG1	5:C4:742:ASP:CB	2.92	0.48
3:A6:1155:ASN:HD21	5:C6:735:ILE:HG23	1.78	0.48
3:A6:1399:ARG:NH2	28:Z4:945:VAL:CA	2.76	0.48
6:D2:333:ALA:O	6:D2:337:VAL:HG23	2.13	0.48
6:D2:808:ASN:O	6:D2:812:VAL:HG23	2.13	0.48
6:D7:179:ASP:OD2	11:I3:49:PRO:CA	2.61	0.48
11:I1:919:ALA:O	15:M1:592:LEU:CG	2.61	0.48
11:I1:934:LEU:N	15:M1:602:MET:SD	2.86	0.48
11:I1:951:LYS:HE2	16:N1:404:GLU:OE1	2.13	0.48
11:I1:981:VAL:CG1	20:R1:151:LYS:HG3	2.23	0.48
11:I1:1048:GLU:OE2	20:R1:146:LEU:HD12	2.12	0.48
11:I1:1109:LEU:CD1	16:N1:441:PHE:HB2	2.37	0.48
11:I2:884:LEU:HD11	15:M3:599:ILE:CG1	2.41	0.48
11:I2:951:LYS:CG	17:O3:253:LEU:HD11	2.44	0.48
11:I2:982:GLN:N	15:M3:621:ARG:HH12	2.11	0.48
11:I2:993:SER:N	15:M3:608:LYS:HG3	2.28	0.48
11:I2:1038:ILE:HG13	15:M3:604:ASN:HD21	1.79	0.48
11:I2:1042:LEU:CD1	15:M3:607:SER:HB3	2.43	0.48
11:I3:1112:SER:HB3	12:J3:241:THR:CB	2.43	0.48
15:M4:495:TRP:CG	16:N4:280:LEU:HD13	2.48	0.48

*Continued on next page...*

*Continued from previous page...*

Atom-1	Atom-2	Interatomic distance (Å)	Clash overlap (Å)
19:Q2:208:GLY:HA3	19:Q2:210:TRP:CZ3	2.48	0.48
21:S3:882:GLN:C	21:S3:884:ARG:H	2.15	0.48
21:S3:1012:LEU:HA	21:S3:1015:GLU:HB2	1.95	0.48
22:T3:781:THR:CG2	22:T3:784:GLU:H	2.26	0.48
22:T4:781:THR:CG2	22:T4:784:GLU:H	2.25	0.48
24:V2:523:THR:HA	24:V2:526:HIS:HB2	1.94	0.48
27:Y2:196:ARG:HH11	27:Y2:202:LEU:HD21	1.78	0.48
28:Z1:160:VAL:HG23	28:Z1:161:ARG:N	2.28	0.48
28:Z1:163:PRO:HA	28:Z1:178:LEU:HA	1.95	0.48
28:Z2:188:LYS:HE2	28:Z2:191:GLY:HA2	1.95	0.48
28:Z3:163:PRO:HA	28:Z3:178:LEU:HA	1.95	0.48
2:A2:882:SER:HB2	6:D1:604:ASP:OD2	2.13	0.48
2:A2:1160:GLN:HG2	3:A5:175:GLU:O	2.13	0.48
1:A3:862:LEU:HD11	1:A3:904:GLN:CB	2.43	0.48
1:A3:1396:GLY:HA2	2:A4:888:GLN:CD	2.07	0.48
2:A4:973:GLU:N	6:D3:205:LEU:CB	2.76	0.48
2:A4:1139:ILE:HB	3:A6:138:LEU:CD1	2.41	0.48
2:A4:1142:PHE:CB	3:A6:129:ASN:O	2.52	0.48
3:A5:999:SER:HA	11:I5:63:PRO:N	2.26	0.48
6:D3:333:ALA:O	6:D3:337:VAL:HG23	2.13	0.48
6:D5:610:ASN:O	6:D5:614:SER:N	2.43	0.48
8:F1:1137:GLN:CG	17:O2:248:SER:C	2.30	0.48
11:I1:966:TRP:HZ3	20:R1:167:GLN:HG2	1.28	0.48
11:I1:1043:LEU:HB3	16:N1:430:ARG:C	2.27	0.48
11:I1:1048:GLU:OE2	20:R1:143:PHE:CD1	2.59	0.48
11:I1:1540:LYS:NZ	11:I2:1739:GLU:HB2	2.28	0.48
11:I1:1644:ARG:CD	12:J1:275:PHE:CZ	2.96	0.48
11:I1:1666:THR:N	11:I2:1664:PHE:HA	2.19	0.48
11:I2:840:LEU:CG	17:O3:247:TRP:HD1	2.27	0.48
11:I2:922:ASP:H	15:M3:592:LEU:HB3	1.75	0.48
11:I5:52:ASP:OD1	11:I5:53:THR:N	2.46	0.48
17:O2:110:LEU:HD11	18:P2:321:ILE:CB	2.31	0.48
21:S1:1012:LEU:HA	21:S1:1015:GLU:HB2	1.95	0.48
21:S1:1143:VAL:HA	21:S1:1146:ALA:CB	2.41	0.48
21:S2:964:PHE:HE1	21:S2:1002:LEU:HD22	1.78	0.48
22:T1:828:TRP:O	22:T1:850:ARG:HD2	2.13	0.48
24:V1:152:ALA:HB3	25:W1:272:SER:OG	2.13	0.48
24:V3:397:GLU:OE1	24:V3:397:GLU:N	2.40	0.48
24:V4:317:GLY:O	24:V4:320:SER:HB3	2.13	0.48
25:W1:181:LEU:HD23	25:W1:201:GLU:HG2	1.95	0.48
25:W2:18:ASP:OD1	25:W2:18:ASP:N	2.46	0.48

*Continued on next page...*

*Continued from previous page...*

Atom-1	Atom-2	Interatomic distance (Å)	Clash overlap (Å)
26:X1:278:CYS:SG	26:X1:323:ASP:HB2	2.53	0.48
26:X2:64:LYS:HD3	27:Y2:324:ASP:HB3	1.95	0.48
26:X3:262:ILE:HG12	26:X3:289:ILE:HG23	1.96	0.48
26:X4:262:ILE:HG12	26:X4:289:ILE:HG23	1.96	0.48
27:Y2:311:SER:O	27:Y2:319:LEU:HD12	2.13	0.48
28:Z2:24:VAL:HG11	28:Z2:143:ASN:HA	1.95	0.48
28:Z2:163:PRO:HA	28:Z2:178:LEU:HA	1.95	0.48
2:A2:1158:ALA:N	3:A5:175:GLU:CB	2.76	0.48
2:A2:1305:ALA:CB	2:A2:1306:PRO:HD3	2.37	0.48
2:A4:975:GLU:CG	6:D3:499:LEU:CB	2.91	0.48
2:A4:1154:PHE:CD2	3:A6:175:GLU:OE1	2.67	0.48
2:A4:1157:TYR:CB	3:A6:133:LYS:CB	2.91	0.48
3:A5:177:ILE:HD13	5:C2:740:ARG:HE	1.78	0.48
3:A5:1373:GLY:O	28:Z2:810:ASP:O	2.31	0.48
3:A5:1381:ALA:CB	28:Z2:810:ASP:CA	2.84	0.48
3:A6:780:GLU:HG3	3:A6:822:ILE:CG2	2.43	0.48
3:A6:1320:ALA:O	28:Z4:911:GLU:CB	2.61	0.48
6:D3:808:ASN:O	6:D3:812:VAL:HG23	2.13	0.48
6:D6:333:ALA:O	6:D6:337:VAL:HG23	2.14	0.48
6:D7:530:ARG:HG2	11:I3:181:GLN:CA	2.43	0.48
6:D7:808:ASN:O	6:D7:812:VAL:HG23	2.13	0.48
8:F2:1001:ILE:HD12	8:F2:1001:ILE:O	2.13	0.48
9:G1:258:LYS:CA	17:O2:252:VAL:HG12	2.43	0.48
11:I1:934:LEU:CA	15:M1:602:MET:HE2	2.27	0.48
11:I1:978:LYS:HG3	20:R1:153:GLN:HB3	1.96	0.48
11:I1:1041:GLN:OE1	15:M1:620:VAL:HB	2.13	0.48
11:I2:840:LEU:HD13	17:O3:247:TRP:HD1	1.77	0.48
11:I2:949:CYS:N	17:O3:253:LEU:O	2.46	0.48
11:I2:953:LEU:CD1	15:M3:607:SER:H	2.26	0.48
11:I2:962:ILE:HG13	15:M3:600:ASN:ND2	2.28	0.48
11:I2:1018:LYS:C	16:N3:409:ALA:O	2.49	0.48
11:I2:1028:CYS:CA	20:R3:173:LEU:H	2.17	0.48
11:I2:1039:ALA:HB1	20:R3:170:LEU:CG	0.28	0.48
11:I2:1055:GLU:C	17:O3:277:GLU:O	2.47	0.48
11:I3:1644:ARG:CD	12:J3:275:PHE:CZ	2.95	0.48
11:I4:1271:GLU:OE2	26:X3:504:ILE:HD12	2.12	0.48
11:I4:1644:ARG:CD	12:J4:275:PHE:CZ	2.96	0.48
15:M1:495:TRP:CG	16:N1:280:LEU:HD13	2.48	0.48
17:O3:137:VAL:HG21	18:P3:326:GLN:HG2	1.95	0.48
21:S1:882:GLN:C	21:S1:884:ARG:H	2.16	0.48
21:S2:882:GLN:C	21:S2:884:ARG:H	2.15	0.48

*Continued on next page...*



*Continued from previous page...*

Atom-1	Atom-2	Interatomic distance (Å)	Clash overlap (Å)
21:S4:176:MET:HE1	21:S4:232:LEU:CD1	2.43	0.48
22:T1:781:THR:CG2	22:T1:784:GLU:H	2.26	0.48
23:U1:159:ASP:OD2	24:V1:319:LEU:N	2.29	0.48
23:U1:349:SER:OG	23:U1:358:VAL:HG21	2.13	0.48
28:Z3:24:VAL:HG11	28:Z3:143:ASN:HA	1.95	0.48
1:A1:1332:ARG:HH22	6:D1:682:ASN:N	2.10	0.48
2:A2:225:THR:CG2	6:D1:709:ARG:H	2.06	0.48
2:A2:1122:LEU:HD11	3:A5:135:PHE:HB2	1.95	0.48
2:A4:879:LEU:HD13	6:D3:564:ASN:HD21	1.77	0.48
2:A4:1154:PHE:N	3:A6:175:GLU:CB	2.76	0.48
3:A5:179:TYR:CD1	5:C2:744:PHE:CD1	3.01	0.48
3:A6:171:HIS:CE1	5:C4:730:HIS:HD2	2.24	0.48
6:D4:808:ASN:O	6:D4:812:VAL:HG23	2.13	0.48
6:D6:808:ASN:O	6:D6:812:VAL:HG23	2.13	0.48
8:F1:982:PRO:CB	11:I1:1388:GLU:OE2	2.57	0.48
9:G1:255:LEU:HD13	17:O2:258:GLU:N	2.26	0.48
11:I1:927:HIS:CD2	15:M1:597:LYS:HD2	2.42	0.48
11:I1:1739:GLU:HB3	11:I2:1540:LYS:CD	2.42	0.48
11:I2:833:PHE:CZ	17:O3:241:SER:O	2.65	0.48
11:I2:930:LEU:HD11	17:O3:254:ARG:HH22	1.78	0.48
11:I2:945:LEU:HG	17:O3:257:ALA:C	1.92	0.48
11:I2:957:SER:HB3	20:R3:167:GLN:O	2.13	0.48
11:I2:1045:PHE:CB	15:M3:619:ILE:HD12	2.42	0.48
11:I4:301:GLN:OE1	11:I4:301:GLN:N	2.42	0.48
21:S1:992:ILE:HG12	21:S1:992:ILE:O	2.13	0.48
21:S2:176:MET:CE	21:S2:232:LEU:HD13	2.43	0.48
21:S2:1001:PHE:CD2	21:S2:1001:PHE:C	2.86	0.48
21:S3:176:MET:CE	21:S3:232:LEU:HD13	2.43	0.48
22:T2:885:ARG:CG	22:T2:885:ARG:NH1	2.73	0.48
22:T3:828:TRP:O	22:T3:850:ARG:HD2	2.13	0.48
24:V3:152:ALA:HB3	25:W3:272:SER:OG	2.13	0.48
24:V4:523:THR:HA	24:V4:526:HIS:HB2	1.95	0.48
25:W2:38:VAL:O	25:W2:39:GLU:HG3	2.14	0.48
25:W3:174:VAL:HA	25:W3:183:LYS:O	2.12	0.48
25:W4:174:VAL:HA	25:W4:183:LYS:O	2.12	0.48
26:X2:262:ILE:HG12	26:X2:289:ILE:HG23	1.95	0.48
27:Y3:311:SER:O	27:Y3:319:LEU:HD12	2.13	0.48
27:Y4:218:ILE:HG22	27:Y4:233:THR:HG22	1.94	0.48
28:Z2:160:VAL:HG23	28:Z2:161:ARG:H	1.79	0.48
28:Z3:967:PHE:HA	28:Z3:978:ALA:HB2	1.96	0.48
1:A1:1036:ALA:HB1	1:A1:1043:ALA:HB2	1.95	0.48

*Continued on next page...*

*Continued from previous page...*

Atom-1	Atom-2	Interatomic distance (Å)	Clash overlap (Å)
1:A1:1098:ARG:NH2	11:I1:1421:ARG:HH22	2.11	0.48
1:A1:1223:GLU:CD	2:A2:734:LEU:HD11	2.33	0.48
2:A2:908:LEU:HD23	6:D1:601:PHE:CA	2.44	0.48
2:A2:1131:ILE:HG23	3:A5:165:PHE:CD2	2.47	0.48
2:A4:972:GLY:N	6:D3:204:ASN:OD1	2.42	0.48
2:A4:986:THR:CB	6:D3:504:LYS:CE	2.83	0.48
2:A4:1228:TYR:O	2:A4:1232:SER:OG	2.29	0.48
3:A5:1094:ILE:HD12	11:I5:34:LEU:HD21	1.95	0.48
3:A5:1376:LEU:O	28:Z2:815:PHE:CB	2.62	0.48
3:A6:221:SER:H	5:C4:738:ASP:CA	2.26	0.48
6:D3:615:VAL:HG23	6:D3:616:ALA:N	2.29	0.48
6:D5:333:ALA:O	6:D5:337:VAL:HG23	2.13	0.48
6:D7:610:ASN:O	6:D7:614:SER:N	2.43	0.48
8:F1:1136:GLN:O	17:O2:248:SER:OG	2.30	0.48
8:F2:1095:TYR:CD2	17:O4:244:GLU:OE1	2.66	0.48
11:I1:833:PHE:C	17:O1:237:PRO:O	2.52	0.48
11:I1:842:ASN:O	15:M1:591:ASP:OD1	2.31	0.48
11:I1:873:ILE:HG23	17:O1:254:ARG:CB	2.43	0.48
11:I1:882:LYS:C	17:O1:245:GLU:CB	2.82	0.48
11:I1:1034:ASP:OD2	20:R1:180:LEU:HD22	2.13	0.48
11:I1:1065:SER:OG	16:N1:430:ARG:HG2	2.11	0.48
11:I2:888:GLU:HG2	16:N3:390:GLU:O	2.14	0.48
11:I2:990:GLU:O	17:O3:271:GLU:O	2.23	0.48
11:I2:1049:LEU:N	20:R3:146:LEU:HD12	1.88	0.48
11:I3:1267:LEU:HA	26:X1:529:TRP:CA	2.41	0.48
11:I4:300:LEU:HD23	11:I4:300:LEU:O	2.14	0.48
11:I5:702:GLN:OE1	11:I5:702:GLN:N	2.41	0.48
21:S1:1001:PHE:CD2	21:S1:1001:PHE:C	2.86	0.48
21:S1:1052:LEU:HD21	21:S1:1073:ILE:CD1	2.32	0.48
21:S2:948:LYS:HE3	21:S2:948:LYS:HB2	1.72	0.48
21:S2:987:MET:HE3	21:S2:991:LYS:HE2	1.94	0.48
21:S4:1012:LEU:HA	21:S4:1015:GLU:HB2	1.95	0.48
23:U1:157:ASP:OD1	23:U1:163:ARG:NH2	2.46	0.48
23:U1:379:ILE:HG13	23:U1:385:LEU:HD23	1.95	0.48
24:V2:152:ALA:HB3	25:W2:272:SER:OG	2.13	0.48
24:V2:173:ILE:H	24:V2:173:ILE:HD12	1.78	0.48
25:W2:229:ARG:HB2	25:W2:229:ARG:HH11	1.78	0.48
25:W3:38:VAL:O	25:W3:39:GLU:HG3	2.14	0.48
27:Y2:77:TYR:HA	27:Y2:110:SER:HB3	1.95	0.48
27:Y3:30:ASP:OD1	27:Y3:32:HIS:HB2	2.13	0.48
27:Y4:312:TRP:CZ3	27:Y4:319:LEU:HB2	2.48	0.48

*Continued on next page...*

*Continued from previous page...*

Atom-1	Atom-2	Interatomic distance (Å)	Clash overlap (Å)
28:Z4:288:VAL:HG13	28:Z4:336:LEU:HD22	1.93	0.48
28:Z4:967:PHE:HA	28:Z4:978:ALA:HB2	1.95	0.48
2:A2:227:SER:HB3	6:D1:712:ASP:H	1.75	0.48
2:A2:1139:ILE:C	3:A5:131:PRO:O	2.52	0.48
1:A3:1049:PHE:HA	6:D3:816:VAL:CG2	2.43	0.48
2:A4:1094:ILE:HG21	6:D4:759:GLN:HG2	1.96	0.48
2:A4:1130:ARG:O	3:A6:160:ILE:O	2.31	0.48
3:A5:177:ILE:HD13	5:C2:740:ARG:NE	2.24	0.48
3:A5:1155:ASN:HD21	5:C5:735:ILE:HG23	1.78	0.48
3:A5:1369:ILE:HG13	28:Z2:832:PHE:H	1.68	0.48
3:A6:1057:PHE:CD2	3:A6:1096:ILE:HD13	2.48	0.48
6:D1:615:VAL:HG23	6:D1:616:ALA:N	2.29	0.48
6:D7:530:ARG:HG2	11:I3:182:VAL:N	2.28	0.48
11:I1:947:LEU:HD22	17:O1:256:TYR:OH	2.14	0.48
11:I2:288:ILE:O	11:I2:292:GLY:N	2.46	0.48
11:I2:883:ALA:HA	17:O3:242:ARG:O	2.14	0.48
11:I2:924:ILE:CB	15:M3:597:LYS:H	2.16	0.48
11:I2:1049:LEU:CD2	17:O3:291:ASP:CG	2.82	0.48
17:O4:111:TYR:HA	18:P4:325:ILE:CD1	2.43	0.48
21:S2:245:LEU:HD22	21:S2:304:GLU:CD	2.34	0.48
21:S2:1070:LYS:HZ3	21:S2:1121:GLU:HB3	1.79	0.48
21:S3:1075:CYS:HA	21:S3:1078:LEU:HD12	1.96	0.48
21:S4:1001:PHE:CD2	21:S4:1001:PHE:C	2.86	0.48
23:U3:379:ILE:HG13	23:U3:385:LEU:HD23	1.95	0.48
24:V1:270:THR:OG1	24:V1:391:CYS:SG	2.72	0.48
24:V2:397:GLU:OE1	24:V2:397:GLU:N	2.40	0.48
24:V4:152:ALA:HB3	25:W4:272:SER:OG	2.13	0.48
27:Y1:196:ARG:HH11	27:Y1:202:LEU:HD21	1.78	0.48
27:Y4:196:ARG:HH11	27:Y4:202:LEU:HD21	1.78	0.48
28:Z1:160:VAL:HG23	28:Z1:161:ARG:H	1.79	0.48
28:Z1:188:LYS:HE2	28:Z1:191:GLY:HA2	1.95	0.48
28:Z2:160:VAL:HG23	28:Z2:161:ARG:N	2.28	0.48
28:Z3:188:LYS:HE2	28:Z3:191:GLY:HA2	1.95	0.48
28:Z3:247:ASP:O	28:Z3:251:PHE:N	2.47	0.48
2:A2:971:ALA:HA	6:D1:202:GLN:HG2	1.96	0.48
2:A2:1126:VAL:O	3:A5:137:HIS:CA	2.58	0.48
2:A2:1148:ARG:CZ	3:A5:172:PRO:HA	2.44	0.48
1:A3:1228:TYR:N	2:A4:728:LYS:HE2	1.54	0.48
2:A4:983:LEU:CD2	6:D3:528:PHE:CE1	2.94	0.48
2:A4:1160:GLN:HB3	5:C4:743:LEU:HD22	1.96	0.48
2:A4:1167:CYS:O	4:B6:342:ARG:NH1	2.33	0.48

*Continued on next page...*

*Continued from previous page...*

Atom-1	Atom-2	Interatomic distance (Å)	Clash overlap (Å)
3:A5:1377:ARG:HH12	28:Z2:722:THR:HA	1.79	0.48
6:D1:333:ALA:O	6:D1:337:VAL:HG23	2.14	0.48
6:D4:615:VAL:HG23	6:D4:616:ALA:N	2.29	0.48
8:F1:1713:LEU:HD12	8:F1:1714:LEU:N	2.28	0.48
9:G2:257:THR:CG2	17:O4:257:ALA:N	2.77	0.48
11:I1:963:LEU:C	20:R1:165:SER:OG	2.51	0.48
11:I1:978:LYS:CD	20:R1:152:LYS:O	2.39	0.48
11:I1:978:LYS:HG3	20:R1:153:GLN:H	1.73	0.48
11:I1:1035:GLN:HG2	15:M1:628:ALA:N	2.28	0.48
11:I2:875:ARG:O	17:O3:251:ILE:CB	2.48	0.48
11:I2:951:LYS:CG	17:O3:253:LEU:CD1	2.92	0.48
11:I2:977:ASN:H	20:R3:147:LEU:C	2.15	0.48
11:I2:1034:ASP:OD1	15:M3:627:LEU:CD2	2.62	0.48
11:I2:1118:LEU:HD11	16:N3:432:TYR:HD2	1.75	0.48
11:I4:288:ILE:O	11:I4:292:GLY:N	2.46	0.48
17:O4:106:HIS:C	18:P4:318:PRO:CG	2.77	0.48
21:S1:176:MET:HE1	21:S1:232:LEU:HD12	1.95	0.48
22:T2:781:THR:HG23	22:T2:784:GLU:H	1.78	0.48
22:T2:828:TRP:O	22:T2:850:ARG:HD2	2.13	0.48
24:V4:270:THR:OG1	24:V4:391:CYS:SG	2.72	0.48
25:W2:118:VAL:O	25:W2:125:VAL:HA	2.14	0.48
26:X1:533:GLU:H	26:X1:533:GLU:HG2	1.45	0.48
27:Y4:34:LYS:HG2	27:Y4:50:SER:HB2	1.95	0.48
28:Z1:233:TYR:CG	28:Z1:311:LEU:HD22	2.49	0.48
28:Z1:739:PHE:O	28:Z1:743:ASN:N	2.36	0.48
28:Z3:160:VAL:HG23	28:Z3:161:ARG:N	2.28	0.48
1:A1:1055:ARG:NH2	1:A1:1058:GLU:OE1	2.46	0.48
2:A2:1137:ALA:O	3:A5:564:ASN:O	2.32	0.48
2:A2:1164:TYR:OH	4:B5:343:LYS:O	2.31	0.48
2:A4:809:THR:HB	2:A4:810:PRO:HD3	1.95	0.48
2:A4:977:VAL:HA	6:D3:492:VAL:HG13	1.94	0.48
2:A4:1157:TYR:CB	3:A6:133:LYS:HB2	2.44	0.48
3:A5:999:SER:C	11:I5:62:GLU:HB2	2.34	0.48
3:A6:186:ILE:CA	5:C4:745:SER:HA	2.16	0.48
3:A6:188:ALA:HA	5:C4:746:PRO:C	2.32	0.48
3:A6:1351:MSE:O	28:Z4:918:PHE:CA	2.61	0.48
3:A6:1394:VAL:HB	28:Z4:869:HIS:C	2.34	0.48
3:A6:1399:ARG:HH22	28:Z4:946:ASP:N	2.12	0.48
8:F1:1001:ILE:O	8:F1:1001:ILE:HD12	2.13	0.48
8:F2:795:GLU:OE1	8:F2:795:GLU:N	2.42	0.48
11:I1:1049:LEU:CA	15:M1:622:VAL:HG12	2.43	0.48

*Continued on next page...*

*Continued from previous page...*

Atom-1	Atom-2	Interatomic distance (Å)	Clash overlap (Å)
11:I1:1103:LEU:HD22	20:R1:175:GLN:HG2	1.95	0.48
11:I1:1110:SER:HA	16:N1:438:LEU:HB2	1.95	0.48
11:I1:1611:PHE:HZ	11:I2:1669:ARG:HH11	1.57	0.48
11:I1:1665:LEU:HA	11:I2:1667:GLN:C	2.34	0.48
11:I1:1667:GLN:C	11:I2:1665:LEU:HA	2.33	0.48
11:I2:887:GLN:CB	17:O3:243:LEU:HD23	2.44	0.48
11:I2:976:ARG:HH22	15:M3:622:VAL:HG21	1.78	0.48
11:I2:985:ARG:N	15:M3:613:ASP:HB2	1.98	0.48
11:I2:1048:GLU:HG2	17:O3:288:GLU:CD	2.34	0.48
11:I3:52:ASP:OD1	11:I3:53:THR:N	2.46	0.48
11:I3:1034:ASP:OD1	11:I3:1035:GLN:N	2.44	0.48
11:I3:1072:ASN:O	11:I3:1076:THR:HG22	2.13	0.48
11:I3:1122:ASN:O	11:I3:1126:HIS:ND1	2.42	0.48
11:I4:1013:GLU:OE1	11:I4:1013:GLU:N	2.41	0.48
11:I4:1270:LYS:HB3	26:X3:530:ARG:N	2.19	0.48
11:I4:1276:GLN:C	26:X3:518:ASP:O	2.52	0.48
11:I5:1273:GLU:O	26:X2:524:SER:CB	2.51	0.48
12:J3:240:GLY:O	12:J3:241:THR:OG1	2.28	0.48
19:Q4:208:GLY:HA3	19:Q4:210:TRP:CZ3	2.48	0.48
21:S2:1075:CYS:HA	21:S2:1078:LEU:HD12	1.96	0.48
21:S4:418:TYR:N	21:S4:418:TYR:CD1	2.80	0.48
23:U4:349:SER:OG	23:U4:358:VAL:HG21	2.13	0.48
24:V1:317:GLY:O	24:V1:320:SER:HB3	2.13	0.48
25:W3:229:ARG:HB2	25:W3:229:ARG:HH11	1.78	0.48
28:Z3:24:VAL:HG23	28:Z3:93:ILE:HG23	1.95	0.48
2:A2:227:SER:CB	6:D1:711:PHE:C	2.82	0.48
2:A2:985:ALA:CA	6:D1:498:GLU:HA	2.44	0.48
2:A2:1125:LEU:HD13	3:A5:134:VAL:N	2.29	0.48
2:A2:1127:ALA:HA	3:A5:140:ALA:CB	2.40	0.48
1:A3:1221:ILE:HG12	2:A4:642:ARG:HA	1.95	0.48
2:A4:974:PRO:CA	6:D3:499:LEU:HD11	2.19	0.48
2:A4:987:LYS:NZ	6:D3:555:ARG:HG2	2.29	0.48
2:A4:988:ARG:NH2	6:D3:498:GLU:O	2.46	0.48
2:A4:1158:ALA:N	3:A6:176:LEU:HB2	2.23	0.48
3:A5:1051:THR:HB	11:I5:40:ASP:OD2	2.14	0.48
3:A6:1160:GLN:HB2	5:C6:743:LEU:HD22	1.95	0.48
11:I1:873:ILE:CG2	17:O1:254:ARG:CB	2.92	0.48
11:I1:922:ASP:CB	15:M1:592:LEU:HB3	2.44	0.48
11:I1:1032:THR:N	20:R1:177:LEU:N	2.52	0.48
11:I1:1044:GLY:HA2	15:M1:616:LEU:HD13	1.96	0.48
11:I1:1066:LEU:C	16:N1:430:ARG:HB3	2.30	0.48

*Continued on next page...*

*Continued from previous page...*

Atom-1	Atom-2	Interatomic distance (Å)	Clash overlap (Å)
11:I2:988:GLU:N	15:M3:613:ASP:N	2.61	0.48
11:I2:1034:ASP:N	20:R3:177:LEU:HG	2.28	0.48
11:I2:1045:PHE:CE2	16:N3:431:VAL:HA	2.49	0.48
11:I2:1546:TRP:HB3	12:J1:300:ILE:HD11	1.93	0.48
11:I4:1267:LEU:CD2	26:X3:497:ARG:NE	2.77	0.48
15:M2:495:TRP:CG	16:N2:280:LEU:HD13	2.48	0.48
21:S2:1012:LEU:HA	21:S2:1015:GLU:HB2	1.95	0.48
23:U3:349:SER:OG	23:U3:358:VAL:HG21	2.13	0.48
25:W1:9:ASN:HD22	25:W1:9:ASN:HA	1.47	0.48
25:W1:38:VAL:O	25:W1:39:GLU:HG3	2.14	0.48
26:X2:392:GLN:HB3	26:X2:393:PRO:HD3	1.96	0.48
28:Z2:967:PHE:HA	28:Z2:978:ALA:HB2	1.95	0.48
28:Z3:160:VAL:HG23	28:Z3:161:ARG:H	1.79	0.48
28:Z4:233:TYR:CG	28:Z4:311:LEU:HD22	2.49	0.48
1:A1:869:ALA:N	6:D3:280:GLN:CB	2.64	0.47
1:A1:1221:ILE:HD11	2:A2:642:ARG:HB2	1.56	0.47
2:A2:872:ALA:HB3	6:D1:565:MET:HE1	1.95	0.47
2:A2:971:ALA:N	6:D1:202:GLN:CG	2.76	0.47
2:A2:974:PRO:CD	6:D1:205:LEU:HB3	2.39	0.47
2:A2:1126:VAL:HG23	3:A5:132:ASP:O	2.14	0.47
2:A2:1155:ASN:C	3:A5:175:GLU:O	2.52	0.47
2:A2:1185:THR:HG23	4:B5:342:ARG:CZ	2.44	0.47
1:A3:1056:PHE:CE2	6:D3:807:THR:O	2.59	0.47
1:A3:1223:GLU:OE1	2:A4:734:LEU:HD11	2.12	0.47
2:A4:858:ALA:O	6:D3:604:ASP:OD2	2.32	0.47
3:A6:1357:GLU:HB2	28:Z4:876:LEU:O	2.14	0.47
3:A6:1402:ASP:CG	28:Z4:887:ASP:CB	2.75	0.47
6:D7:176:SER:HB3	11:I3:95:LYS:CE	2.43	0.47
8:F2:1713:LEU:HD12	8:F2:1714:LEU:N	2.29	0.47
9:G1:252:LEU:HB3	17:O2:254:ARG:NH2	2.28	0.47
11:I1:843:GLU:CD	15:M1:587:GLU:OE1	2.52	0.47
11:I1:850:ILE:CG2	15:M1:594:LYS:HG2	2.43	0.47
11:I1:932:VAL:CG1	15:M1:605:THR:CG2	2.91	0.47
11:I1:1071:LEU:HB2	16:N1:429:GLU:HG3	1.95	0.47
11:I1:1541:GLU:HA	12:J2:298:PHE:O	2.14	0.47
11:I2:924:ILE:HG13	15:M3:597:LYS:H	1.66	0.47
11:I2:1543:LEU:HD11	12:J1:300:ILE:O	2.13	0.47
11:I4:817:ASP:N	26:X3:498:SER:OG	2.47	0.47
11:I4:1277:LEU:CA	26:X3:517:ASP:O	2.62	0.47
11:I5:535:ASP:O	25:W2:8:HIS:N	2.46	0.47
21:S3:123:LEU:HD22	21:S3:125:ILE:HG13	1.96	0.47

*Continued on next page...*

*Continued from previous page...*

Atom-1	Atom-2	Interatomic distance (Å)	Clash overlap (Å)
21:S4:245:LEU:HD22	21:S4:304:GLU:CD	2.34	0.47
23:U3:254:ALA:O	24:V3:315:LYS:NZ	2.40	0.47
24:V1:182:ARG:HD2	24:V1:449:GLN:OE1	2.13	0.47
24:V1:431:ASN:HB2	24:V1:434:LYS:HB3	1.96	0.47
26:X1:262:ILE:HG12	26:X1:289:ILE:HG23	1.95	0.47
27:Y3:34:LYS:HG2	27:Y3:50:SER:HB2	1.95	0.47
28:Z3:4:LEU:HB2	28:Z3:381:SER:HB2	1.96	0.47
28:Z4:24:VAL:HG23	28:Z4:93:ILE:HG23	1.96	0.47
2:A2:780:GLU:HG3	6:D1:678:GLY:O	2.15	0.47
2:A2:906:ILE:CG2	2:A2:965:LYS:HG2	2.44	0.47
2:A2:978:ASP:C	6:D1:476:VAL:CB	2.56	0.47
2:A4:781:ARG:HH22	6:D3:679:ILE:CD1	2.27	0.47
2:A4:864:ARG:HD3	6:D3:609:ILE:N	2.29	0.47
2:A4:871:ASN:O	2:A4:872:ALA:C	2.52	0.47
2:A4:1159:ASP:HB3	3:A6:176:LEU:O	2.14	0.47
3:A5:232:LEU:HD12	5:C2:740:ARG:O	2.12	0.47
3:A5:991:ALA:O	11:I5:57:GLU:HG3	2.15	0.47
3:A5:1385:GLU:CD	28:Z2:863:ASP:CB	2.81	0.47
6:D5:615:VAL:HG23	6:D5:616:ALA:N	2.29	0.47
8:F1:1568:GLN:HA	8:F1:1571:VAL:HG22	1.96	0.47
9:G2:256:GLN:CB	17:O4:261:LYS:N	2.77	0.47
9:G2:256:GLN:HG3	17:O4:259:ASP:HA	0.81	0.47
11:I1:300:LEU:O	11:I1:300:LEU:HD23	2.14	0.47
11:I1:922:ASP:HA	20:R1:163:LEU:CB	2.44	0.47
11:I1:935:GLY:N	15:M1:605:THR:N	2.42	0.47
11:I1:942:HIS:O	17:O1:260:LEU:CA	2.62	0.47
11:I1:950:LEU:HB3	16:N1:406:HIS:CB	2.44	0.47
11:I1:966:TRP:HE3	20:R1:167:GLN:CB	2.07	0.47
11:I1:984:GLU:HB2	15:M1:618:GLN:CG	2.37	0.47
11:I1:1045:PHE:CE2	16:N1:430:ARG:O	2.67	0.47
11:I1:1543:LEU:CD1	11:I2:1677:LYS:CE	2.74	0.47
11:I2:899:LEU:N	17:O3:235:ASN:HB2	2.29	0.47
11:I2:938:CYS:SG	15:M3:606:LEU:CG	2.99	0.47
11:I2:1029:LEU:CA	20:R3:173:LEU:CB	2.89	0.47
11:I2:1040:HIS:HD2	20:R3:170:LEU:CD2	2.26	0.47
11:I2:1110:SER:OG	16:N3:438:LEU:CD1	2.60	0.47
11:I3:300:LEU:HD23	11:I3:300:LEU:O	2.14	0.47
17:O1:85:LYS:HD2	17:O1:94:ALA:HB2	1.96	0.47
17:O4:111:TYR:HA	18:P4:325:ILE:HD12	1.95	0.47
21:S1:123:LEU:HD22	21:S1:125:ILE:HG13	1.96	0.47
21:S3:964:PHE:HE1	21:S3:1002:LEU:HD22	1.78	0.47

*Continued on next page...*

*Continued from previous page...*

Atom-1	Atom-2	Interatomic distance (Å)	Clash overlap (Å)
24:V3:173:ILE:HD11	25:W3:43:HIS:CD2	2.50	0.47
25:W1:118:VAL:O	25:W1:125:VAL:HA	2.14	0.47
27:Y1:311:SER:O	27:Y1:319:LEU:HD12	2.13	0.47
27:Y2:159:ILE:O	27:Y2:161:PRO:HD3	2.15	0.47
27:Y3:312:TRP:CZ3	27:Y3:319:LEU:HB2	2.48	0.47
28:Z1:24:VAL:HG23	28:Z1:93:ILE:HG23	1.96	0.47
1:A1:1332:ARG:NH2	6:D1:685:VAL:CB	2.71	0.47
2:A2:978:ASP:O	6:D1:473:GLU:C	2.51	0.47
2:A2:1277:TRP:N	2:A2:1278:PRO:CD	2.78	0.47
1:A3:1055:ARG:NH2	1:A3:1058:GLU:OE1	2.47	0.47
1:A3:1088:ASN:HA	6:D3:808:ASN:CG	2.33	0.47
2:A4:781:ARG:NH2	6:D3:679:ILE:CD1	2.77	0.47
2:A4:867:GLU:C	6:D3:608:ILE:HD11	2.35	0.47
3:A5:1024:ASP:O	11:I5:68:ILE:HG13	2.14	0.47
3:A5:1392:ARG:HH11	28:Z2:866:GLU:CB	2.27	0.47
3:A5:1408:GLU:HB2	28:Z2:917:ASP:HA	1.95	0.47
3:A6:1312:ARG:NH1	28:Z4:842:LEU:N	2.61	0.47
3:A6:1358:LEU:HD23	28:Z4:878:HIS:H	1.75	0.47
3:A6:1388:ALA:CA	28:Z4:865:LYS:N	2.77	0.47
3:A6:1390:LEU:CD1	28:Z4:867:LYS:HA	2.43	0.47
11:I1:288:ILE:O	11:I1:292:GLY:N	2.46	0.47
11:I1:888:GLU:O	17:O1:239:GLN:NE2	2.47	0.47
11:I1:956:ILE:C	20:R1:166:LEU:HD22	2.15	0.47
11:I1:987:GLY:N	15:M1:614:ASP:N	2.63	0.47
11:I1:1020:ALA:HA	16:N1:405:ALA:CA	2.33	0.47
11:I1:1366:ARG:HD2	12:J1:256:GLN:NE2	2.30	0.47
11:I1:1543:LEU:CD1	11:I2:1677:LYS:NZ	2.76	0.47
11:I1:1603:ARG:CB	11:I2:1738:TYR:O	2.56	0.47
11:I2:300:LEU:HD23	11:I2:300:LEU:O	2.14	0.47
11:I2:895:ARG:NH1	16:N3:386:MET:CG	2.56	0.47
11:I2:915:ALA:N	15:M3:587:GLU:H	2.01	0.47
11:I2:922:ASP:HA	20:R3:163:LEU:HB3	1.96	0.47
11:I2:1366:ARG:HD2	12:J2:256:GLN:NE2	2.30	0.47
11:I3:1275:SER:CB	26:X1:508:LEU:CG	2.92	0.47
17:O4:109:PRO:CD	18:P4:318:PRO:HB3	2.44	0.47
21:S3:176:MET:HE3	21:S3:232:LEU:CD1	2.43	0.47
21:S4:176:MET:HE3	21:S4:232:LEU:CD1	2.41	0.47
24:V1:173:ILE:HD11	25:W1:43:HIS:CD2	2.49	0.47
25:W4:38:VAL:O	25:W4:39:GLU:HG3	2.14	0.47
26:X1:64:LYS:HD3	27:Y1:324:ASP:HB3	1.95	0.47
27:Y2:30:ASP:OD1	27:Y2:32:HIS:HB2	2.13	0.47

*Continued on next page...*



*Continued from previous page...*

Atom-1	Atom-2	Interatomic distance (Å)	Clash overlap (Å)
28:Z2:233:TYR:CG	28:Z2:311:LEU:HD22	2.49	0.47
28:Z4:160:VAL:HG23	28:Z4:161:ARG:N	2.29	0.47
2:A2:977:VAL:HG21	6:D1:491:HIS:C	2.34	0.47
1:A3:1083:SER:O	6:D3:798:MET:HG2	1.87	0.47
2:A4:864:ARG:CA	6:D3:608:ILE:HG12	2.44	0.47
2:A4:908:LEU:CD2	6:D3:601:PHE:CA	2.91	0.47
2:A4:975:GLU:CA	6:D3:501:LEU:HD12	2.37	0.47
3:A5:1098:ARG:HD2	11:I5:29:GLN:CG	2.25	0.47
3:A5:1368:GLN:HG2	28:Z2:828:LEU:CB	2.45	0.47
3:A5:1376:LEU:O	28:Z2:811:LEU:C	2.40	0.47
3:A6:1376:LEU:HA	28:Z4:814:THR:CA	2.44	0.47
6:D2:615:VAL:HG23	6:D2:616:ALA:N	2.29	0.47
11:I1:833:PHE:HD2	17:O1:237:PRO:C	2.16	0.47
11:I1:836:VAL:CG1	17:O1:244:GLU:HB3	2.41	0.47
11:I1:873:ILE:C	17:O1:251:ILE:HG23	2.30	0.47
11:I1:925:LEU:CD1	15:M1:593:ALA:CB	2.93	0.47
11:I1:987:GLY:N	15:M1:611:LYS:C	2.51	0.47
11:I1:1020:ALA:CB	16:N1:406:HIS:O	2.63	0.47
11:I1:1043:LEU:HD23	16:N1:430:ARG:HB3	1.96	0.47
11:I2:840:LEU:HB3	17:O3:247:TRP:NE1	2.23	0.47
11:I2:881:ILE:HD12	17:O3:253:LEU:H	1.79	0.47
11:I2:954:GLU:OE1	16:N3:406:HIS:HB2	2.15	0.47
11:I2:990:GLU:HB3	17:O3:272:SER:C	2.33	0.47
11:I4:1274:HIS:HB3	26:X3:508:LEU:HD22	1.95	0.47
11:I5:1366:ARG:HD2	12:J5:256:GLN:NE2	2.30	0.47
21:S1:245:LEU:HD22	21:S1:304:GLU:CD	2.34	0.47
21:S3:245:LEU:HD22	21:S3:304:GLU:CD	2.34	0.47
21:S3:924:GLN:HA	21:S3:927:ASN:CB	2.45	0.47
21:S4:934:HIS:C	21:S4:936:SER:H	2.18	0.47
23:U1:431:ILE:HD12	23:U1:431:ILE:N	2.30	0.47
23:U4:8:GLN:O	23:U4:10:GLU:N	2.48	0.47
23:U4:159:ASP:OD2	24:V4:319:LEU:N	2.29	0.47
24:V4:526:HIS:C	24:V4:528:LEU:N	2.68	0.47
25:W3:12:ILE:HG23	25:W3:27:CYS:O	2.15	0.47
26:X1:152:LEU:HD22	26:X1:179:LEU:HD12	1.97	0.47
28:Z1:4:LEU:HB2	28:Z1:381:SER:HB2	1.96	0.47
28:Z4:4:LEU:HB2	28:Z4:381:SER:HB2	1.96	0.47
28:Z4:739:PHE:O	28:Z4:743:ASN:N	2.36	0.47
1:A1:870:HIS:CA	6:D3:279:HIS:CG	2.94	0.47
2:A2:226:PRO:CD	6:D1:708:ASP:HB3	2.40	0.47
2:A2:781:ARG:CA	6:D1:673:ARG:O	2.62	0.47

*Continued on next page...*

*Continued from previous page...*

Atom-1	Atom-2	Interatomic distance (Å)	Clash overlap (Å)
2:A2:980:ARG:N	6:D1:473:GLU:OE2	2.48	0.47
1:A3:1196:GLU:O	2:A4:729:SER:HB2	1.77	0.47
2:A4:876:ARG:CG	6:D3:563:GLU:C	2.65	0.47
2:A4:1155:ASN:CA	3:A6:175:GLU:O	2.59	0.47
3:A6:1387:ILE:CA	28:Z4:867:LYS:H	2.27	0.47
3:A6:1410:ALA:C	26:X4:742:ALA:CA	2.82	0.47
6:D7:192:TYR:OH	6:D7:498:GLU:OE1	2.33	0.47
9:G1:255:LEU:CD1	17:O2:257:ALA:HB3	2.13	0.47
11:I1:877:ILE:HG13	17:O1:251:ILE:HA	1.23	0.47
11:I1:883:ALA:HB3	17:O1:243:LEU:O	1.95	0.47
11:I1:987:GLY:N	15:M1:613:ASP:CB	2.77	0.47
11:I1:1054:ILE:C	17:O1:281:ALA:H	2.17	0.47
11:I1:1101:LEU:HD23	16:N1:432:TYR:CE1	2.48	0.47
11:I1:1103:LEU:O	16:N1:440:GLU:OE1	2.31	0.47
11:I1:1602:PHE:CD1	11:I2:1666:THR:CG2	2.92	0.47
11:I2:886:LEU:HB3	17:O3:242:ARG:HA	1.96	0.47
11:I2:895:ARG:N	17:O3:239:GLN:CG	2.71	0.47
11:I2:936:LYS:HE3	15:M3:612:PRO:HG2	1.97	0.47
11:I2:967:SER:CB	15:M3:625:GLY:N	2.73	0.47
11:I2:1608:SER:O	12:J1:299:GLY:CA	2.62	0.47
11:I3:1083:GLU:OE1	11:I3:1083:GLU:N	2.42	0.47
11:I4:1272:TYR:N	26:X3:524:SER:O	2.45	0.47
11:I4:1274:HIS:C	26:X3:525:ILE:CB	2.68	0.47
11:I4:1277:LEU:HA	26:X3:519:ILE:CA	2.44	0.47
17:O3:85:LYS:HD2	17:O3:94:ALA:HB2	1.96	0.47
17:O3:147:ALA:CB	18:P3:328:PRO:HG3	2.34	0.47
17:O3:151:LEU:HD23	18:P3:325:ILE:CD1	2.10	0.47
21:S4:123:LEU:HD22	21:S4:125:ILE:HG13	1.96	0.47
21:S4:968:LYS:HB3	21:S4:968:LYS:HE2	1.65	0.47
21:S4:1015:GLU:CD	21:S4:1041:ARG:HH21	2.18	0.47
22:T4:885:ARG:CG	22:T4:885:ARG:NH1	2.73	0.47
24:V2:270:THR:OG1	24:V2:391:CYS:SG	2.72	0.47
24:V2:492:LEU:HD12	24:V2:508:ILE:HD13	1.96	0.47
24:V3:270:THR:OG1	24:V3:391:CYS:SG	2.72	0.47
24:V3:317:GLY:O	24:V3:320:SER:HB3	2.13	0.47
24:V4:173:ILE:HD11	25:W4:43:HIS:CD2	2.50	0.47
24:V4:173:ILE:H	24:V4:173:ILE:HD12	1.78	0.47
25:W4:118:VAL:O	25:W4:125:VAL:HA	2.13	0.47
27:Y1:159:ILE:O	27:Y1:161:PRO:HD3	2.15	0.47
27:Y3:77:TYR:HA	27:Y3:110:SER:HB3	1.95	0.47
27:Y3:196:ARG:HH11	27:Y3:202:LEU:HD21	1.79	0.47

*Continued on next page...*

*Continued from previous page...*

Atom-1	Atom-2	Interatomic distance (Å)	Clash overlap (Å)
28:Z1:967:PHE:HA	28:Z1:978:ALA:HB2	1.96	0.47
28:Z2:4:LEU:HB2	28:Z2:381:SER:HB2	1.96	0.47
28:Z3:233:TYR:CG	28:Z3:311:LEU:HD22	2.49	0.47
1:A1:1221:ILE:CB	2:A2:642:ARG:O	2.60	0.47
2:A2:909:LYS:NZ	6:D1:197:VAL:CG2	2.77	0.47
2:A2:926:ASP:OD1	2:A2:929:ASN:N	2.48	0.47
2:A2:1126:VAL:HG13	3:A5:139:ASN:H	1.79	0.47
1:A3:1098:ARG:C	11:I2:1414:CYS:SG	2.92	0.47
2:A4:879:LEU:HG	6:D3:567:LEU:CG	2.44	0.47
2:A4:1277:TRP:N	2:A4:1278:PRO:CD	2.78	0.47
3:A5:1312:ARG:NH2	28:Z2:838:GLN:CA	2.72	0.47
3:A6:1312:ARG:N	28:Z4:830:LEU:CB	2.76	0.47
3:A6:1372:THR:HG22	28:Z4:823:ALA:HB1	1.61	0.47
6:D3:639:LEU:HD22	6:D3:689:PHE:CD2	2.50	0.47
6:D6:615:VAL:HG23	6:D6:616:ALA:N	2.29	0.47
8:F2:984:ALA:O	8:F2:988:ARG:NH1	2.48	0.47
8:F2:1775:VAL:O	8:F2:1776:THR:HG22	2.15	0.47
11:I1:843:GLU:HB3	15:M1:587:GLU:CD	2.32	0.47
11:I1:1043:LEU:H	20:R1:170:LEU:HD11	1.80	0.47
11:I1:1186:PRO:HG2	17:O2:221:ASP:OD1	2.08	0.47
11:I2:1032:THR:HG23	15:M3:627:LEU:C	2.09	0.47
11:I2:1107:SER:O	16:N3:439:ARG:HG2	2.14	0.47
11:I3:1271:GLU:OE1	26:X1:504:ILE:CB	2.56	0.47
11:I4:1366:ARG:HD2	12:J4:256:GLN:NE2	2.30	0.47
17:O2:85:LYS:HD2	17:O2:94:ALA:HB2	1.96	0.47
21:S4:992:ILE:HG12	21:S4:992:ILE:O	2.13	0.47
23:U3:293:ILE:HD11	23:U3:327:VAL:HG21	1.97	0.47
23:U4:431:ILE:HD12	23:U4:431:ILE:N	2.30	0.47
24:V1:151:PHE:HB2	25:W1:259:ARG:NH1	2.30	0.47
24:V2:151:PHE:HB2	25:W2:259:ARG:NH1	2.30	0.47
24:V2:173:ILE:HD11	25:W2:43:HIS:CD2	2.49	0.47
24:V3:151:PHE:HB2	25:W3:259:ARG:NH1	2.30	0.47
25:W1:12:ILE:HG23	25:W1:27:CYS:O	2.15	0.47
25:W1:227:GLN:OE1	25:W1:256:VAL:HG11	2.15	0.47
25:W2:12:ILE:HA	25:W2:28:SER:HA	1.96	0.47
27:Y2:34:LYS:HG2	27:Y2:50:SER:HB2	1.95	0.47
28:Z1:24:VAL:HG11	28:Z1:143:ASN:HA	1.95	0.47
28:Z4:160:VAL:HG23	28:Z4:161:ARG:H	1.79	0.47
2:A2:224:PRO:CD	6:D1:709:ARG:NH1	2.68	0.47
2:A2:970:PHE:HD1	6:D1:196:ILE:HD12	1.66	0.47
2:A4:825:ARG:NH1	2:A4:826:ASN:OD1	2.42	0.47

*Continued on next page...*

*Continued from previous page...*

Atom-1	Atom-2	Interatomic distance (Å)	Clash overlap (Å)
2:A4:906:ILE:CG2	2:A4:965:LYS:HG2	2.44	0.47
2:A4:975:GLU:C	6:D3:496:LEU:CB	2.73	0.47
2:A4:1055:ARG:HG2	6:D4:762:ARG:HA	1.95	0.47
2:A4:1118:GLN:CG	3:A6:132:ASP:OD2	2.57	0.47
2:A4:1136:LYS:NZ	3:A6:139:ASN:O	2.47	0.47
2:A4:1141:GLU:CB	3:A6:130:ILE:CD1	2.41	0.47
2:A4:1150:LEU:CG	5:C4:731:LYS:HA	2.41	0.47
2:A4:1152:ASP:OD2	3:A6:174:PRO:HD3	2.02	0.47
3:A5:229:SER:C	5:C2:739:MET:HE3	2.23	0.47
3:A5:1098:ARG:CD	11:I5:29:GLN:HG3	2.33	0.47
3:A5:1135:ARG:HG2	5:C5:743:LEU:O	2.15	0.47
3:A5:1372:THR:N	28:Z2:828:LEU:H	2.12	0.47
3:A6:153:ILE:HD12	5:C4:739:MET:CB	2.43	0.47
3:A6:220:VAL:HA	5:C4:738:ASP:O	2.14	0.47
3:A6:1414:PHE:HB2	28:Z4:964:LEU:HA	1.96	0.47
6:D1:192:TYR:OH	6:D1:498:GLU:OE1	2.33	0.47
8:F1:1262:HIS:HB3	17:O2:262:ASP:OD1	2.15	0.47
8:F1:1267:ARG:HH22	17:O2:268:GLY:CA	2.28	0.47
8:F1:1267:ARG:HH22	17:O2:268:GLY:HA2	1.80	0.47
8:F1:1570:GLN:O	8:F1:1573:ASN:ND2	2.48	0.47
8:F2:1568:GLN:HA	8:F2:1571:VAL:HG22	1.96	0.47
8:F2:1570:GLN:O	8:F2:1573:ASN:ND2	2.48	0.47
11:I1:931:VAL:CB	15:M1:604:ASN:OD1	2.61	0.47
11:I1:932:VAL:HG12	15:M1:605:THR:CG2	2.35	0.47
11:I1:947:LEU:O	16:N1:407:ALA:CB	2.57	0.47
11:I1:951:LYS:HB3	17:O1:253:LEU:CG	2.44	0.47
11:I1:1043:LEU:C	16:N1:430:ARG:CD	2.82	0.47
11:I1:1048:GLU:O	15:M1:626:HIS:CE1	2.67	0.47
11:I1:1108:PRO:CD	16:N1:440:GLU:CG	2.91	0.47
11:I2:816:ASP:OD1	11:I2:817:ASP:N	2.42	0.47
11:I2:847:THR:CG2	15:M3:594:LYS:NZ	2.65	0.47
11:I2:898:VAL:HB	17:O3:236:ASP:HA	1.70	0.47
11:I2:919:ALA:HB2	16:N3:389:PHE:HA	1.97	0.47
11:I2:942:HIS:ND1	17:O3:259:ASP:HA	2.30	0.47
11:I2:980:ILE:HB	15:M3:618:GLN:HG2	1.90	0.47
11:I2:1038:ILE:CD1	20:R3:167:GLN:OE1	2.61	0.47
11:I2:1043:LEU:HD13	16:N3:434:LEU:H	1.79	0.47
11:I3:815:ILE:CG2	26:X1:497:ARG:CB	2.89	0.47
11:I3:1276:GLN:O	26:X1:522:MET:SD	2.73	0.47
17:O2:110:LEU:CG	18:P2:321:ILE:O	2.63	0.47
17:O4:85:LYS:HD2	17:O4:94:ALA:HB2	1.96	0.47

*Continued on next page...*

*Continued from previous page...*

Atom-1	Atom-2	Interatomic distance (Å)	Clash overlap (Å)
21:S1:1075:CYS:HA	21:S1:1078:LEU:HD12	1.96	0.47
22:T4:687:GLU:O	22:T4:691:GLN:HG3	2.15	0.47
23:U1:222:VAL:O	24:V1:256:VAL:HG13	2.15	0.47
23:U1:293:ILE:HD11	23:U1:327:VAL:HG21	1.97	0.47
23:U3:222:VAL:O	24:V3:256:VAL:HG13	2.15	0.47
23:U4:222:VAL:O	24:V4:256:VAL:HG13	2.15	0.47
24:V1:492:LEU:HD12	24:V1:508:ILE:HD13	1.96	0.47
24:V2:431:ASN:HB2	24:V2:434:LYS:HB3	1.96	0.47
25:W3:12:ILE:HA	25:W3:28:SER:HA	1.96	0.47
26:X3:226:GLN:O	26:X3:230:VAL:HG23	2.15	0.47
26:X4:392:GLN:HB3	26:X4:393:PRO:HD3	1.96	0.47
27:Y1:236:LYS:HG3	27:Y1:306:GLU:OE1	2.15	0.47
27:Y2:208:LEU:HD11	27:Y2:231:ILE:HD11	1.97	0.47
27:Y3:312:TRP:CE2	27:Y3:319:LEU:HD13	2.50	0.47
27:Y4:140:LEU:O	27:Y4:142:PRO:HD3	2.15	0.47
27:Y4:236:LYS:HG3	27:Y4:306:GLU:OE1	2.15	0.47
28:Z1:285:ASN:OD1	28:Z1:285:ASN:N	2.48	0.47
28:Z3:570:LEU:O	28:Z3:574:LEU:HB2	2.15	0.47
28:Z4:163:PRO:HA	28:Z4:178:LEU:HA	1.95	0.47
1:A1:1204:TRP:CZ3	2:A2:734:LEU:HD12	2.43	0.47
2:A2:864:ARG:C	6:D1:608:ILE:HG12	2.24	0.47
2:A2:874:VAL:CG1	6:D1:611:LYS:HB2	2.24	0.47
2:A2:876:ARG:NH1	6:D1:562:GLY:N	2.62	0.47
1:A3:1099:GLN:HG3	11:I2:1414:CYS:SG	2.55	0.47
1:A3:1204:TRP:HB3	2:A4:731:ILE:C	2.34	0.47
2:A4:980:ARG:CB	6:D3:526:LEU:HB2	2.45	0.47
3:A5:1407:GLY:N	28:Z2:917:ASP:O	2.47	0.47
4:B6:345:LYS:O	5:C4:737:LYS:CE	2.63	0.47
6:D1:422:CYS:SG	6:D1:423:PHE:N	2.88	0.47
6:D6:639:LEU:HD22	6:D6:689:PHE:CD2	2.50	0.47
6:D7:615:VAL:HG23	6:D7:616:ALA:N	2.29	0.47
8:F1:511:ALA:O	8:F1:1008:TYR:N	2.43	0.47
9:G1:256:GLN:N	17:O2:257:ALA:HB3	2.18	0.47
11:I1:841:PHE:CE2	17:O1:243:LEU:CG	2.95	0.47
11:I1:876:ALA:C	17:O1:248:SER:O	2.53	0.47
11:I1:913:ALA:HB3	15:M1:584:GLN:CG	2.45	0.47
11:I1:952:LEU:C	16:N1:403:VAL:HG11	2.36	0.47
11:I1:962:ILE:HG23	20:R1:166:LEU:O	2.15	0.47
11:I1:978:LYS:HB2	20:R1:154:ALA:HB3	1.96	0.47
11:I1:1071:LEU:CB	16:N1:429:GLU:HG3	2.45	0.47
11:I1:1635:HIS:HD2	11:I2:1674:HIS:HD2	1.63	0.47

*Continued on next page...*

*Continued from previous page...*

Atom-1	Atom-2	Interatomic distance (Å)	Clash overlap (Å)
11:I1:1639:LEU:HD22	11:I2:1670:GLY:HA2	1.96	0.47
11:I2:828:VAL:O	17:O3:237:PRO:HB3	2.13	0.47
11:I2:953:LEU:HD12	15:M3:606:LEU:CB	2.22	0.47
11:I2:956:ILE:HG21	15:M3:600:ASN:CG	2.32	0.47
11:I2:1035:GLN:HG2	15:M3:624:ASN:C	2.35	0.47
11:I2:1041:GLN:CD	15:M3:617:THR:CG2	2.84	0.47
11:I2:1065:SER:HA	17:O3:274:GLY:C	2.35	0.47
11:I3:1274:HIS:CB	26:X1:534:ILE:CG2	2.92	0.47
11:I3:1370:VAL:CG2	12:J3:259:THR:HG21	2.41	0.47
11:I5:300:LEU:O	11:I5:300:LEU:HD23	2.14	0.47
21:S1:924:GLN:HA	21:S1:927:ASN:CB	2.45	0.47
21:S4:924:GLN:HA	21:S4:927:ASN:CB	2.45	0.47
21:S4:1075:CYS:HA	21:S4:1078:LEU:HD12	1.96	0.47
22:T2:687:GLU:O	22:T2:691:GLN:HG3	2.15	0.47
23:U2:293:ILE:HD11	23:U2:327:VAL:HG21	1.97	0.47
26:X1:226:GLN:O	26:X1:230:VAL:HG23	2.15	0.47
26:X2:223:TYR:HA	26:X2:226:GLN:HB2	1.96	0.47
26:X3:239:VAL:HB	26:X3:240:PHE:H	1.59	0.47
26:X4:223:TYR:HA	26:X4:226:GLN:HB2	1.96	0.47
28:Z2:247:ASP:O	28:Z2:251:PHE:N	2.47	0.47
28:Z4:24:VAL:HG11	28:Z4:143:ASN:HA	1.95	0.47
1:A1:874:VAL:HG11	6:D3:272:VAL:HA	1.93	0.47
1:A1:1052:THR:HA	6:D1:812:VAL:HG12	1.97	0.47
2:A4:276:GLN:NE2	4:B4:355:PRO:CD	2.78	0.47
2:A4:870:HIS:CE1	6:D3:566:PHE:CA	2.93	0.47
2:A4:876:ARG:CZ	6:D3:563:GLU:O	2.63	0.47
2:A4:1125:LEU:HG	3:A6:136:GLU:HB2	1.96	0.47
2:A4:1161:ALA:CB	3:A6:165:PHE:HZ	1.96	0.47
2:A4:1341:ALA:O	2:A4:1342:SER:CB	2.63	0.47
3:A6:1135:ARG:HG2	5:C6:743:LEU:O	2.15	0.47
3:A6:1355:VAL:C	28:Z4:877:ILE:CA	2.82	0.47
6:D1:639:LEU:HD22	6:D1:689:PHE:CD2	2.50	0.47
6:D4:440:PHE:CE1	6:D4:444:LEU:HD11	2.50	0.47
8:F1:1775:VAL:O	8:F1:1776:THR:HG22	2.14	0.47
11:I1:842:ASN:O	15:M1:591:ASP:HB2	2.15	0.47
11:I1:1029:LEU:CD2	20:R1:174:ARG:HG3	2.25	0.47
11:I1:1049:LEU:HD23	20:R1:146:LEU:HD21	1.90	0.47
11:I1:1051:LYS:CA	17:O1:290:TYR:CD2	2.98	0.47
11:I2:899:LEU:HG	17:O3:235:ASN:HB2	1.97	0.47
11:I2:950:LEU:HD13	16:N3:410:MET:HB2	1.10	0.47
11:I2:1033:PRO:C	20:R3:177:LEU:HG	2.35	0.47

*Continued on next page...*

*Continued from previous page...*

Atom-1	Atom-2	Interatomic distance (Å)	Clash overlap (Å)
11:I2:1068:HIS:CE1	16:N3:431:VAL:HG21	2.50	0.47
11:I2:1185:ILE:HA	17:O4:221:ASP:OD2	2.15	0.47
11:I3:1275:SER:HB3	26:X1:522:MET:HA	0.80	0.47
11:I5:1015:TYR:OH	11:I5:1089:TYR:O	2.31	0.47
21:S1:964:PHE:HE1	21:S1:1002:LEU:HD22	1.78	0.47
21:S1:1070:LYS:HZ3	21:S1:1121:GLU:HB3	1.80	0.47
21:S3:1120:PRO:CD	21:S3:1155:GLN:HE22	2.19	0.47
23:U3:86:ASN:OD1	23:U3:400:ASN:ND2	2.48	0.47
23:U4:8:GLN:C	23:U4:10:GLU:N	2.68	0.47
23:U4:86:ASN:OD1	23:U4:400:ASN:ND2	2.48	0.47
24:V2:360:LYS:HG3	24:V2:366:PRO:HA	1.97	0.47
25:W3:118:VAL:O	25:W3:125:VAL:HA	2.14	0.47
25:W4:12:ILE:HG23	25:W4:27:CYS:O	2.15	0.47
25:W4:227:GLN:OE1	25:W4:256:VAL:HG11	2.15	0.47
26:X1:249:LEU:O	26:X1:253:VAL:HG23	2.15	0.47
26:X4:226:GLN:O	26:X4:230:VAL:HG23	2.15	0.47
28:Z2:739:PHE:O	28:Z2:743:ASN:N	2.36	0.47
1:A1:1229:VAL:CB	2:A2:725:GLU:HB3	2.45	0.47
2:A2:1156:ASP:O	3:A5:176:LEU:HD23	2.15	0.47
2:A4:926:ASP:OD1	2:A4:929:ASN:N	2.48	0.47
2:A4:981:PRO:CD	6:D3:473:GLU:OE2	2.61	0.47
2:A4:1143:LEU:N	3:A6:135:PHE:CE2	2.83	0.47
3:A5:232:LEU:H	5:C2:740:ARG:HD3	1.73	0.47
3:A5:1392:ARG:HG3	28:Z2:867:LYS:N	2.30	0.47
6:D4:422:CYS:SG	6:D4:423:PHE:N	2.88	0.47
6:D7:440:PHE:CE1	6:D7:444:LEU:HD11	2.50	0.47
9:G1:258:LYS:CA	17:O2:253:LEU:CD2	2.75	0.47
11:I1:1665:LEU:CA	11:I2:1668:HIS:N	2.73	0.47
11:I1:1671:LEU:HD13	11:I2:1675:VAL:HG23	1.96	0.47
11:I1:1673:VAL:HA	11:I2:1611:PHE:C	2.35	0.47
11:I2:1018:LYS:HD2	16:N3:413:VAL:HA	1.49	0.47
11:I3:1270:LYS:HE2	26:X1:530:ARG:CD	2.41	0.47
11:I4:816:ASP:OD1	11:I4:817:ASP:N	2.42	0.47
17:O4:108:VAL:N	17:O4:109:PRO:CD	2.78	0.47
21:S1:1015:GLU:CD	21:S1:1041:ARG:HH21	2.18	0.47
21:S2:924:GLN:HA	21:S2:927:ASN:CB	2.45	0.47
23:U3:431:ILE:H	23:U3:431:ILE:CD1	2.28	0.47
23:U4:431:ILE:H	23:U4:431:ILE:CD1	2.28	0.47
24:V2:156:THR:HG22	24:V2:514:ARG:CD	2.45	0.47
24:V3:304:VAL:HG13	24:V3:323:ILE:HG22	1.97	0.47
24:V3:431:ASN:HB2	24:V3:434:LYS:HB3	1.96	0.47

*Continued on next page...*

*Continued from previous page...*

Atom-1	Atom-2	Interatomic distance (Å)	Clash overlap (Å)
26:X3:223:TYR:HA	26:X3:226:GLN:HB2	1.96	0.47
26:X3:249:LEU:O	26:X3:253:VAL:HG23	2.15	0.47
27:Y4:312:TRP:CE2	27:Y4:319:LEU:HD13	2.50	0.47
1:A1:1220:PRO:O	2:A2:645:PHE:HD1	1.97	0.46
2:A2:200:VAL:HG23	4:B2:351:GLU:O	2.11	0.46
2:A2:827:ILE:CD1	2:A2:859:GLN:H	2.26	0.46
2:A2:904:GLN:CB	6:D1:603:SER:H	2.28	0.46
2:A2:1121:LEU:CB	3:A5:133:LYS:CG	2.69	0.46
2:A2:1140:GLU:C	3:A5:130:ILE:HB	2.31	0.46
2:A2:1160:GLN:HB3	5:C2:743:LEU:HD22	1.96	0.46
2:A2:1185:THR:CG2	4:B5:342:ARG:NH1	2.78	0.46
1:A3:1221:ILE:HD13	2:A4:642:ARG:N	2.18	0.46
2:A4:985:ALA:HB3	6:D3:496:LEU:O	2.13	0.46
3:A5:1019:ARG:HG2	11:I5:54:LYS:NZ	2.31	0.46
3:A6:1405:LEU:CD2	28:Z4:921:THR:CB	2.93	0.46
6:D2:422:CYS:SG	6:D2:423:PHE:N	2.88	0.46
6:D5:639:LEU:HD22	6:D5:689:PHE:CD2	2.50	0.46
8:F1:302:PRO:O	8:F1:355:ARG:NE	2.49	0.46
8:F1:1266:MET:N	17:O2:262:ASP:CB	2.76	0.46
11:I1:816:ASP:OD1	11:I1:817:ASP:N	2.42	0.46
11:I1:876:ALA:C	17:O1:248:SER:HA	2.36	0.46
11:I1:938:CYS:HB2	15:M1:606:LEU:O	2.15	0.46
11:I1:980:ILE:CB	15:M1:617:THR:O	2.63	0.46
11:I1:984:GLU:CB	15:M1:618:GLN:CG	2.87	0.46
11:I1:1018:LYS:H	16:N1:412:ASN:CB	2.28	0.46
11:I1:1663:LYS:HZ3	11:I2:1663:LYS:CB	2.28	0.46
11:I3:1366:ARG:HD2	12:J3:256:GLN:NE2	2.30	0.46
17:O2:110:LEU:HG	18:P2:322:LYS:HA	1.95	0.46
17:O4:106:HIS:C	18:P4:318:PRO:HG3	2.36	0.46
21:S1:352:LEU:O	21:S1:374:THR:HA	2.15	0.46
21:S2:123:LEU:HD22	21:S2:125:ILE:HG13	1.96	0.46
21:S3:934:HIS:C	21:S3:936:SER:H	2.18	0.46
21:S4:975:LYS:HD3	22:T4:882:SER:HB2	1.97	0.46
21:S4:1070:LYS:HZ3	21:S4:1121:GLU:HB3	1.80	0.46
22:T1:829:MET:HE2	22:T1:849:LEU:HD12	1.96	0.46
23:U1:86:ASN:OD1	23:U1:400:ASN:ND2	2.48	0.46
23:U3:8:GLN:O	23:U3:10:GLU:N	2.48	0.46
24:V2:304:VAL:HG13	24:V2:323:ILE:HG22	1.97	0.46
24:V4:431:ASN:HB2	24:V4:434:LYS:HB3	1.96	0.46
24:V4:492:LEU:HD12	24:V4:508:ILE:HD13	1.96	0.46
25:W3:227:GLN:OE1	25:W3:256:VAL:HG11	2.15	0.46

*Continued on next page...*



*Continued from previous page...*

Atom-1	Atom-2	Interatomic distance (Å)	Clash overlap (Å)
26:X1:223:TYR:HA	26:X1:226:GLN:HB2	1.96	0.46
26:X4:152:LEU:HD22	26:X4:179:LEU:HD12	1.97	0.46
27:Y3:159:ILE:O	27:Y3:161:PRO:HD3	2.15	0.46
28:Z2:570:LEU:O	28:Z2:574:LEU:HB2	2.15	0.46
1:A1:1200:ARG:CB	2:A2:727:ASN:HA	2.45	0.46
2:A2:865:ALA:HB2	6:D1:607:PRO:CG	2.44	0.46
2:A2:909:LYS:N	6:D1:552:TYR:CZ	2.81	0.46
2:A2:975:GLU:OE2	6:D1:501:LEU:CA	2.42	0.46
2:A2:1154:PHE:C	3:A5:175:GLU:N	2.68	0.46
1:A3:1224:PRO:HB3	2:A4:727:ASN:HB3	1.97	0.46
2:A4:864:ARG:CZ	6:D3:610:ASN:CB	2.91	0.46
2:A4:870:HIS:HB3	6:D3:551:PHE:HD2	1.80	0.46
2:A4:1054:SER:HB2	6:D4:762:ARG:CD	2.45	0.46
2:A4:1135:ARG:N	3:A6:146:LYS:H	2.12	0.46
3:A5:1316:VAL:HG23	28:Z2:833:ASP:HA	1.97	0.46
3:A6:147:LEU:O	5:C4:747:PRO:HB3	2.15	0.46
3:A6:1385:GLU:O	28:Z4:862:GLN:C	2.51	0.46
3:A6:1392:ARG:CD	28:Z4:901:ARG:N	2.78	0.46
3:A6:1412:MSE:O	28:Z4:961:PHE:C	2.53	0.46
6:D2:440:PHE:CE1	6:D2:444:LEU:HD11	2.50	0.46
6:D3:440:PHE:CE1	6:D3:444:LEU:HD11	2.50	0.46
8:F1:1093:LEU:HD21	17:O2:241:SER:HA	1.96	0.46
11:I1:882:LYS:HA	17:O1:249:ARG:HD2	1.84	0.46
11:I1:890:TYR:CZ	17:O1:240:GLY:H	1.56	0.46
11:I1:1037:THR:CG2	20:R1:173:LEU:HD23	1.86	0.46
11:I1:1061:ASP:OD2	17:O1:278:GLU:HB3	2.15	0.46
11:I1:1109:LEU:CA	16:N1:437:VAL:O	2.63	0.46
11:I2:841:PHE:CA	15:M3:591:ASP:HB3	2.44	0.46
11:I2:847:THR:HG23	15:M3:594:LYS:HZ3	1.70	0.46
11:I2:877:ILE:HA	17:O3:254:ARG:HB2	1.97	0.46
11:I2:967:SER:HA	20:R3:150:ASN:HA	1.97	0.46
11:I3:815:ILE:HG22	26:X1:498:SER:H	1.80	0.46
11:I4:1584:LEU:HD21	12:J4:275:PHE:CE1	2.51	0.46
21:S3:1001:PHE:HB2	21:S3:1057:TYR:CE1	2.51	0.46
22:T3:917:ASP:OD1	22:T3:921:TYR:N	2.47	0.46
22:T4:911:LEU:HD23	22:T4:914:GLN:NE2	2.30	0.46
23:U2:431:ILE:H	23:U2:431:ILE:CD1	2.28	0.46
24:V3:156:THR:HG22	24:V3:514:ARG:CD	2.45	0.46
24:V3:360:LYS:HG3	24:V3:366:PRO:HA	1.97	0.46
25:W1:12:ILE:HA	25:W1:28:SER:HA	1.96	0.46
26:X3:392:GLN:HB3	26:X3:393:PRO:HD3	1.96	0.46

*Continued on next page...*

*Continued from previous page...*

Atom-1	Atom-2	Interatomic distance (Å)	Clash overlap (Å)
27:Y3:219:SER:HG	27:Y3:312:TRP:HD1	1.63	0.46
27:Y4:159:ILE:O	27:Y4:161:PRO:HD3	2.15	0.46
28:Z1:490:VAL:HG22	28:Z1:590:GLN:HG3	1.97	0.46
28:Z2:24:VAL:HG23	28:Z2:93:ILE:HG23	1.96	0.46
1:A1:1201:ARG:CD	2:A2:734:LEU:CG	2.93	0.46
2:A2:781:ARG:CA	6:D1:677:GLN:N	2.71	0.46
2:A2:823:VAL:CG2	2:A2:856:PHE:CE1	2.71	0.46
2:A2:872:ALA:CB	6:D1:565:MET:HE3	2.44	0.46
2:A2:876:ARG:NH1	6:D1:563:GLU:CA	2.65	0.46
2:A2:980:ARG:CG	6:D1:526:LEU:CB	2.93	0.46
2:A2:1132:PRO:O	3:A5:138:LEU:HD23	2.14	0.46
2:A4:397:LEU:HD12	2:A4:468:GLY:HA3	1.98	0.46
2:A4:875:LEU:C	6:D3:564:ASN:CB	2.64	0.46
2:A4:1139:ILE:CB	3:A6:138:LEU:CD1	2.90	0.46
3:A5:178:GLY:CA	5:C2:743:LEU:CD2	2.82	0.46
3:A5:1094:ILE:CD1	11:I5:34:LEU:CD2	2.93	0.46
3:A6:1334:GLY:O	28:Z4:961:PHE:CA	2.62	0.46
6:D5:422:CYS:SG	6:D5:423:PHE:N	2.88	0.46
6:D7:639:LEU:HD22	6:D7:689:PHE:CD2	2.50	0.46
11:I1:874:LEU:O	17:O1:252:VAL:HG22	2.13	0.46
11:I1:993:SER:HB2	16:N1:430:ARG:HH12	1.22	0.46
11:I1:1043:LEU:CA	16:N1:430:ARG:CB	2.68	0.46
11:I1:1070:LEU:N	16:N1:429:GLU:HB3	2.26	0.46
11:I1:1611:PHE:HB3	11:I2:1672:VAL:CG2	2.26	0.46
11:I1:1666:THR:CG2	11:I2:1664:PHE:HD1	2.24	0.46
11:I2:884:LEU:CD2	15:M3:599:ILE:HD11	2.45	0.46
11:I5:1277:LEU:HD23	26:X2:517:ASP:CB	2.40	0.46
21:S1:987:MET:CE	21:S1:991:LYS:HE2	2.45	0.46
21:S2:1015:GLU:CD	21:S2:1041:ARG:HH21	2.18	0.46
22:T1:885:ARG:CG	22:T1:885:ARG:NH1	2.73	0.46
23:U2:86:ASN:OD1	23:U2:400:ASN:ND2	2.48	0.46
23:U2:222:VAL:O	24:V2:256:VAL:HG13	2.15	0.46
23:U4:144:TRP:CH2	23:U4:158:LEU:HA	2.51	0.46
24:V2:526:HIS:C	24:V2:528:LEU:N	2.68	0.46
24:V4:352:ASP:HB3	24:V4:355:ILE:HD13	1.97	0.46
26:X4:249:LEU:O	26:X4:253:VAL:HG23	2.15	0.46
27:Y2:236:LYS:HG3	27:Y2:306:GLU:OE1	2.15	0.46
27:Y4:16:VAL:HG12	27:Y4:63:TRP:HD1	1.81	0.46
28:Z1:570:LEU:O	28:Z1:574:LEU:HB2	2.15	0.46
28:Z4:570:LEU:O	28:Z4:574:LEU:HB2	2.15	0.46
2:A2:825:ARG:HH22	6:D1:677:GLN:HB3	1.80	0.46

*Continued on next page...*

*Continued from previous page...*

Atom-1	Atom-2	Interatomic distance (Å)	Clash overlap (Å)
2:A2:1140:GLU:CD	3:A5:135:PHE:CG	2.76	0.46
2:A2:1156:ASP:H	3:A5:175:GLU:N	2.00	0.46
2:A2:1341:ALA:O	2:A2:1342:SER:CB	2.63	0.46
2:A4:781:ARG:HD2	6:D3:633:LYS:HZ1	1.67	0.46
3:A5:227:SER:OG	5:C2:734:VAL:HG21	2.15	0.46
3:A5:1004:HIS:HE1	11:I5:62:GLU:H	1.63	0.46
3:A5:1310:ARG:HE	28:Z2:827:GLN:C	2.19	0.46
6:D7:422:CYS:SG	6:D7:423:PHE:N	2.88	0.46
8:F1:984:ALA:O	8:F1:988:ARG:NH1	2.48	0.46
8:F1:1571:VAL:O	8:F1:1574:ILE:HG13	2.16	0.46
11:I2:797:LEU:CD2	17:O3:245:GLU:CA	2.91	0.46
11:I2:955:LYS:HZ3	17:O3:249:ARG:HH21	1.52	0.46
11:I2:1037:THR:OG1	20:R3:169:GLY:HA2	1.90	0.46
11:I2:1051:LYS:CD	17:O3:285:LYS:HD2	2.46	0.46
11:I5:1370:VAL:CG2	12:J5:259:THR:HG21	2.41	0.46
12:J4:240:GLY:O	12:J4:241:THR:OG1	2.28	0.46
17:O2:108:VAL:N	17:O2:109:PRO:CD	2.78	0.46
21:S3:987:MET:CE	21:S3:991:LYS:HE2	2.45	0.46
21:S4:987:MET:CE	21:S4:991:LYS:HE2	2.45	0.46
23:U1:144:TRP:CH2	23:U1:158:LEU:HA	2.51	0.46
23:U2:159:ASP:OD2	24:V2:319:LEU:HB2	2.15	0.46
23:U2:314:ILE:HD12	24:V2:309:LYS:HE3	1.98	0.46
23:U3:159:ASP:OD2	24:V3:319:LEU:HB2	2.15	0.46
23:U4:159:ASP:OD2	24:V4:319:LEU:HB2	2.16	0.46
24:V1:397:GLU:OE1	24:V1:397:GLU:N	2.40	0.46
25:W2:12:ILE:HG23	25:W2:27:CYS:O	2.15	0.46
27:Y3:208:LEU:HD11	27:Y3:231:ILE:HD11	1.97	0.46
2:A2:1126:VAL:O	3:A5:138:LEU:N	2.49	0.46
1:A3:1083:SER:HA	6:D3:798:MET:HG2	0.83	0.46
2:A4:828:ALA:O	2:A4:867:GLU:OE1	2.34	0.46
2:A4:867:GLU:OE2	6:D3:605:THR:CB	2.53	0.46
2:A4:871:ASN:O	6:D3:565:MET:O	2.29	0.46
2:A4:873:PRO:HD2	6:D3:569:CYS:N	2.31	0.46
3:A5:1027:HIS:HE1	11:I5:65:LYS:HB2	1.43	0.46
3:A6:177:ILE:CD1	5:C4:740:ARG:HG2	2.46	0.46
6:D6:192:TYR:OH	6:D6:498:GLU:OE1	2.33	0.46
8:F1:1569:VAL:HG23	8:F1:1570:GLN:N	2.31	0.46
8:F2:332:VAL:O	8:F2:336:ALA:N	2.48	0.46
11:I1:930:LEU:C	15:M1:598:GLU:O	2.53	0.46
11:I1:1426:SER:CB	12:J1:263:MET:SD	3.04	0.46
11:I1:1665:LEU:CD1	11:I2:1667:GLN:NE2	2.66	0.46

*Continued on next page...*

*Continued from previous page...*

Atom-1	Atom-2	Interatomic distance (Å)	Clash overlap (Å)
11:I2:900:ARG:O	17:O3:232:LYS:HE2	2.16	0.46
11:I2:980:ILE:HG23	15:M3:621:ARG:HB2	0.74	0.46
11:I2:990:GLU:CB	17:O3:272:SER:CB	2.90	0.46
11:I2:1045:PHE:HD1	17:O3:279:ILE:HG22	1.75	0.46
11:I3:1584:LEU:HD21	12:J3:275:PHE:CE1	2.51	0.46
11:I4:1271:GLU:CA	26:X3:525:ILE:HG23	2.45	0.46
11:I4:1426:SER:CB	12:J4:263:MET:SD	3.04	0.46
21:S1:1027:THR:OG1	21:S1:1029:PRO:HD2	2.16	0.46
21:S3:975:LYS:HD3	22:T3:882:SER:HB2	1.97	0.46
21:S3:1052:LEU:HA	21:S3:1055:LEU:HD23	1.98	0.46
21:S4:1016:LYS:NZ	21:S4:1039:GLU:HG3	2.31	0.46
22:T1:911:LEU:HD23	22:T1:914:GLN:NE2	2.30	0.46
22:T4:702:SER:HB3	22:T4:704:LYS:HE3	1.97	0.46
23:U1:8:GLN:O	23:U1:10:GLU:N	2.48	0.46
23:U3:431:ILE:HD12	23:U3:431:ILE:N	2.30	0.46
23:U4:157:ASP:OD1	23:U4:163:ARG:NH2	2.46	0.46
24:V2:178:THR:HG22	24:V2:180:LEU:H	1.81	0.46
24:V4:360:LYS:HG3	24:V4:366:PRO:HA	1.97	0.46
25:W4:12:ILE:HA	25:W4:28:SER:HA	1.96	0.46
26:X1:186:ARG:HG3	26:X1:190:PHE:HB2	1.97	0.46
26:X3:406:LEU:HB2	26:X3:407:PRO:HD3	1.98	0.46
27:Y1:312:TRP:CE2	27:Y1:319:LEU:HD13	2.50	0.46
2:A2:825:ARG:CZ	6:D1:679:ILE:HD11	2.45	0.46
1:A3:870:HIS:HB2	6:D1:277:ASN:HD22	1.80	0.46
2:A4:781:ARG:NE	6:D3:633:LYS:CE	2.64	0.46
2:A4:878:LEU:HB2	6:D3:567:LEU:CB	2.45	0.46
2:A4:1019:ARG:NH1	6:D3:239:THR:OG1	2.48	0.46
2:A4:1255:LEU:HB3	2:A4:1256:PRO:HD3	1.97	0.46
3:A5:1377:ARG:NH1	28:Z2:722:THR:HA	2.30	0.46
6:D2:192:TYR:OH	6:D2:498:GLU:OE1	2.33	0.46
6:D2:639:LEU:HD22	6:D2:689:PHE:CD2	2.50	0.46
8:F1:535:ILE:CG1	8:F1:536:PRO:HD2	2.46	0.46
8:F1:1205:TRP:CE2	17:O2:254:ARG:CD	2.95	0.46
11:I1:921:GLU:C	15:M1:592:LEU:C	2.73	0.46
11:I1:935:GLY:O	15:M1:606:LEU:C	2.41	0.46
11:I1:942:HIS:ND1	17:O1:259:ASP:HA	2.29	0.46
11:I1:951:LYS:CB	17:O1:253:LEU:CD1	2.84	0.46
11:I1:1042:LEU:O	16:N1:430:ARG:CZ	2.63	0.46
11:I1:1182:GLN:CG	12:J1:245:GLU:OE2	2.51	0.46
11:I2:853:ILE:HG12	17:O3:254:ARG:HD3	1.01	0.46
11:I2:952:LEU:CD1	15:M3:599:ILE:HG12	2.46	0.46

*Continued on next page...*

*Continued from previous page...*

Atom-1	Atom-2	Interatomic distance (Å)	Clash overlap (Å)
11:I2:1042:LEU:HD22	15:M3:608:LYS:HB2	1.96	0.46
11:I2:1049:LEU:N	15:M3:622:VAL:HG11	2.31	0.46
11:I2:1584:LEU:HD21	12:J2:275:PHE:CE1	2.51	0.46
11:I3:1269:ARG:CA	26:X1:524:SER:O	2.58	0.46
21:S3:882:GLN:C	21:S3:884:ARG:N	2.69	0.46
22:T1:687:GLU:O	22:T1:691:GLN:HG3	2.15	0.46
22:T2:911:LEU:HD23	22:T2:914:GLN:NE2	2.30	0.46
22:T3:687:GLU:O	22:T3:691:GLN:HG3	2.15	0.46
22:T4:777:ILE:O	22:T4:780:PRO:HG3	2.15	0.46
23:U1:219:LEU:HD22	23:U1:227:ILE:HG12	1.98	0.46
23:U2:207:SER:O	23:U2:211:ILE:HG13	2.16	0.46
23:U2:431:ILE:HD12	23:U2:431:ILE:N	2.30	0.46
24:V1:156:THR:HG22	24:V1:514:ARG:CD	2.45	0.46
26:X2:152:LEU:CD2	26:X2:182:LEU:HB3	2.43	0.46
26:X2:322:THR:HG23	26:X2:329:ARG:HD3	1.97	0.46
26:X3:186:ARG:HG3	26:X3:190:PHE:HB2	1.97	0.46
27:Y1:208:LEU:HD11	27:Y1:231:ILE:HD11	1.97	0.46
27:Y2:16:VAL:HG12	27:Y2:63:TRP:HD1	1.81	0.46
27:Y2:312:TRP:CE2	27:Y2:319:LEU:HD13	2.50	0.46
28:Z4:285:ASN:OD1	28:Z4:285:ASN:N	2.48	0.46
2:A2:874:VAL:HG11	6:D1:608:ILE:HA	1.97	0.46
1:A3:1084:ARG:CA	6:D3:794:THR:HA	2.45	0.46
2:A4:879:LEU:H	6:D3:564:ASN:HB3	1.81	0.46
2:A4:989:MSE:HG2	6:D3:239:THR:O	2.16	0.46
3:A5:1368:GLN:HB2	28:Z2:841:ALA:C	2.35	0.46
3:A5:1378:GLY:C	28:Z2:812:LEU:CA	2.56	0.46
6:D1:440:PHE:CE1	6:D1:444:LEU:HD11	2.50	0.46
6:D3:422:CYS:SG	6:D3:423:PHE:N	2.88	0.46
8:F2:535:ILE:CG1	8:F2:536:PRO:HD2	2.46	0.46
8:F2:1569:VAL:HG23	8:F2:1570:GLN:N	2.31	0.46
9:G1:263:MET:CG	17:O2:260:LEU:HB2	2.45	0.46
11:I1:913:ALA:CB	15:M1:584:GLN:CG	2.87	0.46
11:I1:955:LYS:HZ3	17:O1:249:ARG:HH21	1.59	0.46
11:I1:966:TRP:HA	20:R1:154:ALA:N	2.30	0.46
11:I1:984:GLU:CD	15:M1:615:PRO:CA	2.81	0.46
11:I1:1021:ILE:CD1	16:N1:410:MET:CE	2.94	0.46
11:I1:1038:ILE:H	20:R1:169:GLY:N	2.13	0.46
11:I1:1543:LEU:HD13	11:I2:1677:LYS:HZ1	1.78	0.46
11:I2:504:ALA:CB	11:I2:508:LEU:HD23	2.46	0.46
11:I2:847:THR:N	15:M3:594:LYS:CE	2.78	0.46
11:I2:884:LEU:HD12	16:N3:400:LEU:HD11	0.48	0.46

*Continued on next page...*

*Continued from previous page...*

Atom-1	Atom-2	Interatomic distance (Å)	Clash overlap (Å)
11:I2:950:LEU:CB	16:N3:407:ALA:CA	2.86	0.46
11:I2:954:GLU:CG	16:N3:402:GLY:C	2.80	0.46
11:I2:1013:GLU:OE1	11:I2:1013:GLU:N	2.41	0.46
11:I2:1036:PRO:HB3	15:M3:623:LEU:HD12	1.25	0.46
11:I2:1052:LEU:HB2	16:N3:438:LEU:HD11	1.96	0.46
11:I3:1274:HIS:CD2	26:X1:526:CYS:HB3	2.51	0.46
11:I4:1272:TYR:HA	26:X3:525:ILE:HG13	1.93	0.46
21:S1:934:HIS:C	21:S1:936:SER:H	2.18	0.46
21:S1:1020:LEU:HD22	21:S1:1020:LEU:N	2.30	0.46
21:S2:352:LEU:O	21:S2:374:THR:HA	2.15	0.46
21:S3:133:ILE:HD13	21:S3:133:ILE:HG21	1.68	0.46
21:S4:352:LEU:O	21:S4:374:THR:HA	2.15	0.46
22:T3:702:SER:HB3	22:T3:704:LYS:HE3	1.97	0.46
23:U1:207:SER:O	23:U1:211:ILE:HG13	2.16	0.46
23:U3:157:ASP:OD1	23:U3:163:ARG:NH2	2.46	0.46
24:V3:492:LEU:HD12	24:V3:508:ILE:HD13	1.96	0.46
24:V4:156:THR:HG22	24:V4:514:ARG:CD	2.45	0.46
26:X1:322:THR:HG23	26:X1:329:ARG:HD3	1.97	0.46
26:X2:152:LEU:HD22	26:X2:179:LEU:HD12	1.97	0.46
27:Y2:140:LEU:O	27:Y2:142:PRO:HD3	2.15	0.46
27:Y4:208:LEU:HD11	27:Y4:231:ILE:HD11	1.96	0.46
28:Z1:247:ASP:O	28:Z1:251:PHE:N	2.47	0.46
2:A2:987:LYS:HD2	6:D1:555:ARG:NH1	2.27	0.46
2:A2:1139:ILE:HG23	3:A5:131:PRO:N	2.20	0.46
1:A3:1090:SER:CB	6:D3:800:PRO:HA	2.40	0.46
2:A4:908:LEU:O	6:D3:555:ARG:CG	2.63	0.46
2:A4:1126:VAL:HG22	3:A6:139:ASN:H	1.80	0.46
2:A4:1148:ARG:HH22	3:A6:174:PRO:CG	2.12	0.46
3:A5:1160:GLN:HE22	5:C5:740:ARG:HD2	1.76	0.46
3:A5:1416:ARG:O	28:Z2:962:LYS:O	2.30	0.46
3:A5:1416:ARG:O	28:Z2:966:CYS:CB	2.64	0.46
3:A6:165:PHE:N	5:C4:743:LEU:CD1	2.77	0.46
3:A6:177:ILE:HD13	5:C4:740:ARG:CG	2.39	0.46
3:A6:1393:THR:CA	28:Z4:904:PHE:C	2.83	0.46
6:D6:422:CYS:SG	6:D6:423:PHE:N	2.88	0.46
8:F1:158:PRO:HG3	11:I1:1207:PRO:HD3	0.51	0.46
8:F1:1262:HIS:CG	17:O2:259:ASP:CB	2.99	0.46
11:I1:949:CYS:SG	17:O1:254:ARG:HA	2.56	0.46
11:I1:957:SER:C	20:R1:168:LEU:CD2	2.79	0.46
11:I1:989:GLY:N	15:M1:614:ASP:CG	2.70	0.46
11:I1:1584:LEU:HD21	12:J1:275:PHE:CE1	2.51	0.46

*Continued on next page...*

*Continued from previous page...*

Atom-1	Atom-2	Interatomic distance (Å)	Clash overlap (Å)
11:I2:840:LEU:HD21	17:O3:247:TRP:HB2	1.93	0.46
11:I2:898:VAL:HG23	17:O3:236:ASP:C	2.26	0.46
11:I2:1015:TYR:OH	11:I2:1089:TYR:O	2.31	0.46
11:I2:1106:LYS:C	16:N3:439:ARG:HG3	2.36	0.46
11:I3:1270:LYS:HB3	26:X1:531:LEU:N	2.25	0.46
11:I4:1267:LEU:HD11	26:X3:529:TRP:CH2	2.50	0.46
21:S1:1001:PHE:HB2	21:S1:1057:TYR:CE1	2.51	0.46
21:S2:975:LYS:HD3	22:T2:882:SER:HB2	1.98	0.46
21:S2:987:MET:CE	21:S2:991:LYS:HE2	2.45	0.46
21:S2:1052:LEU:HA	21:S2:1055:LEU:HD23	1.98	0.46
21:S3:682:ASN:HA	21:S3:684:THR:HA	1.98	0.46
21:S3:1015:GLU:CD	21:S3:1041:ARG:HH21	2.18	0.46
21:S3:1039:GLU:HG2	21:S3:1039:GLU:H	1.59	0.46
22:T3:696:MET:HE3	22:T3:708:ALA:O	2.16	0.46
22:T3:777:ILE:O	22:T3:780:PRO:HG3	2.16	0.46
22:T4:781:THR:HG23	22:T4:784:GLU:H	1.78	0.46
23:U3:8:GLN:C	23:U3:10:GLU:N	2.68	0.46
23:U3:144:TRP:CH2	23:U3:158:LEU:HA	2.51	0.46
24:V3:352:ASP:HB3	24:V3:355:ILE:HD13	1.97	0.46
25:W1:16:VAL:HG21	25:W1:59:VAL:O	2.16	0.46
25:W4:257:LEU:HA	25:W4:273:GLY:HA2	1.98	0.46
26:X2:406:LEU:HB2	26:X2:407:PRO:HD3	1.98	0.46
26:X4:159:ILE:HG12	26:X4:175:LEU:CB	2.39	0.46
27:Y3:16:VAL:HG12	27:Y3:63:TRP:HD1	1.81	0.46
27:Y3:236:LYS:HG3	27:Y3:306:GLU:OE1	2.15	0.46
28:Z2:177:PHE:CD1	28:Z2:183:LEU:HD22	2.51	0.46
28:Z2:490:VAL:HG22	28:Z2:590:GLN:HG3	1.98	0.46
28:Z3:490:VAL:HG22	28:Z3:590:GLN:HG3	1.98	0.46
28:Z4:177:PHE:CD1	28:Z4:183:LEU:HD22	2.51	0.46
28:Z4:436:HIS:NE2	28:Z4:438:GLU:HB2	2.31	0.46
2:A2:227:SER:CB	6:D1:711:PHE:CG	2.95	0.46
2:A2:276:GLN:NE2	4:B2:355:PRO:CD	2.78	0.46
2:A2:868:GLN:HB3	6:D1:570:VAL:HG12	1.93	0.46
2:A2:973:GLU:HB2	6:D1:498:GLU:CB	2.45	0.46
2:A2:1134:GLU:N	3:A5:146:LYS:CA	2.66	0.46
2:A2:1289:HIS:CE1	2:A2:1329:GLU:HG3	2.51	0.46
1:A3:1224:PRO:CA	2:A4:724:LEU:HA	2.45	0.46
2:A4:980:ARG:HB2	6:D3:473:GLU:HA	1.48	0.46
2:A4:1290:ALA:CB	2:A4:1349:ALA:HB3	2.46	0.46
3:A5:179:TYR:CD1	5:C2:744:PHE:CG	3.03	0.46
6:D4:639:LEU:HD22	6:D4:689:PHE:CD2	2.50	0.46

*Continued on next page...*

*Continued from previous page...*

Atom-1	Atom-2	Interatomic distance (Å)	Clash overlap (Å)
8:F1:1138:TRP:N	17:O2:244:GLU:HB3	2.31	0.46
8:F1:1832:ASN:OD1	8:F1:1833:ARG:HG3	2.16	0.46
8:F2:1571:VAL:O	8:F2:1574:ILE:HG13	2.16	0.46
9:G2:256:GLN:OE1	17:O4:262:ASP:N	2.49	0.46
11:I1:946:THR:HG22	17:O1:260:LEU:C	2.31	0.46
11:I1:947:LEU:CD1	16:N1:407:ALA:O	2.64	0.46
11:I1:1061:ASP:CB	17:O1:279:ILE:HD12	2.45	0.46
11:I1:1665:LEU:HA	11:I2:1668:HIS:CA	2.41	0.46
11:I2:923:GLY:N	15:M3:592:LEU:N	2.62	0.46
11:I2:946:THR:CA	17:O3:257:ALA:O	2.63	0.46
11:I2:1039:ALA:CB	20:R3:170:LEU:CG	0.74	0.46
11:I2:1039:ALA:CB	20:R3:170:LEU:HG	0.26	0.46
11:I2:1426:SER:CB	12:J2:263:MET:SD	3.04	0.46
11:I5:1584:LEU:HD21	12:J5:275:PHE:CE1	2.51	0.46
17:O3:162:LYS:N	18:P3:315:GLU:OE2	2.45	0.46
21:S1:682:ASN:HA	21:S1:684:THR:HA	1.98	0.46
21:S1:1016:LYS:NZ	21:S1:1039:GLU:HG3	2.31	0.46
21:S2:1143:VAL:HA	21:S2:1146:ALA:CB	2.41	0.46
21:S3:449:ASP:HB2	21:S3:467:ASN:ND2	2.31	0.46
22:T1:917:ASP:OD1	22:T1:921:TYR:N	2.47	0.46
23:U1:159:ASP:OD2	24:V1:319:LEU:HB2	2.15	0.46
23:U2:144:TRP:CH2	23:U2:158:LEU:HA	2.51	0.46
23:U3:284:SER:O	23:U3:288:ILE:HG12	2.16	0.46
25:W2:16:VAL:HG21	25:W2:59:VAL:O	2.16	0.46
26:X2:159:ILE:HG12	26:X2:175:LEU:CB	2.39	0.46
26:X3:152:LEU:HD22	26:X3:179:LEU:HD12	1.97	0.46
27:Y1:16:VAL:HG12	27:Y1:63:TRP:HD1	1.81	0.46
28:Z2:247:ASP:HB2	28:Z2:254:ILE:HG13	1.98	0.46
2:A2:980:ARG:CG	6:D1:526:LEU:HB3	2.46	0.46
2:A2:982:THR:HG22	6:D1:494:LEU:N	2.26	0.46
2:A2:1155:ASN:HD21	5:C2:735:ILE:HG23	1.81	0.46
2:A2:1168:LEU:N	4:B5:342:ARG:HH12	2.14	0.46
2:A4:1133:GLU:HA	3:A6:145:THR:CG2	2.34	0.46
2:A4:1344:ALA:O	2:A4:1345:SER:HB2	2.16	0.46
3:A5:1092:ASN:N	11:I5:37:GLU:H	2.14	0.46
3:A5:1356:SER:OG	28:Z2:877:ILE:CA	2.58	0.46
3:A5:1378:GLY:CA	28:Z2:812:LEU:HA	2.46	0.46
3:A6:220:VAL:CA	5:C4:738:ASP:O	2.63	0.46
3:A6:1327:VAL:HB	28:Z4:910:GLN:C	2.36	0.46
6:D4:781:ARG:NH1	6:D4:784:GLN:OE1	2.49	0.46
6:D5:440:PHE:CE1	6:D5:444:LEU:HD11	2.50	0.46

*Continued on next page...*



*Continued from previous page...*

Atom-1	Atom-2	Interatomic distance (Å)	Clash overlap (Å)
8:F1:1133:ARG:NH2	8:F1:1194:ASP:OD1	2.49	0.46
8:F2:1832:ASN:OD1	8:F2:1833:ARG:HG3	2.16	0.46
9:G1:253:SER:HB3	15:M2:601:ASP:HA	1.04	0.46
11:I1:504:ALA:CB	11:I1:508:LEU:HD23	2.46	0.46
11:I1:879:VAL:HG12	17:O1:247:TRP:HB2	1.98	0.46
11:I1:916:ALA:CB	15:M1:586:ASP:N	2.65	0.46
11:I2:1018:LYS:HE3	16:N3:413:VAL:C	2.32	0.46
11:I2:1030:ARG:HB3	20:R3:172:ASP:C	2.36	0.46
11:I4:1267:LEU:O	26:X3:528:GLU:O	2.34	0.46
11:I4:1275:SER:CA	26:X3:525:ILE:CB	2.63	0.46
11:I5:504:ALA:CB	11:I5:508:LEU:HD23	2.46	0.46
17:O3:102:LYS:N	18:P3:322:LYS:CD	2.72	0.46
21:S1:882:GLN:C	21:S1:884:ARG:N	2.69	0.46
21:S2:1001:PHE:HB2	21:S2:1057:TYR:CE1	2.51	0.46
21:S3:352:LEU:O	21:S3:374:THR:HA	2.15	0.46
21:S4:882:GLN:C	21:S4:884:ARG:N	2.69	0.46
22:T3:911:LEU:HD23	22:T3:914:GLN:NE2	2.30	0.46
23:U2:8:GLN:O	23:U2:10:GLU:N	2.48	0.46
23:U3:314:ILE:HD12	24:V3:309:LYS:HE3	1.98	0.46
24:V1:360:LYS:HG3	24:V1:366:PRO:HA	1.97	0.46
24:V4:151:PHE:HB2	25:W4:259:ARG:NH1	2.30	0.46
24:V4:178:THR:HG22	24:V4:180:LEU:H	1.81	0.46
25:W1:95:HIS:NE2	25:W1:138:PRO:HB3	2.31	0.46
26:X1:153:ASN:HA	26:X1:156:GLU:OE1	2.16	0.46
26:X2:186:ARG:HG3	26:X2:190:PHE:HB2	1.97	0.46
26:X2:249:LEU:O	26:X2:253:VAL:HG23	2.15	0.46
26:X4:153:ASN:HA	26:X4:156:GLU:OE1	2.16	0.46
26:X4:322:THR:HG23	26:X4:329:ARG:HD3	1.97	0.46
1:A1:1091:VAL:CG1	6:D1:804:SER:HG	1.81	0.45
2:A2:781:ARG:C	6:D1:677:GLN:N	2.68	0.45
2:A2:968:SER:CA	6:D1:202:GLN:HA	2.46	0.45
2:A2:1141:GLU:N	3:A5:130:ILE:CA	2.78	0.45
1:A3:1056:PHE:HZ	6:D3:811:LEU:N	2.15	0.45
2:A4:870:HIS:CD2	6:D3:566:PHE:CE1	3.01	0.45
2:A4:974:PRO:CG	6:D3:495:VAL:C	2.54	0.45
2:A4:1143:LEU:HB2	3:A6:135:PHE:CD2	2.50	0.45
3:A5:164:LEU:C	5:C2:743:LEU:O	2.51	0.45
3:A5:1395:LYS:HE2	28:Z2:872:TYR:N	2.31	0.45
3:A6:1361:ARG:HB2	28:Z4:876:LEU:N	2.31	0.45
6:D6:781:ARG:NH1	6:D6:784:GLN:OE1	2.49	0.45
6:D7:646:LEU:HD22	6:D7:696:ILE:HD11	1.98	0.45

*Continued on next page...*

*Continued from previous page...*

Atom-1	Atom-2	Interatomic distance (Å)	Clash overlap (Å)
6:D7:781:ARG:NH1	6:D7:784:GLN:OE1	2.49	0.45
8:F2:302:PRO:O	8:F2:355:ARG:NE	2.48	0.45
9:G1:256:GLN:N	17:O2:253:LEU:O	2.49	0.45
11:I1:833:PHE:O	17:O1:237:PRO:O	2.34	0.45
11:I1:1052:LEU:HD23	16:N1:434:LEU:CG	2.44	0.45
11:I1:1056:PRO:CG	17:O1:278:GLU:HG2	2.44	0.45
11:I1:1114:VAL:HG11	16:N1:436:ALA:HB2	1.98	0.45
11:I2:874:LEU:O	17:O3:251:ILE:C	2.53	0.45
11:I2:957:SER:HB2	20:R3:168:LEU:CB	2.27	0.45
11:I2:1028:CYS:O	20:R3:169:GLY:CA	2.64	0.45
11:I2:1051:LYS:CE	17:O3:285:LYS:HD2	2.42	0.45
11:I3:504:ALA:CB	11:I3:508:LEU:HD23	2.46	0.45
11:I3:1275:SER:HB2	26:X1:508:LEU:CD2	2.40	0.45
11:I3:1426:SER:CB	12:J3:263:MET:SD	3.04	0.45
17:O1:108:VAL:N	17:O1:109:PRO:CD	2.78	0.45
21:S3:1016:LYS:NZ	21:S3:1039:GLU:HG3	2.31	0.45
21:S3:1119:LEU:N	21:S3:1120:PRO:CD	2.79	0.45
22:T2:777:ILE:O	22:T2:780:PRO:HG3	2.15	0.45
22:T2:829:MET:CE	22:T2:849:LEU:HD12	2.46	0.45
23:U1:8:GLN:C	23:U1:10:GLU:N	2.68	0.45
23:U2:159:ASP:OD2	24:V2:319:LEU:N	2.29	0.45
23:U2:219:LEU:HD22	23:U2:227:ILE:HG12	1.98	0.45
23:U4:207:SER:O	23:U4:211:ILE:HG13	2.16	0.45
23:U4:433:ALA:O	23:U4:435:PHE:N	2.44	0.45
24:V1:526:HIS:C	24:V1:530:ARG:HD2	2.37	0.45
24:V4:526:HIS:C	24:V4:530:ARG:HD2	2.37	0.45
25:W2:227:GLN:OE1	25:W2:256:VAL:HG11	2.15	0.45
26:X1:511:TYR:HA	26:X1:512:PRO:HD3	1.73	0.45
26:X3:322:THR:HG23	26:X3:329:ARG:HD3	1.97	0.45
2:A2:825:ARG:CD	6:D1:633:LYS:NZ	2.72	0.45
2:A2:1075:LEU:CD2	3:A5:132:ASP:OD2	2.64	0.45
2:A2:1094:ILE:CG2	6:D2:759:GLN:HB3	2.39	0.45
2:A2:1135:ARG:HG3	3:A5:134:VAL:CG1	2.45	0.45
2:A2:1290:ALA:CB	2:A2:1349:ALA:HB3	2.46	0.45
1:A3:1201:ARG:O	2:A4:732:GLN:HA	2.15	0.45
1:A3:1222:ALA:CB	2:A4:723:PHE:HE2	2.11	0.45
2:A4:908:LEU:HG	6:D3:601:PHE:C	2.32	0.45
3:A6:1369:ILE:CA	28:Z4:826:TYR:CA	2.78	0.45
6:D1:646:LEU:HD22	6:D1:696:ILE:HD11	1.98	0.45
8:F2:731:ASP:OD1	8:F2:732:VAL:N	2.45	0.45
8:F2:840:ARG:HG3	8:F2:841:PRO:HD2	1.99	0.45

*Continued on next page...*

*Continued from previous page...*

Atom-1	Atom-2	Interatomic distance (Å)	Clash overlap (Å)
11:I1:840:LEU:HD21	17:O1:244:GLU:CB	2.26	0.45
11:I1:882:LYS:HB2	17:O1:245:GLU:CB	2.42	0.45
11:I1:1044:GLY:C	17:O1:280:GLU:OE2	2.55	0.45
11:I1:1048:GLU:CA	20:R1:143:PHE:HE1	2.22	0.45
11:I1:1104:LEU:CA	16:N1:436:ALA:CB	2.84	0.45
11:I2:894:VAL:HB	17:O3:239:GLN:CB	2.46	0.45
11:I2:976:ARG:HH21	20:R3:143:PHE:HA	1.75	0.45
11:I2:993:SER:CB	16:N3:430:ARG:CZ	2.80	0.45
11:I2:1046:HIS:CA	15:M3:619:ILE:CD1	2.81	0.45
11:I4:1276:GLN:HB2	26:X3:522:MET:CE	2.36	0.45
17:O3:108:VAL:N	17:O3:109:PRO:CD	2.79	0.45
17:O3:147:ALA:O	18:P3:328:PRO:CB	2.64	0.45
19:Q1:192:GLN:HG2	19:Q1:232:PHE:CD2	2.51	0.45
21:S1:184:ILE:CD1	21:S1:201:VAL:HG23	2.45	0.45
21:S1:1119:LEU:N	21:S1:1120:PRO:CD	2.79	0.45
21:S2:449:ASP:HB2	21:S2:467:ASN:ND2	2.31	0.45
21:S2:1119:LEU:N	21:S2:1120:PRO:CD	2.79	0.45
21:S3:184:ILE:CD1	21:S3:201:VAL:HG23	2.46	0.45
21:S3:1027:THR:OG1	21:S3:1029:PRO:HD2	2.16	0.45
22:T3:829:MET:CE	22:T3:849:LEU:HD12	2.46	0.45
22:T4:917:ASP:OD1	22:T4:921:TYR:N	2.47	0.45
23:U1:314:ILE:HD12	24:V1:309:LYS:HE3	1.98	0.45
23:U1:431:ILE:H	23:U1:431:ILE:CD1	2.28	0.45
24:V1:304:VAL:HG13	24:V1:323:ILE:HG22	1.97	0.45
24:V2:262:LYS:NZ	24:V2:398:TYR:O	2.36	0.45
26:X1:268:SER:HB2	26:X1:269:ASP:OD1	2.16	0.45
27:Y1:140:LEU:O	27:Y1:142:PRO:HD3	2.15	0.45
2:A2:873:PRO:CA	6:D1:563:GLU:CB	2.88	0.45
2:A2:873:PRO:HG3	6:D1:568:ARG:HE	1.30	0.45
2:A2:980:ARG:N	6:D1:473:GLU:CD	2.69	0.45
2:A2:989:MSE:SE	6:D1:241:ALA:HB2	2.67	0.45
2:A2:1138:GLU:HB2	3:A5:147:LEU:HD22	1.98	0.45
2:A4:871:ASN:O	6:D3:567:LEU:C	2.54	0.45
2:A4:1055:ARG:CG	6:D4:762:ARG:HA	2.46	0.45
2:A4:1119:ASP:O	3:A6:136:GLU:OE1	2.34	0.45
2:A4:1160:GLN:CB	3:A6:165:PHE:HA	2.46	0.45
3:A5:1368:GLN:HB2	28:Z2:840:PHE:O	2.17	0.45
3:A6:177:ILE:HD13	5:C4:740:ARG:HG2	1.98	0.45
3:A6:1406:GLY:H	28:Z4:922:LEU:C	2.19	0.45
6:D1:781:ARG:NH1	6:D1:784:GLN:OE1	2.49	0.45
8:F2:173:THR:O	8:F2:177:ARG:NH1	2.50	0.45

*Continued on next page...*

*Continued from previous page...*

Atom-1	Atom-2	Interatomic distance (Å)	Clash overlap (Å)
11:I1:991:THR:HA	17:O1:271:GLU:HB3	1.91	0.45
11:I2:874:LEU:HG	17:O3:256:TYR:CA	2.45	0.45
11:I2:953:LEU:HB3	15:M3:603:SER:HB2	1.07	0.45
11:I4:815:ILE:HG22	26:X3:497:ARG:HB3	1.97	0.45
11:I4:1274:HIS:NE2	26:X3:530:ARG:C	2.68	0.45
11:I5:1361:ALA:O	11:I5:1365:ALA:N	2.50	0.45
17:O3:90:HIS:N	17:O3:91:PRO:CD	2.79	0.45
19:Q2:192:GLN:HG2	19:Q2:232:PHE:CD2	2.51	0.45
19:Q4:192:GLN:HG2	19:Q4:232:PHE:CD2	2.51	0.45
21:S2:176:MET:HE3	21:S2:232:LEU:CD1	2.47	0.45
21:S2:682:ASN:HA	21:S2:684:THR:HA	1.98	0.45
21:S3:1020:LEU:HD22	21:S3:1020:LEU:N	2.30	0.45
21:S4:1020:LEU:HD22	21:S4:1020:LEU:N	2.30	0.45
21:S4:1119:LEU:N	21:S4:1120:PRO:CD	2.79	0.45
22:T2:902:GLN:O	22:T2:906:GLU:HG2	2.17	0.45
22:T4:829:MET:CE	22:T4:849:LEU:HD12	2.46	0.45
23:U1:284:SER:O	23:U1:288:ILE:HG12	2.16	0.45
23:U4:219:LEU:HD22	23:U4:227:ILE:HG12	1.98	0.45
24:V2:352:ASP:HB3	24:V2:355:ILE:HD13	1.97	0.45
25:W1:116:LEU:O	25:W1:127:VAL:HA	2.16	0.45
25:W3:257:LEU:HA	25:W3:273:GLY:HA2	1.98	0.45
26:X1:406:LEU:HB2	26:X1:407:PRO:HD3	1.98	0.45
27:Y1:208:LEU:HD11	27:Y1:231:ILE:CD1	2.46	0.45
27:Y3:140:LEU:O	27:Y3:142:PRO:HD3	2.15	0.45
27:Y4:208:LEU:HD11	27:Y4:231:ILE:CD1	2.46	0.45
28:Z1:247:ASP:HB2	28:Z1:254:ILE:HG13	1.98	0.45
28:Z2:130:THR:O	28:Z2:150:PHE:HA	2.17	0.45
28:Z3:177:PHE:CD1	28:Z3:183:LEU:HD22	2.51	0.45
1:A1:1224:PRO:HD2	2:A2:734:LEU:CD2	2.23	0.45
2:A2:397:LEU:HD12	2:A2:468:GLY:HA3	1.98	0.45
2:A2:968:SER:O	6:D1:203:PRO:HD2	2.17	0.45
2:A2:1121:LEU:HA	3:A5:133:LYS:HG2	1.90	0.45
2:A2:1154:PHE:CE2	3:A5:175:GLU:OE1	2.69	0.45
2:A2:1156:ASP:CA	3:A5:175:GLU:N	2.80	0.45
2:A4:978:ASP:OD1	6:D3:463:PHE:CE1	2.69	0.45
2:A4:1121:LEU:HD21	3:A6:133:LYS:CE	2.36	0.45
2:A4:1134:GLU:H	3:A6:145:THR:H	1.63	0.45
2:A4:1151:THR:CG2	3:A6:175:GLU:HG2	2.46	0.45
3:A6:164:LEU:N	5:C4:743:LEU:HD23	2.29	0.45
3:A6:233:THR:C	5:C4:737:LYS:HB2	2.37	0.45
3:A6:1322:ALA:O	28:Z4:911:GLU:HA	2.16	0.45

*Continued on next page...*

*Continued from previous page...*

Atom-1	Atom-2	Interatomic distance (Å)	Clash overlap (Å)
3:A6:1405:LEU:HD22	28:Z4:921:THR:CB	2.46	0.45
6:D6:440:PHE:CE1	6:D6:444:LEU:HD11	2.50	0.45
8:F1:1113:LYS:N	8:F1:1114:PRO:HD2	2.32	0.45
8:F1:1801:VAL:O	8:F1:1801:VAL:HG23	2.17	0.45
9:G1:267:GLY:N	16:N2:414:ALA:C	2.70	0.45
11:I1:926:SER:OG	15:M1:593:ALA:HB1	2.16	0.45
11:I1:930:LEU:CD1	17:O1:254:ARG:HH22	2.28	0.45
11:I1:931:VAL:HG13	15:M1:604:ASN:OD1	2.08	0.45
11:I1:1036:PRO:CA	16:N1:441:PHE:HE2	2.28	0.45
11:I1:1674:HIS:HD2	11:I2:1635:HIS:HD2	1.63	0.45
11:I2:874:LEU:HA	17:O3:255:GLY:H	1.74	0.45
11:I2:874:LEU:HG	17:O3:255:GLY:C	2.37	0.45
11:I2:959:SER:C	20:R3:166:LEU:CD1	2.65	0.45
11:I2:989:GLY:N	15:M3:611:LYS:HB3	2.30	0.45
11:I2:994:ALA:HB3	17:O3:271:GLU:HB3	1.21	0.45
11:I2:1060:PHE:HB3	17:O3:277:GLU:HB3	1.33	0.45
11:I3:814:SER:O	26:X1:496:THR:CG2	2.61	0.45
16:N4:284:PRO:HA	16:N4:287:VAL:HG12	1.99	0.45
21:S1:1052:LEU:HA	21:S1:1055:LEU:HD23	1.98	0.45
21:S2:1020:LEU:HD22	21:S2:1020:LEU:N	2.30	0.45
21:S3:1070:LYS:HZ3	21:S3:1121:GLU:HB3	1.82	0.45
21:S4:449:ASP:HB2	21:S4:467:ASN:ND2	2.31	0.45
21:S4:682:ASN:HA	21:S4:684:THR:HA	1.98	0.45
21:S4:1052:LEU:HA	21:S4:1055:LEU:HD23	1.98	0.45
22:T1:828:TRP:O	22:T1:830:VAL:HG23	2.16	0.45
22:T3:902:GLN:O	22:T3:906:GLU:HG2	2.16	0.45
22:T3:917:ASP:HB2	22:T3:918:PRO:CD	2.47	0.45
23:U4:284:SER:O	23:U4:288:ILE:HG12	2.16	0.45
24:V1:392:TYR:O	24:V1:394:GLN:N	2.44	0.45
25:W2:95:HIS:NE2	25:W2:138:PRO:HB3	2.31	0.45
25:W3:116:LEU:O	25:W3:127:VAL:HA	2.16	0.45
25:W4:16:VAL:HG21	25:W4:59:VAL:O	2.16	0.45
26:X1:392:GLN:HB3	26:X1:393:PRO:HD3	1.96	0.45
26:X2:226:GLN:O	26:X2:230:VAL:HG23	2.15	0.45
26:X3:453:ASP:OD1	26:X3:499:ALA:HB1	2.17	0.45
27:Y2:208:LEU:HD11	27:Y2:231:ILE:CD1	2.47	0.45
28:Z3:247:ASP:HB2	28:Z3:254:ILE:HG13	1.98	0.45
28:Z3:291:LEU:HA	28:Z3:292:PRO:HD3	1.76	0.45
28:Z4:130:THR:O	28:Z4:150:PHE:HA	2.17	0.45
2:A2:985:ALA:CB	6:D1:500:LYS:N	2.79	0.45
2:A2:1094:ILE:CG1	6:D2:759:GLN:OE1	2.34	0.45

*Continued on next page...*

Continued from previous page...

Atom-1	Atom-2	Interatomic distance (Å)	Clash overlap (Å)
2:A2:1133:GLU:N	3:A5:138:LEU:HD23	2.30	0.45
2:A2:1139:ILE:HG12	3:A5:131:PRO:HD2	1.98	0.45
1:A3:1195:PHE:O	2:A4:729:SER:HB3	2.16	0.45
2:A4:982:THR:N	6:D3:496:LEU:C	2.50	0.45
2:A4:1094:ILE:CA	6:D4:708:ASP:OD2	2.51	0.45
2:A4:1137:ALA:N	3:A6:138:LEU:HD13	1.83	0.45
2:A4:1138:GLU:CA	3:A6:130:ILE:CD1	2.76	0.45
2:A4:1305:ALA:CB	2:A4:1306:PRO:HD3	2.37	0.45
3:A5:1365:VAL:CG1	28:Z2:833:ASP:N	2.79	0.45
3:A6:177:ILE:CA	5:C4:740:ARG:NH1	2.59	0.45
3:A6:1354:TRP:O	28:Z4:876:LEU:C	2.55	0.45
3:A6:1360:GLY:C	28:Z4:872:TYR:C	2.74	0.45
3:A6:1363:ASP:N	28:Z4:869:HIS:O	2.49	0.45
6:D2:646:LEU:HD22	6:D2:696:ILE:HD11	1.98	0.45
6:D5:436:THR:HG23	6:D5:439:GLN:H	1.81	0.45
6:D7:180:ASN:H	11:I3:52:ASP:HB2	1.54	0.45
6:D7:436:THR:HG23	6:D7:439:GLN:H	1.81	0.45
8:F1:1135:ARG:NE	17:O2:249:ARG:HG3	2.32	0.45
8:F2:689:ARG:O	8:F2:699:ARG:N	2.40	0.45
8:F2:1133:ARG:NH2	8:F2:1194:ASP:OD1	2.49	0.45
11:I1:918:SER:OG	16:N1:389:PHE:CB	2.61	0.45
11:I1:922:ASP:CG	15:M1:589:GLY:CA	2.85	0.45
11:I1:924:ILE:HG13	15:M1:592:LEU:O	2.01	0.45
11:I1:946:THR:N	17:O1:256:TYR:CG	2.82	0.45
11:I1:1013:GLU:OE1	11:I1:1013:GLU:N	2.41	0.45
11:I1:1022:LEU:H	16:N1:409:ALA:CB	2.28	0.45
11:I1:1034:ASP:HB2	16:N1:444:SER:OG	2.17	0.45
11:I1:1037:THR:CA	20:R1:169:GLY:HA2	2.15	0.45
11:I1:1042:LEU:CB	20:R1:170:LEU:HD11	2.43	0.45
11:I1:1070:LEU:CB	16:N1:429:GLU:HB3	2.44	0.45
11:I1:1116:ASP:OD2	12:J1:241:THR:HG21	2.17	0.45
11:I2:828:VAL:HG12	17:O3:237:PRO:CD	2.46	0.45
11:I2:873:ILE:HG22	17:O3:255:GLY:CA	2.41	0.45
11:I2:955:LYS:HG3	16:N3:403:VAL:CB	2.46	0.45
11:I2:965:ALA:H	20:R3:165:SER:CB	2.29	0.45
11:I2:1109:LEU:CG	17:O3:290:TYR:CD2	2.85	0.45
11:I2:1114:VAL:HG21	16:N3:436:ALA:N	2.27	0.45
11:I4:504:ALA:CB	11:I4:508:LEU:HD23	2.46	0.45
17:O2:90:HIS:N	17:O2:91:PRO:CD	2.79	0.45
21:S2:934:HIS:C	21:S2:936:SER:H	2.17	0.45
22:T1:702:SER:HB3	22:T1:704:LYS:HE3	1.97	0.45

Continued on next page...

*Continued from previous page...*

Atom-1	Atom-2	Interatomic distance (Å)	Clash overlap (Å)
22:T2:702:SER:HB3	22:T2:704:LYS:HE3	1.97	0.45
22:T4:828:TRP:O	22:T4:830:VAL:HG23	2.16	0.45
25:W2:116:LEU:O	25:W2:127:VAL:HA	2.16	0.45
25:W4:16:VAL:HG23	25:W4:59:VAL:HG23	1.98	0.45
25:W4:95:HIS:NE2	25:W4:138:PRO:HB3	2.31	0.45
26:X1:97:ARG:HB3	26:X1:97:ARG:NH1	2.32	0.45
26:X2:97:ARG:NH2	26:X2:411:SER:O	2.50	0.45
26:X3:153:ASN:HA	26:X3:156:GLU:OE1	2.16	0.45
26:X4:97:ARG:HB3	26:X4:97:ARG:NH1	2.32	0.45
26:X4:186:ARG:HG3	26:X4:190:PHE:HB2	1.97	0.45
28:Z2:291:LEU:HA	28:Z2:292:PRO:HD3	1.76	0.45
28:Z3:130:THR:O	28:Z3:150:PHE:HA	2.17	0.45
1:A1:861:GLN:HB2	1:A1:882:SER:HB3	1.99	0.45
2:A2:781:ARG:HG3	6:D1:673:ARG:C	2.37	0.45
2:A2:870:HIS:CA	6:D1:566:PHE:O	2.65	0.45
2:A4:782:VAL:HG22	6:D3:677:GLN:CA	2.38	0.45
2:A4:872:ALA:HB1	6:D3:565:MET:CB	2.46	0.45
2:A4:1122:LEU:CD1	3:A6:132:ASP:O	2.65	0.45
3:A5:1396:GLY:HA3	28:Z2:908:LEU:HA	1.98	0.45
6:D2:382:ASN:OD1	6:D2:383:THR:N	2.50	0.45
6:D2:781:ARG:NH1	6:D2:784:GLN:OE1	2.49	0.45
6:D4:382:ASN:OD1	6:D4:383:THR:N	2.50	0.45
6:D7:382:ASN:OD1	6:D7:383:THR:N	2.50	0.45
8:F1:173:THR:O	8:F1:177:ARG:NH1	2.50	0.45
9:G1:269:GLU:OE1	16:N2:412:ASN:C	2.54	0.45
11:I1:921:GLU:HA	15:M1:596:ILE:CG1	2.44	0.45
11:I1:964:SER:N	20:R1:165:SER:HB2	2.29	0.45
11:I1:966:TRP:CA	20:R1:154:ALA:HB2	2.16	0.45
11:I1:1113:LEU:CA	16:N1:435:ALA:CB	2.89	0.45
11:I2:882:LYS:CG	17:O3:249:ARG:CA	2.83	0.45
11:I2:944:GLU:CB	17:O3:256:TYR:CE1	2.96	0.45
11:I2:980:ILE:CA	15:M3:618:GLN:HG3	2.46	0.45
11:I2:1048:GLU:HB2	17:O3:284:LYS:CG	2.47	0.45
11:I2:1055:GLU:O	17:O3:278:GLU:HB2	2.15	0.45
11:I3:656:MET:O	11:I3:659:LYS:NZ	2.45	0.45
11:I3:1116:ASP:OD2	12:J3:241:THR:HG21	2.17	0.45
11:I4:1314:LEU:O	11:I4:1314:LEU:HD23	2.17	0.45
19:Q3:192:GLN:HG2	19:Q3:232:PHE:CD2	2.51	0.45
21:S3:619:GLY:HA2	21:S3:620:LEU:CB	2.47	0.45
22:T1:777:ILE:O	22:T1:780:PRO:HG3	2.15	0.45
22:T3:828:TRP:O	22:T3:830:VAL:HG23	2.16	0.45

*Continued on next page...*

*Continued from previous page...*

Atom-1	Atom-2	Interatomic distance (Å)	Clash overlap (Å)
22:T4:902:GLN:O	22:T4:906:GLU:HG2	2.17	0.45
23:U2:264:TYR:O	23:U2:268:SER:OG	2.34	0.45
23:U4:143:LYS:HG3	23:U4:144:TRP:N	2.32	0.45
23:U4:293:ILE:HD11	23:U4:327:VAL:HG21	1.97	0.45
24:V1:352:ASP:HB3	24:V1:355:ILE:HD13	1.97	0.45
25:W2:16:VAL:HG23	25:W2:59:VAL:HG23	1.98	0.45
25:W2:257:LEU:HA	25:W2:273:GLY:HA2	1.98	0.45
25:W3:95:HIS:NE2	25:W3:138:PRO:HB3	2.31	0.45
26:X3:97:ARG:NH2	26:X3:411:SER:O	2.50	0.45
26:X4:406:LEU:HB2	26:X4:407:PRO:HD3	1.98	0.45
27:Y1:296:LEU:HD21	27:Y1:299:GLU:HG3	1.98	0.45
28:Z1:177:PHE:CD1	28:Z1:183:LEU:HD22	2.51	0.45
28:Z2:643:ASP:OD2	28:Z2:646:ILE:HG13	2.17	0.45
28:Z3:623:LEU:HD23	28:Z3:623:LEU:HA	1.74	0.45
28:Z4:218:SER:OG	28:Z4:219:ASP:N	2.50	0.45
1:A1:1200:ARG:HB3	2:A2:727:ASN:HA	1.98	0.45
1:A1:1201:ARG:HD2	2:A2:734:LEU:CG	2.47	0.45
2:A2:241:VAL:HG11	2:A2:287:LYS:HB3	1.98	0.45
2:A2:867:GLU:CB	6:D1:609:ILE:HG12	2.40	0.45
2:A2:984:ALA:C	6:D1:498:GLU:HA	2.37	0.45
2:A2:1126:VAL:HA	3:A5:134:VAL:O	2.17	0.45
2:A2:1138:GLU:HG3	3:A5:562:LEU:CD1	2.47	0.45
2:A4:780:GLU:HG2	6:D3:679:ILE:HA	1.97	0.45
2:A4:909:LYS:HE2	6:D3:552:TYR:HD2	1.24	0.45
2:A4:1134:GLU:C	3:A6:146:LYS:N	2.70	0.45
2:A4:1155:ASN:HD21	5:C4:735:ILE:HG23	1.81	0.45
8:F2:535:ILE:HG13	8:F2:536:PRO:HD2	1.99	0.45
11:I1:894:VAL:CG1	17:O1:238:ALA:H	2.30	0.45
11:I1:938:CYS:SG	15:M1:606:LEU:C	2.89	0.45
11:I1:1071:LEU:CA	16:N1:429:GLU:HG3	2.44	0.45
11:I2:840:LEU:HG	17:O3:244:GLU:CG	2.38	0.45
11:I2:887:GLN:HB2	16:N3:393:ILE:CD1	2.47	0.45
11:I2:948:ALA:N	17:O3:256:TYR:HB3	2.30	0.45
11:I2:981:VAL:CB	20:R3:147:LEU:HD23	2.10	0.45
11:I2:1028:CYS:HA	20:R3:168:LEU:HB3	1.98	0.45
11:I2:1116:ASP:OD2	12:J2:241:THR:HG21	2.17	0.45
11:I3:1314:LEU:O	11:I3:1314:LEU:HD23	2.17	0.45
11:I4:1271:GLU:CA	26:X3:525:ILE:O	2.65	0.45
17:O1:90:HIS:N	17:O1:91:PRO:CD	2.79	0.45
21:S2:184:ILE:CD1	21:S2:201:VAL:HG23	2.45	0.45
21:S2:882:GLN:C	21:S2:884:ARG:N	2.69	0.45

*Continued on next page...*



*Continued from previous page...*

Atom-1	Atom-2	Interatomic distance (Å)	Clash overlap (Å)
22:T1:829:MET:CE	22:T1:849:LEU:HD12	2.46	0.45
23:U1:81:LEU:HD13	23:U1:85:ARG:NH2	2.32	0.45
23:U2:284:SER:O	23:U2:288:ILE:HG12	2.16	0.45
23:U3:219:LEU:HD22	23:U3:227:ILE:HG12	1.98	0.45
24:V1:526:HIS:C	24:V1:528:LEU:N	2.68	0.45
24:V2:393:GLY:O	24:V2:394:GLN:HB2	2.17	0.45
24:V3:173:ILE:HD11	25:W3:43:HIS:HD2	1.82	0.45
26:X3:268:SER:HB2	26:X3:269:ASP:OD1	2.17	0.45
26:X4:97:ARG:NH2	26:X4:411:SER:O	2.50	0.45
28:Z2:436:HIS:NE2	28:Z2:438:GLU:HB2	2.31	0.45
1:A1:1399:ARG:HE	2:A2:887:GLU:HB2	1.82	0.45
2:A2:705:ILE:N	2:A2:706:PRO:HD2	2.32	0.45
2:A2:828:ALA:O	2:A2:867:GLU:OE1	2.34	0.45
2:A2:868:GLN:CB	6:D1:598:ILE:CD1	2.86	0.45
2:A2:876:ARG:NE	6:D1:559:ASP:H	2.15	0.45
2:A2:979:GLY:N	6:D1:496:LEU:HD13	2.21	0.45
2:A2:1164:TYR:HD1	4:B5:342:ARG:CD	1.96	0.45
1:A3:861:GLN:HB2	1:A3:882:SER:HB3	1.99	0.45
2:A4:705:ILE:N	2:A4:706:PRO:HD2	2.32	0.45
2:A4:866:SER:OG	6:D3:603:SER:CA	2.65	0.45
3:A5:1027:HIS:HE1	11:I5:65:LYS:HE2	1.82	0.45
3:A6:1331:GLU:OE2	28:Z4:952:ASN:CB	2.65	0.45
3:A6:1365:VAL:CB	28:Z4:871:HIS:CB	2.87	0.45
3:A6:1387:ILE:C	28:Z4:864:PHE:C	2.75	0.45
6:D3:781:ARG:NH1	6:D3:784:GLN:OE1	2.49	0.45
11:I1:656:MET:O	11:I1:659:LYS:NZ	2.44	0.45
11:I1:1031:ALA:HB3	20:R1:168:LEU:HD22	1.99	0.45
11:I1:1677:LYS:HZ1	11:I2:1543:LEU:HD13	1.78	0.45
11:I2:1020:ALA:HB2	16:N3:408:MET:C	2.35	0.45
11:I2:1041:GLN:CD	15:M3:617:THR:HG22	2.24	0.45
11:I2:1045:PHE:CD1	17:O3:279:ILE:CG2	2.99	0.45
11:I2:1182:GLN:CG	12:J2:245:GLU:OE2	2.51	0.45
11:I3:1267:LEU:HD11	26:X1:529:TRP:HE3	0.69	0.45
21:S1:449:ASP:HB2	21:S1:467:ASN:ND2	2.31	0.45
21:S2:1027:THR:OG1	21:S2:1029:PRO:HD2	2.16	0.45
21:S4:1001:PHE:HB2	21:S4:1057:TYR:CE1	2.51	0.45
22:T2:822:LEU:HD22	22:T2:886:HIS:CE1	2.52	0.45
22:T4:685:ARG:NH2	22:T4:716:PRO:HG2	2.32	0.45
23:U3:207:SER:O	23:U3:211:ILE:HG13	2.15	0.45
23:U4:116:LEU:O	23:U4:119:ILE:HB	2.17	0.45
24:V3:178:THR:HG22	24:V3:180:LEU:H	1.81	0.45

*Continued on next page...*

*Continued from previous page...*

Atom-1	Atom-2	Interatomic distance (Å)	Clash overlap (Å)
24:V3:526:HIS:C	24:V3:530:ARG:HD2	2.37	0.45
26:X1:268:SER:O	26:X1:272:PRO:HG2	2.16	0.45
26:X1:453:ASP:OD1	26:X1:499:ALA:HB1	2.17	0.45
26:X2:153:ASN:HA	26:X2:156:GLU:OE1	2.16	0.45
26:X3:97:ARG:HB3	26:X3:97:ARG:NH1	2.32	0.45
26:X4:198:GLU:HG2	26:X4:300:SER:CB	2.47	0.45
28:Z1:643:ASP:OD2	28:Z1:646:ILE:HG13	2.17	0.45
28:Z3:218:SER:OG	28:Z3:219:ASP:N	2.50	0.45
2:A2:780:GLU:CB	6:D1:678:GLY:C	2.84	0.45
2:A2:948:ALA:O	2:A2:952:ARG:HG3	2.17	0.45
2:A2:967:GLU:CA	6:D1:202:GLN:OE1	2.51	0.45
2:A2:977:VAL:HG21	6:D1:490:VAL:O	2.17	0.45
2:A2:1151:THR:C	5:C2:733:LEU:HD12	2.33	0.45
2:A2:1255:LEU:HB3	2:A2:1256:PRO:HD3	1.97	0.45
2:A2:1344:ALA:O	2:A2:1345:SER:HB2	2.16	0.45
1:A3:1332:ARG:NE	6:D3:636:ASP:OD1	2.49	0.45
2:A4:826:ASN:OD1	6:D3:633:LYS:HB2	2.14	0.45
2:A4:1023:ILE:CG2	2:A4:1025:SER:HB3	2.47	0.45
2:A4:1289:HIS:CE1	2:A4:1329:GLU:HG3	2.51	0.45
3:A5:1094:ILE:HG22	11:I5:4:LEU:O	2.17	0.45
3:A5:1395:LYS:CB	28:Z2:870:ILE:C	2.85	0.45
3:A6:1311:ARG:CA	28:Z4:830:LEU:CB	2.91	0.45
6:D1:587:LEU:HD13	6:D1:631:LEU:HA	1.99	0.45
6:D4:436:THR:HG23	6:D4:439:GLN:H	1.82	0.45
6:D5:192:TYR:OH	6:D5:498:GLU:OE1	2.33	0.45
6:D5:482:MET:SD	6:D5:482:MET:N	2.90	0.45
6:D6:436:THR:HG23	6:D6:439:GLN:H	1.82	0.45
6:D6:482:MET:N	6:D6:482:MET:SD	2.90	0.45
8:F2:1113:LYS:N	8:F2:1114:PRO:HD2	2.32	0.45
8:F2:1801:VAL:O	8:F2:1801:VAL:HG23	2.17	0.45
11:I1:959:SER:OG	16:N1:395:GLU:HB3	2.09	0.45
11:I1:1014:ASN:HB3	16:N1:414:ALA:N	2.32	0.45
11:I1:1047:CYS:C	20:R1:143:PHE:HE1	2.18	0.45
11:I1:1083:GLU:OE1	11:I1:1083:GLU:N	2.42	0.45
11:I1:1108:PRO:HG3	16:N1:444:SER:N	2.32	0.45
11:I2:953:LEU:HD22	15:M3:603:SER:OG	1.96	0.45
11:I4:1361:ALA:O	11:I4:1365:ALA:N	2.50	0.45
11:I5:1426:SER:CB	12:J5:263:MET:SD	3.04	0.45
15:M1:507:GLN:CD	18:P1:318:PRO:CG	2.54	0.45
21:S2:1016:LYS:NZ	21:S2:1039:GLU:HG3	2.31	0.45
22:T1:887:LYS:HB3	22:T1:890:LEU:HD12	1.98	0.45

*Continued on next page...*

*Continued from previous page...*

Atom-1	Atom-2	Interatomic distance (Å)	Clash overlap (Å)
22:T1:902:GLN:O	22:T1:906:GLU:HG2	2.17	0.45
22:T3:822:LEU:HD22	22:T3:886:HIS:CE1	2.52	0.45
22:T3:829:MET:HE2	22:T3:849:LEU:HD12	1.99	0.45
22:T3:891:VAL:O	22:T3:891:VAL:HG12	2.17	0.45
23:U2:116:LEU:O	23:U2:119:ILE:HB	2.17	0.45
23:U3:116:LEU:O	23:U3:119:ILE:HB	2.17	0.45
24:V1:173:ILE:HD11	25:W1:43:HIS:HD2	1.82	0.45
24:V1:513:MET:HG2	24:V1:541:ALA:HB2	1.99	0.45
25:W3:16:VAL:HG21	25:W3:59:VAL:O	2.16	0.45
26:X3:198:GLU:HG2	26:X3:300:SER:CB	2.47	0.45
27:Y3:31:GLN:OE1	27:Y3:52:ARG:NH1	2.50	0.45
28:Z4:247:ASP:HB2	28:Z4:254:ILE:HG13	1.98	0.45
1:A1:874:VAL:HG13	6:D3:272:VAL:CB	2.37	0.45
2:A2:780:GLU:O	6:D1:676:ALA:N	2.47	0.45
2:A2:983:LEU:CB	6:D1:553:PHE:CB	2.74	0.45
2:A2:989:MSE:CA	6:D1:500:LYS:HE2	2.39	0.45
2:A2:992:TYR:CG	6:D1:238:ALA:CB	2.99	0.45
1:A3:939:LYS:N	1:A3:940:PRO:HD3	2.32	0.45
2:A4:864:ARG:HH12	6:D3:610:ASN:ND2	2.15	0.45
2:A4:908:LEU:HD23	6:D3:601:PHE:O	2.13	0.45
2:A4:974:PRO:N	6:D3:499:LEU:HG	2.31	0.45
2:A4:1167:CYS:CB	4:B6:342:ARG:HE	2.23	0.45
3:A6:232:LEU:HD12	5:C4:739:MET:HG3	1.28	0.45
6:D1:436:THR:HG23	6:D1:439:GLN:H	1.82	0.45
6:D2:436:THR:HG23	6:D2:439:GLN:H	1.82	0.45
6:D4:646:LEU:HD22	6:D4:696:ILE:HD11	1.99	0.45
6:D5:650:VAL:HB	6:D5:651:PRO:HD3	1.99	0.45
6:D7:482:MET:N	6:D7:482:MET:SD	2.90	0.45
8:F1:535:ILE:HG13	8:F1:536:PRO:HD2	1.99	0.45
9:G1:254:ASN:ND2	17:O2:261:LYS:NZ	2.65	0.45
11:I1:894:VAL:CG2	17:O1:238:ALA:HB2	2.36	0.45
11:I1:1033:PRO:HG2	20:R1:177:LEU:HD13	1.52	0.45
11:I1:1038:ILE:CG1	20:R1:167:GLN:CG	2.95	0.45
11:I1:1049:LEU:O	17:O1:291:ASP:HB2	2.17	0.45
11:I1:1056:PRO:HA	17:O1:278:GLU:HB2	0.65	0.45
11:I1:1060:PHE:O	16:N1:431:VAL:HG21	2.16	0.45
11:I1:1666:THR:HG22	11:I2:1664:PHE:HB2	1.98	0.45
11:I2:881:ILE:HD12	17:O3:253:LEU:N	2.32	0.45
11:I2:921:GLU:O	15:M3:596:ILE:CD1	2.24	0.45
11:I2:922:ASP:C	15:M3:589:GLY:O	2.55	0.45
11:I2:1055:GLU:HA	17:O3:281:ALA:HB2	1.99	0.45

*Continued on next page...*

*Continued from previous page...*

Atom-1	Atom-2	Interatomic distance (Å)	Clash overlap (Å)
11:I4:1273:GLU:HB2	26:X3:527:VAL:HB	1.02	0.45
17:O4:90:HIS:N	17:O4:91:PRO:CD	2.79	0.45
21:S4:690:PHE:C	21:S4:692:GLU:N	2.70	0.45
21:S4:1039:GLU:HG2	21:S4:1039:GLU:H	1.59	0.45
22:T1:685:ARG:NH2	22:T1:716:PRO:HG2	2.32	0.45
22:T1:851:LYS:HB3	22:T1:851:LYS:HE2	1.76	0.45
22:T4:887:LYS:HB3	22:T4:890:LEU:HD12	1.98	0.45
25:W3:16:VAL:HG23	25:W3:59:VAL:HG23	1.98	0.45
26:X1:198:GLU:HG2	26:X1:300:SER:CB	2.47	0.45
26:X4:268:SER:O	26:X4:272:PRO:HG2	2.16	0.45
27:Y2:296:LEU:HD21	27:Y2:299:GLU:HG3	1.98	0.45
27:Y3:208:LEU:HD11	27:Y3:231:ILE:CD1	2.47	0.45
28:Z4:352:ILE:HD13	28:Z4:471:ILE:HG12	1.99	0.45
1:A1:1202:GLU:CA	2:A2:729:SER:O	2.62	0.44
2:A2:876:ARG:NH1	6:D1:563:GLU:HB2	2.33	0.44
2:A2:980:ARG:HB3	6:D1:502:LEU:HG	1.54	0.44
2:A2:1141:GLU:HB3	3:A5:130:ILE:N	2.32	0.44
1:A3:199:PHE:HA	4:B3:353:LEU:HA	1.99	0.44
1:A3:1091:VAL:CG1	6:D3:801:TYR:CZ	3.00	0.44
1:A3:1201:ARG:HB3	2:A4:735:ALA:H	0.66	0.44
1:A3:1201:ARG:O	2:A4:732:GLN:C	2.53	0.44
3:A5:149:LEU:H	5:C2:747:PRO:HB2	1.11	0.44
3:A5:166:LEU:CG	5:C2:741:THR:C	2.77	0.44
3:A5:994:VAL:O	11:I5:61:LYS:CB	2.65	0.44
3:A5:999:SER:CA	11:I5:63:PRO:HD2	2.47	0.44
3:A6:199:PHE:HA	4:B6:353:LEU:HA	2.00	0.44
3:A6:1362:ALA:HB3	28:Z4:874:ASN:N	2.31	0.44
6:D1:382:ASN:OD1	6:D1:383:THR:N	2.50	0.44
6:D3:382:ASN:OD1	6:D3:383:THR:N	2.50	0.44
8:F1:1643:CYS:SG	8:F1:1644:ASP:N	2.90	0.44
11:I1:876:ALA:HA	17:O1:248:SER:HA	1.98	0.44
11:I1:930:LEU:HB3	15:M1:601:ASP:H	1.81	0.44
11:I1:966:TRP:HA	20:R1:154:ALA:CB	2.47	0.44
11:I1:1063:GLN:O	16:N1:428:ASP:OD2	2.31	0.44
11:I2:1035:GLN:HG2	15:M3:625:GLY:N	2.25	0.44
11:I2:1083:GLU:OE1	11:I2:1083:GLU:N	2.42	0.44
11:I4:1273:GLU:O	26:X3:523:LEU:N	2.48	0.44
17:O3:162:LYS:CG	18:P3:315:GLU:HB3	2.42	0.44
21:S2:619:GLY:HA2	21:S2:620:LEU:CB	2.47	0.44
21:S4:948:LYS:HB2	21:S4:948:LYS:HE3	1.72	0.44
21:S4:1027:THR:OG1	21:S4:1029:PRO:HD2	2.16	0.44

*Continued on next page...*

*Continued from previous page...*

Atom-1	Atom-2	Interatomic distance (Å)	Clash overlap (Å)
21:S4:1120:PRO:CD	21:S4:1155:GLN:HE22	2.19	0.44
23:U1:143:LYS:HG3	23:U1:144:TRP:N	2.32	0.44
24:V1:178:THR:HG22	24:V1:180:LEU:H	1.81	0.44
24:V2:263:LYS:HD3	24:V2:263:LYS:HA	1.75	0.44
24:V2:483:GLU:OE2	24:V2:514:ARG:NH2	2.35	0.44
24:V3:393:GLY:O	24:V3:394:GLN:HB2	2.17	0.44
24:V4:393:GLY:O	24:V4:394:GLN:HB2	2.17	0.44
26:X4:152:LEU:CD2	26:X4:182:LEU:HB3	2.43	0.44
26:X4:268:SER:HB2	26:X4:269:ASP:OD1	2.17	0.44
27:Y1:219:SER:HG	27:Y1:312:TRP:HD1	1.64	0.44
27:Y2:124:LYS:HG3	27:Y2:138:ASP:OD1	2.17	0.44
27:Y3:124:LYS:HG3	27:Y3:138:ASP:OD1	2.17	0.44
27:Y3:296:LEU:HD21	27:Y3:299:GLU:HG3	1.98	0.44
28:Z1:130:THR:O	28:Z1:150:PHE:HA	2.16	0.44
28:Z4:643:ASP:OD2	28:Z4:646:ILE:HG13	2.17	0.44
2:A2:865:ALA:CA	6:D1:607:PRO:HD2	2.32	0.44
2:A2:973:GLU:HB3	6:D1:498:GLU:HB2	1.98	0.44
3:A5:997:ASP:H	11:I5:61:LYS:HB2	1.82	0.44
3:A5:1024:ASP:O	11:I5:68:ILE:HD12	2.17	0.44
3:A6:171:HIS:CE1	5:C4:730:HIS:CD2	2.90	0.44
3:A6:1361:ARG:CZ	28:Z4:876:LEU:HA	2.43	0.44
6:D1:650:VAL:HB	6:D1:651:PRO:HD3	1.99	0.44
6:D3:482:MET:SD	6:D3:482:MET:N	2.90	0.44
6:D5:781:ARG:NH1	6:D5:784:GLN:OE1	2.49	0.44
6:D6:382:ASN:OD1	6:D6:383:THR:N	2.50	0.44
6:D7:587:LEU:HD13	6:D7:631:LEU:HA	1.99	0.44
8:F2:1135:ARG:HD3	17:O4:252:VAL:HG13	1.30	0.44
11:I1:840:LEU:HD21	17:O1:244:GLU:HA	0.85	0.44
11:I1:853:ILE:CG2	17:O1:254:ARG:CG	2.87	0.44
11:I1:874:LEU:HA	17:O1:252:VAL:CA	2.47	0.44
11:I1:1333:THR:N	11:I1:1334:PRO:CD	2.81	0.44
11:I1:1664:PHE:HB2	11:I2:1666:THR:HG22	1.98	0.44
11:I2:932:VAL:HG13	15:M3:612:PRO:CG	2.47	0.44
11:I2:1036:PRO:HD2	15:M3:626:HIS:HB2	1.99	0.44
11:I2:1048:GLU:N	17:O3:284:LYS:HA	2.31	0.44
11:I2:1333:THR:N	11:I2:1334:PRO:CD	2.81	0.44
11:I5:1116:ASP:OD2	12:J5:241:THR:HG21	2.17	0.44
21:S1:987:MET:HE3	21:S1:991:LYS:HE2	1.98	0.44
22:T1:675:ILE:HD13	22:T1:675:ILE:HA	1.87	0.44
22:T3:887:LYS:HB3	22:T3:890:LEU:HD12	1.98	0.44
22:T4:891:VAL:O	22:T4:891:VAL:HG12	2.17	0.44

*Continued on next page...*

*Continued from previous page...*

Atom-1	Atom-2	Interatomic distance (Å)	Clash overlap (Å)
23:U3:81:LEU:HD13	23:U3:85:ARG:NH2	2.32	0.44
23:U4:81:LEU:HD13	23:U4:85:ARG:NH2	2.32	0.44
24:V2:173:ILE:HD11	25:W2:43:HIS:HD2	1.82	0.44
25:W1:16:VAL:HG23	25:W1:59:VAL:HG23	1.98	0.44
25:W4:116:LEU:O	25:W4:127:VAL:HA	2.16	0.44
26:X2:97:ARG:HB3	26:X2:97:ARG:NH1	2.32	0.44
26:X3:268:SER:O	26:X3:272:PRO:HG2	2.16	0.44
28:Z1:436:HIS:NE2	28:Z1:438:GLU:HB2	2.31	0.44
28:Z1:658:HIS:HA	28:Z1:661:GLN:OE1	2.18	0.44
28:Z3:739:PHE:O	28:Z3:743:ASN:N	2.36	0.44
28:Z4:247:ASP:O	28:Z4:251:PHE:N	2.47	0.44
28:Z4:490:VAL:HG22	28:Z4:590:GLN:HG3	1.98	0.44
1:A1:834:GLU:CA	6:D3:302:PRO:CB	2.95	0.44
1:A1:870:HIS:CB	6:D3:279:HIS:O	2.57	0.44
2:A2:1122:LEU:N	3:A5:132:ASP:HB2	2.02	0.44
1:A3:1099:GLN:NE2	11:I2:1421:ARG:HD2	2.33	0.44
2:A4:948:ALA:O	2:A4:952:ARG:HG3	2.17	0.44
2:A4:1128:ASP:HB3	3:A6:140:ALA:HB3	1.57	0.44
3:A5:943:ASP:OD2	3:A5:945:ARG:NE	2.43	0.44
3:A5:1024:ASP:CG	11:I5:96:GLU:O	2.55	0.44
3:A5:1365:VAL:HG21	28:Z2:838:GLN:HA	1.84	0.44
3:A5:1387:ILE:HD13	28:Z2:830:LEU:CB	2.47	0.44
3:A6:164:LEU:O	5:C4:743:LEU:CD2	2.65	0.44
3:A6:1327:VAL:HB	28:Z4:910:GLN:CA	2.47	0.44
6:D6:650:VAL:HB	6:D6:651:PRO:HD3	1.99	0.44
6:D7:650:VAL:HB	6:D7:651:PRO:HD3	1.99	0.44
8:F1:1137:GLN:CD	17:O2:249:ARG:CA	2.76	0.44
8:F1:1262:HIS:HA	17:O2:262:ASP:HB2	1.46	0.44
8:F2:511:ALA:O	8:F2:1008:TYR:N	2.43	0.44
11:I1:899:LEU:HD21	17:O1:231:ASP:OD1	2.17	0.44
11:I1:956:ILE:CA	20:R1:166:LEU:CD2	2.76	0.44
11:I1:1049:LEU:HB3	17:O1:291:ASP:CB	2.42	0.44
11:I1:1606:GLU:O	11:I2:1735:PHE:HD2	1.95	0.44
11:I2:656:MET:O	11:I2:659:LYS:NZ	2.45	0.44
11:I2:945:LEU:HD21	17:O3:258:GLU:HB3	1.23	0.44
11:I2:955:LYS:HB2	16:N3:403:VAL:HG21	1.98	0.44
11:I2:980:ILE:CD1	15:M3:622:VAL:HG21	2.33	0.44
11:I2:1035:GLN:O	16:N3:441:PHE:CZ	2.70	0.44
11:I2:1052:LEU:CD2	17:O3:283:ALA:HB1	2.44	0.44
11:I2:1067:PHE:CE1	16:N3:429:GLU:O	2.67	0.44
11:I3:1276:GLN:HB2	26:X1:522:MET:CE	2.48	0.44

*Continued on next page...*

*Continued from previous page...*

Atom-1	Atom-2	Interatomic distance (Å)	Clash overlap (Å)
11:I3:1333:THR:N	11:I3:1334:PRO:CD	2.81	0.44
17:O2:98:TYR:HD2	17:O2:125:ALA:HB2	1.83	0.44
17:O3:102:LYS:HD3	18:P3:322:LYS:HZ3	1.81	0.44
21:S2:1119:LEU:C	21:S2:1121:GLU:N	2.71	0.44
21:S4:404:LEU:O	21:S4:405:CYS:HB2	2.18	0.44
21:S4:1143:VAL:HA	21:S4:1146:ALA:CB	2.41	0.44
22:T4:814:LYS:HB3	22:T4:814:LYS:HE2	1.79	0.44
23:U4:314:ILE:HD12	24:V4:309:LYS:HE3	1.98	0.44
24:V1:391:CYS:O	24:V1:395:ILE:HD11	2.17	0.44
24:V2:394:GLN:HG2	24:V2:397:GLU:HB2	2.00	0.44
24:V4:173:ILE:HD11	25:W4:43:HIS:HD2	1.82	0.44
24:V4:304:VAL:HG13	24:V4:323:ILE:HG22	1.97	0.44
25:W4:18:ASP:OD1	25:W4:18:ASP:N	2.46	0.44
26:X1:202:SER:HA	26:X1:297:LYS:O	2.18	0.44
26:X4:285:VAL:O	26:X4:289:ILE:HG13	2.18	0.44
27:Y1:124:LYS:HG3	27:Y1:138:ASP:OD1	2.17	0.44
27:Y2:31:GLN:OE1	27:Y2:52:ARG:NH1	2.50	0.44
28:Z4:658:HIS:HA	28:Z4:661:GLN:OE1	2.18	0.44
1:A1:939:LYS:N	1:A1:940:PRO:HD3	2.32	0.44
1:A1:1221:ILE:CG2	2:A2:645:PHE:N	2.37	0.44
2:A2:867:GLU:OE1	6:D1:593:ARG:NH2	2.50	0.44
2:A2:981:PRO:CG	6:D1:504:LYS:H	2.28	0.44
2:A2:1121:LEU:C	3:A5:133:LYS:N	2.69	0.44
2:A2:1134:GLU:H	3:A5:146:LYS:CA	2.09	0.44
2:A2:1135:ARG:N	3:A5:146:LYS:O	2.50	0.44
2:A2:1249:PHE:N	2:A2:1250:PRO:CD	2.81	0.44
2:A4:864:ARG:CG	6:D3:609:ILE:H	2.31	0.44
2:A4:878:LEU:HD21	6:D3:608:ILE:N	2.31	0.44
2:A4:983:LEU:HD13	6:D3:497:PHE:HE2	1.74	0.44
2:A4:1154:PHE:N	3:A6:175:GLU:HB2	2.32	0.44
2:A4:1249:PHE:N	2:A4:1250:PRO:CD	2.80	0.44
3:A5:222:ALA:CB	5:C2:739:MET:CA	2.57	0.44
3:A5:1033:GLN:HG3	11:I5:70:GLU:HA	0.84	0.44
3:A5:1310:ARG:NE	28:Z2:827:GLN:O	2.50	0.44
3:A6:153:ILE:CD1	5:C4:739:MET:CB	2.87	0.44
6:D1:482:MET:SD	6:D1:482:MET:N	2.90	0.44
6:D3:436:THR:HG23	6:D3:439:GLN:H	1.82	0.44
6:D4:192:TYR:OH	6:D4:498:GLU:OE1	2.33	0.44
8:F1:840:ARG:HG3	8:F1:841:PRO:HD2	1.98	0.44
11:I1:889:THR:H	17:O1:242:ARG:NH1	2.16	0.44
11:I1:931:VAL:CG1	15:M1:604:ASN:CG	2.83	0.44

*Continued on next page...*

*Continued from previous page...*

Atom-1	Atom-2	Interatomic distance (Å)	Clash overlap (Å)
11:I2:849:LEU:HD12	17:O3:247:TRP:CE3	2.51	0.44
11:I2:1035:GLN:OE1	15:M3:622:VAL:O	2.35	0.44
11:I2:1050:SER:O	17:O3:290:TYR:CB	2.64	0.44
11:I4:1272:TYR:N	26:X3:525:ILE:HG12	2.20	0.44
11:I5:271:ASP:OD1	11:I5:272:LYS:N	2.49	0.44
11:I5:1314:LEU:O	11:I5:1314:LEU:HD23	2.17	0.44
16:N2:284:PRO:HA	16:N2:287:VAL:HG12	1.98	0.44
21:S2:404:LEU:O	21:S2:405:CYS:HB2	2.18	0.44
21:S4:407:LEU:HD11	21:S4:417:ALA:HB1	2.00	0.44
22:T4:753:TYR:OH	22:T4:856:MET:HE3	2.18	0.44
23:U1:116:LEU:O	23:U1:119:ILE:HB	2.17	0.44
23:U1:222:VAL:O	24:V1:256:VAL:HG22	2.18	0.44
23:U3:222:VAL:O	24:V3:256:VAL:HG22	2.17	0.44
23:U4:82:LEU:HD23	23:U4:82:LEU:HA	1.87	0.44
23:U4:222:VAL:O	24:V4:256:VAL:HG22	2.18	0.44
23:U4:385:LEU:O	23:U4:389:VAL:HG23	2.18	0.44
24:V1:393:GLY:O	24:V1:394:GLN:HB2	2.17	0.44
24:V3:394:GLN:HG2	24:V3:397:GLU:HB2	2.00	0.44
24:V3:526:HIS:C	24:V3:528:LEU:N	2.68	0.44
24:V4:391:CYS:O	24:V4:395:ILE:HD11	2.18	0.44
25:W2:52:HIS:CE1	25:W2:80:LEU:HD12	2.53	0.44
26:X1:141:ASN:N	26:X1:141:ASN:HD22	2.16	0.44
26:X1:152:LEU:CD2	26:X1:182:LEU:HB3	2.43	0.44
26:X2:453:ASP:OD1	26:X2:499:ALA:HB1	2.17	0.44
28:Z4:534:ASP:HA	28:Z4:537:THR:OG1	2.18	0.44
2:A2:857:LYS:O	6:D1:606:LYS:CE	2.66	0.44
2:A2:1023:ILE:CG2	2:A2:1025:SER:HB3	2.47	0.44
2:A2:1138:GLU:CD	3:A5:167:TRP:CZ2	2.91	0.44
2:A2:1164:TYR:HA	4:B5:342:ARG:CG	2.48	0.44
1:A3:1224:PRO:N	2:A4:731:ILE:CD1	2.78	0.44
2:A4:231:SER:CB	6:D3:709:ARG:HH22	2.19	0.44
2:A4:241:VAL:HG11	2:A4:287:LYS:HB3	1.98	0.44
2:A4:826:ASN:HB3	6:D3:632:ALA:O	2.18	0.44
2:A4:908:LEU:HD22	6:D3:566:PHE:CE2	2.52	0.44
2:A4:969:ASP:O	6:D3:192:TYR:CE1	2.68	0.44
2:A4:975:GLU:N	6:D3:496:LEU:HA	2.32	0.44
3:A5:1406:GLY:C	28:Z2:917:ASP:O	2.55	0.44
3:A6:1160:GLN:HE22	5:C6:740:ARG:HD2	1.76	0.44
6:D2:482:MET:SD	6:D2:482:MET:N	2.90	0.44
6:D5:646:LEU:HD22	6:D5:696:ILE:HD11	1.98	0.44
6:D6:587:LEU:HD13	6:D6:631:LEU:HA	1.99	0.44

*Continued on next page...*



*Continued from previous page...*

Atom-1	Atom-2	Interatomic distance (Å)	Clash overlap (Å)
11:I1:873:ILE:CA	17:O1:251:ILE:HG23	2.47	0.44
11:I1:878:GLN:N	17:O1:252:VAL:CA	2.79	0.44
11:I1:921:GLU:OE1	16:N1:392:THR:C	2.56	0.44
11:I1:1041:GLN:HB2	15:M1:620:VAL:CG2	2.07	0.44
11:I1:1361:ALA:O	11:I1:1365:ALA:N	2.50	0.44
11:I1:1663:LYS:HB2	11:I2:1663:LYS:HZ3	1.82	0.44
11:I2:932:VAL:HG13	15:M3:612:PRO:CB	2.47	0.44
11:I2:1314:LEU:O	11:I2:1314:LEU:HD23	2.17	0.44
11:I3:660:THR:OG1	11:I3:661:HIS:N	2.51	0.44
11:I3:1218:ASP:O	11:I3:1221:ASN:ND2	2.49	0.44
11:I3:1277:LEU:HG	26:X1:522:MET:HB2	1.98	0.44
11:I3:1361:ALA:O	11:I3:1365:ALA:N	2.50	0.44
11:I4:660:THR:OG1	11:I4:661:HIS:N	2.51	0.44
16:N2:433:GLU:OE2	20:R2:174:ARG:NH2	2.51	0.44
21:S1:1020:LEU:H	21:S1:1020:LEU:CD2	2.31	0.44
21:S2:407:LEU:HD11	21:S2:417:ALA:HB1	2.00	0.44
22:T1:891:VAL:O	22:T1:891:VAL:HG12	2.17	0.44
22:T2:828:TRP:O	22:T2:830:VAL:HG23	2.16	0.44
22:T2:887:LYS:HB3	22:T2:890:LEU:HD12	1.98	0.44
22:T4:822:LEU:HD22	22:T4:886:HIS:CE1	2.52	0.44
23:U4:109:LEU:HD23	23:U4:298:ILE:HG13	2.00	0.44
24:V4:263:LYS:HD3	24:V4:263:LYS:HA	1.75	0.44
25:W1:257:LEU:HA	25:W1:273:GLY:HA2	1.98	0.44
25:W3:63:HIS:CD2	25:W3:64:PRO:HD2	2.53	0.44
26:X4:141:ASN:N	26:X4:141:ASN:HD22	2.16	0.44
28:Z3:436:HIS:NE2	28:Z3:438:GLU:HB2	2.31	0.44
2:A2:867:GLU:CG	6:D1:605:THR:OG1	2.65	0.44
2:A2:870:HIS:HB3	6:D1:548:LEU:HD23	1.99	0.44
2:A2:968:SER:O	6:D1:202:GLN:HA	2.17	0.44
2:A2:1342:SER:OG	2:A2:1343:GLY:N	2.50	0.44
2:A4:780:GLU:HB3	6:D3:679:ILE:HD11	1.52	0.44
2:A4:864:ARG:HB2	6:D3:607:PRO:CG	2.24	0.44
2:A4:872:ALA:C	6:D3:565:MET:CA	2.54	0.44
3:A5:1021:LEU:CA	11:I5:95:LYS:HZ1	2.31	0.44
3:A5:1055:ARG:HH12	11:I5:3:ASP:HA	1.82	0.44
3:A6:159:SER:HB2	5:C4:743:LEU:O	2.17	0.44
3:A6:861:GLN:HB2	3:A6:882:SER:HB3	1.99	0.44
6:D4:482:MET:SD	6:D4:482:MET:N	2.90	0.44
8:F2:1643:CYS:SG	8:F2:1644:ASP:N	2.90	0.44
11:I1:660:THR:OG1	11:I1:661:HIS:N	2.51	0.44
11:I1:841:PHE:CZ	15:M1:588:MET:CE	2.95	0.44

*Continued on next page...*

*Continued from previous page...*

Atom-1	Atom-2	Interatomic distance (Å)	Clash overlap (Å)
11:I1:980:ILE:HD11	20:R1:147:LEU:HA	2.00	0.44
11:I1:1002:ALA:O	16:N1:413:VAL:O	2.35	0.44
11:I1:1021:ILE:HG13	16:N1:410:MET:H	1.83	0.44
11:I1:1048:GLU:CA	20:R1:143:PHE:CE1	2.95	0.44
11:I1:1314:LEU:O	11:I1:1314:LEU:HD23	2.17	0.44
11:I2:925:LEU:HD23	20:R3:164:PRO:O	2.18	0.44
11:I2:978:LYS:CG	20:R3:151:LYS:CD	2.96	0.44
11:I2:981:VAL:CG1	20:R3:147:LEU:HG	2.48	0.44
11:I2:999:SER:CB	17:O3:264:ILE:CG2	2.75	0.44
11:I2:1361:ALA:O	11:I2:1365:ALA:N	2.50	0.44
11:I4:1275:SER:H	26:X3:525:ILE:N	2.16	0.44
12:J5:240:GLY:O	12:J5:241:THR:OG1	2.28	0.44
16:N4:433:GLU:OE2	20:R4:174:ARG:NH2	2.51	0.44
17:O3:98:TYR:HD2	17:O3:125:ALA:HB2	1.83	0.44
17:O3:156:ILE:CG2	17:O3:157:THR:N	2.81	0.44
21:S1:975:LYS:HD3	22:T1:882:SER:HB2	1.98	0.44
21:S3:946:LEU:HD11	22:T3:898:ARG:HG2	1.99	0.44
21:S4:946:LEU:HD11	22:T4:898:ARG:HG2	1.99	0.44
22:T1:822:LEU:HD22	22:T1:886:HIS:CE1	2.52	0.44
22:T4:917:ASP:HB2	22:T4:918:PRO:CD	2.47	0.44
23:U2:382:LYS:HA	23:U2:383:PRO:HD3	1.77	0.44
24:V4:394:GLN:HG2	24:V4:397:GLU:HB2	2.00	0.44
24:V4:513:MET:HG2	24:V4:541:ALA:HB2	1.99	0.44
26:X2:202:SER:HA	26:X2:297:LYS:O	2.18	0.44
26:X2:533:GLU:H	26:X2:533:GLU:HG2	1.45	0.44
26:X3:202:SER:HA	26:X3:297:LYS:O	2.18	0.44
26:X3:533:GLU:H	26:X3:533:GLU:HG2	1.45	0.44
26:X4:202:SER:HA	26:X4:297:LYS:O	2.18	0.44
26:X4:453:ASP:OD1	26:X4:499:ALA:HB1	2.17	0.44
26:X4:533:GLU:H	26:X4:533:GLU:HG2	1.45	0.44
28:Z1:668:TYR:CZ	28:Z1:672:LYS:HE3	2.53	0.44
2:A4:1131:ILE:HD12	3:A6:160:ILE:CG1	2.47	0.44
3:A5:1312:ARG:CZ	28:Z2:832:PHE:O	2.63	0.44
3:A5:1414:PHE:C	28:Z2:962:LYS:H	2.17	0.44
5:C1:732:LYS:HZ3	11:I1:1228:GLU:HB2	1.81	0.44
6:D3:646:LEU:HD22	6:D3:696:ILE:HD11	1.98	0.44
6:D3:650:VAL:HB	6:D3:651:PRO:HD3	1.99	0.44
6:D5:587:LEU:HD13	6:D5:631:LEU:HA	1.99	0.44
6:D6:646:LEU:HD22	6:D6:696:ILE:HD11	1.98	0.44
8:F1:1137:GLN:CD	17:O2:249:ARG:HB3	2.33	0.44
11:I1:840:LEU:O	15:M1:591:ASP:OD2	2.36	0.44

*Continued on next page...*

*Continued from previous page...*

Atom-1	Atom-2	Interatomic distance (Å)	Clash overlap (Å)
11:I1:979:ALA:HB3	15:M1:621:ARG:HG2	1.23	0.44
11:I1:1065:SER:HB3	16:N1:431:VAL:HG23	2.00	0.44
11:I2:951:LYS:HG3	17:O3:253:LEU:HD13	1.99	0.44
11:I2:1039:ALA:O	20:R3:170:LEU:CD1	2.62	0.44
11:I2:1104:LEU:CA	16:N3:433:GLU:O	2.58	0.44
11:I4:1333:THR:N	11:I4:1334:PRO:CD	2.81	0.44
11:I5:1333:THR:N	11:I5:1334:PRO:CD	2.80	0.44
21:S1:404:LEU:O	21:S1:405:CYS:HB2	2.18	0.44
21:S3:404:LEU:O	21:S3:405:CYS:HB2	2.18	0.44
21:S4:680:PRO:O	21:S4:681:SER:C	2.56	0.44
21:S4:1052:LEU:HA	21:S4:1052:LEU:HD13	1.80	0.44
23:U1:106:GLU:O	23:U1:110:MET:HG2	2.18	0.44
23:U1:385:LEU:O	23:U1:389:VAL:HG23	2.18	0.44
23:U2:433:ALA:O	23:U2:435:PHE:N	2.44	0.44
24:V2:513:MET:HG2	24:V2:541:ALA:HB2	1.99	0.44
24:V2:526:HIS:C	24:V2:530:ARG:HD2	2.37	0.44
25:W4:52:HIS:CE1	25:W4:80:LEU:HD12	2.53	0.44
26:X2:198:GLU:HG2	26:X2:300:SER:CB	2.47	0.44
26:X2:268:SER:HB2	26:X2:269:ASP:OD1	2.17	0.44
26:X3:141:ASN:N	26:X3:141:ASN:HD22	2.16	0.44
27:Y4:124:LYS:HG3	27:Y4:138:ASP:OD1	2.17	0.44
27:Y4:296:LEU:HD21	27:Y4:299:GLU:HG3	1.98	0.44
28:Z2:534:ASP:HA	28:Z2:537:THR:OG1	2.18	0.44
28:Z3:643:ASP:OD2	28:Z3:646:ILE:HG13	2.17	0.44
2:A2:974:PRO:HD3	6:D1:205:LEU:CB	2.47	0.44
2:A2:1137:ALA:HB1	3:A5:564:ASN:HB2	2.00	0.44
1:A3:1048:ARG:HH21	6:D3:815:GLU:HG2	1.83	0.44
2:A4:172:PRO:CB	6:D3:781:ARG:CG	2.84	0.44
2:A4:868:GLN:CG	6:D3:608:ILE:CG2	2.86	0.44
2:A4:965:LYS:HE2	6:D3:196:ILE:C	2.30	0.44
3:A5:1356:SER:O	28:Z2:876:LEU:O	2.35	0.44
3:A5:1375:THR:HG23	28:Z2:824:PHE:CB	2.47	0.44
3:A6:1392:ARG:HH12	28:Z4:862:GLN:CB	2.30	0.44
6:D2:445:LEU:HD12	6:D2:446:GLU:N	2.33	0.44
6:D5:382:ASN:OD1	6:D5:383:THR:N	2.50	0.44
6:D6:445:LEU:HD12	6:D6:446:GLU:N	2.33	0.44
8:F1:1262:HIS:NE2	17:O2:259:ASP:OD1	2.48	0.44
11:I1:881:ILE:CD1	17:O1:253:LEU:HG	2.46	0.44
11:I1:932:VAL:CA	15:M1:605:THR:CG2	2.16	0.44
11:I1:962:ILE:HA	20:R1:164:PRO:O	2.15	0.44
11:I1:983:LEU:O	15:M1:617:THR:HG22	2.07	0.44

*Continued on next page...*

*Continued from previous page...*

Atom-1	Atom-2	Interatomic distance (Å)	Clash overlap (Å)
11:I1:1608:SER:O	12:J2:299:GLY:N	2.50	0.44
11:I2:849:LEU:HD12	17:O3:247:TRP:CZ3	2.53	0.44
11:I2:877:ILE:CB	17:O3:253:LEU:N	2.71	0.44
11:I2:879:VAL:HB	17:O3:251:ILE:HB	1.98	0.44
11:I2:888:GLU:HG3	16:N3:393:ILE:C	2.19	0.44
11:I2:915:ALA:HB3	15:M3:583:ASP:C	2.38	0.44
11:I2:924:ILE:CG1	15:M3:597:LYS:H	2.25	0.44
11:I2:953:LEU:HA	15:M3:603:SER:HB3	0.44	0.44
11:I4:1116:ASP:OD2	12:J4:241:THR:HG21	2.17	0.44
11:I4:1370:VAL:CG2	12:J4:259:THR:HG21	2.41	0.44
17:O1:98:TYR:HD2	17:O1:125:ALA:HB2	1.83	0.44
17:O1:156:ILE:CG2	17:O1:157:THR:N	2.81	0.44
19:Q4:204[B]:MSE:HE2	19:Q4:211:MSE:HB2	2.00	0.44
21:S1:680:PRO:O	21:S1:681:SER:C	2.56	0.44
21:S2:615:ILE:O	21:S2:620:LEU:CB	2.66	0.44
21:S3:615:ILE:O	21:S3:620:LEU:CB	2.66	0.44
21:S4:619:GLY:HA2	21:S4:620:LEU:CB	2.47	0.44
23:U2:143:LYS:HG3	23:U2:144:TRP:N	2.32	0.44
23:U2:385:LEU:O	23:U2:389:VAL:HG23	2.18	0.44
23:U3:109:LEU:HD23	23:U3:298:ILE:HG13	2.00	0.44
24:V3:391:CYS:O	24:V3:395:ILE:HD11	2.17	0.44
25:W3:52:HIS:CE1	25:W3:80:LEU:HD12	2.53	0.44
26:X2:58:ILE:HG22	26:X2:59:GLU:N	2.33	0.44
27:Y1:31:GLN:OE1	27:Y1:52:ARG:NH1	2.50	0.44
27:Y4:219:SER:HG	27:Y4:312:TRP:HD1	1.61	0.44
28:Z2:218:SER:OG	28:Z2:219:ASP:N	2.50	0.44
2:A2:874:VAL:CG2	6:D1:611:LYS:HZ3	2.29	0.44
2:A2:977:VAL:O	6:D1:493:ALA:HA	2.13	0.44
2:A2:984:ALA:HB2	6:D1:553:PHE:CE2	2.53	0.44
2:A2:989:MSE:SE	6:D1:500:LYS:CD	2.93	0.44
2:A2:1132:PRO:HA	3:A5:160:ILE:HA	1.15	0.44
2:A2:1159:ASP:H	3:A5:175:GLU:CG	2.26	0.44
1:A3:1017:THR:CG2	6:D3:819:ASN:CB	2.57	0.44
1:A3:1332:ARG:HH21	6:D3:681:ALA:HB1	1.83	0.44
2:A4:203:ILE:HD11	4:B4:352:ALA:HA	2.00	0.44
2:A4:827:ILE:CG2	2:A4:863:GLN:HB2	2.47	0.44
2:A4:973:GLU:HG3	6:D3:498:GLU:HG3	2.00	0.44
2:A4:1054:SER:HB2	6:D4:762:ARG:HG2	1.99	0.44
3:A5:861:GLN:HB2	3:A5:882:SER:HB3	1.99	0.44
3:A5:995:VAL:HG12	11:I5:58:ALA:HB2	1.99	0.44
3:A5:1094:ILE:HG21	11:I5:4:LEU:HB3	1.92	0.44

*Continued on next page...*

*Continued from previous page...*

Atom-1	Atom-2	Interatomic distance (Å)	Clash overlap (Å)
3:A6:889:VAL:HB	3:A6:892:SER:OG	2.18	0.44
3:A6:1413:SER:CA	28:Z4:963:LYS:CB	2.95	0.44
6:D1:749:LEU:CD2	6:D1:792:LEU:HD22	2.48	0.44
6:D3:587:LEU:HD13	6:D3:631:LEU:HA	1.99	0.44
6:D4:650:VAL:HB	6:D4:651:PRO:HD3	1.99	0.44
6:D5:445:LEU:HD12	6:D5:446:GLU:N	2.33	0.44
6:D7:483:GLU:HB2	11:I3:191:GLU:OE2	2.17	0.44
8:F1:1088:GLU:HB3	17:O2:245:GLU:OE1	2.18	0.44
11:I1:271:ASP:OD1	11:I1:272:LYS:N	2.49	0.44
11:I1:932:VAL:N	15:M1:604:ASN:HB2	2.33	0.44
11:I1:947:LEU:CD2	17:O1:256:TYR:OH	2.66	0.44
11:I1:952:LEU:HD11	17:O1:250:LEU:HD13	0.87	0.44
11:I1:995:SER:HA	17:O1:267:ALA:HB3	1.99	0.44
11:I1:1054:ILE:O	17:O1:281:ALA:N	2.51	0.44
11:I2:660:THR:OG1	11:I2:661:HIS:N	2.51	0.44
11:I2:924:ILE:HD11	15:M3:599:ILE:HD12	1.99	0.44
11:I2:927:HIS:HB2	15:M3:597:LYS:CB	2.41	0.44
11:I2:1025:LEU:CD2	20:R3:170:LEU:HD12	2.48	0.44
11:I2:1034:ASP:H	20:R3:177:LEU:CD2	2.31	0.44
11:I4:1274:HIS:HD1	26:X3:529:TRP:CB	2.07	0.44
17:O4:156:ILE:CG2	17:O4:157:THR:N	2.81	0.44
21:S1:1120:PRO:CD	21:S1:1155:GLN:HE22	2.19	0.44
21:S4:953:LEU:HD23	21:S4:953:LEU:HA	1.87	0.44
22:T3:685:ARG:NH2	22:T3:716:PRO:HG2	2.32	0.44
23:U2:157:ASP:OD1	23:U2:163:ARG:NH2	2.46	0.44
23:U2:425:LEU:HD23	23:U2:425:LEU:HA	1.90	0.44
23:U4:314:ILE:HD12	24:V4:309:LYS:CE	2.48	0.44
24:V1:311:ALA:HB1	24:V1:316:ASN:O	2.18	0.44
25:W2:63:HIS:CD2	25:W2:64:PRO:HD2	2.53	0.44
26:X1:285:VAL:O	26:X1:289:ILE:HG13	2.18	0.44
26:X2:221:GLU:HA	26:X2:224:ILE:HG13	2.00	0.44
26:X2:268:SER:O	26:X2:272:PRO:HG2	2.16	0.44
26:X3:285:VAL:O	26:X3:289:ILE:HG13	2.18	0.44
27:Y4:31:GLN:OE1	27:Y4:52:ARG:NH1	2.50	0.44
28:Z3:668:TYR:CZ	28:Z3:672:LYS:HE3	2.53	0.44
1:A1:1333:ARG:CA	6:D1:637:LYS:HD3	2.47	0.43
2:A2:203:ILE:HD11	4:B2:352:ALA:HA	2.00	0.43
2:A2:351:ILE:HD11	2:A2:424:PRO:HB2	2.00	0.43
2:A2:980:ARG:CZ	6:D1:503:LEU:HB3	2.39	0.43
2:A2:983:LEU:N	6:D1:528:PHE:CZ	2.85	0.43
2:A4:351:ILE:HD11	2:A4:424:PRO:HB2	2.00	0.43

*Continued on next page...*

*Continued from previous page...*

Atom-1	Atom-2	Interatomic distance (Å)	Clash overlap (Å)
2:A4:870:HIS:CB	6:D3:566:PHE:CD1	2.81	0.43
2:A4:1125:LEU:HD13	3:A6:134:VAL:HA	1.62	0.43
3:A5:223:THR:O	5:C2:736:ASN:OD1	2.35	0.43
6:D5:749:LEU:CD2	6:D5:792:LEU:HD22	2.48	0.43
9:G1:263:MET:CA	17:O2:256:TYR:CZ	2.98	0.43
9:G2:255:LEU:CA	17:O4:262:ASP:OD1	2.65	0.43
11:I1:928:LEU:CG	20:R1:155:GLU:HB2	2.48	0.43
11:I1:957:SER:HB2	20:R1:168:LEU:CA	2.48	0.43
11:I1:1057:LYS:N	17:O1:278:GLU:HB2	2.32	0.43
11:I1:1108:PRO:CG	16:N1:444:SER:H	2.30	0.43
11:I1:1109:LEU:CB	16:N1:441:PHE:CA	2.53	0.43
11:I2:884:LEU:HD21	15:M3:595:MET:CG	2.47	0.43
11:I2:1028:CYS:HA	20:R3:172:ASP:HB2	1.96	0.43
11:I2:1041:GLN:O	17:O3:275:LEU:HD11	2.17	0.43
11:I3:1274:HIS:O	26:X1:534:ILE:CG2	2.64	0.43
11:I4:1182:GLN:NE2	12:J4:245:GLU:CB	2.79	0.43
16:N3:433:GLU:OE2	20:R3:174:ARG:NH2	2.51	0.43
17:O2:99:LEU:O	17:O2:137:VAL:N	2.51	0.43
21:S3:1119:LEU:C	21:S3:1121:GLU:N	2.71	0.43
22:T1:917:ASP:HB2	22:T1:918:PRO:CD	2.47	0.43
22:T2:891:VAL:O	22:T2:891:VAL:HG12	2.17	0.43
22:T4:781:THR:HG23	22:T4:783:THR:N	2.33	0.43
24:V1:400:LEU:HB3	24:V1:426:TYR:OH	2.18	0.43
24:V3:400:LEU:HB3	24:V3:426:TYR:OH	2.18	0.43
25:W3:18:ASP:OD1	25:W3:18:ASP:N	2.46	0.43
26:X1:58:ILE:HG22	26:X1:59:GLU:N	2.33	0.43
26:X1:97:ARG:NH2	26:X1:411:SER:O	2.50	0.43
27:Y1:107:SER:HA	27:Y1:135:ARG:HH21	1.83	0.43
27:Y3:131:ASP:OD2	27:Y3:135:ARG:NH2	2.51	0.43
28:Z1:352:ILE:HD13	28:Z1:471:ILE:HG12	1.99	0.43
28:Z2:736:ASN:C	28:Z2:738:ARG:H	2.21	0.43
28:Z3:736:ASN:C	28:Z3:738:ARG:H	2.21	0.43
1:A1:199:PHE:HA	4:B1:353:LEU:HA	1.99	0.43
1:A1:1220:PRO:HB2	2:A2:731:ILE:HG13	1.99	0.43
2:A2:827:ILE:CG2	2:A2:863:GLN:HB2	2.47	0.43
2:A2:866:SER:OG	6:D1:603:SER:C	2.57	0.43
2:A2:871:ASN:HB2	6:D1:571:SER:OG	2.09	0.43
2:A2:976:LEU:HB3	6:D1:496:LEU:CD2	1.84	0.43
2:A2:977:VAL:CG2	6:D1:491:HIS:C	2.85	0.43
2:A4:520:GLU:OE1	2:A4:521:ASN:ND2	2.50	0.43
2:A4:864:ARG:HG2	6:D3:609:ILE:H	1.83	0.43

*Continued on next page...*

*Continued from previous page...*

Atom-1	Atom-2	Interatomic distance (Å)	Clash overlap (Å)
2:A4:866:SER:OG	6:D3:603:SER:C	2.56	0.43
2:A4:878:LEU:CD1	6:D3:608:ILE:N	2.81	0.43
2:A4:908:LEU:HD11	6:D3:602:THR:OG1	1.47	0.43
3:A5:996:ASN:OD1	11:I5:54:LYS:C	2.56	0.43
3:A5:1151:THR:CA	5:C5:733:LEU:HD13	2.40	0.43
3:A6:234:LEU:HD11	5:C4:740:ARG:HE	1.82	0.43
3:A6:943:ASP:OD2	3:A6:945:ARG:NE	2.43	0.43
3:A6:1413:SER:HA	28:Z4:963:LYS:N	2.33	0.43
6:D5:584:LEU:HD22	6:D5:609:ILE:HD11	2.00	0.43
8:F1:134:ASP:OD2	8:F1:1056:ARG:NH2	2.51	0.43
9:G2:257:THR:CG2	17:O4:257:ALA:H	2.31	0.43
11:I1:849:LEU:CD1	17:O1:247:TRP:CG	3.00	0.43
11:I1:992:ILE:N	15:M1:608:LYS:HG2	2.06	0.43
11:I1:1020:ALA:HB3	16:N1:406:HIS:O	2.18	0.43
11:I1:1042:LEU:CD1	15:M1:607:SER:HB3	2.48	0.43
11:I2:271:ASP:OD1	11:I2:272:LYS:N	2.49	0.43
11:I2:797:LEU:CD2	17:O3:245:GLU:HA	2.49	0.43
11:I2:849:LEU:HD13	17:O3:247:TRP:CE3	2.53	0.43
11:I2:938:CYS:O	17:O3:264:ILE:HB	2.18	0.43
11:I2:1031:ALA:HB2	20:R3:176:ARG:HG3	0.82	0.43
11:I2:1052:LEU:HB2	16:N3:438:LEU:CD1	2.48	0.43
11:I2:1110:SER:HA	16:N3:438:LEU:CD1	2.39	0.43
11:I3:1119:ARG:HH12	12:J3:240:GLY:HA3	1.83	0.43
11:I4:480:ASP:OD1	11:I4:481:ALA:N	2.52	0.43
11:I4:1083:GLU:OE1	11:I4:1083:GLU:N	2.42	0.43
11:I4:1122:ASN:O	11:I4:1126:HIS:ND1	2.42	0.43
11:I4:1271:GLU:CD	26:X3:504:ILE:CD1	2.86	0.43
11:I5:480:ASP:OD1	11:I5:481:ALA:N	2.51	0.43
16:N3:284:PRO:HA	16:N3:287:VAL:HG12	1.98	0.43
17:O4:110:LEU:HD21	18:P4:320:GLN:N	2.32	0.43
17:O4:111:TYR:CZ	18:P4:321:ILE:CG1	3.02	0.43
21:S1:407:LEU:HD11	21:S1:417:ALA:HB1	2.00	0.43
21:S1:615:ILE:O	21:S1:620:LEU:CB	2.66	0.43
21:S1:619:GLY:HA2	21:S1:620:LEU:CB	2.47	0.43
21:S1:968:LYS:HE2	21:S1:968:LYS:HB3	1.65	0.43
21:S2:1078:LEU:HD21	21:S2:1097:LYS:HE3	2.00	0.43
22:T1:774:PRO:HG2	22:T1:792:GLU:HA	2.00	0.43
22:T2:822:LEU:HD21	22:T2:880:MET:HG3	2.01	0.43
22:T4:774:PRO:HG2	22:T4:792:GLU:HA	2.00	0.43
23:U3:106:GLU:O	23:U3:110:MET:HG2	2.18	0.43
24:V1:168:LYS:HE2	25:W1:45:LEU:HB2	2.01	0.43

*Continued on next page...*

*Continued from previous page...*

Atom-1	Atom-2	Interatomic distance (Å)	Clash overlap (Å)
24:V3:513:MET:HG2	24:V3:541:ALA:HB2	1.99	0.43
25:W2:63:HIS:HA	25:W2:64:PRO:HD3	1.82	0.43
26:X2:141:ASN:N	26:X2:141:ASN:HD22	2.16	0.43
26:X2:215:SER:HB2	26:X2:390:TRP:CZ2	2.54	0.43
27:Y4:107:SER:HA	27:Y4:135:ARG:HH21	1.83	0.43
28:Z4:668:TYR:CZ	28:Z4:672:LYS:HE3	2.53	0.43
1:A3:1056:PHE:CD2	6:D3:808:ASN:N	2.85	0.43
1:A3:1194:HIS:O	2:A4:729:SER:OG	2.37	0.43
2:A4:235:TYR:CD1	4:B4:347:LEU:CB	2.76	0.43
2:A4:867:GLU:CG	6:D3:593:ARG:NH2	2.80	0.43
2:A4:970:PHE:CB	6:D3:498:GLU:HB3	2.45	0.43
2:A4:1094:ILE:CD1	6:D4:708:ASP:N	2.81	0.43
2:A4:1135:ARG:HB2	3:A6:159:SER:C	2.33	0.43
2:A4:1342:SER:OG	2:A4:1343:GLY:N	2.50	0.43
3:A5:1031:TYR:H	11:I5:67:LYS:CG	2.31	0.43
3:A5:1255:LEU:HB3	3:A5:1256:PRO:HD3	2.01	0.43
3:A6:1351:MSE:O	28:Z4:918:PHE:N	2.50	0.43
6:D2:650:VAL:HB	6:D2:651:PRO:HD3	1.99	0.43
6:D3:445:LEU:C	6:D3:445:LEU:HD12	2.39	0.43
6:D3:445:LEU:HD12	6:D3:446:GLU:N	2.33	0.43
6:D3:749:LEU:CD2	6:D3:792:LEU:HD22	2.48	0.43
6:D4:587:LEU:HD13	6:D4:631:LEU:HA	1.99	0.43
6:D4:649:VAL:HG12	6:D4:660:LYS:HD2	2.01	0.43
6:D5:445:LEU:HD12	6:D5:445:LEU:C	2.39	0.43
7:E3:94:ILE:HG23	7:E3:94:ILE:O	2.19	0.43
11:I1:800:PHE:CZ	17:O1:238:ALA:HB2	2.53	0.43
11:I1:873:ILE:CG2	17:O1:255:GLY:CA	2.93	0.43
11:I1:875:ARG:O	17:O1:248:SER:CA	2.66	0.43
11:I1:927:HIS:CD2	15:M1:594:LYS:O	2.71	0.43
11:I1:938:CYS:CA	15:M1:606:LEU:CD1	2.66	0.43
11:I1:1055:GLU:CB	17:O1:281:ALA:H	2.29	0.43
11:I2:954:GLU:H	16:N3:403:VAL:HG22	1.68	0.43
11:I2:955:LYS:HG3	16:N3:403:VAL:HB	2.00	0.43
11:I2:980:ILE:O	15:M3:618:GLN:CG	2.32	0.43
11:I4:352:ASN:OD1	11:I4:353:LEU:N	2.52	0.43
17:O3:151:LEU:CG	18:P3:325:ILE:HG12	2.11	0.43
17:O4:99:LEU:O	17:O4:137:VAL:N	2.51	0.43
21:S4:615:ILE:O	21:S4:620:LEU:CB	2.66	0.43
21:S4:1078:LEU:HD21	21:S4:1097:LYS:HE3	2.00	0.43
22:T1:885:ARG:HG3	22:T1:885:ARG:NH1	2.17	0.43
23:U2:81:LEU:HD13	23:U2:85:ARG:NH2	2.32	0.43

*Continued on next page...*



*Continued from previous page...*

Atom-1	Atom-2	Interatomic distance (Å)	Clash overlap (Å)
23:U4:390:THR:O	23:U4:394:ILE:HG12	2.19	0.43
25:W1:63:HIS:CD2	25:W1:64:PRO:HD2	2.53	0.43
26:X2:285:VAL:O	26:X2:289:ILE:HG13	2.18	0.43
26:X2:390:TRP:C	26:X2:393:PRO:HD2	2.39	0.43
26:X3:152:LEU:CD2	26:X3:182:LEU:HB3	2.43	0.43
26:X3:221:GLU:HA	26:X3:224:ILE:HG13	2.00	0.43
26:X4:58:ILE:HG22	26:X4:59:GLU:N	2.33	0.43
27:Y4:131:ASP:OD2	27:Y4:135:ARG:NH2	2.51	0.43
28:Z1:736:ASN:C	28:Z1:738:ARG:H	2.21	0.43
28:Z3:352:ILE:HD13	28:Z3:471:ILE:HG12	1.99	0.43
28:Z4:427:LEU:HD13	28:Z4:442:TYR:CE1	2.53	0.43
1:A1:1197:ALA:HB1	2:A2:728:LYS:CE	2.47	0.43
2:A2:871:ASN:N	6:D1:571:SER:N	2.62	0.43
2:A2:1019:ARG:NH2	6:D1:237:PRO:O	2.51	0.43
2:A2:1163:TYR:N	4:B5:342:ARG:CG	2.64	0.43
2:A4:825:ARG:HH11	6:D3:633:LYS:HG3	1.82	0.43
2:A4:868:GLN:HB2	6:D3:570:VAL:HG21	1.96	0.43
2:A4:872:ALA:N	2:A4:873:PRO:CD	2.81	0.43
3:A5:999:SER:CA	11:I5:62:GLU:CB	2.71	0.43
3:A5:1056:PHE:CZ	11:I5:38:GLN:HA	2.51	0.43
3:A5:1367:THR:C	28:Z2:829:SER:CB	2.87	0.43
3:A6:159:SER:CB	5:C4:745:SER:O	2.65	0.43
6:D3:584:LEU:HD22	6:D3:609:ILE:HD11	2.00	0.43
6:D6:445:LEU:HD12	6:D6:445:LEU:C	2.39	0.43
6:D7:445:LEU:HD12	6:D7:446:GLU:N	2.33	0.43
6:D7:528:PHE:C	11:I3:181:GLN:HE21	2.06	0.43
8:F1:1837:LYS:O	8:F1:1841:LEU:HD13	2.18	0.43
11:I1:842:ASN:CA	15:M1:587:GLU:HG3	2.39	0.43
11:I1:881:ILE:HG12	17:O1:249:ARG:NH2	2.33	0.43
11:I1:950:LEU:N	16:N1:403:VAL:HG12	2.33	0.43
11:I1:984:GLU:O	15:M1:613:ASP:HA	2.14	0.43
11:I1:1664:PHE:HZ	11:I2:1669:ARG:C	2.10	0.43
11:I2:881:ILE:HG22	17:O3:249:ARG:NE	2.32	0.43
11:I2:895:ARG:H	17:O3:239:GLN:HG3	1.78	0.43
11:I2:976:ARG:NH2	20:R3:143:PHE:HA	2.33	0.43
11:I2:977:ASN:CB	20:R3:146:LEU:O	2.67	0.43
11:I2:1031:ALA:HB2	20:R3:168:LEU:CD2	2.41	0.43
11:I3:1266:ALA:O	26:X1:528:GLU:CA	2.66	0.43
11:I4:1276:GLN:HA	26:X3:519:ILE:O	2.18	0.43
16:N1:284:PRO:HA	16:N1:287:VAL:HG12	1.98	0.43
17:O3:154:ARG:HD3	18:P3:324:LEU:HD11	2.00	0.43

*Continued on next page...*

*Continued from previous page...*

Atom-1	Atom-2	Interatomic distance (Å)	Clash overlap (Å)
21:S2:680:PRO:O	21:S2:681:SER:C	2.56	0.43
22:T2:781:THR:HG23	22:T2:783:THR:N	2.33	0.43
23:U1:390:THR:O	23:U1:394:ILE:HG12	2.19	0.43
23:U3:81:LEU:HD12	23:U3:350:VAL:HG12	2.01	0.43
23:U3:159:ASP:OD2	24:V3:319:LEU:N	2.29	0.43
23:U4:23:LYS:HD2	23:U4:434:THR:HG21	2.01	0.43
25:W1:280:LEU:HB2	25:W1:292:ALA:O	2.19	0.43
25:W4:35:ILE:HB	25:W4:47:ASP:HB2	2.00	0.43
26:X3:58:ILE:HG22	26:X3:59:GLU:N	2.33	0.43
26:X3:335:PHE:O	26:X3:339:ILE:HG13	2.19	0.43
26:X4:215:SER:HB2	26:X4:390:TRP:CZ2	2.54	0.43
28:Z1:427:LEU:HD13	28:Z1:442:TYR:CE1	2.54	0.43
28:Z2:658:HIS:HA	28:Z2:661:GLN:OE1	2.18	0.43
1:A1:1017:THR:HG21	1:A1:1048:ARG:NH1	2.33	0.43
1:A1:1196:GLU:O	1:A1:1200:ARG:HD3	2.19	0.43
1:A1:1238:ILE:O	1:A1:1242:THR:N	2.42	0.43
2:A2:868:GLN:HE21	6:D1:608:ILE:HG13	1.26	0.43
2:A2:876:ARG:CD	6:D1:558:LYS:HB3	2.34	0.43
1:A3:1201:ARG:O	2:A4:732:GLN:CA	2.66	0.43
1:A3:1224:PRO:CB	2:A4:727:ASN:CB	2.96	0.43
2:A4:1135:ARG:N	3:A6:145:THR:C	2.72	0.43
2:A4:1135:ARG:HH11	3:A6:157:TRP:C	2.11	0.43
2:A4:1138:GLU:HG3	3:A6:147:LEU:HD13	1.65	0.43
2:A4:1156:ASP:OD2	3:A6:168:ASP:N	2.51	0.43
3:A5:199:PHE:HA	4:B5:353:LEU:HA	1.99	0.43
3:A5:996:ASN:OD1	11:I5:56:ARG:N	2.51	0.43
3:A5:1101:GLN:OE1	11:I5:33:THR:HG21	2.14	0.43
3:A5:1391:ARG:NH2	28:Z2:868:GLN:O	2.51	0.43
3:A6:1400:SER:CB	28:Z4:909:LEU:CB	2.96	0.43
3:A6:1401:VAL:HA	28:Z4:919:PHE:C	2.39	0.43
4:B6:344:ALA:C	5:C4:737:LYS:HD3	2.39	0.43
5:C3:732:LYS:HE2	11:I2:1228:GLU:CD	2.39	0.43
6:D1:584:LEU:HD22	6:D1:609:ILE:HD11	2.00	0.43
6:D2:445:LEU:HD12	6:D2:445:LEU:C	2.39	0.43
6:D2:749:LEU:CD2	6:D2:792:LEU:HD22	2.48	0.43
6:D3:584:LEU:HD22	6:D3:609:ILE:CD1	2.49	0.43
8:F1:1120:HIS:O	8:F1:1124:THR:HG23	2.18	0.43
9:G2:256:GLN:HB3	17:O4:261:LYS:CA	2.49	0.43
11:I1:352:ASN:OD1	11:I1:353:LEU:N	2.51	0.43
11:I1:834:SER:N	17:O1:237:PRO:O	2.51	0.43
11:I1:920:PHE:H	16:N1:393:ILE:HG12	1.82	0.43

*Continued on next page...*

*Continued from previous page...*

Atom-1	Atom-2	Interatomic distance (Å)	Clash overlap (Å)
11:I1:1021:ILE:CG1	16:N1:410:MET:CE	2.95	0.43
11:I2:828:VAL:HG13	17:O3:237:PRO:HB2	2.01	0.43
11:I2:890:TYR:HB2	17:O3:242:ARG:CA	2.47	0.43
11:I2:955:LYS:CA	16:N3:403:VAL:CG2	2.74	0.43
11:I2:956:ILE:HG22	15:M3:600:ASN:OD1	2.00	0.43
11:I2:978:LYS:C	15:M3:621:ARG:NH1	2.39	0.43
11:I2:997:SER:OG	16:N3:427:VAL:HG22	2.06	0.43
11:I2:1030:ARG:NH1	20:R3:175:GLN:CG	2.75	0.43
11:I3:271:ASP:OD1	11:I3:272:LYS:N	2.49	0.43
12:J2:240:GLY:O	12:J2:241:THR:OG1	2.28	0.43
17:O3:99:LEU:O	17:O3:137:VAL:N	2.51	0.43
21:S1:1119:LEU:C	21:S1:1121:GLU:N	2.71	0.43
21:S2:690:PHE:C	21:S2:692:GLU:N	2.71	0.43
21:S4:1119:LEU:C	21:S4:1121:GLU:N	2.71	0.43
23:U3:143:LYS:HG3	23:U3:144:TRP:N	2.32	0.43
24:V2:391:CYS:O	24:V2:395:ILE:HD11	2.17	0.43
24:V2:400:LEU:HB3	24:V2:426:TYR:OH	2.18	0.43
24:V4:311:ALA:HB1	24:V4:316:ASN:O	2.18	0.43
24:V4:365:SER:HB3	24:V4:368:GLU:HB2	2.01	0.43
24:V4:392:TYR:O	24:V4:394:GLN:N	2.44	0.43
25:W1:35:ILE:HB	25:W1:47:ASP:HB2	2.00	0.43
25:W1:52:HIS:CE1	25:W1:80:LEU:HD12	2.53	0.43
26:X4:335:PHE:O	26:X4:339:ILE:HG13	2.19	0.43
27:Y2:131:ASP:OD2	27:Y2:135:ARG:NH2	2.51	0.43
28:Z2:352:ILE:HD13	28:Z2:471:ILE:HG12	1.99	0.43
28:Z2:668:TYR:CZ	28:Z2:672:LYS:HE3	2.53	0.43
1:A1:1226:LEU:HB2	2:A2:725:GLU:HG3	2.00	0.43
2:A2:980:ARG:NE	6:D1:526:LEU:N	2.67	0.43
2:A2:1023:ILE:HG22	2:A2:1025:SER:N	2.34	0.43
2:A2:1141:GLU:HB3	3:A5:566:GLY:HA2	1.35	0.43
2:A2:1277:TRP:CD1	2:A2:1278:PRO:HD3	2.53	0.43
1:A3:1017:THR:HG21	1:A3:1048:ARG:NH1	2.33	0.43
2:A4:687:LEU:HD23	2:A4:688:TRP:N	2.34	0.43
2:A4:876:ARG:HG3	6:D3:564:ASN:HA	1.61	0.43
2:A4:1122:LEU:CA	3:A6:136:GLU:N	2.74	0.43
2:A4:1134:GLU:HG2	3:A6:145:THR:H	1.83	0.43
2:A4:1149:THR:CB	3:A6:173:ASN:C	2.86	0.43
3:A6:1303:GLN:CB	28:Z4:838:GLN:HA	2.48	0.43
6:D2:649:VAL:HG12	6:D2:660:LYS:HD2	2.01	0.43
6:D3:649:VAL:HG12	6:D3:660:LYS:HD2	2.01	0.43
6:D4:749:LEU:CD2	6:D4:792:LEU:HD22	2.48	0.43

*Continued on next page...*

*Continued from previous page...*

Atom-1	Atom-2	Interatomic distance (Å)	Clash overlap (Å)
6:D6:749:LEU:CD2	6:D6:792:LEU:HD22	2.48	0.43
8:F2:1120:HIS:O	8:F2:1124:THR:HG23	2.18	0.43
9:G1:266:ASP:CA	16:N2:412:ASN:HA	2.29	0.43
11:I1:939:ASN:HB3	17:O1:265:ASN:CG	2.37	0.43
11:I1:992:ILE:HD12	15:M1:608:LYS:HB3	1.35	0.43
11:I1:1072:ASN:CG	16:N1:429:GLU:OE1	2.57	0.43
11:I2:352:ASN:OD1	11:I2:353:LEU:N	2.52	0.43
11:I2:889:THR:CB	17:O3:242:ARG:CD	2.54	0.43
11:I2:983:LEU:O	15:M3:613:ASP:CA	2.66	0.43
11:I2:1061:ASP:C	17:O3:277:GLU:OE1	2.57	0.43
11:I3:352:ASN:OD1	11:I3:353:LEU:N	2.51	0.43
11:I5:352:ASN:OD1	11:I5:353:LEU:N	2.52	0.43
21:S2:946:LEU:HD11	22:T2:898:ARG:HG2	1.99	0.43
21:S3:987:MET:HE3	21:S3:991:LYS:HE2	2.01	0.43
21:S3:1078:LEU:HD21	21:S3:1097:LYS:HE3	2.01	0.43
23:U2:222:VAL:O	24:V2:256:VAL:HG22	2.18	0.43
23:U3:385:LEU:O	23:U3:389:VAL:HG23	2.18	0.43
24:V1:247:TYR:CE2	24:V1:260:LEU:HD13	2.54	0.43
24:V1:345:SER:HB3	24:V1:371:PHE:HE2	1.84	0.43
24:V3:203:ARG:NE	24:V3:210:GLN:HB2	2.34	0.43
25:W2:9:ASN:HD22	25:W2:9:ASN:HA	1.47	0.43
25:W4:63:HIS:CD2	25:W4:64:PRO:HD2	2.53	0.43
26:X3:390:TRP:C	26:X3:393:PRO:HD2	2.39	0.43
27:Y4:303:HIS:HA	27:Y4:325:ASP:OD2	2.19	0.43
2:A2:1148:ARG:HB2	3:A5:173:ASN:CA	2.49	0.43
2:A2:1152:ASP:CB	3:A5:173:ASN:CA	2.93	0.43
2:A4:1277:TRP:CD1	2:A4:1278:PRO:HD3	2.53	0.43
3:A6:1300:LEU:HD23	28:Z4:875:LEU:HA	1.99	0.43
3:A6:1395:LYS:CG	28:Z4:889:LEU:CB	2.95	0.43
6:D1:445:LEU:C	6:D1:445:LEU:HD12	2.39	0.43
6:D1:584:LEU:HD22	6:D1:609:ILE:CD1	2.49	0.43
6:D7:530:ARG:NH1	11:I3:182:VAL:CA	2.82	0.43
7:E5:94:ILE:O	7:E5:94:ILE:HG23	2.19	0.43
8:F1:332:VAL:O	8:F1:336:ALA:N	2.48	0.43
9:G1:255:LEU:HD12	17:O2:257:ALA:CA	2.48	0.43
9:G1:255:LEU:CA	17:O2:257:ALA:HB3	2.47	0.43
11:I1:72:GLU:N	11:I1:72:GLU:OE1	2.52	0.43
11:I1:1033:PRO:O	16:N1:441:PHE:CD1	2.70	0.43
11:I1:1109:LEU:N	16:N1:442:GLU:H	2.17	0.43
11:I1:1607:GLN:HB2	12:J2:298:PHE:HE1	1.82	0.43
11:I2:72:GLU:N	11:I2:72:GLU:OE1	2.52	0.43

*Continued on next page...*

*Continued from previous page...*

Atom-1	Atom-2	Interatomic distance (Å)	Clash overlap (Å)
11:I2:939:ASN:H	17:O3:261:LYS:HG2	1.68	0.43
11:I4:1274:HIS:CG	26:X3:529:TRP:HB2	2.37	0.43
17:O3:156:ILE:HG22	17:O3:157:THR:N	2.34	0.43
17:O4:109:PRO:CG	18:P4:318:PRO:HG2	2.48	0.43
21:S2:1058:ILE:O	21:S2:1059:ASP:CB	2.58	0.43
21:S3:680:PRO:O	21:S3:681:SER:C	2.56	0.43
21:S3:690:PHE:C	21:S3:692:GLU:N	2.71	0.43
23:U1:264:TYR:O	23:U1:268:SER:OG	2.34	0.43
23:U2:109:LEU:HD23	23:U2:298:ILE:HG13	2.00	0.43
24:V2:292:ILE:H	24:V2:292:ILE:CD1	2.27	0.43
26:X1:215:SER:HB2	26:X1:390:TRP:CZ2	2.53	0.43
26:X3:328:LEU:HA	26:X3:331:TYR:HB2	2.00	0.43
27:Y1:131:ASP:OD2	27:Y1:135:ARG:NH2	2.51	0.43
28:Z2:508:LYS:O	28:Z2:512:THR:HG23	2.19	0.43
28:Z3:658:HIS:HA	28:Z3:661:GLN:OE1	2.18	0.43
1:A1:1204:TRP:HZ3	2:A2:734:LEU:CD1	2.22	0.43
2:A2:978:ASP:O	6:D1:476:VAL:CB	2.67	0.43
2:A2:980:ARG:NH1	6:D1:525:ARG:N	2.64	0.43
1:A3:1332:ARG:NH2	6:D3:636:ASP:OD1	2.51	0.43
1:A3:1333:ARG:HA	6:D3:637:LYS:HZ2	1.83	0.43
2:A4:130:ILE:HG13	2:A4:566:GLY:HA2	2.01	0.43
2:A4:1135:ARG:HD3	3:A6:159:SER:N	1.97	0.43
3:A5:1374:ALA:N	28:Z2:824:PHE:HA	2.32	0.43
6:D2:584:LEU:HD22	6:D2:609:ILE:HD11	2.01	0.43
6:D4:584:LEU:HD22	6:D4:609:ILE:HD11	2.00	0.43
6:D6:584:LEU:HD22	6:D6:609:ILE:CD1	2.49	0.43
6:D7:584:LEU:HD22	6:D7:609:ILE:CD1	2.49	0.43
11:I1:928:LEU:HD11	20:R1:155:GLU:HG3	1.99	0.43
11:I1:977:ASN:OD1	15:M1:621:ARG:CA	2.66	0.43
11:I1:1021:ILE:H	16:N1:410:MET:N	2.17	0.43
11:I1:1029:LEU:HD22	20:R1:174:ARG:CD	2.48	0.43
11:I1:1042:LEU:HD22	15:M1:607:SER:HB3	2.00	0.43
11:I2:917:TYR:N	15:M3:586:ASP:C	2.72	0.43
11:I2:951:LYS:CB	17:O3:253:LEU:HD21	2.43	0.43
11:I2:951:LYS:HG3	17:O3:253:LEU:HD11	1.99	0.43
11:I2:983:LEU:HD21	15:M3:604:ASN:ND2	2.33	0.43
11:I2:1015:TYR:C	16:N3:412:ASN:OD1	2.44	0.43
11:I2:1047:CYS:HA	17:O3:287:LEU:HD22	2.00	0.43
11:I2:1048:GLU:CB	17:O3:284:LYS:HB3	2.38	0.43
11:I2:1054:ILE:CA	17:O3:280:GLU:C	2.86	0.43
11:I2:1069:SER:CB	16:N3:427:VAL:N	2.80	0.43

*Continued on next page...*

*Continued from previous page...*

Atom-1	Atom-2	Interatomic distance (Å)	Clash overlap (Å)
11:I3:72:GLU:N	11:I3:72:GLU:OE1	2.52	0.43
11:I3:130:LYS:NZ	11:I3:237:GLU:OE1	2.45	0.43
11:I3:1277:LEU:CG	26:X1:522:MET:CB	2.86	0.43
11:I4:1277:LEU:C	26:X3:517:ASP:O	2.57	0.43
11:I4:1279:THR:CA	26:X3:520:GLU:O	2.67	0.43
11:I5:1279:THR:HG23	26:X2:521:TRP:N	2.30	0.43
21:S1:81:VAL:CG1	21:S1:471:VAL:HG11	2.49	0.43
21:S3:81:VAL:CG1	21:S3:471:VAL:HG11	2.49	0.43
21:S3:1119:LEU:O	21:S3:1121:GLU:N	2.52	0.43
22:T1:696:MET:HE3	22:T1:708:ALA:O	2.18	0.43
22:T2:696:MET:HE3	22:T2:708:ALA:O	2.19	0.43
22:T3:822:LEU:HD21	22:T3:880:MET:HG3	2.00	0.43
23:U1:81:LEU:HD12	23:U1:350:VAL:HG12	2.01	0.43
23:U1:314:ILE:HD12	24:V1:309:LYS:CE	2.48	0.43
23:U1:433:ALA:O	23:U1:435:PHE:N	2.44	0.43
23:U2:23:LYS:HD2	23:U2:434:THR:HG21	2.01	0.43
23:U3:77:LEU:HG	23:U3:125:TRP:CD2	2.54	0.43
23:U3:210:MET:SD	24:V3:333:ILE:HG23	2.58	0.43
26:X1:335:PHE:O	26:X1:339:ILE:HG13	2.19	0.43
26:X3:215:SER:HB2	26:X3:390:TRP:CZ2	2.54	0.43
26:X4:221:GLU:HA	26:X4:224:ILE:HG13	2.00	0.43
28:Z1:534:ASP:HA	28:Z1:537:THR:OG1	2.18	0.43
1:A1:879:LEU:HD21	1:A1:908:LEU:HD12	2.01	0.43
1:A1:1399:ARG:HH22	2:A2:888:GLN:N	2.15	0.43
2:A2:225:THR:O	6:D1:708:ASP:CB	2.67	0.43
2:A2:687:LEU:HD23	2:A2:688:TRP:N	2.34	0.43
2:A2:1125:LEU:O	3:A5:137:HIS:CD2	2.65	0.43
1:A3:1052:THR:HG22	6:D3:813:GLN:C	2.40	0.43
2:A4:973:GLU:N	6:D3:205:LEU:HB3	2.24	0.43
2:A4:1023:ILE:HG22	2:A4:1025:SER:N	2.34	0.43
3:A5:1027:HIS:CD2	11:I5:67:LYS:HG3	2.54	0.43
6:D2:587:LEU:HD13	6:D2:631:LEU:HA	1.99	0.43
6:D4:445:LEU:C	6:D4:445:LEU:HD12	2.39	0.43
6:D4:445:LEU:HD12	6:D4:446:GLU:N	2.33	0.43
6:D7:445:LEU:HD12	6:D7:445:LEU:C	2.39	0.43
6:D7:749:LEU:CD2	6:D7:792:LEU:HD22	2.48	0.43
9:G1:252:LEU:HD22	17:O2:254:ARG:HH21	1.83	0.43
11:I1:884:LEU:HB2	17:O1:246:LEU:HG	1.65	0.43
11:I1:932:VAL:HA	15:M1:605:THR:N	2.34	0.43
11:I1:966:TRP:CA	20:R1:153:GLN:CG	2.91	0.43
11:I1:989:GLY:HA2	15:M1:608:LYS:HB3	1.73	0.43

*Continued on next page...*

*Continued from previous page...*

Atom-1	Atom-2	Interatomic distance (Å)	Clash overlap (Å)
11:I1:1664:PHE:H	11:I2:1667:GLN:HB2	1.21	0.43
11:I2:951:LYS:HG2	17:O3:253:LEU:HD21	2.00	0.43
11:I2:955:LYS:HB2	16:N3:403:VAL:CG2	2.48	0.43
11:I2:1052:LEU:O	17:O3:285:LYS:N	2.52	0.43
11:I4:1218:ASP:O	11:I4:1221:ASN:ND2	2.49	0.43
11:I4:1279:THR:N	11:I4:1280:PRO:CD	2.82	0.43
16:N4:429:GLU:OE2	16:N4:429:GLU:N	2.52	0.43
17:O1:156:ILE:HG22	17:O1:157:THR:N	2.33	0.43
17:O2:156:ILE:CG2	17:O2:157:THR:N	2.81	0.43
17:O4:98:TYR:HD2	17:O4:125:ALA:HB2	1.83	0.43
18:P1:280:THR:HB	18:P4:322:LYS:HE3	2.00	0.43
21:S2:968:LYS:HE2	21:S2:968:LYS:HB3	1.65	0.43
22:T2:698:LYS:HE2	22:T2:845:GLN:NE2	2.34	0.43
22:T3:810:THR:OG1	22:T3:868:THR:HG21	2.19	0.43
22:T4:669:ARG:HA	22:T4:669:ARG:HD3	1.85	0.43
23:U1:109:LEU:HD23	23:U1:298:ILE:HG13	2.00	0.43
23:U1:341:HIS:HA	23:U1:342:PRO:HD3	1.89	0.43
23:U2:8:GLN:C	23:U2:10:GLU:N	2.68	0.43
23:U2:106:GLU:O	23:U2:110:MET:HG2	2.18	0.43
23:U2:210:MET:SD	24:V2:333:ILE:HG23	2.59	0.43
23:U4:77:LEU:HG	23:U4:125:TRP:CD2	2.54	0.43
23:U4:106:GLU:O	23:U4:110:MET:HG2	2.18	0.43
23:U4:227:ILE:C	23:U4:229:ASN:H	2.22	0.43
24:V1:365:SER:HB3	24:V1:368:GLU:HB2	2.01	0.43
24:V2:311:ALA:HB1	24:V2:316:ASN:O	2.18	0.43
24:V3:311:ALA:HB1	24:V3:316:ASN:O	2.18	0.43
26:X1:390:TRP:C	26:X1:393:PRO:HD2	2.39	0.43
26:X4:149:GLU:HG3	26:X4:186:ARG:NE	2.34	0.43
28:Z1:177:PHE:HD1	28:Z1:183:LEU:HD22	1.84	0.43
28:Z3:295:ASN:ND2	28:Z3:329:TRP:O	2.52	0.43
1:A1:835:THR:HG23	6:D3:302:PRO:HA	1.23	0.43
1:A1:868:GLN:O	6:D3:280:GLN:CB	2.65	0.43
1:A1:1202:GLU:HB3	2:A2:729:SER:O	2.19	0.43
1:A1:1226:LEU:CA	2:A2:728:LYS:HB3	2.46	0.43
2:A2:215:ILE:HG21	2:A2:272:ILE:HD11	2.01	0.43
2:A2:864:ARG:HE	6:D1:632:ALA:CB	2.31	0.43
2:A2:867:GLU:OE1	6:D1:593:ARG:NE	2.52	0.43
1:A3:1099:GLN:CB	11:I2:1414:CYS:O	2.64	0.43
2:A4:867:GLU:O	6:D3:584:LEU:CD2	2.60	0.43
2:A4:868:GLN:OE1	6:D3:570:VAL:HB	2.18	0.43
2:A4:977:VAL:HG13	6:D3:476:VAL:CG2	2.48	0.43

*Continued on next page...*

*Continued from previous page...*

Atom-1	Atom-2	Interatomic distance (Å)	Clash overlap (Å)
2:A4:1141:GLU:HB3	3:A6:130:ILE:HG13	1.93	0.43
2:A4:1305:ALA:HB1	2:A4:1306:PRO:CD	2.36	0.43
3:A5:231:SER:CB	5:C2:736:ASN:OD1	2.67	0.43
3:A5:1023:ILE:O	11:I5:95:LYS:HE2	2.19	0.43
3:A5:1404:LEU:CD2	28:Z2:913:ILE:O	2.63	0.43
3:A6:159:SER:HB2	5:C4:745:SER:H	1.83	0.43
3:A6:1359:LEU:HD23	28:Z4:874:ASN:N	2.34	0.43
8:F1:1392:LEU:N	8:F1:1393:PRO:CD	2.82	0.43
9:G1:257:THR:HB	17:O2:250:LEU:CA	2.39	0.43
11:I1:130:LYS:NZ	11:I1:237:GLU:OE1	2.45	0.43
11:I1:922:ASP:CB	15:M1:589:GLY:CA	2.88	0.43
11:I1:966:TRP:HA	20:R1:153:GLN:HG2	1.99	0.43
11:I1:984:GLU:HB3	15:M1:618:GLN:CD	2.39	0.43
11:I1:1033:PRO:O	16:N1:441:PHE:CZ	2.71	0.43
11:I1:1182:GLN:NE2	12:J1:245:GLU:CB	2.80	0.43
11:I1:1326:GLU:OE1	12:J1:255:LEU:HD22	2.19	0.43
11:I1:1666:THR:HG21	11:I2:1602:PHE:HD1	1.84	0.43
11:I2:899:LEU:HD12	17:O3:233:THR:C	2.34	0.43
11:I2:958:THR:CB	16:N3:399:HIS:HA	2.49	0.43
11:I2:988:GLU:O	15:M3:608:LYS:CE	2.49	0.43
11:I2:1326:GLU:OE1	12:J2:255:LEU:HD22	2.19	0.43
11:I4:72:GLU:N	11:I4:72:GLU:OE1	2.52	0.43
11:I5:660:THR:OG1	11:I5:661:HIS:N	2.51	0.43
11:I5:1274:HIS:N	26:X2:524:SER:OG	2.47	0.43
15:M4:605:THR:O	17:O4:261:LYS:NZ	2.43	0.43
21:S4:976:LEU:HG	22:T4:882:SER:HB3	2.01	0.43
21:S4:1020:LEU:H	21:S4:1020:LEU:CD2	2.31	0.43
21:S4:1119:LEU:O	21:S4:1121:GLU:N	2.52	0.43
22:T3:774:PRO:HG2	22:T3:792:GLU:HA	2.00	0.43
22:T3:781:THR:HG23	22:T3:783:THR:N	2.33	0.43
23:U1:210:MET:SD	24:V1:333:ILE:HG23	2.59	0.43
23:U2:81:LEU:HD12	23:U2:350:VAL:HG12	2.01	0.43
23:U2:86:ASN:C	23:U2:88:ASP:H	2.23	0.43
23:U2:227:ILE:C	23:U2:229:ASN:H	2.22	0.43
23:U2:293:ILE:HD11	23:U2:327:VAL:CG2	2.49	0.43
23:U3:433:ALA:O	23:U3:435:PHE:N	2.44	0.43
23:U4:382:LYS:HA	23:U4:383:PRO:HD3	1.77	0.43
24:V1:394:GLN:HG2	24:V1:397:GLU:HB2	2.00	0.43
24:V3:262:LYS:NZ	24:V3:398:TYR:O	2.36	0.43
24:V3:365:SER:HB3	24:V3:368:GLU:HB2	2.01	0.43
24:V4:168:LYS:HE2	25:W4:45:LEU:HB2	2.00	0.43

*Continued on next page...*



*Continued from previous page...*

Atom-1	Atom-2	Interatomic distance (Å)	Clash overlap (Å)
24:V4:208:TYR:CE2	24:V4:505:GLU:HG3	2.54	0.43
26:X1:221:GLU:HA	26:X1:224:ILE:HG13	2.00	0.43
27:Y2:107:SER:HA	27:Y2:135:ARG:HH21	1.83	0.43
28:Z4:736:ASN:C	28:Z4:738:ARG:H	2.21	0.43
1:A1:1203:TYR:HA	2:A2:732:GLN:HG3	1.41	0.42
2:A2:130:ILE:HG13	2:A2:566:GLY:HA2	2.01	0.42
2:A2:909:LYS:NZ	6:D1:601:PHE:CD1	2.85	0.42
2:A2:1304:GLU:O	2:A2:1305:ALA:C	2.58	0.42
1:A3:1196:GLU:O	1:A3:1200:ARG:HD3	2.19	0.42
2:A4:874:VAL:CG1	6:D3:567:LEU:O	2.64	0.42
2:A4:908:LEU:HD21	6:D3:601:PHE:CB	2.45	0.42
2:A4:1148:ARG:HB3	3:A6:174:PRO:HD2	1.99	0.42
2:A4:1159:ASP:CG	4:B6:343:LYS:C	2.76	0.42
3:A5:155:TYR:OH	5:C2:740:ARG:HD2	2.12	0.42
3:A6:157:TRP:HD1	5:C4:741:THR:CG2	2.30	0.42
6:D1:445:LEU:HD12	6:D1:446:GLU:N	2.33	0.42
11:I1:894:VAL:CG1	17:O1:238:ALA:N	2.80	0.42
11:I1:928:LEU:HD11	20:R1:155:GLU:CG	2.49	0.42
11:I1:956:ILE:HG23	20:R1:166:LEU:CD2	2.49	0.42
11:I1:986:ASN:C	15:M1:612:PRO:N	2.72	0.42
11:I2:797:LEU:HD11	17:O3:244:GLU:C	2.39	0.42
11:I2:837:MET:H	17:O3:241:SER:HA	1.84	0.42
11:I2:921:GLU:N	15:M3:592:LEU:C	2.72	0.42
11:I2:965:ALA:CB	20:R3:165:SER:N	2.79	0.42
11:I2:1182:GLN:NE2	12:J2:245:GLU:CB	2.80	0.42
11:I3:1326:GLU:OE1	12:J3:255:LEU:HD22	2.19	0.42
11:I4:1051:LYS:C	11:I4:1052:LEU:HD12	2.39	0.42
17:O1:99:LEU:O	17:O1:137:VAL:N	2.51	0.42
21:S1:1097:LYS:NZ	21:S1:1097:LYS:HB3	2.34	0.42
21:S3:968:LYS:HB3	21:S3:968:LYS:HE2	1.65	0.42
22:T1:698:LYS:HE2	22:T1:845:GLN:NE2	2.34	0.42
22:T1:822:LEU:HD21	22:T1:880:MET:HG3	2.00	0.42
22:T4:698:LYS:HE2	22:T4:845:GLN:NE2	2.34	0.42
23:U3:86:ASN:C	23:U3:88:ASP:H	2.23	0.42
23:U4:81:LEU:HD12	23:U4:350:VAL:HG12	2.00	0.42
23:U4:210:MET:SD	24:V4:333:ILE:HG23	2.59	0.42
24:V2:208:TYR:CE2	24:V2:505:GLU:HG3	2.54	0.42
24:V3:208:TYR:CE2	24:V3:505:GLU:HG3	2.54	0.42
24:V3:247:TYR:CE2	24:V3:260:LEU:HD13	2.54	0.42
24:V4:203:ARG:NE	24:V4:210:GLN:HB2	2.34	0.42
25:W3:280:LEU:HB2	25:W3:292:ALA:O	2.19	0.42

*Continued on next page...*

*Continued from previous page...*

Atom-1	Atom-2	Interatomic distance (Å)	Clash overlap (Å)
26:X1:57:PRO:HB3	26:X1:91:TYR:OH	2.19	0.42
26:X4:57:PRO:HB3	26:X4:91:TYR:OH	2.19	0.42
26:X4:215:SER:HB2	26:X4:390:TRP:CH2	2.54	0.42
26:X4:390:TRP:C	26:X4:393:PRO:HD2	2.39	0.42
28:Z1:436:HIS:CD2	28:Z1:438:GLU:H	2.37	0.42
28:Z2:295:ASN:ND2	28:Z2:329:TRP:O	2.52	0.42
28:Z2:427:LEU:HD13	28:Z2:442:TYR:CE1	2.53	0.42
28:Z3:508:LYS:O	28:Z3:512:THR:HG23	2.19	0.42
28:Z3:534:ASP:HA	28:Z3:537:THR:OG1	2.18	0.42
28:Z4:177:PHE:HD1	28:Z4:183:LEU:HD22	1.84	0.42
28:Z4:180:ASP:HA	28:Z4:220:TYR:CD1	2.54	0.42
1:A1:1091:VAL:HB	6:D1:804:SER:OG	2.17	0.42
1:A1:1220:PRO:C	2:A2:645:PHE:CD1	2.90	0.42
2:A2:1141:GLU:CB	3:A5:130:ILE:N	2.78	0.42
2:A4:975:GLU:HB2	6:D3:501:LEU:CD1	2.19	0.42
2:A4:1341:ALA:O	2:A4:1342:SER:HB2	2.19	0.42
3:A5:889:VAL:HB	3:A5:892:SER:OG	2.18	0.42
3:A5:1369:ILE:CB	28:Z2:831:LEU:H	1.81	0.42
3:A5:1379:GLY:H	28:Z2:812:LEU:HA	1.08	0.42
3:A5:1398:LYS:HB2	28:Z2:874:ASN:CA	2.49	0.42
3:A6:1351:MSE:CA	28:Z4:917:ASP:CB	2.95	0.42
3:A6:1362:ALA:CB	28:Z4:870:ILE:C	2.65	0.42
3:A6:1398:LYS:C	28:Z4:886:LEU:O	2.57	0.42
8:F2:1837:LYS:O	8:F2:1841:LEU:HD13	2.18	0.42
11:I1:921:GLU:CA	15:M1:596:ILE:CG1	2.95	0.42
11:I1:954:GLU:OE1	16:N1:405:ALA:HB3	2.19	0.42
11:I1:1030:ARG:CG	20:R1:175:GLN:C	2.85	0.42
11:I2:947:LEU:N	17:O3:256:TYR:CD2	2.83	0.42
11:I2:951:LYS:HB2	16:N3:404:GLU:HA	1.30	0.42
11:I2:990:GLU:HB3	17:O3:272:SER:HB2	1.97	0.42
11:I2:1019:LEU:CD2	16:N3:412:ASN:HD22	2.16	0.42
11:I2:1050:SER:HA	17:O3:290:TYR:HB2	1.97	0.42
11:I2:1279:THR:N	11:I2:1280:PRO:CD	2.82	0.42
11:I3:480:ASP:OD1	11:I3:481:ALA:N	2.52	0.42
11:I3:1275:SER:N	26:X1:522:MET:O	2.52	0.42
11:I4:1276:GLN:HE22	26:X3:535:ALA:CB	2.31	0.42
11:I5:1119:ARG:HH12	12:J5:240:GLY:HA3	1.84	0.42
11:I5:1278:ALA:HB2	26:X2:516:ASN:HB3	2.00	0.42
11:I5:1326:GLU:OE1	12:J5:255:LEU:HD22	2.19	0.42
12:J1:240:GLY:O	12:J1:241:THR:OG1	2.28	0.42
17:O2:156:ILE:HG22	17:O2:157:THR:N	2.34	0.42

*Continued on next page...*

*Continued from previous page...*

Atom-1	Atom-2	Interatomic distance (Å)	Clash overlap (Å)
17:O3:154:ARG:CG	18:P3:324:LEU:HD13	2.41	0.42
21:S1:1052:LEU:HA	21:S1:1052:LEU:HD13	1.81	0.42
21:S2:1119:LEU:O	21:S2:1121:GLU:N	2.52	0.42
21:S3:896:ASN:O	21:S3:900:PHE:N	2.52	0.42
21:S4:81:VAL:CG1	21:S4:471:VAL:HG11	2.49	0.42
21:S4:1097:LYS:NZ	21:S4:1097:LYS:HB3	2.34	0.42
22:T2:774:PRO:HG2	22:T2:792:GLU:HA	2.00	0.42
22:T4:810:THR:OG1	22:T4:868:THR:HG21	2.19	0.42
22:T4:829:MET:HE2	22:T4:849:LEU:HD12	2.01	0.42
23:U1:86:ASN:C	23:U1:88:ASP:H	2.23	0.42
23:U3:293:ILE:HD11	23:U3:327:VAL:CG2	2.49	0.42
24:V1:531:LEU:O	24:V1:532:LYS:HG2	2.19	0.42
24:V2:168:LYS:HE2	25:W2:45:LEU:HB2	2.00	0.42
24:V3:153:LYS:HA	25:W3:261:SER:HB2	2.01	0.42
24:V3:531:LEU:O	24:V3:532:LYS:HG2	2.19	0.42
25:W2:35:ILE:HB	25:W2:47:ASP:HB2	2.00	0.42
25:W3:35:ILE:HB	25:W3:47:ASP:HB2	2.00	0.42
26:X1:159:ILE:HG12	26:X1:175:LEU:CB	2.39	0.42
26:X2:215:SER:HB2	26:X2:390:TRP:CH2	2.54	0.42
26:X2:243:GLN:O	26:X2:247:LYS:HG3	2.19	0.42
27:Y3:303:HIS:HA	27:Y3:325:ASP:OD2	2.19	0.42
28:Z1:295:ASN:ND2	28:Z1:329:TRP:O	2.52	0.42
28:Z3:427:LEU:HD13	28:Z3:442:TYR:CE1	2.53	0.42
28:Z4:295:ASN:ND2	28:Z4:329:TRP:O	2.52	0.42
1:A1:1201:ARG:NH2	2:A2:734:LEU:O	2.52	0.42
2:A2:288:ILE:HD11	2:A2:290:HIS:CE1	2.54	0.42
2:A2:779:ASP:OD2	6:D1:679:ILE:O	2.37	0.42
2:A2:868:GLN:O	6:D1:598:ILE:HG21	2.19	0.42
2:A2:968:SER:N	6:D1:202:GLN:N	2.55	0.42
2:A2:980:ARG:NH2	6:D1:524:ARG:O	2.52	0.42
2:A2:1135:ARG:HD3	3:A5:157:TRP:HA	1.99	0.42
2:A2:1243:SER:C	2:A2:1245:ASP:H	2.22	0.42
2:A2:1341:ALA:O	2:A2:1342:SER:HB2	2.19	0.42
1:A3:773:PHE:CZ	1:A3:818:LEU:HD12	2.48	0.42
2:A4:983:LEU:HB3	6:D3:553:PHE:HB3	2.01	0.42
2:A4:1141:GLU:O	3:A6:130:ILE:N	2.42	0.42
2:A4:1150:LEU:CD1	5:C4:731:LYS:HG3	2.47	0.42
2:A4:1154:PHE:CZ	4:B6:342:ARG:HB3	2.54	0.42
3:A5:996:ASN:OD1	11:I5:53:THR:O	2.36	0.42
3:A5:1365:VAL:HG11	28:Z2:833:ASP:CA	2.49	0.42
3:A5:1368:GLN:CG	28:Z2:841:ALA:HA	2.23	0.42

*Continued on next page...*

*Continued from previous page...*

Atom-1	Atom-2	Interatomic distance (Å)	Clash overlap (Å)
3:A6:186:ILE:HG23	5:C4:745:SER:HB2	1.26	0.42
3:A6:1255:LEU:HB3	3:A6:1256:PRO:HD3	2.00	0.42
3:A6:1404:LEU:CA	28:Z4:919:PHE:O	2.66	0.42
6:D2:584:LEU:HD22	6:D2:609:ILE:CD1	2.49	0.42
11:I1:950:LEU:CD1	16:N1:410:MET:CB	2.81	0.42
11:I1:1055:GLU:CD	17:O1:280:GLU:HB2	2.38	0.42
11:I1:1279:THR:N	11:I1:1280:PRO:CD	2.82	0.42
11:I1:1302:ARG:O	11:I1:1306:LEU:HD13	2.19	0.42
11:I2:480:ASP:OD1	11:I2:481:ALA:N	2.51	0.42
11:I2:885:GLU:HG3	11:I2:955:LYS:HZ2	1.83	0.42
11:I2:887:GLN:CG	17:O3:246:LEU:CD1	2.97	0.42
11:I2:895:ARG:O	17:O3:235:ASN:C	2.57	0.42
11:I2:938:CYS:HB2	17:O3:261:LYS:HZ2	1.83	0.42
11:I2:948:ALA:CB	17:O3:256:TYR:N	2.79	0.42
11:I2:950:LEU:HD12	16:N3:410:MET:HB3	1.13	0.42
11:I2:951:LYS:N	16:N3:407:ALA:HB2	2.34	0.42
11:I2:981:VAL:HG12	20:R3:151:LYS:HB2	2.01	0.42
11:I2:1019:LEU:HB2	16:N3:409:ALA:HA	1.37	0.42
11:I2:1070:LEU:HD12	16:N3:430:ARG:N	2.33	0.42
11:I2:1119:ARG:HH12	12:J2:240:GLY:HA3	1.83	0.42
11:I3:1279:THR:N	11:I3:1280:PRO:CD	2.82	0.42
19:Q1:192:GLN:HE21	19:Q1:192:GLN:HA	1.84	0.42
21:S1:690:PHE:C	21:S1:692:GLU:N	2.70	0.42
21:S2:976:LEU:HG	22:T2:882:SER:HB3	2.01	0.42
21:S3:407:LEU:HD11	21:S3:417:ALA:HB1	2.00	0.42
21:S3:1143:VAL:HA	21:S3:1146:ALA:CB	2.41	0.42
22:T2:685:ARG:NH2	22:T2:716:PRO:HG2	2.32	0.42
22:T4:862:HIS:CD2	22:T4:903:LYS:HD3	2.55	0.42
24:V1:203:ARG:NE	24:V1:210:GLN:HB2	2.34	0.42
24:V2:176:LEU:HA	24:V2:177:PRO:HD2	1.87	0.42
24:V2:531:LEU:O	24:V2:532:LYS:HG2	2.19	0.42
24:V4:345:SER:HB3	24:V4:371:PHE:HE2	1.84	0.42
25:W3:60:ASP:H	25:W3:70:LEU:CD1	2.33	0.42
26:X1:149:GLU:HG3	26:X1:186:ARG:NE	2.34	0.42
26:X2:335:PHE:O	26:X2:339:ILE:HG13	2.19	0.42
26:X4:168:ARG:HD3	26:X4:170:ASN:HB3	2.02	0.42
27:Y3:76:SER:HB3	27:Y3:78:ASP:OD1	2.19	0.42
28:Z1:59:CYS:HB2	28:Z1:464:THR:OG1	2.19	0.42
28:Z1:180:ASP:HA	28:Z1:220:TYR:CD1	2.55	0.42
28:Z3:180:ASP:HA	28:Z3:220:TYR:CD1	2.55	0.42
28:Z4:92:THR:HG21	28:Z4:479:TYR:OH	2.19	0.42

*Continued on next page...*

*Continued from previous page...*

Atom-1	Atom-2	Interatomic distance (Å)	Clash overlap (Å)
28:Z4:627:TYR:HA	28:Z4:661:GLN:OE1	2.20	0.42
2:A2:825:ARG:NH2	6:D1:677:GLN:HB3	2.34	0.42
2:A2:1143:LEU:HD13	3:A5:132:ASP:H	1.72	0.42
2:A4:858:ALA:O	6:D3:606:LYS:HE3	2.20	0.42
2:A4:908:LEU:CA	6:D3:552:TYR:OH	2.68	0.42
2:A4:1243:SER:C	2:A4:1245:ASP:H	2.22	0.42
3:A5:1026:PRO:N	11:I5:66:LEU:CG	2.79	0.42
3:A6:220:VAL:HG11	5:C4:739:MET:CA	2.44	0.42
3:A6:1366:LEU:H	28:Z4:868:GLN:HA	1.74	0.42
6:D3:570:VAL:O	6:D3:574:VAL:HG23	2.20	0.42
6:D6:584:LEU:HD22	6:D6:609:ILE:HD11	2.00	0.42
7:E1:94:ILE:HG23	7:E1:94:ILE:O	2.19	0.42
7:E2:94:ILE:HG23	7:E2:94:ILE:O	2.19	0.42
7:E7:94:ILE:O	7:E7:94:ILE:HG23	2.19	0.42
8:F1:1264:ARG:NH1	17:O2:264:ILE:CA	2.74	0.42
8:F2:134:ASP:OD2	8:F2:1056:ARG:NH2	2.51	0.42
11:I1:480:ASP:OD1	11:I1:481:ALA:N	2.52	0.42
11:I1:1047:CYS:HA	15:M1:619:ILE:HG23	0.77	0.42
11:I2:899:LEU:HD12	17:O3:233:THR:CA	2.46	0.42
11:I2:952:LEU:O	15:M3:599:ILE:HG23	2.19	0.42
11:I2:1302:ARG:O	11:I2:1306:LEU:HD13	2.19	0.42
11:I5:1302:ARG:O	11:I5:1306:LEU:HD13	2.19	0.42
16:N3:429:GLU:N	16:N3:429:GLU:OE2	2.52	0.42
17:O1:104:ASP:OD2	18:P1:322:LYS:CD	2.64	0.42
20:R2:147:LEU:O	20:R2:151:LYS:N	2.52	0.42
20:R4:147:LEU:O	20:R4:151:LYS:N	2.52	0.42
21:S1:896:ASN:O	21:S1:900:PHE:N	2.52	0.42
21:S2:81:VAL:CG1	21:S2:471:VAL:HG11	2.49	0.42
21:S2:946:LEU:HD23	21:S2:946:LEU:HA	1.83	0.42
21:S3:1020:LEU:H	21:S3:1020:LEU:CD2	2.31	0.42
22:T1:862:HIS:CD2	22:T1:903:LYS:HD3	2.55	0.42
22:T2:810:THR:OG1	22:T2:868:THR:HG21	2.19	0.42
23:U1:77:LEU:HG	23:U1:125:TRP:CD2	2.54	0.42
23:U1:359:ILE:HD13	23:U1:389:VAL:HG13	2.02	0.42
24:V1:155:SER:HB3	24:V1:159:MET:H	1.85	0.42
24:V2:452:TRP:CD1	24:V2:475:THR:HA	2.54	0.42
24:V4:153:LYS:HA	25:W4:261:SER:HB2	2.01	0.42
24:V4:400:LEU:HB3	24:V4:426:TYR:OH	2.18	0.42
26:X1:239:VAL:HB	26:X1:240:PHE:H	1.59	0.42
26:X1:243:GLN:O	26:X1:247:LYS:HG3	2.19	0.42
26:X1:328:LEU:HA	26:X1:331:TYR:HB2	2.00	0.42

*Continued on next page...*

*Continued from previous page...*

Atom-1	Atom-2	Interatomic distance (Å)	Clash overlap (Å)
26:X2:328:LEU:HA	26:X2:331:TYR:HB2	2.00	0.42
26:X4:328:LEU:HA	26:X4:331:TYR:HB2	2.00	0.42
28:Z1:111:GLN:HG3	28:Z1:168:TYR:CG	2.55	0.42
28:Z1:186:LEU:HD12	28:Z1:186:LEU:HA	1.91	0.42
28:Z2:53:GLY:HA3	28:Z2:71:HIS:HB3	2.02	0.42
28:Z2:436:HIS:CD2	28:Z2:438:GLU:H	2.37	0.42
28:Z4:477:GLN:HA	28:Z4:478:PRO:HD2	1.87	0.42
1:A1:870:HIS:CB	6:D3:280:GLN:CA	2.82	0.42
2:A2:970:PHE:CE1	6:D1:196:ILE:CD1	2.97	0.42
2:A2:1133:GLU:OE1	3:A5:141:GLY:HA3	2.20	0.42
2:A2:1139:ILE:HG23	3:A5:131:PRO:CD	2.49	0.42
1:A3:1091:VAL:HG11	6:D3:807:THR:HB	2.02	0.42
1:A3:1204:TRP:N	2:A4:732:GLN:OE1	2.48	0.42
2:A4:173:ASN:HD22	6:D3:762:ARG:CA	2.31	0.42
2:A4:973:GLU:HB2	6:D3:498:GLU:HB3	2.02	0.42
2:A4:980:ARG:CG	6:D3:526:LEU:HB2	2.49	0.42
3:A5:179:TYR:CG	5:C2:744:PHE:CG	3.04	0.42
3:A5:230:LYS:CA	5:C2:739:MET:O	2.67	0.42
3:A5:1017:THR:HA	3:A5:1020:ILE:HG22	2.02	0.42
3:A5:1033:GLN:HE22	11:I5:71:GLU:CG	2.32	0.42
3:A6:1312:ARG:NH2	28:Z4:841:ALA:O	2.48	0.42
3:A6:1364:GLN:C	28:Z4:849:ALA:CB	2.80	0.42
3:A6:1387:ILE:CB	28:Z4:867:LYS:CB	2.98	0.42
5:C1:732:LYS:HG2	11:I1:1228:GLU:OE2	2.20	0.42
8:F1:1262:HIS:CA	17:O2:262:ASP:OD1	2.61	0.42
8:F2:1392:LEU:N	8:F2:1393:PRO:CD	2.82	0.42
9:G1:258:LYS:NZ	16:N2:408:MET:HA	2.20	0.42
9:G1:269:GLU:OE1	16:N2:412:ASN:CA	2.35	0.42
11:I1:918:SER:OG	16:N1:389:PHE:N	2.37	0.42
11:I1:937:TYR:O	17:O1:258:GLU:O	2.37	0.42
11:I1:1061:ASP:HB2	17:O1:278:GLU:H	1.84	0.42
11:I2:957:SER:HA	20:R3:168:LEU:N	2.29	0.42
11:I2:978:LYS:HZ1	20:R3:154:ALA:N	2.18	0.42
11:I2:990:GLU:OE1	15:M3:611:LYS:HD2	2.19	0.42
11:I2:991:THR:N	15:M3:611:LYS:HB2	2.11	0.42
11:I2:1052:LEU:N	17:O3:286:ILE:HB	2.22	0.42
11:I3:763:ASP:OD1	11:I3:835:ARG:NE	2.48	0.42
11:I3:1277:LEU:N	26:X1:523:LEU:HG	2.33	0.42
17:O4:156:ILE:HG22	17:O4:157:THR:N	2.34	0.42
21:S2:1058:ILE:HG22	21:S2:1059:ASP:N	2.35	0.42
21:S4:987:MET:HE3	21:S4:991:LYS:HE2	2.01	0.42

*Continued on next page...*

*Continued from previous page...*

Atom-1	Atom-2	Interatomic distance (Å)	Clash overlap (Å)
22:T3:712:PHE:HZ	22:T3:751:ARG:HD3	1.84	0.42
23:U2:22:PHE:CG	23:U2:38:ILE:HD11	2.54	0.42
23:U2:390:THR:O	23:U2:394:ILE:HG12	2.19	0.42
23:U3:390:THR:O	23:U3:394:ILE:HG12	2.19	0.42
24:V2:153:LYS:HA	25:W2:261:SER:HB2	2.01	0.42
24:V2:247:TYR:CE2	24:V2:260:LEU:HD13	2.54	0.42
24:V3:168:LYS:HE2	25:W3:45:LEU:HB2	2.01	0.42
24:V4:452:TRP:CD1	24:V4:475:THR:HA	2.54	0.42
24:V4:531:LEU:O	24:V4:532:LYS:HG2	2.19	0.42
26:X2:57:PRO:HB3	26:X2:91:TYR:OH	2.19	0.42
26:X2:149:GLU:HG3	26:X2:186:ARG:NE	2.34	0.42
26:X2:454:LEU:HD21	26:X2:503:VAL:HG21	2.02	0.42
26:X3:57:PRO:HB3	26:X3:91:TYR:OH	2.19	0.42
26:X3:454:LEU:HD21	26:X3:503:VAL:HG21	2.02	0.42
28:Z1:508:LYS:O	28:Z1:512:THR:HG23	2.19	0.42
28:Z2:177:PHE:HD1	28:Z2:183:LEU:HD22	1.84	0.42
28:Z2:386:LEU:HD23	28:Z2:621:GLN:HA	2.01	0.42
28:Z2:623:LEU:HA	28:Z2:623:LEU:HD23	1.74	0.42
28:Z3:92:THR:HG21	28:Z3:479:TYR:OH	2.19	0.42
28:Z4:436:HIS:CD2	28:Z4:438:GLU:H	2.37	0.42
2:A2:864:ARG:HD3	6:D1:610:ASN:H	1.85	0.42
2:A2:1124:ARG:C	3:A5:136:GLU:HB3	2.37	0.42
2:A2:1135:ARG:HG3	3:A5:134:VAL:HG13	2.01	0.42
2:A2:1138:GLU:CB	3:A5:147:LEU:HD22	2.49	0.42
1:A3:1223:GLU:HA	2:A4:731:ILE:HG21	2.02	0.42
2:A4:288:ILE:HD11	2:A4:290:HIS:CE1	2.54	0.42
2:A4:872:ALA:HB1	6:D3:565:MET:SD	2.47	0.42
2:A4:986:THR:CG2	6:D3:504:LYS:HG2	1.90	0.42
3:A5:165:PHE:N	5:C2:743:LEU:C	2.70	0.42
3:A5:1019:ARG:HG2	11:I5:54:LYS:HD2	1.02	0.42
3:A5:1395:LYS:HE2	28:Z2:872:TYR:CA	2.50	0.42
3:A6:156:ALA:O	5:C4:741:THR:HG23	2.19	0.42
3:A6:773:PHE:CZ	3:A6:818:LEU:HD12	2.48	0.42
3:A6:1356:SER:CB	28:Z4:884:GLU:N	2.83	0.42
3:A6:1375:THR:O	28:Z4:814:THR:O	2.38	0.42
11:I1:1030:ARG:HE	20:R1:179:LYS:HD3	1.84	0.42
11:I1:1049:LEU:HA	15:M1:622:VAL:CG1	2.50	0.42
11:I1:1677:LYS:HE2	11:I2:1543:LEU:HD13	1.87	0.42
11:I2:877:ILE:HG13	17:O3:254:ARG:HB3	0.55	0.42
11:I2:980:ILE:HG21	15:M3:622:VAL:HG23	2.00	0.42
11:I3:1274:HIS:CB	26:X1:534:ILE:HG21	2.33	0.42

*Continued on next page...*

*Continued from previous page...*

Atom-1	Atom-2	Interatomic distance (Å)	Clash overlap (Å)
11:I4:1302:ARG:O	11:I4:1306:LEU:HD13	2.19	0.42
21:S1:116:CYS:HB3	21:S1:123:LEU:HD21	2.02	0.42
21:S1:1058:ILE:HG22	21:S1:1059:ASP:N	2.35	0.42
21:S2:178:ALA:HA	21:S2:183:SER:O	2.20	0.42
21:S3:277:VAL:HB	21:S3:286:PHE:CZ	2.54	0.42
21:S3:976:LEU:HG	22:T3:882:SER:HB3	2.01	0.42
22:T2:862:HIS:CD2	22:T2:903:LYS:HD3	2.55	0.42
22:T3:862:HIS:CD2	22:T3:903:LYS:HD3	2.55	0.42
23:U3:314:ILE:HD12	24:V3:309:LYS:CE	2.48	0.42
23:U4:22:PHE:CG	23:U4:38:ILE:HD11	2.54	0.42
24:V1:216:LEU:O	24:V1:217:LEU:HD23	2.19	0.42
24:V2:513:MET:HA	24:V2:541:ALA:HB1	2.02	0.42
25:W1:18:ASP:OD1	25:W1:18:ASP:N	2.46	0.42
25:W2:222:LEU:O	25:W2:233:ILE:HA	2.20	0.42
26:X1:396:ASP:OD1	26:X1:401:LYS:HE3	2.20	0.42
26:X3:149:GLU:HG3	26:X3:186:ARG:NE	2.34	0.42
26:X4:159:ILE:HD13	26:X4:176:GLU:HA	2.02	0.42
26:X4:511:TYR:HA	26:X4:512:PRO:HD3	1.73	0.42
27:Y3:192:ILE:HG22	27:Y3:207:LYS:HG2	2.02	0.42
28:Z1:117:LEU:HD23	28:Z1:117:LEU:HA	1.90	0.42
28:Z2:180:ASP:HA	28:Z2:220:TYR:CD1	2.55	0.42
28:Z3:53:GLY:HA3	28:Z3:71:HIS:HB3	2.02	0.42
28:Z3:111:GLN:HG3	28:Z3:168:TYR:CG	2.55	0.42
28:Z3:436:HIS:CD2	28:Z3:438:GLU:H	2.37	0.42
28:Z4:59:CYS:HB2	28:Z4:464:THR:OG1	2.19	0.42
1:A1:780:GLU:HG3	1:A1:822:ILE:HG23	2.01	0.42
1:A1:874:VAL:HG11	6:D3:272:VAL:CB	2.47	0.42
2:A2:876:ARG:HD3	6:D1:558:LYS:CA	2.16	0.42
2:A2:1164:TYR:CB	4:B5:342:ARG:NE	2.78	0.42
1:A3:780:GLU:HG3	1:A3:822:ILE:HG23	2.02	0.42
1:A3:1021:LEU:CD1	6:D3:816:VAL:HG13	2.45	0.42
1:A3:1056:PHE:H	6:D3:809:ALA:HB2	1.84	0.42
2:A4:781:ARG:HH21	6:D3:633:LYS:NZ	2.17	0.42
2:A4:870:HIS:HD1	6:D3:566:PHE:CA	2.31	0.42
2:A4:981:PRO:HG2	6:D3:502:LEU:HG	1.78	0.42
2:A4:1158:ALA:N	3:A6:133:LYS:CE	2.83	0.42
3:A5:1155:ASN:ND2	5:C5:736:ASN:H	2.18	0.42
3:A5:1395:LYS:CG	28:Z2:873:LEU:CA	2.63	0.42
3:A5:1398:LYS:HB3	28:Z2:873:LEU:C	2.37	0.42
3:A6:1355:VAL:N	28:Z4:877:ILE:HA	2.31	0.42
3:A6:1364:GLN:CA	28:Z4:849:ALA:HB2	2.34	0.42

*Continued on next page...*



*Continued from previous page...*

Atom-1	Atom-2	Interatomic distance (Å)	Clash overlap (Å)
3:A6:1368:GLN:HG3	28:Z4:848:SER:CB	2.50	0.42
6:D1:570:VAL:O	6:D1:574:VAL:HG23	2.20	0.42
6:D4:584:LEU:HD22	6:D4:609:ILE:CD1	2.49	0.42
6:D5:584:LEU:HD22	6:D5:609:ILE:CD1	2.49	0.42
6:D7:584:LEU:HD22	6:D7:609:ILE:HD11	2.00	0.42
7:E4:94:ILE:O	7:E4:94:ILE:HG23	2.19	0.42
7:E6:94:ILE:O	7:E6:94:ILE:HG23	2.19	0.42
8:F1:1392:LEU:HD23	17:O2:266:GLN:HE22	1.79	0.42
9:G2:256:GLN:O	17:O4:259:ASP:CA	2.63	0.42
11:I1:615:ILE:HD12	11:I1:615:ILE:N	2.35	0.42
11:I1:921:GLU:O	15:M1:592:LEU:O	2.38	0.42
11:I1:958:THR:H	16:N1:399:HIS:CB	2.31	0.42
11:I1:991:THR:N	15:M1:608:LYS:CG	2.82	0.42
11:I1:1043:LEU:CA	16:N1:430:ARG:CG	2.96	0.42
11:I2:885:GLU:HA	16:N3:397:GLU:CA	2.46	0.42
11:I2:957:SER:HB2	20:R3:168:LEU:HA	0.46	0.42
11:I2:977:ASN:CB	20:R3:147:LEU:CA	2.81	0.42
11:I3:1051:LYS:C	11:I3:1052:LEU:HD12	2.40	0.42
11:I3:1302:ARG:O	11:I3:1306:LEU:HD13	2.19	0.42
11:I4:271:ASP:OD1	11:I4:272:LYS:N	2.49	0.42
11:I4:1326:GLU:OE1	12:J4:255:LEU:HD22	2.19	0.42
11:I5:656:MET:O	11:I5:659:LYS:NZ	2.44	0.42
11:I5:1051:LYS:C	11:I5:1052:LEU:HD12	2.40	0.42
19:Q2:204[B]:MSE:HE2	19:Q2:211:MSE:HB2	2.00	0.42
21:S1:933:GLU:O	21:S1:935:LEU:N	2.44	0.42
21:S1:946:LEU:HD11	22:T1:898:ARG:HG2	1.99	0.42
21:S4:116:CYS:HB3	21:S4:123:LEU:HD21	2.01	0.42
21:S4:1003:LEU:O	21:S4:1006:GLU:HB3	2.20	0.42
22:T2:917:ASP:HB2	22:T2:918:PRO:CD	2.47	0.42
22:T2:917:ASP:OD1	22:T2:921:TYR:N	2.47	0.42
23:U2:77:LEU:HG	23:U2:125:TRP:CD2	2.54	0.42
23:U3:22:PHE:CG	23:U3:38:ILE:HD11	2.54	0.42
23:U3:23:LYS:HD2	23:U3:434:THR:HG21	2.01	0.42
23:U3:359:ILE:HD13	23:U3:389:VAL:HG13	2.02	0.42
24:V1:162:THR:HG22	24:V1:163:LYS:N	2.35	0.42
24:V1:418:PRO:HB3	24:V1:445:ALA:HB1	2.02	0.42
24:V1:440:ARG:HB3	25:W1:285:LEU:HD22	2.02	0.42
24:V3:155:SER:HB3	24:V3:159:MET:H	1.84	0.42
24:V3:418:PRO:HB3	24:V3:445:ALA:HB1	2.02	0.42
24:V4:418:PRO:HB3	24:V4:445:ALA:HB1	2.02	0.42
25:W4:280:LEU:HB2	25:W4:292:ALA:O	2.19	0.42

*Continued on next page...*

*Continued from previous page...*

Atom-1	Atom-2	Interatomic distance (Å)	Clash overlap (Å)
26:X1:243:GLN:H	26:X1:243:GLN:HG3	1.64	0.42
26:X3:95:ILE:HA	26:X3:96:PRO:HD3	1.90	0.42
26:X3:243:GLN:O	26:X3:247:LYS:HG3	2.19	0.42
27:Y1:303:HIS:HA	27:Y1:325:ASP:OD2	2.19	0.42
27:Y2:76:SER:HB3	27:Y2:78:ASP:OD1	2.19	0.42
27:Y2:303:HIS:HA	27:Y2:325:ASP:OD2	2.19	0.42
27:Y3:107:SER:HA	27:Y3:135:ARG:HH21	1.83	0.42
28:Z2:627:TYR:HA	28:Z2:661:GLN:OE1	2.20	0.42
28:Z4:53:GLY:HA3	28:Z4:71:HIS:HB3	2.02	0.42
1:A1:1224:PRO:CG	2:A2:731:ILE:CB	2.88	0.42
2:A2:979:GLY:O	6:D1:472:PHE:HB2	2.19	0.42
2:A2:1126:VAL:O	3:A5:139:ASN:N	2.53	0.42
2:A2:1153:LEU:CA	3:A5:174:PRO:C	2.87	0.42
1:A3:1048:ARG:HD2	6:D3:790:ARG:NH2	2.35	0.42
1:A3:1090:SER:CB	6:D3:804:SER:CB	2.97	0.42
1:A3:1399:ARG:HH12	2:A4:888:GLN:HA	0.60	0.42
2:A4:974:PRO:C	6:D3:499:LEU:CB	2.70	0.42
2:A4:982:THR:N	6:D3:497:PHE:CA	2.70	0.42
3:A6:1397:LEU:HA	28:Z4:909:LEU:CA	2.49	0.42
3:A6:1406:GLY:N	28:Z4:922:LEU:C	2.73	0.42
6:D4:450:GLU:OE1	6:D4:481:ARG:NH2	2.51	0.42
6:D7:570:VAL:O	6:D7:574:VAL:HG23	2.20	0.42
11:I1:763:ASP:OD1	11:I1:835:ARG:NE	2.48	0.42
11:I1:933:ASP:N	15:M1:601:ASP:O	2.52	0.42
11:I1:1036:PRO:C	15:M1:624:ASN:N	2.67	0.42
11:I1:1061:ASP:OD2	17:O1:278:GLU:CB	2.67	0.42
11:I1:1104:LEU:HD22	16:N1:433:GLU:O	2.19	0.42
11:I2:763:ASP:OD1	11:I2:835:ARG:NE	2.48	0.42
11:I2:797:LEU:CD2	17:O3:245:GLU:N	2.82	0.42
11:I2:841:PHE:HZ	17:O3:243:LEU:HD21	1.15	0.42
11:I2:879:VAL:HB	17:O3:251:ILE:CD1	2.41	0.42
11:I2:925:LEU:CD2	20:R3:163:LEU:HB3	2.48	0.42
11:I2:955:LYS:CB	16:N3:400:LEU:CD2	2.88	0.42
11:I2:962:ILE:CG2	20:R3:166:LEU:O	2.30	0.42
11:I2:976:ARG:CA	20:R3:149:ARG:CA	2.69	0.42
11:I2:1045:PHE:CA	15:M3:619:ILE:HD12	2.44	0.42
11:I3:1182:GLN:NE2	12:J3:245:GLU:CB	2.79	0.42
11:I3:1371:LEU:O	11:I3:1371:LEU:HD23	2.20	0.42
21:S3:1078:LEU:CD2	21:S3:1097:LYS:HG3	2.50	0.42
21:S3:1097:LYS:NZ	21:S3:1097:LYS:HB3	2.34	0.42
22:T1:814:LYS:HB3	22:T1:814:LYS:HE2	1.79	0.42

*Continued on next page...*

*Continued from previous page...*

Atom-1	Atom-2	Interatomic distance (Å)	Clash overlap (Å)
22:T2:669:ARG:HA	22:T2:669:ARG:HD3	1.85	0.42
22:T2:885:ARG:HG3	22:T2:885:ARG:NH1	2.17	0.42
23:U2:343:ILE:HD13	23:U2:344:ARG:H	1.85	0.42
23:U3:382:LYS:HA	23:U3:383:PRO:HD3	1.77	0.42
23:U4:343:ILE:HD13	23:U4:344:ARG:H	1.85	0.42
24:V2:365:SER:HB3	24:V2:368:GLU:HB2	2.01	0.42
24:V4:162:THR:HG22	24:V4:163:LYS:N	2.35	0.42
25:W1:60:ASP:H	25:W1:70:LEU:CD1	2.33	0.42
25:W1:222:LEU:O	25:W1:233:ILE:HA	2.20	0.42
25:W3:63:HIS:HA	25:W3:64:PRO:HD3	1.82	0.42
25:W4:60:ASP:H	25:W4:70:LEU:CD1	2.33	0.42
25:W4:191:ALA:C	25:W4:193:THR:H	2.23	0.42
26:X2:65:MET:HA	26:X2:66:PRO:HD3	1.79	0.42
26:X4:403:HIS:O	26:X4:405:ILE:HG23	2.20	0.42
27:Y1:131:ASP:O	27:Y1:133:ILE:HG13	2.20	0.42
27:Y1:192:ILE:HG22	27:Y1:207:LYS:HG2	2.02	0.42
27:Y4:76:SER:HB3	27:Y4:78:ASP:OD1	2.19	0.42
28:Z2:59:CYS:HB2	28:Z2:464:THR:OG1	2.19	0.42
28:Z4:386:LEU:HD23	28:Z4:621:GLN:HA	2.01	0.42
1:A1:831:ALA:C	6:D3:298:ASN:HB2	2.22	0.42
1:A1:1197:ALA:C	2:A2:728:LYS:NZ	2.71	0.42
2:A2:551:GLN:HB2	2:A2:574:ARG:HD2	2.01	0.42
2:A4:215:ILE:HG21	2:A4:272:ILE:HD11	2.01	0.42
2:A4:349:LYS:NZ	2:A4:352:GLU:OE1	2.49	0.42
2:A4:861:GLN:CA	6:D3:607:PRO:HG3	2.48	0.42
2:A4:1349:ALA:O	2:A4:1350:VAL:HG12	2.20	0.42
3:A5:996:ASN:CG	11:I5:55:ASP:O	2.58	0.42
3:A5:996:ASN:CG	11:I5:56:ARG:C	2.69	0.42
3:A6:1411:ARG:HG3	26:X4:742:ALA:O	2.18	0.42
6:D4:734:PHE:CE1	6:D4:745:LEU:HD22	2.55	0.42
6:D5:734:PHE:CE1	6:D5:745:LEU:HD22	2.55	0.42
6:D7:512:LEU:HA	11:I3:181:GLN:N	2.34	0.42
6:D7:734:PHE:CE1	6:D7:745:LEU:HD22	2.55	0.42
8:F1:1202:TYR:O	17:O2:252:VAL:N	2.52	0.42
8:F2:924:GLU:OE2	8:F2:988:ARG:NE	2.53	0.42
11:I1:837:MET:HG3	17:O1:238:ALA:C	2.38	0.42
11:I1:881:ILE:CB	17:O1:249:ARG:O	2.66	0.42
11:I1:934:LEU:C	15:M1:606:LEU:HB2	2.32	0.42
11:I1:952:LEU:HD13	16:N1:400:LEU:HD22	1.81	0.42
11:I1:1610:VAL:HG11	11:I2:1669:ARG:CZ	2.46	0.42
11:I2:130:LYS:NZ	11:I2:237:GLU:OE1	2.45	0.42

*Continued on next page...*

*Continued from previous page...*

Atom-1	Atom-2	Interatomic distance (Å)	Clash overlap (Å)
11:I2:615:ILE:HD12	11:I2:615:ILE:N	2.35	0.42
11:I2:976:ARG:CZ	15:M3:622:VAL:HG21	2.50	0.42
11:I2:987:GLY:N	15:M3:613:ASP:CB	2.66	0.42
11:I2:1017:VAL:HG13	16:N3:410:MET:CB	2.40	0.42
11:I2:1066:LEU:N	16:N3:430:ARG:HE	1.97	0.42
11:I2:1104:LEU:HB3	16:N3:436:ALA:N	2.30	0.42
11:I2:1104:LEU:HA	16:N3:433:GLU:O	2.20	0.42
11:I3:615:ILE:HD12	11:I3:615:ILE:N	2.35	0.42
11:I3:1267:LEU:CD1	26:X1:529:TRP:CZ3	2.80	0.42
11:I4:1119:ARG:HH12	12:J4:240:GLY:HA3	1.83	0.42
11:I4:1274:HIS:HB3	26:X3:531:LEU:HD12	1.97	0.42
17:O1:75:ILE:N	17:O1:76:PRO:CD	2.83	0.42
21:S1:1052:LEU:C	21:S1:1055:LEU:HD23	2.41	0.42
21:S1:1078:LEU:HD21	21:S1:1097:LYS:HE3	2.01	0.42
21:S1:1119:LEU:O	21:S1:1121:GLU:N	2.52	0.42
21:S3:953:LEU:HD23	21:S3:953:LEU:HA	1.87	0.42
21:S3:1052:LEU:C	21:S3:1055:LEU:HD23	2.41	0.42
21:S4:96:LEU:HD12	21:S4:96:LEU:HA	1.86	0.42
21:S4:1052:LEU:C	21:S4:1055:LEU:HD23	2.40	0.42
22:T1:669:ARG:HA	22:T1:669:ARG:HD3	1.85	0.42
22:T4:822:LEU:HD21	22:T4:880:MET:HG3	2.01	0.42
23:U1:23:LYS:HD2	23:U1:434:THR:HG21	2.01	0.42
23:U2:314:ILE:HD12	24:V2:309:LYS:CE	2.48	0.42
23:U3:227:ILE:C	23:U3:229:ASN:H	2.22	0.42
24:V1:452:TRP:CD1	24:V1:475:THR:HA	2.54	0.42
24:V3:216:LEU:O	24:V3:217:LEU:HD23	2.19	0.42
24:V3:373:LEU:HB3	24:V3:376:LEU:HD12	2.02	0.42
24:V4:373:LEU:HB3	24:V4:376:LEU:HD12	2.02	0.42
26:X4:396:ASP:OD1	26:X4:401:LYS:HE3	2.20	0.42
28:Z1:287:LEU:O	28:Z1:300:MET:HA	2.20	0.42
28:Z4:111:GLN:HG3	28:Z4:168:TYR:CG	2.55	0.42
1:A1:1399:ARG:NH2	2:A2:888:GLN:N	2.25	0.42
2:A2:226:PRO:C	6:D1:712:ASP:H	2.23	0.42
2:A2:1151:THR:HG22	3:A5:171:HIS:HD2	1.65	0.42
3:A5:177:ILE:CD1	5:C2:740:ARG:CD	2.89	0.42
3:A5:999:SER:HG	11:I5:63:PRO:CD	2.06	0.42
3:A5:1277:TRP:CG	3:A5:1278:PRO:HD3	2.55	0.42
3:A5:1310:ARG:HH21	28:Z2:827:GLN:CB	2.33	0.42
3:A5:1378:GLY:C	28:Z2:812:LEU:HA	2.00	0.42
3:A6:159:SER:OG	5:C4:745:SER:O	2.29	0.42
3:A6:189:VAL:HG21	5:C4:742:ASP:O	2.19	0.42

*Continued on next page...*

*Continued from previous page...*

Atom-1	Atom-2	Interatomic distance (Å)	Clash overlap (Å)
3:A6:221:SER:H	5:C4:738:ASP:HA	1.84	0.42
3:A6:1416:ARG:HA	28:Z4:967:PHE:HA	2.02	0.42
6:D1:649:VAL:HG12	6:D1:660:LYS:HD2	2.01	0.42
6:D3:734:PHE:CE1	6:D3:745:LEU:HD22	2.55	0.42
6:D6:734:PHE:CE1	6:D6:745:LEU:HD22	2.55	0.42
6:D7:531:LEU:HA	11:I3:181:GLN:CB	2.35	0.42
8:F1:1836:GLU:O	8:F1:1839:VAL:HG12	2.20	0.42
11:I1:881:ILE:HA	17:O1:249:ARG:HH21	1.85	0.42
11:I1:951:LYS:CB	17:O1:253:LEU:CD2	2.90	0.42
11:I1:1042:LEU:CA	20:R1:170:LEU:HD11	2.49	0.42
11:I1:1043:LEU:CG	20:R1:170:LEU:HD22	2.50	0.42
11:I1:1119:ARG:HH12	12:J1:240:GLY:HA3	1.84	0.42
11:I1:1662:ARG:CB	11:I2:1603:ARG:HH12	2.32	0.42
11:I2:886:LEU:HB2	17:O3:242:ARG:HA	2.02	0.42
11:I2:911:PRO:CA	15:M3:584:GLN:NE2	2.70	0.42
11:I2:1051:LYS:C	11:I2:1052:LEU:HD12	2.40	0.42
11:I2:1114:VAL:HG21	16:N3:436:ALA:H	1.85	0.42
17:O2:75:ILE:N	17:O2:76:PRO:CD	2.83	0.42
19:Q3:192:GLN:HA	19:Q3:192:GLN:HE21	1.84	0.42
21:S1:1003:LEU:O	21:S1:1006:GLU:HB3	2.20	0.42
21:S3:178:ALA:HA	21:S3:183:SER:O	2.19	0.42
21:S4:531:ARG:O	21:S4:535:GLY:O	2.38	0.42
22:T1:781:THR:HG23	22:T1:783:THR:N	2.33	0.42
22:T2:781:THR:O	22:T2:785:LYS:HG3	2.20	0.42
22:T4:712:PHE:HZ	22:T4:751:ARG:HD3	1.84	0.42
23:U2:353:ASP:O	23:U2:355:LEU:N	2.51	0.42
23:U4:86:ASN:C	23:U4:88:ASP:H	2.23	0.42
24:V1:330:ASP:OD2	24:V1:332:ARG:NH2	2.51	0.42
24:V2:373:LEU:HB3	24:V2:376:LEU:HD12	2.02	0.42
24:V3:513:MET:HA	24:V3:541:ALA:HB1	2.02	0.42
25:W1:191:ALA:C	25:W1:193:THR:H	2.23	0.42
26:X1:215:SER:HB2	26:X1:390:TRP:CH2	2.54	0.42
26:X1:269:ASP:OD1	26:X1:269:ASP:N	2.52	0.42
26:X3:215:SER:HB2	26:X3:390:TRP:CH2	2.54	0.42
26:X4:220:ASP:OD2	26:X4:222:GLU:HB3	2.20	0.42
26:X4:243:GLN:O	26:X4:247:LYS:HG3	2.19	0.42
26:X4:269:ASP:OD1	26:X4:269:ASP:N	2.53	0.42
26:X4:454:LEU:HD21	26:X4:503:VAL:HG21	2.01	0.42
27:Y2:175:PRO:HD3	27:Y2:220:TRP:HB3	2.02	0.42
27:Y2:192:ILE:HG22	27:Y2:207:LYS:HG2	2.02	0.42
28:Z1:386:LEU:HD23	28:Z1:621:GLN:HA	2.01	0.42

*Continued on next page...*

*Continued from previous page...*

Atom-1	Atom-2	Interatomic distance (Å)	Clash overlap (Å)
28:Z3:59:CYS:HB2	28:Z3:464:THR:OG1	2.19	0.42
2:A2:970:PHE:CA	6:D1:192:TYR:CE1	2.73	0.41
2:A2:1130:ARG:C	3:A5:165:PHE:HE2	2.23	0.41
2:A2:1349:ALA:O	2:A2:1350:VAL:HG12	2.20	0.41
1:A3:861:GLN:O	1:A3:865:ALA:N	2.52	0.41
1:A3:870:HIS:HB2	6:D1:277:ASN:ND2	2.35	0.41
1:A3:1021:LEU:CB	6:D3:816:VAL:O	2.67	0.41
1:A3:1223:GLU:OE2	2:A4:724:LEU:HD13	2.20	0.41
2:A4:823:VAL:HG11	2:A4:856:PHE:HB2	1.92	0.41
2:A4:865:ALA:HB2	6:D3:567:LEU:HD11	2.00	0.41
2:A4:878:LEU:HB3	6:D3:607:PRO:CG	2.50	0.41
2:A4:910:TYR:CD1	6:D3:564:ASN:ND2	2.88	0.41
2:A4:980:ARG:CA	6:D3:473:GLU:CA	2.81	0.41
3:A6:163:SER:CA	5:C4:744:PHE:CD2	2.83	0.41
3:A6:1277:TRP:CG	3:A6:1278:PRO:HD3	2.55	0.41
3:A6:1351:MSE:HE1	28:Z4:913:ILE:CA	2.49	0.41
6:D7:176:SER:HB3	11:I3:95:LYS:HE2	2.02	0.41
8:F1:1544:ALA:N	8:F1:1545:PRO:CD	2.83	0.41
8:F1:1776:THR:O	8:F1:1776:THR:HG23	2.20	0.41
11:I1:937:TYR:CD2	15:M1:602:MET:CE	3.03	0.41
11:I1:961:ARG:O	20:R1:165:SER:CB	2.61	0.41
11:I1:1107:SER:O	16:N1:439:ARG:CG	2.65	0.41
11:I1:1540:LYS:HE2	11:I2:1739:GLU:HB2	1.88	0.41
11:I2:828:VAL:CG1	17:O3:237:PRO:CG	2.88	0.41
11:I2:896:PRO:O	17:O3:232:LYS:C	2.58	0.41
11:I2:933:ASP:O	15:M3:605:THR:HB	1.96	0.41
11:I2:982:GLN:CB	15:M3:621:ARG:HH22	2.20	0.41
11:I2:1018:LYS:CA	16:N3:409:ALA:O	2.65	0.41
11:I2:1046:HIS:CB	17:O3:280:GLU:CA	2.98	0.41
11:I2:1110:SER:HB3	16:N3:435:ALA:HA	1.83	0.41
11:I3:1277:LEU:H	26:X1:523:LEU:H	1.68	0.41
11:I4:1270:LYS:CG	26:X3:530:ARG:HG3	2.50	0.41
11:I5:535:ASP:OD1	11:I5:536:GLU:N	2.53	0.41
21:S1:277:VAL:HB	21:S1:286:PHE:CZ	2.54	0.41
21:S1:445:ASN:OD1	21:S1:446:ALA:N	2.53	0.41
21:S1:1124:ASP:OD1	21:S1:1124:ASP:C	2.59	0.41
21:S1:1127:GLN:C	21:S1:1129:ASP:N	2.74	0.41
21:S2:1013:LEU:C	21:S2:1013:LEU:HD12	2.41	0.41
21:S2:1097:LYS:NZ	21:S2:1097:LYS:HB3	2.34	0.41
21:S3:445:ASN:OD1	21:S3:446:ALA:N	2.53	0.41
21:S3:1058:ILE:HG22	21:S3:1059:ASP:N	2.35	0.41

*Continued on next page...*

*Continued from previous page...*

Atom-1	Atom-2	Interatomic distance (Å)	Clash overlap (Å)
21:S4:997:GLU:OE2	21:S4:997:GLU:HA	2.20	0.41
22:T3:675:ILE:HD13	22:T3:675:ILE:HA	1.87	0.41
23:U1:22:PHE:CG	23:U1:38:ILE:HD11	2.54	0.41
24:V1:263:LYS:HD3	24:V1:263:LYS:HA	1.75	0.41
24:V2:203:ARG:NE	24:V2:210:GLN:HB2	2.34	0.41
24:V4:247:TYR:CE2	24:V4:260:LEU:HD13	2.54	0.41
25:W2:191:ALA:C	25:W2:193:THR:H	2.24	0.41
25:W2:223:ALA:HB2	25:W2:262:TRP:CZ2	2.55	0.41
25:W2:280:LEU:HB2	25:W2:292:ALA:O	2.19	0.41
26:X3:511:TYR:HA	26:X3:512:PRO:HD3	1.73	0.41
26:X4:239:VAL:HB	26:X4:240:PHE:H	1.59	0.41
27:Y1:16:VAL:HG12	27:Y1:63:TRP:CD1	2.55	0.41
27:Y1:189:GLU:HA	27:Y1:213:SER:O	2.20	0.41
27:Y2:189:GLU:HA	27:Y2:213:SER:O	2.20	0.41
27:Y3:175:PRO:HD3	27:Y3:220:TRP:HB3	2.02	0.41
27:Y4:175:PRO:HD3	27:Y4:220:TRP:HB3	2.02	0.41
28:Z1:92:THR:HG21	28:Z1:479:TYR:OH	2.19	0.41
28:Z3:177:PHE:HD1	28:Z3:183:LEU:HD22	1.84	0.41
1:A1:874:VAL:CG1	6:D3:272:VAL:C	2.85	0.41
1:A3:1083:SER:O	6:D3:797:GLY:C	2.56	0.41
3:A5:222:ALA:CA	5:C2:739:MET:N	2.65	0.41
3:A5:995:VAL:C	11:I5:61:LYS:CB	2.78	0.41
3:A5:1365:VAL:HG11	28:Z2:833:ASP:HA	2.02	0.41
6:D6:450:GLU:OE1	6:D6:481:ARG:NH2	2.51	0.41
9:G1:263:MET:HE1	16:N2:408:MET:HA	2.02	0.41
11:I1:837:MET:HE3	17:O1:239:GLN:O	2.18	0.41
11:I1:876:ALA:HB2	17:O1:251:ILE:HG21	1.61	0.41
11:I1:1105:TRP:HA	16:N1:439:ARG:HE	1.74	0.41
11:I1:1605:LEU:HD22	11:I2:1669:ARG:HD3	2.01	0.41
11:I2:965:ALA:C	20:R3:154:ALA:CA	2.77	0.41
12:J2:247:ASP:O	12:J2:251:TYR:N	2.51	0.41
21:S1:178:ALA:HA	21:S1:183:SER:O	2.20	0.41
21:S1:953:LEU:HD23	21:S1:953:LEU:HA	1.87	0.41
21:S1:1078:LEU:CD2	21:S1:1097:LYS:HG3	2.50	0.41
21:S2:116:CYS:HB3	21:S2:123:LEU:HD21	2.02	0.41
21:S2:531:ARG:O	21:S2:535:GLY:O	2.38	0.41
21:S4:965:ALA:HB2	21:S4:1021:SER:HB2	2.02	0.41
21:S4:1078:LEU:CD2	21:S4:1097:LYS:HG3	2.50	0.41
21:S4:1097:LYS:NZ	21:S4:1101:PHE:CE1	2.81	0.41
22:T1:712:PHE:HZ	22:T1:751:ARG:HD3	1.84	0.41
22:T2:712:PHE:HZ	22:T2:751:ARG:HD3	1.84	0.41

*Continued on next page...*

Continued from previous page...

Atom-1	Atom-2	Interatomic distance (Å)	Clash overlap (Å)
23:U4:104:LEU:HG	23:U4:224:ASP:HB3	2.02	0.41
24:V2:216:LEU:O	24:V2:217:LEU:HD23	2.19	0.41
24:V3:345:SER:HB3	24:V3:371:PHE:HE2	1.84	0.41
24:V4:440:ARG:HB3	25:W4:285:LEU:HD22	2.02	0.41
25:W3:222:LEU:O	25:W3:233:ILE:HA	2.20	0.41
25:W4:222:LEU:O	25:W4:233:ILE:HA	2.20	0.41
26:X1:454:LEU:HD21	26:X1:503:VAL:HG21	2.02	0.41
26:X2:403:HIS:O	26:X2:405:ILE:HG23	2.20	0.41
26:X3:78:ASN:HD21	26:X3:95:ILE:HG13	1.85	0.41
26:X3:159:ILE:HD13	26:X3:176:GLU:HA	2.02	0.41
26:X3:480:GLU:O	26:X3:483:PRO:HD2	2.21	0.41
28:Z3:386:LEU:HD23	28:Z3:621:GLN:HA	2.01	0.41
28:Z4:508:LYS:O	28:Z4:512:THR:HG23	2.19	0.41
1:A1:868:GLN:HA	6:D3:275:PHE:HB3	2.01	0.41
1:A1:874:VAL:CG1	6:D3:272:VAL:CA	2.93	0.41
1:A1:1242:THR:HG22	1:A1:1245:ASP:H	1.85	0.41
2:A2:863:GLN:N	6:D1:606:LYS:H	2.18	0.41
1:A3:879:LEU:HD21	1:A3:908:LEU:HD12	2.01	0.41
2:A4:551:GLN:HB2	2:A4:574:ARG:HD2	2.01	0.41
2:A4:980:ARG:HG3	6:D3:526:LEU:HB2	2.01	0.41
2:A4:1148:ARG:CA	3:A6:172:PRO:O	2.50	0.41
3:A5:1139:ILE:HD11	5:C5:743:LEU:HD11	2.02	0.41
6:D2:450:GLU:OE1	6:D2:481:ARG:NH2	2.51	0.41
6:D2:520:PRO:HA	6:D2:521:PRO:HD3	1.96	0.41
6:D2:649:VAL:O	6:D2:649:VAL:CG1	2.68	0.41
6:D2:734:PHE:CE1	6:D2:745:LEU:HD22	2.55	0.41
8:F1:215:ASP:OD1	8:F1:218:ARG:NH2	2.52	0.41
8:F1:1265:GLN:HB2	17:O2:263:GLN:H	1.61	0.41
9:G1:266:ASP:CA	16:N2:412:ASN:CA	2.93	0.41
11:I1:535:ASP:OD1	11:I1:536:GLU:N	2.53	0.41
11:I1:881:ILE:CD1	17:O1:253:LEU:HD11	2.48	0.41
11:I1:921:GLU:OE2	16:N1:393:ILE:HA	2.19	0.41
11:I1:921:GLU:OE1	16:N1:393:ILE:N	2.53	0.41
11:I1:1044:GLY:CA	15:M1:616:LEU:HD13	2.50	0.41
11:I1:1371:LEU:O	11:I1:1371:LEU:HD23	2.20	0.41
11:I2:659:LYS:HE2	11:I2:664:LEU:HD21	2.02	0.41
11:I2:980:ILE:HG22	15:M3:617:THR:C	2.40	0.41
11:I3:535:ASP:OD1	11:I3:536:GLU:N	2.53	0.41
11:I3:1277:LEU:CB	26:X1:522:MET:CB	2.97	0.41
11:I4:535:ASP:OD1	11:I4:536:GLU:N	2.53	0.41
11:I4:615:ILE:HD12	11:I4:615:ILE:N	2.35	0.41

Continued on next page...



*Continued from previous page...*

Atom-1	Atom-2	Interatomic distance (Å)	Clash overlap (Å)
11:I4:1271:GLU:HA	26:X3:525:ILE:HG23	2.03	0.41
17:O4:110:LEU:N	18:P4:318:PRO:CA	2.82	0.41
21:S1:321:THR:HG22	21:S1:338:VAL:HG11	2.02	0.41
21:S1:965:ALA:HB2	21:S1:1021:SER:HB2	2.02	0.41
21:S1:1008:LEU:HA	21:S1:1009:PRO:HD3	1.97	0.41
21:S1:1097:LYS:HB3	21:S1:1097:LYS:HZ2	1.85	0.41
21:S3:321:THR:HG22	21:S3:338:VAL:HG11	2.02	0.41
21:S3:531:ARG:O	21:S3:535:GLY:O	2.38	0.41
21:S3:965:ALA:HB2	21:S3:1021:SER:HB2	2.02	0.41
21:S3:1073:ILE:HD12	21:S3:1073:ILE:C	2.41	0.41
21:S4:277:VAL:HB	21:S4:286:PHE:CZ	2.54	0.41
22:T3:698:LYS:HE2	22:T3:845:GLN:NE2	2.34	0.41
23:U1:227:ILE:C	23:U1:229:ASN:H	2.22	0.41
23:U4:293:ILE:HD11	23:U4:327:VAL:CG2	2.49	0.41
24:V1:208:TYR:CE2	24:V1:505:GLU:HG3	2.54	0.41
24:V2:418:PRO:HB3	24:V2:445:ALA:HB1	2.02	0.41
26:X2:269:ASP:OD1	26:X2:269:ASP:N	2.53	0.41
26:X3:269:ASP:OD1	26:X3:269:ASP:N	2.53	0.41
28:Z1:623:LEU:HD23	28:Z1:623:LEU:HA	1.74	0.41
28:Z2:111:GLN:HG3	28:Z2:168:TYR:CG	2.55	0.41
28:Z2:167:PHE:O	28:Z2:174:SER:HB2	2.21	0.41
28:Z3:287:LEU:O	28:Z3:300:MET:HA	2.20	0.41
28:Z4:153:GLN:OE1	28:Z4:193:HIS:HA	2.20	0.41
2:A2:1134:GLU:HB2	3:A5:147:LEU:CA	2.02	0.41
2:A2:1155:ASN:OD1	5:C2:735:ILE:HA	2.20	0.41
1:A3:1049:PHE:CA	6:D3:816:VAL:CG2	2.99	0.41
2:A4:870:HIS:O	6:D3:551:PHE:CE2	2.68	0.41
2:A4:986:THR:HB	6:D3:504:LYS:NZ	2.35	0.41
2:A4:1151:THR:HA	5:C4:733:LEU:CB	2.51	0.41
2:A4:1304:GLU:O	2:A4:1305:ALA:C	2.58	0.41
3:A5:780:GLU:HG3	3:A5:822:ILE:HG23	2.01	0.41
3:A5:1364:GLN:NE2	28:Z2:843:LYS:CA	2.81	0.41
3:A5:1368:GLN:CB	28:Z2:841:ALA:C	2.85	0.41
3:A6:221:SER:N	5:C4:738:ASP:CB	2.82	0.41
3:A6:1358:LEU:HG	28:Z4:878:HIS:CB	2.50	0.41
3:A6:1371:GLY:HA3	28:Z4:822:SER:N	2.06	0.41
3:A6:1399:ARG:CA	28:Z4:890:ARG:CB	2.94	0.41
4:B6:345:LYS:O	5:C4:737:LYS:HE3	2.20	0.41
6:D2:570:VAL:O	6:D2:574:VAL:HG23	2.20	0.41
6:D5:649:VAL:HG12	6:D5:660:LYS:HD2	2.01	0.41
6:D7:190:TYR:OH	6:D7:600:LYS:HE2	2.21	0.41

*Continued on next page...*

*Continued from previous page...*

Atom-1	Atom-2	Interatomic distance (Å)	Clash overlap (Å)
8:F1:1205:TRP:CG	17:O2:254:ARG:HD3	2.46	0.41
8:F2:701:GLU:N	8:F2:701:GLU:OE2	2.53	0.41
8:F2:1089:PRO:O	17:O4:245:GLU:C	2.58	0.41
11:I1:659:LYS:HE2	11:I1:664:LEU:HD21	2.02	0.41
11:I1:846:ILE:HA	17:O1:247:TRP:CH2	2.55	0.41
11:I1:934:LEU:HD11	15:M1:599:ILE:HA	2.02	0.41
11:I1:1049:LEU:C	17:O1:291:ASP:HB2	2.41	0.41
11:I1:1111:ALA:HB1	16:N1:439:ARG:HH11	1.80	0.41
11:I2:535:ASP:OD1	11:I2:536:GLU:N	2.53	0.41
11:I2:877:ILE:CB	17:O3:252:VAL:C	2.89	0.41
11:I2:882:LYS:HA	17:O3:249:ARG:HD2	0.88	0.41
11:I2:945:LEU:HD11	17:O3:254:ARG:O	2.20	0.41
11:I2:954:GLU:HG3	20:R3:172:ASP:OD2	2.20	0.41
11:I2:980:ILE:CD1	20:R3:147:LEU:CA	2.55	0.41
11:I2:1034:ASP:HB3	16:N3:444:SER:OG	2.20	0.41
11:I2:1052:LEU:HD23	16:N3:434:LEU:HD21	2.03	0.41
11:I3:659:LYS:HE2	11:I3:664:LEU:HD21	2.02	0.41
21:S1:976:LEU:HG	22:T1:882:SER:HB3	2.01	0.41
21:S1:1013:LEU:C	21:S1:1013:LEU:HD12	2.41	0.41
21:S2:348:ASN:HB2	21:S2:412:PHE:O	2.20	0.41
21:S2:1052:LEU:C	21:S2:1055:LEU:HD23	2.41	0.41
21:S2:1055:LEU:N	21:S2:1055:LEU:HD22	2.35	0.41
21:S3:116:CYS:HB3	21:S3:123:LEU:HD21	2.02	0.41
21:S3:348:ASN:HB2	21:S3:412:PHE:O	2.20	0.41
21:S3:1013:LEU:HD12	21:S3:1013:LEU:C	2.41	0.41
21:S3:1055:LEU:HD22	21:S3:1055:LEU:N	2.36	0.41
21:S4:348:ASN:HB2	21:S4:412:PHE:O	2.20	0.41
21:S4:445:ASN:OD1	21:S4:446:ALA:N	2.54	0.41
21:S4:699:ILE:C	21:S4:701:GLU:H	2.24	0.41
22:T1:685:ARG:HA	22:T1:685:ARG:HD3	1.93	0.41
22:T1:810:THR:OG1	22:T1:868:THR:HG21	2.19	0.41
22:T3:685:ARG:HA	22:T3:685:ARG:HD3	1.93	0.41
22:T3:781:THR:O	22:T3:785:LYS:HG3	2.20	0.41
22:T3:851:LYS:HB3	22:T3:851:LYS:HE2	1.76	0.41
22:T4:696:MET:HE3	22:T4:708:ALA:O	2.20	0.41
23:U1:293:ILE:HD11	23:U1:327:VAL:CG2	2.49	0.41
25:W2:60:ASP:H	25:W2:70:LEU:CD1	2.33	0.41
25:W3:191:ALA:C	25:W3:193:THR:H	2.23	0.41
26:X1:78:ASN:HD21	26:X1:95:ILE:HG13	1.85	0.41
26:X1:168:ARG:HD3	26:X1:170:ASN:HB3	2.02	0.41
26:X2:78:ASN:HD21	26:X2:95:ILE:HG13	1.85	0.41

*Continued on next page...*

Continued from previous page...

Atom-1	Atom-2	Interatomic distance (Å)	Clash overlap (Å)
26:X2:159:ILE:HD13	26:X2:176:GLU:HA	2.01	0.41
26:X3:373:GLU:O	26:X3:377:MET:HG3	2.21	0.41
27:Y3:77:TYR:HD1	27:Y3:110:SER:HB3	1.86	0.41
27:Y4:16:VAL:HG12	27:Y4:63:TRP:CD1	2.55	0.41
28:Z1:218:SER:OG	28:Z1:219:ASP:N	2.50	0.41
28:Z1:627:TYR:HA	28:Z1:661:GLN:OE1	2.19	0.41
28:Z2:285:ASN:OD1	28:Z2:285:ASN:N	2.48	0.41
28:Z3:627:TYR:HA	28:Z3:661:GLN:OE1	2.19	0.41
1:A1:873:PRO:CB	6:D3:218:LYS:CE	2.97	0.41
2:A2:781:ARG:HE	6:D1:673:ARG:HH11	1.31	0.41
1:A3:1224:PRO:HB3	2:A4:727:ASN:CB	2.50	0.41
2:A4:864:ARG:HG3	6:D3:605:THR:O	1.67	0.41
2:A4:904:GLN:HG2	6:D3:603:SER:HB3	2.03	0.41
2:A4:1140:GLU:N	3:A6:135:PHE:HA	2.36	0.41
2:A4:1151:THR:HG22	3:A6:175:GLU:HG2	2.03	0.41
3:A5:1027:HIS:CE1	11:I5:65:LYS:CA	2.88	0.41
3:A6:190:ALA:HB2	5:C4:748:ASN:CG	2.39	0.41
6:D4:570:VAL:O	6:D4:574:VAL:HG23	2.20	0.41
6:D6:472:PHE:O	6:D6:476:VAL:HG23	2.21	0.41
6:D7:527:ASN:OD1	11:I3:181:GLN:NE2	2.54	0.41
6:D7:530:ARG:HG2	11:I3:182:VAL:H	1.85	0.41
11:I1:881:ILE:CA	17:O1:249:ARG:HH21	2.29	0.41
11:I1:896:PRO:CA	17:O1:232:LYS:C	2.88	0.41
11:I1:950:LEU:HB2	16:N1:407:ALA:N	1.68	0.41
11:I1:1061:ASP:HB2	17:O1:277:GLU:HG3	1.04	0.41
11:I1:1669:ARG:CA	11:I2:1664:PHE:HZ	1.97	0.41
11:I2:877:ILE:CG1	17:O3:255:GLY:N	2.45	0.41
11:I2:962:ILE:CG1	15:M3:596:ILE:CG2	2.98	0.41
11:I2:964:SER:CA	20:R3:153:GLN:NE2	2.84	0.41
11:I2:976:ARG:NH2	15:M3:622:VAL:HG21	2.35	0.41
11:I2:1018:LYS:HE2	16:N3:413:VAL:HG12	1.91	0.41
11:I2:1032:THR:O	16:N3:441:PHE:HZ	2.04	0.41
11:I2:1049:LEU:CG	17:O3:291:ASP:OD1	2.67	0.41
11:I4:1279:THR:HG23	26:X3:520:GLU:C	2.41	0.41
11:I5:615:ILE:HD12	11:I5:615:ILE:N	2.35	0.41
17:O3:75:ILE:N	17:O3:76:PRO:CD	2.83	0.41
21:S1:1039:GLU:HG2	21:S1:1039:GLU:H	1.59	0.41
21:S2:965:ALA:HB2	21:S2:1021:SER:HB2	2.02	0.41
21:S2:980:ALA:HB2	22:T2:897:LEU:HB3	2.02	0.41
21:S2:1020:LEU:H	21:S2:1020:LEU:CD2	2.31	0.41
21:S3:1037:CYS:HB3	21:S3:1039:GLU:CG	2.47	0.41

Continued on next page...

*Continued from previous page...*

Atom-1	Atom-2	Interatomic distance (Å)	Clash overlap (Å)
21:S3:1074:LEU:CD1	21:S3:1122:VAL:HG13	2.48	0.41
23:U4:7:TYR:O	23:U4:9:THR:N	2.54	0.41
24:V1:513:MET:HA	24:V1:541:ALA:HB1	2.01	0.41
24:V3:162:THR:HG22	24:V3:163:LYS:N	2.35	0.41
24:V4:155:SER:HB3	24:V4:159:MET:H	1.85	0.41
25:W2:78:LYS:HA	25:W2:96:ALA:HB2	2.02	0.41
25:W3:217:LEU:HD13	25:W3:218:LEU:N	2.35	0.41
25:W3:223:ALA:HB2	25:W3:262:TRP:CZ2	2.55	0.41
26:X1:57:PRO:HB2	26:X1:82:ILE:HD11	2.03	0.41
26:X2:141:ASN:C	26:X2:145:ASN:HD22	2.24	0.41
26:X2:480:GLU:O	26:X2:483:PRO:HD2	2.21	0.41
26:X2:531:LEU:HB3	26:X2:534:ILE:CG1	2.51	0.41
26:X3:168:ARG:HD3	26:X3:170:ASN:HB3	2.02	0.41
26:X4:51:MET:HB3	27:Y4:346:THR:C	2.41	0.41
26:X4:352:THR:OG1	26:X4:355:GLU:HG3	2.21	0.41
27:Y3:313:ASN:HD22	27:Y3:313:ASN:HA	1.61	0.41
27:Y4:131:ASP:O	27:Y4:133:ILE:HG13	2.20	0.41
27:Y4:189:GLU:HA	27:Y4:213:SER:O	2.20	0.41
28:Z1:167:PHE:O	28:Z1:174:SER:HB2	2.21	0.41
28:Z2:92:THR:HG21	28:Z2:479:TYR:OH	2.19	0.41
28:Z4:117:LEU:HD23	28:Z4:117:LEU:HA	1.89	0.41
28:Z4:167:PHE:O	28:Z4:174:SER:HB2	2.21	0.41
1:A1:835:THR:HG23	6:D3:302:PRO:CB	2.26	0.41
2:A2:873:PRO:C	6:D1:563:GLU:CB	2.75	0.41
2:A2:874:VAL:HB	6:D1:571:SER:HG	1.62	0.41
3:A5:1367:THR:CB	28:Z2:845:ILE:N	1.88	0.41
3:A6:221:SER:N	5:C4:738:ASP:HB3	2.27	0.41
6:D2:245:ARG:HG3	6:D2:503:LEU:HD21	2.03	0.41
6:D2:647:SER:HB3	6:D2:648:PRO:HD3	2.03	0.41
6:D3:245:ARG:HG3	6:D3:503:LEU:HD21	2.03	0.41
6:D3:619:LYS:HD3	11:I2:1518:VAL:N	2.35	0.41
6:D6:649:VAL:HG12	6:D6:660:LYS:HD2	2.01	0.41
6:D7:649:VAL:HG12	6:D7:660:LYS:HD2	2.01	0.41
8:F1:1779:GLY:O	8:F1:1783:LEU:HG	2.20	0.41
9:G1:250:THR:CB	15:M2:605:THR:HG22	2.50	0.41
11:I1:849:LEU:HD13	11:I1:880:MET:HE2	2.02	0.41
11:I1:878:GLN:HE21	17:O1:252:VAL:HG11	1.85	0.41
11:I1:886:LEU:HA	17:O1:242:ARG:HD3	1.51	0.41
11:I1:927:HIS:O	15:M1:597:LYS:HG2	2.09	0.41
11:I1:955:LYS:CE	17:O1:249:ARG:NH2	2.83	0.41
11:I1:958:THR:HG21	16:N1:398:ALA:HB1	2.01	0.41

*Continued on next page...*

*Continued from previous page...*

Atom-1	Atom-2	Interatomic distance (Å)	Clash overlap (Å)
11:I1:1013:GLU:O	16:N1:412:ASN:HA	2.21	0.41
11:I1:1663:LYS:HE2	11:I2:1663:LYS:CE	2.50	0.41
11:I2:1035:GLN:C	16:N3:441:PHE:CE2	2.94	0.41
11:I2:1186:PRO:HD3	17:O4:225:GLN:NE2	2.35	0.41
15:M1:614:ASP:HB2	15:M1:615:PRO:HD2	2.03	0.41
17:O2:110:LEU:HD13	18:P2:321:ILE:HG21	1.36	0.41
17:O4:75:ILE:N	17:O4:76:PRO:CD	2.83	0.41
21:S2:1078:LEU:CD2	21:S2:1097:LYS:HG3	2.50	0.41
21:S2:1127:GLN:C	21:S2:1129:ASP:N	2.74	0.41
23:U2:7:TYR:O	23:U2:9:THR:N	2.54	0.41
23:U4:210:MET:O	24:V4:325:TYR:OH	2.21	0.41
24:V3:440:ARG:HB3	25:W3:285:LEU:HD22	2.02	0.41
24:V3:452:TRP:CD1	24:V3:475:THR:HA	2.54	0.41
24:V4:216:LEU:O	24:V4:217:LEU:HD23	2.19	0.41
25:W1:217:LEU:HD13	25:W1:218:LEU:N	2.36	0.41
25:W1:223:ALA:HB2	25:W1:262:TRP:CZ2	2.55	0.41
25:W4:63:HIS:HD2	25:W4:65:LYS:H	1.68	0.41
26:X1:51:MET:HB3	27:Y1:346:THR:C	2.41	0.41
26:X1:159:ILE:HD13	26:X1:176:GLU:HA	2.01	0.41
26:X1:220:ASP:OD2	26:X1:222:GLU:HB3	2.20	0.41
26:X2:246:TRP:CD1	26:X2:331:TYR:CD2	3.09	0.41
26:X2:352:THR:OG1	26:X2:355:GLU:HG3	2.21	0.41
26:X4:291:LEU:HD13	26:X4:310:VAL:HG22	2.02	0.41
27:Y1:79:LYS:HG2	27:Y1:109:GLY:C	2.41	0.41
27:Y4:79:LYS:HG2	27:Y4:109:GLY:C	2.41	0.41
28:Z1:53:GLY:HA3	28:Z1:71:HIS:HB3	2.02	0.41
28:Z1:297:LEU:HD23	28:Z1:297:LEU:HA	1.89	0.41
1:A1:874:VAL:C	6:D3:276:GLY:O	2.59	0.41
2:A2:349:LYS:NZ	2:A2:352:GLU:OE1	2.49	0.41
1:A3:1399:ARG:CB	2:A4:884:ARG:CZ	2.92	0.41
2:A4:827:ILE:HG22	2:A4:863:GLN:HB2	2.03	0.41
2:A4:982:THR:HG22	6:D3:496:LEU:HB2	2.01	0.41
2:A4:1148:ARG:CZ	3:A6:174:PRO:HD2	2.49	0.41
2:A4:1148:ARG:HH21	3:A6:174:PRO:CD	2.33	0.41
3:A5:1020:ILE:C	11:I5:95:LYS:HZ2	1.84	0.41
3:A5:1367:THR:C	28:Z2:845:ILE:N	2.74	0.41
3:A5:1368:GLN:CA	28:Z2:844:CYS:CB	2.96	0.41
3:A5:1408:GLU:CA	28:Z2:917:ASP:HA	2.50	0.41
3:A6:221:SER:CA	5:C4:738:ASP:CG	2.77	0.41
3:A6:1414:PHE:CA	28:Z4:963:LYS:C	2.75	0.41
6:D4:245:ARG:HG3	6:D4:503:LEU:HD21	2.03	0.41

*Continued on next page...*

*Continued from previous page...*

Atom-1	Atom-2	Interatomic distance (Å)	Clash overlap (Å)
6:D6:647:SER:HB3	6:D6:648:PRO:HD3	2.03	0.41
6:D7:472:PHE:O	6:D7:476:VAL:HG23	2.21	0.41
8:F1:924:GLU:OE2	8:F1:988:ARG:NE	2.53	0.41
8:F1:1264:ARG:CB	17:O2:263:GLN:HA	2.33	0.41
8:F1:1264:ARG:CZ	17:O2:264:ILE:HD13	2.50	0.41
8:F2:215:ASP:OD1	8:F2:218:ARG:NH2	2.52	0.41
8:F2:1776:THR:O	8:F2:1776:THR:HG23	2.20	0.41
11:I1:940:LEU:CD1	17:O1:258:GLU:HB3	2.49	0.41
11:I1:1034:ASP:HB3	20:R1:177:LEU:HD21	1.07	0.41
11:I1:1038:ILE:CG1	20:R1:167:GLN:HG3	2.44	0.41
11:I1:1055:GLU:HB3	17:O1:281:ALA:N	2.35	0.41
11:I2:955:LYS:CE	16:N3:396:ILE:O	2.68	0.41
11:I2:1036:PRO:HB3	17:O3:287:LEU:HD11	2.01	0.41
11:I2:1049:LEU:HD21	17:O3:291:ASP:CG	2.41	0.41
11:I2:1371:LEU:O	11:I2:1371:LEU:HD23	2.20	0.41
11:I5:1371:LEU:O	11:I5:1371:LEU:HD23	2.20	0.41
12:J1:247:ASP:O	12:J1:251:TYR:N	2.51	0.41
16:N2:368:ASN:OD1	17:O2:210:ARG:NH2	2.52	0.41
17:O4:98:TYR:CD1	17:O4:138:LEU:HA	2.56	0.41
21:S1:133:ILE:HG21	21:S1:133:ILE:HD13	1.69	0.41
21:S1:408:THR:HG23	21:S1:410:PRO:HD3	2.03	0.41
21:S2:445:ASN:OD1	21:S2:446:ALA:N	2.53	0.41
21:S2:997:GLU:HA	21:S2:997:GLU:OE2	2.21	0.41
21:S2:1003:LEU:O	21:S2:1006:GLU:HB3	2.20	0.41
21:S2:1008:LEU:HA	21:S2:1009:PRO:HD3	1.97	0.41
21:S4:178:ALA:HA	21:S4:183:SER:O	2.20	0.41
21:S4:184:ILE:CD1	21:S4:201:VAL:HG23	2.46	0.41
24:V4:292:ILE:H	24:V4:292:ILE:CD1	2.27	0.41
24:V4:513:MET:HA	24:V4:541:ALA:HB1	2.02	0.41
25:W3:78:LYS:HA	25:W3:96:ALA:HB2	2.03	0.41
26:X1:65:MET:HA	26:X1:66:PRO:HD3	1.79	0.41
26:X1:352:THR:OG1	26:X1:355:GLU:HG3	2.21	0.41
26:X1:403:HIS:O	26:X1:405:ILE:HG23	2.20	0.41
26:X3:159:ILE:HG12	26:X3:175:LEU:CB	2.39	0.41
26:X3:434:PHE:CD2	26:X3:458:ARG:HA	2.56	0.41
27:Y2:219:SER:HG	27:Y2:312:TRP:HD1	1.64	0.41
27:Y3:144:ASP:C	27:Y3:146:ARG:H	2.24	0.41
28:Z3:167:PHE:O	28:Z3:174:SER:HB2	2.21	0.41
28:Z4:287:LEU:O	28:Z4:300:MET:HA	2.20	0.41
2:A4:404:LEU:HB3	2:A4:429:LEU:HD13	2.03	0.41
2:A4:1054:SER:HB2	6:D4:762:ARG:CG	2.51	0.41

*Continued on next page...*

*Continued from previous page...*

Atom-1	Atom-2	Interatomic distance (Å)	Clash overlap (Å)
2:A4:1094:ILE:CD1	6:D4:708:ASP:CB	2.09	0.41
2:A4:1124:ARG:CA	3:A6:136:GLU:HB3	2.51	0.41
2:A4:1136:LYS:CD	3:A6:140:ALA:N	2.83	0.41
3:A5:1377:ARG:N	28:Z2:811:LEU:CB	2.83	0.41
3:A6:222:ALA:HB2	5:C4:739:MET:HB3	2.02	0.41
3:A6:780:GLU:HG3	3:A6:822:ILE:HG23	2.01	0.41
3:A6:1365:VAL:HA	28:Z4:845:ILE:CA	2.40	0.41
3:A6:1389:SER:H	28:Z4:863:ASP:HA	1.86	0.41
6:D1:245:ARG:HG3	6:D1:503:LEU:HD21	2.03	0.41
6:D1:734:PHE:CE1	6:D1:745:LEU:HD22	2.55	0.41
6:D3:691:LEU:HD11	6:D3:717:LEU:HD23	2.03	0.41
6:D5:190:TYR:OH	6:D5:600:LYS:HE2	2.21	0.41
6:D7:245:ARG:HG3	6:D7:503:LEU:HD21	2.02	0.41
6:D7:691:LEU:HD11	6:D7:717:LEU:HD23	2.03	0.41
8:F1:1264:ARG:HE	17:O2:263:GLN:HG3	1.36	0.41
8:F2:462:SER:N	8:F2:463:PRO:CD	2.84	0.41
8:F2:1779:GLY:O	8:F2:1783:LEU:HG	2.20	0.41
11:I1:113:GLN:O	11:I1:114:SER:OG	2.38	0.41
11:I1:917:TYR:HA	15:M1:589:GLY:HA2	1.64	0.41
11:I1:928:LEU:CD1	20:R1:155:GLU:CG	2.97	0.41
11:I1:934:LEU:CD1	15:M1:599:ILE:O	2.60	0.41
11:I1:1052:LEU:HA	17:O1:283:ALA:O	2.18	0.41
11:I1:1052:LEU:CA	17:O1:287:LEU:CD1	2.89	0.41
11:I1:1101:LEU:HD23	16:N1:432:TYR:HE1	1.85	0.41
11:I2:1061:ASP:OD2	17:O3:278:GLU:HB2	2.21	0.41
21:S1:348:ASN:HB2	21:S1:412:PHE:O	2.20	0.41
21:S2:997:GLU:O	21:S2:1000:ARG:HB2	2.21	0.41
21:S3:933:GLU:O	21:S3:935:LEU:N	2.44	0.41
22:T4:862:HIS:CE1	22:T4:903:LYS:HB3	2.56	0.41
23:U1:363:VAL:HG11	23:U1:408:ASP:OD1	2.21	0.41
23:U1:382:LYS:HA	23:U1:383:PRO:HD3	1.77	0.41
24:V1:341:LEU:HD12	24:V1:341:LEU:HA	1.94	0.41
24:V1:375:GLU:C	24:V1:377:GLU:H	2.24	0.41
24:V2:345:SER:HB3	24:V2:371:PHE:HE2	1.84	0.41
24:V3:161:LEU:HD11	25:W3:17:LEU:HG	2.03	0.41
24:V3:330:ASP:OD2	24:V3:332:ARG:NH2	2.51	0.41
24:V4:161:LEU:HD11	25:W4:17:LEU:HG	2.03	0.41
25:W1:78:LYS:HA	25:W1:96:ALA:HB2	2.03	0.41
26:X2:51:MET:HB3	27:Y2:346:THR:C	2.41	0.41
26:X3:51:MET:HB3	27:Y3:346:THR:C	2.41	0.41
26:X3:240:PHE:CD1	26:X3:268:SER:HB3	2.56	0.41

*Continued on next page...*

*Continued from previous page...*

Atom-1	Atom-2	Interatomic distance (Å)	Clash overlap (Å)
26:X3:403:HIS:O	26:X3:405:ILE:HG23	2.20	0.41
26:X4:373:GLU:O	26:X4:377:MET:HG3	2.21	0.41
26:X4:480:GLU:O	26:X4:483:PRO:HD2	2.21	0.41
27:Y1:76:SER:HB3	27:Y1:78:ASP:OD1	2.19	0.41
27:Y1:175:PRO:HD3	27:Y1:220:TRP:HB3	2.02	0.41
27:Y2:16:VAL:HG12	27:Y2:63:TRP:CD1	2.55	0.41
27:Y2:131:ASP:O	27:Y2:133:ILE:HG13	2.20	0.41
27:Y3:189:GLU:HA	27:Y3:213:SER:O	2.20	0.41
1:A1:773:PHE:CZ	1:A1:818:LEU:HD12	2.48	0.41
1:A1:1054:SER:OG	6:D1:809:ALA:HB2	2.17	0.41
1:A1:1203:TYR:CD2	2:A2:730:THR:CB	3.04	0.41
1:A1:1399:ARG:NE	2:A2:888:GLN:HG3	2.34	0.41
2:A2:192:VAL:HG13	2:A2:253:GLY:HA3	2.03	0.41
2:A2:227:SER:HB2	6:D1:711:PHE:C	2.40	0.41
2:A2:868:GLN:NE2	6:D1:609:ILE:N	2.38	0.41
2:A2:870:HIS:HB3	6:D1:548:LEU:CD2	2.51	0.41
2:A2:965:LYS:HE3	6:D1:195:LYS:O	2.20	0.41
2:A2:965:LYS:CD	6:D1:196:ILE:O	2.69	0.41
2:A2:1148:ARG:HB3	3:A5:172:PRO:HB2	2.03	0.41
2:A2:1153:LEU:HD23	3:A5:173:ASN:HA	1.71	0.41
1:A3:1021:LEU:CA	6:D3:816:VAL:CG1	2.89	0.41
1:A3:1242:THR:HG22	1:A3:1245:ASP:H	1.85	0.41
2:A4:551:GLN:O	2:A4:574:ARG:NH2	2.54	0.41
2:A4:858:ALA:C	6:D3:606:LYS:HE3	2.40	0.41
2:A4:989:MSE:CB	6:D3:240:ASP:HA	2.51	0.41
2:A4:1126:VAL:CG2	3:A6:139:ASN:H	2.34	0.41
2:A4:1138:GLU:N	3:A6:138:LEU:HD11	2.31	0.41
3:A5:222:ALA:CA	5:C2:739:MET:CA	2.97	0.41
3:A5:773:PHE:CZ	3:A5:818:LEU:HD12	2.48	0.41
3:A5:906:ILE:CG2	3:A5:965:LYS:HG2	2.51	0.41
3:A5:1001:GLU:HG2	11:I5:65:LYS:HB2	2.02	0.41
3:A5:1026:PRO:CD	11:I5:66:LEU:CG	2.98	0.41
3:A5:1392:ARG:NH1	28:Z2:866:GLU:CB	2.83	0.41
3:A5:1405:LEU:H	28:Z2:918:PHE:N	1.77	0.41
3:A6:220:VAL:HG11	5:C4:739:MET:HB3	2.03	0.41
3:A6:234:LEU:N	5:C4:737:LYS:CA	2.83	0.41
3:A6:1151:THR:CA	5:C6:733:LEU:HD13	2.41	0.41
3:A6:1323:VAL:CG1	28:Z4:912:ASP:CB	2.97	0.41
3:A6:1351:MSE:SE	28:Z4:917:ASP:N	3.04	0.41
3:A6:1369:ILE:HA	28:Z4:826:TYR:N	2.34	0.41
6:D3:647:SER:HB3	6:D3:648:PRO:HD3	2.03	0.41

*Continued on next page...*



*Continued from previous page...*

Atom-1	Atom-2	Interatomic distance (Å)	Clash overlap (Å)
6:D4:647:SER:HB3	6:D4:648:PRO:HD3	2.03	0.41
6:D6:649:VAL:O	6:D6:649:VAL:CG1	2.68	0.41
6:D7:647:SER:HB3	6:D7:648:PRO:HD3	2.03	0.41
8:F1:638:TRP:NE1	8:F1:725:SER:O	2.44	0.41
8:F1:1093:LEU:HD11	17:O2:241:SER:N	2.32	0.41
8:F2:137:ASN:HA	17:O4:237:PRO:HG3	2.03	0.41
8:F2:1544:ALA:N	8:F2:1545:PRO:CD	2.83	0.41
8:F2:1669:GLU:HG2	8:F2:1670:ASN:N	2.36	0.41
9:G1:257:THR:OG1	17:O2:250:LEU:CA	2.68	0.41
11:I1:841:PHE:HB3	15:M1:588:MET:CG	2.50	0.41
11:I1:885:GLU:CD	17:O1:249:ARG:NE	2.74	0.41
11:I1:923:GLY:N	15:M1:592:LEU:H	2.06	0.41
11:I1:959:SER:HA	16:N1:395:GLU:CG	2.47	0.41
11:I1:980:ILE:O	15:M1:618:GLN:N	2.54	0.41
11:I1:1040:HIS:ND1	15:M1:623:LEU:HD13	2.27	0.41
11:I1:1607:GLN:HG3	11:I2:1739:GLU:HG2	1.20	0.41
11:I1:1663:LYS:CE	11:I2:1663:LYS:HE2	2.51	0.41
11:I2:873:ILE:C	17:O3:255:GLY:HA2	2.41	0.41
11:I2:880:MET:CB	17:O3:251:ILE:N	2.83	0.41
11:I2:891:LEU:HG	16:N3:393:ILE:HD13	2.03	0.41
11:I2:952:LEU:O	16:N3:403:VAL:CG2	2.64	0.41
11:I2:1015:TYR:HA	16:N3:413:VAL:HA	1.43	0.41
11:I2:1015:TYR:CA	16:N3:412:ASN:OD1	2.66	0.41
11:I2:1020:ALA:CB	16:N3:407:ALA:HA	2.43	0.41
11:I2:1045:PHE:HA	17:O3:280:GLU:CA	2.49	0.41
11:I2:1046:HIS:CB	17:O3:280:GLU:CB	2.97	0.41
11:I2:1049:LEU:HD13	20:R3:146:LEU:CB	2.46	0.41
11:I2:1114:VAL:CG1	16:N3:432:TYR:HA	2.42	0.41
11:I2:1218:ASP:O	11:I2:1221:ASN:ND2	2.49	0.41
11:I4:1275:SER:HB3	26:X3:521:TRP:C	2.31	0.41
11:I5:72:GLU:OE1	11:I5:72:GLU:N	2.52	0.41
11:I5:1182:GLN:NE2	12:J5:245:GLU:CB	2.79	0.41
15:M3:614:ASP:HB2	15:M3:615:PRO:HD2	2.03	0.41
17:O2:98:TYR:CD1	17:O2:138:LEU:HA	2.56	0.41
21:S1:931:ALA:HA	21:S1:935:LEU:HB2	2.03	0.41
21:S1:934:HIS:C	21:S1:934:HIS:CD2	2.94	0.41
21:S1:997:GLU:O	21:S1:1000:ARG:HB2	2.21	0.41
21:S1:1055:LEU:HD22	21:S1:1055:LEU:N	2.36	0.41
21:S2:209:TYR:HA	21:S2:224:SER:HA	2.03	0.41
21:S2:231:ARG:O	21:S2:242:GLN:HA	2.21	0.41
21:S2:277:VAL:HB	21:S2:286:PHE:CZ	2.54	0.41

*Continued on next page...*

*Continued from previous page...*

Atom-1	Atom-2	Interatomic distance (Å)	Clash overlap (Å)
21:S3:443:VAL:CG1	21:S3:445:ASN:OD1	2.69	0.41
21:S3:699:ILE:C	21:S3:701:GLU:H	2.24	0.41
21:S3:948:LYS:HE3	21:S3:948:LYS:HB2	1.72	0.41
21:S3:953:LEU:HD13	21:S3:973:LEU:HB3	2.03	0.41
21:S3:1003:LEU:O	21:S3:1006:GLU:HB3	2.20	0.41
21:S3:1058:ILE:O	21:S3:1059:ASP:CB	2.58	0.41
21:S4:209:TYR:HA	21:S4:224:SER:HA	2.03	0.41
21:S4:443:VAL:CG1	21:S4:445:ASN:OD1	2.69	0.41
21:S4:997:GLU:O	21:S4:1000:ARG:HB2	2.21	0.41
21:S4:1013:LEU:HD12	21:S4:1013:LEU:C	2.41	0.41
21:S4:1124:ASP:OD1	21:S4:1124:ASP:C	2.58	0.41
22:T1:694:ALA:O	22:T1:698:LYS:HE3	2.21	0.41
22:T1:781:THR:O	22:T1:785:LYS:HG3	2.20	0.41
22:T3:760:PHE:CD1	22:T3:864:ILE:HD11	2.55	0.41
22:T3:812:ASP:O	22:T3:816:LYS:HG2	2.21	0.41
22:T3:862:HIS:CE1	22:T3:903:LYS:HB3	2.56	0.41
22:T4:812:ASP:O	22:T4:816:LYS:HG2	2.21	0.41
23:U1:13:THR:O	23:U1:17:ASP:HB2	2.21	0.41
23:U2:104:LEU:HG	23:U2:224:ASP:HB3	2.02	0.41
23:U2:359:ILE:HD13	23:U2:389:VAL:HG13	2.02	0.41
24:V1:373:LEU:HB3	24:V1:376:LEU:HD12	2.02	0.41
24:V2:155:SER:HB3	24:V2:159:MET:H	1.84	0.41
24:V2:162:THR:HG22	24:V2:163:LYS:N	2.35	0.41
24:V2:440:ARG:HB3	25:W2:285:LEU:HD22	2.02	0.41
24:V4:262:LYS:NZ	24:V4:398:TYR:O	2.36	0.41
25:W1:48:THR:O	25:W1:49:LEU:HD23	2.21	0.41
25:W1:253:PHE:CD1	25:W1:257:LEU:HD11	2.56	0.41
25:W2:14:ASP:OD1	25:W2:15:ALA:N	2.54	0.41
25:W2:63:HIS:HD2	25:W2:65:LYS:H	1.68	0.41
25:W2:217:LEU:HD13	25:W2:218:LEU:N	2.36	0.41
25:W4:9:ASN:HD22	25:W4:9:ASN:HA	1.48	0.41
26:X1:141:ASN:C	26:X1:145:ASN:ND2	2.74	0.41
26:X1:531:LEU:HB3	26:X1:534:ILE:CG1	2.51	0.41
26:X2:105:SER:HB2	26:X2:481:LEU:HD21	2.03	0.41
26:X2:141:ASN:C	26:X2:145:ASN:ND2	2.74	0.41
26:X2:396:ASP:OD1	26:X2:401:LYS:HE3	2.20	0.41
26:X3:57:PRO:HB2	26:X3:82:ILE:HD11	2.03	0.41
27:Y1:77:TYR:HD1	27:Y1:110:SER:HB3	1.86	0.41
27:Y1:313:ASN:HD22	27:Y1:313:ASN:HA	1.61	0.41
27:Y4:192:ILE:HG22	27:Y4:207:LYS:HG2	2.02	0.41
28:Z1:72:PHE:HD1	28:Z1:72:PHE:HA	1.75	0.41

*Continued on next page...*

*Continued from previous page...*

Atom-1	Atom-2	Interatomic distance (Å)	Clash overlap (Å)
28:Z3:285:ASN:OD1	28:Z3:285:ASN:N	2.48	0.41
2:A2:876:ARG:HG2	6:D1:562:GLY:O	2.20	0.41
2:A2:907:SER:O	6:D1:601:PHE:CB	2.63	0.41
2:A2:1114:ILE:CD1	5:C2:731:LYS:CG	2.73	0.41
2:A4:872:ALA:CB	6:D3:565:MET:HB3	2.49	0.41
2:A4:1154:PHE:CB	5:C4:733:LEU:HD13	2.50	0.41
2:A4:1347:SER:O	2:A4:1348:GLU:C	2.60	0.41
3:A5:1053:ARG:NH1	11:I5:99:ARG:HG3	2.36	0.41
3:A5:1365:VAL:HG13	28:Z2:841:ALA:HB2	1.95	0.41
3:A6:220:VAL:HG13	5:C4:739:MET:HA	1.99	0.41
3:A6:1155:ASN:ND2	5:C6:736:ASN:H	2.18	0.41
6:D5:472:PHE:O	6:D5:476:VAL:HG23	2.21	0.41
6:D7:606:LYS:N	6:D7:607:PRO:HD2	2.36	0.41
8:F1:1167:GLU:OE1	8:F1:1167:GLU:N	2.54	0.41
8:F1:1211:ARG:O	8:F1:1215:GLU:N	2.54	0.41
8:F1:1392:LEU:CD2	17:O2:266:GLN:NE2	2.65	0.41
8:F2:1167:GLU:N	8:F2:1167:GLU:OE1	2.54	0.41
8:F2:1351:VAL:O	8:F2:1352:LYS:HG2	2.21	0.41
8:F2:1836:GLU:O	8:F2:1839:VAL:HG12	2.20	0.41
11:I1:980:ILE:O	15:M1:618:GLN:HG3	2.20	0.41
11:I1:991:THR:H	15:M1:608:LYS:HE3	1.30	0.41
11:I2:893:LEU:O	17:O3:236:ASP:OD1	2.39	0.41
11:I2:951:LYS:CG	16:N3:403:VAL:HB	2.51	0.41
11:I2:1035:GLN:CG	15:M3:622:VAL:O	2.68	0.41
11:I3:1644:ARG:NH2	11:I3:1721:GLU:OE1	2.54	0.41
11:I4:1275:SER:O	26:X3:522:MET:HG3	1.97	0.41
11:I5:1122:ASN:O	11:I5:1126:HIS:ND1	2.42	0.41
11:I5:1644:ARG:NH2	11:I5:1721:GLU:OE1	2.54	0.41
17:O1:98:TYR:CD1	17:O1:138:LEU:HA	2.56	0.41
17:O3:147:ALA:C	18:P3:328:PRO:HB2	2.41	0.41
21:S1:231:ARG:O	21:S1:242:GLN:HA	2.21	0.41
21:S1:531:ARG:O	21:S1:535:GLY:O	2.38	0.41
21:S1:997:GLU:OE2	21:S1:997:GLU:HA	2.20	0.41
21:S1:1073:ILE:HD12	21:S1:1073:ILE:C	2.41	0.41
21:S2:443:VAL:CG1	21:S2:445:ASN:OD1	2.69	0.41
21:S2:953:LEU:HD13	21:S2:973:LEU:HB3	2.03	0.41
21:S2:1036:ILE:HG13	21:S2:1048:PHE:HE2	1.86	0.41
21:S2:1074:LEU:CD1	21:S2:1122:VAL:HG13	2.48	0.41
21:S3:408:THR:HG23	21:S3:410:PRO:HD3	2.03	0.41
21:S4:1055:LEU:N	21:S4:1055:LEU:HD22	2.36	0.41
21:S4:1058:ILE:O	21:S4:1059:ASP:CB	2.58	0.41

*Continued on next page...*

*Continued from previous page...*

Atom-1	Atom-2	Interatomic distance (Å)	Clash overlap (Å)
22:T1:785:LYS:O	22:T1:789:GLU:HG3	2.21	0.41
22:T2:812:ASP:O	22:T2:816:LYS:HG2	2.21	0.41
22:T3:785:LYS:O	22:T3:789:GLU:HG3	2.21	0.41
23:U1:156:CYS:HB2	24:V1:351:ILE:HG12	2.03	0.41
24:V3:468:LYS:HD2	24:V3:499:ASN:HB3	2.03	0.41
25:W1:63:HIS:HD2	25:W1:65:LYS:H	1.68	0.41
25:W4:59:VAL:HB	25:W4:70:LEU:HD11	2.03	0.41
26:X1:141:ASN:C	26:X1:145:ASN:HD22	2.24	0.41
26:X2:57:PRO:HB2	26:X2:82:ILE:HD11	2.03	0.41
26:X2:291:LEU:HD13	26:X2:310:VAL:HG22	2.03	0.41
26:X3:246:TRP:CD1	26:X3:331:TYR:CD2	3.09	0.41
26:X3:334:ASP:HB3	26:X3:349:TYR:HE2	1.86	0.41
26:X4:97:ARG:HB3	26:X4:97:ARG:HH11	1.86	0.41
27:Y3:79:LYS:HG2	27:Y3:109:GLY:C	2.41	0.41
27:Y3:131:ASP:O	27:Y3:133:ILE:HG13	2.20	0.41
28:Z1:457:PHE:HA	28:Z1:477:GLN:HB2	2.04	0.41
1:A1:864:ARG:NH1	6:D3:299:ILE:HG21	2.36	0.40
2:A2:225:THR:O	6:D1:708:ASP:HB3	2.21	0.40
2:A2:404:LEU:HB3	2:A2:429:LEU:HD13	2.03	0.40
2:A2:867:GLU:CG	6:D1:605:THR:HB	2.50	0.40
2:A2:1136:LYS:NZ	3:A5:140:ALA:N	2.69	0.40
2:A2:1160:GLN:CG	3:A5:175:GLU:O	2.69	0.40
1:A3:1021:LEU:HD22	6:D3:816:VAL:CG2	2.50	0.40
2:A4:781:ARG:HE	6:D3:673:ARG:NH1	2.15	0.40
2:A4:983:LEU:CD1	6:D3:497:PHE:CZ	3.04	0.40
2:A4:1159:ASP:CB	4:B6:342:ARG:CB	2.76	0.40
3:A6:1017:THR:HA	3:A6:1020:ILE:HG22	2.02	0.40
3:A6:1312:ARG:NH2	28:Z4:841:ALA:C	2.74	0.40
3:A6:1334:GLY:C	28:Z4:961:PHE:CB	2.80	0.40
3:A6:1395:LYS:HB3	28:Z4:890:ARG:HA	2.01	0.40
3:A6:1416:ARG:HB2	28:Z4:977:ALA:O	2.08	0.40
6:D3:190:TYR:OH	6:D3:600:LYS:HE2	2.21	0.40
6:D3:472:PHE:O	6:D3:476:VAL:HG23	2.21	0.40
6:D4:190:TYR:OH	6:D4:600:LYS:HE2	2.21	0.40
6:D4:606:LYS:N	6:D4:607:PRO:HD2	2.36	0.40
6:D7:649:VAL:O	6:D7:649:VAL:CG1	2.68	0.40
8:F1:462:SER:N	8:F1:463:PRO:CD	2.84	0.40
8:F1:1137:GLN:H	17:O2:245:GLU:HA	1.84	0.40
8:F1:1261:TYR:O	17:O2:262:ASP:CB	2.69	0.40
8:F1:1471:PHE:CG	8:F1:1472:GLY:N	2.89	0.40
11:I1:850:ILE:HG12	15:M1:594:LYS:CG	2.51	0.40

*Continued on next page...*

*Continued from previous page...*

Atom-1	Atom-2	Interatomic distance (Å)	Clash overlap (Å)
11:I1:998:ALA:CB	17:O1:267:ALA:CB	2.94	0.40
11:I1:1015:TYR:OH	11:I1:1089:TYR:O	2.31	0.40
11:I1:1051:LYS:CA	17:O1:286:ILE:HG22	2.49	0.40
11:I1:1064:LYS:O	17:O1:274:GLY:HA2	2.21	0.40
11:I2:629:VAL:HG23	11:I2:630:ASP:N	2.37	0.40
11:I2:887:GLN:HB3	17:O3:243:LEU:HD23	2.01	0.40
11:I2:928:LEU:HD13	20:R3:151:LYS:CE	2.32	0.40
11:I2:948:ALA:N	17:O3:256:TYR:CG	2.75	0.40
11:I2:976:ARG:HA	20:R3:146:LEU:HA	1.66	0.40
11:I2:980:ILE:HA	15:M3:617:THR:HG23	2.02	0.40
11:I2:1068:HIS:C	16:N3:429:GLU:N	2.72	0.40
11:I3:1273:GLU:C	26:X1:523:LEU:HA	2.38	0.40
11:I4:1015:TYR:OH	11:I4:1089:TYR:O	2.32	0.40
11:I4:1644:ARG:NH2	11:I4:1721:GLU:OE1	2.54	0.40
17:O4:142:PHE:O	17:O4:145:ILE:HG22	2.22	0.40
21:S4:321:THR:HG22	21:S4:338:VAL:HG11	2.02	0.40
22:T1:812:ASP:O	22:T1:816:LYS:HG2	2.21	0.40
22:T2:862:HIS:CE1	22:T2:903:LYS:HB3	2.56	0.40
22:T4:900:LEU:O	22:T4:904:LEU:HG	2.21	0.40
23:U1:425:LEU:HD23	23:U1:425:LEU:HA	1.90	0.40
23:U2:13:THR:O	23:U2:17:ASP:HB2	2.21	0.40
23:U3:104:LEU:HG	23:U3:224:ASP:HB3	2.02	0.40
23:U4:9:THR:O	23:U4:9:THR:HG22	2.21	0.40
23:U4:359:ILE:HD13	23:U4:389:VAL:HG13	2.02	0.40
24:V2:161:LEU:HD11	25:W2:17:LEU:HG	2.03	0.40
25:W1:23:ARG:NH1	25:W1:84:GLU:OE1	2.54	0.40
25:W2:233:ILE:HD11	25:W2:248:LEU:HD13	2.03	0.40
25:W4:225:VAL:CG2	25:W4:271:LEU:HD22	2.51	0.40
26:X1:480:GLU:O	26:X1:483:PRO:HD2	2.21	0.40
26:X2:427:LYS:HB3	26:X2:429:LEU:HG	2.03	0.40
26:X2:434:PHE:CD2	26:X2:458:ARG:HA	2.56	0.40
26:X3:105:SER:HB2	26:X3:481:LEU:HD21	2.03	0.40
26:X3:141:ASN:C	26:X3:145:ASN:HD22	2.24	0.40
26:X3:488:LEU:HD12	26:X3:488:LEU:HA	1.93	0.40
26:X4:334:ASP:HB3	26:X4:349:TYR:HE2	1.86	0.40
26:X4:434:PHE:CD2	26:X4:458:ARG:HA	2.56	0.40
26:X4:511:TYR:HE2	26:X4:518:ASP:HB3	1.87	0.40
27:Y2:86:GLU:HB2	27:Y2:98:TRP:CZ2	2.56	0.40
27:Y3:16:VAL:HG12	27:Y3:63:TRP:CD1	2.55	0.40
27:Y4:144:ASP:C	27:Y4:146:ARG:H	2.24	0.40
28:Z4:165:PHE:HB3	28:Z4:177:PHE:HB2	2.04	0.40

*Continued on next page...*

*Continued from previous page...*

Atom-1	Atom-2	Interatomic distance (Å)	Clash overlap (Å)
2:A2:870:HIS:NE2	6:D1:551:PHE:CB	2.53	0.40
2:A2:872:ALA:HB2	6:D1:569:CYS:SG	2.61	0.40
2:A2:980:ARG:NE	6:D1:525:ARG:CD	2.82	0.40
2:A2:983:LEU:HD21	6:D1:554:LEU:HA	2.04	0.40
2:A2:1150:LEU:CD1	5:C2:731:LYS:HG3	2.47	0.40
2:A2:1164:TYR:CE1	4:B5:342:ARG:CG	3.03	0.40
1:A3:1223:GLU:OE1	2:A4:761:GLN:NE2	2.55	0.40
2:A4:192:VAL:HG13	2:A4:253:GLY:HA3	2.03	0.40
2:A4:1018:ASP:OD1	2:A4:1018:ASP:N	2.54	0.40
3:A5:166:LEU:HD11	5:C2:744:PHE:H	1.09	0.40
3:A5:1372:THR:CB	28:Z2:828:LEU:CA	2.95	0.40
3:A6:166:LEU:HB3	5:C4:740:ARG:HA	1.79	0.40
3:A6:1139:ILE:HD11	5:C6:743:LEU:HD11	2.03	0.40
3:A6:1312:ARG:H	28:Z4:830:LEU:HA	1.82	0.40
3:A6:1405:LEU:N	28:Z4:923:LEU:H	2.19	0.40
4:B6:345:LYS:C	5:C4:737:LYS:CD	2.87	0.40
6:D1:565:MET:HE3	6:D1:565:MET:HB3	1.95	0.40
6:D1:649:VAL:O	6:D1:649:VAL:CG1	2.68	0.40
6:D5:570:VAL:O	6:D5:574:VAL:HG23	2.20	0.40
6:D5:782:ASP:OD1	6:D5:783:SER:N	2.54	0.40
6:D6:606:LYS:N	6:D6:607:PRO:HD2	2.36	0.40
6:D7:481:ARG:CG	11:I3:183:LYS:HE2	2.46	0.40
11:I1:629:VAL:HG23	11:I1:630:ASP:N	2.37	0.40
11:I1:899:LEU:HD21	17:O1:231:ASP:CG	2.38	0.40
11:I1:911:PRO:HA	15:M1:584:GLN:HE22	1.83	0.40
11:I1:946:THR:CA	17:O1:257:ALA:CA	2.65	0.40
11:I1:950:LEU:HD11	16:N1:410:MET:HB2	1.96	0.40
11:I1:1051:LYS:C	11:I1:1052:LEU:HD12	2.40	0.40
11:I2:953:LEU:CD2	15:M3:603:SER:OG	2.37	0.40
11:I2:1000:ILE:HA	16:N3:413:VAL:HG11	2.03	0.40
11:I2:1045:PHE:CE1	16:N3:434:LEU:HB3	2.37	0.40
11:I3:1267:LEU:CD2	26:X1:529:TRP:CZ2	3.03	0.40
11:I3:1276:GLN:NE2	26:X1:534:ILE:C	2.74	0.40
11:I4:1271:GLU:HA	26:X3:525:ILE:O	2.20	0.40
11:I4:1274:HIS:NE2	26:X3:531:LEU:CB	2.85	0.40
15:M4:614:ASP:HB2	15:M4:615:PRO:HD2	2.03	0.40
17:O3:98:TYR:CD1	17:O3:138:LEU:HA	2.56	0.40
21:S1:626:SER:O	21:S1:627:PHE:C	2.60	0.40
21:S2:133:ILE:HG21	21:S2:133:ILE:HD13	1.69	0.40
21:S3:231:ARG:O	21:S3:242:GLN:HA	2.21	0.40
21:S3:980:ALA:HB2	22:T3:897:LEU:HB3	2.02	0.40

*Continued on next page...*

*Continued from previous page...*

Atom-1	Atom-2	Interatomic distance (Å)	Clash overlap (Å)
21:S4:147:SER:OG	21:S4:181:GLU:OE2	2.39	0.40
21:S4:967:LYS:HD2	21:S4:1025:VAL:HG21	2.04	0.40
21:S4:1073:ILE:HD12	21:S4:1073:ILE:C	2.41	0.40
22:T1:760:PHE:CD1	22:T1:864:ILE:HD11	2.55	0.40
22:T1:862:HIS:CE1	22:T1:903:LYS:HB3	2.56	0.40
22:T1:900:LEU:O	22:T1:904:LEU:HG	2.21	0.40
22:T2:760:PHE:CD1	22:T2:864:ILE:HD11	2.55	0.40
22:T4:785:LYS:O	22:T4:789:GLU:HG3	2.21	0.40
23:U1:104:LEU:HG	23:U1:224:ASP:HB3	2.02	0.40
23:U3:156:CYS:HB2	24:V3:351:ILE:HG12	2.03	0.40
23:U4:341:HIS:HA	23:U4:342:PRO:HD3	1.89	0.40
24:V1:153:LYS:HA	25:W1:261:SER:HB2	2.01	0.40
24:V1:526:HIS:O	24:V1:528:LEU:N	2.55	0.40
24:V4:153:LYS:HG2	25:W4:261:SER:HB2	2.03	0.40
25:W4:14:ASP:OD1	25:W4:15:ALA:N	2.54	0.40
25:W4:181:LEU:HD22	25:W4:199:THR:CG2	2.52	0.40
25:W4:209:ASP:OD2	25:W4:259:ARG:HD3	2.22	0.40
25:W4:217:LEU:HD13	25:W4:218:LEU:N	2.36	0.40
25:W4:233:ILE:HD11	25:W4:248:LEU:HD13	2.03	0.40
26:X1:240:PHE:CD1	26:X1:268:SER:HB3	2.56	0.40
26:X1:246:TRP:CD1	26:X1:331:TYR:CD2	3.09	0.40
26:X2:168:ARG:HD3	26:X2:170:ASN:HB3	2.02	0.40
26:X2:373:GLU:O	26:X2:377:MET:HG3	2.21	0.40
26:X3:97:ARG:HB3	26:X3:97:ARG:HH11	1.86	0.40
26:X3:352:THR:OG1	26:X3:355:GLU:HG3	2.21	0.40
26:X3:396:ASP:OD1	26:X3:401:LYS:HE3	2.20	0.40
26:X3:427:LYS:HB3	26:X3:429:LEU:HG	2.03	0.40
26:X4:240:PHE:CD1	26:X4:268:SER:HB3	2.56	0.40
27:Y2:77:TYR:HD1	27:Y2:110:SER:HB3	1.86	0.40
27:Y2:79:LYS:HG2	27:Y2:109:GLY:C	2.41	0.40
27:Y3:86:GLU:HB2	27:Y3:98:TRP:CZ2	2.56	0.40
28:Z1:153:GLN:OE1	28:Z1:193:HIS:HA	2.20	0.40
28:Z2:287:LEU:O	28:Z2:300:MET:HA	2.20	0.40
28:Z3:457:PHE:HA	28:Z3:477:GLN:HB2	2.03	0.40
1:A1:1225:PRO:HB3	2:A2:722:ASN:O	2.22	0.40
2:A2:867:GLU:CG	6:D1:605:THR:CB	2.99	0.40
2:A2:872:ALA:HB2	6:D1:565:MET:HE3	2.02	0.40
2:A2:879:LEU:CG	6:D1:567:LEU:CD1	2.73	0.40
2:A2:1151:THR:HA	5:C2:733:LEU:CB	2.51	0.40
2:A2:1347:SER:O	2:A2:1348:GLU:C	2.60	0.40
1:A3:1083:SER:N	6:D3:798:MET:HE2	1.90	0.40

*Continued on next page...*

*Continued from previous page...*

Atom-1	Atom-2	Interatomic distance (Å)	Clash overlap (Å)
1:A3:1223:GLU:OE1	2:A4:757:LEU:HB3	2.21	0.40
2:A4:869:ALA:O	2:A4:870:HIS:HB3	2.21	0.40
2:A4:1125:LEU:HD11	3:A6:133:LYS:HB3	2.02	0.40
2:A4:1152:ASP:CG	3:A6:171:HIS:HB3	2.42	0.40
3:A5:233:THR:HG23	5:C2:737:LYS:HB2	1.81	0.40
3:A5:1033:GLN:OE1	11:I5:71:GLU:CA	2.47	0.40
3:A5:1365:VAL:HG13	28:Z2:832:PHE:CB	2.51	0.40
3:A5:1368:GLN:HB2	28:Z2:841:ALA:O	2.21	0.40
3:A6:906:ILE:CG2	3:A6:965:LYS:HG2	2.51	0.40
3:A6:1364:GLN:O	28:Z4:845:ILE:C	2.51	0.40
3:A6:1366:LEU:HD12	28:Z4:869:HIS:CA	2.49	0.40
3:A6:1372:THR:OG1	28:Z4:821:HIS:O	2.39	0.40
3:A6:1377:ARG:HD3	28:Z4:815:PHE:CB	2.51	0.40
6:D1:423:PHE:O	6:D1:424:ASP:C	2.60	0.40
6:D2:606:LYS:N	6:D2:607:PRO:HD2	2.36	0.40
6:D5:536:THR:O	6:D5:540:GLU:HB3	2.22	0.40
6:D5:647:SER:HB3	6:D5:648:PRO:HD3	2.03	0.40
6:D6:570:VAL:O	6:D6:574:VAL:HG23	2.20	0.40
9:G1:263:MET:HE2	16:N2:411:GLN:CB	2.51	0.40
11:I1:853:ILE:HG23	17:O1:254:ARG:HG3	2.00	0.40
11:I1:886:LEU:HB3	17:O1:242:ARG:HG2	1.21	0.40
11:I1:981:VAL:N	15:M1:621:ARG:HH11	2.19	0.40
11:I1:1020:ALA:HB3	16:N1:406:HIS:C	2.36	0.40
11:I1:1021:ILE:CD1	16:N1:410:MET:HE2	2.52	0.40
11:I1:1021:ILE:CA	16:N1:406:HIS:CA	2.96	0.40
11:I1:1050:SER:HB2	17:O1:290:TYR:HB3	1.20	0.40
11:I1:1103:LEU:HD21	20:R1:175:GLN:HG2	1.99	0.40
11:I1:1735:PHE:HD2	11:I2:1606:GLU:O	1.98	0.40
11:I2:953:LEU:HD23	15:M3:603:SER:HG	1.82	0.40
11:I2:981:VAL:CG1	20:R3:151:LYS:HG3	2.51	0.40
11:I2:1103:LEU:CD2	20:R3:174:ARG:HB3	2.48	0.40
11:I2:1370:VAL:CG2	12:J2:259:THR:HG21	2.41	0.40
11:I3:1273:GLU:CB	26:X1:526:CYS:C	2.83	0.40
11:I4:1279:THR:H	26:X3:520:GLU:HA	1.20	0.40
11:I5:659:LYS:HE2	11:I5:664:LEU:HD21	2.02	0.40
16:N2:391:LYS:O	16:N2:394:THR:OG1	2.33	0.40
16:N3:308:ILE:O	16:N3:312:ARG:N	2.53	0.40
17:O3:151:LEU:HD21	18:P3:325:ILE:HD12	1.78	0.40
21:S1:147:SER:OG	21:S1:181:GLU:OE2	2.39	0.40
21:S1:443:VAL:CG1	21:S1:445:ASN:OD1	2.69	0.40
21:S1:967:LYS:HD2	21:S1:1025:VAL:HG21	2.04	0.40

*Continued on next page...*



*Continued from previous page...*

Atom-1	Atom-2	Interatomic distance (Å)	Clash overlap (Å)
21:S3:1104:ILE:H	21:S3:1104:ILE:HG12	1.71	0.40
21:S3:1127:GLN:C	21:S3:1129:ASP:N	2.74	0.40
21:S4:953:LEU:HD13	21:S4:973:LEU:HB3	2.03	0.40
22:T3:694:ALA:O	22:T3:698:LYS:HE3	2.21	0.40
23:U1:7:TYR:O	23:U1:9:THR:N	2.54	0.40
23:U3:363:VAL:HG11	23:U3:408:ASP:OD1	2.21	0.40
24:V2:526:HIS:O	24:V2:528:LEU:N	2.55	0.40
24:V3:526:HIS:O	24:V3:528:LEU:N	2.55	0.40
24:V4:330:ASP:OD2	24:V4:332:ARG:NH2	2.51	0.40
25:W2:48:THR:O	25:W2:49:LEU:HD23	2.21	0.40
25:W2:181:LEU:HD22	25:W2:199:THR:CG2	2.52	0.40
25:W2:253:PHE:CD1	25:W2:257:LEU:HD11	2.56	0.40
25:W3:59:VAL:HB	25:W3:70:LEU:HD11	2.03	0.40
25:W3:233:ILE:HD11	25:W3:248:LEU:HD13	2.03	0.40
25:W3:253:PHE:CD1	25:W3:257:LEU:HD11	2.56	0.40
25:W4:223:ALA:HB2	25:W4:262:TRP:CZ2	2.55	0.40
26:X4:105:SER:HB2	26:X4:481:LEU:HD21	2.03	0.40
26:X4:296:PRO:HG2	26:X4:303:PHE:HA	2.03	0.40
26:X4:427:LYS:HB3	26:X4:429:LEU:HG	2.04	0.40
27:Y1:144:ASP:C	27:Y1:146:ARG:H	2.24	0.40
27:Y2:136:LEU:HD12	27:Y2:196:ARG:HH12	1.87	0.40
27:Y2:144:ASP:C	27:Y2:146:ARG:H	2.24	0.40
27:Y4:77:TYR:HD1	27:Y4:110:SER:HB3	1.86	0.40
27:Y4:136:LEU:HD12	27:Y4:196:ARG:HH12	1.87	0.40
28:Z1:454:LYS:O	28:Z1:458:ASN:ND2	2.51	0.40
28:Z3:683:SER:OG	28:Z3:686:PHE:HB2	2.22	0.40
1:A1:868:GLN:CA	6:D3:277:ASN:H	2.06	0.40
1:A1:1222:ALA:HA	2:A2:615:LEU:CD1	2.26	0.40
2:A2:869:ALA:O	2:A2:870:HIS:HB3	2.21	0.40
2:A2:874:VAL:HG21	6:D1:611:LYS:CG	2.38	0.40
2:A2:976:LEU:HD12	6:D1:501:LEU:HD13	1.34	0.40
2:A2:986:THR:OG1	6:D1:497:PHE:HZ	1.93	0.40
2:A2:1161:ALA:HB3	3:A5:176:LEU:HB2	1.99	0.40
1:A3:1220:PRO:HG3	2:A4:732:GLN:HE22	1.86	0.40
2:A4:865:ALA:HB2	6:D3:567:LEU:HD13	2.01	0.40
2:A4:982:THR:HB	6:D3:497:PHE:HB3	1.49	0.40
3:A5:998:SER:O	11:I5:63:PRO:HD3	2.20	0.40
3:A5:1394:VAL:O	28:Z2:874:ASN:N	2.51	0.40
3:A6:1355:VAL:HG13	28:Z4:877:ILE:CB	2.51	0.40
3:A6:1388:ALA:O	28:Z4:866:GLU:CA	2.70	0.40
6:D1:190:TYR:OH	6:D1:600:LYS:HE2	2.21	0.40

*Continued on next page...*

*Continued from previous page...*

Atom-1	Atom-2	Interatomic distance (Å)	Clash overlap (Å)
6:D1:647:SER:HB3	6:D1:648:PRO:HD3	2.03	0.40
6:D2:472:PHE:O	6:D2:476:VAL:HG23	2.21	0.40
6:D2:691:LEU:HD11	6:D2:717:LEU:HD23	2.03	0.40
6:D5:245:ARG:HG3	6:D5:503:LEU:HD21	2.03	0.40
6:D5:423:PHE:O	6:D5:424:ASP:C	2.60	0.40
8:F1:1135:ARG:HE	17:O2:249:ARG:CG	2.34	0.40
9:G1:254:ASN:O	15:M2:606:LEU:CA	2.67	0.40
11:I1:920:PHE:CD1	17:O1:243:LEU:HB3	2.57	0.40
11:I1:925:LEU:HG	15:M1:593:ALA:CA	2.45	0.40
11:I1:946:THR:HB	17:O1:260:LEU:HD23	0.75	0.40
11:I1:1035:GLN:HG2	15:M1:628:ALA:H	1.85	0.40
11:I1:1035:GLN:CG	15:M1:623:LEU:O	2.39	0.40
11:I1:1043:LEU:N	20:R1:170:LEU:HD11	2.36	0.40
11:I2:873:ILE:CG2	17:O3:254:ARG:HG2	2.46	0.40
11:I2:876:ALA:HB1	17:O3:251:ILE:HG12	1.39	0.40
11:I2:884:LEU:HD13	15:M3:599:ILE:HD13	2.02	0.40
11:I2:958:THR:HG1	16:N3:399:HIS:HD2	1.60	0.40
11:I4:659:LYS:HE2	11:I4:664:LEU:HD21	2.02	0.40
11:I4:1371:LEU:O	11:I4:1371:LEU:HD23	2.20	0.40
21:S1:948:LYS:O	21:S1:952:THR:HG22	2.22	0.40
21:S1:953:LEU:HD13	21:S1:973:LEU:HB3	2.03	0.40
21:S1:1002:LEU:O	21:S1:1004:HIS:N	2.55	0.40
21:S2:934:HIS:C	21:S2:934:HIS:CD2	2.94	0.40
21:S2:967:LYS:HD2	21:S2:1025:VAL:HG21	2.04	0.40
21:S2:1124:ASP:OD1	21:S2:1124:ASP:C	2.59	0.40
21:S3:1124:ASP:OD1	21:S3:1124:ASP:C	2.58	0.40
21:S4:408:THR:HG23	21:S4:410:PRO:HD3	2.03	0.40
21:S4:933:GLU:O	21:S4:935:LEU:N	2.44	0.40
22:T2:900:LEU:O	22:T2:904:LEU:HG	2.21	0.40
22:T3:900:LEU:O	22:T3:904:LEU:HG	2.21	0.40
24:V3:247:TYR:CZ	24:V3:260:LEU:HD13	2.56	0.40
24:V3:292:ILE:HA	24:V3:295:ILE:HD12	2.04	0.40
24:V3:334:ARG:HG2	24:V3:363:SER:O	2.22	0.40
25:W1:140:ILE:HG22	25:W1:141:ILE:N	2.37	0.40
25:W2:74:SER:OG	25:W2:75:TYR:N	2.55	0.40
26:X1:105:SER:HB2	26:X1:481:LEU:HD21	2.04	0.40
26:X1:296:PRO:HG2	26:X1:303:PHE:HA	2.03	0.40
26:X1:373:GLU:O	26:X1:377:MET:HG3	2.21	0.40
26:X4:77:GLN:HE21	26:X4:77:GLN:HB2	1.74	0.40
26:X4:246:TRP:CD1	26:X4:331:TYR:CD2	3.09	0.40
27:Y3:83:LEU:HD13	27:Y3:148:TRP:CE2	2.57	0.40

*Continued on next page...*

*Continued from previous page...*

Atom-1	Atom-2	Interatomic distance (Å)	Clash overlap (Å)
27:Y4:119:ALA:C	27:Y4:121:LEU:H	2.25	0.40
28:Z2:683:SER:OG	28:Z2:686:PHE:HB2	2.22	0.40
28:Z3:382:VAL:HG21	28:Z3:495:TYR:CD1	2.57	0.40
1:A1:879:LEU:HD21	1:A1:908:LEU:CD1	2.52	0.40
1:A1:1332:ARG:C	6:D1:637:LYS:HD3	2.41	0.40
1:A1:1399:ARG:HG2	2:A2:884:ARG:HG2	0.46	0.40
2:A2:827:ILE:HG22	2:A2:863:GLN:HB2	2.03	0.40
2:A2:965:LYS:CE	6:D1:197:VAL:N	2.85	0.40
2:A2:1151:THR:O	5:C2:733:LEU:CD1	2.70	0.40
1:A3:1056:PHE:CZ	6:D3:811:LEU:N	2.89	0.40
1:A3:1182:ILE:HG21	1:A3:1248:ILE:HA	2.04	0.40
2:A4:878:LEU:CD2	6:D3:608:ILE:N	2.85	0.40
2:A4:956:TYR:OH	2:A4:1000:ASP:OD2	2.29	0.40
2:A4:1130:ARG:C	3:A6:161[A]:ASP:CG	2.74	0.40
2:A4:1338:ALA:HB2	2:A4:1413:SER:HA	2.04	0.40
3:A5:150:PHE:HD2	5:C2:742:ASP:N	2.14	0.40
3:A6:220:VAL:CG1	5:C4:739:MET:HB3	2.52	0.40
3:A6:220:VAL:CG2	5:C4:738:ASP:O	2.69	0.40
3:A6:1359:LEU:C	28:Z4:872:TYR:O	2.57	0.40
6:D1:523:LEU:C	6:D1:523:LEU:HD12	2.42	0.40
6:D1:691:LEU:HD11	6:D1:717:LEU:HD23	2.03	0.40
6:D2:523:LEU:C	6:D2:523:LEU:HD12	2.42	0.40
6:D3:782:ASP:OD1	6:D3:783:SER:N	2.54	0.40
6:D5:523:LEU:HD12	6:D5:523:LEU:C	2.42	0.40
6:D7:523:LEU:HD12	6:D7:523:LEU:C	2.42	0.40
8:F1:1137:GLN:N	17:O2:245:GLU:HA	2.37	0.40
8:F1:1351:VAL:O	8:F1:1352:LYS:HG2	2.21	0.40
11:I1:797:LEU:CB	17:O1:245:GLU:CG	2.73	0.40
11:I1:840:LEU:CD2	17:O1:244:GLU:CB	2.75	0.40
11:I1:895:ARG:HH22	16:N1:386:MET:HG2	1.40	0.40
11:I1:965:ALA:HB3	20:R1:164:PRO:HA	1.92	0.40
11:I1:1027:ALA:O	20:R1:172:ASP:C	2.55	0.40
11:I1:1032:THR:HA	15:M1:627:LEU:HD21	1.67	0.40
11:I1:1050:SER:O	17:O1:290:TYR:N	2.24	0.40
11:I1:1056:PRO:N	17:O1:277:GLU:O	2.54	0.40
11:I1:1065:SER:O	16:N1:428:ASP:N	2.51	0.40
11:I1:1101:LEU:CD2	16:N1:432:TYR:HE1	2.34	0.40
11:I1:1122:ASN:O	11:I1:1126:HIS:ND1	2.42	0.40
11:I2:900:ARG:CG	17:O3:232:LYS:CD	2.81	0.40
11:I2:928:LEU:C	15:M3:601:ASP:OD1	2.60	0.40
11:I2:938:CYS:HB2	17:O3:261:LYS:NZ	2.37	0.40

*Continued on next page...*

*Continued from previous page...*

Atom-1	Atom-2	Interatomic distance (Å)	Clash overlap (Å)
11:I2:978:LYS:NZ	20:R3:154:ALA:N	2.70	0.40
11:I2:1042:LEU:HD11	15:M3:607:SER:HB3	2.03	0.40
11:I2:1045:PHE:HB3	15:M3:619:ILE:CD1	2.51	0.40
11:I2:1108:PRO:C	17:O3:290:TYR:OH	2.60	0.40
11:I2:1122:ASN:O	11:I2:1126:HIS:ND1	2.42	0.40
11:I5:130:LYS:NZ	11:I5:237:GLU:OE1	2.45	0.40
11:I5:1037:THR:OG1	11:I5:1038:ILE:N	2.55	0.40
16:N4:368:ASN:OD1	17:O4:210:ARG:NH2	2.52	0.40
18:P1:278:ASN:HB3	18:P4:322:LYS:HA	1.51	0.40
21:S1:980:ALA:HB2	22:T1:897:LEU:HB3	2.02	0.40
21:S2:321:THR:HG22	21:S2:338:VAL:HG11	2.02	0.40
21:S2:1073:ILE:HD12	21:S2:1073:ILE:C	2.41	0.40
21:S3:201:VAL:HG11	21:S3:230:ILE:HD13	2.03	0.40
21:S3:967:LYS:HD2	21:S3:1025:VAL:HG21	2.04	0.40
21:S4:931:ALA:HA	21:S4:935:LEU:HB2	2.03	0.40
21:S4:946:LEU:HD23	21:S4:946:LEU:HA	1.83	0.40
21:S4:1058:ILE:HG22	21:S4:1059:ASP:N	2.35	0.40
22:T2:785:LYS:O	22:T2:789:GLU:HG3	2.21	0.40
22:T4:781:THR:O	22:T4:785:LYS:HG3	2.20	0.40
23:U2:363:VAL:HG11	23:U2:408:ASP:OD1	2.21	0.40
23:U4:13:THR:O	23:U4:17:ASP:HB2	2.21	0.40
23:U4:156:CYS:HB2	24:V4:351:ILE:HG12	2.04	0.40
23:U4:363:VAL:HG11	23:U4:408:ASP:OD1	2.21	0.40
24:V1:161:LEU:HD11	25:W1:17:LEU:HG	2.03	0.40
24:V1:247:TYR:CZ	24:V1:260:LEU:HD13	2.56	0.40
24:V3:154:PHE:HA	24:V3:160:LEU:HD22	2.04	0.40
24:V3:492:LEU:HD11	24:V3:508:ILE:HG23	2.04	0.40
25:W1:14:ASP:OD1	25:W1:15:ALA:N	2.54	0.40
25:W1:209:ASP:OD2	25:W1:259:ARG:HD3	2.21	0.40
25:W3:23:ARG:NH1	25:W3:84:GLU:OE1	2.54	0.40
25:W3:225:VAL:CG2	25:W3:271:LEU:HD22	2.51	0.40
26:X2:220:ASP:OD2	26:X2:222:GLU:HB3	2.20	0.40
26:X2:511:TYR:HE2	26:X2:518:ASP:HB3	1.87	0.40
26:X3:141:ASN:C	26:X3:145:ASN:ND2	2.74	0.40
26:X4:57:PRO:HB2	26:X4:82:ILE:HD11	2.03	0.40
26:X4:295:TYR:HA	26:X4:296:PRO:HD3	1.89	0.40
26:X4:531:LEU:HB3	26:X4:534:ILE:CG1	2.51	0.40
28:Z1:683:SER:OG	28:Z1:686:PHE:HB2	2.22	0.40
28:Z2:153:GLN:OE1	28:Z2:193:HIS:HA	2.20	0.40
28:Z2:354:LEU:HD21	28:Z2:460:ALA:HB1	2.04	0.40
28:Z3:349:LEU:HB2	28:Z3:368:VAL:CG2	2.52	0.40

*Continued on next page...*

Continued from previous page...

Atom-1	Atom-2	Interatomic distance (Å)	Clash overlap (Å)
28:Z3:477:GLN:HA	28:Z3:478:PRO:HD2	1.87	0.40
28:Z4:405:GLU:HA	28:Z4:408:PHE:HB2	2.04	0.40

There are no symmetry-related clashes.

## 5.3 Torsion angles [\(i\)](#)

### 5.3.1 Protein backbone [\(i\)](#)

In the following table, the Percentiles column shows the percent Ramachandran outliers of the chain as a percentile score with respect to all PDB entries followed by that with respect to all EM entries.

The Analysed column shows the number of residues for which the backbone conformation was analysed, and the total number of residues.

Mol	Chain	Analysed	Favoured	Allowed	Outliers	Percentiles	
1	A1	1211/1316 (92%)	1172 (97%)	39 (3%)	0	100	100
1	A3	1211/1316 (92%)	1172 (97%)	39 (3%)	0	100	100
2	A2	1255/1328 (94%)	1183 (94%)	54 (4%)	18 (1%)	11	46
2	A4	1255/1328 (94%)	1182 (94%)	55 (4%)	18 (1%)	11	46
3	A5	1258/1330 (95%)	1224 (97%)	34 (3%)	0	100	100
3	A6	1258/1330 (95%)	1224 (97%)	34 (3%)	0	100	100
4	B1	12/14 (86%)	11 (92%)	1 (8%)	0	100	100
4	B2	12/14 (86%)	11 (92%)	1 (8%)	0	100	100
4	B3	12/14 (86%)	11 (92%)	1 (8%)	0	100	100
4	B4	12/14 (86%)	11 (92%)	1 (8%)	0	100	100
4	B5	12/14 (86%)	11 (92%)	1 (8%)	0	100	100
4	B6	12/14 (86%)	11 (92%)	1 (8%)	0	100	100
5	C1	15/19 (79%)	11 (73%)	4 (27%)	0	100	100
5	C2	17/19 (90%)	12 (71%)	5 (29%)	0	100	100
5	C3	15/19 (79%)	11 (73%)	4 (27%)	0	100	100
5	C4	17/19 (90%)	12 (71%)	5 (29%)	0	100	100
5	C5	15/19 (79%)	11 (73%)	4 (27%)	0	100	100
5	C6	15/19 (79%)	11 (73%)	4 (27%)	0	100	100

Continued on next page...

*Continued from previous page...*

Mol	Chain	Analysed	Favoured	Allowed	Outliers	Percentiles	
6	D1	615/644 (96%)	604 (98%)	11 (2%)	0	100	100
6	D2	615/644 (96%)	604 (98%)	11 (2%)	0	100	100
6	D3	615/644 (96%)	604 (98%)	11 (2%)	0	100	100
6	D4	615/644 (96%)	604 (98%)	11 (2%)	0	100	100
6	D5	615/644 (96%)	604 (98%)	11 (2%)	0	100	100
6	D6	615/644 (96%)	604 (98%)	11 (2%)	0	100	100
6	D7	615/644 (96%)	604 (98%)	11 (2%)	0	100	100
7	E1	6/8 (75%)	6 (100%)	0	0	100	100
7	E2	6/8 (75%)	6 (100%)	0	0	100	100
7	E3	6/8 (75%)	6 (100%)	0	0	100	100
7	E4	6/8 (75%)	6 (100%)	0	0	100	100
7	E5	6/8 (75%)	6 (100%)	0	0	100	100
7	E6	6/8 (75%)	6 (100%)	0	0	100	100
7	E7	6/8 (75%)	6 (100%)	0	0	100	100
8	F1	1611/1858 (87%)	1589 (99%)	22 (1%)	0	100	100
8	F2	1611/1858 (87%)	1589 (99%)	22 (1%)	0	100	100
9	G1	51/53 (96%)	51 (100%)	0	0	100	100
9	G2	51/53 (96%)	51 (100%)	0	0	100	100
10	H1	11/13 (85%)	7 (64%)	4 (36%)	0	100	100
10	H2	11/13 (85%)	7 (64%)	4 (36%)	0	100	100
11	I1	1508/1756 (86%)	1491 (99%)	17 (1%)	0	100	100
11	I2	1508/1756 (86%)	1491 (99%)	17 (1%)	0	100	100
11	I3	1508/1756 (86%)	1491 (99%)	17 (1%)	0	100	100
11	I4	1508/1756 (86%)	1491 (99%)	17 (1%)	0	100	100
11	I5	1508/1756 (86%)	1491 (99%)	17 (1%)	0	100	100
12	J1	61/63 (97%)	61 (100%)	0	0	100	100
12	J2	61/63 (97%)	61 (100%)	0	0	100	100
12	J3	61/63 (97%)	61 (100%)	0	0	100	100
12	J4	61/63 (97%)	61 (100%)	0	0	100	100
12	J5	61/63 (97%)	61 (100%)	0	0	100	100
13	K1	7/9 (78%)	5 (71%)	2 (29%)	0	100	100

*Continued on next page...*

*Continued from previous page...*

Mol	Chain	Analysed	Favoured	Allowed	Outliers	Percentiles	
13	K2	7/9 (78%)	5 (71%)	2 (29%)	0	100	100
13	K3	7/9 (78%)	5 (71%)	2 (29%)	0	100	100
13	K4	7/9 (78%)	5 (71%)	2 (29%)	0	100	100
13	K5	7/9 (78%)	5 (71%)	2 (29%)	0	100	100
15	M1	165/183 (90%)	158 (96%)	7 (4%)	0	100	100
15	M2	165/183 (90%)	158 (96%)	7 (4%)	0	100	100
15	M3	165/183 (90%)	158 (96%)	7 (4%)	0	100	100
15	M4	165/183 (90%)	158 (96%)	7 (4%)	0	100	100
16	N1	174/222 (78%)	172 (99%)	2 (1%)	0	100	100
16	N2	174/222 (78%)	172 (99%)	2 (1%)	0	100	100
16	N3	174/222 (78%)	172 (99%)	2 (1%)	0	100	100
16	N4	174/222 (78%)	172 (99%)	2 (1%)	0	100	100
17	O1	239/241 (99%)	213 (89%)	26 (11%)	0	100	100
17	O2	239/241 (99%)	212 (89%)	27 (11%)	0	100	100
17	O3	239/241 (99%)	213 (89%)	26 (11%)	0	100	100
17	O4	239/241 (99%)	213 (89%)	26 (11%)	0	100	100
18	P1	115/116 (99%)	114 (99%)	1 (1%)	0	100	100
18	P2	115/116 (99%)	114 (99%)	1 (1%)	0	100	100
18	P3	115/116 (99%)	114 (99%)	1 (1%)	0	100	100
18	P4	115/116 (99%)	114 (99%)	1 (1%)	0	100	100
19	Q1	83/84 (99%)	81 (98%)	2 (2%)	0	100	100
19	Q2	79/84 (94%)	77 (98%)	2 (2%)	0	100	100
19	Q3	83/84 (99%)	81 (98%)	2 (2%)	0	100	100
19	Q4	79/84 (94%)	77 (98%)	2 (2%)	0	100	100
20	R1	38/40 (95%)	31 (82%)	7 (18%)	0	100	100
20	R2	38/40 (95%)	31 (82%)	7 (18%)	0	100	100
20	R3	38/40 (95%)	31 (82%)	7 (18%)	0	100	100
20	R4	38/40 (95%)	31 (82%)	7 (18%)	0	100	100
21	S1	874/1156 (76%)	784 (90%)	74 (8%)	16 (2%)	8	40
21	S2	874/1156 (76%)	784 (90%)	74 (8%)	16 (2%)	8	40
21	S3	874/1156 (76%)	784 (90%)	74 (8%)	16 (2%)	8	40

*Continued on next page...*

*Continued from previous page...*

Mol	Chain	Analysed	Favoured	Allowed	Outliers	Percentiles	
21	S4	874/1156 (76%)	784 (90%)	74 (8%)	16 (2%)	8	40
22	T1	243/258 (94%)	235 (97%)	8 (3%)	0	100	100
22	T2	243/258 (94%)	234 (96%)	9 (4%)	0	100	100
22	T3	243/258 (94%)	234 (96%)	9 (4%)	0	100	100
22	T4	243/258 (94%)	234 (96%)	9 (4%)	0	100	100
23	U1	413/436 (95%)	368 (89%)	34 (8%)	11 (3%)	5	31
23	U2	413/436 (95%)	367 (89%)	35 (8%)	11 (3%)	5	31
23	U3	413/436 (95%)	368 (89%)	34 (8%)	11 (3%)	5	31
23	U4	413/436 (95%)	368 (89%)	34 (8%)	11 (3%)	5	31
24	V1	491/621 (79%)	451 (92%)	30 (6%)	10 (2%)	7	38
24	V2	491/621 (79%)	451 (92%)	30 (6%)	10 (2%)	7	38
24	V3	491/621 (79%)	451 (92%)	30 (6%)	10 (2%)	7	38
24	V4	491/621 (79%)	451 (92%)	30 (6%)	10 (2%)	7	38
25	W1	270/286 (94%)	228 (84%)	36 (13%)	6 (2%)	6	35
25	W2	270/286 (94%)	228 (84%)	36 (13%)	6 (2%)	6	35
25	W3	270/286 (94%)	228 (84%)	36 (13%)	6 (2%)	6	35
25	W4	270/286 (94%)	228 (84%)	36 (13%)	6 (2%)	6	35
26	X1	592/698 (85%)	531 (90%)	51 (9%)	10 (2%)	9	42
26	X2	592/698 (85%)	531 (90%)	51 (9%)	10 (2%)	9	42
26	X3	592/698 (85%)	532 (90%)	50 (8%)	10 (2%)	9	42
26	X4	592/698 (85%)	532 (90%)	50 (8%)	10 (2%)	9	42
27	Y1	303/346 (88%)	266 (88%)	31 (10%)	6 (2%)	7	38
27	Y2	303/346 (88%)	266 (88%)	31 (10%)	6 (2%)	7	38
27	Y3	303/346 (88%)	266 (88%)	31 (10%)	6 (2%)	7	38
27	Y4	303/346 (88%)	266 (88%)	31 (10%)	6 (2%)	7	38
28	Z1	858/1035 (83%)	798 (93%)	49 (6%)	11 (1%)	12	48
28	Z2	858/1035 (83%)	798 (93%)	49 (6%)	11 (1%)	12	48
28	Z3	858/1035 (83%)	798 (93%)	49 (6%)	11 (1%)	12	48
28	Z4	858/1035 (83%)	798 (93%)	49 (6%)	11 (1%)	12	48
29	a1	334/380 (88%)	325 (97%)	9 (3%)	0	100	100
29	a2	334/380 (88%)	325 (97%)	9 (3%)	0	100	100

*Continued on next page...*



*Continued from previous page...*

Mol	Chain	Analysed	Favoured	Allowed	Outliers	Percentiles	
29	a3	334/380 (88%)	325 (97%)	9 (3%)	0	100	100
29	a4	334/380 (88%)	325 (97%)	9 (3%)	0	100	100
30	b1	335/385 (87%)	315 (94%)	19 (6%)	1 (0%)	41	77
30	b2	335/385 (87%)	315 (94%)	19 (6%)	1 (0%)	41	77
30	b3	335/385 (87%)	315 (94%)	19 (6%)	1 (0%)	41	77
30	b4	335/385 (87%)	315 (94%)	19 (6%)	1 (0%)	41	77
All	All	45287/51646 (88%)	42909 (95%)	2058 (4%)	320 (1%)	26	63

All (320) Ramachandran outliers are listed below:

Mol	Chain	Res	Type
2	A2	521	ASN
2	A2	1024	ASP
2	A2	1305	ALA
2	A2	1342	SER
2	A2	1345	SER
2	A4	521	ASN
2	A4	1024	ASP
2	A4	1305	ALA
2	A4	1342	SER
2	A4	1345	SER
21	S1	619	GLY
21	S1	623	ARG
21	S1	627	PHE
21	S1	679	ILE
21	S1	680	PRO
21	S1	685	PRO
21	S1	867	CYS
21	S1	869	PHE
21	S1	933	GLU
21	S2	619	GLY
21	S2	623	ARG
21	S2	627	PHE
21	S2	679	ILE
21	S2	680	PRO
21	S2	685	PRO
21	S2	867	CYS
21	S2	869	PHE
21	S2	933	GLU
21	S3	619	GLY

*Continued on next page...*

*Continued from previous page...*

<b>Mol</b>	<b>Chain</b>	<b>Res</b>	<b>Type</b>
21	S3	623	ARG
21	S3	627	PHE
21	S3	679	ILE
21	S3	680	PRO
21	S3	685	PRO
21	S3	867	CYS
21	S3	869	PHE
21	S3	933	GLU
21	S4	619	GLY
21	S4	623	ARG
21	S4	627	PHE
21	S4	680	PRO
21	S4	685	PRO
21	S4	867	CYS
21	S4	869	PHE
21	S4	933	GLU
23	U1	9	THR
23	U1	11	ARG
23	U1	138	ASN
23	U1	165	ASN
23	U2	9	THR
23	U2	11	ARG
23	U2	138	ASN
23	U2	165	ASN
23	U3	9	THR
23	U3	11	ARG
23	U3	138	ASN
23	U3	165	ASN
23	U4	9	THR
23	U4	11	ARG
23	U4	138	ASN
23	U4	165	ASN
24	V1	158	SER
24	V1	368	GLU
24	V1	371	PHE
24	V1	394	GLN
24	V2	158	SER
24	V2	368	GLU
24	V2	371	PHE
24	V2	394	GLN
24	V3	158	SER
24	V3	368	GLU

*Continued on next page...*

*Continued from previous page...*

<b>Mol</b>	<b>Chain</b>	<b>Res</b>	<b>Type</b>
24	V3	371	PHE
24	V3	394	GLN
24	V4	158	SER
24	V4	368	GLU
24	V4	371	PHE
24	V4	394	GLN
26	X1	272	PRO
26	X1	403	HIS
26	X1	455	PHE
26	X2	272	PRO
26	X2	403	HIS
26	X2	455	PHE
26	X3	272	PRO
26	X3	403	HIS
26	X3	455	PHE
26	X4	272	PRO
26	X4	403	HIS
26	X4	455	PHE
27	Y1	43	SER
27	Y2	43	SER
27	Y3	43	SER
27	Y4	43	SER
2	A2	697	SER
2	A2	1038	THR
2	A2	1244	LEU
2	A2	1350	VAL
2	A4	697	SER
2	A4	1038	THR
2	A4	1244	LEU
2	A4	1350	VAL
21	S1	629	VAL
21	S1	1003	LEU
21	S2	629	VAL
21	S2	1003	LEU
21	S3	629	VAL
21	S3	1003	LEU
21	S4	629	VAL
21	S4	679	ILE
21	S4	1003	LEU
23	U1	8	GLN
23	U1	55	ASN
23	U1	141	THR

*Continued on next page...*

*Continued from previous page...*

<b>Mol</b>	<b>Chain</b>	<b>Res</b>	<b>Type</b>
23	U1	354	SER
23	U2	8	GLN
23	U2	55	ASN
23	U2	141	THR
23	U2	354	SER
23	U3	8	GLN
23	U3	55	ASN
23	U3	141	THR
23	U3	354	SER
23	U3	434	THR
23	U4	8	GLN
23	U4	55	ASN
23	U4	141	THR
23	U4	354	SER
24	V1	180	LEU
24	V1	348	GLY
24	V1	429	ASN
24	V1	527	ILE
24	V2	180	LEU
24	V2	348	GLY
24	V2	429	ASN
24	V2	527	ILE
24	V3	180	LEU
24	V3	348	GLY
24	V3	429	ASN
24	V3	527	ILE
24	V4	180	LEU
24	V4	348	GLY
24	V4	429	ASN
24	V4	527	ILE
25	W1	218	LEU
25	W2	218	LEU
25	W3	218	LEU
25	W4	218	LEU
26	X1	62	GLY
26	X1	239	VAL
26	X2	62	GLY
26	X2	239	VAL
26	X3	62	GLY
26	X3	239	VAL
26	X4	62	GLY
26	X4	239	VAL

*Continued on next page...*

*Continued from previous page...*

<b>Mol</b>	<b>Chain</b>	<b>Res</b>	<b>Type</b>
27	Y1	162	ALA
27	Y1	302	ASP
27	Y2	162	ALA
27	Y2	302	ASP
27	Y3	162	ALA
27	Y3	302	ASP
27	Y4	162	ALA
27	Y4	302	ASP
28	Z1	113	VAL
28	Z1	598	LYS
28	Z1	602	ILE
28	Z2	113	VAL
28	Z2	598	LYS
28	Z2	602	ILE
28	Z3	113	VAL
28	Z3	598	LYS
28	Z3	602	ILE
28	Z4	113	VAL
28	Z4	598	LYS
28	Z4	602	ILE
30	b1	50	THR
30	b2	50	THR
30	b3	50	THR
30	b4	50	THR
2	A2	520	GLU
2	A2	790	ASP
2	A2	1339	ALA
2	A4	520	GLU
2	A4	790	ASP
2	A4	1339	ALA
21	S1	101	VAL
21	S1	628	PRO
21	S1	828	ASN
21	S2	101	VAL
21	S2	628	PRO
21	S2	828	ASN
21	S3	101	VAL
21	S3	628	PRO
21	S3	828	ASN
21	S4	101	VAL
21	S4	628	PRO
21	S4	828	ASN

*Continued on next page...*

*Continued from previous page...*

<b>Mol</b>	<b>Chain</b>	<b>Res</b>	<b>Type</b>
23	U1	434	THR
23	U1	440	ASP
23	U2	434	THR
23	U2	440	ASP
23	U3	440	ASP
23	U4	434	THR
23	U4	440	ASP
26	X1	404	SER
26	X2	404	SER
26	X3	404	SER
26	X4	404	SER
27	Y1	120	HIS
27	Y2	120	HIS
27	Y3	120	HIS
27	Y4	120	HIS
28	Z1	264	ASP
28	Z2	264	ASP
28	Z3	264	ASP
28	Z4	264	ASP
2	A2	226	PRO
2	A2	292	HIS
2	A2	699	SER
2	A2	1220	PRO
2	A2	1347	SER
2	A4	226	PRO
2	A4	292	HIS
2	A4	699	SER
2	A4	1220	PRO
2	A4	1347	SER
23	U1	87	ALA
23	U2	87	ALA
23	U3	87	ALA
23	U4	87	ALA
24	V1	531	LEU
24	V2	531	LEU
24	V3	531	LEU
24	V4	531	LEU
27	Y1	213	SER
27	Y2	213	SER
27	Y3	213	SER
27	Y4	213	SER
28	Z1	284	ASN

*Continued on next page...*

*Continued from previous page...*

<b>Mol</b>	<b>Chain</b>	<b>Res</b>	<b>Type</b>
28	Z1	346	ALA
28	Z2	284	ASN
28	Z2	346	ALA
28	Z3	284	ASN
28	Z3	346	ALA
28	Z4	284	ASN
28	Z4	346	ALA
2	A2	1025	SER
2	A4	1025	SER
21	S1	1128	ALA
21	S2	1128	ALA
21	S3	1128	ALA
21	S4	1128	ALA
25	W1	114	PRO
25	W1	131	LYS
25	W2	114	PRO
25	W2	131	LYS
25	W2	247	LEU
25	W3	114	PRO
25	W3	131	LYS
25	W4	114	PRO
25	W4	131	LYS
25	W4	247	LEU
26	X1	53	VAL
26	X1	200	ASN
26	X1	364	TYR
26	X2	53	VAL
26	X2	200	ASN
26	X2	364	TYR
26	X3	53	VAL
26	X3	200	ASN
26	X3	364	TYR
26	X4	53	VAL
26	X4	200	ASN
26	X4	364	TYR
28	Z1	190	ASP
28	Z1	600	ASP
28	Z2	600	ASP
28	Z3	190	ASP
28	Z3	600	ASP
28	Z4	190	ASP
28	Z4	600	ASP

*Continued on next page...*

*Continued from previous page...*

<b>Mol</b>	<b>Chain</b>	<b>Res</b>	<b>Type</b>
25	W1	247	LEU
25	W3	247	LEU
27	Y1	188	LEU
27	Y2	188	LEU
27	Y3	188	LEU
27	Y4	188	LEU
28	Z1	231	GLU
28	Z1	500	GLU
28	Z2	190	ASP
28	Z2	231	GLU
28	Z2	500	GLU
28	Z3	231	GLU
28	Z3	500	GLU
28	Z4	231	GLU
28	Z4	500	GLU
24	V1	393	GLY
24	V3	393	GLY
28	Z1	737	ILE
28	Z2	737	ILE
28	Z3	737	ILE
28	Z4	737	ILE
24	V2	393	GLY
24	V4	393	GLY
25	W1	202	GLY
25	W2	202	GLY
25	W3	202	GLY
25	W4	202	GLY
26	X1	191	ILE
26	X2	191	ILE
26	X3	191	ILE
26	X4	191	ILE
25	W1	97	VAL
25	W2	97	VAL
25	W3	97	VAL
25	W4	97	VAL
21	S1	573	PRO
21	S2	573	PRO
21	S3	573	PRO
21	S4	573	PRO



### 5.3.2 Protein sidechains [i](#)

In the following table, the Percentiles column shows the percent sidechain outliers of the chain as a percentile score with respect to all PDB entries followed by that with respect to all EM entries.

The Analysed column shows the number of residues for which the sidechain conformation was analysed, and the total number of residues.

Mol	Chain	Analysed	Rotameric	Outliers	Percentiles	
1	A1	1061/1111 (96%)	1053 (99%)	8 (1%)	81	89
1	A3	1061/1111 (96%)	1054 (99%)	7 (1%)	84	90
2	A2	1073/1107 (97%)	991 (92%)	82 (8%)	13	37
2	A4	1073/1107 (97%)	991 (92%)	82 (8%)	13	37
3	A5	1087/1111 (98%)	1076 (99%)	11 (1%)	76	86
3	A6	1087/1111 (98%)	1076 (99%)	11 (1%)	76	86
4	B1	12/12 (100%)	12 (100%)	0	100	100
4	B2	12/12 (100%)	12 (100%)	0	100	100
4	B3	12/12 (100%)	12 (100%)	0	100	100
4	B4	12/12 (100%)	12 (100%)	0	100	100
4	B5	12/12 (100%)	12 (100%)	0	100	100
4	B6	12/12 (100%)	12 (100%)	0	100	100
5	C1	17/19 (90%)	17 (100%)	0	100	100
5	C2	19/19 (100%)	19 (100%)	0	100	100
5	C3	17/19 (90%)	17 (100%)	0	100	100
5	C4	19/19 (100%)	19 (100%)	0	100	100
5	C5	17/19 (90%)	17 (100%)	0	100	100
5	C6	17/19 (90%)	17 (100%)	0	100	100
6	D1	554/575 (96%)	554 (100%)	0	100	100
6	D2	554/575 (96%)	554 (100%)	0	100	100
6	D3	554/575 (96%)	554 (100%)	0	100	100
6	D4	554/575 (96%)	554 (100%)	0	100	100
6	D5	554/575 (96%)	554 (100%)	0	100	100
6	D6	554/575 (96%)	554 (100%)	0	100	100
6	D7	554/575 (96%)	554 (100%)	0	100	100
7	E1	7/7 (100%)	7 (100%)	0	100	100

*Continued on next page...*

*Continued from previous page...*

Mol	Chain	Analysed	Rotameric	Outliers	Percentiles	
7	E2	7/7 (100%)	7 (100%)	0	100	100
7	E3	7/7 (100%)	7 (100%)	0	100	100
7	E4	7/7 (100%)	7 (100%)	0	100	100
7	E5	7/7 (100%)	7 (100%)	0	100	100
7	E6	7/7 (100%)	7 (100%)	0	100	100
7	E7	7/7 (100%)	7 (100%)	0	100	100
8	F1	1350/1512 (89%)	1350 (100%)	0	100	100
8	F2	1350/1512 (89%)	1350 (100%)	0	100	100
9	G1	47/47 (100%)	47 (100%)	0	100	100
9	G2	47/47 (100%)	47 (100%)	0	100	100
10	H1	10/10 (100%)	10 (100%)	0	100	100
10	H2	10/10 (100%)	10 (100%)	0	100	100
11	I1	1340/1509 (89%)	1339 (100%)	1 (0%)	93	97
11	I2	1340/1509 (89%)	1339 (100%)	1 (0%)	93	97
11	I3	1340/1509 (89%)	1339 (100%)	1 (0%)	93	97
11	I4	1340/1509 (89%)	1339 (100%)	1 (0%)	93	97
11	I5	1340/1509 (89%)	1339 (100%)	1 (0%)	93	97
12	J1	54/54 (100%)	54 (100%)	0	100	100
12	J2	54/54 (100%)	54 (100%)	0	100	100
12	J3	54/54 (100%)	54 (100%)	0	100	100
12	J4	54/54 (100%)	54 (100%)	0	100	100
12	J5	54/54 (100%)	54 (100%)	0	100	100
13	K1	9/9 (100%)	9 (100%)	0	100	100
13	K2	9/9 (100%)	9 (100%)	0	100	100
13	K3	9/9 (100%)	9 (100%)	0	100	100
13	K4	9/9 (100%)	9 (100%)	0	100	100
13	K5	9/9 (100%)	9 (100%)	0	100	100
14	L1	1/1 (100%)	1 (100%)	0	100	100
14	L2	1/1 (100%)	1 (100%)	0	100	100
14	L3	1/1 (100%)	1 (100%)	0	100	100
14	L4	1/1 (100%)	1 (100%)	0	100	100

*Continued on next page...*

*Continued from previous page...*

Mol	Chain	Analysed	Rotameric	Outliers	Percentiles	
14	L5	1/1 (100%)	1 (100%)	0	100	100
15	M1	146/154 (95%)	146 (100%)	0	100	100
15	M2	146/154 (95%)	146 (100%)	0	100	100
15	M3	146/154 (95%)	146 (100%)	0	100	100
15	M4	146/154 (95%)	146 (100%)	0	100	100
16	N1	150/173 (87%)	150 (100%)	0	100	100
16	N2	150/173 (87%)	150 (100%)	0	100	100
16	N3	150/173 (87%)	150 (100%)	0	100	100
16	N4	150/173 (87%)	150 (100%)	0	100	100
17	O1	213/213 (100%)	213 (100%)	0	100	100
17	O2	213/213 (100%)	213 (100%)	0	100	100
17	O3	213/213 (100%)	213 (100%)	0	100	100
17	O4	213/213 (100%)	213 (100%)	0	100	100
18	P1	101/100 (101%)	101 (100%)	0	100	100
18	P2	101/100 (101%)	101 (100%)	0	100	100
18	P3	101/100 (101%)	101 (100%)	0	100	100
18	P4	101/100 (101%)	101 (100%)	0	100	100
19	Q1	70/69 (101%)	66 (94%)	4 (6%)	20	45
19	Q2	63/69 (91%)	62 (98%)	1 (2%)	62	79
19	Q3	70/69 (101%)	66 (94%)	4 (6%)	20	45
19	Q4	63/69 (91%)	62 (98%)	1 (2%)	62	79
20	R1	32/32 (100%)	32 (100%)	0	100	100
20	R2	32/32 (100%)	32 (100%)	0	100	100
20	R3	32/32 (100%)	32 (100%)	0	100	100
20	R4	32/32 (100%)	32 (100%)	0	100	100
21	S1	488/1013 (48%)	463 (95%)	25 (5%)	24	48
21	S2	488/1013 (48%)	463 (95%)	25 (5%)	24	48
21	S3	488/1013 (48%)	463 (95%)	25 (5%)	24	48
21	S4	488/1013 (48%)	463 (95%)	25 (5%)	24	48
22	T1	211/231 (91%)	206 (98%)	5 (2%)	49	69
22	T2	211/231 (91%)	206 (98%)	5 (2%)	49	69

*Continued on next page...*

Continued from previous page...

Mol	Chain	Analysed	Rotameric	Outliers	Percentiles	
22	T3	211/231 (91%)	206 (98%)	5 (2%)	49	69
22	T4	211/231 (91%)	206 (98%)	5 (2%)	49	69
23	U1	387/402 (96%)	367 (95%)	20 (5%)	23	48
23	U2	387/402 (96%)	367 (95%)	20 (5%)	23	48
23	U3	387/402 (96%)	367 (95%)	20 (5%)	23	48
23	U4	387/402 (96%)	367 (95%)	20 (5%)	23	48
24	V1	367/567 (65%)	332 (90%)	35 (10%)	8	27
24	V2	367/567 (65%)	332 (90%)	35 (10%)	8	27
24	V3	367/567 (65%)	332 (90%)	35 (10%)	8	27
24	V4	367/567 (65%)	332 (90%)	35 (10%)	8	27
25	W1	233/243 (96%)	224 (96%)	9 (4%)	32	56
25	W2	233/243 (96%)	224 (96%)	9 (4%)	32	56
25	W3	233/243 (96%)	224 (96%)	9 (4%)	32	56
25	W4	233/243 (96%)	223 (96%)	10 (4%)	29	53
26	X1	424/628 (68%)	414 (98%)	10 (2%)	49	69
26	X2	424/628 (68%)	414 (98%)	10 (2%)	49	69
26	X3	424/628 (68%)	414 (98%)	10 (2%)	49	69
26	X4	424/628 (68%)	414 (98%)	10 (2%)	49	69
27	Y1	269/303 (89%)	261 (97%)	8 (3%)	41	63
27	Y2	269/303 (89%)	261 (97%)	8 (3%)	41	63
27	Y3	269/303 (89%)	261 (97%)	8 (3%)	41	63
27	Y4	269/303 (89%)	261 (97%)	8 (3%)	41	63
28	Z1	639/970 (66%)	616 (96%)	23 (4%)	35	59
28	Z2	639/970 (66%)	616 (96%)	23 (4%)	35	59
28	Z3	639/970 (66%)	616 (96%)	23 (4%)	35	59
28	Z4	639/970 (66%)	616 (96%)	23 (4%)	35	59
29	a1	293/335 (88%)	288 (98%)	5 (2%)	60	78
29	a2	293/335 (88%)	288 (98%)	5 (2%)	60	78
29	a3	293/335 (88%)	288 (98%)	5 (2%)	60	78
29	a4	293/335 (88%)	288 (98%)	5 (2%)	60	78
30	b1	299/337 (89%)	278 (93%)	21 (7%)	15	40

Continued on next page...

*Continued from previous page...*

Mol	Chain	Analysed	Rotameric	Outliers	Percentiles	
30	b2	299/337 (89%)	278 (93%)	21 (7%)	15	40
30	b3	299/337 (89%)	278 (93%)	21 (7%)	15	40
30	b4	299/337 (89%)	278 (93%)	21 (7%)	15	40
All	All	37655/45001 (84%)	36794 (98%)	861 (2%)	53	70

All (861) residues with a non-rotameric sidechain are listed below:

Mol	Chain	Res	Type
1	A1	316	ARG
1	A1	422	LEU
1	A1	779	ASP
1	A1	790	ASP
1	A1	862	LEU
1	A1	976	LEU
1	A1	983	LEU
1	A1	1116	HIS
2	A2	83	GLN
2	A2	91	LEU
2	A2	113	GLN
2	A2	123	HIS
2	A2	204	THR
2	A2	229	SER
2	A2	232	LEU
2	A2	240	SER
2	A2	242	HIS
2	A2	243	ARG
2	A2	277	GLU
2	A2	279	ARG
2	A2	280	TRP
2	A2	282	SER
2	A2	284	ARG
2	A2	292	HIS
2	A2	307	PHE
2	A2	310	ARG
2	A2	311	GLN
2	A2	316	ARG
2	A2	367	ASP
2	A2	395	MET
2	A2	397	LEU
2	A2	411	SER
2	A2	446	LEU

*Continued on next page...*

*Continued from previous page...*

<b>Mol</b>	<b>Chain</b>	<b>Res</b>	<b>Type</b>
2	A2	481	ARG
2	A2	489	LEU
2	A2	498	ARG
2	A2	500	LYS
2	A2	508	LEU
2	A2	519	LEU
2	A2	520	GLU
2	A2	521	ASN
2	A2	530	LEU
2	A2	575	LEU
2	A2	623	SER
2	A2	634	ASP
2	A2	654	LEU
2	A2	676	LEU
2	A2	678	LEU
2	A2	687	LEU
2	A2	704	THR
2	A2	719	ARG
2	A2	720	LEU
2	A2	725	GLU
2	A2	730	THR
2	A2	731	ILE
2	A2	760	LEU
2	A2	772	SER
2	A2	781	ARG
2	A2	795	GLN
2	A2	798	LYS
2	A2	800	LEU
2	A2	805	LEU
2	A2	942	ASN
2	A2	975	GLU
2	A2	983	LEU
2	A2	1014	LYS
2	A2	1018	ASP
2	A2	1019	ARG
2	A2	1021	LEU
2	A2	1034	ARG
2	A2	1038	THR
2	A2	1048	ARG
2	A2	1070	ASP
2	A2	1117	ILE
2	A2	1133	GLU

*Continued on next page...*

*Continued from previous page...*

<b>Mol</b>	<b>Chain</b>	<b>Res</b>	<b>Type</b>
2	A2	1175	ASP
2	A2	1177	HIS
2	A2	1213	LEU
2	A2	1232	SER
2	A2	1241	ARG
2	A2	1243	SER
2	A2	1285	LEU
2	A2	1314	LEU
2	A2	1321	MSE
2	A2	1332	ARG
2	A2	1333	ARG
2	A2	1348	GLU
2	A2	1350	VAL
2	A2	1377	ARG
2	A2	1405	LEU
1	A3	316	ARG
1	A3	422	LEU
1	A3	779	ASP
1	A3	790	ASP
1	A3	862	LEU
1	A3	976	LEU
1	A3	1116	HIS
2	A4	83	GLN
2	A4	91	LEU
2	A4	113	GLN
2	A4	123	HIS
2	A4	204	THR
2	A4	229	SER
2	A4	232	LEU
2	A4	240	SER
2	A4	242	HIS
2	A4	243	ARG
2	A4	277	GLU
2	A4	279	ARG
2	A4	280	TRP
2	A4	282	SER
2	A4	284	ARG
2	A4	292	HIS
2	A4	307	PHE
2	A4	310	ARG
2	A4	311	GLN
2	A4	316	ARG

*Continued on next page...*

*Continued from previous page...*

<b>Mol</b>	<b>Chain</b>	<b>Res</b>	<b>Type</b>
2	A4	367	ASP
2	A4	395	MET
2	A4	397	LEU
2	A4	411	SER
2	A4	446	LEU
2	A4	481	ARG
2	A4	489	LEU
2	A4	498	ARG
2	A4	500	LYS
2	A4	508	LEU
2	A4	519	LEU
2	A4	520	GLU
2	A4	521	ASN
2	A4	530	LEU
2	A4	575	LEU
2	A4	623	SER
2	A4	634	ASP
2	A4	654	LEU
2	A4	676	LEU
2	A4	678	LEU
2	A4	687	LEU
2	A4	704	THR
2	A4	719	ARG
2	A4	720	LEU
2	A4	725	GLU
2	A4	730	THR
2	A4	731	ILE
2	A4	760	LEU
2	A4	772	SER
2	A4	781	ARG
2	A4	795	GLN
2	A4	798	LYS
2	A4	800	LEU
2	A4	805	LEU
2	A4	942	ASN
2	A4	975	GLU
2	A4	983	LEU
2	A4	1014	LYS
2	A4	1018	ASP
2	A4	1019	ARG
2	A4	1021	LEU
2	A4	1034	ARG

*Continued on next page...*



*Continued from previous page...*

<b>Mol</b>	<b>Chain</b>	<b>Res</b>	<b>Type</b>
2	A4	1038	THR
2	A4	1048	ARG
2	A4	1070	ASP
2	A4	1117	ILE
2	A4	1133	GLU
2	A4	1175	ASP
2	A4	1177	HIS
2	A4	1213	LEU
2	A4	1232	SER
2	A4	1241	ARG
2	A4	1243	SER
2	A4	1285	LEU
2	A4	1314	LEU
2	A4	1321	MSE
2	A4	1332	ARG
2	A4	1333	ARG
2	A4	1348	GLU
2	A4	1350	VAL
2	A4	1377	ARG
2	A4	1405	LEU
3	A5	316	ARG
3	A5	422	LEU
3	A5	779	ASP
3	A5	790	ASP
3	A5	862	LEU
3	A5	945	ARG
3	A5	1019	ARG
3	A5	1213	LEU
3	A5	1321	MSE
3	A5	1405	LEU
3	A5	1412	MSE
3	A6	316	ARG
3	A6	422	LEU
3	A6	779	ASP
3	A6	790	ASP
3	A6	862	LEU
3	A6	945	ARG
3	A6	1019	ARG
3	A6	1213	LEU
3	A6	1321	MSE
3	A6	1405	LEU
3	A6	1412	MSE

*Continued on next page...*

*Continued from previous page...*

<b>Mol</b>	<b>Chain</b>	<b>Res</b>	<b>Type</b>
11	I1	722	PHE
11	I2	722	PHE
11	I3	722	PHE
11	I4	722	PHE
11	I5	722	PHE
19	Q1	170	HIS
19	Q1	192	GLN
19	Q1	204[A]	MSE
19	Q1	204[B]	MSE
19	Q2	247	SER
19	Q3	170	HIS
19	Q3	192	GLN
19	Q3	204[A]	MSE
19	Q3	204[B]	MSE
19	Q4	247	SER
21	S1	82	LYS
21	S1	96	LEU
21	S1	122	LYS
21	S1	123	LEU
21	S1	130	LEU
21	S1	170	THR
21	S1	207	LYS
21	S1	383	SER
21	S1	384	ASP
21	S1	394	ASN
21	S1	399	SER
21	S1	408	THR
21	S1	465	SER
21	S1	626	SER
21	S1	648	SER
21	S1	694	SER
21	S1	934	HIS
21	S1	952	THR
21	S1	986	ASP
21	S1	997	GLU
21	S1	1034	LEU
21	S1	1052	LEU
21	S1	1064	ILE
21	S1	1083	TRP
21	S1	1105	LEU
21	S2	82	LYS
21	S2	96	LEU

*Continued on next page...*

*Continued from previous page...*

<b>Mol</b>	<b>Chain</b>	<b>Res</b>	<b>Type</b>
21	S2	122	LYS
21	S2	123	LEU
21	S2	130	LEU
21	S2	170	THR
21	S2	207	LYS
21	S2	383	SER
21	S2	384	ASP
21	S2	394	ASN
21	S2	399	SER
21	S2	408	THR
21	S2	465	SER
21	S2	626	SER
21	S2	648	SER
21	S2	694	SER
21	S2	934	HIS
21	S2	952	THR
21	S2	986	ASP
21	S2	997	GLU
21	S2	1034	LEU
21	S2	1052	LEU
21	S2	1064	ILE
21	S2	1083	TRP
21	S2	1105	LEU
21	S3	82	LYS
21	S3	96	LEU
21	S3	122	LYS
21	S3	123	LEU
21	S3	130	LEU
21	S3	170	THR
21	S3	207	LYS
21	S3	383	SER
21	S3	384	ASP
21	S3	394	ASN
21	S3	399	SER
21	S3	408	THR
21	S3	465	SER
21	S3	626	SER
21	S3	648	SER
21	S3	694	SER
21	S3	934	HIS
21	S3	952	THR
21	S3	986	ASP

*Continued on next page...*

*Continued from previous page...*

<b>Mol</b>	<b>Chain</b>	<b>Res</b>	<b>Type</b>
21	S3	997	GLU
21	S3	1034	LEU
21	S3	1052	LEU
21	S3	1064	ILE
21	S3	1083	TRP
21	S3	1105	LEU
21	S4	82	LYS
21	S4	96	LEU
21	S4	122	LYS
21	S4	123	LEU
21	S4	130	LEU
21	S4	170	THR
21	S4	207	LYS
21	S4	383	SER
21	S4	384	ASP
21	S4	394	ASN
21	S4	399	SER
21	S4	408	THR
21	S4	465	SER
21	S4	626	SER
21	S4	648	SER
21	S4	694	SER
21	S4	934	HIS
21	S4	952	THR
21	S4	986	ASP
21	S4	997	GLU
21	S4	1034	LEU
21	S4	1052	LEU
21	S4	1064	ILE
21	S4	1083	TRP
21	S4	1105	LEU
22	T1	675	ILE
22	T1	685	ARG
22	T1	698	LYS
22	T1	810	THR
22	T1	910	MET
22	T2	675	ILE
22	T2	685	ARG
22	T2	698	LYS
22	T2	810	THR
22	T2	910	MET
22	T3	675	ILE

*Continued on next page...*

*Continued from previous page...*

<b>Mol</b>	<b>Chain</b>	<b>Res</b>	<b>Type</b>
22	T3	685	ARG
22	T3	698	LYS
22	T3	810	THR
22	T3	910	MET
22	T4	675	ILE
22	T4	685	ARG
22	T4	698	LYS
22	T4	810	THR
22	T4	910	MET
23	U1	17	ASP
23	U1	26	GLN
23	U1	58	ASP
23	U1	71	GLU
23	U1	77	LEU
23	U1	86	ASN
23	U1	88	ASP
23	U1	118	GLN
23	U1	141	THR
23	U1	166	THR
23	U1	237	ILE
23	U1	268	SER
23	U1	274	GLN
23	U1	284	SER
23	U1	343	ILE
23	U1	357	SER
23	U1	365	MET
23	U1	403	SER
23	U1	422	LEU
23	U1	431	ILE
23	U2	17	ASP
23	U2	26	GLN
23	U2	58	ASP
23	U2	71	GLU
23	U2	77	LEU
23	U2	86	ASN
23	U2	88	ASP
23	U2	118	GLN
23	U2	141	THR
23	U2	166	THR
23	U2	237	ILE
23	U2	268	SER
23	U2	274	GLN

*Continued on next page...*

*Continued from previous page...*

<b>Mol</b>	<b>Chain</b>	<b>Res</b>	<b>Type</b>
23	U2	284	SER
23	U2	343	ILE
23	U2	357	SER
23	U2	365	MET
23	U2	403	SER
23	U2	422	LEU
23	U2	431	ILE
23	U3	17	ASP
23	U3	26	GLN
23	U3	58	ASP
23	U3	71	GLU
23	U3	77	LEU
23	U3	86	ASN
23	U3	88	ASP
23	U3	118	GLN
23	U3	141	THR
23	U3	166	THR
23	U3	237	ILE
23	U3	268	SER
23	U3	274	GLN
23	U3	284	SER
23	U3	343	ILE
23	U3	357	SER
23	U3	365	MET
23	U3	403	SER
23	U3	422	LEU
23	U3	431	ILE
23	U4	17	ASP
23	U4	26	GLN
23	U4	58	ASP
23	U4	71	GLU
23	U4	77	LEU
23	U4	86	ASN
23	U4	88	ASP
23	U4	118	GLN
23	U4	141	THR
23	U4	166	THR
23	U4	237	ILE
23	U4	268	SER
23	U4	274	GLN
23	U4	284	SER
23	U4	343	ILE

*Continued on next page...*

*Continued from previous page...*

<b>Mol</b>	<b>Chain</b>	<b>Res</b>	<b>Type</b>
23	U4	357	SER
23	U4	365	MET
23	U4	403	SER
23	U4	422	LEU
23	U4	431	ILE
24	V1	160	LEU
24	V1	175	ARG
24	V1	214	SER
24	V1	216	LEU
24	V1	225	MET
24	V1	234	LEU
24	V1	251	THR
24	V1	308	SER
24	V1	319	LEU
24	V1	328	SER
24	V1	336	LEU
24	V1	341	LEU
24	V1	346	THR
24	V1	349	CYS
24	V1	351	ILE
24	V1	368	GLU
24	V1	370	LEU
24	V1	371	PHE
24	V1	400	LEU
24	V1	402	SER
24	V1	406	SER
24	V1	408	LEU
24	V1	412	SER
24	V1	419	ILE
24	V1	440	ARG
24	V1	443	THR
24	V1	456	GLN
24	V1	464	ARG
24	V1	467	SER
24	V1	516	ILE
24	V1	522	SER
24	V1	524	ASN
24	V1	531	LEU
24	V1	539	PHE
24	V1	547	ARG
24	V2	160	LEU
24	V2	175	ARG

*Continued on next page...*

*Continued from previous page...*

<b>Mol</b>	<b>Chain</b>	<b>Res</b>	<b>Type</b>
24	V2	214	SER
24	V2	216	LEU
24	V2	225	MET
24	V2	234	LEU
24	V2	251	THR
24	V2	308	SER
24	V2	319	LEU
24	V2	328	SER
24	V2	336	LEU
24	V2	341	LEU
24	V2	346	THR
24	V2	349	CYS
24	V2	351	ILE
24	V2	368	GLU
24	V2	370	LEU
24	V2	371	PHE
24	V2	400	LEU
24	V2	402	SER
24	V2	406	SER
24	V2	408	LEU
24	V2	412	SER
24	V2	419	ILE
24	V2	440	ARG
24	V2	443	THR
24	V2	456	GLN
24	V2	464	ARG
24	V2	467	SER
24	V2	516	ILE
24	V2	522	SER
24	V2	524	ASN
24	V2	531	LEU
24	V2	539	PHE
24	V2	547	ARG
24	V3	160	LEU
24	V3	175	ARG
24	V3	214	SER
24	V3	216	LEU
24	V3	225	MET
24	V3	234	LEU
24	V3	251	THR
24	V3	308	SER
24	V3	319	LEU

*Continued on next page...*



*Continued from previous page...*

<b>Mol</b>	<b>Chain</b>	<b>Res</b>	<b>Type</b>
24	V3	328	SER
24	V3	336	LEU
24	V3	341	LEU
24	V3	346	THR
24	V3	349	CYS
24	V3	351	ILE
24	V3	368	GLU
24	V3	370	LEU
24	V3	371	PHE
24	V3	400	LEU
24	V3	402	SER
24	V3	406	SER
24	V3	408	LEU
24	V3	412	SER
24	V3	419	ILE
24	V3	440	ARG
24	V3	443	THR
24	V3	456	GLN
24	V3	464	ARG
24	V3	467	SER
24	V3	516	ILE
24	V3	522	SER
24	V3	524	ASN
24	V3	531	LEU
24	V3	539	PHE
24	V3	547	ARG
24	V4	160	LEU
24	V4	175	ARG
24	V4	214	SER
24	V4	216	LEU
24	V4	225	MET
24	V4	234	LEU
24	V4	251	THR
24	V4	308	SER
24	V4	319	LEU
24	V4	328	SER
24	V4	336	LEU
24	V4	341	LEU
24	V4	346	THR
24	V4	349	CYS
24	V4	351	ILE
24	V4	368	GLU

*Continued on next page...*

*Continued from previous page...*

<b>Mol</b>	<b>Chain</b>	<b>Res</b>	<b>Type</b>
24	V4	370	LEU
24	V4	371	PHE
24	V4	400	LEU
24	V4	402	SER
24	V4	406	SER
24	V4	408	LEU
24	V4	412	SER
24	V4	419	ILE
24	V4	440	ARG
24	V4	443	THR
24	V4	456	GLN
24	V4	464	ARG
24	V4	467	SER
24	V4	516	ILE
24	V4	522	SER
24	V4	524	ASN
24	V4	531	LEU
24	V4	539	PHE
24	V4	547	ARG
25	W1	9	ASN
25	W1	22	LYS
25	W1	43	HIS
25	W1	46	ILE
25	W1	47	ASP
25	W1	225	VAL
25	W1	227	GLN
25	W1	229	ARG
25	W1	275	ASP
25	W2	9	ASN
25	W2	22	LYS
25	W2	43	HIS
25	W2	46	ILE
25	W2	47	ASP
25	W2	225	VAL
25	W2	227	GLN
25	W2	229	ARG
25	W2	275	ASP
25	W3	9	ASN
25	W3	22	LYS
25	W3	43	HIS
25	W3	46	ILE
25	W3	47	ASP

*Continued on next page...*

*Continued from previous page...*

<b>Mol</b>	<b>Chain</b>	<b>Res</b>	<b>Type</b>
25	W3	225	VAL
25	W3	227	GLN
25	W3	229	ARG
25	W3	275	ASP
25	W4	9	ASN
25	W4	22	LYS
25	W4	43	HIS
25	W4	46	ILE
25	W4	47	ASP
25	W4	188	ASN
25	W4	225	VAL
25	W4	227	GLN
25	W4	229	ARG
25	W4	275	ASP
26	X1	51	MET
26	X1	143	THR
26	X1	239	VAL
26	X1	269	ASP
26	X1	324	ILE
26	X1	453	ASP
26	X1	488	LEU
26	X1	496	THR
26	X1	516	ASN
26	X1	539	TYR
26	X2	51	MET
26	X2	143	THR
26	X2	239	VAL
26	X2	269	ASP
26	X2	324	ILE
26	X2	453	ASP
26	X2	488	LEU
26	X2	496	THR
26	X2	516	ASN
26	X2	539	TYR
26	X3	51	MET
26	X3	143	THR
26	X3	239	VAL
26	X3	269	ASP
26	X3	324	ILE
26	X3	453	ASP
26	X3	488	LEU
26	X3	496	THR

*Continued on next page...*

*Continued from previous page...*

<b>Mol</b>	<b>Chain</b>	<b>Res</b>	<b>Type</b>
26	X3	516	ASN
26	X3	539	TYR
26	X4	51	MET
26	X4	143	THR
26	X4	239	VAL
26	X4	269	ASP
26	X4	324	ILE
26	X4	453	ASP
26	X4	488	LEU
26	X4	496	THR
26	X4	516	ASN
26	X4	539	TYR
27	Y1	80	THR
27	Y1	138	ASP
27	Y1	168	ASP
27	Y1	226	ARG
27	Y1	301	ASP
27	Y1	313	ASN
27	Y1	314	LEU
27	Y1	334	THR
27	Y2	80	THR
27	Y2	138	ASP
27	Y2	168	ASP
27	Y2	226	ARG
27	Y2	301	ASP
27	Y2	313	ASN
27	Y2	314	LEU
27	Y2	334	THR
27	Y3	80	THR
27	Y3	138	ASP
27	Y3	168	ASP
27	Y3	226	ARG
27	Y3	301	ASP
27	Y3	313	ASN
27	Y3	314	LEU
27	Y3	334	THR
27	Y4	80	THR
27	Y4	138	ASP
27	Y4	168	ASP
27	Y4	226	ARG
27	Y4	301	ASP
27	Y4	313	ASN

*Continued on next page...*

*Continued from previous page...*

<b>Mol</b>	<b>Chain</b>	<b>Res</b>	<b>Type</b>
27	Y4	314	LEU
27	Y4	334	THR
28	Z1	63	SER
28	Z1	72	PHE
28	Z1	127	SER
28	Z1	172	GLN
28	Z1	183	LEU
28	Z1	209	THR
28	Z1	230	HIS
28	Z1	270	PHE
28	Z1	280	LEU
28	Z1	305	VAL
28	Z1	314	THR
28	Z1	335	VAL
28	Z1	338	ARG
28	Z1	370	ASP
28	Z1	408	PHE
28	Z1	422	ARG
28	Z1	590	GLN
28	Z1	600	ASP
28	Z1	628	ARG
28	Z1	638	VAL
28	Z1	644	THR
28	Z1	703	ASP
28	Z1	706	ASN
28	Z2	63	SER
28	Z2	72	PHE
28	Z2	127	SER
28	Z2	172	GLN
28	Z2	183	LEU
28	Z2	209	THR
28	Z2	230	HIS
28	Z2	270	PHE
28	Z2	280	LEU
28	Z2	305	VAL
28	Z2	314	THR
28	Z2	335	VAL
28	Z2	338	ARG
28	Z2	370	ASP
28	Z2	408	PHE
28	Z2	422	ARG
28	Z2	590	GLN

*Continued on next page...*

*Continued from previous page...*

<b>Mol</b>	<b>Chain</b>	<b>Res</b>	<b>Type</b>
28	Z2	600	ASP
28	Z2	628	ARG
28	Z2	638	VAL
28	Z2	644	THR
28	Z2	703	ASP
28	Z2	706	ASN
28	Z3	63	SER
28	Z3	72	PHE
28	Z3	127	SER
28	Z3	172	GLN
28	Z3	183	LEU
28	Z3	209	THR
28	Z3	230	HIS
28	Z3	270	PHE
28	Z3	280	LEU
28	Z3	305	VAL
28	Z3	314	THR
28	Z3	335	VAL
28	Z3	338	ARG
28	Z3	370	ASP
28	Z3	408	PHE
28	Z3	422	ARG
28	Z3	590	GLN
28	Z3	600	ASP
28	Z3	628	ARG
28	Z3	638	VAL
28	Z3	644	THR
28	Z3	703	ASP
28	Z3	706	ASN
28	Z4	63	SER
28	Z4	72	PHE
28	Z4	127	SER
28	Z4	172	GLN
28	Z4	183	LEU
28	Z4	209	THR
28	Z4	230	HIS
28	Z4	270	PHE
28	Z4	280	LEU
28	Z4	305	VAL
28	Z4	314	THR
28	Z4	335	VAL
28	Z4	338	ARG

*Continued on next page...*

*Continued from previous page...*

<b>Mol</b>	<b>Chain</b>	<b>Res</b>	<b>Type</b>
28	Z4	370	ASP
28	Z4	408	PHE
28	Z4	422	ARG
28	Z4	590	GLN
28	Z4	600	ASP
28	Z4	628	ARG
28	Z4	638	VAL
28	Z4	644	THR
28	Z4	703	ASP
28	Z4	706	ASN
29	a1	72	ARG
29	a1	214[A]	THR
29	a1	214[B]	THR
29	a1	363[A]	LEU
29	a1	363[B]	LEU
29	a2	72	ARG
29	a2	214[A]	THR
29	a2	214[B]	THR
29	a2	363[A]	LEU
29	a2	363[B]	LEU
29	a3	72	ARG
29	a3	214[A]	THR
29	a3	214[B]	THR
29	a3	363[A]	LEU
29	a3	363[B]	LEU
29	a4	72	ARG
29	a4	214[A]	THR
29	a4	214[B]	THR
29	a4	363[A]	LEU
29	a4	363[B]	LEU
30	b1	25	SER
30	b1	27	SER
30	b1	31	LEU
30	b1	46	SER
30	b1	50	THR
30	b1	54	THR
30	b1	68	LEU
30	b1	74	SER
30	b1	77	SER
30	b1	83	GLU
30	b1	127	LEU
30	b1	131	SER

*Continued on next page...*

*Continued from previous page...*

<b>Mol</b>	<b>Chain</b>	<b>Res</b>	<b>Type</b>
30	b1	185	SER
30	b1	216	LEU
30	b1	245	THR
30	b1	246	CYS
30	b1	258	VAL
30	b1	259	ARG
30	b1	266	SER
30	b1	304	LEU
30	b1	367	GLN
30	b2	25	SER
30	b2	27	SER
30	b2	31	LEU
30	b2	46	SER
30	b2	50	THR
30	b2	54	THR
30	b2	68	LEU
30	b2	74	SER
30	b2	77	SER
30	b2	83	GLU
30	b2	127	LEU
30	b2	131	SER
30	b2	185	SER
30	b2	216	LEU
30	b2	245	THR
30	b2	246	CYS
30	b2	258	VAL
30	b2	259	ARG
30	b2	266	SER
30	b2	304	LEU
30	b2	367	GLN
30	b3	25	SER
30	b3	27	SER
30	b3	31	LEU
30	b3	46	SER
30	b3	50	THR
30	b3	54	THR
30	b3	68	LEU
30	b3	74	SER
30	b3	77	SER
30	b3	83	GLU
30	b3	127	LEU
30	b3	131	SER

*Continued on next page...*



*Continued from previous page...*

<b>Mol</b>	<b>Chain</b>	<b>Res</b>	<b>Type</b>
30	b3	185	SER
30	b3	216	LEU
30	b3	245	THR
30	b3	246	CYS
30	b3	258	VAL
30	b3	259	ARG
30	b3	266	SER
30	b3	304	LEU
30	b3	367	GLN
30	b4	25	SER
30	b4	27	SER
30	b4	31	LEU
30	b4	46	SER
30	b4	50	THR
30	b4	54	THR
30	b4	68	LEU
30	b4	74	SER
30	b4	77	SER
30	b4	83	GLU
30	b4	127	LEU
30	b4	131	SER
30	b4	185	SER
30	b4	216	LEU
30	b4	245	THR
30	b4	246	CYS
30	b4	258	VAL
30	b4	259	ARG
30	b4	266	SER
30	b4	304	LEU
30	b4	367	GLN

Sometimes sidechains can be flipped to improve hydrogen bonding and reduce clashes. All (218) such sidechains are listed below:

<b>Mol</b>	<b>Chain</b>	<b>Res</b>	<b>Type</b>
1	A1	1233	GLN
2	A2	83	GLN
2	A2	87	GLN
2	A2	123	HIS
2	A2	722	ASN
2	A2	868	GLN
2	A2	1100	GLN
2	A2	1103	GLN

*Continued on next page...*

*Continued from previous page...*

<b>Mol</b>	<b>Chain</b>	<b>Res</b>	<b>Type</b>
2	A2	1199	GLN
2	A2	1284	ASN
2	A2	1289	HIS
2	A2	1317	GLN
2	A2	1368	GLN
1	A3	1233	GLN
2	A4	123	HIS
2	A4	173	ASN
2	A4	673	HIS
2	A4	761	GLN
2	A4	861	GLN
2	A4	904	GLN
2	A4	1092	ASN
2	A4	1100	GLN
2	A4	1103	GLN
2	A4	1155	ASN
2	A4	1199	GLN
2	A4	1284	ASN
2	A4	1289	HIS
2	A4	1317	GLN
2	A4	1368	GLN
3	A5	1027	HIS
3	A5	1033	GLN
3	A5	1101	GLN
3	A5	1155	ASN
3	A5	1160	GLN
3	A5	1364	GLN
3	A6	129	ASN
3	A6	137	HIS
3	A6	171	HIS
3	A6	961	GLN
3	A6	1088	ASN
3	A6	1155	ASN
3	A6	1364	GLN
3	A6	1368	GLN
5	C4	748	ASN
6	D1	200	HIS
6	D2	200	HIS
6	D2	759	GLN
6	D3	200	HIS
6	D3	819	ASN
6	D4	200	HIS

*Continued on next page...*

*Continued from previous page...*

<b>Mol</b>	<b>Chain</b>	<b>Res</b>	<b>Type</b>
6	D4	759	GLN
6	D5	200	HIS
6	D6	200	HIS
6	D7	200	HIS
6	D7	511	GLN
8	F1	1262	HIS
8	F2	1049	GLN
9	G1	254	ASN
11	I1	878	GLN
11	I1	892	HIS
11	I1	927	HIS
11	I1	1063	GLN
11	I1	1182	GLN
11	I1	1667	GLN
11	I2	887	GLN
11	I2	892	HIS
11	I2	1014	ASN
11	I2	1041	GLN
11	I2	1068	HIS
11	I2	1182	GLN
11	I2	1635	HIS
11	I2	1667	GLN
11	I3	771	ASN
11	I3	1063	GLN
11	I3	1182	GLN
11	I4	1182	GLN
11	I5	29	GLN
11	I5	1182	GLN
12	J1	282	ASN
15	M1	584	GLN
15	M1	618	GLN
15	M1	624	ASN
15	M1	631	GLN
15	M3	584	GLN
17	O2	263	GLN
17	O4	225	GLN
17	O4	265	ASN
18	P1	326	GLN
18	P3	326	GLN
19	Q1	192	GLN
19	Q3	192	GLN
20	R1	150	ASN

*Continued on next page...*

*Continued from previous page...*

<b>Mol</b>	<b>Chain</b>	<b>Res</b>	<b>Type</b>
21	S1	319	ASN
21	S1	944	GLN
21	S1	950	HIS
21	S1	958	ASN
21	S1	1017	GLN
21	S1	1155	GLN
21	S2	319	ASN
21	S2	944	GLN
21	S2	958	ASN
21	S2	1017	GLN
21	S2	1155	GLN
21	S3	319	ASN
21	S3	944	GLN
21	S3	950	HIS
21	S3	958	ASN
21	S3	1017	GLN
21	S3	1155	GLN
21	S4	319	ASN
21	S4	944	GLN
21	S4	958	ASN
21	S4	1017	GLN
21	S4	1155	GLN
22	T1	788	HIS
22	T1	862	HIS
22	T1	902	GLN
22	T1	914	GLN
22	T2	788	HIS
22	T2	862	HIS
22	T2	902	GLN
22	T2	914	GLN
22	T3	788	HIS
22	T3	862	HIS
22	T3	902	GLN
22	T3	914	GLN
22	T4	788	HIS
22	T4	862	HIS
22	T4	902	GLN
22	T4	914	GLN
23	U1	97	HIS
23	U2	97	HIS
23	U3	97	HIS
23	U4	97	HIS

*Continued on next page...*

*Continued from previous page...*

<b>Mol</b>	<b>Chain</b>	<b>Res</b>	<b>Type</b>
24	V1	210	GLN
24	V1	329	ASN
24	V1	536	GLN
24	V1	542	GLN
24	V2	210	GLN
24	V2	329	ASN
24	V2	536	GLN
24	V2	542	GLN
24	V3	210	GLN
24	V3	536	GLN
24	V3	542	GLN
24	V4	210	GLN
24	V4	329	ASN
24	V4	536	GLN
24	V4	542	GLN
25	W1	9	ASN
25	W1	43	HIS
25	W1	63	HIS
25	W2	9	ASN
25	W2	43	HIS
25	W2	63	HIS
25	W2	192	GLN
25	W3	9	ASN
25	W3	43	HIS
25	W3	63	HIS
25	W4	9	ASN
25	W4	43	HIS
25	W4	63	HIS
26	X1	467	ASN
26	X4	467	ASN
27	Y1	164	HIS
27	Y1	313	ASN
27	Y3	313	ASN
28	Z1	255	GLN
28	Z1	284	ASN
28	Z1	295	ASN
28	Z1	350	ASN
28	Z1	410	ASN
28	Z1	514	ASN
28	Z1	560	ASN
28	Z1	575	ASN
28	Z1	588	ASN

*Continued on next page...*

*Continued from previous page...*

<b>Mol</b>	<b>Chain</b>	<b>Res</b>	<b>Type</b>
28	Z1	632	GLN
28	Z2	255	GLN
28	Z2	284	ASN
28	Z2	295	ASN
28	Z2	350	ASN
28	Z2	410	ASN
28	Z2	514	ASN
28	Z2	560	ASN
28	Z2	575	ASN
28	Z2	588	ASN
28	Z2	632	GLN
28	Z3	255	GLN
28	Z3	284	ASN
28	Z3	295	ASN
28	Z3	350	ASN
28	Z3	410	ASN
28	Z3	560	ASN
28	Z3	575	ASN
28	Z3	588	ASN
28	Z4	255	GLN
28	Z4	284	ASN
28	Z4	295	ASN
28	Z4	350	ASN
28	Z4	410	ASN
28	Z4	514	ASN
28	Z4	560	ASN
28	Z4	575	ASN
28	Z4	588	ASN
28	Z4	632	GLN
29	a2	27	GLN
30	b1	135	ASN
30	b1	138	ASN
30	b1	333	HIS
30	b2	135	ASN
30	b2	138	ASN
30	b2	333	HIS
30	b3	135	ASN
30	b3	138	ASN
30	b3	333	HIS
30	b4	135	ASN
30	b4	138	ASN
30	b4	333	HIS

### 5.3.3 RNA [i](#)

There are no RNA molecules in this entry.

### 5.4 Non-standard residues in protein, DNA, RNA chains [i](#)

There are no non-standard protein/DNA/RNA residues in this entry.

### 5.5 Carbohydrates [i](#)

There are no monosaccharides in this entry.

### 5.6 Ligand geometry [i](#)

There are no ligands in this entry.

### 5.7 Other polymers [i](#)

There are no such residues in this entry.

### 5.8 Polymer linkage issues [i](#)

There are no chain breaks in this entry.

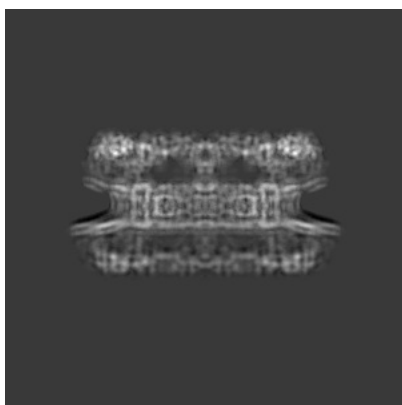
## 6 Map visualisation [i](#)

This section contains visualisations of the EMDB entry EMD-14322. These allow visual inspection of the internal detail of the map and identification of artifacts.


No raw map or half-maps were deposited for this entry and therefore no images, graphs, etc. pertaining to the raw map can be shown.

### 6.1 Orthogonal projections [i](#)

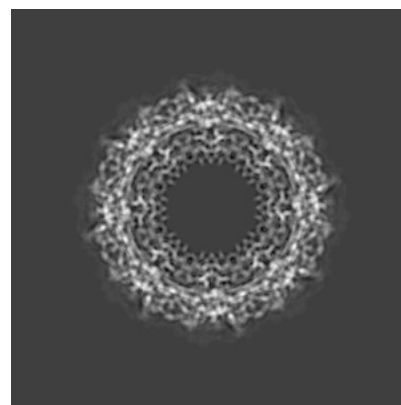
#### 6.1.1 Primary map



X



Y

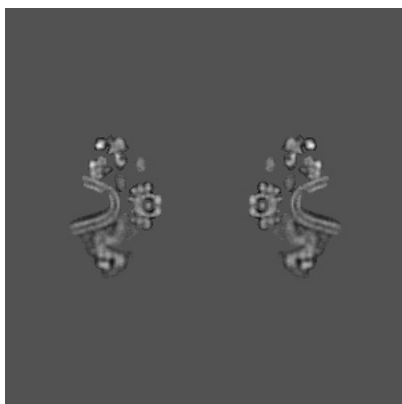


Z

The images above show the map projected in three orthogonal directions.

### 6.2 Central slices [i](#)

#### 6.2.1 Primary map



X Index: 288



Y Index: 288



Z Index: 288



The images above show central slices of the map in three orthogonal directions.

## 6.3 Largest variance slices [i](#)


### 6.3.1 Primary map



X Index: 404



Y Index: 172




Z Index: 370

The images above show the largest variance slices of the map in three orthogonal directions.

## 6.4 Orthogonal surface views [i](#)


### 6.4.1 Primary map



X



Y



Z

The images above show the 3D surface view of the map at the recommended contour level 3.5. These images, in conjunction with the slice images, may facilitate assessment of whether an appropriate contour level has been provided.

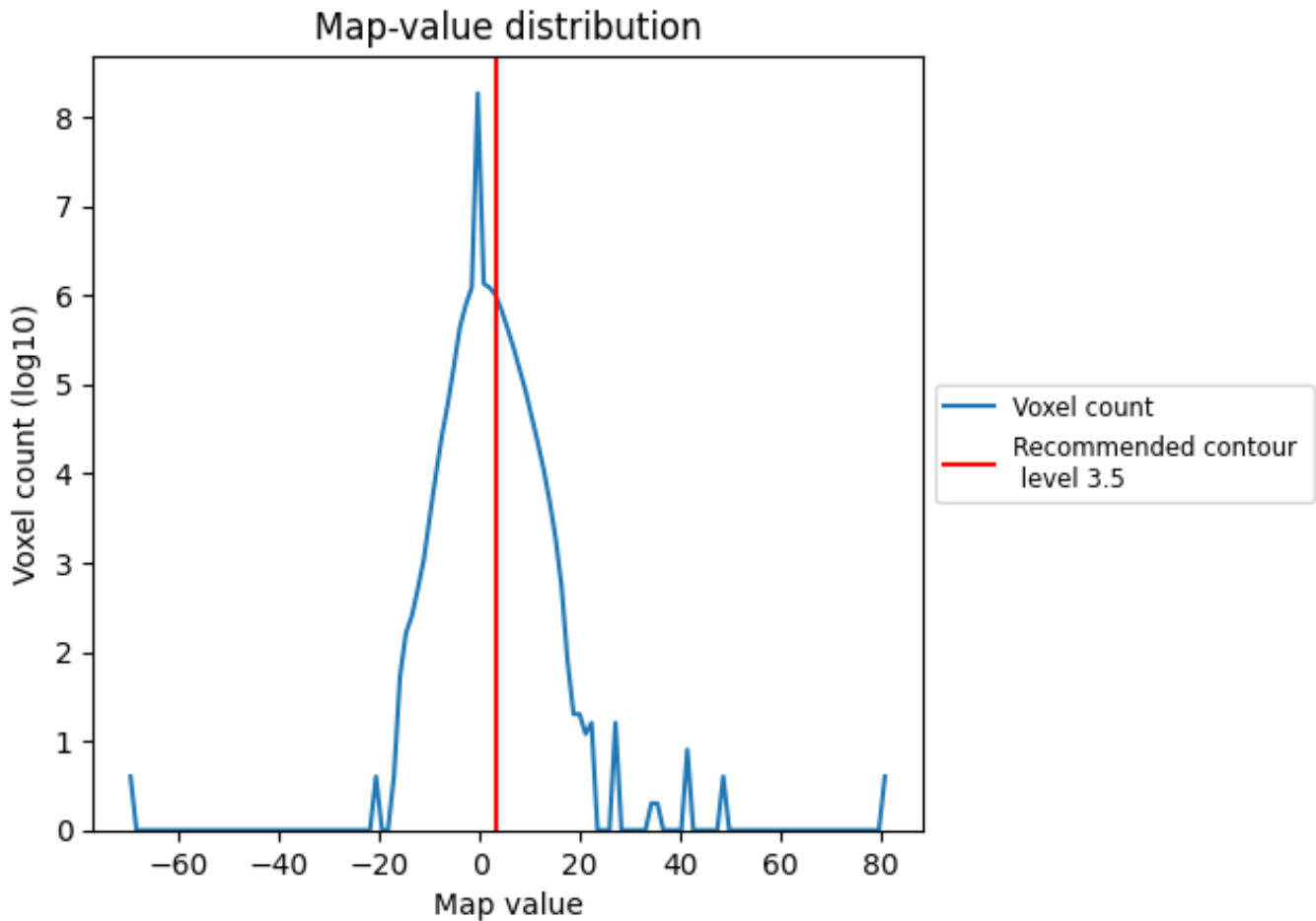
## 6.5 Mask visualisation

This section was not generated. No masks/segmentation were deposited.

## 7 Map analysis [i](#)

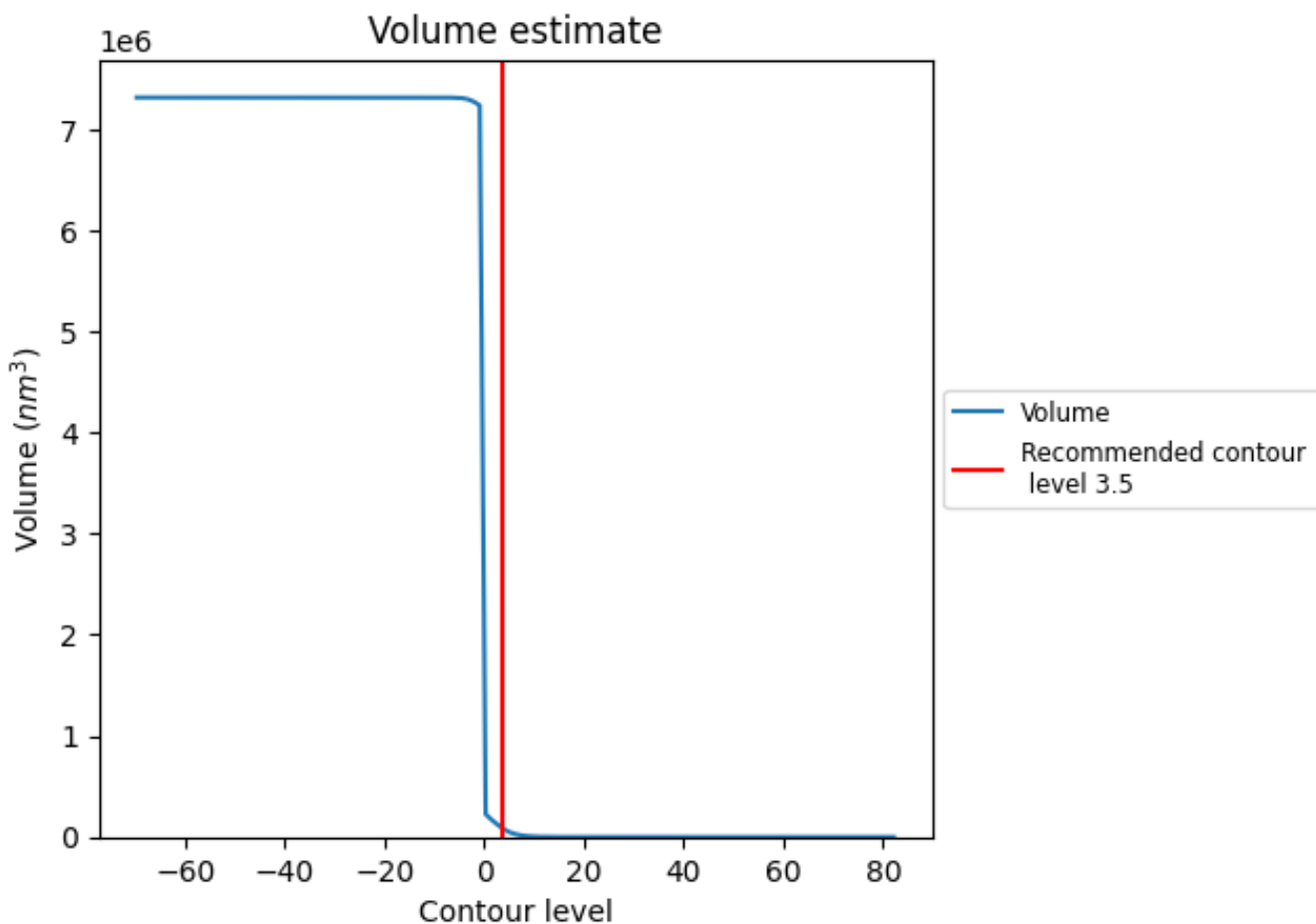
This section contains the results of statistical analysis of the map.

### 7.1 Map-value distribution [i](#)



The map-value distribution is plotted in 128 intervals along the x-axis. The y-axis is logarithmic. A spike in this graph at zero usually indicates that the volume has been masked.

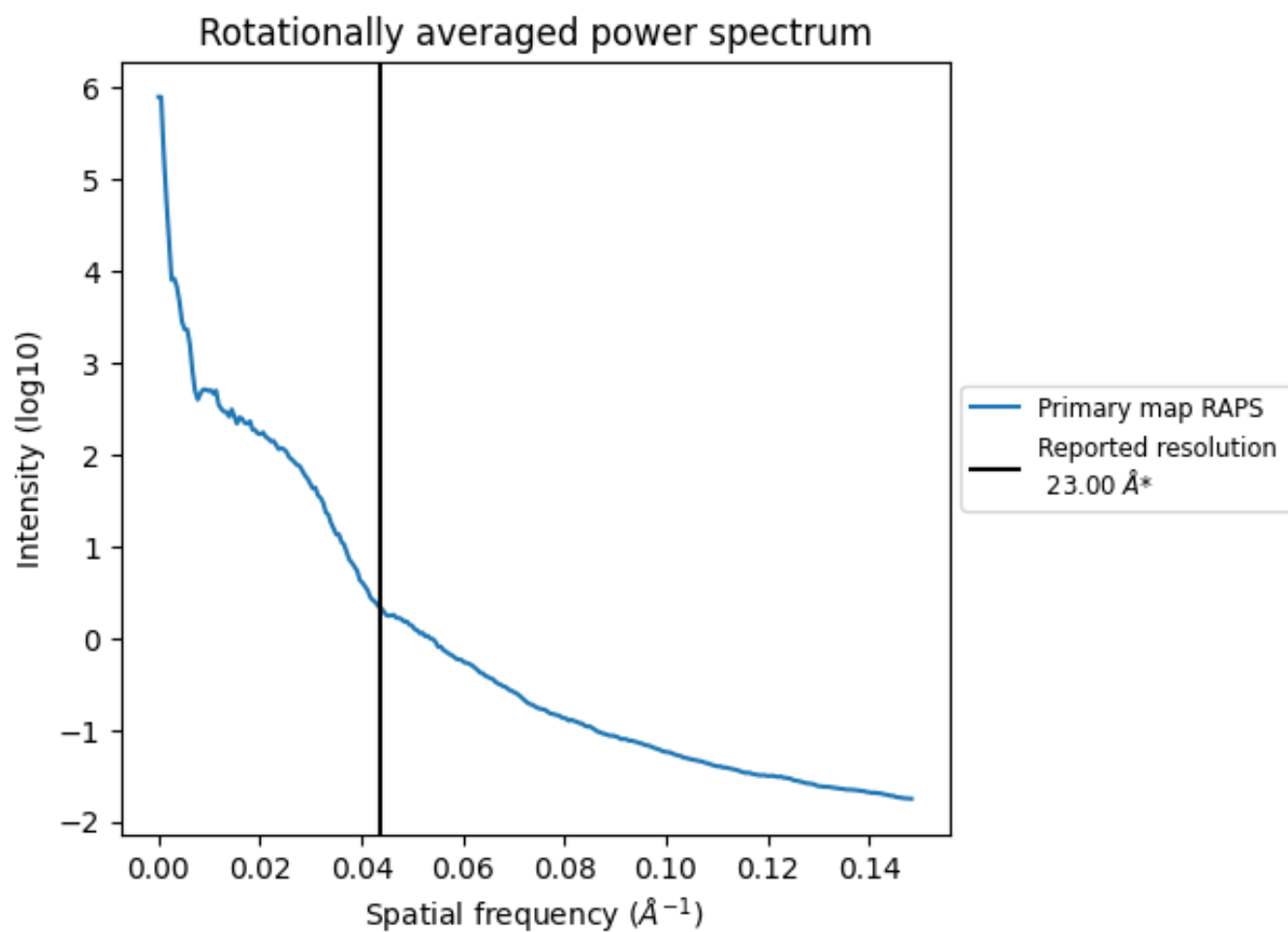
## 7.2 Volume estimate [\(i\)](#)



The volume at the recommended contour level is 93549 nm<sup>3</sup>; this corresponds to an approximate mass of 84505 kDa.

The volume estimate graph shows how the enclosed volume varies with the contour level. The recommended contour level is shown as a vertical line and the intersection between the line and the curve gives the volume of the enclosed surface at the given level.

### 7.3 Rotationally averaged power spectrum [i](#)



\*Reported resolution corresponds to spatial frequency of 0.043 Å<sup>-1</sup>

## 8 Fourier-Shell correlation

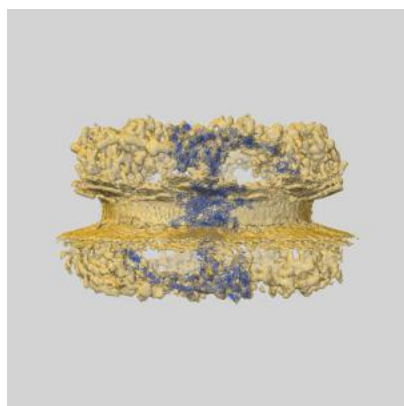
This section was not generated. No FSC curve or half-maps provided.

## 9 Map-model fit [i](#)

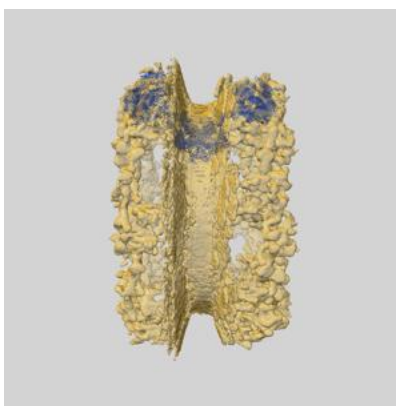
This section contains information regarding the fit between EMDB map EMD-14322 and PDB model 7TBJ. Per-residue inclusion information can be found in section 3 on page 17.

### 9.1 Map-model overlays

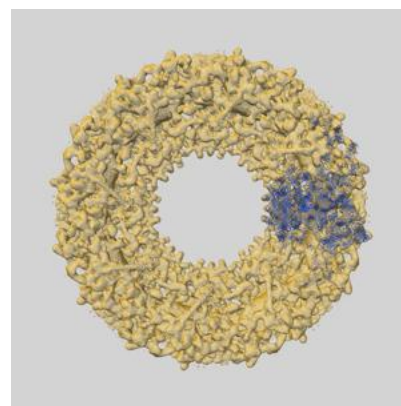
#### 9.1.1 Map-model overlay [i](#)



X




Y

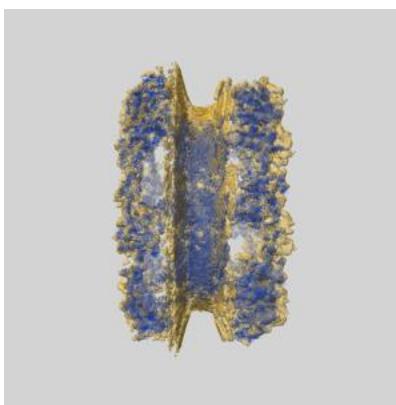


Z

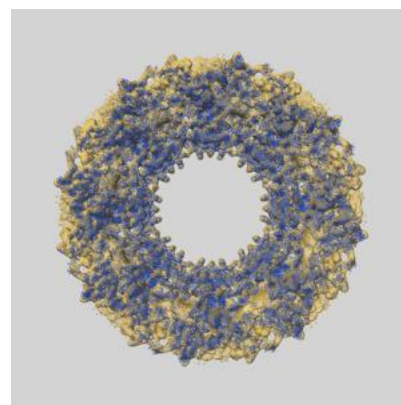
#### 9.1.2 Map-model assembly overlay [i](#)



X



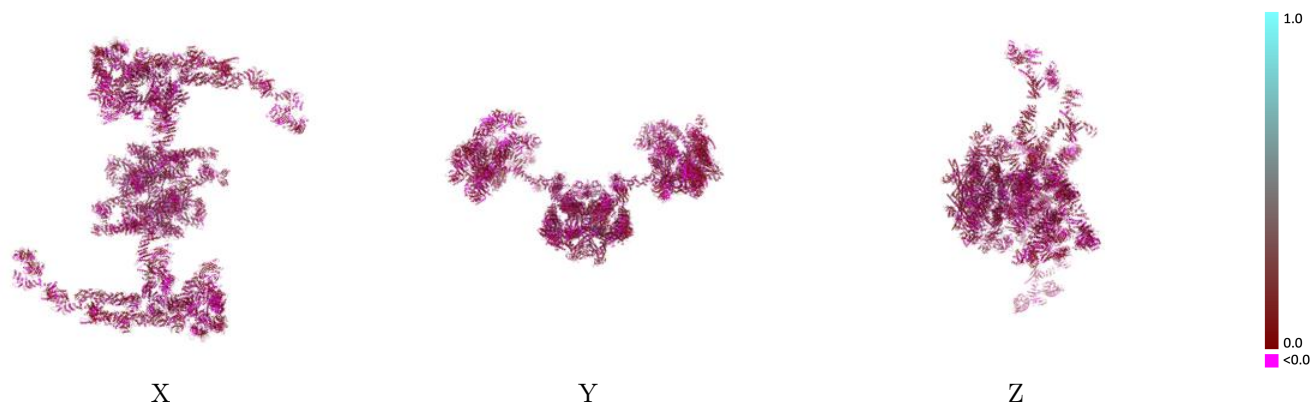
Y



Z

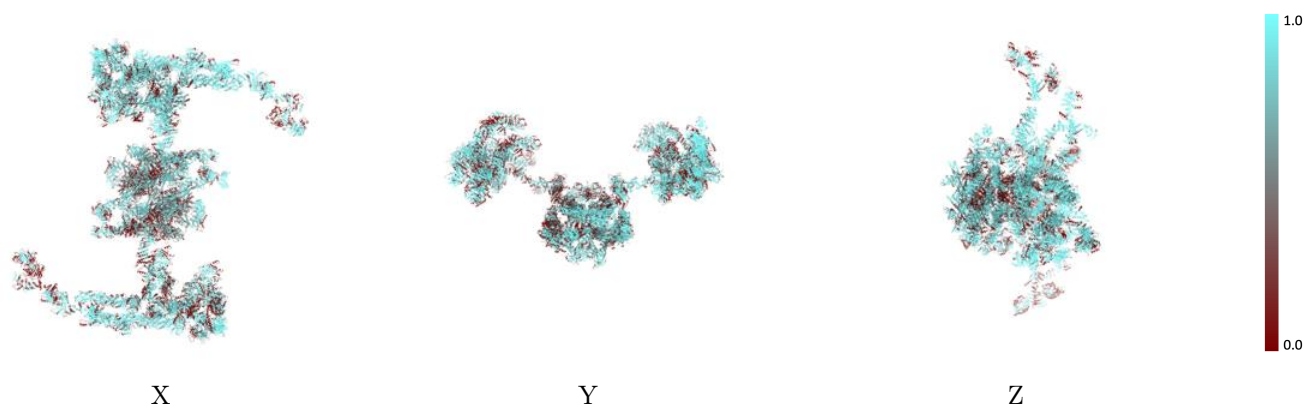
The images above show the 3D surface view of the map at the recommended contour level 3.5 at 50% transparency in yellow overlaid with a ribbon representation of the model coloured in blue. These images allow for the visual assessment of the quality of fit between the atomic model and the map.

## 9.2 Q-score mapped to coordinate model [i](#)



The images above show the model with each residue coloured according to its Q-score. This shows their resolvability in the map with higher Q-score values reflecting better resolvability. Please note: Q-score is calculating the resolvability of atoms, and thus high values are only expected at resolutions at which atoms can be resolved. Low Q-score values may therefore be expected for many entries.

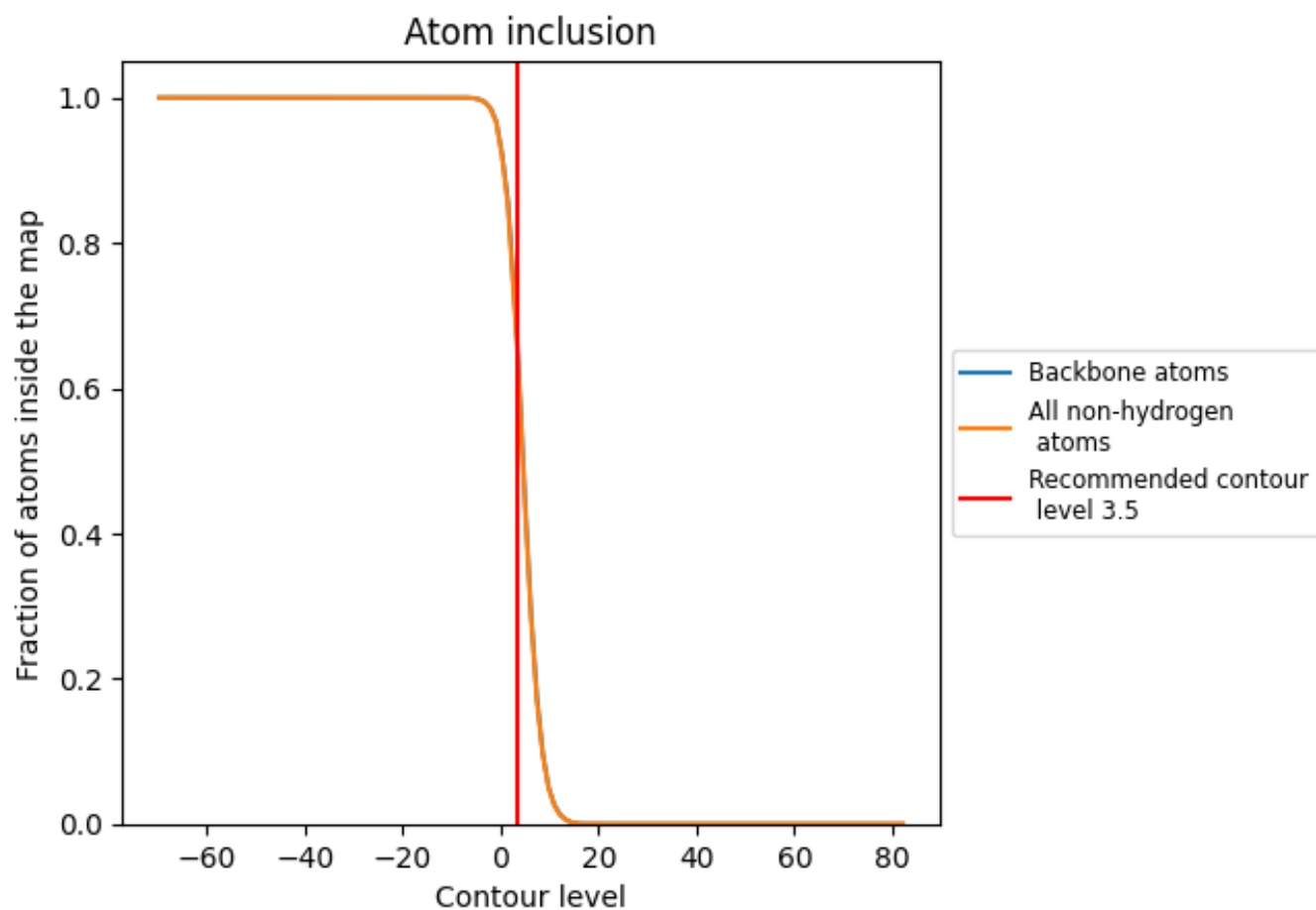
## 9.3 Atom inclusion mapped to coordinate model [i](#)



The images above show the model with each residue coloured according to its atom inclusion. This shows to what extent they are inside the map at the recommended contour level (3.5).









































































## 9.4 Atom inclusion [i](#)



At the recommended contour level, 66% of all backbone atoms, 65% of all non-hydrogen atoms, are inside the map.

## 9.5 Map-model fit summary

The table lists the average atom inclusion at the recommended contour level (3.5) and Q-score for the entire model and for each chain.

Chain	Atom inclusion	Q-score
All	 0.6467	 0.0380
A1	 0.6916	 0.0430
A2	 0.3830	 0.0190
A3	 0.6641	 0.0450
A4	 0.4331	 0.0280
A5	 0.7311	 0.0460
A6	 0.4681	 0.0430
B1	 0.0000	 -0.0460
B2	 0.0092	 -0.0370
B3	 0.0000	 0.0070
B4	 0.0917	 0.0130
B5	 0.0826	 -0.0330
B6	 0.0092	 -0.0100
C1	 0.3529	 0.0440
C2	 0.5871	 0.0120
C3	 0.1176	 0.0320
C4	 0.3161	 0.0530
C5	 0.9559	 0.0590
C6	 0.4044	 0.0310
D1	 0.7763	 0.0550
D2	 0.7525	 0.0520
D3	 0.7202	 0.0420
D4	 0.4602	 0.0450
D5	 0.8304	 0.0650
D6	 0.7241	 0.0560
D7	 0.5018	 0.0260
E1	 0.6833	 0.0250
E2	 0.5000	 -0.0320
E3	 0.4000	 0.0590
E4	 0.2333	 0.0450
E5	 0.2833	 -0.0510
E6	 0.6500	 -0.0050
E7	 0.0167	 -0.0360
F1	 0.6834	 0.0410
F2	 0.5174	 0.0400























































































*Continued on next page...*

Continued from previous page...

Chain	Atom inclusion	Q-score
G1	█ 0.5246	█ -0.0020
G2	█ 0.4169	█ 0.0080
H1	█ 0.4787	█ 0.0300
H2	█ 0.3085	█ 0.0530
I1	█ 0.6302	█ 0.0290
I2	█ 0.6244	█ 0.0350
I3	█ 0.7452	█ 0.0450
I4	█ 0.5337	█ 0.0360
I5	█ 0.7087	█ 0.0330
J1	█ 0.5578	█ 0.0060
J2	█ 0.6694	█ 0.0090
J3	█ 0.5801	█ -0.0120
J4	█ 0.5436	█ 0.0240
J5	█ 0.7059	█ 0.0110
K1	█ 0.1250	█ -0.0050
K2	█ 0.1250	█ -0.0300
K3	█ 0.3750	█ 0.0010
K4	█ 0.0139	█ -0.0060
K5	█ 0.3611	█ -0.0030
L1	█ 0.0000	█ -0.0780
L2	█ 0.0000	█ -0.0120
L3	█ 0.2667	█ -0.0820
L4	█ 0.0000	█ -0.0270
L5	█ 0.8000	█ 0.0520
M1	█ 0.7065	█ 0.0410
M2	█ 0.7548	█ 0.0580
M3	█ 0.6620	█ 0.0360
M4	█ 0.7623	█ 0.0690
N1	█ 0.7249	█ 0.0480
N2	█ 0.7653	█ 0.0650
N3	█ 0.6888	█ 0.0400
N4	█ 0.7227	█ 0.0560
O1	█ 0.7135	█ 0.0490
O2	█ 0.6492	█ 0.0480
O3	█ 0.7229	█ 0.0560
O4	█ 0.6279	█ 0.0490
P1	█ 0.7624	█ 0.0680
P2	█ 0.7862	█ 0.0620
P3	█ 0.8122	█ 0.0670
P4	█ 0.7251	█ 0.0540
Q1	█ 0.9922	█ 0.0740
Q2	█ 0.9884	█ 0.0710









Continued on next page...

*Continued from previous page...*

Chain	Atom inclusion	Q-score
Q3	 0.9688	 0.0810
Q4	 0.9568	 0.0660
R1	 0.5875	 0.0100
R2	 0.6931	 0.0350
R3	 0.4686	 0.0400
R4	 0.5644	 0.0110
S1	 0.5781	 0.0370
S2	 0.6117	 0.0320
S3	 0.4214	 0.0320
S4	 0.4224	 0.0280
T1	 0.7541	 0.0460
T2	 0.7923	 0.0580
T3	 0.6969	 0.0410
T4	 0.7122	 0.0520
U1	 0.8161	 0.0450
U2	 0.8907	 0.0620
U3	 0.7916	 0.0490
U4	 0.7940	 0.0550
V1	 0.8959	 0.0590
V2	 0.8698	 0.0560
V3	 0.8052	 0.0570
V4	 0.7489	 0.0440
W1	 0.8666	 0.0440
W2	 0.7865	 0.0340
W3	 0.8115	 0.0500
W4	 0.6560	 0.0230
X1	 0.7948	 0.0330
X2	 0.8330	 0.0380
X3	 0.6600	 0.0310
X4	 0.5716	 0.0220
Y1	 0.6241	 0.0280
Y2	 0.6589	 0.0230
Y3	 0.5471	 0.0220
Y4	 0.5647	 0.0250
Z1	 0.6386	 0.0160
Z2	 0.7333	 0.0240
Z3	 0.4488	 0.0190
Z4	 0.5051	 0.0200
a1	 0.9263	 0.0530
a2	 0.7788	 0.0430
a3	 0.8273	 0.0500
a4	 0.7589	 0.0490

*Continued on next page...*

*Continued from previous page...*

Chain	Atom inclusion	Q-score
b1	 0.6778	 0.0320
b2	 0.5547	 0.0240
b3	 0.5231	 0.0100
b4	 0.5681	 0.0180