



Full wwPDB EM Validation Report ⓘ

Nov 20, 2022 – 09:11 PM EST

PDB ID : 7TF5
EMDB ID : EMD-25862
Title : Cryo-EM structure of SARS-CoV-2 Kappa (B.1.617.1) spike protein
Authors : Zhu, X.; Saville, J.W.; Mannar, D.; Srivastava, S.S.; Berezuk, A.M.; Demers, J.P.; Zhou, S.; Tuttle, K.S.; Subramaniam, S.
Deposited on : 2022-01-06
Resolution : 3.16 Å(reported)

This is a Full wwPDB EM Validation Report for a publicly released PDB entry.

We welcome your comments at validation@mail.wwpdb.org

A user guide is available at

<https://www.wwpdb.org/validation/2017/EMValidationReportHelp>

with specific help available everywhere you see the ⓘ symbol.

The types of validation reports are described at

<http://www.wwpdb.org/validation/2017/FAQs#types>.

The following versions of software and data (see [references ⓘ](#)) were used in the production of this report:

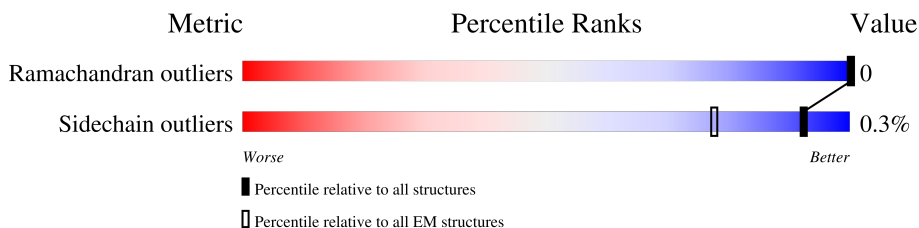
EMDB validation analysis : 0.0.1.dev43
Mogul : 1.8.5 (274361), CSD as541be (2020)
MolProbity : 4.02b-467
Percentile statistics : 20191225.v01 (using entries in the PDB archive December 25th 2019)
MapQ : 1.9.9
Ideal geometry (proteins) : Engh & Huber (2001)
Ideal geometry (DNA, RNA) : Parkinson et al. (1996)
Validation Pipeline (wwPDB-VP) : 2.31.3

1 Overall quality at a glance i

The following experimental techniques were used to determine the structure:
ELECTRON MICROSCOPY

The reported resolution of this entry is 3.16 Å.

Percentile scores (ranging between 0-100) for global validation metrics of the entry are shown in the following graphic. The table shows the number of entries on which the scores are based.



Metric	Whole archive (#Entries)	EM structures (#Entries)
Ramachandran outliers	154571	4023
Sidechain outliers	154315	3826

The table below summarises the geometric issues observed across the polymeric chains and their fit to the map. The red, orange, yellow and green segments of the bar indicate the fraction of residues that contain outliers for ≥ 3 , 2, 1 and 0 types of geometric quality criteria respectively. A grey segment represents the fraction of residues that are not modelled. The numeric value for each fraction is indicated below the corresponding segment, with a dot representing fractions $\leq 5\%$. The upper red bar (where present) indicates the fraction of residues that have poor fit to the EM map (all-atom inclusion $< 40\%$). The numeric value is given above the bar.

Mol	Chain	Length	Quality of chain
1	A	1288	80% 19%
1	B	1288	80% 19%
1	C	1288	80% 19%
1	D	1288	80% 19%
1	E	1288	80% 19%
1	F	1288	80% 19%
2	G	2	50% 50%
2	H	2	100%
2	I	2	50% 50%

Continued on next page...

Continued from previous page...

Mol	Chain	Length	Quality of chain
2	J	2	
2	K	2	
2	L	2	
2	M	2	
2	N	2	
2	O	2	
2	P	2	
2	Q	2	
2	R	2	
2	S	2	
2	T	2	
2	U	2	
2	V	2	
2	W	2	
2	X	2	
2	Y	2	
2	Z	2	
2	a	2	
2	b	2	
2	c	2	
2	d	2	
2	e	2	
2	f	2	
2	g	2	
2	h	2	

Continued on next page...

Continued from previous page...

Mol	Chain	Length	Quality of chain
2	i	2	 100%
2	j	2	 50% 100%
2	k	2	 50% 100%
2	l	2	 100%
2	m	2	 50% 50%
2	n	2	 50% 100%
2	o	2	 100%
2	p	2	 100%

2 Entry composition [i](#)

There are 3 unique types of molecules in this entry. The entry contains 50298 atoms, of which 0 are hydrogens and 0 are deuteriums.

In the tables below, the AltConf column contains the number of residues with at least one atom in alternate conformation and the Trace column contains the number of residues modelled with at most 2 atoms.

- Molecule 1 is a protein called Spike glycoprotein.

Mol	Chain	Residues	Atoms					AltConf	Trace
			Total	C	N	O	S		
1	A	1038	8103	5176	1354	1537	36	0	0
1	B	1038	8103	5176	1354	1537	36	0	0
1	C	1038	8103	5176	1354	1537	36	0	0
1	D	1038	8103	5176	1354	1537	36	0	0
1	E	1038	8103	5176	1354	1537	36	0	0
1	F	1038	8103	5176	1354	1537	36	0	0

There are 570 discrepancies between the modelled and reference sequences:

Chain	Residue	Modelled	Actual	Comment	Reference
A	154	LYS	GLU	variant	UNP P0DTC2
A	452	ARG	LEU	variant	UNP P0DTC2
A	484	GLN	GLU	variant	UNP P0DTC2
A	614	GLY	ASP	variant	UNP P0DTC2
A	681	ARG	PRO	variant	UNP P0DTC2
A	682	GLY	ARG	variant	UNP P0DTC2
A	683	SER	ARG	variant	UNP P0DTC2
A	685	SER	ARG	variant	UNP P0DTC2
A	817	PRO	PHE	variant	UNP P0DTC2
A	892	PRO	ALA	variant	UNP P0DTC2
A	899	PRO	ALA	variant	UNP P0DTC2
A	942	PRO	ALA	variant	UNP P0DTC2
A	986	PRO	LYS	variant	UNP P0DTC2
A	987	PRO	VAL	variant	UNP P0DTC2
A	1071	HIS	GLN	variant	UNP P0DTC2
A	1209	GLY	-	expression tag	UNP P0DTC2
A	1210	SER	-	expression tag	UNP P0DTC2
A	1211	GLY	-	expression tag	UNP P0DTC2

Continued on next page...

Continued from previous page...

Chain	Residue	Modelled	Actual	Comment	Reference
A	1212	TYR	-	expression tag	UNP P0DTC2
A	1213	ILE	-	expression tag	UNP P0DTC2
A	1214	PRO	-	expression tag	UNP P0DTC2
A	1215	GLU	-	expression tag	UNP P0DTC2
A	1216	ALA	-	expression tag	UNP P0DTC2
A	1217	PRO	-	expression tag	UNP P0DTC2
A	1218	ARG	-	expression tag	UNP P0DTC2
A	1219	ASP	-	expression tag	UNP P0DTC2
A	1220	GLY	-	expression tag	UNP P0DTC2
A	1221	GLN	-	expression tag	UNP P0DTC2
A	1222	ALA	-	expression tag	UNP P0DTC2
A	1223	TYR	-	expression tag	UNP P0DTC2
A	1224	VAL	-	expression tag	UNP P0DTC2
A	1225	ARG	-	expression tag	UNP P0DTC2
A	1226	LYS	-	expression tag	UNP P0DTC2
A	1227	ASP	-	expression tag	UNP P0DTC2
A	1228	GLY	-	expression tag	UNP P0DTC2
A	1229	GLU	-	expression tag	UNP P0DTC2
A	1230	TRP	-	expression tag	UNP P0DTC2
A	1231	VAL	-	expression tag	UNP P0DTC2
A	1232	LEU	-	expression tag	UNP P0DTC2
A	1233	LEU	-	expression tag	UNP P0DTC2
A	1234	SER	-	expression tag	UNP P0DTC2
A	1235	THR	-	expression tag	UNP P0DTC2
A	1236	PHE	-	expression tag	UNP P0DTC2
A	1237	LEU	-	expression tag	UNP P0DTC2
A	1238	GLY	-	expression tag	UNP P0DTC2
A	1239	ARG	-	expression tag	UNP P0DTC2
A	1240	SER	-	expression tag	UNP P0DTC2
A	1241	LEU	-	expression tag	UNP P0DTC2
A	1242	GLU	-	expression tag	UNP P0DTC2
A	1243	VAL	-	expression tag	UNP P0DTC2
A	1244	LEU	-	expression tag	UNP P0DTC2
A	1245	PHE	-	expression tag	UNP P0DTC2
A	1246	GLN	-	expression tag	UNP P0DTC2
A	1247	GLY	-	expression tag	UNP P0DTC2
A	1248	PRO	-	expression tag	UNP P0DTC2
A	1249	GLY	-	expression tag	UNP P0DTC2
A	1250	HIS	-	expression tag	UNP P0DTC2
A	1251	HIS	-	expression tag	UNP P0DTC2
A	1252	HIS	-	expression tag	UNP P0DTC2
A	1253	HIS	-	expression tag	UNP P0DTC2

Continued on next page...

Continued from previous page...

Chain	Residue	Modelled	Actual	Comment	Reference
A	1254	HIS	-	expression tag	UNP P0DTC2
A	1255	HIS	-	expression tag	UNP P0DTC2
A	1256	HIS	-	expression tag	UNP P0DTC2
A	1257	HIS	-	expression tag	UNP P0DTC2
A	1258	SER	-	expression tag	UNP P0DTC2
A	1259	ALA	-	expression tag	UNP P0DTC2
A	1260	TRP	-	expression tag	UNP P0DTC2
A	1261	SER	-	expression tag	UNP P0DTC2
A	1262	HIS	-	expression tag	UNP P0DTC2
A	1263	PRO	-	expression tag	UNP P0DTC2
A	1264	GLN	-	expression tag	UNP P0DTC2
A	1265	PHE	-	expression tag	UNP P0DTC2
A	1266	GLU	-	expression tag	UNP P0DTC2
A	1267	LYS	-	expression tag	UNP P0DTC2
A	1268	GLY	-	expression tag	UNP P0DTC2
A	1269	GLY	-	expression tag	UNP P0DTC2
A	1270	GLY	-	expression tag	UNP P0DTC2
A	1271	SER	-	expression tag	UNP P0DTC2
A	1272	GLY	-	expression tag	UNP P0DTC2
A	1273	GLY	-	expression tag	UNP P0DTC2
A	1274	GLY	-	expression tag	UNP P0DTC2
A	1275	GLY	-	expression tag	UNP P0DTC2
A	1276	SER	-	expression tag	UNP P0DTC2
A	1277	GLY	-	expression tag	UNP P0DTC2
A	1278	GLY	-	expression tag	UNP P0DTC2
A	1279	SER	-	expression tag	UNP P0DTC2
A	1280	ALA	-	expression tag	UNP P0DTC2
A	1281	TRP	-	expression tag	UNP P0DTC2
A	1282	SER	-	expression tag	UNP P0DTC2
A	1283	HIS	-	expression tag	UNP P0DTC2
A	1284	PRO	-	expression tag	UNP P0DTC2
A	1285	GLN	-	expression tag	UNP P0DTC2
A	1286	PHE	-	expression tag	UNP P0DTC2
A	1287	GLU	-	expression tag	UNP P0DTC2
A	1288	LYS	-	expression tag	UNP P0DTC2
B	154	LYS	GLU	variant	UNP P0DTC2
B	452	ARG	LEU	variant	UNP P0DTC2
B	484	GLN	GLU	variant	UNP P0DTC2
B	614	GLY	ASP	variant	UNP P0DTC2
B	681	ARG	PRO	variant	UNP P0DTC2
B	682	GLY	ARG	variant	UNP P0DTC2
B	683	SER	ARG	variant	UNP P0DTC2

Continued on next page...

Continued from previous page...

Chain	Residue	Modelled	Actual	Comment	Reference
B	685	SER	ARG	variant	UNP P0DTC2
B	817	PRO	PHE	variant	UNP P0DTC2
B	892	PRO	ALA	variant	UNP P0DTC2
B	899	PRO	ALA	variant	UNP P0DTC2
B	942	PRO	ALA	variant	UNP P0DTC2
B	986	PRO	LYS	variant	UNP P0DTC2
B	987	PRO	VAL	variant	UNP P0DTC2
B	1071	HIS	GLN	variant	UNP P0DTC2
B	1209	GLY	-	expression tag	UNP P0DTC2
B	1210	SER	-	expression tag	UNP P0DTC2
B	1211	GLY	-	expression tag	UNP P0DTC2
B	1212	TYR	-	expression tag	UNP P0DTC2
B	1213	ILE	-	expression tag	UNP P0DTC2
B	1214	PRO	-	expression tag	UNP P0DTC2
B	1215	GLU	-	expression tag	UNP P0DTC2
B	1216	ALA	-	expression tag	UNP P0DTC2
B	1217	PRO	-	expression tag	UNP P0DTC2
B	1218	ARG	-	expression tag	UNP P0DTC2
B	1219	ASP	-	expression tag	UNP P0DTC2
B	1220	GLY	-	expression tag	UNP P0DTC2
B	1221	GLN	-	expression tag	UNP P0DTC2
B	1222	ALA	-	expression tag	UNP P0DTC2
B	1223	TYR	-	expression tag	UNP P0DTC2
B	1224	VAL	-	expression tag	UNP P0DTC2
B	1225	ARG	-	expression tag	UNP P0DTC2
B	1226	LYS	-	expression tag	UNP P0DTC2
B	1227	ASP	-	expression tag	UNP P0DTC2
B	1228	GLY	-	expression tag	UNP P0DTC2
B	1229	GLU	-	expression tag	UNP P0DTC2
B	1230	TRP	-	expression tag	UNP P0DTC2
B	1231	VAL	-	expression tag	UNP P0DTC2
B	1232	LEU	-	expression tag	UNP P0DTC2
B	1233	LEU	-	expression tag	UNP P0DTC2
B	1234	SER	-	expression tag	UNP P0DTC2
B	1235	THR	-	expression tag	UNP P0DTC2
B	1236	PHE	-	expression tag	UNP P0DTC2
B	1237	LEU	-	expression tag	UNP P0DTC2
B	1238	GLY	-	expression tag	UNP P0DTC2
B	1239	ARG	-	expression tag	UNP P0DTC2
B	1240	SER	-	expression tag	UNP P0DTC2
B	1241	LEU	-	expression tag	UNP P0DTC2
B	1242	GLU	-	expression tag	UNP P0DTC2

Continued on next page...

Continued from previous page...

Chain	Residue	Modelled	Actual	Comment	Reference
B	1243	VAL	-	expression tag	UNP P0DTC2
B	1244	LEU	-	expression tag	UNP P0DTC2
B	1245	PHE	-	expression tag	UNP P0DTC2
B	1246	GLN	-	expression tag	UNP P0DTC2
B	1247	GLY	-	expression tag	UNP P0DTC2
B	1248	PRO	-	expression tag	UNP P0DTC2
B	1249	GLY	-	expression tag	UNP P0DTC2
B	1250	HIS	-	expression tag	UNP P0DTC2
B	1251	HIS	-	expression tag	UNP P0DTC2
B	1252	HIS	-	expression tag	UNP P0DTC2
B	1253	HIS	-	expression tag	UNP P0DTC2
B	1254	HIS	-	expression tag	UNP P0DTC2
B	1255	HIS	-	expression tag	UNP P0DTC2
B	1256	HIS	-	expression tag	UNP P0DTC2
B	1257	HIS	-	expression tag	UNP P0DTC2
B	1258	SER	-	expression tag	UNP P0DTC2
B	1259	ALA	-	expression tag	UNP P0DTC2
B	1260	TRP	-	expression tag	UNP P0DTC2
B	1261	SER	-	expression tag	UNP P0DTC2
B	1262	HIS	-	expression tag	UNP P0DTC2
B	1263	PRO	-	expression tag	UNP P0DTC2
B	1264	GLN	-	expression tag	UNP P0DTC2
B	1265	PHE	-	expression tag	UNP P0DTC2
B	1266	GLU	-	expression tag	UNP P0DTC2
B	1267	LYS	-	expression tag	UNP P0DTC2
B	1268	GLY	-	expression tag	UNP P0DTC2
B	1269	GLY	-	expression tag	UNP P0DTC2
B	1270	GLY	-	expression tag	UNP P0DTC2
B	1271	SER	-	expression tag	UNP P0DTC2
B	1272	GLY	-	expression tag	UNP P0DTC2
B	1273	GLY	-	expression tag	UNP P0DTC2
B	1274	GLY	-	expression tag	UNP P0DTC2
B	1275	GLY	-	expression tag	UNP P0DTC2
B	1276	SER	-	expression tag	UNP P0DTC2
B	1277	GLY	-	expression tag	UNP P0DTC2
B	1278	GLY	-	expression tag	UNP P0DTC2
B	1279	SER	-	expression tag	UNP P0DTC2
B	1280	ALA	-	expression tag	UNP P0DTC2
B	1281	TRP	-	expression tag	UNP P0DTC2
B	1282	SER	-	expression tag	UNP P0DTC2
B	1283	HIS	-	expression tag	UNP P0DTC2
B	1284	PRO	-	expression tag	UNP P0DTC2

Continued on next page...

Continued from previous page...

Chain	Residue	Modelled	Actual	Comment	Reference
B	1285	GLN	-	expression tag	UNP P0DTC2
B	1286	PHE	-	expression tag	UNP P0DTC2
B	1287	GLU	-	expression tag	UNP P0DTC2
B	1288	LYS	-	expression tag	UNP P0DTC2
C	154	LYS	GLU	variant	UNP P0DTC2
C	452	ARG	LEU	variant	UNP P0DTC2
C	484	GLN	GLU	variant	UNP P0DTC2
C	614	GLY	ASP	variant	UNP P0DTC2
C	681	ARG	PRO	variant	UNP P0DTC2
C	682	GLY	ARG	variant	UNP P0DTC2
C	683	SER	ARG	variant	UNP P0DTC2
C	685	SER	ARG	variant	UNP P0DTC2
C	817	PRO	PHE	variant	UNP P0DTC2
C	892	PRO	ALA	variant	UNP P0DTC2
C	899	PRO	ALA	variant	UNP P0DTC2
C	942	PRO	ALA	variant	UNP P0DTC2
C	986	PRO	LYS	variant	UNP P0DTC2
C	987	PRO	VAL	variant	UNP P0DTC2
C	1071	HIS	GLN	variant	UNP P0DTC2
C	1209	GLY	-	expression tag	UNP P0DTC2
C	1210	SER	-	expression tag	UNP P0DTC2
C	1211	GLY	-	expression tag	UNP P0DTC2
C	1212	TYR	-	expression tag	UNP P0DTC2
C	1213	ILE	-	expression tag	UNP P0DTC2
C	1214	PRO	-	expression tag	UNP P0DTC2
C	1215	GLU	-	expression tag	UNP P0DTC2
C	1216	ALA	-	expression tag	UNP P0DTC2
C	1217	PRO	-	expression tag	UNP P0DTC2
C	1218	ARG	-	expression tag	UNP P0DTC2
C	1219	ASP	-	expression tag	UNP P0DTC2
C	1220	GLY	-	expression tag	UNP P0DTC2
C	1221	GLN	-	expression tag	UNP P0DTC2
C	1222	ALA	-	expression tag	UNP P0DTC2
C	1223	TYR	-	expression tag	UNP P0DTC2
C	1224	VAL	-	expression tag	UNP P0DTC2
C	1225	ARG	-	expression tag	UNP P0DTC2
C	1226	LYS	-	expression tag	UNP P0DTC2
C	1227	ASP	-	expression tag	UNP P0DTC2
C	1228	GLY	-	expression tag	UNP P0DTC2
C	1229	GLU	-	expression tag	UNP P0DTC2
C	1230	TRP	-	expression tag	UNP P0DTC2
C	1231	VAL	-	expression tag	UNP P0DTC2

Continued on next page...

Continued from previous page...

Chain	Residue	Modelled	Actual	Comment	Reference
C	1232	LEU	-	expression tag	UNP P0DTC2
C	1233	LEU	-	expression tag	UNP P0DTC2
C	1234	SER	-	expression tag	UNP P0DTC2
C	1235	THR	-	expression tag	UNP P0DTC2
C	1236	PHE	-	expression tag	UNP P0DTC2
C	1237	LEU	-	expression tag	UNP P0DTC2
C	1238	GLY	-	expression tag	UNP P0DTC2
C	1239	ARG	-	expression tag	UNP P0DTC2
C	1240	SER	-	expression tag	UNP P0DTC2
C	1241	LEU	-	expression tag	UNP P0DTC2
C	1242	GLU	-	expression tag	UNP P0DTC2
C	1243	VAL	-	expression tag	UNP P0DTC2
C	1244	LEU	-	expression tag	UNP P0DTC2
C	1245	PHE	-	expression tag	UNP P0DTC2
C	1246	GLN	-	expression tag	UNP P0DTC2
C	1247	GLY	-	expression tag	UNP P0DTC2
C	1248	PRO	-	expression tag	UNP P0DTC2
C	1249	GLY	-	expression tag	UNP P0DTC2
C	1250	HIS	-	expression tag	UNP P0DTC2
C	1251	HIS	-	expression tag	UNP P0DTC2
C	1252	HIS	-	expression tag	UNP P0DTC2
C	1253	HIS	-	expression tag	UNP P0DTC2
C	1254	HIS	-	expression tag	UNP P0DTC2
C	1255	HIS	-	expression tag	UNP P0DTC2
C	1256	HIS	-	expression tag	UNP P0DTC2
C	1257	HIS	-	expression tag	UNP P0DTC2
C	1258	SER	-	expression tag	UNP P0DTC2
C	1259	ALA	-	expression tag	UNP P0DTC2
C	1260	TRP	-	expression tag	UNP P0DTC2
C	1261	SER	-	expression tag	UNP P0DTC2
C	1262	HIS	-	expression tag	UNP P0DTC2
C	1263	PRO	-	expression tag	UNP P0DTC2
C	1264	GLN	-	expression tag	UNP P0DTC2
C	1265	PHE	-	expression tag	UNP P0DTC2
C	1266	GLU	-	expression tag	UNP P0DTC2
C	1267	LYS	-	expression tag	UNP P0DTC2
C	1268	GLY	-	expression tag	UNP P0DTC2
C	1269	GLY	-	expression tag	UNP P0DTC2
C	1270	GLY	-	expression tag	UNP P0DTC2
C	1271	SER	-	expression tag	UNP P0DTC2
C	1272	GLY	-	expression tag	UNP P0DTC2
C	1273	GLY	-	expression tag	UNP P0DTC2

Continued on next page...

Continued from previous page...

Chain	Residue	Modelled	Actual	Comment	Reference
C	1274	GLY	-	expression tag	UNP P0DTC2
C	1275	GLY	-	expression tag	UNP P0DTC2
C	1276	SER	-	expression tag	UNP P0DTC2
C	1277	GLY	-	expression tag	UNP P0DTC2
C	1278	GLY	-	expression tag	UNP P0DTC2
C	1279	SER	-	expression tag	UNP P0DTC2
C	1280	ALA	-	expression tag	UNP P0DTC2
C	1281	TRP	-	expression tag	UNP P0DTC2
C	1282	SER	-	expression tag	UNP P0DTC2
C	1283	HIS	-	expression tag	UNP P0DTC2
C	1284	PRO	-	expression tag	UNP P0DTC2
C	1285	GLN	-	expression tag	UNP P0DTC2
C	1286	PHE	-	expression tag	UNP P0DTC2
C	1287	GLU	-	expression tag	UNP P0DTC2
C	1288	LYS	-	expression tag	UNP P0DTC2
D	154	LYS	GLU	variant	UNP P0DTC2
D	452	ARG	LEU	variant	UNP P0DTC2
D	484	GLN	GLU	variant	UNP P0DTC2
D	614	GLY	ASP	variant	UNP P0DTC2
D	681	ARG	PRO	variant	UNP P0DTC2
D	682	GLY	ARG	variant	UNP P0DTC2
D	683	SER	ARG	variant	UNP P0DTC2
D	685	SER	ARG	variant	UNP P0DTC2
D	817	PRO	PHE	variant	UNP P0DTC2
D	892	PRO	ALA	variant	UNP P0DTC2
D	899	PRO	ALA	variant	UNP P0DTC2
D	942	PRO	ALA	variant	UNP P0DTC2
D	986	PRO	LYS	variant	UNP P0DTC2
D	987	PRO	VAL	variant	UNP P0DTC2
D	1071	HIS	GLN	variant	UNP P0DTC2
D	1209	GLY	-	expression tag	UNP P0DTC2
D	1210	SER	-	expression tag	UNP P0DTC2
D	1211	GLY	-	expression tag	UNP P0DTC2
D	1212	TYR	-	expression tag	UNP P0DTC2
D	1213	ILE	-	expression tag	UNP P0DTC2
D	1214	PRO	-	expression tag	UNP P0DTC2
D	1215	GLU	-	expression tag	UNP P0DTC2
D	1216	ALA	-	expression tag	UNP P0DTC2
D	1217	PRO	-	expression tag	UNP P0DTC2
D	1218	ARG	-	expression tag	UNP P0DTC2
D	1219	ASP	-	expression tag	UNP P0DTC2
D	1220	GLY	-	expression tag	UNP P0DTC2

Continued on next page...

Continued from previous page...

Chain	Residue	Modelled	Actual	Comment	Reference
D	1221	GLN	-	expression tag	UNP P0DTC2
D	1222	ALA	-	expression tag	UNP P0DTC2
D	1223	TYR	-	expression tag	UNP P0DTC2
D	1224	VAL	-	expression tag	UNP P0DTC2
D	1225	ARG	-	expression tag	UNP P0DTC2
D	1226	LYS	-	expression tag	UNP P0DTC2
D	1227	ASP	-	expression tag	UNP P0DTC2
D	1228	GLY	-	expression tag	UNP P0DTC2
D	1229	GLU	-	expression tag	UNP P0DTC2
D	1230	TRP	-	expression tag	UNP P0DTC2
D	1231	VAL	-	expression tag	UNP P0DTC2
D	1232	LEU	-	expression tag	UNP P0DTC2
D	1233	LEU	-	expression tag	UNP P0DTC2
D	1234	SER	-	expression tag	UNP P0DTC2
D	1235	THR	-	expression tag	UNP P0DTC2
D	1236	PHE	-	expression tag	UNP P0DTC2
D	1237	LEU	-	expression tag	UNP P0DTC2
D	1238	GLY	-	expression tag	UNP P0DTC2
D	1239	ARG	-	expression tag	UNP P0DTC2
D	1240	SER	-	expression tag	UNP P0DTC2
D	1241	LEU	-	expression tag	UNP P0DTC2
D	1242	GLU	-	expression tag	UNP P0DTC2
D	1243	VAL	-	expression tag	UNP P0DTC2
D	1244	LEU	-	expression tag	UNP P0DTC2
D	1245	PHE	-	expression tag	UNP P0DTC2
D	1246	GLN	-	expression tag	UNP P0DTC2
D	1247	GLY	-	expression tag	UNP P0DTC2
D	1248	PRO	-	expression tag	UNP P0DTC2
D	1249	GLY	-	expression tag	UNP P0DTC2
D	1250	HIS	-	expression tag	UNP P0DTC2
D	1251	HIS	-	expression tag	UNP P0DTC2
D	1252	HIS	-	expression tag	UNP P0DTC2
D	1253	HIS	-	expression tag	UNP P0DTC2
D	1254	HIS	-	expression tag	UNP P0DTC2
D	1255	HIS	-	expression tag	UNP P0DTC2
D	1256	HIS	-	expression tag	UNP P0DTC2
D	1257	HIS	-	expression tag	UNP P0DTC2
D	1258	SER	-	expression tag	UNP P0DTC2
D	1259	ALA	-	expression tag	UNP P0DTC2
D	1260	TRP	-	expression tag	UNP P0DTC2
D	1261	SER	-	expression tag	UNP P0DTC2
D	1262	HIS	-	expression tag	UNP P0DTC2

Continued on next page...

Continued from previous page...

Chain	Residue	Modelled	Actual	Comment	Reference
D	1263	PRO	-	expression tag	UNP P0DTC2
D	1264	GLN	-	expression tag	UNP P0DTC2
D	1265	PHE	-	expression tag	UNP P0DTC2
D	1266	GLU	-	expression tag	UNP P0DTC2
D	1267	LYS	-	expression tag	UNP P0DTC2
D	1268	GLY	-	expression tag	UNP P0DTC2
D	1269	GLY	-	expression tag	UNP P0DTC2
D	1270	GLY	-	expression tag	UNP P0DTC2
D	1271	SER	-	expression tag	UNP P0DTC2
D	1272	GLY	-	expression tag	UNP P0DTC2
D	1273	GLY	-	expression tag	UNP P0DTC2
D	1274	GLY	-	expression tag	UNP P0DTC2
D	1275	GLY	-	expression tag	UNP P0DTC2
D	1276	SER	-	expression tag	UNP P0DTC2
D	1277	GLY	-	expression tag	UNP P0DTC2
D	1278	GLY	-	expression tag	UNP P0DTC2
D	1279	SER	-	expression tag	UNP P0DTC2
D	1280	ALA	-	expression tag	UNP P0DTC2
D	1281	TRP	-	expression tag	UNP P0DTC2
D	1282	SER	-	expression tag	UNP P0DTC2
D	1283	HIS	-	expression tag	UNP P0DTC2
D	1284	PRO	-	expression tag	UNP P0DTC2
D	1285	GLN	-	expression tag	UNP P0DTC2
D	1286	PHE	-	expression tag	UNP P0DTC2
D	1287	GLU	-	expression tag	UNP P0DTC2
D	1288	LYS	-	expression tag	UNP P0DTC2
E	154	LYS	GLU	variant	UNP P0DTC2
E	452	ARG	LEU	variant	UNP P0DTC2
E	484	GLN	GLU	variant	UNP P0DTC2
E	614	GLY	ASP	variant	UNP P0DTC2
E	681	ARG	PRO	variant	UNP P0DTC2
E	682	GLY	ARG	variant	UNP P0DTC2
E	683	SER	ARG	variant	UNP P0DTC2
E	685	SER	ARG	variant	UNP P0DTC2
E	817	PRO	PHE	variant	UNP P0DTC2
E	892	PRO	ALA	variant	UNP P0DTC2
E	899	PRO	ALA	variant	UNP P0DTC2
E	942	PRO	ALA	variant	UNP P0DTC2
E	986	PRO	LYS	variant	UNP P0DTC2
E	987	PRO	VAL	variant	UNP P0DTC2
E	1071	HIS	GLN	variant	UNP P0DTC2
E	1209	GLY	-	expression tag	UNP P0DTC2

Continued on next page...

Continued from previous page...

Chain	Residue	Modelled	Actual	Comment	Reference
E	1210	SER	-	expression tag	UNP P0DTC2
E	1211	GLY	-	expression tag	UNP P0DTC2
E	1212	TYR	-	expression tag	UNP P0DTC2
E	1213	ILE	-	expression tag	UNP P0DTC2
E	1214	PRO	-	expression tag	UNP P0DTC2
E	1215	GLU	-	expression tag	UNP P0DTC2
E	1216	ALA	-	expression tag	UNP P0DTC2
E	1217	PRO	-	expression tag	UNP P0DTC2
E	1218	ARG	-	expression tag	UNP P0DTC2
E	1219	ASP	-	expression tag	UNP P0DTC2
E	1220	GLY	-	expression tag	UNP P0DTC2
E	1221	GLN	-	expression tag	UNP P0DTC2
E	1222	ALA	-	expression tag	UNP P0DTC2
E	1223	TYR	-	expression tag	UNP P0DTC2
E	1224	VAL	-	expression tag	UNP P0DTC2
E	1225	ARG	-	expression tag	UNP P0DTC2
E	1226	LYS	-	expression tag	UNP P0DTC2
E	1227	ASP	-	expression tag	UNP P0DTC2
E	1228	GLY	-	expression tag	UNP P0DTC2
E	1229	GLU	-	expression tag	UNP P0DTC2
E	1230	TRP	-	expression tag	UNP P0DTC2
E	1231	VAL	-	expression tag	UNP P0DTC2
E	1232	LEU	-	expression tag	UNP P0DTC2
E	1233	LEU	-	expression tag	UNP P0DTC2
E	1234	SER	-	expression tag	UNP P0DTC2
E	1235	THR	-	expression tag	UNP P0DTC2
E	1236	PHE	-	expression tag	UNP P0DTC2
E	1237	LEU	-	expression tag	UNP P0DTC2
E	1238	GLY	-	expression tag	UNP P0DTC2
E	1239	ARG	-	expression tag	UNP P0DTC2
E	1240	SER	-	expression tag	UNP P0DTC2
E	1241	LEU	-	expression tag	UNP P0DTC2
E	1242	GLU	-	expression tag	UNP P0DTC2
E	1243	VAL	-	expression tag	UNP P0DTC2
E	1244	LEU	-	expression tag	UNP P0DTC2
E	1245	PHE	-	expression tag	UNP P0DTC2
E	1246	GLN	-	expression tag	UNP P0DTC2
E	1247	GLY	-	expression tag	UNP P0DTC2
E	1248	PRO	-	expression tag	UNP P0DTC2
E	1249	GLY	-	expression tag	UNP P0DTC2
E	1250	HIS	-	expression tag	UNP P0DTC2
E	1251	HIS	-	expression tag	UNP P0DTC2

Continued on next page...

Continued from previous page...

Chain	Residue	Modelled	Actual	Comment	Reference
E	1252	HIS	-	expression tag	UNP P0DTC2
E	1253	HIS	-	expression tag	UNP P0DTC2
E	1254	HIS	-	expression tag	UNP P0DTC2
E	1255	HIS	-	expression tag	UNP P0DTC2
E	1256	HIS	-	expression tag	UNP P0DTC2
E	1257	HIS	-	expression tag	UNP P0DTC2
E	1258	SER	-	expression tag	UNP P0DTC2
E	1259	ALA	-	expression tag	UNP P0DTC2
E	1260	TRP	-	expression tag	UNP P0DTC2
E	1261	SER	-	expression tag	UNP P0DTC2
E	1262	HIS	-	expression tag	UNP P0DTC2
E	1263	PRO	-	expression tag	UNP P0DTC2
E	1264	GLN	-	expression tag	UNP P0DTC2
E	1265	PHE	-	expression tag	UNP P0DTC2
E	1266	GLU	-	expression tag	UNP P0DTC2
E	1267	LYS	-	expression tag	UNP P0DTC2
E	1268	GLY	-	expression tag	UNP P0DTC2
E	1269	GLY	-	expression tag	UNP P0DTC2
E	1270	GLY	-	expression tag	UNP P0DTC2
E	1271	SER	-	expression tag	UNP P0DTC2
E	1272	GLY	-	expression tag	UNP P0DTC2
E	1273	GLY	-	expression tag	UNP P0DTC2
E	1274	GLY	-	expression tag	UNP P0DTC2
E	1275	GLY	-	expression tag	UNP P0DTC2
E	1276	SER	-	expression tag	UNP P0DTC2
E	1277	GLY	-	expression tag	UNP P0DTC2
E	1278	GLY	-	expression tag	UNP P0DTC2
E	1279	SER	-	expression tag	UNP P0DTC2
E	1280	ALA	-	expression tag	UNP P0DTC2
E	1281	TRP	-	expression tag	UNP P0DTC2
E	1282	SER	-	expression tag	UNP P0DTC2
E	1283	HIS	-	expression tag	UNP P0DTC2
E	1284	PRO	-	expression tag	UNP P0DTC2
E	1285	GLN	-	expression tag	UNP P0DTC2
E	1286	PHE	-	expression tag	UNP P0DTC2
E	1287	GLU	-	expression tag	UNP P0DTC2
E	1288	LYS	-	expression tag	UNP P0DTC2
F	154	LYS	GLU	variant	UNP P0DTC2
F	452	ARG	LEU	variant	UNP P0DTC2
F	484	GLN	GLU	variant	UNP P0DTC2
F	614	GLY	ASP	variant	UNP P0DTC2
F	681	ARG	PRO	variant	UNP P0DTC2

Continued on next page...

Continued from previous page...

Chain	Residue	Modelled	Actual	Comment	Reference
F	682	GLY	ARG	variant	UNP P0DTC2
F	683	SER	ARG	variant	UNP P0DTC2
F	685	SER	ARG	variant	UNP P0DTC2
F	817	PRO	PHE	variant	UNP P0DTC2
F	892	PRO	ALA	variant	UNP P0DTC2
F	899	PRO	ALA	variant	UNP P0DTC2
F	942	PRO	ALA	variant	UNP P0DTC2
F	986	PRO	LYS	variant	UNP P0DTC2
F	987	PRO	VAL	variant	UNP P0DTC2
F	1071	HIS	GLN	variant	UNP P0DTC2
F	1209	GLY	-	expression tag	UNP P0DTC2
F	1210	SER	-	expression tag	UNP P0DTC2
F	1211	GLY	-	expression tag	UNP P0DTC2
F	1212	TYR	-	expression tag	UNP P0DTC2
F	1213	ILE	-	expression tag	UNP P0DTC2
F	1214	PRO	-	expression tag	UNP P0DTC2
F	1215	GLU	-	expression tag	UNP P0DTC2
F	1216	ALA	-	expression tag	UNP P0DTC2
F	1217	PRO	-	expression tag	UNP P0DTC2
F	1218	ARG	-	expression tag	UNP P0DTC2
F	1219	ASP	-	expression tag	UNP P0DTC2
F	1220	GLY	-	expression tag	UNP P0DTC2
F	1221	GLN	-	expression tag	UNP P0DTC2
F	1222	ALA	-	expression tag	UNP P0DTC2
F	1223	TYR	-	expression tag	UNP P0DTC2
F	1224	VAL	-	expression tag	UNP P0DTC2
F	1225	ARG	-	expression tag	UNP P0DTC2
F	1226	LYS	-	expression tag	UNP P0DTC2
F	1227	ASP	-	expression tag	UNP P0DTC2
F	1228	GLY	-	expression tag	UNP P0DTC2
F	1229	GLU	-	expression tag	UNP P0DTC2
F	1230	TRP	-	expression tag	UNP P0DTC2
F	1231	VAL	-	expression tag	UNP P0DTC2
F	1232	LEU	-	expression tag	UNP P0DTC2
F	1233	LEU	-	expression tag	UNP P0DTC2
F	1234	SER	-	expression tag	UNP P0DTC2
F	1235	THR	-	expression tag	UNP P0DTC2
F	1236	PHE	-	expression tag	UNP P0DTC2
F	1237	LEU	-	expression tag	UNP P0DTC2
F	1238	GLY	-	expression tag	UNP P0DTC2
F	1239	ARG	-	expression tag	UNP P0DTC2
F	1240	SER	-	expression tag	UNP P0DTC2

Continued on next page...

Continued from previous page...

Chain	Residue	Modelled	Actual	Comment	Reference
F	1241	LEU	-	expression tag	UNP P0DTC2
F	1242	GLU	-	expression tag	UNP P0DTC2
F	1243	VAL	-	expression tag	UNP P0DTC2
F	1244	LEU	-	expression tag	UNP P0DTC2
F	1245	PHE	-	expression tag	UNP P0DTC2
F	1246	GLN	-	expression tag	UNP P0DTC2
F	1247	GLY	-	expression tag	UNP P0DTC2
F	1248	PRO	-	expression tag	UNP P0DTC2
F	1249	GLY	-	expression tag	UNP P0DTC2
F	1250	HIS	-	expression tag	UNP P0DTC2
F	1251	HIS	-	expression tag	UNP P0DTC2
F	1252	HIS	-	expression tag	UNP P0DTC2
F	1253	HIS	-	expression tag	UNP P0DTC2
F	1254	HIS	-	expression tag	UNP P0DTC2
F	1255	HIS	-	expression tag	UNP P0DTC2
F	1256	HIS	-	expression tag	UNP P0DTC2
F	1257	HIS	-	expression tag	UNP P0DTC2
F	1258	SER	-	expression tag	UNP P0DTC2
F	1259	ALA	-	expression tag	UNP P0DTC2
F	1260	TRP	-	expression tag	UNP P0DTC2
F	1261	SER	-	expression tag	UNP P0DTC2
F	1262	HIS	-	expression tag	UNP P0DTC2
F	1263	PRO	-	expression tag	UNP P0DTC2
F	1264	GLN	-	expression tag	UNP P0DTC2
F	1265	PHE	-	expression tag	UNP P0DTC2
F	1266	GLU	-	expression tag	UNP P0DTC2
F	1267	LYS	-	expression tag	UNP P0DTC2
F	1268	GLY	-	expression tag	UNP P0DTC2
F	1269	GLY	-	expression tag	UNP P0DTC2
F	1270	GLY	-	expression tag	UNP P0DTC2
F	1271	SER	-	expression tag	UNP P0DTC2
F	1272	GLY	-	expression tag	UNP P0DTC2
F	1273	GLY	-	expression tag	UNP P0DTC2
F	1274	GLY	-	expression tag	UNP P0DTC2
F	1275	GLY	-	expression tag	UNP P0DTC2
F	1276	SER	-	expression tag	UNP P0DTC2
F	1277	GLY	-	expression tag	UNP P0DTC2
F	1278	GLY	-	expression tag	UNP P0DTC2
F	1279	SER	-	expression tag	UNP P0DTC2
F	1280	ALA	-	expression tag	UNP P0DTC2
F	1281	TRP	-	expression tag	UNP P0DTC2
F	1282	SER	-	expression tag	UNP P0DTC2

Continued on next page...

Continued from previous page...

Chain	Residue	Modelled	Actual	Comment	Reference
F	1283	HIS	-	expression tag	UNP P0DTC2
F	1284	PRO	-	expression tag	UNP P0DTC2
F	1285	GLN	-	expression tag	UNP P0DTC2
F	1286	PHE	-	expression tag	UNP P0DTC2
F	1287	GLU	-	expression tag	UNP P0DTC2
F	1288	LYS	-	expression tag	UNP P0DTC2

- Molecule 2 is an oligosaccharide called 2-acetamido-2-deoxy-beta-D-glucopyranose-(1-4)-2-acetamido-2-deoxy-beta-D-glucopyranose.



Mol	Chain	Residues	Atoms				AltConf	Trace
			Total	C	N	O		
2	G	2	28	16	2	10	0	0
2	H	2	28	16	2	10	0	0
2	I	2	28	16	2	10	0	0
2	J	2	28	16	2	10	0	0
2	K	2	28	16	2	10	0	0
2	L	2	28	16	2	10	0	0
2	M	2	28	16	2	10	0	0
2	N	2	28	16	2	10	0	0
2	O	2	28	16	2	10	0	0
2	P	2	28	16	2	10	0	0
2	Q	2	28	16	2	10	0	0
2	R	2	28	16	2	10	0	0
2	S	2	28	16	2	10	0	0
2	T	2	28	16	2	10	0	0

Continued on next page...

Continued from previous page...

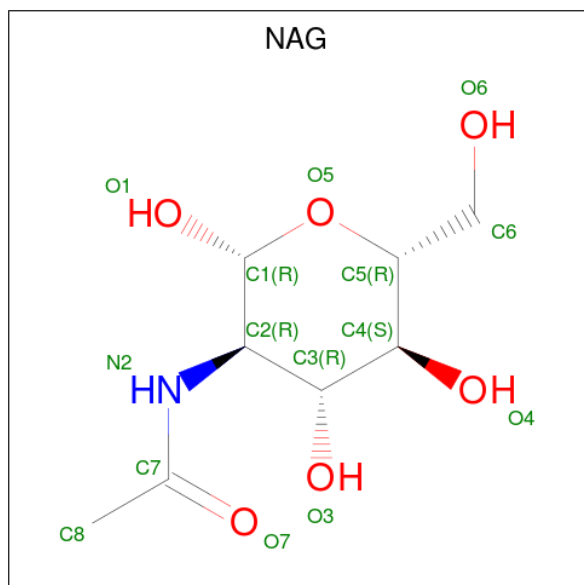
Mol	Chain	Residues	Atoms				AltConf	Trace
			Total	C	N	O		
2	U	2	28	16	2	10	0	0
2	V	2	28	16	2	10	0	0
2	W	2	28	16	2	10	0	0
2	X	2	28	16	2	10	0	0
2	Y	2	28	16	2	10	0	0
2	Z	2	28	16	2	10	0	0
2	a	2	28	16	2	10	0	0
2	b	2	28	16	2	10	0	0
2	c	2	28	16	2	10	0	0
2	d	2	28	16	2	10	0	0
2	e	2	28	16	2	10	0	0
2	f	2	28	16	2	10	0	0
2	g	2	28	16	2	10	0	0
2	h	2	28	16	2	10	0	0
2	i	2	28	16	2	10	0	0
2	j	2	28	16	2	10	0	0
2	k	2	28	16	2	10	0	0
2	l	2	28	16	2	10	0	0
2	m	2	28	16	2	10	0	0
2	n	2	28	16	2	10	0	0
2	o	2	28	16	2	10	0	0

Continued on next page...

Continued from previous page...

Mol	Chain	Residues	Atoms				AltConf	Trace
			Total	C	N	O		
2	p	2	28	16	2	10	0	0

- Molecule 3 is 2-acetamido-2-deoxy-beta-D-glucopyranose (three-letter code: NAG) (formula: $C_8H_{15}NO_6$).



Mol	Chain	Residues	Atoms				AltConf
			Total	C	N	O	
3	A	1	112	64	8	40	0
3	A	1	112	64	8	40	0
3	A	1	112	64	8	40	0
3	A	1	112	64	8	40	0
3	A	1	112	64	8	40	0
3	A	1	112	64	8	40	0
3	A	1	112	64	8	40	0
3	A	1	112	64	8	40	0
3	B	1	112	64	8	40	0
3	B	1	112	64	8	40	0

Continued on next page...

Continued from previous page...

Mol	Chain	Residues	Atoms				AltConf
			Total	C	N	O	
3	B	1	112	64	8	40	0
3	B	1	112	64	8	40	0
3	B	1	112	64	8	40	0
3	B	1	112	64	8	40	0
3	B	1	112	64	8	40	0
3	B	1	112	64	8	40	0
3	C	1	112	64	8	40	0
3	C	1	112	64	8	40	0
3	C	1	112	64	8	40	0
3	C	1	112	64	8	40	0
3	C	1	112	64	8	40	0
3	C	1	112	64	8	40	0
3	C	1	112	64	8	40	0
3	C	1	112	64	8	40	0
3	C	1	112	64	8	40	0
3	D	1	112	64	8	40	0
3	D	1	112	64	8	40	0
3	D	1	112	64	8	40	0
3	D	1	112	64	8	40	0
3	D	1	112	64	8	40	0
3	D	1	112	64	8	40	0
3	D	1	112	64	8	40	0

Continued on next page...


Continued from previous page...

Mol	Chain	Residues	Atoms				AltConf
			Total	C	N	O	
3	D	1	112	64	8	40	0
3	E	1	112	64	8	40	0
3	E	1	112	64	8	40	0
3	E	1	112	64	8	40	0
3	E	1	112	64	8	40	0
3	E	1	112	64	8	40	0
3	E	1	112	64	8	40	0
3	E	1	112	64	8	40	0
3	E	1	112	64	8	40	0
3	F	1	112	64	8	40	0
3	F	1	112	64	8	40	0
3	F	1	112	64	8	40	0
3	F	1	112	64	8	40	0
3	F	1	112	64	8	40	0
3	F	1	112	64	8	40	0
3	F	1	112	64	8	40	0
3	F	1	112	64	8	40	0

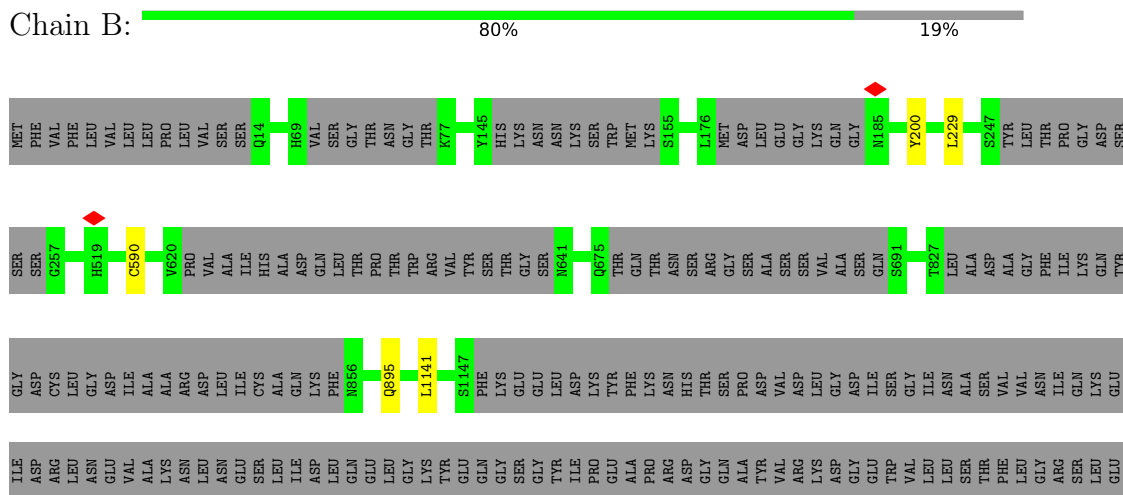
3 Residue-property plots [i](#)

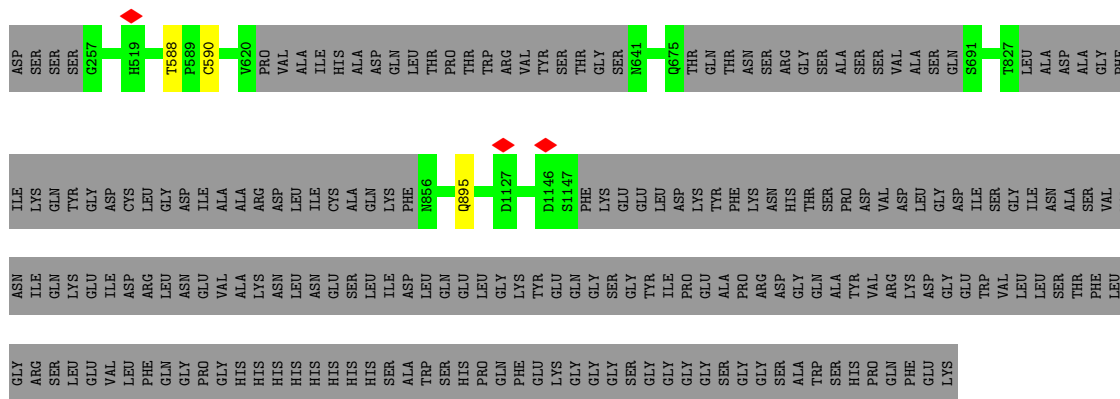
These plots are drawn for all protein, RNA, DNA and oligosaccharide chains in the entry. The first graphic for a chain summarises the proportions of the various outlier classes displayed in the second graphic. The second graphic shows the sequence view annotated by issues in geometry and atom inclusion in map density. Residues are color-coded according to the number of geometric quality criteria for which they contain at least one outlier: green = 0, yellow = 1, orange = 2 and red = 3 or more. A red diamond above a residue indicates a poor fit to the EM map for this residue (all-atom inclusion < 40%). Stretches of 2 or more consecutive residues without any outlier are shown as a green connector. Residues present in the sample, but not in the model, are shown in grey.

- Molecule 1: Spike glycoprotein

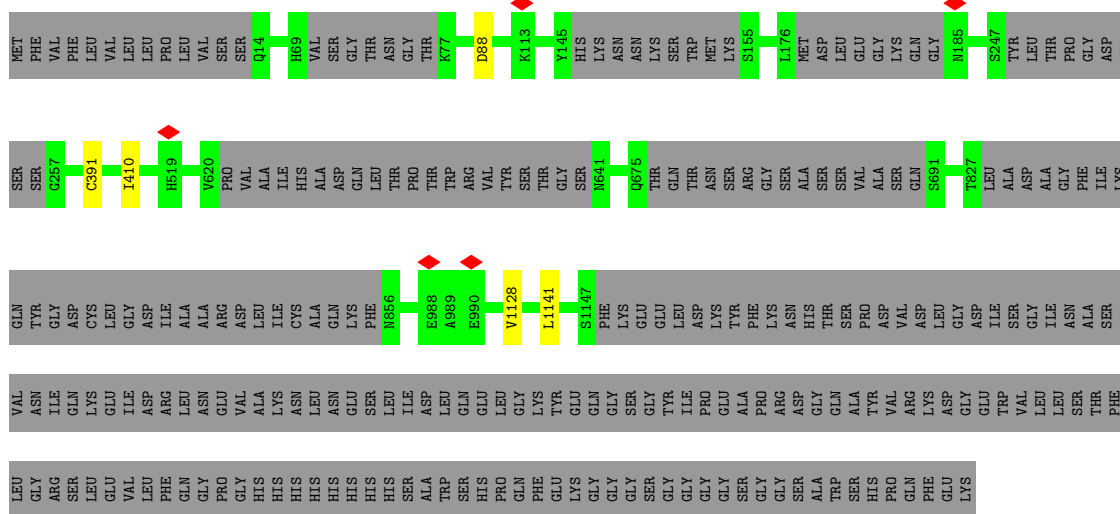
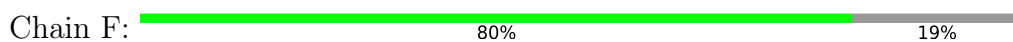


- Molecule 1: Spike glycoprotein





• Molecule 1: Spike glycoprotein



• Molecule 2: 2-acetamido-2-deoxy-beta-D-glucopyranose-(1-4)-2-acetamido-2-deoxy-beta-D-glucopyranose



• Molecule 2: 2-acetamido-2-deoxy-beta-D-glucopyranose-(1-4)-2-acetamido-2-deoxy-beta-D-glucopyranose



- Molecule 2: 2-acetamido-2-deoxy-beta-D-glucopyranose-(1-4)-2-acetamido-2-deoxy-beta-D-glucopyranose

Chain I:  50% 50%



- Molecule 2: 2-acetamido-2-deoxy-beta-D-glucopyranose-(1-4)-2-acetamido-2-deoxy-beta-D-glucopyranose

Chain J:  50% 100%



- Molecule 2: 2-acetamido-2-deoxy-beta-D-glucopyranose-(1-4)-2-acetamido-2-deoxy-beta-D-glucopyranose

Chain K:  50% 50%



- Molecule 2: 2-acetamido-2-deoxy-beta-D-glucopyranose-(1-4)-2-acetamido-2-deoxy-beta-D-glucopyranose

Chain L:  100%



- Molecule 2: 2-acetamido-2-deoxy-beta-D-glucopyranose-(1-4)-2-acetamido-2-deoxy-beta-D-glucopyranose

Chain M:  50% 50% 50%



- Molecule 2: 2-acetamido-2-deoxy-beta-D-glucopyranose-(1-4)-2-acetamido-2-deoxy-beta-D-glucopyranose

Chain N:  100%



- Molecule 2: 2-acetamido-2-deoxy-beta-D-glucopyranose-(1-4)-2-acetamido-2-deoxy-beta-D-glucopyranose

Chain O:  50% 50%

 MAG1
MAG2

- Molecule 2: 2-acetamido-2-deoxy-beta-D-glucopyranose-(1-4)-2-acetamido-2-deoxy-beta-D-glucopyranose

Chain P:  50% 100%

 MAG1
MAG2

- Molecule 2: 2-acetamido-2-deoxy-beta-D-glucopyranose-(1-4)-2-acetamido-2-deoxy-beta-D-glucopyranose

Chain Q:  100%

 MAG1
MAG2

- Molecule 2: 2-acetamido-2-deoxy-beta-D-glucopyranose-(1-4)-2-acetamido-2-deoxy-beta-D-glucopyranose

Chain R:  100%

 MAG1
MAG2

- Molecule 2: 2-acetamido-2-deoxy-beta-D-glucopyranose-(1-4)-2-acetamido-2-deoxy-beta-D-glucopyranose

Chain S:  50% 50% 50%

 MAG1
MAG2

- Molecule 2: 2-acetamido-2-deoxy-beta-D-glucopyranose-(1-4)-2-acetamido-2-deoxy-beta-D-glucopyranose

Chain T:  100%

 MAG1
MAG2

- Molecule 2: 2-acetamido-2-deoxy-beta-D-glucopyranose-(1-4)-2-acetamido-2-deoxy-beta-D-glucopyranose

Chain U:  50% 50%



- Molecule 2: 2-acetamido-2-deoxy-beta-D-glucopyranose-(1-4)-2-acetamido-2-deoxy-beta-D-glucopyranose



- Molecule 2: 2-acetamido-2-deoxy-beta-D-glucopyranose-(1-4)-2-acetamido-2-deoxy-beta-D-glucopyranose



- Molecule 2: 2-acetamido-2-deoxy-beta-D-glucopyranose-(1-4)-2-acetamido-2-deoxy-beta-D-glucopyranose



- Molecule 2: 2-acetamido-2-deoxy-beta-D-glucopyranose-(1-4)-2-acetamido-2-deoxy-beta-D-glucopyranose



- Molecule 2: 2-acetamido-2-deoxy-beta-D-glucopyranose-(1-4)-2-acetamido-2-deoxy-beta-D-glucopyranose



- Molecule 2: 2-acetamido-2-deoxy-beta-D-glucopyranose-(1-4)-2-acetamido-2-deoxy-beta-D-glucopyranose



- Molecule 2: 2-acetamido-2-deoxy-beta-D-glucopyranose-(1-4)-2-acetamido-2-deoxy-beta-D-glucopyranose



- Molecule 2: 2-acetamido-2-deoxy-beta-D-glucopyranose-(1-4)-2-acetamido-2-deoxy-beta-D-glucopyranose



- Molecule 2: 2-acetamido-2-deoxy-beta-D-glucopyranose-(1-4)-2-acetamido-2-deoxy-beta-D-glucopyranose



- Molecule 2: 2-acetamido-2-deoxy-beta-D-glucopyranose-(1-4)-2-acetamido-2-deoxy-beta-D-glucopyranose



- Molecule 2: 2-acetamido-2-deoxy-beta-D-glucopyranose-(1-4)-2-acetamido-2-deoxy-beta-D-glucopyranose



- Molecule 2: 2-acetamido-2-deoxy-beta-D-glucopyranose-(1-4)-2-acetamido-2-deoxy-beta-D-glucopyranose



- Molecule 2: 2-acetamido-2-deoxy-beta-D-glucopyranose-(1-4)-2-acetamido-2-deoxy-beta-D-glucopyranose



- Molecule 2: 2-acetamido-2-deoxy-beta-D-glucopyranose-(1-4)-2-acetamido-2-deoxy-beta-D-glucopyranose



- Molecule 2: 2-acetamido-2-deoxy-beta-D-glucopyranose-(1-4)-2-acetamido-2-deoxy-beta-D-glucopyranose



- Molecule 2: 2-acetamido-2-deoxy-beta-D-glucopyranose-(1-4)-2-acetamido-2-deoxy-beta-D-glucopyranose



- Molecule 2: 2-acetamido-2-deoxy-beta-D-glucopyranose-(1-4)-2-acetamido-2-deoxy-beta-D-glucopyranose



- Molecule 2: 2-acetamido-2-deoxy-beta-D-glucopyranose-(1-4)-2-acetamido-2-deoxy-beta-D-glucopyranose



- Molecule 2: 2-acetamido-2-deoxy-beta-D-glucopyranose-(1-4)-2-acetamido-2-deoxy-beta-D-glucopyranose

Chain n:  50%
100%



- Molecule 2: 2-acetamido-2-deoxy-beta-D-glucopyranose-(1-4)-2-acetamido-2-deoxy-beta-D-glucopyranose

Chain o:  100%



- Molecule 2: 2-acetamido-2-deoxy-beta-D-glucopyranose-(1-4)-2-acetamido-2-deoxy-beta-D-glucopyranose

Chain p:  100%



4 Experimental information

Property	Value	Source
EM reconstruction method	SINGLE PARTICLE	Depositor
Imposed symmetry	POINT, Not provided	
Number of particles used	116459	Depositor
Resolution determination method	FSC 0.143 CUT-OFF	Depositor
CTF correction method	PHASE FLIPPING AND AMPLITUDE CORRECTION	Depositor
Microscope	TFS KRIOS	Depositor
Voltage (kV)	300	Depositor
Electron dose ($e^-/\text{\AA}^2$)	40	Depositor
Minimum defocus (nm)	500	Depositor
Maximum defocus (nm)	3000	Depositor
Magnification	Not provided	
Image detector	FEI FALCON IV (4k x 4k)	Depositor
Maximum map value	1.206	Depositor
Minimum map value	-0.420	Depositor
Average map value	-0.000	Depositor
Map value standard deviation	0.027	Depositor
Recommended contour level	0.135	Depositor
Map size (Å)	520.0, 520.0, 520.0	wwPDB
Map dimensions	400, 400, 400	wwPDB
Map angles (°)	90.0, 90.0, 90.0	wwPDB
Pixel spacing (Å)	1.3, 1.3, 1.3	Depositor

5 Model quality [i](#)

5.1 Standard geometry [i](#)

Bond lengths and bond angles in the following residue types are not validated in this section: NAG

The Z score for a bond length (or angle) is the number of standard deviations the observed value is removed from the expected value. A bond length (or angle) with $|Z| > 5$ is considered an outlier worth inspection. RMSZ is the root-mean-square of all Z scores of the bond lengths (or angles).

Mol	Chain	Bond lengths		Bond angles	
		RMSZ	# Z >5	RMSZ	# Z >5
1	A	0.28	0/8292	0.54	1/11290 (0.0%)
1	B	0.28	0/8292	0.53	0/11290
1	C	0.28	0/8292	0.53	1/11290 (0.0%)
1	D	0.28	0/8292	0.53	0/11290
1	E	0.28	0/8292	0.53	0/11290
1	F	0.28	0/8292	0.54	2/11290 (0.0%)
All	All	0.28	0/49752	0.53	4/67740 (0.0%)

There are no bond length outliers.

All (4) bond angle outliers are listed below:

Mol	Chain	Res	Type	Atoms	Z	Observed(°)	Ideal(°)
1	A	517	LEU	CA-CB-CG	7.45	132.44	115.30
1	C	505	TYR	C-N-CA	5.65	135.83	121.70
1	F	391	CYS	CA-CB-SG	5.34	123.61	114.00
1	F	410	ILE	CG1-CB-CG2	-5.20	99.96	111.40

There are no chirality outliers.

There are no planarity outliers.

5.2 Too-close contacts [i](#)

Due to software issues we are unable to calculate clashes - this section is therefore empty.

5.3 Torsion angles

5.3.1 Protein backbone

In the following table, the Percentiles column shows the percent Ramachandran outliers of the chain as a percentile score with respect to all PDB entries followed by that with respect to all EM entries.

The Analysed column shows the number of residues for which the backbone conformation was analysed, and the total number of residues.

Mol	Chain	Analysed	Favoured	Allowed	Outliers	Percentiles	
1	A	1022/1288 (79%)	999 (98%)	23 (2%)	0	100	100
1	B	1022/1288 (79%)	1002 (98%)	20 (2%)	0	100	100
1	C	1022/1288 (79%)	1000 (98%)	22 (2%)	0	100	100
1	D	1022/1288 (79%)	1003 (98%)	19 (2%)	0	100	100
1	E	1022/1288 (79%)	998 (98%)	24 (2%)	0	100	100
1	F	1022/1288 (79%)	1001 (98%)	21 (2%)	0	100	100
All	All	6132/7728 (79%)	6003 (98%)	129 (2%)	0	100	100

There are no Ramachandran outliers to report.

5.3.2 Protein sidechains

In the following table, the Percentiles column shows the percent sidechain outliers of the chain as a percentile score with respect to all PDB entries followed by that with respect to all EM entries.

The Analysed column shows the number of residues for which the sidechain conformation was analysed, and the total number of residues.

Mol	Chain	Analysed	Rotameric	Outliers	Percentiles	
1	A	905/1115 (81%)	903 (100%)	2 (0%)	93	98
1	B	905/1115 (81%)	900 (99%)	5 (1%)	86	94
1	C	905/1115 (81%)	904 (100%)	1 (0%)	93	98
1	D	905/1115 (81%)	900 (99%)	5 (1%)	86	94
1	E	905/1115 (81%)	902 (100%)	3 (0%)	92	97
1	F	905/1115 (81%)	902 (100%)	3 (0%)	92	97
All	All	5430/6690 (81%)	5411 (100%)	19 (0%)	92	97

All (19) residues with a non-rotameric sidechain are listed below:

Mol	Chain	Res	Type
1	A	319	ARG
1	A	558	LYS
1	B	200	TYR
1	B	229	LEU
1	B	590	CYS
1	B	895	GLN
1	B	1141	LEU
1	C	394	ASN
1	D	564	GLN
1	D	573	THR
1	D	583	GLU
1	D	586	ASP
1	D	1141	LEU
1	E	588	THR
1	E	590	CYS
1	E	895	GLN
1	F	88	ASP
1	F	1128	VAL
1	F	1141	LEU

Sometimes sidechains can be flipped to improve hydrogen bonding and reduce clashes. All (6) such sidechains are listed below:

Mol	Chain	Res	Type
1	B	901	GLN
1	B	1071	HIS
1	C	484	GLN
1	C	1002	GLN
1	C	1071	HIS
1	E	1071	HIS

5.3.3 RNA [i](#)

There are no RNA molecules in this entry.

5.4 Non-standard residues in protein, DNA, RNA chains [i](#)

There are no non-standard protein/DNA/RNA residues in this entry.

5.5 Carbohydrates i

72 monosaccharides are modelled in this entry.

In the following table, the Counts columns list the number of bonds (or angles) for which Mogul statistics could be retrieved, the number of bonds (or angles) that are observed in the model and the number of bonds (or angles) that are defined in the Chemical Component Dictionary. The Link column lists molecule types, if any, to which the group is linked. The Z score for a bond length (or angle) is the number of standard deviations the observed value is removed from the expected value. A bond length (or angle) with $|Z| > 2$ is considered an outlier worth inspection. RMSZ is the root-mean-square of all Z scores of the bond lengths (or angles).

Mol	Type	Chain	Res	Link	Bond lengths			Bond angles		
					Counts	RMSZ	# Z > 2	Counts	RMSZ	# Z > 2
2	NAG	G	1	2,1	14,14,15	0.57	0	17,19,21	0.62	1 (5%)
2	NAG	G	2	2	14,14,15	0.45	0	17,19,21	0.52	0
2	NAG	H	1	2,1	14,14,15	0.31	0	17,19,21	0.55	0
2	NAG	H	2	2	14,14,15	0.35	0	17,19,21	0.50	0
2	NAG	I	1	2,1	14,14,15	0.40	0	17,19,21	1.04	2 (11%)
2	NAG	I	2	2	14,14,15	0.32	0	17,19,21	0.49	0
2	NAG	J	1	2,1	14,14,15	0.23	0	17,19,21	0.55	0
2	NAG	J	2	2	14,14,15	0.30	0	17,19,21	0.45	0
2	NAG	K	1	2,1	14,14,15	0.24	0	17,19,21	0.59	1 (5%)
2	NAG	K	2	2	14,14,15	0.37	0	17,19,21	0.45	0
2	NAG	L	1	2,1	14,14,15	0.28	0	17,19,21	0.54	0
2	NAG	L	2	2	14,14,15	0.33	0	17,19,21	0.46	0
2	NAG	M	1	2,1	14,14,15	0.57	0	17,19,21	0.59	1 (5%)
2	NAG	M	2	2	14,14,15	0.35	0	17,19,21	0.53	0
2	NAG	N	1	2,1	14,14,15	0.29	0	17,19,21	0.58	0
2	NAG	N	2	2	14,14,15	0.36	0	17,19,21	0.46	0
2	NAG	O	1	2,1	14,14,15	0.37	0	17,19,21	1.03	2 (11%)
2	NAG	O	2	2	14,14,15	0.33	0	17,19,21	0.51	0
2	NAG	P	1	2,1	14,14,15	0.22	0	17,19,21	0.53	0
2	NAG	P	2	2	14,14,15	0.27	0	17,19,21	0.43	0
2	NAG	Q	1	2,1	14,14,15	0.29	0	17,19,21	0.57	0
2	NAG	Q	2	2	14,14,15	0.43	0	17,19,21	0.48	0
2	NAG	R	1	2,1	14,14,15	0.36	0	17,19,21	0.57	0
2	NAG	R	2	2	14,14,15	0.34	0	17,19,21	0.48	0
2	NAG	S	1	2,1	14,14,15	0.62	0	17,19,21	0.61	1 (5%)
2	NAG	S	2	2	14,14,15	0.36	0	17,19,21	0.51	0
2	NAG	T	1	2,1	14,14,15	0.28	0	17,19,21	0.57	0
2	NAG	T	2	2	14,14,15	0.36	0	17,19,21	0.45	0
2	NAG	U	1	2,1	14,14,15	0.39	0	17,19,21	1.04	2 (11%)
2	NAG	U	2	2	14,14,15	0.33	0	17,19,21	0.49	0

Mol	Type	Chain	Res	Link	Bond lengths			Bond angles		
					Counts	RMSZ	# Z > 2	Counts	RMSZ	# Z > 2
2	NAG	V	1	2,1	14,14,15	0.29	0	17,19,21	0.57	0
2	NAG	V	2	2	14,14,15	0.31	0	17,19,21	0.42	0
2	NAG	W	1	2,1	14,14,15	0.26	0	17,19,21	0.60	1 (5%)
2	NAG	W	2	2	14,14,15	0.42	0	17,19,21	0.42	0
2	NAG	X	1	2,1	14,14,15	0.31	0	17,19,21	0.53	0
2	NAG	X	2	2	14,14,15	0.33	0	17,19,21	0.46	0
2	NAG	Y	1	2,1	14,14,15	0.58	0	17,19,21	0.60	1 (5%)
2	NAG	Y	2	2	14,14,15	0.39	0	17,19,21	0.50	0
2	NAG	Z	1	2,1	14,14,15	0.32	0	17,19,21	0.56	0
2	NAG	Z	2	2	14,14,15	0.35	0	17,19,21	0.44	0
2	NAG	a	1	2,1	14,14,15	0.45	0	17,19,21	1.04	2 (11%)
2	NAG	a	2	2	14,14,15	0.35	0	17,19,21	0.48	0
2	NAG	b	1	2,1	14,14,15	0.23	0	17,19,21	0.52	0
2	NAG	b	2	2	14,14,15	0.27	0	17,19,21	0.44	0
2	NAG	c	1	2,1	14,14,15	0.28	0	17,19,21	0.56	0
2	NAG	c	2	2	14,14,15	0.36	0	17,19,21	0.41	0
2	NAG	d	1	2,1	14,14,15	0.33	0	17,19,21	0.52	0
2	NAG	d	2	2	14,14,15	0.34	0	17,19,21	0.47	0
2	NAG	e	1	2,1	14,14,15	0.61	0	17,19,21	0.59	0
2	NAG	e	2	2	14,14,15	0.29	0	17,19,21	0.53	0
2	NAG	f	1	2,1	14,14,15	0.31	0	17,19,21	0.59	1 (5%)
2	NAG	f	2	2	14,14,15	0.38	0	17,19,21	0.45	0
2	NAG	g	1	2,1	14,14,15	0.39	0	17,19,21	1.02	2 (11%)
2	NAG	g	2	2	14,14,15	0.38	0	17,19,21	0.47	0
2	NAG	h	1	2,1	14,14,15	0.29	0	17,19,21	0.53	0
2	NAG	h	2	2	14,14,15	0.28	0	17,19,21	0.43	0
2	NAG	i	1	2,1	14,14,15	0.31	0	17,19,21	0.55	0
2	NAG	i	2	2	14,14,15	0.37	0	17,19,21	0.46	0
2	NAG	j	1	2,1	14,14,15	0.33	0	17,19,21	0.52	0
2	NAG	j	2	2	14,14,15	0.36	0	17,19,21	0.48	0
2	NAG	k	1	2,1	14,14,15	0.63	0	17,19,21	0.60	0
2	NAG	k	2	2	14,14,15	0.31	0	17,19,21	0.52	0
2	NAG	l	1	2,1	14,14,15	0.32	0	17,19,21	0.55	0
2	NAG	l	2	2	14,14,15	0.35	0	17,19,21	0.44	0
2	NAG	m	1	2,1	14,14,15	0.41	0	17,19,21	1.03	2 (11%)
2	NAG	m	2	2	14,14,15	0.37	0	17,19,21	0.48	0
2	NAG	n	1	2,1	14,14,15	0.23	0	17,19,21	0.54	0
2	NAG	n	2	2	14,14,15	0.34	0	17,19,21	0.44	0
2	NAG	o	1	2,1	14,14,15	0.29	0	17,19,21	0.58	0
2	NAG	o	2	2	14,14,15	0.39	0	17,19,21	0.40	0
2	NAG	p	1	2,1	14,14,15	0.30	0	17,19,21	0.52	0
2	NAG	p	2	2	14,14,15	0.30	0	17,19,21	0.48	0

In the following table, the Chirals column lists the number of chiral outliers, the number of chiral centers analysed, the number of these observed in the model and the number defined in the Chemical Component Dictionary. Similar counts are reported in the Torsion and Rings columns. '-' means no outliers of that kind were identified.

Mol	Type	Chain	Res	Link	Chirals	Torsions	Rings
2	NAG	G	1	2,1	-	2/6/23/26	0/1/1/1
2	NAG	G	2	2	-	0/6/23/26	0/1/1/1
2	NAG	H	1	2,1	-	2/6/23/26	0/1/1/1
2	NAG	H	2	2	-	2/6/23/26	0/1/1/1
2	NAG	I	1	2,1	-	3/6/23/26	0/1/1/1
2	NAG	I	2	2	-	2/6/23/26	0/1/1/1
2	NAG	J	1	2,1	-	2/6/23/26	0/1/1/1
2	NAG	J	2	2	-	2/6/23/26	0/1/1/1
2	NAG	K	1	2,1	-	0/6/23/26	0/1/1/1
2	NAG	K	2	2	-	2/6/23/26	0/1/1/1
2	NAG	L	1	2,1	-	0/6/23/26	0/1/1/1
2	NAG	L	2	2	-	2/6/23/26	0/1/1/1
2	NAG	M	1	2,1	-	2/6/23/26	0/1/1/1
2	NAG	M	2	2	-	2/6/23/26	0/1/1/1
2	NAG	N	1	2,1	-	2/6/23/26	0/1/1/1
2	NAG	N	2	2	-	2/6/23/26	0/1/1/1
2	NAG	O	1	2,1	-	1/6/23/26	0/1/1/1
2	NAG	O	2	2	-	0/6/23/26	0/1/1/1
2	NAG	P	1	2,1	-	2/6/23/26	0/1/1/1
2	NAG	P	2	2	-	2/6/23/26	0/1/1/1
2	NAG	Q	1	2,1	-	0/6/23/26	0/1/1/1
2	NAG	Q	2	2	-	0/6/23/26	0/1/1/1
2	NAG	R	1	2,1	-	2/6/23/26	0/1/1/1
2	NAG	R	2	2	-	2/6/23/26	0/1/1/1
2	NAG	S	1	2,1	-	0/6/23/26	0/1/1/1
2	NAG	S	2	2	-	1/6/23/26	0/1/1/1
2	NAG	T	1	2,1	-	2/6/23/26	0/1/1/1
2	NAG	T	2	2	-	2/6/23/26	0/1/1/1
2	NAG	U	1	2,1	-	3/6/23/26	0/1/1/1
2	NAG	U	2	2	-	2/6/23/26	0/1/1/1
2	NAG	V	1	2,1	-	2/6/23/26	0/1/1/1
2	NAG	V	2	2	-	2/6/23/26	0/1/1/1
2	NAG	W	1	2,1	-	0/6/23/26	0/1/1/1

Continued on next page...

Continued from previous page...

Mol	Type	Chain	Res	Link	Chirals	Torsions	Rings
2	NAG	W	2	2	-	2/6/23/26	0/1/1/1
2	NAG	X	1	2,1	-	2/6/23/26	0/1/1/1
2	NAG	X	2	2	-	2/6/23/26	0/1/1/1
2	NAG	Y	1	2,1	-	0/6/23/26	0/1/1/1
2	NAG	Y	2	2	-	1/6/23/26	0/1/1/1
2	NAG	Z	1	2,1	-	2/6/23/26	0/1/1/1
2	NAG	Z	2	2	-	1/6/23/26	0/1/1/1
2	NAG	a	1	2,1	-	3/6/23/26	0/1/1/1
2	NAG	a	2	2	-	2/6/23/26	0/1/1/1
2	NAG	b	1	2,1	-	2/6/23/26	0/1/1/1
2	NAG	b	2	2	-	0/6/23/26	0/1/1/1
2	NAG	c	1	2,1	-	0/6/23/26	0/1/1/1
2	NAG	c	2	2	-	2/6/23/26	0/1/1/1
2	NAG	d	1	2,1	-	2/6/23/26	0/1/1/1
2	NAG	d	2	2	-	0/6/23/26	0/1/1/1
2	NAG	e	1	2,1	-	2/6/23/26	0/1/1/1
2	NAG	e	2	2	-	1/6/23/26	0/1/1/1
2	NAG	f	1	2,1	-	2/6/23/26	0/1/1/1
2	NAG	f	2	2	-	2/6/23/26	0/1/1/1
2	NAG	g	1	2,1	-	1/6/23/26	0/1/1/1
2	NAG	g	2	2	-	2/6/23/26	0/1/1/1
2	NAG	h	1	2,1	-	2/6/23/26	0/1/1/1
2	NAG	h	2	2	-	2/6/23/26	0/1/1/1
2	NAG	i	1	2,1	-	2/6/23/26	0/1/1/1
2	NAG	i	2	2	-	2/6/23/26	0/1/1/1
2	NAG	j	1	2,1	-	0/6/23/26	0/1/1/1
2	NAG	j	2	2	-	2/6/23/26	0/1/1/1
2	NAG	k	1	2,1	-	0/6/23/26	0/1/1/1
2	NAG	k	2	2	-	2/6/23/26	0/1/1/1
2	NAG	l	1	2,1	-	0/6/23/26	0/1/1/1
2	NAG	l	2	2	-	2/6/23/26	0/1/1/1
2	NAG	m	1	2,1	-	1/6/23/26	0/1/1/1
2	NAG	m	2	2	-	2/6/23/26	0/1/1/1
2	NAG	n	1	2,1	-	2/6/23/26	0/1/1/1
2	NAG	n	2	2	-	2/6/23/26	0/1/1/1
2	NAG	o	1	2,1	-	0/6/23/26	0/1/1/1
2	NAG	o	2	2	-	2/6/23/26	0/1/1/1

Continued on next page...

Continued from previous page...

Mol	Type	Chain	Res	Link	Chirals	Torsions	Rings
2	NAG	p	1	2,1	-	2/6/23/26	0/1/1/1
2	NAG	p	2	2	-	2/6/23/26	0/1/1/1

There are no bond length outliers.

All (19) bond angle outliers are listed below:

Mol	Chain	Res	Type	Atoms	Z	Observed(°)	Ideal(°)
2	U	1	NAG	C2-N2-C7	3.03	127.22	122.90
2	O	1	NAG	C2-N2-C7	3.03	127.22	122.90
2	I	1	NAG	C2-N2-C7	3.02	127.21	122.90
2	g	1	NAG	C2-N2-C7	3.02	127.21	122.90
2	a	1	NAG	C2-N2-C7	3.01	127.19	122.90
2	m	1	NAG	C2-N2-C7	3.00	127.18	122.90
2	I	1	NAG	C1-O5-C5	2.19	115.16	112.19
2	a	1	NAG	C1-O5-C5	2.18	115.14	112.19
2	U	1	NAG	C1-O5-C5	2.13	115.08	112.19
2	O	1	NAG	C1-O5-C5	2.12	115.06	112.19
2	G	1	NAG	C1-O5-C5	2.12	115.06	112.19
2	S	1	NAG	C1-O5-C5	2.11	115.05	112.19
2	m	1	NAG	C1-O5-C5	2.10	115.04	112.19
2	g	1	NAG	C1-O5-C5	2.08	115.01	112.19
2	W	1	NAG	C1-O5-C5	2.06	114.99	112.19
2	f	1	NAG	C1-O5-C5	2.03	114.94	112.19
2	K	1	NAG	C1-O5-C5	2.02	114.93	112.19
2	Y	1	NAG	C1-O5-C5	2.02	114.92	112.19
2	M	1	NAG	C1-O5-C5	2.01	114.91	112.19

There are no chirality outliers.

All (108) torsion outliers are listed below:

Mol	Chain	Res	Type	Atoms
2	N	1	NAG	O5-C5-C6-O6
2	X	2	NAG	O5-C5-C6-O6
2	R	1	NAG	O5-C5-C6-O6
2	T	2	NAG	O5-C5-C6-O6
2	f	1	NAG	O5-C5-C6-O6
2	f	2	NAG	O5-C5-C6-O6
2	P	1	NAG	O5-C5-C6-O6
2	V	2	NAG	C4-C5-C6-O6
2	c	2	NAG	C4-C5-C6-O6
2	M	2	NAG	O5-C5-C6-O6

Continued on next page...

Continued from previous page...

Mol	Chain	Res	Type	Atoms
2	N	2	NAG	O5-C5-C6-O6
2	V	1	NAG	O5-C5-C6-O6
2	G	1	NAG	O5-C5-C6-O6
2	J	1	NAG	O5-C5-C6-O6
2	R	2	NAG	O5-C5-C6-O6
2	Z	1	NAG	O5-C5-C6-O6
2	a	2	NAG	O5-C5-C6-O6
2	b	1	NAG	O5-C5-C6-O6
2	g	2	NAG	O5-C5-C6-O6
2	h	1	NAG	O5-C5-C6-O6
2	p	2	NAG	O5-C5-C6-O6
2	R	1	NAG	C4-C5-C6-O6
2	f	1	NAG	C4-C5-C6-O6
2	l	2	NAG	O5-C5-C6-O6
2	N	2	NAG	C4-C5-C6-O6
2	o	2	NAG	C4-C5-C6-O6
2	H	1	NAG	O5-C5-C6-O6
2	T	1	NAG	O5-C5-C6-O6
2	X	1	NAG	O5-C5-C6-O6
2	k	2	NAG	O5-C5-C6-O6
2	f	2	NAG	C4-C5-C6-O6
2	T	2	NAG	C4-C5-C6-O6
2	H	2	NAG	O5-C5-C6-O6
2	N	1	NAG	C4-C5-C6-O6
2	X	2	NAG	C4-C5-C6-O6
2	P	1	NAG	C4-C5-C6-O6
2	l	2	NAG	C4-C5-C6-O6
2	M	2	NAG	C4-C5-C6-O6
2	W	2	NAG	C4-C5-C6-O6
2	X	1	NAG	C4-C5-C6-O6
2	H	2	NAG	C4-C5-C6-O6
2	T	1	NAG	C4-C5-C6-O6
2	n	2	NAG	O5-C5-C6-O6
2	V	1	NAG	C4-C5-C6-O6
2	H	1	NAG	C4-C5-C6-O6
2	h	1	NAG	C4-C5-C6-O6
2	h	2	NAG	C4-C5-C6-O6
2	U	2	NAG	O5-C5-C6-O6
2	i	1	NAG	O5-C5-C6-O6
2	b	1	NAG	C4-C5-C6-O6
2	V	2	NAG	O5-C5-C6-O6
2	G	1	NAG	C4-C5-C6-O6

Continued on next page...

Continued from previous page...

Mol	Chain	Res	Type	Atoms
2	J	1	NAG	C4-C5-C6-O6
2	R	2	NAG	C4-C5-C6-O6
2	Z	1	NAG	C4-C5-C6-O6
2	a	2	NAG	C4-C5-C6-O6
2	g	2	NAG	C4-C5-C6-O6
2	p	2	NAG	C4-C5-C6-O6
2	c	2	NAG	O5-C5-C6-O6
2	n	1	NAG	O5-C5-C6-O6
2	U	2	NAG	C4-C5-C6-O6
2	n	2	NAG	C4-C5-C6-O6
2	i	1	NAG	C4-C5-C6-O6
2	U	1	NAG	O5-C5-C6-O6
2	n	1	NAG	C4-C5-C6-O6
2	i	2	NAG	O5-C5-C6-O6
2	o	2	NAG	O5-C5-C6-O6
2	M	1	NAG	O5-C5-C6-O6
2	U	1	NAG	C4-C5-C6-O6
2	M	1	NAG	C4-C5-C6-O6
2	i	2	NAG	C4-C5-C6-O6
2	W	2	NAG	O5-C5-C6-O6
2	e	2	NAG	O5-C5-C6-O6
2	J	2	NAG	O5-C5-C6-O6
2	J	2	NAG	C4-C5-C6-O6
2	h	2	NAG	O5-C5-C6-O6
2	m	2	NAG	C4-C5-C6-O6
2	m	2	NAG	O5-C5-C6-O6
2	S	2	NAG	O5-C5-C6-O6
2	Y	2	NAG	O5-C5-C6-O6
2	k	2	NAG	C4-C5-C6-O6
2	P	2	NAG	C4-C5-C6-O6
2	I	2	NAG	C4-C5-C6-O6
2	e	1	NAG	C4-C5-C6-O6
2	I	2	NAG	O5-C5-C6-O6
2	e	1	NAG	O5-C5-C6-O6
2	j	2	NAG	C4-C5-C6-O6
2	p	1	NAG	C4-C5-C6-O6
2	L	2	NAG	C4-C5-C6-O6
2	Z	2	NAG	O5-C5-C6-O6
2	j	2	NAG	O5-C5-C6-O6
2	a	1	NAG	C4-C5-C6-O6
2	K	2	NAG	C4-C5-C6-O6
2	p	1	NAG	O5-C5-C6-O6

Continued on next page...

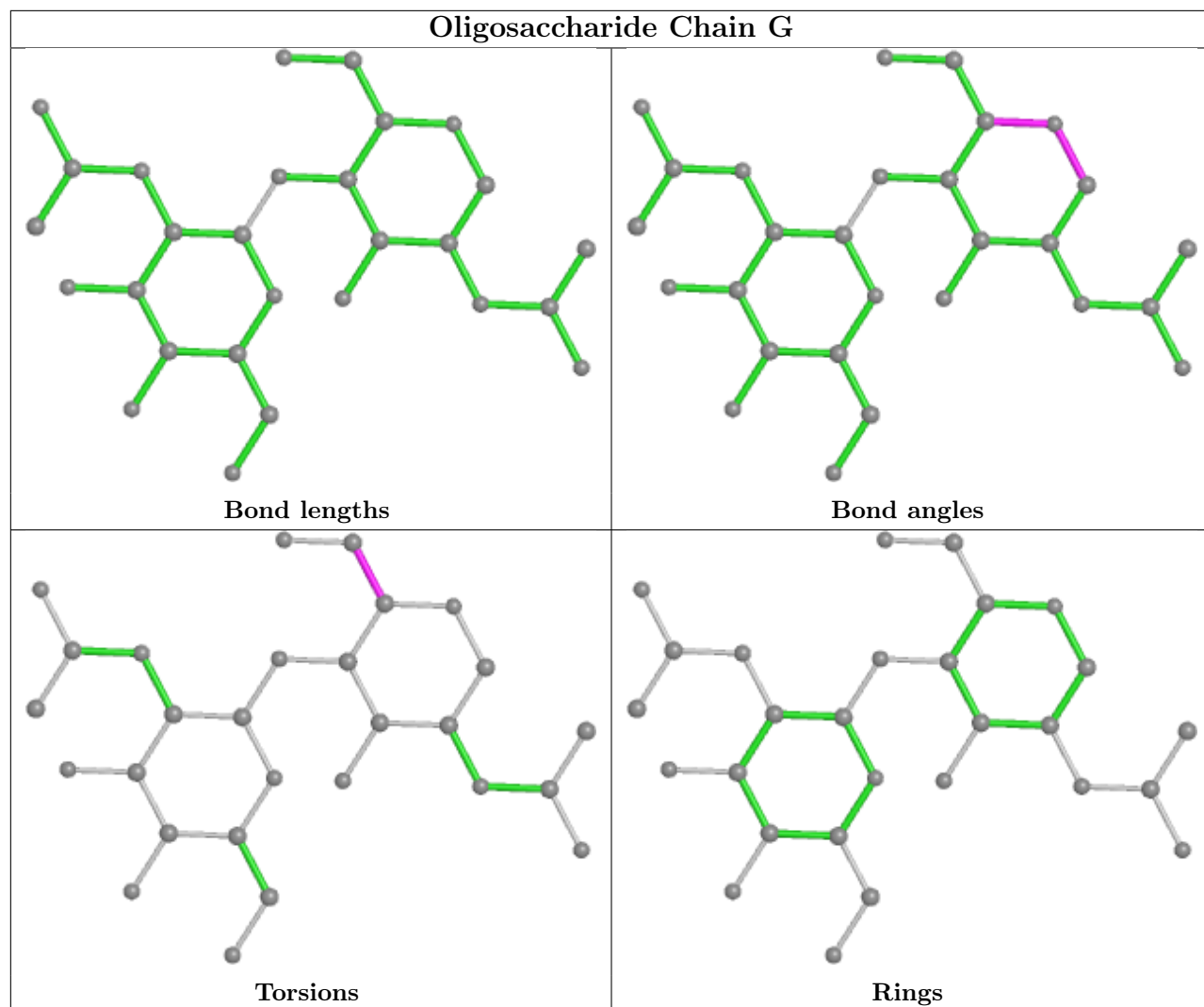
Continued from previous page...

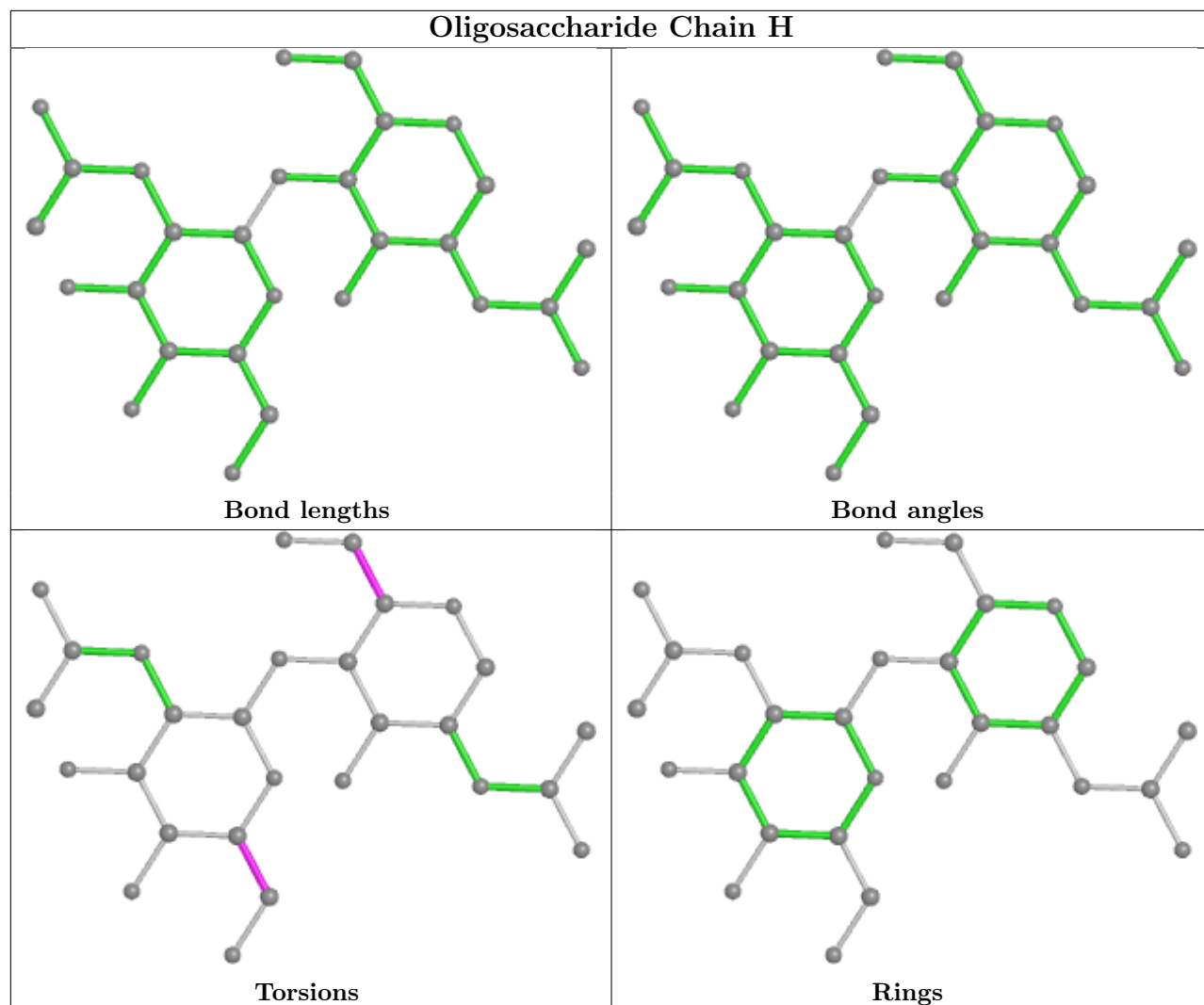
Mol	Chain	Res	Type	Atoms
2	I	1	NAG	C4-C5-C6-O6
2	d	1	NAG	C4-C5-C6-O6
2	a	1	NAG	O5-C5-C6-O6
2	K	2	NAG	O5-C5-C6-O6
2	P	2	NAG	O5-C5-C6-O6
2	d	1	NAG	O5-C5-C6-O6
2	I	1	NAG	O5-C5-C6-O6
2	L	2	NAG	O5-C5-C6-O6
2	I	1	NAG	C3-C2-N2-C7
2	O	1	NAG	C3-C2-N2-C7
2	U	1	NAG	C3-C2-N2-C7
2	a	1	NAG	C3-C2-N2-C7
2	g	1	NAG	C3-C2-N2-C7
2	m	1	NAG	C3-C2-N2-C7

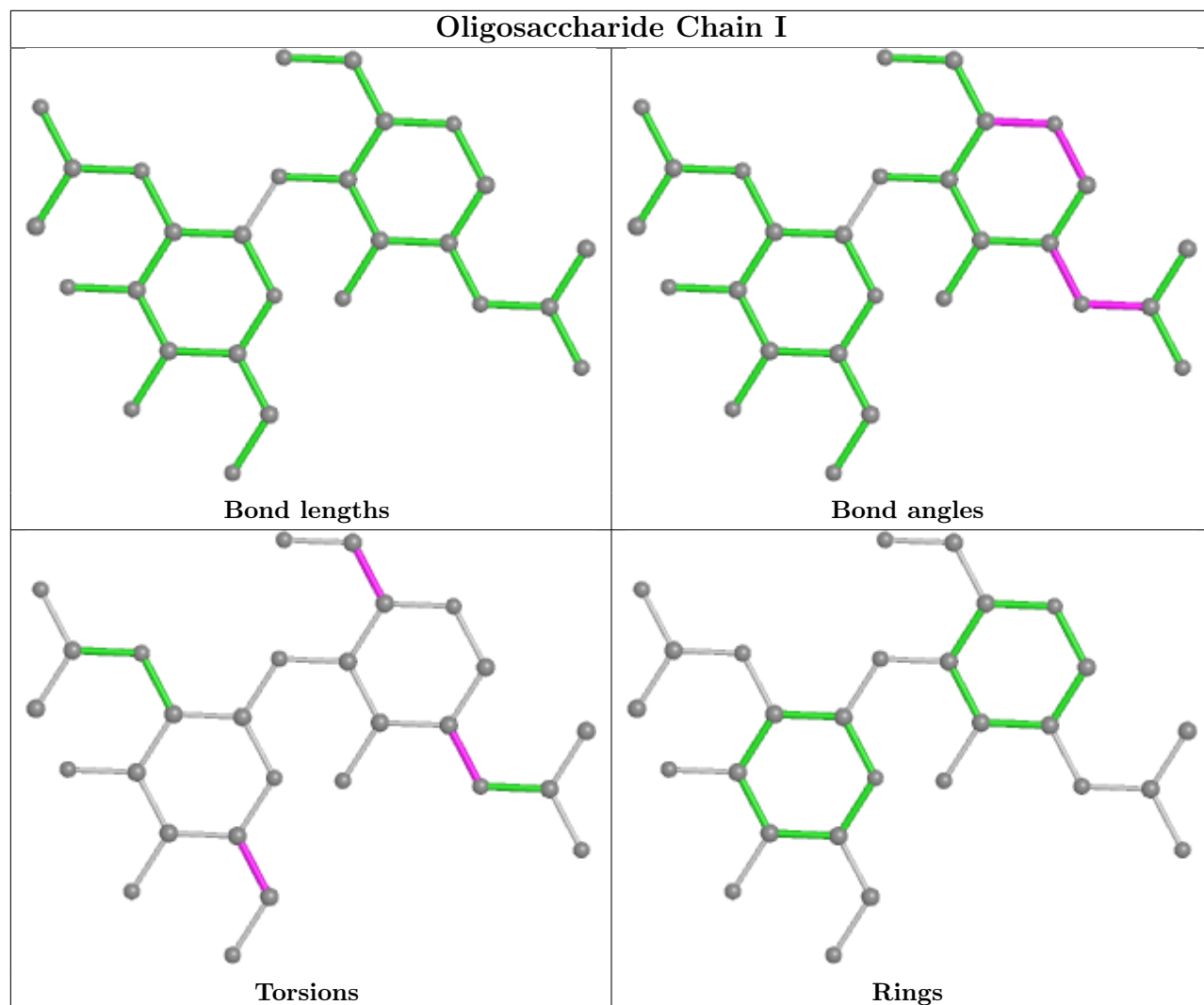
There are no ring outliers.

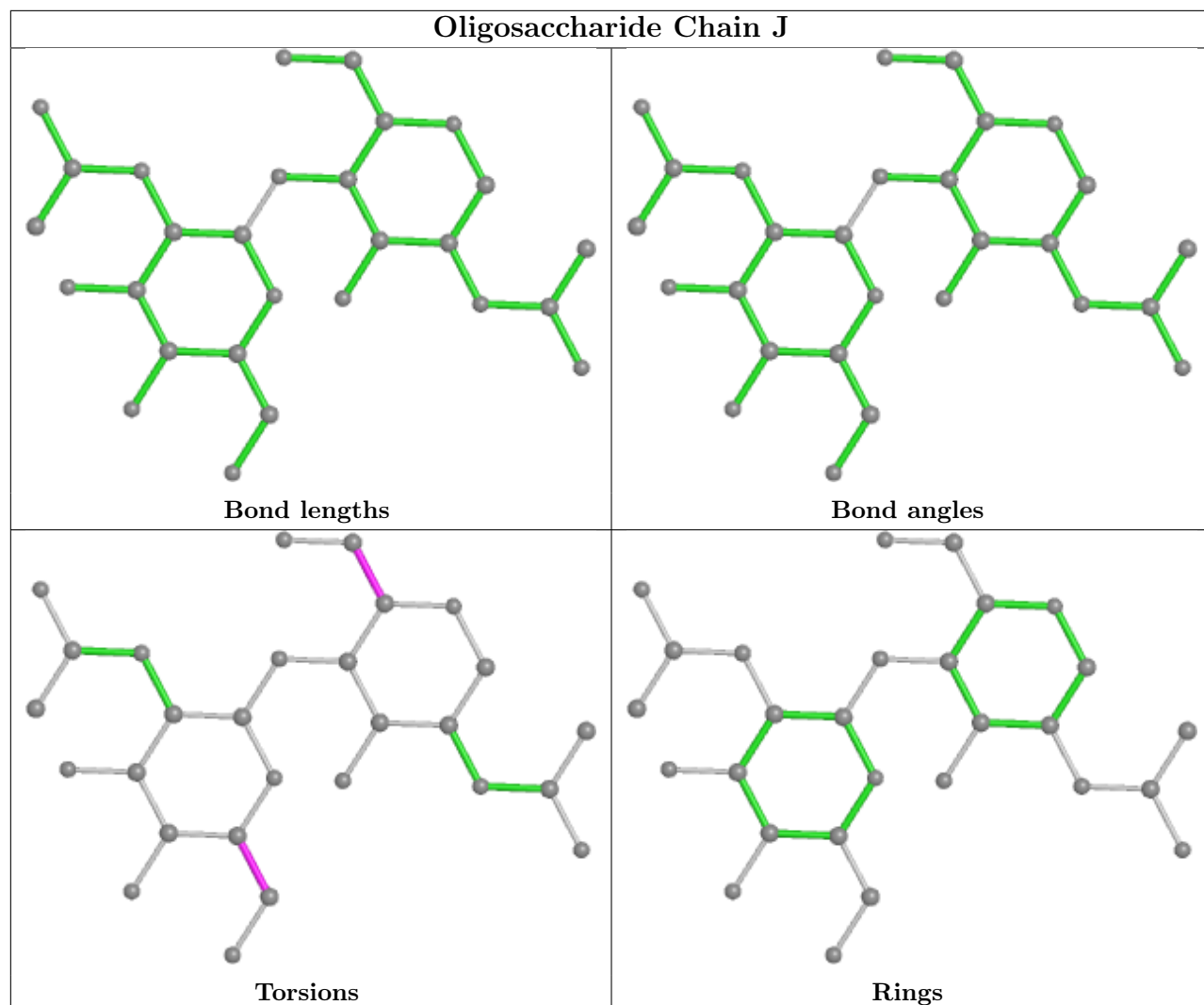
No monomer is involved in short contacts.

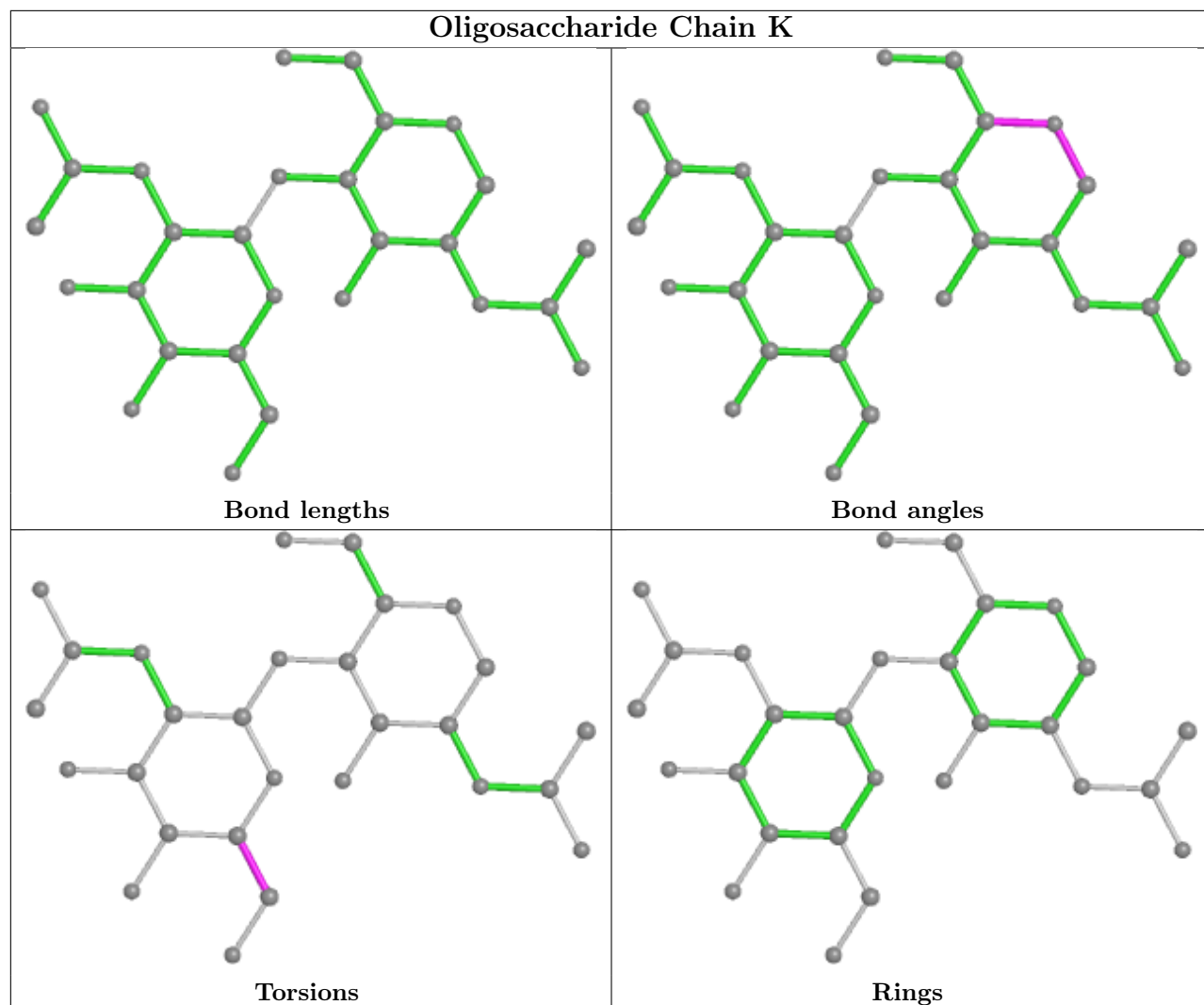
The following is a two-dimensional graphical depiction of Mogul quality analysis of bond lengths, bond angles, torsion angles, and ring geometry for oligosaccharide.

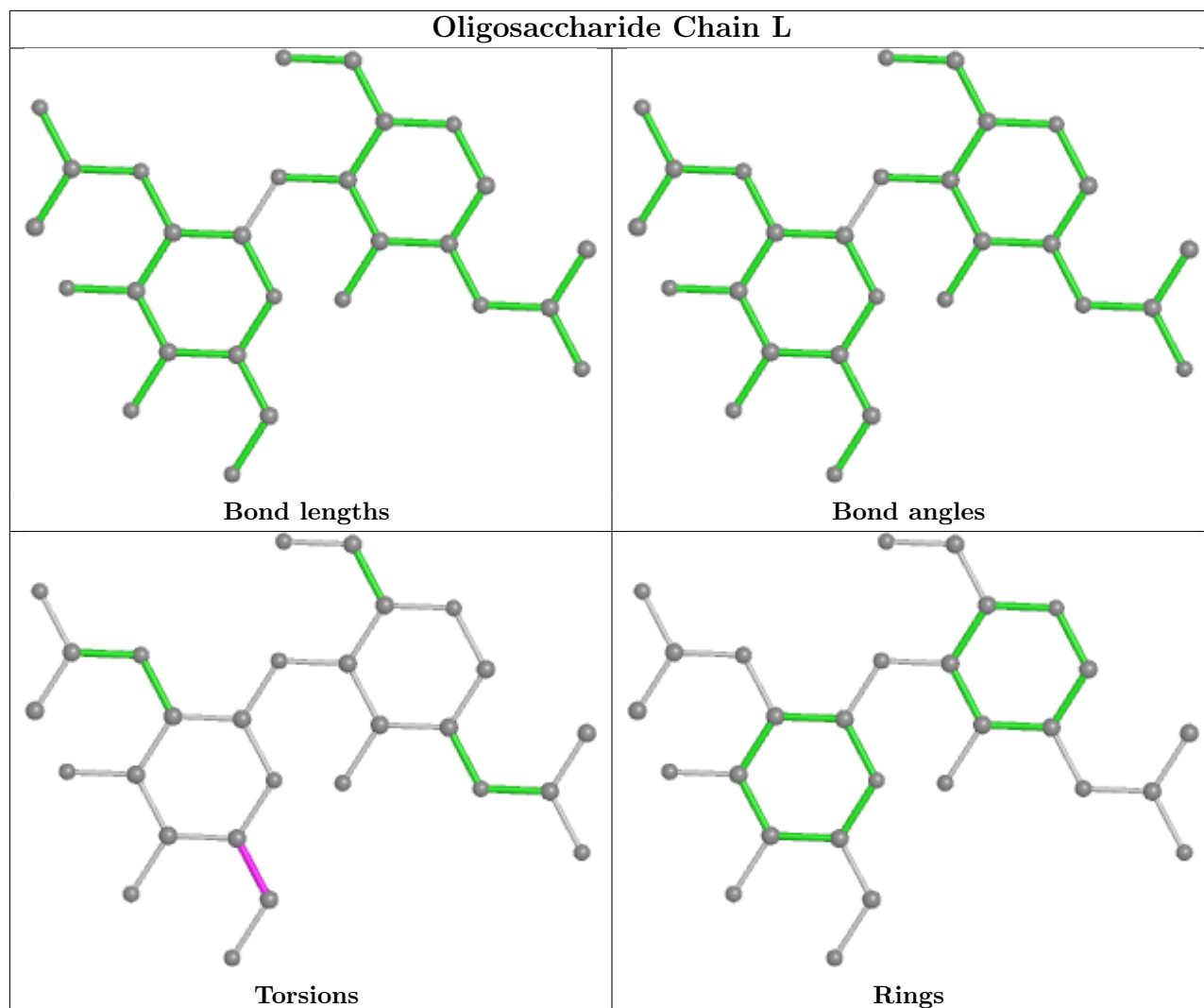


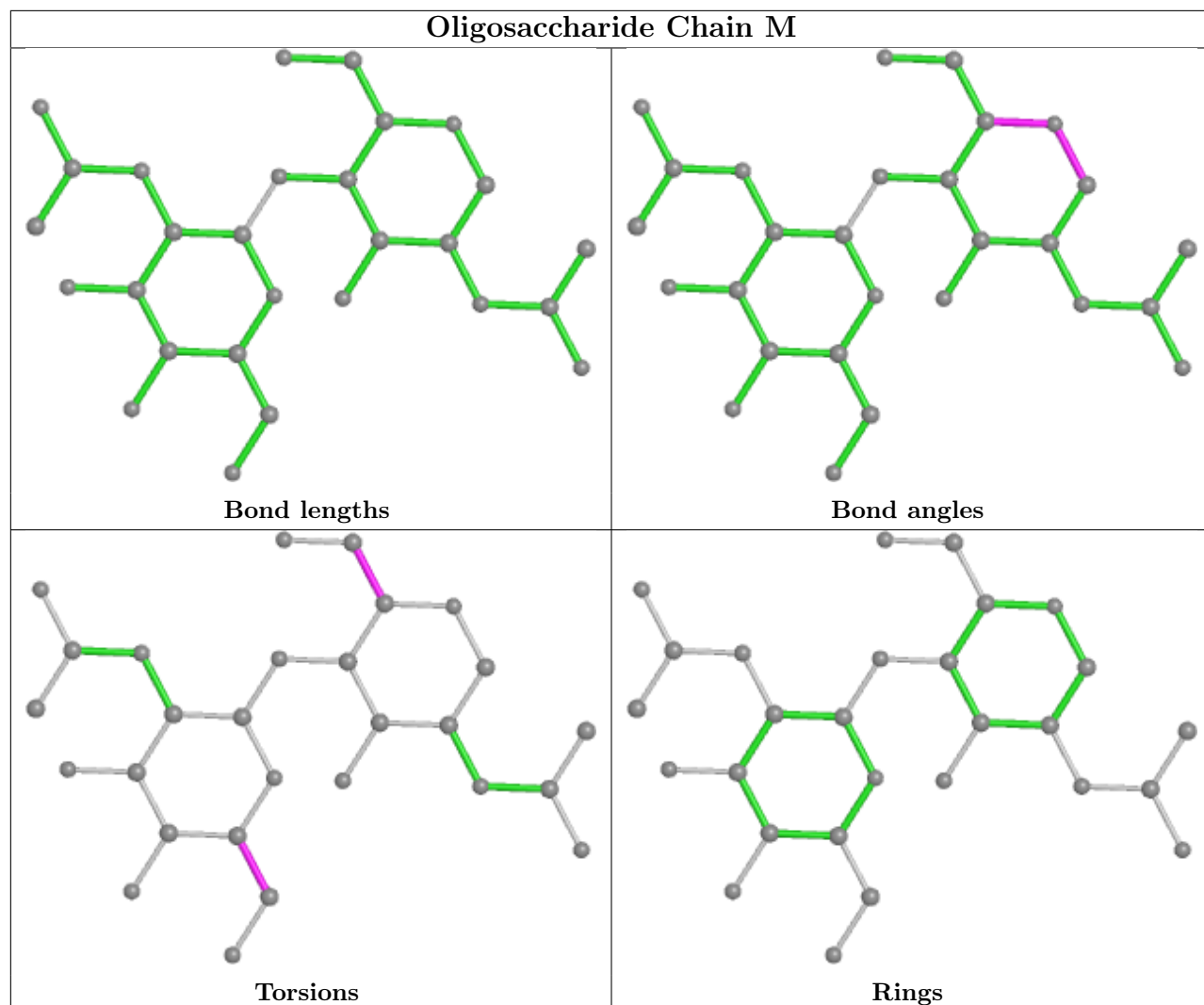


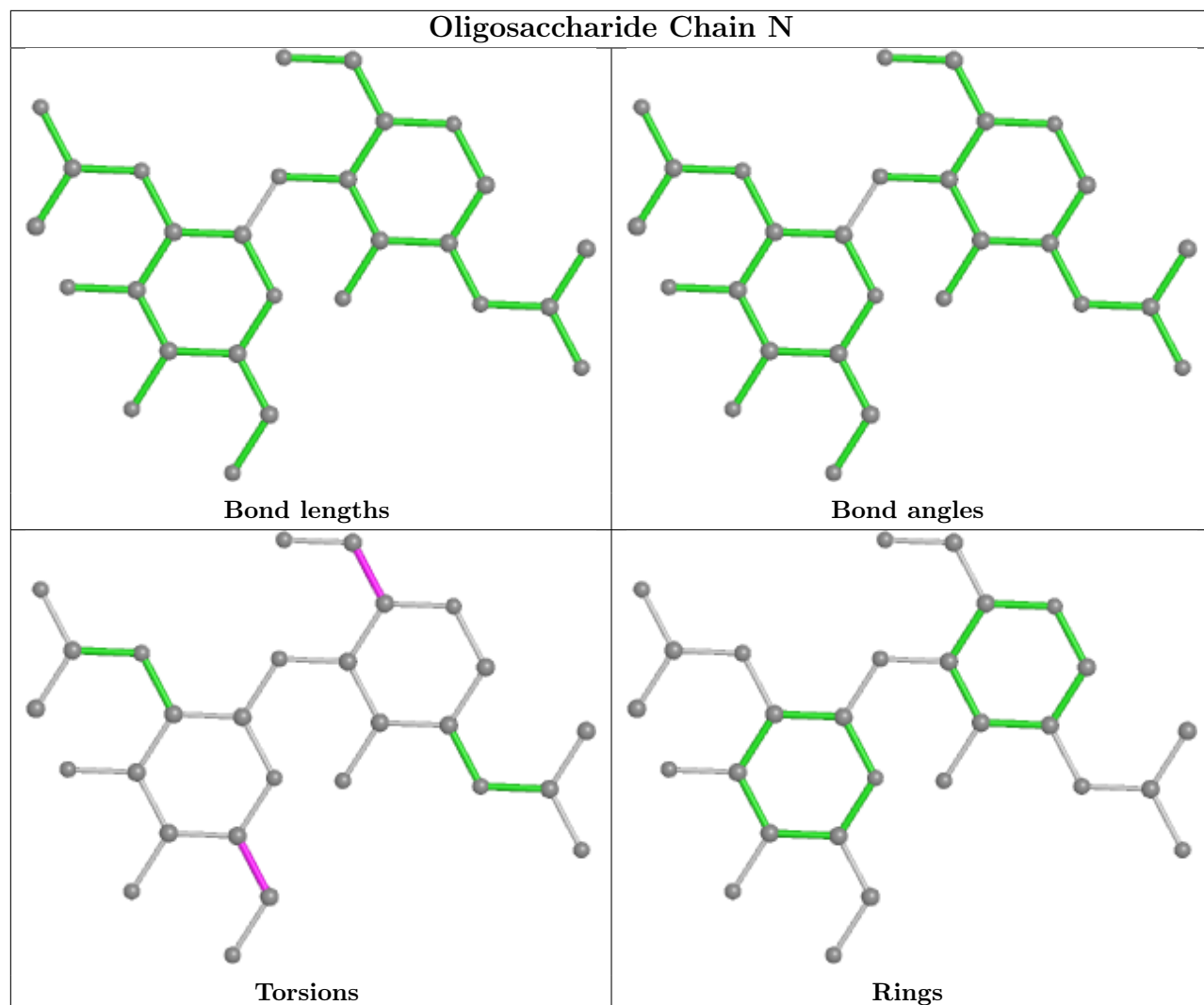


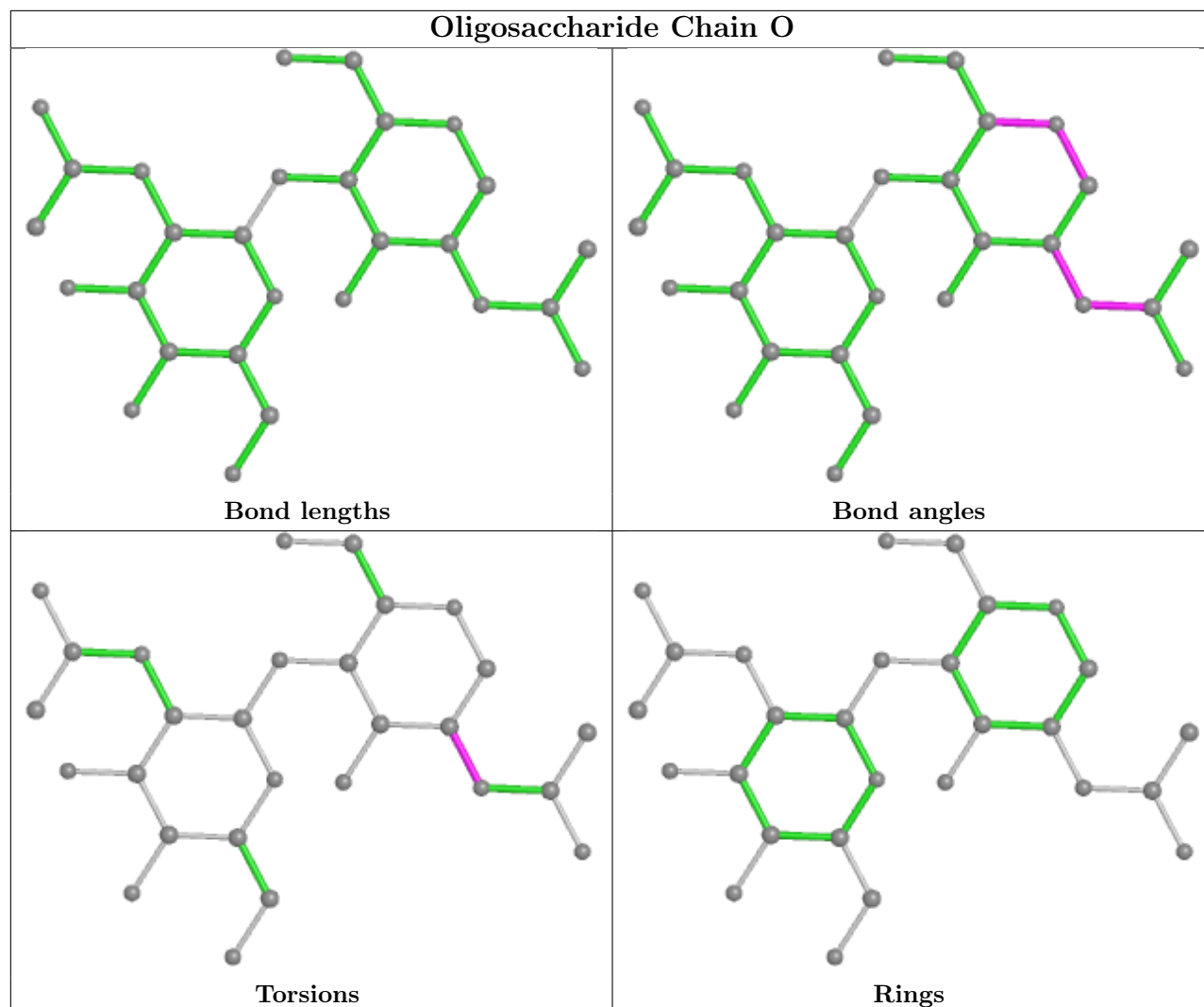


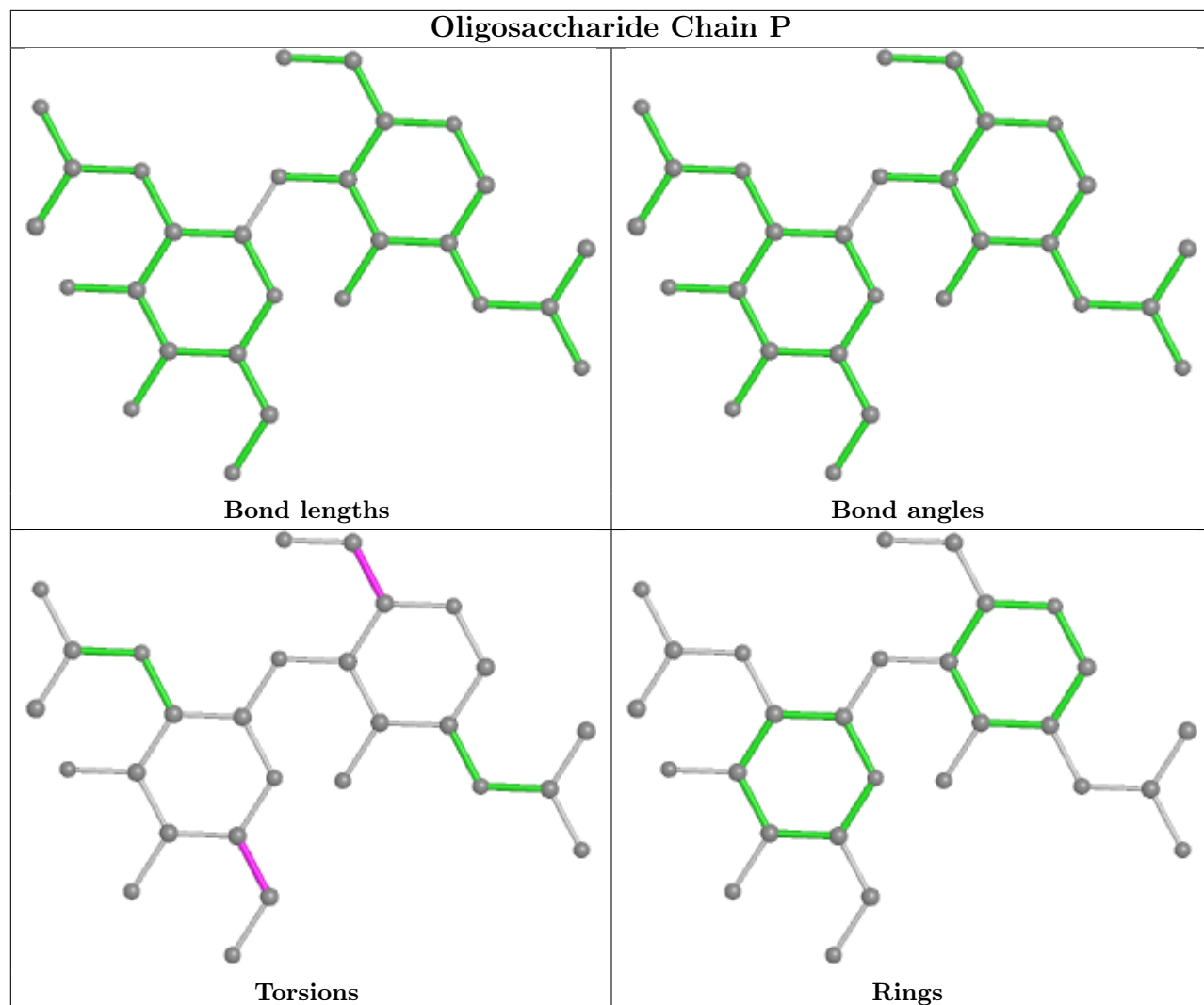


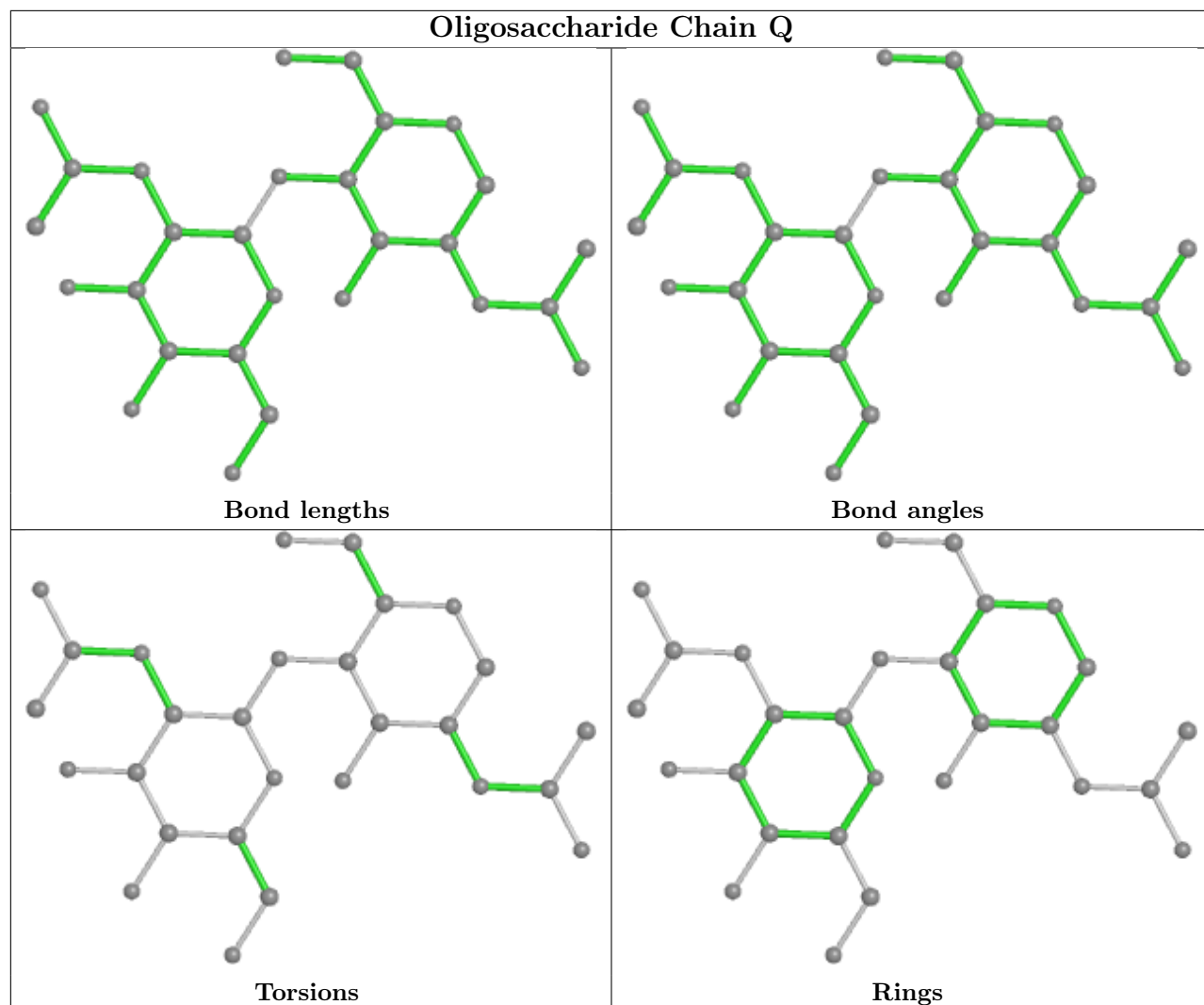


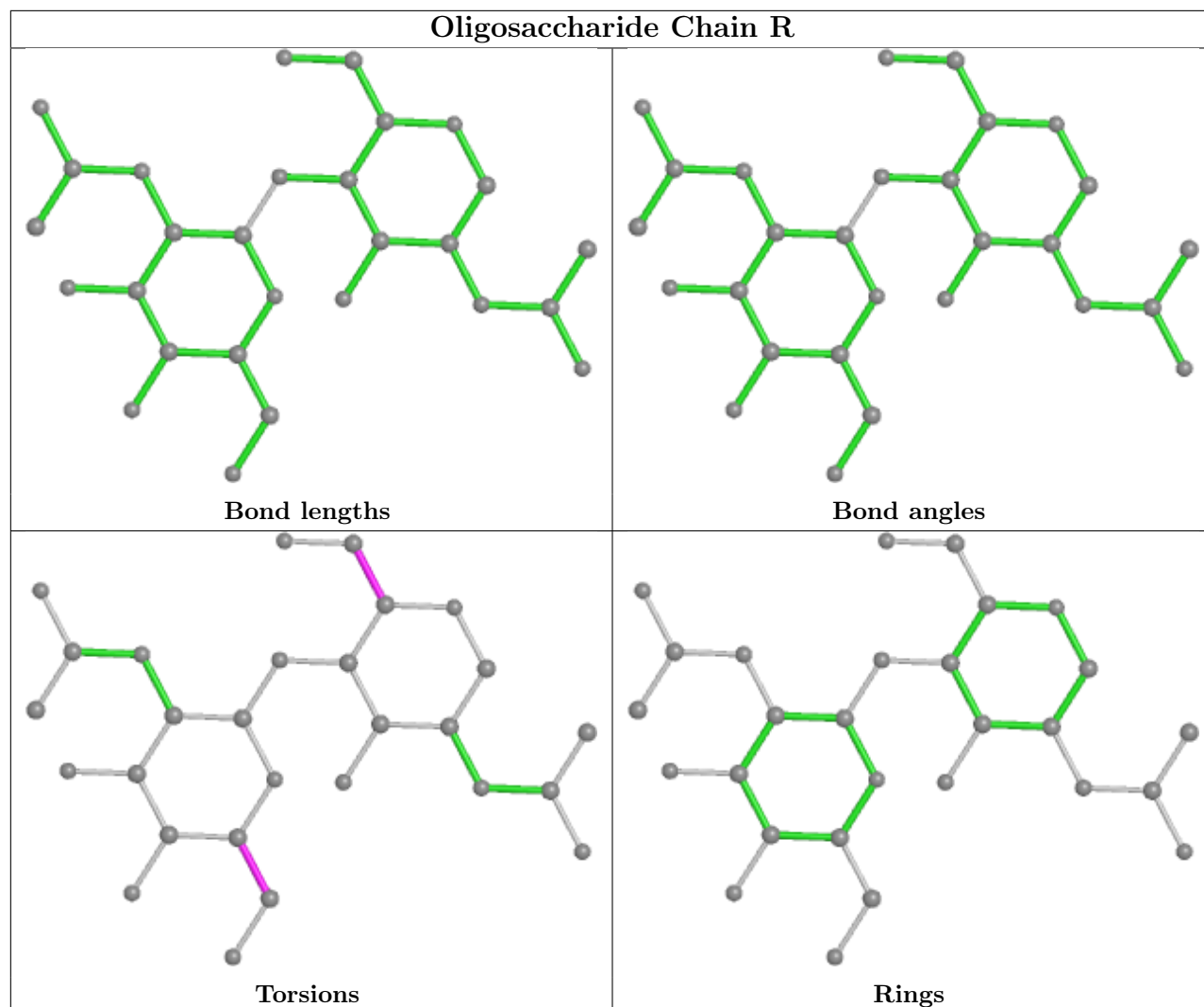


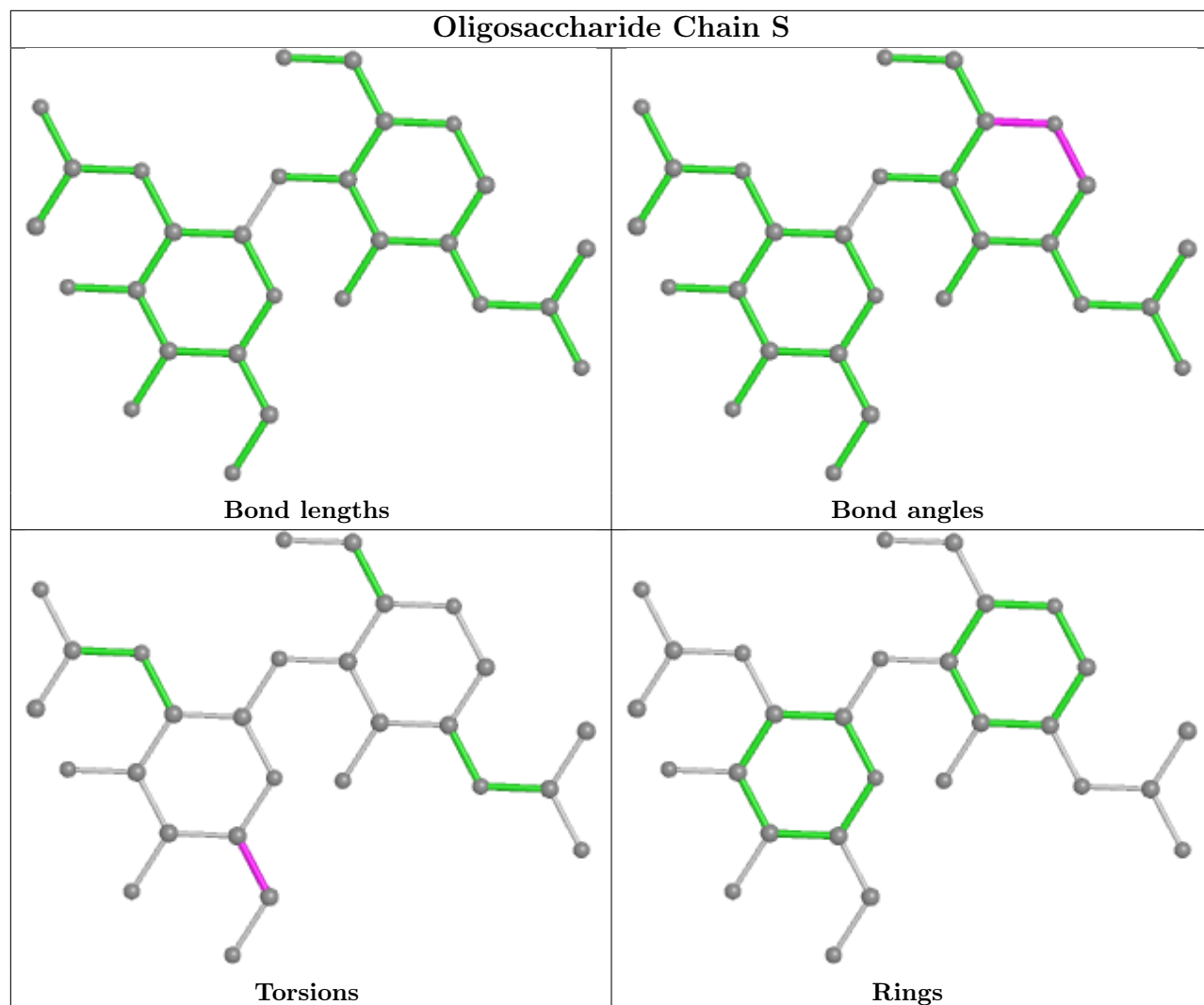


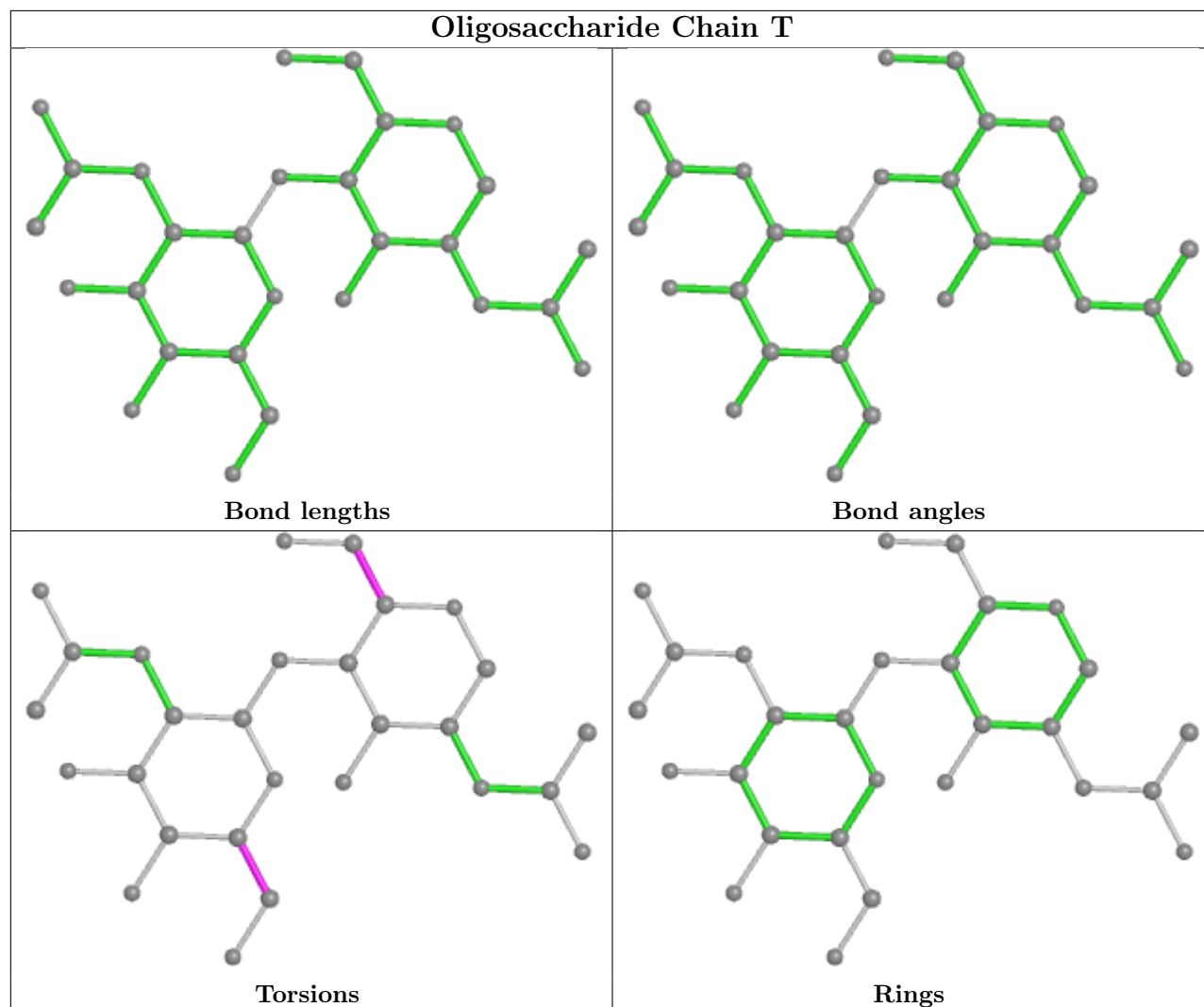


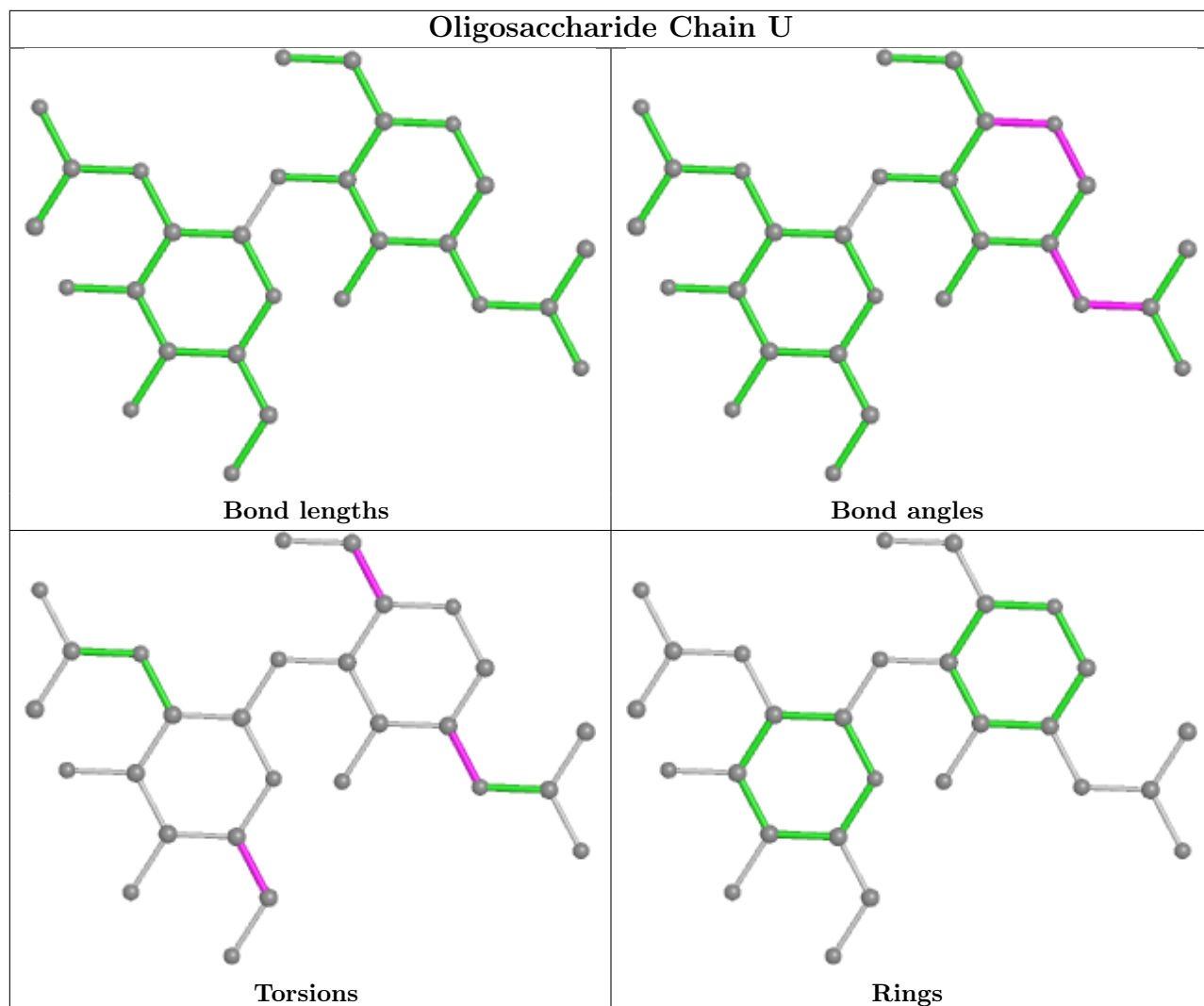


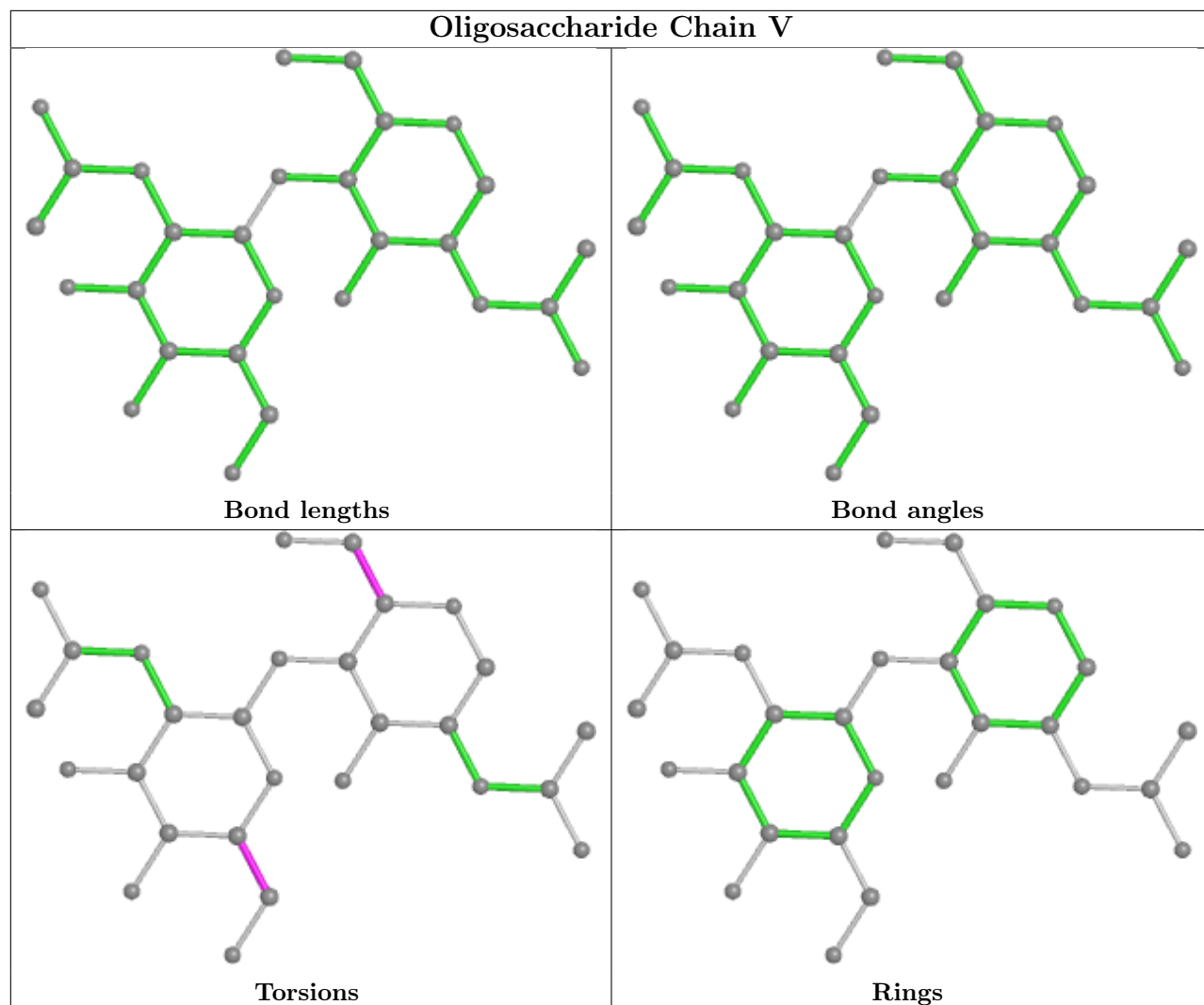


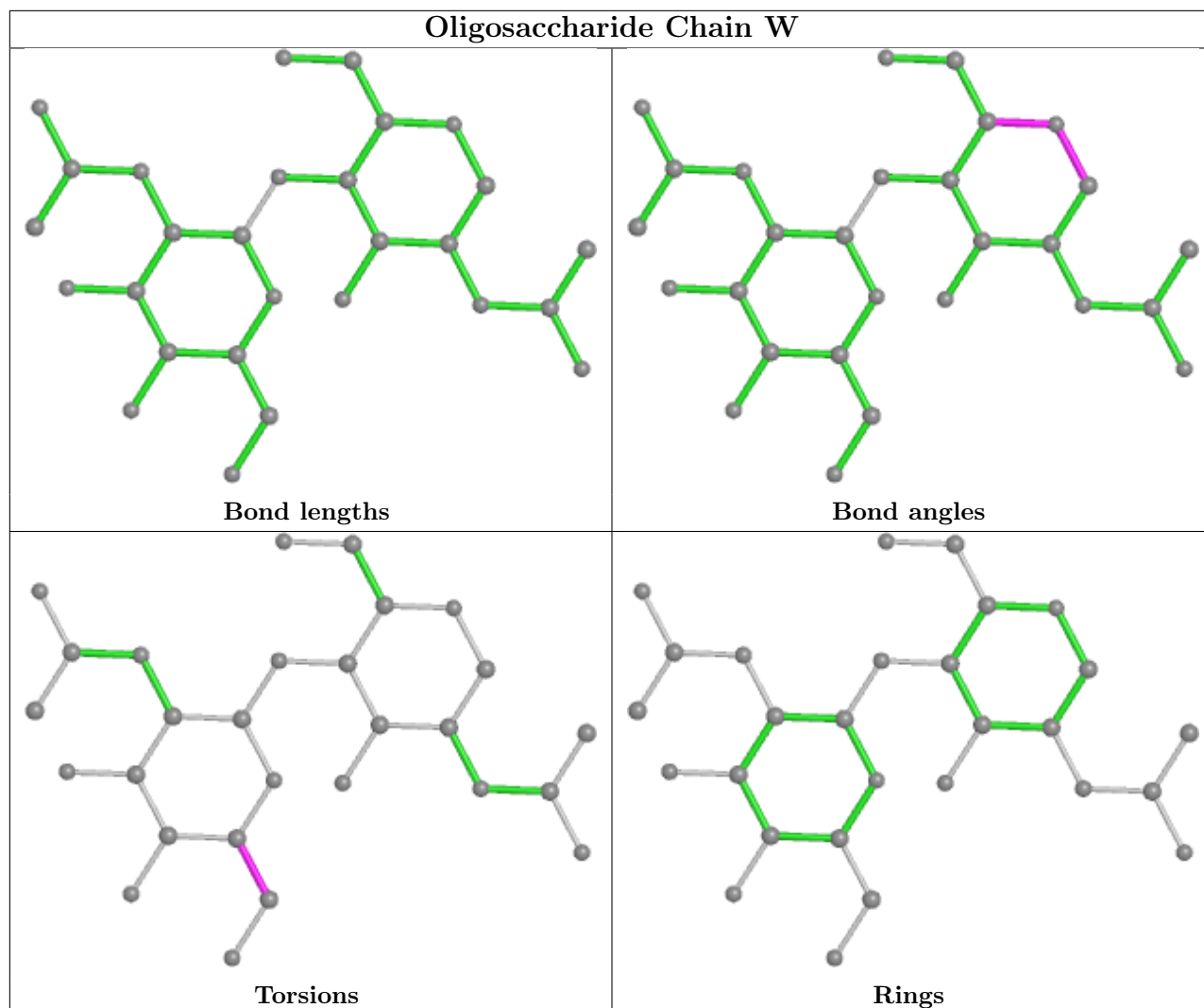


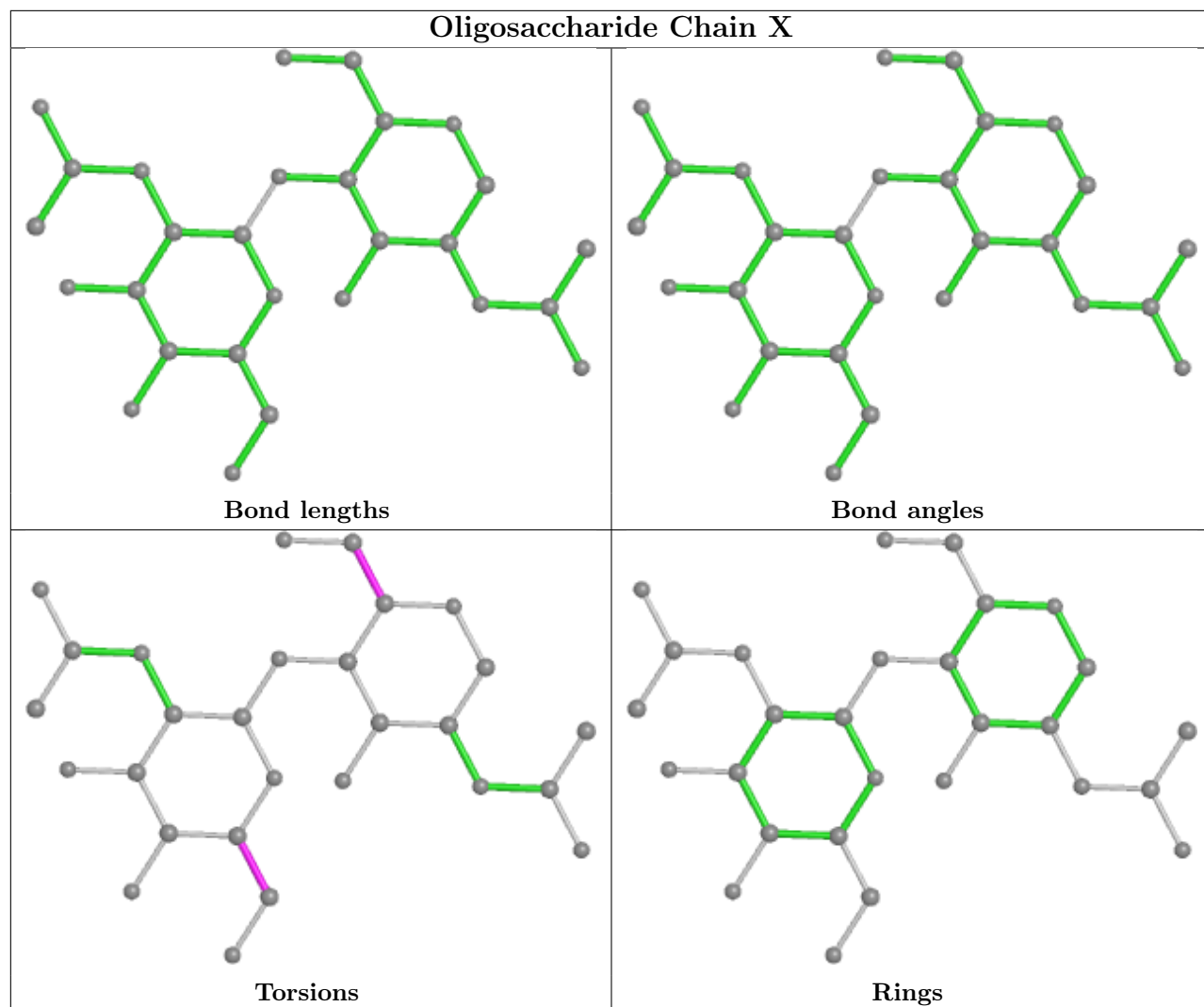


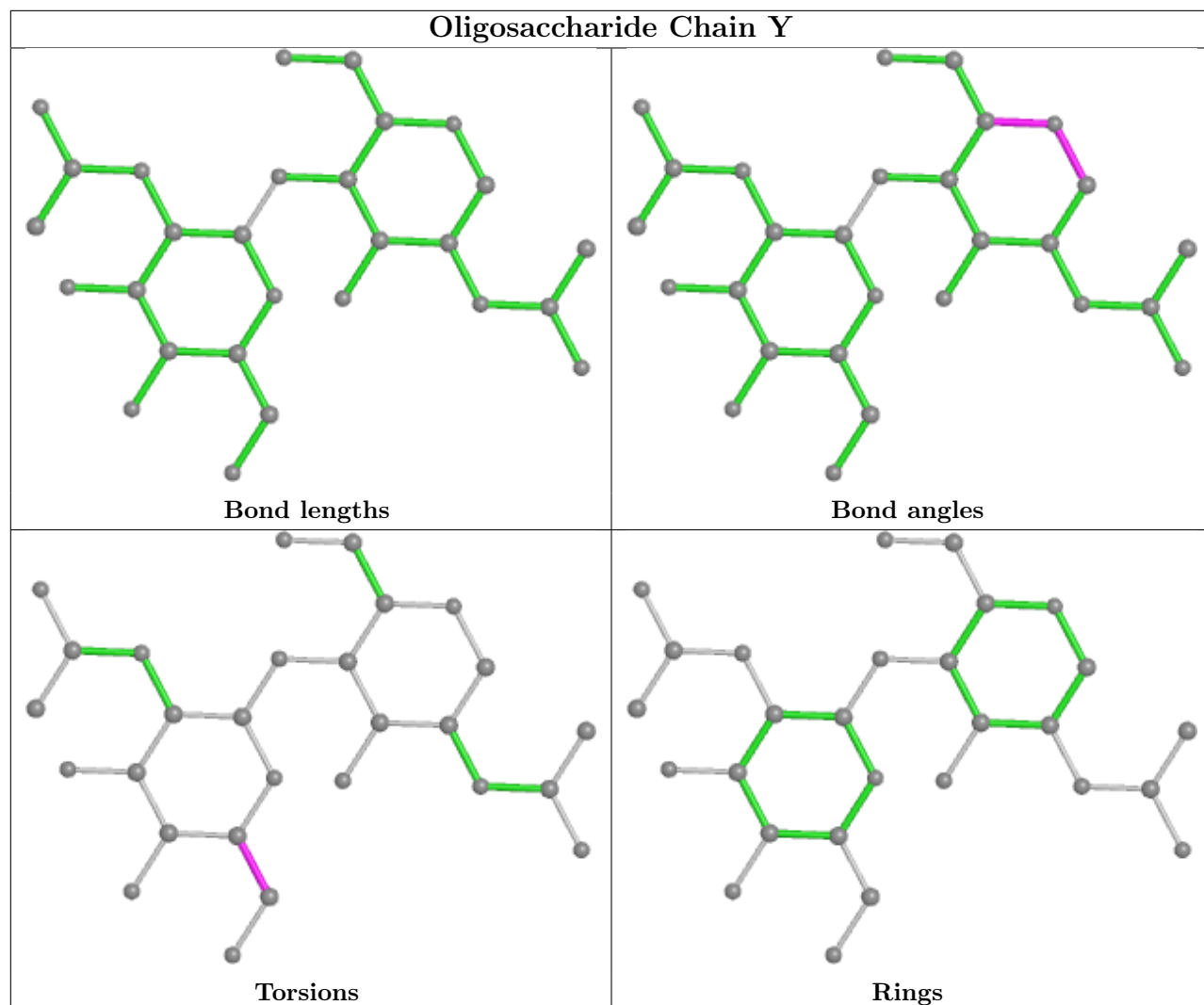


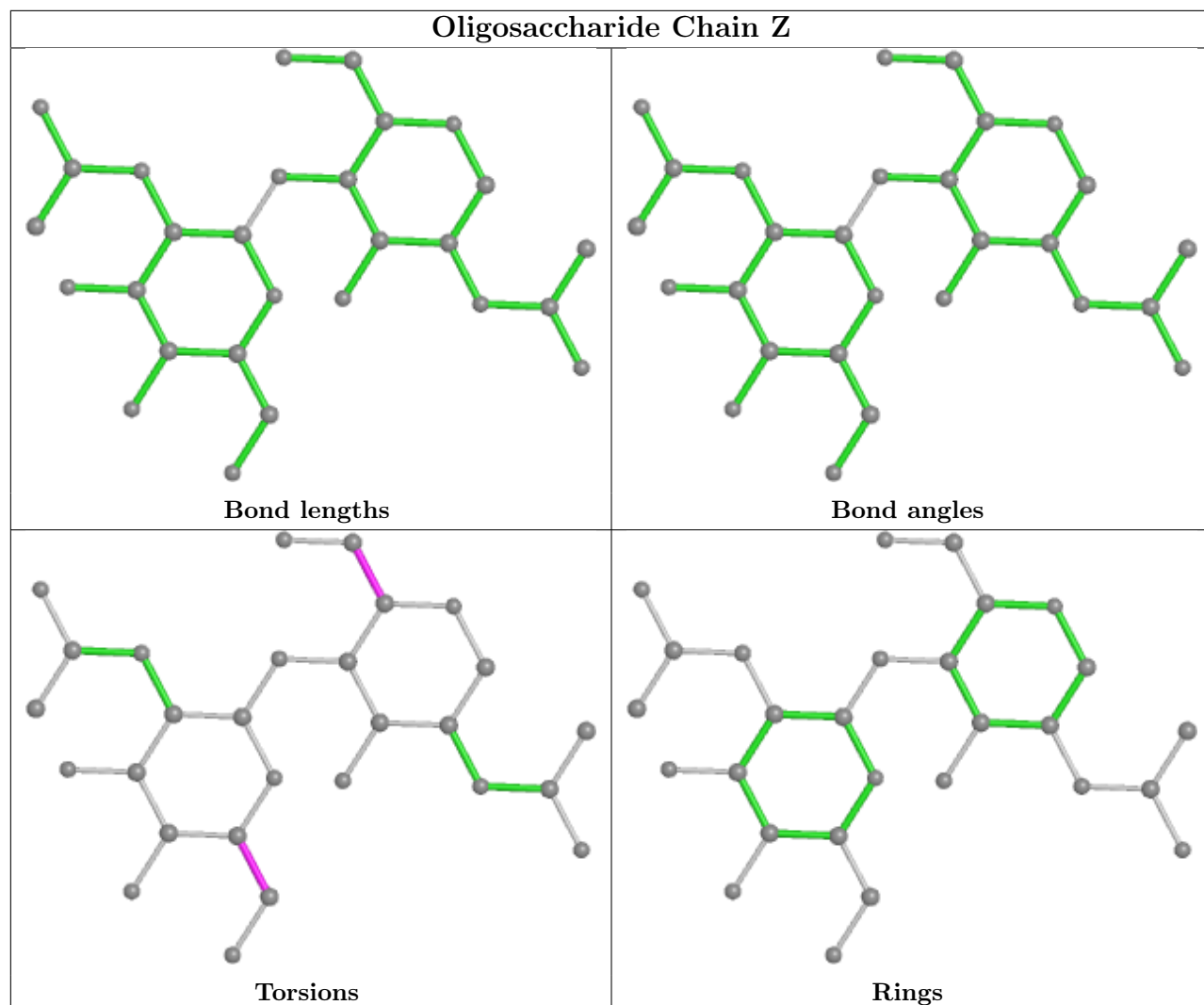


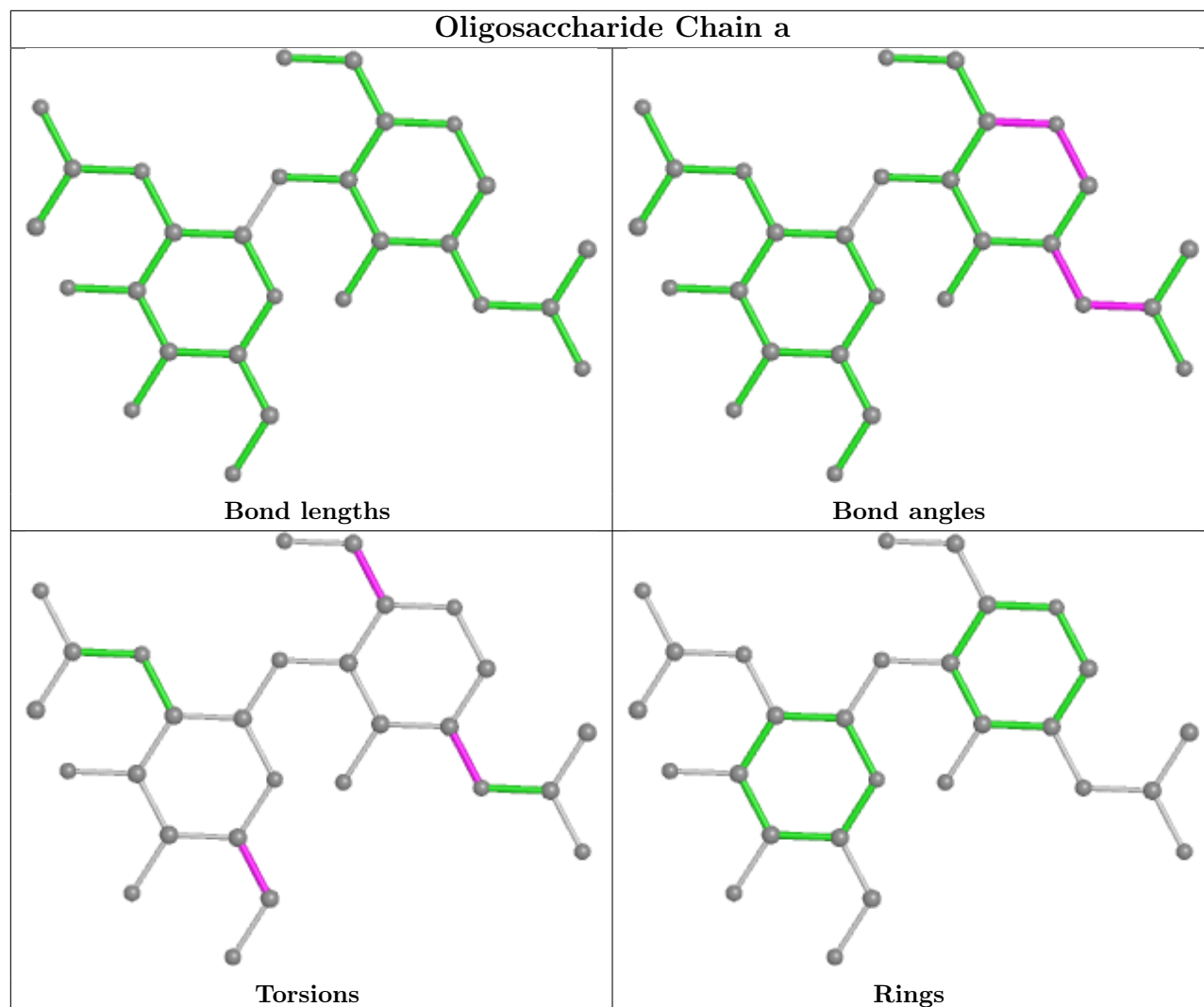


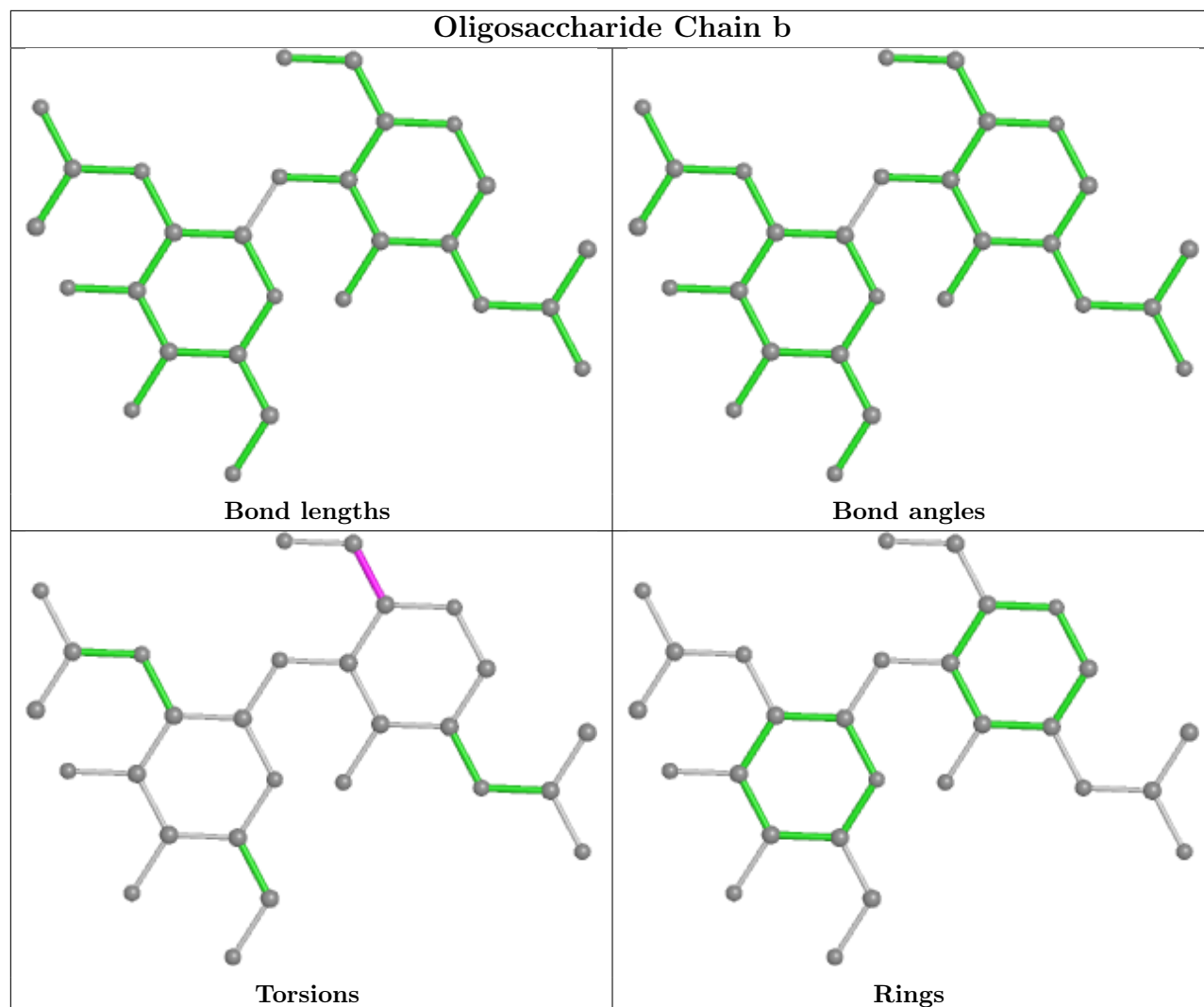


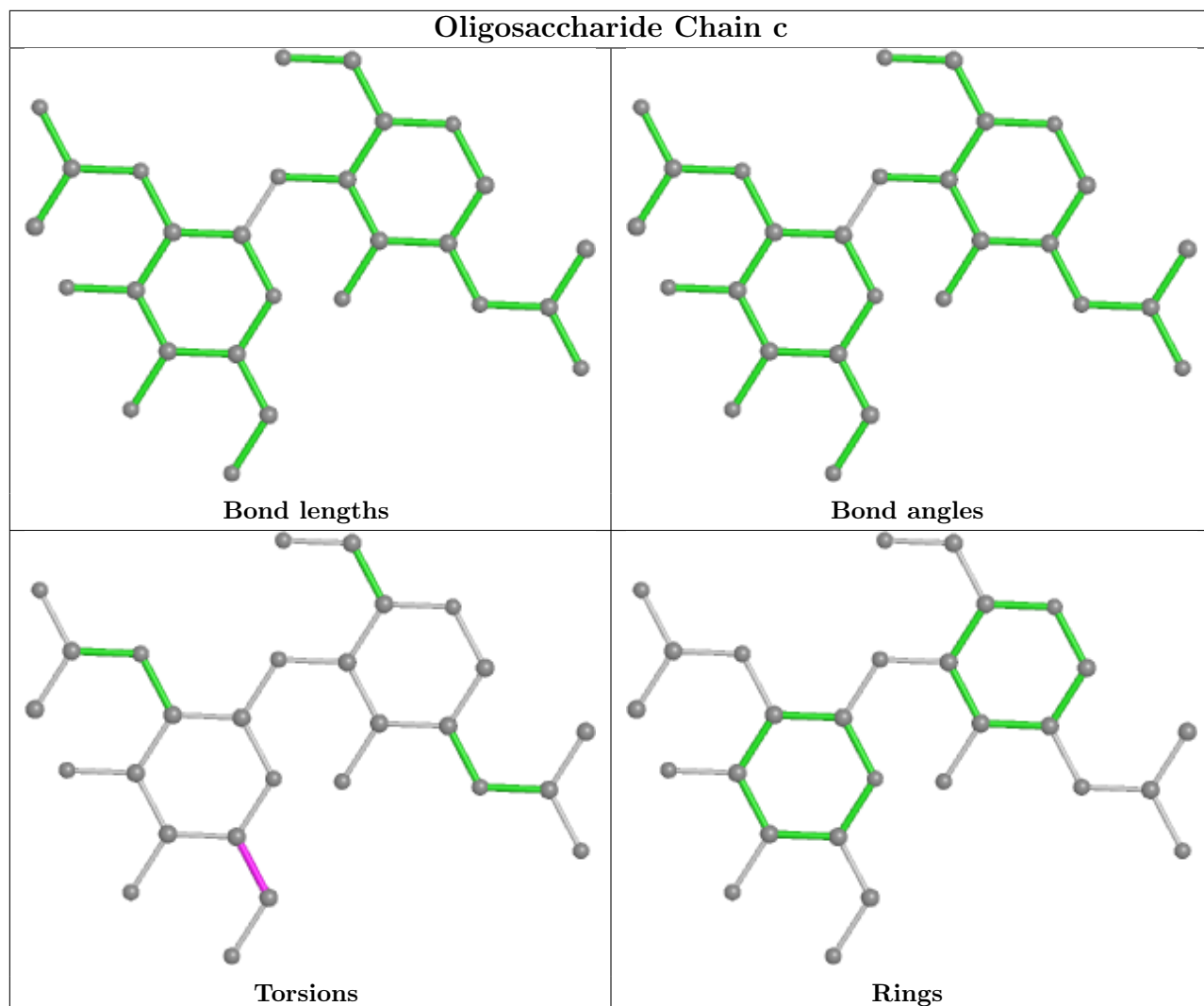


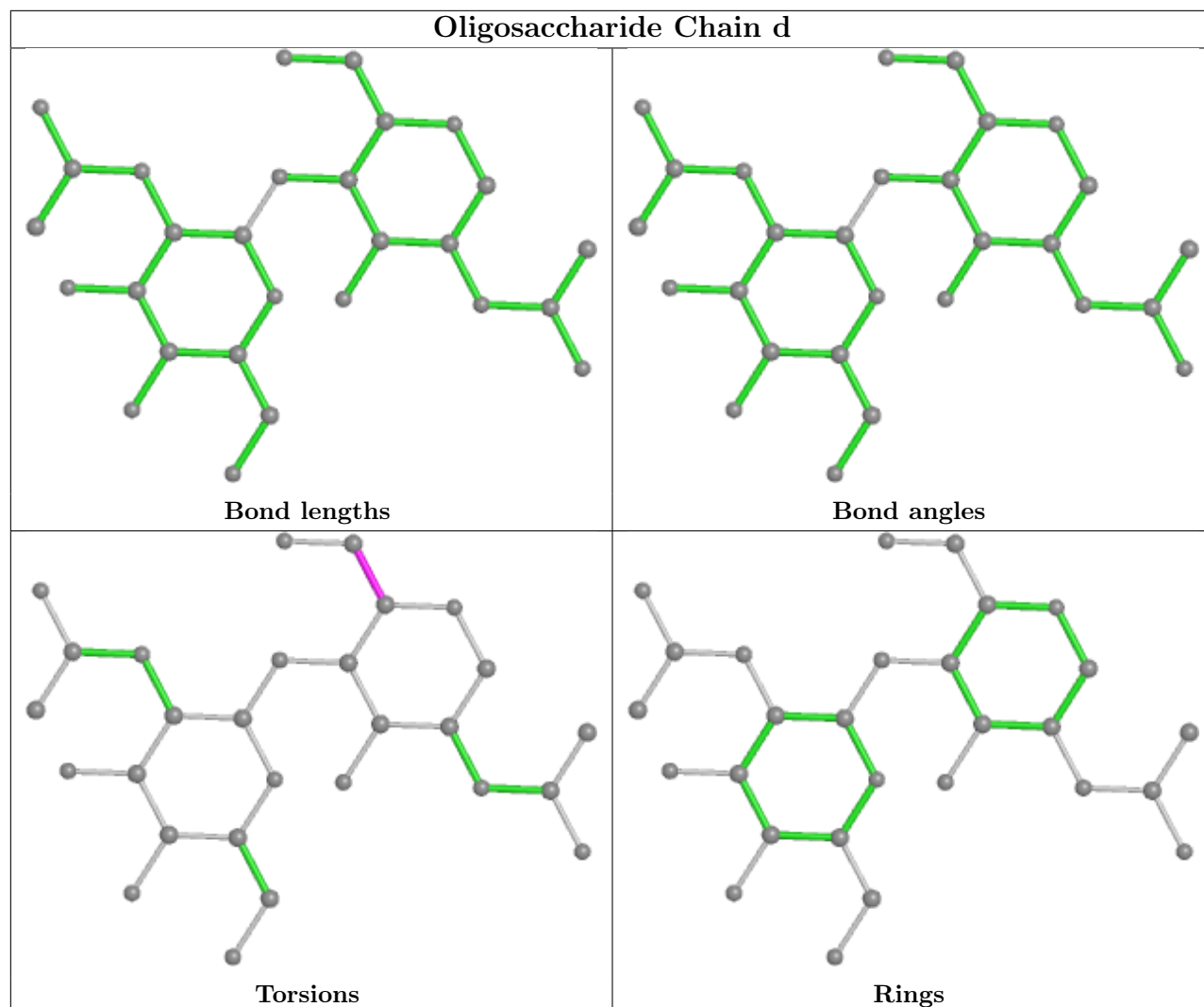


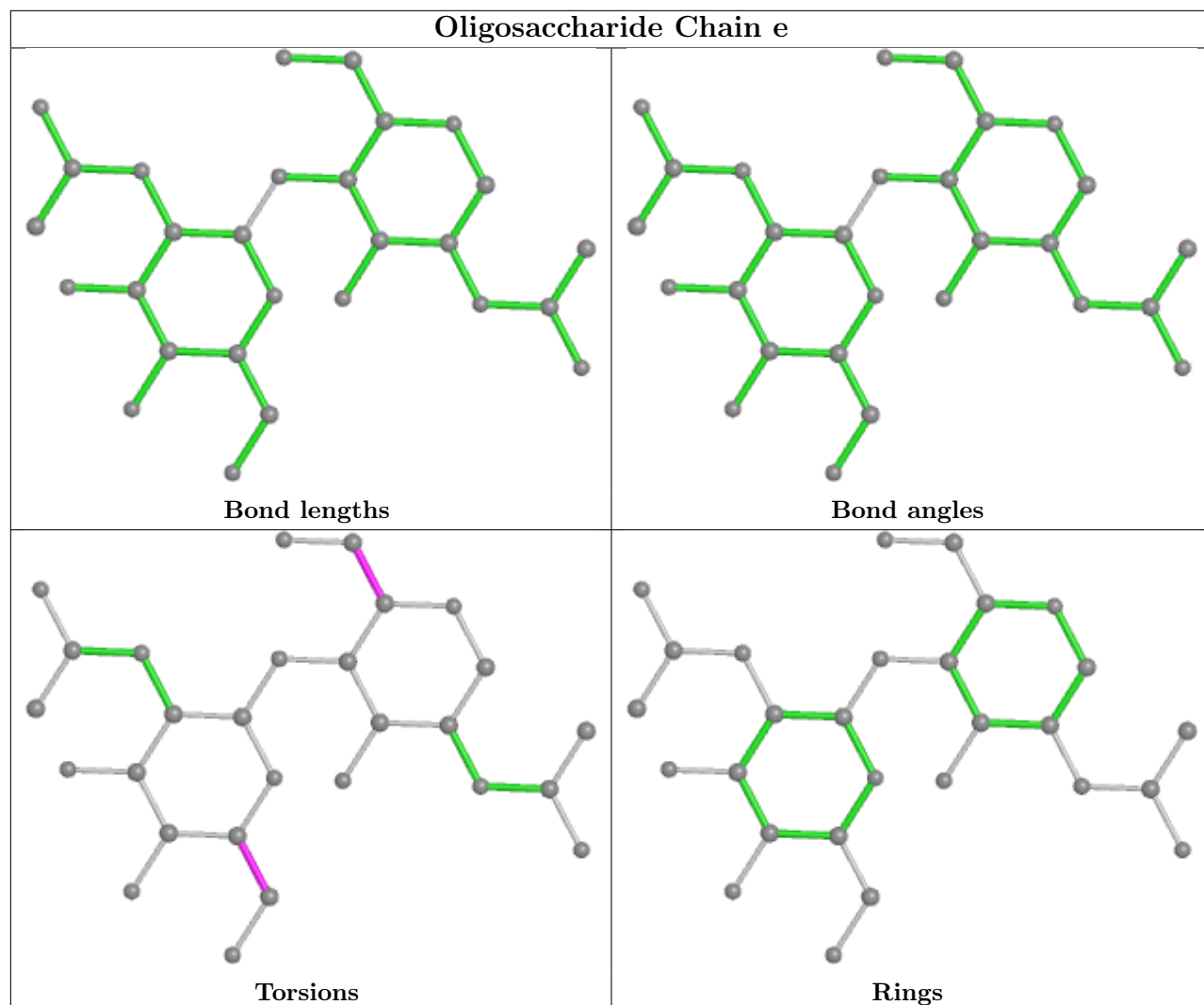


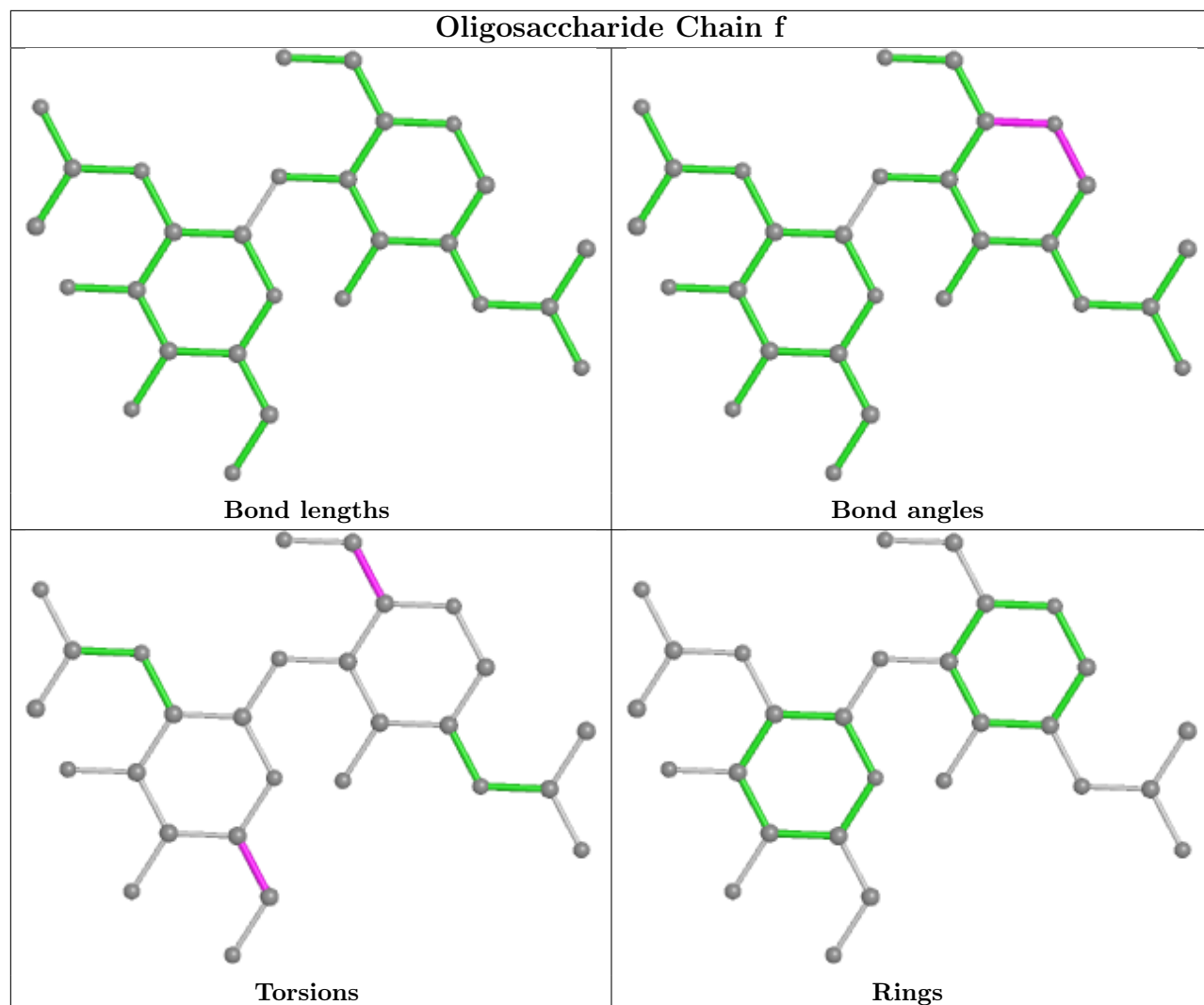


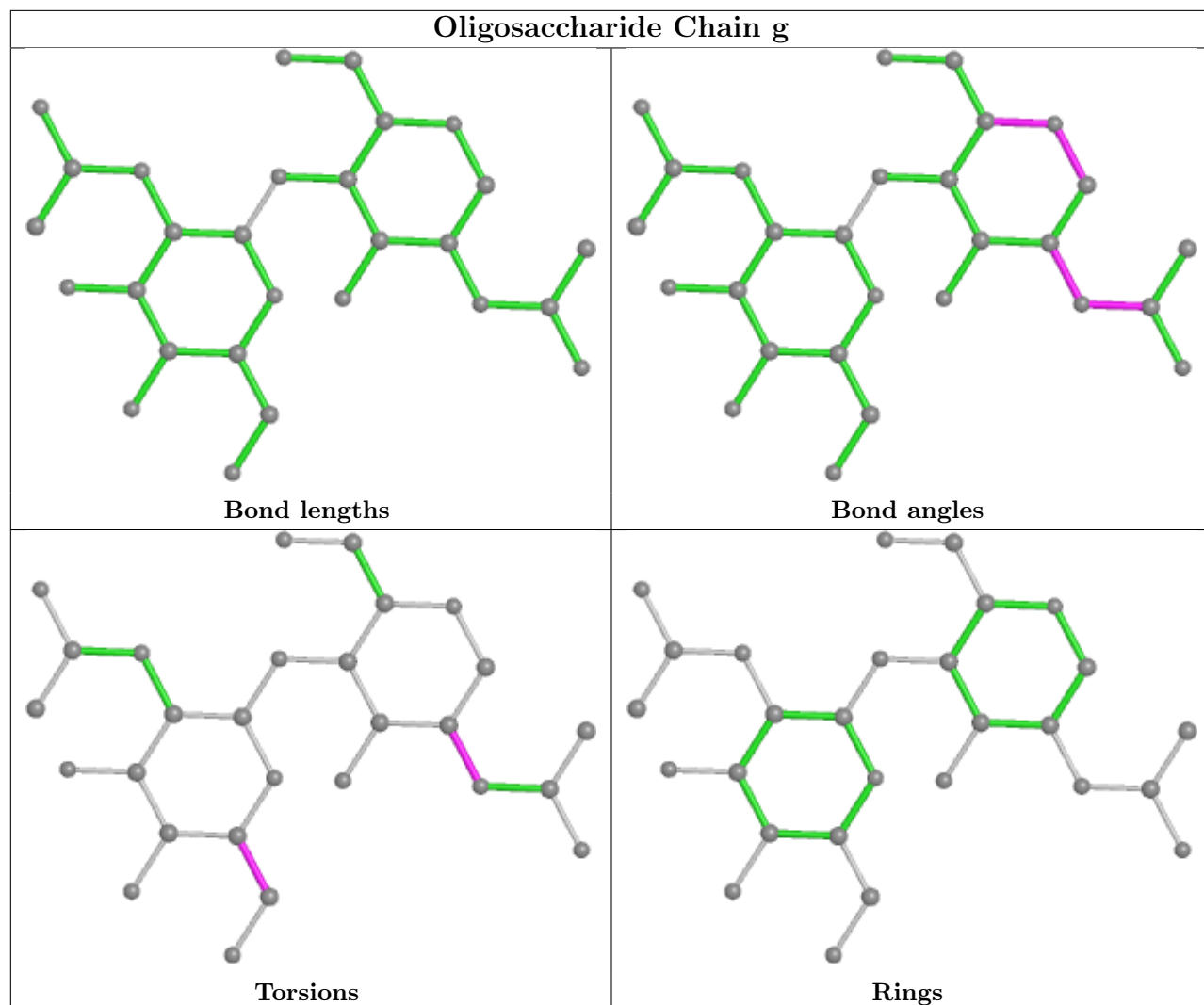


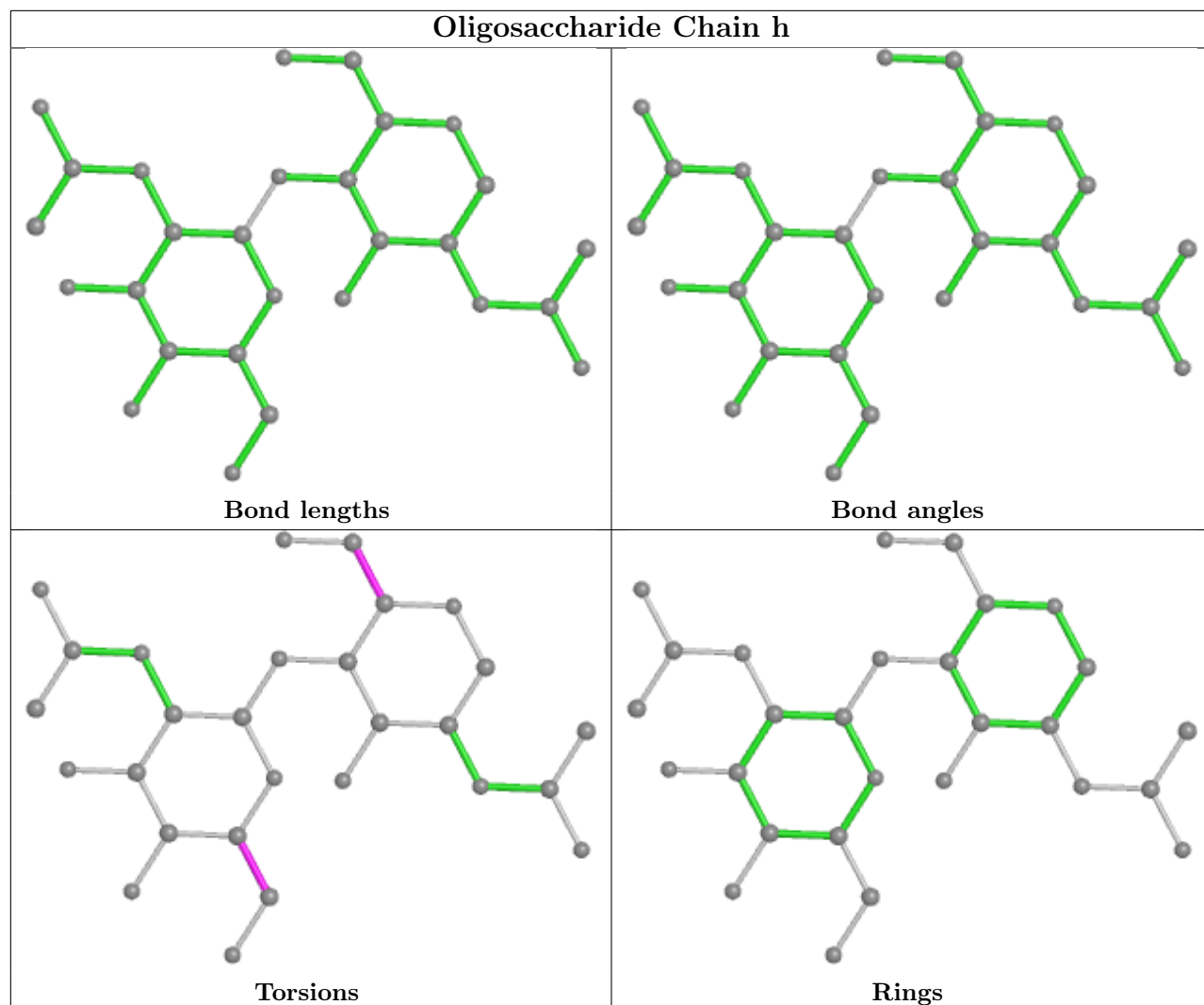


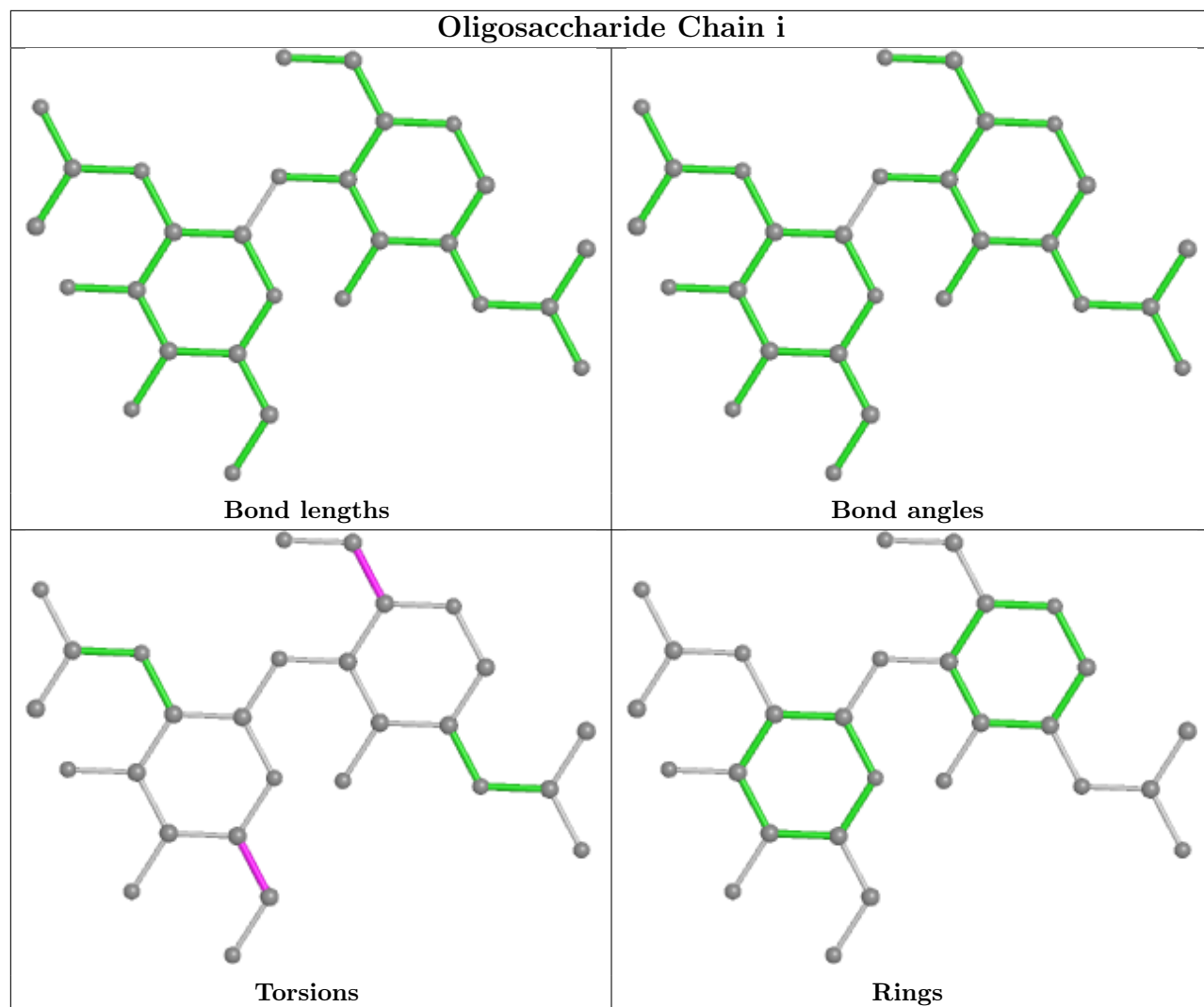


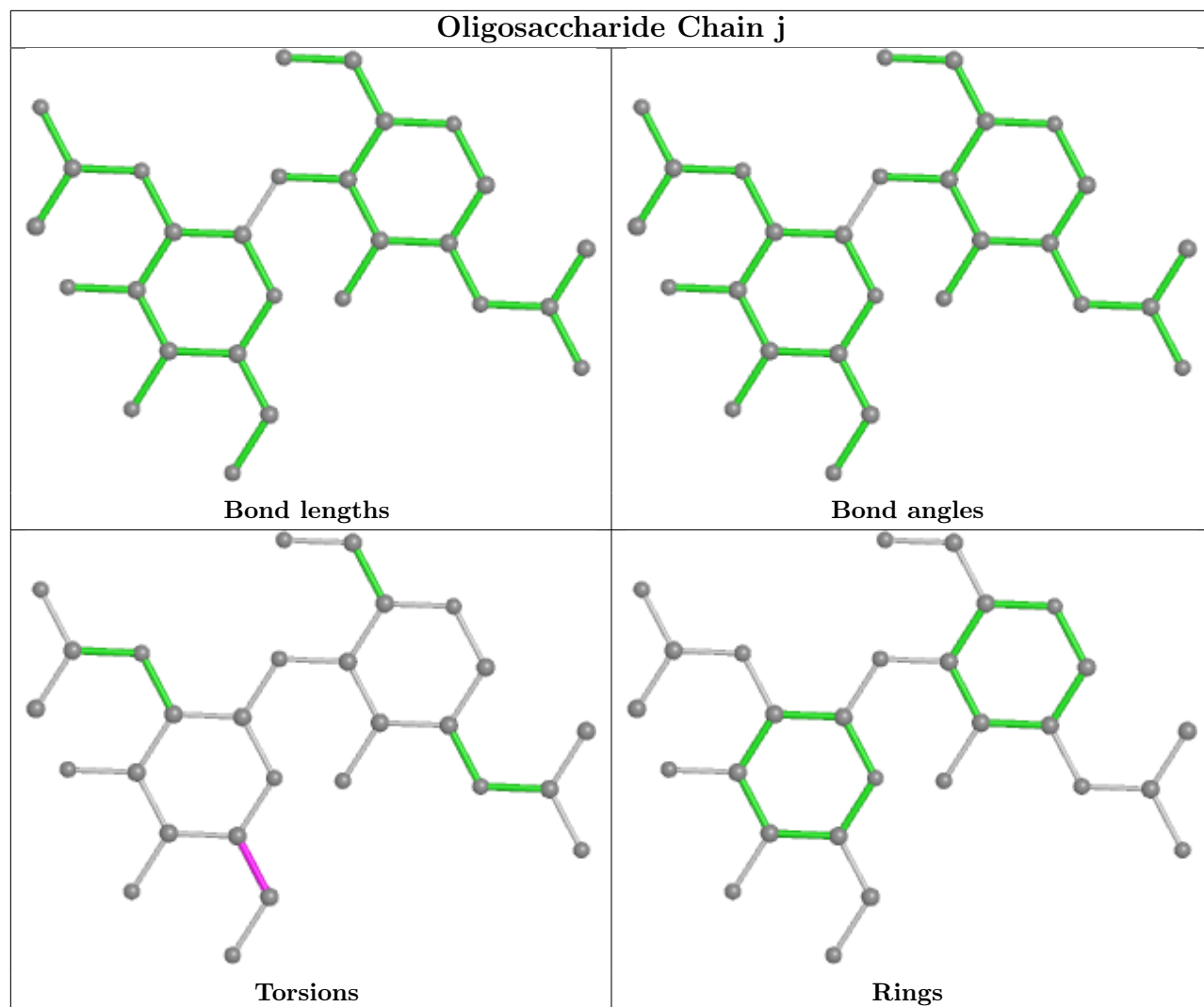


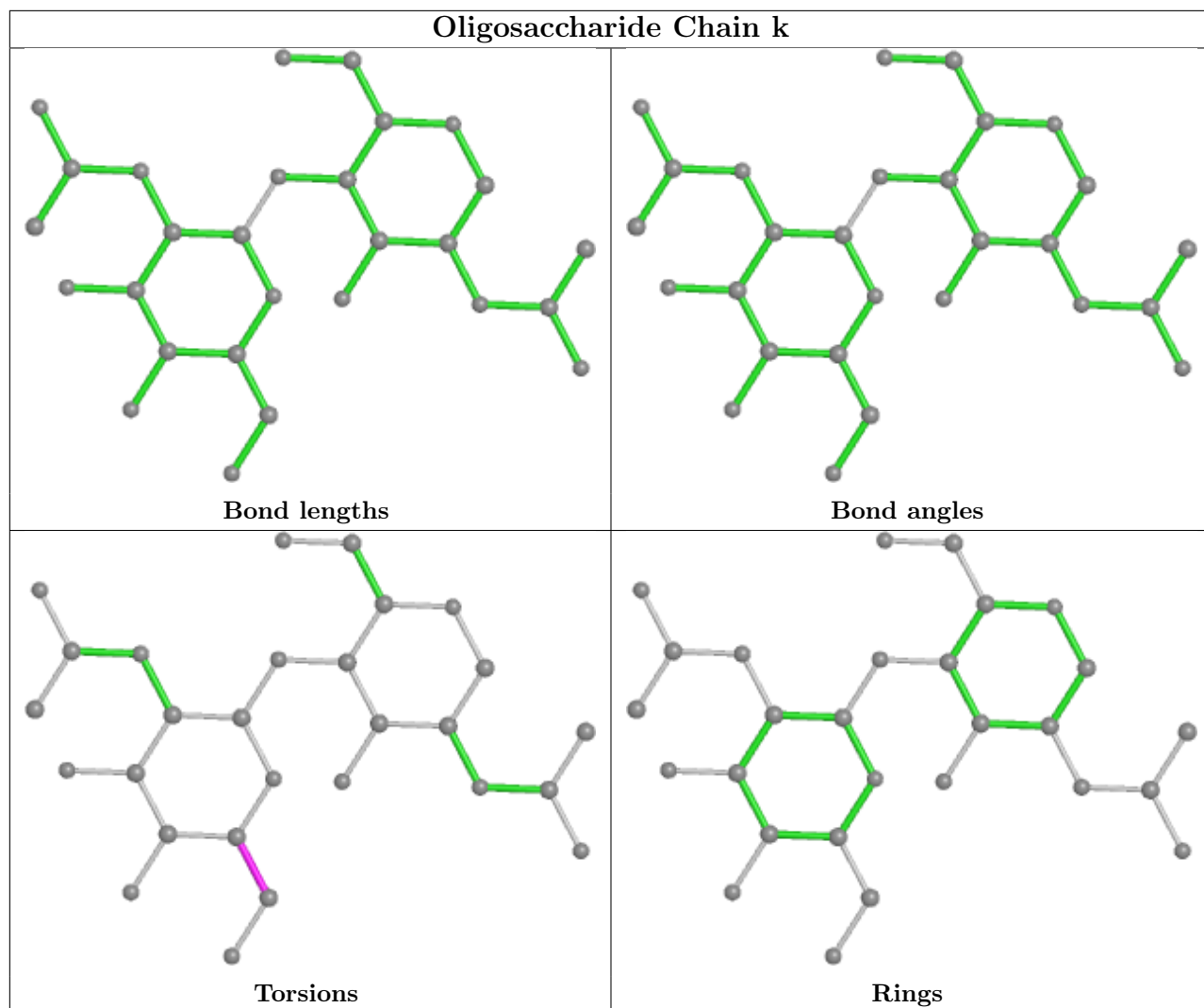


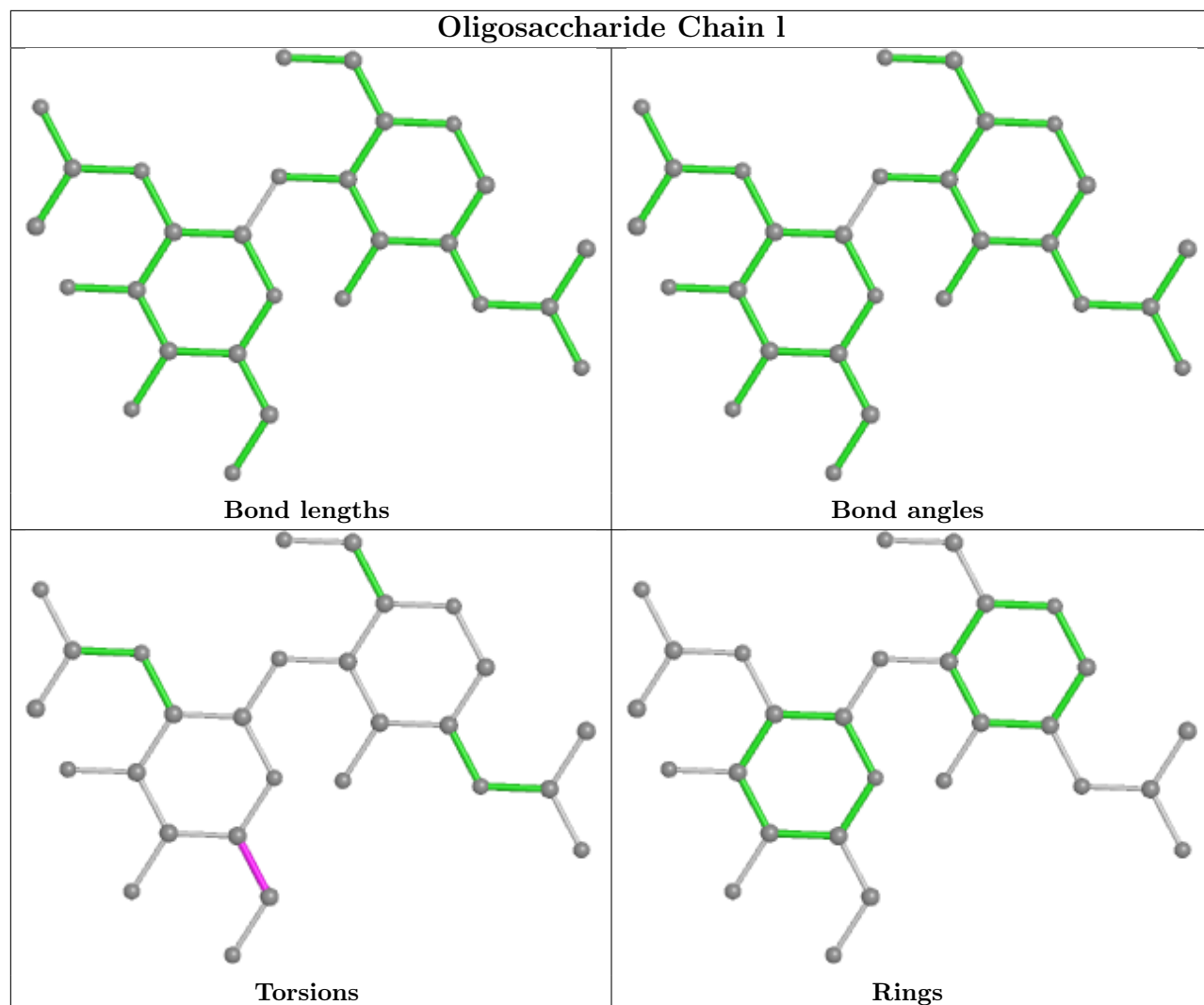


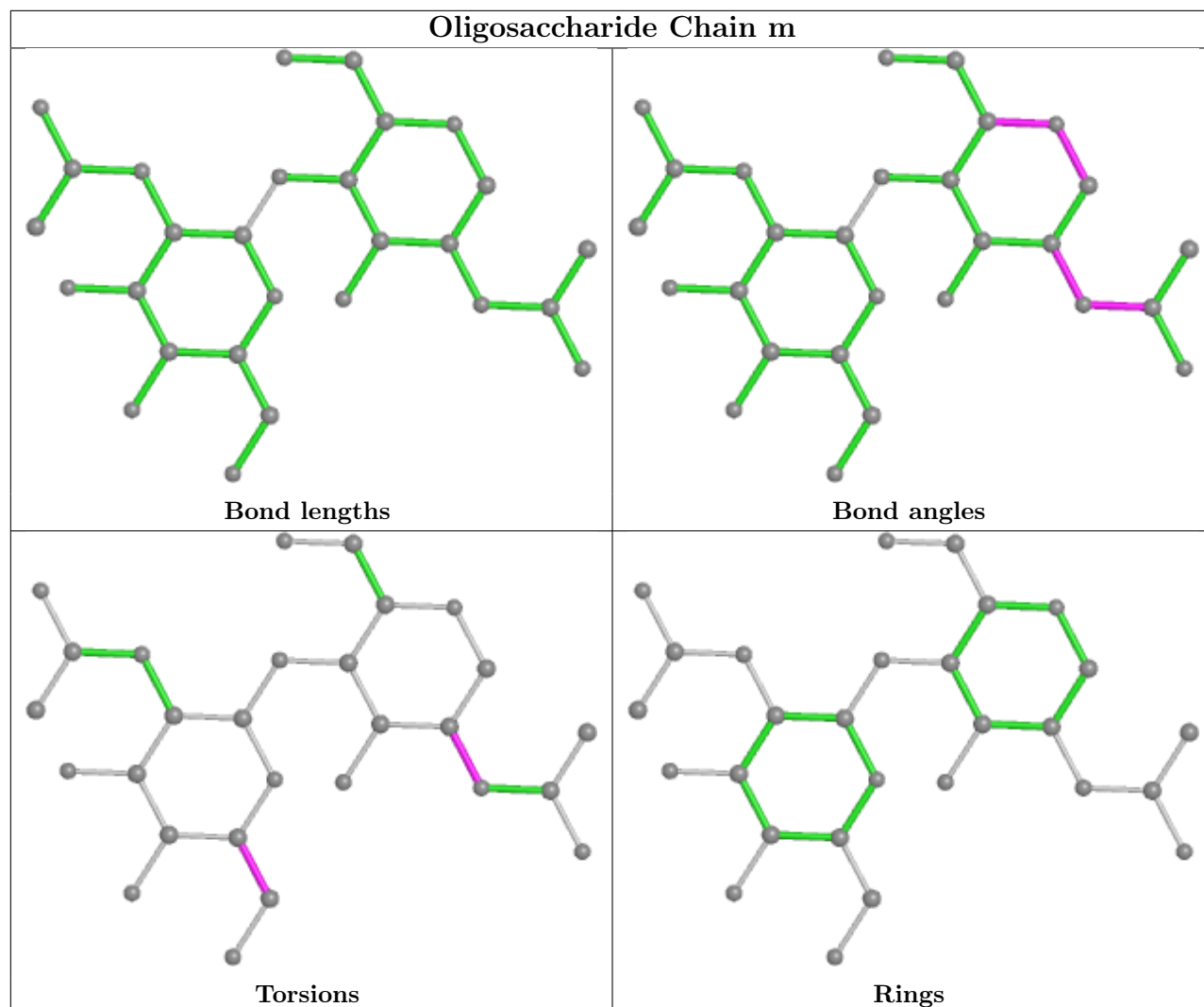


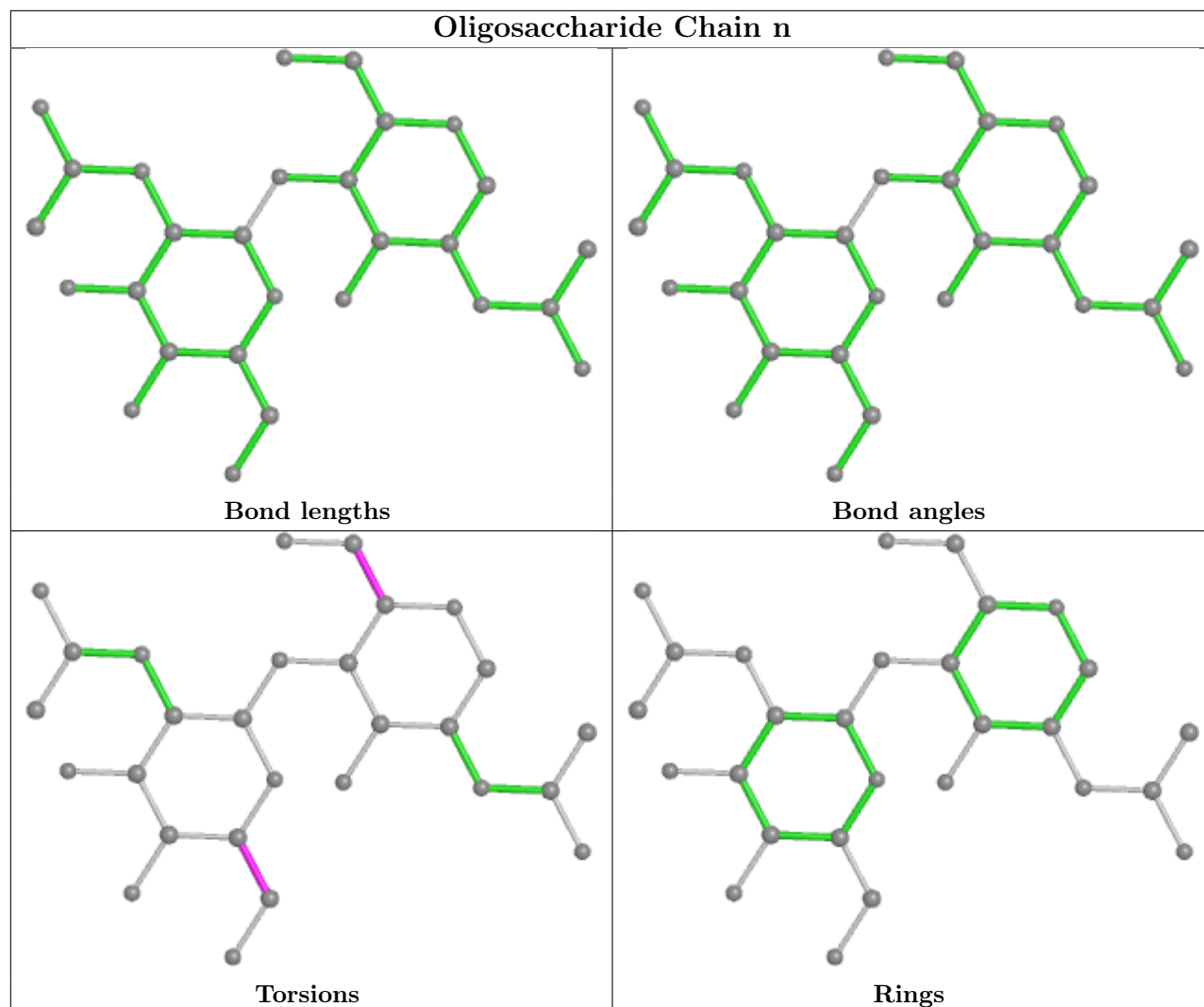


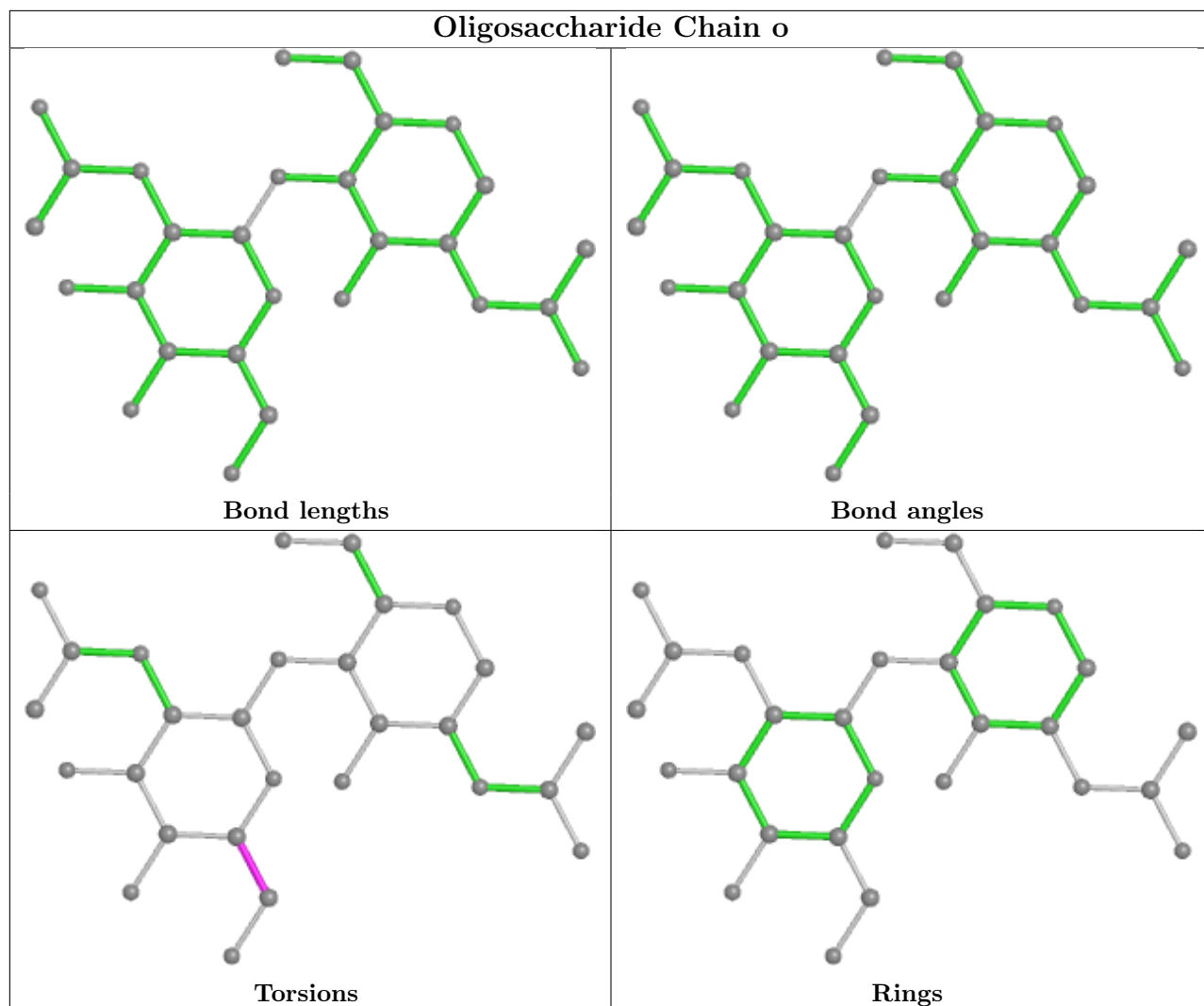


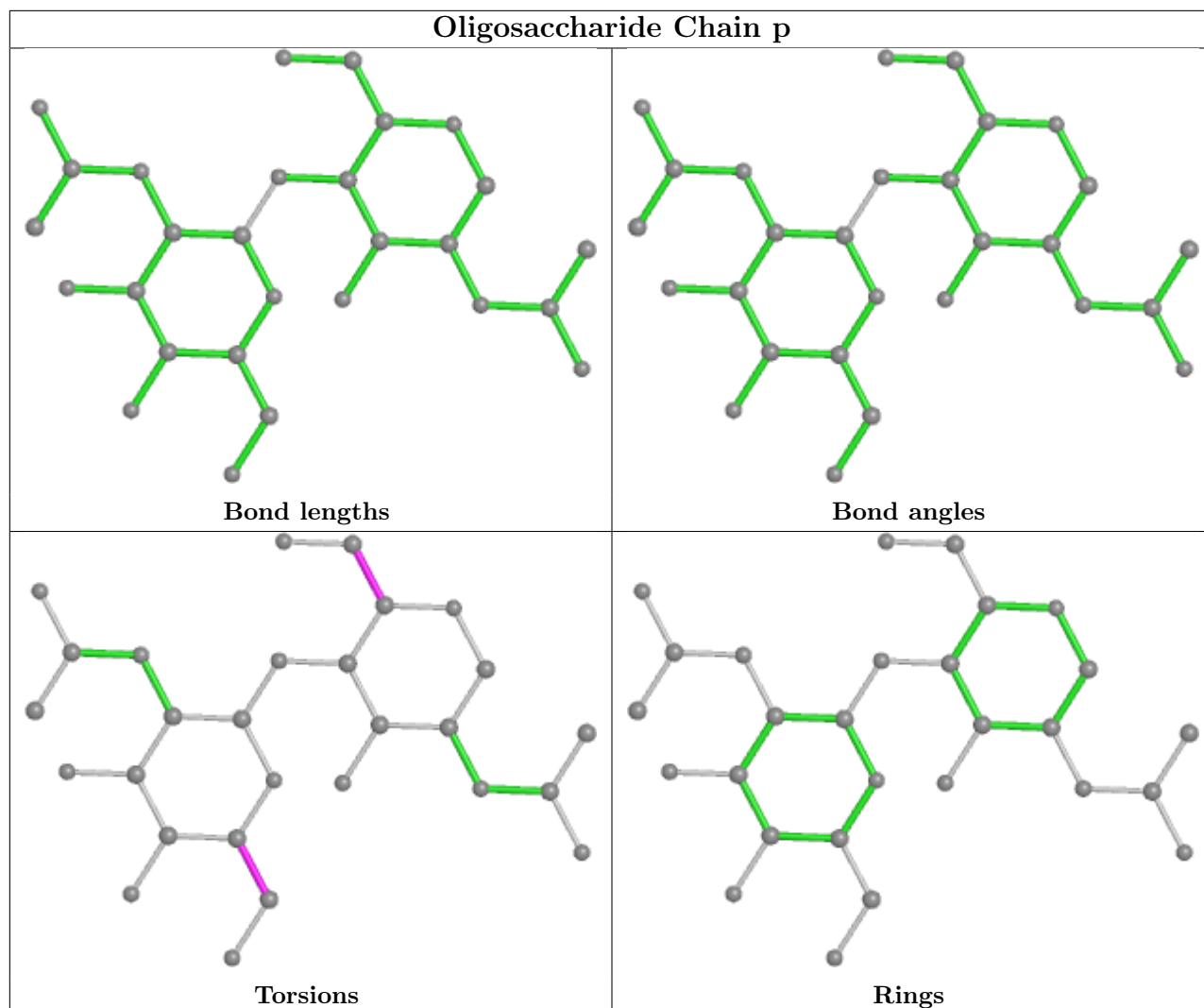












5.6 Ligand geometry [i](#)

48 ligands are modelled in this entry.

In the following table, the Counts columns list the number of bonds (or angles) for which Mogul statistics could be retrieved, the number of bonds (or angles) that are observed in the model and the number of bonds (or angles) that are defined in the Chemical Component Dictionary. The Link column lists molecule types, if any, to which the group is linked. The Z score for a bond length (or angle) is the number of standard deviations the observed value is removed from the expected value. A bond length (or angle) with $|Z| > 2$ is considered an outlier worth inspection. RMSZ is the root-mean-square of all Z scores of the bond lengths (or angles).

Mol	Type	Chain	Res	Link	Bond lengths			Bond angles		
					Counts	RMSZ	$\# Z > 2$	Counts	RMSZ	$\# Z > 2$
3	NAG	A	1305	1	14,14,15	0.34	0	17,19,21	0.45	0
3	NAG	D	1308	1	14,14,15	0.24	0	17,19,21	0.45	0
3	NAG	A	1306	1	14,14,15	0.28	0	17,19,21	0.41	0

Mol	Type	Chain	Res	Link	Bond lengths			Bond angles		
					Counts	RMSZ	# Z > 2	Counts	RMSZ	# Z > 2
3	NAG	F	1301	1	14,14,15	0.44	0	17,19,21	0.63	1 (5%)
3	NAG	E	1307	1	14,14,15	0.37	0	17,19,21	0.53	0
3	NAG	F	1306	1	14,14,15	0.89	1 (7%)	17,19,21	0.63	1 (5%)
3	NAG	A	1301	1	14,14,15	0.46	0	17,19,21	0.63	1 (5%)
3	NAG	F	1304	1	14,14,15	0.46	0	17,19,21	0.58	1 (5%)
3	NAG	C	1304	1	14,14,15	0.44	0	17,19,21	0.58	1 (5%)
3	NAG	C	1302	1	14,14,15	0.28	0	17,19,21	0.58	0
3	NAG	F	1308	1	14,14,15	0.31	0	17,19,21	0.49	0
3	NAG	B	1301	1	14,14,15	0.43	0	17,19,21	0.58	1 (5%)
3	NAG	C	1306	1	14,14,15	0.37	0	17,19,21	0.41	0
3	NAG	D	1304	1	14,14,15	0.44	0	17,19,21	0.60	1 (5%)
3	NAG	C	1303	1	14,14,15	0.56	0	17,19,21	0.58	1 (5%)
3	NAG	D	1306	1	14,14,15	0.45	0	17,19,21	0.46	0
3	NAG	B	1304	1	14,14,15	0.40	0	17,19,21	0.57	0
3	NAG	A	1307	1	14,14,15	0.38	0	17,19,21	0.55	0
3	NAG	D	1305	1	14,14,15	0.33	0	17,19,21	0.48	0
3	NAG	B	1306	1	14,14,15	0.36	0	17,19,21	0.42	0
3	NAG	D	1302	1	14,14,15	0.32	0	17,19,21	0.54	0
3	NAG	D	1301	1	14,14,15	0.45	0	17,19,21	0.60	1 (5%)
3	NAG	B	1308	1	14,14,15	0.26	0	17,19,21	0.47	0
3	NAG	D	1307	1	14,14,15	0.33	0	17,19,21	0.50	0
3	NAG	B	1303	1	14,14,15	0.47	0	17,19,21	0.52	0
3	NAG	B	1305	1	14,14,15	0.40	0	17,19,21	0.48	0
3	NAG	B	1302	1	14,14,15	0.35	0	17,19,21	0.53	0
3	NAG	A	1308	1	14,14,15	0.25	0	17,19,21	0.50	0
3	NAG	C	1301	1	14,14,15	0.48	0	17,19,21	0.61	1 (5%)
3	NAG	C	1307	1	14,14,15	0.37	0	17,19,21	0.52	0
3	NAG	E	1306	1	14,14,15	0.30	0	17,19,21	0.42	0
3	NAG	F	1303	1	14,14,15	0.56	0	17,19,21	0.58	1 (5%)
3	NAG	F	1305	1	14,14,15	0.32	0	17,19,21	0.48	0
3	NAG	C	1305	1	14,14,15	0.33	0	17,19,21	0.45	0
3	NAG	E	1301	1	14,14,15	0.48	0	17,19,21	0.56	0
3	NAG	F	1302	1	14,14,15	0.30	0	17,19,21	0.57	0
3	NAG	D	1303	1	14,14,15	0.46	0	17,19,21	0.53	0
3	NAG	E	1304	1	14,14,15	0.40	0	17,19,21	0.56	0
3	NAG	B	1307	1	14,14,15	0.47	0	17,19,21	0.55	0
3	NAG	C	1308	1	14,14,15	0.24	0	17,19,21	0.52	0
3	NAG	E	1303	1	14,14,15	0.50	0	17,19,21	0.51	0
3	NAG	E	1305	1	14,14,15	0.37	0	17,19,21	0.48	0
3	NAG	E	1308	1	14,14,15	0.28	0	17,19,21	0.47	0

Mol	Type	Chain	Res	Link	Bond lengths			Bond angles		
					Counts	RMSZ	# Z > 2	Counts	RMSZ	# Z > 2
3	NAG	F	1307	1	14,14,15	0.38	0	17,19,21	0.54	0
3	NAG	A	1303	1	14,14,15	0.43	0	17,19,21	0.53	0
3	NAG	A	1304	1	14,14,15	0.40	0	17,19,21	0.61	1 (5%)
3	NAG	A	1302	1	14,14,15	0.33	0	17,19,21	0.55	0
3	NAG	E	1302	1	14,14,15	0.34	0	17,19,21	0.52	0

In the following table, the Chirals column lists the number of chiral outliers, the number of chiral centers analysed, the number of these observed in the model and the number defined in the Chemical Component Dictionary. Similar counts are reported in the Torsion and Rings columns. '-' means no outliers of that kind were identified.

Mol	Type	Chain	Res	Link	Chirals	Torsions	Rings
3	NAG	A	1305	1	-	2/6/23/26	0/1/1/1
3	NAG	D	1308	1	-	2/6/23/26	0/1/1/1
3	NAG	A	1306	1	-	2/6/23/26	0/1/1/1
3	NAG	F	1301	1	-	2/6/23/26	0/1/1/1
3	NAG	E	1307	1	-	2/6/23/26	0/1/1/1
3	NAG	F	1306	1	-	2/6/23/26	0/1/1/1
3	NAG	A	1301	1	-	2/6/23/26	0/1/1/1
3	NAG	F	1304	1	-	2/6/23/26	0/1/1/1
3	NAG	C	1304	1	-	2/6/23/26	0/1/1/1
3	NAG	C	1302	1	-	2/6/23/26	0/1/1/1
3	NAG	F	1308	1	-	1/6/23/26	0/1/1/1
3	NAG	B	1301	1	-	2/6/23/26	0/1/1/1
3	NAG	C	1306	1	-	2/6/23/26	0/1/1/1
3	NAG	D	1304	1	-	2/6/23/26	0/1/1/1
3	NAG	C	1303	1	-	2/6/23/26	0/1/1/1
3	NAG	D	1306	1	-	2/6/23/26	0/1/1/1
3	NAG	B	1304	1	-	2/6/23/26	0/1/1/1
3	NAG	A	1307	1	-	2/6/23/26	0/1/1/1
3	NAG	D	1305	1	-	2/6/23/26	0/1/1/1
3	NAG	B	1306	1	-	0/6/23/26	0/1/1/1
3	NAG	D	1302	1	-	2/6/23/26	0/1/1/1
3	NAG	D	1301	1	-	2/6/23/26	0/1/1/1
3	NAG	B	1308	1	-	2/6/23/26	0/1/1/1
3	NAG	D	1307	1	-	2/6/23/26	0/1/1/1
3	NAG	B	1303	1	-	2/6/23/26	0/1/1/1

Continued on next page...

Continued from previous page...

Mol	Type	Chain	Res	Link	Chirals	Torsions	Rings
3	NAG	B	1305	1	-	2/6/23/26	0/1/1/1
3	NAG	B	1302	1	-	2/6/23/26	0/1/1/1
3	NAG	A	1308	1	-	2/6/23/26	0/1/1/1
3	NAG	C	1301	1	-	2/6/23/26	0/1/1/1
3	NAG	C	1307	1	-	2/6/23/26	0/1/1/1
3	NAG	E	1306	1	-	2/6/23/26	0/1/1/1
3	NAG	F	1303	1	-	2/6/23/26	0/1/1/1
3	NAG	F	1305	1	-	2/6/23/26	0/1/1/1
3	NAG	C	1305	1	-	2/6/23/26	0/1/1/1
3	NAG	E	1301	1	-	2/6/23/26	0/1/1/1
3	NAG	F	1302	1	-	2/6/23/26	0/1/1/1
3	NAG	D	1303	1	-	2/6/23/26	0/1/1/1
3	NAG	E	1304	1	-	0/6/23/26	0/1/1/1
3	NAG	B	1307	1	-	2/6/23/26	0/1/1/1
3	NAG	C	1308	1	-	2/6/23/26	0/1/1/1
3	NAG	E	1303	1	-	2/6/23/26	0/1/1/1
3	NAG	E	1305	1	-	0/6/23/26	0/1/1/1
3	NAG	E	1308	1	-	0/6/23/26	0/1/1/1
3	NAG	F	1307	1	-	2/6/23/26	0/1/1/1
3	NAG	A	1303	1	-	2/6/23/26	0/1/1/1
3	NAG	A	1304	1	-	2/6/23/26	0/1/1/1
3	NAG	A	1302	1	-	2/6/23/26	0/1/1/1
3	NAG	E	1302	1	-	2/6/23/26	0/1/1/1

All (1) bond length outliers are listed below:

Mol	Chain	Res	Type	Atoms	Z	Observed(Å)	Ideal(Å)
3	F	1306	NAG	O5-C1	2.78	1.48	1.43

All (12) bond angle outliers are listed below:

Mol	Chain	Res	Type	Atoms	Z	Observed(°)	Ideal(°)
3	F	1306	NAG	C1-O5-C5	2.30	115.30	112.19
3	A	1301	NAG	C1-O5-C5	2.28	115.28	112.19
3	F	1301	NAG	C1-O5-C5	2.25	115.24	112.19
3	A	1304	NAG	C1-O5-C5	2.19	115.17	112.19
3	C	1301	NAG	C1-O5-C5	2.18	115.15	112.19

Continued on next page...

Continued from previous page...

Mol	Chain	Res	Type	Atoms	Z	Observed(°)	Ideal(°)
3	D	1301	NAG	C1-O5-C5	2.13	115.08	112.19
3	D	1304	NAG	C1-O5-C5	2.13	115.08	112.19
3	F	1303	NAG	C1-O5-C5	2.10	115.04	112.19
3	F	1304	NAG	C1-O5-C5	2.08	115.01	112.19
3	C	1304	NAG	C1-O5-C5	2.06	114.99	112.19
3	C	1303	NAG	C1-O5-C5	2.06	114.99	112.19
3	B	1301	NAG	C1-O5-C5	2.01	114.92	112.19

There are no chirality outliers.

All (87) torsion outliers are listed below:

Mol	Chain	Res	Type	Atoms
3	B	1307	NAG	C4-C5-C6-O6
3	A	1307	NAG	C4-C5-C6-O6
3	A	1304	NAG	O5-C5-C6-O6
3	A	1308	NAG	O5-C5-C6-O6
3	D	1305	NAG	O5-C5-C6-O6
3	D	1308	NAG	O5-C5-C6-O6
3	B	1307	NAG	O5-C5-C6-O6
3	D	1301	NAG	O5-C5-C6-O6
3	E	1301	NAG	O5-C5-C6-O6
3	A	1301	NAG	O5-C5-C6-O6
3	C	1301	NAG	O5-C5-C6-O6
3	C	1304	NAG	O5-C5-C6-O6
3	C	1308	NAG	O5-C5-C6-O6
3	A	1302	NAG	O5-C5-C6-O6
3	A	1307	NAG	O5-C5-C6-O6
3	B	1301	NAG	O5-C5-C6-O6
3	D	1304	NAG	O5-C5-C6-O6
3	F	1303	NAG	O5-C5-C6-O6
3	F	1304	NAG	O5-C5-C6-O6
3	C	1304	NAG	C4-C5-C6-O6
3	D	1305	NAG	C4-C5-C6-O6
3	B	1302	NAG	O5-C5-C6-O6
3	C	1305	NAG	O5-C5-C6-O6
3	F	1307	NAG	O5-C5-C6-O6
3	D	1307	NAG	C4-C5-C6-O6
3	D	1308	NAG	C4-C5-C6-O6
3	E	1301	NAG	C4-C5-C6-O6
3	E	1307	NAG	C4-C5-C6-O6
3	B	1308	NAG	O5-C5-C6-O6
3	D	1306	NAG	O5-C5-C6-O6

Continued on next page...

Continued from previous page...

Mol	Chain	Res	Type	Atoms
3	E	1307	NAG	O5-C5-C6-O6
3	F	1301	NAG	O5-C5-C6-O6
3	A	1301	NAG	C4-C5-C6-O6
3	B	1301	NAG	C4-C5-C6-O6
3	C	1308	NAG	C4-C5-C6-O6
3	D	1304	NAG	C4-C5-C6-O6
3	A	1304	NAG	C4-C5-C6-O6
3	C	1303	NAG	O5-C5-C6-O6
3	A	1308	NAG	C4-C5-C6-O6
3	C	1307	NAG	O5-C5-C6-O6
3	E	1306	NAG	C4-C5-C6-O6
3	F	1303	NAG	C4-C5-C6-O6
3	B	1308	NAG	C4-C5-C6-O6
3	C	1303	NAG	C4-C5-C6-O6
3	D	1301	NAG	C4-C5-C6-O6
3	F	1301	NAG	C4-C5-C6-O6
3	F	1304	NAG	C4-C5-C6-O6
3	C	1302	NAG	O5-C5-C6-O6
3	F	1305	NAG	O5-C5-C6-O6
3	B	1302	NAG	C4-C5-C6-O6
3	C	1301	NAG	C4-C5-C6-O6
3	A	1303	NAG	O5-C5-C6-O6
3	D	1306	NAG	C4-C5-C6-O6
3	A	1306	NAG	O5-C5-C6-O6
3	A	1302	NAG	C4-C5-C6-O6
3	C	1302	NAG	C4-C5-C6-O6
3	C	1305	NAG	C4-C5-C6-O6
3	D	1303	NAG	O5-C5-C6-O6
3	B	1304	NAG	O5-C5-C6-O6
3	E	1306	NAG	O5-C5-C6-O6
3	A	1303	NAG	C4-C5-C6-O6
3	B	1303	NAG	O5-C5-C6-O6
3	E	1303	NAG	O5-C5-C6-O6
3	D	1303	NAG	C4-C5-C6-O6
3	F	1305	NAG	C4-C5-C6-O6
3	B	1305	NAG	O5-C5-C6-O6
3	D	1307	NAG	O5-C5-C6-O6
3	E	1302	NAG	O5-C5-C6-O6
3	B	1303	NAG	C4-C5-C6-O6
3	B	1304	NAG	C4-C5-C6-O6
3	E	1303	NAG	C4-C5-C6-O6
3	C	1306	NAG	C4-C5-C6-O6

Continued on next page...

Continued from previous page...

Mol	Chain	Res	Type	Atoms
3	E	1302	NAG	C4-C5-C6-O6
3	D	1302	NAG	O5-C5-C6-O6
3	A	1305	NAG	C4-C5-C6-O6
3	D	1302	NAG	C4-C5-C6-O6
3	F	1307	NAG	C4-C5-C6-O6
3	A	1306	NAG	C4-C5-C6-O6
3	C	1306	NAG	O5-C5-C6-O6
3	C	1307	NAG	C4-C5-C6-O6
3	A	1305	NAG	O5-C5-C6-O6
3	B	1305	NAG	C4-C5-C6-O6
3	F	1302	NAG	C4-C5-C6-O6
3	F	1306	NAG	C4-C5-C6-O6
3	F	1306	NAG	O5-C5-C6-O6
3	F	1302	NAG	O5-C5-C6-O6
3	F	1308	NAG	C4-C5-C6-O6

There are no ring outliers.

No monomer is involved in short contacts.

5.7 Other polymers [i](#)

There are no such residues in this entry.

5.8 Polymer linkage issues [i](#)

There are no chain breaks in this entry.


6 Map visualisation [i](#)

This section contains visualisations of the EMDB entry EMD-25862. These allow visual inspection of the internal detail of the map and identification of artifacts.

No raw map or half-maps were deposited for this entry and therefore no images, graphs, etc. pertaining to the raw map can be shown.

6.1 Orthogonal projections [i](#)


6.1.1 Primary map



The images above show the map projected in three orthogonal directions.

6.2 Central slices [i](#)

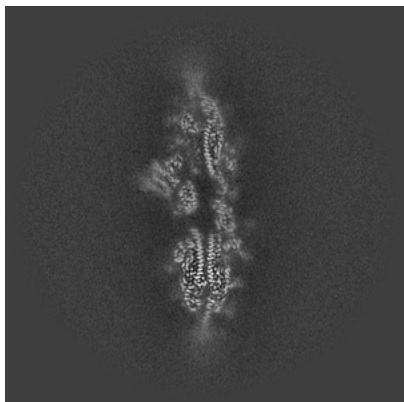
6.2.1 Primary map



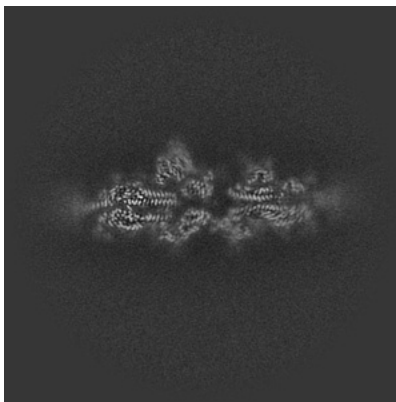
The images above show central slices of the map in three orthogonal directions.

6.3 Largest variance slices [i](#)

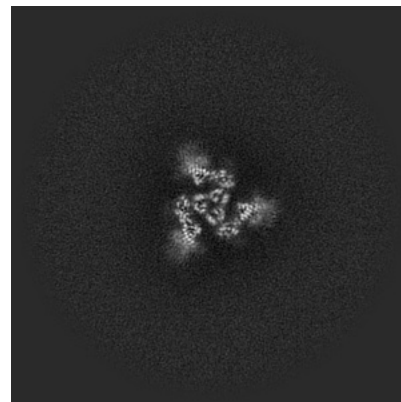
6.3.1 Primary map



X Index: 204



Y Index: 193



Z Index: 166

The images above show the largest variance slices of the map in three orthogonal directions.

6.4 Orthogonal surface views [i](#)

6.4.1 Primary map



X



Y



Z

The images above show the 3D surface view of the map at the recommended contour level 0.135. These images, in conjunction with the slice images, may facilitate assessment of whether an appropriate contour level has been provided.

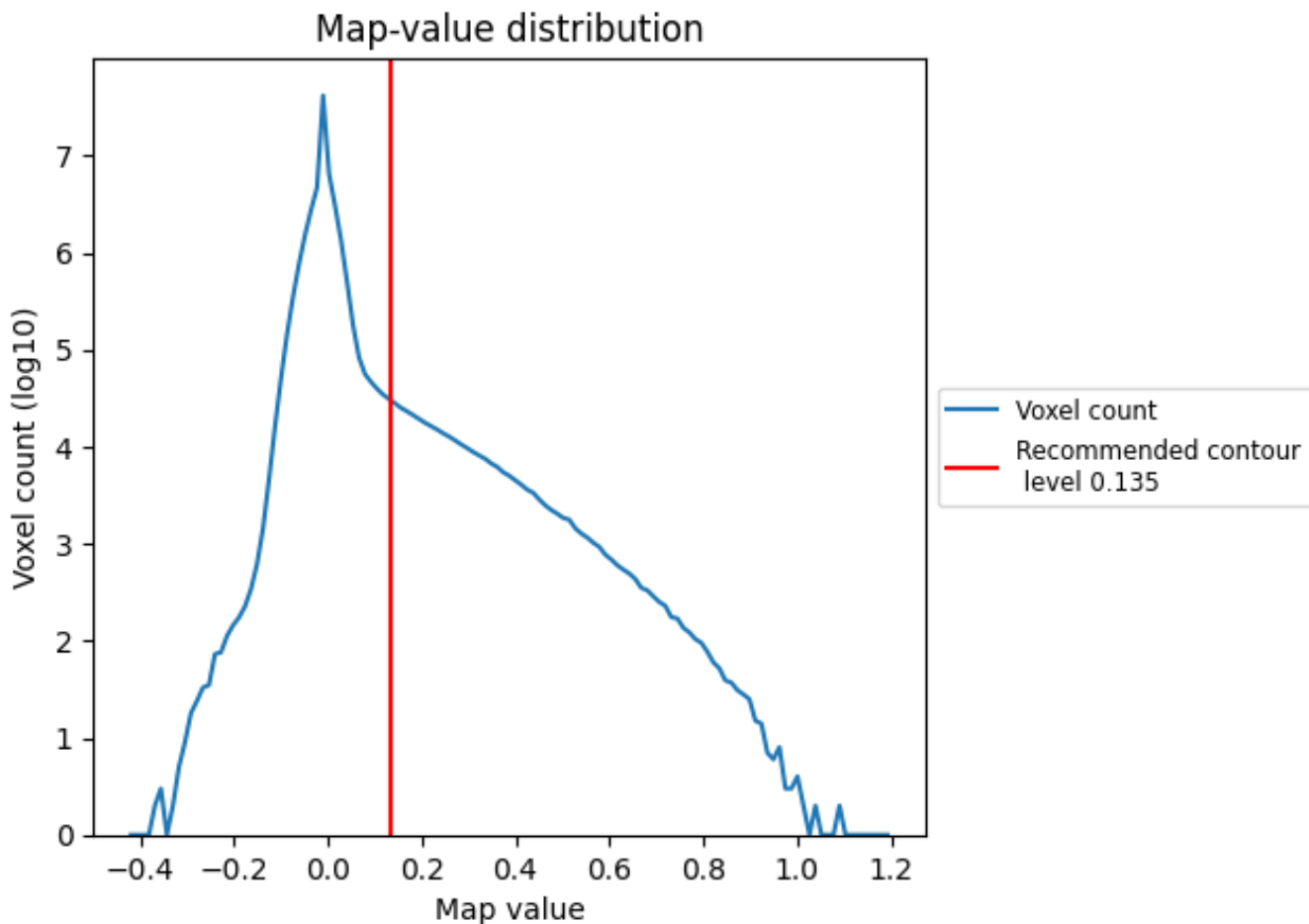
6.5 Mask visualisation

This section was not generated. No masks/segmentation were deposited.

7 Map analysis [i](#)

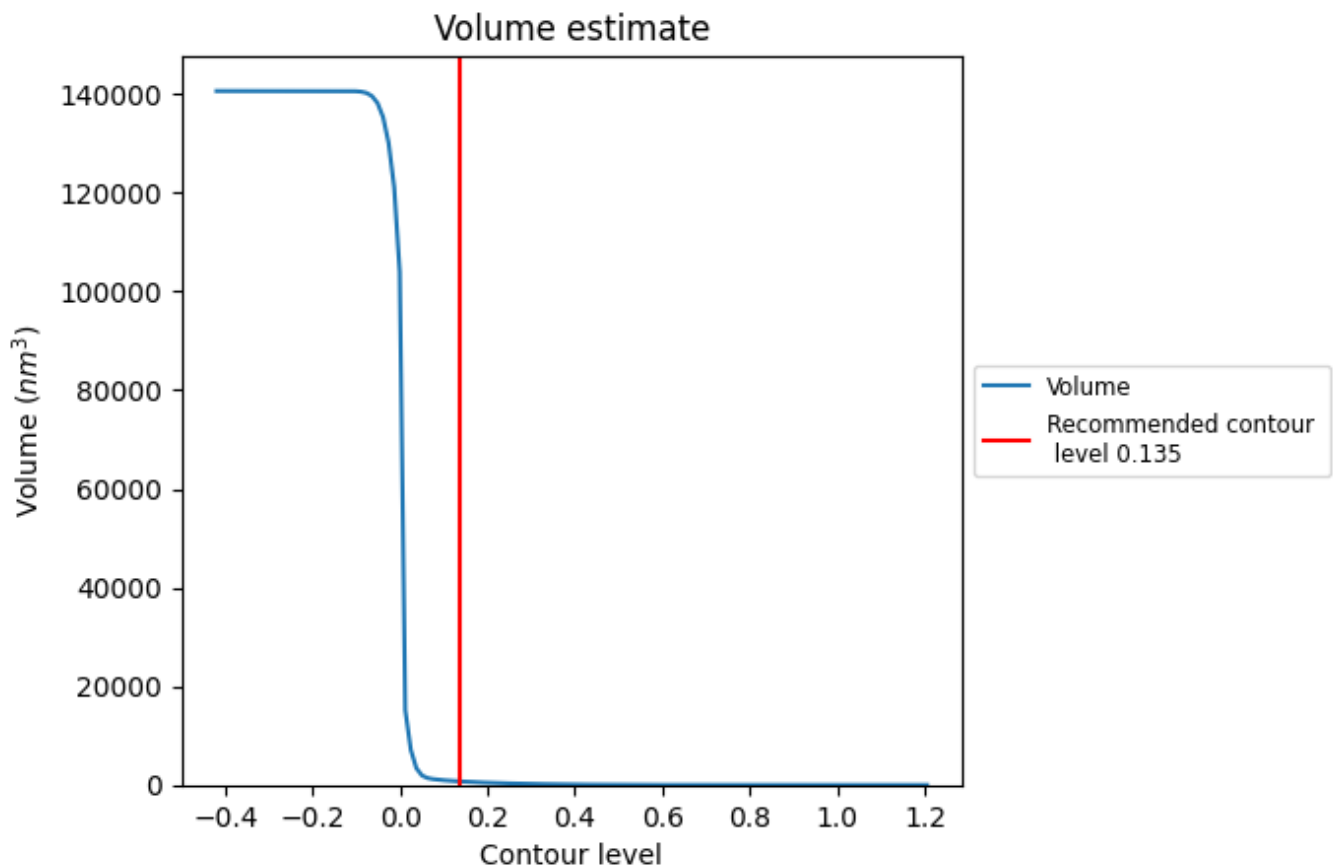
This section contains the results of statistical analysis of the map.

7.1 Map-value distribution [i](#)



The map-value distribution is plotted in 128 intervals along the x-axis. The y-axis is logarithmic. A spike in this graph at zero usually indicates that the volume has been masked.

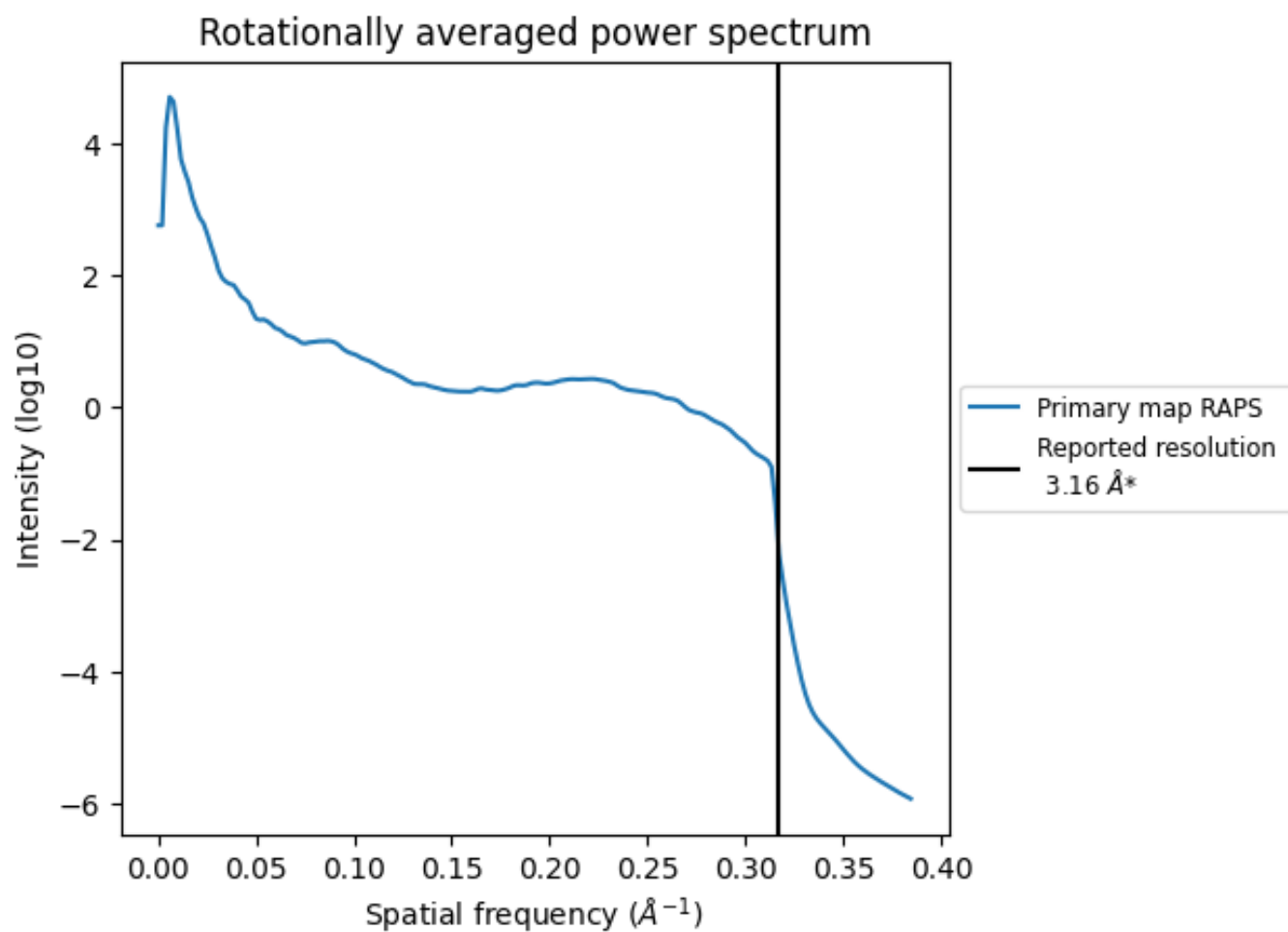
7.2 Volume estimate [i](#)



The volume at the recommended contour level is 731 nm³; this corresponds to an approximate mass of 661 kDa.

The volume estimate graph shows how the enclosed volume varies with the contour level. The recommended contour level is shown as a vertical line and the intersection between the line and the curve gives the volume of the enclosed surface at the given level.

7.3 Rotationally averaged power spectrum [i](#)

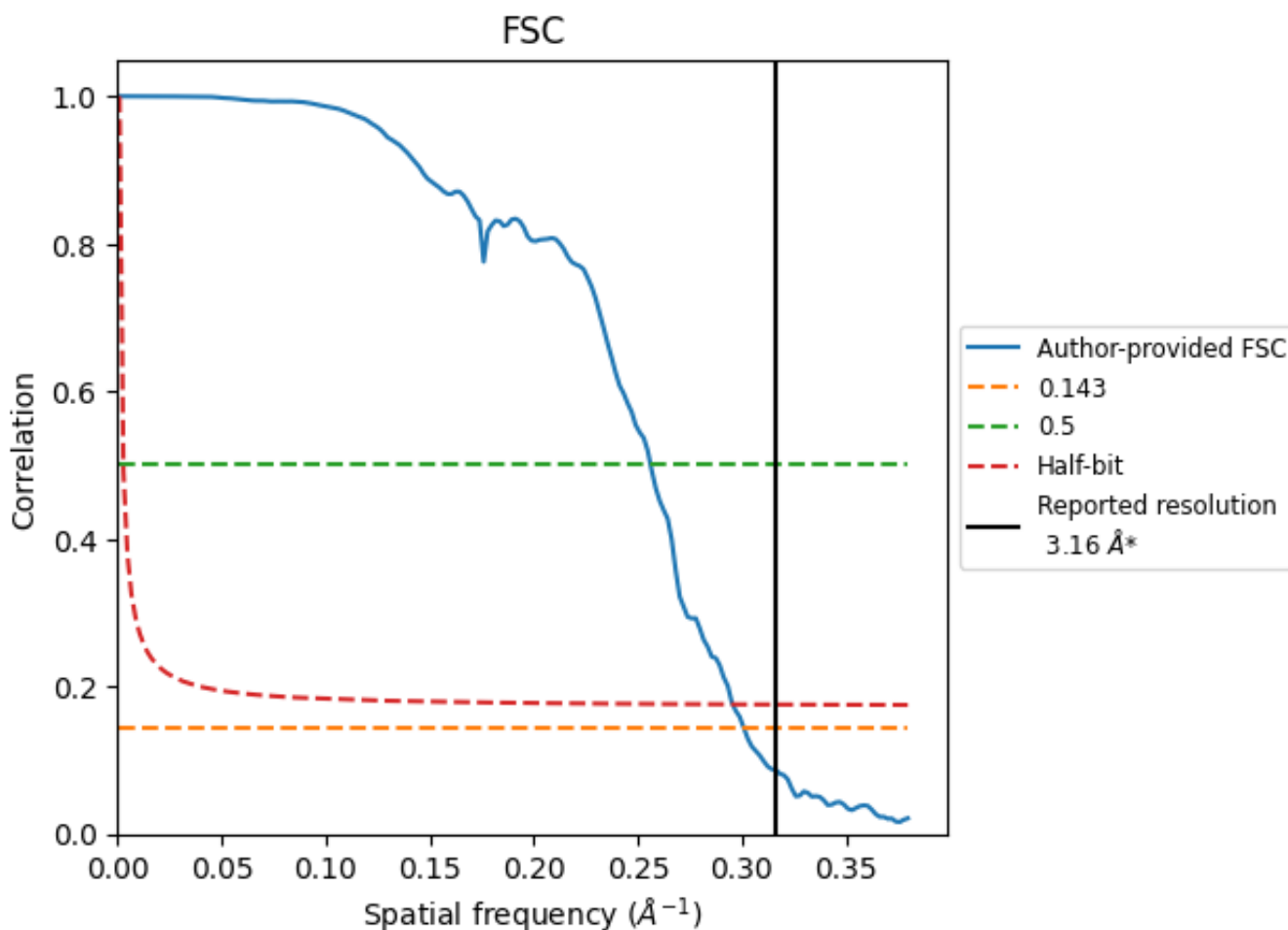


*Reported resolution corresponds to spatial frequency of 0.316\AA^{-1}

8 Fourier-Shell correlation [\(i\)](#)

Fourier-Shell Correlation (FSC) is the most commonly used method to estimate the resolution of single-particle and subtomogram-averaged maps. The shape of the curve depends on the imposed symmetry, mask and whether or not the two 3D reconstructions used were processed from a common reference. The reported resolution is shown as a black line. A curve is displayed for the half-bit criterion in addition to lines showing the 0.143 gold standard cut-off and 0.5 cut-off.

8.1 FSC [\(i\)](#)



*Reported resolution corresponds to spatial frequency of 0.316 Å⁻¹

8.2 Resolution estimates [i](#)


Resolution estimate (Å)	Estimation criterion (FSC cut-off)		
	0.143	0.5	Half-bit
Reported by author	3.16	-	-
Author-provided FSC curve	3.32	3.90	3.38
Unmasked-calculated*	-	-	-

*Resolution estimate based on FSC curve calculated by comparison of deposited half-maps.

9 Map-model fit [i](#)


This section contains information regarding the fit between EMDB map EMD-25862 and PDB model 7TF5. Per-residue inclusion information can be found in section 3 on page 24.

9.1 Map-model overlay [i](#)




The images above show the 3D surface view of the map at the recommended contour level 0.135 at 50% transparency in yellow overlaid with a ribbon representation of the model coloured in blue. These images allow for the visual assessment of the quality of fit between the atomic model and the map.

9.2 Q-score mapped to coordinate model [i](#)



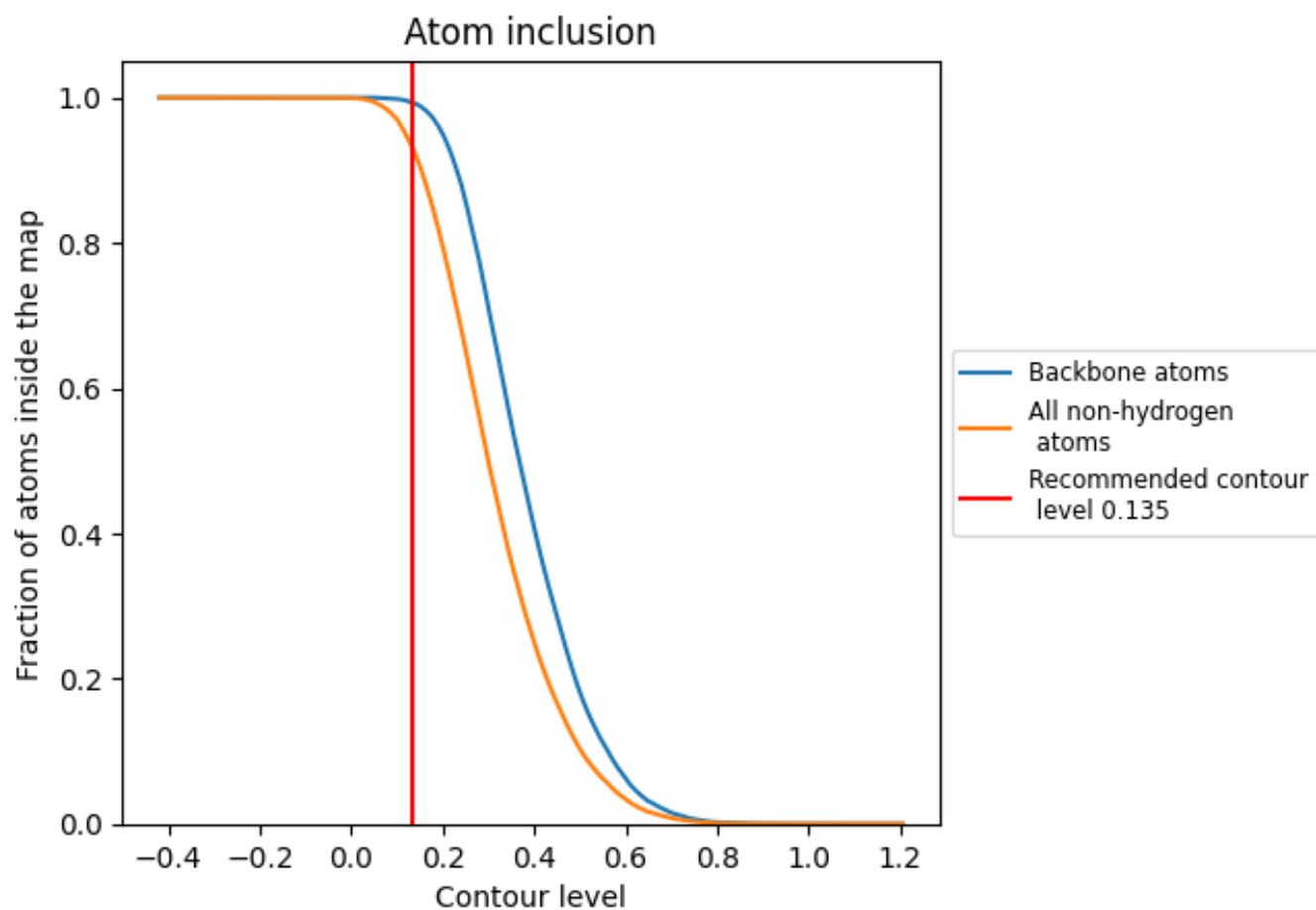
The images above show the model with each residue coloured according to its Q-score. This shows their resolvability in the map with higher Q-score values reflecting better resolvability. Please note: Q-score is calculating the resolvability of atoms, and thus high values are only expected at resolutions at which atoms can be resolved. Low Q-score values may therefore be expected for many entries.

9.3 Atom inclusion mapped to coordinate model [i](#)



The images above show the model with each residue coloured according to its atom inclusion. This shows to what extent they are inside the map at the recommended contour level (0.135).







































































9.4 Atom inclusion [i](#)



At the recommended contour level, 99% of all backbone atoms, 93% of all non-hydrogen atoms, are inside the map.

9.5 Map-model fit summary

















The table lists the average atom inclusion at the recommended contour level (0.135) and Q-score for the entire model and for each chain.

Chain	Atom inclusion	Q-score
All	 0.9292	 0.3950
A	 0.9487	 0.4280
B	 0.9407	 0.4140
C	 0.9425	 0.4200
D	 0.9272	 0.3640
E	 0.9311	 0.3880
F	 0.9159	 0.3610
G	 0.3929	 0.2660
H	 0.8214	 0.4170
I	 0.8571	 0.3640
J	 0.6429	 0.4760
K	 0.9286	 0.3880
L	 0.8214	 0.3990
M	 0.2500	 0.1830
N	 0.8214	 0.3490
O	 0.8571	 0.3500
P	 0.4643	 0.3860
Q	 0.9286	 0.3920
R	 0.9643	 0.4610
S	 0.3214	 0.1770
T	 0.8929	 0.4120
U	 0.8571	 0.3530
V	 0.5000	 0.4450
W	 0.8929	 0.3630
X	 0.9286	 0.2900
Y	 0.3571	 0.1430
Z	 0.8571	 0.3930
a	 0.7857	 0.3320
b	 0.4643	 0.1950
c	 0.8571	 0.3580
d	 0.6429	 0.3280
e	 0.2143	 0.1420
f	 0.7500	 0.3730
g	 0.8929	 0.4080
h	 0.5357	 0.3340



Continued on next page...

Continued from previous page...

Chain	Atom inclusion	Q-score
i	 0.7500	 0.3240
j	 0.6429	 0.3770
k	 0.2500	 0.1450
l	 0.7143	 0.3330
m	 0.8214	 0.3740
n	 0.3214	 0.3190
o	 0.7500	 0.1530
p	 0.7857	 0.4220