



Full wwPDB X-ray Structure Validation Report ⓘ

Sep 2, 2020 – 04:26 AM BST

PDB ID : 5TGA
Title : Crystal structure of the *S.cerevisiae* 80S ribosome in complex with the A-site bound aminoacyl-tRNA analog ACCA-Pro
Authors : Melnikov, S.; Mailliot, J.
Deposited on : 2016-09-27
Resolution : 3.30 Å(reported)

This is a Full wwPDB X-ray Structure Validation Report for a publicly released PDB entry.

We welcome your comments at validation@mail.wwpdb.org

A user guide is available at

<https://www.wwpdb.org/validation/2017/XrayValidationReportHelp>

with specific help available everywhere you see the ⓘ symbol.

The following versions of software and data (see [references ⓘ](#)) were used in the production of this report:

MolProbity : 4.02b-467
Mogul : 1.8.5 (274361), CSD as541be (2020)
Xtriage (Phenix) : 1.13
EDS : 2.14.2
buster-report : 1.1.7 (2018)
Percentile statistics : 20191225.v01 (using entries in the PDB archive December 25th 2019)
Refmac : 5.8.0158
CCP4 : 7.0.044 (Gargrove)
Ideal geometry (proteins) : Engh & Huber (2001)
Ideal geometry (DNA, RNA) : Parkinson et al. (1996)
Validation Pipeline (wwPDB-VP) : 2.14.2

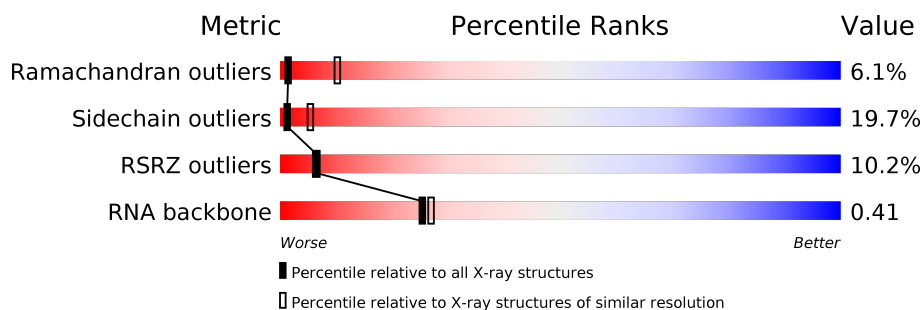
1 Overall quality at a glance

The following experimental techniques were used to determine the structure:

X-RAY DIFFRACTION

The reported resolution of this entry is 3.30 Å.

Percentile scores (ranging between 0-100) for global validation metrics of the entry are shown in the following graphic. The table shows the number of entries on which the scores are based.



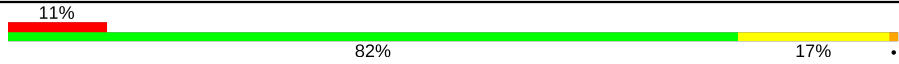



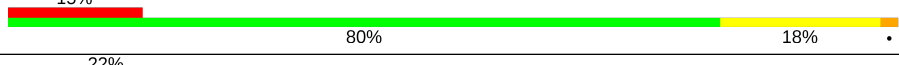
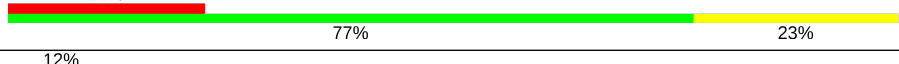
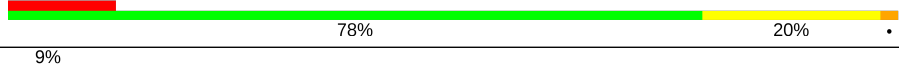

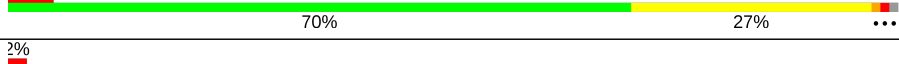




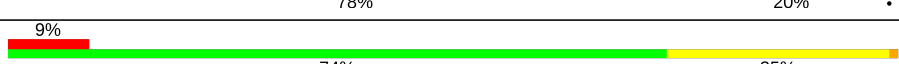

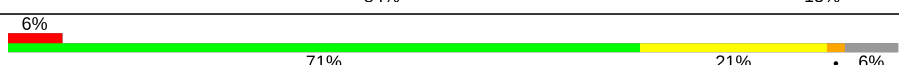
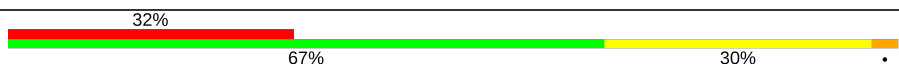

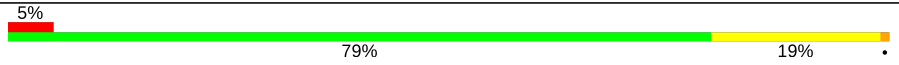


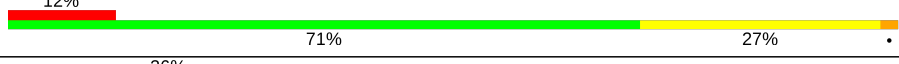
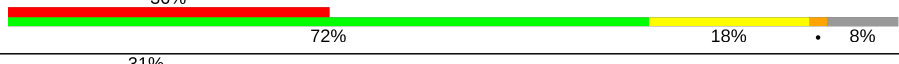


Metric	Whole archive (#Entries)	Similar resolution (#Entries, resolution range(Å))
Ramachandran outliers	138981	1183 (3.34-3.26)
Sidechain outliers	138945	1182 (3.34-3.26)
RSRZ outliers	127900	1115 (3.34-3.26)
RNA backbone	3102	1117 (3.70-2.90)

The table below summarises the geometric issues observed across the polymeric chains and their fit to the electron density. The red, orange, yellow and green segments on the lower bar indicate the fraction of residues that contain outliers for ≥ 3 , 2, 1 and 0 types of geometric quality criteria respectively. A grey segment represents the fraction of residues that are not modelled. The numeric value for each fraction is indicated below the corresponding segment, with a dot representing fractions $\leq 5\%$. The upper red bar (where present) indicates the fraction of residues that have poor fit to the electron density. The numeric value is given above the bar.

Mol	Chain	Length	Quality of chain
1	2	1829	
2	S0	206	
2	s0	206	
3	S1	216	
3	s1	216	
4	S2	217	
4	s2	217	

Continued on next page...

Continued from previous page...

Mol	Chain	Length	Quality of chain
5	S3	223	
5	s3	223	
6	S4	260	
6	s4	260	
7	S5	206	
7	s5	206	
8	S6	226	
8	s6	226	
9	S7	186	
9	s7	186	
10	S8	199	
10	s8	199	
11	S9	185	
11	s9	185	
12	C0	96	
13	C1	155	
13	c1	155	
14	C2	124	
14	c2	124	
15	C3	150	
15	c3	150	
16	C4	128	
16	c4	128	
17	C5	135	
17	c5	135	

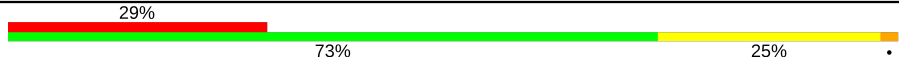
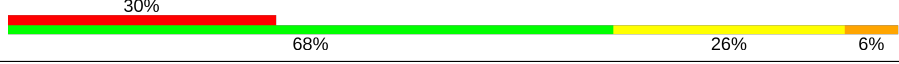
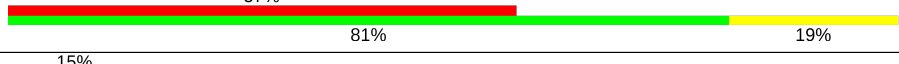



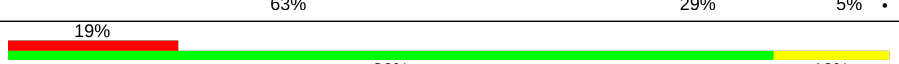
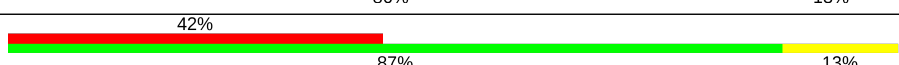
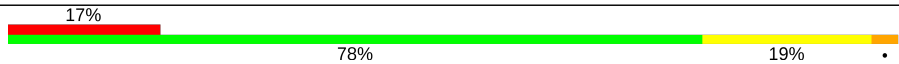

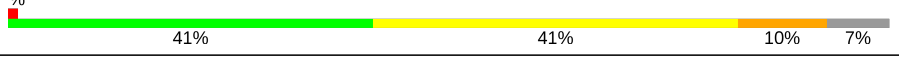
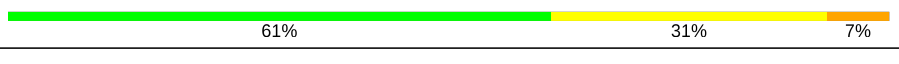


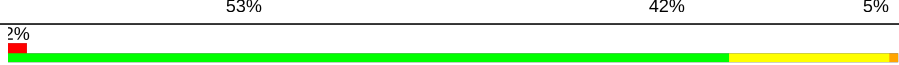










Continued on next page...

Continued from previous page...

Mol	Chain	Length	Quality of chain
18	C6	142	54% 79% 19% ..
18	c6	142	39% 77% 20% ..
19	C7	125	31% 74% 18% . .
19	c7	125	20% 70% 22% . 6%
20	C8	145	28% 75% 20% 5%
20	c8	145	27% 79% 19% .
21	C9	143	43% 78% 20% .
21	c9	143	13% 82% 15% .
22	D0	110	34% 71% 26% .
22	d0	110	39% 65% 33% .
23	D1	87	26% 78% 21% .
23	d1	87	8% 76% 22% .
24	D2	129	48% 81% 16% .
24	d2	129	5% 83% 16% .
25	D3	144	2% 79% 18% .
25	d3	144	% 85% 15%
26	D4	134	10% 80% 19% .
26	d4	134	6% 79% 16% .
27	D5	70	7% 64% 33% .
27	d5	70	14% 81% 16% ..
28	D6	97	62% 72% 20% 5% .
28	d6	97	23% 75% 22% .
29	D7	81	40% 84% 16%
29	d7	81	12% 81% 19%
30	D8	63	22% 79% 19% .






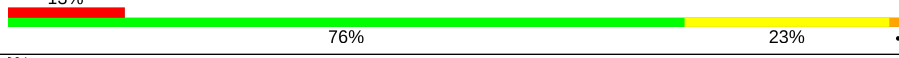

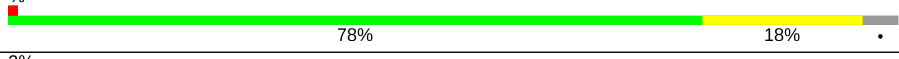



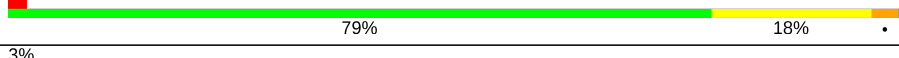








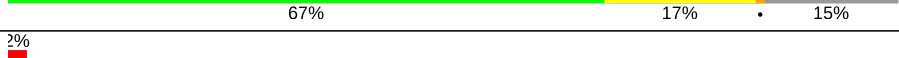




Continued on next page...

Continued from previous page...

Mol	Chain	Length	Quality of chain
30	d8	63	
31	D9	53	
31	d9	53	
32	E0	62	
32	e0	62	
33	E1	76	
33	e1	76	
34	SR	318	
34	sR	318	
35	SM	159	
36	1	3394	
36	5	3394	
37	3	121	
37	7	121	
38	4	158	
38	8	158	
39	L2	252	
39	l2	252	
40	L3	386	
40	l3	386	
41	L4	361	
41	l4	361	
42	L5	296	
42	l5	296	
43	L6	175	

Continued on next page...

Continued from previous page...

Mol	Chain	Length	Quality of chain
43	l6	175	
44	L7	223	
44	l7	223	
45	L8	233	
45	l8	233	
46	L9	191	
46	l9	191	
47	M0	220	
47	m0	220	
48	M1	169	
48	m1	169	
49	M3	194	
49	m3	194	
50	M4	137	
50	m4	137	
51	M5	203	
51	m5	203	
52	M6	197	
52	m6	197	
53	M7	183	
53	m7	183	
54	M8	185	
54	m8	185	
55	M9	188	
55	m9	188	


























Continued on next page...

Continued from previous page...

Mol	Chain	Length	Quality of chain
56	N0	172	21% 80% 18% •
56	n0	172	% 81% 19%
57	N1	159	12% 78% 19% •
57	n1	159	4% 81% 18% •
58	N2	100	10% 79% 20% •
58	n2	100	21% 78% 20% •
59	N3	136	88% 13%
59	n3	136	% 82% 16% •
60	N4	135	23% 63% 10% 27%
60	n4	135	20% 81% 18% •
61	N5	121	18% 75% 24% •
61	n5	121	7% 77% 21% ••
62	N6	126	4% 75% 23% •
62	n6	126	13% 75% 22% ••
63	N7	135	33% 79% 21% •
63	n7	135	36% 77% 21% •
64	N8	148	% 76% 22% •
64	n8	148	5% 76% 22% •
65	N9	58	9% 81% 17% •
65	n9	58	3% 67% 26% 7%
66	O0	100	9% 82% 15% •
66	o0	100	7% 84% 16%
67	O1	109	4% 76% 21% ••
67	o1	109	11% 74% 26%
68	O2	127	2% 77% 23%

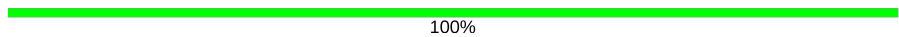
Continued on next page...

Continued from previous page...

Mol	Chain	Length	Quality of chain
68	o2	127	 80% 19%
69	O3	106	 83% 16%
69	o3	106	 85% 13%
70	O4	112	 21% 81% 19%
70	o4	112	 9% 86% 13%
71	O5	119	 8% 74% 24%
71	o5	119	 2% 82% 14%
72	O6	99	 8% 70% 28%
72	o6	99	 10% 71% 28%
73	O7	87	 79% 21%
73	o7	87	 5% 78% 21%
74	O8	77	 16% 75% 25%
74	o8	77	 34% 71% 27%
75	O9	50	 82% 14%
75	o9	50	 4% 88% 12%
76	Q0	52	 8% 77% 19%
76	q0	52	 2% 71% 25%
77	Q1	25	 72% 28%
77	q1	25	 64% 36%
78	Q2	105	 8% 73% 23%
78	q2	105	 4% 74% 22%
79	Q3	91	 2% 85% 14%
79	q3	91	 2% 76% 24%
80	6	1800	 3% 54% 37% 9%
81	c0	96	 34% 78% 21%

Continued on next page...

Continued from previous page...

Mol	Chain	Length	Quality of chain
82	sM	104	
83	m2	150	
84	p0	219	
85	p1	47	
85	p2	47	

The following table lists non-polymeric compounds, carbohydrate monomers and non-standard residues in protein, DNA, RNA chains that are outliers for geometric or electron-density-fit criteria:

Mol	Type	Chain	Res	Chirality	Geometry	Clashes	Electron density
86	OHX	2	2030	-	-	-	X
86	OHX	2	2060	-	-	-	X
86	OHX	5	3720	-	-	-	X
86	OHX	5	3739	-	-	-	X
86	OHX	5	3755	-	-	-	X
86	OHX	5	3762	-	-	-	X
86	OHX	5	3768	-	-	-	X
86	OHX	5	3783	-	-	-	X
86	OHX	5	3806	-	-	-	X
86	OHX	6	2052	-	-	-	X
86	OHX	6	2064	-	-	-	X
86	OHX	6	2081	-	-	-	X
86	OHX	6	2087	-	-	-	X
86	OHX	8	218	-	-	-	X
87	MG	1	3834	-	-	-	X
87	MG	1	3848	-	-	-	X
87	MG	1	3853	-	-	-	X
87	MG	1	3856	-	-	-	X
87	MG	1	3879	-	-	-	X
87	MG	1	3884	-	-	-	X
87	MG	1	3964	-	-	-	X
87	MG	1	4014	-	-	-	X
87	MG	1	4067	-	-	-	X
87	MG	1	4084	-	-	-	X
87	MG	1	4087	-	-	-	X
87	MG	1	4095	-	-	-	X
87	MG	1	4112	-	-	-	X
87	MG	1	4126	-	-	-	X

Continued on next page...

Continued from previous page...

Mol	Type	Chain	Res	Chirality	Geometry	Clashes	Electron density
87	MG	1	4134	-	-	-	X
87	MG	1	4153	-	-	-	X
87	MG	1	4169	-	-	-	X
87	MG	1	4179	-	-	-	X
87	MG	1	4193	-	-	-	X
87	MG	1	4197	-	-	-	X
87	MG	1	4211	-	-	-	X
87	MG	1	4214	-	-	-	X
87	MG	1	4217	-	-	-	X
87	MG	1	4227	-	-	-	X
87	MG	1	4246	-	-	-	X
87	MG	1	4278	-	-	-	X
87	MG	1	4282	-	-	-	X
87	MG	1	4295	-	-	-	X
87	MG	1	4330	-	-	-	X
87	MG	1	4339	-	-	-	X
87	MG	1	4343	-	-	-	X
87	MG	1	4346	-	-	-	X
87	MG	1	4347	-	-	-	X
87	MG	1	4350	-	-	-	X
87	MG	1	4355	-	-	-	X
87	MG	1	4359	-	-	-	X
87	MG	1	4360	-	-	-	X
87	MG	1	4365	-	-	-	X
87	MG	1	4367	-	-	-	X
87	MG	1	4370	-	-	-	X
87	MG	1	4372	-	-	-	X
87	MG	1	4374	-	-	-	X
87	MG	1	4401	-	-	-	X
87	MG	1	4406	-	-	-	X
87	MG	1	4408	-	-	-	X
87	MG	1	4424	-	-	-	X
87	MG	1	4426	-	-	-	X
87	MG	1	4432	-	-	-	X
87	MG	1	4434	-	-	-	X
87	MG	1	4443	-	-	-	X
87	MG	1	4444	-	-	-	X
87	MG	1	4465	-	-	-	X
87	MG	1	4477	-	-	-	X
87	MG	1	4484	-	-	-	X
87	MG	1	4487	-	-	-	X
87	MG	1	4495	-	-	-	X

Continued on next page...

Continued from previous page...

Mol	Type	Chain	Res	Chirality	Geometry	Clashes	Electron density
87	MG	2	2093	-	-	-	X
87	MG	2	2113	-	-	-	X
87	MG	2	2139	-	-	-	X
87	MG	2	2150	-	-	-	X
87	MG	2	2154	-	-	-	X
87	MG	2	2156	-	-	-	X
87	MG	2	2162	-	-	-	X
87	MG	2	2173	-	-	-	X
87	MG	2	2180	-	-	-	X
87	MG	2	2185	-	-	-	X
87	MG	2	2194	-	-	-	X
87	MG	2	2196	-	-	-	X
87	MG	2	2198	-	-	-	X
87	MG	2	2201	-	-	-	X
87	MG	2	2205	-	-	-	X
87	MG	2	2208	-	-	-	X
87	MG	2	2214	-	-	-	X
87	MG	2	2217	-	-	-	X
87	MG	2	2224	-	-	-	X
87	MG	2	2225	-	-	-	X
87	MG	2	2239	-	-	-	X
87	MG	2	2245	-	-	-	X
87	MG	2	2249	-	-	-	X
87	MG	2	2257	-	-	-	X
87	MG	2	2259	-	-	-	X
87	MG	3	229	-	-	-	X
87	MG	4	237	-	-	-	X
87	MG	4	241	-	-	-	X
87	MG	4	243	-	-	-	X
87	MG	4	244	-	-	-	X
87	MG	5	3828	-	-	-	X
87	MG	5	3854	-	-	-	X
87	MG	5	3905	-	-	-	X
87	MG	5	3911	-	-	-	X
87	MG	5	3921	-	-	-	X
87	MG	5	3925	-	-	-	X
87	MG	5	4050	-	-	-	X
87	MG	5	4067	-	-	-	X
87	MG	5	4087	-	-	-	X
87	MG	5	4104	-	-	-	X
87	MG	5	4110	-	-	-	X
87	MG	5	4124	-	-	-	X

Continued on next page...

Continued from previous page...

Mol	Type	Chain	Res	Chirality	Geometry	Clashes	Electron density
87	MG	5	4129	-	-	-	X
87	MG	5	4131	-	-	-	X
87	MG	5	4135	-	-	-	X
87	MG	5	4137	-	-	-	X
87	MG	5	4141	-	-	-	X
87	MG	5	4156	-	-	-	X
87	MG	5	4172	-	-	-	X
87	MG	5	4178	-	-	-	X
87	MG	5	4186	-	-	-	X
87	MG	5	4203	-	-	-	X
87	MG	5	4222	-	-	-	X
87	MG	5	4252	-	-	-	X
87	MG	5	4262	-	-	-	X
87	MG	5	4265	-	-	-	X
87	MG	5	4281	-	-	-	X
87	MG	5	4322	-	-	-	X
87	MG	5	4324	-	-	-	X
87	MG	5	4327	-	-	-	X
87	MG	5	4336	-	-	-	X
87	MG	5	4338	-	-	-	X
87	MG	5	4347	-	-	-	X
87	MG	5	4349	-	-	-	X
87	MG	5	4354	-	-	-	X
87	MG	5	4355	-	-	-	X
87	MG	5	4360	-	-	-	X
87	MG	5	4397	-	-	-	X
87	MG	5	4408	-	-	-	X
87	MG	5	4423	-	-	-	X
87	MG	5	4426	-	-	-	X
87	MG	5	4448	-	-	-	X
87	MG	5	4455	-	-	-	X
87	MG	5	4457	-	-	-	X
87	MG	5	4479	-	-	-	X
87	MG	5	4492	-	-	-	X
87	MG	5	4516	-	-	-	X
87	MG	5	4529	-	-	-	X
87	MG	5	4543	-	-	-	X
87	MG	5	4553	-	-	-	X
87	MG	5	4556	-	-	-	X
87	MG	5	4563	-	-	-	X
87	MG	6	2124	-	-	-	X
87	MG	6	2162	-	-	-	X

Continued on next page...

Continued from previous page...

Mol	Type	Chain	Res	Chirality	Geometry	Clashes	Electron density
87	MG	6	2183	-	-	-	X
87	MG	6	2191	-	-	-	X
87	MG	6	2199	-	-	-	X
87	MG	6	2202	-	-	-	X
87	MG	6	2207	-	-	-	X
87	MG	6	2223	-	-	-	X
87	MG	6	2232	-	-	-	X
87	MG	6	2257	-	-	-	X
87	MG	6	2274	-	-	-	X
87	MG	6	2281	-	-	-	X
87	MG	6	2283	-	-	-	X
87	MG	6	2301	-	-	-	X
87	MG	6	2305	-	-	-	X
87	MG	6	2317	-	-	-	X
87	MG	6	2329	-	-	-	X
87	MG	6	2333	-	-	-	X
87	MG	M0	309	-	-	-	X
87	MG	M5	305	-	-	-	X
87	MG	M6	204	-	-	-	X
87	MG	N0	202	-	-	-	X
87	MG	O2	203	-	-	-	X
87	MG	Q0	202	-	-	-	X
87	MG	S4	302	-	-	-	X
87	MG	c9	203	-	-	-	X
87	MG	l7	301	-	-	-	X
87	MG	l8	301	-	-	-	X
87	MG	m7	206	-	-	-	X
87	MG	s8	304	-	-	-	X

2 Entry composition [i](#)

There are 91 unique types of molecules in this entry. The entry contains 414270 atoms, of which 0 are hydrogens and 0 are deuteriums.

In the tables below, the ZeroOcc column contains the number of atoms modelled with zero occupancy, the AltConf column contains the number of residues with at least one atom in alternate conformation and the Trace column contains the number of residues modelled with at most 2 atoms.

- Molecule 1 is a RNA chain called 18S ribosomal RNA.

Mol	Chain	Residues	Atoms					ZeroOcc	AltConf	Trace
			Total	C	N	O	P			
1	2	1781	37970	16975	6720	12493	1782	0	1	0

- Molecule 2 is a protein called 40S ribosomal protein S0-A.

Mol	Chain	Residues	Atoms					ZeroOcc	AltConf	Trace
			Total	C	N	O	S			
2	S0	206	1577	1014	278	283	2	0	0	0
2	s0	206	1583	1017	281	283	2	0	0	0

- Molecule 3 is a protein called 40S ribosomal protein S1-A.

Mol	Chain	Residues	Atoms					ZeroOcc	AltConf	Trace
			Total	C	N	O	S			
3	S1	214	1709	1084	310	311	4	0	0	0
3	s1	216	1722	1091	312	315	4	0	0	0

- Molecule 4 is a protein called 40S ribosomal protein S2.

Mol	Chain	Residues	Atoms					ZeroOcc	AltConf	Trace
			Total	C	N	O	S			
4	S2	217	1635	1047	289	297	2	0	0	0
4	s2	217	1635	1047	289	297	2	0	0	0

- Molecule 5 is a protein called 40S ribosomal protein S3.

Mol	Chain	Residues	Atoms					ZeroOcc	AltConf	Trace
			Total	C	N	O	S			
5	S3	223	1734	1101	313	314	6	0	0	0

Continued on next page...

Continued from previous page...

Mol	Chain	Residues	Atoms					ZeroOcc	AltConf	Trace
5	s3	223	Total	C	N	O	S	0	0	0
			1734	1101	313	314	6			

- Molecule 6 is a protein called 40S ribosomal protein S4-A.

Mol	Chain	Residues	Atoms					ZeroOcc	AltConf	Trace
6	S4	260	Total	C	N	O	S	0	0	0
			2068	1316	389	360	3			
6	s4	260	Total	C	N	O	S	0	0	0
			2068	1316	389	360	3			

- Molecule 7 is a protein called 40S ribosomal protein S5.

Mol	Chain	Residues	Atoms					ZeroOcc	AltConf	Trace
7	S5	206	Total	C	N	O	S	0	0	0
			1609	1007	300	299	3			
7	s5	206	Total	C	N	O	S	0	0	0
			1609	1007	300	299	3			

- Molecule 8 is a protein called 40S ribosomal protein S6-A.

Mol	Chain	Residues	Atoms					ZeroOcc	AltConf	Trace
8	S6	226	Total	C	N	O	S	0	0	0
			1799	1129	346	321	3			
8	s6	218	Total	C	N	O	S	0	0	0
			1755	1102	337	313	3			

- Molecule 9 is a protein called 40S ribosomal protein S7-A.

Mol	Chain	Residues	Atoms				ZeroOcc	AltConf	Trace
9	S7	184	Total	C	N	O	0	0	0
			1481	951	265	265			
9	s7	186	Total	C	N	O	0	0	0
			1491	957	267	267			

- Molecule 10 is a protein called 40S ribosomal protein S8-A.

Mol	Chain	Residues	Atoms					ZeroOcc	AltConf	Trace
10	S8	188	Total	C	N	O	S	0	0	0
			1489	925	298	264	2			
10	s8	188	Total	C	N	O	S	0	0	0
			1489	925	298	264	2			

- Molecule 11 is a protein called 40S ribosomal protein S9-A.

Mol	Chain	Residues	Atoms					ZeroOcc	AltConf	Trace
			Total	C	N	O	S			
11	S9	185	Total	C	N	O	S	0	0	0
			1494	943	289	261	1			
11	s9	185	Total	C	N	O	S	0	0	0
			1494	943	289	261	1			

- Molecule 12 is a protein called 40S ribosomal protein S10-A.

Mol	Chain	Residues	Atoms					ZeroOcc	AltConf	Trace
			Total	C	N	O	S			
12	C0	96	Total	C	N	O	S	0	0	0
			772	499	126	145	2			

- Molecule 13 is a protein called 40S ribosomal protein S11-A.

Mol	Chain	Residues	Atoms					ZeroOcc	AltConf	Trace
			Total	C	N	O	S			
13	C1	155	Total	C	N	O	S	0	0	0
			1213	774	230	206	3			
13	c1	146	Total	C	N	O	S	0	0	0
			1168	747	221	197	3			

- Molecule 14 is a protein called 40S ribosomal protein S12.

Mol	Chain	Residues	Atoms					ZeroOcc	AltConf	Trace
			Total	C	N	O	S			
14	C2	124	Total	C	N	O	S	0	0	0
			890	560	156	172	2			
14	c2	124	Total	C	N	O	S	0	0	0
			890	560	156	172	2			

- Molecule 15 is a protein called 40S ribosomal protein S13.

Mol	Chain	Residues	Atoms					ZeroOcc	AltConf	Trace
			Total	C	N	O	S			
15	C3	150	Total	C	N	O	S	0	0	0
			1192	759	224	207	2			
15	c3	150	Total	C	N	O	S	0	0	0
			1192	759	224	207	2			

- Molecule 16 is a protein called 40S ribosomal protein S14-B.

Mol	Chain	Residues	Atoms					ZeroOcc	AltConf	Trace
			Total	C	N	O	S			
16	C4	127	Total	C	N	O	S	0	0	0
			891	545	182	163	1			

Continued on next page...

Continued from previous page...

Mol	Chain	Residues	Atoms					ZeroOcc	AltConf	Trace
			Total	C	N	O	S			
16	c4	128	949	582	188	176	3	0	0	0

- Molecule 17 is a protein called 40S ribosomal protein S15.

Mol	Chain	Residues	Atoms					ZeroOcc	AltConf	Trace
			Total	C	N	O	S			
17	C5	124	977	622	182	166	7	0	0	0
17	c5	135	1039	658	196	178	7	0	0	0

- Molecule 18 is a protein called 40S ribosomal protein S16-A.

Mol	Chain	Residues	Atoms				ZeroOcc	AltConf	Trace	
			Total	C	N	O				
18	C6	141	1105	708	203	194		0	0	0
18	c6	142	1111	711	204	196		0	0	0

- Molecule 19 is a protein called 40S ribosomal protein S17-B.

Mol	Chain	Residues	Atoms					ZeroOcc	AltConf	Trace
			Total	C	N	O	S			
19	C7	120	926	577	177	170	2	0	0	0
19	c7	117	906	563	174	167	2	0	0	0

- Molecule 20 is a protein called 40S ribosomal protein S18-A.

Mol	Chain	Residues	Atoms					ZeroOcc	AltConf	Trace
			Total	C	N	O	S			
20	C8	145	1192	743	237	210	2	0	0	0
20	c8	145	1192	743	237	210	2	0	0	0

- Molecule 21 is a protein called 40S ribosomal protein S19-A.

Mol	Chain	Residues	Atoms					ZeroOcc	AltConf	Trace
			Total	C	N	O	S			
21	C9	143	1112	694	208	208	2	0	0	0
21	c9	143	1112	694	208	208	2	0	0	0

- Molecule 22 is a protein called 40S ribosomal protein S20.

Mol	Chain	Residues	Atoms					ZeroOcc	AltConf	Trace
			Total	C	N	O	S			
22	D0	107	Total 855	C 539	N 156	O 159	S 1	0	0	0
22	d0	110	Total 882	C 554	N 161	O 166	S 1	0	0	0

- Molecule 23 is a protein called 40S ribosomal protein S21-A.

Mol	Chain	Residues	Atoms					ZeroOcc	AltConf	Trace
			Total	C	N	O	S			
23	D1	87	Total 684	C 420	N 125	O 137	S 2	0	0	0
23	d1	87	Total 684	C 420	N 125	O 137	S 2	0	0	0

- Molecule 24 is a protein called 40S ribosomal protein S22-A.

Mol	Chain	Residues	Atoms					ZeroOcc	AltConf	Trace
			Total	C	N	O	S			
24	D2	129	Total 1021	C 650	N 188	O 180	S 3	0	0	0
24	d2	129	Total 1021	C 650	N 188	O 180	S 3	0	0	0

- Molecule 25 is a protein called 40S ribosomal protein S23-A.

Mol	Chain	Residues	Atoms					ZeroOcc	AltConf	Trace
			Total	C	N	O	S			
25	D3	144	Total 1121	C 708	N 220	O 191	S 2	0	0	0
25	d3	144	Total 1121	C 708	N 220	O 191	S 2	0	0	0

- Molecule 26 is a protein called 40S ribosomal protein S24-A.

Mol	Chain	Residues	Atoms				ZeroOcc	AltConf	Trace
			Total	C	N	O			
26	D4	134	Total 1073	C 676	N 208	O 189	0	0	0
26	d4	134	Total 1073	C 676	N 208	O 189	0	0	0

- Molecule 27 is a protein called 40S ribosomal protein S25-A.

Mol	Chain	Residues	Atoms				ZeroOcc	AltConf	Trace
27	D5	70	Total	C	N	O	0	0	0
			563	360	104	99			
27	d5	69	Total	C	N	O	0	0	0
			558	357	103	98			

- Molecule 28 is a protein called 40S ribosomal protein S26-B.

Mol	Chain	Residues	Atoms					ZeroOcc	AltConf	Trace
28	D6	97	Total	C	N	O	S	0	0	0
			769	475	160	129	5			
28	d6	97	Total	C	N	O	S	0	0	0
			769	475	160	129	5			

- Molecule 29 is a protein called 40S ribosomal protein S27-A.

Mol	Chain	Residues	Atoms					ZeroOcc	AltConf	Trace
29	D7	81	Total	C	N	O	S	0	0	0
			610	382	110	113	5			
29	d7	81	Total	C	N	O	S	0	0	0
			610	382	110	113	5			

- Molecule 30 is a protein called 40S ribosomal protein S28-A.

Mol	Chain	Residues	Atoms					ZeroOcc	AltConf	Trace
30	D8	63	Total	C	N	O	S	0	0	0
			497	306	99	91	1			
30	d8	63	Total	C	N	O	S	0	0	0
			497	306	99	91	1			

- Molecule 31 is a protein called 40S ribosomal protein S29-A.

Mol	Chain	Residues	Atoms					ZeroOcc	AltConf	Trace
31	D9	53	Total	C	N	O	S	0	0	0
			442	274	92	72	4			
31	d9	53	Total	C	N	O	S	0	0	0
			442	274	92	72	4			

- Molecule 32 is a protein called 40S ribosomal protein S30-A.

Mol	Chain	Residues	Atoms					ZeroOcc	AltConf	Trace
32	E0	60	Total	C	N	O	S	0	0	0
			475	299	98	77	1			

Continued on next page...

Continued from previous page...

Mol	Chain	Residues	Atoms					ZeroOcc	AltConf	Trace
32	e0	62	Total	C	N	O	S	0	0	0
			491	309	101	80	1			

- Molecule 33 is a protein called Ubiquitin-40S ribosomal protein S31.

Mol	Chain	Residues	Atoms					ZeroOcc	AltConf	Trace
33	E1	71	Total	C	N	O	S	0	0	0
			566	362	106	94	4			
33	e1	76	Total	C	N	O	S	0	0	0
			608	388	117	99	4			

- Molecule 34 is a protein called Guanine nucleotide-binding protein subunit beta-like protein.

Mol	Chain	Residues	Atoms					ZeroOcc	AltConf	Trace
34	SR	318	Total	C	N	O	S	0	0	0
			2437	1541	418	470	8			
34	sR	318	Total	C	N	O	S	0	0	0
			2442	1544	418	472	8			

- Molecule 35 is a protein called Suppressor protein STM1,Suppressor protein STM1,Ribosome-bound protein Stm1.

Mol	Chain	Residues	Atoms				ZeroOcc	AltConf	Trace
35	SM	159	Total	C	N	O	0	0	0
			1104	654	221	229			

There is a discrepancy between the modelled and reference sequences:

Chain	Residue	Modelled	Actual	Comment	Reference
SM	134	LEU	ASP	conflict	UNP P39015

- Molecule 36 is a RNA chain called 25S ribosomal RNA.

Mol	Chain	Residues	Atoms					ZeroOcc	AltConf	Trace
36	1	3149	Total	C	N	O	P	0	0	0
			67355	30086	12142	21978	3149			
36	5	3150	Total	C	N	O	P	0	0	0
			67376	30095	12145	21987	3149			

- Molecule 37 is a RNA chain called 5S ribosomal RNA.

Mol	Chain	Residues	Atoms					ZeroOcc	AltConf	Trace
			Total	C	N	O	P			
37	3	121	Total 2579	C 1152	N 461	O 845	P 121	0	0	0
37	7	121	Total 2579	C 1152	N 461	O 845	P 121	0	0	0

- Molecule 38 is a RNA chain called 5.8S ribosomal RNA.

Mol	Chain	Residues	Atoms					ZeroOcc	AltConf	Trace
			Total	C	N	O	P			
38	4	158	Total 3353	C 1500	N 586	O 1109	P 158	0	0	0
38	8	158	Total 3353	C 1500	N 586	O 1109	P 158	0	0	0

- Molecule 39 is a protein called 60S ribosomal protein L2-A.

Mol	Chain	Residues	Atoms					ZeroOcc	AltConf	Trace
			Total	C	N	O	S			
39	L2	252	Total 1914	C 1191	N 388	O 334	S 1	0	0	0
39	12	252	Total 1912	C 1190	N 388	O 333	S 1	0	0	0

- Molecule 40 is a protein called 60S ribosomal protein L3.

Mol	Chain	Residues	Atoms					ZeroOcc	AltConf	Trace
			Total	C	N	O	S			
40	L3	386	Total 3075	C 1950	N 584	O 533	S 8	0	0	0
40	13	386	Total 3075	C 1950	N 584	O 533	S 8	0	0	0

- Molecule 41 is a protein called 60S ribosomal protein L4-A.

Mol	Chain	Residues	Atoms					ZeroOcc	AltConf	Trace
			Total	C	N	O	S			
41	L4	361	Total 2748	C 1729	N 522	O 494	S 3	0	0	0
41	14	361	Total 2748	C 1729	N 522	O 494	S 3	0	0	0

- Molecule 42 is a protein called 60S ribosomal protein L5.

Mol	Chain	Residues	Atoms					ZeroOcc	AltConf	Trace
			Total	C	N	O	S			
42	L5	296	Total 2375	C 1501	N 414	O 458	S 2	0	0	0

Continued on next page...

Continued from previous page...

Mol	Chain	Residues	Atoms					ZeroOcc	AltConf	Trace
42	15	294	Total	C	N	O	S	0	0	0
			2359	1489	412	456	2			

- Molecule 43 is a protein called 60S ribosomal protein L6-A.

Mol	Chain	Residues	Atoms					ZeroOcc	AltConf	Trace
43	L6	156	Total	C	N	O	S	0	0	0
			1239	800	222	216	1			
43	16	157	Total	C	N	O	S	0	0	0
			1248	806	224	217	1			

- Molecule 44 is a protein called 60S ribosomal protein L7-A.

Mol	Chain	Residues	Atoms					ZeroOcc	AltConf	Trace
44	L7	222	Total	C	N	O	S	0	0	0
			1784	1151	324	308	1			
44	17	223	Total	C	N	O	S	0	0	0
			1791	1155	325	310	1			

- Molecule 45 is a protein called 60S ribosomal protein L8-A.

Mol	Chain	Residues	Atoms					ZeroOcc	AltConf	Trace
45	L8	233	Total	C	N	O	S	0	0	0
			1804	1151	323	327	3			
45	18	231	Total	C	N	O	S	0	0	0
			1763	1130	316	314	3			

- Molecule 46 is a protein called 60S ribosomal protein L9-A.

Mol	Chain	Residues	Atoms					ZeroOcc	AltConf	Trace
46	L9	191	Total	C	N	O	S	0	0	0
			1518	963	274	277	4			
46	19	191	Total	C	N	O	S	0	0	0
			1518	963	274	277	4			

- Molecule 47 is a protein called 60S ribosomal protein L10.

Mol	Chain	Residues	Atoms					ZeroOcc	AltConf	Trace
47	M0	211	Total	C	N	O	S	0	0	0
			1705	1083	322	294	6			
47	m0	213	Total	C	N	O	S	0	0	0
			1722	1094	325	297	6			

- Molecule 48 is a protein called 60S ribosomal protein L11-B.

Mol	Chain	Residues	Atoms					ZeroOcc	AltConf	Trace
			Total	C	N	O	S			
48	M1	169	Total 1353	C 847	N 253	O 249	S 4	0	0	0
48	m1	169	Total 1353	C 847	N 253	O 249	S 4	0	0	0

- Molecule 49 is a protein called 60S ribosomal protein L13-A.

Mol	Chain	Residues	Atoms				ZeroOcc	AltConf	Trace
			Total	C	N	O			
49	M3	193	Total 1543	C 962	N 315	O 266	0	0	0
49	m3	194	Total 1548	C 965	N 316	O 267	0	0	0

- Molecule 50 is a protein called 60S ribosomal protein L14-A.

Mol	Chain	Residues	Atoms					ZeroOcc	AltConf	Trace
			Total	C	N	O	S			
50	M4	136	Total 1053	C 675	N 199	O 177	S 2	0	0	0
50	m4	137	Total 1059	C 678	N 200	O 179	S 2	0	0	0

- Molecule 51 is a protein called 60S ribosomal protein L15-A.

Mol	Chain	Residues	Atoms					ZeroOcc	AltConf	Trace
			Total	C	N	O	S			
51	M5	203	Total 1720	C 1077	N 361	O 281	S 1	0	0	0
51	m5	203	Total 1720	C 1077	N 361	O 281	S 1	0	0	0

- Molecule 52 is a protein called 60S ribosomal protein L16-A.

Mol	Chain	Residues	Atoms					ZeroOcc	AltConf	Trace
			Total	C	N	O	S			
52	M6	197	Total 1555	C 1003	N 289	O 262	S 1	0	0	0
52	m6	197	Total 1555	C 1003	N 289	O 262	S 1	0	0	0

- Molecule 53 is a protein called 60S ribosomal protein L17-A.

Mol	Chain	Residues	Atoms				ZeroOcc	AltConf	Trace
53	M7	183	Total	C	N	O	0	0	0
			1420	882	281	257			
53	m7	155	Total	C	N	O	0	0	0
			1227	764	238	225			

- Molecule 54 is a protein called 60S ribosomal protein L18-A.

Mol	Chain	Residues	Atoms					ZeroOcc	AltConf	Trace
54	M8	185	Total	C	N	O	S	0	0	0
			1441	908	290	241	2			
54	m8	185	Total	C	N	O	S	0	0	0
			1441	908	290	241	2			

- Molecule 55 is a protein called 60S ribosomal protein L19-A.

Mol	Chain	Residues	Atoms				ZeroOcc	AltConf	Trace
55	M9	188	Total	C	N	O	0	0	0
			1521	935	326	260			
55	m9	188	Total	C	N	O	0	0	0
			1521	935	326	260			

- Molecule 56 is a protein called 60S ribosomal protein L20-A.

Mol	Chain	Residues	Atoms					ZeroOcc	AltConf	Trace
56	N0	172	Total	C	N	O	S	0	0	0
			1445	930	267	244	4			
56	n0	172	Total	C	N	O	S	0	0	0
			1445	930	267	244	4			

- Molecule 57 is a protein called 60S ribosomal protein L21-A.

Mol	Chain	Residues	Atoms					ZeroOcc	AltConf	Trace
57	N1	159	Total	C	N	O	S	0	0	0
			1276	805	246	221	4			
57	n1	159	Total	C	N	O	S	0	0	0
			1276	805	246	221	4			

- Molecule 58 is a protein called 60S ribosomal protein L22-A.

Mol	Chain	Residues	Atoms				ZeroOcc	AltConf	Trace
58	N2	100	Total	C	N	O	0	0	0
			796	516	131	149			

Continued on next page...

Continued from previous page...

Mol	Chain	Residues	Atoms				ZeroOcc	AltConf	Trace
			Total	C	N	O			
58	n2	98	778	505	127	146	0	0	0

- Molecule 59 is a protein called 60S ribosomal protein L23-A.

Mol	Chain	Residues	Atoms					ZeroOcc	AltConf	Trace
			Total	C	N	O	S			
59	N3	136	1003	628	189	179	7	0	0	0
59	n3	136	1003	628	189	179	7	0	0	0

- Molecule 60 is a protein called 60S ribosomal protein L24-A.

Mol	Chain	Residues	Atoms					ZeroOcc	AltConf	Trace
			Total	C	N	O	S			
60	N4	98	699	443	137	118	1	0	0	0
60	n4	135	1038	651	206	180	1	0	0	0

- Molecule 61 is a protein called 60S ribosomal protein L25.

Mol	Chain	Residues	Atoms					ZeroOcc	AltConf	Trace
			Total	C	N	O	S			
61	N5	121	964	620	169	173	2	0	0	0
61	n5	120	959	617	168	172	2	0	0	0

- Molecule 62 is a protein called 60S ribosomal protein L26-A.

Mol	Chain	Residues	Atoms				ZeroOcc	AltConf	Trace
			Total	C	N	O			
62	N6	126	993	625	192	176	0	0	0
62	n6	126	993	625	192	176	0	0	0

- Molecule 63 is a protein called 60S ribosomal protein L27-A.

Mol	Chain	Residues	Atoms				ZeroOcc	AltConf	Trace
			Total	C	N	O			
63	N7	135	1092	710	202	180	0	0	0
63	n7	135	1092	710	202	180	0	0	0

- Molecule 64 is a protein called 60S ribosomal protein L28.

Mol	Chain	Residues	Atoms					ZeroOcc	AltConf	Trace
			Total	C	N	O	S			
64	N8	148	Total	C	N	O	S	0	0	0
			1173	749	231	190	3			
64	n8	148	Total	C	N	O	S	0	0	0
			1173	749	231	190	3			

- Molecule 65 is a protein called 60S ribosomal protein L29.

Mol	Chain	Residues	Atoms					ZeroOcc	AltConf	Trace
			Total	C	N	O	S			
65	N9	58	Total	C	N	O	S	0	0	0
			462	289	100	73				
65	n9	58	Total	C	N	O	S	0	0	0
			462	289	100	73				

- Molecule 66 is a protein called 60S ribosomal protein L30.

Mol	Chain	Residues	Atoms					ZeroOcc	AltConf	Trace
			Total	C	N	O	S			
66	O0	97	Total	C	N	O	S	0	0	0
			743	479	124	139	1			
66	o0	100	Total	C	N	O	S	0	0	0
			767	492	128	146	1			

- Molecule 67 is a protein called 60S ribosomal protein L31-A.

Mol	Chain	Residues	Atoms					ZeroOcc	AltConf	Trace
			Total	C	N	O	S			
67	O1	109	Total	C	N	O	S	0	0	0
			876	556	167	152	1			
67	o1	109	Total	C	N	O	S	0	0	0
			883	559	167	156	1			

- Molecule 68 is a protein called 60S ribosomal protein L32.

Mol	Chain	Residues	Atoms					ZeroOcc	AltConf	Trace
			Total	C	N	O	S			
68	O2	127	Total	C	N	O	S	0	0	0
			1020	647	205	167	1			
68	o2	127	Total	C	N	O	S	0	0	0
			1020	647	205	167	1			

- Molecule 69 is a protein called 60S ribosomal protein L33-A.

Mol	Chain	Residues	Atoms					ZeroOcc	AltConf	Trace
69	O3	106	Total	C	N	O	S	0	0	0
			850	540	165	144	1			
69	o3	106	Total	C	N	O	S	0	0	0
			850	540	165	144	1			

- Molecule 70 is a protein called 60S ribosomal protein L34-A.

Mol	Chain	Residues	Atoms					ZeroOcc	AltConf	Trace
70	O4	112	Total	C	N	O	S	0	0	0
			880	545	179	152	4			
70	o4	112	Total	C	N	O	S	0	0	0
			880	545	179	152	4			

- Molecule 71 is a protein called 60S ribosomal protein L35-A.

Mol	Chain	Residues	Atoms					ZeroOcc	AltConf	Trace
71	O5	119	Total	C	N	O	S	0	0	0
			969	615	186	167	1			
71	o5	119	Total	C	N	O	S	0	0	0
			965	612	185	167	1			

- Molecule 72 is a protein called 60S ribosomal protein L36-A.

Mol	Chain	Residues	Atoms					ZeroOcc	AltConf	Trace
72	O6	99	Total	C	N	O	S	0	0	0
			771	481	156	132	2			
72	o6	99	Total	C	N	O	S	0	0	0
			770	481	156	131	2			

- Molecule 73 is a protein called 60S ribosomal protein L37-A.

Mol	Chain	Residues	Atoms					ZeroOcc	AltConf	Trace
73	O7	87	Total	C	N	O	S	0	0	0
			681	414	148	114	5			
73	o7	87	Total	C	N	O	S	0	0	0
			681	414	148	114	5			

- Molecule 74 is a protein called 60S ribosomal protein L38.

Mol	Chain	Residues	Atoms				ZeroOcc	AltConf	Trace
74	O8	77	Total	C	N	O	0	0	0
			612	391	115	106			

Continued on next page...

Continued from previous page...

Mol	Chain	Residues	Atoms				ZeroOcc	AltConf	Trace
74	o8	77	Total	C	N	O	0	0	0
			608	388	114	106			

- Molecule 75 is a protein called 60S ribosomal protein L39.

Mol	Chain	Residues	Atoms					ZeroOcc	AltConf	Trace
75	O9	50	Total	C	N	O	S	0	0	0
			436	272	97	65	2			
75	o9	50	Total	C	N	O	S	0	0	0
			436	272	97	65	2			

- Molecule 76 is a protein called Ubiquitin-60S ribosomal protein L40.

Mol	Chain	Residues	Atoms					ZeroOcc	AltConf	Trace
76	Q0	52	Total	C	N	O	S	0	0	0
			417	259	86	67	5			
76	q0	52	Total	C	N	O	S	0	0	0
			417	259	86	67	5			

- Molecule 77 is a protein called 60S ribosomal protein L41-A.

Mol	Chain	Residues	Atoms					ZeroOcc	AltConf	Trace
77	Q1	25	Total	C	N	O	S	0	0	0
			233	142	63	27	1			
77	q1	25	Total	C	N	O	S	0	0	0
			233	142	63	27	1			

- Molecule 78 is a protein called 60S ribosomal protein L42-A.

Mol	Chain	Residues	Atoms					ZeroOcc	AltConf	Trace
78	Q2	105	Total	C	N	O	S	0	0	0
			847	534	170	138	5			
78	q2	105	Total	C	N	O	S	0	0	0
			847	534	170	138	5			

- Molecule 79 is a protein called 60S ribosomal protein L43-A.

Mol	Chain	Residues	Atoms					ZeroOcc	AltConf	Trace
79	Q3	91	Total	C	N	O	S	0	0	0
			694	429	138	121	6			
79	q3	91	Total	C	N	O	S	0	0	0
			694	429	138	121	6			

- Molecule 80 is a RNA chain called 18S ribosomal RNA.

Mol	Chain	Residues	Atoms					ZeroOcc	AltConf	Trace
			Total	C	N	O	P			
80	6	1795	38260	17105	6763	12596	1796	0	1	0

- Molecule 81 is a protein called 40S ribosomal protein S10-A,40S ribosomal protein S10-A,40S Ribosomal Protein S10-A.

Mol	Chain	Residues	Atoms					ZeroOcc	AltConf	Trace
			Total	C	N	O	S			
81	c0	96	762	491	125	144	2	0	0	0

- Molecule 82 is a protein called Suppressor protein STM1,Suppressor protein STM1,Ribosome-bound protein Stm1.

Mol	Chain	Residues	Atoms				ZeroOcc	AltConf	Trace
			Total	C	N	O			
82	sM	104	681	404	140	137	0	0	0

There is a discrepancy between the modelled and reference sequences:

Chain	Residue	Modelled	Actual	Comment	Reference
sM	59	ALA	GLY	conflict	UNP P39015

- Molecule 83 is a protein called 60S Ribosomal Protein L12.

Mol	Chain	Residues	Atoms				ZeroOcc	AltConf	Trace
			Total	C	N	O			
83	m2	150	750	450	150	150	0	0	0

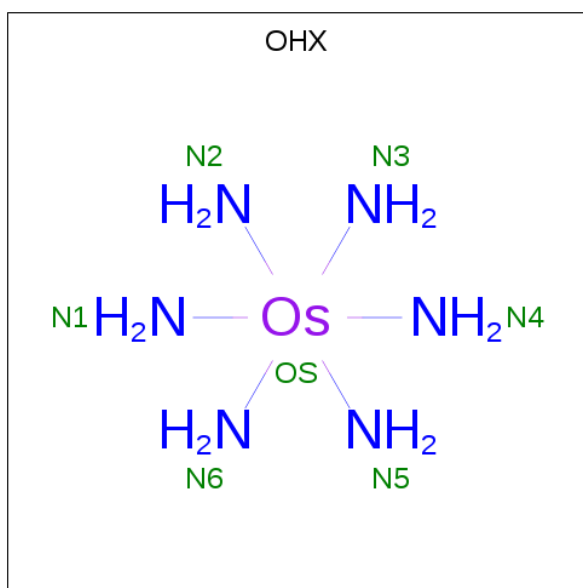
- Molecule 84 is a protein called 60S acidic ribosomal protein P0.

Mol	Chain	Residues	Atoms					ZeroOcc	AltConf	Trace
			Total	C	N	O	S			
84	p0	143	1077	687	192	195	3	0	0	0

- Molecule 85 is a protein called 60S Ribosomal Protein P1/2.

Mol	Chain	Residues	Atoms				ZeroOcc	AltConf	Trace
			Total	C	N	O			
85	p1	47	235	141	47	47	0	0	0
85	p2	46	230	138	46	46	0	0	0

- Molecule 86 is osmium (III) hexammine (three-letter code: OHX) (formula: $H_{12}N_6Os$).



Mol	Chain	Residues	Atoms			ZeroOcc	AltConf
86	2	1	Total	N	Os	0	0
			7	6	1		
86	2	1	Total	N	Os	0	0
			7	6	1		
86	2	1	Total	N	Os	0	0
			7	6	1		
86	2	1	Total	N	Os	0	0
			7	6	1		
86	2	1	Total	N	Os	0	0
			7	6	1		
86	2	1	Total	N	Os	0	0
			7	6	1		
86	2	1	Total	N	Os	0	0
			7	6	1		
86	2	1	Total	N	Os	0	0
			7	6	1		
86	2	1	Total	N	Os	0	0
			7	6	1		

Continued on next page...

Continued from previous page...

Mol	Chain	Residues	Atoms			ZeroOcc	AltConf
			Total	N	Os		
86	2	1	7	6	1	0	0
86	2	1	7	6	1	0	0
86	2	1	7	6	1	0	0
86	2	1	7	6	1	0	0
86	2	1	7	6	1	0	0
86	2	1	7	6	1	0	0
86	2	1	7	6	1	0	0
86	2	1	7	6	1	0	0
86	2	1	7	6	1	0	0
86	S2	1	7	6	1	0	0
86	S8	1	7	6	1	0	0
86	C3	1	7	6	1	0	0
86	C5	1	7	6	1	0	0
86	C8	1	7	6	1	0	0
86	C8	1	7	6	1	0	0
86	D9	1	7	6	1	0	0
86	SR	1	7	6	1	0	0
86	1	1	7	6	1	0	0
86	1	1	7	6	1	0	0
86	1	1	7	6	1	0	0
86	1	1	7	6	1	0	0
86	1	1	7	6	1	0	0

Continued on next page...

Continued from previous page...

Mol	Chain	Residues	Atoms			ZeroOcc	AltConf
			Total	N	Os		
86	1	1	7	6	1	0	0
86	1	1	7	6	1	0	0
86	1	1	7	6	1	0	0
86	1	1	7	6	1	0	0
86	1	1	7	6	1	0	0
86	1	1	7	6	1	0	0
86	3	1	7	6	1	0	0
86	3	1	7	6	1	0	0
86	3	1	7	6	1	0	0
86	3	1	7	6	1	0	0
86	3	1	7	6	1	0	0
86	3	1	7	6	1	0	0
86	3	1	7	6	1	0	0
86	3	1	7	6	1	0	0
86	3	1	7	6	1	0	0
86	3	1	7	6	1	0	0
86	3	1	7	6	1	0	0
86	3	1	7	6	1	0	0
86	4	1	7	6	1	0	0
86	4	1	7	6	1	0	0
86	4	1	7	6	1	0	0

Continued on next page...

Continued from previous page...

Mol	Chain	Residues	Atoms			ZeroOcc	AltConf
			Total	N	Os		
86	4	1	7	6	1	0	0
86	4	1	7	6	1	0	0
86	4	1	7	6	1	0	0
86	4	1	7	6	1	0	0
86	4	1	7	6	1	0	0
86	4	1	7	6	1	0	0
86	4	1	7	6	1	0	0
86	4	1	7	6	1	0	0
86	4	1	7	6	1	0	0
86	4	1	7	6	1	0	0
86	4	1	7	6	1	0	0
86	4	1	7	6	1	0	0
86	4	1	7	6	1	0	0
86	4	1	7	6	1	0	0
86	4	1	7	6	1	0	0
86	4	1	7	6	1	0	0
86	4	1	7	6	1	0	0
86	4	1	7	6	1	0	0
86	4	1	7	6	1	0	0
86	4	1	7	6	1	0	0
86	L3	1	7	6	1	0	0
86	L3	1	7	6	1	0	0
86	L3	1	7	6	1	0	0
86	L4	1	7	6	1	0	0
86	L5	1	7	6	1	0	0
86	M0	1	7	6	1	0	0

Continued on next page...

Continued from previous page...

Mol	Chain	Residues	Atoms			ZeroOcc	AltConf
			Total	N	Os		
86	M0	1	7	6	1	0	0
86	M0	1	7	6	1	0	0
86	M0	1	7	6	1	0	0
86	M5	1	7	6	1	0	0
86	M7	1	7	6	1	0	0
86	M8	1	7	6	1	0	0
86	M9	1	7	6	1	0	0
86	M9	1	7	6	1	0	0
86	M9	1	7	6	1	0	0
86	N8	1	7	6	1	0	0
86	N9	1	7	6	1	0	0
86	O1	1	7	6	1	0	0
86	O3	1	7	6	1	0	0
86	O7	1	7	6	1	0	0
86	O7	1	7	6	1	0	0
86	Q2	1	7	6	1	0	0
86	6	1	7	6	1	0	0
86	6	1	7	6	1	0	0
86	6	1	7	6	1	0	0
86	6	1	7	6	1	0	0
86	6	1	7	6	1	0	0

Continued on next page...

Continued from previous page...

Mol	Chain	Residues	Atoms			ZeroOcc	AltConf
			Total	N	Os		
86	6	1	7	6	1	0	0
86	6	1	7	6	1	0	0
86	6	1	7	6	1	0	0
86	6	1	7	6	1	0	0
86	s1	1	7	6	1	0	0
86	s1	1	7	6	1	0	0
86	s4	1	7	6	1	0	0
86	s8	1	7	6	1	0	0
86	c1	1	7	6	1	0	0
86	c3	1	7	6	1	0	0
86	c5	1	7	6	1	0	0
86	c5	1	7	6	1	0	0
86	c8	1	7	6	1	0	0
86	d9	1	7	6	1	0	0
86	sR	1	7	6	1	0	0
86	5	1	7	6	1	2	0
86	5	1	7	6	1	0	0
86	5	1	7	6	1	0	0
86	5	1	7	6	1	0	0
86	5	1	7	6	1	1	0
86	5	1	7	6	1	0	0

Continued on next page...

Continued from previous page...

Mol	Chain	Residues	Atoms			ZeroOcc	AltConf
			Total	N	Os		
86	8	1	7	6	1	0	0
86	12	1	7	6	1	0	0
86	13	1	7	6	1	0	0
86	13	1	7	6	1	0	0
86	14	1	7	6	1	0	0
86	14	1	7	6	1	0	0
86	15	1	7	6	1	0	0
86	15	1	7	6	1	0	0
86	15	1	7	6	1	0	0
86	19	1	7	6	1	0	0
86	m0	1	7	6	1	0	0
86	m0	1	7	6	1	0	0
86	m0	1	7	6	1	0	0
86	m0	1	7	6	1	0	0
86	m1	1	7	6	1	0	0
86	m4	1	7	6	1	0	0
86	m5	1	7	6	1	0	0
86	m5	1	7	6	1	0	0
86	m7	1	7	6	1	0	0
86	m9	1	7	6	1	0	0
86	n1	1	7	6	1	0	0

Continued on next page...

Continued from previous page...

Mol	Chain	Residues	Atoms			ZeroOcc	AltConf
			Total	N	Os		
86	n3	1	7	6	1	0	0
86	n3	1	7	6	1	0	0
86	n9	1	7	6	1	0	0
86	o3	1	7	6	1	0	0
86	o7	1	7	6	1	0	0
86	o7	1	7	6	1	0	0
86	o9	1	7	6	1	0	0
86	q1	1	7	6	1	0	0
86	q2	1	7	6	1	0	0

- Molecule 87 is MAGNESIUM ION (three-letter code: MG) (formula: Mg).

Mol	Chain	Residues	Atoms		ZeroOcc	AltConf
			Total	Mg		
87	n8	7	7	7	0	0
87	c6	2	2	2	0	0
87	Q0	2	2	2	0	0
87	sM	2	2	2	0	0
87	O3	2	2	2	0	0
87	M9	2	2	2	0	0
87	q0	1	1	1	0	0
87	O2	4	4	4	0	0
87	D9	3	3	3	0	0
87	m9	1	1	1	0	0

Continued on next page...

Continued from previous page...

Mol	Chain	Residues	Atoms	ZeroOcc	AltConf
87	M3	3	Total Mg 3 3	0	0
87	D4	1	Total Mg 1 1	0	0
87	S4	2	Total Mg 2 2	0	0
87	l5	6	Total Mg 6 6	0	0
87	m6	4	Total Mg 4 4	0	0
87	o2	3	Total Mg 3 3	0	0
87	d5	1	Total Mg 1 1	0	0
87	d9	2	Total Mg 2 2	0	0
87	m3	1	Total Mg 1 1	0	0
87	d4	2	Total Mg 2 2	0	0
87	s4	1	Total Mg 1 1	0	0
87	M6	4	Total Mg 4 4	0	0
87	N9	1	Total Mg 1 1	0	0
87	p0	1	Total Mg 1 1	0	0
87	n0	5	Total Mg 5 5	0	0
87	C8	1	Total Mg 1 1	0	0
87	n9	2	Total Mg 2 2	0	0
87	M5	4	Total Mg 4 4	0	0
87	S2	1	Total Mg 1 1	0	0
87	N6	2	Total Mg 2 2	0	0
87	D0	1	Total Mg 1 1	0	0

Continued on next page...

Continued from previous page...

Mol	Chain	Residues	Atoms		ZeroOcc	AltConf
87	O5	2	Total 2	Mg 2	0	0
87	m5	3	Total 3	Mg 3	0	0
87	n6	1	Total 1	Mg 1	0	0
87	S8	1	Total 1	Mg 1	0	0
87	M8	3	Total 3	Mg 3	0	0
87	q3	1	Total 1	Mg 1	0	0
87	N3	3	Total 3	Mg 3	0	0
87	4	28	Total 28	Mg 28	0	0
87	L2	3	Total 3	Mg 3	0	0
87	o3	4	Total 4	Mg 4	0	0
87	O1	5	Total 5	Mg 5	0	0
87	s8	4	Total 4	Mg 4	0	0
87	m8	4	Total 4	Mg 4	0	0
87	n3	3	Total 3	Mg 3	0	0
87	l2	6	Total 6	Mg 6	0	0
87	N0	2	Total 2	Mg 2	0	0
87	L7	3	Total 3	Mg 3	0	0
87	6	235	Total 235	Mg 235	0	0
87	O4	1	Total 1	Mg 1	0	0
87	C1	2	Total 2	Mg 2	0	0
87	M1	2	Total 2	Mg 2	0	0

Continued on next page...

Continued from previous page...

Mol	Chain	Residues	Atoms		ZeroOcc	AltConf
87	D6	1	Total 1	Mg 1	0	0
87	S6	1	Total 1	Mg 1	0	0
87	c9	3	Total 3	Mg 3	0	0
87	l7	7	Total 7	Mg 7	0	0
87	L8	1	Total 1	Mg 1	0	0
87	SM	1	Total 1	Mg 1	0	0
87	o4	1	Total 1	Mg 1	0	0
87	O7	6	Total 6	Mg 6	0	0
87	s6	2	Total 2	Mg 2	0	0
87	M4	1	Total 1	Mg 1	0	0
87	1	698	Total 698	Mg 698	0	0
87	S1	1	Total 1	Mg 1	0	0
87	l8	1	Total 1	Mg 1	0	0
87	Q2	3	Total 3	Mg 3	0	0
87	o7	1	Total 1	Mg 1	0	0
87	m4	1	Total 1	Mg 1	0	0
87	s1	1	Total 1	Mg 1	0	0
87	q2	1	Total 1	Mg 1	0	0
87	c7	1	Total 1	Mg 1	0	0
87	L3	5	Total 5	Mg 5	0	0
87	8	19	Total 19	Mg 19	0	0

Continued on next page...

Continued from previous page...

Mol	Chain	Residues	Atoms	ZeroOcc	AltConf
87	3	18	Total Mg 18 18	0	0
87	C5	1	Total Mg 1 1	0	0
87	q1	2	Total Mg 2 2	0	0
87	l3	13	Total Mg 13 13	0	0
87	N1	1	Total Mg 1 1	0	0
87	2	170	Total Mg 170 170	0	0
87	L4	7	Total Mg 7 7	0	0
87	M0	5	Total Mg 5 5	0	0
87	5	759	Total Mg 759 759	0	0
87	n1	3	Total Mg 3 3	0	0
87	c8	4	Total Mg 4 4	0	0
87	l4	1	Total Mg 1 1	0	0
87	d2	1	Total Mg 1 1	0	0
87	d3	2	Total Mg 2 2	0	0
87	E1	1	Total Mg 1 1	0	0
87	m0	1	Total Mg 1 1	0	0
87	M7	10	Total Mg 10 10	0	0
87	N8	7	Total Mg 7 7	0	0
87	l9	3	Total Mg 3 3	0	0
87	7	28	Total Mg 28 28	0	0
87	o6	1	Total Mg 1 1	0	0

Continued on next page...

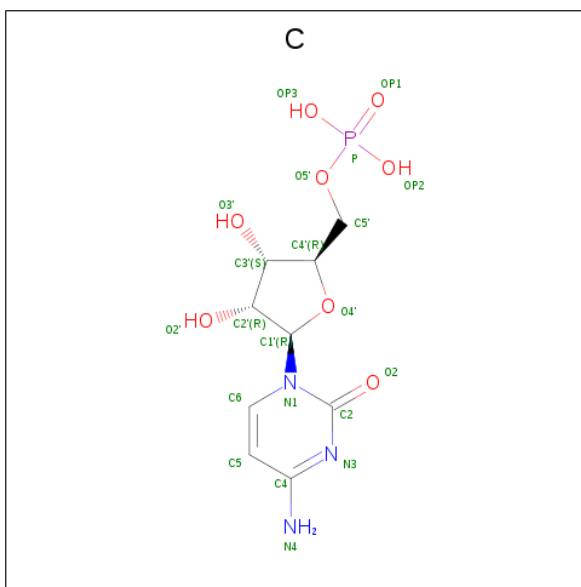
Continued from previous page...

Mol	Chain	Residues	Atoms		ZeroOcc	AltConf
87	m7	8	Total 8	Mg 8	0	0

- Molecule 88 is ZINC ION (three-letter code: ZN) (formula: Zn).

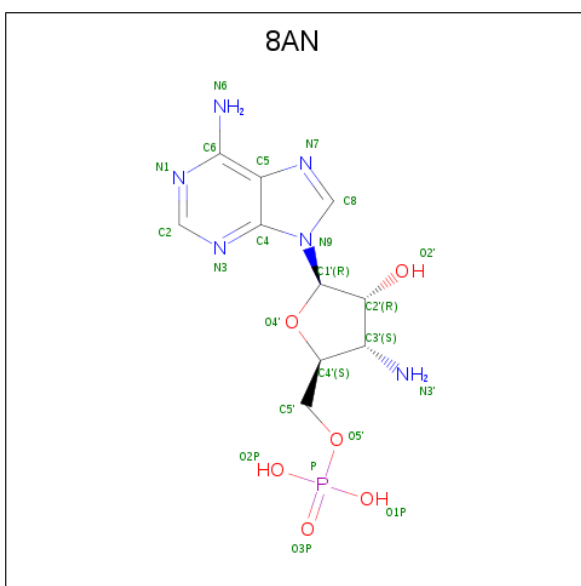
Mol	Chain	Residues	Atoms		ZeroOcc	AltConf
88	q0	1	Total 1	Zn 1	0	0
88	D6	1	Total 1	Zn 1	0	0
88	Q2	1	Total 1	Zn 1	0	0
88	e1	1	Total 1	Zn 1	0	0
88	Q3	1	Total 1	Zn 1	0	0
88	D9	1	Total 1	Zn 1	0	0
88	E1	1	Total 1	Zn 1	0	0
88	Q0	1	Total 1	Zn 1	0	0
88	d7	1	Total 1	Zn 1	0	0
88	q3	1	Total 1	Zn 1	0	0
88	d9	1	Total 1	Zn 1	0	0
88	D7	1	Total 1	Zn 1	0	0
88	d6	1	Total 1	Zn 1	0	0
88	o7	1	Total 1	Zn 1	0	0
88	O7	1	Total 1	Zn 1	0	0
88	q2	1	Total 1	Zn 1	0	0

- Molecule 89 is CYTIDINE-5'-MONOPHOSPHATE (three-letter code: C) (formula: C₉H₁₄N₃O₈P).



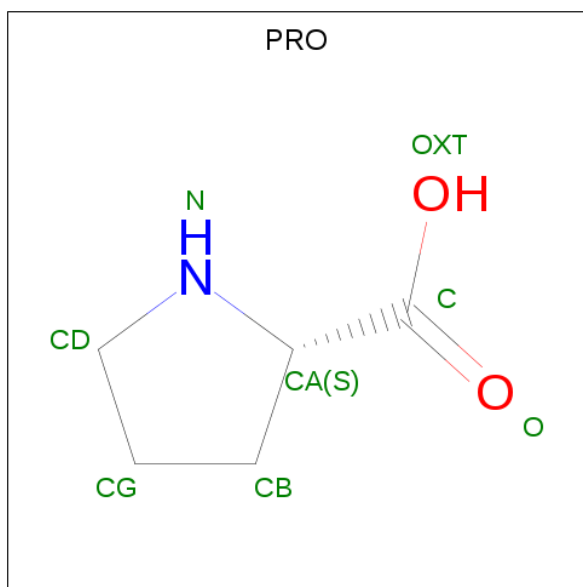
Mol	Chain	Residues	Atoms					ZeroOcc	AltConf
			Total	C	N	O	P		
89	1	1	20	9	3	7	1	0	0
89	1	1	20	9	3	7	1	0	0
89	5	1	20	9	3	7	1	0	0
89	5	1	20	9	3	7	1	0	0

- Molecule 90 is 3'-amino-3'-deoxyadenosine 5'-(dihydrogen phosphate) (three-letter code: 8AN) (formula: C₁₀H₁₅N₆O₆P).

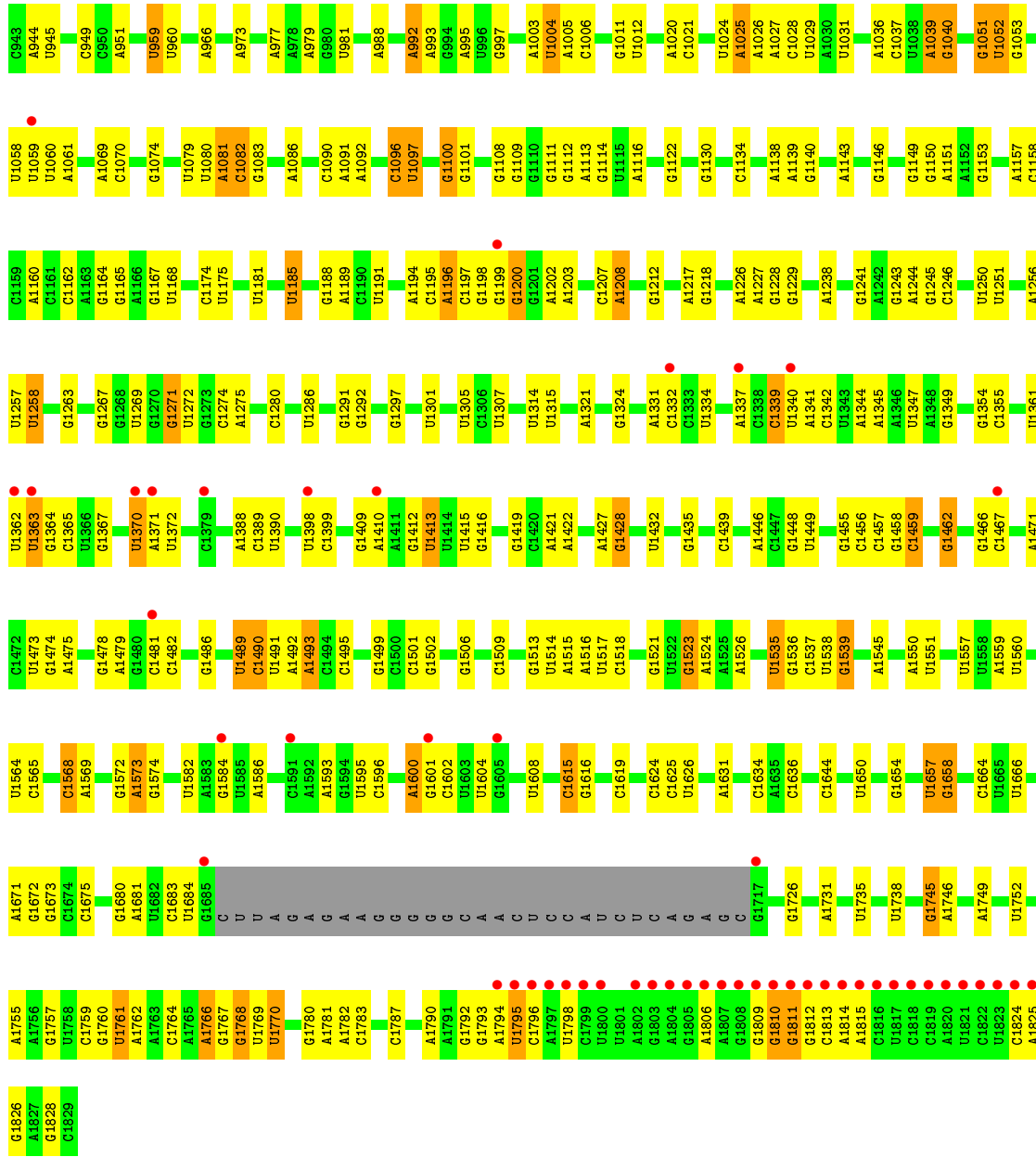


Mol	Chain	Residues	Atoms					ZeroOcc	AltConf
90	1	1	Total	C	N	O	P	0	0
			22	10	6	5	1		
90	5	1	Total	C	N	O	P	0	0
			22	10	6	5	1		

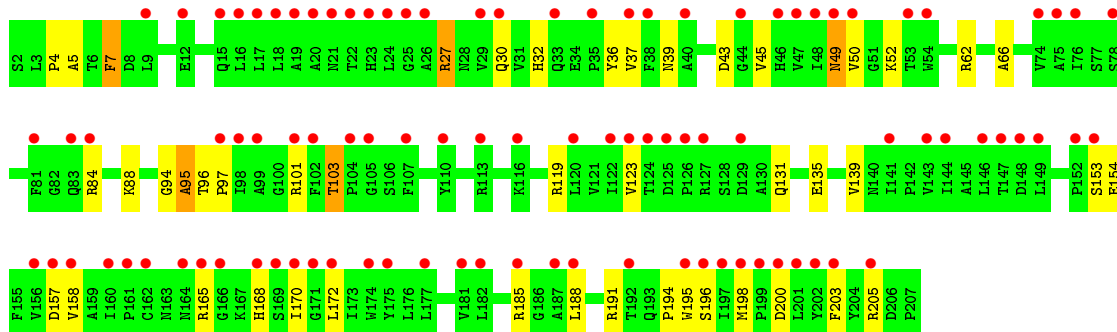
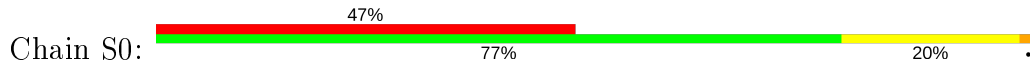
- Molecule 91 is PROLINE (three-letter code: PRO) (formula: C₅H₉NO₂).



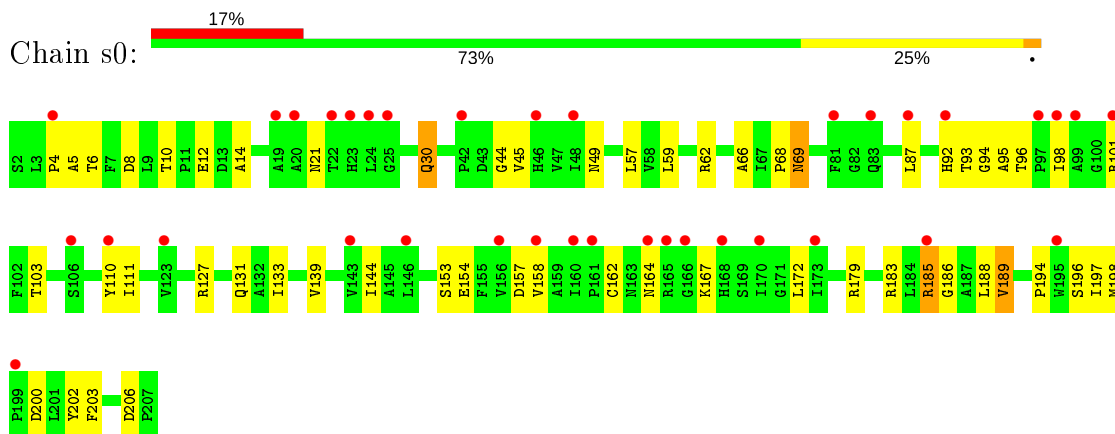
Mol	Chain	Residues	Atoms				ZeroOcc	AltConf
91	1	1	Total	C	N	O	0	0
			7	5	1	1		
91	5	1	Total	C	N	O	0	0
			7	5	1	1		



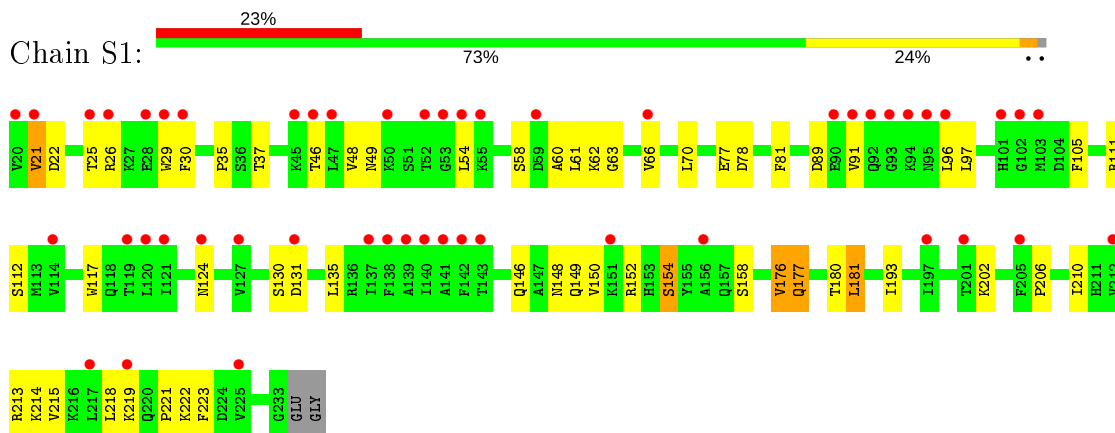
• Molecule 2: 40S ribosomal protein S0-A



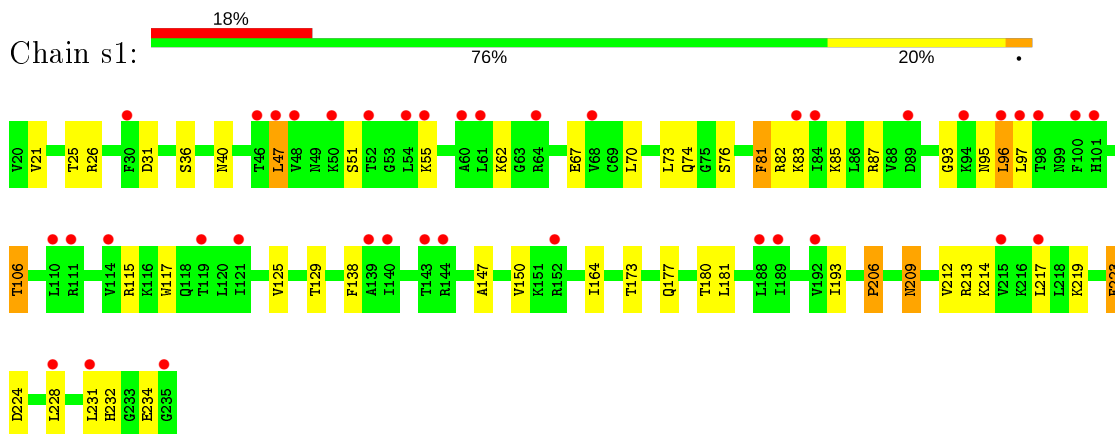
- Molecule 2: 40S ribosomal protein S0-A



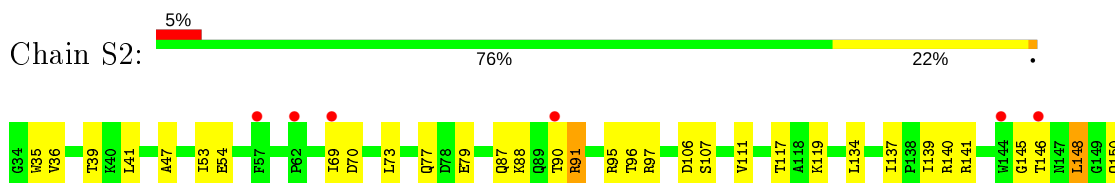
- Molecule 3: 40S ribosomal protein S1-A



- Molecule 3: 40S ribosomal protein S1-A

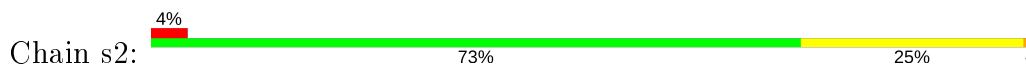


- Molecule 4: 40S ribosomal protein S2

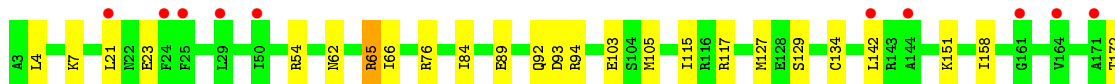
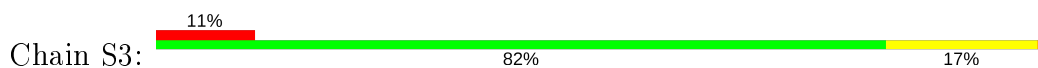




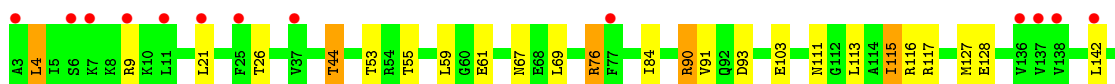
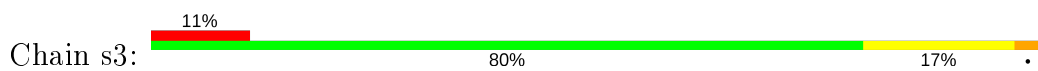
- Molecule 4: 40S ribosomal protein S2



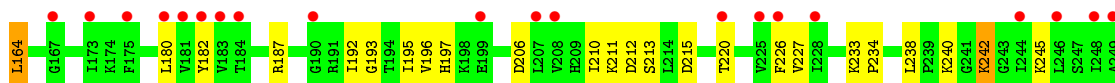
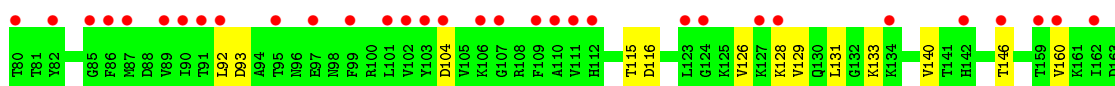
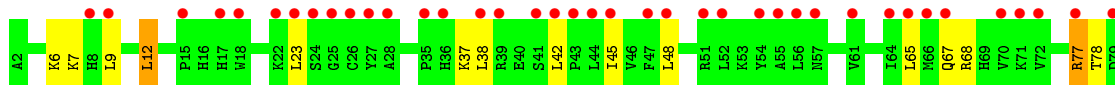
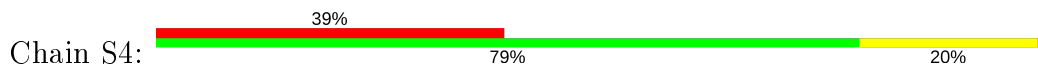
- Molecule 5: 40S ribosomal protein S3

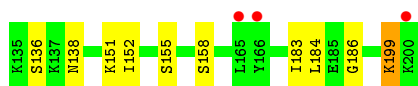


- Molecule 5: 40S ribosomal protein S3

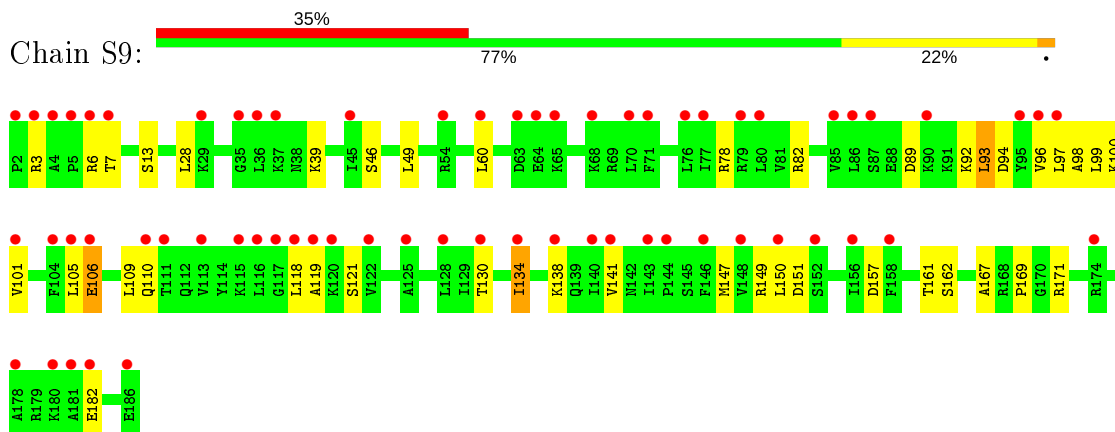


- Molecule 6: 40S ribosomal protein S4-A

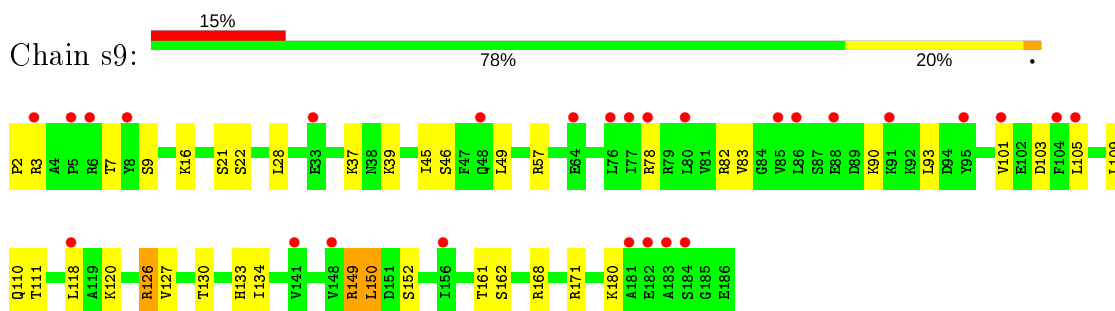




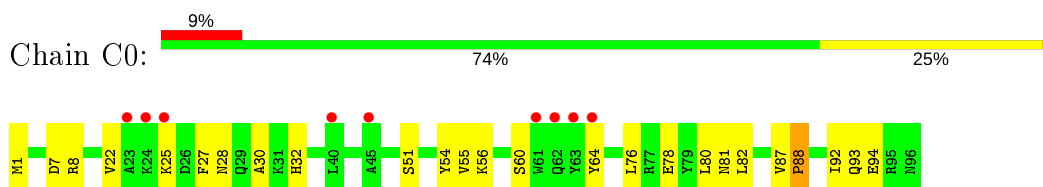
- Molecule 11: 40S ribosomal protein S9-A



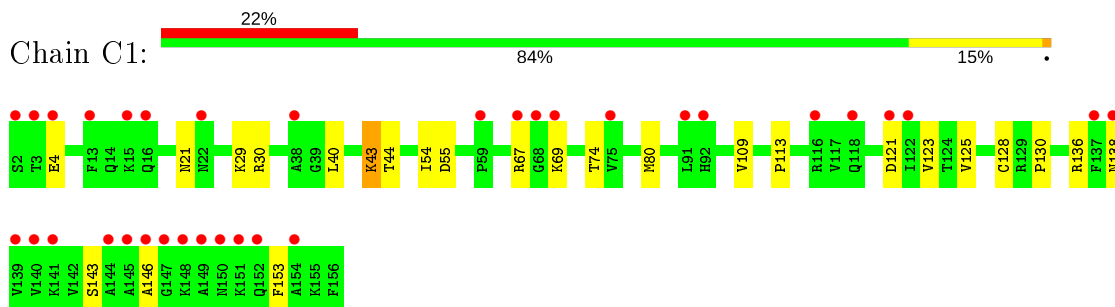
- Molecule 11: 40S ribosomal protein S9-A



- Molecule 12: 40S ribosomal protein S10-A

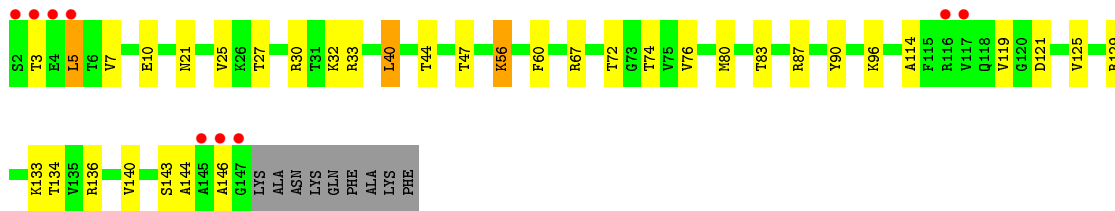


- Molecule 13: 40S ribosomal protein S11-A

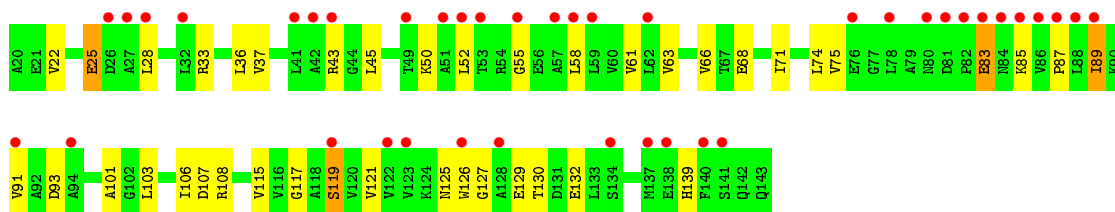


- Molecule 13: 40S ribosomal protein S11-A

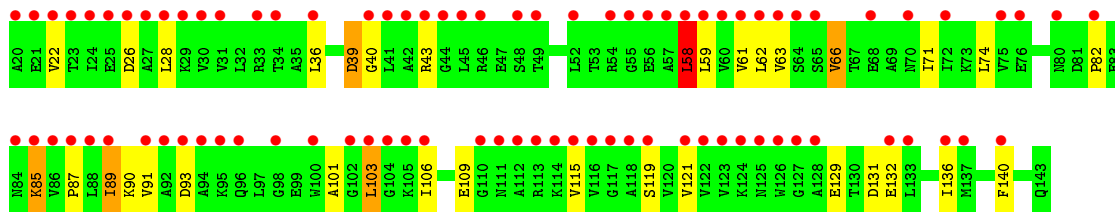
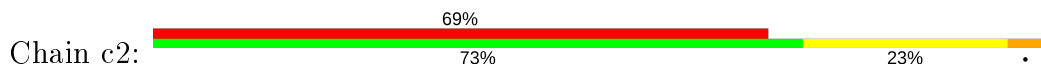




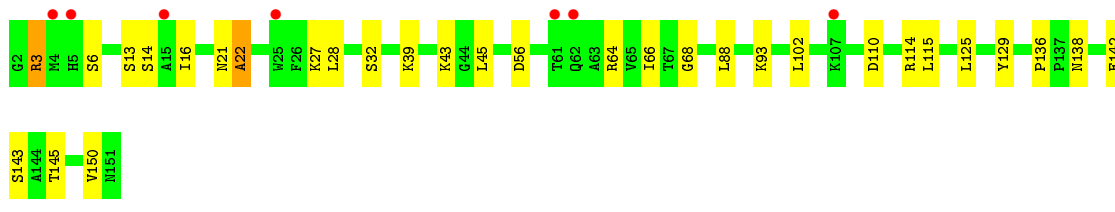
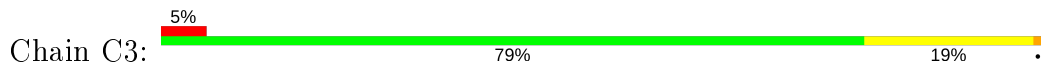
• Molecule 14: 40S ribosomal protein S12



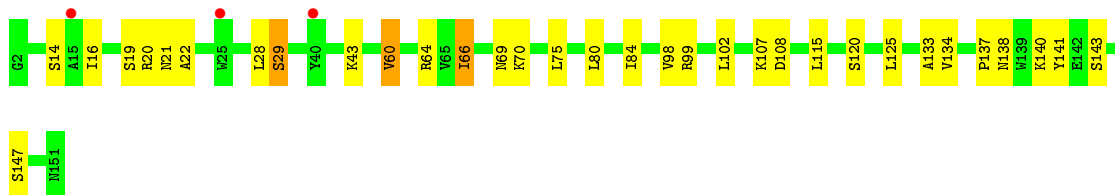
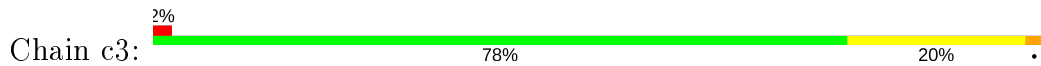
• Molecule 14: 40S ribosomal protein S12



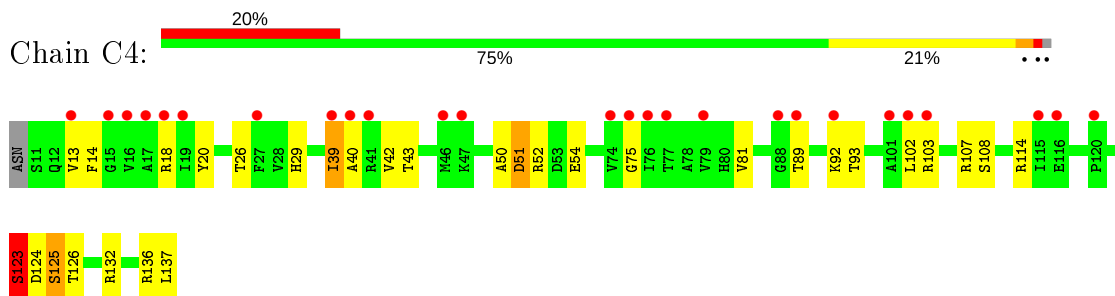
• Molecule 15: 40S ribosomal protein S13



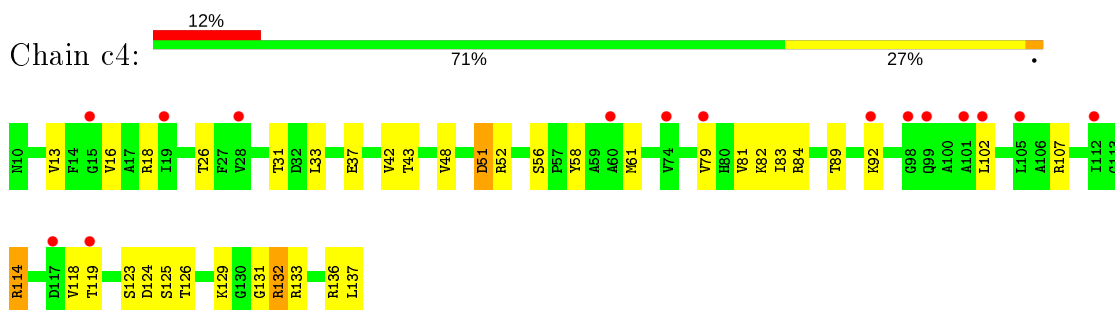
• Molecule 15: 40S ribosomal protein S13



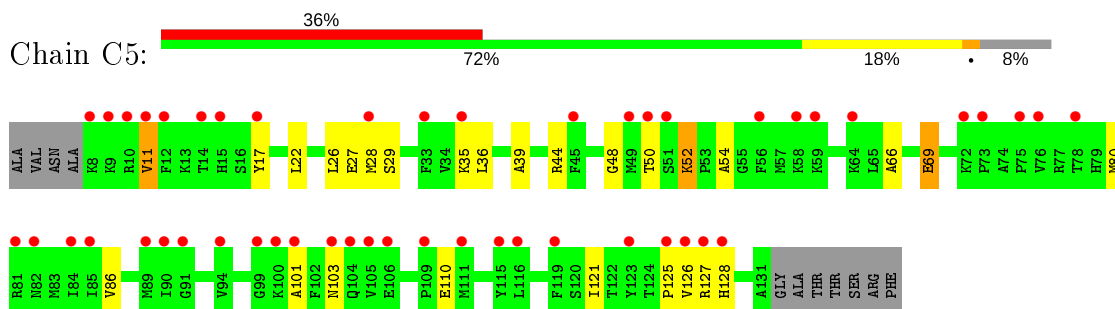
- Molecule 16: 40S ribosomal protein S14-B



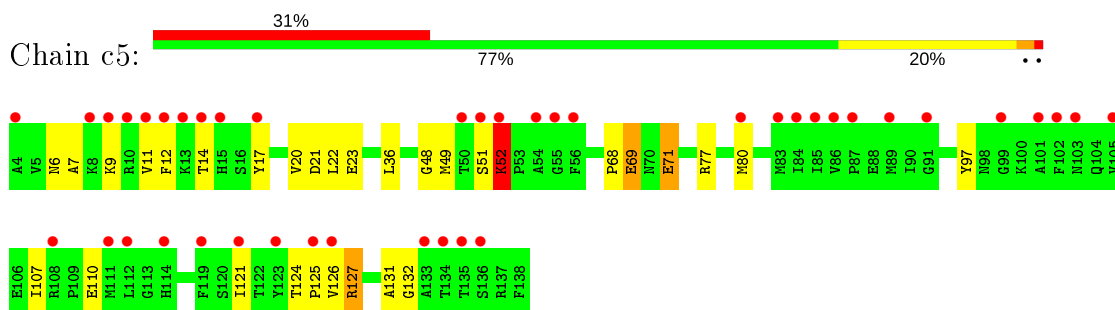
- Molecule 16: 40S ribosomal protein S14-B



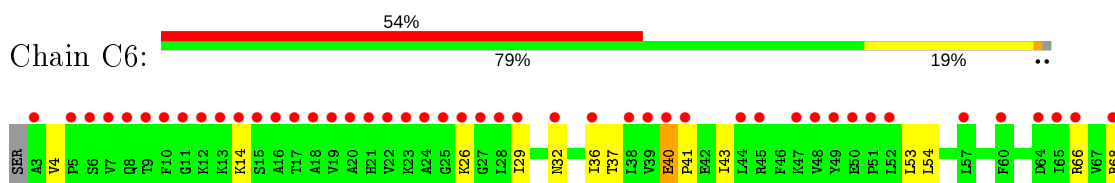
- Molecule 17: 40S ribosomal protein S15

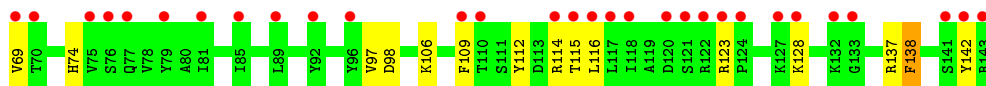


- Molecule 17: 40S ribosomal protein S15

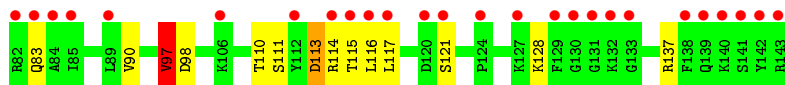
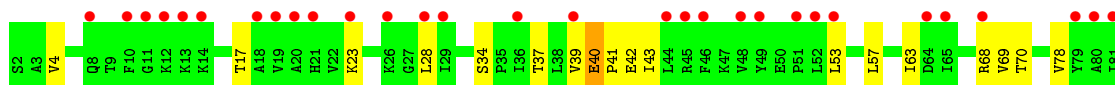
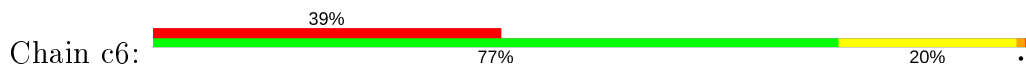


- Molecule 18: 40S ribosomal protein S16-A

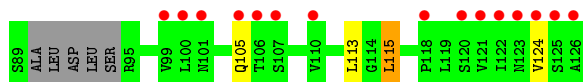
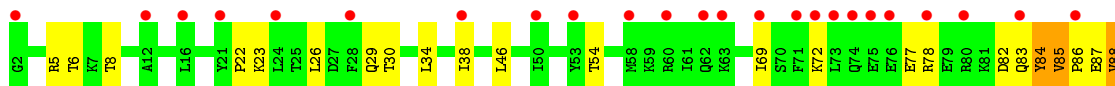
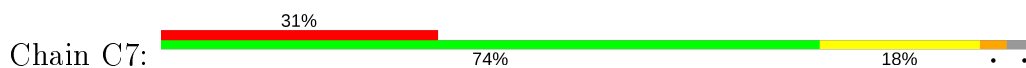




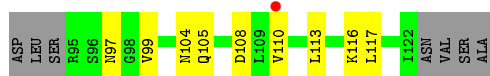
- Molecule 18: 40S ribosomal protein S16-A



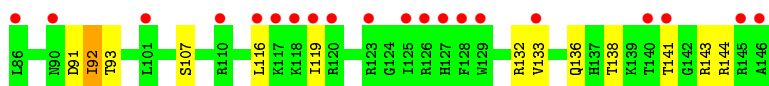
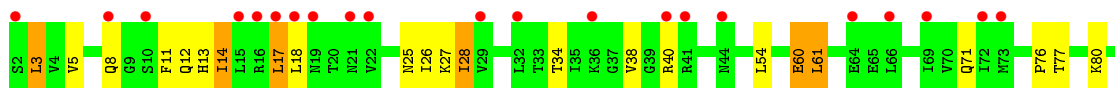
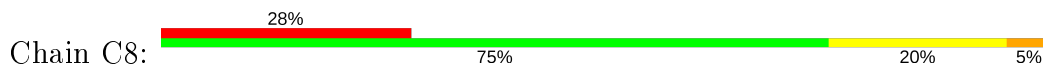
- Molecule 19: 40S ribosomal protein S17-B



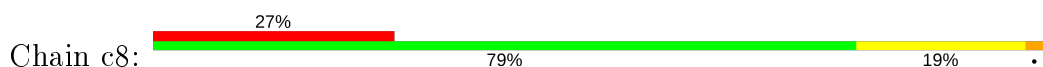
- Molecule 19: 40S ribosomal protein S17-B

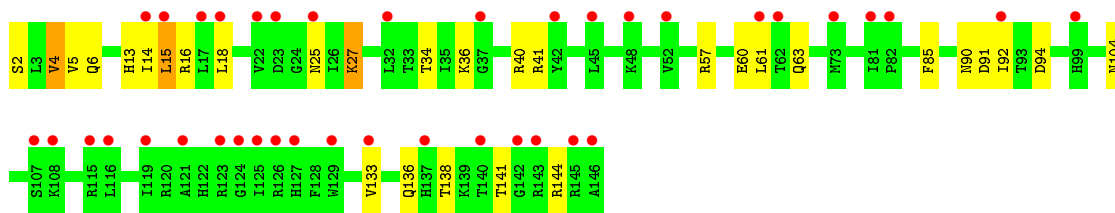


- Molecule 20: 40S ribosomal protein S18-A

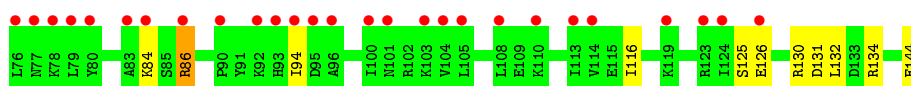
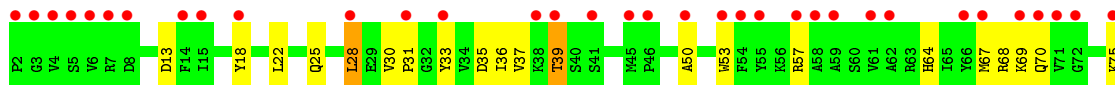
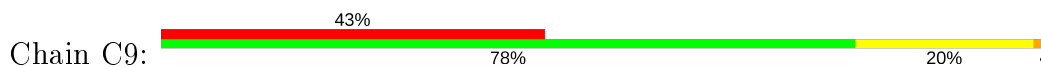


- Molecule 20: 40S ribosomal protein S18-A

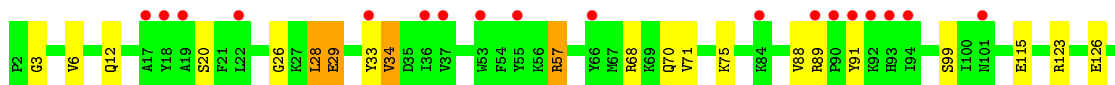
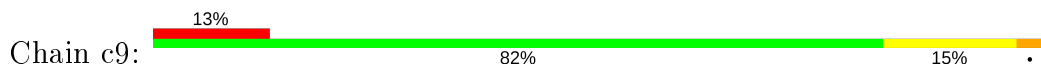




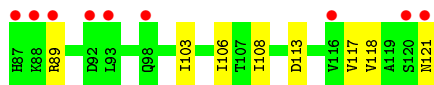
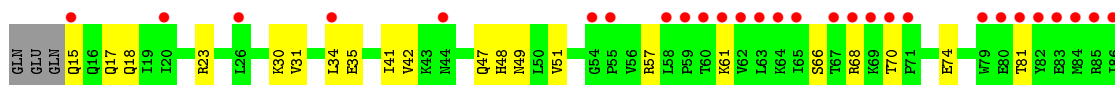
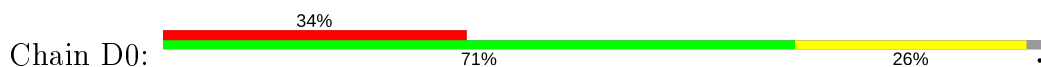
- Molecule 21: 40S ribosomal protein S19-A



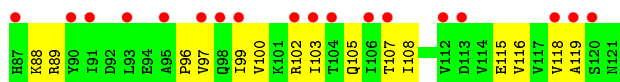
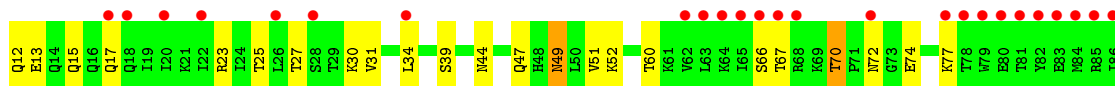
- Molecule 21: 40S ribosomal protein S19-A



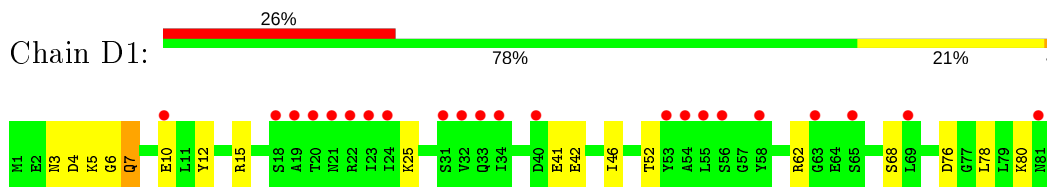
- Molecule 22: 40S ribosomal protein S20



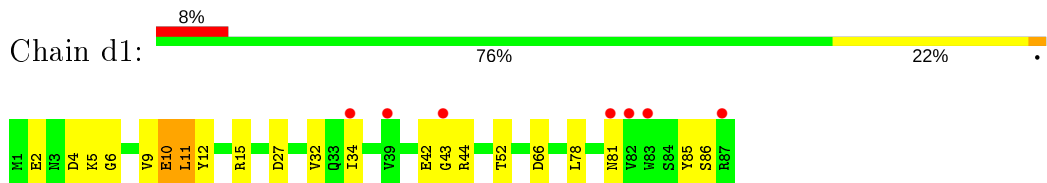
- Molecule 22: 40S ribosomal protein S20



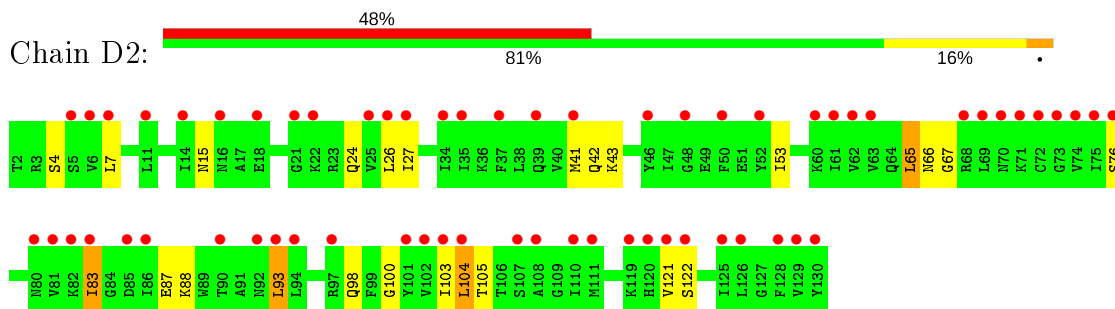
- Molecule 23: 40S ribosomal protein S21-A



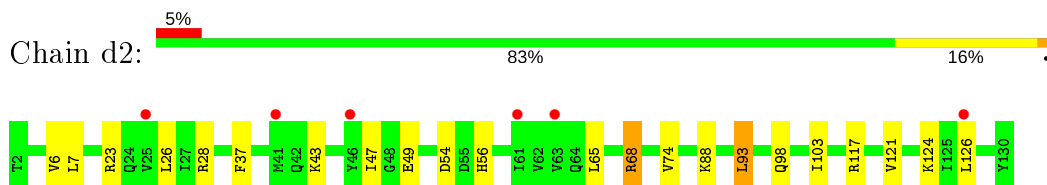
- Molecule 23: 40S ribosomal protein S21-A



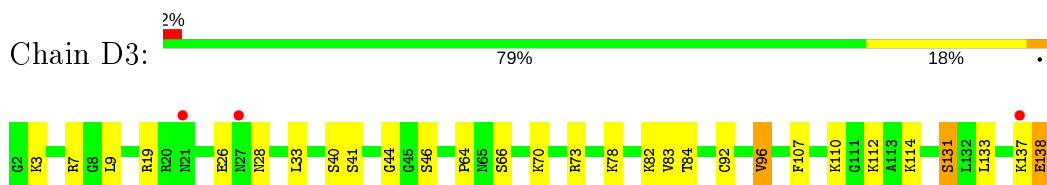
- Molecule 24: 40S ribosomal protein S22-A



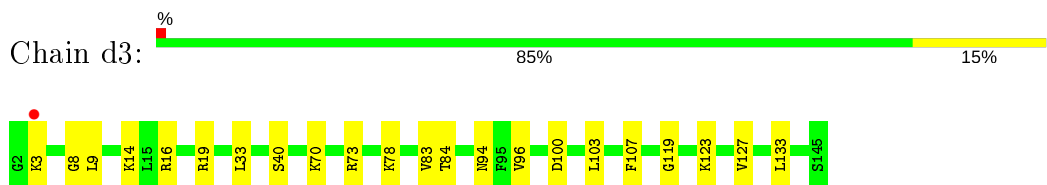
- Molecule 24: 40S ribosomal protein S22-A



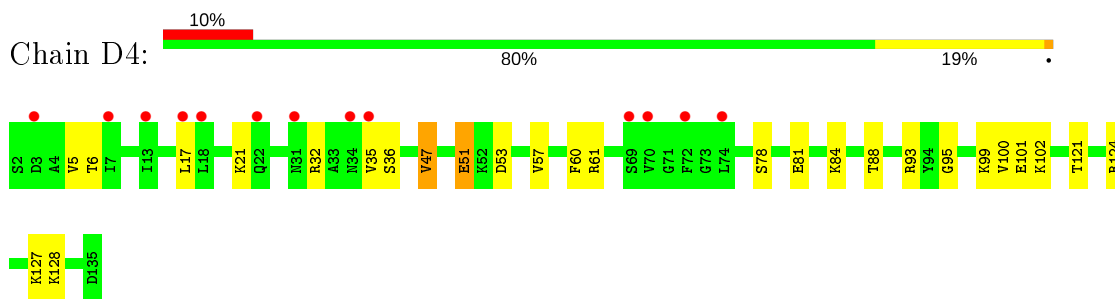
- Molecule 25: 40S ribosomal protein S23-A



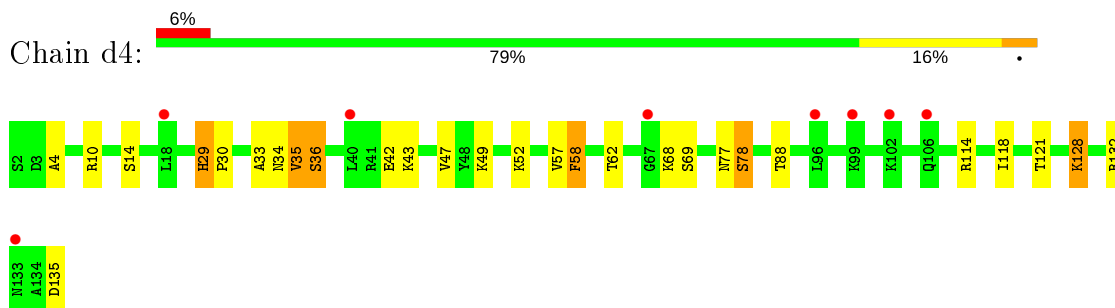
- Molecule 25: 40S ribosomal protein S23-A



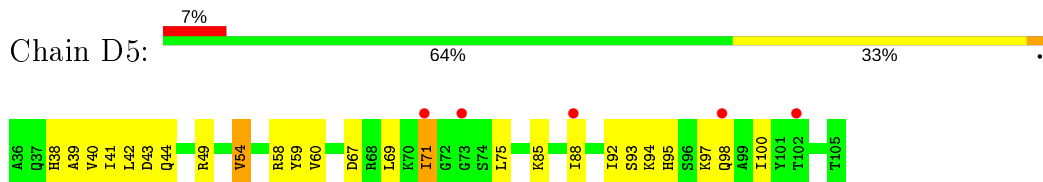
- Molecule 26: 40S ribosomal protein S24-A



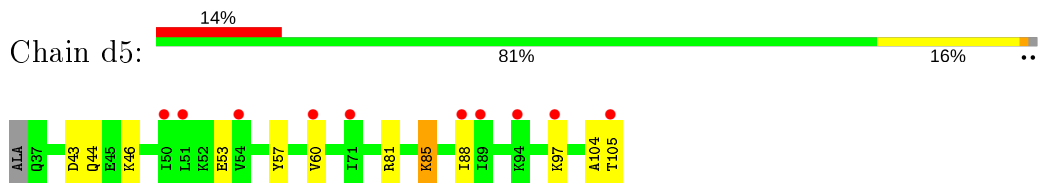
• Molecule 26: 40S ribosomal protein S24-A



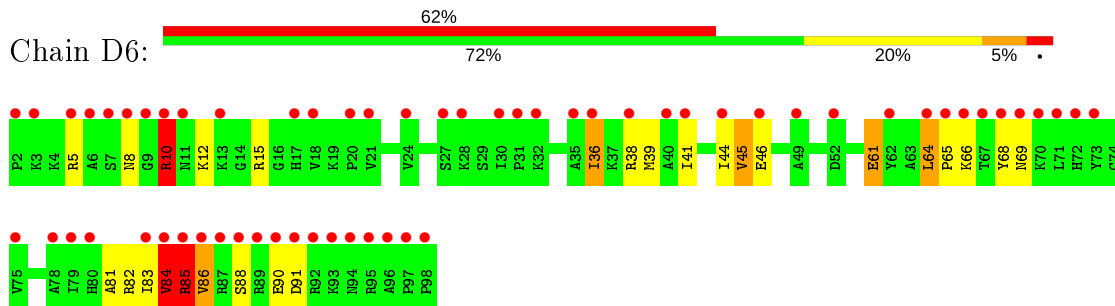
• Molecule 27: 40S ribosomal protein S25-A



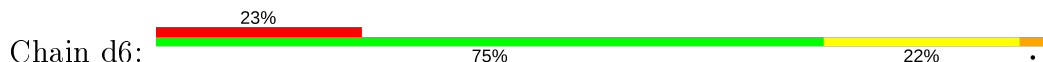
• Molecule 27: 40S ribosomal protein S25-A

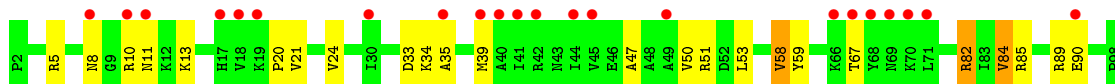


• Molecule 28: 40S ribosomal protein S26-B

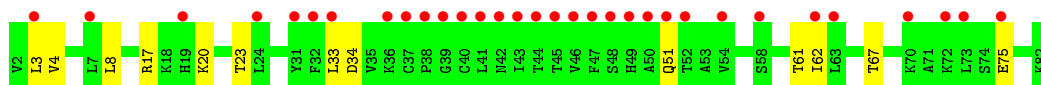
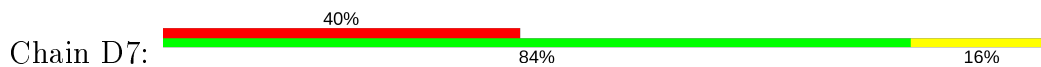


• Molecule 28: 40S ribosomal protein S26-B


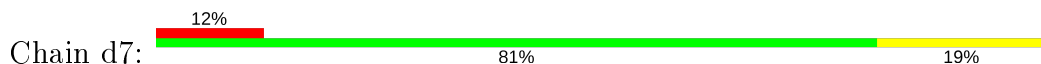




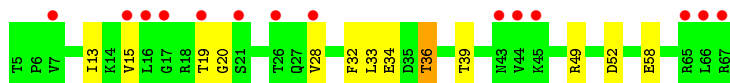
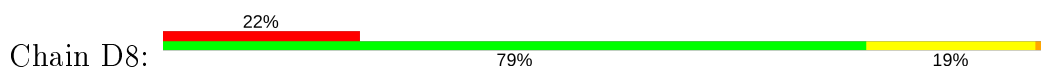
- Molecule 29: 40S ribosomal protein S27-A



- Molecule 29: 40S ribosomal protein S27-A



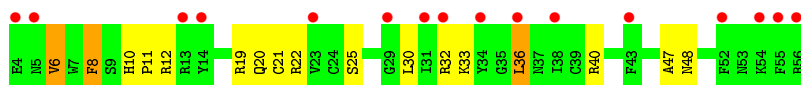
- Molecule 30: 40S ribosomal protein S28-A



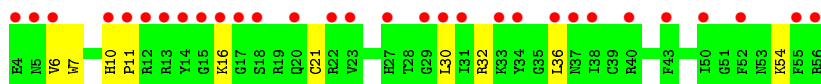
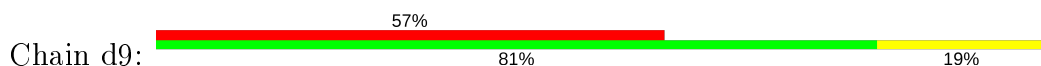
- Molecule 30: 40S ribosomal protein S28-A



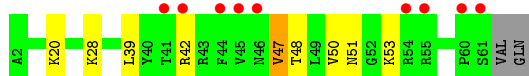
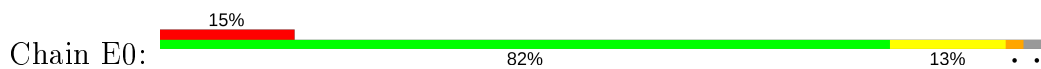
- Molecule 31: 40S ribosomal protein S29-A



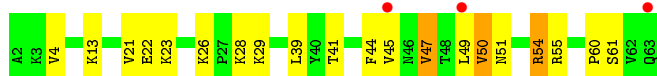
- Molecule 31: 40S ribosomal protein S29-A



- Molecule 32: 40S ribosomal protein S30-A



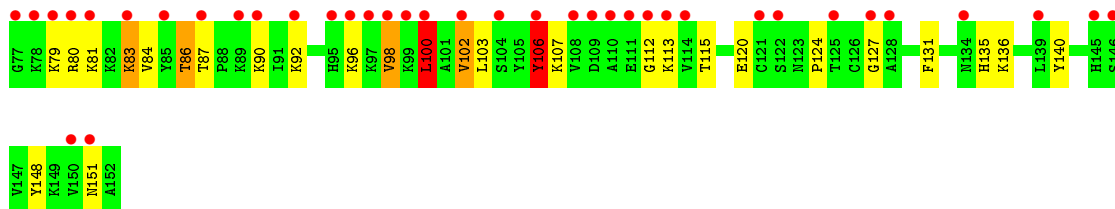
- Molecule 32: 40S ribosomal protein S30-A



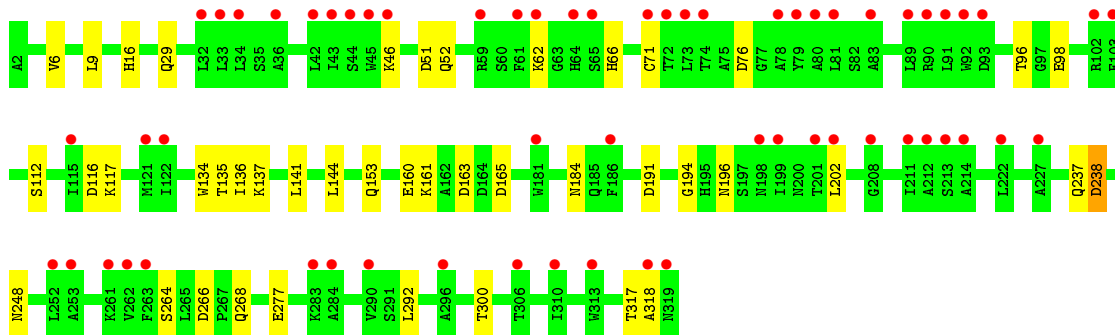
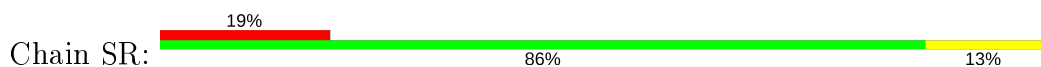
- Molecule 33: Ubiquitin-40S ribosomal protein S31



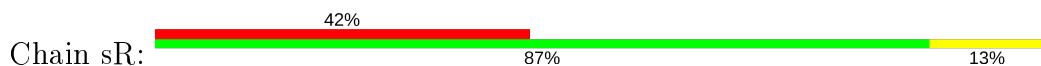
- Molecule 33: Ubiquitin-40S ribosomal protein S31

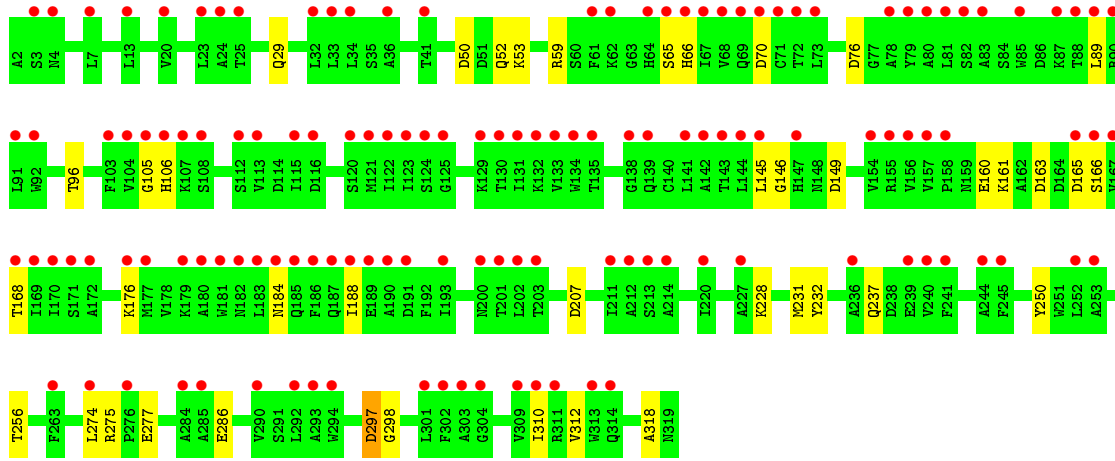


- Molecule 34: Guanine nucleotide-binding protein subunit beta-like protein

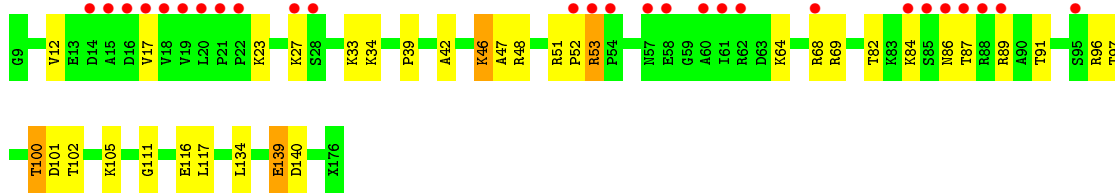
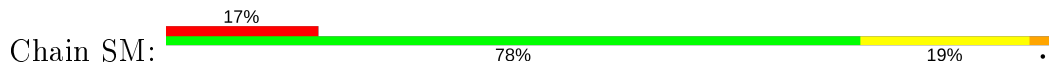


- Molecule 34: Guanine nucleotide-binding protein subunit beta-like protein

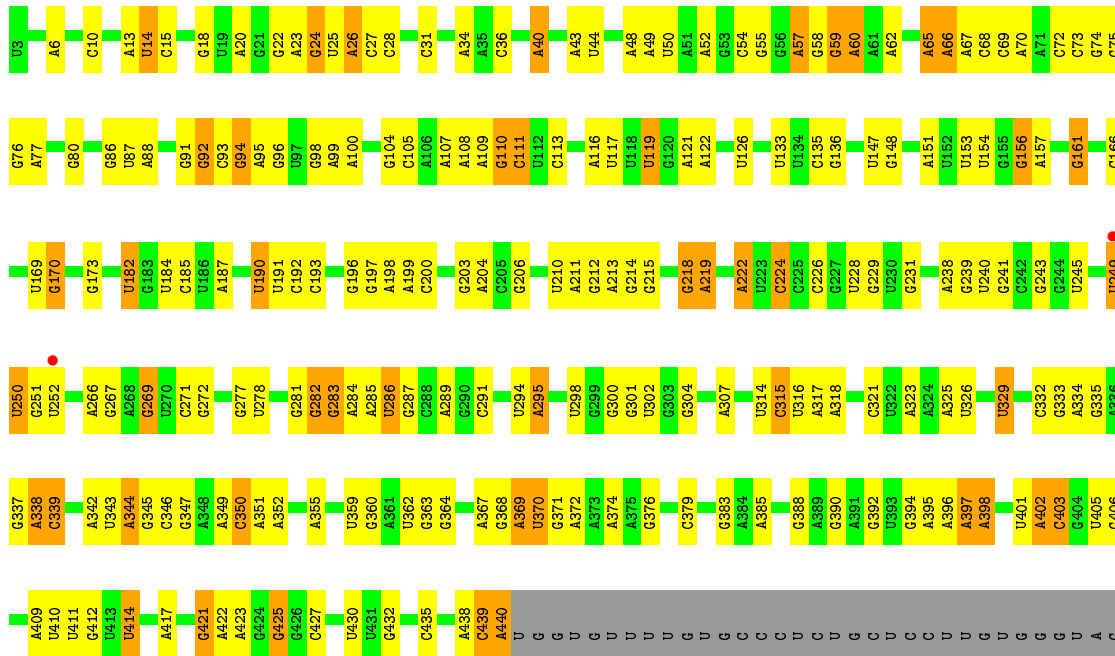
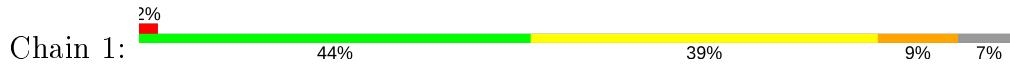




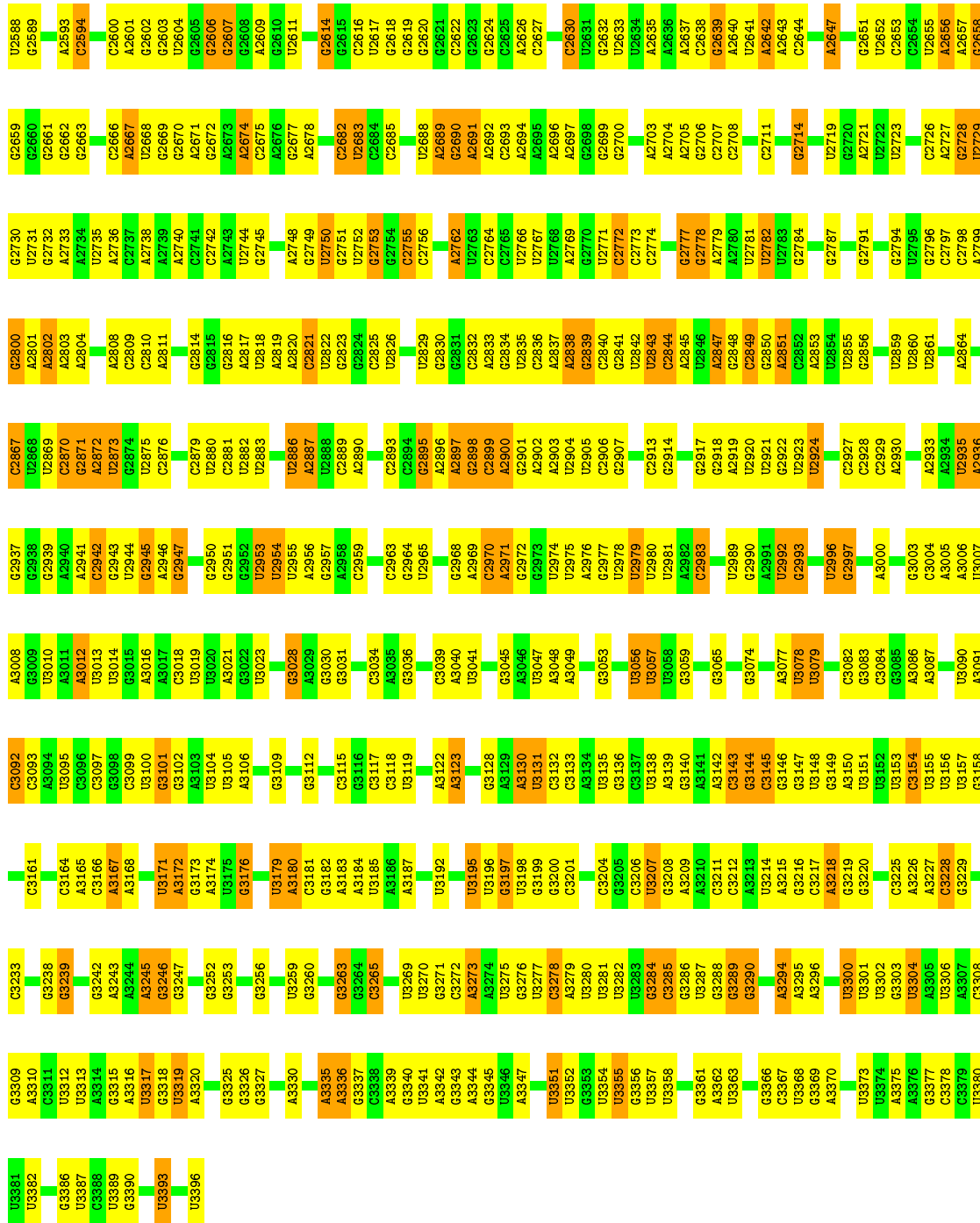
● Molecule 35: Suppressor protein STM1, Suppressor protein STM1, Ribosome-bound protein Stm1



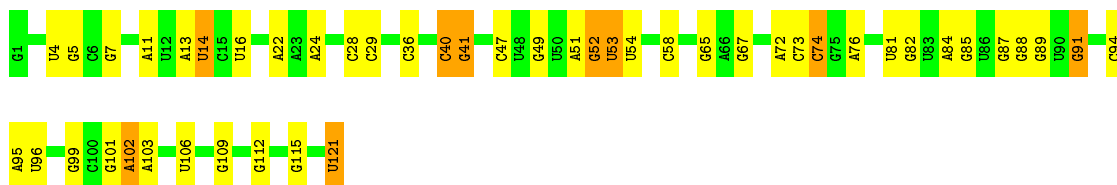
● Molecule 36: 25S ribosomal RNA



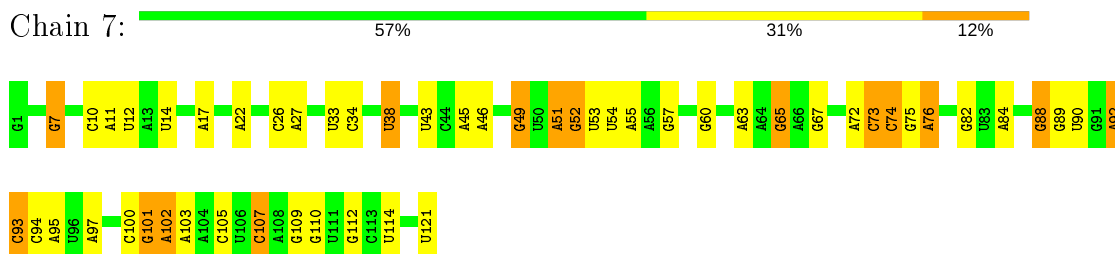
U2617	G1552	U1772	A1850	C1943	U	U148	A2299	U2314	C2392	A	C2526	U2617	G1552
G2618	U1583	C1773	U1855	G1948	U	A2149	C2250	G2315	G2393	G	G2315	G2618	U1583
G2619	G1644	C1774	U1856	U1952	U	A2150	C2236	G2316	G2394	G	G2316	G2619	G1644
G2620	U1645	G1780	C1857	G1951	C	C2151	G2237	U2317	G2395	U	G2317	G2620	U1645
G2621	G1652	C1781	U1857	U1953	U	A2152	G2238	U2318	G2396	G	G2318	G2621	G1652
G2622	G1655	G1789	G1860	G1954	C	C2153	G2239	C2322	A2397	G	A2397	G2622	G1655
G2623	A1589	G1790	U1861	G1955	C	A2156	G2240	G2323	A2398	A	A2398	G2623	A1589
G2624	A1590	C1791	G1862	U1955	C	A2157	U2241	A2324	A2399	G	A2399	G2624	A1590
G2625	C1657	C1792	U1863	A	C	U2158	G2242	G2325	G2400	C	G2400	G2625	C1657
G2626	G1660	G1793	A1864	U	C	U2159	A2243	A2326	U2401	U	U2401	G2626	G1660
G2627	C1665	C1794	U1865	C	C	A2244	C2245	A2329	G2402	U	G2402	G2627	C1665
U2628	U1564	U1795	C1866	U	C	C2246	A2246	C2330	A2403	C	A2403	U2628	U1564
U2629	G1565	G1796	A1867	C	A	G2247	G2247	U2334	C2405	G	C2405	U2629	G1565
C2630	A1566	C1797	U1868	U	C	A2164	C2248	G2335	C2406	C	C2406	C2630	A1566
U2631	U1567	A1798	C1869	G	G	A2165	G2249	U2336	C2407	C	C2407	U2631	U1567
U2632	U1568	G1802	U1877	C	C	A2166	G2250	U2337	U2408	C	U2408	U2632	U1568
U2633	U1569	C1805	G1878	U	C	G2251	G2251	C2339	G2409	C	G2409	U2633	U1569
U2634	U1570	U1808	A1879	C	C	U2170	A2252	U2340	U2410	A	U2410	U2634	U1570
U2635	A1571	C1809	U1880	U	C	A2171	A2253	U2341	U2411	G	U2411	U2635	A1571
U2636	G1572	G1808	A1881	C	C	A2172	A2254	A2342	G2412	U	G2412	U2636	G1572
U2637	G1573	U1809	U1882	U	C	U2173	C2257	A2343	C2415	G	C2415	U2637	G1573
U2638	G1576	G1810	U1885	C	C	U2176	U2258	U2351	G2418	A	G2418	U2638	G1576
U2639	A1580	A1811	A1886	U	C	G2177	A2262	A2352	A2419	U	A2419	U2639	A1580
U2640	C1581	G1812	U1887	A	U	U2184	A2263	A2353	A2422	U	A2422	U2640	C1581
U2641	A1583	A1813	G1888	C	C	G2185	C2276	G2354	C2423	C	C2423	U2641	A1583
U2642	U1587	U1814	U1889	G	A	U2186	C2277	G2355	A2424	C	A2424	U2642	U1587
U2643	A1588	A1815	U1890	C	C	G2187	C2278	A2356	G2425	C	G2425	U2643	A1588
U2644	G1589	U1816	G1892	U	C	A2188	G2279	C2359	U2426	U	U2426	U2644	G1589
U2645	U1724	U1817	A1893	C	C	U2193	U2280	C2360	U2427	A	U2427	U2645	U1724
U2646	C1725	G1818	U1896	C	C	A2198	A2281	C2361	A2430	C	A2430	U2646	C1725
U2647	G1729	U1819	G1897	U	C	C2197	G2276	C2362	U2431	U	U2431	U2647	G1729
U2648	A1703	U1820	U1898	C	C	G2199	C2277	A2363	G2432	C	G2432	U2648	A1703
U2649	A1704	A1821	G1899	G	A	U2200	C2278	C2364	U2433	U	U2433	U2649	A1704
U2650	U1716	C1822	U1900	C	C	G2201	A2282	C2365	G2434	U	G2434	U2650	U1716
U2651	U1717	G1823	G1903	U	C	C2202	G2283	C2366	U2435	U	U2435	U2651	U1717
U2652	G1718	U1824	U1904	C	C	U2203	C2284	C2367	U2436	A	U2436	U2652	G1718
U2653	U1725	G1825	G1905	C	C	G2204	C2285	A2368	G2437	U	G2437	U2653	U1725
U2654	U1729	U1826	U1906	G	A	U2205	U2286	C2369	U2438	C	U2438	U2654	U1729
U2655	G1732	C1832	G1907	C	C	U2206	C2287	G2370	A2445	U	A2445	U2655	G1732
U2656	G1733	G1833	A1908	U	C	G2207	C2288	A2371	U	U	U	U2656	G1733
U2657	G1736	U1834	U1914	C	C	A2207	U2289	C2372	U	U	U	U2657	G1736
U2658	U1739	A1835	A1915	G	G	A2208	G2305	C2373	A	A	A	U2658	U1739
U2659	U1741	U1836	U1916	C	C	U2209	C2306	G2374	G	G	G	U2659	U1741
U2660	U1742	G1837	U1917	U	A	G2210	G2307	G2375	A	A	A	U2660	U1742
U2661	U1750	U1838	C1917	C	C	U2211	C2308	C2376	G	G	G	U2661	U1750
U2662	G1751	A1839	C1918	U	C	U2212	U2290	C2377	G	G	G	U2662	G1751
U2663	G1761	U1840	G1919	C	C	A2215	G2309	U2298	U	U	U	U2663	G1761
U2664	C1762	A1841	G1927	G	G	U2216	C2310	G2309	G	G	G	U2664	C1762
U2665	U1763	U1842	G1928	C	C	U2217	U2310	C2310	U2380	C	U2380	U2665	U1763
U2666	U1764	C1843	U1929	U	C	A2218	U2311	A2381	G2381	A	G2381	U2666	U1764
U2667	U1765	U1844	A1932	C	C	U2219	U2312	G2382	U2382	C	U2382	U2667	U1765
U2668	G1766	G1845	U1933	G	G	U2220	U2313	G2383	A2383	A	A2383	U2668	G1766
U2669	U1768	U1846	A1934	U	C	U2221	U2314	G2384	G2384	C	G2384	U2669	U1768
U2670	G1770	A1847	U1935	C	C	U2222	U2315	G2385	G2385	A	G2385	U2670	G1770
U2671	U1771	U1848	A1936	U	C	U2223	U2316	A2386	A2386	A	A2386	U2671	U1771
U2672	C1771	C1849	U1937	G	C	U2224	U2317	A2387	A2387	U	A2387	U2672	C1771
U2673	U1772	C1849	G1934	C	C	U2225	U2318	U2387	U2387	A	U2387	U2673	U1772



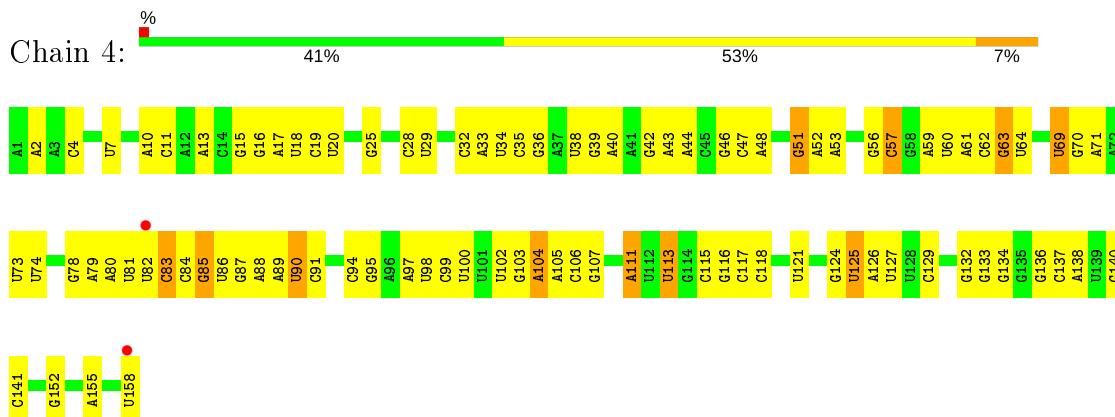
• Molecule 37: 5S ribosomal RNA



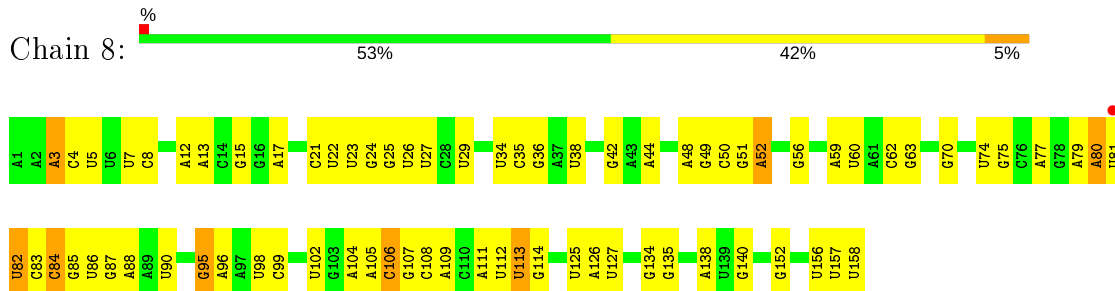
- Molecule 37: 5S ribosomal RNA



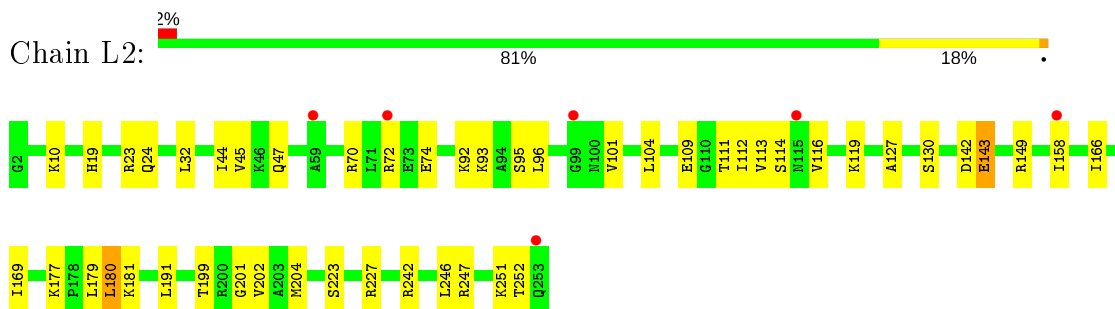
- Molecule 38: 5.8S ribosomal RNA



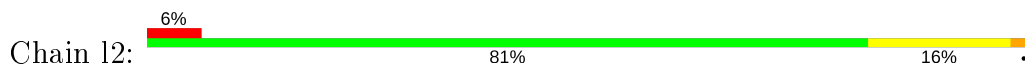
- Molecule 38: 5.8S ribosomal RNA

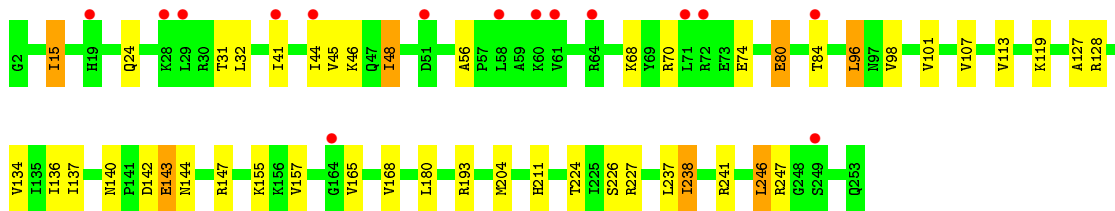


- Molecule 39: 60S ribosomal protein L2-A



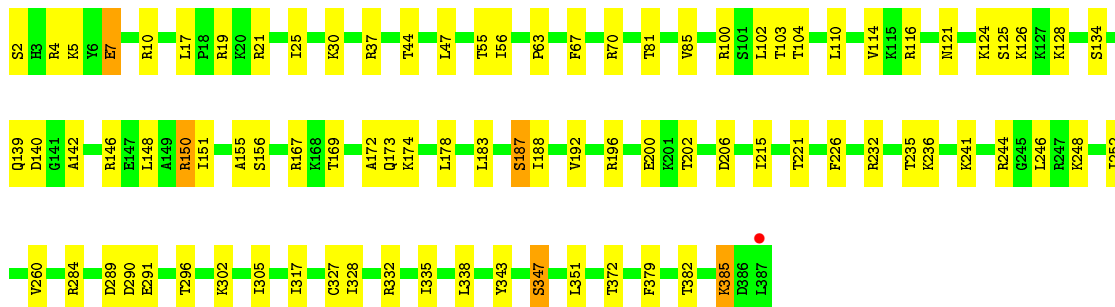
- Molecule 39: 60S ribosomal protein L2-A





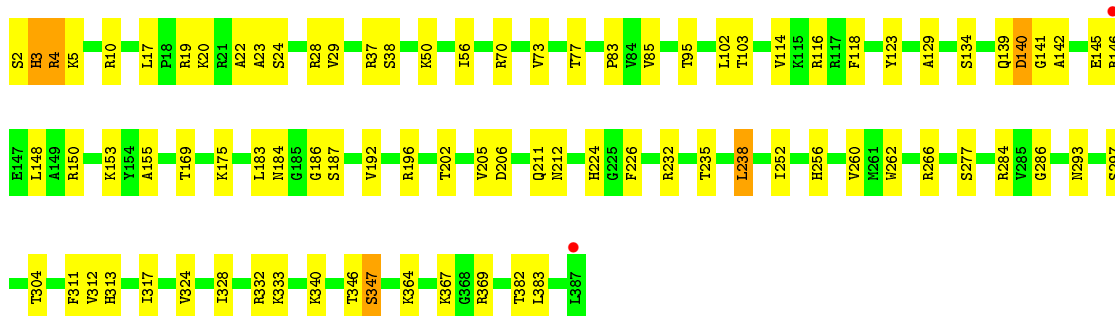
• Molecule 40: 60S ribosomal protein L3

Chain L3: 77% 22%



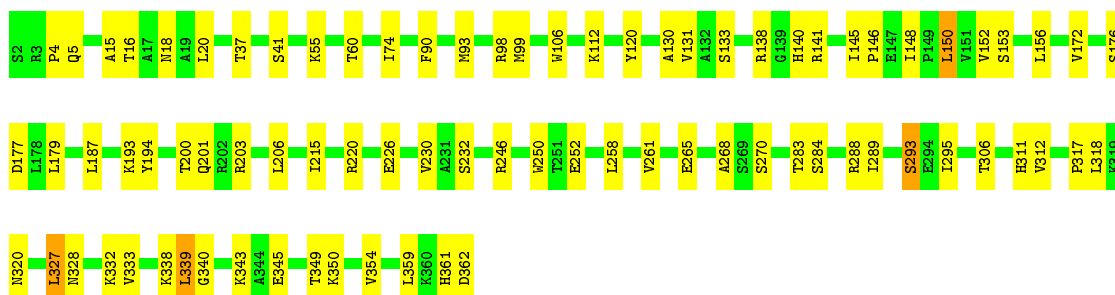
• Molecule 40: 60S ribosomal protein L3

Chain L3: % 78% 21%




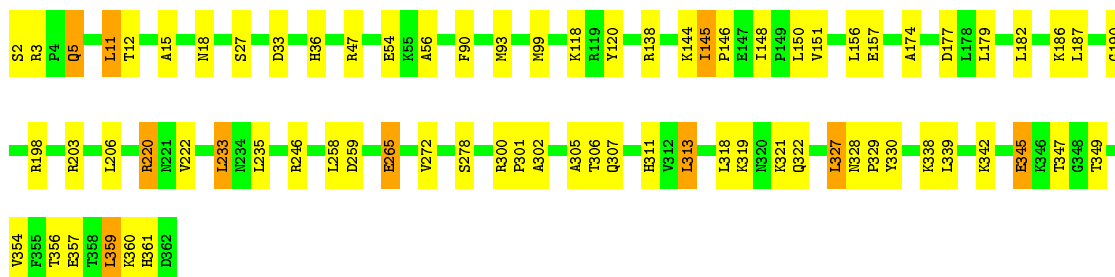
• Molecule 41: 60S ribosomal protein L4-A

Chain L4: 77% 22%




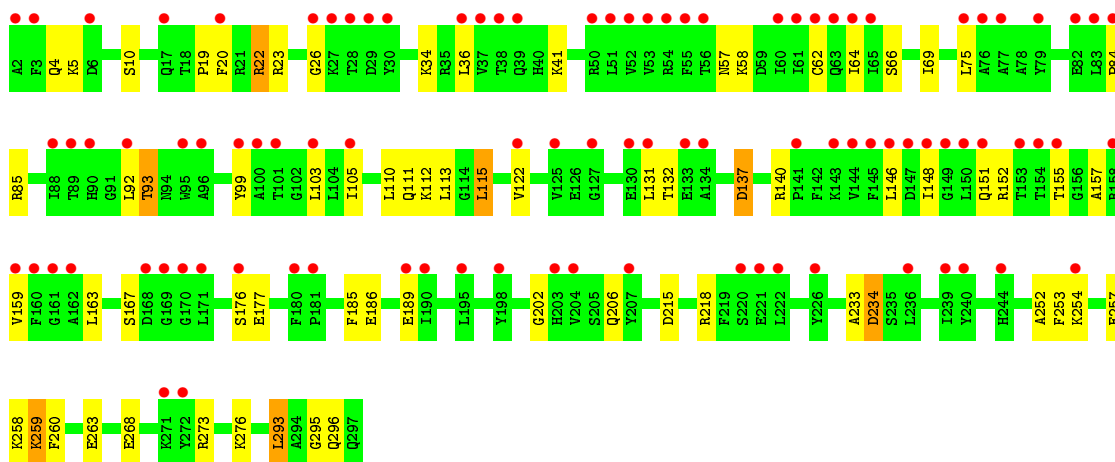
• Molecule 41: 60S ribosomal protein L4-A

Chain L4:  79% 18%




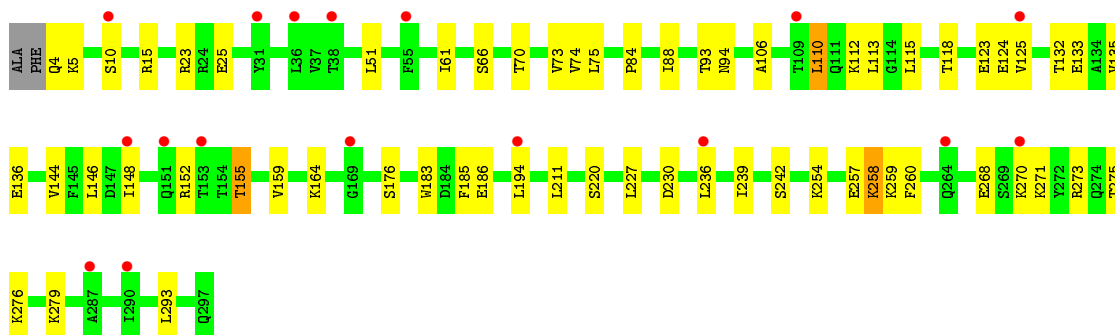
• Molecule 42: 60S ribosomal protein L5

Chain L5:  32% 77% 21%




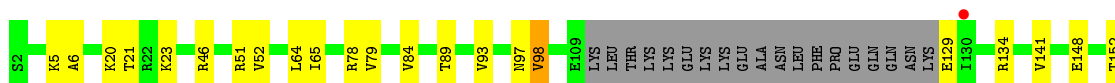
• Molecule 42: 60S ribosomal protein L5

Chain L5:  6% 78% 20%



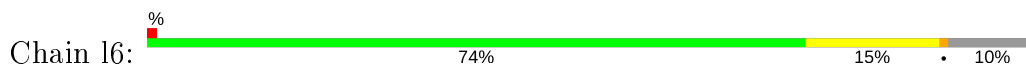
• Molecule 43: 60S ribosomal protein L6-A

Chain L6:  75% 13% 11%

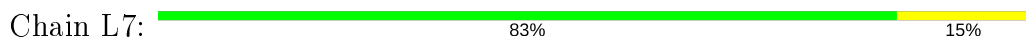





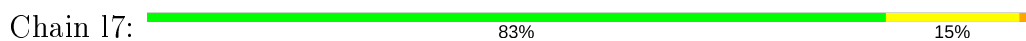
- Molecule 43: 60S ribosomal protein L6-A



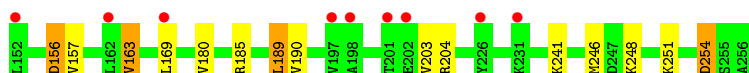
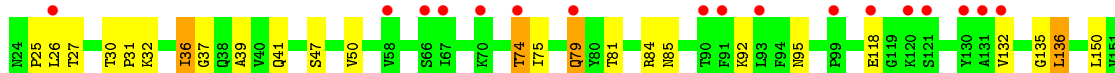
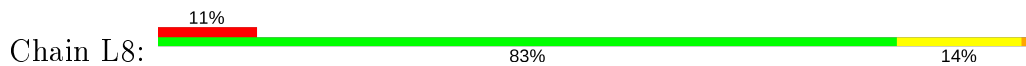
- Molecule 44: 60S ribosomal protein L7-A



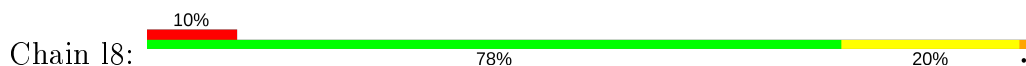
- Molecule 44: 60S ribosomal protein L7-A

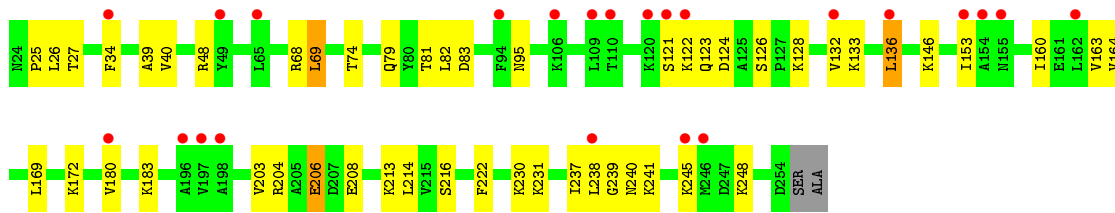


- Molecule 45: 60S ribosomal protein L8-A

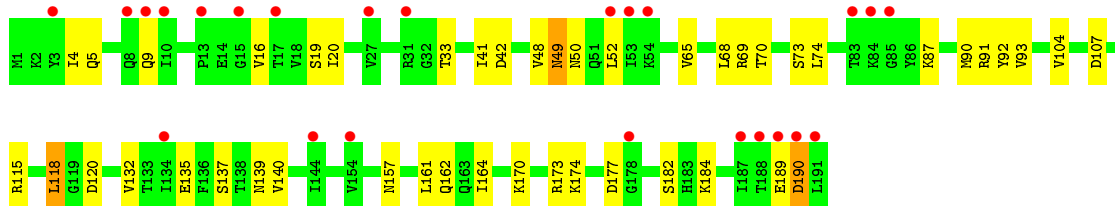
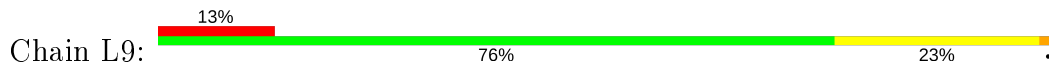


- Molecule 45: 60S ribosomal protein L8-A

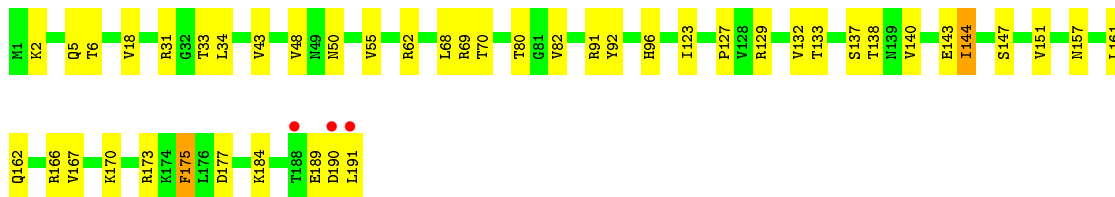
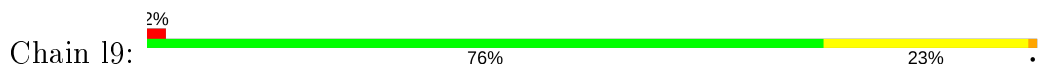




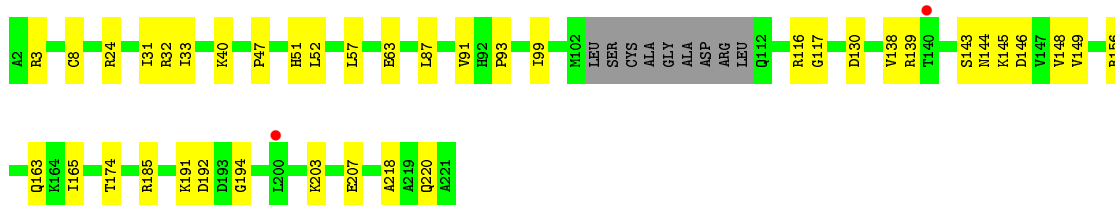
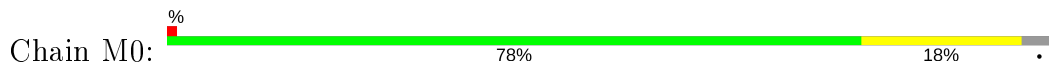
• Molecule 46: 60S ribosomal protein L9-A



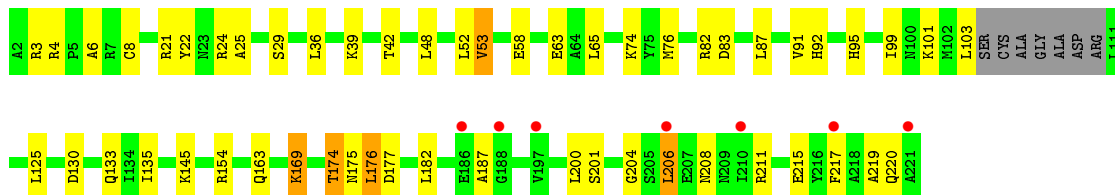
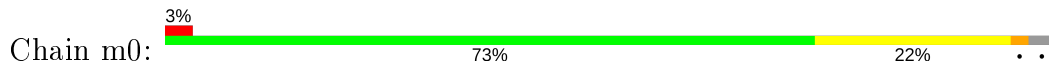
• Molecule 46: 60S ribosomal protein L9-A



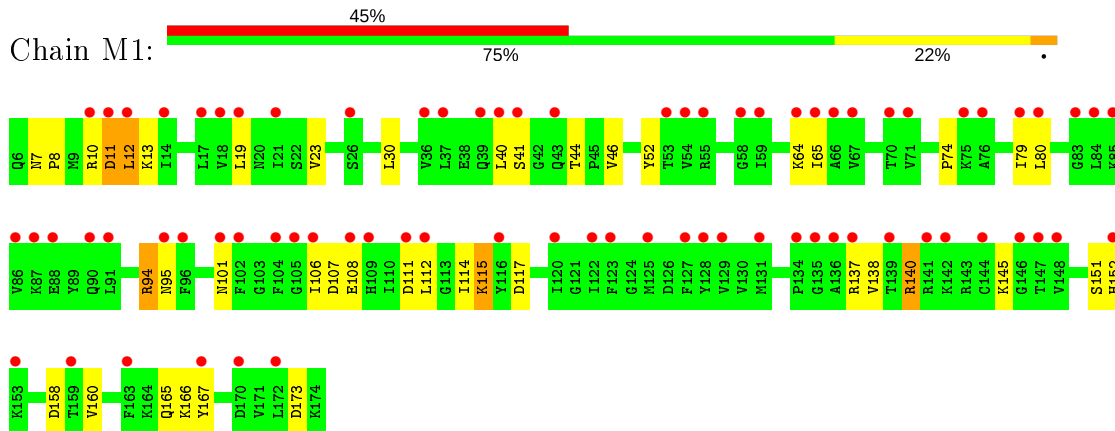
• Molecule 47: 60S ribosomal protein L10



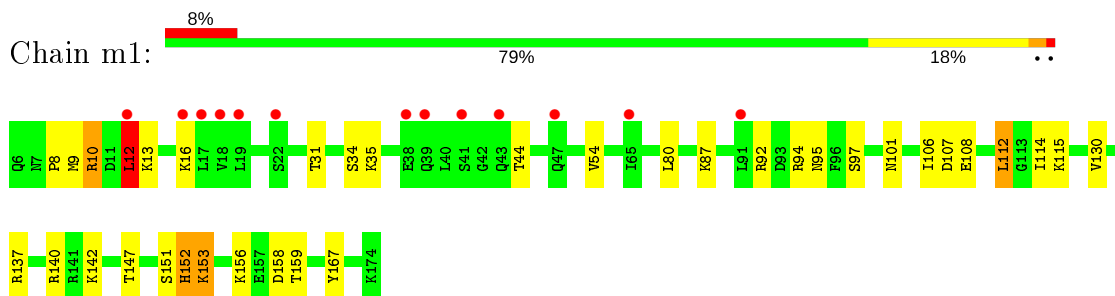
• Molecule 47: 60S ribosomal protein L10



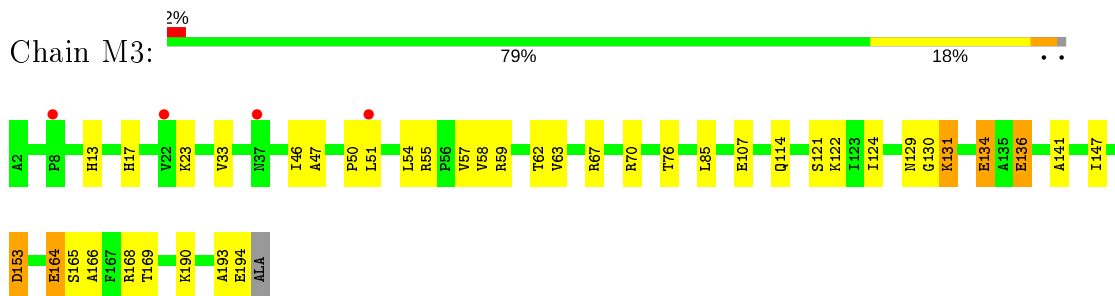
- Molecule 48: 60S ribosomal protein L11-B



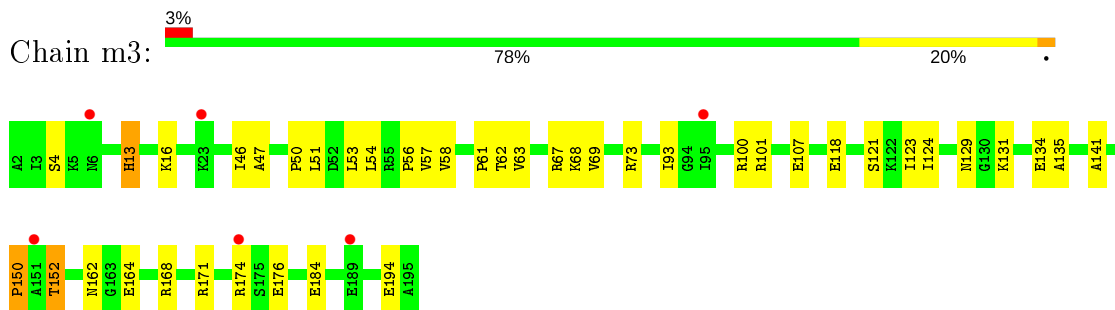
- Molecule 48: 60S ribosomal protein L11-B



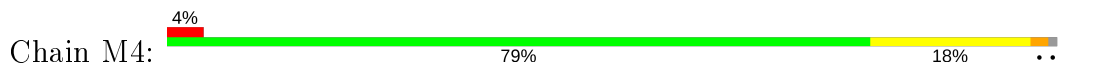
- Molecule 49: 60S ribosomal protein L13-A



- Molecule 49: 60S ribosomal protein L13-A

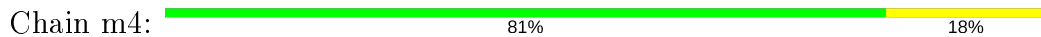


- Molecule 50: 60S ribosomal protein L14-A

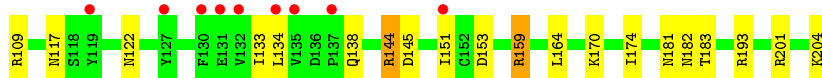
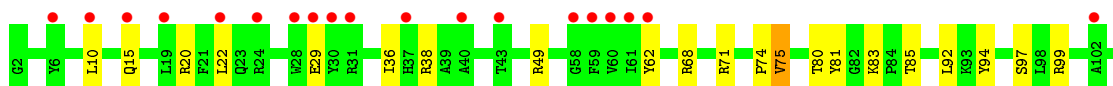
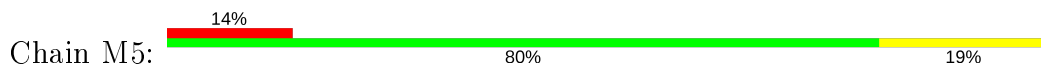




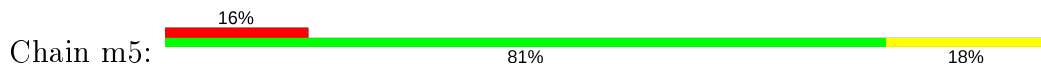
- Molecule 50: 60S ribosomal protein L14-A



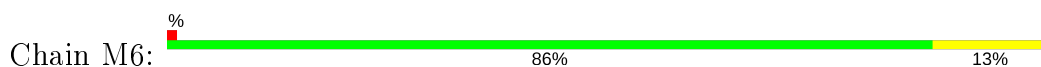
- Molecule 51: 60S ribosomal protein L15-A



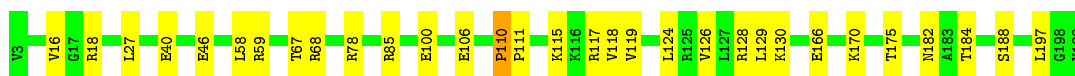
- Molecule 51: 60S ribosomal protein L15-A



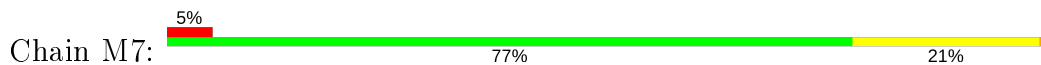
- Molecule 52: 60S ribosomal protein L16-A

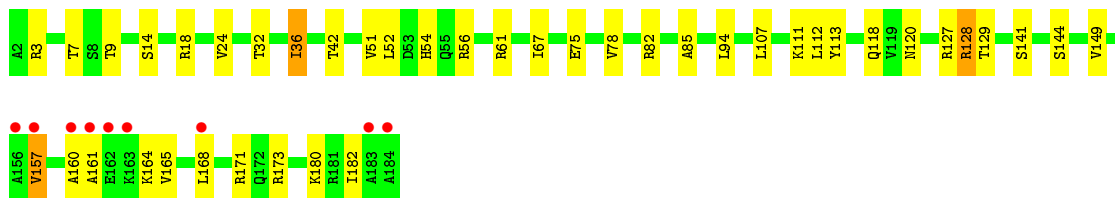


- Molecule 52: 60S ribosomal protein L16-A

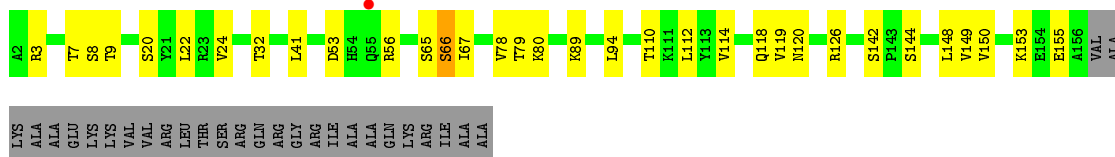


- Molecule 53: 60S ribosomal protein L17-A

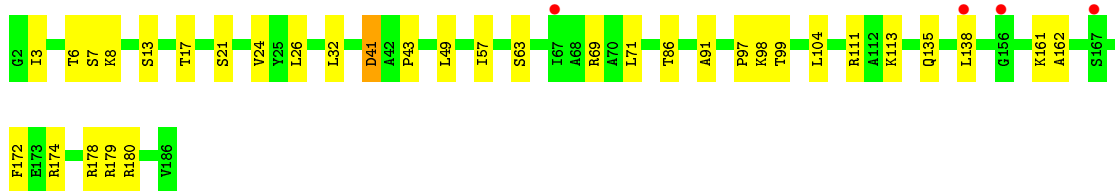
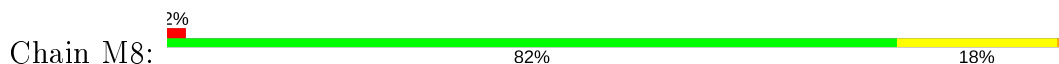




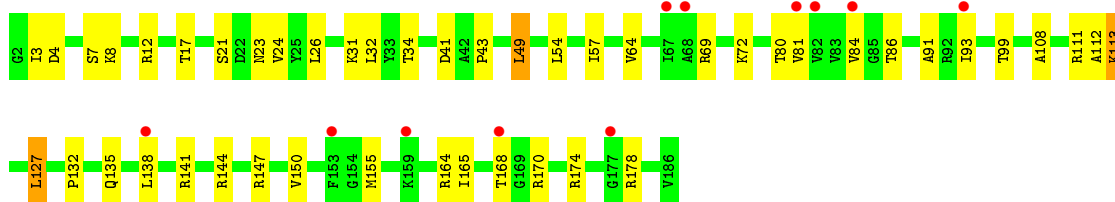
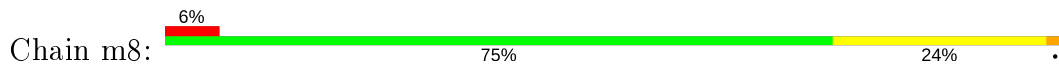
- Molecule 53: 60S ribosomal protein L17-A



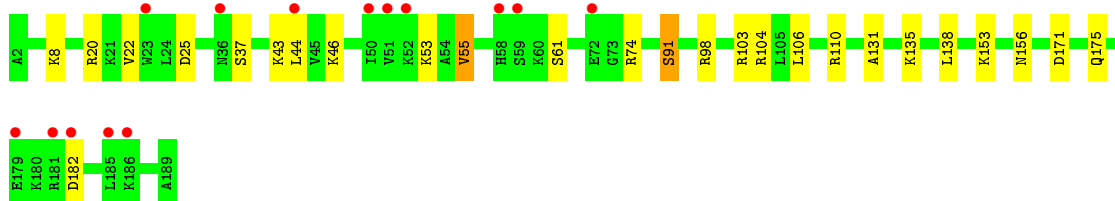
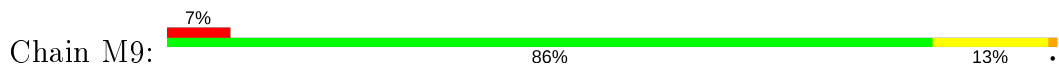
- Molecule 54: 60S ribosomal protein L18-A



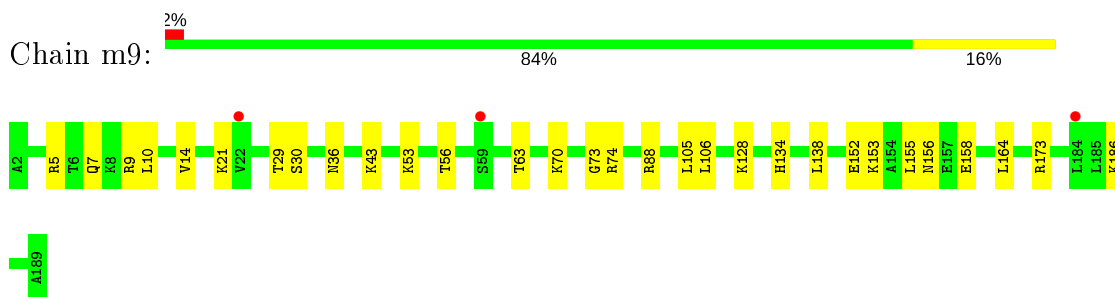
- Molecule 54: 60S ribosomal protein L18-A



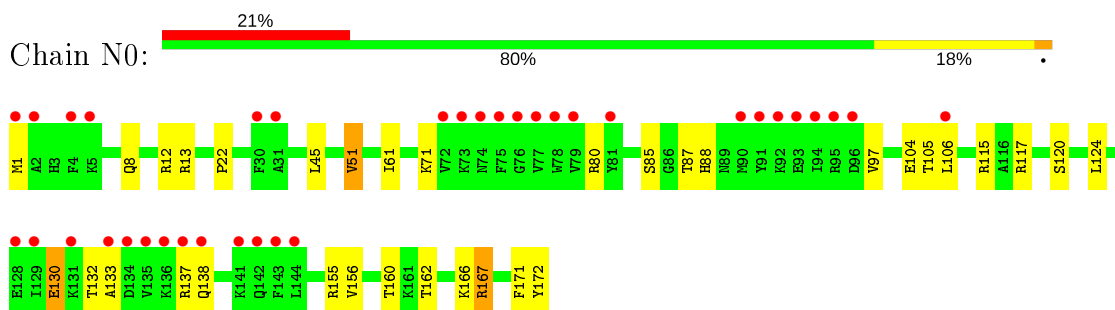
- Molecule 55: 60S ribosomal protein L19-A



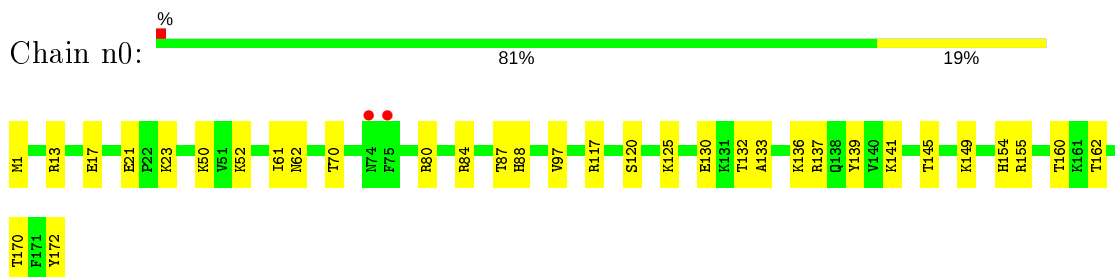
- Molecule 55: 60S ribosomal protein L19-A



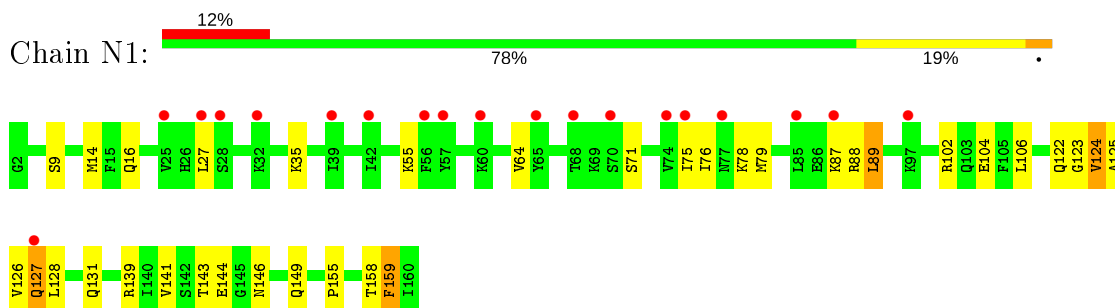
- Molecule 56: 60S ribosomal protein L20-A



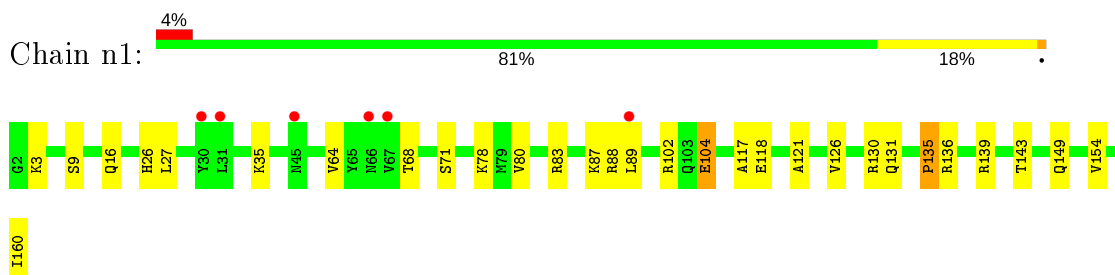
- Molecule 56: 60S ribosomal protein L20-A



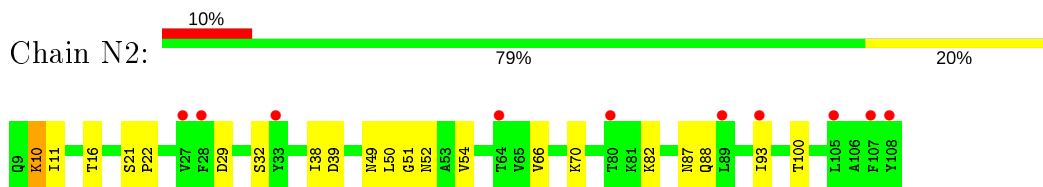
- Molecule 57: 60S ribosomal protein L21-A



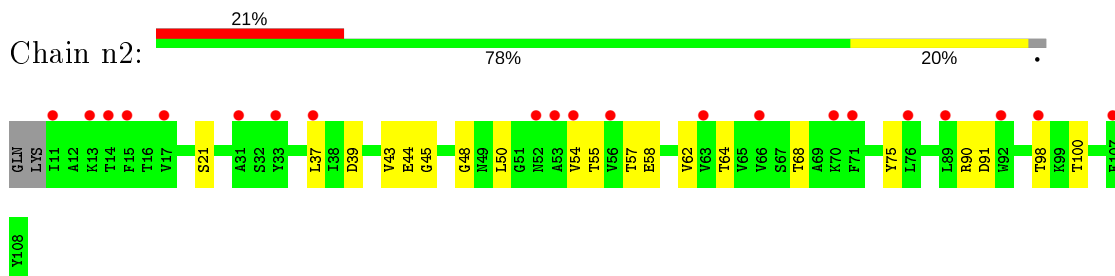
- Molecule 57: 60S ribosomal protein L21-A



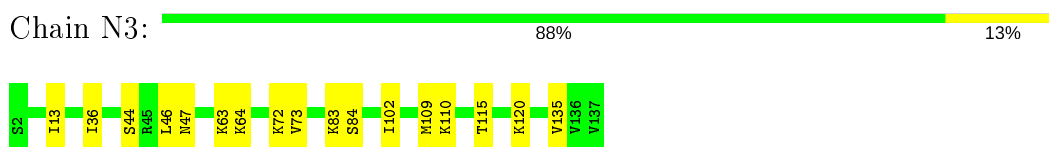
- Molecule 58: 60S ribosomal protein L22-A



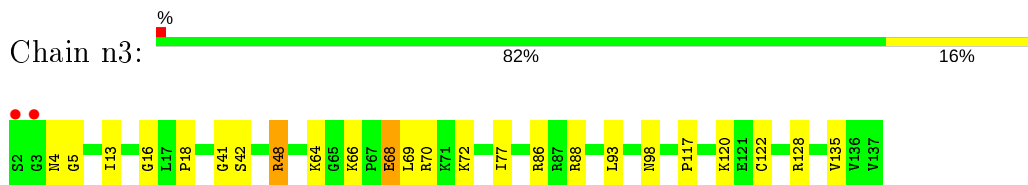
- Molecule 58: 60S ribosomal protein L22-A



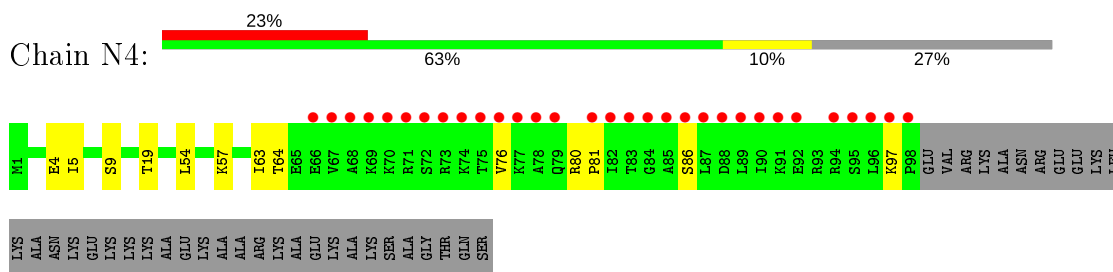
- Molecule 59: 60S ribosomal protein L23-A



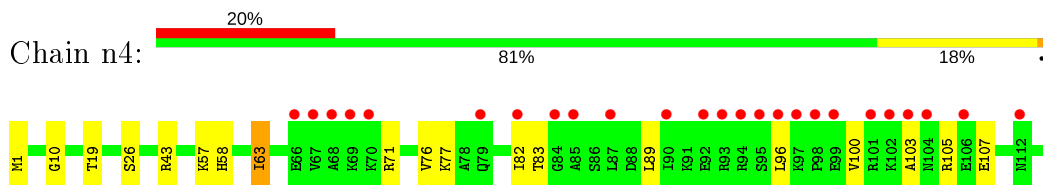
- Molecule 59: 60S ribosomal protein L23-A



- Molecule 60: 60S ribosomal protein L24-A

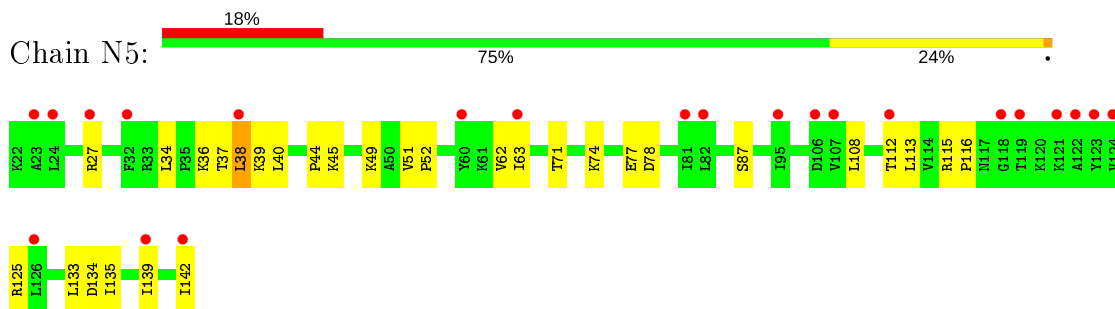


- Molecule 60: 60S ribosomal protein L24-A

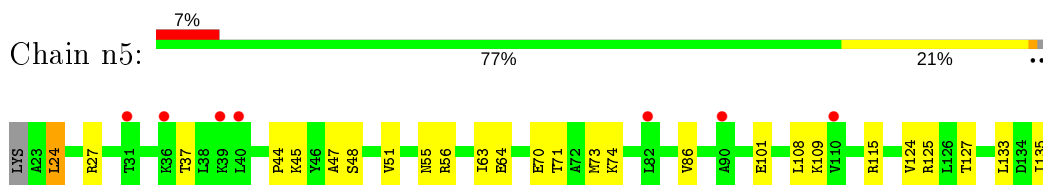


T133
Q134
S135

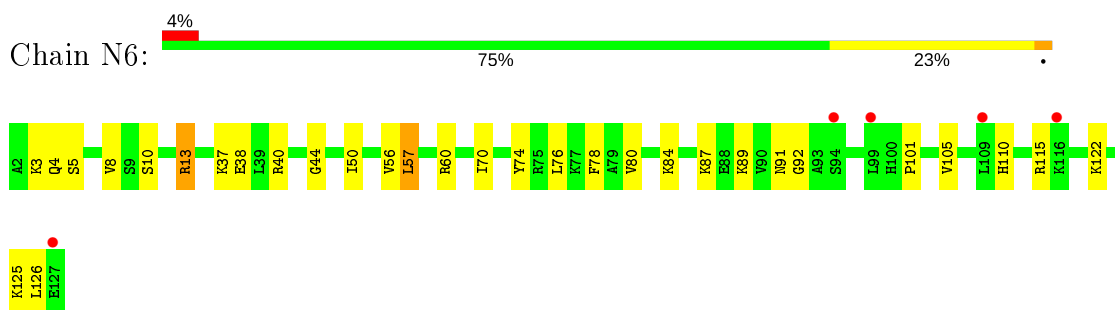
- Molecule 61: 60S ribosomal protein L25



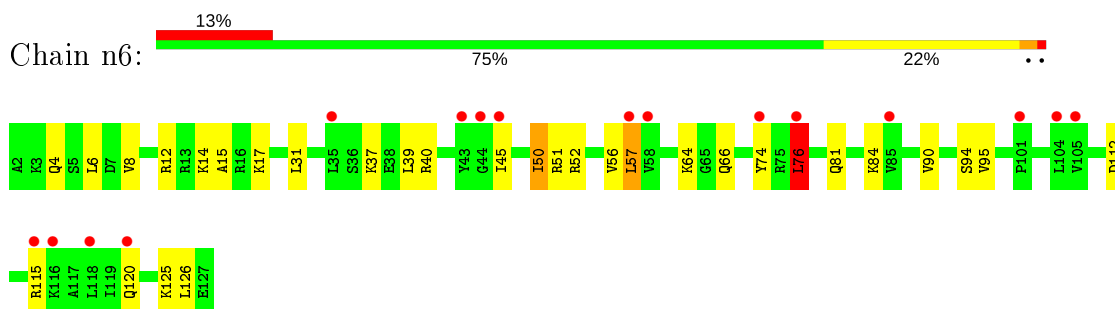
- Molecule 61: 60S ribosomal protein L25



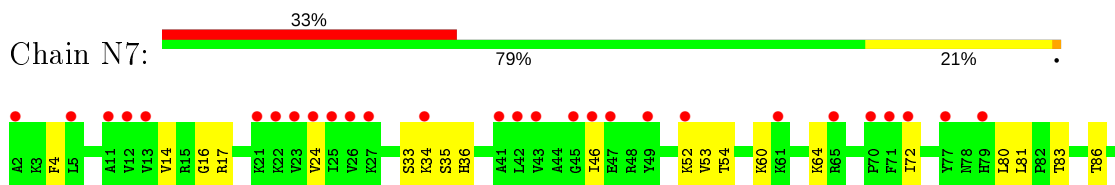
- Molecule 62: 60S ribosomal protein L26-A

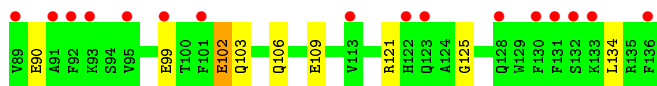


- Molecule 62: 60S ribosomal protein L26-A

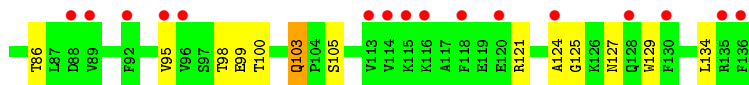
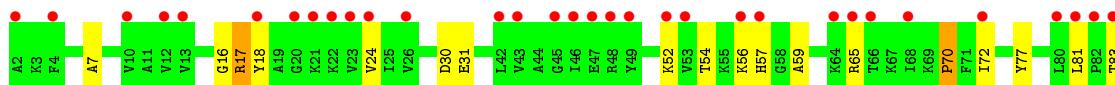
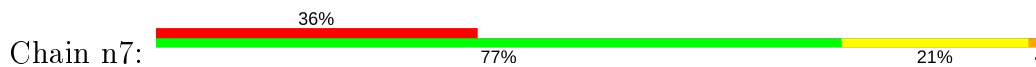


- Molecule 63: 60S ribosomal protein L27-A

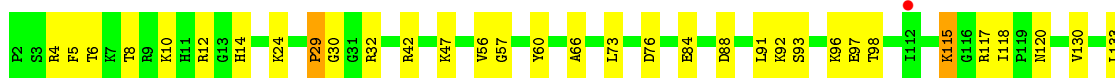
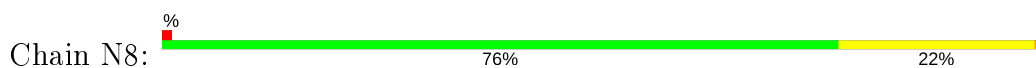




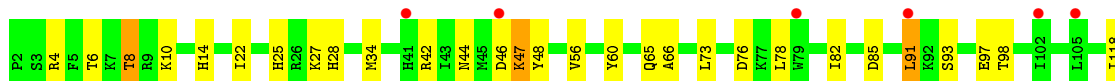
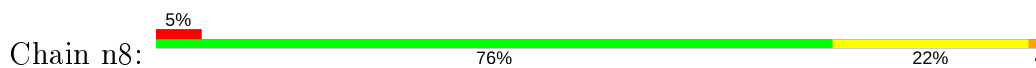
- Molecule 63: 60S ribosomal protein L27-A



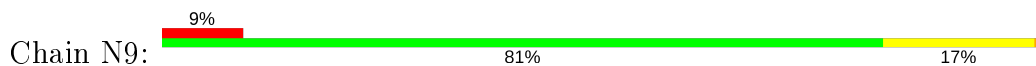
- Molecule 64: 60S ribosomal protein L28



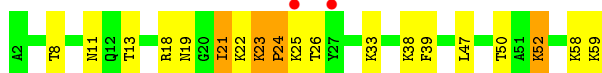
- Molecule 64: 60S ribosomal protein L28



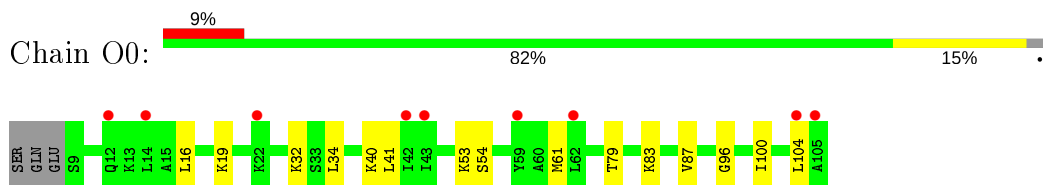
- Molecule 65: 60S ribosomal protein L29



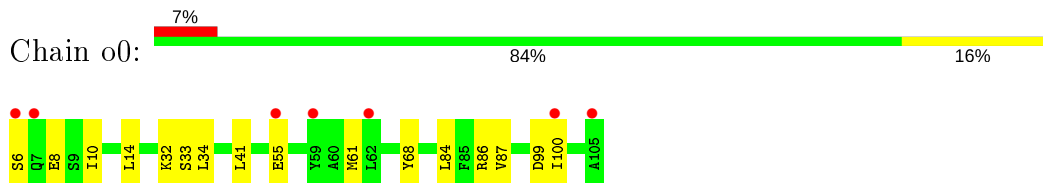
- Molecule 65: 60S ribosomal protein L29



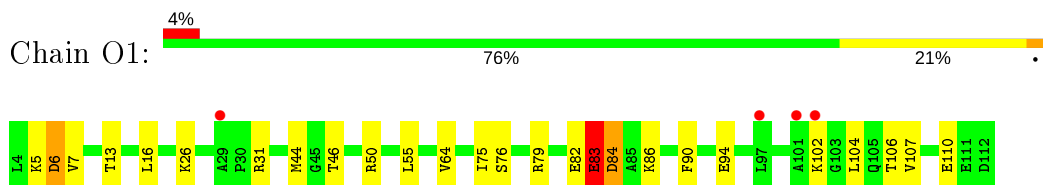
- Molecule 66: 60S ribosomal protein L30



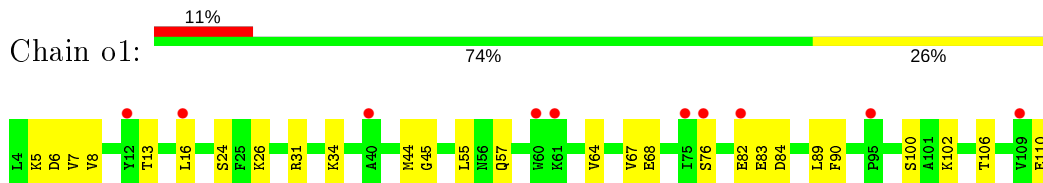
- Molecule 66: 60S ribosomal protein L30



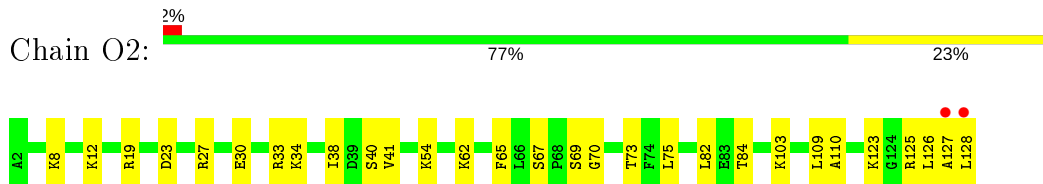
- Molecule 67: 60S ribosomal protein L31-A



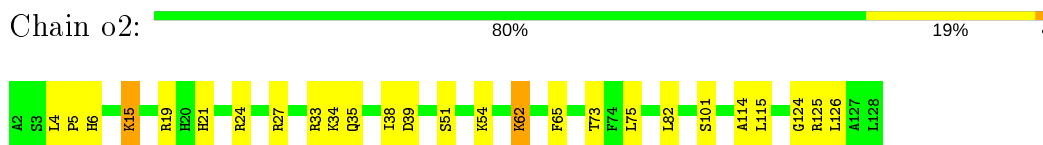
- Molecule 67: 60S ribosomal protein L31-A



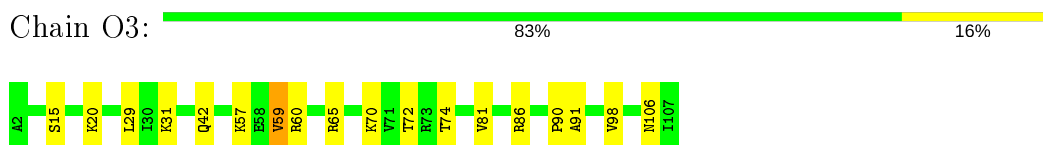
- Molecule 68: 60S ribosomal protein L32



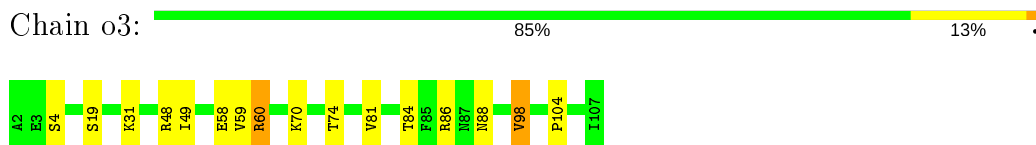
- Molecule 68: 60S ribosomal protein L32



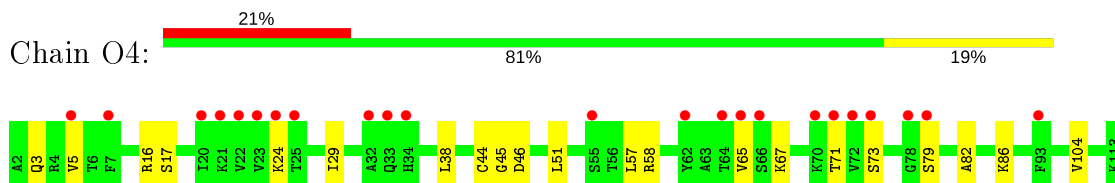
- Molecule 69: 60S ribosomal protein L33-A



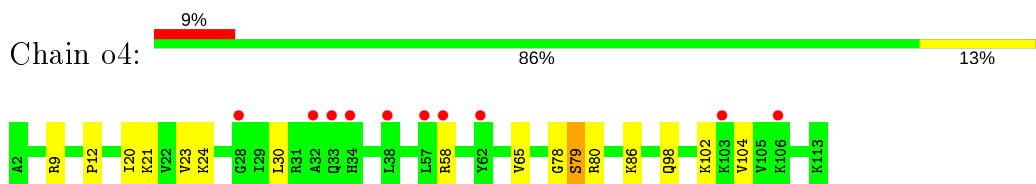
- Molecule 69: 60S ribosomal protein L33-A



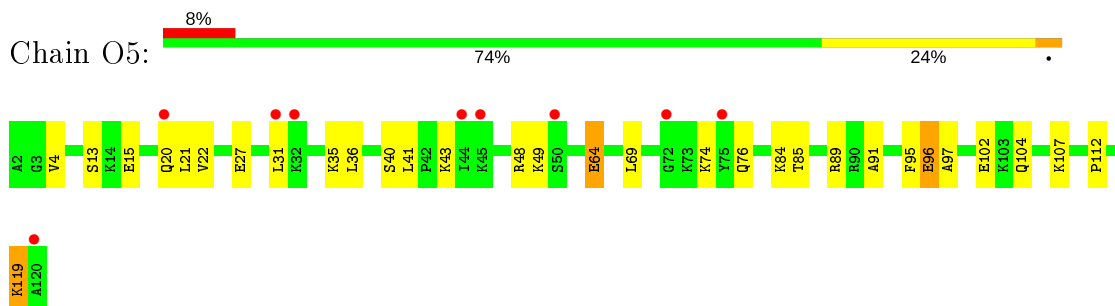
- Molecule 70: 60S ribosomal protein L34-A



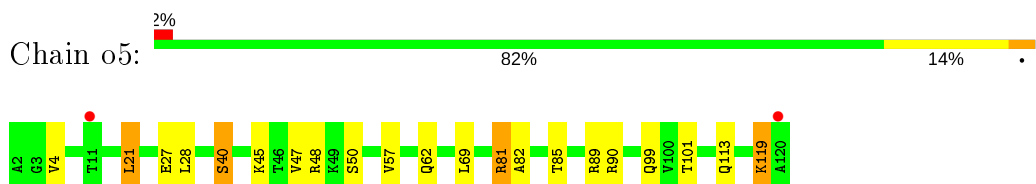
- Molecule 70: 60S ribosomal protein L34-A



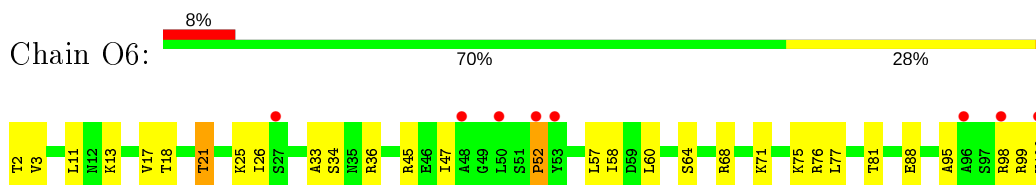
- Molecule 71: 60S ribosomal protein L35-A



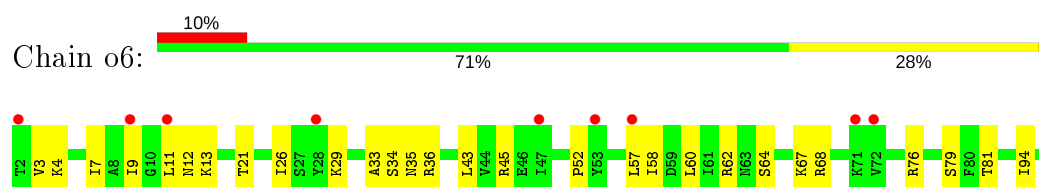
- Molecule 71: 60S ribosomal protein L35-A



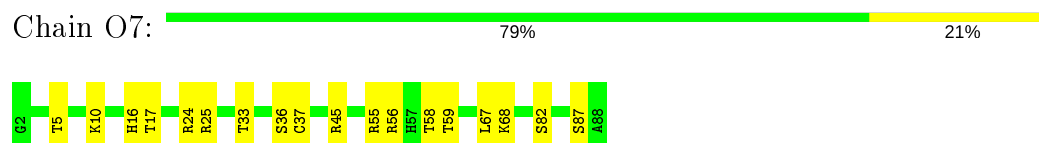
- Molecule 72: 60S ribosomal protein L36-A



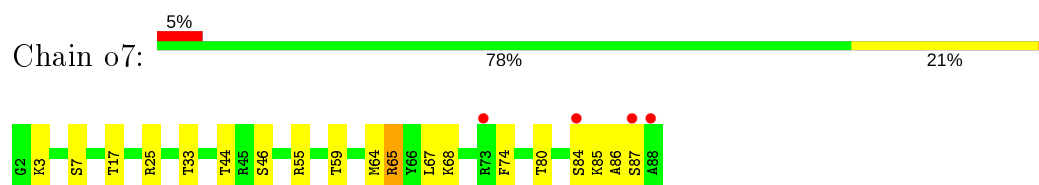
- Molecule 72: 60S ribosomal protein L36-A



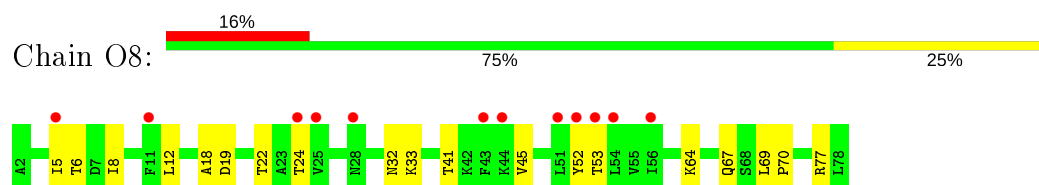
- Molecule 73: 60S ribosomal protein L37-A



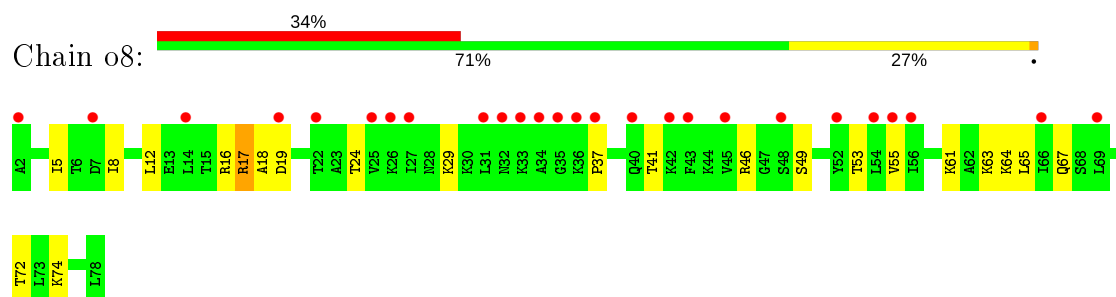
- Molecule 73: 60S ribosomal protein L37-A



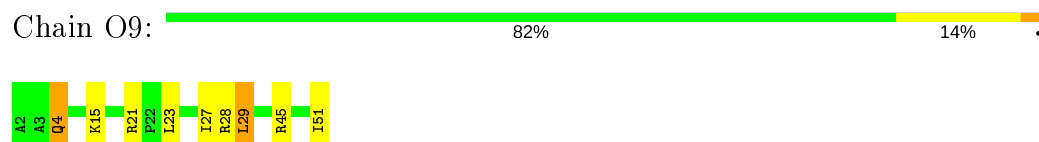
- Molecule 74: 60S ribosomal protein L38



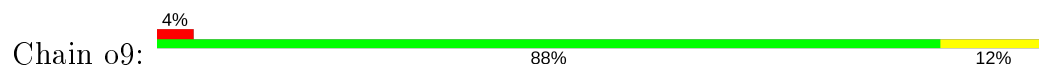
- Molecule 74: 60S ribosomal protein L38



- Molecule 75: 60S ribosomal protein L39

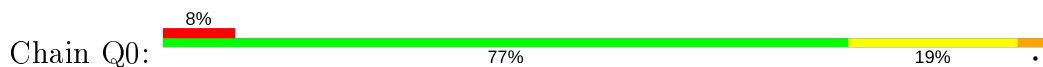


- Molecule 75: 60S ribosomal protein L39

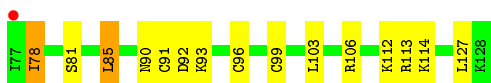




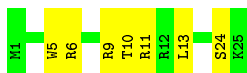
- Molecule 76: Ubiquitin-60S ribosomal protein L40



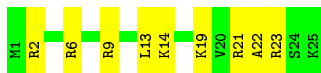
- Molecule 76: Ubiquitin-60S ribosomal protein L40



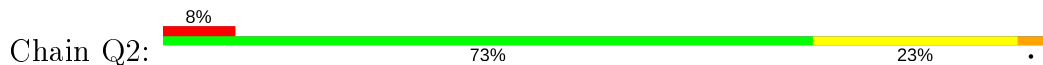
- Molecule 77: 60S ribosomal protein L41-A



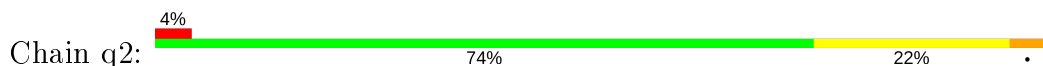
- Molecule 77: 60S ribosomal protein L41-A



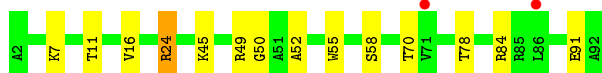
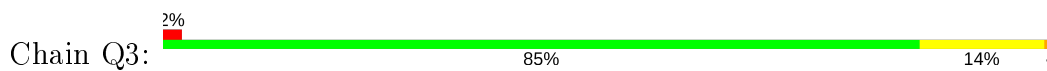
- Molecule 78: 60S ribosomal protein L42-A



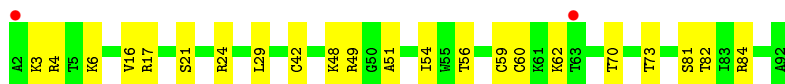
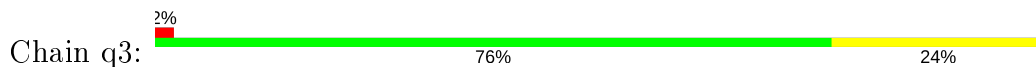
- Molecule 78: 60S ribosomal protein L42-A



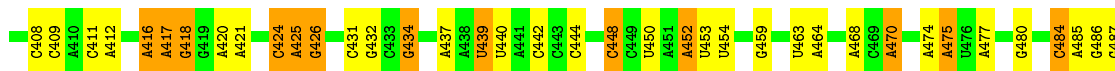
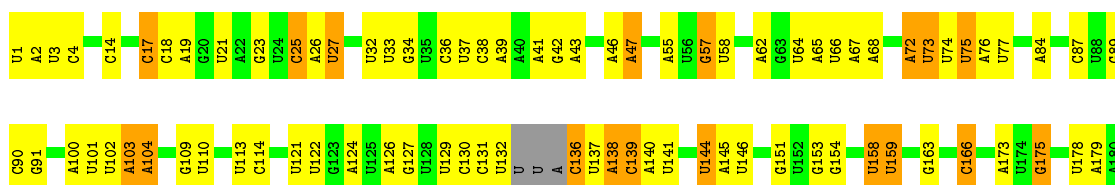
- Molecule 79: 60S ribosomal protein L43-A

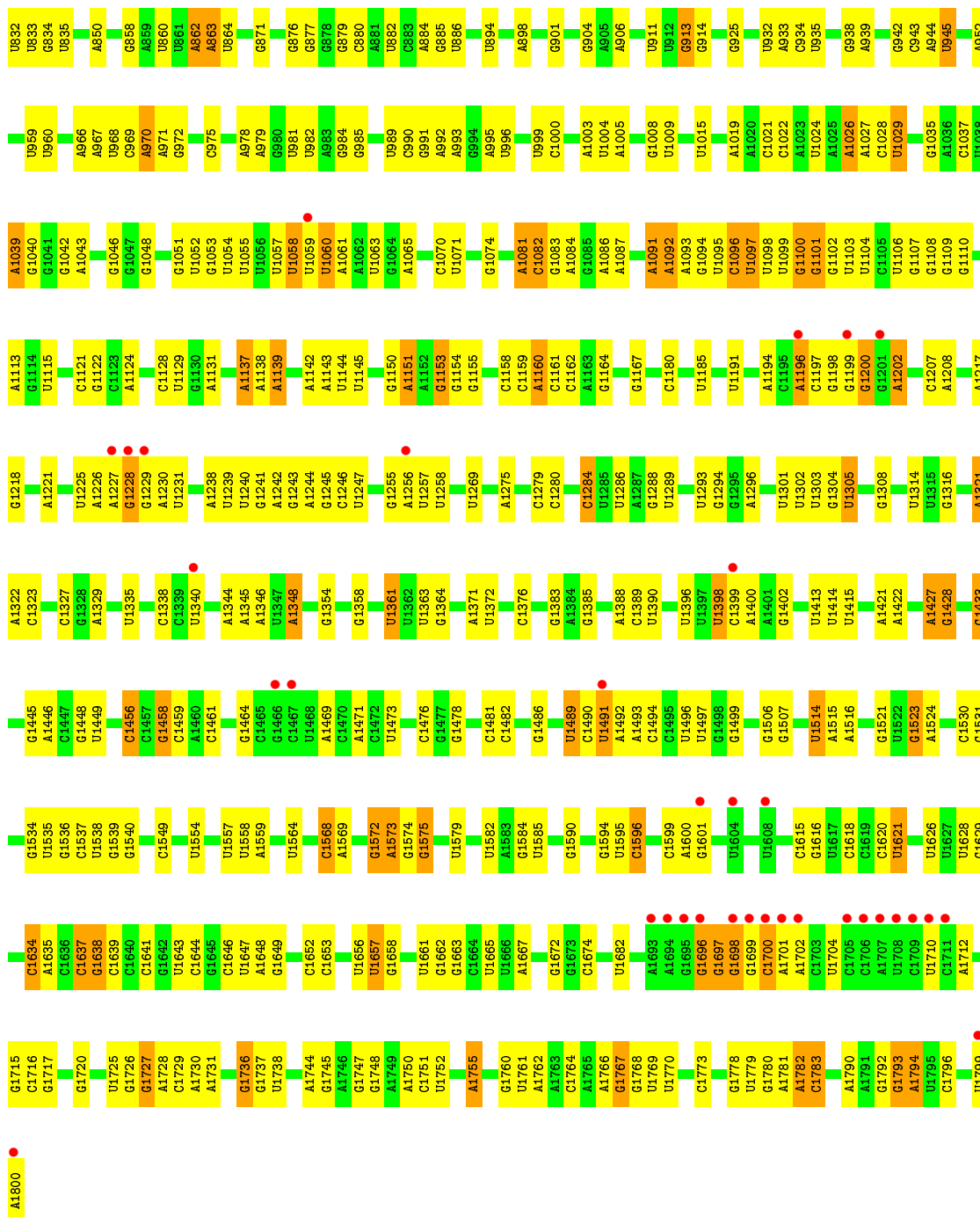


- Molecule 79: 60S ribosomal protein L43-A

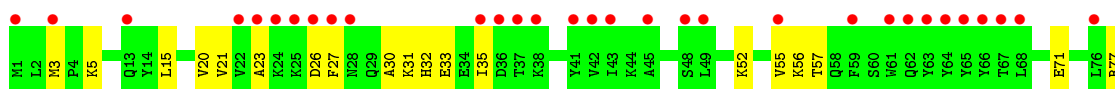
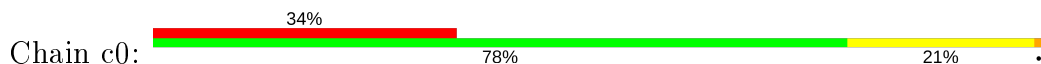


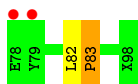
- Molecule 80: 18S ribosomal RNA



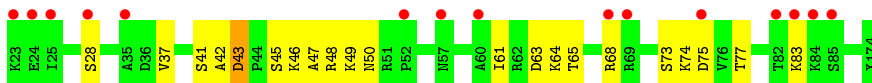
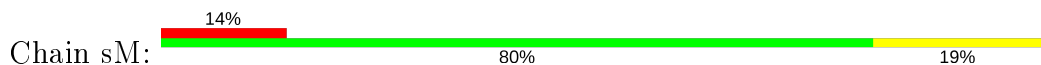


● Molecule 81: 40S ribosomal protein S10-A,40S ribosomal protein S10-A,40S Ribosomal Protein S10-A





- Molecule 82: Suppressor protein STM1, Suppressor protein STM1, Ribosome-bound protein Stm1

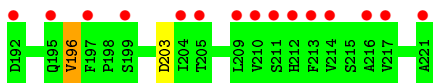

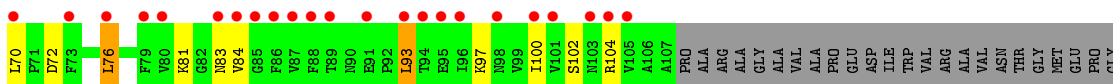
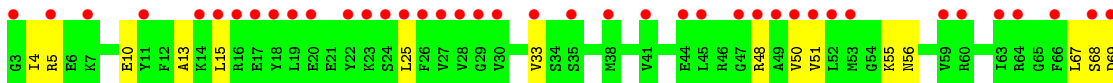
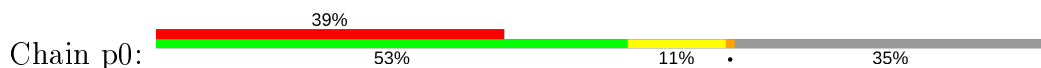


- Molecule 83: 60S Ribosomal Protein L12



There are no outlier residues recorded for this chain.

- Molecule 84: 60S acidic ribosomal protein P0



- Molecule 85: 60S Ribosomal Protein P1/2



There are no outlier residues recorded for this chain.

- Molecule 85: 60S Ribosomal Protein P1/2



4 Data and refinement statistics

Property	Value	Source
Space group	P 1 21 1	Depositor
Cell constants a, b, c, α , β , γ	435.45Å 288.14Å 304.16Å 90.00° 99.11° 90.00°	Depositor
Resolution (Å)	149.31 – 3.30 149.31 – 3.30	Depositor EDS
% Data completeness (in resolution range)	92.3 (149.31-3.30) 92.3 (149.31-3.30)	Depositor EDS
R_{merge}	0.33	Depositor
R_{sym}	(Not available)	Depositor
$\langle I/\sigma(I) \rangle$ ¹	1.38 (at 3.33Å)	Xtrriage
Refinement program	PHENIX 1.10.1_2155	Depositor
R, R_{free}	0.211 , 0.265 0.213 , (Not available)	Depositor DCC
R_{free} test set	No test flags present.	wwPDB-VP
Wilson B-factor (Å ²)	82.5	Xtrriage
Anisotropy	0.225	Xtrriage
Bulk solvent k_{sol} (e/Å ³), B_{sol} (Å ²)	0.31 , 69.8	EDS
L-test for twinning ²	$\langle L \rangle = 0.45$, $\langle L^2 \rangle = 0.28$	Xtrriage
Estimated twinning fraction	No twinning to report.	Xtrriage
F_o, F_c correlation	0.91	EDS
Total number of atoms	414270	wwPDB-VP
Average B, all atoms (Å ²)	73.0	wwPDB-VP

Xtrriage's analysis on translational NCS is as follows: *The largest off-origin peak in the Patterson function is 1.76% of the height of the origin peak. No significant pseudotranslation is detected.*

¹Intensities estimated from amplitudes.

²Theoretical values of $\langle |L| \rangle$, $\langle L^2 \rangle$ for acentric reflections are 0.5, 0.333 respectively for untwinned datasets, and 0.375, 0.2 for perfectly twinned datasets.

5 Model quality i

5.1 Standard geometry i

Bond lengths and bond angles in the following residue types are not validated in this section: ZN, OHX, MG, 8AN

The Z score for a bond length (or angle) is the number of standard deviations the observed value is removed from the expected value. A bond length (or angle) with $|Z| > 5$ is considered an outlier worth inspection. RMSZ is the root-mean-square of all Z scores of the bond lengths (or angles).

Mol	Chain	Bond lengths		Bond angles	
		RMSZ	# $ Z > 5$	RMSZ	# $ Z > 5$
1	2	0.75	7/42467 (0.0%)	1.40	452/66169 (0.7%)
2	S0	0.54	1/1617 (0.1%)	0.63	0/2215
2	s0	0.51	0/1623	0.70	0/2222
3	S1	0.37	0/1735	0.62	1/2335 (0.0%)
3	s1	0.48	0/1748	0.67	3/2352 (0.1%)
4	S2	0.46	0/1665	0.69	0/2263
4	s2	0.61	0/1665	0.78	2/2263 (0.1%)
5	S3	0.46	0/1759	0.63	1/2368 (0.0%)
5	s3	0.48	0/1759	0.64	1/2368 (0.0%)
6	S4	0.45	0/2109	0.71	0/2839
6	s4	0.55	0/2109	0.78	3/2839 (0.1%)
7	S5	0.39	0/1629	0.59	0/2202
7	s5	0.46	0/1629	0.63	0/2202
8	S6	0.47	0/1823	0.64	0/2439
8	s6	0.56	0/1779	0.77	2/2379 (0.1%)
9	S7	0.44	0/1506	0.66	0/2028
9	s7	0.51	0/1516	0.69	1/2043 (0.0%)
10	S8	0.50	0/1514	0.67	0/2021
10	s8	0.59	0/1514	0.74	0/2021
11	S9	0.48	0/1519	0.65	0/2035
11	s9	0.55	0/1519	0.74	1/2035 (0.0%)
12	C0	0.41	0/789	0.69	1/1067 (0.1%)
13	C1	0.52	0/1239	0.65	0/1673
13	c1	0.60	0/1194	0.78	1/1610 (0.1%)
14	C2	0.40	0/898	0.67	0/1220
14	c2	0.33	0/898	0.61	1/1220 (0.1%)
15	C3	0.48	0/1215	0.66	1/1638 (0.1%)
15	c3	0.53	0/1215	0.70	0/1638
16	C4	0.37	0/901	0.62	0/1217
16	c4	0.50	0/960	0.66	0/1290
17	C5	0.48	0/998	0.65	0/1341
17	c5	0.51	0/1060	0.68	0/1426

Mol	Chain	Bond lengths		Bond angles	
		RMSZ	# Z >5	RMSZ	# Z >5
18	C6	0.43	0/1125	0.68	2/1510 (0.1%)
18	c6	0.55	1/1131 (0.1%)	0.69	1/1518 (0.1%)
19	C7	0.43	0/935	0.67	0/1254
19	c7	0.48	0/914	0.66	0/1224
20	C8	0.48	0/1211	0.69	2/1628 (0.1%)
20	c8	0.46	0/1211	0.67	1/1628 (0.1%)
21	C9	0.45	0/1130	0.64	0/1517
21	c9	0.50	0/1130	0.66	3/1517 (0.2%)
22	D0	0.47	0/865	0.68	0/1169
22	d0	0.45	0/892	0.65	0/1205
23	D1	0.44	0/693	0.65	0/935
23	d1	0.64	0/693	0.75	1/935 (0.1%)
24	D2	0.49	0/1038	0.74	3/1395 (0.2%)
24	d2	0.59	0/1038	0.77	1/1395 (0.1%)
25	D3	0.57	0/1139	0.72	1/1518 (0.1%)
25	d3	0.63	0/1139	0.83	0/1518
26	D4	0.46	0/1087	0.63	0/1449
26	d4	0.55	0/1087	0.74	0/1449
27	D5	0.42	0/571	0.68	0/768
27	d5	0.45	0/566	0.60	0/761
28	D6	0.43	0/782	0.70	1/1047 (0.1%)
28	d6	0.58	0/782	0.68	0/1047
29	D7	0.44	0/620	0.64	0/838
29	d7	0.48	0/620	0.70	0/838
30	D8	0.40	0/499	0.60	0/670
30	d8	0.43	0/499	0.63	0/670
31	D9	0.59	0/452	0.71	1/600 (0.2%)
31	d9	0.52	0/452	0.64	0/600
32	E0	0.45	0/483	0.61	0/643
32	e0	0.55	0/499	0.72	0/665
33	E1	0.43	0/577	0.73	0/770
33	e1	0.40	0/619	0.72	2/822 (0.2%)
34	SR	0.40	0/2490	0.61	1/3389 (0.0%)
34	sR	0.41	0/2495	0.61	0/3395
35	SM	0.49	0/984	0.67	0/1323
36	1	1.08	150/75394 (0.2%)	1.76	2353/117545 (2.0%)
36	5	1.16	238/75414 (0.3%)	1.85	2720/117575 (2.3%)
37	3	0.96	4/2883 (0.1%)	1.60	55/4491 (1.2%)
37	7	1.09	5/2883 (0.2%)	1.77	83/4491 (1.8%)
38	4	1.01	3/3746 (0.1%)	1.72	114/5832 (2.0%)
38	8	0.95	2/3746 (0.1%)	1.62	75/5832 (1.3%)
39	L2	0.58	0/1948	0.77	0/2617
39	l2	0.61	0/1946	0.82	2/2614 (0.1%)

Mol	Chain	Bond lengths		Bond angles	
		RMSZ	# Z >5	RMSZ	# Z >5
40	L3	0.65	2/3146 (0.1%)	0.81	3/4228 (0.1%)
40	l3	0.73	0/3146	0.84	4/4228 (0.1%)
41	L4	0.67	1/2800 (0.0%)	0.84	4/3790 (0.1%)
41	l4	0.68	1/2800 (0.0%)	0.81	2/3790 (0.1%)
42	L5	0.59	0/2425	0.71	2/3271 (0.1%)
42	l5	0.73	2/2408 (0.1%)	0.77	1/3248 (0.0%)
43	L6	0.65	1/1260 (0.1%)	0.77	0/1694
43	l6	0.68	0/1269	0.79	0/1705
44	L7	0.66	0/1821	0.80	4/2451 (0.2%)
44	l7	0.71	0/1828	0.86	3/2461 (0.1%)
45	L8	0.49	0/1836	0.64	1/2481 (0.0%)
45	l8	0.48	0/1795	0.65	1/2429 (0.0%)
46	L9	0.58	0/1539	0.74	0/2073
46	l9	0.70	0/1539	0.77	0/2073
47	M0	0.72	1/1741 (0.1%)	0.77	0/2335
47	m0	0.85	2/1758 (0.1%)	0.83	0/2358
48	M1	0.52	0/1374	0.70	0/1842
48	m1	0.66	0/1374	0.80	2/1842 (0.1%)
49	M3	0.63	0/1568	0.78	0/2106
49	m3	0.59	0/1573	0.76	0/2113
50	M4	0.61	0/1068	0.72	0/1438
50	m4	0.66	0/1074	0.79	2/1446 (0.1%)
51	M5	0.63	0/1757	0.77	0/2354
51	m5	0.57	0/1757	0.73	0/2354
52	M6	0.74	0/1585	0.83	4/2128 (0.2%)
52	m6	0.83	1/1585 (0.1%)	0.84	2/2128 (0.1%)
53	M7	0.69	0/1443	0.82	2/1944 (0.1%)
53	m7	0.77	0/1250	0.84	0/1683
54	M8	0.66	1/1465 (0.1%)	0.84	2/1965 (0.1%)
54	m8	0.64	0/1465	0.84	2/1965 (0.1%)
55	M9	0.49	0/1538	0.66	0/2050
55	m9	0.58	0/1538	0.67	0/2050
56	N0	0.65	0/1481	0.78	1/1990 (0.1%)
56	n0	0.68	0/1481	0.78	0/1990
57	N1	0.66	0/1300	0.78	1/1743 (0.1%)
57	n1	0.69	1/1300 (0.1%)	0.74	0/1743
58	N2	0.44	0/812	0.62	0/1099
58	n2	0.54	0/794	0.67	0/1076
59	N3	0.66	0/1018	0.82	0/1369
59	n3	0.78	2/1018 (0.2%)	0.90	2/1369 (0.1%)
60	N4	0.54	0/712	0.68	0/958
60	n4	0.61	0/1052	0.71	0/1398
61	N5	0.57	0/979	0.75	3/1321 (0.2%)

Mol	Chain	Bond lengths		Bond angles	
		RMSZ	# Z >5	RMSZ	# Z >5
61	n5	0.56	0/974	0.74	0/1314
62	N6	0.62	0/1004	0.84	3/1341 (0.2%)
62	n6	0.62	0/1004	0.80	2/1341 (0.1%)
63	N7	0.48	0/1118	0.61	0/1497
63	n7	0.49	0/1118	0.61	0/1497
64	N8	0.68	1/1204 (0.1%)	0.84	2/1612 (0.1%)
64	n8	0.72	1/1204 (0.1%)	0.90	3/1612 (0.2%)
65	N9	0.64	0/473	0.78	0/629
65	n9	0.68	0/473	0.89	0/629
66	O0	0.42	0/751	0.59	0/1008
66	o0	0.50	0/775	0.72	0/1040
67	O1	0.60	0/890	0.74	0/1196
67	o1	0.74	0/897	0.76	0/1205
68	O2	0.68	0/1041	0.81	0/1394
68	o2	0.70	0/1041	0.82	1/1394 (0.1%)
69	O3	0.81	0/868	0.85	1/1168 (0.1%)
69	o3	0.77	0/868	0.82	0/1168
70	O4	0.54	0/890	0.70	2/1189 (0.2%)
70	o4	0.55	0/890	0.69	0/1189
71	O5	0.60	1/978 (0.1%)	0.70	0/1301
71	o5	0.58	0/974	0.69	1/1297 (0.1%)
72	O6	0.57	0/778	0.72	0/1034
72	o6	0.51	0/777	0.76	0/1033
73	O7	0.58	0/696	0.77	1/923 (0.1%)
73	o7	0.62	0/696	0.89	1/923 (0.1%)
74	O8	0.48	0/618	0.62	0/826
74	o8	0.47	0/614	0.63	0/822
75	O9	0.70	0/443	0.88	2/588 (0.3%)
75	o9	0.69	0/443	0.86	0/588
76	Q0	0.70	0/423	0.85	2/562 (0.4%)
76	q0	0.86	1/423 (0.2%)	1.00	3/562 (0.5%)
77	Q1	0.61	0/234	0.76	0/300
77	q1	0.68	0/234	0.84	0/300
78	Q2	0.91	1/860 (0.1%)	0.85	1/1136 (0.1%)
78	q2	0.81	1/860 (0.1%)	0.83	1/1136 (0.1%)
79	Q3	0.64	1/701 (0.1%)	0.77	0/934
79	q3	0.69	0/701	0.81	2/934 (0.2%)
80	6	0.97	84/42790 (0.2%)	1.64	980/66673 (1.5%)
81	c0	0.40	0/718	0.60	1/968 (0.1%)
82	sM	0.51	0/481	0.62	0/644
84	p0	0.42	0/1092	0.62	1/1474 (0.1%)
All	All	0.87	517/430468 (0.1%)	1.41	6951/632045 (1.1%)

Chiral center outliers are detected by calculating the chiral volume of a chiral center and verifying if the center is modelled as a planar moiety or with the opposite hand. A planarity outlier is detected by checking planarity of atoms in a peptide group, atoms in a mainchain group or atoms of a sidechain that are expected to be planar.

Mol	Chain	#Chirality outliers	#Planarity outliers
3	S1	0	1
7	s5	0	2
9	S7	0	1
10	S8	0	1
16	C4	0	1
17	c5	0	1
18	c6	0	2
19	C7	0	2
19	c7	0	1
22	d0	0	1
24	d2	0	1
25	D3	0	1
27	D5	0	2
27	d5	0	1
28	D6	0	3
33	E1	0	3
33	e1	0	1
39	L2	0	1
39	l2	0	3
40	L3	0	1
40	l3	0	1
41	l4	0	1
42	L5	0	2
42	l5	0	2
43	L6	0	1
44	l7	0	2
45	L8	0	1
47	M0	0	1
48	m1	0	1
49	m3	0	1
50	m4	0	1
52	M6	0	1
52	m6	0	1
53	M7	0	1
53	m7	0	1
55	m9	0	1
56	N0	0	2
56	n0	0	2
59	n3	0	2

Continued on next page...

Continued from previous page...

Mol	Chain	#Chirality outliers	#Planarity outliers
62	N6	0	1
64	N8	0	1
64	n8	0	1
65	N9	0	1
65	n9	0	1
67	O1	0	1
67	o1	0	1
68	o2	0	2
70	o4	0	1
78	Q2	0	1
78	q2	0	1
All	All	0	67

All (517) bond length outliers are listed below:

Mol	Chain	Res	Type	Atoms	Z	Observed(Å)	Ideal(Å)
36	5	2707	C	C4-N4	22.02	1.53	1.33
78	Q2	17	CYS	CB-SG	16.14	2.09	1.82
47	m0	92	HIS	C-N	-13.33	1.08	1.34
80	6	89	G	C6-O6	13.07	1.35	1.24
36	5	2606	G	N7-C5	12.96	1.47	1.39
80	6	1727	G	C6-O6	12.77	1.35	1.24
36	5	1134	G	C8-N7	12.41	1.38	1.30
36	5	3010	U	C4-O4	12.31	1.33	1.23
2	S0	95	ALA	C-N	12.25	1.62	1.34
80	6	1294	G	C8-N7	11.99	1.38	1.30
78	q2	17	CYS	CB-SG	11.45	2.01	1.82
36	5	1134	G	N7-C5	11.16	1.46	1.39
80	6	1649	G	C8-N7	11.07	1.37	1.30
36	5	2971	A	N9-C4	10.71	1.44	1.37
80	6	33	U	C4-O4	10.25	1.31	1.23
80	6	871	G	C8-N7	10.11	1.37	1.30
36	5	2851	A	P-OP1	10.05	1.66	1.49
18	c6	4	VAL	C-N	10.05	1.53	1.34
36	5	2861	U	P-OP1	10.04	1.66	1.49
36	5	3377	G	C6-O6	9.88	1.33	1.24
80	6	122	U	C4-O4	9.83	1.31	1.23
36	5	2663	G	C6-O6	9.82	1.32	1.24
80	6	129	U	C2-O2	9.57	1.30	1.22
80	6	32	U	C4-O4	9.55	1.31	1.23
36	5	994	G	C6-O6	9.51	1.32	1.24
80	6	305	C	P-OP2	9.47	1.65	1.49

Continued on next page...

Continued from previous page...

Mol	Chain	Res	Type	Atoms	Z	Observed(Å)	Ideal(Å)
80	6	894	U	C4-O4	9.45	1.31	1.23
80	6	761	G	C8-N7	9.28	1.36	1.30
36	5	1662	G	C6-O6	9.24	1.32	1.24
36	5	2123	G	C8-N7	9.24	1.36	1.30
36	5	2604	U	P-OP2	9.15	1.64	1.49
36	5	1734	G	C8-N7	9.10	1.36	1.30
80	6	1122	G	C8-N7	9.06	1.36	1.30
36	1	1103	A	N3-C4	8.97	1.40	1.34
80	6	1649	G	N7-C5	8.96	1.44	1.39
80	6	434	G	C8-N7	8.91	1.36	1.30
36	5	2627	C	P-OP1	8.87	1.64	1.49
36	5	2766	U	C4-O4	8.79	1.30	1.23
36	5	3006	A	N9-C4	-8.76	1.32	1.37
80	6	1048	G	C6-O6	8.74	1.32	1.24
36	5	2662	G	C6-O6	8.71	1.31	1.24
36	5	2401	A	N9-C4	8.70	1.43	1.37
80	6	1294	G	N9-C8	8.65	1.44	1.37
36	1	2314	U	C4-O4	8.59	1.30	1.23
36	1	2147	A	N9-C4	-8.40	1.32	1.37
36	1	2820	A	N9-C4	-8.34	1.32	1.37
36	1	2971	A	N9-C4	8.28	1.42	1.37
80	6	1738	U	C4-O4	8.24	1.30	1.23
36	5	2606	G	C8-N7	8.21	1.35	1.30
36	5	1078	U	C4-O4	8.20	1.30	1.23
36	1	25	U	C4-O4	8.20	1.30	1.23
36	5	970	A	N9-C4	-8.13	1.32	1.37
36	5	2401	A	N3-C4	8.11	1.39	1.34
36	5	2707	C	N3-C4	8.10	1.39	1.33
36	5	3245	A	C5-C6	-8.07	1.33	1.41
36	5	2172	A	N9-C4	-8.06	1.33	1.37
80	6	871	G	N7-C5	7.98	1.44	1.39
80	6	110	U	C4-O4	7.97	1.30	1.23
36	5	2261	G	N7-C5	7.94	1.44	1.39
36	1	2401	A	N7-C5	7.93	1.44	1.39
36	5	1222	G	C6-O6	7.91	1.31	1.24
36	5	1454	A	P-OP2	7.89	1.62	1.49
36	5	1734	G	N7-C5	7.88	1.44	1.39
41	14	349	THR	C-N	7.88	1.52	1.34
36	5	2261	G	C8-N7	7.85	1.35	1.30
37	7	76	A	P-OP2	7.80	1.62	1.49
36	5	2603	G	C6-O6	7.79	1.31	1.24
36	5	583	G	P-OP1	7.79	1.62	1.49

Continued on next page...

Continued from previous page...

Mol	Chain	Res	Type	Atoms	Z	Observed(Å)	Ideal(Å)
36	5	2602	G	C6-O6	7.75	1.31	1.24
36	5	2601	A	N9-C4	-7.75	1.33	1.37
38	8	15	G	P-OP2	7.74	1.62	1.49
80	6	1294	G	N7-C5	7.74	1.43	1.39
36	5	1152	G	N9-C4	-7.69	1.31	1.38
36	5	2872	A	C6-N1	7.69	1.41	1.35
36	1	417	A	N9-C4	-7.67	1.33	1.37
80	6	635	A	N9-C4	-7.66	1.33	1.37
36	5	2969	A	N9-C4	-7.65	1.33	1.37
36	5	2707	C	C2-N3	7.62	1.41	1.35
80	6	434	G	N7-C5	7.56	1.43	1.39
36	5	2766	U	C2-N3	7.56	1.43	1.37
36	5	2246	G	C3'-O3'	7.55	1.52	1.42
36	5	431	U	C4-O4	7.54	1.29	1.23
36	5	2798	C	N3-C4	-7.50	1.28	1.33
36	1	1103	A	C5-C4	7.48	1.44	1.38
36	1	2971	A	C5-C4	7.47	1.44	1.38
80	6	871	G	N9-C8	7.47	1.43	1.37
36	5	933	A	N9-C4	-7.42	1.33	1.37
36	5	2166	A	N9-C4	-7.39	1.33	1.37
36	5	3036	G	C6-O6	7.37	1.30	1.24
36	5	95	A	N9-C4	-7.36	1.33	1.37
80	6	89	G	N1-C2	7.35	1.43	1.37
36	5	2606	G	N9-C8	7.31	1.43	1.37
80	6	33	U	C2-N3	7.30	1.42	1.37
80	6	1781	A	P-OP1	7.30	1.61	1.49
37	7	88	G	P-OP1	7.28	1.61	1.49
36	5	1674	G	P-OP2	7.26	1.61	1.49
36	5	2284	C	C2-O2	7.26	1.30	1.24
1	2	1738	U	C4-O4	7.26	1.29	1.23
36	5	367	A	P-OP1	7.24	1.61	1.49
80	6	89	G	C6-N1	7.23	1.44	1.39
36	1	66	A	N9-C4	-7.23	1.33	1.37
36	5	2707	C	C5-C6	7.22	1.40	1.34
36	1	409	A	N9-C4	-7.22	1.33	1.37
80	6	1672	G	C6-O6	7.15	1.30	1.24
36	1	2396	G	N7-C5	-7.14	1.34	1.39
36	5	942	U	C4-O4	7.13	1.29	1.23
36	5	509	U	C4-O4	7.12	1.29	1.23
36	5	617	G	C6-O6	7.11	1.30	1.24
36	5	2404	A	N7-C5	7.11	1.43	1.39
36	5	274	G	C6-O6	7.08	1.30	1.24

Continued on next page...

Continued from previous page...

Mol	Chain	Res	Type	Atoms	Z	Observed(Å)	Ideal(Å)
36	5	1486	G	C6-O6	7.08	1.30	1.24
36	5	99	A	N9-C4	-7.07	1.33	1.37
47	m0	8	CYS	CB-SG	-7.03	1.70	1.82
36	5	2291	A	N9-C4	-7.03	1.33	1.37
38	4	132	G	C8-N7	7.03	1.35	1.30
36	1	269	G	C6-O6	7.02	1.30	1.24
36	1	1103	A	N9-C4	7.02	1.42	1.37
80	6	58	U	C4-O4	7.01	1.29	1.23
36	5	1143	A	N9-C4	-7.01	1.33	1.37
80	6	1095	U	C4-O4	7.01	1.29	1.23
36	5	201	A	P-OP2	7.01	1.60	1.49
36	1	942	U	C4-O4	7.00	1.29	1.23
80	6	122	U	C2-N3	6.93	1.42	1.37
36	1	1143	A	N9-C4	-6.89	1.33	1.37
38	4	132	G	N7-C5	6.86	1.43	1.39
36	5	2403	G	C6-N1	6.86	1.44	1.39
36	1	2207	A	N9-C4	6.85	1.42	1.37
36	1	1164	G	N9-C4	-6.85	1.32	1.38
36	5	2924	U	C2'-O2'	6.79	1.50	1.41
36	5	2385	G	N9-C4	-6.77	1.32	1.38
36	5	2656	A	C2'-O2'	6.76	1.50	1.41
36	5	2809	C	N1-C6	-6.74	1.33	1.37
36	5	2751	G	C6-O6	6.73	1.30	1.24
36	5	2318	U	C4-O4	6.72	1.29	1.23
36	1	666	A	N9-C4	-6.71	1.33	1.37
36	5	1152	G	N3-C4	-6.69	1.30	1.35
36	5	426	G	C5-C4	-6.68	1.33	1.38
36	1	367	A	N9-C4	-6.68	1.33	1.37
80	6	1634	C	C2-O2	6.66	1.30	1.24
36	5	2872	A	N9-C4	-6.66	1.33	1.37
36	5	1378	U	P-OP1	6.62	1.60	1.49
36	1	984	G	N7-C5	-6.60	1.35	1.39
80	6	894	U	C2-N3	6.60	1.42	1.37
36	1	342	A	N9-C4	-6.60	1.33	1.37
36	5	2924	U	C2-O2	6.60	1.28	1.22
80	6	1599	C	C2-O2	6.59	1.30	1.24
36	1	2714	G	N9-C4	-6.54	1.32	1.38
80	6	403	G	C3'-O3'	6.54	1.51	1.42
36	5	1390	A	N3-C4	-6.53	1.30	1.34
36	5	1467	A	N9-C4	-6.53	1.33	1.37
54	M8	172	PHE	CA-CB	-6.53	1.39	1.53
36	1	1369	A	C5-C6	-6.52	1.35	1.41

Continued on next page...

Continued from previous page...

Mol	Chain	Res	Type	Atoms	Z	Observed(Å)	Ideal(Å)
80	6	1653	C	N1-C6	-6.52	1.33	1.37
36	5	2707	C	C4-C5	6.49	1.48	1.43
80	6	1750	A	N9-C4	-6.46	1.33	1.37
36	5	2943	G	N7-C5	-6.45	1.35	1.39
80	6	122	U	N3-C4	6.45	1.44	1.38
36	5	2643	A	N9-C4	-6.44	1.33	1.37
36	5	1045	C	P-OP2	6.43	1.59	1.49
36	5	2404	A	N3-C4	6.43	1.38	1.34
36	5	2767	U	C4-O4	6.43	1.28	1.23
36	5	1886	A	N9-C4	-6.42	1.33	1.37
36	5	1485	G	C6-O6	6.41	1.29	1.24
80	6	1744	A	N9-C4	-6.40	1.34	1.37
36	1	2902	A	N9-C4	-6.40	1.34	1.37
36	5	1432	C	N1-C6	-6.37	1.33	1.37
36	5	874	U	C2-N3	-6.36	1.33	1.37
36	1	2401	A	N3-C4	6.36	1.38	1.34
36	5	1915	A	N9-C4	-6.36	1.34	1.37
36	5	847	A	N9-C4	-6.34	1.34	1.37
36	5	2867	C	N1-C6	-6.32	1.33	1.37
36	1	2401	A	C5-C6	6.32	1.46	1.41
80	6	1648	A	N9-C4	-6.32	1.34	1.37
36	1	1345	G	C8-N7	6.30	1.34	1.30
36	1	921	A	N7-C5	-6.27	1.35	1.39
80	6	579	A	N9-C4	6.27	1.41	1.37
1	2	1114	G	N9-C4	-6.25	1.32	1.38
36	1	1153	A	N7-C5	-6.25	1.35	1.39
38	4	88	A	N9-C4	-6.25	1.34	1.37
36	1	421	G	C6-N1	-6.23	1.35	1.39
36	5	964	G	P-OP1	6.21	1.59	1.49
36	1	2982	A	C5-C6	6.21	1.46	1.41
36	5	1047	A	N7-C5	-6.21	1.35	1.39
36	1	2726	C	N3-C4	-6.20	1.29	1.33
80	6	1092	A	P-OP1	6.20	1.59	1.49
80	6	337	G	C2-N3	6.19	1.37	1.32
80	6	1626	U	C4-O4	6.17	1.28	1.23
37	7	102	A	N9-C4	-6.17	1.34	1.37
36	5	2404	A	C5-C6	6.17	1.46	1.41
36	1	2188	A	N9-C4	-6.16	1.34	1.37
36	5	1331	U	P-OP2	6.14	1.59	1.49
36	1	2404	A	N9-C4	6.14	1.41	1.37
36	5	3308	C	N1-C6	-6.14	1.33	1.37
36	1	2605	G	N9-C4	-6.12	1.33	1.38

Continued on next page...

Continued from previous page...

Mol	Chain	Res	Type	Atoms	Z	Observed(Å)	Ideal(Å)
36	5	3008	A	N9-C4	-6.11	1.34	1.37
64	n8	98	THR	C-N	6.11	1.48	1.34
36	5	410	U	C4-O4	6.11	1.28	1.23
36	5	2943	G	C5-C6	-6.10	1.36	1.42
36	1	1164	G	N3-C4	-6.10	1.31	1.35
36	5	2731	U	C2-N3	-6.08	1.33	1.37
36	1	1100	U	N1-C2	-6.08	1.33	1.38
80	6	1720	G	C6-O6	6.08	1.29	1.24
36	5	2727	A	N9-C4	6.08	1.41	1.37
36	5	1134	G	N9-C8	6.07	1.42	1.37
36	1	2286	U	C2-N3	-6.06	1.33	1.37
80	6	129	U	N1-C2	6.05	1.44	1.38
36	5	3197	G	N9-C4	-6.05	1.33	1.38
80	6	46	A	N9-C4	-6.04	1.34	1.37
36	5	1373	A	C5-C6	-6.04	1.35	1.41
36	5	2346	C	N1-C6	-6.03	1.33	1.37
36	1	1865	A	N9-C4	-6.03	1.34	1.37
36	5	531	G	C8-N7	6.02	1.34	1.30
80	6	982	U	P-OP1	5.98	1.59	1.49
80	6	337	G	C2-N2	5.97	1.40	1.34
36	5	980	A	N7-C5	5.97	1.42	1.39
80	6	1449	U	C4-O4	5.97	1.28	1.23
36	5	2372	A	N9-C4	5.97	1.41	1.37
36	5	980	A	C5-C6	5.97	1.46	1.41
36	1	699	A	N9-C4	-5.96	1.34	1.37
36	1	2401	A	C6-N1	5.95	1.39	1.35
36	5	2899	C	N3-C4	-5.94	1.29	1.33
1	2	1208	A	N9-C4	-5.94	1.34	1.37
36	5	2941	A	N3-C4	-5.94	1.31	1.34
80	6	550	A	P-OP2	5.94	1.59	1.49
36	5	3138	U	N1-C2	-5.94	1.33	1.38
36	1	3006	A	N9-C4	-5.93	1.34	1.37
36	5	522	A	P-OP1	5.93	1.59	1.49
36	5	2971	A	N7-C5	5.93	1.42	1.39
36	5	128	G	C6-O6	5.93	1.29	1.24
36	1	2821	C	N3-C4	5.92	1.38	1.33
36	5	755	A	N9-C4	-5.91	1.34	1.37
80	6	163	G	N9-C4	-5.91	1.33	1.38
36	5	2659	G	C8-N7	-5.91	1.27	1.30
80	6	1730	A	N9-C4	-5.90	1.34	1.37
36	1	874	U	C2-N3	-5.90	1.33	1.37
36	5	2377	G	N9-C8	-5.90	1.33	1.37

Continued on next page...

Continued from previous page...

Mol	Chain	Res	Type	Atoms	Z	Observed(Å)	Ideal(Å)
36	1	368	G	N9-C4	-5.90	1.33	1.38
36	1	2994	A	C5-C6	-5.88	1.35	1.41
36	5	2890	A	N7-C5	-5.88	1.35	1.39
36	1	885	U	C2-N3	-5.88	1.33	1.37
36	5	648	C	N1-C6	-5.88	1.33	1.37
36	1	371	G	C6-O6	5.86	1.29	1.24
36	5	1317	A	P-OP1	5.84	1.58	1.49
36	1	1372	C	N1-C6	-5.84	1.33	1.37
36	5	408	A	N9-C4	-5.84	1.34	1.37
80	6	1385	G	N7-C5	5.83	1.42	1.39
36	5	3139	A	N9-C4	-5.83	1.34	1.37
36	5	2939	G	C6-N1	-5.82	1.35	1.39
36	5	3330	A	N3-C4	-5.82	1.31	1.34
36	1	2813	A	N9-C4	5.81	1.41	1.37
36	5	1399	A	N9-C4	-5.81	1.34	1.37
36	5	2286	U	C2-N3	-5.80	1.33	1.37
36	5	999	G	C5-C4	-5.80	1.34	1.38
80	6	1305	U	N1-C2	5.79	1.43	1.38
36	5	2386	A	N7-C5	-5.79	1.35	1.39
36	1	1133	A	N9-C4	-5.78	1.34	1.37
36	1	2679	A	N9-C4	-5.78	1.34	1.37
37	3	89	G	C5-C6	-5.78	1.36	1.42
36	1	3277	U	N1-C2	5.77	1.43	1.38
36	1	921	A	N9-C4	-5.76	1.34	1.37
37	3	89	G	C5-C4	-5.75	1.34	1.38
79	Q3	55	TRP	CB-CG	-5.75	1.40	1.50
36	5	1433	A	N7-C5	-5.75	1.35	1.39
36	5	994	G	C5-C6	5.74	1.48	1.42
36	5	3016	A	P-OP2	5.74	1.58	1.49
36	1	2971	A	N3-C4	5.74	1.38	1.34
36	5	1137	C	N3-C4	5.74	1.38	1.33
36	5	1222	G	C5-C6	5.74	1.48	1.42
36	1	2621	G	C6-N1	-5.74	1.35	1.39
36	1	796	U	C2-N3	-5.73	1.33	1.37
36	5	1439	U	N1-C2	-5.73	1.33	1.38
36	5	1178	G	N7-C5	-5.72	1.35	1.39
80	6	321	C	N1-C2	5.71	1.45	1.40
36	5	1441	G	C5-C4	-5.71	1.34	1.38
36	1	1201	C	N1-C6	5.70	1.40	1.37
36	1	2618	G	N7-C5	5.69	1.42	1.39
36	5	1865	A	N9-C4	-5.69	1.34	1.37
36	1	755	A	N9-C4	-5.68	1.34	1.37

Continued on next page...

Continued from previous page...

Mol	Chain	Res	Type	Atoms	Z	Observed(Å)	Ideal(Å)
36	5	2261	G	N9-C4	-5.68	1.33	1.38
36	5	1103	A	N9-C4	5.68	1.41	1.37
36	1	979	U	N1-C2	5.67	1.43	1.38
40	L3	7	GLU	CG-CD	5.66	1.60	1.51
36	5	2334	U	C4-O4	-5.65	1.19	1.23
36	1	2381	G	N3-C4	-5.65	1.31	1.35
36	5	2804	A	N9-C4	-5.64	1.34	1.37
36	1	1313	G	C5-C6	-5.63	1.36	1.42
36	5	518	G	C6-O6	5.62	1.29	1.24
36	5	1201	C	P-OP1	5.61	1.58	1.49
36	5	2993	G	C5-C4	-5.61	1.34	1.38
36	5	1408	G	N9-C4	-5.61	1.33	1.38
80	6	110	U	C2-N3	5.61	1.41	1.37
36	5	863	C	P-OP1	5.61	1.58	1.49
36	1	646	A	N3-C4	-5.61	1.31	1.34
80	6	1727	G	C5-C6	5.60	1.48	1.42
36	5	3021	A	C5-C4	-5.60	1.34	1.38
36	1	3139	A	N9-C4	-5.59	1.34	1.37
36	1	1589	A	N9-C4	-5.59	1.34	1.37
42	15	257	GLU	CG-CD	5.59	1.60	1.51
36	5	2404	A	N9-C4	5.59	1.41	1.37
36	1	1893	A	N9-C4	-5.59	1.34	1.37
36	1	1313	G	N7-C5	-5.58	1.35	1.39
36	5	2707	C	N1-C6	5.58	1.40	1.37
36	1	3020	U	C4-O4	5.57	1.28	1.23
36	1	921	A	N3-C4	-5.57	1.31	1.34
80	6	1107	G	P-OP1	5.57	1.58	1.49
80	6	1122	G	N9-C4	-5.56	1.33	1.38
36	5	648	C	N1-C2	-5.56	1.34	1.40
36	1	1489	A	N9-C4	-5.56	1.34	1.37
36	1	2973	G	N9-C4	-5.56	1.33	1.38
36	5	420	G	N9-C8	-5.56	1.33	1.37
36	5	589	A	N9-C4	-5.55	1.34	1.37
80	6	979	A	N9-C4	5.55	1.41	1.37
36	1	940	G	N9-C8	-5.55	1.33	1.37
36	1	2761	G	N9-C8	-5.54	1.33	1.37
36	1	2394	G	N1-C2	-5.54	1.33	1.37
64	N8	135	GLU	CB-CG	-5.53	1.41	1.52
36	1	1152	G	C6-N1	-5.53	1.35	1.39
36	1	2860	U	C2-N3	5.53	1.41	1.37
36	5	1348	U	N1-C2	5.53	1.43	1.38
36	5	1192	C	N1-C2	5.53	1.45	1.40

Continued on next page...

Continued from previous page...

Mol	Chain	Res	Type	Atoms	Z	Observed(Å)	Ideal(Å)
36	5	2533	G	C8-N7	5.52	1.34	1.30
36	1	1345	G	N9-C4	-5.52	1.33	1.38
80	6	46	A	N3-C4	-5.52	1.31	1.34
36	5	426	G	N9-C8	-5.50	1.33	1.37
36	5	1099	A	C5-C6	-5.50	1.36	1.41
36	5	2395	G	N7-C5	5.50	1.42	1.39
36	5	2882	U	C2-O2	-5.50	1.17	1.22
36	1	2309	A	C5-C6	-5.49	1.36	1.41
36	5	2400	G	C5-C6	-5.49	1.36	1.42
36	1	1364	C	N3-C4	-5.49	1.30	1.33
80	6	264	G	C6-O6	5.49	1.29	1.24
80	6	1143	A	P-OP2	5.49	1.58	1.49
38	8	77	A	P-OP2	5.49	1.58	1.49
36	5	1779	C	N3-C4	5.48	1.37	1.33
36	1	983	A	N9-C4	-5.48	1.34	1.37
36	1	2636	A	N7-C5	-5.48	1.35	1.39
36	5	2147	A	C5-C6	-5.47	1.36	1.41
36	5	3000	A	N9-C4	-5.47	1.34	1.37
36	1	2971	A	N9-C8	5.47	1.42	1.37
36	5	2288	G	N1-C2	-5.47	1.33	1.37
36	5	1434	G	N9-C4	-5.47	1.33	1.38
41	L4	106	TRP	CB-CG	-5.47	1.40	1.50
36	5	3136	G	N1-C2	-5.47	1.33	1.37
36	1	2355	G	N7-C5	-5.47	1.35	1.39
36	1	2326	A	N9-C4	-5.46	1.34	1.37
36	1	266	A	N9-C4	-5.45	1.34	1.37
36	5	2918	G	N7-C5	-5.45	1.35	1.39
36	1	2601	A	N9-C4	-5.45	1.34	1.37
36	5	1043	C	P-OP2	5.44	1.58	1.49
36	5	2399	A	N9-C4	-5.44	1.34	1.37
36	1	919	U	C2-N3	-5.43	1.33	1.37
36	5	1151	U	C4-O4	5.43	1.27	1.23
36	1	640	U	C2-N3	5.43	1.41	1.37
36	5	2519	A	N9-C4	5.43	1.41	1.37
36	5	1338	C	N1-C6	-5.42	1.33	1.37
36	5	2736	A	N9-C4	-5.41	1.34	1.37
36	1	962	A	C5-C4	-5.40	1.34	1.38
40	L3	327	CYS	CB-SG	-5.40	1.73	1.81
36	1	2903	A	N9-C4	-5.40	1.34	1.37
36	1	2847	A	C5-C6	-5.39	1.36	1.41
36	1	2403	G	N1-C2	5.38	1.42	1.37
36	5	2983	C	N1-C6	-5.38	1.33	1.37

Continued on next page...

Continued from previous page...

Mol	Chain	Res	Type	Atoms	Z	Observed(Å)	Ideal(Å)
36	1	2377	G	N9-C4	-5.37	1.33	1.38
37	3	81	U	C2-N3	-5.37	1.33	1.37
36	1	57	A	N9-C4	-5.36	1.34	1.37
36	5	2797	C	N1-C6	-5.36	1.33	1.37
36	5	2320	A	N7-C5	5.36	1.42	1.39
1	2	352	A	N7-C5	-5.36	1.36	1.39
80	6	1667	A	N7-C5	-5.36	1.36	1.39
36	5	2404	A	C6-N1	5.36	1.39	1.35
36	5	981	U	N1-C2	5.36	1.43	1.38
36	5	917	A	P-OP2	5.35	1.58	1.49
36	1	667	C	N3-C4	-5.34	1.30	1.33
36	1	1447	G	N9-C4	-5.34	1.33	1.38
36	5	2144	A	N9-C4	5.33	1.41	1.37
36	5	420	G	C5-C4	-5.33	1.34	1.38
36	5	1348	U	C2-N3	5.33	1.41	1.37
36	5	3215	A	N9-C4	-5.33	1.34	1.37
80	6	32	U	C2-N3	5.32	1.41	1.37
36	5	878	G	N9-C4	5.32	1.42	1.38
37	7	95	A	N7-C5	-5.32	1.36	1.39
80	6	761	G	N9-C8	5.31	1.41	1.37
36	1	1048	A	N9-C4	-5.31	1.34	1.37
36	1	2648	G	C2-N3	-5.31	1.28	1.32
36	5	374	A	N3-C4	-5.31	1.31	1.34
80	6	58	U	C2-N3	5.30	1.41	1.37
36	5	3092	C	N1-C6	-5.29	1.33	1.37
36	5	1734	G	N9-C8	5.29	1.41	1.37
36	5	2145	A	C6-N1	-5.29	1.31	1.35
36	5	1196	C	C2-O2	5.27	1.29	1.24
36	5	1913	A	N7-C5	-5.27	1.36	1.39
36	1	2971	A	N7-C5	5.27	1.42	1.39
42	15	257	GLU	CB-CG	5.27	1.62	1.52
36	5	318	A	P-OP1	5.26	1.57	1.49
80	6	1497	U	P-OP2	5.26	1.57	1.49
36	1	1887	A	N9-C4	-5.25	1.34	1.37
36	5	236	G	N7-C5	5.25	1.42	1.39
52	m6	40	GLU	CG-CD	5.25	1.59	1.51
36	1	3008	A	N9-C4	-5.25	1.34	1.37
36	5	836	A	C5-C6	-5.25	1.36	1.41
36	5	3053	G	N7-C5	-5.24	1.36	1.39
36	1	677	A	N7-C5	-5.24	1.36	1.39
36	5	1434	G	C5-C6	-5.24	1.37	1.42
36	5	3084	C	P-OP1	5.24	1.57	1.49

Continued on next page...

Continued from previous page...

Mol	Chain	Res	Type	Atoms	Z	Observed(Å)	Ideal(Å)
36	1	1344	G	C6-N1	5.23	1.43	1.39
36	1	885	U	N3-C4	-5.23	1.33	1.38
36	5	1057	A	N9-C4	-5.22	1.34	1.37
36	1	1055	A	N9-C4	-5.22	1.34	1.37
36	5	2386	A	N9-C4	-5.22	1.34	1.37
36	5	3136	G	C6-N1	-5.22	1.35	1.39
36	1	2748	A	N9-C4	-5.22	1.34	1.37
36	1	65	A	N9-C4	5.22	1.41	1.37
36	5	980	A	N9-C4	5.22	1.41	1.37
36	1	440	A	N9-C4	5.21	1.41	1.37
36	1	1167	U	C2-N3	-5.21	1.34	1.37
36	5	1922	A	N9-C4	-5.21	1.34	1.37
36	1	2748	A	C5-C6	-5.21	1.36	1.41
76	q0	99	CYS	CB-SG	-5.21	1.73	1.81
36	1	2426	U	C2-N3	-5.20	1.34	1.37
80	6	57	G	C6-O6	5.20	1.28	1.24
80	6	1649	G	N9-C8	5.20	1.41	1.37
36	1	1704	A	N9-C4	-5.19	1.34	1.37
36	5	1902	G	N9-C8	-5.19	1.34	1.37
36	5	2286	U	N3-C4	-5.19	1.33	1.38
71	O5	64	GLU	CG-CD	5.18	1.59	1.51
36	5	980	A	N3-C4	5.18	1.38	1.34
36	1	1103	A	C6-N1	5.18	1.39	1.35
80	6	62	A	P-OP1	5.18	1.57	1.49
36	5	2320	A	P-OP2	5.18	1.57	1.49
36	1	3319	U	N1-C2	5.17	1.43	1.38
36	5	1414	G	C6-O6	5.17	1.28	1.24
36	5	2579	G	N9-C4	5.17	1.42	1.38
80	6	1727	G	C6-N1	5.16	1.43	1.39
36	1	1100	U	C2-N3	-5.16	1.34	1.37
36	1	1152	G	N3-C4	-5.16	1.31	1.35
36	5	2971	A	N3-C4	5.16	1.38	1.34
36	5	2996	U	N1-C2	5.15	1.43	1.38
36	5	2873	U	C2-N3	5.15	1.41	1.37
36	5	1134	G	N9-C4	-5.15	1.33	1.38
37	7	95	A	N9-C8	-5.15	1.33	1.37
36	5	755	A	N3-C4	-5.15	1.31	1.34
36	5	2714	G	N3-C4	-5.14	1.31	1.35
36	5	2326	A	N9-C4	-5.14	1.34	1.37
36	1	3296	A	N9-C4	5.14	1.41	1.37
36	1	1351	U	N1-C2	5.14	1.43	1.38
36	1	2314	U	C2-N3	5.14	1.41	1.37

Continued on next page...

Continued from previous page...

Mol	Chain	Res	Type	Atoms	Z	Observed(Å)	Ideal(Å)
80	6	568	G	C6-N1	-5.14	1.35	1.39
36	1	3017	A	N9-C4	5.13	1.41	1.37
36	1	958	C	N1-C6	-5.12	1.34	1.37
36	1	3142	A	N9-C4	-5.12	1.34	1.37
36	5	635	G	C5-C6	-5.12	1.37	1.42
36	1	880	G	N9-C4	-5.12	1.33	1.38
36	5	1293	U	C4-O4	-5.12	1.19	1.23
36	1	2727	A	N9-C4	5.12	1.41	1.37
36	1	3130	A	N7-C5	-5.11	1.36	1.39
36	1	1103	A	N7-C5	5.11	1.42	1.39
80	6	89	G	C5-C4	5.11	1.42	1.38
80	6	1322	A	N9-C4	-5.11	1.34	1.37
36	5	645	A	N3-C4	-5.11	1.31	1.34
36	1	1182	A	N9-C4	-5.11	1.34	1.37
36	1	1798	A	N9-C4	-5.11	1.34	1.37
36	5	2903	A	N9-C4	-5.11	1.34	1.37
36	1	2376	G	C2-N3	5.10	1.36	1.32
1	2	977	A	N9-C4	-5.10	1.34	1.37
80	6	65	A	N9-C4	-5.10	1.34	1.37
59	n3	68	GLU	CG-CD	5.10	1.59	1.51
36	5	2141	U	N1-C2	-5.10	1.33	1.38
47	M0	8	CYS	CB-SG	-5.09	1.73	1.81
36	5	648	C	C4-C5	-5.09	1.38	1.43
36	5	2131	A	N7-C5	-5.09	1.36	1.39
36	5	1133	A	N7-C5	-5.09	1.36	1.39
57	n1	104	GLU	CB-CG	5.09	1.61	1.52
80	6	204	G	P-OP1	5.09	1.57	1.49
36	5	951	A	N9-C4	-5.09	1.34	1.37
36	1	2983	C	N3-C4	-5.08	1.30	1.33
36	1	317	A	C5-C6	-5.08	1.36	1.41
36	5	2882	U	C2-N3	-5.07	1.34	1.37
1	2	359	A	C5-C6	5.07	1.45	1.41
36	1	2798	C	N3-C4	-5.07	1.30	1.33
36	5	3104	U	N1-C2	-5.07	1.33	1.38
36	1	2205	U	N1-C2	5.06	1.43	1.38
1	2	336	G	N9-C4	-5.06	1.33	1.38
36	5	592	A	N9-C4	-5.06	1.34	1.37
43	L6	148	GLU	CG-CD	5.05	1.59	1.51
36	5	3362	A	N7-C5	-5.05	1.36	1.39
36	5	2726	C	N3-C4	-5.05	1.30	1.33
80	6	452	A	N9-C4	-5.05	1.34	1.37
80	6	1728	A	N9-C4	-5.05	1.34	1.37

Continued on next page...

Continued from previous page...

Mol	Chain	Res	Type	Atoms	Z	Observed(Å)	Ideal(Å)
36	5	3095	U	N3-C4	-5.05	1.33	1.38
36	1	2838	A	N9-C4	-5.04	1.34	1.37
36	5	1301	A	N7-C5	-5.04	1.36	1.39
36	1	2364	G	C5-C4	-5.04	1.34	1.38
36	1	2636	A	N3-C4	-5.04	1.31	1.34
36	5	1879	A	C5-C6	-5.04	1.36	1.41
36	5	2620	G	C2-N3	-5.04	1.28	1.32
80	6	1728	A	N3-C4	-5.04	1.31	1.34
36	5	2145	A	C6-N6	-5.04	1.29	1.33
37	3	82	G	C6-N1	-5.04	1.36	1.39
36	5	3319	U	N1-C2	5.04	1.43	1.38
36	1	1915	A	N9-C4	-5.03	1.34	1.37
36	1	2387	A	N9-C4	-5.03	1.34	1.37
80	6	310	C	N1-C6	-5.03	1.34	1.37
36	1	1134	G	N9-C8	-5.02	1.34	1.37
36	5	684	G	N9-C4	-5.02	1.33	1.38
36	1	269	G	C6-N1	5.02	1.43	1.39
36	5	1307	G	C3'-O3'	5.02	1.49	1.42
36	1	338	A	N7-C5	-5.01	1.36	1.39
36	1	2404	A	C5-C6	5.01	1.45	1.41
36	1	1365	G	N9-C4	5.01	1.42	1.38
59	n3	122	CYS	CB-SG	-5.01	1.73	1.81
80	6	1794	A	P-OP1	5.01	1.57	1.49
36	1	2996	U	N1-C2	5.01	1.43	1.38
36	5	1047	A	C6-N6	-5.01	1.29	1.33
36	1	2352	A	C5-C6	-5.00	1.36	1.41
36	1	827	A	C5-C4	-5.00	1.35	1.38
36	1	2403	G	C6-N1	5.00	1.43	1.39
36	5	1434	G	N3-C4	-5.00	1.31	1.35

All (6951) bond angle outliers are listed below:

Mol	Chain	Res	Type	Atoms	Z	Observed(°)	Ideal(°)
36	5	3144	G	O5'-P-OP1	-41.01	61.49	110.70
36	5	2707	C	N3-C4-C5	-37.89	106.74	121.90
36	5	2707	C	C6-N1-C2	-27.23	109.41	120.30
36	5	1779	C	C2-N3-C4	-24.43	107.69	119.90
36	5	1134	G	C5-N7-C8	-21.53	93.53	104.30
36	5	3144	G	O5'-P-OP2	-21.51	84.89	110.70
80	6	89	G	C5-C6-N1	-20.52	101.24	111.50
80	6	871	G	C5-N7-C8	-19.19	94.70	104.30
80	6	1294	G	C5-N7-C8	-19.13	94.73	104.30

Continued on next page...

Continued from previous page...

Mol	Chain	Res	Type	Atoms	Z	Observed(°)	Ideal(°)
80	6	1305	U	O4'-C1'-N1	-18.48	93.42	108.20
80	6	293	U	O5'-P-OP1	-17.80	89.34	110.70
80	6	403	G	P-O3'-C3'	-16.90	99.42	119.70
36	5	2662	G	N1-C6-O6	16.81	129.99	119.90
36	5	2704	A	O5'-P-OP1	-16.53	90.82	105.70
36	5	2707	C	C2-N3-C4	16.27	128.03	119.90
80	6	1122	G	C5-N7-C8	-16.25	96.17	104.30
36	5	994	G	C5-C6-O6	16.13	138.28	128.60
36	1	2979	U	N1-C2-O2	15.96	133.97	122.80
80	6	1649	G	C5-N7-C8	-15.88	96.36	104.30
36	5	1779	C	N3-C4-C5	15.80	128.22	121.90
36	5	2602	G	N1-C6-O6	15.75	129.35	119.90
80	6	1727	G	C5-C6-N1	-15.59	103.70	111.50
36	5	3083	G	OP1-P-O3'	15.41	139.11	105.20
36	1	2403	G	N1-C6-O6	15.32	129.09	119.90
36	5	404	G	O5'-P-OP2	-15.30	91.93	105.70
36	5	3036	G	N1-C6-O6	15.25	129.05	119.90
36	1	2714	G	N3-C4-N9	-15.21	116.88	126.00
80	6	871	G	C4-C5-N7	15.08	116.83	110.80
36	5	1373	A	N1-C6-N6	15.04	127.62	118.60
36	5	3010	U	N3-C4-C5	-14.98	105.61	114.60
36	5	1305	U	O5'-P-OP1	-14.93	92.27	105.70
36	5	2400	G	N1-C6-O6	14.79	128.77	119.90
36	5	2751	G	N1-C6-O6	14.73	128.74	119.90
80	6	33	U	N3-C4-C5	-14.70	105.78	114.60
36	5	2606	G	C5-N7-C8	-14.58	97.01	104.30
80	6	89	G	N1-C6-O6	14.55	128.63	119.90
36	5	2246	G	C8-N9-C4	-14.44	100.62	106.40
36	5	2310	U	O5'-P-OP2	-14.41	92.73	105.70
36	5	2663	G	N1-C6-O6	14.37	128.52	119.90
36	5	2851	A	O5'-P-OP2	-14.36	92.77	105.70
36	5	1134	G	N7-C8-N9	14.34	120.27	113.10
36	5	1662	G	C5-C6-N1	-14.27	104.37	111.50
36	5	2943	G	N1-C6-O6	14.20	128.42	119.90
36	5	1934	G	N1-C6-O6	14.13	128.38	119.90
36	5	2766	U	N3-C4-O4	14.07	129.25	119.40
36	5	2261	G	C5-N7-C8	-14.01	97.30	104.30
36	5	1179	A	O5'-P-OP1	-13.90	93.19	105.70
80	6	122	U	N3-C4-O4	13.88	129.12	119.40
36	5	2707	C	C4-C5-C6	13.88	124.34	117.40
36	5	1006	A	O5'-P-OP2	-13.78	93.30	105.70
36	5	1485	G	N1-C6-O6	13.65	128.09	119.90

Continued on next page...

Continued from previous page...

Mol	Chain	Res	Type	Atoms	Z	Observed(°)	Ideal(°)
36	5	1881	A	O5'-P-OP2	-13.65	93.42	105.70
80	6	894	U	N3-C4-O4	13.64	128.95	119.40
36	1	2714	G	N3-C4-C5	13.59	135.40	128.60
80	6	434	G	C5-N7-C8	-13.53	97.53	104.30
80	6	1294	G	N7-C8-N9	13.45	119.82	113.10
36	5	1116	G	O5'-P-OP1	-13.34	93.69	105.70
36	1	2209	U	C5-C6-N1	13.32	129.36	122.70
36	1	1345	G	C5-N7-C8	-13.23	97.69	104.30
80	6	1751	C	O5'-P-OP2	-13.22	93.80	105.70
36	5	2603	G	C5-C6-N1	-13.20	104.90	111.50
80	6	894	U	N3-C4-C5	-13.16	106.70	114.60
36	1	269	G	N1-C6-O6	13.11	127.77	119.90
36	5	1152	G	C2-N3-C4	-13.01	105.39	111.90
38	4	94	C	C6-N1-C2	12.97	125.49	120.30
80	6	129	U	N1-C2-O2	12.91	131.84	122.80
36	5	1897	G	N1-C6-O6	12.87	127.62	119.90
36	5	2123	G	C5-N7-C8	-12.85	97.88	104.30
80	6	33	U	C6-N1-C2	-12.83	113.30	121.00
36	5	1734	G	C5-N7-C8	-12.83	97.89	104.30
36	5	1152	G	N3-C4-N9	-12.80	118.32	126.00
36	1	2982	A	N1-C6-N6	-12.76	110.95	118.60
36	5	1897	G	C5-C6-O6	-12.76	120.95	128.60
36	5	3245	A	C2-N3-C4	-12.74	104.23	110.60
36	1	2410	U	O5'-P-OP1	-12.71	94.26	105.70
36	5	1373	A	C5-C6-N6	-12.71	113.53	123.70
36	5	1134	G	C4-C5-N7	12.71	115.88	110.80
80	6	32	U	N3-C4-O4	12.63	128.24	119.40
36	1	638	C	O5'-P-OP2	-12.62	94.34	105.70
36	5	2707	C	N1-C2-O2	-12.59	111.34	118.90
36	5	1900	A	O5'-P-OP1	-12.57	94.39	105.70
36	5	3245	A	N1-C6-N6	12.56	126.14	118.60
80	6	1294	G	C4-C5-N7	12.53	115.81	110.80
36	5	1378	U	O5'-P-OP2	-12.48	94.47	105.70
36	5	222	A	O5'-P-OP2	-12.48	94.47	105.70
36	5	2187	G	O5'-P-OP2	12.47	125.66	110.70
36	5	1434	G	N1-C6-O6	12.46	127.38	119.90
36	5	2943	G	O5'-P-OP2	-12.45	94.49	105.70
80	6	1122	G	C4-C5-N7	12.45	115.78	110.80
36	1	2748	A	N1-C6-N6	12.37	126.02	118.60
36	5	1426	C	C6-N1-C2	12.33	125.23	120.30
36	5	2766	U	N3-C4-C5	-12.31	107.21	114.60
36	1	282	G	C8-N9-C4	-12.31	101.47	106.40

Continued on next page...

Continued from previous page...

Mol	Chain	Res	Type	Atoms	Z	Observed(°)	Ideal(°)
80	6	1662	G	N1-C6-O6	12.25	127.25	119.90
36	5	2603	G	N1-C6-O6	12.25	127.25	119.90
36	5	2246	G	P-O3'-C3'	-12.20	105.06	119.70
80	6	163	G	N3-C4-N9	-12.17	118.70	126.00
80	6	1294	G	C8-N9-C4	-12.15	101.54	106.40
36	5	994	G	C4-C5-N7	-12.12	105.95	110.80
36	5	2662	G	C6-C5-N7	-12.10	123.14	130.40
36	5	60	A	O5'-P-OP2	-12.07	94.84	105.70
80	6	293	U	O5'-P-OP2	12.06	125.17	110.70
36	5	2751	G	C6-C5-N7	-12.06	123.16	130.40
80	6	89	G	N3-C2-N2	-12.03	111.48	119.90
36	1	1860	G	N1-C6-O6	12.03	127.12	119.90
36	1	692	A	O5'-P-OP1	-12.00	94.90	105.70
36	5	2851	A	O5'-P-OP1	11.99	125.09	110.70
80	6	1634	C	N1-C2-O2	11.99	126.09	118.90
36	5	2943	G	C5-C6-O6	-11.98	121.41	128.60
36	5	1434	G	C5-C6-O6	-11.97	121.42	128.60
36	5	2603	G	OP2-P-O3'	11.96	131.52	105.20
36	1	2355	G	C6-C5-N7	-11.96	123.23	130.40
36	1	435	C	C6-N1-C2	11.91	125.07	120.30
36	1	2726	C	N3-C4-N4	-11.88	109.69	118.00
36	5	3197	G	N3-C4-C5	11.87	134.54	128.60
36	1	372	A	O5'-P-OP2	-11.85	95.03	105.70
36	5	2924	U	N1-C2-N3	-11.83	107.80	114.90
36	1	2979	U	C2-N3-C4	11.82	134.09	127.00
80	6	1048	G	C5-C6-N1	-11.82	105.59	111.50
36	5	1306	G	N1-C6-O6	11.80	126.98	119.90
36	1	2618	G	N1-C6-O6	-11.75	112.85	119.90
36	1	2355	G	N1-C6-O6	11.71	126.93	119.90
36	1	752	C	C6-N1-C2	11.65	124.96	120.30
36	1	1308	A	O5'-P-OP1	-11.64	95.22	105.70
80	6	403	G	C4-N9-C1'	11.63	141.62	126.50
36	1	1150	A	O5'-P-OP2	-11.57	95.28	105.70
36	1	347	G	C4-C5-N7	11.53	115.41	110.80
36	5	1152	G	N3-C4-C5	11.50	134.35	128.60
80	6	32	U	N3-C4-C5	-11.49	107.70	114.60
80	6	871	G	N7-C8-N9	11.49	118.84	113.10
36	5	3016	A	O5'-P-OP1	-11.49	95.36	105.70
36	1	1365	G	C8-N9-C4	-11.44	101.82	106.40
36	5	366	A	OP1-P-O3'	11.40	130.28	105.20
38	4	132	G	C5-N7-C8	-11.39	98.60	104.30
80	6	761	G	C5-N7-C8	-11.39	98.60	104.30

Continued on next page...

Continued from previous page...

Mol	Chain	Res	Type	Atoms	Z	Observed(°)	Ideal(°)
36	5	274	G	C5-C6-N1	-11.37	105.81	111.50
36	5	2663	G	N3-C2-N2	-11.38	111.94	119.90
36	5	2400	G	C4-C5-N7	11.37	115.35	110.80
80	6	89	G	C4-C5-C6	11.36	125.62	118.80
80	6	1738	U	N3-C4-C5	-11.32	107.81	114.60
36	5	2606	G	N7-C8-N9	11.32	118.76	113.10
36	1	347	G	N9-C4-C5	-11.31	100.87	105.40
80	6	1428	G	O5'-P-OP1	-11.31	95.52	105.70
36	5	617	G	C5-C6-N1	-11.29	105.85	111.50
36	1	3110	C	C6-N1-C2	-11.29	115.78	120.30
36	5	2707	C	C5-C6-N1	11.29	126.64	121.00
36	5	1222	G	C5-C6-O6	11.28	135.37	128.60
36	1	2819	A	O5'-P-OP2	-11.28	95.55	105.70
36	5	2403	G	N1-C6-O6	11.27	126.66	119.90
36	1	2726	C	C5-C4-N4	11.21	128.05	120.20
36	5	1317	A	O5'-P-OP1	11.19	124.13	110.70
36	5	1892	G	O5'-P-OP2	-11.18	95.64	105.70
36	5	1078	U	C5-C4-O4	11.14	132.59	125.90
80	6	129	U	N1-C2-N3	-11.12	108.23	114.90
36	5	1779	C	C5-C4-N4	-11.12	112.42	120.20
80	6	1294	G	C8-N9-C1'	11.08	141.40	127.00
36	5	1342	C	C6-N1-C2	11.06	124.72	120.30
36	5	942	U	N3-C4-C5	-11.05	107.97	114.60
36	5	2707	C	C5-C4-N4	11.05	127.93	120.20
36	5	1897	G	C4-C5-N7	11.04	115.22	110.80
36	5	1196	C	C6-N1-C2	11.03	124.71	120.30
36	1	2309	A	N1-C6-N6	11.03	125.22	118.60
36	5	2943	G	C4-C5-N7	10.97	115.19	110.80
36	5	2247	G	O5'-P-OP2	-10.95	95.85	105.70
80	6	321	C	N3-C2-O2	-10.93	114.25	121.90
80	6	58	U	N3-C4-C5	-10.90	108.06	114.60
36	5	2197	C	C6-N1-C2	10.90	124.66	120.30
36	5	2644	C	C6-N1-C2	10.87	124.65	120.30
36	5	2400	G	C6-C5-N7	-10.86	123.89	130.40
80	6	399	A	N1-C6-N6	-10.85	112.09	118.60
36	5	1434	G	C4-C5-N7	10.83	115.13	110.80
80	6	144	U	N3-C2-O2	-10.82	114.62	122.20
36	5	994	G	N9-C4-C5	10.82	109.73	105.40
36	5	2282	U	O5'-P-OP1	-10.81	95.97	105.70
36	1	979	U	N3-C2-O2	-10.78	114.66	122.20
36	5	2821	C	N1-C2-O2	10.78	125.37	118.90
80	6	1672	G	C4-C5-C6	10.76	125.26	118.80

Continued on next page...

Continued from previous page...

Mol	Chain	Res	Type	Atoms	Z	Observed(°)	Ideal(°)
36	5	1662	G	N1-C6-O6	10.76	126.35	119.90
36	1	3306	U	N3-C4-O4	-10.75	111.87	119.40
36	1	2852	C	C6-N1-C2	10.74	124.60	120.30
36	1	2726	C	N3-C2-O2	-10.74	114.38	121.90
80	6	264	G	N1-C6-O6	10.74	126.34	119.90
36	1	304	G	N9-C4-C5	10.73	109.69	105.40
36	5	2751	G	C5-C6-N1	-10.72	106.14	111.50
36	1	3264	G	O5'-P-OP1	-10.71	96.06	105.70
36	5	835	G	C4-C5-N7	10.71	115.09	110.80
36	5	2400	G	N9-C4-C5	-10.70	101.12	105.40
80	6	894	U	C6-N1-C2	-10.69	114.58	121.00
36	1	2186	U	O5'-P-OP2	-10.68	96.09	105.70
36	5	1060	U	OP1-P-O3'	10.67	128.67	105.20
80	6	1496	U	OP2-P-O3'	10.66	128.66	105.20
36	5	583	G	O5'-P-OP1	10.66	123.50	110.70
80	6	110	U	N3-C4-C5	-10.65	108.21	114.60
80	6	1095	U	N3-C4-O4	10.65	126.85	119.40
36	5	2924	U	N3-C2-O2	10.63	129.64	122.20
36	5	504	A	N1-C6-N6	10.63	124.98	118.60
36	5	2400	G	C5-C6-O6	-10.63	122.22	128.60
36	5	2663	G	C5-C6-N1	-10.63	106.19	111.50
36	5	2821	C	N3-C2-O2	-10.58	114.50	121.90
80	6	1646	C	C6-N1-C2	-10.57	116.07	120.30
36	1	23	A	O5'-P-OP2	-10.57	96.19	105.70
36	1	2917	G	O5'-P-OP2	-10.56	96.20	105.70
36	1	3058	U	C2-N1-C1'	10.55	130.36	117.70
36	5	2602	G	C5-C6-N1	-10.55	106.22	111.50
36	5	2767	U	N3-C4-C5	-10.54	108.27	114.60
36	1	2306	C	C2-N1-C1'	10.54	130.39	118.80
36	5	2246	G	N7-C8-N9	10.54	118.37	113.10
1	2	1428	G	O5'-P-OP1	-10.53	96.22	105.70
36	1	3278	C	N1-C2-O2	10.53	125.22	118.90
36	1	1151	U	N3-C4-C5	-10.51	108.29	114.60
36	5	2353	G	N1-C6-O6	10.51	126.20	119.90
38	4	99	C	C6-N1-C2	10.51	124.50	120.30
36	5	1078	U	N3-C4-C5	-10.51	108.30	114.60
36	5	1222	G	C4-C5-N7	-10.50	106.60	110.80
36	5	1856	C	C6-N1-C2	-10.50	116.10	120.30
36	5	1911	A	O5'-P-OP2	-10.50	96.25	105.70
36	5	2707	C	N3-C4-N4	10.46	125.32	118.00
80	6	58	U	N1-C2-O2	-10.46	115.48	122.80
36	1	752	C	N3-C4-C5	10.45	126.08	121.90

Continued on next page...

Continued from previous page...

Mol	Chain	Res	Type	Atoms	Z	Observed(°)	Ideal(°)
36	1	421	G	N1-C6-O6	-10.43	113.64	119.90
36	5	2627	C	O5'-P-OP1	10.42	123.20	110.70
36	5	2603	G	C4-C5-C6	10.38	125.03	118.80
36	5	1592	G	C8-N9-C4	-10.37	102.25	106.40
36	1	1313	G	C5-C6-O6	-10.37	122.38	128.60
36	5	3010	U	N3-C4-O4	10.36	126.65	119.40
36	1	1407	A	O5'-P-OP2	-10.35	96.38	105.70
36	5	1331	U	O5'-P-OP1	-10.35	96.38	105.70
80	6	1122	G	C8-N9-C1'	10.34	140.44	127.00
36	1	2733	A	O5'-P-OP2	-10.33	96.41	105.70
80	6	453	U	N3-C2-O2	-10.33	114.97	122.20
36	1	3001	C	C6-N1-C2	10.32	124.43	120.30
36	5	835	G	C5-C6-O6	-10.31	122.41	128.60
36	5	3034	C	C6-N1-C2	10.31	124.43	120.30
36	1	25	U	N3-C4-C5	-10.31	108.41	114.60
36	1	1151	U	C6-N1-C2	-10.30	114.82	121.00
36	5	2849	C	O5'-P-OP2	-10.26	96.47	105.70
37	3	89	G	C4-C5-N7	10.26	114.90	110.80
36	5	1149	G	C8-N9-C4	-10.25	102.30	106.40
1	2	1096	C	C2-N1-C1'	10.24	130.06	118.80
78	q2	17	CYS	CA-CB-SG	10.24	132.43	114.00
36	1	1333	C	C6-N1-C2	-10.23	116.21	120.30
36	1	2572	C	N1-C2-O2	10.22	125.03	118.90
80	6	434	G	C4-C5-C6	-10.22	112.67	118.80
36	5	2385	G	N3-C4-C5	10.22	133.71	128.60
36	5	911	C	O5'-P-OP1	-10.22	96.50	105.70
36	5	966	U	N3-C2-O2	-10.21	115.05	122.20
36	5	2393	G	N1-C6-O6	10.21	126.03	119.90
80	6	1672	G	N1-C6-O6	10.19	126.01	119.90
36	1	2979	U	N3-C2-O2	-10.17	115.08	122.20
36	5	836	A	N1-C6-N6	10.17	124.70	118.60
36	1	2617	U	C5-C4-O4	10.15	131.99	125.90
36	1	57	A	C8-N9-C4	10.15	109.86	105.80
36	1	1111	U	C6-N1-C2	10.14	127.09	121.00
36	1	2798	C	C6-N1-C2	-10.13	116.25	120.30
80	6	1726	G	N1-C6-O6	10.12	125.97	119.90
36	5	2307	G	N1-C6-O6	-10.11	113.83	119.90
80	6	17	C	C6-N1-C2	-10.11	116.26	120.30
36	5	2707	C	C6-N1-C1'	10.10	132.92	120.80
36	1	347	G	C6-C5-N7	-10.10	124.34	130.40
36	5	942	U	C6-N1-C2	-10.10	114.94	121.00
80	6	779	U	O4'-C1'-N1	10.09	116.28	108.20

Continued on next page...

Continued from previous page...

Mol	Chain	Res	Type	Atoms	Z	Observed(°)	Ideal(°)
36	5	2404	A	O5'-P-OP1	10.08	122.79	110.70
36	5	2943	G	C6-C5-N7	-10.06	124.37	130.40
36	1	2869	U	O5'-P-OP1	-10.05	96.66	105.70
36	5	48	A	O5'-P-OP1	-10.05	96.66	105.70
36	5	2187	G	O5'-P-OP1	-10.05	96.66	105.70
36	1	3277	U	N3-C2-O2	-10.05	115.17	122.20
80	6	1730	A	N1-C6-N6	10.03	124.62	118.60
80	6	1305	U	C2-N1-C1'	10.02	129.72	117.70
36	5	2404	A	O5'-P-OP2	-10.02	96.69	105.70
36	5	336	A	N1-C6-N6	10.00	124.60	118.60
36	5	3004	C	C6-N1-C2	10.00	124.30	120.30
36	1	2309	A	N9-C4-C5	-9.99	101.81	105.80
36	1	1186	G	C8-N9-C4	9.97	110.39	106.40
37	7	103	A	N1-C6-N6	9.96	124.57	118.60
36	1	2605	G	N3-C4-C5	9.93	133.57	128.60
80	6	402	C	O4'-C1'-N1	9.93	116.14	108.20
36	5	2353	G	C5-C6-O6	-9.93	122.64	128.60
36	5	426	G	C8-N9-C4	9.93	110.37	106.40
37	7	103	A	C5-C6-N6	-9.93	115.76	123.70
36	5	994	G	O5'-P-OP2	-9.92	96.77	105.70
80	6	1095	U	N3-C4-C5	-9.91	108.66	114.60
1	2	1738	U	N3-C4-C5	-9.90	108.66	114.60
36	5	2963	C	C6-N1-C2	9.90	124.26	120.30
36	5	794	U	O5'-P-OP2	-9.90	96.79	105.70
36	1	1313	G	N1-C6-O6	9.89	125.84	119.90
36	5	2980	U	C6-N1-C2	-9.89	115.06	121.00
36	1	2988	C	C6-N1-C2	9.87	124.25	120.30
36	5	994	G	C5-C6-N1	-9.87	106.56	111.50
36	5	1933	A	N1-C6-N6	9.86	124.52	118.60
37	7	109	G	N1-C6-O6	9.86	125.82	119.90
36	1	2624	G	N1-C6-O6	9.86	125.82	119.90
80	6	33	U	N3-C4-O4	9.86	126.30	119.40
36	5	733	G	N1-C6-O6	9.83	125.80	119.90
36	1	2245	C	C6-N1-C2	-9.83	116.37	120.30
36	1	2868	U	N1-C2-O2	9.83	129.68	122.80
80	6	1026	A	O5'-P-OP1	-9.82	96.86	105.70
1	2	453	U	N3-C2-O2	-9.82	115.32	122.20
36	5	1389	G	N9-C4-C5	-9.80	101.48	105.40
36	5	1373	A	C6-C5-N7	-9.79	125.45	132.30
80	6	1649	G	N7-C8-N9	9.78	117.99	113.10
36	1	1408	G	N9-C4-C5	-9.78	101.49	105.40
36	1	645	A	N1-C6-N6	-9.77	112.74	118.60

Continued on next page...

Continued from previous page...

Mol	Chain	Res	Type	Atoms	Z	Observed(°)	Ideal(°)
36	1	80	G	C5-C6-O6	-9.76	122.74	128.60
36	1	1303	A	N9-C4-C5	-9.75	101.90	105.80
80	6	130	C	C6-N1-C2	-9.75	116.40	120.30
36	5	2882	U	C6-N1-C2	-9.74	115.16	121.00
36	5	2719	U	C2-N1-C1'	-9.73	106.02	117.70
38	4	103	G	N3-C4-C5	-9.72	123.74	128.60
36	1	2247	G	C5-C6-O6	-9.72	122.77	128.60
80	6	163	G	N3-C4-C5	9.72	133.46	128.60
80	6	1022	C	C6-N1-C2	9.71	124.18	120.30
36	5	1816	A	OP1-P-O3'	9.70	126.55	105.20
36	5	789	A	O5'-P-OP2	-9.70	96.97	105.70
80	6	1572	G	N3-C2-N2	9.69	126.68	119.90
36	5	2261	G	N3-C4-C5	9.68	133.44	128.60
36	1	2247	G	N1-C6-O6	9.68	125.71	119.90
36	1	2352	A	N1-C6-N6	9.67	124.40	118.60
36	1	2847	A	N1-C6-N6	9.67	124.40	118.60
1	2	558	U	N1-C2-O2	9.67	129.57	122.80
36	5	1149	G	N9-C4-C5	9.66	109.27	105.40
36	5	1055	A	OP2-P-O3'	9.66	126.45	105.20
36	1	2355	G	N3-C4-N9	9.63	131.78	126.00
36	5	3197	G	N3-C4-N9	-9.62	120.23	126.00
36	5	3036	G	C5-C6-N1	-9.61	106.69	111.50
36	5	1149	G	N1-C6-O6	-9.60	114.14	119.90
36	5	218	G	O5'-P-OP2	-9.58	97.08	105.70
80	6	1637	C	C2-N1-C1'	9.57	129.33	118.80
37	7	103	A	N9-C4-C5	-9.56	101.98	105.80
36	1	304	G	C8-N9-C4	-9.56	102.58	106.40
36	5	1132	C	O5'-P-OP1	-9.56	97.10	105.70
36	1	1791	C	C6-N1-C2	9.55	124.12	120.30
36	5	3214	U	N3-C2-O2	-9.55	115.52	122.20
80	6	385	A	N1-C6-N6	-9.54	112.87	118.60
36	1	693	A	O5'-P-OP1	-9.53	97.12	105.70
36	5	2924	U	C6-N1-C2	9.53	126.72	121.00
36	1	2283	G	N1-C6-O6	9.53	125.62	119.90
36	1	406	G	N1-C6-O6	-9.52	114.19	119.90
36	1	2241	U	O5'-P-OP1	-9.52	97.13	105.70
36	5	1369	A	O5'-P-OP1	-9.51	97.14	105.70
36	1	1303	A	N1-C6-N6	9.51	124.31	118.60
80	6	363	G	C5-C6-O6	-9.51	122.89	128.60
36	5	965	A	OP1-P-OP2	-9.51	105.34	119.60
36	5	636	C	N1-C2-O2	-9.50	113.20	118.90
36	1	206	G	N1-C6-O6	-9.49	114.20	119.90

Continued on next page...

Continued from previous page...

Mol	Chain	Res	Type	Atoms	Z	Observed(°)	Ideal(°)
36	5	509	U	C5-C4-O4	9.48	131.59	125.90
36	5	1306	G	C6-C5-N7	-9.48	124.72	130.40
36	5	1432	C	N1-C2-O2	9.48	124.58	118.90
36	1	1849	C	O5'-P-OP1	-9.47	97.17	105.70
36	5	97	U	N3-C2-O2	9.47	128.83	122.20
36	5	2800	G	N9-C4-C5	9.47	109.19	105.40
36	1	28	C	C6-N1-C2	9.47	124.09	120.30
36	1	1000	C	C6-N1-C2	9.47	124.09	120.30
36	5	2644	C	O5'-P-OP1	-9.47	97.17	105.70
36	5	2766	U	C4-C5-C6	9.47	125.38	119.70
36	5	922	U	C5-C6-N1	-9.47	117.97	122.70
36	5	824	C	C6-N1-C2	-9.47	116.51	120.30
80	6	1161	C	O5'-P-OP2	-9.46	97.19	105.70
36	5	653	A	O5'-P-OP1	-9.45	97.19	105.70
36	1	918	C	O5'-P-OP2	-9.44	97.20	105.70
36	5	1710	C	C6-N1-C2	9.44	124.08	120.30
36	5	2974	U	OP1-P-O3'	9.44	125.96	105.20
36	1	637	C	P-O3'-C3'	9.43	131.02	119.70
36	5	1134	G	C4-C5-C6	-9.42	113.15	118.80
36	5	1373	A	C4-C5-N7	9.42	115.41	110.70
80	6	453	U	C6-N1-C2	-9.41	115.35	121.00
36	5	2769	A	O5'-P-OP2	-9.39	97.24	105.70
36	5	2606	G	C4-C5-C6	-9.39	113.16	118.80
36	1	580	C	O5'-P-OP1	-9.38	97.26	105.70
36	1	347	G	N3-C4-N9	9.38	131.63	126.00
1	2	1560	U	N3-C2-O2	-9.38	115.64	122.20
36	5	2246	G	N3-C4-C5	-9.37	123.91	128.60
36	1	2896	A	N1-C6-N6	9.37	124.22	118.60
36	1	2314	U	N3-C4-C5	-9.37	108.98	114.60
36	5	2726	C	C6-N1-C2	-9.36	116.56	120.30
36	1	1774	C	C6-N1-C2	9.36	124.04	120.30
36	5	2627	C	O5'-P-OP2	-9.36	97.28	105.70
36	5	3010	U	C4-C5-C6	9.35	125.31	119.70
36	1	1835	A	O5'-P-OP1	-9.34	97.29	105.70
80	6	58	U	C6-N1-C2	-9.34	115.39	121.00
36	1	3370	A	O5'-P-OP2	-9.34	97.30	105.70
36	1	406	G	C5-C6-O6	9.33	134.20	128.60
36	5	835	G	N9-C4-C5	-9.33	101.67	105.40
36	5	2400	G	C2-N3-C4	-9.33	107.23	111.90
38	8	80	A	C8-N9-C4	-9.33	102.07	105.80
36	5	977	C	OP1-P-O3'	9.33	125.72	105.20
38	8	80	A	N7-C8-N9	9.32	118.46	113.80

Continued on next page...

Continued from previous page...

Mol	Chain	Res	Type	Atoms	Z	Observed(°)	Ideal(°)
80	6	1672	G	C5-C6-N1	-9.32	106.84	111.50
36	1	3278	C	N3-C2-O2	-9.31	115.38	121.90
36	5	2675	C	O5'-P-OP1	-9.31	97.32	105.70
36	5	2980	U	C5-C6-N1	9.31	127.36	122.70
36	5	2403	G	C5-C6-O6	-9.31	123.02	128.60
36	5	2662	G	C4-C5-C6	9.31	124.38	118.80
36	5	2318	U	N3-C4-O4	9.30	125.91	119.40
37	7	107	C	C6-N1-C2	9.30	124.02	120.30
36	1	1313	G	C4-C5-N7	9.30	114.52	110.80
36	5	530	G	N1-C6-O6	9.29	125.48	119.90
36	5	1200	A	N1-C6-N6	9.28	124.17	118.60
36	5	2662	G	C5-C6-N1	-9.28	106.86	111.50
36	5	3245	A	C4-C5-N7	9.28	115.34	110.70
36	1	2355	G	C5-C6-O6	-9.28	123.03	128.60
36	1	1370	G	C8-N9-C4	9.27	110.11	106.40
36	5	2821	C	C6-N1-C2	-9.27	116.59	120.30
36	5	437	G	C8-N9-C4	-9.27	102.69	106.40
36	1	2605	G	N3-C4-N9	-9.26	120.44	126.00
80	6	1000	C	C2-N1-C1'	9.26	128.98	118.80
36	1	1889	G	C8-N9-C4	9.25	110.10	106.40
37	3	89	G	N1-C6-O6	9.24	125.44	119.90
1	2	569	C	C6-N1-C2	9.24	124.00	120.30
36	5	1254	C	OP2-P-O3'	9.24	125.53	105.20
36	5	2811	A	N1-C6-N6	-9.23	113.06	118.60
80	6	1305	U	C6-N1-C2	-9.23	115.46	121.00
80	6	144	U	C2-N1-C1'	9.22	128.77	117.70
36	5	406	G	N3-C4-N9	-9.22	120.47	126.00
36	1	1889	G	N9-C4-C5	-9.22	101.71	105.40
80	6	1422	A	O5'-P-OP1	-9.21	97.41	105.70
36	5	1879	A	N1-C6-N6	9.21	124.13	118.60
36	5	2643	A	C8-N9-C4	9.21	109.48	105.80
1	2	73	U	O4'-C1'-N1	9.20	115.56	108.20
36	1	347	G	C5-C6-O6	-9.20	123.08	128.60
80	6	32	U	N1-C2-O2	-9.20	116.36	122.80
36	5	2996	U	O5'-P-OP2	-9.19	97.43	105.70
36	5	2964	G	N1-C6-O6	-9.19	114.39	119.90
80	6	434	G	C8-N9-C1'	9.19	138.94	127.00
36	5	1897	G	C6-C5-N7	-9.19	124.89	130.40
36	5	635	G	C5-C6-O6	-9.18	123.09	128.60
80	6	1649	G	C4-C5-N7	9.18	114.47	110.80
36	1	1433	A	N9-C4-C5	9.18	109.47	105.80
80	6	58	U	N3-C4-O4	9.16	125.81	119.40

Continued on next page...

Continued from previous page...

Mol	Chain	Res	Type	Atoms	Z	Observed(°)	Ideal(°)
36	5	2300	G	C4-C5-N7	9.16	114.47	110.80
80	6	1122	G	C4-N9-C1'	-9.16	114.59	126.50
1	2	558	U	N3-C2-O2	-9.15	115.79	122.20
36	1	267	G	O5'-P-OP1	-9.15	97.46	105.70
37	3	89	G	C5-C6-O6	-9.15	123.11	128.60
36	5	531	G	C5-N7-C8	-9.15	99.73	104.30
36	5	1434	G	C6-C5-N7	-9.14	124.91	130.40
80	6	1039	A	O4'-C1'-N9	9.14	115.51	108.20
80	6	403	G	C8-N9-C1'	-9.14	115.12	127.00
36	5	1390	A	N9-C4-C5	9.14	109.45	105.80
36	5	966	U	N1-C2-O2	9.13	129.19	122.80
36	5	564	G	O5'-P-OP1	-9.12	97.49	105.70
36	1	96	G	N3-C4-C5	9.12	133.16	128.60
36	1	2209	U	C6-N1-C2	-9.12	115.53	121.00
36	1	496	C	C6-N1-C2	-9.11	116.66	120.30
36	1	960	U	C6-N1-C2	9.11	126.46	121.00
36	1	80	G	C8-N9-C4	9.10	110.04	106.40
36	1	1129	A	N1-C6-N6	9.09	124.06	118.60
36	1	2944	U	O5'-P-OP1	-9.09	97.52	105.70
36	5	1239	C	C5-C6-N1	9.09	125.55	121.00
36	5	2662	G	C5-C6-O6	-9.09	123.14	128.60
36	1	776	U	C4-C5-C6	9.09	125.15	119.70
80	6	379	U	O5'-P-OP1	-9.09	97.52	105.70
36	5	406	G	N9-C4-C5	9.08	109.03	105.40
36	1	1365	G	N3-C4-C5	-9.08	124.06	128.60
36	5	274	G	N1-C6-O6	9.08	125.35	119.90
80	6	1422	A	O5'-P-OP2	9.08	121.59	110.70
36	5	1099	A	N1-C6-N6	9.06	124.04	118.60
36	5	2953	U	C5-C6-N1	9.06	127.23	122.70
80	6	308	C	C2-N1-C1'	-9.05	108.84	118.80
36	1	86	G	O5'-P-OP2	-9.05	97.56	105.70
36	5	3053	G	C5-C6-O6	-9.05	123.17	128.60
80	6	871	G	C4-C5-C6	-9.04	113.38	118.80
36	1	2728	G	N3-C4-C5	-9.04	124.08	128.60
36	5	3092	C	N1-C2-O2	9.03	124.32	118.90
36	5	2385	G	C8-N9-C4	9.03	110.01	106.40
80	6	981	U	OP1-P-O3'	9.03	125.06	105.20
36	5	3245	A	C6-C5-N7	-9.02	125.99	132.30
36	5	1904	C	N1-C2-O2	9.01	124.31	118.90
36	1	837	A	O5'-P-OP2	-9.01	97.59	105.70
36	5	1734	G	C4-C5-N7	9.01	114.40	110.80
36	1	1372	C	N3-C4-C5	-9.00	118.30	121.90

Continued on next page...

Continued from previous page...

Mol	Chain	Res	Type	Atoms	Z	Observed(°)	Ideal(°)
36	1	2412	G	O5'-P-OP2	-9.00	97.60	105.70
36	1	661	G	C5-C6-O6	9.00	134.00	128.60
36	5	1513	G	C8-N9-C4	-9.00	102.80	106.40
36	5	2700	G	O5'-P-OP2	-9.00	97.60	105.70
36	5	431	U	N3-C4-O4	9.00	125.70	119.40
36	5	1373	A	N9-C4-C5	-9.00	102.20	105.80
1	2	577	G	C4-C5-N7	8.99	114.40	110.80
36	5	3377	G	C5-C6-N1	-8.99	107.00	111.50
36	1	2277	C	N3-C4-C5	8.99	125.50	121.90
36	1	2403	G	C6-C5-N7	-8.98	125.01	130.40
36	1	3143	C	N3-C2-O2	8.98	128.19	121.90
1	2	1501	C	C6-N1-C2	-8.97	116.71	120.30
36	1	2809	C	N3-C2-O2	-8.97	115.62	121.90
36	5	3154	C	N1-C2-O2	8.97	124.28	118.90
36	1	2983	C	N3-C4-N4	-8.97	111.72	118.00
36	5	1485	G	N3-C2-N2	-8.96	113.62	119.90
36	1	3306	U	C5-C4-O4	8.96	131.28	125.90
36	5	2284	C	N1-C2-N3	-8.96	112.93	119.20
36	1	1207	G	N1-C6-O6	8.95	125.27	119.90
36	5	947	G	O5'-P-OP2	-8.95	97.65	105.70
80	6	550	A	O5'-P-OP2	8.94	121.43	110.70
80	6	403	G	C8-N9-C4	-8.93	102.83	106.40
12	C0	88	PRO	N-CA-CB	8.93	114.02	103.30
80	6	1026	A	C8-N9-C4	8.93	109.37	105.80
36	5	2924	U	C5-C4-O4	-8.92	120.55	125.90
80	6	194	U	C2-N1-C1'	8.92	128.41	117.70
36	5	2630	C	O5'-P-OP1	-8.92	97.67	105.70
36	1	500	C	O5'-P-OP1	-8.91	97.68	105.70
36	5	2290	C	O5'-P-OP2	-8.91	97.68	105.70
36	1	3143	C	N1-C2-O2	-8.90	113.56	118.90
36	5	2572	C	C2-N1-C1'	8.90	128.59	118.80
36	5	3083	G	OP2-P-O3'	-8.90	85.62	105.20
36	1	2230	C	C6-N1-C2	-8.90	116.74	120.30
36	5	3115	C	N1-C2-O2	-8.90	113.56	118.90
80	6	1781	A	O5'-P-OP2	-8.89	97.70	105.70
36	5	1429	G	C4-C5-N7	8.88	114.35	110.80
36	1	2305	G	C6-C5-N7	-8.88	125.07	130.40
36	5	92	G	C5-C6-O6	-8.88	123.28	128.60
36	1	2603	G	N1-C6-O6	8.87	125.22	119.90
36	1	1303	A	C8-N9-C4	8.87	109.35	105.80
36	1	3076	C	C6-N1-C2	-8.87	116.75	120.30
36	5	1468	A	N1-C6-N6	8.87	123.92	118.60

Continued on next page...

Continued from previous page...

Mol	Chain	Res	Type	Atoms	Z	Observed(°)	Ideal(°)
36	5	2609	A	O5'-P-OP2	-8.87	97.72	105.70
80	6	163	G	N3-C2-N2	-8.87	113.69	119.90
36	5	1200	A	C4-C5-C6	8.86	121.43	117.00
36	1	1307	G	P-O3'-C3'	8.86	130.33	119.70
36	1	1934	G	C5-C6-O6	-8.86	123.28	128.60
36	5	2356	A	O5'-P-OP2	-8.86	97.73	105.70
36	5	2602	G	N3-C2-N2	-8.86	113.70	119.90
36	5	1330	A	OP2-P-O3'	8.86	124.68	105.20
36	1	269	G	C5-C6-N1	-8.85	107.07	111.50
36	5	2345	A	N1-C6-N6	8.85	123.91	118.60
36	1	656	A	N1-C6-N6	8.85	123.91	118.60
36	5	3382	U	C2-N1-C1'	8.85	128.32	117.70
36	1	699	A	C2-N3-C4	-8.85	106.18	110.60
36	5	1152	G	C5-N7-C8	-8.84	99.88	104.30
36	5	1794	G	N9-C4-C5	8.84	108.94	105.40
36	1	979	U	C6-N1-C2	-8.84	115.70	121.00
36	1	3121	U	N3-C2-O2	-8.83	116.02	122.20
36	1	1345	G	N7-C8-N9	8.83	117.52	113.10
36	1	2514	U	O5'-P-OP1	-8.83	97.75	105.70
36	1	2836	C	C5-C4-N4	8.83	126.38	120.20
36	1	1116	G	O5'-P-OP1	-8.82	97.76	105.70
36	5	2766	U	C6-N1-C2	-8.82	115.70	121.00
1	2	639	U	N3-C2-O2	-8.81	116.03	122.20
36	5	2996	U	O5'-P-OP1	8.81	121.28	110.70
36	1	1313	G	N9-C4-C5	-8.80	101.88	105.40
36	1	1172	G	C5-C6-O6	-8.79	123.32	128.60
36	1	96	G	N3-C4-N9	-8.79	120.73	126.00
80	6	403	G	N3-C4-C5	-8.78	124.21	128.60
36	5	1451	C	C6-N1-C2	8.78	123.81	120.30
36	5	2297	U	O5'-P-OP2	-8.78	97.80	105.70
80	6	214	G	N1-C6-O6	8.77	125.16	119.90
80	6	1572	G	N3-C4-N9	8.77	131.26	126.00
80	6	1727	G	C4-C5-N7	-8.77	107.29	110.80
36	1	2748	A	N9-C4-C5	-8.76	102.30	105.80
36	5	2572	C	N1-C2-O2	8.76	124.16	118.90
36	5	1152	G	N1-C6-O6	8.76	125.16	119.90
36	1	2309	A	C4-C5-N7	8.76	115.08	110.70
1	2	1096	C	C6-N1-C1'	-8.75	110.30	120.80
36	1	269	G	N3-C2-N2	-8.75	113.77	119.90
36	1	406	G	O4'-C1'-N9	8.75	115.20	108.20
36	1	2404	A	OP1-P-OP2	-8.75	106.47	119.60
36	5	1414	G	N1-C6-O6	8.75	125.15	119.90

Continued on next page...

Continued from previous page...

Mol	Chain	Res	Type	Atoms	Z	Observed(°)	Ideal(°)
36	5	2261	G	N3-C4-N9	-8.75	120.75	126.00
36	5	1250	G	OP2-P-O3'	8.75	124.44	105.20
36	5	994	G	C8-N9-C4	-8.74	102.91	106.40
36	1	3034	C	C6-N1-C2	-8.74	116.81	120.30
80	6	879	G	OP2-P-O3'	8.74	124.42	105.20
36	5	3016	A	C8-N9-C4	-8.74	102.31	105.80
80	6	1121	C	C6-N1-C2	8.73	123.79	120.30
80	6	1294	G	N3-C4-N9	-8.73	120.76	126.00
36	1	636	C	C5-C4-N4	-8.72	114.09	120.20
36	5	2403	G	N9-C4-C5	-8.71	101.91	105.40
36	5	2626	A	OP1-P-O3'	8.71	124.37	105.20
80	6	1738	U	C6-N1-C2	-8.71	115.77	121.00
80	6	1745	G	N3-C4-N9	8.71	131.23	126.00
80	6	1662	G	C8-N9-C4	8.71	109.88	106.40
38	8	27	U	C5-C6-N1	8.71	127.06	122.70
80	6	62	A	O5'-P-OP2	-8.70	97.87	105.70
36	1	1881	A	C8-N9-C4	8.70	109.28	105.80
36	5	645	A	N1-C6-N6	-8.70	113.38	118.60
80	6	894	U	C4-C5-C6	8.69	124.91	119.70
38	8	23	U	N3-C2-O2	-8.69	116.12	122.20
36	5	546	C	N1-C2-O2	8.68	124.11	118.90
36	5	965	A	O5'-P-OP2	8.68	121.12	110.70
37	7	73	C	N1-C2-O2	8.68	124.11	118.90
36	5	2708	C	O5'-P-OP2	-8.68	97.89	105.70
80	6	432	G	N1-C6-O6	8.68	125.11	119.90
36	1	58	G	N1-C6-O6	8.67	125.10	119.90
80	6	697	C	C6-N1-C2	-8.67	116.83	120.30
36	5	3095	U	O5'-P-OP2	-8.67	97.89	105.70
36	1	1860	G	N3-C2-N2	-8.67	113.83	119.90
36	1	2314	U	C6-N1-C2	-8.66	115.80	121.00
36	1	231	G	O5'-P-OP2	-8.66	97.91	105.70
80	6	421	A	N1-C6-N6	8.66	123.79	118.60
36	1	1129	A	N9-C4-C5	-8.65	102.34	105.80
36	5	645	A	N9-C4-C5	8.65	109.26	105.80
36	5	2370	G	N1-C6-O6	-8.65	114.71	119.90
36	5	1940	G	C8-N9-C4	8.64	109.86	106.40
36	5	2403	G	O5'-P-OP2	-8.63	97.93	105.70
36	1	1556	C	N1-C2-O2	8.62	124.07	118.90
36	5	2816	G	C6-C5-N7	-8.62	125.23	130.40
36	1	938	C	C2-N1-C1'	8.62	128.28	118.80
36	5	2123	G	N7-C8-N9	8.62	117.41	113.10
36	1	2305	G	C5-C6-O6	-8.62	123.43	128.60

Continued on next page...

Continued from previous page...

Mol	Chain	Res	Type	Atoms	Z	Observed(°)	Ideal(°)
36	1	383	G	O5'-P-OP2	-8.61	97.95	105.70
80	6	761	G	N3-C4-N9	-8.61	120.83	126.00
36	1	978	G	N1-C6-O6	8.61	125.06	119.90
38	8	22	U	O5'-P-OP1	-8.61	97.95	105.70
36	1	2403	G	N3-C2-N2	-8.60	113.88	119.90
36	5	326	U	O5'-P-OP2	-8.59	97.97	105.70
80	6	110	U	C6-N1-C2	-8.59	115.84	121.00
36	5	3053	G	N1-C6-O6	8.59	125.06	119.90
36	5	648	C	O5'-P-OP1	-8.59	97.97	105.70
80	6	1720	G	C5-C6-N1	-8.59	107.21	111.50
36	5	790	U	O5'-P-OP2	-8.59	97.97	105.70
80	6	89	G	C2-N3-C4	-8.58	107.61	111.90
36	5	1134	G	O5'-P-OP2	-8.57	97.98	105.70
36	5	652	G	O5'-P-OP1	-8.57	97.98	105.70
80	6	1672	G	C4-N9-C1'	8.57	137.64	126.50
36	5	1317	A	O5'-P-OP2	-8.57	97.98	105.70
36	1	3000	A	C8-N9-C4	8.57	109.23	105.80
37	3	41	G	C6-C5-N7	-8.56	125.26	130.40
36	5	2700	G	C5-C6-O6	-8.56	123.46	128.60
36	1	3058	U	C6-N1-C1'	-8.56	109.22	121.20
36	5	835	G	N1-C6-O6	8.56	125.03	119.90
36	5	2261	G	C4-C5-N7	8.56	114.22	110.80
1	2	831	U	C5-C6-N1	8.56	126.98	122.70
36	1	2624	G	N7-C8-N9	8.56	117.38	113.10
80	6	418	G	O5'-P-OP1	-8.55	98.00	105.70
36	5	2594	C	OP1-P-O3'	8.55	124.02	105.20
80	6	33	U	C4-C5-C6	8.55	124.83	119.70
36	5	2635	A	O5'-P-OP2	-8.55	98.01	105.70
80	6	871	G	C8-N9-C1'	8.54	138.11	127.00
36	5	1779	C	C5-C6-N1	-8.54	116.73	121.00
36	5	406	G	C5-C6-O6	8.54	133.72	128.60
36	5	2603	G	C6-C5-N7	-8.54	125.28	130.40
36	5	836	A	N9-C4-C5	-8.53	102.39	105.80
36	1	2226	U	O5'-P-OP1	-8.53	98.02	105.70
36	1	498	A	N1-C6-N6	-8.53	113.48	118.60
80	6	122	U	N3-C4-C5	-8.52	109.49	114.60
36	5	942	U	C5-C6-N1	8.52	126.96	122.70
38	4	40	A	O5'-P-OP1	-8.52	98.03	105.70
36	5	3036	G	N3-C2-N2	-8.52	113.94	119.90
36	1	2747	A	N1-C6-N6	-8.51	113.49	118.60
36	5	656	A	C8-N9-C4	8.51	109.20	105.80
36	5	2954	U	O4'-C1'-N1	8.51	115.01	108.20

Continued on next page...

Continued from previous page...

Mol	Chain	Res	Type	Atoms	Z	Observed(°)	Ideal(°)
36	1	2309	A	C5-C6-N6	-8.51	116.89	123.70
80	6	1626	U	N3-C4-O4	8.50	125.35	119.40
80	6	122	U	N1-C2-O2	-8.49	116.85	122.80
36	1	2831	G	N1-C6-O6	8.49	125.00	119.90
80	6	813	U	C2-N1-C1'	8.49	127.89	117.70
80	6	1122	G	N7-C8-N9	8.49	117.35	113.10
36	5	886	C	O5'-P-OP1	-8.49	98.06	105.70
80	6	308	C	N3-C4-N4	-8.49	112.06	118.00
44	17	229	PHE	CB-CG-CD1	8.49	126.74	120.80
36	1	661	G	C5-C6-N1	-8.49	107.26	111.50
36	1	1172	G	C4-C5-N7	8.49	114.19	110.80
36	1	1304	A	N9-C4-C5	8.48	109.19	105.80
36	5	2152	A	N1-C6-N6	8.48	123.69	118.60
36	1	2847	A	N9-C4-C5	-8.48	102.41	105.80
37	7	26	C	C6-N1-C2	-8.48	116.91	120.30
36	1	698	U	C6-N1-C2	-8.47	115.92	121.00
37	7	97	A	N1-C6-N6	8.47	123.69	118.60
36	1	347	G	C8-N9-C1'	-8.47	115.99	127.00
40	13	4	ARG	NE-CZ-NH1	8.47	124.53	120.30
80	6	434	G	N7-C8-N9	8.46	117.33	113.10
36	5	96	G	N1-C6-O6	8.46	124.98	119.90
80	6	425	A	N1-C6-N6	-8.46	113.52	118.60
37	3	109	G	N1-C6-O6	-8.46	114.82	119.90
80	6	1634	C	C6-N1-C1'	-8.45	110.66	120.80
80	6	434	G	N3-C4-N9	-8.45	120.93	126.00
36	5	891	G	O5'-P-OP2	-8.45	98.10	105.70
36	5	1486	G	N1-C6-O6	8.44	124.97	119.90
36	5	2518	C	O5'-P-OP2	-8.44	98.10	105.70
80	6	316	A	C8-N9-C4	8.44	109.18	105.80
36	5	1881	A	O5'-P-OP1	8.44	120.82	110.70
36	5	1331	U	O5'-P-OP2	8.43	120.82	110.70
36	1	2818	U	O5'-P-OP1	-8.43	98.11	105.70
36	5	3245	A	C5-N7-C8	-8.43	99.69	103.90
1	2	639	U	N1-C2-O2	8.43	128.70	122.80
80	6	1151	A	C8-N9-C4	-8.42	102.43	105.80
36	1	861	C	C6-N1-C2	8.42	123.67	120.30
36	1	1345	G	N3-C4-N9	-8.42	120.95	126.00
36	1	2403	G	C5-C6-O6	-8.41	123.55	128.60
38	4	20	U	C5-C6-N1	-8.41	118.50	122.70
36	5	1060	U	N3-C4-O4	-8.41	113.52	119.40
36	5	836	A	C5-C6-N6	-8.40	116.98	123.70
36	5	2352	A	C8-N9-C4	8.40	109.16	105.80

Continued on next page...

Continued from previous page...

Mol	Chain	Res	Type	Atoms	Z	Observed(°)	Ideal(°)
36	5	2372	A	N3-C4-C5	-8.40	120.92	126.80
36	5	3197	G	C8-N9-C4	8.40	109.76	106.40
36	1	2795	U	O5'-P-OP1	-8.40	98.14	105.70
36	1	1377	G	C5-C6-O6	-8.40	123.56	128.60
36	5	2751	G	C4-C5-C6	8.40	123.84	118.80
36	5	2943	G	N9-C4-C5	-8.39	102.04	105.40
36	1	2868	U	N3-C2-O2	-8.39	116.33	122.20
36	1	2811	A	N1-C6-N6	-8.39	113.57	118.60
36	1	2834	G	O5'-P-OP2	-8.38	98.15	105.70
80	6	404	G	O5'-P-OP1	-8.38	98.16	105.70
36	5	1200	A	C6-C5-N7	-8.38	126.43	132.30
36	5	2284	C	C6-N1-C2	8.38	123.65	120.30
36	1	54	C	C6-N1-C2	8.37	123.65	120.30
36	5	41	G	C5-C6-O6	-8.37	123.58	128.60
36	1	2726	C	C6-N1-C2	-8.37	116.95	120.30
38	4	137	C	C6-N1-C2	8.37	123.65	120.30
36	5	2979	U	C5-C4-O4	8.37	130.92	125.90
80	6	825	U	N3-C2-O2	8.37	128.06	122.20
36	5	2290	C	O5'-P-OP1	8.36	120.74	110.70
36	5	1662	G	N3-C2-N2	-8.36	114.05	119.90
36	5	2123	G	C4-C5-N7	8.36	114.14	110.80
36	1	2836	C	N3-C2-O2	-8.36	116.05	121.90
36	5	3208	G	N1-C6-O6	8.36	124.91	119.90
36	5	3036	G	C6-C5-N7	-8.35	125.39	130.40
80	6	269	G	C8-N9-C4	8.35	109.74	106.40
80	6	1634	C	C2-N1-C1'	8.35	127.99	118.80
36	1	1137	C	C5-C6-N1	8.35	125.17	121.00
80	6	337	G	O5'-P-OP2	-8.35	98.19	105.70
36	5	1662	G	C2-N3-C4	-8.35	107.73	111.90
36	5	2639	G	C8-N9-C4	-8.35	103.06	106.40
36	5	2388	U	O5'-P-OP1	-8.35	98.19	105.70
36	5	2147	A	N1-C6-N6	8.34	123.61	118.60
36	5	2234	G	N1-C6-O6	8.34	124.91	119.90
36	5	2300	G	C5-C6-O6	-8.34	123.59	128.60
36	1	893	C	N1-C2-O2	8.34	123.90	118.90
36	5	1434	G	N9-C4-C5	-8.34	102.06	105.40
38	8	42	G	O5'-P-OP2	-8.34	98.20	105.70
80	6	144	U	N1-C2-O2	8.34	128.63	122.80
36	1	1408	G	C5-C6-O6	-8.33	123.60	128.60
36	1	1433	A	N1-C6-N6	-8.33	113.60	118.60
36	5	2767	U	C6-N1-C2	-8.33	116.00	121.00
36	5	2223	A	O5'-P-OP1	-8.32	98.21	105.70

Continued on next page...

Continued from previous page...

Mol	Chain	Res	Type	Atoms	Z	Observed(°)	Ideal(°)
36	1	1943	C	C6-N1-C2	-8.32	116.97	120.30
36	1	2748	A	C4-C5-N7	8.32	114.86	110.70
36	5	617	G	N1-C6-O6	8.32	124.89	119.90
36	1	2603	G	C4-C5-N7	8.31	114.13	110.80
36	5	3197	G	C4-N9-C1'	-8.31	115.69	126.50
36	1	1551	C	N3-C4-C5	8.31	125.22	121.90
36	1	2403	G	C5-C6-N1	-8.30	107.35	111.50
36	1	2353	G	N1-C6-O6	8.30	124.88	119.90
36	1	979	U	P-O3'-C3'	8.30	129.66	119.70
36	5	874	U	O5'-P-OP1	-8.29	98.24	105.70
36	5	2700	G	N1-C6-O6	8.29	124.87	119.90
80	6	214	G	C5-C6-O6	-8.28	123.63	128.60
36	1	1904	C	C6-N1-C2	-8.28	116.99	120.30
36	1	2159	U	C6-N1-C2	8.28	125.97	121.00
36	5	521	A	OP1-P-O3'	8.28	123.42	105.20
36	1	2714	G	C2-N3-C4	-8.28	107.76	111.90
36	5	1306	G	C4-C5-N7	8.28	114.11	110.80
36	5	1816	A	P-O3'-C3'	8.27	129.62	119.70
36	1	2996	U	N3-C2-O2	-8.26	116.42	122.20
36	5	1590	G	N1-C6-O6	8.26	124.86	119.90
36	1	3277	U	C6-N1-C2	-8.26	116.04	121.00
36	5	1480	G	C8-N9-C4	8.26	109.70	106.40
36	1	1344	G	C5-C6-O6	-8.25	123.65	128.60
1	2	1096	C	N1-C2-O2	8.25	123.85	118.90
36	5	1134	G	C8-N9-C4	-8.25	103.10	106.40
36	5	3351	U	N3-C2-O2	-8.24	116.43	122.20
36	1	2409	G	O5'-P-OP2	-8.24	98.28	105.70
36	5	364	G	O5'-P-OP2	8.24	120.59	110.70
36	1	976	U	O5'-P-OP2	-8.24	98.29	105.70
36	5	1897	G	C5-N7-C8	-8.24	100.18	104.30
36	1	817	A	N1-C6-N6	8.23	123.54	118.60
36	1	3217	C	C2-N1-C1'	8.23	127.86	118.80
36	1	2727	A	C2-N3-C4	8.23	114.72	110.60
36	5	1662	G	C4-C5-C6	8.23	123.74	118.80
36	5	1152	G	P-O3'-C3'	8.23	129.57	119.70
36	5	1336	U	C5-C6-N1	8.23	126.81	122.70
80	6	1476	C	C6-N1-C2	-8.22	117.01	120.30
80	6	1150	G	N9-C4-C5	-8.22	102.11	105.40
36	5	180	C	C6-N1-C2	-8.21	117.02	120.30
80	6	1738	U	N1-C2-N3	8.20	119.82	114.90
36	5	1321	G	N1-C6-O6	8.20	124.82	119.90
36	5	399	A	O5'-P-OP1	-8.19	98.33	105.70

Continued on next page...

Continued from previous page...

Mol	Chain	Res	Type	Atoms	Z	Observed(°)	Ideal(°)
36	1	198	A	O5'-P-OP1	-8.19	98.33	105.70
36	1	691	A	O5'-P-OP1	-8.19	98.33	105.70
36	1	993	G	C8-N9-C4	-8.19	103.12	106.40
36	5	2166	A	N1-C6-N6	8.18	123.51	118.60
36	5	2953	U	C6-N1-C2	-8.18	116.09	121.00
36	5	3184	A	O5'-P-OP2	-8.17	98.34	105.70
1	2	1726	G	N3-C4-C5	8.17	132.69	128.60
36	1	368	G	C8-N9-C4	8.17	109.67	106.40
36	5	363	G	N9-C4-C5	-8.17	102.13	105.40
36	1	967	A	C2-N3-C4	-8.17	106.52	110.60
36	5	1437	C	C6-N1-C2	-8.17	117.03	120.30
36	5	300	G	C5-C6-N1	-8.16	107.42	111.50
36	5	336	A	N9-C4-C5	-8.16	102.53	105.80
36	5	2899	C	N3-C2-O2	-8.16	116.19	121.90
36	5	2996	U	N1-C2-O2	8.16	128.51	122.80
36	5	3211	C	C6-N1-C2	8.16	123.56	120.30
36	5	2662	G	C4-N9-C1'	8.16	137.11	126.50
36	5	2393	G	C4-C5-N7	8.15	114.06	110.80
80	6	89	G	C4-C5-N7	-8.15	107.54	110.80
80	6	1637	C	N1-C2-O2	8.15	123.79	118.90
36	5	2141	U	C2-N1-C1'	-8.15	107.92	117.70
36	5	2343	C	C6-N1-C2	8.14	123.56	120.30
1	2	1039	A	O4'-C1'-N9	8.14	114.71	108.20
36	5	942	U	N3-C4-O4	8.14	125.10	119.40
36	5	2353	G	C4-C5-N7	8.14	114.06	110.80
36	1	2803	A	O5'-P-OP1	-8.14	98.38	105.70
37	3	89	G	N9-C4-C5	-8.14	102.14	105.40
36	5	2389	C	N3-C4-C5	8.14	125.16	121.90
80	6	1738	U	C4-C5-C6	8.14	124.58	119.70
36	5	836	A	C4-C5-N7	8.13	114.77	110.70
36	5	3185	U	O5'-P-OP2	-8.13	98.38	105.70
36	1	58	G	C5-C6-O6	-8.13	123.72	128.60
80	6	321	C	N1-C2-O2	8.13	123.78	118.90
36	5	1307	G	P-O3'-C3'	8.12	129.44	119.70
36	5	1389	G	C5-C6-O6	-8.12	123.73	128.60
36	1	421	G	O5'-P-OP1	-8.12	98.39	105.70
36	1	2879	C	N1-C2-O2	-8.12	114.03	118.90
80	6	163	G	C2-N3-C4	-8.11	107.84	111.90
36	5	2856	G	N1-C6-O6	8.11	124.77	119.90
80	6	3	U	C6-N1-C2	8.11	125.87	121.00
36	1	3121	U	N1-C2-O2	8.11	128.48	122.80
1	2	453	U	C2-N1-C1'	8.11	127.43	117.70

Continued on next page...

Continued from previous page...

Mol	Chain	Res	Type	Atoms	Z	Observed(°)	Ideal(°)
80	6	23	G	O5'-P-OP1	-8.11	98.40	105.70
36	1	611	A	O5'-P-OP1	8.10	120.42	110.70
36	1	58	G	C6-C5-N7	-8.10	125.54	130.40
36	5	318	A	O5'-P-OP1	8.10	120.42	110.70
36	1	347	G	N1-C6-O6	8.10	124.76	119.90
80	6	36	C	N3-C4-C5	8.10	125.14	121.90
80	6	1737	G	C5-C6-O6	-8.10	123.74	128.60
80	6	1095	U	C6-N1-C2	-8.10	116.14	121.00
36	5	1485	G	C5-C6-O6	-8.10	123.74	128.60
36	1	2572	C	N3-C2-O2	-8.10	116.23	121.90
36	1	2355	G	N9-C4-C5	-8.09	102.16	105.40
36	5	3136	G	O5'-P-OP1	-8.09	98.42	105.70
36	1	2664	C	C6-N1-C2	-8.09	117.06	120.30
36	5	964	G	OP2-P-O3'	8.09	123.00	105.20
36	5	629	U	N1-C2-O2	8.09	128.46	122.80
36	1	369	A	C8-N9-C4	-8.09	102.57	105.80
36	1	1919	G	C8-N9-C4	-8.09	103.17	106.40
36	5	2118	C	N1-C2-O2	8.09	123.75	118.90
36	5	2922	G	C5-C6-O6	-8.09	123.75	128.60
1	2	75	U	N1-C2-O2	8.08	128.46	122.80
80	6	795	U	N3-C2-O2	-8.07	116.55	122.20
36	5	3093	C	C6-N1-C2	8.07	123.53	120.30
1	2	145	A	C8-N9-C4	-8.07	102.57	105.80
36	1	383	G	C8-N9-C4	8.06	109.63	106.40
36	1	1306	G	N1-C6-O6	8.06	124.74	119.90
36	1	787	G	O5'-P-OP2	-8.06	98.45	105.70
36	1	3118	C	O5'-P-OP1	-8.05	98.45	105.70
36	5	610	G	N9-C4-C5	8.05	108.62	105.40
36	1	862	U	O5'-P-OP1	-8.05	98.45	105.70
36	5	1519	G	C5-C6-O6	-8.05	123.77	128.60
36	5	2119	A	O5'-P-OP1	-8.05	98.45	105.70
36	5	2606	G	N3-C4-N9	-8.05	121.17	126.00
36	1	968	G	O5'-P-OP1	-8.05	98.46	105.70
36	1	2711	C	O5'-P-OP1	-8.05	98.46	105.70
80	6	1449	U	N3-C4-C5	-8.05	109.77	114.60
36	5	1134	G	N3-C4-N9	-8.05	121.17	126.00
36	5	2393	G	C5-C6-O6	-8.05	123.77	128.60
36	1	2200	U	O5'-P-OP2	-8.04	98.46	105.70
80	6	1097	U	P-O3'-C3'	8.04	129.35	119.70
36	5	661	G	N3-C4-C5	-8.04	124.58	128.60
80	6	558	U	N3-C2-O2	-8.04	116.57	122.20
36	1	318	A	O5'-P-OP1	-8.04	98.47	105.70

Continued on next page...

Continued from previous page...

Mol	Chain	Res	Type	Atoms	Z	Observed(°)	Ideal(°)
36	5	431	U	N3-C4-C5	-8.04	109.78	114.60
36	5	989	A	N9-C4-C5	-8.03	102.59	105.80
80	6	1428	G	C8-N9-C4	-8.03	103.19	106.40
36	5	1222	G	C5-C6-N1	-8.03	107.48	111.50
36	5	2198	A	N1-C6-N6	8.03	123.42	118.60
1	2	74	U	O4'-C1'-N1	8.02	114.62	108.20
80	6	1629	G	O5'-P-OP2	-8.02	98.48	105.70
36	1	510	G	O5'-P-OP1	-8.02	98.48	105.70
36	1	1126	G	C6-C5-N7	-8.02	125.59	130.40
36	5	1156	C	C6-N1-C2	-8.02	117.09	120.30
36	5	2899	C	N3-C4-N4	-8.01	112.39	118.00
36	1	1377	G	C4-C5-N7	8.01	114.00	110.80
36	5	1314	C	C2-N1-C1'	8.01	127.61	118.80
36	1	368	G	N3-C4-C5	8.01	132.60	128.60
36	1	394	G	C8-N9-C4	-8.01	103.20	106.40
80	6	1433	G	C8-N9-C4	-8.01	103.20	106.40
36	1	339	C	C5-C4-N4	8.01	125.80	120.20
38	4	29	U	O5'-P-OP1	-8.01	98.50	105.70
36	5	1531	C	C2-N1-C1'	8.00	127.59	118.80
36	1	2704	A	O5'-P-OP1	-7.99	98.51	105.70
80	6	1549	C	C6-N1-C2	-7.99	117.10	120.30
36	5	518	G	C5-C6-O6	7.99	133.40	128.60
36	5	1132	C	C6-N1-C2	7.99	123.50	120.30
36	1	675	C	C6-N1-C2	-7.99	117.11	120.30
36	1	2324	A	C8-N9-C4	-7.99	102.61	105.80
36	1	1581	C	C6-N1-C2	-7.98	117.11	120.30
36	1	3177	G	C8-N9-C4	7.98	109.59	106.40
36	1	3302	U	C6-N1-C2	7.98	125.79	121.00
36	1	80	G	N9-C4-C5	-7.98	102.21	105.40
36	5	3135	U	OP2-P-O3'	7.98	122.76	105.20
36	5	718	G	O4'-C1'-N9	7.98	114.58	108.20
36	5	1134	G	C8-N9-C1'	7.98	137.38	127.00
36	5	1086	C	C6-N1-C2	-7.98	117.11	120.30
36	5	2924	U	C4-C5-C6	-7.97	114.92	119.70
36	5	2950	G	C8-N9-C4	-7.97	103.21	106.40
36	1	2982	A	C6-N1-C2	-7.97	113.82	118.60
36	1	282	G	P-O3'-C3'	7.97	129.26	119.70
36	1	2931	C	N3-C4-C5	-7.97	118.71	121.90
36	1	1369	A	N1-C6-N6	7.97	123.38	118.60
1	2	1560	U	C6-N1-C2	-7.97	116.22	121.00
80	6	304	U	OP1-P-O3'	-7.97	87.67	105.20
36	5	3010	U	C6-N1-C2	-7.97	116.22	121.00

Continued on next page...

Continued from previous page...

Mol	Chain	Res	Type	Atoms	Z	Observed(°)	Ideal(°)
36	1	659	G	N3-C4-C5	-7.96	124.62	128.60
36	5	2403	G	C4-C5-N7	7.96	113.99	110.80
36	1	2748	A	C5-C6-N6	-7.96	117.33	123.70
36	1	3303	G	O4'-C1'-N9	7.96	114.57	108.20
80	6	1142	A	O5'-P-OP2	-7.96	98.53	105.70
36	5	2307	G	C5-C6-N1	7.96	115.48	111.50
36	5	1152	G	N3-C2-N2	-7.96	114.33	119.90
36	5	2707	C	N1-C2-N3	7.96	124.77	119.20
36	5	1389	G	C4-C5-N7	7.96	113.98	110.80
36	5	2830	G	N1-C2-N3	7.96	128.68	123.90
36	1	1201	C	C5-C6-N1	7.96	124.98	121.00
80	6	32	U	C6-N1-C2	-7.96	116.23	121.00
36	5	2117	A	N1-C6-N6	-7.96	113.83	118.60
36	5	1075	A	N1-C6-N6	-7.95	113.83	118.60
36	5	2821	C	N3-C4-C5	-7.95	118.72	121.90
36	1	641	C	C6-N1-C2	7.95	123.48	120.30
36	1	1506	A	C8-N9-C4	-7.95	102.62	105.80
80	6	550	A	O5'-P-OP1	-7.95	98.54	105.70
80	6	1649	G	C8-N9-C1'	7.95	137.34	127.00
36	1	2624	G	C5-N7-C8	-7.95	100.33	104.30
80	6	363	G	N1-C6-O6	7.95	124.67	119.90
36	5	2633	U	N3-C4-C5	-7.94	109.83	114.60
36	1	295	A	C8-N9-C4	-7.94	102.62	105.80
36	1	2747	A	N9-C4-C5	7.94	108.98	105.80
36	5	2922	G	N1-C6-O6	7.94	124.66	119.90
36	1	2994	A	N1-C6-N6	7.94	123.36	118.60
36	5	2281	A	O5'-P-OP2	-7.93	98.56	105.70
36	5	989	A	N1-C6-N6	7.93	123.36	118.60
36	5	3195	U	N1-C2-O2	7.93	128.35	122.80
1	2	75	U	C2-N1-C1'	7.93	127.21	117.70
36	5	994	G	N1-C6-O6	-7.92	115.14	119.90
36	1	1891	A	C8-N9-C4	7.92	108.97	105.80
36	1	2572	C	C2-N1-C1'	7.92	127.51	118.80
80	6	1637	C	C6-N1-C1'	-7.92	111.29	120.80
80	6	102	U	O5'-P-OP1	-7.92	98.58	105.70
36	5	2152	A	N9-C4-C5	-7.91	102.63	105.80
36	1	880	G	N3-C4-N9	-7.91	121.25	126.00
80	6	925	G	N1-C6-O6	7.91	124.64	119.90
36	5	2607	G	C5-C6-O6	-7.91	123.86	128.60
36	1	2355	G	C4-C5-C6	7.90	123.54	118.80
36	5	2917	G	O5'-P-OP2	-7.90	98.59	105.70
36	5	1494	U	C2-N1-C1'	-7.90	108.22	117.70

Continued on next page...

Continued from previous page...

Mol	Chain	Res	Type	Atoms	Z	Observed(°)	Ideal(°)
80	6	1727	G	N3-C2-N2	-7.90	114.37	119.90
80	6	1641	C	C6-N1-C2	-7.89	117.14	120.30
36	5	1934	G	C5-C6-O6	-7.89	123.86	128.60
36	5	2662	G	N3-C2-N2	-7.89	114.37	119.90
36	1	3349	C	C6-N1-C2	-7.88	117.15	120.30
37	3	41	G	C5-C6-O6	-7.88	123.87	128.60
80	6	751	G	N1-C6-O6	-7.88	115.17	119.90
36	5	2289	U	O5'-P-OP1	-7.88	98.60	105.70
36	5	1849	C	C6-N1-C2	7.88	123.45	120.30
36	1	1119	C	C6-N1-C2	7.88	123.45	120.30
36	1	272	G	O5'-P-OP2	-7.88	98.61	105.70
36	1	678	G	N3-C2-N2	-7.88	114.39	119.90
80	6	1294	G	C4-C5-C6	-7.88	114.07	118.80
36	5	426	G	N9-C4-C5	-7.88	102.25	105.40
36	5	1779	C	N1-C2-N3	7.88	124.72	119.20
36	5	641	C	O4'-C1'-N1	7.87	114.50	108.20
36	1	58	G	C4-C5-N7	7.87	113.95	110.80
36	5	776	U	C5-C6-N1	-7.87	118.76	122.70
36	5	2181	C	C6-N1-C2	-7.87	117.15	120.30
36	1	2728	G	C8-N9-C4	-7.87	103.25	106.40
80	6	1091	A	OP1-P-O3'	7.87	122.50	105.20
80	6	1634	C	N1-C2-N3	-7.87	113.69	119.20
36	5	3144	G	OP1-P-OP2	7.87	131.40	119.60
37	3	58	C	C6-N1-C2	-7.86	117.16	120.30
36	5	3133	C	N1-C2-O2	-7.86	114.18	118.90
36	5	3214	U	N1-C2-O2	7.86	128.30	122.80
36	1	1445	U	N1-C2-O2	-7.86	117.30	122.80
36	1	2153	U	N3-C2-O2	-7.86	116.70	122.20
36	1	3275	U	C5-C6-N1	7.86	126.63	122.70
80	6	129	U	C6-N1-C1'	-7.86	110.19	121.20
80	6	337	G	C6-C5-N7	-7.86	125.68	130.40
36	1	1428	A	C5-C6-N6	-7.86	117.41	123.70
36	5	1339	C	O5'-P-OP1	-7.86	98.63	105.70
37	7	103	A	C4-C5-N7	7.86	114.63	110.70
36	1	2988	C	N3-C4-N4	-7.86	112.50	118.00
36	1	2618	G	C5-C6-O6	7.85	133.31	128.60
36	5	2964	G	C5-C6-O6	7.85	133.31	128.60
36	1	1445	U	C2-N1-C1'	-7.85	108.28	117.70
36	5	2619	G	C5-C6-O6	-7.85	123.89	128.60
36	5	1148	G	N1-C6-O6	7.85	124.61	119.90
36	5	1486	G	C5-C6-N1	-7.85	107.58	111.50
36	5	656	A	N9-C4-C5	-7.84	102.66	105.80

Continued on next page...

Continued from previous page...

Mol	Chain	Res	Type	Atoms	Z	Observed(°)	Ideal(°)
36	5	797	U	O5'-P-OP1	-7.84	98.64	105.70
36	1	2309	A	C8-N9-C4	7.84	108.94	105.80
36	5	923	C	C6-N1-C2	7.84	123.44	120.30
36	5	1794	G	C4-C5-N7	-7.84	107.67	110.80
36	1	1833	G	C5-C6-O6	-7.83	123.90	128.60
36	5	610	G	C8-N9-C4	-7.83	103.27	106.40
36	5	2607	G	N1-C6-O6	7.83	124.60	119.90
36	1	1408	G	N1-C6-O6	7.83	124.60	119.90
36	5	2234	G	C5-C6-O6	-7.83	123.90	128.60
36	5	2579	G	C8-N9-C4	-7.83	103.27	106.40
36	1	2387	A	C8-N9-C4	7.83	108.93	105.80
36	1	686	G	C8-N9-C4	7.83	109.53	106.40
36	5	2607	G	C6-C5-N7	-7.83	125.70	130.40
36	1	282	G	N7-C8-N9	7.82	117.01	113.10
36	1	2973	G	C8-N9-C4	7.82	109.53	106.40
36	5	865	U	OP1-P-OP2	-7.82	107.86	119.60
36	5	2246	G	C4-N9-C1'	7.82	136.67	126.50
36	5	2935	U	O5'-P-OP2	-7.82	98.66	105.70
36	1	2970	C	C6-N1-C2	-7.82	117.17	120.30
80	6	1737	G	N1-C6-O6	7.82	124.59	119.90
80	6	110	U	N3-C4-O4	7.82	124.87	119.40
36	5	3285	C	C2-N1-C1'	7.82	127.40	118.80
36	1	2624	G	C8-N9-C4	-7.81	103.27	106.40
36	5	1061	A	OP1-P-OP2	-7.81	107.88	119.60
36	1	1604	G	C4-N9-C1'	7.81	136.65	126.50
36	5	2847	A	C8-N9-C4	7.81	108.92	105.80
36	5	141	C	C6-N1-C2	-7.81	117.18	120.30
36	5	3016	A	O5'-P-OP2	7.81	120.07	110.70
36	1	1524	A	C8-N9-C4	7.80	108.92	105.80
36	5	1370	G	O5'-P-OP1	-7.80	98.68	105.70
36	5	2970	C	O5'-P-OP1	-7.80	98.68	105.70
36	1	2603	G	C5-C6-O6	-7.80	123.92	128.60
36	1	1499	C	C6-N1-C2	-7.79	117.18	120.30
37	7	109	G	C5-C6-O6	-7.79	123.92	128.60
36	1	2990	G	N9-C4-C5	-7.79	102.28	105.40
80	6	1582	U	C6-N1-C2	7.79	125.68	121.00
80	6	25	C	N1-C2-O2	7.79	123.57	118.90
80	6	264	G	C5-C6-N1	-7.79	107.61	111.50
1	2	17	C	C6-N1-C2	-7.79	117.19	120.30
36	1	3362	A	O4'-C1'-N9	7.79	114.43	108.20
36	5	2869	U	N3-C2-O2	-7.79	116.75	122.20
80	6	1649	G	O5'-P-OP2	-7.78	98.70	105.70

Continued on next page...

Continued from previous page...

Mol	Chain	Res	Type	Atoms	Z	Observed(°)	Ideal(°)
36	5	2850	G	N3-C4-N9	7.78	130.67	126.00
36	5	1468	A	C5-C6-N6	-7.78	117.47	123.70
36	5	2156	C	C6-N1-C2	7.78	123.41	120.30
36	1	2728	G	C2-N3-C4	7.78	115.79	111.90
80	6	113	U	O5'-P-OP2	-7.78	98.70	105.70
36	5	1081	U	O5'-P-OP2	-7.78	98.70	105.70
36	1	1344	G	N1-C6-O6	7.77	124.56	119.90
80	6	1389	C	N1-C2-O2	7.77	123.56	118.90
36	1	65	A	P-O3'-C3'	7.77	129.03	119.70
36	5	2826	U	N3-C4-C5	7.77	119.26	114.60
36	5	3335	A	O5'-P-OP1	-7.77	98.71	105.70
36	1	3129	A	C8-N9-C4	7.77	108.91	105.80
80	6	166	C	C6-N1-C2	-7.77	117.19	120.30
36	5	1934	G	N3-C2-N2	-7.77	114.46	119.90
36	5	78	U	OP2-P-O3'	7.76	122.28	105.20
36	5	587	U	C6-N1-C2	7.76	125.66	121.00
36	5	1044	U	OP2-P-O3'	7.76	122.28	105.20
36	5	3101	G	O5'-P-OP1	-7.76	98.71	105.70
80	6	543	C	N1-C2-O2	7.76	123.56	118.90
36	1	2314	U	C5-C6-N1	7.76	126.58	122.70
36	5	3006	A	C8-N9-C4	7.76	108.91	105.80
36	1	224	C	N3-C2-O2	7.76	127.33	121.90
80	6	1634	C	C2-N3-C4	7.76	123.78	119.90
36	5	2531	C	C2-N1-C1'	7.76	127.33	118.80
36	1	1161	G	C8-N9-C4	-7.75	103.30	106.40
36	1	1445	U	C6-N1-C1'	7.75	132.05	121.20
36	5	1734	G	C4-C5-C6	-7.75	114.15	118.80
36	1	639	G	N1-C6-O6	7.75	124.55	119.90
36	5	531	G	N7-C8-N9	7.75	116.97	113.10
36	5	2656	A	C8-N9-C4	-7.75	102.70	105.80
36	5	2750	U	C2-N1-C1'	-7.75	108.40	117.70
36	1	1460	A	C8-N9-C4	7.75	108.90	105.80
36	1	1604	G	N3-C4-C5	-7.75	124.73	128.60
36	1	2871	G	O5'-P-OP1	-7.75	98.73	105.70
80	6	144	U	C6-N1-C2	-7.75	116.35	121.00
36	1	2226	U	N3-C2-O2	-7.74	116.78	122.20
36	5	1438	U	C2-N1-C1'	7.74	126.99	117.70
36	5	1779	C	N1-C2-O2	-7.74	114.25	118.90
37	7	11	A	N9-C4-C5	-7.74	102.70	105.80
36	5	939	U	C5-C4-O4	-7.74	121.26	125.90
36	1	874	U	N3-C4-O4	-7.74	113.98	119.40
80	6	613	G	N3-C4-C5	-7.74	124.73	128.60

Continued on next page...

Continued from previous page...

Mol	Chain	Res	Type	Atoms	Z	Observed(°)	Ideal(°)
36	1	3019	U	N3-C4-C5	-7.73	109.96	114.60
1	2	251	A	O5'-P-OP1	-7.73	98.74	105.70
36	1	641	C	O4'-C1'-N1	7.73	114.39	108.20
36	5	1486	G	C6-C5-N7	-7.73	125.76	130.40
36	5	2617	U	N1-C2-N3	7.73	119.54	114.90
36	5	3218	A	N1-C6-N6	7.72	123.23	118.60
36	1	650	C	N1-C2-O2	-7.72	114.27	118.90
36	1	98	G	C8-N9-C4	7.72	109.49	106.40
36	5	1843	C	C6-N1-C2	-7.71	117.21	120.30
36	5	1788	C	O5'-P-OP2	-7.71	98.76	105.70
36	5	1193	A	N1-C6-N6	7.71	123.23	118.60
36	5	938	C	C5-C4-N4	-7.71	114.80	120.20
36	1	335	G	O5'-P-OP2	7.70	119.94	110.70
1	2	75	U	N3-C2-O2	-7.70	116.81	122.20
36	1	2815	G	C8-N9-C4	7.70	109.48	106.40
36	1	369	A	O5'-P-OP2	-7.70	98.77	105.70
80	6	1782	A	O5'-P-OP1	-7.70	98.77	105.70
80	6	403	G	C5-C6-O6	7.69	133.22	128.60
36	1	1298	C	O5'-P-OP1	-7.69	98.78	105.70
36	1	1906	G	O5'-P-OP1	-7.69	98.78	105.70
36	1	2903	A	C8-N9-C4	7.69	108.88	105.80
36	5	200	C	OP2-P-O3'	7.69	122.11	105.20
1	2	1560	U	C5-C4-O4	7.68	130.51	125.90
36	1	1372	C	C4-C5-C6	7.68	121.24	117.40
36	5	1139	G	C6-C5-N7	7.68	135.01	130.40
36	1	3278	C	C6-N1-C2	-7.67	117.23	120.30
36	5	2953	U	N3-C4-O4	7.67	124.77	119.40
36	1	719	U	O5'-P-OP1	-7.67	98.80	105.70
36	5	1407	A	O5'-P-OP2	-7.67	98.80	105.70
36	5	2659	G	N9-C4-C5	-7.67	102.33	105.40
36	1	646	A	O5'-P-OP1	-7.67	98.80	105.70
36	1	1345	G	C4-C5-N7	7.67	113.87	110.80
36	1	3319	U	P-O3'-C3'	7.67	128.90	119.70
36	5	94	G	N3-C4-N9	-7.67	121.40	126.00
36	5	3256	G	N1-C6-O6	7.67	124.50	119.90
36	5	1390	A	N1-C6-N6	-7.67	114.00	118.60
1	2	590	C	C6-N1-C2	-7.67	117.23	120.30
38	4	16	G	C8-N9-C4	7.67	109.47	106.40
36	5	2942	C	C6-N1-C2	-7.66	117.23	120.30
36	5	3347	A	C8-N9-C4	7.66	108.86	105.80
36	1	2197	C	C6-N1-C2	7.66	123.36	120.30
36	1	2847	A	C8-N9-C4	7.66	108.86	105.80

Continued on next page...

Continued from previous page...

Mol	Chain	Res	Type	Atoms	Z	Observed(°)	Ideal(°)
36	1	3262	U	O5'-P-OP2	-7.66	98.81	105.70
36	5	530	G	C5-C6-O6	-7.66	124.00	128.60
36	5	337	G	O5'-P-OP1	-7.66	98.81	105.70
36	5	2945	G	O5'-P-OP2	-7.65	98.81	105.70
1	2	1509	C	C6-N1-C2	-7.65	117.24	120.30
36	1	1381	A	N1-C6-N6	-7.65	114.01	118.60
36	1	2846	U	N3-C2-O2	-7.65	116.84	122.20
37	7	88	G	O5'-P-OP1	7.65	119.88	110.70
64	n8	73	LEU	CA-CB-CG	7.65	132.89	115.30
36	1	2215	A	O5'-P-OP1	-7.65	98.82	105.70
36	5	1042	U	OP2-P-O3'	7.65	122.02	105.20
36	1	885	U	C5-C6-N1	-7.64	118.88	122.70
80	6	885	G	N1-C6-O6	7.64	124.49	119.90
80	6	1727	G	N1-C6-O6	7.64	124.49	119.90
36	5	1116	G	N3-C2-N2	-7.64	114.55	119.90
36	1	2622	C	O5'-P-OP2	-7.64	98.82	105.70
36	5	3336	A	O5'-P-OP1	-7.63	98.83	105.70
36	5	1308	A	O5'-P-OP1	-7.63	98.83	105.70
36	5	2602	G	C6-C5-N7	-7.62	125.83	130.40
1	2	577	G	C5-N7-C8	-7.62	100.49	104.30
36	5	577	C	C6-N1-C2	7.62	123.35	120.30
36	5	716	A	N1-C6-N6	7.62	123.17	118.60
36	5	2582	C	C6-N1-C2	7.62	123.35	120.30
37	7	43	U	N3-C4-O4	-7.62	114.07	119.40
36	1	1368	U	O5'-P-OP1	-7.62	98.84	105.70
36	5	1306	G	C5-C6-O6	-7.62	124.03	128.60
38	4	132	G	C4-C5-C6	-7.61	114.23	118.80
36	5	1137	C	N3-C4-N4	7.61	123.33	118.00
36	5	1933	A	C5-C6-N6	-7.61	117.61	123.70
36	1	1902	G	N9-C4-C5	-7.61	102.36	105.40
36	5	2945	G	O5'-P-OP1	7.61	119.83	110.70
36	5	1149	G	O4'-C1'-N9	7.60	114.28	108.20
1	2	1096	C	C5-C6-N1	7.60	124.80	121.00
36	1	1917	C	C5-C4-N4	-7.60	114.88	120.20
36	1	1149	G	O4'-C1'-N9	7.60	114.28	108.20
80	6	47	A	C8-N9-C4	-7.60	102.76	105.80
36	5	509	U	N3-C4-C5	-7.60	110.04	114.60
36	5	2685	C	OP2-P-O3'	7.60	121.92	105.20
36	1	339	C	C6-N1-C2	-7.60	117.26	120.30
36	1	1860	G	C5-C6-N1	-7.60	107.70	111.50
36	5	1442	U	O5'-P-OP2	7.59	119.81	110.70
36	1	1061	A	N1-C6-N6	7.59	123.16	118.60

Continued on next page...

Continued from previous page...

Mol	Chain	Res	Type	Atoms	Z	Observed(°)	Ideal(°)
36	1	1172	G	N1-C6-O6	7.59	124.45	119.90
36	1	2816	G	C5-C6-O6	-7.59	124.05	128.60
80	6	1672	G	C6-C5-N7	-7.59	125.85	130.40
36	5	1365	G	C8-N9-C4	-7.59	103.36	106.40
36	5	1934	G	C6-C5-N7	-7.59	125.85	130.40
36	1	2946	A	N1-C6-N6	7.59	123.15	118.60
36	1	2123	G	C8-N9-C4	7.58	109.43	106.40
80	6	130	C	P-O3'-C3'	-7.58	110.60	119.70
38	4	53	A	C2-N3-C4	7.58	114.39	110.60
80	6	1641	C	N1-C2-O2	-7.58	114.35	118.90
80	6	1305	U	C5-C6-N1	7.58	126.49	122.70
36	1	2996	U	N1-C2-O2	7.58	128.10	122.80
36	5	1159	A	C8-N9-C4	7.58	108.83	105.80
36	1	1604	G	N3-C4-N9	7.58	130.54	126.00
36	1	2727	A	N1-C6-N6	-7.58	114.06	118.60
80	6	39	A	O4'-C1'-N9	7.58	114.26	108.20
80	6	264	G	N3-C2-N2	-7.58	114.60	119.90
36	5	1222	G	N9-C4-C5	7.58	108.43	105.40
36	5	1308	A	N7-C8-N9	7.57	117.59	113.80
1	2	287	G	O4'-C1'-N9	7.57	114.26	108.20
38	4	56	G	C8-N9-C4	7.57	109.43	106.40
36	5	2719	U	C5-C6-N1	-7.57	118.92	122.70
38	4	132	G	C4-C5-N7	7.57	113.83	110.80
36	1	3055	U	C5-C4-O4	-7.57	121.36	125.90
36	5	2850	G	N3-C4-C5	-7.57	124.82	128.60
36	5	1138	U	C2-N1-C1'	-7.56	108.62	117.70
36	1	1207	G	C5-C6-O6	-7.56	124.06	128.60
36	1	1934	G	N1-C6-O6	7.56	124.44	119.90
36	5	3084	C	OP1-P-OP2	-7.56	108.26	119.60
36	5	3105	U	C5-C4-O4	7.56	130.44	125.90
36	1	849	C	C6-N1-C2	7.56	123.32	120.30
36	1	3214	U	N3-C2-O2	-7.56	116.91	122.20
1	2	453	U	C6-N1-C2	-7.55	116.47	121.00
36	1	3344	A	N7-C8-N9	7.55	117.58	113.80
36	5	661	G	N3-C4-N9	7.55	130.53	126.00
36	1	3382	U	N3-C2-O2	-7.55	116.91	122.20
80	6	33	U	N1-C2-O2	-7.55	117.51	122.80
80	6	1781	A	C8-N9-C4	-7.55	102.78	105.80
36	1	1333	C	N3-C4-C5	-7.55	118.88	121.90
36	1	2715	A	O5'-P-OP1	-7.55	98.91	105.70
80	6	434	G	C4-N9-C1'	-7.55	116.69	126.50
36	5	2144	A	O4'-C1'-N9	7.55	114.24	108.20

Continued on next page...

Continued from previous page...

Mol	Chain	Res	Type	Atoms	Z	Observed(°)	Ideal(°)
36	1	938	C	C6-N1-C1'	-7.54	111.75	120.80
80	6	1150	G	C4-C5-N7	7.54	113.82	110.80
36	5	636	C	C5-C4-N4	-7.54	114.92	120.20
36	1	2399	A	OP1-P-O3'	7.54	121.79	105.20
36	1	406	G	C4-C5-N7	-7.54	107.78	110.80
36	1	1428	A	N1-C6-N6	7.54	123.12	118.60
36	1	2226	U	C6-N1-C2	-7.54	116.48	121.00
80	6	399	A	C5-C6-N6	7.54	129.73	123.70
36	5	406	G	N1-C6-O6	-7.54	115.38	119.90
36	1	1408	G	C8-N9-C4	7.54	109.42	106.40
38	4	70	G	C8-N9-C4	7.54	109.42	106.40
80	6	32	U	C4-C5-C6	7.54	124.22	119.70
36	5	1743	G	N1-C6-O6	7.54	124.42	119.90
36	1	1121	U	O5'-P-OP2	-7.53	98.92	105.70
36	5	1934	G	C5-C6-N1	-7.53	107.73	111.50
36	1	2988	C	C5-C6-N1	-7.53	117.23	121.00
36	1	2641	U	C6-N1-C2	7.53	125.52	121.00
36	1	2988	C	N3-C4-C5	7.53	124.91	121.90
36	5	50	U	O5'-P-OP1	-7.53	98.92	105.70
36	1	368	G	C2-N3-C4	-7.53	108.14	111.90
38	4	136	G	C8-N9-C4	7.53	109.41	106.40
80	6	558	U	N1-C2-O2	7.53	128.07	122.80
36	5	657	A	N1-C6-N6	7.53	123.11	118.60
36	5	2393	G	N9-C4-C5	-7.53	102.39	105.40
36	1	2688	U	N1-C2-N3	-7.52	110.39	114.90
36	1	1313	G	C6-C5-N7	-7.52	125.89	130.40
36	5	2118	C	C2-N1-C1'	7.52	127.07	118.80
36	5	2983	C	OP1-P-O3'	7.52	121.75	105.20
36	5	3370	A	N1-C6-N6	7.52	123.11	118.60
1	2	737	A	O4'-C1'-N9	7.52	114.22	108.20
36	1	1442	U	C5-C4-O4	-7.52	121.39	125.90
36	5	802	C	N3-C4-C5	-7.52	118.89	121.90
36	5	1180	A	N1-C6-N6	-7.52	114.09	118.60
36	1	2617	U	N1-C2-N3	7.52	119.41	114.90
36	5	914	A	N1-C6-N6	7.52	123.11	118.60
36	1	1496	C	C6-N1-C2	7.51	123.31	120.30
36	1	3382	U	N1-C2-O2	7.51	128.06	122.80
80	6	122	U	C5-C4-O4	-7.51	121.39	125.90
36	5	636	C	N3-C2-O2	7.51	127.16	121.90
36	5	1017	C	C2-N1-C1'	7.51	127.07	118.80
36	5	1137	C	C2-N1-C1'	7.51	127.06	118.80
36	5	2603	G	N3-C2-N2	-7.51	114.64	119.90

Continued on next page...

Continued from previous page...

Mol	Chain	Res	Type	Atoms	Z	Observed(°)	Ideal(°)
36	1	640	U	N3-C2-O2	7.51	127.46	122.20
36	1	2305	G	C4-C5-N7	7.51	113.81	110.80
36	1	2623	G	C6-C5-N7	-7.51	125.89	130.40
36	1	2813	A	C2-N3-C4	7.51	114.36	110.60
38	8	109	A	O5'-P-OP2	-7.51	98.94	105.70
36	5	1932	A	O5'-P-OP1	-7.51	98.94	105.70
36	1	1440	G	O5'-P-OP2	-7.51	98.94	105.70
36	1	3107	U	O5'-P-OP2	-7.51	98.94	105.70
36	5	939	U	N3-C4-O4	7.50	124.65	119.40
36	1	2700	G	C6-C5-N7	-7.50	125.90	130.40
80	6	1361	U	C2-N1-C1'	7.50	126.69	117.70
1	2	1189	A	C8-N9-C4	7.49	108.80	105.80
80	6	418	G	C6-C5-N7	-7.49	125.90	130.40
36	1	2361	A	O5'-P-OP1	-7.49	98.96	105.70
36	1	942	U	N3-C4-O4	7.49	124.64	119.40
36	1	1547	G	N1-C6-O6	-7.49	115.41	119.90
36	5	2359	C	C6-N1-C2	7.49	123.29	120.30
36	5	504	A	C5-C6-N6	-7.48	117.71	123.70
36	1	880	G	C4-N9-C1'	-7.48	116.77	126.50
36	1	1516	C	C6-N1-C2	-7.48	117.31	120.30
36	5	504	A	C4-C5-N7	7.48	114.44	110.70
36	1	2852	C	C6-N1-C1'	-7.48	111.83	120.80
36	1	2982	A	N9-C4-C5	7.48	108.79	105.80
36	1	678	G	C5-C6-O6	-7.48	124.11	128.60
80	6	381	C	O5'-P-OP1	-7.48	98.97	105.70
80	6	1767	G	C8-N9-C4	7.48	109.39	106.40
36	1	641	C	N3-C4-C5	7.47	124.89	121.90
80	6	1296	A	N1-C6-N6	7.47	123.08	118.60
36	5	1587	A	C8-N9-C4	7.47	108.79	105.80
36	5	2533	G	C8-N9-C1'	7.47	136.71	127.00
36	1	1451	C	N3-C2-O2	7.47	127.13	121.90
36	5	2283	G	N1-C6-O6	7.47	124.38	119.90
36	1	58	G	N9-C4-C5	-7.47	102.41	105.40
36	1	880	G	C8-N9-C1'	7.47	136.71	127.00
36	5	2147	A	C5-C6-N6	-7.46	117.73	123.70
80	6	33	U	C5-C6-N1	7.46	126.43	122.70
36	5	1239	C	C6-N1-C2	-7.46	117.31	120.30
36	5	1734	G	C8-N9-C1'	7.46	136.70	127.00
36	5	2152	A	C8-N9-C4	7.46	108.78	105.80
36	5	2205	U	O4'-C1'-N1	7.46	114.17	108.20
37	7	17	A	C8-N9-C4	7.46	108.78	105.80
36	5	407	A	O5'-P-OP1	-7.45	98.99	105.70

Continued on next page...

Continued from previous page...

Mol	Chain	Res	Type	Atoms	Z	Observed(°)	Ideal(°)
36	1	1603	A	O5'-P-OP2	-7.45	98.99	105.70
36	5	647	A	C8-N9-C4	-7.45	102.82	105.80
36	5	937	G	C8-N9-C4	7.45	109.38	106.40
36	5	2372	A	C4-C5-C6	7.45	120.72	117.00
80	6	938	G	N1-C6-O6	7.45	124.37	119.90
36	1	1131	G	C6-C5-N7	-7.44	125.93	130.40
36	1	1582	C	C6-N1-C2	-7.44	117.32	120.30
36	1	2306	C	C6-N1-C1'	-7.44	111.87	120.80
80	6	1035	G	C8-N9-C4	7.44	109.38	106.40
36	5	2330	C	C6-N1-C2	7.44	123.28	120.30
1	2	1745	G	N3-C4-N9	7.44	130.46	126.00
36	5	2385	G	N1-C6-O6	7.44	124.36	119.90
36	5	964	G	N7-C8-N9	7.43	116.82	113.10
36	1	611	A	O5'-P-OP2	-7.43	99.01	105.70
80	6	308	C	C6-N1-C1'	7.43	129.72	120.80
36	5	694	C	N3-C2-O2	-7.43	116.70	121.90
36	5	2930	A	C5-C6-N6	-7.43	117.76	123.70
36	5	3180	A	C8-N9-C4	7.43	108.77	105.80
80	6	622	A	O5'-P-OP1	-7.43	99.02	105.70
80	6	1649	G	N1-C6-O6	-7.43	115.44	119.90
1	2	1726	G	N3-C4-N9	-7.42	121.55	126.00
80	6	453	U	C2-N1-C1'	7.42	126.61	117.70
36	5	1650	G	N1-C6-O6	7.42	124.36	119.90
36	5	2964	G	O5'-P-OP2	-7.42	99.02	105.70
80	6	1572	G	C6-C5-N7	-7.42	125.95	130.40
1	2	1082	C	N1-C2-O2	7.42	123.35	118.90
36	5	1389	G	N1-C6-O6	7.42	124.35	119.90
80	6	474	A	C8-N9-C4	7.42	108.77	105.80
36	5	2541	U	C2-N1-C1'	7.42	126.60	117.70
80	6	1048	G	N1-C6-O6	7.42	124.35	119.90
36	5	1373	A	N3-C4-N9	7.42	133.33	127.40
80	6	542	A	O4'-C1'-N9	7.41	114.13	108.20
36	5	622	A	C8-N9-C4	7.41	108.77	105.80
36	5	824	C	N3-C4-C5	-7.41	118.94	121.90
36	5	2197	C	C5-C4-N4	-7.41	115.01	120.20
36	5	3128	G	N9-C4-C5	-7.41	102.44	105.40
36	5	2345	A	N9-C4-C5	-7.41	102.84	105.80
1	2	1761	U	C5-C4-O4	7.41	130.34	125.90
36	5	1481	A	P-O3'-C3'	7.41	128.59	119.70
36	5	1172	G	N1-C6-O6	-7.41	115.46	119.90
36	1	638	C	N1-C2-O2	7.40	123.34	118.90
36	5	363	G	C6-C5-N7	-7.40	125.96	130.40

Continued on next page...

Continued from previous page...

Mol	Chain	Res	Type	Atoms	Z	Observed(°)	Ideal(°)
36	5	2307	G	N3-C2-N2	7.40	125.08	119.90
36	5	2895	G	O5'-P-OP2	-7.40	99.04	105.70
36	1	1299	U	O5'-P-OP2	-7.40	99.04	105.70
38	4	132	G	C8-N9-C1'	7.40	136.62	127.00
37	7	63	A	C8-N9-C4	7.40	108.76	105.80
36	1	2401	A	C4-N9-C1'	-7.40	112.98	126.30
36	5	943	U	N1-C2-O2	-7.39	117.62	122.80
36	1	1877	U	C6-N1-C2	7.39	125.44	121.00
36	5	3309	G	C4-N9-C1'	7.39	136.11	126.50
36	1	3238	G	N1-C6-O6	7.39	124.33	119.90
36	1	2396	G	C8-N9-C4	-7.39	103.44	106.40
36	1	2624	G	C4-C5-N7	7.39	113.76	110.80
1	2	326	G	N3-C4-C5	-7.39	124.91	128.60
36	5	801	A	O4'-C1'-N9	-7.39	102.29	108.20
36	5	2719	U	C6-N1-C2	7.39	125.43	121.00
36	5	1149	G	C2-N3-C4	7.38	115.59	111.90
36	5	2606	G	C8-N9-C4	-7.38	103.45	106.40
80	6	1153	G	N1-C6-O6	-7.38	115.47	119.90
36	5	635	G	N1-C6-O6	7.38	124.33	119.90
36	1	3388	C	C6-N1-C2	7.38	123.25	120.30
36	5	363	G	C4-C5-N7	7.38	113.75	110.80
36	1	2418	G	C2-N3-C4	7.37	115.59	111.90
36	5	2619	G	N1-C6-O6	7.37	124.32	119.90
36	1	2918	G	C8-N9-C4	-7.37	103.45	106.40
36	5	2837	A	O5'-P-OP1	-7.37	99.07	105.70
36	5	2971	A	C2-N3-C4	7.37	114.28	110.60
79	q3	29	LEU	CA-CB-CG	-7.37	98.36	115.30
36	1	2941	A	O5'-P-OP2	-7.37	99.07	105.70
36	5	2730	G	N3-C4-N9	-7.36	121.58	126.00
36	5	2693	C	N3-C4-C5	7.36	124.84	121.90
80	6	761	G	C8-N9-C1'	7.36	136.57	127.00
36	5	97	U	C5-C4-O4	-7.36	121.48	125.90
36	1	346	C	O5'-P-OP2	-7.36	99.08	105.70
36	1	421	G	N3-C2-N2	7.36	125.05	119.90
36	5	546	C	N3-C2-O2	-7.36	116.75	121.90
36	5	3312	U	C6-N1-C2	7.36	125.41	121.00
36	1	1918	C	C6-N1-C2	-7.36	117.36	120.30
36	1	2624	G	C6-C5-N7	-7.36	125.99	130.40
36	5	1129	A	O5'-P-OP2	-7.35	99.08	105.70
36	5	1137	C	C5-C4-N4	-7.35	115.05	120.20
36	5	1380	G	C8-N9-C4	7.35	109.34	106.40
36	5	1515	A	O5'-P-OP2	-7.35	99.08	105.70

Continued on next page...

Continued from previous page...

Mol	Chain	Res	Type	Atoms	Z	Observed(°)	Ideal(°)
80	6	450	U	C6-N1-C2	7.35	125.41	121.00
36	1	2711	C	C6-N1-C2	-7.34	117.36	120.30
36	1	2982	A	C4-C5-N7	-7.34	107.03	110.70
36	5	2617	U	N1-C2-O2	-7.34	117.66	122.80
37	7	100	C	C6-N1-C2	7.34	123.24	120.30
36	1	885	U	N3-C4-O4	-7.34	114.26	119.40
36	1	3227	A	N1-C6-N6	-7.34	114.20	118.60
36	5	1131	G	C8-N9-C4	7.34	109.33	106.40
36	5	2606	G	N1-C6-O6	-7.34	115.50	119.90
1	2	333	A	C8-N9-C4	-7.34	102.86	105.80
1	2	614	C	N3-C4-C5	-7.34	118.97	121.90
36	1	678	G	N1-C6-O6	7.34	124.30	119.90
80	6	1657	U	O5'-P-OP2	-7.34	99.10	105.70
36	1	388	G	N3-C2-N2	-7.33	114.77	119.90
36	1	3180	A	O5'-P-OP2	-7.33	99.10	105.70
36	1	170	G	O5'-P-OP1	-7.33	99.10	105.70
36	1	3276	G	O4'-C1'-N9	-7.33	102.33	108.20
36	5	846	A	C8-N9-C4	7.33	108.73	105.80
36	1	31	C	C6-N1-C2	-7.33	117.37	120.30
36	1	2329	C	O5'-P-OP2	-7.33	99.10	105.70
36	1	3344	A	O4'-C1'-N9	7.33	114.06	108.20
80	6	543	C	N3-C2-O2	-7.33	116.77	121.90
36	1	2631	U	C2-N3-C4	-7.33	122.60	127.00
1	2	53	G	O5'-P-OP2	-7.33	99.10	105.70
36	1	2363	A	O5'-P-OP2	7.33	119.50	110.70
36	5	2744	U	O5'-P-OP2	-7.33	99.11	105.70
36	5	3106	A	N1-C6-N6	7.33	123.00	118.60
36	1	1436	U	C6-N1-C2	-7.33	116.60	121.00
36	1	1007	U	C6-N1-C2	7.32	125.39	121.00
36	1	2727	A	C4-C5-N7	-7.32	107.04	110.70
36	1	2793	G	O5'-P-OP2	7.32	119.48	110.70
36	1	3214	U	C6-N1-C2	-7.31	116.61	121.00
36	1	1131	G	N3-C4-N9	7.31	130.39	126.00
36	5	3036	G	C5-C6-O6	-7.31	124.21	128.60
1	2	830	U	N3-C2-O2	-7.31	117.08	122.20
36	5	1929	G	C4-C5-N7	7.31	113.72	110.80
36	1	938	C	C5-C4-N4	-7.31	115.08	120.20
36	1	2847	A	C5-C6-N6	-7.31	117.85	123.70
1	2	1462	G	C4-C5-N7	7.30	113.72	110.80
36	1	2808	A	N1-C6-N6	7.30	122.98	118.60
36	5	1592	G	N7-C8-N9	7.30	116.75	113.10
36	1	1508	C	C6-N1-C2	-7.30	117.38	120.30

Continued on next page...

Continued from previous page...

Mol	Chain	Res	Type	Atoms	Z	Observed(°)	Ideal(°)
36	1	3092	C	C6-N1-C2	7.30	123.22	120.30
36	1	2860	U	C5-C6-N1	7.30	126.35	122.70
36	5	874	U	N3-C4-O4	-7.30	114.29	119.40
36	1	501	A	N9-C4-C5	-7.29	102.88	105.80
36	5	2692	A	O5'-P-OP1	-7.29	99.14	105.70
36	5	952	A	N1-C6-N6	7.29	122.97	118.60
36	5	1001	G	O5'-P-OP1	-7.29	99.14	105.70
36	1	3318	G	C8-N9-C4	-7.29	103.48	106.40
36	5	128	G	C5-C6-N1	-7.29	107.86	111.50
36	5	2371	G	O5'-P-OP2	-7.29	99.14	105.70
1	2	359	A	N1-C6-N6	-7.28	114.23	118.60
36	1	2811	A	N9-C4-C5	7.28	108.71	105.80
80	6	1385	G	C5-N7-C8	-7.28	100.66	104.30
36	5	995	U	O5'-P-OP1	-7.28	99.15	105.70
36	1	640	U	N1-C2-O2	-7.28	117.70	122.80
37	3	41	G	N1-C6-O6	7.28	124.27	119.90
1	2	453	U	N1-C2-O2	7.27	127.89	122.80
36	5	1450	G	C5-C6-O6	-7.27	124.24	128.60
36	5	2283	G	C8-N9-C4	7.27	109.31	106.40
36	5	2959	C	N3-C4-C5	-7.27	118.99	121.90
54	M8	71	LEU	CA-CB-CG	-7.27	98.57	115.30
80	6	434	G	C4-C5-N7	7.27	113.71	110.80
36	5	41	G	O5'-P-OP2	-7.27	99.16	105.70
36	5	74	G	O5'-P-OP1	-7.27	99.16	105.70
80	6	1674	C	C6-N1-C2	7.27	123.21	120.30
36	1	2988	C	C2-N1-C1'	-7.27	110.81	118.80
80	6	1294	G	C4-N9-C1'	-7.26	117.06	126.50
36	1	3214	U	C2-N1-C1'	7.26	126.42	117.70
36	1	3125	U	O5'-P-OP2	-7.26	99.17	105.70
80	6	36	C	O5'-P-OP2	-7.25	99.17	105.70
1	2	1280	C	N3-C4-C5	-7.25	119.00	121.90
1	2	1389	C	N1-C2-O2	7.25	123.25	118.90
36	5	3176	G	O5'-P-OP1	-7.25	99.18	105.70
1	2	565	C	C6-N1-C2	7.25	123.20	120.30
80	6	1700	C	C2-N1-C1'	7.25	126.77	118.80
36	1	1459	C	C6-N1-C2	7.25	123.20	120.30
80	6	1727	G	C4-C5-C6	7.25	123.15	118.80
36	1	1344	G	C4-C5-N7	7.24	113.70	110.80
36	5	2372	A	C8-N9-C4	-7.24	102.90	105.80
36	5	2391	G	N9-C4-C5	7.24	108.30	105.40
36	1	689	U	N3-C2-O2	-7.24	117.13	122.20
36	1	978	G	C5-C6-O6	-7.24	124.26	128.60

Continued on next page...

Continued from previous page...

Mol	Chain	Res	Type	Atoms	Z	Observed(°)	Ideal(°)
36	5	2283	G	C5-C6-O6	-7.24	124.26	128.60
36	5	2640	A	N1-C6-N6	7.24	122.94	118.60
36	1	2153	U	C6-N1-C2	-7.24	116.66	121.00
80	6	1649	G	C4-C5-C6	-7.24	114.46	118.80
36	5	2261	G	O5'-P-OP2	-7.24	99.19	105.70
36	1	2811	A	C8-N9-C4	-7.23	102.91	105.80
1	2	1122	G	N1-C6-O6	-7.23	115.56	119.90
36	5	3380	U	N3-C4-C5	-7.23	110.26	114.60
36	5	2816	G	N1-C6-O6	7.23	124.24	119.90
1	2	1116	A	N1-C6-N6	7.22	122.93	118.60
80	6	1596	C	C6-N1-C2	-7.22	117.41	120.30
80	6	214	G	C4-C5-N7	7.22	113.69	110.80
36	5	1454	A	O5'-P-OP1	-7.22	99.20	105.70
36	5	1940	G	N9-C4-C5	-7.22	102.51	105.40
36	1	3019	U	N3-C4-O4	7.22	124.45	119.40
36	5	336	A	C5-C6-N6	-7.22	117.92	123.70
36	1	789	A	O5'-P-OP2	-7.22	99.20	105.70
36	5	66	A	N1-C6-N6	7.22	122.93	118.60
36	5	2300	G	N1-C6-O6	7.22	124.23	119.90
36	5	2978	U	O4'-C1'-N1	7.22	113.97	108.20
80	6	110	U	C5-C6-N1	7.22	126.31	122.70
36	5	622	A	N9-C4-C5	-7.22	102.91	105.80
36	5	2150	G	C6-C5-N7	-7.22	126.07	130.40
36	5	933	A	N3-C4-C5	7.21	131.85	126.80
36	5	933	A	C8-N9-C4	7.21	108.69	105.80
36	1	3046	A	O5'-P-OP1	-7.21	99.21	105.70
80	6	101	U	OP1-P-O3'	7.21	121.07	105.20
80	6	1106	U	OP1-P-O3'	7.21	121.06	105.20
80	6	1646	C	C2-N1-C1'	7.21	126.73	118.80
36	1	885	U	N3-C4-C5	7.21	118.93	114.60
36	1	2355	G	C8-N9-C1'	-7.21	117.63	127.00
36	5	2377	G	C8-N9-C4	7.21	109.28	106.40
36	5	2626	A	OP2-P-O3'	-7.21	89.34	105.20
80	6	639	U	N3-C2-O2	-7.21	117.16	122.20
36	5	2800	G	N3-C4-N9	-7.21	121.68	126.00
36	5	2821	C	C2-N1-C1'	7.21	126.73	118.80
36	5	1879	A	C6-C5-N7	-7.20	127.26	132.30
50	m4	135	LEU	CA-CB-CG	7.20	131.87	115.30
1	2	1258	U	N3-C2-O2	-7.20	117.16	122.20
36	5	963	G	N1-C6-O6	-7.20	115.58	119.90
36	5	2143	A	O5'-P-OP1	-7.20	99.22	105.70
36	5	1408	G	N3-C4-C5	7.20	132.20	128.60

Continued on next page...

Continued from previous page...

Mol	Chain	Res	Type	Atoms	Z	Observed(°)	Ideal(°)
36	1	1695	U	C6-N1-C2	7.20	125.32	121.00
36	5	86	G	N3-C4-C5	-7.20	125.00	128.60
36	1	932	U	N1-C2-O2	-7.20	117.76	122.80
36	1	3306	U	N3-C2-O2	-7.19	117.16	122.20
36	1	2808	A	N9-C4-C5	-7.19	102.92	105.80
38	4	103	G	N3-C4-N9	7.19	130.31	126.00
36	5	1734	G	N7-C8-N9	7.19	116.70	113.10
36	1	704	U	O5'-P-OP1	-7.19	99.23	105.70
36	1	973	A	C2-N3-C4	-7.19	107.01	110.60
1	2	334	G	N3-C4-C5	7.18	132.19	128.60
36	1	1351	U	N3-C2-O2	-7.18	117.17	122.20
36	1	2821	C	N3-C4-N4	7.18	123.03	118.00
38	4	78	G	N3-C4-C5	7.18	132.19	128.60
1	2	1114	G	N3-C4-C5	7.18	132.19	128.60
36	1	432	G	N9-C4-C5	-7.18	102.53	105.40
36	1	640	U	N3-C4-O4	7.17	124.42	119.40
36	1	1417	G	C8-N9-C4	7.17	109.27	106.40
1	2	1339	C	OP2-P-O3'	7.17	120.97	105.20
36	1	2401	A	C4-C5-C6	-7.17	113.42	117.00
36	5	2406	C	N3-C2-O2	7.17	126.92	121.90
36	1	500	C	C6-N1-C2	-7.17	117.43	120.30
36	1	1389	G	N9-C4-C5	-7.17	102.53	105.40
36	1	3083	G	N3-C4-C5	-7.17	125.02	128.60
80	6	871	G	C8-N9-C4	-7.17	103.53	106.40
36	5	1432	C	N3-C2-O2	-7.17	116.89	121.90
36	1	636	C	N3-C2-O2	7.16	126.91	121.90
80	6	121	U	C5-C4-O4	7.16	130.20	125.90
36	5	970	A	N1-C6-N6	7.16	122.90	118.60
36	1	197	G	O5'-P-OP2	7.16	119.30	110.70
36	5	274	G	C4-C5-C6	7.16	123.10	118.80
36	5	1486	G	C4-C5-C6	7.16	123.10	118.80
36	5	1913	A	N1-C6-N6	7.16	122.90	118.60
36	5	2305	G	N1-C6-O6	-7.16	115.60	119.90
36	5	2198	A	C4-C5-N7	7.16	114.28	110.70
36	1	402	A	N9-C4-C5	7.16	108.66	105.80
80	6	378	A	N1-C2-N3	-7.16	125.72	129.30
36	5	2791	G	N1-C6-O6	7.16	124.19	119.90
36	5	3065	G	C8-N9-C4	-7.16	103.54	106.40
38	4	88	A	C8-N9-C4	7.15	108.66	105.80
36	5	1078	U	C2-N3-C4	7.15	131.29	127.00
36	1	669	U	C5-C6-N1	-7.15	119.12	122.70
80	6	761	G	C4-C5-N7	7.15	113.66	110.80

Continued on next page...

Continued from previous page...

Mol	Chain	Res	Type	Atoms	Z	Observed(°)	Ideal(°)
1	2	934	C	C2-N1-C1'	7.15	126.66	118.80
36	1	359	U	C6-N1-C2	-7.15	116.71	121.00
80	6	687	G	N3-C2-N2	-7.15	114.90	119.90
36	1	3134	A	N1-C6-N6	7.15	122.89	118.60
1	2	838	G	N1-C6-O6	7.14	124.19	119.90
80	6	1280	C	C6-N1-C2	-7.14	117.44	120.30
36	5	1512	U	N3-C2-O2	-7.14	117.20	122.20
36	5	3077	A	C8-N9-C4	-7.14	102.94	105.80
36	1	1521	G	O5'-P-OP1	-7.14	99.27	105.70
80	6	975	C	C6-N1-C2	7.14	123.16	120.30
36	5	1138	U	N3-C4-O4	-7.14	114.40	119.40
36	5	1434	G	C8-N9-C4	7.14	109.26	106.40
36	5	2937	G	N1-C6-O6	7.14	124.19	119.90
36	1	963	G	C6-C5-N7	-7.14	126.12	130.40
80	6	337	G	C8-N9-C1'	-7.14	117.72	127.00
36	5	1063	G	O5'-P-OP1	-7.14	99.28	105.70
36	5	3228	C	N1-C2-O2	7.14	123.18	118.90
36	1	660	A	O5'-P-OP2	-7.14	99.28	105.70
36	5	2791	G	C8-N9-C4	7.14	109.25	106.40
36	5	2964	G	C4-C5-N7	-7.14	107.95	110.80
36	5	3019	U	N1-C2-O2	7.14	127.80	122.80
36	1	1365	G	N7-C8-N9	7.13	116.67	113.10
36	1	2605	G	C2-N3-C4	-7.13	108.33	111.90
36	5	802	C	C6-N1-C2	-7.13	117.45	120.30
36	1	388	G	N1-C6-O6	7.13	124.18	119.90
36	1	347	G	C4-N9-C1'	7.13	135.77	126.50
36	1	1833	G	N1-C6-O6	7.13	124.18	119.90
80	6	794	U	OP2-P-O3'	7.13	120.88	105.20
1	2	868	G	C5-C6-N1	-7.12	107.94	111.50
36	5	2166	A	C2-N3-C4	-7.12	107.04	110.60
36	1	2639	G	C5-C6-O6	-7.12	124.33	128.60
80	6	403	G	N7-C8-N9	7.12	116.66	113.10
36	5	2787	G	N3-C4-C5	-7.12	125.04	128.60
36	5	1389	G	C8-N9-C4	7.12	109.25	106.40
36	1	574	U	C6-N1-C2	7.12	125.27	121.00
36	1	2283	G	C5-C6-O6	-7.12	124.33	128.60
36	5	2740	A	N1-C6-N6	7.12	122.87	118.60
24	D2	93	LEU	CA-CB-CG	7.11	131.66	115.30
80	6	1639	C	O5'-P-OP1	7.11	119.24	110.70
1	2	577	G	C5-C6-O6	-7.11	124.33	128.60
36	1	1351	U	C2-N1-C1'	7.11	126.23	117.70
36	5	1196	C	N1-C2-N3	-7.11	114.22	119.20

Continued on next page...

Continued from previous page...

Mol	Chain	Res	Type	Atoms	Z	Observed(°)	Ideal(°)
36	5	1519	G	N1-C6-O6	7.11	124.17	119.90
1	2	1764	C	C6-N1-C2	7.11	123.14	120.30
36	1	650	C	N3-C4-N4	7.11	122.98	118.00
36	1	960	U	C5-C4-O4	-7.11	121.63	125.90
36	1	1380	G	O5'-P-OP2	-7.10	99.31	105.70
36	1	2368	A	C8-N9-C4	-7.10	102.96	105.80
70	O4	51	LEU	CA-CB-CG	7.10	131.64	115.30
36	5	1607	U	P-O3'-C3'	7.10	128.22	119.70
36	1	62	A	O5'-P-OP2	-7.10	99.31	105.70
36	1	2334	U	O5'-P-OP2	-7.10	99.31	105.70
80	6	62	A	O5'-P-OP1	7.09	119.21	110.70
36	1	2809	C	N1-C2-O2	7.09	123.15	118.90
36	1	2882	U	N3-C2-O2	-7.09	117.24	122.20
80	6	122	U	N3-C2-O2	7.09	127.16	122.20
36	1	2979	U	N3-C4-C5	-7.09	110.35	114.60
36	1	3101	G	C8-N9-C4	7.09	109.23	106.40
36	1	3344	A	C8-N9-C4	-7.09	102.97	105.80
80	6	151	G	N9-C4-C5	7.09	108.23	105.40
80	6	403	G	C4-C5-C6	7.09	123.05	118.80
36	5	2682	C	C6-N1-C2	-7.09	117.47	120.30
36	5	1130	A	O5'-P-OP2	-7.09	99.32	105.70
36	5	3302	U	C6-N1-C2	7.09	125.25	121.00
36	1	2403	G	C4-C5-C6	7.08	123.05	118.80
36	1	544	C	C6-N1-C2	-7.08	117.47	120.30
36	5	1524	A	O5'-P-OP1	-7.08	99.33	105.70
36	5	3302	U	N3-C2-O2	7.08	127.16	122.20
36	5	3294	A	N1-C6-N6	-7.08	114.35	118.60
36	1	1499	C	C5-C6-N1	7.08	124.54	121.00
36	1	185	C	C6-N1-C2	7.08	123.13	120.30
36	5	426	G	N1-C6-O6	7.08	124.14	119.90
36	5	2726	C	C5-C4-N4	7.08	125.15	120.20
36	5	3393	U	O5'-P-OP2	-7.08	99.33	105.70
36	1	1604	G	C8-N9-C1'	-7.07	117.81	127.00
36	1	1897	G	N1-C6-O6	7.07	124.14	119.90
36	1	339	C	C6-N1-C1'	7.07	129.28	120.80
36	1	3096	C	O5'-P-OP1	-7.07	99.34	105.70
80	6	1672	G	N3-C4-C5	-7.07	125.07	128.60
36	1	1408	G	N3-C4-N9	7.07	130.24	126.00
36	1	410	U	N3-C4-C5	-7.06	110.36	114.60
80	6	1730	A	C6-C5-N7	-7.06	127.36	132.30
36	5	2399	A	C8-N9-C4	7.06	108.62	105.80
36	5	862	U	OP1-P-O3'	7.06	120.73	105.20

Continued on next page...

Continued from previous page...

Mol	Chain	Res	Type	Atoms	Z	Observed(°)	Ideal(°)
36	5	636	C	N3-C4-N4	7.06	122.94	118.00
1	2	354	C	OP2-P-O3'	7.06	120.73	105.20
80	6	901	G	N1-C6-O6	7.06	124.14	119.90
80	6	1745	G	N9-C4-C5	-7.06	102.58	105.40
80	6	1672	G	C8-N9-C1'	-7.06	117.83	127.00
36	5	855	U	C6-N1-C2	7.06	125.23	121.00
36	1	3046	A	C8-N9-C4	-7.05	102.98	105.80
36	1	3318	G	C4-N9-C1'	7.05	135.67	126.50
80	6	1096	C	N3-C4-C5	-7.05	119.08	121.90
36	1	3083	G	N3-C4-N9	7.05	130.23	126.00
36	5	662	U	C6-N1-C2	-7.05	116.77	121.00
36	1	2954	U	N3-C2-O2	-7.05	117.26	122.20
36	1	641	C	C2-N1-C1'	-7.05	111.05	118.80
36	5	509	U	C6-N1-C2	-7.05	116.77	121.00
36	5	1049	C	C6-N1-C2	-7.05	117.48	120.30
36	1	364	G	O5'-P-OP2	7.05	119.16	110.70
36	1	2752	U	O4'-C1'-N1	-7.05	102.56	108.20
36	1	1346	G	O5'-P-OP2	-7.05	99.36	105.70
36	1	2762	A	N1-C6-N6	-7.04	114.37	118.60
36	5	1417	G	C4-C5-N7	-7.04	107.98	110.80
36	5	2336	U	OP1-P-OP2	-7.04	109.03	119.60
37	7	92	A	N1-C6-N6	7.04	122.83	118.60
36	1	2903	A	C2-N3-C4	-7.04	107.08	110.60
80	6	613	G	C2-N3-C4	7.04	115.42	111.90
36	5	41	G	N1-C6-O6	7.04	124.13	119.90
37	7	51	A	C8-N9-C4	-7.04	102.98	105.80
36	5	2300	G	N9-C4-C5	-7.04	102.58	105.40
37	7	75	G	OP2-P-O3'	7.04	120.69	105.20
36	1	2870	C	N3-C4-C5	7.04	124.72	121.90
36	1	2788	C	C6-N1-C2	-7.04	117.48	120.30
36	5	2619	G	N3-C4-N9	7.04	130.22	126.00
1	2	1198	G	O5'-P-OP1	-7.04	99.37	105.70
36	1	651	G	OP2-P-O3'	7.04	120.68	105.20
36	5	904	A	C5-C6-N1	7.04	121.22	117.70
36	1	2347	U	O5'-P-OP2	-7.03	99.37	105.70
36	5	2965	U	N3-C2-O2	7.03	127.12	122.20
36	5	3036	G	C4-C5-C6	7.03	123.02	118.80
80	6	1153	G	N3-C4-N9	-7.03	121.78	126.00
36	5	2166	A	C8-N9-C4	7.03	108.61	105.80
80	6	245	U	O5'-P-OP2	-7.03	99.37	105.70
36	1	80	G	N1-C6-O6	7.03	124.12	119.90
36	5	437	G	N7-C8-N9	7.03	116.61	113.10

Continued on next page...

Continued from previous page...

Mol	Chain	Res	Type	Atoms	Z	Observed(°)	Ideal(°)
36	1	2603	G	N9-C4-C5	-7.03	102.59	105.40
36	5	410	U	N1-C2-O2	-7.03	117.88	122.80
36	5	2769	A	C8-N9-C4	7.03	108.61	105.80
36	1	2751	G	N1-C6-O6	7.02	124.11	119.90
80	6	418	G	C4-C5-N7	7.02	113.61	110.80
80	6	794	U	N1-C1'-C2'	7.02	123.13	114.00
36	5	215	G	C8-N9-C4	-7.02	103.59	106.40
36	5	327	A	N1-C6-N6	-7.02	114.39	118.60
80	6	1773	C	O5'-P-OP2	-7.02	99.38	105.70
36	5	2261	G	N7-C8-N9	7.02	116.61	113.10
36	5	3136	G	O5'-P-OP2	7.02	119.12	110.70
80	6	1672	G	N3-C2-N2	-7.02	114.99	119.90
36	5	646	A	C2-N3-C4	-7.02	107.09	110.60
80	6	689	G	N1-C6-O6	7.01	124.11	119.90
36	5	170	G	C4-N9-C1'	7.01	135.62	126.50
37	7	88	G	O5'-P-OP2	-7.01	99.39	105.70
36	5	2602	G	C5-C6-O6	-7.01	124.39	128.60
36	1	942	U	OP1-P-OP2	-7.01	109.08	119.60
36	5	811	U	C6-N1-C2	7.01	125.21	121.00
36	1	2329	C	N3-C4-C5	7.01	124.70	121.90
36	5	1867	A	N1-C6-N6	7.01	122.81	118.60
36	5	2148	U	C2-N1-C1'	-7.01	109.29	117.70
36	1	1402	C	N3-C4-C5	7.01	124.70	121.90
36	1	54	C	N3-C4-C5	7.01	124.70	121.90
4	s2	113	LEU	CA-CB-CG	7.01	131.42	115.30
80	6	1070	C	C6-N1-C2	7.00	123.10	120.30
36	5	3207	U	N1-C2-O2	-7.00	117.90	122.80
1	2	1738	U	C6-N1-C2	-7.00	116.80	121.00
36	5	914	A	C5-C6-N6	-7.00	118.10	123.70
36	5	2607	G	C4-C5-N7	7.00	113.60	110.80
36	5	2899	C	C5-C4-N4	7.00	125.10	120.20
36	5	2950	G	OP1-P-O3'	7.00	120.61	105.20
37	7	93	C	O5'-P-OP1	7.00	119.11	110.70
36	1	2886	U	C5-C4-O4	-7.00	121.70	125.90
36	1	2979	U	C2-N1-C1'	7.00	126.10	117.70
36	5	708	G	O5'-P-OP1	-7.00	99.40	105.70
36	5	2272	G	O4'-C1'-N9	7.00	113.80	108.20
36	5	3309	G	C8-N9-C1'	-7.00	117.90	127.00
36	1	100	A	N9-C4-C5	7.00	108.60	105.80
80	6	639	U	C2-N1-C1'	7.00	126.10	117.70
36	5	3344	A	N1-C6-N6	-7.00	114.40	118.60
37	7	107	C	N3-C4-C5	7.00	124.70	121.90

Continued on next page...

Continued from previous page...

Mol	Chain	Res	Type	Atoms	Z	Observed(°)	Ideal(°)
36	1	1725	C	C6-N1-C2	7.00	123.10	120.30
36	1	2245	C	C5-C6-N1	6.99	124.50	121.00
36	5	2552	C	N1-C2-O2	6.99	123.10	118.90
36	1	673	U	N3-C4-O4	-6.99	114.51	119.40
36	5	2198	A	C5-N7-C8	-6.99	100.40	103.90
36	5	2651	G	C8-N9-C4	6.99	109.20	106.40
36	1	421	G	N3-C4-C5	-6.99	125.11	128.60
36	5	2800	G	C8-N9-C4	-6.99	103.60	106.40
1	2	590	C	C5-C6-N1	6.99	124.49	121.00
36	1	1838	G	N9-C4-C5	-6.99	102.61	105.40
36	1	3248	C	O5'-P-OP1	-6.99	99.41	105.70
80	6	904	G	N1-C6-O6	-6.99	115.71	119.90
36	5	1315	U	N3-C4-C5	-6.99	110.41	114.60
38	4	132	G	C4-N9-C1'	-6.99	117.42	126.50
36	5	3382	U	N3-C2-O2	-6.99	117.31	122.20
36	1	1433	A	C8-N9-C4	-6.98	103.01	105.80
36	1	2764	C	C5-C6-N1	6.98	124.49	121.00
36	1	2896	A	N9-C4-C5	-6.98	103.01	105.80
80	6	871	G	N3-C4-C5	6.98	132.09	128.60
36	1	984	G	C6-C5-N7	-6.98	126.21	130.40
37	7	101	G	C6-C5-N7	-6.98	126.21	130.40
36	1	963	G	N1-C6-O6	6.97	124.08	119.90
36	5	2234	G	C8-N9-C4	6.97	109.19	106.40
1	2	334	G	C4-N9-C1'	-6.97	117.44	126.50
36	1	2355	G	C4-N9-C1'	6.97	135.56	126.50
80	6	337	G	C4-N9-C1'	6.97	135.56	126.50
36	1	1373	A	OP2-P-O3'	6.97	120.53	105.20
80	6	1599	C	N1-C2-N3	-6.97	114.32	119.20
36	5	3204	C	C6-N1-C2	6.97	123.09	120.30
36	1	864	G	N3-C4-N9	6.97	130.18	126.00
36	1	1869	C	C6-N1-C2	-6.96	117.51	120.30
36	5	1890	U	O5'-P-OP2	6.96	119.06	110.70
36	1	304	G	C4-C5-N7	-6.96	108.02	110.80
1	2	507	U	N1-C2-O2	6.96	127.67	122.80
38	4	132	G	O5'-P-OP2	-6.96	99.44	105.70
36	5	975	C	C6-N1-C2	-6.96	117.52	120.30
1	2	1654	G	O5'-P-OP2	-6.96	99.44	105.70
36	5	873	C	P-O3'-C3'	6.96	128.05	119.70
36	5	2838	A	O5'-P-OP1	6.96	119.05	110.70
36	5	2979	U	O5'-P-OP2	-6.96	99.44	105.70
38	8	23	U	C2-N1-C1'	6.96	126.05	117.70
36	1	834	U	C5-C6-N1	-6.96	119.22	122.70

Continued on next page...

Continued from previous page...

Mol	Chain	Res	Type	Atoms	Z	Observed(°)	Ideal(°)
36	1	1051	U	C2-N1-C1'	-6.96	109.35	117.70
36	1	1333	C	C2-N1-C1'	6.96	126.45	118.80
36	1	2942	C	C5-C6-N1	6.96	124.48	121.00
80	6	1302	U	O5'-P-OP1	-6.96	99.44	105.70
36	1	1119	C	C5-C6-N1	-6.95	117.52	121.00
80	6	1150	G	C8-N9-C4	6.95	109.18	106.40
36	5	1897	G	N7-C8-N9	6.95	116.58	113.10
1	2	499	U	C2-N1-C1'	6.95	126.04	117.70
36	1	1151	U	N1-C2-O2	-6.95	117.93	122.80
36	5	1607	U	N1-C1'-C2'	-6.95	104.35	112.00
36	1	2943	G	C6-C5-N7	-6.95	126.23	130.40
36	5	341	G	C5-C6-O6	6.95	132.77	128.60
1	2	318	U	C6-N1-C2	6.95	125.17	121.00
36	1	1407	A	O5'-P-OP1	6.95	119.03	110.70
80	6	304	U	OP2-P-O3'	6.95	120.48	105.20
80	6	1153	G	C5-C6-O6	6.95	132.77	128.60
36	5	1719	G	O5'-P-OP1	-6.95	99.45	105.70
80	6	272	U	P-O3'-C3'	6.94	128.03	119.70
80	6	1131	A	C8-N9-C4	-6.94	103.02	105.80
36	5	599	C	C6-N1-C2	6.94	123.08	120.30
36	1	669	U	C6-N1-C2	6.94	125.16	121.00
36	1	2426	U	C5-C4-O4	6.94	130.06	125.90
36	5	2675	C	C6-N1-C2	-6.94	117.52	120.30
36	1	1186	G	N9-C4-C5	-6.94	102.62	105.40
36	1	1475	A	N1-C6-N6	6.94	122.76	118.60
36	1	2817	A	C5-C6-N6	-6.94	118.15	123.70
36	1	2314	U	C2-N3-C4	6.94	131.16	127.00
36	1	2700	G	C8-N9-C1'	-6.93	117.99	127.00
36	1	1495	U	C5-C4-O4	6.93	130.06	125.90
36	5	1504	A	C8-N9-C4	6.93	108.57	105.80
36	1	2942	C	C6-N1-C2	-6.93	117.53	120.30
80	6	1764	C	C6-N1-C2	6.93	123.07	120.30
36	1	2879	C	C6-N1-C2	-6.93	117.53	120.30
36	1	1126	G	C4-C5-C6	6.93	122.96	118.80
36	5	2293	C	C6-N1-C2	-6.93	117.53	120.30
1	2	1134	C	O5'-P-OP2	-6.93	99.47	105.70
36	5	84	U	O5'-P-OP2	-6.93	99.47	105.70
36	1	2828	G	C6-C5-N7	-6.92	126.25	130.40
36	1	2945	G	O5'-P-OP1	6.92	119.01	110.70
36	1	3212	C	C6-N1-C2	6.92	123.07	120.30
36	1	2906	C	O5'-P-OP1	-6.92	99.47	105.70
36	1	1689	U	C6-N1-C2	-6.92	116.85	121.00

Continued on next page...

Continued from previous page...

Mol	Chain	Res	Type	Atoms	Z	Observed(°)	Ideal(°)
80	6	939	A	O5'-P-OP2	-6.92	99.47	105.70
36	5	2602	G	C4-C5-C6	6.92	122.95	118.80
38	4	20	U	C2-N1-C1'	-6.92	109.40	117.70
36	5	924	G	N3-C2-N2	-6.92	115.06	119.90
36	5	3128	G	OP2-P-O3'	6.92	120.42	105.20
36	5	2882	U	C5-C6-N1	6.92	126.16	122.70
38	8	42	G	N9-C4-C5	-6.92	102.63	105.40
36	1	3212	C	N3-C4-C5	6.91	124.67	121.90
36	5	2138	A	C8-N9-C4	6.91	108.56	105.80
36	1	1131	G	N1-C6-O6	6.91	124.05	119.90
80	6	1000	C	C6-N1-C2	-6.91	117.53	120.30
1	2	393	C	C6-N1-C2	6.91	123.06	120.30
36	1	2991	A	N1-C6-N6	6.91	122.75	118.60
36	1	2993	G	N1-C6-O6	-6.91	115.75	119.90
80	6	27	U	C6-N1-C2	-6.91	116.86	121.00
37	7	93	C	O5'-P-OP2	-6.91	99.48	105.70
36	1	645	A	N9-C4-C5	6.91	108.56	105.80
80	6	269	G	N9-C4-C5	-6.91	102.64	105.40
36	1	605	U	C6-N1-C2	-6.90	116.86	121.00
36	1	3020	U	N3-C4-C5	-6.90	110.46	114.60
36	1	3306	U	N1-C2-O2	6.90	127.63	122.80
36	1	2997	G	C4-C5-N7	6.90	113.56	110.80
38	4	134	G	O5'-P-OP1	-6.90	99.49	105.70
36	5	645	A	C5-C6-N6	6.90	129.22	123.70
36	5	667	C	OP1-P-O3'	6.90	120.38	105.20
36	1	1556	C	N3-C2-O2	-6.89	117.08	121.90
36	1	2836	C	N3-C4-N4	-6.89	113.17	118.00
36	5	518	G	N9-C4-C5	6.89	108.16	105.40
36	5	1408	G	N3-C4-N9	-6.89	121.86	126.00
36	5	3301	U	C6-N1-C2	6.89	125.14	121.00
36	5	1151	U	N3-C4-C5	-6.89	110.47	114.60
36	1	1007	U	C5-C6-N1	-6.89	119.25	122.70
36	5	2879	C	C5-C6-N1	6.89	124.44	121.00
36	5	2798	C	C2-N1-C1'	-6.89	111.22	118.80
36	5	3012	A	N9-C4-C5	-6.89	103.05	105.80
36	5	3367	C	C6-N1-C2	6.88	123.05	120.30
36	1	1111	U	N3-C4-C5	6.88	118.73	114.60
36	1	291	C	N3-C2-O2	-6.88	117.08	121.90
36	1	609	G	O5'-P-OP2	-6.88	99.51	105.70
36	5	676	G	C8-N9-C4	-6.88	103.65	106.40
36	5	3197	G	N7-C8-N9	-6.88	109.66	113.10
36	1	3368	U	C2-N1-C1'	-6.88	109.45	117.70

Continued on next page...

Continued from previous page...

Mol	Chain	Res	Type	Atoms	Z	Observed(°)	Ideal(°)
36	5	878	G	N3-C4-N9	6.88	130.13	126.00
36	5	1201	C	N3-C4-N4	6.88	122.81	118.00
36	1	857	G	N1-C6-O6	6.87	124.02	119.90
80	6	1082	C	C5-C6-N1	6.87	124.44	121.00
36	1	2700	G	N1-C6-O6	6.87	124.02	119.90
1	2	321	C	C6-N1-C2	-6.87	117.55	120.30
36	5	2618	G	C5-C6-O6	-6.87	124.48	128.60
1	2	590	C	C2-N1-C1'	6.86	126.35	118.80
80	6	1662	G	C5-C6-O6	-6.86	124.48	128.60
36	5	933	A	C4-C5-C6	-6.86	113.57	117.00
36	1	2352	A	C6-C5-N7	-6.86	127.50	132.30
80	6	442	C	O5'-P-OP2	-6.86	99.53	105.70
37	7	105	C	N1-C2-O2	6.86	123.02	118.90
36	5	865	U	O5'-P-OP2	6.86	118.93	110.70
36	5	939	U	N1-C2-O2	-6.86	118.00	122.80
36	1	1364	C	N3-C4-N4	-6.86	113.20	118.00
36	5	2376	G	C5-C6-O6	-6.86	124.49	128.60
36	5	2656	A	N7-C8-N9	6.86	117.23	113.80
80	6	639	U	C6-N1-C2	-6.85	116.89	121.00
36	5	1429	G	N9-C4-C5	-6.85	102.66	105.40
36	5	3180	A	O5'-P-OP1	-6.85	99.53	105.70
36	1	396	A	O5'-P-OP1	-6.85	99.53	105.70
36	1	1615	C	N3-C2-O2	-6.85	117.10	121.90
36	1	662	U	N1-C2-O2	6.85	127.59	122.80
38	4	16	G	N7-C8-N9	-6.85	109.67	113.10
36	1	2714	G	C8-N9-C1'	6.85	135.90	127.00
36	5	1099	A	C6-C5-N7	-6.85	127.51	132.30
36	1	24	G	C8-N9-C4	6.85	109.14	106.40
36	1	2409	G	C8-N9-C4	-6.85	103.66	106.40
36	1	2401	A	C6-C5-N7	6.84	137.09	132.30
36	5	2145	A	N1-C6-N6	-6.84	114.49	118.60
36	1	1429	G	N3-C4-N9	6.84	130.11	126.00
36	5	1916	U	C6-N1-C2	6.84	125.11	121.00
80	6	37	U	OP1-P-O3'	6.84	120.25	105.20
36	5	1321	G	C6-C5-N7	-6.84	126.30	130.40
36	5	2113	A	O5'-P-OP2	-6.84	99.54	105.70
36	5	2143	A	C8-N9-C4	-6.84	103.06	105.80
36	1	932	U	N3-C2-O2	6.84	126.99	122.20
80	6	813	U	C6-N1-C1'	-6.84	111.62	121.20
36	5	1929	G	N9-C4-C5	-6.84	102.67	105.40
36	5	3047	U	O5'-P-OP1	-6.84	99.55	105.70
1	2	359	A	C4-C5-C6	-6.84	113.58	117.00

Continued on next page...

Continued from previous page...

Mol	Chain	Res	Type	Atoms	Z	Observed(°)	Ideal(°)
36	1	1124	U	N3-C4-O4	-6.84	114.61	119.40
36	5	97	U	C6-N1-C2	6.84	125.10	121.00
36	5	979	U	C5-C4-O4	-6.84	121.80	125.90
36	5	1429	G	C5-C6-O6	-6.84	124.50	128.60
36	1	1157	G	O5'-P-OP1	6.83	118.90	110.70
80	6	351	C	C2-N1-C1'	6.83	126.32	118.80
36	5	966	U	C2-N1-C1'	6.83	125.90	117.70
36	5	1085	A	C5-N7-C8	-6.83	100.48	103.90
1	2	21	U	O5'-P-OP2	-6.83	99.55	105.70
36	5	41	G	C4-C5-N7	6.83	113.53	110.80
36	5	587	U	C5-C4-O4	-6.83	121.80	125.90
36	5	1158	A	O5'-P-OP2	-6.83	99.55	105.70
36	1	1655	G	C8-N9-C4	6.83	109.13	106.40
80	6	1180	C	C6-N1-C2	-6.83	117.57	120.30
36	5	1365	G	N7-C8-N9	6.83	116.52	113.10
36	1	87	U	C2-N1-C1'	6.83	125.89	117.70
6	s4	38	LEU	CA-CB-CG	6.83	131.00	115.30
36	1	662	U	N3-C2-O2	-6.83	117.42	122.20
36	5	3309	G	N3-C4-N9	6.83	130.09	126.00
1	2	1462	G	C5-C6-O6	-6.82	124.51	128.60
36	1	2644	C	C6-N1-C2	-6.82	117.57	120.30
38	4	69	U	C6-N1-C2	6.82	125.09	121.00
80	6	400	A	N1-C6-N6	6.82	122.69	118.60
36	5	3306	U	N1-C2-N3	-6.82	110.81	114.90
80	6	1427	A	O5'-P-OP2	-6.82	99.56	105.70
1	2	553	G	N1-C6-O6	6.82	123.99	119.90
36	1	698	U	C5-C6-N1	6.82	126.11	122.70
37	3	41	G	N3-C4-N9	6.82	130.09	126.00
80	6	1151	A	N7-C8-N9	6.81	117.21	113.80
36	5	1154	A	C2-N3-C4	6.81	114.01	110.60
36	1	425	G	N9-C4-C5	-6.81	102.68	105.40
36	1	2356	A	N1-C6-N6	6.81	122.69	118.60
36	5	2914	G	C8-N9-C4	-6.81	103.68	106.40
38	8	99	C	C6-N1-C2	6.81	123.02	120.30
1	2	433	C	O5'-P-OP1	-6.81	99.57	105.70
36	1	656	A	C5-C6-N6	-6.81	118.25	123.70
36	5	2690	G	O5'-P-OP2	-6.81	99.57	105.70
36	5	1432	C	C2-N1-C1'	6.80	126.28	118.80
36	1	406	G	C6-C5-N7	6.80	134.48	130.40
36	5	1313	G	N3-C4-C5	-6.80	125.20	128.60
36	5	3008	A	C2-N3-C4	-6.80	107.20	110.60
64	N8	29	PRO	C-N-CA	-6.80	108.02	122.30

Continued on next page...

Continued from previous page...

Mol	Chain	Res	Type	Atoms	Z	Observed(°)	Ideal(°)
36	5	2620	G	N1-C6-O6	6.80	123.98	119.90
37	7	26	C	C4-C5-C6	6.80	120.80	117.40
36	5	423	A	N1-C6-N6	6.80	122.68	118.60
36	5	655	C	O5'-P-OP2	-6.80	99.58	105.70
36	1	840	C	C6-N1-C2	6.80	123.02	120.30
36	1	2571	U	C2-N1-C1'	6.80	125.86	117.70
36	5	587	U	N1-C2-N3	-6.80	110.82	114.90
36	1	1202	A	N1-C6-N6	6.79	122.68	118.60
36	1	2614	G	C4-C5-N7	-6.79	108.08	110.80
36	1	2624	G	C5-C6-O6	-6.79	124.52	128.60
36	1	2989	U	C5-C4-O4	-6.79	121.82	125.90
73	o7	65	ARG	NE-CZ-NH1	6.79	123.70	120.30
36	1	417	A	N1-C6-N6	6.79	122.67	118.60
36	1	1820	U	P-O3'-C3'	6.79	127.85	119.70
36	1	843	A	N1-C6-N6	6.79	122.67	118.60
80	6	628	G	C6-C5-N7	-6.79	126.33	130.40
80	6	1100	G	N3-C4-C5	-6.79	125.20	128.60
36	5	406	G	O4'-C1'-N9	6.79	113.63	108.20
36	5	3019	U	N3-C2-O2	-6.79	117.45	122.20
36	5	3214	U	C5-C4-O4	6.79	129.97	125.90
36	5	857	G	N1-C6-O6	6.79	123.97	119.90
1	2	782	U	P-O3'-C3'	6.79	127.84	119.70
36	1	2982	A	C5-C6-N6	6.79	129.13	123.70
38	4	28	C	O5'-P-OP1	-6.79	99.59	105.70
36	5	1169	A	OP2-P-O3'	6.79	120.13	105.20
36	5	2358	A	O5'-P-OP2	-6.79	99.59	105.70
36	1	744	A	C8-N9-C4	6.78	108.51	105.80
36	1	2728	G	O5'-P-OP2	-6.78	99.59	105.70
36	5	1468	A	C4-C5-N7	6.78	114.09	110.70
36	1	27	C	OP1-P-OP2	6.78	129.77	119.60
36	1	2790	A	O5'-P-OP2	-6.78	99.60	105.70
37	3	94	C	N1-C2-O2	-6.78	114.83	118.90
36	5	661	G	N3-C2-N2	6.78	124.65	119.90
36	1	2727	A	N9-C4-C5	6.78	108.51	105.80
80	6	437	A	OP1-P-O3'	6.78	120.12	105.20
36	5	2674	A	N1-C6-N6	-6.78	114.53	118.60
36	1	785	G	C2-N3-C4	6.78	115.29	111.90
36	5	644	G	N9-C4-C5	6.78	108.11	105.40
38	8	134	G	N9-C4-C5	-6.78	102.69	105.40
36	1	1724	U	O5'-P-OP2	-6.78	99.60	105.70
36	5	3343	G	N3-C4-N9	6.77	130.06	126.00
36	1	1377	G	N9-C4-C5	-6.77	102.69	105.40

Continued on next page...

Continued from previous page...

Mol	Chain	Res	Type	Atoms	Z	Observed(°)	Ideal(°)
36	1	2283	G	C8-N9-C4	6.77	109.11	106.40
80	6	1122	G	C4-C5-C6	-6.77	114.74	118.80
36	5	3184	A	O5'-P-OP1	6.77	118.83	110.70
36	1	2267	C	C6-N1-C2	-6.77	117.59	120.30
36	1	1121	U	O5'-P-OP1	6.77	118.82	110.70
36	1	1201	C	C6-N1-C2	-6.77	117.59	120.30
36	1	2156	C	C6-N1-C2	6.77	123.01	120.30
36	1	3246	G	C4-C5-N7	6.77	113.51	110.80
36	5	363	G	N1-C6-O6	6.77	123.96	119.90
36	1	1429	G	N1-C2-N2	-6.77	110.11	116.20
36	5	1437	C	C2-N1-C1'	6.76	126.24	118.80
36	5	2782	U	N1-C2-N3	6.76	118.96	114.90
1	2	608	U	O5'-P-OP1	-6.76	99.61	105.70
36	1	2423	U	O5'-P-OP2	-6.76	99.61	105.70
38	4	91	C	C6-N1-C2	6.76	123.00	120.30
36	5	92	G	N1-C6-O6	6.76	123.96	119.90
1	2	1421	A	C8-N9-C4	6.76	108.50	105.80
36	1	2371	G	O5'-P-OP2	-6.76	99.62	105.70
80	6	678	A	C8-N9-C4	-6.76	103.10	105.80
36	5	2385	G	C2-N3-C4	-6.76	108.52	111.90
1	2	1200	G	N1-C6-O6	6.76	123.95	119.90
36	5	2635	A	N9-C4-C5	6.76	108.50	105.80
80	6	308	C	C5-C6-N1	-6.76	117.62	121.00
80	6	1665	U	C5-C4-O4	6.76	129.95	125.90
36	5	1060	U	C5-C4-O4	6.76	129.95	125.90
37	7	57	G	N3-C4-N9	-6.76	121.95	126.00
80	6	65	A	C2-N3-C4	-6.75	107.22	110.60
36	5	1934	G	C4-C5-C6	6.75	122.85	118.80
36	1	678	G	N1-C2-N2	6.75	122.28	116.20
36	5	1820	U	O4'-C1'-N1	6.75	113.60	108.20
36	5	1875	G	N1-C6-O6	-6.75	115.85	119.90
36	5	873	C	C6-N1-C2	-6.75	117.60	120.30
1	2	1757	G	N1-C6-O6	6.75	123.95	119.90
36	1	190	U	C6-N1-C2	6.75	125.05	121.00
36	5	1006	A	O5'-P-OP1	6.75	118.80	110.70
36	1	2610	G	C8-N9-C4	6.75	109.10	106.40
38	4	107	G	N1-C6-O6	-6.74	115.85	119.90
36	5	874	U	C5-C4-O4	6.74	129.95	125.90
1	2	1658	G	C4-C5-N7	6.74	113.50	110.80
36	5	1485	G	C5-C6-N1	-6.74	108.13	111.50
36	5	2872	A	C8-N9-C4	6.74	108.50	105.80
36	1	315	C	C5-C6-N1	6.74	124.37	121.00

Continued on next page...

Continued from previous page...

Mol	Chain	Res	Type	Atoms	Z	Observed(°)	Ideal(°)
36	5	504	A	N9-C4-C5	-6.74	103.11	105.80
38	8	8	C	C6-N1-C2	-6.74	117.60	120.30
38	8	96	A	C8-N9-C4	6.74	108.50	105.80
36	1	2518	C	C6-N1-C2	6.74	123.00	120.30
36	1	1499	C	N3-C4-N4	6.74	122.72	118.00
36	1	656	A	N9-C4-C5	-6.73	103.11	105.80
80	6	1662	G	N3-C4-C5	6.73	131.97	128.60
36	5	2748	A	N1-C6-N6	6.73	122.64	118.60
1	2	553	G	C6-C5-N7	-6.73	126.36	130.40
36	5	3040	A	OP2-P-O3'	6.73	120.00	105.20
36	1	1820	U	OP2-P-O3'	6.73	120.00	105.20
36	5	25	U	C6-N1-C2	6.73	125.04	121.00
36	1	984	G	N3-C4-N9	6.72	130.03	126.00
36	5	2826	U	C6-N1-C2	6.72	125.03	121.00
36	1	28	C	C5-C4-N4	-6.72	115.50	120.20
36	1	2805	G	N3-C4-N9	6.72	130.03	126.00
80	6	1389	C	C2-N1-C1'	6.72	126.19	118.80
36	5	794	U	O5'-P-OP1	6.72	118.76	110.70
36	5	2728	G	O5'-P-OP2	-6.72	99.65	105.70
80	6	1128	C	C6-N1-C2	-6.72	117.61	120.30
36	1	2306	C	N1-C2-O2	6.71	122.93	118.90
36	5	2893	C	N3-C4-C5	-6.71	119.22	121.90
80	6	677	G	N3-C4-C5	6.71	131.96	128.60
36	5	1884	A	N1-C6-N6	6.71	122.63	118.60
36	5	2579	G	C4-C5-N7	-6.71	108.12	110.80
36	5	3099	C	O5'-P-OP2	-6.71	99.66	105.70
1	2	1462	G	N1-C6-O6	6.71	123.93	119.90
36	5	314	U	C5-C4-O4	6.71	129.93	125.90
36	1	3058	U	N1-C2-O2	6.71	127.50	122.80
80	6	321	C	C6-N1-C2	-6.71	117.62	120.30
80	6	411	C	N3-C4-N4	-6.71	113.30	118.00
36	1	1512	U	C6-N1-C2	-6.71	116.98	121.00
36	1	2525	G	P-O3'-C3'	6.70	127.75	119.70
36	5	2257	C	C6-N1-C2	-6.70	117.62	120.30
36	5	980	A	N1-C6-N6	-6.70	114.58	118.60
36	5	2620	G	C5-C6-O6	-6.70	124.58	128.60
1	2	1036	A	C8-N9-C4	6.70	108.48	105.80
36	1	934	G	C8-N9-C4	-6.70	103.72	106.40
36	1	1201	C	C5-C4-N4	-6.70	115.51	120.20
36	1	2617	U	C4-C5-C6	6.70	123.72	119.70
36	5	1137	C	C5-C6-N1	6.70	124.35	121.00
36	5	2662	G	C8-N9-C1'	-6.70	118.29	127.00

Continued on next page...

Continued from previous page...

Mol	Chain	Res	Type	Atoms	Z	Observed(°)	Ideal(°)
80	6	337	G	N3-C2-N2	6.70	124.59	119.90
37	7	105	C	C2-N3-C4	6.70	123.25	119.90
36	1	1433	A	C5-C6-N6	6.70	129.06	123.70
36	1	2620	G	N3-C4-C5	6.70	131.95	128.60
36	1	363	G	O5'-P-OP2	6.69	118.73	110.70
36	1	1129	A	C5-C6-N6	-6.69	118.34	123.70
36	1	2852	C	N3-C4-C5	6.69	124.58	121.90
54	m8	127	LEU	CA-CB-CG	6.69	130.70	115.30
1	2	57	G	C5-C6-O6	-6.69	124.58	128.60
36	5	1751	G	N3-C4-N9	6.69	130.01	126.00
36	5	2197	C	N1-C2-N3	-6.69	114.52	119.20
36	1	1152	G	N3-C4-C5	-6.69	125.25	128.60
80	6	1305	U	N3-C2-O2	-6.69	117.52	122.20
80	6	1572	G	C4-C5-N7	6.69	113.48	110.80
36	5	2350	C	O5'-P-OP2	-6.69	99.68	105.70
36	5	2822	U	O5'-P-OP1	-6.69	99.68	105.70
36	1	2756	C	O5'-P-OP2	-6.69	99.68	105.70
80	6	1294	G	N9-C4-C5	6.69	108.08	105.40
36	5	267	G	O5'-P-OP1	-6.69	99.68	105.70
36	1	2281	A	N1-C6-N6	6.69	122.61	118.60
36	5	1604	G	C4-N9-C1'	6.69	135.19	126.50
36	1	105	C	C6-N1-C2	6.68	122.97	120.30
36	1	2764	C	C6-N1-C2	-6.68	117.63	120.30
80	6	308	C	C5-C4-N4	6.68	124.88	120.20
36	1	596	C	N3-C2-O2	-6.68	117.22	121.90
36	1	881	C	C6-N1-C2	6.68	122.97	120.30
80	6	761	G	N3-C4-C5	6.68	131.94	128.60
36	5	1124	U	C5-C6-N1	6.68	126.04	122.70
36	1	1151	U	C5-C6-N1	6.68	126.04	122.70
36	1	1161	G	N9-C4-C5	6.68	108.07	105.40
80	6	151	G	N3-C4-N9	-6.68	121.99	126.00
36	5	366	A	C2-N3-C4	-6.68	107.26	110.60
36	5	1051	U	C2-N1-C1'	-6.68	109.69	117.70
36	5	1161	G	N7-C8-N9	6.68	116.44	113.10
36	1	1129	A	C4-C5-N7	6.68	114.04	110.70
36	5	3197	G	N3-C2-N2	-6.68	115.23	119.90
36	1	1838	G	C5-C6-O6	-6.67	124.60	128.60
36	5	2730	G	N3-C2-N2	-6.67	115.23	119.90
1	2	9	U	O5'-P-OP1	-6.67	99.69	105.70
36	1	2418	G	OP1-P-O3'	6.67	119.88	105.20
38	4	4	C	N3-C4-C5	6.67	124.57	121.90
38	4	39	G	C5-C6-O6	6.67	132.60	128.60

Continued on next page...

Continued from previous page...

Mol	Chain	Res	Type	Atoms	Z	Observed(°)	Ideal(°)
36	5	1390	A	C8-N9-C4	-6.67	103.13	105.80
1	2	452	A	O5'-P-OP1	-6.67	99.70	105.70
36	1	1451	C	N1-C2-O2	-6.67	114.90	118.90
1	2	1745	G	N9-C4-C5	-6.67	102.73	105.40
36	1	3207	U	C5-C4-O4	6.67	129.90	125.90
80	6	412	A	N1-C6-N6	-6.67	114.60	118.60
36	5	410	U	N3-C4-C5	-6.67	110.60	114.60
36	5	1389	G	N3-C4-N9	6.67	130.00	126.00
37	7	38	U	N3-C4-O4	-6.67	114.73	119.40
36	5	668	G	O5'-P-OP2	-6.67	99.70	105.70
36	1	1514	G	OP1-P-O3'	6.66	119.86	105.20
36	1	2852	C	N1-C2-O2	6.66	122.90	118.90
36	1	2914	G	N3-C4-C5	-6.66	125.27	128.60
36	1	2943	G	N1-C6-O6	6.66	123.90	119.90
80	6	555	A	C8-N9-C4	-6.66	103.14	105.80
36	5	422	A	O5'-P-OP2	-6.66	99.70	105.70
36	5	3123	A	C8-N9-C4	6.66	108.47	105.80
36	1	417	A	C2-N3-C4	-6.66	107.27	110.60
36	1	2814	G	C5-C6-O6	-6.66	124.60	128.60
36	5	2288	G	N1-C2-N2	-6.66	110.21	116.20
36	1	2637	A	O5'-P-OP1	-6.66	99.71	105.70
36	5	2198	A	C5-C6-N6	-6.66	118.37	123.70
36	5	2372	A	N3-C4-N9	6.66	132.73	127.40
36	5	2246	G	N9-C4-C5	6.66	108.06	105.40
36	1	2931	C	C4-C5-C6	6.66	120.73	117.40
36	1	3139	A	O5'-P-OP1	-6.66	99.71	105.70
36	5	2767	U	O5'-P-OP2	-6.65	99.71	105.70
80	6	619	A	N9-C4-C5	6.65	108.46	105.80
36	5	3090	U	C5-C4-O4	6.65	129.89	125.90
1	2	696	C	C6-N1-C2	-6.65	117.64	120.30
36	1	677	A	C8-N9-C4	-6.65	103.14	105.80
36	5	1902	G	O5'-P-OP1	-6.65	99.72	105.70
36	1	1126	G	N1-C6-O6	6.65	123.89	119.90
36	5	1904	C	C6-N1-C2	6.65	122.96	120.30
36	5	2947	G	C8-N9-C4	-6.65	103.74	106.40
36	5	1862	U	N3-C4-O4	6.65	124.05	119.40
36	5	3143	C	N1-C2-O2	-6.64	114.91	118.90
36	1	212	G	O4'-C1'-N9	6.64	113.51	108.20
36	1	827	A	C8-N9-C4	6.64	108.46	105.80
36	1	1906	G	C5-C6-O6	-6.64	124.61	128.60
36	5	645	A	C8-N9-C4	-6.64	103.14	105.80
36	5	1856	C	C5-C6-N1	6.64	124.32	121.00

Continued on next page...

Continued from previous page...

Mol	Chain	Res	Type	Atoms	Z	Observed(°)	Ideal(°)
41	14	339	LEU	CA-CB-CG	6.64	130.58	115.30
36	5	1475	A	C2-N3-C4	-6.64	107.28	110.60
36	1	337	G	N3-C2-N2	-6.64	115.25	119.90
1	2	99	C	N1-C2-O2	-6.64	114.92	118.90
36	1	1303	A	C4-C5-N7	6.64	114.02	110.70
80	6	453	U	N3-C4-C5	-6.64	110.62	114.60
36	5	1044	U	OP1-P-O3'	-6.64	90.60	105.20
36	5	1255	C	C6-N1-C2	-6.64	117.64	120.30
36	1	1345	G	C8-N9-C4	-6.63	103.75	106.40
36	5	49	A	N1-C6-N6	-6.63	114.62	118.60
36	1	2400	G	C8-N9-C4	6.63	109.05	106.40
36	5	1078	U	C6-N1-C1'	6.63	130.49	121.20
36	1	295	A	N7-C8-N9	6.63	117.11	113.80
36	1	706	A	O5'-P-OP1	-6.63	99.73	105.70
53	M7	128	ARG	NE-CZ-NH2	-6.63	116.98	120.30
36	5	1933	A	C6-C5-N7	-6.63	127.66	132.30
36	1	967	A	N1-C2-N3	6.63	132.62	129.30
1	2	385	A	O5'-P-OP2	-6.63	99.73	105.70
36	1	1304	A	N1-C6-N6	-6.63	114.62	118.60
36	1	2700	G	N3-C4-N9	6.63	129.98	126.00
36	1	1451	C	C5-C4-N4	-6.63	115.56	120.20
36	1	1732	U	O5'-P-OP1	-6.63	99.73	105.70
80	6	691	C	N1-C2-O2	6.63	122.88	118.90
36	1	2943	G	O5'-P-OP1	6.62	118.65	110.70
38	8	56	G	N1-C6-O6	6.62	123.87	119.90
36	1	3277	U	C2-N1-C1'	6.62	125.64	117.70
80	6	1000	C	N3-C2-O2	-6.62	117.27	121.90
36	1	1207	G	C4-C5-N7	6.62	113.45	110.80
36	1	864	G	N3-C4-C5	-6.62	125.29	128.60
36	5	1416	C	C2-N1-C1'	6.62	126.08	118.80
36	1	3221	C	C6-N1-C2	6.61	122.95	120.30
38	8	108	C	C6-N1-C2	-6.61	117.66	120.30
18	C6	40	GLU	C-N-CD	-6.61	106.06	120.60
36	5	1004	U	C5-C6-N1	6.61	126.01	122.70
1	2	53	G	N1-C6-O6	-6.61	115.93	119.90
36	1	1897	G	OP2-P-O3'	6.61	119.73	105.20
36	1	362	U	C6-N1-C2	6.61	124.96	121.00
36	1	703	G	N1-C6-O6	-6.61	115.94	119.90
36	1	1364	C	N3-C4-C5	6.61	124.54	121.90
80	6	33	U	N1-C2-N3	6.61	118.86	114.90
1	2	1573	A	P-O3'-C3'	6.60	127.62	119.70
36	1	794	U	O5'-P-OP2	-6.60	99.76	105.70

Continued on next page...

Continued from previous page...

Mol	Chain	Res	Type	Atoms	Z	Observed(°)	Ideal(°)
36	1	1421	G	OP2-P-O3'	6.60	119.72	105.20
36	1	2979	U	N1-C2-N3	-6.60	110.94	114.90
80	6	158	U	P-O3'-C3'	6.60	127.62	119.70
36	5	2262	A	N9-C4-C5	-6.60	103.16	105.80
36	1	25	U	N3-C4-O4	6.60	124.02	119.40
36	1	1408	G	C6-C5-N7	-6.60	126.44	130.40
80	6	404	G	O5'-P-OP2	6.60	118.62	110.70
36	5	1795	U	O5'-P-OP1	-6.60	99.76	105.70
1	2	326	G	N3-C4-N9	6.60	129.96	126.00
80	6	568	G	N1-C6-O6	-6.60	115.94	119.90
36	5	1894	U	C5-C6-N1	-6.60	119.40	122.70
36	1	993	G	N9-C4-C5	6.60	108.04	105.40
36	1	2688	U	C6-N1-C1'	-6.60	111.96	121.20
36	1	2707	C	N3-C4-C5	6.60	124.54	121.90
80	6	1101	G	N3-C4-N9	6.60	129.96	126.00
80	6	1595	U	O4'-C1'-N1	6.60	113.48	108.20
36	5	1150	A	N1-C6-N6	6.60	122.56	118.60
36	5	1512	U	C4-C5-C6	6.60	123.66	119.70
36	5	2603	G	C4-N9-C1'	6.60	135.07	126.50
36	1	3319	U	C6-N1-C2	-6.59	117.04	121.00
38	4	140	G	C8-N9-C4	-6.59	103.76	106.40
36	5	718	G	C4-N9-C1'	6.59	135.07	126.50
36	1	1324	U	O5'-P-OP2	-6.59	99.77	105.70
36	5	2572	C	N3-C2-O2	-6.59	117.29	121.90
1	2	57	G	N1-C6-O6	6.58	123.85	119.90
36	1	411	U	C6-N1-C2	6.58	124.95	121.00
36	1	1303	A	C5-C6-N6	-6.58	118.43	123.70
38	8	140	G	C2-N3-C4	-6.58	108.61	111.90
36	5	2211	U	C4-C5-C6	6.58	123.65	119.70
80	6	858	G	O4'-C1'-N9	6.58	113.47	108.20
38	8	70	G	N9-C4-C5	-6.58	102.77	105.40
80	6	382	C	C5-C4-N4	-6.58	115.59	120.20
36	5	300	G	C2-N3-C4	-6.58	108.61	111.90
37	3	40	C	C6-N1-C2	-6.58	117.67	120.30
38	4	17	A	OP1-P-OP2	-6.58	109.73	119.60
36	5	3053	G	OP1-P-O3'	6.58	119.67	105.20
36	5	358	G	C5-C6-O6	-6.58	124.65	128.60
36	5	2777	G	N3-C4-C5	6.58	131.89	128.60
36	1	638	C	N3-C4-N4	-6.58	113.40	118.00
38	4	43	A	O5'-P-OP1	-6.58	99.78	105.70
36	5	1879	A	C4-C5-N7	6.58	113.99	110.70
36	5	1933	A	N9-C4-C5	-6.58	103.17	105.80

Continued on next page...

Continued from previous page...

Mol	Chain	Res	Type	Atoms	Z	Observed(°)	Ideal(°)
1	2	1767	G	O4'-C1'-N9	6.57	113.46	108.20
80	6	43	A	C5-C6-N6	-6.57	118.44	123.70
36	5	3154	C	N3-C2-O2	-6.57	117.30	121.90
80	6	25	C	C2-N1-C1'	6.57	126.03	118.80
36	5	369	A	C8-N9-C4	-6.57	103.17	105.80
36	5	741	U	C6-N1-C2	6.57	124.94	121.00
36	5	1336	U	N3-C4-O4	6.57	124.00	119.40
36	5	1877	U	OP1-P-O3'	6.57	119.66	105.20
36	5	2942	C	O5'-P-OP2	-6.57	99.79	105.70
1	2	1781	A	C8-N9-C4	-6.57	103.17	105.80
36	1	364	G	O5'-P-OP1	-6.57	99.79	105.70
80	6	871	G	N3-C4-N9	-6.57	122.06	126.00
36	1	1159	A	O5'-P-OP2	-6.57	99.79	105.70
36	1	2198	A	N1-C6-N6	6.57	122.54	118.60
38	4	118	C	N3-C4-N4	-6.57	113.40	118.00
36	5	970	A	C4-C5-N7	6.57	113.98	110.70
36	5	2814	G	O5'-P-OP2	6.57	118.58	110.70
38	8	13	A	OP1-P-O3'	6.57	119.64	105.20
80	6	396	G	N3-C2-N2	6.56	124.50	119.90
36	1	968	G	N3-C4-N9	6.56	129.94	126.00
36	1	1152	G	C4-N9-C1'	6.56	135.03	126.50
36	1	2755	C	N3-C2-O2	6.56	126.49	121.90
36	5	2288	G	N3-C4-N9	6.56	129.94	126.00
36	1	1345	G	N3-C4-C5	6.56	131.88	128.60
36	5	3278	C	C2-N1-C1'	-6.56	111.58	118.80
36	1	14	U	O5'-P-OP2	-6.56	99.80	105.70
36	1	2306	C	C6-N1-C2	-6.56	117.68	120.30
36	1	3047	U	O5'-P-OP1	-6.56	99.80	105.70
36	5	1055	A	OP1-P-O3'	-6.56	90.78	105.20
36	1	1929	G	N3-C4-N9	6.55	129.93	126.00
36	1	2207	A	C8-N9-C4	-6.55	103.18	105.80
80	6	794	U	O5'-P-OP1	-6.55	99.80	105.70
36	5	2670	G	OP2-P-O3'	6.55	119.62	105.20
80	6	989	U	N1-C2-O2	-6.55	118.21	122.80
1	2	959	U	N3-C2-O2	-6.55	117.61	122.20
37	3	89	G	C6-C5-N7	-6.55	126.47	130.40
38	4	78	G	C8-N9-C4	6.55	109.02	106.40
36	5	2856	G	C6-C5-N7	-6.55	126.47	130.40
36	1	10	C	C6-N1-C2	6.55	122.92	120.30
36	5	2914	G	OP1-P-O3'	6.55	119.60	105.20
80	6	863	A	C5-C6-N6	-6.54	118.46	123.70
36	5	958	C	C5-C4-N4	-6.54	115.62	120.20

Continued on next page...

Continued from previous page...

Mol	Chain	Res	Type	Atoms	Z	Observed(°)	Ideal(°)
36	5	3180	A	N9-C4-C5	-6.54	103.18	105.80
36	1	2679	A	C2-N3-C4	-6.54	107.33	110.60
36	1	2818	U	C5-C4-O4	-6.54	121.97	125.90
36	1	2983	C	N3-C2-O2	-6.54	117.32	121.90
36	5	2123	G	C8-N9-C4	-6.54	103.78	106.40
36	5	2656	A	O4'-C1'-N9	-6.54	102.97	108.20
36	1	1484	U	P-O3'-C3'	6.54	127.55	119.70
36	1	2986	U	N1-C2-O2	-6.54	118.22	122.80
36	5	1408	G	C4-N9-C1'	-6.54	118.00	126.50
36	5	1343	A	C2-N3-C4	-6.54	107.33	110.60
36	5	790	U	O5'-P-OP1	6.54	118.55	110.70
62	N6	57	LEU	CA-CB-CG	6.54	130.34	115.30
80	6	1046	G	C8-N9-C4	6.54	109.02	106.40
36	5	1716	U	P-O3'-C3'	6.54	127.55	119.70
36	1	1151	U	O5'-P-OP2	6.54	118.54	110.70
36	1	2786	G	O5'-P-OP2	-6.54	99.82	105.70
80	6	379	U	C5-C4-O4	-6.54	121.98	125.90
36	5	2624	G	N1-C6-O6	6.54	123.82	119.90
36	1	346	C	N1-C2-O2	-6.53	114.98	118.90
36	1	2207	A	O4'-C1'-N9	6.53	113.43	108.20
36	1	2258	U	N3-C2-O2	-6.53	117.63	122.20
36	1	2353	G	N3-C2-N2	-6.53	115.33	119.90
36	5	2408	U	N3-C4-O4	-6.53	114.83	119.40
1	2	1037	C	C6-N1-C2	-6.53	117.69	120.30
36	5	1884	A	N9-C4-C5	-6.53	103.19	105.80
36	1	2748	A	C6-C5-N7	-6.53	127.73	132.30
80	6	402	C	N3-C4-C5	6.53	124.51	121.90
36	5	979	U	C2-N1-C1'	6.53	125.53	117.70
36	5	1153	A	OP2-P-O3'	6.53	119.56	105.20
36	1	640	U	N3-C4-C5	-6.53	110.68	114.60
36	5	786	A	N1-C6-N6	6.53	122.52	118.60
1	2	1370	U	P-O3'-C3'	6.53	127.53	119.70
36	1	2622	C	O5'-P-OP1	6.53	118.53	110.70
36	5	1475	A	N1-C6-N6	6.53	122.52	118.60
36	5	1902	G	C8-N9-C1'	-6.53	118.52	127.00
36	5	1902	G	N3-C4-N9	6.53	129.91	126.00
36	5	2519	A	O5'-P-OP1	-6.53	99.83	105.70
36	5	3306	U	N3-C4-C5	6.53	118.52	114.60
36	1	1929	G	N9-C4-C5	-6.52	102.79	105.40
36	5	1937	U	N3-C2-O2	6.52	126.77	122.20
36	5	2601	A	C8-N9-C4	6.52	108.41	105.80
80	6	194	U	N1-C2-O2	6.52	127.37	122.80

Continued on next page...

Continued from previous page...

Mol	Chain	Res	Type	Atoms	Z	Observed(°)	Ideal(°)
36	1	2726	C	N1-C2-N3	6.52	123.77	119.20
36	5	439	C	C6-N1-C2	-6.52	117.69	120.30
36	5	1201	C	C5-C6-N1	6.52	124.26	121.00
36	1	2816	G	O5'-P-OP2	-6.52	99.83	105.70
36	1	3001	C	N3-C4-C5	6.52	124.51	121.90
36	1	1437	C	C2-N1-C1'	6.51	125.97	118.80
36	1	2614	G	C5-N7-C8	6.51	107.56	104.30
36	1	1486	G	N1-C6-O6	6.51	123.81	119.90
36	1	3019	U	C6-N1-C2	-6.51	117.09	121.00
36	1	2352	A	C5-C6-N6	-6.51	118.49	123.70
36	1	2348	A	N1-C6-N6	-6.51	114.69	118.60
80	6	434	G	N3-C4-C5	6.51	131.85	128.60
36	5	1879	A	C5-C6-N6	-6.51	118.49	123.70
36	5	2116	G	C6-C5-N7	-6.51	126.50	130.40
36	5	3290	G	N1-C6-O6	6.51	123.81	119.90
38	8	5	U	C6-N1-C2	6.51	124.91	121.00
80	6	1095	U	C4-C5-C6	6.51	123.61	119.70
1	2	507	U	C2-N1-C1'	6.51	125.51	117.70
36	1	2700	G	C4-N9-C1'	6.51	134.96	126.50
36	5	3214	U	N3-C4-O4	-6.51	114.85	119.40
59	n3	69	LEU	CA-CB-CG	6.51	130.27	115.30
80	6	339	C	C6-N1-C2	-6.50	117.70	120.30
36	1	2314	U	O4'-C1'-N1	6.50	113.40	108.20
80	6	1150	G	C5-C6-O6	-6.50	124.70	128.60
36	5	1532	C	C6-N1-C2	6.50	122.90	120.30
36	5	2993	G	C5-C6-O6	-6.50	124.70	128.60
36	1	198	A	C8-N9-C4	-6.50	103.20	105.80
36	1	350	C	C2-N1-C1'	6.50	125.95	118.80
36	1	2401	A	N1-C6-N6	-6.50	114.70	118.60
36	1	314	U	N3-C2-O2	-6.50	117.65	122.20
36	1	699	A	N3-C4-C5	6.50	131.35	126.80
36	5	2150	G	N1-C6-O6	6.50	123.80	119.90
36	5	2703	A	N1-C6-N6	-6.50	114.70	118.60
36	1	1344	G	N9-C4-C5	-6.50	102.80	105.40
80	6	432	G	C6-C5-N7	-6.50	126.50	130.40
36	5	341	G	N9-C4-C5	6.50	108.00	105.40
36	5	835	G	C6-C5-N7	-6.50	126.50	130.40
36	5	1099	A	C5-C6-N6	-6.50	118.50	123.70
80	6	1280	C	N3-C4-C5	-6.49	119.30	121.90
36	5	1340	G	C8-N9-C4	6.49	109.00	106.40
36	1	215	G	O5'-P-OP2	6.49	118.49	110.70
80	6	901	G	C5-C6-O6	-6.49	124.70	128.60

Continued on next page...

Continued from previous page...

Mol	Chain	Res	Type	Atoms	Z	Observed(°)	Ideal(°)
80	6	1662	G	N3-C2-N2	-6.49	115.36	119.90
36	5	581	U	C6-N1-C2	-6.49	117.11	121.00
36	1	576	C	N1-C2-O2	-6.49	115.01	118.90
80	6	894	U	C5-C6-N1	6.49	125.94	122.70
80	6	1646	C	C5-C6-N1	6.49	124.24	121.00
36	1	315	C	C6-N1-C2	-6.48	117.71	120.30
36	5	2856	G	C5-C6-O6	-6.48	124.71	128.60
36	5	3048	A	C8-N9-C4	-6.48	103.21	105.80
36	5	84	U	C5-C6-N1	-6.48	119.46	122.70
36	5	942	U	OP1-P-OP2	-6.48	109.88	119.60
36	1	636	C	N3-C4-C5	6.48	124.49	121.90
38	4	132	G	N3-C4-C5	6.48	131.84	128.60
80	6	1348	A	N1-C6-N6	6.48	122.49	118.60
1	2	1658	G	N1-C6-O6	6.48	123.79	119.90
36	1	3328	G	C4-C5-N7	6.48	113.39	110.80
80	6	42	G	O4'-C1'-N9	6.48	113.38	108.20
36	5	820	A	O5'-P-OP2	-6.48	99.87	105.70
36	5	2619	G	C6-C5-N7	-6.48	126.51	130.40
36	5	2979	U	N3-C4-O4	-6.48	114.87	119.40
36	1	2603	G	C6-C5-N7	-6.47	126.52	130.40
36	5	963	G	OP1-P-O3'	6.47	119.45	105.20
36	5	2377	G	N9-C4-C5	-6.47	102.81	105.40
1	2	849	C	C6-N1-C2	-6.47	117.71	120.30
36	1	1889	G	C5-C6-O6	-6.47	124.72	128.60
36	5	2531	C	C6-N1-C1'	-6.47	113.03	120.80
36	1	2314	U	C2-N1-C1'	6.47	125.47	117.70
36	5	1139	G	N1-C6-O6	-6.47	116.02	119.90
80	6	1662	G	C5-C6-N1	-6.47	108.27	111.50
36	5	2166	A	N9-C4-C5	-6.47	103.21	105.80
36	1	1458	U	C6-N1-C2	6.47	124.88	121.00
36	1	2615	G	N3-C2-N2	-6.47	115.37	119.90
36	1	2814	G	N1-C6-O6	6.47	123.78	119.90
36	1	3297	U	O5'-P-OP2	-6.47	99.88	105.70
59	n3	48	ARG	NE-CZ-NH1	6.47	123.53	120.30
36	1	3216	G	N9-C4-C5	6.46	107.98	105.40
36	5	439	C	C4-C5-C6	6.46	120.63	117.40
36	5	1592	G	C5-C6-O6	6.46	132.48	128.60
36	5	2261	G	C4-C5-C6	-6.46	114.92	118.80
36	5	2728	G	O4'-C1'-N9	6.46	113.37	108.20
36	5	1187	C	O5'-P-OP2	-6.46	99.88	105.70
36	1	2147	A	C8-N9-C4	6.46	108.38	105.80
36	1	2793	G	O5'-P-OP1	-6.46	99.88	105.70

Continued on next page...

Continued from previous page...

Mol	Chain	Res	Type	Atoms	Z	Observed(°)	Ideal(°)
80	6	1129	U	C2-N1-C1'	-6.46	109.95	117.70
36	1	286	U	N3-C2-O2	-6.46	117.68	122.20
36	1	869	G	N3-C4-N9	6.46	129.88	126.00
36	1	3056	U	N1-C2-O2	-6.46	118.28	122.80
1	2	310	C	C6-N1-C2	-6.46	117.72	120.30
36	5	1898	G	C2-N3-C4	6.46	115.13	111.90
1	2	1795	U	C6-N1-C2	-6.46	117.13	121.00
36	1	432	G	C8-N9-C4	6.46	108.98	106.40
36	5	1597	C	C6-N1-C2	-6.46	117.72	120.30
80	6	317	C	C6-N1-C2	6.46	122.88	120.30
36	5	2849	C	N3-C2-O2	6.46	126.42	121.90
80	6	1781	A	N9-C4-C5	6.45	108.38	105.80
36	5	94	G	N9-C4-C5	6.45	107.98	105.40
36	5	1162	U	O5'-P-OP2	-6.45	99.89	105.70
36	5	2856	G	OP1-P-OP2	6.45	129.28	119.60
36	5	938	C	C2-N1-C1'	6.45	125.90	118.80
36	1	1351	U	N1-C2-O2	6.45	127.32	122.80
36	5	938	C	C6-N1-C1'	-6.45	113.06	120.80
36	5	2579	G	C5-C6-O6	6.45	132.47	128.60
36	5	1390	A	C5-C6-N6	6.45	128.86	123.70
36	1	2121	G	N1-C6-O6	-6.45	116.03	119.90
80	6	58	U	C4-C5-C6	6.45	123.57	119.70
36	1	2112	U	O5'-P-OP2	-6.45	99.90	105.70
36	5	1734	G	C4-N9-C1'	-6.45	118.12	126.50
36	5	2901	G	C6-C5-N7	-6.45	126.53	130.40
36	5	2659	G	C5-C6-O6	-6.44	124.73	128.60
80	6	312	A	O5'-P-OP2	-6.44	99.90	105.70
80	6	385	A	C4-C5-N7	-6.44	107.48	110.70
80	6	1700	C	N1-C2-O2	6.44	122.77	118.90
36	5	2833	A	N1-C6-N6	-6.44	114.73	118.60
36	5	2905	U	C5-C6-N1	-6.44	119.48	122.70
36	5	1086	C	N3-C4-C5	-6.44	119.32	121.90
36	5	1323	G	O5'-P-OP2	6.44	118.43	110.70
1	2	1811	G	P-O3'-C3'	6.44	127.43	119.70
36	1	2305	G	N1-C6-O6	6.44	123.76	119.90
36	5	1152	G	C8-N9-C1'	6.44	135.37	127.00
36	5	2787	G	C8-N9-C4	-6.44	103.82	106.40
80	6	110	U	C2-N3-C4	6.44	130.86	127.00
36	1	1304	A	C8-N9-C4	-6.44	103.23	105.80
36	1	1595	U	C6-N1-C2	6.44	124.86	121.00
36	1	2750	U	C5-C6-N1	-6.44	119.48	122.70
36	5	1881	A	N1-C6-N6	6.44	122.46	118.60

Continued on next page...

Continued from previous page...

Mol	Chain	Res	Type	Atoms	Z	Observed(°)	Ideal(°)
1	2	334	G	C8-N9-C4	6.43	108.97	106.40
80	6	863	A	N1-C6-N6	6.43	122.46	118.60
36	5	2553	U	O5'-P-OP1	6.43	118.42	110.70
1	2	618	U	N3-C2-O2	-6.43	117.70	122.20
1	2	1650	U	C6-N1-C2	6.43	124.86	121.00
36	1	644	G	N3-C4-N9	-6.43	122.14	126.00
36	1	2972	G	C5-C6-O6	6.43	132.46	128.60
80	6	1737	G	C4-C5-N7	6.43	113.37	110.80
36	5	1375	G	N1-C6-O6	-6.43	116.04	119.90
37	7	95	A	C4-C5-C6	6.43	120.22	117.00
1	2	57	G	N9-C4-C5	-6.43	102.83	105.40
36	5	424	G	C5-C6-O6	-6.43	124.74	128.60
1	2	57	G	C4-C5-N7	6.43	113.37	110.80
36	1	1829	G	N3-C4-N9	-6.43	122.14	126.00
36	5	1764	U	C6-N1-C2	-6.43	117.14	121.00
36	5	2872	A	C4-C5-C6	-6.43	113.79	117.00
36	5	1389	G	C6-C5-N7	-6.43	126.54	130.40
36	1	1878	G	O5'-P-OP1	-6.43	99.92	105.70
36	5	25	U	C5-C6-N1	-6.43	119.49	122.70
36	5	128	G	C4-C5-C6	6.43	122.66	118.80
36	5	3218	A	C6-C5-N7	-6.43	127.80	132.30
1	2	359	A	C6-C5-N7	6.42	136.80	132.30
36	1	151	A	O5'-P-OP1	-6.42	99.92	105.70
36	1	2407	C	N1-C2-O2	-6.42	115.05	118.90
38	4	56	G	O5'-P-OP2	-6.42	99.92	105.70
36	5	304	G	N9-C4-C5	6.42	107.97	105.40
36	1	2237	C	N1-C2-O2	6.42	122.75	118.90
36	5	1430	U	C6-N1-C2	6.42	124.85	121.00
36	5	942	U	N1-C2-N3	6.42	118.75	114.90
36	5	2118	C	N3-C2-O2	-6.42	117.41	121.90
80	6	1582	U	C5-C6-N1	-6.42	119.49	122.70
36	5	2533	G	C4-N9-C1'	-6.42	118.16	126.50
36	5	2738	A	N1-C6-N6	6.42	122.45	118.60
36	5	3209	A	O4'-C1'-N9	6.42	113.33	108.20
36	1	3110	C	C5-C6-N1	6.41	124.21	121.00
36	5	1376	C	C6-N1-C2	6.41	122.87	120.30
36	5	1397	C	O5'-P-OP1	-6.41	99.93	105.70
36	1	621	A	N7-C8-N9	6.41	117.01	113.80
36	1	501	A	N1-C6-N6	6.41	122.45	118.60
36	5	434	U	C6-N1-C2	6.41	124.85	121.00
36	5	2956	A	C8-N9-C4	-6.41	103.24	105.80
37	7	103	A	C6-C5-N7	-6.41	127.81	132.30

Continued on next page...

Continued from previous page...

Mol	Chain	Res	Type	Atoms	Z	Observed(°)	Ideal(°)
36	1	91	G	C5-C6-O6	-6.41	124.75	128.60
36	5	2980	U	C2-N1-C1'	6.41	125.39	117.70
36	1	28	C	N3-C4-C5	6.41	124.46	121.90
36	5	3128	G	C8-N9-C4	6.41	108.96	106.40
44	17	229	PHE	CB-CG-CD2	-6.41	116.32	120.80
36	1	3099	C	N1-C2-O2	-6.40	115.06	118.90
36	1	193	C	C6-N1-C2	-6.40	117.74	120.30
36	5	82	C	C6-N1-C2	6.40	122.86	120.30
1	2	831	U	C2-N1-C1'	6.40	125.38	117.70
36	1	1124	U	N1-C2-O2	6.40	127.28	122.80
80	6	91	G	N1-C6-O6	6.40	123.74	119.90
36	5	2318	U	N3-C4-C5	-6.40	110.76	114.60
36	1	3054	U	O5'-P-OP1	-6.40	99.94	105.70
36	5	3147	G	O5'-P-OP2	-6.40	99.94	105.70
80	6	434	G	N1-C6-O6	-6.40	116.06	119.90
80	6	609	U	N3-C2-O2	-6.40	117.72	122.20
36	1	197	G	O5'-P-OP1	-6.39	99.94	105.70
36	1	1494	U	C6-N1-C2	6.39	124.84	121.00
36	5	1513	G	N7-C8-N9	6.39	116.30	113.10
36	5	1938	U	C2-N1-C1'	-6.39	110.03	117.70
36	5	3012	A	C5-C6-N6	-6.39	118.58	123.70
1	2	1595	U	O4'-C1'-N1	6.39	113.31	108.20
36	1	98	G	N1-C2-N2	-6.39	110.45	116.20
36	5	524	U	O5'-P-OP2	-6.39	99.95	105.70
36	5	1208	U	C2-N1-C1'	6.39	125.37	117.70
36	5	1440	G	C8-N9-C4	6.39	108.95	106.40
36	5	2941	A	O5'-P-OP1	-6.39	99.95	105.70
36	5	3204	C	N3-C2-O2	6.39	126.37	121.90
36	5	3306	U	C5-C4-O4	-6.39	122.07	125.90
36	1	1451	C	N3-C4-N4	6.39	122.47	118.00
36	1	2283	G	N9-C4-C5	-6.39	102.84	105.40
36	1	873	C	C6-N1-C2	-6.39	117.75	120.30
36	1	498	A	N9-C4-C5	6.38	108.35	105.80
36	1	592	A	N1-C6-N6	-6.38	114.77	118.60
36	1	1581	C	N3-C4-C5	-6.38	119.35	121.90
36	5	2766	U	C2-N1-C1'	6.38	125.36	117.70
36	1	2617	U	N3-C4-C5	-6.38	110.77	114.60
80	6	1305	U	N1-C2-O2	6.38	127.27	122.80
36	1	1889	G	N3-C4-N9	6.38	129.83	126.00
36	5	521	A	N1-C6-N6	-6.38	114.77	118.60
36	5	952	A	N9-C4-C5	-6.38	103.25	105.80
36	5	999	G	N7-C8-N9	-6.38	109.91	113.10

Continued on next page...

Continued from previous page...

Mol	Chain	Res	Type	Atoms	Z	Observed(°)	Ideal(°)
36	1	2623	G	C4-C5-N7	6.38	113.35	110.80
38	4	57	C	C6-N1-C2	6.38	122.85	120.30
80	6	1596	C	N3-C2-O2	-6.38	117.44	121.90
36	5	531	G	C8-N9-C4	-6.38	103.85	106.40
36	1	2623	G	N9-C4-C5	-6.38	102.85	105.40
75	O9	29	LEU	CA-CB-CG	6.38	129.96	115.30
36	5	1879	A	P-O3'-C3'	6.38	127.35	119.70
36	5	2300	G	C6-C5-N7	-6.38	126.57	130.40
36	5	2302	G	O5'-P-OP1	-6.38	99.96	105.70
36	5	1917	C	C2-N1-C1'	-6.38	111.79	118.80
36	1	1134	G	O5'-P-OP2	-6.37	99.96	105.70
36	5	90	C	O5'-P-OP1	-6.37	99.96	105.70
80	6	1389	C	N3-C2-O2	-6.37	117.44	121.90
80	6	1726	G	N3-C2-N2	-6.37	115.44	119.90
36	5	1879	A	N9-C4-C5	-6.37	103.25	105.80
36	5	1449	A	C8-N9-C4	6.37	108.35	105.80
38	8	70	G	C8-N9-C4	6.37	108.95	106.40
36	1	2283	G	C4-C5-N7	6.37	113.35	110.80
36	1	3058	U	N3-C2-O2	-6.37	117.74	122.20
80	6	129	U	C2-N1-C1'	6.37	125.34	117.70
80	6	1793	G	C4-C5-N7	-6.37	108.25	110.80
36	5	922	U	C2-N3-C4	-6.37	123.18	127.00
36	1	1025	A	C8-N9-C4	-6.37	103.25	105.80
36	5	1200	A	N3-C4-N9	6.37	132.49	127.40
36	5	1597	C	C5-C6-N1	6.37	124.18	121.00
36	5	1930	A	C8-N9-C4	6.37	108.35	105.80
36	5	3036	G	C2-N3-C4	-6.37	108.72	111.90
38	8	134	G	C8-N9-C4	6.37	108.95	106.40
36	1	610	G	O5'-P-OP1	-6.36	99.97	105.70
36	1	2839	G	O5'-P-OP2	-6.36	99.97	105.70
80	6	1572	G	C4-N9-C1'	6.36	134.77	126.50
36	5	2572	C	C6-N1-C1'	-6.36	113.16	120.80
36	5	2732	G	C4-N9-C1'	6.36	134.77	126.50
80	6	426	G	C4-N9-C1'	6.36	134.77	126.50
36	5	409	A	O5'-P-OP2	6.36	118.33	110.70
36	5	1158	A	O5'-P-OP1	6.36	118.33	110.70
36	1	952	A	C5-C6-N6	-6.36	118.61	123.70
38	8	135	G	C8-N9-C4	6.36	108.94	106.40
36	5	86	G	N3-C4-N9	6.36	129.81	126.00
36	5	918	C	N3-C4-N4	6.36	122.45	118.00
36	1	914	A	C8-N9-C4	6.36	108.34	105.80
36	1	2415	C	N3-C2-O2	-6.36	117.45	121.90

Continued on next page...

Continued from previous page...

Mol	Chain	Res	Type	Atoms	Z	Observed(°)	Ideal(°)
80	6	1682	U	O5'-P-OP2	-6.36	99.98	105.70
36	5	813	G	C5-C6-O6	-6.36	124.78	128.60
36	5	1543	G	C8-N9-C4	-6.36	103.86	106.40
36	1	807	A	O5'-P-OP1	-6.36	99.98	105.70
80	6	1	U	C2-N1-C1'	6.36	125.33	117.70
36	5	1438	U	N3-C2-O2	-6.36	117.75	122.20
36	5	2943	G	C5-N7-C8	-6.36	101.12	104.30
36	5	3106	A	C5-C6-N6	-6.36	118.61	123.70
36	1	1165	A	O5'-P-OP2	-6.35	99.98	105.70
38	4	36	G	O5'-P-OP1	-6.35	99.98	105.70
36	5	2647	A	N3-C4-N9	-6.35	122.32	127.40
36	5	2750	U	C5-C6-N1	-6.35	119.52	122.70
1	2	555	A	C8-N9-C4	-6.35	103.26	105.80
36	5	659	G	P-O3'-C3'	6.35	127.32	119.70
1	2	1070	C	C2-N1-C1'	-6.35	111.81	118.80
1	2	1600	A	C2-N3-C4	-6.35	107.43	110.60
36	1	639	G	N3-C2-N2	-6.35	115.46	119.90
36	1	2978	U	O4'-C1'-N1	6.35	113.28	108.20
36	5	1056	U	OP1-P-OP2	-6.35	110.08	119.60
36	5	1724	U	N1-C2-O2	-6.35	118.36	122.80
36	1	2943	G	C4-C5-N7	6.35	113.34	110.80
36	5	3245	A	C5-C6-N6	-6.35	118.62	123.70
36	1	2914	G	C4-N9-C1'	6.34	134.75	126.50
36	5	996	A	N1-C6-N6	-6.34	114.79	118.60
36	5	1652	G	C8-N9-C4	6.34	108.94	106.40
36	5	2318	U	C2-N1-C1'	6.34	125.31	117.70
36	5	2400	G	C8-N9-C4	6.34	108.94	106.40
36	5	3309	G	N3-C4-C5	-6.34	125.43	128.60
36	1	1186	G	OP2-P-O3'	6.34	119.16	105.20
36	1	3318	G	N3-C4-C5	-6.34	125.43	128.60
36	1	2713	U	C5-C4-O4	-6.34	122.09	125.90
36	1	2727	A	N3-C4-C5	-6.34	122.36	126.80
36	5	96	G	C5-C6-O6	-6.34	124.80	128.60
36	5	215	G	N7-C8-N9	6.34	116.27	113.10
36	1	229	G	O5'-P-OP2	6.34	118.31	110.70
80	6	1153	G	C6-C5-N7	6.34	134.20	130.40
48	m1	112	LEU	CA-CB-CG	6.34	129.88	115.30
1	2	449	C	O5'-P-OP2	-6.34	100.00	105.70
1	2	1409	G	N3-C2-N2	-6.34	115.46	119.90
36	1	1833	G	C4-C5-N7	6.34	113.33	110.80
36	1	2816	G	N1-C6-O6	6.34	123.70	119.90
37	7	121	U	C2-N1-C1'	6.34	125.31	117.70

Continued on next page...

Continued from previous page...

Mol	Chain	Res	Type	Atoms	Z	Observed(°)	Ideal(°)
38	4	94	C	C5-C6-N1	-6.33	117.83	121.00
36	5	657	A	C4-C5-N7	6.33	113.87	110.70
36	5	1417	G	N1-C6-O6	-6.33	116.10	119.90
36	5	1901	A	C8-N9-C4	-6.33	103.27	105.80
36	5	518	G	C5-C6-N1	-6.33	108.33	111.50
36	5	721	G	N1-C6-O6	6.33	123.70	119.90
36	1	946	U	O5'-P-OP2	-6.33	100.00	105.70
36	1	3216	G	N3-C4-N9	-6.33	122.20	126.00
80	6	36	C	C6-N1-C2	6.33	122.83	120.30
80	6	1200	G	C5-C6-O6	-6.33	124.80	128.60
36	1	156	G	N1-C6-O6	-6.33	116.10	119.90
36	5	634	C	OP2-P-O3'	6.33	119.12	105.20
36	5	1434	G	C5-N7-C8	-6.33	101.14	104.30
36	1	660	A	N1-C2-N3	-6.33	126.14	129.30
36	1	2571	U	N3-C2-O2	-6.33	117.77	122.20
13	c1	5	LEU	CA-CB-CG	6.33	129.85	115.30
36	5	1875	G	O5'-P-OP2	-6.33	100.01	105.70
1	2	720	G	P-O3'-C3'	6.32	127.29	119.70
36	1	350	C	C6-N1-C2	-6.32	117.77	120.30
36	1	1609	C	C6-N1-C2	6.32	122.83	120.30
36	1	439	C	C2-N1-C1'	6.32	125.75	118.80
36	1	2814	G	N9-C4-C5	-6.32	102.87	105.40
80	6	581	U	C2-N1-C1'	-6.32	110.11	117.70
80	6	687	G	N3-C4-N9	-6.32	122.21	126.00
1	2	579	A	N1-C2-N3	6.32	132.46	129.30
36	1	2727	A	C5-N7-C8	6.32	107.06	103.90
80	6	33	U	C2-N3-C4	6.32	130.79	127.00
36	5	2794	G	O5'-P-OP2	-6.32	100.01	105.70
36	1	2400	G	C2-N3-C4	-6.32	108.74	111.90
36	1	2699	G	N3-C4-N9	6.32	129.79	126.00
36	5	2286	U	N3-C4-O4	-6.32	114.98	119.40
36	1	3362	A	N7-C8-N9	6.31	116.96	113.80
36	1	161	G	O5'-P-OP2	-6.31	100.02	105.70
36	1	2758	A	C8-N9-C4	6.31	108.32	105.80
36	5	914	A	C6-C5-N7	-6.31	127.88	132.30
36	5	1003	A	N1-C6-N6	6.31	122.39	118.60
36	5	1161	G	C5-C6-O6	-6.31	124.81	128.60
36	5	1414	G	C5-C6-N1	-6.31	108.34	111.50
36	1	720	A	C8-N9-C4	-6.31	103.28	105.80
36	5	424	G	C8-N9-C4	-6.31	103.88	106.40
1	2	938	G	N1-C6-O6	-6.31	116.12	119.90
36	5	630	A	C8-N9-C4	6.31	108.32	105.80

Continued on next page...

Continued from previous page...

Mol	Chain	Res	Type	Atoms	Z	Observed(°)	Ideal(°)
36	5	2428	U	C5-C4-O4	-6.31	122.12	125.90
36	5	2955	U	N3-C2-O2	-6.31	117.79	122.20
80	6	1599	C	N1-C2-O2	6.30	122.68	118.90
36	5	660	A	O5'-P-OP2	-6.30	100.03	105.70
36	5	1349	G	O5'-P-OP1	6.30	118.27	110.70
36	5	3161	C	C6-N1-C2	-6.30	117.78	120.30
36	5	3260	G	C8-N9-C4	-6.30	103.88	106.40
36	5	2524	A	C4-C5-N7	6.30	113.85	110.70
36	1	3060	C	OP1-P-OP2	-6.30	110.15	119.60
36	5	1397	C	N3-C4-C5	-6.30	119.38	121.90
38	8	82	U	N3-C2-O2	-6.30	117.79	122.20
36	1	3275	U	C2-N1-C1'	6.30	125.26	117.70
36	5	2922	G	C6-C5-N7	-6.30	126.62	130.40
36	5	2937	G	C5-C6-O6	-6.30	124.82	128.60
36	5	2951	G	C4-C5-N7	6.30	113.32	110.80
36	5	1450	G	N1-C6-O6	6.30	123.68	119.90
36	1	371	G	C5-C6-N1	-6.30	108.35	111.50
80	6	1647	U	C2-N1-C1'	6.29	125.25	117.70
36	5	2148	U	C6-N1-C1'	6.29	130.01	121.20
36	1	661	G	C4-N9-C1'	6.29	134.68	126.50
36	5	1426	C	N3-C4-C5	6.29	124.42	121.90
36	5	2373	A	N1-C6-N6	6.29	122.38	118.60
36	1	2620	G	C8-N9-C4	6.29	108.92	106.40
38	4	13	A	O5'-P-OP1	-6.29	100.04	105.70
80	6	1649	G	N3-C4-N9	-6.29	122.22	126.00
36	5	1113	G	C8-N9-C4	6.29	108.92	106.40
36	5	2333	C	C6-N1-C2	6.29	122.82	120.30
36	5	2335	G	N1-C6-O6	-6.29	116.12	119.90
36	1	55	G	N9-C4-C5	-6.29	102.88	105.40
36	1	2401	A	C8-N9-C1'	6.29	139.02	127.70
80	6	89	G	N1-C2-N2	6.29	121.86	116.20
36	5	2181	C	C5-C6-N1	6.29	124.14	121.00
36	1	2996	U	C2-N1-C1'	6.29	125.25	117.70
36	5	651	G	C8-N9-C4	-6.29	103.88	106.40
36	5	1134	G	N3-C4-C5	6.29	131.74	128.60
36	5	1193	A	C5-C6-N6	-6.29	118.67	123.70
37	7	11	A	C8-N9-C4	6.29	108.32	105.80
1	2	4	C	C6-N1-C2	-6.29	117.78	120.30
36	1	1442	U	N3-C2-O2	6.29	126.60	122.20
36	1	2369	G	N1-C6-O6	-6.29	116.13	119.90
36	5	3245	A	N1-C2-N3	6.29	132.44	129.30
36	1	1404	G	C2-N3-C4	-6.29	108.76	111.90

Continued on next page...

Continued from previous page...

Mol	Chain	Res	Type	Atoms	Z	Observed(°)	Ideal(°)
36	1	496	C	C5-C6-N1	6.28	124.14	121.00
36	1	675	C	N3-C4-C5	-6.28	119.39	121.90
36	5	336	A	C4-C5-N7	6.28	113.84	110.70
36	5	1149	G	C8-N9-C1'	6.28	135.17	127.00
36	5	1429	G	N1-C6-O6	6.28	123.67	119.90
36	5	2964	G	O4'-C1'-N9	6.28	113.23	108.20
36	5	2856	G	C4-C5-N7	6.28	113.31	110.80
36	1	1124	U	N3-C2-O2	-6.28	117.80	122.20
36	1	1904	C	C5-C6-N1	6.28	124.14	121.00
80	6	1308	G	N1-C6-O6	6.28	123.67	119.90
36	5	2428	U	N3-C2-O2	6.28	126.60	122.20
36	5	3128	G	C4-C5-N7	6.28	113.31	110.80
36	1	1556	C	C2-N1-C1'	6.28	125.71	118.80
36	5	213	A	OP2-P-O3'	6.28	119.01	105.20
36	5	1482	A	C6-N1-C2	-6.28	114.83	118.60
80	6	393	C	N3-C4-C5	6.28	124.41	121.90
36	5	989	A	C5-C6-N6	-6.28	118.68	123.70
36	5	1078	U	C6-N1-C2	-6.28	117.23	121.00
36	5	1350	A	N1-C6-N6	-6.28	114.83	118.60
36	5	3004	C	C5-C4-N4	-6.28	115.81	120.20
37	7	73	C	O5'-P-OP2	-6.28	100.05	105.70
36	1	1429	G	N3-C2-N2	6.28	124.29	119.90
36	1	2277	C	C6-N1-C2	6.28	122.81	120.30
36	5	3084	C	N1-C2-O2	-6.28	115.13	118.90
36	5	3197	G	N1-C2-N2	6.28	121.85	116.20
1	2	554	C	C2-N1-C1'	6.27	125.70	118.80
36	1	876	A	N1-C6-N6	6.27	122.36	118.60
36	5	1348	U	C5-C6-N1	6.27	125.84	122.70
80	6	1644	C	O5'-P-OP2	-6.27	100.05	105.70
36	5	1381	A	C2-N3-C4	-6.27	107.46	110.60
36	5	2116	G	N1-C6-O6	6.27	123.66	119.90
1	2	931	C	C6-N1-C2	-6.27	117.79	120.30
36	1	2284	C	C2-N1-C1'	6.27	125.70	118.80
80	6	1376	C	C6-N1-C2	6.27	122.81	120.30
36	5	314	U	N3-C2-O2	-6.27	117.81	122.20
36	5	635	G	N3-C4-C5	6.27	131.74	128.60
1	2	1768	G	N3-C4-N9	-6.27	122.24	126.00
36	1	2918	G	C4-N9-C1'	6.27	134.65	126.50
36	1	3143	C	C2-N1-C1'	-6.27	111.91	118.80
36	5	2284	C	N1-C2-O2	6.27	122.66	118.90
1	2	1200	G	N3-C2-N2	-6.27	115.51	119.90
36	5	1789	G	C4-N9-C1'	-6.27	118.35	126.50

Continued on next page...

Continued from previous page...

Mol	Chain	Res	Type	Atoms	Z	Observed(°)	Ideal(°)
36	5	2653	C	N1-C2-O2	-6.27	115.14	118.90
36	5	3083	G	N3-C4-C5	-6.27	125.47	128.60
36	1	282	G	C5-C6-O6	6.26	132.36	128.60
80	6	813	U	N1-C2-O2	6.26	127.19	122.80
80	6	871	G	C4-N9-C1'	-6.26	118.36	126.50
80	6	1009	U	OP2-P-O3'	6.26	118.98	105.20
36	5	3216	G	C6-C5-N7	-6.26	126.64	130.40
38	8	23	U	N1-C2-O2	6.26	127.19	122.80
36	1	712	G	C5-C6-O6	-6.26	124.84	128.60
36	5	583	G	C4-C5-C6	6.26	122.56	118.80
36	5	2376	G	C6-C5-N7	-6.26	126.64	130.40
36	1	414	U	O5'-P-OP2	-6.26	100.07	105.70
36	1	3056	U	N3-C2-O2	6.26	126.58	122.20
1	2	1331	A	N1-C6-N6	-6.26	114.85	118.60
36	1	3057	U	N3-C4-O4	-6.26	115.02	119.40
80	6	1433	G	N9-C4-C5	6.26	107.90	105.40
24	d2	93	LEU	CA-CB-CG	6.26	129.69	115.30
80	6	934	C	C6-N1-C2	-6.25	117.80	120.30
1	2	1122	G	C5-C6-O6	6.25	132.35	128.60
38	4	20	U	O5'-P-OP2	-6.25	100.07	105.70
36	5	86	G	O5'-P-OP1	6.25	118.20	110.70
40	l3	102	LEU	CA-CB-CG	6.25	129.68	115.30
1	2	1490	C	C6-N1-C2	-6.25	117.80	120.30
36	1	985	U	O5'-P-OP1	-6.25	100.07	105.70
80	6	1458	G	C4-N9-C1'	6.25	134.63	126.50
36	5	1397	C	C6-N1-C2	-6.25	117.80	120.30
36	1	1499	C	C5-C4-N4	-6.25	115.83	120.20
36	1	648	C	C2-N1-C1'	6.25	125.67	118.80
36	1	1771	C	C6-N1-C2	-6.25	117.80	120.30
36	1	2550	U	N3-C2-O2	-6.25	117.83	122.20
36	5	383	G	C4-C5-N7	6.25	113.30	110.80
36	5	2904	U	O5'-P-OP2	-6.25	100.08	105.70
36	5	3074	G	N3-C4-N9	6.25	129.75	126.00
42	l5	110	LEU	CA-CB-CG	6.25	129.67	115.30
52	M6	110	PRO	C-N-CD	-6.25	106.86	120.60
80	6	1106	U	C6-N1-C2	-6.25	117.25	121.00
36	5	662	U	N3-C4-C5	-6.25	110.85	114.60
36	5	1137	C	C6-N1-C1'	-6.25	113.30	120.80
36	5	1834	U	N1-C2-O2	-6.25	118.43	122.80
36	5	2288	G	N9-C4-C5	-6.25	102.90	105.40
1	2	1644	C	O5'-P-OP2	-6.25	100.08	105.70
36	5	3361	G	N1-C6-O6	6.25	123.65	119.90

Continued on next page...

Continued from previous page...

Mol	Chain	Res	Type	Atoms	Z	Observed(°)	Ideal(°)
37	3	81	U	C5-C6-N1	-6.24	119.58	122.70
80	6	402	C	O5'-P-OP2	-6.24	100.08	105.70
80	6	1568	C	P-O3'-C3'	6.24	127.19	119.70
36	1	1450	G	C5-C6-O6	-6.24	124.86	128.60
18	c6	97	VAL	CA-CB-CG2	6.24	120.26	110.90
36	1	497	C	OP1-P-OP2	-6.24	110.24	119.60
36	5	518	G	N3-C4-N9	-6.24	122.26	126.00
1	2	1181	U	C6-N1-C2	-6.24	117.26	121.00
36	1	634	C	N3-C2-O2	-6.24	117.53	121.90
36	1	2699	G	C5-C6-O6	-6.24	124.86	128.60
36	1	3062	G	C6-C5-N7	6.24	134.14	130.40
80	6	934	C	C2-N1-C1'	6.24	125.66	118.80
80	6	1730	A	C4-C5-N7	6.24	113.82	110.70
36	5	1485	G	C4-C5-C6	6.24	122.54	118.80
36	5	2869	U	N1-C2-O2	6.24	127.17	122.80
36	5	3256	G	N3-C4-C5	6.24	131.72	128.60
45	18	69	LEU	CA-CB-CG	6.24	129.65	115.30
1	2	1324	G	N3-C2-N2	-6.24	115.53	119.90
36	1	849	C	N3-C4-C5	6.24	124.39	121.90
36	1	2399	A	P-O3'-C3'	-6.23	112.22	119.70
36	5	2777	G	N1-C6-O6	6.23	123.64	119.90
80	6	1748	G	C2-N3-C4	-6.23	108.78	111.90
36	5	518	G	C8-N9-C4	-6.23	103.91	106.40
36	5	678	G	C8-N9-C4	-6.23	103.91	106.40
36	1	2262	A	N1-C6-N6	-6.23	114.86	118.60
36	5	363	G	C5-C6-O6	-6.23	124.86	128.60
36	5	2856	G	C5-N7-C8	-6.23	101.19	104.30
1	2	314	C	C6-N1-C2	6.23	122.79	120.30
36	1	24	G	O5'-P-OP2	-6.23	100.09	105.70
80	6	330	G	C2-N3-C4	-6.23	108.79	111.90
1	2	1596	C	O5'-P-OP2	6.22	118.17	110.70
1	2	1726	G	C4-N9-C1'	-6.22	118.41	126.50
80	6	1150	G	N1-C6-O6	6.22	123.64	119.90
36	1	199	A	O4'-C1'-N9	6.22	113.18	108.20
36	5	1480	G	N9-C4-C5	-6.22	102.91	105.40
36	1	88	A	O5'-P-OP2	-6.22	100.10	105.70
36	5	2659	G	N3-C4-N9	6.22	129.73	126.00
36	1	2639	G	N1-C6-O6	6.21	123.63	119.90
36	1	2830	G	C4-N9-C1'	-6.21	118.42	126.50
80	6	1122	G	N3-C4-N9	-6.21	122.27	126.00
81	c0	83	PRO	N-CA-CB	6.21	110.76	103.30
36	5	807	A	OP1-P-O3'	6.21	118.87	105.20

Continued on next page...

Continued from previous page...

Mol	Chain	Res	Type	Atoms	Z	Observed(°)	Ideal(°)
36	5	3312	U	C5-C4-O4	-6.21	122.17	125.90
36	5	1846	C	C2-N1-C1'	6.21	125.63	118.80
36	1	1660	C	C6-N1-C2	6.21	122.78	120.30
36	5	1416	C	N1-C2-O2	6.21	122.63	118.90
36	5	2120	A	N1-C6-N6	-6.21	114.87	118.60
37	7	101	G	N1-C6-O6	6.21	123.63	119.90
36	1	421	G	C5-C6-N1	6.21	114.60	111.50
80	6	1751	C	O5'-P-OP1	6.21	118.15	110.70
36	5	2531	C	N1-C2-O2	6.21	122.62	118.90
36	1	1822	C	C6-N1-C2	-6.21	117.82	120.30
36	1	2642	A	OP2-P-O3'	6.21	118.85	105.20
36	1	2983	C	C5-C4-N4	6.21	124.55	120.20
36	1	3209	A	N1-C6-N6	6.21	122.32	118.60
36	5	939	U	N3-C2-O2	6.21	126.54	122.20
36	5	2639	G	N7-C8-N9	6.21	116.20	113.10
36	1	3378	C	N3-C4-N4	6.21	122.34	118.00
36	5	1884	A	C5-C6-N6	-6.21	118.74	123.70
1	2	934	C	C6-N1-C1'	-6.20	113.36	120.80
36	1	55	G	C8-N9-C4	6.20	108.88	106.40
36	1	1172	G	N9-C4-C5	-6.20	102.92	105.40
36	5	2385	G	O5'-P-OP1	-6.20	100.12	105.70
36	5	3045	G	N3-C2-N2	-6.20	115.56	119.90
1	2	1355	C	C6-N1-C2	-6.20	117.82	120.30
36	1	100	A	C5-C6-N6	6.20	128.66	123.70
36	1	808	A	C8-N9-C4	6.20	108.28	105.80
80	6	1745	G	C8-N9-C1'	-6.20	118.94	127.00
36	5	904	A	C5-C6-N6	-6.20	118.74	123.70
36	5	2524	A	C5-N7-C8	-6.20	100.80	103.90
36	1	1349	G	N3-C4-C5	-6.20	125.50	128.60
80	6	1530	C	C6-N1-C2	-6.20	117.82	120.30
36	5	1432	C	C6-N1-C1'	-6.20	113.36	120.80
36	5	1604	G	C8-N9-C1'	-6.20	118.94	127.00
36	5	2733	A	O5'-P-OP2	-6.20	100.12	105.70
36	5	3335	A	C2-N3-C4	-6.20	107.50	110.60
36	1	52	A	O5'-P-OP1	-6.20	100.12	105.70
36	1	1112	A	O5'-P-OP2	-6.20	100.12	105.70
80	6	1649	G	C4-N9-C1'	-6.20	118.44	126.50
36	5	673	U	C2-N1-C1'	-6.20	110.27	117.70
36	5	745	C	C6-N1-C2	-6.20	117.82	120.30
36	5	1407	A	O5'-P-OP1	6.20	118.14	110.70
36	5	1537	A	C8-N9-C4	6.20	108.28	105.80
36	5	2170	U	C5-C4-O4	6.20	129.62	125.90

Continued on next page...

Continued from previous page...

Mol	Chain	Res	Type	Atoms	Z	Observed(°)	Ideal(°)
36	5	3074	G	N3-C4-C5	-6.20	125.50	128.60
1	2	1410	A	N9-C4-C5	6.19	108.28	105.80
80	6	590	C	C6-N1-C2	-6.19	117.82	120.30
36	5	582	G	C6-C5-N7	-6.19	126.68	130.40
36	1	374	A	N1-C6-N6	-6.19	114.88	118.60
36	1	2828	G	C4-C5-N7	6.19	113.28	110.80
80	6	939	A	C8-N9-C4	-6.19	103.32	105.80
80	6	1779	U	N1-C2-O2	6.19	127.14	122.80
36	5	890	C	OP2-P-O3'	6.19	118.83	105.20
36	5	1795	U	O5'-P-OP2	6.19	118.13	110.70
36	5	2141	U	C6-N1-C1'	6.19	129.87	121.20
36	5	2748	A	C5-C6-N6	-6.19	118.75	123.70
36	1	325	A	O5'-P-OP1	-6.19	100.13	105.70
36	5	567	G	C6-C5-N7	-6.19	126.69	130.40
36	5	1116	G	C4-C5-N7	-6.19	108.32	110.80
36	5	1308	A	C8-N9-C4	-6.19	103.32	105.80
36	5	2400	G	C5-N7-C8	-6.19	101.20	104.30
36	1	314	U	C5-C4-O4	6.19	129.61	125.90
36	5	1858	A	C8-N9-C4	-6.19	103.33	105.80
36	5	1867	A	C5-C6-N6	-6.19	118.75	123.70
36	5	2206	G	N1-C6-O6	6.19	123.61	119.90
36	1	153	U	C6-N1-C2	-6.19	117.29	121.00
36	5	374	A	P-O3'-C3'	6.19	127.13	119.70
36	5	2403	G	C8-N9-C4	6.19	108.88	106.40
36	5	2970	C	C4-C5-C6	6.19	120.49	117.40
36	5	3204	C	N1-C2-O2	-6.19	115.19	118.90
1	2	1781	A	N9-C4-C5	6.19	108.27	105.80
36	1	218	G	O5'-P-OP2	-6.19	100.13	105.70
80	6	1499	G	N3-C4-N9	6.19	129.71	126.00
36	5	3106	A	C6-C5-N7	-6.19	127.97	132.30
36	1	1530	U	C5-C6-N1	-6.18	119.61	122.70
36	1	1802	C	C5-C4-N4	-6.18	115.87	120.20
36	1	2813	A	N3-C4-C5	-6.18	122.47	126.80
38	8	88	A	C8-N9-C4	6.18	108.27	105.80
62	n6	76	LEU	CA-CB-CG	6.18	129.53	115.30
36	1	637	C	C2-N1-C1'	6.18	125.60	118.80
80	6	194	U	N3-C2-O2	-6.18	117.87	122.20
36	5	2146	C	C6-N1-C2	-6.18	117.83	120.30
36	5	128	G	C4-N9-C1'	6.18	134.54	126.50
36	5	2837	A	N7-C8-N9	-6.18	110.71	113.80
36	1	817	A	N9-C4-C5	-6.18	103.33	105.80
80	6	1649	G	N3-C2-N2	6.18	124.23	119.90

Continued on next page...

Continued from previous page...

Mol	Chain	Res	Type	Atoms	Z	Observed(°)	Ideal(°)
36	5	49	A	N9-C4-C5	6.18	108.27	105.80
36	5	1547	G	C5-C6-O6	-6.18	124.89	128.60
36	5	2235	C	C6-N1-C2	6.18	122.77	120.30
36	1	249	U	C6-N1-C2	-6.18	117.29	121.00
36	1	817	A	C5-C6-N6	-6.18	118.76	123.70
36	5	1325	U	C5-C4-O4	6.18	129.61	125.90
36	5	2882	U	N1-C2-N3	6.18	118.61	114.90
36	5	3013	U	C6-N1-C2	-6.18	117.29	121.00
1	2	1768	G	C8-N9-C1'	6.17	135.03	127.00
36	1	1917	C	C6-N1-C2	6.17	122.77	120.30
36	5	236	G	N1-C6-O6	-6.17	116.19	119.90
36	1	1508	C	N3-C2-O2	-6.17	117.58	121.90
80	6	1428	G	N7-C8-N9	6.17	116.19	113.10
36	5	3099	C	C5-C6-N1	-6.17	117.91	121.00
36	5	620	U	C5-C6-N1	6.17	125.78	122.70
36	5	2385	G	N3-C4-N9	-6.17	122.30	126.00
36	1	2828	G	N3-C2-N2	6.17	124.22	119.90
1	2	144	U	C6-N1-C2	-6.17	117.30	121.00
36	1	2777	G	C6-C5-N7	-6.17	126.70	130.40
36	5	567	G	C4-C5-N7	6.17	113.27	110.80
36	5	1520	G	N1-C6-O6	6.17	123.60	119.90
36	5	2633	U	C5-C4-O4	6.17	129.60	125.90
36	1	395	A	O5'-P-OP2	-6.17	100.15	105.70
36	1	1005	G	N1-C6-O6	6.16	123.60	119.90
36	1	1182	A	N1-C6-N6	6.16	122.30	118.60
37	3	53	U	N1-C2-O2	-6.16	118.49	122.80
36	5	3339	A	N1-C6-N6	6.16	122.30	118.60
36	1	2923	U	O5'-P-OP1	-6.16	100.15	105.70
1	2	1027	A	N1-C6-N6	6.16	122.30	118.60
36	1	107	A	N1-C6-N6	6.16	122.30	118.60
36	1	439	C	N1-C2-O2	6.16	122.60	118.90
80	6	628	G	C4-C5-N7	6.16	113.27	110.80
36	5	1193	A	C6-C5-N7	-6.16	127.99	132.30
41	14	327	LEU	CA-CB-CG	6.16	129.47	115.30
36	1	3382	U	C2-N1-C1'	6.16	125.09	117.70
36	5	1375	G	C4-C5-N7	-6.16	108.34	110.80
36	1	689	U	N1-C2-O2	6.15	127.11	122.80
36	1	692	A	O5'-P-OP2	6.15	118.08	110.70
80	6	382	C	C6-N1-C2	6.15	122.76	120.30
80	6	1000	C	C6-N1-C1'	-6.15	113.42	120.80
36	1	1151	U	N1-C2-N3	6.15	118.59	114.90
36	1	2134	G	N1-C6-O6	6.15	123.59	119.90

Continued on next page...

Continued from previous page...

Mol	Chain	Res	Type	Atoms	Z	Observed(°)	Ideal(°)
36	1	2356	A	C4-C5-N7	6.15	113.78	110.70
80	6	136	C	C2-N1-C1'	6.15	125.57	118.80
80	6	1329	A	N1-C6-N6	6.15	122.29	118.60
36	5	439	C	N3-C4-C5	-6.15	119.44	121.90
36	5	1710	C	N3-C4-C5	6.15	124.36	121.90
1	2	53	G	C5-C6-O6	6.15	132.29	128.60
36	1	1307	G	N3-C2-N2	6.15	124.20	119.90
36	1	2762	A	N9-C4-C5	6.15	108.26	105.80
36	5	1433	A	C8-N9-C4	-6.15	103.34	105.80
36	5	1336	U	C6-N1-C2	-6.15	117.31	121.00
36	5	1429	G	C6-C5-N7	-6.15	126.71	130.40
36	5	2152	A	C5-C6-N6	-6.15	118.78	123.70
36	1	590	G	C5-C6-O6	-6.15	124.91	128.60
36	5	1042	U	OP1-P-O3'	-6.15	91.68	105.20
36	5	2856	G	O5'-P-OP1	-6.15	100.17	105.70
1	2	734	A	P-O3'-C3'	6.14	127.07	119.70
36	1	1111	U	N1-C2-N3	-6.14	111.21	114.90
36	1	3055	U	C6-N1-C2	6.14	124.69	121.00
36	5	1786	G	C8-N9-C4	-6.14	103.94	106.40
36	5	2329	C	C6-N1-C2	6.14	122.76	120.30
36	5	3195	U	OP1-P-O3'	6.14	118.72	105.20
1	2	1196	A	P-O3'-C3'	6.14	127.07	119.70
36	1	3015	G	C8-N9-C4	-6.14	103.94	106.40
36	1	3030	G	N3-C4-N9	-6.14	122.31	126.00
36	1	3035	A	O5'-P-OP1	-6.14	100.17	105.70
36	1	3057	U	C5-C4-O4	6.14	129.59	125.90
80	6	1027	A	N1-C6-N6	6.14	122.29	118.60
38	4	74	U	O5'-P-OP1	-6.14	100.17	105.70
36	1	1691	U	O5'-P-OP2	-6.14	100.17	105.70
36	1	2802	A	OP2-P-O3'	6.14	118.71	105.20
80	6	1764	C	O5'-P-OP1	-6.14	100.17	105.70
76	q0	85	LEU	CA-CB-CG	6.14	129.42	115.30
36	1	1202	A	N9-C4-C5	-6.14	103.34	105.80
36	5	3377	G	C4-C5-C6	6.14	122.48	118.80
36	1	676	G	C8-N9-C4	-6.14	103.95	106.40
36	1	1151	U	N3-C4-O4	6.14	123.69	119.40
36	1	2693	C	C6-N1-C2	6.14	122.75	120.30
36	1	3326	G	C6-C5-N7	-6.14	126.72	130.40
36	5	2937	G	C4-C5-N7	6.14	113.25	110.80
36	5	3056	U	C5-C4-O4	6.14	129.58	125.90
80	6	1662	G	N9-C4-C5	-6.13	102.95	105.40
36	5	1933	A	C4-C5-N7	6.13	113.77	110.70

Continued on next page...

Continued from previous page...

Mol	Chain	Res	Type	Atoms	Z	Observed(°)	Ideal(°)
36	1	1887	A	C8-N9-C4	6.13	108.25	105.80
36	1	2197	C	N1-C2-N3	-6.13	114.91	119.20
80	6	1202	A	O5'-P-OP1	6.13	118.06	110.70
37	7	110	G	O5'-P-OP2	-6.13	100.18	105.70
36	5	733	G	C5-C6-N1	-6.13	108.44	111.50
36	5	1531	C	C6-N1-C1'	-6.13	113.44	120.80
36	1	1152	G	C8-N9-C4	-6.13	103.95	106.40
36	1	1530	U	C6-N1-C2	6.13	124.68	121.00
36	5	1846	C	C6-N1-C1'	-6.13	113.44	120.80
36	5	2288	G	N3-C2-N2	6.13	124.19	119.90
1	2	1462	G	N9-C4-C5	-6.13	102.95	105.40
36	1	1051	U	C5-C6-N1	-6.13	119.64	122.70
36	1	2677	G	O5'-P-OP1	-6.13	100.19	105.70
36	5	269	G	C8-N9-C4	6.13	108.85	106.40
36	5	361	A	N1-C6-N6	-6.13	114.92	118.60
36	5	2288	G	C8-N9-C1'	-6.12	119.04	127.00
1	2	1795	U	N3-C2-O2	-6.12	117.91	122.20
36	1	1307	G	O5'-P-OP2	-6.12	100.19	105.70
80	6	1793	G	N1-C6-O6	-6.12	116.23	119.90
36	5	1590	G	C5-C6-O6	-6.12	124.93	128.60
36	5	2273	G	C8-N9-C4	6.12	108.85	106.40
36	1	1716	U	P-O3'-C3'	6.12	127.05	119.70
80	6	609	U	C5-C4-O4	6.12	129.57	125.90
36	5	591	G	C8-N9-C4	6.12	108.85	106.40
36	5	2620	G	N3-C2-N2	-6.12	115.62	119.90
36	1	500	C	N3-C4-C5	-6.12	119.45	121.90
36	1	1119	C	C2-N1-C1'	-6.12	112.07	118.80
36	1	1552	G	C6-C5-N7	-6.12	126.73	130.40
37	3	28	C	C6-N1-C2	-6.12	117.85	120.30
80	6	1458	G	C8-N9-C1'	-6.12	119.05	127.00
80	6	1634	C	C5-C6-N1	6.12	124.06	121.00
36	5	1348	U	C6-N1-C2	-6.12	117.33	121.00
36	5	2147	A	C4-C5-N7	6.12	113.76	110.70
36	5	3010	U	N1-C2-N3	6.12	118.57	114.90
36	1	501	A	C8-N9-C4	6.12	108.25	105.80
36	1	984	G	N3-C4-C5	-6.12	125.54	128.60
36	1	2714	G	C4-N9-C1'	-6.12	118.55	126.50
36	1	193	C	N3-C4-C5	-6.12	119.45	121.90
37	3	41	G	C4-C5-N7	6.12	113.25	110.80
36	5	2116	G	O5'-P-OP2	-6.12	100.20	105.70
36	5	2839	G	N3-C4-C5	6.12	131.66	128.60
80	6	975	C	N3-C4-C5	6.11	124.34	121.90

Continued on next page...

Continued from previous page...

Mol	Chain	Res	Type	Atoms	Z	Observed(°)	Ideal(°)
36	5	2541	U	C6-N1-C2	-6.11	117.33	121.00
36	5	3004	C	N3-C4-N4	6.11	122.28	118.00
36	1	827	A	N7-C8-N9	-6.11	110.74	113.80
36	1	2656	A	C8-N9-C4	-6.11	103.36	105.80
80	6	1783	C	C6-N1-C2	-6.11	117.86	120.30
37	7	49	G	N1-C6-O6	6.11	123.57	119.90
1	2	853	G	C4-C5-N7	6.11	113.24	110.80
36	1	2163	C	C5-C6-N1	-6.11	117.95	121.00
36	5	1157	G	OP2-P-O3'	6.11	118.64	105.20
36	5	2832	C	C6-N1-C2	6.11	122.74	120.30
36	1	2352	A	C4-C5-N7	6.11	113.75	110.70
80	6	270	C	C6-N1-C2	6.11	122.74	120.30
80	6	802	G	N1-C6-O6	6.11	123.56	119.90
80	6	932	U	N3-C2-O2	-6.11	117.93	122.20
36	5	1531	C	C5-C4-N4	-6.11	115.93	120.20
36	5	1931	U	C2-N1-C1'	-6.11	110.37	117.70
80	6	1473	U	N3-C2-O2	-6.10	117.93	122.20
36	1	2804	A	O5'-P-OP2	-6.10	100.21	105.70
36	5	2837	A	C8-N9-C4	6.10	108.24	105.80
33	e1	100	LEU	CA-CB-CG	6.10	129.33	115.30
36	1	915	A	C8-N9-C4	-6.10	103.36	105.80
80	6	608	U	N3-C2-O2	-6.10	117.93	122.20
36	5	437	G	N3-C2-N2	-6.10	115.63	119.90
36	5	1148	G	C5-C6-O6	-6.10	124.94	128.60
36	5	2855	U	C5-C4-O4	-6.10	122.24	125.90
36	1	397	A	N1-C6-N6	-6.10	114.94	118.60
80	6	159	U	O5'-P-OP2	-6.10	100.21	105.70
36	5	64	G	C5-C6-O6	-6.10	124.94	128.60
36	1	1466	G	N1-C6-O6	6.10	123.56	119.90
1	2	404	G	N3-C4-C5	6.09	131.65	128.60
36	1	933	A	N1-C2-N3	6.09	132.35	129.30
36	1	1565	G	C8-N9-C4	-6.09	103.96	106.40
80	6	57	G	N3-C2-N2	-6.09	115.63	119.90
80	6	58	U	N1-C2-N3	6.09	118.56	114.90
36	5	2748	A	N9-C4-C5	-6.09	103.36	105.80
37	7	11	A	N1-C6-N6	6.09	122.26	118.60
36	1	2198	A	C6-C5-N7	-6.09	128.03	132.30
80	6	385	A	C5-C6-N6	6.09	128.57	123.70
80	6	1764	C	N3-C4-C5	6.09	124.34	121.90
36	5	91	G	N3-C4-N9	-6.09	122.34	126.00
36	1	688	G	N3-C4-N9	6.09	129.66	126.00
36	5	549	U	N3-C4-C5	-6.09	110.94	114.60

Continued on next page...

Continued from previous page...

Mol	Chain	Res	Type	Atoms	Z	Observed(°)	Ideal(°)
36	5	1527	C	N3-C4-N4	-6.09	113.73	118.00
36	5	1915	A	C2-N3-C4	-6.09	107.56	110.60
36	1	3185	U	C6-N1-C2	-6.09	117.35	121.00
36	5	1794	G	N3-C2-N2	-6.09	115.64	119.90
36	1	269	G	N1-C2-N2	6.09	121.68	116.20
36	1	2749	G	C8-N9-C4	-6.09	103.97	106.40
36	1	2976	A	C5-N7-C8	-6.09	100.86	103.90
36	5	1116	G	OP2-P-O3'	6.09	118.59	105.20
36	5	1380	G	N9-C4-C5	-6.09	102.97	105.40
36	5	1520	G	C8-N9-C4	-6.09	103.97	106.40
1	2	507	U	N3-C2-O2	-6.08	117.94	122.20
1	2	1565	C	C6-N1-C2	-6.08	117.87	120.30
80	6	768	C	C6-N1-C2	6.08	122.73	120.30
36	5	2524	A	O4'-C1'-N9	6.08	113.07	108.20
36	5	2772	C	P-O3'-C3'	6.08	127.00	119.70
21	c9	132	LEU	CA-CB-CG	6.08	129.29	115.30
36	5	2557	A	C8-N9-C4	6.08	108.23	105.80
36	1	1096	U	OP1-P-OP2	-6.08	110.48	119.60
80	6	163	G	N9-C4-C5	6.08	107.83	105.40
36	5	109	A	N1-C6-N6	-6.08	114.95	118.60
36	5	1468	A	C5-N7-C8	-6.08	100.86	103.90
36	5	1937	U	N3-C4-O4	6.08	123.66	119.40
36	1	2355	G	C4-C5-N7	6.08	113.23	110.80
36	1	2659	G	N3-C4-C5	6.08	131.64	128.60
36	5	916	G	P-O3'-C3'	6.08	126.99	119.70
36	5	2206	G	C5-C6-O6	-6.08	124.95	128.60
36	1	229	G	C8-N9-C4	-6.08	103.97	106.40
80	6	1106	U	O5'-P-OP1	-6.08	100.23	105.70
36	5	1014	U	C6-N1-C1'	-6.08	112.69	121.20
36	5	2619	G	C4-C5-N7	6.08	113.23	110.80
36	5	2689	A	C8-N9-C4	-6.08	103.37	105.80
36	1	3034	C	N3-C2-O2	-6.08	117.65	121.90
36	5	784	A	O5'-P-OP1	-6.08	100.23	105.70
36	5	2211	U	N3-C2-O2	-6.08	117.95	122.20
36	5	2603	G	OP1-P-O3'	-6.08	91.83	105.20
1	2	1246	C	C6-N1-C2	-6.07	117.87	120.30
36	5	964	G	C5-N7-C8	-6.07	101.26	104.30
36	5	2663	G	N1-C2-N2	6.07	121.67	116.20
36	5	2942	C	N3-C4-C5	-6.07	119.47	121.90
36	1	637	C	C6-N1-C1'	-6.07	113.51	120.80
36	1	3217	C	N3-C2-O2	-6.07	117.65	121.90
36	5	2901	G	N3-C4-N9	6.07	129.64	126.00

Continued on next page...

Continued from previous page...

Mol	Chain	Res	Type	Atoms	Z	Observed(°)	Ideal(°)
1	2	1116	A	C5-C6-N6	-6.07	118.84	123.70
36	5	2385	G	C4-N9-C1'	-6.07	118.61	126.50
36	1	18	G	N1-C6-O6	6.07	123.54	119.90
36	1	350	C	C5-C6-N1	6.07	124.03	121.00
36	1	1916	U	C6-N1-C2	6.07	124.64	121.00
36	1	2276	G	C2-N3-C4	6.07	114.93	111.90
36	1	2631	U	N3-C4-C5	6.07	118.24	114.60
36	1	2838	A	C8-N9-C4	6.07	108.23	105.80
36	1	3340	G	N1-C6-O6	6.07	123.54	119.90
38	4	32	C	C6-N1-C2	6.07	122.73	120.30
80	6	1094	G	O5'-P-OP2	-6.07	100.24	105.70
36	5	415	G	C2-N3-C4	6.07	114.93	111.90
1	2	736	C	C2-N1-C1'	6.06	125.47	118.80
36	1	1718	G	N1-C6-O6	6.06	123.54	119.90
36	1	2148	U	C5-C4-O4	-6.06	122.26	125.90
36	1	2278	C	C6-N1-C2	-6.06	117.88	120.30
36	1	2983	C	C5-C6-N1	-6.06	117.97	121.00
80	6	290	G	N3-C4-N9	-6.06	122.36	126.00
36	5	2142	A	C2-N3-C4	6.06	113.63	110.60
36	5	2579	G	N9-C4-C5	6.06	107.83	105.40
38	8	84	C	C6-N1-C2	-6.06	117.88	120.30
36	1	196	G	OP1-P-O3'	6.06	118.53	105.20
80	6	402	C	O5'-P-OP1	6.06	117.97	110.70
80	6	584	C	O5'-P-OP1	-6.06	100.25	105.70
80	6	1449	U	C6-N1-C2	-6.06	117.36	121.00
36	5	366	A	C5-C6-N1	-6.06	114.67	117.70
36	5	2340	U	C2-N1-C1'	6.06	124.97	117.70
37	7	10	C	C2-N1-C1'	6.06	125.47	118.80
36	1	403	C	N3-C4-C5	6.06	124.32	121.90
80	6	1026	A	N7-C8-N9	-6.06	110.77	113.80
36	5	691	A	C2-N3-C4	-6.06	107.57	110.60
36	5	515	C	N3-C4-C5	6.06	124.32	121.90
36	1	212	G	N3-C2-N2	-6.05	115.66	119.90
80	6	1628	U	C6-N1-C2	-6.05	117.37	121.00
36	5	1103	A	C4-C5-C6	6.05	120.03	117.00
36	5	1152	G	N1-C2-N3	6.05	127.53	123.90
36	5	2836	C	N3-C2-O2	-6.05	117.66	121.90
36	1	2970	C	C4-C5-C6	6.05	120.43	117.40
1	2	1768	G	C4-N9-C1'	-6.05	118.63	126.50
36	1	1489	A	C8-N9-C4	6.05	108.22	105.80
36	5	1086	C	C5-C6-N1	6.05	124.03	121.00
36	5	2774	C	C6-N1-C2	-6.05	117.88	120.30

Continued on next page...

Continued from previous page...

Mol	Chain	Res	Type	Atoms	Z	Observed(°)	Ideal(°)
38	4	11	C	N3-C4-C5	6.05	124.32	121.90
80	6	1489	U	N3-C2-O2	-6.05	117.97	122.20
80	6	1738	U	N1-C2-O2	-6.05	118.56	122.80
36	5	1321	G	C5-C6-N1	-6.05	108.47	111.50
37	7	73	C	N3-C2-O2	-6.05	117.67	121.90
38	8	29	U	O5'-P-OP2	-6.05	100.26	105.70
36	1	1507	G	O4'-C1'-N9	-6.05	103.36	108.20
36	1	2879	C	N3-C4-C5	-6.05	119.48	121.90
36	1	3076	C	C5-C6-N1	6.05	124.02	121.00
36	5	88	A	C8-N9-C4	6.05	108.22	105.80
36	5	2898	G	N9-C4-C5	6.05	107.82	105.40
36	1	60	A	C8-N9-C4	6.04	108.22	105.80
36	1	1855	U	O5'-P-OP1	-6.04	100.26	105.70
38	4	19	C	C6-N1-C2	-6.04	117.88	120.30
36	5	1942	U	C6-N1-C2	-6.04	117.37	121.00
80	6	89	G	N3-C4-N9	-6.04	122.37	126.00
36	5	1335	C	N1-C2-O2	-6.04	115.27	118.90
36	5	2513	U	C2-N1-C1'	6.04	124.95	117.70
36	5	2633	U	C4-C5-C6	6.04	123.33	119.70
36	5	3106	A	C4-C5-N7	6.04	113.72	110.70
1	2	18	C	C5-C6-N1	6.04	124.02	121.00
36	1	1525	G	O5'-P-OP2	-6.04	100.26	105.70
36	1	2870	C	N3-C2-O2	6.04	126.13	121.90
36	5	579	G	C8-N9-C4	6.04	108.82	106.40
36	5	1449	A	N1-C6-N6	6.04	122.22	118.60
36	5	2635	A	C8-N9-C4	-6.04	103.38	105.80
36	5	2751	G	C5-C6-O6	-6.04	124.98	128.60
37	7	67	G	N3-C2-N2	-6.04	115.67	119.90
36	1	2325	G	C5-C6-O6	-6.04	124.98	128.60
36	1	2984	C	N3-C4-N4	-6.04	113.77	118.00
36	5	2246	G	C4-C5-C6	6.04	122.42	118.80
36	5	2834	G	O5'-P-OP1	-6.04	100.27	105.70
80	6	765	G	N1-C2-N2	6.04	121.63	116.20
36	5	2808	A	N1-C6-N6	6.04	122.22	118.60
36	5	3031	G	N3-C4-C5	6.04	131.62	128.60
1	2	1658	G	C5-C6-O6	-6.04	124.98	128.60
36	1	2615	G	N1-C2-N2	6.04	121.63	116.20
36	1	2903	A	C5-C6-N1	-6.04	114.68	117.70
80	6	1748	G	C4-C5-N7	6.04	113.21	110.80
4	s2	207	LEU	CA-CB-CG	6.04	129.18	115.30
36	5	641	C	O5'-P-OP1	-6.04	100.27	105.70
36	5	937	G	N3-C4-C5	6.04	131.62	128.60

Continued on next page...

Continued from previous page...

Mol	Chain	Res	Type	Atoms	Z	Observed(°)	Ideal(°)
36	5	1591	G	O5'-P-OP1	-6.04	100.27	105.70
36	5	2341	A	O5'-P-OP2	-6.04	100.27	105.70
36	1	659	G	N3-C4-N9	6.03	129.62	126.00
36	1	1802	C	N3-C2-O2	6.03	126.12	121.90
36	1	2400	G	N1-C6-O6	6.03	123.52	119.90
80	6	652	G	C5-N7-C8	-6.03	101.28	104.30
36	5	1365	G	C6-C5-N7	-6.03	126.78	130.40
36	1	198	A	N9-C4-C5	6.03	108.21	105.80
80	6	89	G	C6-N1-C2	6.03	128.72	125.10
36	5	1306	G	C5-N7-C8	-6.03	101.28	104.30
36	5	1919	G	C8-N9-C4	-6.03	103.99	106.40
36	5	2867	C	C5-C4-N4	-6.03	115.98	120.20
1	2	48	G	O5'-P-OP2	-6.03	100.27	105.70
1	2	1523	G	N3-C4-C5	-6.03	125.58	128.60
36	1	831	G	C5-C6-O6	-6.03	124.98	128.60
36	5	1172	G	C5-C6-O6	6.03	132.22	128.60
36	5	2373	A	C5-C6-N6	-6.03	118.88	123.70
36	5	3140	G	N9-C4-C5	-6.03	102.99	105.40
36	5	3287	U	C6-N1-C2	-6.03	117.38	121.00
36	5	2211	U	C5-C4-O4	6.03	129.52	125.90
36	1	440	A	C8-N9-C4	-6.03	103.39	105.80
36	1	1896	A	N1-C6-N6	6.03	122.22	118.60
36	1	2883	U	O5'-P-OP2	-6.03	100.28	105.70
37	3	88	G	C8-N9-C4	-6.03	103.99	106.40
38	4	103	G	C8-N9-C4	-6.03	103.99	106.40
36	5	2341	A	C8-N9-C4	6.03	108.21	105.80
36	5	2904	U	C5-C6-N1	-6.03	119.69	122.70
48	m1	12	LEU	CA-CB-CG	6.03	129.16	115.30
1	2	558	U	C2-N1-C1'	6.03	124.93	117.70
36	1	1718	G	C5-C6-O6	-6.03	124.98	128.60
36	1	3238	G	N3-C2-N2	-6.03	115.68	119.90
80	6	403	G	N1-C2-N3	6.03	127.52	123.90
80	6	1196	A	P-O3'-C3'	6.03	126.93	119.70
36	5	3351	U	N1-C2-O2	6.03	127.02	122.80
36	1	3217	C	N1-C2-O2	6.02	122.52	118.90
80	6	453	U	N1-C2-O2	6.02	127.02	122.80
36	1	2644	C	N3-C2-O2	-6.02	117.68	121.90
36	1	2719	U	N1-C2-O2	-6.02	118.58	122.80
80	6	1572	G	N9-C4-C5	-6.02	102.99	105.40
36	5	1389	G	C8-N9-C1'	-6.02	119.17	127.00
36	1	48	A	O4'-C1'-N9	6.02	113.02	108.20
36	1	877	C	N3-C4-C5	6.02	124.31	121.90

Continued on next page...

Continued from previous page...

Mol	Chain	Res	Type	Atoms	Z	Observed(°)	Ideal(°)
80	6	294	C	N3-C2-O2	-6.02	117.69	121.90
80	6	913	G	C2-N3-C4	6.02	114.91	111.90
36	5	512	U	C5-C4-O4	6.02	129.51	125.90
36	5	3143	C	OP2-P-O3'	6.02	118.44	105.20
36	1	634	C	N1-C2-O2	6.02	122.51	118.90
36	1	2792	A	OP1-P-O3'	6.02	118.44	105.20
36	1	3150	A	N1-C6-N6	6.02	122.21	118.60
80	6	1635	A	O5'-P-OP1	-6.02	100.28	105.70
36	5	516	A	N9-C4-C5	-6.02	103.39	105.80
36	5	1793	C	N3-C4-C5	-6.02	119.49	121.90
36	5	2352	A	N9-C4-C5	-6.02	103.39	105.80
71	o5	21	LEU	CA-CB-CG	6.02	129.14	115.30
37	3	81	U	C6-N1-C2	6.02	124.61	121.00
80	6	1568	C	C2-N1-C1'	6.02	125.42	118.80
36	5	521	A	OP2-P-O3'	-6.02	91.97	105.20
36	1	1181	U	N1-C2-N3	6.01	118.51	114.90
36	1	3134	A	N9-C4-C5	-6.01	103.39	105.80
8	s6	69	LEU	CA-CB-CG	6.01	129.13	115.30
36	5	218	G	O5'-P-OP1	-6.01	100.29	105.70
36	1	2976	A	N1-C6-N6	6.01	122.21	118.60
36	1	1202	A	C2-N3-C4	-6.01	107.59	110.60
36	5	979	U	N3-C4-O4	6.01	123.61	119.40
36	5	2156	C	C5-C6-N1	-6.01	117.99	121.00
36	1	953	G	C8-N9-C4	6.01	108.80	106.40
36	1	1844	C	C5-C6-N1	-6.01	118.00	121.00
36	1	2805	G	N3-C4-C5	-6.01	125.59	128.60
38	4	20	U	C6-N1-C2	6.01	124.61	121.00
80	6	794	U	C2-N1-C1'	6.01	124.91	117.70
36	5	587	U	N3-C2-O2	6.01	126.41	122.20
36	5	2248	C	OP1-P-O3'	6.01	118.42	105.20
36	1	351	A	O5'-P-OP2	-6.01	100.29	105.70
36	1	869	G	C6-C5-N7	-6.01	126.80	130.40
36	1	919	U	N3-C4-C5	6.01	118.20	114.60
36	1	922	U	C6-N1-C1'	-6.01	112.79	121.20
80	6	1022	C	OP2-P-O3'	6.01	118.41	105.20
36	5	1789	G	N3-C4-C5	6.01	131.60	128.60
75	O9	45	ARG	NE-CZ-NH2	-6.00	117.30	120.30
36	5	2374	C	C6-N1-C2	6.00	122.70	120.30
1	2	1291	G	N3-C4-C5	6.00	131.60	128.60
36	1	34	A	O5'-P-OP2	-6.00	100.30	105.70
36	1	639	G	C5-C6-O6	-6.00	125.00	128.60
80	6	1113	A	O5'-P-OP2	-6.00	100.30	105.70

Continued on next page...

Continued from previous page...

Mol	Chain	Res	Type	Atoms	Z	Observed(°)	Ideal(°)
36	5	1073	U	C6-N1-C2	-6.00	117.40	121.00
36	5	1493	G	O4'-C1'-N9	6.00	113.00	108.20
76	q0	103	LEU	CB-CG-CD2	-6.00	100.79	111.00
36	1	2306	C	C5-C6-N1	6.00	124.00	121.00
36	5	924	G	N1-C2-N2	6.00	121.60	116.20
36	5	1706	C	N1-C2-O2	6.00	122.50	118.90
36	5	2211	U	N1-C2-N3	6.00	118.50	114.90
36	1	344	A	C8-N9-C4	-6.00	103.40	105.80
36	5	661	G	N1-C2-N2	-6.00	110.80	116.20
1	2	1082	C	N3-C2-O2	-6.00	117.70	121.90
36	1	1725	C	C2-N1-C1'	-6.00	112.20	118.80
36	1	3246	G	C5-C6-O6	-6.00	125.00	128.60
36	5	3154	C	C2-N1-C1'	6.00	125.40	118.80
1	2	1410	A	C8-N9-C4	-6.00	103.40	105.80
36	1	1919	G	N7-C8-N9	6.00	116.10	113.10
36	1	2813	A	C8-N9-C4	-6.00	103.40	105.80
80	6	290	G	N9-C4-C5	6.00	107.80	105.40
80	6	765	G	N3-C2-N2	-6.00	115.70	119.90
36	5	643	U	N1-C2-O2	6.00	127.00	122.80
36	5	780	A	C8-N9-C4	-6.00	103.40	105.80
36	5	999	G	C8-N9-C4	6.00	108.80	106.40
36	5	2626	A	C2-N3-C4	-6.00	107.60	110.60
36	1	843	A	N9-C4-C5	-6.00	103.40	105.80
36	1	3185	U	O5'-P-OP1	-6.00	100.31	105.70
36	5	1592	G	N9-C4-C5	6.00	107.80	105.40
1	2	1347	U	N1-C2-O2	-5.99	118.60	122.80
1	2	1586	A	C8-N9-C4	5.99	108.20	105.80
36	1	910	G	O5'-P-OP2	-5.99	100.31	105.70
36	1	2816	G	N3-C2-N2	-5.99	115.70	119.90
36	1	2964	G	C5-C6-O6	-5.99	125.00	128.60
36	5	3010	U	N1-C2-O2	-5.99	118.61	122.80
36	1	661	G	C8-N9-C4	-5.99	104.00	106.40
36	1	206	G	C2-N3-C4	5.99	114.89	111.90
36	1	960	U	N3-C4-C5	5.99	118.19	114.60
36	1	1146	C	C6-N1-C2	-5.99	117.90	120.30
36	5	962	A	O5'-P-OP2	-5.99	100.31	105.70
1	2	741	C	C6-N1-C2	5.99	122.69	120.30
36	1	104	G	C4-C5-N7	5.99	113.20	110.80
36	1	363	G	OP1-P-OP2	-5.99	110.62	119.60
36	1	1125	U	OP2-P-O3'	5.99	118.37	105.20
38	4	107	G	O5'-P-OP1	-5.99	100.31	105.70
80	6	677	G	C8-N9-C4	5.99	108.80	106.40

Continued on next page...

Continued from previous page...

Mol	Chain	Res	Type	Atoms	Z	Observed(°)	Ideal(°)
36	5	426	G	N7-C8-N9	-5.99	110.11	113.10
36	5	835	G	C8-N9-C4	5.99	108.80	106.40
36	5	878	G	N3-C2-N2	5.99	124.09	119.90
36	5	2135	U	N1-C2-O2	-5.99	118.61	122.80
36	5	2708	C	N1-C2-O2	-5.99	115.31	118.90
38	4	51	G	O5'-P-OP1	-5.99	100.31	105.70
80	6	1661	U	C5-C4-O4	-5.99	122.31	125.90
1	2	1070	C	C6-N1-C2	5.99	122.69	120.30
36	5	1409	G	C8-N9-C4	5.99	108.79	106.40
80	6	1024	U	O4'-C1'-N1	5.98	112.99	108.20
36	1	876	A	C5-C6-N6	-5.98	118.91	123.70
36	1	894	G	OP1-P-O3'	5.98	118.36	105.20
36	5	2579	G	N3-C4-C5	-5.98	125.61	128.60
36	5	3065	G	N3-C4-C5	-5.98	125.61	128.60
36	1	1423	C	C2-N1-C1'	-5.98	112.22	118.80
36	1	1617	G	N3-C4-C5	5.98	131.59	128.60
36	1	2953	U	C6-N1-C2	-5.98	117.41	121.00
36	5	712	G	O5'-P-OP2	-5.98	100.32	105.70
36	5	2928	C	OP2-P-O3'	5.98	118.36	105.20
36	5	3109	G	N3-C4-N9	-5.98	122.41	126.00
36	1	1108	U	OP1-P-O3'	5.98	118.35	105.20
36	1	1861	G	C5-C6-O6	-5.98	125.01	128.60
36	1	2163	C	C6-N1-C2	5.98	122.69	120.30
36	5	938	C	N3-C4-N4	5.98	122.19	118.00
36	5	1499	C	C5-C4-N4	-5.98	116.02	120.20
36	1	1320	C	C6-N1-C2	5.98	122.69	120.30
36	1	1345	G	C8-N9-C1'	5.98	134.77	127.00
80	6	766	U	C5-C6-N1	5.98	125.69	122.70
36	5	852	U	OP2-P-O3'	5.98	118.35	105.20
36	5	1866	C	N1-C2-O2	-5.98	115.31	118.90
36	5	2526	C	N1-C2-O2	5.98	122.49	118.90
36	5	128	G	N1-C6-O6	5.98	123.49	119.90
36	5	1590	G	C4-C5-N7	5.98	113.19	110.80
36	5	3138	U	N1-C2-O2	-5.98	118.62	122.80
1	2	609	U	N3-C2-O2	5.97	126.38	122.20
36	1	821	U	C2-N1-C1'	-5.97	110.53	117.70
36	1	1389	G	C4-C5-N7	5.97	113.19	110.80
36	1	2335	G	N9-C4-C5	-5.97	103.01	105.40
36	1	2642	A	C5-C6-N1	-5.97	114.71	117.70
80	6	901	G	C4-C5-N7	5.97	113.19	110.80
36	1	2748	A	C5-N7-C8	-5.97	100.91	103.90
36	5	1536	G	N1-C6-O6	5.97	123.48	119.90

Continued on next page...

Continued from previous page...

Mol	Chain	Res	Type	Atoms	Z	Observed(°)	Ideal(°)
36	5	11	A	OP2-P-O3'	5.97	118.34	105.20
36	5	2829	U	C5-C6-N1	5.97	125.69	122.70
1	2	1011	G	N3-C4-N9	-5.97	122.42	126.00
36	1	395	A	OP1-P-OP2	5.97	128.55	119.60
36	1	1126	G	N7-C8-N9	5.97	116.08	113.10
36	5	92	G	C4-C5-N7	5.97	113.19	110.80
36	5	733	G	C6-C5-N7	-5.97	126.82	130.40
36	5	1904	C	N3-C4-C5	5.97	124.29	121.90
36	5	3319	U	O4'-C1'-N1	5.97	112.98	108.20
36	1	359	U	N1-C2-N3	5.97	118.48	114.90
36	1	1382	G	C8-N9-C4	5.97	108.79	106.40
36	5	1145	G	C8-N9-C4	5.97	108.79	106.40
36	5	1779	C	C6-N1-C2	5.97	122.69	120.30
36	5	3294	A	N9-C4-C5	5.97	108.19	105.80
1	2	934	C	N1-C2-O2	5.97	122.48	118.90
36	1	355	A	C5-C6-N6	-5.97	118.93	123.70
36	1	659	G	C2-N3-C4	5.97	114.88	111.90
36	5	222	A	O5'-P-OP1	5.97	117.86	110.70
38	8	12	A	C5-C6-N6	-5.97	118.93	123.70
36	1	953	G	N3-C4-C5	5.96	131.58	128.60
36	1	1733	G	N3-C4-N9	5.96	129.58	126.00
36	1	2918	G	N3-C4-C5	-5.96	125.62	128.60
36	1	2943	G	C5-C6-O6	-5.96	125.02	128.60
36	1	3046	A	N7-C8-N9	5.96	116.78	113.80
80	6	272	U	N3-C2-O2	-5.96	118.03	122.20
36	5	383	G	N1-C6-O6	5.96	123.48	119.90
36	5	1200	A	OP1-P-O3'	5.96	118.32	105.20
36	5	1598	G	C8-N9-C4	5.96	108.79	106.40
36	5	2204	C	OP1-P-O3'	5.96	118.32	105.20
36	5	2659	G	C8-N9-C4	5.96	108.79	106.40
36	1	25	U	C6-N1-C2	-5.96	117.42	121.00
36	1	859	G	N9-C4-C5	-5.96	103.02	105.40
36	1	1433	A	C4-C5-N7	-5.96	107.72	110.70
38	4	4	C	O5'-P-OP2	-5.96	100.33	105.70
36	5	2290	C	C6-N1-C2	5.96	122.69	120.30
36	5	2819	A	OP2-P-O3'	5.96	118.31	105.20
37	7	26	C	N3-C4-C5	-5.96	119.52	121.90
36	5	968	G	N9-C4-C5	-5.96	103.02	105.40
1	2	1297	G	O5'-P-OP2	-5.96	100.34	105.70
36	1	610	G	C5-C6-O6	5.96	132.18	128.60
36	1	960	U	N3-C2-O2	5.96	126.37	122.20
36	5	851	C	C6-N1-C2	5.96	122.68	120.30

Continued on next page...

Continued from previous page...

Mol	Chain	Res	Type	Atoms	Z	Observed(°)	Ideal(°)
36	5	1485	G	C6-C5-N7	-5.96	126.83	130.40
36	5	2992	U	C5-C4-O4	-5.96	122.33	125.90
36	1	922	U	C2-N1-C1'	5.96	124.85	117.70
36	1	1380	G	N3-C4-C5	5.96	131.58	128.60
36	1	3268	A	N1-C6-N6	5.96	122.17	118.60
80	6	315	A	N1-C6-N6	5.96	122.17	118.60
80	6	755	A	O4'-C1'-N9	5.96	112.97	108.20
80	6	1122	G	N3-C4-C5	5.96	131.58	128.60
36	5	1503	A	N1-C6-N6	5.96	122.17	118.60
36	5	3078	U	N1-C1'-C2'	-5.96	105.45	112.00
36	5	3146	G	OP1-P-O3'	5.96	118.31	105.20
36	1	613	G	O5'-P-OP1	-5.96	100.34	105.70
36	1	2995	A	C5-C6-N1	-5.96	114.72	117.70
36	5	200	C	C2-N1-C1'	5.96	125.35	118.80
36	5	1439	U	C6-N1-C2	5.96	124.57	121.00
36	1	712	G	N9-C4-C5	-5.95	103.02	105.40
36	1	1164	G	N3-C4-N9	-5.95	122.43	126.00
36	5	170	G	C8-N9-C1'	-5.95	119.26	127.00
36	5	363	G	N3-C4-N9	5.95	129.57	126.00
80	6	1108	G	O4'-C1'-N9	5.95	112.96	108.20
36	5	302	U	O5'-P-OP1	-5.95	100.34	105.70
36	5	2603	G	C2-N3-C4	-5.95	108.92	111.90
1	2	144	U	N3-C2-O2	-5.95	118.03	122.20
36	1	673	U	C2-N1-C1'	-5.95	110.56	117.70
36	1	1844	C	C6-N1-C2	5.95	122.68	120.30
36	1	3141	A	O4'-C1'-N9	-5.95	103.44	108.20
38	4	39	G	C4-C5-N7	-5.95	108.42	110.80
38	4	46	G	C4-N9-C1'	5.95	134.24	126.50
36	5	1704	A	C8-N9-C4	5.95	108.18	105.80
36	5	2400	G	N3-C4-C5	5.95	131.58	128.60
1	2	240	U	OP2-P-O3'	5.95	118.29	105.20
36	1	770	G	O4'-C1'-N9	5.95	112.96	108.20
80	6	1110	G	N3-C2-N2	5.95	124.06	119.90
36	5	406	G	C8-N9-C1'	5.95	134.73	127.00
36	5	1375	G	C5-C6-O6	5.95	132.17	128.60
36	5	2170	U	C5-C6-N1	-5.95	119.73	122.70
39	12	246	LEU	CA-CB-CG	5.95	128.98	115.30
36	5	957	C	N1-C2-O2	5.95	122.47	118.90
36	5	2726	C	N3-C2-O2	-5.95	117.74	121.90
36	1	1374	G	C4-N9-C1'	-5.95	118.77	126.50
36	1	2336	U	N1-C2-O2	5.95	126.96	122.80
36	1	2743	A	C8-N9-C4	5.95	108.18	105.80

Continued on next page...

Continued from previous page...

Mol	Chain	Res	Type	Atoms	Z	Observed(°)	Ideal(°)
36	1	2751	G	C5-C6-O6	-5.95	125.03	128.60
36	5	1900	A	OP1-P-OP2	5.95	128.52	119.60
36	1	57	A	N9-C4-C5	-5.94	103.42	105.80
36	1	960	U	N1-C2-N3	-5.94	111.33	114.90
36	1	2903	A	N3-C4-C5	5.94	130.96	126.80
36	1	2752	U	C6-N1-C2	5.94	124.57	121.00
37	3	24	A	O5'-P-OP1	-5.94	100.35	105.70
80	6	1145	U	N3-C4-O4	5.94	123.56	119.40
80	6	1697	G	N3-C4-N9	5.94	129.57	126.00
36	5	1539	A	C8-N9-C4	5.94	108.18	105.80
36	5	2345	A	C6-C5-N7	-5.94	128.14	132.30
1	2	308	C	C6-N1-C2	5.94	122.68	120.30
36	1	1152	G	O4'-C1'-N9	5.94	112.95	108.20
36	1	2777	G	C4-C5-N7	5.94	113.18	110.80
80	6	21	U	C2-N1-C1'	5.94	124.83	117.70
1	2	136	C	C6-N1-C2	-5.94	117.92	120.30
1	2	414	C	C6-N1-C2	5.94	122.67	120.30
36	1	402	A	N1-C6-N6	-5.94	115.04	118.60
80	6	756	A	C8-N9-C4	-5.94	103.42	105.80
80	6	1048	G	N3-C2-N2	-5.94	115.74	119.90
80	6	1110	G	N1-C2-N2	-5.94	110.86	116.20
36	5	2732	G	C8-N9-C1'	-5.94	119.28	127.00
36	5	2800	G	N3-C2-N2	-5.94	115.74	119.90
37	7	89	G	N9-C4-C5	-5.94	103.03	105.40
36	1	1607	U	P-O3'-C3'	5.94	126.82	119.70
45	L8	189	LEU	CA-CB-CG	5.94	128.95	115.30
80	6	337	G	C4-C5-N7	5.94	113.17	110.80
1	2	132	U	P-O3'-C3'	5.93	126.82	119.70
36	1	332	C	C6-N1-C2	5.93	122.67	120.30
36	1	968	G	C5-C6-O6	-5.93	125.04	128.60
36	1	2605	G	N3-C2-N2	-5.93	115.75	119.90
36	1	2814	G	N3-C4-N9	5.93	129.56	126.00
36	1	2982	A	N1-C2-N3	5.93	132.27	129.30
80	6	1048	G	C4-C5-C6	5.93	122.36	118.80
36	1	394	G	N3-C4-C5	-5.93	125.63	128.60
36	1	517	G	C4-N9-C1'	5.93	134.21	126.50
36	1	2821	C	N1-C2-O2	-5.93	115.34	118.90
36	5	274	G	N3-C2-N2	-5.93	115.75	119.90
36	5	2787	G	C4-N9-C1'	5.93	134.21	126.50
36	5	2406	C	O5'-P-OP1	-5.93	100.36	105.70
36	1	805	G	C8-N9-C4	5.93	108.77	106.40
36	1	2858	U	O5'-P-OP1	5.93	117.81	110.70

Continued on next page...

Continued from previous page...

Mol	Chain	Res	Type	Atoms	Z	Observed(°)	Ideal(°)
80	6	89	G	C6-C5-N7	-5.93	126.84	130.40
80	6	207	U	C5-C6-N1	5.93	125.66	122.70
80	6	1778	G	C5-C6-O6	5.93	132.16	128.60
36	5	1890	U	O5'-P-OP1	-5.93	100.36	105.70
36	1	776	U	N3-C4-C5	-5.93	111.04	114.60
36	1	2809	C	C6-N1-C2	-5.93	117.93	120.30
36	1	3303	G	N3-C4-C5	5.93	131.56	128.60
36	5	2658	G	C8-N9-C4	5.93	108.77	106.40
36	1	1351	U	C6-N1-C2	-5.93	117.44	121.00
36	1	1411	C	N3-C4-C5	5.93	124.27	121.90
80	6	1019	A	O5'-P-OP1	-5.93	100.37	105.70
80	6	1697	G	N3-C4-C5	-5.93	125.64	128.60
80	6	1745	G	N3-C2-N2	5.93	124.05	119.90
36	5	84	U	C6-N1-C2	5.93	124.56	121.00
36	5	918	C	N1-C2-O2	-5.93	115.34	118.90
36	5	992	A	C2-N3-C4	-5.93	107.64	110.60
36	5	998	A	OP2-P-O3'	5.93	118.24	105.20
36	5	1910	A	OP2-P-O3'	5.93	118.24	105.20
36	5	2787	G	N7-C8-N9	5.93	116.06	113.10
36	1	1506	A	N9-C4-C5	5.92	108.17	105.80
36	1	2281	A	O4'-C1'-N9	5.92	112.94	108.20
80	6	434	G	C5-C6-N1	5.92	114.46	111.50
80	6	999	U	N1-C2-O2	5.92	126.95	122.80
36	5	937	G	O5'-P-OP1	-5.92	100.37	105.70
36	1	1503	A	C8-N9-C4	5.92	108.17	105.80
36	5	1137	C	N1-C2-O2	5.92	122.45	118.90
15	C3	22	ALA	C-N-CD	-5.92	107.58	120.60
36	5	1856	C	O5'-P-OP1	-5.92	100.37	105.70
36	5	2707	C	O4'-C1'-N1	5.92	112.94	108.20
38	4	132	G	N3-C4-N9	-5.92	122.45	126.00
80	6	1730	A	C5-N7-C8	-5.92	100.94	103.90
36	5	1821	U	C6-N1-C2	5.92	124.55	121.00
36	1	25	U	C4-C5-C6	5.92	123.25	119.70
36	1	367	A	C5-C6-N6	5.92	128.44	123.70
36	1	2362	C	C5-C4-N4	-5.92	116.06	120.20
36	5	291	C	C6-N1-C2	5.92	122.67	120.30
36	5	2651	G	N9-C4-C5	-5.92	103.03	105.40
36	5	2798	C	N3-C4-N4	-5.92	113.86	118.00
36	5	2906	C	N3-C4-C5	-5.92	119.53	121.90
1	2	1101	G	C4-C5-N7	5.92	113.17	110.80
36	1	430	U	N3-C2-O2	-5.92	118.06	122.20
36	1	1741	A	C5-N7-C8	-5.92	100.94	103.90

Continued on next page...

Continued from previous page...

Mol	Chain	Res	Type	Atoms	Z	Observed(°)	Ideal(°)
36	5	2981	U	C2-N1-C1'	5.92	124.80	117.70
38	8	88	A	N9-C4-C5	-5.92	103.43	105.80
36	1	742	G	N9-C4-C5	5.92	107.77	105.40
36	1	2241	U	C6-N1-C1'	5.92	129.48	121.20
36	1	2406	C	C6-N1-C2	5.92	122.67	120.30
36	5	3310	A	C8-N9-C4	5.92	108.17	105.80
36	1	979	U	N1-C2-O2	5.91	126.94	122.80
36	1	1177	G	N3-C4-N9	5.91	129.55	126.00
36	1	1902	G	N3-C4-N9	5.91	129.55	126.00
36	1	3000	A	N7-C8-N9	-5.91	110.84	113.80
80	6	591	A	N1-C6-N6	-5.91	115.05	118.60
80	6	755	A	N9-C1'-C2'	-5.91	105.50	112.00
80	6	1748	G	N1-C6-O6	5.91	123.45	119.90
36	1	2970	C	N3-C4-C5	-5.91	119.53	121.90
80	6	548	G	N1-C6-O6	5.91	123.45	119.90
80	6	1294	G	O4'-C1'-N9	5.91	112.93	108.20
80	6	1727	G	C6-N1-C2	5.91	128.65	125.10
1	2	1040	G	O5'-P-OP2	-5.91	100.38	105.70
36	1	1269	U	C2-N1-C1'	5.91	124.79	117.70
36	1	3116	G	C8-N9-C4	-5.91	104.04	106.40
80	6	73	U	C2-N1-C1'	-5.91	110.61	117.70
36	5	948	C	C6-N1-C2	5.91	122.66	120.30
36	5	2800	G	C8-N9-C1'	5.91	134.68	127.00
36	1	3304	U	C2-N1-C1'	-5.91	110.61	117.70
80	6	294	C	N1-C2-O2	5.91	122.44	118.90
80	6	628	G	N9-C4-C5	-5.91	103.04	105.40
36	5	1103	A	O4'-C1'-N9	5.91	112.93	108.20
25	D3	33	LEU	CA-CB-CG	-5.91	101.72	115.30
36	1	86	G	C6-C5-N7	-5.91	126.86	130.40
36	1	304	G	N3-C2-N2	-5.91	115.77	119.90
80	6	1122	G	C5-C6-O6	-5.91	125.06	128.60
36	5	1010	G	C4-C5-N7	5.91	113.16	110.80
36	5	2390	A	C8-N9-C4	-5.91	103.44	105.80
24	D2	65	LEU	CA-CB-CG	5.90	128.88	115.30
36	1	1902	G	C4-C5-N7	5.90	113.16	110.80
36	5	922	U	C6-N1-C2	5.90	124.54	121.00
36	5	1673	G	OP2-P-O3'	5.90	118.19	105.20
36	5	3136	G	N1-C2-N2	-5.90	110.89	116.20
36	5	3272	C	C6-N1-C2	5.90	122.66	120.30
36	1	1175	C	C5-C4-N4	-5.90	116.07	120.20
80	6	431	C	C6-N1-C2	5.90	122.66	120.30
36	1	1408	G	C4-C5-N7	5.90	113.16	110.80

Continued on next page...

Continued from previous page...

Mol	Chain	Res	Type	Atoms	Z	Observed(°)	Ideal(°)
80	6	1160	A	P-O3'-C3'	-5.90	112.62	119.70
36	1	54	C	C5-C6-N1	-5.90	118.05	121.00
36	1	1868	G	N3-C4-N9	5.90	129.54	126.00
36	5	2387	A	N9-C4-C5	-5.90	103.44	105.80
1	2	1615	C	P-O3'-C3'	5.90	126.78	119.70
36	1	394	G	N9-C4-C5	5.90	107.76	105.40
36	1	864	G	C8-N9-C1'	-5.90	119.33	127.00
36	1	2732	G	O5'-P-OP2	-5.90	100.39	105.70
36	1	2906	C	C6-N1-C2	-5.90	117.94	120.30
80	6	1572	G	N1-C2-N2	-5.90	110.89	116.20
36	5	1201	C	C6-N1-C2	-5.90	117.94	120.30
36	5	2983	C	C4-C5-C6	5.90	120.35	117.40
36	1	329	U	C2-N1-C1'	5.90	124.78	117.70
36	1	2508	U	C5-C6-N1	5.90	125.65	122.70
80	6	761	G	C4-N9-C1'	-5.90	118.83	126.50
36	5	2902	A	N1-C6-N6	5.90	122.14	118.60
36	1	432	G	N3-C2-N2	5.89	124.03	119.90
38	4	32	C	N3-C4-C5	5.89	124.26	121.90
38	4	125	U	C2-N1-C1'	5.89	124.77	117.70
36	5	2656	A	C6-C5-N7	-5.89	128.18	132.30
36	5	2662	G	N7-C8-N9	5.89	116.05	113.10
44	17	179	LEU	CA-CB-CG	5.89	128.85	115.30
36	5	2767	U	C4-C5-C6	5.89	123.23	119.70
1	2	794	U	P-O3'-C3'	5.89	126.77	119.70
36	1	333	G	N3-C4-C5	5.89	131.54	128.60
80	6	1626	U	C5-C4-O4	-5.89	122.37	125.90
38	8	112	U	C2-N1-C1'	-5.89	110.63	117.70
36	1	3254	G	N3-C4-N9	-5.89	122.47	126.00
36	5	523	A	N1-C6-N6	-5.89	115.07	118.60
36	5	644	G	C8-N9-C4	-5.89	104.05	106.40
36	5	2901	G	C5-C6-O6	-5.89	125.07	128.60
36	1	2856	G	C8-N9-C4	5.89	108.75	106.40
56	N0	124	LEU	CA-CB-CG	-5.89	101.76	115.30
80	6	41	A	C8-N9-C4	-5.89	103.44	105.80
36	5	1417	G	C5-N7-C8	5.89	107.24	104.30
36	5	2740	A	C4-C5-N7	5.89	113.64	110.70
36	5	2802	A	C8-N9-C4	-5.89	103.44	105.80
37	7	76	A	OP1-P-OP2	5.89	128.43	119.60
36	1	379	C	O5'-P-OP2	5.88	117.76	110.70
1	2	831	U	C6-N1-C2	-5.88	117.47	121.00
36	1	367	A	N1-C6-N6	-5.88	115.07	118.60
36	1	2227	C	P-O3'-C3'	5.88	126.76	119.70

Continued on next page...

Continued from previous page...

Mol	Chain	Res	Type	Atoms	Z	Observed(°)	Ideal(°)
36	1	2914	G	C8-N9-C4	-5.88	104.05	106.40
1	2	1196	A	N1-C6-N6	5.88	122.13	118.60
36	1	1906	G	N1-C6-O6	5.88	123.43	119.90
36	5	979	U	C6-N1-C1'	-5.88	112.97	121.20
36	5	1449	A	N9-C4-C5	-5.88	103.45	105.80
36	1	3013	U	C6-N1-C2	5.88	124.53	121.00
36	1	3028	G	C6-C5-N7	-5.88	126.87	130.40
38	4	104	A	OP1-P-O3'	5.88	118.14	105.20
36	1	360	G	N3-C4-C5	-5.88	125.66	128.60
36	1	711	A	N1-C6-N6	5.88	122.13	118.60
36	1	922	U	N1-C2-O2	5.88	126.92	122.80
36	1	3328	G	C5-C6-O6	-5.88	125.07	128.60
80	6	795	U	N1-C2-O2	5.88	126.92	122.80
36	5	2383	C	N3-C4-N4	5.88	122.11	118.00
1	2	764	U	C6-N1-C2	-5.88	117.47	121.00
1	2	992	A	N1-C2-N3	5.88	132.24	129.30
36	1	1377	G	O5'-P-OP1	-5.88	100.41	105.70
36	1	2396	G	C4-C5-C6	5.88	122.33	118.80
36	1	2831	G	C5-C6-O6	-5.88	125.07	128.60
36	5	352	A	O5'-P-OP1	-5.88	100.41	105.70
36	5	1080	A	C8-N9-C4	5.88	108.15	105.80
36	5	2283	G	C4-C5-N7	5.88	113.15	110.80
36	5	2919	A	C4-C5-C6	5.88	119.94	117.00
36	1	2639	G	O5'-P-OP1	-5.88	100.41	105.70
36	5	3200	G	N1-C6-O6	5.88	123.42	119.90
38	4	103	G	N1-C6-O6	-5.87	116.38	119.90
80	6	879	G	P-O3'-C3'	5.87	126.75	119.70
37	7	103	A	N3-C4-N9	5.87	132.10	127.40
36	1	355	A	N1-C6-N6	5.87	122.12	118.60
36	1	765	C	N1-C2-O2	5.87	122.42	118.90
38	4	141	C	C6-N1-C1'	5.87	127.85	120.80
80	6	1015	U	C2-N1-C1'	-5.87	110.65	117.70
80	6	1663	G	OP2-P-O3'	5.87	118.12	105.20
36	5	373	A	C8-N9-C4	5.87	108.15	105.80
36	5	1201	C	N3-C4-C5	-5.87	119.55	121.90
36	1	2123	G	C2-N3-C4	-5.87	108.97	111.90
36	1	3067	C	O5'-P-OP2	-5.87	100.42	105.70
36	5	1416	C	C6-N1-C1'	-5.87	113.76	120.80
1	2	1097	U	C2-N1-C1'	5.87	124.74	117.70
1	2	1416	G	N1-C6-O6	5.87	123.42	119.90
36	1	558	U	C6-N1-C2	5.87	124.52	121.00
36	1	2537	U	P-O3'-C3'	5.87	126.74	119.70

Continued on next page...

Continued from previous page...

Mol	Chain	Res	Type	Atoms	Z	Observed(°)	Ideal(°)
80	6	371	G	N3-C4-C5	-5.87	125.67	128.60
80	6	402	C	N3-C4-N4	-5.87	113.89	118.00
80	6	548	G	N3-C4-C5	5.87	131.53	128.60
36	5	61	A	O5'-P-OP1	-5.87	100.42	105.70
36	5	1327	C	N3-C4-N4	-5.87	113.89	118.00
36	5	3092	C	N3-C2-O2	-5.87	117.80	121.90
36	1	688	G	C4-N9-C1'	5.86	134.12	126.50
36	5	1017	C	C6-N1-C2	-5.86	117.95	120.30
80	6	317	C	O5'-P-OP1	-5.86	100.42	105.70
36	5	2603	G	P-O3'-C3'	5.86	126.73	119.70
36	5	3239	G	C5-C6-O6	-5.86	125.08	128.60
36	1	1741	A	N7-C8-N9	5.86	116.73	113.80
80	6	1585	U	C6-N1-C2	5.86	124.52	121.00
36	5	23	A	C8-N9-C4	5.86	108.14	105.80
36	1	3319	U	N3-C2-O2	-5.86	118.10	122.20
80	6	1279	C	C6-N1-C2	-5.86	117.96	120.30
36	5	1176	C	C4-C5-C6	5.86	120.33	117.40
36	5	2756	C	N1-C2-O2	-5.86	115.39	118.90
36	1	1421	G	OP1-P-O3'	-5.86	92.32	105.20
37	3	94	C	N3-C2-O2	5.86	126.00	121.90
80	6	102	U	N3-C2-O2	5.86	126.30	122.20
36	5	125	C	C6-N1-C2	-5.86	117.96	120.30
36	5	989	A	C4-C5-N7	5.86	113.63	110.70
36	5	1484	U	O5'-P-OP1	-5.86	100.43	105.70
36	5	2393	G	N3-C4-C5	5.86	131.53	128.60
1	2	728	U	C2-N1-C1'	5.85	124.72	117.70
36	1	1881	A	C4-C5-C6	-5.85	114.07	117.00
36	1	3269	U	O5'-P-OP2	-5.85	100.43	105.70
1	2	1116	A	C4-C5-N7	5.85	113.63	110.70
36	1	1423	C	N3-C4-N4	-5.85	113.90	118.00
36	1	799	G	O5'-P-OP2	5.85	117.72	110.70
36	1	2123	G	N3-C4-C5	5.85	131.53	128.60
36	5	970	A	N9-C4-C5	-5.85	103.46	105.80
80	6	687	G	N1-C2-N2	5.85	121.46	116.20
36	5	2766	U	N1-C2-O2	-5.85	118.70	122.80
1	2	74	U	P-O3'-C3'	5.85	126.72	119.70
36	1	984	G	C4-N9-C1'	5.85	134.10	126.50
36	5	12	A	O5'-P-OP2	5.85	117.72	110.70
36	5	3039	C	C6-N1-C2	-5.85	117.96	120.30
38	8	38	U	C5-C4-O4	5.85	129.41	125.90
36	1	20	A	O5'-P-OP2	-5.85	100.44	105.70
36	1	1581	C	N3-C2-O2	-5.85	117.81	121.90

Continued on next page...

Continued from previous page...

Mol	Chain	Res	Type	Atoms	Z	Observed(°)	Ideal(°)
36	5	1074	U	O5'-P-OP1	-5.85	100.44	105.70
34	SR	202	LEU	CA-CB-CG	5.84	128.74	115.30
36	1	3095	U	O5'-P-OP1	-5.84	100.44	105.70
80	6	689	G	C6-C5-N7	-5.84	126.89	130.40
36	5	512	U	N3-C4-O4	-5.84	115.31	119.40
36	5	1192	C	C5-C4-N4	-5.84	116.11	120.20
36	5	1876	U	C5-C6-N1	5.84	125.62	122.70
36	5	2616	C	C4-C5-C6	-5.84	114.48	117.40
80	6	1790	A	O5'-P-OP2	-5.84	100.44	105.70
1	2	879	G	O5'-P-OP2	-5.84	100.44	105.70
36	1	359	U	C5-C4-O4	5.84	129.41	125.90
36	1	507	U	N3-C2-O2	-5.84	118.11	122.20
36	1	2378	C	N1-C2-O2	-5.84	115.39	118.90
36	5	994	G	C4-C5-C6	5.84	122.31	118.80
36	5	1899	G	N1-C6-O6	-5.84	116.40	119.90
36	5	2606	G	C4-C5-N7	5.84	113.14	110.80
36	5	2619	G	N9-C4-C5	-5.84	103.06	105.40
36	5	2839	G	C5-C6-O6	-5.84	125.09	128.60
37	7	34	C	N1-C2-O2	5.84	122.40	118.90
36	1	661	G	C4-C5-C6	5.84	122.30	118.80
80	6	1303	U	C2-N1-C1'	-5.84	110.69	117.70
36	5	272	G	C8-N9-C4	5.84	108.74	106.40
36	5	350	C	N1-C2-O2	5.84	122.40	118.90
36	5	2816	G	N9-C4-C5	-5.84	103.06	105.40
1	2	402	C	OP1-P-OP2	-5.84	110.84	119.60
36	5	1430	U	N1-C2-N3	-5.84	111.40	114.90
36	5	1924	U	N1-C2-N3	-5.84	111.40	114.90
36	5	2699	G	N3-C4-N9	5.84	129.50	126.00
36	1	2699	G	C6-C5-N7	-5.84	126.90	130.40
36	5	211	A	N1-C6-N6	-5.84	115.10	118.60
36	5	2354	C	N3-C4-C5	-5.84	119.56	121.90
36	1	1211	U	N3-C2-O2	-5.83	118.11	122.20
36	1	2724	U	C6-N1-C2	5.83	124.50	121.00
80	6	678	A	P-O3'-C3'	5.83	126.70	119.70
36	1	558	U	N3-C4-O4	-5.83	115.32	119.40
36	1	876	A	N9-C4-C5	-5.83	103.47	105.80
36	1	952	A	N1-C6-N6	5.83	122.10	118.60
36	5	2864	A	OP2-P-O3'	5.83	118.03	105.20
37	7	89	G	C4-C5-N7	5.83	113.13	110.80
1	2	1757	G	C6-C5-N7	-5.83	126.90	130.40
36	1	2847	A	C4-C5-N7	5.83	113.62	110.70
36	5	661	G	C4-N9-C1'	5.83	134.08	126.50

Continued on next page...

Continued from previous page...

Mol	Chain	Res	Type	Atoms	Z	Observed(°)	Ideal(°)
36	1	899	U	C2-N1-C1'	-5.83	110.70	117.70
36	1	2606	G	O5'-P-OP2	-5.83	100.45	105.70
36	1	673	U	C5-C4-O4	5.83	129.40	125.90
36	1	1127	G	N3-C4-C5	-5.83	125.69	128.60
36	1	1279	C	C6-N1-C2	-5.83	117.97	120.30
36	5	1146	C	N1-C2-O2	5.83	122.40	118.90
36	5	2376	G	N3-C4-N9	5.83	129.50	126.00
36	5	2764	C	C6-N1-C2	5.83	122.63	120.30
37	7	73	C	C2-N1-C1'	5.83	125.21	118.80
36	1	867	G	N3-C4-N9	-5.83	122.50	126.00
36	5	2314	U	C5-C4-O4	-5.83	122.40	125.90
1	2	1052	U	C2-N1-C1'	5.83	124.69	117.70
36	1	768	C	C6-N1-C2	-5.83	117.97	120.30
36	1	1174	G	N1-C6-O6	5.83	123.39	119.90
36	1	2772	C	O5'-P-OP1	-5.83	100.46	105.70
36	5	2700	G	C6-C5-N7	-5.83	126.91	130.40
36	5	2729	U	OP2-P-O3'	5.83	118.02	105.20
36	5	55	G	OP2-P-O3'	5.82	118.01	105.20
36	5	3003	G	O5'-P-OP2	5.82	117.69	110.70
36	1	1793	C	N1-C2-O2	5.82	122.39	118.90
36	5	1145	G	O5'-P-OP2	-5.82	100.46	105.70
36	1	300	G	C5-C6-N1	-5.82	108.59	111.50
36	1	569	A	N1-C6-N6	5.82	122.09	118.60
36	1	896	A	C8-N9-C4	-5.82	103.47	105.80
36	1	1669	C	C6-N1-C2	5.82	122.63	120.30
36	1	1741	A	C6-C5-N7	-5.82	128.22	132.30
36	5	2835	U	O5'-P-OP1	-5.82	100.46	105.70
36	5	3012	A	N1-C6-N6	5.82	122.09	118.60
37	7	101	G	O5'-P-OP1	5.82	117.68	110.70
36	1	822	G	OP1-P-O3'	5.82	118.00	105.20
36	1	864	G	C4-N9-C1'	5.82	134.06	126.50
36	5	2299	A	C2-N3-C4	5.82	113.51	110.60
36	5	2870	C	O4'-C1'-N1	5.82	112.86	108.20
36	1	2273	G	C8-N9-C4	5.82	108.73	106.40
36	1	2961	G	O5'-P-OP2	-5.82	100.46	105.70
36	5	718	G	C8-N9-C1'	-5.82	119.44	127.00
36	5	3012	A	C8-N9-C4	5.82	108.13	105.80
36	5	3145	C	O5'-P-OP2	-5.82	100.46	105.70
1	2	1419	G	N1-C6-O6	5.82	123.39	119.90
36	1	1454	A	N1-C6-N6	5.82	122.09	118.60
36	5	583	G	N1-C6-O6	5.82	123.39	119.90
36	5	80	G	C5-C6-O6	-5.81	125.11	128.60

Continued on next page...

Continued from previous page...

Mol	Chain	Res	Type	Atoms	Z	Observed(°)	Ideal(°)
36	5	1149	G	C5-C6-O6	5.81	132.09	128.60
36	1	747	A	N1-C6-N6	5.81	122.09	118.60
36	1	859	G	N1-C2-N2	-5.81	110.97	116.20
36	1	888	A	N1-C6-N6	5.81	122.09	118.60
36	1	2623	G	N1-C6-O6	5.81	123.39	119.90
36	1	2714	G	N9-C4-C5	5.81	107.72	105.40
36	1	2828	G	N3-C4-N9	5.81	129.49	126.00
36	5	935	U	C5-C4-O4	-5.81	122.41	125.90
36	5	1014	U	C2-N1-C1'	5.81	124.68	117.70
36	1	979	U	N1-C2-N3	5.81	118.39	114.90
36	5	2895	G	C8-N9-C4	5.81	108.72	106.40
1	2	1551	U	C5-C6-N1	5.81	125.60	122.70
36	1	809	G	OP2-P-O3'	5.81	117.98	105.20
36	1	2177	G	C5-C6-O6	-5.81	125.11	128.60
36	1	2814	G	C6-C5-N7	-5.81	126.92	130.40
36	5	1408	G	C8-N9-C1'	5.81	134.55	127.00
36	5	2872	A	O5'-P-OP1	-5.81	100.47	105.70
36	5	3016	A	N7-C8-N9	5.81	116.70	113.80
36	1	1116	G	OP2-P-O3'	5.81	117.97	105.20
36	1	1123	U	C6-N1-C2	5.81	124.48	121.00
36	5	711	A	C8-N9-C4	5.81	108.12	105.80
36	5	1314	C	C6-N1-C1'	-5.81	113.83	120.80
36	5	1680	G	O5'-P-OP2	-5.81	100.47	105.70
36	5	2767	U	C2-N3-C4	5.81	130.48	127.00
36	1	2973	G	C5-C6-O6	-5.81	125.12	128.60
36	5	1421	G	N3-C2-N2	-5.81	115.84	119.90
36	5	3192	U	C5-C4-O4	5.81	129.38	125.90
36	1	126	U	C6-N1-C2	5.80	124.48	121.00
36	1	2236	G	N1-C6-O6	5.80	123.38	119.90
36	1	2990	G	N3-C4-N9	5.80	129.48	126.00
80	6	1096	C	O5'-P-OP2	-5.80	100.48	105.70
36	5	2206	G	N9-C4-C5	-5.80	103.08	105.40
36	5	2377	G	O5'-P-OP2	-5.80	100.48	105.70
36	5	2755	C	OP2-P-O3'	5.80	117.97	105.20
37	7	7	G	C8-N9-C4	5.80	108.72	106.40
36	1	321	C	O5'-P-OP2	-5.80	100.48	105.70
80	6	1514	U	C5-C4-O4	5.80	129.38	125.90
36	5	582	G	N1-C6-O6	5.80	123.38	119.90
36	5	3197	G	C8-N9-C1'	5.80	134.54	127.00
36	1	1152	G	N1-C2-N3	5.80	127.38	123.90
80	6	1657	U	N1-C2-O2	5.80	126.86	122.80
1	2	331	A	C8-N9-C4	5.80	108.12	105.80

Continued on next page...

Continued from previous page...

Mol	Chain	Res	Type	Atoms	Z	Observed(°)	Ideal(°)
36	1	2309	A	C6-C5-N7	-5.80	128.24	132.30
80	6	305	C	O5'-P-OP1	-5.80	100.48	105.70
36	5	217	U	OP1-P-O3'	5.80	117.95	105.20
36	1	229	G	O5'-P-OP1	-5.79	100.48	105.70
36	1	1332	A	C5-N7-C8	-5.79	101.00	103.90
36	1	2134	G	N9-C4-C5	-5.79	103.08	105.40
36	1	2605	G	N1-C6-O6	5.79	123.38	119.90
36	5	414	U	N3-C2-O2	5.79	126.25	122.20
36	5	1466	G	O5'-P-OP1	-5.79	100.49	105.70
36	5	2902	A	C2-N3-C4	-5.79	107.70	110.60
37	7	46	A	OP2-P-O3'	5.79	117.95	105.20
36	1	498	A	C5-C6-N6	5.79	128.33	123.70
36	1	1838	G	N3-C4-N9	5.79	129.47	126.00
80	6	64	U	N1-C2-O2	5.79	126.85	122.80
80	6	1647	U	C5-C6-N1	5.79	125.60	122.70
36	5	1440	G	N7-C8-N9	-5.79	110.20	113.10
36	5	2978	U	C5-C6-N1	-5.79	119.81	122.70
1	2	704	C	C2-N1-C1'	5.79	125.17	118.80
36	5	1124	U	N1-C2-O2	5.79	126.85	122.80
36	5	2541	U	C5-C6-N1	5.79	125.59	122.70
36	1	699	A	N3-C4-N9	-5.79	122.77	127.40
36	1	1340	G	C5-C6-N1	5.79	114.39	111.50
36	1	2651	G	N9-C4-C5	5.79	107.72	105.40
36	1	2932	U	C5-C6-N1	-5.79	119.81	122.70
36	1	3344	A	C5-N7-C8	-5.79	101.01	103.90
80	6	416	A	N1-C6-N6	5.79	122.07	118.60
23	d1	11	LEU	CA-CB-CG	5.79	128.62	115.30
36	5	659	G	OP2-P-O3'	5.79	117.94	105.20
36	5	2620	G	N3-C4-C5	5.79	131.49	128.60
36	5	3207	U	N1-C2-N3	5.79	118.37	114.90
38	8	4	C	N3-C2-O2	-5.79	117.85	121.90
36	5	1142	G	C5-C6-O6	-5.79	125.13	128.60
36	1	329	U	N1-C2-O2	5.79	126.85	122.80
36	1	3344	A	C6-C5-N7	-5.79	128.25	132.30
80	6	412	A	C8-N9-C4	-5.79	103.49	105.80
38	8	29	U	OP2-P-O3'	5.79	117.93	105.20
36	1	1389	G	C8-N9-C4	5.78	108.71	106.40
36	1	1917	C	N3-C4-N4	5.78	122.05	118.00
80	6	1022	C	O5'-P-OP1	-5.78	100.50	105.70
36	5	916	G	O5'-P-OP1	-5.78	100.50	105.70
36	1	2975	U	N3-C4-O4	-5.78	115.35	119.40
38	4	46	G	C8-N9-C1'	-5.78	119.48	127.00

Continued on next page...

Continued from previous page...

Mol	Chain	Res	Type	Atoms	Z	Observed(°)	Ideal(°)
1	2	576	G	C5-C6-O6	-5.78	125.13	128.60
1	2	1602	C	C6-N1-C2	5.78	122.61	120.30
36	1	2149	A	C8-N9-C4	5.78	108.11	105.80
36	1	2305	G	C5-N7-C8	-5.78	101.41	104.30
80	6	400	A	C5-C6-N6	-5.78	119.08	123.70
36	5	2132	C	O5'-P-OP2	-5.78	100.50	105.70
36	1	219	A	O5'-P-OP2	-5.78	100.50	105.70
36	1	2159	U	N3-C4-C5	5.78	118.07	114.60
36	5	316	U	C6-N1-C2	5.78	124.47	121.00
36	5	1350	A	C8-N9-C4	-5.78	103.49	105.80
62	n6	57	LEU	CA-CB-CG	5.78	128.59	115.30
36	1	596	C	N1-C2-O2	5.78	122.37	118.90
36	1	809	G	O5'-P-OP1	5.78	117.63	110.70
36	1	3265	C	C5-C4-N4	-5.78	116.16	120.20
36	5	2340	U	N1-C2-O2	5.78	126.84	122.80
1	2	425	A	C8-N9-C4	-5.78	103.49	105.80
36	1	2283	G	N3-C4-C5	5.78	131.49	128.60
38	4	85	G	C8-N9-C4	-5.78	104.09	106.40
36	5	957	C	C2-N1-C1'	5.78	125.15	118.80
36	5	1587	A	N9-C4-C5	-5.78	103.49	105.80
36	5	804	C	N3-C4-N4	5.77	122.04	118.00
36	5	1910	A	N1-C6-N6	5.77	122.06	118.60
36	5	3099	C	C4-C5-C6	5.77	120.29	117.40
36	1	829	U	C5-C6-N1	5.77	125.59	122.70
36	1	1371	G	C8-N9-C4	5.77	108.71	106.40
36	1	2352	A	N9-C4-C5	-5.77	103.49	105.80
36	5	2886	U	O5'-P-OP1	5.77	117.63	110.70
1	2	1292	G	C8-N9-C4	5.77	108.71	106.40
36	1	817	A	C4-C5-N7	5.77	113.59	110.70
36	1	1101	G	O5'-P-OP1	5.77	117.62	110.70
36	5	718	G	N3-C4-C5	-5.77	125.72	128.60
1	2	1195	C	C6-N1-C2	-5.77	117.99	120.30
1	2	1761	U	N3-C2-O2	-5.77	118.16	122.20
36	1	599	C	N1-C2-O2	-5.77	115.44	118.90
36	1	705	A	OP1-P-O3'	5.77	117.89	105.20
36	1	1860	G	N1-C2-N2	5.77	121.39	116.20
37	3	52	G	N3-C4-C5	-5.77	125.72	128.60
36	1	370	U	C5-C6-N1	5.77	125.58	122.70
36	1	1480	G	C8-N9-C4	5.77	108.71	106.40
36	1	2298	U	OP1-P-O3'	5.77	117.89	105.20
80	6	18	C	O5'-P-OP1	-5.77	100.51	105.70
80	6	990	C	N3-C4-N4	5.77	122.04	118.00

Continued on next page...

Continued from previous page...

Mol	Chain	Res	Type	Atoms	Z	Observed(°)	Ideal(°)
80	6	1084	A	N1-C6-N6	5.77	122.06	118.60
36	5	922	U	C2-N1-C1'	-5.77	110.78	117.70
1	2	499	U	C5-C6-N1	5.77	125.58	122.70
36	5	1937	U	N1-C2-O2	-5.77	118.76	122.80
36	5	2980	U	N3-C4-C5	-5.77	111.14	114.60
1	2	578	U	N1-C2-O2	5.76	126.83	122.80
1	2	1675	C	C2-N1-C1'	-5.76	112.46	118.80
36	1	3095	U	O5'-P-OP2	5.76	117.62	110.70
80	6	272	U	C2-N1-C1'	5.76	124.62	117.70
80	6	1361	U	C6-N1-C1'	-5.76	113.13	121.20
36	5	1916	U	O5'-P-OP2	-5.76	100.51	105.70
36	5	2199	G	C5-N7-C8	-5.76	101.42	104.30
36	5	2372	A	C6-N1-C2	-5.76	115.14	118.60
36	5	2635	A	N1-C6-N6	-5.76	115.14	118.60
40	13	238	LEU	CA-CB-CG	5.76	128.56	115.30
36	1	2981	U	N1-C2-O2	5.76	126.83	122.80
36	1	609	G	N1-C6-O6	5.76	123.36	119.90
36	1	2222	A	OP1-P-O3'	5.76	117.88	105.20
80	6	321	C	C2-N1-C1'	5.76	125.14	118.80
36	5	2376	G	C4-C5-N7	5.76	113.11	110.80
36	5	3301	U	N1-C2-N3	-5.76	111.44	114.90
38	8	135	G	C4-N9-C1'	-5.76	119.01	126.50
36	1	1444	G	C2-N3-C4	-5.76	109.02	111.90
36	1	3017	A	C8-N9-C4	-5.76	103.50	105.80
80	6	359	A	C4-C5-C6	-5.76	114.12	117.00
80	6	1496	U	OP1-P-O3'	-5.76	92.53	105.20
36	5	360	G	O5'-P-OP1	5.76	117.61	110.70
36	1	2198	A	C4-C5-C6	5.76	119.88	117.00
36	1	2689	A	C8-N9-C4	-5.76	103.50	105.80
80	6	109	G	O5'-P-OP1	5.76	117.61	110.70
36	5	570	A	N1-C6-N6	5.76	122.06	118.60
36	5	2959	C	C4-C5-C6	5.76	120.28	117.40
36	1	98	G	N9-C4-C5	-5.76	103.10	105.40
36	1	2727	A	C5-C6-N6	5.76	128.31	123.70
36	5	1792	C	C6-N1-C2	5.76	122.60	120.30
36	5	2714	G	OP1-P-O3'	5.76	117.86	105.20
37	7	89	G	C5-C6-O6	-5.76	125.15	128.60
36	1	383	G	N9-C4-C5	-5.75	103.10	105.40
36	1	1902	G	C6-C5-N7	-5.75	126.95	130.40
36	1	2204	C	C6-N1-C2	-5.75	118.00	120.30
36	1	3055	U	C6-N1-C1'	-5.75	113.14	121.20
36	1	3134	A	C5-C6-N6	-5.75	119.10	123.70

Continued on next page...

Continued from previous page...

Mol	Chain	Res	Type	Atoms	Z	Observed(°)	Ideal(°)
80	6	1421	A	OP2-P-O3'	5.75	117.86	105.20
36	1	878	G	N1-C6-O6	5.75	123.35	119.90
36	1	1849	C	N1-C2-O2	-5.75	115.45	118.90
36	5	3216	G	N9-C4-C5	-5.75	103.10	105.40
38	4	7	U	OP2-P-O3'	5.75	117.85	105.20
36	5	1113	G	N9-C4-C5	-5.75	103.10	105.40
36	5	1123	U	O5'-P-OP2	-5.75	100.53	105.70
36	5	2803	A	C8-N9-C4	5.75	108.10	105.80
36	1	3396	U	N3-C2-O2	-5.75	118.18	122.20
80	6	272	U	C6-N1-C2	-5.75	117.55	121.00
80	6	1191	U	N3-C2-O2	-5.75	118.18	122.20
80	6	1499	G	N3-C4-C5	-5.75	125.73	128.60
36	5	1315	U	N3-C4-O4	5.75	123.42	119.40
36	5	1924	U	N3-C4-C5	5.75	118.05	114.60
36	5	3377	G	N1-C6-O6	5.75	123.35	119.90
36	1	72	C	C6-N1-C2	5.75	122.60	120.30
36	1	701	G	OP2-P-O3'	5.75	117.84	105.20
36	1	2586	G	N1-C6-O6	-5.75	116.45	119.90
36	5	2234	G	N9-C4-C5	-5.75	103.10	105.40
36	5	2294	U	C6-N1-C2	5.75	124.45	121.00
1	2	610	G	C4-N9-C1'	5.75	133.97	126.50
36	1	2131	A	N9-C4-C5	-5.75	103.50	105.80
36	5	2800	G	C4-C5-N7	-5.75	108.50	110.80
3	S1	181	LEU	CA-CB-CG	5.74	128.51	115.30
36	1	269	G	C5-C6-O6	-5.74	125.15	128.60
36	1	351	A	OP1-P-OP2	5.74	128.22	119.60
36	5	869	G	O4'-C1'-N9	5.74	112.79	108.20
36	5	1085	A	N7-C8-N9	5.74	116.67	113.80
36	1	394	G	C5-C6-O6	5.74	132.04	128.60
36	1	1370	G	N9-C4-C5	-5.74	103.10	105.40
36	1	1505	C	N3-C4-C5	5.74	124.20	121.90
36	1	1615	C	C6-N1-C2	-5.74	118.00	120.30
80	6	967	A	C8-N9-C4	-5.74	103.50	105.80
36	5	668	G	C8-N9-C4	5.74	108.70	106.40
36	5	2329	C	O5'-P-OP2	-5.74	100.53	105.70
38	8	27	U	N3-C4-O4	5.74	123.42	119.40
36	1	689	U	N3-C4-O4	-5.74	115.38	119.40
36	1	1798	A	N3-C4-C5	5.74	130.82	126.80
36	1	2364	G	N1-C6-O6	-5.74	116.46	119.90
80	6	1284	C	N1-C2-O2	5.74	122.34	118.90
80	6	1573	A	P-O3'-C3'	5.74	126.59	119.70
36	5	424	G	C5-N7-C8	-5.74	101.43	104.30

Continued on next page...

Continued from previous page...

Mol	Chain	Res	Type	Atoms	Z	Observed(°)	Ideal(°)
36	5	3201	C	N3-C2-O2	-5.74	117.88	121.90
36	1	1206	G	C5-C6-O6	-5.74	125.16	128.60
36	1	1860	G	C5-C6-O6	-5.74	125.16	128.60
80	6	978	A	N1-C6-N6	-5.74	115.16	118.60
80	6	1228	G	N3-C4-N9	5.74	129.44	126.00
36	1	1850	A	OP2-P-O3'	5.74	117.82	105.20
36	1	1905	G	OP2-P-O3'	5.74	117.82	105.20
80	6	27	U	N3-C4-C5	-5.74	111.16	114.60
36	5	868	C	C6-N1-C2	5.74	122.59	120.30
1	2	258	C	C6-N1-C2	5.73	122.59	120.30
36	5	839	C	O5'-P-OP2	-5.73	100.54	105.70
36	5	2751	G	C4-N9-C1'	5.73	133.95	126.50
36	1	344	A	O5'-P-OP1	-5.73	100.54	105.70
36	1	394	G	N1-C6-O6	-5.73	116.46	119.90
36	1	1060	U	C5-C6-N1	-5.73	119.83	122.70
36	5	933	A	C4-N9-C1'	-5.73	115.98	126.30
36	5	3097	C	C5-C4-N4	-5.73	116.19	120.20
38	8	106	C	N3-C2-O2	5.73	125.91	121.90
1	2	1241	G	O4'-C1'-N9	5.73	112.78	108.20
36	1	1320	C	O5'-P-OP2	-5.73	100.54	105.70
80	6	1110	G	N3-C4-N9	5.73	129.44	126.00
1	2	1307	U	C6-N1-C2	-5.73	117.56	121.00
36	1	1100	U	C2-N1-C1'	-5.73	110.83	117.70
80	6	1115	U	O5'-P-OP2	-5.73	100.54	105.70
80	6	1729	C	C2-N1-C1'	-5.73	112.50	118.80
36	5	3013	U	C5-C6-N1	5.73	125.56	122.70
1	2	388	G	N3-C2-N2	-5.73	115.89	119.90
36	1	98	G	C2-N3-C4	-5.73	109.04	111.90
36	1	2376	G	OP1-P-OP2	5.73	128.19	119.60
36	1	2886	U	N3-C4-O4	5.73	123.41	119.40
36	1	3157	U	N3-C4-C5	5.73	118.04	114.60
36	5	410	U	N3-C4-O4	5.73	123.41	119.40
36	5	640	U	N3-C4-O4	5.73	123.41	119.40
36	1	3207	U	N3-C2-O2	-5.73	118.19	122.20
1	2	577	G	N1-C6-O6	5.72	123.33	119.90
36	1	915	A	N7-C8-N9	5.72	116.66	113.80
36	1	1436	U	N3-C2-O2	-5.72	118.19	122.20
36	1	2112	U	P-O3'-C3'	5.72	126.57	119.70
36	1	2522	G	C8-N9-C4	-5.72	104.11	106.40
80	6	57	G	N1-C6-O6	5.72	123.33	119.90
36	5	285	A	O5'-P-OP2	-5.72	100.55	105.70
36	5	1841	A	N1-C6-N6	5.72	122.03	118.60

Continued on next page...

Continued from previous page...

Mol	Chain	Res	Type	Atoms	Z	Observed(°)	Ideal(°)
36	5	2688	U	C6-N1-C2	5.72	124.44	121.00
37	7	84	A	OP1-P-O3'	5.72	117.80	105.20
36	1	2617	U	N3-C2-O2	-5.72	118.19	122.20
36	1	3045	G	C5-C6-O6	-5.72	125.17	128.60
38	4	115	C	N1-C2-O2	5.72	122.33	118.90
80	6	385	A	N9-C4-C5	5.72	108.09	105.80
36	5	874	U	N3-C2-O2	-5.72	118.19	122.20
36	5	1190	A	O4'-C1'-N9	-5.72	103.62	108.20
36	5	3294	A	O5'-P-OP1	-5.72	100.55	105.70
1	2	326	G	C4-N9-C1'	5.72	133.94	126.50
36	1	2290	C	OP1-P-OP2	-5.72	111.02	119.60
36	5	2379	U	O5'-P-OP2	-5.72	100.55	105.70
1	2	365	G	C8-N9-C4	-5.72	104.11	106.40
1	2	1565	C	C5-C6-N1	5.72	123.86	121.00
36	1	1076	C	N1-C2-O2	5.72	122.33	118.90
36	1	1121	U	N3-C4-O4	-5.72	115.40	119.40
36	1	2764	C	N3-C4-N4	5.72	122.00	118.00
80	6	610	G	C4-N9-C1'	5.72	133.94	126.50
36	5	1409	G	OP2-P-O3'	5.72	117.78	105.20
36	5	2343	C	N3-C4-C5	5.72	124.19	121.90
1	2	1513	G	C8-N9-C4	-5.72	104.11	106.40
36	5	3228	C	N3-C2-O2	-5.72	117.90	121.90
1	2	1090	C	C6-N1-C2	-5.72	118.01	120.30
1	2	1280	C	C6-N1-C2	-5.72	118.01	120.30
36	1	1412	G	C6-C5-N7	-5.72	126.97	130.40
36	1	1496	C	N3-C4-C5	5.72	124.19	121.90
36	1	2870	C	N1-C2-O2	-5.72	115.47	118.90
36	5	647	A	C4-C5-C6	5.72	119.86	117.00
38	8	4	C	N1-C2-O2	5.72	122.33	118.90
36	1	278	U	C6-N1-C2	-5.71	117.57	121.00
36	1	2571	U	N1-C2-O2	5.71	126.80	122.80
36	5	1850	A	N9-C4-C5	5.71	108.08	105.80
36	5	2777	G	N3-C2-N2	-5.71	115.90	119.90
36	5	2843	U	N3-C2-O2	-5.71	118.20	122.20
36	1	3107	U	C2-N1-C1'	-5.71	110.84	117.70
80	6	761	G	N7-C8-N9	5.71	115.96	113.10
36	1	2243	A	O5'-P-OP2	-5.71	100.56	105.70
36	1	2619	G	O5'-P-OP1	-5.71	100.56	105.70
36	5	1890	U	C6-N1-C2	-5.71	117.57	121.00
36	5	3301	U	N3-C4-C5	5.71	118.03	114.60
36	5	1448	U	O5'-P-OP2	-5.71	100.56	105.70
36	5	2719	U	O4'-C1'-N1	5.71	112.77	108.20

Continued on next page...

Continued from previous page...

Mol	Chain	Res	Type	Atoms	Z	Observed(°)	Ideal(°)
36	1	283	G	O4'-C1'-N9	-5.71	103.63	108.20
36	1	2983	C	N1-C2-O2	5.71	122.33	118.90
80	6	1572	G	N3-C4-C5	-5.71	125.75	128.60
36	5	1748	G	C6-C5-N7	-5.71	126.97	130.40
36	5	2890	A	C8-N9-C4	-5.71	103.52	105.80
36	5	3078	U	N3-C2-O2	-5.71	118.20	122.20
36	1	271	C	P-O3'-C3'	-5.71	112.85	119.70
36	1	942	U	C6-N1-C2	-5.71	117.58	121.00
36	1	1329	U	C5-C6-N1	-5.71	119.85	122.70
36	1	2127	U	N1-C2-O2	-5.71	118.81	122.80
73	O7	56	ARG	NE-CZ-NH2	-5.71	117.45	120.30
36	5	391	A	N9-C1'-C2'	-5.71	105.72	112.00
36	5	2609	A	O5'-P-OP1	5.71	117.55	110.70
1	2	1272	U	N3-C2-O2	-5.71	118.21	122.20
36	1	1086	C	C5-C6-N1	5.71	123.85	121.00
36	1	1307	G	N1-C2-N2	-5.71	111.06	116.20
36	1	1774	C	N3-C4-C5	5.71	124.18	121.90
42	L5	36	LEU	CA-CB-CG	5.71	128.42	115.30
80	6	801	G	C2-N3-C4	5.71	114.75	111.90
36	5	2607	G	N9-C4-C5	-5.71	103.12	105.40
36	1	2632	G	O5'-P-OP2	-5.70	100.57	105.70
36	5	62	A	C8-N9-C4	5.70	108.08	105.80
36	5	839	C	C5-C4-N4	-5.70	116.21	120.20
36	5	1931	U	N3-C4-O4	-5.70	115.41	119.40
36	5	2372	A	P-O3'-C3'	5.70	126.54	119.70
36	1	3208	G	N3-C4-C5	-5.70	125.75	128.60
1	2	1297	G	C8-N9-C4	5.70	108.68	106.40
36	1	2832	C	OP1-P-OP2	5.70	128.15	119.60
37	3	14	U	C6-N1-C2	5.70	124.42	121.00
80	6	84	A	N7-C8-N9	-5.70	110.95	113.80
80	6	129	U	C6-N1-C2	5.70	124.42	121.00
36	5	880	G	C4-N9-C1'	-5.70	119.09	126.50
36	5	1194	G	N1-C6-O6	-5.70	116.48	119.90
1	2	75	U	C6-N1-C1'	-5.70	113.22	121.20
36	1	508	U	OP2-P-O3'	5.70	117.74	105.20
36	1	1885	U	N1-C2-O2	-5.70	118.81	122.80
36	1	2400	G	OP2-P-O3'	5.70	117.74	105.20
36	5	1853	U	C6-N1-C2	-5.70	117.58	121.00
36	5	878	G	N1-C2-N2	-5.70	111.07	116.20
36	5	3122	A	C8-N9-C4	-5.70	103.52	105.80
1	2	1456	C	N3-C2-O2	-5.70	117.91	121.90
36	1	36	C	N1-C2-O2	5.70	122.32	118.90

Continued on next page...

Continued from previous page...

Mol	Chain	Res	Type	Atoms	Z	Observed(°)	Ideal(°)
36	1	1172	G	C6-C5-N7	-5.70	126.98	130.40
36	5	2372	A	OP2-P-O3'	-5.70	92.67	105.20
36	5	2953	U	N3-C4-C5	-5.70	111.18	114.60
1	2	941	A	N1-C6-N6	5.69	122.02	118.60
36	1	1114	U	N3-C2-O2	-5.69	118.22	122.20
37	3	115	G	C4-C5-N7	5.69	113.08	110.80
80	6	1385	G	N3-C4-N9	-5.69	122.58	126.00
36	5	112	U	O4'-C1'-N1	5.69	112.75	108.20
36	5	880	G	C8-N9-C1'	5.69	134.40	127.00
36	5	2965	U	N1-C2-O2	-5.69	118.81	122.80
36	5	3036	G	N1-C2-N3	5.69	127.32	123.90
36	5	3310	A	N9-C4-C5	-5.69	103.52	105.80
36	1	2729	U	C6-N1-C2	5.69	124.42	121.00
36	1	2731	U	C5-C4-O4	-5.69	122.48	125.90
36	1	2846	U	C5-C4-O4	5.69	129.32	125.90
36	5	2898	G	N3-C2-N2	-5.69	115.92	119.90
36	1	2994	A	N9-C4-C5	-5.69	103.52	105.80
80	6	418	G	C4-N9-C1'	5.69	133.90	126.50
36	5	782	U	N3-C2-O2	-5.69	118.22	122.20
36	5	1159	A	N9-C4-C5	-5.69	103.52	105.80
36	5	1163	A	N1-C6-N6	-5.69	115.19	118.60
36	5	2271	A	OP2-P-O3'	5.69	117.72	105.20
36	5	2370	G	C5-C6-O6	5.69	132.01	128.60
36	5	2836	C	C5-C4-N4	5.69	124.18	120.20
1	2	1568	C	P-O3'-C3'	5.69	126.53	119.70
1	2	617	U	C5-C4-O4	-5.69	122.49	125.90
1	2	853	G	C6-C5-N7	-5.69	126.99	130.40
1	2	1634	C	C6-N1-C2	5.69	122.58	120.30
36	1	3013	U	N1-C2-N3	-5.69	111.49	114.90
80	6	653	C	N3-C4-N4	5.69	121.98	118.00
36	5	92	G	C5-N7-C8	-5.69	101.46	104.30
36	5	722	G	N9-C4-C5	5.69	107.67	105.40
36	5	2155	G	O5'-P-OP2	-5.69	100.58	105.70
1	2	782	U	OP2-P-O3'	5.69	117.71	105.20
36	1	1845	G	O5'-P-OP2	-5.69	100.58	105.70
41	L4	327	LEU	CA-CB-CG	5.69	128.38	115.30
80	6	1340	U	N3-C2-O2	-5.69	118.22	122.20
36	5	3149	G	O5'-P-OP1	5.69	117.52	110.70
76	q0	85	LEU	CB-CG-CD1	-5.69	101.33	111.00
36	1	1847	A	N1-C6-N6	-5.68	115.19	118.60
36	1	2173	U	C6-N1-C2	-5.68	117.59	121.00
36	1	2434	U	C5-C4-O4	5.68	129.31	125.90

Continued on next page...

Continued from previous page...

Mol	Chain	Res	Type	Atoms	Z	Observed(°)	Ideal(°)
36	1	2817	A	C5-C6-N1	5.68	120.54	117.70
36	1	3362	A	C8-N9-C4	-5.68	103.53	105.80
36	5	2533	G	C5-N7-C8	-5.68	101.46	104.30
36	5	2974	U	C5-C6-N1	-5.68	119.86	122.70
36	5	3272	C	N3-C2-O2	5.68	125.88	121.90
1	2	1140	G	N3-C4-N9	-5.68	122.59	126.00
37	3	74	C	N1-C2-O2	-5.68	115.49	118.90
80	6	1594	G	N9-C4-C5	-5.68	103.13	105.40
36	5	1134	G	C5-C6-N1	5.68	114.34	111.50
36	5	1455	U	N3-C4-O4	5.68	123.38	119.40
36	5	2844	C	N3-C4-C5	-5.68	119.63	121.90
36	1	930	U	N3-C2-O2	5.68	126.18	122.20
80	6	913	G	C6-C5-N7	5.68	133.81	130.40
36	5	1166	G	N1-C6-O6	5.68	123.31	119.90
36	5	2659	G	N1-C6-O6	5.68	123.31	119.90
36	5	2881	C	C5-C6-N1	5.68	123.84	121.00
1	2	502	U	C5-C6-N1	5.68	125.54	122.70
36	1	2101	C	P-O3'-C3'	5.68	126.52	119.70
80	6	421	A	N9-C4-C5	-5.68	103.53	105.80
80	6	985	G	N3-C2-N2	-5.68	115.92	119.90
36	5	236	G	C6-C5-N7	5.68	133.81	130.40
36	5	836	A	C5-N7-C8	-5.68	101.06	103.90
36	5	901	G	N1-C6-O6	5.68	123.31	119.90
36	5	1139	G	C4-N9-C1'	-5.68	119.12	126.50
36	5	2787	G	N3-C4-N9	5.68	129.41	126.00
36	5	220	G	O5'-P-OP2	-5.68	100.59	105.70
36	5	2197	C	N3-C2-O2	5.68	125.88	121.90
36	5	2198	A	N9-C4-C5	-5.68	103.53	105.80
80	6	344	A	OP2-P-O3'	5.68	117.69	105.20
80	6	426	G	N3-C4-N9	5.68	129.41	126.00
36	5	1440	G	C4-N9-C1'	-5.68	119.12	126.50
36	5	3100	U	C5-C6-N1	-5.68	119.86	122.70
36	1	282	G	C4'-C3'-O3'	5.67	124.35	113.00
36	1	678	G	N3-C4-N9	-5.67	122.59	126.00
36	1	860	G	C5-C6-O6	-5.67	125.19	128.60
36	1	2784	G	O5'-P-OP1	-5.67	100.59	105.70
80	6	214	G	N9-C4-C5	-5.67	103.13	105.40
36	5	57	A	C8-N9-C4	5.67	108.07	105.80
36	5	341	G	N3-C4-N9	-5.67	122.60	126.00
36	1	36	C	N3-C2-O2	-5.67	117.93	121.90
36	1	2752	U	C5-C6-N1	-5.67	119.86	122.70
38	4	47	C	C6-N1-C2	5.67	122.57	120.30

Continued on next page...

Continued from previous page...

Mol	Chain	Res	Type	Atoms	Z	Observed(°)	Ideal(°)
80	6	371	G	C8-N9-C4	-5.67	104.13	106.40
36	5	97	U	N1-C2-N3	-5.67	111.50	114.90
36	5	353	G	C8-N9-C4	5.67	108.67	106.40
36	5	901	G	C8-N9-C4	5.67	108.67	106.40
36	5	2614	G	N3-C4-C5	-5.67	125.77	128.60
36	5	924	G	N1-C6-O6	5.67	123.30	119.90
36	1	36	C	C6-N1-C2	-5.67	118.03	120.30
36	1	608	A	O5'-P-OP1	-5.67	100.60	105.70
36	1	2830	G	N3-C4-N9	-5.67	122.60	126.00
36	5	304	G	C2-N3-C4	5.67	114.73	111.90
36	5	617	G	C4-C5-C6	5.67	122.20	118.80
36	5	3105	U	N3-C4-O4	-5.67	115.43	119.40
36	5	3226	A	C8-N9-C4	5.67	108.07	105.80
36	1	874	U	N1-C2-O2	5.67	126.77	122.80
36	1	2679	A	O4'-C1'-N9	5.67	112.73	108.20
36	1	2906	C	OP2-P-O3'	5.67	117.67	105.20
36	1	3298	C	C6-N1-C2	5.67	122.57	120.30
36	1	402	A	C8-N9-C4	-5.67	103.53	105.80
36	1	688	G	C6-C5-N7	-5.67	127.00	130.40
36	1	999	G	C8-N9-C4	5.67	108.67	106.40
36	1	1497	C	C6-N1-C2	-5.67	118.03	120.30
36	1	2159	U	N1-C2-N3	-5.67	111.50	114.90
36	5	2904	U	C6-N1-C2	5.67	124.40	121.00
1	2	1658	G	O5'-P-OP2	-5.66	100.60	105.70
36	1	1741	A	N1-C6-N6	5.66	122.00	118.60
37	3	91	G	C8-N9-C4	-5.66	104.13	106.40
36	5	28	C	C6-N1-C2	5.66	122.56	120.30
36	5	101	G	O4'-C1'-N9	5.66	112.73	108.20
36	5	1131	G	N1-C6-O6	5.66	123.30	119.90
36	5	1444	G	N1-C6-O6	5.66	123.30	119.90
36	5	2850	G	OP1-P-O3'	5.66	117.66	105.20
36	5	3304	U	OP1-P-OP2	5.66	128.09	119.60
36	1	2942	C	C2-N1-C1'	5.66	125.03	118.80
1	2	517	U	C6-N1-C2	-5.66	117.60	121.00
1	2	610	G	C8-N9-C1'	-5.66	119.64	127.00
36	1	2749	G	N7-C8-N9	5.66	115.93	113.10
36	1	2761	G	O5'-P-OP2	-5.66	100.61	105.70
80	6	1748	G	OP1-P-OP2	-5.66	111.11	119.60
80	6	1793	G	C5-C6-O6	5.66	132.00	128.60
36	5	1378	U	O5'-P-OP1	5.66	117.49	110.70
36	5	1582	C	C6-N1-C2	-5.66	118.04	120.30
36	5	3319	U	N3-C2-O2	-5.66	118.24	122.20

Continued on next page...

Continued from previous page...

Mol	Chain	Res	Type	Atoms	Z	Observed(°)	Ideal(°)
36	5	874	U	C2-N1-C1'	-5.66	110.91	117.70
36	5	2927	C	O5'-P-OP1	-5.66	100.61	105.70
36	5	3370	A	N9-C4-C5	-5.66	103.54	105.80
36	1	2362	C	C6-N1-C2	5.66	122.56	120.30
36	1	2862	U	C2-N1-C1'	-5.66	110.91	117.70
53	M7	94	LEU	CA-CB-CG	-5.66	102.29	115.30
36	1	1011	A	C8-N9-C4	5.66	108.06	105.80
36	1	1216	C	C6-N1-C2	-5.66	118.04	120.30
36	1	2318	U	N3-C4-C5	5.66	117.99	114.60
6	s4	38	LEU	CB-CG-CD1	5.66	120.61	111.00
36	5	1183	C	N3-C4-C5	5.66	124.16	121.90
36	5	1501	U	N1-C2-O2	-5.66	118.84	122.80
36	5	1590	G	N3-C4-C5	5.66	131.43	128.60
36	5	2258	U	N3-C2-O2	-5.66	118.24	122.20
36	5	2740	A	N9-C4-C5	-5.66	103.54	105.80
36	5	3195	U	P-O3'-C3'	5.66	126.49	119.70
1	2	159	U	C6-N1-C2	5.65	124.39	121.00
36	1	185	C	N3-C4-C5	5.65	124.16	121.90
36	1	933	A	C6-N1-C2	-5.65	115.21	118.60
36	5	1378	U	OP1-P-OP2	5.65	128.08	119.60
36	5	3228	C	C2-N1-C1'	5.65	125.02	118.80
1	2	1489	U	N3-C2-O2	-5.65	118.24	122.20
36	1	398	A	O5'-P-OP1	-5.65	100.61	105.70
36	1	1917	C	C6-N1-C1'	-5.65	114.02	120.80
36	5	847	A	C8-N9-C4	5.65	108.06	105.80
36	5	3370	A	C5-C6-N6	-5.65	119.18	123.70
36	1	1146	C	C5-C6-N1	5.65	123.83	121.00
37	3	67	G	N3-C4-N9	-5.65	122.61	126.00
80	6	677	G	C4-N9-C1'	-5.65	119.16	126.50
80	6	999	U	N3-C2-O2	-5.65	118.24	122.20
80	6	1129	U	C6-N1-C2	5.65	124.39	121.00
36	5	269	G	N1-C6-O6	5.65	123.29	119.90
36	5	283	G	C4-C5-N7	5.65	113.06	110.80
36	5	2842	U	O5'-P-OP1	-5.65	100.61	105.70
36	5	2147	A	C6-C5-N7	-5.65	128.35	132.30
36	1	95	A	OP2-P-O3'	5.65	117.62	105.20
36	1	1161	G	N3-C2-N2	-5.65	115.95	119.90
36	5	718	G	C6-C5-N7	-5.65	127.01	130.40
36	5	2524	A	N1-C6-N6	5.65	121.99	118.60
38	4	56	G	N7-C8-N9	-5.65	110.28	113.10
80	6	138	A	C2-N3-C4	5.65	113.42	110.60
37	7	43	U	C2-N1-C1'	-5.65	110.92	117.70

Continued on next page...

Continued from previous page...

Mol	Chain	Res	Type	Atoms	Z	Observed(°)	Ideal(°)
31	D9	36	LEU	CA-CB-CG	5.64	128.28	115.30
36	1	796	U	C4-C5-C6	-5.64	116.31	119.70
36	1	1435	A	N1-C6-N6	-5.64	115.21	118.60
80	6	75	U	P-O3'-C3'	5.64	126.47	119.70
36	5	424	G	N7-C8-N9	5.64	115.92	113.10
36	5	1210	U	O5'-P-OP1	-5.64	100.62	105.70
36	5	1439	U	C2-N3-C4	-5.64	123.61	127.00
36	5	1665	C	C6-N1-C2	5.64	122.56	120.30
1	2	451	A	OP2-P-O3'	5.64	117.61	105.20
1	2	1664	C	C6-N1-C2	-5.64	118.04	120.30
36	1	59	G	O5'-P-OP1	5.64	117.47	110.70
36	1	206	G	C6-C5-N7	5.64	133.78	130.40
36	1	905	U	C2-N1-C1'	-5.64	110.93	117.70
36	5	417	A	N1-C2-N3	5.64	132.12	129.30
36	5	2977	G	C8-N9-C4	-5.64	104.14	106.40
36	1	783	A	C8-N9-C4	5.64	108.06	105.80
36	1	3326	G	N9-C4-C5	-5.64	103.14	105.40
36	5	970	A	C5-N7-C8	-5.64	101.08	103.90
36	5	1361	U	OP1-P-O3'	5.64	117.61	105.20
36	5	1748	G	C4-C5-C6	5.64	122.18	118.80
36	1	1124	U	C5-C4-O4	5.64	129.28	125.90
36	5	62	A	N9-C4-C5	-5.64	103.54	105.80
36	5	423	A	C5-C6-N6	-5.64	119.19	123.70
37	7	45	A	N1-C6-N6	-5.64	115.22	118.60
37	7	94	C	C5-C4-N4	-5.64	116.25	120.20
36	1	439	C	C5-C6-N1	5.64	123.82	121.00
36	1	968	G	N1-C6-O6	5.64	123.28	119.90
36	1	1346	G	N3-C4-C5	5.64	131.42	128.60
38	4	136	G	N7-C8-N9	-5.64	110.28	113.10
80	6	101	U	N3-C2-O2	-5.64	118.25	122.20
80	6	755	A	C3'-C2'-C1'	5.64	106.01	101.50
36	5	16	A	N9-C4-C5	-5.64	103.55	105.80
37	7	97	A	C5-C6-N6	-5.64	119.19	123.70
36	1	100	A	C8-N9-C4	-5.64	103.55	105.80
36	1	284	A	O5'-P-OP2	-5.64	100.63	105.70
36	1	610	G	N1-C6-O6	-5.64	116.52	119.90
36	1	680	G	C5-C6-O6	-5.64	125.22	128.60
36	1	1201	C	N3-C4-N4	5.64	121.95	118.00
36	1	2981	U	N3-C2-O2	-5.64	118.25	122.20
80	6	194	U	C6-N1-C1'	-5.64	113.31	121.20
80	6	404	G	OP1-P-OP2	-5.64	111.15	119.60
36	5	414	U	C5-C4-O4	-5.64	122.52	125.90

Continued on next page...

Continued from previous page...

Mol	Chain	Res	Type	Atoms	Z	Observed(°)	Ideal(°)
1	2	27	U	C6-N1-C2	-5.63	117.62	121.00
36	1	2249	G	P-O3'-C3'	5.63	126.46	119.70
36	1	2748	A	C8-N9-C4	5.63	108.05	105.80
80	6	359	A	N3-C4-N9	-5.63	122.89	127.40
80	6	904	G	N3-C2-N2	5.63	123.84	119.90
80	6	1108	G	O5'-P-OP1	-5.63	100.63	105.70
36	5	152	U	N1-C2-O2	5.63	126.74	122.80
36	5	1531	C	C5-C6-N1	5.63	123.82	121.00
36	5	2666	C	N3-C4-C5	-5.63	119.65	121.90
52	m6	68	ARG	NE-CZ-NH1	-5.63	117.48	120.30
36	1	793	C	C5-C4-N4	-5.63	116.26	120.20
36	1	1333	C	N3-C2-O2	-5.63	117.96	121.90
36	1	1392	G	N1-C6-O6	-5.63	116.52	119.90
36	1	3019	U	C4-C5-C6	5.63	123.08	119.70
80	6	42	G	O5'-P-OP1	-5.63	100.63	105.70
80	6	1137	A	N1-C6-N6	5.63	121.98	118.60
36	5	963	G	C5-C6-O6	5.63	131.98	128.60
36	5	2206	G	C4-C5-N7	5.63	113.05	110.80
36	1	1361	U	N3-C4-O4	5.63	123.34	119.40
36	1	1622	U	OP2-P-O3'	5.63	117.59	105.20
36	1	2617	U	C6-N1-C2	-5.63	117.62	121.00
36	1	2885	C	C6-N1-C2	5.63	122.55	120.30
80	6	104	A	C8-N9-C4	-5.63	103.55	105.80
36	5	1075	A	C6-C5-N7	5.63	136.24	132.30
36	5	2314	U	C2-N1-C1'	5.63	124.46	117.70
36	5	2320	A	C8-N9-C4	5.63	108.05	105.80
36	5	3140	G	C4-C5-N7	5.63	113.05	110.80
38	4	15	G	C6-C5-N7	-5.63	127.02	130.40
36	5	560	G	N1-C6-O6	5.63	123.28	119.90
36	5	708	G	C6-C5-N7	-5.63	127.02	130.40
36	1	3217	C	C6-N1-C1'	-5.63	114.05	120.80
37	3	29	C	C6-N1-C2	-5.63	118.05	120.30
80	6	800	U	C6-N1-C2	-5.63	117.62	121.00
36	5	283	G	C2-N3-C4	5.63	114.71	111.90
36	5	970	A	C5-C6-N6	-5.63	119.20	123.70
36	5	1086	C	C2-N3-C4	5.63	122.71	119.90
36	1	52	A	OP1-P-OP2	5.63	128.04	119.60
36	1	3108	G	C5-C6-O6	-5.63	125.22	128.60
80	6	590	C	N1-C2-O2	-5.63	115.53	118.90
36	5	141	C	C5-C6-N1	5.63	123.81	121.00
36	5	824	C	C5-C6-N1	5.63	123.81	121.00
36	5	1840	U	N1-C2-O2	-5.63	118.86	122.80

Continued on next page...

Continued from previous page...

Mol	Chain	Res	Type	Atoms	Z	Observed(°)	Ideal(°)
38	8	135	G	N7-C8-N9	-5.63	110.29	113.10
1	2	1671	A	C2-N3-C4	-5.62	107.79	110.60
36	5	1402	C	N3-C2-O2	-5.62	117.96	121.90
38	4	111	A	N1-C6-N6	5.62	121.97	118.60
36	5	510	G	C8-N9-C4	-5.62	104.15	106.40
36	5	1446	A	OP1-P-O3'	5.62	117.57	105.20
36	5	1876	U	O5'-P-OP2	-5.62	100.64	105.70
36	5	1924	U	C6-N1-C2	5.62	124.38	121.00
37	7	74	C	C6-N1-C2	5.62	122.55	120.30
36	1	26	A	N1-C6-N6	5.62	121.97	118.60
80	6	323	A	O5'-P-OP2	-5.62	100.64	105.70
80	6	1304	G	C8-N9-C4	5.62	108.65	106.40
80	6	1637	C	C5-C6-N1	5.62	123.81	121.00
36	5	3019	U	C2-N1-C1'	5.62	124.44	117.70
36	5	3373	U	O5'-P-OP2	-5.62	100.64	105.70
1	2	159	U	C5-C6-N1	-5.62	119.89	122.70
80	6	194	U	C5-C6-N1	5.62	125.51	122.70
80	6	475	A	C8-N9-C4	5.62	108.05	105.80
80	6	19	A	N9-C4-C5	-5.62	103.55	105.80
80	6	426	G	C8-N9-C1'	-5.62	119.70	127.00
80	6	616	G	N3-C4-N9	5.62	129.37	126.00
36	5	1143	A	C8-N9-C4	5.62	108.05	105.80
36	5	3092	C	C6-N1-C1'	-5.62	114.06	120.80
36	1	213	A	N9-C1'-C2'	-5.62	105.82	112.00
36	1	2648	G	N9-C1'-C2'	-5.62	105.82	112.00
80	6	25	C	C2-N3-C4	5.62	122.71	119.90
36	5	2356	A	O4'-C1'-N9	-5.62	103.71	108.20
36	5	3382	U	N1-C2-O2	5.62	126.73	122.80
36	1	87	U	C6-N1-C1'	-5.61	113.34	121.20
36	1	417	A	N3-C4-C5	5.61	130.73	126.80
36	1	1157	G	OP2-P-O3'	5.61	117.55	105.20
36	1	1464	G	C8-N9-C4	5.61	108.64	106.40
80	6	17	C	O5'-P-OP2	-5.61	100.65	105.70
36	5	2802	A	O4'-C1'-N9	5.61	112.69	108.20
36	5	3151	U	C6-N1-C2	5.61	124.37	121.00
80	6	1572	G	C8-N9-C1'	-5.61	119.71	127.00
36	5	580	C	N3-C4-C5	5.61	124.14	121.90
36	5	2647	A	C4-C5-C6	-5.61	114.19	117.00
36	1	1131	G	N9-C4-C5	-5.61	103.16	105.40
36	5	704	U	O5'-P-OP1	-5.61	100.65	105.70
1	2	87	C	C6-N1-C2	-5.61	118.06	120.30
1	2	702	G	N3-C4-N9	5.61	129.36	126.00

Continued on next page...

Continued from previous page...

Mol	Chain	Res	Type	Atoms	Z	Observed(°)	Ideal(°)
1	2	1389	C	N3-C2-O2	-5.61	117.97	121.90
80	6	558	U	C2-N1-C1'	5.61	124.43	117.70
36	5	96	G	C4-C5-N7	5.61	113.04	110.80
36	5	685	G	C8-N9-C4	5.61	108.64	106.40
36	5	864	G	OP2-P-O3'	5.61	117.54	105.20
36	5	3208	G	C6-C5-N7	-5.61	127.03	130.40
36	5	3296	A	N9-C4-C5	-5.61	103.56	105.80
38	8	44	A	N1-C6-N6	5.61	121.97	118.60
36	1	278	U	OP1-P-OP2	-5.61	111.19	119.60
36	1	817	A	OP1-P-O3'	5.61	117.53	105.20
80	6	122	U	C4-C5-C6	5.61	123.06	119.70
80	6	1037	C	C6-N1-C2	5.61	122.54	120.30
1	2	1419	G	C5-C6-O6	-5.60	125.24	128.60
36	1	3184	A	O5'-P-OP1	-5.60	100.66	105.70
36	5	1343	A	N3-C4-C5	5.60	130.72	126.80
36	5	1375	G	C2-N3-C4	5.60	114.70	111.90
36	5	2791	G	C5-C6-O6	-5.60	125.24	128.60
1	2	1466	G	OP2-P-O3'	5.60	117.53	105.20
36	1	3201	C	C6-N1-C2	-5.60	118.06	120.30
36	5	3212	C	C6-N1-C2	5.60	122.54	120.30
36	1	573	C	N3-C2-O2	-5.60	117.98	121.90
36	1	1380	G	N3-C4-N9	-5.60	122.64	126.00
36	5	3013	U	N3-C4-C5	-5.60	111.24	114.60
1	2	1422	A	C8-N9-C4	5.60	108.04	105.80
36	1	77	A	C4-C5-C6	5.60	119.80	117.00
36	1	1368	U	C2-N1-C1'	5.60	124.42	117.70
36	1	2721	A	N1-C6-N6	5.60	121.96	118.60
36	5	406	G	C6-C5-N7	5.60	133.76	130.40
36	1	374	A	N9-C4-C5	5.60	108.04	105.80
36	1	2427	U	C2-N1-C1'	-5.60	110.98	117.70
36	1	2747	A	C5-C6-N6	5.60	128.18	123.70
36	1	2931	C	C6-N1-C2	-5.60	118.06	120.30
36	1	3046	A	N3-C4-C5	-5.60	122.88	126.80
36	1	3079	U	C2-N1-C1'	-5.60	110.98	117.70
80	6	803	A	O5'-P-OP1	-5.60	100.66	105.70
80	6	1022	C	C5-C4-N4	-5.60	116.28	120.20
36	1	564	G	C4-C5-N7	-5.60	108.56	110.80
36	5	2237	C	C6-N1-C2	5.60	122.54	120.30
36	5	2838	A	C8-N9-C4	5.60	108.04	105.80
36	1	569	A	C5-C6-N6	-5.59	119.22	123.70
36	1	1867	A	C8-N9-C4	5.59	108.04	105.80
80	6	163	G	C8-N9-C1'	5.59	134.27	127.00

Continued on next page...

Continued from previous page...

Mol	Chain	Res	Type	Atoms	Z	Observed(°)	Ideal(°)
36	5	1734	G	N3-C4-C5	5.59	131.40	128.60
36	5	3135	U	OP1-P-O3'	-5.59	92.89	105.20
36	5	57	A	N1-C6-N6	5.59	121.95	118.60
36	5	716	A	C6-C5-N7	-5.59	128.39	132.30
36	5	2313	A	C8-N9-C4	-5.59	103.56	105.80
36	5	3053	G	C6-C5-N7	-5.59	127.05	130.40
38	8	74	U	C5-C4-O4	-5.59	122.55	125.90
1	2	159	U	C2-N1-C1'	-5.59	110.99	117.70
36	1	1428	A	C4-C5-N7	5.59	113.50	110.70
36	1	2896	A	C5-C6-N6	-5.59	119.23	123.70
80	6	943	C	N1-C2-O2	-5.59	115.55	118.90
36	5	530	G	C6-C5-N7	-5.59	127.05	130.40
36	5	640	U	OP2-P-O3'	5.59	117.50	105.20
36	5	991	G	N1-C6-O6	5.59	123.25	119.90
36	5	2728	G	N3-C4-N9	-5.59	122.65	126.00
36	1	1100	U	C5-C6-N1	-5.59	119.91	122.70
80	6	131	C	O5'-P-OP2	-5.59	100.67	105.70
80	6	453	U	C5-C4-O4	5.59	129.25	125.90
80	6	1071	U	C5-C4-O4	5.59	129.25	125.90
36	5	34	A	OP2-P-O3'	5.59	117.49	105.20
36	5	2653	C	N3-C4-N4	5.59	121.91	118.00
64	n8	98	THR	C-N-CA	5.59	135.67	121.70
1	2	21	U	O5'-P-OP1	5.58	117.40	110.70
36	1	100	A	N1-C6-N6	-5.58	115.25	118.60
36	1	104	G	C5-C6-O6	-5.58	125.25	128.60
36	5	3207	U	C6-N1-C1'	5.58	129.02	121.20
36	1	2991	A	C4-C5-N7	5.58	113.49	110.70
54	M8	178	ARG	NE-CZ-NH1	-5.58	117.51	120.30
80	6	21	U	C5-C6-N1	5.58	125.49	122.70
80	6	359	A	N3-C4-C5	5.58	130.71	126.80
80	6	412	A	OP1-P-OP2	5.58	127.97	119.60
36	5	3014	U	C6-N1-C2	-5.58	117.65	121.00
36	1	1337	A	C5-C6-N1	5.58	120.49	117.70
36	1	3310	A	C8-N9-C4	5.58	108.03	105.80
38	4	18	U	C5-C6-N1	5.58	125.49	122.70
80	6	1781	A	O5'-P-OP1	5.58	117.40	110.70
36	5	629	U	N3-C4-O4	-5.58	115.49	119.40
36	5	1326	A	N1-C6-N6	5.58	121.95	118.60
36	5	2954	U	C2-N1-C1'	5.58	124.40	117.70
36	5	3117	C	N1-C2-O2	5.58	122.25	118.90
36	1	2731	U	N3-C4-O4	5.58	123.31	119.40
36	5	968	G	O5'-P-OP1	-5.58	100.68	105.70

Continued on next page...

Continued from previous page...

Mol	Chain	Res	Type	Atoms	Z	Observed(°)	Ideal(°)
36	5	1082	U	N3-C4-C5	-5.58	111.25	114.60
36	5	1898	G	O4'-C1'-N9	5.58	112.66	108.20
36	5	2391	G	C8-N9-C4	-5.58	104.17	106.40
36	5	2750	U	N3-C4-O4	-5.58	115.49	119.40
1	2	939	A	C4-C5-C6	5.58	119.79	117.00
36	1	765	C	N3-C2-O2	-5.58	118.00	121.90
36	1	2745	G	N1-C6-O6	-5.58	116.55	119.90
36	5	2997	G	C4-C5-N7	5.58	113.03	110.80
36	1	1889	G	C4-C5-N7	5.58	113.03	110.80
36	1	3004	C	O5'-P-OP1	-5.58	100.68	105.70
37	3	102	A	C2-N3-C4	-5.58	107.81	110.60
36	5	225	C	C6-N1-C2	-5.58	118.07	120.30
1	2	576	G	N1-C6-O6	5.58	123.25	119.90
36	1	645	A	C8-N9-C4	-5.58	103.57	105.80
36	1	1146	C	C2-N3-C4	5.58	122.69	119.90
36	1	2625	C	C6-N1-C2	-5.58	118.07	120.30
76	Q0	85	LEU	CA-CB-CG	5.58	128.12	115.30
36	5	1453	A	C2-N3-C4	-5.58	107.81	110.60
37	7	92	A	C6-C5-N7	-5.58	128.40	132.30
36	1	1589	A	O4'-C1'-N9	-5.57	103.74	108.20
36	1	1617	G	C8-N9-C4	5.57	108.63	106.40
36	1	3274	A	O5'-P-OP2	-5.57	100.68	105.70
80	6	1137	A	C8-N9-C4	5.57	108.03	105.80
36	5	374	A	N9-C4-C5	5.57	108.03	105.80
36	5	841	A	N9-C4-C5	-5.57	103.57	105.80
36	5	1349	G	OP1-P-OP2	-5.57	111.24	119.60
36	5	3208	G	C2-N3-C4	-5.57	109.11	111.90
1	2	499	U	P-O3'-C3'	5.57	126.39	119.70
36	5	1496	C	C4-C5-C6	-5.57	114.61	117.40
36	1	880	G	N3-C4-C5	5.57	131.39	128.60
80	6	324	U	C2-N1-C1'	-5.57	111.02	117.70
80	6	439	U	N1-C2-O2	-5.57	118.90	122.80
80	6	1621	U	O5'-P-OP2	-5.57	100.69	105.70
36	5	2281	A	N1-C6-N6	5.57	121.94	118.60
36	5	2738	A	C5-C6-N6	-5.57	119.24	123.70
36	1	1416	C	N3-C4-C5	5.57	124.13	121.90
37	3	115	G	C5-C6-O6	-5.57	125.26	128.60
36	5	1858	A	N3-C4-C5	-5.57	122.90	126.80
36	5	2913	C	N1-C2-O2	-5.57	115.56	118.90
36	5	3045	G	C5-C6-N1	-5.57	108.72	111.50
36	5	640	U	N3-C4-C5	-5.57	111.26	114.60
36	5	1662	G	C6-C5-N7	-5.57	127.06	130.40

Continued on next page...

Continued from previous page...

Mol	Chain	Res	Type	Atoms	Z	Observed(°)	Ideal(°)
36	5	2881	C	N1-C2-O2	5.57	122.24	118.90
36	1	283	G	C4-N9-C1'	5.57	133.73	126.50
36	1	2335	G	C8-N9-C4	5.57	108.63	106.40
36	1	3050	U	N3-C2-O2	-5.57	118.31	122.20
38	4	132	G	N7-C8-N9	5.57	115.88	113.10
36	5	96	G	C2-N3-C4	-5.57	109.12	111.90
36	5	1161	G	C4-C5-N7	5.57	113.03	110.80
36	5	2907	G	N3-C4-N9	-5.57	122.66	126.00
36	1	676	G	N3-C4-C5	-5.56	125.82	128.60
36	1	785	G	N3-C4-C5	-5.56	125.82	128.60
36	5	1419	A	O5'-P-OP1	5.56	117.38	110.70
36	1	105	C	N3-C4-C5	5.56	124.12	121.90
36	1	1126	G	C4-N9-C1'	5.56	133.73	126.50
36	1	2688	U	C2-N1-C1'	5.56	124.38	117.70
80	6	18	C	C6-N1-C2	-5.56	118.08	120.30
36	5	901	G	N9-C4-C5	-5.56	103.17	105.40
36	5	2277	C	C6-N1-C2	5.56	122.53	120.30
36	1	1459	C	C2-N1-C1'	-5.56	112.68	118.80
36	5	933	A	N3-C4-N9	-5.56	122.95	127.40
36	5	2343	C	C5-C6-N1	-5.56	118.22	121.00
36	5	3355	U	C5-C6-N1	-5.56	119.92	122.70
1	2	352	A	C8-N9-C4	-5.56	103.58	105.80
36	1	701	G	N1-C6-O6	-5.56	116.56	119.90
36	1	2714	G	N3-C2-N2	-5.56	116.01	119.90
33	e1	86	THR	C-N-CA	5.56	135.60	121.70
36	5	70	A	C8-N9-C4	-5.56	103.58	105.80
36	5	2294	U	C5-C4-O4	-5.56	122.56	125.90
1	2	1212	G	C5-C6-O6	-5.56	125.27	128.60
36	1	421	G	N3-C4-N9	5.56	129.34	126.00
36	1	993	G	N3-C4-C5	-5.56	125.82	128.60
36	1	1011	A	O5'-P-OP2	-5.56	100.70	105.70
36	1	2950	G	O4'-C1'-N9	5.56	112.64	108.20
36	1	3277	U	N1-C2-N3	5.56	118.23	114.90
37	3	115	G	N9-C4-C5	-5.56	103.18	105.40
80	6	542	A	P-O3'-C3'	5.56	126.37	119.70
36	5	3373	U	C5-C6-N1	-5.56	119.92	122.70
36	5	2872	A	C4-N9-C1'	-5.56	116.30	126.30
1	2	1564	U	N3-C2-O2	5.55	126.09	122.20
36	1	1163	A	OP1-P-OP2	5.55	127.93	119.60
36	1	1303	A	O5'-P-OP2	-5.55	100.70	105.70
36	1	1541	G	N3-C2-N2	5.55	123.79	119.90
36	1	2812	C	O5'-P-OP2	5.55	117.37	110.70

Continued on next page...

Continued from previous page...

Mol	Chain	Res	Type	Atoms	Z	Observed(°)	Ideal(°)
36	5	2411	U	O5'-P-OP2	-5.55	100.70	105.70
1	2	1134	C	C6-N1-C2	5.55	122.52	120.30
36	1	661	G	N1-C2-N3	5.55	127.23	123.90
36	1	857	G	N3-C2-N2	-5.55	116.01	119.90
36	1	947	G	C2-N3-C4	-5.55	109.12	111.90
36	5	328	U	N3-C2-O2	-5.55	118.31	122.20
36	5	2662	G	N1-C2-N3	5.55	127.23	123.90
36	5	2947	G	N9-C4-C5	5.55	107.62	105.40
1	2	1413	U	C2-N1-C1'	5.55	124.36	117.70
36	1	689	U	C5-C4-O4	5.55	129.23	125.90
36	1	2240	G	C5-C6-O6	-5.55	125.27	128.60
36	1	2699	G	C4-C5-N7	5.55	113.02	110.80
36	5	1513	G	C5-C6-O6	-5.55	125.27	128.60
36	5	2337	C	C6-N1-C2	5.55	122.52	120.30
36	5	3172	A	C8-N9-C4	5.55	108.02	105.80
36	1	728	G	OP2-P-O3'	5.55	117.41	105.20
36	1	2316	G	N3-C4-N9	5.55	129.33	126.00
80	6	1228	G	C4-N9-C1'	5.55	133.71	126.50
80	6	1539	G	N3-C4-C5	5.55	131.37	128.60
80	6	1726	G	C5-C6-O6	-5.55	125.27	128.60
36	1	1503	A	C2-N3-C4	-5.55	107.83	110.60
36	5	669	U	N3-C2-O2	-5.55	118.32	122.20
36	5	3006	A	OP2-P-O3'	5.55	117.40	105.20
36	1	110	G	N9-C1'-C2'	-5.54	105.90	112.00
36	1	3216	G	C8-N9-C1'	5.54	134.21	127.00
36	5	838	G	N1-C6-O6	-5.54	116.57	119.90
36	5	941	G	OP1-P-O3'	5.54	117.40	105.20
36	1	919	U	N3-C4-O4	-5.54	115.52	119.40
36	1	1197	A	O4'-C1'-N9	5.54	112.64	108.20
36	1	2666	C	N3-C4-C5	-5.54	119.68	121.90
36	1	2793	G	C8-N9-C4	5.54	108.62	106.40
36	1	3154	C	C6-N1-C2	-5.54	118.08	120.30
80	6	759	U	N1-C2-O2	5.54	126.68	122.80
36	5	2267	C	C6-N1-C2	-5.54	118.08	120.30
36	5	3380	U	N1-C2-N3	5.54	118.23	114.90
1	2	1738	U	C4-C5-C6	5.54	123.03	119.70
36	1	1691	U	C6-N1-C2	-5.54	117.67	121.00
36	1	2387	A	N3-C4-C5	5.54	130.68	126.80
36	1	2513	U	OP1-P-O3'	5.54	117.39	105.20
37	3	72	A	N1-C6-N6	5.54	121.92	118.60
80	6	1478	G	C6-C5-N7	-5.54	127.08	130.40
36	5	2639	G	N3-C2-N2	-5.54	116.02	119.90

Continued on next page...

Continued from previous page...

Mol	Chain	Res	Type	Atoms	Z	Observed(°)	Ideal(°)
36	1	1306	G	C5-C6-O6	-5.54	125.28	128.60
36	1	2745	G	C4-N9-C1'	-5.54	119.30	126.50
36	1	857	G	C5-C6-N1	-5.54	108.73	111.50
36	1	1000	C	N3-C2-O2	5.54	125.78	121.90
36	1	1364	C	C2-N3-C4	-5.54	117.13	119.90
80	6	273	G	O5'-P-OP1	-5.54	100.72	105.70
36	5	937	G	C2-N3-C4	-5.54	109.13	111.90
36	5	1174	G	C8-N9-C4	5.54	108.62	106.40
36	1	3098	G	O5'-P-OP2	-5.54	100.72	105.70
80	6	378	A	C4-C5-C6	-5.54	114.23	117.00
36	1	498	A	C8-N9-C4	-5.54	103.59	105.80
36	1	2625	C	O5'-P-OP1	-5.54	100.72	105.70
36	1	3217	C	C6-N1-C2	-5.54	118.09	120.30
36	5	678	G	N7-C8-N9	5.54	115.87	113.10
36	5	715	A	C8-N9-C4	5.54	108.01	105.80
36	5	1392	G	C8-N9-C4	5.54	108.61	106.40
36	5	1813	A	C8-N9-C4	-5.54	103.59	105.80
36	1	2339	C	OP1-P-O3'	5.53	117.37	105.20
36	5	1704	A	C2-N3-C4	-5.53	107.83	110.60
36	5	1903	U	N3-C4-O4	5.53	123.27	119.40
80	6	616	G	N3-C4-C5	-5.53	125.83	128.60
36	1	885	U	C6-N1-C2	5.53	124.32	121.00
36	1	1159	A	O4'-C1'-N9	5.53	112.62	108.20
36	1	1171	G	C8-N9-C4	-5.53	104.19	106.40
36	1	1863	G	O5'-P-OP2	-5.53	100.72	105.70
36	1	2918	G	N7-C8-N9	5.53	115.87	113.10
36	5	2350	C	N1-C2-O2	-5.53	115.58	118.90
36	1	417	A	C5-N7-C8	-5.53	101.14	103.90
36	5	838	G	C5-C6-O6	5.53	131.92	128.60
36	5	1163	A	N9-C4-C5	5.53	108.01	105.80
36	5	1393	A	N1-C6-N6	-5.53	115.28	118.60
1	2	158	U	P-O3'-C3'	5.53	126.33	119.70
36	1	1377	G	N1-C6-O6	5.53	123.22	119.90
36	1	1486	G	C5-C6-O6	-5.53	125.28	128.60
36	1	3113	A	N1-C6-N6	-5.53	115.28	118.60
80	6	1726	G	C5-C6-N1	-5.53	108.74	111.50
36	5	87	U	O5'-P-OP2	-5.53	100.73	105.70
36	5	120	G	N3-C4-N9	5.53	129.32	126.00
36	5	546	C	C6-N1-C2	-5.53	118.09	120.30
36	5	1437	C	C5-C6-N1	5.53	123.76	121.00
36	5	2899	C	N1-C2-O2	5.53	122.22	118.90
1	2	1365	C	C6-N1-C2	-5.53	118.09	120.30

Continued on next page...

Continued from previous page...

Mol	Chain	Res	Type	Atoms	Z	Observed(°)	Ideal(°)
1	2	1600	A	C5-C6-N1	-5.53	114.94	117.70
36	1	718	G	C5-N7-C8	-5.53	101.54	104.30
36	1	859	G	N3-C4-N9	5.53	129.31	126.00
36	1	2607	G	OP2-P-O3'	5.53	117.35	105.20
44	L7	163	LEU	CA-CB-CG	-5.53	102.59	115.30
36	5	1307	G	OP1-P-O3'	5.53	117.36	105.20
36	5	1725	C	O5'-P-OP2	-5.53	100.73	105.70
36	5	2745	G	O5'-P-OP1	5.53	117.33	110.70
36	5	2820	A	O5'-P-OP2	5.53	117.33	110.70
36	5	2930	A	C5-C6-N1	5.53	120.46	117.70
37	7	114	U	C5-C6-N1	-5.53	119.94	122.70
36	1	1097	G	C8-N9-C4	-5.52	104.19	106.40
80	6	1649	G	C8-N9-C4	-5.52	104.19	106.40
36	5	651	G	OP2-P-O3'	5.52	117.35	105.20
36	5	2601	A	N3-C4-C5	5.52	130.67	126.80
36	5	3093	C	N3-C4-N4	-5.52	114.13	118.00
36	1	22	G	C5-C6-N1	5.52	114.26	111.50
36	1	314	U	C6-N1-C2	-5.52	117.69	121.00
36	1	2896	A	C6-C5-N7	-5.52	128.44	132.30
80	6	1730	A	N9-C4-C5	-5.52	103.59	105.80
36	5	797	U	OP2-P-O3'	5.52	117.35	105.20
36	5	1017	C	C5-C6-N1	5.52	123.76	121.00
36	5	2914	G	N3-C4-C5	-5.52	125.84	128.60
36	5	3218	A	C4-C5-N7	5.52	113.46	110.70
36	1	282	G	N1-C6-O6	-5.52	116.59	119.90
36	5	2148	U	C5-C4-O4	5.52	129.21	125.90
1	2	1291	G	N3-C4-N9	-5.52	122.69	126.00
1	2	1459	C	N1-C2-O2	-5.52	115.59	118.90
1	2	1596	C	N3-C2-O2	-5.52	118.04	121.90
36	1	711	A	C8-N9-C4	5.52	108.01	105.80
36	1	961	C	N1-C2-O2	-5.52	115.59	118.90
80	6	347	G	C8-N9-C4	-5.52	104.19	106.40
36	5	1454	A	O5'-P-OP2	5.52	117.32	110.70
36	5	1706	C	C2-N1-C1'	5.52	124.87	118.80
36	5	2199	G	O5'-P-OP1	-5.52	100.73	105.70
1	2	868	G	N3-C2-N2	-5.52	116.04	119.90
1	2	1755	A	P-O3'-C3'	5.52	126.32	119.70
36	1	283	G	C8-N9-C1'	-5.52	119.83	127.00
36	1	680	G	C8-N9-C4	5.52	108.61	106.40
80	6	938	G	C5-C6-O6	-5.52	125.29	128.60
80	6	1433	G	C5-C6-O6	5.52	131.91	128.60
36	5	437	G	N9-C4-C5	5.52	107.61	105.40

Continued on next page...

Continued from previous page...

Mol	Chain	Res	Type	Atoms	Z	Observed(°)	Ideal(°)
36	5	887	G	OP1-P-OP2	-5.52	111.32	119.60
36	5	1149	G	N3-C4-C5	-5.52	125.84	128.60
36	5	2342	U	C2-N3-C4	-5.52	123.69	127.00
36	5	2703	A	N9-C4-C5	5.52	108.01	105.80
36	5	2744	U	C5-C6-N1	-5.52	119.94	122.70
36	5	3239	G	C4-C5-N7	5.52	113.01	110.80
80	6	84	A	C8-N9-C4	5.52	108.01	105.80
36	5	870	G	C5-N7-C8	-5.52	101.54	104.30
36	5	2663	G	C5-C6-O6	-5.52	125.29	128.60
1	2	476	U	C6-N1-C2	-5.51	117.69	121.00
80	6	741	C	N1-C2-O2	5.51	122.21	118.90
36	5	2376	G	OP1-P-O3'	5.51	117.33	105.20
36	5	2424	A	C8-N9-C4	-5.51	103.59	105.80
36	1	1589	A	N1-C6-N6	-5.51	115.29	118.60
36	1	2314	U	N3-C4-O4	5.51	123.26	119.40
36	1	3099	C	O4'-C1'-N1	5.51	112.61	108.20
80	6	596	C	OP1-P-O3'	5.51	117.33	105.20
36	5	870	G	N3-C4-N9	-5.51	122.69	126.00
36	5	1161	G	C8-N9-C4	-5.51	104.20	106.40
37	7	101	G	O5'-P-OP2	-5.51	100.74	105.70
36	1	1153	A	C6-C5-N7	-5.51	128.44	132.30
36	1	2162	U	N3-C2-O2	-5.51	118.34	122.20
36	1	2749	G	C5-C6-O6	-5.51	125.30	128.60
36	1	3182	G	C8-N9-C4	5.51	108.60	106.40
36	5	830	A	OP2-P-O3'	5.51	117.32	105.20
36	5	2166	A	N3-C4-C5	5.51	130.66	126.80
37	7	49	G	O4'-C1'-N9	5.51	112.61	108.20
36	1	1589	A	OP2-P-O3'	5.51	117.32	105.20
76	Q0	106	ARG	NE-CZ-NH1	5.51	123.05	120.30
36	5	2118	C	C6-N1-C1'	-5.51	114.19	120.80
36	5	2751	G	N1-C2-N3	5.51	127.20	123.90
1	2	1332	C	C6-N1-C2	-5.51	118.10	120.30
1	2	1582	U	N3-C2-O2	5.51	126.06	122.20
36	1	2541	U	P-O3'-C3'	5.51	126.31	119.70
36	5	826	G	C8-N9-C4	5.51	108.60	106.40
36	5	1391	C	C5-C4-N4	-5.51	116.35	120.20
36	5	2110	G	OP2-P-O3'	5.51	117.32	105.20
36	5	2234	G	O5'-P-OP2	-5.51	100.75	105.70
36	5	2283	G	N9-C4-C5	-5.51	103.20	105.40
36	5	2971	A	N3-C4-N9	5.51	131.81	127.40
36	1	2869	U	OP2-P-O3'	5.50	117.31	105.20
38	8	98	U	N1-C2-O2	-5.50	118.95	122.80

Continued on next page...

Continued from previous page...

Mol	Chain	Res	Type	Atoms	Z	Observed(°)	Ideal(°)
36	1	1409	G	N1-C6-O6	-5.50	116.60	119.90
36	1	2618	G	C6-C5-N7	5.50	133.70	130.40
36	1	3142	A	C2-N3-C4	-5.50	107.85	110.60
37	3	82	G	N1-C6-O6	-5.50	116.60	119.90
36	5	93	C	N3-C4-N4	5.50	121.85	118.00
36	5	839	C	N3-C4-N4	5.50	121.85	118.00
36	5	2933	A	C4-C5-C6	-5.50	114.25	117.00
37	7	53	U	C2-N1-C1'	5.50	124.31	117.70
36	1	334	A	C5-C6-N6	-5.50	119.30	123.70
36	5	1377	G	OP1-P-OP2	5.50	127.85	119.60
36	5	2306	C	O5'-P-OP1	-5.50	100.75	105.70
37	7	110	G	C8-N9-C4	5.50	108.60	106.40
1	2	1122	G	N9-C4-C5	5.50	107.60	105.40
36	1	930	U	C2-N1-C1'	-5.50	111.10	117.70
36	1	2824	G	N3-C4-N9	-5.50	122.70	126.00
36	5	569	A	C8-N9-C4	5.50	108.00	105.80
36	1	111	C	C6-N1-C2	5.50	122.50	120.30
36	1	869	G	C5-C6-O6	-5.50	125.30	128.60
36	1	999	G	N9-C4-C5	-5.50	103.20	105.40
36	1	1551	C	C6-N1-C2	5.50	122.50	120.30
38	4	103	G	C4-N9-C1'	5.50	133.65	126.50
80	6	985	G	OP2-P-O3'	5.50	117.30	105.20
80	6	1027	A	C5-N7-C8	-5.50	101.15	103.90
80	6	1103	U	C5-C4-O4	5.50	129.20	125.90
36	5	315	C	O5'-P-OP2	-5.50	100.75	105.70
36	5	2617	U	C6-N1-C2	-5.50	117.70	121.00
64	n8	91	LEU	CA-CB-CG	5.50	127.95	115.30
1	2	448	C	C6-N1-C2	-5.50	118.10	120.30
36	1	885	U	C2-N3-C4	-5.50	123.70	127.00
36	1	1349	G	C2-N3-C4	5.50	114.65	111.90
80	6	434	G	C8-N9-C4	-5.50	104.20	106.40
36	5	1796	G	C8-N9-C4	5.50	108.60	106.40
36	1	406	G	N9-C4-C5	5.50	107.60	105.40
36	5	1748	G	C4-N9-C1'	5.50	133.64	126.50
36	5	2751	G	C4-C5-N7	5.50	113.00	110.80
36	5	3136	G	N3-C2-N2	5.50	123.75	119.90
37	7	53	U	N3-C2-O2	-5.50	118.35	122.20
1	2	704	C	N1-C2-O2	5.49	122.20	118.90
1	2	829	A	P-O3'-C3'	5.49	126.29	119.70
36	1	2942	C	C5-C4-N4	-5.49	116.35	120.20
36	1	2979	U	C5-C6-N1	5.49	125.45	122.70
36	1	3001	C	C5-C6-N1	-5.49	118.25	121.00

Continued on next page...

Continued from previous page...

Mol	Chain	Res	Type	Atoms	Z	Observed(°)	Ideal(°)
80	6	103	A	OP2-P-O3'	5.49	117.29	105.20
36	5	974	G	N3-C2-N2	-5.49	116.05	119.90
36	5	1187	C	N3-C4-C5	5.49	124.10	121.90
1	2	1297	G	N7-C8-N9	-5.49	110.35	113.10
1	2	1153	G	C6-C5-N7	5.49	133.69	130.40
36	1	797	U	OP2-P-O3'	5.49	117.28	105.20
36	1	1216	C	C5-C6-N1	5.49	123.75	121.00
36	1	1789	G	N1-C6-O6	5.49	123.19	119.90
36	1	2815	G	C2-N3-C4	-5.49	109.16	111.90
36	1	2943	G	N9-C4-C5	-5.49	103.20	105.40
36	5	994	G	C5-N7-C8	5.49	107.05	104.30
36	5	1438	U	C6-N1-C2	-5.49	117.71	121.00
36	5	1650	G	C6-C5-N7	-5.49	127.11	130.40
36	5	3335	A	O4'-C1'-N9	-5.49	103.81	108.20
36	1	1131	G	C8-N9-C1'	-5.49	119.86	127.00
36	1	2369	G	N3-C4-C5	-5.49	125.86	128.60
80	6	1099	U	C5-C4-O4	5.49	129.19	125.90
36	5	2721	A	N1-C6-N6	5.49	121.89	118.60
36	5	3302	U	N3-C4-C5	5.49	117.89	114.60
36	1	435	C	N3-C4-C5	5.49	124.09	121.90
36	1	1460	A	N7-C8-N9	-5.49	111.06	113.80
36	1	2377	G	C4-C5-N7	5.49	112.99	110.80
80	6	972	G	C8-N9-C4	5.49	108.59	106.40
36	5	90	C	N3-C4-N4	5.49	121.84	118.00
36	5	283	G	C5-C6-O6	-5.49	125.31	128.60
36	5	1417	G	C5-C6-O6	5.49	131.89	128.60
36	1	2400	G	N9-C4-C5	-5.48	103.21	105.40
80	6	421	A	C4-C5-N7	5.48	113.44	110.70
80	6	796	A	OP2-P-O3'	5.48	117.26	105.20
80	6	1144	U	O5'-P-OP1	-5.48	100.77	105.70
36	5	1200	A	N9-C4-C5	-5.48	103.61	105.80
36	5	1326	A	OP1-P-O3'	5.48	117.27	105.20
36	5	2624	G	N3-C4-C5	5.48	131.34	128.60
1	2	103	A	P-O3'-C3'	5.48	126.28	119.70
1	2	1331	A	O5'-P-OP2	-5.48	100.77	105.70
36	1	636	C	C4-C5-C6	-5.48	114.66	117.40
36	1	1299	U	C2-N1-C1'	-5.48	111.12	117.70
36	1	2752	U	C2-N1-C1'	-5.48	111.12	117.70
36	1	2896	A	C8-N9-C4	5.48	107.99	105.80
80	6	945	U	C6-N1-C2	5.48	124.29	121.00
36	5	991	G	N9-C4-C5	-5.48	103.21	105.40
36	5	2408	U	O5'-P-OP2	-5.48	100.77	105.70

Continued on next page...

Continued from previous page...

Mol	Chain	Res	Type	Atoms	Z	Observed(°)	Ideal(°)
79	q3	17	ARG	NE-CZ-NH1	-5.48	117.56	120.30
1	2	39	A	O4'-C1'-N9	5.48	112.58	108.20
36	1	1402	C	C6-N1-C2	5.48	122.49	120.30
36	1	1480	G	N3-C4-C5	5.48	131.34	128.60
36	1	2126	A	N1-C6-N6	5.48	121.89	118.60
36	1	2572	C	C6-N1-C1'	-5.48	114.22	120.80
36	1	2605	G	C4-N9-C1'	-5.48	119.37	126.50
36	1	3269	U	N3-C2-O2	-5.48	118.36	122.20
36	1	3373	U	C5-C6-N1	-5.48	119.96	122.70
80	6	558	U	P-O3'-C3'	5.48	126.28	119.70
80	6	1082	C	C6-N1-C2	-5.48	118.11	120.30
36	5	1336	U	O5'-P-OP2	-5.48	100.77	105.70
36	5	3285	C	C6-N1-C1'	-5.48	114.22	120.80
1	2	1081	A	N1-C6-N6	-5.48	115.31	118.60
36	5	93	C	C6-N1-C2	5.48	122.49	120.30
36	5	1658	G	O5'-P-OP2	-5.48	100.77	105.70
1	2	1600	A	N1-C6-N6	5.48	121.89	118.60
1	2	1600	A	O4'-C1'-N9	5.48	112.58	108.20
1	2	1768	G	N9-C4-C5	5.48	107.59	105.40
36	1	405	U	N3-C2-O2	5.48	126.03	122.20
36	1	605	U	N1-C2-N3	5.48	118.19	114.90
36	1	1339	C	N3-C2-O2	-5.48	118.07	121.90
36	1	1831	U	C6-N1-C2	-5.48	117.71	121.00
36	1	2372	A	OP1-P-O3'	5.48	117.25	105.20
36	1	2654	C	C6-N1-C2	-5.48	118.11	120.30
36	1	2994	A	C6-C5-N7	-5.48	128.47	132.30
36	1	3191	G	N1-C6-O6	5.48	123.19	119.90
36	5	1373	A	C5-N7-C8	-5.48	101.16	103.90
36	1	34	A	OP2-P-O3'	5.48	117.25	105.20
36	1	1481	A	N7-C8-N9	5.48	116.54	113.80
36	1	2336	U	N3-C2-O2	-5.48	118.37	122.20
80	6	1534	G	N3-C4-C5	-5.48	125.86	128.60
36	5	3315	G	OP2-P-O3'	5.48	117.25	105.20
1	2	57	G	C6-C5-N7	-5.47	127.11	130.40
36	1	1886	A	C4-C5-C6	-5.47	114.26	117.00
80	6	1000	C	O4'-C1'-N1	5.47	112.58	108.20
36	5	2711	C	C2-N1-C1'	5.47	124.82	118.80
1	2	1761	U	C6-N1-C2	-5.47	117.72	121.00
36	1	58	G	N3-C4-N9	5.47	129.28	126.00
36	1	1151	U	C4-C5-C6	5.47	122.98	119.70
37	3	67	G	N3-C4-C5	5.47	131.34	128.60
80	6	1385	G	C4-C5-C6	-5.47	115.52	118.80

Continued on next page...

Continued from previous page...

Mol	Chain	Res	Type	Atoms	Z	Observed(°)	Ideal(°)
36	5	1380	G	C5-C6-O6	-5.47	125.32	128.60
36	5	2844	C	C6-N1-C2	-5.47	118.11	120.30
36	5	3285	C	N1-C2-O2	5.47	122.18	118.90
36	1	2399	A	C2-N3-C4	5.47	113.34	110.60
36	5	383	G	N9-C4-C5	-5.47	103.21	105.40
36	5	1451	C	N3-C4-C5	5.47	124.09	121.90
36	1	942	U	N3-C4-C5	-5.47	111.32	114.60
36	1	993	G	C2-N3-C4	5.47	114.64	111.90
36	1	2322	C	OP2-P-O3'	5.47	117.23	105.20
36	1	2371	G	N1-C6-O6	-5.47	116.62	119.90
36	1	2982	A	O4'-C1'-N9	5.47	112.58	108.20
36	1	3227	A	C5-C6-N6	5.47	128.07	123.70
37	3	96	U	C6-N1-C2	5.47	124.28	121.00
80	6	310	C	N3-C4-C5	-5.47	119.71	121.90
37	7	65	G	N1-C6-O6	5.47	123.18	119.90
37	7	103	A	C8-N9-C4	5.47	107.99	105.80
36	1	1109	U	N3-C4-O4	5.47	123.23	119.40
36	5	699	A	N1-C6-N6	5.47	121.88	118.60
36	5	2823	G	C5-C6-O6	-5.47	125.32	128.60
36	1	2366	C	OP2-P-O3'	5.47	117.22	105.20
36	1	3373	U	C6-N1-C2	5.47	124.28	121.00
80	6	617	U	C2-N1-C1'	5.47	124.26	117.70
80	6	773	C	C6-N1-C2	5.47	122.49	120.30
36	5	406	G	C8-N9-C4	-5.47	104.21	106.40
36	5	531	G	C8-N9-C1'	5.47	134.11	127.00
36	5	657	A	OP1-P-OP2	-5.47	111.40	119.60
36	5	3208	G	C4-C5-N7	5.47	112.99	110.80
36	1	2246	G	O5'-P-OP1	-5.46	100.78	105.70
36	1	2323	G	C4-C5-N7	5.46	112.99	110.80
36	1	2873	U	N3-C2-O2	-5.46	118.38	122.20
41	L4	20	LEU	CA-CB-CG	-5.46	102.73	115.30
80	6	154	G	N3-C4-N9	5.46	129.28	126.00
80	6	265	A	C8-N9-C4	5.46	107.98	105.80
36	5	89	A	C2-N3-C4	-5.46	107.87	110.60
36	5	1421	G	N3-C4-C5	5.46	131.33	128.60
36	5	2296	A	C5-N7-C8	-5.46	101.17	103.90
36	5	3339	A	C5-C6-N6	-5.46	119.33	123.70
36	1	1092	C	C6-N1-C2	-5.46	118.11	120.30
80	6	1730	A	C2-N3-C4	-5.46	107.87	110.60
36	5	96	G	N3-C4-C5	5.46	131.33	128.60
36	5	1902	G	N9-C4-C5	-5.46	103.22	105.40
36	5	2616	C	N1-C2-N3	-5.46	115.38	119.20

Continued on next page...

Continued from previous page...

Mol	Chain	Res	Type	Atoms	Z	Observed(°)	Ideal(°)
38	8	50	C	N3-C4-N4	5.46	121.82	118.00
36	1	2293	C	N3-C4-N4	5.46	121.82	118.00
36	1	3368	U	C6-N1-C1'	5.46	128.84	121.20
80	6	638	U	N3-C2-O2	-5.46	118.38	122.20
36	5	619	A	OP1-P-O3'	5.46	117.21	105.20
36	5	741	U	N1-C2-N3	-5.46	111.62	114.90
54	m8	49	LEU	CA-CB-CG	5.46	127.86	115.30
36	1	2362	C	N3-C4-N4	5.46	121.82	118.00
36	1	2945	G	O5'-P-OP2	-5.46	100.79	105.70
36	5	1001	G	C8-N9-C4	5.46	108.58	106.40
36	5	2194	G	C4-C5-N7	5.46	112.98	110.80
1	2	1339	C	P-O3'-C3'	5.46	126.25	119.70
36	1	860	G	N1-C6-O6	5.46	123.18	119.90
36	1	1652	G	C8-N9-C4	5.46	108.58	106.40
36	1	2888	U	C5-C4-O4	-5.46	122.62	125.90
36	1	3208	G	N3-C4-N9	5.46	129.28	126.00
37	3	109	G	C5-C6-O6	5.46	131.88	128.60
44	L7	83	LEU	CA-CB-CG	5.46	127.85	115.30
80	6	1730	A	C5-C6-N6	-5.46	119.33	123.70
36	5	1952	G	N3-C4-N9	5.46	129.28	126.00
36	5	2989	U	C6-N1-C2	5.46	124.28	121.00
36	1	374	A	C5-C6-N6	5.46	128.06	123.70
36	1	952	A	C6-C5-N7	-5.46	128.48	132.30
36	1	964	G	OP2-P-O3'	5.46	117.21	105.20
80	6	1778	G	C8-N9-C4	-5.46	104.22	106.40
36	5	2784	G	N3-C4-N9	5.46	129.27	126.00
36	5	2980	U	N3-C4-O4	5.46	123.22	119.40
36	5	3306	U	C6-N1-C2	5.46	124.27	121.00
36	1	2949	U	C2-N1-C1'	5.46	124.25	117.70
80	6	670	U	C2-N1-C1'	5.46	124.25	117.70
80	6	1738	U	N3-C4-O4	5.46	123.22	119.40
36	5	1867	A	C4-C5-N7	5.46	113.43	110.70
36	1	1724	U	O5'-P-OP1	5.45	117.24	110.70
36	1	3050	U	N1-C2-O2	5.45	126.62	122.80
36	5	776	U	C4-C5-C6	5.45	122.97	119.70
36	5	1316	C	O5'-P-OP1	-5.45	100.79	105.70
36	5	1399	A	C5-N7-C8	-5.45	101.17	103.90
36	5	3326	G	C8-N9-C4	5.45	108.58	106.40
1	2	728	U	N3-C2-O2	-5.45	118.38	122.20
36	1	1447	G	C5-C6-O6	5.45	131.87	128.60
36	1	2187	G	C6-C5-N7	-5.45	127.13	130.40
36	1	2952	G	N3-C4-C5	5.45	131.32	128.60

Continued on next page...

Continued from previous page...

Mol	Chain	Res	Type	Atoms	Z	Observed(°)	Ideal(°)
36	1	3062	G	N3-C4-N9	-5.45	122.73	126.00
80	6	412	A	N9-C4-C5	5.45	107.98	105.80
80	6	1641	C	C5-C6-N1	5.45	123.73	121.00
36	5	1913	A	C6-C5-N7	-5.45	128.49	132.30
36	5	2148	U	N3-C4-O4	-5.45	115.58	119.40
36	5	2825	C	N1-C2-O2	-5.45	115.63	118.90
38	8	82	U	C5-C4-O4	5.45	129.17	125.90
36	1	2824	G	N3-C4-C5	5.45	131.32	128.60
36	1	2943	G	OP1-P-O3'	5.45	117.19	105.20
36	1	3085	G	C4-N9-C1'	5.45	133.58	126.50
37	3	5	G	N3-C4-C5	5.45	131.32	128.60
40	L3	102	LEU	CB-CG-CD2	-5.45	101.74	111.00
36	5	2330	C	C5-C4-N4	-5.45	116.39	120.20
36	5	2372	A	C2-N3-C4	5.45	113.32	110.60
1	2	139	C	C6-N1-C2	-5.45	118.12	120.30
36	5	3112	G	OP2-P-O3'	5.45	117.18	105.20
80	6	833	U	C6-N1-C2	-5.45	117.73	121.00
80	6	1745	G	C8-N9-C4	5.45	108.58	106.40
80	6	1778	G	N1-C6-O6	-5.45	116.63	119.90
36	5	2784	G	N3-C4-C5	-5.45	125.88	128.60
36	1	2675	C	C6-N1-C1'	-5.44	114.27	120.80
36	5	952	A	C5-C6-N6	-5.44	119.34	123.70
36	1	630	A	C8-N9-C4	-5.44	103.62	105.80
36	1	1791	C	N1-C1'-C2'	-5.44	106.01	112.00
36	1	2875	U	N3-C2-O2	-5.44	118.39	122.20
80	6	885	G	C5-C6-O6	-5.44	125.33	128.60
80	6	1385	G	N3-C4-C5	5.44	131.32	128.60
36	5	1139	G	N3-C4-N9	-5.44	122.73	126.00
36	5	1211	U	C6-N1-C2	5.44	124.27	121.00
36	5	1527	C	N3-C4-C5	5.44	124.08	121.90
1	2	99	C	N3-C2-O2	5.44	125.71	121.90
1	2	1523	G	N3-C2-N2	5.44	123.71	119.90
36	1	1864	A	O5'-P-OP2	-5.44	100.80	105.70
80	6	103	A	P-O3'-C3'	5.44	126.23	119.70
80	6	1289	U	N3-C4-O4	5.44	123.21	119.40
36	5	2727	A	N1-C6-N6	-5.44	115.33	118.60
36	1	92	G	OP1-P-O3'	5.44	117.17	105.20
36	1	154	U	C2-N1-C1'	-5.44	111.17	117.70
36	1	1100	U	C6-N1-C2	5.44	124.26	121.00
80	6	377	G	C8-N9-C1'	5.44	134.07	127.00
36	1	329	U	N3-C2-O2	-5.44	118.39	122.20
36	1	979	U	C5-C4-O4	5.44	129.16	125.90

Continued on next page...

Continued from previous page...

Mol	Chain	Res	Type	Atoms	Z	Observed(°)	Ideal(°)
36	1	2356	A	C5-N7-C8	-5.44	101.18	103.90
80	6	347	G	N3-C2-N2	-5.44	116.09	119.90
80	6	1698	G	P-O3'-C3'	5.44	126.22	119.70
36	5	842	G	C4-C5-N7	5.44	112.97	110.80
36	5	1375	G	N9-C4-C5	5.44	107.58	105.40
36	5	3053	G	C4-C5-N7	5.44	112.97	110.80
36	5	3123	A	N9-C4-C5	-5.44	103.63	105.80
1	2	728	U	N1-C2-O2	5.43	126.60	122.80
36	1	339	C	N1-C2-N3	5.43	123.00	119.20
36	1	854	G	C6-C5-N7	5.43	133.66	130.40
36	1	1332	A	O4'-C1'-N9	-5.43	103.85	108.20
38	4	43	A	C8-N9-C4	-5.43	103.63	105.80
80	6	756	A	O5'-P-OP2	-5.43	100.81	105.70
36	5	890	C	O5'-P-OP2	-5.43	100.81	105.70
36	5	2993	G	C4-C5-N7	5.43	112.97	110.80
36	5	3023	U	C2-N1-C1'	5.43	124.22	117.70
40	l3	4	ARG	NE-CZ-NH2	-5.43	117.58	120.30
80	6	985	G	N3-C4-N9	-5.43	122.74	126.00
1	2	1593	A	C2-N3-C4	-5.43	107.89	110.60
80	6	640	U	C2-N1-C1'	5.43	124.22	117.70
36	5	2919	A	C4-N9-C1'	5.43	136.07	126.30
36	5	3004	C	N3-C2-O2	5.43	125.70	121.90
36	1	591	G	C8-N9-C4	5.43	108.57	106.40
36	1	610	G	C4-C5-N7	-5.43	108.63	110.80
80	6	597	G	C8-N9-C4	-5.43	104.23	106.40
80	6	1087	A	N1-C2-N3	5.43	132.01	129.30
80	6	1491	U	P-O3'-C3'	5.43	126.22	119.70
80	6	1751	C	C6-N1-C2	5.43	122.47	120.30
36	5	1128	U	C6-N1-C2	-5.43	117.74	121.00
1	2	411	C	C6-N1-C2	5.43	122.47	120.30
1	2	1535	U	O5'-P-OP1	5.43	117.21	110.70
36	1	347	G	C5-N7-C8	-5.43	101.59	104.30
36	1	670	C	C5-C6-N1	-5.43	118.29	121.00
36	1	3059	G	OP1-P-O3'	5.43	117.14	105.20
38	4	28	C	OP2-P-O3'	5.43	117.14	105.20
8	s6	169	TYR	CA-CB-CG	5.43	123.71	113.40
36	5	180	C	N3-C2-O2	-5.43	118.10	121.90
36	5	1452	A	C5-C6-N6	-5.43	119.36	123.70
36	1	74	G	C8-N9-C4	-5.42	104.23	106.40
36	1	203	G	P-O3'-C3'	-5.42	113.19	119.70
36	1	2970	C	N3-C2-O2	-5.42	118.10	121.90
36	1	3246	G	C5-N7-C8	-5.42	101.59	104.30

Continued on next page...

Continued from previous page...

Mol	Chain	Res	Type	Atoms	Z	Observed(°)	Ideal(°)
80	6	925	G	C5-C6-O6	-5.42	125.34	128.60
36	5	546	C	C3'-C2'-C1'	5.42	105.84	101.50
36	5	2606	G	C6-C5-N7	5.42	133.66	130.40
36	5	2708	C	C5-C6-N1	5.42	123.71	121.00
36	5	2975	U	N1-C2-O2	5.42	126.60	122.80
36	1	3326	G	N3-C4-N9	5.42	129.25	126.00
80	6	355	G	OP2-P-O3'	5.42	117.13	105.20
36	5	3382	U	C6-N1-C2	-5.42	117.75	121.00
36	1	755	A	C2-N3-C4	-5.42	107.89	110.60
36	1	2719	U	C5-C6-N1	-5.42	119.99	122.70
38	4	13	A	N1-C6-N6	5.42	121.85	118.60
80	6	1358	G	N3-C4-C5	5.42	131.31	128.60
36	5	1447	G	O4'-C1'-N9	5.42	112.54	108.20
36	5	2342	U	O5'-P-OP1	5.42	117.21	110.70
36	5	3004	C	OP2-P-O3'	5.42	117.13	105.20
36	1	1447	G	C4-C5-N7	-5.42	108.63	110.80
36	5	203	G	N3-C4-N9	-5.42	122.75	126.00
1	2	1175	U	O5'-P-OP2	5.42	117.20	110.70
36	1	96	G	C8-N9-C1'	5.42	134.04	127.00
36	1	1202	A	C8-N9-C4	5.42	107.97	105.80
80	6	313	U	C5-C6-N1	-5.42	119.99	122.70
80	6	1102	G	N3-C4-C5	5.42	131.31	128.60
80	6	1200	G	N1-C6-O6	5.42	123.15	119.90
36	5	361	A	C5-C6-N6	5.42	128.03	123.70
36	5	515	C	C6-N1-C2	5.42	122.47	120.30
36	5	2345	A	C4-C5-N7	5.42	113.41	110.70
36	5	2347	U	N1-C2-O2	5.42	126.59	122.80
38	8	3	A	O5'-P-OP1	5.42	117.20	110.70
1	2	1666	U	C6-N1-C2	-5.42	117.75	121.00
36	1	40	A	C8-N9-C4	-5.42	103.63	105.80
38	4	88	A	N9-C4-C5	-5.42	103.63	105.80
80	6	91	G	C5-C6-O6	-5.42	125.35	128.60
36	5	1342	C	N3-C4-C5	5.42	124.07	121.90
36	5	2160	G	C8-N9-C4	5.42	108.57	106.40
38	8	42	G	C8-N9-C4	5.42	108.57	106.40
36	1	2698	G	C5-C6-O6	-5.42	125.35	128.60
80	6	904	G	N3-C4-C5	-5.42	125.89	128.60
36	5	2655	U	N1-C2-O2	-5.42	119.01	122.80
1	2	1122	G	C4-C5-N7	-5.41	108.64	110.80
36	1	1891	A	N7-C8-N9	-5.41	111.09	113.80
36	5	638	C	N3-C2-O2	-5.41	118.11	121.90
36	5	2337	C	N3-C4-C5	5.41	124.06	121.90

Continued on next page...

Continued from previous page...

Mol	Chain	Res	Type	Atoms	Z	Observed(°)	Ideal(°)
36	5	2606	G	N3-C4-C5	5.41	131.31	128.60
36	5	2641	U	N1-C2-O2	-5.41	119.01	122.80
38	8	12	A	N1-C6-N6	5.41	121.85	118.60
1	2	1130	G	N1-C6-O6	5.41	123.15	119.90
36	1	224	C	C5-C6-N1	5.41	123.71	121.00
36	1	610	G	C6-C5-N7	5.41	133.65	130.40
36	1	711	A	N9-C4-C5	-5.41	103.64	105.80
36	1	1824	U	N3-C2-O2	-5.41	118.41	122.20
36	1	3092	C	O5'-P-OP1	-5.41	100.83	105.70
38	4	103	G	C5-C6-N1	5.41	114.21	111.50
80	6	417	A	P-O3'-C3'	5.41	126.19	119.70
80	6	557	G	N1-C6-O6	-5.41	116.65	119.90
1	2	1367	G	O5'-P-OP2	-5.41	100.83	105.70
36	1	432	G	N3-C4-N9	5.41	129.25	126.00
80	6	1697	G	C4-N9-C1'	5.41	133.53	126.50
36	5	66	A	C5-C6-N6	-5.41	119.37	123.70
36	5	3118	C	C5-C6-N1	5.41	123.71	121.00
1	2	224	C	C6-N1-C2	-5.41	118.14	120.30
1	2	499	U	C6-N1-C1'	-5.41	113.63	121.20
36	1	547	G	P-O3'-C3'	5.41	126.19	119.70
36	1	1068	C	O5'-P-OP2	-5.41	100.83	105.70
36	1	3103	A	C5-C6-N1	5.41	120.41	117.70
36	5	639	G	N3-C4-C5	5.41	131.30	128.60
36	5	1242	G	N3-C4-C5	-5.41	125.90	128.60
36	5	1675	G	C4-C5-N7	5.41	112.96	110.80
80	6	264	G	C4-C5-C6	5.41	122.04	118.80
36	5	44	U	C2-N1-C1'	-5.41	111.21	117.70
36	5	1000	C	O4'-C1'-N1	5.41	112.53	108.20
36	5	1209	G	N1-C6-O6	5.41	123.14	119.90
1	2	1272	U	C5-C4-O4	5.41	129.14	125.90
36	1	686	G	N7-C8-N9	-5.41	110.40	113.10
36	1	3367	C	N3-C4-C5	5.41	124.06	121.90
80	6	1647	U	N3-C4-O4	5.41	123.18	119.40
36	5	23	A	N9-C4-C5	-5.41	103.64	105.80
36	5	958	C	N3-C4-N4	5.41	121.78	118.00
36	5	1606	U	C2-N1-C1'	-5.41	111.21	117.70
36	5	3082	C	N1-C2-O2	5.41	122.14	118.90
37	7	11	A	C4-C5-N7	5.41	113.40	110.70
36	1	2973	G	N1-C6-O6	5.40	123.14	119.90
36	5	2166	A	C4-C5-N7	5.40	113.40	110.70
36	1	595	G	N3-C4-C5	-5.40	125.90	128.60
36	1	712	G	N1-C6-O6	5.40	123.14	119.90

Continued on next page...

Continued from previous page...

Mol	Chain	Res	Type	Atoms	Z	Observed(°)	Ideal(°)
36	1	2572	C	C6-N1-C2	-5.40	118.14	120.30
36	5	1444	G	C5-C6-O6	-5.40	125.36	128.60
36	5	2262	A	C4-C5-N7	5.40	113.40	110.70
36	5	2603	G	C8-N9-C1'	-5.40	119.98	127.00
1	2	402	C	C6-N1-C2	5.40	122.46	120.30
36	1	517	G	C8-N9-C4	-5.40	104.24	106.40
36	1	1321	G	N3-C4-N9	5.40	129.24	126.00
36	1	2860	U	N3-C2-O2	5.40	125.98	122.20
36	1	3277	U	N1-C2-O2	5.40	126.58	122.80
80	6	392	G	N1-C6-O6	-5.40	116.66	119.90
36	5	1060	U	N3-C2-O2	-5.40	118.42	122.20
36	5	1938	U	C6-N1-C2	5.40	124.24	121.00
36	5	2342	U	N1-C2-N3	5.40	118.14	114.90
36	1	638	C	N3-C2-O2	-5.40	118.12	121.90
80	6	1704	U	C2-N1-C1'	5.40	124.18	117.70
36	5	333	G	C2-N3-C4	-5.40	109.20	111.90
36	5	793	C	OP2-P-O3'	5.40	117.08	105.20
36	5	2405	C	C6-N1-C2	5.40	122.46	120.30
36	1	1369	A	C4-C5-N7	5.40	113.40	110.70
36	1	2239	G	OP1-P-O3'	5.40	117.08	105.20
36	5	657	A	C5-C6-N6	-5.40	119.38	123.70
36	5	1426	C	N3-C2-O2	5.40	125.68	121.90
36	5	3006	A	C2-N3-C4	-5.40	107.90	110.60
36	5	1520	G	C6-C5-N7	-5.40	127.16	130.40
36	5	2632	G	O5'-P-OP1	-5.40	100.84	105.70
36	5	3183	A	C4-C5-C6	-5.40	114.30	117.00
1	2	312	A	OP1-P-O3'	5.39	117.07	105.20
36	1	1187	C	OP2-P-O3'	5.39	117.07	105.20
36	1	2818	U	N3-C4-O4	5.39	123.18	119.40
36	1	3028	G	N3-C4-N9	5.39	129.24	126.00
44	L7	108	LEU	CA-CB-CG	-5.39	102.89	115.30
80	6	38	C	OP2-P-O3'	5.39	117.07	105.20
80	6	371	G	C4-N9-C1'	5.39	133.51	126.50
36	5	279	U	OP1-P-O3'	5.39	117.07	105.20
36	5	2964	G	N9-C4-C5	5.39	107.56	105.40
36	1	1502	C	N3-C4-C5	-5.39	119.74	121.90
36	1	2144	A	OP1-P-O3'	5.39	117.06	105.20
36	1	2323	G	N3-C2-N2	5.39	123.67	119.90
36	1	3313	U	C2-N1-C1'	5.39	124.17	117.70
36	5	1592	G	N3-C4-C5	-5.39	125.90	128.60
36	5	2683	U	O5'-P-OP1	-5.39	100.85	105.70
36	1	1104	G	C6-C5-N7	-5.39	127.17	130.40

Continued on next page...

Continued from previous page...

Mol	Chain	Res	Type	Atoms	Z	Observed(°)	Ideal(°)
36	1	2330	C	O5'-P-OP2	-5.39	100.85	105.70
1	2	617	U	C2-N1-C1'	5.39	124.17	117.70
36	1	1201	C	N1-C1'-C2'	-5.39	106.07	112.00
36	1	2984	C	N3-C2-O2	-5.39	118.13	121.90
36	5	494	G	N1-C2-N2	-5.39	111.35	116.20
36	5	1192	C	C2-N3-C4	-5.39	117.21	119.90
36	5	1300	G	C8-N9-C4	5.39	108.56	106.40
52	m6	27	LEU	CB-CG-CD1	-5.39	101.84	111.00
36	5	509	U	C2-N3-C4	5.39	130.23	127.00
36	5	1514	G	N3-C2-N2	-5.39	116.13	119.90
36	1	584	G	C4-C5-N7	-5.39	108.64	110.80
36	1	2177	G	C4-C5-N7	5.39	112.95	110.80
36	1	3023	U	O5'-P-OP1	-5.39	100.85	105.70
80	6	1322	A	C8-N9-C4	5.39	107.95	105.80
36	5	2823	G	N1-C6-O6	5.39	123.13	119.90
36	5	3287	U	N3-C2-O2	-5.39	118.43	122.20
36	1	1143	A	C2-N3-C4	-5.38	107.91	110.60
38	4	73	U	N3-C4-C5	5.38	117.83	114.60
36	1	691	A	OP1-P-O3'	5.38	117.04	105.20
36	5	722	G	C4-C5-N7	-5.38	108.65	110.80
36	1	808	A	N7-C8-N9	-5.38	111.11	113.80
36	1	1037	C	C6-N1-C2	-5.38	118.15	120.30
80	6	543	C	N3-C4-N4	-5.38	114.23	118.00
80	6	592	A	O5'-P-OP2	-5.38	100.86	105.70
36	5	1134	G	C4-N9-C1'	-5.38	119.50	126.50
36	5	1901	A	N1-C6-N6	-5.38	115.37	118.60
36	5	2403	G	OP1-P-O3'	5.38	117.04	105.20
36	5	2848	G	C4-C5-C6	5.38	122.03	118.80
1	2	772	G	N3-C4-C5	5.38	131.29	128.60
36	1	609	G	C5-C6-O6	-5.38	125.37	128.60
36	1	641	C	N3-C4-N4	-5.38	114.23	118.00
38	4	103	G	C2-N3-C4	5.38	114.59	111.90
36	5	1485	G	C8-N9-C1'	-5.38	120.00	127.00
36	5	2968	G	N3-C2-N2	-5.38	116.13	119.90
1	2	453	U	C5-C4-O4	5.38	129.13	125.90
36	1	639	G	N1-C2-N2	5.38	121.04	116.20
36	1	1306	G	C6-C5-N7	-5.38	127.17	130.40
36	1	3104	U	N3-C2-O2	-5.38	118.44	122.20
36	1	3311	C	C6-N1-C2	5.38	122.45	120.30
36	5	46	U	O5'-P-OP1	-5.38	100.86	105.70
36	5	518	G	C4-C5-N7	-5.38	108.65	110.80
36	5	992	A	N1-C6-N6	5.38	121.83	118.60

Continued on next page...

Continued from previous page...

Mol	Chain	Res	Type	Atoms	Z	Observed(°)	Ideal(°)
36	5	1894	U	C2-N3-C4	-5.38	123.77	127.00
36	5	1909	A	C4-C5-C6	-5.38	114.31	117.00
36	5	2667	A	C5-C6-N6	-5.38	119.40	123.70
36	1	2976	A	C5-C6-N6	-5.38	119.40	123.70
38	4	63	G	OP2-P-O3'	5.38	117.03	105.20
80	6	1101	G	N3-C4-C5	-5.38	125.91	128.60
36	5	411	U	C6-N1-C2	5.38	124.23	121.00
36	5	617	G	N3-C2-N2	-5.38	116.14	119.90
36	5	752	C	N3-C4-C5	5.38	124.05	121.90
36	5	2186	U	O5'-P-OP2	-5.38	100.86	105.70
36	5	2781	U	C6-N1-C2	5.38	124.23	121.00
36	5	3104	U	N1-C2-O2	-5.38	119.04	122.80
36	1	3129	A	N7-C8-N9	-5.38	111.11	113.80
36	5	1791	C	N1-C2-O2	5.38	122.12	118.90
1	2	25	C	P-O3'-C3'	5.37	126.15	119.70
36	1	718	G	C4-C5-N7	5.37	112.95	110.80
36	1	2698	G	O5'-P-OP2	-5.37	100.86	105.70
80	6	249	U	O5'-P-OP2	-5.37	100.86	105.70
80	6	697	C	N3-C2-O2	-5.37	118.14	121.90
80	6	884	A	C8-N9-C4	5.37	107.95	105.80
36	5	1734	G	N3-C4-N9	-5.37	122.78	126.00
36	5	1846	C	N1-C2-O2	5.37	122.12	118.90
36	5	2166	A	OP2-P-O3'	5.37	117.02	105.20
36	5	3167	A	C8-N9-C4	-5.37	103.65	105.80
36	5	3216	G	C8-N9-C1'	-5.37	120.02	127.00
1	2	764	U	C5-C6-N1	5.37	125.39	122.70
36	1	575	G	N1-C6-O6	5.37	123.12	119.90
36	1	988	U	O5'-P-OP2	-5.37	100.86	105.70
38	4	115	C	N3-C4-C5	5.37	124.05	121.90
80	6	434	G	C6-C5-N7	5.37	133.62	130.40
36	5	1124	U	C4-C5-C6	-5.37	116.48	119.70
36	5	1425	U	N3-C4-O4	-5.37	115.64	119.40
36	5	2697	A	N1-C6-N6	5.37	121.82	118.60
36	5	3128	G	N1-C6-O6	5.37	123.12	119.90
36	5	1881	A	C5-C6-N6	-5.37	119.40	123.70
36	5	2323	G	N3-C4-C5	-5.37	125.92	128.60
1	2	139	C	P-O3'-C3'	5.37	126.14	119.70
37	3	85	G	C5-C6-O6	-5.37	125.38	128.60
80	6	58	U	N3-C2-O2	5.37	125.96	122.20
80	6	387	A	N1-C6-N6	-5.37	115.38	118.60
80	6	1327	C	OP2-P-O3'	5.37	117.01	105.20
36	5	2281	A	C5-C6-N6	-5.37	119.41	123.70

Continued on next page...

Continued from previous page...

Mol	Chain	Res	Type	Atoms	Z	Observed(°)	Ideal(°)
36	1	1507	G	N3-C4-N9	5.37	129.22	126.00
36	1	2796	G	C5-C6-N1	-5.37	108.82	111.50
80	6	1087	A	C4-C5-C6	5.37	119.68	117.00
36	5	656	A	N1-C6-N6	5.37	121.82	118.60
36	5	876	A	C8-N9-C4	5.37	107.95	105.80
36	5	1170	A	N9-C4-C5	-5.37	103.65	105.80
36	5	2408	U	C5-C4-O4	5.37	129.12	125.90
36	5	2816	G	C4-C5-N7	5.37	112.95	110.80
36	1	1232	C	C6-N1-C2	-5.37	118.15	120.30
36	1	1877	U	C5-C6-N1	-5.37	120.02	122.70
36	1	2714	G	C6-C5-N7	5.37	133.62	130.40
36	1	3113	A	N9-C4-C5	5.37	107.95	105.80
36	5	2257	C	N3-C2-O2	-5.37	118.14	121.90
36	5	3167	A	P-O3'-C3'	5.37	126.14	119.70
36	1	326	U	N3-C4-O4	5.36	123.15	119.40
36	1	859	G	N3-C2-N2	5.36	123.66	119.90
36	1	1364	C	OP2-P-O3'	5.36	117.00	105.20
80	6	1698	G	N1-C6-O6	-5.36	116.68	119.90
80	6	1752	U	O5'-P-OP1	5.36	117.14	110.70
36	1	1481	A	C6-C5-N7	-5.36	128.55	132.30
80	6	33	U	C6-N1-C1'	5.36	128.71	121.20
80	6	616	G	C2-N3-C4	5.36	114.58	111.90
36	5	2751	G	C2-N3-C4	-5.36	109.22	111.90
1	2	1189	A	N9-C4-C5	-5.36	103.66	105.80
36	1	652	G	N3-C4-N9	5.36	129.22	126.00
36	1	1480	G	C4-N9-C1'	-5.36	119.53	126.50
38	4	32	C	O5'-P-OP1	5.36	117.13	110.70
80	6	1700	C	C6-N1-C1'	-5.36	114.37	120.80
36	5	248	U	C2-N1-C1'	5.36	124.13	117.70
36	5	927	C	N3-C4-N4	5.36	121.75	118.00
36	5	1161	G	C5-N7-C8	-5.36	101.62	104.30
36	5	1592	G	C4-C5-C6	5.36	122.02	118.80
36	5	1894	U	N1-C2-O2	-5.36	119.05	122.80
36	5	2816	G	C5-C6-O6	-5.36	125.38	128.60
36	5	3132	C	O5'-P-OP2	5.36	117.13	110.70
36	1	715	A	P-O3'-C3'	5.36	126.13	119.70
36	1	2749	G	C6-C5-N7	-5.36	127.19	130.40
36	1	3161	C	C5-C6-N1	5.36	123.68	121.00
36	1	2403	G	C2-N3-C4	-5.36	109.22	111.90
36	1	2836	C	C4-C5-C6	5.36	120.08	117.40
80	6	121	U	N3-C4-O4	-5.36	115.65	119.40
36	5	300	G	N1-C2-N3	5.36	127.11	123.90

Continued on next page...

Continued from previous page...

Mol	Chain	Res	Type	Atoms	Z	Observed(°)	Ideal(°)
36	5	758	C	C6-N1-C2	5.36	122.44	120.30
36	5	1510	G	O5'-P-OP1	-5.36	100.88	105.70
38	8	24	G	N1-C6-O6	-5.36	116.69	119.90
1	2	620	A	C8-N9-C4	-5.36	103.66	105.80
1	2	1153	G	N1-C6-O6	-5.36	116.69	119.90
80	6	766	U	C2-N1-C1'	5.36	124.13	117.70
36	5	718	G	N3-C4-N9	5.36	129.21	126.00
36	5	2164	A	O5'-P-OP2	-5.36	100.88	105.70
36	5	3143	C	C4-C5-C6	5.36	120.08	117.40
37	3	87	G	N1-C6-O6	5.35	123.11	119.90
36	5	10	C	C5-C6-N1	5.35	123.68	121.00
36	1	421	G	C4-N9-C1'	5.35	133.46	126.50
36	1	1475	A	C5-C6-N6	-5.35	119.42	123.70
36	1	1793	C	N3-C2-O2	-5.35	118.15	121.90
36	1	2954	U	OP1-P-O3'	5.35	116.98	105.20
37	3	82	G	C5-C6-O6	5.35	131.81	128.60
80	6	302	U	N3-C4-O4	-5.35	115.65	119.40
80	6	877	G	O5'-P-OP2	-5.35	100.88	105.70
36	5	3337	G	N1-C6-O6	-5.35	116.69	119.90
1	2	15	U	C6-N1-C2	-5.35	117.79	121.00
36	1	783	A	C5-C6-N6	-5.35	119.42	123.70
38	4	42	G	OP1-P-O3'	5.35	116.97	105.20
36	5	1017	C	N1-C2-O2	5.35	122.11	118.90
36	5	1138	U	C6-N1-C1'	5.35	128.69	121.20
1	2	949	C	C6-N1-C2	-5.35	118.16	120.30
36	1	588	G	P-O3'-C3'	-5.35	113.28	119.70
36	1	641	C	N3-C2-O2	5.35	125.64	121.90
36	1	2821	C	C5-C4-N4	-5.35	116.45	120.20
36	1	3376	A	N1-C6-N6	5.35	121.81	118.60
64	N8	115	LYS	C-N-CA	-5.35	111.06	122.30
80	6	653	C	C5-C4-N4	-5.35	116.46	120.20
36	5	215	G	O5'-P-OP2	5.35	117.12	110.70
36	5	1480	G	N3-C4-C5	5.35	131.28	128.60
36	5	1673	G	N3-C4-N9	-5.35	122.79	126.00
36	5	3337	G	N3-C2-N2	5.35	123.64	119.90
36	1	224	C	OP1-P-O3'	5.35	116.96	105.20
36	1	752	C	N3-C4-N4	-5.35	114.26	118.00
36	1	860	G	C8-N9-C4	-5.35	104.26	106.40
36	1	1117	G	C5-C6-O6	-5.35	125.39	128.60
36	1	1200	A	O5'-P-OP1	5.35	117.12	110.70
36	1	1869	C	N3-C2-O2	-5.35	118.16	121.90
36	1	3173	G	N1-C6-O6	-5.35	116.69	119.90

Continued on next page...

Continued from previous page...

Mol	Chain	Res	Type	Atoms	Z	Observed(°)	Ideal(°)
41	L4	250	TRP	CA-CB-CG	5.35	123.86	113.70
80	6	337	G	N9-C4-C5	-5.35	103.26	105.40
80	6	1727	G	C5-C6-O6	5.35	131.81	128.60
9	s7	118	LEU	CA-CB-CG	5.35	127.60	115.30
36	5	327	A	C2-N3-C4	5.35	113.27	110.60
36	5	1305	U	O5'-P-OP2	5.35	117.12	110.70
36	5	3005	A	O5'-P-OP1	-5.35	100.89	105.70
38	8	140	G	C6-C5-N7	-5.35	127.19	130.40
1	2	63	G	C8-N9-C4	-5.35	104.26	106.40
36	1	1404	G	C4-C5-N7	5.35	112.94	110.80
20	c8	15	LEU	CA-CB-CG	5.35	127.60	115.30
36	5	2342	U	C5-C6-N1	-5.35	120.03	122.70
37	7	12	U	C2-N1-C1'	-5.35	111.28	117.70
36	1	75	G	C2-N3-C4	-5.34	109.23	111.90
36	1	214	G	N1-C6-O6	5.34	123.11	119.90
36	1	3328	G	N1-C6-O6	5.34	123.11	119.90
36	5	641	C	N1-C2-O2	-5.34	115.69	118.90
36	5	1001	G	N1-C6-O6	-5.34	116.69	119.90
36	5	2690	G	N3-C2-N2	-5.34	116.16	119.90
36	1	86	G	C4-C5-C6	5.34	122.01	118.80
36	1	2370	G	OP2-P-O3'	5.34	116.95	105.20
36	1	2392	C	C2-N1-C1'	-5.34	112.92	118.80
36	1	2728	G	N3-C4-N9	5.34	129.21	126.00
36	5	882	A	O5'-P-OP1	5.34	117.11	110.70
36	1	660	A	C6-C5-N7	5.34	136.04	132.30
36	1	870	G	C4-C5-C6	5.34	122.00	118.80
36	1	1200	A	C8-N9-C4	-5.34	103.66	105.80
36	1	1204	A	O5'-P-OP1	-5.34	100.89	105.70
36	1	1386	A	C5-C6-N6	-5.34	119.43	123.70
36	1	3085	G	C8-N9-C1'	-5.34	120.06	127.00
36	5	84	U	O5'-P-OP1	5.34	117.11	110.70
36	5	898	U	N1-C2-N3	-5.34	111.69	114.90
36	5	2794	G	O5'-P-OP1	5.34	117.11	110.70
36	5	3273	A	N1-C6-N6	5.34	121.80	118.60
36	1	1613	A	N1-C6-N6	-5.34	115.40	118.60
36	5	652	G	N3-C4-C5	-5.34	125.93	128.60
36	5	1161	G	O5'-P-OP2	-5.34	100.89	105.70
36	5	1594	A	O5'-P-OP1	-5.34	100.89	105.70
36	5	2906	C	N3-C4-N4	5.34	121.74	118.00
36	5	2907	G	N3-C4-C5	5.34	131.27	128.60
36	5	723	U	O5'-P-OP1	-5.34	100.90	105.70
36	5	1250	G	P-O3'-C3'	5.34	126.11	119.70

Continued on next page...

Continued from previous page...

Mol	Chain	Res	Type	Atoms	Z	Observed(°)	Ideal(°)
36	5	2305	G	C5-C6-O6	5.34	131.80	128.60
36	1	753	C	N3-C2-O2	5.34	125.64	121.90
36	1	2796	G	C5-C6-O6	5.34	131.80	128.60
36	1	2945	G	O4'-C1'-N9	5.34	112.47	108.20
36	1	3302	U	N1-C2-N3	-5.34	111.70	114.90
61	N5	113	LEU	CB-CG-CD2	-5.34	101.93	111.00
80	6	1060	U	C2-N1-C1'	5.34	124.10	117.70
36	5	208	C	O5'-P-OP1	-5.34	100.90	105.70
36	5	2740	A	C5-C6-N6	-5.34	119.43	123.70
1	2	542	A	O4'-C1'-N9	5.33	112.47	108.20
36	5	1849	C	N1-C2-O2	5.33	122.10	118.90
36	5	2821	C	C5-C6-N1	5.33	123.67	121.00
36	1	649	A	O5'-P-OP2	-5.33	100.90	105.70
36	1	2636	A	OP2-P-O3'	5.33	116.94	105.20
36	1	2669	G	C2-N3-C4	-5.33	109.23	111.90
38	4	32	C	O5'-P-OP2	-5.33	100.90	105.70
36	5	3320	A	N7-C8-N9	-5.33	111.13	113.80
1	2	1490	C	OP1-P-O3'	5.33	116.93	105.20
36	1	645	A	O5'-P-OP2	-5.33	100.90	105.70
36	1	1413	G	N7-C8-N9	5.33	115.77	113.10
36	1	2369	G	C2-N3-C4	5.33	114.57	111.90
36	1	2990	G	C8-N9-C4	5.33	108.53	106.40
61	N5	34	LEU	CA-CB-CG	5.33	127.56	115.30
36	5	2281	A	N9-C4-C5	-5.33	103.67	105.80
36	5	2292	U	C6-N1-C1'	-5.33	113.74	121.20
36	5	2403	G	N3-C4-C5	5.33	131.27	128.60
36	5	2693	C	C2-N3-C4	-5.33	117.23	119.90
36	5	2902	A	C8-N9-C4	5.33	107.93	105.80
37	7	82	G	N1-C6-O6	-5.33	116.70	119.90
1	2	36	C	C6-N1-C2	5.33	122.43	120.30
36	5	3132	C	O5'-P-OP1	-5.33	100.90	105.70
1	2	639	U	C2-N1-C1'	5.33	124.09	117.70
1	2	1455	G	C4-C5-N7	-5.33	108.67	110.80
36	1	901	G	N1-C6-O6	5.33	123.10	119.90
36	1	1103	A	OP2-P-O3'	5.33	116.92	105.20
36	1	1414	G	C6-C5-N7	-5.33	127.20	130.40
36	1	1436	U	C5-C4-O4	5.33	129.10	125.90
36	1	1906	G	C4-C5-N7	5.33	112.93	110.80
36	1	2102	U	C5-C4-O4	-5.33	122.70	125.90
36	1	3171	U	N3-C2-O2	5.33	125.93	122.20
80	6	124	A	N1-C6-N6	5.33	121.80	118.60
80	6	392	G	N3-C4-C5	-5.33	125.94	128.60

Continued on next page...

Continued from previous page...

Mol	Chain	Res	Type	Atoms	Z	Observed(°)	Ideal(°)
80	6	397	A	N1-C6-N6	5.33	121.80	118.60
80	6	1150	G	C6-C5-N7	-5.33	127.20	130.40
80	6	1296	A	N9-C4-C5	-5.33	103.67	105.80
36	5	2399	A	OP1-P-O3'	5.33	116.92	105.20
36	1	1153	A	N1-C6-N6	5.33	121.80	118.60
36	1	2425	G	C8-N9-C4	-5.33	104.27	106.40
36	5	1286	A	C4-C5-C6	-5.33	114.34	117.00
36	5	1323	G	C5-C6-O6	-5.33	125.40	128.60
1	2	1269	U	N3-C4-O4	5.33	123.13	119.40
36	1	834	U	C2-N1-C1'	-5.33	111.31	117.70
36	1	2593	A	P-O3'-C3'	5.33	126.09	119.70
36	1	2902	A	C8-N9-C4	5.33	107.93	105.80
80	6	32	U	N3-C2-O2	5.33	125.93	122.20
36	5	2323	G	C8-N9-C4	-5.33	104.27	106.40
36	5	2345	A	C8-N9-C4	5.33	107.93	105.80
36	5	2399	A	N7-C8-N9	-5.33	111.14	113.80
36	5	2917	G	O5'-P-OP1	5.33	117.09	110.70
1	2	1657	U	C6-N1-C1'	5.32	128.65	121.20
36	1	2894	C	C6-N1-C2	5.32	122.43	120.30
80	6	14	C	OP2-P-O3'	5.32	116.91	105.20
80	6	1095	U	C2-N1-C1'	5.32	124.09	117.70
36	5	2139	A	N1-C2-N3	5.32	131.96	129.30
36	5	2721	A	O5'-P-OP1	-5.32	100.91	105.70
36	5	3010	U	C2-N3-C4	5.32	130.19	127.00
38	8	80	A	C5-N7-C8	-5.32	101.24	103.90
1	2	734	A	OP1-P-O3'	5.32	116.91	105.20
36	1	267	G	N1-C6-O6	5.32	123.09	119.90
36	1	3160	U	C5-C6-N1	5.32	125.36	122.70
80	6	555	A	C2'-C3'-O3'	5.32	122.22	113.70
36	5	2729	U	C5-C4-O4	-5.32	122.71	125.90
37	7	109	G	C4-C5-N7	5.32	112.93	110.80
36	1	1208	U	N3-C4-O4	-5.32	115.68	119.40
36	1	2979	U	C5-C4-O4	5.32	129.09	125.90
80	6	104	A	O4'-C1'-N9	5.32	112.46	108.20
80	6	333	A	C8-N9-C4	5.32	107.93	105.80
36	5	1755	C	C6-N1-C2	5.32	122.43	120.30
36	5	3265	C	OP1-P-O3'	5.32	116.90	105.20
80	6	750	U	N3-C2-O2	5.32	125.92	122.20
80	6	1727	G	N9-C4-C5	5.32	107.53	105.40
36	5	2671	A	C8-N9-C4	5.32	107.93	105.80
1	2	447	U	C6-N1-C2	-5.32	117.81	121.00
1	2	618	U	C6-N1-C2	-5.32	117.81	121.00

Continued on next page...

Continued from previous page...

Mol	Chain	Res	Type	Atoms	Z	Observed(°)	Ideal(°)
36	1	712	G	C4-C5-N7	5.32	112.93	110.80
36	1	1386	A	C6-N1-C2	-5.32	115.41	118.60
36	1	2322	C	N1-C2-O2	-5.32	115.71	118.90
36	1	2422	C	N3-C2-O2	-5.32	118.18	121.90
36	1	3268	A	C4-C5-C6	5.32	119.66	117.00
80	6	463	U	C6-N1-C2	5.32	124.19	121.00
36	5	34	A	O5'-P-OP2	-5.32	100.91	105.70
36	5	1202	A	C2-N3-C4	-5.32	107.94	110.60
36	5	2704	A	OP1-P-OP2	5.32	127.58	119.60
36	5	3225	C	C6-N1-C2	-5.32	118.17	120.30
1	2	131	C	O5'-P-OP1	5.32	117.08	110.70
36	1	984	G	N3-C2-N2	5.32	123.62	119.90
36	1	1420	C	OP2-P-O3'	5.32	116.89	105.20
36	1	1914	G	C4-C5-N7	5.32	112.93	110.80
36	5	952	A	C4-C5-N7	5.32	113.36	110.70
36	5	1033	U	P-O3'-C3'	5.32	126.08	119.70
36	5	1498	A	C2-N3-C4	-5.32	107.94	110.60
36	5	1794	G	C8-N9-C4	-5.32	104.27	106.40
36	5	2391	G	N3-C4-N9	-5.32	122.81	126.00
36	5	2661	G	O5'-P-OP2	-5.32	100.92	105.70
1	2	1409	G	N3-C4-N9	-5.31	122.81	126.00
36	1	971	G	N3-C4-N9	5.31	129.19	126.00
36	1	2610	G	N1-C6-O6	5.31	123.09	119.90
36	1	2730	G	N3-C4-C5	5.31	131.26	128.60
38	4	83	C	C6-N1-C2	5.31	122.43	120.30
36	1	272	G	C8-N9-C4	5.31	108.53	106.40
36	1	2273	G	N7-C8-N9	-5.31	110.44	113.10
36	5	836	A	C6-C5-N7	-5.31	128.58	132.30
36	1	2324	A	N9-C4-C5	5.31	107.92	105.80
36	5	1364	C	OP2-P-O3'	5.31	116.88	105.20
36	5	3306	U	C4-C5-C6	-5.31	116.51	119.70
1	2	1305	U	N3-C2-O2	-5.31	118.48	122.20
36	1	645	A	C6-N1-C2	-5.31	115.42	118.60
36	1	1192	C	OP2-P-O3'	5.31	116.88	105.20
36	1	2719	U	C2-N1-C1'	-5.31	111.33	117.70
36	1	2830	G	N3-C4-C5	5.31	131.25	128.60
36	1	2943	G	O5'-P-OP2	-5.31	100.92	105.70
36	1	3034	C	C2-N1-C1'	5.31	124.64	118.80
36	1	3110	C	C2-N1-C1'	5.31	124.64	118.80
36	1	3179	U	OP2-P-O3'	5.31	116.88	105.20
80	6	782	U	C2-N1-C1'	5.31	124.07	117.70
36	5	644	G	C4-C5-N7	-5.31	108.68	110.80

Continued on next page...

Continued from previous page...

Mol	Chain	Res	Type	Atoms	Z	Observed(°)	Ideal(°)
36	5	974	G	N9-C4-C5	5.31	107.52	105.40
36	5	2638	C	C6-N1-C2	-5.31	118.18	120.30
36	5	2691	A	N1-C6-N6	5.31	121.79	118.60
37	7	34	C	C6-N1-C2	-5.31	118.18	120.30
1	2	802	G	C8-N9-C4	-5.31	104.28	106.40
36	1	994	G	O4'-C1'-N9	-5.31	103.95	108.20
36	1	2361	A	OP2-P-O3'	5.31	116.88	105.20
80	6	113	U	N1-C2-O2	5.31	126.52	122.80
80	6	1398	U	C6-N1-C2	-5.31	117.81	121.00
36	5	964	G	OP1-P-O3'	-5.31	93.52	105.20
36	5	1059	G	OP1-P-OP2	5.31	127.56	119.60
1	2	389	G	N3-C4-C5	-5.31	125.95	128.60
1	2	1479	A	N1-C6-N6	5.31	121.78	118.60
36	1	676	G	C4-N9-C1'	5.31	133.40	126.50
36	5	649	A	O5'-P-OP2	-5.31	100.92	105.70
36	1	1111	U	O5'-P-OP1	-5.30	100.93	105.70
36	1	1655	G	N9-C4-C5	-5.30	103.28	105.40
36	1	2873	U	N1-C2-O2	5.30	126.51	122.80
80	6	1564	U	C6-N1-C2	5.30	124.18	121.00
36	5	1481	A	C8-N9-C4	-5.30	103.68	105.80
36	5	2524	A	N9-C1'-C2'	5.30	120.89	114.00
36	5	2859	U	O4'-C1'-N1	5.30	112.44	108.20
1	2	240	U	N1-C1'-C2'	5.30	120.89	114.00
1	2	1467	C	N1-C2-O2	-5.30	115.72	118.90
36	1	658	G	OP2-P-O3'	5.30	116.86	105.20
80	6	310	C	N1-C2-O2	-5.30	115.72	118.90
80	6	565	C	C2-N1-C1'	-5.30	112.97	118.80
36	5	96	G	N9-C4-C5	-5.30	103.28	105.40
36	5	2930	A	N1-C6-N6	5.30	121.78	118.60
1	2	1493	A	C8-N9-C4	-5.30	103.68	105.80
80	6	74	U	C2-N3-C4	-5.30	123.82	127.00
80	6	635	A	N3-C4-C5	5.30	130.51	126.80
80	6	695	U	N1-C2-N3	5.30	118.08	114.90
36	5	1370	G	N3-C4-C5	-5.30	125.95	128.60
36	5	2170	U	N3-C4-O4	-5.30	115.69	119.40
36	5	2315	G	O5'-P-OP1	-5.30	100.93	105.70
36	5	2606	G	N9-C4-C5	5.30	107.52	105.40
36	5	3208	G	C5-C6-O6	-5.30	125.42	128.60
1	2	806	A	C8-N9-C4	-5.30	103.68	105.80
36	1	546	C	C6-N1-C2	-5.30	118.18	120.30
36	1	1526	U	N3-C2-O2	-5.30	118.49	122.20
36	5	1367	G	C6-C5-N7	-5.30	127.22	130.40

Continued on next page...

Continued from previous page...

Mol	Chain	Res	Type	Atoms	Z	Observed(°)	Ideal(°)
36	5	2882	U	N3-C2-O2	-5.30	118.49	122.20
36	1	950	G	N1-C6-O6	5.30	123.08	119.90
42	L5	103	LEU	CA-CB-CG	5.30	127.48	115.30
78	Q2	93	LEU	CA-CB-CG	5.30	127.48	115.30
36	5	902	G	N1-C6-O6	5.30	123.08	119.90
36	5	1131	G	N7-C8-N9	-5.30	110.45	113.10
36	5	2872	A	C5'-C4'-O4'	-5.30	102.75	109.10
36	1	1182	A	C8-N9-C4	5.29	107.92	105.80
52	M6	27	LEU	CB-CG-CD1	-5.29	102.00	111.00
80	6	418	G	C8-N9-C1'	-5.29	120.12	127.00
36	5	824	C	C2-N1-C1'	5.29	124.62	118.80
1	2	1198	G	N1-C6-O6	5.29	123.08	119.90
36	1	827	A	N1-C2-N3	-5.29	126.65	129.30
38	4	89	A	OP2-P-O3'	5.29	116.85	105.20
80	6	55	A	O5'-P-OP1	-5.29	100.94	105.70
80	6	970	A	P-O3'-C3'	5.29	126.05	119.70
80	6	1433	G	N1-C6-O6	-5.29	116.72	119.90
36	5	63	A	C8-N9-C4	-5.29	103.68	105.80
36	5	1010	G	C5-N7-C8	-5.29	101.65	104.30
36	5	1192	C	N3-C4-C5	5.29	124.02	121.90
36	5	1884	A	C8-N9-C4	5.29	107.92	105.80
36	5	2141	U	N1-C2-O2	-5.29	119.09	122.80
36	1	289	A	O5'-P-OP2	5.29	117.05	110.70
36	1	783	A	N9-C4-C5	-5.29	103.68	105.80
36	1	1724	U	O4'-C1'-N1	5.29	112.43	108.20
36	5	1016	C	O5'-P-OP1	-5.29	100.94	105.70
36	5	1792	C	C5-C6-N1	-5.29	118.35	121.00
36	5	1834	U	N3-C4-C5	-5.29	111.42	114.60
36	5	2642	A	C8-N9-C4	-5.29	103.68	105.80
36	5	2830	G	OP1-P-O3'	-5.29	93.56	105.20
36	5	3007	U	OP2-P-O3'	5.29	116.84	105.20
80	6	1473	U	N1-C2-O2	5.29	126.50	122.80
36	5	1399	A	N3-C4-C5	5.29	130.50	126.80
36	5	1855	U	N3-C2-O2	-5.29	118.50	122.20
36	1	410	U	C6-N1-C2	-5.29	117.83	121.00
36	1	1434	G	O5'-P-OP1	-5.29	100.94	105.70
36	1	1604	G	C2-N3-C4	5.29	114.54	111.90
36	1	2773	C	C5-C4-N4	-5.29	116.50	120.20
80	6	1698	G	C4-C5-N7	-5.29	108.68	110.80
36	5	653	A	N1-C6-N6	5.29	121.77	118.60
36	5	1305	U	C6-N1-C1'	-5.29	113.80	121.20
38	8	7	U	N3-C2-O2	5.29	125.90	122.20

Continued on next page...

Continued from previous page...

Mol	Chain	Res	Type	Atoms	Z	Observed(°)	Ideal(°)
36	1	417	A	C4-C5-N7	5.29	113.34	110.70
36	1	1110	U	O5'-P-OP2	-5.29	100.94	105.70
80	6	934	C	N3-C2-O2	-5.29	118.20	121.90
36	5	216	G	O5'-P-OP1	-5.29	100.94	105.70
36	5	1011	A	C2-N3-C4	-5.29	107.96	110.60
36	5	1615	C	C6-N1-C2	-5.29	118.19	120.30
36	1	1406	A	C2-N3-C4	5.28	113.24	110.60
36	1	1407	A	N1-C6-N6	-5.28	115.43	118.60
36	1	2203	U	O5'-P-OP1	-5.28	100.95	105.70
36	1	2977	G	C5-N7-C8	-5.28	101.66	104.30
80	6	1727	G	C8-N9-C4	-5.28	104.29	106.40
36	5	870	G	N3-C4-C5	5.28	131.24	128.60
36	5	2604	U	O5'-P-OP1	-5.28	100.94	105.70
36	5	3284	G	C8-N9-C4	-5.28	104.29	106.40
36	5	3330	A	O5'-P-OP2	-5.28	100.94	105.70
1	2	189	C	C2-N1-C1'	5.28	124.61	118.80
1	2	1539	G	N3-C4-N9	-5.28	122.83	126.00
36	1	680	G	N9-C4-C5	-5.28	103.29	105.40
80	6	246	G	C5-C6-O6	-5.28	125.43	128.60
80	6	1124	A	C8-N9-C4	5.28	107.91	105.80
36	5	2647	A	C8-N9-C1'	5.28	137.21	127.70
37	7	63	A	N7-C8-N9	-5.28	111.16	113.80
36	1	3326	G	N3-C2-N2	5.28	123.60	119.90
80	6	330	G	N1-C6-O6	5.28	123.07	119.90
80	6	1755	A	P-O3'-C3'	5.28	126.04	119.70
36	5	219	A	OP2-P-O3'	5.28	116.82	105.20
36	5	815	G	N3-C4-C5	-5.28	125.96	128.60
36	5	2524	A	N9-C4-C5	-5.28	103.69	105.80
36	5	2656	A	C4-C5-C6	5.28	119.64	117.00
36	5	3245	A	N7-C8-N9	5.28	116.44	113.80
36	5	3301	U	C4-C5-C6	-5.28	116.53	119.70
36	5	3351	U	C5-C4-O4	5.28	129.07	125.90
62	N6	40	ARG	NE-CZ-NH2	-5.28	117.66	120.30
36	5	2169	G	C5-C6-N1	5.28	114.14	111.50
36	5	3008	A	N3-C4-C5	5.28	130.50	126.80
1	2	342	C	N1-C2-O2	5.28	122.07	118.90
1	2	979	A	C8-N9-C4	-5.28	103.69	105.80
36	1	776	U	N1-C2-N3	5.28	118.07	114.90
36	1	1148	G	C5-C6-O6	-5.28	125.43	128.60
36	1	2134	G	C4-C5-N7	5.28	112.91	110.80
36	5	629	U	N3-C4-C5	5.28	117.77	114.60
1	2	1113	A	N1-C6-N6	5.28	121.77	118.60

Continued on next page...

Continued from previous page...

Mol	Chain	Res	Type	Atoms	Z	Observed(°)	Ideal(°)
36	1	204	A	O5'-P-OP2	-5.28	100.95	105.70
36	1	1437	C	N3-C4-N4	5.28	121.69	118.00
36	1	2719	U	C2-N3-C4	-5.28	123.83	127.00
37	3	73	C	C6-N1-C2	-5.28	118.19	120.30
80	6	440	U	N1-C2-N3	5.28	118.06	114.90
80	6	805	U	C6-N1-C2	-5.28	117.83	121.00
36	5	1000	C	O5'-P-OP2	-5.28	100.95	105.70
36	5	1495	U	N3-C2-O2	-5.28	118.51	122.20
36	5	1847	A	N1-C6-N6	-5.28	115.43	118.60
36	5	1903	U	C2-N1-C1'	5.28	124.03	117.70
36	5	2292	U	N3-C4-O4	5.28	123.09	119.40
36	5	2682	C	N3-C2-O2	-5.28	118.21	121.90
36	1	1439	U	N1-C2-N3	5.27	118.06	114.90
80	6	187	G	P-O3'-C3'	5.27	126.03	119.70
36	5	576	C	O5'-P-OP2	-5.27	100.95	105.70
36	5	1486	G	C8-N9-C4	-5.27	104.29	106.40
1	2	136	C	OP1-P-O3'	5.27	116.80	105.20
36	1	222	A	N9-C4-C5	-5.27	103.69	105.80
36	1	281	G	N7-C8-N9	5.27	115.74	113.10
36	1	941	G	OP1-P-O3'	5.27	116.80	105.20
36	1	2991	A	N9-C4-C5	-5.27	103.69	105.80
36	5	271	C	N1-C2-O2	5.27	122.06	118.90
36	5	399	A	O5'-P-OP2	5.27	117.03	110.70
36	5	516	A	C5-C6-N6	-5.27	119.48	123.70
36	5	1927	G	N3-C4-N9	5.27	129.16	126.00
36	5	2213	A	N1-C6-N6	-5.27	115.44	118.60
36	5	2334	U	O5'-P-OP2	-5.27	100.95	105.70
36	5	2428	U	N1-C2-O2	-5.27	119.11	122.80
36	5	3233	C	C6-N1-C2	5.27	122.41	120.30
38	8	88	A	N1-C6-N6	5.27	121.76	118.60
36	1	226	C	C6-N1-C2	-5.27	118.19	120.30
36	1	688	G	C8-N9-C1'	-5.27	120.15	127.00
36	1	818	C	OP1-P-OP2	-5.27	111.69	119.60
36	1	1331	U	P-O3'-C3'	5.27	126.03	119.70
36	5	994	G	OP1-P-O3'	5.27	116.80	105.20
36	5	1604	G	N3-C4-N9	5.27	129.16	126.00
36	5	3310	A	N1-C6-N6	5.27	121.76	118.60
1	2	1560	U	N1-C2-O2	5.27	126.49	122.80
1	2	1752	U	OP2-P-O3'	5.27	116.80	105.20
36	1	1007	U	C2-N1-C1'	-5.27	111.38	117.70
36	1	2669	G	N1-C6-O6	5.27	123.06	119.90
38	4	28	C	C6-N1-C2	-5.27	118.19	120.30

Continued on next page...

Continued from previous page...

Mol	Chain	Res	Type	Atoms	Z	Observed(°)	Ideal(°)
36	5	1164	G	N9-C4-C5	5.27	107.51	105.40
36	5	1843	C	C5-C6-N1	5.27	123.64	121.00
36	5	2997	G	N3-C4-C5	5.27	131.24	128.60
36	5	3118	C	O5'-P-OP1	-5.27	100.96	105.70
1	2	1735	U	N3-C2-O2	-5.27	118.51	122.20
36	1	250	U	C6-N1-C2	-5.27	117.84	121.00
36	1	619	A	OP1-P-O3'	5.27	116.79	105.20
36	1	1508	C	N1-C2-O2	5.27	122.06	118.90
36	1	2606	G	C4-N9-C1'	5.27	133.35	126.50
36	1	2643	A	C8-N9-C4	5.27	107.91	105.80
36	1	3396	U	N1-C2-O2	5.27	126.49	122.80
80	6	378	A	C8-N9-C4	5.27	107.91	105.80
80	6	559	C	N3-C4-N4	-5.27	114.31	118.00
80	6	1696	G	C3'-C2'-C1'	5.27	105.71	101.50
36	1	3120	C	N1-C2-O2	5.27	122.06	118.90
80	6	58	U	C6-N1-C1'	5.27	128.57	121.20
80	6	1145	U	C5-C4-O4	-5.27	122.74	125.90
36	5	341	G	C8-N9-C4	-5.27	104.29	106.40
36	5	1521	G	N3-C4-N9	-5.27	122.84	126.00
36	5	1536	G	N3-C2-N2	-5.27	116.21	119.90
84	p0	76	LEU	CA-CB-CG	5.27	127.41	115.30
1	2	1582	U	C6-N1-C2	5.26	124.16	121.00
36	1	798	G	OP1-P-OP2	-5.26	111.70	119.60
36	1	1082	U	N3-C2-O2	-5.26	118.52	122.20
36	1	2689	A	N7-C8-N9	5.26	116.43	113.80
38	4	111	A	C8-N9-C4	5.26	107.91	105.80
36	5	1399	A	N1-C6-N6	5.26	121.76	118.60
36	5	1862	U	N3-C4-C5	-5.26	111.44	114.60
36	5	1881	A	N9-C4-C5	-5.26	103.69	105.80
36	5	2658	G	C5-C6-O6	-5.26	125.44	128.60
36	1	60	A	N9-C4-C5	-5.26	103.69	105.80
36	1	497	C	O5'-P-OP1	5.26	117.02	110.70
80	6	1095	U	C5-C6-N1	5.26	125.33	122.70
68	o2	115	LEU	CA-CB-CG	-5.26	103.20	115.30
1	2	614	C	C6-N1-C2	-5.26	118.20	120.30
36	1	829	U	C6-N1-C2	-5.26	117.84	121.00
36	1	2184	U	N1-C2-O2	5.26	126.48	122.80
36	1	2404	A	O5'-P-OP1	5.26	117.02	110.70
80	6	286	C	C6-N1-C2	5.26	122.41	120.30
80	6	1421	A	N1-C6-N6	5.26	121.76	118.60
36	5	516	A	N1-C6-N6	5.26	121.76	118.60
36	5	1417	G	N9-C4-C5	5.26	107.50	105.40

Continued on next page...

Continued from previous page...

Mol	Chain	Res	Type	Atoms	Z	Observed(°)	Ideal(°)
1	2	685	A	P-O3'-C3'	5.26	126.01	119.70
36	1	316	U	OP2-P-O3'	5.26	116.77	105.20
80	6	425	A	C6-C5-N7	5.26	135.98	132.30
36	5	290	G	C8-N9-C4	-5.26	104.30	106.40
36	5	2245	C	N1-C2-O2	5.26	122.06	118.90
36	5	3115	C	C6-N1-C2	-5.26	118.20	120.30
36	1	1459	C	C5-C6-N1	-5.26	118.37	121.00
36	1	2281	A	C5-C6-N6	-5.26	119.49	123.70
36	5	1139	G	C5-C6-O6	5.26	131.75	128.60
36	5	1174	G	N7-C8-N9	-5.26	110.47	113.10
36	5	2505	U	C6-N1-C2	-5.26	117.84	121.00
1	2	88	U	C6-N1-C2	-5.26	117.85	121.00
1	2	1185	U	C2-N1-C1'	5.26	124.01	117.70
36	1	421	G	C5-C6-O6	5.26	131.75	128.60
36	1	1202	A	N3-C4-C5	5.26	130.48	126.80
80	6	335	U	C6-N1-C2	-5.26	117.85	121.00
80	6	1433	G	N3-C4-C5	-5.26	125.97	128.60
36	5	1850	A	C8-N9-C4	-5.26	103.70	105.80
36	5	1867	A	N9-C4-C5	-5.26	103.70	105.80
37	7	10	C	C6-N1-C1'	-5.26	114.49	120.80
36	1	206	G	C5-C6-O6	5.25	131.75	128.60
80	6	1768	G	N3-C4-C5	5.25	131.23	128.60
1	2	137	U	C6-N1-C2	-5.25	117.85	121.00
36	1	334	A	N1-C6-N6	5.25	121.75	118.60
36	1	963	G	N7-C8-N9	5.25	115.73	113.10
80	6	397	A	N9-C4-C5	-5.25	103.70	105.80
80	6	616	G	O5'-P-OP2	-5.25	100.97	105.70
36	5	688	G	C8-N9-C4	-5.25	104.30	106.40
36	5	1671	C	C6-N1-C2	5.25	122.40	120.30
36	5	3148	U	C6-N1-C2	5.25	124.15	121.00
36	1	370	U	C6-N1-C2	-5.25	117.85	121.00
36	1	806	A	O4'-C1'-N9	-5.25	104.00	108.20
36	1	2908	G	OP1-P-O3'	-5.25	93.65	105.20
36	5	973	A	O5'-P-OP1	5.25	117.00	110.70
36	5	2278	C	N1-C2-O2	5.25	122.05	118.90
36	1	1166	G	C4-C5-N7	5.25	112.90	110.80
36	1	2384	A	C8-N9-C4	5.25	107.90	105.80
37	3	16	U	C5-C6-N1	-5.25	120.08	122.70
80	6	1102	G	C2-N3-C4	-5.25	109.28	111.90
36	5	274	G	C2-N3-C4	-5.25	109.28	111.90
36	5	1666	G	C8-N9-C4	5.25	108.50	106.40
1	2	1112	G	C5-C6-O6	-5.25	125.45	128.60

Continued on next page...

Continued from previous page...

Mol	Chain	Res	Type	Atoms	Z	Observed(°)	Ideal(°)
1	2	1502	G	N1-C6-O6	-5.25	116.75	119.90
36	1	874	U	C6-N1-C2	5.25	124.15	121.00
36	1	1202	A	C4-C5-N7	5.25	113.32	110.70
36	1	2408	U	O5'-P-OP1	-5.25	100.98	105.70
36	1	2941	A	OP1-P-O3'	5.25	116.75	105.20
38	4	33	A	O5'-P-OP2	5.25	117.00	110.70
80	6	448	C	N3-C4-C5	-5.25	119.80	121.90
36	5	496	C	C6-N1-C2	-5.25	118.20	120.30
36	5	657	A	C5-N7-C8	-5.25	101.28	103.90
36	5	2427	U	O5'-P-OP1	-5.25	100.98	105.70
36	5	2572	C	C6-N1-C2	-5.25	118.20	120.30
36	5	2588	U	C6-N1-C2	-5.25	117.85	121.00
36	1	621	A	C8-N9-C4	-5.25	103.70	105.80
36	1	916	G	P-O3'-C3'	5.25	126.00	119.70
36	1	1129	A	C8-N9-C4	5.25	107.90	105.80
80	6	305	C	O5'-P-OP2	5.25	117.00	110.70
36	5	1329	U	OP1-P-O3'	5.25	116.74	105.20
1	2	720	G	OP1-P-O3'	5.25	116.74	105.20
1	2	1297	G	N1-C6-O6	-5.25	116.75	119.90
36	1	1394	A	OP2-P-O3'	5.25	116.74	105.20
80	6	647	G	N7-C8-N9	5.25	115.72	113.10
80	6	882	U	C6-N1-C2	-5.25	117.85	121.00
36	5	2372	A	C6-C5-N7	-5.25	128.63	132.30
36	5	3018	C	O5'-P-OP1	5.25	116.99	110.70
36	5	3132	C	N3-C2-O2	5.25	125.57	121.90
1	2	240	U	P-O3'-C3'	5.24	125.99	119.70
36	1	3064	U	C6-N1-C2	-5.24	117.85	121.00
38	4	91	C	N3-C4-C5	5.24	124.00	121.90
80	6	297	U	N3-C2-O2	-5.24	118.53	122.20
80	6	1558	U	C2-N3-C4	5.24	130.15	127.00
36	5	1121	U	O5'-P-OP2	-5.24	100.98	105.70
36	5	1485	G	C4-N9-C1'	5.24	133.32	126.50
36	5	1628	C	C6-N1-C2	-5.24	118.20	120.30
36	5	1654	A	N1-C6-N6	-5.24	115.45	118.60
80	6	408	C	O5'-P-OP1	5.24	116.99	110.70
80	6	1058	U	OP1-P-O3'	5.24	116.73	105.20
36	5	734	C	N1-C2-O2	5.24	122.05	118.90
1	2	1081	A	P-O3'-C3'	5.24	125.99	119.70
36	1	2522	G	N7-C8-N9	5.24	115.72	113.10
36	1	2525	G	C2'-C3'-O3'	5.24	122.08	113.70
21	c9	57	ARG	NE-CZ-NH2	-5.24	117.68	120.30
36	5	113	C	C2-N1-C1'	5.24	124.56	118.80

Continued on next page...

Continued from previous page...

Mol	Chain	Res	Type	Atoms	Z	Observed(°)	Ideal(°)
36	5	508	U	C6-N1-C2	-5.24	117.86	121.00
36	5	2284	C	C6-N1-C1'	-5.24	114.51	120.80
36	5	3048	A	N7-C8-N9	5.24	116.42	113.80
38	8	24	G	O5'-P-OP2	-5.24	100.98	105.70
36	1	822	G	N9-C4-C5	-5.24	103.31	105.40
80	6	880	C	OP1-P-OP2	-5.24	111.74	119.60
36	5	1406	A	OP2-P-O3'	5.24	116.73	105.20
36	5	2347	U	OP2-P-O3'	5.24	116.73	105.20
36	1	2354	C	N3-C4-C5	-5.24	119.81	121.90
36	1	2661	G	OP2-P-O3'	5.24	116.72	105.20
36	1	2916	U	OP1-P-O3'	5.24	116.72	105.20
36	5	64	G	N3-C4-C5	5.24	131.22	128.60
36	1	532	A	OP2-P-O3'	5.24	116.72	105.20
36	1	2295	A	O5'-P-OP2	-5.24	100.99	105.70
36	5	1489	A	N9-C4-C5	-5.24	103.71	105.80
36	5	1706	C	N3-C2-O2	-5.24	118.23	121.90
38	8	12	A	OP1-P-O3'	5.24	116.72	105.20
36	1	3134	A	C4-C5-N7	5.23	113.32	110.70
1	2	1495	C	O5'-P-OP1	-5.23	100.99	105.70
1	2	1600	A	C6-C5-N7	-5.23	128.64	132.30
36	1	967	A	OP1-P-O3'	5.23	116.71	105.20
36	1	2994	A	C5-C6-N6	-5.23	119.51	123.70
80	6	1289	U	N3-C2-O2	5.23	125.86	122.20
36	5	364	G	O5'-P-OP1	-5.23	100.99	105.70
36	1	3051	U	C5-C6-N1	5.23	125.32	122.70
40	L3	150	ARG	NE-CZ-NH1	5.23	122.92	120.30
80	6	420	A	C8-N9-C4	5.23	107.89	105.80
36	5	1433	A	N9-C4-C5	5.23	107.89	105.80
1	2	1478	G	C4-N9-C1'	5.23	133.30	126.50
36	1	1423	C	C6-N1-C1'	5.23	127.08	120.80
80	6	1321	A	C8-N9-C4	5.23	107.89	105.80
80	6	1458	G	N3-C4-N9	5.23	129.14	126.00
36	5	1911	A	OP2-P-O3'	5.23	116.70	105.20
36	5	2245	C	C6-N1-C1'	-5.23	114.53	120.80
1	2	378	A	N1-C6-N6	5.23	121.74	118.60
36	1	851	C	C2-N1-C1'	5.23	124.55	118.80
36	1	984	G	O5'-P-OP1	-5.23	100.99	105.70
36	1	1404	G	N9-C4-C5	-5.23	103.31	105.40
36	1	1496	C	N1-C2-O2	5.23	122.04	118.90
36	1	3177	G	C5-C6-O6	-5.23	125.46	128.60
80	6	470	A	C8-N9-C4	-5.23	103.71	105.80
36	5	314	U	OP1-P-OP2	5.23	127.44	119.60

Continued on next page...

Continued from previous page...

Mol	Chain	Res	Type	Atoms	Z	Observed(°)	Ideal(°)
36	5	842	G	C5-C6-O6	-5.23	125.46	128.60
36	5	907	G	N3-C4-C5	5.23	131.21	128.60
36	5	1867	A	OP2-P-O3'	5.23	116.70	105.20
36	5	3308	C	C5-C6-N1	-5.23	118.39	121.00
36	1	406	G	O5'-P-OP2	-5.23	101.00	105.70
36	1	588	G	OP2-P-O3'	5.23	116.70	105.20
1	2	426	G	C4-N9-C1'	5.22	133.29	126.50
36	1	947	G	C6-C5-N7	-5.22	127.27	130.40
36	1	1177	G	C8-N9-C1'	-5.22	120.21	127.00
36	1	1725	C	C5-C6-N1	-5.22	118.39	121.00
36	5	2798	C	C5-C6-N1	-5.22	118.39	121.00
38	8	113	U	C5-C6-N1	5.22	125.31	122.70
5	S3	202	LEU	CA-CB-CG	5.22	127.31	115.30
36	1	119	U	C2-N1-C1'	-5.22	111.43	117.70
36	1	946	U	N3-C4-O4	5.22	123.06	119.40
36	1	2142	A	N1-C6-N6	-5.22	115.47	118.60
36	1	2376	G	N3-C2-N2	5.22	123.56	119.90
36	1	3318	G	N7-C8-N9	5.22	115.71	113.10
36	5	530	G	C4-C5-N7	5.22	112.89	110.80
36	5	1942	U	N1-C2-N3	5.22	118.03	114.90
36	5	2284	C	C2-N3-C4	5.22	122.51	119.90
36	5	2290	C	N3-C4-C5	5.22	123.99	121.90
36	5	2611	U	C4-C5-C6	5.22	122.83	119.70
1	2	1006	C	C6-N1-C2	-5.22	118.21	120.30
36	5	170	G	N3-C4-N9	5.22	129.13	126.00
36	5	426	G	C6-C5-N7	-5.22	127.27	130.40
36	1	1349	G	N3-C4-N9	5.22	129.13	126.00
36	1	1595	U	C2-N1-C1'	-5.22	111.44	117.70
36	1	2620	G	N1-C6-O6	5.22	123.03	119.90
38	4	90	U	N1-C2-O2	-5.22	119.15	122.80
36	5	1920	U	O5'-P-OP2	-5.22	101.00	105.70
1	2	1365	C	C5-C6-N1	5.22	123.61	121.00
36	1	2150	G	N1-C6-O6	5.22	123.03	119.90
80	6	792	U	C5-C4-O4	5.22	129.03	125.90
80	6	1122	G	C5-C6-N1	5.22	114.11	111.50
36	5	504	A	C5-N7-C8	-5.22	101.29	103.90
36	5	2708	C	N3-C2-O2	5.22	125.55	121.90
36	5	2839	G	C4-N9-C1'	-5.22	119.72	126.50
36	5	3317	U	P-O3'-C3'	5.22	125.96	119.70
1	2	704	C	O4'-C1'-N1	5.22	112.37	108.20
1	2	1600	A	P-O3'-C3'	5.22	125.96	119.70
36	1	91	G	N1-C6-O6	5.22	123.03	119.90

Continued on next page...

Continued from previous page...

Mol	Chain	Res	Type	Atoms	Z	Observed(°)	Ideal(°)
36	1	821	U	N3-C4-O4	-5.22	115.75	119.40
36	1	957	C	C5-C4-N4	-5.22	116.55	120.20
36	1	1117	G	C8-N9-C4	5.22	108.49	106.40
36	1	1865	A	C8-N9-C4	5.22	107.89	105.80
36	1	3028	G	C4-C5-N7	5.22	112.89	110.80
37	3	89	G	C8-N9-C4	5.22	108.49	106.40
80	6	75	U	O4'-C1'-N1	5.22	112.37	108.20
80	6	398	G	C5-C6-O6	5.22	131.73	128.60
80	6	564	G	C8-N9-C4	-5.22	104.31	106.40
80	6	1321	A	N1-C6-N6	5.22	121.73	118.60
38	8	56	G	C6-C5-N7	-5.22	127.27	130.40
1	2	16	G	C5-C6-O6	5.21	131.73	128.60
1	2	336	G	N3-C4-C5	5.21	131.21	128.60
1	2	736	C	C5-C6-N1	5.21	123.61	121.00
36	1	661	G	N1-C2-N2	-5.21	111.51	116.20
36	5	2904	U	N3-C4-C5	5.21	117.73	114.60
36	5	2920	U	C4-C5-C6	5.21	122.83	119.70
36	5	3336	A	N1-C6-N6	5.21	121.73	118.60
1	2	762	A	O5'-P-OP1	5.21	116.96	110.70
36	1	286	U	C6-N1-C2	-5.21	117.87	121.00
36	1	2815	G	N3-C4-C5	5.21	131.21	128.60
36	1	600	G	N3-C4-C5	-5.21	125.99	128.60
36	1	696	C	C6-N1-C2	5.21	122.38	120.30
36	1	1176	C	C6-N1-C2	-5.21	118.22	120.30
36	1	1444	G	N1-C6-O6	5.21	123.03	119.90
36	1	2156	C	C5-C6-N1	-5.21	118.39	121.00
36	1	3207	U	N1-C2-O2	5.21	126.45	122.80
80	6	1269	U	N3-C2-O2	-5.21	118.55	122.20
36	5	2721	A	C2-N3-C4	-5.21	108.00	110.60
80	6	863	A	O4'-C1'-N9	5.21	112.37	108.20
36	5	3366	G	OP1-P-O3'	5.21	116.66	105.20
36	1	801	A	N9-C4-C5	-5.21	103.72	105.80
36	1	1802	C	C5-C6-N1	5.21	123.61	121.00
36	1	2359	C	N1-C2-O2	-5.21	115.78	118.90
80	6	192	U	N3-C2-O2	-5.21	118.55	122.20
80	6	484	C	C5-C4-N4	-5.21	116.55	120.20
80	6	1129	U	C5-C6-N1	-5.21	120.10	122.70
36	5	639	G	N1-C6-O6	5.21	123.03	119.90
36	5	1138	U	C5-C4-O4	5.21	129.03	125.90
36	5	1150	A	C6-C5-N7	-5.21	128.65	132.30
36	5	3300	U	C6-N1-C2	5.21	124.12	121.00
1	2	241	U	O5'-P-OP2	-5.21	101.01	105.70

Continued on next page...

Continued from previous page...

Mol	Chain	Res	Type	Atoms	Z	Observed(°)	Ideal(°)
1	2	426	G	C6-C5-N7	-5.21	127.28	130.40
36	1	932	U	C2-N1-C1'	-5.21	111.45	117.70
37	3	121	U	C6-N1-C2	-5.21	117.88	121.00
36	5	638	C	O5'-P-OP2	5.21	116.95	110.70
36	5	1717	U	O5'-P-OP2	-5.21	101.02	105.70
36	5	2670	G	O5'-P-OP2	5.21	116.95	110.70
36	5	3130	A	C4-C5-C6	5.21	119.60	117.00
1	2	1140	G	N3-C4-C5	5.21	131.20	128.60
36	1	2594	C	O5'-P-OP2	-5.21	101.02	105.70
38	4	15	G	C4-C5-N7	5.21	112.88	110.80
36	5	1134	G	N1-C6-O6	-5.21	116.78	119.90
36	5	2738	A	N9-C4-C5	-5.21	103.72	105.80
36	1	1419	A	O5'-P-OP1	5.20	116.94	110.70
36	1	2443	A	C8-N9-C4	5.20	107.88	105.80
36	1	2836	C	N1-C2-O2	5.20	122.02	118.90
80	6	555	A	P-O3'-C3'	5.20	125.94	119.70
80	6	1284	C	OP1-P-O3'	5.20	116.65	105.20
36	5	128	G	C8-N9-C1'	-5.20	120.24	127.00
36	5	2611	U	N3-C4-C5	-5.20	111.48	114.60
80	6	89	G	N9-C4-C5	5.20	107.48	105.40
36	5	1335	C	N3-C2-O2	5.20	125.54	121.90
36	5	2753	G	N1-C6-O6	5.20	123.02	119.90
36	5	2963	C	OP2-P-O3'	5.20	116.64	105.20
36	1	656	A	C6-C5-N7	-5.20	128.66	132.30
36	1	2742	C	C6-N1-C2	5.20	122.38	120.30
36	1	2881	C	C5-C6-N1	-5.20	118.40	121.00
36	1	3333	G	C6-C5-N7	-5.20	127.28	130.40
36	5	509	U	O5'-P-OP2	-5.20	101.02	105.70
36	5	1597	C	N3-C4-C5	-5.20	119.82	121.90
36	5	2343	C	C2-N3-C4	-5.20	117.30	119.90
36	5	2374	C	C6-N1-C1'	-5.20	114.56	120.80
1	2	374	U	O5'-P-OP2	-5.20	101.02	105.70
36	1	339	C	N3-C4-N4	-5.20	114.36	118.00
36	1	1497	C	N3-C4-C5	-5.20	119.82	121.90
36	1	1881	A	N9-C4-C5	-5.20	103.72	105.80
36	1	2586	G	N3-C4-C5	-5.20	126.00	128.60
36	1	2971	A	O4'-C1'-N9	5.20	112.36	108.20
80	6	1456	C	N1-C2-O2	5.20	122.02	118.90
80	6	1638	G	N1-C6-O6	-5.20	116.78	119.90
36	5	197	G	C4-C5-N7	5.20	112.88	110.80
36	1	929	A	OP1-P-O3'	5.20	116.63	105.20
36	1	1164	G	N3-C4-C5	5.20	131.20	128.60

Continued on next page...

Continued from previous page...

Mol	Chain	Res	Type	Atoms	Z	Observed(°)	Ideal(°)
36	1	2368	A	N9-C4-C5	5.20	107.88	105.80
52	M6	41	LEU	CB-CG-CD2	-5.20	102.17	111.00
36	5	642	U	C2-N1-C1'	-5.20	111.46	117.70
36	5	3028	G	N3-C4-C5	-5.20	126.00	128.60
36	1	1381	A	C8-N9-C4	5.20	107.88	105.80
36	1	2366	C	C6-N1-C2	5.20	122.38	120.30
80	6	290	G	N3-C2-N2	-5.20	116.26	119.90
80	6	338	C	C6-N1-C2	-5.20	118.22	120.30
80	6	945	U	C5-C6-N1	-5.20	120.10	122.70
80	6	1727	G	C4-N9-C1'	5.20	133.25	126.50
80	6	1736	G	C8-N9-C4	5.20	108.48	106.40
36	5	318	A	O5'-P-OP2	-5.20	101.02	105.70
36	5	591	G	N3-C4-C5	5.20	131.20	128.60
36	5	2352	A	N7-C8-N9	-5.20	111.20	113.80
36	5	2819	A	O5'-P-OP2	-5.20	101.02	105.70
36	5	2976	A	OP2-P-O3'	5.20	116.63	105.20
36	1	2151	C	N1-C2-O2	-5.19	115.78	118.90
36	1	2385	G	N3-C4-C5	5.19	131.20	128.60
80	6	765	G	N3-C4-C5	5.19	131.20	128.60
36	5	1115	G	C5-C6-N1	5.19	114.10	111.50
36	5	2138	A	N9-C4-C5	-5.19	103.72	105.80
36	5	3131	U	C4-C5-C6	-5.19	116.58	119.70
36	1	110	G	C8-N9-C4	5.19	108.48	106.40
36	1	2827	U	N1-C2-N3	5.19	118.02	114.90
36	1	3022	G	C8-N9-C4	-5.19	104.32	106.40
80	6	1507	G	N1-C6-O6	-5.19	116.78	119.90
36	5	35	A	C8-N9-C4	5.19	107.88	105.80
36	5	1001	G	O5'-P-OP2	5.19	116.93	110.70
36	5	2847	A	N7-C8-N9	-5.19	111.20	113.80
36	5	2887	A	C2-N3-C4	5.19	113.20	110.60
36	5	3382	U	C6-N1-C1'	-5.19	113.93	121.20
36	1	153	U	N1-C2-N3	5.19	118.01	114.90
36	1	1317	A	C2-N3-C4	5.19	113.19	110.60
36	1	2768	U	C5-C4-O4	-5.19	122.78	125.90
36	1	2805	G	N1-C2-N2	-5.19	111.53	116.20
80	6	691	C	N3-C2-O2	-5.19	118.27	121.90
36	5	1317	A	C5-C6-N1	5.19	120.30	117.70
36	5	1884	A	O5'-P-OP1	-5.19	101.03	105.70
36	5	2730	G	N1-C2-N2	5.19	120.87	116.20
36	5	3099	C	C2-N3-C4	-5.19	117.30	119.90
36	5	3289	G	N7-C8-N9	5.19	115.69	113.10
36	5	2113	A	N7-C8-N9	-5.19	111.21	113.80

Continued on next page...

Continued from previous page...

Mol	Chain	Res	Type	Atoms	Z	Observed(°)	Ideal(°)
36	1	933	A	C4-C5-C6	5.19	119.59	117.00
36	1	1404	G	N3-C4-C5	5.19	131.19	128.60
36	1	3205	G	N3-C2-N2	-5.19	116.27	119.90
38	4	117	C	N3-C4-C5	5.19	123.97	121.90
80	6	192	U	C2-N1-C1'	5.19	123.93	117.70
80	6	316	A	N9-C4-C5	-5.19	103.72	105.80
80	6	1761	U	C6-N1-C2	5.19	124.11	121.00
3	s1	96	LEU	CA-CB-CG	5.19	127.23	115.30
36	5	11	A	OP1-P-O3'	-5.19	93.79	105.20
36	5	440	A	O4'-C1'-N9	5.19	112.35	108.20
36	5	1134	G	N3-C2-N2	5.19	123.53	119.90
36	1	2407	C	N3-C2-O2	5.19	125.53	121.90
36	1	2622	C	OP2-P-O3'	5.19	116.61	105.20
36	1	2808	A	C4-C5-N7	5.19	113.29	110.70
80	6	62	A	C8-N9-C4	5.19	107.87	105.80
36	5	994	G	N3-C4-C5	-5.19	126.01	128.60
36	5	1858	A	C4-C5-C6	5.19	119.59	117.00
36	5	2353	G	C5-N7-C8	-5.19	101.71	104.30
36	1	203	G	C8-N9-C4	5.18	108.47	106.40
36	1	829	U	C2-N1-C1'	5.18	123.92	117.70
36	1	973	A	OP2-P-O3'	5.18	116.61	105.20
36	1	2748	A	C2-N3-C4	-5.18	108.01	110.60
37	3	14	U	C5-C6-N1	-5.18	120.11	122.70
36	5	1350	A	N9-C4-C5	5.18	107.87	105.80
36	5	2723	U	C2-N1-C1'	5.18	123.92	117.70
36	1	2818	U	P-O3'-C3'	5.18	125.92	119.70
80	6	327	U	C6-N1-C2	-5.18	117.89	121.00
80	6	421	A	C5-N7-C8	-5.18	101.31	103.90
80	6	648	G	C4-N9-C1'	5.18	133.24	126.50
80	6	664	U	C5-C6-N1	5.18	125.29	122.70
36	5	2900	A	OP2-P-O3'	5.18	116.60	105.20
36	5	3246	G	N9-C4-C5	-5.18	103.33	105.40
36	1	2392	C	C6-N1-C2	5.18	122.37	120.30
80	6	1122	G	O4'-C1'-N9	5.18	112.34	108.20
36	5	2749	G	C4-N9-C1'	-5.18	119.77	126.50
36	5	3386	G	C4-C5-N7	-5.18	108.73	110.80
36	1	894	G	N3-C2-N2	5.18	123.53	119.90
36	1	1115	G	C8-N9-C4	-5.18	104.33	106.40
36	1	1147	G	C8-N9-C4	5.18	108.47	106.40
36	1	1908	A	O5'-P-OP2	-5.18	101.04	105.70
36	1	2620	G	N3-C2-N2	-5.18	116.27	119.90
80	6	453	U	N1-C2-N3	5.18	118.01	114.90

Continued on next page...

Continued from previous page...

Mol	Chain	Res	Type	Atoms	Z	Observed(°)	Ideal(°)
36	5	1310	G	N3-C2-N2	5.18	123.53	119.90
36	5	1673	G	N9-C4-C5	5.18	107.47	105.40
36	5	2258	U	C6-N1-C2	-5.18	117.89	121.00
36	5	2742	C	N3-C4-N4	-5.18	114.38	118.00
36	1	615	U	C6-N1-C2	-5.18	117.89	121.00
80	6	1048	G	C8-N9-C4	-5.18	104.33	106.40
36	5	1152	G	C4-N9-C1'	-5.18	119.77	126.50
36	5	2348	A	N1-C6-N6	-5.18	115.49	118.60
36	5	3091	A	O5'-P-OP1	-5.18	101.04	105.70
1	2	959	U	N1-C2-O2	5.18	126.42	122.80
36	1	1789	G	C5-C6-O6	-5.18	125.49	128.60
36	5	1412	G	N1-C6-O6	5.18	123.01	119.90
36	5	2735	U	C2-N1-C1'	5.18	123.91	117.70
36	5	3171	U	C6-N1-C2	5.18	124.11	121.00
36	1	345	G	C4-C5-C6	5.17	121.90	118.80
36	1	984	G	C8-N9-C1'	-5.17	120.27	127.00
36	1	1382	G	C6-C5-N7	5.17	133.50	130.40
36	1	1436	U	N3-C4-C5	-5.17	111.50	114.60
36	1	1547	G	C5-C6-N1	5.17	114.09	111.50
36	1	2241	U	C2-N1-C1'	-5.17	111.49	117.70
38	4	113	U	N3-C2-O2	-5.17	118.58	122.20
38	4	118	C	N3-C4-C5	5.17	123.97	121.90
38	4	124	G	P-O3'-C3'	-5.17	113.49	119.70
80	6	474	A	N3-C4-C5	5.17	130.42	126.80
36	5	1180	A	C6-C5-N7	5.17	135.92	132.30
36	5	1293	U	N3-C4-C5	5.17	117.70	114.60
36	5	1459	C	O5'-P-OP2	-5.17	101.04	105.70
38	8	52	A	C2-N3-C4	5.17	113.19	110.60
38	8	140	G	C5-C6-N1	-5.17	108.91	111.50
36	1	874	U	C5-C4-O4	5.17	129.00	125.90
36	1	2776	C	C2-N1-C1'	5.17	124.49	118.80
36	5	932	U	O5'-P-OP2	-5.17	101.04	105.70
1	2	1100	G	N3-C4-N9	5.17	129.10	126.00
36	1	421	G	N1-C2-N2	-5.17	111.55	116.20
36	1	605	U	N3-C2-O2	-5.17	118.58	122.20
36	1	2370	G	C5-C6-N1	5.17	114.08	111.50
38	4	38	U	N3-C2-O2	-5.17	118.58	122.20
80	6	635	A	OP2-P-O3'	5.17	116.58	105.20
5	s3	202	LEU	CA-CB-CG	5.17	127.19	115.30
1	2	1672	G	N3-C4-N9	5.17	129.10	126.00
36	1	1052	U	C5-C4-O4	-5.17	122.80	125.90
36	1	1207	G	C5-N7-C8	-5.17	101.72	104.30

Continued on next page...

Continued from previous page...

Mol	Chain	Res	Type	Atoms	Z	Observed(°)	Ideal(°)
36	1	2419	A	O5'-P-OP1	-5.17	101.05	105.70
80	6	952	A	C8-N9-C4	5.17	107.87	105.80
80	6	1046	G	N7-C8-N9	-5.17	110.52	113.10
36	5	2206	G	C8-N9-C4	5.17	108.47	106.40
36	5	2670	G	O5'-P-OP1	-5.17	101.05	105.70
36	1	22	G	C2-N3-C4	5.17	114.48	111.90
36	1	696	C	C5-C4-N4	-5.17	116.58	120.20
36	1	984	G	C4-C5-C6	5.17	121.90	118.80
36	1	1546	A	OP1-P-O3'	5.17	116.57	105.20
38	4	133	G	N1-C6-O6	5.17	123.00	119.90
80	6	664	U	C2-N1-C1'	5.17	123.90	117.70
36	5	220	G	N3-C4-N9	-5.17	122.90	126.00
36	5	423	A	C4-C5-N7	5.17	113.28	110.70
1	2	336	G	N3-C4-N9	-5.17	122.90	126.00
36	1	1429	G	P-O5'-C5'	-5.17	112.63	120.90
36	1	2959	C	N1-C2-O2	-5.17	115.80	118.90
80	6	1323	C	OP2-P-O3'	5.17	116.57	105.20
36	5	2644	C	C5-C6-N1	-5.17	118.42	121.00
36	5	2917	G	C8-N9-C1'	-5.17	120.28	127.00
36	5	2924	U	N3-C4-C5	5.17	117.70	114.60
38	8	3	A	C5-C6-N6	-5.17	119.57	123.70
36	1	1771	C	N3-C4-C5	-5.17	119.83	121.90
21	c9	57	ARG	NE-CZ-NH1	5.17	122.88	120.30
1	2	380	U	N3-C2-O2	-5.16	118.59	122.20
36	1	734	C	C6-N1-C2	-5.16	118.23	120.30
36	1	2162	U	N1-C2-N3	5.16	118.00	114.90
36	1	2201	G	N1-C6-O6	5.16	123.00	119.90
36	1	2808	A	C8-N9-C4	5.16	107.87	105.80
36	1	3375	A	O4'-C1'-N9	-5.16	104.07	108.20
80	6	403	G	C2'-C3'-O3'	5.16	121.96	113.70
36	5	2292	U	C5-C4-O4	-5.16	122.80	125.90
36	1	339	C	N3-C4-C5	-5.16	119.83	121.90
36	1	869	G	C4-C5-N7	5.16	112.86	110.80
37	3	41	G	N3-C4-C5	-5.16	126.02	128.60
36	5	203	G	C4-N9-C1'	-5.16	119.79	126.50
36	5	1178	G	C6-C5-N7	-5.16	127.30	130.40
1	2	864	U	C6-N1-C2	-5.16	117.90	121.00
1	2	1363	U	C2-N1-C1'	5.16	123.89	117.70
36	1	888	A	O5'-P-OP1	5.16	116.89	110.70
36	1	1904	C	C2-N1-C1'	5.16	124.48	118.80
36	1	2848	G	O5'-P-OP2	-5.16	101.06	105.70
36	1	2853	A	N1-C6-N6	5.16	121.70	118.60

Continued on next page...

Continued from previous page...

Mol	Chain	Res	Type	Atoms	Z	Observed(°)	Ideal(°)
80	6	984	G	N1-C6-O6	5.16	123.00	119.90
36	5	96	G	C8-N9-C4	5.16	108.46	106.40
36	5	291	C	O5'-P-OP2	-5.16	101.06	105.70
36	5	368	G	OP2-P-O3'	5.16	116.56	105.20
36	5	1917	C	C6-N1-C2	5.16	122.36	120.30
36	5	2653	C	N3-C2-O2	5.16	125.51	121.90
36	5	2917	G	C4-N9-C1'	5.16	133.21	126.50
36	5	2968	G	N3-C4-N9	-5.16	122.90	126.00
1	2	253	A	O5'-P-OP2	-5.16	101.06	105.70
36	1	978	G	N3-C2-N2	-5.16	116.29	119.90
36	1	1060	U	N3-C4-O4	-5.16	115.79	119.40
36	1	1365	G	N9-C4-C5	5.16	107.46	105.40
36	1	2374	C	C2-N1-C1'	5.16	124.47	118.80
38	4	11	C	N3-C4-N4	-5.16	114.39	118.00
80	6	378	A	N9-C4-C5	-5.16	103.74	105.80
80	6	989	U	OP2-P-O3'	5.16	116.55	105.20
36	5	707	U	C4-C5-C6	5.16	122.80	119.70
36	5	2130	G	C4-C5-N7	5.16	112.86	110.80
36	5	2883	U	C4-C5-C6	5.16	122.80	119.70
36	1	963	G	C8-N9-C4	-5.16	104.34	106.40
36	1	2610	G	N9-C4-C5	-5.16	103.34	105.40
80	6	464	A	OP1-P-OP2	-5.16	111.86	119.60
80	6	913	G	C4-C5-C6	-5.16	115.71	118.80
80	6	1747	G	O5'-P-OP1	5.16	116.89	110.70
1	2	1455	G	C5-C6-O6	5.16	131.69	128.60
1	2	1573	A	OP2-P-O3'	5.16	116.54	105.20
1	2	1745	G	N3-C2-N2	5.16	123.51	119.90
36	1	302	U	N1-C2-O2	5.16	126.41	122.80
36	1	656	A	C4-C5-N7	5.16	113.28	110.70
36	1	950	G	C4-C5-N7	5.16	112.86	110.80
36	1	2954	U	N1-C2-O2	5.16	126.41	122.80
36	5	386	A	N1-C6-N6	5.16	121.69	118.60
36	5	2283	G	N3-C4-C5	5.16	131.18	128.60
36	5	2307	G	N3-C4-C5	-5.16	126.02	128.60
36	5	2376	G	N1-C6-O6	5.16	122.99	119.90
38	8	113	U	C6-N1-C2	-5.16	117.91	121.00
1	2	1165	G	C8-N9-C4	5.15	108.46	106.40
80	6	385	A	C6-C5-N7	5.15	135.91	132.30
80	6	640	U	N1-C2-O2	5.15	126.41	122.80
80	6	1097	U	C6-N1-C2	-5.15	117.91	121.00
80	6	1228	G	N3-C4-C5	-5.15	126.02	128.60
36	5	359	U	C2-N1-C1'	5.15	123.88	117.70

Continued on next page...

Continued from previous page...

Mol	Chain	Res	Type	Atoms	Z	Observed(°)	Ideal(°)
36	5	1556	C	O5'-P-OP2	5.15	116.89	110.70
36	5	2214	A	N1-C6-N6	-5.15	115.51	118.60
36	1	676	G	C4-C5-C6	5.15	121.89	118.80
36	1	2630	C	O5'-P-OP1	-5.15	101.06	105.70
36	5	3180	A	N1-C6-N6	5.15	121.69	118.60
1	2	388	G	C8-N9-C4	-5.15	104.34	106.40
36	1	1838	G	C4-C5-N7	5.15	112.86	110.80
36	1	3140	G	O5'-P-OP2	-5.15	101.06	105.70
38	4	17	A	C4-C5-C6	5.15	119.58	117.00
38	4	129	C	O5'-P-OP1	-5.15	101.06	105.70
36	5	64	G	C4-C5-N7	5.15	112.86	110.80
36	5	711	A	OP2-P-O3'	5.15	116.53	105.20
36	5	3327	G	N3-C2-N2	-5.15	116.30	119.90
36	1	427	C	C6-N1-C2	5.15	122.36	120.30
36	1	2206	G	N9-C4-C5	-5.15	103.34	105.40
57	N1	89	LEU	CA-CB-CG	5.15	127.14	115.30
80	6	390	G	OP1-P-OP2	5.15	127.32	119.60
36	5	641	C	C2-N1-C1'	-5.15	113.14	118.80
36	5	989	A	C6-C5-N7	-5.15	128.69	132.30
36	1	573	C	N1-C2-O2	5.15	121.99	118.90
36	1	2163	C	C2-N1-C1'	-5.15	113.14	118.80
36	1	2641	U	N1-C2-N3	-5.15	111.81	114.90
36	1	2972	G	N1-C2-N2	-5.15	111.57	116.20
70	O4	57	LEU	C-N-CA	-5.15	108.83	121.70
80	6	284	G	N3-C4-N9	-5.15	122.91	126.00
80	6	403	G	N1-C2-N2	-5.15	111.57	116.20
80	6	862	A	C4-C5-C6	-5.15	114.43	117.00
80	6	1039	A	OP2-P-O3'	5.15	116.52	105.20
36	5	1273	A	C8-N9-C4	5.15	107.86	105.80
36	5	1376	C	N3-C4-C5	5.15	123.96	121.90
36	5	1704	A	N3-C4-C5	5.15	130.40	126.80
36	5	2300	G	C5-N7-C8	-5.15	101.73	104.30
36	5	3263	G	C5-C6-O6	-5.15	125.51	128.60
37	7	90	U	N3-C4-O4	-5.15	115.80	119.40
1	2	1745	G	C8-N9-C4	5.15	108.46	106.40
36	1	652	G	O5'-P-OP2	-5.15	101.07	105.70
36	1	3254	G	N3-C4-C5	5.15	131.17	128.60
36	5	290	G	N7-C8-N9	5.15	115.67	113.10
36	5	924	G	C5-C6-O6	-5.15	125.51	128.60
36	5	1417	G	O4'-C1'-N9	-5.15	104.08	108.20
36	5	2944	U	C2-N1-C1'	5.15	123.88	117.70
36	1	50	U	C5-C4-O4	5.14	128.99	125.90

Continued on next page...

Continued from previous page...

Mol	Chain	Res	Type	Atoms	Z	Observed(°)	Ideal(°)
36	1	2427	U	C5-C6-N1	-5.14	120.13	122.70
80	6	139	C	O5'-P-OP1	-5.14	101.07	105.70
80	6	351	C	N3-C4-N4	5.14	121.60	118.00
80	6	1081	A	O4'-C1'-N9	5.14	112.31	108.20
80	6	1154	G	C5-N7-C8	-5.14	101.73	104.30
36	5	321	C	C6-N1-C2	-5.14	118.24	120.30
36	5	1065	A	C8-N9-C4	5.14	107.86	105.80
36	5	1675	G	C5-C6-O6	-5.14	125.51	128.60
36	5	2350	C	O5'-P-OP1	5.14	116.87	110.70
36	5	3140	G	C6-C5-N7	-5.14	127.31	130.40
36	5	3218	A	C5-N7-C8	-5.14	101.33	103.90
36	5	3242	G	C4-C5-N7	5.14	112.86	110.80
36	5	3296	A	C8-N9-C4	5.14	107.86	105.80
36	1	58	G	C8-N9-C1'	-5.14	120.32	127.00
36	1	385	A	N1-C6-N6	-5.14	115.52	118.60
36	1	622	A	OP1-P-O3'	5.14	116.51	105.20
36	1	2211	U	N1-C2-O2	-5.14	119.20	122.80
36	1	2401	A	C8-N9-C4	5.14	107.86	105.80
36	1	2953	U	N1-C2-O2	-5.14	119.20	122.80
38	4	116	G	C8-N9-C1'	-5.14	120.31	127.00
36	5	806	A	OP2-P-O3'	5.14	116.51	105.20
36	5	851	C	N3-C4-C5	5.14	123.96	121.90
36	5	1127	G	O5'-P-OP2	-5.14	101.07	105.70
36	5	2603	G	N1-C2-N3	5.14	126.98	123.90
36	5	2749	G	N3-C4-N9	-5.14	122.91	126.00
36	5	2936	A	C2-N3-C4	5.14	113.17	110.60
1	2	1024	U	O5'-P-OP1	-5.14	101.07	105.70
36	1	1138	U	O5'-P-OP2	5.14	116.87	110.70
36	1	1163	A	N7-C8-N9	5.14	116.37	113.80
36	1	2353	G	C5-C6-O6	-5.14	125.52	128.60
36	5	1910	A	N9-C4-C5	-5.14	103.74	105.80
1	2	192	U	C2-N1-C1'	5.14	123.87	117.70
1	2	1097	U	O4'-C1'-N1	5.14	112.31	108.20
36	1	1441	G	O5'-P-OP2	-5.14	101.08	105.70
36	1	2918	G	OP1-P-OP2	5.14	127.31	119.60
36	1	2953	U	C5-C6-N1	5.14	125.27	122.70
80	6	144	U	C5-C6-N1	5.14	125.27	122.70
36	5	1498	A	N1-C2-N3	5.14	131.87	129.30
36	5	1896	A	OP2-P-O3'	5.14	116.50	105.20
36	5	2602	G	N1-C2-N2	5.14	120.83	116.20
36	1	1889	G	N7-C8-N9	-5.14	110.53	113.10
36	5	1046	A	C8-N9-C4	-5.14	103.75	105.80

Continued on next page...

Continued from previous page...

Mol	Chain	Res	Type	Atoms	Z	Observed(°)	Ideal(°)
36	1	652	G	C6-C5-N7	-5.14	127.32	130.40
36	1	1299	U	N3-C4-C5	5.14	117.68	114.60
36	1	1321	G	C4-N9-C1'	5.14	133.18	126.50
36	1	3368	U	N1-C2-O2	-5.14	119.20	122.80
36	5	2393	G	C6-C5-N7	-5.14	127.32	130.40
36	5	2730	G	N3-C4-C5	5.14	131.17	128.60
1	2	1241	G	C8-N9-C4	-5.13	104.35	106.40
36	1	286	U	N1-C2-O2	5.13	126.39	122.80
52	M6	56	ASP	CB-CG-OD1	-5.13	113.68	118.30
80	6	779	U	N3-C2-O2	-5.13	118.61	122.20
36	5	960	U	N1-C1'-C2'	5.13	120.67	114.00
36	5	2727	A	C8-N9-C4	-5.13	103.75	105.80
36	5	2996	U	N3-C2-O2	-5.13	118.61	122.20
1	2	1608	U	O5'-P-OP1	-5.13	101.08	105.70
36	1	2131	A	N1-C6-N6	5.13	121.68	118.60
80	6	298	C	N1-C2-O2	-5.13	115.82	118.90
80	6	322	G	N1-C6-O6	5.13	122.98	119.90
80	6	542	A	C8-N9-C4	-5.13	103.75	105.80
80	6	542	A	C4-N9-C1'	5.13	135.54	126.30
80	6	1086	A	N9-C4-C5	5.13	107.85	105.80
36	5	1639	C	C6-N1-C2	-5.13	118.25	120.30
36	5	3034	C	N3-C4-C5	5.13	123.95	121.90
1	2	885	G	N1-C6-O6	5.13	122.98	119.90
1	2	1241	G	C4-N9-C1'	5.13	133.17	126.50
36	1	2647	A	O4'-C1'-N9	5.13	112.31	108.20
36	1	2896	A	C4-C5-N7	5.13	113.27	110.70
36	1	3328	G	C5-N7-C8	-5.13	101.73	104.30
80	6	418	G	C5-N7-C8	-5.13	101.73	104.30
80	6	667	U	P-O3'-C3'	5.13	125.86	119.70
80	6	756	A	N7-C8-N9	5.13	116.36	113.80
80	6	934	C	N1-C2-O2	5.13	121.98	118.90
6	s4	3	ARG	NE-CZ-NH1	-5.13	117.73	120.30
36	5	403	C	OP2-P-O3'	5.13	116.49	105.20
36	5	424	G	C4-C5-N7	5.13	112.85	110.80
36	5	1069	C	C6-N1-C2	-5.13	118.25	120.30
36	5	1178	G	C5-C6-O6	-5.13	125.52	128.60
36	5	2413	A	C8-N9-C4	5.13	107.85	105.80
36	1	2586	G	N3-C2-N2	5.13	123.49	119.90
36	5	404	G	O5'-P-OP1	5.13	116.86	110.70
38	8	17	A	N1-C6-N6	5.13	121.68	118.60
1	2	601	A	N1-C6-N6	5.13	121.68	118.60
36	1	394	G	C4-C5-N7	-5.13	108.75	110.80

Continued on next page...

Continued from previous page...

Mol	Chain	Res	Type	Atoms	Z	Observed(°)	Ideal(°)
36	1	1077	U	C6-N1-C2	5.13	124.08	121.00
36	1	1309	U	C6-N1-C2	5.13	124.08	121.00
36	1	2351	U	O5'-P-OP2	5.13	116.86	110.70
80	6	72	A	O4'-C1'-N9	5.13	112.30	108.20
80	6	548	G	N3-C2-N2	-5.13	116.31	119.90
36	5	269	G	N9-C4-C5	-5.13	103.35	105.40
36	5	2392	C	N3-C2-O2	5.13	125.49	121.90
38	8	36	G	N1-C6-O6	-5.13	116.82	119.90
36	1	2400	G	N3-C4-C5	5.13	131.16	128.60
80	6	1456	C	C2-N1-C1'	5.13	124.44	118.80
36	5	1468	A	C6-C5-N7	-5.13	128.71	132.30
80	6	175	G	OP2-P-O3'	5.12	116.48	105.20
80	6	1294	G	N3-C4-C5	5.12	131.16	128.60
36	5	924	G	O5'-P-OP2	5.12	116.85	110.70
1	2	363	G	C8-N9-C4	5.12	108.45	106.40
36	1	36	C	OP1-P-O3'	5.12	116.47	105.20
36	1	2247	G	C4-C5-N7	5.12	112.85	110.80
38	4	64	U	OP2-P-O3'	5.12	116.47	105.20
80	6	14	C	C6-N1-C2	-5.12	118.25	120.30
36	5	361	A	C4-C5-N7	-5.12	108.14	110.70
36	5	579	G	C4-N9-C1'	-5.12	119.84	126.50
36	5	1718	G	N3-C4-C5	5.12	131.16	128.60
36	5	2841	G	N1-C2-N2	-5.12	111.59	116.20
36	5	3049	A	N9-C1'-C2'	-5.12	106.36	112.00
36	5	3256	G	C5-C6-O6	-5.12	125.53	128.60
38	8	77	A	O5'-P-OP1	-5.12	101.09	105.70
1	2	939	A	O5'-P-OP2	-5.12	101.09	105.70
36	1	686	G	OP2-P-O3'	5.12	116.47	105.20
36	1	784	A	O4'-C1'-N9	5.12	112.30	108.20
36	1	2136	C	C6-N1-C2	5.12	122.35	120.30
36	1	2323	G	N3-C4-N9	5.12	129.07	126.00
36	1	2747	A	C8-N9-C4	-5.12	103.75	105.80
36	1	2985	C	N1-C2-N3	5.12	122.79	119.20
80	6	101	U	N1-C2-O2	5.12	126.39	122.80
80	6	464	A	N1-C6-N6	5.12	121.67	118.60
80	6	767	U	C5-C4-O4	5.12	128.97	125.90
36	5	2319	U	OP2-P-O3'	5.12	116.47	105.20
36	5	2667	A	C5-C6-N1	5.12	120.26	117.70
36	5	3078	U	N1-C2-O2	5.12	126.39	122.80
36	5	3092	C	C2-N1-C1'	5.12	124.44	118.80
1	2	1770	U	C5-C4-O4	-5.12	122.83	125.90
18	C6	40	GLU	C-N-CA	5.12	143.50	122.00

Continued on next page...

Continued from previous page...

Mol	Chain	Res	Type	Atoms	Z	Observed(°)	Ideal(°)
36	1	2282	U	OP2-P-O3'	5.12	116.46	105.20
44	L7	127	LEU	CA-CB-CG	-5.12	103.52	115.30
80	6	1129	U	N3-C4-O4	-5.12	115.82	119.40
36	5	2639	G	N9-C4-C5	5.12	107.45	105.40
1	2	1271	G	OP1-P-O3'	5.12	116.46	105.20
36	1	656	A	C8-N9-C4	5.12	107.85	105.80
36	1	987	U	O5'-P-OP1	-5.12	101.09	105.70
36	1	2430	A	O5'-P-OP1	-5.12	101.09	105.70
36	1	3030	G	N9-C4-C5	5.12	107.45	105.40
37	3	87	G	C4-C5-N7	5.12	112.85	110.80
80	6	319	U	C5'-C4'-O4'	5.12	115.24	109.10
80	6	1093	A	N1-C6-N6	-5.12	115.53	118.60
80	6	1305	U	C6-N1-C1'	-5.12	114.03	121.20
80	6	1738	U	C5-C4-O4	5.12	128.97	125.90
36	5	1128	U	N1-C2-N3	5.12	117.97	114.90
36	5	1814	A	O5'-P-OP1	5.12	116.84	110.70
36	5	3245	A	N9-C4-C5	-5.12	103.75	105.80
80	6	548	G	C5-C6-O6	-5.12	125.53	128.60
80	6	804	A	OP1-P-O3'	5.12	116.46	105.20
80	6	1643	U	C5-C4-O4	5.12	128.97	125.90
36	1	1342	C	N3-C4-C5	5.12	123.95	121.90
36	1	1381	A	C6-C5-N7	5.12	135.88	132.30
36	1	2599	U	O5'-P-OP1	-5.12	101.10	105.70
36	5	1002	A	OP1-P-O3'	5.12	116.45	105.20
36	5	1520	G	C5-C6-O6	-5.12	125.53	128.60
36	1	113	C	N1-C2-O2	5.11	121.97	118.90
36	1	193	C	N3-C4-N4	5.11	121.58	118.00
36	1	1181	U	O5'-P-OP2	-5.11	101.10	105.70
36	1	1467	A	O5'-P-OP2	-5.11	101.10	105.70
36	1	2369	G	C8-N9-C4	-5.11	104.36	106.40
36	1	2795	U	OP1-P-OP2	5.11	127.27	119.60
36	1	2891	U	N3-C2-O2	5.11	125.78	122.20
80	6	297	U	C5-C6-N1	5.11	125.26	122.70
80	6	1781	A	OP1-P-OP2	5.11	127.27	119.60
1	2	327	U	N3-C4-O4	5.11	122.98	119.40
36	1	2134	G	C5-C6-O6	-5.11	125.53	128.60
36	1	3333	G	O4'-C1'-N9	5.11	112.29	108.20
80	6	1008	G	C8-N9-C4	5.11	108.44	106.40
36	5	339	C	C2-N1-C1'	-5.11	113.18	118.80
36	1	935	U	C2-N1-C1'	5.11	123.83	117.70
36	1	964	G	N7-C8-N9	5.11	115.66	113.10
36	1	972	A	C5-C6-N6	-5.11	119.61	123.70

Continued on next page...

Continued from previous page...

Mol	Chain	Res	Type	Atoms	Z	Observed(°)	Ideal(°)
36	1	1298	C	OP1-P-OP2	5.11	127.26	119.60
36	1	1368	U	C5-C4-O4	-5.11	122.83	125.90
36	1	2643	A	N9-C4-C5	-5.11	103.76	105.80
37	3	41	G	N7-C8-N9	5.11	115.66	113.10
80	6	25	C	P-O3'-C3'	5.11	125.83	119.70
80	6	282	C	C6-N1-C2	5.11	122.34	120.30
36	5	793	C	N3-C4-C5	-5.11	119.86	121.90
36	5	890	C	C2-N3-C4	-5.11	117.34	119.90
36	5	1176	C	N3-C4-N4	5.11	121.58	118.00
36	5	1689	U	C5-C6-N1	5.11	125.25	122.70
36	5	1762	C	C6-N1-C2	-5.11	118.26	120.30
36	5	2197	C	N3-C4-N4	5.11	121.58	118.00
36	1	663	C	C5-C4-N4	-5.11	116.62	120.20
36	1	1861	G	N1-C6-O6	5.11	122.97	119.90
36	1	2975	U	C5-C4-O4	5.11	128.97	125.90
36	5	627	U	O5'-P-OP2	-5.11	101.10	105.70
36	5	945	C	C4-C5-C6	5.11	119.95	117.40
36	5	2871	G	N1-C6-O6	-5.11	116.83	119.90
36	5	3031	G	N3-C4-N9	-5.11	122.94	126.00
36	5	3123	A	N1-C6-N6	5.11	121.67	118.60
36	1	586	C	N1-C2-O2	-5.11	115.84	118.90
36	1	1437	C	C6-N1-C2	-5.11	118.26	120.30
36	1	1933	A	N1-C6-N6	5.11	121.67	118.60
36	1	2809	C	C5-C4-N4	5.11	123.78	120.20
36	1	2983	C	O4'-C1'-N1	5.11	112.29	108.20
80	6	825	U	C6-N1-C2	5.11	124.06	121.00
36	5	614	C	C6-N1-C2	5.11	122.34	120.30
36	5	1846	C	OP2-P-O3'	5.11	116.44	105.20
36	5	1937	U	C5-C4-O4	-5.11	122.83	125.90
36	5	2849	C	C6-N1-C2	5.11	122.34	120.30
38	8	77	A	O5'-P-OP2	5.11	116.83	110.70
36	1	614	C	C5-C4-N4	-5.11	116.63	120.20
36	1	787	G	O5'-P-OP1	5.11	116.83	110.70
36	1	957	C	N3-C4-N4	5.11	121.57	118.00
36	1	1892	G	OP1-P-OP2	5.11	127.26	119.60
36	1	2830	G	C8-N9-C1'	5.11	133.64	127.00
36	1	3042	U	OP1-P-O3'	5.11	116.43	105.20
80	6	291	G	C2-N3-C4	-5.11	109.35	111.90
36	5	205	C	O4'-C1'-N1	5.11	112.28	108.20
36	5	1942	U	N3-C2-O2	-5.11	118.63	122.20
36	5	2901	G	N3-C4-C5	-5.11	126.05	128.60
36	5	3344	A	C6-C5-N7	5.11	135.87	132.30

Continued on next page...

Continued from previous page...

Mol	Chain	Res	Type	Atoms	Z	Observed(°)	Ideal(°)
1	2	1539	G	N3-C4-C5	5.10	131.15	128.60
80	6	103	A	C4-N9-C1'	5.10	135.49	126.30
36	5	1001	G	C6-C5-N7	5.10	133.46	130.40
36	5	2370	G	N3-C4-C5	-5.10	126.05	128.60
36	5	2550	U	C5-C4-O4	5.10	128.96	125.90
20	C8	17	LEU	CA-CB-CG	5.10	127.04	115.30
36	1	1695	U	N3-C4-C5	5.10	117.66	114.60
36	1	2689	A	O4'-C1'-N9	5.10	112.28	108.20
80	6	319	U	O4'-C1'-N1	5.10	112.28	108.20
36	5	2164	A	C8-N9-C4	-5.10	103.76	105.80
1	2	1004	U	C6-N1-C2	-5.10	117.94	121.00
36	1	498	A	C2-N3-C4	5.10	113.15	110.60
36	1	2644	C	N1-C2-O2	5.10	121.96	118.90
36	1	2688	U	O4'-C1'-N1	-5.10	104.12	108.20
80	6	90	C	N3-C4-C5	5.10	123.94	121.90
80	6	1594	G	C8-N9-C1'	-5.10	120.37	127.00
36	5	265	A	OP2-P-O3'	5.10	116.42	105.20
36	5	2385	G	C5-C6-N1	-5.10	108.95	111.50
36	5	2767	U	C5-C4-O4	5.10	128.96	125.90
36	5	3386	G	N9-C4-C5	5.10	107.44	105.40
38	8	95	G	C8-N9-C1'	5.10	133.63	127.00
1	2	25	C	OP2-P-O3'	5.10	116.42	105.20
1	2	864	U	N3-C2-O2	-5.10	118.63	122.20
36	1	1111	U	C5-C6-N1	-5.10	120.15	122.70
36	1	2755	C	C6-N1-C2	5.10	122.34	120.30
80	6	1029	U	N1-C2-N3	5.10	117.96	114.90
36	5	1843	C	C2-N1-C1'	5.10	124.41	118.80
36	5	2762	A	N1-C6-N6	-5.10	115.54	118.60
36	1	2355	G	N3-C4-C5	-5.10	126.05	128.60
36	1	3028	G	N9-C4-C5	-5.10	103.36	105.40
38	4	115	C	N3-C2-O2	-5.10	118.33	121.90
80	6	151	G	C4-C5-N7	-5.10	108.76	110.80
80	6	359	A	C6-N1-C2	5.10	121.66	118.60
80	6	646	C	C6-N1-C2	-5.10	118.26	120.30
80	6	1747	G	C8-N9-C4	5.10	108.44	106.40
36	5	1127	G	C8-N9-C4	5.10	108.44	106.40
36	5	1152	G	N7-C8-N9	5.10	115.65	113.10
36	5	3106	A	C5-N7-C8	-5.10	101.35	103.90
1	2	1081	A	O4'-C1'-N9	5.10	112.28	108.20
36	1	307	A	O5'-P-OP2	-5.10	101.11	105.70
36	1	686	G	N9-C4-C5	-5.10	103.36	105.40
36	1	2127	U	N3-C2-O2	5.10	125.77	122.20

Continued on next page...

Continued from previous page...

Mol	Chain	Res	Type	Atoms	Z	Observed(°)	Ideal(°)
80	6	57	G	C5-C6-N1	-5.10	108.95	111.50
1	2	1766	A	C8-N9-C4	5.09	107.84	105.80
36	1	410	U	N3-C4-O4	5.09	122.97	119.40
36	1	1839	A	C8-N9-C4	-5.09	103.76	105.80
36	1	3032	A	OP2-P-O3'	5.09	116.41	105.20
36	1	3313	U	N1-C2-O2	5.09	126.37	122.80
80	6	397	A	C8-N9-C4	5.09	107.84	105.80
80	6	568	G	C5-C6-O6	5.09	131.66	128.60
36	5	200	C	N1-C2-O2	5.09	121.96	118.90
36	5	1306	G	N9-C4-C5	-5.09	103.36	105.40
36	5	2936	A	N3-C4-N9	5.09	131.48	127.40
36	5	2971	A	C5-C6-N6	-5.09	119.62	123.70
39	12	238	ILE	CG1-CB-CG2	-5.09	100.19	111.40
1	2	864	U	C5-C4-O4	5.09	128.96	125.90
1	2	973	A	N1-C6-N6	5.09	121.66	118.60
36	1	1526	U	C2-N1-C1'	5.09	123.81	117.70
36	1	1733	G	N3-C4-C5	-5.09	126.05	128.60
80	6	399	A	C6-C5-N7	5.09	135.87	132.30
36	5	1589	A	C8-N9-C4	-5.09	103.76	105.80
1	2	254	A	C8-N9-C4	5.09	107.84	105.80
1	2	569	C	C2-N1-C1'	-5.09	113.20	118.80
36	1	857	G	N3-C4-C5	5.09	131.15	128.60
36	1	1083	G	N3-C4-N9	5.09	129.06	126.00
36	1	2131	A	OP1-P-O3'	5.09	116.40	105.20
80	6	1783	C	N3-C4-C5	-5.09	119.86	121.90
36	5	349	A	N1-C6-N6	-5.09	115.55	118.60
36	5	2808	A	N9-C4-C5	-5.09	103.76	105.80
36	5	2897	A	C5-C6-N1	5.09	120.25	117.70
36	5	3006	A	N7-C8-N9	-5.09	111.25	113.80
38	8	5	U	N3-C4-C5	5.09	117.66	114.60
1	2	794	U	OP1-P-O3'	5.09	116.40	105.20
36	1	1494	U	C2-N1-C1'	-5.09	111.59	117.70
36	1	1802	C	N3-C4-N4	5.09	121.56	118.00
36	1	2206	G	C5-C6-O6	-5.09	125.55	128.60
36	1	2226	U	C5-C4-O4	5.09	128.95	125.90
36	1	2227	C	C2'-C3'-O3'	5.09	121.84	113.70
80	6	130	C	N3-C2-O2	-5.09	118.34	121.90
36	5	872	U	O5'-P-OP1	-5.09	101.12	105.70
36	5	1303	A	N1-C6-N6	5.09	121.65	118.60
36	5	2395	G	O5'-P-OP2	-5.09	101.12	105.70
36	1	1604	G	N3-C2-N2	5.09	123.46	119.90
80	6	1301	U	C6-N1-C2	5.09	124.05	121.00

Continued on next page...

Continued from previous page...

Mol	Chain	Res	Type	Atoms	Z	Observed(°)	Ideal(°)
36	5	679	U	O5'-P-OP2	-5.09	101.12	105.70
36	5	1862	U	C5-C6-N1	5.09	125.24	122.70
36	1	558	U	C5-C6-N1	-5.09	120.16	122.70
36	1	894	G	N3-C4-N9	5.09	129.05	126.00
36	1	1773	C	C6-N1-C2	5.09	122.33	120.30
36	5	1055	A	P-O3'-C3'	5.09	125.81	119.70
36	5	1650	G	C5-C6-O6	-5.09	125.55	128.60
36	5	3198	U	O4'-C1'-N1	-5.09	104.13	108.20
36	5	3387	U	O5'-P-OP2	-5.09	101.12	105.70
38	8	113	U	C2-N1-C1'	5.09	123.80	117.70
36	1	1741	A	C2-N3-C4	-5.08	108.06	110.60
36	1	2994	A	C4-C5-N7	5.08	113.24	110.70
36	1	3173	G	C6-C5-N7	5.08	133.45	130.40
1	2	1012	U	C2-N3-C4	5.08	130.05	127.00
1	2	1069	A	C8-N9-C4	5.08	107.83	105.80
36	1	3190	C	C6-N1-C2	5.08	122.33	120.30
37	3	84	A	C8-N9-C4	-5.08	103.77	105.80
80	6	409	C	C6-N1-C2	-5.08	118.27	120.30
80	6	639	U	N1-C2-O2	5.08	126.36	122.80
80	6	1058	U	P-O3'-C3'	5.08	125.80	119.70
80	6	1083	G	OP1-P-OP2	-5.08	111.97	119.60
36	5	674	G	N3-C4-N9	-5.08	122.95	126.00
36	5	1860	G	N1-C6-O6	-5.08	116.85	119.90
36	5	2389	C	O5'-P-OP1	-5.08	101.12	105.70
36	5	2711	C	OP1-P-O3'	5.08	116.38	105.20
38	8	135	G	N3-C4-C5	5.08	131.14	128.60
36	1	206	G	C5-C6-N1	5.08	114.04	111.50
36	1	2426	U	C6-N1-C1'	5.08	128.31	121.20
36	1	2946	A	C6-C5-N7	-5.08	128.74	132.30
38	4	113	U	C5-C4-O4	5.08	128.95	125.90
36	5	281	G	OP1-P-OP2	-5.08	111.98	119.60
36	5	2435	G	N3-C4-C5	5.08	131.14	128.60
36	5	2706	G	N3-C4-N9	5.08	129.05	126.00
80	6	316	A	N7-C8-N9	-5.08	111.26	113.80
80	6	1055	U	C6-N1-C2	-5.08	117.95	121.00
11	s9	149	ARG	NE-CZ-NH2	-5.08	117.76	120.30
36	5	30	G	N9-C4-C5	-5.08	103.37	105.40
36	5	2666	C	N3-C4-N4	5.08	121.56	118.00
1	2	1174	C	N3-C4-C5	5.08	123.93	121.90
36	1	182	U	O5'-P-OP2	-5.08	101.13	105.70
36	1	423	A	N1-C6-N6	5.08	121.65	118.60
36	1	938	C	N3-C4-C5	5.08	123.93	121.90

Continued on next page...

Continued from previous page...

Mol	Chain	Res	Type	Atoms	Z	Observed(°)	Ideal(°)
36	1	2306	C	N3-C2-O2	-5.08	118.34	121.90
36	1	3155	U	C6-N1-C2	-5.08	117.95	121.00
37	3	14	U	N3-C4-C5	5.08	117.65	114.60
80	6	894	U	C2-N3-C4	5.08	130.05	127.00
36	5	716	A	C4-C5-N7	5.08	113.24	110.70
36	5	1097	G	O5'-P-OP2	5.08	116.79	110.70
36	5	3018	C	OP2-P-O3'	5.08	116.37	105.20
36	5	3041	U	N3-C4-C5	5.08	117.65	114.60
38	8	26	U	C5-C6-N1	5.08	125.24	122.70
36	1	1113	G	N3-C4-C5	-5.08	126.06	128.60
36	1	1496	C	C4-C5-C6	-5.08	114.86	117.40
36	1	2913	C	C2-N1-C1'	-5.08	113.22	118.80
37	3	103	A	N1-C6-N6	5.08	121.64	118.60
61	N5	38	LEU	CA-CB-CG	5.08	126.97	115.30
80	6	1575	G	C8-N9-C4	5.08	108.43	106.40
36	5	200	C	C6-N1-C2	-5.08	118.27	120.30
36	5	3010	U	O4'-C1'-N1	5.08	112.26	108.20
36	5	3212	C	N3-C4-C5	5.08	123.93	121.90
1	2	118	U	C5-C4-O4	-5.07	122.86	125.90
36	1	1160	C	C6-N1-C2	5.07	122.33	120.30
36	5	3133	C	N3-C2-O2	5.07	125.45	121.90
1	2	1274	C	N3-C4-N4	-5.07	114.45	118.00
36	1	294	U	C6-N1-C2	-5.07	117.96	121.00
36	1	2786	G	N1-C6-O6	-5.07	116.86	119.90
36	5	2379	U	O5'-P-OP1	5.07	116.79	110.70
36	5	2703	A	C4-C5-N7	-5.07	108.16	110.70
1	2	1787	C	C6-N1-C2	5.07	122.33	120.30
36	1	2396	G	O4'-C1'-N9	5.07	112.26	108.20
36	1	2796	G	C8-N9-C4	-5.07	104.37	106.40
38	4	61	A	O5'-P-OP1	-5.07	101.14	105.70
80	6	1101	G	C8-N9-C1'	-5.07	120.41	127.00
36	5	283	G	C5-C6-N1	5.07	114.03	111.50
36	5	953	G	N3-C4-N9	-5.07	122.96	126.00
36	5	1896	A	C4-C5-C6	-5.07	114.46	117.00
36	5	3347	A	N7-C8-N9	-5.07	111.27	113.80
36	1	927	C	N3-C4-C5	-5.07	119.87	121.90
36	1	1832	C	O5'-P-OP2	-5.07	101.14	105.70
36	1	3093	C	C6-N1-C2	5.07	122.33	120.30
36	5	511	G	C8-N9-C1'	-5.07	120.41	127.00
36	5	1222	G	C5-N7-C8	5.07	106.83	104.30
36	5	1399	A	C4-C5-N7	5.07	113.23	110.70
38	8	74	U	C5-C6-N1	5.07	125.23	122.70

Continued on next page...

Continued from previous page...

Mol	Chain	Res	Type	Atoms	Z	Observed(°)	Ideal(°)
36	1	277	G	OP2-P-O3'	5.07	116.35	105.20
36	1	286	U	C5-C6-N1	5.07	125.23	122.70
36	1	899	U	OP2-P-O3'	5.07	116.35	105.20
36	1	1514	G	C6-C5-N7	-5.07	127.36	130.40
37	3	99	G	C2-N3-C4	-5.07	109.37	111.90
80	6	426	G	N3-C4-C5	-5.07	126.07	128.60
1	2	457	G	C6-C5-N7	-5.07	127.36	130.40
36	1	94	G	C2-N3-C4	-5.07	109.37	111.90
36	1	287	G	C6-C5-N7	-5.07	127.36	130.40
36	1	1481	A	O5'-P-OP1	5.07	116.78	110.70
36	1	2347	U	O5'-P-OP1	5.07	116.78	110.70
36	1	2356	A	N9-C4-C5	-5.07	103.77	105.80
80	6	173	A	C2-N3-C4	-5.07	108.07	110.60
36	5	1335	C	OP2-P-O3'	5.07	116.34	105.20
36	5	1395	G	OP2-P-O3'	5.07	116.34	105.20
36	5	1680	G	C4-N9-C1'	-5.07	119.92	126.50
36	5	2406	C	C5-C6-N1	5.07	123.53	121.00
37	7	90	U	C5-C6-N1	-5.07	120.17	122.70
38	8	42	G	C4-C5-N7	5.07	112.83	110.80
36	1	1186	G	N3-C2-N2	5.06	123.44	119.90
36	1	1897	G	O5'-P-OP1	-5.06	101.14	105.70
36	1	2426	U	C2-N1-C1'	-5.06	111.62	117.70
36	5	793	C	C4-C5-C6	5.06	119.93	117.40
36	5	2245	C	C2-N1-C1'	5.06	124.37	118.80
36	5	2959	C	C6-N1-C2	-5.06	118.27	120.30
1	2	1735	U	N1-C2-O2	5.06	126.34	122.80
1	2	1810	G	N3-C4-C5	-5.06	126.07	128.60
36	1	613	G	N1-C6-O6	5.06	122.94	119.90
36	1	1171	G	N7-C8-N9	5.06	115.63	113.10
36	1	2240	G	N9-C4-C5	-5.06	103.38	105.40
62	N6	13	ARG	NE-CZ-NH2	-5.06	117.77	120.30
80	6	787	G	C4-N9-C1'	5.06	133.08	126.50
80	6	1304	G	N7-C8-N9	-5.06	110.57	113.10
36	5	2726	C	N3-C4-N4	-5.06	114.46	118.00
36	5	3179	U	N3-C4-O4	5.06	122.94	119.40
36	5	3197	G	N1-C6-O6	5.06	122.94	119.90
36	1	1606	U	C6-N1-C2	5.06	124.04	121.00
36	1	2585	G	C8-N9-C4	-5.06	104.38	106.40
38	4	85	G	N7-C8-N9	5.06	115.63	113.10
80	6	1523	G	C8-N9-C4	-5.06	104.38	106.40
80	6	1748	G	C5-C6-O6	-5.06	125.56	128.60
36	5	2688	U	N1-C2-N3	-5.06	111.86	114.90

Continued on next page...

Continued from previous page...

Mol	Chain	Res	Type	Atoms	Z	Observed(°)	Ideal(°)
36	5	2886	U	N1-C2-N3	5.06	117.94	114.90
80	6	139	C	C6-N1-C2	-5.06	118.28	120.30
80	6	1464	G	N1-C6-O6	-5.06	116.86	119.90
36	5	425	G	N3-C2-N2	-5.06	116.36	119.90
36	5	629	U	N3-C2-O2	-5.06	118.66	122.20
36	5	698	U	C5-C6-N1	5.06	125.23	122.70
36	5	1170	A	N1-C6-N6	5.06	121.64	118.60
36	5	1520	G	N7-C8-N9	5.06	115.63	113.10
36	5	1644	C	N1-C2-O2	-5.06	115.86	118.90
36	5	2313	A	N7-C8-N9	5.06	116.33	113.80
36	5	2428	U	N3-C4-O4	5.06	122.94	119.40
36	5	3097	C	C4-C5-C6	-5.06	114.87	117.40
1	2	1746	A	N1-C6-N6	5.06	121.63	118.60
36	1	827	A	C4-C5-C6	-5.06	114.47	117.00
36	1	1480	G	O5'-P-OP2	-5.06	101.15	105.70
36	1	3028	G	N1-C6-O6	5.06	122.93	119.90
80	6	371	G	C6-C5-N7	-5.06	127.37	130.40
80	6	1473	U	C2-N1-C1'	5.06	123.77	117.70
36	5	1925	U	C6-N1-C2	-5.06	117.97	121.00
36	5	2340	U	N3-C2-O2	-5.06	118.66	122.20
36	5	2565	U	C6-N1-C2	-5.06	117.97	121.00
36	5	2929	C	N1-C2-O2	-5.06	115.87	118.90
36	1	2163	C	C2-N3-C4	-5.06	117.37	119.90
36	1	965	A	OP1-P-O3'	5.05	116.32	105.20
36	1	1420	C	C6-N1-C2	-5.05	118.28	120.30
36	1	1454	A	N9-C4-C5	-5.05	103.78	105.80
36	1	2207	A	N3-C4-C5	-5.05	123.26	126.80
36	1	2208	A	OP2-P-O3'	5.05	116.32	105.20
36	1	2831	G	C6-C5-N7	-5.05	127.37	130.40
36	1	3207	U	N3-C4-O4	-5.05	115.86	119.40
36	5	2762	A	C5-C6-N6	5.05	127.74	123.70
36	5	2927	C	OP2-P-O3'	5.05	116.32	105.20
36	1	3008	A	C4-N9-C1'	-5.05	117.20	126.30
36	1	3036	G	O5'-P-OP2	-5.05	101.15	105.70
80	6	637	C	N3-C4-C5	5.05	123.92	121.90
80	6	985	G	N3-C4-C5	5.05	131.13	128.60
36	5	3312	U	N3-C2-O2	5.05	125.74	122.20
36	1	1623	G	N1-C6-O6	5.05	122.93	119.90
36	1	1927	G	C6-C5-N7	-5.05	127.37	130.40
36	1	2137	U	O4'-C1'-N1	5.05	112.24	108.20
36	1	2816	G	O4'-C1'-N9	5.05	112.24	108.20
80	6	1139	A	C2-N3-C4	5.05	113.13	110.60

Continued on next page...

Continued from previous page...

Mol	Chain	Res	Type	Atoms	Z	Observed(°)	Ideal(°)
14	c2	58	LEU	CA-CB-CG	5.05	126.92	115.30
36	5	1193	A	C4-C5-N7	5.05	113.22	110.70
36	5	1317	A	C2-N3-C4	5.05	113.13	110.60
36	5	1377	G	C5-C6-O6	-5.05	125.57	128.60
36	5	2407	C	C5-C4-N4	-5.05	116.66	120.20
36	5	2618	G	C4-C5-N7	5.05	112.82	110.80
36	5	2643	A	N7-C8-N9	-5.05	111.27	113.80
36	5	2864	A	O5'-P-OP1	-5.05	101.15	105.70
36	5	3256	G	N3-C2-N2	-5.05	116.36	119.90
1	2	577	G	C6-C5-N7	-5.05	127.37	130.40
1	2	1267	G	N1-C6-O6	5.05	122.93	119.90
36	1	1000	C	O4'-C1'-N1	5.05	112.24	108.20
36	1	1084	A	C8-N9-C4	5.05	107.82	105.80
36	1	1904	C	OP2-P-O3'	5.05	116.31	105.20
36	1	2177	G	N3-C4-N9	5.05	129.03	126.00
80	6	424	C	N3-C2-O2	5.05	125.44	121.90
80	6	757	A	C8-N9-C4	5.05	107.82	105.80
36	5	860	G	N3-C4-C5	-5.05	126.08	128.60
36	5	2222	A	OP1-P-O3'	5.05	116.31	105.20
36	5	2338	C	N3-C4-N4	5.05	121.53	118.00
36	5	2523	A	C2-N3-C4	5.05	113.12	110.60
36	5	2937	G	C6-C5-N7	-5.05	127.37	130.40
36	5	2955	U	OP2-P-O3'	5.05	116.31	105.20
36	5	3375	A	O4'-C1'-N9	-5.05	104.16	108.20
38	8	7	U	N1-C2-O2	-5.05	119.27	122.80
36	1	390	G	N1-C6-O6	-5.05	116.87	119.90
80	6	1579	U	C6-N1-C2	5.05	124.03	121.00
36	5	1530	U	O5'-P-OP2	-5.05	101.16	105.70
36	5	3367	C	N3-C4-C5	5.05	123.92	121.90
38	8	27	U	C5-C4-O4	-5.05	122.87	125.90
1	2	1241	G	N7-C8-N9	5.05	115.62	113.10
36	1	392	G	O5'-P-OP2	5.05	116.75	110.70
36	1	938	C	C4-C5-C6	-5.05	114.88	117.40
36	1	1481	A	C4-N9-C1'	5.05	135.38	126.30
38	4	116	G	N9-C4-C5	-5.05	103.38	105.40
80	6	1663	G	C6-C5-N7	-5.05	127.37	130.40
36	5	269	G	C5-C6-O6	-5.05	125.57	128.60
36	5	1223	A	O5'-P-OP1	-5.05	101.16	105.70
36	5	1661	G	C8-N9-C4	5.05	108.42	106.40
36	5	1764	U	C2-N1-C1'	5.05	123.75	117.70
36	5	2118	C	C6-N1-C2	-5.05	118.28	120.30
36	5	3377	G	C4-C5-N7	-5.05	108.78	110.80

Continued on next page...

Continued from previous page...

Mol	Chain	Res	Type	Atoms	Z	Observed(°)	Ideal(°)
1	2	1269	U	O4'-C1'-N1	5.04	112.24	108.20
1	2	1551	U	C6-N1-C2	-5.04	117.97	121.00
36	5	1052	U	C6-N1-C2	-5.04	117.97	121.00
36	5	3039	C	N3-C4-N4	5.04	121.53	118.00
50	m4	123	LEU	CA-CB-CG	-5.04	103.70	115.30
1	2	1410	A	C4-C5-N7	-5.04	108.18	110.70
1	2	1439	C	N3-C2-O2	-5.04	118.37	121.90
24	D2	104	LEU	CA-CB-CG	5.04	126.90	115.30
36	1	671	U	O5'-P-OP2	-5.04	101.16	105.70
36	1	1439	U	OP1-P-O3'	5.04	116.30	105.20
36	1	2239	G	N3-C2-N2	-5.04	116.37	119.90
36	1	2747	A	O5'-P-OP1	5.04	116.75	110.70
36	1	2976	A	C4-C5-N7	5.04	113.22	110.70
80	6	1599	C	C5-C4-N4	-5.04	116.67	120.20
80	6	1662	G	C2-N3-C4	-5.04	109.38	111.90
36	5	56	G	N3-C4-N9	-5.04	122.97	126.00
36	5	111	C	N3-C4-N4	5.04	121.53	118.00
36	5	1501	U	OP1-P-O3'	5.04	116.29	105.20
36	5	2189	U	O5'-P-OP1	-5.04	101.16	105.70
1	2	1200	G	C5-C6-N1	-5.04	108.98	111.50
1	2	1246	C	N3-C2-O2	-5.04	118.37	121.90
36	1	939	U	C5-C4-O4	-5.04	122.88	125.90
36	1	1530	U	C2-N1-C1'	-5.04	111.65	117.70
36	1	2881	C	C6-N1-C2	5.04	122.32	120.30
80	6	411	C	C5-C4-N4	5.04	123.73	120.20
36	5	363	G	C8-N9-C1'	-5.04	120.45	127.00
36	5	999	G	C5-C6-O6	-5.04	125.58	128.60
36	5	1418	A	C4-C5-C6	5.04	119.52	117.00
38	8	112	U	C6-N1-C1'	5.04	128.26	121.20
36	1	1729	A	O5'-P-OP2	-5.04	101.16	105.70
36	1	3015	G	N9-C4-C5	5.04	107.42	105.40
36	5	62	A	N1-C6-N6	5.04	121.62	118.60
36	5	428	A	OP2-P-O3'	5.04	116.29	105.20
36	5	1879	A	O5'-P-OP1	5.04	116.75	110.70
36	5	2387	A	N1-C6-N6	5.04	121.62	118.60
36	5	2411	U	O5'-P-OP1	5.04	116.75	110.70
36	5	2816	G	C4-C5-C6	5.04	121.82	118.80
37	7	11	A	O5'-P-OP1	-5.04	101.16	105.70
36	1	1000	C	N3-C4-C5	5.04	123.92	121.90
36	1	1795	U	O5'-P-OP2	5.04	116.75	110.70
36	1	2871	G	C4-N9-C1'	-5.04	119.95	126.50
36	1	2991	A	C5-N7-C8	-5.04	101.38	103.90

Continued on next page...

Continued from previous page...

Mol	Chain	Res	Type	Atoms	Z	Observed(°)	Ideal(°)
37	3	28	C	N3-C4-C5	-5.04	119.88	121.90
80	6	787	G	C6-C5-N7	-5.04	127.38	130.40
3	s1	47	LEU	CA-CB-CG	5.04	126.89	115.30
36	5	676	G	N9-C4-C5	5.04	107.42	105.40
38	8	114	G	O5'-P-OP1	-5.04	101.17	105.70
1	2	1025	A	N1-C6-N6	5.04	121.62	118.60
36	1	184	U	N3-C2-O2	-5.04	118.67	122.20
36	1	282	G	N1-C2-N2	-5.04	111.67	116.20
36	1	761	A	C8-N9-C4	-5.04	103.78	105.80
36	1	940	G	O5'-P-OP1	-5.04	101.17	105.70
36	1	1332	A	C4-C5-N7	5.04	113.22	110.70
36	5	2834	G	C2-N3-C4	5.04	114.42	111.90
1	2	904	G	N1-C6-O6	-5.04	116.88	119.90
36	1	2693	C	OP1-P-O3'	5.04	116.28	105.20
80	6	432	G	C5-C6-N1	-5.04	108.98	111.50
36	5	203	G	C6-C5-N7	5.04	133.42	130.40
36	5	1084	A	OP2-P-O3'	5.04	116.28	105.20
36	5	1141	C	N1-C2-O2	5.04	121.92	118.90
36	1	2193	U	O5'-P-OP1	-5.03	101.17	105.70
36	1	2322	C	C6-N1-C1'	5.03	126.84	120.80
36	1	2714	G	C4-C5-C6	-5.03	115.78	118.80
38	4	15	G	N9-C4-C5	-5.03	103.39	105.40
38	4	39	G	O5'-P-OP2	-5.03	101.17	105.70
36	5	769	G	C8-N9-C4	5.03	108.41	106.40
36	5	1203	A	C8-N9-C4	-5.03	103.79	105.80
36	5	1306	G	C5-C6-N1	-5.03	108.98	111.50
36	5	2440	G	P-O3'-C3'	5.03	125.74	119.70
36	5	2668	U	C5-C4-O4	-5.03	122.88	125.90
36	5	3057	U	N1-C2-O2	5.03	126.32	122.80
38	8	27	U	C2-N1-C1'	5.03	123.74	117.70
36	1	1443	G	C4-C5-N7	5.03	112.81	110.80
38	4	38	U	N1-C2-O2	5.03	126.32	122.80
36	5	691	A	OP1-P-O3'	5.03	116.27	105.20
36	5	3079	U	C2-N1-C1'	-5.03	111.66	117.70
37	7	34	C	N3-C2-O2	-5.03	118.38	121.90
37	7	43	U	C5-C4-O4	5.03	128.92	125.90
1	2	700	C	C6-N1-C2	-5.03	118.29	120.30
1	2	1051	G	P-O3'-C3'	5.03	125.74	119.70
36	1	816	A	C2-N3-C4	5.03	113.11	110.60
36	1	1196	C	N3-C4-C5	5.03	123.91	121.90
36	1	1351	U	C5-C6-N1	5.03	125.22	122.70
36	1	2772	C	O4'-C1'-N1	5.03	112.22	108.20

Continued on next page...

Continued from previous page...

Mol	Chain	Res	Type	Atoms	Z	Observed(°)	Ideal(°)
36	1	2827	U	C2-N1-C1'	-5.03	111.66	117.70
36	1	2968	G	N3-C2-N2	-5.03	116.38	119.90
80	6	43	A	C5-C6-N1	5.03	120.22	117.70
80	6	1396	U	C6-N1-C2	-5.03	117.98	121.00
36	5	618	C	N3-C2-O2	-5.03	118.38	121.90
36	5	835	G	C5-N7-C8	-5.03	101.78	104.30
36	1	1114	U	N1-C2-O2	5.03	126.32	122.80
36	1	1454	A	C5-C6-N6	-5.03	119.68	123.70
36	1	1499	C	OP2-P-O3'	5.03	116.26	105.20
36	1	2315	G	OP2-P-O3'	5.03	116.26	105.20
36	1	2942	C	N3-C4-N4	5.03	121.52	118.00
80	6	573	C	C6-N1-C2	-5.03	118.29	120.30
36	5	1081	U	N1-C1'-C2'	-5.03	106.47	112.00
36	5	1408	G	C4-C5-C6	-5.03	115.78	118.80
36	5	1797	A	N1-C6-N6	-5.03	115.58	118.60
36	5	2794	G	N1-C6-O6	-5.03	116.88	119.90
36	5	2819	A	OP1-P-O3'	-5.03	94.14	105.20
37	7	109	G	C6-C5-N7	-5.03	127.38	130.40
1	2	422	G	N1-C6-O6	5.03	122.92	119.90
80	6	1779	U	N3-C2-O2	-5.03	118.68	122.20
36	5	406	G	N1-C2-N3	5.03	126.92	123.90
36	5	412	G	O5'-P-OP2	5.03	116.73	110.70
36	5	824	C	O5'-P-OP2	-5.03	101.18	105.70
36	5	1149	G	C4-C5-N7	-5.03	108.79	110.80
36	5	1166	G	C5-C6-N1	-5.03	108.99	111.50
36	5	2138	A	O4'-C1'-N9	-5.03	104.18	108.20
36	5	2222	A	O4'-C1'-N9	-5.03	104.18	108.20
36	5	2622	C	C5-C4-N4	5.03	123.72	120.20
36	5	2860	U	N3-C4-O4	-5.03	115.88	119.40
36	5	2978	U	OP1-P-O3'	5.03	116.26	105.20
1	2	1263	G	N3-C4-C5	5.03	131.11	128.60
36	1	229	G	N7-C8-N9	5.03	115.61	113.10
36	1	1180	A	O4'-C1'-N9	-5.03	104.18	108.20
36	1	2142	A	C2-N3-C4	5.03	113.11	110.60
36	5	1486	G	N7-C8-N9	5.03	115.61	113.10
36	5	2147	A	N9-C4-C5	-5.03	103.79	105.80
36	5	2199	G	O5'-P-OP2	5.03	116.73	110.70
36	5	2299	A	N1-C6-N6	5.03	121.62	118.60
1	2	1342	C	C6-N1-C2	-5.02	118.29	120.30
36	1	870	G	C6-C5-N7	-5.02	127.39	130.40
36	1	1131	G	C4-N9-C1'	5.02	133.03	126.50
36	5	2541	U	N3-C2-O2	-5.02	118.68	122.20

Continued on next page...

Continued from previous page...

Mol	Chain	Res	Type	Atoms	Z	Observed(°)	Ideal(°)
37	3	16	U	C6-N1-C2	5.02	124.01	121.00
36	5	360	G	O5'-P-OP2	-5.02	101.18	105.70
36	5	801	A	N1-C2-N3	5.02	131.81	129.30
36	5	1045	C	O5'-P-OP2	5.02	116.73	110.70
36	5	1827	C	C6-N1-C2	-5.02	118.29	120.30
36	5	2358	A	N1-C6-N6	-5.02	115.59	118.60
36	5	2867	C	C6-N1-C2	5.02	122.31	120.30
36	1	915	A	C5-N7-C8	-5.02	101.39	103.90
36	1	1104	G	C4-C5-C6	5.02	121.81	118.80
80	6	680	U	N1-C2-O2	5.02	126.31	122.80
80	6	1198	G	C6-C5-N7	5.02	133.41	130.40
36	5	985	U	C5-C6-N1	-5.02	120.19	122.70
36	5	3065	G	N7-C8-N9	5.02	115.61	113.10
28	D6	84	VAL	CB-CA-C	-5.02	101.86	111.40
36	1	2777	G	C5-C6-O6	-5.02	125.59	128.60
36	1	3045	G	C2-N3-C4	5.02	114.41	111.90
36	1	3317	U	P-O3'-C3'	5.02	125.72	119.70
40	L3	246	LEU	CB-CG-CD1	-5.02	102.47	111.00
80	6	252	U	C5-C4-O4	-5.02	122.89	125.90
80	6	541	A	C8-N9-C4	-5.02	103.79	105.80
3	s1	231	LEU	CA-CB-CG	5.02	126.85	115.30
36	5	190	U	C5-C6-N1	-5.02	120.19	122.70
36	5	1788	C	N3-C2-O2	-5.02	118.39	121.90
36	5	1902	G	C4-N9-C1'	5.02	133.03	126.50
36	5	2953	U	N1-C2-O2	-5.02	119.29	122.80
37	7	89	G	N1-C6-O6	5.02	122.91	119.90
36	1	498	A	C4-C5-N7	-5.02	108.19	110.70
36	5	1036	A	C8-N9-C4	5.02	107.81	105.80
36	5	1190	A	C4-N9-C1'	5.02	135.33	126.30
36	5	1480	G	C4-N9-C1'	-5.02	119.98	126.50
36	5	2848	G	N1-C6-O6	5.02	122.91	119.90
36	1	1321	G	C6-C5-N7	-5.02	127.39	130.40
36	1	2707	C	C2-N3-C4	-5.02	117.39	119.90
37	3	95	A	N1-C6-N6	5.02	121.61	118.60
80	6	925	G	N9-C4-C5	-5.02	103.39	105.40
36	5	369	A	N7-C8-N9	5.02	116.31	113.80
36	5	397	A	C2-N3-C4	5.02	113.11	110.60
36	5	2672	G	N3-C4-C5	-5.02	126.09	128.60
20	C8	3	LEU	CA-CB-CG	5.01	126.83	115.30
36	1	60	A	C2-N3-C4	-5.01	108.09	110.60
36	1	2295	A	C8-N9-C4	-5.01	103.79	105.80
36	1	2379	U	C6-N1-C2	-5.01	117.99	121.00

Continued on next page...

Continued from previous page...

Mol	Chain	Res	Type	Atoms	Z	Observed(°)	Ideal(°)
36	1	2889	C	C2-N1-C1'	5.01	124.32	118.80
38	4	29	U	O5'-P-OP2	-5.01	101.19	105.70
38	4	78	G	C4-N9-C1'	-5.01	119.98	126.50
80	6	387	A	N9-C4-C5	5.01	107.81	105.80
36	5	412	G	O5'-P-OP1	-5.01	101.19	105.70
36	5	804	C	N3-C4-C5	-5.01	119.89	121.90
36	5	1464	G	N3-C4-N9	5.01	129.01	126.00
36	5	1888	U	OP2-P-O3'	5.01	116.23	105.20
36	5	1902	G	C8-N9-C4	5.01	108.41	106.40
37	7	52	G	C5-C6-O6	-5.01	125.59	128.60
36	1	648	C	O5'-P-OP1	-5.01	101.19	105.70
36	1	3212	C	C2-N1-C1'	-5.01	113.29	118.80
80	6	1594	G	N3-C4-N9	5.01	129.01	126.00
1	2	1738	U	C5-C4-O4	5.01	128.91	125.90
36	1	512	U	C5-C6-N1	-5.01	120.19	122.70
36	1	2385	G	N3-C4-N9	-5.01	122.99	126.00
36	1	3278	C	C2-N1-C1'	5.01	124.31	118.80
38	4	44	A	O5'-P-OP1	-5.01	101.19	105.70
69	O3	65	ARG	NE-CZ-NH2	-5.01	117.79	120.30
80	6	548	G	N3-C4-N9	-5.01	122.99	126.00
80	6	1725	U	C2-N1-C1'	5.01	123.71	117.70
36	5	1242	G	O4'-C1'-N9	5.01	112.21	108.20
36	5	1367	G	N1-C6-O6	5.01	122.91	119.90
36	5	1794	G	N1-C2-N2	5.01	120.71	116.20
36	5	1879	A	OP2-P-O3'	5.01	116.23	105.20
36	5	2963	C	C5-C6-N1	-5.01	118.49	121.00
36	1	300	G	C4-C5-N7	-5.01	108.80	110.80
36	1	646	A	C5-C6-N1	-5.01	115.20	117.70
36	1	961	C	O5'-P-OP1	-5.01	101.19	105.70
36	1	2170	U	N3-C2-O2	-5.01	118.69	122.20
36	1	2325	G	N1-C6-O6	5.01	122.91	119.90
36	1	2987	A	N9-C4-C5	-5.01	103.80	105.80
36	5	426	G	C5-C6-O6	-5.01	125.59	128.60
36	5	1099	A	C4-C5-N7	5.01	113.20	110.70
36	5	1654	A	N9-C4-C5	5.01	107.80	105.80
36	5	1764	U	N3-C2-O2	-5.01	118.69	122.20
36	5	2289	U	N3-C4-O4	-5.01	115.89	119.40
36	5	2751	G	C8-N9-C1'	-5.01	120.49	127.00
36	5	2778	G	C4-N9-C1'	-5.01	119.99	126.50
37	7	105	C	C2-N1-C1'	5.01	124.31	118.80
1	2	833	U	O5'-P-OP2	5.01	116.71	110.70
38	4	121	U	C5-C6-N1	-5.01	120.20	122.70

Continued on next page...

Continued from previous page...

Mol	Chain	Res	Type	Atoms	Z	Observed(°)	Ideal(°)
80	6	1065	A	C8-N9-C4	-5.01	103.80	105.80
36	5	92	G	N7-C8-N9	5.01	115.60	113.10
1	2	704	C	N1-C1'-C2'	5.01	120.51	114.00
1	2	981	U	OP2-P-O3'	5.01	116.22	105.20
1	2	1770	U	C6-N1-C2	5.01	124.00	121.00
36	1	272	G	O5'-P-OP1	5.01	116.71	110.70
36	1	971	G	N9-C4-C5	-5.01	103.40	105.40
36	1	1134	G	N3-C4-N9	5.01	129.00	126.00
36	1	2239	G	N1-C6-O6	5.01	122.90	119.90
41	L4	150	LEU	CA-CB-CG	5.01	126.81	115.30
80	6	58	U	C5-C6-N1	5.01	125.20	122.70
80	6	356	G	OP1-P-O3'	5.01	116.21	105.20
80	6	525	A	N1-C6-N6	5.01	121.60	118.60
80	6	1247	U	C5-C6-N1	5.01	125.20	122.70
36	5	857	G	N3-C4-N9	5.01	129.00	126.00
36	5	881	C	C5-C6-N1	5.01	123.50	121.00
36	5	953	G	N3-C4-C5	5.01	131.10	128.60
36	5	1888	U	C5-C6-N1	-5.01	120.20	122.70
36	5	2307	G	C2-N3-C4	5.01	114.40	111.90
36	5	2640	A	C6-C5-N7	-5.01	128.80	132.30
36	5	3100	U	C6-N1-C2	5.01	124.00	121.00
36	5	3252	G	N9-C4-C5	-5.01	103.40	105.40
1	2	617	U	O5'-P-OP2	-5.00	101.20	105.70
36	1	943	U	N1-C2-O2	-5.00	119.30	122.80
36	1	1934	G	C5-N7-C8	-5.00	101.80	104.30
36	1	2305	G	N7-C8-N9	5.00	115.60	113.10
80	6	1652	C	C5-C4-N4	-5.00	116.70	120.20
36	5	1890	U	N1-C2-N3	5.00	117.90	114.90
36	5	3074	G	C8-N9-C1'	-5.00	120.49	127.00
1	2	422	G	C5-C6-O6	-5.00	125.60	128.60
1	2	1502	G	N3-C4-C5	-5.00	126.10	128.60
36	1	1055	A	C4-C5-C6	-5.00	114.50	117.00
36	1	1370	G	N7-C8-N9	-5.00	110.60	113.10
36	1	2249	G	C2'-C3'-O3'	5.00	121.71	113.70
36	1	2305	G	C6-N1-C2	-5.00	122.10	125.10
36	1	2605	G	C5-C6-N1	-5.00	109.00	111.50
36	1	2627	C	N1-C2-O2	-5.00	115.90	118.90
36	1	2675	C	C2-N1-C1'	5.00	124.30	118.80
36	1	2808	A	O4'-C1'-N9	-5.00	104.20	108.20
80	6	640	U	C5'-C4'-O4'	5.00	115.11	109.10
80	6	1164	G	N3-C4-C5	5.00	131.10	128.60
36	5	1441	G	C5-C6-N1	5.00	114.00	111.50

Continued on next page...

Continued from previous page...

Mol	Chain	Res	Type	Atoms	Z	Observed(°)	Ideal(°)
36	5	1447	G	O5'-P-OP2	5.00	116.70	110.70
36	5	1464	G	N3-C4-C5	-5.00	126.10	128.60
36	5	1848	G	C6-C5-N7	-5.00	127.40	130.40
36	5	1940	G	N1-C6-O6	5.00	122.90	119.90
36	5	2669	G	OP2-P-O3'	5.00	116.21	105.20
36	1	2772	C	N3-C2-O2	-5.00	118.40	121.90
36	1	2848	G	C8-N9-C4	5.00	108.40	106.40
36	1	3268	A	C6-C5-N7	-5.00	128.80	132.30
80	6	295	A	C8-N9-C4	5.00	107.80	105.80
36	5	870	G	O5'-P-OP2	-5.00	101.20	105.70
36	5	2284	C	C5-C4-N4	-5.00	116.70	120.20
36	5	3239	G	N1-C6-O6	5.00	122.90	119.90

There are no chirality outliers.

All (67) planarity outliers are listed below:

Mol	Chain	Res	Type	Group
16	C4	123	SER	Peptide
19	C7	22	PRO	Peptide
19	C7	85	VAL	Peptide
25	D3	44	GLY	Peptide
27	D5	54	VAL	Peptide
27	D5	94	LYS	Peptide
28	D6	10	ARG	Peptide
28	D6	84	VAL	Peptide
28	D6	85	ARG	Peptide
33	E1	105	TYR	Peptide
33	E1	138	ARG	Peptide
33	E1	143	LYS	Peptide
39	L2	112	ILE	Peptide
40	L3	172	ALA	Peptide
42	L5	186	GLU	Peptide
42	L5	58	LYS	Peptide
43	L6	51	ARG	Peptide
45	L8	74	THR	Peptide
47	M0	51	HIS	Peptide
52	M6	110	PRO	Peptide
53	M7	120	ASN	Peptide
56	N0	22	PRO	Peptide
56	N0	51	VAL	Peptide
62	N6	44	GLY	Peptide
64	N8	30	GLY	Peptide

Continued on next page...

Continued from previous page...

Mol	Chain	Res	Type	Group
65	N9	19	ASN	Peptide
67	O1	83	GLU	Peptide
78	Q2	93	LEU	Peptide
3	S1	131	ASP	Peptide
9	S7	131	PHE	Peptide
10	S8	8	ARG	Peptide
17	c5	52	LYS	Peptide
18	c6	40	GLU	Peptide
18	c6	41	PRO	Peptide
19	c7	88	VAL	Peptide
22	d0	70	THR	Peptide
24	d2	54	ASP	Peptide
27	d5	85	LYS	Peptide
33	e1	106	TYR	Peptide
39	l2	143	GLU	Peptide
39	l2	211	HIS	Peptide
39	l2	48	ILE	Peptide
40	l3	2	SER	Peptide
41	l4	318	LEU	Peptide
42	l5	270	LYS	Peptide
42	l5	271	LYS	Peptide
44	l7	192	GLY	Peptide
44	l7	226	GLY	Peptide
48	m1	151	SER	Peptide
49	m3	56	PRO	Peptide
50	m4	20	VAL	Peptide
52	m6	110	PRO	Peptide
53	m7	66	SER	Peptide
55	m9	73	GLY	Peptide
56	n0	133	ALA	Peptide
56	n0	170	THR	Peptide
59	n3	4	ASN	Peptide
59	n3	5	GLY	Peptide
64	n8	66	ALA	Peptide
65	n9	24	PRO	Peptide
67	o1	90	PHE	Peptide
68	o2	15	LYS	Peptide
68	o2	39	ASP	Peptide
70	o4	80	ARG	Peptide
78	q2	16	THR	Peptide
7	s5	44	ASN	Peptide
7	s5	99	MET	Peptide

5.2 Too-close contacts [i](#)

Due to software issues we are unable to calculate clashes - this section is therefore empty.

5.3 Torsion angles [i](#)

5.3.1 Protein backbone [i](#)

In the following table, the Percentiles column shows the percent Ramachandran outliers of the chain as a percentile score with respect to all X-ray entries followed by that with respect to entries of similar resolution.

The Analysed column shows the number of residues for which the backbone conformation was analysed, and the total number of residues.

Mol	Chain	Analysed	Favoured	Allowed	Outliers	Percentiles	
2	S0	204/206 (99%)	150 (74%)	34 (17%)	20 (10%)	0	3
2	s0	204/206 (99%)	151 (74%)	30 (15%)	23 (11%)	0	2
3	S1	212/216 (98%)	149 (70%)	42 (20%)	21 (10%)	0	3
3	s1	214/216 (99%)	174 (81%)	29 (14%)	11 (5%)	2	13
4	S2	215/217 (99%)	176 (82%)	22 (10%)	17 (8%)	1	6
4	s2	215/217 (99%)	177 (82%)	23 (11%)	15 (7%)	1	7
5	S3	221/223 (99%)	177 (80%)	34 (15%)	10 (4%)	2	15
5	s3	221/223 (99%)	172 (78%)	31 (14%)	18 (8%)	1	6
6	S4	258/260 (99%)	204 (79%)	40 (16%)	14 (5%)	2	12
6	s4	258/260 (99%)	207 (80%)	30 (12%)	21 (8%)	1	6
7	S5	204/206 (99%)	168 (82%)	21 (10%)	15 (7%)	1	7
7	s5	204/206 (99%)	156 (76%)	30 (15%)	18 (9%)	1	5
8	S6	224/226 (99%)	194 (87%)	18 (8%)	12 (5%)	2	12
8	s6	216/226 (96%)	186 (86%)	18 (8%)	12 (6%)	2	11
9	S7	182/186 (98%)	133 (73%)	25 (14%)	24 (13%)	0	1
9	s7	184/186 (99%)	147 (80%)	23 (12%)	14 (8%)	1	6
10	S8	184/199 (92%)	146 (79%)	29 (16%)	9 (5%)	2	14
10	s8	184/199 (92%)	150 (82%)	27 (15%)	7 (4%)	3	19
11	S9	183/185 (99%)	143 (78%)	28 (15%)	12 (7%)	1	8
11	s9	183/185 (99%)	157 (86%)	20 (11%)	6 (3%)	4	22
12	C0	94/96 (98%)	67 (71%)	16 (17%)	11 (12%)	0	2

Continued on next page...

Continued from previous page...

Mol	Chain	Analysed	Favoured	Allowed	Outliers	Percentiles	
13	C1	153/155 (99%)	128 (84%)	18 (12%)	7 (5%)	2	15
13	c1	144/155 (93%)	114 (79%)	19 (13%)	11 (8%)	1	6
14	C2	122/124 (98%)	73 (60%)	27 (22%)	22 (18%)	0	1
14	c2	122/124 (98%)	70 (57%)	31 (25%)	21 (17%)	0	1
15	C3	148/150 (99%)	120 (81%)	23 (16%)	5 (3%)	3	22
15	c3	148/150 (99%)	115 (78%)	20 (14%)	13 (9%)	1	5
16	C4	125/128 (98%)	97 (78%)	16 (13%)	12 (10%)	0	4
16	c4	126/128 (98%)	98 (78%)	20 (16%)	8 (6%)	1	9
17	C5	122/135 (90%)	90 (74%)	18 (15%)	14 (12%)	0	2
17	c5	133/135 (98%)	100 (75%)	13 (10%)	20 (15%)	0	1
18	C6	139/142 (98%)	115 (83%)	18 (13%)	6 (4%)	2	16
18	c6	140/142 (99%)	120 (86%)	12 (9%)	8 (6%)	1	11
19	C7	116/125 (93%)	90 (78%)	18 (16%)	8 (7%)	1	8
19	c7	113/125 (90%)	92 (81%)	11 (10%)	10 (9%)	1	5
20	C8	143/145 (99%)	109 (76%)	25 (18%)	9 (6%)	1	9
20	c8	143/145 (99%)	120 (84%)	15 (10%)	8 (6%)	2	11
21	C9	141/143 (99%)	114 (81%)	19 (14%)	8 (6%)	1	11
21	c9	141/143 (99%)	120 (85%)	15 (11%)	6 (4%)	2	16
22	D0	105/110 (96%)	86 (82%)	14 (13%)	5 (5%)	2	14
22	d0	108/110 (98%)	82 (76%)	14 (13%)	12 (11%)	0	2
23	D1	85/87 (98%)	65 (76%)	11 (13%)	9 (11%)	0	3
23	d1	85/87 (98%)	69 (81%)	10 (12%)	6 (7%)	1	7
24	D2	127/129 (98%)	102 (80%)	21 (16%)	4 (3%)	4	23
24	d2	127/129 (98%)	100 (79%)	25 (20%)	2 (2%)	9	36
25	D3	142/144 (99%)	109 (77%)	22 (16%)	11 (8%)	1	6
25	d3	142/144 (99%)	119 (84%)	20 (14%)	3 (2%)	7	31
26	D4	132/134 (98%)	108 (82%)	16 (12%)	8 (6%)	1	10
26	d4	132/134 (98%)	100 (76%)	19 (14%)	13 (10%)	0	3
27	D5	68/70 (97%)	49 (72%)	11 (16%)	8 (12%)	0	2
27	d5	67/70 (96%)	51 (76%)	13 (19%)	3 (4%)	2	15
28	D6	95/97 (98%)	62 (65%)	18 (19%)	15 (16%)	0	1

Continued on next page...

Continued from previous page...

Mol	Chain	Analysed	Favoured	Allowed	Outliers	Percentiles	
28	d6	95/97 (98%)	71 (75%)	13 (14%)	11 (12%)	0	2
29	D7	79/81 (98%)	62 (78%)	13 (16%)	4 (5%)	2	13
29	d7	79/81 (98%)	58 (73%)	15 (19%)	6 (8%)	1	6
30	D8	61/63 (97%)	48 (79%)	11 (18%)	2 (3%)	4	22
30	d8	61/63 (97%)	44 (72%)	12 (20%)	5 (8%)	1	5
31	D9	51/53 (96%)	36 (71%)	8 (16%)	7 (14%)	0	1
31	d9	51/53 (96%)	42 (82%)	6 (12%)	3 (6%)	1	10
32	E0	58/62 (94%)	47 (81%)	7 (12%)	4 (7%)	1	8
32	e0	60/62 (97%)	43 (72%)	10 (17%)	7 (12%)	0	2
33	E1	69/76 (91%)	39 (56%)	15 (22%)	15 (22%)	0	0
33	e1	74/76 (97%)	38 (51%)	19 (26%)	17 (23%)	0	0
34	SR	316/318 (99%)	275 (87%)	31 (10%)	10 (3%)	4	22
34	sR	316/318 (99%)	259 (82%)	44 (14%)	13 (4%)	3	17
35	SM	131/159 (82%)	95 (72%)	18 (14%)	18 (14%)	0	1
39	L2	250/252 (99%)	222 (89%)	17 (7%)	11 (4%)	2	16
39	l2	250/252 (99%)	201 (80%)	39 (16%)	10 (4%)	3	18
40	L3	384/386 (100%)	323 (84%)	44 (12%)	17 (4%)	2	16
40	l3	384/386 (100%)	331 (86%)	35 (9%)	18 (5%)	2	14
41	L4	359/361 (99%)	284 (79%)	50 (14%)	25 (7%)	1	7
41	l4	359/361 (99%)	275 (77%)	57 (16%)	27 (8%)	1	7
42	L5	294/296 (99%)	225 (76%)	43 (15%)	26 (9%)	1	5
42	l5	292/296 (99%)	243 (83%)	42 (14%)	7 (2%)	6	28
43	L6	152/175 (87%)	131 (86%)	18 (12%)	3 (2%)	7	32
43	l6	153/175 (87%)	123 (80%)	25 (16%)	5 (3%)	4	22
44	L7	220/223 (99%)	185 (84%)	26 (12%)	9 (4%)	3	17
44	l7	221/223 (99%)	195 (88%)	18 (8%)	8 (4%)	3	20
45	L8	231/233 (99%)	180 (78%)	35 (15%)	16 (7%)	1	8
45	l8	229/233 (98%)	179 (78%)	33 (14%)	17 (7%)	1	7
46	L9	189/191 (99%)	159 (84%)	22 (12%)	8 (4%)	3	17
46	l9	189/191 (99%)	156 (82%)	25 (13%)	8 (4%)	3	17
47	M0	207/220 (94%)	166 (80%)	30 (14%)	11 (5%)	2	12

Continued on next page...

Continued from previous page...

Mol	Chain	Analysed	Favoured	Allowed	Outliers	Percentiles	
47	m0	209/220 (95%)	164 (78%)	30 (14%)	15 (7%)	1	7
48	M1	167/169 (99%)	132 (79%)	16 (10%)	19 (11%)	0	2
48	m1	167/169 (99%)	137 (82%)	18 (11%)	12 (7%)	1	7
49	M3	191/194 (98%)	148 (78%)	28 (15%)	15 (8%)	1	6
49	m3	192/194 (99%)	153 (80%)	26 (14%)	13 (7%)	1	8
50	M4	134/137 (98%)	109 (81%)	14 (10%)	11 (8%)	1	5
50	m4	135/137 (98%)	118 (87%)	15 (11%)	2 (2%)	10	38
51	M5	201/203 (99%)	171 (85%)	21 (10%)	9 (4%)	2	15
51	m5	201/203 (99%)	169 (84%)	26 (13%)	6 (3%)	4	24
52	M6	195/197 (99%)	180 (92%)	13 (7%)	2 (1%)	15	46
52	m6	195/197 (99%)	179 (92%)	13 (7%)	3 (2%)	10	38
53	M7	181/183 (99%)	144 (80%)	26 (14%)	11 (6%)	1	10
53	m7	153/183 (84%)	127 (83%)	24 (16%)	2 (1%)	12	40
54	M8	183/185 (99%)	157 (86%)	20 (11%)	6 (3%)	4	22
54	m8	183/185 (99%)	151 (82%)	18 (10%)	14 (8%)	1	6
55	M9	186/188 (99%)	159 (86%)	23 (12%)	4 (2%)	6	30
55	m9	186/188 (99%)	165 (89%)	20 (11%)	1 (0%)	29	61
56	N0	170/172 (99%)	149 (88%)	16 (9%)	5 (3%)	4	24
56	n0	170/172 (99%)	150 (88%)	17 (10%)	3 (2%)	8	35
57	N1	157/159 (99%)	133 (85%)	16 (10%)	8 (5%)	2	13
57	n1	157/159 (99%)	132 (84%)	21 (13%)	4 (2%)	5	27
58	N2	98/100 (98%)	70 (71%)	23 (24%)	5 (5%)	2	13
58	n2	96/100 (96%)	82 (85%)	10 (10%)	4 (4%)	3	17
59	N3	134/136 (98%)	118 (88%)	14 (10%)	2 (2%)	10	38
59	n3	134/136 (98%)	120 (90%)	9 (7%)	5 (4%)	3	20
60	N4	96/135 (71%)	73 (76%)	17 (18%)	6 (6%)	1	9
60	n4	133/135 (98%)	103 (77%)	19 (14%)	11 (8%)	1	5
61	N5	119/121 (98%)	99 (83%)	14 (12%)	6 (5%)	2	14
61	n5	118/121 (98%)	103 (87%)	9 (8%)	6 (5%)	2	13
62	N6	124/126 (98%)	100 (81%)	19 (15%)	5 (4%)	3	18
62	n6	124/126 (98%)	108 (87%)	7 (6%)	9 (7%)	1	7

Continued on next page...

Continued from previous page...

Mol	Chain	Analysed	Favoured	Allowed	Outliers	Percentiles	
63	N7	133/135 (98%)	109 (82%)	16 (12%)	8 (6%)	1	10
63	n7	133/135 (98%)	105 (79%)	16 (12%)	12 (9%)	1	4
64	N8	146/148 (99%)	109 (75%)	28 (19%)	9 (6%)	1	10
64	n8	146/148 (99%)	114 (78%)	22 (15%)	10 (7%)	1	8
65	N9	56/58 (97%)	44 (79%)	10 (18%)	2 (4%)	3	20
65	n9	56/58 (97%)	37 (66%)	11 (20%)	8 (14%)	0	1
66	O0	95/100 (95%)	85 (90%)	8 (8%)	2 (2%)	7	31
66	o0	98/100 (98%)	87 (89%)	9 (9%)	2 (2%)	7	32
67	O1	107/109 (98%)	93 (87%)	9 (8%)	5 (5%)	2	14
67	o1	107/109 (98%)	91 (85%)	11 (10%)	5 (5%)	2	14
68	O2	125/127 (98%)	94 (75%)	22 (18%)	9 (7%)	1	7
68	o2	125/127 (98%)	97 (78%)	22 (18%)	6 (5%)	2	14
69	O3	104/106 (98%)	94 (90%)	7 (7%)	3 (3%)	4	24
69	o3	104/106 (98%)	92 (88%)	6 (6%)	6 (6%)	1	11
70	O4	110/112 (98%)	94 (86%)	12 (11%)	4 (4%)	3	20
70	o4	110/112 (98%)	91 (83%)	16 (14%)	3 (3%)	5	26
71	O5	117/119 (98%)	98 (84%)	11 (9%)	8 (7%)	1	8
71	o5	117/119 (98%)	100 (86%)	13 (11%)	4 (3%)	3	22
72	O6	97/99 (98%)	71 (73%)	16 (16%)	10 (10%)	0	3
72	o6	97/99 (98%)	75 (77%)	14 (14%)	8 (8%)	1	5
73	O7	85/87 (98%)	67 (79%)	17 (20%)	1 (1%)	13	42
73	o7	85/87 (98%)	70 (82%)	12 (14%)	3 (4%)	3	21
74	O8	75/77 (97%)	61 (81%)	12 (16%)	2 (3%)	5	26
74	o8	75/77 (97%)	60 (80%)	9 (12%)	6 (8%)	1	6
75	O9	48/50 (96%)	39 (81%)	8 (17%)	1 (2%)	7	31
75	o9	48/50 (96%)	41 (85%)	7 (15%)	0	100	100
76	Q0	50/52 (96%)	40 (80%)	8 (16%)	2 (4%)	3	18
76	q0	50/52 (96%)	41 (82%)	8 (16%)	1 (2%)	7	32
77	Q1	23/25 (92%)	21 (91%)	2 (9%)	0	100	100
77	q1	23/25 (92%)	19 (83%)	3 (13%)	1 (4%)	2	16
78	Q2	103/105 (98%)	79 (77%)	19 (18%)	5 (5%)	2	14

Continued on next page...

Continued from previous page...

Mol	Chain	Analysed	Favoured	Allowed	Outliers	Percentiles	
78	q2	103/105 (98%)	90 (87%)	8 (8%)	5 (5%)	2	14
79	Q3	89/91 (98%)	76 (85%)	7 (8%)	6 (7%)	1	8
79	q3	89/91 (98%)	78 (88%)	8 (9%)	3 (3%)	3	22
81	c0	82/96 (85%)	63 (77%)	11 (13%)	8 (10%)	0	3
82	sM	61/104 (59%)	38 (62%)	15 (25%)	8 (13%)	0	1
84	p0	139/219 (64%)	115 (83%)	17 (12%)	7 (5%)	2	14
All	All	22262/22948 (97%)	17987 (81%)	2915 (13%)	1360 (6%)	1	10

All (1360) Ramachandran outliers are listed below:

Mol	Chain	Res	Type
2	S0	4	PRO
2	S0	5	ALA
2	S0	30	GLN
2	S0	36	TYR
2	S0	95	ALA
2	S0	158	VAL
2	S0	191	ARG
2	S0	203	PHE
3	S1	49	ASN
3	S1	148	ASN
3	S1	177	GLN
4	S2	107	SER
4	S2	148	LEU
5	S3	62	ASN
5	S3	65	ARG
5	S3	93	ASP
5	S3	211	PRO
5	S3	220	PRO
6	S4	104	ASP
6	S4	245	LYS
7	S5	26	ALA
7	S5	35	GLN
7	S5	39	GLU
7	S5	51	VAL
7	S5	58	LEU
7	S5	101	GLY
7	S5	153	GLY
8	S6	25	ARG
8	S6	154	ARG

Continued on next page...

Continued from previous page...

Mol	Chain	Res	Type
8	S6	173	PRO
8	S6	174	LYS
9	S7	5	GLN
9	S7	31	SER
9	S7	32	PRO
9	S7	64	VAL
9	S7	111	LYS
9	S7	112	ARG
9	S7	116	ARG
9	S7	131	PHE
9	S7	133	THR
9	S7	134	GLU
9	S7	155	ASP
10	S8	22	ARG
10	S8	52	ASN
10	S8	149	SER
11	S9	93	LEU
11	S9	134	ILE
12	C0	60	SER
12	C0	81	ASN
12	C0	87	VAL
12	C0	88	PRO
13	C1	30	ARG
13	C1	146	ALA
14	C2	25	GLU
14	C2	89	ILE
14	C2	93	ASP
14	C2	127	GLY
15	C3	28	LEU
15	C3	138	ASN
16	C4	39	ILE
16	C4	50	ALA
16	C4	51	ASP
16	C4	114	ARG
16	C4	124	ASP
17	C5	29	SER
17	C5	54	ALA
17	C5	125	PRO
17	C5	126	VAL
18	C6	40	GLU
18	C6	41	PRO
18	C6	114	ARG

Continued on next page...

Continued from previous page...

Mol	Chain	Res	Type
19	C7	85	VAL
19	C7	86	PRO
19	C7	88	VAL
19	C7	115	LEU
19	C7	124	VAL
20	C8	14	ILE
20	C8	28	ILE
20	C8	60	GLU
20	C8	91	ASP
20	C8	92	ILE
21	C9	31	PRO
21	C9	53	TRP
21	C9	69	LYS
21	C9	116	ILE
22	D0	118	VAL
23	D1	4	ASP
23	D1	7	GLN
25	D3	3	LYS
25	D3	112	LYS
25	D3	114	LYS
25	D3	138	GLU
26	D4	36	SER
27	D5	39	ALA
27	D5	43	ASP
27	D5	54	VAL
27	D5	71	ILE
27	D5	97	LYS
28	D6	45	VAL
28	D6	82	ARG
28	D6	84	VAL
28	D6	85	ARG
28	D6	86	VAL
29	D7	62	ILE
31	D9	6	VAL
31	D9	8	PHE
32	E0	47	VAL
32	E0	51	ASN
33	E1	84	VAL
33	E1	102	VAL
33	E1	106	TYR
33	E1	128	ALA
33	E1	144	CYS

Continued on next page...

Continued from previous page...

Mol	Chain	Res	Type
34	SR	318	ALA
35	SM	52	PRO
35	SM	87	THR
35	SM	140	ASP
39	L2	246	LEU
40	L3	5	LYS
40	L3	140	ASP
40	L3	142	ALA
40	L3	155	ALA
40	L3	174	LYS
40	L3	187	SER
40	L3	347	SER
40	L3	385	LYS
41	L4	4	PRO
41	L4	15	ALA
41	L4	90	PHE
41	L4	130	ALA
41	L4	131	VAL
41	L4	201	GLN
41	L4	232	SER
41	L4	268	ALA
41	L4	311	HIS
41	L4	317	PRO
41	L4	318	LEU
41	L4	320	ASN
41	L4	339	LEU
42	L5	85	ARG
42	L5	93	THR
42	L5	233	ALA
42	L5	234	ASP
42	L5	258	LYS
42	L5	260	PHE
42	L5	276	LYS
44	L7	26	VAL
45	L8	25	PRO
45	L8	31	PRO
45	L8	36	ILE
45	L8	136	LEU
46	L9	50	ASN
47	M0	91	VAL
47	M0	218	ALA
48	M1	8	PRO

Continued on next page...

Continued from previous page...

Mol	Chain	Res	Type
48	M1	11	ASP
48	M1	12	LEU
48	M1	74	PRO
48	M1	94	ARG
48	M1	115	LYS
48	M1	173	ASP
49	M3	47	ALA
49	M3	50	PRO
49	M3	129	ASN
49	M3	131	LYS
49	M3	141	ALA
49	M3	166	ALA
50	M4	8	LYS
50	M4	9	ALA
50	M4	36	VAL
50	M4	86	ALA
50	M4	135	LEU
50	M4	136	ALA
51	M5	74	PRO
51	M5	144	ARG
52	M6	111	PRO
53	M7	36	ILE
53	M7	67	ILE
53	M7	182	ILE
54	M8	43	PRO
54	M8	99	THR
57	N1	124	VAL
58	N2	51	GLY
60	N4	64	THR
60	N4	81	PRO
60	N4	86	SER
63	N7	17	ARG
63	N7	35	SER
64	N8	66	ALA
64	N8	76	ASP
64	N8	96	LYS
68	O2	27	ARG
68	O2	69	SER
71	O5	119	LYS
72	O6	33	ALA
72	O6	52	PRO
76	Q0	78	ILE

Continued on next page...

Continued from previous page...

Mol	Chain	Res	Type
78	Q2	30	ALA
78	Q2	100	LYS
79	Q3	52	ALA
79	Q3	58	SER
2	s0	4	PRO
2	s0	68	PRO
2	s0	95	ALA
2	s0	158	VAL
2	s0	164	ASN
2	s0	185	ARG
2	s0	186	GLY
2	s0	189	VAL
2	s0	194	PRO
2	s0	206	ASP
3	s1	81	PHE
3	s1	82	ARG
3	s1	106	THR
3	s1	206	PRO
3	s1	223	PHE
4	s2	92	ALA
4	s2	106	ASP
4	s2	163	GLY
4	s2	236	PRO
5	s3	61	GLU
5	s3	115	ILE
5	s3	219	ALA
5	s3	220	PRO
6	s4	94	ALA
6	s4	95	THR
6	s4	104	ASP
6	s4	163	ASP
6	s4	164	LEU
6	s4	195	ILE
6	s4	196	VAL
7	s5	28	PRO
7	s5	36	ALA
7	s5	39	GLU
7	s5	184	PHE
7	s5	204	GLY
8	s6	138	ALA
8	s6	173	PRO
8	s6	174	LYS

Continued on next page...

Continued from previous page...

Mol	Chain	Res	Type
9	s7	64	VAL
9	s7	67	LEU
9	s7	74	GLN
9	s7	131	PHE
9	s7	144	VAL
10	s8	199	LYS
81	c0	23	ALA
81	c0	83	PRO
13	c1	40	LEU
13	c1	114	ALA
13	c1	133	LYS
13	c1	144	ALA
14	c2	87	PRO
14	c2	89	ILE
14	c2	93	ASP
14	c2	101	ALA
14	c2	109	GLU
15	c3	66	ILE
15	c3	108	ASP
15	c3	137	PRO
16	c4	48	VAL
16	c4	126	THR
16	c4	132	ARG
17	c5	7	ALA
17	c5	11	VAL
17	c5	51	SER
17	c5	52	LYS
17	c5	68	PRO
17	c5	125	PRO
17	c5	126	VAL
17	c5	127	ARG
17	c5	131	ALA
18	c6	42	GLU
18	c6	115	THR
18	c6	116	LEU
19	c7	88	VAL
19	c7	99	VAL
19	c7	104	ASN
19	c7	116	LYS
20	c8	91	ASP
20	c8	92	ILE
21	c9	29	GLU

Continued on next page...

Continued from previous page...

Mol	Chain	Res	Type
21	c9	34	VAL
22	d0	49	ASN
22	d0	52	LYS
22	d0	97	VAL
22	d0	118	VAL
26	d4	30	PRO
26	d4	33	ALA
26	d4	35	VAL
26	d4	52	LYS
26	d4	68	LYS
27	d5	44	GLN
27	d5	85	LYS
27	d5	104	ALA
28	d6	47	ALA
29	d7	18	LYS
29	d7	60	SER
30	d8	61	ARG
31	d9	6	VAL
32	e0	51	ASN
32	e0	60	PRO
32	e0	61	SER
33	e1	83	LYS
33	e1	87	THR
33	e1	92	LYS
33	e1	98	VAL
33	e1	106	TYR
34	sR	149	ASP
34	sR	165	ASP
34	sR	318	ALA
82	sM	47	ALA
39	l2	96	LEU
39	l2	140	ASN
39	l2	238	ILE
40	l3	140	ASP
40	l3	142	ALA
40	l3	187	SER
40	l3	347	SER
41	l4	15	ALA
41	l4	90	PHE
41	l4	145	ILE
41	l4	157	GLU
41	l4	301	PRO

Continued on next page...

Continued from previous page...

Mol	Chain	Res	Type
41	l4	311	HIS
41	l4	329	PRO
42	l5	123	GLU
43	l6	98	VAL
44	l7	158	LYS
45	l8	25	PRO
45	l8	34	PHE
47	m0	25	ALA
47	m0	82	ARG
47	m0	169	LYS
47	m0	174	THR
47	m0	204	GLY
47	m0	219	ALA
48	m1	8	PRO
48	m1	9	MET
48	m1	10	ARG
48	m1	94	ARG
48	m1	95	ASN
48	m1	108	GLU
49	m3	47	ALA
49	m3	141	ALA
49	m3	150	PRO
49	m3	152	THR
50	m4	136	ALA
51	m5	55	ALA
51	m5	76	PRO
51	m5	183	THR
51	m5	184	LYS
52	m6	16	VAL
52	m6	110	PRO
54	m8	99	THR
54	m8	112	ALA
57	n1	135	PRO
59	n3	42	SER
60	n4	26	SER
60	n4	63	ILE
60	n4	76	VAL
60	n4	133	THR
61	n5	45	LYS
61	n5	55	ASN
62	n6	31	LEU
62	n6	125	LYS

Continued on next page...

Continued from previous page...

Mol	Chain	Res	Type
62	n6	126	LEU
63	n7	7	ALA
63	n7	17	ARG
63	n7	129	TRP
64	n8	47	LYS
65	n9	21	ILE
65	n9	23	LYS
65	n9	25	LYS
66	o0	100	ILE
67	o1	45	GLY
69	o3	60	ARG
69	o3	88	ASN
71	o5	119	LYS
72	o6	3	VAL
72	o6	13	LYS
72	o6	33	ALA
72	o6	34	SER
72	o6	64	SER
72	o6	98	ARG
73	o7	87	SER
74	o8	17	ARG
74	o8	18	ALA
74	o8	19	ASP
74	o8	46	ARG
84	p0	93	LEU
2	S0	39	ASN
2	S0	153	SER
2	S0	195	TRP
3	S1	26	ARG
3	S1	35	PRO
3	S1	58	SER
3	S1	60	ALA
3	S1	62	LYS
3	S1	63	GLY
3	S1	158	SER
3	S1	213	ARG
3	S1	221	PRO
4	S2	35	TRP
4	S2	79	GLU
4	S2	91	ARG
4	S2	106	ASP
4	S2	163	GLY

Continued on next page...

Continued from previous page...

Mol	Chain	Res	Type
4	S2	249	ALA
5	S3	216	PRO
6	S4	48	LEU
6	S4	234	PRO
7	S5	43	PHE
7	S5	45	LYS
7	S5	54	LYS
7	S5	127	GLN
8	S6	69	LEU
8	S6	152	ASP
8	S6	153	VAL
9	S7	29	ASN
9	S7	98	ILE
10	S8	51	GLY
10	S8	120	THR
10	S8	199	LYS
11	S9	106	GLU
11	S9	121	SER
11	S9	167	ALA
12	C0	25	LYS
12	C0	94	GLU
14	C2	55	GLY
14	C2	91	VAL
14	C2	101	ALA
15	C3	22	ALA
16	C4	42	VAL
16	C4	125	SER
16	C4	126	THR
17	C5	39	ALA
17	C5	48	GLY
17	C5	52	LYS
17	C5	66	ALA
17	C5	69	GLU
19	C7	23	LYS
19	C7	87	GLU
20	C8	27	LYS
20	C8	61	LEU
20	C8	144	ARG
21	C9	28	LEU
22	D0	117	VAL
23	D1	12	TYR
23	D1	42	GLU

Continued on next page...

Continued from previous page...

Mol	Chain	Res	Type
24	D2	66	ASN
24	D2	83	ILE
24	D2	100	GLY
25	D3	70	LYS
25	D3	92	CYS
25	D3	144	ARG
26	D4	5	VAL
26	D4	51	GLU
26	D4	53	ASP
27	D5	44	GLN
28	D6	5	ARG
28	D6	10	ARG
28	D6	46	GLU
28	D6	65	PRO
29	D7	23	THR
29	D7	51	GLN
30	D8	36	THR
31	D9	20	GLN
33	E1	83	LYS
33	E1	98	VAL
33	E1	111	GLU
33	E1	127	GLY
34	SR	51	ASP
34	SR	98	GLU
34	SR	135	THR
34	SR	161	LYS
34	SR	194	GLY
35	SM	47	ALA
35	SM	86	ASN
35	SM	101	ASP
35	SM	102	THR
39	L2	47	GLN
39	L2	92	LYS
39	L2	180	LEU
39	L2	201	GLY
40	L3	221	THR
40	L3	289	ASP
40	L3	290	ASP
40	L3	351	LEU
41	L4	265	GLU
41	L4	293	SER
41	L4	340	GLY

Continued on next page...

Continued from previous page...

Mol	Chain	Res	Type
42	L5	137	ASP
42	L5	215	ASP
42	L5	252	ALA
42	L5	293	LEU
42	L5	295	GLY
43	L6	98	VAL
44	L7	24	GLU
44	L7	25	GLN
44	L7	91	GLY
44	L7	160	ARG
45	L8	79	GLN
45	L8	254	ASP
46	L9	74	LEU
46	L9	190	ASP
47	M0	117	GLY
47	M0	194	GLY
47	M0	207	GLU
48	M1	95	ASN
48	M1	111	ASP
48	M1	145	LYS
48	M1	152	HIS
48	M1	165	GLN
48	M1	167	TYR
49	M3	17	HIS
49	M3	76	THR
49	M3	136	GLU
49	M3	164	GLU
49	M3	193	ALA
50	M4	87	ALA
50	M4	99	TRP
51	M5	81	TYR
51	M5	145	ASP
53	M7	3	ARG
53	M7	52	LEU
53	M7	157	VAL
53	M7	164	LYS
56	N0	13	ARG
57	N1	159	PHE
58	N2	11	ILE
59	N3	46	LEU
62	N6	84	LYS
62	N6	92	GLY

Continued on next page...

Continued from previous page...

Mol	Chain	Res	Type
67	O1	5	LYS
67	O1	6	ASP
67	O1	83	GLU
68	O2	12	LYS
68	O2	40	SER
69	O3	60	ARG
70	O4	46	ASP
71	O5	35	LYS
71	O5	95	PHE
71	O5	97	ALA
71	O5	112	PRO
72	O6	64	SER
72	O6	77	LEU
72	O6	98	ARG
74	O8	18	ALA
75	O9	4	GLN
78	Q2	17	CYS
78	Q2	33	ALA
79	Q3	7	LYS
2	s0	8	ASP
2	s0	14	ALA
2	s0	92	HIS
2	s0	94	GLY
2	s0	127	ARG
3	s1	26	ARG
4	s2	91	ARG
5	s3	44	THR
5	s3	179	GLN
5	s3	216	PRO
5	s3	217	ILE
6	s4	12	LEU
6	s4	24	SER
6	s4	57	ASN
6	s4	135	GLY
6	s4	171	ASP
6	s4	243	GLY
7	s5	33	VAL
7	s5	43	PHE
7	s5	100	ASN
7	s5	152	GLY
8	s6	25	ARG
8	s6	126	ASP

Continued on next page...

Continued from previous page...

Mol	Chain	Res	Type
8	s6	175	ILE
9	s7	133	THR
9	s7	185	ILE
10	s8	186	GLY
11	s9	118	LEU
11	s9	150	LEU
81	c0	32	HIS
13	c1	56	LYS
14	c2	22	VAL
14	c2	119	SER
14	c2	131	ASP
15	c3	19	SER
15	c3	133	ALA
17	c5	9	LYS
17	c5	14	THR
17	c5	17	TYR
17	c5	49	MET
17	c5	80	MET
17	c5	132	GLY
19	c7	62	GLN
19	c7	63	LYS
20	c8	14	ILE
20	c8	60	GLU
22	d0	15	GLN
22	d0	51	VAL
22	d0	96	PRO
22	d0	119	ALA
23	d1	6	GLY
23	d1	10	GLU
24	d2	56	HIS
24	d2	68	ARG
25	d3	70	LYS
26	d4	4	ALA
26	d4	58	PHE
26	d4	77	ASN
29	d7	38	PRO
30	d8	20	GLY
32	e0	47	VAL
33	e1	79	LYS
33	e1	102	VAL
33	e1	136	LYS
34	sR	53	LYS

Continued on next page...

Continued from previous page...

Mol	Chain	Res	Type
34	sR	163	ASP
34	sR	298	GLY
82	sM	42	ALA
82	sM	65	THR
39	12	24	GLN
39	12	80	GLU
39	12	143	GLU
40	13	22	ALA
40	13	155	ALA
40	13	313	HIS
41	14	56	ALA
41	14	190	GLY
41	14	272	VAL
41	14	305	ALA
41	14	330	TYR
41	14	345	GLU
42	15	155	THR
42	15	258	LYS
44	17	163	LEU
44	17	191	VAL
45	18	82	LEU
45	18	121	SER
45	18	122	LYS
45	18	123	GLN
45	18	124	ASP
45	18	133	LYS
45	18	237	ILE
46	19	96	HIS
46	19	144	ILE
47	m0	6	ALA
47	m0	175	ASN
47	m0	187	ALA
47	m0	206	LEU
48	m1	114	ILE
48	m1	152	HIS
48	m1	167	TYR
49	m3	13	HIS
49	m3	129	ASN
49	m3	134	GLU
54	m8	41	ASP
54	m8	91	ALA
54	m8	113	LYS

Continued on next page...

Continued from previous page...

Mol	Chain	Res	Type
54	m8	147	ARG
57	n1	117	ALA
60	n4	10	GLY
60	n4	71	ARG
61	n5	24	LEU
61	n5	44	PRO
62	n6	6	LEU
62	n6	84	LYS
63	n7	16	GLY
63	n7	56	LYS
63	n7	59	ALA
63	n7	125	GLY
63	n7	134	LEU
64	n8	8	THR
64	n8	48	TYR
64	n8	76	ASP
65	n9	18	ARG
66	o0	10	ILE
67	o1	7	VAL
67	o1	83	GLU
68	o2	62	LYS
68	o2	124	GLY
78	q2	52	GLY
79	q3	51	ALA
84	p0	203	ASP
3	S1	54	LEU
3	S1	176	VAL
3	S1	206	PRO
4	S2	39	THR
4	S2	182	PRO
4	S2	248	SER
5	S3	54	ARG
5	S3	195	SER
5	S3	218	LEU
6	S4	12	LEU
6	S4	242	LYS
7	S5	63	GLN
7	S5	150	GLY
8	S6	20	ASP
8	S6	138	ALA
8	S6	148	SER
8	S6	149	LYS

Continued on next page...

Continued from previous page...

Mol	Chain	Res	Type
9	S7	30	SER
9	S7	36	ALA
9	S7	129	LEU
9	S7	156	SER
9	S7	158	ASP
9	S7	186	PRO
11	S9	98	ALA
11	S9	100	LYS
12	C0	93	GLN
13	C1	55	ASP
13	C1	153	PHE
14	C2	66	VAL
14	C2	85	LYS
14	C2	106	ILE
14	C2	108	ARG
14	C2	125	ASN
14	C2	130	THR
15	C3	68	GLY
16	C4	40	ALA
17	C5	101	ALA
18	C6	138	PHE
19	C7	84	TYR
21	C9	39	THR
21	C9	50	ALA
22	D0	17	GLN
22	D0	49	ASN
23	D1	15	ARG
28	D6	36	ILE
28	D6	81	ALA
30	D8	20	GLY
33	E1	85	TYR
33	E1	118	ARG
33	E1	145	HIS
34	SR	237	GLN
34	SR	238	ASP
35	SM	17	VAL
35	SM	46	LYS
35	SM	100	THR
35	SM	111	GLY
35	SM	117	LEU
39	L2	143	GLU
39	L2	251	LYS

Continued on next page...

Continued from previous page...

Mol	Chain	Res	Type
40	L3	63	PRO
40	L3	302	LYS
41	L4	16	THR
41	L4	140	HIS
41	L4	141	ARG
41	L4	361	HIS
42	L5	22	ARG
42	L5	57	ASN
42	L5	84	PRO
42	L5	111	GLN
42	L5	157	ALA
42	L5	296	GLN
43	L6	97	ASN
44	L7	217	PRO
45	L8	37	GLY
45	L8	39	ALA
45	L8	156	ASP
45	L8	157	VAL
46	L9	42	ASP
46	L9	49	ASN
46	L9	107	ASP
47	M0	145	LYS
48	M1	64	LYS
48	M1	114	ILE
48	M1	117	ASP
48	M1	140	ARG
48	M1	151	SER
49	M3	51	LEU
49	M3	130	GLY
49	M3	134	GLU
49	M3	153	ASP
50	M4	29	ALA
51	M5	94	TYR
51	M5	159	ARG
53	M7	75	GLU
55	M9	53	LYS
55	M9	131	ALA
56	N0	130	GLU
56	N0	166	LYS
56	N0	167	ARG
57	N1	16	GLN
57	N1	123	GLY

Continued on next page...

Continued from previous page...

Mol	Chain	Res	Type
58	N2	10	LYS
60	N4	97	LYS
61	N5	44	PRO
61	N5	77	GLU
63	N7	36	HIS
63	N7	102	GLU
64	N8	97	GLU
64	N8	117	ARG
68	O2	70	GLY
69	O3	59	VAL
70	O4	44	CYS
71	O5	69	LEU
71	O5	96	GLU
72	O6	21	THR
72	O6	34	SER
72	O6	95	ALA
74	O8	33	LYS
2	s0	5	ALA
2	s0	10	THR
2	s0	30	GLN
2	s0	103	THR
3	s1	209	ASN
4	s2	155	ALA
4	s2	235	LEU
5	s3	4	LEU
5	s3	76	ARG
5	s3	90	ARG
5	s3	204	ASP
5	s3	221	SER
6	s4	22	LYS
7	s5	56	ALA
7	s5	171	ALA
7	s5	172	ILE
8	s6	131	LYS
8	s6	156	PHE
9	s7	34	LEU
10	s8	36	THR
81	c0	35	ILE
14	c2	26	ASP
14	c2	58	LEU
14	c2	106	ILE
15	c3	140	LYS

Continued on next page...

Continued from previous page...

Mol	Chain	Res	Type
16	c4	51	ASP
16	c4	58	TYR
20	c8	27	LYS
20	c8	90	ASN
21	c9	33	TYR
22	d0	17	GLN
23	d1	4	ASP
23	d1	43	GLY
25	d3	8	GLY
26	d4	78	SER
28	d6	8	ASN
28	d6	13	LYS
28	d6	82	ARG
29	d7	62	ILE
30	d8	62	GLU
32	e0	50	VAL
32	e0	54	ARG
33	e1	81	LYS
33	e1	124	PRO
33	e1	131	PHE
34	sR	161	LYS
34	sR	231	MET
34	sR	297	ASP
82	sM	50	ASN
82	sM	83	LYS
39	l2	127	ALA
39	l2	247	ARG
40	l3	129	ALA
41	l4	174	ALA
41	l4	233	LEU
41	l4	321	LYS
41	l4	342	LYS
41	l4	361	HIS
42	l5	106	ALA
45	l8	83	ASP
45	l8	203	VAL
45	l8	206	GLU
46	l9	2	LYS
46	l9	50	ASN
47	m0	74	LYS
47	m0	176	LEU
47	m0	220	GLN

Continued on next page...

Continued from previous page...

Mol	Chain	Res	Type
48	m1	115	LYS
49	m3	50	PRO
49	m3	51	LEU
49	m3	135	ALA
50	m4	112	LEU
51	m5	81	TYR
53	m7	66	SER
54	m8	23	ASN
54	m8	108	ALA
56	n0	130	GLU
57	n1	136	ARG
58	n2	44	GLU
59	n3	68	GLU
60	n4	83	THR
60	n4	134	GLN
61	n5	48	SER
62	n6	76	LEU
64	n8	78	LEU
65	n9	39	PHE
67	o1	5	LYS
68	o2	5	PRO
69	o3	59	VAL
71	o5	81	ARG
72	o6	4	LYS
72	o6	67	LYS
74	o8	74	LYS
78	q2	17	CYS
78	q2	78	LYS
84	p0	102	SER
84	p0	196	VAL
2	S0	7	PHE
2	S0	27	ARG
2	S0	49	ASN
2	S0	66	ALA
2	S0	94	GLY
2	S0	103	THR
3	S1	21	VAL
3	S1	154	SER
4	S2	145	GLY
4	S2	150	GLN
5	S3	217	ILE
6	S4	93	ASP

Continued on next page...

Continued from previous page...

Mol	Chain	Res	Type
6	S4	195	ILE
9	S7	73	VAL
9	S7	132	PRO
10	S8	152	ILE
11	S9	119	ALA
11	S9	162	SER
12	C0	30	ALA
12	C0	54	TYR
12	C0	64	TYR
14	C2	22	VAL
14	C2	83	GLU
14	C2	87	PRO
14	C2	107	ASP
14	C2	115	VAL
14	C2	117	GLY
14	C2	119	SER
15	C3	3	ARG
16	C4	123	SER
17	C5	80	MET
17	C5	127	ARG
18	C6	32	ASN
18	C6	142	TYR
21	C9	86	ARG
25	D3	41	SER
26	D4	6	THR
27	D5	88	ILE
28	D6	61	GLU
28	D6	64	LEU
28	D6	88	SER
31	D9	25	SER
31	D9	47	ALA
33	E1	87	THR
34	SR	160	GLU
34	SR	163	ASP
35	SM	42	ALA
35	SM	53	ARG
35	SM	116	GLU
39	L2	24	GLN
40	L3	4	ARG
41	L4	5	GLN
41	L4	146	PRO
42	L5	19	PRO

Continued on next page...

Continued from previous page...

Mol	Chain	Res	Type
42	L5	20	PHE
42	L5	253	PHE
42	L5	259	LYS
44	L7	129	LEU
44	L7	164	SER
45	L8	32	LYS
45	L8	135	GLY
46	L9	73	SER
47	M0	47	PRO
51	M5	75	VAL
51	M5	181	ASN
53	M7	161	ALA
54	M8	91	ALA
54	M8	162	ALA
55	M9	91	SER
58	N2	50	LEU
59	N3	47	ASN
60	N4	80	ARG
61	N5	45	LYS
61	N5	52	PRO
61	N5	116	PRO
62	N6	91	ASN
63	N7	125	GLY
64	N8	57	GLY
64	N8	91	LEU
66	O0	53	LYS
68	O2	65	PHE
73	O7	87	SER
79	Q3	84	ARG
2	s0	66	ALA
3	s1	147	ALA
3	s1	224	ASP
4	s2	146	THR
4	s2	150	GLN
4	s2	234	PRO
4	s2	238	SER
5	s3	113	LEU
5	s3	180	GLY
5	s3	196	ARG
5	s3	211	PRO
6	s4	32	SER
6	s4	90	ILE

Continued on next page...

Continued from previous page...

Mol	Chain	Res	Type
6	s4	168	LYS
7	s5	29	ILE
7	s5	35	GLN
8	s6	152	ASP
8	s6	154	ARG
8	s6	164	LYS
9	s7	15	GLU
9	s7	73	VAL
10	s8	78	ILE
10	s8	101	ILE
11	s9	103	ASP
11	s9	162	SER
81	c0	30	ALA
81	c0	31	LYS
13	c1	121	ASP
14	c2	66	VAL
14	c2	82	PRO
14	c2	85	LYS
15	c3	29	SER
15	c3	43	LYS
16	c4	131	GLY
17	c5	48	GLY
17	c5	69	GLU
17	c5	71	GLU
18	c6	39	VAL
18	c6	113	ASP
21	c9	26	GLY
22	d0	47	GLN
23	d1	42	GLU
26	d4	36	SER
26	d4	128	LYS
29	d7	58	SER
30	d8	33	LEU
31	d9	7	TRP
31	d9	11	PRO
33	e1	100	LEU
33	e1	103	LEU
34	sR	160	GLU
82	sM	46	LYS
82	sM	64	LYS
39	l2	56	ALA
40	l3	83	PRO

Continued on next page...

Continued from previous page...

Mol	Chain	Res	Type
40	l3	186	GLY
40	l3	262	TRP
41	l4	5	GLN
41	l4	11	LEU
41	l4	146	PRO
41	l4	265	GLU
41	l4	302	ALA
41	l4	359	LEU
42	l5	260	PHE
43	l6	10	TYR
43	l6	61	ASN
43	l6	172	HIS
44	l7	231	ASN
45	l8	39	ALA
45	l8	69	LEU
45	l8	136	LEU
45	l8	240	ASN
46	l9	190	ASP
53	m7	67	ILE
54	m8	164	ARG
55	m9	155	LEU
56	n0	154	HIS
58	n2	91	ASP
59	n3	16	GLY
60	n4	77	LYS
62	n6	15	ALA
62	n6	64	LYS
63	n7	18	TYR
64	n8	129	PHE
64	n8	138	ILE
65	n9	24	PRO
67	o1	84	ASP
68	o2	65	PHE
68	o2	114	ALA
70	o4	12	PRO
70	o4	79	SER
71	o5	82	ALA
78	q2	38	GLN
79	q3	4	ARG
79	q3	49	ARG
84	p0	33	VAL
3	S1	37	THR

Continued on next page...

Continued from previous page...

Mol	Chain	Res	Type
3	S1	130	SER
3	S1	210	ILE
4	S2	47	ALA
4	S2	235	LEU
7	S5	64	VAL
9	S7	74	GLN
10	S8	59	ARG
11	S9	147	MET
13	C1	43	LYS
14	C2	68	GLU
17	C5	17	TYR
23	D1	10	GLU
23	D1	46	ILE
25	D3	131	SER
26	D4	60	PHE
28	D6	8	ASN
31	D9	11	PRO
31	D9	33	LYS
33	E1	100	LEU
33	E1	138	ARG
35	SM	12	VAL
35	SM	139	GLU
39	L2	93	LYS
39	L2	127	ALA
41	L4	345	GLU
42	L5	26	GLY
43	L6	6	ALA
46	L9	118	LEU
47	M0	93	PRO
48	M1	108	GLU
50	M4	6	ILE
50	M4	10	SER
53	M7	85	ALA
53	M7	160	ALA
56	N0	133	ALA
57	N1	125	ALA
57	N1	127	GLN
57	N1	146	ASN
58	N2	22	PRO
63	N7	4	PHE
63	N7	103	GLN
64	N8	24	LYS

Continued on next page...

Continued from previous page...

Mol	Chain	Res	Type
64	N8	47	LYS
65	N9	25	LYS
67	O1	84	ASP
68	O2	110	ALA
68	O2	123	LYS
68	O2	127	ALA
69	O3	91	ALA
70	O4	82	ALA
72	O6	3	VAL
78	Q2	34	SER
79	Q3	24	ARG
3	s1	93	GLY
3	s1	117	TRP
5	s3	93	ASP
6	s4	107	GLY
6	s4	157	ASN
7	s5	53	VAL
7	s5	74	ALA
7	s5	126	ASP
9	s7	31	SER
11	s9	126	ARG
81	c0	82	LEU
13	c1	7	VAL
13	c1	76	VAL
13	c1	129	ARG
13	c1	146	ALA
14	c2	40	GLY
14	c2	90	LYS
14	c2	103	LEU
15	c3	22	ALA
15	c3	143	SER
16	c4	114	ARG
17	c5	6	ASN
17	c5	23	GLU
18	c6	97	VAL
19	c7	86	PRO
19	c7	97	ASN
19	c7	105	GLN
19	c7	117	LEU
23	d1	44	ARG
28	d6	24	VAL
28	d6	34	LYS

Continued on next page...

Continued from previous page...

Mol	Chain	Res	Type
28	d6	35	ALA
28	d6	58	VAL
28	d6	59	TYR
29	d7	53	ALA
33	e1	84	VAL
82	sM	43	ASP
40	l3	3	HIS
40	l3	23	ALA
40	l3	134	SER
41	l4	220	ARG
41	l4	328	ASN
42	l5	135	VAL
44	l7	121	LYS
44	l7	193	PRO
44	l7	229	PHE
46	l9	189	GLU
47	m0	101	LYS
49	m3	93	ILE
49	m3	101	ARG
51	m5	187	ARG
52	m6	111	PRO
54	m8	4	ASP
54	m8	54	LEU
56	n0	84	ARG
58	n2	48	GLY
60	n4	103	ALA
61	n5	47	ALA
63	n7	70	PRO
64	n8	93	SER
65	n9	11	ASN
65	n9	52	LYS
68	o2	6	HIS
71	o5	40	SER
73	o7	86	ALA
76	q0	78	ILE
77	q1	22	ALA
2	S0	194	PRO
2	S0	205	ARG
4	S2	36	VAL
4	S2	231	ALA
6	S4	77	ARG
6	S4	164	LEU

Continued on next page...

Continued from previous page...

Mol	Chain	Res	Type
8	S6	177	ARG
11	S9	150	LEU
11	S9	169	PRO
16	C4	18	ARG
17	C5	11	VAL
23	D1	82	VAL
24	D2	67	GLY
26	D4	47	VAL
29	D7	75	GLU
32	E0	50	VAL
32	E0	53	LYS
41	L4	270	SER
42	L5	75	LEU
42	L5	115	LEU
45	L8	85	ASN
47	M0	148	VAL
47	M0	220	GLN
51	M5	122	ASN
52	M6	16	VAL
54	M8	41	ASP
55	M9	55	VAL
60	N4	76	VAL
62	N6	38	GLU
66	O0	96	GLY
67	O1	7	VAL
71	O5	91	ALA
72	O6	13	LYS
76	Q0	79	GLU
4	s2	121	VAL
6	s4	30	ARG
9	s7	10	SER
10	s8	136	SER
81	c0	3	MET
14	c2	39	ASP
14	c2	115	VAL
15	c3	99	ARG
16	c4	37	GLU
20	c8	18	LEU
21	c9	28	LEU
22	d0	13	GLU
26	d4	132	ARG
28	d6	20	PRO

Continued on next page...

Continued from previous page...

Mol	Chain	Res	Type
30	d8	6	PRO
33	e1	112	GLY
33	e1	148	TYR
34	sR	146	GLY
34	sR	237	GLN
40	l3	224	HIS
40	l3	333	LYS
41	l4	313	LEU
43	l6	131	LYS
45	l8	239	GLY
46	l9	167	VAL
46	l9	175	PHE
48	m1	12	LEU
48	m1	153	LYS
54	m8	155	MET
57	n1	121	ALA
58	n2	45	GLY
63	n7	124	ALA
69	o3	19	SER
73	o7	85	LYS
84	p0	13	ALA
3	S1	48	VAL
10	S8	50	GLY
12	C0	92	ILE
14	C2	75	VAL
27	D5	41	ILE
40	L3	317	ILE
44	L7	178	ILE
45	L8	75	ILE
57	N1	155	PRO
61	N5	62	VAL
62	N6	101	PRO
63	N7	16	GLY
65	N9	21	ILE
70	O4	45	GLY
2	s0	44	GLY
2	s0	98	ILE
6	s4	83	PRO
7	s5	153	GLY
9	s7	8	ILE
13	c1	119	VAL
15	c3	60	VAL

Continued on next page...

Continued from previous page...

Mol	Chain	Res	Type
20	c8	4	VAL
22	d0	100	VAL
32	e0	45	VAL
40	l3	141	GLY
40	l3	286	GLY
44	l7	178	ILE
78	q2	31	GLY
2	S0	97	PRO
6	S4	193	GLY
6	S4	233	LYS
6	S4	260	GLY
7	S5	33	VAL
9	S7	125	ILE
16	C4	75	GLY
20	C8	76	PRO
41	L4	328	ASN
45	L8	163	VAL
54	M8	97	PRO
2	s0	69	ASN
4	s2	182	PRO
14	c2	63	VAL
14	c2	91	VAL
26	d4	29	HIS
28	d6	84	VAL
34	sR	105	GLY
47	m0	53	VAL
49	m3	61	PRO
54	m8	43	PRO
54	m8	84	VAL
64	n8	28	HIS
70	o4	78	GLY
6	S4	196	VAL
23	D1	6	GLY
39	L2	166	ILE
45	L8	30	THR
4	s2	149	GLY
8	s6	70	PRO
10	s8	84	HIS
18	c6	40	GLU
18	c6	78	VAL
42	l5	125	VAL
59	n3	18	PRO

Continued on next page...

Continued from previous page...

Mol	Chain	Res	Type
59	n3	41	GLY
60	n4	132	GLY
74	o8	37	PRO
13	C1	113	PRO
13	C1	130	PRO
22	D0	106	ILE
25	D3	96	VAL
35	SM	39	PRO
40	L3	151	ILE
4	s2	233	GLN
9	s7	13	PRO
21	c9	3	GLY
33	e1	127	GLY
39	l2	15	ILE
62	n6	50	ILE
64	n8	56	VAL
69	o3	98	VAL
84	p0	100	ILE
9	S7	144	VAL
26	D4	95	GLY
42	L5	202	GLY
47	M0	149	VAL
79	Q3	50	GLY
11	s9	168	ARG
15	c3	98	VAL
25	d3	119	GLY
63	n7	103	GLN
25	D3	64	PRO
69	o3	104	PRO

5.3.2 Protein sidechains [i](#)

In the following table, the Percentiles column shows the percent sidechain outliers of the chain as a percentile score with respect to all X-ray entries followed by that with respect to entries of similar resolution.

The Analysed column shows the number of residues for which the sidechain conformation was analysed, and the total number of residues.

Mol	Chain	Analysed	Rotameric	Outliers	Percentiles
2	S0	164/173 (95%)	133 (81%)	31 (19%)	1 6
2	s0	165/173 (95%)	128 (78%)	37 (22%)	1 3

Continued on next page...

Continued from previous page...

Mol	Chain	Analysed	Rotameric	Outliers	Percentiles	
3	S1	191/192 (100%)	152 (80%)	39 (20%)	1	4
3	s1	192/192 (100%)	148 (77%)	44 (23%)	1	3
4	S2	176/176 (100%)	139 (79%)	37 (21%)	1	4
4	s2	176/176 (100%)	132 (75%)	44 (25%)	0	2
5	S3	182/182 (100%)	149 (82%)	33 (18%)	1	7
5	s3	182/182 (100%)	150 (82%)	32 (18%)	2	8
6	S4	221/221 (100%)	176 (80%)	45 (20%)	1	4
6	s4	221/221 (100%)	179 (81%)	42 (19%)	1	6
7	S5	173/173 (100%)	143 (83%)	30 (17%)	2	8
7	s5	173/173 (100%)	146 (84%)	27 (16%)	2	12
8	S6	188/193 (97%)	147 (78%)	41 (22%)	1	4
8	s6	187/193 (97%)	149 (80%)	38 (20%)	1	5
9	S7	165/166 (99%)	132 (80%)	33 (20%)	1	5
9	s7	165/166 (99%)	132 (80%)	33 (20%)	1	5
10	S8	150/160 (94%)	126 (84%)	24 (16%)	2	11
10	s8	150/160 (94%)	125 (83%)	25 (17%)	2	10
11	S9	158/158 (100%)	124 (78%)	34 (22%)	1	4
11	s9	158/158 (100%)	122 (77%)	36 (23%)	1	3
12	C0	77/89 (86%)	63 (82%)	14 (18%)	1	7
13	C1	129/136 (95%)	110 (85%)	19 (15%)	3	14
13	c1	129/136 (95%)	102 (79%)	27 (21%)	1	4
14	C2	88/100 (88%)	65 (74%)	23 (26%)	0	2
14	c2	88/100 (88%)	69 (78%)	19 (22%)	1	4
15	C3	127/127 (100%)	100 (79%)	27 (21%)	1	4
15	c3	127/127 (100%)	104 (82%)	23 (18%)	1	7
16	C4	81/97 (84%)	58 (72%)	23 (28%)	0	1
16	c4	97/97 (100%)	65 (67%)	32 (33%)	0	1
17	C5	101/111 (91%)	85 (84%)	16 (16%)	2	11
17	c5	103/111 (93%)	88 (85%)	15 (15%)	3	14
18	C6	117/118 (99%)	93 (80%)	24 (20%)	1	4
18	c6	118/118 (100%)	94 (80%)	24 (20%)	1	5

Continued on next page...

Continued from previous page...

Mol	Chain	Analysed	Rotameric	Outliers	Percentiles	
19	C7	94/113 (83%)	73 (78%)	21 (22%)	1	3
19	c7	92/113 (81%)	73 (79%)	19 (21%)	1	4
20	C8	128/128 (100%)	96 (75%)	32 (25%)	0	2
20	c8	128/128 (100%)	104 (81%)	24 (19%)	1	6
21	C9	115/115 (100%)	88 (76%)	27 (24%)	1	3
21	c9	115/115 (100%)	92 (80%)	23 (20%)	1	5
22	D0	100/103 (97%)	76 (76%)	24 (24%)	0	2
22	d0	103/103 (100%)	76 (74%)	27 (26%)	0	2
23	D1	74/74 (100%)	63 (85%)	11 (15%)	3	13
23	d1	74/74 (100%)	58 (78%)	16 (22%)	1	4
24	D2	110/110 (100%)	88 (80%)	22 (20%)	1	5
24	d2	110/110 (100%)	90 (82%)	20 (18%)	1	7
25	D3	119/119 (100%)	98 (82%)	21 (18%)	2	8
25	d3	119/119 (100%)	100 (84%)	19 (16%)	2	11
26	D4	112/112 (100%)	91 (81%)	21 (19%)	1	6
26	d4	112/112 (100%)	91 (81%)	21 (19%)	1	6
27	D5	61/61 (100%)	44 (72%)	17 (28%)	0	1
27	d5	61/61 (100%)	52 (85%)	9 (15%)	3	13
28	D6	83/83 (100%)	63 (76%)	20 (24%)	0	2
28	d6	83/83 (100%)	67 (81%)	16 (19%)	1	6
29	D7	70/70 (100%)	61 (87%)	9 (13%)	4	18
29	d7	70/70 (100%)	61 (87%)	9 (13%)	4	18
30	D8	56/56 (100%)	44 (79%)	12 (21%)	1	4
30	d8	56/56 (100%)	43 (77%)	13 (23%)	1	3
31	D9	47/47 (100%)	35 (74%)	12 (26%)	0	2
31	d9	47/47 (100%)	40 (85%)	7 (15%)	3	13
32	E0	51/53 (96%)	45 (88%)	6 (12%)	5	21
32	e0	53/53 (100%)	37 (70%)	16 (30%)	0	1
33	E1	62/66 (94%)	50 (81%)	12 (19%)	1	5
33	e1	66/66 (100%)	50 (76%)	16 (24%)	0	2
34	SR	259/261 (99%)	226 (87%)	33 (13%)	4	19

Continued on next page...

Continued from previous page...

Mol	Chain	Analysed	Rotameric	Outliers	Percentiles	
34	sR	260/261 (100%)	231 (89%)	29 (11%)	6	23
35	SM	97/107 (91%)	76 (78%)	21 (22%)	1	4
39	L2	193/194 (100%)	155 (80%)	38 (20%)	1	5
39	l2	192/194 (99%)	153 (80%)	39 (20%)	1	5
40	L3	319/322 (99%)	249 (78%)	70 (22%)	1	3
40	l3	321/322 (100%)	252 (78%)	69 (22%)	1	4
41	L4	288/288 (100%)	232 (81%)	56 (19%)	1	5
41	l4	288/288 (100%)	234 (81%)	54 (19%)	1	6
42	L5	244/244 (100%)	198 (81%)	46 (19%)	1	6
42	l5	243/244 (100%)	189 (78%)	54 (22%)	1	3
43	L6	134/152 (88%)	114 (85%)	20 (15%)	3	13
43	l6	135/152 (89%)	111 (82%)	24 (18%)	2	8
44	L7	186/187 (100%)	160 (86%)	26 (14%)	3	16
44	l7	187/187 (100%)	155 (83%)	32 (17%)	2	9
45	L8	187/191 (98%)	157 (84%)	30 (16%)	2	11
45	l8	177/191 (93%)	142 (80%)	35 (20%)	1	5
46	L9	171/171 (100%)	130 (76%)	41 (24%)	0	2
46	l9	171/171 (100%)	132 (77%)	39 (23%)	1	3
47	M0	177/186 (95%)	151 (85%)	26 (15%)	3	14
47	m0	179/186 (96%)	138 (77%)	41 (23%)	1	3
48	M1	147/147 (100%)	119 (81%)	28 (19%)	1	6
48	m1	147/147 (100%)	120 (82%)	27 (18%)	1	7
49	M3	154/154 (100%)	124 (80%)	30 (20%)	1	5
49	m3	154/154 (100%)	123 (80%)	31 (20%)	1	5
50	M4	107/108 (99%)	87 (81%)	20 (19%)	1	7
50	m4	108/108 (100%)	85 (79%)	23 (21%)	1	4
51	M5	175/175 (100%)	140 (80%)	35 (20%)	1	5
51	m5	175/175 (100%)	140 (80%)	35 (20%)	1	5
52	M6	160/160 (100%)	139 (87%)	21 (13%)	4	17
52	m6	160/160 (100%)	135 (84%)	25 (16%)	2	12
53	M7	140/145 (97%)	109 (78%)	31 (22%)	1	3

Continued on next page...

Continued from previous page...

Mol	Chain	Analysed	Rotameric	Outliers	Percentiles	
53	m7	125/145 (86%)	94 (75%)	31 (25%)	0	2
54	M8	150/150 (100%)	124 (83%)	26 (17%)	2	8
54	m8	150/150 (100%)	116 (77%)	34 (23%)	1	3
55	M9	153/153 (100%)	129 (84%)	24 (16%)	2	12
55	m9	153/153 (100%)	125 (82%)	28 (18%)	1	7
56	N0	156/156 (100%)	127 (81%)	29 (19%)	1	7
56	n0	156/156 (100%)	128 (82%)	28 (18%)	2	8
57	N1	136/136 (100%)	106 (78%)	30 (22%)	1	3
57	n1	136/136 (100%)	109 (80%)	27 (20%)	1	5
58	N2	87/87 (100%)	70 (80%)	17 (20%)	1	5
58	n2	85/87 (98%)	69 (81%)	16 (19%)	1	6
59	N3	104/104 (100%)	89 (86%)	15 (14%)	3	15
59	n3	104/104 (100%)	89 (86%)	15 (14%)	3	15
60	N4	57/114 (50%)	50 (88%)	7 (12%)	4	20
60	n4	100/114 (88%)	85 (85%)	15 (15%)	3	13
61	N5	104/105 (99%)	82 (79%)	22 (21%)	1	4
61	n5	104/105 (99%)	82 (79%)	22 (21%)	1	4
62	N6	109/109 (100%)	85 (78%)	24 (22%)	1	3
62	n6	109/109 (100%)	85 (78%)	24 (22%)	1	3
63	N7	115/115 (100%)	93 (81%)	22 (19%)	1	6
63	n7	115/115 (100%)	93 (81%)	22 (19%)	1	6
64	N8	118/118 (100%)	93 (79%)	25 (21%)	1	4
64	n8	118/118 (100%)	94 (80%)	24 (20%)	1	5
65	N9	46/46 (100%)	37 (80%)	9 (20%)	1	5
65	n9	46/46 (100%)	32 (70%)	14 (30%)	0	1
66	O0	81/84 (96%)	68 (84%)	13 (16%)	2	11
66	o0	84/84 (100%)	70 (83%)	14 (17%)	2	10
67	O1	92/96 (96%)	68 (74%)	24 (26%)	0	2
67	o1	94/96 (98%)	72 (77%)	22 (23%)	1	3
68	O2	109/109 (100%)	89 (82%)	20 (18%)	1	7
68	o2	109/109 (100%)	90 (83%)	19 (17%)	2	8

Continued on next page...

Continued from previous page...

Mol	Chain	Analysed	Rotameric	Outliers	Percentiles	
69	O3	90/90 (100%)	75 (83%)	15 (17%)	2	10
69	o3	90/90 (100%)	78 (87%)	12 (13%)	4	17
70	O4	95/95 (100%)	80 (84%)	15 (16%)	2	11
70	o4	95/95 (100%)	82 (86%)	13 (14%)	3	16
71	O5	104/104 (100%)	79 (76%)	25 (24%)	0	2
71	o5	103/104 (99%)	83 (81%)	20 (19%)	1	5
72	O6	81/81 (100%)	59 (73%)	22 (27%)	0	1
72	o6	80/81 (99%)	58 (72%)	22 (28%)	0	1
73	O7	70/70 (100%)	54 (77%)	16 (23%)	1	3
73	o7	70/70 (100%)	54 (77%)	16 (23%)	1	3
74	O8	68/68 (100%)	51 (75%)	17 (25%)	0	2
74	o8	67/68 (98%)	50 (75%)	17 (25%)	0	2
75	O9	45/45 (100%)	37 (82%)	8 (18%)	2	8
75	o9	45/45 (100%)	39 (87%)	6 (13%)	4	17
76	Q0	47/47 (100%)	37 (79%)	10 (21%)	1	4
76	q0	47/47 (100%)	34 (72%)	13 (28%)	0	1
77	Q1	23/23 (100%)	16 (70%)	7 (30%)	0	1
77	q1	23/23 (100%)	15 (65%)	8 (35%)	0	1
78	Q2	90/90 (100%)	65 (72%)	25 (28%)	0	1
78	q2	90/90 (100%)	66 (73%)	24 (27%)	0	1
79	Q3	71/71 (100%)	63 (89%)	8 (11%)	6	22
79	q3	71/71 (100%)	54 (76%)	17 (24%)	0	2
81	c0	73/78 (94%)	60 (82%)	13 (18%)	2	8
82	sM	54/54 (100%)	40 (74%)	14 (26%)	0	2
84	p0	105/186 (56%)	82 (78%)	23 (22%)	1	3
All	All	18727/19202 (98%)	15037 (80%)	3690 (20%)	1	5

All (3690) residues with a non-rotameric sidechain are listed below:

Mol	Chain	Res	Type
2	S0	7	PHE
2	S0	27	ARG
2	S0	32	HIS

Continued on next page...

Continued from previous page...

Mol	Chain	Res	Type
2	S0	37	VAL
2	S0	43	ASP
2	S0	45	VAL
2	S0	49	ASN
2	S0	50	VAL
2	S0	52	LYS
2	S0	62	ARG
2	S0	84	ARG
2	S0	88	LYS
2	S0	96	THR
2	S0	101	ARG
2	S0	103	THR
2	S0	119	ARG
2	S0	123	VAL
2	S0	131	GLN
2	S0	135	GLU
2	S0	139	VAL
2	S0	154	GLU
2	S0	157	ASP
2	S0	165	ARG
2	S0	168	HIS
2	S0	170	ILE
2	S0	172	LEU
2	S0	185	ARG
2	S0	188	LEU
2	S0	196	SER
2	S0	198	MET
2	S0	200	ASP
3	S1	21	VAL
3	S1	22	ASP
3	S1	25	THR
3	S1	29	TRP
3	S1	30	PHE
3	S1	46	THR
3	S1	61	LEU
3	S1	66	VAL
3	S1	70	LEU
3	S1	77	GLU
3	S1	78	ASP
3	S1	81	PHE
3	S1	89	ASP
3	S1	91	VAL

Continued on next page...

Continued from previous page...

Mol	Chain	Res	Type
3	S1	96	LEU
3	S1	97	LEU
3	S1	105	PHE
3	S1	111	ARG
3	S1	112	SER
3	S1	117	TRP
3	S1	124	ASN
3	S1	135	LEU
3	S1	146	GLN
3	S1	149	GLN
3	S1	150	VAL
3	S1	152	ARG
3	S1	154	SER
3	S1	176	VAL
3	S1	177	GLN
3	S1	180	THR
3	S1	181	LEU
3	S1	193	ILE
3	S1	202	LYS
3	S1	214	LYS
3	S1	215	VAL
3	S1	218	LEU
3	S1	219	LYS
3	S1	222	LYS
3	S1	223	PHE
4	S2	41	LEU
4	S2	53	ILE
4	S2	54	GLU
4	S2	69	ILE
4	S2	70	ASP
4	S2	73	LEU
4	S2	77	GLN
4	S2	87	GLN
4	S2	88	LYS
4	S2	90	THR
4	S2	91	ARG
4	S2	95	ARG
4	S2	96	THR
4	S2	97	ARG
4	S2	111	VAL
4	S2	117	THR
4	S2	119	LYS

Continued on next page...

Continued from previous page...

Mol	Chain	Res	Type
4	S2	134	LEU
4	S2	137	ILE
4	S2	139	ILE
4	S2	140	ARG
4	S2	141	ARG
4	S2	146	THR
4	S2	148	LEU
4	S2	152	HIS
4	S2	166	THR
4	S2	182	PRO
4	S2	186	LYS
4	S2	203	LYS
4	S2	208	GLU
4	S2	221	THR
4	S2	222	TYR
4	S2	226	THR
4	S2	229	LEU
4	S2	237	VAL
4	S2	245	ASP
4	S2	246	GLU
5	S3	4	LEU
5	S3	7	LYS
5	S3	21	LEU
5	S3	23	GLU
5	S3	65	ARG
5	S3	66	ILE
5	S3	76	ARG
5	S3	84	ILE
5	S3	89	GLU
5	S3	92	GLN
5	S3	94	ARG
5	S3	103	GLU
5	S3	105	MET
5	S3	115	ILE
5	S3	117	ARG
5	S3	127	MET
5	S3	129	SER
5	S3	134	CYS
5	S3	142	LEU
5	S3	151	LYS
5	S3	158	ILE
5	S3	172	THR

Continued on next page...

Continued from previous page...

Mol	Chain	Res	Type
5	S3	176	LEU
5	S3	178	ARG
5	S3	182	LEU
5	S3	190	ARG
5	S3	195	SER
5	S3	196	ARG
5	S3	204	ASP
5	S3	207	THR
5	S3	215	GLU
5	S3	218	LEU
5	S3	222	VAL
6	S4	6	LYS
6	S4	7	LYS
6	S4	9	LEU
6	S4	12	LEU
6	S4	23	LEU
6	S4	37	LYS
6	S4	38	LEU
6	S4	42	LEU
6	S4	45	ILE
6	S4	65	LEU
6	S4	67	GLN
6	S4	68	ARG
6	S4	77	ARG
6	S4	78	THR
6	S4	92	LEU
6	S4	115	THR
6	S4	116	ASP
6	S4	126	VAL
6	S4	128	LYS
6	S4	129	VAL
6	S4	131	LEU
6	S4	133	LYS
6	S4	140	VAL
6	S4	146	THR
6	S4	160	VAL
6	S4	164	LEU
6	S4	180	LEU
6	S4	182	TYR
6	S4	187	ARG
6	S4	192	ILE
6	S4	197	HIS

Continued on next page...

Continued from previous page...

Mol	Chain	Res	Type
6	S4	206	ASP
6	S4	210	ILE
6	S4	211	LYS
6	S4	212	ASP
6	S4	213	SER
6	S4	215	ASP
6	S4	220	THR
6	S4	226	PHE
6	S4	227	VAL
6	S4	238	LEU
6	S4	240	LYS
6	S4	242	LYS
6	S4	258	GLN
6	S4	259	GLN
7	S5	24	VAL
7	S5	25	LEU
7	S5	41	LYS
7	S5	43	PHE
7	S5	45	LYS
7	S5	49	GLU
7	S5	51	VAL
7	S5	53	VAL
7	S5	63	GLN
7	S5	76	ARG
7	S5	89	ILE
7	S5	93	LEU
7	S5	94	THR
7	S5	98	MET
7	S5	119	ASP
7	S5	147	THR
7	S5	149	VAL
7	S5	156	ARG
7	S5	157	ARG
7	S5	160	VAL
7	S5	162	VAL
7	S5	170	GLN
7	S5	186	ASN
7	S5	190	ILE
7	S5	203	LYS
7	S5	208	SER
7	S5	216	GLU
7	S5	219	ARG

Continued on next page...

Continued from previous page...

Mol	Chain	Res	Type
7	S5	223	SER
7	S5	225	ARG
8	S6	13	GLN
8	S6	15	THR
8	S6	21	GLU
8	S6	25	ARG
8	S6	31	ARG
8	S6	44	GLU
8	S6	58	LYS
8	S6	59	GLN
8	S6	67	VAL
8	S6	69	LEU
8	S6	76	LEU
8	S6	78	THR
8	S6	79	LYS
8	S6	81	VAL
8	S6	82	SER
8	S6	89	ASP
8	S6	98	ARG
8	S6	105	ASP
8	S6	109	LEU
8	S6	120	GLU
8	S6	126	ASP
8	S6	127	THR
8	S6	128	THR
8	S6	129	VAL
8	S6	132	ARG
8	S6	133	LEU
8	S6	137	ARG
8	S6	143	LYS
8	S6	150	GLU
8	S6	154	ARG
8	S6	155	ASP
8	S6	157	VAL
8	S6	158	ILE
8	S6	169	TYR
8	S6	170	THR
8	S6	177	ARG
8	S6	189	HIS
8	S6	201	GLN
8	S6	212	LEU
8	S6	216	LEU

Continued on next page...

Continued from previous page...

Mol	Chain	Res	Type
8	S6	223	LYS
9	S7	9	LEU
9	S7	14	THR
9	S7	24	PHE
9	S7	37	GLU
9	S7	38	LEU
9	S7	46	ILE
9	S7	50	ASP
9	S7	51	VAL
9	S7	60	ILE
9	S7	67	LEU
9	S7	70	PHE
9	S7	71	HIS
9	S7	74	GLN
9	S7	76	LYS
9	S7	77	LEU
9	S7	80	GLU
9	S7	85	PHE
9	S7	87	ASP
9	S7	91	ILE
9	S7	95	GLU
9	S7	97	ARG
9	S7	104	ARG
9	S7	105	THR
9	S7	114	ARG
9	S7	126	LEU
9	S7	131	PHE
9	S7	144	VAL
9	S7	150	GLN
9	S7	159	VAL
9	S7	167	GLU
9	S7	168	SER
9	S7	181	ILE
9	S7	185	ILE
10	S8	3	ILE
10	S8	8	ARG
10	S8	9	HIS
10	S8	14	THR
10	S8	20	GLN
10	S8	21	PHE
10	S8	29	LEU
10	S8	32	GLN

Continued on next page...

Continued from previous page...

Mol	Chain	Res	Type
10	S8	56	ARG
10	S8	58	LEU
10	S8	60	ILE
10	S8	66	SER
10	S8	72	ILE
10	S8	74	LYS
10	S8	123	LYS
10	S8	138	ASN
10	S8	140	GLU
10	S8	151	LYS
10	S8	164	ARG
10	S8	185	GLU
10	S8	187	GLU
10	S8	193	LEU
10	S8	196	LEU
10	S8	199	LYS
11	S9	3	ARG
11	S9	6	ARG
11	S9	7	THR
11	S9	13	SER
11	S9	28	LEU
11	S9	39	LYS
11	S9	46	SER
11	S9	49	LEU
11	S9	60	LEU
11	S9	78	ARG
11	S9	82	ARG
11	S9	89	ASP
11	S9	92	LYS
11	S9	93	LEU
11	S9	94	ASP
11	S9	96	VAL
11	S9	97	LEU
11	S9	99	LEU
11	S9	101	VAL
11	S9	105	LEU
11	S9	106	GLU
11	S9	109	LEU
11	S9	110	GLN
11	S9	118	LEU
11	S9	130	THR
11	S9	134	ILE

Continued on next page...

Continued from previous page...

Mol	Chain	Res	Type
11	S9	138	LYS
11	S9	141	VAL
11	S9	149	ARG
11	S9	151	ASP
11	S9	157	ASP
11	S9	161	THR
11	S9	171	ARG
11	S9	182	GLU
12	C0	1	MET
12	C0	7	ASP
12	C0	8	ARG
12	C0	22	VAL
12	C0	27	PHE
12	C0	28	ASN
12	C0	32	HIS
12	C0	51	SER
12	C0	55	VAL
12	C0	56	LYS
12	C0	76	LEU
12	C0	78	GLU
12	C0	80	LEU
12	C0	82	LEU
13	C1	4	GLU
13	C1	21	ASN
13	C1	29	LYS
13	C1	40	LEU
13	C1	43	LYS
13	C1	44	THR
13	C1	54	ILE
13	C1	67	ARG
13	C1	69	LYS
13	C1	74	THR
13	C1	80	MET
13	C1	109	VAL
13	C1	121	ASP
13	C1	123	VAL
13	C1	125	VAL
13	C1	128	CYS
13	C1	136	ARG
13	C1	138	ASN
13	C1	143	SER
14	C2	25	GLU

Continued on next page...

Continued from previous page...

Mol	Chain	Res	Type
14	C2	28	LEU
14	C2	33	ARG
14	C2	36	LEU
14	C2	37	VAL
14	C2	43	ARG
14	C2	45	LEU
14	C2	50	LYS
14	C2	52	LEU
14	C2	58	LEU
14	C2	61	VAL
14	C2	63	VAL
14	C2	71	ILE
14	C2	74	LEU
14	C2	83	GLU
14	C2	89	ILE
14	C2	103	LEU
14	C2	119	SER
14	C2	121	VAL
14	C2	126	TRP
14	C2	129	GLU
14	C2	132	GLU
14	C2	139	HIS
15	C3	3	ARG
15	C3	6	SER
15	C3	13	SER
15	C3	14	SER
15	C3	16	ILE
15	C3	21	ASN
15	C3	27	LYS
15	C3	32	SER
15	C3	39	LYS
15	C3	43	LYS
15	C3	45	LEU
15	C3	56	ASP
15	C3	64	ARG
15	C3	66	ILE
15	C3	88	LEU
15	C3	93	LYS
15	C3	102	LEU
15	C3	110	ASP
15	C3	114	ARG
15	C3	115	LEU

Continued on next page...

Continued from previous page...

Mol	Chain	Res	Type
15	C3	125	LEU
15	C3	129	TYR
15	C3	136	PRO
15	C3	142	GLU
15	C3	143	SER
15	C3	145	THR
15	C3	150	VAL
16	C4	13	VAL
16	C4	14	PHE
16	C4	20	TYR
16	C4	26	THR
16	C4	29	HIS
16	C4	39	ILE
16	C4	43	THR
16	C4	51	ASP
16	C4	52	ARG
16	C4	54	GLU
16	C4	81	VAL
16	C4	89	THR
16	C4	92	LYS
16	C4	93	THR
16	C4	102	LEU
16	C4	103	ARG
16	C4	107	ARG
16	C4	108	SER
16	C4	123	SER
16	C4	125	SER
16	C4	132	ARG
16	C4	136	ARG
16	C4	137	LEU
17	C5	11	VAL
17	C5	22	LEU
17	C5	26	LEU
17	C5	27	GLU
17	C5	28	MET
17	C5	35	LYS
17	C5	36	LEU
17	C5	44	ARG
17	C5	50	THR
17	C5	52	LYS
17	C5	69	GLU
17	C5	86	VAL

Continued on next page...

Continued from previous page...

Mol	Chain	Res	Type
17	C5	103	ASN
17	C5	110	GLU
17	C5	121	ILE
17	C5	128	HIS
18	C6	4	VAL
18	C6	14	LYS
18	C6	26	LYS
18	C6	29	ILE
18	C6	36	ILE
18	C6	37	THR
18	C6	43	ILE
18	C6	53	LEU
18	C6	54	LEU
18	C6	66	ARG
18	C6	68	ARG
18	C6	69	VAL
18	C6	74	HIS
18	C6	97	VAL
18	C6	98	ASP
18	C6	106	LYS
18	C6	109	PHE
18	C6	112	TYR
18	C6	115	THR
18	C6	116	LEU
18	C6	123	ARG
18	C6	128	LYS
18	C6	137	ARG
18	C6	138	PHE
19	C7	5	ARG
19	C7	6	THR
19	C7	8	THR
19	C7	26	LEU
19	C7	29	GLN
19	C7	30	THR
19	C7	34	LEU
19	C7	38	ILE
19	C7	46	LEU
19	C7	54	THR
19	C7	69	ILE
19	C7	72	LYS
19	C7	77	GLU
19	C7	78	ARG

Continued on next page...

Continued from previous page...

Mol	Chain	Res	Type
19	C7	82	ASP
19	C7	83	GLN
19	C7	84	TYR
19	C7	88	VAL
19	C7	105	GLN
19	C7	113	LEU
19	C7	115	LEU
20	C8	3	LEU
20	C8	5	VAL
20	C8	8	GLN
20	C8	11	PHE
20	C8	12	GLN
20	C8	13	HIS
20	C8	14	ILE
20	C8	17	LEU
20	C8	18	LEU
20	C8	25	ASN
20	C8	26	ILE
20	C8	28	ILE
20	C8	34	THR
20	C8	38	VAL
20	C8	40	ARG
20	C8	54	LEU
20	C8	60	GLU
20	C8	61	LEU
20	C8	71	GLN
20	C8	77	THR
20	C8	80	LYS
20	C8	92	ILE
20	C8	93	THR
20	C8	107	SER
20	C8	116	LEU
20	C8	119	ILE
20	C8	132	ARG
20	C8	133	VAL
20	C8	136	GLN
20	C8	138	THR
20	C8	141	THR
20	C8	143	ARG
21	C9	13	ASP
21	C9	18	TYR
21	C9	22	LEU

Continued on next page...

Continued from previous page...

Mol	Chain	Res	Type
21	C9	25	GLN
21	C9	28	LEU
21	C9	30	VAL
21	C9	33	TYR
21	C9	35	ASP
21	C9	36	ILE
21	C9	37	VAL
21	C9	39	THR
21	C9	57	ARG
21	C9	64	HIS
21	C9	67	MET
21	C9	68	ARG
21	C9	70	GLN
21	C9	75	LYS
21	C9	84	LYS
21	C9	86	ARG
21	C9	94	ILE
21	C9	125	SER
21	C9	126	GLU
21	C9	130	ARG
21	C9	131	ASP
21	C9	132	LEU
21	C9	134	ARG
21	C9	144	GLU
22	D0	15	GLN
22	D0	18	GLN
22	D0	23	ARG
22	D0	30	LYS
22	D0	31	VAL
22	D0	34	LEU
22	D0	35	GLU
22	D0	41	ILE
22	D0	42	VAL
22	D0	47	GLN
22	D0	48	HIS
22	D0	51	VAL
22	D0	57	ARG
22	D0	61	LYS
22	D0	66	SER
22	D0	68	ARG
22	D0	70	THR
22	D0	74	GLU

Continued on next page...

Continued from previous page...

Mol	Chain	Res	Type
22	D0	81	THR
22	D0	89	ARG
22	D0	103	ILE
22	D0	108	ILE
22	D0	113	ASP
22	D0	121	ASN
23	D1	3	ASN
23	D1	5	LYS
23	D1	7	GLN
23	D1	25	LYS
23	D1	41	GLU
23	D1	52	THR
23	D1	62	ARG
23	D1	68	SER
23	D1	76	ASP
23	D1	78	LEU
23	D1	80	LYS
24	D2	4	SER
24	D2	7	LEU
24	D2	15	ASN
24	D2	24	GLN
24	D2	26	LEU
24	D2	27	ILE
24	D2	41	MET
24	D2	42	GLN
24	D2	43	LYS
24	D2	53	ILE
24	D2	65	LEU
24	D2	76	SER
24	D2	83	ILE
24	D2	87	GLU
24	D2	88	LYS
24	D2	93	LEU
24	D2	98	GLN
24	D2	103	ILE
24	D2	104	LEU
24	D2	105	THR
24	D2	121	VAL
24	D2	122	SER
25	D3	7	ARG
25	D3	9	LEU
25	D3	19	ARG

Continued on next page...

Continued from previous page...

Mol	Chain	Res	Type
25	D3	26	GLU
25	D3	28	ASN
25	D3	40	SER
25	D3	46	SER
25	D3	66	SER
25	D3	73	ARG
25	D3	78	LYS
25	D3	82	LYS
25	D3	83	VAL
25	D3	84	THR
25	D3	96	VAL
25	D3	107	PHE
25	D3	110	LYS
25	D3	131	SER
25	D3	133	LEU
25	D3	137	LYS
25	D3	138	GLU
25	D3	144	ARG
26	D4	17	LEU
26	D4	21	LYS
26	D4	32	ARG
26	D4	35	VAL
26	D4	47	VAL
26	D4	51	GLU
26	D4	57	VAL
26	D4	61	ARG
26	D4	78	SER
26	D4	81	GLU
26	D4	84	LYS
26	D4	88	THR
26	D4	93	ARG
26	D4	99	LYS
26	D4	100	VAL
26	D4	101	GLU
26	D4	102	LYS
26	D4	121	THR
26	D4	124	ARG
26	D4	127	LYS
26	D4	128	LYS
27	D5	38	HIS
27	D5	40	VAL
27	D5	42	LEU

Continued on next page...

Continued from previous page...

Mol	Chain	Res	Type
27	D5	49	ARG
27	D5	58	ARG
27	D5	59	TYR
27	D5	60	VAL
27	D5	67	ASP
27	D5	69	LEU
27	D5	71	ILE
27	D5	75	LEU
27	D5	85	LYS
27	D5	92	ILE
27	D5	93	SER
27	D5	95	HIS
27	D5	98	GLN
27	D5	100	ILE
28	D6	10	ARG
28	D6	12	LYS
28	D6	15	ARG
28	D6	36	ILE
28	D6	38	ARG
28	D6	39	MET
28	D6	41	ILE
28	D6	44	ILE
28	D6	45	VAL
28	D6	61	GLU
28	D6	64	LEU
28	D6	66	LYS
28	D6	68	TYR
28	D6	69	ASN
28	D6	83	ILE
28	D6	84	VAL
28	D6	85	ARG
28	D6	86	VAL
28	D6	90	GLU
28	D6	91	ASP
29	D7	3	LEU
29	D7	4	VAL
29	D7	8	LEU
29	D7	17	ARG
29	D7	20	LYS
29	D7	33	LEU
29	D7	34	ASP
29	D7	61	THR

Continued on next page...

Continued from previous page...

Mol	Chain	Res	Type
29	D7	67	THR
30	D8	13	ILE
30	D8	15	VAL
30	D8	19	THR
30	D8	28	VAL
30	D8	32	PHE
30	D8	33	LEU
30	D8	34	GLU
30	D8	36	THR
30	D8	39	THR
30	D8	49	ARG
30	D8	52	ASP
30	D8	58	GLU
31	D9	6	VAL
31	D9	8	PHE
31	D9	10	HIS
31	D9	12	ARG
31	D9	19	ARG
31	D9	21	CYS
31	D9	22	ARG
31	D9	30	LEU
31	D9	32	ARG
31	D9	36	LEU
31	D9	40	ARG
31	D9	48	ASN
32	E0	20	LYS
32	E0	28	LYS
32	E0	39	LEU
32	E0	42	ARG
32	E0	47	VAL
32	E0	48	THR
33	E1	86	THR
33	E1	89	LYS
33	E1	91	ILE
33	E1	93	HIS
33	E1	97	LYS
33	E1	98	VAL
33	E1	103	LEU
33	E1	113	LYS
33	E1	117	LEU
33	E1	120	GLU
33	E1	138	ARG

Continued on next page...

Continued from previous page...

Mol	Chain	Res	Type
33	E1	151	ASN
34	SR	6	VAL
34	SR	9	LEU
34	SR	16	HIS
34	SR	29	GLN
34	SR	46	LYS
34	SR	52	GLN
34	SR	62	LYS
34	SR	66	HIS
34	SR	71	CYS
34	SR	76	ASP
34	SR	96	THR
34	SR	112	SER
34	SR	116	ASP
34	SR	117	LYS
34	SR	134	TRP
34	SR	136	ILE
34	SR	137	LYS
34	SR	141	LEU
34	SR	144	LEU
34	SR	153	GLN
34	SR	165	ASP
34	SR	184	ASN
34	SR	191	ASP
34	SR	196	ASN
34	SR	238	ASP
34	SR	248	ASN
34	SR	264	SER
34	SR	266	ASP
34	SR	268	GLN
34	SR	277	GLU
34	SR	292	LEU
34	SR	300	THR
34	SR	317	THR
35	SM	23	LYS
35	SM	27	LYS
35	SM	33	LYS
35	SM	34	LYS
35	SM	46	LYS
35	SM	48	ARG
35	SM	51	ARG
35	SM	53	ARG

Continued on next page...

Continued from previous page...

Mol	Chain	Res	Type
35	SM	64	LYS
35	SM	68	ARG
35	SM	69	ARG
35	SM	82	THR
35	SM	84	LYS
35	SM	89	ARG
35	SM	91	THR
35	SM	96	ARG
35	SM	97	THR
35	SM	100	THR
35	SM	105	LYS
35	SM	134	LEU
35	SM	139	GLU
39	L2	10	LYS
39	L2	19	HIS
39	L2	23	ARG
39	L2	32	LEU
39	L2	44	ILE
39	L2	45	VAL
39	L2	70	ARG
39	L2	72	ARG
39	L2	74	GLU
39	L2	95	SER
39	L2	96	LEU
39	L2	101	VAL
39	L2	104	LEU
39	L2	109	GLU
39	L2	111	THR
39	L2	113	VAL
39	L2	114	SER
39	L2	116	VAL
39	L2	119	LYS
39	L2	130	SER
39	L2	142	ASP
39	L2	143	GLU
39	L2	149	ARG
39	L2	158	ILE
39	L2	169	ILE
39	L2	177	LYS
39	L2	179	LEU
39	L2	180	LEU
39	L2	181	LYS

Continued on next page...

Continued from previous page...

Mol	Chain	Res	Type
39	L2	191	LEU
39	L2	199	THR
39	L2	202	VAL
39	L2	204	MET
39	L2	223	SER
39	L2	227	ARG
39	L2	242	ARG
39	L2	247	ARG
39	L2	252	THR
40	L3	2	SER
40	L3	7	GLU
40	L3	10	ARG
40	L3	17	LEU
40	L3	19	ARG
40	L3	21	ARG
40	L3	25	ILE
40	L3	30	LYS
40	L3	37	ARG
40	L3	44	THR
40	L3	47	LEU
40	L3	55	THR
40	L3	56	ILE
40	L3	67	PHE
40	L3	70	ARG
40	L3	81	THR
40	L3	85	VAL
40	L3	100	ARG
40	L3	103	THR
40	L3	104	THR
40	L3	110	LEU
40	L3	114	VAL
40	L3	116	ARG
40	L3	121	ASN
40	L3	124	LYS
40	L3	125	SER
40	L3	126	LYS
40	L3	128	LYS
40	L3	134	SER
40	L3	139	GLN
40	L3	146	ARG
40	L3	148	LEU
40	L3	150	ARG

Continued on next page...

Continued from previous page...

Mol	Chain	Res	Type
40	L3	156	SER
40	L3	167	ARG
40	L3	169	THR
40	L3	173	GLN
40	L3	178	LEU
40	L3	183	LEU
40	L3	187	SER
40	L3	188	ILE
40	L3	192	VAL
40	L3	196	ARG
40	L3	200	GLU
40	L3	202	THR
40	L3	206	ASP
40	L3	215	ILE
40	L3	226	PHE
40	L3	232	ARG
40	L3	235	THR
40	L3	236	LYS
40	L3	241	LYS
40	L3	244	ARG
40	L3	248	LYS
40	L3	252	ILE
40	L3	260	VAL
40	L3	284	ARG
40	L3	291	GLU
40	L3	296	THR
40	L3	305	ILE
40	L3	328	ILE
40	L3	332	ARG
40	L3	335	ILE
40	L3	338	LEU
40	L3	343	TYR
40	L3	347	SER
40	L3	372	THR
40	L3	379	PHE
40	L3	382	THR
40	L3	385	LYS
41	L4	18	ASN
41	L4	37	THR
41	L4	41	SER
41	L4	55	LYS
41	L4	60	THR

Continued on next page...

Continued from previous page...

Mol	Chain	Res	Type
41	L4	74	ILE
41	L4	93	MET
41	L4	98	ARG
41	L4	99	MET
41	L4	112	LYS
41	L4	120	TYR
41	L4	133	SER
41	L4	138	ARG
41	L4	145	ILE
41	L4	148	ILE
41	L4	150	LEU
41	L4	152	VAL
41	L4	153	SER
41	L4	156	LEU
41	L4	172	VAL
41	L4	176	SER
41	L4	177	ASP
41	L4	179	LEU
41	L4	187	LEU
41	L4	193	LYS
41	L4	194	TYR
41	L4	200	THR
41	L4	203	ARG
41	L4	206	LEU
41	L4	215	ILE
41	L4	220	ARG
41	L4	226	GLU
41	L4	230	VAL
41	L4	246	ARG
41	L4	252	GLU
41	L4	258	LEU
41	L4	261	VAL
41	L4	283	THR
41	L4	284	SER
41	L4	288	ARG
41	L4	289	ILE
41	L4	293	SER
41	L4	295	ILE
41	L4	306	THR
41	L4	312	VAL
41	L4	327	LEU
41	L4	332	LYS

Continued on next page...

Continued from previous page...

Mol	Chain	Res	Type
41	L4	333	VAL
41	L4	338	LYS
41	L4	339	LEU
41	L4	343	LYS
41	L4	349	THR
41	L4	350	LYS
41	L4	354	VAL
41	L4	359	LEU
41	L4	362	ASP
42	L5	4	GLN
42	L5	5	LYS
42	L5	10	SER
42	L5	22	ARG
42	L5	23	ARG
42	L5	34	LYS
42	L5	41	LYS
42	L5	62	CYS
42	L5	64	ILE
42	L5	66	SER
42	L5	69	ILE
42	L5	92	LEU
42	L5	93	THR
42	L5	99	TYR
42	L5	105	ILE
42	L5	110	LEU
42	L5	112	LYS
42	L5	113	LEU
42	L5	115	LEU
42	L5	122	VAL
42	L5	131	LEU
42	L5	132	THR
42	L5	137	ASP
42	L5	140	ARG
42	L5	146	LEU
42	L5	148	ILE
42	L5	151	GLN
42	L5	152	ARG
42	L5	155	THR
42	L5	159	VAL
42	L5	163	LEU
42	L5	167	SER
42	L5	176	SER

Continued on next page...

Continued from previous page...

Mol	Chain	Res	Type
42	L5	177	GLU
42	L5	185	PHE
42	L5	189	GLU
42	L5	206	GLN
42	L5	218	ARG
42	L5	234	ASP
42	L5	254	LYS
42	L5	257	GLU
42	L5	259	LYS
42	L5	263	GLU
42	L5	268	GLU
42	L5	273	ARG
42	L5	293	LEU
43	L6	5	LYS
43	L6	20	LYS
43	L6	21	THR
43	L6	23	LYS
43	L6	46	ARG
43	L6	52	VAL
43	L6	64	LEU
43	L6	65	ILE
43	L6	78	ARG
43	L6	79	VAL
43	L6	84	VAL
43	L6	89	THR
43	L6	93	VAL
43	L6	98	VAL
43	L6	129	GLU
43	L6	134	ARG
43	L6	141	VAL
43	L6	152	THR
43	L6	155	LEU
43	L6	160	SER
44	L7	24	GLU
44	L7	25	GLN
44	L7	38	LYS
44	L7	46	GLU
44	L7	60	ARG
44	L7	63	ILE
44	L7	82	LYS
44	L7	84	VAL
44	L7	87	VAL

Continued on next page...

Continued from previous page...

Mol	Chain	Res	Type
44	L7	92	ILE
44	L7	93	ASN
44	L7	100	ARG
44	L7	101	LYS
44	L7	110	ARG
44	L7	111	ILE
44	L7	120	THR
44	L7	129	LEU
44	L7	143	THR
44	L7	158	LYS
44	L7	179	LEU
44	L7	184	LEU
44	L7	189	ILE
44	L7	236	ILE
44	L7	239	LEU
44	L7	242	SER
44	L7	244	ASN
45	L8	26	LEU
45	L8	27	THR
45	L8	36	ILE
45	L8	41	GLN
45	L8	47	SER
45	L8	50	VAL
45	L8	74	THR
45	L8	79	GLN
45	L8	81	THR
45	L8	84	ARG
45	L8	92	LYS
45	L8	95	ASN
45	L8	118	GLU
45	L8	132	VAL
45	L8	136	LEU
45	L8	150	LEU
45	L8	156	ASP
45	L8	163	VAL
45	L8	169	LEU
45	L8	180	VAL
45	L8	185	ARG
45	L8	189	LEU
45	L8	190	VAL
45	L8	203	VAL
45	L8	204	ARG

Continued on next page...

Continued from previous page...

Mol	Chain	Res	Type
45	L8	241	LYS
45	L8	246	MET
45	L8	248	LYS
45	L8	251	LYS
45	L8	254	ASP
46	L9	4	ILE
46	L9	5	GLN
46	L9	9	GLN
46	L9	16	VAL
46	L9	19	SER
46	L9	20	ILE
46	L9	33	THR
46	L9	41	ILE
46	L9	48	VAL
46	L9	49	ASN
46	L9	52	LEU
46	L9	65	VAL
46	L9	68	LEU
46	L9	69	ARG
46	L9	70	THR
46	L9	87	LYS
46	L9	90	MET
46	L9	91	ARG
46	L9	92	TYR
46	L9	93	VAL
46	L9	104	VAL
46	L9	115	ARG
46	L9	118	LEU
46	L9	120	ASP
46	L9	132	VAL
46	L9	135	GLU
46	L9	137	SER
46	L9	139	ASN
46	L9	140	VAL
46	L9	157	ASN
46	L9	161	LEU
46	L9	162	GLN
46	L9	164	ILE
46	L9	170	LYS
46	L9	173	ARG
46	L9	174	LYS
46	L9	177	ASP

Continued on next page...

Continued from previous page...

Mol	Chain	Res	Type
46	L9	182	SER
46	L9	184	LYS
46	L9	189	GLU
46	L9	190	ASP
47	M0	3	ARG
47	M0	24	ARG
47	M0	31	ILE
47	M0	32	ARG
47	M0	33	ILE
47	M0	40	LYS
47	M0	52	LEU
47	M0	57	LEU
47	M0	63	GLU
47	M0	87	LEU
47	M0	99	ILE
47	M0	116	ARG
47	M0	130	ASP
47	M0	138	VAL
47	M0	139	ARG
47	M0	143	SER
47	M0	144	ASN
47	M0	146	ASP
47	M0	156	ARG
47	M0	163	GLN
47	M0	165	ILE
47	M0	174	THR
47	M0	185	ARG
47	M0	191	LYS
47	M0	192	ASP
47	M0	203	LYS
48	M1	7	ASN
48	M1	10	ARG
48	M1	11	ASP
48	M1	12	LEU
48	M1	13	LYS
48	M1	19	LEU
48	M1	23	VAL
48	M1	30	LEU
48	M1	40	LEU
48	M1	41	SER
48	M1	44	THR
48	M1	46	VAL

Continued on next page...

Continued from previous page...

Mol	Chain	Res	Type
48	M1	52	TYR
48	M1	65	ILE
48	M1	79	ILE
48	M1	80	LEU
48	M1	94	ARG
48	M1	101	ASN
48	M1	106	ILE
48	M1	107	ASP
48	M1	112	LEU
48	M1	115	LYS
48	M1	137	ARG
48	M1	138	VAL
48	M1	140	ARG
48	M1	158	ASP
48	M1	160	VAL
48	M1	166	LYS
49	M3	13	HIS
49	M3	23	LYS
49	M3	33	VAL
49	M3	46	ILE
49	M3	54	LEU
49	M3	55	ARG
49	M3	57	VAL
49	M3	58	VAL
49	M3	59	ARG
49	M3	62	THR
49	M3	63	VAL
49	M3	67	ARG
49	M3	70	ARG
49	M3	85	LEU
49	M3	107	GLU
49	M3	114	GLN
49	M3	121	SER
49	M3	122	LYS
49	M3	124	ILE
49	M3	131	LYS
49	M3	134	GLU
49	M3	136	GLU
49	M3	147	ILE
49	M3	153	ASP
49	M3	164	GLU
49	M3	165	SER

Continued on next page...

Continued from previous page...

Mol	Chain	Res	Type
49	M3	168	ARG
49	M3	169	THR
49	M3	190	LYS
49	M3	194	GLU
50	M4	4	ASP
50	M4	8	LYS
50	M4	10	SER
50	M4	20	VAL
50	M4	21	VAL
50	M4	27	GLN
50	M4	43	LYS
50	M4	45	LEU
50	M4	50	LYS
50	M4	53	VAL
50	M4	58	ILE
50	M4	59	ASN
50	M4	64	VAL
50	M4	66	THR
50	M4	69	THR
50	M4	72	LEU
50	M4	106	ARG
50	M4	107	GLU
50	M4	108	ARG
50	M4	135	LEU
51	M5	10	LEU
51	M5	15	GLN
51	M5	20	ARG
51	M5	22	LEU
51	M5	29	GLU
51	M5	36	ILE
51	M5	38	ARG
51	M5	49	ARG
51	M5	62	TYR
51	M5	68	ARG
51	M5	71	ARG
51	M5	75	VAL
51	M5	80	THR
51	M5	83	LYS
51	M5	85	THR
51	M5	92	LEU
51	M5	97	SER
51	M5	99	ARG

Continued on next page...

Continued from previous page...

Mol	Chain	Res	Type
51	M5	109	ARG
51	M5	117	ASN
51	M5	133	ILE
51	M5	134	LEU
51	M5	138	GLN
51	M5	144	ARG
51	M5	151	ILE
51	M5	153	ASP
51	M5	159	ARG
51	M5	164	LEU
51	M5	170	LYS
51	M5	174	ILE
51	M5	182	ASN
51	M5	183	THR
51	M5	193	ARG
51	M5	201	ARG
51	M5	204	LYS
52	M6	22	VAL
52	M6	33	ILE
52	M6	58	LEU
52	M6	67	THR
52	M6	78	ARG
52	M6	82	LYS
52	M6	84	LEU
52	M6	85	ARG
52	M6	106	GLU
52	M6	108	ILE
52	M6	116	LYS
52	M6	117	ARG
52	M6	119	VAL
52	M6	124	LEU
52	M6	128	ARG
52	M6	140	LYS
52	M6	143	THR
52	M6	180	SER
52	M6	182	ASN
52	M6	184	THR
52	M6	190	VAL
53	M7	7	THR
53	M7	9	THR
53	M7	14	SER
53	M7	18	ARG

Continued on next page...

Continued from previous page...

Mol	Chain	Res	Type
53	M7	24	VAL
53	M7	32	THR
53	M7	36	ILE
53	M7	42	THR
53	M7	51	VAL
53	M7	54	HIS
53	M7	56	ARG
53	M7	61	ARG
53	M7	78	VAL
53	M7	82	ARG
53	M7	107	LEU
53	M7	111	LYS
53	M7	112	LEU
53	M7	113	TYR
53	M7	118	GLN
53	M7	127	ARG
53	M7	128	ARG
53	M7	129	THR
53	M7	141	SER
53	M7	144	SER
53	M7	149	VAL
53	M7	157	VAL
53	M7	165	VAL
53	M7	168	LEU
53	M7	171	ARG
53	M7	173	ARG
53	M7	180	LYS
54	M8	3	ILE
54	M8	6	THR
54	M8	7	SER
54	M8	8	LYS
54	M8	13	SER
54	M8	17	THR
54	M8	21	SER
54	M8	24	VAL
54	M8	26	LEU
54	M8	32	LEU
54	M8	41	ASP
54	M8	49	LEU
54	M8	57	ILE
54	M8	63	SER
54	M8	69	ARG

Continued on next page...

Continued from previous page...

Mol	Chain	Res	Type
54	M8	86	THR
54	M8	98	LYS
54	M8	104	LEU
54	M8	111	ARG
54	M8	113	LYS
54	M8	135	GLN
54	M8	138	LEU
54	M8	161	LYS
54	M8	174	ARG
54	M8	179	ARG
54	M8	180	ARG
55	M9	8	LYS
55	M9	20	ARG
55	M9	22	VAL
55	M9	25	ASP
55	M9	37	SER
55	M9	43	LYS
55	M9	44	LEU
55	M9	46	LYS
55	M9	55	VAL
55	M9	61	SER
55	M9	74	ARG
55	M9	91	SER
55	M9	98	ARG
55	M9	103	ARG
55	M9	104	ARG
55	M9	106	LEU
55	M9	110	ARG
55	M9	135	LYS
55	M9	138	LEU
55	M9	153	LYS
55	M9	156	ASN
55	M9	171	ASP
55	M9	175	GLN
55	M9	182	ASP
56	N0	1	MET
56	N0	8	GLN
56	N0	12	ARG
56	N0	45	LEU
56	N0	51	VAL
56	N0	61	ILE
56	N0	71	LYS

Continued on next page...

Continued from previous page...

Mol	Chain	Res	Type
56	N0	80	ARG
56	N0	85	SER
56	N0	87	THR
56	N0	88	HIS
56	N0	97	VAL
56	N0	104	GLU
56	N0	105	THR
56	N0	106	LEU
56	N0	115	ARG
56	N0	117	ARG
56	N0	120	SER
56	N0	130	GLU
56	N0	132	THR
56	N0	137	ARG
56	N0	138	GLN
56	N0	155	ARG
56	N0	156	VAL
56	N0	160	THR
56	N0	162	THR
56	N0	167	ARG
56	N0	171	PHE
56	N0	172	TYR
57	N1	9	SER
57	N1	14	MET
57	N1	27	LEU
57	N1	35	LYS
57	N1	55	LYS
57	N1	64	VAL
57	N1	71	SER
57	N1	75	ILE
57	N1	76	ILE
57	N1	78	LYS
57	N1	79	MET
57	N1	87	LYS
57	N1	88	ARG
57	N1	89	LEU
57	N1	102	ARG
57	N1	104	GLU
57	N1	106	LEU
57	N1	122	GLN
57	N1	124	VAL
57	N1	126	VAL

Continued on next page...

Continued from previous page...

Mol	Chain	Res	Type
57	N1	127	GLN
57	N1	128	LEU
57	N1	131	GLN
57	N1	139	ARG
57	N1	141	VAL
57	N1	143	THR
57	N1	144	GLU
57	N1	149	GLN
57	N1	158	THR
57	N1	159	PHE
58	N2	10	LYS
58	N2	16	THR
58	N2	21	SER
58	N2	29	ASP
58	N2	32	SER
58	N2	38	ILE
58	N2	39	ASP
58	N2	49	ASN
58	N2	52	ASN
58	N2	54	VAL
58	N2	66	VAL
58	N2	70	LYS
58	N2	82	LYS
58	N2	87	ASN
58	N2	88	GLN
58	N2	93	ILE
58	N2	100	THR
59	N3	13	ILE
59	N3	36	ILE
59	N3	44	SER
59	N3	63	LYS
59	N3	64	LYS
59	N3	72	LYS
59	N3	73	VAL
59	N3	83	LYS
59	N3	84	SER
59	N3	102	ILE
59	N3	109	MET
59	N3	110	LYS
59	N3	115	THR
59	N3	120	LYS
59	N3	135	VAL

Continued on next page...

Continued from previous page...

Mol	Chain	Res	Type
60	N4	4	GLU
60	N4	5	ILE
60	N4	9	SER
60	N4	19	THR
60	N4	54	LEU
60	N4	57	LYS
60	N4	63	ILE
61	N5	27	ARG
61	N5	36	LYS
61	N5	37	THR
61	N5	38	LEU
61	N5	39	LYS
61	N5	40	LEU
61	N5	49	LYS
61	N5	51	VAL
61	N5	63	ILE
61	N5	71	THR
61	N5	74	LYS
61	N5	78	ASP
61	N5	87	SER
61	N5	108	LEU
61	N5	112	THR
61	N5	115	ARG
61	N5	125	ARG
61	N5	133	LEU
61	N5	134	ASP
61	N5	135	ILE
61	N5	139	ILE
61	N5	142	ILE
62	N6	3	LYS
62	N6	4	GLN
62	N6	5	SER
62	N6	8	VAL
62	N6	10	SER
62	N6	13	ARG
62	N6	37	LYS
62	N6	50	ILE
62	N6	56	VAL
62	N6	57	LEU
62	N6	60	ARG
62	N6	70	ILE
62	N6	74	TYR

Continued on next page...

Continued from previous page...

Mol	Chain	Res	Type
62	N6	76	LEU
62	N6	78	PHE
62	N6	80	VAL
62	N6	87	LYS
62	N6	89	LYS
62	N6	105	VAL
62	N6	110	HIS
62	N6	115	ARG
62	N6	122	LYS
62	N6	125	LYS
62	N6	126	LEU
63	N7	14	VAL
63	N7	24	VAL
63	N7	33	SER
63	N7	34	LYS
63	N7	46	ILE
63	N7	52	LYS
63	N7	53	VAL
63	N7	54	THR
63	N7	60	LYS
63	N7	64	LYS
63	N7	72	ILE
63	N7	80	LEU
63	N7	81	LEU
63	N7	83	THR
63	N7	86	THR
63	N7	90	GLU
63	N7	99	GLU
63	N7	102	GLU
63	N7	106	GLN
63	N7	109	GLU
63	N7	121	ARG
63	N7	134	LEU
64	N8	4	ARG
64	N8	5	PHE
64	N8	6	THR
64	N8	8	THR
64	N8	10	LYS
64	N8	12	ARG
64	N8	14	HIS
64	N8	29	PRO
64	N8	32	ARG

Continued on next page...

Continued from previous page...

Mol	Chain	Res	Type
64	N8	42	ARG
64	N8	56	VAL
64	N8	60	TYR
64	N8	73	LEU
64	N8	84	GLU
64	N8	88	ASP
64	N8	92	LYS
64	N8	93	SER
64	N8	98	THR
64	N8	115	LYS
64	N8	118	ILE
64	N8	120	ASN
64	N8	130	VAL
64	N8	133	LEU
64	N8	135	GLU
64	N8	139	ARG
65	N9	4	SER
65	N9	7	HIS
65	N9	13	THR
65	N9	14	ARG
65	N9	22	LYS
65	N9	23	LYS
65	N9	25	LYS
65	N9	50	THR
65	N9	59	LYS
66	O0	16	LEU
66	O0	19	LYS
66	O0	32	LYS
66	O0	34	LEU
66	O0	40	LYS
66	O0	41	LEU
66	O0	54	SER
66	O0	61	MET
66	O0	79	THR
66	O0	83	LYS
66	O0	87	VAL
66	O0	100	ILE
66	O0	104	LEU
67	O1	6	ASP
67	O1	13	THR
67	O1	16	LEU
67	O1	26	LYS

Continued on next page...

Continued from previous page...

Mol	Chain	Res	Type
67	O1	31	ARG
67	O1	44	MET
67	O1	46	THR
67	O1	50	ARG
67	O1	55	LEU
67	O1	64	VAL
67	O1	75	ILE
67	O1	76	SER
67	O1	79	ARG
67	O1	82	GLU
67	O1	83	GLU
67	O1	84	ASP
67	O1	86	LYS
67	O1	90	PHE
67	O1	94	GLU
67	O1	102	LYS
67	O1	104	LEU
67	O1	106	THR
67	O1	107	VAL
67	O1	110	GLU
68	O2	8	LYS
68	O2	19	ARG
68	O2	23	ASP
68	O2	30	GLU
68	O2	33	ARG
68	O2	34	LYS
68	O2	38	ILE
68	O2	41	VAL
68	O2	54	LYS
68	O2	62	LYS
68	O2	67	SER
68	O2	73	THR
68	O2	75	LEU
68	O2	82	LEU
68	O2	84	THR
68	O2	103	LYS
68	O2	109	LEU
68	O2	125	ARG
68	O2	126	LEU
68	O2	128	LEU
69	O3	15	SER
69	O3	20	LYS

Continued on next page...

Continued from previous page...

Mol	Chain	Res	Type
69	O3	29	LEU
69	O3	31	LYS
69	O3	42	GLN
69	O3	57	LYS
69	O3	59	VAL
69	O3	70	LYS
69	O3	72	THR
69	O3	74	THR
69	O3	81	VAL
69	O3	86	ARG
69	O3	90	PRO
69	O3	98	VAL
69	O3	106	ASN
70	O4	3	GLN
70	O4	5	VAL
70	O4	16	ARG
70	O4	17	SER
70	O4	24	LYS
70	O4	29	ILE
70	O4	38	LEU
70	O4	58	ARG
70	O4	65	VAL
70	O4	67	LYS
70	O4	71	THR
70	O4	73	SER
70	O4	79	SER
70	O4	86	LYS
70	O4	104	VAL
71	O5	4	VAL
71	O5	13	SER
71	O5	15	GLU
71	O5	20	GLN
71	O5	21	LEU
71	O5	22	VAL
71	O5	27	GLU
71	O5	31	LEU
71	O5	36	LEU
71	O5	40	SER
71	O5	41	LEU
71	O5	43	LYS
71	O5	48	ARG
71	O5	49	LYS

Continued on next page...

Continued from previous page...

Mol	Chain	Res	Type
71	O5	64	GLU
71	O5	74	LYS
71	O5	76	GLN
71	O5	84	LYS
71	O5	85	THR
71	O5	89	ARG
71	O5	96	GLU
71	O5	102	GLU
71	O5	104	GLN
71	O5	107	LYS
71	O5	119	LYS
72	O6	2	THR
72	O6	11	LEU
72	O6	17	VAL
72	O6	18	THR
72	O6	21	THR
72	O6	25	LYS
72	O6	26	ILE
72	O6	36	ARG
72	O6	45	ARG
72	O6	47	ILE
72	O6	52	PRO
72	O6	57	LEU
72	O6	58	ILE
72	O6	60	LEU
72	O6	68	ARG
72	O6	71	LYS
72	O6	75	LYS
72	O6	76	ARG
72	O6	81	THR
72	O6	88	GLU
72	O6	99	ARG
72	O6	100	HIS
73	O7	5	THR
73	O7	10	LYS
73	O7	16	HIS
73	O7	17	THR
73	O7	24	ARG
73	O7	25	ARG
73	O7	33	THR
73	O7	36	SER
73	O7	37	CYS

Continued on next page...

Continued from previous page...

Mol	Chain	Res	Type
73	O7	45	ARG
73	O7	55	ARG
73	O7	58	THR
73	O7	59	THR
73	O7	67	LEU
73	O7	68	LYS
73	O7	82	SER
74	O8	5	ILE
74	O8	6	THR
74	O8	8	ILE
74	O8	12	LEU
74	O8	19	ASP
74	O8	22	THR
74	O8	24	THR
74	O8	32	ASN
74	O8	41	THR
74	O8	45	VAL
74	O8	52	TYR
74	O8	53	THR
74	O8	64	LYS
74	O8	67	GLN
74	O8	69	LEU
74	O8	70	PRO
74	O8	77	ARG
75	O9	4	GLN
75	O9	15	LYS
75	O9	21	ARG
75	O9	23	LEU
75	O9	27	ILE
75	O9	28	ARG
75	O9	29	LEU
75	O9	51	ILE
76	Q0	77	ILE
76	Q0	78	ILE
76	Q0	83	LYS
76	Q0	85	LEU
76	Q0	90	ASN
76	Q0	97	ARG
76	Q0	112	LYS
76	Q0	113	ARG
76	Q0	114	LYS
76	Q0	127	LEU

Continued on next page...

Continued from previous page...

Mol	Chain	Res	Type
77	Q1	5	TRP
77	Q1	6	ARG
77	Q1	9	ARG
77	Q1	10	THR
77	Q1	11	ARG
77	Q1	13	LEU
77	Q1	24	SER
78	Q2	3	ASN
78	Q2	6	LYS
78	Q2	7	THR
78	Q2	8	ARG
78	Q2	9	LYS
78	Q2	13	LYS
78	Q2	21	THR
78	Q2	26	THR
78	Q2	28	TYR
78	Q2	34	SER
78	Q2	35	LEU
78	Q2	45	ARG
78	Q2	48	SER
78	Q2	55	LYS
78	Q2	61	LYS
78	Q2	68	VAL
78	Q2	80	ARG
78	Q2	83	LEU
78	Q2	84	THR
78	Q2	85	LEU
78	Q2	93	LEU
78	Q2	99	GLN
78	Q2	100	LYS
78	Q2	104	LEU
78	Q2	105	GLN
79	Q3	11	THR
79	Q3	16	VAL
79	Q3	24	ARG
79	Q3	45	LYS
79	Q3	49	ARG
79	Q3	70	THR
79	Q3	78	THR
79	Q3	91	GLU
2	s0	6	THR
2	s0	12	GLU

Continued on next page...

Continued from previous page...

Mol	Chain	Res	Type
2	s0	21	ASN
2	s0	30	GLN
2	s0	45	VAL
2	s0	49	ASN
2	s0	57	LEU
2	s0	59	LEU
2	s0	62	ARG
2	s0	69	ASN
2	s0	87	LEU
2	s0	93	THR
2	s0	96	THR
2	s0	101	ARG
2	s0	110	TYR
2	s0	111	ILE
2	s0	131	GLN
2	s0	133	ILE
2	s0	139	VAL
2	s0	144	ILE
2	s0	153	SER
2	s0	154	GLU
2	s0	157	ASP
2	s0	162	CYS
2	s0	167	LYS
2	s0	172	LEU
2	s0	179	ARG
2	s0	183	ARG
2	s0	185	ARG
2	s0	188	LEU
2	s0	189	VAL
2	s0	196	SER
2	s0	197	ILE
2	s0	198	MET
2	s0	200	ASP
2	s0	202	TYR
2	s0	203	PHE
3	s1	21	VAL
3	s1	25	THR
3	s1	31	ASP
3	s1	36	SER
3	s1	40	ASN
3	s1	47	LEU
3	s1	51	SER

Continued on next page...

Continued from previous page...

Mol	Chain	Res	Type
3	s1	55	LYS
3	s1	62	LYS
3	s1	67	GLU
3	s1	70	LEU
3	s1	73	LEU
3	s1	74	GLN
3	s1	76	SER
3	s1	81	PHE
3	s1	83	LYS
3	s1	85	LYS
3	s1	87	ARG
3	s1	95	ASN
3	s1	96	LEU
3	s1	97	LEU
3	s1	106	THR
3	s1	115	ARG
3	s1	125	VAL
3	s1	129	THR
3	s1	138	PHE
3	s1	150	VAL
3	s1	164	ILE
3	s1	173	THR
3	s1	177	GLN
3	s1	180	THR
3	s1	181	LEU
3	s1	193	ILE
3	s1	206	PRO
3	s1	209	ASN
3	s1	212	VAL
3	s1	213	ARG
3	s1	214	LYS
3	s1	217	LEU
3	s1	219	LYS
3	s1	223	PHE
3	s1	228	LEU
3	s1	232	HIS
3	s1	234	GLU
4	s2	53	ILE
4	s2	54	GLU
4	s2	55	GLU
4	s2	58	LEU
4	s2	69	ILE

Continued on next page...

Continued from previous page...

Mol	Chain	Res	Type
4	s2	70	ASP
4	s2	72	LEU
4	s2	73	LEU
4	s2	80	VAL
4	s2	81	MET
4	s2	83	ILE
4	s2	89	GLN
4	s2	90	THR
4	s2	91	ARG
4	s2	94	GLN
4	s2	97	ARG
4	s2	111	VAL
4	s2	117	THR
4	s2	130	ILE
4	s2	137	ILE
4	s2	139	ILE
4	s2	141	ARG
4	s2	147	ASN
4	s2	148	LEU
4	s2	150	GLN
4	s2	152	HIS
4	s2	153	SER
4	s2	164	SER
4	s2	166	THR
4	s2	167	VAL
4	s2	181	SER
4	s2	185	LYS
4	s2	189	GLN
4	s2	194	GLU
4	s2	195	ASP
4	s2	206	THR
4	s2	221	THR
4	s2	226	THR
4	s2	229	LEU
4	s2	233	GLN
4	s2	237	VAL
4	s2	242	ILE
4	s2	244	SER
4	s2	250	GLN
5	s3	4	LEU
5	s3	9	ARG
5	s3	21	LEU

Continued on next page...

Continued from previous page...

Mol	Chain	Res	Type
5	s3	26	THR
5	s3	44	THR
5	s3	53	THR
5	s3	55	THR
5	s3	59	LEU
5	s3	67	ASN
5	s3	69	LEU
5	s3	76	ARG
5	s3	84	ILE
5	s3	90	ARG
5	s3	91	VAL
5	s3	103	GLU
5	s3	111	ASN
5	s3	115	ILE
5	s3	116	ARG
5	s3	117	ARG
5	s3	127	MET
5	s3	128	GLU
5	s3	142	LEU
5	s3	158	ILE
5	s3	162	GLN
5	s3	168	ILE
5	s3	172	THR
5	s3	181	VAL
5	s3	189	MET
5	s3	202	LEU
5	s3	204	ASP
5	s3	212	LYS
5	s3	223	LYS
6	s4	7	LYS
6	s4	9	LEU
6	s4	11	ARG
6	s4	12	LEU
6	s4	23	LEU
6	s4	24	SER
6	s4	37	LYS
6	s4	38	LEU
6	s4	39	ARG
6	s4	42	LEU
6	s4	49	ARG
6	s4	51	ARG
6	s4	56	LEU

Continued on next page...

Continued from previous page...

Mol	Chain	Res	Type
6	s4	67	GLN
6	s4	92	LEU
6	s4	95	THR
6	s4	113	ARG
6	s4	116	ASP
6	s4	123	LEU
6	s4	126	VAL
6	s4	131	LEU
6	s4	139	VAL
6	s4	140	VAL
6	s4	146	THR
6	s4	147	ILE
6	s4	148	ARG
6	s4	160	VAL
6	s4	164	LEU
6	s4	170	THR
6	s4	180	LEU
6	s4	181	VAL
6	s4	182	TYR
6	s4	192	ILE
6	s4	194	THR
6	s4	214	LEU
6	s4	221	ARG
6	s4	222	LEU
6	s4	223	ASN
6	s4	227	VAL
6	s4	237	SER
6	s4	246	LEU
6	s4	252	ARG
7	s5	24	VAL
7	s5	25	LEU
7	s5	27	THR
7	s5	31	GLU
7	s5	32	GLU
7	s5	38	THR
7	s5	41	LYS
7	s5	51	VAL
7	s5	59	VAL
7	s5	63	GLN
7	s5	64	VAL
7	s5	68	ILE
7	s5	76	ARG

Continued on next page...

Continued from previous page...

Mol	Chain	Res	Type
7	s5	89	ILE
7	s5	93	LEU
7	s5	119	ASP
7	s5	125	THR
7	s5	147	THR
7	s5	148	ARG
7	s5	149	VAL
7	s5	156	ARG
7	s5	157	ARG
7	s5	194	LEU
7	s5	203	LYS
7	s5	205	SER
7	s5	213	LYS
7	s5	216	GLU
8	s6	10	ASN
8	s6	15	THR
8	s6	17	GLU
8	s6	21	GLU
8	s6	25	ARG
8	s6	31	ARG
8	s6	57	ASP
8	s6	69	LEU
8	s6	71	THR
8	s6	76	LEU
8	s6	78	THR
8	s6	81	VAL
8	s6	82	SER
8	s6	87	ARG
8	s6	93	LYS
8	s6	97	VAL
8	s6	98	ARG
8	s6	108	VAL
8	s6	109	LEU
8	s6	111	LEU
8	s6	115	LYS
8	s6	120	GLU
8	s6	121	LEU
8	s6	127	THR
8	s6	128	THR
8	s6	132	ARG
8	s6	137	ARG
8	s6	143	LYS

Continued on next page...

Continued from previous page...

Mol	Chain	Res	Type
8	s6	150	GLU
8	s6	151	ASP
8	s6	155	ASP
8	s6	158	ILE
8	s6	169	TYR
8	s6	170	THR
8	s6	177	ARG
8	s6	193	LEU
8	s6	212	LEU
8	s6	215	ARG
9	s7	11	GLN
9	s7	24	PHE
9	s7	28	GLU
9	s7	33	GLU
9	s7	41	LEU
9	s7	44	LYS
9	s7	49	ILE
9	s7	50	ASP
9	s7	60	ILE
9	s7	67	LEU
9	s7	75	THR
9	s7	77	LEU
9	s7	79	ARG
9	s7	81	LEU
9	s7	86	GLN
9	s7	88	ARG
9	s7	97	ARG
9	s7	105	THR
9	s7	108	GLN
9	s7	109	VAL
9	s7	114	ARG
9	s7	116	ARG
9	s7	117	THR
9	s7	124	LYS
9	s7	126	LEU
9	s7	130	VAL
9	s7	134	GLU
9	s7	144	VAL
9	s7	156	SER
9	s7	160	GLN
9	s7	166	LEU
9	s7	185	ILE

Continued on next page...

Continued from previous page...

Mol	Chain	Res	Type
9	s7	187	SER
10	s8	3	ILE
10	s8	22	ARG
10	s8	24	LYS
10	s8	25	ARG
10	s8	29	LEU
10	s8	36	THR
10	s8	58	LEU
10	s8	59	ARG
10	s8	60	ILE
10	s8	61	GLU
10	s8	64	ASN
10	s8	66	SER
10	s8	74	LYS
10	s8	76	THR
10	s8	82	VAL
10	s8	102	VAL
10	s8	121	LEU
10	s8	138	ASN
10	s8	151	LYS
10	s8	152	ILE
10	s8	155	SER
10	s8	158	SER
10	s8	183	ILE
10	s8	184	LEU
10	s8	199	LYS
11	s9	2	PRO
11	s9	3	ARG
11	s9	7	THR
11	s9	9	SER
11	s9	16	LYS
11	s9	21	SER
11	s9	22	SER
11	s9	28	LEU
11	s9	37	LYS
11	s9	39	LYS
11	s9	45	ILE
11	s9	46	SER
11	s9	49	LEU
11	s9	57	ARG
11	s9	78	ARG
11	s9	82	ARG

Continued on next page...

Continued from previous page...

Mol	Chain	Res	Type
11	s9	83	VAL
11	s9	90	LYS
11	s9	93	LEU
11	s9	101	VAL
11	s9	105	LEU
11	s9	109	LEU
11	s9	110	GLN
11	s9	111	THR
11	s9	120	LYS
11	s9	126	ARG
11	s9	127	VAL
11	s9	130	THR
11	s9	133	HIS
11	s9	134	ILE
11	s9	149	ARG
11	s9	150	LEU
11	s9	152	SER
11	s9	161	THR
11	s9	171	ARG
11	s9	180	LYS
81	c0	5	LYS
81	c0	15	LEU
81	c0	20	VAL
81	c0	21	VAL
81	c0	26	ASP
81	c0	27	PHE
81	c0	33	GLU
81	c0	52	LYS
81	c0	55	VAL
81	c0	56	LYS
81	c0	57	THR
81	c0	71	GLU
81	c0	77	ARG
13	c1	3	THR
13	c1	5	LEU
13	c1	10	GLU
13	c1	21	ASN
13	c1	25	VAL
13	c1	27	THR
13	c1	30	ARG
13	c1	32	LYS
13	c1	33	ARG

Continued on next page...

Continued from previous page...

Mol	Chain	Res	Type
13	c1	40	LEU
13	c1	44	THR
13	c1	47	THR
13	c1	56	LYS
13	c1	60	PHE
13	c1	67	ARG
13	c1	72	THR
13	c1	74	THR
13	c1	80	MET
13	c1	83	THR
13	c1	87	ARG
13	c1	90	TYR
13	c1	96	LYS
13	c1	125	VAL
13	c1	134	THR
13	c1	136	ARG
13	c1	140	VAL
13	c1	143	SER
14	c2	28	LEU
14	c2	36	LEU
14	c2	39	ASP
14	c2	43	ARG
14	c2	58	LEU
14	c2	59	LEU
14	c2	61	VAL
14	c2	62	LEU
14	c2	66	VAL
14	c2	71	ILE
14	c2	74	LEU
14	c2	85	LYS
14	c2	89	ILE
14	c2	103	LEU
14	c2	121	VAL
14	c2	129	GLU
14	c2	132	GLU
14	c2	136	ILE
14	c2	140	PHE
15	c3	14	SER
15	c3	16	ILE
15	c3	20	ARG
15	c3	21	ASN
15	c3	28	LEU

Continued on next page...

Continued from previous page...

Mol	Chain	Res	Type
15	c3	29	SER
15	c3	60	VAL
15	c3	64	ARG
15	c3	66	ILE
15	c3	69	ASN
15	c3	70	LYS
15	c3	75	LEU
15	c3	80	LEU
15	c3	84	ILE
15	c3	102	LEU
15	c3	107	LYS
15	c3	115	LEU
15	c3	120	SER
15	c3	125	LEU
15	c3	134	VAL
15	c3	138	ASN
15	c3	141	TYR
15	c3	147	SER
16	c4	13	VAL
16	c4	16	VAL
16	c4	18	ARG
16	c4	26	THR
16	c4	31	THR
16	c4	33	LEU
16	c4	42	VAL
16	c4	43	THR
16	c4	51	ASP
16	c4	52	ARG
16	c4	56	SER
16	c4	61	MET
16	c4	79	VAL
16	c4	81	VAL
16	c4	82	LYS
16	c4	83	ILE
16	c4	84	ARG
16	c4	89	THR
16	c4	92	LYS
16	c4	102	LEU
16	c4	107	ARG
16	c4	114	ARG
16	c4	118	VAL
16	c4	119	THR

Continued on next page...

Continued from previous page...

Mol	Chain	Res	Type
16	c4	123	SER
16	c4	124	ASP
16	c4	125	SER
16	c4	129	LYS
16	c4	132	ARG
16	c4	133	ARG
16	c4	136	ARG
16	c4	137	LEU
17	c5	12	PHE
17	c5	20	VAL
17	c5	21	ASP
17	c5	22	LEU
17	c5	36	LEU
17	c5	52	LYS
17	c5	69	GLU
17	c5	71	GLU
17	c5	77	ARG
17	c5	97	TYR
17	c5	107	ILE
17	c5	110	GLU
17	c5	121	ILE
17	c5	124	THR
17	c5	127	ARG
18	c6	17	THR
18	c6	23	LYS
18	c6	28	LEU
18	c6	34	SER
18	c6	37	THR
18	c6	43	ILE
18	c6	53	LEU
18	c6	57	LEU
18	c6	63	ILE
18	c6	68	ARG
18	c6	69	VAL
18	c6	70	THR
18	c6	83	GLN
18	c6	90	VAL
18	c6	97	VAL
18	c6	98	ASP
18	c6	110	THR
18	c6	111	SER
18	c6	113	ASP

Continued on next page...

Continued from previous page...

Mol	Chain	Res	Type
18	c6	114	ARG
18	c6	117	LEU
18	c6	121	SER
18	c6	128	LYS
18	c6	137	ARG
19	c7	6	THR
19	c7	7	LYS
19	c7	8	THR
19	c7	27	ASP
19	c7	29	GLN
19	c7	30	THR
19	c7	31	ASN
19	c7	34	LEU
19	c7	38	ILE
19	c7	46	LEU
19	c7	49	LYS
19	c7	66	VAL
19	c7	69	ILE
19	c7	83	GLN
19	c7	85	VAL
19	c7	89	SER
19	c7	108	ASP
19	c7	110	VAL
19	c7	113	LEU
20	c8	2	SER
20	c8	4	VAL
20	c8	5	VAL
20	c8	6	GLN
20	c8	13	HIS
20	c8	15	LEU
20	c8	16	ARG
20	c8	25	ASN
20	c8	27	LYS
20	c8	34	THR
20	c8	36	LYS
20	c8	40	ARG
20	c8	41	ARG
20	c8	57	ARG
20	c8	61	LEU
20	c8	63	GLN
20	c8	85	PHE
20	c8	94	ASP

Continued on next page...

Continued from previous page...

Mol	Chain	Res	Type
20	c8	104	ASN
20	c8	133	VAL
20	c8	136	GLN
20	c8	138	THR
20	c8	141	THR
20	c8	144	ARG
21	c9	6	VAL
21	c9	12	GLN
21	c9	20	SER
21	c9	28	LEU
21	c9	29	GLU
21	c9	34	VAL
21	c9	57	ARG
21	c9	68	ARG
21	c9	70	GLN
21	c9	71	VAL
21	c9	75	LYS
21	c9	88	VAL
21	c9	89	ARG
21	c9	91	TYR
21	c9	99	SER
21	c9	115	GLU
21	c9	123	ARG
21	c9	126	GLU
21	c9	131	ASP
21	c9	132	LEU
21	c9	135	ILE
21	c9	140	LEU
21	c9	142	GLU
22	d0	12	GLN
22	d0	23	ARG
22	d0	25	THR
22	d0	27	THR
22	d0	30	LYS
22	d0	31	VAL
22	d0	34	LEU
22	d0	39	SER
22	d0	44	ASN
22	d0	49	ASN
22	d0	60	THR
22	d0	66	SER
22	d0	67	THR

Continued on next page...

Continued from previous page...

Mol	Chain	Res	Type
22	d0	70	THR
22	d0	72	ASN
22	d0	74	GLU
22	d0	77	LYS
22	d0	88	LYS
22	d0	89	ARG
22	d0	99	ILE
22	d0	102	ARG
22	d0	103	ILE
22	d0	105	GLN
22	d0	107	THR
22	d0	108	ILE
22	d0	115	GLU
22	d0	116	VAL
23	d1	2	GLU
23	d1	5	LYS
23	d1	9	VAL
23	d1	10	GLU
23	d1	11	LEU
23	d1	12	TYR
23	d1	15	ARG
23	d1	27	ASP
23	d1	32	VAL
23	d1	34	ILE
23	d1	52	THR
23	d1	66	ASP
23	d1	78	LEU
23	d1	81	ASN
23	d1	85	TYR
23	d1	86	SER
24	d2	6	VAL
24	d2	7	LEU
24	d2	23	ARG
24	d2	26	LEU
24	d2	28	ARG
24	d2	37	PHE
24	d2	43	LYS
24	d2	47	ILE
24	d2	49	GLU
24	d2	65	LEU
24	d2	68	ARG
24	d2	74	VAL

Continued on next page...

Continued from previous page...

Mol	Chain	Res	Type
24	d2	88	LYS
24	d2	93	LEU
24	d2	98	GLN
24	d2	103	ILE
24	d2	117	ARG
24	d2	121	VAL
24	d2	124	LYS
24	d2	126	LEU
25	d3	3	LYS
25	d3	9	LEU
25	d3	14	LYS
25	d3	16	ARG
25	d3	19	ARG
25	d3	33	LEU
25	d3	40	SER
25	d3	73	ARG
25	d3	78	LYS
25	d3	83	VAL
25	d3	84	THR
25	d3	94	ASN
25	d3	96	VAL
25	d3	100	ASP
25	d3	103	LEU
25	d3	107	PHE
25	d3	123	LYS
25	d3	127	VAL
25	d3	133	LEU
26	d4	10	ARG
26	d4	14	SER
26	d4	29	HIS
26	d4	34	ASN
26	d4	35	VAL
26	d4	36	SER
26	d4	42	GLU
26	d4	43	LYS
26	d4	47	VAL
26	d4	49	LYS
26	d4	57	VAL
26	d4	58	PHE
26	d4	62	THR
26	d4	69	SER
26	d4	78	SER

Continued on next page...

Continued from previous page...

Mol	Chain	Res	Type
26	d4	88	THR
26	d4	114	ARG
26	d4	118	ILE
26	d4	121	THR
26	d4	128	LYS
26	d4	135	ASP
27	d5	43	ASP
27	d5	46	LYS
27	d5	53	GLU
27	d5	57	TYR
27	d5	60	VAL
27	d5	81	ARG
27	d5	88	ILE
27	d5	97	LYS
27	d5	105	THR
28	d6	5	ARG
28	d6	10	ARG
28	d6	11	ASN
28	d6	21	VAL
28	d6	33	ASP
28	d6	39	MET
28	d6	50	VAL
28	d6	51	ARG
28	d6	53	LEU
28	d6	58	VAL
28	d6	67	THR
28	d6	82	ARG
28	d6	84	VAL
28	d6	85	ARG
28	d6	89	ARG
28	d6	90	GLU
29	d7	3	LEU
29	d7	15	GLU
29	d7	41	LEU
29	d7	43	ILE
29	d7	49	HIS
29	d7	52	THR
29	d7	61	THR
29	d7	72	LYS
29	d7	77	THR
30	d8	7	VAL
30	d8	11	LYS

Continued on next page...

Continued from previous page...

Mol	Chain	Res	Type
30	d8	14	LYS
30	d8	15	VAL
30	d8	19	THR
30	d8	22	ARG
30	d8	28	VAL
30	d8	32	PHE
30	d8	33	LEU
30	d8	36	THR
30	d8	39	THR
30	d8	54	LEU
30	d8	64	ARG
31	d9	10	HIS
31	d9	16	LYS
31	d9	21	CYS
31	d9	30	LEU
31	d9	32	ARG
31	d9	36	LEU
31	d9	54	LYS
32	e0	4	VAL
32	e0	13	LYS
32	e0	21	VAL
32	e0	22	GLU
32	e0	23	LYS
32	e0	26	LYS
32	e0	28	LYS
32	e0	29	LYS
32	e0	39	LEU
32	e0	41	THR
32	e0	44	PHE
32	e0	47	VAL
32	e0	49	LEU
32	e0	50	VAL
32	e0	54	ARG
32	e0	55	ARG
33	e1	80	ARG
33	e1	83	LYS
33	e1	86	THR
33	e1	90	LYS
33	e1	96	LYS
33	e1	98	VAL
33	e1	100	LEU
33	e1	102	VAL

Continued on next page...

Continued from previous page...

Mol	Chain	Res	Type
33	e1	106	TYR
33	e1	107	LYS
33	e1	113	LYS
33	e1	115	THR
33	e1	120	GLU
33	e1	135	HIS
33	e1	140	TYR
33	e1	151	ASN
34	sR	29	GLN
34	sR	50	ASP
34	sR	52	GLN
34	sR	59	ARG
34	sR	65	SER
34	sR	66	HIS
34	sR	70	ASP
34	sR	76	ASP
34	sR	89	LEU
34	sR	96	THR
34	sR	106	HIS
34	sR	145	LEU
34	sR	166	SER
34	sR	168	THR
34	sR	176	LYS
34	sR	184	ASN
34	sR	188	ILE
34	sR	207	ASP
34	sR	228	LYS
34	sR	232	TYR
34	sR	250	TYR
34	sR	256	THR
34	sR	274	LEU
34	sR	275	ARG
34	sR	277	GLU
34	sR	286	GLU
34	sR	297	ASP
34	sR	310	ILE
34	sR	312	VAL
82	sM	28	SER
82	sM	37	VAL
82	sM	41	SER
82	sM	43	ASP
82	sM	45	SER

Continued on next page...

Continued from previous page...

Mol	Chain	Res	Type
82	sM	48	ARG
82	sM	49	LYS
82	sM	61	ILE
82	sM	63	ASP
82	sM	68	ARG
82	sM	73	SER
82	sM	74	LYS
82	sM	75	ASP
82	sM	77	THR
39	l2	15	ILE
39	l2	31	THR
39	l2	32	LEU
39	l2	41	ILE
39	l2	44	ILE
39	l2	45	VAL
39	l2	46	LYS
39	l2	48	ILE
39	l2	68	LYS
39	l2	70	ARG
39	l2	74	GLU
39	l2	80	GLU
39	l2	84	THR
39	l2	96	LEU
39	l2	98	VAL
39	l2	101	VAL
39	l2	107	VAL
39	l2	113	VAL
39	l2	119	LYS
39	l2	128	ARG
39	l2	134	VAL
39	l2	136	ILE
39	l2	137	ILE
39	l2	142	ASP
39	l2	144	ASN
39	l2	147	ARG
39	l2	155	LYS
39	l2	157	VAL
39	l2	165	VAL
39	l2	168	VAL
39	l2	180	LEU
39	l2	193	ARG
39	l2	204	MET

Continued on next page...

Continued from previous page...

Mol	Chain	Res	Type
39	12	224	THR
39	12	226	SER
39	12	227	ARG
39	12	237	LEU
39	12	241	ARG
39	12	246	LEU
40	13	3	HIS
40	13	4	ARG
40	13	5	LYS
40	13	10	ARG
40	13	17	LEU
40	13	19	ARG
40	13	20	LYS
40	13	24	SER
40	13	28	ARG
40	13	29	VAL
40	13	37	ARG
40	13	38	SER
40	13	50	LYS
40	13	56	ILE
40	13	70	ARG
40	13	73	VAL
40	13	77	THR
40	13	85	VAL
40	13	95	THR
40	13	103	THR
40	13	114	VAL
40	13	116	ARG
40	13	118	PHE
40	13	123	TYR
40	13	139	GLN
40	13	140	ASP
40	13	145	GLU
40	13	146	ARG
40	13	148	LEU
40	13	150	ARG
40	13	153	LYS
40	13	169	THR
40	13	175	LYS
40	13	183	LEU
40	13	184	ASN
40	13	192	VAL

Continued on next page...

Continued from previous page...

Mol	Chain	Res	Type
40	13	196	ARG
40	13	202	THR
40	13	205	VAL
40	13	206	ASP
40	13	211	GLN
40	13	212	ASN
40	13	226	PHE
40	13	232	ARG
40	13	235	THR
40	13	238	LEU
40	13	252	ILE
40	13	256	HIS
40	13	260	VAL
40	13	266	ARG
40	13	277	SER
40	13	284	ARG
40	13	293	ASN
40	13	297	SER
40	13	304	THR
40	13	311	PHE
40	13	312	VAL
40	13	317	ILE
40	13	324	VAL
40	13	328	ILE
40	13	332	ARG
40	13	340	LYS
40	13	346	THR
40	13	347	SER
40	13	364	LYS
40	13	367	LYS
40	13	369	ARG
40	13	382	THR
40	13	383	LEU
41	14	2	SER
41	14	3	ARG
41	14	5	GLN
41	14	11	LEU
41	14	12	THR
41	14	18	ASN
41	14	27	SER
41	14	33	ASP
41	14	36	HIS

Continued on next page...

Continued from previous page...

Mol	Chain	Res	Type
41	14	47	ARG
41	14	54	GLU
41	14	93	MET
41	14	99	MET
41	14	118	LYS
41	14	120	TYR
41	14	138	ARG
41	14	144	LYS
41	14	145	ILE
41	14	148	ILE
41	14	150	LEU
41	14	151	VAL
41	14	156	LEU
41	14	177	ASP
41	14	179	LEU
41	14	182	LEU
41	14	186	LYS
41	14	187	LEU
41	14	198	ARG
41	14	203	ARG
41	14	206	LEU
41	14	220	ARG
41	14	222	VAL
41	14	233	LEU
41	14	235	LEU
41	14	246	ARG
41	14	258	LEU
41	14	259	ASP
41	14	265	GLU
41	14	278	SER
41	14	300	ARG
41	14	306	THR
41	14	307	GLN
41	14	313	LEU
41	14	319	LYS
41	14	322	GLN
41	14	327	LEU
41	14	338	LYS
41	14	345	GLU
41	14	347	THR
41	14	354	VAL
41	14	356	THR

Continued on next page...

Continued from previous page...

Mol	Chain	Res	Type
41	14	357	GLU
41	14	359	LEU
41	14	360	LYS
42	15	4	GLN
42	15	5	LYS
42	15	10	SER
42	15	15	ARG
42	15	23	ARG
42	15	25	GLU
42	15	51	LEU
42	15	61	ILE
42	15	66	SER
42	15	70	THR
42	15	73	VAL
42	15	74	VAL
42	15	75	LEU
42	15	84	PRO
42	15	88	ILE
42	15	93	THR
42	15	94	ASN
42	15	110	LEU
42	15	112	LYS
42	15	113	LEU
42	15	115	LEU
42	15	118	THR
42	15	124	GLU
42	15	132	THR
42	15	133	GLU
42	15	136	GLU
42	15	144	VAL
42	15	146	LEU
42	15	148	ILE
42	15	152	ARG
42	15	155	THR
42	15	159	VAL
42	15	164	LYS
42	15	176	SER
42	15	183	TRP
42	15	185	PHE
42	15	186	GLU
42	15	194	LEU
42	15	211	LEU

Continued on next page...

Continued from previous page...

Mol	Chain	Res	Type
42	15	220	SER
42	15	227	LEU
42	15	230	ASP
42	15	236	LEU
42	15	239	ILE
42	15	242	SER
42	15	254	LYS
42	15	258	LYS
42	15	259	LYS
42	15	268	GLU
42	15	273	ARG
42	15	275	THR
42	15	276	LYS
42	15	279	LYS
42	15	293	LEU
43	16	4	GLN
43	16	18	LEU
43	16	20	LYS
43	16	21	THR
43	16	46	ARG
43	16	50	LYS
43	16	64	LEU
43	16	65	ILE
43	16	78	ARG
43	16	79	VAL
43	16	88	SER
43	16	89	THR
43	16	90	LYS
43	16	91	VAL
43	16	98	VAL
43	16	105	TYR
43	16	108	LYS
43	16	109	GLU
43	16	143	LYS
43	16	152	THR
43	16	155	LEU
43	16	160	SER
43	16	162	SER
43	16	175	LYS
44	17	22	THR
44	17	26	VAL
44	17	41	ARG

Continued on next page...

Continued from previous page...

Mol	Chain	Res	Type
44	17	53	LYS
44	17	56	GLU
44	17	60	ARG
44	17	77	VAL
44	17	80	GLN
44	17	82	LYS
44	17	83	LEU
44	17	84	VAL
44	17	87	VAL
44	17	88	ARG
44	17	98	LYS
44	17	100	ARG
44	17	111	ILE
44	17	120	THR
44	17	130	ILE
44	17	142	SER
44	17	156	ILE
44	17	158	LYS
44	17	173	LEU
44	17	175	LYS
44	17	178	ILE
44	17	179	LEU
44	17	184	LEU
44	17	193	PRO
44	17	208	SER
44	17	219	LYS
44	17	229	PHE
44	17	239	LEU
44	17	241	LYS
45	18	26	LEU
45	18	27	THR
45	18	40	VAL
45	18	48	ARG
45	18	68	ARG
45	18	74	THR
45	18	79	GLN
45	18	81	THR
45	18	95	ASN
45	18	126	SER
45	18	128	LYS
45	18	132	VAL
45	18	136	LEU

Continued on next page...

Continued from previous page...

Mol	Chain	Res	Type
45	18	146	LYS
45	18	153	ILE
45	18	160	ILE
45	18	163	VAL
45	18	164	VAL
45	18	169	LEU
45	18	172	LYS
45	18	180	VAL
45	18	183	LYS
45	18	204	ARG
45	18	206	GLU
45	18	208	GLU
45	18	213	LYS
45	18	214	LEU
45	18	216	SER
45	18	222	PHE
45	18	230	LYS
45	18	231	LYS
45	18	238	LEU
45	18	241	LYS
45	18	245	LYS
45	18	248	LYS
46	19	5	GLN
46	19	6	THR
46	19	18	VAL
46	19	31	ARG
46	19	33	THR
46	19	34	LEU
46	19	43	VAL
46	19	48	VAL
46	19	55	VAL
46	19	62	ARG
46	19	68	LEU
46	19	69	ARG
46	19	70	THR
46	19	80	THR
46	19	82	VAL
46	19	91	ARG
46	19	92	TYR
46	19	123	ILE
46	19	127	PRO
46	19	129	ARG

Continued on next page...

Continued from previous page...

Mol	Chain	Res	Type
46	19	132	VAL
46	19	133	THR
46	19	137	SER
46	19	138	THR
46	19	140	VAL
46	19	143	GLU
46	19	144	ILE
46	19	147	SER
46	19	151	VAL
46	19	157	ASN
46	19	161	LEU
46	19	162	GLN
46	19	166	ARG
46	19	170	LYS
46	19	173	ARG
46	19	175	PHE
46	19	177	ASP
46	19	184	LYS
46	19	191	LEU
47	m0	3	ARG
47	m0	4	ARG
47	m0	21	ARG
47	m0	22	TYR
47	m0	24	ARG
47	m0	29	SER
47	m0	36	LEU
47	m0	39	LYS
47	m0	42	THR
47	m0	48	LEU
47	m0	52	LEU
47	m0	53	VAL
47	m0	58	GLU
47	m0	63	GLU
47	m0	65	LEU
47	m0	76	MET
47	m0	83	ASP
47	m0	87	LEU
47	m0	91	VAL
47	m0	95	HIS
47	m0	99	ILE
47	m0	103	LEU
47	m0	125	LEU

Continued on next page...

Continued from previous page...

Mol	Chain	Res	Type
47	m0	130	ASP
47	m0	133	GLN
47	m0	135	ILE
47	m0	145	LYS
47	m0	154	ARG
47	m0	163	GLN
47	m0	169	LYS
47	m0	174	THR
47	m0	176	LEU
47	m0	177	ASP
47	m0	182	LEU
47	m0	200	LEU
47	m0	201	SER
47	m0	206	LEU
47	m0	208	ASN
47	m0	211	ARG
47	m0	215	GLU
47	m0	217	PHE
48	m1	10	ARG
48	m1	12	LEU
48	m1	13	LYS
48	m1	16	LYS
48	m1	31	THR
48	m1	34	SER
48	m1	35	LYS
48	m1	44	THR
48	m1	54	VAL
48	m1	80	LEU
48	m1	87	LYS
48	m1	92	ARG
48	m1	97	SER
48	m1	101	ASN
48	m1	106	ILE
48	m1	107	ASP
48	m1	112	LEU
48	m1	130	VAL
48	m1	137	ARG
48	m1	140	ARG
48	m1	142	LYS
48	m1	147	THR
48	m1	152	HIS
48	m1	153	LYS

Continued on next page...

Continued from previous page...

Mol	Chain	Res	Type
48	m1	156	LYS
48	m1	158	ASP
48	m1	159	THR
49	m3	4	SER
49	m3	13	HIS
49	m3	16	LYS
49	m3	46	ILE
49	m3	53	LEU
49	m3	54	LEU
49	m3	57	VAL
49	m3	58	VAL
49	m3	62	THR
49	m3	63	VAL
49	m3	67	ARG
49	m3	68	LYS
49	m3	69	VAL
49	m3	73	ARG
49	m3	100	ARG
49	m3	107	GLU
49	m3	118	GLU
49	m3	121	SER
49	m3	123	ILE
49	m3	124	ILE
49	m3	131	LYS
49	m3	150	PRO
49	m3	152	THR
49	m3	162	ASN
49	m3	164	GLU
49	m3	168	ARG
49	m3	171	ARG
49	m3	174	ARG
49	m3	176	GLU
49	m3	184	GLU
49	m3	194	GLU
50	m4	3	THR
50	m4	8	LYS
50	m4	20	VAL
50	m4	21	VAL
50	m4	27	GLN
50	m4	37	GLU
50	m4	41	GLN
50	m4	58	ILE

Continued on next page...

Continued from previous page...

Mol	Chain	Res	Type
50	m4	62	GLN
50	m4	63	VAL
50	m4	64	VAL
50	m4	66	THR
50	m4	72	LEU
50	m4	91	CYS
50	m4	92	GLU
50	m4	98	SER
50	m4	108	ARG
50	m4	124	ARG
50	m4	125	LYS
50	m4	128	ARG
50	m4	130	THR
50	m4	132	LYS
50	m4	135	LEU
51	m5	5	LYS
51	m5	8	GLU
51	m5	10	LEU
51	m5	12	ARG
51	m5	15	GLN
51	m5	22	LEU
51	m5	24	ARG
51	m5	41	ARG
51	m5	49	ARG
51	m5	50	ARG
51	m5	67	ARG
51	m5	71	ARG
51	m5	76	PRO
51	m5	80	THR
51	m5	85	THR
51	m5	92	LEU
51	m5	94	TYR
51	m5	96	ARG
51	m5	105	ARG
51	m5	134	LEU
51	m5	138	GLN
51	m5	151	ILE
51	m5	153	ASP
51	m5	165	THR
51	m5	170	LYS
51	m5	171	SER
51	m5	174	ILE

Continued on next page...

Continued from previous page...

Mol	Chain	Res	Type
51	m5	175	ASN
51	m5	176	LYS
51	m5	184	LYS
51	m5	188	ARG
51	m5	190	THR
51	m5	194	GLN
51	m5	198	SER
51	m5	204	LYS
52	m6	18	ARG
52	m6	46	GLU
52	m6	58	LEU
52	m6	59	ARG
52	m6	67	THR
52	m6	78	ARG
52	m6	85	ARG
52	m6	100	GLU
52	m6	106	GLU
52	m6	115	LYS
52	m6	117	ARG
52	m6	118	VAL
52	m6	119	VAL
52	m6	124	LEU
52	m6	126	VAL
52	m6	128	ARG
52	m6	129	LEU
52	m6	130	LYS
52	m6	166	GLU
52	m6	170	LYS
52	m6	175	THR
52	m6	182	ASN
52	m6	184	THR
52	m6	188	SER
52	m6	197	LEU
53	m7	3	ARG
53	m7	7	THR
53	m7	8	SER
53	m7	9	THR
53	m7	20	SER
53	m7	22	LEU
53	m7	24	VAL
53	m7	32	THR
53	m7	41	LEU

Continued on next page...

Continued from previous page...

Mol	Chain	Res	Type
53	m7	53	ASP
53	m7	56	ARG
53	m7	65	SER
53	m7	78	VAL
53	m7	79	THR
53	m7	80	LYS
53	m7	89	LYS
53	m7	94	LEU
53	m7	110	THR
53	m7	112	LEU
53	m7	114	VAL
53	m7	118	GLN
53	m7	119	VAL
53	m7	120	ASN
53	m7	126	ARG
53	m7	142	SER
53	m7	144	SER
53	m7	148	LEU
53	m7	149	VAL
53	m7	150	VAL
53	m7	153	LYS
53	m7	155	GLU
54	m8	3	ILE
54	m8	7	SER
54	m8	8	LYS
54	m8	12	ARG
54	m8	17	THR
54	m8	21	SER
54	m8	24	VAL
54	m8	26	LEU
54	m8	31	LYS
54	m8	32	LEU
54	m8	34	THR
54	m8	49	LEU
54	m8	57	ILE
54	m8	64	VAL
54	m8	69	ARG
54	m8	72	LYS
54	m8	80	THR
54	m8	81	VAL
54	m8	86	THR
54	m8	93	ILE

Continued on next page...

Continued from previous page...

Mol	Chain	Res	Type
54	m8	111	ARG
54	m8	113	LYS
54	m8	127	LEU
54	m8	132	PRO
54	m8	135	GLN
54	m8	138	LEU
54	m8	141	ARG
54	m8	144	ARG
54	m8	150	VAL
54	m8	165	ILE
54	m8	168	THR
54	m8	170	ARG
54	m8	174	ARG
54	m8	178	ARG
55	m9	5	ARG
55	m9	7	GLN
55	m9	9	ARG
55	m9	10	LEU
55	m9	14	VAL
55	m9	21	LYS
55	m9	29	THR
55	m9	30	SER
55	m9	36	ASN
55	m9	43	LYS
55	m9	53	LYS
55	m9	56	THR
55	m9	63	THR
55	m9	70	LYS
55	m9	74	ARG
55	m9	88	ARG
55	m9	105	LEU
55	m9	106	LEU
55	m9	128	LYS
55	m9	134	HIS
55	m9	138	LEU
55	m9	152	GLU
55	m9	153	LYS
55	m9	156	ASN
55	m9	158	GLU
55	m9	164	LEU
55	m9	173	ARG
55	m9	186	LYS

Continued on next page...

Continued from previous page...

Mol	Chain	Res	Type
56	n0	1	MET
56	n0	13	ARG
56	n0	17	GLU
56	n0	21	GLU
56	n0	23	LYS
56	n0	50	LYS
56	n0	52	LYS
56	n0	61	ILE
56	n0	62	ASN
56	n0	70	THR
56	n0	80	ARG
56	n0	87	THR
56	n0	88	HIS
56	n0	97	VAL
56	n0	117	ARG
56	n0	120	SER
56	n0	125	LYS
56	n0	132	THR
56	n0	136	LYS
56	n0	137	ARG
56	n0	139	TYR
56	n0	141	LYS
56	n0	145	THR
56	n0	149	LYS
56	n0	155	ARG
56	n0	160	THR
56	n0	162	THR
56	n0	172	TYR
57	n1	3	LYS
57	n1	9	SER
57	n1	16	GLN
57	n1	26	HIS
57	n1	27	LEU
57	n1	35	LYS
57	n1	64	VAL
57	n1	68	THR
57	n1	71	SER
57	n1	78	LYS
57	n1	80	VAL
57	n1	83	ARG
57	n1	87	LYS
57	n1	88	ARG

Continued on next page...

Continued from previous page...

Mol	Chain	Res	Type
57	n1	89	LEU
57	n1	102	ARG
57	n1	104	GLU
57	n1	118	GLU
57	n1	126	VAL
57	n1	130	ARG
57	n1	131	GLN
57	n1	135	PRO
57	n1	139	ARG
57	n1	143	THR
57	n1	149	GLN
57	n1	154	VAL
57	n1	160	ILE
58	n2	21	SER
58	n2	37	LEU
58	n2	39	ASP
58	n2	43	VAL
58	n2	50	LEU
58	n2	54	VAL
58	n2	55	THR
58	n2	57	THR
58	n2	58	GLU
58	n2	62	VAL
58	n2	64	THR
58	n2	68	THR
58	n2	75	TYR
58	n2	90	ARG
58	n2	98	THR
58	n2	100	THR
59	n3	13	ILE
59	n3	48	ARG
59	n3	64	LYS
59	n3	66	LYS
59	n3	70	ARG
59	n3	72	LYS
59	n3	77	ILE
59	n3	86	ARG
59	n3	88	ARG
59	n3	93	LEU
59	n3	98	ASN
59	n3	117	PRO
59	n3	120	LYS

Continued on next page...

Continued from previous page...

Mol	Chain	Res	Type
59	n3	128	ARG
59	n3	135	VAL
60	n4	1	MET
60	n4	19	THR
60	n4	43	ARG
60	n4	57	LYS
60	n4	58	HIS
60	n4	63	ILE
60	n4	82	ILE
60	n4	89	LEU
60	n4	96	LEU
60	n4	100	VAL
60	n4	105	ARG
60	n4	107	GLU
60	n4	126	GLU
60	n4	127	LYS
60	n4	135	SER
61	n5	24	LEU
61	n5	27	ARG
61	n5	37	THR
61	n5	51	VAL
61	n5	56	ARG
61	n5	63	ILE
61	n5	64	GLU
61	n5	70	GLU
61	n5	71	THR
61	n5	73	MET
61	n5	74	LYS
61	n5	86	VAL
61	n5	101	GLU
61	n5	108	LEU
61	n5	109	LYS
61	n5	115	ARG
61	n5	124	VAL
61	n5	125	ARG
61	n5	127	THR
61	n5	133	LEU
61	n5	135	ILE
61	n5	142	ILE
62	n6	4	GLN
62	n6	8	VAL
62	n6	12	ARG

Continued on next page...

Continued from previous page...

Mol	Chain	Res	Type
62	n6	14	LYS
62	n6	17	LYS
62	n6	37	LYS
62	n6	39	LEU
62	n6	40	ARG
62	n6	45	ILE
62	n6	50	ILE
62	n6	51	ARG
62	n6	52	ARG
62	n6	56	VAL
62	n6	57	LEU
62	n6	66	GLN
62	n6	74	TYR
62	n6	76	LEU
62	n6	81	GLN
62	n6	90	VAL
62	n6	94	SER
62	n6	95	VAL
62	n6	112	ASP
62	n6	115	ARG
62	n6	120	GLN
63	n7	17	ARG
63	n7	24	VAL
63	n7	30	ASP
63	n7	31	GLU
63	n7	52	LYS
63	n7	54	THR
63	n7	57	HIS
63	n7	65	ARG
63	n7	70	PRO
63	n7	72	ILE
63	n7	77	TYR
63	n7	81	LEU
63	n7	83	THR
63	n7	86	THR
63	n7	95	VAL
63	n7	98	THR
63	n7	99	GLU
63	n7	100	THR
63	n7	103	GLN
63	n7	105	SER
63	n7	121	ARG

Continued on next page...

Continued from previous page...

Mol	Chain	Res	Type
63	n7	127	ASN
64	n8	4	ARG
64	n8	6	THR
64	n8	8	THR
64	n8	10	LYS
64	n8	14	HIS
64	n8	22	ILE
64	n8	25	HIS
64	n8	27	LYS
64	n8	34	MET
64	n8	42	ARG
64	n8	44	ASN
64	n8	46	ASP
64	n8	47	LYS
64	n8	60	TYR
64	n8	65	GLN
64	n8	82	ILE
64	n8	85	ASP
64	n8	91	LEU
64	n8	97	GLU
64	n8	118	ILE
64	n8	126	LYS
64	n8	130	VAL
64	n8	132	LYS
64	n8	133	LEU
65	n9	8	THR
65	n9	13	THR
65	n9	19	ASN
65	n9	21	ILE
65	n9	22	LYS
65	n9	23	LYS
65	n9	26	THR
65	n9	33	LYS
65	n9	38	LYS
65	n9	47	LEU
65	n9	50	THR
65	n9	52	LYS
65	n9	58	LYS
65	n9	59	LYS
66	o0	6	SER
66	o0	8	GLU
66	o0	14	LEU

Continued on next page...

Continued from previous page...

Mol	Chain	Res	Type
66	o0	32	LYS
66	o0	33	SER
66	o0	34	LEU
66	o0	41	LEU
66	o0	55	GLU
66	o0	61	MET
66	o0	68	TYR
66	o0	84	LEU
66	o0	86	ARG
66	o0	87	VAL
66	o0	99	ASP
67	o1	6	ASP
67	o1	8	VAL
67	o1	13	THR
67	o1	16	LEU
67	o1	24	SER
67	o1	26	LYS
67	o1	31	ARG
67	o1	34	LYS
67	o1	44	MET
67	o1	55	LEU
67	o1	57	GLN
67	o1	64	VAL
67	o1	67	VAL
67	o1	68	GLU
67	o1	76	SER
67	o1	82	GLU
67	o1	89	LEU
67	o1	100	SER
67	o1	102	LYS
67	o1	106	THR
67	o1	110	GLU
67	o1	112	ASP
68	o2	4	LEU
68	o2	15	LYS
68	o2	19	ARG
68	o2	21	HIS
68	o2	24	ARG
68	o2	27	ARG
68	o2	33	ARG
68	o2	34	LYS
68	o2	35	GLN

Continued on next page...

Continued from previous page...

Mol	Chain	Res	Type
68	o2	38	ILE
68	o2	51	SER
68	o2	54	LYS
68	o2	62	LYS
68	o2	73	THR
68	o2	75	LEU
68	o2	82	LEU
68	o2	101	SER
68	o2	125	ARG
68	o2	126	LEU
69	o3	4	SER
69	o3	31	LYS
69	o3	48	ARG
69	o3	49	ILE
69	o3	58	GLU
69	o3	60	ARG
69	o3	70	LYS
69	o3	74	THR
69	o3	81	VAL
69	o3	84	THR
69	o3	86	ARG
69	o3	98	VAL
70	o4	9	ARG
70	o4	20	ILE
70	o4	21	LYS
70	o4	23	VAL
70	o4	24	LYS
70	o4	30	LEU
70	o4	58	ARG
70	o4	65	VAL
70	o4	79	SER
70	o4	86	LYS
70	o4	98	GLN
70	o4	102	LYS
70	o4	104	VAL
71	o5	4	VAL
71	o5	21	LEU
71	o5	27	GLU
71	o5	28	LEU
71	o5	40	SER
71	o5	45	LYS
71	o5	47	VAL

Continued on next page...

Continued from previous page...

Mol	Chain	Res	Type
71	o5	48	ARG
71	o5	50	SER
71	o5	57	VAL
71	o5	62	GLN
71	o5	69	LEU
71	o5	81	ARG
71	o5	85	THR
71	o5	89	ARG
71	o5	90	ARG
71	o5	99	GLN
71	o5	101	THR
71	o5	113	GLN
71	o5	119	LYS
72	o6	7	ILE
72	o6	9	ILE
72	o6	11	LEU
72	o6	12	ASN
72	o6	21	THR
72	o6	26	ILE
72	o6	29	LYS
72	o6	35	ASN
72	o6	36	ARG
72	o6	43	LEU
72	o6	45	ARG
72	o6	52	PRO
72	o6	57	LEU
72	o6	58	ILE
72	o6	60	LEU
72	o6	62	ARG
72	o6	68	ARG
72	o6	76	ARG
72	o6	79	SER
72	o6	81	THR
72	o6	94	ILE
72	o6	98	ARG
73	o7	3	LYS
73	o7	7	SER
73	o7	17	THR
73	o7	25	ARG
73	o7	33	THR
73	o7	44	THR
73	o7	46	SER

Continued on next page...

Continued from previous page...

Mol	Chain	Res	Type
73	o7	55	ARG
73	o7	59	THR
73	o7	64	MET
73	o7	65	ARG
73	o7	67	LEU
73	o7	68	LYS
73	o7	74	PHE
73	o7	80	THR
73	o7	84	SER
74	o8	5	ILE
74	o8	8	ILE
74	o8	12	LEU
74	o8	16	ARG
74	o8	17	ARG
74	o8	24	THR
74	o8	29	LYS
74	o8	41	THR
74	o8	49	SER
74	o8	53	THR
74	o8	55	VAL
74	o8	61	LYS
74	o8	63	LYS
74	o8	64	LYS
74	o8	65	LEU
74	o8	67	GLN
74	o8	72	THR
75	o9	4	GLN
75	o9	5	LYS
75	o9	21	ARG
75	o9	23	LEU
75	o9	29	LEU
75	o9	51	ILE
76	q0	78	ILE
76	q0	81	SER
76	q0	85	LEU
76	q0	90	ASN
76	q0	91	CYS
76	q0	92	ASP
76	q0	93	LYS
76	q0	96	CYS
76	q0	106	ARG
76	q0	112	LYS

Continued on next page...

Continued from previous page...

Mol	Chain	Res	Type
76	q0	113	ARG
76	q0	114	LYS
76	q0	127	LEU
77	q1	2	ARG
77	q1	6	ARG
77	q1	9	ARG
77	q1	13	LEU
77	q1	14	LYS
77	q1	19	LYS
77	q1	21	ARG
77	q1	23	ARG
78	q2	7	THR
78	q2	8	ARG
78	q2	9	LYS
78	q2	10	THR
78	q2	16	THR
78	q2	20	HIS
78	q2	38	GLN
78	q2	41	ARG
78	q2	47	GLN
78	q2	61	LYS
78	q2	71	ARG
78	q2	78	LYS
78	q2	80	ARG
78	q2	83	LEU
78	q2	84	THR
78	q2	85	LEU
78	q2	87	ARG
78	q2	89	LYS
78	q2	91	PHE
78	q2	93	LEU
78	q2	98	LYS
78	q2	100	LYS
78	q2	104	LEU
78	q2	105	GLN
79	q3	3	LYS
79	q3	6	LYS
79	q3	16	VAL
79	q3	21	SER
79	q3	24	ARG
79	q3	42	CYS
79	q3	48	LYS

Continued on next page...

Continued from previous page...

Mol	Chain	Res	Type
79	q3	54	ILE
79	q3	56	THR
79	q3	59	CYS
79	q3	60	CYS
79	q3	62	LYS
79	q3	70	THR
79	q3	73	THR
79	q3	81	SER
79	q3	82	THR
79	q3	84	ARG
84	p0	4	ILE
84	p0	5	ARG
84	p0	10	GLU
84	p0	15	LEU
84	p0	25	LEU
84	p0	48	ARG
84	p0	50	VAL
84	p0	51	VAL
84	p0	55	LYS
84	p0	56	ASN
84	p0	67	LEU
84	p0	68	SER
84	p0	69	ASP
84	p0	70	LEU
84	p0	72	ASP
84	p0	76	LEU
84	p0	81	LYS
84	p0	83	ASN
84	p0	84	VAL
84	p0	93	LEU
84	p0	97	LYS
84	p0	104	ARG
84	p0	196	VAL

Some sidechains can be flipped to improve hydrogen bonding and reduce clashes. All (61) such sidechains are listed below:

Mol	Chain	Res	Type
3	S1	95	ASN
8	S6	59	GLN
8	S6	176	GLN
8	S6	185	GLN
9	S7	74	GLN

Continued on next page...

Continued from previous page...

Mol	Chain	Res	Type
10	S8	32	GLN
11	S9	110	GLN
11	S9	123	HIS
13	C1	110	HIS
17	C5	103	ASN
18	C6	83	GLN
20	C8	136	GLN
21	C9	48	GLN
23	D1	33	GLN
23	D1	74	GLN
25	D3	48	HIS
27	D5	95	HIS
34	SR	159	ASN
34	SR	195	HIS
39	L2	209	HIS
40	L3	256	HIS
41	L4	140	HIS
41	L4	311	HIS
42	L5	40	HIS
44	L7	146	GLN
44	L7	244	ASN
46	L9	50	ASN
47	M0	59	GLN
47	M0	144	ASN
48	M1	95	ASN
54	M8	145	ASN
59	N3	98	ASN
59	N3	132	ASN
63	N7	29	HIS
64	N8	67	HIS
68	O2	104	ASN
69	O3	39	GLN
3	s1	209	ASN
7	s5	104	ASN
11	s9	110	GLN
81	c0	32	HIS
20	c8	25	ASN
20	c8	90	ASN
21	c9	70	GLN
21	c9	101	ASN
22	d0	72	ASN
24	d2	24	GLN

Continued on next page...

Continued from previous page...

Mol	Chain	Res	Type
24	d2	56	HIS
32	e0	17	GLN
39	l2	132	ASN
41	l4	9	HIS
42	l5	264	GLN
44	l7	64	GLN
49	m3	120	GLN
55	m9	7	GLN
56	n0	8	GLN
62	n6	120	GLN
64	n8	28	HIS
64	n8	49	HIS
75	o9	33	ASN
78	q2	47	GLN

5.3.3 RNA [i](#)

Mol	Chain	Analysed	Backbone Outliers	Pucker Outliers
1	2	1776/1829 (97%)	519 (29%)	70 (3%)
36	1	3145/3394 (92%)	765 (24%)	87 (2%)
36	5	3145/3394 (92%)	772 (24%)	92 (2%)
37	3	120/121 (99%)	22 (18%)	3 (2%)
37	7	120/121 (99%)	23 (19%)	1 (0%)
38	4	157/158 (99%)	42 (26%)	4 (2%)
38	8	157/158 (99%)	40 (25%)	3 (1%)
80	6	1792/1800 (99%)	489 (27%)	67 (3%)
All	All	10412/10975 (94%)	2672 (25%)	327 (3%)

All (2672) RNA backbone outliers are listed below:

Mol	Chain	Res	Type
1	2	2	A
1	2	4	C
1	2	17	C
1	2	25	C
1	2	26	A
1	2	27	U
1	2	34	G
1	2	39	A
1	2	45	U
1	2	46	A

Continued on next page...

Continued from previous page...

Mol	Chain	Res	Type
1	2	47	A
1	2	50	C
1	2	57	G
1	2	60	U
1	2	67	A
1	2	68	A
1	2	69	G
1	2	72	A
1	2	73	U
1	2	74	U
1	2	75	U
1	2	77	U
1	2	95	G
1	2	101	U
1	2	104	A
1	2	111	U
1	2	114	C
1	2	131	C
1	2	132	U
1	2	133	U
1	2	134	U
1	2	135	A
1	2	136	C
1	2	137	U
1	2	140	A
1	2	141	U
1	2	144	U
1	2	145	A
1	2	146	U
1	2	158	U
1	2	159	U
1	2	161	U
1	2	169	A
1	2	175	G
1	2	178	U
1	2	185	U
1	2	186	C
1	2	187	G
1	2	188	A
1	2	190	C
1	2	191	C
1	2	192	U

Continued on next page...

Continued from previous page...

Mol	Chain	Res	Type
1	2	193	U
1	2	194	U
1	2	195	G
1	2	197	A
1	2	198	A
1	2	200	A
1	2	207	U
1	2	215	A
1	2	217	A
1	2	218	A
1	2	219	A
1	2	220	A
1	2	226	A
1	2	227	U
1	2	228	G
1	2	229	U
1	2	233	C
1	2	234	G
1	2	235	G
1	2	238	U
1	2	240	U
1	2	241	U
1	2	242	U
1	2	249	U
1	2	250	C
1	2	257	A
1	2	260	U
1	2	261	U
1	2	262	U
1	2	265	A
1	2	271	A
1	2	272	U
1	2	274	G
1	2	275	C
1	2	276	C
1	2	277	U
1	2	278	U
1	2	279	G
1	2	280	U
1	2	281	G
1	2	288	A
1	2	290	G

Continued on next page...

Continued from previous page...

Mol	Chain	Res	Type
1	2	299	A
1	2	308	C
1	2	309	C
1	2	314	C
1	2	316	A
1	2	319	U
1	2	321	C
1	2	322	G
1	2	333	A
1	2	337	G
1	2	338	C
1	2	341	A
1	2	344	A
1	2	352	A
1	2	359	A
1	2	360	A
1	2	361	C
1	2	380	U
1	2	390	G
1	2	393	C
1	2	399	A
1	2	400	A
1	2	401	A
1	2	402	C
1	2	403	G
1	2	404	G
1	2	416	A
1	2	418	G
1	2	419	G
1	2	421	A
1	2	423	G
1	2	424	C
1	2	425	A
1	2	426	G
1	2	428	A
1	2	434	G
1	2	435	C
1	2	437	A
1	2	439	U
1	2	444	C
1	2	448	C
1	2	452	A

Continued on next page...

Continued from previous page...

Mol	Chain	Res	Type
1	2	455	C
1	2	468	A
1	2	469	C
1	2	471	A
1	2	475	A
1	2	484	C
1	2	485	A
1	2	486	G
1	2	488	G
1	2	493	U
1	2	494	U
1	2	495	C
1	2	496	G
1	2	497	G
1	2	498	G
1	2	499	U
1	2	500	C
1	2	502	U
1	2	504	U
1	2	505	A
1	2	506	A
1	2	507	U
1	2	508	U
1	2	510	G
1	2	511	A
1	2	513	U
1	2	514	G
1	2	515	A
1	2	516	G
1	2	519	C
1	2	520	A
1	2	527	A
1	2	532	U
1	2	538	A
1	2	539	G
1	2	540	G
1	2	541	A
1	2	542	A
1	2	543	C
1	2	544	A
1	2	545	A
1	2	548	G

Continued on next page...

Continued from previous page...

Mol	Chain	Res	Type
1	2	554	C
1	2	555	A
1	2	556	A
1	2	557	G
1	2	558	U
1	2	559	C
1	2	565	C
1	2	572	C
1	2	575	C
1	2	578	U
1	2	579	A
1	2	580	A
1	2	582	U
1	2	585	A
1	2	594	A
1	2	595	G
1	2	609	U
1	2	617	U
1	2	619	A
1	2	620	A
1	2	622	A
1	2	623	A
1	2	628	G
1	2	630	A
1	2	639	U
1	2	640	U
1	2	650	U
1	2	653	C
1	2	655	G
1	2	656	G
1	2	657	U
1	2	658	C
1	2	677	G
1	2	679	U
1	2	680	U
1	2	682	C
1	2	684	A
1	2	685	A
1	2	686	C
1	2	687	G
1	2	690	G
1	2	692	C

Continued on next page...

Continued from previous page...

Mol	Chain	Res	Type
1	2	694	U
1	2	696	C
1	2	697	C
1	2	700	C
1	2	702	G
1	2	703	G
1	2	704	C
1	2	705	U
1	2	706	A
1	2	707	A
1	2	709	C
1	2	710	U
1	2	712	G
1	2	713	A
1	2	714	G
1	2	717	C
1	2	718	U
1	2	719	U
1	2	720	G
1	2	721	U
1	2	722	G
1	2	723	G
1	2	725	U
1	2	727	U
1	2	728	U
1	2	730	G
1	2	731	C
1	2	732	G
1	2	733	A
1	2	734	A
1	2	735	C
1	2	736	C
1	2	737	A
1	2	738	G
1	2	742	U
1	2	754	A
1	2	755	A
1	2	756	A
1	2	758	U
1	2	765	G
1	2	766	U
1	2	774	A

Continued on next page...

Continued from previous page...

Mol	Chain	Res	Type
1	2	775	G
1	2	778	G
1	2	780	A
1	2	781	U
1	2	782	U
1	2	783	G
1	2	784	C
1	2	793	A
1	2	794	U
1	2	795	U
1	2	803	A
1	2	806	A
1	2	812	A
1	2	815	G
1	2	816	G
1	2	818	C
1	2	819	G
1	2	820	U
1	2	821	U
1	2	824	G
1	2	829	A
1	2	830	U
1	2	831	U
1	2	833	U
1	2	834	G
1	2	837	G
1	2	840	U
1	2	841	U
1	2	846	G
1	2	848	C
1	2	856	A
1	2	860	U
1	2	863	A
1	2	864	U
1	2	876	G
1	2	886	U
1	2	896	U
1	2	898	A
1	2	910	C
1	2	912	U
1	2	913	G
1	2	914	G

Continued on next page...

Continued from previous page...

Mol	Chain	Res	Type
1	2	916	U
1	2	921	U
1	2	928	U
1	2	933	A
1	2	935	U
1	2	942	G
1	2	944	A
1	2	945	U
1	2	951	A
1	2	959	U
1	2	960	U
1	2	966	A
1	2	988	A
1	2	992	A
1	2	993	A
1	2	995	A
1	2	997	G
1	2	1003	A
1	2	1004	U
1	2	1005	A
1	2	1020	A
1	2	1021	C
1	2	1025	A
1	2	1026	A
1	2	1028	C
1	2	1029	U
1	2	1031	U
1	2	1039	A
1	2	1040	G
1	2	1052	U
1	2	1053	G
1	2	1058	U
1	2	1059	U
1	2	1060	U
1	2	1061	A
1	2	1074	G
1	2	1079	U
1	2	1080	U
1	2	1082	C
1	2	1083	G
1	2	1086	A
1	2	1091	A

Continued on next page...

Continued from previous page...

Mol	Chain	Res	Type
1	2	1092	A
1	2	1096	C
1	2	1097	U
1	2	1100	G
1	2	1109	G
1	2	1111	G
1	2	1138	A
1	2	1139	A
1	2	1143	A
1	2	1146	G
1	2	1149	G
1	2	1150	G
1	2	1151	A
1	2	1157	A
1	2	1158	C
1	2	1160	A
1	2	1162	C
1	2	1164	G
1	2	1167	G
1	2	1168	U
1	2	1185	U
1	2	1188	G
1	2	1191	U
1	2	1194	A
1	2	1196	A
1	2	1197	C
1	2	1199	G
1	2	1200	G
1	2	1202	A
1	2	1203	A
1	2	1207	C
1	2	1208	A
1	2	1217	A
1	2	1218	G
1	2	1226	A
1	2	1227	A
1	2	1228	G
1	2	1229	G
1	2	1238	A
1	2	1243	G
1	2	1244	A
1	2	1245	G

Continued on next page...

Continued from previous page...

Mol	Chain	Res	Type
1	2	1250	U
1	2	1251	U
1	2	1256	A
1	2	1257	U
1	2	1258	U
1	2	1271	G
1	2	1275	A
1	2	1286	U
1	2	1301	U
1	2	1314	U
1	2	1315	U
1	2	1321	A
1	2	1334	U
1	2	1337	A
1	2	1339	C
1	2	1340	U
1	2	1341	A
1	2	1344	A
1	2	1345	A
1	2	1349	G
1	2	1354	G
1	2	1361	U
1	2	1362	U
1	2	1363	U
1	2	1364	G
1	2	1370	U
1	2	1371	A
1	2	1372	U
1	2	1388	A
1	2	1390	U
1	2	1398	U
1	2	1399	C
1	2	1412	G
1	2	1413	U
1	2	1415	U
1	2	1427	A
1	2	1428	G
1	2	1432	U
1	2	1435	G
1	2	1446	A
1	2	1448	G
1	2	1449	U

Continued on next page...

Continued from previous page...

Mol	Chain	Res	Type
1	2	1457	C
1	2	1458	G
1	2	1459	C
1	2	1462	G
1	2	1471	A
1	2	1473	U
1	2	1474	G
1	2	1475	A
1	2	1482	C
1	2	1486	G
1	2	1489	U
1	2	1490	C
1	2	1491	U
1	2	1492	A
1	2	1493	A
1	2	1499	G
1	2	1506	G
1	2	1514	U
1	2	1515	A
1	2	1516	A
1	2	1517	U
1	2	1518	C
1	2	1521	G
1	2	1523	G
1	2	1524	A
1	2	1526	A
1	2	1535	U
1	2	1536	G
1	2	1537	C
1	2	1538	U
1	2	1539	G
1	2	1545	A
1	2	1550	A
1	2	1557	U
1	2	1559	A
1	2	1569	A
1	2	1572	G
1	2	1573	A
1	2	1574	G
1	2	1584	G
1	2	1600	A
1	2	1601	G

Continued on next page...

Continued from previous page...

Mol	Chain	Res	Type
1	2	1604	U
1	2	1616	G
1	2	1619	C
1	2	1624	C
1	2	1625	C
1	2	1626	U
1	2	1631	A
1	2	1636	C
1	2	1657	U
1	2	1658	G
1	2	1673	G
1	2	1680	G
1	2	1681	A
1	2	1683	C
1	2	1684	U
1	2	1731	A
1	2	1745	G
1	2	1749	A
1	2	1759	C
1	2	1760	G
1	2	1761	U
1	2	1762	A
1	2	1766	A
1	2	1768	G
1	2	1769	U
1	2	1770	U
1	2	1780	G
1	2	1782	A
1	2	1783	C
1	2	1790	A
1	2	1792	G
1	2	1793	G
1	2	1794	A
1	2	1795	U
1	2	1796	C
1	2	1798	U
1	2	1806	A
1	2	1809	G
1	2	1810	G
1	2	1811	G
1	2	1812	G
1	2	1813	C

Continued on next page...

Continued from previous page...

Mol	Chain	Res	Type
1	2	1814	A
1	2	1815	A
1	2	1825	A
1	2	1826	G
1	2	1828	G
36	1	6	A
36	1	13	A
36	1	14	U
36	1	15	C
36	1	24	G
36	1	26	A
36	1	40	A
36	1	43	A
36	1	49	A
36	1	57	A
36	1	59	G
36	1	60	A
36	1	65	A
36	1	66	A
36	1	68	C
36	1	69	C
36	1	70	A
36	1	73	C
36	1	76	G
36	1	92	G
36	1	93	C
36	1	94	G
36	1	99	A
36	1	108	A
36	1	109	A
36	1	110	G
36	1	111	C
36	1	116	A
36	1	117	U
36	1	119	U
36	1	121	A
36	1	122	A
36	1	133	U
36	1	135	C
36	1	136	G
36	1	147	U
36	1	148	G

Continued on next page...

Continued from previous page...

Mol	Chain	Res	Type
36	1	156	G
36	1	157	A
36	1	161	G
36	1	166	C
36	1	169	U
36	1	170	G
36	1	173	G
36	1	182	U
36	1	187	A
36	1	190	U
36	1	191	U
36	1	192	C
36	1	200	C
36	1	210	U
36	1	211	A
36	1	218	G
36	1	219	A
36	1	222	A
36	1	224	C
36	1	228	U
36	1	238	A
36	1	240	U
36	1	241	G
36	1	243	G
36	1	245	U
36	1	249	U
36	1	250	U
36	1	251	G
36	1	252	U
36	1	269	G
36	1	283	G
36	1	286	U
36	1	295	A
36	1	298	U
36	1	301	G
36	1	315	C
36	1	323	A
36	1	329	U
36	1	338	A
36	1	339	C
36	1	343	U
36	1	344	A

Continued on next page...

Continued from previous page...

Mol	Chain	Res	Type
36	1	349	A
36	1	350	C
36	1	352	A
36	1	370	U
36	1	376	G
36	1	397	A
36	1	398	A
36	1	401	U
36	1	402	A
36	1	403	C
36	1	412	G
36	1	414	U
36	1	421	G
36	1	422	A
36	1	425	G
36	1	438	A
36	1	439	C
36	1	440	A
36	1	495	G
36	1	497	C
36	1	498	A
36	1	503	C
36	1	520	U
36	1	521	A
36	1	535	G
36	1	543	C
36	1	544	C
36	1	546	C
36	1	547	G
36	1	548	G
36	1	552	G
36	1	553	U
36	1	555	U
36	1	557	A
36	1	558	U
36	1	559	A
36	1	569	A
36	1	578	A
36	1	579	G
36	1	580	C
36	1	589	A
36	1	592	A

Continued on next page...

Continued from previous page...

Mol	Chain	Res	Type
36	1	604	G
36	1	609	G
36	1	611	A
36	1	619	A
36	1	620	U
36	1	621	A
36	1	622	A
36	1	636	C
36	1	637	C
36	1	638	C
36	1	639	G
36	1	642	U
36	1	649	A
36	1	657	A
36	1	660	A
36	1	661	G
36	1	677	A
36	1	681	U
36	1	682	U
36	1	691	A
36	1	705	A
36	1	712	G
36	1	715	A
36	1	716	A
36	1	719	U
36	1	725	G
36	1	726	G
36	1	758	C
36	1	759	U
36	1	764	U
36	1	765	C
36	1	766	U
36	1	767	U
36	1	776	U
36	1	777	U
36	1	779	G
36	1	781	G
36	1	785	G
36	1	787	G
36	1	803	C
36	1	806	A
36	1	810	A

Continued on next page...

Continued from previous page...

Mol	Chain	Res	Type
36	1	816	A
36	1	817	A
36	1	830	A
36	1	835	G
36	1	849	C
36	1	860	G
36	1	861	C
36	1	862	U
36	1	874	U
36	1	879	U
36	1	887	G
36	1	890	C
36	1	896	A
36	1	907	G
36	1	908	G
36	1	913	A
36	1	914	A
36	1	916	G
36	1	917	A
36	1	921	A
36	1	923	C
36	1	924	G
36	1	937	G
36	1	938	C
36	1	943	U
36	1	944	C
36	1	953	G
36	1	959	C
36	1	960	U
36	1	963	G
36	1	979	U
36	1	980	A
36	1	981	U
36	1	982	C
36	1	993	G
36	1	994	G
36	1	997	A
36	1	1001	G
36	1	1002	A
36	1	1006	A
36	1	1010	G
36	1	1017	C

Continued on next page...

Continued from previous page...

Mol	Chain	Res	Type
36	1	1018	G
36	1	1020	G
36	1	1021	G
36	1	1024	G
36	1	1025	A
36	1	1029	G
36	1	1032	C
36	1	1035	G
36	1	1036	A
36	1	1037	C
36	1	1041	U
36	1	1045	C
36	1	1046	A
36	1	1047	A
36	1	1049	C
36	1	1052	U
36	1	1057	A
36	1	1064	A
36	1	1065	A
36	1	1071	U
36	1	1072	G
36	1	1079	A
36	1	1081	U
36	1	1082	U
36	1	1083	G
36	1	1093	A
36	1	1094	U
36	1	1095	U
36	1	1096	U
36	1	1097	G
36	1	1098	A
36	1	1103	A
36	1	1104	G
36	1	1111	U
36	1	1113	G
36	1	1117	G
36	1	1129	A
36	1	1131	G
36	1	1144	U
36	1	1153	A
36	1	1159	A
36	1	1160	C

Continued on next page...

Continued from previous page...

Mol	Chain	Res	Type
36	1	1162	U
36	1	1179	A
36	1	1180	A
36	1	1181	U
36	1	1182	A
36	1	1190	A
36	1	1191	U
36	1	1192	C
36	1	1196	C
36	1	1200	A
36	1	1201	C
36	1	1202	A
36	1	1209	G
36	1	1216	C
36	1	1218	U
36	1	1221	A
36	1	1222	G
36	1	1227	C
36	1	1232	C
36	1	1233	G
36	1	1235	U
36	1	1236	G
36	1	1237	G
36	1	1241	U
36	1	1242	G
36	1	1243	G
36	1	1245	A
36	1	1246	G
36	1	1248	C
36	1	1249	G
36	1	1251	A
36	1	1254	C
36	1	1258	U
36	1	1262	G
36	1	1263	A
36	1	1264	G
36	1	1265	U
36	1	1266	G
36	1	1267	U
36	1	1269	U
36	1	1270	A
36	1	1271	A

Continued on next page...

Continued from previous page...

Mol	Chain	Res	Type
36	1	1272	C
36	1	1274	A
36	1	1277	C
36	1	1278	A
36	1	1279	C
36	1	1280	C
36	1	1285	G
36	1	1287	A
36	1	1292	C
36	1	1305	U
36	1	1307	G
36	1	1308	A
36	1	1309	U
36	1	1313	G
36	1	1330	A
36	1	1331	U
36	1	1348	U
36	1	1349	G
36	1	1351	U
36	1	1352	A
36	1	1353	U
36	1	1355	A
36	1	1356	U
36	1	1357	G
36	1	1369	A
36	1	1386	A
36	1	1387	G
36	1	1392	G
36	1	1398	U
36	1	1399	A
36	1	1400	G
36	1	1406	A
36	1	1416	C
36	1	1417	G
36	1	1418	A
36	1	1419	A
36	1	1422	G
36	1	1429	G
36	1	1431	G
36	1	1433	A
36	1	1434	G
36	1	1437	C

Continued on next page...

Continued from previous page...

Mol	Chain	Res	Type
36	1	1443	G
36	1	1446	A
36	1	1453	A
36	1	1467	A
36	1	1468	A
36	1	1481	A
36	1	1482	A
36	1	1485	G
36	1	1488	G
36	1	1502	C
36	1	1507	G
36	1	1508	C
36	1	1512	U
36	1	1527	C
36	1	1533	U
36	1	1543	G
36	1	1549	U
36	1	1555	U
36	1	1556	C
36	1	1557	A
36	1	1559	A
36	1	1560	G
36	1	1561	G
36	1	1562	C
36	1	1563	C
36	1	1564	U
36	1	1566	A
36	1	1567	U
36	1	1568	U
36	1	1569	U
36	1	1570	U
36	1	1572	U
36	1	1576	G
36	1	1580	A
36	1	1582	C
36	1	1583	A
36	1	1587	A
36	1	1589	A
36	1	1607	U
36	1	1608	C
36	1	1609	C
36	1	1620	U

Continued on next page...

Continued from previous page...

Mol	Chain	Res	Type
36	1	1629	U
36	1	1632	A
36	1	1639	C
36	1	1643	A
36	1	1645	U
36	1	1657	C
36	1	1665	C
36	1	1683	A
36	1	1702	U
36	1	1716	U
36	1	1717	U
36	1	1724	U
36	1	1725	C
36	1	1736	G
36	1	1742	U
36	1	1750	A
36	1	1751	G
36	1	1761	C
36	1	1762	C
36	1	1765	U
36	1	1766	G
36	1	1767	C
36	1	1768	U
36	1	1770	G
36	1	1780	G
36	1	1781	C
36	1	1793	C
36	1	1795	U
36	1	1796	G
36	1	1797	A
36	1	1805	C
36	1	1808	G
36	1	1810	A
36	1	1812	G
36	1	1813	A
36	1	1814	A
36	1	1816	A
36	1	1817	G
36	1	1819	U
36	1	1820	U
36	1	1821	U
36	1	1835	A

Continued on next page...

Continued from previous page...

Mol	Chain	Res	Type
36	1	1839	A
36	1	1841	A
36	1	1842	A
36	1	1846	C
36	1	1847	A
36	1	1849	C
36	1	1850	A
36	1	1855	U
36	1	1857	C
36	1	1879	A
36	1	1880	U
36	1	1886	A
36	1	1901	A
36	1	1906	G
36	1	1929	G
36	1	1932	A
36	1	1948	G
36	1	1951	C
36	1	1952	G
36	1	1954	G
36	1	2094	C
36	1	2101	C
36	1	2102	U
36	1	2112	U
36	1	2113	A
36	1	2114	C
36	1	2116	G
36	1	2121	G
36	1	2122	G
36	1	2126	A
36	1	2131	A
36	1	2140	U
36	1	2144	A
36	1	2145	A
36	1	2158	A
36	1	2164	A
36	1	2165	G
36	1	2166	A
36	1	2169	G
36	1	2170	U
36	1	2171	G
36	1	2176	U

Continued on next page...

Continued from previous page...

Mol	Chain	Res	Type
36	1	2177	G
36	1	2185	G
36	1	2187	G
36	1	2198	A
36	1	2201	G
36	1	2205	U
36	1	2206	G
36	1	2209	U
36	1	2210	G
36	1	2215	A
36	1	2223	A
36	1	2225	U
36	1	2228	A
36	1	2242	A
36	1	2244	A
36	1	2246	G
36	1	2249	G
36	1	2250	G
36	1	2252	A
36	1	2255	A
36	1	2256	A
36	1	2272	G
36	1	2273	G
36	1	2281	A
36	1	2282	U
36	1	2283	G
36	1	2284	C
36	1	2307	G
36	1	2310	U
36	1	2313	A
36	1	2314	U
36	1	2315	G
36	1	2334	U
36	1	2336	U
36	1	2372	A
36	1	2373	A
36	1	2374	C
36	1	2375	G
36	1	2385	G
36	1	2393	G
36	1	2394	G
36	1	2397	A

Continued on next page...

Continued from previous page...

Mol	Chain	Res	Type
36	1	2398	A
36	1	2400	G
36	1	2401	A
36	1	2402	A
36	1	2403	G
36	1	2404	A
36	1	2411	U
36	1	2418	G
36	1	2419	A
36	1	2435	G
36	1	2437	G
36	1	2444	C
36	1	2445	A
36	1	2502	A
36	1	2503	G
36	1	2504	U
36	1	2507	C
36	1	2513	U
36	1	2514	U
36	1	2515	A
36	1	2520	A
36	1	2522	G
36	1	2523	A
36	1	2525	G
36	1	2526	C
36	1	2532	U
36	1	2533	G
36	1	2534	G
36	1	2537	U
36	1	2538	U
36	1	2539	C
36	1	2540	A
36	1	2541	U
36	1	2542	U
36	1	2543	U
36	1	2547	A
36	1	2548	C
36	1	2549	G
36	1	2552	C
36	1	2554	A
36	1	2555	G
36	1	2560	C

Continued on next page...

Continued from previous page...

Mol	Chain	Res	Type
36	1	2561	A
36	1	2568	C
36	1	2569	A
36	1	2570	U
36	1	2571	U
36	1	2572	C
36	1	2573	G
36	1	2576	G
36	1	2580	A
36	1	2581	U
36	1	2585	G
36	1	2586	G
36	1	2593	A
36	1	2594	C
36	1	2606	G
36	1	2607	G
36	1	2614	G
36	1	2617	U
36	1	2619	G
36	1	2629	U
36	1	2633	U
36	1	2637	A
36	1	2639	G
36	1	2648	G
36	1	2652	U
36	1	2656	A
36	1	2674	A
36	1	2676	A
36	1	2677	G
36	1	2689	A
36	1	2691	A
36	1	2694	A
36	1	2696	A
36	1	2703	A
36	1	2706	G
36	1	2707	C
36	1	2708	C
36	1	2709	C
36	1	2714	G
36	1	2719	U
36	1	2720	G
36	1	2728	G

Continued on next page...

Continued from previous page...

Mol	Chain	Res	Type
36	1	2729	U
36	1	2737	C
36	1	2749	G
36	1	2752	U
36	1	2753	G
36	1	2755	C
36	1	2758	A
36	1	2772	C
36	1	2777	G
36	1	2778	G
36	1	2779	A
36	1	2796	G
36	1	2797	C
36	1	2799	A
36	1	2800	G
36	1	2801	A
36	1	2803	A
36	1	2810	C
36	1	2814	G
36	1	2816	G
36	1	2817	A
36	1	2818	U
36	1	2830	G
36	1	2834	G
36	1	2842	U
36	1	2843	U
36	1	2845	A
36	1	2849	C
36	1	2853	A
36	1	2856	G
36	1	2858	U
36	1	2860	U
36	1	2867	C
36	1	2871	G
36	1	2872	A
36	1	2873	U
36	1	2875	U
36	1	2876	C
36	1	2886	U
36	1	2887	A
36	1	2898	G
36	1	2899	C

Continued on next page...

Continued from previous page...

Mol	Chain	Res	Type
36	1	2912	G
36	1	2914	G
36	1	2922	G
36	1	2923	U
36	1	2935	U
36	1	2936	A
36	1	2937	G
36	1	2942	C
36	1	2943	G
36	1	2944	U
36	1	2946	A
36	1	2947	G
36	1	2963	C
36	1	2971	A
36	1	2974	U
36	1	2983	C
36	1	2990	G
36	1	2997	G
36	1	3001	C
36	1	3006	A
36	1	3012	A
36	1	3025	C
36	1	3030	G
36	1	3031	G
36	1	3040	A
36	1	3056	U
36	1	3057	U
36	1	3058	U
36	1	3059	G
36	1	3078	U
36	1	3079	U
36	1	3080	G
36	1	3081	C
36	1	3086	A
36	1	3087	A
36	1	3091	A
36	1	3092	C
36	1	3093	C
36	1	3104	U
36	1	3113	A
36	1	3119	U
36	1	3122	A

Continued on next page...

Continued from previous page...

Mol	Chain	Res	Type
36	1	3123	A
36	1	3130	A
36	1	3131	U
36	1	3139	A
36	1	3142	A
36	1	3143	C
36	1	3150	A
36	1	3151	U
36	1	3153	U
36	1	3154	C
36	1	3155	U
36	1	3156	U
36	1	3157	U
36	1	3158	G
36	1	3164	C
36	1	3165	A
36	1	3168	A
36	1	3169	U
36	1	3170	A
36	1	3171	U
36	1	3173	G
36	1	3174	A
36	1	3176	G
36	1	3179	U
36	1	3180	A
36	1	3181	C
36	1	3184	A
36	1	3187	A
36	1	3195	U
36	1	3196	U
36	1	3207	U
36	1	3208	G
36	1	3210	A
36	1	3217	C
36	1	3218	A
36	1	3219	G
36	1	3220	G
36	1	3228	C
36	1	3229	G
36	1	3235	C
36	1	3243	A
36	1	3245	A

Continued on next page...

Continued from previous page...

Mol	Chain	Res	Type
36	1	3246	G
36	1	3247	G
36	1	3253	G
36	1	3259	U
36	1	3260	G
36	1	3263	G
36	1	3269	U
36	1	3270	U
36	1	3272	C
36	1	3273	A
36	1	3276	G
36	1	3277	U
36	1	3279	A
36	1	3280	U
36	1	3281	U
36	1	3286	G
36	1	3287	U
36	1	3288	G
36	1	3289	G
36	1	3294	A
36	1	3295	A
36	1	3304	U
36	1	3307	A
36	1	3309	G
36	1	3313	U
36	1	3316	A
36	1	3317	U
36	1	3318	G
36	1	3319	U
36	1	3320	A
36	1	3331	U
36	1	3334	U
36	1	3335	A
36	1	3341	U
36	1	3342	A
36	1	3345	G
36	1	3347	A
36	1	3349	C
36	1	3351	U
36	1	3352	U
36	1	3353	G
36	1	3354	U

Continued on next page...

Continued from previous page...

Mol	Chain	Res	Type
36	1	3355	U
36	1	3356	G
36	1	3369	G
36	1	3375	A
36	1	3376	A
36	1	3378	C
36	1	3381	U
36	1	3382	U
36	1	3383	G
36	1	3386	G
36	1	3389	U
36	1	3390	G
36	1	3391	A
36	1	3396	U
37	3	4	U
37	3	7	G
37	3	11	A
37	3	13	A
37	3	14	U
37	3	22	A
37	3	36	C
37	3	40	C
37	3	41	G
37	3	47	C
37	3	51	A
37	3	53	U
37	3	54	U
37	3	65	G
37	3	74	C
37	3	76	A
37	3	91	G
37	3	101	G
37	3	102	A
37	3	106	U
37	3	112	G
37	3	121	U
38	4	2	A
38	4	10	A
38	4	25	G
38	4	34	U
38	4	35	C
38	4	48	A

Continued on next page...

Continued from previous page...

Mol	Chain	Res	Type
38	4	51	G
38	4	52	A
38	4	57	C
38	4	59	A
38	4	60	U
38	4	62	C
38	4	63	G
38	4	69	U
38	4	71	A
38	4	79	A
38	4	80	A
38	4	81	U
38	4	82	U
38	4	83	C
38	4	84	C
38	4	85	G
38	4	86	U
38	4	87	G
38	4	90	U
38	4	95	G
38	4	97	A
38	4	98	U
38	4	100	U
38	4	102	U
38	4	104	A
38	4	105	A
38	4	106	C
38	4	111	A
38	4	113	U
38	4	125	U
38	4	126	A
38	4	127	U
38	4	138	A
38	4	152	G
38	4	155	A
38	4	158	U
80	6	2	A
80	6	4	C
80	6	17	C
80	6	25	C
80	6	26	A
80	6	27	U

Continued on next page...

Continued from previous page...

Mol	Chain	Res	Type
80	6	34	G
80	6	47	A
80	6	57	G
80	6	66	U
80	6	67	A
80	6	68	A
80	6	72	A
80	6	73	U
80	6	75	U
80	6	76	A
80	6	77	U
80	6	87	C
80	6	100	A
80	6	103	A
80	6	104	A
80	6	114	C
80	6	127	G
80	6	132	U
80	6	137	U
80	6	138	A
80	6	140	A
80	6	141	U
80	6	144	U
80	6	145	A
80	6	146	U
80	6	153	G
80	6	158	U
80	6	159	U
80	6	166	C
80	6	175	G
80	6	178	U
80	6	179	A
80	6	181	A
80	6	185	U
80	6	188	A
80	6	190	C
80	6	191	C
80	6	192	U
80	6	193	U
80	6	194	U
80	6	195	G
80	6	197	A

Continued on next page...

Continued from previous page...

Mol	Chain	Res	Type
80	6	199	G
80	6	200	A
80	6	215	A
80	6	216	U
80	6	217	A
80	6	218	A
80	6	219	A
80	6	220	A
80	6	222	A
80	6	226	A
80	6	227	U
80	6	228	G
80	6	229	U
80	6	230	C
80	6	232	U
80	6	233	C
80	6	235	G
80	6	238	U
80	6	240	U
80	6	241	U
80	6	250	C
80	6	260	U
80	6	261	U
80	6	265	A
80	6	266	A
80	6	268	C
80	6	269	G
80	6	271	A
80	6	272	U
80	6	273	G
80	6	275	C
80	6	276	C
80	6	277	U
80	6	278	U
80	6	280	U
80	6	287	G
80	6	294	C
80	6	295	A
80	6	299	A
80	6	301	A
80	6	304	U
80	6	309	C

Continued on next page...

Continued from previous page...

Mol	Chain	Res	Type
80	6	310	C
80	6	314	C
80	6	316	A
80	6	319	U
80	6	320	U
80	6	321	C
80	6	322	G
80	6	330	G
80	6	333	A
80	6	337	G
80	6	338	C
80	6	341	A
80	6	352	A
80	6	359	A
80	6	360	A
80	6	361	C
80	6	374	U
80	6	381	C
80	6	400	A
80	6	401	A
80	6	402	C
80	6	403	G
80	6	404	G
80	6	405	C
80	6	416	A
80	6	418	G
80	6	424	C
80	6	425	A
80	6	426	G
80	6	434	G
80	6	439	U
80	6	444	C
80	6	448	C
80	6	452	A
80	6	454	U
80	6	459	G
80	6	468	A
80	6	470	A
80	6	475	A
80	6	477	A
80	6	480	G
80	6	484	C

Continued on next page...

Continued from previous page...

Mol	Chain	Res	Type
80	6	485	A
80	6	486	G
80	6	487	G
80	6	488	G
80	6	489	C
80	6	490	C
80	6	492	A
80	6	493	U
80	6	494	U
80	6	495	C
80	6	496	G
80	6	497	G
80	6	500	C
80	6	501	U
80	6	504	U
80	6	505	A
80	6	506	A
80	6	508	U
80	6	510	G
80	6	511	A
80	6	512	A
80	6	513	U
80	6	514	G
80	6	515	A
80	6	519	C
80	6	520	A
80	6	527	A
80	6	538	A
80	6	539	G
80	6	540	G
80	6	541	A
80	6	542	A
80	6	543	C
80	6	544	A
80	6	555	A
80	6	556	A
80	6	557	G
80	6	558	U
80	6	559	C
80	6	565	C
80	6	570	A
80	6	574	G

Continued on next page...

Continued from previous page...

Mol	Chain	Res	Type
80	6	577	G
80	6	578	U
80	6	579	A
80	6	580	A
80	6	582	U
80	6	594	A
80	6	595	G
80	6	609	U
80	6	610	G
80	6	611	U
80	6	617	U
80	6	619	A
80	6	620	A
80	6	622	A
80	6	623	A
80	6	624	G
80	6	634	G
80	6	635	A
80	6	637	C
80	6	639	U
80	6	640	U
80	6	648	G
80	6	652	G
80	6	653	C
80	6	654	C
80	6	658	C
80	6	661	A
80	6	662	U
80	6	665	U
80	6	667	U
80	6	668	C
80	6	669	G
80	6	670	U
80	6	676	G
80	6	678	A
80	6	679	U
80	6	680	U
80	6	681	U
80	6	682	C
80	6	683	C
80	6	684	A
80	6	685	A

Continued on next page...

Continued from previous page...

Mol	Chain	Res	Type
80	6	687	G
80	6	691	C
80	6	695	U
80	6	696	C
80	6	697	C
80	6	698	U
80	6	710	U
80	6	711	U
80	6	714	G
80	6	718	U
80	6	719	U
80	6	720	G
80	6	721	U
80	6	722	G
80	6	723	G
80	6	730	G
80	6	742	U
80	6	751	G
80	6	754	A
80	6	755	A
80	6	756	A
80	6	765	G
80	6	766	U
80	6	767	U
80	6	774	A
80	6	775	G
80	6	780	A
80	6	781	U
80	6	782	U
80	6	783	G
80	6	784	C
80	6	787	G
80	6	789	A
80	6	792	U
80	6	793	A
80	6	794	U
80	6	795	U
80	6	806	A
80	6	811	A
80	6	812	A
80	6	814	A
80	6	815	G

Continued on next page...

Continued from previous page...

Mol	Chain	Res	Type
80	6	816	G
80	6	821	U
80	6	823	G
80	6	825	U
80	6	826	U
80	6	828	U
80	6	829	A
80	6	830	U
80	6	831	U
80	6	832	U
80	6	834	G
80	6	835	U
80	6	850	A
80	6	860	U
80	6	862	A
80	6	863	A
80	6	864	U
80	6	876	G
80	6	886	U
80	6	898	A
80	6	906	A
80	6	911	U
80	6	913	G
80	6	914	G
80	6	933	A
80	6	935	U
80	6	942	G
80	6	944	A
80	6	945	U
80	6	959	U
80	6	960	U
80	6	966	A
80	6	968	U
80	6	969	C
80	6	970	A
80	6	971	A
80	6	991	G
80	6	992	A
80	6	993	A
80	6	995	A
80	6	996	U
80	6	1003	A

Continued on next page...

Continued from previous page...

Mol	Chain	Res	Type
80	6	1004	U
80	6	1005	A
80	6	1021	C
80	6	1026	A
80	6	1028	C
80	6	1029	U
80	6	1039	A
80	6	1040	G
80	6	1042	G
80	6	1043	A
80	6	1052	U
80	6	1053	G
80	6	1054	U
80	6	1057	U
80	6	1058	U
80	6	1059	U
80	6	1060	U
80	6	1061	A
80	6	1063	U
80	6	1074	G
80	6	1081	A
80	6	1082	C
80	6	1091	A
80	6	1092	A
80	6	1096	C
80	6	1097	U
80	6	1098	U
80	6	1100	G
80	6	1101	G
80	6	1104	U
80	6	1109	G
80	6	1137	A
80	6	1138	A
80	6	1139	A
80	6	1151	A
80	6	1153	G
80	6	1155	G
80	6	1158	C
80	6	1159	C
80	6	1160	A
80	6	1162	C
80	6	1167	G

Continued on next page...

Continued from previous page...

Mol	Chain	Res	Type
80	6	1185	U
80	6	1194	A
80	6	1196	A
80	6	1197	C
80	6	1199	G
80	6	1200	G
80	6	1202	A
80	6	1207	C
80	6	1208	A
80	6	1217	A
80	6	1218	G
80	6	1221	A
80	6	1225	U
80	6	1226	A
80	6	1228	G
80	6	1229	G
80	6	1230	A
80	6	1231	U
80	6	1239	U
80	6	1240	U
80	6	1241	G
80	6	1242	A
80	6	1243	G
80	6	1244	A
80	6	1245	G
80	6	1246	C
80	6	1255	G
80	6	1256	A
80	6	1257	U
80	6	1258	U
80	6	1275	A
80	6	1284	C
80	6	1286	U
80	6	1288	G
80	6	1293	U
80	6	1305	U
80	6	1314	U
80	6	1316	G
80	6	1321	A
80	6	1335	U
80	6	1338	C
80	6	1344	A

Continued on next page...

Continued from previous page...

Mol	Chain	Res	Type
80	6	1345	A
80	6	1346	A
80	6	1348	A
80	6	1354	G
80	6	1361	U
80	6	1363	U
80	6	1364	G
80	6	1371	A
80	6	1372	U
80	6	1383	G
80	6	1388	A
80	6	1390	U
80	6	1398	U
80	6	1399	C
80	6	1400	A
80	6	1402	G
80	6	1413	U
80	6	1414	U
80	6	1415	U
80	6	1427	A
80	6	1428	G
80	6	1433	G
80	6	1445	G
80	6	1446	A
80	6	1448	G
80	6	1456	C
80	6	1458	G
80	6	1459	C
80	6	1461	C
80	6	1469	A
80	6	1471	A
80	6	1481	C
80	6	1482	C
80	6	1486	G
80	6	1489	U
80	6	1490	C
80	6	1491	U
80	6	1492	A
80	6	1493	A
80	6	1494	C
80	6	1506	G
80	6	1514	U

Continued on next page...

Continued from previous page...

Mol	Chain	Res	Type
80	6	1515	A
80	6	1516	A
80	6	1521	G
80	6	1523	G
80	6	1524	A
80	6	1531	G
80	6	1535	U
80	6	1536	G
80	6	1537	C
80	6	1538	U
80	6	1540	G
80	6	1554	U
80	6	1557	U
80	6	1559	A
80	6	1569	A
80	6	1573	A
80	6	1574	G
80	6	1575	G
80	6	1584	G
80	6	1590	G
80	6	1596	C
80	6	1600	A
80	6	1601	G
80	6	1616	G
80	6	1618	C
80	6	1621	U
80	6	1634	C
80	6	1637	C
80	6	1638	G
80	6	1656	U
80	6	1657	U
80	6	1658	G
80	6	1696	G
80	6	1697	G
80	6	1698	G
80	6	1699	G
80	6	1700	C
80	6	1701	A
80	6	1702	A
80	6	1710	U
80	6	1712	A
80	6	1715	G

Continued on next page...

Continued from previous page...

Mol	Chain	Res	Type
80	6	1716	C
80	6	1717	G
80	6	1727	G
80	6	1731	A
80	6	1736	G
80	6	1755	A
80	6	1760	G
80	6	1762	A
80	6	1766	A
80	6	1767	G
80	6	1769	U
80	6	1770	U
80	6	1780	G
80	6	1782	A
80	6	1783	C
80	6	1792	G
80	6	1793	G
80	6	1794	A
80	6	1796	C
80	6	1799	U
80	6	1800	A
36	5	15	C
36	5	24	G
36	5	26	A
36	5	40	A
36	5	49	A
36	5	57	A
36	5	59	G
36	5	60	A
36	5	65	A
36	5	66	A
36	5	68	C
36	5	76	G
36	5	77	A
36	5	83	U
36	5	85	A
36	5	93	C
36	5	94	G
36	5	96	G
36	5	97	U
36	5	99	A
36	5	101	G

Continued on next page...

Continued from previous page...

Mol	Chain	Res	Type
36	5	109	A
36	5	110	G
36	5	111	C
36	5	116	A
36	5	120	G
36	5	121	A
36	5	122	A
36	5	133	U
36	5	134	U
36	5	135	C
36	5	136	G
36	5	150	A
36	5	152	U
36	5	156	G
36	5	157	A
36	5	158	G
36	5	165	A
36	5	166	C
36	5	168	U
36	5	170	G
36	5	171	G
36	5	173	G
36	5	174	C
36	5	182	U
36	5	183	G
36	5	184	U
36	5	187	A
36	5	190	U
36	5	191	U
36	5	200	C
36	5	201	A
36	5	206	G
36	5	210	U
36	5	211	A
36	5	218	G
36	5	219	A
36	5	221	A
36	5	235	A
36	5	239	G
36	5	240	U
36	5	242	C
36	5	244	G

Continued on next page...

Continued from previous page...

Mol	Chain	Res	Type
36	5	246	U
36	5	248	U
36	5	249	U
36	5	250	U
36	5	251	G
36	5	252	U
36	5	253	A
36	5	254	A
36	5	259	C
36	5	269	G
36	5	283	G
36	5	284	A
36	5	286	U
36	5	295	A
36	5	297	G
36	5	315	C
36	5	316	U
36	5	323	A
36	5	329	U
36	5	339	C
36	5	349	A
36	5	350	C
36	5	351	A
36	5	352	A
36	5	353	G
36	5	360	G
36	5	366	A
36	5	370	U
36	5	375	A
36	5	376	G
36	5	398	A
36	5	399	A
36	5	401	U
36	5	402	A
36	5	403	C
36	5	421	G
36	5	422	A
36	5	436	A
36	5	437	G
36	5	438	A
36	5	439	C
36	5	440	A

Continued on next page...

Continued from previous page...

Mol	Chain	Res	Type
36	5	441	U
36	5	442	G
36	5	443	G
36	5	492	U
36	5	495	G
36	5	503	C
36	5	510	G
36	5	516	A
36	5	520	U
36	5	521	A
36	5	522	A
36	5	523	A
36	5	535	G
36	5	542	G
36	5	546	C
36	5	547	G
36	5	548	G
36	5	551	A
36	5	555	U
36	5	557	A
36	5	559	A
36	5	569	A
36	5	578	A
36	5	579	G
36	5	581	U
36	5	583	G
36	5	585	A
36	5	587	U
36	5	589	A
36	5	590	G
36	5	592	A
36	5	594	U
36	5	595	G
36	5	600	G
36	5	604	G
36	5	607	A
36	5	609	G
36	5	610	G
36	5	611	A
36	5	619	A
36	5	620	U
36	5	621	A

Continued on next page...

Continued from previous page...

Mol	Chain	Res	Type
36	5	636	C
36	5	649	A
36	5	651	G
36	5	653	A
36	5	654	C
36	5	660	A
36	5	662	U
36	5	677	A
36	5	681	U
36	5	683	U
36	5	691	A
36	5	698	U
36	5	699	A
36	5	705	A
36	5	708	G
36	5	709	A
36	5	712	G
36	5	715	A
36	5	716	A
36	5	719	U
36	5	720	A
36	5	726	G
36	5	736	A
36	5	743	C
36	5	751	A
36	5	758	C
36	5	766	U
36	5	767	U
36	5	774	G
36	5	776	U
36	5	777	U
36	5	780	A
36	5	781	G
36	5	785	G
36	5	786	A
36	5	802	C
36	5	806	A
36	5	807	A
36	5	816	A
36	5	817	A
36	5	830	A
36	5	847	A

Continued on next page...

Continued from previous page...

Mol	Chain	Res	Type
36	5	861	C
36	5	869	G
36	5	874	U
36	5	875	G
36	5	879	U
36	5	896	A
36	5	897	U
36	5	907	G
36	5	908	G
36	5	914	A
36	5	916	G
36	5	917	A
36	5	919	U
36	5	921	A
36	5	923	C
36	5	924	G
36	5	936	A
36	5	937	G
36	5	938	C
36	5	944	C
36	5	959	C
36	5	960	U
36	5	965	A
36	5	974	G
36	5	979	U
36	5	981	U
36	5	990	U
36	5	994	G
36	5	997	A
36	5	1001	G
36	5	1002	A
36	5	1010	G
36	5	1014	U
36	5	1015	U
36	5	1016	C
36	5	1017	C
36	5	1018	G
36	5	1021	G
36	5	1024	G
36	5	1025	A
36	5	1026	A
36	5	1027	A

Continued on next page...

Continued from previous page...

Mol	Chain	Res	Type
36	5	1028	U
36	5	1029	G
36	5	1032	C
36	5	1034	U
36	5	1035	G
36	5	1047	A
36	5	1049	C
36	5	1056	U
36	5	1064	A
36	5	1065	A
36	5	1071	U
36	5	1072	G
36	5	1081	U
36	5	1082	U
36	5	1085	A
36	5	1093	A
36	5	1094	U
36	5	1095	U
36	5	1096	U
36	5	1097	G
36	5	1098	A
36	5	1099	A
36	5	1103	A
36	5	1104	G
36	5	1117	G
36	5	1131	G
36	5	1153	A
36	5	1159	A
36	5	1160	C
36	5	1161	G
36	5	1173	U
36	5	1178	G
36	5	1180	A
36	5	1181	U
36	5	1182	A
36	5	1191	U
36	5	1192	C
36	5	1193	A
36	5	1201	C
36	5	1202	A
36	5	1209	G
36	5	1222	G

Continued on next page...

Continued from previous page...

Mol	Chain	Res	Type
36	5	1232	C
36	5	1233	G
36	5	1236	G
36	5	1237	G
36	5	1239	C
36	5	1241	U
36	5	1242	G
36	5	1245	A
36	5	1246	G
36	5	1251	A
36	5	1252	A
36	5	1254	C
36	5	1259	A
36	5	1262	G
36	5	1263	A
36	5	1264	G
36	5	1265	U
36	5	1266	G
36	5	1281	G
36	5	1285	G
36	5	1294	A
36	5	1297	C
36	5	1301	A
36	5	1305	U
36	5	1307	G
36	5	1308	A
36	5	1309	U
36	5	1311	G
36	5	1313	G
36	5	1324	U
36	5	1329	U
36	5	1330	A
36	5	1348	U
36	5	1349	G
36	5	1351	U
36	5	1352	A
36	5	1353	U
36	5	1354	G
36	5	1355	A
36	5	1356	U
36	5	1357	G
36	5	1368	U

Continued on next page...

Continued from previous page...

Mol	Chain	Res	Type
36	5	1379	G
36	5	1385	C
36	5	1386	A
36	5	1387	G
36	5	1399	A
36	5	1400	G
36	5	1419	A
36	5	1428	A
36	5	1431	G
36	5	1434	G
36	5	1437	C
36	5	1446	A
36	5	1450	G
36	5	1460	A
36	5	1465	A
36	5	1476	G
36	5	1481	A
36	5	1482	A
36	5	1484	U
36	5	1490	A
36	5	1502	C
36	5	1503	A
36	5	1508	C
36	5	1514	G
36	5	1526	U
36	5	1527	C
36	5	1536	G
36	5	1541	G
36	5	1547	G
36	5	1549	U
36	5	1554	U
36	5	1556	C
36	5	1557	A
36	5	1559	A
36	5	1560	G
36	5	1561	G
36	5	1562	C
36	5	1565	G
36	5	1566	A
36	5	1567	U
36	5	1569	U
36	5	1570	U

Continued on next page...

Continued from previous page...

Mol	Chain	Res	Type
36	5	1571	A
36	5	1572	U
36	5	1574	C
36	5	1575	A
36	5	1576	G
36	5	1577	G
36	5	1578	C
36	5	1579	C
36	5	1580	A
36	5	1581	C
36	5	1582	C
36	5	1583	A
36	5	1584	U
36	5	1589	A
36	5	1593	A
36	5	1605	A
36	5	1607	U
36	5	1608	C
36	5	1620	U
36	5	1629	U
36	5	1632	A
36	5	1635	G
36	5	1639	C
36	5	1643	A
36	5	1644	C
36	5	1645	U
36	5	1655	G
36	5	1677	G
36	5	1683	A
36	5	1713	G
36	5	1716	U
36	5	1717	U
36	5	1724	U
36	5	1725	C
36	5	1736	G
36	5	1750	A
36	5	1751	G
36	5	1756	C
36	5	1759	C
36	5	1760	A
36	5	1762	C
36	5	1764	U

Continued on next page...

Continued from previous page...

Mol	Chain	Res	Type
36	5	1765	U
36	5	1766	G
36	5	1770	G
36	5	1778	G
36	5	1780	G
36	5	1781	C
36	5	1793	C
36	5	1796	G
36	5	1797	A
36	5	1812	G
36	5	1813	A
36	5	1814	A
36	5	1815	U
36	5	1816	A
36	5	1817	G
36	5	1818	U
36	5	1820	U
36	5	1821	U
36	5	1841	A
36	5	1842	A
36	5	1846	C
36	5	1848	G
36	5	1849	C
36	5	1866	C
36	5	1871	U
36	5	1873	U
36	5	1876	U
36	5	1878	G
36	5	1879	A
36	5	1880	U
36	5	1884	A
36	5	1886	A
36	5	1895	A
36	5	1901	A
36	5	1906	G
36	5	1912	U
36	5	1920	U
36	5	1932	A
36	5	1952	G
36	5	1953	G
36	5	2101	C
36	5	2102	U

Continued on next page...

Continued from previous page...

Mol	Chain	Res	Type
36	5	2111	G
36	5	2112	U
36	5	2113	A
36	5	2118	C
36	5	2121	G
36	5	2122	G
36	5	2131	A
36	5	2144	A
36	5	2154	U
36	5	2158	A
36	5	2161	G
36	5	2169	G
36	5	2177	G
36	5	2185	G
36	5	2187	G
36	5	2188	A
36	5	2192	C
36	5	2198	A
36	5	2201	G
36	5	2205	U
36	5	2207	A
36	5	2210	G
36	5	2222	A
36	5	2228	A
36	5	2234	G
36	5	2244	A
36	5	2246	G
36	5	2247	G
36	5	2250	G
36	5	2252	A
36	5	2253	G
36	5	2255	A
36	5	2256	A
36	5	2258	U
36	5	2261	G
36	5	2273	G
36	5	2276	G
36	5	2279	A
36	5	2281	A
36	5	2283	G
36	5	2288	G
36	5	2307	G

Continued on next page...

Continued from previous page...

Mol	Chain	Res	Type
36	5	2308	C
36	5	2310	U
36	5	2313	A
36	5	2315	G
36	5	2319	U
36	5	2334	U
36	5	2336	U
36	5	2347	U
36	5	2354	C
36	5	2361	A
36	5	2363	A
36	5	2372	A
36	5	2373	A
36	5	2374	C
36	5	2375	G
36	5	2385	G
36	5	2393	G
36	5	2394	G
36	5	2397	A
36	5	2398	A
36	5	2400	G
36	5	2401	A
36	5	2402	A
36	5	2403	G
36	5	2404	A
36	5	2405	C
36	5	2411	U
36	5	2418	G
36	5	2419	A
36	5	2425	G
36	5	2437	G
36	5	2438	A
36	5	2439	A
36	5	2440	G
36	5	2441	A
36	5	2443	A
36	5	2504	U
36	5	2505	U
36	5	2508	U
36	5	2510	U
36	5	2511	A
36	5	2512	C

Continued on next page...

Continued from previous page...

Mol	Chain	Res	Type
36	5	2513	U
36	5	2514	U
36	5	2515	A
36	5	2520	A
36	5	2522	G
36	5	2523	A
36	5	2524	A
36	5	2526	C
36	5	2530	G
36	5	2531	C
36	5	2532	U
36	5	2534	G
36	5	2536	A
36	5	2537	U
36	5	2538	U
36	5	2539	C
36	5	2540	A
36	5	2543	U
36	5	2544	U
36	5	2549	G
36	5	2552	C
36	5	2555	G
36	5	2559	U
36	5	2562	A
36	5	2566	C
36	5	2567	C
36	5	2568	C
36	5	2569	A
36	5	2570	U
36	5	2571	U
36	5	2572	C
36	5	2573	G
36	5	2574	G
36	5	2580	A
36	5	2584	G
36	5	2585	G
36	5	2586	G
36	5	2589	G
36	5	2593	A
36	5	2594	C
36	5	2600	C
36	5	2606	G

Continued on next page...

Continued from previous page...

Mol	Chain	Res	Type
36	5	2607	G
36	5	2614	G
36	5	2630	C
36	5	2637	A
36	5	2639	G
36	5	2642	A
36	5	2647	A
36	5	2652	U
36	5	2656	A
36	5	2657	A
36	5	2658	G
36	5	2667	A
36	5	2674	A
36	5	2677	G
36	5	2678	A
36	5	2683	U
36	5	2689	A
36	5	2690	G
36	5	2691	A
36	5	2694	A
36	5	2696	A
36	5	2705	A
36	5	2714	G
36	5	2728	G
36	5	2729	U
36	5	2750	U
36	5	2752	U
36	5	2753	G
36	5	2755	C
36	5	2762	A
36	5	2771	U
36	5	2772	C
36	5	2773	C
36	5	2777	G
36	5	2778	G
36	5	2779	A
36	5	2782	U
36	5	2796	G
36	5	2799	A
36	5	2800	G
36	5	2801	A
36	5	2802	A

Continued on next page...

Continued from previous page...

Mol	Chain	Res	Type
36	5	2810	C
36	5	2817	A
36	5	2818	U
36	5	2821	C
36	5	2838	A
36	5	2839	G
36	5	2840	C
36	5	2843	U
36	5	2844	C
36	5	2845	A
36	5	2847	A
36	5	2849	C
36	5	2851	A
36	5	2853	A
36	5	2867	C
36	5	2870	C
36	5	2871	G
36	5	2872	A
36	5	2873	U
36	5	2875	U
36	5	2876	C
36	5	2880	U
36	5	2886	U
36	5	2887	A
36	5	2889	C
36	5	2895	G
36	5	2896	A
36	5	2897	A
36	5	2898	G
36	5	2899	C
36	5	2900	A
36	5	2921	U
36	5	2923	U
36	5	2924	U
36	5	2935	U
36	5	2936	A
36	5	2942	C
36	5	2945	G
36	5	2946	A
36	5	2947	G
36	5	2953	U
36	5	2954	U

Continued on next page...

Continued from previous page...

Mol	Chain	Res	Type
36	5	2957	G
36	5	2970	C
36	5	2971	A
36	5	2972	G
36	5	2979	U
36	5	2983	C
36	5	2990	G
36	5	2992	U
36	5	2993	G
36	5	2996	U
36	5	2997	G
36	5	3012	A
36	5	3028	G
36	5	3030	G
36	5	3056	U
36	5	3057	U
36	5	3059	G
36	5	3078	U
36	5	3079	U
36	5	3086	A
36	5	3087	A
36	5	3092	C
36	5	3101	G
36	5	3102	G
36	5	3119	U
36	5	3123	A
36	5	3130	A
36	5	3131	U
36	5	3142	A
36	5	3143	C
36	5	3144	G
36	5	3145	C
36	5	3150	A
36	5	3153	U
36	5	3155	U
36	5	3156	U
36	5	3157	U
36	5	3158	G
36	5	3164	C
36	5	3165	A
36	5	3166	C
36	5	3168	A

Continued on next page...

Continued from previous page...

Mol	Chain	Res	Type
36	5	3171	U
36	5	3172	A
36	5	3173	G
36	5	3174	A
36	5	3176	G
36	5	3179	U
36	5	3180	A
36	5	3181	C
36	5	3182	G
36	5	3187	A
36	5	3195	U
36	5	3196	U
36	5	3197	G
36	5	3199	G
36	5	3206	C
36	5	3207	U
36	5	3217	C
36	5	3218	A
36	5	3219	G
36	5	3220	G
36	5	3227	A
36	5	3228	C
36	5	3229	G
36	5	3238	G
36	5	3239	G
36	5	3243	A
36	5	3245	A
36	5	3246	G
36	5	3247	G
36	5	3253	G
36	5	3259	U
36	5	3263	G
36	5	3265	C
36	5	3269	U
36	5	3270	U
36	5	3273	A
36	5	3275	U
36	5	3276	G
36	5	3277	U
36	5	3278	C
36	5	3279	A
36	5	3280	U

Continued on next page...

Continued from previous page...

Mol	Chain	Res	Type
36	5	3281	U
36	5	3282	U
36	5	3284	G
36	5	3285	C
36	5	3286	G
36	5	3288	G
36	5	3289	G
36	5	3290	G
36	5	3294	A
36	5	3295	A
36	5	3300	U
36	5	3304	U
36	5	3313	U
36	5	3316	A
36	5	3317	U
36	5	3318	G
36	5	3319	U
36	5	3325	G
36	5	3335	A
36	5	3336	A
36	5	3341	U
36	5	3342	A
36	5	3345	G
36	5	3351	U
36	5	3352	U
36	5	3354	U
36	5	3355	U
36	5	3356	G
36	5	3358	U
36	5	3363	U
36	5	3368	U
36	5	3369	G
36	5	3378	C
36	5	3389	U
36	5	3390	G
36	5	3393	U
36	5	3396	U
37	7	7	G
37	7	14	U
37	7	22	A
37	7	27	A
37	7	33	U

Continued on next page...

Continued from previous page...

Mol	Chain	Res	Type
37	7	38	U
37	7	51	A
37	7	52	G
37	7	54	U
37	7	55	A
37	7	60	G
37	7	65	G
37	7	72	A
37	7	73	C
37	7	74	C
37	7	76	A
37	7	88	G
37	7	92	A
37	7	93	C
37	7	101	G
37	7	102	A
37	7	107	C
37	7	112	G
38	8	3	A
38	8	21	C
38	8	25	G
38	8	34	U
38	8	35	C
38	8	48	A
38	8	49	G
38	8	51	G
38	8	52	A
38	8	59	A
38	8	60	U
38	8	62	C
38	8	63	G
38	8	75	G
38	8	79	A
38	8	80	A
38	8	81	U
38	8	82	U
38	8	83	C
38	8	84	C
38	8	85	G
38	8	86	U
38	8	87	G
38	8	90	U

Continued on next page...

Continued from previous page...

Mol	Chain	Res	Type
38	8	95	G
38	8	102	U
38	8	104	A
38	8	105	A
38	8	106	C
38	8	107	G
38	8	111	A
38	8	113	U
38	8	125	U
38	8	126	A
38	8	127	U
38	8	138	A
38	8	152	G
38	8	156	U
38	8	157	U
38	8	158	U

All (327) RNA pucker outliers are listed below:

Mol	Chain	Res	Type
1	2	25	C
1	2	45	U
1	2	68	A
1	2	73	U
1	2	74	U
1	2	103	A
1	2	114	C
1	2	130	C
1	2	131	C
1	2	132	U
1	2	133	U
1	2	136	C
1	2	139	C
1	2	158	U
1	2	187	G
1	2	218	A
1	2	232	U
1	2	240	U
1	2	278	U
1	2	280	U
1	2	321	C
1	2	417	A

Continued on next page...

Continued from previous page...

Mol	Chain	Res	Type
1	2	484	C
1	2	497	G
1	2	499	U
1	2	501	U
1	2	503	G
1	2	512	A
1	2	555	A
1	2	558	U
1	2	582	U
1	2	609	U
1	2	622	A
1	2	685	A
1	2	704	C
1	2	720	G
1	2	721	U
1	2	734	A
1	2	755	A
1	2	781	U
1	2	782	U
1	2	794	U
1	2	811	A
1	2	829	A
1	2	913	G
1	2	1051	G
1	2	1058	U
1	2	1081	A
1	2	1108	G
1	2	1157	A
1	2	1196	A
1	2	1207	C
1	2	1226	A
1	2	1244	A
1	2	1250	U
1	2	1339	C
1	2	1344	A
1	2	1370	U
1	2	1481	C
1	2	1489	U
1	2	1490	C
1	2	1517	U
1	2	1568	C
1	2	1573	A

Continued on next page...

Continued from previous page...

Mol	Chain	Res	Type
1	2	1615	C
1	2	1657	U
1	2	1761	U
1	2	1809	G
1	2	1811	G
1	2	1824	C
36	1	13	A
36	1	44	U
36	1	65	A
36	1	67	A
36	1	169	U
36	1	239	G
36	1	269	G
36	1	282	G
36	1	285	A
36	1	369	A
36	1	397	A
36	1	518	G
36	1	547	G
36	1	594	U
36	1	637	C
36	1	715	A
36	1	763	G
36	1	764	U
36	1	873	C
36	1	908	G
36	1	916	G
36	1	979	U
36	1	981	U
36	1	993	G
36	1	1064	A
36	1	1094	U
36	1	1097	G
36	1	1103	A
36	1	1181	U
36	1	1196	C
36	1	1273	A
36	1	1307	G
36	1	1329	U
36	1	1352	A
36	1	1355	A
36	1	1467	A

Continued on next page...

Continued from previous page...

Mol	Chain	Res	Type
36	1	1484	U
36	1	1507	G
36	1	1554	U
36	1	1562	C
36	1	1607	U
36	1	1716	U
36	1	1815	U
36	1	1816	A
36	1	1820	U
36	1	1879	A
36	1	2101	C
36	1	2112	U
36	1	2209	U
36	1	2227	C
36	1	2249	G
36	1	2281	A
36	1	2372	A
36	1	2418	G
36	1	2513	U
36	1	2525	G
36	1	2537	U
36	1	2541	U
36	1	2554	A
36	1	2585	G
36	1	2593	A
36	1	2677	G
36	1	2689	A
36	1	2728	G
36	1	2801	A
36	1	2817	A
36	1	2818	U
36	1	2871	G
36	1	3078	U
36	1	3121	U
36	1	3156	U
36	1	3157	U
36	1	3169	U
36	1	3195	U
36	1	3207	U
36	1	3218	A
36	1	3228	C
36	1	3242	G

Continued on next page...

Continued from previous page...

Mol	Chain	Res	Type
36	1	3269	U
36	1	3276	G
36	1	3316	A
36	1	3317	U
36	1	3319	U
36	1	3350	C
36	1	3351	U
36	1	3353	G
36	1	3375	A
37	3	13	A
37	3	49	G
37	3	52	G
38	4	82	U
38	4	85	G
38	4	111	A
38	4	126	A
80	6	25	C
80	6	66	U
80	6	75	U
80	6	76	A
80	6	103	A
80	6	114	C
80	6	126	A
80	6	136	C
80	6	139	C
80	6	158	U
80	6	187	G
80	6	192	U
80	6	217	A
80	6	240	U
80	6	272	U
80	6	277	U
80	6	400	A
80	6	417	A
80	6	512	A
80	6	541	A
80	6	542	A
80	6	543	C
80	6	555	A
80	6	557	G
80	6	558	U
80	6	609	U

Continued on next page...

Continued from previous page...

Mol	Chain	Res	Type
80	6	651	G
80	6	667	U
80	6	695	U
80	6	697	C
80	6	717	C
80	6	755	A
80	6	793	A
80	6	794	U
80	6	811	A
80	6	815	G
80	6	829	A
80	6	834	G
80	6	970	A
80	6	1004	U
80	6	1051	G
80	6	1058	U
80	6	1081	A
80	6	1097	U
80	6	1137	A
80	6	1196	A
80	6	1227	A
80	6	1238	A
80	6	1244	A
80	6	1255	G
80	6	1344	A
80	6	1481	C
80	6	1490	C
80	6	1491	U
80	6	1535	U
80	6	1568	C
80	6	1572	G
80	6	1573	A
80	6	1600	A
80	6	1615	C
80	6	1620	C
80	6	1657	U
80	6	1696	G
80	6	1698	G
80	6	1700	C
80	6	1755	A
80	6	1766	A
36	5	65	A

Continued on next page...

Continued from previous page...

Mol	Chain	Res	Type
36	5	93	C
36	5	151	A
36	5	169	U
36	5	183	G
36	5	238	A
36	5	282	G
36	5	374	A
36	5	397	A
36	5	438	A
36	5	546	C
36	5	588	G
36	5	715	A
36	5	765	C
36	5	786	A
36	5	873	C
36	5	896	A
36	5	916	G
36	5	993	G
36	5	1027	A
36	5	1033	U
36	5	1064	A
36	5	1081	U
36	5	1149	G
36	5	1154	A
36	5	1160	C
36	5	1181	U
36	5	1238	C
36	5	1241	U
36	5	1284	C
36	5	1307	G
36	5	1329	U
36	5	1331	U
36	5	1352	A
36	5	1355	A
36	5	1481	A
36	5	1560	G
36	5	1574	C
36	5	1607	U
36	5	1716	U
36	5	1724	U
36	5	1816	A
36	5	1819	U

Continued on next page...

Continued from previous page...

Mol	Chain	Res	Type
36	5	1879	A
36	5	2101	C
36	5	2112	U
36	5	2144	A
36	5	2204	C
36	5	2209	U
36	5	2249	G
36	5	2255	A
36	5	2257	C
36	5	2261	G
36	5	2306	C
36	5	2360	C
36	5	2372	A
36	5	2373	A
36	5	2374	C
36	5	2401	A
36	5	2418	G
36	5	2440	G
36	5	2507	C
36	5	2513	U
36	5	2531	C
36	5	2585	G
36	5	2593	A
36	5	2682	C
36	5	2728	G
36	5	2772	C
36	5	2801	A
36	5	2818	U
36	5	2872	A
36	5	2887	A
36	5	2896	A
36	5	2953	U
36	5	2970	C
36	5	2971	A
36	5	3078	U
36	5	3154	C
36	5	3167	A
36	5	3195	U
36	5	3218	A
36	5	3228	C
36	5	3269	U
36	5	3271	G

Continued on next page...

Continued from previous page...

Mol	Chain	Res	Type
36	5	3275	U
36	5	3289	G
36	5	3303	G
36	5	3317	U
36	5	3340	G
36	5	3341	U
36	5	3357	U
37	7	49	G
38	8	111	A
38	8	126	A
38	8	156	U

5.4 Non-standard residues in protein, DNA, RNA chains [i](#)

There are no non-standard protein/DNA/RNA residues in this entry.

5.5 Carbohydrates [i](#)

There are no monosaccharides in this entry.

5.6 Ligand geometry [i](#)

Of 3561 ligands modelled in this entry, 2208 are monoatomic - leaving 1353 for Mogul analysis.

In the following table, the Counts columns list the number of bonds (or angles) for which Mogul statistics could be retrieved, the number of bonds (or angles) that are observed in the model and the number of bonds (or angles) that are defined in the Chemical Component Dictionary. The Link column lists molecule types, if any, to which the group is linked. The Z score for a bond length (or angle) is the number of standard deviations the observed value is removed from the expected value. A bond length (or angle) with $|Z| > 2$ is considered an outlier worth inspection. RMSZ is the root-mean-square of all Z scores of the bond lengths (or angles).

Mol	Type	Chain	Res	Link	Bond lengths			Bond angles		
					Counts	RMSZ	$\# Z > 2$	Counts	RMSZ	$\# Z > 2$
86	OHX	6	2060	-	0,6,6	0.00	-	-		
86	OHX	6	1957	80	0,6,6	0.00	-	-		
86	OHX	1	3502	86,36	0,6,6	0.00	-	-		
86	OHX	2	1928	-	0,6,6	0.00	-	-		
86	OHX	5	3438	36	0,6,6	0.00	-	-		
86	OHX	5	3582	86	0,6,6	0.00	-	-		
86	OHX	1	3657	-	0,6,6	0.00	-	-		

Mol	Type	Chain	Res	Link	Bond lengths			Bond angles		
					Counts	RMSZ	# Z > 2	Counts	RMSZ	# Z > 2
86	OHX	M0	304	86	0,6,6	0.00	-	-	-	
86	OHX	2	2018	86	0,6,6	0.00	-	-	-	
86	OHX	1	3785	86	0,6,6	0.00	-	-	-	
86	OHX	5	3446	-	0,6,6	0.00	-	-	-	
86	OHX	2	2025	-	0,6,6	0.00	-	-	-	
86	OHX	6	2086	-	0,6,6	0.00	-	-	-	
86	OHX	1	3500	-	0,6,6	0.00	-	-	-	
86	OHX	5	3707	-	0,6,6	0.00	-	-	-	
86	OHX	6	2083	86	0,6,6	0.00	-	-	-	
86	OHX	5	3576	-	0,6,6	0.00	-	-	-	
86	OHX	2	1925	-	0,6,6	0.00	-	-	-	
86	OHX	5	3468	86	0,6,6	0.00	-	-	-	
86	OHX	5	3541	86	0,6,6	0.00	-	-	-	
86	OHX	C5	201	17	0,6,6	0.00	-	-	-	
86	OHX	6	1928	80	0,6,6	0.00	-	-	-	
86	OHX	5	3672	-	0,6,6	0.00	-	-	-	
86	OHX	5	3469	-	0,6,6	0.00	-	-	-	
86	OHX	m5	501	-	0,6,6	0.00	-	-	-	
86	OHX	14	401	-	0,6,6	0.00	-	-	-	
86	OHX	1	3798	-	0,6,6	0.00	-	-	-	
86	OHX	2	1929	-	0,6,6	0.00	-	-	-	
86	OHX	2	1946	-	0,6,6	0.00	-	-	-	
86	OHX	1	3791	86	0,6,6	0.00	-	-	-	
86	OHX	2	1918	86	0,6,6	0.00	-	-	-	
86	OHX	5	3427	-	0,6,6	0.00	-	-	-	
86	OHX	5	3429	36	0,6,6	0.00	-	-	-	
86	OHX	1	3424	-	0,6,6	0.00	-	-	-	
86	OHX	M5	301	-	0,6,6	0.00	-	-	-	
86	OHX	8	212	86	0,6,6	0.00	-	-	-	
86	OHX	5	3638	-	0,6,6	0.00	-	-	-	
86	OHX	6	1968	-	0,6,6	0.00	-	-	-	
86	OHX	2	2009	-	0,6,6	0.00	-	-	-	
86	OHX	5	3483	86	0,6,6	0.00	-	-	-	
86	OHX	6	2073	-	0,6,6	0.00	-	-	-	
86	OHX	7	213	-	0,6,6	0.00	-	-	-	
86	OHX	5	3676	36	0,6,6	0.00	-	-	-	
86	OHX	5	3686	-	0,6,6	0.00	-	-	-	
86	OHX	5	3678	-	0,6,6	0.00	-	-	-	
86	OHX	L4	401	-	0,6,6	0.00	-	-	-	
86	OHX	1	3660	-	0,6,6	0.00	-	-	-	
86	OHX	8	215	-	0,6,6	0.00	-	-	-	
86	OHX	1	3665	-	0,6,6	0.00	-	-	-	
86	OHX	1	3450	86	0,6,6	0.00	-	-	-	

Mol	Type	Chain	Res	Link	Bond lengths			Bond angles		
					Counts	RMSZ	# Z > 2	Counts	RMSZ	# Z > 2
86	OHX	5	3513	36	0,6,6	0.00	-	-	-	
86	OHX	2	1990	1,86	0,6,6	0.00	-	-	-	
86	OHX	2	2017	-	0,6,6	0.00	-	-	-	
86	OHX	1	3781	-	0,6,6	0.00	-	-	-	
86	OHX	6	1943	-	0,6,6	0.00	-	-	-	
86	OHX	1	3491	-	0,6,6	0.00	-	-	-	
86	OHX	5	3531	36	0,6,6	0.00	-	-	-	
86	OHX	5	3542	36	0,6,6	0.00	-	-	-	
86	OHX	5	3437	36	0,6,6	0.00	-	-	-	
86	OHX	2	1912	-	0,6,6	0.00	-	-	-	
86	OHX	5	3432	-	0,6,6	0.00	-	-	-	
86	OHX	5	3409	36	0,6,6	0.00	-	-	-	
86	OHX	2	2034	-	0,6,6	0.00	-	-	-	
86	OHX	L3	403	-	0,6,6	0.00	-	-	-	
86	OHX	1	3739	-	0,6,6	0.00	-	-	-	
86	OHX	4	214	38	0,6,6	0.00	-	-	-	
86	OHX	6	1941	80	0,6,6	0.00	-	-	-	
86	OHX	1	3567	-	0,6,6	0.00	-	-	-	
86	OHX	s8	301	-	0,6,6	0.00	-	-	-	
86	OHX	7	211	86	0,6,6	0.00	-	-	-	
86	OHX	6	2025	-	0,6,6	0.00	-	-	-	
86	OHX	6	2089	80	0,6,6	0.00	-	-	-	
86	OHX	1	3505	86	0,6,6	0.00	-	-	-	
86	OHX	5	3550	-	0,6,6	0.00	-	-	-	
86	OHX	6	1944	80	0,6,6	0.00	-	-	-	
86	OHX	5	3580	-	0,6,6	0.00	-	-	-	
86	OHX	1	3558	-	0,6,6	0.00	-	-	-	
86	OHX	M0	301	86	0,6,6	0.00	-	-	-	
86	OHX	8	205	-	0,6,6	0.00	-	-	-	
86	OHX	5	3623	-	0,6,6	0.00	-	-	-	
86	OHX	1	3446	-	0,6,6	0.00	-	-	-	
86	OHX	5	3758	36	0,6,6	0.00	-	-	-	
86	OHX	6	2048	-	0,6,6	0.00	-	-	-	
86	OHX	5	3599	86	0,6,6	0.00	-	-	-	
86	OHX	2	1994	-	0,6,6	0.00	-	-	-	
86	OHX	5	3490	-	0,6,6	0.00	-	-	-	
86	OHX	2	1906	86	0,6,6	0.00	-	-	-	
86	OHX	6	2030	-	0,6,6	0.00	-	-	-	
86	OHX	5	3790	-	0,6,6	0.00	-	-	-	
86	OHX	5	3817	86	0,6,6	0.00	-	-	-	
86	OHX	1	3607	-	0,6,6	0.00	-	-	-	
86	OHX	8	202	38	0,6,6	0.00	-	-	-	
86	OHX	1	3734	86	0,6,6	0.00	-	-	-	

Mol	Type	Chain	Res	Link	Bond lengths			Bond angles		
					Counts	RMSZ	# Z > 2	Counts	RMSZ	# Z > 2
86	OHX	5	3449	86	0,6,6	0.00	-	-	-	
86	OHX	2	2071	86	0,6,6	0.00	-	-	-	
86	OHX	2	1995	-	0,6,6	0.00	-	-	-	
86	OHX	1	3633	-	0,6,6	0.00	-	-	-	
86	OHX	5	3639	-	0,6,6	0.00	-	-	-	
86	OHX	6	1978	80	0,6,6	0.00	-	-	-	
86	OHX	5	3721	36	0,6,6	0.00	-	-	-	
86	OHX	2	1901	-	0,6,6	0.00	-	-	-	
86	OHX	5	3731	86	0,6,6	0.00	-	-	-	
86	OHX	6	2038	-	0,6,6	0.00	-	-	-	
86	OHX	5	3448	86	0,6,6	0.00	-	-	-	
86	OHX	5	3681	-	0,6,6	0.00	-	-	-	
86	OHX	6	1906	-	0,6,6	0.00	-	-	-	
86	OHX	5	3736	86	0,6,6	0.00	-	-	-	
86	OHX	8	214	-	0,6,6	0.00	-	-	-	
86	OHX	5	3718	-	0,6,6	0.00	-	-	-	
86	OHX	1	3687	36	0,6,6	0.00	-	-	-	
86	OHX	2	1924	-	0,6,6	0.00	-	-	-	
86	OHX	5	3773	36	0,6,6	0.00	-	-	-	
86	OHX	5	3628	-	0,6,6	0.00	-	-	-	
86	OHX	6	2019	-	0,6,6	0.00	-	-	-	
86	OHX	5	3607	36	0,6,6	0.00	-	-	-	
86	OHX	6	2013	-	0,6,6	0.00	-	-	-	
86	OHX	4	202	-	0,6,6	0.00	-	-	-	
86	OHX	5	3688	86	0,6,6	0.00	-	-	-	
86	OHX	5	3621	-	0,6,6	0.00	-	-	-	
86	OHX	1	3516	-	0,6,6	0.00	-	-	-	
86	OHX	6	2021	-	0,6,6	0.00	-	-	-	
86	OHX	5	3543	86	0,6,6	0.00	-	-	-	
86	OHX	1	3751	86,36	0,6,6	0.00	-	-	-	
86	OHX	1	3616	86	0,6,6	0.00	-	-	-	
86	OHX	5	3752	-	0,6,6	0.00	-	-	-	
86	OHX	5	3421	36	0,6,6	0.00	-	-	-	
86	OHX	2	1971	-	0,6,6	0.00	-	-	-	
86	OHX	5	3478	86	0,6,6	0.00	-	-	-	
86	OHX	1	3650	-	0,6,6	0.00	-	-	-	
86	OHX	6	2054	80,86	0,6,6	0.00	-	-	-	
86	OHX	6	2005	86	0,6,6	0.00	-	-	-	
86	OHX	2	2053	86	0,6,6	0.00	-	-	-	
86	OHX	1	3777	86	0,6,6	0.00	-	-	-	
86	OHX	2	2024	-	0,6,6	0.00	-	-	-	
86	OHX	5	3553	-	0,6,6	0.00	-	-	-	
86	OHX	8	219	38	0,6,6	0.00	-	-	-	

Mol	Type	Chain	Res	Link	Bond lengths			Bond angles		
					Counts	RMSZ	# Z > 2	Counts	RMSZ	# Z > 2
86	OHX	5	3811	86	0,6,6	0.00	-	-	-	
86	OHX	5	3608	36	0,6,6	0.00	-	-	-	
86	OHX	5	3574	-	0,6,6	0.00	-	-	-	
86	OHX	2	1987	-	0,6,6	0.00	-	-	-	
86	OHX	5	3604	-	0,6,6	0.00	-	-	-	
86	OHX	5	3601	-	0,6,6	0.00	-	-	-	
86	OHX	1	3631	-	0,6,6	0.00	-	-	-	
86	OHX	1	3612	86	0,6,6	0.00	-	-	-	
86	OHX	5	3511	36	0,6,6	0.00	-	-	-	
86	OHX	2	2064	86	0,6,6	0.00	-	-	-	
86	OHX	Q2	502	-	0,6,6	0.00	-	-	-	
86	OHX	5	3696	36	0,6,6	0.00	-	-	-	
86	OHX	1	3532	-	0,6,6	0.00	-	-	-	
86	OHX	C3	201	-	0,6,6	0.00	-	-	-	
86	OHX	3	212	-	0,6,6	0.00	-	-	-	
86	OHX	5	3657	86	0,6,6	0.00	-	-	-	
86	OHX	o7	503	86	0,6,6	0.00	-	-	-	
86	OHX	6	2065	-	0,6,6	0.00	-	-	-	
86	OHX	5	3711	-	0,6,6	0.00	-	-	-	
86	OHX	5	3656	-	0,6,6	0.00	-	-	-	
86	OHX	2	1973	86	0,6,6	0.00	-	-	-	
86	OHX	6	2088	86	0,6,6	0.00	-	-	-	
86	OHX	6	2032	80,86	0,6,6	0.00	-	-	-	
86	OHX	1	3563	-	0,6,6	0.00	-	-	-	
86	OHX	2	2035	86	0,6,6	0.00	-	-	-	
86	OHX	3	210	-	0,6,6	0.00	-	-	-	
86	OHX	6	1947	-	0,6,6	0.00	-	-	-	
86	OHX	1	3503	-	0,6,6	0.00	-	-	-	
86	OHX	1	3416	-	0,6,6	0.00	-	-	-	
86	OHX	5	3779	86	0,6,6	0.00	-	-	-	
86	OHX	2	2022	86	0,6,6	0.00	-	-	-	
86	OHX	5	3630	-	0,6,6	0.00	-	-	-	
86	OHX	5	3648	-	0,6,6	0.00	-	-	-	
86	OHX	5	3706	-	0,6,6	0.00	-	-	-	
86	OHX	1	3584	36	0,6,6	0.00	-	-	-	
86	OHX	5	3545	-	0,6,6	0.00	-	-	-	
86	OHX	1	3672	-	0,6,6	0.00	-	-	-	
86	OHX	1	3438	86	0,6,6	0.00	-	-	-	
86	OHX	6	1999	-	0,6,6	0.00	-	-	-	
86	OHX	5	3683	86,36	0,6,6	0.00	-	-	-	
86	OHX	1	3700	86	0,6,6	0.00	-	-	-	
86	OHX	5	3594	36	0,6,6	0.00	-	-	-	
86	OHX	1	3423	-	0,6,6	0.00	-	-	-	

Mol	Type	Chain	Res	Link	Bond lengths			Bond angles		
					Counts	RMSZ	# Z > 2	Counts	RMSZ	# Z > 2
86	OHX	1	3626	-	0,6,6	0.00	-	-	-	-
86	OHX	5	3424	36	0,6,6	0.00	-	-	-	-
86	OHX	s1	302	-	0,6,6	0.00	-	-	-	-
86	OHX	1	3772	-	0,6,6	0.00	-	-	-	-
86	OHX	D9	102	86	0,6,6	0.00	-	-	-	-
86	OHX	5	3539	86	0,6,6	0.00	-	-	-	-
86	OHX	2	1935	-	0,6,6	0.00	-	-	-	-
86	OHX	1	3634	-	0,6,6	0.00	-	-	-	-
86	OHX	2	2060	-	0,6,6	0.00	-	-	-	-
86	OHX	1	3422	86,36	0,6,6	0.00	-	-	-	-
86	OHX	5	3555	-	0,6,6	0.00	-	-	-	-
86	OHX	1	3566	-	0,6,6	0.00	-	-	-	-
86	OHX	5	3729	86	0,6,6	0.00	-	-	-	-
86	OHX	1	3578	-	0,6,6	0.00	-	-	-	-
86	OHX	1	3774	-	0,6,6	0.00	-	-	-	-
86	OHX	1	3479	86	0,6,6	0.00	-	-	-	-
86	OHX	8	213	-	0,6,6	0.00	-	-	-	-
86	OHX	1	3731	86	0,6,6	0.00	-	-	-	-
86	OHX	1	3693	-	0,6,6	0.00	-	-	-	-
86	OHX	1	3699	86	0,6,6	0.00	-	-	-	-
86	OHX	1	3515	-	0,6,6	0.00	-	-	-	-
86	OHX	6	2096	80,86	0,6,6	0.00	-	-	-	-
86	OHX	1	3797	86,36	0,6,6	0.00	-	-	-	-
86	OHX	5	3411	36	0,6,6	0.00	-	-	-	-
86	OHX	5	3498	-	0,6,6	0.00	-	-	-	-
86	OHX	1	3497	-	0,6,6	0.00	-	-	-	-
86	OHX	5	3533	86,36	0,6,6	0.00	-	-	-	-
86	OHX	5	3439	-	0,6,6	0.00	-	-	-	-
86	OHX	1	3524	-	0,6,6	0.00	-	-	-	-
86	OHX	2	2002	-	0,6,6	0.00	-	-	-	-
86	OHX	5	3725	86,36	0,6,6	0.00	-	-	-	-
86	OHX	1	3476	86	0,6,6	0.00	-	-	-	-
86	OHX	1	3550	-	0,6,6	0.00	-	-	-	-
86	OHX	2	2047	-	0,6,6	0.00	-	-	-	-
86	OHX	5	3662	-	0,6,6	0.00	-	-	-	-
86	OHX	1	3690	-	0,6,6	0.00	-	-	-	-
86	OHX	6	2058	86	0,6,6	0.00	-	-	-	-
86	OHX	1	3802	-	0,6,6	0.00	-	-	-	-
86	OHX	2	1917	-	0,6,6	0.00	-	-	-	-
86	OHX	5	3461	-	0,6,6	0.00	-	-	-	-
86	OHX	1	3581	86	0,6,6	0.00	-	-	-	-
86	OHX	6	2078	-	0,6,6	0.00	-	-	-	-
86	OHX	2	1908	-	0,6,6	0.00	-	-	-	-

Mol	Type	Chain	Res	Link	Bond lengths			Bond angles		
					Counts	RMSZ	# Z > 2	Counts	RMSZ	# Z > 2
86	OHX	1	3744	86	0,6,6	0.00	-	-	-	
86	OHX	1	3745	-	0,6,6	0.00	-	-	-	
86	OHX	6	1907	80	0,6,6	0.00	-	-	-	
86	OHX	5	3734	86	0,6,6	0.00	-	-	-	
86	OHX	L3	401	-	0,6,6	0.00	-	-	-	
86	OHX	1	3448	-	0,6,6	0.00	-	-	-	
86	OHX	1	3544	-	0,6,6	0.00	-	-	-	
86	OHX	19	201	-	0,6,6	0.00	-	-	-	
86	OHX	5	3637	36	0,6,6	0.00	-	-	-	
86	OHX	5	3455	86	0,6,6	0.00	-	-	-	
86	OHX	5	3571	36	0,6,6	0.00	-	-	-	
86	OHX	1	3736	-	0,6,6	0.00	-	-	-	
86	OHX	1	3586	-	0,6,6	0.00	-	-	-	
86	OHX	1	3514	-	0,6,6	0.00	-	-	-	
86	OHX	6	1904	80	0,6,6	0.00	-	-	-	
86	OHX	1	3559	86	0,6,6	0.00	-	-	-	
86	OHX	5	3710	86	0,6,6	0.00	-	-	-	
86	OHX	1	3683	-	0,6,6	0.00	-	-	-	
86	OHX	sR	401	-	0,6,6	0.00	-	-	-	
86	OHX	1	3642	-	0,6,6	0.00	-	-	-	
86	OHX	5	3757	86	0,6,6	0.00	-	-	-	
86	OHX	6	2011	-	0,6,6	0.00	-	-	-	
86	OHX	5	3695	-	0,6,6	0.00	-	-	-	
86	OHX	6	2072	-	0,6,6	0.00	-	-	-	
86	OHX	1	3596	86	0,6,6	0.00	-	-	-	
86	OHX	1	3678	86	0,6,6	0.00	-	-	-	
86	OHX	6	1970	-	0,6,6	0.00	-	-	-	
86	OHX	6	1977	-	0,6,6	0.00	-	-	-	
86	OHX	2	2056	-	0,6,6	0.00	-	-	-	
86	OHX	1	3458	-	0,6,6	0.00	-	-	-	
86	OHX	6	2041	80	0,6,6	0.00	-	-	-	
86	OHX	6	2031	-	0,6,6	0.00	-	-	-	
86	OHX	1	3461	86	0,6,6	0.00	-	-	-	
86	OHX	5	3472	-	0,6,6	0.00	-	-	-	
86	OHX	5	3684	-	0,6,6	0.00	-	-	-	
86	OHX	5	3522	36	0,6,6	0.00	-	-	-	
86	OHX	1	3490	-	0,6,6	0.00	-	-	-	
86	OHX	2	2011	-	0,6,6	0.00	-	-	-	
86	OHX	2	1934	-	0,6,6	0.00	-	-	-	
86	OHX	6	2026	80	0,6,6	0.00	-	-	-	
86	OHX	1	3810	86	0,6,6	0.00	-	-	-	
86	OHX	6	1934	-	0,6,6	0.00	-	-	-	
86	OHX	1	3444	-	0,6,6	0.00	-	-	-	

Mol	Type	Chain	Res	Link	Bond lengths			Bond angles		
					Counts	RMSZ	# Z > 2	Counts	RMSZ	# Z > 2
86	OHX	6	1910	-	0,6,6	0.00	-	-	-	-
86	OHX	5	3644	36	0,6,6	0.00	-	-	-	-
86	OHX	1	3786	86	0,6,6	0.00	-	-	-	-
86	OHX	6	1963	80	0,6,6	0.00	-	-	-	-
86	OHX	2	1982	-	0,6,6	0.00	-	-	-	-
86	OHX	5	3663	-	0,6,6	0.00	-	-	-	-
86	OHX	2	1960	-	0,6,6	0.00	-	-	-	-
86	OHX	6	2052	80	0,6,6	0.00	-	-	-	-
86	OHX	2	2059	86	0,6,6	0.00	-	-	-	-
86	OHX	1	3809	86,36	0,6,6	0.00	-	-	-	-
86	OHX	2	2067	-	0,6,6	0.00	-	-	-	-
86	OHX	6	1972	-	0,6,6	0.00	-	-	-	-
86	OHX	5	3741	-	0,6,6	0.00	-	-	-	-
86	OHX	5	3660	36	0,6,6	0.00	-	-	-	-
86	OHX	5	3744	-	0,6,6	0.00	-	-	-	-
86	OHX	M0	302	86	0,6,6	0.00	-	-	-	-
86	OHX	5	3738	-	0,6,6	0.00	-	-	-	-
86	OHX	1	3658	-	0,6,6	0.00	-	-	-	-
86	OHX	5	3426	-	0,6,6	0.00	-	-	-	-
86	OHX	5	3782	36	0,6,6	0.00	-	-	-	-
86	OHX	5	3699	36	0,6,6	0.00	-	-	-	-
86	OHX	5	3450	-	0,6,6	0.00	-	-	-	-
86	OHX	5	3456	-	0,6,6	0.00	-	-	-	-
86	OHX	n1	201	-	0,6,6	0.00	-	-	-	-
86	OHX	6	1932	-	0,6,6	0.00	-	-	-	-
86	OHX	6	1942	80	0,6,6	0.00	-	-	-	-
86	OHX	5	3441	-	0,6,6	0.00	-	-	-	-
86	OHX	1	3624	36	0,6,6	0.00	-	-	-	-
86	OHX	1	3735	-	0,6,6	0.00	-	-	-	-
86	OHX	6	1960	-	0,6,6	0.00	-	-	-	-
86	OHX	1	3575	86	0,6,6	0.00	-	-	-	-
86	OHX	6	2004	-	0,6,6	0.00	-	-	-	-
86	OHX	6	1965	86	0,6,6	0.00	-	-	-	-
86	OHX	5	3416	-	0,6,6	0.00	-	-	-	-
86	OHX	4	203	-	0,6,6	0.00	-	-	-	-
86	OHX	1	3482	-	0,6,6	0.00	-	-	-	-
86	OHX	1	3488	86	0,6,6	0.00	-	-	-	-
86	OHX	2	2028	1	0,6,6	0.00	-	-	-	-
86	OHX	5	3408	-	0,6,6	0.00	-	-	-	-
86	OHX	1	3483	-	0,6,6	0.00	-	-	-	-
86	OHX	6	1909	80,86	0,6,6	0.00	-	-	-	-
86	OHX	5	3668	-	0,6,6	0.00	-	-	-	-
86	OHX	2	2041	-	0,6,6	0.00	-	-	-	-

Mol	Type	Chain	Res	Link	Bond lengths			Bond angles		
					Counts	RMSZ	# Z > 2	Counts	RMSZ	# Z > 2
86	OHX	1	3553	86	0,6,6	0.00	-	-	-	
86	OHX	5	3772	86,36	0,6,6	0.00	-	-	-	
86	OHX	2	1955	-	0,6,6	0.00	-	-	-	
86	OHX	5	3614	-	0,6,6	0.00	-	-	-	
86	OHX	5	3518	36	0,6,6	0.00	-	-	-	
86	OHX	1	3686	-	0,6,6	0.00	-	-	-	
86	OHX	5	3528	-	0,6,6	0.00	-	-	-	
86	OHX	2	1999	-	0,6,6	0.00	-	-	-	
86	OHX	1	3509	-	0,6,6	0.00	-	-	-	
86	OHX	2	1972	1	0,6,6	0.00	-	-	-	
86	OHX	5	3745	-	0,6,6	0.00	-	-	-	
86	OHX	2	2038	-	0,6,6	0.00	-	-	-	
86	OHX	5	3586	86	0,6,6	0.00	-	-	-	
86	OHX	1	3789	86	0,6,6	0.00	-	-	-	
86	OHX	L3	402	-	0,6,6	0.00	-	-	-	
86	OHX	5	3532	-	0,6,6	0.00	-	-	-	
86	OHX	2	2005	-	0,6,6	0.00	-	-	-	
86	OHX	1	3707	-	0,6,6	0.00	-	-	-	
86	OHX	5	3521	-	0,6,6	0.00	-	-	-	
86	OHX	5	3570	36	0,6,6	0.00	-	-	-	
86	OHX	7	201	37	0,6,6	0.00	-	-	-	
86	OHX	1	3743	86	0,6,6	0.00	-	-	-	
86	OHX	5	3485	-	0,6,6	0.00	-	-	-	
86	OHX	1	3776	86	0,6,6	0.00	-	-	-	
86	OHX	2	2037	-	0,6,6	0.00	-	-	-	
86	OHX	2	1941	-	0,6,6	0.00	-	-	-	
86	OHX	8	201	-	0,6,6	0.00	-	-	-	
86	OHX	5	3569	86	0,6,6	0.00	-	-	-	
86	OHX	1	3493	86	0,6,6	0.00	-	-	-	
86	OHX	5	3499	-	0,6,6	0.00	-	-	-	
86	OHX	5	3717	-	0,6,6	0.00	-	-	-	
86	OHX	7	202	-	0,6,6	0.00	-	-	-	
86	OHX	5	3551	36	0,6,6	0.00	-	-	-	
86	OHX	5	3561	86	0,6,6	0.00	-	-	-	
86	OHX	6	2000	-	0,6,6	0.00	-	-	-	
86	OHX	6	1997	-	0,6,6	0.00	-	-	-	
86	OHX	6	1985	-	0,6,6	0.00	-	-	-	
86	OHX	5	3788	86	0,6,6	0.00	-	-	-	
86	OHX	5	3759	-	0,6,6	0.00	-	-	-	
86	OHX	5	3488	36	0,6,6	0.00	-	-	-	
86	OHX	5	3520	-	0,6,6	0.00	-	-	-	
86	OHX	6	2033	-	0,6,6	0.00	-	-	-	
86	OHX	5	3428	-	0,6,6	0.00	-	-	-	

Mol	Type	Chain	Res	Link	Bond lengths			Bond angles		
					Counts	RMSZ	# Z > 2	Counts	RMSZ	# Z > 2
86	OHX	5	3481	-	0,6,6	0.00	-	-		
86	OHX	5	3620	86	0,6,6	0.00	-	-		
86	OHX	1	3716	86	0,6,6	0.00	-	-		
86	OHX	5	3548	-	0,6,6	0.00	-	-		
86	OHX	1	3708	-	0,6,6	0.00	-	-		
86	OHX	5	3546	-	0,6,6	0.00	-	-		
86	OHX	1	3522	-	0,6,6	0.00	-	-		
86	OHX	1	3546	86	0,6,6	0.00	-	-		
86	OHX	8	217	-	0,6,6	0.00	-	-		
86	OHX	5	3765	86	0,6,6	0.00	-	-		
86	OHX	m0	302	86	0,6,6	0.00	-	-		
86	OHX	5	3708	86	0,6,6	0.00	-	-		
86	OHX	1	3804	86	0,6,6	0.00	-	-		
86	OHX	6	1919	80,86	0,6,6	0.00	-	-		
86	OHX	1	3597	-	0,6,6	0.00	-	-		
86	OHX	1	3684	-	0,6,6	0.00	-	-		
86	OHX	1	3746	86	0,6,6	0.00	-	-		
86	OHX	3	202	-	0,6,6	0.00	-	-		
86	OHX	1	3455	86	0,6,6	0.00	-	-		
86	OHX	2	1957	-	0,6,6	0.00	-	-		
90	8AN	5	3403	89	19,24,25	8.24	3 (15%)	13,35,38	1.64	3 (23%)
86	OHX	s4	301	-	0,6,6	0.00	-	-		
86	OHX	q1	101	86	0,6,6	0.00	-	-		
86	OHX	3	206	-	0,6,6	0.00	-	-		
86	OHX	1	3437	86	0,6,6	0.00	-	-		
86	OHX	6	2034	80,86	0,6,6	0.00	-	-		
86	OHX	5	3436	-	0,6,6	0.00	-	-		
86	OHX	M0	303	86	0,6,6	0.00	-	-		
86	OHX	5	3671	-	0,6,6	0.00	-	-		
86	OHX	6	2080	-	0,6,6	0.00	-	-		
86	OHX	1	3770	-	0,6,6	0.00	-	-		
86	OHX	2	1933	86	0,6,6	0.00	-	-		
86	OHX	1	3467	-	0,6,6	0.00	-	-		
86	OHX	4	215	86	0,6,6	0.00	-	-		
86	OHX	5	3477	36	0,6,6	0.00	-	-		
86	OHX	5	3496	-	0,6,6	0.00	-	-		
86	OHX	2	2069	86	0,6,6	0.00	-	-		
86	OHX	5	3434	86	0,6,6	0.00	-	-		
86	OHX	6	1908	-	0,6,6	0.00	-	-		
86	OHX	1	3792	86	0,6,6	0.00	-	-		
86	OHX	8	204	-	0,6,6	0.00	-	-		
86	OHX	1	3534	-	0,6,6	0.00	-	-		
86	OHX	5	3766	-	0,6,6	0.00	-	-		

Mol	Type	Chain	Res	Link	Bond lengths			Bond angles		
					Counts	RMSZ	# Z > 2	Counts	RMSZ	# Z > 2
86	OHX	1	3680	-	0,6,6	0.00	-	-	-	-
86	OHX	5	3615	89,86,36	0,6,6	0.00	-	-	-	-
86	OHX	1	3443	-	0,6,6	0.00	-	-	-	-
86	OHX	5	3818	86,36	0,6,6	0.00	-	-	-	-
86	OHX	M9	201	-	0,6,6	0.00	-	-	-	-
86	OHX	6	1931	80,86	0,6,6	0.00	-	-	-	-
86	OHX	2	2088	1,86	0,6,6	0.00	-	-	-	-
86	OHX	1	3419	-	0,6,6	0.00	-	-	-	-
86	OHX	5	3698	-	0,6,6	0.00	-	-	-	-
86	OHX	1	3710	-	0,6,6	0.00	-	-	-	-
86	OHX	1	3533	-	0,6,6	0.00	-	-	-	-
86	OHX	6	2091	86	0,6,6	0.00	-	-	-	-
86	OHX	1	3593	-	0,6,6	0.00	-	-	-	-
86	OHX	14	402	-	0,6,6	0.00	-	-	-	-
86	OHX	5	3423	36	0,6,6	0.00	-	-	-	-
86	OHX	2	2003	1	0,6,6	0.00	-	-	-	-
86	OHX	1	3547	86	0,6,6	0.00	-	-	-	-
86	OHX	2	1975	86	0,6,6	0.00	-	-	-	-
86	OHX	2	2045	-	0,6,6	0.00	-	-	-	-
86	OHX	1	3495	86	0,6,6	0.00	-	-	-	-
86	OHX	1	3592	-	0,6,6	0.00	-	-	-	-
86	OHX	5	3447	86	0,6,6	0.00	-	-	-	-
86	OHX	6	2001	-	0,6,6	0.00	-	-	-	-
86	OHX	5	3538	-	0,6,6	0.00	-	-	-	-
86	OHX	2	2001	-	0,6,6	0.00	-	-	-	-
86	OHX	6	1979	80	0,6,6	0.00	-	-	-	-
86	OHX	8	218	38	0,6,6	0.00	-	-	-	-
86	OHX	1	3799	86	0,6,6	0.00	-	-	-	-
86	OHX	5	3726	36	0,6,6	0.00	-	-	-	-
86	OHX	1	3695	86	0,6,6	0.00	-	-	-	-
86	OHX	4	211	-	0,6,6	0.00	-	-	-	-
86	OHX	5	3687	-	0,6,6	0.00	-	-	-	-
86	OHX	2	2026	86	0,6,6	0.00	-	-	-	-
86	OHX	5	3689	36	0,6,6	0.00	-	-	-	-
86	OHX	5	3598	86,36	0,6,6	0.00	-	-	-	-
86	OHX	2	2082	1,86	0,6,6	0.00	-	-	-	-
86	OHX	2	2089	86	0,6,6	0.00	-	-	-	-
86	OHX	1	3689	86	0,6,6	0.00	-	-	-	-
86	OHX	1	3433	-	0,6,6	0.00	-	-	-	-
86	OHX	1	3747	36	0,6,6	0.00	-	-	-	-
86	OHX	1	3436	-	0,6,6	0.00	-	-	-	-
86	OHX	2	2030	86	0,6,6	0.00	-	-	-	-
86	OHX	1	3732	-	0,6,6	0.00	-	-	-	-

Mol	Type	Chain	Res	Link	Bond lengths			Bond angles		
					Counts	RMSZ	# Z > 2	Counts	RMSZ	# Z > 2
86	OHX	5	3740	-	0,6,6	0.00	-	-	-	-
86	OHX	6	2028	80	0,6,6	0.00	-	-	-	-
86	OHX	1	3579	36	0,6,6	0.00	-	-	-	-
86	OHX	1	3765	-	0,6,6	0.00	-	-	-	-
86	OHX	2	2061	-	0,6,6	0.00	-	-	-	-
86	OHX	2	2008	86	0,6,6	0.00	-	-	-	-
86	OHX	6	2059	86	0,6,6	0.00	-	-	-	-
86	OHX	2	1996	-	0,6,6	0.00	-	-	-	-
86	OHX	2	2010	-	0,6,6	0.00	-	-	-	-
86	OHX	5	3625	36	0,6,6	0.00	-	-	-	-
86	OHX	2	2012	-	0,6,6	0.00	-	-	-	-
86	OHX	1	3528	-	0,6,6	0.00	-	-	-	-
86	OHX	1	3608	-	0,6,6	0.00	-	-	-	-
86	OHX	5	3457	86	0,6,6	0.00	-	-	-	-
86	OHX	m5	502	-	0,6,6	0.00	-	-	-	-
86	OHX	6	2079	-	0,6,6	0.00	-	-	-	-
86	OHX	5	3515	-	0,6,6	0.00	-	-	-	-
86	OHX	1	3539	86	0,6,6	0.00	-	-	-	-
86	OHX	1	3431	86	0,6,6	0.00	-	-	-	-
86	OHX	5	3802	86	0,6,6	0.00	-	-	-	-
86	OHX	6	2020	80	0,6,6	0.00	-	-	-	-
86	OHX	N8	201	-	0,6,6	0.00	-	-	-	-
86	OHX	5	3500	-	0,6,6	0.00	-	-	-	-
86	OHX	5	3636	86	0,6,6	0.00	-	-	-	-
86	OHX	5	3497	-	0,6,6	0.00	-	-	-	-
86	OHX	5	3694	-	0,6,6	0.00	-	-	-	-
86	OHX	5	3519	36	0,6,6	0.00	-	-	-	-
86	OHX	5	3622	-	0,6,6	0.00	-	-	-	-
86	OHX	3	211	86	0,6,6	0.00	-	-	-	-
86	OHX	1	3685	86,36	0,6,6	0.00	-	-	-	-
86	OHX	5	3776	-	0,6,6	0.00	-	-	-	-
86	OHX	6	1990	80	0,6,6	0.00	-	-	-	-
86	OHX	2	1915	1,86	0,6,6	0.00	-	-	-	-
86	OHX	5	3406	36	0,6,6	0.00	-	-	-	-
86	OHX	1	3620	-	0,6,6	0.00	-	-	-	-
86	OHX	6	2014	-	0,6,6	0.00	-	-	-	-
86	OHX	1	3661	86	0,6,6	0.00	-	-	-	-
86	OHX	1	3773	-	0,6,6	0.00	-	-	-	-
86	OHX	15	303	-	0,6,6	0.00	-	-	-	-
86	OHX	1	3460	-	0,6,6	0.00	-	-	-	-
86	OHX	5	3445	-	0,6,6	0.00	-	-	-	-
86	OHX	1	3754	-	0,6,6	0.00	-	-	-	-
86	OHX	5	3612	36	0,6,6	0.00	-	-	-	-

Mol	Type	Chain	Res	Link	Bond lengths			Bond angles		
					Counts	RMSZ	# Z > 2	Counts	RMSZ	# Z > 2
86	OHX	7	204	-	0,6,6	0.00	-	-	-	-
86	OHX	2	2058	-	0,6,6	0.00	-	-	-	-
86	OHX	5	3454	86,36	0,6,6	0.00	-	-	-	-
86	OHX	6	2012	80	0,6,6	0.00	-	-	-	-
86	OHX	2	2054	86	0,6,6	0.00	-	-	-	-
86	OHX	2	1952	1	0,6,6	0.00	-	-	-	-
86	OHX	q2	502	-	0,6,6	0.00	-	-	-	-
86	OHX	1	3709	86,36	0,6,6	0.00	-	-	-	-
86	OHX	6	1958	80	0,6,6	0.00	-	-	-	-
86	OHX	6	2081	-	0,6,6	0.00	-	-	-	-
86	OHX	5	3602	86	0,6,6	0.00	-	-	-	-
86	OHX	4	207	-	0,6,6	0.00	-	-	-	-
86	OHX	5	3661	86,36	0,6,6	0.00	-	-	-	-
86	OHX	5	3523	86	0,6,6	0.00	-	-	-	-
86	OHX	1	3517	86	0,6,6	0.00	-	-	-	-
86	OHX	6	2053	80	0,6,6	0.00	-	-	-	-
86	OHX	5	3652	86	0,6,6	0.00	-	-	-	-
86	OHX	5	3492	36	0,6,6	0.00	-	-	-	-
86	OHX	1	3761	-	0,6,6	0.00	-	-	-	-
86	OHX	1	3775	86	0,6,6	0.00	-	-	-	-
86	OHX	5	3778	-	0,6,6	0.00	-	-	-	-
86	OHX	5	3471	86	0,6,6	0.00	-	-	-	-
86	OHX	1	3465	86	0,6,6	0.00	-	-	-	-
86	OHX	1	3526	-	0,6,6	0.00	-	-	-	-
86	OHX	5	3606	36	0,6,6	0.00	-	-	-	-
86	OHX	2	2052	1	0,6,6	0.00	-	-	-	-
86	OHX	5	3487	-	0,6,6	0.00	-	-	-	-
86	OHX	5	3733	86	0,6,6	0.00	-	-	-	-
86	OHX	6	2061	86	0,6,6	0.00	-	-	-	-
86	OHX	6	1955	80	0,6,6	0.00	-	-	-	-
86	OHX	1	3711	86	0,6,6	0.00	-	-	-	-
86	OHX	m7	201	-	0,6,6	0.00	-	-	-	-
86	OHX	1	3644	-	0,6,6	0.00	-	-	-	-
86	OHX	1	3759	-	0,6,6	0.00	-	-	-	-
86	OHX	2	1978	-	0,6,6	0.00	-	-	-	-
86	OHX	1	3656	86	0,6,6	0.00	-	-	-	-
86	OHX	5	3587	86,36	0,6,6	0.00	-	-	-	-
86	OHX	6	2022	80,86	0,6,6	0.00	-	-	-	-
86	OHX	5	3667	-	0,6,6	0.00	-	-	-	-
86	OHX	5	3572	86	0,6,6	0.00	-	-	-	-
86	OHX	5	3535	-	0,6,6	0.00	-	-	-	-
86	OHX	1	3664	-	0,6,6	0.00	-	-	-	-
86	OHX	1	3740	-	0,6,6	0.00	-	-	-	-

Mol	Type	Chain	Res	Link	Bond lengths			Bond angles		
					Counts	RMSZ	# Z > 2	Counts	RMSZ	# Z > 2
86	OHX	1	3521	-	0,6,6	0.00	-	-	-	-
86	OHX	2	2073	86	0,6,6	0.00	-	-	-	-
86	OHX	5	3743	-	0,6,6	0.00	-	-	-	-
86	OHX	1	3512	-	0,6,6	0.00	-	-	-	-
86	OHX	2	1969	1	0,6,6	0.00	-	-	-	-
86	OHX	1	3470	-	0,6,6	0.00	-	-	-	-
86	OHX	1	3410	36	0,6,6	0.00	-	-	-	-
86	OHX	5	3653	-	0,6,6	0.00	-	-	-	-
86	OHX	1	3782	-	0,6,6	0.00	-	-	-	-
86	OHX	5	3659	86,36	0,6,6	0.00	-	-	-	-
86	OHX	5	3735	86	0,6,6	0.00	-	-	-	-
86	OHX	1	3441	86	0,6,6	0.00	-	-	-	-
86	OHX	1	3549	-	0,6,6	0.00	-	-	-	-
86	OHX	6	2018	86	0,6,6	0.00	-	-	-	-
86	OHX	1	3588	86	0,6,6	0.00	-	-	-	-
86	OHX	6	2093	80,86	0,6,6	0.00	-	-	-	-
86	OHX	1	3748	86	0,6,6	0.00	-	-	-	-
86	OHX	1	3697	-	0,6,6	0.00	-	-	-	-
86	OHX	6	1905	-	0,6,6	0.00	-	-	-	-
86	OHX	1	3696	86	0,6,6	0.00	-	-	-	-
86	OHX	5	3780	-	0,6,6	0.00	-	-	-	-
86	OHX	1	3531	-	0,6,6	0.00	-	-	-	-
86	OHX	6	1971	86	0,6,6	0.00	-	-	-	-
86	OHX	2	2023	-	0,6,6	0.00	-	-	-	-
86	OHX	6	2036	80	0,6,6	0.00	-	-	-	-
86	OHX	5	3467	-	0,6,6	0.00	-	-	-	-
86	OHX	2	1922	86	0,6,6	0.00	-	-	-	-
86	OHX	5	3516	-	0,6,6	0.00	-	-	-	-
86	OHX	m0	303	86	0,6,6	0.00	-	-	-	-
86	OHX	2	1970	86	0,6,6	0.00	-	-	-	-
86	OHX	1	3615	86	0,6,6	0.00	-	-	-	-
86	OHX	5	3566	-	0,6,6	0.00	-	-	-	-
86	OHX	2	2032	-	0,6,6	0.00	-	-	-	-
86	OHX	1	3565	-	0,6,6	0.00	-	-	-	-
86	OHX	2	1980	86	0,6,6	0.00	-	-	-	-
86	OHX	5	3774	-	0,6,6	0.00	-	-	-	-
86	OHX	5	3755	36	0,6,6	0.00	-	-	-	-
86	OHX	15	302	-	0,6,6	0.00	-	-	-	-
86	OHX	5	3526	-	0,6,6	0.00	-	-	-	-
86	OHX	5	3527	86,36	0,6,6	0.00	-	-	-	-
86	OHX	1	3582	36	0,6,6	0.00	-	-	-	-
86	OHX	1	3806	-	0,6,6	0.00	-	-	-	-
86	OHX	6	2074	80	0,6,6	0.00	-	-	-	-

Mol	Type	Chain	Res	Link	Bond lengths			Bond angles		
					Counts	RMSZ	# Z > 2	Counts	RMSZ	# Z > 2
86	OHX	1	3714	-	0,6,6	0.00	-	-	-	-
86	OHX	2	1956	-	0,6,6	0.00	-	-	-	-
86	OHX	8	207	38,86	0,6,6	0.00	-	-	-	-
86	OHX	5	3451	86	0,6,6	0.00	-	-	-	-
86	OHX	4	216	86	0,6,6	0.00	-	-	-	-
86	OHX	5	3685	-	0,6,6	0.00	-	-	-	-
86	OHX	1	3724	86	0,6,6	0.00	-	-	-	-
86	OHX	6	2040	-	0,6,6	0.00	-	-	-	-
86	OHX	2	2029	1	0,6,6	0.00	-	-	-	-
86	OHX	07	502	-	0,6,6	0.00	-	-	-	-
86	OHX	5	3664	86	0,6,6	0.00	-	-	-	-
86	OHX	6	2010	80,86	0,6,6	0.00	-	-	-	-
86	OHX	6	2044	-	0,6,6	0.00	-	-	-	-
86	OHX	2	1904	-	0,6,6	0.00	-	-	-	-
86	OHX	5	3645	86	0,6,6	0.00	-	-	-	-
86	OHX	M9	202	86	0,6,6	0.00	-	-	-	-
86	OHX	2	1920	-	0,6,6	0.00	-	-	-	-
86	OHX	2	1954	86	0,6,6	0.00	-	-	-	-
86	OHX	1	3496	-	0,6,6	0.00	-	-	-	-
86	OHX	5	3560	86,36	0,6,6	0.00	-	-	-	-
86	OHX	5	3495	-	0,6,6	0.00	-	-	-	-
86	OHX	1	3666	-	0,6,6	0.00	-	-	-	-
86	OHX	1	3560	36	0,6,6	0.00	-	-	-	-
86	OHX	6	1982	86	0,6,6	0.00	-	-	-	-
86	OHX	6	1988	-	0,6,6	0.00	-	-	-	-
86	OHX	6	1987	-	0,6,6	0.00	-	-	-	-
86	OHX	6	2015	86	0,6,6	0.00	-	-	-	-
86	OHX	1	3677	-	0,6,6	0.00	-	-	-	-
86	OHX	1	3432	-	0,6,6	0.00	-	-	-	-
86	OHX	5	3536	86	0,6,6	0.00	-	-	-	-
86	OHX	2	1930	-	0,6,6	0.00	-	-	-	-
86	OHX	5	3549	-	0,6,6	0.00	-	-	-	-
86	OHX	1	3529	-	0,6,6	0.00	-	-	-	-
86	OHX	5	3544	-	0,6,6	0.00	-	-	-	-
86	OHX	2	2048	86	0,6,6	0.00	-	-	-	-
86	OHX	3	201	-	0,6,6	0.00	-	-	-	-
86	OHX	2	2068	86	0,6,6	0.00	-	-	-	-
86	OHX	1	3435	-	0,6,6	0.00	-	-	-	-
86	OHX	1	3722	86	0,6,6	0.00	-	-	-	-
86	OHX	1	3625	86	0,6,6	0.00	-	-	-	-
86	OHX	6	2090	86	0,6,6	0.00	-	-	-	-
86	OHX	1	3554	-	0,6,6	0.00	-	-	-	-
86	OHX	6	2056	80	0,6,6	0.00	-	-	-	-

Mol	Type	Chain	Res	Link	Bond lengths			Bond angles		
					Counts	RMSZ	# Z > 2	Counts	RMSZ	# Z > 2
86	OHX	1	3551	-	0,6,6	0.00	-	-	-	-
86	OHX	2	2055	-	0,6,6	0.00	-	-	-	-
86	OHX	6	2009	86	0,6,6	0.00	-	-	-	-
86	OHX	5	3417	-	0,6,6	0.00	-	-	-	-
86	OHX	1	3717	86	0,6,6	0.00	-	-	-	-
86	OHX	5	3792	86	0,6,6	0.00	-	-	-	-
86	OHX	2	1938	-	0,6,6	0.00	-	-	-	-
86	OHX	5	3798	36	0,6,6	0.00	-	-	-	-
86	OHX	1	3487	-	0,6,6	0.00	-	-	-	-
86	OHX	2	1909	86	0,6,6	0.00	-	-	-	-
86	OHX	6	2035	-	0,6,6	0.00	-	-	-	-
86	OHX	5	3793	-	0,6,6	0.00	-	-	-	-
86	OHX	6	1902	-	0,6,6	0.00	-	-	-	-
86	OHX	5	3493	36	0,6,6	0.00	-	-	-	-
86	OHX	6	1980	80	0,6,6	0.00	-	-	-	-
86	OHX	1	3485	-	0,6,6	0.00	-	-	-	-
86	OHX	1	3420	-	0,6,6	0.00	-	-	-	-
86	OHX	5	3597	-	0,6,6	0.00	-	-	-	-
86	OHX	5	3534	36	0,6,6	0.00	-	-	-	-
86	OHX	2	1936	-	0,6,6	0.00	-	-	-	-
86	OHX	6	1992	-	0,6,6	0.00	-	-	-	-
86	OHX	12	301	86	0,6,6	0.00	-	-	-	-
86	OHX	1	3481	-	0,6,6	0.00	-	-	-	-
86	OHX	6	1926	-	0,6,6	0.00	-	-	-	-
86	OHX	5	3552	-	0,6,6	0.00	-	-	-	-
86	OHX	1	3413	-	0,6,6	0.00	-	-	-	-
86	OHX	1	3425	-	0,6,6	0.00	-	-	-	-
86	OHX	2	1959	-	0,6,6	0.00	-	-	-	-
86	OHX	1	3643	-	0,6,6	0.00	-	-	-	-
86	OHX	6	2077	86	0,6,6	0.00	-	-	-	-
86	OHX	c3	201	-	0,6,6	0.00	-	-	-	-
86	OHX	1	3589	-	0,6,6	0.00	-	-	-	-
86	OHX	n3	202	-	0,6,6	0.00	-	-	-	-
86	OHX	1	3720	-	0,6,6	0.00	-	-	-	-
86	OHX	1	3414	-	0,6,6	0.00	-	-	-	-
86	OHX	5	3786	-	0,6,6	0.00	-	-	-	-
86	OHX	1	3530	36	0,6,6	0.00	-	-	-	-
86	OHX	8	221	86	0,6,6	0.00	-	-	-	-
86	OHX	2	2042	-	0,6,6	0.00	-	-	-	-
86	OHX	3	209	86	0,6,6	0.00	-	-	-	-
86	OHX	6	1973	86	0,6,6	0.00	-	-	-	-
86	OHX	5	3413	36	0,6,6	0.00	-	-	-	-
86	OHX	6	1976	80	0,6,6	0.00	-	-	-	-

Mol	Type	Chain	Res	Link	Bond lengths			Bond angles		
					Counts	RMSZ	# Z > 2	Counts	RMSZ	# Z > 2
86	OHX	1	3741	86	0,6,6	0.00	-	-	-	
86	OHX	7	203	86	0,6,6	0.00	-	-	-	
86	OHX	1	3778	-	0,6,6	0.00	-	-	-	
86	OHX	2	1940	86	0,6,6	0.00	-	-	-	
86	OHX	1	3630	-	0,6,6	0.00	-	-	-	
86	OHX	2	2077	1,86	0,6,6	0.00	-	-	-	
86	OHX	6	2027	-	0,6,6	0.00	-	-	-	
86	OHX	1	3779	86	0,6,6	0.00	-	-	-	
86	OHX	6	1915	-	0,6,6	0.00	-	-	-	
86	OHX	5	3479	-	0,6,6	0.00	-	-	-	
86	OHX	1	3501	-	0,6,6	0.00	-	-	-	
86	OHX	1	3407	-	0,6,6	0.00	-	-	-	
86	OHX	5	3593	86,36	0,6,6	0.00	-	-	-	
86	OHX	6	1966	-	0,6,6	0.00	-	-	-	
86	OHX	2	1903	-	0,6,6	0.00	-	-	-	
86	OHX	6	1945	80	0,6,6	0.00	-	-	-	
86	OHX	5	3547	36	0,6,6	0.00	-	-	-	
86	OHX	2	1965	86	0,6,6	0.00	-	-	-	
86	OHX	1	3636	-	0,6,6	0.00	-	-	-	
86	OHX	6	1935	80	0,6,6	0.00	-	-	-	
86	OHX	1	3638	-	0,6,6	0.00	-	-	-	
86	OHX	5	3635	36	0,6,6	0.00	-	-	-	
86	OHX	1	3728	-	0,6,6	0.00	-	-	-	
86	OHX	1	3429	-	0,6,6	0.00	-	-	-	
86	OHX	1	3796	-	0,6,6	0.00	-	-	-	
86	OHX	5	3509	86	0,6,6	0.00	-	-	-	
86	OHX	6	1962	80	0,6,6	0.00	-	-	-	
86	OHX	1	3805	86	0,6,6	0.00	-	-	-	
86	OHX	1	3676	-	0,6,6	0.00	-	-	-	
86	OHX	1	3651	36	0,6,6	0.00	-	-	-	
86	OHX	1	3511	86	0,6,6	0.00	-	-	-	
86	OHX	6	2023	-	0,6,6	0.00	-	-	-	
86	OHX	2	2020	-	0,6,6	0.00	-	-	-	
86	OHX	1	3614	-	0,6,6	0.00	-	-	-	
86	OHX	5	3475	36	0,6,6	0.00	-	-	-	
86	OHX	6	1937	-	0,6,6	0.00	-	-	-	
86	OHX	1	3812	86	0,6,6	0.00	-	-	-	
86	OHX	6	1917	80	0,6,6	0.00	-	-	-	
86	OHX	6	1918	86	0,6,6	0.00	-	-	-	
86	OHX	5	3806	86,36	0,6,6	0.00	-	-	-	
86	OHX	5	3691	86	0,6,6	0.00	-	-	-	
86	OHX	6	1925	80	0,6,6	0.00	-	-	-	
86	OHX	1	3795	-	0,6,6	0.00	-	-	-	

Mol	Type	Chain	Res	Link	Bond lengths			Bond angles		
					Counts	RMSZ	# Z > 2	Counts	RMSZ	# Z > 2
86	OHX	2	1968	-	0,6,6	0.00	-	-	-	-
86	OHX	5	3530	-	0,6,6	0.00	-	-	-	-
86	OHX	2	1943	86	0,6,6	0.00	-	-	-	-
86	OHX	1	3622	-	0,6,6	0.00	-	-	-	-
86	OHX	1	3628	-	0,6,6	0.00	-	-	-	-
86	OHX	1	3627	-	0,6,6	0.00	-	-	-	-
86	OHX	1	3406	-	0,6,6	0.00	-	-	-	-
86	OHX	1	3415	-	0,6,6	0.00	-	-	-	-
86	OHX	1	3794	86	0,6,6	0.00	-	-	-	-
86	OHX	8	206	-	0,6,6	0.00	-	-	-	-
86	OHX	5	3556	-	0,6,6	0.00	-	-	-	-
86	OHX	5	3629	36	0,6,6	0.00	-	-	-	-
86	OHX	5	3714	-	0,6,6	0.00	-	-	-	-
86	OHX	5	3410	36	0,6,6	0.00	-	-	-	-
86	OHX	1	3718	86	0,6,6	0.00	-	-	-	-
86	OHX	5	3670	36	0,6,6	0.00	-	-	-	-
86	OHX	1	3587	36	0,6,6	0.00	-	-	-	-
86	OHX	1	3763	86	0,6,6	0.00	-	-	-	-
86	OHX	5	3812	-	0,6,6	0.00	-	-	-	-
86	OHX	5	3482	86	0,6,6	0.00	-	-	-	-
86	OHX	1	3535	86	0,6,6	0.00	-	-	-	-
86	OHX	6	1961	-	0,6,6	0.00	-	-	-	-
86	OHX	5	3756	36	0,6,6	0.00	-	-	-	-
86	OHX	5	3596	86	0,6,6	0.00	-	-	-	-
86	OHX	6	2047	-	0,6,6	0.00	-	-	-	-
86	OHX	1	3706	-	0,6,6	0.00	-	-	-	-
86	OHX	1	3721	86	0,6,6	0.00	-	-	-	-
86	OHX	1	3568	-	0,6,6	0.00	-	-	-	-
86	OHX	5	3643	-	0,6,6	0.00	-	-	-	-
86	OHX	N9	101	-	0,6,6	0.00	-	-	-	-
86	OHX	6	2094	80,86	0,6,6	0.00	-	-	-	-
86	OHX	5	3452	-	0,6,6	0.00	-	-	-	-
86	OHX	1	3564	-	0,6,6	0.00	-	-	-	-
86	OHX	1	3610	-	0,6,6	0.00	-	-	-	-
86	OHX	5	3613	-	0,6,6	0.00	-	-	-	-
86	OHX	5	3422	-	0,6,6	0.00	-	-	-	-
86	OHX	1	3645	-	0,6,6	0.00	-	-	-	-
86	OHX	1	3428	-	0,6,6	0.00	-	-	-	-
86	OHX	1	3542	-	0,6,6	0.00	-	-	-	-
86	OHX	5	3796	86,36	0,6,6	0.00	-	-	-	-
86	OHX	2	1911	-	0,6,6	0.00	-	-	-	-
86	OHX	6	2069	86	0,6,6	0.00	-	-	-	-
86	OHX	1	3611	-	0,6,6	0.00	-	-	-	-

Mol	Type	Chain	Res	Link	Bond lengths			Bond angles		
					Counts	RMSZ	# Z > 2	Counts	RMSZ	# Z > 2
86	OHX	SR	401	-	0,6,6	0.00	-	-	-	-
86	OHX	5	3589	-	0,6,6	0.00	-	-	-	-
86	OHX	2	1953	-	0,6,6	0.00	-	-	-	-
86	OHX	1	3494	86	0,6,6	0.00	-	-	-	-
86	OHX	1	3647	86	0,6,6	0.00	-	-	-	-
86	OHX	5	3805	86	0,6,6	0.00	-	-	-	-
86	OHX	1	3463	-	0,6,6	0.00	-	-	-	-
86	OHX	6	1940	-	0,6,6	0.00	-	-	-	-
86	OHX	5	3705	-	0,6,6	0.00	-	-	-	-
86	OHX	1	3452	-	0,6,6	0.00	-	-	-	-
86	OHX	7	207	-	0,6,6	0.00	-	-	-	-
86	OHX	1	3594	-	0,6,6	0.00	-	-	-	-
86	OHX	6	1949	86	0,6,6	0.00	-	-	-	-
86	OHX	5	3674	86,36	0,6,6	0.00	-	-	-	-
86	OHX	2	1942	1	0,6,6	0.00	-	-	-	-
86	OHX	S2	301	86	0,6,6	0.00	-	-	-	-
86	OHX	2	1989	86	0,6,6	0.00	-	-	-	-
86	OHX	1	3442	-	0,6,6	0.00	-	-	-	-
86	OHX	6	1912	-	0,6,6	0.00	-	-	-	-
86	OHX	2	2066	-	0,6,6	0.00	-	-	-	-
86	OHX	5	3616	-	0,6,6	0.00	-	-	-	-
86	OHX	2	2063	-	0,6,6	0.00	-	-	-	-
86	OHX	1	3667	86,36	0,6,6	0.00	-	-	-	-
86	OHX	6	2097	86	0,6,6	0.00	-	-	-	-
86	OHX	6	1983	80	0,6,6	0.00	-	-	-	-
86	OHX	4	218	86	0,6,6	0.00	-	-	-	-
86	OHX	5	3650	36	0,6,6	0.00	-	-	-	-
86	OHX	5	3505	86	0,6,6	0.00	-	-	-	-
86	OHX	o3	201	-	0,6,6	0.00	-	-	-	-
86	OHX	2	2006	-	0,6,6	0.00	-	-	-	-
86	OHX	5	3508	36	0,6,6	0.00	-	-	-	-
86	OHX	1	3663	86	0,6,6	0.00	-	-	-	-
86	OHX	3	208	-	0,6,6	0.00	-	-	-	-
86	OHX	2	1974	-	0,6,6	0.00	-	-	-	-
86	OHX	8	216	38	0,6,6	0.00	-	-	-	-
86	OHX	1	3760	-	0,6,6	0.00	-	-	-	-
86	OHX	5	3666	-	0,6,6	0.00	-	-	-	-
86	OHX	1	3668	-	0,6,6	0.00	-	-	-	-
86	OHX	1	3518	86	0,6,6	0.00	-	-	-	-
86	OHX	2	1931	-	0,6,6	0.00	-	-	-	-
86	OHX	1	3454	-	0,6,6	0.00	-	-	-	-
86	OHX	5	3420	36	0,6,6	0.00	-	-	-	-
86	OHX	1	3653	-	0,6,6	0.00	-	-	-	-

Mol	Type	Chain	Res	Link	Bond lengths			Bond angles		
					Counts	RMSZ	# Z > 2	Counts	RMSZ	# Z > 2
86	OHX	1	3641	-	0,6,6	0.00	-	-	-	-
86	OHX	5	3697	-	0,6,6	0.00	-	-	-	-
86	OHX	5	3658	36	0,6,6	0.00	-	-	-	-
86	OHX	1	3473	-	0,6,6	0.00	-	-	-	-
86	OHX	4	201	-	0,6,6	0.00	-	-	-	-
86	OHX	5	3605	36	0,6,6	0.00	-	-	-	-
86	OHX	2	2015	1,86	0,6,6	0.00	-	-	-	-
86	OHX	1	3737	36	0,6,6	0.00	-	-	-	-
86	OHX	2	2076	1,86	0,6,6	0.00	-	-	-	-
86	OHX	6	2002	80,86	0,6,6	0.00	-	-	-	-
86	OHX	1	3569	-	0,6,6	0.00	-	-	-	-
86	OHX	1	3541	-	0,6,6	0.00	-	-	-	-
86	OHX	1	3649	-	0,6,6	0.00	-	-	-	-
86	OHX	2	1919	1	0,6,6	0.00	-	-	-	-
86	OHX	2	1997	-	0,6,6	0.00	-	-	-	-
86	OHX	2	1913	-	0,6,6	0.00	-	-	-	-
86	OHX	6	2003	80	0,6,6	0.00	-	-	-	-
86	OHX	5	3554	-	0,6,6	0.00	-	-	-	-
86	OHX	1	3548	-	0,6,6	0.00	-	-	-	-
86	OHX	5	3641	-	0,6,6	0.00	-	-	-	-
86	OHX	5	3517	86	0,6,6	0.00	-	-	-	-
86	OHX	5	3610	-	0,6,6	0.00	-	-	-	-
86	OHX	1	3451	-	0,6,6	0.00	-	-	-	-
86	OHX	2	2019	-	0,6,6	0.00	-	-	-	-
86	OHX	2	1962	-	0,6,6	0.00	-	-	-	-
86	OHX	5	3761	86	0,6,6	0.00	-	-	-	-
86	OHX	1	3506	86	0,6,6	0.00	-	-	-	-
86	OHX	5	3679	-	0,6,6	0.00	-	-	-	-
86	OHX	1	3618	-	0,6,6	0.00	-	-	-	-
86	OHX	1	3788	86	0,6,6	0.00	-	-	-	-
86	OHX	5	3800	-	0,6,6	0.00	-	-	-	-
86	OHX	1	3730	-	0,6,6	0.00	-	-	-	-
86	OHX	3	207	86	0,6,6	0.00	-	-	-	-
86	OHX	2	1944	-	0,6,6	0.00	-	-	-	-
86	OHX	6	1924	-	0,6,6	0.00	-	-	-	-
86	OHX	5	3789	-	0,6,6	0.00	-	-	-	-
86	OHX	5	3682	-	0,6,6	0.00	-	-	-	-
86	OHX	1	3681	86	0,6,6	0.00	-	-	-	-
86	OHX	1	3688	86	0,6,6	0.00	-	-	-	-
86	OHX	5	3632	86	0,6,6	0.00	-	-	-	-
86	OHX	5	3591	-	0,6,6	0.00	-	-	-	-
86	OHX	5	3433	36	0,6,6	0.00	-	-	-	-
86	OHX	6	2016	80	0,6,6	0.00	-	-	-	-

Mol	Type	Chain	Res	Link	Bond lengths			Bond angles		
					Counts	RMSZ	# Z > 2	Counts	RMSZ	# Z > 2
86	OHX	6	2042	80,86	0,6,6	0.00	-	-	-	
86	OHX	1	3635	-	0,6,6	0.00	-	-	-	
86	OHX	5	3462	36	0,6,6	0.00	-	-	-	
86	OHX	5	3720	36	0,6,6	0.00	-	-	-	
86	OHX	1	3411	86	0,6,6	0.00	-	-	-	
86	OHX	5	3781	-	0,6,6	0.00	-	-	-	
86	OHX	L5	301	-	0,6,6	0.00	-	-	-	
86	OHX	6	1952	80,86	0,6,6	0.00	-	-	-	
86	OHX	5	3633	36	0,6,6	0.00	-	-	-	
86	OHX	5	3768	36	0,6,6	0.00	-	-	-	
86	OHX	7	208	-	0,6,6	0.00	-	-	-	
86	OHX	5	3715	86,36	0,6,6	0.00	-	-	-	
86	OHX	5	3649	36	0,6,6	0.00	-	-	-	
86	OHX	5	3723	-	0,6,6	0.00	-	-	-	
86	OHX	6	1989	80	0,6,6	0.00	-	-	-	
86	OHX	6	2075	80,86	0,6,6	0.00	-	-	-	
86	OHX	7	209	86,37	0,6,6	0.00	-	-	-	
86	OHX	5	3464	86	0,6,6	0.00	-	-	-	
86	OHX	1	3694	-	0,6,6	0.00	-	-	-	
86	OHX	5	3747	36	0,6,6	0.00	-	-	-	
86	OHX	5	3418	-	0,6,6	0.00	-	-	-	
86	OHX	1	3590	86	0,6,6	0.00	-	-	-	
86	OHX	l3	402	-	0,6,6	0.00	-	-	-	
86	OHX	1	3408	-	0,6,6	0.00	-	-	-	
86	OHX	1	3764	86	0,6,6	0.00	-	-	-	
86	OHX	6	1991	80	0,6,6	0.00	-	-	-	
86	OHX	5	3565	-	0,6,6	0.00	-	-	-	
86	OHX	1	3523	-	0,6,6	0.00	-	-	-	
86	OHX	2	2043	-	0,6,6	0.00	-	-	-	
86	OHX	5	3609	86	0,6,6	0.00	-	-	-	
86	OHX	2	1977	86	0,6,6	0.00	-	-	-	
86	OHX	6	1922	-	0,6,6	0.00	-	-	-	
86	OHX	6	1969	-	0,6,6	0.00	-	-	-	
86	OHX	5	3702	36	0,6,6	0.00	-	-	-	
86	OHX	1	3705	86	0,6,6	0.00	-	-	-	
86	OHX	5	3712	-	0,6,6	0.00	-	-	-	
86	OHX	5	3584	-	0,6,6	0.00	-	-	-	
86	OHX	2	2062	1	0,6,6	0.00	-	-	-	
86	OHX	M9	203	-	0,6,6	0.00	-	-	-	
86	OHX	5	3763	-	0,6,6	0.00	-	-	-	
86	OHX	5	3795	-	0,6,6	0.00	-	-	-	
86	OHX	2	1979	86	0,6,6	0.00	-	-	-	
86	OHX	2	2036	-	0,6,6	0.00	-	-	-	

Mol	Type	Chain	Res	Link	Bond lengths			Bond angles		
					Counts	RMSZ	# Z > 2	Counts	RMSZ	# Z > 2
86	OHX	1	3477	86	0,6,6	0.00	-	-	-	
86	OHX	4	212	38	0,6,6	0.00	-	-	-	
86	OHX	6	1938	80,86	0,6,6	0.00	-	-	-	
86	OHX	1	3756	86,36	0,6,6	0.00	-	-	-	
86	OHX	2	1916	1	0,6,6	0.00	-	-	-	
86	OHX	1	3771	-	0,6,6	0.00	-	-	-	
86	OHX	6	2067	86	0,6,6	0.00	-	-	-	
86	OHX	8	208	-	0,6,6	0.00	-	-	-	
86	OHX	2	1927	-	0,6,6	0.00	-	-	-	
86	OHX	5	3573	86	0,6,6	0.00	-	-	-	
86	OHX	1	3691	86,36	0,6,6	0.00	-	-	-	
86	OHX	2	2016	-	0,6,6	0.00	-	-	-	
86	OHX	2	1951	-	0,6,6	0.00	-	-	-	
86	OHX	5	3611	-	0,6,6	0.00	-	-	-	
86	OHX	6	1929	-	0,6,6	0.00	-	-	-	
86	OHX	5	3419	-	0,6,6	0.00	-	-	-	
86	OHX	5	3501	86	0,6,6	0.00	-	-	-	
86	OHX	5	3579	36	0,6,6	0.00	-	-	-	
86	OHX	6	2045	80	0,6,6	0.00	-	-	-	
86	OHX	1	3426	-	0,6,6	0.00	-	-	-	
86	OHX	1	3600	86	0,6,6	0.00	-	-	-	
86	OHX	2	1992	-	0,6,6	0.00	-	-	-	
86	OHX	8	209	-	0,6,6	0.00	-	-	-	
86	OHX	m1	201	-	0,6,6	0.00	-	-	-	
86	OHX	2	2049	-	0,6,6	0.00	-	-	-	
86	OHX	5	3491	-	0,6,6	0.00	-	-	-	
86	OHX	m0	301	86	0,6,6	0.00	-	-	-	
86	OHX	O7	103	-	0,6,6	0.00	-	-	-	
86	OHX	1	3445	-	0,6,6	0.00	-	-	-	
86	OHX	5	3415	-	0,6,6	0.00	-	-	-	
86	OHX	5	3525	-	0,6,6	0.00	-	-	-	
86	OHX	1	3447	-	0,6,6	0.00	-	-	-	
86	OHX	2	2050	1	0,6,6	0.00	-	-	-	
86	OHX	4	204	-	0,6,6	0.00	-	-	-	
86	OHX	1	3766	-	0,6,6	0.00	-	-	-	
86	OHX	6	1920	86	0,6,6	0.00	-	-	-	
86	OHX	4	210	-	0,6,6	0.00	-	-	-	
86	OHX	6	1903	-	0,6,6	0.00	-	-	-	
86	OHX	1	3671	-	0,6,6	0.00	-	-	-	
86	OHX	1	3417	-	0,6,6	0.00	-	-	-	
86	OHX	O7	102	73	0,6,6	0.00	-	-	-	
86	OHX	6	2082	86	0,6,6	0.00	-	-	-	
86	OHX	2	1981	-	0,6,6	0.00	-	-	-	

Mol	Type	Chain	Res	Link	Bond lengths			Bond angles		
					Counts	RMSZ	# Z > 2	Counts	RMSZ	# Z > 2
86	OHX	6	1936	80	0,6,6	0.00	-	-	-	
86	OHX	7	206	-	0,6,6	0.00	-	-	-	
86	OHX	5	3642	86,36	0,6,6	0.00	-	-	-	
86	OHX	5	3771	86	0,6,6	0.00	-	-	-	
86	OHX	5	3693	36	0,6,6	0.00	-	-	-	
86	OHX	6	2070	80,86	0,6,6	0.00	-	-	-	
86	OHX	6	2071	86	0,6,6	0.00	-	-	-	
86	OHX	2	1998	86	0,6,6	0.00	-	-	-	
86	OHX	c5	202	17	0,6,6	0.00	-	-	-	
86	OHX	5	3568	-	0,6,6	0.00	-	-	-	
86	OHX	1	3536	86	0,6,6	0.00	-	-	-	
86	OHX	1	3767	86	0,6,6	0.00	-	-	-	
86	OHX	5	3673	86,36	0,6,6	0.00	-	-	-	
86	OHX	1	3807	-	0,6,6	0.00	-	-	-	
86	OHX	1	3525	-	0,6,6	0.00	-	-	-	
86	OHX	5	3440	-	0,6,6	0.00	-	-	-	
86	OHX	5	3754	-	0,6,6	0.00	-	-	-	
86	OHX	6	2037	80	0,6,6	0.00	-	-	-	
86	OHX	5	3442	-	0,6,6	0.00	-	-	-	
86	OHX	5	3581	36	0,6,6	0.00	-	-	-	
86	OHX	M7	201	-	0,6,6	0.00	-	-	-	
86	OHX	1	3750	86	0,6,6	0.00	-	-	-	
86	OHX	5	3458	-	0,6,6	0.00	-	-	-	
86	OHX	1	3499	-	0,6,6	0.00	-	-	-	
86	OHX	5	3588	-	0,6,6	0.00	-	-	-	
86	OHX	1	3790	-	0,6,6	0.00	-	-	-	
86	OHX	5	3460	86,36	0,6,6	0.00	-	-	-	
86	OHX	5	3567	-	0,6,6	0.00	-	-	-	
86	OHX	6	1953	-	0,6,6	0.00	-	-	-	
86	OHX	2	2078	86	0,6,6	0.00	-	-	-	
86	OHX	5	3713	86,36	0,6,6	0.00	-	-	-	
86	OHX	M8	201	-	0,6,6	0.00	-	-	-	
86	OHX	6	2087	-	0,6,6	0.00	-	-	-	
86	OHX	1	3576	-	0,6,6	0.00	-	-	-	
86	OHX	3	203	-	0,6,6	0.00	-	-	-	
86	OHX	1	3475	-	0,6,6	0.00	-	-	-	
86	OHX	c5	201	-	0,6,6	0.00	-	-	-	
86	OHX	6	1923	80	0,6,6	0.00	-	-	-	
86	OHX	6	2064	80	0,6,6	0.00	-	-	-	
86	OHX	1	3637	-	0,6,6	0.00	-	-	-	
86	OHX	1	3723	86	0,6,6	0.00	-	-	-	
86	OHX	6	1914	80,86	0,6,6	0.00	-	-	-	
86	OHX	1	3701	-	0,6,6	0.00	-	-	-	

Mol	Type	Chain	Res	Link	Bond lengths			Bond angles		
					Counts	RMSZ	# Z > 2	Counts	RMSZ	# Z > 2
86	OHX	1	3603	-	0,6,6	0.00	-	-		
86	OHX	2	1986	-	0,6,6	0.00	-	-		
86	OHX	5	3724	-	0,6,6	0.00	-	-		
86	OHX	2	1984	86	0,6,6	0.00	-	-		
86	OHX	1	3780	-	0,6,6	0.00	-	-		
86	OHX	5	3431	-	0,6,6	0.00	-	-		
86	OHX	5	3669	-	0,6,6	0.00	-	-		
86	OHX	5	3651	86	0,6,6	0.00	-	-		
86	OHX	2	2074	86	0,6,6	0.00	-	-		
86	OHX	6	2008	-	0,6,6	0.00	-	-		
86	OHX	5	3558	36	0,6,6	0.00	-	-		
86	OHX	7	210	-	0,6,6	0.00	-	-		
86	OHX	2	2080	86	0,6,6	0.00	-	-		
86	OHX	5	3797	36	0,6,6	0.00	-	-		
86	OHX	3	204	-	0,6,6	0.00	-	-		
86	OHX	5	3506	86,36	0,6,6	0.00	-	-		
86	OHX	5	3559	-	0,6,6	0.00	-	-		
86	OHX	1	3682	-	0,6,6	0.00	-	-		
86	OHX	1	3574	-	0,6,6	0.00	-	-		
86	OHX	5	3489	36	0,6,6	0.00	-	-		
86	OHX	1	3462	-	0,6,6	0.00	-	-		
86	OHX	6	2029	-	0,6,6	0.00	-	-		
86	OHX	5	3730	36	0,6,6	0.00	-	-		
86	OHX	5	3809	86	0,6,6	0.00	-	-		
86	OHX	6	2066	-	0,6,6	0.00	-	-		
86	OHX	1	3604	-	0,6,6	0.00	-	-		
86	OHX	1	3504	86	0,6,6	0.00	-	-		
86	OHX	4	206	-	0,6,6	0.00	-	-		
86	OHX	1	3811	86	0,6,6	0.00	-	-		
86	OHX	5	3791	-	0,6,6	0.00	-	-		
86	OHX	2	2087	86	0,6,6	0.00	-	-		
86	OHX	1	3572	-	0,6,6	0.00	-	-		
86	OHX	1	3412	-	0,6,6	0.00	-	-		
86	OHX	1	3659	-	0,6,6	0.00	-	-		
86	OHX	1	3469	86	0,6,6	0.00	-	-		
86	OHX	5	3631	-	0,6,6	0.00	-	-		
90	8AN	1	3403	89	19,24,25	1.05	1 (5%)	13,35,38	1.70	4 (30%)
86	OHX	1	3545	-	0,6,6	0.00	-	-		
86	OHX	5	3634	86	0,6,6	0.00	-	-		
86	OHX	6	1994	-	0,6,6	0.00	-	-		
86	OHX	S8	301	-	0,6,6	0.00	-	-		
86	OHX	2	1993	1	0,6,6	0.00	-	-		
86	OHX	6	1930	80	0,6,6	0.00	-	-		

Mol	Type	Chain	Res	Link	Bond lengths			Bond angles		
					Counts	RMSZ	# Z > 2	Counts	RMSZ	# Z > 2
86	OHX	1	3675	86,36	0,6,6	0.00	-	-	-	
86	OHX	5	3466	36	0,6,6	0.00	-	-	-	
86	OHX	5	3803	86	0,6,6	0.00	-	-	-	
86	OHX	5	3540	86	0,6,6	0.00	-	-	-	
86	OHX	5	3507	86	0,6,6	0.00	-	-	-	
86	OHX	1	3557	-	0,6,6	0.00	-	-	-	
86	OHX	1	3543	-	0,6,6	0.00	-	-	-	
86	OHX	1	3492	-	0,6,6	0.00	-	-	-	
86	OHX	2	1988	86	0,6,6	0.00	-	-	-	
86	OHX	1	3421	-	0,6,6	0.00	-	-	-	
86	OHX	1	3561	-	0,6,6	0.00	-	-	-	
86	OHX	6	1996	-	0,6,6	0.00	-	-	-	
86	OHX	6	2063	-	0,6,6	0.00	-	-	-	
86	OHX	2	2081	86	0,6,6	0.00	-	-	-	
86	OHX	1	3762	-	0,6,6	0.00	-	-	-	
86	OHX	13	401	-	0,6,6	0.00	-	-	-	
86	OHX	2	1905	-	0,6,6	0.00	-	-	-	
86	OHX	5	3787	-	0,6,6	0.00	-	-	-	
86	OHX	5	3562	-	0,6,6	0.00	-	-	-	
86	OHX	4	217	-	0,6,6	0.00	-	-	-	
86	OHX	5	3655	86,36	0,6,6	0.00	-	-	-	
86	OHX	2	2027	86	0,6,6	0.00	-	-	-	
86	OHX	5	3746	36	0,6,6	0.00	-	-	-	
86	OHX	1	3449	-	0,6,6	0.00	-	-	-	
86	OHX	1	3552	-	0,6,6	0.00	-	-	-	
86	OHX	1	3571	86	0,6,6	0.00	-	-	-	
86	OHX	5	3640	-	0,6,6	0.00	-	-	-	
86	OHX	5	3769	86	0,6,6	0.00	-	-	-	
86	OHX	6	2039	-	0,6,6	0.00	-	-	-	
86	OHX	5	3700	86,36	0,6,6	0.00	-	-	-	
86	OHX	1	3639	86	0,6,6	0.00	-	-	-	
86	OHX	09	101	-	0,6,6	0.00	-	-	-	
86	OHX	2	1932	-	0,6,6	0.00	-	-	-	
86	OHX	2	1964	-	0,6,6	0.00	-	-	-	
86	OHX	2	1949	-	0,6,6	0.00	-	-	-	
86	OHX	1	3725	36	0,6,6	0.00	-	-	-	
86	OHX	2	1947	-	0,6,6	0.00	-	-	-	
86	OHX	5	3618	-	0,6,6	0.00	-	-	-	
86	OHX	1	3598	86	0,6,6	0.00	-	-	-	
86	OHX	5	3727	86	0,6,6	0.00	-	-	-	
86	OHX	5	3486	86	0,6,6	0.00	-	-	-	
86	OHX	1	3556	-	0,6,6	0.00	-	-	-	
86	OHX	1	3793	-	0,6,6	0.00	-	-	-	

Mol	Type	Chain	Res	Link	Bond lengths			Bond angles		
					Counts	RMSZ	# Z > 2	Counts	RMSZ	# Z > 2
86	OHX	d9	102	86	0,6,6	0.00	-	-	-	
86	OHX	5	3750	36	0,6,6	0.00	-	-	-	
86	OHX	2	2031	86	0,6,6	0.00	-	-	-	
86	OHX	1	3692	-	0,6,6	0.00	-	-	-	
86	OHX	4	213	-	0,6,6	0.00	-	-	-	
86	OHX	1	3619	36	0,6,6	0.00	-	-	-	
86	OHX	2	1914	1	0,6,6	0.00	-	-	-	
86	OHX	1	3585	-	0,6,6	0.00	-	-	-	
86	OHX	2	1961	86	0,6,6	0.00	-	-	-	
86	OHX	1	3727	-	0,6,6	0.00	-	-	-	
86	OHX	1	3580	-	0,6,6	0.00	-	-	-	
86	OHX	2	2021	-	0,6,6	0.00	-	-	-	
86	OHX	5	3600	-	0,6,6	0.00	-	-	-	
86	OHX	5	3690	-	0,6,6	0.00	-	-	-	
86	OHX	5	3512	86	0,6,6	0.00	-	-	-	
86	OHX	6	1948	80,86	0,6,6	0.00	-	-	-	
86	OHX	6	1946	-	0,6,6	0.00	-	-	-	
86	OHX	2	1976	86	0,6,6	0.00	-	-	-	
86	OHX	5	3732	86	0,6,6	0.00	-	-	-	
86	OHX	1	3527	-	0,6,6	0.00	-	-	-	
86	OHX	6	2062	-	0,6,6	0.00	-	-	-	
86	OHX	5	3784	-	0,6,6	0.00	-	-	-	
86	OHX	1	3768	86,36	0,6,6	0.00	-	-	-	
86	OHX	1	3648	-	0,6,6	0.00	-	-	-	
86	OHX	5	3647	36	0,6,6	0.00	-	-	-	
86	OHX	5	3703	36	0,6,6	0.00	-	-	-	
86	OHX	1	3623	-	0,6,6	0.00	-	-	-	
86	OHX	5	3557	36	0,6,6	0.00	-	-	-	
86	OHX	1	3654	-	0,6,6	0.00	-	-	-	
86	OHX	5	3484	-	0,6,6	0.00	-	-	-	
86	OHX	1	3537	-	0,6,6	0.00	-	-	-	
86	OHX	6	2024	80	0,6,6	0.00	-	-	-	
86	OHX	5	3742	-	0,6,6	0.00	-	-	-	
86	OHX	1	3456	86	0,6,6	0.00	-	-	-	
86	OHX	5	3777	-	0,6,6	0.00	-	-	-	
86	OHX	2	1939	-	0,6,6	0.00	-	-	-	
86	OHX	1	3662	-	0,6,6	0.00	-	-	-	
86	OHX	6	1993	80	0,6,6	0.00	-	-	-	
86	OHX	5	3585	-	0,6,6	0.00	-	-	-	
86	OHX	1	3673	-	0,6,6	0.00	-	-	-	
86	OHX	n3	201	-	0,6,6	0.00	-	-	-	
86	OHX	2	2013	1	0,6,6	0.00	-	-	-	
86	OHX	1	3555	-	0,6,6	0.00	-	-	-	

Mol	Type	Chain	Res	Link	Bond lengths			Bond angles		
					Counts	RMSZ	# Z > 2	Counts	RMSZ	# Z > 2
86	OHX	5	3760	86	0,6,6	0.00	-	-	-	
86	OHX	6	1975	80,86	0,6,6	0.00	-	-	-	
86	OHX	5	3808	86	0,6,6	0.00	-	-	-	
86	OHX	5	3753	86,36	0,6,6	0.00	-	-	-	
86	OHX	2	2083	-	0,6,6	0.00	-	-	-	
86	OHX	1	3510	36	0,6,6	0.00	-	-	-	
86	OHX	m4	201	-	0,6,6	0.00	-	-	-	
86	OHX	5	3514	86,36	0,6,6	0.00	-	-	-	
86	OHX	1	3480	86	0,6,6	0.00	-	-	-	
86	OHX	2	1991	1,86	0,6,6	0.00	-	-	-	
86	OHX	8	211	38	0,6,6	0.00	-	-	-	
86	OHX	2	2014	-	0,6,6	0.00	-	-	-	
86	OHX	5	3443	-	0,6,6	0.00	-	-	-	
86	OHX	1	3508	86	0,6,6	0.00	-	-	-	
86	OHX	5	3590	86	0,6,6	0.00	-	-	-	
86	OHX	1	3632	-	0,6,6	0.00	-	-	-	
86	OHX	1	3538	36	0,6,6	0.00	-	-	-	
86	OHX	1	3652	-	0,6,6	0.00	-	-	-	
86	OHX	5	3719	36	0,6,6	0.00	-	-	-	
86	OHX	4	205	-	0,6,6	0.00	-	-	-	
86	OHX	1	3784	-	0,6,6	0.00	-	-	-	
86	OHX	5	3405	36	0,6,6	0.00	-	-	-	
86	OHX	1	3757	86,36	0,6,6	0.00	-	-	-	
86	OHX	1	3749	-	0,6,6	0.00	-	-	-	
86	OHX	2	2065	-	0,6,6	0.00	-	-	-	
86	OHX	1	3570	-	0,6,6	0.00	-	-	-	
86	OHX	c8	201	-	0,6,6	0.00	-	-	-	
86	OHX	2	1907	86	0,6,6	0.00	-	-	-	
86	OHX	1	3698	-	0,6,6	0.00	-	-	-	
86	OHX	1	3758	36	0,6,6	0.00	-	-	-	
86	OHX	15	301	-	0,6,6	0.00	-	-	-	
86	OHX	1	3617	86,36	0,6,6	0.00	-	-	-	
86	OHX	6	1933	-	0,6,6	0.00	-	-	-	
86	OHX	5	3785	-	0,6,6	0.00	-	-	-	
86	OHX	1	3595	86	0,6,6	0.00	-	-	-	
86	OHX	6	2046	86	0,6,6	0.00	-	-	-	
86	OHX	5	3595	-	0,6,6	0.00	-	-	-	
86	OHX	5	3626	-	0,6,6	0.00	-	-	-	
86	OHX	5	3453	-	0,6,6	0.00	-	-	-	
86	OHX	1	3439	-	0,6,6	0.00	-	-	-	
86	OHX	1	3621	-	0,6,6	0.00	-	-	-	
86	OHX	2	1902	-	0,6,6	0.00	-	-	-	
86	OHX	1	3577	-	0,6,6	0.00	-	-	-	

Mol	Type	Chain	Res	Link	Bond lengths			Bond angles		
					Counts	RMSZ	# Z > 2	Counts	RMSZ	# Z > 2
86	OHX	5	3816	86	0,6,6	0.00	-	-	-	
86	OHX	5	3414	-	0,6,6	0.00	-	-	-	
86	OHX	1	3640	-	0,6,6	0.00	-	-	-	
86	OHX	6	1951	-	0,6,6	0.00	-	-	-	
86	OHX	2	2084	86	0,6,6	0.00	-	-	-	
86	OHX	5	3799	-	0,6,6	0.00	-	-	-	
86	OHX	5	3474	36	0,6,6	0.00	-	-	-	
86	OHX	2	2007	-	0,6,6	0.00	-	-	-	
86	OHX	5	3583	86	0,6,6	0.00	-	-	-	
86	OHX	5	3575	-	0,6,6	0.00	-	-	-	
86	OHX	5	3425	-	0,6,6	0.00	-	-	-	
86	OHX	1	3430	-	0,6,6	0.00	-	-	-	
86	OHX	2	1923	-	0,6,6	0.00	-	-	-	
86	OHX	6	1959	86	0,6,6	0.00	-	-	-	
86	OHX	1	3742	-	0,6,6	0.00	-	-	-	
86	OHX	1	3591	-	0,6,6	0.00	-	-	-	
86	OHX	2	2046	1	0,6,6	0.00	-	-	-	
86	OHX	5	3412	-	0,6,6	0.00	-	-	-	
86	OHX	1	3602	86	0,6,6	0.00	-	-	-	
86	OHX	5	3692	-	0,6,6	0.00	-	-	-	
86	OHX	2	1926	-	0,6,6	0.00	-	-	-	
86	OHX	1	3609	-	0,6,6	0.00	-	-	-	
86	OHX	8	203	86	0,6,6	0.00	-	-	-	
86	OHX	6	2092	86	0,6,6	0.00	-	-	-	
86	OHX	5	3624	86,36	0,6,6	0.00	-	-	-	
86	OHX	5	3430	36	0,6,6	0.00	-	-	-	
86	OHX	5	3603	36	0,6,6	0.00	-	-	-	
86	OHX	1	3787	-	0,6,6	0.00	-	-	-	
86	OHX	5	3537	36	0,6,6	0.00	-	-	-	
86	OHX	5	3675	36	0,6,6	0.00	-	-	-	
86	OHX	6	2085	80	0,6,6	0.00	-	-	-	
86	OHX	5	3564	86	0,6,6	0.00	-	-	-	
86	OHX	6	1901	80	0,6,6	0.00	-	-	-	
86	OHX	1	3427	-	0,6,6	0.00	-	-	-	
86	OHX	1	3814	86,36	0,6,6	0.00	-	-	-	
86	OHX	1	3719	-	0,6,6	0.00	-	-	-	
86	OHX	1	3713	-	0,6,6	0.00	-	-	-	
86	OHX	1	3655	-	0,6,6	0.00	-	-	-	
86	OHX	1	3605	86	0,6,6	0.00	-	-	-	
86	OHX	5	3510	-	0,6,6	0.00	-	-	-	
86	OHX	2	1958	-	0,6,6	0.00	-	-	-	
86	OHX	2	2075	-	0,6,6	0.00	-	-	-	
86	OHX	O1	201	86	0,6,6	0.00	-	-	-	

Mol	Type	Chain	Res	Link	Bond lengths			Bond angles		
					Counts	RMSZ	# Z > 2	Counts	RMSZ	# Z > 2
86	OHX	6	1995	-	0,6,6	0.00	-	-	-	-
86	OHX	1	3466	-	0,6,6	0.00	-	-	-	-
86	OHX	5	3701	36	0,6,6	0.00	-	-	-	-
86	OHX	O3	201	-	0,6,6	0.00	-	-	-	-
86	OHX	5	3435	-	0,6,6	0.00	-	-	-	-
86	OHX	6	1956	-	0,6,6	0.00	-	-	-	-
86	OHX	6	2095	-	0,6,6	0.00	-	-	-	-
86	OHX	1	3573	-	0,6,6	0.00	-	-	-	-
86	OHX	5	3783	36	0,6,6	0.00	-	-	-	-
86	OHX	2	2072	-	0,6,6	0.00	-	-	-	-
86	OHX	5	3463	-	0,6,6	0.00	-	-	-	-
86	OHX	1	3674	-	0,6,6	0.00	-	-	-	-
86	OHX	5	3770	-	0,6,6	0.00	-	-	-	-
86	OHX	1	3755	36	0,6,6	0.00	-	-	-	-
86	OHX	5	3444	36	0,6,6	0.00	-	-	-	-
86	OHX	6	1950	80	0,6,6	0.00	-	-	-	-
86	OHX	5	3617	-	0,6,6	0.00	-	-	-	-
86	OHX	2	2044	-	0,6,6	0.00	-	-	-	-
86	OHX	6	2017	80	0,6,6	0.00	-	-	-	-
86	OHX	1	3601	86	0,6,6	0.00	-	-	-	-
86	OHX	1	3489	86	0,6,6	0.00	-	-	-	-
86	OHX	5	3502	86,36	0,6,6	0.00	-	-	-	-
86	OHX	2	1983	-	0,6,6	0.00	-	-	-	-
86	OHX	5	3737	36	0,6,6	0.00	-	-	-	-
86	OHX	n9	101	-	0,6,6	0.00	-	-	-	-
86	OHX	1	3702	-	0,6,6	0.00	-	-	-	-
86	OHX	1	3520	-	0,6,6	0.00	-	-	-	-
86	OHX	5	3619	-	0,6,6	0.00	-	-	-	-
86	OHX	6	1974	80	0,6,6	0.00	-	-	-	-
86	OHX	1	3457	-	0,6,6	0.00	-	-	-	-
86	OHX	5	3407	36	0,6,6	0.00	-	-	-	-
86	OHX	5	3529	-	0,6,6	0.00	-	-	-	-
86	OHX	1	3474	-	0,6,6	0.00	-	-	-	-
86	OHX	m0	304	86	0,6,6	0.00	-	-	-	-
86	OHX	1	3753	86	0,6,6	0.00	-	-	-	-
86	OHX	2	2033	-	0,6,6	0.00	-	-	-	-
86	OHX	6	1984	80	0,6,6	0.00	-	-	-	-
86	OHX	6	2007	80	0,6,6	0.00	-	-	-	-
86	OHX	1	3613	-	0,6,6	0.00	-	-	-	-
86	OHX	2	1985	-	0,6,6	0.00	-	-	-	-
86	OHX	1	3646	-	0,6,6	0.00	-	-	-	-
86	OHX	5	3465	86	0,6,6	0.00	-	-	-	-
86	OHX	1	3468	-	0,6,6	0.00	-	-	-	-

Mol	Type	Chain	Res	Link	Bond lengths			Bond angles		
					Counts	RMSZ	# Z > 2	Counts	RMSZ	# Z > 2
86	OHX	1	3405	-	0,6,6	0.00	-	-	-	-
86	OHX	1	3729	-	0,6,6	0.00	-	-	-	-
86	OHX	5	3775	-	0,6,6	0.00	-	-	-	-
86	OHX	1	3459	-	0,6,6	0.00	-	-	-	-
86	OHX	5	3563	-	0,6,6	0.00	-	-	-	-
86	OHX	1	3453	-	0,6,6	0.00	-	-	-	-
86	OHX	1	3733	-	0,6,6	0.00	-	-	-	-
86	OHX	6	2098	86	0,6,6	0.00	-	-	-	-
86	OHX	2	2000	-	0,6,6	0.00	-	-	-	-
86	OHX	2	1963	-	0,6,6	0.00	-	-	-	-
86	OHX	1	3704	-	0,6,6	0.00	-	-	-	-
86	OHX	6	1964	80	0,6,6	0.00	-	-	-	-
86	OHX	2	2051	-	0,6,6	0.00	-	-	-	-
86	OHX	5	3794	86	0,6,6	0.00	-	-	-	-
86	OHX	1	3513	86	0,6,6	0.00	-	-	-	-
86	OHX	5	3677	-	0,6,6	0.00	-	-	-	-
86	OHX	5	3810	86	0,6,6	0.00	-	-	-	-
86	OHX	5	3680	-	0,6,6	0.00	-	-	-	-
86	OHX	1	3440	-	0,6,6	0.00	-	-	-	-
86	OHX	1	3669	86	0,6,6	0.00	-	-	-	-
86	OHX	6	1921	-	0,6,6	0.00	-	-	-	-
86	OHX	1	3801	86	0,6,6	0.00	-	-	-	-
86	OHX	6	1939	86	0,6,6	0.00	-	-	-	-
86	OHX	1	3813	86	0,6,6	0.00	-	-	-	-
86	OHX	5	3577	36	0,6,6	0.00	-	-	-	-
86	OHX	c1	201	86	0,6,6	0.00	-	-	-	-
86	OHX	6	1927	80	0,6,6	0.00	-	-	-	-
86	OHX	2	1967	-	0,6,6	0.00	-	-	-	-
86	OHX	5	3665	-	0,6,6	0.00	-	-	-	-
86	OHX	5	3592	-	0,6,6	0.00	-	-	-	-
86	OHX	7	212	-	0,6,6	0.00	-	-	-	-
86	OHX	6	2006	-	0,6,6	0.00	-	-	-	-
86	OHX	2	1950	-	0,6,6	0.00	-	-	-	-
86	OHX	5	3751	-	0,6,6	0.00	-	-	-	-
86	OHX	5	3704	86	0,6,6	0.00	-	-	-	-
86	OHX	5	3504	-	0,6,6	0.00	-	-	-	-
86	OHX	1	3670	-	0,6,6	0.00	-	-	-	-
86	OHX	5	3476	-	0,6,6	0.00	-	-	-	-
86	OHX	1	3464	86	0,6,6	0.00	-	-	-	-
86	OHX	8	210	-	0,6,6	0.00	-	-	-	-
86	OHX	1	3519	36	0,6,6	0.00	-	-	-	-
86	OHX	C8	201	86	0,6,6	0.00	-	-	-	-
86	OHX	1	3562	86	0,6,6	0.00	-	-	-	-

Mol	Type	Chain	Res	Link	Bond lengths			Bond angles		
					Counts	RMSZ	# Z > 2	Counts	RMSZ	# Z > 2
86	OHX	6	2084	86	0,6,6	0.00	-	-	-	
86	OHX	C8	202	86,36	0,6,6	0.00	-	-	-	
86	OHX	2	2004	-	0,6,6	0.00	-	-	-	
86	OHX	6	2043	86	0,6,6	0.00	-	-	-	
86	OHX	s1	301	-	0,6,6	0.00	-	-	-	
86	OHX	1	3434	-	0,6,6	0.00	-	-	-	
86	OHX	5	3524	86	0,6,6	0.00	-	-	-	
86	OHX	2	2085	86	0,6,6	0.00	-	-	-	
86	OHX	1	3808	86	0,6,6	0.00	-	-	-	
86	OHX	1	3715	86	0,6,6	0.00	-	-	-	
86	OHX	1	3418	-	0,6,6	0.00	-	-	-	
86	OHX	5	3716	86	0,6,6	0.00	-	-	-	
86	OHX	1	3486	-	0,6,6	0.00	-	-	-	
86	OHX	2	2057	-	0,6,6	0.00	-	-	-	
86	OHX	1	3726	-	0,6,6	0.00	-	-	-	
86	OHX	5	3807	86,36	0,6,6	0.00	-	-	-	
86	OHX	5	3801	86	0,6,6	0.00	-	-	-	
86	OHX	6	1998	80	0,6,6	0.00	-	-	-	
86	OHX	5	3459	36	0,6,6	0.00	-	-	-	
86	OHX	4	208	38	0,6,6	0.00	-	-	-	
86	OHX	4	209	-	0,6,6	0.00	-	-	-	
86	OHX	1	3752	-	0,6,6	0.00	-	-	-	
86	OHX	5	3728	-	0,6,6	0.00	-	-	-	
86	OHX	2	1966	-	0,6,6	0.00	-	-	-	
86	OHX	1	3738	86	0,6,6	0.00	-	-	-	
86	OHX	m9	201	-	0,6,6	0.00	-	-	-	
86	OHX	2	2040	-	0,6,6	0.00	-	-	-	
86	OHX	1	3599	36	0,6,6	0.00	-	-	-	
86	OHX	5	3749	86	0,6,6	0.00	-	-	-	
86	OHX	3	205	86	0,6,6	0.00	-	-	-	
86	OHX	1	3540	36	0,6,6	0.00	-	-	-	
86	OHX	5	3813	36	0,6,6	0.00	-	-	-	
86	OHX	5	3764	-	0,6,6	0.00	-	-	-	
86	OHX	1	3769	-	0,6,6	0.00	-	-	-	
86	OHX	1	3471	-	0,6,6	0.00	-	-	-	
86	OHX	1	3478	86	0,6,6	0.00	-	-	-	
86	OHX	5	3480	86	0,6,6	0.00	-	-	-	
86	OHX	5	3722	86	0,6,6	0.00	-	-	-	
86	OHX	1	3703	36	0,6,6	0.00	-	-	-	
86	OHX	1	3498	-	0,6,6	0.00	-	-	-	
86	OHX	5	3739	36	0,6,6	0.00	-	-	-	
86	OHX	1	3507	-	0,6,6	0.00	-	-	-	
86	OHX	6	1913	80	0,6,6	0.00	-	-	-	

Mol	Type	Chain	Res	Link	Bond lengths			Bond angles		
					Counts	RMSZ	# Z > 2	Counts	RMSZ	# Z > 2
86	OHX	1	3803	-	0,6,6	0.00	-	-	-	-
86	OHX	6	2055	-	0,6,6	0.00	-	-	-	-
86	OHX	6	1916	-	0,6,6	0.00	-	-	-	-
86	OHX	6	2050	80	0,6,6	0.00	-	-	-	-
86	OHX	5	3709	36	0,6,6	0.00	-	-	-	-
86	OHX	5	3627	-	0,6,6	0.00	-	-	-	-
86	OHX	5	3578	-	0,6,6	0.00	-	-	-	-
86	OHX	7	205	-	0,6,6	0.00	-	-	-	-
86	OHX	2	1948	86	0,6,6	0.00	-	-	-	-
86	OHX	5	3654	86	0,6,6	0.00	-	-	-	-
86	OHX	2	1945	86	0,6,6	0.00	-	-	-	-
86	OHX	1	3606	86	0,6,6	0.00	-	-	-	-
86	OHX	6	2049	80	0,6,6	0.00	-	-	-	-
86	OHX	1	3629	36	0,6,6	0.00	-	-	-	-
86	OHX	6	1986	-	0,6,6	0.00	-	-	-	-
86	OHX	1	3472	36	0,6,6	0.00	-	-	-	-
86	OHX	1	3712	-	0,6,6	0.00	-	-	-	-
86	OHX	5	3767	86,36	0,6,6	0.00	-	-	-	-
86	OHX	6	1981	-	0,6,6	0.00	-	-	-	-
86	OHX	5	3762	36	0,6,6	0.00	-	-	-	-
86	OHX	5	3503	36	0,6,6	0.00	-	-	-	-
86	OHX	6	1954	86	0,6,6	0.00	-	-	-	-
86	OHX	6	2076	80	0,6,6	0.00	-	-	-	-
86	OHX	1	3409	36	0,6,6	0.00	-	-	-	-
86	OHX	6	1911	80	0,6,6	0.00	-	-	-	-
86	OHX	6	2068	80,86	0,6,6	0.00	-	-	-	-
86	OHX	5	3646	-	0,6,6	0.00	-	-	-	-
86	OHX	5	3814	86	0,6,6	0.00	-	-	-	-
86	OHX	1	3679	-	0,6,6	0.00	-	-	-	-
86	OHX	6	2057	80,86	0,6,6	0.00	-	-	-	-
86	OHX	2	1937	-	0,6,6	0.00	-	-	-	-
86	OHX	6	1967	-	0,6,6	0.00	-	-	-	-
86	OHX	2	1910	1	0,6,6	0.00	-	-	-	-
86	OHX	8	220	-	0,6,6	0.00	-	-	-	-
86	OHX	1	3484	-	0,6,6	0.00	-	-	-	-
86	OHX	5	3470	-	0,6,6	0.00	-	-	-	-
86	OHX	1	3800	86	0,6,6	0.00	-	-	-	-
86	OHX	5	3473	-	0,6,6	0.00	-	-	-	-
86	OHX	5	3804	86,36	0,6,6	0.00	-	-	-	-
86	OHX	5	3494	-	0,6,6	0.00	-	-	-	-
86	OHX	1	3583	-	0,6,6	0.00	-	-	-	-
86	OHX	2	2086	-	0,6,6	0.00	-	-	-	-
86	OHX	2	2079	-	0,6,6	0.00	-	-	-	-

Mol	Type	Chain	Res	Link	Bond lengths			Bond angles		
					Counts	RMSZ	# Z > 2	Counts	RMSZ	# Z > 2
86	OHX	6	2051	-	0,6,6	0.00	-	-	-	-
86	OHX	5	3815	86	0,6,6	0.00	-	-	-	-
86	OHX	2	2039	86	0,6,6	0.00	-	-	-	-
86	OHX	5	3748	-	0,6,6	0.00	-	-	-	-
86	OHX	2	2070	86	0,6,6	0.00	-	-	-	-
86	OHX	1	3783	86	0,6,6	0.00	-	-	-	-
86	OHX	2	1921	86	0,6,6	0.00	-	-	-	-

In the following table, the Chirals column lists the number of chiral outliers, the number of chiral centers analysed, the number of these observed in the model and the number defined in the Chemical Component Dictionary. Similar counts are reported in the Torsion and Rings columns. '-' means no outliers of that kind were identified.

Mol	Type	Chain	Res	Link	Chirals	Torsions	Rings
90	8AN	5	3403	89	-	0/3/25/26	0/3/3/3
90	8AN	1	3403	89	-	0/3/25/26	0/3/3/3

All (4) bond length outliers are listed below:

Mol	Chain	Res	Type	Atoms	Z	Observed(Å)	Ideal(Å)
90	5	3403	8AN	C3'-N3'	-35.17	0.93	1.47
90	5	3403	8AN	O2'-C2'	5.86	1.56	1.43
90	1	3403	8AN	C5-C4	2.50	1.47	1.40
90	5	3403	8AN	C5-C4	-2.25	1.35	1.40

All (7) bond angle outliers are listed below:

Mol	Chain	Res	Type	Atoms	Z	Observed(°)	Ideal(°)
90	5	3403	8AN	N3-C2-N1	-3.18	123.70	128.68
90	1	3403	8AN	N3-C2-N1	-3.17	123.72	128.68
90	1	3403	8AN	C4-C5-N7	-2.71	106.58	109.40
90	1	3403	8AN	C2'-C3'-C4'	2.61	106.32	102.68
90	5	3403	8AN	C2'-C3'-C4'	2.57	106.27	102.68
90	5	3403	8AN	O4'-C4'-C3'	2.57	107.84	104.15
90	1	3403	8AN	O4'-C4'-C3'	2.54	107.79	104.15

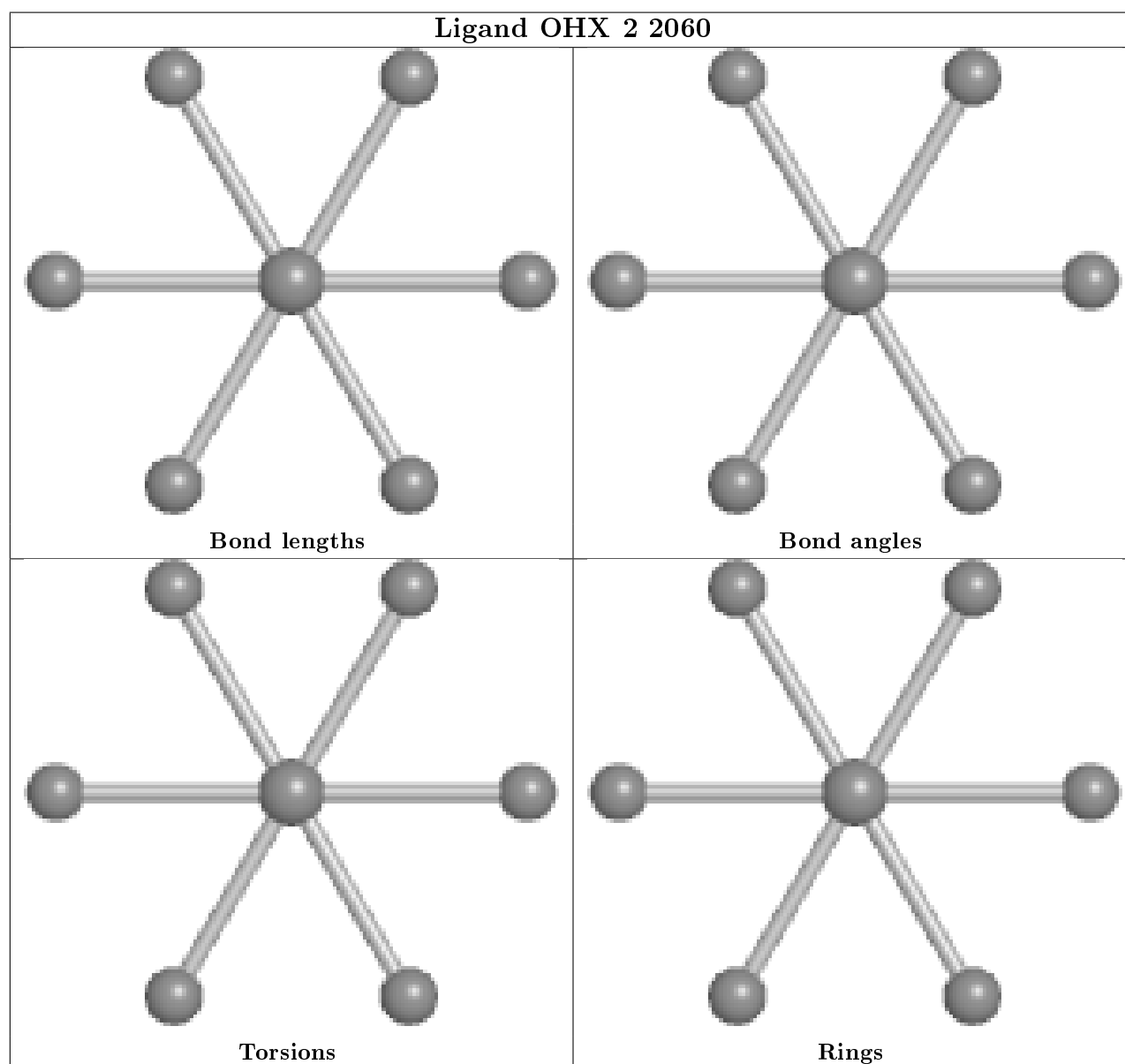
There are no chirality outliers.

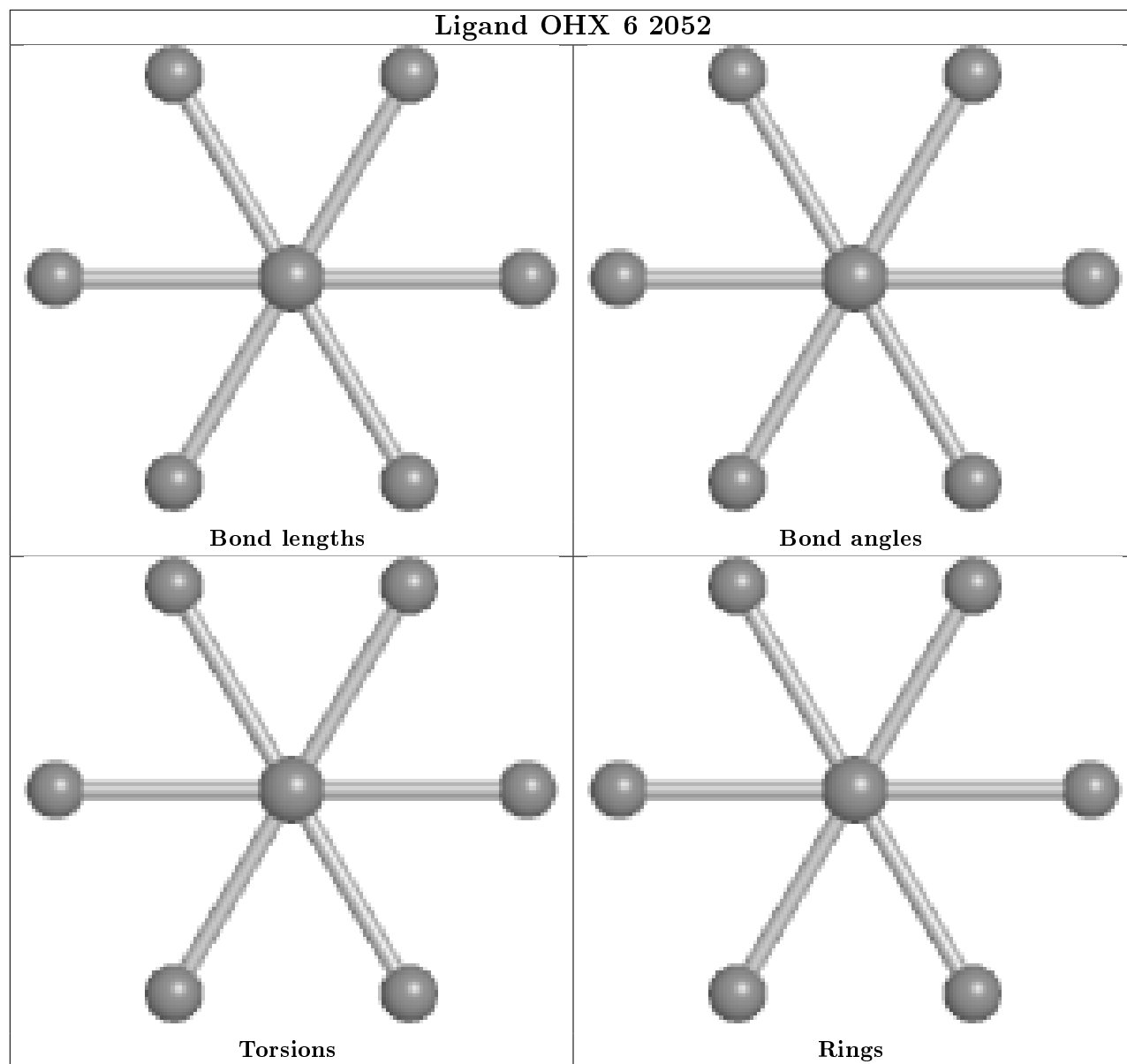
There are no torsion outliers.

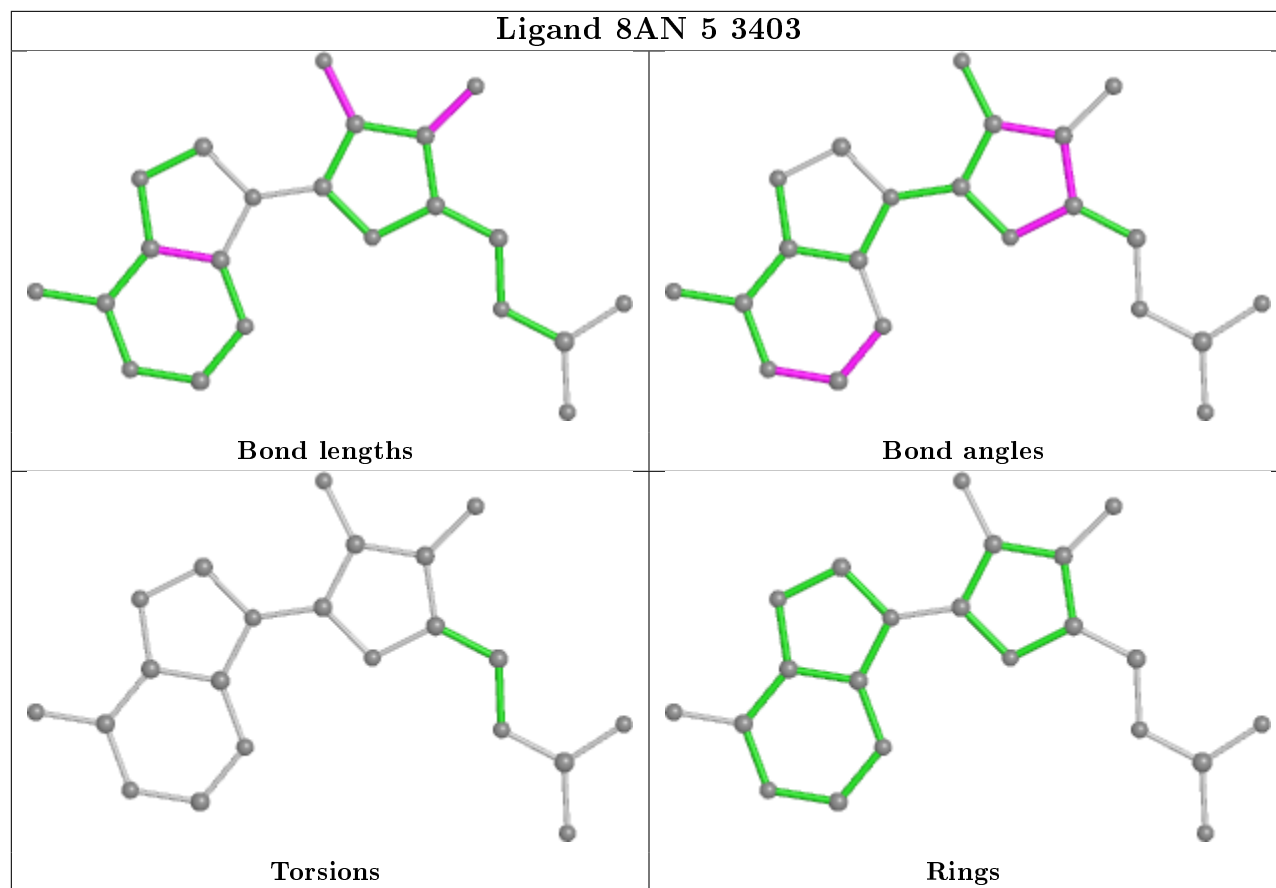
There are no ring outliers.

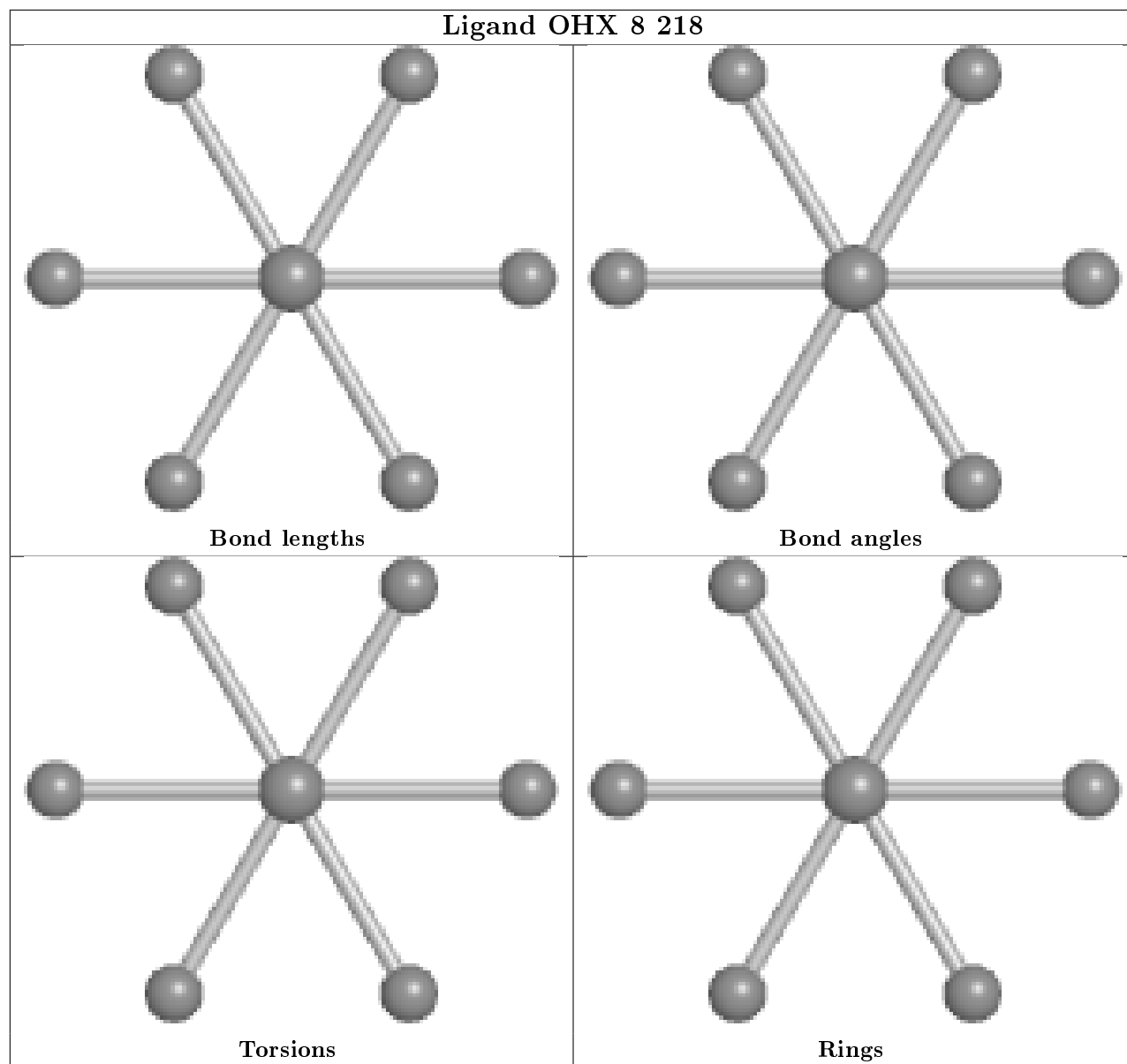
No monomer is involved in short contacts.

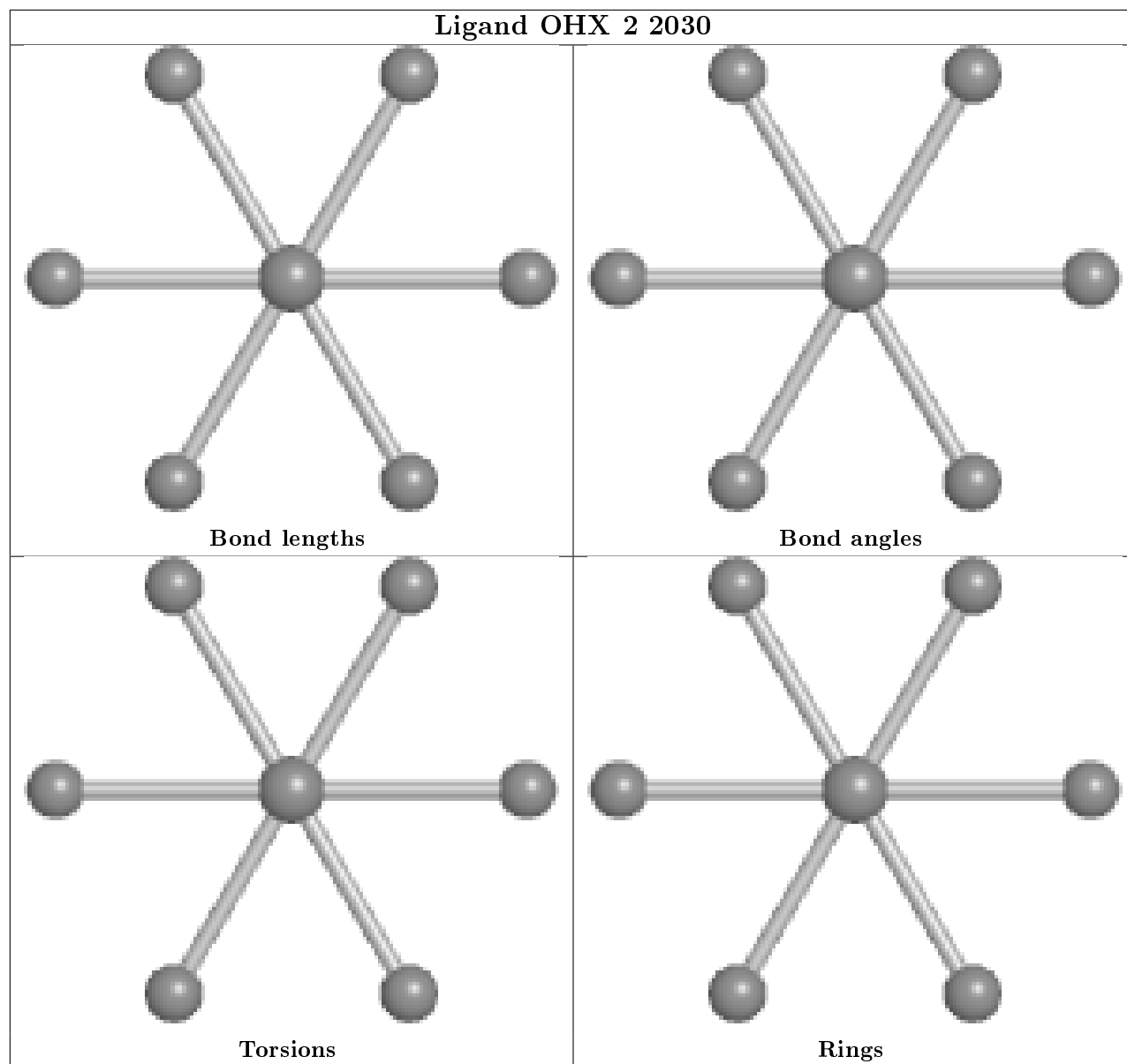
The following is a two-dimensional graphical depiction of Mogul quality analysis of bond lengths, bond angles, torsion angles, and ring geometry for all instances of the Ligand of Interest. In addition, ligands with molecular weight > 250 and outliers as shown on the validation Tables will also be included. For torsion angles, if less than 5% of the Mogul distribution of torsion angles is within 10 degrees of the torsion angle in question, then that torsion angle is considered an outlier. Any bond that is central to one or more torsion angles identified as an outlier by Mogul will be highlighted in the graph. For rings, the root-mean-square deviation (RMSD) between the ring in question and similar rings identified by Mogul is calculated over all ring torsion angles. If the average RMSD is greater than 60 degrees and the minimal RMSD between the ring in question and any Mogul-identified rings is also greater than 60 degrees, then that ring is considered an outlier. The outliers are highlighted in purple. The color gray indicates Mogul did not find sufficient equivalents in the CSD to analyse the geometry.

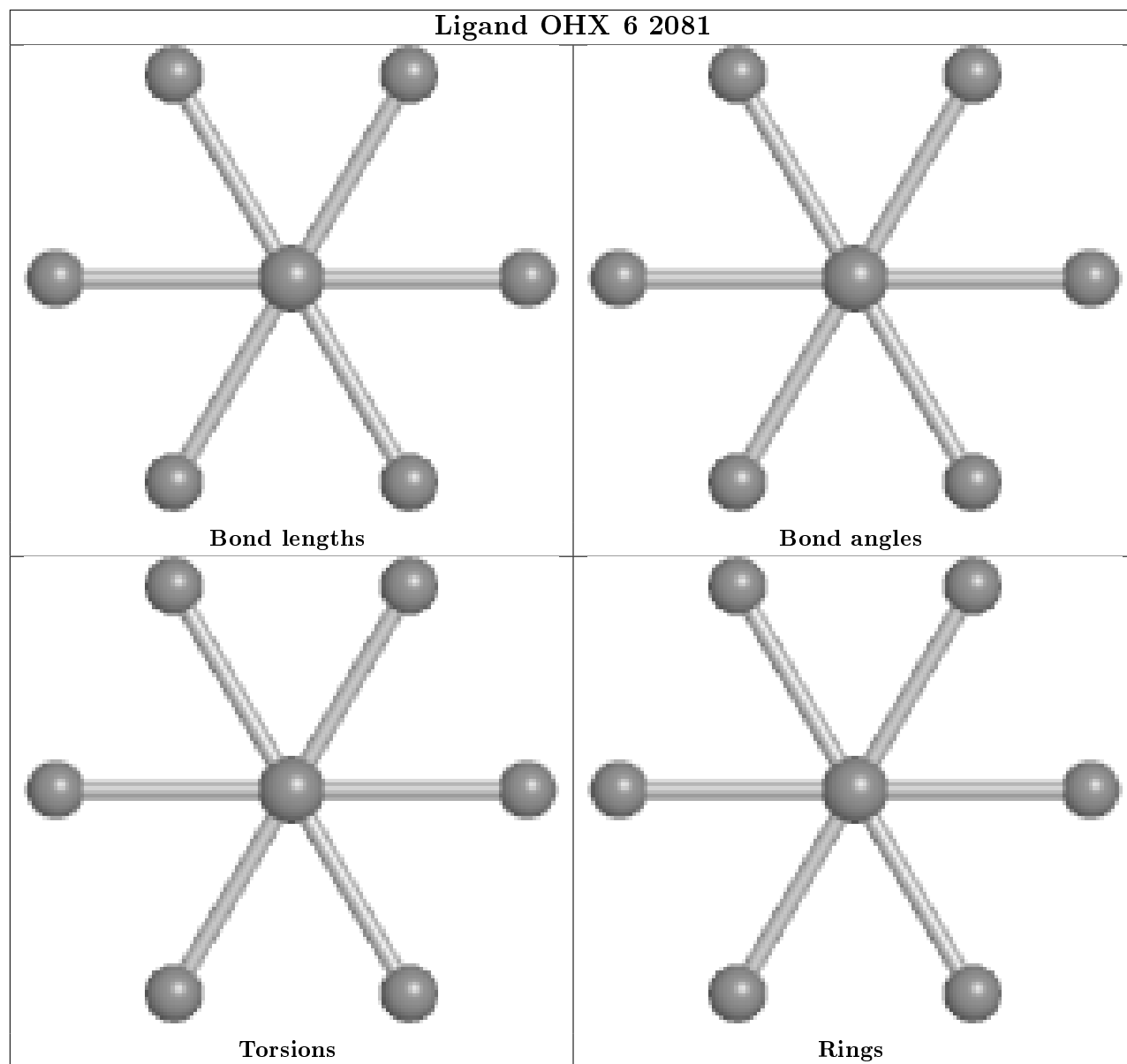


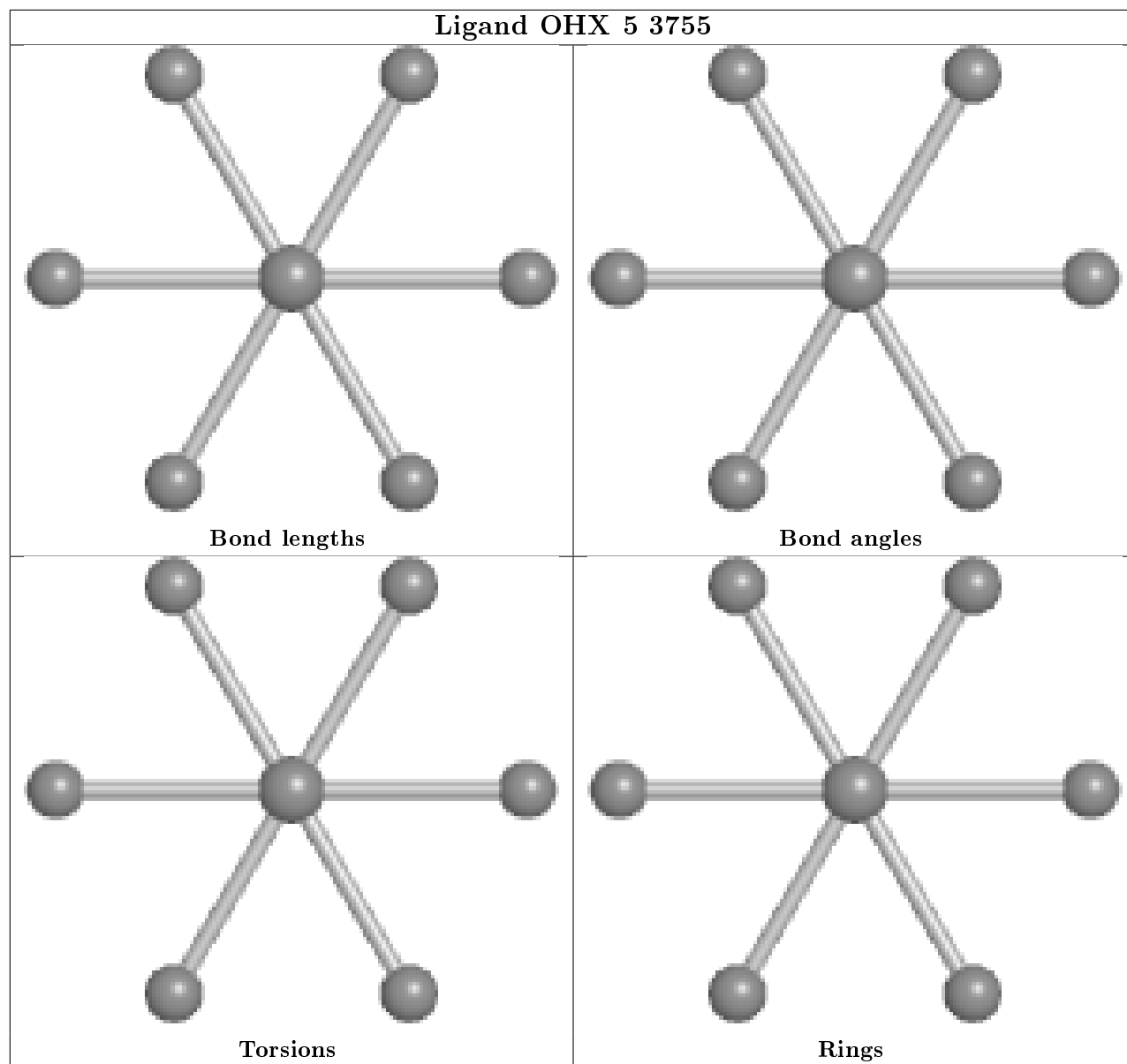


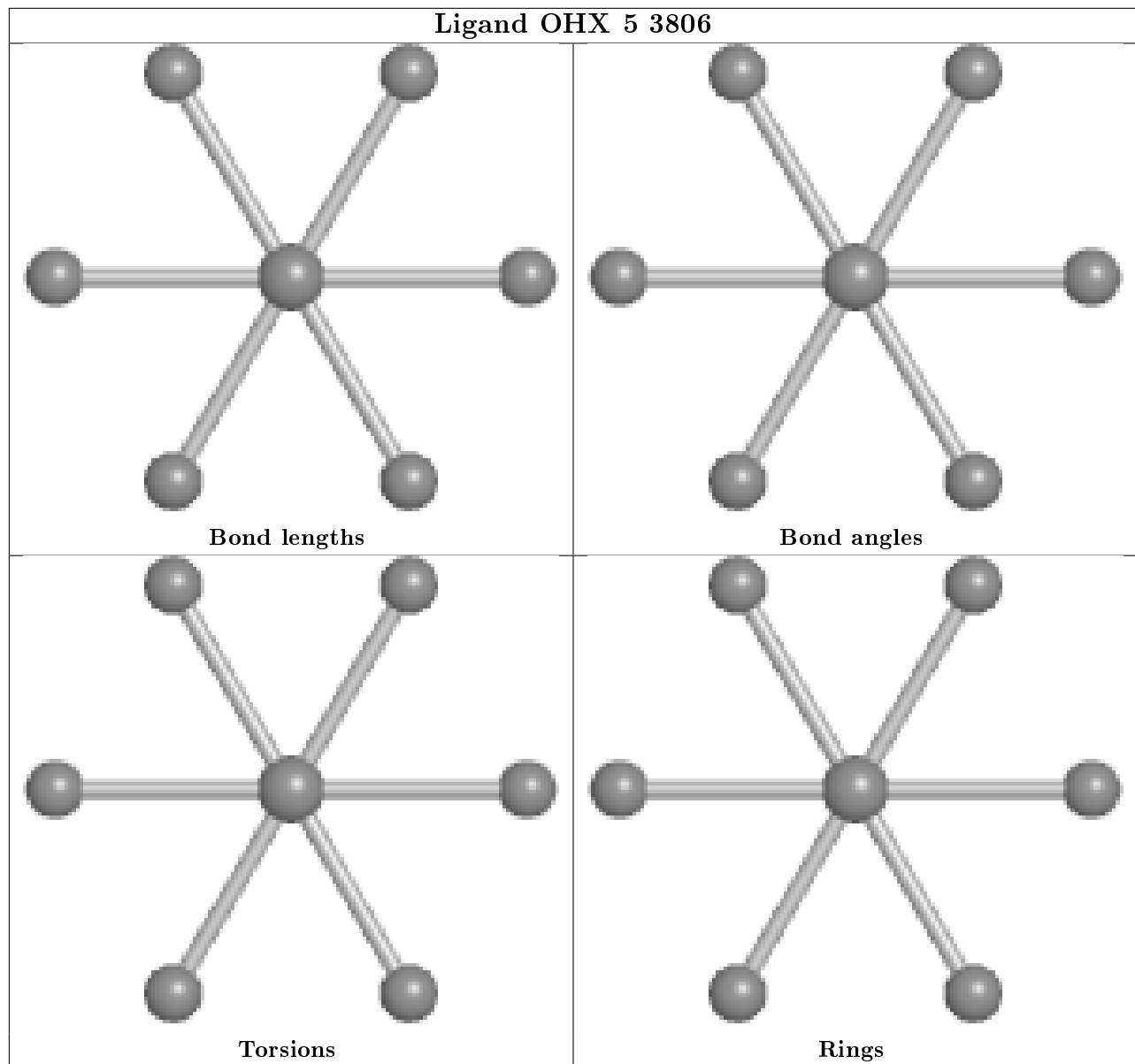


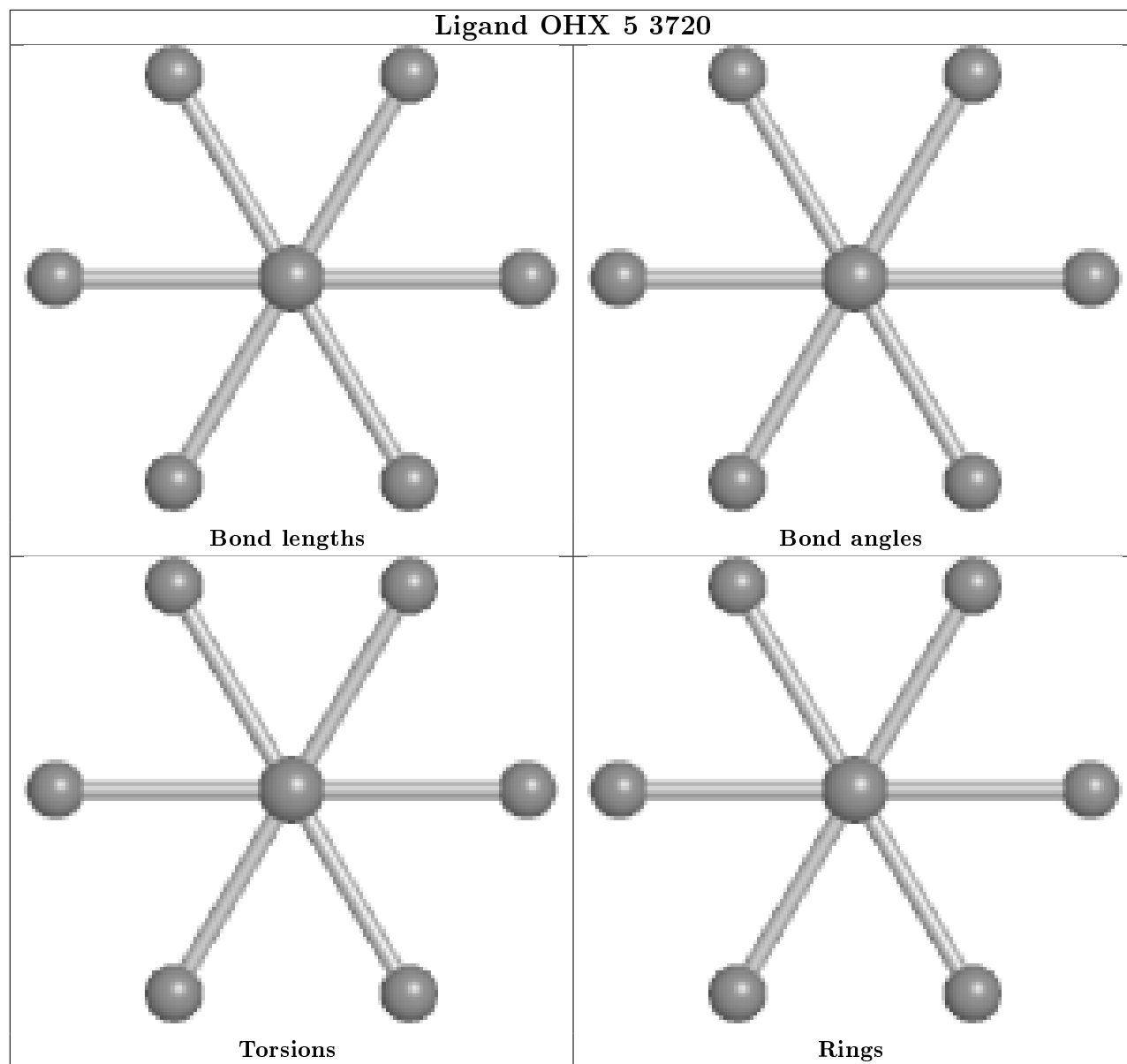


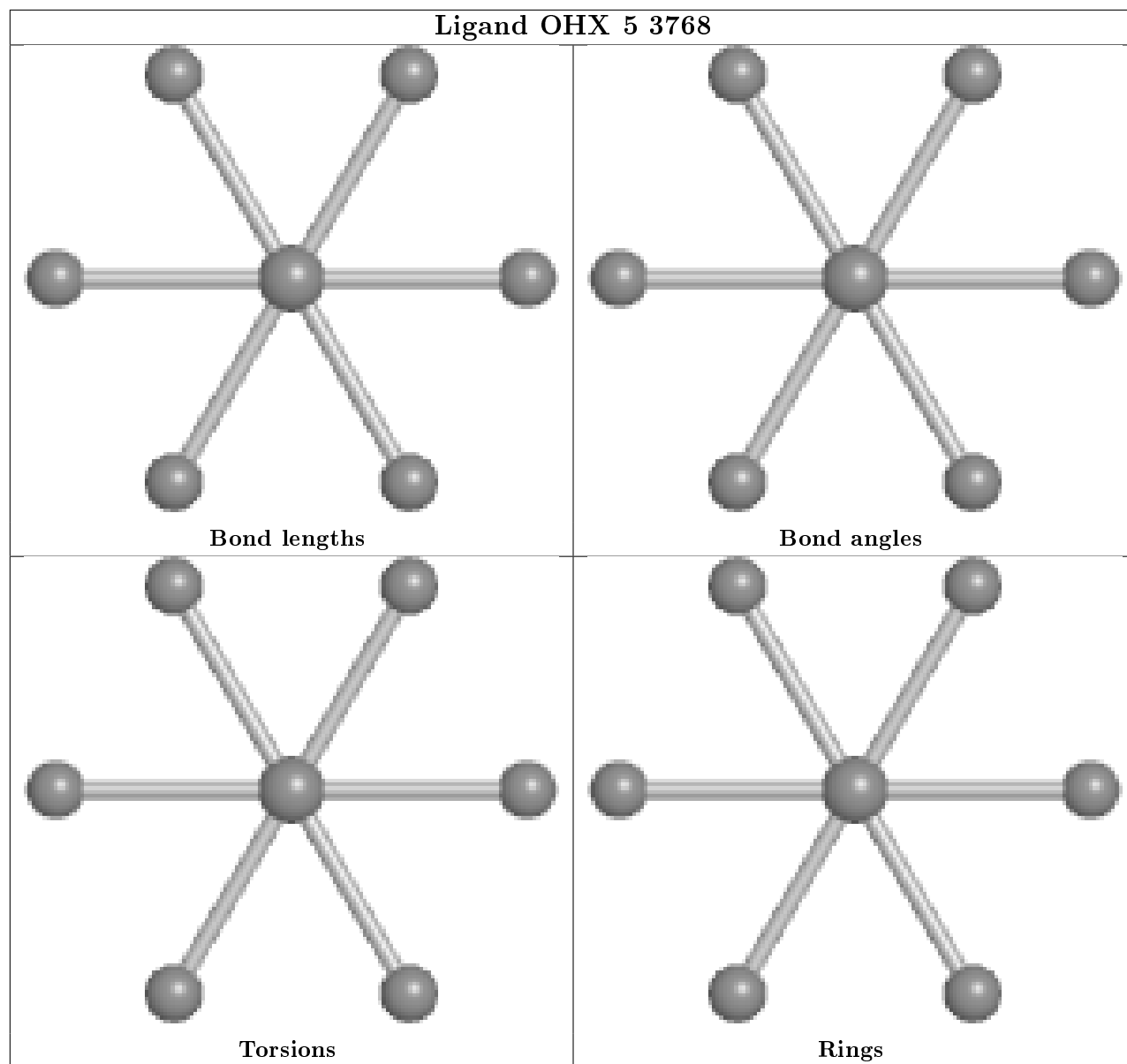


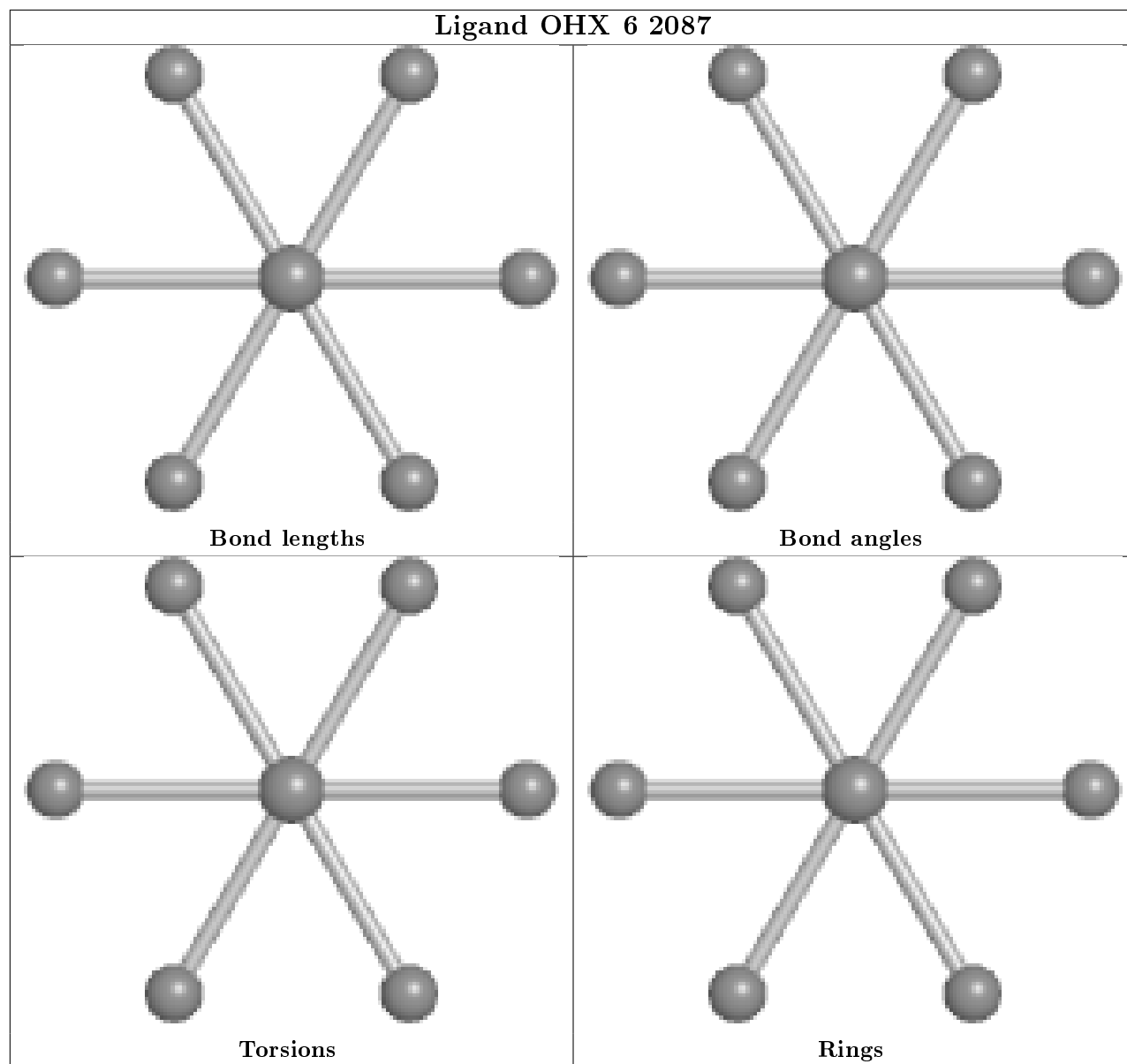


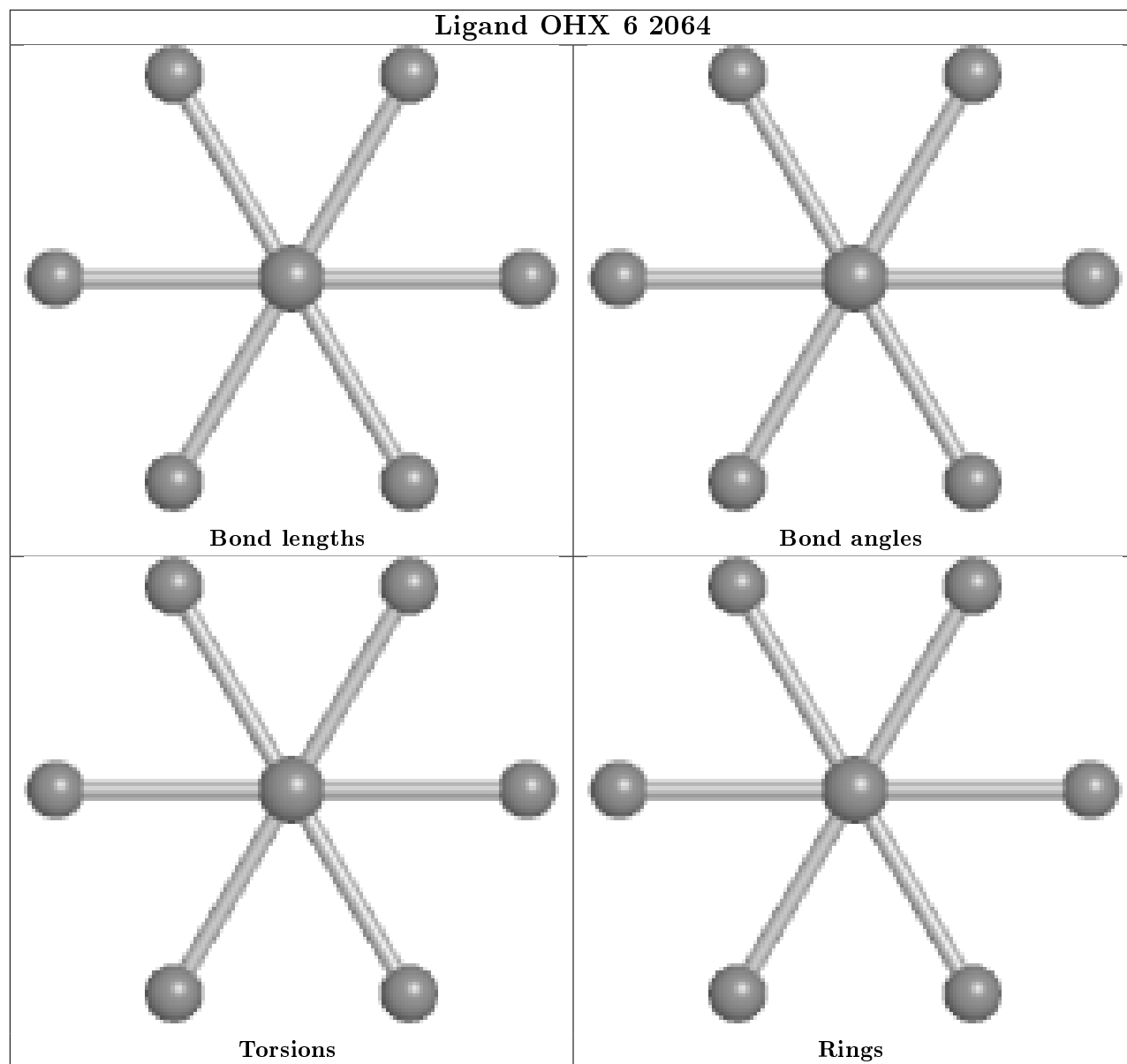


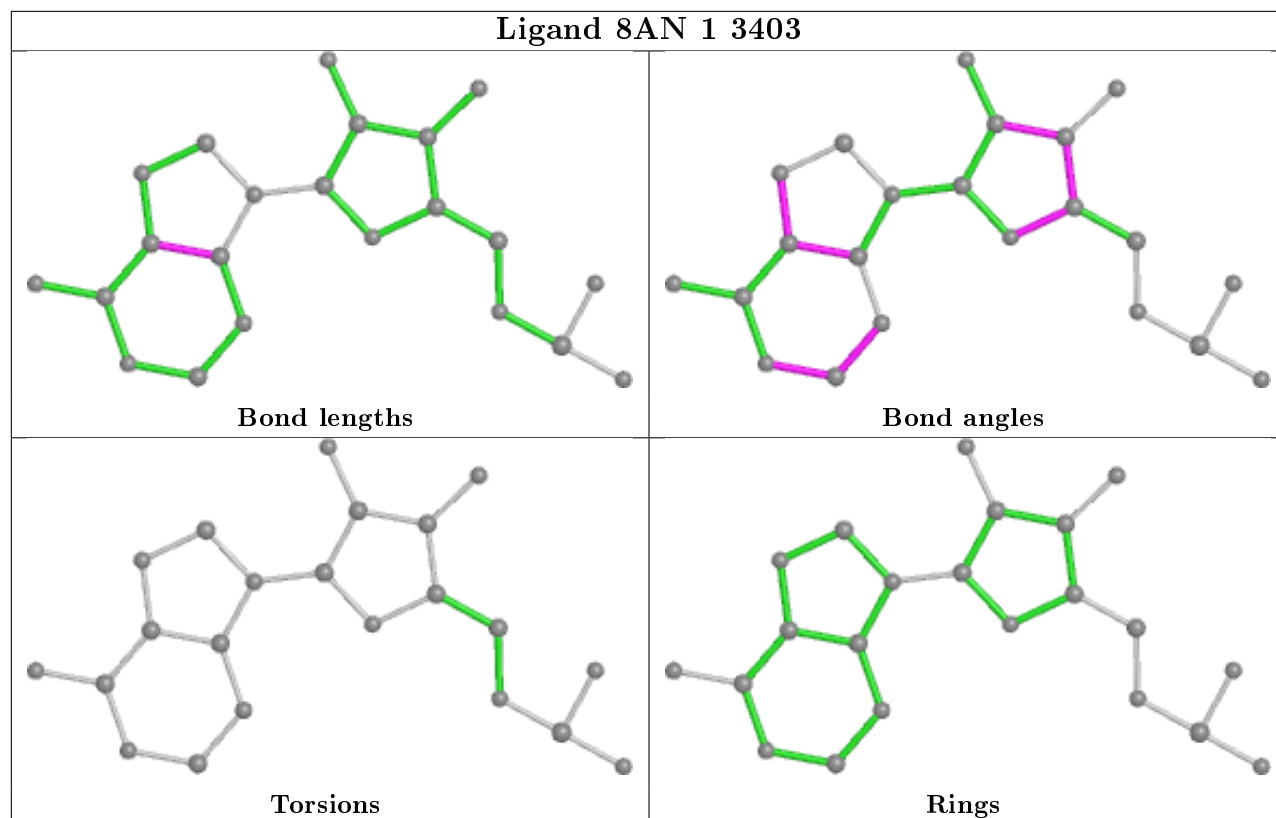


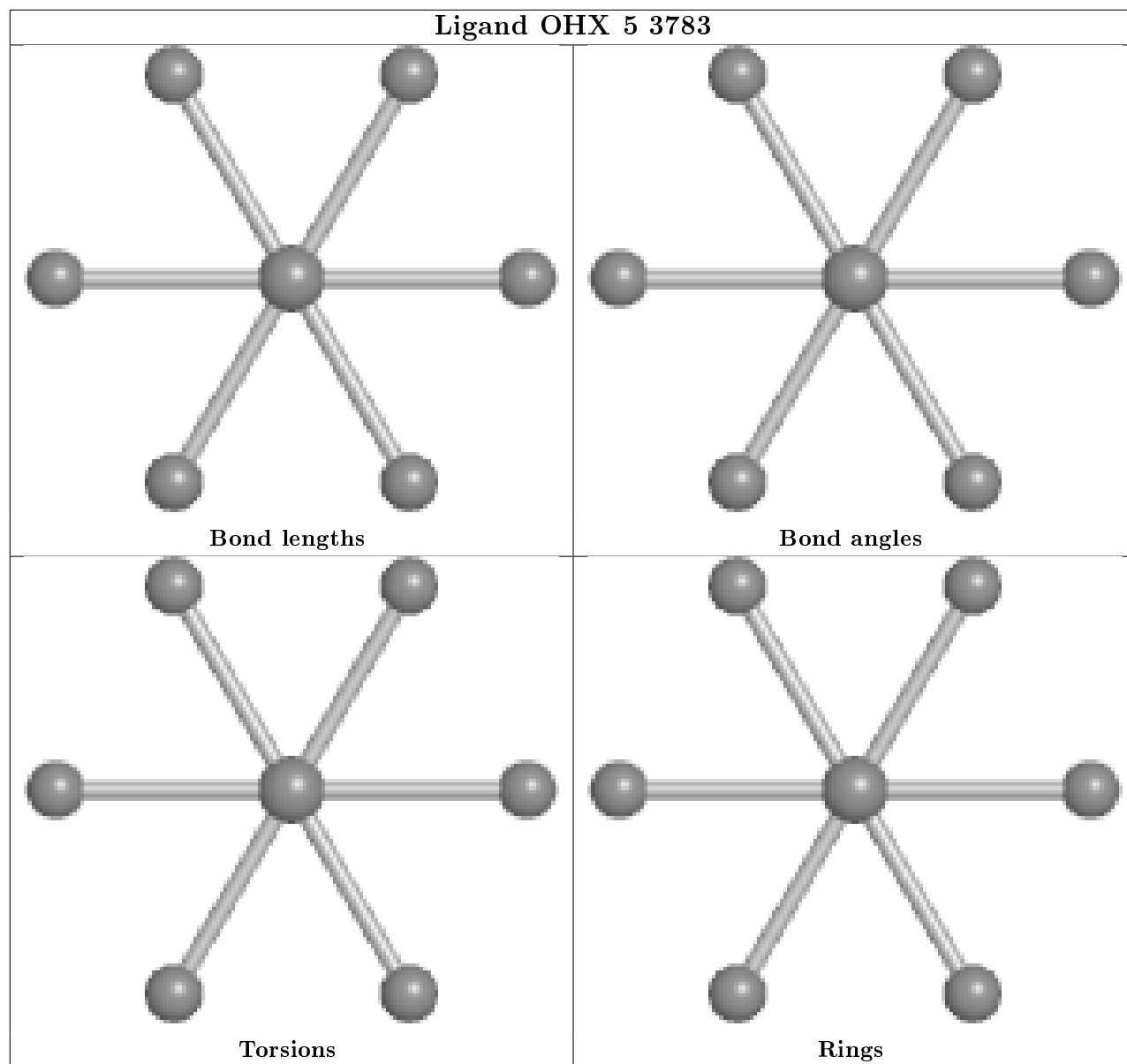


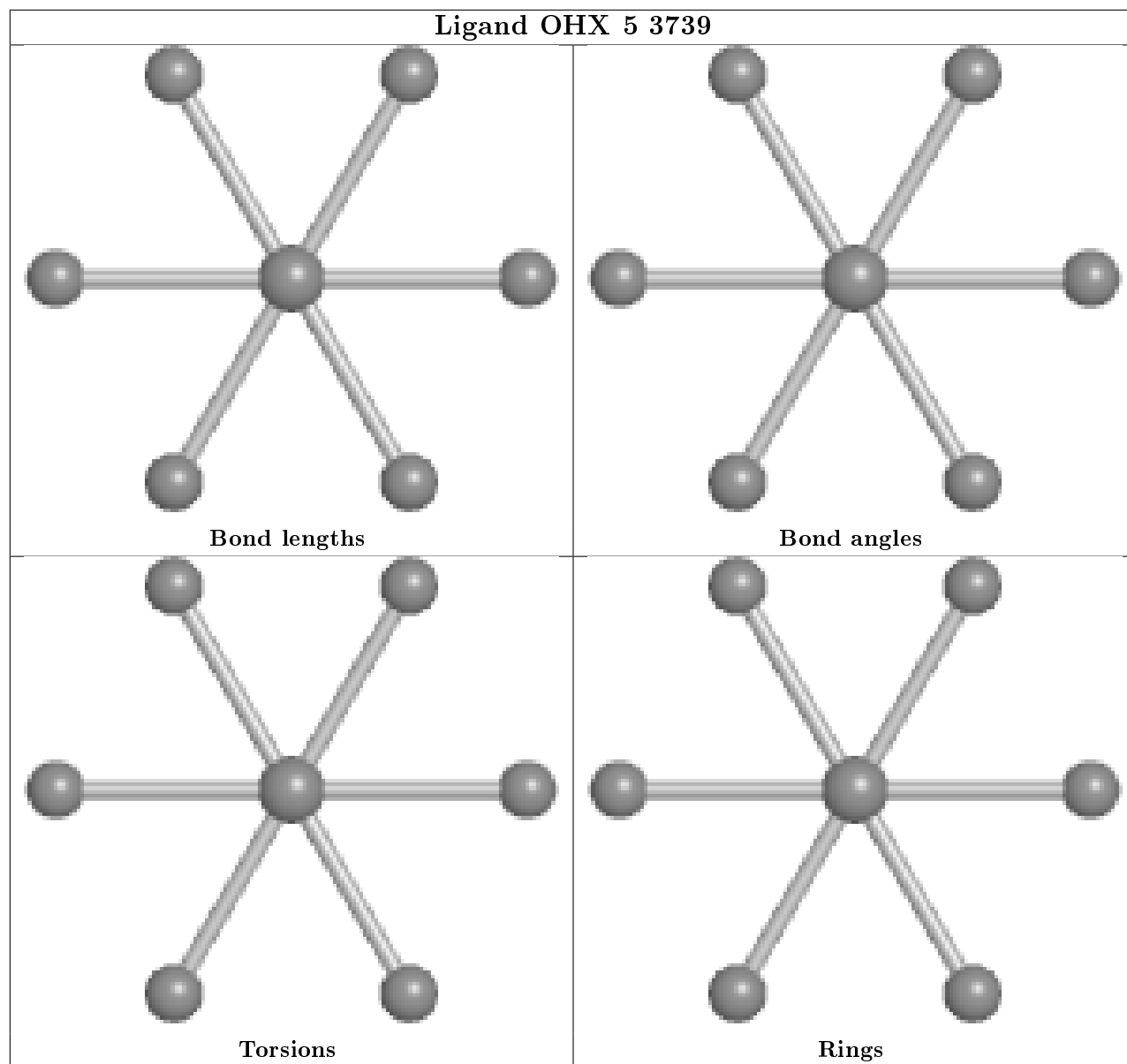


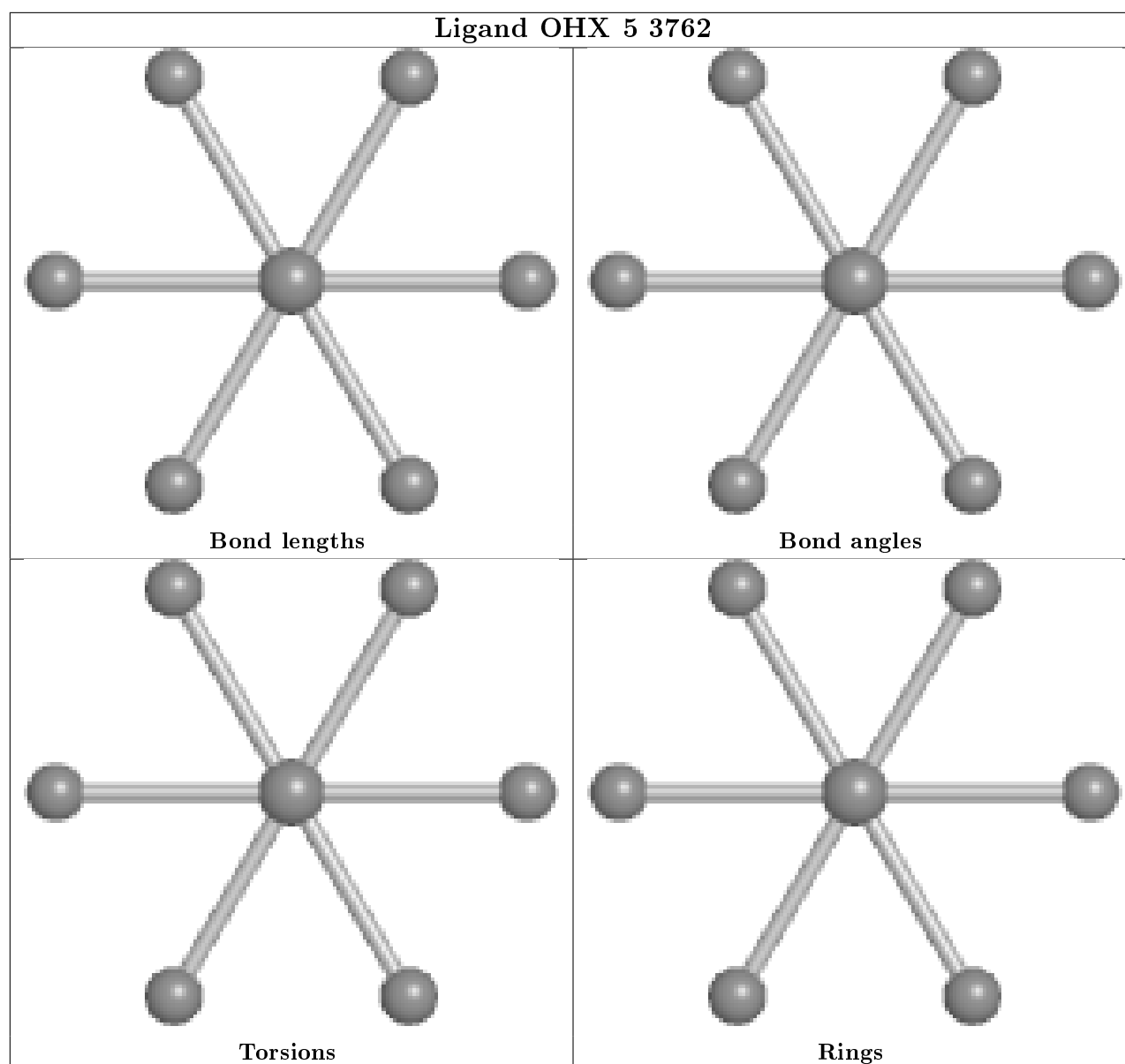












5.7 Other polymers [i](#)

There are no such residues in this entry.

5.8 Polymer linkage issues [i](#)

The following chains have linkage breaks:

Mol	Chain	Number of breaks
83	m2	2
82	sM	2
2	S0	1

Continued on next page...

Continued from previous page...

Mol	Chain	Number of breaks
35	SM	1
81	c0	1
47	m0	1
1	2	1

All chain breaks are listed below:

Model	Chain	Residue-1	Atom-1	Residue-2	Atom-2	Distance (Å)
1	2	1798:U	O3'	1799:C	P	144.70
1	sM	85:SER	C	119:UNK	N	44.14
1	sM	139:UNK	C	155:UNK	N	37.81
1	SM	141:ALA	C	151:UNK	N	26.32
1	c0	84:GLU	C	87:UNK	N	7.55
1	m2	52:UNK	C	54:UNK	N	3.75
1	m2	23:UNK	C	28:UNK	N	3.41
1	S0	95:ALA	C	96:THR	N	1.62
1	m0	92:HIS	C	93:PRO	N	1.08

6 Fit of model and data i

6.1 Protein, DNA and RNA chains i

In the following table, the column labelled ‘#RSRZ> 2’ contains the number (and percentage) of RSRZ outliers, followed by percent RSRZ outliers for the chain as percentile scores relative to all X-ray entries and entries of similar resolution. The OWAB column contains the minimum, median, 95th percentile and maximum values of the occupancy-weighted average B-factor per residue. The column labelled ‘Q< 0.9’ lists the number of (and percentage) of residues with an average occupancy less than 0.9.

Mol	Chain	Analysed	<RSRZ>	#RSRZ>2	OWAB(Å ²)	Q<0.9
1	2	1781/1829 (97%)	0.31	92 (5%) 27 25	53, 90, 174, 223	0
2	S0	206/206 (100%)	1.99	97 (47%) 0 0	91, 107, 116, 121	0
2	s0	206/206 (100%)	1.06	36 (17%) 1 1	68, 84, 96, 105	0
3	S1	214/216 (99%)	1.09	50 (23%) 0 1	104, 134, 158, 165	0
3	s1	216/216 (100%)	1.06	39 (18%) 1 1	72, 84, 102, 115	0
4	S2	217/217 (100%)	0.31	11 (5%) 28 26	75, 86, 98, 108	0
4	s2	217/217 (100%)	0.44	8 (3%) 41 38	55, 68, 78, 87	0
5	S3	223/223 (100%)	0.65	24 (10%) 5 5	82, 93, 112, 124	0
5	s3	223/223 (100%)	0.69	25 (11%) 5 5	74, 99, 116, 124	0
6	S4	260/260 (100%)	1.81	101 (38%) 0 0	69, 91, 98, 119	0
6	s4	260/260 (100%)	0.95	43 (16%) 1 2	47, 69, 82, 106	0
7	S5	206/206 (100%)	0.76	31 (15%) 2 2	96, 112, 124, 132	0
7	s5	206/206 (100%)	1.01	45 (21%) 0 1	79, 97, 113, 121	0
8	S6	226/226 (100%)	0.65	27 (11%) 4 4	72, 106, 120, 125	0
8	s6	218/226 (96%)	0.50	21 (9%) 8 8	49, 77, 94, 110	0
9	S7	184/186 (98%)	0.40	10 (5%) 25 24	90, 114, 139, 144	0
9	s7	186/186 (100%)	0.12	4 (2%) 62 60	65, 96, 124, 132	0
10	S8	188/199 (94%)	1.00	30 (15%) 1 2	63, 79, 113, 125	0
10	s8	188/199 (94%)	0.58	17 (9%) 9 9	46, 66, 107, 124	0
11	S9	185/185 (100%)	1.74	65 (35%) 0 0	81, 95, 126, 141	0
11	s9	185/185 (100%)	0.84	27 (14%) 2 2	57, 74, 104, 122	0
12	C0	96/96 (100%)	0.59	9 (9%) 8 9	84, 105, 126, 135	0
13	C1	155/155 (100%)	1.26	34 (21%) 0 1	64, 76, 112, 121	0
13	c1	146/155 (94%)	0.48	9 (6%) 20 20	48, 61, 89, 110	0

Continued on next page...

Continued from previous page...

Mol	Chain	Analysed	<RSRZ>	#RSRZ>2	OWAB(Å ²)	Q<0.9
14	C2	124/124 (100%)	1.57	40 (32%) 0 0	133, 139, 151, 157	0
14	c2	124/124 (100%)	3.26	86 (69%) 0 0	167, 183, 195, 200	0
15	C3	150/150 (100%)	0.43	7 (4%) 31 29	75, 88, 104, 108	0
15	c3	150/150 (100%)	0.01	3 (2%) 65 64	57, 70, 86, 88	0
16	C4	127/128 (99%)	0.88	26 (20%) 1 1	75, 129, 142, 144	0
16	c4	128/128 (100%)	0.98	15 (11%) 4 4	54, 86, 94, 104	0
17	C5	124/135 (91%)	1.87	49 (39%) 0 0	79, 94, 110, 126	0
17	c5	135/135 (100%)	1.63	42 (31%) 0 0	67, 97, 112, 115	0
18	C6	141/142 (99%)	2.45	76 (53%) 0 0	82, 102, 107, 110	0
18	c6	142/142 (100%)	1.89	56 (39%) 0 0	73, 91, 104, 121	0
19	C7	120/125 (96%)	1.61	39 (32%) 0 0	91, 105, 124, 126	0
19	c7	117/125 (93%)	0.98	25 (21%) 0 1	78, 91, 105, 112	0
20	C8	145/145 (100%)	1.39	41 (28%) 0 0	77, 97, 120, 127	0
20	c8	145/145 (100%)	1.34	39 (26%) 0 0	73, 89, 109, 114	0
21	C9	143/143 (100%)	1.80	61 (42%) 0 0	85, 99, 111, 120	0
21	c9	143/143 (100%)	0.77	18 (12%) 3 3	76, 85, 99, 107	0
22	D0	107/110 (97%)	1.57	37 (34%) 0 0	77, 105, 124, 127	0
22	d0	110/110 (100%)	1.86	43 (39%) 0 0	74, 102, 127, 134	0
23	D1	87/87 (100%)	1.42	23 (26%) 0 0	87, 95, 109, 115	0
23	d1	87/87 (100%)	0.52	7 (8%) 12 11	65, 73, 93, 100	0
24	D2	129/129 (100%)	2.07	62 (48%) 0 0	73, 84, 90, 100	0
24	d2	129/129 (100%)	0.71	6 (4%) 31 29	53, 61, 68, 76	0
25	D3	144/144 (100%)	0.27	3 (2%) 63 62	64, 71, 83, 97	0
25	d3	144/144 (100%)	0.03	1 (0%) 87 88	45, 52, 62, 77	0
26	D4	134/134 (100%)	0.76	13 (9%) 7 8	81, 102, 113, 118	0
26	d4	134/134 (100%)	0.43	8 (5%) 21 21	56, 76, 87, 91	0
27	D5	70/70 (100%)	0.61	5 (7%) 16 16	108, 118, 124, 125	0
27	d5	69/70 (98%)	1.11	10 (14%) 2 2	89, 104, 111, 113	0
28	D6	97/97 (100%)	2.36	60 (61%) 0 0	79, 94, 142, 143	0
28	d6	97/97 (100%)	1.19	22 (22%) 0 1	58, 72, 97, 100	0
29	D7	81/81 (100%)	1.68	32 (39%) 0 0	90, 106, 133, 136	0

Continued on next page...

Continued from previous page...

Mol	Chain	Analysed	<RSRZ>	#RSRZ>2	OWAB(Å ²)	Q<0.9
29	d7	81/81 (100%)	0.88	10 (12%) 4 3	66, 83, 117, 120	0
30	D8	63/63 (100%)	1.13	14 (22%) 0 1	106, 122, 129, 131	0
30	d8	63/63 (100%)	1.39	18 (28%) 0 0	96, 110, 117, 119	0
31	D9	53/53 (100%)	1.39	16 (30%) 0 0	75, 80, 100, 104	0
31	d9	53/53 (100%)	2.42	30 (56%) 0 0	71, 83, 117, 130	0
32	E0	60/62 (96%)	0.83	9 (15%) 2 2	70, 100, 125, 128	0
32	e0	62/62 (100%)	0.03	3 (4%) 30 28	55, 79, 104, 105	0
33	E1	71/76 (93%)	1.28	15 (21%) 1 1	96, 129, 140, 142	0
33	e1	76/76 (100%)	2.21	38 (50%) 0 0	100, 155, 176, 179	0
34	SR	318/318 (100%)	1.04	60 (18%) 1 1	100, 111, 126, 148	0
34	sR	318/318 (100%)	1.80	134 (42%) 0 0	96, 110, 122, 137	0
35	SM	133/159 (83%)	1.20	27 (20%) 1 1	54, 86, 117, 122	0
36	1	3149/3394 (92%)	0.13	52 (1%) 70 68	30, 54, 125, 221	0
36	5	3150/3394 (92%)	0.12	30 (0%) 82 82	31, 50, 117, 193	0
37	3	121/121 (100%)	0.03	0 100 100	40, 70, 86, 94	0
37	7	121/121 (100%)	-0.13	0 100 100	35, 53, 64, 71	0
38	4	158/158 (100%)	0.00	2 (1%) 77 77	40, 60, 96, 129	0
38	8	158/158 (100%)	-0.02	1 (0%) 89 90	42, 64, 97, 126	0
39	L2	252/252 (100%)	0.45	6 (2%) 59 56	40, 57, 74, 83	0
39	12	252/252 (100%)	0.58	15 (5%) 21 21	38, 56, 74, 87	0
40	L3	386/386 (100%)	0.04	1 (0%) 94 94	38, 57, 69, 83	0
40	l3	386/386 (100%)	-0.12	2 (0%) 91 91	30, 42, 56, 76	0
41	L4	361/361 (100%)	-0.16	0 100 100	34, 48, 63, 70	0
41	14	361/361 (100%)	-0.10	0 100 100	37, 52, 70, 76	0
42	L5	296/296 (100%)	1.36	95 (32%) 0 0	51, 76, 94, 108	0
42	15	294/296 (99%)	0.72	17 (5%) 23 22	42, 54, 75, 94	0
43	L6	156/175 (89%)	0.23	1 (0%) 89 90	44, 53, 66, 77	0
43	16	157/175 (89%)	-0.01	1 (0%) 89 90	44, 54, 71, 83	0
44	L7	222/223 (99%)	0.11	1 (0%) 91 91	35, 45, 70, 99	0
44	17	223/223 (100%)	-0.03	0 100 100	35, 43, 74, 102	0
45	L8	233/233 (100%)	0.83	26 (11%) 5 5	65, 83, 108, 116	0

Continued on next page...

Continued from previous page...

Mol	Chain	Analysed	<RSRZ>	#RSRZ>2	OWAB(Å ²)	Q<0.9
45	l8	231/233 (99%)	0.75	23 (9%) 7 7	72, 87, 109, 112	0
46	L9	191/191 (100%)	0.66	24 (12%) 3 3	57, 65, 74, 85	0
46	l9	191/191 (100%)	0.16	3 (1%) 72 70	39, 48, 63, 72	0
47	M0	211/220 (95%)	0.05	2 (0%) 84 84	41, 54, 88, 102	0
47	m0	213/220 (96%)	0.17	7 (3%) 46 44	36, 50, 74, 87	0
48	M1	169/169 (100%)	1.89	76 (44%) 0 0	62, 77, 87, 93	0
48	m1	169/169 (100%)	0.76	13 (7%) 13 12	45, 61, 68, 72	0
49	M3	193/194 (99%)	0.35	4 (2%) 63 62	35, 58, 94, 119	0
49	m3	194/194 (100%)	0.48	6 (3%) 49 48	38, 67, 100, 109	0
50	M4	136/137 (99%)	0.06	5 (3%) 41 38	50, 59, 70, 74	0
50	m4	137/137 (100%)	-0.23	0 100 100	44, 50, 66, 72	0
51	M5	203/203 (100%)	0.86	28 (13%) 2 2	38, 55, 66, 68	0
51	m5	203/203 (100%)	0.99	33 (16%) 1 2	42, 61, 73, 76	0
52	M6	197/197 (100%)	-0.02	2 (1%) 82 82	38, 45, 63, 65	0
52	m6	197/197 (100%)	-0.04	0 100 100	31, 37, 63, 68	0
53	M7	183/183 (100%)	0.26	9 (4%) 29 27	41, 47, 96, 121	0
53	m7	155/183 (84%)	-0.03	1 (0%) 89 90	37, 42, 52, 70	0
54	M8	185/185 (100%)	0.36	4 (2%) 62 60	37, 48, 61, 75	0
54	m8	185/185 (100%)	0.60	11 (5%) 22 22	37, 52, 62, 69	0
55	M9	188/188 (100%)	0.40	14 (7%) 14 14	61, 73, 137, 144	0
55	m9	188/188 (100%)	0.13	3 (1%) 72 70	49, 63, 121, 132	0
56	N0	172/172 (100%)	1.01	36 (20%) 1 1	46, 54, 65, 73	0
56	n0	172/172 (100%)	0.10	2 (1%) 79 78	38, 45, 55, 63	0
57	N1	159/159 (100%)	0.79	19 (11%) 4 4	37, 51, 92, 98	0
57	n1	159/159 (100%)	0.34	6 (3%) 40 37	36, 44, 78, 83	0
58	N2	100/100 (100%)	0.60	10 (10%) 7 7	92, 102, 107, 115	0
58	n2	98/100 (98%)	1.07	21 (21%) 0 1	74, 85, 91, 93	0
59	N3	136/136 (100%)	0.41	0 100 100	44, 54, 64, 69	0
59	n3	136/136 (100%)	0.25	2 (1%) 73 72	31, 38, 47, 50	0
60	N4	98/135 (72%)	2.13	31 (31%) 0 0	55, 67, 134, 136	0
60	n4	135/135 (100%)	1.02	27 (20%) 1 1	39, 83, 109, 125	0

Continued on next page...

Continued from previous page...

Mol	Chain	Analysed	<RSRZ>	#RSRZ>2	OWAB(Å ²)	Q<0.9
61	N5	121/121 (100%)	1.07	22 (18%) 1 1	57, 69, 85, 107	0
61	n5	120/121 (99%)	0.58	8 (6%) 17 17	56, 69, 87, 93	0
62	N6	126/126 (100%)	0.53	5 (3%) 38 36	44, 61, 70, 79	0
62	n6	126/126 (100%)	1.06	16 (12%) 3 3	50, 66, 80, 83	0
63	N7	135/135 (100%)	1.56	44 (32%) 0 0	83, 96, 107, 111	0
63	n7	135/135 (100%)	1.52	48 (35%) 0 0	82, 96, 113, 117	0
64	N8	148/148 (100%)	0.45	1 (0%) 87 88	31, 49, 67, 75	0
64	n8	148/148 (100%)	0.66	7 (4%) 31 29	33, 54, 68, 71	0
65	N9	58/58 (100%)	0.78	5 (8%) 10 10	34, 54, 89, 101	0
65	n9	58/58 (100%)	0.18	2 (3%) 45 43	35, 52, 73, 77	0
66	O0	97/100 (97%)	0.56	9 (9%) 8 9	80, 88, 103, 106	0
66	o0	100/100 (100%)	0.34	7 (7%) 16 16	72, 83, 100, 103	0
67	O1	109/109 (100%)	0.49	4 (3%) 41 38	55, 65, 88, 92	0
67	o1	109/109 (100%)	0.96	12 (11%) 5 5	43, 53, 80, 96	0
68	O2	127/127 (100%)	-0.06	2 (1%) 72 70	33, 44, 55, 67	0
68	o2	127/127 (100%)	-0.12	0 100 100	34, 49, 59, 64	0
69	O3	106/106 (100%)	0.19	0 100 100	37, 45, 66, 74	0
69	o3	106/106 (100%)	0.25	0 100 100	36, 42, 65, 74	0
70	O4	112/112 (100%)	1.19	23 (20%) 1 1	54, 74, 103, 109	0
70	o4	112/112 (100%)	0.79	10 (8%) 9 10	51, 73, 105, 111	0
71	O5	119/119 (100%)	0.70	9 (7%) 13 13	55, 70, 77, 80	0
71	o5	119/119 (100%)	0.30	2 (1%) 70 68	63, 71, 86, 95	0
72	O6	99/99 (100%)	0.64	8 (8%) 12 11	55, 67, 92, 100	0
72	o6	99/99 (100%)	0.71	10 (10%) 7 6	61, 72, 86, 99	0
73	O7	87/87 (100%)	0.30	0 100 100	41, 46, 67, 75	0
73	o7	87/87 (100%)	0.42	4 (4%) 32 30	37, 49, 77, 91	0
74	O8	77/77 (100%)	0.92	12 (15%) 2 2	82, 92, 103, 106	0
74	o8	77/77 (100%)	1.76	26 (33%) 0 0	81, 89, 97, 99	0
75	O9	50/50 (100%)	0.42	0 100 100	47, 55, 57, 57	0
75	o9	50/50 (100%)	0.47	2 (4%) 38 36	48, 55, 60, 62	0
76	Q0	52/52 (100%)	0.50	4 (7%) 13 12	49, 53, 65, 70	0

Continued on next page...

Continued from previous page...

Mol	Chain	Analysed	<RSRZ>	#RSRZ>2	OWAB(Å ²)	Q<0.9
76	q0	52/52 (100%)	-0.01	1 (1%) 66 65	36, 40, 49, 54	0
77	Q1	25/25 (100%)	0.30	0 100 100	57, 62, 66, 66	0
77	q1	25/25 (100%)	0.05	0 100 100	45, 47, 48, 50	0
78	Q2	105/105 (100%)	0.51	8 (7%) 13 13	41, 51, 72, 93	0
78	q2	105/105 (100%)	0.40	4 (3%) 40 37	42, 50, 64, 85	0
79	Q3	91/91 (100%)	0.20	2 (2%) 62 60	46, 59, 74, 81	0
79	q3	91/91 (100%)	0.28	2 (2%) 62 60	42, 55, 67, 73	0
80	6	1795/1800 (99%)	0.17	61 (3%) 45 43	38, 75, 157, 227	0
81	c0	84/96 (87%)	1.66	33 (39%) 0 0	94, 126, 139, 141	0
82	sM	63/104 (60%)	1.32	15 (23%) 0 0	47, 97, 105, 110	0
83	m2	0/150	-	-	-	-
84	p0	143/219 (65%)	2.45	86 (60%) 0 0	88, 109, 177, 181	0
85	p1	0/47	-	-	-	-
85	p2	0/47	-	-	-	-
All	All	33015/34167 (96%)	0.57	3370 (10%) 6 6	30, 69, 125, 227	0

All (3370) RSRZ outliers are listed below:

Mol	Chain	Res	Type	RSRZ
60	N4	86	SER	15.4
60	N4	75	THR	13.0
60	N4	84	GLY	12.7
1	2	1807	A	12.6
1	2	1806	A	11.7
35	SM	16	ASP	11.7
1	2	1809	G	10.9
53	M7	161	ALA	10.6
1	2	1812	G	10.5
60	N4	90	ILE	10.3
1	2	1815	A	10.2
60	N4	88	ASP	9.8
1	2	1821	U	9.8
14	c2	126	TRP	9.6
14	c2	41	LEU	9.4
60	N4	89	LEU	9.4
80	6	662	U	9.3
1	2	1822	C	9.3
60	N4	76	VAL	9.2

Continued on next page...

Continued from previous page...

Mol	Chain	Res	Type	RSRZ
1	2	1811	G	9.1
1	2	1808	G	8.7
28	D6	8	ASN	8.7
16	C4	15	GLY	8.4
11	S9	181	ALA	8.2
1	2	1805	G	8.1
1	2	1810	G	8.0
36	1	1570	U	8.0
33	e1	110	ALA	7.8
53	M7	160	ALA	7.7
60	N4	85	ALA	7.7
14	c2	123	VAL	7.7
8	s6	162	VAL	7.7
29	D7	41	LEU	7.7
21	C9	71	VAL	7.6
56	N0	1	MET	7.6
13	C1	145	ALA	7.6
1	2	656	G	7.6
1	2	719	U	7.5
34	sR	121	MET	7.5
78	Q2	106	PHE	7.4
14	c2	122	VAL	7.4
1	2	1824	C	7.3
14	c2	92	ALA	7.2
21	C9	2	PRO	7.2
14	c2	124	LYS	7.2
36	1	1569	U	7.2
80	6	663	U	7.1
29	D7	38	PRO	7.1
80	6	493	U	7.0
13	c1	3	THR	6.9
33	e1	145	HIS	6.9
28	D6	85	ARG	6.9
80	6	678	A	6.9
1	2	1823	U	6.8
18	C6	20	ALA	6.8
6	S4	54	TYR	6.8
13	C1	146	ALA	6.8
17	c5	134	THR	6.7
14	c2	116	VAL	6.7
48	M1	96	PHE	6.7
53	M7	162	GLU	6.5

Continued on next page...

Continued from previous page...

Mol	Chain	Res	Type	RSRZ
82	sM	83	LYS	6.5
14	C2	86	VAL	6.5
1	2	506	A	6.5
18	C6	12	LYS	6.5
84	p0	86	PHE	6.4
13	C1	2	SER	6.4
35	SM	18	VAL	6.4
14	c2	63	VAL	6.4
80	6	658	C	6.4
1	2	1813	C	6.4
11	s9	148	VAL	6.4
1	2	1820	A	6.4
81	c0	25	LYS	6.3
46	l9	191	LEU	6.3
31	d9	4	GLU	6.3
35	SM	87	THR	6.3
34	sR	139	GLN	6.3
60	N4	78	ALA	6.3
48	M1	127	PHE	6.3
1	2	658	C	6.3
22	d0	67	THR	6.2
60	N4	69	LYS	6.2
14	c2	21	GLU	6.2
3	S1	20	VAL	6.2
80	6	1228	G	6.2
14	c2	58	LEU	6.1
34	sR	61	PHE	6.1
35	SM	19	VAL	6.1
82	sM	82	THR	6.1
2	s0	46	HIS	6.1
34	sR	123	ILE	6.1
17	C5	104	GLN	6.1
73	o7	88	ALA	6.1
14	c2	65	SER	6.0
17	C5	89	MET	6.0
80	6	659	C	6.0
34	sR	134	TRP	6.0
60	N4	82	ILE	6.0
33	e1	111	GLU	6.0
34	sR	81	LEU	6.0
1	2	1059	U	6.0
14	c2	121	VAL	6.0

Continued on next page...

Continued from previous page...

Mol	Chain	Res	Type	RSRZ
2	S0	198	MET	6.0
14	C2	84	ASN	6.0
20	c8	18	LEU	6.0
31	D9	4	GLU	5.9
22	d0	98	GLN	5.9
24	D2	69	LEU	5.9
84	p0	80	VAL	5.9
60	N4	95	SER	5.9
14	c2	20	ALA	5.9
22	D0	82	TYR	5.9
20	c8	22	VAL	5.8
40	L3	387	LEU	5.8
36	5	1567	U	5.8
81	c0	64	TYR	5.8
2	S0	170	ILE	5.8
1	2	1816	C	5.8
6	S4	261	LEU	5.8
20	C8	146	ALA	5.8
17	c5	135	THR	5.8
20	C8	18	LEU	5.8
18	C6	21	HIS	5.8
35	SM	84	LYS	5.8
22	d0	93	LEU	5.8
11	S9	180	LYS	5.7
18	C6	11	GLY	5.7
2	S0	199	PRO	5.7
14	C2	59	LEU	5.7
18	C6	39	VAL	5.7
60	n4	84	GLY	5.7
63	n7	23	VAL	5.7
3	S1	92	GLN	5.7
1	2	1818	C	5.7
36	1	1955	U	5.7
60	N4	87	LEU	5.7
34	sR	185	GLN	5.7
60	N4	83	THR	5.7
14	c2	62	LEU	5.7
34	sR	167	VAL	5.7
18	C6	17	THR	5.7
34	sR	171	SER	5.7
14	c2	59	LEU	5.7
18	c6	11	GLY	5.7

Continued on next page...

Continued from previous page...

Mol	Chain	Res	Type	RSRZ
17	C5	51	SER	5.6
24	D2	34	ILE	5.6
6	S4	226	PHE	5.6
18	c6	142	TYR	5.6
36	1	1568	U	5.6
18	c6	19	VAL	5.6
13	C1	147	GLY	5.6
14	c2	85	LYS	5.6
3	S1	25	THR	5.6
33	E1	87	THR	5.6
63	N7	2	ALA	5.5
30	d8	43	ASN	5.5
28	D6	88	SER	5.5
18	c6	143	ARG	5.5
31	d9	30	LEU	5.5
84	p0	70	LEU	5.5
36	1	1762	C	5.5
14	c2	56	GLU	5.5
33	e1	85	TYR	5.5
34	sR	213	SER	5.5
34	sR	170	ILE	5.5
18	C6	16	ALA	5.4
33	e1	98	VAL	5.4
18	c6	44	LEU	5.4
34	SR	214	ALA	5.4
34	sR	138	GLY	5.4
11	S9	128	LEU	5.3
1	2	1814	A	5.3
60	n4	67	VAL	5.3
7	S5	152	GLY	5.3
42	L5	146	LEU	5.3
17	C5	103	ASN	5.3
1	2	1799	C	5.3
3	S1	47	LEU	5.3
34	sR	105	GLY	5.3
18	c6	49	TYR	5.3
84	p0	188	VAL	5.3
18	C6	29	ILE	5.2
18	C6	7	VAL	5.2
20	c8	116	LEU	5.2
21	C9	5	SER	5.2
33	e1	134	ASN	5.2

Continued on next page...

Continued from previous page...

Mol	Chain	Res	Type	RSRZ
74	O8	43	PHE	5.2
14	c2	31	VAL	5.2
19	C7	101	ASN	5.2
24	D2	73	GLY	5.2
18	C6	19	VAL	5.2
80	6	660	G	5.2
28	D6	84	VAL	5.2
17	C5	8	LYS	5.2
1	2	715	U	5.2
14	c2	33	ARG	5.1
6	S4	80	THR	5.1
31	d9	55	PHE	5.1
18	c6	121	SER	5.1
14	c2	127	GLY	5.1
16	C4	16	VAL	5.1
84	p0	27	VAL	5.1
84	p0	88	PHE	5.1
26	d4	99	LYS	5.1
18	C6	123	ARG	5.1
1	2	1817	U	5.1
3	s1	89	ASP	5.1
18	C6	36	ILE	5.1
17	c5	86	VAL	5.1
24	D2	129	VAL	5.1
60	N4	81	PRO	5.1
3	S1	93	GLY	5.1
14	c2	105	LYS	5.1
35	SM	85	SER	5.1
28	D6	92	ARG	5.1
33	e1	80	ARG	5.1
36	5	1568	U	5.1
36	5	1580	A	5.1
42	L5	63	GLN	5.1
22	d0	64	LYS	5.1
19	C7	100	LEU	5.0
80	6	675	U	5.0
22	d0	65	ILE	5.0
28	D6	10	ARG	5.0
3	S1	140	ILE	5.0
7	s5	130	ILE	5.0
3	S1	26	ARG	5.0
14	c2	28	LEU	5.0

Continued on next page...

Continued from previous page...

Mol	Chain	Res	Type	RSRZ
6	S4	55	ALA	5.0
22	D0	86	ILE	5.0
35	SM	22	PRO	5.0
11	S9	80	LEU	5.0
2	S0	23	HIS	5.0
42	L5	159	VAL	5.0
84	p0	187	VAL	5.0
81	c0	22	VAL	5.0
34	sR	92	TRP	5.0
80	6	1695	G	5.0
22	D0	84	MET	5.0
13	c1	4	GLU	5.0
18	C6	8	GLN	5.0
18	C6	65	ILE	5.0
53	M7	184	ALA	5.0
18	C6	28	LEU	5.0
81	c0	65	TYR	5.0
14	c2	104	GLY	5.0
14	c2	119	SER	5.0
2	S0	83	GLN	5.0
11	S9	95	TYR	5.0
21	C9	80	TYR	5.0
14	c2	30	VAL	5.0
28	D6	98	PRO	4.9
24	D2	25	VAL	4.9
4	s2	90	THR	4.9
14	C2	83	GLU	4.9
19	C7	99	VAL	4.9
60	n4	68	ALA	4.9
63	N7	26	VAL	4.9
36	5	1566	A	4.9
28	d6	68	TYR	4.9
2	S0	97	PRO	4.9
2	S0	203	PHE	4.9
3	S1	94	LYS	4.9
18	C6	18	ALA	4.9
1	2	134	U	4.9
8	s6	169	TYR	4.9
34	SR	33	LEU	4.9
20	c8	15	LEU	4.9
48	M1	167	TYR	4.9
2	S0	146	LEU	4.9

Continued on next page...

Continued from previous page...

Mol	Chain	Res	Type	RSRZ
1	2	1804	A	4.9
35	SM	86	ASN	4.9
28	D6	9	GLY	4.9
60	N4	98	PRO	4.9
33	e1	77	GLY	4.8
74	o8	69	LEU	4.8
6	S4	65	LEU	4.8
14	c2	64	SER	4.8
21	C9	28	LEU	4.8
42	L5	51	LEU	4.8
7	S5	71	ALA	4.8
60	N4	77	LYS	4.8
8	S6	77	LEU	4.8
13	C1	4	GLU	4.8
71	O5	120	ALA	4.8
18	C6	68	ARG	4.8
1	2	793	A	4.8
33	e1	151	ASN	4.8
7	S5	70	VAL	4.8
11	S9	116	LEU	4.8
34	sR	168	THR	4.8
36	5	2506	U	4.8
42	L5	151	GLN	4.8
3	S1	91	VAL	4.8
17	c5	111	MET	4.8
26	D4	70	VAL	4.8
18	c6	141	SER	4.8
22	d0	79	TRP	4.8
23	D1	56	SER	4.7
7	S5	37	GLN	4.7
20	c8	129	TRP	4.7
47	m0	221	ALA	4.7
21	c9	92	LYS	4.7
48	M1	79	ILE	4.7
7	s5	37	GLN	4.7
28	D6	17	HIS	4.7
14	c2	42	ALA	4.7
10	S8	152	ILE	4.7
84	p0	100	ILE	4.7
36	5	2505	U	4.7
31	d9	16	LYS	4.7
84	p0	87	VAL	4.7

Continued on next page...

Continued from previous page...

Mol	Chain	Res	Type	RSRZ
84	p0	212	HIS	4.7
34	sR	214	ALA	4.7
31	d9	31	ILE	4.7
14	c2	43	ARG	4.7
35	SM	17	VAL	4.6
34	sR	244	ALA	4.6
51	m5	58	GLY	4.6
11	S9	2	PRO	4.6
84	p0	49	ALA	4.6
63	N7	92	PHE	4.6
14	c2	113	ARG	4.6
28	d6	69	ASN	4.6
60	n4	95	SER	4.6
63	n7	92	PHE	4.6
60	N4	67	VAL	4.6
63	n7	13	VAL	4.6
34	sR	189	GLU	4.6
18	C6	66	ARG	4.6
22	d0	22	ILE	4.6
56	N0	2	ALA	4.6
34	sR	165	ASP	4.6
84	p0	44	GLU	4.6
2	S0	144	ILE	4.6
6	S4	110	ALA	4.6
81	c0	23	ALA	4.6
14	c2	93	ASP	4.6
20	C8	17	LEU	4.6
60	N4	73	ARG	4.6
60	n4	70	LYS	4.6
84	p0	25	LEU	4.6
82	sM	25	ILE	4.6
2	S0	171	GLY	4.6
60	N4	74	LYS	4.6
84	p0	192	ASP	4.6
34	sR	65	SER	4.6
1	2	718	U	4.6
61	N5	82	LEU	4.6
34	SR	115	ILE	4.5
18	C6	143	ARG	4.5
21	C9	39	THR	4.5
13	C1	144	ALA	4.5
84	p0	18	TYR	4.5

Continued on next page...

Continued from previous page...

Mol	Chain	Res	Type	RSRZ
14	C2	52	LEU	4.5
80	6	1700	C	4.5
28	D6	31	PRO	4.5
35	SM	15	ALA	4.5
28	D6	18	VAL	4.5
56	N0	135	VAL	4.5
17	c5	136	SER	4.5
24	D2	92	ASN	4.5
5	S3	218	LEU	4.5
6	S4	252	ARG	4.5
28	D6	2	PRO	4.5
80	6	656	G	4.5
34	sR	79	TYR	4.5
2	S0	160	ILE	4.5
7	S5	155	ALA	4.5
34	sR	188	ILE	4.5
31	d9	34	TYR	4.5
33	e1	100	LEU	4.5
60	n4	97	LYS	4.5
18	C6	142	TYR	4.5
20	C8	2	SER	4.5
14	c2	125	ASN	4.5
17	c5	52	LYS	4.5
18	c6	52	LEU	4.5
33	E1	148	TYR	4.5
2	S0	98	ILE	4.5
66	O0	105	ALA	4.5
18	C6	52	LEU	4.5
10	S8	200	LYS	4.5
42	L5	28	THR	4.5
13	c1	5	LEU	4.5
6	S4	220	THR	4.4
34	sR	72	THR	4.4
34	sR	141	LEU	4.4
14	c2	117	GLY	4.4
22	d0	78	THR	4.4
18	C6	14	LYS	4.4
34	sR	252	LEU	4.4
23	D1	53	TYR	4.4
3	S1	138	PHE	4.4
34	sR	82	SER	4.4
70	o4	57	LEU	4.4

Continued on next page...

Continued from previous page...

Mol	Chain	Res	Type	RSRZ
36	1	1563	C	4.4
34	sR	24	ALA	4.4
33	E1	145	HIS	4.4
20	C8	15	LEU	4.4
2	s0	164	ASN	4.4
60	n4	66	GLU	4.4
18	c6	29	ILE	4.4
11	S9	90	LYS	4.4
56	N0	74	ASN	4.4
22	d0	99	ILE	4.4
18	C6	15	SER	4.4
21	C9	58	ALA	4.4
11	S9	64	GLU	4.4
35	SM	58	GLU	4.4
14	c2	55	GLY	4.4
30	D8	44	VAL	4.4
13	C1	152	GLN	4.4
6	S4	90	ILE	4.4
84	p0	28	VAL	4.4
8	S6	145	PHE	4.4
80	6	679	U	4.4
42	L5	89	THR	4.4
14	c2	96	GLN	4.4
65	N9	25	LYS	4.4
21	C9	105	LEU	4.3
84	p0	30	VAL	4.3
14	C2	80	ASN	4.3
42	L5	95	TRP	4.3
11	S9	186	GLU	4.3
84	p0	221	ALA	4.3
63	N7	46	ILE	4.3
35	SM	89	ARG	4.3
36	5	2503	G	4.3
60	N4	70	LYS	4.3
18	c6	130	GLY	4.3
34	sR	90	ARG	4.3
14	C2	62	LEU	4.3
63	n7	96	VAL	4.3
31	d9	12	ARG	4.3
23	D1	55	LEU	4.3
28	d6	44	ILE	4.3
20	C8	8	GLN	4.3

Continued on next page...

Continued from previous page...

Mol	Chain	Res	Type	RSRZ
80	6	1694	A	4.3
2	S0	164	ASN	4.3
26	D4	22	GLN	4.3
62	N6	127	GLU	4.3
18	C6	92	TYR	4.3
33	e1	79	LYS	4.3
14	c2	103	LEU	4.3
2	s0	173	ILE	4.3
7	s5	137	ILE	4.3
14	c2	133	LEU	4.3
2	S0	156	VAL	4.3
8	S6	149	LYS	4.3
74	o8	54	LEU	4.3
7	s5	83	ARG	4.3
36	1	1764	U	4.2
70	O4	21	LYS	4.2
2	S0	22	THR	4.2
21	C9	123	ARG	4.2
53	M7	157	VAL	4.2
14	c2	112	ALA	4.2
30	D8	66	LEU	4.2
18	c6	124	PRO	4.2
60	n4	85	ALA	4.2
33	e1	83	LYS	4.2
2	S0	174	TRP	4.2
16	c4	79	VAL	4.2
48	M1	104	PHE	4.2
24	D2	108	ALA	4.2
33	e1	104	SER	4.2
24	D2	130	TYR	4.2
24	D2	27	ILE	4.2
34	SR	72	THR	4.2
2	S0	166	GLY	4.2
22	D0	65	ILE	4.2
48	M1	84	LEU	4.2
10	S8	179	CYS	4.2
35	SM	21	PRO	4.2
60	n4	96	LEU	4.2
21	C9	72	GLY	4.2
34	sR	186	PHE	4.2
36	5	2539	C	4.2
34	sR	106	HIS	4.2

Continued on next page...

Continued from previous page...

Mol	Chain	Res	Type	RSRZ
18	c6	46	PHE	4.2
24	D2	81	VAL	4.2
36	5	1569	U	4.2
7	s5	79	ASN	4.2
36	1	1571	A	4.2
18	c6	132	LYS	4.2
34	sR	187	GLN	4.1
20	c8	73	MET	4.1
84	p0	104	ARG	4.1
11	S9	65	LYS	4.1
55	M9	50	ILE	4.1
34	sR	202	LEU	4.1
84	p0	103	ASN	4.1
31	d9	29	GLY	4.1
34	sR	220	ILE	4.1
17	C5	50	THR	4.1
14	c2	57	ALA	4.1
26	D4	69	SER	4.1
34	sR	157	VAL	4.1
17	c5	89	MET	4.1
22	d0	63	LEU	4.1
5	S3	183	GLY	4.1
17	C5	17	TYR	4.1
2	S0	76	ILE	4.1
63	n7	68	ILE	4.1
84	p0	63	ILE	4.1
14	c2	118	ALA	4.1
82	sM	23	LYS	4.1
17	C5	84	ILE	4.1
5	s3	25	PHE	4.1
22	D0	61	LYS	4.1
22	D0	64	LYS	4.1
2	s0	170	ILE	4.1
3	s1	217	LEU	4.1
11	S9	97	LEU	4.1
31	D9	43	PHE	4.1
34	sR	25	THR	4.1
34	sR	124	SER	4.1
36	5	2504	U	4.1
2	S0	126	PRO	4.1
21	C9	70	GLN	4.1
42	L5	158	ARG	4.1

Continued on next page...

Continued from previous page...

Mol	Chain	Res	Type	RSRZ
21	C9	95	ASP	4.1
30	D8	67	ARG	4.1
22	D0	81	THR	4.1
33	E1	86	THR	4.1
8	S6	154	ARG	4.1
19	c7	35	CYS	4.1
14	C2	55	GLY	4.1
30	d8	65	ARG	4.1
46	L9	187	ILE	4.1
35	SM	60	ALA	4.0
16	c4	112	ILE	4.0
28	d6	11	ASN	4.0
34	sR	33	LEU	4.0
1	2	1797	A	4.0
1	2	1803	G	4.0
2	s0	25	GLY	4.0
19	C7	110	VAL	4.0
28	d6	40	ALA	4.0
72	o6	53	TYR	4.0
84	p0	96	ILE	4.0
2	S0	46	HIS	4.0
2	S0	50	VAL	4.0
17	c5	51	SER	4.0
24	D2	82	LYS	4.0
21	C9	50	ALA	4.0
6	S4	123	LEU	4.0
23	D1	69	LEU	4.0
34	sR	184	ASN	4.0
84	p0	190	VAL	4.0
14	c2	45	LEU	4.0
14	c2	23	THR	4.0
2	S0	196	SER	4.0
28	D6	7	SER	4.0
70	O4	23	VAL	4.0
84	p0	51	VAL	4.0
14	c2	114	LYS	4.0
6	S4	253	ASP	4.0
7	S5	147	THR	4.0
72	o6	100	HIS	4.0
80	6	1702	A	4.0
34	sR	172	ALA	4.0
6	S4	45	ILE	4.0

Continued on next page...

Continued from previous page...

Mol	Chain	Res	Type	RSRZ
19	C7	71	PHE	4.0
19	C7	123	ASN	4.0
22	D0	121	ASN	4.0
3	S1	90	GLU	4.0
11	S9	182	GLU	4.0
48	M1	75	LYS	4.0
18	c6	120	ASP	4.0
1	2	1370	U	4.0
14	C2	88	LEU	4.0
1	2	1819	C	4.0
24	D2	128	PHE	4.0
34	SR	262	VAL	4.0
3	s1	54	LEU	4.0
48	M1	83	GLY	4.0
23	D1	34	ILE	4.0
84	p0	213	PHE	4.0
1	2	717	C	4.0
16	C4	27	PHE	4.0
18	C6	6	SER	4.0
6	S4	26	CYS	3.9
36	1	1763	U	3.9
78	Q2	104	LEU	3.9
14	C2	141	SER	3.9
6	S4	42	LEU	3.9
18	c6	89	LEU	3.9
29	D7	42	ASN	3.9
56	N0	95	ARG	3.9
11	S9	146	PHE	3.9
22	D0	80	GLU	3.9
60	N4	66	GLU	3.9
11	S9	134	ILE	3.9
56	N0	75	PHE	3.9
22	d0	77	LYS	3.9
22	D0	54	GLY	3.9
24	D2	126	LEU	3.9
2	S0	48	ILE	3.9
48	M1	65	ILE	3.9
3	S1	28	GLU	3.9
65	N9	55	ALA	3.9
34	sR	89	LEU	3.9
84	p0	47	GLY	3.9
58	N2	89	LEU	3.9

Continued on next page...

Continued from previous page...

Mol	Chain	Res	Type	RSRZ
36	5	1349	G	3.9
17	C5	49	MET	3.9
29	D7	43	ILE	3.9
30	D8	17	GLY	3.9
1	2	132	U	3.9
16	C4	41	ARG	3.9
34	sR	116	ASP	3.9
34	SR	44	SER	3.9
84	p0	211	SER	3.9
20	c8	17	LEU	3.9
20	C8	145	ARG	3.9
18	c6	139	GLN	3.9
18	C6	24	ALA	3.9
30	d8	9	LEU	3.9
48	M1	54	VAL	3.9
28	D6	89	ARG	3.9
63	n7	57	HIS	3.9
21	C9	114	VAL	3.9
2	S0	153	SER	3.9
73	o7	87	SER	3.9
16	C4	76	ILE	3.9
6	S4	208	VAL	3.8
36	5	1582	C	3.8
58	n2	33	TYR	3.8
80	6	1709	C	3.8
18	C6	109	PHE	3.8
3	S1	139	ALA	3.8
34	SR	36	ALA	3.8
34	SR	79	TYR	3.8
8	S6	78	THR	3.8
19	c7	24	LEU	3.8
29	D7	54	VAL	3.8
35	SM	14	ASP	3.8
81	c0	24	LYS	3.8
48	M1	122	ILE	3.8
6	S4	111	VAL	3.8
8	S6	80	ASN	3.8
18	C6	132	LYS	3.8
6	S4	175	PHE	3.8
14	c2	102	GLY	3.8
74	o8	31	LEU	3.8
18	C6	13	LYS	3.8

Continued on next page...

Continued from previous page...

Mol	Chain	Res	Type	RSRZ
21	C9	62	ALA	3.8
63	N7	132	SER	3.8
72	O6	27	SER	3.8
9	S7	98	ILE	3.8
34	sR	115	ILE	3.8
14	C2	41	LEU	3.8
22	D0	63	LEU	3.8
61	N5	24	LEU	3.8
18	C6	22	VAL	3.8
11	S9	4	ALA	3.8
24	D2	68	ARG	3.8
36	5	1815	U	3.8
23	D1	24	ILE	3.8
24	D2	104	LEU	3.8
2	S0	15	GLN	3.8
27	d5	105	THR	3.8
80	6	1199	G	3.8
80	6	1708	U	3.8
23	D1	23	ILE	3.8
80	6	1707	A	3.8
31	d9	13	ARG	3.8
13	C1	38	ALA	3.8
21	c9	55	TYR	3.8
33	e1	106	TYR	3.8
34	sR	62	LYS	3.8
14	C2	89	ILE	3.8
74	o8	45	VAL	3.8
16	c4	101	ALA	3.8
80	6	1227	A	3.8
2	S0	201	LEU	3.8
7	s5	68	ILE	3.8
74	o8	25	VAL	3.8
20	c8	146	ALA	3.8
18	C6	49	TYR	3.7
11	S9	36	LEU	3.7
29	D7	33	LEU	3.7
31	d9	27	HIS	3.7
2	S0	20	ALA	3.7
18	c6	79	TYR	3.7
24	D2	83	ILE	3.7
29	d7	24	LEU	3.7
24	D2	37	PHE	3.7

Continued on next page...

Continued from previous page...

Mol	Chain	Res	Type	RSRZ
74	o8	55	VAL	3.7
17	c5	4	ALA	3.7
2	S0	122	ILE	3.7
33	e1	99	LYS	3.7
45	l8	120	LYS	3.7
76	Q0	77	ILE	3.7
82	sM	84	LYS	3.7
30	d8	67	ARG	3.7
35	SM	88	ARG	3.7
15	C3	15	ALA	3.7
34	sR	201	THR	3.7
24	D2	60	LYS	3.7
35	SM	20	LEU	3.7
58	N2	33	TYR	3.7
34	SR	263	PHE	3.7
46	L9	15	GLY	3.7
14	c2	36	LEU	3.7
19	C7	62	GLN	3.7
63	N7	42	LEU	3.7
42	L5	144	VAL	3.7
12	C0	23	ALA	3.7
48	M1	91	LEU	3.7
63	N7	27	LYS	3.7
84	p0	85	GLY	3.7
58	n2	52	ASN	3.7
2	S0	162	CYS	3.7
22	D0	87	HIS	3.7
80	6	668	C	3.7
11	S9	77	ILE	3.7
21	C9	100	ILE	3.7
34	sR	122	ILE	3.7
28	d6	45	VAL	3.7
30	D8	7	VAL	3.7
78	Q2	105	GLN	3.7
7	S5	41	LYS	3.7
18	C6	64	ASP	3.7
63	n7	56	LYS	3.7
2	s0	146	LEU	3.7
82	sM	69	ARG	3.7
14	c2	106	ILE	3.7
17	C5	115	TYR	3.7
21	c9	18	TYR	3.7

Continued on next page...

Continued from previous page...

Mol	Chain	Res	Type	RSRZ
80	6	661	A	3.7
18	c6	39	VAL	3.7
22	d0	83	GLU	3.7
28	D6	35	ALA	3.7
2	S0	197	ILE	3.7
7	s5	69	PHE	3.7
18	C6	10	PHE	3.7
18	C6	77	GLN	3.7
8	s6	166	GLU	3.7
28	D6	20	PRO	3.7
2	S0	143	VAL	3.7
6	S4	109	PHE	3.7
18	C6	48	VAL	3.7
29	D7	49	HIS	3.7
63	n7	10	VAL	3.7
1	2	657	U	3.7
23	d1	87	ARG	3.7
34	sR	135	THR	3.7
42	L5	56	THR	3.7
27	d5	50	ILE	3.7
81	c0	66	TYR	3.7
13	C1	68	GLY	3.6
14	c2	84	ASN	3.7
30	D8	45	LYS	3.6
17	c5	50	THR	3.6
34	sR	130	THR	3.6
42	L5	145	PHE	3.6
17	c5	10	ARG	3.6
3	S1	52	THR	3.6
36	1	1567	U	3.6
19	C7	120	SER	3.6
53	M7	183	ALA	3.6
71	o5	120	ALA	3.6
28	D6	86	VAL	3.6
84	p0	50	VAL	3.6
8	s6	147	LEU	3.6
34	sR	292	LEU	3.6
84	p0	83	ASN	3.6
22	D0	68	ARG	3.6
17	c5	11	VAL	3.6
34	sR	156	VAL	3.6
46	L9	10	ILE	3.6

Continued on next page...

Continued from previous page...

Mol	Chain	Res	Type	RSRZ
61	N5	123	TYR	3.6
11	S9	110	GLN	3.6
36	1	1349	G	3.6
72	O6	100	HIS	3.6
11	S9	119	ALA	3.6
14	c2	61	VAL	3.6
18	C6	124	PRO	3.6
19	c7	57	LEU	3.6
14	C2	122	VAL	3.6
70	O4	33	GLN	3.6
84	p0	14	LYS	3.6
33	e1	108	VAL	3.6
63	N7	23	VAL	3.6
70	O4	20	ILE	3.6
2	S0	161	PRO	3.6
17	C5	125	PRO	3.6
84	p0	191	TYR	3.6
48	M1	17	LEU	3.6
80	6	676	G	3.6
31	d9	20	GLN	3.6
39	L2	253	GLN	3.6
20	C8	22	VAL	3.6
20	C8	119	ILE	3.6
55	M9	51	VAL	3.6
6	S4	254	ARG	3.6
18	C6	96	TYR	3.6
74	o8	26	LYS	3.6
6	S4	99	PHE	3.6
14	c2	25	GLU	3.6
29	d7	46	VAL	3.6
31	d9	56	ARG	3.6
35	SM	61	ILE	3.6
48	M1	66	ALA	3.6
57	N1	74	VAL	3.6
31	d9	33	LYS	3.6
84	p0	26	PHE	3.6
18	C6	70	THR	3.6
1	2	493	U	3.6
2	S0	149	LEU	3.6
22	d0	34	LEU	3.6
80	6	1601	G	3.6
13	C1	3	THR	3.6

Continued on next page...

Continued from previous page...

Mol	Chain	Res	Type	RSRZ
23	D1	65	SER	3.6
56	N0	77	VAL	3.6
84	p0	205	THR	3.6
24	D2	85	ASP	3.6
34	sR	303	ALA	3.6
20	C8	69	ILE	3.5
56	N0	76	GLY	3.5
1	2	1362	U	3.5
14	c2	87	PRO	3.5
24	D2	62	VAL	3.5
60	n4	69	LYS	3.5
8	S6	175	ILE	3.5
48	M1	148	VAL	3.5
6	S4	56	LEU	3.5
14	C2	58	LEU	3.5
18	c6	20	ALA	3.5
6	S4	71	LYS	3.5
46	L9	190	ASP	3.5
17	C5	76	VAL	3.5
19	C7	118	PRO	3.5
81	c0	49	LEU	3.5
17	c5	119	PHE	3.5
74	o8	32	ASN	3.5
2	s0	98	ILE	3.5
2	S0	177	LEU	3.5
14	c2	88	LEU	3.5
20	c8	42	TYR	3.5
24	D2	72	CYS	3.5
2	s0	48	ILE	3.5
20	c8	14	ILE	3.5
24	D2	103	ILE	3.5
27	d5	94	LYS	3.5
2	S0	18	LEU	3.5
2	S0	24	LEU	3.5
7	S5	151	GLY	3.5
14	C2	82	PRO	3.5
14	C2	126	TRP	3.5
18	C6	3	ALA	3.5
18	c6	18	ALA	3.5
28	D6	95	ARG	3.5
8	S6	157	VAL	3.5
24	D2	70	ASN	3.5

Continued on next page...

Continued from previous page...

Mol	Chain	Res	Type	RSRZ
80	6	718	U	3.5
63	n7	72	ILE	3.5
8	S6	75	LEU	3.5
11	S9	35	GLY	3.5
82	sM	28	SER	3.5
84	p0	94	THR	3.5
3	S1	50	LYS	3.5
28	D6	21	VAL	3.5
3	s1	140	ILE	3.5
14	c2	89	ILE	3.5
18	C6	141	SER	3.5
29	D7	51	GLN	3.5
20	C8	129	TRP	3.5
32	E0	42	ARG	3.5
18	C6	69	VAL	3.5
58	N2	27	VAL	3.5
31	D9	55	PHE	3.5
55	M9	182	ASP	3.5
19	C7	107	SER	3.5
42	L5	77	ALA	3.5
45	L8	130	TYR	3.5
14	c2	40	GLY	3.5
21	c9	93	HIS	3.5
14	c2	94	ALA	3.5
24	D2	46	TYR	3.5
32	E0	61	SER	3.5
6	s4	162	ILE	3.5
11	S9	60	LEU	3.5
17	c5	85	ILE	3.5
31	d9	36	LEU	3.5
66	O0	42	ILE	3.5
8	s6	164	LYS	3.5
36	1	1581	C	3.4
48	m1	43	GLN	3.4
84	p0	98	ASN	3.4
6	S4	91	THR	3.4
8	s6	135	PRO	3.4
11	S9	5	PRO	3.4
18	C6	9	THR	3.4
22	D0	58	LEU	3.4
81	c0	43	ILE	3.4
10	S8	109	PHE	3.4

Continued on next page...

Continued from previous page...

Mol	Chain	Res	Type	RSRZ
48	M1	102	PHE	3.4
6	S4	101	LEU	3.4
6	s4	15	PRO	3.4
3	S1	46	THR	3.4
33	e1	146	SER	3.4
34	sR	166	SER	3.4
16	C4	75	GLY	3.4
32	E0	45	VAL	3.4
42	L5	226	TYR	3.4
32	E0	46	ASN	3.4
42	L5	131	LEU	3.4
58	N2	93	ILE	3.4
36	5	1350	A	3.4
30	D8	28	VAL	3.4
61	N5	124	VAL	3.4
63	N7	5	LEU	3.4
62	n6	45	ILE	3.4
34	SR	45	TRP	3.4
63	N7	131	PHE	3.4
8	S6	148	SER	3.4
10	s8	61	GLU	3.4
18	C6	76	SER	3.4
61	n5	31	THR	3.4
2	S0	182	LEU	3.4
42	L5	122	VAL	3.4
58	n2	89	LEU	3.4
51	m5	42	PRO	3.4
24	D2	41	MET	3.4
34	sR	143	THR	3.4
10	s8	165	LEU	3.4
66	O0	104	LEU	3.4
80	6	494	U	3.4
18	c6	83	GLN	3.4
2	s0	165	ARG	3.4
17	C5	9	LYS	3.4
2	s0	20	ALA	3.4
14	c2	128	ALA	3.4
48	M1	36	VAL	3.4
5	s3	151	LYS	3.4
11	S9	3	ARG	3.4
31	d9	40	ARG	3.4
42	L5	148	ILE	3.4

Continued on next page...

Continued from previous page...

Mol	Chain	Res	Type	RSRZ
16	c4	15	GLY	3.4
11	S9	106	GLU	3.4
34	sR	71	CYS	3.4
7	S5	154	ALA	3.4
16	C4	40	ALA	3.4
34	SR	284	ALA	3.4
8	S6	180	THR	3.4
63	n7	21	LYS	3.4
74	o8	52	TYR	3.4
34	sR	66	HIS	3.4
8	s6	161	GLU	3.4
39	l2	29	LEU	3.4
4	S2	146	THR	3.4
22	d0	28	SER	3.4
66	o0	7	GLN	3.4
28	D6	72	HIS	3.4
33	e1	112	GLY	3.4
3	S1	54	LEU	3.4
3	s1	64	ARG	3.4
6	S4	9	LEU	3.4
10	S8	167	ALA	3.4
14	c2	52	LEU	3.4
28	d6	66	LYS	3.4
48	M1	142	LYS	3.4
10	s8	39	GLY	3.4
45	L8	121	SER	3.4
34	sR	147	HIS	3.4
34	sR	32	LEU	3.4
84	p0	209	LEU	3.4
6	S4	86	PHE	3.4
21	C9	119	LYS	3.4
80	6	1696	G	3.4
80	6	1699	G	3.4
36	1	2502	A	3.3
26	D4	3	ASP	3.3
38	8	81	U	3.3
19	C7	125	SER	3.3
5	s3	11	LEU	3.3
7	S5	69	PHE	3.3
19	c7	65	PRO	3.3
56	N0	143	PHE	3.3
84	p0	79	PHE	3.3

Continued on next page...

Continued from previous page...

Mol	Chain	Res	Type	RSRZ
28	D6	30	ILE	3.3
48	M1	59	ILE	3.3
7	s5	153	GLY	3.3
14	C2	138	GLU	3.3
28	D6	3	LYS	3.3
58	n2	13	LYS	3.3
19	C7	16	LEU	3.3
30	D8	21	SER	3.3
34	sR	34	LEU	3.3
34	sR	133	VAL	3.3
45	l8	154	ALA	3.3
7	S5	150	GLY	3.3
18	c6	133	GLY	3.3
34	SR	92	TRP	3.3
56	N0	96	ASP	3.3
60	n4	106	GLU	3.3
63	N7	47	GLU	3.3
80	6	1710	U	3.3
2	S0	158	VAL	3.3
8	S6	81	VAL	3.3
29	D7	36	LYS	3.3
34	sR	120	SER	3.3
23	d1	43	GLY	3.3
15	C3	62	GLN	3.3
29	d7	33	LEU	3.3
14	c2	95	LYS	3.3
17	C5	94	VAL	3.3
22	D0	85	ARG	3.3
55	M9	52	LYS	3.3
33	e1	87	THR	3.3
34	sR	83	ALA	3.3
6	S4	52	LEU	3.3
11	S9	118	LEU	3.3
10	S8	168	CYS	3.3
31	d9	17	GLY	3.3
21	c9	84	LYS	3.3
1	2	261	U	3.3
34	SR	71	CYS	3.3
60	N4	68	ALA	3.3
68	O2	127	ALA	3.3
5	s3	160	SER	3.3
12	C0	24	LYS	3.3

Continued on next page...

Continued from previous page...

Mol	Chain	Res	Type	RSRZ
6	S4	44	LEU	3.3
11	S9	6	ARG	3.3
34	sR	158	PRO	3.3
35	SM	53	ARG	3.3
39	l2	84	THR	3.3
74	O8	54	LEU	3.3
28	D6	79	ILE	3.3
1	2	1795	U	3.3
6	S4	207	LEU	3.3
20	c8	126	ARG	3.3
81	c0	63	TYR	3.3
30	D8	16	LEU	3.3
34	SR	253	ALA	3.3
42	L5	64	ILE	3.3
3	S1	53	GLY	3.3
6	s4	72	VAL	3.3
11	S9	96	VAL	3.3
31	D9	52	PHE	3.3
42	L5	53	VAL	3.3
13	C1	118	GLN	3.3
74	o8	43	PHE	3.3
6	S4	64	ILE	3.3
16	C4	39	ILE	3.3
80	6	1196	A	3.3
10	S8	143	TRP	3.3
31	D9	54	LYS	3.3
45	l8	121	SER	3.3
81	c0	62	GLN	3.3
20	c8	119	ILE	3.3
17	c5	17	TYR	3.3
51	m5	6	TYR	3.3
62	n6	57	LEU	3.3
71	O5	31	LEU	3.3
11	S9	104	PHE	3.3
17	C5	58	LYS	3.3
29	D7	72	LYS	3.3
42	L5	52	VAL	3.3
42	L5	50	ARG	3.2
7	S5	153	GLY	3.2
7	s5	90	ILE	3.2
18	C6	85	ILE	3.2
6	S4	38	LEU	3.2

Continued on next page...

Continued from previous page...

Mol	Chain	Res	Type	RSRZ
6	S4	92	LEU	3.2
7	s5	145	ASP	3.2
10	s8	46	VAL	3.2
33	E1	143	LYS	3.2
45	l8	34	PHE	3.2
14	c2	80	ASN	3.2
21	C9	126	GLU	3.2
42	l5	151	GLN	3.2
9	s7	187	SER	3.2
67	o1	75	ILE	3.2
42	L5	76	ALA	3.2
6	S4	22	LYS	3.2
48	M1	128	TYR	3.2
63	n7	22	LYS	3.2
3	s1	111	ARG	3.2
18	c6	68	ARG	3.2
23	d1	82	VAL	3.2
34	sR	103	PHE	3.2
33	E1	124	PRO	3.2
71	O5	44	ILE	3.2
2	S0	195	TRP	3.2
20	C8	32	LEU	3.2
21	C9	79	LEU	3.2
63	N7	91	ALA	3.2
65	N9	26	THR	3.2
18	c6	129	PHE	3.2
36	5	1025	A	3.2
48	M1	111	ASP	3.2
17	c5	80	MET	3.2
28	D6	44	ILE	3.2
48	M1	21	ILE	3.2
34	SR	252	LEU	3.2
60	n4	132	GLY	3.2
2	S0	75	ALA	3.2
2	S0	99	ALA	3.2
22	d0	72	ASN	3.2
48	M1	125	MET	3.2
54	m8	67	ILE	3.2
22	d0	68	ARG	3.2
42	L5	181	PRO	3.2
48	M1	40	LEU	3.2
3	S1	142	PHE	3.2

Continued on next page...

Continued from previous page...

Mol	Chain	Res	Type	RSRZ
6	S4	225	VAL	3.2
6	s4	183	VAL	3.2
17	C5	82	ASN	3.2
31	d9	14	TYR	3.2
33	E1	131	PHE	3.2
33	e1	114	VAL	3.2
21	C9	8	ASP	3.2
5	S3	50	ILE	3.2
17	C5	90	ILE	3.2
21	c9	22	LEU	3.2
28	D6	73	TYR	3.2
34	sR	302	PHE	3.2
63	n7	2	ALA	3.2
22	d0	82	TYR	3.2
22	d0	90	TYR	3.2
36	5	2507	C	3.2
80	6	495	C	3.2
28	D6	91	ASP	3.2
34	sR	183	LEU	3.2
39	l2	71	LEU	3.2
42	l5	290	ILE	3.2
51	M5	134	LEU	3.2
7	s5	154	ALA	3.2
17	C5	12	PHE	3.2
17	C5	119	PHE	3.2
63	N7	11	ALA	3.2
21	C9	4	VAL	3.2
30	d8	45	LYS	3.2
14	c2	110	GLY	3.2
70	O4	64	THR	3.2
34	SR	61	PHE	3.2
48	m1	39	GLN	3.2
71	O5	20	GLN	3.2
11	S9	141	VAL	3.2
17	c5	126	VAL	3.2
48	M1	129	VAL	3.2
55	M9	186	LYS	3.2
84	p0	11	TYR	3.2
29	D7	75	GLU	3.2
34	SR	181	TRP	3.2
18	C6	89	LEU	3.2
48	M1	144	CYS	3.2

Continued on next page...

Continued from previous page...

Mol	Chain	Res	Type	RSRZ
59	n3	2	SER	3.2
48	M1	70	THR	3.2
58	N2	80	THR	3.2
3	S1	101	HIS	3.2
3	s1	30	PHE	3.2
5	S3	186	VAL	3.2
14	c2	115	VAL	3.2
36	1	1572	U	3.2
1	2	1685	G	3.2
5	s3	7	LYS	3.2
16	c4	92	LYS	3.2
1	2	1410	A	3.2
31	d9	52	PHE	3.2
82	sM	85	SER	3.2
6	S4	102	VAL	3.2
7	S5	149	VAL	3.2
9	S7	105	THR	3.2
84	p0	197	PHE	3.2
10	s8	102	VAL	3.2
20	C8	133	VAL	3.2
28	D6	6	ALA	3.2
42	L5	147	ASP	3.2
2	S0	25	GLY	3.2
13	c1	147	GLY	3.2
18	C6	44	LEU	3.2
34	SR	43	ILE	3.2
57	N1	27	LEU	3.2
6	S4	255	ARG	3.2
56	N0	4	PHE	3.2
14	c2	48	SER	3.2
28	D6	78	ALA	3.2
33	e1	150	VAL	3.2
18	C6	47	LYS	3.1
10	S8	112	TRP	3.1
60	N4	71	ARG	3.1
80	6	665	U	3.1
14	C2	42	ALA	3.1
56	N0	91	TYR	3.1
27	d5	51	LEU	3.1
3	s1	84	ILE	3.1
7	s5	172	ILE	3.1
8	s6	175	ILE	3.1

Continued on next page...

Continued from previous page...

Mol	Chain	Res	Type	RSRZ
80	6	239	C	3.1
45	l8	155	ASN	3.1
2	S0	168	HIS	3.1
23	D1	40	ASP	3.1
66	O0	62	LEU	3.1
84	p0	69	ASP	3.1
8	S6	32	ILE	3.1
29	D7	32	PHE	3.1
28	D6	46	GLU	3.1
29	D7	46	VAL	3.1
36	1	2445	A	3.1
51	M5	60	VAL	3.1
80	6	664	U	3.1
56	N0	138	GLN	3.1
6	s4	23	LEU	3.1
8	S6	140	ASN	3.1
22	D0	89	ARG	3.1
15	C3	5	HIS	3.1
24	D2	7	LEU	3.1
62	n6	104	LEU	3.1
7	s5	168	VAL	3.1
20	C8	36	LYS	3.1
20	c8	108	LYS	3.1
22	D0	69	LYS	3.1
57	N1	60	LYS	3.1
63	N7	128	GLN	3.1
7	s5	118	LEU	3.1
2	S0	21	ASN	3.1
61	n5	142	ILE	3.1
3	S1	119	THR	3.1
31	d9	11	PRO	3.1
63	N7	70	PRO	3.1
7	s5	159	ALA	3.1
74	o8	34	ALA	3.1
21	c9	91	TYR	3.1
20	c8	125	ILE	3.1
36	1	1351	U	3.1
66	o0	100	ILE	3.1
17	C5	15	HIS	3.1
28	D6	80	HIS	3.1
36	1	1221	A	3.1
34	sR	70	ASP	3.1

Continued on next page...

Continued from previous page...

Mol	Chain	Res	Type	RSRZ
48	M1	134	PRO	3.1
84	p0	210	VAL	3.1
56	N0	133	ALA	3.1
8	s6	144	PHE	3.1
8	s6	156	PHE	3.1
19	c7	69	ILE	3.1
48	m1	65	ILE	3.1
58	n2	11	ILE	3.1
2	s0	101	ARG	3.1
34	sR	104	VAL	3.1
24	D2	90	THR	3.1
80	6	1701	A	3.1
42	L5	92	LEU	3.1
45	l8	245	LYS	3.1
48	M1	80	LEU	3.1
13	C1	16	GLN	3.1
2	S0	102	PHE	3.1
20	C8	125	ILE	3.1
63	n7	136	PHE	3.1
74	o8	56	ILE	3.1
56	N0	90	MET	3.1
63	N7	122	HIS	3.1
84	p0	84	VAL	3.1
2	S0	104	PRO	3.1
2	S0	175	TYR	3.1
13	C1	91	LEU	3.1
34	sR	73	LEU	3.1
45	l8	109	LEU	3.1
81	c0	41	TYR	3.1
7	S5	158	GLN	3.1
8	S6	73	ILE	3.1
22	d0	18	GLN	3.1
34	SR	103	PHE	3.1
63	N7	130	PHE	3.1
14	c2	22	VAL	3.1
18	C6	117	LEU	3.1
21	c9	101	ASN	3.1
23	D1	19	ALA	3.1
34	SR	198	ASN	3.1
35	SM	28	SER	3.1
35	SM	57	ASN	3.1
46	L9	191	LEU	3.1

Continued on next page...

Continued from previous page...

Mol	Chain	Res	Type	RSRZ
46	l9	190	ASP	3.1
80	6	666	U	3.1
2	S0	84	ARG	3.1
18	C6	25	GLY	3.1
5	s3	138	VAL	3.1
13	C1	148	LYS	3.1
2	S0	17	LEU	3.1
13	c1	146	ALA	3.1
58	N2	108	TYR	3.1
6	S4	159	THR	3.1
30	d8	27	GLN	3.1
39	l2	164	GLY	3.1
4	s2	84	LYS	3.1
6	S4	89	VAL	3.1
14	C2	85	LYS	3.1
39	l2	61	VAL	3.1
42	L5	222	LEU	3.1
6	S4	47	PHE	3.0
14	c2	82	PRO	3.0
70	O4	32	ALA	3.1
14	c2	98	GLY	3.0
34	sR	241	PHE	3.0
42	L5	55	PHE	3.0
18	c6	127	LYS	3.0
48	M1	135	GLY	3.0
56	N0	129	ILE	3.0
22	d0	97	VAL	3.0
58	n2	66	VAL	3.0
34	SR	32	LEU	3.0
3	S1	156	ALA	3.0
74	o8	2	ALA	3.0
70	O4	70	LYS	3.0
30	D8	43	ASN	3.0
42	L5	221	GLU	3.0
11	S9	148	VAL	3.0
6	S4	246	LEU	3.0
6	S4	249	ALA	3.0
7	s5	26	ALA	3.0
6	S4	85	GLY	3.0
21	c9	66	TYR	3.0
36	5	1565	G	3.0
13	C1	150	ASN	3.0

Continued on next page...

Continued from previous page...

Mol	Chain	Res	Type	RSRZ
51	m5	66	VAL	3.0
67	o1	112	ASP	3.0
11	S9	111	THR	3.0
20	C8	116	LEU	3.0
29	D7	44	THR	3.0
53	M7	168	LEU	3.0
33	E1	149	LYS	3.0
48	M1	87	LYS	3.0
24	D2	50	PHE	3.0
58	n2	71	PHE	3.0
71	O5	72	GLY	3.0
6	S4	251	GLU	3.0
24	D2	18	GLU	3.0
46	L9	189	GLU	3.0
23	D1	82	VAL	3.0
34	SR	283	LYS	3.0
39	l2	249	SER	3.0
36	1	1260	A	3.0
45	l8	94	PHE	3.0
80	6	1491	U	3.0
5	S3	217	ILE	3.0
14	c2	60	VAL	3.0
42	L5	37	VAL	3.0
63	n7	53	VAL	3.0
53	M7	163	LYS	3.0
34	SR	213	SER	3.0
32	E0	54	ARG	3.0
42	L5	153	THR	3.0
58	n2	14	THR	3.0
17	C5	123	TYR	3.0
24	D2	101	TYR	3.0
71	O5	75	TYR	3.0
84	p0	3	GLY	3.0
36	1	1025	A	3.0
33	e1	81	LYS	3.0
58	n2	54	VAL	3.0
34	sR	181	TRP	3.0
5	S3	25	PHE	3.0
11	s9	184	SER	3.0
14	c2	140	PHE	3.0
19	c7	3	ARG	3.0
20	C8	44	ASN	3.0

Continued on next page...

Continued from previous page...

Mol	Chain	Res	Type	RSRZ
28	D6	94	ASN	3.0
7	S5	74	ALA	3.0
34	sR	212	ALA	3.0
42	L5	149	GLY	3.0
48	M1	159	THR	3.0
63	N7	21	LYS	3.0
5	s3	137	VAL	3.0
22	d0	112	VAL	3.0
2	s0	97	PRO	3.0
6	s4	36	HIS	3.0
28	D6	5	ARG	3.0
14	c2	26	ASP	3.0
14	c2	29	LYS	3.0
28	d6	41	ILE	3.0
17	C5	105	VAL	3.0
28	d6	18	VAL	3.0
61	N5	107	VAL	3.0
84	p0	214	VAL	3.0
5	S3	21	LEU	3.0
84	p0	93	LEU	3.0
19	C7	80	ARG	3.0
3	S1	103	MET	3.0
32	E0	44	PHE	3.0
45	l8	246	MET	3.0
6	s4	22	LYS	3.0
24	D2	71	LYS	3.0
80	6	506	A	3.0
5	S3	213	GLU	3.0
28	D6	90	GLU	3.0
34	sR	80	ALA	3.0
34	sR	142	ALA	3.0
17	C5	126	VAL	3.0
8	S6	68	LEU	3.0
14	C2	78	LEU	3.0
29	D7	45	THR	3.0
42	L5	90	HIS	3.0
34	sR	87	LYS	3.0
27	d5	71	ILE	3.0
28	D6	68	TYR	3.0
18	C6	45	ARG	3.0
33	E1	130	VAL	3.0
34	sR	155	ARG	3.0

Continued on next page...

Continued from previous page...

Mol	Chain	Res	Type	RSRZ
84	p0	105	VAL	3.0
14	C2	49	THR	3.0
16	C4	47	LYS	3.0
31	d9	43	PHE	3.0
33	e1	96	LYS	3.0
35	SM	27	LYS	3.0
78	q2	54	THR	3.0
42	L5	203	HIS	3.0
48	M1	146	GLY	3.0
84	p0	20	GLU	3.0
36	5	252	U	3.0
2	S0	172	LEU	3.0
3	s1	114	VAL	3.0
51	m5	129	TYR	3.0
66	o0	105	ALA	3.0
84	p0	216	ALA	3.0
26	d4	18	LEU	3.0
84	p0	45	LEU	3.0
33	e1	97	LYS	3.0
78	Q2	100	LYS	3.0
14	c2	44	GLY	2.9
42	L5	189	GLU	3.0
61	N5	118	GLY	2.9
2	s0	99	ALA	2.9
6	S4	248	ILE	2.9
6	S4	257	ALA	2.9
11	s9	181	ALA	2.9
19	c7	39	ALA	2.9
20	c8	61	LEU	2.9
45	L8	93	LEU	2.9
63	N7	95	VAL	2.9
48	M1	85	LYS	2.9
31	d9	5	ASN	2.9
63	n7	130	PHE	2.9
2	s0	185	ARG	2.9
17	C5	99	GLY	2.9
55	M9	179	GLU	2.9
28	D6	49	ALA	2.9
84	p0	52	LEU	2.9
28	D6	69	ASN	2.9
34	sR	112	SER	2.9
17	c5	91	GLY	2.9

Continued on next page...

Continued from previous page...

Mol	Chain	Res	Type	RSRZ
60	n4	99	GLU	2.9
6	S4	173	ILE	2.9
21	c9	94	ILE	2.9
42	l5	125	VAL	2.9
56	N0	72	VAL	2.9
60	n4	82	ILE	2.9
3	s1	97	LEU	2.9
22	D0	26	LEU	2.9
84	p0	217	VAL	2.9
13	C1	13	PHE	2.9
56	N0	30	PHE	2.9
3	s1	152	ARG	2.9
3	S1	55	LYS	2.9
84	p0	29	GLY	2.9
2	S0	47	VAL	2.9
6	S4	70	VAL	2.9
27	D5	88	ILE	2.9
16	c4	119	THR	2.9
17	C5	109	PRO	2.9
45	L8	58	VAL	2.9
46	L9	83	THR	2.9
48	M1	112	LEU	2.9
18	C6	79	TYR	2.9
62	n6	43	TYR	2.9
18	c6	114	ARG	2.9
29	D7	40	CYS	2.9
63	n7	4	PHE	2.9
19	C7	75	GLU	2.9
67	o1	82	GLU	2.9
62	n6	44	GLY	2.9
10	s8	58	LEU	2.9
11	S9	113	VAL	2.9
19	C7	126	ALA	2.9
23	D1	54	ALA	2.9
48	M1	152	HIS	2.9
63	n7	118	PHE	2.9
18	C6	127	LYS	2.9
60	N4	97	LYS	2.9
18	c6	131	GLY	2.9
15	c3	40	TYR	2.9
22	D0	59	PRO	2.9
2	S0	116	LYS	2.9

Continued on next page...

Continued from previous page...

Mol	Chain	Res	Type	RSRZ
6	S4	87	MET	2.9
6	s4	87	MET	2.9
10	S8	96	LEU	2.9
14	c2	91	VAL	2.9
21	C9	94	ILE	2.9
24	d2	25	VAL	2.9
34	sR	68	VAL	2.9
48	M1	106	ILE	2.9
14	C2	57	ALA	2.9
17	c5	54	ALA	2.9
48	M1	136	ALA	2.9
5	S3	216	PRO	2.9
6	S4	57	ASN	2.9
18	C6	51	PRO	2.9
36	5	1764	U	2.9
80	6	1800	A	2.9
20	C8	141	THR	2.9
3	s1	96	LEU	2.9
10	S8	72	ILE	2.9
14	C2	137	MET	2.9
18	C6	122	ARG	2.9
34	SR	102	ARG	2.9
5	S3	24	PHE	2.9
6	S4	182	TYR	2.9
11	s9	104	PHE	2.9
18	c6	21	HIS	2.9
28	d6	17	HIS	2.9
1	2	501	U	2.9
48	M1	101	ASN	2.9
70	O4	79	SER	2.9
84	p0	24	SER	2.9
2	S0	54	TRP	2.9
8	s6	163	THR	2.9
19	C7	106	THR	2.9
18	c6	65	ILE	2.9
22	D0	20	ILE	2.9
24	D2	111	MET	2.9
57	n1	31	LEU	2.9
2	S0	107	PHE	2.9
17	C5	45	PHE	2.9
51	m5	148	TYR	2.9
6	S4	199	GLU	2.9

Continued on next page...

Continued from previous page...

Mol	Chain	Res	Type	RSRZ
7	s5	30	PRO	2.9
20	C8	120	ARG	2.9
21	C9	41	SER	2.9
63	n7	48	ARG	2.9
84	p0	199	SER	2.9
1	2	133	U	2.9
14	C2	123	VAL	2.9
51	m5	151	ILE	2.9
84	p0	41	VAL	2.9
84	p0	76	LEU	2.9
12	C0	62	GLN	2.9
3	S1	59	ASP	2.9
6	S4	256	ARG	2.9
20	C8	110	ARG	2.9
20	c8	123	ARG	2.9
23	D1	22	ARG	2.9
39	l2	72	ARG	2.9
81	c0	78	GLU	2.9
24	D2	119	LYS	2.9
62	n6	101	PRO	2.9
63	n7	115	LYS	2.9
1	2	716	C	2.9
13	C1	22	ASN	2.9
34	sR	154	VAL	2.9
51	M5	135	VAL	2.9
11	s9	183	ALA	2.9
45	L8	131	ALA	2.9
48	M1	76	ALA	2.9
20	C8	126	ARG	2.9
18	c6	12	LYS	2.9
18	c6	26	LYS	2.9
81	c0	36	ASP	2.9
9	S7	146	GLY	2.9
24	D2	120	HIS	2.9
24	D2	35	ILE	2.8
30	d8	13	ILE	2.8
8	s6	145	PHE	2.8
1	2	194	U	2.8
3	s1	52	THR	2.8
82	sM	24	GLU	2.8
63	n7	88	ASP	2.8
2	s0	24	LEU	2.8

Continued on next page...

Continued from previous page...

Mol	Chain	Res	Type	RSRZ
42	L5	195	LEU	2.8
34	sR	309	VAL	2.8
48	M1	67	VAL	2.8
60	n4	90	ILE	2.8
4	S2	224	PHE	2.8
11	S9	79	ARG	2.8
51	m5	59	PHE	2.8
5	s3	207	THR	2.8
6	S4	103	TYR	2.8
23	D1	20	THR	2.8
42	L5	38	THR	2.8
17	c5	55	GLY	2.8
18	C6	38	LEU	2.8
6	s4	47	PHE	2.8
21	C9	31	PRO	2.8
27	d5	88	ILE	2.8
63	N7	89	VAL	2.8
56	N0	5	LYS	2.8
70	O4	93	PHE	2.8
81	c0	3	MET	2.8
7	s5	42	LEU	2.8
19	C7	73	LEU	2.8
19	c7	2	GLY	2.8
62	n6	35	LEU	2.8
6	S4	181	VAL	2.8
10	s8	60	ILE	2.8
22	d0	102	ARG	2.8
33	e1	92	LYS	2.8
34	SR	310	ILE	2.8
80	6	674	C	2.8
10	S8	69	SER	2.8
51	M5	127	TYR	2.8
75	o9	11	GLN	2.8
42	L5	161	GLY	2.8
45	L8	201	THR	2.8
63	n7	80	LEU	2.8
24	D2	125	ILE	2.8
42	L5	65	ILE	2.8
63	N7	22	LYS	2.8
6	S4	97	GLU	2.8
22	D0	83	GLU	2.8
16	C4	18	ARG	2.8

Continued on next page...

Continued from previous page...

Mol	Chain	Res	Type	RSRZ
63	n7	52	LYS	2.8
71	O5	32	LYS	2.8
22	d0	20	ILE	2.8
30	D8	15	VAL	2.8
1	2	714	G	2.8
7	S5	72	HIS	2.8
20	C8	127	HIS	2.8
2	S0	101	ARG	2.8
21	C9	7	ARG	2.8
21	C9	110	LYS	2.8
70	O4	24	LYS	2.8
84	p0	48	ARG	2.8
34	SR	81	LEU	2.8
34	sR	125	GLY	2.8
7	S5	172	ILE	2.8
18	C6	60	PHE	2.8
21	C9	124	ILE	2.8
34	sR	245	PHE	2.8
63	n7	12	VAL	2.8
81	c0	35	ILE	2.8
45	l8	110	THR	2.8
2	S0	185	ARG	2.8
28	D6	93	LYS	2.8
1	2	500	C	2.8
3	S1	114	VAL	2.8
23	D1	18	SER	2.8
26	D4	7	ILE	2.8
36	5	1762	C	2.8
36	5	2444	C	2.8
48	M1	163	PHE	2.8
54	m8	82	VAL	2.8
63	N7	72	ILE	2.8
84	p0	68	SER	2.8
17	C5	28	MET	2.8
21	C9	77	ASN	2.8
34	sR	200	ASN	2.8
2	S0	157	ASP	2.8
36	1	1566	A	2.8
55	M9	58	HIS	2.8
79	Q3	86	LEU	2.8
28	D6	75	VAL	2.8
34	sR	113	VAL	2.8

Continued on next page...

Continued from previous page...

Mol	Chain	Res	Type	RSRZ
48	M1	86	VAL	2.8
61	N5	27	ARG	2.8
46	L9	188	THR	2.8
2	S0	19	ALA	2.8
19	c7	16	LEU	2.8
30	d8	66	LEU	2.8
6	S4	72	VAL	2.8
10	S8	67	TRP	2.8
12	C0	61	TRP	2.8
17	c5	105	VAL	2.8
18	c6	85	ILE	2.8
21	C9	14	PHE	2.8
34	sR	263	PHE	2.8
2	s0	110	TYR	2.8
2	s0	161	PRO	2.8
15	C3	61	THR	2.8
18	c6	53	LEU	2.8
20	C8	86	LEU	2.8
63	N7	41	ALA	2.8
3	S1	225	VAL	2.8
17	c5	8	LYS	2.8
57	N1	25	VAL	2.8
78	Q2	2	VAL	2.8
38	4	82	U	2.8
5	s3	150	MET	2.8
22	D0	34	LEU	2.8
42	L5	36	LEU	2.8
55	M9	44	LEU	2.8
67	o1	76	SER	2.8
34	sR	180	ALA	2.8
51	m5	2	GLY	2.8
2	S0	37	VAL	2.8
18	c6	138	PHE	2.8
19	C7	63	LYS	2.8
19	C7	86	PRO	2.8
33	e1	90	LYS	2.8
58	n2	70	LYS	2.8
70	O4	34	HIS	2.8
74	O8	53	THR	2.8
18	C6	40	GLU	2.7
1	2	1199	G	2.7
48	m1	91	LEU	2.7

Continued on next page...

Continued from previous page...

Mol	Chain	Res	Type	RSRZ
13	C1	149	ALA	2.7
19	C7	60	ARG	2.7
74	o8	35	GLY	2.7
74	o8	36	LYS	2.7
84	p0	59	VAL	2.7
7	s5	34	GLN	2.7
24	D2	39	GLN	2.7
81	c0	37	THR	2.7
84	p0	95	GLU	2.7
1	2	491	C	2.7
1	2	1796	C	2.7
7	S5	84	LYS	2.7
16	C4	103	ARG	2.7
3	s1	48	VAL	2.7
7	s5	43	PHE	2.7
17	c5	101	ALA	2.7
23	D1	31	SER	2.7
36	1	1952	G	2.7
45	l8	49	TYR	2.7
58	n2	15	PHE	2.7
60	N4	72	SER	2.7
21	C9	15	ILE	2.7
28	d6	8	ASN	2.7
14	c2	34	THR	2.7
16	C4	77	THR	2.7
17	C5	78	THR	2.7
9	S7	141	ARG	2.7
6	S4	124	GLY	2.7
7	s5	150	GLY	2.7
31	D9	34	TYR	2.7
45	l8	198	ALA	2.7
70	o4	28	GLY	2.7
1	2	1800	U	2.7
19	c7	38	ILE	2.7
29	D7	58	SER	2.7
56	N0	128	GLU	2.7
57	N1	42	ILE	2.7
2	S0	49	ASN	2.7
17	C5	128	HIS	2.7
42	L5	141	PRO	2.7
20	c8	115	ARG	2.7
21	C9	84	LYS	2.7

Continued on next page...

Continued from previous page...

Mol	Chain	Res	Type	RSRZ
22	D0	67	THR	2.7
55	M9	181	ARG	2.7
80	6	1201	G	2.7
81	c0	67	THR	2.7
2	S0	181	VAL	2.7
3	s1	100	PHE	2.7
17	C5	56	PHE	2.7
18	c6	48	VAL	2.7
42	L5	100	ALA	2.7
60	n4	103	ALA	2.7
17	C5	85	ILE	2.7
21	c9	36	ILE	2.7
29	D7	48	SER	2.7
66	O0	43	ILE	2.7
74	O8	5	ILE	2.7
2	s0	42	PRO	2.7
13	C1	138	ASN	2.7
26	D4	18	LEU	2.7
10	s8	67	TRP	2.7
14	C2	26	ASP	2.7
58	n2	98	THR	2.7
5	S3	161	GLY	2.7
19	C7	28	PHE	2.7
2	S0	26	ALA	2.7
4	S2	222	TYR	2.7
42	L5	30	TYR	2.7
46	L9	27	VAL	2.7
2	S0	141	ILE	2.7
10	s8	200	LYS	2.7
14	c2	76	GLU	2.7
31	D9	13	ARG	2.7
34	SR	122	ILE	2.7
45	L8	231	LYS	2.7
60	n4	102	LYS	2.7
3	S1	217	LEU	2.7
6	S4	23	LEU	2.7
19	C7	24	LEU	2.7
54	M8	167	SER	2.7
20	c8	127	HIS	2.7
80	6	1799	U	2.7
18	C6	120	ASP	2.7
18	c6	115	THR	2.7

Continued on next page...

Continued from previous page...

Mol	Chain	Res	Type	RSRZ
29	D7	47	PHE	2.7
84	p0	184	GLY	2.7
5	S3	214	GLU	2.7
6	S4	127	LYS	2.7
17	c5	133	ALA	2.7
20	C8	16	ARG	2.7
33	E1	85	TYR	2.7
63	N7	93	LYS	2.7
63	n7	49	TYR	2.7
66	o0	55	GLU	2.7
70	o4	103	LYS	2.7
72	O6	96	ALA	2.7
84	p0	17	GLU	2.7
1	2	1605	G	2.7
6	S4	48	LEU	2.7
80	6	1466	G	2.7
2	s0	23	HIS	2.7
46	L9	13	PRO	2.7
3	S1	45	LYS	2.7
34	sR	4	ASN	2.7
34	sR	304	GLY	2.7
30	d8	48	VAL	2.7
34	sR	240	VAL	2.7
67	O1	101	ALA	2.7
81	c0	26	ASP	2.7
5	S3	184	ILE	2.7
16	C4	115	ILE	2.7
31	d9	38	ILE	2.7
60	N4	92	GLU	2.7
1	2	1794	A	2.7
6	S4	15	PRO	2.7
24	d2	41	MET	2.7
39	l2	60	LYS	2.7
48	M1	131	MET	2.7
6	S4	167	GLY	2.7
17	C5	11	VAL	2.7
20	C8	123	ARG	2.7
59	n3	3	GLY	2.7
1	2	1332	C	2.7
8	S6	172	ALA	2.7
16	c4	19	ILE	2.7
22	d0	119	ALA	2.7

Continued on next page...

Continued from previous page...

Mol	Chain	Res	Type	RSRZ
34	sR	191	ASP	2.7
51	M5	6	TYR	2.7
34	SR	91	LEU	2.7
60	n4	87	LEU	2.7
17	c5	9	LYS	2.7
56	N0	92	LYS	2.7
56	N0	136	LYS	2.7
34	SR	65	SER	2.7
34	sR	239	GLU	2.7
56	N0	79	VAL	2.7
63	n7	95	VAL	2.7
74	O8	25	VAL	2.7
4	s2	92	ALA	2.7
6	s4	182	TYR	2.7
14	c2	111	ASN	2.7
22	d0	91	ILE	2.7
27	d5	89	ILE	2.7
33	E1	106	TYR	2.7
34	sR	182	ASN	2.7
39	l2	44	ILE	2.7
30	D8	26	THR	2.7
28	d6	19	LYS	2.7
42	L5	27	LYS	2.7
74	O8	44	LYS	2.7
74	o8	33	LYS	2.7
6	S4	66	MET	2.7
22	d0	84	MET	2.7
2	S0	123	VAL	2.7
42	L5	84	PRO	2.7
2	s0	160	ILE	2.7
20	c8	121	ALA	2.7
70	O4	62	TYR	2.7
19	c7	55	THR	2.7
61	n5	40	LEU	2.7
80	6	657	U	2.7
6	S4	67	GLN	2.7
1	2	143	G	2.7
11	S9	101	VAL	2.7
42	L5	204	VAL	2.7
48	M1	18	VAL	2.7
62	n6	58	VAL	2.7
5	s3	21	LEU	2.6

Continued on next page...

Continued from previous page...

Mol	Chain	Res	Type	RSRZ
6	S4	180	LEU	2.6
22	D0	120	SER	2.6
45	L8	26	LEU	2.6
6	s4	159	THR	2.6
51	M5	130	PHE	2.6
2	S0	29	VAL	2.6
16	c4	74	VAL	2.6
17	C5	111	MET	2.6
19	c7	42	GLN	2.6
24	D2	74	VAL	2.6
30	d8	44	VAL	2.6
18	c6	13	LYS	2.6
7	s5	71	ALA	2.6
22	d0	86	ILE	2.6
46	L9	84	LYS	2.6
61	N5	23	ALA	2.6
2	S0	16	LEU	2.6
50	M4	60	LEU	2.6
70	o4	58	ARG	2.6
74	O8	51	LEU	2.6
26	D4	34	ASN	2.6
60	n4	104	ASN	2.6
31	d9	15	GLY	2.6
42	l5	270	LYS	2.6
45	L8	132	VAL	2.6
70	O4	25	THR	2.6
27	d5	97	LYS	2.6
11	S9	174	ARG	2.6
17	c5	112	LEU	2.6
18	c6	117	LEU	2.6
34	SR	78	ALA	2.6
45	l8	238	LEU	2.6
57	N1	75	ILE	2.6
19	c7	87	GLU	2.6
42	L5	170	GLY	2.6
57	N1	77	ASN	2.6
72	o6	72	VAL	2.6
84	p0	101	VAL	2.6
30	D8	19	THR	2.6
63	N7	65	ARG	2.6
1	2	1798	U	2.6
6	S4	162	ILE	2.6

Continued on next page...

Continued from previous page...

Mol	Chain	Res	Type	RSRZ
6	s4	14	ALA	2.6
14	C2	87	PRO	2.6
16	C4	17	ALA	2.6
28	D6	64	LEU	2.6
58	n2	31	ALA	2.6
42	L5	3	PHE	2.6
1	2	1379	C	2.6
63	N7	34	LYS	2.6
67	O1	102	LYS	2.6
6	S4	79	ASP	2.6
42	L5	29	ASP	2.6
63	n7	47	GLU	2.6
28	D6	41	ILE	2.6
28	D6	62	TYR	2.6
32	e0	49	LEU	2.6
42	L5	61	ILE	2.6
51	M5	62	TYR	2.6
57	n1	30	TYR	2.6
58	n2	76	LEU	2.6
1	2	794	U	2.6
8	s6	167	LYS	2.6
14	C2	140	PHE	2.6
18	C6	128	LYS	2.6
18	c6	106	LYS	2.6
7	s5	33	VAL	2.6
7	s5	70	VAL	2.6
24	D2	97	ARG	2.6
57	N1	70	SER	2.6
2	s0	83	GLN	2.6
4	S2	178	ILE	2.6
14	C2	32	LEU	2.6
34	SR	42	LEU	2.6
34	sR	13	LEU	2.6
74	O8	56	ILE	2.6
9	s7	52	ALA	2.6
42	l5	109	THR	2.6
24	D2	121	VAL	2.6
42	L5	82	GLU	2.6
6	s4	24	SER	2.6
28	D6	13	LYS	2.6
33	e1	109	ASP	2.6
46	L9	9	GLN	2.6

Continued on next page...

Continued from previous page...

Mol	Chain	Res	Type	RSRZ
71	O5	50	SER	2.6
3	s1	83	LYS	2.6
3	s1	121	ILE	2.6
11	S9	76	LEU	2.6
18	C6	116	LEU	2.6
18	c6	64	ASP	2.6
61	N5	126	LEU	2.6
7	s5	77	TYR	2.6
34	SR	319	ASN	2.6
34	sR	190	ALA	2.6
42	L5	2	ALA	2.6
30	d8	61	ARG	2.6
52	M6	80	PHE	2.6
17	c5	125	PRO	2.6
51	M5	131	GLU	2.6
54	M8	156	GLY	2.6
63	N7	99	GLU	2.6
6	s4	210	ILE	2.6
9	S7	58	LEU	2.6
11	s9	80	LEU	2.6
14	c2	24	ILE	2.6
26	d4	102	LYS	2.6
60	N4	79	GLN	2.6
7	s5	155	ALA	2.6
36	5	1573	G	2.6
45	L8	226	TYR	2.6
24	D2	80	ASN	2.6
6	S4	146	THR	2.6
14	C2	53	THR	2.6
34	sR	41	THR	2.6
45	L8	90	THR	2.6
80	6	1693	A	2.6
34	SR	64	HIS	2.6
63	N7	61	LYS	2.6
2	S0	188	LEU	2.6
11	s9	48	GLN	2.6
24	D2	110	ILE	2.6
61	n5	82	LEU	2.6
48	M1	55	ARG	2.6
63	n7	65	ARG	2.6
2	S0	169	SER	2.6
14	C2	81	ASP	2.6

Continued on next page...

Continued from previous page...

Mol	Chain	Res	Type	RSRZ
14	C2	94	ALA	2.6
58	n2	53	ALA	2.6
2	S0	44	GLY	2.6
6	S4	25	GLY	2.6
23	D1	81	ASN	2.6
31	D9	5	ASN	2.6
22	D0	71	PRO	2.6
23	D1	32	VAL	2.6
47	m0	186	GLU	2.6
54	m8	177	GLY	2.6
51	m5	37	HIS	2.6
1	2	280	U	2.6
1	2	1340	U	2.6
17	c5	84	ILE	2.6
31	D9	38	ILE	2.6
84	p0	15	LEU	2.6
29	d7	32	PHE	2.6
34	sR	69	GLN	2.6
57	N1	127	GLN	2.6
5	s3	3	ALA	2.6
13	c1	145	ALA	2.6
21	c9	19	ALA	2.6
57	N1	65	TYR	2.6
61	N5	122	ALA	2.6
84	p0	73	PHE	2.6
31	d9	6	VAL	2.6
42	L5	26	GLY	2.6
48	M1	105	GLY	2.6
2	S0	124	THR	2.6
20	c8	32	LEU	2.6
21	C9	57	ARG	2.6
45	L8	169	LEU	2.6
21	C9	113	ILE	2.6
8	S6	156	PHE	2.6
58	N2	28	PHE	2.6
2	S0	40	ALA	2.6
14	C2	27	ALA	2.6
21	C9	96	ALA	2.6
74	o8	40	GLN	2.6
6	S4	134	LYS	2.6
57	N1	87	LYS	2.6
4	s2	105	GLY	2.6

Continued on next page...

Continued from previous page...

Mol	Chain	Res	Type	RSRZ
6	s4	208	VAL	2.6
7	s5	133	VAL	2.6
10	S8	66	SER	2.6
55	m9	59	SER	2.6
7	S5	165	LEU	2.6
8	s6	133	LEU	2.6
6	S4	17	HIS	2.6
11	S9	130	THR	2.6
19	C7	58	MET	2.6
25	D3	27	ASN	2.6
57	N1	85	LEU	2.6
60	N4	96	LEU	2.6
63	n7	42	LEU	2.6
34	sR	203	THR	2.6
64	n8	102	ILE	2.6
5	s3	152	PHE	2.5
7	S5	77	TYR	2.5
13	C1	154	ALA	2.5
28	D6	66	LYS	2.5
34	sR	227	ALA	2.5
34	sR	253	ALA	2.5
51	m5	56	LYS	2.5
42	L5	220	SER	2.5
6	S4	244	ILE	2.5
5	S3	200	LYS	2.5
17	c5	12	PHE	2.5
19	C7	69	ILE	2.5
34	sR	67	ILE	2.5
34	sR	276	PRO	2.5
42	L5	88	ILE	2.5
51	m5	130	PHE	2.5
54	m8	168	THR	2.5
78	q2	106	PHE	2.5
7	s5	78	ALA	2.5
28	D6	96	ALA	2.5
79	q3	2	ALA	2.5
18	C6	75	VAL	2.5
45	l8	197	VAL	2.5
48	M1	19	LEU	2.5
51	M5	19	LEU	2.5
11	S9	156	ILE	2.5
45	L8	67	ILE	2.5

Continued on next page...

Continued from previous page...

Mol	Chain	Res	Type	RSRZ
46	L9	144	ILE	2.5
58	N2	107	PHE	2.5
60	n4	98	PRO	2.5
74	o8	37	PRO	2.5
84	p0	23	LYS	2.5
5	S3	171	ALA	2.5
18	c6	45	ARG	2.5
19	c7	25	THR	2.5
27	D5	98	GLN	2.5
32	e0	63	GLN	2.5
45	L8	198	ALA	2.5
48	m1	38	GLU	2.5
56	N0	93	GLU	2.5
60	n4	133	THR	2.5
78	Q2	99	GLN	2.5
16	c4	98	GLY	2.5
19	C7	2	GLY	2.5
39	L2	99	GLY	2.5
6	s4	122	LYS	2.5
14	C2	28	LEU	2.5
26	D4	17	LEU	2.5
54	m8	159	LYS	2.5
2	S0	129	ASP	2.5
23	d1	34	ILE	2.5
29	D7	62	ILE	2.5
34	sR	3	SER	2.5
11	S9	144	PRO	2.5
36	1	1564	U	2.5
36	1	3275	U	2.5
63	N7	71	PHE	2.5
36	5	1816	A	2.5
3	S1	141	ALA	2.5
63	n7	83	THR	2.5
65	n9	27	TYR	2.5
22	D0	62	VAL	2.5
36	1	1573	G	2.5
11	s9	118	LEU	2.5
34	SR	199	ILE	2.5
2	S0	125	ASP	2.5
2	s0	106	SER	2.5
11	S9	87	SER	2.5
42	L5	6	ASP	2.5

Continued on next page...

Continued from previous page...

Mol	Chain	Res	Type	RSRZ
36	1	249	U	2.5
20	c8	137	HIS	2.5
17	C5	72	LYS	2.5
21	C9	104	VAL	2.5
33	e1	95	HIS	2.5
49	m3	6	ASN	2.5
81	c0	38	LYS	2.5
81	c0	42	VAL	2.5
16	c4	105	LEU	2.5
62	n6	76	LEU	2.5
6	S4	39	ARG	2.5
10	S8	60	ILE	2.5
24	D2	61	ILE	2.5
48	M1	11	ASP	2.5
55	M9	59	SER	2.5
3	s1	139	ALA	2.5
34	sR	129	LYS	2.5
45	l8	106	LYS	2.5
42	L5	150	LEU	2.5
45	l8	65	LEU	2.5
47	m0	206	LEU	2.5
48	M1	39	GLN	2.5
3	s1	119	THR	2.5
6	S4	95	THR	2.5
11	S9	143	ILE	2.5
11	S9	158	PHE	2.5
17	c5	121	ILE	2.5
34	sR	177	MET	2.5
5	s3	212	LYS	2.5
12	C0	45	ALA	2.5
23	D1	63	GLY	2.5
31	d9	18	SER	2.5
34	SR	212	ALA	2.5
42	L5	79	TYR	2.5
3	S1	120	LEU	2.5
7	S5	25	LEU	2.5
24	D2	26	LEU	2.5
6	S4	18	TRP	2.5
36	1	2501	U	2.5
20	C8	90	ASN	2.5
26	D4	72	PHE	2.5
42	L5	160	PHE	2.5

Continued on next page...

Continued from previous page...

Mol	Chain	Res	Type	RSRZ
1	2	696	C	2.5
48	M1	108	GLU	2.5
7	s5	151	GLY	2.5
16	C4	120	PRO	2.5
18	C6	27	GLY	2.5
21	C9	66	TYR	2.5
42	L5	162	ALA	2.5
42	L5	272	TYR	2.5
51	m5	53	TYR	2.5
10	S8	111	GLN	2.5
72	o6	11	LEU	2.5
19	c7	28	PHE	2.5
42	L5	60	ILE	2.5
61	N5	119	THR	2.5
18	c6	82	ARG	2.5
14	c2	27	ALA	2.5
27	D5	73	GLY	2.5
47	m0	188	GLY	2.5
51	m5	60	VAL	2.5
61	n5	110	VAL	2.5
18	C6	5	PRO	2.5
22	D0	92	ASP	2.5
36	5	1571	A	2.5
80	6	1711	C	2.5
11	S9	37	LYS	2.5
24	D2	122	SER	2.5
70	O4	55	SER	2.5
70	O4	73	SER	2.5
81	c0	59	PHE	2.5
80	6	794	U	2.5
84	p0	91	GLU	2.5
13	C1	67	ARG	2.5
17	c5	14	THR	2.5
73	o7	73	ARG	2.5
6	S4	61	VAL	2.5
7	s5	74	ALA	2.5
14	c2	86	VAL	2.5
17	C5	101	ALA	2.5
34	sR	78	ALA	2.5
57	n1	67	VAL	2.5
63	n7	114	VAL	2.5
64	n8	105	LEU	2.5

Continued on next page...

Continued from previous page...

Mol	Chain	Res	Type	RSRZ
80	6	1698	G	2.5
8	S6	79	LYS	2.5
11	S9	29	LYS	2.5
18	c6	51	PRO	2.5
42	L5	39	GLN	2.5
42	L5	180	PHE	2.5
2	S0	127	ARG	2.5
20	C8	41	ARG	2.5
22	d0	80	GLU	2.5
34	sR	131	ILE	2.5
29	D7	37	CYS	2.5
35	SM	68	ARG	2.5
51	m5	152	CYS	2.5
2	s0	87	LEU	2.5
5	s3	136	VAL	2.5
11	s9	101	VAL	2.5
3	s1	60	ALA	2.5
18	C6	57	LEU	2.5
27	d5	60	VAL	2.5
29	D7	24	LEU	2.5
29	D7	39	GLY	2.5
34	sR	145	LEU	2.5
46	L9	178	GLY	2.5
64	n8	121	VAL	2.5
19	C7	83	GLN	2.5
6	S4	142	HIS	2.5
31	d9	50	ILE	2.5
42	L5	190	ILE	2.5
3	S1	124	ASN	2.4
42	l5	236	LEU	2.4
48	m1	12	LEU	2.4
63	n7	116	LYS	2.4
70	O4	5	VAL	2.4
82	sM	57	ASN	2.4
35	SM	54	PRO	2.4
60	n4	94	ARG	2.4
51	m5	145	ASP	2.4
63	n7	46	ILE	2.4
84	p0	204	ILE	2.4
6	s4	123	LEU	2.4
21	C9	78	LYS	2.4
21	c9	37	VAL	2.4

Continued on next page...

Continued from previous page...

Mol	Chain	Res	Type	RSRZ
58	n2	17	VAL	2.4
63	N7	113	VAL	2.4
3	S1	95	ASN	2.4
3	s1	144	ARG	2.4
6	S4	77	ARG	2.4
6	s4	226	PHE	2.4
10	S8	138	ASN	2.4
17	c5	102	PHE	2.4
34	sR	236	ALA	2.4
36	1	3351	U	2.4
70	O4	71	THR	2.4
11	s9	5	PRO	2.4
19	C7	105	GLN	2.4
42	L5	133	GLU	2.4
63	N7	123	GLN	2.4
82	sM	52	PRO	2.4
28	d6	70	LYS	2.4
34	SR	202	LEU	2.4
34	sR	91	LEU	2.4
34	sR	313	TRP	2.4
48	M1	12	LEU	2.4
54	m8	84	VAL	2.4
58	n2	63	VAL	2.4
17	C5	10	ARG	2.4
34	SR	227	ALA	2.4
51	m5	147	ARG	2.4
53	M7	156	ALA	2.4
1	2	677	G	2.4
17	C5	100	LYS	2.4
20	C8	64	GLU	2.4
84	p0	186	THR	2.4
2	S0	120	LEU	2.4
6	S4	183	VAL	2.4
11	s9	85	VAL	2.4
45	L8	162	LEU	2.4
7	S5	76	ARG	2.4
22	d0	85	ARG	2.4
48	M1	109	HIS	2.4
84	p0	60	ARG	2.4
6	S4	28	ALA	2.4
18	c6	112	TYR	2.4
21	C9	83	ALA	2.4

Continued on next page...

Continued from previous page...

Mol	Chain	Res	Type	RSRZ
74	O8	52	TYR	2.4
42	L5	130	GLU	2.4
51	m5	122	ASN	2.4
74	O8	24	THR	2.4
29	D7	7	LEU	2.4
36	1	1219	C	2.4
76	Q0	121	LEU	2.4
80	6	1059	U	2.4
84	p0	5	ARG	2.4
4	s2	181	SER	2.4
28	D6	28	LYS	2.4
34	SR	261	LYS	2.4
56	N0	141	LYS	2.4
45	L8	118	GLU	2.4
3	s1	47	LEU	2.4
6	S4	107	GLY	2.4
17	C5	73	PRO	2.4
17	C5	116	LEU	2.4
34	SR	201	THR	2.4
34	SR	222	LEU	2.4
46	L9	31	ARG	2.4
1	2	238	U	2.4
2	S0	148	ASP	2.4
11	S9	63	ASP	2.4
6	s4	18	TRP	2.4
11	S9	68	LYS	2.4
36	1	1284	C	2.4
45	L8	120	LYS	2.4
63	N7	49	TYR	2.4
5	S3	208	ILE	2.4
6	S4	24	SER	2.4
11	S9	152	SER	2.4
7	s5	158	GLN	2.4
8	S6	178	LEU	2.4
18	c6	8	GLN	2.4
48	M1	141	ARG	2.4
63	n7	135	ARG	2.4
16	C4	13	VAL	2.4
20	C8	101	LEU	2.4
48	M1	172	LEU	2.4
74	o8	14	LEU	2.4
76	Q0	85	LEU	2.4

Continued on next page...

Continued from previous page...

Mol	Chain	Res	Type	RSRZ
3	S1	30	PHE	2.4
8	s6	143	LYS	2.4
17	C5	33	PHE	2.4
6	S4	112	HIS	2.4
8	S6	84	TYR	2.4
8	S6	150	GLU	2.4
24	d2	46	TYR	2.4
36	1	1765	U	2.4
56	N0	134	ASP	2.4
18	C6	114	ARG	2.4
36	1	2507	C	2.4
46	L9	134	ILE	2.4
72	o6	9	ILE	2.4
36	5	1814	A	2.4
2	s0	166	GLY	2.4
7	s5	80	LYS	2.4
17	C5	59	LYS	2.4
24	D2	102	VAL	2.4
56	N0	142	GLN	2.4
63	N7	13	VAL	2.4
84	p0	19	LEU	2.4
2	S0	192	THR	2.4
3	S1	143	THR	2.4
13	C1	59	PRO	2.4
18	C6	110	THR	2.4
22	D0	70	THR	2.4
51	m5	43	THR	2.4
61	N5	32	PHE	2.4
63	N7	136	PHE	2.4
8	S6	142	ARG	2.4
34	SR	93	ASP	2.4
34	sR	36	ALA	2.4
51	M5	37	HIS	2.4
14	c2	136	ILE	2.4
34	sR	211	ILE	2.4
3	S1	212	VAL	2.4
3	s1	188	LEU	2.4
3	s1	228	LEU	2.4
8	s6	171	LYS	2.4
16	c4	102	LEU	2.4
20	c8	48	LYS	2.4
30	d8	7	VAL	2.4

Continued on next page...

Continued from previous page...

Mol	Chain	Res	Type	RSRZ
33	e1	89	LYS	2.4
63	N7	43	VAL	2.4
67	o1	109	VAL	2.4
73	o7	84	SER	2.4
1	2	754	A	2.4
2	S0	152	PRO	2.4
36	1	1350	A	2.4
36	5	2540	A	2.4
17	C5	127	ARG	2.4
56	n0	74	ASN	2.4
30	d8	10	ALA	2.4
61	N5	112	THR	2.4
65	N9	29	TYR	2.4
67	o1	40	ALA	2.4
5	s3	185	LYS	2.4
6	S4	128	LYS	2.4
21	c9	53	TRP	2.4
24	D2	75	ILE	2.4
16	C4	102	LEU	2.4
18	c6	140	LYS	2.4
29	D7	70	LYS	2.4
61	N5	121	LYS	2.4
36	5	1351	U	2.4
2	S0	30	GLN	2.4
10	S8	73	SER	2.4
18	C6	121	SER	2.4
70	o4	33	GLN	2.4
81	c0	13	GLN	2.4
13	c1	116	ARG	2.4
31	d9	22	ARG	2.4
84	p0	64	ARG	2.4
14	C2	76	GLU	2.4
19	C7	12	ALA	2.4
19	C7	76	GLU	2.4
3	S1	137	ILE	2.4
19	C7	122	ILE	2.4
19	c7	59	LYS	2.4
48	M1	147	THR	2.4
50	M4	43	LYS	2.4
82	sM	60	ALA	2.4
74	o8	66	ILE	2.4
6	S4	104	ASP	2.4

Continued on next page...

Continued from previous page...

Mol	Chain	Res	Type	RSRZ
6	s4	261	LEU	2.4
56	N0	78	TRP	2.4
5	S3	206	VAL	2.4
1	2	913	G	2.4
13	c1	2	SER	2.4
14	C2	134	SER	2.4
21	C9	86	ARG	2.4
60	n4	101	ARG	2.4
6	s4	35	PRO	2.4
49	m3	189	GLU	2.4
8	s6	172	ALA	2.4
11	S9	178	ALA	2.4
11	s9	8	TYR	2.4
51	m5	45	PRO	2.4
6	S4	184	THR	2.4
28	D6	36	ILE	2.4
48	M1	53	THR	2.4
48	M1	95	ASN	2.4
6	s4	164	LEU	2.4
45	L8	152	LEU	2.4
51	M5	22	LEU	2.4
4	s2	86	VAL	2.3
17	c5	56	PHE	2.3
19	c7	33	ARG	2.3
22	d0	62	VAL	2.3
28	D6	87	ARG	2.3
33	E1	114	VAL	2.3
34	sR	294	TRP	2.3
51	M5	132	VAL	2.3
81	c0	61	TRP	2.3
45	L8	91	PHE	2.3
48	M1	90	GLN	2.3
8	S6	82	SER	2.3
65	n9	25	LYS	2.3
10	S8	192	TYR	2.3
16	c4	60	ALA	2.3
21	c9	17	ALA	2.3
22	d0	95	ALA	2.3
4	S2	154	LEU	2.3
20	C8	66	LEU	2.3
28	d6	71	LEU	2.3
67	O1	97	LEU	2.3

Continued on next page...

Continued from previous page...

Mol	Chain	Res	Type	RSRZ
74	o8	27	ILE	2.3
2	s0	156	VAL	2.3
3	s1	46	THR	2.3
10	s8	95	THR	2.3
20	c8	133	VAL	2.3
60	N4	94	ARG	2.3
31	D9	29	GLY	2.3
63	n7	26	VAL	2.3
84	p0	33	VAL	2.3
5	S3	223	LYS	2.3
18	C6	26	LYS	2.3
34	sR	107	LYS	2.3
34	sR	132	LYS	2.3
42	L5	254	LYS	2.3
14	c2	132	GLU	2.3
36	1	1027	A	2.3
80	6	1256	A	2.3
20	c8	107	SER	2.3
5	s3	142	LEU	2.3
7	s5	179	ALA	2.3
42	L5	99	TYR	2.3
72	O6	53	TYR	2.3
80	6	1340	U	2.3
19	c7	34	LEU	2.3
34	sR	23	LEU	2.3
51	m5	143	ARG	2.3
66	o0	62	LEU	2.3
2	S0	81	PHE	2.3
11	S9	138	LYS	2.3
11	s9	91	LYS	2.3
17	C5	91	GLY	2.3
26	D4	31	ASN	2.3
34	SR	290	VAL	2.3
39	l2	19	HIS	2.3
3	S1	131	ASP	2.3
36	1	1805	C	2.3
84	p0	38	MET	2.3
2	S0	110	TYR	2.3
12	C0	64	TYR	2.3
42	L5	54	ARG	2.3
51	M5	10	LEU	2.3
55	M9	185	LEU	2.3

Continued on next page...

Continued from previous page...

Mol	Chain	Res	Type	RSRZ
56	N0	31	ALA	2.3
60	n4	93	ARG	2.3
70	o4	62	TYR	2.3
2	s0	123	VAL	2.3
6	s4	225	VAL	2.3
36	1	3079	U	2.3
80	6	1604	U	2.3
58	n2	107	PHE	2.3
4	S2	144	TRP	2.3
42	L5	244	HIS	2.3
11	s9	88	GLU	2.3
14	c2	49	THR	2.3
17	C5	106	GLU	2.3
58	N2	64	THR	2.3
1	2	1584	G	2.3
28	d6	10	ARG	2.3
40	l3	146	ARG	2.3
51	M5	31	ARG	2.3
82	sM	68	ARG	2.3
3	S1	96	LEU	2.3
5	S3	144	ALA	2.3
21	C9	33	TYR	2.3
21	C9	108	LEU	2.3
22	d0	26	LEU	2.3
24	D2	11	LEU	2.3
26	d4	40	LEU	2.3
34	sR	274	LEU	2.3
66	o0	59	TYR	2.3
68	O2	128	LEU	2.3
32	E0	60	PRO	2.3
34	sR	290	VAL	2.3
50	M4	25	LYS	2.3
36	1	1605	A	2.3
81	c0	27	PHE	2.3
2	s0	92	HIS	2.3
2	S0	165	ARG	2.3
14	c2	70	ASN	2.3
15	C3	4	MET	2.3
17	c5	108	ARG	2.3
24	D2	16	ASN	2.3
34	sR	64	HIS	2.3
10	S8	145	ALA	2.3

Continued on next page...

Continued from previous page...

Mol	Chain	Res	Type	RSRZ
16	C4	101	ALA	2.3
21	C9	55	TYR	2.3
21	C9	76	LEU	2.3
33	e1	128	ALA	2.3
34	sR	301	LEU	2.3
62	N6	116	LYS	2.3
81	c0	76	LEU	2.3
2	S0	38	PHE	2.3
10	S8	65	PHE	2.3
21	C9	61	VAL	2.3
31	d9	23	VAL	2.3
34	sR	20	VAL	2.3
70	O4	65	VAL	2.3
14	c2	68	GLU	2.3
14	c2	137	MET	2.3
20	C8	73	MET	2.3
58	n2	92	TRP	2.3
70	o4	34	HIS	2.3
3	s1	61	LEU	2.3
24	D2	94	LEU	2.3
28	D6	71	LEU	2.3
50	M4	39	ILE	2.3
57	N1	68	THR	2.3
76	q0	77	ILE	2.3
81	c0	79	TYR	2.3
51	m5	35	VAL	2.3
7	s5	76	ARG	2.3
31	D9	56	ARG	2.3
57	N1	32	LYS	2.3
3	s1	110	LEU	2.3
14	c2	72	ILE	2.3
34	sR	144	LEU	2.3
1	2	1371	A	2.3
11	S9	85	VAL	2.3
33	e1	102	VAL	2.3
34	SR	83	ALA	2.3
81	c0	45	ALA	2.3
6	s4	39	ARG	2.3
17	C5	81	ARG	2.3
11	S9	115	LYS	2.3
49	m3	23	LYS	2.3
72	o6	71	LYS	2.3

Continued on next page...

Continued from previous page...

Mol	Chain	Res	Type	RSRZ
23	D1	33	GLN	2.3
72	O6	50	LEU	2.3
28	D6	83	ILE	2.3
2	S0	105	GLY	2.3
3	s1	98	THR	2.3
5	s3	77	PHE	2.3
16	C4	89	THR	2.3
18	C6	115	THR	2.3
19	C7	78	ARG	2.3
21	C9	101	ASN	2.3
33	E1	152	ALA	2.3
22	d0	107	THR	2.3
34	sR	88	THR	2.3
48	M1	123	PHE	2.3
74	O8	28	ASN	2.3
10	S8	74	LYS	2.3
56	N0	73	LYS	2.3
22	D0	93	LEU	2.3
34	SR	34	LEU	2.3
3	S1	197	ILE	2.3
5	S3	188	ILE	2.3
7	S5	190	ILE	2.3
20	c8	92	ILE	2.3
22	D0	98	GLN	2.3
22	d0	103	ILE	2.3
7	S5	78	ALA	2.3
18	c6	80	ALA	2.3
28	D6	38	ARG	2.3
62	n6	85	VAL	2.3
6	s4	106	LYS	2.3
18	C6	133	GLY	2.3
21	C9	92	LYS	2.3
11	s9	182	GLU	2.3
22	d0	104	THR	2.3
42	L5	155	THR	2.3
42	l5	153	THR	2.3
11	S9	105	LEU	2.3
16	C4	46	MET	2.3
36	1	1954	G	2.3
51	M5	24	ARG	2.3
61	N5	63	ILE	2.3
6	S4	160	VAL	2.3

Continued on next page...

Continued from previous page...

Mol	Chain	Res	Type	RSRZ
11	S9	122	VAL	2.3
13	C1	141	LYS	2.3
15	C3	25	TRP	2.3
17	c5	123	TYR	2.3
18	C6	23	LYS	2.3
22	d0	118	VAL	2.3
51	M5	102	ALA	2.3
51	m5	40	ALA	2.3
63	N7	79	HIS	2.3
70	O4	7	PHE	2.3
72	O6	48	ALA	2.3
1	2	1481	C	2.3
2	S0	147	THR	2.3
7	s5	94	THR	2.3
42	L5	154	THR	2.3
19	c7	22	PRO	2.3
21	C9	45	MET	2.3
28	D6	97	PRO	2.3
29	d7	21	LEU	2.3
34	SR	89	LEU	2.3
39	l2	64	ARG	2.3
51	m5	49	ARG	2.3
6	S4	228	ILE	2.3
1	2	135	A	2.3
2	S0	78	SER	2.3
11	S9	125	ALA	2.3
13	C1	139	VAL	2.3
24	D2	107	SER	2.3
42	l5	31	TYR	2.3
48	M1	71	VAL	2.3
84	p0	22	TYR	2.3
10	S8	177	GLY	2.2
23	D1	10	GLU	2.2
48	M1	88	GLU	2.2
3	S1	201	THR	2.2
17	c5	83	MET	2.2
28	d6	42	ARG	2.2
51	M5	43	THR	2.2
7	s5	129	PRO	2.2
10	S8	104	ILE	2.2
21	C9	38	LYS	2.2
31	D9	31	ILE	2.2

Continued on next page...

Continued from previous page...

Mol	Chain	Res	Type	RSRZ
42	L5	239	ILE	2.2
48	M1	14	ILE	2.2
61	N5	142	ILE	2.2
63	N7	133	LYS	2.2
74	o8	42	LYS	2.2
6	S4	27	TYR	2.2
21	c9	33	TYR	2.2
48	M1	43	GLN	2.2
67	O1	29	ALA	2.2
84	p0	189	GLN	2.2
2	s0	168	HIS	2.2
7	s5	46	TRP	2.2
11	s9	33	GLU	2.2
34	sR	108	SER	2.2
55	M9	72	GLU	2.2
70	O4	78	GLY	2.2
8	S6	147	LEU	2.2
2	S0	200	ASP	2.2
11	S9	120	LYS	2.2
21	C9	75	LYS	2.2
22	D0	88	LYS	2.2
42	L5	75	LEU	2.2
42	L5	236	LEU	2.2
58	n2	37	LEU	2.2
10	s8	62	THR	2.2
18	C6	81	ILE	2.2
20	C8	140	THR	2.2
22	D0	44	ASN	2.2
28	d6	30	ILE	2.2
33	E1	91	ILE	2.2
34	SR	186	PHE	2.2
39	l2	41	ILE	2.2
45	L8	197	VAL	2.2
51	m5	64	VAL	2.2
84	p0	66	PHE	2.2
23	D1	58	TYR	2.2
34	sR	293	ALA	2.2
80	6	1467	C	2.2
14	C2	43	ARG	2.2
14	c2	100	TRP	2.2
19	c7	81	LYS	2.2
28	D6	70	LYS	2.2

Continued on next page...

Continued from previous page...

Mol	Chain	Res	Type	RSRZ
34	SR	313	TRP	2.2
24	D2	93	LEU	2.2
34	SR	73	LEU	2.2
1	2	1802	A	2.2
6	s4	86	PHE	2.2
20	c8	23	ASP	2.2
3	s1	68	VAL	2.2
7	s5	128	ASN	2.2
8	s6	151	ASP	2.2
36	1	2540	A	2.2
10	s8	36	THR	2.2
19	C7	121	VAL	2.2
22	D0	60	THR	2.2
47	m0	217	PHE	2.2
51	M5	151	ILE	2.2
54	m8	93	ILE	2.2
56	N0	94	ILE	2.2
74	O8	11	PHE	2.2
55	m9	22	VAL	2.2
70	O4	22	VAL	2.2
2	S0	187	ALA	2.2
34	sR	314	GLN	2.2
42	L5	17	GLN	2.2
67	o1	12	TYR	2.2
18	c6	14	LYS	2.2
20	C8	117	LYS	2.2
33	e1	113	LYS	2.2
11	S9	86	LEU	2.2
12	C0	40	LEU	2.2
42	L5	171	LEU	2.2
54	m8	138	LEU	2.2
57	N1	28	SER	2.2
64	n8	91	LEU	2.2
78	Q2	93	LEU	2.2
80	6	1706	C	2.2
5	s3	184	ILE	2.2
7	S5	68	ILE	2.2
7	s5	82	PHE	2.2
28	d6	39	MET	2.2
57	N1	56	PHE	2.2
84	p0	53	MET	2.2
10	S8	46	VAL	2.2

Continued on next page...

Continued from previous page...

Mol	Chain	Res	Type	RSRZ
24	D2	14	ILE	2.2
13	C1	121	ASP	2.2
63	N7	12	VAL	2.2
6	S4	43	PRO	2.2
17	C5	14	THR	2.2
17	C5	75	PRO	2.2
21	C9	90	PRO	2.2
21	C9	103	LYS	2.2
30	d8	17	GLY	2.2
36	1	1259	A	2.2
45	L8	70	LYS	2.2
46	L9	3	TYR	2.2
60	n4	92	GLU	2.2
71	O5	45	LYS	2.2
72	o6	28	TYR	2.2
1	2	260	U	2.2
36	1	2205	U	2.2
6	s4	9	LEU	2.2
18	c6	116	LEU	2.2
72	o6	57	LEU	2.2
28	D6	27	SER	2.2
48	m1	41	SER	2.2
3	S1	66	VAL	2.2
13	c1	117	VAL	2.2
19	C7	50	ILE	2.2
36	5	1579	C	2.2
20	C8	40	ARG	2.2
20	c8	52	VAL	2.2
30	D8	65	ARG	2.2
30	d8	28	VAL	2.2
34	SR	90	ARG	2.2
63	N7	24	VAL	2.2
3	s1	235	GLY	2.2
9	S7	101	LYS	2.2
5	s3	211	PRO	2.2
17	c5	87	PRO	2.2
20	c8	124	GLY	2.2
28	d6	35	ALA	2.2
63	n7	128	GLN	2.2
48	m1	17	LEU	2.2
55	m9	184	LEU	2.2
58	N2	105	LEU	2.2

Continued on next page...

Continued from previous page...

Mol	Chain	Res	Type	RSRZ
17	c5	15	HIS	2.2
19	c7	56	HIS	2.2
36	1	252	U	2.2
80	6	232	U	2.2
11	S9	140	ILE	2.2
17	C5	35	LYS	2.2
19	C7	72	LYS	2.2
20	C8	72	ILE	2.2
24	D2	63	VAL	2.2
27	d5	54	VAL	2.2
62	N6	94	SER	2.2
28	d6	90	GLU	2.2
42	L5	198	TYR	2.2
51	M5	119	TYR	2.2
63	N7	77	TYR	2.2
63	n7	45	GLY	2.2
6	s4	257	ALA	2.2
8	s6	155	ASP	2.2
26	d4	133	ASN	2.2
42	l5	264	GLN	2.2
48	m1	47	GLN	2.2
81	c0	68	LEU	2.2
11	S9	71	PHE	2.2
16	C4	92	LYS	2.2
51	M5	59	PHE	2.2
62	n6	115	ARG	2.2
33	E1	111	GLU	2.2
45	L8	66	SER	2.2
11	S9	117	GLY	2.2
20	c8	142	GLY	2.2
6	s4	103	TYR	2.2
9	S7	142	TYR	2.2
9	s7	142	TYR	2.2
19	C7	53	TYR	2.2
42	L5	96	ALA	2.2
49	m3	151	ALA	2.2
51	M5	30	TYR	2.2
4	S2	62	PRO	2.2
49	M3	8	PRO	2.2
63	n7	81	LEU	2.2
1	2	1601	G	2.2
4	S2	57	PHE	2.2

Continued on next page...

Continued from previous page...

Mol	Chain	Res	Type	RSRZ
25	D3	137	LYS	2.2
33	e1	125	THR	2.2
34	sR	311	ARG	2.2
36	1	1268	G	2.2
74	o8	22	THR	2.2
5	S3	209	ILE	2.2
5	s3	37	VAL	2.2
14	C2	91	VAL	2.2
24	D2	86	ILE	2.2
51	m5	133	ILE	2.2
67	o1	111	GLU	2.2
81	c0	55	VAL	2.2
1	2	792	U	2.2
36	1	1028	U	2.2
11	s9	76	LEU	2.2
29	D7	73	LEU	2.2
34	SR	296	ALA	2.2
34	SR	318	ALA	2.2
2	s0	199	PRO	2.2
21	c9	90	PRO	2.2
39	L2	72	ARG	2.2
46	L9	54	LYS	2.2
49	m3	174	ARG	2.2
57	N1	97	LYS	2.2
84	p0	16	ARG	2.2
2	S0	53	THR	2.2
20	c8	25	ASN	2.2
28	d6	67	THR	2.2
30	d8	32	PHE	2.2
2	s0	143	VAL	2.2
6	s4	192	ILE	2.2
11	s9	141	VAL	2.2
18	C6	50	GLU	2.2
18	C6	118	ILE	2.2
20	c8	81	ILE	2.2
21	C9	67	MET	2.2
22	d0	87	HIS	2.2
63	n7	113	VAL	2.2
63	n7	120	GLU	2.2
70	O4	72	VAL	2.2
21	C9	3	GLY	2.2
5	s3	6	SER	2.2

Continued on next page...

Continued from previous page...

Mol	Chain	Res	Type	RSRZ
11	s9	3	ARG	2.2
20	C8	118	LYS	2.2
26	D4	74	LEU	2.2
36	5	1564	U	2.2
45	l8	162	LEU	2.2
45	l8	196	ALA	2.2
62	n6	74	TYR	2.2
2	S0	35	PRO	2.2
6	S4	259	GLN	2.2
78	Q2	102	GLN	2.2
63	N7	101	PHE	2.2
7	s5	190	ILE	2.2
9	S7	181	ILE	2.2
22	D0	116	VAL	2.2
30	d8	15	VAL	2.2
47	M0	140	THR	2.2
63	n7	89	VAL	2.2
24	D2	48	GLY	2.2
33	e1	127	GLY	2.2
64	n8	41	HIS	2.2
11	S9	70	LEU	2.2
12	C0	63	TYR	2.2
18	c6	23	LYS	2.2
28	D6	32	LYS	2.2
32	E0	55	ARG	2.2
31	D9	36	LEU	2.2
34	SR	62	LYS	2.2
42	L5	207	TYR	2.2
1	2	650	U	2.2
48	M1	26	SER	2.2
45	L8	79	GLN	2.2
6	S4	35	PRO	2.2
3	s1	192	VAL	2.2
4	S2	69	ILE	2.2
11	S9	45	ILE	2.2
11	s9	77	ILE	2.2
16	c4	117	ASP	2.2
18	C6	41	PRO	2.2
51	M5	137	PRO	2.2
21	C9	6	VAL	2.2
43	l6	129	GLU	2.2
45	l8	180	VAL	2.2

Continued on next page...

Continued from previous page...

Mol	Chain	Res	Type	RSRZ
64	N8	112	ILE	2.2
79	Q3	71	VAL	2.2
1	2	713	A	2.2
3	S1	219	LYS	2.2
42	l5	38	THR	2.2
20	c8	45	LEU	2.1
28	D6	40	ALA	2.1
34	sR	284	ALA	2.1
6	s4	247	SER	2.1
19	C7	74	GLN	2.1
42	L5	20	PHE	2.1
6	s4	70	VAL	2.1
22	D0	55	PRO	2.1
29	d7	38	PRO	2.1
28	D6	52	ASP	2.1
31	D9	23	VAL	2.1
34	sR	193	ILE	2.1
45	L8	99	PRO	2.1
20	c8	143	ARG	2.1
56	N0	137	ARG	2.1
61	N5	95	ILE	2.1
24	D2	22	LYS	2.1
60	N4	91	LYS	2.1
1	2	723	G	2.1
6	s4	98	ASN	2.1
13	C1	92	HIS	2.1
20	C8	21	ASN	2.1
80	6	1229	G	2.1
24	d2	126	LEU	2.1
29	D7	52	THR	2.1
31	d9	10	HIS	2.1
34	sR	7	LEU	2.1
42	L5	103	LEU	2.1
48	m1	19	LEU	2.1
62	N6	99	LEU	2.1
70	o4	38	LEU	2.1
56	n0	75	PHE	2.1
1	2	490	C	2.1
2	s0	4	PRO	2.1
3	S1	121	ILE	2.1
12	C0	25	LYS	2.1
13	C1	122	ILE	2.1

Continued on next page...

Continued from previous page...

Mol	Chain	Res	Type	RSRZ
16	c4	28	VAL	2.1
17	c5	13	LYS	2.1
19	C7	124	VAL	2.1
24	D2	76	SER	2.1
36	1	1239	C	2.1
42	L5	176	SER	2.1
43	L6	130	ILE	2.1
51	M5	61	ILE	2.1
63	n7	24	VAL	2.1
65	N9	58	LYS	2.1
80	6	1399	C	2.1
80	6	1705	C	2.1
74	o8	7	ASP	2.1
6	s4	44	LEU	2.1
6	s4	101	LEU	2.1
54	M8	138	LEU	2.1
2	S0	202	TYR	2.1
7	S5	179	ALA	2.1
8	s6	170	THR	2.1
10	S8	55	TYR	2.1
1	2	720	G	2.1
21	C9	54	PHE	2.1
34	SR	80	ALA	2.1
34	sR	85	TRP	2.1
42	l5	55	PHE	2.1
54	m8	68	ALA	2.1
10	S8	61	GLU	2.1
11	s9	64	GLU	2.1
13	C1	116	ARG	2.1
31	D9	32	ARG	2.1
48	M1	10	ARG	2.1
84	p0	7	LYS	2.1
7	s5	134	VAL	2.1
14	C2	119	SER	2.1
19	c7	17	ILE	2.1
22	d0	106	ILE	2.1
26	D4	13	ILE	2.1
51	m5	132	VAL	2.1
54	m8	81	VAL	2.1
57	N1	39	ILE	2.1
19	c7	58	MET	2.1
26	d4	67	GLY	2.1

Continued on next page...

Continued from previous page...

Mol	Chain	Res	Type	RSRZ
42	l5	169	GLY	2.1
84	p0	35	SER	2.1
78	q2	72	LEU	2.1
80	6	1608	U	2.1
11	S9	7	THR	2.1
13	C1	15	LYS	2.1
13	C1	151	LYS	2.1
14	C2	51	ALA	2.1
15	c3	15	ALA	2.1
17	c5	114	HIS	2.1
20	C8	19	ASN	2.1
20	C8	128	PHE	2.1
21	C9	93	HIS	2.1
57	N1	57	TYR	2.1
16	c4	99	GLN	2.1
29	d7	57	GLU	2.1
47	m0	197	VAL	2.1
49	M3	22	VAL	2.1
63	N7	25	ILE	2.1
63	n7	43	VAL	2.1
84	p0	195	GLN	2.1
1	2	1825	A	2.1
34	SR	121	MET	2.1
5	S3	142	LEU	2.1
9	S7	99	LEU	2.1
11	s9	86	LEU	2.1
33	e1	139	LEU	2.1
36	1	547	G	2.1
1	2	711	U	2.1
3	S1	151	LYS	2.1
18	c6	10	PHE	2.1
36	1	1269	U	2.1
42	L5	168	ASP	2.1
48	m1	16	LYS	2.1
64	n8	46	ASP	2.1
3	s1	101	HIS	2.1
7	S5	183	ALA	2.1
39	L2	59	ALA	2.1
25	D3	21	ASN	2.1
5	s3	208	ILE	2.1
6	s4	91	THR	2.1
10	S8	95	THR	2.1

Continued on next page...

Continued from previous page...

Mol	Chain	Res	Type	RSRZ
10	s8	78	ILE	2.1
16	C4	19	ILE	2.1
22	D0	15	GLN	2.1
22	d0	17	GLN	2.1
27	D5	71	ILE	2.1
44	L7	216	VAL	2.1
46	L9	17	THR	2.1
48	M1	120	ILE	2.1
6	s4	131	LEU	2.1
29	d7	8	LEU	2.1
42	L5	169	GLY	2.1
62	N6	109	LEU	2.1
6	S4	41	SER	2.1
8	S6	95	LYS	2.1
42	l5	10	SER	2.1
21	C9	59	ALA	2.1
31	D9	14	TYR	2.1
34	sR	285	ALA	2.1
42	L5	134	ALA	2.1
2	S0	74	VAL	2.1
2	s0	158	VAL	2.1
4	S2	246	GLU	2.1
6	S4	36	HIS	2.1
8	S6	97	VAL	2.1
29	D7	19	HIS	2.1
36	5	1574	C	2.1
46	L9	154	VAL	2.1
55	M9	23	TRP	2.1
2	S0	33	GLN	2.1
23	D1	21	ASN	2.1
27	D5	102	THR	2.1
46	l9	188	THR	2.1
51	m5	11	GLN	2.1
53	m7	55	GLN	2.1
61	N5	81	ILE	2.1
81	c0	28	ASN	2.1
20	c8	37	GLY	2.1
11	s9	78	ARG	2.1
14	c2	46	ARG	2.1
33	e1	121	CYS	2.1
34	SR	46	LYS	2.1
39	l2	58	LEU	2.1

Continued on next page...

Continued from previous page...

Mol	Chain	Res	Type	RSRZ
56	N0	144	LEU	2.1
29	D7	31	TYR	2.1
45	L8	202	GLU	2.1
48	m1	18	VAL	2.1
51	M5	29	GLU	2.1
61	n5	90	ALA	2.1
3	S1	21	VAL	2.1
3	s1	215	VAL	2.1
14	c2	75	VAL	2.1
1	2	174	U	2.1
22	D0	79	TRP	2.1
3	s1	55	LYS	2.1
17	c5	99	GLY	2.1
1	2	1591	C	2.1
4	S2	90	THR	2.1
7	S5	108	LEU	2.1
7	s5	152	GLY	2.1
34	sR	179	LYS	2.1
45	l8	136	LEU	2.1
46	L9	8	GLN	2.1
48	M1	139	THR	2.1
51	m5	197	LEU	2.1
60	n4	79	GLN	2.1
61	n5	36	LYS	2.1
63	N7	45	GLY	2.1
72	O6	98	ARG	2.1
72	o6	2	THR	2.1
21	C9	46	PRO	2.1
10	s8	166	TYR	2.1
11	s9	95	TYR	2.1
33	e1	122	SER	2.1
56	N0	81	TYR	2.1
66	O0	59	TYR	2.1
70	O4	66	SER	2.1
3	s1	94	LYS	2.1
4	s2	178	ILE	2.1
10	S8	141	ARG	2.1
11	s9	156	ILE	2.1
19	C7	38	ILE	2.1
46	L9	53	ILE	2.1
61	N5	139	ILE	2.1
67	o1	61	LYS	2.1

Continued on next page...

Continued from previous page...

Mol	Chain	Res	Type	RSRZ
47	M0	200	LEU	2.1
49	M3	51	LEU	2.1
51	m5	107	GLY	2.1
1	2	1363	U	2.1
67	o1	16	LEU	2.1
6	s4	80	THR	2.1
39	L2	115	ASN	2.1
1	2	1717	G	2.1
8	s6	173	PRO	2.1
9	S7	32	PRO	2.1
10	s8	117	TYR	2.1
20	c8	82	PRO	2.1
28	D6	65	PRO	2.1
33	e1	78	LYS	2.1
34	sR	176	LYS	2.1
50	M4	9	ALA	2.1
16	C4	74	VAL	2.1
24	D2	6	VAL	2.1
26	D4	35	VAL	2.1
22	d0	113	ASP	2.1
34	SR	211	ILE	2.1
42	L5	62	CYS	2.1
48	M1	170	ASP	2.1
54	M8	67	ILE	2.1
3	S1	29	TRP	2.1
64	n8	79	TRP	2.1
66	O0	14	LEU	2.1
4	s2	87	GLN	2.1
51	M5	15	GLN	2.1
81	c0	1	MET	2.1
10	s8	76	THR	2.1
23	d1	81	ASN	2.1
30	d8	26	THR	2.1
34	SR	74	THR	2.1
52	M6	42	ASN	2.1
60	n4	112	ASN	2.1
5	s3	219	ALA	2.1
6	s4	54	TYR	2.1
14	c2	54	ARG	2.1
35	SM	52	PRO	2.1
42	L5	143	LYS	2.1
42	L5	271	LYS	2.1

Continued on next page...

Continued from previous page...

Mol	Chain	Res	Type	RSRZ
16	C4	79	VAL	2.1
19	c7	110	VAL	2.1
23	d1	39	VAL	2.1
28	D6	24	VAL	2.1
36	1	1238	C	2.1
36	1	1951	C	2.1
42	L5	125	VAL	2.1
42	l5	287	ALA	2.1
48	M1	137	ARG	2.1
51	m5	111	ALA	2.1
70	o4	32	ALA	2.1
39	L2	158	ILE	2.1
1	2	488	G	2.1
2	S0	9	LEU	2.1
3	S1	102	GLY	2.1
11	s9	105	LEU	2.1
42	l5	36	LEU	2.1
46	L9	52	LEU	2.1
51	M5	58	GLY	2.1
63	n7	20	GLY	2.1
78	q2	104	LEU	2.1
20	c8	99	HIS	2.1
51	M5	28	TRP	2.1
62	n6	120	GLN	2.1
67	o1	60	TRP	2.1
2	S0	12	GLU	2.1
6	S4	51	ARG	2.1
9	s7	184	GLU	2.1
17	c5	103	ASN	2.1
25	d3	3	LYS	2.1
29	d7	22	LYS	2.1
28	d6	49	ALA	2.1
29	D7	50	ALA	2.1
42	L5	240	TYR	2.1
80	6	261	U	2.1
3	S1	127	VAL	2.1
18	c6	36	ILE	2.1
10	s8	80	GLY	2.1
24	D2	21	GLY	2.1
26	d4	96	LEU	2.1
42	L5	83	LEU	2.1
42	l5	148	ILE	2.1

Continued on next page...

Continued from previous page...

Mol	Chain	Res	Type	RSRZ
34	SR	208	GLY	2.1
56	N0	106	LEU	2.1
35	SM	95	SER	2.1
66	o0	6	SER	2.1
2	S0	113	ARG	2.0
2	S0	205	ARG	2.0
6	S4	106	LYS	2.0
6	s4	71	LYS	2.0
13	C1	137	PHE	2.0
54	m8	153	PHE	2.0
74	o8	19	ASP	2.1
6	S4	82	TYR	2.0
6	s4	60	GLU	2.0
7	s5	31	GLU	2.0
19	c7	21	TYR	2.0
1	2	494	U	2.0
7	S5	95	ASN	2.0
20	C8	29	VAL	2.0
21	C9	18	TYR	2.0
20	c8	62	THR	2.0
28	D6	11	ASN	2.0
36	1	2505	U	2.0
55	M9	36	ASN	2.0
3	s1	189	ILE	2.0
42	l5	194	LEU	2.0
47	m0	210	ILE	2.0
63	n7	82	PRO	2.0
72	O6	52	PRO	2.0
46	L9	85	GLY	2.0
15	C3	107	LYS	2.0
11	s9	6	ARG	2.0
20	C8	10	SER	2.0
22	d0	66	SER	2.0
34	SR	59	ARG	2.0
36	1	1352	A	2.0
48	M1	41	SER	2.0
48	M1	153	LYS	2.0
63	n7	64	LYS	2.0
66	O0	22	LYS	2.0
70	o4	106	LYS	2.0
51	m5	156	HIS	2.0
66	O0	12	GLN	2.0

Continued on next page...

Continued from previous page...

Mol	Chain	Res	Type	RSRZ
81	c0	48	SER	2.0
82	sM	75	ASP	2.0
1	2	1467	C	2.0
6	s4	13	ALA	2.0
13	C1	140	VAL	2.0
24	d2	63	VAL	2.0
29	d7	53	ALA	2.0
82	sM	35	ALA	2.0
3	s1	231	LEU	2.0
6	S4	190	GLY	2.0
7	S5	118	LEU	2.0
45	l8	153	ILE	2.0
57	n1	45	ASN	2.0
57	n1	66	ASN	2.0
63	n7	66	THR	2.0
72	o6	47	ILE	2.0
36	1	2503	G	2.0
39	l2	28	LYS	2.0
3	S1	205	PHE	2.0
7	S5	98	MET	2.0
11	S9	54	ARG	2.0
2	s0	195	TRP	2.0
6	S4	250	GLU	2.0
15	c3	25	TRP	2.0
22	d0	120	SER	2.0
23	d1	83	TRP	2.0
24	D2	5	SER	2.0
39	l2	51	ASP	2.0
2	s0	19	ALA	2.0
5	S3	164	VAL	2.0
5	S3	29	LEU	2.0
14	C2	128	ALA	2.0
63	n7	18	TYR	2.0
10	S8	199	LYS	2.0
17	C5	64	LYS	2.0
18	c6	28	LEU	2.0
24	d2	61	ILE	2.0
34	sR	310	ILE	2.0
45	l8	122	LYS	2.0
2	s0	22	THR	2.0
3	s1	143	THR	2.0
7	s5	48	PHE	2.0

Continued on next page...

Continued from previous page...

Mol	Chain	Res	Type	RSRZ
18	C6	32	ASN	2.0
48	M1	58	GLY	2.0
49	M3	37	ASN	2.0
51	m5	137	PRO	2.0
79	q3	63	THR	2.0
84	p0	89	THR	2.0
38	4	158	U	2.0
1	2	175	G	2.0
48	m1	22	SER	2.0
74	o8	48	SER	2.0
3	s1	50	LYS	2.0
13	C1	69	LYS	2.0
24	D2	52	TYR	2.0
45	l8	132	VAL	2.0
51	M5	40	ALA	2.0
56	N0	131	LYS	2.0
58	n2	56	VAL	2.0
61	N5	60	TYR	2.0
61	n5	39	LYS	2.0
62	n6	105	VAL	2.0
18	c6	81	ILE	2.0
18	c6	84	ALA	2.0
62	n6	116	LYS	2.0
63	n7	124	ALA	2.0
76	Q0	89	TYR	2.0
1	2	1337	A	2.0
16	C4	88	GLY	2.0
21	c9	89	ARG	2.0
29	D7	63	LEU	2.0
34	sR	169	ILE	2.0
48	M1	37	LEU	2.0
84	p0	185	LEU	2.0
2	s0	81	PHE	2.0
67	o1	95	PRO	2.0
20	c8	140	THR	2.0
31	d9	37	ASN	2.0
32	E0	41	THR	2.0
34	SR	306	THR	2.0
71	o5	11	THR	2.0
75	o9	31	THR	2.0
80	6	653	C	2.0
1	2	1398	U	2.0

Continued on next page...

Continued from previous page...

Mol	Chain	Res	Type	RSRZ
26	d4	106	GLN	2.0
6	S4	8	HIS	2.0
21	C9	53	TRP	2.0
32	e0	45	VAL	2.0
48	M1	64	LYS	2.0
61	N5	38	LEU	2.0
61	N5	106	ASP	2.0
63	N7	52	LYS	2.0
5	s3	9	ARG	2.0
5	s3	158	ILE	2.0
11	S9	150	LEU	2.0
20	c8	145	ARG	2.0
29	D7	3	LEU	2.0
35	SM	62	ARG	2.0
42	L5	105	ILE	2.0
49	m3	95	ILE	2.0
62	n6	118	LEU	2.0
36	1	1243	G	2.0
42	L5	127	GLY	2.0
10	S8	70	GLU	2.0
16	C4	116	GLU	2.0
21	C9	69	LYS	2.0
22	d0	81	THR	2.0
28	D6	67	THR	2.0
42	L5	101	THR	2.0
45	L8	74	THR	2.0
6	s4	227	VAL	2.0
7	s5	93	LEU	2.0
13	C1	75	VAL	2.0
19	C7	21	TYR	2.0
40	l3	387	LEU	2.0
48	M1	116	TYR	2.0
57	n1	89	LEU	2.0

6.2 Non-standard residues in protein, DNA, RNA chains [i](#)

There are no non-standard protein/DNA/RNA residues in this entry.

6.3 Carbohydrates [i](#)

There are no monosaccharides in this entry.

6.4 Ligands i

In the following table, the Atoms column lists the number of modelled atoms in the group and the number defined in the chemical component dictionary. The B-factors column lists the minimum, median, 95th percentile and maximum values of B factors of atoms in the group. The column labelled 'Q< 0.9' lists the number of atoms with occupancy less than 0.9.

Mol	Type	Chain	Res	Atoms	RSCC	RSR	B-factors(Å ²)	Q<0.9
87	MG	1	4465	1/1	0.01	1.10	109,109,109,109	0
87	MG	5	3911	1/1	0.01	1.38	53,53,53,53	1
87	MG	5	4349	1/1	0.03	0.67	41,41,41,41	1
87	MG	d5	201	1/1	0.05	0.31	124,124,124,124	0
87	MG	2	2230	1/1	0.06	0.31	124,124,124,124	0
87	MG	1	4054	1/1	0.09	0.33	105,105,105,105	0
87	MG	1	4197	1/1	0.12	0.43	56,56,56,56	0
87	MG	17	301	1/1	0.23	0.74	36,36,36,36	1
87	MG	6	2332	1/1	0.30	0.25	213,213,213,213	0
87	MG	2	2156	1/1	0.30	0.47	86,86,86,86	0
87	MG	1	4401	1/1	0.36	0.40	36,36,36,36	1
87	MG	1	4126	1/1	0.37	0.42	66,66,66,66	0
87	MG	6	2333	1/1	0.37	0.49	59,59,59,59	1
87	MG	1	4087	1/1	0.39	0.66	101,101,101,101	0
87	MG	1	4134	1/1	0.39	1.23	49,49,49,49	1
87	MG	1	4318	1/1	0.41	0.17	115,115,115,115	0
87	MG	5	3921	1/1	0.42	0.55	51,51,51,51	0
87	MG	5	4413	1/1	0.44	0.31	72,72,72,72	0
87	MG	2	2198	1/1	0.46	0.55	120,120,120,120	0
87	MG	5	3905	1/1	0.46	0.73	71,71,71,71	0
87	MG	2	2196	1/1	0.47	0.99	82,82,82,82	0
87	MG	2	2135	1/1	0.48	0.40	72,72,72,72	0
87	MG	M1	201	1/1	0.49	0.28	73,73,73,73	0
87	MG	6	2300	1/1	0.49	0.31	82,82,82,82	0
87	MG	2	2154	1/1	0.49	0.99	68,68,68,68	0
87	MG	2	2217	1/1	0.49	0.52	103,103,103,103	0
87	MG	5	4107	1/1	0.50	0.33	59,59,59,59	0
87	MG	3	226	1/1	0.50	0.23	65,65,65,65	0
87	MG	6	2278	1/1	0.50	0.24	83,83,83,83	0
87	MG	2	2247	1/1	0.50	0.38	115,115,115,115	0
87	MG	6	2317	1/1	0.50	0.45	59,59,59,59	0
87	MG	5	4397	1/1	0.51	0.47	38,38,38,38	1
87	MG	6	2323	1/1	0.52	0.34	70,70,70,70	0
87	MG	6	2231	1/1	0.53	0.29	86,86,86,86	0
87	MG	1	4367	1/1	0.54	0.73	92,92,92,92	0
87	MG	2	2117	1/1	0.54	0.33	74,74,74,74	0

Continued on next page...

Continued from previous page...

Mol	Type	Chain	Res	Atoms	RSCC	RSR	B-factors(\AA^2)	Q<0.9
87	MG	1	4214	1/1	0.54	0.41	36,36,36,36	0
87	MG	1	4095	1/1	0.54	0.70	41,41,41,41	0
87	MG	2	2147	1/1	0.54	0.20	100,100,100,100	0
87	MG	M9	204	1/1	0.55	0.20	70,70,70,70	0
87	MG	1	4293	1/1	0.55	0.22	127,127,127,127	0
87	MG	5	3901	1/1	0.55	0.36	67,67,67,67	0
86	OHX	6	2064	7/7	0.56	0.59	68,68,68,68	7
87	MG	5	4408	1/1	0.56	0.57	57,57,57,57	0
87	MG	5	4322	1/1	0.56	0.45	62,62,62,62	0
87	MG	2	2257	1/1	0.56	0.42	121,121,121,121	0
87	MG	5	4135	1/1	0.57	0.67	69,69,69,69	0
87	MG	5	4543	1/1	0.57	0.70	41,41,41,41	1
87	MG	6	2223	1/1	0.57	0.66	52,52,52,52	0
87	MG	5	4423	1/1	0.57	0.51	59,59,59,59	0
88	ZN	D7	101	1/1	0.57	0.38	147,147,147,147	0
87	MG	5	4572	1/1	0.57	0.39	69,69,69,69	0
87	MG	2	2169	1/1	0.57	0.25	101,101,101,101	0
87	MG	5	4104	1/1	0.58	0.54	45,45,45,45	1
87	MG	6	2274	1/1	0.59	0.60	42,42,42,42	1
87	MG	5	4354	1/1	0.59	0.91	61,61,61,61	0
87	MG	c9	202	1/1	0.59	0.35	80,80,80,80	0
87	MG	2	2173	1/1	0.59	0.64	116,116,116,116	0
87	MG	1	4343	1/1	0.59	0.58	62,62,62,62	0
87	MG	1	4224	1/1	0.60	0.28	74,74,74,74	0
86	OHX	5	3720	7/7	0.60	0.43	73,73,73,73	7
87	MG	5	4376	1/1	0.60	0.28	72,72,72,72	0
87	MG	1	4484	1/1	0.60	0.73	49,49,49,49	1
87	MG	2	2201	1/1	0.60	0.51	61,61,61,61	0
87	MG	1	4295	1/1	0.61	0.45	41,41,41,41	1
87	MG	6	2281	1/1	0.61	0.41	124,124,124,124	0
87	MG	5	4479	1/1	0.61	0.62	56,56,56,56	1
87	MG	4	243	1/1	0.61	0.76	57,57,57,57	1
87	MG	N8	206	1/1	0.62	0.39	39,39,39,39	0
87	MG	1	4148	1/1	0.62	0.38	69,69,69,69	0
87	MG	c9	203	1/1	0.62	0.40	87,87,87,87	0
87	MG	1	4477	1/1	0.62	0.77	47,47,47,47	0
87	MG	2	2102	1/1	0.62	0.39	84,84,84,84	0
87	MG	s8	304	1/1	0.62	0.50	56,56,56,56	0
87	MG	1	4217	1/1	0.62	0.98	39,39,39,39	1
87	MG	5	4494	1/1	0.62	0.33	69,69,69,69	0
87	MG	6	2304	1/1	0.62	0.37	52,52,52,52	1

Continued on next page...

Continued from previous page...

Mol	Type	Chain	Res	Atoms	RSCC	RSR	B-factors(Å ²)	Q<0.9
87	MG	5	4492	1/1	0.63	0.43	41,41,41,41	1
87	MG	1	3916	1/1	0.63	0.20	86,86,86,86	0
87	MG	1	4282	1/1	0.63	0.54	47,47,47,47	1
87	MG	2	2225	1/1	0.63	0.52	58,58,58,58	1
87	MG	D9	103	1/1	0.64	0.15	94,94,94,94	0
87	MG	6	2207	1/1	0.64	0.43	93,93,93,93	0
87	MG	2	2216	1/1	0.64	0.28	69,69,69,69	0
87	MG	n9	102	1/1	0.64	0.32	37,37,37,37	0
87	MG	2	2252	1/1	0.64	0.29	126,126,126,126	0
87	MG	6	2199	1/1	0.64	0.53	83,83,83,83	0
87	MG	Q2	503	1/1	0.64	0.26	62,62,62,62	0
87	MG	p0	301	1/1	0.64	0.31	93,93,93,93	0
87	MG	6	2124	1/1	0.65	0.41	71,71,71,71	0
87	MG	M0	309	1/1	0.65	0.48	46,46,46,46	1
87	MG	5	4316	1/1	0.65	0.37	74,74,74,74	0
87	MG	6	2305	1/1	0.65	0.78	98,98,98,98	0
87	MG	2	2239	1/1	0.65	1.31	86,86,86,86	0
87	MG	5	4462	1/1	0.65	0.34	54,54,54,54	0
87	MG	1	3900	1/1	0.65	0.17	104,104,104,104	0
87	MG	1	4374	1/1	0.65	0.71	44,44,44,44	0
87	MG	5	4576	1/1	0.66	0.37	53,53,53,53	0
87	MG	5	4373	1/1	0.66	0.23	38,38,38,38	1
87	MG	2	2136	1/1	0.66	0.29	71,71,71,71	0
87	MG	2	2175	1/1	0.66	0.27	87,87,87,87	0
87	MG	5	4265	1/1	0.66	0.67	61,61,61,61	0
87	MG	N0	202	1/1	0.66	0.75	51,51,51,51	1
87	MG	4	220	1/1	0.66	0.34	64,64,64,64	0
87	MG	1	4193	1/1	0.66	0.54	40,40,40,40	1
86	OHX	5	3813	7/7	0.66	0.23	173,173,173,173	7
87	MG	5	4155	1/1	0.66	0.29	80,80,80,80	0
87	MG	5	4079	1/1	0.66	0.37	44,44,44,44	0
87	MG	2	2150	1/1	0.66	0.67	74,74,74,74	0
87	MG	5	4074	1/1	0.67	0.24	86,86,86,86	0
87	MG	1	4370	1/1	0.67	0.42	41,41,41,41	1
87	MG	6	2128	1/1	0.67	0.28	68,68,68,68	0
87	MG	5	4338	1/1	0.67	0.66	39,39,39,39	1
87	MG	5	3925	1/1	0.67	0.48	43,43,43,43	1
87	MG	M6	204	1/1	0.67	0.51	39,39,39,39	1
87	MG	1	4426	1/1	0.67	1.07	63,63,63,63	0
87	MG	1	4408	1/1	0.67	1.03	56,56,56,56	1
87	MG	6	2285	1/1	0.67	0.21	68,68,68,68	1

Continued on next page...

Continued from previous page...

Mol	Type	Chain	Res	Atoms	RSCC	RSR	B-factors(\AA^2)	Q<0.9
87	MG	1	4495	1/1	0.67	0.41	71,71,71,71	0
87	MG	M7	211	1/1	0.68	0.22	75,75,75,75	0
86	OHX	2	2060	7/7	0.68	0.45	98,98,98,98	7
87	MG	SM	201	1/1	0.68	0.31	55,55,55,55	0
87	MG	1	4211	1/1	0.68	0.48	58,58,58,58	0
87	MG	5	4264	1/1	0.68	0.35	63,63,63,63	0
87	MG	5	4553	1/1	0.68	0.42	50,50,50,50	1
87	MG	M5	305	1/1	0.68	2.52	69,69,69,69	0
87	MG	5	4067	1/1	0.68	0.49	54,54,54,54	0
87	MG	O2	203	1/1	0.68	0.86	44,44,44,44	1
87	MG	1	4047	1/1	0.68	0.21	83,83,83,83	0
87	MG	1	4227	1/1	0.68	0.88	45,45,45,45	0
87	MG	1	4404	1/1	0.68	0.25	57,57,57,57	0
86	OHX	5	3806	7/7	0.68	0.49	76,76,76,76	7
87	MG	5	4360	1/1	0.68	0.43	50,50,50,50	0
87	MG	6	2329	1/1	0.69	0.43	48,48,48,48	0
87	MG	6	2222	1/1	0.69	0.18	81,81,81,81	0
87	MG	1	4306	1/1	0.69	0.12	126,126,126,126	0
87	MG	3	227	1/1	0.69	0.38	78,78,78,78	0
87	MG	6	2272	1/1	0.69	0.18	98,98,98,98	0
87	MG	n0	201	1/1	0.69	0.31	49,49,49,49	1
87	MG	1	4462	1/1	0.69	0.35	53,53,53,53	0
87	MG	1	3884	1/1	0.69	0.44	50,50,50,50	0
87	MG	2	2194	1/1	0.69	0.60	72,72,72,72	0
87	MG	1	4347	1/1	0.69	0.57	41,41,41,41	1
87	MG	1	4444	1/1	0.70	0.73	41,41,41,41	1
87	MG	6	2240	1/1	0.70	0.15	74,74,74,74	0
87	MG	5	3854	1/1	0.70	0.50	72,72,72,72	0
87	MG	1	4459	1/1	0.70	0.35	46,46,46,46	1
87	MG	l2	305	1/1	0.70	0.34	71,71,71,71	0
87	MG	5	4516	1/1	0.70	0.49	62,62,62,62	1
87	MG	5	4203	1/1	0.70	0.42	36,36,36,36	1
87	MG	1	4055	1/1	0.70	0.36	51,51,51,51	0
86	OHX	5	3762	7/7	0.70	0.44	53,53,53,53	7
87	MG	2	2185	1/1	0.70	0.54	74,74,74,74	0
87	MG	2	2113	1/1	0.70	0.62	68,68,68,68	0
87	MG	1	4365	1/1	0.70	0.60	38,38,38,38	1
87	MG	6	2238	1/1	0.70	0.26	66,66,66,66	0
87	MG	2	2259	1/1	0.71	1.54	74,74,74,74	1
87	MG	1	4179	1/1	0.71	1.31	53,53,53,53	1
87	MG	l5	306	1/1	0.71	0.31	54,54,54,54	0

Continued on next page...

Continued from previous page...

Mol	Type	Chain	Res	Atoms	RSCC	RSR	B-factors(\AA^2)	Q<0.9
87	MG	5	4434	1/1	0.71	0.29	93,93,93,93	0
87	MG	1	4088	1/1	0.71	0.29	52,52,52,52	0
87	MG	5	4222	1/1	0.71	0.41	49,49,49,49	0
87	MG	5	4181	1/1	0.71	0.35	55,55,55,55	0
87	MG	1	4469	1/1	0.71	0.36	55,55,55,55	0
87	MG	1	4506	1/1	0.71	0.23	94,94,94,94	0
87	MG	1	4372	1/1	0.71	0.41	76,76,76,76	0
87	MG	5	3886	1/1	0.71	0.17	97,97,97,97	0
87	MG	1	4322	1/1	0.71	0.35	65,65,65,65	0
87	MG	2	2093	1/1	0.71	0.45	74,74,74,74	0
87	MG	1	4339	1/1	0.71	0.87	73,73,73,73	1
87	MG	2	2253	1/1	0.72	0.28	76,76,76,76	0
87	MG	4	237	1/1	0.72	0.47	67,67,67,67	0
87	MG	4	238	1/1	0.72	0.31	59,59,59,59	0
87	MG	7	237	1/1	0.72	0.36	53,53,53,53	1
87	MG	2	2221	1/1	0.72	0.39	61,61,61,61	0
87	MG	5	4137	1/1	0.72	0.55	63,63,63,63	0
87	MG	6	2184	1/1	0.72	0.18	69,69,69,69	0
87	MG	5	4041	1/1	0.72	0.34	51,51,51,51	0
87	MG	5	4172	1/1	0.72	0.42	40,40,40,40	0
87	MG	1	4066	1/1	0.72	0.36	55,55,55,55	0
87	MG	5	4183	1/1	0.72	0.40	54,54,54,54	0
87	MG	4	241	1/1	0.73	0.56	53,53,53,53	0
87	MG	15	304	1/1	0.73	0.16	61,61,61,61	0
87	MG	5	4324	1/1	0.73	0.61	42,42,42,42	1
87	MG	1	4246	1/1	0.73	0.76	41,41,41,41	1
87	MG	1	4067	1/1	0.73	0.46	71,71,71,71	0
87	MG	1	4350	1/1	0.73	0.45	40,40,40,40	1
87	MG	6	2202	1/1	0.73	0.57	81,81,81,81	0
87	MG	4	232	1/1	0.73	0.34	42,42,42,42	0
87	MG	1	4294	1/1	0.73	0.29	58,58,58,58	0
87	MG	2	2204	1/1	0.73	0.19	106,106,106,106	0
87	MG	5	4101	1/1	0.73	0.32	49,49,49,49	0
87	MG	2	2249	1/1	0.73	0.63	97,97,97,97	0
87	MG	1	4169	1/1	0.73	0.46	72,72,72,72	0
87	MG	1	4328	1/1	0.74	0.35	70,70,70,70	0
87	MG	c8	205	1/1	0.74	0.31	93,93,93,93	0
86	OHX	5	3768	7/7	0.74	0.63	47,47,47,47	7
87	MG	m7	205	1/1	0.74	0.36	50,50,50,50	0
87	MG	1	4355	1/1	0.74	0.64	67,67,67,67	0
87	MG	1	4361	1/1	0.74	0.30	67,67,67,67	0
87	MG	2	2167	1/1	0.74	0.26	84,84,84,84	0

Continued on next page...

Continued from previous page...

Mol	Type	Chain	Res	Atoms	RSCC	RSR	B-factors(\AA^2)	Q<0.9
87	MG	6	2183	1/1	0.74	1.15	54,54,54,54	1
87	MG	1	4346	1/1	0.74	0.72	48,48,48,48	1
87	MG	1	3848	1/1	0.74	0.63	46,46,46,46	0
87	MG	1	3853	1/1	0.74	0.96	41,41,41,41	0
86	OHX	6	2081	7/7	0.74	0.42	91,91,91,91	7
87	MG	1	3899	1/1	0.74	0.23	40,40,40,40	0
87	MG	1	4434	1/1	0.74	0.42	38,38,38,38	1
87	MG	2	2159	1/1	0.74	0.22	75,75,75,75	0
87	MG	5	4347	1/1	0.74	0.73	60,60,60,60	0
87	MG	12	303	1/1	0.75	0.29	55,55,55,55	1
87	MG	2	2208	1/1	0.75	0.43	72,72,72,72	0
87	MG	5	4129	1/1	0.75	0.58	82,82,82,82	0
87	MG	5	4562	1/1	0.75	0.38	68,68,68,68	0
87	MG	1	4178	1/1	0.75	0.38	93,93,93,93	0
87	MG	6	2257	1/1	0.75	0.73	72,72,72,72	0
87	MG	1	3856	1/1	0.75	0.45	63,63,63,63	0
87	MG	5	4165	1/1	0.75	0.19	54,54,54,54	0
87	MG	1	4487	1/1	0.75	0.55	62,62,62,62	0
87	MG	1	4300	1/1	0.75	0.37	46,46,46,46	0
87	MG	2	2205	1/1	0.75	0.68	76,76,76,76	0
87	MG	6	2256	1/1	0.75	0.38	73,73,73,73	0
86	OHX	6	1984	7/7	0.75	0.29	82,82,82,82	7
87	MG	5	4262	1/1	0.75	0.48	39,39,39,39	0
87	MG	6	2244	1/1	0.75	0.29	53,53,53,53	0
87	MG	2	2138	1/1	0.75	0.14	76,76,76,76	0
87	MG	5	4529	1/1	0.75	0.47	37,37,37,37	1
86	OHX	6	2036	7/7	0.75	0.40	48,48,48,48	7
87	MG	5	4082	1/1	0.76	0.19	62,62,62,62	0
87	MG	c8	202	1/1	0.76	0.29	81,81,81,81	0
87	MG	1	4155	1/1	0.76	0.18	54,54,54,54	0
87	MG	5	4336	1/1	0.76	0.43	69,69,69,69	0
87	MG	5	3896	1/1	0.76	0.24	50,50,50,50	0
87	MG	5	4309	1/1	0.76	0.30	74,74,74,74	0
87	MG	1	4278	1/1	0.76	0.65	46,46,46,46	1
87	MG	3	221	1/1	0.76	0.16	70,70,70,70	0
87	MG	1	4359	1/1	0.76	0.45	51,51,51,51	1
87	MG	3	229	1/1	0.76	0.52	52,52,52,52	1
86	OHX	6	2087	7/7	0.76	0.45	71,71,71,71	7
86	OHX	5	3703	7/7	0.76	0.31	86,86,86,86	7
87	MG	1	4084	1/1	0.76	0.52	49,49,49,49	0
86	OHX	6	2022	7/7	0.76	0.22	139,139,139,139	7

Continued on next page...

Continued from previous page...

Mol	Type	Chain	Res	Atoms	RSCC	RSR	B-factors(\AA^2)	Q<0.9
87	MG	5	3910	1/1	0.76	0.18	88,88,88,88	0
87	MG	5	4050	1/1	0.76	0.53	42,42,42,42	0
87	MG	5	4131	1/1	0.76	0.79	35,35,35,35	1
87	MG	6	2168	1/1	0.76	0.33	59,59,59,59	0
87	MG	5	4087	1/1	0.76	0.48	36,36,36,36	0
87	MG	5	4211	1/1	0.76	0.25	46,46,46,46	0
87	MG	5	4448	1/1	0.76	0.61	42,42,42,42	1
87	MG	6	2283	1/1	0.76	1.35	69,69,69,69	1
87	MG	3	214	1/1	0.76	0.34	46,46,46,46	0
87	MG	5	4481	1/1	0.76	0.40	44,44,44,44	1
87	MG	5	4381	1/1	0.76	0.19	79,79,79,79	0
87	MG	5	4464	1/1	0.76	0.38	66,66,66,66	0
87	MG	5	4244	1/1	0.76	0.28	58,58,58,58	0
87	MG	5	4281	1/1	0.76	0.54	44,44,44,44	1
87	MG	1	4512	1/1	0.76	0.39	41,41,41,41	0
87	MG	5	4252	1/1	0.76	0.69	58,58,58,58	0
87	MG	1	4345	1/1	0.76	0.29	44,44,44,44	1
87	MG	1	4406	1/1	0.76	0.41	46,46,46,46	1
86	OHX	5	3783	7/7	0.76	0.59	56,56,56,56	7
87	MG	2	2203	1/1	0.77	0.14	85,85,85,85	0
87	MG	2	2180	1/1	0.77	0.50	68,68,68,68	0
87	MG	5	4133	1/1	0.77	0.23	57,57,57,57	0
87	MG	6	2197	1/1	0.77	0.25	60,60,60,60	0
87	MG	1	3834	1/1	0.77	0.62	71,71,71,71	0
87	MG	5	4556	1/1	0.77	0.44	43,43,43,43	0
87	MG	6	2301	1/1	0.77	0.49	57,57,57,57	0
87	MG	5	4085	1/1	0.77	0.26	57,57,57,57	0
87	MG	5	4419	1/1	0.77	0.23	39,39,39,39	1
87	MG	5	4457	1/1	0.77	0.64	54,54,54,54	0
87	MG	6	2198	1/1	0.77	0.19	90,90,90,90	0
87	MG	5	4156	1/1	0.77	0.63	41,41,41,41	0
87	MG	5	3864	1/1	0.77	0.32	35,35,35,35	0
87	MG	1	4260	1/1	0.77	0.34	40,40,40,40	0
87	MG	1	4244	1/1	0.77	0.22	72,72,72,72	0
87	MG	5	4455	1/1	0.77	0.50	37,37,37,37	1
86	OHX	6	2080	7/7	0.77	0.21	126,126,126,126	7
87	MG	1	4200	1/1	0.77	0.40	51,51,51,51	0
87	MG	m7	206	1/1	0.77	0.48	35,35,35,35	0
87	MG	1	4486	1/1	0.77	0.23	53,53,53,53	0
86	OHX	1	3660	7/7	0.77	0.34	127,127,127,127	7
87	MG	5	4141	1/1	0.77	0.42	54,54,54,54	0
87	MG	6	2192	1/1	0.77	0.19	75,75,75,75	0

Continued on next page...

Continued from previous page...

Mol	Type	Chain	Res	Atoms	RSCC	RSR	B-factors(\AA^2)	Q<0.9
87	MG	2	2162	1/1	0.77	0.69	85,85,85,85	0
87	MG	2	2149	1/1	0.77	0.25	92,92,92,92	0
87	MG	1	4014	1/1	0.77	0.50	49,49,49,49	0
87	MG	5	4327	1/1	0.77	0.66	82,82,82,82	0
87	MG	5	4488	1/1	0.77	0.35	46,46,46,46	0
87	MG	1	3879	1/1	0.77	0.62	61,61,61,61	0
87	MG	5	4150	1/1	0.77	0.39	41,41,41,41	1
86	OHX	5	3739	7/7	0.78	0.44	72,72,72,72	7
87	MG	2	2214	1/1	0.78	0.60	78,78,78,78	0
90	8AN	1	3403	22/23	0.78	0.34	48,103,107,107	0
87	MG	5	4563	1/1	0.78	0.43	85,85,85,85	0
87	MG	5	4048	1/1	0.78	0.37	34,34,34,34	0
87	MG	6	2191	1/1	0.78	0.41	86,86,86,86	0
87	MG	1	4218	1/1	0.78	0.29	50,50,50,50	0
87	MG	1	4035	1/1	0.78	0.34	44,44,44,44	0
86	OHX	2	2030	7/7	0.78	0.43	112,112,112,112	7
87	MG	6	2212	1/1	0.78	0.28	84,84,84,84	0
87	MG	5	4426	1/1	0.78	0.44	62,62,62,62	0
87	MG	5	4099	1/1	0.78	0.31	61,61,61,61	0
86	OHX	8	218	7/7	0.78	0.56	48,48,48,48	7
87	MG	5	4474	1/1	0.78	0.31	62,62,62,62	0
87	MG	N6	201	1/1	0.78	0.29	63,63,63,63	0
87	MG	D4	201	1/1	0.78	0.28	83,83,83,83	0
87	MG	2	2098	1/1	0.78	0.23	80,80,80,80	0
87	MG	2	2222	1/1	0.78	0.20	80,80,80,80	0
86	OHX	2	2081	7/7	0.78	0.23	120,120,120,120	7
87	MG	1	4348	1/1	0.78	0.15	191,191,191,191	0
87	MG	5	4214	1/1	0.78	0.31	52,52,52,52	0
87	MG	6	2164	1/1	0.78	0.37	87,87,87,87	0
87	MG	6	2162	1/1	0.78	0.46	53,53,53,53	0
87	MG	1	4065	1/1	0.78	0.27	50,50,50,50	0
87	MG	2	2255	1/1	0.78	0.18	88,88,88,88	0
87	MG	2	2177	1/1	0.78	0.40	69,69,69,69	0
87	MG	2	2224	1/1	0.78	0.46	99,99,99,99	0
87	MG	1	4360	1/1	0.78	0.68	55,55,55,55	1
87	MG	5	3850	1/1	0.78	0.37	65,65,65,65	0
87	MG	5	4223	1/1	0.78	0.25	53,53,53,53	0
87	MG	5	4513	1/1	0.78	0.18	97,97,97,97	0
87	MG	2	2245	1/1	0.78	0.46	71,71,71,71	0
87	MG	Q0	202	1/1	0.79	0.90	54,54,54,54	0
87	MG	1	4439	1/1	0.79	0.09	200,200,200,200	0
87	MG	1	4497	1/1	0.79	0.23	51,51,51,51	0

Continued on next page...

Continued from previous page...

Mol	Type	Chain	Res	Atoms	RSCC	RSR	B-factors(Å ²)	Q<0.9
87	MG	5	4221	1/1	0.79	0.24	54,54,54,54	0
86	OHX	1	3774	7/7	0.79	0.39	53,53,53,53	7
87	MG	O7	108	1/1	0.79	0.30	69,69,69,69	0
87	MG	5	4090	1/1	0.79	0.13	52,52,52,52	0
87	MG	5	4213	1/1	0.79	0.20	59,59,59,59	0
87	MG	6	2232	1/1	0.79	0.53	53,53,53,53	0
87	MG	5	4186	1/1	0.79	0.76	123,123,123,123	0
87	MG	1	3964	1/1	0.79	0.60	51,51,51,51	0
87	MG	S4	302	1/1	0.79	1.58	87,87,87,87	0
87	MG	5	4355	1/1	0.79	0.60	53,53,53,53	0
87	MG	1	4180	1/1	0.79	0.27	58,58,58,58	0
87	MG	6	2273	1/1	0.79	0.25	80,80,80,80	0
86	OHX	6	2076	7/7	0.79	0.40	74,74,74,74	7
87	MG	5	3828	1/1	0.79	0.46	54,54,54,54	0
87	MG	1	4112	1/1	0.79	0.90	48,48,48,48	0
86	OHX	6	2074	7/7	0.79	0.19	108,108,108,108	7
87	MG	1	4150	1/1	0.79	0.22	73,73,73,73	0
87	MG	1	4153	1/1	0.79	0.64	101,101,101,101	0
87	MG	1	4330	1/1	0.79	0.44	59,59,59,59	0
87	MG	6	2113	1/1	0.79	0.18	75,75,75,75	0
87	MG	6	2115	1/1	0.79	0.25	75,75,75,75	0
87	MG	1	4432	1/1	0.79	1.18	47,47,47,47	1
86	OHX	5	3755	7/7	0.79	0.65	49,49,49,49	7
87	MG	6	2309	1/1	0.79	0.25	65,65,65,65	0
87	MG	1	4443	1/1	0.79	0.52	41,41,41,41	1
87	MG	5	4110	1/1	0.79	0.42	50,50,50,50	0
87	MG	5	4124	1/1	0.79	0.49	57,57,57,57	0
87	MG	1	4424	1/1	0.79	0.46	54,54,54,54	0
87	MG	s8	303	1/1	0.79	0.39	46,46,46,46	0
86	OHX	5	3756	7/7	0.79	0.36	42,42,42,42	7
87	MG	5	4245	1/1	0.79	0.29	65,65,65,65	0
86	OHX	6	2049	7/7	0.79	0.40	70,70,70,70	7
87	MG	6	2107	1/1	0.80	0.23	47,47,47,47	0
87	MG	5	4196	1/1	0.80	0.17	52,52,52,52	0
86	OHX	1	3737	7/7	0.80	0.38	42,42,42,42	7
87	MG	1	4464	1/1	0.80	1.88	60,60,60,60	0
87	MG	1	4501	1/1	0.80	0.37	66,66,66,66	0
86	OHX	6	2077	7/7	0.80	0.28	85,85,85,85	7
87	MG	2	2242	1/1	0.80	0.20	85,85,85,85	0
87	MG	8	232	1/1	0.80	0.44	64,64,64,64	0
87	MG	5	4400	1/1	0.80	0.44	43,43,43,43	1
87	MG	5	4568	1/1	0.80	0.34	38,38,38,38	1

Continued on next page...

Continued from previous page...

Mol	Type	Chain	Res	Atoms	RSCC	RSR	B-factors(Å ²)	Q<0.9
87	MG	1	4468	1/1	0.80	0.20	70,70,70,70	1
87	MG	1	4215	1/1	0.80	0.34	37,37,37,37	0
87	MG	5	4233	1/1	0.80	0.34	58,58,58,58	1
87	MG	18	301	1/1	0.80	0.51	70,70,70,70	0
86	OHX	6	2096	7/7	0.80	0.29	78,78,78,78	7
86	OHX	6	2052	7/7	0.80	0.47	127,127,127,127	7
87	MG	4	244	1/1	0.80	0.43	41,41,41,41	1
87	MG	5	4142	1/1	0.80	0.33	40,40,40,40	0
87	MG	1	3868	1/1	0.80	0.22	70,70,70,70	0
87	MG	2	2139	1/1	0.80	0.44	70,70,70,70	0
87	MG	1	4216	1/1	0.80	0.26	52,52,52,52	1
87	MG	1	4241	1/1	0.80	0.30	57,57,57,57	0
87	MG	2	2244	1/1	0.80	0.15	78,78,78,78	0
87	MG	6	2271	1/1	0.80	0.36	42,42,42,42	0
87	MG	5	4178	1/1	0.80	0.53	38,38,38,38	1
87	MG	6	2262	1/1	0.80	0.63	114,114,114,114	0
86	OHX	6	1993	7/7	0.80	0.34	78,78,78,78	7
87	MG	6	2277	1/1	0.80	0.37	48,48,48,48	0
87	MG	1	4428	1/1	0.80	0.14	67,67,67,67	0
87	MG	7	235	1/1	0.81	0.30	60,60,60,60	0
87	MG	6	2284	1/1	0.81	0.35	59,59,59,59	0
87	MG	5	4549	1/1	0.81	0.20	77,77,77,77	0
87	MG	6	2138	1/1	0.81	0.68	73,73,73,73	0
87	MG	1	3922	1/1	0.81	0.45	58,58,58,58	0
87	MG	6	2200	1/1	0.81	1.16	74,74,74,74	0
87	MG	N3	202	1/1	0.81	0.45	67,67,67,67	0
87	MG	1	3872	1/1	0.81	0.78	54,54,54,54	0
87	MG	1	4143	1/1	0.81	0.43	54,54,54,54	0
87	MG	5	4176	1/1	0.81	0.42	45,45,45,45	0
87	MG	5	4432	1/1	0.81	0.34	36,36,36,36	1
87	MG	5	3825	1/1	0.81	0.32	48,48,48,48	0
87	MG	5	4535	1/1	0.81	0.77	56,56,56,56	0
87	MG	5	4473	1/1	0.81	0.30	49,49,49,49	0
87	MG	1	4114	1/1	0.81	0.25	67,67,67,67	0
87	MG	1	4132	1/1	0.81	0.29	51,51,51,51	0
86	OHX	2	2086	7/7	0.81	0.30	105,105,105,105	7
87	MG	5	4555	1/1	0.81	0.21	53,53,53,53	0
87	MG	5	4260	1/1	0.81	0.17	59,59,59,59	0
87	MG	2	2191	1/1	0.81	0.58	99,99,99,99	0
87	MG	6	2287	1/1	0.81	0.15	62,62,62,62	0
87	MG	5	4368	1/1	0.81	0.33	53,53,53,53	1
87	MG	1	4335	1/1	0.81	0.67	45,45,45,45	1

Continued on next page...

Continued from previous page...

Mol	Type	Chain	Res	Atoms	RSCC	RSR	B-factors(Å ²)	Q<0.9
87	MG	5	4198	1/1	0.81	0.57	43,43,43,43	0
87	MG	5	4098	1/1	0.81	0.39	50,50,50,50	0
87	MG	5	4566	1/1	0.81	0.32	40,40,40,40	0
87	MG	6	2320	1/1	0.81	0.32	62,62,62,62	0
87	MG	2	2209	1/1	0.81	0.29	71,71,71,71	0
87	MG	5	4318	1/1	0.81	0.30	64,64,64,64	0
87	MG	5	4130	1/1	0.81	0.37	35,35,35,35	1
87	MG	1	3820	1/1	0.81	0.51	44,44,44,44	0
87	MG	2	2254	1/1	0.81	0.26	97,97,97,97	0
87	MG	7	229	1/1	0.81	0.31	38,38,38,38	0
87	MG	d9	104	1/1	0.81	0.19	109,109,109,109	0
86	OHX	6	2056	7/7	0.81	0.18	97,97,97,97	7
87	MG	1	4470	1/1	0.81	0.44	35,35,35,35	1
87	MG	5	4389	1/1	0.81	0.41	63,63,63,63	0
87	MG	c6	201	1/1	0.81	0.41	97,97,97,97	0
87	MG	5	4315	1/1	0.81	0.44	31,31,31,31	1
87	MG	1	4378	1/1	0.81	0.39	41,41,41,41	1
87	MG	2	2126	1/1	0.81	0.64	69,69,69,69	0
86	OHX	5	3629	7/7	0.81	0.49	67,67,67,67	7
87	MG	6	2229	1/1	0.81	0.38	45,45,45,45	0
87	MG	5	4071	1/1	0.82	0.71	89,89,89,89	0
87	MG	6	2195	1/1	0.82	0.24	46,46,46,46	0
87	MG	5	4289	1/1	0.82	0.43	57,57,57,57	1
87	MG	n8	202	1/1	0.82	0.17	51,51,51,51	0
87	MG	c6	202	1/1	0.82	0.25	87,87,87,87	0
87	MG	1	3840	1/1	0.82	0.21	43,43,43,43	0
87	MG	5	4505	1/1	0.82	0.22	49,49,49,49	0
86	OHX	5	3785	7/7	0.82	0.37	53,53,53,53	7
86	OHX	5	3658	7/7	0.82	0.48	51,51,51,51	7
87	MG	5	4439	1/1	0.82	0.34	40,40,40,40	0
86	OHX	2	2072	7/7	0.82	0.33	104,104,104,104	7
87	MG	5	4541	1/1	0.82	0.25	56,56,56,56	0
87	MG	1	4128	1/1	0.82	0.34	55,55,55,55	0
87	MG	l5	305	1/1	0.82	0.14	62,62,62,62	0
87	MG	4	234	1/1	0.82	0.26	67,67,67,67	0
87	MG	2	2110	1/1	0.82	0.57	66,66,66,66	0
87	MG	1	4248	1/1	0.82	0.17	55,55,55,55	0
87	MG	6	2150	1/1	0.82	0.50	59,59,59,59	0
87	MG	1	4138	1/1	0.82	0.34	46,46,46,46	0
87	MG	1	4473	1/1	0.82	0.34	51,51,51,51	0
87	MG	5	4414	1/1	0.82	0.34	38,38,38,38	1
87	MG	5	4524	1/1	0.82	0.30	47,47,47,47	0

Continued on next page...

Continued from previous page...

Mol	Type	Chain	Res	Atoms	RSCC	RSR	B-factors(\AA^2)	Q<0.9
87	MG	5	4449	1/1	0.82	0.33	48,48,48,48	0
87	MG	4	224	1/1	0.82	0.35	37,37,37,37	0
87	MG	2	2243	1/1	0.82	0.36	61,61,61,61	0
87	MG	5	4392	1/1	0.82	0.51	134,134,134,134	0
87	MG	6	2324	1/1	0.82	0.52	47,47,47,47	1
86	OHX	M9	203	7/7	0.82	0.25	78,78,78,78	7
87	MG	1	4141	1/1	0.82	0.27	51,51,51,51	0
87	MG	5	4299	1/1	0.82	0.51	47,47,47,47	0
87	MG	6	2201	1/1	0.82	0.09	83,83,83,83	0
86	OHX	6	2028	7/7	0.82	0.38	58,58,58,58	7
87	MG	6	2321	1/1	0.82	0.36	72,72,72,72	0
86	OHX	1	3772	7/7	0.82	0.41	61,61,61,61	7
87	MG	D0	201	1/1	0.82	0.47	71,71,71,71	0
86	OHX	5	3772	7/7	0.82	0.39	115,115,115,115	7
91	PRO	5	3404	7/8	0.82	0.31	71,71,71,71	0
86	OHX	6	2034	7/7	0.82	0.23	134,134,134,134	7
87	MG	1	4508	1/1	0.82	0.32	37,37,37,37	1
87	MG	2	2103	1/1	0.82	0.24	65,65,65,65	0
87	MG	1	4466	1/1	0.82	0.51	43,43,43,43	0
87	MG	2	2165	1/1	0.82	0.18	98,98,98,98	0
87	MG	1	3923	1/1	0.82	0.71	75,75,75,75	0
87	MG	1	4052	1/1	0.82	0.40	49,49,49,49	0
87	MG	5	3916	1/1	0.82	0.32	57,57,57,57	0
86	OHX	2	2041	7/7	0.82	0.39	83,83,83,83	7
87	MG	5	3856	1/1	0.82	0.45	35,35,35,35	0
87	MG	m6	203	1/1	0.82	0.24	41,41,41,41	1
87	MG	2	2146	1/1	0.82	0.24	86,86,86,86	0
87	MG	2	2122	1/1	0.82	0.37	68,68,68,68	0
86	OHX	6	2060	7/7	0.82	0.42	58,58,58,58	7
87	MG	2	2120	1/1	0.83	0.21	70,70,70,70	0
87	MG	7	223	1/1	0.83	0.21	52,52,52,52	0
89	C	1	3402	20/21	0.83	0.30	50,107,109,109	0
87	MG	c9	201	1/1	0.83	0.10	78,78,78,78	0
87	MG	6	2306	1/1	0.83	0.49	79,79,79,79	0
87	MG	8	233	1/1	0.83	0.13	88,88,88,88	0
87	MG	1	4105	1/1	0.83	0.56	47,47,47,47	0
87	MG	5	4140	1/1	0.83	0.20	82,82,82,82	0
87	MG	m4	202	1/1	0.83	0.56	53,53,53,53	1
87	MG	1	4342	1/1	0.83	0.32	58,58,58,58	0
87	MG	6	2225	1/1	0.83	0.52	55,55,55,55	0
87	MG	6	2234	1/1	0.83	0.22	79,79,79,79	0
89	C	5	3401	20/21	0.83	0.25	48,105,107,107	0

Continued on next page...

Continued from previous page...

Mol	Type	Chain	Res	Atoms	RSCC	RSR	B-factors(\AA^2)	Q<0.9
87	MG	1	4281	1/1	0.83	0.30	40,40,40,40	0
87	MG	1	4510	1/1	0.83	0.26	50,50,50,50	0
87	MG	5	4438	1/1	0.83	0.51	40,40,40,40	0
87	MG	1	4146	1/1	0.83	0.22	50,50,50,50	0
86	OHX	1	3754	7/7	0.83	0.28	99,99,99,99	7
87	MG	2	2133	1/1	0.83	0.29	76,76,76,76	0
87	MG	5	4503	1/1	0.83	0.23	46,46,46,46	0
87	MG	5	3984	1/1	0.83	0.30	50,50,50,50	0
87	MG	5	4493	1/1	0.83	0.37	38,38,38,38	0
87	MG	6	2210	1/1	0.83	0.24	79,79,79,79	0
87	MG	5	4218	1/1	0.83	0.24	41,41,41,41	0
87	MG	8	231	1/1	0.83	0.54	50,50,50,50	0
87	MG	l3	414	1/1	0.83	0.57	32,32,32,32	1
87	MG	5	3982	1/1	0.83	0.32	57,57,57,57	0
87	MG	O1	203	1/1	0.83	1.06	57,57,57,57	0
87	MG	l3	415	1/1	0.83	0.35	36,36,36,36	1
87	MG	8	237	1/1	0.83	0.21	71,71,71,71	0
87	MG	2	2118	1/1	0.83	0.95	46,46,46,46	0
87	MG	M7	202	1/1	0.83	0.63	52,52,52,52	0
87	MG	6	2249	1/1	0.83	0.24	53,53,53,53	0
86	OHX	1	3739	7/7	0.83	0.44	52,52,52,52	7
87	MG	1	4042	1/1	0.83	0.21	50,50,50,50	0
87	MG	5	3869	1/1	0.83	0.21	62,62,62,62	0
86	OHX	5	3746	7/7	0.83	0.21	149,149,149,149	7
87	MG	5	4231	1/1	0.83	0.67	35,35,35,35	1
86	OHX	2	2034	7/7	0.83	0.42	86,86,86,86	7
87	MG	1	4398	1/1	0.83	0.23	72,72,72,72	0
87	MG	5	4164	1/1	0.83	0.12	83,83,83,83	0
86	OHX	5	3782	7/7	0.83	0.58	45,45,45,45	7
87	MG	6	2311	1/1	0.83	0.91	60,60,60,60	1
87	MG	1	4058	1/1	0.83	0.65	44,44,44,44	0
87	MG	6	2260	1/1	0.83	0.29	55,55,55,55	0
87	MG	1	4301	1/1	0.83	0.68	52,52,52,52	0
87	MG	1	4349	1/1	0.83	0.20	69,69,69,69	0
87	MG	1	4147	1/1	0.83	0.39	48,48,48,48	0
86	OHX	1	3733	7/7	0.83	0.41	46,46,46,46	7
86	OHX	5	3709	7/7	0.83	0.27	41,41,41,41	7
87	MG	2	2164	1/1	0.83	0.28	122,122,122,122	0
87	MG	5	3835	1/1	0.83	0.46	37,37,37,37	0
87	MG	5	4545	1/1	0.83	0.42	34,34,34,34	1
86	OHX	2	2052	7/7	0.83	0.20	189,189,189,189	7
87	MG	5	4412	1/1	0.83	0.40	39,39,39,39	0

Continued on next page...

Continued from previous page...

Mol	Type	Chain	Res	Atoms	RSCC	RSR	B-factors(\AA^2)	Q<0.9
87	MG	6	2156	1/1	0.83	0.62	66,66,66,66	0
86	OHX	5	3769	7/7	0.83	0.54	78,78,78,78	7
87	MG	7	222	1/1	0.83	0.19	61,61,61,61	0
86	OHX	1	3757	7/7	0.83	0.26	49,49,49,49	7
86	OHX	2	2049	7/7	0.83	0.32	84,84,84,84	7
87	MG	O2	202	1/1	0.84	0.41	32,32,32,32	0
87	MG	1	4173	1/1	0.84	0.46	52,52,52,52	0
87	MG	2	2200	1/1	0.84	0.57	65,65,65,65	0
87	MG	2	2148	1/1	0.84	0.48	130,130,130,130	0
87	MG	5	4544	1/1	0.84	0.76	37,37,37,37	0
86	OHX	6	2073	7/7	0.84	0.35	64,64,64,64	7
87	MG	6	2290	1/1	0.84	0.29	52,52,52,52	0
87	MG	6	2169	1/1	0.84	0.16	85,85,85,85	0
87	MG	5	4121	1/1	0.84	0.20	52,52,52,52	0
87	MG	1	4064	1/1	0.84	0.51	56,56,56,56	0
87	MG	1	4081	1/1	0.84	0.72	46,46,46,46	0
87	MG	5	4550	1/1	0.84	0.98	49,49,49,49	1
87	MG	1	4144	1/1	0.84	0.43	41,41,41,41	0
87	MG	17	306	1/1	0.84	1.64	37,37,37,37	1
87	MG	5	4415	1/1	0.84	0.50	33,33,33,33	1
87	MG	5	4319	1/1	0.84	0.34	59,59,59,59	0
87	MG	5	4437	1/1	0.84	0.40	37,37,37,37	1
90	8AN	5	3403	22/23	0.84	0.29	42,97,101,102	0
87	MG	1	4039	1/1	0.84	0.53	32,32,32,32	0
87	MG	1	4457	1/1	0.84	0.56	43,43,43,43	0
87	MG	2	2197	1/1	0.84	0.40	76,76,76,76	0
86	OHX	5	3767	7/7	0.84	0.53	39,39,39,39	7
87	MG	5	3834	1/1	0.84	0.33	46,46,46,46	0
87	MG	1	4236	1/1	0.84	0.28	52,52,52,52	0
86	OHX	6	2089	7/7	0.84	0.30	74,74,74,74	7
87	MG	1	4226	1/1	0.84	0.12	72,72,72,72	0
87	MG	5	4120	1/1	0.84	0.68	39,39,39,39	0
87	MG	5	4238	1/1	0.84	0.30	33,33,33,33	1
87	MG	2	2163	1/1	0.84	0.60	70,70,70,70	0
87	MG	5	4149	1/1	0.84	0.43	50,50,50,50	0
87	MG	5	4088	1/1	0.84	0.30	42,42,42,42	1
87	MG	1	4228	1/1	0.84	0.19	62,62,62,62	0
86	OHX	6	2024	7/7	0.84	0.23	86,86,86,86	7
86	OHX	7	213	7/7	0.84	0.28	56,56,56,56	7
87	MG	5	4442	1/1	0.84	0.29	34,34,34,34	1
86	OHX	m1	201	7/7	0.84	0.38	73,73,73,73	7
87	MG	6	2208	1/1	0.84	0.15	67,67,67,67	0

Continued on next page...

Continued from previous page...

Mol	Type	Chain	Res	Atoms	RSCC	RSR	B-factors(\AA^2)	Q<0.9
87	MG	M0	306	1/1	0.84	0.29	53,53,53,53	0
86	OHX	5	3790	7/7	0.84	0.38	40,40,40,40	7
86	OHX	2	2084	7/7	0.84	0.16	183,183,183,183	7
87	MG	6	2259	1/1	0.84	0.32	48,48,48,48	0
87	MG	4	230	1/1	0.84	0.29	47,47,47,47	0
87	MG	17	307	1/1	0.84	0.39	38,38,38,38	1
87	MG	m7	202	1/1	0.84	0.53	36,36,36,36	0
87	MG	1	4106	1/1	0.84	0.28	45,45,45,45	0
87	MG	5	4051	1/1	0.84	0.42	33,33,33,33	0
87	MG	2	2095	1/1	0.84	0.38	63,63,63,63	0
87	MG	D9	104	1/1	0.84	0.10	85,85,85,85	0
87	MG	5	4386	1/1	0.84	0.42	37,37,37,37	1
87	MG	5	4293	1/1	0.84	0.62	43,43,43,43	0
87	MG	1	3951	1/1	0.84	0.76	35,35,35,35	0
87	MG	1	4034	1/1	0.84	0.20	54,54,54,54	0
87	MG	2	2192	1/1	0.84	0.43	64,64,64,64	0
86	OHX	7	212	7/7	0.84	0.44	61,61,61,61	7
87	MG	5	4217	1/1	0.84	0.54	66,66,66,66	0
86	OHX	2	2077	7/7	0.84	0.27	139,139,139,139	7
87	MG	1	4157	1/1	0.84	0.34	42,42,42,42	0
87	MG	5	3851	1/1	0.84	0.47	36,36,36,36	0
87	MG	5	3966	1/1	0.84	0.50	39,39,39,39	0
86	OHX	5	3660	7/7	0.84	0.21	42,42,42,42	7
87	MG	5	4401	1/1	0.84	0.34	48,48,48,48	0
87	MG	5	4369	1/1	0.84	0.84	52,52,52,52	1
87	MG	5	4103	1/1	0.84	0.68	35,35,35,35	0
87	MG	1	4357	1/1	0.85	0.20	49,49,49,49	0
86	OHX	5	3812	7/7	0.85	0.59	54,54,54,54	7
87	MG	6	2214	1/1	0.85	0.57	79,79,79,79	0
87	MG	1	4206	1/1	0.85	0.20	48,48,48,48	0
86	OHX	6	2094	7/7	0.85	0.32	102,102,102,102	7
87	MG	5	4179	1/1	0.85	0.29	44,44,44,44	0
86	OHX	1	3747	7/7	0.85	0.33	46,46,46,46	7
87	MG	2	2124	1/1	0.85	0.51	77,77,77,77	0
87	MG	7	228	1/1	0.85	0.29	41,41,41,41	1
87	MG	2	2101	1/1	0.85	0.26	73,73,73,73	0
87	MG	5	4115	1/1	0.85	0.36	35,35,35,35	0
87	MG	1	4124	1/1	0.85	0.35	46,46,46,46	0
87	MG	1	3837	1/1	0.85	0.30	41,41,41,41	0
87	MG	5	4482	1/1	0.85	0.42	45,45,45,45	1
87	MG	2	2211	1/1	0.85	0.16	106,106,106,106	0
87	MG	2	2108	1/1	0.85	0.64	59,59,59,59	0

Continued on next page...

Continued from previous page...

Mol	Type	Chain	Res	Atoms	RSCC	RSR	B-factors(\AA^2)	Q<0.9
87	MG	6	2206	1/1	0.85	0.23	67,67,67,67	0
87	MG	5	4487	1/1	0.85	0.35	37,37,37,37	0
87	MG	1	4324	1/1	0.85	0.24	54,54,54,54	0
87	MG	2	2182	1/1	0.85	0.38	87,87,87,87	0
87	MG	1	4183	1/1	0.85	0.39	37,37,37,37	0
87	MG	1	3958	1/1	0.85	0.63	32,32,32,32	0
87	MG	1	4184	1/1	0.85	0.16	63,63,63,63	0
86	OHX	6	2053	7/7	0.85	0.22	85,85,85,85	7
87	MG	6	2251	1/1	0.85	0.42	74,74,74,74	0
87	MG	2	2190	1/1	0.85	0.25	78,78,78,78	0
87	MG	5	3880	1/1	0.85	0.48	34,34,34,34	0
86	OHX	6	2095	7/7	0.85	0.38	73,73,73,73	7
87	MG	6	2189	1/1	0.85	0.45	47,47,47,47	0
86	OHX	5	3635	7/7	0.85	0.23	81,81,81,81	7
86	OHX	1	3735	7/7	0.85	0.49	71,71,71,71	7
87	MG	1	3925	1/1	0.85	0.75	49,49,49,49	0
87	MG	1	4258	1/1	0.85	0.55	77,77,77,77	0
87	MG	1	4162	1/1	0.85	0.23	42,42,42,42	0
86	OHX	2	2079	7/7	0.85	0.32	103,103,103,103	7
87	MG	2	2137	1/1	0.85	0.46	126,126,126,126	0
87	MG	5	3935	1/1	0.85	0.37	54,54,54,54	0
87	MG	5	3893	1/1	0.85	0.36	47,47,47,47	0
87	MG	5	3956	1/1	0.85	0.35	47,47,47,47	0
87	MG	1	3907	1/1	0.85	0.20	59,59,59,59	0
87	MG	6	2220	1/1	0.85	0.31	47,47,47,47	0
87	MG	1	4252	1/1	0.85	0.28	58,58,58,58	0
86	OHX	6	2027	7/7	0.85	0.34	83,83,83,83	7
87	MG	5	4323	1/1	0.85	0.68	36,36,36,36	1
86	OHX	5	3758	7/7	0.85	0.32	42,42,42,42	7
87	MG	4	235	1/1	0.85	0.43	90,90,90,90	1
87	MG	2	2210	1/1	0.85	0.34	69,69,69,69	0
87	MG	6	2267	1/1	0.85	0.31	54,54,54,54	0
87	MG	1	4264	1/1	0.85	0.53	53,53,53,53	0
87	MG	5	3860	1/1	0.85	0.42	39,39,39,39	0
86	OHX	6	2085	7/7	0.85	0.41	128,128,128,128	7
87	MG	1	4259	1/1	0.85	0.16	61,61,61,61	0
91	PRO	1	3404	7/8	0.85	0.29	75,75,75,75	0
86	OHX	2	1984	7/7	0.85	0.14	177,177,177,177	7
87	MG	2	2107	1/1	0.85	0.37	60,60,60,60	0
87	MG	2	2202	1/1	0.85	0.22	69,69,69,69	0
87	MG	6	2130	1/1	0.85	0.19	55,55,55,55	0
87	MG	6	2313	1/1	0.85	0.27	71,71,71,71	0

Continued on next page...

Continued from previous page...

Mol	Type	Chain	Res	Atoms	RSCC	RSR	B-factors(\AA^2)	Q<0.9
87	MG	5	3953	1/1	0.85	0.62	45,45,45,45	0
87	MG	5	4229	1/1	0.85	0.46	43,43,43,43	0
86	OHX	2	2071	7/7	0.85	0.34	94,94,94,94	7
87	MG	5	4569	1/1	0.85	0.36	117,117,117,117	0
87	MG	5	4391	1/1	0.85	0.42	52,52,52,52	0
86	OHX	2	2089	7/7	0.85	0.28	121,121,121,121	7
87	MG	M7	204	1/1	0.86	0.51	40,40,40,40	0
87	MG	5	3885	1/1	0.86	0.34	58,58,58,58	0
87	MG	2	2227	1/1	0.86	0.34	63,63,63,63	0
87	MG	n1	204	1/1	0.86	0.33	56,56,56,56	0
86	OHX	6	2012	7/7	0.86	0.30	64,64,64,64	7
87	MG	1	3821	1/1	0.86	0.19	55,55,55,55	0
87	MG	1	4070	1/1	0.86	0.14	70,70,70,70	0
87	MG	5	4204	1/1	0.86	0.55	60,60,60,60	0
87	MG	5	4528	1/1	0.86	0.36	83,83,83,83	1
86	OHX	5	3702	7/7	0.86	0.27	86,86,86,86	7
87	MG	M1	202	1/1	0.86	0.16	72,72,72,72	0
86	OHX	2	2080	7/7	0.86	0.32	66,66,66,66	7
87	MG	1	4182	1/1	0.86	0.21	55,55,55,55	0
86	OHX	5	3797	7/7	0.86	0.50	42,42,42,42	7
87	MG	1	4060	1/1	0.86	0.31	44,44,44,44	0
89	C	1	3401	20/21	0.86	0.26	54,111,113,113	0
87	MG	5	4375	1/1	0.86	0.26	61,61,61,61	0
86	OHX	6	2068	7/7	0.86	0.37	83,83,83,83	7
86	OHX	5	3750	7/7	0.86	0.14	131,131,131,131	7
86	OHX	2	2066	7/7	0.86	0.35	80,80,80,80	7
86	OHX	2	2063	7/7	0.86	0.33	81,81,81,81	7
87	MG	1	4480	1/1	0.86	0.66	48,48,48,48	0
87	MG	1	4393	1/1	0.86	0.24	49,49,49,49	0
87	MG	1	4391	1/1	0.86	0.54	37,37,37,37	1
87	MG	6	2119	1/1	0.86	0.55	59,59,59,59	0
87	MG	5	4304	1/1	0.86	0.14	70,70,70,70	0
87	MG	5	4476	1/1	0.86	0.55	46,46,46,46	0
86	OHX	5	3792	7/7	0.86	0.51	51,51,51,51	7
87	MG	1	4118	1/1	0.86	0.74	42,42,42,42	0
87	MG	5	4290	1/1	0.86	0.42	72,72,72,72	0
87	MG	1	4274	1/1	0.86	0.85	43,43,43,43	1
87	MG	5	4348	1/1	0.86	1.51	46,46,46,46	1
87	MG	1	4036	1/1	0.86	0.35	41,41,41,41	0
87	MG	1	4493	1/1	0.86	0.25	46,46,46,46	0
87	MG	1	4505	1/1	0.86	0.47	51,51,51,51	0
87	MG	5	4250	1/1	0.86	0.23	58,58,58,58	0

Continued on next page...

Continued from previous page...

Mol	Type	Chain	Res	Atoms	RSCC	RSR	B-factors(\AA^2)	Q<0.9
87	MG	1	3959	1/1	0.86	0.37	55,55,55,55	0
87	MG	5	4574	1/1	0.86	0.34	49,49,49,49	0
87	MG	6	2215	1/1	0.86	0.16	52,52,52,52	0
86	OHX	5	3649	7/7	0.86	0.37	41,41,41,41	7
86	OHX	1	3756	7/7	0.86	0.34	59,59,59,59	7
87	MG	1	4325	1/1	0.86	0.55	52,52,52,52	0
87	MG	5	4440	1/1	0.86	0.40	33,33,33,33	0
86	OHX	5	3763	7/7	0.86	0.32	56,56,56,56	7
87	MG	1	3936	1/1	0.86	0.75	31,31,31,31	0
86	OHX	2	2058	7/7	0.86	0.23	193,193,193,193	7
87	MG	6	2114	1/1	0.86	0.81	49,49,49,49	0
87	MG	o3	204	1/1	0.86	0.55	37,37,37,37	1
87	MG	5	4046	1/1	0.86	0.42	51,51,51,51	0
87	MG	1	3945	1/1	0.86	0.40	43,43,43,43	0
86	OHX	1	3795	7/7	0.86	0.29	79,79,79,79	7
87	MG	1	4498	1/1	0.86	0.31	41,41,41,41	0
87	MG	5	3937	1/1	0.86	0.78	33,33,33,33	0
87	MG	5	4388	1/1	0.86	0.27	40,40,40,40	0
87	MG	5	3951	1/1	0.86	0.98	39,39,39,39	0
87	MG	5	4228	1/1	0.86	0.28	44,44,44,44	0
87	MG	6	2248	1/1	0.86	0.36	53,53,53,53	0
87	MG	5	4317	1/1	0.86	0.18	102,102,102,102	0
87	MG	1	4472	1/1	0.86	0.46	61,61,61,61	0
87	MG	1	3988	1/1	0.86	0.27	42,42,42,42	0
86	OHX	1	3755	7/7	0.86	0.25	79,79,79,79	7
88	ZN	d7	101	1/1	0.86	0.27	135,135,135,135	0
87	MG	C5	202	1/1	0.86	0.60	76,76,76,76	0
87	MG	S8	302	1/1	0.86	1.00	69,69,69,69	1
87	MG	5	4123	1/1	0.86	0.28	42,42,42,42	0
86	OHX	1	3770	7/7	0.86	0.25	141,141,141,141	7
87	MG	1	4297	1/1	0.86	0.32	46,46,46,46	0
87	MG	5	4561	1/1	0.86	0.29	41,41,41,41	0
87	MG	5	3949	1/1	0.86	0.45	28,28,28,28	0
86	OHX	5	3742	7/7	0.86	0.33	49,49,49,49	7
87	MG	5	3884	1/1	0.86	0.44	40,40,40,40	0
87	MG	6	2219	1/1	0.86	0.34	60,60,60,60	0
87	MG	5	4539	1/1	0.86	0.61	56,56,56,56	0
87	MG	5	4330	1/1	0.86	0.19	79,79,79,79	0
87	MG	E1	502	1/1	0.86	0.25	125,125,125,125	0
86	OHX	6	2086	7/7	0.86	0.26	147,147,147,147	7
86	OHX	2	2010	7/7	0.86	0.22	101,101,101,101	7
87	MG	5	4043	1/1	0.86	0.38	37,37,37,37	0

Continued on next page...

Continued from previous page...

Mol	Type	Chain	Res	Atoms	RSCC	RSR	B-factors(\AA^2)	Q<0.9
87	MG	o3	202	1/1	0.86	0.38	53,53,53,53	0
87	MG	5	4249	1/1	0.86	0.33	60,60,60,60	0
87	MG	2	2235	1/1	0.86	0.27	102,102,102,102	1
87	MG	1	3895	1/1	0.86	0.50	44,44,44,44	0
87	MG	6	2166	1/1	0.86	0.30	88,88,88,88	0
87	MG	5	4199	1/1	0.86	0.19	41,41,41,41	0
87	MG	1	3970	1/1	0.86	0.32	66,66,66,66	0
87	MG	1	4230	1/1	0.86	0.36	41,41,41,41	1
87	MG	5	4520	1/1	0.86	0.39	43,43,43,43	0
87	MG	s4	302	1/1	0.86	0.19	55,55,55,55	0
87	MG	5	4114	1/1	0.86	0.41	43,43,43,43	0
87	MG	1	4352	1/1	0.86	0.27	52,52,52,52	0
86	OHX	8	219	7/7	0.86	0.26	92,92,92,92	7
87	MG	5	4170	1/1	0.86	0.57	36,36,36,36	1
87	MG	2	2090	1/1	0.86	0.36	83,83,83,83	0
87	MG	2	2119	1/1	0.86	0.45	92,92,92,92	0
86	OHX	5	3789	7/7	0.86	0.37	90,90,90,90	7
87	MG	5	4536	1/1	0.86	0.31	42,42,42,42	1
87	MG	5	3871	1/1	0.86	0.39	36,36,36,36	0
87	MG	6	2295	1/1	0.86	0.35	58,58,58,58	1
87	MG	6	2315	1/1	0.86	0.30	54,54,54,54	0
87	MG	1	4503	1/1	0.86	0.28	47,47,47,47	0
86	OHX	m4	201	7/7	0.86	0.52	101,101,101,101	7
86	OHX	1	3783	7/7	0.86	0.33	48,48,48,48	7
86	OHX	1	3781	7/7	0.87	0.28	63,63,63,63	7
86	OHX	6	2093	7/7	0.87	0.30	83,83,83,83	7
87	MG	1	3892	1/1	0.87	0.42	41,41,41,41	0
87	MG	19	204	1/1	0.87	0.33	41,41,41,41	1
87	MG	5	3917	1/1	0.87	0.21	39,39,39,39	0
87	MG	1	4454	1/1	0.87	0.33	50,50,50,50	0
87	MG	5	4163	1/1	0.87	0.40	59,59,59,59	0
87	MG	5	4018	1/1	0.87	0.36	34,34,34,34	0
87	MG	2	2256	1/1	0.87	0.26	66,66,66,66	0
89	C	5	3402	20/21	0.87	0.28	43,100,102,102	0
86	OHX	6	2066	7/7	0.87	0.28	70,70,70,70	7
87	MG	6	2255	1/1	0.87	0.37	54,54,54,54	0
87	MG	1	4122	1/1	0.87	0.34	45,45,45,45	0
87	MG	6	2203	1/1	0.87	0.21	68,68,68,68	0
87	MG	o2	201	1/1	0.87	0.54	35,35,35,35	1
87	MG	5	4158	1/1	0.87	0.35	45,45,45,45	0
87	MG	5	4342	1/1	0.87	0.64	34,34,34,34	0
87	MG	5	3822	1/1	0.87	0.33	48,48,48,48	0

Continued on next page...

Continued from previous page...

Mol	Type	Chain	Res	Atoms	RSCC	RSR	B-factors(Å ²)	Q<0.9
86	OHX	2	2020	7/7	0.87	0.25	84,84,84,84	7
87	MG	1	3987	1/1	0.87	0.58	40,40,40,40	0
87	MG	1	4073	1/1	0.87	0.22	37,37,37,37	0
87	MG	5	4380	1/1	0.87	0.27	45,45,45,45	0
87	MG	5	3978	1/1	0.87	0.38	40,40,40,40	0
87	MG	d4	202	1/1	0.87	0.27	55,55,55,55	0
87	MG	1	4440	1/1	0.87	0.32	43,43,43,43	0
87	MG	6	2151	1/1	0.87	0.56	47,47,47,47	0
87	MG	5	4421	1/1	0.87	0.17	46,46,46,46	0
87	MG	1	4172	1/1	0.87	0.14	53,53,53,53	0
87	MG	6	2237	1/1	0.87	0.25	55,55,55,55	0
86	OHX	2	2067	7/7	0.87	0.29	92,92,92,92	7
87	MG	5	4180	1/1	0.87	0.32	51,51,51,51	0
87	MG	5	3942	1/1	0.87	0.38	40,40,40,40	0
87	MG	N3	203	1/1	0.87	0.53	51,51,51,51	0
87	MG	1	4395	1/1	0.87	0.66	34,34,34,34	1
86	OHX	6	2037	7/7	0.87	0.25	75,75,75,75	7
86	OHX	5	3647	7/7	0.87	0.28	35,35,35,35	7
87	MG	M7	206	1/1	0.87	0.30	43,43,43,43	0
87	MG	1	4220	1/1	0.87	0.55	39,39,39,39	0
87	MG	1	4461	1/1	0.87	1.07	54,54,54,54	1
87	MG	1	4170	1/1	0.87	0.24	45,45,45,45	0
87	MG	2	2091	1/1	0.87	0.79	44,44,44,44	0
87	MG	1	4446	1/1	0.87	0.52	45,45,45,45	1
87	MG	L8	301	1/1	0.87	0.54	82,82,82,82	0
87	MG	6	2205	1/1	0.87	0.14	84,84,84,84	0
87	MG	5	4132	1/1	0.87	0.27	33,33,33,33	1
87	MG	2	2251	1/1	0.87	0.44	59,59,59,59	1
87	MG	1	3867	1/1	0.87	0.55	42,42,42,42	0
86	OHX	5	3730	7/7	0.87	0.40	42,42,42,42	7
86	OHX	8	213	7/7	0.87	0.27	77,77,77,77	7
87	MG	1	4076	1/1	0.87	0.21	76,76,76,76	0
87	MG	1	4329	1/1	0.87	0.34	60,60,60,60	0
87	MG	5	3853	1/1	0.87	0.47	43,43,43,43	0
87	MG	1	4363	1/1	0.87	0.31	45,45,45,45	1
87	MG	l3	404	1/1	0.87	0.38	33,33,33,33	0
87	MG	1	4110	1/1	0.87	0.71	51,51,51,51	0
87	MG	5	4086	1/1	0.87	0.43	48,48,48,48	0
87	MG	1	4104	1/1	0.87	0.51	52,52,52,52	0
87	MG	7	220	1/1	0.87	0.21	58,58,58,58	0
87	MG	d3	201	1/1	0.87	0.53	47,47,47,47	0
87	MG	1	3857	1/1	0.87	0.28	51,51,51,51	0

Continued on next page...

Continued from previous page...

Mol	Type	Chain	Res	Atoms	RSCC	RSR	B-factors(Å ²)	Q<0.9
87	MG	O3	203	1/1	0.87	0.60	47,47,47,47	1
86	OHX	6	2045	7/7	0.87	0.29	61,61,61,61	7
86	OHX	2	2044	7/7	0.87	0.17	134,134,134,134	7
87	MG	5	4039	1/1	0.87	0.45	57,57,57,57	0
86	OHX	5	3779	7/7	0.87	0.26	122,122,122,122	7
87	MG	6	2139	1/1	0.87	0.64	63,63,63,63	0
86	OHX	8	220	7/7	0.87	0.28	77,77,77,77	7
87	MG	l3	409	1/1	0.87	0.42	41,41,41,41	1
87	MG	2	2096	1/1	0.87	0.45	61,61,61,61	0
87	MG	5	4055	1/1	0.87	0.27	33,33,33,33	0
86	OHX	o9	101	7/7	0.87	0.45	52,52,52,52	7
87	MG	6	2178	1/1	0.87	0.32	54,54,54,54	0
86	OHX	6	2072	7/7	0.87	0.32	66,66,66,66	7
87	MG	5	4282	1/1	0.87	0.35	39,39,39,39	0
86	OHX	5	3728	7/7	0.87	0.37	57,57,57,57	7
87	MG	M0	307	1/1	0.87	0.16	45,45,45,45	0
87	MG	1	3849	1/1	0.87	0.63	44,44,44,44	0
86	OHX	1	3624	7/7	0.88	0.26	63,63,63,63	7
87	MG	5	3866	1/1	0.88	0.33	34,34,34,34	0
87	MG	1	4286	1/1	0.88	0.41	40,40,40,40	0
87	MG	m6	202	1/1	0.88	0.65	36,36,36,36	1
87	MG	1	4435	1/1	0.88	0.28	41,41,41,41	1
87	MG	1	3972	1/1	0.88	0.48	41,41,41,41	0
87	MG	2	2132	1/1	0.88	0.48	70,70,70,70	0
86	OHX	5	3781	7/7	0.88	0.26	53,53,53,53	7
87	MG	4	242	1/1	0.88	0.46	45,45,45,45	0
86	OHX	2	2055	7/7	0.88	0.35	72,72,72,72	7
87	MG	5	3865	1/1	0.88	0.52	44,44,44,44	0
87	MG	6	2194	1/1	0.88	0.57	52,52,52,52	0
87	MG	5	4145	1/1	0.88	0.33	49,49,49,49	0
87	MG	5	4365	1/1	0.88	0.33	45,45,45,45	0
87	MG	5	4452	1/1	0.88	1.04	38,38,38,38	1
87	MG	4	222	1/1	0.88	0.56	46,46,46,46	0
86	OHX	5	3754	7/7	0.88	0.16	161,161,161,161	7
87	MG	1	4107	1/1	0.88	0.23	69,69,69,69	0
87	MG	5	4530	1/1	0.88	0.35	43,43,43,43	0
87	MG	1	4485	1/1	0.88	0.46	63,63,63,63	0
87	MG	6	2175	1/1	0.88	0.22	56,56,56,56	0
87	MG	7	232	1/1	0.88	0.25	50,50,50,50	0
87	MG	2	2195	1/1	0.88	0.56	65,65,65,65	0
86	OHX	1	3708	7/7	0.88	0.28	103,103,103,103	7
86	OHX	1	3684	7/7	0.88	0.30	81,81,81,81	7

Continued on next page...

Continued from previous page...

Mol	Type	Chain	Res	Atoms	RSCC	RSR	B-factors(Å ²)	Q<0.9
87	MG	1	4240	1/1	0.88	0.27	46,46,46,46	0
87	MG	5	4047	1/1	0.88	0.47	40,40,40,40	1
86	OHX	c5	202	7/7	0.88	0.26	98,98,98,98	7
87	MG	5	4251	1/1	0.88	0.28	51,51,51,51	0
86	OHX	6	2007	7/7	0.88	0.37	62,62,62,62	7
87	MG	1	3882	1/1	0.88	0.21	49,49,49,49	0
87	MG	6	2299	1/1	0.88	0.39	59,59,59,59	0
87	MG	5	4267	1/1	0.88	0.37	38,38,38,38	0
86	OHX	1	3759	7/7	0.88	0.27	45,45,45,45	7
86	OHX	2	2065	7/7	0.88	0.15	110,110,110,110	7
87	MG	6	2132	1/1	0.88	0.35	69,69,69,69	0
87	MG	5	4312	1/1	0.88	0.32	29,29,29,29	0
86	OHX	M0	303	7/7	0.88	0.16	96,96,96,96	7
86	OHX	6	2023	7/7	0.88	0.23	80,80,80,80	7
87	MG	1	4234	1/1	0.88	0.45	51,51,51,51	0
86	OHX	5	3605	7/7	0.88	0.44	44,44,44,44	7
87	MG	5	4275	1/1	0.88	0.46	36,36,36,36	1
86	OHX	5	3648	7/7	0.88	0.40	69,69,69,69	7
87	MG	5	4484	1/1	0.88	0.28	39,39,39,39	1
87	MG	5	4261	1/1	0.88	0.30	44,44,44,44	0
87	MG	7	231	1/1	0.88	0.70	43,43,43,43	0
86	OHX	6	2013	7/7	0.88	0.31	82,82,82,82	7
87	MG	5	4154	1/1	0.88	0.28	44,44,44,44	0
87	MG	5	4078	1/1	0.88	0.61	41,41,41,41	0
86	OHX	5	3700	7/7	0.88	0.48	43,43,43,43	7
87	MG	1	3860	1/1	0.88	0.36	49,49,49,49	0
87	MG	1	4499	1/1	0.88	0.17	60,60,60,60	0
86	OHX	2	2046	7/7	0.88	0.16	114,114,114,114	7
86	OHX	6	2041	7/7	0.88	0.27	62,62,62,62	7
87	MG	8	227	1/1	0.88	0.32	61,61,61,61	0
87	MG	2	2223	1/1	0.88	0.40	69,69,69,69	0
87	MG	5	4187	1/1	0.88	0.58	53,53,53,53	0
87	MG	5	4521	1/1	0.88	0.57	59,59,59,59	0
87	MG	5	4560	1/1	0.88	0.27	40,40,40,40	0
87	MG	7	217	1/1	0.88	0.64	43,43,43,43	0
87	MG	7	230	1/1	0.88	0.42	37,37,37,37	1
87	MG	1	3883	1/1	0.88	0.41	48,48,48,48	0
87	MG	5	4219	1/1	0.88	0.54	39,39,39,39	0
87	MG	6	2286	1/1	0.88	0.12	65,65,65,65	0
87	MG	1	4043	1/1	0.88	0.15	66,66,66,66	0
87	MG	1	4195	1/1	0.88	0.44	52,52,52,52	0
87	MG	5	4552	1/1	0.88	0.30	39,39,39,39	0

Continued on next page...

Continued from previous page...

Mol	Type	Chain	Res	Atoms	RSCC	RSR	B-factors(\AA^2)	Q<0.9
87	MG	O5	201	1/1	0.88	0.23	58,58,58,58	0
87	MG	1	3862	1/1	0.88	0.41	41,41,41,41	0
87	MG	5	4027	1/1	0.88	0.41	41,41,41,41	0
86	OHX	1	3761	7/7	0.88	0.29	117,117,117,117	7
86	OHX	8	216	7/7	0.88	0.26	67,67,67,67	7
86	OHX	2	2048	7/7	0.88	0.30	83,83,83,83	7
87	MG	1	3980	1/1	0.88	0.34	54,54,54,54	0
87	MG	12	302	1/1	0.88	0.45	36,36,36,36	0
87	MG	5	4332	1/1	0.88	0.15	106,106,106,106	0
86	OHX	6	2050	7/7	0.88	0.12	132,132,132,132	7
86	OHX	5	3759	7/7	0.88	0.13	110,110,110,110	7
86	OHX	5	3701	7/7	0.88	0.14	120,120,120,120	7
87	MG	1	4390	1/1	0.88	0.24	36,36,36,36	1
86	OHX	5	3678	7/7	0.88	0.29	51,51,51,51	7
87	MG	5	4128	1/1	0.88	0.27	40,40,40,40	0
87	MG	1	4483	1/1	0.88	0.37	59,59,59,59	0
87	MG	2	2219	1/1	0.88	0.38	62,62,62,62	0
87	MG	6	2293	1/1	0.88	0.85	46,46,46,46	1
87	MG	2	2171	1/1	0.89	0.37	90,90,90,90	0
87	MG	1	4032	1/1	0.89	0.59	49,49,49,49	0
87	MG	1	3832	1/1	0.89	0.69	39,39,39,39	0
87	MG	1	3993	1/1	0.89	0.29	28,28,28,28	0
87	MG	1	4010	1/1	0.89	0.56	41,41,41,41	0
87	MG	1	4018	1/1	0.89	0.58	30,30,30,30	0
86	OHX	1	3790	7/7	0.89	0.32	69,69,69,69	7
87	MG	1	4145	1/1	0.89	0.26	47,47,47,47	0
87	MG	5	4495	1/1	0.89	0.23	53,53,53,53	0
87	MG	1	4005	1/1	0.89	0.42	29,29,29,29	0
87	MG	6	2239	1/1	0.89	0.30	56,56,56,56	1
87	MG	2	2213	1/1	0.89	0.38	55,55,55,55	0
86	OHX	1	3806	7/7	0.89	0.29	54,54,54,54	7
86	OHX	3	212	7/7	0.89	0.28	79,79,79,79	7
87	MG	N8	204	1/1	0.89	0.28	48,48,48,48	0
86	OHX	2	2029	7/7	0.89	0.33	95,95,95,95	7
87	MG	1	4130	1/1	0.89	0.45	58,58,58,58	0
87	MG	2	2158	1/1	0.89	0.40	68,68,68,68	0
86	OHX	m5	502	7/7	0.89	0.29	78,78,78,78	7
87	MG	5	3868	1/1	0.89	0.36	36,36,36,36	0
86	OHX	5	3798	7/7	0.89	0.30	73,73,73,73	7
86	OHX	1	3802	7/7	0.89	0.42	63,63,63,63	7
87	MG	2	2166	1/1	0.89	0.68	55,55,55,55	0
87	MG	5	4436	1/1	0.89	0.33	39,39,39,39	0

Continued on next page...

Continued from previous page...

Mol	Type	Chain	Res	Atoms	RSCC	RSR	B-factors(Å ²)	Q<0.9
87	MG	8	238	1/1	0.89	0.47	45,45,45,45	0
87	MG	1	3869	1/1	0.89	0.37	62,62,62,62	0
87	MG	1	4029	1/1	0.89	0.16	62,62,62,62	0
87	MG	C8	203	1/1	0.89	0.06	96,96,96,96	0
87	MG	5	4280	1/1	0.89	0.18	39,39,39,39	0
86	OHX	1	3662	7/7	0.89	0.23	60,60,60,60	7
87	MG	5	4253	1/1	0.89	0.34	44,44,44,44	0
87	MG	2	2193	1/1	0.89	0.21	71,71,71,71	0
86	OHX	5	3787	7/7	0.89	0.22	111,111,111,111	7
87	MG	1	4277	1/1	0.89	0.35	37,37,37,37	0
87	MG	5	4310	1/1	0.89	0.17	50,50,50,50	0
87	MG	5	4361	1/1	0.89	0.70	37,37,37,37	1
87	MG	1	4158	1/1	0.89	0.40	42,42,42,42	1
87	MG	5	4331	1/1	0.89	0.21	62,62,62,62	0
87	MG	1	4140	1/1	0.89	0.35	39,39,39,39	0
87	MG	1	4449	1/1	0.89	0.35	49,49,49,49	1
87	MG	5	3845	1/1	0.89	0.30	46,46,46,46	0
87	MG	6	2193	1/1	0.89	0.31	57,57,57,57	0
87	MG	1	3876	1/1	0.89	0.35	30,30,30,30	0
87	MG	n0	204	1/1	0.89	0.33	45,45,45,45	0
87	MG	5	3918	1/1	0.89	0.58	50,50,50,50	0
86	OHX	6	2065	7/7	0.89	0.17	129,129,129,129	7
87	MG	1	4320	1/1	0.89	0.68	36,36,36,36	1
86	OHX	5	3818	7/7	0.89	0.33	63,63,63,63	7
87	MG	5	4500	1/1	0.89	0.23	54,54,54,54	0
87	MG	1	4185	1/1	0.89	0.79	40,40,40,40	1
87	MG	5	4136	1/1	0.89	0.33	48,48,48,48	0
87	MG	m7	204	1/1	0.89	0.58	40,40,40,40	1
87	MG	5	3830	1/1	0.89	0.33	31,31,31,31	0
87	MG	5	4185	1/1	0.89	0.22	50,50,50,50	0
87	MG	7	234	1/1	0.89	0.34	45,45,45,45	0
86	OHX	6	2017	7/7	0.89	0.34	50,50,50,50	7
87	MG	O7	106	1/1	0.89	1.39	59,59,59,59	0
87	MG	5	3923	1/1	0.89	0.23	35,35,35,35	0
87	MG	m6	201	1/1	0.89	1.03	38,38,38,38	1
87	MG	2	2170	1/1	0.89	0.21	78,78,78,78	0
86	OHX	n3	202	7/7	0.89	0.44	44,44,44,44	7
87	MG	2	2145	1/1	0.89	0.57	97,97,97,97	0
87	MG	5	4301	1/1	0.89	0.38	37,37,37,37	0
87	MG	1	4364	1/1	0.89	0.78	70,70,70,70	0
86	OHX	6	2079	7/7	0.89	0.31	60,60,60,60	7
87	MG	1	4086	1/1	0.89	0.29	57,57,57,57	0

Continued on next page...

Continued from previous page...

Mol	Type	Chain	Res	Atoms	RSCC	RSR	B-factors(Å ²)	Q<0.9
87	MG	3	219	1/1	0.89	0.32	63,63,63,63	0
86	OHX	1	3785	7/7	0.89	0.25	47,47,47,47	7
86	OHX	6	2092	7/7	0.89	0.13	104,104,104,104	7
87	MG	5	3963	1/1	0.89	1.02	43,43,43,43	0
87	MG	1	4238	1/1	0.89	0.29	46,46,46,46	0
87	MG	N9	102	1/1	0.89	0.32	38,38,38,38	0
86	OHX	O1	201	7/7	0.89	0.32	77,77,77,77	7
87	MG	5	4255	1/1	0.89	0.39	37,37,37,37	0
87	MG	1	4417	1/1	0.89	0.47	44,44,44,44	1
86	OHX	1	3780	7/7	0.89	0.31	45,45,45,45	7
87	MG	c8	203	1/1	0.89	0.12	86,86,86,86	0
87	MG	8	223	1/1	0.89	0.14	60,60,60,60	0
87	MG	5	3888	1/1	0.89	0.26	37,37,37,37	0
87	MG	5	4076	1/1	0.89	0.19	56,56,56,56	0
87	MG	5	4151	1/1	0.89	0.39	52,52,52,52	0
87	MG	5	4416	1/1	0.89	0.44	38,38,38,38	0
87	MG	1	4115	1/1	0.89	0.49	49,49,49,49	0
87	MG	1	4351	1/1	0.89	0.26	43,43,43,43	0
87	MG	1	4229	1/1	0.89	0.16	64,64,64,64	0
86	OHX	1	3728	7/7	0.89	0.32	37,37,37,37	7
87	MG	5	4507	1/1	0.89	0.48	46,46,46,46	1
87	MG	6	2325	1/1	0.89	0.40	59,59,59,59	0
87	MG	7	236	1/1	0.89	0.12	44,44,44,44	0
87	MG	6	2111	1/1	0.89	0.55	49,49,49,49	0
87	MG	M6	201	1/1	0.89	0.80	40,40,40,40	1
87	MG	L7	302	1/1	0.89	0.62	44,44,44,44	0
87	MG	1	4492	1/1	0.89	0.31	65,65,65,65	0
86	OHX	2	2062	7/7	0.89	0.30	85,85,85,85	7
86	OHX	1	3745	7/7	0.89	0.25	72,72,72,72	7
87	MG	6	2326	1/1	0.89	0.16	79,79,79,79	0
87	MG	2	2232	1/1	0.89	0.08	90,90,90,90	0
87	MG	S2	302	1/1	0.89	0.35	75,75,75,75	0
87	MG	5	4021	1/1	0.89	0.63	36,36,36,36	0
87	MG	1	4100	1/1	0.89	0.40	44,44,44,44	1
87	MG	5	4049	1/1	0.89	0.17	48,48,48,48	0
87	MG	o3	203	1/1	0.89	0.38	40,40,40,40	1
87	MG	7	225	1/1	0.89	0.17	39,39,39,39	0
87	MG	5	4385	1/1	0.89	0.34	34,34,34,34	1
86	OHX	1	3775	7/7	0.90	0.23	84,84,84,84	7
86	OHX	5	3741	7/7	0.90	0.51	53,53,53,53	7
87	MG	1	4373	1/1	0.90	0.33	69,69,69,69	0
87	MG	1	4296	1/1	0.90	0.15	72,72,72,72	0

Continued on next page...

Continued from previous page...

Mol	Type	Chain	Res	Atoms	RSCC	RSR	B-factors(Å ²)	Q<0.9
87	MG	1	4222	1/1	0.90	0.26	45,45,45,45	0
87	MG	1	4219	1/1	0.90	0.10	54,54,54,54	0
86	OHX	5	3655	7/7	0.90	0.31	47,47,47,47	7
86	OHX	1	3725	7/7	0.90	0.31	68,68,68,68	7
87	MG	5	3981	1/1	0.90	0.47	50,50,50,50	0
86	OHX	2	2019	7/7	0.90	0.28	105,105,105,105	7
87	MG	1	3896	1/1	0.90	0.49	66,66,66,66	0
87	MG	5	3975	1/1	0.90	0.16	74,74,74,74	0
87	MG	1	4482	1/1	0.90	0.49	46,46,46,46	0
86	OHX	1	3727	7/7	0.90	0.15	141,141,141,141	7
87	MG	5	4371	1/1	0.90	0.37	38,38,38,38	1
87	MG	1	4163	1/1	0.90	0.48	52,52,52,52	0
87	MG	1	4287	1/1	0.90	0.24	40,40,40,40	1
87	MG	1	4280	1/1	0.90	0.22	76,76,76,76	0
87	MG	1	4151	1/1	0.90	0.40	50,50,50,50	0
87	MG	1	4190	1/1	0.90	0.32	65,65,65,65	0
86	OHX	5	3737	7/7	0.90	0.25	73,73,73,73	7
87	MG	1	4175	1/1	0.90	0.77	46,46,46,46	0
86	OHX	N8	201	7/7	0.90	0.27	94,94,94,94	7
87	MG	2	2161	1/1	0.90	0.38	63,63,63,63	0
87	MG	5	3904	1/1	0.90	0.34	44,44,44,44	0
87	MG	1	3844	1/1	0.90	0.71	39,39,39,39	0
87	MG	5	4070	1/1	0.90	0.23	49,49,49,49	0
86	OHX	5	3637	7/7	0.90	0.20	109,109,109,109	7
87	MG	5	3962	1/1	0.90	0.55	44,44,44,44	0
87	MG	n6	201	1/1	0.90	0.23	54,54,54,54	0
87	MG	6	2282	1/1	0.90	0.34	55,55,55,55	0
87	MG	1	4251	1/1	0.90	0.39	45,45,45,45	1
86	OHX	6	1989	7/7	0.90	0.30	84,84,84,84	7
86	OHX	1	3736	7/7	0.90	0.16	113,113,113,113	7
86	OHX	s1	302	7/7	0.90	0.25	93,93,93,93	7
87	MG	1	4074	1/1	0.90	0.49	50,50,50,50	0
87	MG	5	3827	1/1	0.90	0.71	46,46,46,46	0
87	MG	5	4346	1/1	0.90	0.19	68,68,68,68	1
87	MG	6	2233	1/1	0.90	0.47	83,83,83,83	0
86	OHX	2	2056	7/7	0.90	0.09	155,155,155,155	7
86	OHX	2	2075	7/7	0.90	0.37	87,87,87,87	7
87	MG	1	4399	1/1	0.90	0.30	54,54,54,54	0
87	MG	5	4542	1/1	0.90	0.24	45,45,45,45	0
87	MG	5	4106	1/1	0.90	0.40	35,35,35,35	0
87	MG	1	4269	1/1	0.90	0.27	68,68,68,68	0
87	MG	5	4053	1/1	0.90	0.47	44,44,44,44	0

Continued on next page...

Continued from previous page...

Mol	Type	Chain	Res	Atoms	RSCC	RSR	B-factors(Å ²)	Q<0.9
87	MG	5	3980	1/1	0.90	0.46	58,58,58,58	0
87	MG	5	3877	1/1	0.90	0.59	38,38,38,38	0
87	MG	1	3822	1/1	0.90	0.38	34,34,34,34	0
87	MG	5	4033	1/1	0.90	0.19	43,43,43,43	0
87	MG	5	4073	1/1	0.90	0.25	36,36,36,36	0
86	OHX	1	3766	7/7	0.90	0.23	59,59,59,59	7
87	MG	5	4007	1/1	0.90	0.52	28,28,28,28	0
87	MG	1	4511	1/1	0.90	0.53	52,52,52,52	0
87	MG	1	3891	1/1	0.90	0.30	45,45,45,45	0
87	MG	1	4488	1/1	0.90	0.16	55,55,55,55	0
87	MG	1	4221	1/1	0.90	0.35	43,43,43,43	0
87	MG	7	219	1/1	0.90	0.28	39,39,39,39	0
87	MG	2	2212	1/1	0.90	0.74	86,86,86,86	0
87	MG	5	3903	1/1	0.90	0.38	61,61,61,61	0
86	OHX	2	2059	7/7	0.90	0.25	66,66,66,66	7
87	MG	2	2144	1/1	0.90	0.31	66,66,66,66	0
86	OHX	5	3650	7/7	0.90	0.28	46,46,46,46	7
87	MG	5	3900	1/1	0.90	0.20	41,41,41,41	0
87	MG	5	4173	1/1	0.90	0.21	82,82,82,82	0
87	MG	1	3894	1/1	0.90	0.47	53,53,53,53	0
87	MG	1	4307	1/1	0.90	0.74	58,58,58,58	1
87	MG	1	4302	1/1	0.90	0.45	48,48,48,48	0
87	MG	5	3974	1/1	0.90	0.33	36,36,36,36	0
87	MG	1	4199	1/1	0.90	0.34	46,46,46,46	0
87	MG	1	4239	1/1	0.90	0.21	45,45,45,45	0
87	MG	5	3907	1/1	0.90	0.69	28,28,28,28	0
87	MG	s8	305	1/1	0.90	0.17	56,56,56,56	0
87	MG	6	2135	1/1	0.90	0.60	50,50,50,50	0
86	OHX	2	2024	7/7	0.90	0.28	91,91,91,91	7
87	MG	2	2099	1/1	0.90	0.48	63,63,63,63	0
87	MG	1	3933	1/1	0.90	0.52	49,49,49,49	0
86	OHX	6	2043	7/7	0.90	0.24	86,86,86,86	7
86	OHX	6	1990	7/7	0.90	0.28	65,65,65,65	7
86	OHX	2	2085	7/7	0.90	0.32	93,93,93,93	7
87	MG	1	4072	1/1	0.90	0.46	40,40,40,40	0
86	OHX	1	3808	7/7	0.90	0.29	60,60,60,60	7
87	MG	6	2153	1/1	0.90	0.46	44,44,44,44	0
87	MG	1	3997	1/1	0.90	0.57	43,43,43,43	0
87	MG	5	4109	1/1	0.90	0.35	40,40,40,40	0
87	MG	1	4050	1/1	0.90	0.39	35,35,35,35	0
87	MG	6	2228	1/1	0.90	0.89	59,59,59,59	1
87	MG	1	3968	1/1	0.90	0.29	43,43,43,43	0

Continued on next page...

Continued from previous page...

Mol	Type	Chain	Res	Atoms	RSCC	RSR	B-factors(Å ²)	Q<0.9
87	MG	8	224	1/1	0.90	0.36	52,52,52,52	0
87	MG	5	4344	1/1	0.90	0.46	35,35,35,35	1
87	MG	5	4190	1/1	0.90	0.40	44,44,44,44	1
86	OHX	6	2063	7/7	0.90	0.54	77,77,77,77	7
87	MG	1	4369	1/1	0.90	0.23	43,43,43,43	0
86	OHX	1	3767	7/7	0.90	0.28	45,45,45,45	7
86	OHX	1	3675	7/7	0.90	0.31	49,49,49,49	7
87	MG	5	4358	1/1	0.90	0.21	54,54,54,54	0
87	MG	1	4089	1/1	0.90	0.26	44,44,44,44	0
87	MG	n8	205	1/1	0.90	0.27	39,39,39,39	0
86	OHX	6	2051	7/7	0.90	0.36	82,82,82,82	7
87	MG	1	4125	1/1	0.90	0.43	35,35,35,35	0
86	OHX	2	1989	7/7	0.90	0.24	104,104,104,104	7
86	OHX	5	3726	7/7	0.90	0.23	62,62,62,62	7
87	MG	4	223	1/1	0.90	0.50	32,32,32,32	0
87	MG	1	4136	1/1	0.90	0.63	58,58,58,58	0
87	MG	6	2330	1/1	0.90	0.27	55,55,55,55	1
87	MG	1	4080	1/1	0.90	0.45	51,51,51,51	0
86	OHX	5	3745	7/7	0.90	0.47	37,37,37,37	7
87	MG	3	224	1/1	0.90	0.72	47,47,47,47	0
87	MG	N8	202	1/1	0.90	1.02	37,37,37,37	0
87	MG	5	4570	1/1	0.90	0.44	50,50,50,50	0
87	MG	2	2094	1/1	0.90	0.50	62,62,62,62	0
86	OHX	5	3770	7/7	0.90	0.31	96,96,96,96	7
87	MG	o2	202	1/1	0.90	0.26	49,49,49,49	0
87	MG	6	2152	1/1	0.90	0.45	50,50,50,50	0
86	OHX	1	3777	7/7	0.90	0.31	68,68,68,68	7
87	MG	5	4057	1/1	0.90	0.23	45,45,45,45	0
87	MG	1	4502	1/1	0.90	0.24	46,46,46,46	0
87	MG	5	4126	1/1	0.90	0.18	55,55,55,55	0
87	MG	1	4075	1/1	0.90	0.28	43,43,43,43	0
86	OHX	2	2074	7/7	0.90	0.37	92,92,92,92	7
87	MG	2	2105	1/1	0.90	0.33	72,72,72,72	0
87	MG	4	229	1/1	0.90	0.39	66,66,66,66	0
87	MG	5	4208	1/1	0.90	0.49	32,32,32,32	0
87	MG	L2	303	1/1	0.90	0.69	53,53,53,53	0
86	OHX	5	3676	7/7	0.90	0.41	42,42,42,42	7
87	MG	5	4519	1/1	0.90	0.84	42,42,42,42	1
87	MG	5	3971	1/1	0.90	0.47	27,27,27,27	0
86	OHX	8	217	7/7	0.90	0.24	82,82,82,82	7
86	OHX	5	3689	7/7	0.90	0.12	116,116,116,116	7
87	MG	1	4494	1/1	0.90	0.47	58,58,58,58	0

Continued on next page...

Continued from previous page...

Mol	Type	Chain	Res	Atoms	RSCC	RSR	B-factors(\AA^2)	Q<0.9
87	MG	6	2308	1/1	0.90	0.68	51,51,51,51	1
87	MG	1	4082	1/1	0.90	0.49	52,52,52,52	1
87	MG	1	4309	1/1	0.90	0.36	44,44,44,44	1
87	MG	1	4225	1/1	0.90	0.43	37,37,37,37	1
87	MG	5	4518	1/1	0.90	0.80	41,41,41,41	0
87	MG	5	4235	1/1	0.90	0.50	38,38,38,38	0
87	MG	8	230	1/1	0.90	0.19	72,72,72,72	0
87	MG	1	3960	1/1	0.91	0.61	43,43,43,43	0
87	MG	1	4171	1/1	0.91	0.34	46,46,46,46	0
87	MG	5	4383	1/1	0.91	0.26	53,53,53,53	0
87	MG	8	228	1/1	0.91	0.31	46,46,46,46	1
87	MG	2	2240	1/1	0.91	0.31	66,66,66,66	0
87	MG	5	3824	1/1	0.91	0.44	39,39,39,39	0
87	MG	1	3912	1/1	0.91	0.24	52,52,52,52	0
86	OHX	1	3688	7/7	0.91	0.27	54,54,54,54	7
86	OHX	M0	304	7/7	0.91	0.15	96,96,96,96	7
87	MG	O1	204	1/1	0.91	0.35	63,63,63,63	0
86	OHX	6	2042	7/7	0.91	0.48	54,54,54,54	7
87	MG	1	4103	1/1	0.91	0.21	88,88,88,88	0
87	MG	3	228	1/1	0.91	0.12	78,78,78,78	0
87	MG	1	4137	1/1	0.91	0.25	38,38,38,38	0
87	MG	1	4384	1/1	0.91	0.28	64,64,64,64	0
86	OHX	1	3730	7/7	0.91	0.29	59,59,59,59	7
87	MG	5	4466	1/1	0.91	0.33	39,39,39,39	0
87	MG	5	4485	1/1	0.91	0.25	95,95,95,95	0
87	MG	6	2179	1/1	0.91	0.12	67,67,67,67	0
87	MG	1	4135	1/1	0.91	0.38	41,41,41,41	0
87	MG	1	4003	1/1	0.91	0.46	44,44,44,44	0
86	OHX	6	2044	7/7	0.91	0.27	78,78,78,78	7
87	MG	6	2235	1/1	0.91	0.20	76,76,76,76	0
86	OHX	6	2025	7/7	0.91	0.17	113,113,113,113	7
86	OHX	1	3707	7/7	0.91	0.15	106,106,106,106	7
87	MG	1	4061	1/1	0.91	0.31	32,32,32,32	0
87	MG	5	4091	1/1	0.91	0.60	53,53,53,53	0
86	OHX	5	3712	7/7	0.91	0.66	36,36,36,36	7
87	MG	1	3829	1/1	0.91	0.32	58,58,58,58	0
87	MG	6	2268	1/1	0.91	0.31	84,84,84,84	0
87	MG	5	4063	1/1	0.91	0.19	37,37,37,37	0
87	MG	5	4062	1/1	0.91	0.45	39,39,39,39	0
87	MG	5	4313	1/1	0.91	0.21	57,57,57,57	0
87	MG	1	4062	1/1	0.91	0.29	33,33,33,33	1
86	OHX	1	3752	7/7	0.91	0.11	180,180,180,180	7

Continued on next page...

Continued from previous page...

Mol	Type	Chain	Res	Atoms	RSCC	RSR	B-factors(Å ²)	Q<0.9
87	MG	2	2130	1/1	0.91	0.36	75,75,75,75	0
87	MG	1	4402	1/1	0.91	0.19	48,48,48,48	0
87	MG	5	4256	1/1	0.91	0.44	44,44,44,44	0
87	MG	5	4254	1/1	0.91	0.32	38,38,38,38	1
86	OHX	m9	201	7/7	0.91	0.19	70,70,70,70	7
87	MG	5	4167	1/1	0.91	0.76	39,39,39,39	0
87	MG	2	2143	1/1	0.91	0.08	91,91,91,91	0
87	MG	5	4527	1/1	0.91	0.22	55,55,55,55	0
87	MG	5	4239	1/1	0.91	0.28	34,34,34,34	1
87	MG	5	4547	1/1	0.91	0.24	46,46,46,46	0
86	OHX	1	3710	7/7	0.91	0.26	55,55,55,55	7
87	MG	1	4271	1/1	0.91	0.34	48,48,48,48	0
87	MG	5	4523	1/1	0.91	0.26	43,43,43,43	1
87	MG	5	3989	1/1	0.91	0.51	32,32,32,32	0
87	MG	5	4052	1/1	0.91	0.40	39,39,39,39	0
87	MG	1	3969	1/1	0.91	0.32	41,41,41,41	0
87	MG	1	4083	1/1	0.91	0.46	29,29,29,29	0
87	MG	5	4517	1/1	0.91	0.19	54,54,54,54	0
87	MG	5	4258	1/1	0.91	0.23	57,57,57,57	0
87	MG	17	304	1/1	0.91	0.14	49,49,49,49	1
86	OHX	L3	403	7/7	0.91	0.23	85,85,85,85	7
86	OHX	S8	301	7/7	0.91	0.16	108,108,108,108	7
87	MG	1	4188	1/1	0.91	0.31	47,47,47,47	0
87	MG	4	225	1/1	0.91	0.33	55,55,55,55	0
88	ZN	e1	501	1/1	0.91	0.04	163,163,163,163	0
86	OHX	1	3804	7/7	0.91	0.29	67,67,67,67	7
86	OHX	1	3731	7/7	0.91	0.19	100,100,100,100	7
87	MG	1	3877	1/1	0.91	0.65	39,39,39,39	0
86	OHX	5	3776	7/7	0.91	0.32	80,80,80,80	7
87	MG	6	2211	1/1	0.91	0.38	50,50,50,50	0
87	MG	5	4169	1/1	0.91	0.57	43,43,43,43	0
87	MG	2	2157	1/1	0.91	0.37	103,103,103,103	0
87	MG	5	4402	1/1	0.91	0.26	42,42,42,42	1
87	MG	5	3990	1/1	0.91	0.21	57,57,57,57	0
86	OHX	1	3773	7/7	0.91	0.28	71,71,71,71	7
87	MG	5	4359	1/1	0.91	0.39	73,73,73,73	0
86	OHX	1	3729	7/7	0.91	0.39	57,57,57,57	7
87	MG	1	4233	1/1	0.91	0.15	63,63,63,63	0
87	MG	2	2152	1/1	0.91	0.35	88,88,88,88	0
87	MG	1	4090	1/1	0.91	0.31	50,50,50,50	0
87	MG	5	3852	1/1	0.91	0.35	40,40,40,40	0
87	MG	1	4305	1/1	0.91	0.38	59,59,59,59	0

Continued on next page...

Continued from previous page...

Mol	Type	Chain	Res	Atoms	RSCC	RSR	B-factors(Å ²)	Q<0.9
86	OHX	5	3523	7/7	0.91	0.20	120,120,120,120	7
87	MG	5	3947	1/1	0.91	0.35	43,43,43,43	0
87	MG	2	2134	1/1	0.91	0.61	76,76,76,76	0
87	MG	1	4207	1/1	0.91	0.19	58,58,58,58	0
86	OHX	1	3769	7/7	0.91	0.58	49,49,49,49	7
86	OHX	1	3605	7/7	0.91	0.14	107,107,107,107	7
86	OHX	5	3577	7/7	0.91	0.34	53,53,53,53	7
87	MG	2	2178	1/1	0.91	0.36	79,79,79,79	0
87	MG	1	4093	1/1	0.91	0.87	43,43,43,43	0
87	MG	5	4489	1/1	0.91	0.17	57,57,57,57	0
86	OHX	2	2043	7/7	0.91	0.14	119,119,119,119	7
87	MG	6	2106	1/1	0.91	0.26	68,68,68,68	0
87	MG	4	240	1/1	0.91	0.19	57,57,57,57	0
86	OHX	5	3800	7/7	0.91	0.22	87,87,87,87	7
87	MG	1	3915	1/1	0.91	0.40	48,48,48,48	0
87	MG	6	2270	1/1	0.91	0.55	61,61,61,61	0
86	OHX	2	2078	7/7	0.91	0.17	102,102,102,102	7
87	MG	1	4405	1/1	0.91	0.19	44,44,44,44	0
86	OHX	4	212	7/7	0.91	0.34	42,42,42,42	7
87	MG	1	4256	1/1	0.91	0.21	58,58,58,58	0
87	MG	1	3825	1/1	0.91	0.50	38,38,38,38	0
87	MG	6	2141	1/1	0.91	0.39	40,40,40,40	0
87	MG	5	4378	1/1	0.91	0.20	55,55,55,55	0
87	MG	5	3838	1/1	0.91	0.26	40,40,40,40	0
86	OHX	2	2032	7/7	0.91	0.26	82,82,82,82	7
87	MG	1	4288	1/1	0.91	0.31	52,52,52,52	0
87	MG	1	4191	1/1	0.91	0.17	90,90,90,90	0
86	OHX	1	3787	7/7	0.91	0.24	69,69,69,69	7
87	MG	Q2	505	1/1	0.91	0.20	45,45,45,45	1
87	MG	5	4427	1/1	0.91	0.51	39,39,39,39	1
86	OHX	4	216	7/7	0.91	0.25	73,73,73,73	7
87	MG	1	4453	1/1	0.91	0.29	82,82,82,82	0
87	MG	5	4072	1/1	0.91	0.43	55,55,55,55	0
87	MG	1	3827	1/1	0.91	0.20	67,67,67,67	0
87	MG	s6	302	1/1	0.91	0.35	75,75,75,75	0
87	MG	1	3903	1/1	0.91	0.49	51,51,51,51	0
87	MG	5	4510	1/1	0.91	0.25	33,33,33,33	0
87	MG	1	4139	1/1	0.91	0.60	44,44,44,44	0
87	MG	14	403	1/1	0.91	0.36	39,39,39,39	0
87	MG	1	3845	1/1	0.91	0.41	44,44,44,44	0
87	MG	8	239	1/1	0.91	0.29	71,71,71,71	0
87	MG	5	3889	1/1	0.91	0.08	111,111,111,111	0

Continued on next page...

Continued from previous page...

Mol	Type	Chain	Res	Atoms	RSCC	RSR	B-factors(\AA^2)	Q<0.9
87	MG	5	4367	1/1	0.91	0.19	44,44,44,44	0
87	MG	L3	407	1/1	0.91	0.32	51,51,51,51	1
87	MG	5	4069	1/1	0.91	0.27	50,50,50,50	0
87	MG	6	2289	1/1	0.91	0.14	57,57,57,57	0
87	MG	5	4459	1/1	0.91	0.34	36,36,36,36	1
86	OHX	5	3624	7/7	0.91	0.26	51,51,51,51	7
87	MG	1	4425	1/1	0.91	0.25	46,46,46,46	1
87	MG	6	2265	1/1	0.91	0.46	48,48,48,48	0
87	MG	5	3873	1/1	0.91	0.52	45,45,45,45	0
86	OHX	6	2054	7/7	0.91	0.28	65,65,65,65	7
87	MG	8	236	1/1	0.91	0.30	57,57,57,57	0
86	OHX	2	2018	7/7	0.91	0.20	102,102,102,102	7
87	MG	1	4332	1/1	0.91	0.48	37,37,37,37	1
86	OHX	4	208	7/7	0.91	0.22	85,85,85,85	7
86	OHX	1	3762	7/7	0.91	0.16	63,63,63,63	7
86	OHX	1	3622	7/7	0.91	0.29	56,56,56,56	7
86	OHX	2	2083	7/7	0.91	0.20	106,106,106,106	7
86	OHX	5	3661	7/7	0.91	0.29	50,50,50,50	7
87	MG	5	3999	1/1	0.91	0.78	32,32,32,32	0
87	MG	5	3931	1/1	0.91	0.46	42,42,42,42	0
86	OHX	1	3763	7/7	0.91	0.26	64,64,64,64	7
87	MG	Q2	504	1/1	0.91	0.30	50,50,50,50	0
86	OHX	5	3686	7/7	0.91	0.27	56,56,56,56	7
87	MG	6	2221	1/1	0.91	0.31	53,53,53,53	1
87	MG	1	3815	1/1	0.91	0.28	44,44,44,44	0
87	MG	5	3857	1/1	0.91	0.30	47,47,47,47	0
87	MG	1	4235	1/1	0.91	0.31	49,49,49,49	1
87	MG	5	4171	1/1	0.91	0.22	115,115,115,115	0
87	MG	1	4380	1/1	0.91	0.36	30,30,30,30	0
87	MG	5	4112	1/1	0.91	0.34	28,28,28,28	0
87	MG	1	4500	1/1	0.91	0.13	49,49,49,49	0
86	OHX	5	3587	7/7	0.92	0.30	53,53,53,53	7
87	MG	1	3897	1/1	0.92	0.40	43,43,43,43	0
87	MG	15	307	1/1	0.92	0.77	46,46,46,46	1
87	MG	1	4285	1/1	0.92	0.63	52,52,52,52	0
87	MG	5	4468	1/1	0.92	0.20	43,43,43,43	0
87	MG	5	4263	1/1	0.92	0.78	32,32,32,32	1
86	OHX	5	3799	7/7	0.92	0.34	72,72,72,72	7
86	OHX	1	3697	7/7	0.92	0.10	169,169,169,169	7
86	OHX	5	3690	7/7	0.92	0.28	90,90,90,90	7
87	MG	5	4100	1/1	0.92	0.43	32,32,32,32	0
86	OHX	2	2045	7/7	0.92	0.38	73,73,73,73	7

Continued on next page...

Continued from previous page...

Mol	Type	Chain	Res	Atoms	RSCC	RSR	B-factors(Å ²)	Q<0.9
87	MG	1	4111	1/1	0.92	0.36	40,40,40,40	1
86	OHX	1	3749	7/7	0.92	0.41	62,62,62,62	7
87	MG	5	4060	1/1	0.92	0.33	45,45,45,45	0
86	OHX	1	3699	7/7	0.92	0.24	44,44,44,44	7
87	MG	5	3979	1/1	0.92	0.35	48,48,48,48	0
87	MG	5	4564	1/1	0.92	0.43	34,34,34,34	1
87	MG	5	4506	1/1	0.92	0.25	38,38,38,38	1
87	MG	1	4354	1/1	0.92	0.15	62,62,62,62	0
86	OHX	1	3782	7/7	0.92	0.48	55,55,55,55	7
87	MG	1	4192	1/1	0.92	0.36	38,38,38,38	0
87	MG	1	4121	1/1	0.92	0.42	37,37,37,37	0
87	MG	5	4083	1/1	0.92	0.22	36,36,36,36	1
87	MG	1	4481	1/1	0.92	0.10	82,82,82,82	0
87	MG	5	3821	1/1	0.92	0.58	54,54,54,54	0
87	MG	1	4340	1/1	0.92	0.35	49,49,49,49	1
87	MG	1	3878	1/1	0.92	0.56	46,46,46,46	0
87	MG	1	4108	1/1	0.92	0.35	56,56,56,56	0
87	MG	5	3968	1/1	0.92	0.64	27,27,27,27	0
87	MG	5	4467	1/1	0.92	0.37	37,37,37,37	0
87	MG	1	4142	1/1	0.92	0.35	45,45,45,45	1
87	MG	6	2302	1/1	0.92	0.11	106,106,106,106	0
87	MG	1	4331	1/1	0.92	0.15	86,86,86,86	0
87	MG	M0	305	1/1	0.92	0.22	62,62,62,62	0
86	OHX	1	3742	7/7	0.92	0.39	41,41,41,41	7
87	MG	5	4225	1/1	0.92	0.37	71,71,71,71	0
87	MG	5	4362	1/1	0.92	0.50	49,49,49,49	1
87	MG	1	4247	1/1	0.92	0.89	44,44,44,44	1
87	MG	1	4209	1/1	0.92	0.24	67,67,67,67	1
87	MG	2	2140	1/1	0.92	0.55	81,81,81,81	0
87	MG	5	3882	1/1	0.92	0.41	37,37,37,37	0
87	MG	1	4079	1/1	0.92	0.27	43,43,43,43	0
87	MG	1	4400	1/1	0.92	0.35	59,59,59,59	0
86	OHX	1	3666	7/7	0.92	0.43	62,62,62,62	7
86	OHX	5	3710	7/7	0.92	0.32	79,79,79,79	7
87	MG	6	2154	1/1	0.92	0.26	76,76,76,76	0
87	MG	3	217	1/1	0.92	0.49	36,36,36,36	0
86	OHX	1	3768	7/7	0.92	0.18	50,50,50,50	7
87	MG	5	4174	1/1	0.92	0.22	41,41,41,41	0
87	MG	5	4227	1/1	0.92	0.17	48,48,48,48	0
86	OHX	5	3675	7/7	0.92	0.26	49,49,49,49	7
87	MG	2	2215	1/1	0.92	0.27	78,78,78,78	0
87	MG	5	3832	1/1	0.92	0.53	35,35,35,35	0

Continued on next page...

Continued from previous page...

Mol	Type	Chain	Res	Atoms	RSCC	RSR	B-factors(\AA^2)	Q<0.9
86	OHX	3	209	7/7	0.92	0.22	82,82,82,82	7
87	MG	2	2123	1/1	0.92	0.37	68,68,68,68	0
86	OHX	1	3584	7/7	0.92	0.14	106,106,106,106	7
87	MG	1	4386	1/1	0.92	0.33	53,53,53,53	0
86	OHX	15	301	7/7	0.92	0.17	90,90,90,90	7
87	MG	6	2101	1/1	0.92	0.61	39,39,39,39	0
87	MG	1	4102	1/1	0.92	0.56	44,44,44,44	0
87	MG	1	3886	1/1	0.92	0.34	39,39,39,39	0
86	OHX	5	3793	7/7	0.92	0.32	58,58,58,58	7
87	MG	1	4423	1/1	0.92	0.16	40,40,40,40	1
87	MG	5	3998	1/1	0.92	0.58	41,41,41,41	0
87	MG	1	4031	1/1	0.92	0.52	44,44,44,44	0
87	MG	6	2137	1/1	0.92	0.12	83,83,83,83	0
87	MG	5	3977	1/1	0.92	0.56	55,55,55,55	0
86	OHX	1	3721	7/7	0.92	0.21	96,96,96,96	7
87	MG	sM	201	1/1	0.92	0.15	48,48,48,48	0
87	MG	O7	104	1/1	0.92	0.22	81,81,81,81	0
86	OHX	5	3796	7/7	0.92	0.29	63,63,63,63	7
87	MG	5	3847	1/1	0.92	0.65	38,38,38,38	0
86	OHX	2	2021	7/7	0.92	0.30	72,72,72,72	7
87	MG	l3	407	1/1	0.92	0.40	38,38,38,38	1
87	MG	8	225	1/1	0.92	0.25	55,55,55,55	0
87	MG	1	4119	1/1	0.92	0.23	52,52,52,52	0
87	MG	5	3948	1/1	0.92	0.60	24,24,24,24	0
87	MG	2	2181	1/1	0.92	0.42	80,80,80,80	0
87	MG	1	4232	1/1	0.92	0.55	61,61,61,61	0
87	MG	8	240	1/1	0.92	0.13	72,72,72,72	0
87	MG	6	2217	1/1	0.92	0.64	66,66,66,66	0
87	MG	1	4006	1/1	0.92	0.46	39,39,39,39	0
86	OHX	1	3686	7/7	0.92	0.23	117,117,117,117	7
86	OHX	M7	201	7/7	0.92	0.26	42,42,42,42	7
86	OHX	5	3747	7/7	0.92	0.21	66,66,66,66	7
87	MG	1	3913	1/1	0.92	0.26	49,49,49,49	0
86	OHX	2	1980	7/7	0.92	0.25	93,93,93,93	7
87	MG	6	2161	1/1	0.92	0.47	59,59,59,59	0
87	MG	5	4206	1/1	0.92	0.49	40,40,40,40	0
87	MG	1	4476	1/1	0.92	0.37	81,81,81,81	0
87	MG	1	4063	1/1	0.92	0.33	53,53,53,53	0
87	MG	1	3937	1/1	0.92	0.56	33,33,33,33	0
87	MG	2	2142	1/1	0.92	0.60	61,61,61,61	0
87	MG	6	2253	1/1	0.92	0.46	47,47,47,47	0
87	MG	1	4057	1/1	0.92	0.51	38,38,38,38	0

Continued on next page...

Continued from previous page...

Mol	Type	Chain	Res	Atoms	RSCC	RSR	B-factors(\AA^2)	Q<0.9
87	MG	19	202	1/1	0.92	0.30	38,38,38,38	0
87	MG	1	4336	1/1	0.92	0.42	43,43,43,43	0
87	MG	2	2188	1/1	0.92	0.17	84,84,84,84	0
87	MG	1	3885	1/1	0.92	0.23	41,41,41,41	0
86	OHX	5	3808	7/7	0.92	0.34	83,83,83,83	7
87	MG	6	2159	1/1	0.92	0.53	45,45,45,45	0
87	MG	8	234	1/1	0.92	0.23	41,41,41,41	1
87	MG	m0	305	1/1	0.92	0.35	32,32,32,32	0
86	OHX	5	3795	7/7	0.92	0.26	54,54,54,54	7
86	OHX	1	3695	7/7	0.92	0.48	56,56,56,56	7
87	MG	2	2114	1/1	0.92	0.32	79,79,79,79	0
87	MG	3	223	1/1	0.92	0.11	62,62,62,62	0
87	MG	1	4261	1/1	0.92	0.55	41,41,41,41	1
87	MG	5	4351	1/1	0.92	0.31	59,59,59,59	0
87	MG	5	4420	1/1	0.92	0.31	40,40,40,40	1
87	MG	1	4023	1/1	0.92	0.32	45,45,45,45	0
87	MG	5	4040	1/1	0.92	0.32	35,35,35,35	0
87	MG	5	3820	1/1	0.92	0.27	32,32,32,32	0
86	OHX	19	201	7/7	0.92	0.31	62,62,62,62	7
86	OHX	sR	401	7/7	0.92	0.20	122,122,122,122	7
87	MG	5	4010	1/1	0.92	0.52	46,46,46,46	0
86	OHX	4	215	7/7	0.92	0.23	74,74,74,74	7
87	MG	1	3996	1/1	0.92	0.53	32,32,32,32	0
87	MG	5	3952	1/1	0.92	0.53	34,34,34,34	0
86	OHX	1	3560	7/7	0.92	0.46	72,72,72,72	7
86	OHX	5	3542	7/7	0.92	0.35	84,84,84,84	7
86	OHX	2	2042	7/7	0.92	0.16	113,113,113,113	7
86	OHX	1	3722	7/7	0.92	0.29	69,69,69,69	7
87	MG	5	4168	1/1	0.92	0.23	45,45,45,45	0
87	MG	5	4240	1/1	0.92	0.38	37,37,37,37	1
87	MG	5	3936	1/1	0.92	0.55	28,28,28,28	0
87	MG	6	2187	1/1	0.92	0.28	77,77,77,77	0
87	MG	1	4123	1/1	0.92	0.91	56,56,56,56	0
87	MG	l3	412	1/1	0.92	0.42	34,34,34,34	0
87	MG	1	4479	1/1	0.92	0.20	41,41,41,41	1
87	MG	5	3943	1/1	0.92	0.21	48,48,48,48	0
87	MG	1	4196	1/1	0.92	0.23	55,55,55,55	0
86	OHX	1	3724	7/7	0.92	0.31	100,100,100,100	7
87	MG	1	4243	1/1	0.92	0.28	45,45,45,45	0
87	MG	5	4080	1/1	0.92	0.43	37,37,37,37	0
88	ZN	E1	501	1/1	0.92	0.08	132,132,132,132	0
87	MG	5	4411	1/1	0.92	0.38	55,55,55,55	0

Continued on next page...

Continued from previous page...

Mol	Type	Chain	Res	Atoms	RSCC	RSR	B-factors(Å ²)	Q<0.9
86	OHX	l5	303	7/7	0.92	0.25	69,69,69,69	7
87	MG	6	2263	1/1	0.92	0.77	40,40,40,40	0
87	MG	5	4418	1/1	0.92	0.32	64,64,64,64	0
87	MG	d2	201	1/1	0.92	0.30	46,46,46,46	0
86	OHX	c5	201	7/7	0.92	0.20	118,118,118,118	7
87	MG	7	227	1/1	0.92	1.30	50,50,50,50	1
87	MG	5	4045	1/1	0.92	0.26	40,40,40,40	0
87	MG	3	216	1/1	0.92	0.36	55,55,55,55	0
87	MG	1	3943	1/1	0.92	0.61	38,38,38,38	0
87	MG	1	3841	1/1	0.92	0.25	55,55,55,55	0
87	MG	5	4387	1/1	0.92	0.31	45,45,45,45	0
86	OHX	c3	201	7/7	0.92	0.32	79,79,79,79	7
87	MG	5	4286	1/1	0.92	0.63	34,34,34,34	1
87	MG	5	4417	1/1	0.92	0.31	56,56,56,56	0
86	OHX	1	3687	7/7	0.92	0.23	61,61,61,61	7
87	MG	1	4116	1/1	0.92	0.37	36,36,36,36	0
87	MG	1	4203	1/1	0.92	0.93	42,42,42,42	1
87	MG	1	4096	1/1	0.92	0.59	76,76,76,76	0
87	MG	1	4152	1/1	0.92	0.18	75,75,75,75	0
86	OHX	5	3639	7/7	0.92	0.27	138,138,138,138	7
87	MG	1	3826	1/1	0.92	0.33	43,43,43,43	0
86	OHX	1	3796	7/7	0.92	0.46	71,71,71,71	7
87	MG	1	3976	1/1	0.92	0.45	44,44,44,44	0
87	MG	5	4066	1/1	0.92	0.33	53,53,53,53	0
87	MG	7	221	1/1	0.92	0.20	41,41,41,41	0
87	MG	5	4243	1/1	0.92	0.28	58,58,58,58	0
87	MG	2	2097	1/1	0.92	0.24	82,82,82,82	0
86	OHX	5	3778	7/7	0.92	0.19	109,109,109,109	7
87	MG	1	4069	1/1	0.92	0.16	56,56,56,56	0
87	MG	1	4099	1/1	0.92	0.20	59,59,59,59	0
86	OHX	5	3607	7/7	0.92	0.24	112,112,112,112	7
87	MG	1	4413	1/1	0.92	0.34	52,52,52,52	1
87	MG	5	4031	1/1	0.92	0.66	30,30,30,30	0
87	MG	5	4259	1/1	0.92	0.15	54,54,54,54	0
86	OHX	m7	201	7/7	0.92	0.22	49,49,49,49	7
86	OHX	1	3784	7/7	0.93	0.20	66,66,66,66	7
87	MG	1	4131	1/1	0.93	0.23	63,63,63,63	0
87	MG	O3	202	1/1	0.93	0.86	38,38,38,38	1
87	MG	6	2250	1/1	0.93	0.70	47,47,47,47	0
86	OHX	2	2025	7/7	0.93	0.19	94,94,94,94	7
87	MG	5	4202	1/1	0.93	0.35	32,32,32,32	1
87	MG	6	2209	1/1	0.93	0.29	46,46,46,46	0

Continued on next page...

Continued from previous page...

Mol	Type	Chain	Res	Atoms	RSCC	RSR	B-factors(\AA^2)	Q<0.9
87	MG	6	2314	1/1	0.93	0.38	48,48,48,48	0
87	MG	1	4237	1/1	0.93	0.41	54,54,54,54	0
87	MG	5	4037	1/1	0.93	0.49	35,35,35,35	0
87	MG	6	2252	1/1	0.93	0.39	47,47,47,47	0
87	MG	6	2116	1/1	0.93	0.37	61,61,61,61	0
87	MG	5	4188	1/1	0.93	0.44	45,45,45,45	0
87	MG	1	4041	1/1	0.93	0.43	33,33,33,33	0
87	MG	5	4014	1/1	0.93	0.30	30,30,30,30	0
87	MG	1	4371	1/1	0.93	0.26	43,43,43,43	1
86	OHX	5	3744	7/7	0.93	0.30	56,56,56,56	7
86	OHX	5	3738	7/7	0.93	0.22	53,53,53,53	7
86	OHX	5	3612	7/7	0.93	0.42	39,39,39,39	7
87	MG	6	2143	1/1	0.93	0.72	86,86,86,86	0
87	MG	1	4012	1/1	0.93	0.41	35,35,35,35	0
87	MG	L2	301	1/1	0.93	0.28	39,39,39,39	0
87	MG	5	4054	1/1	0.93	0.50	50,50,50,50	0
87	MG	5	4509	1/1	0.93	0.22	33,33,33,33	0
87	MG	5	4081	1/1	0.93	0.18	48,48,48,48	0
87	MG	l3	405	1/1	0.93	0.31	35,35,35,35	0
87	MG	1	3846	1/1	0.93	0.18	35,35,35,35	0
87	MG	5	4191	1/1	0.93	0.37	44,44,44,44	1
87	MG	5	4395	1/1	0.93	0.26	41,41,41,41	0
86	OHX	5	3614	7/7	0.93	0.43	60,60,60,60	7
87	MG	1	3981	1/1	0.93	0.62	51,51,51,51	0
86	OHX	6	2003	7/7	0.93	0.35	61,61,61,61	7
87	MG	2	2206	1/1	0.93	0.27	58,58,58,58	0
87	MG	6	2122	1/1	0.93	0.17	49,49,49,49	0
87	MG	M7	208	1/1	0.93	0.30	40,40,40,40	0
86	OHX	5	3681	7/7	0.93	0.45	80,80,80,80	7
87	MG	1	4094	1/1	0.93	0.52	48,48,48,48	0
86	OHX	5	3751	7/7	0.93	0.23	61,61,61,61	7
87	MG	5	4366	1/1	0.93	0.49	41,41,41,41	0
86	OHX	2	2022	7/7	0.93	0.25	66,66,66,66	7
87	MG	1	4442	1/1	0.93	0.29	51,51,51,51	0
87	MG	5	4068	1/1	0.93	0.43	42,42,42,42	0
87	MG	1	4394	1/1	0.93	0.53	41,41,41,41	1
86	OHX	5	3761	7/7	0.93	0.26	69,69,69,69	7
86	OHX	2	2016	7/7	0.93	0.17	101,101,101,101	7
87	MG	2	2109	1/1	0.93	0.68	73,73,73,73	0
87	MG	1	3880	1/1	0.93	0.24	49,49,49,49	0
87	MG	1	4208	1/1	0.93	0.79	47,47,47,47	1
87	MG	5	4230	1/1	0.93	0.14	55,55,55,55	0

Continued on next page...

Continued from previous page...

Mol	Type	Chain	Res	Atoms	RSCC	RSR	B-factors(Å ²)	Q<0.9
86	OHX	5	3633	7/7	0.93	0.40	43,43,43,43	7
87	MG	2	2160	1/1	0.93	0.30	67,67,67,67	0
87	MG	6	2117	1/1	0.93	0.38	61,61,61,61	0
86	OHX	1	3803	7/7	0.93	0.30	48,48,48,48	7
87	MG	5	4394	1/1	0.93	0.73	62,62,62,62	0
86	OHX	2	2057	7/7	0.93	0.23	67,67,67,67	7
87	MG	1	3864	1/1	0.93	0.60	55,55,55,55	0
86	OHX	C5	201	7/7	0.93	0.19	112,112,112,112	7
86	OHX	5	3740	7/7	0.93	0.22	62,62,62,62	7
86	OHX	1	3703	7/7	0.93	0.31	101,101,101,101	7
87	MG	1	3989	1/1	0.93	0.65	37,37,37,37	0
87	MG	6	2170	1/1	0.93	0.21	49,49,49,49	0
86	OHX	6	2008	7/7	0.93	0.27	82,82,82,82	7
87	MG	c8	204	1/1	0.93	0.34	81,81,81,81	0
87	MG	5	4119	1/1	0.93	0.32	61,61,61,61	0
87	MG	5	4456	1/1	0.93	0.10	100,100,100,100	0
87	MG	5	4153	1/1	0.93	0.43	41,41,41,41	0
87	MG	6	2173	1/1	0.93	0.42	56,56,56,56	0
87	MG	1	4276	1/1	0.93	0.62	37,37,37,37	0
87	MG	1	3902	1/1	0.93	0.24	43,43,43,43	0
86	OHX	1	3651	7/7	0.93	0.07	199,199,199,199	7
87	MG	1	4101	1/1	0.93	0.16	57,57,57,57	0
87	MG	1	3938	1/1	0.93	0.61	36,36,36,36	0
86	OHX	C3	201	7/7	0.93	0.33	99,99,99,99	7
87	MG	1	4202	1/1	0.93	0.29	59,59,59,59	1
87	MG	7	215	1/1	0.93	0.51	27,27,27,27	0
87	MG	d3	202	1/1	0.93	1.91	49,49,49,49	1
87	MG	7	233	1/1	0.93	0.17	52,52,52,52	0
87	MG	1	3830	1/1	0.93	0.41	40,40,40,40	0
87	MG	6	2110	1/1	0.93	0.26	82,82,82,82	0
87	MG	5	4166	1/1	0.93	0.57	44,44,44,44	0
86	OHX	6	2020	7/7	0.93	0.26	49,49,49,49	7
86	OHX	5	3718	7/7	0.93	0.10	136,136,136,136	7
87	MG	4	228	1/1	0.93	0.13	58,58,58,58	0
86	OHX	4	213	7/7	0.93	0.23	64,64,64,64	7
87	MG	5	4335	1/1	0.93	0.23	35,35,35,35	0
86	OHX	5	3773	7/7	0.93	0.22	145,145,145,145	7
87	MG	1	4327	1/1	0.93	0.45	51,51,51,51	0
87	MG	1	4085	1/1	0.93	0.58	46,46,46,46	0
87	MG	5	4294	1/1	0.93	0.27	39,39,39,39	0
87	MG	5	4220	1/1	0.93	0.21	49,49,49,49	1
87	MG	1	4127	1/1	0.93	0.39	49,49,49,49	0

Continued on next page...

Continued from previous page...

Mol	Type	Chain	Res	Atoms	RSCC	RSR	B-factors(Å ²)	Q<0.9
87	MG	N8	205	1/1	0.93	0.57	31,31,31,31	1
87	MG	5	3887	1/1	0.93	0.30	34,34,34,34	0
87	MG	6	2292	1/1	0.93	0.19	50,50,50,50	1
87	MG	1	3818	1/1	0.93	0.51	58,58,58,58	0
86	OHX	1	3723	7/7	0.93	0.50	57,57,57,57	7
87	MG	2	2115	1/1	0.93	0.71	71,71,71,71	0
87	MG	5	4298	1/1	0.93	0.13	106,106,106,106	0
86	OHX	5	3719	7/7	0.93	0.30	64,64,64,64	7
87	MG	1	3975	1/1	0.93	0.54	41,41,41,41	0
87	MG	3	225	1/1	0.93	0.30	68,68,68,68	0
86	OHX	1	3681	7/7	0.93	0.49	56,56,56,56	7
86	OHX	1	3608	7/7	0.93	0.28	51,51,51,51	7
86	OHX	5	3721	7/7	0.93	0.20	50,50,50,50	7
87	MG	5	4405	1/1	0.93	0.80	70,70,70,70	1
86	OHX	2	2047	7/7	0.93	0.17	106,106,106,106	7
86	OHX	1	3738	7/7	0.93	0.27	68,68,68,68	7
86	OHX	6	2046	7/7	0.93	0.14	100,100,100,100	7
87	MG	5	4393	1/1	0.93	0.41	34,34,34,34	0
87	MG	1	4279	1/1	0.93	0.22	58,58,58,58	0
87	MG	5	4095	1/1	0.93	0.77	60,60,60,60	0
87	MG	5	4374	1/1	0.93	0.27	45,45,45,45	1
87	MG	D6	102	1/1	0.93	0.79	77,77,77,77	0
87	MG	5	4407	1/1	0.93	0.31	48,48,48,48	0
86	OHX	2	2039	7/7	0.93	0.18	103,103,103,103	7
87	MG	1	3994	1/1	0.93	0.42	56,56,56,56	0
86	OHX	1	3671	7/7	0.93	0.32	85,85,85,85	7
86	OHX	6	2030	7/7	0.93	0.19	105,105,105,105	7
86	OHX	1	3659	7/7	0.93	0.28	48,48,48,48	7
86	OHX	5	3615	7/7	0.93	0.31	51,51,51,51	7
87	MG	5	4020	1/1	0.93	0.50	30,30,30,30	0
87	MG	O4	201	1/1	0.93	0.14	77,77,77,77	0
87	MG	1	4213	1/1	0.93	0.38	35,35,35,35	0
86	OHX	2	1999	7/7	0.93	0.19	94,94,94,94	7
87	MG	6	2245	1/1	0.93	0.12	60,60,60,60	0
86	OHX	2	2068	7/7	0.93	0.20	66,66,66,66	7
86	OHX	5	3663	7/7	0.93	0.27	57,57,57,57	7
87	MG	5	4577	1/1	0.93	0.53	44,44,44,44	0
86	OHX	5	3685	7/7	0.93	0.26	88,88,88,88	7
87	MG	l3	411	1/1	0.93	0.51	33,33,33,33	1
86	OHX	6	2040	7/7	0.93	0.27	58,58,58,58	7
87	MG	5	4540	1/1	0.93	0.48	39,39,39,39	1
87	MG	2	2111	1/1	0.93	0.46	63,63,63,63	0

Continued on next page...

Continued from previous page...

Mol	Type	Chain	Res	Atoms	RSCC	RSR	B-factors(Å ²)	Q<0.9
87	MG	1	4304	1/1	0.93	0.49	44,44,44,44	1
88	ZN	Q2	501	1/1	0.93	0.04	73,73,73,73	0
87	MG	5	4276	1/1	0.93	0.45	33,33,33,33	1
87	MG	5	4125	1/1	0.93	0.36	38,38,38,38	0
87	MG	2	2176	1/1	0.93	0.40	84,84,84,84	0
87	MG	1	3946	1/1	0.93	0.61	39,39,39,39	0
87	MG	d4	201	1/1	0.93	0.16	68,68,68,68	0
87	MG	5	4009	1/1	0.93	0.41	38,38,38,38	0
86	OHX	2	2064	7/7	0.93	0.08	130,130,130,130	7
87	MG	5	3932	1/1	0.93	0.22	39,39,39,39	0
87	MG	S4	301	1/1	0.93	0.21	76,76,76,76	0
87	MG	1	3835	1/1	0.93	0.64	41,41,41,41	0
86	OHX	4	218	7/7	0.93	0.27	51,51,51,51	7
87	MG	d9	103	1/1	0.93	0.93	83,83,83,83	1
86	OHX	2	2000	7/7	0.93	0.36	110,110,110,110	7
87	MG	7	226	1/1	0.93	0.19	64,64,64,64	0
86	OHX	6	2031	7/7	0.93	0.17	81,81,81,81	7
87	MG	5	4499	1/1	0.93	0.32	55,55,55,55	0
87	MG	o3	205	1/1	0.93	0.72	35,35,35,35	1
87	MG	6	2242	1/1	0.93	0.24	55,55,55,55	1
87	MG	5	4146	1/1	0.93	0.34	43,43,43,43	0
86	OHX	1	3614	7/7	0.93	0.39	53,53,53,53	7
87	MG	5	4422	1/1	0.93	0.23	35,35,35,35	0
87	MG	1	3870	1/1	0.93	0.46	34,34,34,34	0
87	MG	1	4000	1/1	0.93	0.24	39,39,39,39	0
86	OHX	6	2062	7/7	0.93	0.24	74,74,74,74	7
86	OHX	m0	303	7/7	0.93	0.21	86,86,86,86	7
87	MG	1	4204	1/1	0.93	0.50	60,60,60,60	0
86	OHX	1	3676	7/7	0.93	0.22	71,71,71,71	7
86	OHX	1	3812	7/7	0.93	0.32	88,88,88,88	7
87	MG	5	4127	1/1	0.93	0.52	44,44,44,44	1
87	MG	5	4044	1/1	0.93	0.50	35,35,35,35	0
86	OHX	5	3714	7/7	0.93	0.22	82,82,82,82	7
86	OHX	14	401	7/7	0.93	0.31	69,69,69,69	7
87	MG	5	4308	1/1	0.93	0.28	58,58,58,58	0
87	MG	7	224	1/1	0.93	0.38	55,55,55,55	0
87	MG	5	4236	1/1	0.93	0.31	42,42,42,42	0
87	MG	1	4181	1/1	0.93	0.25	75,75,75,75	0
87	MG	m5	504	1/1	0.93	0.15	45,45,45,45	0
87	MG	2	2151	1/1	0.93	0.52	58,58,58,58	0
87	MG	1	3979	1/1	0.93	0.63	45,45,45,45	0
87	MG	6	2297	1/1	0.93	0.21	70,70,70,70	1

Continued on next page...

Continued from previous page...

Mol	Type	Chain	Res	Atoms	RSCC	RSR	B-factors(Å ²)	Q<0.9
87	MG	1	4198	1/1	0.93	0.52	47,47,47,47	0
87	MG	2	2218	1/1	0.93	0.19	82,82,82,82	0
87	MG	1	4338	1/1	0.93	0.63	37,37,37,37	1
87	MG	6	2125	1/1	0.94	0.50	40,40,40,40	0
86	OHX	5	3715	7/7	0.94	0.22	69,69,69,69	7
86	OHX	6	1997	7/7	0.94	0.20	94,94,94,94	7
87	MG	5	4396	1/1	0.94	0.46	52,52,52,52	1
86	OHX	2	1969	7/7	0.94	0.26	62,62,62,62	7
87	MG	5	4192	1/1	0.94	0.13	36,36,36,36	0
87	MG	5	3920	1/1	0.94	0.27	41,41,41,41	0
86	OHX	6	2075	7/7	0.94	0.31	54,54,54,54	7
87	MG	L4	408	1/1	0.94	0.66	34,34,34,34	1
87	MG	2	2220	1/1	0.94	0.29	70,70,70,70	1
86	OHX	1	3589	7/7	0.94	0.25	50,50,50,50	7
87	MG	1	4270	1/1	0.94	0.15	77,77,77,77	0
87	MG	1	4341	1/1	0.94	0.70	38,38,38,38	1
87	MG	8	222	1/1	0.94	0.38	41,41,41,41	0
86	OHX	5	3786	7/7	0.94	0.33	42,42,42,42	7
87	MG	1	3861	1/1	0.94	0.35	40,40,40,40	0
87	MG	5	3927	1/1	0.94	0.37	38,38,38,38	0
87	MG	4	236	1/1	0.94	0.12	98,98,98,98	0
87	MG	5	4077	1/1	0.94	0.26	34,34,34,34	0
86	OHX	5	3671	7/7	0.94	0.19	56,56,56,56	7
87	MG	1	4289	1/1	0.94	0.19	57,57,57,57	0
86	OHX	1	3704	7/7	0.94	0.48	55,55,55,55	7
87	MG	1	4187	1/1	0.94	0.21	47,47,47,47	1
86	OHX	6	2071	7/7	0.94	0.30	55,55,55,55	7
86	OHX	6	2078	7/7	0.94	0.20	93,93,93,93	7
87	MG	5	4279	1/1	0.94	0.57	36,36,36,36	1
87	MG	5	4446	1/1	0.94	0.32	45,45,45,45	0
87	MG	1	4375	1/1	0.94	0.57	43,43,43,43	1
87	MG	5	4363	1/1	0.94	0.34	42,42,42,42	0
86	OHX	2	2070	7/7	0.94	0.24	78,78,78,78	7
87	MG	5	4201	1/1	0.94	0.19	43,43,43,43	0
87	MG	5	4205	1/1	0.94	0.11	60,60,60,60	0
87	MG	5	4382	1/1	0.94	0.53	47,47,47,47	0
86	OHX	5	3735	7/7	0.94	0.26	62,62,62,62	7
87	MG	6	2109	1/1	0.94	0.35	47,47,47,47	0
87	MG	1	3854	1/1	0.94	0.28	48,48,48,48	0
87	MG	1	4266	1/1	0.94	0.62	33,33,33,33	0
86	OHX	5	3651	7/7	0.94	0.24	63,63,63,63	7
87	MG	6	2176	1/1	0.94	0.16	73,73,73,73	0

Continued on next page...

Continued from previous page...

Mol	Type	Chain	Res	Atoms	RSCC	RSR	B-factors(\AA^2)	Q<0.9
87	MG	1	4161	1/1	0.94	0.40	47,47,47,47	0
87	MG	1	4430	1/1	0.94	0.32	49,49,49,49	0
86	OHX	6	1931	7/7	0.94	0.22	71,71,71,71	7
87	MG	5	4328	1/1	0.94	0.25	53,53,53,53	0
87	MG	6	2276	1/1	0.94	0.52	40,40,40,40	0
86	OHX	5	3760	7/7	0.94	0.17	89,89,89,89	7
87	MG	1	4496	1/1	0.94	0.79	56,56,56,56	1
86	OHX	5	3579	7/7	0.94	0.26	55,55,55,55	7
87	MG	1	4133	1/1	0.94	0.13	83,83,83,83	0
86	OHX	1	3814	7/7	0.94	0.17	149,149,149,149	7
87	MG	1	3929	1/1	0.94	0.56	40,40,40,40	0
87	MG	5	3934	1/1	0.94	0.62	35,35,35,35	0
87	MG	o4	201	1/1	0.94	1.40	70,70,70,70	1
87	MG	1	3956	1/1	0.94	0.55	40,40,40,40	0
87	MG	6	2167	1/1	0.94	0.22	55,55,55,55	0
86	OHX	5	3791	7/7	0.94	0.24	68,68,68,68	7
87	MG	1	3910	1/1	0.94	0.27	44,44,44,44	0
86	OHX	5	3625	7/7	0.94	0.24	52,52,52,52	7
86	OHX	1	3545	7/7	0.94	0.25	91,91,91,91	7
86	OHX	5	3704	7/7	0.94	0.30	67,67,67,67	7
86	OHX	2	2082	7/7	0.94	0.08	137,137,137,137	7
86	OHX	1	3561	7/7	0.94	0.28	76,76,76,76	7
86	OHX	4	214	7/7	0.94	0.41	46,46,46,46	7
86	OHX	s8	301	7/7	0.94	0.18	104,104,104,104	7
87	MG	l2	306	1/1	0.94	0.48	53,53,53,53	1
86	OHX	2	2003	7/7	0.94	0.16	103,103,103,103	7
87	MG	5	4195	1/1	0.94	0.21	35,35,35,35	1
87	MG	5	3842	1/1	0.94	0.15	45,45,45,45	0
87	MG	1	4156	1/1	0.94	0.11	60,60,60,60	0
86	OHX	2	2027	7/7	0.94	0.14	111,111,111,111	7
87	MG	5	3859	1/1	0.94	0.42	32,32,32,32	0
87	MG	1	4292	1/1	0.94	0.19	39,39,39,39	0
86	OHX	6	2038	7/7	0.94	0.14	88,88,88,88	7
87	MG	4	233	1/1	0.94	0.25	43,43,43,43	1
86	OHX	5	3511	7/7	0.94	0.26	61,61,61,61	7
87	MG	2	2231	1/1	0.94	0.30	82,82,82,82	0
86	OHX	6	2048	7/7	0.94	0.29	51,51,51,51	7
87	MG	1	3967	1/1	0.94	0.49	40,40,40,40	0
86	OHX	1	3793	7/7	0.94	0.30	46,46,46,46	7
86	OHX	5	3571	7/7	0.94	0.24	62,62,62,62	7
86	OHX	1	3694	7/7	0.94	0.23	85,85,85,85	7
87	MG	7	214	1/1	0.94	0.22	46,46,46,46	0

Continued on next page...

Continued from previous page...

Mol	Type	Chain	Res	Atoms	RSCC	RSR	B-factors(\AA^2)	Q<0.9
87	MG	1	4437	1/1	0.94	0.47	39,39,39,39	1
86	OHX	2	2031	7/7	0.94	0.25	90,90,90,90	7
87	MG	2	2128	1/1	0.94	0.47	60,60,60,60	0
87	MG	5	4554	1/1	0.94	0.26	43,43,43,43	0
87	MG	6	2241	1/1	0.94	0.16	70,70,70,70	0
87	MG	1	4467	1/1	0.94	0.51	58,58,58,58	0
87	MG	n3	204	1/1	0.94	0.14	42,42,42,42	0
87	MG	1	4120	1/1	0.94	0.40	51,51,51,51	0
87	MG	n8	203	1/1	0.94	0.21	41,41,41,41	0
87	MG	6	2140	1/1	0.94	0.33	44,44,44,44	0
87	MG	L4	403	1/1	0.94	0.41	34,34,34,34	0
87	MG	1	4298	1/1	0.94	0.28	53,53,53,53	0
87	MG	5	4333	1/1	0.94	0.29	43,43,43,43	0
87	MG	M7	207	1/1	0.94	0.28	43,43,43,43	0
87	MG	2	2184	1/1	0.94	0.32	59,59,59,59	0
87	MG	6	2312	1/1	0.94	0.29	75,75,75,75	0
87	MG	1	3963	1/1	0.94	0.44	31,31,31,31	0
86	OHX	7	210	7/7	0.94	0.26	63,63,63,63	7
86	OHX	1	3807	7/7	0.94	0.11	112,112,112,112	7
87	MG	5	4024	1/1	0.94	0.74	37,37,37,37	0
87	MG	2	2248	1/1	0.94	0.12	78,78,78,78	0
87	MG	5	3912	1/1	0.94	0.69	40,40,40,40	0
87	MG	6	2131	1/1	0.94	0.35	53,53,53,53	0
87	MG	4	219	1/1	0.94	0.58	54,54,54,54	0
87	MG	5	3909	1/1	0.94	0.18	49,49,49,49	0
87	MG	1	3817	1/1	0.94	0.40	40,40,40,40	0
86	OHX	3	210	7/7	0.94	0.26	53,53,53,53	7
86	OHX	1	3683	7/7	0.94	0.34	61,61,61,61	7
87	MG	1	3887	1/1	0.94	0.62	31,31,31,31	0
87	MG	O7	107	1/1	0.94	0.60	42,42,42,42	1
87	MG	1	3819	1/1	0.94	0.39	106,106,106,106	0
87	MG	2	2238	1/1	0.94	0.32	89,89,89,89	0
86	OHX	2	2028	7/7	0.94	0.17	134,134,134,134	7
87	MG	5	4571	1/1	0.94	0.64	34,34,34,34	1
86	OHX	1	3617	7/7	0.94	0.24	36,36,36,36	7
87	MG	M3	201	1/1	0.94	0.23	45,45,45,45	0
86	OHX	2	2007	7/7	0.94	0.18	101,101,101,101	7
86	OHX	2	2053	7/7	0.94	0.32	80,80,80,80	7
86	OHX	3	211	7/7	0.94	0.24	81,81,81,81	7
87	MG	6	2216	1/1	0.94	0.18	86,86,86,86	0
87	MG	1	3851	1/1	0.94	0.27	53,53,53,53	0
86	OHX	2	2038	7/7	0.94	0.21	85,85,85,85	7

Continued on next page...

Continued from previous page...

Mol	Type	Chain	Res	Atoms	RSCC	RSR	B-factors(\AA^2)	Q<0.9
87	MG	5	3894	1/1	0.94	0.35	40,40,40,40	1
87	MG	5	4030	1/1	0.94	0.48	34,34,34,34	0
87	MG	C1	202	1/1	0.94	1.17	72,72,72,72	1
87	MG	5	4056	1/1	0.94	0.40	40,40,40,40	0
87	MG	5	4012	1/1	0.94	0.47	33,33,33,33	0
87	MG	5	3986	1/1	0.94	0.40	35,35,35,35	0
86	OHX	4	217	7/7	0.94	0.23	70,70,70,70	7
86	OHX	2	1961	7/7	0.94	0.15	112,112,112,112	7
87	MG	5	3890	1/1	0.94	0.40	46,46,46,46	0
86	OHX	5	3708	7/7	0.94	0.20	43,43,43,43	7
86	OHX	2	1960	7/7	0.94	0.21	97,97,97,97	7
87	MG	5	3914	1/1	0.94	0.56	33,33,33,33	0
87	MG	1	4392	1/1	0.94	1.03	37,37,37,37	1
87	MG	O2	201	1/1	0.94	0.44	30,30,30,30	0
86	OHX	6	1950	7/7	0.94	0.14	100,100,100,100	7
87	MG	2	2129	1/1	0.94	0.26	66,66,66,66	0
87	MG	6	2102	1/1	0.94	0.12	81,81,81,81	0
87	MG	5	4559	1/1	0.94	0.37	73,73,73,73	1
87	MG	5	3863	1/1	0.94	0.34	35,35,35,35	0
86	OHX	2	2002	7/7	0.94	0.29	86,86,86,86	7
87	MG	6	2218	1/1	0.94	0.13	81,81,81,81	0
86	OHX	1	3760	7/7	0.94	0.34	52,52,52,52	7
87	MG	6	2266	1/1	0.94	0.20	71,71,71,71	0
87	MG	1	4303	1/1	0.94	0.82	41,41,41,41	1
87	MG	5	4337	1/1	0.94	0.16	47,47,47,47	0
86	OHX	6	2058	7/7	0.94	0.18	148,148,148,148	7
86	OHX	1	3673	7/7	0.94	0.23	47,47,47,47	7
87	MG	M4	201	1/1	0.94	0.19	53,53,53,53	0
86	OHX	1	3674	7/7	0.94	0.42	64,64,64,64	7
87	MG	Q0	203	1/1	0.94	0.15	52,52,52,52	0
86	OHX	6	1944	7/7	0.94	0.19	60,60,60,60	7
87	MG	5	4209	1/1	0.94	0.12	50,50,50,50	0
86	OHX	1	3530	7/7	0.94	0.24	67,67,67,67	7
87	MG	5	3958	1/1	0.94	0.32	61,61,61,61	0
87	MG	1	4317	1/1	0.94	0.84	38,38,38,38	1
86	OHX	5	3766	7/7	0.94	0.29	66,66,66,66	7
86	OHX	1	3778	7/7	0.94	0.32	56,56,56,56	7
87	MG	4	246	1/1	0.94	0.39	51,51,51,51	0
87	MG	5	3993	1/1	0.94	0.46	29,29,29,29	0
87	MG	1	3871	1/1	0.94	0.35	46,46,46,46	0
87	MG	1	4129	1/1	0.94	0.26	36,36,36,36	0
87	MG	5	4159	1/1	0.94	0.37	37,37,37,37	0

Continued on next page...

Continued from previous page...

Mol	Type	Chain	Res	Atoms	RSCC	RSR	B-factors(\AA^2)	Q<0.9
87	MG	5	3844	1/1	0.94	0.25	36,36,36,36	0
87	MG	6	2133	1/1	0.94	0.26	39,39,39,39	0
87	MG	1	4016	1/1	0.94	0.89	38,38,38,38	0
86	OHX	2	2015	7/7	0.94	0.21	87,87,87,87	7
87	MG	6	2103	1/1	0.94	0.22	66,66,66,66	0
87	MG	17	303	1/1	0.94	0.26	34,34,34,34	1
86	OHX	1	3732	7/7	0.94	0.30	55,55,55,55	7
87	MG	1	3990	1/1	0.94	0.69	31,31,31,31	0
86	OHX	5	3645	7/7	0.94	0.25	68,68,68,68	7
87	MG	1	4186	1/1	0.94	0.25	43,43,43,43	0
86	OHX	5	3752	7/7	0.94	0.23	49,49,49,49	7
86	OHX	6	2059	7/7	0.94	0.25	104,104,104,104	7
86	OHX	1	3788	7/7	0.94	0.22	105,105,105,105	7
86	OHX	2	1954	7/7	0.94	0.26	88,88,88,88	7
87	MG	3	230	1/1	0.94	0.13	58,58,58,58	0
87	MG	m7	209	1/1	0.94	0.80	42,42,42,42	1
87	MG	1	4455	1/1	0.94	0.40	43,43,43,43	0
86	OHX	6	2047	7/7	0.94	0.23	67,67,67,67	7
87	MG	2	2172	1/1	0.94	0.25	65,65,65,65	0
87	MG	5	4501	1/1	0.94	0.41	33,33,33,33	1
87	MG	2	2189	1/1	0.94	0.23	94,94,94,94	0
86	OHX	5	3682	7/7	0.94	0.33	75,75,75,75	7
86	OHX	6	2026	7/7	0.94	0.24	151,151,151,151	7
86	OHX	1	3715	7/7	0.94	0.18	77,77,77,77	7
87	MG	1	4009	1/1	0.94	0.61	48,48,48,48	0
87	MG	6	2123	1/1	0.94	0.23	67,67,67,67	0
87	MG	6	2246	1/1	0.94	0.33	50,50,50,50	1
86	OHX	5	3644	7/7	0.94	0.32	47,47,47,47	7
86	OHX	5	3604	7/7	0.94	0.27	70,70,70,70	7
87	MG	1	4046	1/1	0.94	0.27	59,59,59,59	0
87	MG	6	2112	1/1	0.94	0.51	42,42,42,42	0
86	OHX	1	3740	7/7	0.94	0.38	70,70,70,70	7
86	OHX	8	211	7/7	0.94	0.17	105,105,105,105	7
87	MG	1	3823	1/1	0.94	0.43	31,31,31,31	0
87	MG	L7	301	1/1	0.94	0.18	39,39,39,39	0
87	MG	1	4333	1/1	0.94	0.28	49,49,49,49	0
86	OHX	5	3674	7/7	0.94	0.40	39,39,39,39	7
87	MG	2	2168	1/1	0.94	0.41	68,68,68,68	0
86	OHX	5	3696	7/7	0.94	0.27	49,49,49,49	7
86	OHX	l3	402	7/7	0.94	0.23	73,73,73,73	7
87	MG	5	3867	1/1	0.94	0.14	41,41,41,41	0
86	OHX	1	3789	7/7	0.94	0.36	56,56,56,56	7

Continued on next page...

Continued from previous page...

Mol	Type	Chain	Res	Atoms	RSCC	RSR	B-factors(\AA^2)	Q<0.9
87	MG	1	3961	1/1	0.94	0.57	37,37,37,37	0
87	MG	5	3926	1/1	0.94	0.26	65,65,65,65	0
87	MG	1	4164	1/1	0.94	0.20	62,62,62,62	0
86	OHX	o7	503	7/7	0.94	0.26	53,53,53,53	7
87	MG	5	4458	1/1	0.94	0.25	38,38,38,38	1
87	MG	1	4068	1/1	0.94	0.13	62,62,62,62	0
87	MG	7	238	1/1	0.94	0.82	51,51,51,51	1
86	OHX	6	2010	7/7	0.94	0.33	84,84,84,84	7
87	MG	6	2118	1/1	0.94	0.37	38,38,38,38	0
87	MG	m7	203	1/1	0.94	0.37	33,33,33,33	0
87	MG	5	3879	1/1	0.94	0.42	33,33,33,33	0
86	OHX	2	2061	7/7	0.94	0.22	78,78,78,78	7
87	MG	1	4262	1/1	0.94	0.17	74,74,74,74	0
86	OHX	6	1998	7/7	0.94	0.27	64,64,64,64	7
87	MG	N8	208	1/1	0.94	0.86	45,45,45,45	1
86	OHX	6	2016	7/7	0.94	0.16	91,91,91,91	7
86	OHX	8	215	7/7	0.94	0.51	48,48,48,48	7
86	OHX	1	3764	7/7	0.94	0.42	49,49,49,49	7
87	MG	5	4454	1/1	0.94	0.27	47,47,47,47	0
86	OHX	6	2057	7/7	0.94	0.17	78,78,78,78	7
87	MG	5	4390	1/1	0.94	0.41	39,39,39,39	1
87	MG	1	3831	1/1	0.94	0.23	44,44,44,44	0
87	MG	1	3965	1/1	0.94	0.48	31,31,31,31	0
87	MG	1	4176	1/1	0.94	0.24	72,72,72,72	0
86	OHX	5	3713	7/7	0.94	0.17	70,70,70,70	7
87	MG	5	4058	1/1	0.94	0.42	37,37,37,37	0
87	MG	5	4102	1/1	0.94	0.53	44,44,44,44	0
87	MG	1	4255	1/1	0.94	0.98	48,48,48,48	0
86	OHX	1	3718	7/7	0.94	0.33	73,73,73,73	7
87	MG	1	3906	1/1	0.94	0.39	42,42,42,42	1
87	MG	1	4160	1/1	0.94	0.44	46,46,46,46	0
87	MG	1	3952	1/1	0.94	0.51	48,48,48,48	0
86	OHX	5	3722	7/7	0.94	0.28	76,76,76,76	7
86	OHX	5	3748	7/7	0.94	0.42	54,54,54,54	7
87	MG	2	2186	1/1	0.94	0.29	65,65,65,65	0
87	MG	5	4207	1/1	0.94	0.43	62,62,62,62	0
87	MG	5	4200	1/1	0.94	0.52	43,43,43,43	1
86	OHX	6	2035	7/7	0.94	0.33	82,82,82,82	7
87	MG	1	4313	1/1	0.95	0.44	41,41,41,41	1
86	OHX	1	3648	7/7	0.95	0.30	65,65,65,65	7
87	MG	8	229	1/1	0.95	0.30	52,52,52,52	0
86	OHX	5	3536	7/7	0.95	0.39	53,53,53,53	7

Continued on next page...

Continued from previous page...

Mol	Type	Chain	Res	Atoms	RSCC	RSR	B-factors(\AA^2)	Q<0.9
87	MG	5	3826	1/1	0.95	0.14	35,35,35,35	0
87	MG	6	2171	1/1	0.95	0.22	79,79,79,79	0
86	OHX	5	3711	7/7	0.95	0.28	83,83,83,83	7
87	MG	1	4267	1/1	0.95	0.28	36,36,36,36	0
86	OHX	5	3549	7/7	0.95	0.50	55,55,55,55	7
87	MG	1	4098	1/1	0.95	0.51	46,46,46,46	0
87	MG	5	4193	1/1	0.95	0.88	39,39,39,39	1
87	MG	q2	503	1/1	0.95	0.74	42,42,42,42	1
86	OHX	1	3682	7/7	0.95	0.17	75,75,75,75	7
86	OHX	5	3664	7/7	0.95	0.24	63,63,63,63	7
87	MG	1	3836	1/1	0.95	0.17	38,38,38,38	1
87	MG	2	2228	1/1	0.95	0.61	56,56,56,56	0
86	OHX	6	1959	7/7	0.95	0.35	57,57,57,57	7
86	OHX	1	3702	7/7	0.95	0.38	42,42,42,42	7
87	MG	5	3883	1/1	0.95	0.34	41,41,41,41	0
86	OHX	1	3607	7/7	0.95	0.19	55,55,55,55	7
87	MG	5	4320	1/1	0.95	0.38	35,35,35,35	1
87	MG	5	4483	1/1	0.95	0.25	34,34,34,34	1
86	OHX	1	3726	7/7	0.95	0.22	54,54,54,54	7
86	OHX	2	2013	7/7	0.95	0.08	158,158,158,158	7
86	OHX	5	3775	7/7	0.95	0.24	59,59,59,59	7
87	MG	4	227	1/1	0.95	0.23	58,58,58,58	0
87	MG	5	4558	1/1	0.95	0.41	50,50,50,50	1
87	MG	m3	201	1/1	0.95	0.48	55,55,55,55	1
87	MG	6	2163	1/1	0.95	0.47	40,40,40,40	0
86	OHX	5	3753	7/7	0.95	0.28	49,49,49,49	7
87	MG	5	4001	1/1	0.95	0.59	36,36,36,36	0
87	MG	5	4157	1/1	0.95	0.30	51,51,51,51	0
87	MG	1	4284	1/1	0.95	0.23	50,50,50,50	0
87	MG	2	2155	1/1	0.95	0.56	60,60,60,60	0
87	MG	5	4160	1/1	0.95	0.34	67,67,67,67	0
87	MG	1	3935	1/1	0.95	0.53	32,32,32,32	0
86	OHX	5	3662	7/7	0.95	0.27	45,45,45,45	7
87	MG	1	4245	1/1	0.95	0.80	47,47,47,47	1
87	MG	1	4344	1/1	0.95	0.22	40,40,40,40	0
87	MG	3	213	1/1	0.95	0.15	78,78,78,78	0
87	MG	5	4064	1/1	0.95	0.22	64,64,64,64	0
87	MG	5	4297	1/1	0.95	0.66	33,33,33,33	1
86	OHX	3	207	7/7	0.95	0.17	85,85,85,85	7
87	MG	n0	203	1/1	0.95	0.20	41,41,41,41	0
87	MG	1	3865	1/1	0.95	0.37	42,42,42,42	0
86	OHX	5	3695	7/7	0.95	0.48	55,55,55,55	7

Continued on next page...

Continued from previous page...

Mol	Type	Chain	Res	Atoms	RSCC	RSR	B-factors(\AA^2)	Q<0.9
86	OHX	5	3723	7/7	0.95	0.30	62,62,62,62	7
86	OHX	5	3672	7/7	0.95	0.27	71,71,71,71	7
87	MG	2	2241	1/1	0.95	0.56	60,60,60,60	0
87	MG	5	4117	1/1	0.95	0.71	46,46,46,46	0
87	MG	5	4038	1/1	0.95	0.59	29,29,29,29	0
87	MG	5	4573	1/1	0.95	0.48	30,30,30,30	0
86	OHX	5	3679	7/7	0.95	0.30	47,47,47,47	7
86	OHX	6	1985	7/7	0.95	0.24	90,90,90,90	7
87	MG	5	3954	1/1	0.95	0.41	40,40,40,40	0
87	MG	6	2127	1/1	0.95	0.33	45,45,45,45	0
87	MG	5	4138	1/1	0.95	0.29	100,100,100,100	0
87	MG	6	2147	1/1	0.95	0.43	58,58,58,58	0
86	OHX	1	3670	7/7	0.95	0.28	50,50,50,50	7
87	MG	5	4274	1/1	0.95	0.33	46,46,46,46	0
86	OHX	1	3602	7/7	0.95	0.09	152,152,152,152	7
87	MG	5	4565	1/1	0.95	0.24	37,37,37,37	0
86	OHX	5	3683	7/7	0.95	0.29	60,60,60,60	7
87	MG	1	4166	1/1	0.95	0.60	36,36,36,36	0
86	OHX	5	3736	7/7	0.95	0.18	93,93,93,93	7
87	MG	15	309	1/1	0.95	0.52	54,54,54,54	1
86	OHX	1	3672	7/7	0.95	0.28	46,46,46,46	7
86	OHX	7	209	7/7	0.95	0.27	40,40,40,40	7
87	MG	1	4077	1/1	0.95	0.20	54,54,54,54	0
86	OHX	1	3627	7/7	0.95	0.38	45,45,45,45	7
86	OHX	5	3699	7/7	0.95	0.23	39,39,39,39	7
86	OHX	1	3606	7/7	0.95	0.26	68,68,68,68	7
86	OHX	1	3798	7/7	0.95	0.27	93,93,93,93	7
87	MG	s6	301	1/1	0.95	0.13	71,71,71,71	0
87	MG	5	3945	1/1	0.95	0.42	41,41,41,41	0
86	OHX	O3	201	7/7	0.95	0.31	49,49,49,49	7
86	OHX	5	3688	7/7	0.95	0.53	37,37,37,37	7
87	MG	5	4478	1/1	0.95	0.45	33,33,33,33	0
87	MG	5	3983	1/1	0.95	0.71	35,35,35,35	0
86	OHX	1	3751	7/7	0.95	0.13	146,146,146,146	7
86	OHX	8	206	7/7	0.95	0.23	94,94,94,94	7
87	MG	5	4013	1/1	0.95	0.53	39,39,39,39	0
86	OHX	5	3743	7/7	0.95	0.17	105,105,105,105	7
87	MG	1	4007	1/1	0.95	0.49	46,46,46,46	0
87	MG	1	3966	1/1	0.95	0.40	41,41,41,41	0
86	OHX	1	3535	7/7	0.95	0.30	47,47,47,47	7
87	MG	1	4048	1/1	0.95	0.28	44,44,44,44	0
87	MG	n8	206	1/1	0.95	0.47	37,37,37,37	1

Continued on next page...

Continued from previous page...

Mol	Type	Chain	Res	Atoms	RSCC	RSR	B-factors(Å ²)	Q<0.9
87	MG	1	3920	1/1	0.95	0.29	52,52,52,52	0
86	OHX	5	3642	7/7	0.95	0.32	39,39,39,39	7
87	MG	1	4109	1/1	0.95	0.24	46,46,46,46	0
86	OHX	6	2005	7/7	0.95	0.21	80,80,80,80	7
87	MG	5	4339	1/1	0.95	0.41	43,43,43,43	0
87	MG	5	3848	1/1	0.95	0.44	33,33,33,33	0
87	MG	1	4422	1/1	0.95	0.25	60,60,60,60	0
87	MG	O1	202	1/1	0.95	0.80	60,60,60,60	1
86	OHX	2	2036	7/7	0.95	0.20	123,123,123,123	7
87	MG	l3	413	1/1	0.95	0.72	32,32,32,32	1
86	OHX	1	3700	7/7	0.95	0.24	47,47,47,47	7
87	MG	1	3850	1/1	0.95	0.27	37,37,37,37	0
87	MG	n0	202	1/1	0.95	0.93	38,38,38,38	1
87	MG	5	4326	1/1	0.95	0.31	53,53,53,53	0
87	MG	5	3915	1/1	0.95	0.21	39,39,39,39	0
87	MG	1	3931	1/1	0.95	0.42	41,41,41,41	0
87	MG	1	3939	1/1	0.95	0.51	37,37,37,37	0
86	OHX	1	3701	7/7	0.95	0.34	68,68,68,68	7
87	MG	5	4194	1/1	0.95	0.34	39,39,39,39	0
87	MG	1	4028	1/1	0.95	0.16	48,48,48,48	0
87	MG	8	235	1/1	0.95	0.68	61,61,61,61	1
87	MG	5	4444	1/1	0.95	0.58	39,39,39,39	0
87	MG	1	4149	1/1	0.95	0.19	82,82,82,82	0
86	OHX	1	3758	7/7	0.95	0.20	55,55,55,55	7
87	MG	6	2145	1/1	0.95	0.51	33,33,33,33	0
86	OHX	1	3716	7/7	0.95	0.35	61,61,61,61	7
87	MG	5	4350	1/1	0.95	0.22	44,44,44,44	1
87	MG	1	4013	1/1	0.95	0.61	47,47,47,47	0
87	MG	1	3824	1/1	0.95	0.32	55,55,55,55	0
87	MG	5	4212	1/1	0.95	0.24	41,41,41,41	0
87	MG	1	4004	1/1	0.95	0.26	44,44,44,44	0
87	MG	5	4134	1/1	0.95	0.48	37,37,37,37	0
87	MG	2	2183	1/1	0.95	0.21	66,66,66,66	0
86	OHX	5	3509	7/7	0.95	0.23	66,66,66,66	7
87	MG	1	4491	1/1	0.95	0.14	36,36,36,36	0
86	OHX	5	3705	7/7	0.95	0.27	46,46,46,46	7
86	OHX	1	3639	7/7	0.95	0.16	85,85,85,85	7
86	OHX	2	1949	7/7	0.95	0.15	108,108,108,108	7
86	OHX	15	302	7/7	0.95	0.16	88,88,88,88	7
87	MG	1	4509	1/1	0.95	0.16	90,90,90,90	0
87	MG	5	4424	1/1	0.95	0.21	63,63,63,63	0
87	MG	5	4372	1/1	0.95	0.39	38,38,38,38	1

Continued on next page...

Continued from previous page...

Mol	Type	Chain	Res	Atoms	RSCC	RSR	B-factors(\AA^2)	Q<0.9
87	MG	1	4263	1/1	0.95	0.20	45,45,45,45	1
86	OHX	d9	102	7/7	0.95	0.27	97,97,97,97	7
86	OHX	2	2005	7/7	0.95	0.34	86,86,86,86	7
87	MG	1	4475	1/1	0.95	0.40	62,62,62,62	0
87	MG	5	3965	1/1	0.95	0.16	55,55,55,55	0
86	OHX	1	3619	7/7	0.95	0.35	70,70,70,70	7
87	MG	1	4078	1/1	0.95	0.37	31,31,31,31	0
87	MG	6	2188	1/1	0.95	0.19	52,52,52,52	0
87	MG	1	4411	1/1	0.95	0.38	42,42,42,42	1
86	OHX	1	3792	7/7	0.95	0.16	147,147,147,147	7
86	OHX	5	3784	7/7	0.95	0.53	55,55,55,55	7
86	OHX	2	2006	7/7	0.95	0.30	72,72,72,72	7
87	MG	1	4419	1/1	0.95	0.45	34,34,34,34	1
87	MG	2	2104	1/1	0.95	0.22	70,70,70,70	0
87	MG	M8	202	1/1	0.95	1.44	39,39,39,39	1
87	MG	6	2129	1/1	0.95	0.24	59,59,59,59	0
87	MG	O7	105	1/1	0.95	0.10	51,51,51,51	0
86	OHX	1	3635	7/7	0.95	0.33	45,45,45,45	7
87	MG	5	4248	1/1	0.95	0.21	39,39,39,39	1
86	OHX	2	2001	7/7	0.95	0.27	82,82,82,82	7
87	MG	3	218	1/1	0.95	0.47	35,35,35,35	0
87	MG	5	3976	1/1	0.95	0.40	41,41,41,41	0
86	OHX	2	1991	7/7	0.95	0.13	104,104,104,104	7
87	MG	1	3924	1/1	0.95	0.51	36,36,36,36	0
86	OHX	2	1962	7/7	0.95	0.20	97,97,97,97	7
87	MG	1	3839	1/1	0.95	0.67	46,46,46,46	0
86	OHX	5	3764	7/7	0.95	0.20	71,71,71,71	7
87	MG	5	4537	1/1	0.95	0.20	38,38,38,38	0
86	OHX	5	3694	7/7	0.95	0.27	55,55,55,55	7
86	OHX	L5	301	7/7	0.95	0.18	78,78,78,78	7
86	OHX	5	3654	7/7	0.95	0.34	55,55,55,55	7
86	OHX	5	3622	7/7	0.95	0.31	74,74,74,74	7
87	MG	1	4291	1/1	0.95	0.53	41,41,41,41	0
87	MG	1	3842	1/1	0.95	0.63	45,45,45,45	0
86	OHX	6	2055	7/7	0.95	0.48	59,59,59,59	7
86	OHX	1	3692	7/7	0.95	0.22	65,65,65,65	7
86	OHX	8	214	7/7	0.95	0.18	100,100,100,100	7
87	MG	5	4032	1/1	0.95	0.12	49,49,49,49	0
86	OHX	1	3629	7/7	0.95	0.09	186,186,186,186	7
87	MG	5	3996	1/1	0.95	0.54	31,31,31,31	0
87	MG	5	4162	1/1	0.95	0.37	49,49,49,49	0
86	OHX	6	2000	7/7	0.95	0.32	63,63,63,63	7

Continued on next page...

Continued from previous page...

Mol	Type	Chain	Res	Atoms	RSCC	RSR	B-factors(\AA^2)	Q<0.9
87	MG	1	3874	1/1	0.95	0.68	31,31,31,31	0
87	MG	5	4226	1/1	0.95	0.39	36,36,36,36	0
87	MG	1	4049	1/1	0.95	0.24	42,42,42,42	0
87	MG	5	3967	1/1	0.95	0.80	28,28,28,28	0
86	OHX	1	3555	7/7	0.95	0.17	89,89,89,89	7
86	OHX	6	2033	7/7	0.95	0.20	67,67,67,67	7
86	OHX	1	3661	7/7	0.95	0.34	45,45,45,45	7
86	OHX	2	1965	7/7	0.95	0.20	91,91,91,91	7
87	MG	6	2328	1/1	0.95	1.14	54,54,54,54	1
86	OHX	5	3620	7/7	0.95	0.33	42,42,42,42	7
86	OHX	2	2026	7/7	0.95	0.20	93,93,93,93	7
87	MG	5	4352	1/1	0.95	0.62	54,54,54,54	1
87	MG	6	2261	1/1	0.95	0.36	60,60,60,60	0
87	MG	1	4321	1/1	0.95	0.18	44,44,44,44	1
86	OHX	5	3603	7/7	0.95	0.22	43,43,43,43	7
87	MG	5	4345	1/1	0.95	0.10	95,95,95,95	0
87	MG	6	2331	1/1	0.95	0.53	76,76,76,76	0
87	MG	6	2316	1/1	0.95	0.31	60,60,60,60	1
87	MG	5	4292	1/1	0.95	0.40	37,37,37,37	0
87	MG	5	4242	1/1	0.95	0.37	44,44,44,44	0
87	MG	1	3859	1/1	0.95	0.25	89,89,89,89	0
86	OHX	8	212	7/7	0.95	0.18	85,85,85,85	7
86	OHX	5	3638	7/7	0.95	0.34	73,73,73,73	7
86	OHX	1	3631	7/7	0.95	0.37	51,51,51,51	7
87	MG	2	2127	1/1	0.95	0.33	60,60,60,60	0
87	MG	5	4096	1/1	0.95	0.40	34,34,34,34	0
87	MG	M6	203	1/1	0.95	0.87	40,40,40,40	1
87	MG	5	4093	1/1	0.95	0.79	34,34,34,34	0
87	MG	5	4097	1/1	0.95	0.43	40,40,40,40	0
86	OHX	6	2070	7/7	0.95	0.20	71,71,71,71	7
87	MG	1	4456	1/1	0.95	0.64	56,56,56,56	1
86	OHX	M8	201	7/7	0.95	0.20	53,53,53,53	7
87	MG	5	4525	1/1	0.95	0.26	41,41,41,41	0
87	MG	1	3852	1/1	0.95	0.70	30,30,30,30	0
86	OHX	6	2018	7/7	0.95	0.40	54,54,54,54	7
87	MG	1	3978	1/1	0.95	0.66	28,28,28,28	0
87	MG	5	3964	1/1	0.95	0.44	33,33,33,33	0
86	OHX	6	1971	7/7	0.95	0.16	85,85,85,85	7
87	MG	1	3991	1/1	0.95	0.28	36,36,36,36	0
86	OHX	6	1982	7/7	0.95	0.17	98,98,98,98	7
86	OHX	5	3780	7/7	0.95	0.17	110,110,110,110	7
87	MG	L3	404	1/1	0.95	0.42	42,42,42,42	1

Continued on next page...

Continued from previous page...

Mol	Type	Chain	Res	Atoms	RSCC	RSR	B-factors(Å ²)	Q<0.9
86	OHX	1	3677	7/7	0.95	0.36	74,74,74,74	7
87	MG	1	3974	1/1	0.95	0.31	54,54,54,54	0
86	OHX	6	1999	7/7	0.95	0.18	85,85,85,85	7
87	MG	5	3841	1/1	0.95	0.39	43,43,43,43	0
87	MG	5	4061	1/1	0.95	0.18	51,51,51,51	0
87	MG	1	4445	1/1	0.95	0.25	41,41,41,41	0
87	MG	5	4005	1/1	0.95	0.48	30,30,30,30	0
86	OHX	5	3531	7/7	0.95	0.24	57,57,57,57	7
87	MG	5	4430	1/1	0.95	0.31	45,45,45,45	0
87	MG	1	4421	1/1	0.95	0.21	41,41,41,41	1
86	OHX	6	2029	7/7	0.95	0.23	82,82,82,82	7
87	MG	q1	102	1/1	0.95	0.30	43,43,43,43	0
87	MG	M9	205	1/1	0.95	0.51	68,68,68,68	1
87	MG	L4	404	1/1	0.95	0.62	42,42,42,42	1
87	MG	1	4323	1/1	0.95	0.40	42,42,42,42	1
87	MG	5	4410	1/1	0.95	0.22	47,47,47,47	1
87	MG	5	4379	1/1	0.95	0.34	37,37,37,37	1
87	MG	5	4515	1/1	0.95	0.55	34,34,34,34	0
86	OHX	1	3551	7/7	0.95	0.29	65,65,65,65	7
86	OHX	1	3656	7/7	0.95	0.36	69,69,69,69	7
87	MG	1	4507	1/1	0.95	0.68	36,36,36,36	1
86	OHX	6	1980	7/7	0.95	0.23	61,61,61,61	7
86	OHX	2	2051	7/7	0.95	0.28	86,86,86,86	7
87	MG	1	4415	1/1	0.95	0.23	60,60,60,60	1
87	MG	5	4471	1/1	0.95	0.35	55,55,55,55	0
86	OHX	1	3664	7/7	0.95	0.40	65,65,65,65	7
87	MG	6	2296	1/1	0.95	0.71	54,54,54,54	1
87	MG	6	2120	1/1	0.95	0.32	43,43,43,43	0
87	MG	5	4377	1/1	0.95	0.29	36,36,36,36	1
87	MG	4	226	1/1	0.95	0.36	61,61,61,61	0
87	MG	5	4016	1/1	0.95	0.72	29,29,29,29	0
86	OHX	1	3559	7/7	0.95	0.23	90,90,90,90	7
86	OHX	1	3546	7/7	0.95	0.27	52,52,52,52	7
86	OHX	5	3724	7/7	0.95	0.28	58,58,58,58	7
87	MG	2	2229	1/1	0.95	0.14	84,84,84,84	0
86	OHX	1	3630	7/7	0.95	0.28	57,57,57,57	7
87	MG	1	4412	1/1	0.95	0.49	32,32,32,32	1
86	OHX	5	3749	7/7	0.95	0.37	39,39,39,39	7
86	OHX	1	3451	7/7	0.96	0.31	77,77,77,77	7
87	MG	2	2199	1/1	0.96	0.36	81,81,81,81	0
87	MG	1	4290	1/1	0.96	0.28	40,40,40,40	1
87	MG	L3	408	1/1	0.96	0.81	53,53,53,53	1

Continued on next page...

Continued from previous page...

Mol	Type	Chain	Res	Atoms	RSCC	RSR	B-factors(\AA^2)	Q<0.9
87	MG	5	4465	1/1	0.96	0.15	44,44,44,44	0
87	MG	1	4159	1/1	0.96	0.23	45,45,45,45	0
87	MG	D9	105	1/1	0.96	0.50	76,76,76,76	0
86	OHX	5	3601	7/7	0.96	0.18	89,89,89,89	7
86	OHX	5	3606	7/7	0.96	0.16	74,74,74,74	7
87	MG	5	4305	1/1	0.96	0.28	34,34,34,34	1
87	MG	1	3914	1/1	0.96	0.44	34,34,34,34	0
87	MG	1	3898	1/1	0.96	0.38	48,48,48,48	0
86	OHX	1	3511	7/7	0.96	0.23	66,66,66,66	7
87	MG	5	4512	1/1	0.96	0.45	53,53,53,53	1
87	MG	1	4071	1/1	0.96	0.42	40,40,40,40	0
86	OHX	4	210	7/7	0.96	0.14	101,101,101,101	7
87	MG	l3	406	1/1	0.96	0.55	31,31,31,31	1
87	MG	q1	103	1/1	0.96	0.43	46,46,46,46	1
87	MG	1	4044	1/1	0.96	0.22	69,69,69,69	0
86	OHX	5	3687	7/7	0.96	0.28	46,46,46,46	7
86	OHX	2	1943	7/7	0.96	0.15	95,95,95,95	7
86	OHX	1	3626	7/7	0.96	0.35	84,84,84,84	7
87	MG	1	4038	1/1	0.96	0.34	45,45,45,45	0
87	MG	6	2180	1/1	0.96	0.41	52,52,52,52	0
87	MG	5	4325	1/1	0.96	0.17	74,74,74,74	0
86	OHX	1	3566	7/7	0.96	0.20	92,92,92,92	7
87	MG	5	3924	1/1	0.96	0.30	42,42,42,42	0
86	OHX	6	1961	7/7	0.96	0.33	65,65,65,65	7
87	MG	5	3831	1/1	0.96	0.19	43,43,43,43	0
86	OHX	2	1994	7/7	0.96	0.12	111,111,111,111	7
87	MG	5	3881	1/1	0.96	0.25	41,41,41,41	0
86	OHX	1	3579	7/7	0.96	0.24	53,53,53,53	7
86	OHX	2	2040	7/7	0.96	0.16	88,88,88,88	7
86	OHX	5	3626	7/7	0.96	0.27	69,69,69,69	7
87	MG	8	226	1/1	0.96	0.27	63,63,63,63	0
87	MG	M7	205	1/1	0.96	0.42	42,42,42,42	0
87	MG	5	4271	1/1	0.96	0.48	40,40,40,40	1
87	MG	l5	308	1/1	0.96	1.26	49,49,49,49	1
87	MG	6	2126	1/1	0.96	0.46	43,43,43,43	0
87	MG	1	3932	1/1	0.96	0.49	28,28,28,28	0
86	OHX	6	1966	7/7	0.96	0.31	56,56,56,56	7
86	OHX	5	3539	7/7	0.96	0.28	54,54,54,54	7
86	OHX	2	1970	7/7	0.96	0.22	89,89,89,89	7
87	MG	5	3972	1/1	0.96	0.62	31,31,31,31	0
86	OHX	1	3634	7/7	0.96	0.08	121,121,121,121	7
86	OHX	5	3774	7/7	0.96	0.15	66,66,66,66	7

Continued on next page...

Continued from previous page...

Mol	Type	Chain	Res	Atoms	RSCC	RSR	B-factors(Å ²)	Q<0.9
87	MG	1	4027	1/1	0.96	0.32	43,43,43,43	0
86	OHX	5	3527	7/7	0.96	0.25	49,49,49,49	7
86	OHX	5	3668	7/7	0.96	0.22	39,39,39,39	7
86	OHX	2	1931	7/7	0.96	0.16	116,116,116,116	7
86	OHX	1	3663	7/7	0.96	0.33	48,48,48,48	7
86	OHX	1	3642	7/7	0.96	0.26	52,52,52,52	7
86	OHX	5	3697	7/7	0.96	0.46	44,44,44,44	7
87	MG	6	2108	1/1	0.96	0.23	98,98,98,98	0
87	MG	N6	202	1/1	0.96	0.48	58,58,58,58	1
86	OHX	2	2033	7/7	0.96	0.12	113,113,113,113	7
87	MG	5	4247	1/1	0.96	0.48	37,37,37,37	0
87	MG	1	3904	1/1	0.96	0.28	42,42,42,42	0
87	MG	5	4084	1/1	0.96	0.23	41,41,41,41	0
86	OHX	6	1938	7/7	0.96	0.19	69,69,69,69	7
87	MG	5	4116	1/1	0.96	0.81	36,36,36,36	1
86	OHX	1	3693	7/7	0.96	0.32	81,81,81,81	7
86	OHX	1	3714	7/7	0.96	0.29	45,45,45,45	7
87	MG	sM	202	1/1	0.96	0.47	44,44,44,44	0
87	MG	1	4272	1/1	0.96	0.17	46,46,46,46	1
87	MG	m5	505	1/1	0.96	0.49	58,58,58,58	0
86	OHX	5	3684	7/7	0.96	0.59	43,43,43,43	7
87	MG	5	4340	1/1	0.96	0.56	34,34,34,34	0
87	MG	1	4250	1/1	0.96	0.44	53,53,53,53	1
87	MG	5	4278	1/1	0.96	0.51	35,35,35,35	1
87	MG	5	4182	1/1	0.96	0.28	66,66,66,66	0
86	OHX	6	2015	7/7	0.96	0.32	65,65,65,65	7
86	OHX	1	3655	7/7	0.96	0.21	64,64,64,64	7
87	MG	1	4409	1/1	0.96	0.25	46,46,46,46	0
86	OHX	1	3636	7/7	0.96	0.26	75,75,75,75	7
87	MG	5	4006	1/1	0.96	0.60	37,37,37,37	0
87	MG	5	4161	1/1	0.96	0.47	38,38,38,38	0
87	MG	6	2121	1/1	0.96	0.38	61,61,61,61	0
87	MG	5	4370	1/1	0.96	1.03	47,47,47,47	1
87	MG	5	4241	1/1	0.96	0.40	38,38,38,38	1
86	OHX	1	3720	7/7	0.96	0.15	104,104,104,104	7
87	MG	1	4326	1/1	0.96	0.14	42,42,42,42	0
87	MG	5	4144	1/1	0.96	0.23	44,44,44,44	0
87	MG	6	2149	1/1	0.96	0.29	65,65,65,65	0
87	MG	1	4448	1/1	0.96	0.29	37,37,37,37	1
86	OHX	6	1969	7/7	0.96	0.24	68,68,68,68	7
86	OHX	2	1973	7/7	0.96	0.19	103,103,103,103	7
87	MG	1	3911	1/1	0.96	0.33	40,40,40,40	0

Continued on next page...

Continued from previous page...

Mol	Type	Chain	Res	Atoms	RSCC	RSR	B-factors(Å ²)	Q<0.9
87	MG	5	4480	1/1	0.96	0.72	50,50,50,50	1
86	OHX	2	2069	7/7	0.96	0.25	78,78,78,78	7
86	OHX	1	3698	7/7	0.96	0.20	51,51,51,51	7
87	MG	5	4232	1/1	0.96	0.67	35,35,35,35	1
87	MG	1	4429	1/1	0.96	0.42	49,49,49,49	1
87	MG	1	3921	1/1	0.96	0.48	37,37,37,37	0
86	OHX	2	1955	7/7	0.96	0.18	91,91,91,91	7
87	MG	1	4356	1/1	0.96	0.26	88,88,88,88	0
87	MG	5	3843	1/1	0.96	0.23	62,62,62,62	0
87	MG	1	4249	1/1	0.96	0.16	54,54,54,54	0
87	MG	6	2177	1/1	0.96	0.29	80,80,80,80	0
86	OHX	6	2067	7/7	0.96	0.30	70,70,70,70	7
87	MG	5	3861	1/1	0.96	0.35	36,36,36,36	0
86	OHX	2	1993	7/7	0.96	0.18	80,80,80,80	7
87	MG	5	3895	1/1	0.96	0.14	59,59,59,59	0
86	OHX	5	3564	7/7	0.96	0.25	89,89,89,89	7
87	MG	6	2160	1/1	0.96	0.42	59,59,59,59	0
87	MG	5	4017	1/1	0.96	0.65	33,33,33,33	0
87	MG	6	2204	1/1	0.96	0.17	47,47,47,47	0
87	MG	2	2141	1/1	0.96	0.29	67,67,67,67	0
86	OHX	5	3568	7/7	0.96	0.32	53,53,53,53	7
86	OHX	5	3532	7/7	0.96	0.24	38,38,38,38	7
87	MG	7	239	1/1	0.96	0.81	50,50,50,50	1
87	MG	5	3961	1/1	0.96	0.64	29,29,29,29	0
87	MG	L3	405	1/1	0.96	0.25	42,42,42,42	0
87	MG	1	3934	1/1	0.96	0.36	40,40,40,40	0
87	MG	1	3875	1/1	0.96	0.62	35,35,35,35	0
87	MG	1	3995	1/1	0.96	0.71	36,36,36,36	0
87	MG	5	3878	1/1	0.96	0.58	54,54,54,54	0
87	MG	5	4314	1/1	0.96	0.18	33,33,33,33	0
87	MG	5	3973	1/1	0.96	0.49	34,34,34,34	0
86	OHX	1	3517	7/7	0.96	0.26	61,61,61,61	7
86	OHX	1	3583	7/7	0.96	0.34	54,54,54,54	7
86	OHX	5	3670	7/7	0.96	0.18	51,51,51,51	7
87	MG	5	3846	1/1	0.96	0.31	43,43,43,43	0
86	OHX	5	3677	7/7	0.96	0.24	48,48,48,48	7
86	OHX	1	3603	7/7	0.96	0.29	128,128,128,128	7
86	OHX	5	3551	7/7	0.96	0.20	66,66,66,66	7
87	MG	n8	201	1/1	0.96	0.37	33,33,33,33	0
86	OHX	5	3594	7/7	0.96	0.35	42,42,42,42	7
86	OHX	1	3711	7/7	0.96	0.24	67,67,67,67	7
87	MG	1	4174	1/1	0.96	0.36	35,35,35,35	0

Continued on next page...

Continued from previous page...

Mol	Type	Chain	Res	Atoms	RSCC	RSR	B-factors(Å ²)	Q<0.9
86	OHX	5	3665	7/7	0.96	0.48	47,47,47,47	7
86	OHX	5	3613	7/7	0.96	0.22	70,70,70,70	7
87	MG	5	4329	1/1	0.96	0.38	47,47,47,47	0
86	OHX	D9	102	7/7	0.96	0.19	83,83,83,83	7
87	MG	1	3917	1/1	0.96	0.19	49,49,49,49	0
86	OHX	5	3692	7/7	0.96	0.30	38,38,38,38	7
87	MG	5	4111	1/1	0.96	0.57	36,36,36,36	0
86	OHX	1	3572	7/7	0.96	0.15	95,95,95,95	7
87	MG	1	4312	1/1	0.96	0.23	41,41,41,41	0
86	OHX	5	3634	7/7	0.96	0.26	42,42,42,42	7
87	MG	2	2233	1/1	0.96	0.20	72,72,72,72	0
86	OHX	5	3557	7/7	0.96	0.24	49,49,49,49	7
86	OHX	2	1988	7/7	0.96	0.20	80,80,80,80	7
87	MG	1	4403	1/1	0.96	0.35	65,65,65,65	0
86	OHX	6	1996	7/7	0.96	0.14	90,90,90,90	7
86	OHX	2	2073	7/7	0.96	0.18	89,89,89,89	7
86	OHX	1	3611	7/7	0.96	0.25	42,42,42,42	7
87	MG	1	3962	1/1	0.96	0.23	46,46,46,46	0
87	MG	2	2250	1/1	0.96	0.22	79,79,79,79	0
86	OHX	2	1933	7/7	0.96	0.28	71,71,71,71	7
87	MG	1	3863	1/1	0.96	0.36	38,38,38,38	0
87	MG	5	4189	1/1	0.96	0.41	35,35,35,35	1
87	MG	5	4461	1/1	0.96	0.86	45,45,45,45	1
86	OHX	5	3596	7/7	0.96	0.26	43,43,43,43	7
86	OHX	5	3555	7/7	0.96	0.27	60,60,60,60	7
86	OHX	1	3706	7/7	0.96	0.69	60,60,60,60	7
86	OHX	5	3698	7/7	0.96	0.16	66,66,66,66	7
87	MG	5	4113	1/1	0.96	0.29	39,39,39,39	0
86	OHX	5	3817	7/7	0.96	0.17	85,85,85,85	7
86	OHX	1	3813	7/7	0.96	0.25	60,60,60,60	7
87	MG	5	4034	1/1	0.96	0.09	45,45,45,45	0
87	MG	1	4011	1/1	0.96	0.61	31,31,31,31	0
86	OHX	5	3717	7/7	0.96	0.18	56,56,56,56	7
86	OHX	5	3631	7/7	0.96	0.32	89,89,89,89	7
87	MG	o7	504	1/1	0.96	0.48	37,37,37,37	1
86	OHX	1	3533	7/7	0.96	0.18	129,129,129,129	7
87	MG	6	2158	1/1	0.96	0.52	40,40,40,40	0
86	OHX	6	2091	7/7	0.96	0.15	96,96,96,96	7
86	OHX	5	3643	7/7	0.96	0.32	53,53,53,53	7
86	OHX	1	3654	7/7	0.96	0.36	65,65,65,65	7
87	MG	5	4291	1/1	0.96	0.22	35,35,35,35	1
87	MG	5	3898	1/1	0.96	0.37	39,39,39,39	0

Continued on next page...

Continued from previous page...

Mol	Type	Chain	Res	Atoms	RSCC	RSR	B-factors(Å ²)	Q<0.9
86	OHX	5	3811	7/7	0.96	0.61	44,44,44,44	7
86	OHX	5	3610	7/7	0.96	0.50	60,60,60,60	7
86	OHX	6	1925	7/7	0.96	0.20	87,87,87,87	7
86	OHX	1	3669	7/7	0.96	0.40	54,54,54,54	7
86	OHX	6	1992	7/7	0.96	0.18	71,71,71,71	7
87	MG	6	2230	1/1	0.96	0.40	59,59,59,59	0
86	OHX	5	3659	7/7	0.96	0.19	58,58,58,58	7
86	OHX	2	1968	7/7	0.96	0.38	77,77,77,77	7
87	MG	6	2104	1/1	0.96	0.33	52,52,52,52	0
86	OHX	6	2001	7/7	0.96	0.35	68,68,68,68	7
86	OHX	1	3679	7/7	0.96	0.20	42,42,42,42	7
86	OHX	5	3590	7/7	0.96	0.15	83,83,83,83	7
87	MG	2	2112	1/1	0.96	0.59	69,69,69,69	0
86	OHX	1	3543	7/7	0.96	0.17	64,64,64,64	7
87	MG	m8	1504	1/1	0.96	0.94	42,42,42,42	1
87	MG	1	4167	1/1	0.96	0.67	42,42,42,42	1
87	MG	l3	408	1/1	0.96	0.41	31,31,31,31	0
87	MG	1	4268	1/1	0.96	0.41	32,32,32,32	0
86	OHX	5	3809	7/7	0.96	0.33	86,86,86,86	7
86	OHX	8	208	7/7	0.96	0.23	63,63,63,63	7
87	MG	5	3906	1/1	0.96	0.53	48,48,48,48	0
87	MG	1	4033	1/1	0.96	0.34	73,73,73,73	0
86	OHX	1	3604	7/7	0.96	0.37	62,62,62,62	7
87	MG	5	4215	1/1	0.96	0.36	38,38,38,38	0
86	OHX	1	3657	7/7	0.96	0.24	40,40,40,40	7
86	OHX	1	3649	7/7	0.96	0.23	52,52,52,52	7
87	MG	1	4451	1/1	0.96	0.55	58,58,58,58	1
86	OHX	1	3539	7/7	0.96	0.16	147,147,147,147	7
87	MG	5	3913	1/1	0.96	0.26	55,55,55,55	0
86	OHX	1	3665	7/7	0.96	0.36	59,59,59,59	7
87	MG	3	222	1/1	0.96	0.31	45,45,45,45	0
86	OHX	5	3533	7/7	0.96	0.22	47,47,47,47	7
87	MG	1	3947	1/1	0.96	0.50	37,37,37,37	0
86	OHX	1	3534	7/7	0.96	0.29	65,65,65,65	7
86	OHX	6	1991	7/7	0.96	0.15	83,83,83,83	7
87	MG	1	4489	1/1	0.96	0.64	56,56,56,56	1
87	MG	N1	201	1/1	0.96	0.52	42,42,42,42	1
87	MG	N8	203	1/1	0.96	0.62	33,33,33,33	0
87	MG	5	4551	1/1	0.96	0.60	41,41,41,41	1
87	MG	5	4433	1/1	0.96	0.67	45,45,45,45	1
86	OHX	2	1946	7/7	0.96	0.12	110,110,110,110	7
87	MG	5	4404	1/1	0.96	0.93	38,38,38,38	1

Continued on next page...

Continued from previous page...

Mol	Type	Chain	Res	Atoms	RSCC	RSR	B-factors(\AA^2)	Q<0.9
87	MG	1	4353	1/1	0.96	0.30	59,59,59,59	0
87	MG	1	4397	1/1	0.96	0.40	38,38,38,38	1
86	OHX	5	3815	7/7	0.96	0.34	66,66,66,66	7
87	MG	5	3919	1/1	0.96	0.64	44,44,44,44	0
87	MG	1	3940	1/1	0.96	0.66	38,38,38,38	0
87	MG	6	2243	1/1	0.96	0.39	68,68,68,68	0
87	MG	1	3816	1/1	0.96	0.67	49,49,49,49	0
86	OHX	1	3691	7/7	0.96	0.21	67,67,67,67	7
86	OHX	m0	304	7/7	0.96	0.34	43,43,43,43	7
87	MG	1	4436	1/1	0.96	0.20	41,41,41,41	0
86	OHX	1	3685	7/7	0.96	0.17	95,95,95,95	7
87	MG	5	4343	1/1	0.96	0.95	53,53,53,53	1
87	MG	1	4253	1/1	0.96	0.32	66,66,66,66	0
87	MG	1	4015	1/1	0.96	0.54	53,53,53,53	0
87	MG	6	2327	1/1	0.96	0.38	78,78,78,78	0
86	OHX	O7	103	7/7	0.96	0.24	60,60,60,60	7
86	OHX	SR	401	7/7	0.96	0.12	130,130,130,130	7
86	OHX	2	1947	7/7	0.96	0.17	130,130,130,130	7
87	MG	1	4385	1/1	0.96	0.37	32,32,32,32	1
87	MG	1	3927	1/1	0.96	0.87	40,40,40,40	0
86	OHX	5	3707	7/7	0.96	0.16	46,46,46,46	7
86	OHX	5	3506	7/7	0.96	0.25	41,41,41,41	7
86	OHX	1	3771	7/7	0.96	0.52	52,52,52,52	7
87	MG	5	4306	1/1	0.96	0.73	35,35,35,35	1
87	MG	1	4040	1/1	0.96	0.31	47,47,47,47	0
86	OHX	1	3748	7/7	0.96	0.24	89,89,89,89	7
87	MG	5	4036	1/1	0.96	0.54	34,34,34,34	0
87	MG	1	4410	1/1	0.96	0.41	56,56,56,56	0
87	MG	m9	202	1/1	0.96	0.70	54,54,54,54	1
87	MG	6	2100	1/1	0.96	0.13	60,60,60,60	0
86	OHX	2	1998	7/7	0.96	0.14	94,94,94,94	7
86	OHX	2	2023	7/7	0.96	0.24	71,71,71,71	7
87	MG	5	4237	1/1	0.96	0.47	36,36,36,36	1
87	MG	1	4022	1/1	0.96	0.77	22,22,22,22	0
87	MG	5	4025	1/1	0.96	0.44	32,32,32,32	0
87	MG	5	4059	1/1	0.96	0.44	39,39,39,39	0
87	MG	m8	1503	1/1	0.96	0.57	52,52,52,52	0
86	OHX	6	1964	7/7	0.96	0.26	49,49,49,49	7
87	MG	5	4015	1/1	0.96	0.74	38,38,38,38	0
87	MG	o2	203	1/1	0.96	0.36	34,34,34,34	1
87	MG	6	2174	1/1	0.96	0.37	58,58,58,58	0
87	MG	5	3876	1/1	0.96	0.36	33,33,33,33	0

Continued on next page...

Continued from previous page...

Mol	Type	Chain	Res	Atoms	RSCC	RSR	B-factors(\AA^2)	Q<0.9
87	MG	1	4383	1/1	0.96	0.54	33,33,33,33	1
86	OHX	1	3765	7/7	0.96	0.20	93,93,93,93	7
86	OHX	6	1979	7/7	0.96	0.23	79,79,79,79	7
87	MG	1	4030	1/1	0.96	0.24	46,46,46,46	0
86	OHX	6	1953	7/7	0.96	0.20	137,137,137,137	7
87	MG	5	3985	1/1	0.96	0.64	50,50,50,50	0
87	MG	1	4092	1/1	0.96	0.57	42,42,42,42	0
87	MG	1	3930	1/1	0.96	0.13	41,41,41,41	0
87	MG	1	3918	1/1	0.96	0.23	57,57,57,57	0
86	OHX	1	3505	7/7	0.96	0.29	50,50,50,50	7
87	MG	5	3988	1/1	0.96	0.58	28,28,28,28	0
87	MG	1	4447	1/1	0.96	0.35	44,44,44,44	0
87	MG	1	3948	1/1	0.96	0.18	34,34,34,34	0
87	MG	6	2291	1/1	0.96	0.32	65,65,65,65	0
87	MG	5	3829	1/1	0.96	0.47	39,39,39,39	0
87	MG	5	3872	1/1	0.96	0.41	32,32,32,32	0
87	MG	5	3992	1/1	0.96	0.62	33,33,33,33	0
86	OHX	1	3746	7/7	0.96	0.20	71,71,71,71	7
87	MG	5	4470	1/1	0.96	0.26	36,36,36,36	1
87	MG	12	307	1/1	0.96	0.92	46,46,46,46	1
86	OHX	5	3608	7/7	0.96	0.35	44,44,44,44	7
86	OHX	5	3493	7/7	0.96	0.23	67,67,67,67	7
87	MG	17	302	1/1	0.96	0.61	35,35,35,35	1
87	MG	1	4113	1/1	0.96	0.27	49,49,49,49	0
86	OHX	1	3615	7/7	0.96	0.18	68,68,68,68	7
86	OHX	6	2097	7/7	0.96	0.24	70,70,70,70	7
86	OHX	1	3516	7/7	0.96	0.22	65,65,65,65	7
86	OHX	6	2069	7/7	0.96	0.16	78,78,78,78	7
87	MG	5	4399	1/1	0.96	0.97	46,46,46,46	1
86	OHX	1	3616	7/7	0.96	0.29	60,60,60,60	7
86	OHX	5	3777	7/7	0.96	0.41	38,38,38,38	7
87	MG	1	4020	1/1	0.96	0.49	32,32,32,32	0
87	MG	L4	406	1/1	0.96	0.67	38,38,38,38	1
87	MG	5	3892	1/1	0.96	0.26	46,46,46,46	0
87	MG	5	4028	1/1	0.96	0.29	38,38,38,38	0
87	MG	1	3949	1/1	0.96	0.46	31,31,31,31	0
86	OHX	6	1976	7/7	0.96	0.14	95,95,95,95	7
87	MG	2	2092	1/1	0.96	0.62	40,40,40,40	0
86	OHX	1	3538	7/7	0.96	0.22	62,62,62,62	7
86	OHX	6	1933	7/7	0.97	0.16	82,82,82,82	7
87	MG	5	4004	1/1	0.97	0.59	42,42,42,42	0
86	OHX	6	2090	7/7	0.97	0.18	68,68,68,68	7

Continued on next page...

Continued from previous page...

Mol	Type	Chain	Res	Atoms	RSCC	RSR	B-factors(Å ²)	Q<0.9
87	MG	6	2269	1/1	0.97	0.12	89,89,89,89	0
86	OHX	6	2009	7/7	0.97	0.30	56,56,56,56	7
87	MG	5	3938	1/1	0.97	0.69	28,28,28,28	0
87	MG	O2	204	1/1	0.97	0.18	33,33,33,33	0
86	OHX	2	1974	7/7	0.97	0.21	137,137,137,137	7
86	OHX	1	3521	7/7	0.97	0.48	59,59,59,59	7
87	MG	1	4314	1/1	0.97	0.28	40,40,40,40	1
86	OHX	5	3534	7/7	0.97	0.23	42,42,42,42	7
86	OHX	5	3537	7/7	0.97	0.13	114,114,114,114	7
87	MG	6	2264	1/1	0.97	0.35	46,46,46,46	1
86	OHX	1	3713	7/7	0.97	0.30	58,58,58,58	7
86	OHX	6	1986	7/7	0.97	0.17	73,73,73,73	7
87	MG	5	3970	1/1	0.97	0.68	38,38,38,38	0
87	MG	6	2280	1/1	0.97	0.18	46,46,46,46	0
86	OHX	2	1959	7/7	0.97	0.17	127,127,127,127	7
86	OHX	2	1990	7/7	0.97	0.13	111,111,111,111	7
87	MG	1	4168	1/1	0.97	0.15	35,35,35,35	1
87	MG	5	4197	1/1	0.97	0.28	36,36,36,36	0
87	MG	L4	407	1/1	0.97	0.46	55,55,55,55	1
87	MG	1	3905	1/1	0.97	0.20	48,48,48,48	0
86	OHX	1	3558	7/7	0.97	0.20	62,62,62,62	7
86	OHX	2	2012	7/7	0.97	0.13	102,102,102,102	7
87	MG	6	2196	1/1	0.97	0.31	45,45,45,45	1
86	OHX	5	3802	7/7	0.97	0.22	55,55,55,55	7
86	OHX	5	3611	7/7	0.97	0.21	52,52,52,52	7
87	MG	1	3873	1/1	0.97	0.73	39,39,39,39	0
87	MG	5	3950	1/1	0.97	0.60	36,36,36,36	0
87	MG	5	4477	1/1	0.97	1.27	38,38,38,38	1
87	MG	5	3870	1/1	0.97	0.49	34,34,34,34	0
87	MG	5	4152	1/1	0.97	0.35	40,40,40,40	0
86	OHX	1	3633	7/7	0.97	0.26	79,79,79,79	7
87	MG	1	3971	1/1	0.97	0.23	43,43,43,43	0
86	OHX	6	2082	7/7	0.97	0.27	54,54,54,54	7
87	MG	1	4471	1/1	0.97	0.26	33,33,33,33	1
86	OHX	2	1981	7/7	0.97	0.26	106,106,106,106	7
86	OHX	8	204	7/7	0.97	0.22	66,66,66,66	7
86	OHX	5	3771	7/7	0.97	0.24	60,60,60,60	7
86	OHX	6	2019	7/7	0.97	0.28	55,55,55,55	7
86	OHX	5	3693	7/7	0.97	0.24	45,45,45,45	7
86	OHX	1	3502	7/7	0.97	0.26	63,63,63,63	7
86	OHX	5	3621	7/7	0.97	0.29	43,43,43,43	7
86	OHX	5	3646	7/7	0.97	0.35	52,52,52,52	7

Continued on next page...

Continued from previous page...

Mol	Type	Chain	Res	Atoms	RSCC	RSR	B-factors(Å ²)	Q<0.9
86	OHX	5	3569	7/7	0.97	0.27	78,78,78,78	7
86	OHX	1	3618	7/7	0.97	0.20	78,78,78,78	7
86	OHX	2	1976	7/7	0.97	0.18	92,92,92,92	7
86	OHX	1	3637	7/7	0.97	0.33	76,76,76,76	7
86	OHX	2	1937	7/7	0.97	0.15	94,94,94,94	7
86	OHX	2	2017	7/7	0.97	0.13	108,108,108,108	7
87	MG	n8	204	1/1	0.97	0.54	55,55,55,55	1
86	OHX	1	3658	7/7	0.97	0.24	49,49,49,49	7
86	OHX	7	207	7/7	0.97	0.20	78,78,78,78	7
86	OHX	6	1970	7/7	0.97	0.13	88,88,88,88	7
87	MG	5	4277	1/1	0.97	0.53	35,35,35,35	1
87	MG	5	4019	1/1	0.97	0.56	30,30,30,30	0
86	OHX	2	2050	7/7	0.97	0.10	96,96,96,96	7
86	OHX	O7	102	7/7	0.97	0.20	73,73,73,73	7
87	MG	6	2099	1/1	0.97	0.54	43,43,43,43	0
87	MG	5	4118	1/1	0.97	0.40	32,32,32,32	1
87	MG	5	4504	1/1	0.97	0.68	39,39,39,39	1
87	MG	q0	202	1/1	0.97	0.14	42,42,42,42	0
86	OHX	5	3640	7/7	0.97	0.14	73,73,73,73	7
87	MG	4	245	1/1	0.97	0.39	95,95,95,95	0
86	OHX	1	3532	7/7	0.97	0.26	59,59,59,59	7
87	MG	6	2318	1/1	0.97	0.38	54,54,54,54	0
87	MG	1	3992	1/1	0.97	0.50	27,27,27,27	0
86	OHX	1	3805	7/7	0.97	0.26	73,73,73,73	7
86	OHX	6	2032	7/7	0.97	0.21	61,61,61,61	7
86	OHX	2	1987	7/7	0.97	0.22	75,75,75,75	7
87	MG	1	4311	1/1	0.97	0.12	57,57,57,57	1
87	MG	1	4097	1/1	0.97	0.19	42,42,42,42	0
87	MG	7	218	1/1	0.97	0.49	30,30,30,30	0
86	OHX	1	3791	7/7	0.97	0.24	68,68,68,68	7
87	MG	1	4025	1/1	0.97	0.45	39,39,39,39	0
87	MG	5	4508	1/1	0.97	0.44	40,40,40,40	1
87	MG	4	221	1/1	0.97	0.35	65,65,65,65	0
87	MG	1	3908	1/1	0.97	0.41	43,43,43,43	0
87	MG	6	2105	1/1	0.97	0.38	49,49,49,49	0
87	MG	2	2125	1/1	0.97	0.46	85,85,85,85	0
86	OHX	2	2087	7/7	0.97	0.25	71,71,71,71	7
86	OHX	5	3474	7/7	0.97	0.20	78,78,78,78	7
86	OHX	2	1935	7/7	0.97	0.15	98,98,98,98	7
87	MG	1	3855	1/1	0.97	0.39	32,32,32,32	0
87	MG	2	2174	1/1	0.97	0.62	68,68,68,68	0
87	MG	5	3987	1/1	0.97	0.49	45,45,45,45	0

Continued on next page...

Continued from previous page...

Mol	Type	Chain	Res	Atoms	RSCC	RSR	B-factors(\AA^2)	Q<0.9
86	OHX	6	1994	7/7	0.97	0.13	76,76,76,76	7
86	OHX	14	402	7/7	0.97	0.19	55,55,55,55	7
86	OHX	1	3570	7/7	0.97	0.28	41,41,41,41	7
87	MG	5	4409	1/1	0.97	0.33	39,39,39,39	0
87	MG	O5	202	1/1	0.97	0.76	54,54,54,54	1
87	MG	5	4272	1/1	0.97	0.33	48,48,48,48	0
86	OHX	1	3547	7/7	0.97	0.34	56,56,56,56	7
86	OHX	5	3517	7/7	0.97	0.23	56,56,56,56	7
86	OHX	5	3540	7/7	0.97	0.24	54,54,54,54	7
87	MG	5	3908	1/1	0.97	0.16	76,76,76,76	0
87	MG	1	3893	1/1	0.97	0.37	51,51,51,51	0
86	OHX	6	1930	7/7	0.97	0.29	59,59,59,59	7
87	MG	1	3999	1/1	0.97	0.50	32,32,32,32	0
86	OHX	1	3492	7/7	0.97	0.18	113,113,113,113	7
86	OHX	6	1937	7/7	0.97	0.18	88,88,88,88	7
86	OHX	5	3565	7/7	0.97	0.35	72,72,72,72	7
87	MG	2	2106	1/1	0.97	0.24	60,60,60,60	0
86	OHX	1	3690	7/7	0.97	0.23	66,66,66,66	7
87	MG	6	2155	1/1	0.97	0.20	72,72,72,72	0
87	MG	1	3998	1/1	0.97	0.55	27,27,27,27	0
86	OHX	2	1964	7/7	0.97	0.15	101,101,101,101	7
86	OHX	c8	201	7/7	0.97	0.16	95,95,95,95	7
86	OHX	5	3462	7/7	0.97	0.20	56,56,56,56	7
86	OHX	L3	401	7/7	0.97	0.22	56,56,56,56	7
87	MG	5	3969	1/1	0.97	0.41	41,41,41,41	0
86	OHX	2	2009	7/7	0.97	0.33	70,70,70,70	7
86	OHX	5	3538	7/7	0.97	0.25	42,42,42,42	7
86	OHX	8	205	7/7	0.97	0.23	64,64,64,64	7
86	OHX	5	3734	7/7	0.97	0.23	70,70,70,70	7
87	MG	O7	109	1/1	0.97	0.59	46,46,46,46	1
86	OHX	5	3580	7/7	0.97	0.23	63,63,63,63	7
87	MG	5	4300	1/1	0.97	0.21	32,32,32,32	0
86	OHX	1	3580	7/7	0.97	0.16	89,89,89,89	7
87	MG	6	2213	1/1	0.97	0.79	68,68,68,68	1
87	MG	1	4460	1/1	0.97	0.35	75,75,75,75	0
86	OHX	1	3705	7/7	0.97	0.23	64,64,64,64	7
86	OHX	1	3689	7/7	0.97	0.26	55,55,55,55	7
87	MG	6	2186	1/1	0.97	0.32	53,53,53,53	0
87	MG	5	4257	1/1	0.97	0.51	29,29,29,29	0
86	OHX	2	1916	7/7	0.97	0.17	89,89,89,89	7
86	OHX	1	3744	7/7	0.97	0.26	60,60,60,60	7
87	MG	5	4496	1/1	0.97	0.13	57,57,57,57	0

Continued on next page...

Continued from previous page...

Mol	Type	Chain	Res	Atoms	RSCC	RSR	B-factors(Å ²)	Q<0.9
86	OHX	1	3667	7/7	0.97	0.28	49,49,49,49	7
87	MG	1	4017	1/1	0.97	0.40	35,35,35,35	0
86	OHX	M9	202	7/7	0.97	0.16	78,78,78,78	7
86	OHX	M0	302	7/7	0.97	0.33	48,48,48,48	7
86	OHX	6	1958	7/7	0.97	0.17	77,77,77,77	7
86	OHX	1	3644	7/7	0.97	0.15	91,91,91,91	7
87	MG	5	4384	1/1	0.97	0.38	34,34,34,34	1
87	MG	5	4075	1/1	0.97	0.29	36,36,36,36	0
86	OHX	5	3513	7/7	0.97	0.10	107,107,107,107	7
86	OHX	1	3585	7/7	0.97	0.24	54,54,54,54	7
86	OHX	1	3613	7/7	0.97	0.25	62,62,62,62	7
86	OHX	5	3561	7/7	0.97	0.31	51,51,51,51	7
86	OHX	2	1996	7/7	0.97	0.29	93,93,93,93	7
87	MG	1	4452	1/1	0.97	0.41	44,44,44,44	0
86	OHX	2	1956	7/7	0.97	0.17	91,91,91,91	7
86	OHX	1	3734	7/7	0.97	0.24	52,52,52,52	7
86	OHX	5	3500	7/7	0.97	0.18	75,75,75,75	7
87	MG	5	4284	1/1	0.97	0.30	44,44,44,44	1
87	MG	5	4548	1/1	0.97	0.24	42,42,42,42	1
87	MG	7	241	1/1	0.97	0.66	47,47,47,47	1
87	MG	1	4358	1/1	0.97	0.45	51,51,51,51	0
86	OHX	1	3598	7/7	0.97	0.31	100,100,100,100	7
87	MG	6	2157	1/1	0.97	0.47	46,46,46,46	0
87	MG	17	305	1/1	0.97	0.44	40,40,40,40	0
86	OHX	5	3574	7/7	0.97	0.22	53,53,53,53	7
86	OHX	5	3653	7/7	0.97	0.28	64,64,64,64	7
87	MG	1	3955	1/1	0.97	0.46	36,36,36,36	0
86	OHX	5	3581	7/7	0.97	0.26	46,46,46,46	7
86	OHX	1	3587	7/7	0.97	0.25	77,77,77,77	7
86	OHX	5	3518	7/7	0.97	0.18	60,60,60,60	7
87	MG	1	3866	1/1	0.97	0.50	49,49,49,49	0
87	MG	5	4011	1/1	0.97	0.53	33,33,33,33	0
86	OHX	7	211	7/7	0.97	0.26	52,52,52,52	7
86	OHX	6	1960	7/7	0.97	0.23	72,72,72,72	7
86	OHX	1	3573	7/7	0.97	0.24	58,58,58,58	7
87	MG	5	4008	1/1	0.97	0.53	48,48,48,48	0
86	OHX	1	3569	7/7	0.97	0.16	79,79,79,79	7
86	OHX	1	3621	7/7	0.97	0.17	73,73,73,73	7
87	MG	6	2307	1/1	0.97	0.19	68,68,68,68	0
87	MG	1	4490	1/1	0.97	0.73	100,100,100,100	0
86	OHX	c1	201	7/7	0.97	0.20	79,79,79,79	7
86	OHX	5	3484	7/7	0.97	0.27	57,57,57,57	7

Continued on next page...

Continued from previous page...

Mol	Type	Chain	Res	Atoms	RSCC	RSR	B-factors(\AA^2)	Q<0.9
86	OHX	1	3595	7/7	0.97	0.20	95,95,95,95	7
86	OHX	5	3656	7/7	0.97	0.32	58,58,58,58	7
86	OHX	1	3537	7/7	0.97	0.12	112,112,112,112	7
86	OHX	5	3669	7/7	0.97	0.35	37,37,37,37	7
86	OHX	5	3522	7/7	0.97	0.28	56,56,56,56	7
86	OHX	5	3623	7/7	0.97	0.26	46,46,46,46	7
86	OHX	1	3480	7/7	0.97	0.23	75,75,75,75	7
86	OHX	5	3552	7/7	0.97	0.22	47,47,47,47	7
86	OHX	5	3563	7/7	0.97	0.13	93,93,93,93	7
86	OHX	1	3574	7/7	0.97	0.25	56,56,56,56	7
86	OHX	2	2014	7/7	0.97	0.16	80,80,80,80	7
86	OHX	5	3556	7/7	0.97	0.12	107,107,107,107	7
86	OHX	5	3706	7/7	0.97	0.16	74,74,74,74	7
87	MG	5	3874	1/1	0.97	0.34	43,43,43,43	0
86	OHX	1	3594	7/7	0.97	0.15	74,74,74,74	7
86	OHX	1	3811	7/7	0.97	0.18	89,89,89,89	7
87	MG	5	4532	1/1	0.97	0.17	43,43,43,43	0
86	OHX	6	1975	7/7	0.97	0.20	61,61,61,61	7
86	OHX	2	2037	7/7	0.97	0.16	60,60,60,60	7
86	OHX	2	1941	7/7	0.97	0.19	92,92,92,92	7
87	MG	1	3973	1/1	0.97	0.41	29,29,29,29	0
87	MG	1	3881	1/1	0.97	0.24	47,47,47,47	0
86	OHX	2	1915	7/7	0.97	0.14	122,122,122,122	7
86	OHX	1	3576	7/7	0.97	0.22	53,53,53,53	7
87	MG	5	4567	1/1	0.97	0.31	48,48,48,48	1
87	MG	5	4023	1/1	0.97	0.69	32,32,32,32	0
86	OHX	1	3719	7/7	0.97	0.17	86,86,86,86	7
86	OHX	3	208	7/7	0.97	0.21	85,85,85,85	7
87	MG	13	403	1/1	0.97	0.54	26,26,26,26	0
86	OHX	5	3632	7/7	0.97	0.18	63,63,63,63	7
86	OHX	2	2011	7/7	0.97	0.28	69,69,69,69	7
86	OHX	1	3743	7/7	0.97	0.21	76,76,76,76	7
87	MG	5	4445	1/1	0.97	0.36	32,32,32,32	1
87	MG	5	4526	1/1	0.97	0.27	51,51,51,51	1
87	MG	2	2116	1/1	0.97	0.32	89,89,89,89	0
86	OHX	5	3546	7/7	0.97	0.23	52,52,52,52	7
87	MG	5	4026	1/1	0.97	0.50	37,37,37,37	0
86	OHX	2	1932	7/7	0.97	0.16	92,92,92,92	7
87	MG	5	3902	1/1	0.97	0.26	71,71,71,71	0
86	OHX	2	1952	7/7	0.97	0.10	131,131,131,131	7
87	MG	N0	201	1/1	0.97	1.23	49,49,49,49	1
86	OHX	1	3527	7/7	0.97	0.31	81,81,81,81	7

Continued on next page...

Continued from previous page...

Mol	Type	Chain	Res	Atoms	RSCC	RSR	B-factors(\AA^2)	Q<0.9
86	OHX	2	2008	7/7	0.97	0.15	83,83,83,83	7
86	OHX	5	3575	7/7	0.97	0.23	66,66,66,66	7
86	OHX	1	3568	7/7	0.97	0.13	79,79,79,79	7
87	MG	6	2142	1/1	0.97	0.21	73,73,73,73	0
86	OHX	5	3600	7/7	0.97	0.28	57,57,57,57	7
86	OHX	2	1957	7/7	0.97	0.18	79,79,79,79	7
87	MG	1	4242	1/1	0.97	0.38	37,37,37,37	0
87	MG	2	2258	1/1	0.97	0.50	74,74,74,74	1
86	OHX	5	3602	7/7	0.97	0.30	86,86,86,86	7
86	OHX	1	3550	7/7	0.97	0.20	55,55,55,55	7
86	OHX	2	2076	7/7	0.97	0.15	122,122,122,122	7
86	OHX	1	3623	7/7	0.97	0.21	51,51,51,51	7
87	MG	5	4472	1/1	0.97	0.17	42,42,42,42	0
86	OHX	6	2002	7/7	0.97	0.23	52,52,52,52	7
86	OHX	4	207	7/7	0.97	0.19	61,61,61,61	7
86	OHX	1	3593	7/7	0.97	0.27	56,56,56,56	7
86	OHX	5	3725	7/7	0.97	0.20	75,75,75,75	7
86	OHX	5	3554	7/7	0.97	0.23	57,57,57,57	7
86	OHX	1	3779	7/7	0.97	0.25	50,50,50,50	7
86	OHX	6	1956	7/7	0.97	0.16	90,90,90,90	7
86	OHX	6	1973	7/7	0.97	0.19	86,86,86,86	7
88	ZN	q2	501	1/1	0.97	0.09	69,69,69,69	0
86	OHX	1	3501	7/7	0.97	0.28	83,83,83,83	7
86	OHX	5	3461	7/7	0.97	0.32	72,72,72,72	7
87	MG	1	4051	1/1	0.97	0.30	41,41,41,41	0
86	OHX	5	3547	7/7	0.97	0.12	136,136,136,136	7
87	MG	1	3957	1/1	0.97	0.46	34,34,34,34	0
86	OHX	5	3570	7/7	0.97	0.12	98,98,98,98	7
86	OHX	2	2054	7/7	0.97	0.21	87,87,87,87	7
87	MG	2	2131	1/1	0.97	0.15	73,73,73,73	0
87	MG	4	231	1/1	0.97	0.27	56,56,56,56	0
86	OHX	4	211	7/7	0.97	0.13	99,99,99,99	7
87	MG	l2	304	1/1	0.97	0.71	44,44,44,44	1
87	MG	c7	201	1/1	0.97	0.52	81,81,81,81	1
87	MG	5	3891	1/1	0.97	0.53	39,39,39,39	0
87	MG	1	3953	1/1	0.97	0.63	38,38,38,38	0
86	OHX	4	203	7/7	0.97	0.22	61,61,61,61	7
86	OHX	5	3558	7/7	0.97	0.20	45,45,45,45	7
86	OHX	5	3691	7/7	0.97	0.23	54,54,54,54	7
87	MG	5	4498	1/1	0.97	0.52	45,45,45,45	1
86	OHX	2	1944	7/7	0.97	0.22	72,72,72,72	7
86	OHX	2	1992	7/7	0.97	0.23	75,75,75,75	7

Continued on next page...

Continued from previous page...

Mol	Type	Chain	Res	Atoms	RSCC	RSR	B-factors(Å ²)	Q<0.9
86	OHX	1	3571	7/7	0.97	0.25	64,64,64,64	7
86	OHX	6	1968	7/7	0.97	0.30	74,74,74,74	7
87	MG	M8	204	1/1	0.97	0.73	46,46,46,46	1
87	MG	2	2179	1/1	0.97	0.18	85,85,85,85	0
87	MG	1	4002	1/1	0.97	0.53	36,36,36,36	0
86	OHX	s4	301	7/7	0.97	0.27	79,79,79,79	7
86	OHX	5	3492	7/7	0.97	0.27	42,42,42,42	7
86	OHX	2	2004	7/7	0.97	0.13	89,89,89,89	7
86	OHX	1	3470	7/7	0.97	0.30	88,88,88,88	7
87	MG	5	4089	1/1	0.97	0.25	37,37,37,37	0
87	MG	1	3901	1/1	0.97	0.27	66,66,66,66	0
86	OHX	5	3559	7/7	0.97	0.23	53,53,53,53	7
86	OHX	5	3519	7/7	0.97	0.14	132,132,132,132	7
87	MG	5	4486	1/1	0.97	0.34	46,46,46,46	0
87	MG	L7	303	1/1	0.97	0.17	42,42,42,42	0
86	OHX	2	1983	7/7	0.97	0.27	70,70,70,70	7
86	OHX	1	3610	7/7	0.97	0.18	110,110,110,110	7
87	MG	5	4285	1/1	0.97	0.25	38,38,38,38	1
86	OHX	6	2021	7/7	0.97	0.23	53,53,53,53	7
86	OHX	8	203	7/7	0.97	0.17	86,86,86,86	7
86	OHX	5	3543	7/7	0.97	0.37	60,60,60,60	7
86	OHX	2	1953	7/7	0.97	0.15	64,64,64,64	7
86	OHX	5	3801	7/7	0.97	0.23	66,66,66,66	7
86	OHX	1	3620	7/7	0.97	0.26	60,60,60,60	7
86	OHX	6	2014	7/7	0.97	0.28	74,74,74,74	7
86	OHX	1	3645	7/7	0.97	0.22	58,58,58,58	7
86	OHX	2	1945	7/7	0.97	0.13	110,110,110,110	7
86	OHX	1	3696	7/7	0.97	0.30	63,63,63,63	7
87	MG	5	4429	1/1	0.97	0.30	37,37,37,37	1
87	MG	5	4311	1/1	0.97	0.36	37,37,37,37	1
86	OHX	6	1995	7/7	0.97	0.24	113,113,113,113	7
86	OHX	L4	401	7/7	0.97	0.26	59,59,59,59	7
87	MG	1	4337	1/1	0.97	0.34	42,42,42,42	0
87	MG	1	4438	1/1	0.97	0.37	64,64,64,64	0
86	OHX	2	1966	7/7	0.97	0.19	61,61,61,61	7
86	OHX	5	3816	7/7	0.97	0.29	43,43,43,43	7
87	MG	5	3899	1/1	0.97	0.38	32,32,32,32	0
87	MG	q3	502	1/1	0.97	0.41	43,43,43,43	1
86	OHX	1	3647	7/7	0.97	0.26	64,64,64,64	7
86	OHX	1	3709	7/7	0.97	0.17	59,59,59,59	7
87	MG	6	2224	1/1	0.97	0.46	47,47,47,47	0
86	OHX	3	205	7/7	0.97	0.15	80,80,80,80	7

Continued on next page...

Continued from previous page...

Mol	Type	Chain	Res	Atoms	RSCC	RSR	B-factors(\AA^2)	Q<0.9
87	MG	5	4273	1/1	0.97	0.44	34,34,34,34	1
86	OHX	1	3510	7/7	0.97	0.27	93,93,93,93	7
86	OHX	5	3617	7/7	0.97	0.15	74,74,74,74	7
87	MG	s1	303	1/1	0.97	0.17	77,77,77,77	0
86	OHX	6	2061	7/7	0.97	0.21	102,102,102,102	7
87	MG	5	4224	1/1	0.97	0.36	38,38,38,38	0
86	OHX	2	1942	7/7	0.97	0.17	74,74,74,74	7
86	OHX	6	1954	7/7	0.97	0.18	149,149,149,149	7
86	OHX	1	3526	7/7	0.97	0.22	47,47,47,47	7
87	MG	3	215	1/1	0.97	0.39	51,51,51,51	0
86	OHX	1	3646	7/7	0.97	0.32	54,54,54,54	7
86	OHX	1	3553	7/7	0.97	0.22	60,60,60,60	7
86	OHX	6	1981	7/7	0.97	0.42	45,45,45,45	7
86	OHX	6	1983	7/7	0.97	0.19	95,95,95,95	7
86	OHX	5	3729	7/7	0.97	0.33	58,58,58,58	7
86	OHX	5	3582	7/7	0.97	0.19	67,67,67,67	7
87	MG	1	3833	1/1	0.97	0.21	84,84,84,84	0
86	OHX	5	3560	7/7	0.97	0.27	50,50,50,50	7
86	OHX	5	3666	7/7	0.97	0.31	65,65,65,65	7
86	OHX	1	3473	7/7	0.97	0.25	60,60,60,60	7
87	MG	1	3828	1/1	0.97	0.44	40,40,40,40	0
86	OHX	5	3794	7/7	0.97	0.23	57,57,57,57	7
86	OHX	5	3535	7/7	0.97	0.28	42,42,42,42	7
86	OHX	5	3680	7/7	0.97	0.34	38,38,38,38	7
87	MG	1	4377	1/1	0.97	0.44	35,35,35,35	1
87	MG	5	4463	1/1	0.97	0.73	36,36,36,36	1
86	OHX	1	3596	7/7	0.97	0.21	70,70,70,70	7
86	OHX	5	3586	7/7	0.97	0.14	83,83,83,83	7
86	OHX	2	1950	7/7	0.97	0.17	97,97,97,97	7
86	OHX	1	3612	7/7	0.97	0.35	46,46,46,46	7
87	MG	N8	207	1/1	0.97	1.16	39,39,39,39	1
87	MG	1	4368	1/1	0.97	0.20	38,38,38,38	0
87	MG	5	3840	1/1	0.97	0.58	60,60,60,60	0
87	MG	6	2258	1/1	0.97	0.30	84,84,84,84	0
86	OHX	5	3479	7/7	0.97	0.22	79,79,79,79	7
87	MG	5	4122	1/1	0.97	0.21	48,48,48,48	1
86	OHX	5	3488	7/7	0.97	0.27	48,48,48,48	7
87	MG	5	4502	1/1	0.97	0.42	42,42,42,42	1
87	MG	5	4065	1/1	0.97	0.11	39,39,39,39	0
86	OHX	2	1911	7/7	0.97	0.14	109,109,109,109	0
86	OHX	8	209	7/7	0.97	0.20	88,88,88,88	7
87	MG	2	2100	1/1	0.97	0.33	66,66,66,66	0

Continued on next page...

Continued from previous page...

Mol	Type	Chain	Res	Atoms	RSCC	RSR	B-factors(\AA^2)	Q<0.9
87	MG	1	4474	1/1	0.97	0.67	55,55,55,55	0
86	OHX	1	3638	7/7	0.97	0.17	82,82,82,82	7
86	OHX	2	1967	7/7	0.97	0.20	92,92,92,92	7
86	OHX	5	3657	7/7	0.97	0.26	41,41,41,41	7
86	OHX	5	3585	7/7	0.97	0.53	44,44,44,44	7
86	OHX	2	1978	7/7	0.97	0.12	121,121,121,121	7
86	OHX	5	3438	7/7	0.97	0.27	48,48,48,48	7
86	OHX	1	3582	7/7	0.97	0.18	67,67,67,67	7
87	MG	O1	205	1/1	0.97	0.22	65,65,65,65	0
86	OHX	5	3544	7/7	0.97	0.14	99,99,99,99	7
86	OHX	5	3765	7/7	0.97	0.25	42,42,42,42	7
86	OHX	6	2088	7/7	0.97	0.27	71,71,71,71	7
87	MG	6	2310	1/1	0.97	0.79	48,48,48,48	1
87	MG	1	3986	1/1	0.97	0.21	54,54,54,54	0
86	OHX	6	2083	7/7	0.97	0.24	82,82,82,82	7
87	MG	M3	203	1/1	0.97	0.69	46,46,46,46	1
86	OHX	7	208	7/7	0.97	0.21	54,54,54,54	7
86	OHX	1	3557	7/7	0.97	0.18	87,87,87,87	7
86	OHX	5	3548	7/7	0.97	0.30	48,48,48,48	7
87	MG	s8	302	1/1	0.97	0.28	45,45,45,45	0
87	MG	5	3946	1/1	0.97	0.57	33,33,33,33	0
87	MG	1	4091	1/1	0.97	0.38	39,39,39,39	0
86	OHX	1	3599	7/7	0.97	0.23	42,42,42,42	7
86	OHX	6	1988	7/7	0.97	0.22	57,57,57,57	7
86	OHX	6	1987	7/7	0.97	0.21	70,70,70,70	7
87	MG	5	4210	1/1	0.97	0.56	35,35,35,35	1
86	OHX	2	1938	7/7	0.97	0.28	70,70,70,70	7
86	OHX	1	3564	7/7	0.98	0.20	54,54,54,54	7
86	OHX	2	1925	7/7	0.98	0.12	112,112,112,112	7
87	MG	1	4382	1/1	0.98	0.35	70,70,70,70	0
87	MG	5	3833	1/1	0.98	0.34	59,59,59,59	0
86	OHX	6	1945	7/7	0.98	0.28	58,58,58,58	7
86	OHX	1	3476	7/7	0.98	0.22	70,70,70,70	7
87	MG	1	4433	1/1	0.98	0.32	43,43,43,43	0
87	MG	6	2319	1/1	0.98	0.26	57,57,57,57	0
87	MG	6	2247	1/1	0.98	0.20	50,50,50,50	0
86	OHX	5	3463	7/7	0.98	0.24	58,58,58,58	7
86	OHX	M5	301	7/7	0.98	0.18	75,75,75,75	7
87	MG	n3	203	1/1	0.98	0.46	29,29,29,29	0
86	OHX	1	3503	7/7	0.98	0.28	57,57,57,57	7
86	OHX	1	3741	7/7	0.98	0.20	56,56,56,56	7
86	OHX	1	3490	7/7	0.98	0.35	54,54,54,54	7

Continued on next page...

Continued from previous page...

Mol	Type	Chain	Res	Atoms	RSCC	RSR	B-factors(\AA^2)	Q<0.9
86	OHX	2	1940	7/7	0.98	0.15	85,85,85,85	7
86	OHX	2	1939	7/7	0.98	0.16	98,98,98,98	7
87	MG	M8	203	1/1	0.98	0.75	41,41,41,41	0
87	MG	1	4458	1/1	0.98	0.17	47,47,47,47	0
87	MG	6	2303	1/1	0.98	0.45	78,78,78,78	0
86	OHX	5	3434	7/7	0.98	0.31	38,38,38,38	7
86	OHX	5	3598	7/7	0.98	0.17	73,73,73,73	7
87	MG	5	4398	1/1	0.98	0.25	38,38,38,38	1
86	OHX	5	3593	7/7	0.98	0.27	44,44,44,44	7
87	MG	6	2172	1/1	0.98	0.33	76,76,76,76	0
87	MG	6	2146	1/1	0.98	0.49	37,37,37,37	0
87	MG	M7	210	1/1	0.98	0.13	45,45,45,45	1
86	OHX	5	3541	7/7	0.98	0.20	55,55,55,55	7
86	OHX	1	3786	7/7	0.98	0.25	73,73,73,73	7
86	OHX	1	3640	7/7	0.98	0.32	83,83,83,83	7
87	MG	1	4414	1/1	0.98	0.29	50,50,50,50	1
86	OHX	1	3531	7/7	0.98	0.24	49,49,49,49	7
86	OHX	1	3565	7/7	0.98	0.31	84,84,84,84	7
86	OHX	1	3515	7/7	0.98	0.21	98,98,98,98	7
86	OHX	6	1946	7/7	0.98	0.22	71,71,71,71	7
87	MG	5	3939	1/1	0.98	0.26	39,39,39,39	0
86	OHX	1	3653	7/7	0.98	0.14	59,59,59,59	7
87	MG	5	4035	1/1	0.98	0.19	46,46,46,46	0
87	MG	5	4184	1/1	0.98	0.38	40,40,40,40	1
86	OHX	6	1935	7/7	0.98	0.23	56,56,56,56	7
86	OHX	1	3524	7/7	0.98	0.19	55,55,55,55	7
87	MG	M5	303	1/1	0.98	0.73	41,41,41,41	1
86	OHX	5	3641	7/7	0.98	0.22	52,52,52,52	7
86	OHX	1	3507	7/7	0.98	0.29	60,60,60,60	7
86	OHX	2	1971	7/7	0.98	0.32	80,80,80,80	7
86	OHX	6	1949	7/7	0.98	0.22	73,73,73,73	7
87	MG	5	3875	1/1	0.98	0.49	31,31,31,31	0
86	OHX	1	3458	7/7	0.98	0.22	79,79,79,79	7
86	OHX	2	1908	7/7	0.98	0.15	104,104,104,104	0
87	MG	2	2234	1/1	0.98	0.24	76,76,76,76	0
87	MG	3	220	1/1	0.98	0.17	55,55,55,55	0
86	OHX	5	3475	7/7	0.98	0.21	81,81,81,81	7
86	OHX	M9	201	7/7	0.98	0.19	68,68,68,68	7
87	MG	5	3929	1/1	0.98	0.49	39,39,39,39	0
86	OHX	6	1972	7/7	0.98	0.25	59,59,59,59	7
86	OHX	5	3589	7/7	0.98	0.24	46,46,46,46	7
86	OHX	6	1918	7/7	0.98	0.24	56,56,56,56	7

Continued on next page...

Continued from previous page...

Mol	Type	Chain	Res	Atoms	RSCC	RSR	B-factors(\AA^2)	Q<0.9
86	OHX	3	203	7/7	0.98	0.26	56,56,56,56	7
87	MG	6	2185	1/1	0.98	0.31	44,44,44,44	0
87	MG	1	4388	1/1	0.98	0.27	35,35,35,35	1
86	OHX	6	1921	7/7	0.98	0.31	51,51,51,51	7
86	OHX	6	1907	7/7	0.98	0.14	76,76,76,76	0
87	MG	M0	308	1/1	0.98	0.80	44,44,44,44	1
86	OHX	3	201	7/7	0.98	0.20	71,71,71,71	7
86	OHX	5	3516	7/7	0.98	0.20	60,60,60,60	7
87	MG	5	4092	1/1	0.98	0.26	36,36,36,36	1
86	OHX	5	3504	7/7	0.98	0.23	75,75,75,75	7
87	MG	5	3855	1/1	0.98	0.42	36,36,36,36	0
86	OHX	5	3465	7/7	0.98	0.38	40,40,40,40	7
86	OHX	1	3541	7/7	0.98	0.26	54,54,54,54	7
86	OHX	1	3652	7/7	0.98	0.32	58,58,58,58	7
86	OHX	6	1977	7/7	0.98	0.23	86,86,86,86	7
86	OHX	6	1942	7/7	0.98	0.19	70,70,70,70	7
86	OHX	2	1928	7/7	0.98	0.27	75,75,75,75	7
87	MG	1	3950	1/1	0.98	0.48	31,31,31,31	0
87	MG	5	4546	1/1	0.98	0.35	34,34,34,34	1
87	MG	1	4201	1/1	0.98	0.28	38,38,38,38	0
86	OHX	1	3810	7/7	0.98	0.24	62,62,62,62	7
86	OHX	1	3487	7/7	0.98	0.26	74,74,74,74	7
86	OHX	1	3586	7/7	0.98	0.20	50,50,50,50	7
87	MG	n1	202	1/1	0.98	0.98	40,40,40,40	1
86	OHX	1	3753	7/7	0.98	0.25	51,51,51,51	7
87	MG	1	4283	1/1	0.98	0.34	38,38,38,38	1
86	OHX	1	3717	7/7	0.98	0.24	50,50,50,50	7
86	OHX	5	3562	7/7	0.98	0.22	51,51,51,51	7
87	MG	5	4356	1/1	0.98	0.69	45,45,45,45	0
86	OHX	5	3491	7/7	0.98	0.32	51,51,51,51	7
86	OHX	6	1963	7/7	0.98	0.24	72,72,72,72	7
87	MG	m8	1502	1/1	0.98	0.17	47,47,47,47	0
86	OHX	5	3550	7/7	0.98	0.26	47,47,47,47	7
86	OHX	5	3524	7/7	0.98	0.17	88,88,88,88	7
87	MG	5	3940	1/1	0.98	0.70	34,34,34,34	0
86	OHX	6	2004	7/7	0.98	0.26	54,54,54,54	7
87	MG	1	4194	1/1	0.98	0.42	47,47,47,47	1
86	OHX	2	1917	7/7	0.98	0.18	85,85,85,85	7
86	OHX	2	1934	7/7	0.98	0.19	103,103,103,103	7
86	OHX	5	3497	7/7	0.98	0.20	62,62,62,62	7
87	MG	5	4425	1/1	0.98	0.30	48,48,48,48	1
87	MG	5	4269	1/1	0.98	0.26	39,39,39,39	1

Continued on next page...

Continued from previous page...

Mol	Type	Chain	Res	Atoms	RSCC	RSR	B-factors(\AA^2)	Q<0.9
86	OHX	1	3591	7/7	0.98	0.12	90,90,90,90	7
86	OHX	5	3487	7/7	0.98	0.34	48,48,48,48	7
86	OHX	5	3591	7/7	0.98	0.27	52,52,52,52	7
87	MG	1	4037	1/1	0.98	0.47	45,45,45,45	0
87	MG	5	3955	1/1	0.98	0.48	32,32,32,32	0
86	OHX	1	3528	7/7	0.98	0.23	68,68,68,68	7
87	MG	5	4022	1/1	0.98	0.52	31,31,31,31	0
86	OHX	1	3609	7/7	0.98	0.29	49,49,49,49	7
86	OHX	7	203	7/7	0.98	0.22	54,54,54,54	7
86	OHX	5	3716	7/7	0.98	0.31	60,60,60,60	7
87	MG	5	3933	1/1	0.98	0.22	46,46,46,46	0
87	MG	1	3928	1/1	0.98	0.39	43,43,43,43	0
86	OHX	2	1927	7/7	0.98	0.18	94,94,94,94	7
86	OHX	5	3459	7/7	0.98	0.17	80,80,80,80	7
87	MG	5	4538	1/1	0.98	0.80	48,48,48,48	1
86	OHX	5	3494	7/7	0.98	0.29	89,89,89,89	7
87	MG	1	4275	1/1	0.98	0.15	46,46,46,46	0
87	MG	M5	304	1/1	0.98	0.58	40,40,40,40	1
87	MG	1	4053	1/1	0.98	0.23	44,44,44,44	0
86	OHX	1	3600	7/7	0.98	0.14	68,68,68,68	7
87	MG	5	4246	1/1	0.98	0.23	45,45,45,45	0
87	MG	5	3957	1/1	0.98	0.45	30,30,30,30	0
86	OHX	2	1972	7/7	0.98	0.16	81,81,81,81	7
87	MG	5	4491	1/1	0.98	0.61	35,35,35,35	1
86	OHX	6	1962	7/7	0.98	0.23	62,62,62,62	7
87	MG	1	3984	1/1	0.98	0.70	37,37,37,37	0
87	MG	m7	208	1/1	0.98	0.57	40,40,40,40	1
87	MG	1	3941	1/1	0.98	0.50	36,36,36,36	0
87	MG	5	3959	1/1	0.98	0.38	35,35,35,35	0
86	OHX	1	3801	7/7	0.98	0.25	57,57,57,57	7
87	MG	1	4210	1/1	0.98	0.53	47,47,47,47	0
86	OHX	5	3456	7/7	0.98	0.14	115,115,115,115	0
86	OHX	1	3577	7/7	0.98	0.25	114,114,114,114	7
87	MG	1	4379	1/1	0.98	0.49	33,33,33,33	0
86	OHX	6	1947	7/7	0.98	0.24	59,59,59,59	7
87	MG	1	3954	1/1	0.98	0.58	47,47,47,47	0
86	OHX	5	3502	7/7	0.98	0.24	46,46,46,46	7
86	OHX	5	3630	7/7	0.98	0.16	75,75,75,75	7
86	OHX	6	1965	7/7	0.98	0.15	83,83,83,83	7
87	MG	5	4042	1/1	0.98	0.50	35,35,35,35	0
86	OHX	1	3536	7/7	0.98	0.25	54,54,54,54	7
86	OHX	5	3673	7/7	0.98	0.23	44,44,44,44	7

Continued on next page...

Continued from previous page...

Mol	Type	Chain	Res	Atoms	RSCC	RSR	B-factors(Å ²)	Q<0.9
86	OHX	1	3520	7/7	0.98	0.24	52,52,52,52	7
86	OHX	7	202	7/7	0.98	0.18	60,60,60,60	7
86	OHX	5	3618	7/7	0.98	0.29	52,52,52,52	7
86	OHX	6	1974	7/7	0.98	0.27	67,67,67,67	7
86	OHX	5	3529	7/7	0.98	0.26	51,51,51,51	7
87	MG	1	4418	1/1	0.98	0.40	60,60,60,60	1
86	OHX	6	1909	7/7	0.98	0.17	79,79,79,79	7
87	MG	1	3890	1/1	0.98	0.38	49,49,49,49	0
86	OHX	1	3628	7/7	0.98	0.14	74,74,74,74	7
86	OHX	6	1934	7/7	0.98	0.30	57,57,57,57	7
86	OHX	1	3794	7/7	0.98	0.22	68,68,68,68	7
86	OHX	5	3584	7/7	0.98	0.23	52,52,52,52	7
87	MG	6	2165	1/1	0.98	0.28	45,45,45,45	0
86	OHX	5	3498	7/7	0.98	0.17	66,66,66,66	7
86	OHX	1	3449	7/7	0.98	0.19	88,88,88,88	7
86	OHX	5	3499	7/7	0.98	0.20	46,46,46,46	7
86	OHX	m0	302	7/7	0.98	0.47	45,45,45,45	7
86	OHX	2	1977	7/7	0.98	0.12	138,138,138,138	7
86	OHX	2	1963	7/7	0.98	0.18	83,83,83,83	7
87	MG	1	4257	1/1	0.98	0.42	44,44,44,44	1
86	OHX	6	1919	7/7	0.98	0.17	68,68,68,68	7
86	OHX	1	3597	7/7	0.98	0.19	37,37,37,37	7
86	OHX	2	1948	7/7	0.98	0.20	67,67,67,67	7
87	MG	1	4212	1/1	0.98	0.31	41,41,41,41	1
87	MG	n8	207	1/1	0.98	0.76	39,39,39,39	1
86	OHX	3	202	7/7	0.98	0.27	48,48,48,48	7
86	OHX	1	3712	7/7	0.98	0.19	62,62,62,62	7
86	OHX	l3	401	7/7	0.98	0.25	52,52,52,52	7
87	MG	1	3942	1/1	0.98	0.60	32,32,32,32	0
86	OHX	5	3583	7/7	0.98	0.15	148,148,148,148	7
86	OHX	3	204	7/7	0.98	0.21	85,85,85,85	7
86	OHX	5	3810	7/7	0.98	0.26	63,63,63,63	7
86	OHX	5	3452	7/7	0.98	0.30	70,70,70,70	7
86	OHX	5	3578	7/7	0.98	0.25	55,55,55,55	7
86	OHX	5	3489	7/7	0.98	0.22	51,51,51,51	7
87	MG	1	4001	1/1	0.98	0.56	28,28,28,28	0
87	MG	5	4296	1/1	0.98	0.28	48,48,48,48	1
87	MG	n9	103	1/1	0.98	0.83	40,40,40,40	1
86	OHX	1	3504	7/7	0.98	0.17	90,90,90,90	7
87	MG	5	3991	1/1	0.98	0.50	34,34,34,34	0
86	OHX	6	2006	7/7	0.98	0.27	54,54,54,54	7
86	OHX	5	3477	7/7	0.98	0.26	44,44,44,44	7

Continued on next page...

Continued from previous page...

Mol	Type	Chain	Res	Atoms	RSCC	RSR	B-factors(\AA^2)	Q<0.9
86	OHX	5	3521	7/7	0.98	0.18	56,56,56,56	7
87	MG	1	4308	1/1	0.98	0.36	55,55,55,55	0
87	MG	5	4428	1/1	0.98	0.09	69,69,69,69	0
86	OHX	6	1911	7/7	0.98	0.19	59,59,59,59	7
87	MG	n3	205	1/1	0.98	0.28	34,34,34,34	1
86	OHX	5	3807	7/7	0.98	0.13	147,147,147,147	7
87	MG	L3	406	1/1	0.98	0.40	39,39,39,39	1
86	OHX	5	3733	7/7	0.98	0.21	57,57,57,57	7
87	MG	5	4094	1/1	0.98	0.28	52,52,52,52	0
87	MG	6	2144	1/1	0.98	0.26	55,55,55,55	0
87	MG	1	3888	1/1	0.98	0.22	66,66,66,66	0
87	MG	1	3838	1/1	0.98	0.23	59,59,59,59	0
86	OHX	6	1948	7/7	0.98	0.18	86,86,86,86	7
87	MG	5	4268	1/1	0.98	0.18	46,46,46,46	0
86	OHX	5	3470	7/7	0.98	0.18	90,90,90,90	7
86	OHX	6	2084	7/7	0.98	0.20	79,79,79,79	7
86	OHX	1	3495	7/7	0.98	0.26	44,44,44,44	7
86	OHX	1	3592	7/7	0.98	0.27	52,52,52,52	7
86	OHX	2	1921	7/7	0.98	0.15	88,88,88,88	7
87	MG	6	2288	1/1	0.98	0.14	65,65,65,65	0
86	OHX	1	3552	7/7	0.98	0.36	60,60,60,60	7
87	MG	N3	201	1/1	0.98	0.59	39,39,39,39	0
86	OHX	6	1955	7/7	0.98	0.17	145,145,145,145	7
87	MG	n0	205	1/1	0.98	0.85	41,41,41,41	1
86	OHX	1	3452	7/7	0.98	0.26	70,70,70,70	7
86	OHX	1	3556	7/7	0.98	0.26	70,70,70,70	7
86	OHX	1	3422	7/7	0.98	0.30	56,56,56,56	7
86	OHX	5	3486	7/7	0.98	0.19	64,64,64,64	7
86	OHX	6	1940	7/7	0.98	0.21	64,64,64,64	7
86	OHX	1	3436	7/7	0.98	0.34	46,46,46,46	7
87	MG	n1	203	1/1	0.98	0.45	37,37,37,37	1
86	OHX	5	3525	7/7	0.98	0.32	42,42,42,42	7
86	OHX	6	1957	7/7	0.98	0.18	63,63,63,63	7
87	MG	2	2237	1/1	0.98	0.16	80,80,80,80	0
86	OHX	S2	301	7/7	0.98	0.27	81,81,81,81	7
87	MG	6	2279	1/1	0.98	0.43	80,80,80,80	0
86	OHX	6	1943	7/7	0.98	0.14	108,108,108,108	7
87	MG	o6	201	1/1	0.98	0.38	69,69,69,69	1
86	OHX	5	3520	7/7	0.98	0.28	42,42,42,42	7
86	OHX	1	3750	7/7	0.98	0.22	46,46,46,46	7
86	OHX	5	3515	7/7	0.98	0.34	40,40,40,40	7
87	MG	6	2254	1/1	0.98	0.21	53,53,53,53	0

Continued on next page...

Continued from previous page...

Mol	Type	Chain	Res	Atoms	RSCC	RSR	B-factors(Å ²)	Q<0.9
87	MG	6	2275	1/1	0.98	0.20	67,67,67,67	1
86	OHX	5	3572	7/7	0.98	0.21	66,66,66,66	7
87	MG	5	4270	1/1	0.98	0.07	45,45,45,45	0
86	OHX	5	3636	7/7	0.98	0.39	44,44,44,44	7
86	OHX	5	3508	7/7	0.98	0.21	38,38,38,38	7
87	MG	5	4533	1/1	0.98	0.60	36,36,36,36	1
87	MG	m7	207	1/1	0.98	0.52	41,41,41,41	1
86	OHX	2	1986	7/7	0.98	0.16	80,80,80,80	7
86	OHX	5	3788	7/7	0.98	0.24	58,58,58,58	7
86	OHX	6	1928	7/7	0.98	0.17	118,118,118,118	7
86	OHX	5	3616	7/7	0.98	0.34	46,46,46,46	7
87	MG	L4	405	1/1	0.98	0.36	38,38,38,38	1
87	MG	1	4273	1/1	0.98	0.42	45,45,45,45	1
86	OHX	m5	501	7/7	0.98	0.18	81,81,81,81	7
86	OHX	5	3480	7/7	0.98	0.20	63,63,63,63	7
86	OHX	5	3512	7/7	0.98	0.19	69,69,69,69	7
86	OHX	2	1929	7/7	0.98	0.28	66,66,66,66	7
86	OHX	5	3481	7/7	0.98	0.26	69,69,69,69	7
87	MG	2	2246	1/1	0.98	0.21	77,77,77,77	0
86	OHX	4	205	7/7	0.98	0.21	75,75,75,75	7
86	OHX	1	3508	7/7	0.98	0.15	71,71,71,71	7
86	OHX	1	3548	7/7	0.98	0.19	59,59,59,59	7
87	MG	M7	203	1/1	0.98	0.38	36,36,36,36	0
86	OHX	5	3732	7/7	0.98	0.23	49,49,49,49	7
86	OHX	1	3474	7/7	0.98	0.36	90,90,90,90	7
86	OHX	1	3481	7/7	0.98	0.23	88,88,88,88	7
87	MG	1	4254	1/1	0.98	0.30	51,51,51,51	0
87	MG	5	4143	1/1	0.98	0.19	34,34,34,34	1
86	OHX	m0	301	7/7	0.98	0.13	86,86,86,86	7
86	OHX	4	209	7/7	0.98	0.27	45,45,45,45	7
86	OHX	3	206	7/7	0.98	0.20	81,81,81,81	7
86	OHX	2	1982	7/7	0.98	0.11	100,100,100,100	7
86	OHX	8	210	7/7	0.98	0.31	49,49,49,49	7
86	OHX	1	3563	7/7	0.98	0.30	50,50,50,50	7
86	OHX	6	1941	7/7	0.98	0.14	79,79,79,79	7
87	MG	1	4396	1/1	0.98	0.58	45,45,45,45	1
86	OHX	1	3523	7/7	0.98	0.17	95,95,95,95	7
86	OHX	5	3667	7/7	0.98	0.23	41,41,41,41	7
87	MG	5	4334	1/1	0.98	0.42	37,37,37,37	0
86	OHX	8	207	7/7	0.98	0.14	74,74,74,74	7
87	MG	1	4021	1/1	0.98	0.62	37,37,37,37	0
86	OHX	6	1914	7/7	0.98	0.25	52,52,52,52	7

Continued on next page...

Continued from previous page...

Mol	Type	Chain	Res	Atoms	RSCC	RSR	B-factors(Å ²)	Q<0.9
86	OHX	5	3652	7/7	0.98	0.18	65,65,65,65	7
86	OHX	1	3486	7/7	0.98	0.24	65,65,65,65	7
86	OHX	2	1910	7/7	0.98	0.17	94,94,94,94	7
86	OHX	5	3566	7/7	0.98	0.22	96,96,96,96	7
87	MG	5	4029	1/1	0.98	0.55	26,26,26,26	0
86	OHX	1	3590	7/7	0.98	0.12	91,91,91,91	7
86	OHX	5	3437	7/7	0.98	0.18	100,100,100,100	0
88	ZN	d6	500	1/1	0.98	0.08	67,67,67,67	0
86	OHX	2	1997	7/7	0.98	0.14	88,88,88,88	7
86	OHX	2	1958	7/7	0.98	0.19	75,75,75,75	7
86	OHX	6	1939	7/7	0.98	0.22	103,103,103,103	7
87	MG	1	3983	1/1	0.98	0.36	40,40,40,40	0
87	MG	6	2294	1/1	0.98	0.17	43,43,43,43	0
87	MG	2	2226	1/1	0.98	0.21	76,76,76,76	0
86	OHX	5	3501	7/7	0.98	0.20	57,57,57,57	7
86	OHX	5	3505	7/7	0.98	0.17	59,59,59,59	7
87	MG	5	4431	1/1	0.98	0.39	44,44,44,44	1
86	OHX	1	3485	7/7	0.98	0.24	87,87,87,87	7
86	OHX	1	3643	7/7	0.98	0.24	52,52,52,52	7
87	MG	1	4231	1/1	0.98	0.22	44,44,44,44	0
86	OHX	5	3526	7/7	0.98	0.31	46,46,46,46	7
87	MG	7	240	1/1	0.98	0.56	53,53,53,53	1
86	OHX	5	3731	7/7	0.98	0.28	48,48,48,48	7
87	MG	2	2153	1/1	0.98	0.23	72,72,72,72	0
86	OHX	1	3632	7/7	0.98	0.25	43,43,43,43	7
86	OHX	1	3466	7/7	0.98	0.25	45,45,45,45	7
87	MG	1	4265	1/1	0.98	0.32	56,56,56,56	0
86	OHX	5	3599	7/7	0.98	0.15	56,56,56,56	7
87	MG	1	4376	1/1	0.98	0.64	34,34,34,34	1
86	OHX	C8	202	7/7	0.98	0.14	94,94,94,94	7
87	MG	1	4389	1/1	0.98	0.32	59,59,59,59	1
86	OHX	5	3805	7/7	0.98	0.21	88,88,88,88	7
86	OHX	1	3549	7/7	0.98	0.22	54,54,54,54	7
86	OHX	2	1922	7/7	0.98	0.20	75,75,75,75	7
86	OHX	1	3446	7/7	0.98	0.22	65,65,65,65	7
86	OHX	1	3581	7/7	0.98	0.17	54,54,54,54	7
87	MG	6	2182	1/1	0.98	0.22	51,51,51,51	0
86	OHX	6	1913	7/7	0.98	0.15	85,85,85,85	7
87	MG	5	3819	1/1	0.98	0.46	36,36,36,36	0
87	MG	1	4478	1/1	0.98	1.01	47,47,47,47	1
86	OHX	1	3601	7/7	0.98	0.19	49,49,49,49	7
86	OHX	1	3484	7/7	0.98	0.20	62,62,62,62	7

Continued on next page...

Continued from previous page...

Mol	Type	Chain	Res	Atoms	RSCC	RSR	B-factors(Å ²)	Q<0.9
86	OHX	1	3457	7/7	0.98	0.27	50,50,50,50	7
86	OHX	5	3803	7/7	0.98	0.21	69,69,69,69	7
87	MG	5	4002	1/1	0.98	0.44	37,37,37,37	0
87	MG	1	4315	1/1	0.98	0.46	35,35,35,35	1
86	OHX	5	3485	7/7	0.98	0.27	46,46,46,46	7
87	MG	5	4147	1/1	0.98	0.51	36,36,36,36	0
86	OHX	2	1985	7/7	0.98	0.35	59,59,59,59	7
87	MG	5	3941	1/1	0.98	0.55	30,30,30,30	0
86	OHX	1	3468	7/7	0.98	0.23	65,65,65,65	7
86	OHX	1	3809	7/7	0.98	0.19	83,83,83,83	7
86	OHX	1	3459	7/7	0.98	0.21	81,81,81,81	7
87	MG	5	4177	1/1	0.98	0.31	42,42,42,42	0
87	MG	5	4534	1/1	0.98	0.17	54,54,54,54	0
87	MG	5	4403	1/1	0.98	0.35	40,40,40,40	1
86	OHX	5	3490	7/7	0.98	0.29	50,50,50,50	7
86	OHX	5	3528	7/7	0.98	0.25	62,62,62,62	7
86	OHX	1	3544	7/7	0.98	0.28	52,52,52,52	7
86	OHX	5	3496	7/7	0.98	0.25	48,48,48,48	7
86	OHX	1	3491	7/7	0.98	0.12	118,118,118,118	7
86	OHX	1	3650	7/7	0.98	0.17	96,96,96,96	7
86	OHX	2	1912	7/7	0.98	0.14	109,109,109,109	0
86	OHX	6	1952	7/7	0.98	0.16	84,84,84,84	7
86	OHX	1	3678	7/7	0.98	0.27	44,44,44,44	7
86	OHX	1	3567	7/7	0.98	0.36	48,48,48,48	7
87	MG	5	4175	1/1	0.98	0.23	86,86,86,86	0
87	MG	S6	301	1/1	0.98	0.23	103,103,103,103	0
86	OHX	6	1927	7/7	0.98	0.13	109,109,109,109	7
87	MG	5	3839	1/1	0.98	0.48	55,55,55,55	0
86	OHX	1	3680	7/7	0.98	0.36	60,60,60,60	7
86	OHX	1	3499	7/7	0.98	0.26	54,54,54,54	7
86	OHX	5	3588	7/7	0.98	0.21	43,43,43,43	7
86	OHX	2	1930	7/7	0.98	0.30	77,77,77,77	7
86	OHX	5	3553	7/7	0.98	0.14	84,84,84,84	7
86	OHX	1	3519	7/7	0.98	0.21	50,50,50,50	7
86	OHX	1	3529	7/7	0.98	0.24	66,66,66,66	7
87	MG	5	4514	1/1	0.98	0.37	30,30,30,30	1
86	OHX	1	3641	7/7	0.98	0.15	89,89,89,89	7
86	OHX	5	3453	7/7	0.98	0.30	79,79,79,79	7
86	OHX	6	1951	7/7	0.98	0.13	133,133,133,133	7
87	MG	1	3847	1/1	0.98	0.10	49,49,49,49	0
86	OHX	2	1995	7/7	0.98	0.19	86,86,86,86	7
86	OHX	1	3554	7/7	0.98	0.20	78,78,78,78	7

Continued on next page...

Continued from previous page...

Mol	Type	Chain	Res	Atoms	RSCC	RSR	B-factors(Å ²)	Q<0.9
87	MG	5	4287	1/1	0.98	0.27	39,39,39,39	1
87	MG	1	3926	1/1	0.98	0.49	34,34,34,34	0
87	MG	5	3823	1/1	0.98	0.36	33,33,33,33	0
86	OHX	1	3625	7/7	0.98	0.15	61,61,61,61	7
86	OHX	1	3540	7/7	0.98	0.10	128,128,128,128	7
87	MG	6	2298	1/1	0.98	0.12	86,86,86,86	0
86	OHX	1	3460	7/7	0.98	0.27	60,60,60,60	7
86	OHX	1	3799	7/7	0.98	0.26	54,54,54,54	7
86	OHX	2	2088	7/7	0.98	0.26	94,94,94,94	7
86	OHX	5	3609	7/7	0.98	0.20	96,96,96,96	7
86	OHX	2	1936	7/7	0.98	0.27	72,72,72,72	7
87	MG	6	2181	1/1	0.98	0.32	55,55,55,55	0
86	OHX	12	301	7/7	0.98	0.22	63,63,63,63	7
86	OHX	5	3431	7/7	0.98	0.23	61,61,61,61	7
86	OHX	5	3627	7/7	0.98	0.14	81,81,81,81	7
86	OHX	2	1924	7/7	0.98	0.15	89,89,89,89	7
86	OHX	6	2011	7/7	0.98	0.21	57,57,57,57	7
87	MG	1	3944	1/1	0.98	0.47	35,35,35,35	0
86	OHX	L3	402	7/7	0.98	0.19	67,67,67,67	7
86	OHX	5	3814	7/7	0.98	0.21	70,70,70,70	7
86	OHX	6	1978	7/7	0.98	0.20	52,52,52,52	7
86	OHX	6	1967	7/7	0.98	0.19	47,47,47,47	7
87	MG	5	4475	1/1	0.98	0.30	39,39,39,39	0
87	MG	5	4003	1/1	0.98	0.62	27,27,27,27	0
87	MG	5	3995	1/1	0.98	0.64	34,34,34,34	0
86	OHX	5	3628	7/7	0.98	0.28	66,66,66,66	7
87	MG	m8	1501	1/1	0.98	0.64	42,42,42,42	1
86	OHX	5	3804	7/7	0.98	0.24	52,52,52,52	7
87	MG	1	3843	1/1	0.98	0.51	43,43,43,43	0
86	OHX	1	3776	7/7	0.98	0.23	59,59,59,59	7
86	OHX	2	1979	7/7	0.98	0.21	75,75,75,75	7
86	OHX	5	3597	7/7	0.98	0.27	46,46,46,46	7
86	OHX	1	3509	7/7	0.98	0.29	42,42,42,42	7
86	OHX	5	3619	7/7	0.98	0.26	38,38,38,38	7
87	MG	2	2187	1/1	0.99	0.13	87,87,87,87	0
86	OHX	1	3438	7/7	0.99	0.23	59,59,59,59	7
86	OHX	5	3458	7/7	0.99	0.30	42,42,42,42	7
86	OHX	5	3507	7/7	0.99	0.32	62,62,62,62	7
86	OHX	1	3434	7/7	0.99	0.19	68,68,68,68	7
86	OHX	6	1929	7/7	0.99	0.29	53,53,53,53	7
86	OHX	5	3447	7/7	0.99	0.21	60,60,60,60	7
86	OHX	5	3418	7/7	0.99	0.24	58,58,58,58	7

Continued on next page...

Continued from previous page...

Mol	Type	Chain	Res	Atoms	RSCC	RSR	B-factors(\AA^2)	Q<0.9
86	OHX	1	3441	7/7	0.99	0.21	52,52,52,52	7
86	OHX	1	3408	7/7	0.99	0.19	59,59,59,59	2
86	OHX	4	201	7/7	0.99	0.26	52,52,52,52	2
86	OHX	1	3409	7/7	0.99	0.15	58,58,58,58	1
86	OHX	6	1904	7/7	0.99	0.18	71,71,71,71	7
87	MG	6	2226	1/1	0.99	0.14	107,107,107,107	0
87	MG	1	4026	1/1	0.99	0.23	40,40,40,40	0
86	OHX	5	3424	7/7	0.99	0.19	70,70,70,70	0
87	MG	1	4441	1/1	0.99	0.14	43,43,43,43	1
86	OHX	2	1914	7/7	0.99	0.25	69,69,69,69	7
86	OHX	7	201	7/7	0.99	0.23	70,70,70,70	7
86	OHX	1	3488	7/7	0.99	0.25	49,49,49,49	7
86	OHX	1	3475	7/7	0.99	0.20	49,49,49,49	7
86	OHX	5	3416	7/7	0.99	0.25	46,46,46,46	7
86	OHX	5	3436	7/7	0.99	0.20	54,54,54,54	7
86	OHX	1	3416	7/7	0.99	0.20	69,69,69,69	0
87	MG	1	4117	1/1	0.99	0.34	59,59,59,59	0
87	MG	5	4522	1/1	0.99	0.21	35,35,35,35	1
86	OHX	5	3408	7/7	0.99	0.22	42,42,42,42	2
87	MG	1	4205	1/1	0.99	0.20	52,52,52,52	1
87	MG	5	4341	1/1	0.99	0.67	46,46,46,46	0
87	MG	1	4019	1/1	0.99	0.73	27,27,27,27	0
87	MG	1	4416	1/1	0.99	0.26	60,60,60,60	0
87	MG	5	4575	1/1	0.99	0.39	48,48,48,48	1
86	OHX	5	3457	7/7	0.99	0.23	67,67,67,67	7
87	MG	5	3997	1/1	0.99	0.32	31,31,31,31	0
87	MG	5	3930	1/1	0.99	0.54	34,34,34,34	0
86	OHX	1	3431	7/7	0.99	0.17	86,86,86,86	7
87	MG	1	4154	1/1	0.99	0.23	81,81,81,81	0
86	OHX	1	3513	7/7	0.99	0.23	49,49,49,49	7
86	OHX	5	3573	7/7	0.99	0.31	64,64,64,64	7
86	OHX	1	3439	7/7	0.99	0.24	69,69,69,69	7
87	MG	2	2121	1/1	0.99	0.28	73,73,73,73	0
86	OHX	5	3410	7/7	0.99	0.21	58,58,58,58	2
86	OHX	2	1951	7/7	0.99	0.22	87,87,87,87	7
87	MG	L4	402	1/1	0.99	0.30	43,43,43,43	0
87	MG	1	4165	1/1	0.99	0.28	54,54,54,54	0
86	OHX	7	204	7/7	0.99	0.18	43,43,43,43	7
87	MG	5	3960	1/1	0.99	0.45	37,37,37,37	0
86	OHX	5	3482	7/7	0.99	0.24	54,54,54,54	7
86	OHX	8	221	7/7	0.99	0.16	74,74,74,74	7
86	OHX	2	1919	7/7	0.99	0.20	78,78,78,78	7

Continued on next page...

Continued from previous page...

Mol	Type	Chain	Res	Atoms	RSCC	RSR	B-factors(Å ²)	Q<0.9
86	OHX	2	1918	7/7	0.99	0.19	80,80,80,80	7
86	OHX	1	3479	7/7	0.99	0.26	55,55,55,55	7
86	OHX	2	1913	7/7	0.99	0.27	87,87,87,87	7
86	OHX	1	3426	7/7	0.99	0.19	71,71,71,71	7
87	MG	1	4431	1/1	0.99	0.45	42,42,42,42	1
87	MG	5	4288	1/1	0.99	0.23	39,39,39,39	1
86	OHX	1	3433	7/7	0.99	0.20	53,53,53,53	7
86	OHX	5	3448	7/7	0.99	0.26	46,46,46,46	7
86	OHX	6	2098	7/7	0.99	0.20	113,113,113,113	7
86	OHX	5	3471	7/7	0.99	0.15	76,76,76,76	7
86	OHX	5	3449	7/7	0.99	0.19	72,72,72,72	7
86	OHX	o7	502	7/7	0.99	0.24	64,64,64,64	7
87	MG	5	4307	1/1	0.99	0.23	41,41,41,41	1
86	OHX	5	3445	7/7	0.99	0.23	63,63,63,63	7
86	OHX	5	3460	7/7	0.99	0.19	68,68,68,68	7
87	MG	5	4357	1/1	0.99	0.33	36,36,36,36	1
86	OHX	5	3413	7/7	0.99	0.17	51,51,51,51	7
86	OHX	5	3411	7/7	0.99	0.22	50,50,50,50	7
86	OHX	5	3430	7/7	0.99	0.21	40,40,40,40	7
87	MG	1	4334	1/1	0.99	0.22	56,56,56,56	0
87	MG	1	4450	1/1	0.99	0.12	54,54,54,54	0
86	OHX	5	3422	7/7	0.99	0.20	55,55,55,55	7
86	OHX	4	204	7/7	0.99	0.20	57,57,57,57	7
87	MG	1	3985	1/1	0.99	0.63	28,28,28,28	0
86	OHX	7	205	7/7	0.99	0.22	68,68,68,68	7
86	OHX	2	1904	7/7	0.99	0.18	89,89,89,89	7
87	MG	5	4364	1/1	0.99	0.17	35,35,35,35	1
86	OHX	6	1903	7/7	0.99	0.23	63,63,63,63	3
87	MG	C1	201	1/1	0.99	1.02	69,69,69,69	0
86	OHX	5	3405	7/7	0.99	0.17	48,48,48,48	3
87	MG	L2	302	1/1	0.99	0.61	46,46,46,46	0
87	MG	1	3919	1/1	0.99	0.45	42,42,42,42	0
87	MG	5	4283	1/1	0.99	0.24	41,41,41,41	0
86	OHX	2	1907	7/7	0.99	0.15	93,93,93,93	7
87	MG	5	4497	1/1	0.99	0.22	41,41,41,41	1
86	OHX	1	3417	7/7	0.99	0.20	56,56,56,56	7
86	OHX	5	3414	7/7	0.99	0.23	43,43,43,43	7
87	MG	5	3944	1/1	0.99	0.47	32,32,32,32	0
87	MG	m6	204	1/1	0.99	0.30	40,40,40,40	0
86	OHX	1	3440	7/7	0.99	0.14	75,75,75,75	7
86	OHX	1	3562	7/7	0.99	0.15	71,71,71,71	7
86	OHX	1	3462	7/7	0.99	0.24	59,59,59,59	7

Continued on next page...

Continued from previous page...

Mol	Type	Chain	Res	Atoms	RSCC	RSR	B-factors(Å ²)	Q<0.9
86	OHX	8	201	7/7	0.99	0.22	55,55,55,55	7
86	OHX	2	2035	7/7	0.99	0.16	95,95,95,95	7
87	MG	5	3837	1/1	0.99	0.66	33,33,33,33	0
87	MG	5	3858	1/1	0.99	0.23	58,58,58,58	0
86	OHX	1	3493	7/7	0.99	0.19	56,56,56,56	7
86	OHX	1	3430	7/7	0.99	0.21	55,55,55,55	7
86	OHX	5	3592	7/7	0.99	0.12	63,63,63,63	7
87	MG	1	4177	1/1	0.99	0.28	49,49,49,49	1
86	OHX	5	3443	7/7	0.99	0.15	82,82,82,82	7
86	OHX	5	3514	7/7	0.99	0.24	39,39,39,39	7
86	OHX	5	3412	7/7	0.99	0.19	64,64,64,64	7
86	OHX	1	3525	7/7	0.99	0.31	44,44,44,44	7
87	MG	5	3994	1/1	0.99	0.64	21,21,21,21	0
87	MG	5	3897	1/1	0.99	0.28	52,52,52,52	0
86	OHX	1	3423	7/7	0.99	0.23	62,62,62,62	7
87	MG	6	2136	1/1	0.99	0.27	54,54,54,54	0
87	MG	5	4511	1/1	0.99	0.87	52,52,52,52	1
86	OHX	1	3506	7/7	0.99	0.25	38,38,38,38	7
87	MG	13	410	1/1	0.99	0.58	31,31,31,31	1
86	OHX	1	3494	7/7	0.99	0.17	66,66,66,66	7
86	OHX	1	3588	7/7	0.99	0.22	47,47,47,47	7
86	OHX	1	3454	7/7	0.99	0.31	61,61,61,61	7
86	OHX	2	1905	7/7	0.99	0.26	71,71,71,71	7
86	OHX	6	1906	7/7	0.99	0.25	55,55,55,55	7
86	OHX	1	3463	7/7	0.99	0.24	74,74,74,74	7
87	MG	1	4362	1/1	0.99	0.27	42,42,42,42	0
87	MG	5	4108	1/1	0.99	0.23	49,49,49,49	0
86	OHX	5	3454	7/7	0.99	0.18	77,77,77,77	7
87	MG	5	3836	1/1	0.99	0.23	34,34,34,34	0
87	MG	6	2322	1/1	0.99	0.20	62,62,62,62	0
87	MG	1	4504	1/1	0.99	0.16	60,60,60,60	0
87	MG	5	4450	1/1	0.99	0.21	44,44,44,44	0
86	OHX	1	3797	7/7	0.99	0.18	85,85,85,85	7
87	MG	1	4463	1/1	0.99	0.25	51,51,51,51	0
86	OHX	1	3497	7/7	0.99	0.23	50,50,50,50	7
86	OHX	5	3576	7/7	0.99	0.16	56,56,56,56	7
87	MG	5	4435	1/1	0.99	0.26	50,50,50,50	0
86	OHX	1	3467	7/7	0.99	0.12	113,113,113,113	7
86	OHX	5	3439	7/7	0.99	0.22	57,57,57,57	7
87	MG	6	2148	1/1	0.99	0.57	45,45,45,45	0
86	OHX	5	3483	7/7	0.99	0.31	49,49,49,49	7
86	OHX	5	3444	7/7	0.99	0.27	70,70,70,70	7

Continued on next page...

Continued from previous page...

Mol	Type	Chain	Res	Atoms	RSCC	RSR	B-factors(Å ²)	Q<0.9
86	OHX	5	3442	7/7	0.99	0.24	56,56,56,56	7
87	MG	5	4139	1/1	0.99	0.18	38,38,38,38	0
86	OHX	1	3469	7/7	0.99	0.20	75,75,75,75	7
86	OHX	5	3441	7/7	0.99	0.18	54,54,54,54	7
86	OHX	5	3446	7/7	0.99	0.22	56,56,56,56	7
87	MG	1	4427	1/1	0.99	0.21	55,55,55,55	1
86	OHX	1	3447	7/7	0.99	0.23	69,69,69,69	7
87	MG	6	2227	1/1	0.99	0.13	52,52,52,52	0
86	OHX	1	3448	7/7	0.99	0.19	59,59,59,59	7
88	ZN	q0	201	1/1	0.99	0.15	40,40,40,40	0
88	ZN	q3	501	1/1	0.99	0.15	64,64,64,64	0
87	MG	5	3928	1/1	0.99	0.29	38,38,38,38	0
86	OHX	6	1912	7/7	0.99	0.18	72,72,72,72	7
87	MG	5	4453	1/1	0.99	0.44	33,33,33,33	1
86	OHX	5	3495	7/7	0.99	0.20	47,47,47,47	7
86	OHX	5	3478	7/7	0.99	0.30	45,45,45,45	7
86	OHX	n3	201	7/7	0.99	0.23	55,55,55,55	7
87	MG	1	4316	1/1	0.99	0.53	51,51,51,51	0
87	MG	2	2236	1/1	0.99	0.25	64,64,64,64	0
86	OHX	5	3417	7/7	0.99	0.20	63,63,63,63	0
87	MG	1	4223	1/1	0.99	0.24	37,37,37,37	1
86	OHX	1	3411	7/7	0.99	0.18	64,64,64,64	0
86	OHX	5	3425	7/7	0.99	0.22	49,49,49,49	7
86	OHX	2	1923	7/7	0.99	0.21	80,80,80,80	7
87	MG	5	4105	1/1	0.99	0.28	38,38,38,38	0
86	OHX	1	3437	7/7	0.99	0.20	61,61,61,61	7
86	OHX	5	3468	7/7	0.99	0.22	63,63,63,63	7
87	MG	M6	202	1/1	0.99	0.78	41,41,41,41	1
88	ZN	D6	101	1/1	0.99	0.07	88,88,88,88	0
86	OHX	2	1920	7/7	0.99	0.21	84,84,84,84	7
86	OHX	1	3435	7/7	0.99	0.24	45,45,45,45	7
86	OHX	n9	101	7/7	0.99	0.22	59,59,59,59	7
86	OHX	5	3450	7/7	0.99	0.23	41,41,41,41	7
86	OHX	6	1902	7/7	0.99	0.17	77,77,77,77	2
86	OHX	2	1909	7/7	0.99	0.17	94,94,94,94	7
86	OHX	1	3424	7/7	0.99	0.22	49,49,49,49	7
86	OHX	5	3426	7/7	0.99	0.20	59,59,59,59	7
86	OHX	5	3435	7/7	0.99	0.21	50,50,50,50	7
86	OHX	1	3461	7/7	0.99	0.14	96,96,96,96	7
86	OHX	5	3757	7/7	0.99	0.17	75,75,75,75	7
86	OHX	5	3455	7/7	0.99	0.25	54,54,54,54	7
87	MG	M5	302	1/1	0.99	0.58	42,42,42,42	1

Continued on next page...

Continued from previous page...

Mol	Type	Chain	Res	Atoms	RSCC	RSR	B-factors(\AA^2)	Q<0.9
86	OHX	5	3595	7/7	0.99	0.26	46,46,46,46	7
86	OHX	6	1922	7/7	0.99	0.16	58,58,58,58	7
87	MG	O1	206	1/1	0.99	0.61	59,59,59,59	1
86	OHX	1	3514	7/7	0.99	0.21	50,50,50,50	7
86	OHX	6	1905	7/7	0.99	0.18	74,74,74,74	0
86	OHX	5	3469	7/7	0.99	0.23	49,49,49,49	7
86	OHX	1	3413	7/7	0.99	0.22	55,55,55,55	1
86	OHX	1	3456	7/7	0.99	0.18	85,85,85,85	7
88	ZN	D9	101	1/1	0.99	0.09	79,79,79,79	0
86	OHX	Q2	502	7/7	0.99	0.22	45,45,45,45	7
87	MG	5	4303	1/1	0.99	0.16	43,43,43,43	1
86	OHX	1	3445	7/7	0.99	0.26	51,51,51,51	7
86	OHX	1	3472	7/7	0.99	0.23	54,54,54,54	7
86	OHX	1	3482	7/7	0.99	0.20	59,59,59,59	7
87	MG	19	203	1/1	0.99	0.15	46,46,46,46	1
87	MG	5	4406	1/1	0.99	0.31	37,37,37,37	0
86	OHX	5	3530	7/7	0.99	0.14	94,94,94,94	7
86	OHX	2	1975	7/7	0.99	0.11	112,112,112,112	7
86	OHX	1	3406	7/7	0.99	0.20	58,58,58,58	2
87	MG	5	4441	1/1	0.99	0.14	33,33,33,33	0
86	OHX	1	3483	7/7	0.99	0.26	55,55,55,55	7
86	OHX	5	3429	7/7	0.99	0.21	49,49,49,49	7
86	OHX	2	1926	7/7	0.99	0.20	81,81,81,81	7
86	OHX	5	3419	7/7	0.99	0.25	55,55,55,55	7
86	OHX	5	3545	7/7	0.99	0.20	46,46,46,46	7
87	MG	7	216	1/1	0.99	0.33	53,53,53,53	0
87	MG	1	4008	1/1	0.99	0.16	52,52,52,52	0
86	OHX	1	3415	7/7	0.99	0.24	53,53,53,53	7
86	OHX	1	3471	7/7	0.99	0.27	43,43,43,43	7
86	OHX	s1	301	7/7	0.99	0.15	80,80,80,80	0
86	OHX	5	3451	7/7	0.99	0.28	43,43,43,43	7
86	OHX	2	1901	7/7	0.99	0.22	81,81,81,81	0
86	OHX	1	3427	7/7	0.99	0.24	65,65,65,65	7
86	OHX	5	3415	7/7	0.99	0.18	74,74,74,74	1
87	MG	5	4443	1/1	0.99	0.36	32,32,32,32	0
86	OHX	5	3567	7/7	0.99	0.27	39,39,39,39	7
86	OHX	7	206	7/7	0.99	0.21	67,67,67,67	7
86	OHX	6	1920	7/7	0.99	0.16	114,114,114,114	7
86	OHX	5	3421	7/7	0.99	0.21	45,45,45,45	7
87	MG	1	4059	1/1	0.99	0.27	38,38,38,38	0
86	OHX	6	1936	7/7	0.99	0.22	57,57,57,57	7
86	OHX	M0	301	7/7	0.99	0.39	49,49,49,49	7

Continued on next page...

Continued from previous page...

Mol	Type	Chain	Res	Atoms	RSCC	RSR	B-factors(Å ²)	Q<0.9
86	OHX	6	1917	7/7	0.99	0.20	55,55,55,55	7
86	OHX	1	3464	7/7	0.99	0.33	50,50,50,50	7
87	MG	6	2134	1/1	0.99	0.43	42,42,42,42	0
86	OHX	1	3496	7/7	0.99	0.27	45,45,45,45	7
87	MG	5	4353	1/1	0.99	0.33	39,39,39,39	1
87	MG	1	4299	1/1	0.99	0.22	44,44,44,44	1
86	OHX	5	3473	7/7	0.99	0.16	61,61,61,61	7
86	OHX	1	3425	7/7	0.99	0.22	71,71,71,71	7
86	OHX	N9	101	7/7	0.99	0.21	58,58,58,58	7
86	OHX	1	3444	7/7	0.99	0.25	61,61,61,61	7
87	MG	m5	503	1/1	0.99	0.22	48,48,48,48	0
86	OHX	5	3467	7/7	0.99	0.22	66,66,66,66	7
86	OHX	1	3578	7/7	0.99	0.21	40,40,40,40	7
86	OHX	1	3432	7/7	0.99	0.17	64,64,64,64	7
86	OHX	1	3420	7/7	0.99	0.18	59,59,59,59	7
86	OHX	2	1906	7/7	0.99	0.17	82,82,82,82	7
86	OHX	8	202	7/7	0.99	0.24	49,49,49,49	2
86	OHX	1	3407	7/7	0.99	0.24	48,48,48,48	2
87	MG	5	4447	1/1	0.99	0.31	34,34,34,34	1
86	OHX	2	1903	7/7	0.99	0.18	90,90,90,90	0
86	OHX	1	3465	7/7	0.99	0.22	62,62,62,62	7
87	MG	5	4321	1/1	0.99	0.22	66,66,66,66	1
86	OHX	1	3575	7/7	0.99	0.24	47,47,47,47	7
87	MG	5	3862	1/1	0.99	0.53	35,35,35,35	0
86	OHX	1	3428	7/7	0.99	0.16	79,79,79,79	0
87	MG	1	3982	1/1	0.99	0.36	31,31,31,31	0
86	OHX	1	3542	7/7	0.99	0.26	49,49,49,49	7
86	OHX	1	3478	7/7	0.99	0.19	58,58,58,58	7
86	OHX	5	3428	7/7	0.99	0.24	64,64,64,64	0
87	MG	5	4490	1/1	0.99	0.18	46,46,46,46	0
86	OHX	1	3455	7/7	0.99	0.24	70,70,70,70	7
86	OHX	1	3453	7/7	0.99	0.15	74,74,74,74	7
88	ZN	O7	101	1/1	0.99	0.14	47,47,47,47	0
86	OHX	6	1916	7/7	0.99	0.18	65,65,65,65	7
86	OHX	5	3727	7/7	0.99	0.24	53,53,53,53	7
87	MG	5	4451	1/1	0.99	0.23	39,39,39,39	1
86	OHX	6	1923	7/7	0.99	0.16	71,71,71,71	7
86	OHX	1	3800	7/7	0.99	0.23	41,41,41,41	7
86	OHX	1	3442	7/7	0.99	0.21	55,55,55,55	7
87	MG	5	4266	1/1	0.99	0.24	42,42,42,42	1
86	OHX	4	202	7/7	0.99	0.21	55,55,55,55	7
88	ZN	Q3	501	1/1	0.99	0.10	73,73,73,73	0

Continued on next page...

Continued from previous page...

Mol	Type	Chain	Res	Atoms	RSCC	RSR	B-factors(\AA^2)	Q<0.9
87	MG	5	4531	1/1	0.99	0.29	39,39,39,39	0
86	OHX	5	3433	7/7	0.99	0.22	47,47,47,47	7
87	MG	5	4295	1/1	0.99	0.41	43,43,43,43	0
86	OHX	5	3420	7/7	0.99	0.22	56,56,56,56	7
86	OHX	5	3476	7/7	0.99	0.24	46,46,46,46	7
86	OHX	o3	201	7/7	0.99	0.31	51,51,51,51	7
86	OHX	6	1908	7/7	0.99	0.21	71,71,71,71	7
86	OHX	1	3668	7/7	0.99	0.21	50,50,50,50	7
87	MG	2	2207	1/1	0.99	0.25	61,61,61,61	0
86	OHX	1	3518	7/7	0.99	0.24	41,41,41,41	7
86	OHX	6	1926	7/7	0.99	0.20	55,55,55,55	7
86	OHX	1	3418	7/7	0.99	0.28	49,49,49,49	7
87	MG	5	4000	1/1	0.99	0.32	34,34,34,34	0
86	OHX	5	3407	7/7	0.99	0.25	44,44,44,44	2
86	OHX	5	3510	7/7	0.99	0.25	48,48,48,48	7
87	MG	5	3849	1/1	0.99	0.44	34,34,34,34	0
87	MG	5	4148	1/1	0.99	0.28	32,32,32,32	1
87	MG	1	4045	1/1	0.99	0.20	35,35,35,35	0
87	MG	1	4056	1/1	0.99	0.54	44,44,44,44	0
86	OHX	1	3522	7/7	0.99	0.27	40,40,40,40	7
86	OHX	1	3443	7/7	0.99	0.26	61,61,61,61	7
86	OHX	4	206	7/7	0.99	0.16	88,88,88,88	7
87	MG	1	3858	1/1	0.99	0.21	51,51,51,51	0
86	OHX	1	3414	7/7	0.99	0.15	67,67,67,67	0
87	MG	1	3909	1/1	0.99	0.32	43,43,43,43	0
86	OHX	C8	201	7/7	0.99	0.14	94,94,94,94	7
86	OHX	5	3432	7/7	0.99	0.25	59,59,59,59	7
86	OHX	5	3472	7/7	0.99	0.25	53,53,53,53	7
86	OHX	1	3498	7/7	0.99	0.24	62,62,62,62	7
86	OHX	5	3423	7/7	0.99	0.16	56,56,56,56	7
86	OHX	q1	101	7/7	0.99	0.24	46,46,46,46	7
86	OHX	5	3464	7/7	0.99	0.19	45,45,45,45	7
87	MG	1	3889	1/1	0.99	0.35	37,37,37,37	0
86	OHX	5	3466	7/7	0.99	0.16	63,63,63,63	7
86	OHX	5	3440	7/7	0.99	0.25	51,51,51,51	7
87	MG	1	3977	1/1	0.99	0.44	41,41,41,41	0
87	MG	5	4216	1/1	0.99	0.17	44,44,44,44	0
87	MG	1	4024	1/1	0.99	0.33	37,37,37,37	0
87	MG	1	4366	1/1	0.99	0.41	42,42,42,42	1
86	OHX	1	3421	7/7	0.99	0.24	48,48,48,48	7
86	OHX	5	3503	7/7	0.99	0.20	104,104,104,104	7
87	MG	4	239	1/1	0.99	0.60	40,40,40,40	1

Continued on next page...

Continued from previous page...

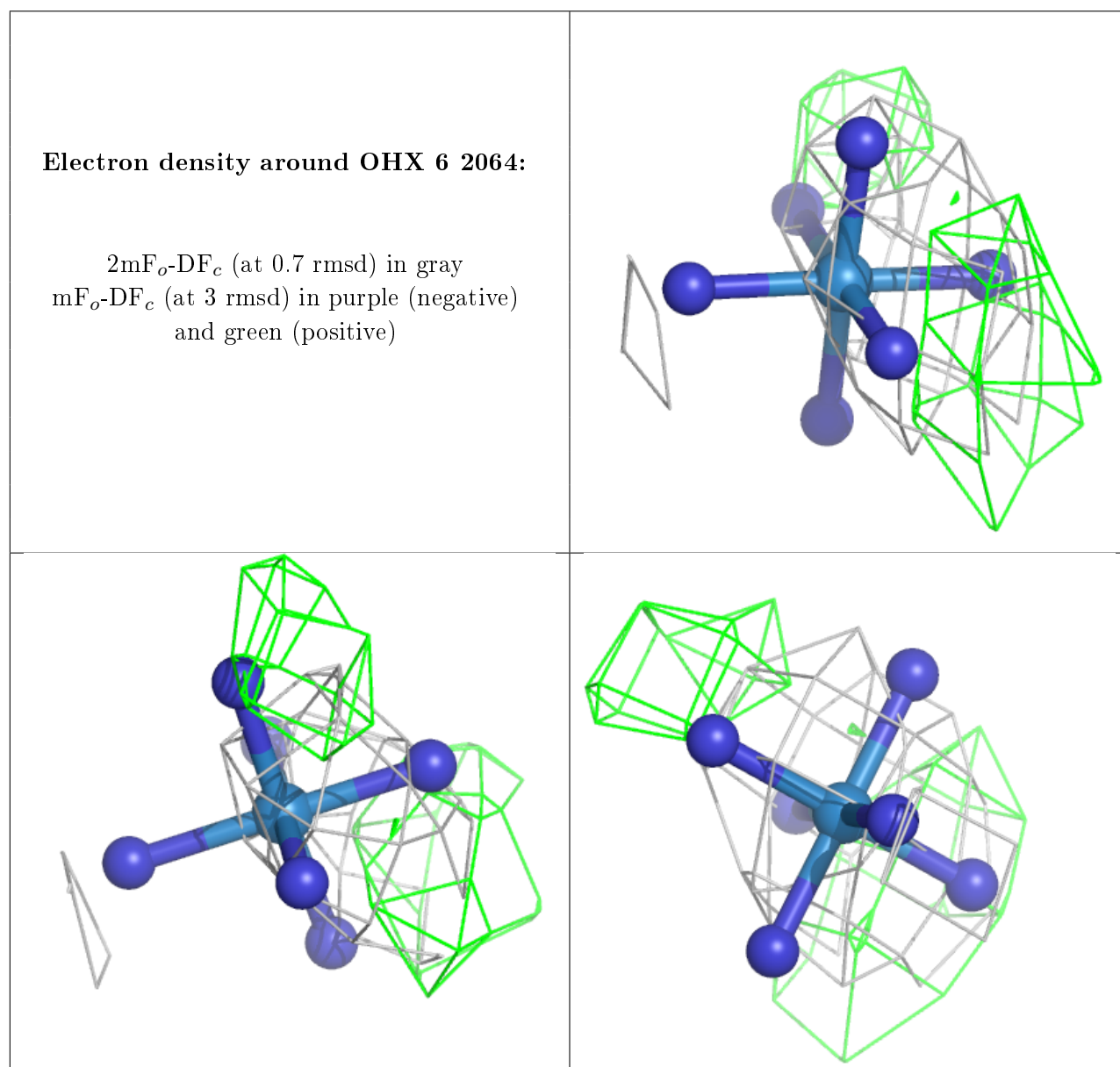
Mol	Type	Chain	Res	Atoms	RSCC	RSR	B-factors(Å ²)	Q<0.9
86	OHX	1	3512	7/7	0.99	0.15	74,74,74,74	7
86	OHX	q2	502	7/7	0.99	0.20	51,51,51,51	7
86	OHX	6	1924	7/7	0.99	0.20	54,54,54,54	7
87	MG	1	4387	1/1	0.99	0.35	51,51,51,51	1
86	OHX	6	1915	7/7	0.99	0.27	63,63,63,63	7
86	OHX	n1	201	7/7	0.99	0.19	48,48,48,48	7
86	OHX	1	3450	7/7	0.99	0.17	46,46,46,46	7
86	OHX	6	1932	7/7	0.99	0.23	47,47,47,47	7
87	MG	6	2190	1/1	0.99	0.16	44,44,44,44	0
87	MG	1	4319	1/1	0.99	0.19	59,59,59,59	0
86	OHX	1	3500	7/7	0.99	0.19	41,41,41,41	7
86	OHX	1	3477	7/7	0.99	0.23	62,62,62,62	7
86	OHX	1	3419	7/7	0.99	0.19	66,66,66,66	7
86	OHX	6	2039	7/7	0.99	0.22	46,46,46,46	7
87	MG	M7	209	1/1	0.99	0.35	42,42,42,42	0
87	MG	S1	301	1/1	1.00	0.13	105,105,105,105	0
86	OHX	5	3409	7/7	1.00	0.23	57,57,57,57	1
87	MG	5	4302	1/1	1.00	0.19	40,40,40,40	0
87	MG	5	4469	1/1	1.00	0.25	38,38,38,38	0
87	MG	1	4407	1/1	1.00	0.11	47,47,47,47	1
86	OHX	1	3489	7/7	1.00	0.16	89,89,89,89	7
86	OHX	1	3412	7/7	1.00	0.20	47,47,47,47	7
86	OHX	5	3406	7/7	1.00	0.19	48,48,48,48	0
86	OHX	6	1901	7/7	1.00	0.21	62,62,62,62	0
86	OHX	1	3405	7/7	1.00	0.21	48,48,48,48	0
87	MG	5	3922	1/1	1.00	0.43	33,33,33,33	0
87	MG	5	4460	1/1	1.00	0.30	62,62,62,62	0
87	MG	M3	202	1/1	1.00	0.53	49,49,49,49	1
87	MG	1	4420	1/1	1.00	0.22	56,56,56,56	0
88	ZN	Q0	201	1/1	1.00	0.13	53,53,53,53	0
87	MG	1	4310	1/1	1.00	0.13	45,45,45,45	1
87	MG	6	2236	1/1	1.00	0.18	54,54,54,54	0
86	OHX	5	3427	7/7	1.00	0.17	66,66,66,66	7
86	OHX	1	3429	7/7	1.00	0.22	62,62,62,62	7
88	ZN	o7	501	1/1	1.00	0.14	53,53,53,53	0
87	MG	1	4381	1/1	1.00	0.19	60,60,60,60	0
88	ZN	d9	101	1/1	1.00	0.10	81,81,81,81	0
86	OHX	1	3410	7/7	1.00	0.18	53,53,53,53	3
87	MG	5	4557	1/1	1.00	0.17	50,50,50,50	0
87	MG	1	4189	1/1	1.00	0.21	46,46,46,46	0
87	MG	5	4234	1/1	1.00	0.22	44,44,44,44	0
86	OHX	6	1910	7/7	1.00	0.19	60,60,60,60	7

Continued on next page...

Continued from previous page...

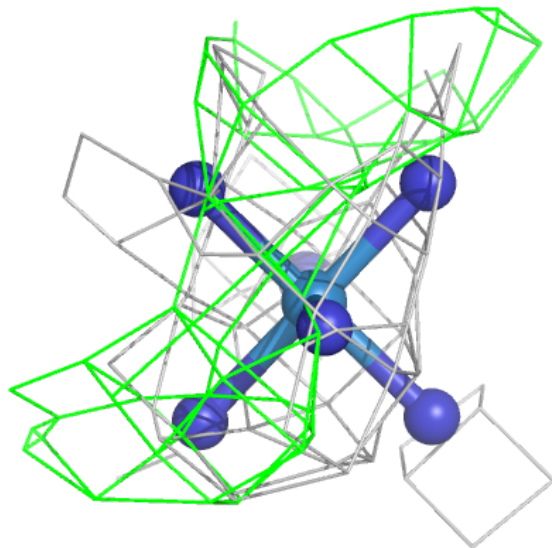
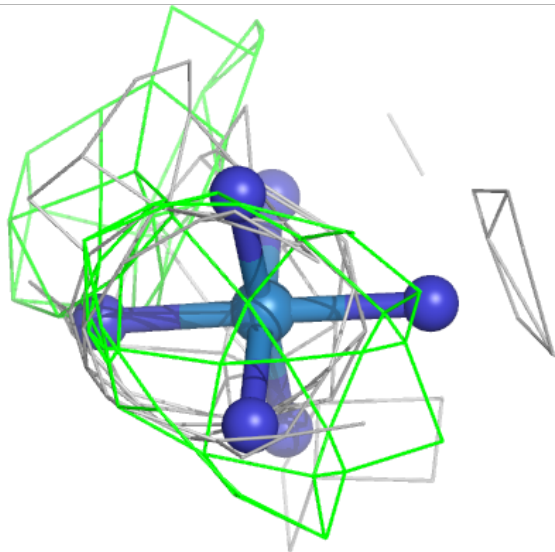
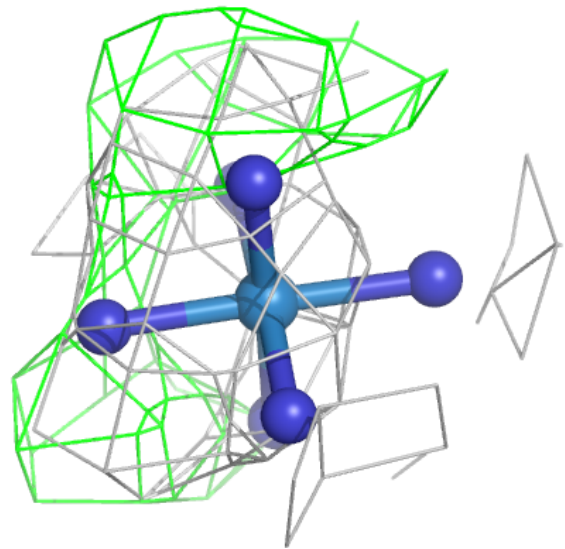
Mol	Type	Chain	Res	Atoms	RSCC	RSR	B-factors(\AA^2)	Q<0.9
86	OHX	2	1902	7/7	1.00	0.18	86,86,86,86	0

The following is a graphical depiction of the model fit to experimental electron density of all instances of the Ligand of Interest. In addition, ligands with molecular weight > 250 and outliers as shown on the geometry validation Tables will also be included. Each fit is shown from different orientation to approximate a three-dimensional view.



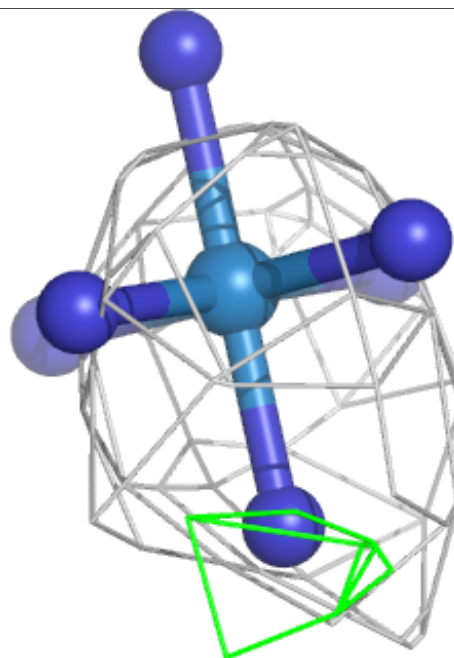
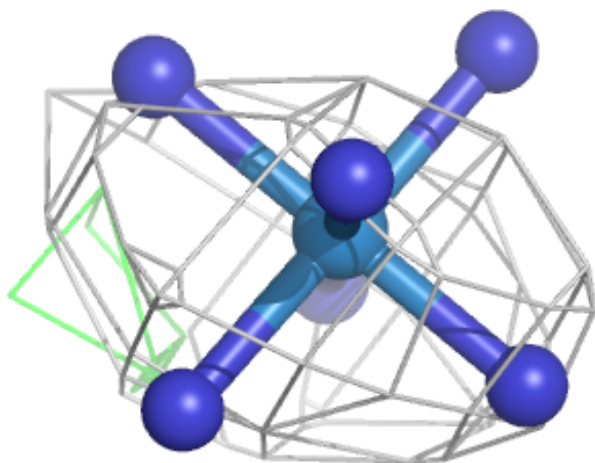
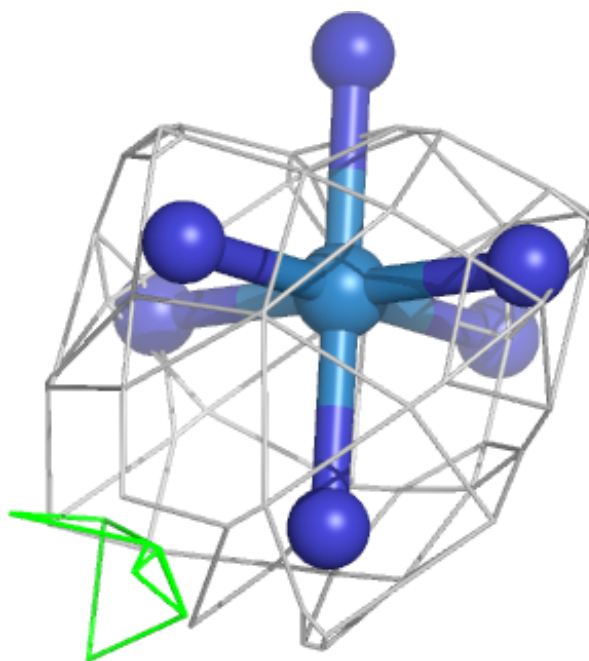
Electron density around OHX 5 3720:

$2mF_o-DF_c$ (at 0.7 rmsd) in gray
 mF_o-DF_c (at 3 rmsd) in purple (negative)
and green (positive)



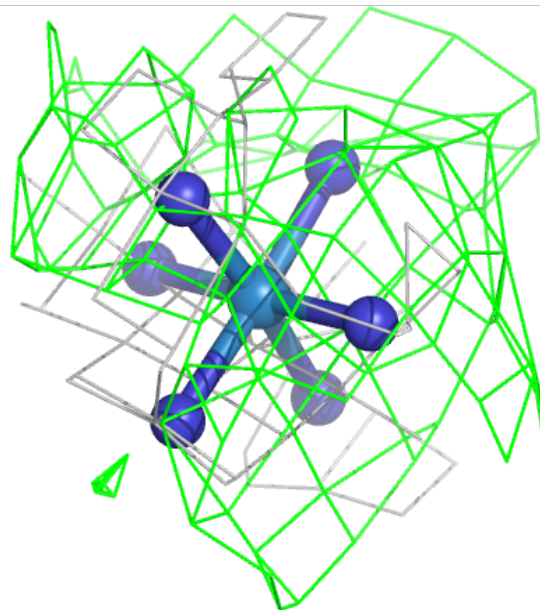
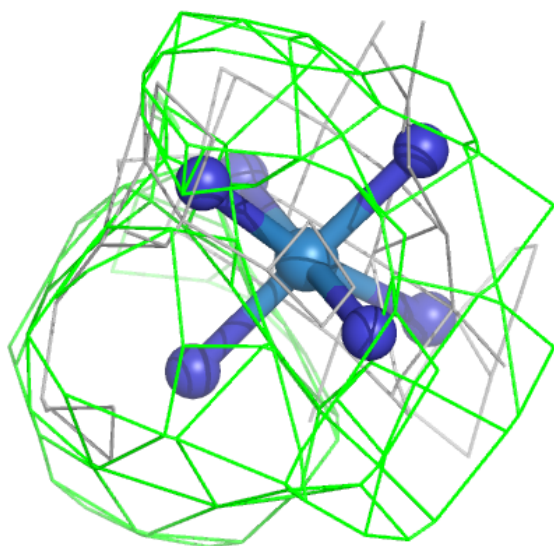
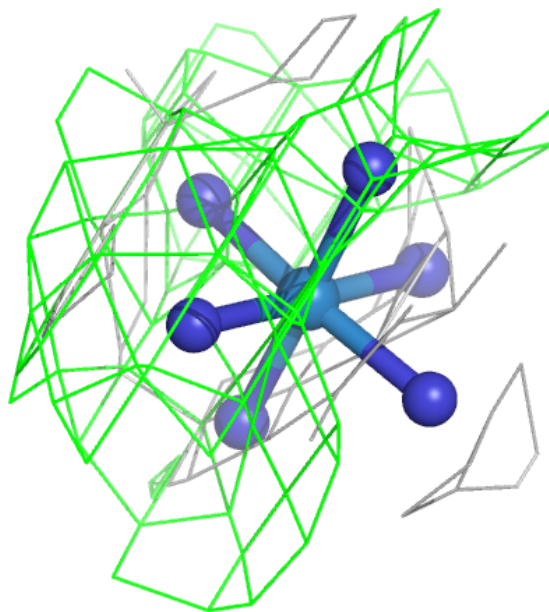
Electron density around OHX 2 2060:

$2mF_o-DF_c$ (at 0.7 rmsd) in gray
 mF_o-DF_c (at 3 rmsd) in purple (negative)
and green (positive)



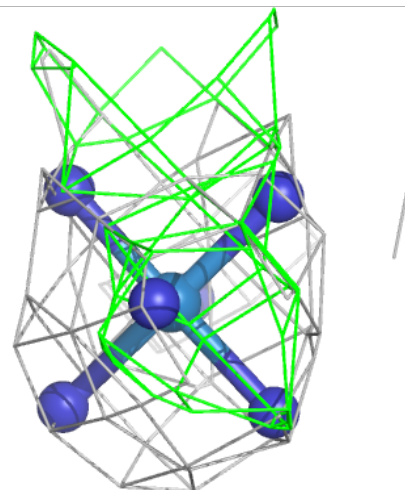
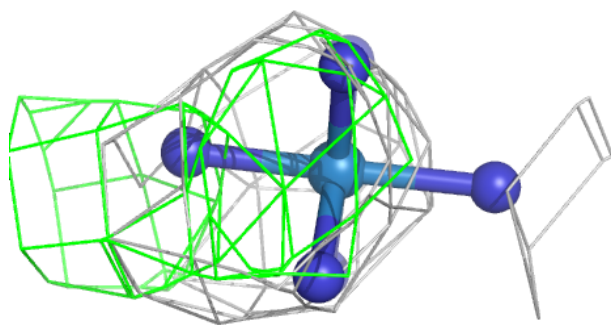
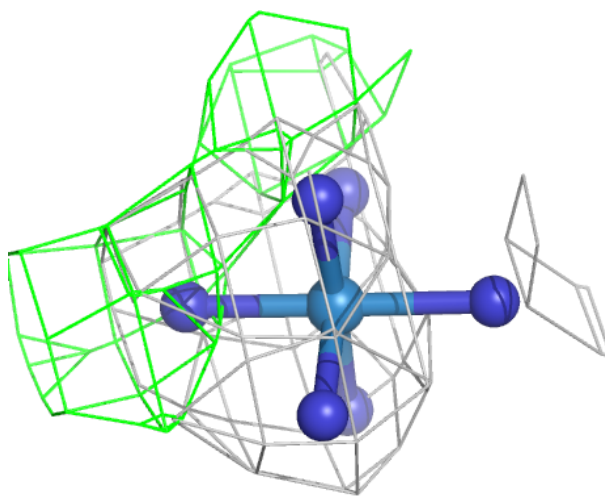
Electron density around OHX 5 3806:

$2mF_o-DF_c$ (at 0.7 rmsd) in gray
 mF_o-DF_c (at 3 rmsd) in purple (negative)
and green (positive)



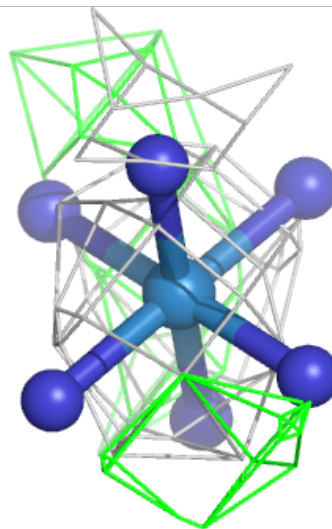
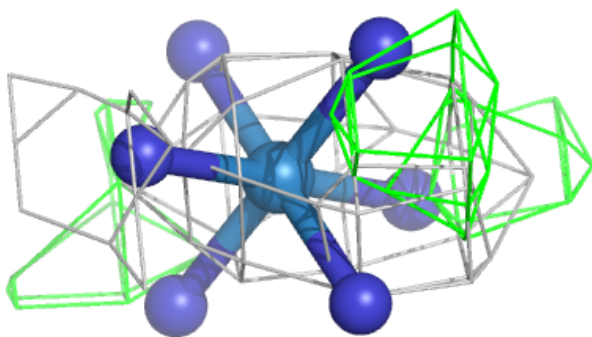
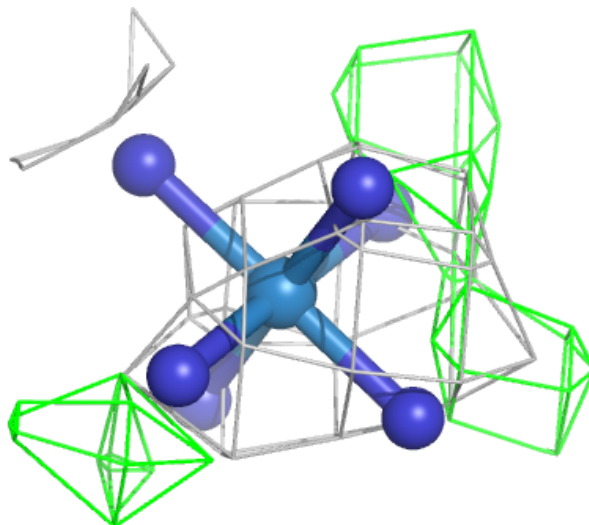
Electron density around OHX 5 3762:

$2mF_o-DF_c$ (at 0.7 rmsd) in gray
 mF_o-DF_c (at 3 rmsd) in purple (negative)
and green (positive)



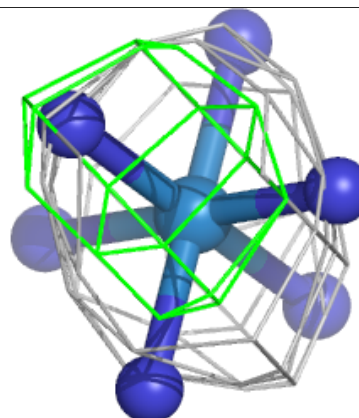
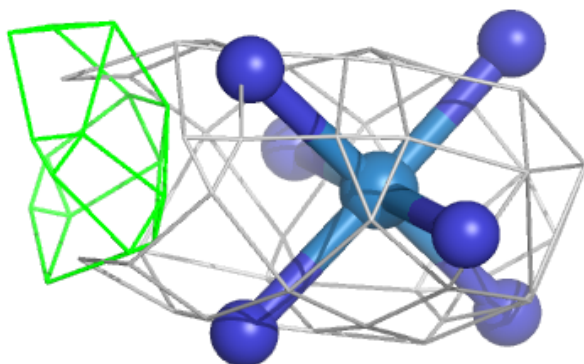
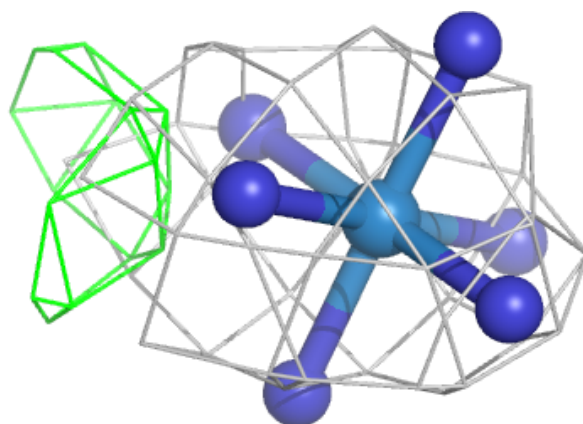
Electron density around OHX 5 3768:

$2mF_o-DF_c$ (at 0.7 rmsd) in gray
 mF_o-DF_c (at 3 rmsd) in purple (negative)
and green (positive)



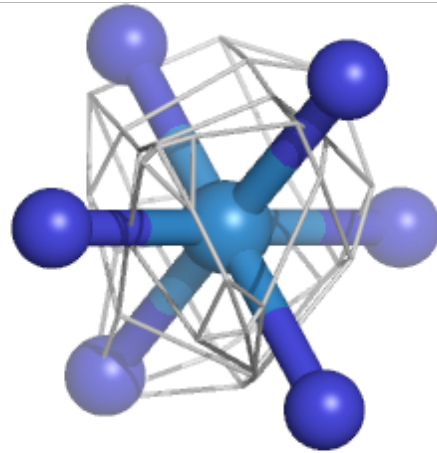
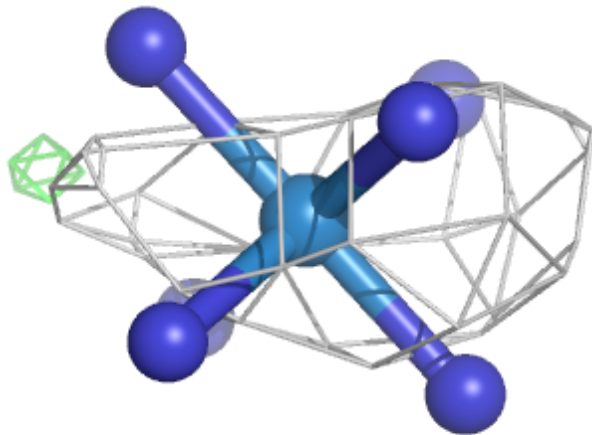
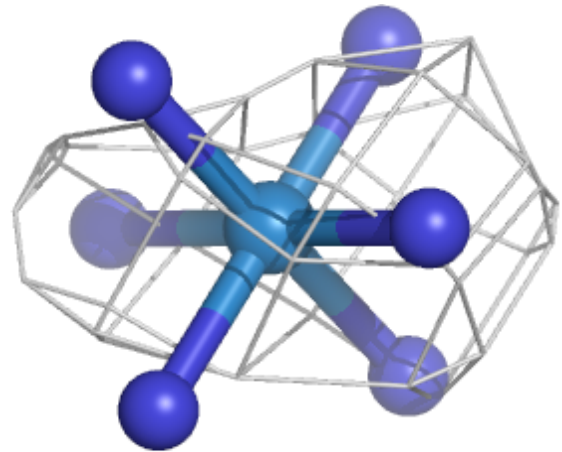
Electron density around OHX 6 2081:

$2mF_o-DF_c$ (at 0.7 rmsd) in gray
 mF_o-DF_c (at 3 rmsd) in purple (negative)
and green (positive)



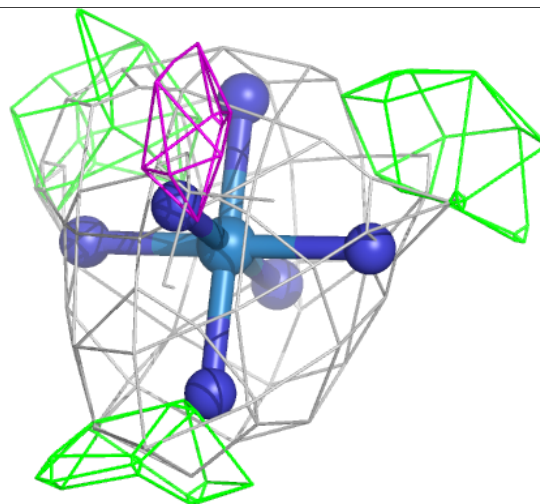
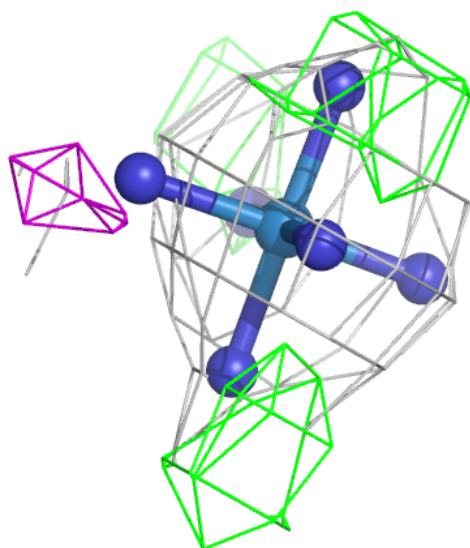
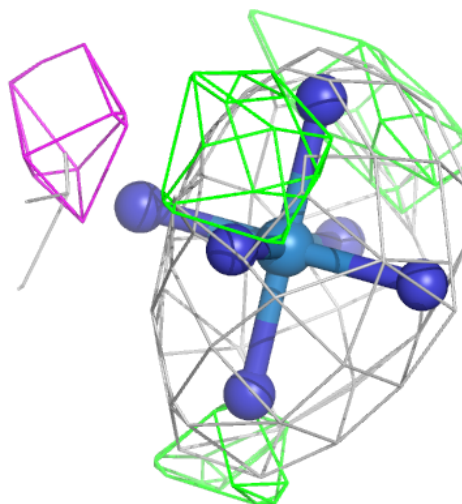
Electron density around OHX 6 2087:

$2mF_o-DF_c$ (at 0.7 rmsd) in gray
 mF_o-DF_c (at 3 rmsd) in purple (negative)
and green (positive)



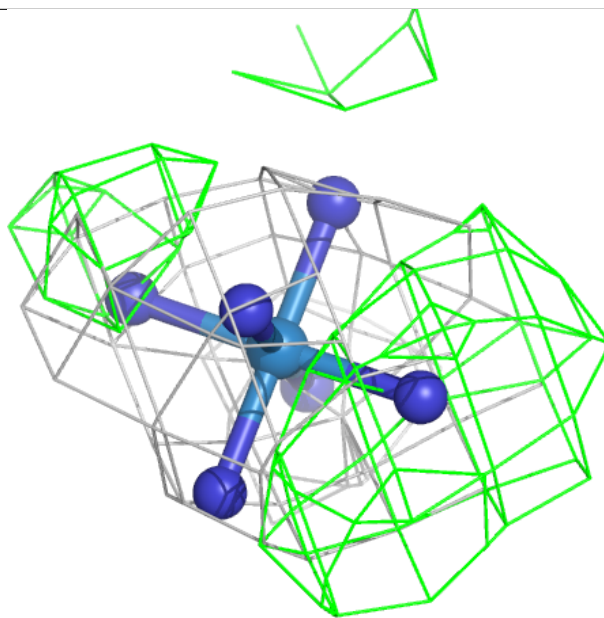
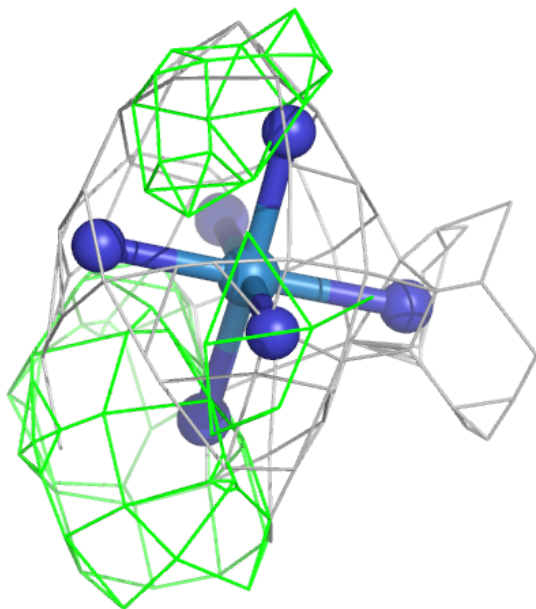
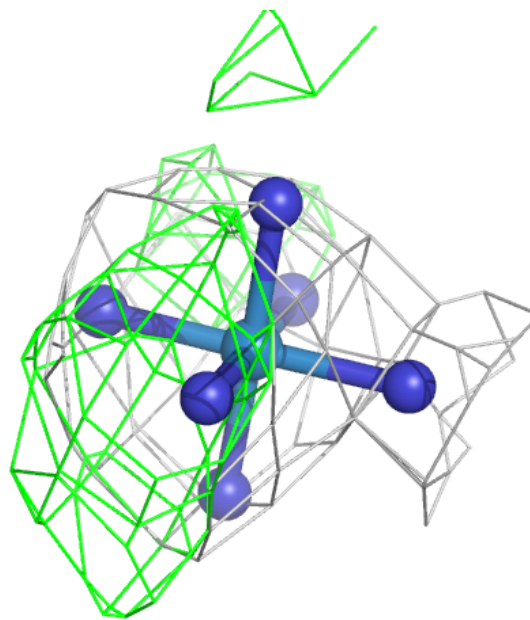
Electron density around OHX 5 3783:

$2mF_o-DF_c$ (at 0.7 rmsd) in gray
 mF_o-DF_c (at 3 rmsd) in purple (negative)
and green (positive)



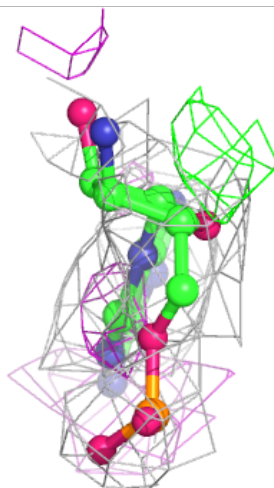
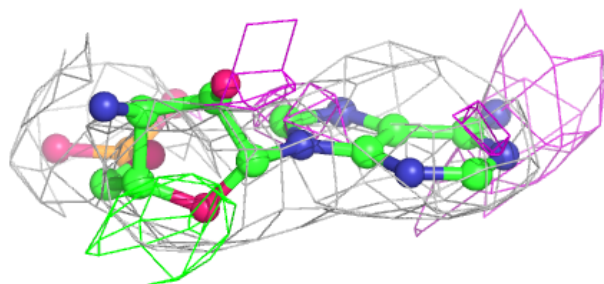
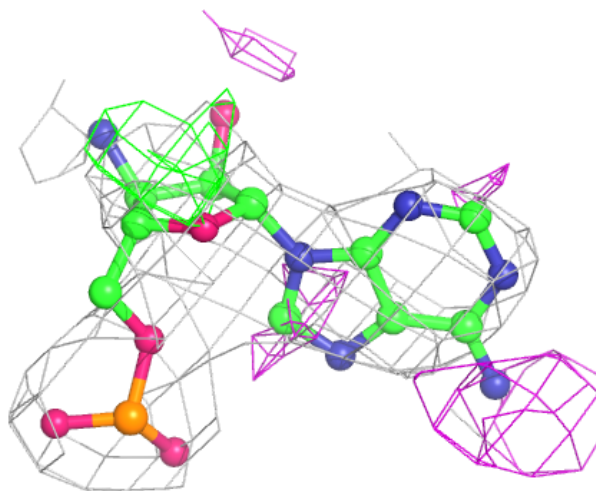
Electron density around OHX 5 3739:

$2mF_o-DF_c$ (at 0.7 rmsd) in gray
 mF_o-DF_c (at 3 rmsd) in purple (negative)
and green (positive)



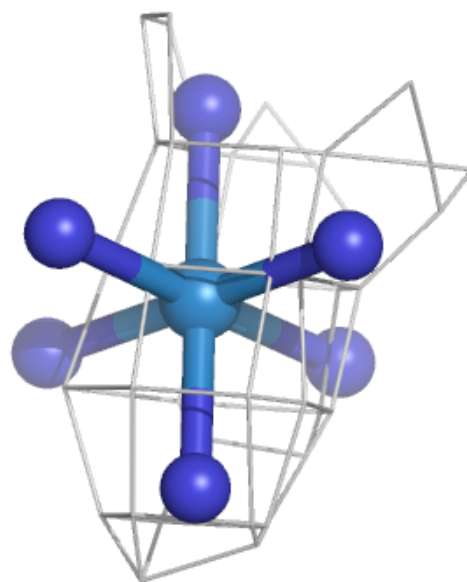
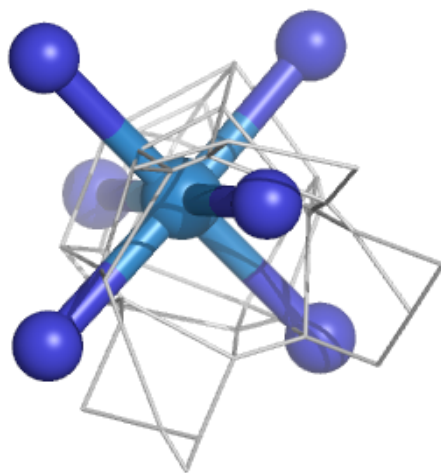
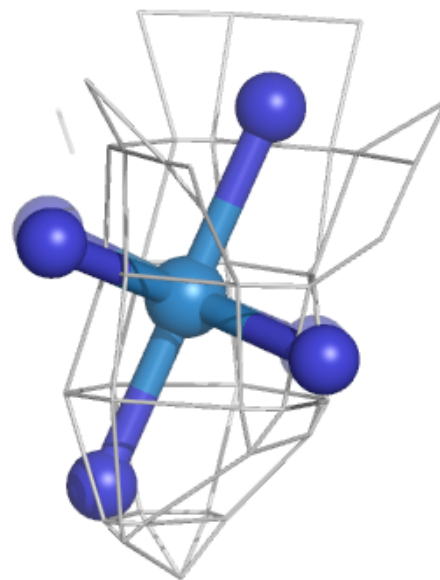
Electron density around 8AN 1 3403:

$2mF_o-DF_c$ (at 0.7 rmsd) in gray
 mF_o-DF_c (at 3 rmsd) in purple (negative)
and green (positive)



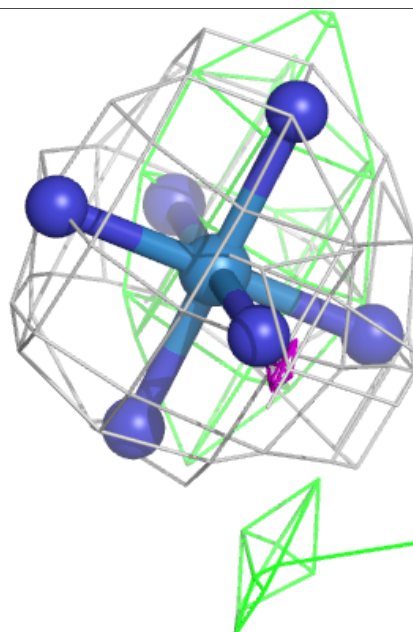
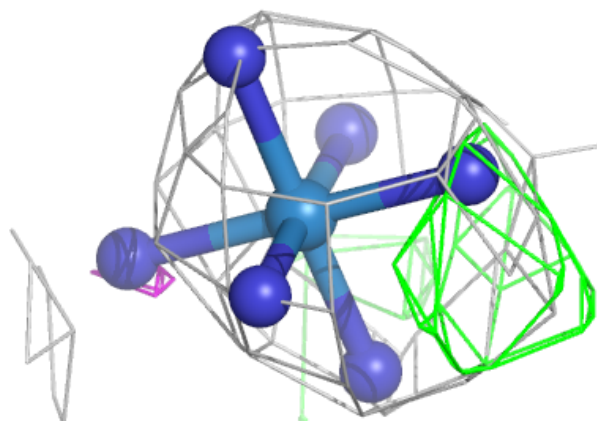
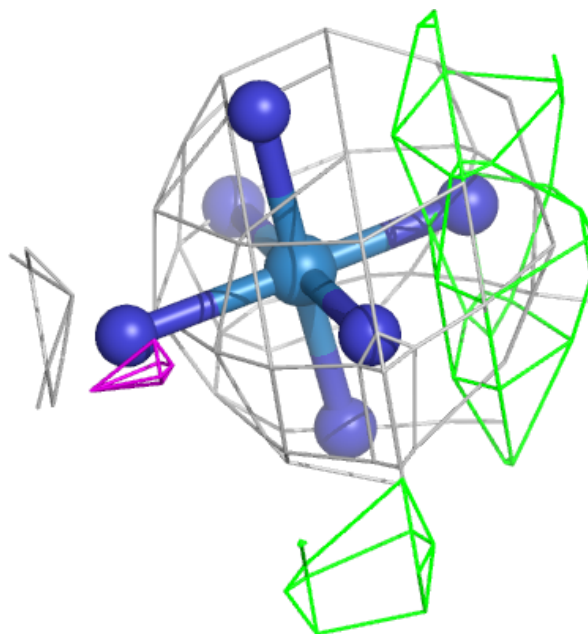
Electron density around OHX 2 2030:

$2mF_o-DF_c$ (at 0.7 rmsd) in gray
 mF_o-DF_c (at 3 rmsd) in purple (negative)
and green (positive)



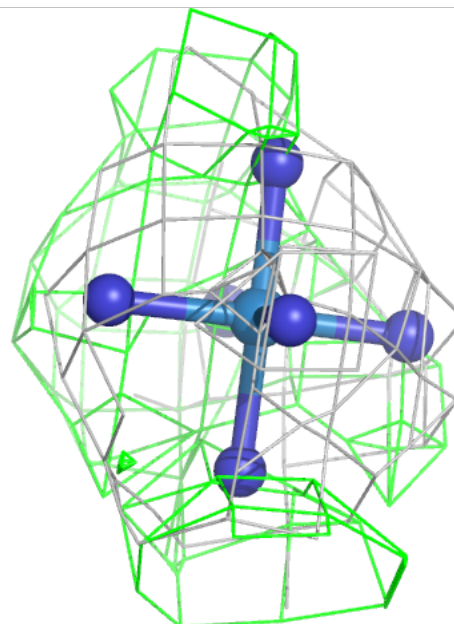
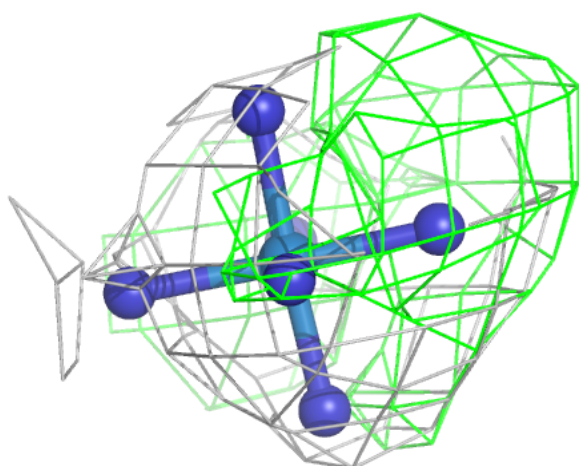
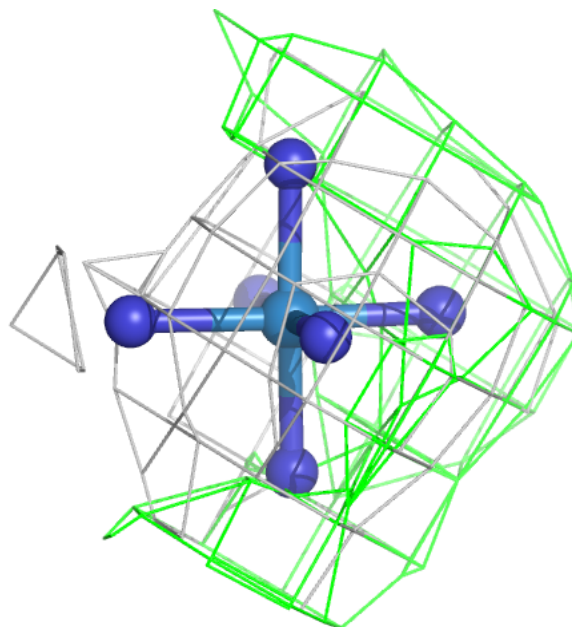
Electron density around OHX 8 218:

$2mF_o-DF_c$ (at 0.7 rmsd) in gray
 mF_o-DF_c (at 3 rmsd) in purple (negative)
and green (positive)



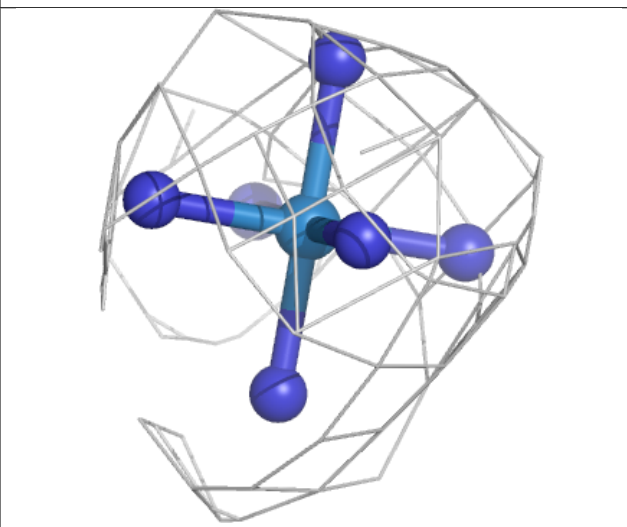
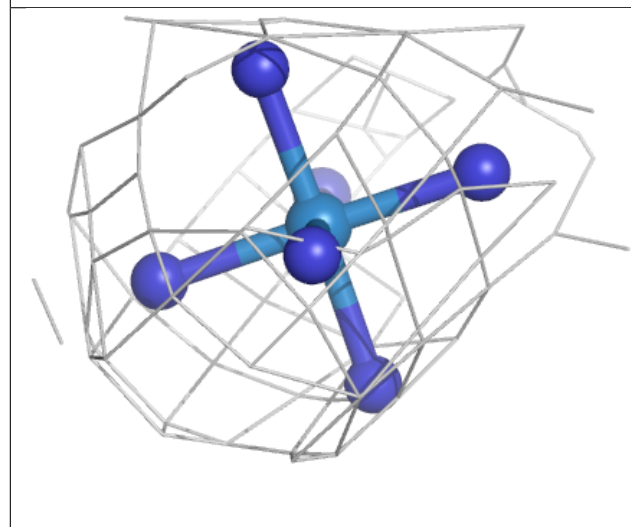
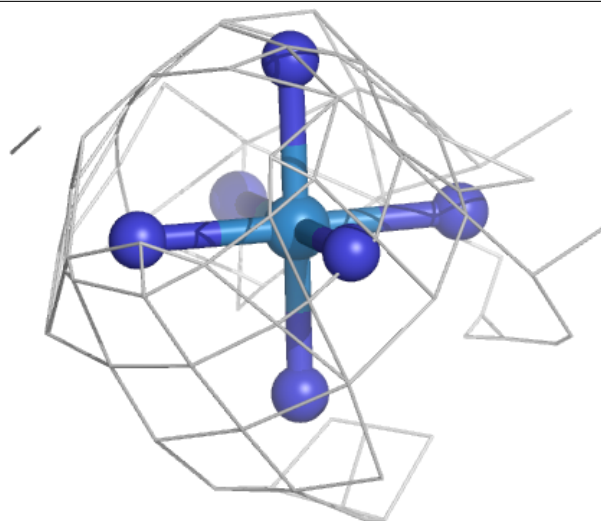
Electron density around OHX 5 3755:

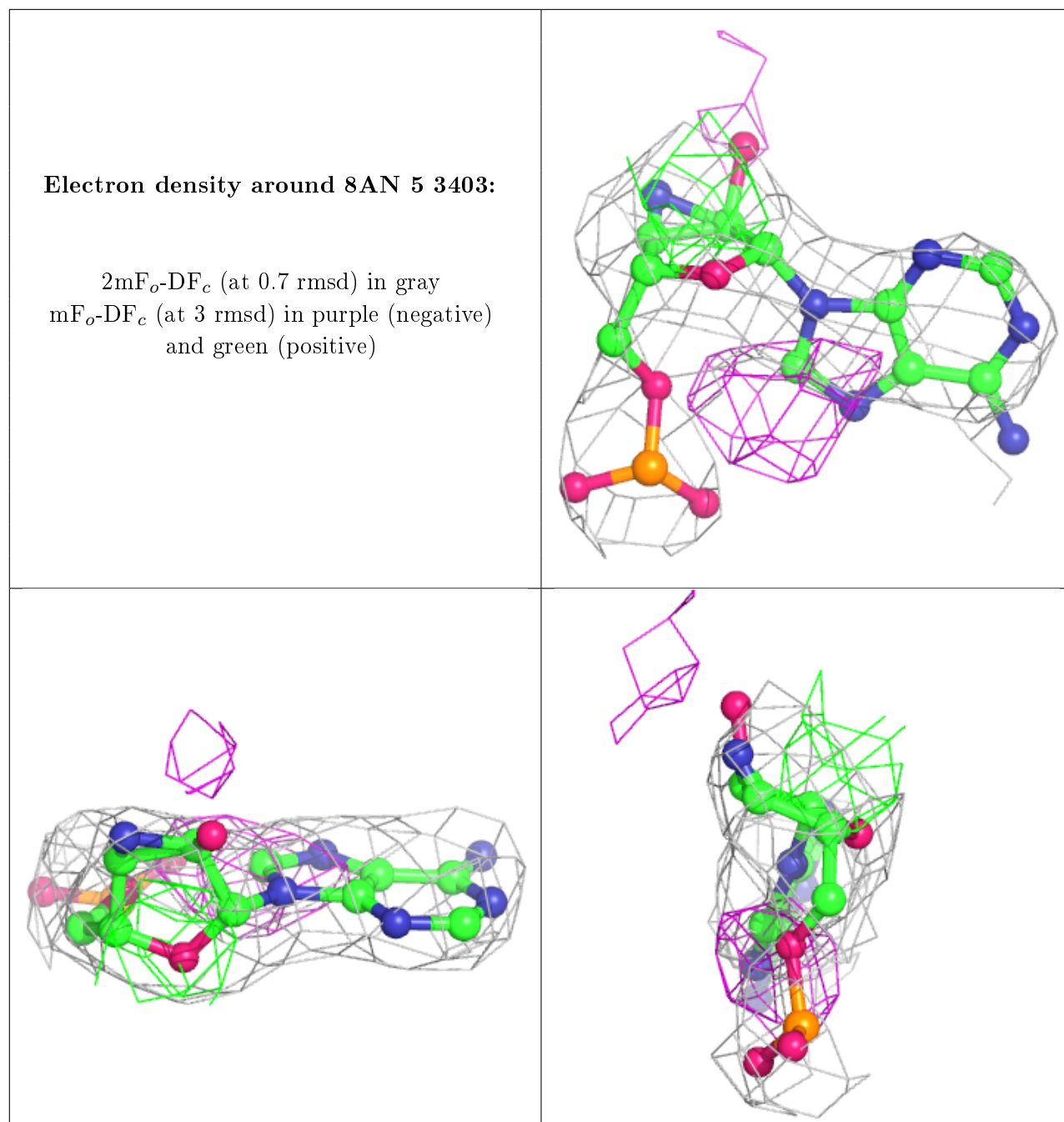
$2mF_o-DF_c$ (at 0.7 rmsd) in gray
 mF_o-DF_c (at 3 rmsd) in purple (negative)
and green (positive)



Electron density around OHX 6 2052:

$2mF_o-DF_c$ (at 0.7 rmsd) in gray
 mF_o-DF_c (at 3 rmsd) in purple (negative)
and green (positive)





6.5 Other polymers [i](#)

There are no such residues in this entry.