



Full wwPDB EM Validation Report ⓘ

May 27, 2024 – 04:16 AM EDT

PDB ID : 7TJ7
EMDB ID : EMD-25918
Title : Cardiac thin filament decorated with C1 Ig-domain and regulatory M-domain of cardiac myosin binding protein C (cMyBP-C)
Authors : Risi, C.M.; Galkin, V.E.
Deposited on : 2022-01-14
Resolution : 8.00 Å (reported)
Based on initial models : 7JH7, 6G2T, 3MFP, 5K6P

This is a Full wwPDB EM Validation Report for a publicly released PDB entry.

We welcome your comments at validation@mail.wwpdb.org

A user guide is available at

<https://www.wwpdb.org/validation/2017/EMValidationReportHelp>

with specific help available everywhere you see the ⓘ symbol.

The types of validation reports are described at

<http://www.wwpdb.org/validation/2017/FAQs#types>.

The following versions of software and data (see [references ⓘ](#)) were used in the production of this report:

EMDB validation analysis : 0.0.1.dev92
MolProbity : 4.02b-467
Percentile statistics : 20191225.v01 (using entries in the PDB archive December 25th 2019)
MapQ : 1.9.13
Ideal geometry (proteins) : Engh & Huber (2001)
Ideal geometry (DNA, RNA) : Parkinson et al. (1996)
Validation Pipeline (wwPDB-VP) : 2.36.2

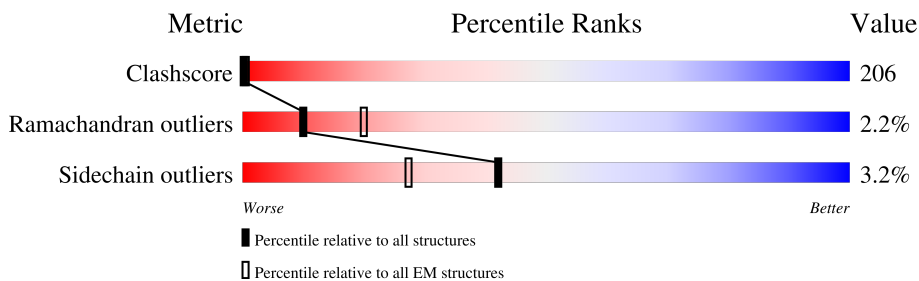
1 Overall quality at a glance i

The following experimental techniques were used to determine the structure:

ELECTRON MICROSCOPY

The reported resolution of this entry is 8.00 Å.

Percentile scores (ranging between 0-100) for global validation metrics of the entry are shown in the following graphic. The table shows the number of entries on which the scores are based.



Metric	Whole archive (#Entries)	EM structures (#Entries)
Clashscore	158937	4297
Ramachandran outliers	154571	4023
Sidechain outliers	154315	3826

The table below summarises the geometric issues observed across the polymeric chains and their fit to the map. The red, orange, yellow and green segments of the bar indicate the fraction of residues that contain outliers for ≥ 3 , 2, 1 and 0 types of geometric quality criteria respectively. A grey segment represents the fraction of residues that are not modelled. The numeric value for each fraction is indicated below the corresponding segment, with a dot representing fractions $\leq 5\%$. The upper red bar (where present) indicates the fraction of residues that have poor fit to the EM map (all-atom inclusion $< 40\%$). The numeric value is given above the bar.

Mol	Chain	Length	Quality of chain
1	A	375	 88% 8%
1	B	375	 88% 8%
1	C	375	 88% 8%
1	D	375	 88% 8%
1	E	375	 87% 8%
1	F	375	 5% 86% 8%
2	G	220	 5% 11% 82%
2	H	220	 5% 11% 82%

Continued on next page...

Continued from previous page...

Mol	Chain	Length	Quality of chain
2	I	220	 5% 12% 82%
2	J	220	 5% 11% 82%
2	K	220	 5% 11% 82%
2	L	220	 5% 11% 82%
2	M	220	 10% 9% 36% 53%
2	N	220	 12% 9% 36% 53%
2	O	220	 11% 9% 36% 53%
2	P	220	 12% 9% 36% 53%
2	Q	220	 11% 9% 36% 53%
2	R	220	 11% 8% 37% 53%
3	S	135	 100%
3	T	135	 100%
3	U	135	 100%
3	V	135	 100%

2 Entry composition [i](#)

There are 3 unique types of molecules in this entry. The entry contains 29183 atoms, of which 2016 are hydrogens and 0 are deuteriums.

In the tables below, the AltConf column contains the number of residues with at least one atom in alternate conformation and the Trace column contains the number of residues modelled with at most 2 atoms.

- Molecule 1 is a protein called cardiac actin.

Mol	Chain	Residues	Atoms					AltConf	Trace
			Total	C	N	O	S		
1	A	375	2932	1854	493	565	20	0	0
1	B	375	2932	1854	493	565	20	0	0
1	C	375	2932	1854	493	565	20	0	0
1	D	375	2932	1854	493	565	20	0	0
1	E	375	2932	1854	493	565	20	0	0
1	F	375	2932	1854	493	565	20	0	0

- Molecule 2 is a protein called Myosin-binding protein C, cardiac-type.

Mol	Chain	Residues	Atoms					AltConf	Trace	
			Total	C	H	N	O			S
2	G	39	666	209	336	62	57	2	0	0
2	H	39	666	209	336	62	57	2	0	0
2	I	39	666	209	336	62	57	2	0	0
2	J	39	666	209	336	62	57	2	0	0
2	K	39	666	209	336	62	57	2	0	0
2	L	39	666	209	336	62	57	2	0	0
2	M	104	816	521	138	154	3	0	0	
2	N	104	816	521	138	154	3	0	0	
2	O	104	816	521	138	154	3	0	0	

Continued on next page...

Continued from previous page...

Mol	Chain	Residues	Atoms					AltConf	Trace
2	P	104	Total	C	N	O	S	0	0
			816	521	138	154	3		
2	Q	104	Total	C	N	O	S	0	0
			816	521	138	154	3		
2	R	104	Total	C	N	O	S	0	0
			816	521	138	154	3		

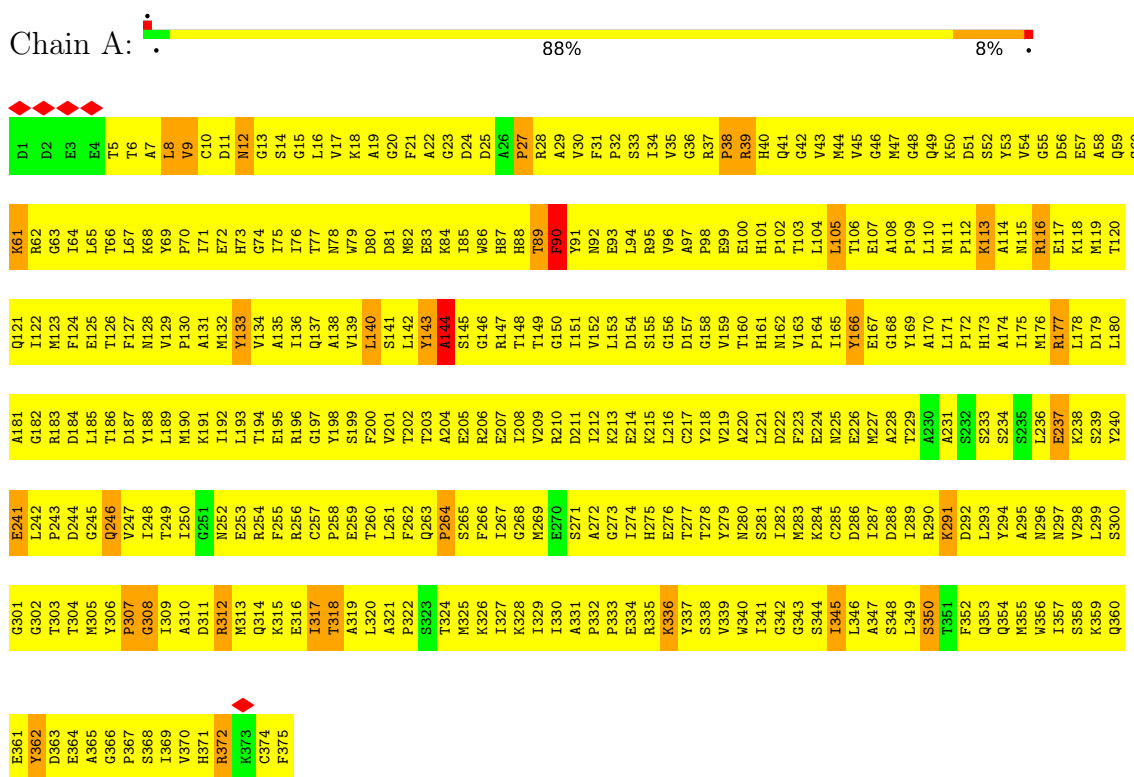
- Molecule 3 is a protein called tropomyosin model.

Mol	Chain	Residues	Atoms				AltConf	Trace
3	S	135	Total	C	N	O	0	0
			674	405	134	135		
3	T	135	Total	C	N	O	0	0
			675	405	135	135		
3	U	135	Total	C	N	O	0	0
			675	405	135	135		
3	V	135	Total	C	N	O	0	0
			675	405	135	135		

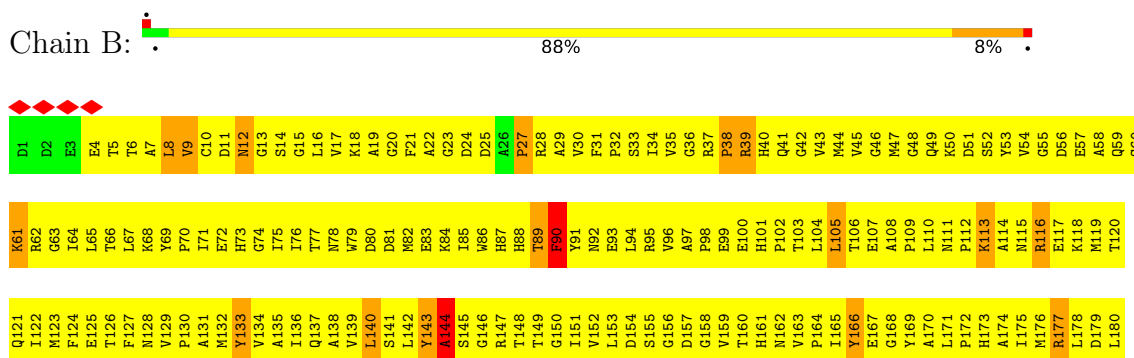
3 Residue-property plots


These plots are drawn for all protein, RNA, DNA and oligosaccharide chains in the entry. The first graphic for a chain summarises the proportions of the various outlier classes displayed in the second graphic. The second graphic shows the sequence view annotated by issues in geometry and atom inclusion in map density. Residues are color-coded according to the number of geometric quality criteria for which they contain at least one outlier: green = 0, yellow = 1, orange = 2 and red = 3 or more. A red diamond above a residue indicates a poor fit to the EM map for this residue (all-atom inclusion < 40%). Stretches of 2 or more consecutive residues without any outlier are shown as a green connector. Residues present in the sample, but not in the model, are shown in grey.

- Molecule 1: cardiac actin

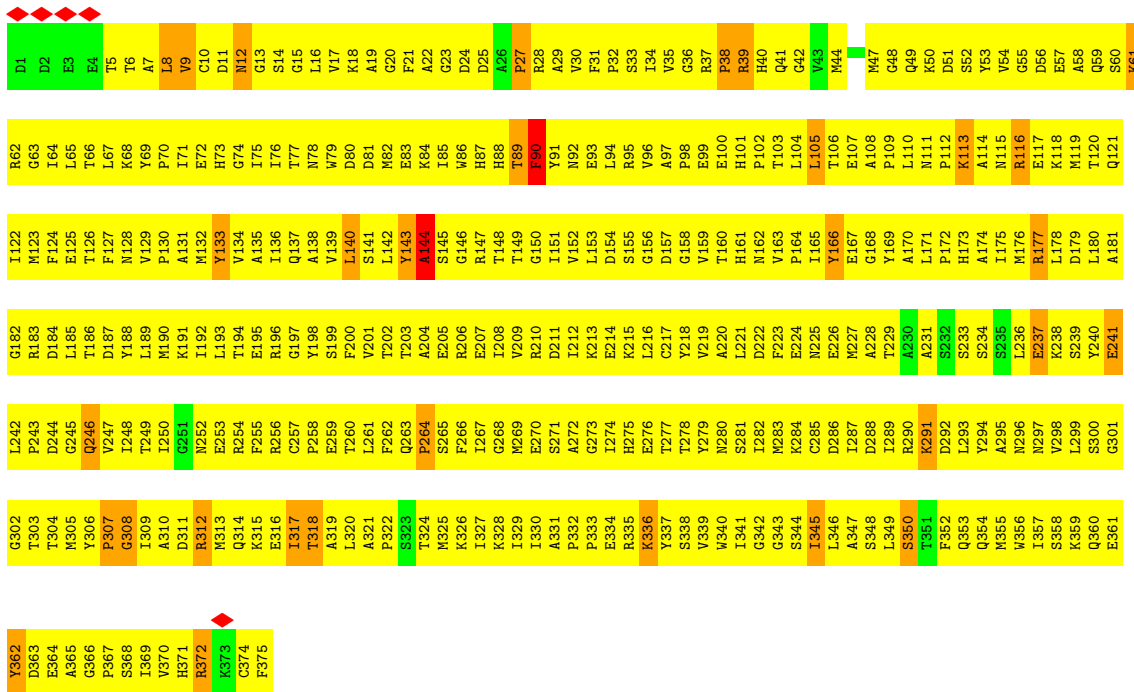


- Molecule 1: cardiac actin

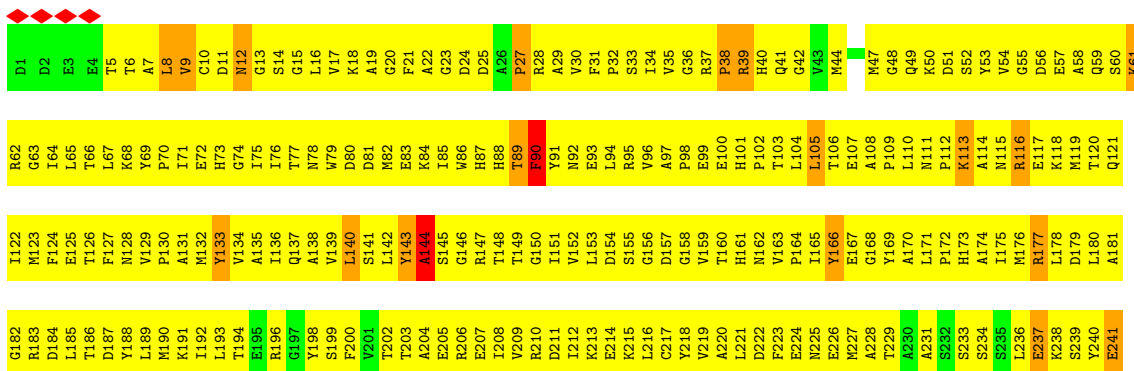





● Molecule 1: cardiac actin

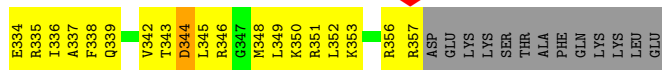



● Molecule 1: cardiac actin






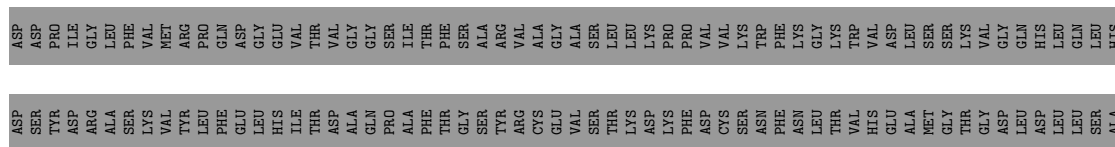
• Molecule 2: Myosin-binding protein C, cardiac-type




• Molecule 2: Myosin-binding protein C, cardiac-type

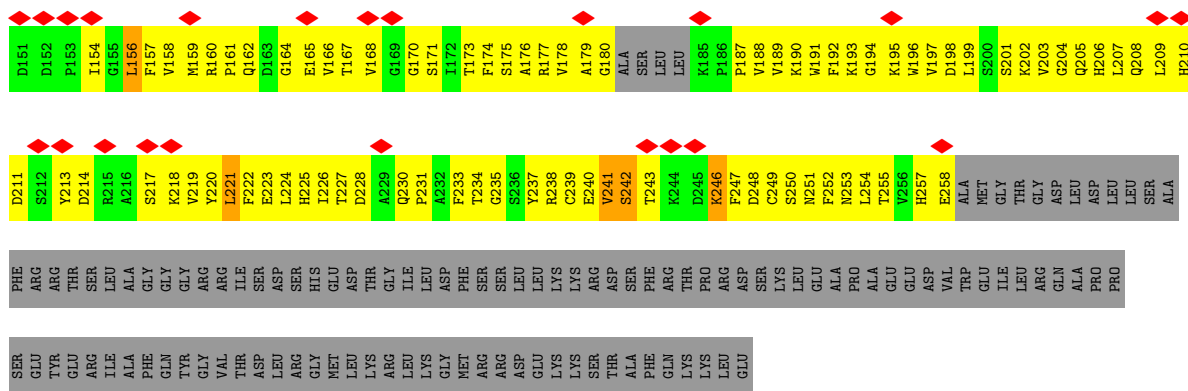


• Molecule 2: Myosin-binding protein C, cardiac-type

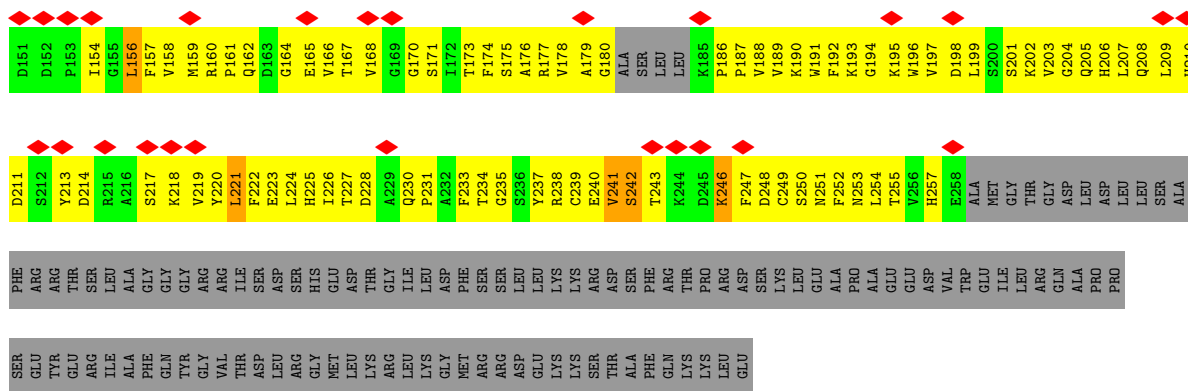




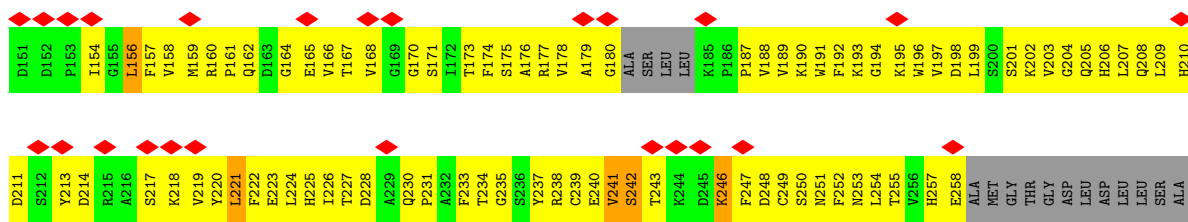
• Molecule 2: Myosin-binding protein C, cardiac-type



• Molecule 2: Myosin-binding protein C, cardiac-type



• Molecule 2: Myosin-binding protein C, cardiac-type



PHE	ARG	ARG	THR	SER	LEU	ALA	GLY	GLY	GLY	ARG	ARG	VAL	ILE	SER	ASP	ASP	ASP	ARG	HIS	GLY	GLU	ASP	THR	LYS	THR	GLY	ILE	LEU	LEU	LEU	ASP	PHE	PHE	THR	THR	PRO	ARG	ASP	SER	LYS	LYS	LEU	LEU	GLU	ALA	ALA	ALA	GLU	GLU	ASP	VAL	TRP	ILE	ILE	ARG	ARG	GLN	ALA	PRO	PRO	PRO
SER	GLU	TYR	GLU	ARG	ILE	ALA	PHE	GLN	TYR	GLY	VAL	THR	THR	ASP	LEU	LEU	ARG	HIS	GLY	MET	GLU	ASP	LYS	THR	LYS	ARG	GLY	LEU	LEU	LEU	LEU	ALA	SER	PHE	ARG	LYS	LYS	PRO	ASP	ASP	GLU	GLU	ASP	VAL	VAL	TRP	GLU	ILE	ILE	ARG	GLN	ALA	PRO	PRO	PRO						

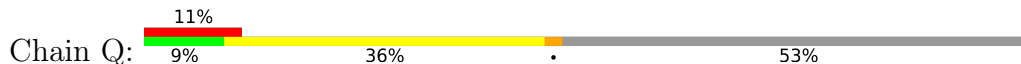
● Molecule 2: Myosin-binding protein C, cardiac-type



D151	D152	P153	I154	G155	L156	F157	V158	M159	R160	P161	Q162	D163	G164	E165	V166	T167	V168	G169	G170	P231	S171	I172	T173	F174	S175	A176	R177	V178	A179	G180	ALA	SER	PHE	ARG	THR	PRO	K185	F186	P187	V188	V189	K190	W191	F192	K193	G194	K195	W196	V197	D198	L199	S200	S201	K202	V203	G204	Q205	H206	L207	Q208	L209	H210
D211	S212	Y213	D214	R215	A216	S217	K218	V219	W220	L221	F222	E223	L224	H225	T226	T227	D228	A229	Q230	P231	A232	F233	T234	G235	S236	Y237	R238	C239	E240	V241	S242	T243	K244	D245	K246	F247	D248	C249	S250	N251	F252	N253	L254	T255	V256	H257	E258	ALA	MET	GLY	THR	GLY	ASP	LEU	LEU	LEU	LEU	LEU	ALA			

PHE	ARG	ARG	THR	SER	LEU	ALA	GLY	GLY	GLY	ARG	ARG	VAL	ILE	SER	ASP	ASP	ASP	ARG	HIS	GLY	MET	GLU	ASP	THR	LYS	THR	GLY	ILE	LEU	LEU	LEU	ASP	PHE	PHE	ARG	THR	PRO	ARG	ASP	ASP	ASP	SER	LYS	LYS	LEU	LEU	GLU	ALA	ALA	ALA	GLU	GLU	ASP	VAL	TRP	GLU	ILE	ILE	ARG	ARG	GLN	ALA	PRO	PRO	PRO
SER	GLU	TYR	GLU	ARG	ILE	ALA	PHE	GLN	TYR	GLY	VAL	THR	THR	ASP	LEU	LEU	ARG	HIS	GLY	MET	GLU	LYS	THR	LYS	ARG	GLY	LEU	LEU	LEU	LEU	ALA	SER	PHE	ARG	LYS	LYS	PRO	K185	F186	P187	V188	V189	K190	W191	F192	K193	G194	K195	W196	V197	D198	L199	S200	S201	K202	V203	G204	Q205	H206	L207	Q208	L209	H210		

● Molecule 2: Myosin-binding protein C, cardiac-type



D151	D152	P153	I154	G155	L156	F157	V158	M159	R160	P161	Q162	D163	G164	E165	V166	T167	V168	G169	G170	P231	S171	I172	T173	F174	S175	A176	R177	V178	A179	G180	ALA	SER	PHE	ARG	THR	PRO	K185	F186	P187	V188	V189	K190	W191	F192	K193	G194	K195	W196	V197	D198	L199	S200	S201	K202	V203	G204	Q205	H206	L207	Q208	L209	H210
D211	S212	Y213	D214	R215	A216	S217	K218	V219	W220	L221	F222	E223	L224	H225	T226	T227	D228	A229	Q230	P231	A232	F233	T234	G235	S236	Y237	R238	C239	E240	V241	S242	T243	K244	D245	K246	F247	D248	C249	S250	N251	F252	N253	L254	T255	V256	H257	E258	ALA	MET	GLY	THR	GLY	ASP	LEU	LEU	LEU	LEU	LEU	ALA			

PHE	ARG	ARG	THR	SER	LEU	ALA	GLY	GLY	GLY	ARG	ARG	VAL	ILE	SER	ASP	ASP	ASP	ARG	HIS	GLY	MET	GLU	ASP	THR	LYS	THR	GLY	ILE	LEU	LEU	LEU	ASP	PHE	PHE	ARG	THR	PRO	ARG	ASP	ASP	ASP	SER	LYS	LYS	LEU	LEU	GLU	ALA	ALA	ALA	GLU	GLU	ASP	VAL	TRP	GLU	ILE	ILE	ARG	ARG	GLN	ALA	PRO	PRO	PRO
SER	GLU	TYR	GLU	ARG	ILE	ALA	PHE	GLN	TYR	GLY	VAL	THR	THR	ASP	LEU	LEU	ARG	HIS	GLY	MET	GLU	LYS	THR	LYS	ARG	GLY	LEU	LEU	LEU	LEU	ALA	SER	PHE	ARG	LYS	LYS	PRO	K185	F186	P187	V188	V189	K190	W191	F192	K193	G194	K195	W196	V197	D198	L199	S200	S201	K202	V203	G204	Q205	H206	L207	Q208	L209	H210		

● Molecule 2: Myosin-binding protein C, cardiac-type



D151	D152	P153	I154	G155	L156	F157	V158	M159	R160	P161	Q162	D163	G164	E165	V166	T167	V168	G169	G170	P231	S171	I172	T173	F174	S175	A176	R177	V178	A179	G180	ALA	SER	PHE	ARG	THR	PRO	K185	F186	P187	V188	V189	K190	W191	F192	K193	G194	K195	W196	V197	D198	L199	S200	S201	K202	V203	G204	Q205	H206	L207	Q208	L209	H210
D211	S212	Y213	D214	R215	A216	S217	K218	V219	W220	L221	F222	E223	L224	H225	T226	T227	D228	A229	Q230	P231	A232	F233	T234	G235	S236	Y237	R238	C239	E240	V241	S242	T243	K244	D245	K246	F247	D248	C249	S250	N251	F252	N253	L254	T255	V256	H257	E258	ALA	MET	GLY	THR	GLY	ASP	LEU	LEU	LEU	LEU	LEU	ALA			

PHE	ARG	ARG	THR	SER	LEU	ALA	GLY	GLY	GLY	ARG	ARG	VAL	ILE	SER	ASP	ASP	ASP	ARG	HIS	GLY	MET	GLU	ASP	THR	LYS	THR	GLY	ILE	LEU	LEU	LEU	ASP	PHE	PHE	ARG	THR	PRO	ARG	ASP	ASP	ASP	SER	LYS	LYS	LEU	LEU	GLU	ALA	ALA	ALA	GLU	GLU	ASP	VAL	TRP	GLU	ILE	ILE	ARG	ARG	GLN	ALA	PRO	PRO	PRO
SER	GLU	TYR	GLU	ARG	ILE	ALA	PHE	GLN	TYR	GLY	VAL	THR	THR	ASP	LEU	LEU	ARG	HIS	GLY	MET	GLU	LYS	THR	LYS	ARG	GLY	LEU	LEU	LEU	LEU	ALA	SER	PHE	ARG	LYS	LYS	PRO	K185	F186	P187	V188	V189	K190	W191	F192	K193	G194	K195	W196	V197	D198	L199	S200	S201	K202	V203	G204	Q205	H206	L207	Q208	L209	H210		

SER
GLU
TYR
GLU
ARG
ILE
ALA
PHE
GLN
TYR
GLY
VAL
THR
ASP
LEU
ARG
GLY
MET
LEU
LYS
ARG
LYS
GLY
MET
ARG
ARG
ASP
GLU
LYS
LYS
SER
THR
ALA
PHE
GLN
LYS
LYS
LEU
GLU

- Molecule 3: tropomyosin model

Chain S:  100%

There are no outlier residues recorded for this chain.

- Molecule 3: tropomyosin model

Chain T:  100%

There are no outlier residues recorded for this chain.

- Molecule 3: tropomyosin model

Chain U:  100%

There are no outlier residues recorded for this chain.

- Molecule 3: tropomyosin model

Chain V:  100%

There are no outlier residues recorded for this chain.

4 Experimental information

Property	Value	Source
EM reconstruction method	HELICAL	Depositor
Imposed symmetry	HELICAL, twist=-166.7°, rise=27.4 Å, axial sym=C1	Depositor
Number of segments used	9710	Depositor
Resolution determination method	FSC 0.143 CUT-OFF	Depositor
CTF correction method	PHASE FLIPPING AND AMPLITUDE CORRECTION	Depositor
Microscope	FEI TITAN KRIOS	Depositor
Voltage (kV)	300	Depositor
Electron dose ($e^-/\text{Å}^2$)	34	Depositor
Minimum defocus (nm)	1000	Depositor
Maximum defocus (nm)	3500	Depositor
Magnification	Not provided	
Image detector	GATAN K3 (6k x 4k)	Depositor
Maximum map value	10.978	Depositor
Minimum map value	-4.043	Depositor
Average map value	0.000	Depositor
Map value standard deviation	1.000	Depositor
Recommended contour level	0.728	Depositor
Map size (Å)	122.395004, 117.015, 305.315	wwPDB
Map dimensions	91, 87, 227	wwPDB
Map angles (°)	90.0, 90.0, 90.0	wwPDB
Pixel spacing (Å)	1.345, 1.345, 1.345	Depositor

5 Model quality i

5.1 Standard geometry i

The Z score for a bond length (or angle) is the number of standard deviations the observed value is removed from the expected value. A bond length (or angle) with $|Z| > 5$ is considered an outlier worth inspection. RMSZ is the root-mean-square of all Z scores of the bond lengths (or angles).

Mol	Chain	Bond lengths		Bond angles	
		RMSZ	# Z >5	RMSZ	# Z >5
1	A	0.52	1/2995 (0.0%)	1.00	16/4057 (0.4%)
1	B	0.52	1/2995 (0.0%)	1.00	16/4057 (0.4%)
1	C	0.52	1/2995 (0.0%)	1.00	16/4057 (0.4%)
1	D	0.52	1/2995 (0.0%)	1.00	16/4057 (0.4%)
1	E	0.52	1/2995 (0.0%)	1.00	16/4057 (0.4%)
1	F	0.52	1/2995 (0.0%)	1.00	16/4057 (0.4%)
2	G	0.52	0/336	0.77	0/449
2	H	0.52	0/336	0.77	0/449
2	I	0.52	0/336	0.77	0/449
2	J	0.52	0/336	0.77	0/449
2	K	0.52	0/336	0.77	0/449
2	L	0.52	0/336	0.77	0/449
2	M	0.51	0/837	0.70	0/1134
2	N	0.51	0/837	0.70	0/1134
2	O	0.51	0/837	0.70	0/1134
2	P	0.51	0/837	0.70	0/1134
2	Q	0.51	0/837	0.70	0/1134
2	R	0.51	0/837	0.70	0/1134
All	All	0.52	6/25008 (0.0%)	0.93	96/33840 (0.3%)

Chiral center outliers are detected by calculating the chiral volume of a chiral center and verifying if the center is modelled as a planar moiety or with the opposite hand. A planarity outlier is detected by checking planarity of atoms in a peptide group, atoms in a mainchain group or atoms of a sidechain that are expected to be planar.

Mol	Chain	#Chirality outliers	#Planarity outliers
2	G	0	1
2	H	0	1
2	I	0	1
2	J	0	1
2	K	0	1
2	L	0	1
2	M	0	2

Continued on next page...

Continued from previous page...

Mol	Chain	#Chirality outliers	#Planarity outliers
2	N	0	2
2	O	0	2
2	P	0	2
2	Q	0	2
2	R	0	2
All	All	0	18

All (6) bond length outliers are listed below:

Mol	Chain	Res	Type	Atoms	Z	Observed(Å)	Ideal(Å)
1	D	38	PRO	N-CD	5.21	1.55	1.47
1	B	38	PRO	N-CD	5.21	1.55	1.47
1	A	38	PRO	N-CD	5.19	1.55	1.47
1	E	38	PRO	N-CD	5.17	1.55	1.47
1	F	38	PRO	N-CD	5.15	1.55	1.47
1	C	38	PRO	N-CD	5.14	1.55	1.47

All (96) bond angle outliers are listed below:

Mol	Chain	Res	Type	Atoms	Z	Observed(°)	Ideal(°)
1	D	144	ALA	N-CA-CB	20.91	139.38	110.10
1	E	144	ALA	N-CA-CB	20.90	139.36	110.10
1	B	144	ALA	N-CA-CB	20.89	139.35	110.10
1	A	144	ALA	N-CA-CB	20.89	139.34	110.10
1	F	144	ALA	N-CA-CB	20.86	139.31	110.10
1	C	144	ALA	N-CA-CB	20.86	139.30	110.10
1	B	143	TYR	N-CA-C	-13.73	73.92	111.00
1	F	143	TYR	N-CA-C	-13.73	73.92	111.00
1	A	143	TYR	N-CA-C	-13.72	73.94	111.00
1	E	143	TYR	N-CA-C	-13.72	73.95	111.00
1	D	143	TYR	N-CA-C	-13.72	73.96	111.00
1	C	143	TYR	N-CA-C	-13.72	73.97	111.00
1	D	144	ALA	N-CA-C	-10.40	82.93	111.00
1	A	144	ALA	N-CA-C	-10.39	82.96	111.00
1	B	144	ALA	N-CA-C	-10.38	82.96	111.00
1	E	144	ALA	N-CA-C	-10.39	82.96	111.00
1	F	144	ALA	N-CA-C	-10.38	82.97	111.00
1	C	144	ALA	N-CA-C	-10.37	83.00	111.00
1	B	27	PRO	CA-N-CD	-9.67	97.96	111.50
1	C	27	PRO	CA-N-CD	-9.66	97.98	111.50
1	D	27	PRO	CA-N-CD	-9.66	97.98	111.50
1	F	27	PRO	CA-N-CD	-9.65	97.98	111.50

Continued on next page...

Continued from previous page...

Mol	Chain	Res	Type	Atoms	Z	Observed(°)	Ideal(°)
1	A	27	PRO	CA-N-CD	-9.65	97.99	111.50
1	E	27	PRO	CA-N-CD	-9.64	98.01	111.50
1	C	307	PRO	CB-CA-C	-9.12	89.21	112.00
1	A	307	PRO	CB-CA-C	-9.12	89.21	112.00
1	E	307	PRO	CB-CA-C	-9.11	89.22	112.00
1	D	307	PRO	CB-CA-C	-9.11	89.23	112.00
1	B	307	PRO	CB-CA-C	-9.10	89.24	112.00
1	F	307	PRO	CB-CA-C	-9.10	89.26	112.00
1	D	27	PRO	N-CD-CG	-7.45	92.03	103.20
1	C	27	PRO	N-CD-CG	-7.45	92.03	103.20
1	F	27	PRO	N-CD-CG	-7.44	92.03	103.20
1	A	27	PRO	N-CD-CG	-7.44	92.04	103.20
1	B	27	PRO	N-CD-CG	-7.44	92.04	103.20
1	E	27	PRO	N-CD-CG	-7.43	92.05	103.20
1	F	8	LEU	CB-CA-C	6.19	121.96	110.20
1	D	8	LEU	CB-CA-C	6.18	121.95	110.20
1	A	8	LEU	CB-CA-C	6.18	121.94	110.20
1	B	8	LEU	CB-CA-C	6.17	121.92	110.20
1	E	8	LEU	CB-CA-C	6.16	121.91	110.20
1	C	8	LEU	CB-CA-C	6.15	121.88	110.20
1	E	133	TYR	CB-CA-C	6.05	122.51	110.40
1	B	133	TYR	CB-CA-C	6.05	122.50	110.40
1	C	133	TYR	CB-CA-C	6.04	122.49	110.40
1	D	133	TYR	CB-CA-C	6.04	122.48	110.40
1	A	133	TYR	CB-CA-C	6.03	122.47	110.40
1	F	133	TYR	CB-CA-C	6.01	122.43	110.40
1	D	8	LEU	N-CA-C	-6.01	94.76	111.00
1	F	8	LEU	N-CA-C	-6.01	94.77	111.00
1	B	8	LEU	N-CA-C	-6.01	94.77	111.00
1	E	8	LEU	N-CA-C	-6.01	94.78	111.00
1	A	8	LEU	N-CA-C	-6.00	94.79	111.00
1	C	8	LEU	N-CA-C	-5.99	94.82	111.00
1	D	350	SER	CB-CA-C	-5.59	99.47	110.10
1	E	350	SER	CB-CA-C	-5.58	99.50	110.10
1	A	350	SER	CB-CA-C	-5.58	99.50	110.10
1	F	350	SER	CB-CA-C	-5.58	99.50	110.10
1	B	350	SER	CB-CA-C	-5.58	99.51	110.10
1	C	350	SER	CB-CA-C	-5.57	99.52	110.10
1	C	308	GLY	N-CA-C	-5.50	99.34	113.10
1	B	308	GLY	N-CA-C	-5.50	99.34	113.10
1	D	308	GLY	N-CA-C	-5.50	99.36	113.10
1	E	308	GLY	N-CA-C	-5.50	99.36	113.10

Continued on next page...

Continued from previous page...

Mol	Chain	Res	Type	Atoms	Z	Observed(°)	Ideal(°)
1	A	308	GLY	N-CA-C	-5.48	99.39	113.10
1	F	308	GLY	N-CA-C	-5.47	99.42	113.10
1	F	9	VAL	N-CA-C	-5.31	96.66	111.00
1	A	9	VAL	N-CA-C	-5.30	96.68	111.00
1	B	9	VAL	N-CA-C	-5.30	96.68	111.00
1	C	9	VAL	N-CA-C	-5.30	96.68	111.00
1	D	9	VAL	N-CA-C	-5.30	96.68	111.00
1	E	9	VAL	N-CA-C	-5.30	96.69	111.00
1	B	362	TYR	CB-CA-C	-5.30	99.80	110.40
1	C	362	TYR	CB-CA-C	-5.30	99.81	110.40
1	F	362	TYR	CB-CA-C	-5.29	99.82	110.40
1	A	362	TYR	CB-CA-C	-5.29	99.82	110.40
1	D	362	TYR	CB-CA-C	-5.28	99.84	110.40
1	E	362	TYR	CB-CA-C	-5.28	99.85	110.40
1	F	105	LEU	CB-CA-C	-5.13	100.45	110.20
1	D	105	LEU	CB-CA-C	-5.13	100.46	110.20
1	C	105	LEU	CB-CA-C	-5.12	100.47	110.20
1	A	105	LEU	CB-CA-C	-5.12	100.47	110.20
1	B	105	LEU	CB-CA-C	-5.12	100.47	110.20
1	E	105	LEU	CB-CA-C	-5.11	100.50	110.20
1	E	140	LEU	CB-CA-C	-5.07	100.57	110.20
1	C	140	LEU	CB-CA-C	-5.07	100.57	110.20
1	D	140	LEU	CB-CA-C	-5.07	100.58	110.20
1	A	140	LEU	CB-CA-C	-5.06	100.59	110.20
1	F	140	LEU	CB-CA-C	-5.06	100.59	110.20
1	E	90	PHE	CB-CA-C	-5.04	100.31	110.40
1	C	90	PHE	CB-CA-C	-5.03	100.33	110.40
1	B	140	LEU	CB-CA-C	-5.03	100.64	110.20
1	F	90	PHE	CB-CA-C	-5.03	100.34	110.40
1	A	90	PHE	CB-CA-C	-5.03	100.34	110.40
1	D	90	PHE	CB-CA-C	-5.02	100.35	110.40
1	B	90	PHE	CB-CA-C	-5.01	100.38	110.40

There are no chirality outliers.

All (18) planarity outliers are listed below:

Mol	Chain	Res	Type	Group
2	G	344	ASP	Peptide
2	H	344	ASP	Peptide
2	I	344	ASP	Peptide
2	J	344	ASP	Peptide
2	K	344	ASP	Peptide

Continued on next page...

Continued from previous page...

Mol	Chain	Res	Type	Group
2	L	344	ASP	Peptide
2	M	156	LEU	Peptide
2	M	221	LEU	Peptide
2	N	156	LEU	Peptide
2	N	221	LEU	Peptide
2	O	156	LEU	Peptide
2	O	221	LEU	Peptide
2	P	156	LEU	Peptide
2	P	221	LEU	Peptide
2	Q	156	LEU	Peptide
2	Q	221	LEU	Peptide
2	R	156	LEU	Peptide
2	R	221	LEU	Peptide

5.2 Too-close contacts [i](#)

In the following table, the Non-H and H(model) columns list the number of non-hydrogen atoms and hydrogen atoms in the chain respectively. The H(added) column lists the number of hydrogen atoms added and optimized by MolProbity. The Clashes column lists the number of clashes within the asymmetric unit, whereas Symm-Clashes lists symmetry-related clashes.

Mol	Chain	Non-H	H(model)	H(added)	Clashes	Symm-Clashes
1	A	2932	0	2894	1606	0
1	B	2932	0	2894	1615	0
1	C	2932	0	2894	1672	0
1	D	2932	0	2894	1679	0
1	E	2932	0	2894	1609	0
1	F	2932	0	2894	1611	0
2	G	330	336	335	91	0
2	H	330	336	335	92	0
2	I	330	336	335	94	0
2	J	330	336	335	91	0
2	K	330	336	335	92	0
2	L	330	336	335	95	0
2	M	816	0	777	144	0
2	N	816	0	777	141	0
2	O	816	0	777	145	0
2	P	816	0	777	140	0
2	Q	816	0	777	144	0
2	R	816	0	777	145	0
3	S	674	0	134	0	0
3	T	675	0	137	0	0

Continued on next page...

Continued from previous page...

Mol	Chain	Non-H	H(model)	H(added)	Clashes	Symm-Clashes
3	U	675	0	137	0	0
3	V	675	0	137	0	0
All	All	27167	2016	24581	10648	0

The all-atom clashscore is defined as the number of clashes found per 1000 atoms (including hydrogen atoms). The all-atom clashscore for this structure is 206.

All (10648) close contacts within the same asymmetric unit are listed below, sorted by their clash magnitude.

Atom-1	Atom-2	Interatomic distance (Å)	Clash overlap (Å)
1:F:79:TRP:O	1:F:83:GLU:HG3	1.32	1.30
1:F:223:PHE:O	1:F:227:MET:HG2	1.31	1.29
1:D:79:TRP:O	1:D:83:GLU:HG3	1.32	1.29
1:A:79:TRP:O	1:A:83:GLU:HG3	1.32	1.28
1:B:79:TRP:O	1:B:83:GLU:HG3	1.32	1.27
1:B:223:PHE:O	1:B:227:MET:HG2	1.31	1.27
1:D:223:PHE:O	1:D:227:MET:HG2	1.31	1.27
1:E:223:PHE:O	1:E:227:MET:HG2	1.30	1.26
1:C:79:TRP:O	1:C:83:GLU:HG3	1.32	1.26
1:A:223:PHE:O	1:A:227:MET:HG2	1.31	1.24
1:C:223:PHE:O	1:C:227:MET:HG2	1.30	1.23
2:M:171:SER:HA	2:M:226:ILE:O	1.39	1.23
1:E:79:TRP:O	1:E:83:GLU:HG3	1.32	1.23
2:N:171:SER:HA	2:N:226:ILE:O	1.39	1.23
1:E:123:MET:O	1:E:127:PHE:HB2	1.36	1.22
1:C:123:MET:O	1:C:127:PHE:HB2	1.36	1.22
2:O:171:SER:HA	2:O:226:ILE:O	1.39	1.22
1:A:123:MET:O	1:A:127:PHE:HB2	1.36	1.21
2:P:171:SER:HA	2:P:226:ILE:O	1.39	1.21
1:B:123:MET:O	1:B:127:PHE:HB2	1.37	1.20
2:R:171:SER:HA	2:R:226:ILE:O	1.39	1.20
1:C:82:MET:HA	1:C:85:ILE:HD12	1.22	1.19
2:Q:171:SER:HA	2:Q:226:ILE:O	1.39	1.19
1:E:54:VAL:HA	1:E:58:ALA:HB2	1.19	1.19
1:F:123:MET:O	1:F:127:PHE:HB2	1.36	1.19
1:D:123:MET:O	1:D:127:PHE:HB2	1.37	1.18
1:E:345:ILE:HG13	2:K:346:ARG:CG	1.73	1.18
1:A:151:ILE:HD11	1:A:162:ASN:HB3	1.21	1.18
1:A:54:VAL:HA	1:A:58:ALA:HB2	1.19	1.17
1:D:38:PRO:HA	1:D:64:ILE:O	1.45	1.17
1:E:285:CYS:HB3	1:E:289:ILE:HG21	1.23	1.17

Continued on next page...

Continued from previous page...

Atom-1	Atom-2	Interatomic distance (Å)	Clash overlap (Å)
1:A:345:ILE:HG13	2:G:346:ARG:CG	1.73	1.17
1:B:90:PHE:HA	1:B:94:LEU:HB2	1.17	1.17
1:B:345:ILE:HG13	2:H:346:ARG:CG	1.73	1.17
1:F:38:PRO:HA	1:F:64:ILE:O	1.44	1.17
1:B:38:PRO:HA	1:B:64:ILE:O	1.45	1.17
1:F:345:ILE:HG13	2:L:346:ARG:CG	1.73	1.17
1:A:285:CYS:HB3	1:A:289:ILE:HG21	1.23	1.17
1:E:123:MET:HB2	1:E:132:MET:HE1	1.26	1.16
1:B:195:GLU:HG2	1:C:110:LEU:HA	1.23	1.16
1:C:239:SER:HA	1:C:249:THR:HA	1.22	1.16
1:D:90:PHE:HA	1:D:94:LEU:HB2	1.17	1.16
1:D:345:ILE:HG13	2:J:346:ARG:CG	1.73	1.16
1:C:38:PRO:HA	1:C:64:ILE:O	1.44	1.16
1:C:345:ILE:HG13	2:I:346:ARG:CG	1.73	1.16
1:F:18:LYS:HG3	1:F:30:VAL:HA	1.24	1.16
1:A:239:SER:HA	1:A:249:THR:HA	1.22	1.16
1:E:239:SER:HA	1:E:249:THR:HA	1.22	1.16
1:A:38:PRO:HA	1:A:64:ILE:O	1.44	1.15
1:A:82:MET:HA	1:A:85:ILE:HD12	1.22	1.15
1:B:18:LYS:HG3	1:B:30:VAL:HA	1.23	1.15
1:F:239:SER:HA	1:F:249:THR:HA	1.22	1.15
1:C:141:SER:HB3	1:C:339:VAL:HG12	1.24	1.15
1:D:18:LYS:HG3	1:D:30:VAL:HA	1.24	1.15
1:C:123:MET:HB2	1:C:132:MET:HE1	1.25	1.14
1:C:152:VAL:HG12	1:C:163:VAL:HB	1.29	1.14
1:D:195:GLU:HG2	1:E:110:LEU:HA	1.23	1.14
1:D:82:MET:HA	1:D:85:ILE:HD12	1.22	1.14
1:E:241:GLU:HA	1:E:247:VAL:HA	1.29	1.14
1:F:90:PHE:HA	1:F:94:LEU:HB2	1.17	1.14
1:A:297:ASN:HB2	1:A:329:ILE:HA	1.30	1.14
1:E:141:SER:HB3	1:E:339:VAL:HG12	1.24	1.14
1:A:152:VAL:HG12	1:A:163:VAL:HB	1.29	1.13
1:E:152:VAL:HG12	1:E:163:VAL:HB	1.29	1.13
1:C:151:ILE:HD11	1:C:162:ASN:HB3	1.21	1.13
1:C:297:ASN:HB2	1:C:329:ILE:HA	1.31	1.13
1:D:54:VAL:HA	1:D:58:ALA:HB2	1.19	1.13
1:B:141:SER:HB3	1:B:339:VAL:HG12	1.24	1.13
1:D:239:SER:HA	1:D:249:THR:HA	1.22	1.13
1:E:38:PRO:HA	1:E:64:ILE:O	1.44	1.13
1:A:90:PHE:HA	1:A:94:LEU:HB2	1.17	1.12
1:B:82:MET:HA	1:B:85:ILE:HD12	1.22	1.12

Continued on next page...

Continued from previous page...

Atom-1	Atom-2	Interatomic distance (Å)	Clash overlap (Å)
1:B:105:LEU:HD12	1:B:134:VAL:CG1	1.79	1.12
1:B:221:LEU:HD11	1:B:311:ASP:HB3	1.30	1.12
1:C:90:PHE:HA	1:C:94:LEU:HB2	1.17	1.12
1:D:105:LEU:HD12	1:D:134:VAL:CG1	1.79	1.12
1:D:241:GLU:HA	1:D:247:VAL:HA	1.29	1.12
1:A:105:LEU:HD12	1:A:134:VAL:CG1	1.79	1.12
1:C:105:LEU:HD12	1:C:134:VAL:CG1	1.79	1.12
1:E:105:LEU:HD12	1:E:134:VAL:CG1	1.79	1.12
1:C:285:CYS:HB3	1:C:289:ILE:HG21	1.23	1.12
1:E:151:ILE:HD11	1:E:162:ASN:HB3	1.21	1.12
1:F:105:LEU:HD12	1:F:134:VAL:CG1	1.79	1.12
1:F:297:ASN:HB2	1:F:329:ILE:HA	1.30	1.12
1:E:18:LYS:HG3	1:E:30:VAL:HA	1.23	1.12
1:E:297:ASN:HB2	1:E:329:ILE:HA	1.31	1.12
1:B:123:MET:HB2	1:B:132:MET:HE1	1.25	1.11
1:B:241:GLU:HA	1:B:247:VAL:HA	1.29	1.11
1:C:195:GLU:HG2	1:D:110:LEU:HA	1.23	1.11
1:E:90:PHE:HA	1:E:94:LEU:HB2	1.17	1.11
1:F:241:GLU:HA	1:F:247:VAL:HA	1.29	1.11
1:A:195:GLU:HG2	1:B:110:LEU:HA	1.23	1.11
1:C:241:GLU:HA	1:C:247:VAL:HA	1.29	1.11
1:E:82:MET:HA	1:E:85:ILE:HD12	1.22	1.11
1:A:18:LYS:HG3	1:A:30:VAL:HA	1.23	1.11
1:A:141:SER:HB3	1:A:339:VAL:HG12	1.24	1.11
1:C:54:VAL:HA	1:C:58:ALA:HB2	1.19	1.11
1:D:221:LEU:HD11	1:D:311:ASP:HB3	1.30	1.11
1:E:195:GLU:HG2	1:F:110:LEU:HA	1.23	1.11
1:B:239:SER:HA	1:B:249:THR:HA	1.22	1.10
1:C:18:LYS:HG3	1:C:30:VAL:HA	1.23	1.10
1:D:151:ILE:HD11	1:D:162:ASN:HB3	1.21	1.10
1:F:285:CYS:HB3	1:F:289:ILE:HG21	1.23	1.10
1:A:241:GLU:HA	1:A:247:VAL:HA	1.29	1.10
1:F:54:VAL:HA	1:F:58:ALA:CB	1.81	1.10
1:D:35:VAL:HB	1:D:68:LYS:HB2	1.34	1.10
1:D:209:VAL:HA	1:D:212:ILE:HD12	1.10	1.10
1:A:35:VAL:HB	1:A:68:LYS:HB2	1.34	1.10
1:B:54:VAL:HA	1:B:58:ALA:CB	1.81	1.10
1:F:35:VAL:HB	1:F:68:LYS:HB2	1.34	1.10
1:A:123:MET:HB2	1:A:132:MET:HE1	1.25	1.10
1:D:297:ASN:HB2	1:D:329:ILE:HA	1.31	1.10
1:B:151:ILE:HD11	1:B:162:ASN:HB3	1.21	1.09

Continued on next page...

Continued from previous page...

Atom-1	Atom-2	Interatomic distance (Å)	Clash overlap (Å)
1:B:285:CYS:HB3	1:B:289:ILE:HG21	1.23	1.09
1:F:54:VAL:HA	1:F:58:ALA:HB2	1.19	1.09
1:F:209:VAL:HA	1:F:212:ILE:HD12	1.10	1.09
1:B:35:VAL:HB	1:B:68:LYS:HB2	1.34	1.09
1:C:35:VAL:HB	1:C:68:LYS:HB2	1.34	1.09
1:D:141:SER:HB3	1:D:339:VAL:HG12	1.24	1.09
1:F:151:ILE:HD11	1:F:162:ASN:HB3	1.21	1.09
1:D:54:VAL:HA	1:D:58:ALA:CB	1.81	1.09
1:F:152:VAL:HG12	1:F:163:VAL:HB	1.29	1.09
1:F:221:LEU:HD11	1:F:311:ASP:HB3	1.30	1.09
1:B:209:VAL:HA	1:B:212:ILE:HD12	1.10	1.09
1:D:285:CYS:HB3	1:D:289:ILE:HG21	1.23	1.09
1:F:141:SER:HB3	1:F:339:VAL:HG12	1.24	1.09
1:A:54:VAL:HA	1:A:58:ALA:CB	1.81	1.08
1:B:187:ASP:O	1:B:190:MET:HG2	1.53	1.08
1:E:54:VAL:HA	1:E:58:ALA:CB	1.81	1.08
1:E:105:LEU:CD1	1:E:134:VAL:HG12	1.83	1.08
1:F:187:ASP:O	1:F:190:MET:HG2	1.53	1.08
1:E:35:VAL:HB	1:E:68:LYS:HB2	1.34	1.08
1:F:123:MET:HB2	1:F:132:MET:HE1	1.25	1.08
1:A:221:LEU:HD11	1:A:311:ASP:HB3	1.30	1.08
1:C:54:VAL:HA	1:C:58:ALA:CB	1.81	1.08
1:D:152:VAL:HG12	1:D:163:VAL:HB	1.29	1.08
1:E:312:ARG:H	1:E:312:ARG:HD3	1.19	1.08
1:C:105:LEU:CD1	1:C:134:VAL:HG12	1.83	1.08
1:C:312:ARG:H	1:C:312:ARG:HD3	1.19	1.08
1:F:105:LEU:CD1	1:F:134:VAL:HG12	1.83	1.08
1:B:105:LEU:HB2	1:B:134:VAL:HA	1.10	1.07
1:B:152:VAL:HG12	1:B:163:VAL:HB	1.29	1.07
1:B:312:ARG:H	1:B:312:ARG:HD3	1.19	1.07
1:A:187:ASP:O	1:A:190:MET:HG2	1.53	1.07
1:B:345:ILE:HG13	2:H:346:ARG:HG2	1.34	1.07
1:D:123:MET:HB2	1:D:132:MET:HE1	1.25	1.07
1:A:105:LEU:CD1	1:A:134:VAL:HG12	1.83	1.07
1:B:105:LEU:CD1	1:B:134:VAL:HG12	1.83	1.07
1:B:352:PHE:HB3	1:B:355:MET:HE3	1.37	1.07
1:C:187:ASP:O	1:C:190:MET:HG2	1.53	1.07
1:A:105:LEU:HB2	1:A:134:VAL:HA	1.10	1.07
1:B:297:ASN:HB2	1:B:329:ILE:HA	1.31	1.07
1:D:71:ILE:HG23	1:D:71:ILE:O	1.54	1.07
1:D:345:ILE:HG13	2:J:346:ARG:HG2	1.34	1.07

Continued on next page...

Continued from previous page...

Atom-1	Atom-2	Interatomic distance (Å)	Clash overlap (Å)
1:E:221:LEU:HD11	1:E:311:ASP:HB3	1.30	1.07
1:F:242:LEU:HD22	1:F:244:ASP:CG	1.75	1.07
1:B:54:VAL:HA	1:B:58:ALA:HB2	1.19	1.06
1:C:71:ILE:HG23	1:C:71:ILE:O	1.54	1.06
1:C:221:LEU:HD11	1:C:311:ASP:HB3	1.30	1.06
1:D:105:LEU:HB2	1:D:134:VAL:HA	1.10	1.06
1:E:242:LEU:HD22	1:E:244:ASP:CG	1.75	1.06
1:F:82:MET:HA	1:F:85:ILE:HD12	1.22	1.06
1:A:312:ARG:HD3	1:A:312:ARG:H	1.19	1.06
1:D:105:LEU:CD1	1:D:134:VAL:HG12	1.83	1.06
1:D:312:ARG:HD3	1:D:312:ARG:H	1.19	1.06
1:D:313:MET:O	1:D:317:ILE:HG22	1.55	1.06
1:D:352:PHE:HB3	1:D:355:MET:HE3	1.36	1.06
1:E:187:ASP:O	1:E:190:MET:HG2	1.53	1.06
1:F:313:MET:O	1:F:317:ILE:HG22	1.55	1.06
1:C:242:LEU:HD22	1:C:244:ASP:CG	1.75	1.06
1:A:209:VAL:HA	1:A:212:ILE:HD12	1.10	1.06
1:A:219:VAL:HG23	1:A:258:PRO:HG2	1.37	1.06
1:A:242:LEU:HD22	1:A:244:ASP:CG	1.75	1.06
1:B:313:MET:O	1:B:317:ILE:HG22	1.55	1.06
1:C:105:LEU:HB2	1:C:134:VAL:HA	1.10	1.06
1:D:242:LEU:HD22	1:D:244:ASP:CG	1.75	1.06
1:E:219:VAL:HG23	1:E:258:PRO:HG2	1.38	1.06
1:E:264:PRO:HB2	1:E:269:MET:HB3	1.36	1.06
1:F:105:LEU:HB2	1:F:134:VAL:HA	1.10	1.06
1:D:187:ASP:O	1:D:190:MET:HG2	1.53	1.06
1:E:12:ASN:HA	1:E:17:VAL:HA	1.38	1.06
1:F:71:ILE:O	1:F:71:ILE:HG23	1.54	1.06
1:F:264:PRO:HB2	1:F:269:MET:HB3	1.36	1.06
1:A:147:ARG:HG2	2:G:343:THR:HG21	1.38	1.05
1:B:71:ILE:HG23	1:B:71:ILE:O	1.54	1.05
1:F:352:PHE:HB3	1:F:355:MET:HE3	1.37	1.05
1:C:209:VAL:HA	1:C:212:ILE:HD12	1.10	1.05
1:D:12:ASN:HA	1:D:17:VAL:HA	1.38	1.05
1:B:12:ASN:HA	1:B:17:VAL:HA	1.38	1.05
1:C:12:ASN:HA	1:C:17:VAL:HA	1.38	1.05
1:C:219:VAL:HG23	1:C:258:PRO:HG2	1.38	1.05
1:E:209:VAL:HA	1:E:212:ILE:HD12	1.10	1.05
1:F:12:ASN:HA	1:F:17:VAL:HA	1.38	1.05
1:B:242:LEU:HD22	1:B:244:ASP:CG	1.75	1.05
1:F:345:ILE:HG13	2:L:346:ARG:HG2	1.34	1.05

Continued on next page...

Continued from previous page...

Atom-1	Atom-2	Interatomic distance (Å)	Clash overlap (Å)
1:A:44:MET:HE1	1:C:169:TYR:HA	1.39	1.05
1:A:164:PRO:HD2	1:A:175:ILE:HG12	1.39	1.05
1:C:164:PRO:HD2	1:C:175:ILE:HG12	1.39	1.05
1:D:264:PRO:HB2	1:D:269:MET:HB3	1.36	1.04
1:C:147:ARG:HG2	2:I:343:THR:HG21	1.39	1.04
1:C:264:PRO:HB2	1:C:269:MET:HB3	1.36	1.04
1:A:264:PRO:HB2	1:A:269:MET:HB3	1.36	1.04
1:C:313:MET:O	1:C:317:ILE:HG22	1.55	1.04
1:E:147:ARG:HG2	2:K:343:THR:HG21	1.39	1.04
1:F:312:ARG:HD3	1:F:312:ARG:H	1.19	1.04
1:A:12:ASN:HA	1:A:17:VAL:HA	1.38	1.04
1:A:313:MET:O	1:A:317:ILE:HG22	1.55	1.04
1:B:264:PRO:HB2	1:B:269:MET:HB3	1.36	1.04
1:E:164:PRO:HD2	1:E:175:ILE:HG12	1.39	1.04
1:A:352:PHE:HB3	1:A:355:MET:HE3	1.40	1.03
1:C:352:PHE:HB3	1:C:355:MET:HE3	1.37	1.03
1:F:147:ARG:HG2	2:L:343:THR:HG21	1.38	1.03
1:E:105:LEU:HB2	1:E:134:VAL:HA	1.10	1.03
1:E:365:ALA:HB3	1:E:369:ILE:HB	1.39	1.03
2:P:211:ASP:HA	2:P:221:LEU:O	1.57	1.03
1:A:147:ARG:NE	2:G:343:THR:CG2	2.22	1.03
2:R:211:ASP:HA	2:R:221:LEU:O	1.58	1.03
1:B:147:ARG:NE	2:H:343:THR:CG2	2.22	1.03
1:B:147:ARG:HD3	2:H:343:THR:HG22	1.41	1.03
1:C:147:ARG:HD3	2:I:343:THR:HG22	1.41	1.03
1:D:147:ARG:NE	2:J:343:THR:CG2	2.22	1.03
1:E:313:MET:O	1:E:317:ILE:HG22	1.55	1.03
1:E:352:PHE:HB3	1:E:355:MET:HE3	1.37	1.03
2:M:211:ASP:HA	2:M:221:LEU:O	1.57	1.03
1:C:147:ARG:NE	2:I:343:THR:CG2	2.22	1.03
1:E:147:ARG:NE	2:K:343:THR:CG2	2.22	1.03
1:E:345:ILE:HG13	2:K:346:ARG:HG2	1.34	1.03
2:N:211:ASP:HA	2:N:221:LEU:O	1.57	1.03
1:E:71:ILE:HG23	1:E:71:ILE:O	1.54	1.02
2:O:159:MET:HB3	2:O:177:ARG:H	1.24	1.02
2:Q:211:ASP:HA	2:Q:221:LEU:O	1.58	1.02
1:A:345:ILE:HG13	2:G:346:ARG:HG2	1.34	1.02
1:C:365:ALA:HB3	1:C:369:ILE:HB	1.40	1.02
2:O:211:ASP:HA	2:O:221:LEU:O	1.57	1.02
1:A:34:ILE:HG23	1:A:68:LYS:H	1.25	1.02
1:A:221:LEU:HD11	1:A:311:ASP:CB	1.89	1.02

Continued on next page...

Continued from previous page...

Atom-1	Atom-2	Interatomic distance (Å)	Clash overlap (Å)
1:C:221:LEU:HD11	1:C:311:ASP:CB	1.89	1.02
1:C:345:ILE:HG13	2:I:346:ARG:HG2	1.34	1.02
1:D:219:VAL:HG23	1:D:258:PRO:HG2	1.37	1.02
2:M:159:MET:HB3	2:M:177:ARG:H	1.24	1.02
1:F:50:LYS:HG2	1:F:53:TYR:CD1	1.95	1.02
1:F:147:ARG:HD3	2:L:343:THR:HG22	1.41	1.02
1:F:147:ARG:NE	2:L:343:THR:CG2	2.22	1.02
1:F:365:ALA:HB3	1:F:369:ILE:HB	1.39	1.02
1:B:50:LYS:HG2	1:B:53:TYR:CD1	1.95	1.02
1:E:50:LYS:HG2	1:E:53:TYR:CD1	1.95	1.02
1:B:147:ARG:HG2	2:H:343:THR:HG21	1.38	1.01
1:B:219:VAL:HG23	1:B:258:PRO:HG2	1.37	1.01
1:D:147:ARG:HG2	2:J:343:THR:HG21	1.39	1.01
1:E:221:LEU:HD11	1:E:311:ASP:CB	1.89	1.01
1:F:147:ARG:CD	2:L:343:THR:CG2	2.38	1.01
1:A:71:ILE:O	1:A:71:ILE:HG23	1.54	1.01
1:C:147:ARG:CD	2:I:343:THR:CG2	2.38	1.01
1:D:147:ARG:CD	2:J:343:THR:CG2	2.38	1.01
1:D:365:ALA:HB3	1:D:369:ILE:HB	1.40	1.01
1:F:221:LEU:HD11	1:F:311:ASP:CB	1.89	1.01
1:B:221:LEU:HD11	1:B:311:ASP:CB	1.89	1.01
1:A:218:TYR:HB2	1:A:307:PRO:HG2	1.42	1.01
1:B:164:PRO:HD2	1:B:175:ILE:HG12	1.39	1.01
1:F:219:VAL:HG23	1:F:258:PRO:HG2	1.37	1.01
2:M:234:THR:HG23	2:M:255:THR:HA	1.43	1.01
1:A:160:THR:HG21	1:A:178:LEU:HB3	1.42	1.01
1:C:34:ILE:HG23	1:C:68:LYS:H	1.25	1.01
1:F:34:ILE:HG23	1:F:68:LYS:H	1.25	1.01
2:N:159:MET:HB3	2:N:177:ARG:H	1.24	1.01
2:O:234:THR:HG23	2:O:255:THR:HA	1.43	1.01
1:A:147:ARG:CD	2:G:343:THR:CG2	2.38	1.00
1:C:218:TYR:HB2	1:C:307:PRO:HG2	1.42	1.00
1:D:164:PRO:HD2	1:D:175:ILE:HG12	1.39	1.00
1:E:147:ARG:HD3	2:K:343:THR:HG22	1.41	1.00
1:F:105:LEU:HG	1:F:133:TYR:O	1.62	1.00
2:Q:159:MET:HB3	2:Q:177:ARG:H	1.24	1.00
2:Q:234:THR:HG23	2:Q:255:THR:HA	1.43	1.00
1:A:50:LYS:HG2	1:A:53:TYR:CD1	1.95	1.00
1:A:365:ALA:HB3	1:A:369:ILE:HB	1.40	1.00
1:B:105:LEU:HG	1:B:133:TYR:O	1.62	1.00
1:B:365:ALA:HB3	1:B:369:ILE:HB	1.40	1.00

Continued on next page...

Continued from previous page...

Atom-1	Atom-2	Interatomic distance (Å)	Clash overlap (Å)
1:C:50:LYS:HG2	1:C:53:TYR:CD1	1.95	1.00
1:D:50:LYS:HG2	1:D:53:TYR:CD1	1.95	1.00
1:F:164:PRO:HD2	1:F:175:ILE:HG12	1.39	1.00
1:A:147:ARG:HD3	2:G:343:THR:HG22	1.41	1.00
1:C:105:LEU:HG	1:C:133:TYR:O	1.62	1.00
1:D:34:ILE:HG23	1:D:68:LYS:H	1.24	1.00
1:D:147:ARG:HD3	2:J:343:THR:HG22	1.41	1.00
1:D:221:LEU:HD11	1:D:311:ASP:CB	1.89	1.00
1:A:242:LEU:HD23	1:A:244:ASP:H	1.27	1.00
1:E:147:ARG:CD	2:K:343:THR:CG2	2.38	1.00
1:B:160:THR:HG21	1:B:178:LEU:HB3	1.42	1.00
1:C:160:THR:HG21	1:C:178:LEU:HB3	1.42	1.00
1:B:147:ARG:CD	2:H:343:THR:CG2	2.38	0.99
1:B:242:LEU:HD23	1:B:244:ASP:H	1.27	0.99
1:E:218:TYR:HB2	1:E:307:PRO:HG2	1.42	0.99
1:E:242:LEU:HD23	1:E:244:ASP:H	1.27	0.99
1:A:240:TYR:O	1:A:248:ILE:HG22	1.63	0.99
1:C:244:ASP:HB3	1:E:287:ILE:HG13	1.43	0.99
1:E:160:THR:HG21	1:E:178:LEU:HB3	1.42	0.99
2:O:187:PRO:HA	2:O:242:SER:O	1.62	0.99
1:B:34:ILE:HG23	1:B:68:LYS:H	1.25	0.99
1:B:218:TYR:HB2	1:B:307:PRO:HG2	1.42	0.99
1:E:34:ILE:HG23	1:E:68:LYS:H	1.25	0.99
2:P:159:MET:HB3	2:P:177:ARG:H	1.24	0.99
1:A:47:MET:HG3	1:A:48:GLY:H	1.28	0.98
1:A:105:LEU:HG	1:A:133:TYR:O	1.62	0.98
1:D:242:LEU:HD23	1:D:244:ASP:H	1.27	0.98
2:R:187:PRO:HA	2:R:242:SER:O	1.62	0.98
1:D:105:LEU:HG	1:D:133:TYR:O	1.62	0.98
1:F:242:LEU:HD23	1:F:244:ASP:H	1.27	0.98
2:P:187:PRO:HA	2:P:242:SER:O	1.62	0.98
1:C:47:MET:HG3	1:C:48:GLY:H	1.28	0.98
1:E:105:LEU:HG	1:E:133:TYR:O	1.62	0.98
1:D:244:ASP:HB3	1:F:287:ILE:HG13	1.43	0.98
1:B:244:ASP:HB3	1:D:287:ILE:HG13	1.43	0.98
1:D:160:THR:HG21	1:D:178:LEU:HB3	1.42	0.98
2:M:187:PRO:HA	2:M:242:SER:O	1.62	0.98
2:N:187:PRO:HA	2:N:242:SER:O	1.62	0.98
2:P:234:THR:HG23	2:P:255:THR:HA	1.43	0.98
2:R:234:THR:HG23	2:R:255:THR:HA	1.43	0.98
1:F:218:TYR:HB2	1:F:307:PRO:HG2	1.42	0.98

Continued on next page...

Continued from previous page...

Atom-1	Atom-2	Interatomic distance (Å)	Clash overlap (Å)
1:B:346:LEU:HA	1:B:349:LEU:HD12	1.45	0.98
2:N:234:THR:HG23	2:N:255:THR:HA	1.43	0.98
1:F:160:THR:HG21	1:F:178:LEU:HB3	1.42	0.98
1:A:177:ARG:NH1	1:A:178:LEU:O	1.97	0.97
1:B:240:TYR:O	1:B:248:ILE:HG22	1.63	0.97
1:C:242:LEU:HD23	1:C:244:ASP:H	1.27	0.97
1:D:218:TYR:HB2	1:D:307:PRO:HG2	1.42	0.97
1:F:240:TYR:O	1:F:248:ILE:HG22	1.63	0.97
1:D:177:ARG:NH1	1:D:178:LEU:O	1.97	0.97
1:D:240:TYR:O	1:D:248:ILE:HG22	1.62	0.97
1:B:308:GLY:HA2	1:B:311:ASP:OD2	1.65	0.97
1:C:240:TYR:O	1:C:248:ILE:HG22	1.63	0.97
2:Q:187:PRO:HA	2:Q:242:SER:O	1.62	0.97
1:C:17:VAL:HG11	1:C:82:MET:HE1	1.46	0.97
1:E:47:MET:HG3	1:E:48:GLY:H	1.28	0.97
1:E:240:TYR:O	1:E:248:ILE:HG22	1.63	0.97
1:A:244:ASP:HB3	1:C:287:ILE:HG13	1.43	0.97
1:D:308:GLY:HA2	1:D:311:ASP:OD2	1.65	0.97
1:D:346:LEU:HA	1:D:349:LEU:HD12	1.45	0.97
1:E:177:ARG:NH1	1:E:178:LEU:O	1.97	0.97
1:F:147:ARG:CD	2:L:343:THR:HG22	1.95	0.97
2:O:188:VAL:O	2:O:241:VAL:HA	1.65	0.97
1:A:17:VAL:HG11	1:A:82:MET:HE1	1.46	0.97
1:C:346:LEU:HA	1:C:349:LEU:HD12	1.45	0.97
1:D:147:ARG:CD	2:J:343:THR:HG22	1.95	0.97
1:A:147:ARG:CD	2:G:343:THR:HG22	1.95	0.97
1:C:299:LEU:HB3	1:C:331:ALA:HB2	1.47	0.97
2:Q:188:VAL:O	2:Q:241:VAL:HA	1.65	0.97
1:C:177:ARG:NH1	1:C:178:LEU:O	1.97	0.97
1:F:17:VAL:HG11	1:F:82:MET:HE1	1.44	0.97
1:F:177:ARG:NH1	1:F:178:LEU:O	1.97	0.97
1:A:123:MET:HA	1:A:127:PHE:CD2	2.00	0.97
1:A:308:GLY:HA2	1:A:311:ASP:OD2	1.65	0.97
1:B:147:ARG:CD	2:H:343:THR:HG22	1.95	0.97
1:B:177:ARG:NH1	1:B:178:LEU:O	1.97	0.97
1:C:147:ARG:CD	2:I:343:THR:HG22	1.95	0.97
1:C:308:GLY:HA2	1:C:311:ASP:OD2	1.64	0.97
1:E:17:VAL:HG11	1:E:82:MET:HE1	1.47	0.97
1:E:299:LEU:HB3	1:E:331:ALA:HB2	1.47	0.97
1:F:308:GLY:HA2	1:F:311:ASP:OD2	1.65	0.97
1:E:242:LEU:HB3	1:E:246:GLN:HB3	1.46	0.97

Continued on next page...

Continued from previous page...

Atom-1	Atom-2	Interatomic distance (Å)	Clash overlap (Å)
1:E:346:LEU:HA	1:E:349:LEU:HD12	1.45	0.97
1:B:123:MET:HA	1:B:127:PHE:CD2	2.00	0.96
2:M:188:VAL:O	2:M:241:VAL:HA	1.65	0.96
1:E:147:ARG:CD	2:K:343:THR:HG22	1.95	0.96
1:A:10:CYS:HA	1:A:19:ALA:HB2	1.46	0.96
1:B:44:MET:HE1	1:D:169:TYR:HA	1.46	0.96
1:C:10:CYS:HA	1:C:19:ALA:HB2	1.46	0.96
1:E:308:GLY:HA2	1:E:311:ASP:OD2	1.65	0.96
1:C:123:MET:HA	1:C:127:PHE:CD2	2.00	0.96
1:C:259:GLU:HG2	1:C:263:GLN:HE22	1.31	0.96
1:F:99:GLU:HG3	1:F:128:ASN:HB2	1.48	0.96
1:A:299:LEU:HB3	1:A:331:ALA:HB2	1.47	0.96
1:B:222:ASP:OD1	1:B:226:GLU:HB2	1.66	0.96
1:E:139:VAL:HA	1:E:142:LEU:HD12	1.48	0.96
1:E:259:GLU:HG2	1:E:263:GLN:HE22	1.30	0.96
2:R:159:MET:HB3	2:R:177:ARG:H	1.24	0.96
1:A:8:LEU:HD11	1:A:101:HIS:HB2	1.47	0.96
1:D:123:MET:HA	1:D:127:PHE:CD2	2.00	0.96
1:F:242:LEU:HB3	1:F:246:GLN:HB3	1.46	0.96
1:F:259:GLU:HG2	1:F:263:GLN:HE22	1.31	0.96
2:N:188:VAL:O	2:N:241:VAL:HA	1.65	0.96
1:A:259:GLU:HG2	1:A:263:GLN:HE22	1.31	0.96
1:A:352:PHE:HA	1:A:354:GLN:HE22	1.30	0.96
1:C:44:MET:HE1	1:E:169:TYR:HA	1.44	0.96
1:E:10:CYS:HA	1:E:19:ALA:HB2	1.46	0.96
1:D:17:VAL:HG11	1:D:82:MET:HE1	1.44	0.96
1:F:123:MET:HA	1:F:127:PHE:CD2	2.00	0.96
1:F:148:THR:O	1:F:165:ILE:HG22	1.66	0.96
1:F:346:LEU:HA	1:F:349:LEU:HD12	1.45	0.96
1:B:99:GLU:HG3	1:B:128:ASN:HB2	1.48	0.96
1:A:148:THR:O	1:A:165:ILE:HG22	1.66	0.95
1:B:215:LYS:HG3	1:B:216:LEU:HD23	1.47	0.95
1:B:352:PHE:HA	1:B:354:GLN:HE22	1.30	0.95
1:D:99:GLU:HG3	1:D:128:ASN:HB2	1.48	0.95
1:B:17:VAL:HG11	1:B:82:MET:HE1	1.44	0.95
1:C:8:LEU:HD11	1:C:101:HIS:HB2	1.47	0.95
1:E:123:MET:HA	1:E:127:PHE:CD2	2.00	0.95
1:F:8:LEU:HD11	1:F:101:HIS:HB2	1.47	0.95
1:F:299:LEU:HB3	1:F:331:ALA:HB2	1.47	0.95
1:F:352:PHE:HA	1:F:354:GLN:HE22	1.30	0.95
1:D:215:LYS:HG3	1:D:216:LEU:HD23	1.47	0.95

Continued on next page...

Continued from previous page...

Atom-1	Atom-2	Interatomic distance (Å)	Clash overlap (Å)
1:E:73:HIS:H	1:E:75:ILE:HG12	1.32	0.95
1:A:99:GLU:HG3	1:A:128:ASN:HB2	1.48	0.95
1:B:73:HIS:H	1:B:75:ILE:HG12	1.32	0.95
1:C:139:VAL:HA	1:C:142:LEU:HD12	1.48	0.95
1:D:10:CYS:HA	1:D:19:ALA:HB2	1.46	0.95
1:A:346:LEU:HA	1:A:349:LEU:HD12	1.45	0.95
1:B:242:LEU:HB3	1:B:246:GLN:HB3	1.46	0.95
1:C:222:ASP:OD1	1:C:226:GLU:HB2	1.66	0.95
1:F:47:MET:HG3	1:F:48:GLY:H	1.28	0.95
1:A:139:VAL:HA	1:A:142:LEU:HD12	1.48	0.95
1:B:345:ILE:CD1	2:H:350:LYS:HD3	1.97	0.95
1:C:148:THR:O	1:C:165:ILE:HG22	1.66	0.95
1:D:148:THR:O	1:D:165:ILE:HG22	1.66	0.95
1:D:352:PHE:HA	1:D:354:GLN:HE22	1.30	0.95
1:E:99:GLU:HG3	1:E:128:ASN:HB2	1.48	0.95
1:F:248:ILE:HG23	1:F:248:ILE:O	1.65	0.95
2:P:188:VAL:O	2:P:241:VAL:HA	1.65	0.95
1:A:222:ASP:OD1	1:A:226:GLU:HB2	1.66	0.95
1:A:248:ILE:HG23	1:A:248:ILE:O	1.65	0.95
1:D:259:GLU:HG2	1:D:263:GLN:HE22	1.31	0.95
1:E:248:ILE:HG23	1:E:248:ILE:O	1.65	0.95
2:R:188:VAL:O	2:R:241:VAL:HA	1.65	0.95
1:B:10:CYS:HA	1:B:19:ALA:HB2	1.46	0.95
1:B:239:SER:CA	1:B:249:THR:HA	1.96	0.95
1:C:239:SER:CA	1:C:249:THR:HA	1.96	0.95
1:D:299:LEU:HB3	1:D:331:ALA:HB2	1.47	0.95
1:F:215:LYS:HG3	1:F:216:LEU:HD23	1.47	0.95
1:F:222:ASP:OD1	1:F:226:GLU:HB2	1.66	0.95
1:B:113:LYS:HD3	1:B:113:LYS:N	1.82	0.95
1:C:242:LEU:HB3	1:C:246:GLN:HB3	1.45	0.95
1:D:139:VAL:HA	1:D:142:LEU:HD12	1.48	0.95
1:E:222:ASP:OD1	1:E:226:GLU:HB2	1.66	0.95
1:C:104:LEU:HD12	1:C:105:LEU:H	1.32	0.95
1:D:73:HIS:H	1:D:75:ILE:HG12	1.32	0.95
1:A:239:SER:CA	1:A:249:THR:HA	1.96	0.94
1:B:139:VAL:HA	1:B:142:LEU:HD12	1.48	0.94
1:C:99:GLU:HG3	1:C:128:ASN:HB2	1.48	0.94
1:E:262:PHE:HD1	1:E:275:HIS:HD1	1.14	0.94
1:A:71:ILE:HD13	1:A:76:ILE:HG12	1.49	0.94
1:A:104:LEU:HD12	1:A:105:LEU:H	1.32	0.94
1:A:113:LYS:HD3	1:A:113:LYS:N	1.82	0.94

Continued on next page...

Continued from previous page...

Atom-1	Atom-2	Interatomic distance (Å)	Clash overlap (Å)
1:B:248:ILE:HG23	1:B:248:ILE:O	1.65	0.94
1:D:47:MET:HG3	1:D:48:GLY:H	1.28	0.94
1:D:113:LYS:HD3	1:D:113:LYS:N	1.82	0.94
1:D:294:TYR:HB3	1:D:327:ILE:HA	1.49	0.94
1:E:90:PHE:HA	1:E:94:LEU:CB	1.97	0.94
1:E:239:SER:CA	1:E:249:THR:HA	1.96	0.94
1:F:10:CYS:HA	1:F:19:ALA:HB2	1.46	0.94
1:A:242:LEU:HB3	1:A:246:GLN:HB3	1.46	0.94
1:D:105:LEU:CB	1:D:134:VAL:HA	1.98	0.94
1:D:262:PHE:HD1	1:D:275:HIS:HD1	1.14	0.94
1:E:148:THR:O	1:E:165:ILE:HG22	1.66	0.94
1:B:105:LEU:CB	1:B:134:VAL:HA	1.98	0.94
1:D:8:LEU:HD11	1:D:101:HIS:HB2	1.47	0.94
1:F:105:LEU:CB	1:F:134:VAL:HA	1.98	0.94
1:F:113:LYS:N	1:F:113:LYS:HD3	1.82	0.94
1:F:262:PHE:HD1	1:F:275:HIS:HD1	1.13	0.94
1:F:345:ILE:CD1	2:L:350:LYS:HD3	1.97	0.94
1:A:42:GLY:O	1:A:44:MET:HG3	1.68	0.94
1:B:148:THR:O	1:B:165:ILE:HG22	1.66	0.94
1:C:42:GLY:O	1:C:44:MET:HG3	1.68	0.94
1:C:90:PHE:CA	1:C:94:LEU:HB2	1.98	0.94
1:E:90:PHE:CA	1:E:94:LEU:HB2	1.98	0.94
1:E:352:PHE:HA	1:E:354:GLN:HE22	1.30	0.94
1:F:294:TYR:HB3	1:F:327:ILE:HA	1.49	0.94
1:C:345:ILE:CD1	2:I:350:LYS:HD3	1.97	0.94
1:E:71:ILE:HD13	1:E:76:ILE:HG12	1.49	0.94
1:A:90:PHE:HA	1:A:94:LEU:CB	1.97	0.94
1:A:218:TYR:O	1:A:255:PHE:HA	1.68	0.94
1:B:299:LEU:HB3	1:B:331:ALA:HB2	1.47	0.94
1:C:248:ILE:HG23	1:C:248:ILE:O	1.65	0.94
1:D:222:ASP:OD1	1:D:226:GLU:HB2	1.66	0.94
1:E:8:LEU:HD11	1:E:101:HIS:HB2	1.47	0.94
1:F:218:TYR:O	1:F:255:PHE:HA	1.68	0.94
1:A:90:PHE:CA	1:A:94:LEU:HB2	1.98	0.94
1:A:105:LEU:CB	1:A:134:VAL:HA	1.98	0.94
1:A:107:GLU:O	1:A:136:ILE:HA	1.68	0.94
1:A:362:TYR:HE2	2:M:196:TRP:CD1	1.86	0.94
1:B:8:LEU:HD11	1:B:101:HIS:HB2	1.47	0.94
1:B:105:LEU:HB2	1:B:134:VAL:CA	1.98	0.94
1:B:294:TYR:HB3	1:B:327:ILE:HA	1.49	0.94
1:C:105:LEU:CB	1:C:134:VAL:HA	1.98	0.94

Continued on next page...

Continued from previous page...

Atom-1	Atom-2	Interatomic distance (Å)	Clash overlap (Å)
1:D:105:LEU:HB2	1:D:134:VAL:CA	1.98	0.94
1:D:239:SER:CA	1:D:249:THR:HA	1.96	0.94
1:D:242:LEU:HB3	1:D:246:GLN:HB3	1.45	0.94
1:E:105:LEU:CB	1:E:134:VAL:HA	1.98	0.94
1:E:215:LYS:HG3	1:E:216:LEU:HD23	1.47	0.94
1:E:345:ILE:CD1	2:K:350:LYS:HD3	1.97	0.94
1:F:105:LEU:HB2	1:F:134:VAL:CA	1.98	0.94
1:F:107:GLU:O	1:F:136:ILE:HA	1.68	0.94
1:B:90:PHE:HA	1:B:94:LEU:CB	1.97	0.94
1:C:90:PHE:HA	1:C:94:LEU:CB	1.97	0.94
1:C:113:LYS:HD3	1:C:113:LYS:N	1.82	0.94
1:C:146:GLY:HA3	2:I:343:THR:O	1.67	0.94
1:D:345:ILE:CD1	2:J:350:LYS:HD3	1.97	0.94
1:F:71:ILE:HD13	1:F:76:ILE:HG12	1.50	0.94
1:F:139:VAL:HA	1:F:142:LEU:HD12	1.48	0.94
1:A:215:LYS:HG3	1:A:216:LEU:HD23	1.47	0.94
1:A:264:PRO:CB	1:A:269:MET:HB3	1.98	0.94
1:C:71:ILE:HD13	1:C:76:ILE:HG12	1.49	0.94
1:C:362:TYR:HE2	2:O:196:TRP:CD1	1.86	0.94
1:D:44:MET:HE1	1:F:169:TYR:HA	1.48	0.94
1:D:90:PHE:HA	1:D:94:LEU:CB	1.97	0.94
1:E:104:LEU:HD12	1:E:105:LEU:H	1.32	0.94
1:C:264:PRO:CB	1:C:269:MET:HB3	1.98	0.93
1:E:105:LEU:HB2	1:E:134:VAL:CA	1.98	0.93
1:F:239:SER:CA	1:F:249:THR:HA	1.96	0.93
1:A:105:LEU:HB2	1:A:134:VAL:CA	1.98	0.93
1:A:146:GLY:HA3	2:G:343:THR:O	1.67	0.93
1:A:345:ILE:CD1	2:G:350:LYS:HD3	1.97	0.93
1:C:105:LEU:HB2	1:C:134:VAL:CA	1.98	0.93
1:C:215:LYS:HG3	1:C:216:LEU:HD23	1.47	0.93
1:C:352:PHE:HA	1:C:354:GLN:HE22	1.30	0.93
1:D:71:ILE:HD13	1:D:76:ILE:HG12	1.49	0.93
1:E:42:GLY:O	1:E:44:MET:HG3	1.68	0.93
1:F:90:PHE:HA	1:F:94:LEU:CB	1.97	0.93
1:C:218:TYR:O	1:C:255:PHE:HA	1.68	0.93
1:F:42:GLY:O	1:F:44:MET:HG3	1.68	0.93
1:B:195:GLU:HG2	1:C:110:LEU:CA	1.99	0.93
1:D:218:TYR:O	1:D:255:PHE:HA	1.68	0.93
1:E:264:PRO:CB	1:E:269:MET:HB3	1.98	0.93
1:F:146:GLY:HA3	2:L:343:THR:O	1.67	0.93
1:B:47:MET:HG3	1:B:48:GLY:H	1.28	0.93

Continued on next page...

Continued from previous page...

Atom-1	Atom-2	Interatomic distance (Å)	Clash overlap (Å)
1:B:259:GLU:HG2	1:B:263:GLN:HE22	1.30	0.93
1:C:262:PHE:HD1	1:C:275:HIS:HD1	1.14	0.93
1:B:71:ILE:HD13	1:B:76:ILE:HG12	1.49	0.93
1:B:105:LEU:HD12	1:B:134:VAL:HG13	1.50	0.93
1:D:219:VAL:CG2	1:D:258:PRO:HG2	1.99	0.93
1:F:73:HIS:H	1:F:75:ILE:HG12	1.32	0.93
1:B:146:GLY:HA3	2:H:343:THR:O	1.67	0.93
1:D:248:ILE:O	1:D:248:ILE:HG23	1.65	0.93
1:D:362:TYR:HE2	2:P:196:TRP:CD1	1.86	0.93
1:E:362:TYR:HE2	2:Q:196:TRP:CD1	1.86	0.93
1:B:152:VAL:HG23	1:B:298:VAL:HG12	1.51	0.92
1:B:219:VAL:CG2	1:B:258:PRO:HG2	1.99	0.92
1:C:73:HIS:H	1:C:75:ILE:HG12	1.32	0.92
1:D:146:GLY:HA3	2:J:343:THR:O	1.67	0.92
1:D:152:VAL:HG23	1:D:298:VAL:HG12	1.51	0.92
1:A:73:HIS:H	1:A:75:ILE:HG12	1.32	0.92
1:D:107:GLU:O	1:D:136:ILE:HA	1.68	0.92
1:D:42:GLY:O	1:D:44:MET:HG3	1.68	0.92
1:E:124:PHE:CG	1:E:359:LYS:HD3	2.03	0.92
1:E:259:GLU:HG2	1:E:263:GLN:NE2	1.85	0.92
1:A:124:PHE:CG	1:A:359:LYS:HD3	2.03	0.92
1:B:50:LYS:HG3	1:B:52:SER:H	1.34	0.92
1:C:124:PHE:CG	1:C:359:LYS:HD3	2.03	0.92
1:D:195:GLU:HG2	1:E:110:LEU:CA	1.99	0.92
1:F:362:TYR:HE2	2:R:196:TRP:CD1	1.86	0.92
1:B:124:PHE:CG	1:B:359:LYS:HD3	2.03	0.92
1:B:262:PHE:HD1	1:B:275:HIS:HD1	1.14	0.92
1:B:362:TYR:HE2	2:N:196:TRP:CD1	1.86	0.92
1:F:35:VAL:HA	1:F:54:VAL:HG21	1.52	0.92
1:F:90:PHE:CA	1:F:94:LEU:HB2	1.98	0.92
1:F:94:LEU:HB3	1:F:96:VAL:HG12	1.51	0.92
1:E:107:GLU:O	1:E:136:ILE:HA	1.68	0.92
1:E:113:LYS:HD3	1:E:113:LYS:N	1.82	0.92
1:E:218:TYR:O	1:E:255:PHE:HA	1.68	0.92
1:A:35:VAL:HA	1:A:54:VAL:HG21	1.52	0.92
1:B:35:VAL:HA	1:B:54:VAL:HG21	1.52	0.92
1:C:107:GLU:O	1:C:136:ILE:HA	1.68	0.92
1:D:90:PHE:CA	1:D:94:LEU:HB2	1.98	0.92
1:D:94:LEU:HB3	1:D:96:VAL:HG12	1.51	0.92
1:F:219:VAL:CG2	1:F:258:PRO:HG2	1.99	0.92
1:A:195:GLU:HG2	1:B:110:LEU:CA	1.99	0.92

Continued on next page...

Continued from previous page...

Atom-1	Atom-2	Interatomic distance (Å)	Clash overlap (Å)
1:A:294:TYR:HB3	1:A:327:ILE:HA	1.49	0.92
1:B:218:TYR:O	1:B:255:PHE:HA	1.68	0.92
1:C:259:GLU:HG2	1:C:263:GLN:NE2	1.85	0.92
1:F:152:VAL:HG23	1:F:298:VAL:HG12	1.51	0.92
1:F:264:PRO:CB	1:F:269:MET:HB3	1.98	0.92
1:A:262:PHE:HD1	1:A:275:HIS:HD1	1.14	0.92
1:E:146:GLY:HA3	2:K:343:THR:O	1.67	0.92
1:B:107:GLU:O	1:B:136:ILE:HA	1.68	0.91
1:C:219:VAL:CG2	1:C:258:PRO:HG2	1.99	0.91
1:D:218:TYR:HE1	1:D:254:ARG:HD2	1.35	0.91
1:D:259:GLU:HG2	1:D:263:GLN:NE2	1.85	0.91
1:E:94:LEU:HB3	1:E:96:VAL:HG12	1.51	0.91
1:C:195:GLU:HG2	1:D:110:LEU:CA	1.99	0.91
1:E:195:GLU:HG2	1:F:110:LEU:CA	1.99	0.91
2:M:156:LEU:HB3	2:M:178:VAL:HG11	1.53	0.91
1:B:42:GLY:O	1:B:44:MET:HG3	1.68	0.91
1:D:105:LEU:HD12	1:D:134:VAL:HG13	1.49	0.91
1:D:124:PHE:CG	1:D:359:LYS:HD3	2.03	0.91
1:D:264:PRO:CB	1:D:269:MET:HB3	1.98	0.91
1:F:124:PHE:CG	1:F:359:LYS:HD3	2.03	0.91
2:N:156:LEU:HB3	2:N:178:VAL:HG11	1.53	0.91
1:B:90:PHE:CA	1:B:94:LEU:HB2	1.98	0.91
1:D:50:LYS:HG3	1:D:52:SER:H	1.34	0.91
1:E:105:LEU:HD12	1:E:134:VAL:HG13	1.50	0.91
1:E:219:VAL:CG2	1:E:258:PRO:HG2	1.99	0.91
1:E:218:TYR:HE1	1:E:254:ARG:HD2	1.35	0.91
1:A:259:GLU:HG2	1:A:263:GLN:NE2	1.85	0.91
1:B:113:LYS:HA	1:B:116:ARG:CZ	2.00	0.91
1:D:113:LYS:HA	1:D:116:ARG:CZ	2.00	0.91
1:F:259:GLU:HG2	1:F:263:GLN:NE2	1.85	0.91
1:A:219:VAL:CG2	1:A:258:PRO:HG2	1.99	0.91
1:B:104:LEU:HD12	1:B:105:LEU:H	1.32	0.91
1:D:104:LEU:HD12	1:D:105:LEU:H	1.32	0.91
1:F:104:LEU:HD12	1:F:105:LEU:H	1.32	0.91
1:B:264:PRO:CB	1:B:269:MET:HB3	1.98	0.91
1:C:35:VAL:HA	1:C:54:VAL:HG21	1.52	0.91
1:E:21:PHE:N	1:E:24:ASP:OD2	2.04	0.91
1:E:50:LYS:HG3	1:E:52:SER:H	1.34	0.91
1:E:147:ARG:CG	2:K:343:THR:HG21	2.00	0.91
1:F:16:LEU:HB2	1:F:18:LYS:HZ2	1.34	0.91
1:C:294:TYR:HB3	1:C:327:ILE:HA	1.49	0.91

Continued on next page...

Continued from previous page...

Atom-1	Atom-2	Interatomic distance (Å)	Clash overlap (Å)
1:F:113:LYS:HA	1:F:116:ARG:CZ	2.00	0.91
1:A:21:PHE:N	1:A:24:ASP:OD2	2.04	0.91
1:A:50:LYS:HG3	1:A:52:SER:H	1.34	0.91
1:A:113:LYS:HA	1:A:116:ARG:CZ	2.00	0.91
1:B:259:GLU:HG2	1:B:263:GLN:NE2	1.85	0.91
1:E:294:TYR:HA	1:E:327:ILE:HD12	1.52	0.91
2:Q:156:LEU:HB3	2:Q:178:VAL:HG11	1.53	0.91
1:B:147:ARG:CG	2:H:343:THR:HG21	2.00	0.90
1:D:147:ARG:CG	2:J:343:THR:HG21	2.00	0.90
1:B:94:LEU:HB3	1:B:96:VAL:HG12	1.51	0.90
1:C:94:LEU:HB3	1:C:96:VAL:HG12	1.51	0.90
1:C:113:LYS:HA	1:C:116:ARG:CZ	2.00	0.90
1:E:120:THR:HA	1:E:123:MET:HE2	1.53	0.90
1:F:147:ARG:CG	2:L:343:THR:HG21	2.00	0.90
1:F:223:PHE:O	1:F:227:MET:CG	2.19	0.90
2:P:156:LEU:HB3	2:P:178:VAL:HG11	1.53	0.90
1:E:294:TYR:HB3	1:E:327:ILE:HA	1.49	0.90
1:F:21:PHE:N	1:F:24:ASP:OD2	2.04	0.90
2:R:156:LEU:HB3	2:R:178:VAL:HG11	1.53	0.90
1:B:123:MET:HA	1:B:127:PHE:HD2	1.35	0.90
1:A:105:LEU:HD12	1:A:134:VAL:HG13	1.50	0.90
1:C:147:ARG:CG	2:I:343:THR:HG21	2.00	0.90
1:D:21:PHE:N	1:D:24:ASP:OD2	2.04	0.90
1:D:156:GLY:HA2	1:D:301:GLY:CA	2.02	0.90
1:E:27:PRO:HD3	1:E:340:TRP:CE2	2.07	0.90
1:E:35:VAL:HA	1:E:54:VAL:HG21	1.52	0.90
1:F:294:TYR:HA	1:F:327:ILE:HD12	1.52	0.90
1:B:156:GLY:HA2	1:B:301:GLY:CA	2.02	0.90
1:C:105:LEU:HD12	1:C:134:VAL:HG13	1.50	0.90
1:A:152:VAL:HG23	1:A:298:VAL:HG12	1.51	0.90
1:C:21:PHE:N	1:C:24:ASP:OD2	2.04	0.90
1:E:113:LYS:HA	1:E:116:ARG:CZ	2.00	0.90
1:A:94:LEU:HB3	1:A:96:VAL:HG12	1.51	0.90
1:C:120:THR:HA	1:C:123:MET:HE2	1.53	0.90
1:C:294:TYR:HA	1:C:327:ILE:HD12	1.52	0.90
1:D:223:PHE:O	1:D:227:MET:CG	2.19	0.90
1:B:21:PHE:N	1:B:24:ASP:OD2	2.04	0.90
1:B:218:TYR:HE1	1:B:254:ARG:HD2	1.35	0.90
1:E:123:MET:HA	1:E:127:PHE:HD2	1.35	0.90
1:F:27:PRO:HD3	1:F:340:TRP:CE2	2.07	0.90
2:O:156:LEU:HB3	2:O:178:VAL:HG11	1.53	0.90

Continued on next page...

Continued from previous page...

Atom-1	Atom-2	Interatomic distance (Å)	Clash overlap (Å)
1:A:153:LEU:HD21	1:A:274:ILE:HD12	1.54	0.90
1:A:218:TYR:HE1	1:A:254:ARG:HD2	1.35	0.90
1:B:16:LEU:HB2	1:B:18:LYS:HZ2	1.37	0.90
1:C:218:TYR:HE1	1:C:254:ARG:HD2	1.35	0.90
1:D:27:PRO:HD3	1:D:340:TRP:CE2	2.06	0.90
1:E:139:VAL:HA	1:E:142:LEU:CD1	2.02	0.90
1:F:218:TYR:HE1	1:F:254:ARG:HD2	1.36	0.90
1:B:138:ALA:O	1:B:142:LEU:HG	1.72	0.89
1:C:50:LYS:HG3	1:C:52:SER:H	1.34	0.89
1:C:152:VAL:HG23	1:C:298:VAL:HG12	1.51	0.89
1:F:138:ALA:O	1:F:142:LEU:HG	1.72	0.89
1:D:149:THR:HA	1:D:166:TYR:HA	1.55	0.89
1:F:61:LYS:HA	1:F:61:LYS:CE	2.02	0.89
1:A:147:ARG:CG	2:G:343:THR:HG21	2.00	0.89
1:B:223:PHE:O	1:B:227:MET:CG	2.19	0.89
1:E:61:LYS:HA	1:E:61:LYS:CE	2.02	0.89
1:A:8:LEU:HB2	1:A:103:THR:HB	1.55	0.89
1:A:27:PRO:HD3	1:A:340:TRP:CE2	2.07	0.89
1:B:27:PRO:HD3	1:B:340:TRP:CE2	2.07	0.89
1:B:294:TYR:HA	1:B:327:ILE:HD12	1.52	0.89
1:C:8:LEU:HB2	1:C:103:THR:HB	1.55	0.89
1:C:61:LYS:HA	1:C:61:LYS:CE	2.02	0.89
1:E:152:VAL:HG23	1:E:298:VAL:HG12	1.51	0.89
1:B:153:LEU:HD21	1:B:274:ILE:HD12	1.54	0.89
1:D:35:VAL:HA	1:D:54:VAL:HG21	1.52	0.89
1:F:82:MET:CA	1:F:85:ILE:HD12	2.02	0.89
1:F:105:LEU:HD12	1:F:134:VAL:HG13	1.50	0.89
1:F:149:THR:HA	1:F:166:TYR:HA	1.55	0.89
1:A:223:PHE:O	1:A:227:MET:CG	2.19	0.89
1:A:312:ARG:HD3	1:A:312:ARG:N	1.88	0.89
1:B:120:THR:HA	1:B:123:MET:HE2	1.54	0.89
1:B:149:THR:HA	1:B:166:TYR:HA	1.55	0.89
1:C:138:ALA:O	1:C:142:LEU:HG	1.72	0.89
1:C:139:VAL:HA	1:C:142:LEU:CD1	2.02	0.89
1:C:153:LEU:HD21	1:C:274:ILE:HD12	1.54	0.89
1:D:138:ALA:O	1:D:142:LEU:HG	1.72	0.89
1:D:294:TYR:HA	1:D:327:ILE:HD12	1.52	0.89
1:E:8:LEU:HB2	1:E:103:THR:HB	1.55	0.89
1:E:104:LEU:HD13	1:E:133:TYR:HD2	1.38	0.89
1:E:156:GLY:HA2	1:E:301:GLY:CA	2.02	0.89
1:F:50:LYS:HG3	1:F:52:SER:H	1.34	0.89

Continued on next page...

Continued from previous page...

Atom-1	Atom-2	Interatomic distance (Å)	Clash overlap (Å)
1:D:61:LYS:HA	1:D:61:LYS:CE	2.02	0.89
1:E:82:MET:CA	1:E:85:ILE:HD12	2.02	0.89
1:E:312:ARG:HD3	1:E:312:ARG:N	1.88	0.89
1:C:156:GLY:HA2	1:C:301:GLY:CA	2.02	0.89
1:C:218:TYR:CE1	1:C:254:ARG:HD2	2.08	0.89
1:D:153:LEU:HD21	1:D:274:ILE:HD12	1.54	0.89
1:E:218:TYR:CE1	1:E:254:ARG:HD2	2.08	0.89
1:A:244:ASP:HB3	1:C:287:ILE:CG1	2.03	0.89
1:A:272:ALA:HB1	1:A:276:GLU:OE2	1.73	0.89
1:B:139:VAL:HA	1:B:142:LEU:CD1	2.02	0.89
1:B:213:LYS:HA	1:B:217:CYS:SG	2.13	0.89
1:B:255:PHE:CE2	1:B:256:ARG:HG3	2.08	0.89
1:C:27:PRO:HD3	1:C:340:TRP:CE2	2.07	0.89
1:C:149:THR:HA	1:C:166:TYR:HA	1.55	0.89
1:D:248:ILE:O	1:D:250:ILE:CD1	2.21	0.89
1:D:312:ARG:HD3	1:D:312:ARG:N	1.88	0.89
1:E:149:THR:HA	1:E:166:TYR:HA	1.55	0.89
1:F:156:GLY:HA2	1:F:301:GLY:CA	2.02	0.89
1:B:104:LEU:HD13	1:B:133:TYR:HD2	1.38	0.89
1:C:272:ALA:HB1	1:C:276:GLU:OE2	1.73	0.89
1:E:272:ALA:HB1	1:E:276:GLU:OE2	1.73	0.89
1:E:346:LEU:HA	1:E:349:LEU:CD1	2.03	0.89
1:A:16:LEU:HB2	1:A:18:LYS:HZ2	1.38	0.88
1:A:218:TYR:CE1	1:A:254:ARG:HD2	2.08	0.88
1:B:236:LEU:O	1:B:238:LYS:HG2	1.72	0.88
1:C:136:ILE:HB	1:C:139:VAL:HG23	1.56	0.88
1:D:248:ILE:HG23	1:D:250:ILE:HD11	1.55	0.88
1:E:138:ALA:O	1:E:142:LEU:HG	1.72	0.88
1:E:260:THR:HA	1:E:263:GLN:CD	1.94	0.88
1:F:248:ILE:HG23	1:F:250:ILE:HD11	1.55	0.88
1:C:223:PHE:O	1:C:227:MET:CG	2.19	0.88
1:C:244:ASP:HB3	1:E:287:ILE:CG1	2.03	0.88
1:D:297:ASN:CB	1:D:329:ILE:HA	2.04	0.88
1:A:294:TYR:HA	1:A:327:ILE:HD12	1.52	0.88
1:B:82:MET:CA	1:B:85:ILE:HD12	2.02	0.88
1:B:218:TYR:CE1	1:B:254:ARG:HD2	2.08	0.88
1:B:260:THR:HA	1:B:263:GLN:CD	1.94	0.88
1:B:272:ALA:HB1	1:B:276:GLU:OE2	1.73	0.88
1:B:312:ARG:HD3	1:B:312:ARG:N	1.88	0.88
1:C:260:THR:HA	1:C:263:GLN:CD	1.94	0.88
1:D:218:TYR:CE1	1:D:254:ARG:HD2	2.08	0.88

Continued on next page...

Continued from previous page...

Atom-1	Atom-2	Interatomic distance (Å)	Clash overlap (Å)
1:D:272:ALA:HB1	1:D:276:GLU:OE2	1.73	0.88
1:E:153:LEU:HD21	1:E:274:ILE:HD12	1.54	0.88
1:E:255:PHE:CE2	1:E:256:ARG:HG3	2.08	0.88
1:F:153:LEU:HD21	1:F:274:ILE:HD12	1.54	0.88
1:F:272:ALA:HB1	1:F:276:GLU:OE2	1.73	0.88
1:A:82:MET:CA	1:A:85:ILE:HD12	2.02	0.88
1:B:328:LYS:NZ	1:B:330:ILE:HG13	1.88	0.88
1:C:123:MET:HA	1:C:127:PHE:HD2	1.35	0.88
1:D:213:LYS:HA	1:D:217:CYS:SG	2.13	0.88
1:F:8:LEU:HB2	1:F:103:THR:HB	1.55	0.88
1:F:120:THR:HA	1:F:123:MET:HE2	1.53	0.88
1:F:123:MET:HA	1:F:127:PHE:HD2	1.35	0.88
1:C:346:LEU:HA	1:C:349:LEU:CD1	2.03	0.88
1:D:82:MET:CA	1:D:85:ILE:HD12	2.02	0.88
1:D:244:ASP:HB3	1:F:287:ILE:CG1	2.03	0.88
1:D:328:LYS:NZ	1:D:330:ILE:HG13	1.88	0.88
1:E:236:LEU:O	1:E:238:LYS:HG2	1.72	0.88
1:F:213:LYS:HA	1:F:217:CYS:SG	2.13	0.88
1:F:218:TYR:CE1	1:F:254:ARG:HD2	2.08	0.88
1:F:255:PHE:CE2	1:F:256:ARG:HG3	2.08	0.88
1:A:139:VAL:HA	1:A:142:LEU:CD1	2.02	0.88
1:C:213:LYS:HA	1:C:217:CYS:SG	2.13	0.88
1:C:255:PHE:CE2	1:C:256:ARG:HG3	2.08	0.88
1:D:236:LEU:O	1:D:238:LYS:HG2	1.72	0.88
1:A:149:THR:HA	1:A:166:TYR:HA	1.55	0.88
1:A:260:THR:HA	1:A:263:GLN:CD	1.94	0.88
1:D:255:PHE:CE2	1:D:256:ARG:HG3	2.08	0.88
1:E:213:LYS:HA	1:E:217:CYS:SG	2.13	0.88
1:E:223:PHE:O	1:E:227:MET:CG	2.18	0.88
1:E:248:ILE:O	1:E:250:ILE:CD1	2.21	0.88
1:F:104:LEU:HD13	1:F:133:TYR:HD2	1.38	0.88
1:F:297:ASN:CB	1:F:329:ILE:HA	2.03	0.88
1:A:123:MET:HA	1:A:127:PHE:HD2	1.35	0.88
1:A:213:LYS:HA	1:A:217:CYS:SG	2.13	0.88
1:D:260:THR:HA	1:D:263:GLN:CD	1.94	0.88
1:F:260:THR:HA	1:F:263:GLN:CD	1.94	0.88
1:F:328:LYS:NZ	1:F:330:ILE:HG13	1.88	0.88
1:A:80:ASP:HB2	1:A:84:LYS:NZ	1.89	0.88
1:A:104:LEU:HD13	1:A:133:TYR:HD2	1.38	0.88
1:A:156:GLY:HA2	1:A:301:GLY:CA	2.02	0.88
1:A:255:PHE:CE2	1:A:256:ARG:HG3	2.08	0.88

Continued on next page...

Continued from previous page...

Atom-1	Atom-2	Interatomic distance (Å)	Clash overlap (Å)
1:A:328:LYS:NZ	1:A:330:ILE:HG13	1.88	0.88
1:B:8:LEU:HB2	1:B:103:THR:HB	1.55	0.88
1:B:61:LYS:HA	1:B:61:LYS:CE	2.02	0.88
1:D:139:VAL:HA	1:D:142:LEU:CD1	2.02	0.88
1:E:105:LEU:HD12	1:E:134:VAL:HG12	1.45	0.88
1:F:236:LEU:O	1:F:238:LYS:HG2	1.72	0.88
1:D:8:LEU:HB2	1:D:103:THR:HB	1.55	0.88
1:F:139:VAL:HA	1:F:142:LEU:CD1	2.02	0.88
1:B:248:ILE:HG23	1:B:250:ILE:HD11	1.55	0.87
1:C:312:ARG:HD3	1:C:312:ARG:N	1.88	0.87
1:E:297:ASN:CB	1:E:329:ILE:HA	2.03	0.87
1:F:80:ASP:HB2	1:F:84:LYS:NZ	1.89	0.87
1:A:346:LEU:HA	1:A:349:LEU:CD1	2.03	0.87
1:C:34:ILE:HG23	1:C:68:LYS:N	1.90	0.87
1:C:82:MET:CA	1:C:85:ILE:HD12	2.02	0.87
1:C:248:ILE:O	1:C:250:ILE:CD1	2.21	0.87
1:D:80:ASP:HB2	1:D:84:LYS:NZ	1.89	0.87
1:D:312:ARG:HA	1:D:315:LYS:HG2	1.57	0.87
1:D:346:LEU:HA	1:D:349:LEU:CD1	2.03	0.87
1:A:236:LEU:O	1:A:238:LYS:HG2	1.72	0.87
1:A:312:ARG:HA	1:A:315:LYS:HG2	1.57	0.87
1:B:248:ILE:O	1:B:250:ILE:CD1	2.21	0.87
1:C:80:ASP:HB2	1:C:84:LYS:NZ	1.89	0.87
1:C:236:LEU:O	1:C:238:LYS:HG2	1.72	0.87
1:D:123:MET:HA	1:D:127:PHE:HD2	1.35	0.87
1:E:34:ILE:HG23	1:E:68:LYS:N	1.90	0.87
1:E:328:LYS:NZ	1:E:330:ILE:HG13	1.88	0.87
1:F:40:HIS:CE1	1:F:42:GLY:H	1.93	0.87
1:F:346:LEU:HA	1:F:349:LEU:CD1	2.03	0.87
1:B:244:ASP:HB3	1:D:287:ILE:CG1	2.03	0.87
1:B:297:ASN:CB	1:B:329:ILE:HA	2.04	0.87
1:E:82:MET:HA	1:E:85:ILE:CD1	2.05	0.87
1:F:362:TYR:CD2	1:F:362:TYR:O	2.28	0.87
1:A:34:ILE:HG23	1:A:68:LYS:N	1.90	0.87
1:A:89:THR:HA	1:A:93:GLU:OE2	1.75	0.87
1:B:346:LEU:HA	1:B:349:LEU:CD1	2.03	0.87
1:C:89:THR:HA	1:C:93:GLU:OE2	1.75	0.87
1:C:328:LYS:NZ	1:C:330:ILE:HG13	1.88	0.87
1:D:171:LEU:HG	1:D:174:ALA:H	1.40	0.87
1:E:248:ILE:O	1:E:250:ILE:HD12	1.75	0.87
1:F:248:ILE:O	1:F:250:ILE:CD1	2.21	0.87

Continued on next page...

Continued from previous page...

Atom-1	Atom-2	Interatomic distance (Å)	Clash overlap (Å)
1:A:61:LYS:HA	1:A:61:LYS:CE	2.02	0.87
1:B:248:ILE:O	1:B:250:ILE:HD12	1.75	0.87
1:C:362:TYR:CD2	1:C:362:TYR:O	2.27	0.87
1:E:248:ILE:HG23	1:E:250:ILE:HD11	1.55	0.87
1:E:312:ARG:HA	1:E:315:LYS:HG2	1.57	0.87
1:A:189:LEU:HD12	1:A:192:ILE:HD11	1.57	0.87
1:A:248:ILE:O	1:A:250:ILE:CD1	2.21	0.87
1:A:264:PRO:HA	1:A:267:ILE:HG12	1.57	0.87
1:A:297:ASN:CB	1:A:329:ILE:HA	2.03	0.87
1:B:80:ASP:HB2	1:B:84:LYS:NZ	1.89	0.87
1:B:171:LEU:HG	1:B:174:ALA:H	1.40	0.87
1:B:345:ILE:HG13	2:H:346:ARG:HG3	1.55	0.87
1:D:40:HIS:CE1	1:D:42:GLY:H	1.93	0.87
1:E:136:ILE:HB	1:E:139:VAL:HG23	1.56	0.87
1:E:362:TYR:CD2	1:E:362:TYR:O	2.28	0.87
1:F:248:ILE:O	1:F:250:ILE:HD12	1.75	0.87
1:B:136:ILE:HB	1:B:139:VAL:HG23	1.55	0.87
1:C:248:ILE:O	1:C:250:ILE:HD12	1.75	0.87
1:D:89:THR:HA	1:D:93:GLU:OE2	1.75	0.87
1:D:104:LEU:HD13	1:D:133:TYR:HD2	1.38	0.87
1:A:138:ALA:O	1:A:142:LEU:HG	1.72	0.87
1:D:362:TYR:CD2	1:D:362:TYR:O	2.27	0.87
1:F:105:LEU:HD12	1:F:134:VAL:HG12	1.45	0.87
1:F:189:LEU:HD12	1:F:192:ILE:HD11	1.57	0.87
1:F:312:ARG:HA	1:F:315:LYS:HG2	1.56	0.87
1:A:40:HIS:CE1	1:A:42:GLY:H	1.93	0.86
1:A:82:MET:HA	1:A:85:ILE:CD1	2.05	0.86
1:A:362:TYR:O	1:A:362:TYR:CD2	2.27	0.86
1:B:71:ILE:HD12	1:B:76:ILE:N	1.90	0.86
1:B:172:PRO:HA	1:B:175:ILE:HD12	1.57	0.86
2:N:213:TYR:HD1	2:N:220:TYR:HB2	1.39	0.86
1:C:104:LEU:HD13	1:C:133:TYR:HD2	1.38	0.86
1:E:171:LEU:HG	1:E:174:ALA:H	1.40	0.86
1:F:312:ARG:HD3	1:F:312:ARG:N	1.88	0.86
1:A:248:ILE:HG23	1:A:250:ILE:HD11	1.55	0.86
1:B:89:THR:HA	1:B:93:GLU:OE2	1.75	0.86
1:E:297:ASN:HB2	1:E:329:ILE:CA	2.06	0.86
1:C:264:PRO:HA	1:C:267:ILE:HG12	1.57	0.86
1:A:183:ARG:O	1:A:186:THR:HB	1.76	0.86
1:B:241:GLU:CA	1:B:247:VAL:HA	2.04	0.86
1:C:40:HIS:CE1	1:C:42:GLY:H	1.93	0.86

Continued on next page...

Continued from previous page...

Atom-1	Atom-2	Interatomic distance (Å)	Clash overlap (Å)
1:D:183:ARG:O	1:D:186:THR:HB	1.76	0.86
1:D:189:LEU:HD12	1:D:192:ILE:HD11	1.57	0.86
1:D:241:GLU:CA	1:D:247:VAL:HA	2.04	0.86
1:E:80:ASP:HB2	1:E:84:LYS:NZ	1.89	0.86
1:F:71:ILE:HD12	1:F:76:ILE:N	1.90	0.86
1:F:89:THR:HA	1:F:93:GLU:OE2	1.75	0.86
1:F:241:GLU:CA	1:F:247:VAL:HA	2.04	0.86
1:F:297:ASN:HB2	1:F:329:ILE:CA	2.06	0.86
1:A:80:ASP:HB2	1:A:84:LYS:HZ1	1.37	0.86
1:B:40:HIS:CE1	1:B:42:GLY:H	1.93	0.86
1:B:264:PRO:HA	1:B:267:ILE:HG12	1.57	0.86
1:C:37:ARG:HG2	1:C:68:LYS:HZ2	1.40	0.86
1:F:82:MET:HA	1:F:85:ILE:CD1	2.05	0.86
1:B:82:MET:HA	1:B:85:ILE:CD1	2.05	0.86
1:C:345:ILE:HG13	2:I:346:ARG:HG3	1.55	0.86
1:D:136:ILE:HB	1:D:139:VAL:HG23	1.55	0.86
1:F:264:PRO:HA	1:F:267:ILE:HG12	1.57	0.86
1:A:67:LEU:HD23	1:A:203:THR:HG23	1.56	0.86
1:A:71:ILE:HD12	1:A:76:ILE:N	1.90	0.86
1:A:136:ILE:HB	1:A:139:VAL:HG23	1.55	0.86
1:A:172:PRO:HA	1:A:175:ILE:HD12	1.57	0.86
1:B:362:TYR:CD2	1:B:362:TYR:O	2.28	0.86
1:C:36:GLY:O	1:C:65:LEU:HD12	1.76	0.86
1:C:297:ASN:CB	1:C:329:ILE:HA	2.03	0.86
1:D:172:PRO:HA	1:D:175:ILE:HD12	1.57	0.86
1:E:255:PHE:O	1:E:258:PRO:HD2	1.76	0.86
1:E:264:PRO:HA	1:E:267:ILE:HG12	1.57	0.86
1:F:36:GLY:O	1:F:65:LEU:HD12	1.76	0.86
1:F:151:ILE:HG13	1:F:163:VAL:C	1.96	0.86
1:A:248:ILE:O	1:A:250:ILE:HD12	1.75	0.86
1:A:297:ASN:HB2	1:A:329:ILE:CA	2.06	0.86
1:C:71:ILE:HD12	1:C:76:ILE:N	1.90	0.86
1:C:171:LEU:HG	1:C:174:ALA:H	1.40	0.86
1:E:149:THR:HA	1:E:166:TYR:CA	2.06	0.86
1:F:171:LEU:HG	1:F:174:ALA:H	1.40	0.86
2:Q:213:TYR:HD1	2:Q:220:TYR:HB2	1.39	0.86
2:R:213:TYR:HD1	2:R:220:TYR:HB2	1.39	0.86
1:B:312:ARG:HA	1:B:315:LYS:HG2	1.57	0.86
1:E:67:LEU:HD23	1:E:203:THR:HG23	1.56	0.86
1:E:345:ILE:HG13	2:K:346:ARG:HG3	1.55	0.86
1:B:202:THR:OG1	1:B:205:GLU:HB2	1.76	0.85

Continued on next page...

Continued from previous page...

Atom-1	Atom-2	Interatomic distance (Å)	Clash overlap (Å)
1:C:202:THR:OG1	1:C:205:GLU:HB2	1.76	0.85
1:D:89:THR:HG22	1:D:94:LEU:HG	1.58	0.85
1:D:151:ILE:HG13	1:D:163:VAL:C	1.96	0.85
1:E:36:GLY:O	1:E:65:LEU:HD12	1.76	0.85
1:E:241:GLU:CA	1:E:247:VAL:HA	2.04	0.85
1:F:34:ILE:HG23	1:F:68:LYS:N	1.90	0.85
2:M:213:TYR:HD1	2:M:220:TYR:HB2	1.39	0.85
2:O:213:TYR:HD1	2:O:220:TYR:HB2	1.39	0.85
1:B:149:THR:HA	1:B:166:TYR:CA	2.06	0.85
1:B:151:ILE:HG13	1:B:163:VAL:C	1.96	0.85
1:B:255:PHE:O	1:B:258:PRO:HD2	1.76	0.85
1:C:195:GLU:CG	1:D:110:LEU:HA	2.06	0.85
1:C:297:ASN:HB2	1:C:329:ILE:CA	2.06	0.85
1:E:16:LEU:HB2	1:E:18:LYS:HZ2	1.40	0.85
1:E:189:LEU:HD12	1:E:192:ILE:HD11	1.57	0.85
1:A:202:THR:OG1	1:A:205:GLU:HB2	1.76	0.85
1:B:89:THR:HG22	1:B:94:LEU:HG	1.58	0.85
1:B:121:GLN:HB3	1:B:362:TYR:OH	1.76	0.85
1:B:183:ARG:O	1:B:186:THR:HB	1.76	0.85
1:B:340:TRP:CE3	1:B:341:ILE:HD13	2.11	0.85
1:C:121:GLN:HB3	1:C:362:TYR:OH	1.76	0.85
1:D:345:ILE:HG13	2:J:346:ARG:HG3	1.55	0.85
1:E:40:HIS:CE1	1:E:42:GLY:H	1.93	0.85
1:E:71:ILE:HD12	1:E:76:ILE:N	1.90	0.85
1:F:89:THR:HG22	1:F:94:LEU:HG	1.58	0.85
2:P:213:TYR:HD1	2:P:220:TYR:HB2	1.39	0.85
1:A:241:GLU:CA	1:A:247:VAL:HA	2.04	0.85
1:B:34:ILE:HG23	1:B:68:LYS:N	1.90	0.85
1:C:151:ILE:HG13	1:C:163:VAL:C	1.96	0.85
1:C:255:PHE:O	1:C:258:PRO:HD2	1.76	0.85
1:D:120:THR:HA	1:D:123:MET:HE2	1.57	0.85
1:D:202:THR:OG1	1:D:205:GLU:HB2	1.76	0.85
1:D:297:ASN:HB2	1:D:329:ILE:CA	2.06	0.85
1:E:89:THR:HA	1:E:93:GLU:OE2	1.75	0.85
1:A:244:ASP:HB3	1:C:287:ILE:CD1	2.07	0.85
1:A:255:PHE:O	1:A:258:PRO:HD2	1.76	0.85
1:B:36:GLY:O	1:B:65:LEU:HD12	1.76	0.85
1:B:196:ARG:HH21	1:C:112:PRO:HB3	1.42	0.85
1:C:172:PRO:HA	1:C:175:ILE:HD12	1.56	0.85
1:C:241:GLU:CA	1:C:247:VAL:HA	2.04	0.85
1:C:252:ASN:HA	1:C:255:PHE:CE1	2.12	0.85

Continued on next page...

Continued from previous page...

Atom-1	Atom-2	Interatomic distance (Å)	Clash overlap (Å)
1:D:160:THR:CG2	1:D:178:LEU:HB3	2.06	0.85
1:D:358:SER:O	1:D:361:GLU:HG3	1.77	0.85
1:F:121:GLN:HB3	1:F:362:TYR:OH	1.76	0.85
1:A:120:THR:HA	1:A:123:MET:HE2	1.56	0.85
1:A:151:ILE:HG13	1:A:163:VAL:C	1.96	0.85
1:C:189:LEU:HD12	1:C:192:ILE:HD11	1.57	0.85
1:E:202:THR:OG1	1:E:205:GLU:HB2	1.76	0.85
1:F:160:THR:CG2	1:F:178:LEU:HB3	2.06	0.85
1:F:171:LEU:O	1:F:175:ILE:HG13	1.77	0.85
1:F:202:THR:OG1	1:F:205:GLU:HB2	1.76	0.85
1:F:345:ILE:HG13	2:L:346:ARG:HG3	1.55	0.85
1:A:160:THR:CG2	1:A:178:LEU:HB3	2.06	0.85
1:B:160:THR:CG2	1:B:178:LEU:HB3	2.06	0.85
1:C:67:LEU:HD23	1:C:203:THR:HG23	1.56	0.85
1:C:80:ASP:HB2	1:C:84:LYS:HZ1	1.42	0.85
1:C:149:THR:HA	1:C:166:TYR:CA	2.06	0.85
1:C:183:ARG:O	1:C:186:THR:HB	1.76	0.85
1:C:244:ASP:HB3	1:E:287:ILE:CD1	2.07	0.85
1:C:358:SER:O	1:C:361:GLU:HG3	1.77	0.85
1:D:171:LEU:O	1:D:175:ILE:HG13	1.77	0.85
1:D:252:ASN:HA	1:D:255:PHE:CE1	2.12	0.85
1:E:61:LYS:HG3	1:E:65:LEU:HD23	1.59	0.85
1:A:121:GLN:HB3	1:A:362:TYR:OH	1.76	0.85
1:A:149:THR:HA	1:A:166:TYR:CA	2.06	0.85
1:A:349:LEU:HB3	1:A:352:PHE:CD2	2.12	0.85
1:C:82:MET:HA	1:C:85:ILE:CD1	2.05	0.85
1:C:105:LEU:HD11	1:C:123:MET:HE3	1.57	0.85
1:C:248:ILE:HG23	1:C:250:ILE:HD11	1.55	0.85
1:D:36:GLY:O	1:D:65:LEU:HD12	1.76	0.85
1:D:82:MET:HA	1:D:85:ILE:CD1	2.05	0.85
1:D:149:THR:HA	1:D:166:TYR:CA	2.06	0.85
1:D:340:TRP:CE3	1:D:341:ILE:HD13	2.11	0.85
1:E:151:ILE:HG13	1:E:163:VAL:C	1.96	0.85
1:E:183:ARG:O	1:E:186:THR:HB	1.76	0.85
1:F:105:LEU:HD11	1:F:123:MET:HE3	1.57	0.85
1:F:172:PRO:HA	1:F:175:ILE:HD12	1.57	0.85
1:B:244:ASP:HB3	1:D:287:ILE:CD1	2.07	0.85
1:C:312:ARG:HA	1:C:315:LYS:HG2	1.57	0.85
1:D:31:PHE:HB2	1:D:32:PRO:HD2	1.59	0.85
1:D:105:LEU:HD12	1:D:134:VAL:HG12	1.45	0.85
1:F:136:ILE:HB	1:F:139:VAL:HG23	1.55	0.85

Continued on next page...

Continued from previous page...

Atom-1	Atom-2	Interatomic distance (Å)	Clash overlap (Å)
1:F:167:GLU:HG2	1:F:169:TYR:CD2	2.12	0.85
1:B:31:PHE:HB2	1:B:32:PRO:HD2	1.59	0.85
1:D:196:ARG:HH21	1:E:112:PRO:HB3	1.42	0.85
1:D:255:PHE:O	1:D:258:PRO:HD2	1.76	0.85
1:E:105:LEU:HD11	1:E:123:MET:HE3	1.57	0.85
1:E:171:LEU:O	1:E:175:ILE:HG13	1.77	0.85
1:F:340:TRP:CE3	1:F:341:ILE:HD13	2.11	0.85
1:A:171:LEU:HG	1:A:174:ALA:H	1.40	0.84
1:A:250:ILE:HG21	1:A:254:ARG:HE	1.42	0.84
1:A:252:ASN:HA	1:A:255:PHE:CE1	2.12	0.84
1:B:297:ASN:HB2	1:B:329:ILE:CA	2.06	0.84
1:C:105:LEU:CD1	1:C:134:VAL:CG1	2.50	0.84
1:C:345:ILE:O	1:C:349:LEU:HG	1.77	0.84
1:D:34:ILE:HG23	1:D:68:LYS:N	1.90	0.84
1:D:244:ASP:HB3	1:F:287:ILE:CD1	2.07	0.84
1:E:160:THR:CG2	1:E:178:LEU:HB3	2.06	0.84
1:E:250:ILE:HG21	1:E:254:ARG:HE	1.42	0.84
1:F:121:GLN:HB3	1:F:362:TYR:CZ	2.12	0.84
1:C:171:LEU:O	1:C:175:ILE:HG13	1.77	0.84
1:C:349:LEU:HB3	1:C:352:PHE:CD2	2.12	0.84
1:D:35:VAL:CA	1:D:54:VAL:HG21	2.07	0.84
1:E:89:THR:HG22	1:E:94:LEU:HG	1.58	0.84
1:F:67:LEU:HD23	1:F:203:THR:HG23	1.56	0.84
1:F:345:ILE:O	1:F:349:LEU:HG	1.77	0.84
2:K:334:GLU:HA	2:K:345:LEU:HD22	1.58	0.84
1:A:123:MET:CB	1:A:132:MET:HE1	2.07	0.84
1:A:171:LEU:O	1:A:175:ILE:HG13	1.77	0.84
1:A:195:GLU:CG	1:B:110:LEU:HA	2.06	0.84
1:B:35:VAL:CA	1:B:54:VAL:HG21	2.07	0.84
1:B:105:LEU:HD11	1:B:123:MET:HE3	1.59	0.84
1:C:187:ASP:HA	1:C:190:MET:HE2	1.57	0.84
1:C:250:ILE:HG21	1:C:254:ARG:HE	1.42	0.84
1:D:16:LEU:HB2	1:D:18:LYS:HZ2	1.40	0.84
1:D:264:PRO:HA	1:D:267:ILE:HG12	1.57	0.84
1:E:121:GLN:HB3	1:E:362:TYR:OH	1.76	0.84
1:F:100:GLU:N	1:F:100:GLU:OE2	2.10	0.84
1:F:252:ASN:HA	1:F:255:PHE:CE1	2.12	0.84
1:F:349:LEU:HB3	1:F:352:PHE:CD2	2.12	0.84
1:A:340:TRP:CE3	1:A:341:ILE:HD13	2.11	0.84
1:A:358:SER:O	1:A:361:GLU:HG3	1.77	0.84
1:B:160:THR:O	1:B:177:ARG:HG2	1.78	0.84

Continued on next page...

Continued from previous page...

Atom-1	Atom-2	Interatomic distance (Å)	Clash overlap (Å)
1:B:167:GLU:HG2	1:B:169:TYR:CD2	2.12	0.84
1:B:250:ILE:HG21	1:B:254:ARG:HE	1.42	0.84
1:B:349:LEU:HB3	1:B:352:PHE:CD2	2.12	0.84
1:C:31:PHE:HB2	1:C:32:PRO:HD2	1.59	0.84
1:C:167:GLU:HG2	1:C:169:TYR:CD2	2.12	0.84
1:D:45:VAL:HG13	1:F:143:TYR:CE1	2.12	0.84
1:D:121:GLN:HB3	1:D:362:TYR:OH	1.76	0.84
1:D:248:ILE:O	1:D:250:ILE:HD12	1.75	0.84
1:F:61:LYS:HG3	1:F:65:LEU:HD23	1.59	0.84
1:F:149:THR:HA	1:F:166:TYR:CA	2.06	0.84
1:A:88:HIS:HA	1:A:92:ASN:ND2	1.92	0.84
1:A:167:GLU:HG2	1:A:169:TYR:CD2	2.12	0.84
1:A:345:ILE:HG13	2:G:346:ARG:HG3	1.55	0.84
1:B:171:LEU:O	1:B:175:ILE:HG13	1.77	0.84
1:B:189:LEU:HD12	1:B:192:ILE:HD11	1.57	0.84
1:B:252:ASN:HA	1:B:255:PHE:CE1	2.12	0.84
1:C:61:LYS:HG3	1:C:65:LEU:HD23	1.59	0.84
1:C:64:ILE:HG23	1:C:65:LEU:CD2	2.08	0.84
1:D:61:LYS:HG3	1:D:65:LEU:HD23	1.59	0.84
1:D:167:GLU:HG2	1:D:169:TYR:CD2	2.12	0.84
1:E:31:PHE:HB2	1:E:32:PRO:HD2	1.59	0.84
1:E:195:GLU:CG	1:F:110:LEU:HA	2.06	0.84
1:E:252:ASN:HA	1:E:255:PHE:CE1	2.12	0.84
1:F:31:PHE:HB2	1:F:32:PRO:HD2	1.59	0.84
2:I:334:GLU:HA	2:I:345:LEU:HD22	1.58	0.84
1:A:36:GLY:O	1:A:65:LEU:HD12	1.76	0.84
1:A:196:ARG:HH21	1:B:112:PRO:HB3	1.42	0.84
1:D:71:ILE:HD12	1:D:76:ILE:N	1.90	0.84
1:D:345:ILE:O	1:D:349:LEU:HG	1.77	0.84
1:D:349:LEU:HB3	1:D:352:PHE:CD2	2.12	0.84
1:E:167:GLU:HG2	1:E:169:TYR:CD2	2.12	0.84
1:F:183:ARG:O	1:F:186:THR:HB	1.76	0.84
1:B:64:ILE:HG23	1:B:65:LEU:CD2	2.08	0.84
1:B:365:ALA:CB	1:B:369:ILE:HB	2.07	0.84
1:C:98:PRO:O	1:C:129:VAL:HA	1.77	0.84
1:C:160:THR:CG2	1:C:178:LEU:HB3	2.06	0.84
1:C:196:ARG:HH21	1:D:112:PRO:HB3	1.42	0.84
1:D:121:GLN:HB3	1:D:362:TYR:CZ	2.12	0.84
1:E:340:TRP:CE3	1:E:341:ILE:HD13	2.11	0.84
1:E:365:ALA:CB	1:E:369:ILE:HB	2.07	0.84
1:F:35:VAL:CA	1:F:54:VAL:HG21	2.07	0.84

Continued on next page...

Continued from previous page...

Atom-1	Atom-2	Interatomic distance (Å)	Clash overlap (Å)
1:F:98:PRO:O	1:F:129:VAL:HA	1.77	0.84
2:G:334:GLU:HA	2:G:345:LEU:HD22	1.58	0.84
1:A:98:PRO:O	1:A:129:VAL:HA	1.77	0.84
1:A:298:VAL:HG22	1:A:330:ILE:HB	1.58	0.84
1:B:45:VAL:HG13	1:D:143:TYR:CE1	2.12	0.84
1:B:298:VAL:HG22	1:B:330:ILE:HB	1.58	0.84
1:C:35:VAL:CA	1:C:54:VAL:HG21	2.07	0.84
1:C:88:HIS:HA	1:C:92:ASN:ND2	1.92	0.84
1:C:113:LYS:HD2	1:C:116:ARG:HH22	1.42	0.84
1:D:250:ILE:HG21	1:D:254:ARG:HE	1.42	0.84
1:E:18:LYS:HG3	1:E:30:VAL:CA	2.07	0.84
1:E:358:SER:O	1:E:361:GLU:HG3	1.77	0.84
1:F:160:THR:O	1:F:177:ARG:HG2	1.78	0.84
2:L:334:GLU:HA	2:L:345:LEU:HD22	1.58	0.84
1:B:61:LYS:HG3	1:B:65:LEU:HD23	1.58	0.84
1:C:264:PRO:O	1:C:268:GLY:N	2.11	0.84
1:C:340:TRP:CE3	1:C:341:ILE:HD13	2.11	0.84
1:D:67:LEU:HD23	1:D:203:THR:HG23	1.56	0.84
1:D:298:VAL:HG22	1:D:330:ILE:HB	1.58	0.84
1:E:98:PRO:O	1:E:129:VAL:HA	1.77	0.84
1:E:100:GLU:N	1:E:100:GLU:OE2	2.10	0.84
1:E:264:PRO:O	1:E:268:GLY:N	2.11	0.84
1:B:67:LEU:HD23	1:B:203:THR:HG23	1.56	0.84
1:B:98:PRO:O	1:B:129:VAL:HA	1.77	0.84
1:D:18:LYS:HG3	1:D:30:VAL:CA	2.07	0.84
1:D:100:GLU:N	1:D:100:GLU:OE2	2.10	0.84
1:D:309:ILE:O	1:D:313:MET:HG2	1.78	0.84
1:D:365:ALA:CB	1:D:369:ILE:HB	2.07	0.84
1:E:88:HIS:HA	1:E:92:ASN:ND2	1.92	0.84
1:E:172:PRO:HA	1:E:175:ILE:HD12	1.57	0.84
1:E:345:ILE:O	1:E:349:LEU:HG	1.77	0.84
1:F:358:SER:O	1:F:361:GLU:HG3	1.77	0.84
1:A:31:PHE:HB2	1:A:32:PRO:HD2	1.59	0.83
1:A:35:VAL:CA	1:A:54:VAL:HG21	2.07	0.83
1:A:309:ILE:O	1:A:313:MET:HG2	1.78	0.83
1:B:113:LYS:HD2	1:B:116:ARG:HH22	1.42	0.83
1:C:89:THR:HG22	1:C:94:LEU:HG	1.58	0.83
1:D:64:ILE:HG23	1:D:65:LEU:CD2	2.08	0.83
1:E:113:LYS:HD2	1:E:116:ARG:HH22	1.42	0.83
1:F:18:LYS:HG3	1:F:30:VAL:CA	2.07	0.83
1:F:298:VAL:HG22	1:F:330:ILE:HB	1.58	0.83

Continued on next page...

Continued from previous page...

Atom-1	Atom-2	Interatomic distance (Å)	Clash overlap (Å)
1:A:45:VAL:HG13	1:C:143:TYR:CE1	2.12	0.83
1:A:64:ILE:HG23	1:A:65:LEU:CD2	2.08	0.83
1:B:100:GLU:N	1:B:100:GLU:OE2	2.10	0.83
1:B:345:ILE:O	1:B:349:LEU:HG	1.77	0.83
1:C:285:CYS:CB	1:C:289:ILE:HG21	2.08	0.83
1:C:365:ALA:CB	1:C:369:ILE:HB	2.07	0.83
1:D:160:THR:O	1:D:177:ARG:HG2	1.78	0.83
1:E:309:ILE:O	1:E:313:MET:HG2	1.78	0.83
1:E:349:LEU:HB3	1:E:352:PHE:CD2	2.12	0.83
1:F:309:ILE:O	1:F:313:MET:HG2	1.78	0.83
1:A:113:LYS:HD2	1:A:116:ARG:HH22	1.42	0.83
1:A:121:GLN:HB3	1:A:362:TYR:CZ	2.12	0.83
1:B:88:HIS:HA	1:B:92:ASN:ND2	1.92	0.83
1:B:358:SER:O	1:B:361:GLU:HG3	1.77	0.83
1:C:45:VAL:HG13	1:E:143:TYR:CE1	2.12	0.83
1:D:113:LYS:HD2	1:D:116:ARG:HH22	1.42	0.83
1:F:255:PHE:O	1:F:258:PRO:HD2	1.76	0.83
1:A:89:THR:HG22	1:A:94:LEU:HG	1.58	0.83
1:A:345:ILE:O	1:A:349:LEU:HG	1.77	0.83
1:B:121:GLN:HB3	1:B:362:TYR:CZ	2.12	0.83
1:B:309:ILE:O	1:B:313:MET:HG2	1.78	0.83
1:A:61:LYS:HG3	1:A:65:LEU:HD23	1.59	0.83
1:B:154:ASP:O	1:B:160:THR:HA	1.79	0.83
1:C:100:GLU:N	1:C:100:GLU:OE2	2.10	0.83
1:D:98:PRO:O	1:D:129:VAL:HA	1.77	0.83
1:D:285:CYS:CB	1:D:289:ILE:HG21	2.08	0.83
1:E:64:ILE:HG23	1:E:65:LEU:CD2	2.08	0.83
1:E:121:GLN:HB3	1:E:362:TYR:CZ	2.12	0.83
1:F:88:HIS:HA	1:F:92:ASN:ND2	1.92	0.83
1:F:250:ILE:HG21	1:F:254:ARG:HE	1.42	0.83
1:F:365:ALA:CB	1:F:369:ILE:HB	2.07	0.83
1:A:105:LEU:CD1	1:A:134:VAL:CG1	2.50	0.83
1:B:18:LYS:HG3	1:B:30:VAL:CA	2.07	0.83
1:C:18:LYS:HG3	1:C:30:VAL:CA	2.07	0.83
1:C:124:PHE:CZ	1:C:357:ILE:HG22	2.14	0.83
1:C:160:THR:O	1:C:177:ARG:HG2	1.78	0.83
1:D:123:MET:CB	1:D:132:MET:HE1	2.08	0.83
1:A:100:GLU:OE2	1:A:100:GLU:N	2.10	0.83
1:B:50:LYS:HG3	1:B:52:SER:N	1.93	0.83
1:B:105:LEU:HD12	1:B:134:VAL:HG12	1.44	0.83
1:B:124:PHE:CZ	1:B:357:ILE:HG22	2.14	0.83

Continued on next page...

Continued from previous page...

Atom-1	Atom-2	Interatomic distance (Å)	Clash overlap (Å)
1:C:121:GLN:HB3	1:C:362:TYR:CZ	2.12	0.83
1:E:187:ASP:HA	1:E:190:MET:CE	2.09	0.83
1:E:196:ARG:HH21	1:F:112:PRO:HB3	1.42	0.83
1:A:160:THR:O	1:A:177:ARG:HG2	1.78	0.83
1:A:264:PRO:O	1:A:268:GLY:N	2.11	0.83
1:A:365:ALA:CB	1:A:369:ILE:HB	2.08	0.83
1:A:187:ASP:HA	1:A:190:MET:CE	2.09	0.83
1:B:10:CYS:HA	1:B:19:ALA:CB	2.09	0.83
1:E:89:THR:HG22	1:E:94:LEU:CD1	2.09	0.83
1:F:123:MET:CB	1:F:132:MET:HE1	2.08	0.83
1:F:264:PRO:O	1:F:268:GLY:N	2.11	0.83
1:A:36:GLY:HA2	1:A:66:THR:O	1.79	0.83
1:A:89:THR:HG22	1:A:94:LEU:CD1	2.09	0.83
1:B:89:THR:HG22	1:B:94:LEU:CD1	2.09	0.83
1:C:298:VAL:HG22	1:C:330:ILE:HB	1.58	0.83
1:D:78:ASN:OD1	1:D:79:TRP:N	2.12	0.83
1:E:160:THR:O	1:E:177:ARG:HG2	1.78	0.83
1:B:78:ASN:OD1	1:B:79:TRP:N	2.12	0.82
1:B:80:ASP:HB2	1:B:84:LYS:HZ1	1.42	0.82
1:B:187:ASP:HA	1:B:190:MET:CE	2.09	0.82
1:C:309:ILE:O	1:C:313:MET:HG2	1.78	0.82
1:C:341:ILE:O	1:C:345:ILE:HG12	1.79	0.82
1:D:88:HIS:HA	1:D:92:ASN:ND2	1.92	0.82
1:F:113:LYS:HD2	1:F:116:ARG:HH22	1.42	0.82
1:F:341:ILE:O	1:F:345:ILE:HG12	1.79	0.82
2:H:334:GLU:HA	2:H:345:LEU:HD22	1.58	0.82
1:A:18:LYS:HG3	1:A:30:VAL:CA	2.07	0.82
1:B:34:ILE:HD11	1:B:69:TYR:CE2	2.14	0.82
1:B:119:MET:O	1:B:123:MET:HG3	1.80	0.82
1:B:128:ASN:HA	1:B:359:LYS:CE	2.09	0.82
1:B:289:ILE:HA	1:B:292:ASP:OD2	1.79	0.82
1:C:187:ASP:HA	1:C:190:MET:CE	2.09	0.82
1:D:36:GLY:HA2	1:D:66:THR:O	1.79	0.82
1:D:50:LYS:HG3	1:D:52:SER:N	1.93	0.82
1:D:289:ILE:HA	1:D:292:ASP:OD2	1.79	0.82
1:E:35:VAL:CA	1:E:54:VAL:HG21	2.07	0.82
1:E:298:VAL:HG22	1:E:330:ILE:HB	1.58	0.82
1:F:36:GLY:HA2	1:F:66:THR:O	1.79	0.82
1:F:89:THR:HG22	1:F:94:LEU:CD1	2.09	0.82
1:D:10:CYS:HA	1:D:19:ALA:CB	2.09	0.82
1:D:264:PRO:O	1:D:268:GLY:N	2.11	0.82

Continued on next page...

Continued from previous page...

Atom-1	Atom-2	Interatomic distance (Å)	Clash overlap (Å)
1:A:156:GLY:HA2	1:A:301:GLY:HA2	1.61	0.82
1:C:180:LEU:HD11	1:C:185:LEU:HD22	1.62	0.82
1:C:208:ILE:HG12	1:C:243:PRO:HG2	1.62	0.82
1:D:34:ILE:HD11	1:D:69:TYR:CE2	2.15	0.82
1:E:119:MET:O	1:E:123:MET:HG3	1.79	0.82
1:E:124:PHE:CZ	1:E:357:ILE:HG22	2.14	0.82
1:E:180:LEU:HD11	1:E:185:LEU:HD22	1.61	0.82
1:F:10:CYS:HA	1:F:19:ALA:CB	2.09	0.82
1:A:180:LEU:HD11	1:A:185:LEU:HD22	1.61	0.82
1:B:36:GLY:HA2	1:B:66:THR:O	1.79	0.82
1:B:263:GLN:OE1	1:B:263:GLN:N	2.13	0.82
1:E:34:ILE:HD11	1:E:69:TYR:CE2	2.14	0.82
1:E:36:GLY:HA2	1:E:66:THR:O	1.79	0.82
1:E:153:LEU:O	1:E:299:LEU:HD12	1.79	0.82
1:F:124:PHE:CZ	1:F:357:ILE:HG22	2.14	0.82
2:J:334:GLU:HA	2:J:345:LEU:HD22	1.58	0.82
1:B:195:GLU:CG	1:C:110:LEU:HA	2.06	0.82
1:B:264:PRO:O	1:B:268:GLY:N	2.11	0.82
1:C:16:LEU:HB2	1:C:18:LYS:HZ2	1.41	0.82
1:C:34:ILE:HD11	1:C:69:TYR:CE2	2.14	0.82
1:D:89:THR:HG22	1:D:94:LEU:CD1	2.09	0.82
1:D:124:PHE:CZ	1:D:357:ILE:HG22	2.14	0.82
1:E:167:GLU:HG2	1:E:169:TYR:HD2	1.45	0.82
1:E:208:ILE:HG12	1:E:243:PRO:HG2	1.62	0.82
1:A:153:LEU:O	1:A:299:LEU:HD12	1.79	0.82
1:A:341:ILE:O	1:A:345:ILE:HG12	1.79	0.82
1:B:341:ILE:O	1:B:345:ILE:HG12	1.79	0.82
1:C:89:THR:HG22	1:C:94:LEU:CD1	2.09	0.82
1:C:156:GLY:HA2	1:C:301:GLY:HA2	1.61	0.82
1:F:64:ILE:HG23	1:F:65:LEU:CD2	2.08	0.82
1:F:289:ILE:HA	1:F:292:ASP:OD2	1.79	0.82
1:A:124:PHE:CZ	1:A:357:ILE:HG22	2.14	0.82
1:C:167:GLU:HG2	1:C:169:TYR:HD2	1.45	0.82
1:D:180:LEU:HD11	1:D:185:LEU:HD22	1.61	0.82
1:E:154:ASP:O	1:E:160:THR:HA	1.79	0.82
1:E:352:PHE:CB	1:E:355:MET:HE3	2.09	0.82
1:F:78:ASN:OD1	1:F:79:TRP:N	2.12	0.82
1:A:50:LYS:HG3	1:A:52:SER:N	1.93	0.82
1:C:151:ILE:CD1	1:C:162:ASN:HB3	2.09	0.82
1:C:153:LEU:O	1:C:299:LEU:HD12	1.79	0.82
1:C:263:GLN:OE1	1:C:263:GLN:N	2.13	0.82

Continued on next page...

Continued from previous page...

Atom-1	Atom-2	Interatomic distance (Å)	Clash overlap (Å)
1:E:253:GLU:HG3	1:E:256:ARG:HH12	1.45	0.82
1:F:180:LEU:HD11	1:F:185:LEU:HD22	1.61	0.82
1:A:34:ILE:HD11	1:A:69:TYR:CE2	2.14	0.82
1:B:352:PHE:CB	1:B:355:MET:HE3	2.09	0.82
1:C:10:CYS:HA	1:C:19:ALA:CB	2.09	0.82
1:D:128:ASN:HA	1:D:359:LYS:CE	2.09	0.82
1:D:148:THR:HB	1:D:168:GLY:N	1.95	0.82
1:D:263:GLN:N	1:D:263:GLN:OE1	2.13	0.82
1:E:10:CYS:HA	1:E:19:ALA:CB	2.09	0.82
1:F:187:ASP:HA	1:F:190:MET:CE	2.09	0.82
1:F:209:VAL:HA	1:F:212:ILE:CD1	2.05	0.82
1:A:154:ASP:O	1:A:160:THR:HA	1.79	0.81
1:A:167:GLU:HG2	1:A:169:TYR:HD2	1.45	0.81
1:C:119:MET:O	1:C:123:MET:HG3	1.79	0.81
1:D:156:GLY:HA2	1:D:301:GLY:HA2	1.61	0.81
1:D:187:ASP:HA	1:D:190:MET:CE	2.09	0.81
1:E:328:LYS:HZ3	1:E:330:ILE:HG13	1.44	0.81
1:F:285:CYS:CB	1:F:289:ILE:HG21	2.08	0.81
1:C:50:LYS:HG3	1:C:52:SER:N	1.93	0.81
1:C:151:ILE:HD11	1:C:162:ASN:CB	2.09	0.81
1:C:352:PHE:HA	1:C:354:GLN:NE2	1.95	0.81
1:D:154:ASP:O	1:D:160:THR:HA	1.79	0.81
1:D:341:ILE:O	1:D:345:ILE:HG12	1.79	0.81
1:E:78:ASN:OD1	1:E:79:TRP:N	2.12	0.81
1:E:128:ASN:HA	1:E:359:LYS:CE	2.09	0.81
1:F:50:LYS:HG3	1:F:52:SER:N	1.93	0.81
1:F:263:GLN:OE1	1:F:263:GLN:N	2.13	0.81
1:A:91:TYR:CA	1:A:95:ARG:HA	2.11	0.81
1:B:123:MET:CB	1:B:132:MET:HE1	2.07	0.81
1:B:148:THR:HB	1:B:168:GLY:N	1.95	0.81
1:B:171:LEU:HD11	1:B:173:HIS:HB2	1.63	0.81
1:C:36:GLY:HA2	1:C:66:THR:O	1.79	0.81
1:C:91:TYR:CA	1:C:95:ARG:HA	2.11	0.81
1:C:128:ASN:HA	1:C:359:LYS:CE	2.09	0.81
1:C:253:GLU:HG3	1:C:256:ARG:HH12	1.45	0.81
1:D:119:MET:O	1:D:123:MET:HG3	1.80	0.81
1:D:171:LEU:HD11	1:D:173:HIS:HB2	1.63	0.81
1:D:208:ILE:HG12	1:D:243:PRO:HG2	1.62	0.81
1:D:352:PHE:CB	1:D:355:MET:HE3	2.09	0.81
1:E:50:LYS:HG3	1:E:52:SER:N	1.93	0.81
1:E:148:THR:HB	1:E:168:GLY:N	1.95	0.81

Continued on next page...

Continued from previous page...

Atom-1	Atom-2	Interatomic distance (Å)	Clash overlap (Å)
1:F:167:GLU:HG2	1:F:169:TYR:HD2	1.45	0.81
1:A:128:ASN:HA	1:A:359:LYS:CE	2.09	0.81
1:B:180:LEU:HD11	1:B:185:LEU:HD22	1.61	0.81
1:C:123:MET:CB	1:C:132:MET:HE1	2.09	0.81
1:C:154:ASP:O	1:C:160:THR:HA	1.79	0.81
1:C:289:ILE:HA	1:C:292:ASP:OD2	1.79	0.81
1:D:153:LEU:O	1:D:299:LEU:HD12	1.79	0.81
1:D:195:GLU:CG	1:E:110:LEU:HA	2.06	0.81
1:E:171:LEU:HD11	1:E:173:HIS:HB2	1.63	0.81
1:F:34:ILE:HD11	1:F:69:TYR:CE2	2.14	0.81
1:F:91:TYR:CA	1:F:95:ARG:HA	2.11	0.81
1:F:171:LEU:HD11	1:F:173:HIS:HB2	1.63	0.81
2:Q:193:LYS:HE3	2:Q:235:GLY:HA3	1.63	0.81
1:A:352:PHE:HA	1:A:354:GLN:NE2	1.95	0.81
1:A:370:VAL:O	1:A:374:CYS:SG	2.39	0.81
1:B:12:ASN:CB	1:B:17:VAL:HG12	2.11	0.81
1:C:171:LEU:HD11	1:C:173:HIS:HB2	1.63	0.81
1:D:151:ILE:CD1	1:D:162:ASN:HB3	2.09	0.81
1:D:370:VAL:O	1:D:374:CYS:SG	2.39	0.81
1:E:263:GLN:OE1	1:E:263:GLN:N	2.13	0.81
1:F:128:ASN:HA	1:F:359:LYS:CE	2.09	0.81
1:F:352:PHE:CB	1:F:355:MET:HE3	2.09	0.81
1:C:148:THR:HB	1:C:168:GLY:N	1.95	0.81
1:D:167:GLU:HG2	1:D:169:TYR:HD2	1.45	0.81
1:F:148:THR:HB	1:F:168:GLY:N	1.95	0.81
1:F:153:LEU:O	1:F:299:LEU:HD12	1.79	0.81
1:F:154:ASP:O	1:F:160:THR:HA	1.79	0.81
2:M:193:LYS:HE3	2:M:235:GLY:HA3	1.63	0.81
2:O:193:LYS:HE3	2:O:235:GLY:HA3	1.63	0.81
1:A:10:CYS:HA	1:A:19:ALA:CB	2.09	0.81
1:A:78:ASN:OD1	1:A:79:TRP:N	2.12	0.81
1:A:119:MET:O	1:A:123:MET:HG3	1.79	0.81
1:A:263:GLN:N	1:A:263:GLN:OE1	2.13	0.81
1:E:91:TYR:CA	1:E:95:ARG:HA	2.11	0.81
1:E:370:VAL:O	1:E:374:CYS:SG	2.39	0.81
1:A:187:ASP:HA	1:A:190:MET:HE2	1.60	0.81
1:B:370:VAL:O	1:B:374:CYS:SG	2.39	0.81
1:C:352:PHE:CB	1:C:355:MET:HE3	2.10	0.81
1:D:253:GLU:HG3	1:D:256:ARG:HH12	1.45	0.81
1:E:285:CYS:CB	1:E:289:ILE:HG21	2.08	0.81
1:E:341:ILE:O	1:E:345:ILE:HG12	1.79	0.81

Continued on next page...

Continued from previous page...

Atom-1	Atom-2	Interatomic distance (Å)	Clash overlap (Å)
1:F:253:GLU:HG3	1:F:256:ARG:HH12	1.45	0.81
1:A:105:LEU:HD11	1:A:123:MET:HE3	1.62	0.81
1:A:253:GLU:HG3	1:A:256:ARG:HH12	1.45	0.81
1:C:370:VAL:O	1:C:374:CYS:SG	2.39	0.81
1:D:12:ASN:CB	1:D:17:VAL:HG12	2.11	0.81
1:E:80:ASP:HB2	1:E:84:LYS:HZ1	1.44	0.81
1:F:119:MET:O	1:F:123:MET:HG3	1.79	0.81
1:F:156:GLY:HA2	1:F:301:GLY:HA2	1.61	0.81
1:A:12:ASN:CB	1:A:17:VAL:HG12	2.11	0.81
1:A:148:THR:HB	1:A:168:GLY:N	1.95	0.81
1:A:208:ILE:HG12	1:A:243:PRO:HG2	1.62	0.81
1:B:153:LEU:O	1:B:299:LEU:HD12	1.79	0.81
1:B:156:GLY:HA2	1:B:301:GLY:HA2	1.61	0.81
1:B:241:GLU:N	1:B:247:VAL:HG23	1.96	0.81
1:D:79:TRP:O	1:D:83:GLU:CG	2.24	0.81
1:D:91:TYR:CA	1:D:95:ARG:HA	2.11	0.81
2:N:193:LYS:HE3	2:N:235:GLY:HA3	1.63	0.81
1:A:289:ILE:HA	1:A:292:ASP:OD2	1.79	0.80
1:B:167:GLU:HG2	1:B:169:TYR:HD2	1.45	0.80
1:C:12:ASN:CB	1:C:17:VAL:HG12	2.11	0.80
1:E:12:ASN:CB	1:E:17:VAL:HG12	2.11	0.80
1:F:105:LEU:CB	1:F:134:VAL:HG12	2.12	0.80
1:F:151:ILE:HD11	1:F:162:ASN:CB	2.09	0.80
2:Q:173:THR:HA	2:Q:224:LEU:O	1.81	0.80
1:A:324:THR:OG1	1:A:325:MET:SD	2.39	0.80
1:C:324:THR:OG1	1:C:325:MET:SD	2.39	0.80
1:F:105:LEU:CD1	1:F:134:VAL:CG1	2.50	0.80
1:F:241:GLU:N	1:F:247:VAL:HG23	1.96	0.80
1:A:79:TRP:O	1:A:83:GLU:CG	2.24	0.80
1:A:171:LEU:HD11	1:A:173:HIS:HB2	1.63	0.80
1:C:79:TRP:O	1:C:83:GLU:CG	2.24	0.80
1:D:105:LEU:CB	1:D:134:VAL:HG12	2.12	0.80
1:D:113:LYS:HB3	1:D:371:HIS:CE1	2.16	0.80
1:E:352:PHE:HA	1:E:354:GLN:NE2	1.95	0.80
1:F:12:ASN:CB	1:F:17:VAL:HG12	2.11	0.80
2:P:193:LYS:HE3	2:P:235:GLY:HA3	1.63	0.80
1:B:105:LEU:CB	1:B:134:VAL:HG12	2.12	0.80
1:B:113:LYS:HB3	1:B:371:HIS:CE1	2.16	0.80
1:D:128:ASN:HA	1:D:359:LYS:HE2	1.64	0.80
1:E:79:TRP:O	1:E:83:GLU:CG	2.24	0.80
1:E:289:ILE:HA	1:E:292:ASP:OD2	1.79	0.80

Continued on next page...

Continued from previous page...

Atom-1	Atom-2	Interatomic distance (Å)	Clash overlap (Å)
1:F:352:PHE:HA	1:F:354:GLN:NE2	1.95	0.80
1:F:370:VAL:O	1:F:374:CYS:SG	2.39	0.80
2:R:173:THR:HA	2:R:224:LEU:O	1.81	0.80
1:A:177:ARG:HD3	1:A:178:LEU:C	2.02	0.80
1:F:113:LYS:HB3	1:F:371:HIS:CE1	2.16	0.80
2:L:342:VAL:HG13	2:L:344:ASP:OD1	1.82	0.80
2:M:173:THR:HA	2:M:224:LEU:O	1.81	0.80
2:N:173:THR:HA	2:N:224:LEU:O	1.81	0.80
2:P:173:THR:HA	2:P:224:LEU:O	1.81	0.80
1:A:128:ASN:HA	1:A:359:LYS:HE2	1.64	0.80
1:A:352:PHE:CB	1:A:355:MET:HE3	2.11	0.80
1:B:208:ILE:HG12	1:B:243:PRO:HG2	1.62	0.80
1:B:253:GLU:HG3	1:B:256:ARG:HH12	1.45	0.80
1:E:151:ILE:CD1	1:E:162:ASN:HB3	2.09	0.80
1:E:241:GLU:N	1:E:247:VAL:HG23	1.97	0.80
2:G:342:VAL:HG13	2:G:344:ASP:OD1	1.82	0.80
1:B:37:ARG:HG2	1:B:68:LYS:HZ2	1.45	0.80
1:C:78:ASN:OD1	1:C:79:TRP:N	2.12	0.80
1:C:241:GLU:N	1:C:247:VAL:HG23	1.97	0.80
1:B:352:PHE:HA	1:B:354:GLN:NE2	1.95	0.80
1:D:49:GLN:HB3	1:F:169:TYR:OH	1.82	0.80
1:D:151:ILE:HD11	1:D:162:ASN:CB	2.09	0.80
1:E:113:LYS:HB3	1:E:371:HIS:CE1	2.16	0.80
1:F:259:GLU:N	1:F:259:GLU:OE1	2.15	0.80
2:O:173:THR:HA	2:O:224:LEU:O	1.81	0.80
2:R:193:LYS:HE3	2:R:235:GLY:HA3	1.63	0.80
1:B:91:TYR:CA	1:B:95:ARG:HA	2.11	0.80
1:E:324:THR:OG1	1:E:325:MET:SD	2.39	0.80
1:B:259:GLU:OE1	1:B:259:GLU:N	2.15	0.80
1:C:37:ARG:H	1:C:66:THR:H	1.30	0.80
1:C:49:GLN:HB3	1:E:169:TYR:OH	1.82	0.80
1:C:177:ARG:HD3	1:C:178:LEU:C	2.02	0.80
1:C:259:GLU:OE1	1:C:259:GLU:N	2.15	0.80
1:C:304:THR:HG22	1:C:304:THR:O	1.82	0.80
1:C:353:GLN:HA	1:C:356:TRP:CZ3	2.17	0.80
1:E:353:GLN:HA	1:E:356:TRP:CZ3	2.17	0.80
1:A:37:ARG:H	1:A:66:THR:H	1.30	0.79
1:A:113:LYS:HB3	1:A:371:HIS:CE1	2.16	0.79
1:A:241:GLU:N	1:A:247:VAL:HG23	1.97	0.79
1:D:147:ARG:HG2	2:J:343:THR:CG2	2.11	0.79
1:D:324:THR:OG1	1:D:325:MET:SD	2.39	0.79

Continued on next page...

Continued from previous page...

Atom-1	Atom-2	Interatomic distance (Å)	Clash overlap (Å)
1:D:352:PHE:HA	1:D:354:GLN:NE2	1.95	0.79
1:E:177:ARG:HD3	1:E:178:LEU:C	2.02	0.79
2:I:342:VAL:HG13	2:I:344:ASP:OD1	1.82	0.79
1:A:245:GLY:HA3	1:C:325:MET:SD	2.22	0.79
1:A:353:GLN:HA	1:A:356:TRP:CZ3	2.17	0.79
1:B:324:THR:OG1	1:B:325:MET:SD	2.39	0.79
1:B:353:GLN:HA	1:B:356:TRP:CZ3	2.18	0.79
1:D:44:MET:HE1	1:F:169:TYR:CD1	2.17	0.79
1:D:259:GLU:OE1	1:D:259:GLU:N	2.15	0.79
1:E:128:ASN:HA	1:E:359:LYS:HE2	1.64	0.79
1:F:289:ILE:HG13	1:F:293:LEU:CD2	2.12	0.79
1:A:105:LEU:CB	1:A:134:VAL:HG12	2.12	0.79
1:B:177:ARG:HD3	1:B:178:LEU:C	2.02	0.79
1:D:99:GLU:HA	1:D:128:ASN:C	2.03	0.79
1:D:105:LEU:CD1	1:D:134:VAL:CG1	2.50	0.79
1:D:105:LEU:HD11	1:D:123:MET:HE3	1.63	0.79
1:D:289:ILE:HG13	1:D:293:LEU:CD2	2.12	0.79
1:D:306:TYR:O	1:D:309:ILE:HG12	1.83	0.79
1:E:37:ARG:H	1:E:66:THR:H	1.30	0.79
1:F:306:TYR:O	1:F:309:ILE:HG12	1.83	0.79
1:A:285:CYS:CB	1:A:289:ILE:HG21	2.08	0.79
1:B:128:ASN:HA	1:B:359:LYS:HE2	1.64	0.79
1:B:147:ARG:HG2	2:H:343:THR:CG2	2.11	0.79
1:B:203:THR:HA	1:B:206:ARG:HH21	1.48	0.79
1:D:353:GLN:HA	1:D:356:TRP:CZ3	2.18	0.79
1:E:99:GLU:HA	1:E:128:ASN:C	2.03	0.79
1:E:156:GLY:HA2	1:E:301:GLY:HA2	1.61	0.79
2:J:342:VAL:HG13	2:J:344:ASP:OD1	1.82	0.79
1:A:259:GLU:N	1:A:259:GLU:OE1	2.15	0.79
1:C:71:ILE:CD1	1:C:76:ILE:HG12	2.12	0.79
1:C:113:LYS:HB3	1:C:371:HIS:CE1	2.16	0.79
1:D:203:THR:HA	1:D:206:ARG:HH21	1.48	0.79
1:D:245:GLY:HA3	1:F:325:MET:SD	2.22	0.79
1:E:306:TYR:O	1:E:309:ILE:HG12	1.83	0.79
1:F:39:ARG:NH1	1:F:64:ILE:HA	1.97	0.79
1:F:116:ARG:HA	1:F:119:MET:HG2	1.64	0.79
1:F:203:THR:HA	1:F:206:ARG:HH21	1.48	0.79
1:F:208:ILE:HG12	1:F:243:PRO:HG2	1.62	0.79
1:F:353:GLN:HA	1:F:356:TRP:CZ3	2.17	0.79
1:A:38:PRO:N	1:A:65:LEU:HD13	1.98	0.79
1:A:71:ILE:CD1	1:A:76:ILE:HG12	2.12	0.79

Continued on next page...

Continued from previous page...

Atom-1	Atom-2	Interatomic distance (Å)	Clash overlap (Å)
1:C:81:ASP:OD1	1:C:82:MET:N	2.16	0.79
1:C:105:LEU:CB	1:C:134:VAL:HG12	2.12	0.79
1:D:142:LEU:HD21	1:D:163:VAL:HG11	1.64	0.79
1:E:37:ARG:HG2	1:E:68:LYS:HZ2	1.47	0.79
1:E:147:ARG:HG2	2:K:343:THR:CG2	2.11	0.79
1:A:49:GLN:HB3	1:C:169:TYR:OH	1.82	0.79
1:B:49:GLN:HB3	1:D:169:TYR:OH	1.82	0.79
1:B:245:GLY:HA3	1:D:325:MET:SD	2.22	0.79
1:B:289:ILE:HG13	1:B:293:LEU:CD2	2.12	0.79
1:D:71:ILE:CD1	1:D:76:ILE:HG12	2.12	0.79
1:E:71:ILE:CD1	1:E:76:ILE:HG12	2.12	0.79
1:E:180:LEU:HD11	1:E:185:LEU:CD2	2.13	0.79
1:E:289:ILE:HG13	1:E:293:LEU:CD2	2.12	0.79
1:A:250:ILE:CG2	1:A:254:ARG:HE	1.96	0.79
1:C:99:GLU:HA	1:C:128:ASN:C	2.03	0.79
1:E:259:GLU:OE1	1:E:259:GLU:N	2.15	0.79
1:F:177:ARG:HD3	1:F:178:LEU:C	2.02	0.79
2:H:342:VAL:HG13	2:H:344:ASP:OD1	1.82	0.79
1:A:39:ARG:NH1	1:A:64:ILE:HA	1.97	0.79
1:A:151:ILE:CD1	1:A:162:ASN:HB3	2.09	0.79
1:A:209:VAL:HA	1:A:212:ILE:CD1	2.05	0.79
1:A:214:GLU:OE1	1:A:303:THR:HA	1.83	0.79
1:B:37:ARG:H	1:B:66:THR:H	1.30	0.79
1:B:71:ILE:CD1	1:B:76:ILE:HG12	2.12	0.79
1:B:116:ARG:HA	1:B:119:MET:HG2	1.64	0.79
1:B:142:LEU:HD21	1:B:163:VAL:HG11	1.64	0.79
1:B:177:ARG:NE	1:B:179:ASP:HA	1.98	0.79
1:C:245:GLY:HA3	1:E:325:MET:SD	2.22	0.79
1:C:289:ILE:HG13	1:C:293:LEU:CD2	2.12	0.79
1:E:38:PRO:N	1:E:65:LEU:HD13	1.98	0.79
1:F:71:ILE:CD1	1:F:76:ILE:HG12	2.12	0.79
1:F:147:ARG:HG2	2:L:343:THR:CG2	2.11	0.79
1:B:99:GLU:HA	1:B:128:ASN:C	2.03	0.79
1:B:105:LEU:CD1	1:B:134:VAL:CG1	2.50	0.79
1:D:81:ASP:OD1	1:D:82:MET:N	2.16	0.79
1:D:177:ARG:HD3	1:D:178:LEU:C	2.02	0.79
1:E:82:MET:HE2	1:E:86:TRP:HE1	1.48	0.79
1:E:177:ARG:NE	1:E:179:ASP:HA	1.98	0.79
1:A:203:THR:HA	1:A:206:ARG:HH21	1.48	0.78
1:A:306:TYR:O	1:A:309:ILE:HG12	1.83	0.78
1:B:75:ILE:O	1:B:75:ILE:HG13	1.84	0.78

Continued on next page...

Continued from previous page...

Atom-1	Atom-2	Interatomic distance (Å)	Clash overlap (Å)
1:C:147:ARG:HG2	2:I:343:THR:CG2	2.11	0.78
1:C:177:ARG:NE	1:C:179:ASP:HA	1.98	0.78
1:F:324:THR:OG1	1:F:325:MET:SD	2.39	0.78
2:K:342:VAL:HG13	2:K:344:ASP:OD1	1.82	0.78
1:A:304:THR:HG22	1:A:304:THR:O	1.82	0.78
1:B:195:GLU:OE2	1:C:111:ASN:O	2.02	0.78
1:C:128:ASN:HA	1:C:359:LYS:HE2	1.64	0.78
1:E:34:ILE:HD11	1:E:69:TYR:CZ	2.18	0.78
1:F:38:PRO:N	1:F:65:LEU:HD13	1.98	0.78
1:B:306:TYR:O	1:B:309:ILE:HG12	1.83	0.78
1:D:34:ILE:HD11	1:D:69:TYR:CZ	2.19	0.78
1:D:39:ARG:NH1	1:D:64:ILE:HA	1.97	0.78
1:E:105:LEU:CB	1:E:134:VAL:HG12	2.12	0.78
1:E:250:ILE:CG2	1:E:254:ARG:HE	1.96	0.78
1:F:80:ASP:HB2	1:F:84:LYS:HZ1	1.44	0.78
1:F:81:ASP:OD1	1:F:82:MET:N	2.16	0.78
1:F:161:HIS:CE1	1:F:177:ARG:HB2	2.19	0.78
2:J:329:PRO:HG2	2:J:332:GLU:HB2	1.64	0.78
1:A:99:GLU:HA	1:A:128:ASN:C	2.03	0.78
1:A:151:ILE:HD11	1:A:162:ASN:CB	2.09	0.78
1:A:161:HIS:CE1	1:A:177:ARG:HB2	2.19	0.78
1:B:38:PRO:N	1:B:65:LEU:HD13	1.98	0.78
1:B:89:THR:HG22	1:B:94:LEU:CG	2.14	0.78
1:C:38:PRO:N	1:C:65:LEU:HD13	1.98	0.78
1:D:177:ARG:NE	1:D:179:ASP:HA	1.98	0.78
1:D:195:GLU:OE2	1:E:111:ASN:O	2.02	0.78
1:E:75:ILE:O	1:E:75:ILE:HG13	1.84	0.78
1:E:360:GLN:O	1:E:363:ASP:N	2.17	0.78
1:F:71:ILE:N	1:F:76:ILE:HD13	1.99	0.78
2:H:329:PRO:HG2	2:H:332:GLU:HB2	1.64	0.78
1:A:289:ILE:HG13	1:A:293:LEU:CD2	2.12	0.78
1:B:34:ILE:HD11	1:B:69:TYR:CZ	2.18	0.78
1:B:151:ILE:HD11	1:B:162:ASN:CB	2.09	0.78
1:B:221:LEU:CD1	1:B:311:ASP:HB3	2.13	0.78
1:B:250:ILE:CG2	1:B:254:ARG:HE	1.96	0.78
1:B:285:CYS:CB	1:B:289:ILE:HG21	2.08	0.78
1:C:34:ILE:HD11	1:C:69:TYR:CZ	2.19	0.78
1:C:59:GLN:OE1	1:C:59:GLN:N	2.14	0.78
1:C:116:ARG:HA	1:C:119:MET:HG2	1.64	0.78
1:C:214:GLU:OE1	1:C:303:THR:HA	1.83	0.78
1:E:89:THR:HG22	1:E:94:LEU:CG	2.14	0.78

Continued on next page...

Continued from previous page...

Atom-1	Atom-2	Interatomic distance (Å)	Clash overlap (Å)
1:F:75:ILE:HG13	1:F:75:ILE:O	1.84	0.78
1:F:128:ASN:HA	1:F:359:LYS:HE2	1.64	0.78
1:F:241:GLU:OE1	1:F:243:PRO:HA	1.84	0.78
1:A:34:ILE:HD11	1:A:69:TYR:CZ	2.18	0.78
1:A:75:ILE:HG13	1:A:75:ILE:O	1.84	0.78
1:A:177:ARG:NE	1:A:179:ASP:HA	1.98	0.78
1:B:153:LEU:HD23	1:B:299:LEU:HD13	1.66	0.78
1:B:180:LEU:HD11	1:B:185:LEU:CD2	2.13	0.78
1:B:242:LEU:HD23	1:B:243:PRO:HD2	1.66	0.78
1:C:89:THR:HG22	1:C:94:LEU:CG	2.14	0.78
1:C:161:HIS:CE1	1:C:177:ARG:HB2	2.19	0.78
1:C:242:LEU:HD23	1:C:243:PRO:HD2	1.66	0.78
1:C:360:GLN:O	1:C:363:ASP:N	2.17	0.78
1:D:89:THR:HG22	1:D:94:LEU:CG	2.14	0.78
1:D:210:ARG:O	1:D:213:LYS:HG2	1.84	0.78
1:D:241:GLU:OE1	1:D:243:PRO:HA	1.84	0.78
1:D:241:GLU:N	1:D:247:VAL:HG23	1.97	0.78
1:E:142:LEU:HD21	1:E:163:VAL:HG11	1.64	0.78
1:E:202:THR:O	1:E:205:GLU:HB3	1.84	0.78
1:E:203:THR:HA	1:E:206:ARG:HH21	1.48	0.78
1:F:151:ILE:CD1	1:F:162:ASN:HB3	2.09	0.78
2:I:329:PRO:HG2	2:I:332:GLU:HB2	1.64	0.78
1:B:202:THR:O	1:B:205:GLU:HB3	1.84	0.78
1:B:210:ARG:O	1:B:213:LYS:HG2	1.84	0.78
1:C:39:ARG:NH1	1:C:64:ILE:HA	1.97	0.78
1:C:203:THR:HA	1:C:206:ARG:HH21	1.48	0.78
1:D:37:ARG:H	1:D:66:THR:H	1.30	0.78
1:D:71:ILE:N	1:D:76:ILE:HD13	1.99	0.78
1:D:153:LEU:HD23	1:D:299:LEU:HD13	1.65	0.78
1:F:89:THR:HG22	1:F:94:LEU:CG	2.14	0.78
1:F:99:GLU:HA	1:F:128:ASN:C	2.03	0.78
2:G:329:PRO:HG2	2:G:332:GLU:HB2	1.64	0.78
1:A:89:THR:HG22	1:A:94:LEU:CG	2.14	0.78
1:A:147:ARG:HG2	2:G:343:THR:CG2	2.11	0.78
1:A:242:LEU:HD23	1:A:243:PRO:HD2	1.66	0.78
1:B:73:HIS:N	1:B:75:ILE:HG12	1.99	0.78
1:B:81:ASP:OD1	1:B:82:MET:N	2.16	0.78
1:C:317:ILE:CD1	1:C:321:ALA:HB2	2.14	0.78
1:D:36:GLY:O	1:D:37:ARG:NH2	2.17	0.78
1:D:161:HIS:CE1	1:D:177:ARG:HB2	2.19	0.78
1:D:180:LEU:HD11	1:D:185:LEU:CD2	2.13	0.78

Continued on next page...

Continued from previous page...

Atom-1	Atom-2	Interatomic distance (Å)	Clash overlap (Å)
1:E:71:ILE:N	1:E:76:ILE:HD13	1.99	0.78
1:E:116:ARG:HA	1:E:119:MET:HG2	1.64	0.78
1:E:153:LEU:HD23	1:E:299:LEU:HD13	1.65	0.78
1:E:214:GLU:OE1	1:E:303:THR:HA	1.83	0.78
1:F:37:ARG:H	1:F:66:THR:H	1.30	0.78
1:F:304:THR:HG22	1:F:304:THR:O	1.82	0.78
2:K:329:PRO:HG2	2:K:332:GLU:HB2	1.64	0.78
2:L:329:PRO:HG2	2:L:332:GLU:HB2	1.64	0.78
1:A:202:THR:O	1:A:205:GLU:HB3	1.84	0.78
1:B:241:GLU:OE1	1:B:243:PRO:HA	1.84	0.78
1:C:180:LEU:HD11	1:C:185:LEU:CD2	2.13	0.78
1:C:210:ARG:O	1:C:213:LYS:HG2	1.84	0.78
1:D:221:LEU:CD1	1:D:311:ASP:HB3	2.13	0.78
1:D:317:ILE:CD1	1:D:321:ALA:HB2	2.14	0.78
1:F:185:LEU:CD1	1:F:258:PRO:HA	2.14	0.78
1:A:116:ARG:HA	1:A:119:MET:HG2	1.64	0.78
1:A:195:GLU:OE2	1:B:111:ASN:O	2.02	0.78
1:A:210:ARG:O	1:A:213:LYS:HG2	1.84	0.78
1:A:360:GLN:O	1:A:363:ASP:N	2.17	0.78
1:B:36:GLY:O	1:B:37:ARG:NH2	2.17	0.78
1:C:250:ILE:CG2	1:C:254:ARG:HE	1.96	0.78
1:D:185:LEU:CD1	1:D:258:PRO:HA	2.14	0.78
1:E:36:GLY:O	1:E:37:ARG:NH2	2.17	0.78
1:E:81:ASP:OD1	1:E:82:MET:N	2.16	0.78
1:F:180:LEU:HD11	1:F:185:LEU:CD2	2.13	0.78
1:F:242:LEU:HD23	1:F:243:PRO:HD2	1.66	0.78
1:A:104:LEU:HD11	1:A:135:ALA:HB2	1.66	0.77
1:B:151:ILE:CD1	1:B:162:ASN:HB3	2.09	0.77
1:B:185:LEU:CD1	1:B:258:PRO:HA	2.14	0.77
1:C:75:ILE:HG13	1:C:75:ILE:O	1.84	0.77
1:C:82:MET:HE2	1:C:86:TRP:HE1	1.49	0.77
1:C:195:GLU:OE2	1:D:111:ASN:O	2.02	0.77
1:C:202:THR:O	1:C:205:GLU:HB3	1.84	0.77
1:D:38:PRO:N	1:D:65:LEU:HD13	1.98	0.77
1:D:73:HIS:N	1:D:75:ILE:HG12	1.99	0.77
1:D:116:ARG:HA	1:D:119:MET:HG2	1.64	0.77
1:D:242:LEU:HD23	1:D:243:PRO:HD2	1.66	0.77
1:E:304:THR:O	1:E:304:THR:HG22	1.82	0.77
1:F:153:LEU:HD23	1:F:299:LEU:HD13	1.65	0.77
1:F:210:ARG:O	1:F:213:LYS:HG2	1.84	0.77
1:F:250:ILE:CG2	1:F:254:ARG:HE	1.96	0.77

Continued on next page...

Continued from previous page...

Atom-1	Atom-2	Interatomic distance (Å)	Clash overlap (Å)
1:F:317:ILE:CD1	1:F:321:ALA:HB2	2.14	0.77
1:A:142:LEU:HD21	1:A:163:VAL:HG11	1.64	0.77
1:B:39:ARG:NH1	1:B:64:ILE:HA	1.97	0.77
1:C:36:GLY:O	1:C:37:ARG:NH2	2.17	0.77
1:C:104:LEU:HD11	1:C:135:ALA:HB2	1.66	0.77
1:D:113:LYS:HA	1:D:116:ARG:NH2	2.00	0.77
1:E:104:LEU:HD11	1:E:135:ALA:HB2	1.66	0.77
1:E:210:ARG:O	1:E:213:LYS:HG2	1.84	0.77
1:E:242:LEU:HD23	1:E:243:PRO:HD2	1.66	0.77
1:F:34:ILE:HD11	1:F:69:TYR:CZ	2.19	0.77
2:Q:191:TRP:HA	2:Q:238:ARG:O	1.85	0.77
1:C:209:VAL:HA	1:C:212:ILE:CD1	2.05	0.77
1:C:306:TYR:O	1:C:309:ILE:HG12	1.82	0.77
1:D:250:ILE:CG2	1:D:254:ARG:HE	1.96	0.77
1:E:161:HIS:CE1	1:E:177:ARG:HB2	2.19	0.77
1:E:217:CYS:HA	1:E:254:ARG:HG2	1.66	0.77
1:F:177:ARG:NE	1:F:179:ASP:HA	1.98	0.77
1:A:180:LEU:HD11	1:A:185:LEU:CD2	2.13	0.77
1:B:161:HIS:CE1	1:B:177:ARG:HB2	2.19	0.77
1:B:317:ILE:CD1	1:B:321:ALA:HB2	2.14	0.77
1:C:37:ARG:HG2	1:C:68:LYS:NZ	2.00	0.77
1:A:306:TYR:HB2	1:A:309:ILE:HD11	1.66	0.77
1:B:304:THR:O	1:B:304:THR:HG22	1.82	0.77
1:C:217:CYS:HA	1:C:254:ARG:HG2	1.66	0.77
1:C:306:TYR:HB2	1:C:309:ILE:HD11	1.66	0.77
1:E:221:LEU:CD1	1:E:311:ASP:HB3	2.13	0.77
1:E:317:ILE:CD1	1:E:321:ALA:HB2	2.14	0.77
1:F:36:GLY:O	1:F:37:ARG:NH2	2.17	0.77
2:M:191:TRP:HA	2:M:238:ARG:O	1.85	0.77
2:O:191:TRP:HA	2:O:238:ARG:O	1.85	0.77
1:A:36:GLY:O	1:A:37:ARG:NH2	2.17	0.77
1:A:91:TYR:HA	1:A:95:ARG:HA	1.67	0.77
1:B:44:MET:HE1	1:D:169:TYR:CD1	2.20	0.77
1:C:18:LYS:NZ	1:C:157:ASP:OD1	2.18	0.77
1:C:153:LEU:HD23	1:C:299:LEU:HD13	1.66	0.77
1:D:214:GLU:OE1	1:D:303:THR:HA	1.83	0.77
1:F:214:GLU:OE1	1:F:303:THR:HA	1.83	0.77
1:F:217:CYS:HA	1:F:254:ARG:HG2	1.66	0.77
1:F:285:CYS:HB3	1:F:289:ILE:CG2	2.12	0.77
1:A:369:ILE:HA	1:A:372:ARG:NH1	2.00	0.77
1:C:142:LEU:HD21	1:C:163:VAL:HG11	1.64	0.77

Continued on next page...

Continued from previous page...

Atom-1	Atom-2	Interatomic distance (Å)	Clash overlap (Å)
1:C:185:LEU:CD1	1:C:258:PRO:HA	2.14	0.77
1:C:221:LEU:CD1	1:C:315:LYS:HZ2	1.97	0.77
1:D:37:ARG:HG2	1:D:68:LYS:NZ	2.00	0.77
1:D:304:THR:O	1:D:304:THR:HG22	1.82	0.77
1:D:328:LYS:HZ3	1:D:330:ILE:HG13	1.45	0.77
1:E:185:LEU:CD1	1:E:258:PRO:HA	2.14	0.77
1:F:133:TYR:HB2	1:F:356:TRP:HA	1.67	0.77
1:F:142:LEU:HD21	1:F:163:VAL:HG11	1.64	0.77
1:F:221:LEU:CD1	1:F:311:ASP:HB3	2.13	0.77
1:A:185:LEU:CD1	1:A:258:PRO:HA	2.14	0.77
1:A:241:GLU:OE1	1:A:243:PRO:HA	1.84	0.77
1:A:317:ILE:CD1	1:A:321:ALA:HB2	2.14	0.77
1:B:59:GLN:OE1	1:B:59:GLN:N	2.14	0.77
1:B:214:GLU:OE1	1:B:303:THR:HA	1.83	0.77
1:C:91:TYR:HA	1:C:95:ARG:HA	1.67	0.77
1:D:217:CYS:HA	1:D:254:ARG:HG2	1.66	0.77
1:D:262:PHE:HA	1:D:273:GLY:CA	2.15	0.77
1:F:225:ASN:O	1:F:229:THR:HG23	1.85	0.77
1:F:306:TYR:HB2	1:F:309:ILE:HD11	1.66	0.77
1:A:81:ASP:OD1	1:A:82:MET:N	2.16	0.77
1:B:18:LYS:NZ	1:B:157:ASP:OD1	2.18	0.77
1:B:79:TRP:O	1:B:83:GLU:CG	2.24	0.77
1:B:113:LYS:HA	1:B:116:ARG:NH2	2.00	0.77
1:B:217:CYS:HA	1:B:254:ARG:HG2	1.66	0.77
1:E:39:ARG:NH1	1:E:64:ILE:HA	1.97	0.77
1:F:37:ARG:HG2	1:F:68:LYS:NZ	2.00	0.77
1:B:71:ILE:N	1:B:76:ILE:HD13	1.99	0.77
1:B:369:ILE:HA	1:B:372:ARG:NH1	2.00	0.77
1:E:37:ARG:HG2	1:E:68:LYS:NZ	2.00	0.77
1:E:151:ILE:HD11	1:E:162:ASN:CB	2.09	0.77
1:E:195:GLU:OE2	1:F:111:ASN:O	2.02	0.77
1:F:113:LYS:HA	1:F:116:ARG:NH2	2.00	0.77
1:F:340:TRP:HE3	1:F:341:ILE:HD13	1.50	0.77
1:A:217:CYS:HA	1:A:254:ARG:HG2	1.66	0.76
1:A:340:TRP:HE3	1:A:341:ILE:HD13	1.50	0.76
1:B:37:ARG:HG2	1:B:68:LYS:NZ	2.00	0.76
1:C:71:ILE:N	1:C:76:ILE:HD13	1.99	0.76
1:D:75:ILE:HG13	1:D:75:ILE:O	1.84	0.76
1:D:202:THR:O	1:D:205:GLU:HB3	1.84	0.76
1:E:91:TYR:HA	1:E:95:ARG:HA	1.67	0.76
1:E:262:PHE:HA	1:E:273:GLY:CA	2.15	0.76

Continued on next page...

Continued from previous page...

Atom-1	Atom-2	Interatomic distance (Å)	Clash overlap (Å)
1:F:73:HIS:N	1:F:75:ILE:HG12	1.99	0.76
1:F:202:THR:O	1:F:205:GLU:HB3	1.84	0.76
1:F:369:ILE:HA	1:F:372:ARG:NH1	2.00	0.76
1:A:45:VAL:H	1:C:143:TYR:HE1	1.33	0.76
1:A:153:LEU:HD23	1:A:299:LEU:HD13	1.65	0.76
1:D:273:GLY:O	1:D:277:THR:HG23	1.85	0.76
1:D:306:TYR:HB2	1:D:309:ILE:HD11	1.66	0.76
1:D:340:TRP:HE3	1:D:341:ILE:HD13	1.50	0.76
1:D:369:ILE:HA	1:D:372:ARG:NH1	2.00	0.76
1:E:203:THR:CA	1:E:206:ARG:HH21	1.99	0.76
1:E:225:ASN:O	1:E:229:THR:HG23	1.85	0.76
1:E:306:TYR:HB2	1:E:309:ILE:HD11	1.66	0.76
1:F:273:GLY:O	1:F:277:THR:HG23	1.85	0.76
1:A:71:ILE:N	1:A:76:ILE:HD13	1.99	0.76
1:C:221:LEU:CD1	1:C:311:ASP:HB3	2.13	0.76
1:C:369:ILE:HA	1:C:372:ARG:NH1	2.00	0.76
1:D:133:TYR:HB2	1:D:356:TRP:HA	1.67	0.76
1:F:18:LYS:NZ	1:F:157:ASP:OD1	2.18	0.76
1:F:203:THR:CA	1:F:206:ARG:HH21	1.99	0.76
1:F:242:LEU:HB2	1:F:246:GLN:OE1	1.85	0.76
1:A:18:LYS:NZ	1:A:157:ASP:OD1	2.18	0.76
1:C:73:HIS:N	1:C:75:ILE:HG12	1.99	0.76
1:C:142:LEU:HD13	1:C:165:ILE:HD11	1.67	0.76
1:D:18:LYS:NZ	1:D:157:ASP:OD1	2.18	0.76
1:D:147:ARG:NE	2:J:343:THR:HG23	2.01	0.76
1:D:264:PRO:HB2	1:D:269:MET:CB	2.14	0.76
1:B:104:LEU:HD11	1:B:135:ALA:HB2	1.66	0.76
1:D:80:ASP:HB2	1:D:84:LYS:HZ1	1.45	0.76
1:D:104:LEU:HD11	1:D:135:ALA:HB2	1.66	0.76
1:D:151:ILE:HA	1:D:163:VAL:O	1.86	0.76
1:D:285:CYS:HB3	1:D:289:ILE:CG2	2.12	0.76
1:E:142:LEU:HD13	1:E:165:ILE:HD11	1.67	0.76
1:F:104:LEU:HD11	1:F:135:ALA:HB2	1.66	0.76
1:A:273:GLY:O	1:A:277:THR:HG23	1.85	0.76
1:C:225:ASN:O	1:C:229:THR:HG23	1.85	0.76
1:D:203:THR:CA	1:D:206:ARG:HH21	1.99	0.76
1:D:242:LEU:HB2	1:D:246:GLN:OE1	1.85	0.76
1:E:123:MET:CB	1:E:132:MET:HE1	2.11	0.76
1:F:71:ILE:O	1:F:71:ILE:CG2	2.30	0.76
1:A:37:ARG:HG2	1:A:68:LYS:NZ	2.00	0.76
1:B:225:ASN:O	1:B:229:THR:HG23	1.85	0.76

Continued on next page...

Continued from previous page...

Atom-1	Atom-2	Interatomic distance (Å)	Clash overlap (Å)
1:B:273:GLY:O	1:B:277:THR:HG23	1.85	0.76
1:E:18:LYS:NZ	1:E:157:ASP:OD1	2.18	0.76
1:E:73:HIS:N	1:E:75:ILE:HG12	1.99	0.76
1:E:113:LYS:HA	1:E:116:ARG:NH2	2.00	0.76
1:E:209:VAL:HA	1:E:212:ILE:CD1	2.05	0.76
1:E:242:LEU:HB2	1:E:246:GLN:OE1	1.85	0.76
1:E:369:ILE:HA	1:E:372:ARG:NH1	2.00	0.76
1:F:262:PHE:CE1	1:F:274:ILE:HG12	2.21	0.76
1:F:350:SER:HA	1:F:353:GLN:OE1	1.86	0.76
1:A:111:ASN:HD21	1:A:115:ASN:HB3	1.51	0.76
1:B:86:TRP:HB3	1:B:90:PHE:HE2	1.50	0.76
1:B:340:TRP:HE3	1:B:341:ILE:HD13	1.50	0.76
1:C:111:ASN:HD21	1:C:115:ASN:HB3	1.51	0.76
1:C:165:ILE:HG12	1:C:170:ALA:HB2	1.68	0.76
1:C:241:GLU:OE1	1:C:243:PRO:HA	1.84	0.76
1:E:350:SER:HA	1:E:353:GLN:OE1	1.86	0.76
1:F:262:PHE:HA	1:F:273:GLY:CA	2.15	0.76
1:A:142:LEU:HD13	1:A:165:ILE:HD11	1.67	0.76
1:B:15:GLY:H	1:B:157:ASP:CG	1.89	0.76
1:B:105:LEU:HB2	1:B:134:VAL:HG12	1.68	0.76
1:B:133:TYR:HB2	1:B:356:TRP:HA	1.67	0.76
1:B:262:PHE:HA	1:B:273:GLY:CA	2.15	0.76
1:B:306:TYR:HB2	1:B:309:ILE:HD11	1.66	0.76
1:C:147:ARG:NE	2:I:343:THR:HG23	2.01	0.76
1:C:151:ILE:HG13	1:C:164:PRO:N	2.01	0.76
1:D:104:LEU:HD13	1:D:133:TYR:CD2	2.21	0.76
1:D:105:LEU:HB2	1:D:134:VAL:HG12	1.68	0.76
1:E:165:ILE:HG12	1:E:170:ALA:HB2	1.68	0.76
1:E:273:GLY:O	1:E:277:THR:HG23	1.85	0.76
1:A:151:ILE:HG13	1:A:164:PRO:N	2.01	0.76
1:A:347:ALA:HA	1:A:356:TRP:CZ2	2.21	0.76
1:C:15:GLY:H	1:C:157:ASP:CG	1.89	0.76
1:C:113:LYS:HA	1:C:116:ARG:NH2	2.00	0.76
1:C:133:TYR:HB2	1:C:356:TRP:HA	1.67	0.76
1:C:273:GLY:O	1:C:277:THR:HG23	1.85	0.76
1:D:225:ASN:O	1:D:229:THR:HG23	1.85	0.76
1:E:241:GLU:OE1	1:E:243:PRO:HA	1.84	0.76
1:F:79:TRP:O	1:F:83:GLU:CG	2.24	0.76
1:F:91:TYR:HA	1:F:95:ARG:HA	1.67	0.76
1:F:264:PRO:HB2	1:F:269:MET:CB	2.14	0.76
1:A:165:ILE:HG12	1:A:170:ALA:HB2	1.68	0.75

Continued on next page...

Continued from previous page...

Atom-1	Atom-2	Interatomic distance (Å)	Clash overlap (Å)
1:A:221:LEU:CD1	1:A:311:ASP:HB3	2.13	0.75
1:A:262:PHE:CE1	1:A:274:ILE:HG12	2.21	0.75
1:B:242:LEU:HB2	1:B:246:GLN:OE1	1.85	0.75
1:B:264:PRO:HB2	1:B:269:MET:CB	2.14	0.75
1:C:8:LEU:HG	1:C:102:PRO:O	1.86	0.75
1:C:148:THR:OG1	1:C:167:GLU:HA	1.86	0.75
1:C:203:THR:CA	1:C:206:ARG:HH21	1.99	0.75
1:D:8:LEU:HG	1:D:102:PRO:O	1.86	0.75
1:D:226:GLU:OE1	1:D:227:MET:HE3	1.87	0.75
1:D:347:ALA:HA	1:D:356:TRP:CZ2	2.21	0.75
1:D:350:SER:HA	1:D:353:GLN:OE1	1.86	0.75
1:E:148:THR:OG1	1:E:167:GLU:HA	1.87	0.75
1:E:345:ILE:HG21	2:K:346:ARG:HG3	1.67	0.75
1:F:347:ALA:HA	1:F:356:TRP:CZ2	2.21	0.75
1:A:82:MET:HE2	1:A:86:TRP:HE1	1.51	0.75
1:A:113:LYS:HA	1:A:116:ARG:NH2	2.00	0.75
1:A:225:ASN:O	1:A:229:THR:HG23	1.85	0.75
1:B:234:SER:HA	1:B:237:GLU:CG	2.17	0.75
1:B:280:ASN:HA	1:B:283:MET:CE	2.16	0.75
1:B:285:CYS:HB3	1:B:289:ILE:CG2	2.12	0.75
1:B:345:ILE:HG21	2:H:346:ARG:HG3	1.67	0.75
1:C:86:TRP:HB3	1:C:90:PHE:HE2	1.50	0.75
1:C:262:PHE:HA	1:C:273:GLY:CA	2.15	0.75
1:C:297:ASN:HB3	1:C:329:ILE:HG13	1.69	0.75
1:C:345:ILE:HG21	2:I:346:ARG:HG3	1.67	0.75
1:D:15:GLY:H	1:D:157:ASP:CG	1.89	0.75
1:D:332:PRO:O	1:D:335:ARG:HG3	1.86	0.75
1:E:38:PRO:CA	1:E:64:ILE:O	2.32	0.75
1:E:111:ASN:HD21	1:E:115:ASN:HB3	1.50	0.75
1:F:8:LEU:HG	1:F:102:PRO:O	1.86	0.75
1:F:86:TRP:HB3	1:F:90:PHE:HE2	1.51	0.75
1:F:147:ARG:NE	2:L:343:THR:HG23	2.01	0.75
1:A:15:GLY:H	1:A:157:ASP:CG	1.89	0.75
1:B:148:THR:OG1	1:B:167:GLU:HA	1.87	0.75
1:B:151:ILE:HA	1:B:163:VAL:O	1.86	0.75
1:B:347:ALA:HA	1:B:356:TRP:CZ2	2.21	0.75
1:C:71:ILE:O	1:C:71:ILE:CG2	2.30	0.75
1:C:350:SER:HA	1:C:353:GLN:OE1	1.86	0.75
1:D:50:LYS:NZ	1:D:51:ASP:HB3	2.01	0.75
1:D:234:SER:HA	1:D:237:GLU:CG	2.17	0.75
1:D:262:PHE:CE1	1:D:274:ILE:HG12	2.21	0.75

Continued on next page...

Continued from previous page...

Atom-1	Atom-2	Interatomic distance (Å)	Clash overlap (Å)
1:E:9:VAL:HG13	1:E:20:GLY:H	1.52	0.75
1:E:267:ILE:HG13	1:E:269:MET:H	1.51	0.75
1:F:15:GLY:H	1:F:157:ASP:CG	1.89	0.75
1:F:148:THR:OG1	1:F:167:GLU:HA	1.87	0.75
2:N:191:TRP:HA	2:N:238:ARG:O	1.85	0.75
1:A:73:HIS:N	1:A:75:ILE:HG12	1.99	0.75
1:A:86:TRP:HB3	1:A:90:PHE:HE2	1.51	0.75
1:A:234:SER:HA	1:A:237:GLU:CD	2.06	0.75
1:A:242:LEU:HB2	1:A:246:GLN:OE1	1.85	0.75
1:A:262:PHE:HA	1:A:273:GLY:CA	2.15	0.75
1:A:297:ASN:HB3	1:A:329:ILE:HG13	1.69	0.75
1:C:9:VAL:HG13	1:C:20:GLY:H	1.52	0.75
1:C:104:LEU:HD13	1:C:133:TYR:CD2	2.21	0.75
1:C:267:ILE:HG13	1:C:269:MET:H	1.51	0.75
1:C:340:TRP:HE3	1:C:341:ILE:HD13	1.50	0.75
1:E:133:TYR:HB2	1:E:356:TRP:HA	1.67	0.75
1:F:105:LEU:HB2	1:F:134:VAL:HG12	1.68	0.75
1:F:328:LYS:HZ2	1:F:330:ILE:HG13	1.50	0.75
1:F:332:PRO:O	1:F:335:ARG:HG3	1.86	0.75
1:A:8:LEU:HG	1:A:102:PRO:O	1.86	0.75
1:A:148:THR:OG1	1:A:167:GLU:HA	1.87	0.75
1:A:280:ASN:HA	1:A:283:MET:CE	2.16	0.75
1:A:350:SER:HA	1:A:353:GLN:OE1	1.86	0.75
1:C:38:PRO:CA	1:C:64:ILE:O	2.32	0.75
1:C:50:LYS:NZ	1:C:51:ASP:HB3	2.01	0.75
1:C:71:ILE:HA	1:C:75:ILE:C	2.07	0.75
1:C:242:LEU:HB2	1:C:246:GLN:OE1	1.85	0.75
1:C:262:PHE:CE1	1:C:274:ILE:HG12	2.21	0.75
1:C:347:ALA:HA	1:C:356:TRP:CZ2	2.21	0.75
1:D:165:ILE:HG12	1:D:170:ALA:HB2	1.68	0.75
1:D:280:ASN:HA	1:D:283:MET:CE	2.16	0.75
1:E:15:GLY:H	1:E:157:ASP:CG	1.89	0.75
1:F:50:LYS:HZ2	1:F:51:ASP:HB3	1.51	0.75
2:P:191:TRP:HA	2:P:238:ARG:O	1.85	0.75
1:A:9:VAL:HG13	1:A:20:GLY:H	1.52	0.75
1:B:39:ARG:NH2	1:B:63:GLY:O	2.20	0.75
1:B:50:LYS:NZ	1:B:51:ASP:HB3	2.01	0.75
1:B:264:PRO:O	1:B:269:MET:N	2.20	0.75
1:D:264:PRO:O	1:D:269:MET:N	2.20	0.75
1:F:267:ILE:HG13	1:F:269:MET:H	1.51	0.75
1:A:163:VAL:HG12	1:A:165:ILE:HD11	1.68	0.75

Continued on next page...

Continued from previous page...

Atom-1	Atom-2	Interatomic distance (Å)	Clash overlap (Å)
1:A:203:THR:CA	1:A:206:ARG:HH21	1.99	0.75
1:B:8:LEU:HG	1:B:102:PRO:O	1.86	0.75
1:B:9:VAL:HG13	1:B:20:GLY:H	1.52	0.75
1:B:203:THR:CA	1:B:206:ARG:HH21	1.99	0.75
1:B:350:SER:HA	1:B:353:GLN:OE1	1.86	0.75
1:E:71:ILE:HA	1:E:75:ILE:C	2.07	0.75
1:E:89:THR:HA	1:E:93:GLU:CD	2.07	0.75
1:E:151:ILE:HG13	1:E:164:PRO:N	2.01	0.75
1:E:280:ASN:HA	1:E:283:MET:CE	2.16	0.75
1:F:39:ARG:NH2	1:F:63:GLY:O	2.20	0.75
1:F:234:SER:HA	1:F:237:GLU:CG	2.17	0.75
1:A:105:LEU:CG	1:A:133:TYR:O	2.35	0.75
1:A:151:ILE:H	1:A:293:LEU:HD13	1.52	0.75
1:A:332:PRO:O	1:A:335:ARG:HG3	1.86	0.75
1:B:151:ILE:H	1:B:293:LEU:HD13	1.52	0.75
1:B:187:ASP:HA	1:B:190:MET:HE2	1.68	0.75
1:B:234:SER:HA	1:B:237:GLU:CD	2.06	0.75
1:C:280:ASN:HA	1:C:283:MET:CE	2.16	0.75
1:D:59:GLN:OE1	1:D:59:GLN:N	2.14	0.75
1:D:148:THR:OG1	1:D:167:GLU:HA	1.87	0.75
1:D:234:SER:HA	1:D:237:GLU:CD	2.06	0.75
1:E:285:CYS:HB3	1:E:289:ILE:CG2	2.12	0.75
1:F:80:ASP:HA	1:F:83:GLU:CD	2.07	0.75
1:F:151:ILE:HG13	1:F:164:PRO:N	2.01	0.75
1:F:190:MET:HG3	1:F:191:LYS:HD2	1.67	0.75
2:L:342:VAL:CG1	2:L:344:ASP:O	2.35	0.75
1:A:133:TYR:HB2	1:A:356:TRP:HA	1.67	0.75
1:B:71:ILE:HA	1:B:75:ILE:C	2.07	0.75
1:B:165:ILE:HG12	1:B:170:ALA:HB2	1.68	0.75
1:C:27:PRO:HD3	1:C:340:TRP:CD2	2.22	0.75
1:C:332:PRO:O	1:C:335:ARG:HG3	1.86	0.75
1:D:187:ASP:HA	1:D:190:MET:HE3	1.68	0.75
1:E:59:GLN:OE1	1:E:59:GLN:N	2.14	0.75
1:E:104:LEU:HD11	1:E:135:ALA:CB	2.17	0.75
1:E:147:ARG:CG	2:K:343:THR:CG2	2.64	0.75
1:E:171:LEU:HD12	1:E:172:PRO:HD2	1.69	0.75
1:E:262:PHE:CE1	1:E:274:ILE:HG12	2.21	0.75
1:F:71:ILE:HA	1:F:75:ILE:C	2.07	0.75
1:F:142:LEU:HD13	1:F:165:ILE:HD11	1.67	0.75
1:F:148:THR:CB	1:F:167:GLU:HA	2.16	0.75
1:F:165:ILE:HG12	1:F:170:ALA:HB2	1.68	0.75

Continued on next page...

Continued from previous page...

Atom-1	Atom-2	Interatomic distance (Å)	Clash overlap (Å)
1:F:362:TYR:CE2	2:R:196:TRP:CD1	2.75	0.75
1:A:71:ILE:HA	1:A:75:ILE:C	2.07	0.74
1:B:151:ILE:HG13	1:B:164:PRO:N	2.01	0.74
1:D:9:VAL:HG13	1:D:20:GLY:H	1.52	0.74
1:E:86:TRP:HB3	1:E:90:PHE:HE2	1.50	0.74
1:E:122:ILE:HA	1:E:125:GLU:OE1	1.87	0.74
1:E:151:ILE:HA	1:E:163:VAL:O	1.86	0.74
1:E:332:PRO:O	1:E:335:ARG:HG3	1.86	0.74
1:F:9:VAL:HG13	1:F:20:GLY:H	1.52	0.74
1:F:151:ILE:HA	1:F:163:VAL:O	1.86	0.74
1:F:151:ILE:H	1:F:293:LEU:HD13	1.52	0.74
2:H:342:VAL:CG1	2:H:344:ASP:O	2.35	0.74
1:A:148:THR:CB	1:A:167:GLU:HA	2.16	0.74
1:A:244:ASP:OD1	1:A:246:GLN:N	2.20	0.74
1:A:267:ILE:HG13	1:A:269:MET:H	1.51	0.74
1:A:345:ILE:HG21	2:G:346:ARG:HG3	1.67	0.74
1:B:147:ARG:NE	2:H:343:THR:HG23	2.01	0.74
1:B:190:MET:HG3	1:B:191:LYS:HD2	1.68	0.74
1:B:192:ILE:HG13	1:B:193:LEU:H	1.52	0.74
1:B:262:PHE:CE1	1:B:274:ILE:HG12	2.21	0.74
1:C:122:ILE:HA	1:C:125:GLU:OE1	1.87	0.74
1:D:80:ASP:HA	1:D:83:GLU:CD	2.08	0.74
1:D:91:TYR:HA	1:D:95:ARG:HA	1.67	0.74
1:D:192:ILE:HG13	1:D:193:LEU:H	1.52	0.74
1:D:345:ILE:HG21	2:J:346:ARG:HG3	1.67	0.74
1:E:8:LEU:HG	1:E:102:PRO:O	1.86	0.74
1:E:151:ILE:H	1:E:293:LEU:HD13	1.52	0.74
1:E:291:LYS:HA	1:E:294:TYR:CD2	2.22	0.74
1:F:27:PRO:HD3	1:F:340:TRP:CD2	2.22	0.74
1:F:37:ARG:HG2	1:F:68:LYS:HZ2	1.52	0.74
1:F:61:LYS:HE2	1:F:61:LYS:CA	2.17	0.74
1:F:105:LEU:CG	1:F:133:TYR:O	2.35	0.74
1:F:211:ASP:C	1:F:215:LYS:HZ2	1.90	0.74
1:F:234:SER:HA	1:F:237:GLU:CD	2.06	0.74
1:F:280:ASN:HA	1:F:283:MET:CE	2.16	0.74
1:F:312:ARG:H	1:F:312:ARG:CD	1.99	0.74
1:F:345:ILE:HG21	2:L:346:ARG:HG3	1.67	0.74
1:A:89:THR:HA	1:A:93:GLU:CD	2.07	0.74
1:A:151:ILE:HA	1:A:163:VAL:O	1.86	0.74
1:A:190:MET:HG3	1:A:191:LYS:HD2	1.68	0.74
1:A:279:TYR:O	1:A:282:ILE:HG12	1.87	0.74

Continued on next page...

Continued from previous page...

Atom-1	Atom-2	Interatomic distance (Å)	Clash overlap (Å)
1:B:142:LEU:HD13	1:B:165:ILE:HD11	1.67	0.74
1:B:147:ARG:CG	2:H:343:THR:CG2	2.64	0.74
1:B:297:ASN:HB3	1:B:329:ILE:HG13	1.69	0.74
1:C:104:LEU:HD11	1:C:135:ALA:CB	2.17	0.74
1:C:171:LEU:HD12	1:C:172:PRO:HD2	1.69	0.74
1:C:234:SER:HA	1:C:237:GLU:CD	2.06	0.74
1:C:291:LYS:HA	1:C:294:TYR:CD2	2.22	0.74
1:D:111:ASN:HD21	1:D:115:ASN:HB3	1.51	0.74
1:D:147:ARG:CG	2:J:343:THR:CG2	2.64	0.74
1:D:190:MET:HG3	1:D:191:LYS:HD2	1.68	0.74
1:D:209:VAL:HA	1:D:212:ILE:CD1	2.05	0.74
1:D:267:ILE:HG13	1:D:269:MET:H	1.52	0.74
1:D:291:LYS:HA	1:D:294:TYR:CD2	2.22	0.74
1:E:27:PRO:HD3	1:E:340:TRP:CD2	2.22	0.74
1:F:111:ASN:HD21	1:F:115:ASN:HB3	1.51	0.74
2:J:342:VAL:CG1	2:J:344:ASP:O	2.35	0.74
1:A:38:PRO:CA	1:A:64:ILE:O	2.32	0.74
1:B:362:TYR:CE2	2:N:196:TRP:CD1	2.75	0.74
1:C:151:ILE:HA	1:C:163:VAL:O	1.86	0.74
1:C:328:LYS:HZ3	1:C:330:ILE:HG13	1.52	0.74
1:D:362:TYR:CE2	2:P:196:TRP:CD1	2.75	0.74
1:E:50:LYS:NZ	1:E:51:ASP:HB3	2.01	0.74
1:E:234:SER:HA	1:E:237:GLU:CD	2.06	0.74
1:E:264:PRO:HB2	1:E:269:MET:CB	2.14	0.74
1:E:347:ALA:HA	1:E:356:TRP:CZ2	2.21	0.74
1:F:79:TRP:C	1:F:83:GLU:HG3	2.07	0.74
1:F:192:ILE:HG13	1:F:193:LEU:H	1.52	0.74
1:A:104:LEU:HD13	1:A:133:TYR:CD2	2.21	0.74
1:B:163:VAL:HG12	1:B:165:ILE:HD11	1.68	0.74
1:B:269:MET:HG3	1:B:271:SER:H	1.53	0.74
1:B:332:PRO:O	1:B:335:ARG:HG3	1.86	0.74
1:C:148:THR:CB	1:C:167:GLU:HA	2.16	0.74
1:C:163:VAL:HG12	1:C:165:ILE:HD11	1.68	0.74
1:C:244:ASP:OD1	1:C:246:GLN:N	2.21	0.74
1:D:71:ILE:HA	1:D:75:ILE:C	2.07	0.74
1:D:79:TRP:C	1:D:83:GLU:HG3	2.07	0.74
1:D:122:ILE:HA	1:D:125:GLU:OE1	1.87	0.74
1:D:142:LEU:HD13	1:D:165:ILE:HD11	1.67	0.74
1:D:312:ARG:H	1:D:312:ARG:CD	1.99	0.74
1:D:342:GLY:HA2	2:J:346:ARG:HD2	1.70	0.74
1:E:80:ASP:HA	1:E:83:GLU:CD	2.07	0.74

Continued on next page...

Continued from previous page...

Atom-1	Atom-2	Interatomic distance (Å)	Clash overlap (Å)
1:E:105:LEU:CG	1:E:133:TYR:O	2.35	0.74
1:F:89:THR:HA	1:F:93:GLU:CD	2.07	0.74
1:F:122:ILE:HA	1:F:125:GLU:OE1	1.87	0.74
1:F:163:VAL:HG12	1:F:165:ILE:HD11	1.68	0.74
1:A:104:LEU:HD11	1:A:135:ALA:CB	2.17	0.74
1:A:122:ILE:HA	1:A:125:GLU:OE1	1.87	0.74
1:B:27:PRO:HD3	1:B:340:TRP:CD2	2.22	0.74
1:B:80:ASP:HA	1:B:83:GLU:CD	2.07	0.74
1:B:291:LYS:HA	1:B:294:TYR:CD2	2.22	0.74
1:C:190:MET:HG3	1:C:191:LYS:HD2	1.68	0.74
1:D:86:TRP:HB3	1:D:90:PHE:HE2	1.51	0.74
1:D:104:LEU:HD11	1:D:135:ALA:CB	2.17	0.74
1:D:148:THR:CB	1:D:167:GLU:HA	2.16	0.74
1:D:151:ILE:HG13	1:D:164:PRO:N	2.01	0.74
1:D:297:ASN:HB3	1:D:329:ILE:HG13	1.69	0.74
1:E:147:ARG:CD	2:K:343:THR:HG21	2.17	0.74
1:E:148:THR:CB	1:E:167:GLU:HA	2.16	0.74
1:F:221:LEU:HD13	1:F:312:ARG:CD	2.18	0.74
1:F:342:GLY:HA2	2:L:346:ARG:HD2	1.70	0.74
2:K:342:VAL:CG1	2:K:344:ASP:O	2.35	0.74
2:R:191:TRP:HA	2:R:238:ARG:O	1.85	0.74
1:A:27:PRO:HD3	1:A:340:TRP:CD2	2.22	0.74
1:A:50:LYS:NZ	1:A:51:ASP:HB3	2.01	0.74
1:A:171:LEU:HD12	1:A:172:PRO:HD2	1.69	0.74
1:A:264:PRO:O	1:A:269:MET:N	2.20	0.74
1:B:105:LEU:CG	1:B:133:TYR:O	2.35	0.74
1:B:209:VAL:HA	1:B:212:ILE:CD1	2.05	0.74
1:C:45:VAL:H	1:E:143:TYR:HE1	1.33	0.74
1:C:89:THR:HA	1:C:93:GLU:CD	2.07	0.74
1:C:105:LEU:CG	1:C:133:TYR:O	2.35	0.74
1:E:79:TRP:C	1:E:83:GLU:HG3	2.07	0.74
2:I:342:VAL:CG1	2:I:344:ASP:O	2.35	0.74
1:A:79:TRP:C	1:A:83:GLU:HG3	2.07	0.74
1:A:291:LYS:HA	1:A:294:TYR:CD2	2.22	0.74
1:B:91:TYR:HA	1:B:95:ARG:HA	1.67	0.74
1:B:148:THR:CB	1:B:167:GLU:HA	2.16	0.74
1:B:342:GLY:HA2	2:H:346:ARG:HD2	1.70	0.74
1:E:190:MET:HG3	1:E:191:LYS:HD2	1.68	0.74
1:E:269:MET:HG3	1:E:271:SER:H	1.53	0.74
1:F:50:LYS:NZ	1:F:51:ASP:HB3	2.01	0.74
1:F:264:PRO:O	1:F:269:MET:N	2.20	0.74

Continued on next page...

Continued from previous page...

Atom-1	Atom-2	Interatomic distance (Å)	Clash overlap (Å)
1:F:291:LYS:HA	1:F:294:TYR:CD2	2.22	0.74
1:B:79:TRP:C	1:B:83:GLU:HG3	2.07	0.74
1:B:267:ILE:HG13	1:B:269:MET:H	1.52	0.74
1:B:312:ARG:H	1:B:312:ARG:CD	1.99	0.74
1:D:221:LEU:HD13	1:D:312:ARG:CD	2.18	0.74
1:E:192:ILE:HG13	1:E:193:LEU:H	1.52	0.74
1:F:269:MET:HG3	1:F:271:SER:H	1.52	0.74
1:A:192:ILE:HG13	1:A:193:LEU:H	1.52	0.74
1:B:9:VAL:HG11	1:B:340:TRP:CZ2	2.23	0.74
1:B:71:ILE:O	1:B:71:ILE:CG2	2.30	0.74
1:B:221:LEU:HD13	1:B:312:ARG:CD	2.18	0.74
1:D:9:VAL:HG11	1:D:340:TRP:CZ2	2.23	0.74
1:E:221:LEU:HD13	1:E:312:ARG:CD	2.18	0.74
1:E:264:PRO:O	1:E:269:MET:N	2.20	0.74
1:E:279:TYR:O	1:E:282:ILE:HG12	1.87	0.74
1:F:9:VAL:HG11	1:F:340:TRP:CZ2	2.23	0.74
1:F:244:ASP:OD1	1:F:246:GLN:N	2.20	0.74
2:G:342:VAL:CG1	2:G:344:ASP:O	2.35	0.74
1:A:9:VAL:HG11	1:A:340:TRP:CZ2	2.23	0.73
1:A:221:LEU:HD13	1:A:312:ARG:CD	2.18	0.73
1:A:269:MET:HG3	1:A:271:SER:H	1.52	0.73
1:A:280:ASN:HA	1:A:283:MET:SD	2.28	0.73
1:B:45:VAL:H	1:D:143:TYR:HE1	1.33	0.73
1:B:104:LEU:HD11	1:B:135:ALA:CB	2.17	0.73
1:B:147:ARG:CD	2:H:343:THR:HG21	2.17	0.73
1:B:234:SER:HA	1:B:237:GLU:HG3	1.70	0.73
1:C:9:VAL:HG11	1:C:340:TRP:CZ2	2.23	0.73
1:C:221:LEU:HD13	1:C:312:ARG:CD	2.18	0.73
1:D:89:THR:HA	1:D:93:GLU:CD	2.07	0.73
1:D:244:ASP:OD1	1:D:246:GLN:N	2.20	0.73
1:E:9:VAL:HG11	1:E:340:TRP:CZ2	2.23	0.73
1:E:208:ILE:O	1:E:212:ILE:HG13	1.88	0.73
1:E:340:TRP:HE3	1:E:341:ILE:HD13	1.50	0.73
1:F:104:LEU:HD13	1:F:133:TYR:CD2	2.21	0.73
1:A:147:ARG:NE	2:G:343:THR:HG23	2.01	0.73
1:A:166:TYR:O	1:A:169:TYR:HB2	1.89	0.73
1:A:234:SER:HA	1:A:237:GLU:CG	2.17	0.73
1:A:234:SER:HA	1:A:237:GLU:HG3	1.70	0.73
1:B:160:THR:HB	1:B:178:LEU:O	1.89	0.73
1:B:166:TYR:O	1:B:169:TYR:HD2	1.72	0.73
1:C:160:THR:HB	1:C:178:LEU:O	1.89	0.73

Continued on next page...

Continued from previous page...

Atom-1	Atom-2	Interatomic distance (Å)	Clash overlap (Å)
1:C:264:PRO:O	1:C:269:MET:N	2.20	0.73
1:C:280:ASN:HA	1:C:283:MET:SD	2.28	0.73
1:D:27:PRO:HD3	1:D:340:TRP:CD2	2.22	0.73
1:D:39:ARG:NH2	1:D:63:GLY:O	2.20	0.73
1:D:269:MET:HG3	1:D:271:SER:H	1.53	0.73
1:E:166:TYR:O	1:E:169:TYR:HB2	1.89	0.73
1:E:297:ASN:HB3	1:E:329:ILE:HG13	1.69	0.73
1:F:104:LEU:HD11	1:F:135:ALA:CB	2.17	0.73
1:F:209:VAL:CA	1:F:212:ILE:HD12	2.05	0.73
1:A:45:VAL:HG22	1:C:143:TYR:CE1	2.23	0.73
1:A:124:PHE:CD1	1:A:359:LYS:NZ	2.56	0.73
1:C:61:LYS:CA	1:C:61:LYS:HE2	2.17	0.73
1:C:147:ARG:CD	2:I:343:THR:HG21	2.17	0.73
1:C:234:SER:HA	1:C:237:GLU:HG3	1.70	0.73
1:D:64:ILE:HG23	1:D:65:LEU:HD22	1.70	0.73
1:D:160:THR:HB	1:D:178:LEU:O	1.89	0.73
1:D:209:VAL:CA	1:D:212:ILE:HD12	2.05	0.73
1:E:234:SER:HA	1:E:237:GLU:CG	2.17	0.73
1:E:244:ASP:OD1	1:E:246:GLN:N	2.20	0.73
1:E:362:TYR:CE2	2:Q:196:TRP:CD1	2.75	0.73
1:F:64:ILE:HG23	1:F:65:LEU:HD22	1.70	0.73
1:A:80:ASP:HA	1:A:83:GLU:CD	2.07	0.73
1:B:44:MET:HA	1:D:143:TYR:OH	1.89	0.73
1:B:111:ASN:HD21	1:B:115:ASN:HB3	1.51	0.73
1:B:184:ASP:O	1:B:187:ASP:HB2	1.88	0.73
1:C:44:MET:HE1	1:E:169:TYR:CD1	2.22	0.73
1:C:64:ILE:HG23	1:C:65:LEU:HD22	1.70	0.73
1:C:79:TRP:C	1:C:83:GLU:HG3	2.07	0.73
1:D:45:VAL:HG22	1:F:143:TYR:CE1	2.23	0.73
1:D:151:ILE:H	1:D:293:LEU:HD13	1.52	0.73
1:D:184:ASP:O	1:D:187:ASP:HB2	1.88	0.73
1:D:234:SER:HA	1:D:237:GLU:HG3	1.70	0.73
1:E:234:SER:HA	1:E:237:GLU:HG3	1.70	0.73
1:F:166:TYR:O	1:F:169:TYR:HD2	1.72	0.73
1:F:184:ASP:O	1:F:187:ASP:HB2	1.88	0.73
1:A:160:THR:HB	1:A:178:LEU:O	1.89	0.73
1:A:208:ILE:O	1:A:212:ILE:HG13	1.88	0.73
1:B:34:ILE:HA	1:B:68:LYS:O	1.89	0.73
1:B:122:ILE:HA	1:B:125:GLU:OE1	1.87	0.73
1:B:142:LEU:CD2	1:B:163:VAL:HG11	2.18	0.73
1:B:226:GLU:OE1	1:B:227:MET:HE3	1.88	0.73

Continued on next page...

Continued from previous page...

Atom-1	Atom-2	Interatomic distance (Å)	Clash overlap (Å)
1:B:280:ASN:HA	1:B:283:MET:SD	2.28	0.73
1:C:234:SER:HA	1:C:237:GLU:CG	2.17	0.73
1:D:82:MET:HG3	1:D:86:TRP:NE1	2.03	0.73
1:D:105:LEU:CG	1:D:133:TYR:O	2.35	0.73
1:D:163:VAL:HG12	1:D:165:ILE:HD11	1.68	0.73
1:D:280:ASN:HA	1:D:283:MET:SD	2.28	0.73
1:F:82:MET:HG3	1:F:86:TRP:NE1	2.03	0.73
1:A:59:GLN:OE1	1:A:59:GLN:N	2.14	0.73
1:A:67:LEU:HD23	1:A:203:THR:CG2	2.19	0.73
1:A:166:TYR:O	1:A:169:TYR:HD2	1.72	0.73
1:B:50:LYS:HZ2	1:B:51:ASP:HB3	1.53	0.73
1:B:147:ARG:NE	2:H:343:THR:HG21	2.04	0.73
1:C:116:ARG:HA	1:C:119:MET:SD	2.29	0.73
1:C:124:PHE:CD1	1:C:359:LYS:NZ	2.56	0.73
1:C:151:ILE:H	1:C:293:LEU:HD13	1.52	0.73
1:C:279:TYR:O	1:C:282:ILE:HG12	1.87	0.73
1:D:34:ILE:HA	1:D:68:LYS:O	1.89	0.73
1:D:45:VAL:H	1:F:143:TYR:HE1	1.33	0.73
1:D:73:HIS:O	1:D:75:ILE:HG23	1.88	0.73
1:D:166:TYR:O	1:D:169:TYR:HD2	1.72	0.73
1:E:64:ILE:HG23	1:E:65:LEU:HD22	1.70	0.73
1:E:105:LEU:HB2	1:E:134:VAL:HG12	1.69	0.73
1:E:116:ARG:HA	1:E:119:MET:SD	2.29	0.73
1:E:163:VAL:HG12	1:E:165:ILE:HD11	1.68	0.73
1:F:215:LYS:CG	1:F:216:LEU:HD23	2.18	0.73
1:F:234:SER:HA	1:F:237:GLU:HG3	1.70	0.73
1:A:328:LYS:HZ3	1:A:330:ILE:HG13	1.51	0.73
1:B:40:HIS:HE2	1:D:169:TYR:HD1	1.36	0.73
1:B:279:TYR:O	1:B:282:ILE:HG12	1.87	0.73
1:C:73:HIS:O	1:C:75:ILE:HG23	1.88	0.73
1:C:82:MET:HG3	1:C:86:TRP:NE1	2.03	0.73
1:C:166:TYR:O	1:C:169:TYR:HB2	1.89	0.73
1:C:264:PRO:HB2	1:C:269:MET:CB	2.14	0.73
1:D:147:ARG:NE	2:J:343:THR:HG21	2.04	0.73
1:D:279:TYR:O	1:D:282:ILE:HG12	1.87	0.73
1:E:61:LYS:CA	1:E:61:LYS:HE2	2.17	0.73
1:E:82:MET:HG3	1:E:86:TRP:NE1	2.03	0.73
1:E:104:LEU:HD13	1:E:133:TYR:CD2	2.21	0.73
1:E:297:ASN:OD1	1:E:327:ILE:CD1	2.37	0.73
1:F:124:PHE:CD1	1:F:359:LYS:NZ	2.56	0.73
1:F:147:ARG:CG	2:L:343:THR:CG2	2.64	0.73

Continued on next page...

Continued from previous page...

Atom-1	Atom-2	Interatomic distance (Å)	Clash overlap (Å)
1:F:160:THR:HB	1:F:178:LEU:O	1.88	0.73
1:F:279:TYR:O	1:F:282:ILE:HG12	1.87	0.73
1:A:40:HIS:HE2	1:C:169:TYR:HD1	1.37	0.73
1:A:44:MET:HA	1:C:143:TYR:OH	1.89	0.73
1:B:244:ASP:OD1	1:B:246:GLN:N	2.20	0.73
1:B:328:LYS:HZ3	1:B:330:ILE:HG13	1.51	0.73
1:C:211:ASP:C	1:C:215:LYS:HZ2	1.91	0.73
1:C:297:ASN:OD1	1:C:327:ILE:CD1	2.37	0.73
1:D:61:LYS:HE2	1:D:61:LYS:CA	2.17	0.73
1:D:142:LEU:CD2	1:D:163:VAL:HG11	2.18	0.73
1:D:297:ASN:OD1	1:D:327:ILE:CD1	2.37	0.73
1:E:47:MET:HA	1:E:49:GLN:OE1	1.89	0.73
1:E:142:LEU:CD2	1:E:163:VAL:HG11	2.18	0.73
1:E:190:MET:SD	1:E:191:LYS:NZ	2.62	0.73
1:E:226:GLU:OE1	1:E:227:MET:HE3	1.87	0.73
1:F:147:ARG:NE	2:L:343:THR:HG21	2.04	0.73
1:F:171:LEU:HD12	1:F:172:PRO:HD2	1.69	0.73
1:F:263:GLN:HE21	1:F:266:PHE:HE2	1.37	0.73
1:F:297:ASN:HB3	1:F:329:ILE:HG13	1.69	0.73
1:F:360:GLN:O	1:F:363:ASP:N	2.17	0.73
1:A:73:HIS:O	1:A:75:ILE:HG23	1.88	0.73
1:A:116:ARG:HA	1:A:119:MET:SD	2.29	0.73
1:A:297:ASN:OD1	1:A:327:ILE:CD1	2.37	0.73
1:B:79:TRP:O	1:B:83:GLU:N	2.22	0.73
1:B:104:LEU:HD13	1:B:133:TYR:CD2	2.21	0.73
1:B:171:LEU:HD12	1:B:172:PRO:HD2	1.69	0.73
1:C:192:ILE:HG13	1:C:193:LEU:H	1.52	0.73
1:C:248:ILE:O	1:C:248:ILE:CG2	2.37	0.73
1:C:362:TYR:CE2	2:O:196:TRP:CD1	2.75	0.73
1:E:160:THR:HB	1:E:178:LEU:O	1.89	0.73
1:E:280:ASN:HA	1:E:283:MET:SD	2.28	0.73
1:E:312:ARG:H	1:E:312:ARG:CD	1.99	0.73
1:F:142:LEU:CD2	1:F:163:VAL:HG11	2.18	0.73
1:A:82:MET:HG3	1:A:86:TRP:NE1	2.03	0.73
1:A:105:LEU:HB2	1:A:134:VAL:HG12	1.68	0.73
1:B:190:MET:SD	1:B:191:LYS:NZ	2.62	0.73
1:C:166:TYR:O	1:C:169:TYR:HD2	1.72	0.73
1:C:190:MET:SD	1:C:191:LYS:NZ	2.62	0.73
1:C:269:MET:HG3	1:C:271:SER:H	1.52	0.73
1:D:171:LEU:HD12	1:D:172:PRO:HD2	1.69	0.73
1:E:124:PHE:CD1	1:E:359:LYS:NZ	2.56	0.73

Continued on next page...

Continued from previous page...

Atom-1	Atom-2	Interatomic distance (Å)	Clash overlap (Å)
1:F:34:ILE:HA	1:F:68:LYS:O	1.89	0.73
1:A:61:LYS:HE2	1:A:61:LYS:CA	2.17	0.72
1:A:248:ILE:O	1:A:248:ILE:CG2	2.37	0.72
1:A:264:PRO:HB2	1:A:269:MET:CB	2.14	0.72
1:A:342:GLY:HA2	2:G:346:ARG:HD2	1.70	0.72
1:C:38:PRO:CB	1:C:64:ILE:HG13	2.19	0.72
1:C:40:HIS:HE2	1:E:169:TYR:HD1	1.37	0.72
1:C:285:CYS:HB3	1:C:289:ILE:CG2	2.12	0.72
1:D:37:ARG:HG2	1:D:68:LYS:HZ2	1.53	0.72
1:E:73:HIS:O	1:E:75:ILE:HG23	1.88	0.72
1:E:248:ILE:O	1:E:248:ILE:CG2	2.37	0.72
1:E:353:GLN:HA	1:E:356:TRP:CE3	2.24	0.72
1:F:297:ASN:OD1	1:F:327:ILE:CD1	2.37	0.72
1:F:298:VAL:HA	1:F:330:ILE:HB	1.71	0.72
1:B:45:VAL:HG22	1:D:143:TYR:CE1	2.23	0.72
1:B:209:VAL:CA	1:B:212:ILE:HD12	2.05	0.72
1:C:105:LEU:HB2	1:C:134:VAL:HG12	1.68	0.72
1:D:40:HIS:HE2	1:F:169:TYR:HD1	1.37	0.72
1:D:44:MET:HA	1:F:143:TYR:OH	1.89	0.72
1:D:124:PHE:CD1	1:D:359:LYS:NZ	2.56	0.72
1:D:185:LEU:HB3	1:D:257:CYS:SG	2.30	0.72
1:D:215:LYS:CG	1:D:216:LEU:HD23	2.18	0.72
1:E:34:ILE:HA	1:E:68:LYS:O	1.89	0.72
1:E:38:PRO:CB	1:E:64:ILE:HG13	2.20	0.72
1:E:39:ARG:NH2	1:E:63:GLY:O	2.20	0.72
1:E:133:TYR:HA	1:E:357:ILE:HG12	1.70	0.72
1:F:73:HIS:O	1:F:75:ILE:HG23	1.88	0.72
1:F:116:ARG:HA	1:F:119:MET:SD	2.29	0.72
1:F:353:GLN:HA	1:F:356:TRP:CE3	2.24	0.72
2:N:238:ARG:CZ	2:N:250:SER:H	2.03	0.72
1:A:17:VAL:C	1:A:18:LYS:HD3	2.10	0.72
1:A:38:PRO:CB	1:A:64:ILE:HG13	2.20	0.72
1:A:47:MET:HA	1:A:49:GLN:OE1	1.89	0.72
1:A:263:GLN:HE21	1:A:266:PHE:HE2	1.37	0.72
1:B:82:MET:HG3	1:B:86:TRP:NE1	2.03	0.72
1:B:89:THR:HA	1:B:93:GLU:CD	2.07	0.72
1:B:297:ASN:OD1	1:B:327:ILE:CD1	2.37	0.72
1:B:298:VAL:HA	1:B:330:ILE:HB	1.71	0.72
1:B:360:GLN:O	1:B:363:ASP:N	2.17	0.72
1:C:45:VAL:HG22	1:E:143:TYR:CE1	2.23	0.72
1:C:80:ASP:HA	1:C:83:GLU:CD	2.07	0.72

Continued on next page...

Continued from previous page...

Atom-1	Atom-2	Interatomic distance (Å)	Clash overlap (Å)
1:D:166:TYR:O	1:D:169:TYR:HB2	1.89	0.72
1:D:190:MET:SD	1:D:191:LYS:NZ	2.62	0.72
1:E:53:TYR:O	1:E:57:GLU:HG3	1.90	0.72
1:E:147:ARG:NE	2:K:343:THR:HG23	2.01	0.72
1:E:298:VAL:HA	1:E:330:ILE:HB	1.71	0.72
1:F:67:LEU:HD23	1:F:203:THR:CG2	2.19	0.72
1:F:71:ILE:HB	1:F:76:ILE:CD1	2.20	0.72
1:F:280:ASN:HA	1:F:283:MET:SD	2.28	0.72
1:A:180:LEU:HD21	1:A:185:LEU:HD21	1.72	0.72
1:B:61:LYS:HE2	1:B:61:LYS:CA	2.17	0.72
1:B:185:LEU:HB3	1:B:257:CYS:SG	2.29	0.72
1:C:226:GLU:OE1	1:C:227:MET:HE3	1.88	0.72
1:C:342:GLY:HA2	2:I:346:ARG:HD2	1.70	0.72
1:D:71:ILE:HB	1:D:76:ILE:CD1	2.20	0.72
1:D:263:GLN:HE21	1:D:266:PHE:HE2	1.37	0.72
1:D:298:VAL:HA	1:D:330:ILE:HB	1.71	0.72
1:E:71:ILE:HB	1:E:76:ILE:CD1	2.20	0.72
1:E:166:TYR:O	1:E:169:TYR:HD2	1.72	0.72
1:E:342:GLY:HA2	2:K:346:ARG:HD2	1.70	0.72
1:F:17:VAL:C	1:F:18:LYS:HD3	2.10	0.72
1:F:141:SER:HB3	1:F:339:VAL:CG1	2.14	0.72
1:F:166:TYR:O	1:F:169:TYR:HB2	1.89	0.72
1:F:185:LEU:HB3	1:F:257:CYS:SG	2.30	0.72
1:A:37:ARG:HG2	1:A:68:LYS:HZ2	1.53	0.72
1:A:142:LEU:CD2	1:A:163:VAL:HG11	2.18	0.72
1:A:353:GLN:HA	1:A:356:TRP:CE3	2.24	0.72
1:A:362:TYR:CE2	2:M:196:TRP:CD1	2.75	0.72
1:B:64:ILE:HG23	1:B:65:LEU:HD22	1.70	0.72
1:B:71:ILE:HB	1:B:76:ILE:CD1	2.20	0.72
1:B:290:ARG:NH2	1:B:325:MET:HE1	2.05	0.72
1:C:17:VAL:C	1:C:18:LYS:HD3	2.10	0.72
1:C:50:LYS:HZ2	1:C:51:ASP:HB3	1.54	0.72
1:C:136:ILE:HG22	1:C:138:ALA:H	1.55	0.72
1:C:142:LEU:CD2	1:C:163:VAL:HG11	2.18	0.72
1:C:180:LEU:HD21	1:C:185:LEU:HD21	1.72	0.72
1:D:221:LEU:CD1	1:D:315:LYS:HZ2	2.03	0.72
1:D:360:GLN:O	1:D:363:ASP:N	2.17	0.72
1:F:79:TRP:O	1:F:83:GLU:N	2.22	0.72
1:F:203:THR:HA	1:F:206:ARG:HE	1.54	0.72
1:A:190:MET:SD	1:A:191:LYS:NZ	2.62	0.72
1:A:215:LYS:CG	1:A:216:LEU:HD23	2.18	0.72

Continued on next page...

Continued from previous page...

Atom-1	Atom-2	Interatomic distance (Å)	Clash overlap (Å)
1:B:13:GLY:N	1:B:16:LEU:O	2.23	0.72
1:B:38:PRO:CB	1:B:64:ILE:HG13	2.20	0.72
1:B:353:GLN:HA	1:B:356:TRP:CE3	2.24	0.72
1:C:39:ARG:NH2	1:C:63:GLY:O	2.20	0.72
1:C:67:LEU:HD23	1:C:203:THR:CG2	2.19	0.72
1:C:208:ILE:O	1:C:212:ILE:HG13	1.89	0.72
1:D:17:VAL:C	1:D:18:LYS:HD3	2.10	0.72
1:D:353:GLN:HA	1:D:356:TRP:CE3	2.24	0.72
1:E:67:LEU:HD23	1:E:203:THR:CG2	2.19	0.72
1:E:180:LEU:HD21	1:E:185:LEU:HD21	1.71	0.72
1:F:38:PRO:CB	1:F:64:ILE:HG13	2.20	0.72
2:M:238:ARG:CZ	2:M:250:SER:H	2.03	0.72
1:A:39:ARG:NH2	1:A:63:GLY:O	2.20	0.72
1:A:133:TYR:HA	1:A:357:ILE:HG12	1.70	0.72
1:B:35:VAL:CG1	1:B:37:ARG:HH12	2.03	0.72
1:B:47:MET:HA	1:B:49:GLN:OE1	1.89	0.72
1:B:124:PHE:CD1	1:B:359:LYS:NZ	2.56	0.72
1:B:215:LYS:CG	1:B:216:LEU:HD23	2.18	0.72
1:C:353:GLN:HA	1:C:356:TRP:CE3	2.24	0.72
1:D:35:VAL:CG1	1:D:37:ARG:HH12	2.03	0.72
1:E:184:ASP:O	1:E:187:ASP:HB2	1.88	0.72
1:E:263:GLN:HE21	1:E:266:PHE:HE2	1.37	0.72
1:F:136:ILE:HG22	1:F:138:ALA:H	1.55	0.72
1:F:190:MET:SD	1:F:191:LYS:NZ	2.62	0.72
1:A:79:TRP:O	1:A:83:GLU:N	2.22	0.72
1:A:147:ARG:NE	2:G:343:THR:HG21	2.04	0.72
1:B:17:VAL:C	1:B:18:LYS:HD3	2.10	0.72
1:B:155:SER:O	1:B:301:GLY:HA3	1.90	0.72
1:B:208:ILE:O	1:B:212:ILE:HG13	1.88	0.72
1:B:263:GLN:HE21	1:B:266:PHE:HE2	1.37	0.72
1:C:47:MET:HA	1:C:49:GLN:OE1	1.89	0.72
1:C:71:ILE:HB	1:C:76:ILE:CD1	2.20	0.72
1:C:79:TRP:O	1:C:83:GLU:N	2.22	0.72
1:C:215:LYS:CG	1:C:216:LEU:HD23	2.18	0.72
1:C:263:GLN:HE21	1:C:266:PHE:HE2	1.37	0.72
1:C:298:VAL:HA	1:C:330:ILE:HB	1.71	0.72
1:D:38:PRO:CB	1:D:64:ILE:HG13	2.20	0.72
1:D:47:MET:HA	1:D:49:GLN:OE1	1.89	0.72
1:F:97:ALA:HB3	1:F:100:GLU:OE1	1.90	0.72
1:F:139:VAL:HA	1:F:142:LEU:CG	2.20	0.72
2:M:235:GLY:N	2:M:254:LEU:O	2.22	0.72

Continued on next page...

Continued from previous page...

Atom-1	Atom-2	Interatomic distance (Å)	Clash overlap (Å)
1:A:44:MET:HE1	1:C:169:TYR:CA	2.19	0.72
1:A:105:LEU:HD12	1:A:134:VAL:HG12	1.44	0.72
1:A:298:VAL:HA	1:A:330:ILE:HB	1.71	0.72
1:B:73:HIS:O	1:B:75:ILE:HG23	1.88	0.72
1:B:116:ARG:HA	1:B:119:MET:SD	2.29	0.72
1:F:47:MET:HA	1:F:49:GLN:OE1	1.89	0.72
2:P:238:ARG:CZ	2:P:250:SER:H	2.03	0.72
1:A:155:SER:O	1:A:301:GLY:HA3	1.90	0.72
1:B:166:TYR:O	1:B:169:TYR:HB2	1.89	0.72
1:C:13:GLY:N	1:C:16:LEU:O	2.23	0.72
1:C:104:LEU:HD12	1:C:105:LEU:N	2.05	0.72
1:C:133:TYR:HA	1:C:357:ILE:HG12	1.70	0.72
1:D:13:GLY:N	1:D:16:LEU:O	2.23	0.72
1:D:208:ILE:O	1:D:212:ILE:HG13	1.88	0.72
1:E:152:VAL:HG23	1:E:298:VAL:CG1	2.19	0.72
1:A:136:ILE:HG22	1:A:138:ALA:H	1.55	0.71
1:A:147:ARG:CG	2:G:343:THR:CG2	2.64	0.71
1:A:184:ASP:O	1:A:187:ASP:HB2	1.88	0.71
1:A:261:LEU:HD21	1:A:262:PHE:CE2	2.25	0.71
1:A:312:ARG:H	1:A:312:ARG:CD	1.99	0.71
1:B:67:LEU:HD23	1:B:203:THR:CG2	2.19	0.71
1:E:261:LEU:HD21	1:E:262:PHE:CE2	2.25	0.71
1:E:349:LEU:HD23	2:K:353:LYS:HZ2	1.54	0.71
2:O:235:GLY:N	2:O:254:LEU:O	2.22	0.71
1:A:13:GLY:N	1:A:16:LEU:O	2.23	0.71
1:A:97:ALA:HB3	1:A:100:GLU:OE1	1.90	0.71
1:A:139:VAL:HA	1:A:142:LEU:CG	2.20	0.71
1:C:53:TYR:O	1:C:57:GLU:HG3	1.90	0.71
1:D:67:LEU:HD23	1:D:203:THR:CG2	2.19	0.71
1:D:139:VAL:HA	1:D:142:LEU:CG	2.20	0.71
1:D:155:SER:O	1:D:301:GLY:HA3	1.90	0.71
1:E:17:VAL:C	1:E:18:LYS:HD3	2.10	0.71
1:E:155:SER:O	1:E:301:GLY:HA3	1.90	0.71
1:E:215:LYS:CG	1:E:216:LEU:HD23	2.18	0.71
1:A:53:TYR:O	1:A:57:GLU:HG3	1.90	0.71
1:A:152:VAL:HG23	1:A:298:VAL:CG1	2.19	0.71
1:A:211:ASP:C	1:A:215:LYS:HZ2	1.92	0.71
1:B:38:PRO:CA	1:B:64:ILE:O	2.32	0.71
1:B:203:THR:HA	1:B:206:ARG:HE	1.54	0.71
1:C:34:ILE:HA	1:C:68:LYS:O	1.89	0.71
1:C:184:ASP:O	1:C:187:ASP:HB2	1.88	0.71

Continued on next page...

Continued from previous page...

Atom-1	Atom-2	Interatomic distance (Å)	Clash overlap (Å)
1:C:261:LEU:HD21	1:C:262:PHE:CE2	2.25	0.71
1:D:38:PRO:CA	1:D:64:ILE:O	2.32	0.71
1:D:136:ILE:HG22	1:D:138:ALA:H	1.55	0.71
1:E:279:TYR:OH	1:E:321:ALA:HA	1.91	0.71
1:F:59:GLN:OE1	1:F:59:GLN:N	2.14	0.71
1:F:208:ILE:O	1:F:212:ILE:HG13	1.88	0.71
2:R:238:ARG:CZ	2:R:250:SER:H	2.03	0.71
1:A:203:THR:HA	1:A:206:ARG:HE	1.54	0.71
1:B:53:TYR:O	1:B:57:GLU:HG3	1.90	0.71
1:D:79:TRP:O	1:D:83:GLU:N	2.22	0.71
1:D:116:ARG:HA	1:D:119:MET:SD	2.29	0.71
1:D:152:VAL:HG23	1:D:298:VAL:CG1	2.19	0.71
1:E:97:ALA:HB3	1:E:100:GLU:OE1	1.90	0.71
1:E:185:LEU:HB3	1:E:257:CYS:SG	2.30	0.71
1:E:278:THR:O	1:E:282:ILE:HG23	1.91	0.71
2:N:235:GLY:N	2:N:254:LEU:O	2.22	0.71
2:P:235:GLY:N	2:P:254:LEU:O	2.22	0.71
2:R:235:GLY:N	2:R:254:LEU:O	2.22	0.71
1:A:64:ILE:HG23	1:A:65:LEU:HD22	1.70	0.71
1:A:71:ILE:HB	1:A:76:ILE:CD1	2.20	0.71
1:B:16:LEU:HD23	1:B:31:PHE:CA	2.21	0.71
1:B:59:GLN:C	1:B:62:ARG:HH11	1.94	0.71
1:B:136:ILE:HG22	1:B:138:ALA:H	1.55	0.71
1:B:152:VAL:HG23	1:B:298:VAL:CG1	2.20	0.71
1:C:97:ALA:HB3	1:C:100:GLU:OE1	1.90	0.71
1:C:147:ARG:NE	2:I:343:THR:HG21	2.04	0.71
1:D:16:LEU:HD23	1:D:31:PHE:CA	2.21	0.71
1:F:16:LEU:HD23	1:F:31:PHE:CA	2.21	0.71
1:F:35:VAL:CG1	1:F:37:ARG:HH12	2.03	0.71
1:F:73:HIS:HB3	1:F:75:ILE:HD13	1.73	0.71
1:F:278:THR:O	1:F:282:ILE:HG23	1.91	0.71
2:N:214:ASP:N	2:N:219:VAL:O	2.24	0.71
2:O:238:ARG:CZ	2:O:250:SER:H	2.03	0.71
2:Q:235:GLY:N	2:Q:254:LEU:O	2.22	0.71
1:A:73:HIS:HB3	1:A:75:ILE:CD1	2.21	0.71
1:C:73:HIS:HB3	1:C:75:ILE:CD1	2.21	0.71
1:C:152:VAL:HG23	1:C:298:VAL:CG1	2.19	0.71
1:C:312:ARG:H	1:C:312:ARG:CD	1.99	0.71
1:D:203:THR:HA	1:D:206:ARG:HE	1.54	0.71
1:D:290:ARG:NH2	1:D:325:MET:HE1	2.06	0.71
1:E:73:HIS:HB3	1:E:75:ILE:CD1	2.21	0.71

Continued on next page...

Continued from previous page...

Atom-1	Atom-2	Interatomic distance (Å)	Clash overlap (Å)
1:E:211:ASP:C	1:E:215:LYS:HZ2	1.93	0.71
1:F:279:TYR:OH	1:F:321:ALA:HA	1.91	0.71
2:O:214:ASP:N	2:O:219:VAL:O	2.24	0.71
2:P:238:ARG:NH1	2:P:250:SER:O	2.24	0.71
2:R:238:ARG:NH1	2:R:250:SER:O	2.24	0.71
1:A:70:PRO:HB3	1:A:81:ASP:OD2	1.91	0.71
1:A:278:THR:O	1:A:282:ILE:HG23	1.91	0.71
1:B:70:PRO:HB3	1:B:81:ASP:OD2	1.91	0.71
1:B:97:ALA:HB3	1:B:100:GLU:OE1	1.90	0.71
1:C:70:PRO:HB3	1:C:81:ASP:OD2	1.91	0.71
1:C:139:VAL:HA	1:C:142:LEU:CG	2.20	0.71
1:C:234:SER:HA	1:C:237:GLU:OE1	1.91	0.71
1:C:279:TYR:OH	1:C:321:ALA:HA	1.91	0.71
1:D:53:TYR:O	1:D:57:GLU:HG3	1.90	0.71
1:D:70:PRO:HB3	1:D:81:ASP:OD2	1.91	0.71
1:D:234:SER:HA	1:D:237:GLU:OE1	1.91	0.71
1:E:105:LEU:CD1	1:E:134:VAL:CG1	2.50	0.71
1:E:294:TYR:O	1:E:328:LYS:N	2.24	0.71
1:F:133:TYR:HA	1:F:357:ILE:HG12	1.70	0.71
1:F:152:VAL:HG23	1:F:298:VAL:CG1	2.19	0.71
1:A:35:VAL:HB	1:A:68:LYS:HE2	1.73	0.71
1:A:50:LYS:HZ2	1:A:51:ASP:HB3	1.56	0.71
1:A:67:LEU:C	1:A:68:LYS:HD3	2.11	0.71
1:B:73:HIS:HB3	1:B:75:ILE:HD13	1.73	0.71
1:B:139:VAL:HA	1:B:142:LEU:CG	2.20	0.71
1:B:236:LEU:O	1:B:238:LYS:N	2.24	0.71
1:C:44:MET:HA	1:E:143:TYR:OH	1.89	0.71
1:C:147:ARG:CG	2:I:343:THR:CG2	2.64	0.71
1:C:185:LEU:HB3	1:C:257:CYS:SG	2.30	0.71
1:C:236:LEU:O	1:C:238:LYS:N	2.24	0.71
1:D:38:PRO:HA	1:D:64:ILE:HG13	1.73	0.71
1:D:97:ALA:HB3	1:D:100:GLU:OE1	1.90	0.71
1:E:67:LEU:C	1:E:68:LYS:HD3	2.11	0.71
1:F:35:VAL:HB	1:F:68:LYS:HE2	1.72	0.71
2:Q:214:ASP:N	2:Q:219:VAL:O	2.24	0.71
1:A:34:ILE:HA	1:A:68:LYS:O	1.89	0.71
1:A:104:LEU:HD12	1:A:105:LEU:N	2.05	0.71
1:A:183:ARG:HH11	1:A:183:ARG:HG3	1.56	0.71
1:A:185:LEU:HB3	1:A:257:CYS:SG	2.30	0.71
1:A:234:SER:HA	1:A:237:GLU:OE1	1.91	0.71
1:B:38:PRO:HA	1:B:64:ILE:HG13	1.73	0.71

Continued on next page...

Continued from previous page...

Atom-1	Atom-2	Interatomic distance (Å)	Clash overlap (Å)
1:B:297:ASN:O	1:B:329:ILE:HG23	1.91	0.71
1:C:35:VAL:CG1	1:C:37:ARG:HH12	2.03	0.71
1:C:67:LEU:C	1:C:68:LYS:HD3	2.11	0.71
1:C:352:PHE:O	1:C:356:TRP:HZ3	1.74	0.71
1:D:7:ALA:HA	1:D:102:PRO:HD2	1.73	0.71
1:D:59:GLN:C	1:D:62:ARG:HH11	1.94	0.71
1:D:73:HIS:HB3	1:D:75:ILE:HD13	1.73	0.71
1:E:13:GLY:N	1:E:16:LEU:O	2.23	0.71
1:E:38:PRO:HA	1:E:64:ILE:HG13	1.73	0.71
1:E:104:LEU:HD12	1:E:105:LEU:N	2.05	0.71
1:E:191:LYS:HD2	1:E:191:LYS:H	1.56	0.71
1:F:13:GLY:N	1:F:16:LEU:O	2.23	0.71
2:M:158:VAL:HB	2:M:178:VAL:HA	1.73	0.71
2:N:158:VAL:HB	2:N:178:VAL:HA	1.73	0.71
2:P:158:VAL:HB	2:P:178:VAL:HA	1.73	0.71
1:A:191:LYS:HD2	1:A:191:LYS:H	1.56	0.71
1:A:279:TYR:OH	1:A:321:ALA:HA	1.91	0.71
1:A:285:CYS:HB3	1:A:289:ILE:CG2	2.12	0.71
1:B:279:TYR:OH	1:B:321:ALA:HA	1.91	0.71
1:B:352:PHE:O	1:B:356:TRP:HZ3	1.74	0.71
1:C:155:SER:O	1:C:301:GLY:HA3	1.90	0.71
1:C:362:TYR:HA	1:C:369:ILE:HG21	1.73	0.71
1:D:180:LEU:HD21	1:D:185:LEU:HD21	1.71	0.71
1:E:79:TRP:O	1:E:83:GLU:N	2.22	0.71
1:F:38:PRO:HA	1:F:64:ILE:HG13	1.73	0.71
1:F:189:LEU:HA	1:F:192:ILE:HD11	1.73	0.71
2:R:158:VAL:HB	2:R:178:VAL:HA	1.73	0.71
1:B:99:GLU:HA	1:B:128:ASN:O	1.91	0.70
1:D:189:LEU:HA	1:D:192:ILE:HD11	1.73	0.70
1:E:35:VAL:CG1	1:E:37:ARG:HH12	2.03	0.70
1:F:180:LEU:HD21	1:F:185:LEU:HD21	1.71	0.70
1:A:35:VAL:CG1	1:A:37:ARG:HH12	2.03	0.70
1:A:146:GLY:HA3	2:G:346:ARG:HH12	1.56	0.70
1:B:46:GLY:HA3	2:J:334:GLU:OE2	1.91	0.70
1:B:73:HIS:HB3	1:B:75:ILE:CD1	2.21	0.70
1:B:90:PHE:HB2	1:B:91:TYR:CE2	2.26	0.70
1:B:146:GLY:HA3	2:H:346:ARG:HH12	1.56	0.70
1:B:147:ARG:CZ	2:H:343:THR:HG23	2.22	0.70
1:B:234:SER:HA	1:B:237:GLU:OE1	1.91	0.70
1:B:278:THR:O	1:B:282:ILE:HG23	1.91	0.70
1:C:38:PRO:HA	1:C:64:ILE:HG13	1.73	0.70

Continued on next page...

Continued from previous page...

Atom-1	Atom-2	Interatomic distance (Å)	Clash overlap (Å)
1:C:46:GLY:HA3	2:K:334:GLU:OE2	1.91	0.70
1:D:133:TYR:HA	1:D:357:ILE:HG12	1.70	0.70
1:D:236:LEU:O	1:D:238:LYS:N	2.24	0.70
1:D:261:LEU:HD21	1:D:262:PHE:CE2	2.25	0.70
1:E:59:GLN:C	1:E:62:ARG:HH11	1.94	0.70
1:E:147:ARG:NE	2:K:343:THR:HG21	2.04	0.70
1:E:203:THR:HA	1:E:206:ARG:HE	1.54	0.70
1:E:362:TYR:HA	1:E:369:ILE:HG21	1.73	0.70
1:F:146:GLY:HA3	2:L:346:ARG:HH12	1.56	0.70
1:F:155:SER:O	1:F:301:GLY:HA3	1.90	0.70
2:Q:158:VAL:HB	2:Q:178:VAL:HA	1.73	0.70
1:A:38:PRO:HA	1:A:64:ILE:HG13	1.73	0.70
1:A:59:GLN:C	1:A:62:ARG:HH11	1.94	0.70
1:A:147:ARG:CZ	2:G:343:THR:HG23	2.22	0.70
1:B:7:ALA:HA	1:B:102:PRO:HD2	1.73	0.70
1:B:198:TYR:HB3	1:B:200:PHE:CE2	2.27	0.70
1:C:35:VAL:HB	1:C:68:LYS:HE2	1.73	0.70
1:C:59:GLN:C	1:C:62:ARG:HH11	1.94	0.70
1:D:5:THR:OG1	1:D:101:HIS:HA	1.92	0.70
1:E:139:VAL:HA	1:E:142:LEU:CG	2.20	0.70
1:F:53:TYR:O	1:F:57:GLU:HG3	1.90	0.70
1:F:290:ARG:NH2	1:F:325:MET:HE1	2.07	0.70
1:A:40:HIS:CE1	1:C:170:ALA:H	2.09	0.70
1:A:46:GLY:HA3	2:I:334:GLU:OE2	1.91	0.70
1:A:141:SER:HB3	1:A:339:VAL:CG1	2.14	0.70
1:A:294:TYR:O	1:A:328:LYS:N	2.24	0.70
1:B:40:HIS:CE1	1:D:170:ALA:H	2.09	0.70
1:B:261:LEU:HD21	1:B:262:PHE:CE2	2.25	0.70
1:C:278:THR:O	1:C:282:ILE:HG23	1.91	0.70
1:C:297:ASN:O	1:C:329:ILE:HG23	1.91	0.70
1:D:35:VAL:HB	1:D:68:LYS:HE2	1.72	0.70
1:D:46:GLY:HA3	2:L:334:GLU:OE2	1.91	0.70
1:D:73:HIS:HB3	1:D:75:ILE:CD1	2.21	0.70
1:D:90:PHE:HB2	1:D:91:TYR:CE2	2.26	0.70
1:D:146:GLY:HA3	2:J:346:ARG:HH12	1.57	0.70
1:D:262:PHE:HA	1:D:273:GLY:HA3	1.74	0.70
1:D:297:ASN:O	1:D:329:ILE:HG23	1.91	0.70
1:E:236:LEU:O	1:E:238:LYS:N	2.24	0.70
1:F:7:ALA:HA	1:F:102:PRO:HD2	1.73	0.70
1:F:73:HIS:HB3	1:F:75:ILE:CD1	2.21	0.70
1:F:99:GLU:HA	1:F:128:ASN:O	1.92	0.70

Continued on next page...

Continued from previous page...

Atom-1	Atom-2	Interatomic distance (Å)	Clash overlap (Å)
1:F:262:PHE:HA	1:F:273:GLY:HA3	1.74	0.70
2:L:332:GLU:OE1	2:L:332:GLU:N	2.25	0.70
2:M:214:ASP:N	2:M:219:VAL:O	2.24	0.70
2:N:238:ARG:NH1	2:N:250:SER:O	2.24	0.70
2:Q:238:ARG:NH1	2:Q:250:SER:O	2.24	0.70
2:R:214:ASP:N	2:R:219:VAL:O	2.24	0.70
1:A:7:ALA:HA	1:A:102:PRO:HD2	1.73	0.70
1:A:236:LEU:O	1:A:238:LYS:N	2.24	0.70
1:A:362:TYR:HA	1:A:369:ILE:HG21	1.73	0.70
1:B:133:TYR:HA	1:B:357:ILE:HG12	1.71	0.70
1:B:349:LEU:HD23	2:H:353:LYS:HZ2	1.56	0.70
1:C:61:LYS:CE	1:C:61:LYS:CA	2.69	0.70
1:C:141:SER:HB3	1:C:339:VAL:CG1	2.14	0.70
1:C:191:LYS:HD2	1:C:191:LYS:H	1.56	0.70
1:D:198:TYR:HB3	1:D:200:PHE:CE2	2.27	0.70
1:D:278:THR:O	1:D:282:ILE:HG23	1.91	0.70
1:E:61:LYS:CE	1:E:61:LYS:CA	2.69	0.70
1:E:70:PRO:HB3	1:E:81:ASP:OD2	1.91	0.70
1:E:73:HIS:HB3	1:E:75:ILE:HD13	1.73	0.70
1:E:297:ASN:O	1:E:329:ILE:HG23	1.91	0.70
1:F:70:PRO:HB3	1:F:81:ASP:OD2	1.91	0.70
1:F:90:PHE:HB2	1:F:91:TYR:CE2	2.26	0.70
1:F:261:LEU:HD21	1:F:262:PHE:CE2	2.25	0.70
2:J:332:GLU:OE1	2:J:332:GLU:N	2.25	0.70
1:A:16:LEU:HD23	1:A:31:PHE:CA	2.21	0.70
1:A:73:HIS:HB3	1:A:75:ILE:HD13	1.73	0.70
1:A:352:PHE:O	1:A:356:TRP:HZ3	1.74	0.70
1:C:7:ALA:HA	1:C:102:PRO:HD2	1.73	0.70
1:C:203:THR:HA	1:C:206:ARG:HE	1.54	0.70
1:E:90:PHE:HB2	1:E:91:TYR:CE2	2.26	0.70
1:E:141:SER:HB3	1:E:339:VAL:CG1	2.14	0.70
1:E:234:SER:HA	1:E:237:GLU:OE1	1.91	0.70
1:F:59:GLN:C	1:F:62:ARG:HH11	1.94	0.70
2:H:332:GLU:N	2:H:332:GLU:OE1	2.25	0.70
2:O:238:ARG:NH1	2:O:250:SER:O	2.24	0.70
2:Q:238:ARG:CZ	2:Q:250:SER:H	2.03	0.70
1:A:226:GLU:O	1:A:226:GLU:CD	2.30	0.70
1:B:183:ARG:HH11	1:B:183:ARG:HG3	1.56	0.70
1:B:349:LEU:HD23	2:H:353:LYS:NZ	2.07	0.70
1:C:147:ARG:CZ	2:I:343:THR:HG23	2.22	0.70
1:C:187:ASP:O	1:C:191:LYS:HD3	1.91	0.70

Continued on next page...

Continued from previous page...

Atom-1	Atom-2	Interatomic distance (Å)	Clash overlap (Å)
1:C:197:GLY:N	1:D:112:PRO:HG3	2.07	0.70
1:D:67:LEU:C	1:D:68:LYS:HD3	2.11	0.70
1:D:148:THR:HB	1:D:167:GLU:C	2.12	0.70
1:D:309:ILE:HD13	1:D:312:ARG:HH21	1.57	0.70
1:E:301:GLY:O	1:E:335:ARG:NH2	2.25	0.70
2:G:332:GLU:OE1	2:G:332:GLU:N	2.25	0.70
2:O:158:VAL:HB	2:O:178:VAL:HA	1.73	0.70
1:A:90:PHE:HB2	1:A:91:TYR:CE2	2.26	0.70
1:B:5:THR:OG1	1:B:101:HIS:HA	1.92	0.70
1:B:104:LEU:HD12	1:B:105:LEU:N	2.05	0.70
1:B:171:LEU:HD21	1:B:173:HIS:HB2	1.74	0.70
1:B:309:ILE:HD13	1:B:312:ARG:HH21	1.57	0.70
1:C:90:PHE:HB2	1:C:91:TYR:CE2	2.26	0.70
1:C:221:LEU:HD13	1:C:312:ARG:HD3	1.74	0.70
1:C:294:TYR:O	1:C:328:LYS:N	2.24	0.70
1:D:104:LEU:HD12	1:D:105:LEU:N	2.05	0.70
1:D:150:GLY:O	1:D:165:ILE:HB	1.92	0.70
1:D:279:TYR:OH	1:D:321:ALA:HA	1.91	0.70
1:E:218:TYR:HB2	1:E:307:PRO:CG	2.21	0.70
1:F:38:PRO:CA	1:F:64:ILE:O	2.32	0.70
1:F:147:ARG:CZ	2:L:343:THR:HG23	2.22	0.70
1:F:187:ASP:O	1:F:191:LYS:HD3	1.92	0.70
1:F:198:TYR:HB3	1:F:200:PHE:CE2	2.27	0.70
1:F:236:LEU:O	1:F:238:LYS:N	2.24	0.70
1:F:301:GLY:O	1:F:335:ARG:NH2	2.25	0.70
2:I:332:GLU:OE1	2:I:332:GLU:N	2.25	0.70
1:A:61:LYS:CE	1:A:61:LYS:CA	2.69	0.70
1:B:189:LEU:HA	1:B:192:ILE:HD11	1.73	0.70
1:B:294:TYR:O	1:B:328:LYS:N	2.24	0.70
1:C:146:GLY:HA3	2:I:346:ARG:HH12	1.57	0.70
1:C:154:ASP:OD1	1:C:161:HIS:HB2	1.92	0.70
1:C:187:ASP:CA	1:C:191:LYS:HZ3	2.05	0.70
1:C:226:GLU:O	1:C:226:GLU:CD	2.30	0.70
1:D:171:LEU:HD21	1:D:173:HIS:HB2	1.74	0.70
1:E:35:VAL:HB	1:E:68:LYS:HE2	1.72	0.70
1:E:136:ILE:HG22	1:E:138:ALA:H	1.55	0.70
1:E:226:GLU:CD	1:E:226:GLU:O	2.30	0.70
1:F:67:LEU:C	1:F:68:LYS:HD3	2.11	0.70
1:F:132:MET:CG	1:F:357:ILE:HB	2.22	0.70
1:F:248:ILE:O	1:F:248:ILE:CG2	2.37	0.70
1:F:294:TYR:O	1:F:328:LYS:N	2.24	0.70

Continued on next page...

Continued from previous page...

Atom-1	Atom-2	Interatomic distance (Å)	Clash overlap (Å)
1:B:150:GLY:O	1:B:165:ILE:HB	1.92	0.70
1:B:180:LEU:HD21	1:B:185:LEU:HD21	1.72	0.70
1:B:262:PHE:HA	1:B:273:GLY:HA3	1.74	0.70
1:C:301:GLY:O	1:C:335:ARG:NH2	2.25	0.70
1:C:309:ILE:HD13	1:C:312:ARG:HH21	1.57	0.70
1:D:147:ARG:CZ	2:J:343:THR:HG23	2.21	0.70
1:E:7:ALA:HA	1:E:102:PRO:HD2	1.73	0.70
1:E:154:ASP:OD1	1:E:161:HIS:HB2	1.92	0.70
1:E:187:ASP:HA	1:E:190:MET:HE2	1.71	0.70
1:F:226:GLU:O	1:F:226:GLU:CD	2.30	0.70
1:A:154:ASP:OD1	1:A:161:HIS:HB2	1.92	0.69
1:A:171:LEU:HD21	1:A:173:HIS:HB2	1.74	0.69
1:A:197:GLY:N	1:B:112:PRO:HG3	2.07	0.69
1:B:107:GLU:OE2	1:B:116:ARG:HG3	1.92	0.69
1:B:141:SER:HB3	1:B:339:VAL:CG1	2.14	0.69
1:B:203:THR:HA	1:B:206:ARG:NH2	2.07	0.69
1:B:218:TYR:HB2	1:B:307:PRO:CG	2.21	0.69
1:B:226:GLU:O	1:B:226:GLU:CD	2.30	0.69
1:B:301:GLY:O	1:B:335:ARG:NH2	2.25	0.69
1:C:73:HIS:HB3	1:C:75:ILE:HD13	1.73	0.69
1:D:40:HIS:CE1	1:F:170:ALA:H	2.09	0.69
1:D:99:GLU:HA	1:D:128:ASN:O	1.91	0.69
1:D:183:ARG:HH11	1:D:183:ARG:HG3	1.56	0.69
1:D:203:THR:HA	1:D:206:ARG:NH2	2.07	0.69
1:E:183:ARG:HG3	1:E:183:ARG:HH11	1.56	0.69
1:E:309:ILE:HD13	1:E:312:ARG:HH21	1.57	0.69
1:F:171:LEU:HD21	1:F:173:HIS:HB2	1.74	0.69
1:F:203:THR:HA	1:F:206:ARG:NH2	2.07	0.69
2:K:332:GLU:OE1	2:K:332:GLU:N	2.25	0.69
1:A:5:THR:OG1	1:A:101:HIS:HA	1.92	0.69
1:A:99:GLU:HA	1:A:128:ASN:O	1.92	0.69
1:A:107:GLU:OE2	1:A:116:ARG:HG3	1.92	0.69
1:A:152:VAL:CG1	1:A:163:VAL:HB	2.17	0.69
1:A:294:TYR:CD2	1:A:325:MET:HB3	2.27	0.69
1:B:98:PRO:HB2	1:B:129:VAL:CG1	2.22	0.69
1:B:294:TYR:CD2	1:B:325:MET:HB3	2.27	0.69
1:D:20:GLY:HA2	1:D:28:ARG:HG2	1.74	0.69
1:D:107:GLU:OE2	1:D:116:ARG:HG3	1.92	0.69
1:E:16:LEU:HD23	1:E:31:PHE:CA	2.21	0.69
1:E:262:PHE:HA	1:E:273:GLY:HA3	1.74	0.69
1:F:94:LEU:HB3	1:F:96:VAL:CG1	2.22	0.69

Continued on next page...

Continued from previous page...

Atom-1	Atom-2	Interatomic distance (Å)	Clash overlap (Å)
1:F:154:ASP:OD1	1:F:161:HIS:HB2	1.92	0.69
2:P:214:ASP:N	2:P:219:VAL:O	2.23	0.69
1:A:98:PRO:HB2	1:A:129:VAL:CG1	2.22	0.69
1:A:153:LEU:N	1:A:298:VAL:O	2.25	0.69
1:A:187:ASP:O	1:A:191:LYS:HD3	1.92	0.69
1:A:198:TYR:HB3	1:A:200:PHE:CE2	2.27	0.69
1:A:297:ASN:O	1:A:329:ILE:HG23	1.91	0.69
1:B:35:VAL:HB	1:B:68:LYS:HE2	1.73	0.69
1:B:248:ILE:O	1:B:248:ILE:CG2	2.37	0.69
1:C:5:THR:OG1	1:C:101:HIS:HA	1.92	0.69
1:C:16:LEU:HD23	1:C:31:PHE:CA	2.21	0.69
1:C:132:MET:CG	1:C:357:ILE:HB	2.22	0.69
1:C:150:GLY:HA3	1:C:296:ASN:CB	2.22	0.69
1:C:152:VAL:CG1	1:C:163:VAL:HB	2.17	0.69
1:C:198:TYR:HB3	1:C:200:PHE:CE2	2.27	0.69
1:D:132:MET:CG	1:D:357:ILE:HB	2.22	0.69
1:D:349:LEU:HD23	2:J:353:LYS:NZ	2.07	0.69
1:E:82:MET:CE	1:E:86:TRP:HE1	2.05	0.69
1:E:107:GLU:OE2	1:E:116:ARG:HG3	1.92	0.69
1:E:198:TYR:HB3	1:E:200:PHE:CE2	2.27	0.69
1:F:148:THR:HB	1:F:167:GLU:C	2.12	0.69
1:F:183:ARG:HH11	1:F:183:ARG:HG3	1.56	0.69
1:F:234:SER:HA	1:F:237:GLU:OE1	1.91	0.69
1:F:309:ILE:HD13	1:F:312:ARG:HH21	1.57	0.69
1:A:262:PHE:HA	1:A:273:GLY:HA3	1.74	0.69
1:B:20:GLY:HA2	1:B:28:ARG:HG2	1.74	0.69
1:B:187:ASP:O	1:B:191:LYS:HD3	1.92	0.69
1:C:183:ARG:HH11	1:C:183:ARG:HG3	1.56	0.69
1:C:262:PHE:HA	1:C:273:GLY:HA3	1.74	0.69
1:D:94:LEU:HB3	1:D:96:VAL:CG1	2.22	0.69
1:D:352:PHE:O	1:D:356:TRP:HZ3	1.74	0.69
1:E:150:GLY:HA3	1:E:296:ASN:CB	2.22	0.69
1:E:171:LEU:HD21	1:E:173:HIS:HB2	1.74	0.69
1:F:5:THR:OG1	1:F:101:HIS:HA	1.92	0.69
1:A:187:ASP:CA	1:A:191:LYS:HZ3	2.05	0.69
1:A:315:LYS:O	1:A:318:THR:HB	1.93	0.69
1:B:67:LEU:C	1:B:68:LYS:HD3	2.11	0.69
1:B:362:TYR:HA	1:B:369:ILE:HG21	1.73	0.69
1:C:116:ARG:HA	1:C:119:MET:CE	2.23	0.69
1:C:171:LEU:HD21	1:C:173:HIS:HB2	1.74	0.69
1:C:290:ARG:NH2	1:C:325:MET:HE1	2.08	0.69

Continued on next page...

Continued from previous page...

Atom-1	Atom-2	Interatomic distance (Å)	Clash overlap (Å)
1:D:98:PRO:HB2	1:D:129:VAL:CG1	2.22	0.69
1:D:116:ARG:HA	1:D:119:MET:CE	2.23	0.69
1:D:221:LEU:HD13	1:D:312:ARG:HD3	1.73	0.69
1:D:226:GLU:O	1:D:226:GLU:CD	2.30	0.69
1:D:294:TYR:CD2	1:D:325:MET:HB3	2.28	0.69
1:D:294:TYR:O	1:D:328:LYS:N	2.24	0.69
1:E:187:ASP:O	1:E:191:LYS:HD3	1.92	0.69
1:E:197:GLY:N	1:F:112:PRO:HG3	2.07	0.69
1:E:220:ALA:HB3	1:E:226:GLU:HG3	1.75	0.69
1:E:352:PHE:O	1:E:356:TRP:HZ3	1.74	0.69
1:F:20:GLY:HA2	1:F:28:ARG:HG2	1.74	0.69
1:F:294:TYR:CD2	1:F:325:MET:HB3	2.27	0.69
1:F:352:PHE:O	1:F:356:TRP:HZ3	1.74	0.69
2:M:238:ARG:NH1	2:M:250:SER:O	2.24	0.69
1:A:150:GLY:O	1:A:165:ILE:HB	1.92	0.69
1:A:150:GLY:HA3	1:A:296:ASN:CB	2.22	0.69
1:A:221:LEU:HD13	1:A:312:ARG:HD3	1.74	0.69
1:A:349:LEU:HB3	1:A:352:PHE:HD2	1.57	0.69
1:A:349:LEU:HD23	2:G:353:LYS:NZ	2.07	0.69
1:B:109:PRO:HB2	1:B:110:LEU:HD12	1.75	0.69
1:B:150:GLY:HA3	1:B:296:ASN:CB	2.22	0.69
1:B:315:LYS:O	1:B:318:THR:HB	1.93	0.69
1:C:40:HIS:CE1	1:E:170:ALA:H	2.09	0.69
1:C:107:GLU:OE2	1:C:116:ARG:HG3	1.92	0.69
1:C:294:TYR:CD2	1:C:325:MET:HB3	2.27	0.69
1:C:349:LEU:HD23	2:I:353:LYS:NZ	2.07	0.69
1:C:369:ILE:HA	1:C:372:ARG:CZ	2.23	0.69
1:F:98:PRO:HB2	1:F:129:VAL:CG1	2.22	0.69
1:F:248:ILE:O	1:F:250:ILE:HD11	1.92	0.69
1:A:116:ARG:HA	1:A:119:MET:CE	2.23	0.69
1:B:33:SER:O	1:B:69:TYR:HA	1.93	0.69
1:B:64:ILE:HG23	1:B:65:LEU:HD23	1.75	0.69
1:B:132:MET:CG	1:B:357:ILE:HB	2.22	0.69
1:B:148:THR:HB	1:B:167:GLU:C	2.12	0.69
1:B:211:ASP:C	1:B:215:LYS:HZ2	1.96	0.69
1:C:315:LYS:O	1:C:318:THR:HB	1.93	0.69
1:C:345:ILE:HD11	2:I:350:LYS:HD3	1.74	0.69
1:D:191:LYS:HD2	1:D:191:LYS:H	1.56	0.69
1:D:197:GLY:N	1:E:112:PRO:HG3	2.07	0.69
1:D:362:TYR:HA	1:D:369:ILE:HG21	1.73	0.69
1:E:116:ARG:HA	1:E:119:MET:CE	2.23	0.69

Continued on next page...

Continued from previous page...

Atom-1	Atom-2	Interatomic distance (Å)	Clash overlap (Å)
1:E:153:LEU:N	1:E:298:VAL:O	2.25	0.69
1:E:217:CYS:HA	1:E:254:ARG:CG	2.23	0.69
1:F:147:ARG:CD	2:L:343:THR:HG21	2.17	0.69
1:F:191:LYS:HD2	1:F:191:LYS:H	1.56	0.69
1:F:297:ASN:O	1:F:329:ILE:HG23	1.91	0.69
1:F:345:ILE:HD11	2:L:350:LYS:HD3	1.74	0.69
1:A:94:LEU:HB3	1:A:96:VAL:CG1	2.22	0.69
1:A:132:MET:CG	1:A:357:ILE:HB	2.22	0.69
1:A:301:GLY:O	1:A:335:ARG:NH2	2.25	0.69
1:A:309:ILE:HD13	1:A:312:ARG:HH21	1.57	0.69
1:A:345:ILE:HD11	2:G:350:LYS:HD3	1.74	0.69
1:B:13:GLY:HA3	1:B:18:LYS:NZ	2.08	0.69
1:B:191:LYS:HD2	1:B:191:LYS:H	1.56	0.69
1:B:197:GLY:N	1:C:112:PRO:HG3	2.07	0.69
1:B:206:ARG:HA	1:B:209:VAL:HG22	1.74	0.69
1:B:220:ALA:HB3	1:B:226:GLU:HG3	1.75	0.69
1:C:99:GLU:HA	1:C:128:ASN:O	1.91	0.69
1:D:13:GLY:HA3	1:D:18:LYS:NZ	2.08	0.69
1:D:109:PRO:HB2	1:D:110:LEU:HD12	1.75	0.69
1:D:154:ASP:OD1	1:D:161:HIS:HB2	1.92	0.69
1:D:206:ARG:HA	1:D:209:VAL:HG22	1.74	0.69
1:D:220:ALA:HB3	1:D:226:GLU:HG3	1.75	0.69
1:D:248:ILE:O	1:D:250:ILE:HD11	1.92	0.69
1:D:301:GLY:O	1:D:335:ARG:NH2	2.25	0.69
1:E:5:THR:OG1	1:E:101:HIS:HA	1.92	0.69
1:E:148:THR:HB	1:E:167:GLU:C	2.12	0.69
1:E:150:GLY:O	1:E:165:ILE:HB	1.92	0.69
1:E:189:LEU:HA	1:E:192:ILE:HD11	1.73	0.69
1:E:206:ARG:HA	1:E:209:VAL:HG22	1.74	0.69
1:E:221:LEU:HD13	1:E:312:ARG:HD3	1.73	0.69
1:F:13:GLY:HA3	1:F:18:LYS:NZ	2.08	0.69
1:F:61:LYS:CE	1:F:61:LYS:CA	2.69	0.69
1:F:82:MET:CE	1:F:86:TRP:HE1	2.05	0.69
1:F:221:LEU:HD13	1:F:312:ARG:HD3	1.74	0.69
1:A:20:GLY:HA2	1:A:28:ARG:HG2	1.74	0.69
1:A:64:ILE:HG23	1:A:65:LEU:HD23	1.75	0.69
1:A:146:GLY:CA	2:G:346:ARG:HH12	2.06	0.69
1:A:189:LEU:HA	1:A:192:ILE:HD11	1.73	0.69
1:A:217:CYS:HA	1:A:254:ARG:CG	2.23	0.69
1:A:369:ILE:HA	1:A:372:ARG:CZ	2.23	0.69
1:B:154:ASP:OD1	1:B:161:HIS:HB2	1.92	0.69

Continued on next page...

Continued from previous page...

Atom-1	Atom-2	Interatomic distance (Å)	Clash overlap (Å)
1:B:306:TYR:HB3	1:B:307:PRO:CD	2.23	0.69
1:D:217:CYS:HA	1:D:254:ARG:CG	2.23	0.69
1:E:109:PRO:HB2	1:E:110:LEU:HD12	1.75	0.69
1:E:306:TYR:HB3	1:E:307:PRO:CD	2.23	0.69
1:F:116:ARG:HA	1:F:119:MET:CE	2.23	0.69
1:A:80:ASP:HA	1:A:83:GLU:CG	2.23	0.69
1:A:82:MET:CE	1:A:86:TRP:HE1	2.05	0.69
1:B:221:LEU:HD13	1:B:312:ARG:HD3	1.73	0.69
1:C:20:GLY:HA2	1:C:28:ARG:HG2	1.74	0.69
1:C:98:PRO:HB2	1:C:129:VAL:CG1	2.22	0.69
1:C:150:GLY:O	1:C:165:ILE:HB	1.92	0.69
1:C:206:ARG:HA	1:C:209:VAL:HG22	1.74	0.69
1:C:220:ALA:HB3	1:C:226:GLU:HG3	1.75	0.69
1:D:171:LEU:HD11	1:D:173:HIS:CB	2.22	0.69
1:D:187:ASP:O	1:D:191:LYS:HD3	1.92	0.69
1:E:146:GLY:HA3	2:K:346:ARG:HH12	1.57	0.69
1:E:203:THR:CA	1:E:206:ARG:HE	2.06	0.69
1:E:349:LEU:HD23	2:K:353:LYS:NZ	2.07	0.69
1:F:104:LEU:HD12	1:F:105:LEU:N	2.05	0.69
1:F:109:PRO:HB2	1:F:110:LEU:HD12	1.75	0.69
1:F:146:GLY:CA	2:L:346:ARG:HH12	2.06	0.69
1:F:150:GLY:O	1:F:165:ILE:HB	1.92	0.69
1:F:153:LEU:CD2	1:F:274:ILE:HD12	2.24	0.69
1:F:217:CYS:HA	1:F:254:ARG:CG	2.23	0.69
1:A:171:LEU:HD11	1:A:173:HIS:CB	2.22	0.68
1:A:206:ARG:HA	1:A:209:VAL:HG22	1.74	0.68
1:B:171:LEU:HD11	1:B:173:HIS:CB	2.22	0.68
1:C:80:ASP:HA	1:C:83:GLU:CG	2.24	0.68
1:C:109:PRO:HB2	1:C:110:LEU:HD12	1.75	0.68
1:C:116:ARG:HA	1:C:119:MET:CG	2.23	0.68
1:C:148:THR:HB	1:C:167:GLU:C	2.12	0.68
1:D:33:SER:O	1:D:69:TYR:HA	1.93	0.68
1:D:150:GLY:HA3	1:D:296:ASN:CB	2.22	0.68
1:D:211:ASP:C	1:D:215:LYS:HZ2	1.96	0.68
1:D:306:TYR:HB3	1:D:307:PRO:CD	2.23	0.68
1:D:315:LYS:O	1:D:318:THR:HB	1.93	0.68
1:E:20:GLY:HA2	1:E:28:ARG:HG2	1.74	0.68
1:E:132:MET:CG	1:E:357:ILE:HB	2.22	0.68
1:E:147:ARG:CZ	2:K:343:THR:HG23	2.22	0.68
1:E:248:ILE:O	1:E:250:ILE:HD11	1.92	0.68
1:F:150:GLY:HA3	1:F:296:ASN:CB	2.22	0.68

Continued on next page...

Continued from previous page...

Atom-1	Atom-2	Interatomic distance (Å)	Clash overlap (Å)
1:F:171:LEU:HD11	1:F:173:HIS:CB	2.22	0.68
1:F:306:TYR:HB3	1:F:307:PRO:CD	2.23	0.68
1:F:315:LYS:O	1:F:318:THR:HB	1.93	0.68
2:H:345:LEU:HD12	2:H:348:MET:HE2	1.74	0.68
1:A:203:THR:HA	1:A:206:ARG:NH2	2.07	0.68
1:B:139:VAL:HG12	1:B:143:TYR:HE2	1.58	0.68
1:C:94:LEU:HB3	1:C:96:VAL:CG1	2.22	0.68
1:C:146:GLY:CA	2:I:346:ARG:HH12	2.06	0.68
1:C:189:LEU:HA	1:C:192:ILE:HD11	1.73	0.68
1:C:221:LEU:HD12	1:C:315:LYS:HZ2	1.58	0.68
1:D:64:ILE:HG23	1:D:65:LEU:HD23	1.75	0.68
1:D:146:GLY:CA	2:J:346:ARG:HH12	2.07	0.68
1:E:64:ILE:HG23	1:E:65:LEU:HD23	1.75	0.68
1:F:113:LYS:HD3	1:F:113:LYS:H	1.58	0.68
1:B:218:TYR:CB	1:B:307:PRO:HG2	2.23	0.68
1:B:369:ILE:HA	1:B:372:ARG:CZ	2.23	0.68
1:C:82:MET:CE	1:C:86:TRP:HE1	2.05	0.68
1:D:153:LEU:CD2	1:D:274:ILE:HD12	2.24	0.68
1:E:47:MET:HG3	1:E:48:GLY:N	2.07	0.68
1:E:294:TYR:CD2	1:E:325:MET:HB3	2.27	0.68
1:E:345:ILE:HD11	2:K:350:LYS:HD3	1.74	0.68
1:F:80:ASP:HA	1:F:83:GLU:CG	2.23	0.68
1:F:124:PHE:HZ	1:F:357:ILE:HG22	1.58	0.68
1:F:220:ALA:HB3	1:F:226:GLU:HG3	1.75	0.68
1:F:349:LEU:HD23	2:L:353:LYS:NZ	2.07	0.68
1:F:362:TYR:HA	1:F:369:ILE:HG21	1.73	0.68
2:G:342:VAL:HG12	2:G:344:ASP:O	1.94	0.68
1:A:34:ILE:CG2	1:A:67:LEU:HA	2.24	0.68
1:A:109:PRO:HB2	1:A:110:LEU:HD12	1.75	0.68
1:A:220:ALA:HB3	1:A:226:GLU:HG3	1.75	0.68
1:B:217:CYS:HA	1:B:254:ARG:CG	2.23	0.68
1:B:221:LEU:CD1	1:B:315:LYS:HZ2	2.06	0.68
1:B:248:ILE:O	1:B:250:ILE:HD11	1.92	0.68
1:C:64:ILE:HG23	1:C:65:LEU:HD23	1.75	0.68
1:C:171:LEU:HD11	1:C:173:HIS:CB	2.22	0.68
1:C:306:TYR:HB3	1:C:307:PRO:CD	2.23	0.68
1:D:50:LYS:HZ2	1:D:51:ASP:HB3	1.56	0.68
1:D:82:MET:CE	1:D:86:TRP:HE1	2.05	0.68
1:E:222:ASP:CG	1:E:226:GLU:HB2	2.14	0.68
1:F:82:MET:HE2	1:F:86:TRP:HE1	1.57	0.68
1:F:206:ARG:HA	1:F:209:VAL:HG22	1.74	0.68

Continued on next page...

Continued from previous page...

Atom-1	Atom-2	Interatomic distance (Å)	Clash overlap (Å)
1:A:124:PHE:HZ	1:A:357:ILE:HG22	1.58	0.68
1:A:148:THR:HB	1:A:167:GLU:C	2.12	0.68
1:A:218:TYR:HB2	1:A:307:PRO:CG	2.21	0.68
1:B:116:ARG:HA	1:B:119:MET:CG	2.23	0.68
1:B:146:GLY:CA	2:H:346:ARG:HH12	2.06	0.68
1:C:248:ILE:O	1:C:250:ILE:HD11	1.92	0.68
1:D:61:LYS:CE	1:D:61:LYS:CA	2.69	0.68
1:D:116:ARG:HA	1:D:119:MET:CG	2.23	0.68
1:E:99:GLU:HA	1:E:128:ASN:O	1.92	0.68
1:E:116:ARG:HA	1:E:119:MET:CG	2.23	0.68
1:E:315:LYS:O	1:E:318:THR:HB	1.93	0.68
1:F:107:GLU:OE2	1:F:116:ARG:HG3	1.92	0.68
1:A:18:LYS:HA	1:A:29:ALA:O	1.94	0.68
1:A:295:ALA:O	1:A:330:ILE:HD11	1.94	0.68
1:B:116:ARG:HA	1:B:119:MET:CE	2.23	0.68
1:B:218:TYR:CD2	1:B:255:PHE:HB3	2.29	0.68
1:C:18:LYS:HA	1:C:29:ALA:O	1.94	0.68
1:C:34:ILE:CG2	1:C:67:LEU:HA	2.24	0.68
1:C:218:TYR:CD2	1:C:255:PHE:HB3	2.29	0.68
1:D:213:LYS:HG3	1:D:214:GLU:N	2.09	0.68
1:D:218:TYR:HB2	1:D:307:PRO:CG	2.21	0.68
1:E:18:LYS:HA	1:E:29:ALA:O	1.94	0.68
1:E:80:ASP:HA	1:E:83:GLU:CG	2.23	0.68
1:E:98:PRO:HB2	1:E:129:VAL:CG1	2.22	0.68
1:E:146:GLY:CA	2:K:346:ARG:HH12	2.06	0.68
1:E:203:THR:HA	1:E:206:ARG:NH2	2.07	0.68
1:E:274:ILE:HD11	1:E:313:MET:HE3	1.75	0.68
1:F:136:ILE:HG22	1:F:138:ALA:N	2.09	0.68
1:F:151:ILE:HG22	1:F:293:LEU:HD12	1.75	0.68
1:F:218:TYR:CD2	1:F:255:PHE:HB3	2.29	0.68
2:Q:210:HIS:HD2	2:Q:221:LEU:HD23	1.59	0.68
1:A:222:ASP:CG	1:A:226:GLU:HB2	2.14	0.68
1:B:94:LEU:HB3	1:B:96:VAL:CG1	2.22	0.68
1:B:113:LYS:HD3	1:B:113:LYS:H	1.58	0.68
1:E:13:GLY:HA3	1:E:18:LYS:NZ	2.08	0.68
1:E:33:SER:O	1:E:69:TYR:HA	1.93	0.68
1:E:54:VAL:CA	1:E:58:ALA:HB2	2.12	0.68
1:E:218:TYR:CD2	1:E:255:PHE:HB3	2.29	0.68
1:F:139:VAL:HG12	1:F:143:TYR:HE2	1.58	0.68
2:G:328:ALA:HB3	2:G:333:TYR:CD2	2.29	0.68
2:M:210:HIS:HD2	2:M:221:LEU:HD23	1.59	0.68

Continued on next page...

Continued from previous page...

Atom-1	Atom-2	Interatomic distance (Å)	Clash overlap (Å)
2:N:210:HIS:HD2	2:N:221:LEU:HD23	1.59	0.68
2:Q:159:MET:HB3	2:Q:177:ARG:N	2.05	0.68
1:A:90:PHE:HB2	1:A:91:TYR:CD2	2.29	0.68
1:A:218:TYR:CD2	1:A:255:PHE:HB3	2.29	0.68
1:B:34:ILE:CG2	1:B:67:LEU:HA	2.24	0.68
1:B:90:PHE:HB2	1:B:91:TYR:CD2	2.29	0.68
1:C:105:LEU:HD12	1:C:134:VAL:HG12	1.45	0.68
1:C:139:VAL:HG12	1:C:143:TYR:HE2	1.58	0.68
1:C:203:THR:HA	1:C:206:ARG:NH2	2.07	0.68
1:D:34:ILE:CG2	1:D:67:LEU:HA	2.24	0.68
1:D:369:ILE:HA	1:D:372:ARG:CZ	2.23	0.68
1:E:34:ILE:CG2	1:E:67:LEU:HA	2.24	0.68
1:E:50:LYS:HZ2	1:E:51:ASP:HB3	1.57	0.68
1:F:33:SER:O	1:F:69:TYR:HA	1.93	0.68
1:F:116:ARG:HA	1:F:119:MET:CG	2.23	0.68
1:F:369:ILE:HA	1:F:372:ARG:CZ	2.23	0.68
2:I:328:ALA:HB3	2:I:333:TYR:CD2	2.29	0.68
1:A:13:GLY:HA3	1:A:18:LYS:NZ	2.08	0.68
1:A:135:ALA:CB	1:A:140:LEU:HD21	2.24	0.68
1:A:209:VAL:CA	1:A:212:ILE:HD12	2.05	0.68
1:A:248:ILE:O	1:A:250:ILE:HD11	1.92	0.68
1:B:9:VAL:HG13	1:B:9:VAL:O	1.94	0.68
1:B:314:GLN:NE2	1:B:329:ILE:HB	2.09	0.68
1:C:135:ALA:CB	1:C:140:LEU:HD21	2.24	0.68
1:C:194:THR:HG23	1:C:198:TYR:O	1.94	0.68
1:C:217:CYS:HA	1:C:254:ARG:CG	2.23	0.68
1:D:80:ASP:HA	1:D:83:GLU:CG	2.24	0.68
1:E:80:ASP:OD1	1:E:80:ASP:N	2.26	0.68
1:E:194:THR:HG23	1:E:198:TYR:O	1.94	0.68
1:E:349:LEU:HB3	1:E:352:PHE:HD2	1.57	0.68
1:F:218:TYR:HB2	1:F:307:PRO:CG	2.21	0.68
2:K:328:ALA:HB3	2:K:333:TYR:CD2	2.29	0.68
2:R:210:HIS:HD2	2:R:221:LEU:HD23	1.59	0.68
1:A:33:SER:O	1:A:69:TYR:HA	1.93	0.68
1:A:139:VAL:HG12	1:A:143:TYR:HE2	1.58	0.68
1:A:149:THR:HB	1:A:167:GLU:H	1.58	0.68
1:A:151:ILE:HG22	1:A:293:LEU:HD12	1.75	0.68
1:A:194:THR:HG23	1:A:198:TYR:O	1.94	0.68
1:A:306:TYR:HB3	1:A:307:PRO:CD	2.23	0.68
1:B:153:LEU:CD2	1:B:274:ILE:HD12	2.23	0.68
1:B:166:TYR:CD1	1:B:289:ILE:HD13	2.29	0.68

Continued on next page...

Continued from previous page...

Atom-1	Atom-2	Interatomic distance (Å)	Clash overlap (Å)
1:B:194:THR:HG23	1:B:198:TYR:O	1.94	0.68
1:C:13:GLY:HA3	1:C:18:LYS:NZ	2.08	0.68
1:C:362:TYR:O	1:C:362:TYR:HD2	1.77	0.68
1:D:90:PHE:HB2	1:D:91:TYR:CD2	2.29	0.68
1:D:136:ILE:HG22	1:D:138:ALA:N	2.09	0.68
1:D:203:THR:CA	1:D:206:ARG:HE	2.06	0.68
1:D:257:CYS:HB3	1:D:258:PRO:HD3	1.76	0.68
1:E:94:LEU:HB3	1:E:96:VAL:CG1	2.22	0.68
1:E:149:THR:HB	1:E:167:GLU:H	1.58	0.68
1:E:151:ILE:HG22	1:E:293:LEU:HD12	1.75	0.68
1:E:166:TYR:CD1	1:E:289:ILE:HD13	2.29	0.68
1:E:171:LEU:HD11	1:E:173:HIS:CB	2.22	0.68
1:E:314:GLN:NE2	1:E:329:ILE:HB	2.09	0.68
1:E:369:ILE:HA	1:E:372:ARG:CZ	2.23	0.68
1:F:153:LEU:N	1:F:298:VAL:O	2.25	0.68
1:F:203:THR:CA	1:F:206:ARG:HE	2.06	0.68
2:N:190:LYS:HB2	2:N:240:GLU:HB2	1.76	0.68
1:B:257:CYS:HB3	1:B:258:PRO:HD3	1.77	0.67
1:C:203:THR:CA	1:C:206:ARG:HE	2.06	0.67
1:D:166:TYR:CD1	1:D:289:ILE:HD13	2.29	0.67
1:D:218:TYR:CD2	1:D:255:PHE:HB3	2.29	0.67
1:F:64:ILE:HG23	1:F:65:LEU:HD23	1.75	0.67
1:F:222:ASP:CG	1:F:226:GLU:HB2	2.14	0.67
2:I:342:VAL:HG12	2:I:344:ASP:O	1.94	0.67
2:O:210:HIS:HD2	2:O:221:LEU:HD23	1.59	0.67
2:P:190:LYS:HB2	2:P:240:GLU:HB2	1.76	0.67
1:A:116:ARG:HA	1:A:119:MET:CG	2.23	0.67
1:A:203:THR:CA	1:A:206:ARG:HE	2.06	0.67
1:B:61:LYS:CE	1:B:61:LYS:CA	2.69	0.67
1:B:71:ILE:HG13	1:B:74:GLY:CA	2.24	0.67
1:B:82:MET:CE	1:B:86:TRP:HE1	2.05	0.67
1:B:136:ILE:HG22	1:B:138:ALA:N	2.09	0.67
1:B:203:THR:CA	1:B:206:ARG:HE	2.06	0.67
1:C:222:ASP:CG	1:C:226:GLU:HB2	2.14	0.67
1:D:82:MET:HE2	1:D:86:TRP:HE1	1.57	0.67
1:D:141:SER:HB3	1:D:339:VAL:CG1	2.14	0.67
1:E:50:LYS:HZ2	1:E:52:SER:N	1.92	0.67
1:E:135:ALA:CB	1:E:140:LEU:HD21	2.24	0.67
1:E:152:VAL:CG1	1:E:163:VAL:HB	2.17	0.67
1:F:18:LYS:HA	1:F:29:ALA:O	1.94	0.67
2:H:342:VAL:HG12	2:H:344:ASP:O	1.94	0.67

Continued on next page...

Continued from previous page...

Atom-1	Atom-2	Interatomic distance (Å)	Clash overlap (Å)
2:R:191:TRP:HZ3	2:R:252:PHE:HZ	1.42	0.67
1:B:45:VAL:HG22	1:D:143:TYR:HE1	1.58	0.67
1:B:82:MET:HE2	1:B:86:TRP:HE1	1.55	0.67
1:B:153:LEU:N	1:B:298:VAL:O	2.25	0.67
1:B:222:ASP:CG	1:B:226:GLU:HB2	2.14	0.67
1:B:349:LEU:HB3	1:B:352:PHE:HD2	1.57	0.67
1:C:90:PHE:HB2	1:C:91:TYR:CD2	2.29	0.67
1:C:151:ILE:HG22	1:C:293:LEU:HD12	1.75	0.67
1:D:9:VAL:HG13	1:D:9:VAL:O	1.94	0.67
1:D:71:ILE:HG13	1:D:74:GLY:CA	2.24	0.67
1:D:124:PHE:HZ	1:D:357:ILE:HG22	1.58	0.67
1:E:139:VAL:HG12	1:E:143:TYR:HE2	1.58	0.67
1:E:317:ILE:O	1:E:320:LEU:N	2.25	0.67
1:F:34:ILE:CG2	1:F:67:LEU:HA	2.24	0.67
1:F:71:ILE:HG13	1:F:74:GLY:CA	2.24	0.67
1:F:141:SER:CB	1:F:339:VAL:HG12	2.15	0.67
1:F:166:TYR:CD1	1:F:289:ILE:HD13	2.29	0.67
2:L:342:VAL:HG12	2:L:344:ASP:O	1.94	0.67
2:M:190:LYS:HB2	2:M:240:GLU:HB2	1.76	0.67
2:O:190:LYS:HB2	2:O:240:GLU:HB2	1.76	0.67
2:R:190:LYS:HB2	2:R:240:GLU:HB2	1.77	0.67
1:A:246:GLN:OE1	1:A:248:ILE:N	2.28	0.67
1:A:290:ARG:NH2	1:A:325:MET:HE1	2.09	0.67
1:B:18:LYS:HA	1:B:29:ALA:O	1.94	0.67
1:B:135:ALA:CB	1:B:140:LEU:HD21	2.24	0.67
1:B:187:ASP:CA	1:B:191:LYS:HZ3	2.07	0.67
1:B:246:GLN:OE1	1:B:248:ILE:N	2.28	0.67
1:C:166:TYR:CD1	1:C:289:ILE:HD13	2.29	0.67
1:D:295:ALA:O	1:D:330:ILE:HD11	1.94	0.67
1:F:90:PHE:HB2	1:F:91:TYR:CD2	2.29	0.67
2:P:210:HIS:HD2	2:P:221:LEU:HD23	1.59	0.67
1:A:50:LYS:HZ2	1:A:52:SER:N	1.93	0.67
1:B:80:ASP:HA	1:B:83:GLU:CG	2.24	0.67
1:B:151:ILE:HG22	1:B:293:LEU:HD12	1.75	0.67
1:B:357:ILE:HG23	1:B:361:GLU:OE2	1.95	0.67
1:C:67:LEU:CD2	1:C:203:THR:HG23	2.24	0.67
1:D:38:PRO:CA	1:D:64:ILE:HG13	2.25	0.67
1:E:322:PRO:HG2	1:E:325:MET:HE1	1.77	0.67
1:F:149:THR:HB	1:F:167:GLU:H	1.58	0.67
1:F:187:ASP:CA	1:F:191:LYS:HZ3	2.08	0.67
1:F:213:LYS:HG3	1:F:214:GLU:N	2.09	0.67

Continued on next page...

Continued from previous page...

Atom-1	Atom-2	Interatomic distance (Å)	Clash overlap (Å)
1:F:257:CYS:HB3	1:F:258:PRO:HD3	1.76	0.67
1:A:136:ILE:HG22	1:A:138:ALA:N	2.09	0.67
1:A:218:TYR:CB	1:A:307:PRO:HG2	2.23	0.67
1:B:120:THR:HG23	1:B:132:MET:SD	2.35	0.67
1:B:295:ALA:O	1:B:330:ILE:HD11	1.94	0.67
1:C:149:THR:HB	1:C:167:GLU:H	1.58	0.67
1:C:153:LEU:N	1:C:298:VAL:O	2.25	0.67
1:C:239:SER:CB	1:C:249:THR:HA	2.25	0.67
1:C:246:GLN:OE1	1:C:248:ILE:N	2.28	0.67
1:C:274:ILE:HD11	1:C:313:MET:HE3	1.76	0.67
1:D:18:LYS:HA	1:D:29:ALA:O	1.94	0.67
1:D:194:THR:HG23	1:D:198:TYR:O	1.94	0.67
1:E:38:PRO:CA	1:E:64:ILE:HG13	2.25	0.67
1:E:71:ILE:HG13	1:E:74:GLY:CA	2.24	0.67
1:E:132:MET:HG3	1:E:357:ILE:HB	1.77	0.67
1:E:246:GLN:OE1	1:E:248:ILE:N	2.28	0.67
1:E:247:VAL:O	1:E:247:VAL:HG13	1.95	0.67
1:E:302:GLY:O	1:E:305:MET:N	2.28	0.67
1:F:260:THR:HA	1:F:263:GLN:NE2	2.10	0.67
2:P:211:ASP:HB3	2:P:220:TYR:OH	1.95	0.67
1:A:113:LYS:CD	1:A:116:ARG:HH22	2.08	0.67
1:A:166:TYR:CD1	1:A:289:ILE:HD13	2.29	0.67
1:B:149:THR:HB	1:B:167:GLU:H	1.58	0.67
1:B:253:GLU:HA	1:B:256:ARG:NH1	2.10	0.67
1:C:33:SER:O	1:C:69:TYR:HA	1.93	0.67
1:C:295:ALA:O	1:C:330:ILE:HD11	1.94	0.67
1:D:44:MET:CE	1:F:169:TYR:CD1	2.78	0.67
1:D:113:LYS:HD3	1:D:113:LYS:H	1.58	0.67
1:D:149:THR:HB	1:D:167:GLU:H	1.58	0.67
1:D:151:ILE:HG22	1:D:293:LEU:HD12	1.75	0.67
1:D:188:TYR:O	1:D:192:ILE:HG12	1.95	0.67
1:D:246:GLN:OE1	1:D:248:ILE:N	2.28	0.67
1:D:314:GLN:NE2	1:D:329:ILE:HB	2.09	0.67
1:E:90:PHE:HB2	1:E:91:TYR:CD2	2.29	0.67
1:E:153:LEU:CD2	1:E:274:ILE:HD12	2.23	0.67
1:E:242:LEU:CD2	1:E:244:ASP:H	2.06	0.67
1:E:357:ILE:HG23	1:E:361:GLU:OE2	1.95	0.67
2:Q:190:LYS:HB2	2:Q:240:GLU:HB2	1.77	0.67
1:B:218:TYR:CE2	1:B:255:PHE:HB3	2.30	0.67
1:C:253:GLU:HA	1:C:256:ARG:NH1	2.10	0.67
1:C:314:GLN:NE2	1:C:329:ILE:HB	2.09	0.67

Continued on next page...

Continued from previous page...

Atom-1	Atom-2	Interatomic distance (Å)	Clash overlap (Å)
1:C:357:ILE:HG23	1:C:361:GLU:OE2	1.95	0.67
1:D:135:ALA:CB	1:D:140:LEU:HD21	2.24	0.67
1:D:218:TYR:CE2	1:D:255:PHE:HB3	2.30	0.67
1:D:264:PRO:CA	1:D:267:ILE:HG12	2.25	0.67
1:D:349:LEU:HB3	1:D:352:PHE:HD2	1.57	0.67
1:E:105:LEU:CD1	1:E:123:MET:HE3	2.25	0.67
1:E:257:CYS:HB3	1:E:258:PRO:HD3	1.76	0.67
1:F:188:TYR:O	1:F:192:ILE:HG12	1.95	0.67
1:F:314:GLN:NE2	1:F:329:ILE:HB	2.09	0.67
2:H:328:ALA:HB3	2:H:333:TYR:CD2	2.29	0.67
2:M:211:ASP:HB3	2:M:220:TYR:OH	1.95	0.67
2:P:191:TRP:HZ3	2:P:252:PHE:HZ	1.42	0.67
1:A:113:LYS:HD3	1:A:113:LYS:H	1.58	0.67
1:A:120:THR:HG23	1:A:132:MET:SD	2.35	0.67
1:B:152:VAL:HA	1:B:298:VAL:O	1.95	0.67
1:C:132:MET:HG3	1:C:357:ILE:HB	1.76	0.67
1:C:242:LEU:CD2	1:C:244:ASP:H	2.05	0.67
1:C:247:VAL:HG13	1:C:247:VAL:O	1.95	0.67
1:D:120:THR:HG23	1:D:132:MET:SD	2.35	0.67
1:E:239:SER:CB	1:E:249:THR:HA	2.25	0.67
2:J:342:VAL:HG12	2:J:344:ASP:O	1.94	0.67
2:J:345:LEU:HD12	2:J:348:MET:HE2	1.76	0.67
2:Q:211:ASP:HB3	2:Q:220:TYR:OH	1.95	0.67
2:R:211:ASP:HB3	2:R:220:TYR:OH	1.95	0.67
1:A:45:VAL:HG22	1:C:143:TYR:HE1	1.58	0.67
1:A:71:ILE:HG13	1:A:74:GLY:CA	2.24	0.67
1:A:180:LEU:HD12	1:A:184:ASP:HB2	1.77	0.67
1:A:247:VAL:HG13	1:A:247:VAL:O	1.95	0.67
1:A:253:GLU:HA	1:A:256:ARG:NH1	2.10	0.67
1:A:257:CYS:HB3	1:A:258:PRO:HD3	1.76	0.67
1:A:264:PRO:CA	1:A:267:ILE:HG12	2.25	0.67
1:B:180:LEU:HD12	1:B:184:ASP:HB2	1.77	0.67
1:B:242:LEU:CD2	1:B:244:ASP:H	2.06	0.67
1:C:9:VAL:HG13	1:C:9:VAL:O	1.94	0.67
1:C:44:MET:HE1	1:E:169:TYR:CA	2.23	0.67
1:D:34:ILE:CG2	1:D:68:LYS:H	2.06	0.67
1:D:45:VAL:HG22	1:F:143:TYR:HE1	1.58	0.67
1:D:242:LEU:CD2	1:D:244:ASP:H	2.05	0.67
1:D:357:ILE:HG23	1:D:361:GLU:OE2	1.95	0.67
1:E:253:GLU:HA	1:E:256:ARG:NH1	2.10	0.67
1:A:38:PRO:CA	1:A:64:ILE:HG13	2.25	0.66

Continued on next page...

Continued from previous page...

Atom-1	Atom-2	Interatomic distance (Å)	Clash overlap (Å)
1:A:67:LEU:CD2	1:A:203:THR:HG23	2.24	0.66
1:A:218:TYR:CE2	1:A:255:PHE:HB3	2.30	0.66
1:A:302:GLY:O	1:A:305:MET:N	2.28	0.66
1:A:357:ILE:HG23	1:A:361:GLU:OE2	1.95	0.66
1:A:362:TYR:O	1:A:366:GLY:CA	2.43	0.66
1:B:47:MET:HG3	1:B:48:GLY:N	2.07	0.66
1:B:113:LYS:HB3	1:B:371:HIS:HE1	1.60	0.66
1:B:188:TYR:O	1:B:192:ILE:HG12	1.95	0.66
1:C:264:PRO:CA	1:C:267:ILE:HG12	2.25	0.66
1:D:47:MET:HG3	1:D:48:GLY:N	2.07	0.66
1:D:153:LEU:N	1:D:298:VAL:O	2.25	0.66
1:D:222:ASP:CG	1:D:226:GLU:HB2	2.14	0.66
1:D:253:GLU:HA	1:D:256:ARG:NH1	2.10	0.66
1:E:120:THR:HG23	1:E:132:MET:SD	2.35	0.66
1:E:150:GLY:HA3	1:E:296:ASN:HB3	1.77	0.66
1:E:214:GLU:OE1	1:E:303:THR:HG23	1.96	0.66
1:E:281:SER:HA	1:E:284:LYS:HE2	1.77	0.66
1:F:47:MET:HG3	1:F:48:GLY:N	2.07	0.66
1:F:120:THR:HG23	1:F:132:MET:SD	2.35	0.66
1:F:135:ALA:CB	1:F:140:LEU:HD21	2.24	0.66
1:F:218:TYR:CE2	1:F:255:PHE:HB3	2.30	0.66
1:F:295:ALA:O	1:F:330:ILE:HD11	1.94	0.66
2:R:193:LYS:HD2	2:R:237:TYR:CZ	2.30	0.66
1:A:35:VAL:CB	1:A:68:LYS:HE2	2.25	0.66
1:A:44:MET:HE1	1:C:169:TYR:CD1	2.31	0.66
1:A:132:MET:HG3	1:A:357:ILE:HB	1.76	0.66
1:A:314:GLN:NE2	1:A:329:ILE:HB	2.09	0.66
1:B:132:MET:HG3	1:B:357:ILE:HB	1.77	0.66
1:B:213:LYS:HG3	1:B:214:GLU:N	2.09	0.66
1:C:136:ILE:HG22	1:C:138:ALA:N	2.09	0.66
1:C:180:LEU:HD12	1:C:184:ASP:HB2	1.77	0.66
1:C:209:VAL:CA	1:C:212:ILE:HD12	2.05	0.66
1:C:280:ASN:O	1:C:283:MET:HG2	1.96	0.66
1:C:281:SER:HA	1:C:284:LYS:HE2	1.77	0.66
1:D:16:LEU:HD23	1:D:31:PHE:HA	1.78	0.66
1:D:67:LEU:CD2	1:D:203:THR:HG23	2.24	0.66
1:D:260:THR:HA	1:D:263:GLN:NE2	2.10	0.66
1:E:67:LEU:CD2	1:E:203:THR:HG23	2.24	0.66
1:E:136:ILE:HG22	1:E:138:ALA:N	2.09	0.66
1:E:152:VAL:HA	1:E:298:VAL:O	1.95	0.66
1:E:295:ALA:O	1:E:330:ILE:HD11	1.94	0.66

Continued on next page...

Continued from previous page...

Atom-1	Atom-2	Interatomic distance (Å)	Clash overlap (Å)
1:F:38:PRO:CA	1:F:64:ILE:HG13	2.25	0.66
2:J:328:ALA:HB3	2:J:333:TYR:CD2	2.29	0.66
2:M:191:TRP:HZ3	2:M:252:PHE:HZ	1.42	0.66
1:A:16:LEU:HB3	1:A:18:LYS:HD2	1.78	0.66
1:A:214:GLU:OE1	1:A:303:THR:HG23	1.96	0.66
1:B:38:PRO:CA	1:B:64:ILE:HG13	2.25	0.66
1:B:141:SER:CB	1:B:339:VAL:HG12	2.15	0.66
1:C:38:PRO:CA	1:C:64:ILE:HG13	2.25	0.66
1:C:150:GLY:HA3	1:C:296:ASN:HB3	1.77	0.66
1:C:153:LEU:CD2	1:C:274:ILE:HD12	2.24	0.66
1:C:218:TYR:CE2	1:C:255:PHE:HB3	2.30	0.66
1:C:218:TYR:CB	1:C:307:PRO:HG2	2.23	0.66
1:D:73:HIS:NE2	1:D:179:ASP:OD1	2.29	0.66
1:D:113:LYS:HB3	1:D:371:HIS:HE1	1.60	0.66
1:D:139:VAL:HG12	1:D:143:TYR:HE2	1.58	0.66
1:E:280:ASN:O	1:E:283:MET:HG2	1.96	0.66
1:F:59:GLN:O	1:F:62:ARG:NH1	2.29	0.66
1:F:73:HIS:NE2	1:F:179:ASP:OD1	2.29	0.66
1:F:113:LYS:CD	1:F:116:ARG:HH22	2.08	0.66
2:K:342:VAL:HG12	2:K:344:ASP:O	1.94	0.66
2:N:191:TRP:HZ3	2:N:252:PHE:HZ	1.42	0.66
1:A:150:GLY:HA3	1:A:296:ASN:HB3	1.77	0.66
1:A:280:ASN:O	1:A:283:MET:HG2	1.96	0.66
1:B:44:MET:CE	1:D:169:TYR:CD1	2.78	0.66
1:B:73:HIS:NE2	1:B:179:ASP:OD1	2.29	0.66
1:C:71:ILE:HG13	1:C:74:GLY:C	2.16	0.66
1:C:105:LEU:CD1	1:C:123:MET:HE3	2.25	0.66
1:C:257:CYS:HB3	1:C:258:PRO:HD3	1.77	0.66
1:C:362:TYR:O	1:C:366:GLY:CA	2.43	0.66
1:D:152:VAL:HA	1:D:298:VAL:O	1.95	0.66
1:E:113:LYS:HD3	1:E:113:LYS:H	1.58	0.66
1:F:86:TRP:HB3	1:F:90:PHE:CE2	2.30	0.66
1:F:247:VAL:HG13	1:F:247:VAL:O	1.95	0.66
2:N:159:MET:HB3	2:N:177:ARG:N	2.05	0.66
2:P:193:LYS:HD2	2:P:237:TYR:CZ	2.30	0.66
1:A:239:SER:CB	1:A:249:THR:HA	2.25	0.66
1:A:242:LEU:CD2	1:A:244:ASP:H	2.05	0.66
1:B:16:LEU:HD23	1:B:31:PHE:HA	1.78	0.66
1:B:71:ILE:HG13	1:B:74:GLY:C	2.16	0.66
1:B:345:ILE:HD11	2:H:350:LYS:HD3	1.74	0.66
1:B:362:TYR:O	1:B:366:GLY:CA	2.43	0.66

Continued on next page...

Continued from previous page...

Atom-1	Atom-2	Interatomic distance (Å)	Clash overlap (Å)
1:C:71:ILE:HG13	1:C:74:GLY:CA	2.24	0.66
1:C:242:LEU:HD23	1:C:243:PRO:CD	2.25	0.66
1:D:214:GLU:OE1	1:D:303:THR:HG23	1.96	0.66
1:D:274:ILE:HD11	1:D:313:MET:HE3	1.77	0.66
1:E:113:LYS:CD	1:E:116:ARG:HH22	2.08	0.66
1:F:34:ILE:CG2	1:F:68:LYS:H	2.06	0.66
1:F:242:LEU:CD2	1:F:244:ASP:H	2.06	0.66
2:J:324:ILE:HG22	2:J:324:ILE:O	1.96	0.66
2:R:159:MET:HB3	2:R:177:ARG:N	2.05	0.66
1:A:242:LEU:HD23	1:A:243:PRO:CD	2.25	0.66
1:A:260:THR:HA	1:A:263:GLN:NE2	2.10	0.66
1:A:322:PRO:HG2	1:A:325:MET:HE1	1.78	0.66
1:B:274:ILE:HD11	1:B:313:MET:HE3	1.77	0.66
1:B:345:ILE:CG1	2:H:346:ARG:HG3	2.25	0.66
1:C:16:LEU:HB3	1:C:18:LYS:HD2	1.77	0.66
1:C:54:VAL:CA	1:C:58:ALA:HB2	2.12	0.66
1:C:78:ASN:HA	1:C:79:TRP:CE3	2.31	0.66
1:C:120:THR:HG23	1:C:132:MET:SD	2.35	0.66
1:C:135:ALA:HB3	1:C:140:LEU:HD21	1.78	0.66
1:C:148:THR:O	1:C:168:GLY:N	2.25	0.66
1:C:152:VAL:HA	1:C:298:VAL:O	1.95	0.66
1:C:163:VAL:CG1	1:C:165:ILE:HD11	2.26	0.66
1:C:314:GLN:HA	1:C:317:ILE:CG2	2.26	0.66
1:D:218:TYR:CB	1:D:307:PRO:HG2	2.23	0.66
1:E:124:PHE:HZ	1:E:357:ILE:HG22	1.58	0.66
1:E:213:LYS:HG3	1:E:214:GLU:N	2.09	0.66
1:E:218:TYR:CE2	1:E:255:PHE:HB3	2.30	0.66
1:F:78:ASN:HA	1:F:79:TRP:CE3	2.31	0.66
1:F:139:VAL:HA	1:F:142:LEU:HG	1.78	0.66
1:F:152:VAL:HA	1:F:298:VAL:O	1.95	0.66
2:L:328:ALA:HB3	2:L:333:TYR:CD2	2.29	0.66
1:A:9:VAL:HG13	1:A:9:VAL:O	1.94	0.66
1:A:34:ILE:CG2	1:A:68:LYS:H	2.06	0.66
1:A:44:MET:CE	1:C:169:TYR:CD1	2.78	0.66
1:A:345:ILE:CG1	2:G:346:ARG:HG3	2.25	0.66
1:B:262:PHE:HA	1:B:273:GLY:HA2	1.78	0.66
1:B:297:ASN:O	1:B:329:ILE:HA	1.96	0.66
1:C:8:LEU:HD11	1:C:101:HIS:CB	2.25	0.66
1:C:35:VAL:CB	1:C:68:LYS:HE2	2.25	0.66
1:C:113:LYS:HD3	1:C:113:LYS:H	1.58	0.66
1:C:213:LYS:HG3	1:C:214:GLU:N	2.09	0.66

Continued on next page...

Continued from previous page...

Atom-1	Atom-2	Interatomic distance (Å)	Clash overlap (Å)
1:D:50:LYS:HD2	1:D:51:ASP:H	1.61	0.66
1:D:61:LYS:HG3	1:D:65:LEU:CD2	2.26	0.66
1:D:78:ASN:HB3	1:D:81:ASP:OD2	1.96	0.66
1:D:139:VAL:HA	1:D:142:LEU:HG	1.78	0.66
1:D:180:LEU:HD12	1:D:184:ASP:HB2	1.77	0.66
1:D:252:ASN:HB2	1:D:256:ARG:CD	2.26	0.66
1:D:280:ASN:HA	1:D:283:MET:HE3	1.77	0.66
1:E:59:GLN:O	1:E:62:ARG:NH1	2.29	0.66
1:E:71:ILE:HG13	1:E:74:GLY:C	2.16	0.66
1:E:135:ALA:HB3	1:E:140:LEU:HD21	1.78	0.66
1:E:163:VAL:CG1	1:E:165:ILE:HD11	2.26	0.66
1:E:293:LEU:O	1:E:296:ASN:N	2.28	0.66
1:F:61:LYS:HG3	1:F:65:LEU:CD2	2.26	0.66
1:F:71:ILE:HG13	1:F:74:GLY:C	2.16	0.66
1:F:194:THR:HG23	1:F:198:TYR:O	1.94	0.66
1:F:262:PHE:HA	1:F:273:GLY:HA2	1.78	0.66
1:F:264:PRO:CA	1:F:267:ILE:HG12	2.25	0.66
2:I:348:MET:HE1	2:I:349:LEU:CD1	2.26	0.66
2:L:324:ILE:O	2:L:324:ILE:HG22	1.96	0.66
2:O:159:MET:HB3	2:O:177:ARG:N	2.05	0.66
1:A:59:GLN:O	1:A:62:ARG:NH1	2.29	0.66
1:A:78:ASN:HA	1:A:79:TRP:CE3	2.31	0.66
1:B:61:LYS:HG3	1:B:65:LEU:CD2	2.26	0.66
1:B:78:ASN:HA	1:B:79:TRP:CE3	2.31	0.66
1:B:87:HIS:O	1:B:91:TYR:HD2	1.79	0.66
1:B:302:GLY:O	1:B:305:MET:N	2.28	0.66
1:C:196:ARG:NH2	1:D:112:PRO:HB3	2.11	0.66
1:C:302:GLY:O	1:C:305:MET:N	2.28	0.66
1:D:239:SER:CB	1:D:249:THR:HA	2.25	0.66
1:D:253:GLU:HA	1:D:256:ARG:HH11	1.61	0.66
1:D:262:PHE:HA	1:D:273:GLY:HA2	1.78	0.66
1:E:35:VAL:CB	1:E:68:LYS:HE2	2.25	0.66
1:E:50:LYS:HD2	1:E:51:ASP:H	1.61	0.66
1:E:165:ILE:HG22	1:E:166:TYR:H	1.60	0.66
1:E:345:ILE:CG1	2:K:346:ARG:HG3	2.25	0.66
1:F:148:THR:O	1:F:168:GLY:N	2.25	0.66
1:F:253:GLU:HA	1:F:256:ARG:HH11	1.61	0.66
1:F:317:ILE:O	1:F:320:LEU:N	2.25	0.66
1:F:345:ILE:HD13	2:L:350:LYS:HD3	1.78	0.66
2:M:193:LYS:HD2	2:M:237:TYR:CZ	2.30	0.66
2:P:208:GLN:O	2:P:224:LEU:HD12	1.96	0.66

Continued on next page...

Continued from previous page...

Atom-1	Atom-2	Interatomic distance (Å)	Clash overlap (Å)
2:R:208:GLN:O	2:R:224:LEU:HD12	1.96	0.66
1:A:253:GLU:HA	1:A:256:ARG:HH11	1.61	0.66
1:A:281:SER:HA	1:A:284:LYS:HE2	1.77	0.66
1:A:314:GLN:HA	1:A:317:ILE:CG2	2.26	0.66
1:B:59:GLN:O	1:B:62:ARG:NH1	2.29	0.66
1:B:139:VAL:HA	1:B:142:LEU:HG	1.78	0.66
1:B:239:SER:CB	1:B:249:THR:HA	2.25	0.66
1:B:242:LEU:HD23	1:B:243:PRO:CD	2.25	0.66
1:D:71:ILE:CA	1:D:76:ILE:HD13	2.26	0.66
1:D:345:ILE:HD13	2:J:350:LYS:HD3	1.78	0.66
1:D:362:TYR:O	1:D:366:GLY:CA	2.43	0.66
1:E:61:LYS:HG3	1:E:65:LEU:CD2	2.26	0.66
1:E:73:HIS:NE2	1:E:179:ASP:OD1	2.29	0.66
1:E:78:ASN:HB3	1:E:81:ASP:OD2	1.96	0.66
1:E:113:LYS:HB3	1:E:371:HIS:HE1	1.60	0.66
1:E:180:LEU:HD12	1:E:184:ASP:HB2	1.77	0.66
1:E:297:ASN:O	1:E:329:ILE:HA	1.96	0.66
1:E:314:GLN:HA	1:E:317:ILE:CG2	2.26	0.66
1:E:362:TYR:O	1:E:366:GLY:CA	2.43	0.66
1:F:16:LEU:HD23	1:F:31:PHE:HA	1.78	0.66
1:F:67:LEU:O	1:F:68:LYS:HD3	1.96	0.66
1:F:78:ASN:HB3	1:F:81:ASP:OD2	1.96	0.66
1:F:87:HIS:O	1:F:91:TYR:HD2	1.79	0.66
1:F:246:GLN:OE1	1:F:248:ILE:N	2.28	0.66
1:F:252:ASN:HB2	1:F:256:ARG:CD	2.26	0.66
1:F:280:ASN:O	1:F:283:MET:HG2	1.96	0.66
1:F:293:LEU:O	1:F:296:ASN:N	2.28	0.66
1:F:365:ALA:HB3	1:F:369:ILE:CB	2.23	0.66
2:G:348:MET:HE3	2:G:349:LEU:CD1	2.26	0.66
2:N:208:GLN:O	2:N:224:LEU:HD12	1.96	0.66
2:O:211:ASP:HB3	2:O:220:TYR:OH	1.95	0.66
1:A:50:LYS:HD2	1:A:51:ASP:H	1.61	0.66
1:A:135:ALA:HB3	1:A:140:LEU:HD21	1.78	0.66
1:A:163:VAL:CG1	1:A:165:ILE:HD11	2.26	0.66
1:A:213:LYS:HG3	1:A:214:GLU:N	2.09	0.66
1:B:71:ILE:CA	1:B:76:ILE:HD13	2.26	0.66
1:B:78:ASN:HB3	1:B:81:ASP:OD2	1.96	0.66
1:B:252:ASN:HB2	1:B:256:ARG:CD	2.26	0.66
1:B:260:THR:HA	1:B:263:GLN:NE2	2.10	0.66
1:C:45:VAL:HG22	1:E:143:TYR:HE1	1.58	0.66
1:C:61:LYS:HG3	1:C:65:LEU:CD2	2.26	0.66

Continued on next page...

Continued from previous page...

Atom-1	Atom-2	Interatomic distance (Å)	Clash overlap (Å)
1:D:35:VAL:CB	1:D:68:LYS:HE2	2.25	0.66
1:D:50:LYS:HZ2	1:D:52:SER:N	1.93	0.66
1:D:59:GLN:O	1:D:62:ARG:NH1	2.29	0.66
1:D:248:ILE:O	1:D:248:ILE:CG2	2.37	0.66
1:E:67:LEU:O	1:E:68:LYS:HD3	1.96	0.66
1:E:86:TRP:HB3	1:E:90:PHE:CE2	2.30	0.66
1:E:87:HIS:O	1:E:91:TYR:HD2	1.79	0.66
1:E:188:TYR:O	1:E:192:ILE:HG12	1.95	0.66
1:E:264:PRO:CA	1:E:267:ILE:HG12	2.25	0.66
1:F:35:VAL:CB	1:F:68:LYS:HE2	2.25	0.66
1:F:71:ILE:CA	1:F:76:ILE:HD13	2.26	0.66
1:F:239:SER:CB	1:F:249:THR:HA	2.25	0.66
1:F:242:LEU:HD23	1:F:243:PRO:CD	2.25	0.66
1:F:362:TYR:O	1:F:366:GLY:CA	2.43	0.66
2:Q:198:ASP:OD1	2:Q:202:LYS:NZ	2.29	0.66
1:A:71:ILE:CA	1:A:76:ILE:HD13	2.26	0.65
1:A:78:ASN:HB3	1:A:81:ASP:OD2	1.96	0.65
1:B:40:HIS:NE2	1:D:169:TYR:HD1	1.95	0.65
1:B:67:LEU:CD2	1:B:203:THR:HG23	2.24	0.65
1:C:87:HIS:O	1:C:91:TYR:HD2	1.79	0.65
1:C:91:TYR:C	1:C:95:ARG:HA	2.17	0.65
1:C:196:ARG:C	1:D:112:PRO:HG3	2.17	0.65
1:C:218:TYR:HB2	1:C:307:PRO:CG	2.21	0.65
1:C:260:THR:HA	1:C:263:GLN:NE2	2.10	0.65
1:C:297:ASN:O	1:C:329:ILE:HA	1.96	0.65
1:C:345:ILE:CG1	2:I:346:ARG:HG3	2.25	0.65
1:D:78:ASN:HA	1:D:79:TRP:CE3	2.31	0.65
1:D:86:TRP:HB3	1:D:90:PHE:CE2	2.30	0.65
1:D:91:TYR:C	1:D:95:ARG:HA	2.17	0.65
1:D:247:VAL:HG13	1:D:247:VAL:O	1.95	0.65
1:F:9:VAL:HG13	1:F:9:VAL:O	1.94	0.65
1:F:67:LEU:CD2	1:F:203:THR:HG23	2.24	0.65
1:F:165:ILE:HG22	1:F:166:TYR:H	1.60	0.65
1:F:253:GLU:HA	1:F:256:ARG:NH1	2.10	0.65
2:L:345:LEU:HD12	2:L:348:MET:HE2	1.78	0.65
2:M:198:ASP:OD1	2:M:202:LYS:NZ	2.29	0.65
2:N:193:LYS:HD2	2:N:237:TYR:CZ	2.30	0.65
2:O:208:GLN:O	2:O:224:LEU:HD12	1.96	0.65
1:A:8:LEU:HB2	1:A:103:THR:CB	2.26	0.65
1:A:152:VAL:HA	1:A:298:VAL:O	1.95	0.65
1:A:196:ARG:NH2	1:B:112:PRO:HB3	2.11	0.65

Continued on next page...

Continued from previous page...

Atom-1	Atom-2	Interatomic distance (Å)	Clash overlap (Å)
1:B:124:PHE:HZ	1:B:357:ILE:HG22	1.58	0.65
1:B:165:ILE:HG22	1:B:166:TYR:H	1.60	0.65
1:B:253:GLU:HA	1:B:256:ARG:HH11	1.61	0.65
1:B:317:ILE:O	1:B:320:LEU:N	2.25	0.65
1:C:44:MET:CE	1:E:169:TYR:CD1	2.78	0.65
1:C:67:LEU:O	1:C:68:LYS:HD3	1.96	0.65
1:C:86:TRP:HB3	1:C:90:PHE:CE2	2.30	0.65
1:D:132:MET:HG3	1:D:357:ILE:HB	1.76	0.65
1:E:16:LEU:HB3	1:E:18:LYS:HD2	1.78	0.65
1:E:78:ASN:HA	1:E:79:TRP:CE3	2.31	0.65
1:E:242:LEU:HD23	1:E:243:PRO:CD	2.25	0.65
1:F:50:LYS:HG2	1:F:53:TYR:CE1	2.31	0.65
1:F:113:LYS:HB3	1:F:371:HIS:HE1	1.60	0.65
1:F:152:VAL:HG12	1:F:163:VAL:CB	2.19	0.65
2:N:211:ASP:HB3	2:N:220:TYR:OH	1.95	0.65
2:O:191:TRP:HZ3	2:O:252:PHE:HZ	1.42	0.65
2:O:193:LYS:HD2	2:O:237:TYR:CZ	2.30	0.65
2:Q:193:LYS:HD2	2:Q:237:TYR:CZ	2.30	0.65
2:Q:208:GLN:O	2:Q:224:LEU:HD12	1.96	0.65
1:A:16:LEU:HD23	1:A:31:PHE:HA	1.78	0.65
1:A:61:LYS:HG3	1:A:65:LEU:CD2	2.26	0.65
1:A:71:ILE:HG13	1:A:74:GLY:C	2.16	0.65
1:A:87:HIS:O	1:A:91:TYR:HD2	1.79	0.65
1:A:153:LEU:CD2	1:A:274:ILE:HD12	2.24	0.65
1:A:188:TYR:O	1:A:192:ILE:HG12	1.95	0.65
1:B:44:MET:HE1	1:D:169:TYR:CA	2.25	0.65
1:B:244:ASP:OD1	1:B:245:GLY:N	2.30	0.65
1:B:280:ASN:HA	1:B:283:MET:HE3	1.78	0.65
1:C:16:LEU:HD23	1:C:31:PHE:HA	1.78	0.65
1:C:165:ILE:HG22	1:C:166:TYR:H	1.60	0.65
1:C:188:TYR:O	1:C:192:ILE:HG12	1.95	0.65
1:D:40:HIS:HE1	1:F:170:ALA:H	1.44	0.65
1:D:71:ILE:HG13	1:D:74:GLY:C	2.16	0.65
1:D:163:VAL:CG1	1:D:165:ILE:HD11	2.26	0.65
1:D:275:HIS:O	1:D:278:THR:HB	1.96	0.65
1:E:209:VAL:CA	1:E:212:ILE:HD12	2.05	0.65
1:F:91:TYR:C	1:F:95:ARG:HA	2.17	0.65
1:F:163:VAL:CG1	1:F:165:ILE:HD11	2.26	0.65
1:F:180:LEU:HD12	1:F:184:ASP:HB2	1.77	0.65
1:F:297:ASN:O	1:F:329:ILE:HA	1.96	0.65
1:F:349:LEU:HB3	1:F:352:PHE:HD2	1.57	0.65

Continued on next page...

Continued from previous page...

Atom-1	Atom-2	Interatomic distance (Å)	Clash overlap (Å)
2:G:324:ILE:HG22	2:G:324:ILE:O	1.96	0.65
2:I:324:ILE:O	2:I:324:ILE:HG22	1.96	0.65
2:Q:179:ALA:HA	2:Q:219:VAL:HA	1.79	0.65
1:A:275:HIS:O	1:A:278:THR:HB	1.96	0.65
1:C:40:HIS:NE2	1:E:169:TYR:HD1	1.95	0.65
1:C:78:ASN:HB3	1:C:81:ASP:OD2	1.96	0.65
1:D:50:LYS:HG2	1:D:53:TYR:CE1	2.31	0.65
1:D:242:LEU:HD23	1:D:243:PRO:CD	2.25	0.65
1:D:293:LEU:O	1:D:296:ASN:N	2.28	0.65
1:D:345:ILE:CG1	2:J:346:ARG:HG3	2.25	0.65
1:E:8:LEU:HB2	1:E:103:THR:CB	2.26	0.65
1:E:260:THR:HA	1:E:263:GLN:NE2	2.10	0.65
1:F:132:MET:HG3	1:F:357:ILE:HB	1.77	0.65
1:F:166:TYR:O	1:F:169:TYR:CD2	2.49	0.65
2:H:324:ILE:O	2:H:324:ILE:HG22	1.96	0.65
2:M:179:ALA:HA	2:M:219:VAL:HA	1.79	0.65
2:M:208:GLN:O	2:M:224:LEU:HD12	1.96	0.65
2:Q:191:TRP:HZ3	2:Q:252:PHE:HZ	1.42	0.65
1:A:8:LEU:HD11	1:A:101:HIS:CB	2.25	0.65
1:A:50:LYS:CG	1:A:52:SER:H	2.09	0.65
1:A:252:ASN:HB2	1:A:256:ARG:CD	2.26	0.65
1:A:262:PHE:HA	1:A:273:GLY:HA2	1.78	0.65
1:A:297:ASN:O	1:A:329:ILE:HA	1.96	0.65
1:B:8:LEU:HB2	1:B:103:THR:CB	2.26	0.65
1:B:163:VAL:CG1	1:B:165:ILE:HD11	2.26	0.65
1:B:196:ARG:C	1:C:112:PRO:HG3	2.17	0.65
1:B:247:VAL:O	1:B:247:VAL:HG13	1.95	0.65
1:B:280:ASN:O	1:B:283:MET:HG2	1.96	0.65
1:C:50:LYS:HZ2	1:C:52:SER:N	1.95	0.65
1:C:214:GLU:OE1	1:C:303:THR:HG23	1.96	0.65
1:C:275:HIS:O	1:C:278:THR:HB	1.96	0.65
1:C:293:LEU:O	1:C:296:ASN:N	2.28	0.65
1:C:322:PRO:HG2	1:C:325:MET:HE1	1.79	0.65
1:C:349:LEU:HD23	2:I:353:LYS:HZ3	1.60	0.65
1:D:166:TYR:O	1:D:169:TYR:CD2	2.49	0.65
1:E:166:TYR:O	1:E:169:TYR:CD2	2.49	0.65
1:E:218:TYR:CB	1:E:307:PRO:HG2	2.23	0.65
1:E:244:ASP:OD1	1:E:245:GLY:N	2.30	0.65
1:F:152:VAL:CG1	1:F:163:VAL:HB	2.17	0.65
1:A:86:TRP:HB3	1:A:90:PHE:CE2	2.30	0.65
1:B:134:VAL:HG22	1:B:375:PHE:C	2.17	0.65

Continued on next page...

Continued from previous page...

Atom-1	Atom-2	Interatomic distance (Å)	Clash overlap (Å)
1:B:214:GLU:OE1	1:B:303:THR:HG23	1.96	0.65
1:B:345:ILE:HD13	2:H:350:LYS:HD3	1.78	0.65
1:C:80:ASP:OD1	1:C:80:ASP:N	2.26	0.65
1:C:252:ASN:HB2	1:C:256:ARG:CD	2.26	0.65
1:C:281:SER:HA	1:C:284:LYS:NZ	2.12	0.65
1:D:113:LYS:CD	1:D:116:ARG:HH22	2.08	0.65
1:D:152:VAL:CG1	1:D:163:VAL:HB	2.17	0.65
1:D:280:ASN:O	1:D:283:MET:HG2	1.96	0.65
1:D:297:ASN:O	1:D:329:ILE:HA	1.96	0.65
1:D:302:GLY:O	1:D:305:MET:N	2.28	0.65
1:E:9:VAL:HG13	1:E:9:VAL:O	1.94	0.65
1:E:262:PHE:HA	1:E:273:GLY:HA2	1.78	0.65
1:E:281:SER:HA	1:E:284:LYS:NZ	2.12	0.65
1:E:290:ARG:NH2	1:E:325:MET:HE1	2.12	0.65
1:E:365:ALA:HB3	1:E:369:ILE:CB	2.23	0.65
1:F:214:GLU:OE1	1:F:303:THR:HG23	1.95	0.65
2:O:179:ALA:HA	2:O:219:VAL:HA	1.79	0.65
1:A:141:SER:CB	1:A:339:VAL:HG12	2.15	0.65
1:A:349:LEU:HD23	2:G:353:LYS:HZ3	1.61	0.65
1:B:35:VAL:CB	1:B:68:LYS:HE2	2.25	0.65
1:B:86:TRP:HB3	1:B:90:PHE:CE2	2.30	0.65
1:B:250:ILE:HG22	1:B:254:ARG:HH21	1.62	0.65
1:C:11:ASP:OD2	1:C:340:TRP:HA	1.97	0.65
1:C:59:GLN:O	1:C:62:ARG:NH1	2.29	0.65
1:C:73:HIS:NE2	1:C:179:ASP:OD1	2.29	0.65
1:C:124:PHE:HZ	1:C:357:ILE:HG22	1.58	0.65
1:C:253:GLU:HA	1:C:256:ARG:HH11	1.61	0.65
1:C:262:PHE:HA	1:C:273:GLY:HA2	1.78	0.65
1:D:11:ASP:OD2	1:D:340:TRP:HA	1.97	0.65
1:D:87:HIS:O	1:D:91:TYR:HD2	1.79	0.65
1:D:165:ILE:HG22	1:D:166:TYR:H	1.60	0.65
1:D:250:ILE:HG22	1:D:254:ARG:HH21	1.62	0.65
1:E:91:TYR:C	1:E:95:ARG:HA	2.17	0.65
1:E:148:THR:O	1:E:168:GLY:N	2.25	0.65
1:E:252:ASN:HB2	1:E:256:ARG:CD	2.26	0.65
1:F:244:ASP:OD1	1:F:245:GLY:N	2.30	0.65
1:F:255:PHE:CD2	1:F:256:ARG:HG3	2.32	0.65
1:F:302:GLY:O	1:F:305:MET:N	2.28	0.65
1:F:357:ILE:HG23	1:F:361:GLU:OE2	1.95	0.65
2:N:179:ALA:HA	2:N:219:VAL:HA	1.79	0.65
1:A:67:LEU:O	1:A:68:LYS:HD3	1.96	0.65

Continued on next page...

Continued from previous page...

Atom-1	Atom-2	Interatomic distance (Å)	Clash overlap (Å)
1:A:244:ASP:OD1	1:A:245:GLY:N	2.30	0.65
1:B:142:LEU:O	1:B:145:SER:HB3	1.97	0.65
1:B:281:SER:HA	1:B:284:LYS:HE2	1.77	0.65
1:B:314:GLN:HA	1:B:317:ILE:CG2	2.26	0.65
1:C:71:ILE:HG13	1:C:74:GLY:HA2	1.78	0.65
1:C:113:LYS:CD	1:C:116:ARG:HH22	2.08	0.65
1:C:244:ASP:OD1	1:C:245:GLY:N	2.30	0.65
1:D:18:LYS:CG	1:D:30:VAL:HG22	2.27	0.65
1:D:67:LEU:O	1:D:68:LYS:HD3	1.96	0.65
1:D:345:ILE:HD11	2:J:350:LYS:HD3	1.74	0.65
1:E:208:ILE:CG1	1:E:243:PRO:HG2	2.27	0.65
2:M:160:ARG:HH12	2:M:238:ARG:HH12	1.45	0.65
1:A:50:LYS:HG2	1:A:53:TYR:CE1	2.32	0.65
1:A:71:ILE:HG13	1:A:74:GLY:HA2	1.78	0.65
1:A:134:VAL:HG22	1:A:375:PHE:C	2.17	0.65
1:B:40:HIS:HE1	1:D:170:ALA:H	1.44	0.65
1:B:50:LYS:HG2	1:B:53:TYR:CE1	2.32	0.65
1:B:50:LYS:HD2	1:B:51:ASP:H	1.61	0.65
1:B:80:ASP:OD1	1:B:80:ASP:N	2.26	0.65
1:B:166:TYR:O	1:B:169:TYR:CD2	2.49	0.65
1:C:50:LYS:HD2	1:C:51:ASP:H	1.61	0.65
1:C:166:TYR:O	1:C:169:TYR:CD2	2.49	0.65
1:C:365:ALA:HB3	1:C:369:ILE:CB	2.23	0.65
1:D:16:LEU:HB3	1:D:18:LYS:HD2	1.78	0.65
1:D:244:ASP:OD1	1:D:245:GLY:N	2.30	0.65
1:D:255:PHE:CD2	1:D:256:ARG:HG3	2.32	0.65
1:E:71:ILE:HG13	1:E:74:GLY:HA2	1.78	0.65
1:E:134:VAL:HG22	1:E:375:PHE:C	2.17	0.65
1:E:196:ARG:C	1:F:112:PRO:HG3	2.17	0.65
1:E:255:PHE:CD2	1:E:256:ARG:HG3	2.32	0.65
1:E:361:GLU:HA	1:E:364:GLU:OE1	1.97	0.65
1:F:71:ILE:HG13	1:F:74:GLY:HA2	1.78	0.65
1:F:105:LEU:HD13	1:F:134:VAL:HG12	1.78	0.65
2:N:213:TYR:CD1	2:N:220:TYR:HB2	2.27	0.65
2:O:160:ARG:HH12	2:O:238:ARG:HH12	1.45	0.65
1:A:345:ILE:HD13	2:G:350:LYS:HD3	1.78	0.65
1:B:16:LEU:HB3	1:B:18:LYS:HD2	1.78	0.65
1:B:275:HIS:O	1:B:278:THR:HB	1.96	0.65
1:C:159:VAL:HG22	1:C:160:THR:N	2.12	0.65
1:D:281:SER:HA	1:D:284:LYS:HE2	1.77	0.65
1:D:362:TYR:O	1:D:362:TYR:HD2	1.77	0.65

Continued on next page...

Continued from previous page...

Atom-1	Atom-2	Interatomic distance (Å)	Clash overlap (Å)
1:E:16:LEU:HD23	1:E:31:PHE:HA	1.78	0.65
1:F:18:LYS:CG	1:F:30:VAL:HG22	2.27	0.65
1:F:142:LEU:O	1:F:145:SER:HB3	1.97	0.65
1:A:159:VAL:HG22	1:A:160:THR:N	2.12	0.64
1:A:165:ILE:HG22	1:A:166:TYR:H	1.60	0.64
1:A:281:SER:HA	1:A:284:LYS:NZ	2.12	0.64
1:A:362:TYR:O	1:A:362:TYR:HD2	1.77	0.64
1:B:11:ASP:OD2	1:B:340:TRP:HA	1.97	0.64
1:B:18:LYS:CG	1:B:30:VAL:HG22	2.27	0.64
1:B:293:LEU:O	1:B:296:ASN:N	2.28	0.64
1:B:294:TYR:HA	1:B:297:ASN:OD1	1.97	0.64
1:C:50:LYS:HG2	1:C:53:TYR:CE1	2.32	0.64
1:C:113:LYS:HB3	1:C:371:HIS:HE1	1.60	0.64
1:C:134:VAL:HG22	1:C:375:PHE:C	2.17	0.64
1:D:105:LEU:HD13	1:D:134:VAL:HG12	1.78	0.64
1:D:196:ARG:NH2	1:E:112:PRO:HB3	2.11	0.64
1:E:275:HIS:O	1:E:278:THR:HB	1.96	0.64
1:F:105:LEU:HB2	1:F:134:VAL:CG1	2.28	0.64
1:F:159:VAL:HG22	1:F:160:THR:N	2.12	0.64
1:F:250:ILE:HG22	1:F:254:ARG:HH21	1.62	0.64
1:F:322:PRO:HG2	1:F:325:MET:HE1	1.79	0.64
1:F:362:TYR:CD2	1:F:362:TYR:C	2.70	0.64
2:N:238:ARG:NH1	2:N:239:CYS:H	1.96	0.64
2:O:238:ARG:NH1	2:O:239:CYS:H	1.95	0.64
1:A:73:HIS:NE2	1:A:179:ASP:OD1	2.29	0.64
1:A:113:LYS:HB3	1:A:371:HIS:HE1	1.60	0.64
1:A:196:ARG:C	1:B:112:PRO:HG3	2.17	0.64
1:A:362:TYR:CD2	1:A:362:TYR:C	2.70	0.64
1:A:365:ALA:HB3	1:A:369:ILE:CB	2.23	0.64
1:B:105:LEU:HB2	1:B:134:VAL:CG1	2.28	0.64
1:B:152:VAL:CG1	1:B:163:VAL:HB	2.17	0.64
1:B:208:ILE:CG1	1:B:243:PRO:HG2	2.27	0.64
1:B:281:SER:HA	1:B:284:LYS:NZ	2.12	0.64
1:C:208:ILE:CG1	1:C:243:PRO:HG2	2.27	0.64
1:C:255:PHE:CD2	1:C:256:ARG:HG3	2.32	0.64
1:C:294:TYR:HA	1:C:297:ASN:OD1	1.97	0.64
1:D:8:LEU:HB2	1:D:103:THR:CB	2.26	0.64
1:D:40:HIS:NE2	1:F:169:TYR:HD1	1.95	0.64
1:D:105:LEU:HB2	1:D:134:VAL:CG1	2.28	0.64
1:D:354:GLN:OE1	1:D:354:GLN:N	2.27	0.64
1:D:365:ALA:HB3	1:D:369:ILE:CB	2.23	0.64

Continued on next page...

Continued from previous page...

Atom-1	Atom-2	Interatomic distance (Å)	Clash overlap (Å)
1:E:50:LYS:HG2	1:E:53:TYR:CE1	2.32	0.64
1:E:294:TYR:HA	1:E:297:ASN:OD1	1.97	0.64
1:F:314:GLN:HA	1:F:317:ILE:CG2	2.26	0.64
2:G:356:ARG:HG3	2:G:356:ARG:O	1.97	0.64
2:M:238:ARG:NH1	2:M:239:CYS:H	1.95	0.64
1:A:142:LEU:O	1:A:145:SER:HB3	1.97	0.64
1:A:166:TYR:O	1:A:169:TYR:CD2	2.49	0.64
1:B:71:ILE:HG13	1:B:74:GLY:HA2	1.78	0.64
1:B:255:PHE:CD2	1:B:256:ARG:HG3	2.32	0.64
1:C:345:ILE:HD13	2:I:350:LYS:HD3	1.78	0.64
1:D:71:ILE:HG13	1:D:74:GLY:HA2	1.78	0.64
1:D:361:GLU:HA	1:D:364:GLU:OE1	1.97	0.64
1:E:71:ILE:CA	1:E:76:ILE:HD13	2.26	0.64
1:E:159:VAL:HG22	1:E:160:THR:N	2.13	0.64
1:F:8:LEU:HD11	1:F:101:HIS:CB	2.25	0.64
1:F:16:LEU:HB3	1:F:18:LYS:HD2	1.78	0.64
1:F:259:GLU:C	1:F:261:LEU:HD23	2.18	0.64
1:F:274:ILE:HD11	1:F:313:MET:HE3	1.79	0.64
1:F:280:ASN:HA	1:F:283:MET:HG2	1.79	0.64
1:F:281:SER:HA	1:F:284:LYS:HE2	1.77	0.64
1:F:361:GLU:HA	1:F:364:GLU:OE1	1.97	0.64
1:F:362:TYR:O	1:F:362:TYR:HD2	1.77	0.64
1:A:11:ASP:OD2	1:A:340:TRP:HA	1.97	0.64
1:A:255:PHE:CD2	1:A:256:ARG:HG3	2.32	0.64
1:A:354:GLN:OE1	1:A:354:GLN:N	2.27	0.64
1:A:361:GLU:HA	1:A:364:GLU:OE1	1.97	0.64
1:B:50:LYS:CG	1:B:52:SER:H	2.09	0.64
1:B:67:LEU:O	1:B:68:LYS:HD3	1.96	0.64
1:B:241:GLU:HA	1:B:247:VAL:CA	2.19	0.64
1:B:298:VAL:HG22	1:B:330:ILE:CB	2.28	0.64
1:C:50:LYS:CG	1:C:52:SER:H	2.09	0.64
1:D:142:LEU:O	1:D:145:SER:HB3	1.97	0.64
1:D:187:ASP:CA	1:D:191:LYS:HZ3	2.11	0.64
1:D:280:ASN:HA	1:D:283:MET:HG2	1.79	0.64
1:D:298:VAL:HG22	1:D:330:ILE:CB	2.28	0.64
1:E:105:LEU:HD13	1:E:134:VAL:HG12	1.78	0.64
1:F:8:LEU:HB2	1:F:103:THR:CB	2.26	0.64
1:F:11:ASP:OD2	1:F:340:TRP:HA	1.97	0.64
2:I:356:ARG:HG3	2:I:356:ARG:O	1.97	0.64
2:K:356:ARG:HG3	2:K:356:ARG:O	1.97	0.64
2:R:179:ALA:HA	2:R:219:VAL:HA	1.79	0.64

Continued on next page...

Continued from previous page...

Atom-1	Atom-2	Interatomic distance (Å)	Clash overlap (Å)
1:A:35:VAL:HA	1:A:54:VAL:CG2	2.27	0.64
1:A:82:MET:O	1:A:85:ILE:HB	1.98	0.64
1:A:91:TYR:C	1:A:95:ARG:HA	2.17	0.64
1:B:91:TYR:C	1:B:95:ARG:HA	2.17	0.64
1:B:105:LEU:HD13	1:B:134:VAL:HG12	1.78	0.64
1:B:113:LYS:CD	1:B:116:ARG:HH22	2.08	0.64
1:B:196:ARG:NH2	1:C:112:PRO:HB3	2.11	0.64
1:B:297:ASN:O	1:B:330:ILE:N	2.29	0.64
1:B:298:VAL:HA	1:B:330:ILE:O	1.98	0.64
1:C:82:MET:O	1:C:85:ILE:HB	1.98	0.64
1:C:105:LEU:HB2	1:C:134:VAL:CG1	2.28	0.64
1:C:361:GLU:HA	1:C:364:GLU:OE1	1.97	0.64
1:D:159:VAL:HG22	1:D:160:THR:N	2.13	0.64
1:D:208:ILE:CG1	1:D:243:PRO:HG2	2.27	0.64
1:D:259:GLU:C	1:D:261:LEU:HD23	2.18	0.64
1:D:314:GLN:HA	1:D:317:ILE:CG2	2.26	0.64
1:E:345:ILE:HD13	2:K:350:LYS:HD3	1.78	0.64
1:E:362:TYR:CD2	1:E:362:TYR:C	2.70	0.64
1:E:362:TYR:O	1:E:362:TYR:HD2	1.78	0.64
1:F:50:LYS:HB2	1:F:53:TYR:CE2	2.32	0.64
1:F:298:VAL:HG22	1:F:330:ILE:CB	2.28	0.64
1:F:345:ILE:CG1	2:L:346:ARG:HG3	2.25	0.64
2:P:179:ALA:HA	2:P:219:VAL:HA	1.79	0.64
2:P:238:ARG:NH1	2:P:239:CYS:H	1.95	0.64
1:A:40:HIS:NE2	1:C:169:TYR:HD1	1.95	0.64
1:B:150:GLY:HA3	1:B:296:ASN:HB3	1.77	0.64
1:B:159:VAL:HG22	1:B:160:THR:N	2.13	0.64
1:B:280:ASN:HA	1:B:283:MET:HG2	1.79	0.64
1:C:34:ILE:CG2	1:C:68:LYS:H	2.06	0.64
1:C:40:HIS:HE1	1:E:170:ALA:H	1.44	0.64
1:C:50:LYS:HB2	1:C:53:TYR:CE2	2.32	0.64
1:D:134:VAL:HG22	1:D:375:PHE:C	2.17	0.64
1:D:135:ALA:HB3	1:D:140:LEU:HD21	1.78	0.64
1:D:281:SER:HA	1:D:284:LYS:NZ	2.12	0.64
1:D:362:TYR:CD2	1:D:362:TYR:C	2.70	0.64
1:E:18:LYS:CG	1:E:30:VAL:HG22	2.27	0.64
1:E:82:MET:O	1:E:85:ILE:HB	1.98	0.64
1:E:105:LEU:HB2	1:E:134:VAL:CG1	2.28	0.64
1:E:107:GLU:OE2	1:E:116:ARG:CG	2.46	0.64
1:F:35:VAL:HA	1:F:54:VAL:CG2	2.27	0.64
1:F:135:ALA:HB3	1:F:140:LEU:HD21	1.78	0.64

Continued on next page...

Continued from previous page...

Atom-1	Atom-2	Interatomic distance (Å)	Clash overlap (Å)
1:F:226:GLU:OE1	1:F:227:MET:HE3	1.98	0.64
1:A:50:LYS:HB2	1:A:53:TYR:CE2	2.32	0.64
1:A:105:LEU:HB2	1:A:134:VAL:CG1	2.28	0.64
1:A:298:VAL:HA	1:A:330:ILE:O	1.97	0.64
1:B:50:LYS:HB2	1:B:53:TYR:CE2	2.32	0.64
1:B:336:LYS:O	1:B:339:VAL:HG22	1.98	0.64
1:B:361:GLU:HA	1:B:364:GLU:OE1	1.97	0.64
1:C:38:PRO:CD	1:C:65:LEU:HD13	2.28	0.64
1:C:71:ILE:CA	1:C:76:ILE:HD13	2.26	0.64
1:D:196:ARG:C	1:E:112:PRO:HG3	2.17	0.64
1:D:294:TYR:HA	1:D:297:ASN:OD1	1.97	0.64
1:E:50:LYS:HB2	1:E:53:TYR:CE2	2.32	0.64
1:E:97:ALA:HB1	1:E:99:GLU:OE1	1.98	0.64
1:E:139:VAL:HA	1:E:142:LEU:HG	1.78	0.64
1:E:142:LEU:O	1:E:145:SER:HB3	1.97	0.64
1:F:294:TYR:HA	1:F:297:ASN:OD1	1.97	0.64
2:M:159:MET:HB3	2:M:177:ARG:N	2.05	0.64
1:A:208:ILE:CG1	1:A:243:PRO:HG2	2.27	0.64
1:A:289:ILE:HD12	1:A:292:ASP:OD2	1.98	0.64
1:B:135:ALA:HB3	1:B:140:LEU:HD21	1.78	0.64
1:C:18:LYS:CG	1:C:30:VAL:HG22	2.27	0.64
1:C:107:GLU:OE2	1:C:116:ARG:CG	2.46	0.64
1:C:118:LYS:O	1:C:122:ILE:HG22	1.98	0.64
1:C:349:LEU:HB3	1:C:352:PHE:HD2	1.57	0.64
1:D:44:MET:HE1	1:F:169:TYR:CA	2.27	0.64
1:D:50:LYS:HB2	1:D:53:TYR:CE2	2.32	0.64
1:D:107:GLU:OE2	1:D:116:ARG:CG	2.46	0.64
1:E:38:PRO:CD	1:E:65:LEU:HD13	2.28	0.64
1:E:280:ASN:HA	1:E:283:MET:HG2	1.79	0.64
1:F:37:ARG:HB2	1:F:66:THR:HG22	1.80	0.64
1:F:50:LYS:HD2	1:F:51:ASP:H	1.61	0.64
1:F:150:GLY:HA3	1:F:296:ASN:HB3	1.77	0.64
1:F:221:LEU:CD1	1:F:315:LYS:HZ2	2.11	0.64
1:F:275:HIS:O	1:F:278:THR:HB	1.97	0.64
1:F:289:ILE:HD12	1:F:292:ASP:OD2	1.98	0.64
1:A:139:VAL:HA	1:A:142:LEU:HG	1.78	0.64
1:A:352:PHE:HB3	1:A:355:MET:CE	2.24	0.64
1:A:360:GLN:HB2	1:A:364:GLU:OE2	1.98	0.64
1:B:299:LEU:HG	1:B:300:SER:N	2.13	0.64
1:C:139:VAL:HA	1:C:142:LEU:HG	1.78	0.64
1:C:191:LYS:HD2	1:C:191:LYS:N	2.13	0.64

Continued on next page...

Continued from previous page...

Atom-1	Atom-2	Interatomic distance (Å)	Clash overlap (Å)
1:C:250:ILE:HG22	1:C:254:ARG:HH21	1.62	0.64
1:C:346:LEU:O	1:C:349:LEU:HB2	1.98	0.64
1:D:117:GLU:OE1	1:D:371:HIS:NE2	2.31	0.64
1:E:118:LYS:O	1:E:122:ILE:HG22	1.98	0.64
1:E:289:ILE:HD12	1:E:292:ASP:OD2	1.98	0.64
1:F:73:HIS:HB3	1:F:75:ILE:CG1	2.28	0.64
1:F:134:VAL:HG22	1:F:375:PHE:C	2.17	0.64
1:F:281:SER:HA	1:F:284:LYS:NZ	2.12	0.64
2:K:348:MET:HE3	2:K:349:LEU:CD1	2.27	0.64
2:N:198:ASP:OD1	2:N:202:LYS:NZ	2.29	0.64
1:A:107:GLU:OE2	1:A:116:ARG:CG	2.46	0.64
1:A:250:ILE:HG22	1:A:254:ARG:HH21	1.62	0.64
1:B:259:GLU:C	1:B:261:LEU:HD23	2.18	0.64
1:B:264:PRO:CA	1:B:267:ILE:HG12	2.25	0.64
1:B:337:TYR:O	1:B:341:ILE:HG12	1.98	0.64
1:C:8:LEU:HB2	1:C:103:THR:CB	2.26	0.64
1:C:142:LEU:O	1:C:145:SER:HB3	1.97	0.64
1:D:8:LEU:HD11	1:D:101:HIS:CB	2.25	0.64
1:D:118:LYS:O	1:D:122:ILE:HG22	1.98	0.64
1:D:141:SER:CB	1:D:339:VAL:HG12	2.15	0.64
1:D:337:TYR:O	1:D:341:ILE:HG12	1.98	0.64
1:E:250:ILE:HG22	1:E:254:ARG:HH21	1.62	0.64
1:F:336:LYS:O	1:F:339:VAL:HG22	1.98	0.64
2:K:324:ILE:O	2:K:324:ILE:HG22	1.96	0.64
2:M:191:TRP:HB3	2:M:199:LEU:HB2	1.80	0.64
2:P:213:TYR:CD1	2:P:220:TYR:HB2	2.27	0.64
1:A:97:ALA:HB1	1:A:99:GLU:OE1	1.98	0.63
1:A:259:GLU:C	1:A:261:LEU:HD23	2.18	0.63
1:A:294:TYR:HA	1:A:297:ASN:OD1	1.97	0.63
1:A:336:LYS:O	1:A:339:VAL:HG22	1.98	0.63
1:A:346:LEU:O	1:A:349:LEU:HB2	1.98	0.63
1:C:97:ALA:HB1	1:C:99:GLU:OE1	1.98	0.63
1:C:238:LYS:HZ2	1:C:254:ARG:HH12	1.45	0.63
1:C:298:VAL:HA	1:C:330:ILE:O	1.98	0.63
1:C:336:LYS:O	1:C:339:VAL:HG22	1.98	0.63
1:C:362:TYR:CD2	1:C:362:TYR:C	2.70	0.63
1:D:20:GLY:N	1:D:340:TRP:HE1	1.96	0.63
1:D:73:HIS:HB3	1:D:75:ILE:CG1	2.29	0.63
1:D:289:ILE:HD12	1:D:292:ASP:OD2	1.98	0.63
1:D:298:VAL:HA	1:D:330:ILE:O	1.97	0.63
1:E:11:ASP:OD2	1:E:340:TRP:HA	1.97	0.63

Continued on next page...

Continued from previous page...

Atom-1	Atom-2	Interatomic distance (Å)	Clash overlap (Å)
1:E:73:HIS:HB3	1:E:75:ILE:CG1	2.28	0.63
1:F:118:LYS:O	1:F:122:ILE:HG22	1.98	0.63
1:F:208:ILE:CG1	1:F:243:PRO:HG2	2.27	0.63
2:O:191:TRP:HB3	2:O:199:LEU:HB2	1.80	0.63
2:P:198:ASP:OD1	2:P:202:LYS:NZ	2.29	0.63
2:Q:160:ARG:HH12	2:Q:238:ARG:HH12	1.45	0.63
1:A:20:GLY:N	1:A:340:TRP:HE1	1.96	0.63
1:A:196:ARG:HH21	1:B:112:PRO:CB	2.11	0.63
1:B:37:ARG:HB2	1:B:66:THR:HG22	1.80	0.63
1:B:191:LYS:HD2	1:B:191:LYS:N	2.13	0.63
1:C:73:HIS:HB3	1:C:75:ILE:CG1	2.28	0.63
1:D:148:THR:O	1:D:168:GLY:N	2.25	0.63
1:E:242:LEU:O	1:E:245:GLY:N	2.26	0.63
1:F:9:VAL:HG12	1:F:21:PHE:N	2.14	0.63
1:F:298:VAL:HA	1:F:330:ILE:O	1.97	0.63
1:F:360:GLN:HB2	1:F:364:GLU:OE2	1.98	0.63
2:Q:191:TRP:HB3	2:Q:199:LEU:HB2	1.80	0.63
2:Q:238:ARG:NH1	2:Q:239:CYS:H	1.95	0.63
1:A:18:LYS:CG	1:A:30:VAL:HG22	2.27	0.63
1:B:20:GLY:N	1:B:340:TRP:HE1	1.96	0.63
1:B:73:HIS:HB3	1:B:75:ILE:CG1	2.28	0.63
1:B:117:GLU:OE1	1:B:371:HIS:NE2	2.31	0.63
1:B:118:LYS:O	1:B:122:ILE:HG22	1.98	0.63
1:B:242:LEU:N	1:B:246:GLN:O	2.32	0.63
1:D:9:VAL:HG12	1:D:21:PHE:N	2.14	0.63
1:D:299:LEU:HG	1:D:300:SER:N	2.13	0.63
1:E:242:LEU:N	1:E:246:GLN:O	2.32	0.63
1:E:253:GLU:HA	1:E:256:ARG:HH11	1.61	0.63
1:E:346:LEU:O	1:E:349:LEU:HB2	1.98	0.63
1:F:107:GLU:OE2	1:F:116:ARG:CG	2.46	0.63
2:R:192:PHE:O	2:R:237:TYR:HA	1.99	0.63
1:A:9:VAL:HG12	1:A:21:PHE:N	2.14	0.63
1:A:73:HIS:HB3	1:A:75:ILE:CG1	2.28	0.63
1:A:242:LEU:N	1:A:246:GLN:O	2.32	0.63
1:A:298:VAL:HG22	1:A:330:ILE:CB	2.28	0.63
1:A:299:LEU:HG	1:A:300:SER:N	2.13	0.63
1:B:242:LEU:CB	1:B:246:GLN:HB3	2.26	0.63
1:C:242:LEU:N	1:C:246:GLN:O	2.32	0.63
1:C:360:GLN:HB2	1:C:364:GLU:OE2	1.98	0.63
1:D:50:LYS:HD2	1:D:51:ASP:N	2.13	0.63
1:D:150:GLY:HA3	1:D:296:ASN:HB3	1.77	0.63

Continued on next page...

Continued from previous page...

Atom-1	Atom-2	Interatomic distance (Å)	Clash overlap (Å)
1:D:322:PRO:HG2	1:D:325:MET:HE1	1.80	0.63
1:D:360:GLN:HB2	1:D:364:GLU:OE2	1.98	0.63
1:E:191:LYS:HD2	1:E:191:LYS:N	2.13	0.63
2:N:192:PHE:O	2:N:237:TYR:HA	1.99	0.63
1:C:181:ALA:N	1:C:184:ASP:OD2	2.32	0.63
1:F:337:TYR:O	1:F:341:ILE:HG12	1.98	0.63
2:H:356:ARG:HG3	2:H:356:ARG:O	1.97	0.63
1:A:50:LYS:HD2	1:A:51:ASP:N	2.13	0.63
1:A:105:LEU:HB2	1:A:134:VAL:CB	2.29	0.63
1:B:6:THR:OG1	1:B:21:PHE:HB3	1.99	0.63
1:B:9:VAL:HG12	1:B:21:PHE:N	2.14	0.63
1:B:346:LEU:O	1:B:349:LEU:HB2	1.98	0.63
1:C:9:VAL:HG12	1:C:21:PHE:N	2.14	0.63
1:C:117:GLU:OE1	1:C:371:HIS:NE2	2.31	0.63
1:C:298:VAL:HG22	1:C:330:ILE:CB	2.28	0.63
1:D:97:ALA:HB1	1:D:99:GLU:OE1	1.98	0.63
1:E:117:GLU:OE1	1:E:371:HIS:NE2	2.31	0.63
1:E:360:GLN:HB2	1:E:364:GLU:OE2	1.98	0.63
1:F:50:LYS:HD2	1:F:51:ASP:N	2.14	0.63
1:F:297:ASN:O	1:F:330:ILE:N	2.29	0.63
2:R:238:ARG:NH1	2:R:239:CYS:H	1.95	0.63
1:A:148:THR:O	1:A:168:GLY:N	2.25	0.63
1:A:280:ASN:HA	1:A:283:MET:HG2	1.79	0.63
1:B:50:LYS:HD2	1:B:51:ASP:N	2.13	0.63
1:B:107:GLU:OE2	1:B:116:ARG:CG	2.46	0.63
1:D:345:ILE:HG21	2:J:346:ARG:HA	1.81	0.63
1:D:346:LEU:O	1:D:349:LEU:HB2	1.98	0.63
1:D:350:SER:O	1:D:353:GLN:NE2	2.30	0.63
1:E:6:THR:OG1	1:E:21:PHE:HB3	1.99	0.63
1:E:298:VAL:HA	1:E:330:ILE:O	1.97	0.63
1:F:238:LYS:HZ2	1:F:254:ARG:HH12	1.47	0.63
1:F:345:ILE:CG1	2:L:346:ARG:CG	2.66	0.63
2:R:198:ASP:OD1	2:R:202:LYS:NZ	2.29	0.63
1:A:40:HIS:HE1	1:C:170:ALA:H	1.44	0.63
1:A:117:GLU:OE1	1:A:371:HIS:NE2	2.31	0.63
1:A:118:LYS:O	1:A:122:ILE:HG22	1.98	0.63
1:A:261:LEU:HD12	1:A:274:ILE:HG21	1.81	0.63
1:B:35:VAL:HA	1:B:54:VAL:CG2	2.27	0.63
1:B:38:PRO:CD	1:B:65:LEU:HD13	2.28	0.63
1:B:82:MET:O	1:B:85:ILE:HB	1.98	0.63
1:B:97:ALA:HB1	1:B:99:GLU:OE1	1.98	0.63

Continued on next page...

Continued from previous page...

Atom-1	Atom-2	Interatomic distance (Å)	Clash overlap (Å)
1:B:215:LYS:HG3	1:B:216:LEU:CD2	2.26	0.63
1:B:365:ALA:HB3	1:B:369:ILE:CB	2.23	0.63
1:C:11:ASP:N	1:C:18:LYS:O	2.21	0.63
1:C:317:ILE:O	1:C:320:LEU:N	2.25	0.63
1:D:6:THR:OG1	1:D:21:PHE:HB3	1.99	0.63
1:D:221:LEU:HD12	1:D:315:LYS:HZ2	1.62	0.63
1:D:242:LEU:N	1:D:246:GLN:O	2.32	0.63
1:E:259:GLU:C	1:E:261:LEU:HD23	2.18	0.63
1:E:298:VAL:HG22	1:E:330:ILE:CB	2.28	0.63
1:E:336:LYS:O	1:E:339:VAL:HG22	1.98	0.63
1:F:215:LYS:HG3	1:F:216:LEU:CD2	2.26	0.63
2:N:160:ARG:HH12	2:N:238:ARG:HH12	1.45	0.63
2:N:191:TRP:HZ3	2:N:252:PHE:CZ	2.17	0.63
2:O:198:ASP:OD1	2:O:202:LYS:NZ	2.29	0.63
1:A:40:HIS:CE1	1:C:169:TYR:HA	2.34	0.63
1:B:219:VAL:HA	1:B:255:PHE:HB2	1.81	0.63
1:C:20:GLY:N	1:C:340:TRP:HE1	1.96	0.63
1:C:259:GLU:C	1:C:261:LEU:HD23	2.18	0.63
1:E:50:LYS:CG	1:E:52:SER:H	2.09	0.63
1:F:6:THR:OG1	1:F:21:PHE:HB3	1.99	0.63
1:F:54:VAL:HA	1:F:58:ALA:HB3	1.78	0.63
1:F:82:MET:O	1:F:85:ILE:HB	1.98	0.63
2:J:356:ARG:HG3	2:J:356:ARG:O	1.97	0.63
2:M:191:TRP:HZ3	2:M:252:PHE:CZ	2.17	0.63
2:Q:213:TYR:CD1	2:Q:220:TYR:HB2	2.27	0.63
2:R:168:VAL:N	2:R:257:HIS:O	2.32	0.63
1:A:38:PRO:CD	1:A:65:LEU:HD13	2.28	0.62
1:B:8:LEU:HD11	1:B:101:HIS:CB	2.25	0.62
1:C:40:HIS:CE1	1:E:169:TYR:HA	2.34	0.62
1:C:280:ASN:HA	1:C:283:MET:HG2	1.79	0.62
1:D:241:GLU:HA	1:D:247:VAL:CA	2.19	0.62
1:E:9:VAL:HG12	1:E:21:PHE:N	2.14	0.62
1:E:171:LEU:HD12	1:E:172:PRO:CD	2.29	0.62
1:E:219:VAL:HA	1:E:255:PHE:HB2	1.81	0.62
2:G:348:MET:HE3	2:G:349:LEU:HD11	1.81	0.62
2:I:348:MET:HE1	2:I:349:LEU:HD11	1.81	0.62
2:O:164:GLY:N	2:O:253:ASN:O	2.32	0.62
2:P:159:MET:HB3	2:P:177:ARG:N	2.05	0.62
2:P:192:PHE:O	2:P:237:TYR:HA	1.99	0.62
2:R:160:ARG:HH12	2:R:238:ARG:HH12	1.45	0.62
1:B:50:LYS:HZ2	1:B:52:SER:N	1.96	0.62

Continued on next page...

Continued from previous page...

Atom-1	Atom-2	Interatomic distance (Å)	Clash overlap (Å)
1:B:289:ILE:HD12	1:B:292:ASP:OD2	1.98	0.62
1:B:362:TYR:CD2	1:B:362:TYR:C	2.70	0.62
1:B:362:TYR:O	1:B:362:TYR:HD2	1.77	0.62
1:C:50:LYS:HD2	1:C:51:ASP:N	2.14	0.62
1:C:289:ILE:HD12	1:C:292:ASP:OD2	1.98	0.62
1:D:37:ARG:HB2	1:D:66:THR:HG22	1.80	0.62
1:D:38:PRO:CD	1:D:65:LEU:HD13	2.28	0.62
1:D:252:ASN:HB2	1:D:256:ARG:HD2	1.81	0.62
1:D:336:LYS:O	1:D:339:VAL:HG22	1.98	0.62
1:E:37:ARG:HB2	1:E:66:THR:HG22	1.80	0.62
1:E:141:SER:O	1:E:144:ALA:HB3	1.99	0.62
1:E:261:LEU:HD12	1:E:274:ILE:HG21	1.81	0.62
1:E:337:TYR:O	1:E:341:ILE:HG12	1.98	0.62
1:F:111:ASN:ND2	1:F:115:ASN:HB3	2.14	0.62
1:F:117:GLU:OE1	1:F:371:HIS:NE2	2.31	0.62
2:L:356:ARG:HG3	2:L:356:ARG:O	1.97	0.62
2:N:168:VAL:N	2:N:257:HIS:O	2.32	0.62
2:Q:192:PHE:O	2:Q:237:TYR:HA	1.99	0.62
1:A:37:ARG:HB2	1:A:66:THR:HG22	1.80	0.62
1:A:116:ARG:O	1:A:119:MET:HG2	1.99	0.62
1:B:345:ILE:HG21	2:H:346:ARG:HA	1.81	0.62
1:C:6:THR:OG1	1:C:21:PHE:HB3	1.99	0.62
1:C:35:VAL:HA	1:C:54:VAL:CG2	2.27	0.62
1:C:337:TYR:O	1:C:341:ILE:HG12	1.98	0.62
1:D:50:LYS:CG	1:D:52:SER:H	2.09	0.62
1:D:111:ASN:ND2	1:D:115:ASN:HB3	2.14	0.62
1:E:20:GLY:N	1:E:340:TRP:HE1	1.96	0.62
1:E:50:LYS:HD2	1:E:51:ASP:N	2.14	0.62
1:F:218:TYR:CB	1:F:307:PRO:HG2	2.23	0.62
1:F:346:LEU:O	1:F:349:LEU:HB2	1.98	0.62
2:M:168:VAL:N	2:M:257:HIS:O	2.32	0.62
2:O:191:TRP:HZ3	2:O:252:PHE:CZ	2.17	0.62
1:A:192:ILE:HG13	1:A:193:LEU:N	2.15	0.62
1:A:226:GLU:OE1	1:A:227:MET:HE3	1.99	0.62
1:B:34:ILE:CG2	1:B:68:LYS:H	2.06	0.62
1:C:105:LEU:HB2	1:C:134:VAL:CB	2.29	0.62
1:D:116:ARG:O	1:D:119:MET:HG2	1.99	0.62
1:D:215:LYS:HG3	1:D:216:LEU:CD2	2.26	0.62
1:F:20:GLY:N	1:F:340:TRP:HE1	1.96	0.62
1:F:38:PRO:CD	1:F:65:LEU:HD13	2.28	0.62
1:F:97:ALA:HB1	1:F:99:GLU:OE1	1.98	0.62

Continued on next page...

Continued from previous page...

Atom-1	Atom-2	Interatomic distance (Å)	Clash overlap (Å)
1:F:181:ALA:N	1:F:184:ASP:OD2	2.32	0.62
1:F:260:THR:OG1	1:F:266:PHE:HB2	2.00	0.62
1:F:261:LEU:O	1:F:273:GLY:HA2	2.00	0.62
1:F:354:GLN:OE1	1:F:354:GLN:N	2.27	0.62
2:Q:168:VAL:N	2:Q:257:HIS:O	2.32	0.62
1:A:6:THR:OG1	1:A:21:PHE:HB3	1.99	0.62
1:A:203:THR:HA	1:A:206:ARG:NE	2.14	0.62
1:B:141:SER:O	1:B:144:ALA:HB3	2.00	0.62
1:B:244:ASP:CB	1:D:287:ILE:HG13	2.27	0.62
1:B:322:PRO:HG2	1:B:325:MET:HE1	1.81	0.62
1:C:16:LEU:CB	1:C:18:LYS:HD2	2.30	0.62
1:C:37:ARG:HB2	1:C:66:THR:HG22	1.80	0.62
1:C:105:LEU:HD13	1:C:134:VAL:HG12	1.78	0.62
1:C:192:ILE:HG13	1:C:193:LEU:N	2.15	0.62
1:C:196:ARG:HH21	1:D:112:PRO:CB	2.11	0.62
1:D:82:MET:O	1:D:85:ILE:HB	1.98	0.62
1:D:172:PRO:CA	1:D:175:ILE:HD12	2.30	0.62
1:D:181:ALA:N	1:D:184:ASP:OD2	2.32	0.62
1:D:191:LYS:HD2	1:D:191:LYS:N	2.13	0.62
1:D:196:ARG:HH21	1:E:112:PRO:CB	2.11	0.62
1:D:203:THR:HA	1:D:206:ARG:NE	2.14	0.62
1:E:37:ARG:N	1:E:66:THR:H	1.97	0.62
1:E:221:LEU:CD1	1:E:315:LYS:HZ2	2.12	0.62
1:E:260:THR:OG1	1:E:266:PHE:HB2	2.00	0.62
1:E:261:LEU:O	1:E:273:GLY:HA2	1.99	0.62
2:O:238:ARG:CZ	2:O:250:SER:O	2.47	0.62
2:P:191:TRP:HZ3	2:P:252:PHE:CZ	2.17	0.62
1:A:191:LYS:HD2	1:A:191:LYS:N	2.13	0.62
1:A:317:ILE:O	1:A:320:LEU:N	2.25	0.62
1:B:308:GLY:O	1:B:312:ARG:NE	2.33	0.62
1:B:347:ALA:HA	1:B:356:TRP:HZ2	1.64	0.62
1:B:360:GLN:HB2	1:B:364:GLU:OE2	1.98	0.62
1:D:16:LEU:CB	1:D:18:LYS:HD2	2.30	0.62
1:D:40:HIS:CE1	1:F:169:TYR:HA	2.34	0.62
1:E:297:ASN:O	1:E:330:ILE:N	2.29	0.62
1:E:314:GLN:CD	1:E:329:ILE:HD13	2.20	0.62
1:F:203:THR:HA	1:F:206:ARG:NE	2.14	0.62
1:F:242:LEU:N	1:F:246:GLN:O	2.32	0.62
1:F:299:LEU:HG	1:F:300:SER:N	2.13	0.62
2:O:168:VAL:N	2:O:257:HIS:O	2.32	0.62
2:R:191:TRP:HB3	2:R:199:LEU:HB2	1.80	0.62

Continued on next page...

Continued from previous page...

Atom-1	Atom-2	Interatomic distance (Å)	Clash overlap (Å)
1:A:337:TYR:O	1:A:341:ILE:HG12	1.98	0.62
1:B:35:VAL:C	1:B:54:VAL:HG21	2.20	0.62
1:B:111:ASN:ND2	1:B:115:ASN:HB3	2.15	0.62
1:B:183:ARG:NH1	1:B:187:ASP:OD1	2.33	0.62
1:B:203:THR:HA	1:B:206:ARG:NE	2.14	0.62
1:C:252:ASN:HB2	1:C:256:ARG:HD2	1.81	0.62
1:D:304:THR:O	1:D:309:ILE:HG13	2.00	0.62
1:E:162:ASN:O	1:E:175:ILE:HG23	2.00	0.62
1:E:181:ALA:N	1:E:184:ASP:OD2	2.32	0.62
1:E:187:ASP:CA	1:E:191:LYS:HZ3	2.13	0.62
1:F:16:LEU:CB	1:F:18:LYS:HD2	2.30	0.62
1:F:233:SER:O	1:F:237:GLU:HG3	2.00	0.62
1:F:350:SER:O	1:F:353:GLN:NE2	2.31	0.62
2:K:348:MET:HE3	2:K:349:LEU:HD11	1.82	0.62
2:M:238:ARG:CZ	2:M:250:SER:O	2.47	0.62
2:Q:238:ARG:CZ	2:Q:250:SER:O	2.47	0.62
2:R:213:TYR:CD1	2:R:220:TYR:HB2	2.27	0.62
1:A:181:ALA:N	1:A:184:ASP:OD2	2.32	0.62
1:A:252:ASN:HB2	1:A:256:ARG:HD2	1.81	0.62
1:A:274:ILE:HD11	1:A:313:MET:HE3	1.81	0.62
1:C:88:HIS:HA	1:C:92:ASN:HD22	1.65	0.62
1:C:141:SER:O	1:C:144:ALA:HB3	2.00	0.62
1:C:171:LEU:HD12	1:C:172:PRO:CD	2.29	0.62
1:C:261:LEU:O	1:C:273:GLY:HA2	1.99	0.62
1:D:349:LEU:HD23	2:J:353:LYS:HZ3	1.63	0.62
1:E:204:ALA:O	1:E:207:GLU:HB3	2.00	0.62
1:E:299:LEU:HG	1:E:300:SER:N	2.13	0.62
1:E:366:GLY:HA3	2:Q:196:TRP:HB2	1.82	0.62
1:F:141:SER:O	1:F:144:ALA:HB3	1.99	0.62
1:F:289:ILE:HG13	1:F:293:LEU:HD23	1.82	0.62
1:A:71:ILE:O	1:A:71:ILE:CG2	2.30	0.62
1:A:105:LEU:HD13	1:A:134:VAL:HG12	1.78	0.62
1:A:304:THR:HG22	1:A:309:ILE:HG21	1.82	0.62
1:B:16:LEU:CB	1:B:18:LYS:HD2	2.30	0.62
1:B:105:LEU:HB2	1:B:134:VAL:CB	2.29	0.62
1:B:304:THR:O	1:B:309:ILE:HG13	2.00	0.62
1:C:124:PHE:CE2	1:C:359:LYS:HA	2.35	0.62
1:C:162:ASN:O	1:C:175:ILE:HG23	2.00	0.62
1:C:281:SER:HA	1:C:284:LYS:CE	2.30	0.62
1:C:299:LEU:HG	1:C:300:SER:N	2.13	0.62
1:D:238:LYS:HZ2	1:D:254:ARG:HH12	1.48	0.62

Continued on next page...

Continued from previous page...

Atom-1	Atom-2	Interatomic distance (Å)	Clash overlap (Å)
1:D:242:LEU:CB	1:D:246:GLN:HB3	2.26	0.62
1:D:260:THR:OG1	1:D:266:PHE:HB2	2.00	0.62
1:D:308:GLY:O	1:D:312:ARG:NE	2.33	0.62
1:D:347:ALA:HA	1:D:356:TRP:HZ2	1.63	0.62
1:E:14:SER:HB3	1:E:157:ASP:HB3	1.81	0.62
1:E:73:HIS:HB3	1:E:75:ILE:HG12	1.82	0.62
1:E:203:THR:HA	1:E:206:ARG:NE	2.14	0.62
1:E:281:SER:HA	1:E:284:LYS:CE	2.30	0.62
1:E:308:GLY:O	1:E:312:ARG:NE	2.33	0.62
1:F:204:ALA:O	1:F:207:GLU:HB3	2.00	0.62
1:F:345:ILE:HG21	2:L:346:ARG:HA	1.81	0.62
2:M:192:PHE:O	2:M:237:TYR:HA	1.99	0.62
2:R:164:GLY:N	2:R:253:ASN:O	2.32	0.62
2:R:191:TRP:HZ3	2:R:252:PHE:CZ	2.17	0.62
2:R:238:ARG:CZ	2:R:250:SER:O	2.47	0.62
1:A:18:LYS:CG	1:A:30:VAL:HA	2.16	0.62
1:A:141:SER:O	1:A:144:ALA:HB3	2.00	0.62
1:A:233:SER:O	1:A:237:GLU:HG3	2.00	0.62
1:B:73:HIS:H	1:B:75:ILE:CG1	2.10	0.62
1:B:116:ARG:O	1:B:119:MET:HG2	1.99	0.62
1:B:171:LEU:HD12	1:B:172:PRO:CD	2.29	0.62
1:B:172:PRO:CA	1:B:175:ILE:HD12	2.30	0.62
1:C:73:HIS:HB3	1:C:75:ILE:HG12	1.82	0.62
1:C:366:GLY:HA3	2:O:196:TRP:HB2	1.82	0.62
1:D:54:VAL:HA	1:D:58:ALA:HB3	1.78	0.62
1:D:183:ARG:NH1	1:D:187:ASP:OD1	2.33	0.62
1:D:233:SER:O	1:D:237:GLU:HG3	2.00	0.62
1:D:289:ILE:HG13	1:D:293:LEU:HD23	1.82	0.62
1:E:16:LEU:CB	1:E:18:LYS:HD2	2.30	0.62
1:E:38:PRO:HD3	1:E:65:LEU:CD1	2.30	0.62
1:E:183:ARG:NH1	1:E:187:ASP:OD1	2.33	0.62
1:F:171:LEU:HD12	1:F:172:PRO:CD	2.29	0.62
1:F:242:LEU:O	1:F:245:GLY:N	2.26	0.62
1:F:281:SER:HA	1:F:284:LYS:CE	2.30	0.62
2:M:161:PRO:HG3	2:M:239:CYS:SG	2.40	0.62
2:M:231:PRO:HA	2:M:234:THR:OG1	2.00	0.62
2:P:238:ARG:CZ	2:P:250:SER:O	2.47	0.62
2:R:231:PRO:HA	2:R:234:THR:OG1	2.00	0.62
1:A:124:PHE:CE2	1:A:359:LYS:HA	2.35	0.61
1:A:281:SER:HA	1:A:284:LYS:CE	2.30	0.61
1:A:308:GLY:O	1:A:312:ARG:NE	2.33	0.61

Continued on next page...

Continued from previous page...

Atom-1	Atom-2	Interatomic distance (Å)	Clash overlap (Å)
1:A:366:GLY:HA3	2:M:196:TRP:HB2	1.82	0.61
1:B:40:HIS:CE1	1:D:169:TYR:HA	2.34	0.61
1:C:38:PRO:HD3	1:C:65:LEU:CD1	2.30	0.61
1:C:141:SER:HA	1:C:144:ALA:HB3	1.82	0.61
1:C:297:ASN:O	1:C:330:ILE:N	2.29	0.61
1:C:314:GLN:CD	1:C:329:ILE:HD13	2.20	0.61
1:D:171:LEU:HD12	1:D:172:PRO:CD	2.29	0.61
1:D:281:SER:HA	1:D:284:LYS:CE	2.30	0.61
1:E:35:VAL:C	1:E:54:VAL:HG21	2.20	0.61
1:E:80:ASP:HA	1:E:83:GLU:OE1	2.00	0.61
1:E:192:ILE:HG13	1:E:193:LEU:N	2.15	0.61
1:F:37:ARG:N	1:F:66:THR:H	1.97	0.61
2:N:191:TRP:HB3	2:N:199:LEU:HB2	1.80	0.61
1:A:36:GLY:C	1:A:65:LEU:HD12	2.20	0.61
1:A:38:PRO:HD3	1:A:65:LEU:CD1	2.30	0.61
1:A:183:ARG:NH1	1:A:187:ASP:OD1	2.33	0.61
1:A:219:VAL:HA	1:A:255:PHE:HB2	1.81	0.61
1:A:260:THR:OG1	1:A:266:PHE:HB2	2.00	0.61
1:B:196:ARG:HH21	1:C:112:PRO:CB	2.11	0.61
1:B:233:SER:O	1:B:237:GLU:HG3	2.00	0.61
1:B:287:ILE:HG23	1:B:288:ASP:OD1	2.00	0.61
1:C:35:VAL:CB	1:C:68:LYS:HB2	2.22	0.61
1:C:183:ARG:NH1	1:C:187:ASP:OD1	2.33	0.61
1:C:204:ALA:O	1:C:207:GLU:HB3	2.00	0.61
1:C:233:SER:O	1:C:237:GLU:HG3	2.00	0.61
1:C:242:LEU:O	1:C:245:GLY:N	2.26	0.61
1:C:261:LEU:HD12	1:C:274:ILE:HG21	1.81	0.61
1:D:35:VAL:C	1:D:54:VAL:HG21	2.20	0.61
1:D:37:ARG:N	1:D:66:THR:H	1.97	0.61
1:D:147:ARG:CD	2:J:343:THR:HG21	2.17	0.61
1:D:287:ILE:HG23	1:D:288:ASP:OD1	2.00	0.61
1:E:34:ILE:CG2	1:E:68:LYS:H	2.06	0.61
1:E:105:LEU:HB2	1:E:134:VAL:CB	2.29	0.61
1:E:124:PHE:CE2	1:E:359:LYS:HA	2.35	0.61
1:E:196:ARG:NH2	1:F:112:PRO:HB3	2.11	0.61
1:E:304:THR:HG22	1:E:309:ILE:HG21	1.82	0.61
1:F:38:PRO:HD3	1:F:65:LEU:CD1	2.30	0.61
1:F:73:HIS:H	1:F:75:ILE:CG1	2.10	0.61
1:F:308:GLY:O	1:F:312:ARG:NE	2.33	0.61
2:N:238:ARG:CZ	2:N:250:SER:O	2.47	0.61
2:O:192:PHE:O	2:O:237:TYR:HA	1.99	0.61

Continued on next page...

Continued from previous page...

Atom-1	Atom-2	Interatomic distance (Å)	Clash overlap (Å)
2:O:213:TYR:CD1	2:O:220:TYR:HB2	2.27	0.61
1:A:154:ASP:OD2	1:A:161:HIS:N	2.33	0.61
1:B:37:ARG:H	1:B:66:THR:HG22	1.65	0.61
1:B:124:PHE:CE2	1:B:359:LYS:HA	2.35	0.61
1:B:201:VAL:HG23	1:C:270:GLU:OE2	2.01	0.61
1:C:116:ARG:HG3	1:C:119:MET:HE3	1.83	0.61
1:C:116:ARG:O	1:C:119:MET:HG2	1.99	0.61
1:D:105:LEU:HB2	1:D:134:VAL:CB	2.29	0.61
1:D:204:ALA:O	1:D:207:GLU:HB3	2.00	0.61
1:D:279:TYR:HA	1:D:282:ILE:HG12	1.82	0.61
1:E:141:SER:HA	1:E:144:ALA:HB3	1.83	0.61
1:E:242:LEU:HD22	1:E:244:ASP:OD1	2.00	0.61
1:F:11:ASP:N	1:F:18:LYS:O	2.21	0.61
1:F:105:LEU:CD1	1:F:123:MET:HE3	2.27	0.61
1:F:219:VAL:HA	1:F:255:PHE:HB2	1.81	0.61
2:M:164:GLY:N	2:M:253:ASN:O	2.32	0.61
2:P:168:VAL:N	2:P:257:HIS:O	2.32	0.61
1:A:162:ASN:O	1:A:175:ILE:HG23	2.00	0.61
1:A:242:LEU:O	1:A:245:GLY:N	2.26	0.61
1:A:287:ILE:HG23	1:A:288:ASP:OD1	2.00	0.61
1:B:73:HIS:HB3	1:B:75:ILE:HG12	1.82	0.61
1:B:192:ILE:HG13	1:B:193:LEU:N	2.15	0.61
1:B:260:THR:OG1	1:B:266:PHE:HB2	2.00	0.61
1:B:261:LEU:O	1:B:273:GLY:HA2	2.00	0.61
1:C:14:SER:HB3	1:C:157:ASP:HB3	1.82	0.61
1:C:260:THR:OG1	1:C:266:PHE:HB2	2.00	0.61
1:D:36:GLY:C	1:D:65:LEU:HD12	2.20	0.61
1:D:192:ILE:HG13	1:D:193:LEU:N	2.15	0.61
1:D:242:LEU:O	1:D:245:GLY:N	2.26	0.61
1:D:261:LEU:O	1:D:273:GLY:HA2	1.99	0.61
1:E:116:ARG:O	1:E:119:MET:HG2	1.99	0.61
1:E:252:ASN:HB2	1:E:256:ARG:HD2	1.81	0.61
1:F:124:PHE:CE2	1:F:359:LYS:HA	2.35	0.61
1:F:154:ASP:OD2	1:F:161:HIS:N	2.33	0.61
1:F:192:ILE:HG13	1:F:193:LEU:N	2.15	0.61
1:F:252:ASN:HB2	1:F:256:ARG:HD2	1.81	0.61
1:F:304:THR:O	1:F:309:ILE:HG13	2.00	0.61
1:F:347:ALA:HA	1:F:356:TRP:HZ2	1.63	0.61
1:F:366:GLY:HA3	2:R:196:TRP:HB2	1.82	0.61
2:N:231:PRO:HA	2:N:234:THR:OG1	2.00	0.61
2:O:231:PRO:HA	2:O:234:THR:OG1	2.00	0.61

Continued on next page...

Continued from previous page...

Atom-1	Atom-2	Interatomic distance (Å)	Clash overlap (Å)
2:P:160:ARG:HH12	2:P:238:ARG:HH12	1.45	0.61
2:Q:171:SER:CA	2:Q:226:ILE:O	2.33	0.61
2:Q:191:TRP:HZ3	2:Q:252:PHE:CZ	2.17	0.61
1:A:73:HIS:HB3	1:A:75:ILE:HG12	1.82	0.61
1:A:139:VAL:HG12	1:A:143:TYR:CE2	2.35	0.61
1:A:141:SER:HA	1:A:144:ALA:HB3	1.83	0.61
1:A:201:VAL:HG23	1:B:270:GLU:OE2	2.01	0.61
1:B:289:ILE:HG13	1:B:293:LEU:HD23	1.82	0.61
1:C:139:VAL:HG12	1:C:143:TYR:CE2	2.35	0.61
1:C:203:THR:HA	1:C:206:ARG:NE	2.14	0.61
1:C:345:ILE:HG21	2:I:346:ARG:HA	1.81	0.61
1:D:38:PRO:HD3	1:D:65:LEU:CD1	2.30	0.61
1:D:160:THR:HB	1:D:177:ARG:NH1	2.16	0.61
1:D:252:ASN:C	1:D:256:ARG:HD3	2.21	0.61
1:D:261:LEU:HD12	1:D:274:ILE:HG21	1.81	0.61
1:E:154:ASP:OD2	1:E:161:HIS:N	2.33	0.61
1:E:233:SER:O	1:E:237:GLU:HG3	2.00	0.61
1:F:116:ARG:O	1:F:119:MET:HG2	1.99	0.61
1:F:160:THR:HB	1:F:177:ARG:NH1	2.16	0.61
1:F:162:ASN:O	1:F:175:ILE:HG23	2.00	0.61
1:F:261:LEU:HD12	1:F:274:ILE:HG21	1.81	0.61
2:P:191:TRP:HB3	2:P:199:LEU:HB2	1.80	0.61
1:A:16:LEU:CB	1:A:18:LYS:HD2	2.30	0.61
1:A:18:LYS:HG2	1:A:30:VAL:HG22	1.82	0.61
1:A:80:ASP:HA	1:A:83:GLU:OE1	2.00	0.61
1:A:160:THR:HB	1:A:177:ARG:NH1	2.16	0.61
1:A:204:ALA:O	1:A:207:GLU:HB3	2.00	0.61
1:A:297:ASN:O	1:A:330:ILE:N	2.29	0.61
1:B:204:ALA:O	1:B:207:GLU:HB3	2.00	0.61
1:B:252:ASN:HB2	1:B:256:ARG:HD2	1.81	0.61
1:B:286:ASP:O	1:B:289:ILE:HG22	2.01	0.61
1:B:361:GLU:OE1	1:B:369:ILE:HD13	2.01	0.61
1:C:37:ARG:N	1:C:66:THR:H	1.97	0.61
1:C:224:GLU:O	1:C:227:MET:HB2	2.01	0.61
1:C:242:LEU:HD22	1:C:244:ASP:OD1	2.00	0.61
1:C:310:ALA:HA	1:C:313:MET:HB2	1.83	0.61
1:D:80:ASP:N	1:D:80:ASP:OD1	2.26	0.61
1:D:141:SER:O	1:D:144:ALA:HB3	2.00	0.61
1:D:361:GLU:OE1	1:D:369:ILE:HD13	2.01	0.61
1:E:286:ASP:O	1:E:289:ILE:HG22	2.01	0.61
1:A:11:ASP:N	1:A:18:LYS:O	2.21	0.61

Continued on next page...

Continued from previous page...

Atom-1	Atom-2	Interatomic distance (Å)	Clash overlap (Å)
1:A:88:HIS:HA	1:A:92:ASN:HD22	1.65	0.61
1:A:131:ALA:HB1	1:A:357:ILE:O	2.01	0.61
1:A:261:LEU:O	1:A:273:GLY:HA2	2.00	0.61
1:A:310:ALA:HA	1:A:313:MET:HB2	1.83	0.61
1:A:314:GLN:CD	1:A:329:ILE:HD13	2.20	0.61
1:A:347:ALA:HA	1:A:356:TRP:HZ2	1.63	0.61
1:B:18:LYS:HG2	1:B:30:VAL:HG22	1.82	0.61
1:B:38:PRO:HD3	1:B:65:LEU:CD1	2.30	0.61
1:B:281:SER:HA	1:B:284:LYS:CE	2.30	0.61
1:C:16:LEU:HB2	1:C:18:LYS:NZ	2.16	0.61
1:C:131:ALA:HB1	1:C:357:ILE:O	2.01	0.61
1:C:289:ILE:HG13	1:C:293:LEU:HD23	1.82	0.61
1:C:304:THR:HG22	1:C:309:ILE:HG21	1.82	0.61
1:E:116:ARG:HG3	1:E:119:MET:HE3	1.83	0.61
1:E:262:PHE:HD1	1:E:275:HIS:ND1	1.94	0.61
1:F:14:SER:HB3	1:F:157:ASP:HB3	1.81	0.61
1:F:141:SER:HA	1:F:144:ALA:HB3	1.83	0.61
1:F:183:ARG:NH1	1:F:187:ASP:OD1	2.33	0.61
1:F:187:ASP:HA	1:F:190:MET:HE2	1.81	0.61
1:F:279:TYR:HA	1:F:282:ILE:HG12	1.82	0.61
2:O:161:PRO:HG3	2:O:239:CYS:SG	2.40	0.61
2:P:164:GLY:N	2:P:253:ASN:O	2.32	0.61
1:A:252:ASN:C	1:A:256:ARG:HD3	2.21	0.61
1:B:36:GLY:C	1:B:65:LEU:HD12	2.20	0.61
1:B:37:ARG:N	1:B:66:THR:H	1.97	0.61
1:B:153:LEU:HB3	1:B:299:LEU:HD12	1.83	0.61
1:B:162:ASN:O	1:B:175:ILE:HG23	2.00	0.61
1:B:252:ASN:C	1:B:256:ARG:HD3	2.21	0.61
1:B:261:LEU:HD12	1:B:274:ILE:HG21	1.81	0.61
1:B:279:TYR:HA	1:B:282:ILE:HG12	1.82	0.61
1:D:73:HIS:H	1:D:75:ILE:CG1	2.10	0.61
1:D:154:ASP:OD2	1:D:161:HIS:N	2.33	0.61
1:D:201:VAL:HG23	1:E:270:GLU:OE2	2.01	0.61
1:E:8:LEU:HD11	1:E:101:HIS:CB	2.25	0.61
1:E:67:LEU:O	1:E:67:LEU:HD12	2.01	0.61
1:E:280:ASN:OD1	1:E:281:SER:N	2.34	0.61
1:F:252:ASN:C	1:F:256:ARG:HD3	2.21	0.61
1:F:310:ALA:HA	1:F:313:MET:HB2	1.83	0.61
2:G:342:VAL:HG12	2:G:344:ASP:C	2.21	0.61
2:O:156:LEU:O	2:O:158:VAL:N	2.33	0.61
1:A:111:ASN:ND2	1:A:115:ASN:HB3	2.14	0.61

Continued on next page...

Continued from previous page...

Atom-1	Atom-2	Interatomic distance (Å)	Clash overlap (Å)
1:A:171:LEU:HD12	1:A:172:PRO:CD	2.29	0.61
1:A:224:GLU:O	1:A:227:MET:HB2	2.01	0.61
1:A:293:LEU:O	1:A:296:ASN:N	2.28	0.61
1:B:160:THR:HB	1:B:177:ARG:NH1	2.16	0.61
1:B:242:LEU:HD22	1:B:244:ASP:OD1	2.00	0.61
1:C:280:ASN:OD1	1:C:281:SER:N	2.34	0.61
1:C:347:ALA:HA	1:C:356:TRP:HZ2	1.63	0.61
1:D:141:SER:HA	1:D:144:ALA:HB3	1.82	0.61
1:D:154:ASP:CG	1:D:161:HIS:HB2	2.21	0.61
1:D:219:VAL:HA	1:D:255:PHE:HB2	1.81	0.61
1:D:286:ASP:O	1:D:289:ILE:HG22	2.01	0.61
1:D:314:GLN:CD	1:D:329:ILE:HD13	2.20	0.61
1:E:36:GLY:C	1:E:65:LEU:HD12	2.20	0.61
1:E:111:ASN:ND2	1:E:115:ASN:HB3	2.14	0.61
1:E:154:ASP:CG	1:E:161:HIS:HB2	2.21	0.61
1:E:287:ILE:HG23	1:E:288:ASP:OD1	2.00	0.61
1:F:105:LEU:HB2	1:F:134:VAL:CB	2.29	0.61
1:F:352:PHE:HB3	1:F:355:MET:CE	2.24	0.61
2:Q:231:PRO:HA	2:Q:234:THR:OG1	2.00	0.61
2:R:156:LEU:O	2:R:158:VAL:N	2.33	0.61
1:A:14:SER:HB3	1:A:157:ASP:HB3	1.81	0.61
1:A:147:ARG:CD	2:G:343:THR:HG21	2.17	0.61
1:A:242:LEU:HD22	1:A:244:ASP:OD1	2.00	0.61
1:B:80:ASP:HA	1:B:83:GLU:OE1	2.00	0.61
1:B:105:LEU:CD1	1:B:123:MET:HE3	2.29	0.61
1:C:308:GLY:O	1:C:312:ARG:NE	2.33	0.61
1:D:37:ARG:H	1:D:66:THR:HG22	1.65	0.61
1:D:124:PHE:CE2	1:D:359:LYS:HA	2.35	0.61
1:E:139:VAL:HG12	1:E:143:TYR:CE2	2.35	0.61
1:E:201:VAL:HG23	1:F:270:GLU:OE2	2.01	0.61
1:E:289:ILE:HG13	1:E:293:LEU:HD23	1.82	0.61
1:E:345:ILE:HG21	2:K:346:ARG:HA	1.81	0.61
1:F:35:VAL:C	1:F:54:VAL:HG21	2.20	0.61
1:F:36:GLY:C	1:F:65:LEU:HD12	2.20	0.61
1:F:80:ASP:N	1:F:80:ASP:OD1	2.26	0.61
1:F:191:LYS:HD2	1:F:191:LYS:N	2.13	0.61
1:F:241:GLU:HA	1:F:247:VAL:CA	2.19	0.61
1:A:80:ASP:N	1:A:80:ASP:OD1	2.26	0.60
1:A:152:VAL:HG12	1:A:163:VAL:CB	2.19	0.60
1:B:129:VAL:O	1:B:359:LYS:NZ	2.32	0.60
1:B:154:ASP:OD2	1:B:161:HIS:N	2.33	0.60

Continued on next page...

Continued from previous page...

Atom-1	Atom-2	Interatomic distance (Å)	Clash overlap (Å)
1:B:242:LEU:O	1:B:245:GLY:N	2.26	0.60
1:B:314:GLN:CD	1:B:329:ILE:HD13	2.20	0.60
1:C:99:GLU:H	1:C:99:GLU:CD	2.04	0.60
1:C:111:ASN:ND2	1:C:115:ASN:HB3	2.15	0.60
1:C:160:THR:HB	1:C:177:ARG:NH1	2.16	0.60
1:D:73:HIS:HB3	1:D:75:ILE:HG12	1.82	0.60
1:D:99:GLU:H	1:D:99:GLU:CD	2.05	0.60
1:D:280:ASN:OD1	1:D:281:SER:N	2.34	0.60
1:E:16:LEU:HB2	1:E:18:LYS:NZ	2.16	0.60
1:E:160:THR:HB	1:E:177:ARG:NH1	2.16	0.60
1:E:224:GLU:O	1:E:227:MET:HB2	2.01	0.60
1:F:73:HIS:HB3	1:F:75:ILE:HG12	1.82	0.60
2:P:159:MET:O	2:P:176:ALA:HA	2.01	0.60
2:Q:161:PRO:HG3	2:Q:239:CYS:SG	2.40	0.60
1:A:236:LEU:HA	1:A:238:LYS:NZ	2.16	0.60
1:A:361:GLU:OE1	1:A:369:ILE:HD13	2.01	0.60
1:B:11:ASP:N	1:B:18:LYS:O	2.21	0.60
1:B:54:VAL:HA	1:B:58:ALA:HB3	1.78	0.60
1:B:181:ALA:N	1:B:184:ASP:OD2	2.32	0.60
1:C:80:ASP:HA	1:C:83:GLU:OE1	2.00	0.60
1:D:8:LEU:N	1:D:102:PRO:O	2.34	0.60
1:D:244:ASP:CB	1:F:287:ILE:HG13	2.27	0.60
1:D:366:GLY:HA3	2:P:196:TRP:HB2	1.82	0.60
1:E:8:LEU:N	1:E:102:PRO:O	2.34	0.60
1:E:131:ALA:HB1	1:E:357:ILE:O	2.01	0.60
1:E:151:ILE:H	1:E:293:LEU:CD1	2.14	0.60
1:E:236:LEU:HA	1:E:238:LYS:NZ	2.16	0.60
1:F:107:GLU:O	1:F:136:ILE:CA	2.48	0.60
1:F:242:LEU:HD22	1:F:244:ASP:OD1	2.01	0.60
1:F:304:THR:HG22	1:F:309:ILE:HG21	1.82	0.60
1:F:314:GLN:CD	1:F:329:ILE:HD13	2.20	0.60
2:I:342:VAL:HG12	2:I:344:ASP:C	2.21	0.60
2:K:342:VAL:HG12	2:K:344:ASP:C	2.21	0.60
2:P:231:PRO:HA	2:P:234:THR:OG1	2.00	0.60
2:R:159:MET:O	2:R:176:ALA:HA	2.02	0.60
2:R:161:PRO:HG3	2:R:239:CYS:SG	2.40	0.60
1:A:120:THR:CA	1:A:123:MET:HE2	2.30	0.60
1:A:304:THR:O	1:A:309:ILE:HG13	2.00	0.60
1:B:67:LEU:O	1:B:67:LEU:HD12	2.01	0.60
1:B:224:GLU:O	1:B:227:MET:HB2	2.01	0.60
1:B:366:GLY:HA3	2:N:196:TRP:HB2	1.82	0.60

Continued on next page...

Continued from previous page...

Atom-1	Atom-2	Interatomic distance (Å)	Clash overlap (Å)
1:C:35:VAL:HG12	1:C:37:ARG:HH12	1.67	0.60
1:C:35:VAL:C	1:C:54:VAL:HG21	2.20	0.60
1:C:47:MET:HG3	1:C:48:GLY:N	2.07	0.60
1:C:154:ASP:CG	1:C:161:HIS:HB2	2.21	0.60
1:C:201:VAL:HG23	1:D:270:GLU:OE2	2.01	0.60
1:C:219:VAL:HA	1:C:255:PHE:HB2	1.81	0.60
1:C:252:ASN:C	1:C:256:ARG:HD3	2.21	0.60
1:C:286:ASP:O	1:C:289:ILE:HG22	2.01	0.60
1:C:287:ILE:HG23	1:C:288:ASP:OD1	2.00	0.60
1:C:304:THR:O	1:C:309:ILE:HG13	2.00	0.60
1:D:11:ASP:N	1:D:18:LYS:O	2.21	0.60
1:E:35:VAL:CB	1:E:68:LYS:HB2	2.22	0.60
1:E:196:ARG:HH21	1:F:112:PRO:CB	2.11	0.60
1:E:252:ASN:C	1:E:256:ARG:HD3	2.21	0.60
1:E:310:ALA:HA	1:E:313:MET:HB2	1.83	0.60
1:E:361:GLU:OE1	1:E:369:ILE:HD13	2.01	0.60
1:F:8:LEU:N	1:F:102:PRO:O	2.34	0.60
1:F:99:GLU:H	1:F:99:GLU:CD	2.05	0.60
1:F:259:GLU:O	1:F:261:LEU:HD23	2.01	0.60
1:F:287:ILE:HG23	1:F:288:ASP:OD1	2.00	0.60
1:F:361:GLU:OE1	1:F:369:ILE:HD13	2.01	0.60
2:N:159:MET:O	2:N:176:ALA:HA	2.01	0.60
2:O:196:TRP:CD1	2:O:197:VAL:CG2	2.85	0.60
1:A:67:LEU:O	1:A:67:LEU:HD12	2.01	0.60
1:A:89:THR:HG22	1:A:94:LEU:HD12	1.84	0.60
1:A:154:ASP:CG	1:A:161:HIS:HB2	2.21	0.60
1:A:185:LEU:HD11	1:A:258:PRO:HA	1.83	0.60
1:A:279:TYR:HA	1:A:282:ILE:HG12	1.82	0.60
1:A:280:ASN:OD1	1:A:281:SER:N	2.34	0.60
1:A:286:ASP:O	1:A:289:ILE:HG22	2.01	0.60
1:B:141:SER:HA	1:B:144:ALA:HB3	1.83	0.60
1:B:148:THR:O	1:B:168:GLY:N	2.25	0.60
1:B:171:LEU:HD11	1:B:173:HIS:CD2	2.37	0.60
1:B:221:LEU:HD12	1:B:315:LYS:HZ2	1.65	0.60
1:B:280:ASN:OD1	1:B:281:SER:N	2.34	0.60
1:B:310:ALA:HA	1:B:313:MET:HB2	1.83	0.60
1:C:36:GLY:C	1:C:65:LEU:HD12	2.20	0.60
1:C:141:SER:CB	1:C:339:VAL:HG12	2.15	0.60
1:C:317:ILE:O	1:C:318:THR:C	2.40	0.60
1:D:18:LYS:HG2	1:D:30:VAL:HG22	1.82	0.60
1:D:162:ASN:O	1:D:175:ILE:HG23	2.00	0.60

Continued on next page...

Continued from previous page...

Atom-1	Atom-2	Interatomic distance (Å)	Clash overlap (Å)
1:D:259:GLU:O	1:D:261:LEU:HD23	2.01	0.60
1:D:297:ASN:O	1:D:330:ILE:N	2.29	0.60
1:E:304:THR:O	1:E:309:ILE:HG13	2.00	0.60
1:F:151:ILE:H	1:F:293:LEU:CD1	2.14	0.60
1:F:185:LEU:HD11	1:F:258:PRO:HA	1.83	0.60
1:F:309:ILE:HD13	1:F:312:ARG:NH2	2.16	0.60
2:J:325:LEU:HA	2:J:328:ALA:HB2	1.84	0.60
1:A:151:ILE:H	1:A:293:LEU:CD1	2.14	0.60
1:A:171:LEU:HD11	1:A:173:HIS:CG	2.37	0.60
1:A:289:ILE:HG13	1:A:293:LEU:HD23	1.82	0.60
1:B:99:GLU:OE1	1:B:99:GLU:N	2.25	0.60
1:B:289:ILE:HD12	1:B:292:ASP:HB2	1.84	0.60
1:B:304:THR:HG22	1:B:309:ILE:HG21	1.82	0.60
1:C:111:ASN:HD21	1:C:115:ASN:CB	2.15	0.60
1:C:171:LEU:HD11	1:C:173:HIS:CG	2.37	0.60
1:C:236:LEU:HA	1:C:238:LYS:NZ	2.16	0.60
1:C:264:PRO:HB3	1:C:267:ILE:HD11	1.84	0.60
1:C:302:GLY:O	1:C:305:MET:HB3	2.02	0.60
1:D:171:LEU:HD11	1:D:173:HIS:CD2	2.37	0.60
1:D:185:LEU:HD11	1:D:258:PRO:HA	1.83	0.60
1:D:236:LEU:HA	1:D:238:LYS:NZ	2.16	0.60
1:D:310:ALA:HA	1:D:313:MET:HB2	1.83	0.60
1:F:50:LYS:CG	1:F:52:SER:H	2.09	0.60
1:F:67:LEU:O	1:F:67:LEU:HD12	2.01	0.60
1:F:280:ASN:OD1	1:F:281:SER:N	2.34	0.60
1:F:289:ILE:HD12	1:F:292:ASP:HB2	1.84	0.60
2:M:196:TRP:CD1	2:M:197:VAL:CG2	2.85	0.60
2:N:161:PRO:HG3	2:N:239:CYS:SG	2.40	0.60
2:P:161:PRO:HG3	2:P:239:CYS:SG	2.40	0.60
1:A:8:LEU:N	1:A:102:PRO:O	2.34	0.60
1:A:47:MET:HG3	1:A:48:GLY:N	2.07	0.60
1:A:111:ASN:HD21	1:A:115:ASN:CB	2.15	0.60
1:B:113:LYS:HA	1:B:116:ARG:NH1	2.17	0.60
1:B:154:ASP:CG	1:B:161:HIS:HB2	2.21	0.60
1:B:203:THR:O	1:B:206:ARG:HB2	2.02	0.60
1:C:18:LYS:CG	1:C:30:VAL:HA	2.16	0.60
1:C:18:LYS:HG2	1:C:30:VAL:HG22	1.82	0.60
1:C:132:MET:O	1:C:357:ILE:N	2.34	0.60
1:C:333:PRO:HD2	1:C:334:GLU:OE1	2.02	0.60
1:D:16:LEU:HD23	1:D:31:PHE:N	2.17	0.60
1:D:151:ILE:H	1:D:293:LEU:CD1	2.14	0.60

Continued on next page...

Continued from previous page...

Atom-1	Atom-2	Interatomic distance (Å)	Clash overlap (Å)
1:D:224:GLU:O	1:D:227:MET:HB2	2.01	0.60
1:E:71:ILE:HB	1:E:76:ILE:HD11	1.84	0.60
1:E:171:LEU:HD11	1:E:173:HIS:CG	2.37	0.60
1:E:279:TYR:HA	1:E:282:ILE:HG12	1.82	0.60
1:F:12:ASN:CA	1:F:17:VAL:HG12	2.32	0.60
1:F:131:ALA:HB1	1:F:357:ILE:O	2.01	0.60
1:F:286:ASP:O	1:F:289:ILE:HG22	2.01	0.60
2:H:342:VAL:HG12	2:H:344:ASP:C	2.21	0.60
2:L:325:LEU:HA	2:L:328:ALA:HB2	1.84	0.60
2:M:159:MET:O	2:M:176:ALA:HA	2.01	0.60
2:N:156:LEU:O	2:N:158:VAL:N	2.33	0.60
1:A:35:VAL:HG12	1:A:37:ARG:HH12	1.67	0.60
1:A:37:ARG:H	1:A:66:THR:HG22	1.65	0.60
1:A:54:VAL:HA	1:A:58:ALA:HB3	1.78	0.60
1:A:333:PRO:HD2	1:A:334:GLU:OE1	2.02	0.60
1:A:345:ILE:HG21	2:G:346:ARG:HA	1.81	0.60
1:B:35:VAL:HG12	1:B:37:ARG:HH12	1.67	0.60
1:B:111:ASN:HD21	1:B:115:ASN:CB	2.15	0.60
1:B:236:LEU:HA	1:B:238:LYS:NZ	2.16	0.60
1:B:244:ASP:HA	1:D:288:ASP:OD1	2.02	0.60
1:C:8:LEU:N	1:C:102:PRO:O	2.34	0.60
1:C:37:ARG:H	1:C:66:THR:HG22	1.65	0.60
1:D:14:SER:HB3	1:D:157:ASP:HB3	1.82	0.60
1:D:35:VAL:HG12	1:D:37:ARG:HH12	1.66	0.60
1:D:148:THR:HB	1:D:167:GLU:HA	1.84	0.60
1:E:213:LYS:HA	1:E:217:CYS:CB	2.32	0.60
1:E:215:LYS:HG3	1:E:216:LEU:CD2	2.26	0.60
1:E:333:PRO:HD2	1:E:334:GLU:OE1	2.02	0.60
1:F:171:LEU:HD11	1:F:173:HIS:CD2	2.37	0.60
1:F:236:LEU:HA	1:F:238:LYS:NZ	2.16	0.60
2:H:325:LEU:HA	2:H:328:ALA:HB2	1.84	0.60
2:M:213:TYR:CD1	2:M:220:TYR:HB2	2.27	0.60
2:N:164:GLY:N	2:N:253:ASN:O	2.32	0.60
2:P:156:LEU:O	2:P:158:VAL:N	2.33	0.60
2:Q:196:TRP:CD1	2:Q:197:VAL:CG2	2.85	0.60
1:A:183:ARG:HG3	1:A:183:ARG:NH1	2.17	0.60
1:A:215:LYS:HG3	1:A:216:LEU:CD2	2.26	0.60
1:B:16:LEU:HD23	1:B:31:PHE:N	2.17	0.60
1:B:71:ILE:HB	1:B:76:ILE:HD11	1.84	0.60
1:C:34:ILE:O	1:C:54:VAL:HG11	2.02	0.60
1:C:67:LEU:O	1:C:67:LEU:HD12	2.01	0.60

Continued on next page...

Continued from previous page...

Atom-1	Atom-2	Interatomic distance (Å)	Clash overlap (Å)
1:C:154:ASP:OD2	1:C:161:HIS:N	2.33	0.60
1:D:12:ASN:CA	1:D:17:VAL:HG12	2.32	0.60
1:D:153:LEU:HB3	1:D:299:LEU:HD12	1.83	0.60
1:D:242:LEU:HD22	1:D:244:ASP:OD1	2.00	0.60
1:D:317:ILE:O	1:D:320:LEU:N	2.25	0.60
1:E:18:LYS:HG2	1:E:30:VAL:HG22	1.82	0.60
1:E:35:VAL:HG12	1:E:37:ARG:HH12	1.67	0.60
1:E:141:SER:CB	1:E:339:VAL:HG12	2.15	0.60
1:E:153:LEU:HB3	1:E:299:LEU:HD12	1.83	0.60
1:E:172:PRO:CA	1:E:175:ILE:HD12	2.30	0.60
1:F:54:VAL:CA	1:F:58:ALA:HB2	2.13	0.60
1:F:154:ASP:CG	1:F:161:HIS:HB2	2.21	0.60
1:F:187:ASP:HA	1:F:190:MET:HE3	1.82	0.60
2:R:196:TRP:CD1	2:R:197:VAL:CG2	2.85	0.60
1:A:116:ARG:HG3	1:A:119:MET:HE3	1.84	0.60
1:A:345:ILE:HD13	1:A:345:ILE:N	2.17	0.60
1:B:5:THR:OG1	1:B:102:PRO:HD3	2.02	0.60
1:B:171:LEU:HD11	1:B:173:HIS:CG	2.37	0.60
1:B:196:ARG:O	1:B:196:ARG:HG3	2.02	0.60
1:C:215:LYS:HG3	1:C:216:LEU:CD2	2.26	0.60
1:C:354:GLN:OE1	1:C:354:GLN:N	2.27	0.60
1:D:5:THR:OG1	1:D:102:PRO:HD3	2.02	0.60
1:D:111:ASN:HD21	1:D:115:ASN:CB	2.15	0.60
1:D:113:LYS:HA	1:D:116:ARG:NH1	2.17	0.60
1:E:12:ASN:CA	1:E:17:VAL:HG12	2.32	0.60
1:E:37:ARG:H	1:E:66:THR:HG22	1.65	0.60
1:E:111:ASN:HD21	1:E:115:ASN:CB	2.15	0.60
1:F:18:LYS:O	1:F:19:ALA:HB2	2.02	0.60
1:F:18:LYS:HG2	1:F:30:VAL:HG22	1.82	0.60
1:F:89:THR:HG22	1:F:94:LEU:HD12	1.84	0.60
1:F:132:MET:O	1:F:357:ILE:N	2.34	0.60
1:F:139:VAL:HG12	1:F:143:TYR:CE2	2.35	0.60
1:F:196:ARG:HG3	1:F:196:ARG:O	2.02	0.60
1:F:294:TYR:HB3	1:F:326:LYS:O	2.02	0.60
2:P:196:TRP:CD1	2:P:197:VAL:CG2	2.85	0.60
1:A:37:ARG:N	1:A:66:THR:H	1.97	0.60
1:A:124:PHE:CA	1:A:359:LYS:HE3	2.31	0.60
1:A:196:ARG:HG3	1:A:196:ARG:O	2.02	0.60
1:A:203:THR:O	1:A:206:ARG:HB2	2.02	0.60
1:B:14:SER:HB3	1:B:157:ASP:HB3	1.82	0.60
1:B:18:LYS:O	1:B:19:ALA:HB2	2.02	0.60

Continued on next page...

Continued from previous page...

Atom-1	Atom-2	Interatomic distance (Å)	Clash overlap (Å)
1:B:131:ALA:HB1	1:B:357:ILE:O	2.01	0.60
1:B:259:GLU:O	1:B:261:LEU:HD23	2.02	0.60
1:B:333:PRO:HD2	1:B:334:GLU:OE1	2.02	0.60
1:C:213:LYS:HA	1:C:217:CYS:CB	2.32	0.60
1:C:241:GLU:HA	1:C:247:VAL:CA	2.19	0.60
1:C:259:GLU:O	1:C:261:LEU:HD23	2.02	0.60
1:C:361:GLU:OE1	1:C:369:ILE:HD13	2.01	0.60
1:D:18:LYS:O	1:D:19:ALA:HB2	2.02	0.60
1:D:34:ILE:O	1:D:54:VAL:HG11	2.02	0.60
1:D:67:LEU:O	1:D:67:LEU:HD12	2.01	0.60
1:D:107:GLU:O	1:D:136:ILE:CA	2.48	0.60
1:D:159:VAL:HG22	1:D:160:THR:H	1.66	0.60
1:D:289:ILE:HD12	1:D:292:ASP:HB2	1.84	0.60
1:D:309:ILE:HD13	1:D:312:ARG:NH2	2.16	0.60
1:E:117:GLU:OE1	1:E:370:VAL:HG12	2.02	0.60
1:E:347:ALA:HA	1:E:356:TRP:HZ2	1.63	0.60
1:F:16:LEU:HD23	1:F:31:PHE:N	2.17	0.60
1:F:191:LYS:H	1:F:191:LYS:CD	2.15	0.60
1:F:224:GLU:O	1:F:227:MET:HB2	2.01	0.60
2:L:342:VAL:HG12	2:L:344:ASP:C	2.21	0.60
2:N:189:VAL:HG23	2:N:239:CYS:HB3	1.84	0.60
2:N:196:TRP:CD1	2:N:197:VAL:CG2	2.85	0.60
2:P:189:VAL:HG23	2:P:239:CYS:HB3	1.84	0.60
2:P:209:LEU:HA	2:P:223:GLU:O	2.02	0.60
2:R:189:VAL:HG23	2:R:239:CYS:HB3	1.84	0.60
1:A:16:LEU:HD23	1:A:31:PHE:N	2.17	0.59
1:A:34:ILE:O	1:A:54:VAL:HG11	2.02	0.59
1:A:156:GLY:HA2	1:A:301:GLY:HA3	1.83	0.59
1:A:241:GLU:HA	1:A:247:VAL:CA	2.19	0.59
1:A:244:ASP:HA	1:C:288:ASP:OD1	2.02	0.59
1:A:259:GLU:O	1:A:261:LEU:HD23	2.02	0.59
1:A:317:ILE:HD11	1:A:321:ALA:HB2	1.84	0.59
1:B:99:GLU:H	1:B:99:GLU:CD	2.04	0.59
1:B:185:LEU:HD11	1:B:258:PRO:HA	1.83	0.59
1:B:191:LYS:H	1:B:191:LYS:CD	2.15	0.59
1:B:317:ILE:O	1:B:321:ALA:N	2.28	0.59
1:C:71:ILE:HB	1:C:76:ILE:HD11	1.84	0.59
1:C:89:THR:HG22	1:C:94:LEU:HD12	1.84	0.59
1:C:124:PHE:CA	1:C:359:LYS:HE3	2.31	0.59
1:C:136:ILE:HB	1:C:139:VAL:CG2	2.32	0.59
1:C:153:LEU:HB3	1:C:299:LEU:HD12	1.83	0.59

Continued on next page...

Continued from previous page...

Atom-1	Atom-2	Interatomic distance (Å)	Clash overlap (Å)
1:C:185:LEU:HD11	1:C:258:PRO:HA	1.83	0.59
1:C:279:TYR:HA	1:C:282:ILE:HG12	1.82	0.59
1:D:80:ASP:HA	1:D:83:GLU:OE1	2.00	0.59
1:D:131:ALA:HB1	1:D:357:ILE:O	2.01	0.59
1:D:139:VAL:HG12	1:D:143:TYR:CE2	2.35	0.59
1:D:171:LEU:HD11	1:D:173:HIS:CG	2.37	0.59
1:D:190:MET:CG	1:D:191:LYS:HD2	2.32	0.59
1:D:206:ARG:HA	1:D:209:VAL:CG2	2.32	0.59
1:E:98:PRO:HB2	1:E:129:VAL:HG13	1.84	0.59
1:E:129:VAL:O	1:E:359:LYS:NZ	2.32	0.59
1:E:282:ILE:O	1:E:285:CYS:HB2	2.02	0.59
1:F:34:ILE:O	1:F:54:VAL:HG11	2.02	0.59
1:F:37:ARG:H	1:F:66:THR:HG22	1.65	0.59
1:F:113:LYS:HA	1:F:116:ARG:NH1	2.17	0.59
1:F:117:GLU:OE1	1:F:370:VAL:HG12	2.02	0.59
1:F:124:PHE:CA	1:F:359:LYS:HE3	2.31	0.59
1:F:159:VAL:HG22	1:F:160:THR:H	1.66	0.59
1:F:242:LEU:CB	1:F:246:GLN:HB3	2.26	0.59
1:F:345:ILE:HD13	1:F:345:ILE:N	2.17	0.59
2:Q:164:GLY:N	2:Q:253:ASN:O	2.32	0.59
1:A:113:LYS:HA	1:A:116:ARG:NH1	2.17	0.59
1:A:153:LEU:HB3	1:A:299:LEU:HD12	1.83	0.59
1:A:160:THR:HB	1:A:177:ARG:HH11	1.68	0.59
1:A:190:MET:CG	1:A:191:LYS:HD2	2.32	0.59
1:A:366:GLY:O	1:A:369:ILE:HG22	2.02	0.59
1:B:34:ILE:O	1:B:54:VAL:HG11	2.02	0.59
1:B:88:HIS:HA	1:B:92:ASN:HD22	1.65	0.59
1:B:206:ARG:HA	1:B:209:VAL:CG2	2.32	0.59
1:B:282:ILE:O	1:B:285:CYS:HB2	2.02	0.59
1:C:12:ASN:CA	1:C:17:VAL:HG12	2.32	0.59
1:C:144:ALA:HB1	1:C:338:SER:O	2.03	0.59
1:C:151:ILE:H	1:C:293:LEU:CD1	2.14	0.59
1:D:124:PHE:CA	1:D:359:LYS:HE3	2.31	0.59
1:D:314:GLN:HE21	1:D:329:ILE:H	1.50	0.59
1:D:317:ILE:HD11	1:D:321:ALA:HB2	1.84	0.59
1:E:59:GLN:C	1:E:62:ARG:NH1	2.55	0.59
1:E:312:ARG:O	1:E:313:MET:C	2.40	0.59
1:F:50:LYS:HZ2	1:F:52:SER:N	1.99	0.59
1:F:80:ASP:HA	1:F:83:GLU:OE1	2.00	0.59
1:F:190:MET:CG	1:F:191:LYS:HD2	2.32	0.59
1:F:366:GLY:O	1:F:369:ILE:HG22	2.02	0.59

Continued on next page...

Continued from previous page...

Atom-1	Atom-2	Interatomic distance (Å)	Clash overlap (Å)
2:M:158:VAL:N	2:M:178:VAL:HG22	2.17	0.59
2:N:158:VAL:N	2:N:178:VAL:HG22	2.17	0.59
2:N:209:LEU:HA	2:N:223:GLU:O	2.02	0.59
1:A:12:ASN:HA	1:A:17:VAL:HG12	1.85	0.59
1:B:139:VAL:HG12	1:B:143:TYR:CE2	2.35	0.59
1:B:151:ILE:H	1:B:293:LEU:CD1	2.14	0.59
1:B:190:MET:CG	1:B:191:LYS:HD2	2.32	0.59
1:C:54:VAL:HA	1:C:58:ALA:HB3	1.78	0.59
1:C:117:GLU:OE1	1:C:370:VAL:HG12	2.02	0.59
1:C:160:THR:HB	1:C:177:ARG:HH11	1.68	0.59
1:C:183:ARG:HG3	1:C:183:ARG:NH1	2.17	0.59
1:C:312:ARG:O	1:C:313:MET:C	2.40	0.59
1:D:44:MET:CE	1:F:169:TYR:HA	2.29	0.59
1:D:54:VAL:CA	1:D:58:ALA:HB2	2.12	0.59
1:D:117:GLU:OE1	1:D:370:VAL:HG12	2.02	0.59
1:D:366:GLY:O	1:D:369:ILE:HG22	2.02	0.59
1:E:12:ASN:HA	1:E:17:VAL:HG12	1.85	0.59
1:E:50:LYS:HG2	1:E:53:TYR:CG	2.37	0.59
1:E:124:PHE:CA	1:E:359:LYS:HE3	2.31	0.59
1:E:302:GLY:O	1:E:305:MET:HB3	2.02	0.59
1:F:153:LEU:HB3	1:F:299:LEU:HD12	1.83	0.59
1:F:314:GLN:HE21	1:F:329:ILE:H	1.50	0.59
2:K:348:MET:O	2:K:351:ARG:HG2	2.03	0.59
2:N:165:GLU:HA	2:N:255:THR:OG1	2.03	0.59
2:Q:209:LEU:HA	2:Q:223:GLU:O	2.02	0.59
1:A:35:VAL:C	1:A:54:VAL:HG21	2.20	0.59
1:A:80:ASP:HA	1:A:83:GLU:HB2	1.84	0.59
1:A:129:VAL:O	1:A:359:LYS:NZ	2.32	0.59
1:A:213:LYS:HA	1:A:217:CYS:CB	2.32	0.59
1:A:317:ILE:O	1:A:318:THR:C	2.40	0.59
1:B:264:PRO:HB3	1:B:267:ILE:HD11	1.84	0.59
1:B:317:ILE:HD11	1:B:321:ALA:HB2	1.84	0.59
1:C:203:THR:O	1:C:206:ARG:HB2	2.02	0.59
1:D:71:ILE:HB	1:D:76:ILE:HD11	1.84	0.59
1:D:203:THR:O	1:D:206:ARG:HB2	2.02	0.59
1:D:304:THR:HG22	1:D:309:ILE:HG21	1.82	0.59
1:D:308:GLY:HA2	1:D:311:ASP:CG	2.23	0.59
1:D:333:PRO:HD2	1:D:334:GLU:OE1	2.02	0.59
1:E:35:VAL:HA	1:E:54:VAL:CG2	2.27	0.59
1:E:156:GLY:HA2	1:E:301:GLY:HA3	1.83	0.59
1:E:241:GLU:HA	1:E:247:VAL:CA	2.19	0.59

Continued on next page...

Continued from previous page...

Atom-1	Atom-2	Interatomic distance (Å)	Clash overlap (Å)
1:E:264:PRO:HB3	1:E:267:ILE:HD11	1.84	0.59
1:F:59:GLN:C	1:F:62:ARG:NH1	2.55	0.59
1:F:148:THR:HB	1:F:167:GLU:HA	1.84	0.59
2:G:348:MET:O	2:G:351:ARG:HG2	2.03	0.59
2:I:348:MET:O	2:I:351:ARG:HG2	2.03	0.59
2:J:342:VAL:HG12	2:J:344:ASP:C	2.21	0.59
2:M:165:GLU:HA	2:M:255:THR:OG1	2.03	0.59
2:M:189:VAL:HG23	2:M:239:CYS:HB3	1.84	0.59
2:O:158:VAL:N	2:O:178:VAL:HG22	2.17	0.59
2:O:159:MET:O	2:O:176:ALA:HA	2.01	0.59
1:A:117:GLU:OE1	1:A:370:VAL:HG12	2.02	0.59
1:A:174:ALA:HA	1:A:284:LYS:HE3	1.85	0.59
1:A:252:ASN:O	1:A:256:ARG:HD3	2.02	0.59
1:A:309:ILE:HD13	1:A:312:ARG:NH2	2.16	0.59
1:B:124:PHE:CA	1:B:359:LYS:HE3	2.31	0.59
1:B:144:ALA:HB1	1:B:338:SER:O	2.03	0.59
1:B:159:VAL:HG22	1:B:160:THR:H	1.66	0.59
1:B:312:ARG:O	1:B:316:GLU:OE1	2.20	0.59
1:B:314:GLN:HE21	1:B:329:ILE:H	1.50	0.59
1:C:59:GLN:C	1:C:62:ARG:NH1	2.55	0.59
1:C:98:PRO:HB2	1:C:129:VAL:HG13	1.84	0.59
1:C:309:ILE:HD13	1:C:312:ARG:NH2	2.16	0.59
1:D:71:ILE:HG13	1:D:75:ILE:N	2.18	0.59
1:D:312:ARG:O	1:D:316:GLU:OE1	2.20	0.59
1:D:317:ILE:O	1:D:321:ALA:N	2.27	0.59
1:E:345:ILE:HD13	1:E:345:ILE:N	2.17	0.59
1:F:5:THR:OG1	1:F:102:PRO:HD3	2.02	0.59
1:F:35:VAL:HG12	1:F:37:ARG:HH12	1.67	0.59
1:F:98:PRO:HB2	1:F:129:VAL:HG13	1.85	0.59
1:F:111:ASN:HD21	1:F:115:ASN:CB	2.15	0.59
1:F:206:ARG:HA	1:F:209:VAL:CG2	2.33	0.59
1:F:317:ILE:HD11	1:F:321:ALA:HB2	1.84	0.59
2:H:348:MET:O	2:H:351:ARG:HG2	2.03	0.59
2:M:209:LEU:HA	2:M:223:GLU:O	2.02	0.59
2:O:189:VAL:HG23	2:O:239:CYS:HB3	1.84	0.59
2:P:165:GLU:HA	2:P:255:THR:OG1	2.03	0.59
2:Q:156:LEU:O	2:Q:158:VAL:N	2.33	0.59
1:A:5:THR:OG1	1:A:102:PRO:HD3	2.02	0.59
1:A:144:ALA:HB1	1:A:338:SER:O	2.03	0.59
1:A:154:ASP:OD2	1:A:161:HIS:HB2	2.03	0.59
1:A:294:TYR:HB3	1:A:326:LYS:O	2.02	0.59

Continued on next page...

Continued from previous page...

Atom-1	Atom-2	Interatomic distance (Å)	Clash overlap (Å)
1:A:297:ASN:OD1	1:A:327:ILE:HD11	2.02	0.59
1:A:312:ARG:O	1:A:313:MET:C	2.40	0.59
1:B:8:LEU:N	1:B:102:PRO:O	2.34	0.59
1:B:59:GLN:C	1:B:62:ARG:NH1	2.55	0.59
1:B:71:ILE:HG13	1:B:75:ILE:N	2.18	0.59
1:B:156:GLY:HA2	1:B:301:GLY:HA3	1.83	0.59
1:B:294:TYR:HB3	1:B:326:LYS:O	2.02	0.59
1:B:302:GLY:O	1:B:305:MET:HB3	2.02	0.59
1:C:50:LYS:HG2	1:C:53:TYR:CG	2.37	0.59
1:C:171:LEU:HD11	1:C:173:HIS:CD2	2.37	0.59
1:C:206:ARG:HA	1:C:209:VAL:CG2	2.32	0.59
1:D:59:GLN:C	1:D:62:ARG:NH1	2.56	0.59
1:D:213:LYS:HA	1:D:217:CYS:CB	2.32	0.59
1:E:89:THR:HG22	1:E:94:LEU:HD12	1.84	0.59
1:E:242:LEU:CB	1:E:246:GLN:HB3	2.26	0.59
1:E:366:GLY:O	1:E:369:ILE:HG22	2.02	0.59
1:F:71:ILE:HG13	1:F:75:ILE:N	2.18	0.59
1:F:183:ARG:HG3	1:F:183:ARG:NH1	2.17	0.59
1:F:308:GLY:HA2	1:F:311:ASP:CG	2.23	0.59
1:F:333:PRO:HD2	1:F:334:GLU:OE1	2.02	0.59
1:A:18:LYS:O	1:A:19:ALA:HB2	2.02	0.59
1:A:298:VAL:CG2	1:A:330:ILE:HB	2.31	0.59
1:B:117:GLU:OE1	1:B:370:VAL:HG12	2.02	0.59
1:B:154:ASP:OD2	1:B:161:HIS:HB2	2.03	0.59
1:B:345:ILE:HD13	1:B:345:ILE:N	2.17	0.59
1:B:366:GLY:O	1:B:369:ILE:HG22	2.02	0.59
1:C:12:ASN:HA	1:C:17:VAL:HG12	1.85	0.59
1:C:113:LYS:HA	1:C:116:ARG:NH1	2.17	0.59
1:C:154:ASP:OD2	1:C:161:HIS:HB2	2.03	0.59
1:C:282:ILE:O	1:C:285:CYS:HB2	2.02	0.59
1:C:294:TYR:HB3	1:C:326:LYS:O	2.02	0.59
1:D:71:ILE:O	1:D:71:ILE:CG2	2.30	0.59
1:D:317:ILE:O	1:D:318:THR:C	2.40	0.59
1:E:34:ILE:O	1:E:54:VAL:HG11	2.02	0.59
1:E:71:ILE:O	1:E:71:ILE:CG2	2.30	0.59
1:E:144:ALA:HB1	1:E:338:SER:O	2.03	0.59
1:E:160:THR:HB	1:E:177:ARG:HH11	1.68	0.59
1:E:196:ARG:O	1:E:196:ARG:HG3	2.02	0.59
1:E:309:ILE:HD13	1:E:312:ARG:NH2	2.16	0.59
1:E:317:ILE:O	1:E:318:THR:C	2.40	0.59
1:F:129:VAL:O	1:F:359:LYS:NZ	2.32	0.59

Continued on next page...

Continued from previous page...

Atom-1	Atom-2	Interatomic distance (Å)	Clash overlap (Å)
1:F:171:LEU:HD11	1:F:173:HIS:CG	2.37	0.59
2:K:325:LEU:HA	2:K:328:ALA:HB2	1.84	0.59
1:A:31:PHE:HB2	1:A:32:PRO:CD	2.31	0.59
1:A:59:GLN:C	1:A:62:ARG:NH1	2.55	0.59
1:A:132:MET:O	1:A:357:ILE:N	2.34	0.59
1:A:149:THR:HA	1:A:166:TYR:N	2.18	0.59
1:A:164:PRO:CD	1:A:175:ILE:HG12	2.26	0.59
1:A:185:LEU:HD12	1:A:258:PRO:HA	1.85	0.59
1:A:302:GLY:O	1:A:305:MET:HB3	2.02	0.59
1:B:12:ASN:CA	1:B:17:VAL:HG12	2.32	0.59
1:B:116:ARG:HG3	1:B:119:MET:HE3	1.83	0.59
1:C:5:THR:OG1	1:C:102:PRO:HD3	2.02	0.59
1:C:196:ARG:HG3	1:C:196:ARG:O	2.02	0.59
1:C:242:LEU:CB	1:C:246:GLN:HB3	2.26	0.59
1:C:317:ILE:HD11	1:C:321:ALA:HB2	1.84	0.59
1:C:366:GLY:O	1:C:369:ILE:HG22	2.02	0.59
1:D:191:LYS:H	1:D:191:LYS:CD	2.15	0.59
1:D:294:TYR:HB3	1:D:326:LYS:O	2.02	0.59
1:E:11:ASP:N	1:E:18:LYS:O	2.21	0.59
1:E:107:GLU:O	1:E:136:ILE:CA	2.48	0.59
1:E:159:VAL:HG22	1:E:160:THR:H	1.66	0.59
1:E:171:LEU:HD11	1:E:173:HIS:CD2	2.37	0.59
1:E:185:LEU:HD11	1:E:258:PRO:HA	1.83	0.59
1:E:306:TYR:HB3	1:E:307:PRO:HD2	1.85	0.59
1:E:350:SER:O	1:E:353:GLN:NE2	2.30	0.59
1:F:88:HIS:HA	1:F:92:ASN:HD22	1.65	0.59
1:F:160:THR:HB	1:F:177:ARG:HH11	1.67	0.59
1:F:282:ILE:O	1:F:285:CYS:HB2	2.02	0.59
1:F:312:ARG:O	1:F:316:GLU:OE1	2.20	0.59
2:Q:158:VAL:N	2:Q:178:VAL:HG22	2.17	0.59
2:Q:165:GLU:HA	2:Q:255:THR:OG1	2.03	0.59
2:R:158:VAL:N	2:R:178:VAL:HG22	2.17	0.59
1:A:12:ASN:CA	1:A:17:VAL:HG12	2.32	0.59
1:A:50:LYS:HG2	1:A:53:TYR:CG	2.37	0.59
1:A:98:PRO:HB2	1:A:129:VAL:HG13	1.84	0.59
1:A:226:GLU:OE1	1:A:226:GLU:C	2.42	0.59
1:B:309:ILE:HD13	1:B:312:ARG:NH2	2.16	0.59
1:C:16:LEU:HD23	1:C:31:PHE:N	2.17	0.59
1:C:98:PRO:HB2	1:C:129:VAL:HG12	1.85	0.59
1:C:152:VAL:HG12	1:C:163:VAL:CB	2.19	0.59
1:C:172:PRO:CA	1:C:175:ILE:HD12	2.30	0.59

Continued on next page...

Continued from previous page...

Atom-1	Atom-2	Interatomic distance (Å)	Clash overlap (Å)
1:C:262:PHE:HD1	1:C:275:HIS:ND1	1.94	0.59
1:D:35:VAL:HA	1:D:54:VAL:CG2	2.27	0.59
1:D:196:ARG:HG3	1:D:196:ARG:O	2.02	0.59
1:E:116:ARG:CA	1:E:119:MET:HG2	2.33	0.59
1:E:203:THR:O	1:E:206:ARG:HB2	2.02	0.59
1:E:294:TYR:HB3	1:E:326:LYS:O	2.02	0.59
1:F:30:VAL:O	1:F:31:PHE:HB3	2.03	0.59
1:F:262:PHE:HD1	1:F:275:HIS:ND1	1.94	0.59
2:O:209:LEU:HA	2:O:223:GLU:O	2.02	0.59
2:P:158:VAL:N	2:P:178:VAL:HG22	2.17	0.59
2:Q:189:VAL:HG23	2:Q:239:CYS:HB3	1.84	0.59
1:A:39:ARG:H	1:A:64:ILE:CD1	2.16	0.59
1:A:73:HIS:H	1:A:75:ILE:CG1	2.10	0.59
1:A:136:ILE:HB	1:A:139:VAL:CG2	2.32	0.59
1:A:171:LEU:HD11	1:A:173:HIS:CD2	2.37	0.59
1:A:172:PRO:CA	1:A:175:ILE:HD12	2.30	0.59
1:A:282:ILE:O	1:A:285:CYS:HB2	2.02	0.59
1:C:18:LYS:O	1:C:19:ALA:HB2	2.02	0.59
1:C:149:THR:HA	1:C:166:TYR:N	2.18	0.59
1:C:188:TYR:CE2	1:C:192:ILE:HG21	2.38	0.59
1:C:190:MET:CG	1:C:191:LYS:HD2	2.32	0.59
1:C:226:GLU:OE1	1:C:226:GLU:C	2.42	0.59
1:C:244:ASP:HA	1:E:288:ASP:OD1	2.02	0.59
1:C:252:ASN:O	1:C:256:ARG:HD3	2.02	0.59
1:C:298:VAL:CG2	1:C:330:ILE:HB	2.31	0.59
1:C:345:ILE:HD13	1:C:345:ILE:N	2.17	0.59
1:C:350:SER:O	1:C:353:GLN:NE2	2.31	0.59
1:D:98:PRO:HB2	1:D:129:VAL:HG13	1.85	0.59
1:D:116:ARG:CA	1:D:119:MET:HG2	2.33	0.59
1:D:244:ASP:HA	1:F:288:ASP:OD1	2.02	0.59
1:D:302:GLY:O	1:D:305:MET:HB3	2.02	0.59
1:E:18:LYS:O	1:E:19:ALA:HB2	2.02	0.59
1:E:30:VAL:O	1:E:31:PHE:HB3	2.03	0.59
1:E:148:THR:HB	1:E:167:GLU:HA	1.84	0.59
1:E:154:ASP:OD2	1:E:161:HIS:HB2	2.03	0.59
1:E:185:LEU:HD12	1:E:258:PRO:HA	1.85	0.59
1:E:206:ARG:HA	1:E:209:VAL:CG2	2.32	0.59
1:E:286:ASP:OD1	1:E:289:ILE:HB	2.03	0.59
1:E:312:ARG:O	1:E:316:GLU:OE1	2.20	0.59
1:F:31:PHE:HB2	1:F:32:PRO:CD	2.31	0.59
1:F:154:ASP:OD2	1:F:161:HIS:HB2	2.03	0.59

Continued on next page...

Continued from previous page...

Atom-1	Atom-2	Interatomic distance (Å)	Clash overlap (Å)
1:F:187:ASP:OD1	1:F:190:MET:HE3	2.03	0.59
1:F:279:TYR:CE1	1:F:320:LEU:HB3	2.38	0.59
1:F:297:ASN:OD1	1:F:327:ILE:HD11	2.02	0.59
2:G:345:LEU:HD12	2:G:348:MET:HE2	1.85	0.59
2:I:325:LEU:HA	2:I:328:ALA:HB2	1.84	0.59
1:A:71:ILE:HB	1:A:76:ILE:HD11	1.84	0.58
1:A:177:ARG:CZ	1:A:179:ASP:HA	2.33	0.58
1:A:188:TYR:CE2	1:A:192:ILE:HG21	2.38	0.58
1:B:44:MET:CE	1:D:169:TYR:HA	2.28	0.58
1:B:148:THR:HB	1:B:167:GLU:HA	1.84	0.58
1:B:213:LYS:HA	1:B:217:CYS:CB	2.32	0.58
1:B:345:ILE:CG2	2:H:346:ARG:HG3	2.33	0.58
1:C:31:PHE:HB2	1:C:32:PRO:CD	2.31	0.58
1:C:80:ASP:HA	1:C:83:GLU:HB2	1.84	0.58
1:C:174:ALA:HA	1:C:284:LYS:HE3	1.85	0.58
1:C:280:ASN:C	1:C:284:LYS:HZ3	2.05	0.58
1:C:297:ASN:OD1	1:C:327:ILE:HD11	2.02	0.58
1:D:160:THR:HB	1:D:177:ARG:HH11	1.68	0.58
1:D:345:ILE:CG2	2:J:346:ARG:HG3	2.34	0.58
1:E:113:LYS:HA	1:E:116:ARG:NH1	2.17	0.58
1:E:188:TYR:CE2	1:E:192:ILE:HG21	2.38	0.58
1:E:191:LYS:H	1:E:191:LYS:CD	2.15	0.58
1:E:213:LYS:HA	1:E:217:CYS:HB2	1.85	0.58
1:F:18:LYS:CG	1:F:30:VAL:HA	2.16	0.58
1:F:149:THR:HA	1:F:166:TYR:N	2.18	0.58
1:F:177:ARG:CZ	1:F:179:ASP:HA	2.33	0.58
1:F:203:THR:O	1:F:206:ARG:HB2	2.02	0.58
1:F:213:LYS:HA	1:F:217:CYS:CB	2.32	0.58
1:F:226:GLU:OE1	1:F:226:GLU:C	2.41	0.58
2:G:325:LEU:HA	2:G:328:ALA:HB2	1.84	0.58
2:J:348:MET:O	2:J:351:ARG:HG2	2.03	0.58
1:A:289:ILE:HD12	1:A:292:ASP:HB2	1.84	0.58
1:A:294:TYR:HE2	1:A:325:MET:HG2	1.68	0.58
1:A:312:ARG:HA	1:A:315:LYS:HZ2	1.67	0.58
1:C:129:VAL:O	1:C:359:LYS:NZ	2.32	0.58
1:C:177:ARG:CZ	1:C:179:ASP:HA	2.33	0.58
1:C:191:LYS:H	1:C:191:LYS:CD	2.15	0.58
1:D:30:VAL:O	1:D:31:PHE:HB3	2.03	0.58
1:D:88:HIS:HA	1:D:92:ASN:HD22	1.65	0.58
1:D:149:THR:HA	1:D:166:TYR:N	2.18	0.58
1:D:282:ILE:O	1:D:285:CYS:HB2	2.02	0.58

Continued on next page...

Continued from previous page...

Atom-1	Atom-2	Interatomic distance (Å)	Clash overlap (Å)
1:E:98:PRO:HB2	1:E:129:VAL:HG12	1.85	0.58
1:F:144:ALA:HB1	1:F:338:SER:O	2.03	0.58
2:K:345:LEU:HD12	2:K:348:MET:HE2	1.84	0.58
2:N:238:ARG:HH21	2:N:249:CYS:HA	1.69	0.58
2:Q:159:MET:O	2:Q:176:ALA:HA	2.01	0.58
2:Q:160:ARG:HD2	2:Q:161:PRO:HD2	1.85	0.58
1:A:98:PRO:HB2	1:A:129:VAL:HG12	1.85	0.58
1:B:6:THR:HG23	1:B:21:PHE:CD1	2.39	0.58
1:B:80:ASP:HA	1:B:83:GLU:HB2	1.84	0.58
1:B:226:GLU:OE1	1:B:226:GLU:C	2.42	0.58
1:B:312:ARG:O	1:B:313:MET:C	2.40	0.58
1:C:30:VAL:O	1:C:31:PHE:HB3	2.03	0.58
1:C:306:TYR:HB3	1:C:307:PRO:HD2	1.85	0.58
1:C:312:ARG:O	1:C:316:GLU:OE1	2.20	0.58
1:D:226:GLU:OE1	1:D:226:GLU:C	2.42	0.58
1:D:242:LEU:HD21	1:F:287:ILE:HG12	1.85	0.58
1:D:279:TYR:CE1	1:D:320:LEU:HB3	2.38	0.58
1:E:16:LEU:HD23	1:E:31:PHE:N	2.17	0.58
1:E:80:ASP:HA	1:E:83:GLU:HB2	1.84	0.58
1:E:226:GLU:OE1	1:E:226:GLU:C	2.42	0.58
1:E:314:GLN:HE21	1:E:329:ILE:H	1.50	0.58
1:E:352:PHE:HB3	1:E:355:MET:CE	2.24	0.58
1:F:120:THR:HA	1:F:123:MET:CE	2.31	0.58
1:F:252:ASN:O	1:F:256:ARG:HD3	2.02	0.58
1:F:317:ILE:O	1:F:321:ALA:N	2.27	0.58
1:F:345:ILE:CG2	2:L:346:ARG:HG3	2.34	0.58
2:M:156:LEU:O	2:M:158:VAL:N	2.33	0.58
2:O:165:GLU:HA	2:O:255:THR:OG1	2.03	0.58
2:Q:238:ARG:HH21	2:Q:249:CYS:HA	1.69	0.58
2:R:173:THR:OG1	2:R:225:HIS:ND1	2.29	0.58
1:A:30:VAL:O	1:A:31:PHE:HB3	2.03	0.58
1:A:115:ASN:HA	1:A:118:LYS:NZ	2.19	0.58
1:A:117:GLU:OE2	1:A:367:PRO:HG2	2.04	0.58
1:A:148:THR:HB	1:A:167:GLU:HA	1.84	0.58
1:A:159:VAL:HG22	1:A:160:THR:H	1.66	0.58
1:A:264:PRO:HB3	1:A:267:ILE:HD11	1.84	0.58
1:B:50:LYS:HG2	1:B:53:TYR:CG	2.37	0.58
1:B:54:VAL:CA	1:B:58:ALA:HB2	2.12	0.58
1:B:136:ILE:HB	1:B:139:VAL:CG2	2.32	0.58
1:C:5:THR:CG2	1:C:102:PRO:HD3	2.33	0.58
1:C:13:GLY:O	1:C:16:LEU:N	2.37	0.58

Continued on next page...

Continued from previous page...

Atom-1	Atom-2	Interatomic distance (Å)	Clash overlap (Å)
1:C:39:ARG:H	1:C:64:ILE:CD1	2.16	0.58
1:C:117:GLU:OE2	1:C:367:PRO:HG2	2.04	0.58
1:D:50:LYS:HG2	1:D:53:TYR:CG	2.37	0.58
1:D:120:THR:HA	1:D:123:MET:CE	2.31	0.58
1:D:297:ASN:OD1	1:D:327:ILE:HD11	2.02	0.58
1:E:13:GLY:O	1:E:16:LEU:N	2.37	0.58
1:E:54:VAL:HA	1:E:58:ALA:HB3	1.78	0.58
1:F:71:ILE:HB	1:F:76:ILE:HD11	1.84	0.58
1:F:286:ASP:OD1	1:F:289:ILE:HB	2.03	0.58
2:R:165:GLU:HA	2:R:255:THR:OG1	2.03	0.58
2:R:209:LEU:HA	2:R:223:GLU:O	2.02	0.58
1:A:13:GLY:O	1:A:16:LEU:N	2.37	0.58
1:A:34:ILE:HD11	1:A:69:TYR:CD2	2.39	0.58
1:A:238:LYS:HZ2	1:A:254:ARG:HH12	1.50	0.58
1:A:240:TYR:O	1:A:248:ILE:N	2.37	0.58
1:A:280:ASN:C	1:A:284:LYS:HZ3	2.06	0.58
1:A:345:ILE:CG2	2:G:346:ARG:HG3	2.34	0.58
1:B:9:VAL:HG12	1:B:20:GLY:C	2.24	0.58
1:B:30:VAL:O	1:B:31:PHE:HB3	2.03	0.58
1:B:62:ARG:HB2	1:B:204:ALA:HB2	1.86	0.58
1:B:89:THR:HG22	1:B:94:LEU:HD12	1.84	0.58
1:B:115:ASN:HA	1:B:118:LYS:NZ	2.19	0.58
1:B:118:LYS:HG3	1:B:119:MET:N	2.19	0.58
1:B:120:THR:HA	1:B:123:MET:CE	2.31	0.58
1:B:160:THR:HB	1:B:177:ARG:HH11	1.67	0.58
1:B:174:ALA:HA	1:B:284:LYS:HE3	1.85	0.58
1:B:188:TYR:CE2	1:B:192:ILE:HG21	2.38	0.58
1:C:62:ARG:HB2	1:C:204:ALA:HB2	1.86	0.58
1:C:71:ILE:HG13	1:C:75:ILE:N	2.18	0.58
1:C:115:ASN:HA	1:C:118:LYS:NZ	2.19	0.58
1:C:240:TYR:O	1:C:248:ILE:N	2.37	0.58
1:C:314:GLN:HE21	1:C:329:ILE:H	1.50	0.58
1:D:5:THR:CG2	1:D:102:PRO:HD3	2.33	0.58
1:D:6:THR:HG23	1:D:21:PHE:CD1	2.39	0.58
1:D:62:ARG:HB2	1:D:204:ALA:HB2	1.86	0.58
1:D:154:ASP:OD2	1:D:161:HIS:HB2	2.03	0.58
1:D:252:ASN:O	1:D:256:ARG:HD3	2.02	0.58
1:D:345:ILE:HD13	1:D:345:ILE:N	2.17	0.58
1:E:5:THR:OG1	1:E:102:PRO:HD3	2.02	0.58
1:E:31:PHE:HB2	1:E:32:PRO:CD	2.31	0.58
1:E:149:THR:HA	1:E:166:TYR:N	2.18	0.58

Continued on next page...

Continued from previous page...

Atom-1	Atom-2	Interatomic distance (Å)	Clash overlap (Å)
1:E:177:ARG:CZ	1:E:179:ASP:HA	2.33	0.58
1:E:190:MET:CG	1:E:191:LYS:HD2	2.32	0.58
1:F:50:LYS:HG2	1:F:53:TYR:CG	2.37	0.58
1:F:80:ASP:HA	1:F:83:GLU:HB2	1.84	0.58
1:F:240:TYR:O	1:F:248:ILE:N	2.37	0.58
1:F:302:GLY:O	1:F:305:MET:HB3	2.02	0.58
2:I:328:ALA:HB1	2:I:336:ILE:HD12	1.86	0.58
2:M:238:ARG:HH21	2:M:249:CYS:HA	1.69	0.58
1:A:5:THR:CG2	1:A:102:PRO:HD3	2.33	0.58
1:A:62:ARG:HB2	1:A:204:ALA:HB2	1.86	0.58
1:A:99:GLU:OE1	1:A:99:GLU:N	2.25	0.58
1:A:196:ARG:NH2	1:B:113:LYS:H	2.02	0.58
1:A:350:SER:O	1:A:353:GLN:NE2	2.31	0.58
1:B:5:THR:CG2	1:B:102:PRO:HD3	2.33	0.58
1:B:116:ARG:CA	1:B:119:MET:HG2	2.33	0.58
1:B:279:TYR:CE1	1:B:320:LEU:HB3	2.38	0.58
1:B:306:TYR:HB3	1:B:307:PRO:HD2	1.85	0.58
1:C:34:ILE:HD11	1:C:69:TYR:CD2	2.39	0.58
1:C:148:THR:HB	1:C:167:GLU:HA	1.84	0.58
1:D:115:ASN:HA	1:D:118:LYS:NZ	2.19	0.58
1:D:174:ALA:HA	1:D:284:LYS:HE3	1.85	0.58
1:D:177:ARG:CZ	1:D:179:ASP:HA	2.34	0.58
1:D:183:ARG:HG3	1:D:183:ARG:NH1	2.17	0.58
1:D:286:ASP:OD1	1:D:289:ILE:HB	2.03	0.58
1:D:312:ARG:O	1:D:313:MET:C	2.40	0.58
1:E:5:THR:CG2	1:E:102:PRO:HD3	2.33	0.58
1:E:99:GLU:H	1:E:99:GLU:CD	2.05	0.58
1:E:115:ASN:HA	1:E:118:LYS:NZ	2.19	0.58
1:E:118:LYS:HG3	1:E:119:MET:N	2.19	0.58
1:E:193:LEU:O	1:E:198:TYR:HD2	1.86	0.58
1:E:196:ARG:NH2	1:F:113:LYS:H	2.02	0.58
1:E:240:TYR:O	1:E:248:ILE:N	2.37	0.58
1:E:355:MET:HG2	1:E:356:TRP:CE3	2.39	0.58
1:F:12:ASN:HA	1:F:17:VAL:HG12	1.85	0.58
1:F:306:TYR:HB3	1:F:307:PRO:HD2	1.85	0.58
1:F:312:ARG:O	1:F:313:MET:C	2.40	0.58
2:I:345:LEU:HD12	2:I:348:MET:HE3	1.85	0.58
1:A:99:GLU:H	1:A:99:GLU:CD	2.04	0.58
1:A:279:TYR:CE1	1:A:320:LEU:HB3	2.38	0.58
1:A:280:ASN:HA	1:A:283:MET:HE3	1.84	0.58
1:A:312:ARG:O	1:A:316:GLU:OE1	2.20	0.58

Continued on next page...

Continued from previous page...

Atom-1	Atom-2	Interatomic distance (Å)	Clash overlap (Å)
1:B:31:PHE:HB2	1:B:32:PRO:CD	2.31	0.58
1:B:117:GLU:OE2	1:B:367:PRO:HG2	2.04	0.58
1:B:308:GLY:HA2	1:B:311:ASP:CG	2.23	0.58
1:C:73:HIS:H	1:C:75:ILE:CG1	2.10	0.58
1:C:187:ASP:C	1:C:191:LYS:HD3	2.24	0.58
1:C:193:LEU:O	1:C:198:TYR:HD2	1.86	0.58
1:C:221:LEU:HD13	1:C:315:LYS:HZ2	1.67	0.58
1:C:242:LEU:HD21	1:E:287:ILE:HG12	1.85	0.58
1:D:118:LYS:HG3	1:D:119:MET:N	2.19	0.58
1:D:240:TYR:O	1:D:248:ILE:N	2.37	0.58
1:E:39:ARG:H	1:E:64:ILE:CD1	2.16	0.58
1:E:62:ARG:HB2	1:E:204:ALA:HB2	1.86	0.58
1:E:117:GLU:OE2	1:E:367:PRO:HG2	2.04	0.58
1:E:238:LYS:HZ2	1:E:254:ARG:HH12	1.50	0.58
1:E:252:ASN:O	1:E:256:ARG:HD3	2.02	0.58
1:E:259:GLU:O	1:E:261:LEU:HD23	2.02	0.58
1:E:317:ILE:HD11	1:E:321:ALA:HB2	1.84	0.58
2:O:160:ARG:HD2	2:O:161:PRO:HD2	1.85	0.58
2:P:238:ARG:HH21	2:P:249:CYS:HA	1.69	0.58
2:R:214:ASP:OD2	2:R:217:SER:N	2.29	0.58
1:A:6:THR:HG23	1:A:21:PHE:CD1	2.39	0.58
1:A:71:ILE:HG13	1:A:75:ILE:N	2.18	0.58
1:A:193:LEU:O	1:A:198:TYR:HD2	1.86	0.58
1:A:221:LEU:CD1	1:A:315:LYS:HZ2	2.16	0.58
1:B:16:LEU:HB2	1:B:18:LYS:NZ	2.16	0.58
1:B:16:LEU:O	1:B:18:LYS:NZ	2.32	0.58
1:B:35:VAL:CB	1:B:68:LYS:HB2	2.22	0.58
1:B:98:PRO:HB2	1:B:129:VAL:HG13	1.84	0.58
1:B:145:SER:O	2:H:343:THR:HB	2.04	0.58
1:B:149:THR:HA	1:B:166:TYR:N	2.18	0.58
1:B:238:LYS:HZ2	1:B:254:ARG:HH12	1.52	0.58
1:B:242:LEU:HD21	1:D:287:ILE:HG12	1.85	0.58
1:B:286:ASP:OD1	1:B:289:ILE:HB	2.03	0.58
1:C:155:SER:N	1:C:300:SER:O	2.35	0.58
1:C:164:PRO:CD	1:C:175:ILE:HG12	2.26	0.58
1:C:286:ASP:OD1	1:C:289:ILE:HB	2.03	0.58
1:D:34:ILE:HD11	1:D:69:TYR:CD2	2.39	0.58
1:D:116:ARG:HG3	1:D:119:MET:HE3	1.84	0.58
1:D:188:TYR:CE2	1:D:192:ILE:HG21	2.38	0.58
1:D:264:PRO:HB3	1:D:267:ILE:HD11	1.84	0.58
1:D:317:ILE:HD12	1:D:321:ALA:HB2	1.86	0.58

Continued on next page...

Continued from previous page...

Atom-1	Atom-2	Interatomic distance (Å)	Clash overlap (Å)
1:E:6:THR:HG23	1:E:21:PHE:CD1	2.39	0.58
1:E:174:ALA:HA	1:E:284:LYS:HE3	1.85	0.58
1:E:289:ILE:HD12	1:E:292:ASP:HB2	1.84	0.58
1:F:16:LEU:O	1:F:18:LYS:NZ	2.32	0.58
1:F:115:ASN:HA	1:F:118:LYS:NZ	2.19	0.58
1:F:264:PRO:HB3	1:F:267:ILE:HD11	1.84	0.58
2:G:328:ALA:HB1	2:G:336:ILE:HD12	1.86	0.58
2:R:238:ARG:HH21	2:R:249:CYS:HA	1.69	0.58
1:A:141:SER:O	1:A:145:SER:N	2.37	0.58
1:A:191:LYS:H	1:A:191:LYS:CD	2.15	0.58
1:A:213:LYS:HA	1:A:217:CYS:HB2	1.86	0.58
1:A:242:LEU:HD21	1:C:287:ILE:HG12	1.85	0.58
1:B:59:GLN:HB2	1:B:62:ARG:HH11	1.69	0.58
1:B:294:TYR:HE2	1:B:325:MET:HG2	1.68	0.58
1:C:6:THR:HG23	1:C:21:PHE:CD1	2.39	0.58
1:C:9:VAL:HG12	1:C:20:GLY:C	2.24	0.58
1:C:141:SER:O	1:C:145:SER:N	2.37	0.58
1:C:159:VAL:HG22	1:C:160:THR:H	1.66	0.58
1:C:279:TYR:CE1	1:C:320:LEU:HB3	2.38	0.58
1:C:362:TYR:O	1:C:366:GLY:N	2.37	0.58
1:D:59:GLN:HB2	1:D:62:ARG:HH11	1.69	0.58
1:D:117:GLU:OE2	1:D:367:PRO:HG2	2.04	0.58
1:D:144:ALA:HB1	1:D:338:SER:O	2.03	0.58
1:D:298:VAL:CG2	1:D:330:ILE:HB	2.31	0.58
1:E:187:ASP:C	1:E:191:LYS:HD3	2.24	0.58
1:E:289:ILE:O	1:E:292:ASP:HB2	2.04	0.58
1:E:362:TYR:O	1:E:366:GLY:N	2.37	0.58
1:E:365:ALA:HB3	1:E:369:ILE:HD12	1.86	0.58
1:F:62:ARG:HB2	1:F:204:ALA:HB2	1.86	0.58
1:F:145:SER:O	2:L:343:THR:HB	2.04	0.58
1:F:187:ASP:C	1:F:191:LYS:HD3	2.24	0.58
1:F:355:MET:HG2	1:F:356:TRP:CE3	2.39	0.58
2:K:328:ALA:HB1	2:K:336:ILE:HD12	1.86	0.58
2:R:193:LYS:HD2	2:R:237:TYR:CE1	2.39	0.58
1:A:145:SER:O	2:G:343:THR:HB	2.04	0.58
1:A:149:THR:CA	1:A:166:TYR:HA	2.32	0.58
1:A:206:ARG:HA	1:A:209:VAL:CG2	2.32	0.58
1:A:362:TYR:O	1:A:366:GLY:N	2.37	0.58
1:B:196:ARG:NH2	1:C:113:LYS:H	2.02	0.58
1:B:240:TYR:O	1:B:248:ILE:N	2.37	0.58
1:C:289:ILE:HD12	1:C:292:ASP:HB2	1.84	0.58

Continued on next page...

Continued from previous page...

Atom-1	Atom-2	Interatomic distance (Å)	Clash overlap (Å)
1:C:308:GLY:HA2	1:C:311:ASP:CG	2.23	0.58
1:C:312:ARG:O	1:C:315:LYS:N	2.37	0.58
1:C:312:ARG:CB	1:C:315:LYS:HZ3	2.17	0.58
1:D:39:ARG:H	1:D:64:ILE:HD11	1.69	0.58
1:D:98:PRO:HB2	1:D:129:VAL:HG12	1.85	0.58
1:D:124:PHE:CD2	1:D:359:LYS:HD3	2.39	0.58
1:D:156:GLY:HA2	1:D:301:GLY:HA3	1.83	0.58
1:D:352:PHE:HB3	1:D:355:MET:CE	2.24	0.58
1:E:71:ILE:HG13	1:E:75:ILE:N	2.18	0.58
1:E:234:SER:CA	1:E:237:GLU:HG3	2.34	0.58
1:E:308:GLY:HA2	1:E:311:ASP:CG	2.23	0.58
1:E:312:ARG:O	1:E:315:LYS:N	2.36	0.58
1:F:5:THR:CG2	1:F:102:PRO:HD3	2.33	0.58
1:F:6:THR:HG23	1:F:21:PHE:CD1	2.39	0.58
1:F:34:ILE:HD11	1:F:69:TYR:CD2	2.39	0.58
1:F:39:ARG:H	1:F:64:ILE:CD1	2.16	0.58
1:F:141:SER:O	1:F:145:SER:N	2.37	0.58
1:F:172:PRO:CA	1:F:175:ILE:HD12	2.30	0.58
1:F:174:ALA:HA	1:F:284:LYS:HE3	1.85	0.58
1:F:294:TYR:HE2	1:F:325:MET:HG2	1.68	0.58
2:L:348:MET:O	2:L:351:ARG:HG2	2.02	0.58
2:M:180:GLY:N	2:M:218:LYS:O	2.37	0.58
2:N:180:GLY:N	2:N:218:LYS:O	2.37	0.58
2:O:238:ARG:HH21	2:O:249:CYS:HA	1.69	0.58
2:Q:180:GLY:N	2:Q:218:LYS:O	2.37	0.58
2:R:196:TRP:CD1	2:R:197:VAL:HG23	2.39	0.58
1:A:39:ARG:H	1:A:64:ILE:HD11	1.69	0.57
1:A:124:PHE:CD2	1:A:359:LYS:HD3	2.39	0.57
1:A:128:ASN:HA	1:A:359:LYS:HE3	1.86	0.57
1:A:242:LEU:CB	1:A:246:GLN:HB3	2.26	0.57
1:A:286:ASP:OD1	1:A:289:ILE:HB	2.03	0.57
1:A:314:GLN:HE21	1:A:329:ILE:H	1.50	0.57
1:A:317:ILE:HD12	1:A:321:ALA:HB2	1.86	0.57
1:B:12:ASN:HA	1:B:17:VAL:HG12	1.85	0.57
1:B:124:PHE:CD2	1:B:359:LYS:HD3	2.39	0.57
1:B:187:ASP:C	1:B:191:LYS:HD3	2.24	0.57
1:B:312:ARG:O	1:B:315:LYS:N	2.37	0.57
1:B:354:GLN:OE1	1:B:354:GLN:N	2.27	0.57
1:B:355:MET:HG2	1:B:356:TRP:CE3	2.39	0.57
1:C:124:PHE:CD2	1:C:359:LYS:HD3	2.39	0.57
1:C:185:LEU:HD12	1:C:258:PRO:HA	1.85	0.57

Continued on next page...

Continued from previous page...

Atom-1	Atom-2	Interatomic distance (Å)	Clash overlap (Å)
1:C:213:LYS:HA	1:C:217:CYS:HB2	1.85	0.57
1:C:234:SER:CA	1:C:237:GLU:HG3	2.34	0.57
1:C:345:ILE:CG2	2:I:346:ARG:HG3	2.33	0.57
1:C:365:ALA:HB3	1:C:369:ILE:HD12	1.86	0.57
1:D:12:ASN:HA	1:D:17:VAL:HG12	1.85	0.57
1:D:155:SER:C	1:D:301:GLY:HA3	2.25	0.57
1:D:187:ASP:C	1:D:191:LYS:HD3	2.24	0.57
1:D:193:LEU:O	1:D:198:TYR:HD2	1.86	0.57
1:D:306:TYR:HB3	1:D:307:PRO:HD2	1.85	0.57
1:D:312:ARG:O	1:D:315:LYS:N	2.36	0.57
1:E:124:PHE:CD2	1:E:359:LYS:HD3	2.39	0.57
1:E:141:SER:O	1:E:145:SER:N	2.37	0.57
1:E:279:TYR:CE1	1:E:320:LEU:HB3	2.38	0.57
1:E:304:THR:O	1:E:304:THR:CG2	2.52	0.57
1:E:317:ILE:HD12	1:E:321:ALA:HB2	1.86	0.57
1:F:9:VAL:HG12	1:F:20:GLY:C	2.24	0.57
1:F:13:GLY:O	1:F:16:LEU:N	2.37	0.57
1:F:117:GLU:OE2	1:F:367:PRO:HG2	2.04	0.57
1:F:124:PHE:CD2	1:F:359:LYS:HD3	2.39	0.57
1:F:188:TYR:CE2	1:F:192:ILE:HG21	2.38	0.57
1:F:312:ARG:O	1:F:315:LYS:N	2.37	0.57
2:P:193:LYS:HD2	2:P:237:TYR:CE1	2.39	0.57
1:A:9:VAL:HG12	1:A:20:GLY:C	2.24	0.57
1:A:116:ARG:CA	1:A:119:MET:HG2	2.33	0.57
1:A:312:ARG:O	1:A:315:LYS:N	2.37	0.57
1:B:98:PRO:HB2	1:B:129:VAL:HG12	1.85	0.57
1:B:183:ARG:HG3	1:B:183:ARG:NH1	2.17	0.57
1:B:252:ASN:O	1:B:256:ARG:HD3	2.02	0.57
1:B:362:TYR:O	1:B:366:GLY:N	2.37	0.57
1:B:365:ALA:HB3	1:B:369:ILE:HD12	1.86	0.57
1:C:118:LYS:HG3	1:C:119:MET:N	2.19	0.57
1:C:294:TYR:HE2	1:C:325:MET:HG2	1.68	0.57
1:C:355:MET:HG2	1:C:356:TRP:CE3	2.39	0.57
1:D:31:PHE:HB2	1:D:32:PRO:CD	2.31	0.57
1:D:80:ASP:HA	1:D:83:GLU:HB2	1.85	0.57
1:D:128:ASN:HA	1:D:359:LYS:HE3	1.86	0.57
1:D:208:ILE:HG22	1:D:212:ILE:HD11	1.87	0.57
1:D:355:MET:HG2	1:D:356:TRP:CE3	2.39	0.57
1:D:365:ALA:HB3	1:D:369:ILE:HD12	1.86	0.57
1:E:39:ARG:CZ	1:E:64:ILE:HA	2.34	0.57
1:E:73:HIS:H	1:E:75:ILE:CG1	2.10	0.57

Continued on next page...

Continued from previous page...

Atom-1	Atom-2	Interatomic distance (Å)	Clash overlap (Å)
1:E:124:PHE:CD1	1:E:132:MET:HE3	2.39	0.57
1:E:155:SER:C	1:E:301:GLY:HA3	2.25	0.57
1:F:118:LYS:HG3	1:F:119:MET:N	2.19	0.57
1:F:155:SER:C	1:F:301:GLY:HA3	2.25	0.57
1:F:156:GLY:HA2	1:F:301:GLY:HA3	1.83	0.57
1:F:317:ILE:HD12	1:F:321:ALA:HB2	1.86	0.57
2:M:193:LYS:HD2	2:M:237:TYR:CE1	2.39	0.57
2:M:196:TRP:CD1	2:M:197:VAL:HG23	2.39	0.57
2:N:160:ARG:HD2	2:N:161:PRO:HD2	1.85	0.57
1:A:208:ILE:HG22	1:A:212:ILE:HD11	1.87	0.57
1:A:306:TYR:HB3	1:A:307:PRO:HD2	1.85	0.57
1:A:355:MET:HG2	1:A:356:TRP:CE3	2.39	0.57
1:A:365:ALA:HB3	1:A:369:ILE:HD12	1.86	0.57
1:B:39:ARG:CZ	1:B:64:ILE:HA	2.34	0.57
1:B:124:PHE:CD1	1:B:359:LYS:HD3	2.39	0.57
1:B:177:ARG:CZ	1:B:179:ASP:HA	2.33	0.57
1:B:185:LEU:HD12	1:B:258:PRO:HA	1.85	0.57
1:B:208:ILE:HG22	1:B:212:ILE:HD11	1.87	0.57
1:B:242:LEU:CD2	1:B:243:PRO:HD2	2.34	0.57
1:B:289:ILE:O	1:B:292:ASP:HB2	2.04	0.57
1:C:67:LEU:HD23	1:C:203:THR:OG1	2.05	0.57
1:C:345:ILE:HD12	2:I:350:LYS:HB2	1.87	0.57
1:D:196:ARG:NH2	1:E:113:LYS:H	2.02	0.57
1:E:101:HIS:N	1:E:130:PRO:HD3	2.19	0.57
1:E:372:ARG:HD3	1:E:372:ARG:H	1.69	0.57
1:F:39:ARG:H	1:F:64:ILE:HD11	1.69	0.57
1:F:128:ASN:HA	1:F:359:LYS:HE3	1.86	0.57
1:F:221:LEU:HD12	1:F:315:LYS:HZ2	1.69	0.57
1:F:365:ALA:HB3	1:F:369:ILE:HD12	1.86	0.57
2:M:160:ARG:HD2	2:M:161:PRO:HD2	1.85	0.57
1:A:20:GLY:H	1:A:340:TRP:HE1	1.53	0.57
1:A:39:ARG:CZ	1:A:64:ILE:HA	2.34	0.57
1:A:118:LYS:HG3	1:A:119:MET:N	2.19	0.57
1:A:187:ASP:C	1:A:191:LYS:HD3	2.24	0.57
1:A:234:SER:CA	1:A:237:GLU:HG3	2.34	0.57
1:B:34:ILE:HD11	1:B:69:TYR:CD2	2.39	0.57
1:B:39:ARG:H	1:B:64:ILE:CD1	2.16	0.57
1:B:314:GLN:HE22	1:B:329:ILE:HB	1.69	0.57
1:C:101:HIS:N	1:C:130:PRO:HD3	2.19	0.57
1:C:208:ILE:HG22	1:C:212:ILE:HD11	1.86	0.57
1:D:57:GLU:O	1:D:60:SER:N	2.38	0.57

Continued on next page...

Continued from previous page...

Atom-1	Atom-2	Interatomic distance (Å)	Clash overlap (Å)
1:D:213:LYS:HA	1:D:217:CYS:HB2	1.85	0.57
1:D:345:ILE:HD12	2:J:350:LYS:HB2	1.87	0.57
1:E:88:HIS:HA	1:E:92:ASN:HD22	1.65	0.57
1:E:152:VAL:HG12	1:E:163:VAL:CB	2.19	0.57
1:E:345:ILE:HD12	2:K:350:LYS:HB2	1.87	0.57
1:F:116:ARG:HG3	1:F:119:MET:HE3	1.86	0.57
2:O:193:LYS:HD2	2:O:237:TYR:CE1	2.39	0.57
2:P:180:GLY:N	2:P:218:LYS:O	2.37	0.57
2:R:205:GLN:O	2:R:227:THR:OG1	2.21	0.57
1:A:67:LEU:HD23	1:A:203:THR:OG1	2.05	0.57
1:A:242:LEU:CD2	1:A:243:PRO:HD2	2.34	0.57
1:B:193:LEU:HD21	1:B:248:ILE:HD11	1.87	0.57
1:B:213:LYS:HA	1:B:217:CYS:HB2	1.85	0.57
1:C:145:SER:O	2:I:343:THR:HB	2.04	0.57
1:C:155:SER:C	1:C:301:GLY:HA3	2.25	0.57
1:C:289:ILE:O	1:C:292:ASP:HB2	2.04	0.57
1:C:304:THR:O	1:C:304:THR:CG2	2.52	0.57
1:D:39:ARG:H	1:D:64:ILE:CD1	2.16	0.57
1:D:39:ARG:CZ	1:D:64:ILE:HA	2.34	0.57
1:D:101:HIS:N	1:D:130:PRO:HD3	2.20	0.57
1:D:124:PHE:CD1	1:D:359:LYS:HD3	2.39	0.57
1:D:362:TYR:O	1:D:366:GLY:N	2.37	0.57
1:E:9:VAL:HG12	1:E:20:GLY:C	2.24	0.57
1:E:164:PRO:CD	1:E:175:ILE:HG12	2.26	0.57
1:E:208:ILE:HG22	1:E:212:ILE:HD11	1.87	0.57
1:E:345:ILE:CG2	2:K:346:ARG:HG3	2.33	0.57
1:F:13:GLY:O	1:F:16:LEU:O	2.23	0.57
1:F:35:VAL:H	1:F:68:LYS:H	1.52	0.57
1:F:39:ARG:CZ	1:F:64:ILE:HA	2.34	0.57
1:F:93:GLU:OE1	1:F:93:GLU:N	2.38	0.57
1:F:208:ILE:HG22	1:F:212:ILE:HD11	1.87	0.57
1:F:298:VAL:CG2	1:F:330:ILE:HB	2.31	0.57
1:F:322:PRO:HB2	1:F:324:THR:OG1	2.05	0.57
1:F:345:ILE:HD12	2:L:350:LYS:HB2	1.87	0.57
2:J:353:LYS:O	2:J:357:ARG:N	2.38	0.57
2:N:193:LYS:HD2	2:N:237:TYR:CE1	2.39	0.57
2:P:171:SER:CA	2:P:226:ILE:O	2.33	0.57
1:A:13:GLY:O	1:A:16:LEU:O	2.23	0.57
1:A:345:ILE:HD12	2:G:350:LYS:HB2	1.87	0.57
1:B:13:GLY:O	1:B:16:LEU:N	2.37	0.57
1:B:236:LEU:O	1:B:254:ARG:NH2	2.33	0.57

Continued on next page...

Continued from previous page...

Atom-1	Atom-2	Interatomic distance (Å)	Clash overlap (Å)
1:B:345:ILE:HD12	2:H:350:LYS:HB2	1.87	0.57
1:B:352:PHE:HB3	1:B:355:MET:CE	2.24	0.57
1:C:93:GLU:N	1:C:93:GLU:OE1	2.38	0.57
1:C:196:ARG:NH2	1:D:113:LYS:H	2.02	0.57
1:C:286:ASP:OD1	1:C:289:ILE:HG22	2.05	0.57
1:D:9:VAL:HG12	1:D:20:GLY:C	2.24	0.57
1:D:13:GLY:O	1:D:16:LEU:N	2.37	0.57
1:D:141:SER:O	1:D:145:SER:N	2.37	0.57
1:E:67:LEU:HD23	1:E:203:THR:OG1	2.04	0.57
1:E:128:ASN:HA	1:E:359:LYS:HE3	1.86	0.57
1:E:286:ASP:OD1	1:E:289:ILE:HG22	2.05	0.57
1:E:297:ASN:OD1	1:E:327:ILE:HD11	2.02	0.57
1:F:59:GLN:HB2	1:F:62:ARG:HH11	1.69	0.57
1:F:116:ARG:CA	1:F:119:MET:HG2	2.33	0.57
1:F:223:PHE:O	1:F:227:MET:N	2.38	0.57
2:L:353:LYS:O	2:L:357:ARG:N	2.38	0.57
2:M:207:LEU:HD12	2:M:224:LEU:HD11	1.87	0.57
2:N:196:TRP:CD1	2:N:197:VAL:HG23	2.39	0.57
2:O:180:GLY:N	2:O:218:LYS:O	2.37	0.57
2:R:159:MET:HG3	2:R:175:SER:O	2.05	0.57
2:R:160:ARG:NH2	2:R:250:SER:O	2.38	0.57
2:R:180:GLY:N	2:R:218:LYS:O	2.37	0.57
1:A:93:GLU:OE1	1:A:93:GLU:N	2.38	0.57
1:A:101:HIS:N	1:A:130:PRO:HD3	2.20	0.57
1:A:308:GLY:HA2	1:A:311:ASP:CG	2.23	0.57
1:B:39:ARG:H	1:B:64:ILE:HD11	1.70	0.57
1:B:67:LEU:HD23	1:B:203:THR:OG1	2.04	0.57
1:B:152:VAL:HG12	1:B:163:VAL:CB	2.19	0.57
1:B:280:ASN:HA	1:B:283:MET:CG	2.35	0.57
1:C:13:GLY:O	1:C:16:LEU:O	2.23	0.57
1:C:39:ARG:CZ	1:C:64:ILE:HA	2.34	0.57
1:C:59:GLN:HB2	1:C:62:ARG:HH11	1.69	0.57
1:C:99:GLU:OE1	1:C:99:GLU:N	2.25	0.57
1:C:116:ARG:CA	1:C:119:MET:HG2	2.33	0.57
1:D:35:VAL:H	1:D:68:LYS:H	1.52	0.57
1:D:132:MET:O	1:D:357:ILE:N	2.34	0.57
1:D:171:LEU:HD23	1:D:174:ALA:HB2	1.87	0.57
1:E:34:ILE:HD11	1:E:69:TYR:CD2	2.39	0.57
1:E:139:VAL:CA	1:E:142:LEU:HG	2.35	0.57
2:H:328:ALA:HB1	2:H:336:ILE:HD12	1.86	0.57
1:A:304:THR:O	1:A:304:THR:CG2	2.52	0.57

Continued on next page...

Continued from previous page...

Atom-1	Atom-2	Interatomic distance (Å)	Clash overlap (Å)
1:B:101:HIS:N	1:B:130:PRO:HD3	2.20	0.57
1:B:139:VAL:CA	1:B:142:LEU:HG	2.35	0.57
1:B:141:SER:O	1:B:145:SER:N	2.37	0.57
1:B:286:ASP:OD1	1:B:289:ILE:HG22	2.05	0.57
1:B:322:PRO:HB2	1:B:324:THR:OG1	2.05	0.57
1:C:139:VAL:CA	1:C:142:LEU:HG	2.35	0.57
1:C:372:ARG:H	1:C:372:ARG:HD3	1.69	0.57
1:D:13:GLY:O	1:D:16:LEU:O	2.23	0.57
1:D:139:VAL:CA	1:D:142:LEU:HG	2.35	0.57
1:D:286:ASP:OD1	1:D:289:ILE:HG22	2.05	0.57
1:D:322:PRO:HB2	1:D:324:THR:OG1	2.05	0.57
1:E:90:PHE:O	1:E:96:VAL:O	2.23	0.57
1:E:98:PRO:HG3	1:E:127:PHE:HD1	1.70	0.57
1:E:183:ARG:HG3	1:E:183:ARG:NH1	2.17	0.57
1:E:280:ASN:HA	1:E:283:MET:CG	2.35	0.57
1:E:298:VAL:CG2	1:E:330:ILE:HB	2.31	0.57
1:E:322:PRO:HB2	1:E:324:THR:OG1	2.05	0.57
1:F:193:LEU:HD21	1:F:248:ILE:HD11	1.87	0.57
2:O:196:TRP:CD1	2:O:197:VAL:HG23	2.39	0.57
2:P:160:ARG:HD2	2:P:161:PRO:HD2	1.85	0.57
2:Q:193:LYS:HD2	2:Q:237:TYR:CE1	2.39	0.57
1:B:93:GLU:OE1	1:B:93:GLU:N	2.38	0.57
1:B:98:PRO:HG3	1:B:127:PHE:HD1	1.70	0.57
1:B:317:ILE:O	1:B:318:THR:C	2.40	0.57
1:B:350:SER:O	1:B:353:GLN:NE2	2.31	0.57
1:C:352:PHE:HB3	1:C:355:MET:CE	2.24	0.57
1:E:39:ARG:H	1:E:64:ILE:HD11	1.69	0.57
1:E:354:GLN:OE1	1:E:354:GLN:N	2.27	0.57
1:F:101:HIS:N	1:F:130:PRO:HD3	2.19	0.57
1:F:142:LEU:HD13	1:F:165:ILE:CD1	2.35	0.57
1:F:286:ASP:OD1	1:F:289:ILE:HG22	2.05	0.57
1:F:362:TYR:O	1:F:366:GLY:N	2.37	0.57
2:M:159:MET:HG3	2:M:175:SER:O	2.05	0.57
2:N:237:TYR:CE2	2:N:254:LEU:HB3	2.40	0.57
2:O:159:MET:HG3	2:O:175:SER:O	2.05	0.57
2:P:196:TRP:CD1	2:P:197:VAL:HG23	2.39	0.57
2:Q:196:TRP:CD1	2:Q:197:VAL:HG23	2.40	0.57
2:R:160:ARG:HD2	2:R:161:PRO:HD2	1.85	0.57
1:A:155:SER:C	1:A:301:GLY:HA3	2.25	0.57
1:B:8:LEU:CG	1:B:102:PRO:O	2.53	0.57
1:B:13:GLY:O	1:B:16:LEU:O	2.23	0.57

Continued on next page...

Continued from previous page...

Atom-1	Atom-2	Interatomic distance (Å)	Clash overlap (Å)
1:B:163:VAL:HG12	1:B:165:ILE:CD1	2.35	0.57
1:B:180:LEU:HD12	1:B:184:ASP:CB	2.35	0.57
1:B:297:ASN:OD1	1:B:327:ILE:HD11	2.02	0.57
1:C:76:ILE:HG21	1:C:79:TRP:CD1	2.40	0.57
1:D:145:SER:O	2:J:343:THR:HB	2.04	0.57
1:D:262:PHE:HD1	1:D:275:HIS:ND1	1.94	0.57
1:D:289:ILE:O	1:D:292:ASP:HB2	2.04	0.57
1:E:89:THR:CA	1:E:93:GLU:OE2	2.52	0.57
1:E:99:GLU:OE1	1:E:99:GLU:N	2.25	0.57
1:E:294:TYR:HE2	1:E:325:MET:HG2	1.68	0.57
1:A:76:ILE:HG21	1:A:79:TRP:CD1	2.40	0.56
1:A:89:THR:CA	1:A:93:GLU:OE2	2.52	0.56
1:A:136:ILE:O	1:A:140:LEU:HG	2.05	0.56
1:A:228:ALA:O	1:A:231:ALA:HB3	2.05	0.56
1:B:193:LEU:O	1:B:198:TYR:HD2	1.86	0.56
1:C:39:ARG:H	1:C:64:ILE:HD11	1.69	0.56
1:C:89:THR:CA	1:C:93:GLU:OE2	2.52	0.56
1:C:280:ASN:HA	1:C:283:MET:CG	2.35	0.56
1:C:322:PRO:HB2	1:C:324:THR:OG1	2.05	0.56
1:D:142:LEU:HD13	1:D:165:ILE:CD1	2.35	0.56
1:D:193:LEU:HD21	1:D:248:ILE:HD11	1.87	0.56
1:D:280:ASN:HA	1:D:283:MET:CG	2.35	0.56
1:D:372:ARG:HD3	1:D:372:ARG:H	1.69	0.56
1:E:76:ILE:HG21	1:E:79:TRP:CD1	2.40	0.56
1:F:136:ILE:O	1:F:140:LEU:HG	2.05	0.56
1:F:171:LEU:HD23	1:F:174:ALA:HB2	1.87	0.56
1:F:180:LEU:HD12	1:F:184:ASP:CB	2.35	0.56
1:F:193:LEU:O	1:F:198:TYR:HD2	1.86	0.56
2:L:328:ALA:HB1	2:L:336:ILE:HD12	1.86	0.56
2:M:160:ARG:NH2	2:M:250:SER:O	2.38	0.56
2:O:205:GLN:O	2:O:227:THR:OG1	2.21	0.56
2:O:207:LEU:HD12	2:O:224:LEU:HD11	1.87	0.56
1:A:40:HIS:CE1	1:C:170:ALA:N	2.73	0.56
1:A:193:LEU:HD21	1:A:248:ILE:HD11	1.87	0.56
1:B:90:PHE:O	1:B:96:VAL:O	2.23	0.56
1:B:155:SER:C	1:B:301:GLY:HA3	2.25	0.56
1:B:223:PHE:O	1:B:227:MET:N	2.38	0.56
1:C:20:GLY:H	1:C:340:TRP:HE1	1.53	0.56
1:C:128:ASN:HA	1:C:359:LYS:HE3	1.87	0.56
1:D:8:LEU:CG	1:D:102:PRO:O	2.53	0.56
1:D:149:THR:CA	1:D:166:TYR:HA	2.32	0.56

Continued on next page...

Continued from previous page...

Atom-1	Atom-2	Interatomic distance (Å)	Clash overlap (Å)
1:D:180:LEU:HD12	1:D:184:ASP:CB	2.35	0.56
1:D:294:TYR:HE2	1:D:325:MET:HG2	1.68	0.56
1:E:38:PRO:HB3	1:E:64:ILE:HG13	1.88	0.56
1:E:93:GLU:N	1:E:93:GLU:OE1	2.38	0.56
1:E:142:LEU:HD13	1:E:165:ILE:CD1	2.35	0.56
1:F:8:LEU:H	1:F:103:THR:HA	1.71	0.56
1:F:139:VAL:CA	1:F:142:LEU:HG	2.35	0.56
1:F:242:LEU:CD2	1:F:244:ASP:CG	2.65	0.56
2:G:353:LYS:HA	2:G:356:ARG:HG2	1.87	0.56
2:G:353:LYS:O	2:G:357:ARG:N	2.38	0.56
2:J:328:ALA:HB1	2:J:336:ILE:HD12	1.86	0.56
2:N:159:MET:HG3	2:N:175:SER:O	2.05	0.56
2:N:238:ARG:HG2	2:N:240:GLU:HG3	1.88	0.56
2:P:205:GLN:O	2:P:227:THR:OG1	2.21	0.56
2:P:237:TYR:CE2	2:P:254:LEU:HB3	2.40	0.56
2:Q:207:LEU:HD12	2:Q:224:LEU:HD11	1.87	0.56
2:R:207:LEU:HD12	2:R:224:LEU:HD11	1.87	0.56
1:A:90:PHE:O	1:A:96:VAL:O	2.23	0.56
1:A:105:LEU:CD1	1:A:123:MET:HE3	2.35	0.56
1:A:134:VAL:HG22	1:A:375:PHE:O	2.06	0.56
1:A:139:VAL:CA	1:A:142:LEU:HG	2.35	0.56
1:A:180:LEU:HD12	1:A:184:ASP:CB	2.35	0.56
1:A:280:ASN:HA	1:A:283:MET:CG	2.35	0.56
1:B:108:ALA:HA	1:B:137:GLN:HG3	1.88	0.56
1:B:120:THR:CA	1:B:123:MET:HE2	2.31	0.56
1:B:149:THR:CA	1:B:166:TYR:HA	2.32	0.56
1:B:149:THR:CB	1:B:167:GLU:H	2.19	0.56
1:B:372:ARG:HD3	1:B:372:ARG:H	1.69	0.56
1:C:12:ASN:HB2	1:C:17:VAL:HG12	1.88	0.56
1:C:38:PRO:HB3	1:C:64:ILE:HG13	1.88	0.56
1:C:57:GLU:O	1:C:60:SER:N	2.38	0.56
1:C:98:PRO:HG3	1:C:127:PHE:HD1	1.70	0.56
1:C:107:GLU:O	1:C:136:ILE:CA	2.48	0.56
1:C:109:PRO:O	1:C:110:LEU:HB2	2.06	0.56
1:C:134:VAL:HG22	1:C:375:PHE:O	2.05	0.56
1:C:193:LEU:HD21	1:C:248:ILE:HD11	1.87	0.56
1:C:228:ALA:O	1:C:231:ALA:HB3	2.06	0.56
1:D:8:LEU:H	1:D:103:THR:HA	1.70	0.56
1:D:16:LEU:HB2	1:D:18:LYS:NZ	2.16	0.56
1:D:89:THR:HG22	1:D:94:LEU:HD12	1.84	0.56
1:D:108:ALA:HA	1:D:137:GLN:HG3	1.88	0.56

Continued on next page...

Continued from previous page...

Atom-1	Atom-2	Interatomic distance (Å)	Clash overlap (Å)
1:D:134:VAL:HG22	1:D:375:PHE:O	2.05	0.56
1:D:149:THR:CB	1:D:167:GLU:H	2.18	0.56
1:D:155:SER:HA	1:D:159:VAL:O	2.05	0.56
1:D:223:PHE:O	1:D:227:MET:N	2.38	0.56
1:D:228:ALA:O	1:D:231:ALA:HB3	2.05	0.56
1:D:279:TYR:HD2	1:D:283:MET:HE2	1.70	0.56
1:D:314:GLN:HE22	1:D:329:ILE:HB	1.69	0.56
1:E:8:LEU:H	1:E:103:THR:HA	1.71	0.56
1:E:13:GLY:O	1:E:16:LEU:O	2.23	0.56
1:E:21:PHE:H	1:E:24:ASP:CG	2.08	0.56
1:E:124:PHE:CD1	1:E:359:LYS:HD3	2.39	0.56
1:E:223:PHE:O	1:E:227:MET:N	2.38	0.56
1:E:242:LEU:CD2	1:E:243:PRO:HD2	2.34	0.56
1:E:314:GLN:HE22	1:E:329:ILE:HB	1.69	0.56
1:F:98:PRO:HB2	1:F:129:VAL:HG12	1.85	0.56
1:F:120:THR:CA	1:F:123:MET:HE2	2.31	0.56
1:F:149:THR:CB	1:F:167:GLU:H	2.18	0.56
1:F:155:SER:HA	1:F:159:VAL:O	2.06	0.56
1:F:228:ALA:O	1:F:231:ALA:HB3	2.05	0.56
1:F:280:ASN:HA	1:F:283:MET:CG	2.35	0.56
1:F:317:ILE:O	1:F:318:THR:C	2.40	0.56
2:M:237:TYR:CE2	2:M:254:LEU:HB3	2.40	0.56
2:P:173:THR:OG1	2:P:225:HIS:ND1	2.29	0.56
2:Q:159:MET:HG3	2:Q:175:SER:O	2.05	0.56
2:R:237:TYR:CE2	2:R:254:LEU:HB3	2.40	0.56
1:A:35:VAL:H	1:A:68:LYS:H	1.52	0.56
1:A:322:PRO:HB2	1:A:324:THR:OG1	2.05	0.56
1:B:38:PRO:HB3	1:B:64:ILE:HG13	1.88	0.56
1:B:134:VAL:HG22	1:B:375:PHE:O	2.05	0.56
1:B:142:LEU:HD13	1:B:165:ILE:CD1	2.35	0.56
1:B:228:ALA:O	1:B:231:ALA:HB3	2.05	0.56
1:B:286:ASP:OD1	1:B:289:ILE:CB	2.54	0.56
1:C:8:LEU:H	1:C:103:THR:HA	1.71	0.56
1:C:16:LEU:O	1:C:18:LYS:NZ	2.32	0.56
1:C:35:VAL:H	1:C:68:LYS:H	1.52	0.56
1:C:136:ILE:O	1:C:140:LEU:HG	2.05	0.56
1:C:142:LEU:HD13	1:C:165:ILE:CD1	2.35	0.56
1:D:109:PRO:O	1:D:110:LEU:HB2	2.06	0.56
1:D:121:GLN:O	1:D:125:GLU:OE1	2.24	0.56
1:D:163:VAL:HG12	1:D:165:ILE:CD1	2.35	0.56
1:E:124:PHE:CG	1:E:359:LYS:CD	2.86	0.56

Continued on next page...

Continued from previous page...

Atom-1	Atom-2	Interatomic distance (Å)	Clash overlap (Å)
1:E:136:ILE:O	1:E:140:LEU:HG	2.05	0.56
1:E:148:THR:HB	1:E:167:GLU:CA	2.36	0.56
1:E:155:SER:HA	1:E:159:VAL:O	2.06	0.56
1:E:228:ALA:O	1:E:231:ALA:HB3	2.05	0.56
1:E:280:ASN:C	1:E:284:LYS:HZ3	2.09	0.56
1:F:67:LEU:HD23	1:F:203:THR:OG1	2.04	0.56
1:F:108:ALA:HA	1:F:137:GLN:HG3	1.88	0.56
1:F:136:ILE:HB	1:F:139:VAL:CG2	2.32	0.56
1:F:349:LEU:HD23	2:L:353:LYS:HZ2	1.68	0.56
2:I:353:LYS:O	2:I:357:ARG:N	2.38	0.56
2:N:160:ARG:NH2	2:N:250:SER:O	2.38	0.56
2:Q:238:ARG:HG2	2:Q:240:GLU:HG3	1.88	0.56
1:A:59:GLN:HB2	1:A:62:ARG:HH11	1.69	0.56
1:A:98:PRO:HG2	1:A:127:PHE:O	2.06	0.56
1:A:149:THR:CB	1:A:167:GLU:H	2.18	0.56
1:A:279:TYR:HD2	1:A:283:MET:HE2	1.70	0.56
1:A:289:ILE:O	1:A:292:ASP:HB2	2.04	0.56
1:B:35:VAL:H	1:B:68:LYS:H	1.52	0.56
1:B:155:SER:HA	1:B:159:VAL:O	2.06	0.56
1:B:188:TYR:HA	1:B:191:LYS:HD3	1.87	0.56
1:C:206:ARG:O	1:C:209:VAL:HG22	2.06	0.56
1:C:310:ALA:HA	1:C:313:MET:CG	2.36	0.56
1:C:317:ILE:HG13	1:C:318:THR:N	2.21	0.56
1:D:185:LEU:HD12	1:D:258:PRO:HA	1.85	0.56
1:E:310:ALA:HA	1:E:313:MET:CG	2.36	0.56
1:F:213:LYS:HA	1:F:217:CYS:HB2	1.85	0.56
2:H:353:LYS:O	2:H:357:ARG:N	2.38	0.56
2:K:353:LYS:O	2:K:357:ARG:N	2.38	0.56
1:A:206:ARG:O	1:A:209:VAL:HG22	2.06	0.56
1:A:223:PHE:O	1:A:227:MET:N	2.38	0.56
1:A:312:ARG:HG3	1:A:315:LYS:NZ	2.21	0.56
1:B:8:LEU:H	1:B:103:THR:HA	1.71	0.56
1:B:121:GLN:O	1:B:125:GLU:OE1	2.24	0.56
1:B:162:ASN:HD21	1:B:277:THR:HB	1.71	0.56
1:B:310:ALA:HA	1:B:313:MET:CG	2.36	0.56
1:C:124:PHE:CD1	1:C:359:LYS:HD3	2.39	0.56
1:C:148:THR:HB	1:C:167:GLU:CA	2.36	0.56
1:C:223:PHE:O	1:C:227:MET:N	2.38	0.56
1:D:37:ARG:H	1:D:66:THR:N	2.02	0.56
1:D:98:PRO:HG3	1:D:127:PHE:HD1	1.70	0.56
1:D:120:THR:CA	1:D:123:MET:HE2	2.30	0.56

Continued on next page...

Continued from previous page...

Atom-1	Atom-2	Interatomic distance (Å)	Clash overlap (Å)
1:D:188:TYR:HA	1:D:191:LYS:HD3	1.87	0.56
1:D:310:ALA:HA	1:D:313:MET:CG	2.36	0.56
1:E:8:LEU:CG	1:E:102:PRO:O	2.53	0.56
1:E:20:GLY:H	1:E:340:TRP:HE1	1.53	0.56
1:E:145:SER:O	2:K:343:THR:HB	2.04	0.56
1:F:8:LEU:CG	1:F:102:PRO:O	2.53	0.56
1:F:12:ASN:HB2	1:F:17:VAL:HG12	1.88	0.56
1:F:98:PRO:HG2	1:F:127:PHE:O	2.06	0.56
1:F:206:ARG:O	1:F:209:VAL:HG22	2.06	0.56
1:F:289:ILE:O	1:F:292:ASP:HB2	2.04	0.56
1:F:372:ARG:H	1:F:372:ARG:HD3	1.69	0.56
2:O:238:ARG:HG2	2:O:240:GLU:HG3	1.88	0.56
2:P:160:ARG:NH2	2:P:250:SER:O	2.38	0.56
2:Q:160:ARG:NH2	2:Q:250:SER:O	2.38	0.56
1:A:8:LEU:CG	1:A:102:PRO:O	2.53	0.56
1:A:142:LEU:HD13	1:A:165:ILE:CD1	2.35	0.56
1:A:244:ASP:CB	1:C:287:ILE:HG13	2.27	0.56
1:A:262:PHE:HD1	1:A:275:HIS:ND1	1.94	0.56
1:B:206:ARG:O	1:B:209:VAL:HG22	2.06	0.56
1:B:280:ASN:C	1:B:284:LYS:HZ3	2.09	0.56
1:C:8:LEU:CG	1:C:102:PRO:O	2.53	0.56
1:C:21:PHE:H	1:C:24:ASP:CG	2.08	0.56
1:C:59:GLN:O	1:C:62:ARG:HG2	2.06	0.56
1:D:38:PRO:HB3	1:D:64:ILE:HG13	1.88	0.56
1:D:162:ASN:HD21	1:D:277:THR:HB	1.71	0.56
1:D:310:ALA:O	1:D:313:MET:N	2.39	0.56
1:E:163:VAL:HG12	1:E:165:ILE:CD1	2.35	0.56
1:E:180:LEU:HD12	1:E:184:ASP:CB	2.35	0.56
1:E:206:ARG:O	1:E:209:VAL:HG22	2.06	0.56
1:F:121:GLN:O	1:F:125:GLU:OE1	2.24	0.56
1:F:234:SER:CA	1:F:237:GLU:HG3	2.34	0.56
1:F:242:LEU:CD2	1:F:243:PRO:HD2	2.34	0.56
1:F:310:ALA:O	1:F:313:MET:N	2.39	0.56
1:F:345:ILE:C	1:F:348:SER:HG	2.09	0.56
2:I:353:LYS:HA	2:I:356:ARG:HG2	1.87	0.56
2:K:337:ALA:CB	2:K:345:LEU:HD13	2.36	0.56
2:O:160:ARG:NH2	2:O:250:SER:O	2.38	0.56
2:O:214:ASP:OD2	2:O:217:SER:N	2.29	0.56
2:P:159:MET:HG3	2:P:175:SER:O	2.05	0.56
2:P:238:ARG:HG2	2:P:240:GLU:HG3	1.88	0.56
1:A:12:ASN:HB2	1:A:17:VAL:HG12	1.88	0.56

Continued on next page...

Continued from previous page...

Atom-1	Atom-2	Interatomic distance (Å)	Clash overlap (Å)
1:A:16:LEU:HB2	1:A:18:LYS:NZ	2.16	0.56
1:A:38:PRO:HB3	1:A:64:ILE:HG13	1.88	0.56
1:A:148:THR:HB	1:A:167:GLU:CA	2.36	0.56
1:A:310:ALA:HA	1:A:313:MET:CG	2.36	0.56
1:A:344:SER:O	1:A:348:SER:OG	2.24	0.56
1:B:37:ARG:H	1:B:66:THR:N	2.02	0.56
1:B:67:LEU:HD23	1:B:203:THR:CB	2.36	0.56
1:B:76:ILE:HG21	1:B:79:TRP:CD1	2.40	0.56
1:B:136:ILE:O	1:B:140:LEU:HG	2.05	0.56
1:B:151:ILE:HA	1:B:164:PRO:HA	1.88	0.56
1:B:279:TYR:HD2	1:B:283:MET:HE2	1.70	0.56
1:C:286:ASP:OD1	1:C:289:ILE:CB	2.54	0.56
1:C:314:GLN:HE22	1:C:329:ILE:HB	1.69	0.56
1:D:136:ILE:HB	1:D:139:VAL:CG2	2.32	0.56
1:D:136:ILE:O	1:D:140:LEU:HG	2.05	0.56
1:D:286:ASP:OD1	1:D:289:ILE:CB	2.54	0.56
1:E:109:PRO:O	1:E:110:LEU:HB2	2.06	0.56
1:E:156:GLY:CA	1:E:301:GLY:HA2	2.35	0.56
1:E:188:TYR:HA	1:E:191:LYS:HD3	1.87	0.56
1:E:317:ILE:O	1:E:321:ALA:N	2.27	0.56
1:E:317:ILE:HG13	1:E:318:THR:N	2.21	0.56
1:E:345:ILE:O	1:E:349:LEU:N	2.39	0.56
1:F:37:ARG:H	1:F:66:THR:N	2.02	0.56
1:F:90:PHE:O	1:F:96:VAL:O	2.23	0.56
1:F:188:TYR:HA	1:F:191:LYS:HD3	1.87	0.56
1:F:310:ALA:HA	1:F:313:MET:CG	2.36	0.56
2:L:348:MET:HE3	2:L:349:LEU:CD1	2.35	0.56
2:P:207:LEU:HD12	2:P:224:LEU:HD11	1.87	0.56
1:A:8:LEU:H	1:A:103:THR:HA	1.71	0.56
1:A:108:ALA:HA	1:A:137:GLN:HG3	1.88	0.56
1:A:124:PHE:CD1	1:A:359:LYS:HD3	2.39	0.56
1:A:286:ASP:OD1	1:A:289:ILE:HG22	2.05	0.56
1:A:345:ILE:O	1:A:349:LEU:N	2.39	0.56
1:B:20:GLY:H	1:B:340:TRP:HE1	1.53	0.56
1:B:59:GLN:O	1:B:62:ARG:HG2	2.06	0.56
1:B:107:GLU:O	1:B:136:ILE:CA	2.48	0.56
1:C:40:HIS:CE1	1:E:170:ALA:N	2.73	0.56
1:C:108:ALA:HA	1:C:137:GLN:HG3	1.88	0.56
1:C:155:SER:HA	1:C:159:VAL:O	2.06	0.56
1:C:171:LEU:HD23	1:C:174:ALA:HB2	1.87	0.56
1:C:279:TYR:O	1:C:282:ILE:CG1	2.54	0.56

Continued on next page...

Continued from previous page...

Atom-1	Atom-2	Interatomic distance (Å)	Clash overlap (Å)
1:D:93:GLU:OE1	1:D:93:GLU:N	2.38	0.56
1:D:151:ILE:HA	1:D:164:PRO:HA	1.88	0.56
1:D:279:TYR:O	1:D:282:ILE:CG1	2.54	0.56
1:E:9:VAL:HG13	1:E:340:TRP:HE1	1.71	0.56
1:E:108:ALA:HA	1:E:137:GLN:HG3	1.88	0.56
1:E:162:ASN:HD21	1:E:277:THR:HB	1.71	0.56
1:F:124:PHE:CD1	1:F:359:LYS:HD3	2.39	0.56
1:F:148:THR:HB	1:F:167:GLU:CA	2.36	0.56
1:F:149:THR:CA	1:F:166:TYR:HA	2.32	0.56
2:G:328:ALA:CB	2:G:336:ILE:HD12	2.36	0.56
2:N:207:LEU:HD12	2:N:224:LEU:HD11	1.87	0.56
2:Q:237:TYR:CE2	2:Q:254:LEU:HB3	2.40	0.56
2:R:208:GLN:O	2:R:224:LEU:HA	2.06	0.56
2:R:238:ARG:HG2	2:R:240:GLU:HG3	1.88	0.56
1:A:21:PHE:H	1:A:24:ASP:CG	2.08	0.56
1:B:9:VAL:HG13	1:B:340:TRP:HE1	1.71	0.56
1:B:21:PHE:H	1:B:24:ASP:CG	2.08	0.56
1:B:314:GLN:O	1:B:317:ILE:HG23	2.06	0.56
1:C:9:VAL:HG13	1:C:340:TRP:HE1	1.71	0.56
1:C:299:LEU:N	1:C:330:ILE:O	2.39	0.56
1:C:328:LYS:HZ2	1:C:330:ILE:HG13	1.68	0.56
1:E:59:GLN:O	1:E:62:ARG:HG2	2.06	0.56
1:E:59:GLN:HB2	1:E:62:ARG:HH11	1.69	0.56
1:E:171:LEU:HD23	1:E:174:ALA:HB2	1.87	0.56
1:E:314:GLN:O	1:E:317:ILE:HG23	2.06	0.56
1:F:38:PRO:HB3	1:F:64:ILE:HG13	1.88	0.56
1:F:109:PRO:O	1:F:110:LEU:HB2	2.06	0.56
1:F:134:VAL:HG22	1:F:375:PHE:O	2.06	0.56
1:F:299:LEU:N	1:F:330:ILE:O	2.39	0.56
2:H:353:LYS:HA	2:H:356:ARG:HG2	1.87	0.56
2:I:337:ALA:CB	2:I:345:LEU:HD13	2.36	0.56
2:M:214:ASP:OD2	2:M:217:SER:N	2.29	0.56
2:N:173:THR:OG1	2:N:225:HIS:ND1	2.29	0.56
2:N:238:ARG:HH11	2:N:239:CYS:H	1.54	0.56
2:P:238:ARG:HH11	2:P:239:CYS:H	1.54	0.56
1:A:59:GLN:O	1:A:62:ARG:HG2	2.06	0.55
1:A:109:PRO:O	1:A:110:LEU:HB2	2.06	0.55
1:A:242:LEU:CD2	1:A:244:ASP:CG	2.65	0.55
1:A:372:ARG:H	1:A:372:ARG:HD3	1.69	0.55
1:B:98:PRO:HG2	1:B:127:PHE:O	2.06	0.55
1:B:234:SER:CA	1:B:237:GLU:HG3	2.34	0.55

Continued on next page...

Continued from previous page...

Atom-1	Atom-2	Interatomic distance (Å)	Clash overlap (Å)
1:C:98:PRO:HG2	1:C:127:PHE:O	2.06	0.55
1:C:149:THR:CB	1:C:167:GLU:H	2.18	0.55
1:C:344:SER:O	1:C:348:SER:OG	2.24	0.55
1:D:67:LEU:HD23	1:D:203:THR:OG1	2.04	0.55
1:D:76:ILE:HG21	1:D:79:TRP:CD1	2.40	0.55
1:D:206:ARG:O	1:D:209:VAL:HG22	2.06	0.55
1:E:35:VAL:H	1:E:68:LYS:H	1.52	0.55
1:E:134:VAL:HG22	1:E:375:PHE:O	2.06	0.55
1:E:151:ILE:HA	1:E:164:PRO:HA	1.88	0.55
1:E:310:ALA:O	1:E:313:MET:N	2.39	0.55
1:F:162:ASN:HD21	1:F:277:THR:HB	1.71	0.55
1:F:279:TYR:O	1:F:282:ILE:CG1	2.54	0.55
2:L:353:LYS:HA	2:L:356:ARG:HG2	1.87	0.55
2:M:208:GLN:O	2:M:224:LEU:HA	2.06	0.55
2:O:208:GLN:O	2:O:224:LEU:HA	2.06	0.55
2:Q:162:GLN:N	2:Q:174:PHE:HD1	2.04	0.55
2:Q:214:ASP:OD2	2:Q:217:SER:N	2.29	0.55
2:R:241:VAL:HG23	2:R:248:ASP:HB3	1.88	0.55
1:A:98:PRO:HG3	1:A:127:PHE:HD1	1.70	0.55
1:A:282:ILE:HG13	1:A:283:MET:N	2.22	0.55
1:A:299:LEU:N	1:A:330:ILE:O	2.39	0.55
1:A:345:ILE:C	1:A:348:SER:HG	2.09	0.55
1:A:345:ILE:C	1:A:349:LEU:HG	2.27	0.55
1:B:155:SER:N	1:B:300:SER:O	2.35	0.55
1:B:166:TYR:O	1:B:169:TYR:CB	2.55	0.55
1:C:90:PHE:O	1:C:96:VAL:O	2.23	0.55
1:C:149:THR:HG23	1:C:296:ASN:ND2	2.21	0.55
1:C:156:GLY:HA2	1:C:301:GLY:HA3	1.83	0.55
1:C:162:ASN:HD21	1:C:277:THR:HB	1.71	0.55
1:C:180:LEU:HD12	1:C:184:ASP:CB	2.35	0.55
1:C:312:ARG:HG3	1:C:315:LYS:NZ	2.21	0.55
1:C:314:GLN:O	1:C:317:ILE:HG23	2.06	0.55
1:C:345:ILE:O	1:C:349:LEU:N	2.39	0.55
1:D:59:GLN:O	1:D:62:ARG:HG2	2.06	0.55
1:D:67:LEU:HD23	1:D:203:THR:CB	2.36	0.55
1:D:148:THR:HB	1:D:167:GLU:CA	2.36	0.55
1:D:155:SER:N	1:D:300:SER:O	2.35	0.55
1:D:236:LEU:HA	1:D:238:LYS:HZ2	1.72	0.55
1:D:299:LEU:N	1:D:330:ILE:O	2.39	0.55
1:D:310:ALA:O	1:D:311:ASP:C	2.45	0.55
1:E:282:ILE:HG13	1:E:283:MET:N	2.21	0.55

Continued on next page...

Continued from previous page...

Atom-1	Atom-2	Interatomic distance (Å)	Clash overlap (Å)
1:F:20:GLY:H	1:F:340:TRP:HE1	1.53	0.55
1:F:76:ILE:HG21	1:F:79:TRP:CD1	2.40	0.55
1:F:166:TYR:O	1:F:169:TYR:CB	2.55	0.55
1:F:198:TYR:HB3	1:F:200:PHE:CD2	2.41	0.55
1:F:280:ASN:C	1:F:284:LYS:HZ3	2.09	0.55
1:F:345:ILE:O	1:F:349:LEU:N	2.39	0.55
1:F:345:ILE:C	1:F:349:LEU:HG	2.27	0.55
2:H:328:ALA:CB	2:H:336:ILE:HD12	2.36	0.55
2:J:328:ALA:CB	2:J:336:ILE:HD12	2.36	0.55
2:L:328:ALA:CB	2:L:336:ILE:HD12	2.36	0.55
2:M:168:VAL:HG23	2:M:257:HIS:O	2.07	0.55
2:N:208:GLN:O	2:N:224:LEU:HA	2.06	0.55
2:O:168:VAL:HG23	2:O:257:HIS:O	2.07	0.55
2:O:237:TYR:CE2	2:O:254:LEU:HB3	2.40	0.55
2:P:208:GLN:O	2:P:224:LEU:HA	2.06	0.55
2:P:241:VAL:HG23	2:P:248:ASP:HB3	1.88	0.55
2:Q:208:GLN:O	2:Q:224:LEU:HA	2.06	0.55
1:A:149:THR:HG23	1:A:296:ASN:ND2	2.21	0.55
1:A:221:LEU:HA	1:A:315:LYS:HZ1	1.71	0.55
1:A:242:LEU:CD2	1:C:287:ILE:HD11	2.37	0.55
1:B:148:THR:HB	1:B:167:GLU:CA	2.36	0.55
1:B:299:LEU:N	1:B:330:ILE:O	2.39	0.55
1:C:188:TYR:HA	1:C:191:LYS:HD3	1.87	0.55
1:D:40:HIS:CE1	1:F:170:ALA:N	2.73	0.55
1:D:86:TRP:O	1:D:89:THR:HB	2.07	0.55
1:D:152:VAL:HG12	1:D:163:VAL:CB	2.19	0.55
1:D:374:CYS:O	1:D:375:PHE:CG	2.60	0.55
1:E:149:THR:HG23	1:E:296:ASN:ND2	2.21	0.55
1:E:256:ARG:HA	1:E:259:GLU:OE2	2.07	0.55
1:E:289:ILE:O	1:E:292:ASP:N	2.40	0.55
1:E:312:ARG:HA	1:E:315:LYS:HZ2	1.71	0.55
1:E:374:CYS:O	1:E:375:PHE:CG	2.60	0.55
1:F:35:VAL:HG13	1:F:52:SER:OG	2.06	0.55
1:F:57:GLU:O	1:F:60:SER:N	2.38	0.55
1:F:185:LEU:HD12	1:F:258:PRO:HA	1.85	0.55
1:F:314:GLN:HE22	1:F:329:ILE:HB	1.69	0.55
2:J:353:LYS:HA	2:J:356:ARG:HG2	1.87	0.55
2:O:162:GLN:N	2:O:174:PHE:HD1	2.04	0.55
2:O:233:PHE:O	2:O:254:LEU:HD23	2.07	0.55
1:A:13:GLY:O	1:A:15:GLY:N	2.40	0.55
1:A:314:GLN:HE22	1:A:329:ILE:HB	1.69	0.55

Continued on next page...

Continued from previous page...

Atom-1	Atom-2	Interatomic distance (Å)	Clash overlap (Å)
1:A:374:CYS:O	1:A:375:PHE:CG	2.60	0.55
1:B:86:TRP:O	1:B:89:THR:HB	2.07	0.55
1:B:109:PRO:O	1:B:110:LEU:HB2	2.06	0.55
1:B:171:LEU:HD23	1:B:174:ALA:HB2	1.87	0.55
1:B:279:TYR:O	1:B:282:ILE:CG1	2.54	0.55
1:C:151:ILE:HA	1:C:164:PRO:HA	1.88	0.55
1:C:163:VAL:HG12	1:C:165:ILE:CD1	2.35	0.55
1:C:180:LEU:HA	1:C:184:ASP:OD2	2.07	0.55
1:C:256:ARG:HA	1:C:259:GLU:OE2	2.06	0.55
1:C:374:CYS:O	1:C:375:PHE:CG	2.60	0.55
1:D:9:VAL:HG13	1:D:340:TRP:HE1	1.71	0.55
1:D:312:ARG:CB	1:D:315:LYS:HZ3	2.19	0.55
1:D:314:GLN:O	1:D:317:ILE:HG23	2.06	0.55
1:E:38:PRO:HA	1:E:64:ILE:C	2.25	0.55
1:E:149:THR:CB	1:E:167:GLU:H	2.19	0.55
1:E:187:ASP:OD1	1:E:190:MET:HE3	2.05	0.55
1:F:86:TRP:O	1:F:89:THR:HB	2.07	0.55
1:F:149:THR:HG23	1:F:296:ASN:ND2	2.21	0.55
1:F:226:GLU:OE2	1:F:255:PHE:CE2	2.60	0.55
1:F:314:GLN:O	1:F:317:ILE:HG23	2.06	0.55
1:F:317:ILE:HG13	1:F:318:THR:N	2.21	0.55
2:G:337:ALA:CB	2:G:345:LEU:HD13	2.36	0.55
2:N:162:GLN:N	2:N:174:PHE:HD1	2.04	0.55
2:N:233:PHE:O	2:N:254:LEU:HD23	2.07	0.55
2:N:241:VAL:HG23	2:N:248:ASP:HB3	1.88	0.55
2:R:233:PHE:O	2:R:254:LEU:HD23	2.07	0.55
1:A:19:ALA:O	1:A:28:ARG:N	2.40	0.55
1:A:171:LEU:HD23	1:A:174:ALA:HB2	1.87	0.55
1:A:188:TYR:HA	1:A:191:LYS:HD3	1.87	0.55
1:B:89:THR:CA	1:B:93:GLU:OE2	2.52	0.55
1:B:99:GLU:CG	1:B:128:ASN:HB2	2.32	0.55
1:B:149:THR:HG23	1:B:296:ASN:ND2	2.21	0.55
1:B:226:GLU:OE2	1:B:255:PHE:CE2	2.60	0.55
1:B:282:ILE:HG13	1:B:283:MET:N	2.22	0.55
1:D:35:VAL:CB	1:D:68:LYS:HB2	2.22	0.55
1:D:129:VAL:O	1:D:359:LYS:NZ	2.32	0.55
1:D:226:GLU:OE2	1:D:255:PHE:CE2	2.60	0.55
1:D:242:LEU:CD2	1:D:243:PRO:HD2	2.34	0.55
1:D:345:ILE:O	1:D:349:LEU:N	2.39	0.55
1:D:370:VAL:O	1:D:374:CYS:O	2.25	0.55
1:E:98:PRO:HG2	1:E:127:PHE:O	2.06	0.55

Continued on next page...

Continued from previous page...

Atom-1	Atom-2	Interatomic distance (Å)	Clash overlap (Å)
1:E:221:LEU:HD12	1:E:315:LYS:HZ2	1.70	0.55
1:E:286:ASP:OD1	1:E:289:ILE:CB	2.54	0.55
1:E:299:LEU:N	1:E:330:ILE:O	2.39	0.55
1:E:322:PRO:CG	1:E:325:MET:HE1	2.36	0.55
1:E:345:ILE:C	1:E:348:SER:HG	2.10	0.55
1:F:163:VAL:HG12	1:F:165:ILE:CD1	2.35	0.55
1:F:337:TYR:O	1:F:341:ILE:N	2.36	0.55
1:F:374:CYS:O	1:F:375:PHE:CG	2.60	0.55
2:J:337:ALA:CB	2:J:345:LEU:HD13	2.36	0.55
2:K:353:LYS:HA	2:K:356:ARG:HG2	1.87	0.55
2:L:337:ALA:CB	2:L:345:LEU:HD13	2.36	0.55
2:M:162:GLN:N	2:M:174:PHE:HD1	2.04	0.55
1:A:98:PRO:CB	1:A:129:VAL:HG12	2.37	0.55
1:A:236:LEU:HA	1:A:238:LYS:HZ2	1.71	0.55
1:B:98:PRO:CB	1:B:129:VAL:HG12	2.37	0.55
1:B:310:ALA:O	1:B:311:ASP:C	2.45	0.55
1:B:317:ILE:HD12	1:B:321:ALA:HB2	1.86	0.55
1:B:345:ILE:O	1:B:349:LEU:N	2.39	0.55
1:C:13:GLY:O	1:C:15:GLY:N	2.40	0.55
1:C:121:GLN:O	1:C:125:GLU:OE1	2.24	0.55
1:C:149:THR:OG1	1:C:166:TYR:HA	2.07	0.55
1:C:345:ILE:C	1:C:348:SER:HG	2.09	0.55
1:D:13:GLY:O	1:D:15:GLY:N	2.40	0.55
1:D:16:LEU:O	1:D:18:LYS:NZ	2.32	0.55
1:D:21:PHE:HE2	1:D:28:ARG:NH1	2.05	0.55
1:D:21:PHE:H	1:D:24:ASP:CG	2.08	0.55
1:D:99:GLU:OE1	1:D:99:GLU:N	2.25	0.55
1:D:101:HIS:O	1:D:130:PRO:HD2	2.07	0.55
1:D:234:SER:CA	1:D:237:GLU:HG3	2.34	0.55
1:E:19:ALA:O	1:E:28:ARG:N	2.40	0.55
1:E:193:LEU:HD21	1:E:248:ILE:HD11	1.87	0.55
1:F:16:LEU:HB2	1:F:18:LYS:NZ	2.16	0.55
1:F:151:ILE:HA	1:F:164:PRO:HA	1.88	0.55
1:F:286:ASP:OD1	1:F:289:ILE:CB	2.54	0.55
1:F:328:LYS:HZ3	1:F:330:ILE:HG13	1.70	0.55
1:F:370:VAL:O	1:F:374:CYS:O	2.25	0.55
2:P:162:GLN:N	2:P:174:PHE:HD1	2.04	0.55
2:Q:204:GLY:O	2:Q:208:GLN:HG2	2.07	0.55
2:Q:233:PHE:O	2:Q:254:LEU:HD23	2.07	0.55
2:R:238:ARG:HH11	2:R:239:CYS:H	1.54	0.55
1:A:162:ASN:HD21	1:A:277:THR:HB	1.71	0.55

Continued on next page...

Continued from previous page...

Atom-1	Atom-2	Interatomic distance (Å)	Clash overlap (Å)
1:A:180:LEU:HA	1:A:184:ASP:OD2	2.07	0.55
1:A:289:ILE:O	1:A:292:ASP:N	2.40	0.55
1:A:314:GLN:O	1:A:317:ILE:HG23	2.06	0.55
1:A:350:SER:C	1:A:353:GLN:HE22	2.09	0.55
1:B:71:ILE:HD12	1:B:76:ILE:H	1.70	0.55
1:B:256:ARG:HA	1:B:259:GLU:OE2	2.07	0.55
1:B:328:LYS:HZ2	1:B:330:ILE:HG13	1.69	0.55
1:C:19:ALA:O	1:C:28:ARG:N	2.40	0.55
1:C:44:MET:CE	1:E:169:TYR:HA	2.29	0.55
1:C:149:THR:CA	1:C:167:GLU:H	2.20	0.55
1:C:282:ILE:HG13	1:C:283:MET:N	2.22	0.55
1:C:289:ILE:O	1:C:292:ASP:N	2.40	0.55
1:C:297:ASN:CB	1:C:329:ILE:HG13	2.37	0.55
1:C:310:ALA:O	1:C:313:MET:N	2.39	0.55
1:C:345:ILE:C	1:C:349:LEU:HG	2.27	0.55
1:D:149:THR:HG23	1:D:296:ASN:ND2	2.21	0.55
1:D:256:ARG:HA	1:D:259:GLU:OE2	2.07	0.55
1:D:312:ARG:HG3	1:D:315:LYS:NZ	2.21	0.55
1:E:121:GLN:O	1:E:125:GLU:OE1	2.24	0.55
1:E:149:THR:CA	1:E:167:GLU:H	2.20	0.55
1:E:279:TYR:O	1:E:282:ILE:CG1	2.54	0.55
1:F:9:VAL:HG13	1:F:340:TRP:HE1	1.71	0.55
1:F:13:GLY:O	1:F:15:GLY:N	2.40	0.55
1:F:17:VAL:CG1	1:F:82:MET:HE1	2.30	0.55
1:F:59:GLN:O	1:F:62:ARG:HG2	2.06	0.55
1:F:98:PRO:HG3	1:F:127:PHE:HD1	1.70	0.55
1:F:310:ALA:O	1:F:311:ASP:C	2.45	0.55
1:F:312:ARG:HG3	1:F:315:LYS:NZ	2.21	0.55
2:K:328:ALA:CB	2:K:336:ILE:HD12	2.36	0.55
2:R:210:HIS:N	2:R:223:GLU:OE2	2.40	0.55
1:A:9:VAL:HG13	1:A:340:TRP:HE1	1.71	0.55
1:A:120:THR:HA	1:A:123:MET:CE	2.31	0.55
1:A:155:SER:HA	1:A:159:VAL:O	2.06	0.55
1:A:256:ARG:HA	1:A:259:GLU:OE2	2.07	0.55
1:B:149:THR:OG1	1:B:166:TYR:HA	2.07	0.55
1:B:236:LEU:HA	1:B:238:LYS:HZ2	1.71	0.55
1:B:262:PHE:HD1	1:B:275:HIS:ND1	1.94	0.55
1:B:308:GLY:O	1:B:311:ASP:HB2	2.07	0.55
1:B:345:ILE:C	1:B:349:LEU:HG	2.27	0.55
1:B:345:ILE:CB	2:H:346:ARG:HG3	2.37	0.55
1:B:374:CYS:O	1:B:375:PHE:CG	2.60	0.55

Continued on next page...

Continued from previous page...

Atom-1	Atom-2	Interatomic distance (Å)	Clash overlap (Å)
1:C:124:PHE:CD1	1:C:132:MET:HE3	2.42	0.55
1:C:345:ILE:CB	2:I:346:ARG:HG3	2.37	0.55
1:C:350:SER:C	1:C:353:GLN:HE22	2.09	0.55
1:D:19:ALA:O	1:D:28:ARG:N	2.40	0.55
1:D:90:PHE:O	1:D:96:VAL:O	2.23	0.55
1:D:98:PRO:HG2	1:D:127:PHE:O	2.06	0.55
1:D:198:TYR:HB3	1:D:200:PHE:CD2	2.41	0.55
1:D:308:GLY:O	1:D:311:ASP:HB2	2.07	0.55
1:E:120:THR:HA	1:E:123:MET:CE	2.31	0.55
1:E:198:TYR:HB3	1:E:200:PHE:CD2	2.41	0.55
1:E:297:ASN:CB	1:E:329:ILE:HG13	2.37	0.55
1:E:345:ILE:CB	2:K:346:ARG:HG3	2.37	0.55
1:F:149:THR:OG1	1:F:166:TYR:HA	2.07	0.55
1:F:308:GLY:O	1:F:311:ASP:HB2	2.07	0.55
2:H:337:ALA:CB	2:H:345:LEU:HD13	2.36	0.55
2:M:246:LYS:HD2	2:M:247:PHE:N	2.22	0.55
2:P:233:PHE:O	2:P:254:LEU:HD23	2.07	0.55
2:Q:168:VAL:HG23	2:Q:257:HIS:O	2.07	0.55
1:A:54:VAL:CA	1:A:58:ALA:HB2	2.13	0.55
1:A:86:TRP:O	1:A:89:THR:HB	2.07	0.55
1:A:101:HIS:O	1:A:130:PRO:HD2	2.07	0.55
1:A:121:GLN:O	1:A:125:GLU:OE1	2.24	0.55
1:A:149:THR:OG1	1:A:166:TYR:HA	2.07	0.55
1:A:310:ALA:O	1:A:311:ASP:C	2.45	0.55
1:B:76:ILE:HG23	1:B:78:ASN:O	2.07	0.55
1:B:310:ALA:O	1:B:313:MET:N	2.39	0.55
1:C:120:THR:HA	1:C:123:MET:CE	2.31	0.55
1:D:166:TYR:O	1:D:169:TYR:CB	2.55	0.55
1:D:345:ILE:C	1:D:349:LEU:HG	2.27	0.55
1:E:76:ILE:HG23	1:E:78:ASN:O	2.07	0.55
1:E:86:TRP:O	1:E:89:THR:HB	2.07	0.55
1:E:98:PRO:CB	1:E:129:VAL:HG12	2.37	0.55
1:F:71:ILE:HB	1:F:76:ILE:HD13	1.88	0.55
1:F:98:PRO:CB	1:F:129:VAL:HG12	2.37	0.55
1:F:256:ARG:HA	1:F:259:GLU:OE2	2.07	0.55
1:F:352:PHE:O	1:F:356:TRP:CZ3	2.58	0.55
2:M:210:HIS:N	2:M:223:GLU:OE2	2.40	0.55
2:P:204:GLY:O	2:P:207:LEU:N	2.33	0.55
2:R:243:THR:OG1	2:R:246:LYS:HG3	2.07	0.55
2:R:246:LYS:HD2	2:R:247:PHE:N	2.22	0.55
1:A:223:PHE:CE2	1:A:227:MET:HG3	2.42	0.55

Continued on next page...

Continued from previous page...

Atom-1	Atom-2	Interatomic distance (Å)	Clash overlap (Å)
1:A:279:TYR:O	1:A:282:ILE:CG1	2.54	0.55
1:A:310:ALA:O	1:A:313:MET:N	2.39	0.55
1:B:21:PHE:HE2	1:B:28:ARG:NH1	2.05	0.55
1:B:35:VAL:HG13	1:B:52:SER:OG	2.06	0.55
1:B:198:TYR:HB3	1:B:200:PHE:CD2	2.41	0.55
1:B:294:TYR:CE2	1:B:325:MET:HB3	2.42	0.55
1:B:298:VAL:CG2	1:B:330:ILE:HB	2.31	0.55
1:B:370:VAL:O	1:B:374:CYS:O	2.25	0.55
1:C:101:HIS:O	1:C:130:PRO:HD2	2.07	0.55
1:C:223:PHE:CE2	1:C:227:MET:HG3	2.42	0.55
1:C:245:GLY:HA3	1:E:290:ARG:HH21	1.72	0.55
1:D:44:MET:HE2	1:F:168:GLY:O	2.07	0.55
1:D:89:THR:CA	1:D:93:GLU:OE2	2.52	0.55
1:D:223:PHE:CE2	1:D:227:MET:HG3	2.42	0.55
1:D:337:TYR:O	1:D:341:ILE:N	2.36	0.55
1:D:344:SER:O	1:D:348:SER:OG	2.24	0.55
1:E:13:GLY:O	1:E:15:GLY:N	2.40	0.55
1:E:149:THR:CA	1:E:166:TYR:HA	2.32	0.55
1:E:221:LEU:CD1	1:E:315:LYS:NZ	2.70	0.55
1:E:223:PHE:CE2	1:E:227:MET:HG3	2.42	0.55
1:E:226:GLU:OE2	1:E:255:PHE:CE2	2.60	0.55
1:E:242:LEU:CD2	1:E:244:ASP:CG	2.65	0.55
1:E:312:ARG:HG3	1:E:315:LYS:NZ	2.21	0.55
1:E:345:ILE:C	1:E:349:LEU:HG	2.27	0.55
1:E:352:PHE:O	1:E:356:TRP:CZ3	2.58	0.55
1:F:21:PHE:HE2	1:F:28:ARG:NH1	2.05	0.55
1:F:221:LEU:CD1	1:F:315:LYS:NZ	2.70	0.55
1:F:294:TYR:CE2	1:F:325:MET:HB3	2.42	0.55
2:M:243:THR:OG1	2:M:246:LYS:HG3	2.07	0.55
2:N:204:GLY:O	2:N:208:GLN:HG2	2.07	0.55
2:O:156:LEU:HD21	2:O:246:LYS:HE2	1.89	0.55
2:O:204:GLY:O	2:O:208:GLN:HG2	2.07	0.55
2:O:246:LYS:HD2	2:O:247:PHE:N	2.22	0.55
2:P:243:THR:OG1	2:P:246:LYS:HG3	2.07	0.55
2:Q:191:TRP:HB3	2:Q:199:LEU:HD12	1.88	0.55
2:Q:243:THR:OG1	2:Q:246:LYS:HG3	2.07	0.55
1:A:35:VAL:HG13	1:A:52:SER:OG	2.06	0.54
1:A:149:THR:CA	1:A:167:GLU:H	2.20	0.54
1:A:286:ASP:OD1	1:A:289:ILE:CB	2.54	0.54
1:A:345:ILE:CB	2:G:346:ARG:HG3	2.37	0.54
1:A:356:TRP:HE3	1:A:356:TRP:H	1.55	0.54

Continued on next page...

Continued from previous page...

Atom-1	Atom-2	Interatomic distance (Å)	Clash overlap (Å)
1:B:40:HIS:CE1	1:D:170:ALA:N	2.73	0.54
1:B:132:MET:O	1:B:133:TYR:HB2	2.07	0.54
1:C:38:PRO:HA	1:C:64:ILE:C	2.25	0.54
1:C:242:LEU:CD2	1:E:287:ILE:HD11	2.37	0.54
1:C:317:ILE:HD12	1:C:321:ALA:HB2	1.86	0.54
1:D:71:ILE:HB	1:D:76:ILE:HD13	1.88	0.54
1:D:98:PRO:CB	1:D:129:VAL:HG12	2.37	0.54
1:D:294:TYR:CE2	1:D:325:MET:HB3	2.42	0.54
1:D:345:ILE:C	1:D:348:SER:HG	2.09	0.54
1:E:132:MET:O	1:E:357:ILE:N	2.34	0.54
1:E:180:LEU:HA	1:E:184:ASP:OD2	2.07	0.54
1:E:261:LEU:HD23	1:E:261:LEU:N	2.22	0.54
1:F:35:VAL:HG12	1:F:37:ARG:NH1	2.22	0.54
1:F:67:LEU:HD23	1:F:203:THR:CB	2.36	0.54
1:F:155:SER:N	1:F:300:SER:O	2.35	0.54
1:F:156:GLY:CA	1:F:301:GLY:HA2	2.35	0.54
1:F:165:ILE:HG22	1:F:166:TYR:N	2.22	0.54
1:F:236:LEU:O	1:F:254:ARG:NH2	2.33	0.54
1:F:289:ILE:O	1:F:292:ASP:N	2.40	0.54
2:I:328:ALA:CB	2:I:336:ILE:HD12	2.36	0.54
2:M:233:PHE:O	2:M:254:LEU:HD23	2.07	0.54
2:O:238:ARG:HB2	2:O:251:ASN:OD1	2.07	0.54
2:Q:204:GLY:O	2:Q:207:LEU:N	2.33	0.54
2:R:162:GLN:N	2:R:174:PHE:HD1	2.04	0.54
1:A:67:LEU:HD23	1:A:203:THR:CB	2.36	0.54
1:A:132:MET:O	1:A:133:TYR:HB2	2.07	0.54
1:B:223:PHE:CE2	1:B:227:MET:HG3	2.42	0.54
1:B:297:ASN:CB	1:B:329:ILE:HG13	2.37	0.54
1:B:312:ARG:HG3	1:B:315:LYS:NZ	2.21	0.54
1:C:98:PRO:CB	1:C:129:VAL:HG12	2.37	0.54
1:C:121:GLN:OE1	1:C:362:TYR:OH	2.25	0.54
1:C:226:GLU:OE2	1:C:255:PHE:CE2	2.60	0.54
1:C:294:TYR:CE2	1:C:325:MET:HB3	2.42	0.54
1:C:356:TRP:H	1:C:356:TRP:HE3	1.55	0.54
1:D:35:VAL:HG12	1:D:37:ARG:NH1	2.22	0.54
1:D:282:ILE:HG13	1:D:283:MET:N	2.22	0.54
1:E:236:LEU:O	1:E:254:ARG:NH2	2.33	0.54
1:E:236:LEU:HA	1:E:238:LYS:HZ2	1.71	0.54
1:E:294:TYR:CE2	1:E:325:MET:HB3	2.42	0.54
1:F:344:SER:O	1:F:348:SER:OG	2.24	0.54
2:L:338:PHE:CD1	2:L:342:VAL:O	2.60	0.54

Continued on next page...

Continued from previous page...

Atom-1	Atom-2	Interatomic distance (Å)	Clash overlap (Å)
2:M:238:ARG:HG2	2:M:240:GLU:HG3	1.88	0.54
2:N:205:GLN:O	2:N:227:THR:OG1	2.21	0.54
2:N:210:HIS:N	2:N:223:GLU:OE2	2.40	0.54
2:N:238:ARG:HB2	2:N:251:ASN:OD1	2.07	0.54
2:O:210:HIS:N	2:O:223:GLU:OE2	2.40	0.54
2:O:243:THR:OG1	2:O:246:LYS:HG3	2.07	0.54
2:P:214:ASP:OD2	2:P:217:SER:N	2.29	0.54
2:Q:241:VAL:HG23	2:Q:248:ASP:HB3	1.88	0.54
1:A:35:VAL:HG12	1:A:37:ARG:NH1	2.22	0.54
1:A:163:VAL:HG12	1:A:165:ILE:CD1	2.35	0.54
1:A:210:ARG:O	1:A:213:LYS:CG	2.56	0.54
1:A:226:GLU:OE2	1:A:255:PHE:CE2	2.60	0.54
1:A:236:LEU:O	1:A:254:ARG:NH2	2.33	0.54
1:A:294:TYR:CE2	1:A:325:MET:HB3	2.42	0.54
1:B:149:THR:CA	1:B:167:GLU:H	2.20	0.54
1:B:242:LEU:CD2	1:D:287:ILE:HD11	2.37	0.54
1:C:35:VAL:HG13	1:C:52:SER:OG	2.06	0.54
1:C:99:GLU:HA	1:C:129:VAL:N	2.22	0.54
1:C:132:MET:O	1:C:133:TYR:HB2	2.07	0.54
1:C:147:ARG:CZ	2:I:343:THR:CG2	2.83	0.54
1:C:162:ASN:HD21	1:C:277:THR:CB	2.21	0.54
1:C:352:PHE:O	1:C:356:TRP:CZ3	2.58	0.54
1:D:20:GLY:H	1:D:340:TRP:HE1	1.53	0.54
1:D:121:GLN:HB3	1:D:362:TYR:HH	1.72	0.54
1:D:202:THR:O	1:D:206:ARG:NE	2.41	0.54
1:D:345:ILE:CB	2:J:346:ARG:HG3	2.37	0.54
1:E:18:LYS:CG	1:E:30:VAL:HA	2.16	0.54
1:E:99:GLU:HA	1:E:129:VAL:N	2.22	0.54
1:E:165:ILE:HG22	1:E:166:TYR:N	2.22	0.54
1:E:344:SER:O	1:E:348:SER:OG	2.24	0.54
1:E:350:SER:C	1:E:353:GLN:HE22	2.09	0.54
1:F:76:ILE:HG23	1:F:78:ASN:O	2.07	0.54
2:K:338:PHE:CD1	2:K:342:VAL:O	2.61	0.54
2:L:348:MET:HE3	2:L:349:LEU:HD11	1.88	0.54
2:M:204:GLY:O	2:M:208:GLN:HG2	2.07	0.54
2:R:204:GLY:O	2:R:208:GLN:HG2	2.07	0.54
1:A:71:ILE:HB	1:A:76:ILE:HD13	1.88	0.54
1:A:198:TYR:HB3	1:A:200:PHE:CD2	2.41	0.54
1:A:221:LEU:CD1	1:A:315:LYS:NZ	2.70	0.54
1:A:261:LEU:HD23	1:A:261:LEU:N	2.23	0.54
1:A:317:ILE:O	1:A:321:ALA:N	2.27	0.54

Continued on next page...

Continued from previous page...

Atom-1	Atom-2	Interatomic distance (Å)	Clash overlap (Å)
1:B:13:GLY:O	1:B:15:GLY:N	2.40	0.54
1:B:37:ARG:HH22	1:B:52:SER:CB	2.21	0.54
1:B:57:GLU:O	1:B:60:SER:N	2.38	0.54
1:B:132:MET:O	1:B:357:ILE:N	2.34	0.54
1:B:165:ILE:HG22	1:B:166:TYR:N	2.22	0.54
1:B:317:ILE:HG13	1:B:318:THR:N	2.21	0.54
1:C:35:VAL:HG12	1:C:37:ARG:NH1	2.22	0.54
1:C:76:ILE:HG23	1:C:78:ASN:O	2.07	0.54
1:C:221:LEU:CD1	1:C:315:LYS:NZ	2.70	0.54
1:C:252:ASN:HA	1:C:255:PHE:CZ	2.43	0.54
1:C:310:ALA:O	1:C:311:ASP:C	2.45	0.54
1:D:40:HIS:CE1	1:D:42:GLY:N	2.72	0.54
1:D:162:ASN:HD21	1:D:277:THR:CB	2.21	0.54
1:D:242:LEU:CD2	1:F:287:ILE:HD11	2.37	0.54
1:D:289:ILE:O	1:D:292:ASP:N	2.40	0.54
1:E:6:THR:CG2	1:E:21:PHE:CD1	2.91	0.54
1:E:67:LEU:HD23	1:E:203:THR:CB	2.36	0.54
1:E:189:LEU:HA	1:E:192:ILE:CD1	2.37	0.54
1:F:40:HIS:CE1	1:F:42:GLY:N	2.72	0.54
1:F:132:MET:O	1:F:133:TYR:HB2	2.07	0.54
1:F:260:THR:O	1:F:263:GLN:N	2.40	0.54
2:J:338:PHE:CD1	2:J:342:VAL:O	2.61	0.54
2:Q:238:ARG:HB2	2:Q:251:ASN:OD1	2.07	0.54
1:B:6:THR:CG2	1:B:21:PHE:CD1	2.91	0.54
1:B:162:ASN:HD21	1:B:277:THR:CB	2.21	0.54
1:B:187:ASP:OD1	1:B:190:MET:HE3	2.07	0.54
1:B:252:ASN:OD1	1:B:256:ARG:NH1	2.41	0.54
1:C:67:LEU:HD23	1:C:203:THR:CB	2.36	0.54
1:C:71:ILE:HB	1:C:76:ILE:HD13	1.88	0.54
1:C:109:PRO:HD3	1:C:136:ILE:HG23	1.90	0.54
1:C:261:LEU:HD23	1:C:261:LEU:N	2.22	0.54
1:D:71:ILE:HD12	1:D:76:ILE:H	1.70	0.54
1:D:132:MET:O	1:D:133:TYR:HB2	2.08	0.54
1:D:149:THR:CA	1:D:167:GLU:H	2.20	0.54
1:D:188:TYR:O	1:D:191:LYS:HB2	2.08	0.54
1:D:242:LEU:CD2	1:D:244:ASP:CG	2.65	0.54
1:D:280:ASN:C	1:D:284:LYS:HZ3	2.11	0.54
1:E:35:VAL:HG13	1:E:52:SER:OG	2.06	0.54
1:E:136:ILE:HB	1:E:139:VAL:CG2	2.32	0.54
1:E:202:THR:O	1:E:206:ARG:NE	2.41	0.54
1:E:221:LEU:HA	1:E:315:LYS:HZ1	1.72	0.54

Continued on next page...

Continued from previous page...

Atom-1	Atom-2	Interatomic distance (Å)	Clash overlap (Å)
1:F:101:HIS:O	1:F:130:PRO:HD2	2.07	0.54
1:F:202:THR:O	1:F:206:ARG:NE	2.41	0.54
1:F:223:PHE:CE2	1:F:227:MET:HG3	2.42	0.54
2:H:338:PHE:CD1	2:H:342:VAL:O	2.60	0.54
2:N:191:TRP:HB3	2:N:199:LEU:HD12	1.88	0.54
2:N:209:LEU:HD23	2:N:223:GLU:O	2.08	0.54
2:N:243:THR:OG1	2:N:246:LYS:HG3	2.07	0.54
2:P:158:VAL:H	2:P:178:VAL:HG22	1.73	0.54
2:R:171:SER:CA	2:R:226:ILE:O	2.33	0.54
1:A:21:PHE:HE2	1:A:28:ARG:NH1	2.05	0.54
1:A:121:GLN:HG3	1:A:122:ILE:N	2.23	0.54
1:A:139:VAL:CG1	1:A:143:TYR:HE2	2.21	0.54
1:B:71:ILE:HB	1:B:76:ILE:HD13	1.88	0.54
1:B:109:PRO:HD3	1:B:136:ILE:HG23	1.90	0.54
1:B:180:LEU:HA	1:B:184:ASP:OD2	2.07	0.54
1:B:245:GLY:HA3	1:D:290:ARG:HH21	1.72	0.54
1:B:346:LEU:HA	1:B:349:LEU:CG	2.38	0.54
1:B:358:SER:OG	1:B:360:GLN:HG3	2.08	0.54
1:C:165:ILE:HG22	1:C:166:TYR:N	2.22	0.54
1:C:198:TYR:HB3	1:C:200:PHE:CD2	2.41	0.54
1:D:76:ILE:HG23	1:D:78:ASN:O	2.07	0.54
1:D:156:GLY:CA	1:D:301:GLY:HA2	2.35	0.54
1:D:252:ASN:HA	1:D:255:PHE:CZ	2.43	0.54
1:D:252:ASN:OD1	1:D:256:ARG:NH1	2.41	0.54
1:E:57:GLU:O	1:E:60:SER:N	2.38	0.54
1:E:71:ILE:HB	1:E:76:ILE:HD13	1.88	0.54
1:E:162:ASN:HD21	1:E:277:THR:CB	2.21	0.54
1:F:21:PHE:H	1:F:24:ASP:CG	2.08	0.54
1:F:25:ASP:OD1	2:L:350:LYS:NZ	2.40	0.54
1:F:252:ASN:OD1	1:F:256:ARG:NH1	2.41	0.54
2:G:338:PHE:CD1	2:G:342:VAL:O	2.61	0.54
2:I:338:PHE:CD1	2:I:342:VAL:O	2.61	0.54
2:O:191:TRP:HB3	2:O:199:LEU:HD12	1.88	0.54
2:O:209:LEU:HD23	2:O:223:GLU:O	2.08	0.54
2:O:241:VAL:HG23	2:O:248:ASP:HB3	1.88	0.54
2:P:210:HIS:N	2:P:223:GLU:OE2	2.40	0.54
2:Q:158:VAL:H	2:Q:178:VAL:HG22	1.73	0.54
2:R:158:VAL:H	2:R:178:VAL:HG22	1.73	0.54
1:A:99:GLU:HA	1:A:129:VAL:N	2.22	0.54
1:A:153:LEU:HB3	1:A:299:LEU:HA	1.90	0.54
1:A:162:ASN:HD21	1:A:277:THR:CB	2.21	0.54

Continued on next page...

Continued from previous page...

Atom-1	Atom-2	Interatomic distance (Å)	Clash overlap (Å)
1:B:25:ASP:OD1	2:H:350:LYS:NZ	2.40	0.54
1:B:156:GLY:CA	1:B:301:GLY:HA2	2.35	0.54
1:B:171:LEU:CG	1:B:174:ALA:H	2.16	0.54
1:B:289:ILE:O	1:B:292:ASP:N	2.40	0.54
1:B:312:ARG:CB	1:B:315:LYS:HZ3	2.21	0.54
1:C:9:VAL:HG13	1:C:340:TRP:NE1	2.23	0.54
1:C:166:TYR:O	1:C:169:TYR:CB	2.55	0.54
1:D:149:THR:OG1	1:D:166:TYR:HA	2.07	0.54
1:D:189:LEU:HA	1:D:192:ILE:CD1	2.37	0.54
1:D:210:ARG:O	1:D:213:LYS:CG	2.56	0.54
1:D:317:ILE:HG13	1:D:318:THR:N	2.21	0.54
1:E:149:THR:OG1	1:E:166:TYR:HA	2.07	0.54
1:E:356:TRP:HE3	1:E:356:TRP:H	1.55	0.54
1:F:37:ARG:HH22	1:F:52:SER:CB	2.21	0.54
1:F:89:THR:CA	1:F:93:GLU:OE2	2.52	0.54
1:F:99:GLU:HA	1:F:129:VAL:N	2.22	0.54
1:F:282:ILE:HG13	1:F:283:MET:N	2.21	0.54
1:F:349:LEU:CB	1:F:352:PHE:CD2	2.89	0.54
2:M:171:SER:CA	2:M:226:ILE:O	2.33	0.54
2:N:158:VAL:H	2:N:178:VAL:HG22	1.73	0.54
2:P:204:GLY:O	2:P:208:GLN:HG2	2.07	0.54
2:P:238:ARG:HB2	2:P:251:ASN:OD1	2.07	0.54
2:P:246:LYS:HD2	2:P:247:PHE:N	2.22	0.54
2:Q:210:HIS:N	2:Q:223:GLU:OE2	2.40	0.54
2:R:168:VAL:HG23	2:R:257:HIS:O	2.07	0.54
1:A:37:ARG:HH22	1:A:52:SER:CB	2.21	0.54
1:A:54:VAL:O	1:A:55:GLY:C	2.45	0.54
1:A:109:PRO:HD3	1:A:136:ILE:HG23	1.90	0.54
1:A:208:ILE:CD1	1:A:243:PRO:HG2	2.38	0.54
1:A:245:GLY:HA3	1:C:290:ARG:HH21	1.73	0.54
1:B:7:ALA:HB3	1:B:22:ALA:HB2	1.90	0.54
1:B:121:GLN:OE1	1:B:362:TYR:OH	2.25	0.54
1:B:210:ARG:O	1:B:213:LYS:CG	2.56	0.54
1:C:54:VAL:O	1:C:55:GLY:C	2.45	0.54
1:C:153:LEU:HB3	1:C:299:LEU:HA	1.90	0.54
1:C:208:ILE:CD1	1:C:243:PRO:HG2	2.38	0.54
1:C:317:ILE:O	1:C:321:ALA:N	2.27	0.54
1:D:35:VAL:HG13	1:D:52:SER:OG	2.06	0.54
1:D:37:ARG:HH22	1:D:52:SER:CB	2.21	0.54
1:D:109:PRO:HD3	1:D:136:ILE:HG23	1.90	0.54
1:D:121:GLN:OE1	1:D:362:TYR:OH	2.25	0.54

Continued on next page...

Continued from previous page...

Atom-1	Atom-2	Interatomic distance (Å)	Clash overlap (Å)
1:D:369:ILE:CA	1:D:372:ARG:NH1	2.71	0.54
1:E:9:VAL:HG13	1:E:340:TRP:NE1	2.23	0.54
1:E:132:MET:O	1:E:133:TYR:HB2	2.07	0.54
1:E:142:LEU:HD22	1:E:165:ILE:CD1	2.38	0.54
1:E:166:TYR:O	1:E:169:TYR:CB	2.55	0.54
1:F:7:ALA:HB3	1:F:22:ALA:HB2	1.90	0.54
1:F:99:GLU:OE1	1:F:99:GLU:N	2.25	0.54
1:F:132:MET:HG2	1:F:357:ILE:HB	1.90	0.54
1:F:154:ASP:HA	1:F:300:SER:OG	2.08	0.54
1:F:180:LEU:HA	1:F:184:ASP:OD2	2.07	0.54
1:F:294:TYR:O	1:F:328:LYS:O	2.26	0.54
2:M:156:LEU:HD21	2:M:246:LYS:HE2	1.89	0.54
2:N:168:VAL:HG23	2:N:257:HIS:O	2.07	0.54
2:O:158:VAL:H	2:O:178:VAL:HG22	1.73	0.54
2:Q:209:LEU:HD23	2:Q:223:GLU:O	2.08	0.54
2:R:191:TRP:HB3	2:R:199:LEU:HD12	1.88	0.54
1:A:14:SER:HB3	1:A:158:GLY:H	1.73	0.54
1:A:25:ASP:OD1	2:G:350:LYS:NZ	2.40	0.54
1:A:57:GLU:O	1:A:60:SER:N	2.38	0.54
1:A:92:ASN:HB2	1:A:93:GLU:OE1	2.08	0.54
1:A:151:ILE:HA	1:A:164:PRO:HA	1.88	0.54
1:A:165:ILE:HG22	1:A:166:TYR:N	2.22	0.54
1:A:166:TYR:O	1:A:169:TYR:CB	2.55	0.54
1:A:252:ASN:OD1	1:A:256:ARG:NH1	2.41	0.54
1:B:142:LEU:HD22	1:B:165:ILE:CD1	2.38	0.54
1:B:151:ILE:HG22	1:B:293:LEU:CD1	2.38	0.54
1:B:189:LEU:HA	1:B:192:ILE:CD1	2.37	0.54
1:C:189:LEU:HA	1:C:192:ILE:CD1	2.37	0.54
1:C:242:LEU:CD2	1:C:243:PRO:HD2	2.34	0.54
1:D:281:SER:O	1:D:284:LYS:HB2	2.08	0.54
1:D:346:LEU:HA	1:D:349:LEU:CG	2.38	0.54
1:E:21:PHE:HE2	1:E:28:ARG:NH1	2.05	0.54
1:E:101:HIS:O	1:E:130:PRO:HD2	2.07	0.54
1:E:109:PRO:HD3	1:E:136:ILE:HG23	1.90	0.54
1:E:120:THR:CA	1:E:123:MET:HE2	2.32	0.54
1:E:208:ILE:CD1	1:E:243:PRO:HG2	2.38	0.54
1:F:151:ILE:HG22	1:F:293:LEU:CD1	2.38	0.54
1:F:162:ASN:HD21	1:F:277:THR:CB	2.20	0.54
2:G:345:LEU:HG	2:G:349:LEU:HD13	1.90	0.54
2:J:345:LEU:HG	2:J:349:LEU:HD13	1.90	0.54
2:M:205:GLN:O	2:M:227:THR:OG1	2.21	0.54

Continued on next page...

Continued from previous page...

Atom-1	Atom-2	Interatomic distance (Å)	Clash overlap (Å)
2:M:238:ARG:HB2	2:M:251:ASN:OD1	2.07	0.54
2:M:241:VAL:HG23	2:M:248:ASP:HB3	1.88	0.54
2:Q:238:ARG:HH11	2:Q:239:CYS:H	1.54	0.54
1:A:6:THR:CG2	1:A:21:PHE:CD1	2.91	0.54
1:A:154:ASP:HA	1:A:300:SER:OG	2.08	0.54
1:A:308:GLY:O	1:A:311:ASP:HB2	2.07	0.54
1:A:342:GLY:HA2	1:A:345:ILE:HG12	1.90	0.54
1:A:370:VAL:O	1:A:374:CYS:O	2.25	0.54
1:B:40:HIS:CE1	1:B:42:GLY:N	2.72	0.54
1:B:101:HIS:O	1:B:130:PRO:HD2	2.07	0.54
1:B:114:ALA:HA	1:B:117:GLU:HB2	1.90	0.54
1:B:171:LEU:HG	1:B:171:LEU:O	2.07	0.54
1:B:369:ILE:CA	1:B:372:ARG:NH1	2.71	0.54
1:C:114:ALA:HA	1:C:117:GLU:HB2	1.90	0.54
1:C:121:GLN:HG3	1:C:122:ILE:N	2.23	0.54
1:C:154:ASP:HA	1:C:300:SER:OG	2.08	0.54
1:C:210:ARG:O	1:C:213:LYS:CG	2.56	0.54
1:C:252:ASN:OD1	1:C:256:ARG:NH1	2.41	0.54
1:D:6:THR:CG2	1:D:21:PHE:CD1	2.91	0.54
1:D:132:MET:HG2	1:D:357:ILE:HB	1.90	0.54
1:D:171:LEU:CG	1:D:174:ALA:H	2.16	0.54
1:D:187:ASP:OD1	1:D:190:MET:HE1	2.06	0.54
1:E:14:SER:HB3	1:E:158:GLY:H	1.73	0.54
1:E:147:ARG:CZ	2:K:343:THR:CG2	2.83	0.54
1:E:154:ASP:HA	1:E:300:SER:OG	2.08	0.54
1:E:252:ASN:OD1	1:E:256:ARG:NH1	2.41	0.54
1:E:264:PRO:HB3	1:E:269:MET:HB3	1.88	0.54
1:E:294:TYR:O	1:E:328:LYS:O	2.26	0.54
1:F:124:PHE:CD2	1:F:359:LYS:HA	2.43	0.54
1:F:281:SER:O	1:F:284:LYS:HB2	2.08	0.54
1:F:345:ILE:CB	2:L:346:ARG:HG3	2.37	0.54
1:F:358:SER:OG	1:F:360:GLN:HG3	2.08	0.54
2:M:191:TRP:HB3	2:M:199:LEU:HD12	1.88	0.54
1:A:124:PHE:CD2	1:A:359:LYS:HA	2.43	0.53
1:A:155:SER:N	1:A:300:SER:O	2.35	0.53
1:A:252:ASN:HA	1:A:255:PHE:CZ	2.43	0.53
1:B:19:ALA:O	1:B:28:ARG:N	2.40	0.53
1:B:132:MET:HG2	1:B:357:ILE:HB	1.90	0.53
1:B:196:ARG:NH2	1:C:113:LYS:N	2.56	0.53
1:B:202:THR:O	1:B:206:ARG:NE	2.41	0.53
1:C:139:VAL:CG1	1:C:143:TYR:HE2	2.21	0.53

Continued on next page...

Continued from previous page...

Atom-1	Atom-2	Interatomic distance (Å)	Clash overlap (Å)
1:C:294:TYR:O	1:C:328:LYS:O	2.26	0.53
1:C:370:VAL:O	1:C:374:CYS:O	2.25	0.53
1:D:7:ALA:HB3	1:D:22:ALA:HB2	1.90	0.53
1:D:164:PRO:C	1:D:165:ILE:HG13	2.29	0.53
1:D:196:ARG:NH2	1:E:113:LYS:N	2.56	0.53
1:D:261:LEU:HD23	1:D:261:LEU:N	2.23	0.53
1:D:294:TYR:O	1:D:328:LYS:O	2.26	0.53
1:D:297:ASN:CB	1:D:329:ILE:HG13	2.37	0.53
1:E:121:GLN:OE1	1:E:362:TYR:OH	2.25	0.53
1:E:153:LEU:HB3	1:E:299:LEU:HA	1.90	0.53
1:E:196:ARG:NH2	1:F:113:LYS:N	2.56	0.53
1:F:19:ALA:O	1:F:28:ARG:N	2.40	0.53
1:F:189:LEU:HA	1:F:192:ILE:CD1	2.37	0.53
1:F:304:THR:O	1:F:304:THR:CG2	2.52	0.53
1:F:350:SER:C	1:F:353:GLN:HE22	2.09	0.53
2:H:345:LEU:HG	2:H:349:LEU:HD13	1.90	0.53
2:I:345:LEU:HG	2:I:349:LEU:HD13	1.90	0.53
2:L:345:LEU:HG	2:L:349:LEU:HD13	1.90	0.53
2:M:158:VAL:H	2:M:178:VAL:HG22	1.73	0.53
2:M:209:LEU:HD23	2:M:223:GLU:O	2.08	0.53
2:N:246:LYS:HD2	2:N:247:PHE:N	2.22	0.53
2:P:191:TRP:HB3	2:P:199:LEU:HD12	1.88	0.53
1:A:38:PRO:HA	1:A:64:ILE:C	2.25	0.53
1:A:188:TYR:O	1:A:191:LYS:HB2	2.08	0.53
1:A:352:PHE:O	1:A:356:TRP:CZ3	2.58	0.53
1:B:115:ASN:O	1:B:118:LYS:HG2	2.09	0.53
1:B:139:VAL:CG1	1:B:143:TYR:HE2	2.21	0.53
1:B:199:SER:O	1:B:199:SER:OG	2.26	0.53
1:B:208:ILE:CD1	1:B:243:PRO:HG2	2.38	0.53
1:B:221:LEU:CD1	1:B:315:LYS:NZ	2.70	0.53
1:B:261:LEU:HD23	1:B:261:LEU:N	2.22	0.53
1:B:281:SER:O	1:B:284:LYS:HB2	2.08	0.53
1:B:344:SER:O	1:B:348:SER:OG	2.24	0.53
1:C:151:ILE:HG22	1:C:293:LEU:CD1	2.38	0.53
1:C:281:SER:O	1:C:284:LYS:HB2	2.08	0.53
1:D:105:LEU:CD1	1:D:123:MET:HE3	2.36	0.53
1:D:142:LEU:HD22	1:D:165:ILE:CD1	2.38	0.53
1:D:154:ASP:HA	1:D:300:SER:OG	2.08	0.53
1:D:171:LEU:HG	1:D:171:LEU:O	2.07	0.53
1:D:180:LEU:HA	1:D:184:ASP:OD2	2.07	0.53
1:D:349:LEU:CB	1:D:352:PHE:CD2	2.89	0.53

Continued on next page...

Continued from previous page...

Atom-1	Atom-2	Interatomic distance (Å)	Clash overlap (Å)
1:E:27:PRO:CD	1:E:340:TRP:CD2	2.92	0.53
1:E:35:VAL:HG12	1:E:37:ARG:NH1	2.22	0.53
1:E:114:ALA:HA	1:E:117:GLU:HB2	1.90	0.53
1:E:151:ILE:HG22	1:E:293:LEU:CD1	2.38	0.53
1:E:155:SER:N	1:E:300:SER:O	2.35	0.53
1:E:171:LEU:CG	1:E:174:ALA:H	2.16	0.53
1:E:281:SER:O	1:E:284:LYS:HB2	2.08	0.53
1:E:370:VAL:O	1:E:374:CYS:O	2.25	0.53
1:F:109:PRO:HD3	1:F:136:ILE:HG23	1.90	0.53
1:F:121:GLN:HG3	1:F:122:ILE:N	2.23	0.53
1:F:121:GLN:OE1	1:F:362:TYR:OH	2.25	0.53
1:F:149:THR:CA	1:F:167:GLU:H	2.20	0.53
2:G:334:GLU:CA	2:G:345:LEU:HD22	2.36	0.53
2:P:168:VAL:HG23	2:P:257:HIS:O	2.07	0.53
2:Q:246:LYS:HD2	2:Q:247:PHE:N	2.22	0.53
2:R:209:LEU:HD23	2:R:223:GLU:O	2.08	0.53
1:A:17:VAL:CG1	1:A:82:MET:HE1	2.30	0.53
1:A:27:PRO:CD	1:A:340:TRP:CD2	2.92	0.53
1:A:132:MET:HG2	1:A:357:ILE:HB	1.90	0.53
1:A:281:SER:O	1:A:284:LYS:HB2	2.08	0.53
1:A:294:TYR:O	1:A:328:LYS:O	2.26	0.53
1:B:35:VAL:HG12	1:B:37:ARG:NH1	2.22	0.53
1:B:345:ILE:C	1:B:348:SER:HG	2.12	0.53
1:C:25:ASP:OD1	2:I:350:LYS:NZ	2.40	0.53
1:C:27:PRO:HG2	1:C:337:TYR:CD1	2.44	0.53
1:C:37:ARG:HH22	1:C:52:SER:CB	2.21	0.53
1:C:86:TRP:O	1:C:89:THR:HB	2.07	0.53
1:C:124:PHE:CD2	1:C:359:LYS:HA	2.43	0.53
1:C:132:MET:HG2	1:C:357:ILE:HB	1.90	0.53
1:C:164:PRO:C	1:C:165:ILE:HG13	2.29	0.53
1:C:202:THR:O	1:C:206:ARG:NE	2.41	0.53
1:C:244:ASP:CB	1:E:287:ILE:HG13	2.26	0.53
1:D:124:PHE:CD2	1:D:359:LYS:HA	2.43	0.53
1:D:164:PRO:CD	1:D:175:ILE:HG12	2.26	0.53
1:D:358:SER:OG	1:D:360:GLN:HG3	2.08	0.53
1:E:37:ARG:HH22	1:E:52:SER:CB	2.21	0.53
1:E:73:HIS:CA	1:E:75:ILE:HG12	2.38	0.53
1:F:92:ASN:HB2	1:F:93:GLU:OE1	2.08	0.53
1:F:153:LEU:HB3	1:F:299:LEU:HA	1.90	0.53
1:F:252:ASN:HA	1:F:255:PHE:CZ	2.43	0.53
2:L:334:GLU:CA	2:L:345:LEU:HD22	2.36	0.53

Continued on next page...

Continued from previous page...

Atom-1	Atom-2	Interatomic distance (Å)	Clash overlap (Å)
2:M:173:THR:OG1	2:M:225:HIS:ND1	2.29	0.53
2:O:233:PHE:O	2:O:237:TYR:OH	2.21	0.53
2:P:209:LEU:HD23	2:P:223:GLU:O	2.08	0.53
1:A:7:ALA:HB3	1:A:22:ALA:HB2	1.90	0.53
1:A:202:THR:O	1:A:206:ARG:NE	2.41	0.53
1:B:14:SER:HB3	1:B:158:GLY:H	1.73	0.53
1:B:54:VAL:O	1:B:55:GLY:C	2.45	0.53
1:B:99:GLU:HA	1:B:129:VAL:N	2.22	0.53
1:B:154:ASP:HA	1:B:300:SER:OG	2.08	0.53
1:B:302:GLY:O	1:B:305:MET:CB	2.57	0.53
1:B:356:TRP:HE3	1:B:356:TRP:H	1.55	0.53
1:D:115:ASN:O	1:D:118:LYS:HG2	2.09	0.53
1:D:139:VAL:CG1	1:D:143:TYR:HE2	2.21	0.53
1:D:208:ILE:CD1	1:D:243:PRO:HG2	2.38	0.53
1:E:124:PHE:CD2	1:E:359:LYS:HA	2.43	0.53
1:E:186:THR:OG1	1:E:210:ARG:HG2	2.09	0.53
1:E:260:THR:O	1:E:263:GLN:N	2.40	0.53
1:E:346:LEU:HA	1:E:349:LEU:CG	2.38	0.53
1:F:6:THR:CG2	1:F:21:PHE:CD1	2.91	0.53
1:F:71:ILE:HD12	1:F:76:ILE:H	1.70	0.53
1:F:171:LEU:CG	1:F:174:ALA:H	2.16	0.53
1:F:221:LEU:HA	1:F:315:LYS:HZ1	1.73	0.53
1:F:302:GLY:O	1:F:305:MET:CB	2.57	0.53
2:K:345:LEU:HG	2:K:349:LEU:HD13	1.90	0.53
2:M:210:HIS:O	2:M:223:GLU:HG3	2.09	0.53
2:P:233:PHE:O	2:P:237:TYR:OH	2.21	0.53
1:A:27:PRO:HG2	1:A:337:TYR:CD1	2.44	0.53
1:A:142:LEU:HD22	1:A:165:ILE:CD1	2.38	0.53
1:A:358:SER:OG	1:A:360:GLN:HG3	2.08	0.53
1:B:142:LEU:O	1:B:145:SER:N	2.40	0.53
1:B:289:ILE:HD12	1:B:292:ASP:CB	2.38	0.53
1:B:337:TYR:O	1:B:341:ILE:N	2.36	0.53
1:C:14:SER:HB3	1:C:158:GLY:H	1.73	0.53
1:C:21:PHE:HE2	1:C:28:ARG:NH1	2.05	0.53
1:C:73:HIS:CA	1:C:75:ILE:HG12	2.38	0.53
1:C:171:LEU:CG	1:C:174:ALA:H	2.16	0.53
1:C:279:TYR:HD2	1:C:283:MET:HE2	1.72	0.53
1:D:50:LYS:HZ2	1:D:52:SER:H	1.56	0.53
1:D:114:ALA:HA	1:D:117:GLU:HB2	1.90	0.53
1:D:177:ARG:HD3	1:D:178:LEU:N	2.24	0.53
1:D:245:GLY:HA3	1:F:290:ARG:HH21	1.73	0.53

Continued on next page...

Continued from previous page...

Atom-1	Atom-2	Interatomic distance (Å)	Clash overlap (Å)
1:D:304:THR:O	1:D:304:THR:CG2	2.52	0.53
1:E:27:PRO:HG2	1:E:337:TYR:CD1	2.44	0.53
1:E:78:ASN:OD1	1:E:80:ASP:OD1	2.26	0.53
1:E:92:ASN:HB2	1:E:93:GLU:OE1	2.08	0.53
1:E:252:ASN:HA	1:E:255:PHE:CZ	2.43	0.53
1:E:289:ILE:HD12	1:E:292:ASP:CB	2.38	0.53
1:F:15:GLY:N	1:F:157:ASP:OD2	2.42	0.53
1:F:115:ASN:O	1:F:118:LYS:HG2	2.09	0.53
1:F:142:LEU:HD22	1:F:165:ILE:CD1	2.38	0.53
1:F:177:ARG:HD3	1:F:178:LEU:N	2.24	0.53
1:F:210:ARG:O	1:F:213:LYS:CG	2.56	0.53
1:F:312:ARG:HA	1:F:315:LYS:HZ2	1.72	0.53
2:P:210:HIS:O	2:P:223:GLU:HG3	2.09	0.53
2:R:161:PRO:HB3	2:R:174:PHE:HB3	1.91	0.53
2:R:204:GLY:H	2:R:207:LEU:HB3	1.73	0.53
2:R:238:ARG:HB2	2:R:251:ASN:OD1	2.07	0.53
1:A:76:ILE:HG23	1:A:78:ASN:O	2.07	0.53
1:A:151:ILE:HG22	1:A:293:LEU:CD1	2.38	0.53
1:A:164:PRO:C	1:A:165:ILE:HG13	2.29	0.53
1:A:317:ILE:HG13	1:A:318:THR:N	2.21	0.53
1:A:346:LEU:HA	1:A:349:LEU:CG	2.38	0.53
1:B:9:VAL:HG13	1:B:340:TRP:NE1	2.23	0.53
1:B:78:ASN:OD1	1:B:80:ASP:OD1	2.26	0.53
1:B:105:LEU:CG	1:B:134:VAL:HG12	2.39	0.53
1:B:164:PRO:C	1:B:165:ILE:HG13	2.29	0.53
1:B:252:ASN:HA	1:B:255:PHE:CZ	2.43	0.53
1:B:350:SER:C	1:B:353:GLN:HE22	2.09	0.53
1:C:92:ASN:HB2	1:C:93:GLU:OE1	2.08	0.53
1:C:116:ARG:H	1:C:116:ARG:HD3	1.74	0.53
1:C:264:PRO:HB3	1:C:269:MET:HB3	1.88	0.53
1:C:308:GLY:O	1:C:311:ASP:HB2	2.07	0.53
1:D:92:ASN:HB2	1:D:93:GLU:OE1	2.08	0.53
1:D:99:GLU:HA	1:D:129:VAL:N	2.22	0.53
1:D:105:LEU:CG	1:D:134:VAL:HG12	2.39	0.53
1:D:165:ILE:HG22	1:D:166:TYR:N	2.22	0.53
1:D:280:ASN:CA	1:D:283:MET:HE3	2.38	0.53
1:D:302:GLY:O	1:D:305:MET:CB	2.57	0.53
1:D:352:PHE:O	1:D:356:TRP:CZ3	2.58	0.53
1:E:7:ALA:HB3	1:E:22:ALA:HB2	1.90	0.53
1:E:54:VAL:O	1:E:55:GLY:C	2.45	0.53
1:E:116:ARG:HD3	1:E:116:ARG:H	1.74	0.53

Continued on next page...

Continued from previous page...

Atom-1	Atom-2	Interatomic distance (Å)	Clash overlap (Å)
1:F:14:SER:HB3	1:F:158:GLY:H	1.73	0.53
1:F:208:ILE:CD1	1:F:243:PRO:HG2	2.38	0.53
1:F:261:LEU:HD23	1:F:261:LEU:N	2.23	0.53
1:F:289:ILE:HD12	1:F:292:ASP:CB	2.38	0.53
1:F:342:GLY:HA2	1:F:345:ILE:HG12	1.90	0.53
2:J:348:MET:HE3	2:J:349:LEU:CD1	2.38	0.53
2:N:210:HIS:O	2:N:223:GLU:HG3	2.09	0.53
2:Q:161:PRO:HB3	2:Q:174:PHE:HB3	1.91	0.53
1:A:78:ASN:OD1	1:A:80:ASP:OD1	2.26	0.53
1:A:99:GLU:HG3	1:A:127:PHE:O	2.09	0.53
1:A:114:ALA:HA	1:A:117:GLU:HB2	1.90	0.53
1:A:171:LEU:CG	1:A:174:ALA:H	2.16	0.53
1:A:349:LEU:CB	1:A:352:PHE:CD2	2.90	0.53
1:B:73:HIS:CA	1:B:75:ILE:HG12	2.38	0.53
1:B:186:THR:OG1	1:B:210:ARG:HG2	2.09	0.53
1:B:188:TYR:O	1:B:191:LYS:HB2	2.08	0.53
1:B:215:LYS:C	1:B:216:LEU:HD22	2.29	0.53
1:C:6:THR:CG2	1:C:21:PHE:CD1	2.91	0.53
1:C:99:GLU:HG3	1:C:127:PHE:O	2.09	0.53
1:C:120:THR:CA	1:C:123:MET:HE2	2.32	0.53
1:C:149:THR:CA	1:C:166:TYR:HA	2.32	0.53
1:C:342:GLY:HA2	1:C:345:ILE:HG12	1.90	0.53
1:D:215:LYS:C	1:D:216:LEU:HD22	2.29	0.53
1:D:289:ILE:HD12	1:D:292:ASP:CB	2.38	0.53
1:D:356:TRP:HE3	1:D:356:TRP:H	1.55	0.53
1:E:310:ALA:O	1:E:311:ASP:C	2.45	0.53
1:F:78:ASN:OD1	1:F:80:ASP:OD1	2.26	0.53
1:F:164:PRO:CD	1:F:175:ILE:HG12	2.26	0.53
1:F:215:LYS:C	1:F:216:LEU:HD22	2.29	0.53
1:F:346:LEU:HA	1:F:349:LEU:CG	2.38	0.53
2:J:348:MET:HE3	2:J:349:LEU:HD11	1.90	0.53
2:M:161:PRO:HB3	2:M:174:PHE:HB3	1.91	0.53
2:M:204:GLY:H	2:M:207:LEU:HB3	1.73	0.53
2:O:161:PRO:HB3	2:O:174:PHE:HB3	1.91	0.53
2:O:210:HIS:O	2:O:223:GLU:HG3	2.09	0.53
2:Q:156:LEU:HD21	2:Q:246:LYS:HE2	1.89	0.53
2:Q:210:HIS:O	2:Q:223:GLU:HG3	2.09	0.53
2:R:210:HIS:O	2:R:223:GLU:HG3	2.09	0.53
1:A:9:VAL:HG13	1:A:340:TRP:NE1	2.23	0.53
1:A:36:GLY:O	1:A:37:ARG:CZ	2.57	0.53
1:A:42:GLY:CA	1:A:44:MET:HE2	2.39	0.53

Continued on next page...

Continued from previous page...

Atom-1	Atom-2	Interatomic distance (Å)	Clash overlap (Å)
1:A:116:ARG:H	1:A:116:ARG:HD3	1.74	0.53
1:A:196:ARG:NH2	1:B:113:LYS:N	2.56	0.53
1:A:252:ASN:OD1	1:A:253:GLU:N	2.42	0.53
1:A:337:TYR:O	1:A:341:ILE:N	2.36	0.53
1:A:369:ILE:CA	1:A:372:ARG:NH1	2.71	0.53
1:B:7:ALA:CA	1:B:102:PRO:HD2	2.39	0.53
1:B:142:LEU:CD1	1:B:163:VAL:HG11	2.39	0.53
1:B:153:LEU:HB3	1:B:299:LEU:HA	1.90	0.53
1:B:352:PHE:O	1:B:356:TRP:CZ3	2.58	0.53
1:C:15:GLY:N	1:C:157:ASP:OD2	2.42	0.53
1:C:16:LEU:HG	1:C:31:PHE:C	2.29	0.53
1:C:171:LEU:HG	1:C:171:LEU:O	2.07	0.53
1:C:188:TYR:O	1:C:191:LYS:HB2	2.08	0.53
1:D:25:ASP:OD1	2:J:350:LYS:NZ	2.40	0.53
1:D:99:GLU:CG	1:D:128:ASN:HB2	2.32	0.53
1:D:142:LEU:O	1:D:145:SER:N	2.40	0.53
1:D:166:TYR:HB3	1:D:169:TYR:HB2	1.91	0.53
1:D:221:LEU:CD1	1:D:315:LYS:NZ	2.70	0.53
1:D:253:GLU:O	1:D:256:ARG:N	2.42	0.53
1:D:342:GLY:HA2	1:D:345:ILE:HG12	1.90	0.53
1:E:16:LEU:HG	1:E:31:PHE:C	2.29	0.53
1:E:215:LYS:C	1:E:216:LEU:HD22	2.29	0.53
1:E:242:LEU:HD23	1:E:244:ASP:N	2.11	0.53
1:F:35:VAL:C	1:F:68:LYS:HE2	2.29	0.53
1:F:150:GLY:HA3	1:F:296:ASN:HB2	1.91	0.53
1:F:166:TYR:HB3	1:F:169:TYR:HB2	1.91	0.53
2:I:334:GLU:CA	2:I:345:LEU:HD22	2.36	0.53
2:N:156:LEU:HD21	2:N:246:LYS:HE2	1.89	0.53
2:O:238:ARG:HH11	2:O:239:CYS:H	1.54	0.53
2:P:156:LEU:HD21	2:P:246:LYS:HE2	1.89	0.53
1:A:289:ILE:HD12	1:A:292:ASP:CB	2.38	0.53
1:B:92:ASN:HB2	1:B:93:GLU:OE1	2.08	0.53
1:B:109:PRO:HB2	1:B:110:LEU:CD1	2.39	0.53
1:B:121:GLN:HG3	1:B:122:ILE:N	2.23	0.53
1:B:124:PHE:CD2	1:B:359:LYS:HA	2.43	0.53
1:B:294:TYR:O	1:B:328:LYS:O	2.26	0.53
1:B:349:LEU:CB	1:B:352:PHE:CD2	2.90	0.53
1:C:7:ALA:HB3	1:C:22:ALA:HB2	1.90	0.53
1:C:196:ARG:NH2	1:D:113:LYS:N	2.57	0.53
1:C:253:GLU:O	1:C:256:ARG:N	2.42	0.53
1:C:289:ILE:HD12	1:C:292:ASP:CB	2.38	0.53

Continued on next page...

Continued from previous page...

Atom-1	Atom-2	Interatomic distance (Å)	Clash overlap (Å)
1:D:14:SER:HB3	1:D:158:GLY:H	1.73	0.53
1:D:35:VAL:C	1:D:68:LYS:HE2	2.29	0.53
1:D:44:MET:CA	1:F:143:TYR:OH	2.57	0.53
1:D:116:ARG:HD3	1:D:116:ARG:H	1.74	0.53
1:E:279:TYR:HD2	1:E:283:MET:HE2	1.72	0.53
1:E:358:SER:OG	1:E:360:GLN:HG3	2.08	0.53
1:F:291:LYS:HE3	1:F:292:ASP:OD1	2.09	0.53
2:N:161:PRO:HB3	2:N:174:PHE:HB3	1.91	0.53
2:P:162:GLN:OE1	2:P:174:PHE:HA	2.09	0.53
1:A:71:ILE:HA	1:A:75:ILE:O	2.09	0.53
1:A:181:ALA:O	1:A:184:ASP:HB2	2.09	0.53
1:A:221:LEU:HD12	1:A:315:LYS:HZ2	1.74	0.53
1:B:27:PRO:HG2	1:B:337:TYR:CD1	2.44	0.53
1:B:35:VAL:C	1:B:68:LYS:HE2	2.29	0.53
1:B:114:ALA:C	1:B:118:LYS:HZ2	2.12	0.53
1:B:164:PRO:CD	1:B:175:ILE:HG12	2.26	0.53
1:B:177:ARG:HD3	1:B:178:LEU:N	2.24	0.53
1:B:187:ASP:O	1:B:191:LYS:CD	2.58	0.53
1:C:78:ASN:OD1	1:C:80:ASP:OD1	2.26	0.53
1:C:142:LEU:HD22	1:C:165:ILE:CD1	2.38	0.53
1:C:165:ILE:HA	1:C:169:TYR:O	2.09	0.53
1:C:189:LEU:HD23	1:C:209:VAL:HB	1.91	0.53
1:C:346:LEU:HA	1:C:349:LEU:CG	2.38	0.53
1:D:54:VAL:O	1:D:55:GLY:C	2.45	0.53
1:D:109:PRO:HD3	1:D:136:ILE:CG2	2.39	0.53
1:D:142:LEU:CD1	1:D:163:VAL:HG11	2.39	0.53
1:D:153:LEU:HB3	1:D:299:LEU:HA	1.90	0.53
1:D:252:ASN:OD1	1:D:253:GLU:N	2.42	0.53
1:E:124:PHE:O	1:E:359:LYS:HE3	2.09	0.53
1:E:139:VAL:CG1	1:E:143:TYR:HE2	2.21	0.53
1:E:210:ARG:O	1:E:213:LYS:CG	2.56	0.53
1:E:253:GLU:O	1:E:256:ARG:N	2.42	0.53
1:E:291:LYS:HE3	1:E:292:ASP:OD1	2.09	0.53
1:F:142:LEU:CD1	1:F:163:VAL:HG11	2.39	0.53
1:F:188:TYR:O	1:F:191:LYS:HB2	2.08	0.53
1:F:345:ILE:HA	1:F:348:SER:OG	2.09	0.53
1:F:356:TRP:H	1:F:356:TRP:HE3	1.55	0.53
2:O:173:THR:OG1	2:O:225:HIS:ND1	2.29	0.53
1:A:16:LEU:HG	1:A:31:PHE:C	2.29	0.52
1:A:37:ARG:H	1:A:66:THR:N	2.02	0.52
1:A:71:ILE:HD12	1:A:76:ILE:H	1.70	0.52

Continued on next page...

Continued from previous page...

Atom-1	Atom-2	Interatomic distance (Å)	Clash overlap (Å)
1:A:73:HIS:CA	1:A:75:ILE:HG12	2.38	0.52
1:A:215:LYS:C	1:A:216:LEU:HD22	2.29	0.52
1:B:202:THR:HG1	1:B:205:GLU:HB2	1.71	0.52
1:B:253:GLU:O	1:B:256:ARG:N	2.42	0.52
1:B:319:ALA:C	1:B:320:LEU:HD22	2.30	0.52
1:B:342:GLY:HA2	1:B:345:ILE:HG12	1.90	0.52
1:C:186:THR:OG1	1:C:210:ARG:HG2	2.09	0.52
1:C:236:LEU:HA	1:C:238:LYS:HZ2	1.72	0.52
1:C:358:SER:OG	1:C:360:GLN:HG3	2.08	0.52
1:C:369:ILE:CA	1:C:372:ARG:NH1	2.71	0.52
1:D:121:GLN:HG3	1:D:122:ILE:N	2.23	0.52
1:D:196:ARG:HH22	1:E:113:LYS:N	2.07	0.52
1:D:260:THR:O	1:D:263:GLN:N	2.40	0.52
1:D:296:ASN:C	1:D:330:ILE:HD13	2.30	0.52
1:E:15:GLY:N	1:E:157:ASP:OD2	2.42	0.52
1:E:99:GLU:HG3	1:E:127:PHE:O	2.09	0.52
1:E:109:PRO:HB2	1:E:110:LEU:CD1	2.39	0.52
1:E:199:SER:O	1:E:199:SER:OG	2.26	0.52
1:E:203:THR:HA	1:E:206:ARG:CZ	2.39	0.52
1:E:308:GLY:O	1:E:311:ASP:HB2	2.07	0.52
1:E:322:PRO:HB2	1:E:325:MET:CE	2.39	0.52
1:F:114:ALA:HA	1:F:117:GLU:HB2	1.90	0.52
1:F:164:PRO:C	1:F:165:ILE:HG13	2.29	0.52
1:F:319:ALA:C	1:F:320:LEU:HD22	2.30	0.52
2:M:238:ARG:HH11	2:M:239:CYS:H	1.54	0.52
2:N:162:GLN:OE1	2:N:174:PHE:HA	2.09	0.52
2:O:204:GLY:H	2:O:207:LEU:HB3	1.73	0.52
2:P:161:PRO:HB3	2:P:174:PHE:HB3	1.91	0.52
1:A:15:GLY:N	1:A:157:ASP:OD2	2.42	0.52
1:A:36:GLY:N	1:A:54:VAL:HG21	2.25	0.52
1:A:59:GLN:CB	1:A:62:ARG:HH11	2.22	0.52
1:A:107:GLU:O	1:A:136:ILE:CA	2.48	0.52
1:A:109:PRO:HD3	1:A:136:ILE:CG2	2.40	0.52
1:A:203:THR:HA	1:A:206:ARG:CZ	2.39	0.52
1:A:362:TYR:CE1	1:A:367:PRO:HB3	2.44	0.52
1:B:116:ARG:HD3	1:B:116:ARG:H	1.74	0.52
1:C:35:VAL:C	1:C:68:LYS:HE2	2.29	0.52
1:C:109:PRO:HD3	1:C:136:ILE:CG2	2.39	0.52
1:C:115:ASN:O	1:C:118:LYS:HG2	2.09	0.52
1:D:71:ILE:HA	1:D:75:ILE:O	2.09	0.52
1:D:78:ASN:OD1	1:D:80:ASP:OD1	2.26	0.52

Continued on next page...

Continued from previous page...

Atom-1	Atom-2	Interatomic distance (Å)	Clash overlap (Å)
1:D:124:PHE:O	1:D:359:LYS:HE3	2.09	0.52
1:E:25:ASP:OD1	2:K:350:LYS:NZ	2.40	0.52
1:E:36:GLY:O	1:E:37:ARG:CZ	2.57	0.52
1:E:115:ASN:O	1:E:118:LYS:HG2	2.09	0.52
1:E:121:GLN:HG3	1:E:122:ILE:N	2.23	0.52
1:E:171:LEU:HG	1:E:171:LEU:O	2.07	0.52
1:E:189:LEU:HD23	1:E:209:VAL:HB	1.91	0.52
1:F:9:VAL:HG13	1:F:340:TRP:NE1	2.23	0.52
1:F:73:HIS:CA	1:F:75:ILE:HG12	2.38	0.52
1:F:109:PRO:HD3	1:F:136:ILE:CG2	2.40	0.52
1:F:116:ARG:H	1:F:116:ARG:HD3	1.74	0.52
1:F:139:VAL:CG1	1:F:143:TYR:HE2	2.21	0.52
1:F:187:ASP:O	1:F:191:LYS:CD	2.57	0.52
1:F:203:THR:HA	1:F:206:ARG:CZ	2.39	0.52
2:N:173:THR:HG23	2:N:223:GLU:OE1	2.10	0.52
1:A:105:LEU:O	1:A:135:ALA:N	2.33	0.52
1:A:186:THR:OG1	1:A:210:ARG:HG2	2.09	0.52
1:A:187:ASP:HB3	1:A:191:LYS:NZ	2.25	0.52
1:A:189:LEU:HD23	1:A:209:VAL:HB	1.91	0.52
1:B:32:PRO:HG2	1:B:55:GLY:O	2.10	0.52
1:B:44:MET:CA	1:D:143:TYR:OH	2.57	0.52
1:B:71:ILE:HA	1:B:75:ILE:O	2.09	0.52
1:B:166:TYR:HB3	1:B:169:TYR:HB2	1.91	0.52
1:B:244:ASP:HB3	1:D:287:ILE:HD11	1.89	0.52
1:C:109:PRO:HB2	1:C:110:LEU:CD1	2.39	0.52
1:C:252:ASN:OD1	1:C:253:GLU:N	2.42	0.52
1:C:322:PRO:HB2	1:C:325:MET:CE	2.39	0.52
1:D:73:HIS:CA	1:D:75:ILE:HG12	2.38	0.52
1:D:166:TYR:N	1:D:169:TYR:O	2.42	0.52
1:E:142:LEU:CD1	1:E:163:VAL:HG11	2.39	0.52
1:E:188:TYR:O	1:E:191:LYS:HB2	2.08	0.52
1:E:342:GLY:HA2	1:E:345:ILE:HG12	1.90	0.52
1:E:369:ILE:CA	1:E:372:ARG:NH1	2.71	0.52
1:F:27:PRO:HG2	1:F:337:TYR:CD1	2.44	0.52
1:F:186:THR:OG1	1:F:210:ARG:HG2	2.09	0.52
1:F:236:LEU:HA	1:F:238:LYS:HZ2	1.72	0.52
2:I:324:ILE:O	2:I:328:ALA:HB2	2.10	0.52
2:M:204:GLY:O	2:M:207:LEU:N	2.33	0.52
2:P:204:GLY:H	2:P:207:LEU:HB3	1.73	0.52
2:Q:162:GLN:OE1	2:Q:174:PHE:HA	2.09	0.52
1:A:32:PRO:HG2	1:A:55:GLY:O	2.10	0.52

Continued on next page...

Continued from previous page...

Atom-1	Atom-2	Interatomic distance (Å)	Clash overlap (Å)
1:A:115:ASN:O	1:A:118:LYS:HG2	2.09	0.52
1:A:142:LEU:CD1	1:A:163:VAL:HG11	2.39	0.52
1:A:177:ARG:HD3	1:A:178:LEU:N	2.24	0.52
1:A:328:LYS:HZ2	1:A:330:ILE:HG13	1.69	0.52
1:B:16:LEU:HG	1:B:31:PHE:C	2.29	0.52
1:B:59:GLN:CB	1:B:62:ARG:HH11	2.22	0.52
1:B:109:PRO:HD3	1:B:136:ILE:CG2	2.40	0.52
1:B:310:ALA:O	1:B:314:GLN:OE1	2.28	0.52
1:C:32:PRO:HG2	1:C:55:GLY:O	2.10	0.52
1:C:124:PHE:O	1:C:359:LYS:HE3	2.10	0.52
1:C:142:LEU:CD1	1:C:163:VAL:HG11	2.39	0.52
1:C:203:THR:HA	1:C:206:ARG:CZ	2.39	0.52
1:C:244:ASP:HB3	1:E:287:ILE:HD11	1.89	0.52
1:C:260:THR:O	1:C:263:GLN:N	2.40	0.52
1:C:291:LYS:HE3	1:C:292:ASP:OD1	2.09	0.52
1:D:36:GLY:O	1:D:37:ARG:CZ	2.57	0.52
1:D:291:LYS:HE3	1:D:292:ASP:OD1	2.09	0.52
1:D:345:ILE:HA	1:D:348:SER:OG	2.09	0.52
1:E:35:VAL:C	1:E:68:LYS:HE2	2.29	0.52
1:E:37:ARG:H	1:E:66:THR:N	2.02	0.52
1:E:125:GLU:O	1:E:128:ASN:OD1	2.28	0.52
1:E:164:PRO:C	1:E:165:ILE:HG13	2.29	0.52
1:E:181:ALA:O	1:E:184:ASP:HB2	2.09	0.52
1:E:252:ASN:OD1	1:E:253:GLU:N	2.42	0.52
1:E:319:ALA:C	1:E:320:LEU:HD22	2.30	0.52
1:E:340:TRP:CZ3	1:E:341:ILE:HD13	2.45	0.52
1:F:99:GLU:HG3	1:F:127:PHE:O	2.09	0.52
1:F:124:PHE:O	1:F:359:LYS:HE3	2.09	0.52
1:F:142:LEU:O	1:F:145:SER:N	2.40	0.52
1:F:147:ARG:O	1:F:149:THR:O	2.27	0.52
1:F:181:ALA:O	1:F:184:ASP:HB2	2.09	0.52
1:F:260:THR:HB	1:F:266:PHE:HD2	1.75	0.52
2:K:337:ALA:HB2	2:K:345:LEU:HD13	1.92	0.52
2:R:156:LEU:HD21	2:R:246:LYS:HE2	1.89	0.52
1:A:35:VAL:C	1:A:68:LYS:HE2	2.29	0.52
1:A:150:GLY:HA3	1:A:296:ASN:HB2	1.91	0.52
1:A:166:TYR:N	1:A:169:TYR:O	2.42	0.52
1:A:196:ARG:HH22	1:B:113:LYS:N	2.07	0.52
1:A:226:GLU:CD	1:A:226:GLU:C	2.68	0.52
1:A:291:LYS:HE3	1:A:292:ASP:OD1	2.09	0.52
1:B:124:PHE:CG	1:B:359:LYS:CD	2.86	0.52

Continued on next page...

Continued from previous page...

Atom-1	Atom-2	Interatomic distance (Å)	Clash overlap (Å)
1:B:125:GLU:O	1:B:128:ASN:OD1	2.28	0.52
1:B:166:TYR:N	1:B:169:TYR:O	2.43	0.52
1:B:252:ASN:OD1	1:B:253:GLU:N	2.42	0.52
1:C:36:GLY:O	1:C:37:ARG:CZ	2.57	0.52
1:C:36:GLY:N	1:C:54:VAL:HG21	2.25	0.52
1:C:37:ARG:H	1:C:66:THR:N	2.02	0.52
1:C:71:ILE:HA	1:C:75:ILE:O	2.09	0.52
1:C:181:ALA:O	1:C:184:ASP:HB2	2.09	0.52
1:C:302:GLY:O	1:C:305:MET:CB	2.57	0.52
1:C:340:TRP:CZ3	1:C:341:ILE:HD13	2.45	0.52
1:D:9:VAL:HG13	1:D:340:TRP:NE1	2.23	0.52
1:D:109:PRO:HB2	1:D:110:LEU:CD1	2.39	0.52
1:D:151:ILE:HG22	1:D:293:LEU:CD1	2.38	0.52
1:D:244:ASP:HB3	1:F:287:ILE:HD11	1.89	0.52
1:D:263:GLN:O	1:D:263:GLN:HG2	2.10	0.52
1:E:99:GLU:HA	1:E:129:VAL:CA	2.40	0.52
1:E:177:ARG:HD3	1:E:178:LEU:N	2.24	0.52
1:E:187:ASP:O	1:E:191:LYS:CD	2.57	0.52
1:F:32:PRO:HG2	1:F:55:GLY:O	2.10	0.52
1:F:322:PRO:HB2	1:F:325:MET:CE	2.39	0.52
1:F:362:TYR:CE1	1:F:367:PRO:HB3	2.44	0.52
2:G:324:ILE:O	2:G:328:ALA:HB2	2.10	0.52
2:I:337:ALA:HB2	2:I:345:LEU:HD13	1.92	0.52
2:K:324:ILE:O	2:K:328:ALA:HB2	2.10	0.52
2:K:334:GLU:CA	2:K:345:LEU:HD22	2.36	0.52
2:O:162:GLN:OE1	2:O:174:PHE:HA	2.09	0.52
2:O:173:THR:HG23	2:O:223:GLU:OE1	2.10	0.52
2:R:173:THR:HG23	2:R:223:GLU:OE1	2.10	0.52
1:A:44:MET:CA	1:C:143:TYR:OH	2.57	0.52
1:A:99:GLU:HA	1:A:129:VAL:CA	2.40	0.52
1:A:147:ARG:O	1:A:149:THR:O	2.27	0.52
1:A:274:ILE:HD11	1:A:313:MET:CE	2.39	0.52
1:A:302:GLY:O	1:A:305:MET:CB	2.57	0.52
1:A:319:ALA:C	1:A:320:LEU:HD22	2.30	0.52
1:A:322:PRO:CG	1:A:325:MET:HE1	2.39	0.52
1:B:124:PHE:CD1	1:B:132:MET:HE3	2.45	0.52
1:B:196:ARG:HH22	1:C:113:LYS:N	2.07	0.52
1:C:150:GLY:HA3	1:C:296:ASN:HB2	1.91	0.52
1:C:215:LYS:C	1:C:216:LEU:HD22	2.29	0.52
1:D:27:PRO:HG2	1:D:337:TYR:CD1	2.44	0.52
1:D:59:GLN:CB	1:D:62:ARG:HH11	2.22	0.52

Continued on next page...

Continued from previous page...

Atom-1	Atom-2	Interatomic distance (Å)	Clash overlap (Å)
1:D:99:GLU:HG3	1:D:127:PHE:O	2.09	0.52
1:D:124:PHE:CD1	1:D:132:MET:HE3	2.45	0.52
1:D:125:GLU:O	1:D:128:ASN:OD1	2.28	0.52
1:D:186:THR:OG1	1:D:210:ARG:HG2	2.09	0.52
1:D:319:ALA:C	1:D:320:LEU:HD22	2.30	0.52
1:D:322:PRO:HB2	1:D:325:MET:CE	2.39	0.52
1:E:12:ASN:HB2	1:E:17:VAL:HG12	1.88	0.52
1:E:302:GLY:O	1:E:305:MET:CB	2.57	0.52
1:F:35:VAL:CB	1:F:68:LYS:HB2	2.22	0.52
1:F:37:ARG:C	1:F:65:LEU:HA	2.30	0.52
1:F:71:ILE:HA	1:F:75:ILE:O	2.09	0.52
1:F:253:GLU:O	1:F:256:ARG:N	2.42	0.52
2:M:162:GLN:OE1	2:M:174:PHE:HA	2.09	0.52
1:A:43:VAL:O	1:C:143:TYR:OH	2.26	0.52
1:A:50:LYS:HZ2	1:A:52:SER:H	1.56	0.52
1:A:189:LEU:HA	1:A:192:ILE:CD1	2.37	0.52
1:A:256:ARG:NH1	1:A:256:ARG:HB2	2.25	0.52
1:A:297:ASN:CB	1:A:329:ILE:HG13	2.37	0.52
1:B:12:ASN:HB2	1:B:17:VAL:HG12	1.88	0.52
1:B:36:GLY:O	1:B:37:ARG:CZ	2.57	0.52
1:B:82:MET:HA	1:B:85:ILE:HB	1.92	0.52
1:B:128:ASN:HA	1:B:359:LYS:HE3	1.86	0.52
1:B:150:GLY:HA3	1:B:296:ASN:HB2	1.91	0.52
1:B:206:ARG:CA	1:B:209:VAL:HG22	2.39	0.52
1:B:226:GLU:OE1	1:B:227:MET:CE	2.58	0.52
1:B:263:GLN:HG2	1:B:263:GLN:O	2.10	0.52
1:B:296:ASN:C	1:B:330:ILE:HD13	2.30	0.52
1:B:304:THR:O	1:B:304:THR:CG2	2.52	0.52
1:B:345:ILE:HA	1:B:348:SER:OG	2.09	0.52
1:C:125:GLU:O	1:C:128:ASN:OD1	2.28	0.52
1:C:196:ARG:HH22	1:D:113:LYS:N	2.07	0.52
1:C:226:GLU:CD	1:C:226:GLU:C	2.69	0.52
1:C:337:TYR:O	1:C:341:ILE:N	2.36	0.52
1:D:16:LEU:HG	1:D:31:PHE:C	2.29	0.52
1:D:27:PRO:CD	1:D:340:TRP:CD2	2.92	0.52
1:D:99:GLU:HA	1:D:129:VAL:CA	2.40	0.52
1:D:203:THR:HA	1:D:206:ARG:CZ	2.39	0.52
1:D:221:LEU:HD13	1:D:315:LYS:HZ2	1.74	0.52
1:D:221:LEU:HD13	1:D:315:LYS:NZ	2.25	0.52
1:D:260:THR:HB	1:D:266:PHE:HD2	1.75	0.52
1:E:59:GLN:CB	1:E:62:ARG:HH11	2.22	0.52

Continued on next page...

Continued from previous page...

Atom-1	Atom-2	Interatomic distance (Å)	Clash overlap (Å)
1:E:109:PRO:HD3	1:E:136:ILE:CG2	2.40	0.52
1:E:142:LEU:HD11	1:E:163:VAL:HG11	1.92	0.52
1:E:147:ARG:O	1:E:149:THR:O	2.27	0.52
1:E:166:TYR:N	1:E:169:TYR:O	2.43	0.52
1:E:166:TYR:HB3	1:E:169:TYR:HB2	1.91	0.52
1:F:16:LEU:HG	1:F:31:PHE:C	2.29	0.52
1:F:36:GLY:O	1:F:37:ARG:CZ	2.57	0.52
1:F:54:VAL:O	1:F:55:GLY:C	2.45	0.52
1:F:105:LEU:O	1:F:135:ALA:N	2.33	0.52
1:F:215:LYS:O	1:F:216:LEU:HD22	2.10	0.52
1:F:252:ASN:OD1	1:F:253:GLU:N	2.42	0.52
1:F:310:ALA:O	1:F:314:GLN:OE1	2.28	0.52
2:N:161:PRO:CB	2:N:174:PHE:HB3	2.40	0.52
2:O:204:GLY:O	2:O:207:LEU:N	2.33	0.52
1:A:105:LEU:CG	1:A:134:VAL:HG12	2.39	0.52
1:A:264:PRO:HB3	1:A:269:MET:HB3	1.88	0.52
1:A:322:PRO:HB2	1:A:325:MET:CE	2.39	0.52
1:B:6:THR:HG22	1:B:101:HIS:CE1	2.45	0.52
1:B:36:GLY:N	1:B:54:VAL:HG21	2.25	0.52
1:B:44:MET:HE2	1:D:168:GLY:O	2.09	0.52
1:B:99:GLU:HG3	1:B:127:PHE:O	2.09	0.52
1:B:165:ILE:HA	1:B:169:TYR:O	2.09	0.52
1:B:202:THR:C	1:B:206:ARG:HE	2.13	0.52
1:B:260:THR:HB	1:B:266:PHE:HD2	1.75	0.52
1:C:59:GLN:CB	1:C:62:ARG:HH11	2.22	0.52
1:C:71:ILE:HA	1:C:76:ILE:HA	1.92	0.52
1:C:166:TYR:N	1:C:169:TYR:O	2.43	0.52
1:C:221:LEU:HD11	1:C:311:ASP:C	2.31	0.52
1:C:274:ILE:HD11	1:C:313:MET:CE	2.39	0.52
1:C:362:TYR:CE1	1:C:367:PRO:HB3	2.44	0.52
1:D:37:ARG:HH21	1:D:51:ASP:C	2.13	0.52
1:D:350:SER:C	1:D:353:GLN:HE22	2.09	0.52
1:E:50:LYS:HZ2	1:E:52:SER:H	1.55	0.52
1:E:221:LEU:HD11	1:E:311:ASP:C	2.31	0.52
1:E:226:GLU:CD	1:E:226:GLU:C	2.68	0.52
1:E:296:ASN:C	1:E:330:ILE:HD13	2.30	0.52
1:F:38:PRO:HD3	1:F:65:LEU:HD13	1.90	0.52
1:F:125:GLU:O	1:F:128:ASN:OD1	2.28	0.52
1:F:183:ARG:O	1:F:183:ARG:HD2	2.10	0.52
1:F:253:GLU:CA	1:F:256:ARG:HH11	2.23	0.52
1:F:263:GLN:O	1:F:263:GLN:HG2	2.10	0.52

Continued on next page...

Continued from previous page...

Atom-1	Atom-2	Interatomic distance (Å)	Clash overlap (Å)
1:F:297:ASN:CB	1:F:329:ILE:HG13	2.37	0.52
2:G:337:ALA:HB2	2:G:345:LEU:HD13	1.92	0.52
2:L:324:ILE:O	2:L:328:ALA:HB2	2.10	0.52
2:N:204:GLY:H	2:N:207:LEU:HB3	1.73	0.52
2:R:161:PRO:CB	2:R:174:PHE:HB3	2.40	0.52
1:A:6:THR:HG22	1:A:101:HIS:CE1	2.45	0.52
1:A:115:ASN:HA	1:A:118:LYS:HZ2	1.74	0.52
1:A:166:TYR:HB3	1:A:169:TYR:HB2	1.91	0.52
1:A:260:THR:HB	1:A:266:PHE:HD2	1.75	0.52
1:A:263:GLN:O	1:A:263:GLN:HG2	2.10	0.52
1:B:147:ARG:O	1:B:149:THR:O	2.27	0.52
1:B:167:GLU:HG2	1:B:169:TYR:CE2	2.45	0.52
1:B:194:THR:HA	1:B:198:TYR:HB2	1.92	0.52
1:B:322:PRO:HB2	1:B:325:MET:CE	2.39	0.52
1:C:37:ARG:HH21	1:C:51:ASP:C	2.14	0.52
1:C:98:PRO:HB2	1:C:127:PHE:HB3	1.92	0.52
1:C:142:LEU:HD11	1:C:163:VAL:HG11	1.92	0.52
1:C:177:ARG:HD3	1:C:178:LEU:N	2.24	0.52
1:D:36:GLY:N	1:D:54:VAL:HG21	2.25	0.52
1:D:37:ARG:C	1:D:65:LEU:HA	2.30	0.52
1:D:194:THR:HA	1:D:198:TYR:HB2	1.92	0.52
1:D:236:LEU:O	1:D:254:ARG:NH2	2.33	0.52
1:D:310:ALA:O	1:D:314:GLN:OE1	2.28	0.52
1:E:7:ALA:CA	1:E:102:PRO:HD2	2.39	0.52
1:E:32:PRO:HG2	1:E:55:GLY:O	2.10	0.52
1:E:150:GLY:HA3	1:E:296:ASN:HB2	1.91	0.52
1:F:9:VAL:HG12	1:F:21:PHE:CA	2.40	0.52
1:F:27:PRO:CD	1:F:340:TRP:CD2	2.91	0.52
1:F:171:LEU:HG	1:F:171:LEU:O	2.08	0.52
1:F:187:ASP:HB3	1:F:191:LYS:NZ	2.25	0.52
1:F:194:THR:HA	1:F:198:TYR:HB2	1.92	0.52
1:F:296:ASN:HA	1:F:330:ILE:HD13	1.92	0.52
2:O:161:PRO:CB	2:O:174:PHE:HB3	2.40	0.52
2:P:161:PRO:CB	2:P:174:PHE:HB3	2.40	0.52
2:P:173:THR:HG23	2:P:223:GLU:OE1	2.10	0.52
2:Q:173:THR:HG23	2:Q:223:GLU:OE1	2.10	0.52
2:Q:204:GLY:H	2:Q:207:LEU:HB3	1.73	0.52
1:A:9:VAL:HG12	1:A:21:PHE:CA	2.40	0.52
1:A:98:PRO:HB2	1:A:127:PHE:HB3	1.92	0.52
1:A:125:GLU:O	1:A:128:ASN:OD1	2.28	0.52
1:A:226:GLU:OE1	1:A:227:MET:CE	2.58	0.52

Continued on next page...

Continued from previous page...

Atom-1	Atom-2	Interatomic distance (Å)	Clash overlap (Å)
1:A:244:ASP:HB3	1:C:287:ILE:HD11	1.89	0.52
1:A:253:GLU:O	1:A:256:ARG:N	2.42	0.52
1:A:340:TRP:CZ3	1:A:341:ILE:HD13	2.45	0.52
1:B:115:ASN:HA	1:B:118:LYS:HZ3	1.74	0.52
1:B:183:ARG:O	1:B:183:ARG:HD2	2.10	0.52
1:B:203:THR:HA	1:B:206:ARG:CZ	2.39	0.52
1:B:316:GLU:O	1:B:317:ILE:C	2.47	0.52
1:B:349:LEU:O	1:B:352:PHE:HB2	2.10	0.52
1:C:187:ASP:HB3	1:C:191:LYS:NZ	2.24	0.52
1:D:147:ARG:O	1:D:149:THR:O	2.27	0.52
1:D:183:ARG:O	1:D:183:ARG:HD2	2.10	0.52
1:D:187:ASP:O	1:D:191:LYS:CD	2.57	0.52
1:D:202:THR:C	1:D:206:ARG:HE	2.13	0.52
1:D:362:TYR:CE1	1:D:367:PRO:HB3	2.44	0.52
1:E:36:GLY:N	1:E:54:VAL:HG21	2.25	0.52
1:E:71:ILE:HA	1:E:76:ILE:HA	1.92	0.52
1:E:196:ARG:HH22	1:F:113:LYS:N	2.07	0.52
1:E:274:ILE:HD11	1:E:313:MET:CE	2.39	0.52
1:E:339:VAL:HG23	1:E:340:TRP:N	2.26	0.52
1:F:124:PHE:CD1	1:F:132:MET:HE3	2.45	0.52
1:F:221:LEU:CD1	1:F:312:ARG:HD3	2.39	0.52
2:R:162:GLN:OE1	2:R:174:PHE:HA	2.09	0.52
1:A:60:SER:O	1:A:61:LYS:NZ	2.38	0.51
1:A:71:ILE:HA	1:A:76:ILE:HA	1.92	0.51
1:A:109:PRO:HB2	1:A:110:LEU:CD1	2.39	0.51
1:A:124:PHE:O	1:A:359:LYS:HE3	2.09	0.51
1:A:136:ILE:CG2	1:A:138:ALA:HB3	2.40	0.51
1:A:156:GLY:CA	1:A:301:GLY:HA2	2.35	0.51
1:B:124:PHE:O	1:B:359:LYS:HE3	2.09	0.51
1:B:189:LEU:HD23	1:B:209:VAL:HB	1.91	0.51
1:B:226:GLU:CD	1:B:226:GLU:C	2.68	0.51
1:B:274:ILE:HG13	1:B:275:HIS:N	2.25	0.51
1:C:6:THR:HG22	1:C:101:HIS:CE1	2.45	0.51
1:C:11:ASP:HA	1:C:106:THR:HG21	1.92	0.51
1:C:37:ARG:C	1:C:65:LEU:HA	2.30	0.51
1:C:136:ILE:CG2	1:C:138:ALA:HB3	2.40	0.51
1:C:183:ARG:O	1:C:183:ARG:HD2	2.10	0.51
1:C:187:ASP:O	1:C:191:LYS:CD	2.57	0.51
1:C:221:LEU:HD13	1:C:315:LYS:NZ	2.25	0.51
1:C:236:LEU:O	1:C:254:ARG:NH2	2.33	0.51
1:C:345:ILE:HA	1:C:348:SER:OG	2.09	0.51

Continued on next page...

Continued from previous page...

Atom-1	Atom-2	Interatomic distance (Å)	Clash overlap (Å)
1:D:6:THR:HG22	1:D:101:HIS:CE1	2.45	0.51
1:D:82:MET:HA	1:D:85:ILE:HB	1.92	0.51
1:D:167:GLU:HG2	1:D:169:TYR:CE2	2.45	0.51
1:D:339:VAL:HG23	1:D:340:TRP:N	2.26	0.51
1:D:349:LEU:O	1:D:352:PHE:HB2	2.10	0.51
1:E:11:ASP:HA	1:E:106:THR:HG21	1.92	0.51
1:E:37:ARG:C	1:E:65:LEU:HA	2.30	0.51
1:E:136:ILE:CG2	1:E:138:ALA:HB3	2.40	0.51
1:E:138:ALA:O	1:E:141:SER:OG	2.26	0.51
1:E:174:ALA:HA	1:E:284:LYS:CE	2.40	0.51
1:E:280:ASN:HA	1:E:283:MET:HE3	1.90	0.51
1:E:310:ALA:O	1:E:314:GLN:OE1	2.28	0.51
1:E:349:LEU:O	1:E:352:PHE:HB2	2.10	0.51
1:F:345:ILE:HG21	2:L:346:ARG:CG	2.38	0.51
1:F:349:LEU:O	1:F:352:PHE:HB2	2.10	0.51
2:M:173:THR:HG23	2:M:223:GLU:OE1	2.10	0.51
1:A:27:PRO:HG2	1:A:337:TYR:HD1	1.75	0.51
1:A:36:GLY:N	1:A:54:VAL:CG2	2.74	0.51
1:A:171:LEU:HG	1:A:171:LEU:O	2.07	0.51
1:A:187:ASP:O	1:A:191:LYS:CD	2.57	0.51
1:A:206:ARG:CA	1:A:209:VAL:HG22	2.39	0.51
1:A:221:LEU:HD11	1:A:311:ASP:C	2.31	0.51
1:A:296:ASN:C	1:A:330:ILE:HD13	2.30	0.51
1:A:345:ILE:HA	1:A:348:SER:OG	2.09	0.51
1:A:360:GLN:CD	1:A:361:GLU:N	2.64	0.51
1:A:369:ILE:HG23	1:A:370:VAL:N	2.26	0.51
1:B:27:PRO:CD	1:B:340:TRP:CD2	2.92	0.51
1:B:187:ASP:HA	1:B:191:LYS:HZ3	1.75	0.51
1:B:274:ILE:HD11	1:B:313:MET:CE	2.39	0.51
1:B:291:LYS:HE3	1:B:292:ASP:OD1	2.09	0.51
1:B:340:TRP:CZ3	1:B:341:ILE:HD13	2.45	0.51
1:C:7:ALA:CA	1:C:102:PRO:HD2	2.39	0.51
1:C:27:PRO:CD	1:C:340:TRP:CD2	2.92	0.51
1:C:36:GLY:N	1:C:54:VAL:CG2	2.74	0.51
1:C:147:ARG:O	1:C:149:THR:O	2.27	0.51
1:C:349:LEU:O	1:C:352:PHE:HB2	2.10	0.51
1:D:226:GLU:OE1	1:D:227:MET:CE	2.58	0.51
1:D:253:GLU:CA	1:D:256:ARG:HH11	2.23	0.51
1:D:268:GLY:HA3	1:E:173:HIS:NE2	2.26	0.51
1:D:296:ASN:HA	1:D:330:ILE:HD13	1.92	0.51
1:D:360:GLN:CD	1:D:361:GLU:N	2.64	0.51

Continued on next page...

Continued from previous page...

Atom-1	Atom-2	Interatomic distance (Å)	Clash overlap (Å)
1:D:369:ILE:HG23	1:D:370:VAL:N	2.26	0.51
1:E:165:ILE:HA	1:E:169:TYR:O	2.09	0.51
1:E:187:ASP:HB3	1:E:191:LYS:NZ	2.25	0.51
1:E:221:LEU:HD13	1:E:315:LYS:NZ	2.25	0.51
1:E:296:ASN:O	1:E:298:VAL:N	2.44	0.51
1:F:36:GLY:N	1:F:54:VAL:HG21	2.25	0.51
1:F:165:ILE:HA	1:F:169:TYR:O	2.09	0.51
1:F:166:TYR:N	1:F:169:TYR:O	2.43	0.51
1:F:296:ASN:C	1:F:330:ILE:HD13	2.30	0.51
1:A:37:ARG:C	1:A:65:LEU:HA	2.30	0.51
1:A:121:GLN:HB3	1:A:362:TYR:CE1	2.45	0.51
1:A:202:THR:C	1:A:206:ARG:HE	2.13	0.51
1:A:221:LEU:HD13	1:A:315:LYS:NZ	2.25	0.51
1:B:99:GLU:HA	1:B:129:VAL:CA	2.40	0.51
1:B:107:GLU:O	1:B:137:GLN:N	2.43	0.51
1:B:151:ILE:CG2	1:B:293:LEU:HD12	2.41	0.51
1:B:181:ALA:O	1:B:184:ASP:HB2	2.09	0.51
1:B:360:GLN:CD	1:B:361:GLU:N	2.64	0.51
1:C:105:LEU:O	1:C:135:ALA:N	2.33	0.51
1:C:166:TYR:HB3	1:C:169:TYR:HB2	1.91	0.51
1:C:256:ARG:NH1	1:C:256:ARG:HB2	2.25	0.51
1:D:15:GLY:N	1:D:157:ASP:OD2	2.42	0.51
1:D:44:MET:HE1	1:F:169:TYR:CG	2.45	0.51
1:D:181:ALA:O	1:D:184:ASP:HB2	2.09	0.51
1:D:187:ASP:HB3	1:D:191:LYS:NZ	2.24	0.51
1:D:206:ARG:CA	1:D:209:VAL:HG22	2.39	0.51
1:D:221:LEU:CD1	1:D:312:ARG:HD3	2.39	0.51
1:E:36:GLY:N	1:E:54:VAL:CG2	2.74	0.51
1:E:98:PRO:HB2	1:E:127:PHE:HB3	1.92	0.51
1:E:202:THR:C	1:E:206:ARG:HE	2.13	0.51
1:E:221:LEU:HA	1:E:312:ARG:HD2	1.92	0.51
1:E:253:GLU:CA	1:E:256:ARG:HH11	2.23	0.51
1:E:263:GLN:HG2	1:E:263:GLN:O	2.10	0.51
1:F:99:GLU:HA	1:F:129:VAL:CA	2.40	0.51
2:H:338:PHE:HE1	2:H:345:LEU:H	1.58	0.51
2:M:161:PRO:CB	2:M:174:PHE:HB3	2.40	0.51
1:A:88:HIS:O	1:A:89:THR:O	2.29	0.51
1:A:142:LEU:HD11	1:A:163:VAL:HG11	1.92	0.51
1:A:215:LYS:O	1:A:216:LEU:HD22	2.10	0.51
1:B:18:LYS:CG	1:B:30:VAL:HA	2.16	0.51
1:B:136:ILE:CG2	1:B:138:ALA:HB3	2.40	0.51

Continued on next page...

Continued from previous page...

Atom-1	Atom-2	Interatomic distance (Å)	Clash overlap (Å)
1:B:142:LEU:HD11	1:B:163:VAL:HG11	1.92	0.51
1:B:221:LEU:HD11	1:B:311:ASP:C	2.30	0.51
1:B:280:ASN:CA	1:B:283:MET:HE3	2.39	0.51
1:C:99:GLU:HA	1:C:129:VAL:CA	2.40	0.51
1:C:174:ALA:HA	1:C:284:LYS:CE	2.41	0.51
1:C:202:THR:C	1:C:206:ARG:HE	2.13	0.51
1:C:253:GLU:O	1:C:254:ARG:C	2.49	0.51
1:C:310:ALA:O	1:C:314:GLN:OE1	2.28	0.51
1:D:9:VAL:HG12	1:D:21:PHE:CA	2.40	0.51
1:D:13:GLY:HA3	1:D:18:LYS:HZ1	1.75	0.51
1:D:32:PRO:HG2	1:D:55:GLY:O	2.10	0.51
1:D:136:ILE:CG2	1:D:138:ALA:HB3	2.40	0.51
1:D:151:ILE:CG2	1:D:293:LEU:HD12	2.41	0.51
1:D:226:GLU:CD	1:D:226:GLU:C	2.68	0.51
1:E:6:THR:HG22	1:E:101:HIS:CE1	2.45	0.51
1:E:88:HIS:O	1:E:89:THR:O	2.29	0.51
1:E:185:LEU:HD12	1:E:257:CYS:C	2.31	0.51
1:E:268:GLY:HA3	1:F:173:HIS:NE2	2.26	0.51
1:F:114:ALA:C	1:F:118:LYS:HZ2	2.14	0.51
1:F:167:GLU:HG2	1:F:169:TYR:CE2	2.45	0.51
1:F:199:SER:O	1:F:199:SER:OG	2.26	0.51
1:F:279:TYR:O	1:F:283:MET:HE2	2.11	0.51
1:A:151:ILE:CA	1:A:164:PRO:HA	2.41	0.51
1:A:165:ILE:HA	1:A:169:TYR:O	2.09	0.51
1:A:167:GLU:HG2	1:A:169:TYR:CE2	2.45	0.51
1:A:183:ARG:O	1:A:183:ARG:HD2	2.10	0.51
1:A:253:GLU:CA	1:A:256:ARG:HH11	2.23	0.51
1:A:268:GLY:HA3	1:B:173:HIS:NE2	2.25	0.51
1:A:310:ALA:O	1:A:314:GLN:OE1	2.28	0.51
1:A:339:VAL:HG23	1:A:340:TRP:N	2.26	0.51
1:B:37:ARG:C	1:B:65:LEU:HA	2.30	0.51
1:B:215:LYS:O	1:B:216:LEU:HD22	2.10	0.51
1:B:256:ARG:NH1	1:B:256:ARG:HB2	2.25	0.51
1:C:44:MET:CA	1:E:143:TYR:OH	2.57	0.51
1:C:260:THR:HB	1:C:266:PHE:HD2	1.75	0.51
1:C:319:ALA:C	1:C:320:LEU:HD22	2.30	0.51
1:D:36:GLY:N	1:D:54:VAL:CG2	2.74	0.51
1:D:82:MET:HE3	1:D:86:TRP:CD1	2.45	0.51
1:D:165:ILE:CG2	1:D:166:TYR:H	2.24	0.51
1:D:345:ILE:HG21	2:J:346:ARG:CG	2.38	0.51
1:E:27:PRO:HG2	1:E:337:TYR:HD1	1.75	0.51

Continued on next page...

Continued from previous page...

Atom-1	Atom-2	Interatomic distance (Å)	Clash overlap (Å)
1:E:71:ILE:HA	1:E:75:ILE:O	2.09	0.51
1:E:132:MET:HG2	1:E:357:ILE:HB	1.90	0.51
1:F:59:GLN:CB	1:F:62:ARG:HH11	2.22	0.51
1:F:109:PRO:HB2	1:F:110:LEU:CD1	2.39	0.51
1:F:151:ILE:CG2	1:F:293:LEU:HD12	2.41	0.51
1:F:226:GLU:CD	1:F:226:GLU:C	2.68	0.51
1:F:226:GLU:OE1	1:F:227:MET:CE	2.58	0.51
1:F:256:ARG:NH1	1:F:256:ARG:HB2	2.25	0.51
1:F:360:GLN:CD	1:F:361:GLU:N	2.64	0.51
1:F:369:ILE:CA	1:F:372:ARG:NH1	2.71	0.51
2:J:324:ILE:O	2:J:328:ALA:HB2	2.10	0.51
2:J:338:PHE:HE1	2:J:345:LEU:H	1.59	0.51
1:A:107:GLU:O	1:A:137:GLN:N	2.43	0.51
1:A:187:ASP:OD1	1:A:190:MET:HE3	2.10	0.51
1:A:267:ILE:CD1	1:A:269:MET:HB2	2.41	0.51
1:A:345:ILE:HG21	2:G:346:ARG:CG	2.37	0.51
1:B:11:ASP:HA	1:B:106:THR:HG21	1.92	0.51
1:B:362:TYR:CE1	1:B:367:PRO:HA	2.46	0.51
1:B:362:TYR:CE1	1:B:367:PRO:HB3	2.44	0.51
1:C:156:GLY:CA	1:C:301:GLY:HA2	2.35	0.51
1:C:185:LEU:HD12	1:C:257:CYS:C	2.31	0.51
1:C:206:ARG:CA	1:C:209:VAL:HG22	2.39	0.51
1:C:268:GLY:HA3	1:D:173:HIS:NE2	2.26	0.51
1:C:360:GLN:CD	1:C:361:GLU:N	2.64	0.51
1:D:105:LEU:O	1:D:135:ALA:N	2.33	0.51
1:D:107:GLU:O	1:D:137:GLN:N	2.43	0.51
1:D:165:ILE:HA	1:D:169:TYR:O	2.09	0.51
1:D:308:GLY:O	1:D:311:ASP:N	2.44	0.51
1:E:183:ARG:O	1:E:183:ARG:HD2	2.10	0.51
1:F:6:THR:HG22	1:F:101:HIS:CE1	2.45	0.51
1:F:88:HIS:O	1:F:89:THR:O	2.29	0.51
1:F:187:ASP:HA	1:F:191:LYS:HZ3	1.75	0.51
1:F:306:TYR:CB	1:F:309:ILE:HD11	2.40	0.51
1:F:312:ARG:CB	1:F:315:LYS:HZ3	2.23	0.51
1:F:369:ILE:O	1:F:370:VAL:C	2.49	0.51
2:I:338:PHE:HE1	2:I:345:LEU:H	1.59	0.51
2:J:337:ALA:HB2	2:J:345:LEU:HD13	1.92	0.51
2:Q:161:PRO:CB	2:Q:174:PHE:HB3	2.40	0.51
1:A:37:ARG:NH2	1:A:52:SER:CB	2.74	0.51
1:A:221:LEU:HA	1:A:312:ARG:HD2	1.92	0.51
1:B:80:ASP:HA	1:B:83:GLU:CB	2.41	0.51

Continued on next page...

Continued from previous page...

Atom-1	Atom-2	Interatomic distance (Å)	Clash overlap (Å)
1:B:185:LEU:HD12	1:B:257:CYS:C	2.31	0.51
1:B:268:GLY:HA3	1:C:173:HIS:NE2	2.26	0.51
1:C:27:PRO:HG2	1:C:337:TYR:HD1	1.75	0.51
1:C:88:HIS:O	1:C:89:THR:O	2.29	0.51
1:C:167:GLU:HG2	1:C:169:TYR:CE2	2.45	0.51
1:C:242:LEU:HD22	1:E:287:ILE:HD11	1.93	0.51
1:C:296:ASN:C	1:C:330:ILE:HD13	2.30	0.51
1:C:322:PRO:CG	1:C:325:MET:HE1	2.40	0.51
1:D:37:ARG:NH2	1:D:52:SER:CB	2.74	0.51
1:D:38:PRO:HD3	1:D:65:LEU:HD13	1.90	0.51
1:D:88:HIS:O	1:D:89:THR:O	2.29	0.51
1:D:121:GLN:HB3	1:D:362:TYR:CE1	2.45	0.51
1:D:149:THR:CB	1:D:166:TYR:HA	2.41	0.51
1:D:190:MET:HG3	1:D:191:LYS:N	2.26	0.51
1:D:215:LYS:O	1:D:216:LEU:HD22	2.10	0.51
1:D:316:GLU:O	1:D:317:ILE:C	2.47	0.51
1:E:107:GLU:O	1:E:137:GLN:N	2.43	0.51
1:E:151:ILE:CA	1:E:164:PRO:HA	2.41	0.51
1:E:196:ARG:NH2	1:F:112:PRO:CB	2.73	0.51
1:E:215:LYS:O	1:E:216:LEU:HD22	2.10	0.51
1:E:221:LEU:CD1	1:E:312:ARG:HD3	2.39	0.51
1:E:362:TYR:CE1	1:E:367:PRO:HB3	2.44	0.51
1:F:80:ASP:HA	1:F:83:GLU:CB	2.41	0.51
1:F:82:MET:HA	1:F:85:ILE:HB	1.92	0.51
1:F:82:MET:HE3	1:F:86:TRP:CD1	2.45	0.51
1:F:116:ARG:HA	1:F:119:MET:HE3	1.93	0.51
1:F:189:LEU:HD23	1:F:209:VAL:HB	1.91	0.51
2:G:338:PHE:HE1	2:G:345:LEU:H	1.59	0.51
2:H:324:ILE:O	2:H:328:ALA:HB2	2.10	0.51
2:K:338:PHE:HE1	2:K:345:LEU:H	1.59	0.51
2:Q:173:THR:OG1	2:Q:225:HIS:ND1	2.29	0.51
1:A:7:ALA:CA	1:A:102:PRO:HD2	2.39	0.51
1:A:242:LEU:HD22	1:C:287:ILE:HD11	1.93	0.51
1:A:349:LEU:O	1:A:352:PHE:HB2	2.10	0.51
1:B:187:ASP:HB3	1:B:191:LYS:NZ	2.25	0.51
1:B:190:MET:HG3	1:B:191:LYS:N	2.26	0.51
1:B:221:LEU:CD1	1:B:312:ARG:HD3	2.39	0.51
1:B:369:ILE:HG23	1:B:370:VAL:N	2.26	0.51
1:C:9:VAL:HG12	1:C:21:PHE:CA	2.40	0.51
1:C:149:THR:CB	1:C:166:TYR:HA	2.41	0.51
1:C:267:ILE:CD1	1:C:269:MET:HB2	2.41	0.51

Continued on next page...

Continued from previous page...

Atom-1	Atom-2	Interatomic distance (Å)	Clash overlap (Å)
1:C:339:VAL:HG23	1:C:340:TRP:N	2.26	0.51
1:D:12:ASN:HB2	1:D:17:VAL:HG12	1.88	0.51
1:D:142:LEU:HD11	1:D:163:VAL:HG11	1.92	0.51
1:D:196:ARG:NH2	1:E:112:PRO:CB	2.73	0.51
1:D:208:ILE:HD13	1:D:243:PRO:CD	2.41	0.51
1:D:274:ILE:HD11	1:D:313:MET:CE	2.39	0.51
1:D:362:TYR:CE1	1:D:367:PRO:HA	2.46	0.51
1:D:369:ILE:O	1:D:370:VAL:C	2.48	0.51
1:E:94:LEU:CB	1:E:96:VAL:HG12	2.34	0.51
1:E:256:ARG:NH1	1:E:256:ARG:HB2	2.25	0.51
1:E:362:TYR:CE1	1:E:367:PRO:HA	2.46	0.51
1:F:36:GLY:N	1:F:54:VAL:CG2	2.74	0.51
1:F:38:PRO:HA	1:F:64:ILE:C	2.25	0.51
1:F:107:GLU:O	1:F:137:GLN:N	2.43	0.51
1:F:136:ILE:CG2	1:F:138:ALA:HB3	2.40	0.51
1:F:149:THR:CB	1:F:166:TYR:HA	2.41	0.51
1:F:208:ILE:HD13	1:F:243:PRO:CD	2.41	0.51
1:F:221:LEU:HD13	1:F:315:LYS:NZ	2.25	0.51
1:F:280:ASN:O	1:F:284:LYS:HG3	2.11	0.51
2:I:353:LYS:O	2:I:356:ARG:N	2.44	0.51
2:J:334:GLU:CA	2:J:345:LEU:HD22	2.36	0.51
2:N:157:PHE:CD2	2:N:160:ARG:HD3	2.46	0.51
2:N:171:SER:CA	2:N:226:ILE:O	2.33	0.51
1:A:149:THR:CB	1:A:166:TYR:HA	2.41	0.51
1:A:151:ILE:CG2	1:A:293:LEU:HD12	2.41	0.51
1:A:185:LEU:HD12	1:A:257:CYS:C	2.31	0.51
1:A:274:ILE:HG13	1:A:275:HIS:N	2.24	0.51
1:A:296:ASN:HA	1:A:330:ILE:HD13	1.92	0.51
1:B:81:ASP:O	1:B:85:ILE:HG13	2.11	0.51
1:B:149:THR:CB	1:B:166:TYR:HA	2.41	0.51
1:B:208:ILE:HD13	1:B:243:PRO:HD2	1.93	0.51
1:B:221:LEU:HA	1:B:315:LYS:HZ1	1.76	0.51
1:B:280:ASN:O	1:B:284:LYS:HG3	2.11	0.51
1:C:17:VAL:CG1	1:C:82:MET:HE1	2.30	0.51
1:C:73:HIS:CB	1:C:75:ILE:HG12	2.41	0.51
1:C:107:GLU:O	1:C:137:GLN:N	2.43	0.51
1:C:221:LEU:HA	1:C:312:ARG:HD2	1.92	0.51
1:C:280:ASN:HA	1:C:283:MET:HE3	1.90	0.51
1:C:345:ILE:HG21	2:I:346:ARG:CG	2.37	0.51
1:C:369:ILE:HG23	1:C:370:VAL:N	2.26	0.51
1:D:185:LEU:HD12	1:D:257:CYS:C	2.31	0.51

Continued on next page...

Continued from previous page...

Atom-1	Atom-2	Interatomic distance (Å)	Clash overlap (Å)
1:D:189:LEU:HD23	1:D:209:VAL:HB	1.91	0.51
1:D:280:ASN:O	1:D:284:LYS:HG3	2.11	0.51
1:D:332:PRO:HG2	1:D:335:ARG:HG2	1.93	0.51
1:E:70:PRO:O	1:E:77:THR:N	2.38	0.51
1:E:73:HIS:CB	1:E:75:ILE:HG12	2.41	0.51
1:E:82:MET:HA	1:E:85:ILE:HB	1.92	0.51
1:E:206:ARG:CA	1:E:209:VAL:HG22	2.39	0.51
1:E:316:GLU:O	1:E:317:ILE:C	2.47	0.51
1:E:337:TYR:O	1:E:341:ILE:N	2.36	0.51
1:E:345:ILE:HA	1:E:348:SER:OG	2.09	0.51
1:E:360:GLN:CD	1:E:361:GLU:N	2.64	0.51
1:F:71:ILE:HA	1:F:76:ILE:HA	1.92	0.51
1:F:98:PRO:HB2	1:F:127:PHE:HB3	1.92	0.51
1:F:105:LEU:CG	1:F:134:VAL:HG12	2.39	0.51
1:F:206:ARG:CA	1:F:209:VAL:HG22	2.39	0.51
1:F:279:TYR:HD2	1:F:283:MET:HE2	1.76	0.51
1:F:322:PRO:CG	1:F:325:MET:HE1	2.41	0.51
2:G:353:LYS:O	2:G:356:ARG:N	2.44	0.51
2:H:334:GLU:CA	2:H:345:LEU:HD22	2.36	0.51
2:J:338:PHE:HD1	2:J:342:VAL:O	1.94	0.51
2:L:337:ALA:HB2	2:L:345:LEU:HD13	1.92	0.51
2:L:353:LYS:O	2:L:356:ARG:N	2.44	0.51
2:P:157:PHE:CD2	2:P:160:ARG:HD3	2.46	0.51
1:A:174:ALA:HA	1:A:284:LYS:CE	2.41	0.51
1:A:194:THR:HA	1:A:198:TYR:HB2	1.91	0.51
1:A:218:TYR:CE1	1:A:254:ARG:CD	2.90	0.51
1:A:308:GLY:O	1:A:311:ASP:N	2.44	0.51
1:A:355:MET:HG2	1:A:356:TRP:CZ3	2.46	0.51
1:B:27:PRO:HG2	1:B:337:TYR:HD1	1.75	0.51
1:B:43:VAL:O	1:D:143:TYR:OH	2.26	0.51
1:B:332:PRO:HG2	1:B:335:ARG:HG2	1.93	0.51
1:B:345:ILE:HG21	2:H:346:ARG:CG	2.37	0.51
1:C:71:ILE:HD12	1:C:76:ILE:H	1.70	0.51
1:C:82:MET:HA	1:C:85:ILE:HB	1.92	0.51
1:C:121:GLN:HB3	1:C:362:TYR:CE1	2.45	0.51
1:C:138:ALA:O	1:C:141:SER:OG	2.27	0.51
1:C:187:ASP:OD1	1:C:190:MET:HE3	2.12	0.51
1:C:253:GLU:CA	1:C:256:ARG:HH11	2.23	0.51
1:C:355:MET:HG2	1:C:356:TRP:CZ3	2.46	0.51
1:D:98:PRO:HB2	1:D:127:PHE:HB3	1.92	0.51
1:D:150:GLY:HA3	1:D:296:ASN:HB2	1.91	0.51

Continued on next page...

Continued from previous page...

Atom-1	Atom-2	Interatomic distance (Å)	Clash overlap (Å)
1:D:256:ARG:NH1	1:D:256:ARG:HB2	2.25	0.51
1:E:35:VAL:HB	1:E:68:LYS:CB	2.24	0.51
1:E:149:THR:CB	1:E:166:TYR:HA	2.41	0.51
1:E:267:ILE:CD1	1:E:269:MET:HB2	2.41	0.51
1:E:355:MET:HG2	1:E:356:TRP:CZ3	2.46	0.51
1:E:360:GLN:HA	1:E:363:ASP:OD2	2.11	0.51
1:F:37:ARG:NH2	1:F:52:SER:CB	2.74	0.51
1:F:81:ASP:O	1:F:85:ILE:HG13	2.11	0.51
1:F:99:GLU:CG	1:F:128:ASN:HB2	2.32	0.51
1:F:190:MET:HG3	1:F:191:LYS:N	2.26	0.51
1:F:253:GLU:O	1:F:254:ARG:C	2.49	0.51
1:F:332:PRO:HG2	1:F:335:ARG:HG2	1.93	0.51
2:H:337:ALA:HB2	2:H:345:LEU:HD13	1.92	0.51
2:I:338:PHE:HD1	2:I:342:VAL:O	1.94	0.51
2:K:353:LYS:O	2:K:356:ARG:N	2.44	0.51
2:L:338:PHE:HD1	2:L:342:VAL:O	1.94	0.51
2:M:211:ASP:OD2	2:M:222:PHE:HA	2.11	0.51
2:M:238:ARG:NE	2:M:250:SER:H	2.09	0.51
2:Q:157:PHE:CD2	2:Q:160:ARG:HD3	2.46	0.51
2:Q:211:ASP:OD2	2:Q:222:PHE:HA	2.11	0.51
1:A:35:VAL:CB	1:A:68:LYS:HB2	2.22	0.50
1:A:262:PHE:CE1	1:A:313:MET:HE1	2.46	0.50
1:A:369:ILE:O	1:A:370:VAL:C	2.49	0.50
1:B:9:VAL:HG12	1:B:21:PHE:CA	2.40	0.50
1:B:218:TYR:CE1	1:B:254:ARG:CD	2.90	0.50
1:C:263:GLN:O	1:C:263:GLN:HG2	2.10	0.50
1:C:268:GLY:HA3	1:D:173:HIS:CD2	2.46	0.50
1:C:280:ASN:CA	1:C:283:MET:HG2	2.41	0.50
1:C:287:ILE:HG23	1:C:288:ASP:CG	2.32	0.50
1:C:369:ILE:O	1:C:370:VAL:C	2.49	0.50
1:D:267:ILE:CD1	1:D:269:MET:HB2	2.41	0.50
1:D:334:GLU:OE1	1:D:334:GLU:N	2.45	0.50
1:D:340:TRP:CZ3	1:D:341:ILE:HD13	2.45	0.50
1:E:37:ARG:NH2	1:E:52:SER:CB	2.74	0.50
1:E:121:GLN:HB3	1:E:362:TYR:CE1	2.45	0.50
1:E:221:LEU:HD13	1:E:312:ARG:HD2	1.93	0.50
1:E:268:GLY:HA3	1:F:173:HIS:CD2	2.46	0.50
1:E:280:ASN:O	1:E:284:LYS:HG3	2.11	0.50
1:E:312:ARG:CB	1:E:315:LYS:HZ3	2.24	0.50
1:F:37:ARG:HH21	1:F:51:ASP:C	2.13	0.50
1:F:142:LEU:HD11	1:F:163:VAL:HG11	1.92	0.50

Continued on next page...

Continued from previous page...

Atom-1	Atom-2	Interatomic distance (Å)	Clash overlap (Å)
1:F:202:THR:C	1:F:206:ARG:HE	2.13	0.50
1:F:208:ILE:HD13	1:F:243:PRO:HD2	1.93	0.50
2:H:348:MET:HE3	2:H:349:LEU:CD1	2.41	0.50
2:L:338:PHE:HE1	2:L:345:LEU:H	1.59	0.50
2:R:211:ASP:OD2	2:R:222:PHE:HA	2.11	0.50
2:R:213:TYR:HA	2:R:220:TYR:HA	1.93	0.50
1:A:11:ASP:HA	1:A:106:THR:HG21	1.92	0.50
1:A:208:ILE:HD13	1:A:243:PRO:CD	2.41	0.50
1:A:287:ILE:HG23	1:A:288:ASP:CG	2.32	0.50
1:B:36:GLY:N	1:B:54:VAL:CG2	2.74	0.50
1:B:208:ILE:HD13	1:B:243:PRO:CD	2.41	0.50
1:B:221:LEU:HD13	1:B:315:LYS:NZ	2.25	0.50
1:B:267:ILE:CD1	1:B:269:MET:HB2	2.41	0.50
1:B:296:ASN:HA	1:B:330:ILE:HD13	1.92	0.50
1:C:98:PRO:C	1:C:129:VAL:HA	2.32	0.50
1:C:208:ILE:HD13	1:C:243:PRO:CD	2.41	0.50
1:C:215:LYS:O	1:C:216:LEU:HD22	2.10	0.50
1:C:222:ASP:OD2	1:C:226:GLU:N	2.45	0.50
1:C:264:PRO:HG2	1:C:269:MET:O	2.11	0.50
1:C:308:GLY:O	1:C:311:ASP:N	2.44	0.50
1:D:11:ASP:HA	1:D:106:THR:HG21	1.92	0.50
1:D:151:ILE:CA	1:D:164:PRO:HA	2.41	0.50
1:D:208:ILE:HD13	1:D:243:PRO:HD2	1.93	0.50
1:E:71:ILE:HA	1:E:76:ILE:N	2.27	0.50
1:E:98:PRO:C	1:E:129:VAL:HA	2.32	0.50
1:E:105:LEU:CG	1:E:134:VAL:HG12	2.39	0.50
1:E:194:THR:HA	1:E:198:TYR:HB2	1.91	0.50
1:E:238:LYS:NZ	1:E:254:ARG:HH12	2.10	0.50
1:E:287:ILE:HG23	1:E:288:ASP:CG	2.32	0.50
1:E:369:ILE:O	1:E:370:VAL:C	2.49	0.50
1:F:185:LEU:HD12	1:F:257:CYS:C	2.31	0.50
1:F:267:ILE:CD1	1:F:269:MET:HB2	2.41	0.50
1:F:274:ILE:HD11	1:F:313:MET:CE	2.39	0.50
1:F:280:ASN:CA	1:F:283:MET:HG2	2.41	0.50
1:F:294:TYR:CE2	1:F:325:MET:CB	2.94	0.50
1:F:312:ARG:CG	1:F:315:LYS:NZ	2.75	0.50
1:F:339:VAL:HG23	1:F:340:TRP:N	2.26	0.50
1:F:369:ILE:HG23	1:F:370:VAL:N	2.26	0.50
2:J:353:LYS:O	2:J:356:ARG:N	2.44	0.50
2:M:157:PHE:CD2	2:M:160:ARG:HD3	2.46	0.50
1:A:73:HIS:CB	1:A:75:ILE:HG12	2.41	0.50

Continued on next page...

Continued from previous page...

Atom-1	Atom-2	Interatomic distance (Å)	Clash overlap (Å)
1:A:82:MET:HA	1:A:85:ILE:HB	1.92	0.50
1:A:121:GLN:HB3	1:A:362:TYR:HH	1.76	0.50
1:A:192:ILE:HD12	1:A:253:GLU:CG	2.42	0.50
1:A:253:GLU:O	1:A:254:ARG:C	2.49	0.50
1:B:37:ARG:NH2	1:B:52:SER:CB	2.74	0.50
1:B:88:HIS:O	1:B:89:THR:O	2.29	0.50
1:B:166:TYR:O	1:B:169:TYR:N	2.42	0.50
1:B:238:LYS:HG2	1:B:254:ARG:NH2	2.27	0.50
1:B:238:LYS:O	1:B:250:ILE:N	2.44	0.50
1:B:253:GLU:CA	1:B:256:ARG:HH11	2.23	0.50
1:B:264:PRO:HG2	1:B:269:MET:O	2.12	0.50
1:B:268:GLY:HA3	1:C:173:HIS:CD2	2.46	0.50
1:B:312:ARG:CG	1:B:315:LYS:NZ	2.75	0.50
1:B:339:VAL:HG23	1:B:340:TRP:N	2.26	0.50
1:B:369:ILE:O	1:B:370:VAL:C	2.49	0.50
1:D:71:ILE:HA	1:D:76:ILE:HA	1.92	0.50
1:D:268:GLY:HA3	1:E:173:HIS:CD2	2.46	0.50
1:D:360:GLN:HA	1:D:363:ASP:OD2	2.11	0.50
1:E:13:GLY:HA3	1:E:18:LYS:HZ1	1.75	0.50
1:E:37:ARG:HH21	1:E:51:ASP:C	2.13	0.50
1:E:80:ASP:HA	1:E:83:GLU:CB	2.41	0.50
1:E:187:ASP:HA	1:E:191:LYS:HZ3	1.77	0.50
1:E:208:ILE:HD13	1:E:243:PRO:CD	2.41	0.50
1:F:11:ASP:HA	1:F:106:THR:HG21	1.92	0.50
1:F:13:GLY:HA3	1:F:18:LYS:HZ3	1.75	0.50
1:F:27:PRO:HG2	1:F:337:TYR:HD1	1.75	0.50
1:F:221:LEU:HA	1:F:312:ARG:HD2	1.92	0.50
1:F:238:LYS:NZ	1:F:254:ARG:HH12	2.10	0.50
2:H:348:MET:HE3	2:H:349:LEU:HD11	1.93	0.50
1:A:86:TRP:O	1:A:89:THR:N	2.45	0.50
1:A:98:PRO:C	1:A:129:VAL:HA	2.32	0.50
1:A:124:PHE:CD1	1:A:132:MET:HE3	2.46	0.50
1:A:221:LEU:HD13	1:A:312:ARG:HD2	1.93	0.50
1:B:71:ILE:HA	1:B:76:ILE:HA	1.92	0.50
1:B:174:ALA:HA	1:B:284:LYS:CE	2.41	0.50
1:B:221:LEU:HA	1:B:312:ARG:HD2	1.92	0.50
1:B:242:LEU:HD22	1:D:287:ILE:HD11	1.93	0.50
1:B:287:ILE:HG23	1:B:288:ASP:CG	2.32	0.50
1:B:294:TYR:CB	1:B:327:ILE:HA	2.34	0.50
1:C:37:ARG:NH2	1:C:52:SER:CB	2.74	0.50
1:C:50:LYS:HZ2	1:C:52:SER:H	1.58	0.50

Continued on next page...

Continued from previous page...

Atom-1	Atom-2	Interatomic distance (Å)	Clash overlap (Å)
1:C:165:ILE:CG2	1:C:166:TYR:H	2.23	0.50
1:C:274:ILE:HG13	1:C:275:HIS:N	2.24	0.50
1:C:296:ASN:HA	1:C:330:ILE:HD13	1.92	0.50
1:C:306:TYR:CB	1:C:309:ILE:HD11	2.40	0.50
1:D:221:LEU:HD11	1:D:311:ASP:C	2.31	0.50
1:D:253:GLU:O	1:D:254:ARG:C	2.49	0.50
1:E:167:GLU:HG2	1:E:169:TYR:CE2	2.45	0.50
1:E:217:CYS:HB3	1:E:254:ARG:O	2.12	0.50
1:E:280:ASN:CA	1:E:283:MET:HG2	2.42	0.50
1:F:217:CYS:HB3	1:F:254:ARG:O	2.12	0.50
1:F:308:GLY:O	1:F:311:ASP:N	2.44	0.50
1:F:316:GLU:O	1:F:317:ILE:C	2.47	0.50
1:F:334:GLU:OE1	1:F:334:GLU:N	2.45	0.50
1:F:342:GLY:CA	2:L:346:ARG:HD2	2.41	0.50
1:F:360:GLN:HA	1:F:363:ASP:OD2	2.12	0.50
2:H:338:PHE:HD1	2:H:342:VAL:O	1.94	0.50
2:O:238:ARG:NH2	2:O:250:SER:H	2.10	0.50
2:Q:156:LEU:O	2:Q:158:VAL:HG23	2.12	0.50
1:A:268:GLY:HA3	1:B:173:HIS:CD2	2.46	0.50
1:B:98:PRO:HB2	1:B:127:PHE:HB3	1.92	0.50
1:B:222:ASP:OD2	1:B:226:GLU:N	2.45	0.50
1:B:242:LEU:CD2	1:B:244:ASP:CG	2.65	0.50
1:B:360:GLN:HA	1:B:363:ASP:OD2	2.12	0.50
1:C:80:ASP:HA	1:C:83:GLU:CB	2.41	0.50
1:C:94:LEU:CB	1:C:96:VAL:HG12	2.34	0.50
1:C:107:GLU:H	1:C:137:GLN:H	1.60	0.50
1:C:151:ILE:CA	1:C:164:PRO:HA	2.41	0.50
1:C:192:ILE:HD12	1:C:253:GLU:CG	2.42	0.50
1:C:194:THR:HA	1:C:198:TYR:HB2	1.91	0.50
1:C:242:LEU:HD23	1:C:244:ASP:N	2.11	0.50
1:C:280:ASN:O	1:C:284:LYS:HG3	2.11	0.50
1:C:334:GLU:OE1	1:C:334:GLU:N	2.45	0.50
1:C:360:GLN:HA	1:C:363:ASP:OD2	2.12	0.50
1:D:80:ASP:HA	1:D:83:GLU:CB	2.41	0.50
1:D:147:ARG:CZ	2:J:343:THR:CG2	2.83	0.50
1:D:238:LYS:NZ	1:D:254:ARG:HH12	2.10	0.50
1:D:264:PRO:HG2	1:D:269:MET:O	2.12	0.50
1:D:294:TYR:CE2	1:D:325:MET:CB	2.95	0.50
1:E:260:THR:HB	1:E:266:PHE:HD2	1.75	0.50
1:E:294:TYR:CE2	1:E:325:MET:CB	2.94	0.50
1:E:345:ILE:HG21	2:K:346:ARG:CG	2.37	0.50

Continued on next page...

Continued from previous page...

Atom-1	Atom-2	Interatomic distance (Å)	Clash overlap (Å)
1:F:151:ILE:CA	1:F:164:PRO:HA	2.41	0.50
1:F:221:LEU:HD11	1:F:311:ASP:C	2.30	0.50
2:M:233:PHE:O	2:M:237:TYR:OH	2.21	0.50
2:M:238:ARG:NH2	2:M:250:SER:H	2.10	0.50
2:N:156:LEU:O	2:N:158:VAL:HG23	2.12	0.50
2:N:157:PHE:HE2	2:N:250:SER:HG	1.60	0.50
2:O:196:TRP:CD1	2:O:197:VAL:HG22	2.47	0.50
2:O:211:ASP:OD2	2:O:222:PHE:HA	2.11	0.50
2:O:238:ARG:NE	2:O:250:SER:H	2.09	0.50
2:P:156:LEU:O	2:P:158:VAL:HG23	2.12	0.50
2:P:211:ASP:OD2	2:P:222:PHE:HA	2.11	0.50
2:P:213:TYR:HA	2:P:220:TYR:HA	1.93	0.50
2:Q:196:TRP:CD1	2:Q:197:VAL:HG22	2.47	0.50
2:Q:205:GLN:O	2:Q:227:THR:OG1	2.21	0.50
2:Q:238:ARG:NH2	2:Q:250:SER:H	2.10	0.50
2:R:233:PHE:O	2:R:237:TYR:OH	2.21	0.50
1:A:16:LEU:O	1:A:18:LYS:NZ	2.32	0.50
1:A:80:ASP:HA	1:A:83:GLU:CB	2.41	0.50
1:A:99:GLU:CG	1:A:128:ASN:HB2	2.32	0.50
1:A:244:ASP:CA	1:C:288:ASP:OD1	2.60	0.50
1:A:260:THR:O	1:A:263:GLN:N	2.40	0.50
1:A:294:TYR:CE2	1:A:325:MET:CB	2.94	0.50
1:A:334:GLU:OE1	1:A:334:GLU:N	2.45	0.50
1:B:44:MET:HE1	1:D:169:TYR:CG	2.46	0.50
1:B:151:ILE:CA	1:B:164:PRO:HA	2.41	0.50
1:B:192:ILE:HD12	1:B:253:GLU:CG	2.42	0.50
1:B:280:ASN:CA	1:B:283:MET:HG2	2.41	0.50
1:B:361:GLU:C	1:B:369:ILE:HD13	2.32	0.50
1:C:217:CYS:HB3	1:C:254:ARG:O	2.12	0.50
1:C:221:LEU:CD1	1:C:312:ARG:HD3	2.39	0.50
1:C:294:TYR:CE2	1:C:325:MET:CB	2.94	0.50
1:C:362:TYR:CE1	1:C:367:PRO:HA	2.46	0.50
1:D:23:GLY:H	1:D:348:SER:HB3	1.77	0.50
1:D:222:ASP:OD2	1:D:226:GLU:N	2.45	0.50
1:D:294:TYR:CB	1:D:327:ILE:HA	2.34	0.50
1:E:16:LEU:O	1:E:18:LYS:NZ	2.32	0.50
1:E:35:VAL:CG1	1:E:68:LYS:HE2	2.42	0.50
1:E:107:GLU:H	1:E:137:GLN:H	1.60	0.50
1:E:253:GLU:O	1:E:254:ARG:C	2.49	0.50
1:E:286:ASP:OD1	1:E:289:ILE:CG2	2.60	0.50
1:E:296:ASN:HA	1:E:330:ILE:HD13	1.92	0.50

Continued on next page...

Continued from previous page...

Atom-1	Atom-2	Interatomic distance (Å)	Clash overlap (Å)
1:E:313:MET:HB3	1:E:329:ILE:HG12	1.94	0.50
1:E:369:ILE:HG23	1:E:370:VAL:N	2.26	0.50
1:F:7:ALA:CA	1:F:102:PRO:HD2	2.39	0.50
2:G:338:PHE:HD1	2:G:342:VAL:O	1.94	0.50
2:M:213:TYR:HA	2:M:220:TYR:HA	1.93	0.50
2:P:238:ARG:NE	2:P:250:SER:H	2.09	0.50
2:R:204:GLY:O	2:R:207:LEU:N	2.33	0.50
2:R:238:ARG:NE	2:R:250:SER:H	2.09	0.50
1:A:40:HIS:CE1	1:A:42:GLY:N	2.72	0.50
1:A:222:ASP:OD2	1:A:226:GLU:N	2.45	0.50
1:A:264:PRO:HG2	1:A:269:MET:O	2.12	0.50
1:A:340:TRP:CE3	1:A:341:ILE:HA	2.47	0.50
1:B:15:GLY:N	1:B:157:ASP:OD2	2.42	0.50
1:B:37:ARG:HH21	1:B:51:ASP:C	2.14	0.50
1:B:80:ASP:O	1:B:84:LYS:HE2	2.12	0.50
1:B:308:GLY:O	1:B:311:ASP:N	2.44	0.50
1:B:355:MET:HG2	1:B:356:TRP:CZ3	2.46	0.50
1:C:8:LEU:O	1:C:103:THR:HA	2.12	0.50
1:C:34:ILE:HD11	1:C:69:TYR:CE1	2.47	0.50
1:C:34:ILE:C	1:C:54:VAL:HG11	2.32	0.50
1:C:252:ASN:CB	1:C:256:ARG:HD3	2.42	0.50
1:D:35:VAL:HB	1:D:68:LYS:CB	2.24	0.50
1:D:43:VAL:O	1:F:143:TYR:OH	2.26	0.50
1:D:238:LYS:O	1:D:250:ILE:N	2.44	0.50
1:D:242:LEU:HD22	1:F:287:ILE:HD11	1.93	0.50
1:D:280:ASN:C	1:D:283:MET:HG2	2.32	0.50
1:D:287:ILE:HG23	1:D:288:ASP:CG	2.32	0.50
1:E:222:ASP:OD2	1:E:226:GLU:N	2.45	0.50
1:E:238:LYS:HG2	1:E:254:ARG:NH2	2.27	0.50
1:F:115:ASN:OD1	1:F:119:MET:CE	2.60	0.50
1:F:121:GLN:HB3	1:F:362:TYR:CE1	2.45	0.50
1:F:166:TYR:O	1:F:169:TYR:N	2.42	0.50
1:F:238:LYS:HG2	1:F:254:ARG:NH2	2.27	0.50
1:F:355:MET:HG2	1:F:356:TRP:CZ3	2.46	0.50
1:F:362:TYR:CE1	1:F:367:PRO:HA	2.46	0.50
2:H:353:LYS:O	2:H:356:ARG:N	2.44	0.50
2:K:338:PHE:HD1	2:K:342:VAL:O	1.94	0.50
2:M:156:LEU:O	2:M:158:VAL:HG23	2.12	0.50
2:O:156:LEU:O	2:O:158:VAL:HG23	2.12	0.50
2:P:196:TRP:CD1	2:P:197:VAL:HG22	2.47	0.50
2:R:156:LEU:O	2:R:158:VAL:HG23	2.12	0.50

Continued on next page...

Continued from previous page...

Atom-1	Atom-2	Interatomic distance (Å)	Clash overlap (Å)
2:R:196:TRP:CD1	2:R:197:VAL:HG22	2.47	0.50
1:A:23:GLY:H	1:A:348:SER:HB3	1.77	0.50
1:A:71:ILE:HA	1:A:76:ILE:N	2.27	0.50
1:A:115:ASN:OD1	1:A:119:MET:CE	2.60	0.50
1:A:121:GLN:OE1	1:A:362:TYR:OH	2.25	0.50
1:B:34:ILE:C	1:B:54:VAL:HG11	2.32	0.50
1:B:35:VAL:CG1	1:B:68:LYS:HE2	2.42	0.50
1:B:223:PHE:O	1:B:226:GLU:OE1	2.30	0.50
1:B:260:THR:O	1:B:263:GLN:N	2.40	0.50
1:B:286:ASP:OD1	1:B:289:ILE:N	2.38	0.50
1:C:44:MET:HE1	1:E:169:TYR:CG	2.47	0.50
1:C:151:ILE:CG2	1:C:293:LEU:HD12	2.41	0.50
1:C:238:LYS:NZ	1:C:254:ARG:HH12	2.10	0.50
1:D:80:ASP:O	1:D:84:LYS:HE2	2.12	0.50
1:D:166:TYR:O	1:D:169:TYR:N	2.42	0.50
1:D:187:ASP:HA	1:D:191:LYS:HZ3	1.76	0.50
1:D:192:ILE:HD12	1:D:253:GLU:CG	2.41	0.50
1:E:192:ILE:HD12	1:E:253:GLU:CG	2.42	0.50
1:E:226:GLU:OE1	1:E:227:MET:CE	2.58	0.50
1:E:264:PRO:HG2	1:E:269:MET:O	2.12	0.50
1:E:308:GLY:O	1:E:311:ASP:N	2.44	0.50
1:E:312:ARG:CG	1:E:315:LYS:NZ	2.75	0.50
1:F:34:ILE:C	1:F:54:VAL:HG11	2.32	0.50
1:F:80:ASP:O	1:F:84:LYS:HE2	2.12	0.50
1:F:280:ASN:C	1:F:283:MET:HG2	2.33	0.50
2:N:204:GLY:O	2:N:207:LEU:N	2.33	0.50
2:O:156:LEU:HD11	2:O:246:LYS:HZ1	1.77	0.50
2:O:157:PHE:CD2	2:O:160:ARG:HD3	2.46	0.50
2:O:213:TYR:HA	2:O:220:TYR:HA	1.93	0.50
2:R:157:PHE:CD2	2:R:160:ARG:HD3	2.46	0.50
1:A:34:ILE:HD11	1:A:69:TYR:CE1	2.47	0.50
1:A:80:ASP:O	1:A:84:LYS:HE2	2.12	0.50
1:A:280:ASN:O	1:A:284:LYS:HG3	2.11	0.50
1:A:286:ASP:OD1	1:A:289:ILE:CG2	2.60	0.50
1:A:312:ARG:CG	1:A:315:LYS:NZ	2.75	0.50
1:A:332:PRO:HG2	1:A:335:ARG:HG2	1.93	0.50
1:B:23:GLY:H	1:B:348:SER:HB3	1.77	0.50
1:B:82:MET:HE3	1:B:86:TRP:CD1	2.47	0.50
1:B:312:ARG:HA	1:B:315:LYS:HZ2	1.77	0.50
1:B:340:TRP:CE3	1:B:341:ILE:HA	2.47	0.50
1:C:44:MET:HE2	1:E:168:GLY:O	2.12	0.50

Continued on next page...

Continued from previous page...

Atom-1	Atom-2	Interatomic distance (Å)	Clash overlap (Å)
1:C:86:TRP:O	1:C:89:THR:N	2.45	0.50
1:C:164:PRO:O	1:C:170:ALA:CB	2.60	0.50
1:C:196:ARG:NH2	1:D:112:PRO:CB	2.73	0.50
1:C:244:ASP:CA	1:E:288:ASP:OD1	2.60	0.50
1:C:349:LEU:CB	1:C:352:PHE:CD2	2.89	0.50
1:D:34:ILE:C	1:D:54:VAL:HG11	2.32	0.50
1:D:274:ILE:HG13	1:D:275:HIS:N	2.24	0.50
1:D:286:ASP:OD1	1:D:289:ILE:CG2	2.60	0.50
1:D:355:MET:HG2	1:D:356:TRP:CZ3	2.46	0.50
1:D:361:GLU:C	1:D:369:ILE:HD13	2.32	0.50
1:E:9:VAL:HG12	1:E:21:PHE:CA	2.40	0.50
1:E:34:ILE:HD11	1:E:69:TYR:CE1	2.47	0.50
1:E:38:PRO:HD3	1:E:65:LEU:HD13	1.90	0.50
1:E:164:PRO:O	1:E:170:ALA:CB	2.60	0.50
1:E:223:PHE:O	1:E:226:GLU:OE1	2.30	0.50
1:F:5:THR:HG21	1:F:102:PRO:HD3	1.93	0.50
1:F:124:PHE:CG	1:F:359:LYS:CD	2.86	0.50
1:F:171:LEU:CD1	1:F:173:HIS:HB2	2.39	0.50
1:F:264:PRO:HG2	1:F:269:MET:O	2.12	0.50
1:F:265:SER:C	1:F:268:GLY:H	2.16	0.50
2:N:238:ARG:NE	2:N:250:SER:H	2.09	0.50
1:A:24:ASP:C	1:A:340:TRP:HH2	2.16	0.49
1:A:217:CYS:HB3	1:A:254:ARG:O	2.12	0.49
1:A:362:TYR:CE1	1:A:367:PRO:HA	2.46	0.49
1:B:5:THR:HG21	1:B:102:PRO:HD3	1.93	0.49
1:B:73:HIS:CB	1:B:75:ILE:HG12	2.41	0.49
1:B:147:ARG:CZ	2:H:343:THR:CG2	2.83	0.49
1:B:196:ARG:NH2	1:C:112:PRO:CB	2.73	0.49
1:B:334:GLU:OE1	1:B:334:GLU:N	2.45	0.49
1:C:190:MET:HG3	1:C:191:LYS:N	2.26	0.49
1:C:221:LEU:HD13	1:C:312:ARG:HD2	1.93	0.49
1:C:316:GLU:O	1:C:317:ILE:C	2.47	0.49
1:D:5:THR:HG21	1:D:102:PRO:HD3	1.93	0.49
1:D:27:PRO:HG2	1:D:337:TYR:HD1	1.75	0.49
1:D:139:VAL:O	1:D:142:LEU:HB2	2.12	0.49
1:D:221:LEU:HA	1:D:312:ARG:HD2	1.92	0.49
1:D:280:ASN:CA	1:D:283:MET:HG2	2.41	0.49
1:E:5:THR:HG21	1:E:102:PRO:HD3	1.93	0.49
1:E:34:ILE:C	1:E:54:VAL:HG11	2.32	0.49
1:E:80:ASP:O	1:E:84:LYS:HE2	2.12	0.49
1:E:82:MET:HE3	1:E:85:ILE:CG2	2.42	0.49

Continued on next page...

Continued from previous page...

Atom-1	Atom-2	Interatomic distance (Å)	Clash overlap (Å)
1:E:105:LEU:O	1:E:135:ALA:N	2.34	0.49
1:E:190:MET:HG3	1:E:191:LYS:N	2.26	0.49
1:E:274:ILE:HG13	1:E:275:HIS:N	2.25	0.49
1:E:332:PRO:HG2	1:E:335:ARG:HG2	1.93	0.49
1:F:23:GLY:H	1:F:348:SER:HB3	1.77	0.49
1:F:192:ILE:HD12	1:F:253:GLU:CG	2.42	0.49
1:F:238:LYS:O	1:F:250:ILE:N	2.44	0.49
2:P:217:SER:O	2:P:219:VAL:HG23	2.12	0.49
2:P:241:VAL:O	2:P:246:LYS:NZ	2.45	0.49
2:R:238:ARG:NH2	2:R:250:SER:H	2.10	0.49
1:A:34:ILE:C	1:A:54:VAL:HG11	2.32	0.49
1:A:59:GLN:HB2	1:A:62:ARG:NH1	2.27	0.49
1:A:70:PRO:O	1:A:77:THR:N	2.38	0.49
1:A:81:ASP:O	1:A:85:ILE:HG13	2.11	0.49
1:A:164:PRO:O	1:A:170:ALA:CB	2.60	0.49
1:A:187:ASP:HA	1:A:191:LYS:HZ3	1.75	0.49
1:A:361:GLU:C	1:A:369:ILE:HD13	2.32	0.49
1:B:86:TRP:O	1:B:89:THR:N	2.45	0.49
1:B:98:PRO:C	1:B:129:VAL:HA	2.32	0.49
1:B:253:GLU:O	1:B:254:ARG:C	2.49	0.49
1:B:286:ASP:OD1	1:B:289:ILE:CG2	2.60	0.49
1:C:5:THR:HG21	1:C:102:PRO:HD3	1.93	0.49
1:C:35:VAL:CG1	1:C:68:LYS:HE2	2.42	0.49
1:C:67:LEU:HB3	1:C:203:THR:CG2	2.42	0.49
1:C:71:ILE:HA	1:C:76:ILE:N	2.27	0.49
1:C:81:ASP:O	1:C:85:ILE:HG13	2.11	0.49
1:C:115:ASN:OD1	1:C:119:MET:CE	2.60	0.49
1:C:199:SER:O	1:C:199:SER:OG	2.26	0.49
1:C:238:LYS:HG2	1:C:254:ARG:NH2	2.27	0.49
1:C:238:LYS:O	1:C:250:ILE:N	2.44	0.49
1:D:67:LEU:HB3	1:D:203:THR:CG2	2.42	0.49
1:D:312:ARG:CG	1:D:315:LYS:NZ	2.75	0.49
1:D:340:TRP:CE3	1:D:341:ILE:HA	2.47	0.49
1:E:23:GLY:H	1:E:348:SER:HB3	1.77	0.49
1:E:59:GLN:HB2	1:E:62:ARG:NH1	2.27	0.49
1:E:252:ASN:CB	1:E:256:ARG:HD3	2.42	0.49
1:E:334:GLU:OE1	1:E:334:GLU:N	2.45	0.49
1:F:147:ARG:CZ	2:L:343:THR:CG2	2.83	0.49
1:F:222:ASP:OD2	1:F:226:GLU:N	2.45	0.49
2:N:196:TRP:CD1	2:N:197:VAL:HG22	2.47	0.49
2:Q:213:TYR:HA	2:Q:220:TYR:HA	1.93	0.49

Continued on next page...

Continued from previous page...

Atom-1	Atom-2	Interatomic distance (Å)	Clash overlap (Å)
2:Q:238:ARG:NE	2:Q:250:SER:H	2.09	0.49
1:A:223:PHE:CA	1:A:226:GLU:HB3	2.43	0.49
1:A:238:LYS:O	1:A:250:ILE:N	2.44	0.49
1:B:39:ARG:HH12	1:B:63:GLY:C	2.16	0.49
1:B:105:LEU:O	1:B:135:ALA:N	2.33	0.49
1:B:139:VAL:O	1:B:142:LEU:HB2	2.12	0.49
1:B:202:THR:C	1:B:206:ARG:NE	2.66	0.49
1:B:265:SER:C	1:B:268:GLY:H	2.16	0.49
1:B:294:TYR:CE2	1:B:325:MET:CB	2.94	0.49
1:C:24:ASP:C	1:C:340:TRP:HH2	2.16	0.49
1:C:70:PRO:O	1:C:77:THR:N	2.38	0.49
1:C:280:ASN:C	1:C:283:MET:HG2	2.32	0.49
1:C:312:ARG:CG	1:C:315:LYS:NZ	2.75	0.49
1:C:332:PRO:HG2	1:C:335:ARG:HG2	1.93	0.49
1:D:38:PRO:HA	1:D:64:ILE:C	2.25	0.49
1:D:81:ASP:O	1:D:85:ILE:HG13	2.11	0.49
1:E:81:ASP:O	1:E:85:ILE:HG13	2.11	0.49
1:E:82:MET:CE	1:E:86:TRP:NE1	2.75	0.49
1:E:349:LEU:CB	1:E:352:PHE:CD2	2.90	0.49
1:E:361:GLU:C	1:E:369:ILE:HD13	2.32	0.49
1:F:164:PRO:O	1:F:170:ALA:CB	2.60	0.49
1:F:340:TRP:CE3	1:F:341:ILE:HA	2.47	0.49
1:F:361:GLU:C	1:F:369:ILE:HD13	2.32	0.49
2:R:217:SER:O	2:R:219:VAL:HG23	2.12	0.49
1:A:37:ARG:HH21	1:A:51:ASP:C	2.13	0.49
1:A:190:MET:HG3	1:A:191:LYS:N	2.26	0.49
1:A:196:ARG:NH2	1:B:112:PRO:CB	2.73	0.49
1:A:252:ASN:CB	1:A:256:ARG:HD3	2.42	0.49
1:A:280:ASN:C	1:A:283:MET:HG2	2.33	0.49
1:B:70:PRO:O	1:B:77:THR:N	2.38	0.49
1:B:242:LEU:HD23	1:B:244:ASP:N	2.11	0.49
1:B:346:LEU:HD23	1:B:346:LEU:C	2.33	0.49
1:C:161:HIS:HA	1:C:176:MET:O	2.13	0.49
1:C:187:ASP:HA	1:C:191:LYS:HZ3	1.75	0.49
1:C:293:LEU:HD22	1:C:293:LEU:N	2.28	0.49
1:C:313:MET:HB3	1:C:329:ILE:HG12	1.94	0.49
1:D:35:VAL:CG1	1:D:68:LYS:HE2	2.42	0.49
1:D:217:CYS:HB3	1:D:254:ARG:O	2.12	0.49
1:D:218:TYR:CE1	1:D:254:ARG:CD	2.90	0.49
1:D:322:PRO:CG	1:D:325:MET:HE1	2.42	0.49
1:E:99:GLU:CG	1:E:128:ASN:HB2	2.32	0.49

Continued on next page...

Continued from previous page...

Atom-1	Atom-2	Interatomic distance (Å)	Clash overlap (Å)
1:E:165:ILE:CG2	1:E:166:TYR:H	2.24	0.49
1:E:238:LYS:O	1:E:250:ILE:N	2.44	0.49
1:F:24:ASP:C	1:F:340:TRP:HH2	2.16	0.49
1:F:67:LEU:HB3	1:F:203:THR:CG2	2.42	0.49
1:F:71:ILE:HA	1:F:76:ILE:N	2.27	0.49
1:F:174:ALA:HA	1:F:284:LYS:CE	2.41	0.49
1:F:287:ILE:HG23	1:F:288:ASP:CG	2.32	0.49
1:F:340:TRP:CZ3	1:F:341:ILE:HD13	2.45	0.49
2:N:173:THR:HG22	2:N:175:SER:OG	2.13	0.49
2:N:211:ASP:OD2	2:N:222:PHE:HA	2.11	0.49
2:N:217:SER:O	2:N:219:VAL:HG23	2.12	0.49
2:N:238:ARG:NH2	2:N:250:SER:H	2.10	0.49
2:Q:233:PHE:O	2:Q:237:TYR:OH	2.21	0.49
1:A:67:LEU:HB3	1:A:203:THR:CG2	2.42	0.49
1:A:97:ALA:HB3	1:A:100:GLU:CD	2.33	0.49
1:A:139:VAL:O	1:A:142:LEU:HB2	2.12	0.49
1:A:346:LEU:HD23	1:A:346:LEU:C	2.33	0.49
1:A:360:GLN:HA	1:A:363:ASP:OD2	2.12	0.49
1:B:221:LEU:HD13	1:B:315:LYS:HZ2	1.78	0.49
1:C:139:VAL:O	1:C:142:LEU:HB2	2.12	0.49
1:C:340:TRP:CE3	1:C:341:ILE:HA	2.47	0.49
1:D:71:ILE:HA	1:D:76:ILE:N	2.27	0.49
1:D:174:ALA:HA	1:D:284:LYS:CE	2.41	0.49
1:D:199:SER:O	1:D:199:SER:OG	2.26	0.49
1:D:265:SER:C	1:D:268:GLY:H	2.16	0.49
1:D:296:ASN:O	1:D:298:VAL:N	2.44	0.49
1:E:8:LEU:O	1:E:103:THR:HA	2.12	0.49
1:E:34:ILE:HG22	1:E:35:VAL:N	2.28	0.49
1:E:86:TRP:O	1:E:89:THR:N	2.45	0.49
1:E:252:ASN:HB2	1:E:256:ARG:HD3	1.94	0.49
1:F:262:PHE:CE1	1:F:313:MET:HE1	2.48	0.49
2:M:217:SER:O	2:M:219:VAL:HG23	2.12	0.49
2:N:213:TYR:HA	2:N:220:TYR:HA	1.93	0.49
1:A:5:THR:HG21	1:A:102:PRO:HD3	1.93	0.49
1:A:223:PHE:O	1:A:226:GLU:OE1	2.30	0.49
1:A:238:LYS:HG2	1:A:254:ARG:NH2	2.27	0.49
1:B:107:GLU:H	1:B:137:GLN:H	1.60	0.49
1:B:121:GLN:HB3	1:B:362:TYR:CE1	2.45	0.49
1:B:238:LYS:NZ	1:B:254:ARG:HH12	2.10	0.49
1:B:244:ASP:CA	1:D:288:ASP:OD1	2.60	0.49
1:B:246:GLN:N	1:D:290:ARG:NH2	2.61	0.49

Continued on next page...

Continued from previous page...

Atom-1	Atom-2	Interatomic distance (Å)	Clash overlap (Å)
1:C:38:PRO:HD3	1:C:65:LEU:HD13	1.90	0.49
1:C:245:GLY:CA	1:E:290:ARG:HH21	2.26	0.49
1:C:296:ASN:O	1:C:298:VAL:N	2.44	0.49
1:C:361:GLU:C	1:C:369:ILE:HD13	2.32	0.49
1:D:86:TRP:O	1:D:89:THR:N	2.45	0.49
1:D:221:LEU:HA	1:D:315:LYS:HZ1	1.78	0.49
1:D:223:PHE:O	1:D:226:GLU:OE1	2.30	0.49
1:D:244:ASP:CA	1:F:288:ASP:OD1	2.60	0.49
1:D:306:TYR:CB	1:D:309:ILE:HD11	2.40	0.49
1:D:308:GLY:CA	1:D:311:ASP:HB2	2.43	0.49
1:E:67:LEU:HB3	1:E:203:THR:CG2	2.42	0.49
1:E:115:ASN:OD1	1:E:119:MET:CE	2.60	0.49
1:E:139:VAL:O	1:E:142:LEU:HB2	2.13	0.49
1:E:171:LEU:CD1	1:E:173:HIS:HB2	2.39	0.49
1:E:223:PHE:CA	1:E:226:GLU:HB3	2.43	0.49
1:F:39:ARG:HH12	1:F:63:GLY:C	2.16	0.49
1:F:82:MET:CE	1:F:86:TRP:NE1	2.75	0.49
1:F:86:TRP:O	1:F:89:THR:N	2.45	0.49
1:F:139:VAL:O	1:F:142:LEU:HB2	2.12	0.49
1:F:286:ASP:OD1	1:F:289:ILE:CG2	2.60	0.49
2:I:332:GLU:C	2:I:334:GLU:N	2.65	0.49
2:M:196:TRP:CD1	2:M:197:VAL:HG22	2.47	0.49
2:M:241:VAL:O	2:M:246:LYS:NZ	2.45	0.49
2:N:214:ASP:OD2	2:N:217:SER:N	2.29	0.49
2:P:173:THR:HG22	2:P:175:SER:OG	2.13	0.49
1:A:53:TYR:O	1:A:57:GLU:CG	2.60	0.49
1:A:208:ILE:HD13	1:A:243:PRO:HD2	1.93	0.49
1:A:238:LYS:NZ	1:A:254:ARG:HH12	2.10	0.49
1:A:239:SER:HA	1:A:249:THR:CA	2.16	0.49
1:B:164:PRO:O	1:B:170:ALA:CB	2.60	0.49
1:B:280:ASN:C	1:B:283:MET:HG2	2.33	0.49
1:B:293:LEU:HD22	1:B:293:LEU:N	2.27	0.49
1:C:13:GLY:HA3	1:C:18:LYS:HZ1	1.74	0.49
1:C:80:ASP:O	1:C:84:LYS:HE2	2.12	0.49
1:C:82:MET:CE	1:C:86:TRP:NE1	2.75	0.49
1:C:105:LEU:CG	1:C:134:VAL:HG12	2.39	0.49
1:C:242:LEU:HD21	1:E:287:ILE:CG1	2.43	0.49
1:D:24:ASP:C	1:D:340:TRP:HH2	2.16	0.49
1:D:39:ARG:HH12	1:D:63:GLY:C	2.16	0.49
1:D:115:ASN:OD1	1:D:119:MET:CE	2.60	0.49
1:D:202:THR:C	1:D:206:ARG:NE	2.66	0.49

Continued on next page...

Continued from previous page...

Atom-1	Atom-2	Interatomic distance (Å)	Clash overlap (Å)
1:D:202:THR:HG1	1:D:205:GLU:HB2	1.76	0.49
1:D:346:LEU:HD23	1:D:346:LEU:C	2.33	0.49
1:E:24:ASP:C	1:E:340:TRP:HH2	2.16	0.49
1:E:35:VAL:HG12	1:E:68:LYS:HE2	1.95	0.49
1:E:290:ARG:O	1:E:293:LEU:HB2	2.13	0.49
1:F:35:VAL:CG1	1:F:68:LYS:HE2	2.42	0.49
1:F:35:VAL:HG12	1:F:68:LYS:HE2	1.95	0.49
1:F:223:PHE:O	1:F:226:GLU:OE1	2.30	0.49
1:F:294:TYR:CB	1:F:327:ILE:HA	2.34	0.49
2:O:217:SER:O	2:O:219:VAL:HG23	2.12	0.49
2:P:238:ARG:NH2	2:P:250:SER:H	2.10	0.49
1:A:221:LEU:CD1	1:A:312:ARG:HD3	2.39	0.49
1:A:242:LEU:HD21	1:C:287:ILE:CG1	2.43	0.49
1:B:34:ILE:HD11	1:B:69:TYR:CE1	2.47	0.49
1:B:115:ASN:OD1	1:B:119:MET:CE	2.60	0.49
1:B:217:CYS:HB3	1:B:254:ARG:O	2.12	0.49
1:B:296:ASN:O	1:B:298:VAL:N	2.44	0.49
1:C:35:VAL:HG12	1:C:68:LYS:HE2	1.95	0.49
1:C:40:HIS:CE1	1:C:42:GLY:N	2.71	0.49
1:C:180:LEU:CD1	1:C:184:ASP:HB2	2.43	0.49
1:C:223:PHE:O	1:C:226:GLU:OE1	2.30	0.49
1:C:226:GLU:OE1	1:C:227:MET:CE	2.58	0.49
1:C:279:TYR:C	1:C:282:ILE:HG12	2.33	0.49
1:C:308:GLY:CA	1:C:311:ASP:HB2	2.43	0.49
1:C:362:TYR:O	1:C:366:GLY:HA2	2.13	0.49
1:D:8:LEU:O	1:D:103:THR:HA	2.12	0.49
1:D:59:GLN:HB2	1:D:62:ARG:NH1	2.27	0.49
1:D:98:PRO:C	1:D:129:VAL:HA	2.32	0.49
1:D:107:GLU:H	1:D:137:GLN:H	1.60	0.49
1:D:161:HIS:HA	1:D:176:MET:O	2.13	0.49
1:D:290:ARG:O	1:D:293:LEU:HB2	2.13	0.49
1:D:293:LEU:N	1:D:293:LEU:HD22	2.28	0.49
1:D:328:LYS:HZ2	1:D:330:ILE:HG13	1.75	0.49
1:E:98:PRO:HG3	1:E:127:PHE:CD1	2.48	0.49
1:E:223:PHE:HA	1:E:226:GLU:HB3	1.95	0.49
1:E:293:LEU:HD22	1:E:293:LEU:N	2.28	0.49
1:E:340:TRP:CE3	1:E:341:ILE:HA	2.47	0.49
1:F:8:LEU:O	1:F:103:THR:HA	2.12	0.49
1:F:73:HIS:CB	1:F:75:ILE:HG12	2.41	0.49
1:F:140:LEU:O	1:F:144:ALA:HB2	2.13	0.49
2:G:332:GLU:C	2:G:334:GLU:N	2.65	0.49

Continued on next page...

Continued from previous page...

Atom-1	Atom-2	Interatomic distance (Å)	Clash overlap (Å)
2:O:171:SER:CA	2:O:226:ILE:O	2.33	0.49
2:Q:166:VAL:HG22	2:Q:170:GLY:HA3	1.95	0.49
1:A:35:VAL:CG1	1:A:68:LYS:HE2	2.42	0.49
1:A:35:VAL:HG12	1:A:68:LYS:HE2	1.95	0.49
1:A:86:TRP:N	1:A:86:TRP:CD1	2.79	0.49
1:A:94:LEU:CB	1:A:96:VAL:HG12	2.34	0.49
1:A:107:GLU:H	1:A:137:GLN:H	1.60	0.49
1:A:161:HIS:HA	1:A:176:MET:O	2.13	0.49
1:A:202:THR:C	1:A:206:ARG:NE	2.66	0.49
1:A:280:ASN:CA	1:A:283:MET:HG2	2.41	0.49
1:A:293:LEU:HD22	1:A:293:LEU:N	2.27	0.49
1:A:308:GLY:CA	1:A:311:ASP:HB2	2.43	0.49
1:A:362:TYR:O	1:A:366:GLY:HA2	2.13	0.49
1:B:34:ILE:HG22	1:B:35:VAL:N	2.28	0.49
1:B:53:TYR:O	1:B:57:GLU:CG	2.60	0.49
1:B:66:THR:HG23	1:B:68:LYS:NZ	2.28	0.49
1:B:98:PRO:HG3	1:B:127:PHE:CD1	2.48	0.49
1:B:252:ASN:CB	1:B:256:ARG:HD3	2.42	0.49
1:B:290:ARG:O	1:B:293:LEU:HB2	2.13	0.49
1:B:313:MET:HA	1:B:316:GLU:OE2	2.13	0.49
1:B:342:GLY:CA	2:H:346:ARG:HD2	2.41	0.49
1:C:34:ILE:HG22	1:C:35:VAL:N	2.28	0.49
1:C:194:THR:HA	1:C:198:TYR:O	2.13	0.49
1:C:208:ILE:HD13	1:C:243:PRO:HD2	1.93	0.49
1:C:264:PRO:O	1:C:268:GLY:CA	2.61	0.49
1:C:290:ARG:O	1:C:293:LEU:HB2	2.13	0.49
1:D:82:MET:CE	1:D:86:TRP:NE1	2.75	0.49
1:D:97:ALA:HB3	1:D:100:GLU:CD	2.33	0.49
1:D:114:ALA:C	1:D:118:LYS:HZ2	2.17	0.49
1:D:252:ASN:CB	1:D:256:ARG:HD3	2.42	0.49
1:E:39:ARG:HH12	1:E:63:GLY:C	2.16	0.49
1:E:142:LEU:O	1:E:145:SER:N	2.40	0.49
1:E:208:ILE:HD13	1:E:243:PRO:HD2	1.93	0.49
1:E:279:TYR:C	1:E:282:ILE:HG12	2.33	0.49
1:E:280:ASN:C	1:E:283:MET:HG2	2.33	0.49
1:F:218:TYR:CE1	1:F:254:ARG:CD	2.90	0.49
1:F:233:SER:O	1:F:236:LEU:HG	2.13	0.49
1:F:242:LEU:HD23	1:F:244:ASP:N	2.11	0.49
1:F:296:ASN:O	1:F:298:VAL:N	2.44	0.49
1:F:308:GLY:CA	1:F:311:ASP:HB2	2.43	0.49
2:I:324:ILE:O	2:I:324:ILE:CG2	2.61	0.49

Continued on next page...

Continued from previous page...

Atom-1	Atom-2	Interatomic distance (Å)	Clash overlap (Å)
1:A:265:SER:C	1:A:268:GLY:H	2.16	0.49
1:A:279:TYR:C	1:A:282:ILE:HG12	2.33	0.49
1:B:67:LEU:HB3	1:B:203:THR:CG2	2.43	0.49
1:B:71:ILE:HA	1:B:76:ILE:N	2.27	0.49
1:B:97:ALA:HB3	1:B:100:GLU:CD	2.33	0.49
1:B:161:HIS:HA	1:B:176:MET:O	2.13	0.49
1:B:313:MET:HB3	1:B:329:ILE:HG12	1.94	0.49
1:C:39:ARG:HH12	1:C:63:GLY:C	2.16	0.49
1:C:43:VAL:O	1:E:143:TYR:OH	2.26	0.49
1:C:53:TYR:O	1:C:57:GLU:CG	2.60	0.49
1:C:66:THR:HG23	1:C:68:LYS:NZ	2.28	0.49
1:C:115:ASN:HA	1:C:118:LYS:HZ2	1.76	0.49
1:C:223:PHE:HA	1:C:226:GLU:HB3	1.95	0.49
1:C:223:PHE:CA	1:C:226:GLU:HB3	2.43	0.49
1:C:242:LEU:H	1:C:246:GLN:C	2.16	0.49
1:C:286:ASP:OD1	1:C:289:ILE:CG2	2.60	0.49
1:D:7:ALA:CA	1:D:102:PRO:HD2	2.39	0.49
1:D:18:LYS:CG	1:D:30:VAL:HA	2.16	0.49
1:D:35:VAL:HG12	1:D:68:LYS:HE2	1.95	0.49
1:D:86:TRP:CD1	1:D:86:TRP:N	2.79	0.49
1:D:275:HIS:HB2	1:D:316:GLU:HG3	1.95	0.49
1:D:313:MET:HB3	1:D:329:ILE:HG12	1.94	0.49
1:E:265:SER:C	1:E:268:GLY:H	2.16	0.49
1:E:306:TYR:CB	1:E:309:ILE:HD11	2.40	0.49
1:E:346:LEU:C	1:E:346:LEU:HD23	2.33	0.49
1:F:34:ILE:HD11	1:F:69:TYR:CE1	2.47	0.49
1:F:98:PRO:C	1:F:129:VAL:HA	2.32	0.49
1:F:180:LEU:CD1	1:F:184:ASP:HB2	2.43	0.49
1:F:252:ASN:CB	1:F:256:ARG:HD3	2.42	0.49
1:F:275:HIS:HB2	1:F:316:GLU:HG3	1.95	0.49
2:H:324:ILE:O	2:H:324:ILE:CG2	2.61	0.49
1:A:8:LEU:O	1:A:103:THR:HA	2.12	0.48
1:A:44:MET:CE	1:C:168:GLY:O	2.61	0.48
1:A:264:PRO:O	1:A:268:GLY:CA	2.61	0.48
1:A:282:ILE:O	1:A:285:CYS:N	2.46	0.48
1:B:345:ILE:O	1:B:348:SER:OG	2.28	0.48
1:C:23:GLY:H	1:C:348:SER:HB3	1.77	0.48
1:C:44:MET:CE	1:E:168:GLY:O	2.61	0.48
1:C:97:ALA:HB3	1:C:100:GLU:CD	2.33	0.48
1:C:242:LEU:CD2	1:C:244:ASP:CG	2.65	0.48
1:C:346:LEU:HD23	1:C:346:LEU:C	2.33	0.48

Continued on next page...

Continued from previous page...

Atom-1	Atom-2	Interatomic distance (Å)	Clash overlap (Å)
1:D:140:LEU:O	1:D:144:ALA:HB2	2.13	0.48
1:E:166:TYR:CD1	1:E:289:ILE:CD1	2.96	0.48
1:E:202:THR:C	1:E:206:ARG:NE	2.66	0.48
1:E:282:ILE:O	1:E:285:CYS:N	2.46	0.48
1:F:66:THR:HG23	1:F:68:LYS:NZ	2.28	0.48
1:F:161:HIS:HA	1:F:176:MET:O	2.13	0.48
1:F:286:ASP:OD1	1:F:289:ILE:N	2.38	0.48
2:H:332:GLU:C	2:H:334:GLU:N	2.65	0.48
2:H:349:LEU:O	2:H:353:LYS:HG3	2.13	0.48
2:Q:217:SER:O	2:Q:219:VAL:HG23	2.12	0.48
2:Q:241:VAL:O	2:Q:246:LYS:NZ	2.45	0.48
1:A:99:GLU:HA	1:A:129:VAL:HA	1.96	0.48
1:A:100:GLU:C	1:A:130:PRO:HD3	2.34	0.48
1:A:124:PHE:CG	1:A:359:LYS:CD	2.86	0.48
1:A:252:ASN:HB2	1:A:256:ARG:HD3	1.94	0.48
1:A:262:PHE:HE1	1:A:313:MET:HE1	1.77	0.48
1:A:290:ARG:O	1:A:293:LEU:HB2	2.13	0.48
1:A:306:TYR:CB	1:A:309:ILE:HD11	2.40	0.48
1:B:24:ASP:C	1:B:340:TRP:HH2	2.15	0.48
1:B:35:VAL:HG12	1:B:68:LYS:HE2	1.95	0.48
1:B:223:PHE:CA	1:B:226:GLU:HB3	2.43	0.48
1:B:275:HIS:HB2	1:B:316:GLU:HG3	1.95	0.48
1:C:35:VAL:HB	1:C:68:LYS:CB	2.24	0.48
1:C:99:GLU:HA	1:C:129:VAL:HA	1.95	0.48
1:C:99:GLU:CG	1:C:128:ASN:HB2	2.32	0.48
1:C:282:ILE:O	1:C:285:CYS:N	2.46	0.48
1:D:34:ILE:HD11	1:D:69:TYR:CE1	2.47	0.48
1:D:98:PRO:HG3	1:D:127:PHE:CD1	2.48	0.48
1:D:164:PRO:O	1:D:170:ALA:CB	2.60	0.48
1:D:180:LEU:CD1	1:D:184:ASP:HB2	2.43	0.48
1:D:238:LYS:HG2	1:D:254:ARG:NH2	2.27	0.48
1:E:40:HIS:CE1	1:E:42:GLY:N	2.72	0.48
1:E:194:THR:HA	1:E:198:TYR:O	2.13	0.48
1:E:313:MET:HA	1:E:316:GLU:OE2	2.13	0.48
1:F:59:GLN:HB2	1:F:62:ARG:NH1	2.27	0.48
1:F:67:LEU:C	1:F:67:LEU:HD12	2.34	0.48
1:F:166:TYR:CD1	1:F:289:ILE:CD1	2.96	0.48
1:F:202:THR:C	1:F:206:ARG:NE	2.66	0.48
1:F:242:LEU:H	1:F:246:GLN:C	2.16	0.48
1:F:313:MET:HB3	1:F:329:ILE:HG12	1.94	0.48
1:F:368:SER:HA	1:F:371:HIS:CD2	2.48	0.48

Continued on next page...

Continued from previous page...

Atom-1	Atom-2	Interatomic distance (Å)	Clash overlap (Å)
2:M:160:ARG:NH1	2:M:161:PRO:HG2	2.28	0.48
2:O:160:ARG:NH1	2:O:161:PRO:HG2	2.28	0.48
2:Q:160:ARG:NH1	2:Q:161:PRO:HG2	2.28	0.48
1:A:39:ARG:HH12	1:A:63:GLY:C	2.16	0.48
1:A:165:ILE:CG2	1:A:166:TYR:H	2.24	0.48
1:A:180:LEU:CD1	1:A:184:ASP:HB2	2.43	0.48
1:A:245:GLY:CA	1:C:290:ARG:HH21	2.26	0.48
1:B:279:TYR:C	1:B:282:ILE:HG12	2.33	0.48
1:C:100:GLU:C	1:C:130:PRO:HD3	2.34	0.48
1:D:35:VAL:N	1:D:68:LYS:O	2.47	0.48
1:D:53:TYR:O	1:D:57:GLU:CG	2.60	0.48
1:D:262:PHE:CE1	1:D:313:MET:HE1	2.48	0.48
1:D:342:GLY:CA	2:J:346:ARG:HD2	2.41	0.48
1:E:66:THR:HG23	1:E:68:LYS:NZ	2.28	0.48
1:E:151:ILE:CG2	1:E:293:LEU:HD12	2.41	0.48
1:E:161:HIS:HA	1:E:176:MET:O	2.13	0.48
1:E:296:ASN:CA	1:E:330:ILE:HD13	2.43	0.48
1:F:50:LYS:HZ2	1:F:52:SER:H	1.62	0.48
1:F:165:ILE:CG2	1:F:166:TYR:H	2.23	0.48
1:F:264:PRO:HB3	1:F:269:MET:HB3	1.88	0.48
1:F:296:ASN:CA	1:F:330:ILE:HD13	2.43	0.48
2:J:349:LEU:O	2:J:353:LYS:HG3	2.13	0.48
2:L:324:ILE:O	2:L:324:ILE:CG2	2.61	0.48
2:N:160:ARG:NH1	2:N:161:PRO:HG2	2.28	0.48
1:A:34:ILE:HG22	1:A:35:VAL:N	2.28	0.48
1:A:82:MET:CE	1:A:86:TRP:NE1	2.75	0.48
1:A:223:PHE:HA	1:A:226:GLU:HB3	1.95	0.48
1:A:286:ASP:OD1	1:A:289:ILE:N	2.38	0.48
1:A:296:ASN:CA	1:A:330:ILE:HD13	2.43	0.48
1:A:316:GLU:O	1:A:317:ILE:C	2.47	0.48
1:B:166:TYR:CD1	1:B:289:ILE:CD1	2.96	0.48
1:B:262:PHE:CE1	1:B:313:MET:HE1	2.48	0.48
1:C:42:GLY:CA	1:C:44:MET:HE2	2.43	0.48
1:C:59:GLN:HB2	1:C:62:ARG:NH1	2.27	0.48
1:C:86:TRP:N	1:C:86:TRP:CD1	2.79	0.48
1:C:218:TYR:CE1	1:C:254:ARG:CD	2.90	0.48
1:D:8:LEU:HD23	1:D:21:PHE:CD1	2.49	0.48
1:D:73:HIS:CB	1:D:75:ILE:HG12	2.41	0.48
1:D:336:LYS:H	1:D:336:LYS:HG2	1.42	0.48
1:D:368:SER:HA	1:D:371:HIS:CD2	2.48	0.48
1:E:308:GLY:CA	1:E:311:ASP:HB2	2.43	0.48

Continued on next page...

Continued from previous page...

Atom-1	Atom-2	Interatomic distance (Å)	Clash overlap (Å)
1:F:86:TRP:CD1	1:F:86:TRP:N	2.79	0.48
1:F:293:LEU:HD22	1:F:293:LEU:N	2.27	0.48
2:P:210:HIS:HB3	2:P:223:GLU:CG	2.44	0.48
2:P:237:TYR:HE2	2:P:254:LEU:HB3	1.78	0.48
2:R:173:THR:HG22	2:R:175:SER:OG	2.13	0.48
2:R:210:HIS:HB3	2:R:223:GLU:CG	2.44	0.48
1:A:37:ARG:N	1:A:66:THR:HG22	2.29	0.48
1:A:67:LEU:C	1:A:67:LEU:HD12	2.34	0.48
1:A:275:HIS:HB2	1:A:316:GLU:HG3	1.95	0.48
1:B:8:LEU:O	1:B:103:THR:HA	2.12	0.48
1:B:140:LEU:O	1:B:144:ALA:HB2	2.13	0.48
1:B:223:PHE:HA	1:B:226:GLU:HB3	1.95	0.48
1:B:308:GLY:CA	1:B:311:ASP:HB2	2.43	0.48
1:C:35:VAL:N	1:C:68:LYS:O	2.47	0.48
1:C:67:LEU:C	1:C:67:LEU:HD12	2.34	0.48
1:C:286:ASP:OD1	1:C:289:ILE:N	2.38	0.48
1:C:368:SER:O	1:C:372:ARG:NH1	2.47	0.48
1:D:34:ILE:HG22	1:D:35:VAL:N	2.28	0.48
1:D:166:TYR:CD1	1:D:289:ILE:CD1	2.96	0.48
1:D:233:SER:O	1:D:236:LEU:HG	2.13	0.48
1:D:296:ASN:CA	1:D:330:ILE:HD13	2.43	0.48
1:E:35:VAL:N	1:E:68:LYS:O	2.47	0.48
1:E:99:GLU:HA	1:E:129:VAL:HA	1.96	0.48
1:E:100:GLU:C	1:E:130:PRO:HD3	2.34	0.48
1:E:242:LEU:H	1:E:246:GLN:C	2.16	0.48
1:F:100:GLU:C	1:F:130:PRO:HD3	2.34	0.48
1:F:107:GLU:H	1:F:137:GLN:H	1.60	0.48
1:F:138:ALA:O	1:F:141:SER:OG	2.27	0.48
1:F:252:ASN:HB2	1:F:256:ARG:HD3	1.94	0.48
1:F:290:ARG:O	1:F:293:LEU:HB2	2.13	0.48
1:F:346:LEU:HD23	1:F:346:LEU:C	2.33	0.48
1:F:368:SER:O	1:F:372:ARG:NH1	2.47	0.48
2:P:160:ARG:NH1	2:P:161:PRO:HG2	2.28	0.48
1:A:140:LEU:O	1:A:144:ALA:HB2	2.13	0.48
1:A:194:THR:HA	1:A:198:TYR:O	2.13	0.48
1:A:233:SER:O	1:A:236:LEU:HG	2.13	0.48
1:A:312:ARG:CB	1:A:315:LYS:HZ3	2.26	0.48
1:A:313:MET:HB3	1:A:329:ILE:HG12	1.94	0.48
1:A:328:LYS:HZ3	1:A:330:ILE:HA	1.79	0.48
1:A:342:GLY:CA	2:G:346:ARG:HD2	2.41	0.48
1:B:8:LEU:HD23	1:B:21:PHE:CD1	2.49	0.48

Continued on next page...

Continued from previous page...

Atom-1	Atom-2	Interatomic distance (Å)	Clash overlap (Å)
1:B:35:VAL:N	1:B:68:LYS:O	2.47	0.48
1:B:38:PRO:HA	1:B:64:ILE:C	2.25	0.48
1:B:82:MET:CE	1:B:86:TRP:NE1	2.75	0.48
1:C:202:THR:C	1:C:206:ARG:NE	2.66	0.48
1:D:47:MET:CG	1:D:48:GLY:H	2.11	0.48
1:D:124:PHE:CG	1:D:359:LYS:CD	2.86	0.48
1:D:223:PHE:CA	1:D:226:GLU:HB3	2.43	0.48
1:D:223:PHE:HA	1:D:226:GLU:HB3	1.95	0.48
1:D:245:GLY:CA	1:F:290:ARG:HH21	2.26	0.48
1:D:246:GLN:N	1:F:290:ARG:NH2	2.61	0.48
1:E:13:GLY:CA	1:E:16:LEU:O	2.62	0.48
1:E:71:ILE:HD12	1:E:76:ILE:H	1.70	0.48
1:F:313:MET:HA	1:F:316:GLU:OE2	2.13	0.48
2:L:349:LEU:O	2:L:353:LYS:HG3	2.13	0.48
2:M:210:HIS:HB3	2:M:223:GLU:CG	2.44	0.48
2:O:157:PHE:HE2	2:O:250:SER:HG	1.62	0.48
2:O:166:VAL:HG22	2:O:170:GLY:HA3	1.95	0.48
2:Q:157:PHE:HE2	2:Q:250:SER:OG	1.97	0.48
2:R:156:LEU:HD11	2:R:246:LYS:NZ	2.29	0.48
2:R:160:ARG:NH1	2:R:161:PRO:HG2	2.28	0.48
1:A:124:PHE:HA	1:A:359:LYS:HE3	1.95	0.48
1:A:142:LEU:O	1:A:145:SER:N	2.40	0.48
1:B:59:GLN:HB2	1:B:62:ARG:NH1	2.27	0.48
1:B:67:LEU:C	1:B:67:LEU:HD12	2.34	0.48
1:B:165:ILE:CG2	1:B:166:TYR:H	2.23	0.48
1:B:221:LEU:HD13	1:B:312:ARG:HD2	1.93	0.48
1:B:245:GLY:CA	1:D:290:ARG:HH21	2.26	0.48
1:B:264:PRO:HG3	1:B:271:SER:O	2.14	0.48
1:B:287:ILE:HG23	1:B:288:ASP:N	2.29	0.48
1:B:322:PRO:CG	1:B:325:MET:HE1	2.43	0.48
1:C:8:LEU:CD2	1:C:21:PHE:CE1	2.97	0.48
1:C:233:SER:O	1:C:236:LEU:HG	2.13	0.48
1:D:67:LEU:C	1:D:67:LEU:HD12	2.34	0.48
1:D:100:GLU:C	1:D:130:PRO:HD3	2.34	0.48
1:D:185:LEU:HD12	1:D:257:CYS:O	2.14	0.48
1:D:279:TYR:C	1:D:282:ILE:HG12	2.33	0.48
1:D:313:MET:HA	1:D:316:GLU:OE2	2.13	0.48
1:D:345:ILE:O	1:D:348:SER:OG	2.28	0.48
1:E:8:LEU:CD2	1:E:21:PHE:CE1	2.97	0.48
1:E:17:VAL:CG1	1:E:82:MET:HE1	2.30	0.48
1:E:97:ALA:HB3	1:E:100:GLU:CD	2.33	0.48

Continued on next page...

Continued from previous page...

Atom-1	Atom-2	Interatomic distance (Å)	Clash overlap (Å)
1:E:183:ARG:NH1	1:E:187:ASP:OD2	2.47	0.48
1:E:264:PRO:O	1:E:268:GLY:CA	2.61	0.48
1:E:287:ILE:HG23	1:E:288:ASP:N	2.29	0.48
1:E:368:SER:O	1:E:372:ARG:NH1	2.47	0.48
1:F:8:LEU:HD23	1:F:21:PHE:CD1	2.49	0.48
1:F:13:GLY:CA	1:F:16:LEU:O	2.62	0.48
1:F:87:HIS:O	1:F:91:TYR:CD2	2.64	0.48
1:F:111:ASN:CG	1:F:116:ARG:HH11	2.17	0.48
1:F:115:ASN:HA	1:F:118:LYS:HZ3	1.77	0.48
1:F:274:ILE:HG13	1:F:275:HIS:N	2.24	0.48
1:F:279:TYR:C	1:F:282:ILE:HG12	2.33	0.48
2:G:324:ILE:HG22	2:G:336:ILE:HG21	1.96	0.48
2:N:157:PHE:HE2	2:N:250:SER:OG	1.97	0.48
2:O:237:TYR:HE2	2:O:254:LEU:HB3	1.78	0.48
2:Q:156:LEU:HD11	2:Q:246:LYS:NZ	2.29	0.48
2:Q:166:VAL:HG22	2:Q:167:THR:H	1.79	0.48
1:A:8:LEU:CD2	1:A:21:PHE:CE1	2.97	0.48
1:A:66:THR:HG23	1:A:68:LYS:NZ	2.28	0.48
1:A:117:GLU:CD	1:A:367:PRO:HB2	2.34	0.48
1:A:242:LEU:H	1:A:246:GLN:C	2.16	0.48
1:B:44:MET:CE	1:D:168:GLY:O	2.61	0.48
1:B:185:LEU:HD12	1:B:257:CYS:O	2.14	0.48
1:B:239:SER:HA	1:B:249:THR:CA	2.16	0.48
1:B:264:PRO:O	1:B:268:GLY:CA	2.61	0.48
1:B:296:ASN:CA	1:B:330:ILE:HD13	2.43	0.48
1:B:362:TYR:O	1:B:366:GLY:HA2	2.13	0.48
1:B:368:SER:O	1:B:372:ARG:NH1	2.47	0.48
1:B:368:SER:HA	1:B:371:HIS:CD2	2.48	0.48
1:C:33:SER:O	1:C:69:TYR:CD1	2.67	0.48
1:C:37:ARG:N	1:C:66:THR:HG22	2.29	0.48
1:C:115:ASN:O	1:C:119:MET:HE2	2.14	0.48
1:C:117:GLU:CD	1:C:367:PRO:HB2	2.34	0.48
1:C:124:PHE:HA	1:C:359:LYS:HE3	1.95	0.48
1:C:246:GLN:N	1:E:290:ARG:NH2	2.61	0.48
1:C:252:ASN:HB2	1:C:256:ARG:HD3	1.94	0.48
1:C:287:ILE:HG23	1:C:288:ASP:N	2.29	0.48
1:D:66:THR:HG23	1:D:68:LYS:NZ	2.28	0.48
1:D:87:HIS:O	1:D:91:TYR:CD2	2.64	0.48
1:D:194:THR:HA	1:D:198:TYR:O	2.13	0.48
1:D:242:LEU:HD21	1:F:287:ILE:CG1	2.43	0.48
1:D:252:ASN:HB2	1:D:256:ARG:HD3	1.94	0.48

Continued on next page...

Continued from previous page...

Atom-1	Atom-2	Interatomic distance (Å)	Clash overlap (Å)
1:E:342:GLY:CA	2:K:346:ARG:HD2	2.41	0.48
1:E:362:TYR:CZ	1:E:367:PRO:HB3	2.49	0.48
1:F:37:ARG:N	1:F:66:THR:HG22	2.29	0.48
1:F:185:LEU:HD12	1:F:257:CYS:O	2.14	0.48
1:F:194:THR:HA	1:F:198:TYR:O	2.13	0.48
2:M:237:TYR:HE2	2:M:254:LEU:HB3	1.78	0.48
2:N:210:HIS:HB3	2:N:223:GLU:CG	2.44	0.48
1:A:13:GLY:CA	1:A:16:LEU:O	2.62	0.48
1:A:138:ALA:O	1:A:141:SER:OG	2.27	0.48
1:A:236:LEU:HD12	1:A:237:GLU:N	2.29	0.48
1:A:246:GLN:N	1:C:290:ARG:NH2	2.61	0.48
1:A:296:ASN:O	1:A:298:VAL:N	2.44	0.48
1:A:297:ASN:O	1:A:329:ILE:CA	2.62	0.48
1:A:368:SER:HA	1:A:371:HIS:CD2	2.48	0.48
1:B:100:GLU:C	1:B:130:PRO:HD3	2.34	0.48
1:B:252:ASN:HB2	1:B:256:ARG:HD3	1.94	0.48
1:B:328:LYS:HZ3	1:B:330:ILE:HA	1.79	0.48
1:C:99:GLU:CA	1:C:129:VAL:HA	2.44	0.48
1:C:142:LEU:O	1:C:145:SER:N	2.40	0.48
1:C:262:PHE:CE1	1:C:313:MET:HE1	2.49	0.48
1:C:296:ASN:CA	1:C:330:ILE:HD13	2.43	0.48
1:D:8:LEU:CD2	1:D:21:PHE:CE1	2.97	0.48
1:D:13:GLY:CA	1:D:16:LEU:O	2.62	0.48
1:D:117:GLU:CD	1:D:367:PRO:HB2	2.34	0.48
1:D:242:LEU:H	1:D:246:GLN:C	2.16	0.48
1:D:287:ILE:HG23	1:D:288:ASP:N	2.29	0.48
1:F:8:LEU:CD2	1:F:21:PHE:CE1	2.97	0.48
1:F:98:PRO:HG3	1:F:127:PHE:CD1	2.48	0.48
1:F:264:PRO:O	1:F:268:GLY:CA	2.61	0.48
2:Q:237:TYR:HE2	2:Q:254:LEU:HB3	1.78	0.48
1:A:142:LEU:CD2	1:A:152:VAL:HG11	2.44	0.48
1:A:198:TYR:HD1	1:A:200:PHE:CZ	2.32	0.48
1:A:328:LYS:HD3	1:A:329:ILE:O	2.14	0.48
1:B:8:LEU:CD2	1:B:21:PHE:CE1	2.97	0.48
1:B:94:LEU:CB	1:B:96:VAL:HG12	2.34	0.48
1:B:142:LEU:CD2	1:B:152:VAL:HG11	2.44	0.48
1:B:233:SER:O	1:B:236:LEU:HG	2.13	0.48
1:B:236:LEU:HD12	1:B:237:GLU:N	2.29	0.48
1:B:242:LEU:HD21	1:D:287:ILE:CG1	2.43	0.48
1:B:279:TYR:HD2	1:B:283:MET:CE	2.27	0.48
1:C:140:LEU:O	1:C:144:ALA:HB2	2.13	0.48

Continued on next page...

Continued from previous page...

Atom-1	Atom-2	Interatomic distance (Å)	Clash overlap (Å)
1:C:236:LEU:HD12	1:C:237:GLU:N	2.29	0.48
1:C:264:PRO:HG3	1:C:271:SER:O	2.14	0.48
1:C:265:SER:C	1:C:268:GLY:H	2.16	0.48
1:D:39:ARG:NH1	1:D:63:GLY:O	2.47	0.48
1:D:40:HIS:HE2	1:F:169:TYR:CB	2.27	0.48
1:D:99:GLU:CA	1:D:129:VAL:HA	2.44	0.48
1:D:136:ILE:HG22	1:D:138:ALA:HB3	1.96	0.48
1:D:279:TYR:HD2	1:D:283:MET:CE	2.27	0.48
1:E:233:SER:O	1:E:236:LEU:HG	2.13	0.48
1:E:316:GLU:HG2	1:E:317:ILE:N	2.29	0.48
1:E:345:ILE:CG1	2:K:346:ARG:CG	2.66	0.48
1:E:368:SER:HA	1:E:371:HIS:CD2	2.48	0.48
1:F:117:GLU:CD	1:F:367:PRO:HB2	2.35	0.48
1:F:183:ARG:NH1	1:F:187:ASP:OD2	2.47	0.48
1:F:291:LYS:CE	1:F:292:ASP:OD1	2.62	0.48
2:L:332:GLU:C	2:L:334:GLU:N	2.65	0.48
2:N:156:LEU:HD11	2:N:246:LYS:NZ	2.29	0.48
2:O:166:VAL:HG22	2:O:167:THR:H	1.79	0.48
1:A:166:TYR:CD1	1:A:289:ILE:CD1	2.96	0.47
1:A:185:LEU:HD12	1:A:257:CYS:O	2.14	0.47
1:A:196:ARG:HH22	1:B:113:LYS:H	1.62	0.47
1:A:242:LEU:HD23	1:A:244:ASP:N	2.11	0.47
1:B:111:ASN:CG	1:B:116:ARG:HH11	2.17	0.47
1:B:136:ILE:HG22	1:B:138:ALA:HB3	1.96	0.47
1:B:297:ASN:O	1:B:329:ILE:CA	2.62	0.47
1:B:362:TYR:CZ	1:B:367:PRO:HB3	2.49	0.47
1:C:82:MET:HE3	1:C:85:ILE:CG2	2.43	0.47
1:C:313:MET:HA	1:C:316:GLU:OE2	2.13	0.47
1:C:368:SER:HA	1:C:371:HIS:CD2	2.49	0.47
1:D:37:ARG:N	1:D:66:THR:HG22	2.29	0.47
1:E:86:TRP:CD1	1:E:86:TRP:N	2.79	0.47
1:E:115:ASN:O	1:E:119:MET:HE2	2.14	0.47
1:E:140:LEU:O	1:E:144:ALA:HB2	2.13	0.47
1:F:35:VAL:N	1:F:68:LYS:O	2.47	0.47
1:F:223:PHE:HA	1:F:226:GLU:HB3	1.95	0.47
1:F:309:ILE:HA	1:F:312:ARG:HH21	1.79	0.47
2:I:348:MET:HE1	2:I:349:LEU:HD12	1.96	0.47
2:K:349:LEU:O	2:K:353:LYS:HG3	2.14	0.47
2:M:173:THR:HG22	2:M:175:SER:OG	2.13	0.47
2:N:166:VAL:HG22	2:N:170:GLY:HA3	1.95	0.47
2:O:210:HIS:HB3	2:O:223:GLU:CG	2.44	0.47

Continued on next page...

Continued from previous page...

Atom-1	Atom-2	Interatomic distance (Å)	Clash overlap (Å)
2:Q:173:THR:HG22	2:Q:175:SER:OG	2.13	0.47
2:R:241:VAL:O	2:R:246:LYS:NZ	2.45	0.47
1:A:38:PRO:HD3	1:A:65:LEU:HD13	1.90	0.47
1:A:40:HIS:HE2	1:C:169:TYR:CB	2.27	0.47
1:A:111:ASN:CG	1:A:116:ARG:HH11	2.17	0.47
1:A:183:ARG:NH1	1:A:187:ASP:OD2	2.47	0.47
1:B:50:LYS:HZ2	1:B:52:SER:H	1.59	0.47
1:B:242:LEU:H	1:B:246:GLN:C	2.16	0.47
1:B:291:LYS:CE	1:B:292:ASP:OD1	2.62	0.47
1:C:142:LEU:CD2	1:C:152:VAL:HG11	2.44	0.47
1:C:198:TYR:HD1	1:C:200:PHE:CZ	2.32	0.47
1:C:362:TYR:CZ	1:C:367:PRO:HB3	2.49	0.47
1:D:61:LYS:HA	1:D:61:LYS:NZ	2.29	0.47
1:D:99:GLU:HA	1:D:129:VAL:HA	1.96	0.47
1:D:138:ALA:O	1:D:141:SER:OG	2.27	0.47
1:D:242:LEU:HD23	1:D:244:ASP:N	2.11	0.47
1:D:309:ILE:HA	1:D:312:ARG:HH21	1.79	0.47
1:E:53:TYR:O	1:E:57:GLU:CG	2.60	0.47
1:E:286:ASP:OD1	1:E:289:ILE:N	2.38	0.47
1:F:97:ALA:HB3	1:F:100:GLU:CD	2.33	0.47
1:F:136:ILE:HG22	1:F:138:ALA:HB3	1.96	0.47
1:F:287:ILE:HG23	1:F:288:ASP:N	2.29	0.47
2:I:324:ILE:HG22	2:I:336:ILE:HG21	1.96	0.47
2:K:324:ILE:HG22	2:K:336:ILE:HG21	1.96	0.47
2:K:332:GLU:OE1	2:K:332:GLU:CA	2.63	0.47
2:M:160:ARG:CZ	2:M:161:PRO:HG2	2.45	0.47
2:M:166:VAL:HG22	2:M:167:THR:H	1.79	0.47
2:N:160:ARG:CZ	2:N:161:PRO:HG2	2.45	0.47
2:P:156:LEU:HD11	2:P:246:LYS:NZ	2.29	0.47
1:A:82:MET:HE3	1:A:85:ILE:CG2	2.44	0.47
1:A:287:ILE:HG23	1:A:288:ASP:N	2.29	0.47
1:A:312:ARG:HG3	1:A:315:LYS:HZ3	1.79	0.47
1:A:313:MET:HA	1:A:316:GLU:OE2	2.13	0.47
1:B:33:SER:O	1:B:69:TYR:CD1	2.67	0.47
1:B:40:HIS:HE2	1:D:169:TYR:CB	2.27	0.47
1:B:180:LEU:CD1	1:B:184:ASP:HB2	2.43	0.47
1:B:291:LYS:HD2	1:B:292:ASP:N	2.30	0.47
1:C:13:GLY:CA	1:C:16:LEU:O	2.62	0.47
1:C:185:LEU:HD12	1:C:257:CYS:O	2.14	0.47
1:C:291:LYS:CE	1:C:292:ASP:OD1	2.62	0.47
1:D:195:GLU:HG2	1:E:110:LEU:C	2.35	0.47

Continued on next page...

Continued from previous page...

Atom-1	Atom-2	Interatomic distance (Å)	Clash overlap (Å)
1:D:264:PRO:O	1:D:268:GLY:CA	2.61	0.47
1:D:282:ILE:O	1:D:285:CYS:N	2.46	0.47
1:D:362:TYR:O	1:D:366:GLY:HA2	2.13	0.47
1:E:37:ARG:N	1:E:66:THR:HG22	2.29	0.47
1:E:67:LEU:C	1:E:67:LEU:HD12	2.34	0.47
1:E:117:GLU:CD	1:E:367:PRO:HB2	2.35	0.47
1:E:119:MET:HG3	1:E:123:MET:HE1	1.96	0.47
1:E:275:HIS:HB2	1:E:316:GLU:HG3	1.95	0.47
1:E:279:TYR:HD2	1:E:283:MET:CE	2.27	0.47
1:F:99:GLU:HA	1:F:129:VAL:HA	1.96	0.47
1:F:223:PHE:CA	1:F:226:GLU:HB3	2.43	0.47
2:M:166:VAL:HG22	2:M:170:GLY:HA3	1.95	0.47
2:M:192:PHE:HD1	2:M:194:GLY:O	1.98	0.47
2:N:218:LYS:HA	2:N:218:LYS:HE2	1.96	0.47
2:O:192:PHE:HD1	2:O:194:GLY:O	1.98	0.47
2:R:160:ARG:CZ	2:R:161:PRO:HG2	2.45	0.47
2:R:166:VAL:HG22	2:R:170:GLY:HA3	1.95	0.47
1:A:37:ARG:HG2	1:A:68:LYS:HZ1	1.79	0.47
1:A:309:ILE:HA	1:A:312:ARG:HH21	1.79	0.47
1:A:368:SER:O	1:A:372:ARG:NH1	2.47	0.47
1:B:38:PRO:HD3	1:B:65:LEU:HD13	1.90	0.47
1:B:87:HIS:O	1:B:91:TYR:CD2	2.64	0.47
1:B:99:GLU:HA	1:B:129:VAL:HA	1.96	0.47
1:B:117:GLU:CD	1:B:367:PRO:HB2	2.34	0.47
1:B:194:THR:HA	1:B:198:TYR:O	2.13	0.47
1:B:198:TYR:HD1	1:B:200:PHE:CZ	2.32	0.47
1:C:166:TYR:CD1	1:C:289:ILE:CD1	2.96	0.47
1:C:202:THR:N	1:C:205:GLU:HB3	2.30	0.47
1:C:275:HIS:HB2	1:C:316:GLU:HG3	1.95	0.47
1:D:44:MET:CE	1:F:168:GLY:O	2.61	0.47
1:D:189:LEU:O	1:D:192:ILE:HG13	2.15	0.47
1:E:8:LEU:HD23	1:E:21:PHE:CD1	2.49	0.47
1:E:34:ILE:CG2	1:E:35:VAL:N	2.78	0.47
1:E:61:LYS:HA	1:E:61:LYS:NZ	2.30	0.47
1:E:71:ILE:CB	1:E:76:ILE:HD13	2.45	0.47
1:E:124:PHE:HA	1:E:359:LYS:HE3	1.95	0.47
1:E:137:GLN:HA	1:E:140:LEU:HD12	1.97	0.47
1:E:195:GLU:HG2	1:F:110:LEU:C	2.35	0.47
1:E:306:TYR:O	1:E:309:ILE:CG1	2.59	0.47
1:F:142:LEU:CD2	1:F:152:VAL:HG11	2.44	0.47
1:F:236:LEU:HD12	1:F:237:GLU:N	2.29	0.47

Continued on next page...

Continued from previous page...

Atom-1	Atom-2	Interatomic distance (Å)	Clash overlap (Å)
1:F:264:PRO:HG3	1:F:271:SER:O	2.14	0.47
1:F:279:TYR:HD2	1:F:283:MET:CE	2.27	0.47
1:F:297:ASN:O	1:F:329:ILE:CA	2.62	0.47
1:F:360:GLN:O	1:F:361:GLU:C	2.53	0.47
2:G:324:ILE:O	2:G:324:ILE:CG2	2.61	0.47
2:J:324:ILE:O	2:J:324:ILE:CG2	2.61	0.47
2:O:173:THR:HG22	2:O:175:SER:OG	2.13	0.47
1:A:34:ILE:CG2	1:A:35:VAL:N	2.78	0.47
1:A:35:VAL:N	1:A:68:LYS:O	2.47	0.47
1:A:73:HIS:O	1:A:73:HIS:CG	2.68	0.47
1:A:99:GLU:CA	1:A:129:VAL:HA	2.44	0.47
1:A:280:ASN:O	1:A:283:MET:CG	2.62	0.47
1:B:13:GLY:CA	1:B:16:LEU:O	2.62	0.47
1:B:37:ARG:N	1:B:66:THR:HG22	2.29	0.47
1:B:61:LYS:HA	1:B:61:LYS:NZ	2.29	0.47
1:B:86:TRP:CD1	1:B:86:TRP:N	2.79	0.47
1:B:90:PHE:C	1:B:91:TYR:CD2	2.88	0.47
1:B:195:GLU:HG2	1:C:110:LEU:C	2.35	0.47
1:B:282:ILE:O	1:B:285:CYS:N	2.46	0.47
1:C:34:ILE:CG2	1:C:35:VAL:N	2.78	0.47
1:C:160:THR:O	1:C:177:ARG:HA	2.15	0.47
1:C:279:TYR:HD2	1:C:283:MET:CE	2.27	0.47
1:C:307:PRO:O	1:C:312:ARG:NH2	2.48	0.47
1:D:111:ASN:CG	1:D:116:ARG:HH11	2.17	0.47
1:D:187:ASP:HA	1:D:190:MET:HE1	1.95	0.47
1:D:312:ARG:HA	1:D:315:LYS:NZ	2.29	0.47
1:D:316:GLU:HG2	1:D:317:ILE:N	2.29	0.47
1:E:142:LEU:CD2	1:E:152:VAL:HG11	2.44	0.47
1:F:160:THR:O	1:F:177:ARG:HA	2.15	0.47
1:F:202:THR:OG1	1:F:205:GLU:CB	2.58	0.47
1:F:262:PHE:HE1	1:F:313:MET:HE1	1.79	0.47
2:H:334:GLU:HA	2:H:345:LEU:CD2	2.39	0.47
2:J:349:LEU:N	2:J:349:LEU:HD12	2.30	0.47
2:M:157:PHE:HE2	2:M:250:SER:OG	1.97	0.47
2:Q:192:PHE:HD1	2:Q:194:GLY:O	1.98	0.47
1:A:33:SER:O	1:A:69:TYR:CD1	2.67	0.47
1:A:218:TYR:CE1	1:A:254:ARG:HB3	2.50	0.47
1:A:279:TYR:CA	1:A:282:ILE:HG12	2.45	0.47
1:A:291:LYS:CE	1:A:292:ASP:OD1	2.62	0.47
1:B:124:PHE:HA	1:B:359:LYS:HE3	1.95	0.47
1:B:309:ILE:HA	1:B:312:ARG:HH21	1.79	0.47

Continued on next page...

Continued from previous page...

Atom-1	Atom-2	Interatomic distance (Å)	Clash overlap (Å)
1:C:21:PHE:O	1:C:24:ASP:HB2	2.15	0.47
1:C:40:HIS:HE2	1:E:169:TYR:CB	2.27	0.47
1:C:71:ILE:CB	1:C:76:ILE:HD13	2.45	0.47
1:D:122:ILE:CA	1:D:125:GLU:OE1	2.62	0.47
1:D:124:PHE:HA	1:D:359:LYS:HE3	1.95	0.47
1:D:142:LEU:CD2	1:D:152:VAL:HG11	2.44	0.47
1:D:183:ARG:NH1	1:D:187:ASP:OD2	2.47	0.47
1:D:198:TYR:HD1	1:D:200:PHE:CZ	2.32	0.47
1:D:264:PRO:HG3	1:D:271:SER:O	2.14	0.47
1:E:236:LEU:HD12	1:E:237:GLU:N	2.29	0.47
1:E:238:LYS:O	1:E:250:ILE:HB	2.15	0.47
1:F:34:ILE:HG22	1:F:35:VAL:N	2.28	0.47
1:F:99:GLU:CA	1:F:129:VAL:HA	2.44	0.47
1:F:279:TYR:CA	1:F:282:ILE:HG12	2.45	0.47
1:F:345:ILE:O	1:F:348:SER:OG	2.28	0.47
1:F:362:TYR:O	1:F:366:GLY:HA2	2.13	0.47
2:I:349:LEU:HD12	2:I:349:LEU:N	2.30	0.47
2:N:192:PHE:HD1	2:N:194:GLY:O	1.97	0.47
2:N:237:TYR:HE2	2:N:254:LEU:HB3	1.78	0.47
2:O:157:PHE:HE2	2:O:250:SER:OG	1.97	0.47
2:P:160:ARG:CZ	2:P:161:PRO:HG2	2.45	0.47
2:Q:160:ARG:CZ	2:Q:161:PRO:HG2	2.45	0.47
2:R:166:VAL:HG22	2:R:167:THR:H	1.79	0.47
1:A:8:LEU:HD23	1:A:21:PHE:CD1	2.49	0.47
1:A:71:ILE:CB	1:A:76:ILE:HD13	2.45	0.47
1:A:98:PRO:HG3	1:A:127:PHE:CD1	2.48	0.47
1:A:137:GLN:HA	1:A:140:LEU:HD12	1.97	0.47
1:A:198:TYR:CD1	1:A:200:PHE:CE2	3.03	0.47
1:A:291:LYS:HD2	1:A:292:ASP:N	2.30	0.47
1:A:294:TYR:CB	1:A:327:ILE:HA	2.34	0.47
1:A:298:VAL:CA	1:A:330:ILE:HB	2.44	0.47
1:A:305:MET:SD	1:A:306:TYR:HD1	2.38	0.47
1:A:312:ARG:HA	1:A:315:LYS:NZ	2.29	0.47
1:A:316:GLU:HG2	1:A:317:ILE:N	2.29	0.47
1:A:362:TYR:CZ	1:A:367:PRO:HB3	2.49	0.47
1:B:34:ILE:CG2	1:B:35:VAL:N	2.78	0.47
1:B:42:GLY:CA	1:B:44:MET:HE2	2.44	0.47
1:B:183:ARG:NH1	1:B:187:ASP:OD2	2.47	0.47
1:B:306:TYR:CB	1:B:309:ILE:HD11	2.40	0.47
1:B:310:ALA:HB1	1:B:314:GLN:OE1	2.15	0.47
1:B:312:ARG:HA	1:B:315:LYS:NZ	2.29	0.47

Continued on next page...

Continued from previous page...

Atom-1	Atom-2	Interatomic distance (Å)	Clash overlap (Å)
1:C:8:LEU:HD23	1:C:21:PHE:CD1	2.49	0.47
1:C:78:ASN:ND2	1:C:80:ASP:OD1	2.48	0.47
1:C:119:MET:HG3	1:C:123:MET:HE1	1.96	0.47
1:C:124:PHE:CG	1:C:359:LYS:CD	2.86	0.47
1:C:136:ILE:HG22	1:C:138:ALA:HB3	1.96	0.47
1:C:137:GLN:HA	1:C:140:LEU:HD12	1.97	0.47
1:C:198:TYR:CD1	1:C:200:PHE:CE2	3.03	0.47
1:C:211:ASP:O	1:C:215:LYS:HG2	2.15	0.47
1:C:218:TYR:CE1	1:C:254:ARG:HB3	2.50	0.47
1:C:238:LYS:O	1:C:250:ILE:HB	2.15	0.47
1:C:280:ASN:O	1:C:283:MET:CG	2.62	0.47
1:C:305:MET:SD	1:C:306:TYR:HD1	2.38	0.47
1:C:316:GLU:HG2	1:C:317:ILE:N	2.29	0.47
1:C:328:LYS:HZ3	1:C:330:ILE:HA	1.79	0.47
1:D:78:ASN:ND2	1:D:80:ASP:OD1	2.48	0.47
1:D:160:THR:O	1:D:177:ARG:HA	2.15	0.47
1:D:239:SER:HA	1:D:249:THR:CA	2.16	0.47
1:D:279:TYR:CA	1:D:282:ILE:HG12	2.45	0.47
1:D:291:LYS:HD2	1:D:292:ASP:N	2.30	0.47
1:D:297:ASN:O	1:D:329:ILE:CA	2.62	0.47
1:D:307:PRO:O	1:D:312:ARG:NH2	2.48	0.47
1:D:325:MET:SD	1:D:325:MET:N	2.88	0.47
1:D:362:TYR:CZ	1:D:367:PRO:HB3	2.49	0.47
1:D:368:SER:O	1:D:372:ARG:NH1	2.47	0.47
1:E:21:PHE:O	1:E:24:ASP:HB2	2.15	0.47
1:E:78:ASN:ND2	1:E:80:ASP:OD1	2.48	0.47
1:E:197:GLY:CA	1:F:112:PRO:HG3	2.45	0.47
1:E:198:TYR:CD1	1:E:200:PHE:CE2	3.03	0.47
1:E:198:TYR:HD1	1:E:200:PHE:CZ	2.32	0.47
1:E:218:TYR:CE1	1:E:254:ARG:HB3	2.50	0.47
1:E:307:PRO:O	1:E:312:ARG:NH2	2.48	0.47
1:F:21:PHE:O	1:F:24:ASP:HB2	2.15	0.47
1:F:33:SER:O	1:F:69:TYR:CD1	2.67	0.47
1:F:124:PHE:HA	1:F:359:LYS:HE3	1.95	0.47
1:F:219:VAL:HA	1:F:255:PHE:CB	2.45	0.47
1:F:312:ARG:HA	1:F:315:LYS:NZ	2.29	0.47
1:F:316:GLU:HG2	1:F:317:ILE:N	2.29	0.47
2:G:349:LEU:O	2:G:353:LYS:HG3	2.13	0.47
2:I:332:GLU:OE1	2:I:332:GLU:CA	2.63	0.47
2:M:246:LYS:HD2	2:M:246:LYS:C	2.35	0.47
2:N:156:LEU:HD11	2:N:246:LYS:HZ1	1.80	0.47

Continued on next page...

Continued from previous page...

Atom-1	Atom-2	Interatomic distance (Å)	Clash overlap (Å)
2:P:166:VAL:HG22	2:P:167:THR:H	1.79	0.47
2:P:166:VAL:HG22	2:P:170:GLY:HA3	1.95	0.47
2:P:192:PHE:HD1	2:P:194:GLY:O	1.97	0.47
2:P:218:LYS:HE2	2:P:218:LYS:HA	1.96	0.47
2:Q:218:LYS:HA	2:Q:218:LYS:HE2	1.96	0.47
2:R:192:PHE:HD1	2:R:194:GLY:O	1.98	0.47
1:A:7:ALA:HA	1:A:102:PRO:CD	2.44	0.47
1:A:37:ARG:CB	1:A:66:THR:HG22	2.45	0.47
1:A:78:ASN:ND2	1:A:80:ASP:OD1	2.48	0.47
1:A:87:HIS:O	1:A:91:TYR:CD2	2.64	0.47
1:A:136:ILE:HG22	1:A:138:ALA:HB3	1.96	0.47
1:A:264:PRO:HG3	1:A:271:SER:O	2.14	0.47
1:A:366:GLY:HA3	2:M:196:TRP:CB	2.45	0.47
1:B:99:GLU:CA	1:B:129:VAL:HA	2.44	0.47
1:B:161:HIS:CE1	1:B:177:ARG:CB	2.96	0.47
1:B:172:PRO:HA	1:B:175:ILE:CD1	2.39	0.47
1:B:238:LYS:O	1:B:250:ILE:HB	2.15	0.47
1:B:352:PHE:C	1:B:356:TRP:HZ3	2.18	0.47
1:C:61:LYS:HA	1:C:61:LYS:NZ	2.30	0.47
1:C:148:THR:C	1:C:168:GLY:H	2.16	0.47
1:C:195:GLU:HG2	1:D:110:LEU:C	2.35	0.47
1:C:358:SER:HB3	1:C:360:GLN:HE21	1.80	0.47
1:D:21:PHE:O	1:D:24:ASP:HB2	2.15	0.47
1:D:33:SER:O	1:D:69:TYR:CD1	2.67	0.47
1:D:90:PHE:C	1:D:91:TYR:CD2	2.88	0.47
1:D:236:LEU:HD12	1:D:237:GLU:N	2.29	0.47
1:E:33:SER:O	1:E:69:TYR:CD1	2.67	0.47
1:E:73:HIS:O	1:E:73:HIS:CG	2.68	0.47
1:E:114:ALA:C	1:E:118:LYS:HZ2	2.18	0.47
1:E:185:LEU:HD12	1:E:257:CYS:O	2.14	0.47
1:E:362:TYR:O	1:E:366:GLY:HA2	2.13	0.47
1:F:71:ILE:CB	1:F:76:ILE:HD13	2.45	0.47
1:F:82:MET:HG3	1:F:86:TRP:HE1	1.80	0.47
1:F:305:MET:SD	1:F:306:TYR:HD1	2.38	0.47
1:F:328:LYS:HZ3	1:F:330:ILE:HA	1.79	0.47
1:F:362:TYR:CZ	1:F:367:PRO:HB3	2.49	0.47
2:H:349:LEU:HD12	2:H:349:LEU:N	2.30	0.47
2:J:324:ILE:HG22	2:J:336:ILE:HG21	1.96	0.47
2:K:348:MET:HE3	2:K:349:LEU:HD12	1.97	0.47
2:L:324:ILE:HG22	2:L:336:ILE:HG21	1.96	0.47
2:M:156:LEU:HD11	2:M:246:LYS:NZ	2.29	0.47

Continued on next page...

Continued from previous page...

Atom-1	Atom-2	Interatomic distance (Å)	Clash overlap (Å)
2:N:166:VAL:HG22	2:N:167:THR:H	1.79	0.47
2:Q:210:HIS:HB3	2:Q:223:GLU:CG	2.44	0.47
1:A:189:LEU:O	1:A:192:ILE:HG13	2.15	0.47
1:B:9:VAL:HG11	1:B:340:TRP:CE2	2.50	0.47
1:B:78:ASN:ND2	1:B:80:ASP:OD1	2.48	0.47
1:B:138:ALA:O	1:B:141:SER:OG	2.27	0.47
1:B:197:GLY:CA	1:C:112:PRO:HG3	2.45	0.47
1:B:307:PRO:O	1:B:312:ARG:NH2	2.48	0.47
1:B:310:ALA:HA	1:B:313:MET:CB	2.45	0.47
1:B:325:MET:SD	1:B:325:MET:N	2.88	0.47
1:C:187:ASP:CB	1:C:191:LYS:HZ3	2.27	0.47
1:C:197:GLY:CA	1:D:112:PRO:HG3	2.45	0.47
1:C:325:MET:SD	1:C:325:MET:N	2.88	0.47
1:C:328:LYS:HD3	1:C:329:ILE:O	2.14	0.47
1:D:73:HIS:O	1:D:73:HIS:CG	2.68	0.47
1:D:123:MET:HE3	1:D:132:MET:SD	2.55	0.47
1:D:137:GLN:HA	1:D:140:LEU:HD12	1.97	0.47
1:D:141:SER:HA	1:D:144:ALA:CB	2.44	0.47
1:D:200:PHE:CD1	1:D:205:GLU:OE2	2.68	0.47
1:D:202:THR:OG1	1:D:205:GLU:CB	2.58	0.47
1:D:291:LYS:CE	1:D:292:ASP:OD1	2.62	0.47
1:E:39:ARG:NH2	1:E:64:ILE:O	2.48	0.47
1:E:99:GLU:CA	1:E:129:VAL:HA	2.44	0.47
1:E:160:THR:O	1:E:177:ARG:HA	2.15	0.47
1:E:202:THR:N	1:E:205:GLU:HB3	2.30	0.47
1:E:264:PRO:HG3	1:E:271:SER:O	2.14	0.47
1:E:291:LYS:CE	1:E:292:ASP:OD1	2.62	0.47
1:E:305:MET:SD	1:E:306:TYR:HD1	2.38	0.47
1:E:309:ILE:HA	1:E:312:ARG:HH21	1.79	0.47
1:E:347:ALA:CA	1:E:356:TRP:HZ2	2.27	0.47
1:E:360:GLN:O	1:E:361:GLU:C	2.53	0.47
1:E:366:GLY:HA3	2:Q:196:TRP:CB	2.45	0.47
1:F:73:HIS:O	1:F:73:HIS:CG	2.68	0.47
1:F:116:ARG:CA	1:F:119:MET:HE3	2.45	0.47
1:F:141:SER:HA	1:F:144:ALA:CB	2.44	0.47
1:F:198:TYR:HD1	1:F:200:PHE:CZ	2.32	0.47
1:F:200:PHE:CD1	1:F:205:GLU:OE2	2.68	0.47
1:F:211:ASP:O	1:F:215:LYS:HG2	2.15	0.47
1:F:325:MET:SD	1:F:325:MET:N	2.88	0.47
1:F:328:LYS:HD3	1:F:329:ILE:O	2.14	0.47
1:F:360:GLN:O	1:F:363:ASP:HB2	2.15	0.47

Continued on next page...

Continued from previous page...

Atom-1	Atom-2	Interatomic distance (Å)	Clash overlap (Å)
2:N:246:LYS:HD2	2:N:246:LYS:C	2.35	0.47
2:O:218:LYS:HE2	2:O:218:LYS:HA	1.96	0.47
2:R:157:PHE:HE2	2:R:250:SER:OG	1.97	0.47
1:A:9:VAL:HG11	1:A:340:TRP:CE2	2.50	0.47
1:A:82:MET:HE3	1:A:86:TRP:CD1	2.50	0.47
1:A:90:PHE:C	1:A:91:TYR:CD2	2.88	0.47
1:A:141:SER:HA	1:A:144:ALA:CB	2.44	0.47
1:A:200:PHE:CD1	1:A:205:GLU:OE2	2.68	0.47
1:A:211:ASP:O	1:A:215:LYS:HG2	2.15	0.47
1:A:297:ASN:OD1	1:A:327:ILE:HD12	2.15	0.47
1:A:307:PRO:O	1:A:312:ARG:NH2	2.48	0.47
1:A:325:MET:SD	1:A:325:MET:N	2.88	0.47
1:A:347:ALA:CA	1:A:356:TRP:HZ2	2.27	0.47
1:B:39:ARG:NH2	1:B:64:ILE:O	2.48	0.47
1:B:49:GLN:HB3	1:D:169:TYR:HH	1.79	0.47
1:B:73:HIS:O	1:B:73:HIS:CG	2.68	0.47
1:B:137:GLN:HA	1:B:140:LEU:HD12	1.97	0.47
1:B:211:ASP:O	1:B:215:LYS:HG2	2.15	0.47
1:B:328:LYS:HD3	1:B:329:ILE:O	2.14	0.47
1:C:111:ASN:CG	1:C:116:ARG:HH11	2.17	0.47
1:C:172:PRO:HA	1:C:175:ILE:CD1	2.39	0.47
1:C:297:ASN:OD1	1:C:327:ILE:HD12	2.15	0.47
1:C:309:ILE:HA	1:C:312:ARG:HH21	1.79	0.47
1:D:71:ILE:CB	1:D:76:ILE:HD13	2.45	0.47
1:D:310:ALA:HB1	1:D:314:GLN:OE1	2.15	0.47
1:D:352:PHE:C	1:D:356:TRP:HZ3	2.18	0.47
1:E:111:ASN:CG	1:E:116:ARG:HH11	2.17	0.47
1:E:200:PHE:CD1	1:E:205:GLU:OE2	2.68	0.47
1:E:262:PHE:CE1	1:E:313:MET:HE1	2.50	0.47
1:E:325:MET:SD	1:E:325:MET:N	2.88	0.47
1:E:328:LYS:HD3	1:E:329:ILE:O	2.14	0.47
1:F:35:VAL:HB	1:F:68:LYS:CB	2.24	0.47
1:F:39:ARG:NH1	1:F:63:GLY:O	2.47	0.47
1:F:137:GLN:HA	1:F:140:LEU:HD12	1.97	0.47
2:G:332:GLU:OE1	2:G:332:GLU:CA	2.63	0.47
2:J:332:GLU:OE1	2:J:332:GLU:CA	2.63	0.47
2:K:349:LEU:HD12	2:K:349:LEU:N	2.30	0.47
2:R:160:ARG:NH2	2:R:252:PHE:HD1	2.13	0.47
2:R:246:LYS:HD2	2:R:246:LYS:C	2.35	0.47
1:A:218:TYR:CZ	1:A:254:ARG:HB3	2.51	0.46
1:B:21:PHE:O	1:B:24:ASP:HB2	2.15	0.46

Continued on next page...

Continued from previous page...

Atom-1	Atom-2	Interatomic distance (Å)	Clash overlap (Å)
1:B:189:LEU:O	1:B:192:ILE:HG13	2.15	0.46
1:B:194:THR:CG2	1:B:198:TYR:O	2.63	0.46
1:B:200:PHE:CD1	1:B:205:GLU:OE2	2.68	0.46
1:B:357:ILE:CG2	1:B:361:GLU:OE2	2.63	0.46
1:C:66:THR:HG23	1:C:68:LYS:HZ3	1.80	0.46
1:C:183:ARG:NH1	1:C:187:ASP:OD2	2.47	0.46
1:C:200:PHE:CD1	1:C:205:GLU:OE2	2.68	0.46
1:C:291:LYS:HD2	1:C:292:ASP:N	2.30	0.46
1:C:298:VAL:CA	1:C:330:ILE:HB	2.44	0.46
1:D:9:VAL:HG11	1:D:340:TRP:CE2	2.50	0.46
1:D:360:GLN:O	1:D:363:ASP:HB2	2.15	0.46
1:E:115:ASN:HA	1:E:118:LYS:HZ2	1.79	0.46
1:E:345:ILE:O	1:E:348:SER:OG	2.28	0.46
1:E:352:PHE:C	1:E:356:TRP:HZ3	2.18	0.46
1:F:9:VAL:HG11	1:F:340:TRP:CE2	2.50	0.46
1:F:37:ARG:CB	1:F:66:THR:HG22	2.45	0.46
1:F:148:THR:O	1:F:165:ILE:CG2	2.53	0.46
1:F:239:SER:HA	1:F:249:THR:CA	2.16	0.46
1:F:282:ILE:O	1:F:285:CYS:N	2.46	0.46
1:F:307:PRO:O	1:F:312:ARG:NH2	2.48	0.46
2:G:348:MET:HE3	2:G:349:LEU:HD12	1.96	0.46
2:I:349:LEU:O	2:I:353:LYS:HG3	2.14	0.46
2:M:218:LYS:HE2	2:M:218:LYS:HA	1.96	0.46
2:N:241:VAL:O	2:N:246:LYS:NZ	2.45	0.46
2:O:156:LEU:HD11	2:O:246:LYS:NZ	2.29	0.46
2:O:160:ARG:CZ	2:O:161:PRO:HG2	2.45	0.46
1:A:35:VAL:HB	1:A:68:LYS:CB	2.24	0.46
1:A:197:GLY:CA	1:B:112:PRO:HG3	2.45	0.46
1:A:206:ARG:HD3	1:A:206:ARG:N	2.31	0.46
1:A:310:ALA:HB1	1:A:314:GLN:OE1	2.15	0.46
1:A:358:SER:HB3	1:A:360:GLN:HE21	1.80	0.46
1:B:17:VAL:CG1	1:B:82:MET:HE1	2.30	0.46
1:B:202:THR:N	1:B:205:GLU:HB3	2.30	0.46
1:B:206:ARG:C	1:B:209:VAL:HG22	2.36	0.46
1:B:358:SER:H	1:B:361:GLU:HG2	1.80	0.46
1:C:39:ARG:NH2	1:C:64:ILE:O	2.48	0.46
1:C:73:HIS:O	1:C:73:HIS:CG	2.68	0.46
1:C:279:TYR:CA	1:C:282:ILE:HG12	2.45	0.46
1:C:366:GLY:HA3	2:O:196:TRP:CB	2.45	0.46
1:D:12:ASN:HA	1:D:17:VAL:CA	2.28	0.46
1:D:37:ARG:CB	1:D:66:THR:HG22	2.45	0.46

Continued on next page...

Continued from previous page...

Atom-1	Atom-2	Interatomic distance (Å)	Clash overlap (Å)
1:D:94:LEU:CB	1:D:96:VAL:HG12	2.34	0.46
1:D:206:ARG:C	1:D:209:VAL:HG22	2.36	0.46
1:D:238:LYS:O	1:D:250:ILE:HB	2.15	0.46
1:D:280:ASN:O	1:D:283:MET:CG	2.62	0.46
1:D:358:SER:HB3	1:D:360:GLN:HE21	1.80	0.46
1:D:360:GLN:O	1:D:361:GLU:C	2.53	0.46
1:E:90:PHE:C	1:E:91:TYR:CD2	2.88	0.46
1:E:136:ILE:HG22	1:E:138:ALA:HB3	1.96	0.46
1:E:206:ARG:C	1:E:209:VAL:HG22	2.36	0.46
1:E:280:ASN:O	1:E:283:MET:CG	2.62	0.46
1:E:297:ASN:OD1	1:E:327:ILE:HD12	2.15	0.46
1:E:358:SER:H	1:E:361:GLU:HG2	1.80	0.46
1:F:7:ALA:HA	1:F:102:PRO:CD	2.44	0.46
1:F:61:LYS:HA	1:F:61:LYS:NZ	2.30	0.46
1:F:202:THR:N	1:F:205:GLU:HB3	2.30	0.46
1:F:238:LYS:O	1:F:250:ILE:HB	2.15	0.46
1:F:360:GLN:CD	1:F:361:GLU:H	2.19	0.46
2:Q:246:LYS:HD2	2:Q:246:LYS:C	2.35	0.46
1:A:39:ARG:NH1	1:A:63:GLY:O	2.47	0.46
1:A:238:LYS:O	1:A:250:ILE:HB	2.15	0.46
1:B:37:ARG:CB	1:B:66:THR:HG22	2.45	0.46
1:B:40:HIS:HE2	1:D:169:TYR:HB3	1.81	0.46
1:B:71:ILE:CB	1:B:76:ILE:HD13	2.45	0.46
1:B:141:SER:HA	1:B:144:ALA:CB	2.44	0.46
1:B:160:THR:O	1:B:177:ARG:HA	2.15	0.46
1:B:280:ASN:O	1:B:283:MET:CG	2.62	0.46
1:B:347:ALA:CA	1:B:356:TRP:HZ2	2.27	0.46
1:C:310:ALA:HA	1:C:313:MET:CB	2.45	0.46
1:C:312:ARG:HA	1:C:315:LYS:NZ	2.29	0.46
1:C:360:GLN:CD	1:C:361:GLU:H	2.19	0.46
1:D:61:LYS:HE2	1:D:61:LYS:N	2.31	0.46
1:D:148:THR:C	1:D:168:GLY:H	2.16	0.46
1:D:172:PRO:HA	1:D:175:ILE:CD1	2.39	0.46
1:D:197:GLY:CA	1:E:112:PRO:HG3	2.45	0.46
1:D:262:PHE:HE1	1:D:313:MET:HE1	1.80	0.46
1:D:305:MET:SD	1:D:306:TYR:HD1	2.38	0.46
1:D:306:TYR:O	1:D:309:ILE:CG1	2.59	0.46
1:D:328:LYS:HZ3	1:D:330:ILE:HA	1.80	0.46
1:D:357:ILE:CG2	1:D:361:GLU:OE2	2.63	0.46
1:E:192:ILE:HD12	1:E:253:GLU:HG2	1.98	0.46
1:E:218:TYR:CZ	1:E:254:ARG:HB3	2.51	0.46

Continued on next page...

Continued from previous page...

Atom-1	Atom-2	Interatomic distance (Å)	Clash overlap (Å)
1:E:310:ALA:HB1	1:E:314:GLN:OE1	2.15	0.46
1:E:328:LYS:HZ3	1:E:330:ILE:HA	1.81	0.46
1:F:34:ILE:CG2	1:F:35:VAL:N	2.78	0.46
1:F:60:SER:O	1:F:61:LYS:NZ	2.38	0.46
1:F:90:PHE:C	1:F:91:TYR:CD2	2.88	0.46
1:F:213:LYS:CG	1:F:214:GLU:N	2.79	0.46
1:F:221:LEU:HD13	1:F:312:ARG:HD2	1.93	0.46
2:I:324:ILE:HG22	2:I:336:ILE:HD13	1.98	0.46
2:K:332:GLU:C	2:K:334:GLU:N	2.65	0.46
2:O:160:ARG:HH12	2:O:238:ARG:NH1	2.13	0.46
1:A:11:ASP:O	1:A:18:LYS:N	2.47	0.46
1:A:21:PHE:O	1:A:24:ASP:HB2	2.15	0.46
1:A:27:PRO:CG	1:A:337:TYR:HD1	2.29	0.46
1:A:160:THR:O	1:A:177:ARG:HA	2.15	0.46
1:A:161:HIS:CE1	1:A:177:ARG:CB	2.96	0.46
1:A:177:ARG:HD3	1:A:179:ASP:N	2.30	0.46
1:B:182:GLY:HA3	1:B:303:THR:HG21	1.98	0.46
1:B:262:PHE:HE1	1:B:313:MET:HE1	1.80	0.46
1:B:316:GLU:HG2	1:B:317:ILE:N	2.29	0.46
1:B:360:GLN:O	1:B:363:ASP:HB2	2.15	0.46
1:B:360:GLN:CD	1:B:361:GLU:H	2.19	0.46
1:C:9:VAL:HG11	1:C:340:TRP:CE2	2.50	0.46
1:C:27:PRO:CG	1:C:337:TYR:HD1	2.29	0.46
1:C:90:PHE:C	1:C:91:TYR:CD2	2.88	0.46
1:C:107:GLU:OE2	1:C:116:ARG:HG2	2.16	0.46
1:C:141:SER:HA	1:C:144:ALA:CB	2.44	0.46
1:C:206:ARG:C	1:C:209:VAL:HG22	2.36	0.46
1:C:206:ARG:N	1:C:206:ARG:HD3	2.31	0.46
1:C:239:SER:HA	1:C:249:THR:CA	2.16	0.46
1:C:342:GLY:CA	2:I:346:ARG:HD2	2.41	0.46
1:D:38:PRO:CD	1:D:65:LEU:CD1	2.93	0.46
1:D:182:GLY:HA3	1:D:303:THR:HG21	1.98	0.46
1:D:347:ALA:CA	1:D:356:TRP:HZ2	2.27	0.46
1:E:187:ASP:HA	1:E:190:MET:HE3	1.92	0.46
1:E:213:LYS:CG	1:E:214:GLU:N	2.79	0.46
1:F:27:PRO:CG	1:F:337:TYR:HD1	2.29	0.46
1:F:53:TYR:O	1:F:57:GLU:CG	2.60	0.46
1:F:94:LEU:CB	1:F:96:VAL:HG12	2.34	0.46
1:F:119:MET:HG3	1:F:123:MET:HE1	1.97	0.46
1:F:189:LEU:O	1:F:192:ILE:HG13	2.15	0.46
1:F:193:LEU:HG	1:F:198:TYR:CG	2.51	0.46

Continued on next page...

Continued from previous page...

Atom-1	Atom-2	Interatomic distance (Å)	Clash overlap (Å)
1:F:206:ARG:C	1:F:209:VAL:HG22	2.36	0.46
1:F:218:TYR:CE1	1:F:254:ARG:HB3	2.50	0.46
1:F:358:SER:H	1:F:361:GLU:HG2	1.80	0.46
2:J:332:GLU:C	2:J:334:GLU:N	2.65	0.46
2:K:324:ILE:HG22	2:K:336:ILE:HD13	1.98	0.46
2:O:246:LYS:HD2	2:O:246:LYS:C	2.35	0.46
2:P:157:PHE:HE2	2:P:250:SER:OG	1.97	0.46
2:R:218:LYS:HE2	2:R:218:LYS:HA	1.96	0.46
1:A:193:LEU:HD23	1:A:200:PHE:CD2	2.51	0.46
1:A:261:LEU:HD21	1:A:262:PHE:CD2	2.50	0.46
1:B:11:ASP:O	1:B:18:LYS:N	2.47	0.46
1:B:35:VAL:H	1:B:68:LYS:N	2.14	0.46
1:B:198:TYR:CD1	1:B:200:PHE:CE2	3.03	0.46
1:B:218:TYR:CE1	1:B:254:ARG:HB3	2.50	0.46
1:B:306:TYR:O	1:B:309:ILE:CG1	2.59	0.46
1:B:358:SER:HB3	1:B:360:GLN:HE21	1.80	0.46
1:C:193:LEU:HD23	1:C:200:PHE:CD2	2.51	0.46
1:D:27:PRO:CG	1:D:337:TYR:HD1	2.29	0.46
1:D:218:TYR:CE1	1:D:254:ARG:HB3	2.50	0.46
1:D:261:LEU:HD21	1:D:262:PHE:CD2	2.50	0.46
1:D:328:LYS:HD3	1:D:329:ILE:O	2.14	0.46
1:E:35:VAL:H	1:E:68:LYS:N	2.14	0.46
1:E:107:GLU:OE2	1:E:116:ARG:HG2	2.16	0.46
1:E:182:GLY:HA3	1:E:303:THR:HG21	1.98	0.46
1:E:261:LEU:HD21	1:E:262:PHE:CD2	2.50	0.46
1:F:61:LYS:HE2	1:F:61:LYS:N	2.30	0.46
1:F:182:GLY:HA3	1:F:303:THR:HG21	1.98	0.46
1:F:280:ASN:O	1:F:283:MET:CG	2.62	0.46
1:F:306:TYR:O	1:F:309:ILE:CG1	2.59	0.46
1:F:352:PHE:C	1:F:356:TRP:HZ3	2.18	0.46
2:G:324:ILE:HG22	2:G:336:ILE:HD13	1.98	0.46
2:G:349:LEU:HD12	2:G:349:LEU:N	2.30	0.46
2:H:324:ILE:HG22	2:H:336:ILE:HG21	1.96	0.46
2:K:324:ILE:O	2:K:324:ILE:CG2	2.61	0.46
2:L:332:GLU:OE1	2:L:332:GLU:CA	2.63	0.46
2:O:160:ARG:NH2	2:O:252:PHE:HD1	2.13	0.46
2:O:196:TRP:NE1	2:O:197:VAL:CG2	2.79	0.46
2:Q:160:ARG:HH12	2:Q:238:ARG:NH1	2.13	0.46
1:A:12:ASN:HA	1:A:17:VAL:CA	2.28	0.46
1:A:202:THR:N	1:A:205:GLU:HB3	2.30	0.46
1:A:206:ARG:C	1:A:209:VAL:HG22	2.36	0.46

Continued on next page...

Continued from previous page...

Atom-1	Atom-2	Interatomic distance (Å)	Clash overlap (Å)
1:A:279:TYR:HD2	1:A:283:MET:CE	2.27	0.46
1:A:360:GLN:O	1:A:361:GLU:C	2.53	0.46
1:B:50:LYS:CB	1:B:53:TYR:CD2	2.99	0.46
1:B:196:ARG:HH22	1:C:113:LYS:H	1.62	0.46
1:B:202:THR:OG1	1:B:205:GLU:CB	2.58	0.46
1:B:261:LEU:HD21	1:B:262:PHE:CD2	2.50	0.46
1:B:290:ARG:HH21	1:B:325:MET:HE1	1.80	0.46
1:C:35:VAL:H	1:C:68:LYS:N	2.14	0.46
1:C:39:ARG:NH1	1:C:63:GLY:O	2.47	0.46
1:C:177:ARG:HD3	1:C:179:ASP:N	2.30	0.46
1:C:182:GLY:HA3	1:C:303:THR:HG21	1.98	0.46
1:C:207:GLU:OE1	1:C:207:GLU:HA	2.15	0.46
1:C:347:ALA:CA	1:C:356:TRP:HZ2	2.27	0.46
1:D:45:VAL:CG1	1:F:143:TYR:CE1	2.94	0.46
1:D:116:ARG:HA	1:D:119:MET:HE3	1.98	0.46
1:D:211:ASP:O	1:D:215:LYS:HG2	2.15	0.46
1:D:264:PRO:HB3	1:D:269:MET:HB3	1.88	0.46
1:E:193:LEU:HG	1:E:198:TYR:CG	2.51	0.46
1:E:211:ASP:O	1:E:215:LYS:HG2	2.15	0.46
1:E:357:ILE:CG2	1:E:361:GLU:OE2	2.63	0.46
1:F:12:ASN:O	1:F:13:GLY:C	2.54	0.46
1:F:39:ARG:NH2	1:F:64:ILE:O	2.48	0.46
1:F:78:ASN:ND2	1:F:80:ASP:OD1	2.48	0.46
1:F:291:LYS:HD2	1:F:292:ASP:N	2.30	0.46
1:F:357:ILE:CG2	1:F:361:GLU:OE2	2.63	0.46
1:F:362:TYR:C	1:F:362:TYR:HD2	2.18	0.46
2:H:332:GLU:O	2:H:335:ARG:N	2.49	0.46
2:N:160:ARG:NH2	2:N:252:PHE:HD1	2.13	0.46
2:P:160:ARG:NH2	2:P:252:PHE:HD1	2.13	0.46
2:P:246:LYS:HD2	2:P:246:LYS:C	2.35	0.46
2:R:196:TRP:NE1	2:R:197:VAL:CG2	2.79	0.46
1:A:39:ARG:NH2	1:A:64:ILE:O	2.48	0.46
1:A:187:ASP:CB	1:A:191:LYS:HZ3	2.28	0.46
1:A:192:ILE:HD12	1:A:253:GLU:HG2	1.98	0.46
1:A:360:GLN:O	1:A:363:ASP:HB2	2.15	0.46
1:A:360:GLN:CD	1:A:361:GLU:H	2.19	0.46
1:B:37:ARG:NH2	1:B:52:SER:HB2	2.31	0.46
1:B:177:ARG:HD3	1:B:179:ASP:N	2.30	0.46
1:B:360:GLN:O	1:B:361:GLU:C	2.53	0.46
1:C:165:ILE:C	1:C:169:TYR:O	2.55	0.46
1:C:188:TYR:CE2	1:C:192:ILE:CG2	2.99	0.46

Continued on next page...

Continued from previous page...

Atom-1	Atom-2	Interatomic distance (Å)	Clash overlap (Å)
1:C:261:LEU:HD21	1:C:262:PHE:CD2	2.50	0.46
1:C:294:TYR:CB	1:C:327:ILE:HA	2.34	0.46
1:C:297:ASN:O	1:C:329:ILE:CA	2.62	0.46
1:C:352:PHE:C	1:C:356:TRP:HZ3	2.18	0.46
1:C:360:GLN:O	1:C:361:GLU:C	2.53	0.46
1:D:70:PRO:O	1:D:77:THR:N	2.38	0.46
1:D:82:MET:HG3	1:D:86:TRP:HE1	1.80	0.46
1:D:161:HIS:CE1	1:D:177:ARG:CB	2.96	0.46
1:D:193:LEU:HG	1:D:198:TYR:CG	2.51	0.46
1:D:193:LEU:HD23	1:D:200:PHE:CD2	2.51	0.46
1:D:193:LEU:HD23	1:D:200:PHE:HD2	1.81	0.46
1:D:202:THR:N	1:D:205:GLU:HB3	2.30	0.46
1:D:213:LYS:HB2	1:D:306:TYR:OH	2.16	0.46
1:D:310:ALA:HA	1:D:313:MET:CB	2.45	0.46
1:D:358:SER:H	1:D:361:GLU:HG2	1.80	0.46
1:D:360:GLN:CD	1:D:361:GLU:H	2.19	0.46
1:E:27:PRO:CG	1:E:337:TYR:HD1	2.29	0.46
1:E:39:ARG:NH1	1:E:63:GLY:O	2.47	0.46
1:E:165:ILE:C	1:E:169:TYR:O	2.54	0.46
1:E:177:ARG:HD3	1:E:179:ASP:N	2.30	0.46
1:E:193:LEU:HD23	1:E:200:PHE:CD2	2.51	0.46
1:E:279:TYR:CA	1:E:282:ILE:HG12	2.45	0.46
1:E:360:GLN:O	1:E:363:ASP:HB2	2.15	0.46
1:F:90:PHE:O	1:F:96:VAL:N	2.45	0.46
1:F:172:PRO:HA	1:F:175:ILE:CD1	2.39	0.46
1:F:310:ALA:HB1	1:F:314:GLN:OE1	2.15	0.46
1:F:347:ALA:CA	1:F:356:TRP:HZ2	2.27	0.46
2:L:349:LEU:HD12	2:L:349:LEU:N	2.30	0.46
2:M:196:TRP:NE1	2:M:197:VAL:CG2	2.79	0.46
2:N:195:LYS:HG3	2:N:196:TRP:N	2.31	0.46
2:Q:196:TRP:NE1	2:Q:197:VAL:CG2	2.79	0.46
1:A:37:ARG:NH2	1:A:52:SER:HB2	2.31	0.46
1:A:182:GLY:HA3	1:A:303:THR:HG21	1.98	0.46
1:A:253:GLU:CA	1:A:256:ARG:NH1	2.78	0.46
1:B:119:MET:HG3	1:B:123:MET:HE1	1.97	0.46
1:B:171:LEU:CD1	1:B:173:HIS:HB2	2.39	0.46
1:B:188:TYR:CE2	1:B:192:ILE:CG2	2.99	0.46
1:B:218:TYR:CZ	1:B:254:ARG:HB3	2.51	0.46
1:B:233:SER:O	1:B:237:GLU:CG	2.64	0.46
1:B:246:GLN:HE22	1:B:248:ILE:HA	1.81	0.46
1:C:37:ARG:NH2	1:C:52:SER:HB2	2.31	0.46

Continued on next page...

Continued from previous page...

Atom-1	Atom-2	Interatomic distance (Å)	Clash overlap (Å)
1:C:98:PRO:HG3	1:C:127:PHE:CD1	2.48	0.46
1:C:218:TYR:CZ	1:C:254:ARG:HB3	2.51	0.46
1:C:241:GLU:HA	1:C:246:GLN:O	2.16	0.46
1:C:310:ALA:HB1	1:C:314:GLN:OE1	2.15	0.46
1:D:34:ILE:CG2	1:D:35:VAL:N	2.78	0.46
1:D:37:ARG:NH2	1:D:52:SER:HB2	2.31	0.46
1:D:207:GLU:OE1	1:D:207:GLU:HA	2.15	0.46
1:D:246:GLN:HE22	1:D:248:ILE:HA	1.81	0.46
1:E:9:VAL:HG11	1:E:340:TRP:CE2	2.50	0.46
1:E:37:ARG:NH2	1:E:52:SER:HB2	2.31	0.46
1:E:189:LEU:O	1:E:192:ILE:HG13	2.15	0.46
1:E:193:LEU:HD23	1:E:200:PHE:HD2	1.81	0.46
1:E:233:SER:O	1:E:237:GLU:CG	2.64	0.46
1:E:310:ALA:HA	1:E:313:MET:CB	2.45	0.46
1:E:352:PHE:O	1:E:355:MET:HG2	2.16	0.46
1:E:360:GLN:CD	1:E:361:GLU:H	2.19	0.46
1:F:8:LEU:HD21	1:F:101:HIS:HB3	1.98	0.46
1:F:37:ARG:NH2	1:F:52:SER:HB2	2.31	0.46
1:F:358:SER:HB3	1:F:360:GLN:HE21	1.80	0.46
2:H:332:GLU:OE1	2:H:332:GLU:CA	2.63	0.46
2:I:332:GLU:O	2:I:335:ARG:N	2.49	0.46
2:K:332:GLU:O	2:K:335:ARG:N	2.49	0.46
2:M:160:ARG:HH12	2:M:238:ARG:NH1	2.13	0.46
2:M:160:ARG:NH2	2:M:252:PHE:HD1	2.13	0.46
1:A:50:LYS:CB	1:A:53:TYR:CD2	2.99	0.46
1:A:116:ARG:C	1:A:119:MET:HG2	2.36	0.46
1:A:165:ILE:C	1:A:169:TYR:O	2.54	0.46
1:A:358:SER:H	1:A:361:GLU:HG2	1.80	0.46
1:B:27:PRO:CG	1:B:337:TYR:HD1	2.29	0.46
1:B:39:ARG:NH1	1:B:63:GLY:O	2.47	0.46
1:B:216:LEU:O	1:B:254:ARG:HG2	2.15	0.46
1:B:241:GLU:HA	1:B:246:GLN:O	2.16	0.46
1:C:193:LEU:HD23	1:C:200:PHE:HD2	1.81	0.46
1:C:352:PHE:O	1:C:355:MET:HG2	2.16	0.46
1:D:7:ALA:HA	1:D:102:PRO:CD	2.44	0.46
1:D:233:SER:O	1:D:237:GLU:CG	2.64	0.46
1:E:202:THR:O	1:E:205:GLU:CB	2.61	0.46
1:E:298:VAL:CA	1:E:330:ILE:HB	2.44	0.46
1:E:312:ARG:HA	1:E:315:LYS:NZ	2.29	0.46
1:F:16:LEU:CB	1:F:18:LYS:HZ2	2.17	0.46
1:F:189:LEU:HD12	1:F:192:ILE:CD1	2.36	0.46

Continued on next page...

Continued from previous page...

Atom-1	Atom-2	Interatomic distance (Å)	Clash overlap (Å)
1:F:206:ARG:HD3	1:F:206:ARG:N	2.31	0.46
1:F:233:SER:O	1:F:237:GLU:CG	2.64	0.46
1:F:297:ASN:HB2	1:F:329:ILE:N	2.31	0.46
2:I:345:LEU:O	2:I:349:LEU:HD13	2.16	0.46
2:J:345:LEU:O	2:J:349:LEU:HD13	2.16	0.46
2:O:195:LYS:HG3	2:O:196:TRP:N	2.31	0.46
2:P:196:TRP:NE1	2:P:197:VAL:CG2	2.79	0.46
2:R:191:TRP:CZ2	2:R:209:LEU:HD21	2.51	0.46
2:R:195:LYS:HG3	2:R:196:TRP:N	2.31	0.46
1:A:122:ILE:CA	1:A:125:GLU:OE1	2.62	0.46
1:A:153:LEU:O	1:A:153:LEU:HG	2.16	0.46
1:B:5:THR:HG21	1:B:102:PRO:CG	2.47	0.46
1:B:12:ASN:O	1:B:13:GLY:C	2.54	0.46
1:B:115:ASN:O	1:B:119:MET:HE2	2.16	0.46
1:B:352:PHE:O	1:B:355:MET:HG2	2.16	0.46
1:C:114:ALA:C	1:C:118:LYS:HZ2	2.19	0.46
1:C:193:LEU:HG	1:C:198:TYR:CG	2.51	0.46
1:D:40:HIS:HE2	1:F:169:TYR:HB3	1.81	0.46
1:D:194:THR:CG2	1:D:198:TYR:O	2.63	0.46
1:D:216:LEU:O	1:D:254:ARG:HG2	2.15	0.46
1:D:218:TYR:CZ	1:D:254:ARG:HB3	2.51	0.46
1:D:328:LYS:O	1:D:330:ILE:HD12	2.16	0.46
1:E:141:SER:HA	1:E:144:ALA:CB	2.44	0.46
1:E:196:ARG:HH22	1:F:113:LYS:H	1.62	0.46
1:E:206:ARG:HD3	1:E:206:ARG:N	2.31	0.46
1:F:70:PRO:O	1:F:77:THR:N	2.38	0.46
1:F:122:ILE:CA	1:F:125:GLU:OE1	2.62	0.46
1:F:213:LYS:HB2	1:F:306:TYR:OH	2.16	0.46
1:F:241:GLU:H	1:F:247:VAL:HG23	1.80	0.46
1:A:13:GLY:HA3	1:A:18:LYS:HZ1	1.78	0.45
1:A:61:LYS:HE2	1:A:61:LYS:N	2.30	0.45
1:A:195:GLU:HG2	1:B:110:LEU:C	2.35	0.45
1:A:213:LYS:HB2	1:A:306:TYR:OH	2.16	0.45
1:B:40:HIS:HE1	1:D:169:TYR:HA	1.80	0.45
1:B:90:PHE:O	1:B:96:VAL:N	2.45	0.45
1:B:305:MET:SD	1:B:306:TYR:HD1	2.38	0.45
1:C:253:GLU:CA	1:C:256:ARG:NH1	2.78	0.45
1:D:5:THR:HG21	1:D:102:PRO:CG	2.46	0.45
1:D:98:PRO:CA	1:D:129:VAL:HG12	2.46	0.45
1:D:153:LEU:O	1:D:153:LEU:HG	2.16	0.45
1:D:181:ALA:O	1:D:184:ASP:N	2.49	0.45

Continued on next page...

Continued from previous page...

Atom-1	Atom-2	Interatomic distance (Å)	Clash overlap (Å)
1:D:198:TYR:CD1	1:D:200:PHE:CE2	3.03	0.45
1:D:297:ASN:HB2	1:D:329:ILE:N	2.31	0.45
1:E:5:THR:HG21	1:E:102:PRO:CG	2.47	0.45
1:E:50:LYS:HB2	1:E:53:TYR:CD2	2.51	0.45
1:E:188:TYR:CE2	1:E:192:ILE:CG2	2.99	0.45
1:E:291:LYS:HD2	1:E:292:ASP:N	2.30	0.45
1:E:358:SER:HB3	1:E:360:GLN:HE21	1.80	0.45
1:F:218:TYR:CZ	1:F:254:ARG:HB3	2.51	0.45
1:F:240:TYR:N	1:F:248:ILE:O	2.38	0.45
1:F:255:PHE:CE2	1:F:256:ARG:CG	2.91	0.45
1:F:352:PHE:O	1:F:355:MET:HG2	2.16	0.45
1:F:366:GLY:HA3	2:R:196:TRP:CB	2.45	0.45
2:G:345:LEU:O	2:G:349:LEU:HD13	2.16	0.45
2:H:345:LEU:O	2:H:349:LEU:HD13	2.16	0.45
2:P:191:TRP:CZ2	2:P:209:LEU:HD21	2.51	0.45
2:Q:191:TRP:CZ2	2:Q:209:LEU:HD21	2.51	0.45
1:A:35:VAL:H	1:A:68:LYS:N	2.14	0.45
1:A:42:GLY:HA3	1:A:44:MET:HE2	1.97	0.45
1:A:50:LYS:HB2	1:A:53:TYR:CD2	2.51	0.45
1:A:61:LYS:HA	1:A:61:LYS:NZ	2.30	0.45
1:A:110:LEU:HD12	1:A:110:LEU:N	2.32	0.45
1:A:123:MET:HE3	1:A:132:MET:SD	2.57	0.45
1:A:164:PRO:O	1:A:165:ILE:HG13	2.17	0.45
1:A:194:THR:CG2	1:A:198:TYR:O	2.63	0.45
1:A:216:LEU:O	1:A:254:ARG:HG2	2.15	0.45
1:A:233:SER:O	1:A:237:GLU:CG	2.64	0.45
1:B:8:LEU:HD21	1:B:101:HIS:HB3	1.98	0.45
1:B:82:MET:HG3	1:B:86:TRP:HE1	1.80	0.45
1:B:181:ALA:O	1:B:184:ASP:N	2.49	0.45
1:C:5:THR:HG21	1:C:102:PRO:CG	2.47	0.45
1:C:61:LYS:HE2	1:C:61:LYS:N	2.30	0.45
1:C:164:PRO:O	1:C:165:ILE:HG13	2.17	0.45
1:C:192:ILE:HD12	1:C:253:GLU:HG2	1.98	0.45
1:C:216:LEU:O	1:C:254:ARG:HG2	2.15	0.45
1:C:240:TYR:H	1:C:250:ILE:CD1	2.29	0.45
1:C:345:ILE:O	1:C:348:SER:OG	2.28	0.45
1:C:358:SER:H	1:C:361:GLU:HG2	1.80	0.45
1:D:11:ASP:OD2	1:D:340:TRP:CD1	2.70	0.45
1:D:39:ARG:NH2	1:D:64:ILE:O	2.48	0.45
1:D:308:GLY:O	1:D:309:ILE:C	2.55	0.45
1:E:11:ASP:OD2	1:E:340:TRP:CD1	2.70	0.45

Continued on next page...

Continued from previous page...

Atom-1	Atom-2	Interatomic distance (Å)	Clash overlap (Å)
1:E:189:LEU:HD12	1:E:192:ILE:CD1	2.36	0.45
1:E:213:LYS:HB2	1:E:306:TYR:OH	2.16	0.45
1:E:294:TYR:CB	1:E:327:ILE:HA	2.34	0.45
1:F:107:GLU:OE2	1:F:116:ARG:HG2	2.16	0.45
1:F:142:LEU:CD1	1:F:165:ILE:HD11	2.43	0.45
1:F:198:TYR:CD1	1:F:200:PHE:CE2	3.03	0.45
1:F:298:VAL:CA	1:F:330:ILE:HB	2.44	0.45
2:L:324:ILE:HG22	2:L:336:ILE:HD13	1.98	0.45
2:L:332:GLU:O	2:L:335:ARG:N	2.49	0.45
2:O:239:CYS:O	2:O:241:VAL:HG22	2.16	0.45
2:O:241:VAL:O	2:O:246:LYS:NZ	2.45	0.45
2:Q:195:LYS:HG3	2:Q:196:TRP:N	2.31	0.45
2:Q:238:ARG:CG	2:Q:240:GLU:HG3	2.46	0.45
1:A:56:ASP:CA	1:A:59:GLN:HE22	2.30	0.45
1:A:107:GLU:OE2	1:A:116:ARG:HG2	2.16	0.45
1:A:156:GLY:CA	1:A:301:GLY:CA	2.87	0.45
1:A:193:LEU:HD23	1:A:200:PHE:HD2	1.81	0.45
1:A:246:GLN:HE22	1:A:248:ILE:HA	1.81	0.45
1:B:82:MET:CE	1:B:85:ILE:HG21	2.47	0.45
1:B:193:LEU:O	1:B:198:TYR:CD2	2.69	0.45
1:B:193:LEU:HD23	1:B:200:PHE:CD2	2.51	0.45
1:B:207:GLU:HA	1:B:207:GLU:OE1	2.15	0.45
1:B:218:TYR:CB	1:B:307:PRO:CG	2.91	0.45
1:B:274:ILE:O	1:B:277:THR:OG1	2.35	0.45
1:B:297:ASN:HB2	1:B:329:ILE:N	2.31	0.45
1:B:366:GLY:HA3	2:N:196:TRP:CB	2.45	0.45
1:C:11:ASP:O	1:C:18:LYS:N	2.47	0.45
1:C:42:GLY:HA3	1:C:44:MET:HE2	1.98	0.45
1:C:82:MET:HE3	1:C:86:TRP:CD1	2.51	0.45
1:C:87:HIS:O	1:C:91:TYR:CD2	2.64	0.45
1:C:156:GLY:CA	1:C:301:GLY:CA	2.87	0.45
1:C:202:THR:O	1:C:205:GLU:CB	2.61	0.45
1:C:306:TYR:O	1:C:309:ILE:CG1	2.59	0.45
1:C:357:ILE:CG2	1:C:361:GLU:OE2	2.63	0.45
1:D:11:ASP:O	1:D:18:LYS:N	2.47	0.45
1:D:56:ASP:HA	1:D:59:GLN:HE22	1.82	0.45
1:D:221:LEU:HD21	1:D:311:ASP:CB	2.47	0.45
1:D:240:TYR:H	1:D:250:ILE:CD1	2.29	0.45
1:D:241:GLU:HA	1:D:246:GLN:O	2.16	0.45
1:E:82:MET:CE	1:E:85:ILE:HG21	2.47	0.45
1:E:172:PRO:HA	1:E:175:ILE:CD1	2.39	0.45

Continued on next page...

Continued from previous page...

Atom-1	Atom-2	Interatomic distance (Å)	Clash overlap (Å)
1:E:218:TYR:CE1	1:E:254:ARG:CD	2.90	0.45
1:E:297:ASN:HB2	1:E:329:ILE:N	2.31	0.45
1:F:177:ARG:HD3	1:F:179:ASP:N	2.30	0.45
1:F:188:TYR:CE2	1:F:192:ILE:CG2	2.99	0.45
1:F:253:GLU:CA	1:F:256:ARG:NH1	2.78	0.45
2:J:324:ILE:HG22	2:J:336:ILE:HD13	1.98	0.45
2:N:196:TRP:NE1	2:N:197:VAL:CG2	2.79	0.45
2:O:191:TRP:CZ2	2:O:209:LEU:HD21	2.51	0.45
2:Q:160:ARG:NH2	2:Q:252:PHE:HD1	2.13	0.45
1:A:18:LYS:CA	1:A:29:ALA:O	2.64	0.45
1:A:153:LEU:O	1:A:299:LEU:CD1	2.59	0.45
1:A:258:PRO:O	1:A:261:LEU:CD2	2.65	0.45
1:A:328:LYS:O	1:A:330:ILE:HD12	2.17	0.45
1:B:61:LYS:HE2	1:B:61:LYS:N	2.30	0.45
1:B:193:LEU:HG	1:B:198:TYR:CG	2.51	0.45
1:B:219:VAL:HA	1:B:255:PHE:CB	2.45	0.45
1:B:240:TYR:H	1:B:250:ILE:CD1	2.30	0.45
1:C:8:LEU:HD21	1:C:101:HIS:HB3	1.98	0.45
1:C:50:LYS:CB	1:C:53:TYR:CD2	2.99	0.45
1:C:56:ASP:CA	1:C:59:GLN:HE22	2.30	0.45
1:C:245:GLY:C	1:C:246:GLN:O	2.55	0.45
1:C:258:PRO:O	1:C:261:LEU:CD2	2.65	0.45
1:C:360:GLN:O	1:C:363:ASP:HB2	2.15	0.45
1:D:37:ARG:HG2	1:D:68:LYS:HZ1	1.79	0.45
1:D:50:LYS:CB	1:D:53:TYR:CD2	2.99	0.45
1:D:82:MET:CE	1:D:85:ILE:HG21	2.47	0.45
1:E:8:LEU:HD21	1:E:101:HIS:HB3	1.98	0.45
1:E:15:GLY:O	1:E:33:SER:OG	2.31	0.45
1:E:148:THR:C	1:E:168:GLY:H	2.16	0.45
1:E:164:PRO:O	1:E:165:ILE:HG13	2.17	0.45
1:E:221:LEU:HD11	1:E:311:ASP:HB2	1.92	0.45
1:E:246:GLN:HE22	1:E:248:ILE:HA	1.81	0.45
1:F:5:THR:HG21	1:F:102:PRO:CG	2.46	0.45
1:F:50:LYS:CB	1:F:53:TYR:CD2	2.99	0.45
1:F:148:THR:C	1:F:168:GLY:H	2.16	0.45
1:F:165:ILE:C	1:F:169:TYR:O	2.54	0.45
2:H:324:ILE:HG22	2:H:336:ILE:HD13	1.98	0.45
2:O:238:ARG:CG	2:O:240:GLU:HG3	2.46	0.45
2:R:238:ARG:CG	2:R:240:GLU:HG3	2.46	0.45
1:A:5:THR:HG21	1:A:102:PRO:CG	2.47	0.45
1:A:56:ASP:HA	1:A:59:GLN:HE22	1.82	0.45

Continued on next page...

Continued from previous page...

Atom-1	Atom-2	Interatomic distance (Å)	Clash overlap (Å)
1:A:82:MET:CE	1:A:85:ILE:HG21	2.47	0.45
1:A:193:LEU:HG	1:A:198:TYR:CG	2.51	0.45
1:A:240:TYR:H	1:A:250:ILE:CD1	2.29	0.45
1:A:327:ILE:HG13	1:A:328:LYS:N	2.32	0.45
1:A:352:PHE:O	1:A:355:MET:HG2	2.16	0.45
1:B:11:ASP:OD2	1:B:340:TRP:CD1	2.70	0.45
1:B:56:ASP:CA	1:B:59:GLN:HE22	2.30	0.45
1:B:75:ILE:O	1:B:75:ILE:CG1	2.62	0.45
1:B:98:PRO:CA	1:B:129:VAL:HG12	2.46	0.45
1:B:213:LYS:HB2	1:B:306:TYR:OH	2.16	0.45
1:B:279:TYR:HA	1:B:282:ILE:CD1	2.47	0.45
1:B:279:TYR:CA	1:B:282:ILE:HG12	2.45	0.45
1:B:297:ASN:N	1:B:330:ILE:CD1	2.80	0.45
1:B:308:GLY:C	1:B:312:ARG:NE	2.70	0.45
1:C:12:ASN:HA	1:C:17:VAL:CA	2.28	0.45
1:C:50:LYS:HB2	1:C:53:TYR:CD2	2.52	0.45
1:D:42:GLY:HA3	1:D:44:MET:HE2	1.99	0.45
1:D:59:GLN:H	1:D:59:GLN:CD	2.11	0.45
1:D:189:LEU:HD12	1:D:192:ILE:CD1	2.36	0.45
1:D:192:ILE:HD12	1:D:253:GLU:HG2	1.98	0.45
1:D:298:VAL:CA	1:D:330:ILE:HB	2.44	0.45
1:D:327:ILE:HG13	1:D:328:LYS:N	2.32	0.45
1:D:352:PHE:O	1:D:355:MET:HG2	2.16	0.45
1:E:98:PRO:CA	1:E:129:VAL:HG12	2.46	0.45
1:E:110:LEU:HD12	1:E:110:LEU:N	2.32	0.45
1:E:207:GLU:OE1	1:E:207:GLU:HA	2.16	0.45
1:E:216:LEU:O	1:E:254:ARG:HG2	2.15	0.45
1:E:241:GLU:HA	1:E:246:GLN:O	2.16	0.45
1:E:242:LEU:CD2	1:E:244:ASP:OD1	2.65	0.45
1:E:336:LYS:H	1:E:336:LYS:HG2	1.42	0.45
1:F:90:PHE:N	1:F:94:LEU:HB2	2.32	0.45
1:F:192:ILE:HD12	1:F:253:GLU:HG2	1.98	0.45
1:F:193:LEU:HD23	1:F:200:PHE:CD2	2.51	0.45
1:F:216:LEU:O	1:F:254:ARG:HG2	2.15	0.45
1:F:221:LEU:HD21	1:F:311:ASP:CB	2.47	0.45
1:F:240:TYR:H	1:F:250:ILE:CD1	2.29	0.45
1:F:263:GLN:O	1:F:265:SER:N	2.50	0.45
1:F:274:ILE:O	1:F:277:THR:OG1	2.35	0.45
2:M:239:CYS:O	2:M:241:VAL:HG22	2.16	0.45
2:N:191:TRP:CZ2	2:N:209:LEU:HD21	2.51	0.45
2:P:187:PRO:HA	2:P:242:SER:C	2.35	0.45

Continued on next page...

Continued from previous page...

Atom-1	Atom-2	Interatomic distance (Å)	Clash overlap (Å)
2:P:195:LYS:HG3	2:P:196:TRP:N	2.31	0.45
1:A:178:LEU:HG	1:A:180:LEU:H	1.82	0.45
1:A:253:GLU:O	1:A:255:PHE:N	2.50	0.45
1:A:279:TYR:HA	1:A:282:ILE:CD1	2.47	0.45
1:A:308:GLY:C	1:A:312:ARG:NE	2.70	0.45
1:A:362:TYR:CE1	1:A:367:PRO:CA	3.00	0.45
1:B:13:GLY:HA3	1:B:18:LYS:HZ3	1.81	0.45
1:B:35:VAL:HB	1:B:68:LYS:CB	2.24	0.45
1:B:122:ILE:CA	1:B:125:GLU:OE1	2.62	0.45
1:B:328:LYS:O	1:B:330:ILE:HD12	2.16	0.45
1:C:40:HIS:HE2	1:E:169:TYR:HB3	1.81	0.45
1:C:189:LEU:O	1:C:192:ILE:HG13	2.15	0.45
1:C:279:TYR:HA	1:C:282:ILE:CD1	2.47	0.45
1:C:312:ARG:HB3	1:C:315:LYS:HZ3	1.81	0.45
1:D:8:LEU:HD21	1:D:101:HIS:HB3	1.98	0.45
1:D:206:ARG:HD3	1:D:206:ARG:N	2.31	0.45
1:D:308:GLY:C	1:D:312:ARG:NE	2.70	0.45
1:E:253:GLU:O	1:E:255:PHE:N	2.50	0.45
1:E:274:ILE:O	1:E:277:THR:OG1	2.35	0.45
1:F:178:LEU:HG	1:F:180:LEU:H	1.82	0.45
1:F:246:GLN:HE22	1:F:248:ILE:HA	1.81	0.45
2:K:334:GLU:HA	2:K:345:LEU:CD2	2.39	0.45
2:K:345:LEU:O	2:K:349:LEU:HD13	2.16	0.45
2:M:238:ARG:CG	2:M:240:GLU:HG3	2.46	0.45
2:O:162:GLN:CD	2:O:162:GLN:H	2.20	0.45
1:A:352:PHE:C	1:A:356:TRP:HZ3	2.18	0.45
1:B:38:PRO:CD	1:B:65:LEU:CD1	2.93	0.45
1:B:99:GLU:CA	1:B:128:ASN:O	2.64	0.45
1:B:116:ARG:C	1:B:119:MET:HG2	2.36	0.45
1:B:245:GLY:C	1:B:246:GLN:O	2.55	0.45
1:B:308:GLY:O	1:B:309:ILE:C	2.55	0.45
1:C:18:LYS:CA	1:C:29:ALA:O	2.64	0.45
1:C:153:LEU:O	1:C:153:LEU:HG	2.16	0.45
1:C:233:SER:O	1:C:237:GLU:CG	2.64	0.45
1:C:246:GLN:HE22	1:C:248:ILE:HA	1.81	0.45
1:C:297:ASN:HB2	1:C:329:ILE:N	2.31	0.45
1:C:327:ILE:HG13	1:C:328:LYS:N	2.32	0.45
1:C:362:TYR:CE1	1:C:367:PRO:CA	3.00	0.45
1:D:42:GLY:CA	1:D:44:MET:HE2	2.46	0.45
1:D:171:LEU:CD1	1:D:173:HIS:HB2	2.39	0.45
1:D:193:LEU:O	1:D:198:TYR:CD2	2.69	0.45

Continued on next page...

Continued from previous page...

Atom-1	Atom-2	Interatomic distance (Å)	Clash overlap (Å)
1:D:255:PHE:CE2	1:D:256:ARG:CG	2.91	0.45
1:D:261:LEU:HD12	1:D:274:ILE:CG2	2.47	0.45
1:E:50:LYS:CB	1:E:53:TYR:CD2	2.99	0.45
1:E:116:ARG:C	1:E:119:MET:HG2	2.36	0.45
1:E:221:LEU:HD12	1:E:315:LYS:NZ	2.32	0.45
1:F:11:ASP:OD2	1:F:340:TRP:CD1	2.70	0.45
1:F:161:HIS:CE1	1:F:177:ARG:CB	2.96	0.45
1:F:207:GLU:OE1	1:F:207:GLU:HA	2.16	0.45
1:F:253:GLU:O	1:F:255:PHE:N	2.50	0.45
1:F:261:LEU:HD21	1:F:262:PHE:CD2	2.50	0.45
2:L:345:LEU:O	2:L:349:LEU:HD13	2.16	0.45
2:N:162:GLN:H	2:N:162:GLN:CD	2.20	0.45
2:P:162:GLN:H	2:P:162:GLN:CD	2.20	0.45
1:A:11:ASP:OD2	1:A:340:TRP:CD1	2.70	0.45
1:A:40:HIS:HE1	1:C:169:TYR:HA	1.80	0.45
1:A:274:ILE:O	1:A:277:THR:OG1	2.35	0.45
1:B:13:GLY:HA3	1:B:18:LYS:HZ1	1.81	0.45
1:B:70:PRO:HB2	1:B:76:ILE:HD12	1.99	0.45
1:B:242:LEU:CD2	1:B:244:ASP:OD1	2.65	0.45
1:B:263:GLN:O	1:B:265:SER:N	2.50	0.45
1:B:298:VAL:HG22	1:B:330:ILE:CG2	2.47	0.45
1:C:116:ARG:C	1:C:119:MET:HG2	2.37	0.45
1:C:178:LEU:HG	1:C:180:LEU:H	1.82	0.45
1:C:181:ALA:O	1:C:184:ASP:N	2.49	0.45
1:C:314:GLN:HA	1:C:317:ILE:HG23	1.99	0.45
1:D:37:ARG:CZ	1:D:51:ASP:OD2	2.65	0.45
1:D:49:GLN:CB	1:F:169:TYR:OH	2.58	0.45
1:D:84:LYS:HD3	1:D:84:LYS:N	2.32	0.45
1:D:164:PRO:O	1:D:165:ILE:HG13	2.17	0.45
1:D:221:LEU:HD13	1:D:312:ARG:HD2	1.94	0.45
1:D:253:GLU:O	1:D:255:PHE:N	2.50	0.45
1:E:70:PRO:HB2	1:E:76:ILE:HG23	1.99	0.45
1:E:87:HIS:O	1:E:91:TYR:CD2	2.64	0.45
1:E:90:PHE:N	1:E:94:LEU:HB2	2.32	0.45
1:E:193:LEU:O	1:E:198:TYR:CD2	2.69	0.45
1:E:362:TYR:C	1:E:362:TYR:HD2	2.18	0.45
1:F:56:ASP:HA	1:F:59:GLN:HE22	1.82	0.45
1:F:98:PRO:CA	1:F:129:VAL:HG12	2.46	0.45
1:F:120:THR:HA	1:F:132:MET:SD	2.57	0.45
1:F:210:ARG:HB3	1:F:213:LYS:HE2	1.99	0.45
1:F:290:ARG:HH21	1:F:325:MET:HE1	1.82	0.45

Continued on next page...

Continued from previous page...

Atom-1	Atom-2	Interatomic distance (Å)	Clash overlap (Å)
1:F:310:ALA:HA	1:F:313:MET:CB	2.45	0.45
1:F:328:LYS:O	1:F:330:ILE:HD12	2.16	0.45
2:G:333:TYR:HB3	2:G:345:LEU:HD11	1.99	0.45
2:M:162:GLN:H	2:M:162:GLN:CD	2.20	0.45
2:M:191:TRP:CZ2	2:M:209:LEU:HD21	2.51	0.45
2:N:193:LYS:CB	2:N:199:LEU:HD21	2.47	0.45
2:Q:193:LYS:CB	2:Q:199:LEU:HD21	2.47	0.45
2:R:237:TYR:HE2	2:R:254:LEU:HB3	1.78	0.45
1:A:49:GLN:CB	1:C:169:TYR:OH	2.58	0.45
1:A:252:ASN:HA	1:A:255:PHE:HE1	1.77	0.45
1:A:297:ASN:N	1:A:330:ILE:CD1	2.80	0.45
1:B:49:GLN:CB	1:D:169:TYR:OH	2.58	0.45
1:B:84:LYS:HD3	1:B:84:LYS:N	2.32	0.45
1:B:110:LEU:HD12	1:B:110:LEU:N	2.31	0.45
1:B:193:LEU:HD23	1:B:200:PHE:HD2	1.81	0.45
1:B:194:THR:HA	1:B:198:TYR:C	2.38	0.45
1:C:40:HIS:HE1	1:E:169:TYR:HA	1.80	0.45
1:C:70:PRO:HB2	1:C:76:ILE:HG23	1.99	0.45
1:C:98:PRO:CA	1:C:129:VAL:HG12	2.46	0.45
1:C:263:GLN:O	1:C:265:SER:N	2.50	0.45
1:D:40:HIS:HE1	1:F:169:TYR:HA	1.80	0.45
1:D:120:THR:HA	1:D:132:MET:SD	2.57	0.45
1:D:165:ILE:C	1:D:169:TYR:O	2.54	0.45
1:D:211:ASP:C	1:D:215:LYS:NZ	2.68	0.45
1:D:242:LEU:CD2	1:D:244:ASP:OD1	2.65	0.45
1:D:298:VAL:HG22	1:D:330:ILE:CG2	2.47	0.45
1:D:362:TYR:HD2	1:D:362:TYR:C	2.17	0.45
1:E:12:ASN:O	1:E:13:GLY:C	2.54	0.45
1:E:61:LYS:HE2	1:E:61:LYS:N	2.30	0.45
1:E:153:LEU:O	1:E:153:LEU:HG	2.16	0.45
1:E:194:THR:HA	1:E:198:TYR:C	2.38	0.45
1:E:245:GLY:C	1:E:246:GLN:O	2.55	0.45
1:E:258:PRO:O	1:E:261:LEU:CD2	2.65	0.45
1:E:279:TYR:HA	1:E:282:ILE:CD1	2.47	0.45
1:E:308:GLY:C	1:E:312:ARG:NE	2.70	0.45
1:E:328:LYS:O	1:E:330:ILE:HD12	2.17	0.45
1:F:80:ASP:HB2	1:F:84:LYS:HZ3	1.80	0.45
1:F:298:VAL:HG22	1:F:330:ILE:CG2	2.47	0.45
1:F:308:GLY:C	1:F:312:ARG:NE	2.70	0.45
2:G:332:GLU:O	2:G:335:ARG:N	2.49	0.45
2:J:332:GLU:O	2:J:335:ARG:N	2.49	0.45

Continued on next page...

Continued from previous page...

Atom-1	Atom-2	Interatomic distance (Å)	Clash overlap (Å)
2:L:344:ASP:OD1	2:L:344:ASP:O	2.35	0.45
2:M:195:LYS:HG3	2:M:196:TRP:N	2.31	0.45
2:P:191:TRP:CZ3	2:P:239:CYS:SG	3.10	0.45
1:A:8:LEU:HD21	1:A:101:HIS:HB3	1.98	0.45
1:A:37:ARG:CZ	1:A:51:ASP:OD2	2.65	0.45
1:A:40:HIS:HE2	1:C:169:TYR:HB3	1.80	0.45
1:A:202:THR:O	1:A:205:GLU:CB	2.61	0.45
1:A:239:SER:HB3	1:A:249:THR:OG1	2.17	0.45
1:A:297:ASN:HB2	1:A:329:ILE:N	2.31	0.45
1:A:345:ILE:O	1:A:348:SER:OG	2.28	0.45
1:A:357:ILE:CG2	1:A:361:GLU:OE2	2.63	0.45
1:B:70:PRO:HB2	1:B:76:ILE:HG23	1.99	0.45
1:B:82:MET:HE3	1:B:85:ILE:CG2	2.47	0.45
1:B:189:LEU:HD12	1:B:192:ILE:CD1	2.36	0.45
1:B:211:ASP:C	1:B:215:LYS:NZ	2.68	0.45
1:C:90:PHE:N	1:C:94:LEU:HB2	2.32	0.45
1:D:41:GLN:HG3	1:D:41:GLN:O	2.17	0.45
1:D:80:ASP:HB2	1:D:84:LYS:HZ3	1.78	0.45
1:D:99:GLU:CA	1:D:128:ASN:O	2.64	0.45
1:D:264:PRO:HB2	1:D:269:MET:CA	2.47	0.45
1:E:18:LYS:CA	1:E:29:ALA:O	2.64	0.45
1:E:56:ASP:CA	1:E:59:GLN:HE22	2.30	0.45
1:E:56:ASP:HA	1:E:59:GLN:HE22	1.82	0.45
1:E:180:LEU:CD1	1:E:184:ASP:HB2	2.43	0.45
1:E:261:LEU:HD12	1:E:274:ILE:CG2	2.47	0.45
1:E:297:ASN:O	1:E:329:ILE:CA	2.62	0.45
1:E:362:TYR:CE1	1:E:367:PRO:CA	3.00	0.45
1:F:37:ARG:HG2	1:F:68:LYS:HZ1	1.80	0.45
1:F:41:GLN:O	1:F:41:GLN:HG3	2.17	0.45
1:F:110:LEU:HD12	1:F:110:LEU:N	2.32	0.45
1:F:193:LEU:HD23	1:F:200:PHE:HD2	1.81	0.45
1:F:299:LEU:CG	1:F:300:SER:N	2.80	0.45
2:H:344:ASP:OD1	2:H:344:ASP:O	2.35	0.45
2:J:328:ALA:O	2:J:333:TYR:HE2	2.00	0.45
2:N:238:ARG:CG	2:N:240:GLU:HG3	2.46	0.45
2:N:239:CYS:O	2:N:241:VAL:HG22	2.16	0.45
2:Q:162:GLN:H	2:Q:162:GLN:CD	2.20	0.45
2:R:239:CYS:O	2:R:241:VAL:HG22	2.16	0.45
1:A:44:MET:HE1	1:C:169:TYR:CG	2.52	0.44
1:A:70:PRO:HB2	1:A:76:ILE:HG23	1.99	0.44
1:A:124:PHE:CD1	1:A:132:MET:CE	3.01	0.44

Continued on next page...

Continued from previous page...

Atom-1	Atom-2	Interatomic distance (Å)	Clash overlap (Å)
1:A:213:LYS:CG	1:A:214:GLU:N	2.79	0.44
1:A:241:GLU:HA	1:A:246:GLN:O	2.16	0.44
1:A:263:GLN:O	1:A:265:SER:N	2.50	0.44
1:A:310:ALA:HA	1:A:313:MET:CB	2.45	0.44
1:B:12:ASN:HB3	1:B:17:VAL:HG12	1.98	0.44
1:B:37:ARG:CZ	1:B:51:ASP:OD2	2.65	0.44
1:B:164:PRO:O	1:B:165:ILE:HG13	2.17	0.44
1:B:206:ARG:HD3	1:B:206:ARG:N	2.31	0.44
1:B:221:LEU:HD21	1:B:311:ASP:CB	2.47	0.44
1:B:298:VAL:CA	1:B:330:ILE:HB	2.44	0.44
1:C:11:ASP:OD2	1:C:340:TRP:CD1	2.70	0.44
1:C:124:PHE:CD1	1:C:132:MET:CE	3.01	0.44
1:C:252:ASN:HA	1:C:255:PHE:HE1	1.77	0.44
1:D:90:PHE:N	1:D:94:LEU:HB2	2.32	0.44
1:D:253:GLU:CA	1:D:256:ARG:NH1	2.78	0.44
1:D:274:ILE:O	1:D:277:THR:OG1	2.35	0.44
1:D:279:TYR:HA	1:D:282:ILE:CD1	2.47	0.44
1:D:366:GLY:HA3	2:P:196:TRP:CB	2.45	0.44
1:E:37:ARG:CZ	1:E:51:ASP:OD2	2.65	0.44
1:E:80:ASP:HB2	1:E:84:LYS:HZ3	1.80	0.44
1:E:156:GLY:CA	1:E:301:GLY:CA	2.87	0.44
1:E:239:SER:HB3	1:E:249:THR:OG1	2.17	0.44
1:E:240:TYR:H	1:E:250:ILE:CD1	2.29	0.44
1:E:263:GLN:O	1:E:265:SER:N	2.50	0.44
1:E:327:ILE:HG13	1:E:328:LYS:N	2.32	0.44
1:F:82:MET:CE	1:F:85:ILE:HG21	2.47	0.44
1:F:153:LEU:O	1:F:153:LEU:HG	2.16	0.44
1:F:193:LEU:O	1:F:198:TYR:CD2	2.69	0.44
2:J:344:ASP:OD1	2:J:344:ASP:O	2.35	0.44
2:N:191:TRP:CZ3	2:N:239:CYS:SG	3.10	0.44
2:N:203:VAL:HG13	2:N:207:LEU:O	2.18	0.44
2:O:191:TRP:CZ3	2:O:239:CYS:SG	3.10	0.44
2:P:193:LYS:CB	2:P:199:LEU:HD21	2.47	0.44
2:R:191:TRP:CZ3	2:R:239:CYS:SG	3.10	0.44
1:A:90:PHE:N	1:A:94:LEU:HB2	2.32	0.44
1:A:114:ALA:C	1:A:118:LYS:HZ2	2.21	0.44
1:A:221:LEU:HD21	1:A:311:ASP:CB	2.47	0.44
1:A:280:ASN:CA	1:A:283:MET:HE3	2.45	0.44
1:B:142:LEU:CD1	1:B:165:ILE:HD11	2.43	0.44
1:B:264:PRO:HB2	1:B:269:MET:CA	2.47	0.44
1:C:82:MET:CE	1:C:85:ILE:HG21	2.47	0.44

Continued on next page...

Continued from previous page...

Atom-1	Atom-2	Interatomic distance (Å)	Clash overlap (Å)
1:C:90:PHE:O	1:C:96:VAL:N	2.45	0.44
1:C:110:LEU:HD12	1:C:110:LEU:N	2.32	0.44
1:C:189:LEU:HD12	1:C:192:ILE:CD1	2.36	0.44
1:C:253:GLU:O	1:C:255:PHE:N	2.50	0.44
1:C:274:ILE:O	1:C:277:THR:OG1	2.35	0.44
1:C:308:GLY:C	1:C:312:ARG:NE	2.70	0.44
1:D:56:ASP:CA	1:D:59:GLN:HE22	2.30	0.44
1:D:70:PRO:HB2	1:D:76:ILE:HD12	1.99	0.44
1:D:178:LEU:HG	1:D:180:LEU:H	1.82	0.44
1:D:241:GLU:H	1:D:247:VAL:HG23	1.80	0.44
1:D:299:LEU:CG	1:D:300:SER:N	2.80	0.44
1:D:312:ARG:HA	1:D:315:LYS:HZ2	1.82	0.44
1:E:166:TYR:O	1:E:169:TYR:N	2.42	0.44
1:F:12:ASN:HA	1:F:17:VAL:CA	2.28	0.44
1:F:35:VAL:H	1:F:68:LYS:N	2.14	0.44
1:F:56:ASP:CA	1:F:59:GLN:HE22	2.30	0.44
1:F:70:PRO:HB2	1:F:76:ILE:HG23	1.99	0.44
1:F:181:ALA:O	1:F:184:ASP:N	2.49	0.44
1:F:241:GLU:HA	1:F:246:GLN:O	2.16	0.44
1:F:264:PRO:HB2	1:F:269:MET:CA	2.47	0.44
1:F:308:GLY:O	1:F:309:ILE:C	2.55	0.44
1:F:312:ARG:HG3	1:F:315:LYS:HZ3	1.82	0.44
2:H:345:LEU:CD1	2:H:348:MET:HE2	2.44	0.44
2:I:333:TYR:HB3	2:I:345:LEU:HD11	1.99	0.44
2:M:154:ILE:HG12	2:M:157:PHE:O	2.17	0.44
2:M:202:LYS:C	2:M:207:LEU:HD23	2.38	0.44
2:N:202:LYS:C	2:N:207:LEU:HD23	2.38	0.44
2:P:166:VAL:CG2	2:P:170:GLY:HA3	2.48	0.44
2:P:238:ARG:CG	2:P:240:GLU:HG3	2.46	0.44
2:Q:154:ILE:HG12	2:Q:157:PHE:O	2.17	0.44
1:A:98:PRO:CA	1:A:129:VAL:HG12	2.46	0.44
1:A:119:MET:HG3	1:A:123:MET:HE1	1.99	0.44
1:A:135:ALA:HB1	1:A:140:LEU:HD21	1.99	0.44
1:A:207:GLU:OE1	1:A:207:GLU:HA	2.16	0.44
1:B:35:VAL:HG11	1:B:37:ARG:HH12	1.81	0.44
1:B:46:GLY:H	1:D:352:PHE:HZ	1.64	0.44
1:B:50:LYS:HB2	1:B:53:TYR:CD2	2.52	0.44
1:B:120:THR:HA	1:B:132:MET:SD	2.57	0.44
1:B:124:PHE:CD1	1:B:132:MET:CE	3.01	0.44
1:C:37:ARG:CZ	1:C:51:ASP:OD2	2.65	0.44
1:C:86:TRP:HE3	1:C:127:PHE:CZ	2.36	0.44

Continued on next page...

Continued from previous page...

Atom-1	Atom-2	Interatomic distance (Å)	Clash overlap (Å)
1:C:345:ILE:CG1	2:I:346:ARG:CG	2.66	0.44
1:D:70:PRO:HB2	1:D:76:ILE:HG23	1.99	0.44
1:D:188:TYR:CE2	1:D:192:ILE:CG2	2.99	0.44
1:D:210:ARG:HB3	1:D:213:LYS:HE2	1.99	0.44
1:E:34:ILE:O	1:E:54:VAL:CG1	2.66	0.44
1:E:37:ARG:CB	1:E:66:THR:HG22	2.45	0.44
1:E:89:THR:CG2	1:E:94:LEU:CD1	2.90	0.44
1:E:122:ILE:CA	1:E:125:GLU:OE1	2.62	0.44
1:E:124:PHE:CD1	1:E:132:MET:CE	3.01	0.44
1:E:198:TYR:CE1	1:E:248:ILE:CD1	3.01	0.44
1:E:211:ASP:C	1:E:215:LYS:NZ	2.68	0.44
1:E:221:LEU:HD21	1:E:311:ASP:CB	2.47	0.44
1:E:250:ILE:HG22	1:E:254:ARG:NH2	2.32	0.44
1:E:262:PHE:HE1	1:E:313:MET:HE1	1.82	0.44
1:F:84:LYS:N	1:F:84:LYS:HD3	2.32	0.44
1:F:242:LEU:CD2	1:F:244:ASP:OD1	2.65	0.44
1:F:297:ASN:N	1:F:330:ILE:CD1	2.80	0.44
2:G:344:ASP:OD1	2:G:344:ASP:O	2.35	0.44
2:N:166:VAL:CG2	2:N:170:GLY:HA3	2.48	0.44
2:O:202:LYS:C	2:O:207:LEU:HD23	2.38	0.44
2:P:160:ARG:HH12	2:P:238:ARG:NH1	2.13	0.44
2:R:162:GLN:CD	2:R:162:GLN:H	2.20	0.44
2:R:166:VAL:CG2	2:R:170:GLY:HA3	2.48	0.44
1:A:12:ASN:O	1:A:13:GLY:C	2.54	0.44
1:A:89:THR:O	1:A:94:LEU:N	2.51	0.44
1:A:188:TYR:CE2	1:A:192:ILE:CG2	2.99	0.44
1:A:194:THR:HA	1:A:198:TYR:C	2.38	0.44
1:A:352:PHE:CA	1:A:355:MET:HE3	2.46	0.44
1:B:7:ALA:HA	1:B:102:PRO:CD	2.44	0.44
1:B:42:GLY:HA3	1:B:44:MET:HE2	1.98	0.44
1:B:56:ASP:HA	1:B:59:GLN:HE22	1.82	0.44
1:B:206:ARG:HD3	1:B:206:ARG:H	1.83	0.44
1:B:258:PRO:O	1:B:261:LEU:CD2	2.65	0.44
1:B:327:ILE:HG13	1:B:328:LYS:N	2.32	0.44
1:C:41:GLN:O	1:C:41:GLN:HG3	2.17	0.44
1:C:49:GLN:CB	1:E:169:TYR:OH	2.58	0.44
1:C:121:GLN:HB3	1:C:362:TYR:HH	1.81	0.44
1:C:141:SER:CA	1:C:144:ALA:HB3	2.46	0.44
1:C:194:THR:HA	1:C:198:TYR:C	2.38	0.44
1:C:239:SER:HB3	1:C:249:THR:OG1	2.17	0.44
1:C:242:LEU:CD2	1:C:244:ASP:OD1	2.65	0.44

Continued on next page...

Continued from previous page...

Atom-1	Atom-2	Interatomic distance (Å)	Clash overlap (Å)
1:C:250:ILE:HG22	1:C:254:ARG:NH2	2.32	0.44
1:C:297:ASN:N	1:C:330:ILE:CD1	2.80	0.44
1:D:15:GLY:HA3	1:D:157:ASP:OD2	2.18	0.44
1:D:40:HIS:ND1	1:D:42:GLY:N	2.65	0.44
1:D:50:LYS:HB2	1:D:53:TYR:CD2	2.51	0.44
1:D:88:HIS:O	1:D:89:THR:C	2.56	0.44
1:D:124:PHE:CD1	1:D:132:MET:CE	3.01	0.44
1:D:148:THR:O	1:D:165:ILE:CG2	2.53	0.44
1:D:198:TYR:CE1	1:D:248:ILE:CD1	3.01	0.44
1:D:199:SER:C	1:D:200:PHE:CD1	2.91	0.44
1:D:297:ASN:N	1:D:330:ILE:CD1	2.80	0.44
1:E:15:GLY:HA3	1:E:157:ASP:OD2	2.18	0.44
1:E:124:PHE:HZ	1:E:357:ILE:O	2.00	0.44
1:E:219:VAL:HA	1:E:255:PHE:CB	2.45	0.44
1:E:275:HIS:CG	1:E:276:GLU:N	2.86	0.44
1:F:8:LEU:CB	1:F:102:PRO:O	2.66	0.44
1:F:50:LYS:HB2	1:F:53:TYR:CD2	2.52	0.44
1:F:80:ASP:O	1:F:83:GLU:HB2	2.18	0.44
1:F:116:ARG:C	1:F:119:MET:HG2	2.37	0.44
1:F:151:ILE:HG13	1:F:163:VAL:N	2.33	0.44
1:F:263:GLN:CG	1:F:266:PHE:CE2	3.00	0.44
2:M:193:LYS:CB	2:M:199:LEU:HD21	2.47	0.44
2:M:203:VAL:HG13	2:M:207:LEU:O	2.18	0.44
2:O:193:LYS:CB	2:O:199:LEU:HD21	2.47	0.44
2:Q:239:CYS:O	2:Q:241:VAL:HG22	2.16	0.44
2:R:203:VAL:HG13	2:R:207:LEU:O	2.18	0.44
1:A:41:GLN:HG3	1:A:41:GLN:O	2.17	0.44
1:A:86:TRP:HE3	1:A:127:PHE:CZ	2.36	0.44
1:A:240:TYR:O	1:A:241:GLU:C	2.56	0.44
1:A:245:GLY:C	1:A:246:GLN:O	2.55	0.44
1:B:15:GLY:HA3	1:B:157:ASP:OD2	2.18	0.44
1:B:107:GLU:OE2	1:B:116:ARG:HG2	2.16	0.44
1:B:124:PHE:HZ	1:B:357:ILE:O	2.01	0.44
1:B:178:LEU:HG	1:B:180:LEU:H	1.82	0.44
1:B:191:LYS:N	1:B:191:LYS:CD	2.79	0.44
1:B:192:ILE:HD12	1:B:253:GLU:HG2	1.98	0.44
1:B:199:SER:C	1:B:200:PHE:CD1	2.91	0.44
1:B:210:ARG:HB3	1:B:213:LYS:HE2	1.99	0.44
1:B:239:SER:HB3	1:B:249:THR:OG1	2.17	0.44
1:B:263:GLN:CG	1:B:266:PHE:CE2	3.00	0.44
1:C:15:GLY:HA3	1:C:157:ASP:OD2	2.18	0.44

Continued on next page...

Continued from previous page...

Atom-1	Atom-2	Interatomic distance (Å)	Clash overlap (Å)
1:C:84:LYS:N	1:C:84:LYS:HD3	2.32	0.44
1:C:108:ALA:CA	1:C:137:GLN:HG3	2.47	0.44
1:C:122:ILE:CA	1:C:125:GLU:OE1	2.62	0.44
1:C:194:THR:CG2	1:C:198:TYR:O	2.63	0.44
1:C:221:LEU:HD21	1:C:311:ASP:CB	2.47	0.44
1:C:275:HIS:CG	1:C:276:GLU:N	2.86	0.44
1:D:110:LEU:HD12	1:D:110:LEU:N	2.32	0.44
1:D:258:PRO:O	1:D:261:LEU:CD2	2.65	0.44
1:D:263:GLN:O	1:D:265:SER:N	2.50	0.44
1:E:9:VAL:O	1:E:19:ALA:HB1	2.18	0.44
1:E:35:VAL:HG11	1:E:37:ARG:HH12	1.81	0.44
1:E:86:TRP:HE3	1:E:127:PHE:CZ	2.36	0.44
1:E:120:THR:HA	1:E:132:MET:SD	2.57	0.44
1:E:141:SER:CA	1:E:144:ALA:HB3	2.47	0.44
1:E:258:PRO:O	1:E:261:LEU:HD22	2.18	0.44
1:F:37:ARG:CZ	1:F:51:ASP:OD2	2.65	0.44
1:F:164:PRO:O	1:F:165:ILE:HG13	2.17	0.44
1:F:327:ILE:HG13	1:F:328:LYS:N	2.32	0.44
1:F:362:TYR:CE1	1:F:367:PRO:CA	3.00	0.44
2:O:166:VAL:CG2	2:O:170:GLY:HA3	2.48	0.44
2:P:203:VAL:HG13	2:P:207:LEU:O	2.18	0.44
2:Q:202:LYS:C	2:Q:207:LEU:HD23	2.38	0.44
1:A:45:VAL:HG22	1:C:143:TYR:CD1	2.52	0.44
1:A:70:PRO:HB2	1:A:76:ILE:HD12	1.99	0.44
1:A:108:ALA:CA	1:A:137:GLN:HG3	2.47	0.44
1:A:124:PHE:HZ	1:A:357:ILE:O	2.01	0.44
1:A:233:SER:HB3	1:A:236:LEU:CD2	2.48	0.44
1:A:250:ILE:HG22	1:A:254:ARG:NH2	2.32	0.44
1:A:264:PRO:HB2	1:A:269:MET:CA	2.47	0.44
1:A:275:HIS:CG	1:A:276:GLU:N	2.86	0.44
1:B:40:HIS:ND1	1:B:42:GLY:N	2.65	0.44
1:B:90:PHE:N	1:B:94:LEU:HB2	2.31	0.44
1:B:165:ILE:C	1:B:169:TYR:O	2.55	0.44
1:B:213:LYS:CG	1:B:214:GLU:N	2.79	0.44
1:B:255:PHE:CE2	1:B:256:ARG:CG	2.91	0.44
1:B:258:PRO:O	1:B:261:LEU:HD22	2.18	0.44
1:C:199:SER:C	1:C:200:PHE:CD1	2.91	0.44
1:C:213:LYS:HB2	1:C:306:TYR:OH	2.16	0.44
1:C:221:LEU:HD12	1:C:315:LYS:NZ	2.32	0.44
1:C:308:GLY:O	1:C:309:ILE:C	2.55	0.44
1:D:46:GLY:H	1:F:352:PHE:HZ	1.64	0.44

Continued on next page...

Continued from previous page...

Atom-1	Atom-2	Interatomic distance (Å)	Clash overlap (Å)
1:D:116:ARG:C	1:D:119:MET:HG2	2.37	0.44
1:D:159:VAL:CG2	1:D:160:THR:N	2.81	0.44
1:D:258:PRO:O	1:D:261:LEU:HD22	2.18	0.44
1:E:11:ASP:O	1:E:18:LYS:N	2.47	0.44
1:E:50:LYS:HZ3	1:E:51:ASP:HB3	1.82	0.44
1:E:80:ASP:O	1:E:83:GLU:HB2	2.18	0.44
1:E:233:SER:HB3	1:E:236:LEU:CD2	2.48	0.44
1:E:297:ASN:N	1:E:330:ILE:CD1	2.80	0.44
1:E:312:ARG:HG3	1:E:315:LYS:HZ3	1.81	0.44
1:F:36:GLY:O	1:F:51:ASP:O	2.36	0.44
1:F:53:TYR:O	1:F:54:VAL:C	2.56	0.44
1:F:124:PHE:CD1	1:F:132:MET:CE	3.01	0.44
1:F:124:PHE:HZ	1:F:357:ILE:O	2.01	0.44
1:F:194:THR:HA	1:F:198:TYR:C	2.38	0.44
1:F:199:SER:C	1:F:200:PHE:CD1	2.91	0.44
1:F:239:SER:HB3	1:F:249:THR:OG1	2.17	0.44
1:F:258:PRO:O	1:F:261:LEU:CD2	2.65	0.44
1:F:261:LEU:HD11	1:F:262:PHE:CZ	2.53	0.44
2:G:328:ALA:O	2:G:333:TYR:HE2	2.00	0.44
2:M:157:PHE:HE2	2:M:250:SER:HG	1.65	0.44
1:A:147:ARG:CZ	2:G:343:THR:CG2	2.83	0.44
1:A:199:SER:C	1:A:200:PHE:CD1	2.91	0.44
1:A:252:ASN:CB	1:A:256:ARG:CD	2.95	0.44
1:B:151:ILE:HG13	1:B:163:VAL:N	2.33	0.44
1:B:153:LEU:O	1:B:153:LEU:HG	2.16	0.44
1:B:171:LEU:CD1	1:B:173:HIS:H	2.31	0.44
1:B:198:TYR:CE1	1:B:248:ILE:CD1	3.01	0.44
1:B:253:GLU:O	1:B:255:PHE:N	2.50	0.44
1:B:362:TYR:CE1	1:B:367:PRO:CA	3.00	0.44
1:C:40:HIS:ND1	1:C:42:GLY:N	2.65	0.44
1:C:75:ILE:O	1:C:75:ILE:CG1	2.62	0.44
1:C:219:VAL:HA	1:C:255:PHE:CB	2.45	0.44
1:C:233:SER:HB3	1:C:236:LEU:CD2	2.48	0.44
1:C:290:ARG:HH21	1:C:325:MET:HE1	1.82	0.44
1:D:53:TYR:O	1:D:54:VAL:C	2.56	0.44
1:D:107:GLU:OE2	1:D:116:ARG:HG2	2.16	0.44
1:D:177:ARG:HD3	1:D:179:ASP:N	2.30	0.44
1:D:239:SER:HB3	1:D:249:THR:OG1	2.17	0.44
1:D:245:GLY:C	1:D:246:GLN:O	2.55	0.44
1:E:82:MET:HG3	1:E:86:TRP:HE1	1.80	0.44
1:E:84:LYS:HD3	1:E:84:LYS:N	2.32	0.44

Continued on next page...

Continued from previous page...

Atom-1	Atom-2	Interatomic distance (Å)	Clash overlap (Å)
1:E:108:ALA:CA	1:E:137:GLN:HG3	2.47	0.44
1:E:178:LEU:HG	1:E:180:LEU:H	1.82	0.44
1:E:199:SER:C	1:E:200:PHE:CD1	2.91	0.44
1:E:253:GLU:CA	1:E:256:ARG:NH1	2.78	0.44
1:E:263:GLN:CG	1:E:266:PHE:CE2	3.00	0.44
1:F:13:GLY:CA	1:F:18:LYS:HZ3	2.31	0.44
1:F:35:VAL:HG11	1:F:37:ARG:HH12	1.81	0.44
1:F:70:PRO:HB2	1:F:76:ILE:HD12	1.99	0.44
1:F:86:TRP:HE3	1:F:127:PHE:CZ	2.36	0.44
1:F:99:GLU:CA	1:F:128:ASN:O	2.64	0.44
1:F:159:VAL:CG2	1:F:160:THR:N	2.80	0.44
1:F:275:HIS:CG	1:F:276:GLU:N	2.86	0.44
2:I:344:ASP:OD1	2:I:344:ASP:O	2.35	0.44
2:M:166:VAL:CG2	2:M:170:GLY:HA3	2.48	0.44
2:O:154:ILE:HG12	2:O:157:PHE:O	2.17	0.44
2:P:202:LYS:C	2:P:207:LEU:HD23	2.38	0.44
1:A:120:THR:HA	1:A:132:MET:SD	2.57	0.44
1:A:171:LEU:CD1	1:A:173:HIS:H	2.31	0.44
1:B:8:LEU:CB	1:B:102:PRO:O	2.66	0.44
1:B:80:ASP:O	1:B:83:GLU:HB2	2.18	0.44
1:B:261:LEU:HD11	1:B:262:PHE:CZ	2.53	0.44
1:C:120:THR:HA	1:C:132:MET:SD	2.57	0.44
1:C:166:TYR:CD2	1:C:167:GLU:OE2	2.71	0.44
1:C:264:PRO:HB2	1:C:269:MET:CA	2.47	0.44
1:D:121:GLN:O	1:D:124:PHE:N	2.48	0.44
1:E:171:LEU:CD1	1:E:173:HIS:H	2.31	0.44
1:E:314:GLN:HA	1:E:317:ILE:HG23	1.99	0.44
1:E:362:TYR:OH	1:E:367:PRO:HB3	2.18	0.44
1:F:75:ILE:O	1:F:75:ILE:CG1	2.62	0.44
1:F:166:TYR:CD2	1:F:167:GLU:OE2	2.71	0.44
1:F:198:TYR:CE1	1:F:248:ILE:CD1	3.01	0.44
1:F:202:THR:O	1:F:205:GLU:CB	2.62	0.44
2:K:333:TYR:HB3	2:K:345:LEU:HD11	1.99	0.44
2:N:160:ARG:HH12	2:N:238:ARG:NH1	2.13	0.44
2:R:157:PHE:HE2	2:R:250:SER:HG	1.64	0.44
2:R:160:ARG:HH12	2:R:238:ARG:NH1	2.13	0.44
1:A:37:ARG:NE	1:A:37:ARG:HA	2.33	0.44
1:A:88:HIS:O	1:A:89:THR:C	2.56	0.44
1:A:121:GLN:HB2	1:A:125:GLU:OE2	2.18	0.44
1:A:166:TYR:CD2	1:A:167:GLU:OE2	2.71	0.44
1:A:181:ALA:O	1:A:184:ASP:N	2.49	0.44

Continued on next page...

Continued from previous page...

Atom-1	Atom-2	Interatomic distance (Å)	Clash overlap (Å)
1:A:183:ARG:NH1	1:A:187:ASP:CG	2.71	0.44
1:A:227:MET:HE2	1:A:227:MET:HA	2.00	0.44
1:A:298:VAL:HG22	1:A:330:ILE:CG2	2.47	0.44
1:A:343:GLY:O	1:A:344:SER:C	2.57	0.44
1:B:71:ILE:HD12	1:B:75:ILE:C	2.38	0.44
1:B:86:TRP:HE3	1:B:127:PHE:CZ	2.36	0.44
1:B:188:TYR:CA	1:B:191:LYS:HD3	2.48	0.44
1:C:8:LEU:HD21	1:C:101:HIS:CB	2.48	0.44
1:C:9:VAL:O	1:C:19:ALA:HB1	2.18	0.44
1:C:12:ASN:O	1:C:13:GLY:C	2.54	0.44
1:C:56:ASP:HA	1:C:59:GLN:HE22	1.82	0.44
1:C:70:PRO:HB2	1:C:76:ILE:HD12	1.99	0.44
1:C:135:ALA:HB1	1:C:140:LEU:HD21	1.99	0.44
1:C:166:TYR:O	1:C:169:TYR:N	2.42	0.44
1:C:171:LEU:CD1	1:C:173:HIS:H	2.31	0.44
1:C:221:LEU:HA	1:C:315:LYS:HZ1	1.83	0.44
1:C:240:TYR:O	1:C:241:GLU:C	2.56	0.44
1:C:263:GLN:CG	1:C:266:PHE:CE2	3.00	0.44
1:C:294:TYR:N	1:C:294:TYR:CD1	2.84	0.44
1:C:299:LEU:CG	1:C:300:SER:N	2.80	0.44
1:D:17:VAL:CG1	1:D:82:MET:HE1	2.30	0.44
1:D:86:TRP:HE3	1:D:127:PHE:CZ	2.36	0.44
1:D:119:MET:HG3	1:D:123:MET:HE1	2.00	0.44
1:D:142:LEU:CD1	1:D:165:ILE:HD11	2.43	0.44
1:D:261:LEU:HD11	1:D:262:PHE:CZ	2.53	0.44
1:E:8:LEU:CB	1:E:102:PRO:O	2.66	0.44
1:E:89:THR:O	1:E:94:LEU:N	2.51	0.44
1:E:210:ARG:HB3	1:E:213:LYS:HE2	1.99	0.44
1:E:343:GLY:O	1:E:344:SER:C	2.57	0.44
1:F:15:GLY:HA3	1:F:157:ASP:OD2	2.18	0.44
2:M:158:VAL:HG23	2:M:178:VAL:HG13	2.00	0.44
2:O:193:LYS:HB3	2:O:199:LEU:HD21	2.00	0.44
2:P:239:CYS:O	2:P:241:VAL:HG22	2.16	0.44
2:Q:158:VAL:HG23	2:Q:178:VAL:HG13	2.00	0.44
2:Q:193:LYS:HB3	2:Q:199:LEU:HD21	2.00	0.44
2:R:187:PRO:HA	2:R:242:SER:C	2.35	0.44
2:R:193:LYS:CB	2:R:199:LEU:HD21	2.47	0.44
1:A:15:GLY:HA3	1:A:157:ASP:OD2	2.18	0.43
1:A:35:VAL:HG12	1:A:68:LYS:CE	2.48	0.43
1:A:141:SER:CA	1:A:144:ALA:HB3	2.47	0.43
1:A:171:LEU:CD1	1:A:173:HIS:HB2	2.39	0.43

Continued on next page...

Continued from previous page...

Atom-1	Atom-2	Interatomic distance (Å)	Clash overlap (Å)
1:A:306:TYR:O	1:A:309:ILE:CG1	2.59	0.43
1:B:15:GLY:O	1:B:33:SER:OG	2.31	0.43
1:B:37:ARG:HA	1:B:37:ARG:NE	2.33	0.43
1:B:101:HIS:N	1:B:130:PRO:CD	2.81	0.43
1:B:314:GLN:HA	1:B:317:ILE:HG23	1.99	0.43
1:B:362:TYR:OH	1:B:367:PRO:HB3	2.18	0.43
1:C:35:VAL:HG11	1:C:37:ARG:HH12	1.81	0.43
1:C:198:TYR:CE1	1:C:248:ILE:CD1	3.01	0.43
1:C:258:PRO:O	1:C:261:LEU:HD22	2.18	0.43
1:C:298:VAL:HG22	1:C:330:ILE:CG2	2.47	0.43
1:C:328:LYS:O	1:C:330:ILE:HD12	2.17	0.43
1:C:336:LYS:H	1:C:336:LYS:HG2	1.42	0.43
1:D:8:LEU:CB	1:D:102:PRO:O	2.66	0.43
1:D:16:LEU:C	1:D:18:LYS:HZ3	2.19	0.43
1:D:45:VAL:HG22	1:F:143:TYR:CD1	2.52	0.43
1:D:101:HIS:N	1:D:130:PRO:CD	2.81	0.43
1:D:166:TYR:CD2	1:D:167:GLU:OE2	2.71	0.43
1:D:171:LEU:CD1	1:D:173:HIS:H	2.31	0.43
1:D:194:THR:HA	1:D:198:TYR:C	2.38	0.43
1:E:8:LEU:HD21	1:E:101:HIS:CB	2.48	0.43
1:E:37:ARG:HA	1:E:37:ARG:NE	2.33	0.43
1:E:185:LEU:HD22	1:E:185:LEU:N	2.33	0.43
1:E:308:GLY:O	1:E:309:ILE:C	2.55	0.43
1:F:35:VAL:HG12	1:F:68:LYS:CE	2.48	0.43
1:F:194:THR:CG2	1:F:198:TYR:O	2.63	0.43
1:F:279:TYR:HA	1:F:282:ILE:CD1	2.47	0.43
2:H:333:TYR:HB3	2:H:345:LEU:HD11	1.99	0.43
2:I:328:ALA:O	2:I:333:TYR:HE2	2.00	0.43
2:J:333:TYR:HB3	2:J:345:LEU:HD11	1.99	0.43
2:K:344:ASP:OD1	2:K:344:ASP:O	2.35	0.43
2:M:165:GLU:C	2:M:257:HIS:HD2	2.21	0.43
2:O:158:VAL:HG23	2:O:178:VAL:HG13	2.00	0.43
2:O:187:PRO:HA	2:O:242:SER:C	2.35	0.43
2:P:193:LYS:HB3	2:P:199:LEU:HD21	2.00	0.43
2:Q:203:VAL:HG13	2:Q:207:LEU:O	2.18	0.43
2:R:154:ILE:HG23	2:R:157:PHE:C	2.39	0.43
1:A:40:HIS:ND1	1:A:42:GLY:N	2.65	0.43
1:A:45:VAL:CG1	1:C:143:TYR:CE1	2.94	0.43
1:A:84:LYS:HD3	1:A:84:LYS:N	2.32	0.43
1:A:198:TYR:CE1	1:A:248:ILE:CD1	3.01	0.43
1:A:210:ARG:HB3	1:A:213:LYS:HE2	1.99	0.43

Continued on next page...

Continued from previous page...

Atom-1	Atom-2	Interatomic distance (Å)	Clash overlap (Å)
1:A:261:LEU:HD11	1:A:262:PHE:CZ	2.53	0.43
1:A:263:GLN:CG	1:A:266:PHE:CE2	3.00	0.43
1:B:41:GLN:O	1:B:41:GLN:HG3	2.17	0.43
1:B:99:GLU:N	1:B:99:GLU:CD	2.70	0.43
1:B:108:ALA:CA	1:B:137:GLN:HG3	2.47	0.43
1:B:183:ARG:NH1	1:B:187:ASP:CG	2.71	0.43
1:B:264:PRO:HB3	1:B:269:MET:HB3	1.89	0.43
1:C:37:ARG:NE	1:C:37:ARG:HA	2.33	0.43
1:C:38:PRO:CD	1:C:65:LEU:CD1	2.93	0.43
1:C:121:GLN:HB2	1:C:125:GLU:OE2	2.18	0.43
1:C:185:LEU:HD22	1:C:185:LEU:N	2.33	0.43
1:C:188:TYR:CA	1:C:191:LYS:HD3	2.48	0.43
1:D:80:ASP:O	1:D:83:GLU:HB2	2.18	0.43
1:D:99:GLU:CD	1:D:99:GLU:N	2.70	0.43
1:D:191:LYS:N	1:D:191:LYS:CD	2.79	0.43
1:D:263:GLN:CG	1:D:266:PHE:CE2	3.00	0.43
1:D:362:TYR:CE1	1:D:367:PRO:CA	3.00	0.43
1:E:12:ASN:HA	1:E:17:VAL:CA	2.28	0.43
1:E:36:GLY:O	1:E:51:ASP:O	2.36	0.43
1:E:70:PRO:HB2	1:E:76:ILE:HD12	1.99	0.43
1:E:82:MET:HE3	1:E:86:TRP:CD1	2.53	0.43
1:E:298:VAL:HG22	1:E:330:ILE:CG2	2.47	0.43
1:E:371:HIS:O	1:E:375:PHE:CZ	2.72	0.43
1:F:8:LEU:HD21	1:F:101:HIS:CB	2.48	0.43
1:F:13:GLY:O	1:F:14:SER:C	2.57	0.43
1:F:141:SER:CA	1:F:144:ALA:HB3	2.46	0.43
1:F:183:ARG:NH1	1:F:187:ASP:CG	2.71	0.43
1:F:301:GLY:H	1:F:335:ARG:HB3	1.83	0.43
2:G:331:SER:HB3	2:G:332:GLU:OE1	2.19	0.43
2:H:328:ALA:O	2:H:333:TYR:HE2	2.00	0.43
2:I:325:LEU:HA	2:I:328:ALA:CB	2.48	0.43
2:M:154:ILE:HG23	2:M:157:PHE:C	2.39	0.43
2:N:241:VAL:O	2:N:248:ASP:N	2.51	0.43
1:A:6:THR:HG23	1:A:6:THR:O	2.18	0.43
1:A:8:LEU:HD21	1:A:101:HIS:CB	2.48	0.43
1:A:8:LEU:CB	1:A:102:PRO:O	2.66	0.43
1:A:13:GLY:O	1:A:14:SER:C	2.56	0.43
1:A:36:GLY:O	1:A:51:ASP:O	2.36	0.43
1:A:80:ASP:O	1:A:83:GLU:HB2	2.18	0.43
1:A:116:ARG:HA	1:A:119:MET:HE3	1.99	0.43
1:A:153:LEU:CB	1:A:299:LEU:HD12	2.48	0.43

Continued on next page...

Continued from previous page...

Atom-1	Atom-2	Interatomic distance (Å)	Clash overlap (Å)
1:A:166:TYR:O	1:A:169:TYR:N	2.42	0.43
1:A:219:VAL:HA	1:A:255:PHE:CB	2.45	0.43
1:A:352:PHE:C	1:A:354:GLN:OE1	2.57	0.43
1:A:362:TYR:OH	1:A:367:PRO:HB3	2.18	0.43
1:B:6:THR:HG23	1:B:6:THR:O	2.18	0.43
1:B:34:ILE:HA	1:B:34:ILE:HD13	1.81	0.43
1:B:121:GLN:HB2	1:B:125:GLU:OE2	2.18	0.43
1:B:159:VAL:CG2	1:B:160:THR:N	2.81	0.43
1:B:166:TYR:CD2	1:B:167:GLU:OE2	2.71	0.43
1:B:261:LEU:HD12	1:B:274:ILE:HD13	2.00	0.43
1:B:275:HIS:CG	1:B:276:GLU:N	2.86	0.43
1:C:138:ALA:C	1:C:142:LEU:HG	2.38	0.43
1:C:210:ARG:HB3	1:C:213:LYS:HE2	1.99	0.43
1:C:261:LEU:HD11	1:C:262:PHE:CZ	2.53	0.43
1:C:371:HIS:O	1:C:375:PHE:CZ	2.71	0.43
1:D:11:ASP:O	1:D:13:GLY:N	2.50	0.43
1:D:12:ASN:O	1:D:13:GLY:C	2.54	0.43
1:D:89:THR:O	1:D:94:LEU:N	2.51	0.43
1:D:183:ARG:NH1	1:D:187:ASP:CG	2.72	0.43
1:D:188:TYR:CA	1:D:191:LYS:HD3	2.48	0.43
1:D:206:ARG:HD3	1:D:206:ARG:H	1.83	0.43
1:D:240:TYR:N	1:D:248:ILE:O	2.38	0.43
1:D:301:GLY:H	1:D:335:ARG:HB3	1.83	0.43
1:E:41:GLN:O	1:E:41:GLN:HG3	2.17	0.43
1:E:166:TYR:CD2	1:E:167:GLU:OE2	2.71	0.43
1:E:181:ALA:O	1:E:184:ASP:N	2.49	0.43
1:E:261:LEU:HD12	1:E:274:ILE:HD13	2.01	0.43
1:F:104:LEU:HD21	1:F:140:LEU:HD21	2.00	0.43
1:F:221:LEU:HD13	1:F:221:LEU:HA	1.79	0.43
1:F:261:LEU:HD12	1:F:274:ILE:CG2	2.47	0.43
1:F:261:LEU:HD12	1:F:274:ILE:HD13	2.01	0.43
1:F:372:ARG:O	1:F:372:ARG:HG2	2.18	0.43
2:L:325:LEU:HA	2:L:328:ALA:CB	2.48	0.43
2:L:331:SER:HB3	2:L:332:GLU:OE1	2.18	0.43
2:R:154:ILE:HG12	2:R:157:PHE:O	2.17	0.43
2:R:193:LYS:HB3	2:R:199:LEU:HD21	2.01	0.43
2:R:202:LYS:C	2:R:207:LEU:HD23	2.38	0.43
1:A:189:LEU:HD12	1:A:192:ILE:CD1	2.36	0.43
1:A:279:TYR:CE1	1:A:320:LEU:CB	3.02	0.43
1:A:299:LEU:CG	1:A:300:SER:N	2.80	0.43
1:A:301:GLY:H	1:A:335:ARG:HB3	1.83	0.43

Continued on next page...

Continued from previous page...

Atom-1	Atom-2	Interatomic distance (Å)	Clash overlap (Å)
1:A:372:ARG:O	1:A:372:ARG:HG2	2.18	0.43
1:B:153:LEU:O	1:B:299:LEU:CD1	2.59	0.43
1:B:279:TYR:CE1	1:B:320:LEU:CB	3.02	0.43
1:C:5:THR:OG1	1:C:101:HIS:ND1	2.49	0.43
1:C:107:GLU:OE1	1:C:116:ARG:HG2	2.19	0.43
1:C:153:LEU:O	1:C:299:LEU:CD1	2.59	0.43
1:C:361:GLU:CA	1:C:364:GLU:OE1	2.65	0.43
1:C:372:ARG:O	1:C:372:ARG:HG2	2.18	0.43
1:D:36:GLY:O	1:D:51:ASP:O	2.36	0.43
1:D:82:MET:HE3	1:D:85:ILE:CG2	2.48	0.43
1:D:86:TRP:O	1:D:90:PHE:HD2	2.02	0.43
1:D:111:ASN:OD1	1:D:112:PRO:O	2.36	0.43
1:D:151:ILE:HG13	1:D:163:VAL:N	2.33	0.43
1:D:261:LEU:HD12	1:D:274:ILE:HD13	2.01	0.43
1:D:361:GLU:CA	1:D:364:GLU:OE1	2.65	0.43
1:E:71:ILE:HD12	1:E:75:ILE:C	2.38	0.43
1:E:240:TYR:O	1:E:241:GLU:C	2.56	0.43
1:E:301:GLY:H	1:E:335:ARG:HB3	1.83	0.43
1:E:352:PHE:C	1:E:354:GLN:OE1	2.57	0.43
1:E:372:ARG:O	1:E:372:ARG:HG2	2.18	0.43
1:F:6:THR:HG23	1:F:6:THR:O	2.19	0.43
1:F:40:HIS:ND1	1:F:42:GLY:N	2.65	0.43
1:F:108:ALA:CA	1:F:137:GLN:HG3	2.47	0.43
1:F:153:LEU:O	1:F:299:LEU:CD1	2.59	0.43
1:F:252:ASN:CB	1:F:256:ARG:CD	2.95	0.43
1:F:371:HIS:O	1:F:375:PHE:CZ	2.71	0.43
2:L:328:ALA:O	2:L:333:TYR:HE2	2.00	0.43
2:M:241:VAL:O	2:M:248:ASP:N	2.51	0.43
2:N:193:LYS:HB3	2:N:199:LEU:HD21	2.01	0.43
2:O:203:VAL:HG13	2:O:207:LEU:O	2.18	0.43
2:R:241:VAL:O	2:R:248:ASP:N	2.51	0.43
1:A:99:GLU:CA	1:A:128:ASN:O	2.64	0.43
1:A:104:LEU:HD21	1:A:140:LEU:HD21	2.00	0.43
1:A:258:PRO:O	1:A:261:LEU:HD22	2.18	0.43
1:A:261:LEU:HD12	1:A:274:ILE:HD13	2.00	0.43
1:A:308:GLY:O	1:A:309:ILE:C	2.55	0.43
1:A:337:TYR:C	1:A:341:ILE:HG12	2.38	0.43
1:B:34:ILE:O	1:B:54:VAL:CG1	2.66	0.43
1:B:47:MET:CA	1:B:49:GLN:OE1	2.65	0.43
1:B:50:LYS:NZ	1:B:52:SER:N	2.67	0.43
1:B:86:TRP:O	1:B:90:PHE:HD2	2.02	0.43

Continued on next page...

Continued from previous page...

Atom-1	Atom-2	Interatomic distance (Å)	Clash overlap (Å)
1:B:252:ASN:CB	1:B:256:ARG:CD	2.95	0.43
1:B:352:PHE:C	1:B:354:GLN:OE1	2.57	0.43
1:C:53:TYR:O	1:C:54:VAL:C	2.56	0.43
1:C:80:ASP:O	1:C:83:GLU:HB2	2.18	0.43
1:D:6:THR:HG23	1:D:6:THR:O	2.19	0.43
1:D:8:LEU:HD21	1:D:101:HIS:CB	2.48	0.43
1:D:35:VAL:H	1:D:68:LYS:N	2.14	0.43
1:D:252:ASN:CB	1:D:256:ARG:CD	2.95	0.43
1:E:6:THR:HG23	1:E:6:THR:O	2.18	0.43
1:E:88:HIS:O	1:E:89:THR:C	2.56	0.43
1:E:111:ASN:OD1	1:E:112:PRO:O	2.36	0.43
1:E:183:ARG:NH1	1:E:187:ASP:CG	2.72	0.43
1:E:202:THR:O	1:E:206:ARG:HD3	2.19	0.43
1:E:264:PRO:HB2	1:E:269:MET:CA	2.47	0.43
1:F:10:CYS:O	1:F:106:THR:HG23	2.19	0.43
1:F:18:LYS:CA	1:F:29:ALA:O	2.64	0.43
1:F:34:ILE:O	1:F:54:VAL:CG1	2.66	0.43
1:F:86:TRP:O	1:F:90:PHE:HD2	2.02	0.43
1:F:111:ASN:OD1	1:F:112:PRO:O	2.36	0.43
1:F:233:SER:HB3	1:F:236:LEU:CD2	2.48	0.43
1:F:294:TYR:HD2	1:F:325:MET:HB3	1.82	0.43
2:I:331:SER:HB3	2:I:332:GLU:OE1	2.19	0.43
2:M:193:LYS:HB3	2:M:199:LEU:HD21	2.00	0.43
2:P:154:ILE:HG23	2:P:157:PHE:C	2.39	0.43
2:P:154:ILE:HG12	2:P:157:PHE:O	2.17	0.43
1:A:261:LEU:HD12	1:A:274:ILE:CG2	2.47	0.43
1:A:361:GLU:CA	1:A:364:GLU:OE1	2.65	0.43
1:B:36:GLY:O	1:B:51:ASP:O	2.36	0.43
1:B:111:ASN:OD1	1:B:112:PRO:O	2.36	0.43
1:B:171:LEU:CD2	1:B:173:HIS:HB2	2.47	0.43
1:B:240:TYR:N	1:B:248:ILE:O	2.38	0.43
1:B:253:GLU:CA	1:B:256:ARG:NH1	2.78	0.43
1:B:299:LEU:CG	1:B:300:SER:N	2.80	0.43
1:B:301:GLY:H	1:B:335:ARG:HB3	1.83	0.43
1:C:10:CYS:O	1:C:106:THR:HG23	2.19	0.43
1:C:13:GLY:O	1:C:14:SER:C	2.56	0.43
1:C:35:VAL:HG12	1:C:68:LYS:CE	2.48	0.43
1:C:36:GLY:O	1:C:51:ASP:O	2.36	0.43
1:C:94:LEU:O	1:C:95:ARG:C	2.57	0.43
1:C:111:ASN:OD1	1:C:112:PRO:O	2.36	0.43
1:D:37:ARG:NE	1:D:37:ARG:HA	2.33	0.43

Continued on next page...

Continued from previous page...

Atom-1	Atom-2	Interatomic distance (Å)	Clash overlap (Å)
1:D:90:PHE:O	1:D:96:VAL:N	2.45	0.43
1:D:108:ALA:CA	1:D:137:GLN:HG3	2.47	0.43
1:D:124:PHE:HZ	1:D:357:ILE:O	2.00	0.43
1:D:279:TYR:CE1	1:D:320:LEU:CB	3.02	0.43
1:D:314:GLN:HA	1:D:317:ILE:HG23	1.99	0.43
1:D:352:PHE:C	1:D:354:GLN:OE1	2.57	0.43
1:E:94:LEU:O	1:E:95:ARG:C	2.57	0.43
1:E:107:GLU:OE1	1:E:116:ARG:HG2	2.19	0.43
1:E:121:GLN:HB2	1:E:125:GLU:OE2	2.18	0.43
1:E:135:ALA:HB1	1:E:140:LEU:HD21	1.99	0.43
1:E:151:ILE:HG13	1:E:163:VAL:N	2.33	0.43
1:E:190:MET:CG	1:E:191:LYS:N	2.82	0.43
1:E:244:ASP:CG	1:E:246:GLN:H	2.21	0.43
1:E:255:PHE:CE2	1:E:256:ARG:CG	2.91	0.43
1:F:121:GLN:HB2	1:F:125:GLU:OE2	2.18	0.43
1:F:171:LEU:CD1	1:F:173:HIS:H	2.31	0.43
1:F:202:THR:O	1:F:206:ARG:HD3	2.19	0.43
1:F:258:PRO:O	1:F:261:LEU:HD22	2.18	0.43
2:J:331:SER:HB3	2:J:332:GLU:OE1	2.19	0.43
2:K:325:LEU:HA	2:K:328:ALA:CB	2.48	0.43
2:O:154:ILE:HG23	2:O:157:PHE:C	2.39	0.43
2:O:165:GLU:C	2:O:257:HIS:HD2	2.21	0.43
2:Q:166:VAL:CG2	2:Q:170:GLY:HA3	2.48	0.43
2:Q:191:TRP:CZ3	2:Q:239:CYS:SG	3.10	0.43
1:A:34:ILE:O	1:A:54:VAL:CG1	2.66	0.43
1:A:101:HIS:N	1:A:130:PRO:CD	2.81	0.43
1:A:154:ASP:CA	1:A:300:SER:OG	2.67	0.43
1:A:221:LEU:HD12	1:A:315:LYS:NZ	2.32	0.43
1:A:371:HIS:O	1:A:375:PHE:CZ	2.72	0.43
1:B:77:THR:O	1:B:79:TRP:CZ3	2.72	0.43
1:B:107:GLU:OE1	1:B:116:ARG:HG2	2.19	0.43
1:B:202:THR:O	1:B:206:ARG:HD3	2.19	0.43
1:B:294:TYR:N	1:B:294:TYR:CD1	2.84	0.43
1:B:337:TYR:C	1:B:341:ILE:HG12	2.38	0.43
1:B:372:ARG:HD3	1:B:372:ARG:N	2.34	0.43
1:C:8:LEU:CB	1:C:102:PRO:O	2.66	0.43
1:C:34:ILE:HA	1:C:34:ILE:HD13	1.81	0.43
1:C:121:GLN:O	1:C:124:PHE:N	2.48	0.43
1:C:124:PHE:HZ	1:C:357:ILE:O	2.00	0.43
1:C:211:ASP:C	1:C:215:LYS:NZ	2.68	0.43
1:C:343:GLY:O	1:C:344:SER:C	2.57	0.43

Continued on next page...

Continued from previous page...

Atom-1	Atom-2	Interatomic distance (Å)	Clash overlap (Å)
1:D:10:CYS:O	1:D:106:THR:HG23	2.19	0.43
1:D:34:ILE:O	1:D:54:VAL:CG1	2.66	0.43
1:D:98:PRO:C	1:D:129:VAL:HG12	2.39	0.43
1:D:104:LEU:HD21	1:D:140:LEU:HD21	2.00	0.43
1:D:153:LEU:CB	1:D:299:LEU:HD12	2.48	0.43
1:D:244:ASP:CG	1:D:246:GLN:H	2.21	0.43
1:D:362:TYR:OH	1:D:367:PRO:HB3	2.18	0.43
1:D:372:ARG:O	1:D:372:ARG:HG2	2.18	0.43
1:E:10:CYS:O	1:E:106:THR:HG23	2.19	0.43
1:E:38:PRO:CD	1:E:65:LEU:CD1	2.93	0.43
1:E:59:GLN:O	1:E:62:ARG:CG	2.67	0.43
1:F:115:ASN:OD1	1:F:119:MET:HE2	2.18	0.43
2:L:333:TYR:HB3	2:L:345:LEU:HD11	1.99	0.43
2:M:206:HIS:HA	2:M:227:THR:OG1	2.19	0.43
2:Q:160:ARG:HD2	2:Q:161:PRO:CD	2.49	0.43
2:Q:191:TRP:CZ3	2:Q:252:PHE:HZ	2.31	0.43
1:A:17:VAL:HG11	1:A:82:MET:CE	2.34	0.43
1:A:111:ASN:OD1	1:A:112:PRO:O	2.36	0.43
1:A:114:ALA:O	1:A:118:LYS:HG2	2.19	0.43
1:A:185:LEU:HD22	1:A:185:LEU:N	2.33	0.43
1:A:202:THR:O	1:A:206:ARG:HD3	2.19	0.43
1:A:242:LEU:CD2	1:A:244:ASP:OD1	2.65	0.43
1:A:298:VAL:HA	1:A:330:ILE:CB	2.46	0.43
1:B:8:LEU:HG	1:B:101:HIS:HB3	2.01	0.43
1:B:53:TYR:O	1:B:54:VAL:C	2.56	0.43
1:B:104:LEU:HD21	1:B:140:LEU:HD21	2.00	0.43
1:B:154:ASP:CA	1:B:300:SER:OG	2.67	0.43
1:B:241:GLU:H	1:B:247:VAL:HG23	1.80	0.43
1:B:262:PHE:CE1	1:B:274:ILE:CG1	2.99	0.43
1:B:371:HIS:O	1:B:375:PHE:CZ	2.72	0.43
1:C:37:ARG:CB	1:C:66:THR:HG22	2.45	0.43
1:C:154:ASP:CA	1:C:300:SER:OG	2.67	0.43
1:C:183:ARG:NH1	1:C:187:ASP:CG	2.72	0.43
1:C:228:ALA:O	1:C:231:ALA:N	2.52	0.43
1:C:244:ASP:CG	1:C:246:GLN:H	2.21	0.43
1:C:262:PHE:HE1	1:C:313:MET:HE1	1.81	0.43
1:C:301:GLY:H	1:C:335:ARG:HB3	1.83	0.43
1:D:35:VAL:HG12	1:D:68:LYS:CE	2.48	0.43
1:D:218:TYR:CB	1:D:307:PRO:CG	2.91	0.43
1:E:76:ILE:CG2	1:E:78:ASN:O	2.67	0.43
1:E:98:PRO:C	1:E:129:VAL:HG12	2.39	0.43

Continued on next page...

Continued from previous page...

Atom-1	Atom-2	Interatomic distance (Å)	Clash overlap (Å)
1:E:228:ALA:O	1:E:231:ALA:N	2.52	0.43
1:E:261:LEU:HD11	1:E:262:PHE:CZ	2.53	0.43
1:F:50:LYS:HZ2	1:F:51:ASP:CB	2.27	0.43
1:F:94:LEU:O	1:F:95:ARG:C	2.57	0.43
1:F:221:LEU:HD13	1:F:315:LYS:HZ2	1.82	0.43
1:F:240:TYR:CE2	1:F:241:GLU:O	2.72	0.43
1:F:362:TYR:OH	1:F:367:PRO:HB3	2.18	0.43
2:J:345:LEU:CD1	2:J:348:MET:HE2	2.45	0.43
2:M:154:ILE:HG23	2:M:157:PHE:N	2.34	0.43
1:A:98:PRO:C	1:A:129:VAL:HG12	2.39	0.43
1:A:107:GLU:OE1	1:A:116:ARG:HG2	2.19	0.43
1:A:115:ASN:O	1:A:119:MET:HE2	2.18	0.43
1:A:151:ILE:HG13	1:A:163:VAL:N	2.33	0.43
1:A:202:THR:OG1	1:A:205:GLU:CB	2.58	0.43
1:A:244:ASP:CG	1:A:246:GLN:H	2.21	0.43
1:A:253:GLU:HG3	1:A:256:ARG:NH1	2.25	0.43
1:B:59:GLN:O	1:B:62:ARG:CG	2.67	0.43
1:B:71:ILE:HA	1:B:76:ILE:CA	2.49	0.43
1:B:221:LEU:H	1:B:221:LEU:CD2	2.32	0.43
1:C:45:VAL:HG13	1:E:143:TYR:CD1	2.52	0.43
1:C:60:SER:O	1:C:61:LYS:NZ	2.38	0.43
1:C:71:ILE:HD12	1:C:75:ILE:C	2.38	0.43
1:C:86:TRP:O	1:C:90:PHE:HD2	2.02	0.43
1:C:88:HIS:O	1:C:89:THR:C	2.56	0.43
1:C:101:HIS:N	1:C:130:PRO:CD	2.81	0.43
1:C:261:LEU:HD12	1:C:274:ILE:HD13	2.01	0.43
1:C:337:TYR:C	1:C:341:ILE:HG12	2.38	0.43
1:D:15:GLY:CA	1:D:157:ASP:OD2	2.67	0.43
1:D:66:THR:CG2	1:D:68:LYS:HZ2	2.32	0.43
1:D:71:ILE:HD12	1:D:75:ILE:C	2.38	0.43
1:D:107:GLU:OE1	1:D:116:ARG:HG2	2.19	0.43
1:D:154:ASP:CA	1:D:300:SER:OG	2.67	0.43
1:D:213:LYS:CG	1:D:214:GLU:N	2.79	0.43
1:D:275:HIS:CG	1:D:276:GLU:N	2.86	0.43
1:E:8:LEU:HG	1:E:101:HIS:HB3	2.01	0.43
1:E:90:PHE:O	1:E:96:VAL:N	2.45	0.43
1:E:239:SER:HA	1:E:249:THR:CA	2.16	0.43
1:E:294:TYR:N	1:E:294:TYR:CD1	2.84	0.43
1:F:15:GLY:CA	1:F:157:ASP:OD2	2.67	0.43
1:F:98:PRO:C	1:F:129:VAL:HG12	2.39	0.43
1:F:183:ARG:CZ	1:F:187:ASP:OD1	2.67	0.43

Continued on next page...

Continued from previous page...

Atom-1	Atom-2	Interatomic distance (Å)	Clash overlap (Å)
1:F:191:LYS:N	1:F:191:LYS:CD	2.79	0.43
1:F:240:TYR:O	1:F:241:GLU:C	2.56	0.43
1:F:262:PHE:CE1	1:F:274:ILE:CG1	2.99	0.43
2:H:331:SER:HB3	2:H:332:GLU:OE1	2.19	0.43
2:N:154:ILE:HG12	2:N:157:PHE:O	2.17	0.43
2:N:154:ILE:HG23	2:N:157:PHE:C	2.39	0.43
2:Q:154:ILE:HG23	2:Q:157:PHE:C	2.39	0.43
1:A:9:VAL:O	1:A:19:ALA:HB1	2.18	0.43
1:A:77:THR:O	1:A:79:TRP:CZ3	2.72	0.43
1:A:115:ASN:CA	1:A:118:LYS:HZ2	2.32	0.43
1:A:312:ARG:CA	1:A:315:LYS:HZ2	2.30	0.43
1:B:9:VAL:O	1:B:19:ALA:HB1	2.18	0.43
1:B:94:LEU:O	1:B:95:ARG:C	2.57	0.43
1:B:148:THR:O	1:B:165:ILE:CG2	2.53	0.43
1:B:233:SER:HB3	1:B:236:LEU:CD2	2.48	0.43
1:C:38:PRO:HD3	1:C:65:LEU:HD11	2.01	0.43
1:C:45:VAL:CG1	1:E:143:TYR:CE1	2.94	0.43
1:C:67:LEU:HB3	1:C:203:THR:HG21	2.01	0.43
1:C:153:LEU:CB	1:C:299:LEU:HD12	2.48	0.43
1:C:159:VAL:CG2	1:C:160:THR:N	2.80	0.43
1:C:312:ARG:CB	1:C:315:LYS:NZ	2.82	0.43
1:C:362:TYR:OH	1:C:367:PRO:HB3	2.18	0.43
1:C:362:TYR:HD2	1:C:362:TYR:C	2.17	0.43
1:D:94:LEU:O	1:D:95:ARG:C	2.57	0.43
1:D:121:GLN:HB2	1:D:125:GLU:OE2	2.18	0.43
1:D:233:SER:HB3	1:D:236:LEU:CD2	2.48	0.43
1:D:275:HIS:CB	1:D:316:GLU:HG3	2.49	0.43
1:D:286:ASP:OD1	1:D:289:ILE:N	2.38	0.43
1:D:368:SER:HA	1:D:371:HIS:HD2	1.84	0.43
1:D:371:HIS:O	1:D:375:PHE:CZ	2.72	0.43
1:E:15:GLY:CA	1:E:157:ASP:OD2	2.67	0.43
1:E:154:ASP:CA	1:E:300:SER:OG	2.67	0.43
1:E:163:VAL:O	1:E:165:ILE:HG13	2.19	0.43
1:E:240:TYR:CE2	1:E:241:GLU:O	2.72	0.43
1:E:312:ARG:CB	1:E:315:LYS:NZ	2.82	0.43
1:E:328:LYS:HZ2	1:E:330:ILE:HG13	1.76	0.43
1:E:361:GLU:CA	1:E:364:GLU:OE1	2.65	0.43
1:F:8:LEU:HD12	1:F:101:HIS:O	2.19	0.43
1:F:9:VAL:O	1:F:19:ALA:HB1	2.18	0.43
1:F:82:MET:HE3	1:F:85:ILE:CG2	2.49	0.43
1:F:114:ALA:O	1:F:118:LYS:HG2	2.19	0.43

Continued on next page...

Continued from previous page...

Atom-1	Atom-2	Interatomic distance (Å)	Clash overlap (Å)
1:F:221:LEU:HD12	1:F:315:LYS:NZ	2.32	0.43
1:F:314:GLN:NE2	1:F:329:ILE:CD1	2.82	0.43
1:F:352:PHE:C	1:F:354:GLN:OE1	2.57	0.43
2:I:353:LYS:HA	2:I:356:ARG:CG	2.49	0.43
2:O:191:TRP:CZ3	2:O:252:PHE:HZ	2.31	0.43
2:Q:154:ILE:HG23	2:Q:157:PHE:N	2.34	0.43
1:B:8:LEU:HD12	1:B:101:HIS:O	2.19	0.42
1:B:346:LEU:HA	1:B:349:LEU:HG	2.01	0.42
1:C:98:PRO:C	1:C:129:VAL:HG12	2.39	0.42
1:C:250:ILE:HG22	1:C:254:ARG:HE	1.82	0.42
1:C:255:PHE:CE2	1:C:256:ARG:CG	2.91	0.42
1:C:262:PHE:CD1	1:C:275:HIS:ND1	2.79	0.42
1:C:314:GLN:NE2	1:C:329:ILE:CD1	2.82	0.42
1:D:18:LYS:CA	1:D:29:ALA:O	2.64	0.42
1:D:71:ILE:HA	1:D:76:ILE:CA	2.49	0.42
1:D:141:SER:CA	1:D:144:ALA:HB3	2.47	0.42
1:D:152:VAL:CA	1:D:298:VAL:O	2.67	0.42
1:D:153:LEU:O	1:D:299:LEU:CD1	2.59	0.42
1:D:262:PHE:CE1	1:D:274:ILE:CG1	2.99	0.42
1:E:7:ALA:HA	1:E:102:PRO:CD	2.44	0.42
1:E:35:VAL:HG12	1:E:68:LYS:CE	2.48	0.42
1:E:275:HIS:CB	1:E:316:GLU:HG3	2.49	0.42
1:E:314:GLN:NE2	1:E:329:ILE:CD1	2.82	0.42
1:E:337:TYR:C	1:E:341:ILE:HG12	2.38	0.42
1:F:37:ARG:NE	1:F:37:ARG:HA	2.33	0.42
1:F:47:MET:CA	1:F:49:GLN:OE1	2.65	0.42
1:F:76:ILE:CG2	1:F:78:ASN:O	2.67	0.42
1:F:76:ILE:HG22	1:F:79:TRP:CE2	2.54	0.42
1:F:99:GLU:CD	1:F:99:GLU:N	2.70	0.42
1:F:107:GLU:OE1	1:F:116:ARG:HG2	2.19	0.42
1:F:190:MET:CG	1:F:191:LYS:N	2.82	0.42
1:F:346:LEU:O	1:F:349:LEU:CB	2.67	0.42
1:F:346:LEU:O	1:F:349:LEU:N	2.48	0.42
2:K:328:ALA:O	2:K:333:TYR:HE2	2.00	0.42
2:M:156:LEU:HD11	2:M:246:LYS:HZ1	1.83	0.42
2:N:154:ILE:HG23	2:N:157:PHE:N	2.34	0.42
2:N:157:PHE:HZ	2:N:238:ARG:HH22	1.67	0.42
2:N:203:VAL:HA	2:N:207:LEU:HB3	2.01	0.42
2:O:203:VAL:HA	2:O:207:LEU:HB3	2.01	0.42
2:P:154:ILE:HG23	2:P:157:PHE:N	2.34	0.42
2:P:165:GLU:C	2:P:257:HIS:HD2	2.21	0.42

Continued on next page...

Continued from previous page...

Atom-1	Atom-2	Interatomic distance (Å)	Clash overlap (Å)
2:Q:203:VAL:HA	2:Q:207:LEU:HB3	2.01	0.42
2:Q:241:VAL:O	2:Q:248:ASP:N	2.51	0.42
1:A:35:VAL:HG11	1:A:37:ARG:HH12	1.81	0.42
1:A:38:PRO:HD3	1:A:65:LEU:HD11	2.01	0.42
1:A:67:LEU:HB3	1:A:203:THR:HG21	2.01	0.42
1:A:86:TRP:O	1:A:90:PHE:HD2	2.02	0.42
1:A:137:GLN:CD	1:A:138:ALA:N	2.73	0.42
1:A:221:LEU:H	1:A:221:LEU:CD2	2.32	0.42
1:A:289:ILE:O	1:A:292:ASP:CB	2.67	0.42
1:B:13:GLY:O	1:B:14:SER:C	2.57	0.42
1:B:114:ALA:O	1:B:118:LYS:HG2	2.19	0.42
1:B:142:LEU:HD22	1:B:165:ILE:HD11	2.01	0.42
1:B:240:TYR:CE2	1:B:241:GLU:O	2.72	0.42
1:C:6:THR:HG23	1:C:6:THR:O	2.18	0.42
1:C:8:LEU:HG	1:C:101:HIS:HB3	2.01	0.42
1:C:8:LEU:HD12	1:C:101:HIS:O	2.19	0.42
1:C:104:LEU:HD21	1:C:140:LEU:HD21	2.00	0.42
1:C:114:ALA:O	1:C:118:LYS:HG2	2.19	0.42
1:C:151:ILE:HG13	1:C:163:VAL:N	2.33	0.42
1:C:183:ARG:CZ	1:C:187:ASP:OD1	2.67	0.42
1:C:279:TYR:O	1:C:283:MET:HE2	2.20	0.42
1:D:9:VAL:O	1:D:19:ALA:HB1	2.18	0.42
1:D:76:ILE:HG22	1:D:79:TRP:CE2	2.54	0.42
1:D:115:ASN:HA	1:D:118:LYS:HZ2	1.81	0.42
1:D:240:TYR:CE2	1:D:241:GLU:O	2.72	0.42
1:E:86:TRP:O	1:E:90:PHE:HD2	2.02	0.42
1:E:161:HIS:CE1	1:E:177:ARG:CB	2.96	0.42
1:F:77:THR:O	1:F:79:TRP:CZ3	2.72	0.42
1:F:275:HIS:CB	1:F:316:GLU:HG3	2.49	0.42
1:F:337:TYR:C	1:F:341:ILE:HG12	2.38	0.42
2:H:353:LYS:HA	2:H:356:ARG:CG	2.49	0.42
2:K:331:SER:HB3	2:K:332:GLU:OE1	2.19	0.42
2:K:353:LYS:HA	2:K:356:ARG:CG	2.49	0.42
2:N:158:VAL:HG23	2:N:178:VAL:HG13	2.00	0.42
2:O:160:ARG:HD2	2:O:161:PRO:CD	2.49	0.42
2:R:165:GLU:C	2:R:257:HIS:HD2	2.21	0.42
1:A:13:GLY:HA3	1:A:18:LYS:HZ3	1.84	0.42
1:A:76:ILE:CG2	1:A:78:ASN:O	2.67	0.42
1:A:94:LEU:O	1:A:95:ARG:C	2.57	0.42
1:A:142:LEU:CD1	1:A:165:ILE:HD11	2.43	0.42
1:A:252:ASN:CA	1:A:255:PHE:CE1	2.95	0.42

Continued on next page...

Continued from previous page...

Atom-1	Atom-2	Interatomic distance (Å)	Clash overlap (Å)
1:A:255:PHE:CE2	1:A:256:ARG:CG	2.91	0.42
1:A:312:ARG:CB	1:A:315:LYS:NZ	2.82	0.42
1:A:314:GLN:HA	1:A:317:ILE:HG23	1.99	0.42
1:A:368:SER:HA	1:A:371:HIS:HD2	1.84	0.42
1:B:15:GLY:CA	1:B:157:ASP:OD2	2.67	0.42
1:B:105:LEU:N	1:B:133:TYR:O	2.53	0.42
1:B:187:ASP:C	1:B:191:LYS:HZ3	2.23	0.42
1:B:261:LEU:HD12	1:B:274:ILE:CG2	2.47	0.42
1:C:8:LEU:HD23	1:C:8:LEU:HA	1.82	0.42
1:C:190:MET:CG	1:C:191:LYS:N	2.82	0.42
1:C:221:LEU:N	1:C:221:LEU:HD22	2.34	0.42
1:D:18:LYS:O	1:D:19:ALA:CB	2.66	0.42
1:D:105:LEU:N	1:D:133:TYR:O	2.53	0.42
1:D:117:GLU:OE1	1:D:370:VAL:CG1	2.68	0.42
1:D:250:ILE:HG22	1:D:254:ARG:HE	1.82	0.42
1:D:346:LEU:HA	1:D:349:LEU:HG	2.01	0.42
1:D:369:ILE:O	1:D:374:CYS:SG	2.78	0.42
1:E:40:HIS:ND1	1:E:42:GLY:N	2.65	0.42
1:E:67:LEU:HB3	1:E:203:THR:HG21	2.01	0.42
1:E:77:THR:O	1:E:79:TRP:CZ3	2.72	0.42
1:E:183:ARG:CZ	1:E:187:ASP:OD1	2.67	0.42
1:E:194:THR:CG2	1:E:198:TYR:O	2.63	0.42
1:E:206:ARG:HD3	1:E:206:ARG:H	1.83	0.42
1:E:221:LEU:HD13	1:E:315:LYS:HZ2	1.83	0.42
1:F:50:LYS:NZ	1:F:52:SER:N	2.67	0.42
1:F:71:ILE:HA	1:F:76:ILE:CA	2.49	0.42
1:F:137:GLN:CD	1:F:138:ALA:N	2.73	0.42
1:F:206:ARG:HD3	1:F:206:ARG:H	1.83	0.42
1:F:236:LEU:HA	1:F:254:ARG:HH12	1.84	0.42
2:G:325:LEU:HA	2:G:328:ALA:CB	2.48	0.42
2:L:334:GLU:HA	2:L:345:LEU:CD2	2.39	0.42
2:N:165:GLU:C	2:N:257:HIS:HD2	2.21	0.42
2:N:186:PRO:HA	2:N:187:PRO:HD3	1.87	0.42
2:P:157:PHE:HZ	2:P:238:ARG:HH22	1.67	0.42
2:R:158:VAL:HG23	2:R:178:VAL:HG13	2.00	0.42
2:R:206:HIS:HA	2:R:227:THR:OG1	2.19	0.42
1:A:8:LEU:HG	1:A:101:HIS:HB3	2.01	0.42
1:A:8:LEU:HD12	1:A:101:HIS:O	2.19	0.42
1:A:163:VAL:O	1:A:165:ILE:HG13	2.19	0.42
1:A:221:LEU:HD22	1:A:221:LEU:N	2.34	0.42
1:A:267:ILE:HD11	1:A:269:MET:HB3	2.02	0.42

Continued on next page...

Continued from previous page...

Atom-1	Atom-2	Interatomic distance (Å)	Clash overlap (Å)
1:A:314:GLN:NE2	1:A:329:ILE:CD1	2.82	0.42
1:B:18:LYS:CA	1:B:29:ALA:O	2.64	0.42
1:B:111:ASN:HD21	1:B:115:ASN:CG	2.23	0.42
1:B:185:LEU:HD22	1:B:185:LEU:N	2.33	0.42
1:B:294:TYR:CD1	1:B:327:ILE:HD12	2.55	0.42
1:B:342:GLY:CA	1:B:345:ILE:HG12	2.49	0.42
1:B:345:ILE:CG1	2:H:346:ARG:CG	2.66	0.42
1:C:196:ARG:HH22	1:D:113:LYS:H	1.62	0.42
1:C:221:LEU:H	1:C:221:LEU:CD2	2.32	0.42
1:C:266:PHE:O	1:D:173:HIS:HE1	2.03	0.42
1:C:279:TYR:CE1	1:C:320:LEU:CB	3.02	0.42
1:D:59:GLN:O	1:D:62:ARG:CG	2.67	0.42
1:D:77:THR:O	1:D:79:TRP:CZ3	2.72	0.42
1:D:185:LEU:HD22	1:D:185:LEU:N	2.33	0.42
1:D:219:VAL:HA	1:D:255:PHE:CB	2.45	0.42
1:D:242:LEU:HD21	1:F:287:ILE:CD1	2.50	0.42
1:D:289:ILE:O	1:D:292:ASP:CB	2.67	0.42
1:E:38:PRO:HD3	1:E:65:LEU:HD11	2.01	0.42
1:E:101:HIS:N	1:E:130:PRO:CD	2.81	0.42
1:E:342:GLY:CA	1:E:345:ILE:HG12	2.50	0.42
1:F:111:ASN:HD21	1:F:115:ASN:CG	2.23	0.42
1:F:144:ALA:CB	1:F:338:SER:O	2.67	0.42
1:F:178:LEU:O	1:F:180:LEU:N	2.53	0.42
1:F:187:ASP:C	1:F:191:LYS:HZ3	2.23	0.42
1:F:188:TYR:CA	1:F:191:LYS:HD3	2.48	0.42
1:F:221:LEU:HD22	1:F:221:LEU:N	2.34	0.42
2:N:160:ARG:HD2	2:N:161:PRO:CD	2.49	0.42
2:P:158:VAL:HG23	2:P:178:VAL:HG13	2.00	0.42
2:P:206:HIS:HA	2:P:227:THR:OG1	2.19	0.42
1:A:11:ASP:O	1:A:13:GLY:N	2.50	0.42
1:A:15:GLY:CA	1:A:157:ASP:OD2	2.67	0.42
1:A:66:THR:CG2	1:A:68:LYS:HZ2	2.32	0.42
1:A:75:ILE:O	1:A:75:ILE:CG1	2.62	0.42
1:A:76:ILE:HG22	1:A:79:TRP:CE2	2.54	0.42
1:A:178:LEU:O	1:A:180:LEU:N	2.53	0.42
1:A:242:LEU:CD2	1:A:243:PRO:CD	2.96	0.42
1:B:45:VAL:HG22	1:D:143:TYR:CD1	2.53	0.42
1:B:67:LEU:HB3	1:B:203:THR:HG21	2.01	0.42
1:B:80:ASP:OD1	1:B:81:ASP:N	2.50	0.42
1:B:183:ARG:CZ	1:B:187:ASP:OD1	2.67	0.42
1:B:298:VAL:HA	1:B:330:ILE:CB	2.46	0.42

Continued on next page...

Continued from previous page...

Atom-1	Atom-2	Interatomic distance (Å)	Clash overlap (Å)
1:B:336:LYS:H	1:B:336:LYS:HG2	1.42	0.42
1:B:372:ARG:O	1:B:372:ARG:HG2	2.18	0.42
1:C:76:ILE:HG22	1:C:79:TRP:CE2	2.54	0.42
1:C:80:ASP:OD1	1:C:81:ASP:N	2.50	0.42
1:C:89:THR:CG2	1:C:94:LEU:CD1	2.90	0.42
1:C:116:ARG:O	1:C:117:GLU:C	2.58	0.42
1:C:161:HIS:CE1	1:C:177:ARG:CB	2.96	0.42
1:C:347:ALA:HA	1:C:356:TRP:CH2	2.55	0.42
1:C:352:PHE:C	1:C:354:GLN:OE1	2.57	0.42
1:D:111:ASN:HD21	1:D:115:ASN:CG	2.23	0.42
1:D:122:ILE:HA	1:D:122:ILE:HD12	1.91	0.42
1:D:221:LEU:CD2	1:D:221:LEU:H	2.32	0.42
1:D:236:LEU:HA	1:D:254:ARG:HH12	1.84	0.42
1:D:290:ARG:HH21	1:D:325:MET:HE1	1.81	0.42
1:D:294:TYR:CD1	1:D:327:ILE:HD12	2.55	0.42
1:D:314:GLN:NE2	1:D:329:ILE:CD1	2.82	0.42
1:E:8:LEU:HD12	1:E:101:HIS:O	2.19	0.42
1:E:53:TYR:O	1:E:54:VAL:C	2.56	0.42
1:E:114:ALA:O	1:E:118:LYS:HG2	2.19	0.42
1:E:144:ALA:CB	1:E:338:SER:O	2.67	0.42
1:E:218:TYR:CB	1:E:307:PRO:CG	2.91	0.42
1:F:89:THR:O	1:F:94:LEU:N	2.51	0.42
1:F:218:TYR:CB	1:F:307:PRO:CG	2.91	0.42
1:F:346:LEU:HA	1:F:349:LEU:HG	2.01	0.42
2:J:329:PRO:HD2	2:J:336:ILE:HD12	2.01	0.42
2:O:206:HIS:HA	2:O:227:THR:OG1	2.19	0.42
2:Q:165:GLU:C	2:Q:257:HIS:HD2	2.21	0.42
2:R:228:ASP:O	2:R:230:GLN:HG2	2.20	0.42
1:A:10:CYS:O	1:A:106:THR:HG23	2.19	0.42
1:A:132:MET:HG3	1:A:357:ILE:CB	2.48	0.42
1:A:206:ARG:HD3	1:A:206:ARG:H	1.83	0.42
1:A:240:TYR:CE2	1:A:241:GLU:O	2.72	0.42
1:A:275:HIS:CB	1:A:316:GLU:HG3	2.49	0.42
1:B:8:LEU:HD21	1:B:101:HIS:CB	2.48	0.42
1:B:16:LEU:CB	1:B:18:LYS:HZ2	2.21	0.42
1:B:89:THR:O	1:B:94:LEU:N	2.51	0.42
1:B:152:VAL:CA	1:B:298:VAL:O	2.67	0.42
1:B:163:VAL:O	1:B:165:ILE:HG13	2.19	0.42
1:B:236:LEU:HA	1:B:254:ARG:HH12	1.84	0.42
1:B:253:GLU:HG3	1:B:256:ARG:NH1	2.25	0.42
1:B:312:ARG:HG3	1:B:315:LYS:HZ3	1.85	0.42

Continued on next page...

Continued from previous page...

Atom-1	Atom-2	Interatomic distance (Å)	Clash overlap (Å)
1:B:369:ILE:O	1:B:374:CYS:SG	2.78	0.42
1:C:15:GLY:CA	1:C:157:ASP:OD2	2.67	0.42
1:C:137:GLN:CD	1:C:138:ALA:N	2.73	0.42
1:C:144:ALA:CB	1:C:338:SER:O	2.68	0.42
1:C:187:ASP:C	1:C:191:LYS:HZ3	2.23	0.42
1:C:206:ARG:HD3	1:C:206:ARG:H	1.83	0.42
1:C:267:ILE:HD11	1:C:269:MET:HB3	2.02	0.42
1:C:275:HIS:CB	1:C:316:GLU:HG3	2.49	0.42
1:C:367:PRO:O	1:C:370:VAL:HG12	2.20	0.42
1:D:8:LEU:HG	1:D:101:HIS:HB3	2.01	0.42
1:D:8:LEU:CG	1:D:101:HIS:HB3	2.50	0.42
1:D:266:PHE:O	1:E:173:HIS:HE1	2.03	0.42
1:E:137:GLN:CD	1:E:138:ALA:N	2.73	0.42
1:E:188:TYR:CA	1:E:191:LYS:HD3	2.48	0.42
1:E:221:LEU:HD22	1:E:221:LEU:N	2.34	0.42
1:E:221:LEU:H	1:E:221:LEU:CD2	2.32	0.42
1:E:371:HIS:O	1:E:374:CYS:O	2.38	0.42
1:F:8:LEU:CG	1:F:101:HIS:HB3	2.50	0.42
1:F:105:LEU:N	1:F:133:TYR:O	2.53	0.42
1:F:132:MET:HG3	1:F:357:ILE:CB	2.48	0.42
1:F:135:ALA:HB1	1:F:140:LEU:HD21	1.99	0.42
1:F:153:LEU:CB	1:F:299:LEU:HD12	2.48	0.42
1:F:185:LEU:HD22	1:F:185:LEU:N	2.33	0.42
1:F:294:TYR:CD1	1:F:327:ILE:HD12	2.55	0.42
1:F:312:ARG:CB	1:F:315:LYS:NZ	2.82	0.42
1:F:349:LEU:HD23	2:L:353:LYS:HZ3	1.80	0.42
1:F:361:GLU:CA	1:F:364:GLU:OE1	2.65	0.42
2:I:334:GLU:HA	2:I:345:LEU:CD2	2.39	0.42
2:N:160:ARG:HH21	2:N:251:ASN:C	2.23	0.42
2:N:206:HIS:HA	2:N:227:THR:OG1	2.19	0.42
2:O:154:ILE:HG23	2:O:157:PHE:N	2.34	0.42
2:O:228:ASP:O	2:O:230:GLN:HG2	2.20	0.42
2:P:228:ASP:O	2:P:230:GLN:HG2	2.19	0.42
2:R:157:PHE:HZ	2:R:238:ARG:HH22	1.67	0.42
1:A:90:PHE:O	1:A:96:VAL:N	2.45	0.42
1:A:124:PHE:HB3	1:A:359:LYS:CD	2.50	0.42
1:A:142:LEU:HD22	1:A:165:ILE:HD11	2.01	0.42
1:A:190:MET:CG	1:A:191:LYS:N	2.82	0.42
1:A:294:TYR:N	1:A:294:TYR:CD1	2.84	0.42
1:A:367:PRO:O	1:A:370:VAL:HG12	2.20	0.42
1:A:369:ILE:O	1:A:374:CYS:SG	2.78	0.42

Continued on next page...

Continued from previous page...

Atom-1	Atom-2	Interatomic distance (Å)	Clash overlap (Å)
1:B:8:LEU:CG	1:B:101:HIS:HB3	2.50	0.42
1:B:50:LYS:HZ2	1:B:51:ASP:CB	2.29	0.42
1:B:76:ILE:CG2	1:B:78:ASN:O	2.67	0.42
1:B:76:ILE:HG22	1:B:79:TRP:CE2	2.54	0.42
1:B:89:THR:CG2	1:B:94:LEU:CD1	2.90	0.42
1:B:98:PRO:C	1:B:129:VAL:HG12	2.39	0.42
1:B:116:ARG:HA	1:B:119:MET:HE3	2.02	0.42
1:B:141:SER:CA	1:B:144:ALA:HB3	2.47	0.42
1:B:275:HIS:CB	1:B:316:GLU:HG3	2.49	0.42
1:C:76:ILE:CG2	1:C:78:ASN:O	2.67	0.42
1:C:124:PHE:HB3	1:C:359:LYS:CD	2.50	0.42
1:C:163:VAL:O	1:C:165:ILE:HG13	2.19	0.42
1:C:202:THR:O	1:C:206:ARG:HD3	2.19	0.42
1:C:252:ASN:CA	1:C:255:PHE:CE1	2.95	0.42
1:C:342:GLY:CA	1:C:345:ILE:HG12	2.49	0.42
1:C:368:SER:HA	1:C:371:HIS:HD2	1.84	0.42
1:C:369:ILE:O	1:C:374:CYS:SG	2.78	0.42
1:D:13:GLY:O	1:D:14:SER:C	2.57	0.42
1:D:76:ILE:CG2	1:D:78:ASN:O	2.67	0.42
1:D:114:ALA:O	1:D:118:LYS:HG2	2.19	0.42
1:D:115:ASN:O	1:D:119:MET:HE2	2.19	0.42
1:D:142:LEU:HD22	1:D:165:ILE:HD11	2.01	0.42
1:D:144:ALA:CB	1:D:338:SER:O	2.67	0.42
1:D:190:MET:CG	1:D:191:LYS:N	2.82	0.42
1:D:196:ARG:HH22	1:E:113:LYS:H	1.62	0.42
1:D:202:THR:O	1:D:206:ARG:HD3	2.19	0.42
1:D:298:VAL:HA	1:D:330:ILE:CB	2.46	0.42
1:E:159:VAL:CG2	1:E:160:THR:N	2.81	0.42
1:E:304:THR:HG22	1:E:309:ILE:CG2	2.50	0.42
1:F:8:LEU:HG	1:F:101:HIS:HB3	2.01	0.42
1:F:80:ASP:OD1	1:F:81:ASP:N	2.50	0.42
1:F:190:MET:O	1:F:191:LYS:C	2.58	0.42
1:F:244:ASP:CG	1:F:246:GLN:H	2.21	0.42
1:F:256:ARG:O	1:F:259:GLU:OE2	2.38	0.42
1:F:279:TYR:CE1	1:F:320:LEU:CB	3.02	0.42
1:F:297:ASN:OD1	1:F:327:ILE:HD12	2.15	0.42
1:F:371:HIS:O	1:F:374:CYS:O	2.38	0.42
2:L:329:PRO:HD2	2:L:336:ILE:HD12	2.01	0.42
2:L:352:LEU:O	2:L:356:ARG:HG2	2.20	0.42
2:M:191:TRP:CZ3	2:M:252:PHE:HZ	2.31	0.42
2:N:228:ASP:O	2:N:230:GLN:HG2	2.20	0.42

Continued on next page...

Continued from previous page...

Atom-1	Atom-2	Interatomic distance (Å)	Clash overlap (Å)
2:Q:206:HIS:HA	2:Q:227:THR:OG1	2.19	0.42
2:R:154:ILE:HG23	2:R:157:PHE:N	2.34	0.42
2:R:203:VAL:HA	2:R:207:LEU:HB3	2.01	0.42
1:A:45:VAL:HG13	1:C:143:TYR:CD1	2.52	0.42
1:A:105:LEU:N	1:A:133:TYR:O	2.53	0.42
1:A:144:ALA:CB	1:A:338:SER:O	2.67	0.42
1:A:183:ARG:CZ	1:A:187:ASP:OD1	2.67	0.42
1:A:256:ARG:O	1:A:259:GLU:OE2	2.38	0.42
1:A:266:PHE:O	1:B:173:HIS:HE1	2.03	0.42
1:A:293:LEU:CD2	1:A:293:LEU:H	2.33	0.42
1:A:371:HIS:O	1:A:374:CYS:O	2.38	0.42
1:B:35:VAL:HG12	1:B:68:LYS:CE	2.48	0.42
1:C:45:VAL:HG22	1:E:143:TYR:CD1	2.52	0.42
1:C:77:THR:O	1:C:79:TRP:CZ3	2.72	0.42
1:C:82:MET:HG3	1:C:86:TRP:HE1	1.80	0.42
1:C:132:MET:HG3	1:C:357:ILE:CB	2.48	0.42
1:C:202:THR:OG1	1:C:205:GLU:CB	2.58	0.42
1:C:209:VAL:O	1:C:212:ILE:HB	2.20	0.42
1:C:240:TYR:CE2	1:C:241:GLU:O	2.72	0.42
1:C:261:LEU:HD12	1:C:274:ILE:CG2	2.47	0.42
1:D:121:GLN:CG	1:D:122:ILE:N	2.83	0.42
1:D:151:ILE:HA	1:D:164:PRO:CA	2.50	0.42
1:D:190:MET:O	1:D:191:LYS:C	2.58	0.42
1:D:221:LEU:HD13	1:D:221:LEU:HA	1.79	0.42
1:D:312:ARG:CB	1:D:315:LYS:NZ	2.82	0.42
1:E:11:ASP:O	1:E:13:GLY:N	2.50	0.42
1:E:76:ILE:HG22	1:E:79:TRP:CE2	2.54	0.42
1:E:279:TYR:CE1	1:E:320:LEU:CB	3.02	0.42
1:E:289:ILE:O	1:E:292:ASP:CB	2.67	0.42
1:E:346:LEU:HA	1:E:349:LEU:HG	2.01	0.42
1:F:117:GLU:CD	1:F:371:HIS:NE2	2.73	0.42
1:F:209:VAL:O	1:F:212:ILE:HB	2.20	0.42
1:F:221:LEU:CG	1:F:311:ASP:HB3	2.50	0.42
1:F:369:ILE:O	1:F:374:CYS:SG	2.78	0.42
2:M:203:VAL:HA	2:M:207:LEU:HB3	2.01	0.42
1:A:115:ASN:OD1	1:A:119:MET:HE2	2.20	0.42
1:A:148:THR:C	1:A:168:GLY:H	2.16	0.42
1:A:187:ASP:C	1:A:191:LYS:HZ3	2.23	0.42
1:A:193:LEU:O	1:A:198:TYR:CD2	2.69	0.42
1:A:209:VAL:O	1:A:212:ILE:HB	2.20	0.42
1:A:221:LEU:CG	1:A:311:ASP:HB3	2.50	0.42

Continued on next page...

Continued from previous page...

Atom-1	Atom-2	Interatomic distance (Å)	Clash overlap (Å)
1:A:298:VAL:CA	1:A:330:ILE:O	2.67	0.42
1:B:88:HIS:O	1:B:89:THR:C	2.56	0.42
1:B:221:LEU:HD11	1:B:311:ASP:HB2	1.92	0.42
1:B:256:ARG:O	1:B:259:GLU:OE2	2.38	0.42
1:B:322:PRO:HB2	1:B:325:MET:HE2	2.01	0.42
1:C:59:GLN:O	1:C:62:ARG:CG	2.67	0.42
1:C:142:LEU:HD22	1:C:165:ILE:HD11	2.01	0.42
1:C:218:TYR:CB	1:C:307:PRO:CG	2.91	0.42
1:C:352:PHE:CA	1:C:355:MET:HE3	2.49	0.42
1:D:67:LEU:HB3	1:D:203:THR:HG21	2.01	0.42
1:D:137:GLN:CD	1:D:138:ALA:N	2.73	0.42
1:D:346:LEU:O	1:D:349:LEU:CB	2.67	0.42
1:E:104:LEU:HD21	1:E:140:LEU:HD21	2.00	0.42
1:E:279:TYR:O	1:E:283:MET:HE2	2.19	0.42
1:E:347:ALA:HA	1:E:356:TRP:CH2	2.55	0.42
1:F:101:HIS:N	1:F:130:PRO:CD	2.81	0.42
1:F:151:ILE:HA	1:F:164:PRO:CA	2.50	0.42
1:F:250:ILE:HG22	1:F:254:ARG:HE	1.82	0.42
1:F:298:VAL:CA	1:F:330:ILE:O	2.67	0.42
1:F:367:PRO:O	1:F:370:VAL:HG12	2.20	0.42
2:G:353:LYS:HA	2:G:356:ARG:CG	2.49	0.42
2:K:352:LEU:O	2:K:356:ARG:HG2	2.20	0.42
2:O:206:HIS:CE1	2:O:228:ASP:HB3	2.55	0.42
2:P:205:GLN:HG2	2:P:206:HIS:ND1	2.35	0.42
2:R:203:VAL:HA	2:R:207:LEU:HD23	2.02	0.42
1:A:80:ASP:OD1	1:A:81:ASP:N	2.50	0.42
1:A:111:ASN:HD21	1:A:115:ASN:CG	2.23	0.42
1:A:221:LEU:CA	1:A:315:LYS:HZ1	2.31	0.42
1:A:256:ARG:HA	1:A:259:GLU:CD	2.40	0.42
1:B:244:ASP:HB2	1:D:290:ARG:CZ	2.50	0.42
1:B:312:ARG:CB	1:B:315:LYS:NZ	2.82	0.42
1:C:8:LEU:CG	1:C:101:HIS:HB3	2.50	0.42
1:C:34:ILE:O	1:C:54:VAL:CG1	2.66	0.42
1:C:115:ASN:CA	1:C:118:LYS:HZ2	2.33	0.42
1:C:293:LEU:CD2	1:C:293:LEU:H	2.33	0.42
1:C:298:VAL:HA	1:C:330:ILE:CB	2.46	0.42
1:C:371:HIS:O	1:C:374:CYS:O	2.38	0.42
1:D:44:MET:SD	1:F:168:GLY:C	2.99	0.42
1:D:178:LEU:O	1:D:180:LEU:N	2.53	0.42
1:D:183:ARG:CZ	1:D:187:ASP:OD1	2.67	0.42
1:D:240:TYR:O	1:D:241:GLU:C	2.56	0.42

Continued on next page...

Continued from previous page...

Atom-1	Atom-2	Interatomic distance (Å)	Clash overlap (Å)
1:D:242:LEU:HD21	1:F:287:ILE:HD11	2.02	0.42
1:D:287:ILE:HG13	1:D:288:ASP:OD1	2.20	0.42
1:D:297:ASN:OD1	1:D:327:ILE:HD12	2.15	0.42
1:D:298:VAL:HG13	1:D:330:ILE:O	2.20	0.42
1:D:312:ARG:HB3	1:D:315:LYS:HZ3	1.83	0.42
1:D:337:TYR:C	1:D:341:ILE:HG12	2.38	0.42
1:D:342:GLY:CA	1:D:345:ILE:HG12	2.50	0.42
1:D:367:PRO:O	1:D:370:VAL:HG12	2.20	0.42
1:E:13:GLY:O	1:E:14:SER:C	2.56	0.42
1:E:132:MET:HG3	1:E:357:ILE:CB	2.48	0.42
1:E:178:LEU:O	1:E:180:LEU:N	2.53	0.42
1:E:187:ASP:HB3	1:E:191:LYS:HZ1	1.85	0.42
1:E:262:PHE:CE1	1:E:274:ILE:CG1	2.99	0.42
1:E:266:PHE:O	1:F:173:HIS:HE1	2.03	0.42
1:E:287:ILE:HG13	1:E:288:ASP:OD1	2.20	0.42
1:E:293:LEU:CD2	1:E:293:LEU:H	2.33	0.42
1:F:107:GLU:OE2	1:F:119:MET:SD	2.78	0.42
1:F:117:GLU:OE1	1:F:370:VAL:CG1	2.68	0.42
1:F:124:PHE:HB3	1:F:359:LYS:CD	2.50	0.42
1:F:211:ASP:C	1:F:215:LYS:NZ	2.68	0.42
1:F:221:LEU:H	1:F:221:LEU:CD2	2.32	0.42
1:F:267:ILE:HD11	1:F:269:MET:HB3	2.02	0.42
1:F:298:VAL:HA	1:F:330:ILE:CB	2.46	0.42
2:H:328:ALA:HB3	2:H:333:TYR:CE2	2.55	0.42
2:H:329:PRO:HD2	2:H:336:ILE:HD12	2.01	0.42
2:I:335:ARG:NH2	2:I:339:GLN:HE21	2.18	0.42
2:M:206:HIS:CE1	2:M:228:ASP:HB3	2.55	0.42
2:N:201:SER:C	2:N:202:LYS:HD3	2.40	0.42
2:O:241:VAL:O	2:O:248:ASP:N	2.51	0.42
2:P:160:ARG:HD2	2:P:161:PRO:CD	2.49	0.42
2:P:201:SER:C	2:P:202:LYS:HD3	2.40	0.42
2:P:203:VAL:HA	2:P:207:LEU:HB3	2.01	0.42
2:Q:206:HIS:CE1	2:Q:228:ASP:HB3	2.55	0.42
2:Q:228:ASP:O	2:Q:230:GLN:HG2	2.20	0.42
1:A:8:LEU:CG	1:A:101:HIS:HB3	2.50	0.41
1:B:98:PRO:HG2	1:B:99:GLU:OE2	2.20	0.41
1:B:190:MET:O	1:B:191:LYS:C	2.58	0.41
1:B:221:LEU:HD22	1:B:221:LEU:N	2.34	0.41
1:B:240:TYR:O	1:B:241:GLU:C	2.56	0.41
1:B:242:LEU:HD21	1:D:287:ILE:HD11	2.02	0.41
1:B:256:ARG:HA	1:B:259:GLU:CD	2.40	0.41

Continued on next page...

Continued from previous page...

Atom-1	Atom-2	Interatomic distance (Å)	Clash overlap (Å)
1:B:266:PHE:O	1:C:173:HIS:HE1	2.03	0.41
1:B:294:TYR:HE2	1:B:325:MET:CG	2.33	0.41
1:B:312:ARG:HB3	1:B:315:LYS:HZ3	1.85	0.41
1:B:314:GLN:NE2	1:B:329:ILE:CD1	2.82	0.41
1:B:343:GLY:O	1:B:344:SER:C	2.57	0.41
1:B:371:HIS:O	1:B:374:CYS:O	2.38	0.41
1:C:44:MET:SD	1:E:168:GLY:C	2.99	0.41
1:C:121:GLN:CG	1:C:122:ILE:N	2.83	0.41
1:C:171:LEU:CD1	1:C:173:HIS:HB2	2.39	0.41
1:C:189:LEU:HA	1:C:192:ILE:CG1	2.50	0.41
1:C:244:ASP:HB2	1:E:290:ARG:CZ	2.50	0.41
1:C:262:PHE:CE1	1:C:274:ILE:CG1	2.99	0.41
1:C:304:THR:HG22	1:C:309:ILE:CG2	2.50	0.41
1:D:98:PRO:HG2	1:D:99:GLU:OE2	2.20	0.41
1:D:107:GLU:OE2	1:D:119:MET:SD	2.78	0.41
1:D:209:VAL:O	1:D:212:ILE:HB	2.20	0.41
1:D:256:ARG:O	1:D:259:GLU:OE2	2.38	0.41
1:E:8:LEU:CG	1:E:101:HIS:HB3	2.50	0.41
1:E:18:LYS:HG3	1:E:30:VAL:HG22	2.02	0.41
1:E:98:PRO:O	1:E:129:VAL:HG12	2.20	0.41
1:E:105:LEU:N	1:E:133:TYR:O	2.53	0.41
1:E:298:VAL:HG13	1:E:330:ILE:O	2.20	0.41
1:E:372:ARG:HD3	1:E:372:ARG:N	2.34	0.41
1:F:11:ASP:O	1:F:18:LYS:N	2.47	0.41
1:F:15:GLY:O	1:F:33:SER:OG	2.31	0.41
1:F:71:ILE:HD12	1:F:75:ILE:C	2.38	0.41
1:F:138:ALA:C	1:F:142:LEU:HG	2.39	0.41
1:F:154:ASP:CA	1:F:300:SER:OG	2.67	0.41
1:F:163:VAL:O	1:F:165:ILE:HG13	2.19	0.41
1:F:189:LEU:HA	1:F:192:ILE:CG1	2.50	0.41
1:F:210:ARG:CB	1:F:213:LYS:HE2	2.50	0.41
1:F:227:MET:HE2	1:F:227:MET:HA	2.01	0.41
1:F:261:LEU:HD23	1:F:261:LEU:H	1.85	0.41
1:F:289:ILE:O	1:F:292:ASP:CB	2.67	0.41
1:F:298:VAL:HG13	1:F:330:ILE:O	2.20	0.41
2:H:335:ARG:NH2	2:H:339:GLN:HE21	2.18	0.41
2:I:329:PRO:HD2	2:I:336:ILE:HD12	2.01	0.41
2:J:335:ARG:NH2	2:J:339:GLN:HE21	2.18	0.41
2:K:337:ALA:HB1	2:K:342:VAL:HB	2.02	0.41
2:P:203:VAL:HA	2:P:207:LEU:HD23	2.02	0.41
2:R:201:SER:C	2:R:202:LYS:HD3	2.40	0.41

Continued on next page...

Continued from previous page...

Atom-1	Atom-2	Interatomic distance (Å)	Clash overlap (Å)
1:A:73:HIS:C	1:A:75:ILE:HG23	2.41	0.41
1:A:148:THR:O	1:A:165:ILE:CG2	2.53	0.41
1:A:298:VAL:HG13	1:A:330:ILE:O	2.20	0.41
1:B:10:CYS:O	1:B:106:THR:HG23	2.19	0.41
1:B:107:GLU:OE2	1:B:119:MET:SD	2.78	0.41
1:B:151:ILE:HA	1:B:164:PRO:CA	2.50	0.41
1:B:166:TYR:C	1:B:169:TYR:H	2.23	0.41
1:B:190:MET:CG	1:B:191:LYS:N	2.82	0.41
1:B:298:VAL:HG13	1:B:330:ILE:O	2.20	0.41
1:B:367:PRO:O	1:B:370:VAL:HG12	2.20	0.41
1:C:18:LYS:O	1:C:19:ALA:CB	2.66	0.41
1:C:202:THR:O	1:C:205:GLU:N	2.53	0.41
1:C:242:LEU:HD22	1:C:244:ASP:CB	2.48	0.41
1:C:287:ILE:HG13	1:C:288:ASP:OD1	2.20	0.41
1:D:8:LEU:HD12	1:D:101:HIS:O	2.19	0.41
1:D:116:ARG:CA	1:D:119:MET:HE3	2.50	0.41
1:D:187:ASP:C	1:D:191:LYS:HZ3	2.24	0.41
1:D:189:LEU:HA	1:D:192:ILE:CG1	2.50	0.41
1:D:221:LEU:HD22	1:D:221:LEU:N	2.34	0.41
1:D:294:TYR:HE2	1:D:325:MET:CG	2.33	0.41
1:D:371:HIS:O	1:D:374:CYS:O	2.38	0.41
1:E:70:PRO:C	1:E:76:ILE:HA	2.41	0.41
1:E:71:ILE:O	1:E:74:GLY:N	2.53	0.41
1:E:98:PRO:HG2	1:E:99:GLU:OE2	2.20	0.41
1:E:117:GLU:CD	1:E:371:HIS:NE2	2.73	0.41
1:E:241:GLU:H	1:E:247:VAL:HG23	1.80	0.41
1:E:242:LEU:HD22	1:E:244:ASP:CB	2.48	0.41
1:E:256:ARG:HA	1:E:259:GLU:CD	2.40	0.41
1:E:290:ARG:NE	1:E:325:MET:HE3	2.34	0.41
1:E:298:VAL:CA	1:E:330:ILE:O	2.67	0.41
1:F:66:THR:CG2	1:F:68:LYS:HZ2	2.33	0.41
1:F:245:GLY:C	1:F:246:GLN:O	2.55	0.41
1:F:256:ARG:HA	1:F:259:GLU:CD	2.40	0.41
2:H:352:LEU:O	2:H:356:ARG:HG2	2.20	0.41
2:I:352:LEU:O	2:I:356:ARG:HG2	2.20	0.41
2:K:335:ARG:NH2	2:K:339:GLN:HE21	2.18	0.41
2:L:335:ARG:NH2	2:L:339:GLN:HE21	2.18	0.41
2:L:345:LEU:CD1	2:L:348:MET:HE2	2.46	0.41
2:M:191:TRP:CZ3	2:M:239:CYS:SG	3.10	0.41
2:M:201:SER:C	2:M:202:LYS:HD3	2.40	0.41
2:P:241:VAL:O	2:P:248:ASP:N	2.51	0.41

Continued on next page...

Continued from previous page...

Atom-1	Atom-2	Interatomic distance (Å)	Clash overlap (Å)
2:Q:160:ARG:HH21	2:Q:251:ASN:C	2.23	0.41
2:Q:205:GLN:HG2	2:Q:206:HIS:ND1	2.35	0.41
1:A:107:GLU:OE2	1:A:119:MET:SD	2.78	0.41
1:A:138:ALA:C	1:A:142:LEU:HG	2.39	0.41
1:A:189:LEU:HA	1:A:192:ILE:CG1	2.50	0.41
1:A:244:ASP:HB2	1:C:290:ARG:CZ	2.50	0.41
1:B:98:PRO:O	1:B:129:VAL:HG12	2.20	0.41
1:B:137:GLN:CD	1:B:138:ALA:N	2.73	0.41
1:B:144:ALA:CB	1:B:338:SER:O	2.67	0.41
1:B:210:ARG:CB	1:B:213:LYS:HE2	2.50	0.41
1:B:228:ALA:O	1:B:231:ALA:N	2.52	0.41
1:B:346:LEU:O	1:B:349:LEU:CB	2.67	0.41
1:C:16:LEU:C	1:C:18:LYS:HZ3	2.18	0.41
1:C:70:PRO:C	1:C:76:ILE:HA	2.41	0.41
1:C:105:LEU:N	1:C:133:TYR:O	2.53	0.41
1:C:117:GLU:CD	1:C:371:HIS:NE2	2.73	0.41
1:C:142:LEU:CD1	1:C:165:ILE:HD11	2.43	0.41
1:C:193:LEU:O	1:C:198:TYR:CD2	2.69	0.41
1:C:256:ARG:HA	1:C:259:GLU:CD	2.40	0.41
1:D:132:MET:HG3	1:D:357:ILE:CB	2.48	0.41
1:D:138:ALA:C	1:D:142:LEU:HG	2.39	0.41
1:D:221:LEU:HD12	1:D:315:LYS:NZ	2.32	0.41
1:E:121:GLN:CG	1:E:122:ILE:N	2.83	0.41
1:E:124:PHE:HB3	1:E:359:LYS:CD	2.50	0.41
1:E:267:ILE:HD11	1:E:269:MET:HB3	2.02	0.41
1:E:339:VAL:HG23	1:E:340:TRP:H	1.85	0.41
1:F:98:PRO:HG2	1:F:99:GLU:OE2	2.20	0.41
1:F:221:LEU:CA	1:F:315:LYS:HZ1	2.34	0.41
1:F:287:ILE:HG13	1:F:288:ASP:OD1	2.20	0.41
1:F:312:ARG:HD2	1:F:312:ARG:HH11	1.72	0.41
2:G:335:ARG:NH2	2:G:339:GLN:HE21	2.18	0.41
2:K:329:PRO:HD2	2:K:336:ILE:HD12	2.01	0.41
2:L:337:ALA:HB1	2:L:342:VAL:HB	2.02	0.41
2:P:160:ARG:HH21	2:P:251:ASN:C	2.23	0.41
2:R:186:PRO:HA	2:R:187:PRO:HD3	1.87	0.41
1:A:28:ARG:HG2	1:A:28:ARG:H	1.64	0.41
1:A:53:TYR:O	1:A:54:VAL:C	2.56	0.41
1:A:71:ILE:O	1:A:74:GLY:N	2.53	0.41
1:A:121:GLN:O	1:A:124:PHE:N	2.48	0.41
1:A:159:VAL:CG2	1:A:160:THR:N	2.80	0.41
1:A:204:ALA:HA	1:A:207:GLU:CB	2.51	0.41

Continued on next page...

Continued from previous page...

Atom-1	Atom-2	Interatomic distance (Å)	Clash overlap (Å)
1:A:210:ARG:CB	1:A:213:LYS:HE2	2.50	0.41
1:A:242:LEU:HD21	1:C:287:ILE:CD1	2.49	0.41
1:A:287:ILE:HG13	1:A:288:ASP:OD1	2.20	0.41
1:A:339:VAL:HG23	1:A:340:TRP:H	1.85	0.41
1:B:37:ARG:NH2	1:B:52:SER:CA	2.84	0.41
1:B:50:LYS:NZ	1:B:52:SER:H	2.19	0.41
1:B:71:ILE:O	1:B:74:GLY:N	2.53	0.41
1:B:121:GLN:CG	1:B:122:ILE:N	2.83	0.41
1:B:122:ILE:HA	1:B:122:ILE:HD12	1.91	0.41
1:B:178:LEU:O	1:B:180:LEU:N	2.53	0.41
1:B:221:LEU:CD2	1:B:221:LEU:N	2.84	0.41
1:C:37:ARG:NH2	1:C:52:SER:CA	2.84	0.41
1:C:73:HIS:C	1:C:75:ILE:HG23	2.41	0.41
1:C:89:THR:O	1:C:94:LEU:N	2.51	0.41
1:C:98:PRO:HG2	1:C:99:GLU:OE2	2.20	0.41
1:C:99:GLU:CA	1:C:128:ASN:O	2.64	0.41
1:C:242:LEU:HD21	1:E:287:ILE:HD11	2.02	0.41
1:C:256:ARG:O	1:C:259:GLU:OE2	2.38	0.41
1:D:37:ARG:NH2	1:D:52:SER:CA	2.84	0.41
1:D:115:ASN:OD1	1:D:119:MET:HE2	2.20	0.41
1:D:163:VAL:O	1:D:165:ILE:HG13	2.19	0.41
1:D:202:THR:O	1:D:205:GLU:CB	2.62	0.41
1:D:206:ARG:O	1:D:209:VAL:CG2	2.68	0.41
1:D:210:ARG:CB	1:D:213:LYS:HE2	2.50	0.41
1:D:342:GLY:HA2	1:D:345:ILE:CG1	2.51	0.41
1:E:73:HIS:C	1:E:75:ILE:HG23	2.41	0.41
1:E:124:PHE:HD1	1:E:359:LYS:NZ	2.17	0.41
1:E:171:LEU:CD2	1:E:173:HIS:HB2	2.47	0.41
1:E:189:LEU:HA	1:E:192:ILE:CG1	2.50	0.41
1:E:299:LEU:CG	1:E:300:SER:N	2.80	0.41
1:E:361:GLU:CD	1:E:362:TYR:N	2.74	0.41
1:E:369:ILE:O	1:E:374:CYS:SG	2.78	0.41
1:F:89:THR:CG2	1:F:94:LEU:CD1	2.90	0.41
1:F:228:ALA:O	1:F:231:ALA:N	2.52	0.41
1:F:262:PHE:CD1	1:F:275:HIS:ND1	2.79	0.41
1:F:361:GLU:CD	1:F:362:TYR:N	2.74	0.41
2:I:342:VAL:HG12	2:I:342:VAL:O	2.21	0.41
2:J:328:ALA:HB3	2:J:333:TYR:CE2	2.55	0.41
2:J:337:ALA:HB1	2:J:342:VAL:HB	2.02	0.41
2:J:352:LEU:O	2:J:356:ARG:HG2	2.20	0.41
2:K:325:LEU:HD13	2:K:348:MET:HG3	2.03	0.41

Continued on next page...

Continued from previous page...

Atom-1	Atom-2	Interatomic distance (Å)	Clash overlap (Å)
2:N:187:PRO:HA	2:N:242:SER:C	2.35	0.41
2:O:205:GLN:HG2	2:O:206:HIS:ND1	2.35	0.41
2:P:162:GLN:O	2:P:252:PHE:HB2	2.20	0.41
2:R:162:GLN:O	2:R:252:PHE:HB2	2.20	0.41
2:R:206:HIS:CE1	2:R:228:ASP:HB3	2.55	0.41
1:A:37:ARG:NH2	1:A:52:SER:CA	2.84	0.41
1:A:38:PRO:CD	1:A:65:LEU:CD1	2.93	0.41
1:A:70:PRO:C	1:A:76:ILE:HA	2.41	0.41
1:A:151:ILE:HA	1:A:164:PRO:CA	2.50	0.41
1:A:190:MET:O	1:A:191:LYS:C	2.58	0.41
1:A:252:ASN:O	1:A:255:PHE:CE1	2.74	0.41
1:A:262:PHE:CE1	1:A:274:ILE:CG1	2.99	0.41
1:A:281:SER:CA	1:A:284:LYS:NZ	2.83	0.41
1:A:342:GLY:CA	1:A:345:ILE:HG12	2.49	0.41
1:A:346:LEU:HA	1:A:349:LEU:HG	2.01	0.41
1:A:347:ALA:HA	1:A:356:TRP:CH2	2.55	0.41
1:A:361:GLU:CD	1:A:362:TYR:N	2.74	0.41
1:B:66:THR:HG23	1:B:68:LYS:HZ3	1.86	0.41
1:B:124:PHE:HB3	1:B:359:LYS:CD	2.50	0.41
1:B:242:LEU:HD21	1:D:287:ILE:CD1	2.50	0.41
1:B:252:ASN:O	1:B:255:PHE:CE1	2.74	0.41
1:B:293:LEU:O	1:B:297:ASN:N	2.54	0.41
1:B:297:ASN:OD1	1:B:327:ILE:HD12	2.15	0.41
1:B:342:GLY:HA2	1:B:345:ILE:CG1	2.51	0.41
1:C:68:LYS:HB2	1:C:68:LYS:HE2	1.94	0.41
1:C:117:GLU:OE1	1:C:370:VAL:CG1	2.68	0.41
1:C:221:LEU:CG	1:C:311:ASP:HB3	2.50	0.41
1:C:238:LYS:HZ2	1:C:254:ARG:NH1	2.15	0.41
1:D:98:PRO:O	1:D:129:VAL:HG12	2.20	0.41
1:D:202:THR:O	1:D:205:GLU:N	2.53	0.41
1:D:244:ASP:HB2	1:F:290:ARG:CZ	2.50	0.41
1:D:252:ASN:O	1:D:255:PHE:CE1	2.74	0.41
1:D:294:TYR:CD1	1:D:294:TYR:N	2.84	0.41
1:D:361:GLU:CD	1:D:362:TYR:N	2.74	0.41
1:E:142:LEU:HD22	1:E:165:ILE:HD11	2.01	0.41
1:E:159:VAL:CG2	1:E:160:THR:H	2.34	0.41
1:E:314:GLN:NE2	1:E:329:ILE:HD13	2.36	0.41
1:E:346:LEU:O	1:E:349:LEU:N	2.48	0.41
1:E:368:SER:HA	1:E:371:HIS:HD2	1.84	0.41
1:F:121:GLN:CG	1:F:122:ILE:N	2.83	0.41
1:F:279:TYR:OH	1:F:320:LEU:O	2.38	0.41

Continued on next page...

Continued from previous page...

Atom-1	Atom-2	Interatomic distance (Å)	Clash overlap (Å)
1:F:328:LYS:HZ2	1:F:330:ILE:CG1	2.27	0.41
2:K:320:ASP:O	2:K:324:ILE:HG13	2.21	0.41
2:P:191:TRP:CZ3	2:P:252:PHE:HZ	2.31	0.41
2:Q:187:PRO:HA	2:Q:242:SER:C	2.35	0.41
2:R:156:LEU:HD11	2:R:246:LYS:HZ1	1.85	0.41
1:A:34:ILE:HG23	1:A:67:LEU:CA	2.51	0.41
1:A:104:LEU:CD1	1:A:105:LEU:N	2.82	0.41
1:A:146:GLY:N	2:G:346:ARG:HH12	2.19	0.41
1:A:187:ASP:HB3	1:A:191:LYS:HZ3	1.86	0.41
1:A:188:TYR:CA	1:A:191:LYS:HD3	2.48	0.41
1:A:189:LEU:O	1:A:192:ILE:CG1	2.69	0.41
1:A:206:ARG:O	1:A:209:VAL:CG2	2.68	0.41
1:A:293:LEU:CD2	1:A:293:LEU:N	2.84	0.41
1:B:70:PRO:C	1:B:76:ILE:HA	2.41	0.41
1:B:189:LEU:O	1:B:192:ILE:CG1	2.69	0.41
1:B:241:GLU:OE1	1:B:243:PRO:CA	2.64	0.41
1:B:242:LEU:HD22	1:B:244:ASP:CB	2.48	0.41
1:B:287:ILE:HG13	1:B:288:ASP:OD1	2.20	0.41
1:C:242:LEU:HD21	1:E:287:ILE:CD1	2.50	0.41
1:C:304:THR:C	1:C:306:TYR:H	2.24	0.41
1:C:314:GLN:NE2	1:C:329:ILE:HD13	2.36	0.41
1:C:346:LEU:O	1:C:349:LEU:N	2.48	0.41
1:D:5:THR:OG1	1:D:101:HIS:ND1	2.49	0.41
1:D:70:PRO:C	1:D:76:ILE:HA	2.41	0.41
1:D:164:PRO:O	1:D:170:ALA:HA	2.21	0.41
1:D:346:LEU:O	1:D:349:LEU:N	2.48	0.41
1:E:34:ILE:HG23	1:E:67:LEU:CA	2.51	0.41
1:E:37:ARG:NH2	1:E:52:SER:CA	2.84	0.41
1:E:82:MET:HE3	1:E:85:ILE:HG21	2.02	0.41
1:E:111:ASN:ND2	1:E:116:ARG:CD	2.84	0.41
1:E:189:LEU:O	1:E:192:ILE:CG1	2.69	0.41
1:E:209:VAL:O	1:E:212:ILE:HB	2.20	0.41
1:E:304:THR:C	1:E:306:TYR:H	2.24	0.41
1:E:367:PRO:O	1:E:370:VAL:HG12	2.20	0.41
1:F:59:GLN:O	1:F:62:ARG:CG	2.67	0.41
1:F:146:GLY:C	2:L:343:THR:HB	2.41	0.41
1:F:241:GLU:OE1	1:F:243:PRO:CA	2.64	0.41
1:F:294:TYR:CD1	1:F:294:TYR:N	2.84	0.41
1:F:368:SER:HA	1:F:371:HIS:HD2	1.84	0.41
2:G:328:ALA:HB3	2:G:333:TYR:CE2	2.55	0.41
2:G:342:VAL:HG12	2:G:342:VAL:O	2.21	0.41

Continued on next page...

Continued from previous page...

Atom-1	Atom-2	Interatomic distance (Å)	Clash overlap (Å)
2:G:352:LEU:O	2:G:356:ARG:HG2	2.20	0.41
2:H:320:ASP:O	2:H:324:ILE:HG13	2.21	0.41
2:I:320:ASP:O	2:I:324:ILE:HG13	2.21	0.41
2:O:201:SER:C	2:O:202:LYS:HD3	2.40	0.41
2:Q:157:PHE:HZ	2:Q:238:ARG:HH22	1.67	0.41
2:R:160:ARG:HH21	2:R:251:ASN:C	2.23	0.41
2:R:205:GLN:HG2	2:R:206:HIS:ND1	2.35	0.41
1:A:44:MET:HE2	1:C:168:GLY:O	2.20	0.41
1:A:44:MET:SD	1:C:168:GLY:C	2.99	0.41
1:A:117:GLU:CD	1:A:371:HIS:NE2	2.73	0.41
1:A:200:PHE:CG	1:A:205:GLU:OE2	2.74	0.41
1:A:226:GLU:O	1:A:229:THR:OG1	2.39	0.41
1:A:228:ALA:O	1:A:231:ALA:N	2.52	0.41
1:A:236:LEU:HA	1:A:254:ARG:HH12	1.84	0.41
1:A:261:LEU:HD23	1:A:261:LEU:H	1.85	0.41
1:A:294:TYR:CD1	1:A:327:ILE:HD12	2.55	0.41
1:A:314:GLN:NE2	1:A:329:ILE:HD13	2.36	0.41
1:B:5:THR:CG2	1:B:102:PRO:CD	2.99	0.41
1:B:44:MET:HA	1:D:143:TYR:HH	1.83	0.41
1:B:117:GLU:CD	1:B:371:HIS:NE2	2.73	0.41
1:B:135:ALA:HB1	1:B:140:LEU:HD21	1.99	0.41
1:B:189:LEU:HA	1:B:192:ILE:CG1	2.50	0.41
1:B:200:PHE:CG	1:B:205:GLU:OE2	2.74	0.41
1:B:289:ILE:O	1:B:292:ASP:CB	2.67	0.41
1:B:293:LEU:CD2	1:B:293:LEU:N	2.84	0.41
1:B:304:THR:C	1:B:306:TYR:H	2.24	0.41
1:C:28:ARG:HG2	1:C:28:ARG:H	1.64	0.41
1:C:34:ILE:HG23	1:C:67:LEU:CA	2.51	0.41
1:C:151:ILE:HA	1:C:164:PRO:CA	2.50	0.41
1:C:178:LEU:O	1:C:180:LEU:N	2.53	0.41
1:C:190:MET:O	1:C:191:LYS:C	2.58	0.41
1:C:293:LEU:CD2	1:C:293:LEU:N	2.84	0.41
1:C:346:LEU:HA	1:C:349:LEU:HG	2.01	0.41
1:D:5:THR:CG2	1:D:102:PRO:CD	2.99	0.41
1:D:221:LEU:CD2	1:D:221:LEU:N	2.84	0.41
1:D:244:ASP:OD2	1:D:246:GLN:HB2	2.21	0.41
1:D:261:LEU:HD23	1:D:261:LEU:H	1.85	0.41
1:D:267:ILE:HD11	1:D:269:MET:HB3	2.02	0.41
1:E:71:ILE:HA	1:E:76:ILE:CA	2.49	0.41
1:E:90:PHE:CB	1:E:91:TYR:CE2	3.02	0.41
1:E:200:PHE:CG	1:E:205:GLU:OE2	2.74	0.41

Continued on next page...

Continued from previous page...

Atom-1	Atom-2	Interatomic distance (Å)	Clash overlap (Å)
1:E:206:ARG:O	1:E:209:VAL:CG2	2.68	0.41
1:F:37:ARG:NH2	1:F:52:SER:CA	2.84	0.41
1:F:71:ILE:O	1:F:74:GLY:N	2.54	0.41
1:F:252:ASN:O	1:F:255:PHE:CE1	2.74	0.41
1:F:342:GLY:HA2	1:F:345:ILE:CG1	2.51	0.41
2:G:320:ASP:O	2:G:324:ILE:HG13	2.21	0.41
2:I:337:ALA:HB1	2:I:342:VAL:HB	2.02	0.41
2:I:337:ALA:HB3	2:I:345:LEU:HB2	2.03	0.41
2:L:320:ASP:O	2:L:324:ILE:HG13	2.20	0.41
2:L:328:ALA:HB3	2:L:333:TYR:CE2	2.55	0.41
2:L:342:VAL:HG12	2:L:342:VAL:O	2.21	0.41
2:M:203:VAL:HA	2:M:207:LEU:HD23	2.02	0.41
2:N:205:GLN:HG2	2:N:206:HIS:ND1	2.35	0.41
2:N:206:HIS:CE1	2:N:228:ASP:HB3	2.55	0.41
2:Q:156:LEU:HD11	2:Q:246:LYS:HZ1	1.86	0.41
2:Q:162:GLN:O	2:Q:252:PHE:HB2	2.20	0.41
2:R:199:LEU:CD1	2:R:237:TYR:HD1	2.33	0.41
2:R:238:ARG:NH2	2:R:248:ASP:O	2.54	0.41
1:A:7:ALA:N	1:A:102:PRO:HD2	2.36	0.41
1:A:141:SER:O	1:A:144:ALA:CB	2.69	0.41
1:A:188:TYR:CZ	1:A:192:ILE:CG2	3.04	0.41
1:A:191:LYS:N	1:A:191:LYS:CD	2.79	0.41
1:A:211:ASP:C	1:A:215:LYS:NZ	2.68	0.41
1:A:262:PHE:CD1	1:A:275:HIS:ND1	2.79	0.41
1:B:14:SER:N	1:B:157:ASP:HB3	2.36	0.41
1:B:40:HIS:ND1	1:D:170:ALA:O	2.54	0.41
1:B:44:MET:SD	1:D:168:GLY:C	2.99	0.41
1:B:111:ASN:ND2	1:B:116:ARG:CD	2.84	0.41
1:B:164:PRO:O	1:B:170:ALA:HA	2.21	0.41
1:B:204:ALA:HA	1:B:207:GLU:CB	2.51	0.41
1:B:209:VAL:O	1:B:212:ILE:HB	2.20	0.41
1:B:293:LEU:CD2	1:B:293:LEU:H	2.33	0.41
1:B:339:VAL:HG23	1:B:340:TRP:H	1.85	0.41
1:C:47:MET:CA	1:C:49:GLN:OE1	2.65	0.41
1:C:107:GLU:OE2	1:C:119:MET:SD	2.78	0.41
1:C:111:ASN:HD21	1:C:115:ASN:CG	2.23	0.41
1:C:188:TYR:CZ	1:C:192:ILE:CG2	3.04	0.41
1:C:204:ALA:HA	1:C:207:GLU:CB	2.51	0.41
1:C:226:GLU:O	1:C:229:THR:OG1	2.39	0.41
1:C:298:VAL:HG13	1:C:330:ILE:O	2.20	0.41
1:D:37:ARG:NH2	1:D:52:SER:HA	2.36	0.41

Continued on next page...

Continued from previous page...

Atom-1	Atom-2	Interatomic distance (Å)	Clash overlap (Å)
1:D:117:GLU:CD	1:D:371:HIS:NE2	2.73	0.41
1:D:124:PHE:HB3	1:D:359:LYS:CD	2.50	0.41
1:D:293:LEU:O	1:D:294:TYR:C	2.59	0.41
1:D:314:GLN:NE2	1:D:329:ILE:HD13	2.36	0.41
1:D:339:VAL:HG23	1:D:340:TRP:H	1.85	0.41
1:E:107:GLU:OE2	1:E:119:MET:SD	2.78	0.41
1:E:153:LEU:CB	1:E:299:LEU:HD12	2.48	0.41
1:E:204:ALA:HA	1:E:207:GLU:CB	2.51	0.41
1:E:221:LEU:CA	1:E:315:LYS:HZ1	2.33	0.41
1:E:226:GLU:O	1:E:229:THR:OG1	2.39	0.41
1:E:236:LEU:HA	1:E:254:ARG:HH12	1.84	0.41
1:E:252:ASN:O	1:E:255:PHE:CE1	2.74	0.41
1:F:73:HIS:C	1:F:75:ILE:HG23	2.41	0.41
1:F:166:TYR:C	1:F:169:TYR:H	2.23	0.41
1:F:187:ASP:O	1:F:188:TYR:C	2.59	0.41
1:F:206:ARG:O	1:F:209:VAL:CG2	2.68	0.41
1:F:293:LEU:O	1:F:297:ASN:N	2.53	0.41
1:F:304:THR:C	1:F:306:TYR:H	2.24	0.41
1:F:342:GLY:CA	1:F:345:ILE:HG12	2.50	0.41
2:J:320:ASP:O	2:J:324:ILE:HG13	2.21	0.41
2:N:203:VAL:HA	2:N:207:LEU:HD23	2.02	0.41
2:N:238:ARG:NH2	2:N:248:ASP:O	2.54	0.41
2:O:157:PHE:HZ	2:O:238:ARG:HH22	1.67	0.41
2:O:238:ARG:NH2	2:O:248:ASP:O	2.54	0.41
2:R:160:ARG:HD2	2:R:161:PRO:CD	2.49	0.41
1:A:5:THR:CG2	1:A:102:PRO:CD	2.99	0.41
1:A:12:ASN:HB3	1:A:17:VAL:HG12	1.98	0.41
1:A:49:GLN:HB3	1:C:169:TYR:HH	1.84	0.41
1:A:64:ILE:HG23	1:A:65:LEU:N	2.36	0.41
1:A:69:TYR:HB2	1:A:72:GLU:HA	2.03	0.41
1:A:98:PRO:HG2	1:A:99:GLU:OE2	2.20	0.41
1:A:121:GLN:CG	1:A:122:ILE:N	2.83	0.41
1:A:142:LEU:O	1:A:145:SER:CB	2.69	0.41
1:A:146:GLY:C	2:G:343:THR:HB	2.41	0.41
1:A:154:ASP:OD2	1:A:161:HIS:CB	2.69	0.41
1:A:171:LEU:HD23	1:A:174:ALA:CB	2.51	0.41
1:A:202:THR:O	1:A:205:GLU:N	2.53	0.41
1:A:285:CYS:CB	1:A:289:ILE:CG2	2.87	0.41
1:A:293:LEU:O	1:A:297:ASN:N	2.53	0.41
1:A:345:ILE:CG1	2:G:346:ARG:CG	2.66	0.41
1:A:370:VAL:HG13	1:A:371:HIS:N	2.36	0.41

Continued on next page...

Continued from previous page...

Atom-1	Atom-2	Interatomic distance (Å)	Clash overlap (Å)
1:B:7:ALA:N	1:B:102:PRO:HD2	2.36	0.41
1:B:37:ARG:NH2	1:B:52:SER:HA	2.36	0.41
1:B:70:PRO:O	1:B:76:ILE:HA	2.21	0.41
1:B:122:ILE:HD11	1:B:126:THR:OG1	2.21	0.41
1:B:146:GLY:N	2:H:346:ARG:HH12	2.19	0.41
1:B:202:THR:O	1:B:205:GLU:N	2.53	0.41
1:B:361:GLU:CD	1:B:362:TYR:N	2.74	0.41
1:C:7:ALA:HA	1:C:102:PRO:CD	2.44	0.41
1:C:12:ASN:HB3	1:C:17:VAL:HG12	1.98	0.41
1:C:50:LYS:NZ	1:C:52:SER:N	2.67	0.41
1:C:69:TYR:HB2	1:C:72:GLU:HA	2.03	0.41
1:C:98:PRO:O	1:C:129:VAL:HG12	2.20	0.41
1:C:122:ILE:HD11	1:C:126:THR:OG1	2.21	0.41
1:C:146:GLY:C	2:I:343:THR:HB	2.41	0.41
1:C:146:GLY:N	2:I:346:ARG:HH12	2.19	0.41
1:C:210:ARG:CB	1:C:213:LYS:HE2	2.50	0.41
1:C:252:ASN:O	1:C:255:PHE:CE1	2.74	0.41
1:C:252:ASN:CB	1:C:256:ARG:CD	2.95	0.41
1:C:261:LEU:HD23	1:C:261:LEU:H	1.85	0.41
1:C:293:LEU:O	1:C:297:ASN:N	2.53	0.41
1:C:294:TYR:CD1	1:C:327:ILE:HD12	2.55	0.41
1:C:339:VAL:HG23	1:C:340:TRP:H	1.85	0.41
1:C:372:ARG:HD3	1:C:372:ARG:N	2.34	0.41
1:D:7:ALA:N	1:D:102:PRO:HD2	2.36	0.41
1:D:14:SER:N	1:D:157:ASP:HB3	2.36	0.41
1:D:34:ILE:CA	1:D:68:LYS:O	2.66	0.41
1:D:68:LYS:HB2	1:D:68:LYS:HE2	1.94	0.41
1:D:69:TYR:HB2	1:D:72:GLU:HA	2.03	0.41
1:D:70:PRO:O	1:D:76:ILE:HA	2.21	0.41
1:D:116:ARG:O	1:D:117:GLU:C	2.58	0.41
1:D:119:MET:C	1:D:123:MET:HE2	2.41	0.41
1:D:124:PHE:HD1	1:D:359:LYS:NZ	2.17	0.41
1:D:187:ASP:O	1:D:188:TYR:C	2.59	0.41
1:D:200:PHE:CG	1:D:205:GLU:OE2	2.74	0.41
1:D:228:ALA:O	1:D:231:ALA:N	2.52	0.41
1:D:242:LEU:CD2	1:D:243:PRO:CD	2.96	0.41
1:D:256:ARG:HA	1:D:259:GLU:CD	2.40	0.41
1:D:264:PRO:CB	1:D:267:ILE:HD11	2.51	0.41
1:D:293:LEU:CD2	1:D:293:LEU:N	2.84	0.41
1:D:343:GLY:O	1:D:344:SER:C	2.57	0.41
1:D:345:ILE:CG1	2:J:346:ARG:CG	2.66	0.41

Continued on next page...

Continued from previous page...

Atom-1	Atom-2	Interatomic distance (Å)	Clash overlap (Å)
1:D:347:ALA:HA	1:D:356:TRP:CH2	2.55	0.41
1:E:12:ASN:HB3	1:E:17:VAL:HG12	1.98	0.41
1:E:42:GLY:HA3	1:E:44:MET:HE2	2.01	0.41
1:E:70:PRO:O	1:E:76:ILE:HA	2.21	0.41
1:E:80:ASP:OD1	1:E:81:ASP:N	2.50	0.41
1:E:100:GLU:CA	1:E:130:PRO:HD3	2.51	0.41
1:E:117:GLU:OE1	1:E:370:VAL:CG1	2.68	0.41
1:E:122:ILE:HD11	1:E:126:THR:OG1	2.21	0.41
1:E:151:ILE:HA	1:E:164:PRO:CA	2.50	0.41
1:E:188:TYR:CZ	1:E:192:ILE:CG2	3.04	0.41
1:E:190:MET:O	1:E:191:LYS:C	2.58	0.41
1:E:210:ARG:CB	1:E:213:LYS:HE2	2.50	0.41
1:E:252:ASN:CA	1:E:255:PHE:CE1	2.95	0.41
1:E:293:LEU:O	1:E:297:ASN:N	2.53	0.41
1:E:294:TYR:CD1	1:E:327:ILE:HD12	2.55	0.41
1:E:370:VAL:C	1:E:374:CYS:SG	3.00	0.41
1:E:370:VAL:HG13	1:E:371:HIS:N	2.36	0.41
1:F:7:ALA:N	1:F:102:PRO:HD2	2.36	0.41
1:F:14:SER:HB3	1:F:158:GLY:N	2.36	0.41
1:F:14:SER:N	1:F:157:ASP:HB3	2.36	0.41
1:F:37:ARG:NH2	1:F:52:SER:HA	2.36	0.41
1:F:47:MET:CG	1:F:48:GLY:H	2.11	0.41
1:F:61:LYS:HA	1:F:61:LYS:HD3	1.88	0.41
1:F:69:TYR:HB2	1:F:72:GLU:HA	2.03	0.41
1:F:122:ILE:HD11	1:F:126:THR:OG1	2.21	0.41
1:F:142:LEU:HD22	1:F:165:ILE:HD11	2.01	0.41
1:F:146:GLY:N	2:L:346:ARG:HH12	2.19	0.41
1:F:204:ALA:HA	1:F:207:GLU:CB	2.51	0.41
1:F:264:PRO:CB	1:F:267:ILE:HD11	2.51	0.41
1:F:279:TYR:HA	1:F:282:ILE:CG1	2.50	0.41
1:F:281:SER:CA	1:F:284:LYS:NZ	2.83	0.41
1:F:293:LEU:CD2	1:F:293:LEU:H	2.33	0.41
1:F:314:GLN:HA	1:F:317:ILE:HG23	1.99	0.41
2:H:337:ALA:HB1	2:H:342:VAL:HB	2.02	0.41
2:K:335:ARG:O	2:K:339:GLN:CG	2.69	0.41
2:M:157:PHE:HZ	2:M:238:ARG:HH22	1.67	0.41
2:M:160:ARG:HD2	2:M:161:PRO:CD	2.49	0.41
2:M:205:GLN:HG2	2:M:206:HIS:ND1	2.35	0.41
2:M:228:ASP:O	2:M:230:GLN:HG2	2.20	0.41
2:P:199:LEU:CD1	2:P:237:TYR:HD1	2.33	0.41
2:P:206:HIS:CE1	2:P:228:ASP:HB3	2.55	0.41

Continued on next page...

Continued from previous page...

Atom-1	Atom-2	Interatomic distance (Å)	Clash overlap (Å)
2:Q:199:LEU:CD1	2:Q:237:TYR:HD1	2.33	0.41
2:Q:201:SER:C	2:Q:202:LYS:HD3	2.40	0.41
1:A:39:ARG:CZ	1:A:63:GLY:O	2.69	0.41
1:A:102:PRO:HA	1:A:131:ALA:O	2.21	0.41
1:A:221:LEU:CD2	1:A:221:LEU:N	2.84	0.41
1:A:304:THR:HG22	1:A:309:ILE:CG2	2.50	0.41
1:A:342:GLY:HA2	1:A:345:ILE:CG1	2.51	0.41
1:A:370:VAL:C	1:A:374:CYS:SG	3.00	0.41
1:B:45:VAL:HG13	1:D:143:TYR:CD1	2.52	0.41
1:B:138:ALA:C	1:B:142:LEU:HG	2.39	0.41
1:B:221:LEU:CD1	1:B:312:ARG:N	2.84	0.41
1:B:261:LEU:HD23	1:B:261:LEU:H	1.85	0.41
1:B:267:ILE:HD11	1:B:269:MET:HB3	2.02	0.41
1:C:37:ARG:NH2	1:C:52:SER:HA	2.36	0.41
1:C:70:PRO:O	1:C:76:ILE:HA	2.21	0.41
1:C:71:ILE:HA	1:C:76:ILE:CA	2.49	0.41
1:C:111:ASN:ND2	1:C:116:ARG:CD	2.84	0.41
1:C:171:LEU:HD23	1:C:174:ALA:CB	2.51	0.41
1:C:187:ASP:HB3	1:C:191:LYS:HZ3	1.84	0.41
1:C:221:LEU:CD1	1:C:312:ARG:N	2.84	0.41
1:D:45:VAL:HG13	1:F:143:TYR:CD1	2.52	0.41
1:D:100:GLU:CA	1:D:130:PRO:HD3	2.51	0.41
1:D:102:PRO:HA	1:D:131:ALA:O	2.21	0.41
1:D:111:ASN:ND2	1:D:116:ARG:CD	2.84	0.41
1:D:166:TYR:C	1:D:169:TYR:H	2.23	0.41
1:D:221:LEU:HD11	1:D:311:ASP:HB2	1.91	0.41
1:E:111:ASN:HD21	1:E:115:ASN:CG	2.23	0.41
1:E:187:ASP:C	1:E:191:LYS:HZ3	2.25	0.41
1:E:250:ILE:HG22	1:E:254:ARG:HE	1.82	0.41
1:F:5:THR:CG2	1:F:102:PRO:CD	2.99	0.41
1:F:67:LEU:HB3	1:F:203:THR:HG21	2.01	0.41
1:F:102:PRO:HA	1:F:131:ALA:O	2.21	0.41
1:F:116:ARG:N	1:F:119:MET:HE3	2.36	0.41
1:F:164:PRO:O	1:F:170:ALA:HA	2.21	0.41
1:F:202:THR:O	1:F:205:GLU:N	2.54	0.41
1:F:282:ILE:HG13	1:F:283:MET:H	1.86	0.41
1:F:294:TYR:HE2	1:F:325:MET:CG	2.33	0.41
1:F:314:GLN:NE2	1:F:329:ILE:HD13	2.36	0.41
2:G:329:PRO:HD2	2:G:336:ILE:HD12	2.02	0.41
2:H:342:VAL:HG12	2:H:342:VAL:O	2.21	0.41
2:I:328:ALA:HB3	2:I:333:TYR:CE2	2.55	0.41

Continued on next page...

Continued from previous page...

Atom-1	Atom-2	Interatomic distance (Å)	Clash overlap (Å)
2:L:353:LYS:HA	2:L:356:ARG:CG	2.49	0.41
2:M:160:ARG:HH21	2:M:251:ASN:C	2.23	0.41
1:A:50:LYS:HZ3	1:A:51:ASP:HB3	1.83	0.40
1:A:71:ILE:HA	1:A:76:ILE:CA	2.49	0.40
1:A:97:ALA:O	1:A:100:GLU:OE1	2.40	0.40
1:A:98:PRO:O	1:A:129:VAL:HG12	2.20	0.40
1:A:100:GLU:CA	1:A:130:PRO:HD3	2.51	0.40
1:A:120:THR:O	1:A:132:MET:CE	2.70	0.40
1:A:122:ILE:HD11	1:A:126:THR:OG1	2.21	0.40
1:A:193:LEU:CD1	1:A:198:TYR:CD2	3.04	0.40
1:A:218:TYR:CB	1:A:307:PRO:CG	2.91	0.40
1:B:100:GLU:CA	1:B:130:PRO:HD3	2.51	0.40
1:B:115:ASN:OD1	1:B:119:MET:HE2	2.21	0.40
1:B:116:ARG:O	1:B:117:GLU:C	2.58	0.40
1:B:187:ASP:O	1:B:190:MET:N	2.55	0.40
1:B:206:ARG:O	1:B:209:VAL:CG2	2.68	0.40
1:B:249:THR:C	1:B:250:ILE:HD12	2.41	0.40
1:B:253:GLU:N	1:B:256:ARG:HH11	2.19	0.40
1:B:300:SER:HA	1:B:335:ARG:HD2	2.03	0.40
1:C:5:THR:CG2	1:C:102:PRO:CD	2.99	0.40
1:C:39:ARG:CZ	1:C:63:GLY:O	2.69	0.40
1:C:71:ILE:O	1:C:74:GLY:N	2.53	0.40
1:C:100:GLU:CA	1:C:130:PRO:HD3	2.51	0.40
1:C:101:HIS:HA	1:C:102:PRO:HD3	1.95	0.40
1:C:171:LEU:CD2	1:C:173:HIS:HB2	2.47	0.40
1:C:187:ASP:O	1:C:190:MET:N	2.55	0.40
1:C:193:LEU:CD1	1:C:198:TYR:CD2	3.04	0.40
1:C:206:ARG:O	1:C:209:VAL:CG2	2.68	0.40
1:C:241:GLU:OE1	1:C:243:PRO:CA	2.64	0.40
1:D:65:LEU:HD13	1:D:65:LEU:HA	1.96	0.40
1:D:164:PRO:O	1:D:170:ALA:HB1	2.22	0.40
1:D:187:ASP:O	1:D:190:MET:N	2.55	0.40
1:D:193:LEU:CD1	1:D:198:TYR:CD2	3.04	0.40
1:D:233:SER:HB3	1:D:236:LEU:HD21	2.04	0.40
1:D:267:ILE:CD1	1:D:269:MET:CB	2.99	0.40
1:D:370:VAL:C	1:D:374:CYS:SG	3.00	0.40
1:E:50:LYS:NZ	1:E:52:SER:H	2.19	0.40
1:E:193:LEU:CD1	1:E:198:TYR:CD2	3.04	0.40
1:E:202:THR:OG1	1:E:205:GLU:CB	2.58	0.40
1:E:221:LEU:N	1:E:221:LEU:CD2	2.84	0.40
1:E:249:THR:C	1:E:250:ILE:HD12	2.41	0.40

Continued on next page...

Continued from previous page...

Atom-1	Atom-2	Interatomic distance (Å)	Clash overlap (Å)
1:F:6:THR:C	1:F:102:PRO:HD2	2.42	0.40
1:F:38:PRO:HD3	1:F:65:LEU:HD11	2.01	0.40
1:F:50:LYS:NZ	1:F:52:SER:H	2.19	0.40
1:F:88:HIS:O	1:F:89:THR:C	2.56	0.40
1:F:93:GLU:HG2	1:F:94:LEU:N	2.36	0.40
1:F:116:ARG:O	1:F:117:GLU:C	2.58	0.40
1:F:171:LEU:HD23	1:F:174:ALA:CB	2.51	0.40
1:F:187:ASP:O	1:F:190:MET:N	2.55	0.40
1:F:189:LEU:O	1:F:192:ILE:CG1	2.69	0.40
1:F:200:PHE:CG	1:F:205:GLU:OE2	2.74	0.40
1:F:336:LYS:H	1:F:336:LYS:HG2	1.42	0.40
1:F:339:VAL:HG23	1:F:340:TRP:H	1.85	0.40
1:F:343:GLY:O	1:F:344:SER:C	2.57	0.40
2:M:195:LYS:HG3	2:M:196:TRP:H	1.87	0.40
2:O:162:GLN:O	2:O:252:PHE:HB2	2.20	0.40
2:O:199:LEU:CD1	2:O:237:TYR:HD1	2.33	0.40
2:Q:173:THR:HG1	2:Q:225:HIS:CE1	2.30	0.40
2:Q:203:VAL:HA	2:Q:207:LEU:HD23	2.02	0.40
2:R:191:TRP:CZ3	2:R:252:PHE:HZ	2.31	0.40
1:A:59:GLN:CB	1:A:62:ARG:NH1	2.85	0.40
1:A:164:PRO:O	1:A:170:ALA:HA	2.21	0.40
1:A:242:LEU:HD21	1:C:287:ILE:HD11	2.02	0.40
1:A:304:THR:C	1:A:306:TYR:H	2.24	0.40
1:B:244:ASP:OD2	1:B:246:GLN:HB2	2.21	0.40
1:C:164:PRO:O	1:C:170:ALA:HA	2.21	0.40
1:D:40:HIS:ND1	1:F:170:ALA:O	2.54	0.40
1:D:93:GLU:HG2	1:D:94:LEU:N	2.36	0.40
1:D:282:ILE:HG13	1:D:283:MET:H	1.86	0.40
1:D:300:SER:HA	1:D:335:ARG:HD2	2.03	0.40
1:D:355:MET:CG	1:D:356:TRP:CE3	3.05	0.40
1:E:47:MET:CA	1:E:49:GLN:OE1	2.65	0.40
1:E:99:GLU:CA	1:E:128:ASN:O	2.64	0.40
1:E:171:LEU:HD23	1:E:174:ALA:CB	2.51	0.40
1:E:221:LEU:CD1	1:E:312:ARG:N	2.84	0.40
1:E:221:LEU:CG	1:E:311:ASP:HB3	2.50	0.40
1:E:253:GLU:HG3	1:E:256:ARG:NH1	2.25	0.40
1:F:34:ILE:HG23	1:F:67:LEU:CA	2.51	0.40
1:F:100:GLU:CA	1:F:130:PRO:HD3	2.51	0.40
1:F:239:SER:CB	1:F:249:THR:CA	2.99	0.40
1:F:345:ILE:HG21	2:L:346:ARG:CA	2.50	0.40
2:H:335:ARG:O	2:H:339:GLN:CG	2.69	0.40

Continued on next page...

Continued from previous page...

Atom-1	Atom-2	Interatomic distance (Å)	Clash overlap (Å)
2:H:342:VAL:HG13	2:H:344:ASP:O	2.19	0.40
2:I:325:LEU:HD13	2:I:348:MET:HG3	2.03	0.40
2:J:335:ARG:O	2:J:339:GLN:CG	2.69	0.40
2:K:342:VAL:HG12	2:K:342:VAL:O	2.21	0.40
2:L:335:ARG:O	2:L:339:GLN:CG	2.69	0.40
2:O:160:ARG:HH21	2:O:251:ASN:C	2.23	0.40
2:O:203:VAL:HA	2:O:207:LEU:HD23	2.02	0.40
2:Q:195:LYS:HG3	2:Q:196:TRP:H	1.87	0.40
1:A:34:ILE:CA	1:A:68:LYS:O	2.66	0.40
1:A:44:MET:CE	1:C:169:TYR:HA	2.29	0.40
1:A:89:THR:CG2	1:A:94:LEU:CD1	2.90	0.40
1:A:111:ASN:ND2	1:A:116:ARG:CD	2.84	0.40
1:A:116:ARG:O	1:A:117:GLU:C	2.58	0.40
1:A:117:GLU:OE1	1:A:370:VAL:CG1	2.68	0.40
1:A:146:GLY:CA	2:G:346:ARG:NH1	2.81	0.40
1:A:152:VAL:CA	1:A:298:VAL:O	2.67	0.40
1:A:165:ILE:CG2	1:A:166:TYR:N	2.84	0.40
1:A:187:ASP:O	1:A:190:MET:N	2.55	0.40
1:A:362:TYR:HD2	1:A:362:TYR:C	2.17	0.40
1:B:69:TYR:HB2	1:B:72:GLU:HA	2.03	0.40
1:B:120:THR:O	1:B:132:MET:CE	2.70	0.40
1:B:121:GLN:HB3	1:B:362:TYR:HH	1.79	0.40
1:B:165:ILE:CG2	1:B:166:TYR:N	2.84	0.40
1:B:189:LEU:CD1	1:B:192:ILE:HD11	2.40	0.40
1:B:193:LEU:CD1	1:B:198:TYR:CD2	3.04	0.40
1:B:221:LEU:HD12	1:B:315:LYS:NZ	2.32	0.40
1:B:221:LEU:CG	1:B:311:ASP:HB3	2.50	0.40
1:B:368:SER:HA	1:B:371:HIS:HD2	1.84	0.40
1:C:21:PHE:HB2	1:C:24:ASP:CG	2.42	0.40
1:C:50:LYS:NZ	1:C:52:SER:H	2.19	0.40
1:C:104:LEU:CD1	1:C:105:LEU:N	2.82	0.40
1:C:120:THR:O	1:C:132:MET:CE	2.69	0.40
1:C:249:THR:C	1:C:250:ILE:HD12	2.41	0.40
1:C:267:ILE:CD1	1:C:269:MET:CB	2.99	0.40
1:C:297:ASN:O	1:C:329:ILE:CG2	2.66	0.40
1:C:342:GLY:HA2	1:C:345:ILE:CG1	2.51	0.40
1:C:361:GLU:CD	1:C:362:TYR:N	2.74	0.40
1:C:370:VAL:HG13	1:C:371:HIS:N	2.36	0.40
1:D:71:ILE:O	1:D:74:GLY:N	2.53	0.40
1:D:73:HIS:C	1:D:75:ILE:HG23	2.41	0.40
1:D:75:ILE:O	1:D:75:ILE:CG1	2.62	0.40

Continued on next page...

Continued from previous page...

Atom-1	Atom-2	Interatomic distance (Å)	Clash overlap (Å)
1:D:115:ASN:HA	1:D:118:LYS:HZ3	1.84	0.40
1:D:146:GLY:C	2:J:343:THR:HB	2.41	0.40
1:D:345:ILE:HG21	2:J:346:ARG:CA	2.50	0.40
1:E:37:ARG:NH2	1:E:52:SER:HA	2.36	0.40
1:E:69:TYR:HB2	1:E:72:GLU:HA	2.03	0.40
1:E:90:PHE:CD1	1:E:94:LEU:HD13	2.56	0.40
1:E:97:ALA:O	1:E:100:GLU:OE1	2.40	0.40
1:E:202:THR:O	1:E:205:GLU:N	2.53	0.40
1:E:298:VAL:HA	1:E:330:ILE:CB	2.46	0.40
1:E:342:GLY:HA2	1:E:345:ILE:CG1	2.51	0.40
1:F:64:ILE:HG23	1:F:65:LEU:N	2.36	0.40
1:F:70:PRO:C	1:F:76:ILE:HA	2.41	0.40
1:F:111:ASN:ND2	1:F:116:ARG:CD	2.84	0.40
1:F:233:SER:HB3	1:F:236:LEU:HD21	2.03	0.40
1:F:293:LEU:O	1:F:294:TYR:C	2.59	0.40
1:F:300:SER:HA	1:F:335:ARG:HD2	2.04	0.40
2:G:335:ARG:O	2:G:339:GLN:CG	2.69	0.40
2:K:328:ALA:HB3	2:K:333:TYR:CE2	2.55	0.40
2:K:337:ALA:HB3	2:K:345:LEU:HB2	2.03	0.40
2:M:199:LEU:CD1	2:M:237:TYR:HD1	2.33	0.40
2:M:257:HIS:O	2:M:258:GLU:HB2	2.22	0.40
2:N:161:PRO:HA	2:N:175:SER:N	2.37	0.40
2:O:161:PRO:HA	2:O:175:SER:N	2.37	0.40
2:O:257:HIS:O	2:O:258:GLU:HB2	2.22	0.40
2:P:195:LYS:HG3	2:P:196:TRP:H	1.87	0.40
2:Q:238:ARG:NH2	2:Q:248:ASP:O	2.54	0.40
2:R:257:HIS:O	2:R:258:GLU:HB2	2.22	0.40
1:A:40:HIS:ND1	1:C:170:ALA:O	2.54	0.40
1:A:59:GLN:O	1:A:62:ARG:CG	2.67	0.40
1:A:253:GLU:N	1:A:256:ARG:HH11	2.19	0.40
1:A:300:SER:HA	1:A:335:ARG:HD2	2.03	0.40
1:A:312:ARG:CG	1:A:315:LYS:HZ3	2.35	0.40
1:B:4:GLU:O	1:B:5:THR:HB	2.21	0.40
1:B:117:GLU:OE1	1:B:370:VAL:CG1	2.68	0.40
1:B:146:GLY:C	2:H:343:THR:HB	2.41	0.40
1:B:159:VAL:CG2	1:B:160:THR:H	2.34	0.40
1:B:161:HIS:HA	1:B:177:ARG:HA	2.03	0.40
1:B:233:SER:HB3	1:B:236:LEU:HD21	2.04	0.40
1:B:282:ILE:HG13	1:B:283:MET:H	1.86	0.40
1:B:293:LEU:O	1:B:294:TYR:C	2.59	0.40
1:B:304:THR:CG2	1:B:309:ILE:HG21	2.51	0.40

Continued on next page...

Continued from previous page...

Atom-1	Atom-2	Interatomic distance (Å)	Clash overlap (Å)
1:B:345:ILE:HG21	2:H:346:ARG:CA	2.50	0.40
1:B:347:ALA:HA	1:B:356:TRP:CH2	2.55	0.40
1:C:102:PRO:HA	1:C:131:ALA:O	2.21	0.40
1:C:221:LEU:N	1:C:221:LEU:CD2	2.84	0.40
1:C:298:VAL:CA	1:C:330:ILE:O	2.67	0.40
1:C:355:MET:CG	1:C:356:TRP:CE3	3.05	0.40
1:D:88:HIS:CD2	1:D:93:GLU:OE2	2.75	0.40
1:D:97:ALA:O	1:D:100:GLU:OE1	2.40	0.40
1:D:122:ILE:HD11	1:D:126:THR:OG1	2.21	0.40
1:D:171:LEU:HD23	1:D:174:ALA:CB	2.51	0.40
1:D:188:TYR:CZ	1:D:192:ILE:CG2	3.04	0.40
1:D:293:LEU:CD2	1:D:293:LEU:H	2.33	0.40
1:D:293:LEU:O	1:D:297:ASN:N	2.53	0.40
1:E:13:GLY:HA3	1:E:18:LYS:HZ3	1.86	0.40
1:E:21:PHE:HB2	1:E:24:ASP:CG	2.42	0.40
1:E:118:LYS:CG	1:E:119:MET:N	2.85	0.40
1:E:120:THR:O	1:E:132:MET:CE	2.69	0.40
1:E:187:ASP:O	1:E:188:TYR:C	2.59	0.40
1:E:187:ASP:O	1:E:190:MET:N	2.55	0.40
1:E:244:ASP:OD2	1:E:246:GLN:HB2	2.21	0.40
1:E:293:LEU:CD2	1:E:293:LEU:N	2.84	0.40
1:F:8:LEU:HD23	1:F:8:LEU:HA	1.82	0.40
1:F:11:ASP:O	1:F:13:GLY:N	2.50	0.40
1:F:164:PRO:O	1:F:170:ALA:HB1	2.22	0.40
1:F:193:LEU:CD1	1:F:198:TYR:CD2	3.05	0.40
1:F:221:LEU:N	1:F:221:LEU:CD2	2.84	0.40
1:F:226:GLU:O	1:F:229:THR:OG1	2.39	0.40
1:F:285:CYS:CB	1:F:289:ILE:CG2	2.87	0.40
2:G:337:ALA:HB1	2:G:342:VAL:HB	2.02	0.40
2:I:353:LYS:C	2:I:355:MET:N	2.75	0.40
2:L:342:VAL:HG13	2:L:344:ASP:O	2.19	0.40
2:O:160:ARG:HA	2:O:161:PRO:HD2	1.94	0.40
2:Q:257:HIS:O	2:Q:258:GLU:HB2	2.22	0.40
1:A:21:PHE:HB2	1:A:24:ASP:CG	2.42	0.40
1:A:88:HIS:CD2	1:A:93:GLU:OE2	2.75	0.40
1:A:93:GLU:HG2	1:A:94:LEU:N	2.36	0.40
1:A:242:LEU:HD22	1:A:244:ASP:CB	2.48	0.40
1:A:249:THR:C	1:A:250:ILE:HD12	2.41	0.40
1:B:34:ILE:HG23	1:B:67:LEU:CA	2.51	0.40
1:B:93:GLU:HG2	1:B:94:LEU:N	2.36	0.40
1:B:282:ILE:HG22	1:B:293:LEU:HG	2.03	0.40

Continued on next page...

Continued from previous page...

Atom-1	Atom-2	Interatomic distance (Å)	Clash overlap (Å)
1:C:7:ALA:N	1:C:102:PRO:HD2	2.36	0.40
1:C:17:VAL:HG11	1:C:82:MET:CE	2.34	0.40
1:C:46:GLY:H	1:E:352:PHE:HZ	1.64	0.40
1:C:64:ILE:HG23	1:C:65:LEU:N	2.36	0.40
1:C:112:PRO:C	1:C:116:ARG:NH1	2.75	0.40
1:C:189:LEU:O	1:C:192:ILE:CG1	2.69	0.40
1:C:200:PHE:CG	1:C:205:GLU:OE2	2.74	0.40
1:C:236:LEU:HA	1:C:254:ARG:HH12	1.84	0.40
1:C:289:ILE:O	1:C:292:ASP:CB	2.67	0.40
1:D:9:VAL:O	1:D:19:ALA:HA	2.22	0.40
1:D:34:ILE:HG23	1:D:67:LEU:CA	2.51	0.40
1:D:64:ILE:HG23	1:D:65:LEU:N	2.36	0.40
1:D:101:HIS:HA	1:D:102:PRO:HD3	1.95	0.40
1:D:120:THR:O	1:D:132:MET:CE	2.69	0.40
1:D:134:VAL:CG2	1:D:375:PHE:C	2.88	0.40
1:D:135:ALA:HB1	1:D:140:LEU:HD21	1.99	0.40
1:D:370:VAL:HG13	1:D:371:HIS:N	2.36	0.40
1:E:5:THR:CG2	1:E:102:PRO:CD	2.99	0.40
1:E:7:ALA:N	1:E:102:PRO:HD2	2.36	0.40
1:E:14:SER:N	1:E:157:ASP:HB3	2.36	0.40
1:E:93:GLU:HG2	1:E:94:LEU:N	2.36	0.40
1:E:153:LEU:O	1:E:299:LEU:CD1	2.59	0.40
1:E:165:ILE:CG2	1:E:166:TYR:N	2.84	0.40
1:E:252:ASN:CB	1:E:256:ARG:CD	2.95	0.40
1:E:256:ARG:O	1:E:259:GLU:OE2	2.38	0.40
1:F:11:ASP:OD1	1:F:106:THR:HG21	2.21	0.40
1:F:134:VAL:CG2	1:F:375:PHE:C	2.88	0.40
1:F:188:TYR:CZ	1:F:192:ILE:CG2	3.04	0.40
1:F:221:LEU:CD1	1:F:312:ARG:N	2.84	0.40
1:F:267:ILE:CD1	1:F:269:MET:CB	3.00	0.40
1:F:352:PHE:O	1:F:355:MET:CE	2.70	0.40
2:J:325:LEU:HA	2:J:328:ALA:CB	2.48	0.40
2:J:342:VAL:HG13	2:J:344:ASP:O	2.19	0.40
2:J:342:VAL:HG12	2:J:342:VAL:O	2.21	0.40
2:M:162:GLN:O	2:M:252:PHE:HB2	2.20	0.40
2:M:187:PRO:HA	2:M:242:SER:C	2.35	0.40
2:M:202:LYS:HD3	2:M:202:LYS:N	2.37	0.40
2:N:193:LYS:CE	2:N:235:GLY:HA3	2.44	0.40
2:R:195:LYS:HG3	2:R:196:TRP:H	1.87	0.40

There are no symmetry-related clashes.

5.3 Torsion angles [i](#)

5.3.1 Protein backbone [i](#)

In the following table, the Percentiles column shows the percent Ramachandran outliers of the chain as a percentile score with respect to all PDB entries followed by that with respect to all EM entries.

The Analysed column shows the number of residues for which the backbone conformation was analysed, and the total number of residues.

Mol	Chain	Analysed	Favoured	Allowed	Outliers	Percentiles	
1	A	373/375 (100%)	263 (70%)	99 (26%)	11 (3%)	4	29
1	B	373/375 (100%)	263 (70%)	99 (26%)	11 (3%)	4	29
1	C	373/375 (100%)	263 (70%)	99 (26%)	11 (3%)	4	29
1	D	373/375 (100%)	263 (70%)	99 (26%)	11 (3%)	4	29
1	E	373/375 (100%)	263 (70%)	99 (26%)	11 (3%)	4	29
1	F	373/375 (100%)	263 (70%)	99 (26%)	11 (3%)	4	29
2	G	37/220 (17%)	29 (78%)	8 (22%)	0	100	100
2	H	37/220 (17%)	29 (78%)	8 (22%)	0	100	100
2	I	37/220 (17%)	29 (78%)	8 (22%)	0	100	100
2	J	37/220 (17%)	29 (78%)	8 (22%)	0	100	100
2	K	37/220 (17%)	29 (78%)	8 (22%)	0	100	100
2	L	37/220 (17%)	29 (78%)	8 (22%)	0	100	100
2	M	100/220 (46%)	89 (89%)	11 (11%)	0	100	100
2	N	100/220 (46%)	89 (89%)	11 (11%)	0	100	100
2	O	100/220 (46%)	89 (89%)	11 (11%)	0	100	100
2	P	100/220 (46%)	89 (89%)	11 (11%)	0	100	100
2	Q	100/220 (46%)	89 (89%)	11 (11%)	0	100	100
2	R	100/220 (46%)	89 (89%)	11 (11%)	0	100	100
All	All	3060/4890 (63%)	2286 (75%)	708 (23%)	66 (2%)	10	35

All (66) Ramachandran outliers are listed below:

Mol	Chain	Res	Type
1	A	12	ASN
1	A	237	GLU
1	B	12	ASN
1	B	237	GLU

Continued on next page...

Continued from previous page...

Mol	Chain	Res	Type
1	C	12	ASN
1	C	237	GLU
1	D	12	ASN
1	D	237	GLU
1	E	12	ASN
1	E	237	GLU
1	F	12	ASN
1	F	237	GLU
1	A	90	PHE
1	A	144	ALA
1	A	246	GLN
1	B	90	PHE
1	B	144	ALA
1	B	246	GLN
1	C	90	PHE
1	C	144	ALA
1	C	246	GLN
1	D	90	PHE
1	D	144	ALA
1	D	246	GLN
1	E	90	PHE
1	E	144	ALA
1	E	246	GLN
1	F	90	PHE
1	F	144	ALA
1	F	246	GLN
1	A	89	THR
1	A	166	TYR
1	A	318	THR
1	B	89	THR
1	B	166	TYR
1	B	318	THR
1	C	89	THR
1	C	166	TYR
1	C	318	THR
1	D	89	THR
1	D	166	TYR
1	D	318	THR
1	E	89	THR
1	E	166	TYR
1	E	318	THR
1	F	89	THR

Continued on next page...

Continued from previous page...

Mol	Chain	Res	Type
1	F	166	TYR
1	F	318	THR
1	A	264	PRO
1	B	264	PRO
1	C	264	PRO
1	D	264	PRO
1	E	264	PRO
1	F	264	PRO
1	A	241	GLU
1	B	241	GLU
1	C	241	GLU
1	D	241	GLU
1	E	241	GLU
1	F	241	GLU
1	A	345	ILE
1	B	345	ILE
1	C	345	ILE
1	D	345	ILE
1	E	345	ILE
1	F	345	ILE

5.3.2 Protein sidechains [i](#)

In the following table, the Percentiles column shows the percent sidechain outliers of the chain as a percentile score with respect to all PDB entries followed by that with respect to all EM entries.

The Analysed column shows the number of residues for which the sidechain conformation was analysed, and the total number of residues.

Mol	Chain	Analysed	Rotameric	Outliers	Percentiles	
1	A	318/318 (100%)	308 (97%)	10 (3%)	40	62
1	B	318/318 (100%)	308 (97%)	10 (3%)	40	62
1	C	318/318 (100%)	308 (97%)	10 (3%)	40	62
1	D	318/318 (100%)	308 (97%)	10 (3%)	40	62
1	E	318/318 (100%)	308 (97%)	10 (3%)	40	62
1	F	318/318 (100%)	308 (97%)	10 (3%)	40	62
2	G	34/189 (18%)	33 (97%)	1 (3%)	42	64
2	H	34/189 (18%)	33 (97%)	1 (3%)	42	64

Continued on next page...

Continued from previous page...

Mol	Chain	Analysed	Rotameric	Outliers	Percentiles	
2	I	34/189 (18%)	33 (97%)	1 (3%)	42	64
2	J	34/189 (18%)	33 (97%)	1 (3%)	42	64
2	K	34/189 (18%)	33 (97%)	1 (3%)	42	64
2	L	34/189 (18%)	33 (97%)	1 (3%)	42	64
2	M	89/189 (47%)	86 (97%)	3 (3%)	37	60
2	N	89/189 (47%)	86 (97%)	3 (3%)	37	60
2	O	89/189 (47%)	86 (97%)	3 (3%)	37	60
2	P	89/189 (47%)	86 (97%)	3 (3%)	37	60
2	Q	89/189 (47%)	86 (97%)	3 (3%)	37	60
2	R	89/189 (47%)	86 (97%)	3 (3%)	37	60
All	All	2646/4176 (63%)	2562 (97%)	84 (3%)	42	61

All (84) residues with a non-rotameric sidechain are listed below:

Mol	Chain	Res	Type
1	A	39	ARG
1	A	61	LYS
1	A	113	LYS
1	A	116	ARG
1	A	177	ARG
1	A	291	LYS
1	A	312	ARG
1	A	317	ILE
1	A	336	LYS
1	A	372	ARG
1	B	39	ARG
1	B	61	LYS
1	B	113	LYS
1	B	116	ARG
1	B	177	ARG
1	B	291	LYS
1	B	312	ARG
1	B	317	ILE
1	B	336	LYS
1	B	372	ARG
1	C	39	ARG
1	C	61	LYS
1	C	113	LYS

Continued on next page...

Continued from previous page...

Mol	Chain	Res	Type
1	C	116	ARG
1	C	177	ARG
1	C	291	LYS
1	C	312	ARG
1	C	317	ILE
1	C	336	LYS
1	C	372	ARG
1	D	39	ARG
1	D	61	LYS
1	D	113	LYS
1	D	116	ARG
1	D	177	ARG
1	D	291	LYS
1	D	312	ARG
1	D	317	ILE
1	D	336	LYS
1	D	372	ARG
1	E	39	ARG
1	E	61	LYS
1	E	113	LYS
1	E	116	ARG
1	E	177	ARG
1	E	291	LYS
1	E	312	ARG
1	E	317	ILE
1	E	336	LYS
1	E	372	ARG
1	F	39	ARG
1	F	61	LYS
1	F	113	LYS
1	F	116	ARG
1	F	177	ARG
1	F	291	LYS
1	F	312	ARG
1	F	317	ILE
1	F	336	LYS
1	F	372	ARG
2	G	332	GLU
2	H	332	GLU
2	I	332	GLU
2	J	332	GLU
2	K	332	GLU

Continued on next page...

Continued from previous page...

Mol	Chain	Res	Type
2	L	332	GLU
2	M	241	VAL
2	M	242	SER
2	M	246	LYS
2	N	241	VAL
2	N	242	SER
2	N	246	LYS
2	O	241	VAL
2	O	242	SER
2	O	246	LYS
2	P	241	VAL
2	P	242	SER
2	P	246	LYS
2	Q	241	VAL
2	Q	242	SER
2	Q	246	LYS
2	R	241	VAL
2	R	242	SER
2	R	246	LYS

Sometimes sidechains can be flipped to improve hydrogen bonding and reduce clashes. All (36) such sidechains are listed below:

Mol	Chain	Res	Type
1	A	40	HIS
1	A	92	ASN
1	A	137	GLN
1	A	162	ASN
1	A	173	HIS
1	A	360	GLN
1	B	40	HIS
1	B	92	ASN
1	B	137	GLN
1	B	162	ASN
1	B	360	GLN
1	C	92	ASN
1	C	137	GLN
1	C	162	ASN
1	C	360	GLN
1	D	40	HIS
1	D	92	ASN
1	D	137	GLN
1	D	162	ASN

Continued on next page...

Continued from previous page...

Mol	Chain	Res	Type
1	D	360	GLN
1	E	40	HIS
1	E	92	ASN
1	E	137	GLN
1	E	162	ASN
1	E	360	GLN
1	F	40	HIS
1	F	92	ASN
1	F	137	GLN
1	F	162	ASN
1	F	360	GLN
2	M	257	HIS
2	N	257	HIS
2	O	257	HIS
2	P	257	HIS
2	Q	257	HIS
2	R	257	HIS

5.3.3 RNA [i](#)

There are no RNA molecules in this entry.

5.4 Non-standard residues in protein, DNA, RNA chains [i](#)

There are no non-standard protein/DNA/RNA residues in this entry.

5.5 Carbohydrates [i](#)

There are no monosaccharides in this entry.

5.6 Ligand geometry [i](#)

There are no ligands in this entry.

5.7 Other polymers [i](#)

There are no such residues in this entry.

5.8 Polymer linkage issues

There are no chain breaks in this entry.


6 Map visualisation [i](#)

This section contains visualisations of the EMDB entry EMD-25918. These allow visual inspection of the internal detail of the map and identification of artifacts.

No raw map or half-maps were deposited for this entry and therefore no images, graphs, etc. pertaining to the raw map can be shown.

6.1 Orthogonal projections [i](#)


6.1.1 Primary map



The images above show the map projected in three orthogonal directions.

6.2 Central slices [i](#)

6.2.1 Primary map



The images above show central slices of the map in three orthogonal directions.

6.3 Largest variance slices [i](#)

6.3.1 Primary map



X Index: 40



Y Index: 38

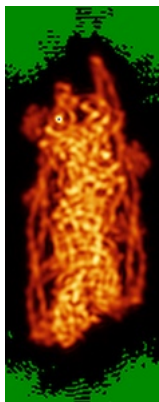


Z Index: 60

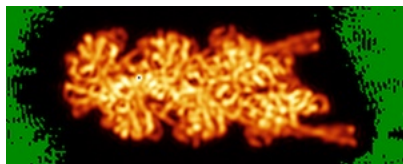
The images above show the largest variance slices of the map in three orthogonal directions.

6.4 Orthogonal standard-deviation projections (False-color) [i](#)


6.4.1 Primary map



X



Y



Z

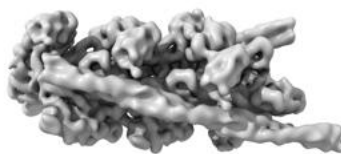
The images above show the map standard deviation projections with false color in three orthogonal directions. Minimum values are shown in green, max in blue, and dark to light orange shades represent small to large values respectively.

6.5 Orthogonal surface views [i](#)

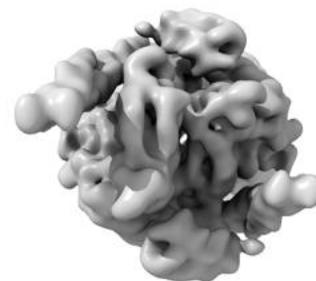
6.5.1 Primary map



X



Y



Z

The images above show the 3D surface view of the map at the recommended contour level 0.728. These images, in conjunction with the slice images, may facilitate assessment of whether an appropriate contour level has been provided.

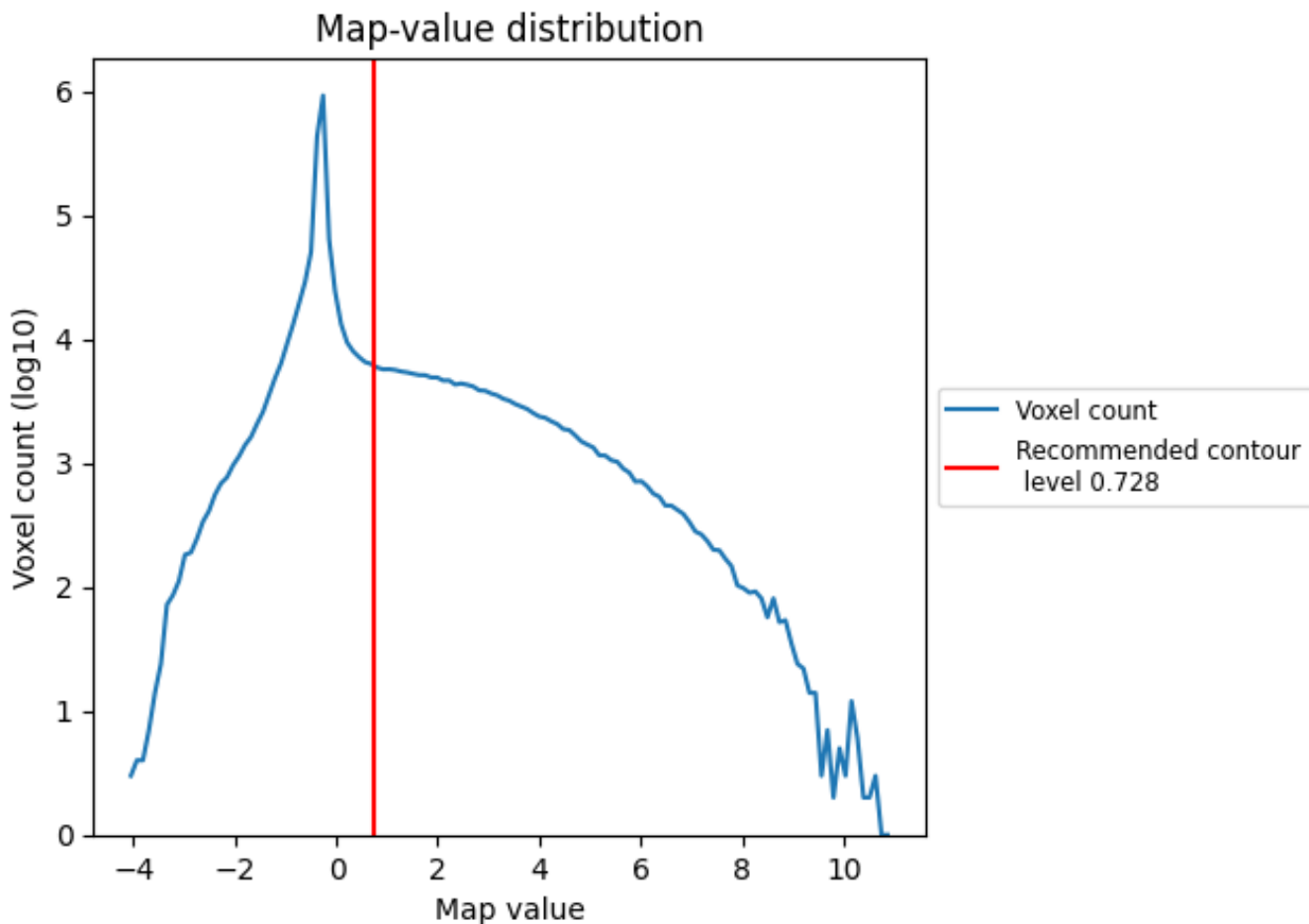
6.6 Mask visualisation [i](#)

This section was not generated. No masks/segmentation were deposited.

7 Map analysis [i](#)

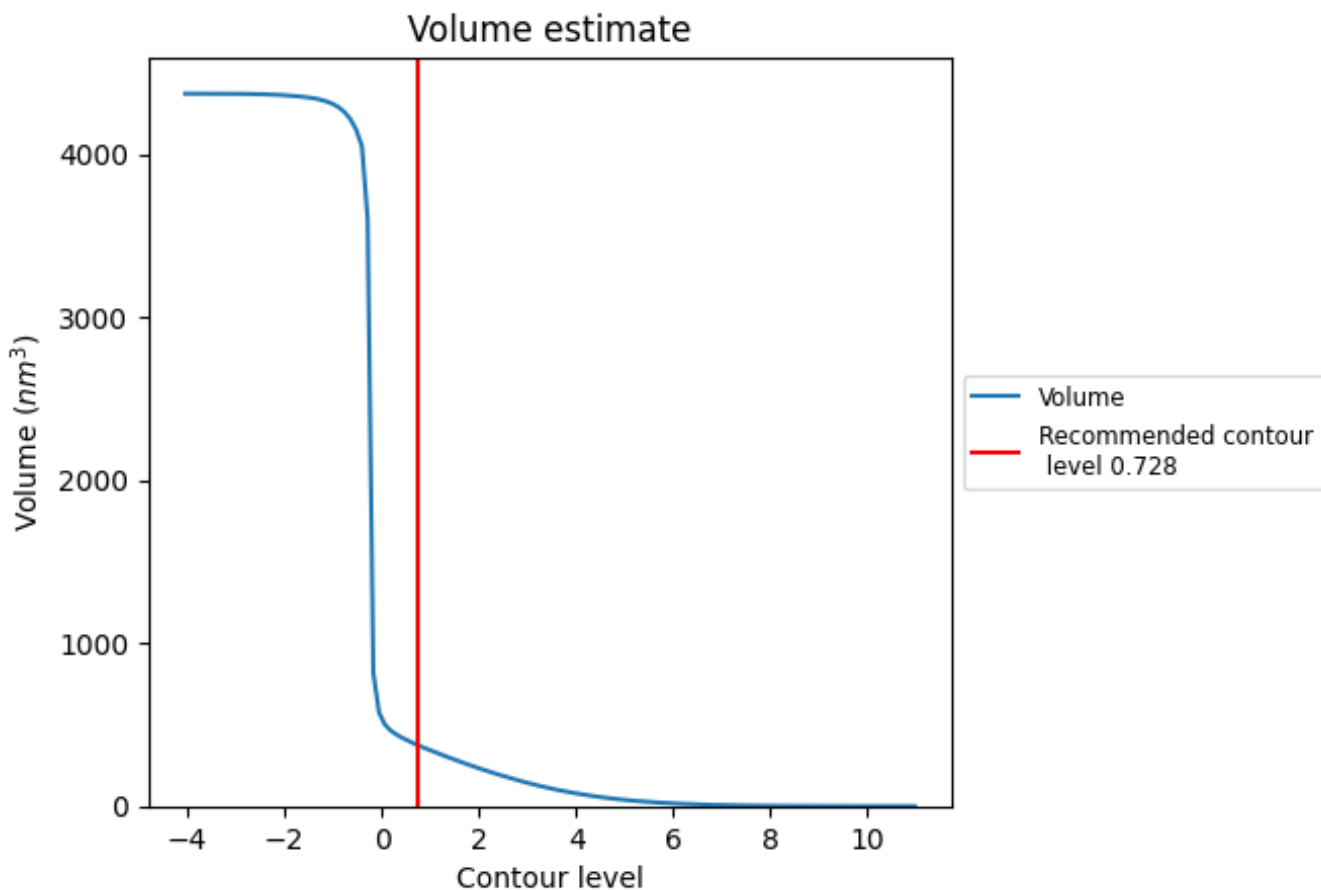
This section contains the results of statistical analysis of the map.

7.1 Map-value distribution [i](#)



The map-value distribution is plotted in 128 intervals along the x-axis. The y-axis is logarithmic. A spike in this graph at zero usually indicates that the volume has been masked.

7.2 Volume estimate [i](#)



The volume at the recommended contour level is 376 nm^3 ; this corresponds to an approximate mass of 340 kDa.

The volume estimate graph shows how the enclosed volume varies with the contour level. The recommended contour level is shown as a vertical line and the intersection between the line and the curve gives the volume of the enclosed surface at the given level.

7.3 Rotationally averaged power spectrum [i](#)

This section was not generated. The rotationally averaged power spectrum is only generated for cubic maps.

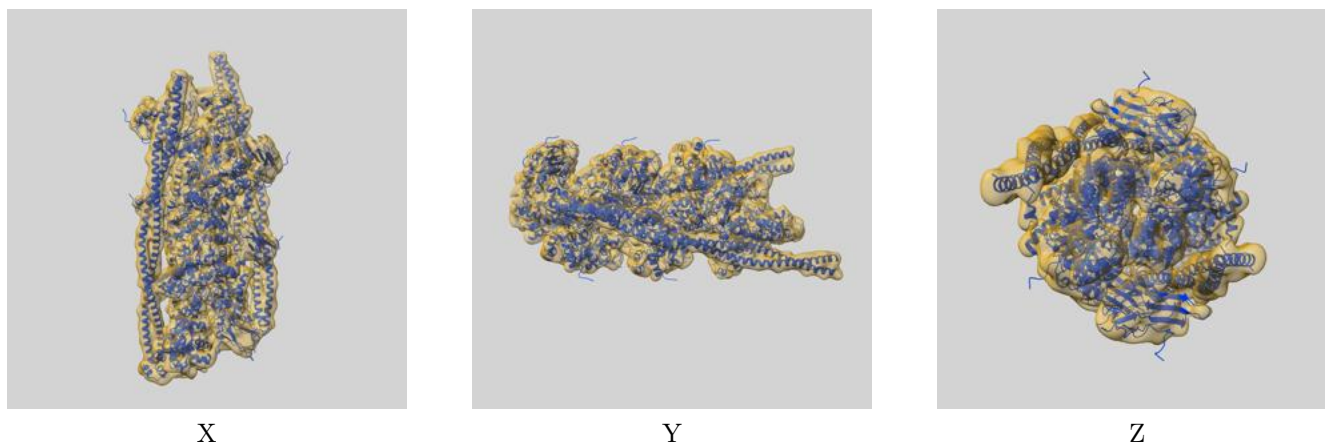
8 Fourier-Shell correlation

This section was not generated. No FSC curve or half-maps provided.

9 Map-model fit [i](#)

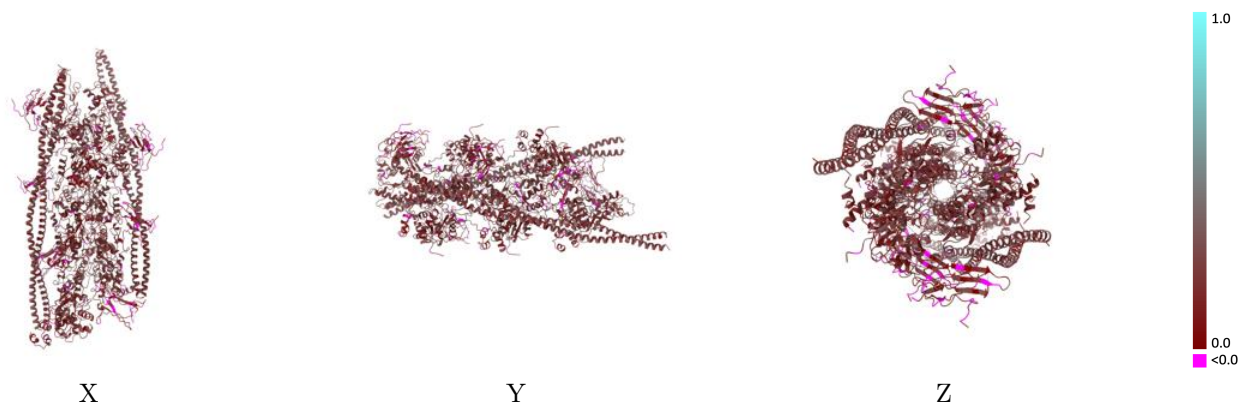
This section contains information regarding the fit between EMDB map EMD-25918 and PDB model 7TJ7. Per-residue inclusion information can be found in section 3 on page 6.

9.1 Map-model overlay [i](#)



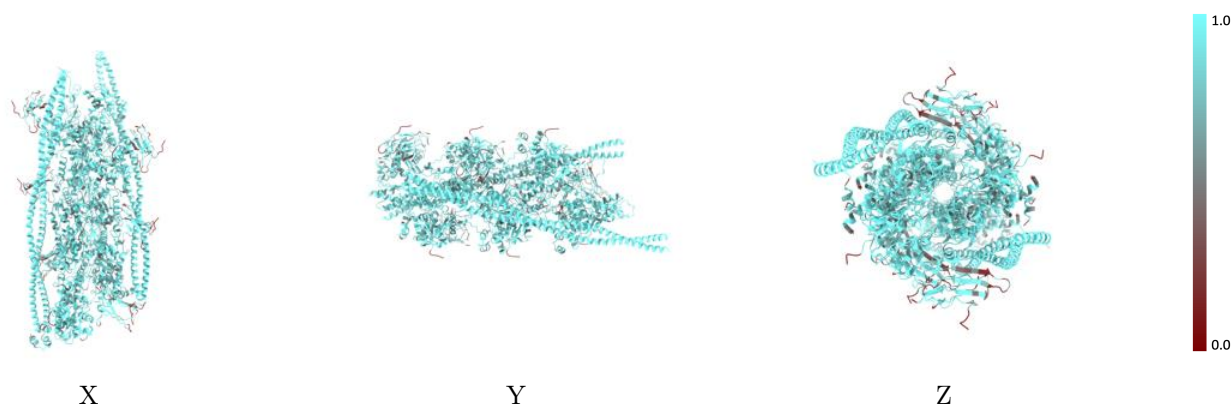
The images above show the 3D surface view of the map at the recommended contour level 0.728 at 50% transparency in yellow overlaid with a ribbon representation of the model coloured in blue. These images allow for the visual assessment of the quality of fit between the atomic model and the map.

9.2 Q-score mapped to coordinate model [i](#)



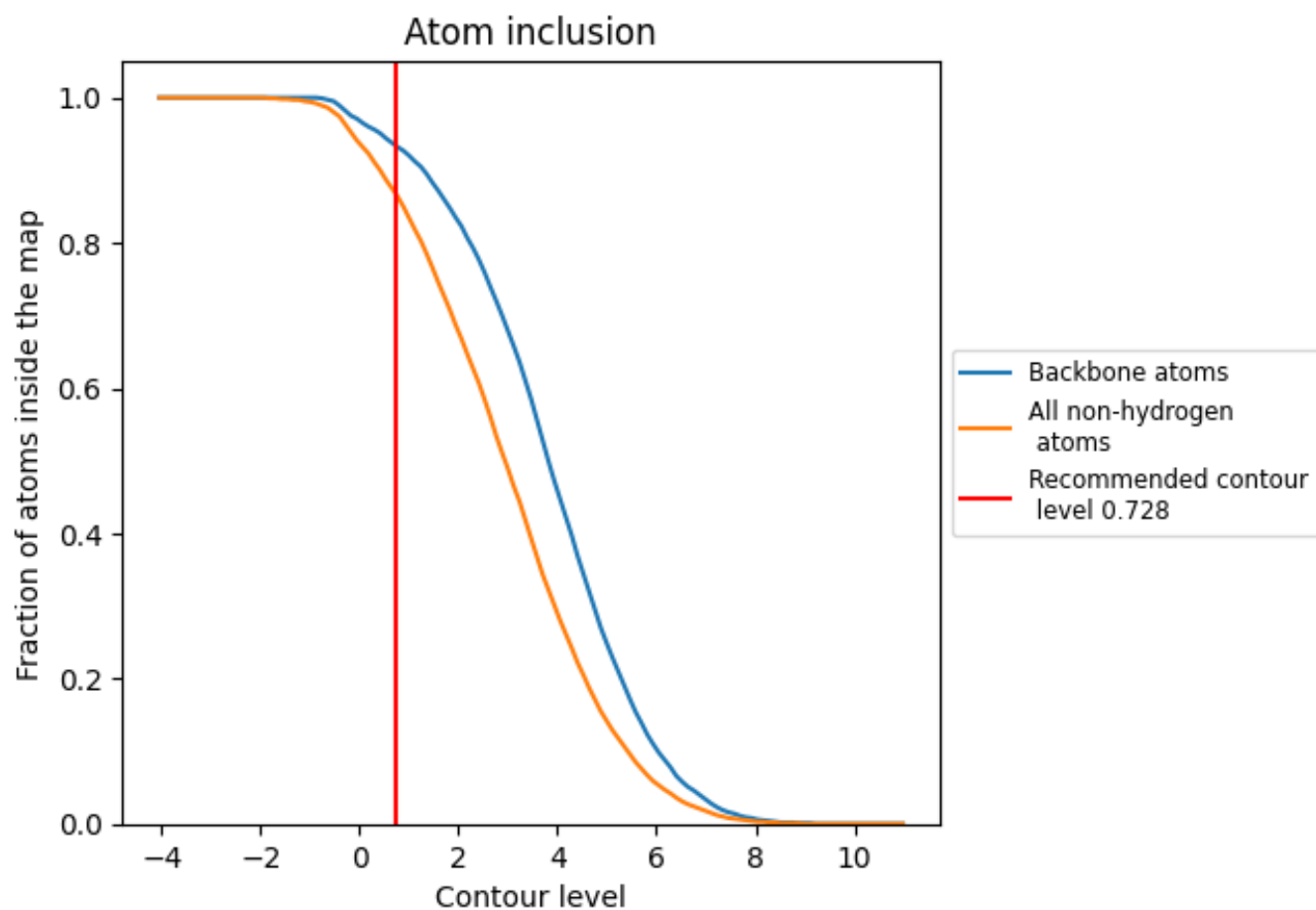
The images above show the model with each residue coloured according to its Q-score. This shows their resolvability in the map with higher Q-score values reflecting better resolvability. Please note: Q-score is calculating the resolvability of atoms, and thus high values are only expected at resolutions at which atoms can be resolved. Low Q-score values may therefore be expected for many entries.

9.3 Atom inclusion mapped to coordinate model [i](#)



The images above show the model with each residue coloured according to its atom inclusion. This shows to what extent they are inside the map at the recommended contour level (0.728).















































9.4 Atom inclusion [i](#)



At the recommended contour level, 93% of all backbone atoms, 87% of all non-hydrogen atoms, are inside the map.

9.5 Map-model fit summary

The table lists the average atom inclusion at the recommended contour level (0.728) and Q-score for the entire model and for each chain.

Chain	Atom inclusion	Q-score
All	 0.8680	 0.1960
A	 0.8910	 0.2140
B	 0.8930	 0.2140
C	 0.8910	 0.2130
D	 0.8920	 0.2160
E	 0.8910	 0.2150
F	 0.8940	 0.2140
G	 0.8440	 0.1460
H	 0.8380	 0.1490
I	 0.8320	 0.1420
J	 0.8320	 0.1490
K	 0.8290	 0.1460
L	 0.8480	 0.1470
M	 0.6870	 0.1210
N	 0.6820	 0.1200
O	 0.6810	 0.1220
P	 0.6760	 0.1150
Q	 0.6800	 0.1200
R	 0.6770	 0.1210
S	 0.9930	 0.2540
T	 0.9940	 0.2550
U	 0.9940	 0.2530
V	 0.9930	 0.2540

