



Full wwPDB X-ray Structure Validation Report ⓘ

Apr 17, 2024 – 12:30 PM EDT

PDB ID : 8UKT
Title : RNA polymerase II elongation complex with Fapy-dG lesion with AMP added
Authors : Hou, P.; Oh, J.; Wang, D.
Deposited on : 2023-10-15
Resolution : 3.60 Å(reported)

This is a Full wwPDB X-ray Structure Validation Report for a publicly released PDB entry.

We welcome your comments at validation@mail.wwpdb.org

A user guide is available at

<https://www.wwpdb.org/validation/2017/XrayValidationReportHelp>

with specific help available everywhere you see the ⓘ symbol.

The types of validation reports are described at

<http://www.wwpdb.org/validation/2017/FAQs#types>.

The following versions of software and data (see [references ⓘ](#)) were used in the production of this report:

MolProbity : 4.02b-467
Mogul : 1.8.5 (274361), CSD as541be (2020)
Xtrriage (Phenix) : 1.13
EDS : 2.36.1
Percentile statistics : 20191225.v01 (using entries in the PDB archive December 25th 2019)
Refmac : 5.8.0158
CCP4 : 7.0.044 (Gargrove)
Ideal geometry (proteins) : Engh & Huber (2001)
Ideal geometry (DNA, RNA) : Parkinson et al. (1996)
Validation Pipeline (wwPDB-VP) : 2.36.1

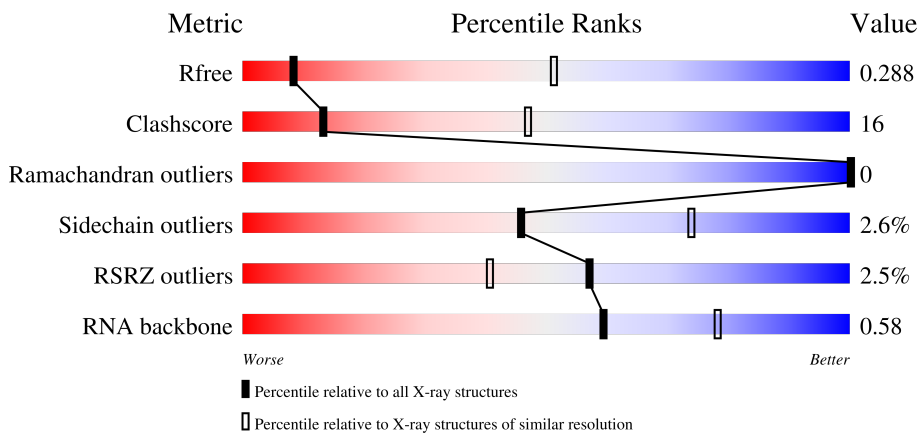
1 Overall quality at a glance i

The following experimental techniques were used to determine the structure:

X-RAY DIFFRACTION

The reported resolution of this entry is 3.60 Å.

Percentile scores (ranging between 0-100) for global validation metrics of the entry are shown in the following graphic. The table shows the number of entries on which the scores are based.



Metric	Whole archive (#Entries)	Similar resolution (#Entries, resolution range(Å))
R_{free}	130704	1257 (3.70-3.50)
Clashscore	141614	1353 (3.70-3.50)
Ramachandran outliers	138981	1307 (3.70-3.50)
Sidechain outliers	138945	1307 (3.70-3.50)
RSRZ outliers	127900	1161 (3.70-3.50)
RNA backbone	3102	1017 (4.20-3.00)

The table below summarises the geometric issues observed across the polymeric chains and their fit to the electron density. The red, orange, yellow and green segments of the lower bar indicate the fraction of residues that contain outliers for ≥ 3 , 2, 1 and 0 types of geometric quality criteria respectively. A grey segment represents the fraction of residues that are not modelled. The numeric value for each fraction is indicated below the corresponding segment, with a dot representing fractions $\leq 5\%$. The upper red bar (where present) indicates the fraction of residues that have poor fit to the electron density. The numeric value is given above the bar.

Mol	Chain	Length	Quality of chain
1	R	10	
2	T	29	
3	N	18	
4	A	1733	

Continued on next page...

Continued from previous page...

Mol	Chain	Length	Quality of chain
5	B	1224	
6	C	318	
7	E	215	
8	F	155	
9	H	146	
10	I	122	
11	J	70	
12	K	120	
13	L	70	

The following table lists non-polymeric compounds, carbohydrate monomers and non-standard residues in protein, DNA, RNA chains that are outliers for geometric or electron-density-fit criteria:

Mol	Type	Chain	Res	Chirality	Geometry	Clashes	Electron density
2	WVQ	T	19	-	-	-	X

2 Entry composition [i](#)

There are 16 unique types of molecules in this entry. The entry contains 29013 atoms, of which 0 are hydrogens and 0 are deuteriums.

In the tables below, the ZeroOcc column contains the number of atoms modelled with zero occupancy, the AltConf column contains the number of residues with at least one atom in alternate conformation and the Trace column contains the number of residues modelled with at most 2 atoms.

- Molecule 1 is a RNA chain called RNA.

Mol	Chain	Residues	Atoms					ZeroOcc	AltConf	Trace
			Total	C	N	O	P			
1	R	10	217	98	45	65	9	0	0	0

- Molecule 2 is a DNA chain called tsDNA with Fapy-dG lesion.

Mol	Chain	Residues	Atoms					ZeroOcc	AltConf	Trace
			Total	C	N	O	P			
2	T	24	481	230	76	151	24	0	0	0

- Molecule 3 is a DNA chain called ntsDNA.

Mol	Chain	Residues	Atoms					ZeroOcc	AltConf	Trace
			Total	C	N	O	P			
3	N	13	275	128	61	73	13	0	0	0

- Molecule 4 is a protein called DNA-directed RNA polymerase II subunit RPB1.

Mol	Chain	Residues	Atoms					ZeroOcc	AltConf	Trace
			Total	C	N	O	S			
4	A	1384	10828	6831	1896	2041	60	0	0	0

- Molecule 5 is a protein called DNA-directed RNA polymerase II subunit RPB2.

Mol	Chain	Residues	Atoms					ZeroOcc	AltConf	Trace
			Total	C	N	O	S			
5	B	1126	8878	5618	1555	1652	53	0	0	0

- Molecule 6 is a protein called DNA-directed RNA polymerase II subunit RPB3.

Mol	Chain	Residues	Atoms					ZeroOcc	AltConf	Trace
			Total	C	N	O	S			
6	C	267	2101	1320	349	419	13	0	0	0

- Molecule 7 is a protein called DNA-directed RNA polymerases I, II, and III subunit RPABC1.

Mol	Chain	Residues	Atoms					ZeroOcc	AltConf	Trace
			Total	C	N	O	S			
7	E	212	1731	1100	305	315	11	0	0	0

- Molecule 8 is a protein called DNA-directed RNA polymerases I, II, and III subunit RPABC2.

Mol	Chain	Residues	Atoms					ZeroOcc	AltConf	Trace
			Total	C	N	O	S			
8	F	86	684	437	115	129	3	0	0	0

- Molecule 9 is a protein called DNA-directed RNA polymerases I, II, and III subunit RPABC3.

Mol	Chain	Residues	Atoms					ZeroOcc	AltConf	Trace
			Total	C	N	O	S			
9	H	133	1064	670	179	211	4	0	0	0

- Molecule 10 is a protein called DNA-directed RNA polymerase II subunit RPB9.

Mol	Chain	Residues	Atoms					ZeroOcc	AltConf	Trace
			Total	C	N	O	S			
10	I	118	948	582	172	184	10	0	0	0

- Molecule 11 is a protein called DNA-directed RNA polymerases I, II, and III subunit RPABC5.

Mol	Chain	Residues	Atoms					ZeroOcc	AltConf	Trace
			Total	C	N	O	S			
11	J	65	532	339	93	94	6	0	0	0

- Molecule 12 is a protein called DNA-directed RNA polymerase II subunit RPB11.

Mol	Chain	Residues	Atoms					ZeroOcc	AltConf	Trace
			Total	C	N	O	S			
12	K	114	919	590	156	171	2	0	0	0

- Molecule 13 is a protein called DNA-directed RNA polymerases I, II, and III subunit RPABC4.

Mol	Chain	Residues	Atoms					ZeroOcc	AltConf	Trace
			Total	C	N	O	S			
13	L	43	337	208	66	59	4	0	0	0

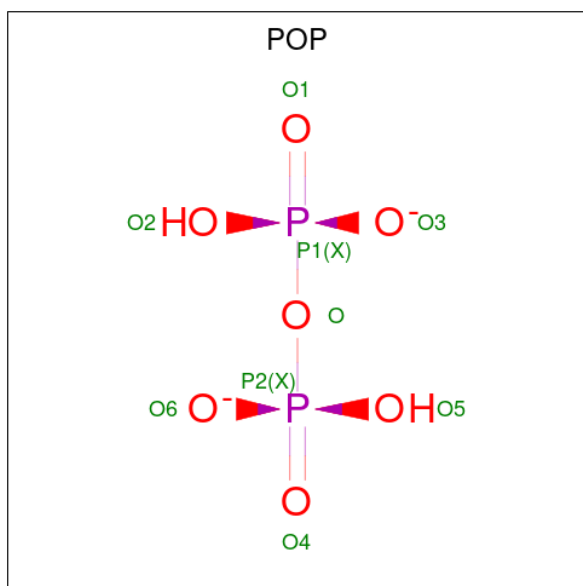
- Molecule 14 is MAGNESIUM ION (three-letter code: MG) (formula: Mg).

Mol	Chain	Residues	Atoms	ZeroOcc	AltConf
14	R	1	Total Mg 1 1	0	0

- Molecule 15 is ZINC ION (three-letter code: ZN) (formula: Zn).

Mol	Chain	Residues	Atoms	ZeroOcc	AltConf
15	A	2	Total Zn 2 2	0	0
15	B	1	Total Zn 1 1	0	0
15	C	1	Total Zn 1 1	0	0
15	I	2	Total Zn 2 2	0	0
15	J	1	Total Zn 1 1	0	0
15	L	1	Total Zn 1 1	0	0

- Molecule 16 is PYROPHOSPHATE 2- (three-letter code: POP) (formula: H₂O₇P₂).



Mol	Chain	Residues	Atoms	ZeroOcc	AltConf
16	B	1	Total O P 9 7 2	0	0

3 Residue-property plots

These plots are drawn for all protein, RNA, DNA and oligosaccharide chains in the entry. The first graphic for a chain summarises the proportions of the various outlier classes displayed in the second graphic. The second graphic shows the sequence view annotated by issues in geometry and electron density. Residues are color-coded according to the number of geometric quality criteria for which they contain at least one outlier: green = 0, yellow = 1, orange = 2 and red = 3 or more. A red dot above a residue indicates a poor fit to the electron density ($RSRZ > 2$). Stretches of 2 or more consecutive residues without any outlier are shown as a green connector. Residues present in the sample, but not in the model, are shown in grey.

- Molecule 1: RNA

Chain R: 



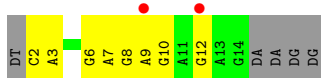
- Molecule 2: tsDNA with Fapy-dG lesion

Chain T: 



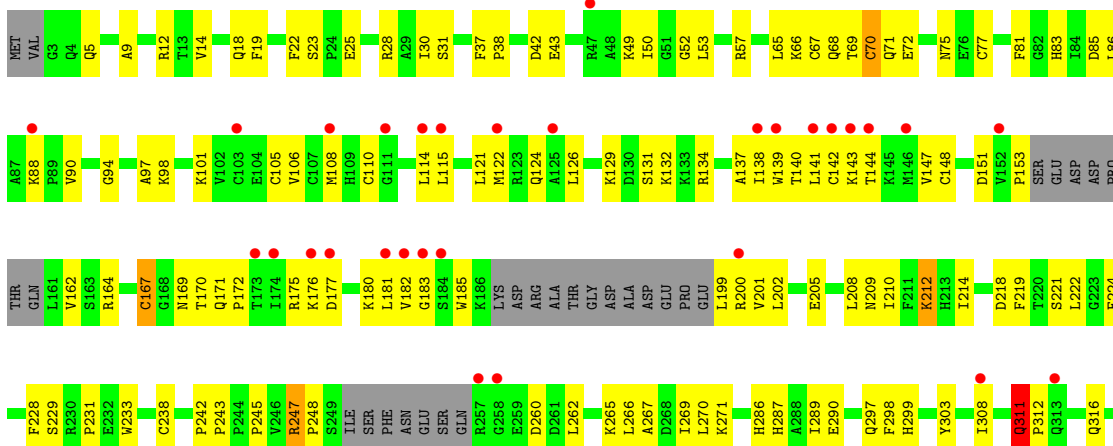
- Molecule 3: ntsDNA

Chain N: 



- Molecule 4: DNA-directed RNA polymerase II subunit RPB1

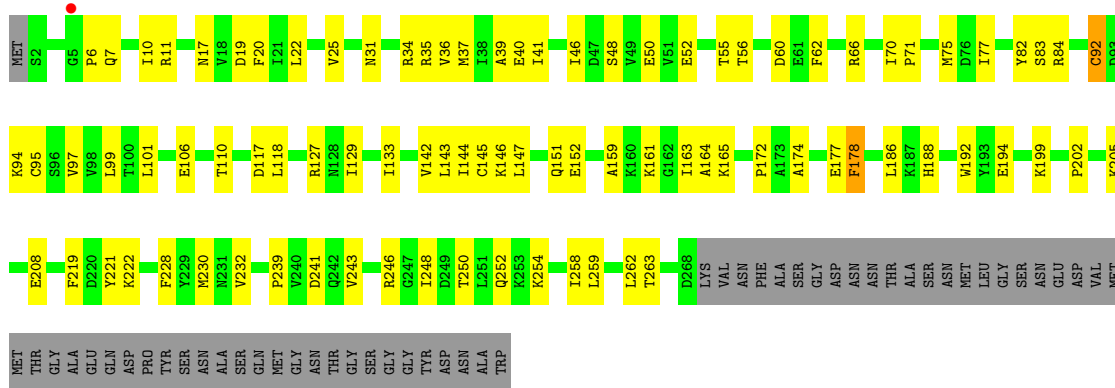
Chain A: 





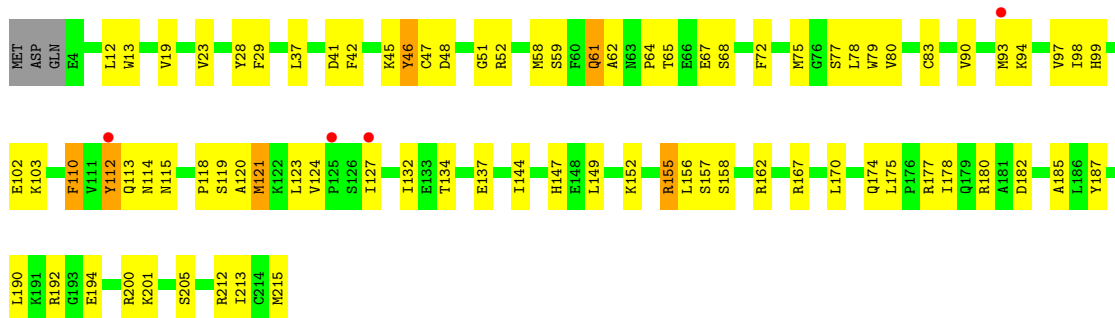
- Molecule 6: DNA-directed RNA polymerase II subunit RPB3

Chain C: 56% 27% 16%




- Molecule 7: DNA-directed RNA polymerases I, II, and III subunit RPABC1

Chain E: 2% 61% 35%



- Molecule 8: DNA-directed RNA polymerases I, II, and III subunit RPABC2

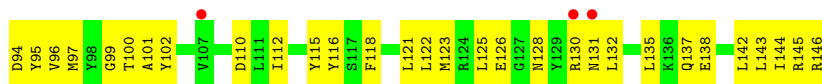
Chain F: 41% 14% 45%



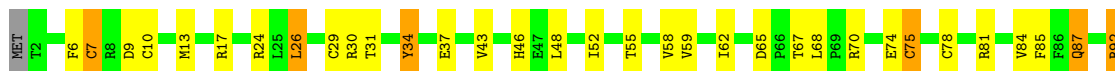
- Molecule 9: DNA-directed RNA polymerases I, II, and III subunit RPABC3

Chain H: 3% 54% 37% 9%





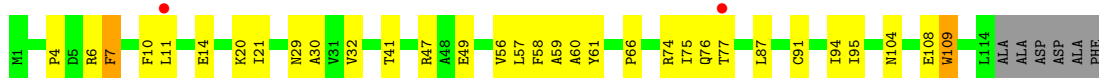
- Molecule 10: DNA-directed RNA polymerase II subunit RPB9



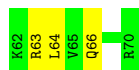
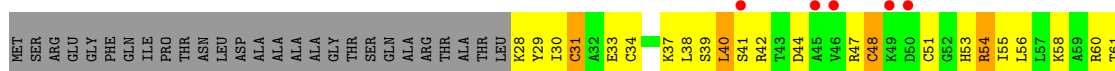
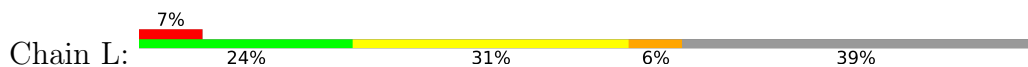
- Molecule 11: DNA-directed RNA polymerases I, II, and III subunit RPABC5



- Molecule 12: DNA-directed RNA polymerase II subunit RPB11



- Molecule 13: DNA-directed RNA polymerases I, II, and III subunit RPABC4



4 Data and refinement statistics

Property	Value	Source
Space group	C 1 2 1	Depositor
Cell constants a, b, c, α , β , γ	156.68Å 221.39Å 190.54Å 90.00° 97.67° 90.00°	Depositor
Resolution (Å)	47.75 – 3.60 47.75 – 3.60	Depositor EDS
% Data completeness (in resolution range)	99.8 (47.75-3.60) 99.8 (47.75-3.60)	Depositor EDS
R_{merge}	0.58	Depositor
R_{sym}	(Not available)	Depositor
$\langle I/\sigma(I) \rangle$ ¹	1.14 (at 3.57Å)	Xtrriage
Refinement program	PHENIX (1.20.1_4487: ???)	Depositor
R, R_{free}	0.251 , 0.289 0.253 , 0.288	Depositor DCC
R_{free} test set	1962 reflections (2.64%)	wwPDB-VP
Wilson B-factor (Å ²)	98.4	Xtrriage
Anisotropy	0.506	Xtrriage
Bulk solvent k_{sol} (e/Å ³), B_{sol} (Å ²)	0.32 , 95.7	EDS
L-test for twinning ²	$\langle L \rangle = 0.39$, $\langle L^2 \rangle = 0.22$	Xtrriage
Estimated twinning fraction	No twinning to report.	Xtrriage
F_o, F_c correlation	0.90	EDS
Total number of atoms	29013	wwPDB-VP
Average B, all atoms (Å ²)	127.0	wwPDB-VP

Xtrriage's analysis on translational NCS is as follows: *The largest off-origin peak in the Patterson function is 2.58% of the height of the origin peak. No significant pseudotranslation is detected.*

¹Intensities estimated from amplitudes.

²Theoretical values of $\langle |L| \rangle$, $\langle L^2 \rangle$ for acentric reflections are 0.5, 0.333 respectively for untwinned datasets, and 0.375, 0.2 for perfectly twinned datasets.

5 Model quality [i](#)

5.1 Standard geometry [i](#)

Bond lengths and bond angles in the following residue types are not validated in this section: POP, MG, ZN, WVQ

The Z score for a bond length (or angle) is the number of standard deviations the observed value is removed from the expected value. A bond length (or angle) with $|Z| > 5$ is considered an outlier worth inspection. RMSZ is the root-mean-square of all Z scores of the bond lengths (or angles).

Mol	Chain	Bond lengths		Bond angles	
		RMSZ	# Z >5	RMSZ	# Z >5
1	R	0.32	0/244	0.94	0/380
2	T	0.57	0/507	1.03	0/775
3	N	0.55	0/311	0.86	0/479
4	A	0.26	0/11020	0.54	3/14907 (0.0%)
5	B	0.26	0/9050	0.52	0/12215
6	C	0.26	0/2139	0.46	0/2899
7	E	0.26	0/1767	0.52	0/2378
8	F	0.25	0/696	0.52	0/943
9	H	0.27	0/1082	0.62	0/1466
10	I	0.28	0/966	0.59	0/1304
11	J	0.26	0/541	0.57	0/727
12	K	0.26	0/937	0.51	0/1265
13	L	0.28	0/339	0.67	1/450 (0.2%)
All	All	0.28	0/29599	0.56	4/40188 (0.0%)

There are no bond length outliers.

All (4) bond angle outliers are listed below:

Mol	Chain	Res	Type	Atoms	Z	Observed($^{\circ}$)	Ideal($^{\circ}$)
4	A	550	LEU	CA-CB-CG	5.37	127.66	115.30
4	A	65	LEU	CA-CB-CG	5.25	127.38	115.30
13	L	40	LEU	CB-CG-CD2	5.22	119.88	111.00
4	A	311	GLN	CA-CB-CG	5.14	124.71	113.40

There are no chirality outliers.

There are no planarity outliers.

5.2 Too-close contacts

In the following table, the Non-H and H(model) columns list the number of non-hydrogen atoms and hydrogen atoms in the chain respectively. The H(added) column lists the number of hydrogen atoms added and optimized by MolProbity. The Clashes column lists the number of clashes within the asymmetric unit, whereas Symm-Clashes lists symmetry-related clashes.

Mol	Chain	Non-H	H(model)	H(added)	Clashes	Symm-Clashes
1	R	217	0	111	9	0
2	T	481	0	262	18	0
3	N	275	0	144	9	0
4	A	10828	0	10876	408	0
5	B	8878	0	8827	307	0
6	C	2101	0	2057	72	0
7	E	1731	0	1758	56	0
8	F	684	0	692	15	0
9	H	1064	0	1029	44	0
10	I	948	0	886	34	0
11	J	532	0	542	27	0
12	K	919	0	929	26	0
13	L	337	0	352	35	1
14	R	1	0	0	0	0
15	A	2	0	0	0	0
15	B	1	0	0	0	0
15	C	1	0	0	0	0
15	I	2	0	0	0	0
15	J	1	0	0	0	0
15	L	1	0	0	0	0
16	B	9	0	0	2	0
All	All	29013	0	28465	930	1

The all-atom clashscore is defined as the number of clashes found per 1000 atoms (including hydrogen atoms). The all-atom clashscore for this structure is 16.

All (930) close contacts within the same asymmetric unit are listed below, sorted by their clash magnitude.

Atom-1	Atom-2	Interatomic distance (Å)	Clash overlap (Å)
9:H:36:CYS:HA	9:H:126:GLU:O	1.72	0.89
11:J:21:TYR:HB2	11:J:39:LEU:HD11	1.56	0.85
5:B:942:ARG:HB2	5:B:945:GLU:HG3	1.60	0.84
10:I:24:ARG:HH11	10:I:26:LEU:HD11	1.40	0.83
4:A:919:ILE:HG12	4:A:983:ILE:HD12	1.63	0.81
5:B:703:ILE:HG22	5:B:740:HIS:HB2	1.62	0.79

Continued on next page...

Continued from previous page...

Atom-1	Atom-2	Interatomic distance (Å)	Clash overlap (Å)
4:A:587:HIS:HA	4:A:607:ILE:O	1.82	0.79
6:C:39:ALA:HA	6:C:164:ALA:HB3	1.64	0.78
4:A:1224:LEU:HD21	4:A:1240:CYS:HB3	1.64	0.78
13:L:29:TYR:O	13:L:38:LEU:HB2	1.84	0.78
4:A:114:LEU:HD22	4:A:148:CYS:HB2	1.66	0.77
9:H:96:VAL:HA	9:H:142:LEU:O	1.84	0.77
5:B:102:VAL:HG22	5:B:112:LEU:HB2	1.65	0.76
5:B:373:ARG:H	5:B:373:ARG:HD2	1.50	0.76
5:B:642:ASP:HA	5:B:649:LYS:HA	1.68	0.75
4:A:224:PHE:HB3	4:A:229:SER:HB3	1.67	0.75
4:A:973:ILE:HG22	4:A:975:HIS:H	1.51	0.74
5:B:365:THR:HG22	5:B:367:LEU:H	1.53	0.73
4:A:702:LEU:HG	4:A:710:LEU:HD12	1.71	0.73
4:A:67:CYS:HB3	4:A:70:CYS:HB2	1.70	0.73
5:B:364:ILE:HG12	5:B:585:VAL:HG13	1.71	0.73
4:A:170:THR:HG23	4:A:185:TRP:HE1	1.52	0.73
4:A:526:ASP:HB2	5:B:835:GLN:HE21	1.54	0.72
4:A:447:GLN:OE1	4:A:488:ASN:ND2	2.23	0.72
5:B:1174:LYS:HB2	5:B:1177:HIS:HB2	1.71	0.72
7:E:72:PHE:HB2	7:E:75:MET:HG2	1.71	0.72
4:A:540:PHE:HB3	4:A:571:LEU:HD12	1.72	0.72
4:A:1278:ASN:HB2	4:A:1312:ASN:HB2	1.72	0.71
4:A:606:LEU:HG	4:A:613:ILE:HD13	1.73	0.71
4:A:434:ARG:NH2	4:A:440:ASP:OD2	2.24	0.71
4:A:885:THR:HG23	4:A:1024:SER:HB3	1.71	0.71
4:A:998:LEU:HB2	4:A:1001:ARG:HH21	1.54	0.71
6:C:22:LEU:HB3	6:C:25:VAL:HG21	1.72	0.71
7:E:62:ALA:HB3	7:E:78:LEU:HB3	1.71	0.71
11:J:2:ILE:HD13	11:J:57:ILE:HD13	1.71	0.71
4:A:830:LYS:O	4:A:834:THR:HG23	1.91	0.70
4:A:881:GLN:HG2	4:A:959:ASN:HD22	1.55	0.70
4:A:444:PHE:HE2	4:A:470:LEU:HD23	1.57	0.70
6:C:71:PRO:HB2	6:C:133:ILE:HD12	1.74	0.70
4:A:446:ARG:HG3	4:A:448:PRO:HD2	1.74	0.70
4:A:1004:ASN:HD22	4:A:1007:ILE:HG12	1.57	0.70
6:C:36:VAL:HG13	6:C:40:GLU:HB2	1.73	0.70
13:L:47:ARG:HB2	13:L:54:ARG:HA	1.75	0.69
5:B:69:LEU:HD21	5:B:429:PHE:HB2	1.75	0.69
4:A:325:ILE:HA	4:A:328:ARG:HD2	1.74	0.69
11:J:17:LYS:HB3	11:J:39:LEU:HD13	1.73	0.69
5:B:1210:MET:O	5:B:1211:ASN:ND2	2.26	0.69

Continued on next page...

Continued from previous page...

Atom-1	Atom-2	Interatomic distance (Å)	Clash overlap (Å)
4:A:1192:LEU:HD22	4:A:1239:ARG:HH21	1.59	0.68
5:B:519:TRP:HD1	5:B:635:ARG:HH12	1.41	0.68
11:J:13:VAL:O	11:J:17:LYS:NZ	2.23	0.68
5:B:1056:SER:HB3	5:B:1066:SER:HB2	1.74	0.68
5:B:955:THR:HB	13:L:55:ILE:HA	1.75	0.67
10:I:78:CYS:HB2	10:I:105:SER:HB2	1.76	0.67
13:L:28:LYS:N	13:L:40:LEU:HA	2.10	0.67
5:B:882:THR:HG22	5:B:934:LYS:HB2	1.77	0.67
12:K:30:ALA:HA	12:K:75:ILE:O	1.95	0.67
4:A:672:ASP:H	4:A:736:ASN:HD21	1.42	0.67
4:A:960:ILE:HG21	4:A:1025:ARG:HB3	1.77	0.67
4:A:464:PRO:HB2	12:K:4:PRO:HD3	1.77	0.66
10:I:17:ARG:HH22	10:I:30:ARG:HH21	1.42	0.66
6:C:6:PRO:O	12:K:104:ASN:ND2	2.29	0.66
6:C:56:THR:HG22	6:C:147:LEU:HD21	1.75	0.66
4:A:243:PRO:HB2	4:A:245:PRO:HD2	1.77	0.66
5:B:651:LEU:HD12	5:B:653:VAL:O	1.96	0.66
9:H:38:LEU:HB2	9:H:125:LEU:HD13	1.76	0.66
5:B:892:LYS:HD2	5:B:909:ASP:HB3	1.78	0.65
4:A:332:LYS:HA	4:A:337:ARG:HD3	1.76	0.65
5:B:780:VAL:HG22	5:B:795:ILE:HG23	1.78	0.65
3:N:7:DA:H2'	3:N:8:DG:C8	2.31	0.65
7:E:170:LEU:HD21	7:E:175:LEU:HB2	1.78	0.65
5:B:24:PRO:HA	5:B:654:ARG:HD3	1.78	0.65
5:B:384:ARG:NH1	5:B:623:GLU:OE2	2.28	0.65
5:B:121:ASN:HA	5:B:207:GLY:HA3	1.78	0.65
4:A:18:GLN:NE2	4:A:19:PHE:O	2.30	0.65
5:B:428:ILE:HG12	5:B:448:ILE:HG22	1.78	0.65
4:A:890:ASP:HA	4:A:940:ARG:HH12	1.60	0.65
4:A:1341:ILE:HG13	4:A:1376:THR:HG23	1.78	0.64
5:B:996:ARG:HG3	5:B:1007:VAL:HG21	1.79	0.64
8:F:127:GLU:HB3	8:F:129:LYS:HG2	1.78	0.64
6:C:31:ASN:OD1	6:C:34:ARG:NH1	2.30	0.64
6:C:99:LEU:HD12	6:C:118:LEU:HB3	1.79	0.64
8:F:128:LYS:HD2	8:F:149:GLU:HA	1.78	0.64
5:B:1196:ILE:HD11	5:B:1201:LYS:HB2	1.79	0.64
9:H:125:LEU:HG	9:H:130:ARG:HH12	1.63	0.64
6:C:147:LEU:HD22	6:C:151:GLN:HB3	1.80	0.63
4:A:586:ILE:HD13	4:A:633:VAL:HG22	1.79	0.63
4:A:868:TYR:CE1	4:A:1064:VAL:HG11	2.34	0.63
5:B:639:ILE:HD11	5:B:691:GLU:HB2	1.80	0.63

Continued on next page...

Continued from previous page...

Atom-1	Atom-2	Interatomic distance (Å)	Clash overlap (Å)
9:H:110:ASP:OD1	9:H:128:ASN:ND2	2.32	0.63
4:A:1348:LEU:HD23	4:A:1372:VAL:HG13	1.81	0.63
5:B:953:LEU:O	5:B:964:VAL:HA	1.98	0.63
7:E:47:CYS:HB3	7:E:51:GLY:HA2	1.81	0.63
1:R:8:G:H5'	5:B:776:GLN:HE22	1.63	0.63
4:A:71:GLN:HE22	5:B:1176:ASN:HB3	1.64	0.63
5:B:751:VAL:HG23	5:B:812:LEU:HD13	1.81	0.63
12:K:32:VAL:HG12	12:K:74:ARG:HG3	1.81	0.62
9:H:93:TYR:HA	9:H:145:ARG:HD3	1.81	0.62
4:A:443:LEU:HD21	4:A:455:MET:HB3	1.82	0.62
5:B:862:GLN:HB3	5:B:963:PHE:HB3	1.82	0.62
4:A:560:ILE:H	9:H:78:SER:HB2	1.65	0.62
4:A:1364:ASN:OD1	4:A:1366:ARG:NH1	2.33	0.62
4:A:1425:SER:O	4:A:1429:ILE:HD12	2.00	0.62
4:A:169:ASN:O	4:A:171:GLN:NE2	2.33	0.62
7:E:175:LEU:HD23	7:E:213:ILE:HB	1.81	0.62
5:B:778:MET:HE2	5:B:1094:ARG:HB3	1.82	0.61
4:A:1421:CYS:O	4:A:1427:ASN:ND2	2.32	0.61
5:B:118:ARG:NH2	5:B:202:TYR:OH	2.32	0.61
9:H:101:ALA:HA	9:H:116:TYR:HA	1.83	0.61
9:H:135:LEU:HB3	9:H:137:GLN:HG2	1.80	0.61
5:B:845:SER:HB3	11:J:8:PHE:HB3	1.83	0.61
2:T:17:DG:H4'	4:A:1403:GLU:HG2	1.83	0.61
4:A:326:ARG:HG3	4:A:1406:VAL:HG11	1.82	0.61
4:A:1219:THR:HG21	4:A:1271:ILE:HG23	1.83	0.61
6:C:146:LYS:NZ	11:J:58:GLU:OE2	2.31	0.61
10:I:78:CYS:HB3	10:I:106:CYS:HB3	1.83	0.61
2:T:12:DT:H2'	2:T:13:DC:C6	2.35	0.61
5:B:521:LEU:HD22	5:B:633:VAL:HG12	1.83	0.60
5:B:862:GLN:O	5:B:914:LYS:NZ	2.35	0.60
4:A:451:HIS:HD2	4:A:1070:GLN:HB3	1.66	0.60
4:A:1188:GLN:N	4:A:1188:GLN:OE1	2.34	0.60
4:A:1128:GLN:HG3	4:A:1304:TRP:HE1	1.65	0.60
4:A:1193:LEU:HB2	4:A:1260:LEU:HD11	1.83	0.60
10:I:92:ARG:HG3	10:I:94:ASP:H	1.67	0.60
5:B:950:ASP:HB3	5:B:967:ARG:HG2	1.84	0.60
10:I:55:THR:HG21	10:I:109:ILE:HG21	1.84	0.60
4:A:14:VAL:HA	5:B:1218:THR:HA	1.84	0.60
5:B:953:LEU:HD11	13:L:55:ILE:HB	1.84	0.60
5:B:120:ARG:HH22	13:L:54:ARG:HD3	1.67	0.59
5:B:259:TYR:OH	5:B:279:ASP:OD2	2.20	0.59

Continued on next page...

Continued from previous page...

Atom-1	Atom-2	Interatomic distance (Å)	Clash overlap (Å)
7:E:124:VAL:HG13	7:E:132:ILE:HB	1.83	0.59
4:A:457:ALA:HB3	4:A:506:ALA:HA	1.84	0.59
4:A:1169:ILE:HA	4:A:1172:LEU:HD12	1.84	0.59
4:A:1345:ARG:HG3	4:A:1372:VAL:HG12	1.85	0.59
6:C:55:THR:OG1	6:C:152:GLU:N	2.33	0.59
4:A:106:VAL:HG11	4:A:214:ILE:HG12	1.84	0.59
8:F:118:LEU:O	8:F:122:MET:HG3	2.02	0.59
5:B:1054:GLY:HA2	5:B:1057:LYS:HD2	1.83	0.59
4:A:565:ILE:HG21	9:H:46:LEU:HD13	1.83	0.59
4:A:666:ILE:HD11	5:B:1067:ARG:HA	1.84	0.59
4:A:228:PHE:HE1	5:B:1215:ARG:HD3	1.66	0.59
5:B:496:ARG:NH1	5:B:540:SER:O	2.36	0.59
6:C:177:GLU:O	6:C:230:MET:HA	2.02	0.58
5:B:800:GLN:NE2	11:J:49:MET:SD	2.76	0.58
4:A:22:PHE:HE2	5:B:1208:MET:HA	1.68	0.58
4:A:583:PRO:HD3	4:A:645:LEU:HD13	1.86	0.58
5:B:847:ASP:OD2	12:K:6:ARG:NH2	2.37	0.58
5:B:605:ARG:NH1	5:B:691:GLU:OE2	2.36	0.58
4:A:344:ARG:HA	5:B:1129:ARG:HA	1.85	0.58
4:A:391:LEU:HD22	4:A:400:PRO:HB2	1.84	0.58
4:A:830:LYS:HD3	4:A:1080:THR:HA	1.86	0.58
7:E:13:TRP:NE1	7:E:37:LEU:O	2.37	0.58
4:A:908:LEU:HD21	4:A:983:ILE:HD11	1.86	0.58
4:A:944:ARG:NH2	4:A:1296:GLY:O	2.37	0.58
5:B:39:ARG:NH2	5:B:668:ASP:OD2	2.37	0.58
4:A:946:VAL:HG22	7:E:201:LYS:HG2	1.86	0.58
4:A:42:ASP:HB2	4:A:49:LYS:H	1.69	0.57
4:A:592:ASP:N	4:A:595:THR:OG1	2.35	0.57
4:A:1095:THR:H	4:A:1113:THR:HG21	1.69	0.57
5:B:724:ASP:HB2	5:B:727:LYS:HZ2	1.69	0.57
5:B:915:THR:HB	5:B:934:LYS:HB3	1.86	0.57
9:H:125:LEU:HG	9:H:130:ARG:HH22	1.68	0.57
4:A:665:GLY:HA2	5:B:1086:PHE:CD2	2.39	0.57
4:A:752:LYS:NZ	16:B:1302:POP:O5	2.37	0.57
5:B:750:GLY:O	5:B:754:SER:OG	2.20	0.57
1:R:2:U:H2'	1:R:3:C:C6	2.40	0.57
10:I:24:ARG:NH1	10:I:26:LEU:HD11	2.14	0.57
7:E:180:ARG:HH11	7:E:192:ARG:HG2	1.70	0.57
4:A:37:PHE:H	4:A:52:GLY:HA3	1.69	0.57
5:B:470:LYS:HG3	5:B:473:MET:H	1.70	0.57
5:B:622:LYS:HD3	10:I:59:VAL:HG21	1.87	0.57

Continued on next page...

Continued from previous page...

Atom-1	Atom-2	Interatomic distance (Å)	Clash overlap (Å)
6:C:83:SER:HA	6:C:95:CYS:SG	2.45	0.57
4:A:694:THR:HG22	4:A:698:GLN:HE21	1.69	0.57
4:A:466:SER:HB2	5:B:1103:ILE:HD11	1.87	0.57
6:C:94:LYS:HA	6:C:127:ARG:HH22	1.69	0.57
13:L:47:ARG:NH1	13:L:54:ARG:HE	2.03	0.57
13:L:30:ILE:HG13	13:L:37:LYS:HA	1.85	0.56
4:A:269:ILE:HG13	4:A:299:HIS:HB3	1.86	0.56
4:A:859:SER:O	4:A:1422:ARG:NH1	2.38	0.56
4:A:567:LYS:HB2	9:H:96:VAL:HB	1.87	0.56
4:A:813:PHE:HE2	5:B:749:LEU:HD21	1.70	0.56
4:A:121:LEU:HD23	4:A:141:LEU:HD22	1.87	0.56
5:B:977:GLY:HA2	5:B:989:THR:HG22	1.86	0.56
5:B:1135:ARG:O	5:B:1139:ILE:HG12	2.04	0.56
5:B:29:ASP:HB3	5:B:658:ILE:HG21	1.86	0.56
5:B:461:LEU:HD13	5:B:466:TRP:HH2	1.70	0.56
4:A:138:ILE:O	4:A:142:CYS:HB2	2.06	0.56
5:B:834:ASN:OD1	5:B:1013:ASN:ND2	2.39	0.56
9:H:26:ILE:O	9:H:39:THR:HA	2.06	0.56
10:I:65:ASP:HB3	10:I:68:LEU:HD12	1.88	0.56
12:K:56:VAL:HG22	12:K:77:THR:HG22	1.87	0.56
4:A:308:ILE:HG13	4:A:312:PRO:HD2	1.88	0.56
6:C:241:ASP:HB3	12:K:109:TRP:CD1	2.41	0.56
4:A:761:MET:HA	4:A:804:TYR:HB2	1.87	0.56
4:A:861:GLY:HA3	7:E:174:GLN:HE21	1.69	0.56
8:F:74:ILE:HG13	8:F:144:GLU:HG2	1.88	0.56
4:A:727:ASP:O	4:A:731:ARG:HG2	2.05	0.56
5:B:493:SER:OG	5:B:526:GLU:OE2	2.20	0.56
5:B:473:MET:O	5:B:476:ARG:NH2	2.39	0.56
5:B:1114:LEU:HG	5:B:1202:LEU:HD11	1.88	0.56
9:H:40:LEU:HD12	9:H:123:MET:HG3	1.86	0.56
4:A:1262:LYS:HA	4:A:1265:ASN:OD1	2.06	0.55
5:B:464:GLY:HA2	5:B:480:SER:HB3	1.87	0.55
4:A:336:ILE:HD11	5:B:1203:LEU:HD13	1.87	0.55
4:A:1325:THR:HA	7:E:147:HIS:HA	1.87	0.55
4:A:932:GLU:O	4:A:936:LEU:HG	2.07	0.55
8:F:76:LYS:NZ	8:F:150:GLU:OE2	2.26	0.55
4:A:528:LEU:O	4:A:531:ILE:HG22	2.06	0.55
4:A:1012:ARG:O	4:A:1016:THR:OG1	2.21	0.55
9:H:58:THR:HB	9:H:143:LEU:HB2	1.89	0.55
4:A:387:ARG:O	4:A:391:LEU:HG	2.06	0.55
4:A:1191:TRP:HZ3	10:I:43:VAL:HG21	1.72	0.55

Continued on next page...

Continued from previous page...

Atom-1	Atom-2	Interatomic distance (Å)	Clash overlap (Å)
5:B:980:PHE:CE1	5:B:990:ILE:HD11	2.41	0.55
9:H:30:SER:HB2	9:H:36:CYS:HB2	1.88	0.55
2:T:27:DA:H2'	2:T:28:DT:C6	2.42	0.55
11:J:2:ILE:HG13	11:J:3:VAL:H	1.71	0.55
4:A:1336:MET:HG3	4:A:1341:ILE:HA	1.89	0.55
4:A:1075:PRO:O	4:A:1079:MET:N	2.39	0.55
5:B:612:GLU:O	5:B:632:ARG:NH1	2.37	0.55
5:B:350:GLN:HA	5:B:353:LYS:HD3	1.88	0.54
7:E:170:LEU:HG	7:E:174:GLN:HB2	1.88	0.54
4:A:993:LEU:HD22	4:A:1046:LEU:HG	1.89	0.54
10:I:92:ARG:HB3	10:I:95:THR:HG23	1.88	0.54
4:A:1261:LYS:O	4:A:1265:ASN:OD1	2.24	0.54
5:B:839:MET:HB3	5:B:1010:LEU:HD21	1.89	0.54
5:B:899:ILE:HG12	5:B:903:VAL:HG11	1.88	0.54
4:A:260:ASP:OD2	4:A:328:ARG:NH2	2.41	0.54
7:E:119:SER:O	7:E:123:LEU:HG	2.07	0.54
5:B:766:ARG:HD2	5:B:1020:ARG:HB3	1.88	0.54
4:A:378:GLU:HG2	4:A:388:LEU:HD11	1.89	0.54
4:A:1383:SER:OG	4:A:1387:HIS:O	2.23	0.54
4:A:633:VAL:HG21	4:A:645:LEU:HD22	1.88	0.54
5:B:373:ARG:H	5:B:373:ARG:CD	2.19	0.54
4:A:185:TRP:HB3	4:A:199:LEU:HD12	1.89	0.54
4:A:298:PHE:HE1	4:A:312:PRO:HB2	1.73	0.54
5:B:101:MET:HA	5:B:112:LEU:H	1.73	0.54
5:B:570:VAL:HG23	5:B:573:GLN:HB2	1.90	0.54
6:C:7:GLN:HA	12:K:104:ASN:HD22	1.72	0.54
12:K:47:ARG:HD3	12:K:61:TYR:HB2	1.90	0.54
5:B:219:ALA:HB2	5:B:405:ARG:HG2	1.89	0.54
4:A:986:ILE:HD12	4:A:1028:THR:HG23	1.90	0.54
4:A:888:GLY:O	4:A:940:ARG:NH2	2.41	0.53
4:A:1288:ASP:HA	4:A:1302:PRO:HA	1.88	0.53
5:B:345:LYS:N	5:B:347:LYS:HZ2	2.06	0.53
5:B:840:ILE:HB	5:B:1011:ILE:HB	1.90	0.53
4:A:886:ILE:HD12	4:A:943:LEU:HB3	1.90	0.53
6:C:41:ILE:HB	6:C:172:PRO:HG2	1.90	0.53
12:K:59:ALA:HA	12:K:74:ARG:O	2.09	0.53
4:A:1303:GLU:OE1	4:A:1326:ARG:NH2	2.35	0.53
5:B:796:LEU:HB3	5:B:799:PRO:HG3	1.89	0.53
13:L:33:GLU:HG2	13:L:53:HIS:CD2	2.43	0.53
4:A:806:ARG:NH1	5:B:727:LYS:O	2.40	0.53
4:A:881:GLN:O	4:A:953:ASN:HA	2.09	0.53

Continued on next page...

Continued from previous page...

Atom-1	Atom-2	Interatomic distance (Å)	Clash overlap (Å)
5:B:878:GLN:HB2	5:B:881:ASN:HB2	1.90	0.53
4:A:578:LEU:O	4:A:582:ILE:HG13	2.09	0.53
5:B:213:ILE:HG23	5:B:497:ARG:HG2	1.91	0.53
5:B:369:GLY:O	5:B:373:ARG:NH1	2.42	0.53
5:B:1076:HIS:O	6:C:31:ASN:ND2	2.42	0.53
5:B:1147:LEU:O	5:B:1151:LEU:HB2	2.09	0.53
7:E:185:ALA:HA	7:E:190:LEU:HD23	1.91	0.53
4:A:636:GLU:OE1	4:A:966:ASN:ND2	2.42	0.53
4:A:1150:SER:HB3	10:I:46:HIS:HB3	1.91	0.53
6:C:165:LYS:HD2	12:K:10:PHE:HB3	1.90	0.53
2:T:6:DT:H2''	2:T:7:DC:C4	2.44	0.53
4:A:121:LEU:HB3	4:A:141:LEU:HD13	1.91	0.53
4:A:137:ALA:O	4:A:141:LEU:HG	2.09	0.53
4:A:898:ARG:HH12	4:A:930:ASP:HA	1.74	0.53
5:B:193:LYS:HG2	5:B:787:VAL:HG21	1.90	0.53
4:A:602:ASP:OD2	4:A:616:VAL:HG23	2.09	0.52
6:C:142:VAL:HG23	11:J:15:GLY:HA3	1.90	0.52
7:E:61:GLN:HB2	7:E:79:TRP:HE3	1.74	0.52
2:T:6:DT:H2''	2:T:7:DC:C5	2.44	0.52
3:N:7:DA:H2''	3:N:8:DG:H5'	1.91	0.52
4:A:25:GLU:HA	4:A:28:ARG:HE	1.74	0.52
12:K:91:CYS:HA	12:K:94:ILE:HD12	1.91	0.52
13:L:29:TYR:HE1	13:L:58:LYS:HE3	1.73	0.52
4:A:50:ILE:HG23	4:A:52:GLY:H	1.75	0.52
4:A:879:GLU:OE2	4:A:962:ARG:NH2	2.42	0.52
5:B:273:LEU:HB2	5:B:276:ILE:HB	1.90	0.52
4:A:482:PHE:CD2	5:B:836:GLU:HB2	2.44	0.52
4:A:951:GLU:O	4:A:954:TRP:NE1	2.43	0.52
5:B:104:GLU:OE2	5:B:120:ARG:NH2	2.39	0.52
6:C:60:ASP:OD2	13:L:60:ARG:NH2	2.42	0.52
4:A:1161:THR:HG23	4:A:1167:GLU:HG2	1.90	0.52
5:B:425:THR:HA	5:B:428:ILE:HD12	1.92	0.52
6:C:178:PHE:HE1	6:C:228:PHE:HB3	1.74	0.52
5:B:825:VAL:HG22	5:B:1010:LEU:HB3	1.91	0.52
5:B:551:PRO:O	5:B:555:ILE:HG12	2.10	0.52
4:A:427:GLN:HB2	4:A:430:TRP:CE2	2.45	0.52
5:B:193:LYS:NZ	13:L:33:GLU:OE2	2.43	0.52
5:B:245:GLU:HA	5:B:249:ARG:HH22	1.75	0.52
6:C:50:GLU:HG3	13:L:66:GLN:HA	1.91	0.52
11:J:41:LEU:HD23	11:J:46:CYS:HB3	1.92	0.52
4:A:262:LEU:O	4:A:266:LEU:HG	2.10	0.51

Continued on next page...

Continued from previous page...

Atom-1	Atom-2	Interatomic distance (Å)	Clash overlap (Å)
4:A:827:THR:O	4:A:831:THR:HG23	2.10	0.51
4:A:1217:LYS:NZ	4:A:1222:ASN:OD1	2.43	0.51
5:B:25:ILE:H	5:B:651:LEU:HD11	1.75	0.51
5:B:830:TYR:H	5:B:834:ASN:HD21	1.57	0.51
4:A:210:ILE:O	4:A:214:ILE:HG13	2.10	0.51
4:A:265:LYS:HG3	4:A:303:TYR:HB2	1.93	0.51
4:A:705:LYS:HB2	4:A:708:MET:HB3	1.93	0.51
5:B:914:LYS:HB3	5:B:937:ALA:HB3	1.91	0.51
9:H:56:THR:HB	9:H:145:ARG:HB3	1.91	0.51
5:B:1063:GLY:O	6:C:202:PRO:HG3	2.10	0.51
4:A:472:LEU:HD12	4:A:650:GLN:HE21	1.76	0.51
5:B:227:LYS:HA	5:B:236:HIS:HD2	1.74	0.51
6:C:259:LEU:O	6:C:263:THR:HG23	2.11	0.51
6:C:262:LEU:HD11	12:K:87:LEU:HD23	1.91	0.51
10:I:68:LEU:HB3	10:I:84:VAL:HG13	1.92	0.51
13:L:38:LEU:HD22	13:L:56:LEU:HD21	1.91	0.51
4:A:181:LEU:O	4:A:202:LEU:HB2	2.11	0.51
4:A:840:ARG:HE	4:A:1384:VAL:HG23	1.76	0.51
5:B:465:ASN:HB3	5:B:474:SER:HB2	1.93	0.51
5:B:848:ARG:HD2	11:J:8:PHE:HA	1.91	0.51
4:A:351:THR:HG23	5:B:1103:ILE:HG12	1.91	0.51
5:B:754:SER:HB2	5:B:812:LEU:HD11	1.93	0.51
10:I:85:PHE:HB3	10:I:101:PHE:CD2	2.45	0.51
4:A:483:ASP:HB2	5:B:987:LYS:HD3	1.92	0.51
4:A:550:LEU:HD12	4:A:577:ILE:HD13	1.92	0.51
7:E:180:ARG:NH1	7:E:215:MET:O	2.43	0.51
4:A:340:LEU:HD13	4:A:1429:ILE:HG23	1.92	0.51
4:A:535:THR:HG21	4:A:617:VAL:HG23	1.92	0.51
13:L:31:CYS:SG	13:L:51:CYS:HB3	2.51	0.51
13:L:47:ARG:HH11	13:L:54:ARG:HE	1.58	0.51
4:A:335:ARG:O	4:A:340:LEU:N	2.35	0.51
4:A:569:LYS:NZ	6:C:222:LYS:HD2	2.25	0.51
4:A:798:GLY:HA2	4:A:815:PHE:CD2	2.46	0.51
4:A:913:LEU:HD22	4:A:915:SER:H	1.75	0.51
4:A:1070:GLN:HE22	5:B:1137:CYS:HA	1.75	0.51
4:A:1329:THR:H	4:A:1335:ILE:HD11	1.75	0.51
7:E:37:LEU:HD23	7:E:42:PHE:HD1	1.75	0.51
9:H:40:LEU:HD21	9:H:42:ILE:HD13	1.91	0.51
9:H:132:LEU:HD12	9:H:132:LEU:H	1.76	0.51
13:L:39:SER:O	13:L:40:LEU:HG	2.10	0.51
5:B:843:GLN:HA	5:B:846:ILE:HD12	1.93	0.50

Continued on next page...

Continued from previous page...

Atom-1	Atom-2	Interatomic distance (Å)	Clash overlap (Å)
4:A:131:SER:HA	4:A:134:ARG:HD3	1.93	0.50
4:A:507:VAL:HG13	4:A:521:MET:HE1	1.94	0.50
4:A:915:SER:O	4:A:919:ILE:N	2.44	0.50
5:B:220:GLY:HA2	5:B:241:ARG:HG3	1.94	0.50
4:A:1438:THR:OG1	5:B:1142:GLY:O	2.24	0.50
5:B:274:PRO:HG2	5:B:359:GLU:HB3	1.93	0.50
4:A:214:ILE:HB	4:A:219:PHE:HE1	1.76	0.50
4:A:388:LEU:O	4:A:392:VAL:HG23	2.11	0.50
4:A:537:ARG:NH2	4:A:599:SER:O	2.44	0.50
9:H:97:MET:HE2	9:H:118:PHE:HB3	1.93	0.50
4:A:339:ASN:O	4:A:343:LYS:HG2	2.12	0.50
4:A:497:THR:HG23	5:B:1146:PHE:HB2	1.93	0.50
4:A:569:LYS:HD2	6:C:221:TYR:HB2	1.92	0.50
5:B:203:PHE:HB3	5:B:205:ILE:HD11	1.93	0.50
5:B:877:PRO:HB2	5:B:885:MET:HE2	1.94	0.50
4:A:75:ASN:OD1	5:B:1116:ARG:NH1	2.45	0.50
4:A:176:LYS:HA	4:A:181:LEU:HA	1.92	0.50
4:A:66:LYS:H	4:A:66:LYS:HD2	1.77	0.50
4:A:443:LEU:HD12	4:A:501:LEU:HD11	1.92	0.50
4:A:605:MET:HE3	4:A:617:VAL:HA	1.93	0.50
5:B:1072:MET:HG3	5:B:1085:ILE:HB	1.93	0.50
6:C:48:SER:OG	6:C:50:GLU:OE2	2.29	0.50
4:A:218:ASP:O	4:A:222:LEU:HG	2.12	0.50
5:B:355:ILE:HG23	5:B:359:GLU:HB2	1.92	0.50
5:B:656:GLY:O	5:B:660:LYS:HG3	2.11	0.50
7:E:158:SER:O	7:E:162:ARG:HG3	2.11	0.50
10:I:58:VAL:HA	10:I:62:ILE:HD12	1.94	0.50
4:A:587:HIS:HB3	4:A:608:ILE:HD13	1.94	0.49
4:A:941:LYS:NZ	4:A:945:GLU:OE2	2.39	0.49
4:A:1035:TYR:CD1	4:A:1037:LEU:HD13	2.47	0.49
5:B:954:VAL:O	13:L:56:LEU:N	2.44	0.49
4:A:544:ASP:OD1	4:A:545:GLN:N	2.42	0.49
4:A:555:ASP:OD2	4:A:644:LYS:HE2	2.12	0.49
4:A:598:LEU:O	9:H:122:LEU:HD12	2.12	0.49
4:A:846:GLU:HA	4:A:1066:VAL:HG22	1.94	0.49
5:B:311:LEU:O	5:B:315:LYS:HG3	2.13	0.49
5:B:998:ASP:OD1	6:C:35:ARG:NH2	2.44	0.49
10:I:7:CYS:HB2	10:I:34:TYR:CD2	2.47	0.49
11:J:44:TYR:HA	11:J:47:ARG:HB2	1.94	0.49
4:A:1329:THR:HG22	4:A:1331:SER:H	1.76	0.49
6:C:144:ILE:HD12	6:C:144:ILE:H	1.77	0.49

Continued on next page...

Continued from previous page...

Atom-1	Atom-2	Interatomic distance (Å)	Clash overlap (Å)
4:A:214:ILE:HB	4:A:219:PHE:CE1	2.47	0.49
4:A:463:ILE:HG21	4:A:469:ARG:HG3	1.94	0.49
4:A:579:SER:OG	4:A:612:ILE:HG22	2.13	0.49
5:B:600:LEU:HD22	5:B:609:ILE:HD11	1.93	0.49
5:B:1054:GLY:O	5:B:1058:LEU:HG	2.12	0.49
1:R:1:A:H2'	1:R:2:U:C6	2.48	0.49
4:A:140:THR:HA	4:A:143:LYS:HE3	1.95	0.49
4:A:439:ASN:HA	4:A:459:ARG:HD2	1.95	0.49
4:A:674:PRO:HA	4:A:677:ARG:HD3	1.94	0.49
9:H:125:LEU:HG	9:H:130:ARG:NH1	2.27	0.49
5:B:883:LEU:HB2	5:B:932:HIS:HB3	1.94	0.49
2:T:5:DC:H2''	2:T:6:DT:H2'	1.94	0.49
5:B:890:TYR:HD1	5:B:893:LEU:HD12	1.77	0.49
6:C:77:ILE:O	6:C:161:LYS:NZ	2.39	0.49
4:A:287:HIS:O	4:A:290:GLU:HG3	2.13	0.49
4:A:579:SER:HB3	4:A:611:GLN:HA	1.93	0.49
4:A:779:PHE:CE2	4:A:785:PRO:HD3	2.48	0.49
13:L:38:LEU:HD21	13:L:48:CYS:HB3	1.94	0.49
4:A:5:GLN:NE2	4:A:72:GLU:OE1	2.46	0.49
4:A:9:ALA:HB3	5:B:1193:GLN:HG3	1.95	0.49
4:A:23:SER:HB2	4:A:233:TRP:CE2	2.47	0.49
4:A:97:ALA:O	4:A:101:LYS:HG2	2.12	0.49
4:A:856:THR:HB	4:A:865:GLN:HB2	1.94	0.49
4:A:901:LEU:HD13	4:A:919:ILE:HG13	1.94	0.49
10:I:78:CYS:CB	10:I:103:CYS:SG	3.00	0.49
4:A:868:TYR:OH	4:A:1366:ARG:HD3	2.12	0.49
4:A:1027:ALA:O	4:A:1031:VAL:N	2.35	0.49
5:B:91:SER:HB2	5:B:133:LYS:HB2	1.95	0.49
8:F:97:ARG:NH1	8:F:100:GLN:OE1	2.41	0.49
5:B:886:LYS:HE3	5:B:886:LYS:HA	1.94	0.48
6:C:36:VAL:HA	6:C:40:GLU:HG2	1.95	0.48
4:A:1118:VAL:HB	4:A:1306:LEU:HB2	1.95	0.48
4:A:1207:LEU:HD11	4:A:1273:LEU:HB2	1.96	0.48
5:B:788:ARG:O	5:B:967:ARG:NH1	2.46	0.48
8:F:89:GLU:HG2	8:F:134:ILE:HD13	1.96	0.48
9:H:93:TYR:CD2	9:H:145:ARG:HB2	2.48	0.48
4:A:1386:ARG:HA	4:A:1390:ASN:HB2	1.95	0.48
9:H:102:TYR:CZ	9:H:115:TYR:HB3	2.47	0.48
4:A:930:ASP:O	4:A:934:LYS:HG2	2.14	0.48
4:A:1115:SER:HA	4:A:1308:THR:O	2.12	0.48
5:B:205:ILE:HG13	5:B:461:LEU:HG	1.95	0.48

Continued on next page...

Continued from previous page...

Atom-1	Atom-2	Interatomic distance (Å)	Clash overlap (Å)
5:B:610:ASN:HB3	5:B:613:VAL:HG23	1.94	0.48
4:A:83:HIS:ND1	4:A:85:ASP:OD1	2.46	0.48
4:A:882:SER:O	4:A:1025:ARG:NH2	2.46	0.48
4:A:1099:PRO:O	4:A:1103:GLU:HG3	2.14	0.48
4:A:356:ASP:OD1	5:B:833:TYR:OH	2.29	0.48
7:E:112:TYR:HE1	7:E:134:THR:HA	1.79	0.48
2:T:10:DT:O2	3:N:10:DG:N2	2.47	0.48
4:A:858:ASN:HD21	4:A:860:LEU:HB2	1.79	0.48
4:A:1282:VAL:HG22	4:A:1308:THR:HG22	1.96	0.48
5:B:701:ILE:HB	5:B:739:THR:OG1	2.13	0.48
4:A:1109:LYS:H	4:A:1109:LYS:HD2	1.79	0.48
5:B:449:ASN:ND2	5:B:452:THR:HG23	2.28	0.48
5:B:806:THR:HG22	5:B:808:ALA:H	1.79	0.48
7:E:29:PHE:HB2	7:E:65:THR:HG22	1.95	0.48
9:H:112:ILE:HG21	9:H:131:ASN:HB3	1.96	0.48
4:A:105:CYS:CB	4:A:142:CYS:HB3	2.44	0.48
4:A:870:GLU:OE2	4:A:1365:TYR:OH	2.26	0.48
7:E:64:PRO:HD3	7:E:77:SER:H	1.79	0.48
4:A:693:VAL:HG21	4:A:721:PHE:HE2	1.79	0.48
4:A:982:THR:HG21	4:A:984:LYS:HE2	1.96	0.48
4:A:1225:PHE:CE1	4:A:1241:ARG:HB2	2.49	0.48
4:A:1438:THR:HA	8:F:88:TYR:HB3	1.95	0.48
9:H:125:LEU:HB3	9:H:130:ARG:HH12	1.79	0.48
10:I:65:ASP:OD1	10:I:67:THR:OG1	2.31	0.48
12:K:58:PHE:CE2	12:K:60:ALA:HB2	2.49	0.48
2:T:19:WVQ:OP2	4:A:337:ARG:NH2	2.47	0.47
2:T:19:WVQ:OP2	2:T:19:WVQ:O3'	2.32	0.47
4:A:779:PHE:HD1	5:B:699:GLU:HG2	1.78	0.47
4:A:786:HIS:HE1	5:B:519:TRP:NE1	2.12	0.47
8:F:81:THR:HB	8:F:136:ARG:HH11	1.79	0.47
12:K:7:PHE:HA	12:K:10:PHE:CE1	2.49	0.47
4:A:42:ASP:OD1	4:A:43:GLU:N	2.47	0.47
4:A:1004:ASN:HD21	4:A:1006:ILE:HB	1.79	0.47
5:B:370:PHE:HA	5:B:373:ARG:NH1	2.29	0.47
9:H:41:ASP:HB3	9:H:121:LEU:HD22	1.96	0.47
4:A:311:GLN:N	4:A:312:PRO:HD3	2.30	0.47
4:A:1138:ILE:HG23	4:A:1282:VAL:HG21	1.96	0.47
4:A:22:PHE:CD2	5:B:1213:THR:HG22	2.48	0.47
4:A:687:LYS:NZ	4:A:795:GLU:OE2	2.33	0.47
7:E:72:PHE:HE1	7:E:157:SER:HA	1.78	0.47
13:L:41:SER:O	13:L:44:ASP:HB2	2.14	0.47

Continued on next page...

Continued from previous page...

Atom-1	Atom-2	Interatomic distance (Å)	Clash overlap (Å)
4:A:380:VAL:HG12	4:A:388:LEU:HD12	1.95	0.47
4:A:451:HIS:HE1	4:A:515:GLN:NE2	2.12	0.47
5:B:236:HIS:CE1	5:B:389:ALA:HA	2.49	0.47
5:B:353:LYS:O	5:B:357:GLN:HG2	2.14	0.47
5:B:489:SER:HA	5:B:492:LEU:HD12	1.97	0.47
5:B:1009:ASP:OD2	11:J:48:ARG:NH2	2.47	0.47
7:E:83:CYS:HB3	7:E:110:PHE:HE1	1.79	0.47
4:A:267:ALA:O	4:A:271:LYS:HG3	2.15	0.47
5:B:983:ARG:NH2	5:B:1028:GLU:OE2	2.46	0.47
7:E:59:SER:HB2	7:E:80:VAL:O	2.15	0.47
12:K:29:ASN:H	12:K:76:GLN:HE21	1.62	0.47
4:A:248:PRO:HD3	5:B:1114:LEU:HD22	1.95	0.47
4:A:889:SER:HB2	4:A:1295:THR:HG22	1.95	0.47
4:A:1006:ILE:HD13	7:E:167:ARG:HG3	1.96	0.47
5:B:69:LEU:HB3	5:B:90:ILE:HD13	1.97	0.47
5:B:269:ILE:HD11	5:B:386:LEU:HD21	1.96	0.47
5:B:642:ASP:HB2	5:B:644:GLU:O	2.15	0.47
5:B:1172:ILE:HD11	5:B:1181:GLU:HB2	1.96	0.47
11:J:2:ILE:HD12	11:J:57:ILE:HG21	1.96	0.47
4:A:845:LEU:O	4:A:1065:GLY:HA3	2.15	0.47
5:B:485:ARG:CZ	5:B:782:LEU:HD11	2.45	0.47
5:B:1180:PHE:HB2	5:B:1191:ILE:HG12	1.96	0.47
11:J:7:CYS:HA	11:J:49:MET:HE3	1.96	0.47
2:T:15:DC:H4'	2:T:16:DT:OP1	2.14	0.47
4:A:1431:GLY:HA3	5:B:1197:PRO:HD3	1.97	0.47
1:R:4:G:H2'	1:R:5:A:H8	1.80	0.47
4:A:209:ASN:HA	4:A:212:LYS:HE3	1.96	0.47
4:A:592:ASP:O	4:A:603:ASN:ND2	2.48	0.47
4:A:728:LYS:O	4:A:732:LEU:HG	2.15	0.47
9:H:86:ASP:OD1	9:H:87:ARG:N	2.48	0.47
4:A:1074:GLU:O	4:A:1077:THR:OG1	2.27	0.46
5:B:31:TRP:HA	5:B:34:ILE:HD12	1.96	0.46
5:B:363:HIS:HD2	5:B:585:VAL:HG22	1.80	0.46
5:B:449:ASN:HD22	5:B:452:THR:HG23	1.80	0.46
4:A:172:PRO:HB2	4:A:183:GLY:HA3	1.97	0.46
4:A:139:TRP:HA	4:A:142:CYS:HB2	1.96	0.46
4:A:143:LYS:HG3	4:A:144:THR:HG23	1.97	0.46
4:A:356:ASP:HB2	4:A:469:ARG:HH21	1.80	0.46
5:B:120:ARG:NH2	13:L:54:ARG:HD3	2.30	0.46
5:B:957:ASN:ND2	5:B:961:LEU:O	2.48	0.46
4:A:619:LYS:O	4:A:623:GLY:N	2.49	0.46

Continued on next page...

Continued from previous page...

Atom-1	Atom-2	Interatomic distance (Å)	Clash overlap (Å)
5:B:322:PHE:CE1	10:I:13:MET:HG2	2.50	0.46
5:B:414:ALA:O	5:B:418:LYS:HG3	2.16	0.46
5:B:547:VAL:N	5:B:612:GLU:OE1	2.43	0.46
7:E:97:VAL:HG13	7:E:127:ILE:HD11	1.97	0.46
9:H:125:LEU:CG	9:H:130:ARG:HH12	2.29	0.46
2:T:9:DC:H2''	2:T:10:DT:H2'	1.98	0.46
6:C:145:CYS:SG	6:C:146:LYS:N	2.89	0.46
11:J:28:ASP:HB2	11:J:30:LEU:HG	1.96	0.46
4:A:711:ARG:HG2	10:I:97:MET:HG3	1.97	0.46
5:B:115:GLN:HA	5:B:118:ARG:HD2	1.98	0.46
6:C:52:GLU:HA	13:L:64:LEU:HD22	1.98	0.46
6:C:92:CYS:HB3	6:C:95:CYS:HB3	1.96	0.46
10:I:7:CYS:HB2	10:I:34:TYR:HD2	1.81	0.46
4:A:30:ILE:HD12	5:B:1170:THR:HG21	1.97	0.46
4:A:105:CYS:HB2	4:A:142:CYS:HB3	1.98	0.46
4:A:180:LYS:HD3	4:A:181:LEU:N	2.31	0.46
4:A:998:LEU:HB2	4:A:1001:ARG:NH2	2.28	0.46
5:B:345:LYS:HD2	5:B:348:ARG:NH1	2.31	0.46
5:B:405:ARG:HH21	5:B:629:ASP:HB3	1.81	0.46
5:B:848:ARG:NH1	11:J:8:PHE:O	2.48	0.46
6:C:46:ILE:HA	6:C:159:ALA:HA	1.97	0.46
9:H:125:LEU:HG	9:H:130:ARG:NH2	2.30	0.46
4:A:997:LEU:HD23	4:A:1053:PHE:CD2	2.50	0.46
4:A:1376:THR:O	7:E:212:ARG:NH2	2.48	0.46
5:B:287:ARG:NH2	5:B:294:ASP:OD1	2.48	0.46
5:B:757:PRO:HG3	5:B:983:ARG:CZ	2.46	0.46
5:B:1166:CYS:HB3	5:B:1185:CYS:SG	2.55	0.46
4:A:42:ASP:HB2	4:A:49:LYS:N	2.31	0.46
4:A:532:ARG:HH12	4:A:745:GLN:HB3	1.80	0.46
4:A:707:GLY:HA3	4:A:1281:ARG:HD2	1.98	0.46
4:A:923:LEU:O	4:A:927:VAL:HG13	2.16	0.46
5:B:68:THR:HA	5:B:90:ILE:O	2.15	0.46
5:B:764:SER:OG	5:B:765:PRO:HD3	2.16	0.46
4:A:662:PHE:HB3	5:B:829:CYS:SG	2.56	0.46
4:A:1410:PHE:HE1	5:B:1210:MET:HG2	1.80	0.46
5:B:102:VAL:HG23	5:B:110:HIS:CE1	2.51	0.46
5:B:681:TRP:CH2	5:B:690:VAL:HG11	2.51	0.46
6:C:62:PHE:CE1	6:C:66:ARG:HD2	2.50	0.46
5:B:431:TYR:HA	5:B:434:ARG:HD3	1.97	0.45
8:F:97:ARG:O	8:F:100:GLN:HG2	2.16	0.45
11:J:32:GLU:O	11:J:36:LEU:HG	2.16	0.45

Continued on next page...

Continued from previous page...

Atom-1	Atom-2	Interatomic distance (Å)	Clash overlap (Å)
4:A:942:PHE:O	4:A:946:VAL:HG23	2.16	0.45
4:A:1128:GLN:HG3	4:A:1304:TRP:NE1	2.29	0.45
4:A:1342:GLU:OE1	7:E:200:ARG:HD3	2.16	0.45
5:B:827:ILE:HG12	5:B:1012:ILE:HD11	1.98	0.45
7:E:93:MET:HG2	7:E:120:ALA:HA	1.97	0.45
5:B:273:LEU:HG	5:B:280:ILE:HD11	1.97	0.45
5:B:579:ARG:NH1	5:B:623:GLU:HG3	2.32	0.45
7:E:99:HIS:HA	7:E:102:GLU:HG3	1.98	0.45
13:L:28:LYS:HG3	13:L:40:LEU:HD23	1.99	0.45
2:T:22:DT:H2'	2:T:23:DC:H6	1.82	0.45
4:A:1267:MET:HA	4:A:1271:ILE:HG12	1.98	0.45
5:B:412:LEU:HB3	5:B:466:TRP:NE1	2.32	0.45
7:E:83:CYS:HB3	7:E:110:PHE:CE1	2.51	0.45
4:A:22:PHE:CE2	5:B:1208:MET:HA	2.48	0.45
4:A:90:VAL:HB	4:A:297:GLN:NE2	2.32	0.45
4:A:105:CYS:SG	4:A:114:LEU:N	2.90	0.45
4:A:108:MET:CE	4:A:210:ILE:HD13	2.47	0.45
4:A:526:ASP:HB3	4:A:657:LEU:HD23	1.99	0.45
5:B:122:LEU:HD21	5:B:958:GLN:HB2	1.99	0.45
5:B:193:LYS:HB3	5:B:787:VAL:HG11	1.99	0.45
5:B:454:THR:HG22	5:B:458:LYS:HD3	1.99	0.45
6:C:75:MET:O	6:C:246:ARG:NH2	2.49	0.45
7:E:41:ASP:O	7:E:45:LYS:HG2	2.17	0.45
8:F:109:VAL:HG21	8:F:123:LYS:HG3	1.98	0.45
10:I:26:LEU:HD23	10:I:37:GLU:HA	1.98	0.45
4:A:31:SER:O	5:B:1183:LYS:NZ	2.46	0.45
4:A:224:PHE:CD2	4:A:231:PRO:HD3	2.51	0.45
4:A:446:ARG:HH21	4:A:480:ALA:HA	1.81	0.45
4:A:477:PRO:HG3	4:A:521:MET:HE2	1.97	0.45
4:A:531:ILE:HD12	4:A:653:VAL:HG21	1.98	0.45
4:A:665:GLY:HA3	5:B:1069:PHE:CE1	2.52	0.45
4:A:874:ASP:HB2	4:A:1058:VAL:HA	1.98	0.45
4:A:1095:THR:H	4:A:1113:THR:CG2	2.30	0.45
5:B:280:ILE:HG13	5:B:285:ILE:HD11	1.99	0.45
5:B:839:MET:SD	5:B:980:PHE:HB2	2.57	0.45
5:B:1159:ARG:HD3	5:B:1161:HIS:CE1	2.52	0.45
6:C:101:LEU:HB2	6:C:118:LEU:HG	1.99	0.45
5:B:549:THR:HB	5:B:628:THR:HB	1.98	0.45
5:B:900:ALA:HA	13:L:58:LYS:HD3	1.99	0.45
5:B:992:ILE:HD11	12:K:66:PRO:HB2	1.99	0.45
6:C:66:ARG:O	6:C:70:ILE:HG13	2.16	0.45

Continued on next page...

Continued from previous page...

Atom-1	Atom-2	Interatomic distance (Å)	Clash overlap (Å)
4:A:326:ARG:HG3	4:A:1406:VAL:HG21	1.99	0.45
4:A:924:LYS:O	4:A:927:VAL:HG22	2.17	0.45
4:A:939:ASP:O	4:A:943:LEU:HG	2.17	0.45
5:B:360:PHE:CE2	5:B:374:LYS:HB3	2.52	0.45
5:B:637:LEU:HD23	5:B:742:GLU:HA	1.99	0.45
11:J:2:ILE:HG13	11:J:3:VAL:N	2.31	0.45
12:K:14:GLU:HG2	12:K:14:GLU:O	2.17	0.45
4:A:86:LEU:HD23	4:A:86:LEU:H	1.81	0.45
4:A:1166:ASP:HA	4:A:1169:ILE:HD12	1.98	0.45
4:A:1413:GLY:HA3	5:B:1212:ILE:HD12	1.99	0.45
5:B:472:ALA:O	5:B:475:SER:OG	2.28	0.45
5:B:834:ASN:O	5:B:1013:ASN:HB2	2.16	0.45
5:B:1067:ARG:HG3	6:C:192:TRP:CZ3	2.52	0.45
5:B:1142:GLY:HA3	8:F:88:TYR:HE1	1.81	0.45
12:K:20:LYS:HD3	12:K:21:ILE:N	2.32	0.45
12:K:91:CYS:O	12:K:95:ILE:HG13	2.17	0.45
2:T:17:DG:H1'	4:A:1386:ARG:HH21	1.82	0.45
4:A:23:SER:HB2	4:A:233:TRP:CZ2	2.52	0.45
5:B:851:PHE:CG	5:B:980:PHE:HE2	2.35	0.45
7:E:144:ILE:HD11	7:E:187:TYR:HB2	1.99	0.45
9:H:89:LEU:HD13	9:H:91:ASP:O	2.17	0.45
9:H:100:THR:HG23	9:H:138:GLU:HA	1.99	0.45
10:I:52:ILE:H	10:I:52:ILE:HG13	1.61	0.45
13:L:38:LEU:HD13	13:L:56:LEU:HD21	1.98	0.45
4:A:440:ASP:O	4:A:460:VAL:HG23	2.17	0.44
4:A:446:ARG:HG2	4:A:478:TYR:O	2.17	0.44
4:A:533:LYS:HB3	4:A:533:LYS:HE3	1.77	0.44
4:A:1148:ILE:N	4:A:1196:GLU:O	2.50	0.44
4:A:1197:LEU:HD12	4:A:1209:MET:HE2	1.99	0.44
5:B:858:SER:HA	5:B:966:VAL:O	2.17	0.44
1:R:9:G:O2'	4:A:485:ASP:OD1	2.26	0.44
4:A:767:GLN:HA	4:A:799:PHE:HA	1.99	0.44
4:A:1436:ILE:HD12	5:B:1139:ILE:HG23	1.99	0.44
5:B:234:ILE:HG21	5:B:257:LYS:HB3	1.99	0.44
5:B:824:ILE:O	5:B:1009:ASP:N	2.50	0.44
6:C:10:ILE:HD12	12:K:108:GLU:HB3	1.99	0.44
9:H:17:PRO:HA	9:H:24:CYS:SG	2.57	0.44
4:A:442:VAL:HG21	4:A:489:LEU:HD11	2.00	0.44
4:A:519:PRO:O	4:A:624:SER:HB2	2.17	0.44
4:A:675:THR:HG21	4:A:736:ASN:HB2	1.98	0.44
4:A:842:VAL:HG11	5:B:1136:ASP:CG	2.37	0.44

Continued on next page...

Continued from previous page...

Atom-1	Atom-2	Interatomic distance (Å)	Clash overlap (Å)
4:A:1095:THR:HG23	4:A:1113:THR:HG22	1.99	0.44
4:A:1147:THR:HB	10:I:48:LEU:HD12	1.98	0.44
5:B:58:THR:O	5:B:62:ILE:HG12	2.17	0.44
7:E:152:LYS:HD2	7:E:152:LYS:HA	1.89	0.44
10:I:10:CYS:SG	10:I:31:THR:HB	2.58	0.44
11:J:34:THR:O	11:J:38:ARG:HG2	2.17	0.44
4:A:668:ASP:OD2	4:A:742:ASN:N	2.36	0.44
4:A:722:LEU:HD13	4:A:799:PHE:HB2	2.00	0.44
4:A:785:PRO:HG2	5:B:703:ILE:HD11	1.98	0.44
5:B:693:ILE:HG23	5:B:697:GLU:HG2	1.99	0.44
5:B:760:ASP:OD1	5:B:760:ASP:N	2.49	0.44
5:B:822:ASN:O	11:J:48:ARG:NH1	2.50	0.44
6:C:106:GLU:OE1	6:C:106:GLU:N	2.48	0.44
7:E:177:ARG:O	7:E:212:ARG:NH1	2.51	0.44
10:I:78:CYS:HB3	10:I:106:CYS:CB	2.47	0.44
11:J:3:VAL:HG11	11:J:18:TRP:HB2	2.00	0.44
6:C:84:ARG:HD2	12:K:11:LEU:HD21	1.99	0.44
13:L:34:CYS:HB3	13:L:51:CYS:N	2.33	0.44
4:A:22:PHE:CG	5:B:1213:THR:HG22	2.52	0.44
4:A:442:VAL:O	4:A:457:ALA:HA	2.18	0.44
4:A:487:MET:HB3	4:A:487:MET:HE2	1.89	0.44
4:A:667:GLY:HA3	5:B:1067:ARG:HD2	2.00	0.44
4:A:1008:GLN:HB3	4:A:1012:ARG:CZ	2.47	0.44
7:E:46:TYR:HE1	7:E:58:MET:CG	2.31	0.44
1:R:4:G:H2'	1:R:5:A:C8	2.53	0.44
4:A:108:MET:HG2	4:A:171:GLN:OE1	2.18	0.44
4:A:463:ILE:HD13	4:A:469:ARG:HG2	2.00	0.44
4:A:1387:HIS:HA	4:A:1391:ARG:HG3	1.99	0.44
1:R:7:A:O3'	5:B:776:GLN:NE2	2.51	0.44
4:A:492:PRO:HB3	4:A:497:THR:HG22	1.98	0.44
4:A:757:ASN:O	4:A:761:MET:HG3	2.17	0.44
4:A:1430:LEU:HB3	4:A:1432:GLN:HG3	1.99	0.44
5:B:211:VAL:HG11	5:B:483:LEU:HD12	1.99	0.44
5:B:234:ILE:HG22	5:B:259:TYR:HA	1.98	0.44
7:E:12:LEU:HD22	7:E:137:GLU:OE2	2.18	0.44
11:J:45:CYS:HA	11:J:48:ARG:HE	1.82	0.44
2:T:18:DA:H5''	4:A:337:ARG:HH12	1.82	0.44
4:A:527:THR:HG23	4:A:653:VAL:HB	1.99	0.44
4:A:684:ALA:O	4:A:688:LYS:HD3	2.18	0.44
4:A:850:VAL:HG12	4:A:1060:PRO:HA	2.00	0.44
5:B:579:ARG:H	5:B:579:ARG:HG3	1.64	0.44

Continued on next page...

Continued from previous page...

Atom-1	Atom-2	Interatomic distance (Å)	Clash overlap (Å)
6:C:66:ARG:NH1	11:J:3:VAL:O	2.49	0.44
10:I:75:CYS:HB3	10:I:110:PHE:CD1	2.53	0.44
11:J:49:MET:O	11:J:53:HIS:HB2	2.18	0.44
4:A:1148:ILE:HD11	4:A:1198:ASP:HA	2.00	0.43
5:B:59:LEU:HD12	5:B:59:LEU:HA	1.86	0.43
5:B:115:GLN:NE2	5:B:193:LYS:O	2.51	0.43
5:B:405:ARG:HD2	5:B:405:ARG:HA	1.89	0.43
5:B:554:ILE:O	5:B:558:LEU:HG	2.18	0.43
5:B:830:TYR:CE2	5:B:1000:PRO:HD3	2.53	0.43
6:C:254:LYS:O	6:C:258:ILE:HG12	2.18	0.43
7:E:99:HIS:O	7:E:102:GLU:HG3	2.18	0.43
7:E:113:GLN:OE1	7:E:113:GLN:N	2.44	0.43
11:J:41:LEU:HB3	11:J:46:CYS:HB2	2.00	0.43
2:T:22:DT:P	4:A:344:ARG:HH22	2.41	0.43
3:N:8:DG:H2 [?]	3:N:9:DA:C8	2.52	0.43
4:A:175:ARG:HA	4:A:175:ARG:HD3	1.87	0.43
4:A:452:LYS:HD2	5:B:1140:ALA:HB1	1.99	0.43
6:C:248:ILE:O	6:C:252:GLN:HG3	2.17	0.43
7:E:68:SER:HB3	7:E:75:MET:SD	2.59	0.43
4:A:153:PRO:HA	4:A:162:VAL:HG13	2.00	0.43
4:A:471:ASN:O	4:A:474:VAL:HG12	2.18	0.43
4:A:635:ARG:NE	4:A:877:HIS:HA	2.33	0.43
4:A:746:MET:HG2	5:B:1015:HIS:CE1	2.53	0.43
4:A:897:TYR:CZ	4:A:1030:ARG:HD2	2.54	0.43
4:A:1282:VAL:HG11	4:A:1306:LEU:HD13	2.00	0.43
5:B:262:GLU:HA	5:B:267:ARG:CZ	2.49	0.43
6:C:66:ARG:NH2	6:C:143:LEU:O	2.47	0.43
6:C:94:LYS:HA	6:C:127:ARG:HH12	1.81	0.43
9:H:35:GLN:H	9:H:35:GLN:HG3	1.61	0.43
12:K:57:LEU:N	12:K:76:GLN:O	2.51	0.43
13:L:29:TYR:HE2	13:L:41:SER:HG	1.65	0.43
3:N:8:DG:H5 [?]	4:A:175:ARG:HH22	1.82	0.43
4:A:576:GLN:O	4:A:580:VAL:HG23	2.18	0.43
5:B:286:PHE:CE1	5:B:375:ALA:HB1	2.54	0.43
5:B:351:TYR:CZ	5:B:355:ILE:HD11	2.53	0.43
5:B:900:ALA:HB3	13:L:61:THR:HG22	2.00	0.43
6:C:20:PHE:CE1	6:C:230:MET:HB2	2.53	0.43
10:I:97:MET:HE3	10:I:97:MET:HB3	1.86	0.43
4:A:114:LEU:HD11	4:A:171:GLN:HG2	2.00	0.43
4:A:205:GLU:O	4:A:208:LEU:HG	2.18	0.43
4:A:760:GLN:HG2	4:A:765:VAL:HA	2.01	0.43

Continued on next page...

Continued from previous page...

Atom-1	Atom-2	Interatomic distance (Å)	Clash overlap (Å)
4:A:1030:ARG:O	4:A:1034:GLU:HG2	2.17	0.43
5:B:520:GLY:HA3	5:B:635:ARG:NH1	2.34	0.43
5:B:901:PRO:HG3	5:B:952:VAL:HG23	2.01	0.43
4:A:147:VAL:HG23	4:A:169:ASN:C	2.39	0.43
4:A:361:LEU:HB2	4:A:471:ASN:HD22	1.82	0.43
4:A:396:PRO:HG3	4:A:416:ARG:HG2	2.01	0.43
5:B:175:ARG:HG2	5:B:200:GLY:HA3	2.00	0.43
5:B:458:LYS:HB3	5:B:458:LYS:HE3	1.87	0.43
5:B:1099:VAL:O	5:B:1103:ILE:HG13	2.19	0.43
7:E:155:ARG:NE	7:E:194:GLU:OE2	2.52	0.43
4:A:69:THR:O	5:B:1174:LYS:HG2	2.18	0.43
4:A:115:LEU:HD23	4:A:142:CYS:HA	2.00	0.43
4:A:122:MET:O	4:A:126:LEU:HG	2.18	0.43
7:E:114:ASN:OD1	7:E:115:ASN:N	2.50	0.43
4:A:94:GLY:HA3	4:A:1410:PHE:CD2	2.54	0.43
5:B:546:SER:HB2	5:B:612:GLU:CD	2.39	0.43
5:B:954:VAL:HG22	5:B:964:VAL:HG12	2.00	0.43
7:E:23:VAL:HG12	7:E:28:TYR:HB2	2.00	0.43
7:E:156:LEU:HD23	7:E:156:LEU:HA	1.91	0.43
9:H:125:LEU:CB	9:H:130:ARG:HH12	2.32	0.43
4:A:242:PRO:HG3	5:B:1209:ALA:HB2	1.99	0.43
4:A:286:HIS:HA	4:A:289:ILE:HD12	2.00	0.43
4:A:566:ILE:HB	9:H:96:VAL:HG12	2.00	0.43
4:A:679:ILE:HG12	4:A:729:ALA:HB1	2.00	0.43
4:A:946:VAL:HA	7:E:201:LYS:HE3	2.01	0.43
5:B:333:PHE:O	5:B:334:ILE:HG13	2.19	0.43
5:B:757:PRO:HG2	5:B:984:HIS:CE1	2.53	0.43
6:C:36:VAL:HG23	12:K:41:THR:HG21	2.00	0.43
4:A:224:PHE:HD2	4:A:231:PRO:HD3	1.84	0.43
4:A:345:VAL:HG23	4:A:348:SER:HB3	2.00	0.43
4:A:845:LEU:HD12	4:A:1069:ALA:HB2	2.01	0.43
4:A:1013:ASP:O	7:E:205:SER:HB2	2.19	0.43
4:A:1194:ARG:HG3	4:A:1237:ILE:HG23	2.01	0.43
5:B:809:MET:HA	5:B:812:LEU:HB2	2.00	0.43
5:B:899:ILE:O	5:B:952:VAL:HG21	2.19	0.43
6:C:10:ILE:HA	6:C:20:PHE:HA	2.01	0.43
6:C:186:LEU:HB3	6:C:188:HIS:ND1	2.34	0.43
13:L:38:LEU:HD22	13:L:56:LEU:HD11	2.01	0.43
4:A:57:ARG:CB	4:A:68:GLN:HB2	2.49	0.42
4:A:151:ASP:HA	4:A:164:ARG:O	2.18	0.42
4:A:518:LYS:NZ	4:A:519:PRO:O	2.49	0.42

Continued on next page...

Continued from previous page...

Atom-1	Atom-2	Interatomic distance (Å)	Clash overlap (Å)
4:A:527:THR:O	4:A:531:ILE:N	2.45	0.42
4:A:787:PHE:CE2	4:A:796:SER:HA	2.54	0.42
5:B:611:PRO:HB3	5:B:685:LEU:HD11	2.01	0.42
6:C:163:ILE:HD12	6:C:165:LYS:HB3	2.01	0.42
1:R:3:C:H2'	1:R:4:G:C8	2.54	0.42
4:A:620:LYS:HB2	4:A:620:LYS:HE2	1.72	0.42
4:A:789:LYS:HG3	10:I:67:THR:HB	2.00	0.42
4:A:820:GLY:O	4:A:824:LEU:HG	2.18	0.42
4:A:983:ILE:HG23	4:A:1028:THR:HG21	2.02	0.42
5:B:186:GLU:HA	5:B:189:LEU:HD12	2.01	0.42
5:B:582:VAL:HG22	5:B:626:ILE:HD13	2.01	0.42
5:B:701:ILE:HD12	5:B:740:HIS:ND1	2.33	0.42
5:B:726:ALA:HB3	5:B:1051:THR:HG22	2.01	0.42
5:B:1170:THR:OG1	5:B:1182:CYS:SG	2.77	0.42
7:E:65:THR:OG1	7:E:67:GLU:HG2	2.19	0.42
12:K:49:GLU:HG3	12:K:94:ILE:CG1	2.48	0.42
4:A:537:ARG:HG2	4:A:575:LYS:NZ	2.34	0.42
4:A:658:LEU:HD12	5:B:831:SER:N	2.34	0.42
4:A:951:GLU:OE2	4:A:953:ASN:ND2	2.52	0.42
5:B:367:LEU:HD12	5:B:368:GLU:O	2.19	0.42
5:B:555:ILE:HD12	5:B:587:HIS:CE1	2.54	0.42
4:A:129:LYS:H	4:A:129:LYS:HG2	1.70	0.42
5:B:168:GLY:HA2	5:B:450:ALA:HB1	2.01	0.42
5:B:302:CYS:HB2	5:B:310:MET:HG2	2.01	0.42
5:B:605:ARG:HG3	5:B:605:ARG:HH11	1.85	0.42
2:T:22:DT:H2'	2:T:23:DC:C6	2.54	0.42
4:A:463:ILE:HD13	4:A:469:ARG:CG	2.50	0.42
5:B:170:LEU:HD12	5:B:171:PRO:HD2	2.02	0.42
5:B:354:ASP:HA	5:B:357:GLN:HE21	1.85	0.42
7:E:61:GLN:HB2	7:E:79:TRP:CE3	2.53	0.42
8:F:81:THR:OG1	8:F:146:TRP:NE1	2.52	0.42
9:H:99:GLY:HA3	9:H:118:PHE:HA	2.01	0.42
4:A:247:ARG:H	4:A:247:ARG:HG2	1.66	0.42
5:B:709:ASP:OD2	5:B:733:HIS:NE2	2.53	0.42
5:B:721:LEU:HB3	5:B:722:ASP:H	1.55	0.42
5:B:1016:ALA:O	5:B:1020:ARG:HG2	2.19	0.42
4:A:265:LYS:HA	4:A:265:LYS:HD3	1.77	0.42
4:A:452:LYS:O	5:B:1141:HIS:NE2	2.53	0.42
4:A:455:MET:O	5:B:1141:HIS:NE2	2.49	0.42
4:A:1290:LYS:HA	4:A:1300:LYS:HA	2.01	0.42
5:B:331:LEU:HA	5:B:334:ILE:HD12	2.01	0.42

Continued on next page...

Continued from previous page...

Atom-1	Atom-2	Interatomic distance (Å)	Clash overlap (Å)
5:B:495:LEU:HD23	5:B:495:LEU:HA	1.66	0.42
5:B:1152:MET:O	5:B:1157:ALA:HB2	2.20	0.42
6:C:97:VAL:HG21	6:C:129:ILE:HG22	2.01	0.42
4:A:134:ARG:HH21	4:A:221:SER:HA	1.84	0.42
4:A:672:ASP:H	4:A:736:ASN:ND2	2.12	0.42
5:B:62:ILE:HG23	5:B:418:LYS:HG2	2.02	0.42
5:B:246:LYS:HE3	5:B:246:LYS:HB2	1.84	0.42
5:B:763:GLN:HG3	5:B:765:PRO:HD2	2.00	0.42
5:B:1033:LYS:O	5:B:1037:LEU:HG	2.19	0.42
6:C:205:LYS:O	6:C:208:GLU:HG2	2.19	0.42
4:A:182:VAL:HG12	4:A:201:VAL:HA	2.01	0.42
4:A:426:LEU:HD23	4:A:426:LEU:HA	1.88	0.42
4:A:1094:VAL:HA	4:A:1113:THR:HG21	2.01	0.42
4:A:1121:GLU:OE1	4:A:1130:GLN:NE2	2.53	0.42
5:B:115:GLN:O	5:B:119:LEU:HG	2.20	0.42
5:B:122:LEU:HD23	5:B:122:LEU:HA	1.82	0.42
5:B:293:PRO:HB2	5:B:296:GLU:HB2	2.01	0.42
5:B:486:TYR:CE2	5:B:1096:ARG:HB3	2.54	0.42
6:C:110:THR:HG22	6:C:146:LYS:HG2	2.00	0.42
9:H:13:SER:N	9:H:27:GLU:O	2.52	0.42
10:I:74:GLU:HB3	10:I:81:ARG:HD2	2.02	0.42
4:A:12:ARG:HB2	5:B:1218:THR:HB	2.02	0.42
4:A:50:ILE:HG23	4:A:52:GLY:N	2.34	0.42
5:B:232:SER:O	5:B:261:ARG:NH1	2.53	0.42
5:B:361:LEU:HD21	5:B:364:ILE:HD12	2.01	0.42
5:B:1067:ARG:HA	5:B:1067:ARG:HD3	1.88	0.42
6:C:147:LEU:HA	6:C:147:LEU:HD23	1.80	0.42
13:L:63:ARG:H	13:L:63:ARG:HG3	1.69	0.42
3:N:2:DC:H1'	3:N:3:DA:C8	2.54	0.41
4:A:98:LYS:HE2	4:A:224:PHE:CZ	2.55	0.41
4:A:110:CYS:HB2	4:A:167:CYS:HB2	2.01	0.41
4:A:436:ILE:HD11	4:A:491:VAL:HG11	2.02	0.41
4:A:663:SER:O	4:A:742:ASN:ND2	2.53	0.41
4:A:698:GLN:HA	10:I:97:MET:O	2.20	0.41
4:A:784:LEU:HD23	4:A:784:LEU:HA	1.89	0.41
4:A:1105:LEU:HB3	4:A:1384:VAL:CG2	2.50	0.41
5:B:294:ASP:HA	5:B:297:ILE:HD12	2.01	0.41
5:B:400:HIS:O	5:B:404:LYS:HG2	2.20	0.41
5:B:975:GLN:O	5:B:990:ILE:HD12	2.20	0.41
5:B:1020:ARG:HH12	16:B:1302:POP:P1	2.43	0.41
6:C:239:PRO:O	6:C:243:VAL:HG23	2.20	0.41

Continued on next page...

Continued from previous page...

Atom-1	Atom-2	Interatomic distance (Å)	Clash overlap (Å)
3:N:7:DA:C6	3:N:8:DG:C6	3.08	0.41
4:A:786:HIS:HE1	5:B:519:TRP:CE2	2.39	0.41
9:H:38:LEU:HD13	9:H:125:LEU:HB2	2.01	0.41
4:A:450:LEU:HD22	4:A:1077:THR:HG21	2.02	0.41
4:A:756:ILE:O	4:A:760:GLN:HG3	2.20	0.41
4:A:956:LEU:HD22	4:A:1021:LEU:HD22	2.01	0.41
4:A:981:LEU:HG	4:A:1039:LYS:HA	2.01	0.41
5:B:261:ARG:HB2	5:B:264:SER:HB3	2.02	0.41
3:N:6:DG:C5	3:N:7:DA:C5	3.09	0.41
4:A:592:ASP:O	4:A:595:THR:OG1	2.35	0.41
4:A:658:LEU:HD12	5:B:831:SER:H	1.86	0.41
4:A:676:MET:O	4:A:680:THR:HG23	2.20	0.41
4:A:1117:THR:OG1	4:A:1328:TYR:O	2.31	0.41
4:A:1420:ASP:OD2	4:A:1422:ARG:NH2	2.54	0.41
5:B:651:LEU:HD13	5:B:653:VAL:HG23	2.02	0.41
5:B:757:PRO:HG2	5:B:984:HIS:NE2	2.36	0.41
5:B:1023:VAL:O	5:B:1027:ILE:HG13	2.20	0.41
6:C:192:TRP:CZ3	6:C:194:GLU:HG2	2.55	0.41
2:T:22:DT:OP1	4:A:344:ARG:NH1	2.37	0.41
4:A:1120:LEU:HD23	4:A:1124:HIS:HB3	2.03	0.41
5:B:581:PHE:CE2	5:B:586:TRP:HB2	2.56	0.41
5:B:640:VAL:HG13	5:B:710:LEU:HD11	2.02	0.41
6:C:37:MET:HA	6:C:41:ILE:HD11	2.02	0.41
6:C:82:TYR:CD1	6:C:161:LYS:HB3	2.56	0.41
4:A:71:GLN:HE22	5:B:1176:ASN:HD22	1.67	0.41
4:A:528:LEU:HD23	4:A:751:SER:HA	2.03	0.41
4:A:695:LYS:HE3	4:A:695:LYS:HB3	1.98	0.41
4:A:956:LEU:HD13	4:A:1021:LEU:HD22	2.03	0.41
4:A:1436:ILE:O	4:A:1440:ALA:N	2.53	0.41
4:A:1441:PHE:CZ	8:F:89:GLU:HA	2.55	0.41
5:B:308:TRP:HE3	5:B:312:GLU:HG3	1.85	0.41
5:B:996:ARG:NH1	6:C:174:ALA:O	2.53	0.41
5:B:1004:GLU:HB2	5:B:1006:ILE:HG13	2.02	0.41
5:B:1172:ILE:H	5:B:1172:ILE:HG13	1.68	0.41
13:L:47:ARG:HD3	13:L:54:ARG:NE	2.34	0.41
4:A:132:LYS:HA	4:A:132:LYS:HD3	1.60	0.41
4:A:366:VAL:HG22	4:A:468:PHE:HE1	1.86	0.41
4:A:662:PHE:O	5:B:828:ALA:HA	2.21	0.41
4:A:775:ILE:HG21	4:A:815:PHE:CD1	2.56	0.41
4:A:782:ARG:NH1	5:B:701:ILE:O	2.51	0.41
6:C:17:ASN:HA	6:C:232:VAL:O	2.21	0.41

Continued on next page...

Continued from previous page...

Atom-1	Atom-2	Interatomic distance (Å)	Clash overlap (Å)
13:L:29:TYR:O	13:L:38:LEU:CB	2.64	0.41
13:L:39:SER:OG	13:L:40:LEU:HD12	2.20	0.41
4:A:53:LEU:HD21	4:A:266:LEU:HD13	2.01	0.41
4:A:532:ARG:HD3	4:A:749:ALA:HB2	2.03	0.41
5:B:953:LEU:HA	13:L:56:LEU:O	2.21	0.41
6:C:77:ILE:HD12	6:C:77:ILE:HA	1.92	0.41
10:I:68:LEU:O	10:I:70:ARG:NH1	2.53	0.41
1:R:3:C:H2'	1:R:4:G:H8	1.86	0.41
4:A:316:GLN:N	4:A:320:ARG:O	2.54	0.41
4:A:399:HIS:CE1	4:A:462:VAL:HG21	2.56	0.41
4:A:711:ARG:NH2	10:I:87:GLN:OE1	2.54	0.41
4:A:956:LEU:HD13	4:A:1021:LEU:HD13	2.01	0.41
4:A:1029:ARG:O	4:A:1033:GLN:HB2	2.21	0.41
5:B:625:LYS:HB2	5:B:625:LYS:HE2	1.85	0.41
6:C:11:ARG:N	6:C:19:ASP:O	2.54	0.41
6:C:143:LEU:HD21	11:J:2:ILE:HD11	2.02	0.41
7:E:147:HIS:CE1	7:E:149:LEU:HG	2.56	0.41
7:E:178:ILE:HB	7:E:212:ARG:HH11	1.86	0.41
9:H:94:ASP:HB3	9:H:146:ARG:NH1	2.36	0.41
9:H:142:LEU:HD22	9:H:144:ILE:HD11	2.03	0.41
4:A:643:ALA:HA	4:A:646:PHE:HD2	1.86	0.41
4:A:1138:ILE:CG2	4:A:1282:VAL:HG21	2.51	0.41
4:A:1262:LYS:HB3	4:A:1262:LYS:HE3	1.80	0.41
7:E:94:LYS:O	7:E:98:ILE:HG12	2.21	0.41
4:A:53:LEU:HA	4:A:53:LEU:HD23	1.77	0.40
5:B:127:GLY:HA2	5:B:166:PHE:HE1	1.85	0.40
5:B:566:LEU:HD21	5:B:586:TRP:CE2	2.56	0.40
5:B:591:ARG:H	5:B:591:ARG:HG2	1.74	0.40
6:C:262:LEU:HD23	6:C:262:LEU:HA	1.80	0.40
7:E:19:VAL:O	7:E:23:VAL:HG23	2.21	0.40
9:H:93:TYR:CG	9:H:143:LEU:HB3	2.57	0.40
4:A:1111:MET:HB3	4:A:1114:PRO:HG3	2.03	0.40
5:B:546:SER:HA	5:B:612:GLU:OE1	2.21	0.40
5:B:749:LEU:HD22	5:B:753:ALA:HB1	2.03	0.40
5:B:1002:THR:HG23	5:B:1004:GLU:H	1.86	0.40
6:C:246:ARG:O	6:C:250:THR:OG1	2.25	0.40
2:T:8:DT:C2	3:N:12:DG:N2	2.89	0.40
4:A:851:HIS:ND1	8:F:139:PRO:HG3	2.37	0.40
4:A:916:GLY:O	4:A:919:ILE:HG22	2.21	0.40
4:A:1205:LYS:HA	4:A:1205:LYS:HD3	1.72	0.40
5:B:556:THR:O	5:B:560:GLU:HG3	2.21	0.40

Continued on next page...

Continued from previous page...

Atom-1	Atom-2	Interatomic distance (Å)	Clash overlap (Å)
5:B:994:TYR:HD1	5:B:994:TYR:HA	1.76	0.40
6:C:239:PRO:O	6:C:243:VAL:N	2.51	0.40
7:E:48:ASP:OD1	7:E:52:ARG:N	2.54	0.40
7:E:90:VAL:O	7:E:94:LYS:HG3	2.20	0.40
9:H:102:TYR:CE2	9:H:115:TYR:HB3	2.56	0.40
4:A:108:MET:HE3	4:A:210:ILE:HD13	2.02	0.40
4:A:367:PRO:HD2	4:A:370:ILE:HD12	2.04	0.40
5:B:400:HIS:HB3	5:B:403:LYS:HG3	2.03	0.40
5:B:579:ARG:NH1	5:B:621:GLU:O	2.49	0.40
5:B:883:LEU:HD13	5:B:932:HIS:ND1	2.37	0.40
6:C:129:ILE:HD13	6:C:129:ILE:HA	1.84	0.40
10:I:6:PHE:HD1	10:I:13:MET:HA	1.87	0.40
4:A:38:PRO:HB3	4:A:270:LEU:HB3	2.03	0.40
4:A:88:LYS:NZ	4:A:205:GLU:H	2.18	0.40
4:A:588:LEU:O	4:A:606:LEU:HA	2.21	0.40
4:A:786:HIS:CD2	5:B:703:ILE:HG13	2.57	0.40
5:B:528:PRO:HG2	5:B:536:VAL:HB	2.04	0.40
7:E:99:HIS:NE2	7:E:103:LYS:HE2	2.37	0.40
7:E:118:PRO:HA	7:E:121:MET:HG2	2.03	0.40
9:H:77:ARG:NH1	9:H:77:ARG:HB3	2.37	0.40
12:K:49:GLU:HG3	12:K:94:ILE:HG13	2.04	0.40
13:L:34:CYS:N	13:L:51:CYS:HB3	2.36	0.40

All (1) symmetry-related close contacts are listed below. The label for Atom-2 includes the symmetry operator and encoded unit-cell translations to be applied.

Atom-1	Atom-2	Interatomic distance (Å)	Clash overlap (Å)
13:L:39:SER:OG	13:L:42:ARG:O[2_555]	2.16	0.04

5.3 Torsion angles [i](#)

5.3.1 Protein backbone [i](#)

In the following table, the Percentiles column shows the percent Ramachandran outliers of the chain as a percentile score with respect to all X-ray entries followed by that with respect to entries of similar resolution.

The Analysed column shows the number of residues for which the backbone conformation was analysed, and the total number of residues.

Mol	Chain	Analysed	Favoured	Allowed	Outliers	Percentiles	
4	A	1370/1733 (79%)	1328 (97%)	42 (3%)	0	100	100
5	B	1108/1224 (90%)	1097 (99%)	11 (1%)	0	100	100
6	C	265/318 (83%)	263 (99%)	2 (1%)	0	100	100
7	E	210/215 (98%)	205 (98%)	5 (2%)	0	100	100
8	F	84/155 (54%)	82 (98%)	2 (2%)	0	100	100
9	H	129/146 (88%)	126 (98%)	3 (2%)	0	100	100
10	I	116/122 (95%)	115 (99%)	1 (1%)	0	100	100
11	J	63/70 (90%)	63 (100%)	0	0	100	100
12	K	112/120 (93%)	111 (99%)	1 (1%)	0	100	100
13	L	41/70 (59%)	35 (85%)	6 (15%)	0	100	100
All	All	3498/4173 (84%)	3425 (98%)	73 (2%)	0	100	100

There are no Ramachandran outliers to report.

5.3.2 Protein sidechains [i](#)

In the following table, the Percentiles column shows the percent sidechain outliers of the chain as a percentile score with respect to all X-ray entries followed by that with respect to entries of similar resolution.

The Analysed column shows the number of residues for which the sidechain conformation was analysed, and the total number of residues.

Mol	Chain	Analysed	Rotameric	Outliers	Percentiles	
4	A	1194/1520 (79%)	1170 (98%)	24 (2%)	55	79
5	B	956/1061 (90%)	934 (98%)	22 (2%)	50	76
6	C	235/274 (86%)	230 (98%)	5 (2%)	53	78
7	E	193/197 (98%)	186 (96%)	7 (4%)	35	67
8	F	73/137 (53%)	70 (96%)	3 (4%)	30	64
9	H	116/128 (91%)	114 (98%)	2 (2%)	60	82
10	I	109/116 (94%)	100 (92%)	9 (8%)	11	42
11	J	60/65 (92%)	58 (97%)	2 (3%)	38	69
12	K	99/102 (97%)	97 (98%)	2 (2%)	55	79
13	L	37/57 (65%)	34 (92%)	3 (8%)	11	43
All	All	3072/3657 (84%)	2993 (97%)	79 (3%)	46	74

All (79) residues with a non-rotameric sidechain are listed below:

Mol	Chain	Res	Type
4	A	70	CYS
4	A	77	CYS
4	A	81	PHE
4	A	124	GLN
4	A	167	CYS
4	A	177	ASP
4	A	200	ARG
4	A	212	LYS
4	A	238	CYS
4	A	247	ARG
4	A	311	GLN
4	A	346	ASP
4	A	434	ARG
4	A	446	ARG
4	A	459	ARG
4	A	468	PHE
4	A	469	ARG
4	A	816	HIS
4	A	880	LYS
4	A	922	ASP
4	A	975	HIS
4	A	1096	SER
4	A	1390	ASN
4	A	1442	ASP
5	B	124	TYR
5	B	134	LYS
5	B	191	LYS
5	B	287	ARG
5	B	359	GLU
5	B	373	ARG
5	B	376	PHE
5	B	384	ARG
5	B	397	ASP
5	B	398	ARG
5	B	405	ARG
5	B	466	TRP
5	B	486	TYR
5	B	494	HIS
5	B	510	LYS
5	B	516	ASN
5	B	595	ARG
5	B	848	ARG

Continued on next page...

Continued from previous page...

Mol	Chain	Res	Type
5	B	1086	PHE
5	B	1163	CYS
5	B	1168	LEU
5	B	1220	ARG
6	C	92	CYS
6	C	117	ASP
6	C	178	PHE
6	C	199	LYS
6	C	219	PHE
7	E	46	TYR
7	E	61	GLN
7	E	110	PHE
7	E	112	TYR
7	E	121	MET
7	E	155	ARG
7	E	182	ASP
8	F	100	GLN
8	F	137	TYR
8	F	145	ASP
9	H	20	TYR
9	H	95	TYR
10	I	7	CYS
10	I	9	ASP
10	I	26	LEU
10	I	29	CYS
10	I	34	TYR
10	I	75	CYS
10	I	87	GLN
10	I	92	ARG
10	I	103	CYS
11	J	7	CYS
11	J	42	LYS
12	K	7	PHE
12	K	109	TRP
13	L	31	CYS
13	L	48	CYS
13	L	54	ARG

Sometimes sidechains can be flipped to improve hydrogen bonding and reduce clashes. All (12) such sidechains are listed below:

Mol	Chain	Res	Type
4	A	71	GLN

Continued on next page...

Continued from previous page...

Mol	Chain	Res	Type
4	A	297	GLN
4	A	451	HIS
4	A	515	GLN
4	A	517	ASN
4	A	786	HIS
4	A	1004	ASN
4	A	1188	GLN
5	B	587	HIS
5	B	776	GLN
5	B	1161	HIS
7	E	101	GLN

5.3.3 RNA [i](#)

Mol	Chain	Analysed	Backbone Outliers	Pucker Outliers
1	R	9/10 (90%)	2 (22%)	0

All (2) RNA backbone outliers are listed below:

Mol	Chain	Res	Type
1	R	9	G
1	R	10	A

There are no RNA pucker outliers to report.

5.4 Non-standard residues in protein, DNA, RNA chains [i](#)

1 non-standard protein/DNA/RNA residue is modelled in this entry.

In the following table, the Counts columns list the number of bonds (or angles) for which Mogul statistics could be retrieved, the number of bonds (or angles) that are observed in the model and the number of bonds (or angles) that are defined in the Chemical Component Dictionary. The Link column lists molecule types, if any, to which the group is linked. The Z score for a bond length (or angle) is the number of standard deviations the observed value is removed from the expected value. A bond length (or angle) with $|Z| > 2$ is considered an outlier worth inspection. RMSZ is the root-mean-square of all Z scores of the bond lengths (or angles).

Mol	Type	Chain	Res	Link	Bond lengths			Bond angles		
					Counts	RMSZ	# Z > 2	Counts	RMSZ	# Z > 2
2	WVQ	T	19	2	19,24,25	3.45	6 (31%)	20,33,36	1.83	5 (25%)

In the following table, the Chirals column lists the number of chiral outliers, the number of chiral centers analysed, the number of these observed in the model and the number defined in the Chemical Component Dictionary. Similar counts are reported in the Torsion and Rings columns. '-' means no outliers of that kind were identified.

Mol	Type	Chain	Res	Link	Chirals	Torsions	Rings
2	WVQ	T	19	2	-	5/6/40/41	0/2/2/2

All (6) bond length outliers are listed below:

Mol	Chain	Res	Type	Atoms	Z	Observed(Å)	Ideal(Å)
2	T	19	WVQ	C5-N7	12.46	1.46	1.28
2	T	19	WVQ	C4-N9	4.40	1.45	1.35
2	T	19	WVQ	C2-N2	4.00	1.45	1.34
2	T	19	WVQ	C6-N1	-3.17	1.32	1.38
2	T	19	WVQ	O6-C6	-3.13	1.18	1.23
2	T	19	WVQ	C5-C4	-2.39	1.36	1.43

All (5) bond angle outliers are listed below:

Mol	Chain	Res	Type	Atoms	Z	Observed(°)	Ideal(°)
2	T	19	WVQ	N3-C2-N1	-4.34	119.38	126.43
2	T	19	WVQ	O4'-C1'-N9	-3.89	106.12	110.04
2	T	19	WVQ	C2'-C1'-N9	-3.69	106.99	113.56
2	T	19	WVQ	N2-C2-N3	2.29	120.29	116.57
2	T	19	WVQ	N2-C2-N1	2.07	120.33	117.06

There are no chirality outliers.

All (5) torsion outliers are listed below:

Mol	Chain	Res	Type	Atoms
2	T	19	WVQ	N3-C4-N9-C1'
2	T	19	WVQ	C4'-C5'-O5'-P
2	T	19	WVQ	O4'-C1'-N9-C4
2	T	19	WVQ	O4'-C4'-C5'-O5'
2	T	19	WVQ	C3'-C4'-C5'-O5'

There are no ring outliers.

1 monomer is involved in 2 short contacts:

Mol	Chain	Res	Type	Clashes	Symm-Clashes
2	T	19	WVQ	2	0

5.5 Carbohydrates [i](#)

There are no monosaccharides in this entry.

5.6 Ligand geometry [i](#)

Of 10 ligands modelled in this entry, 9 are monoatomic - leaving 1 for Mogul analysis.

In the following table, the Counts columns list the number of bonds (or angles) for which Mogul statistics could be retrieved, the number of bonds (or angles) that are observed in the model and the number of bonds (or angles) that are defined in the Chemical Component Dictionary. The Link column lists molecule types, if any, to which the group is linked. The Z score for a bond length (or angle) is the number of standard deviations the observed value is removed from the expected value. A bond length (or angle) with $|Z| > 2$ is considered an outlier worth inspection. RMSZ is the root-mean-square of all Z scores of the bond lengths (or angles).

Mol	Type	Chain	Res	Link	Bond lengths			Bond angles		
					Counts	RMSZ	# Z > 2	Counts	RMSZ	# Z > 2
16	POP	B	1302	-	6,8,8	0.74	0	13,13,13	1.18	1 (7%)

In the following table, the Chirals column lists the number of chiral outliers, the number of chiral centers analysed, the number of these observed in the model and the number defined in the Chemical Component Dictionary. Similar counts are reported in the Torsion and Rings columns. '-' means no outliers of that kind were identified.

Mol	Type	Chain	Res	Link	Chirals	Torsions	Rings
16	POP	B	1302	-	-	3/6/6/6	-

There are no bond length outliers.

All (1) bond angle outliers are listed below:

Mol	Chain	Res	Type	Atoms	Z	Observed(°)	Ideal(°)
16	B	1302	POP	P2-O-P1	-2.89	122.91	132.83

There are no chirality outliers.

All (3) torsion outliers are listed below:

Mol	Chain	Res	Type	Atoms
16	B	1302	POP	P1-O-P2-O4
16	B	1302	POP	P1-O-P2-O5
16	B	1302	POP	P1-O-P2-O6

There are no ring outliers.

1 monomer is involved in 2 short contacts:

Mol	Chain	Res	Type	Clashes	Symm-Clashes
16	B	1302	POP	2	0

5.7 Other polymers [i](#)

There are no such residues in this entry.

5.8 Polymer linkage issues [i](#)

There are no chain breaks in this entry.

6 Fit of model and data [i](#)

6.1 Protein, DNA and RNA chains [i](#)

In the following table, the column labelled ‘#RSRZ > 2’ contains the number (and percentage) of RSRZ outliers, followed by percent RSRZ outliers for the chain as percentile scores relative to all X-ray entries and entries of similar resolution. The OWAB column contains the minimum, median, 95th percentile and maximum values of the occupancy-weighted average B-factor per residue. The column labelled ‘Q < 0.9’ lists the number of (and percentage) of residues with an average occupancy less than 0.9.

Mol	Chain	Analysed	<RSRZ>	#RSRZ>2	OWAB(Å ²)	Q<0.9
1	R	10/10 (100%)	-0.30	0 100 100	109, 128, 184, 198	0
2	T	23/29 (79%)	0.23	1 (4%) 35 22	108, 223, 315, 334	0
3	N	13/18 (72%)	0.81	2 (15%) 2 1	252, 278, 321, 360	0
4	A	1384/1733 (79%)	0.11	45 (3%) 46 31	56, 118, 208, 328	0
5	B	1126/1224 (91%)	0.04	23 (2%) 65 49	58, 113, 182, 292	0
6	C	267/318 (83%)	-0.09	1 (0%) 92 86	61, 101, 172, 264	0
7	E	212/215 (98%)	0.01	4 (1%) 66 51	88, 147, 211, 350	0
8	F	86/155 (55%)	-0.24	1 (1%) 79 66	89, 118, 167, 207	0
9	H	133/146 (91%)	0.42	5 (3%) 40 26	90, 140, 210, 344	0
10	I	118/122 (96%)	-0.06	0 100 100	83, 132, 190, 304	0
11	J	65/70 (92%)	-0.11	0 100 100	61, 86, 141, 182	0
12	K	114/120 (95%)	0.09	2 (1%) 68 53	69, 106, 163, 243	0
13	L	43/70 (61%)	0.59	5 (11%) 4 3	87, 192, 292, 409	0
All	All	3594/4230 (84%)	0.07	89 (2%) 57 41	56, 118, 207, 409	0

All (89) RSRZ outliers are listed below:

Mol	Chain	Res	Type	RSRZ
4	A	183	GLY	8.3
4	A	1002	GLY	7.0
4	A	144	THR	6.1
5	B	645	SER	5.6
4	A	111	GLY	4.9
4	A	146	MET	4.4
4	A	182	VAL	4.4
9	H	83	GLN	4.3
4	A	1166	ASP	4.3

Continued on next page...

Continued from previous page...

Mol	Chain	Res	Type	RSRZ
4	A	176	LYS	4.2
5	B	867	GLY	3.9
4	A	257	ARG	3.8
5	B	260	GLY	3.7
4	A	141	LEU	3.7
9	H	131	ASN	3.7
5	B	95	ILE	3.6
13	L	49	LYS	3.5
5	B	130	VAL	3.5
4	A	173	THR	3.4
4	A	184	SER	3.4
4	A	174	ILE	3.3
4	A	258	GLY	3.3
5	B	92	PHE	3.2
4	A	426	LEU	3.1
5	B	866	TYR	3.1
4	A	1001	ARG	3.0
4	A	997	LEU	3.0
7	E	112	TYR	2.9
9	H	130	ARG	2.9
5	B	93	GLY	2.9
4	A	152	VAL	2.9
7	E	93	MET	2.9
4	A	1267	MET	2.8
13	L	50	ASP	2.8
4	A	142	CYS	2.8
4	A	308	ILE	2.8
4	A	177	ASP	2.8
5	B	106	ASP	2.8
4	A	125	ALA	2.8
4	A	313	GLN	2.7
4	A	998	LEU	2.7
4	A	115	LEU	2.7
5	B	473	MET	2.6
4	A	143	LYS	2.6
12	K	11	LEU	2.6
4	A	1192	LEU	2.5
13	L	45	ALA	2.5
13	L	46	VAL	2.5
2	T	5	DC	2.4
5	B	167	ILE	2.4
4	A	1156	PRO	2.4

Continued on next page...

Continued from previous page...

Mol	Chain	Res	Type	RSRZ
4	A	950	GLY	2.4
5	B	163	GLY	2.4
12	K	77	THR	2.4
5	B	132	VAL	2.4
4	A	1306	LEU	2.3
5	B	467	GLY	2.3
4	A	181	LEU	2.3
7	E	125	PRO	2.3
9	H	4	THR	2.3
9	H	107	VAL	2.3
5	B	429	PHE	2.3
4	A	108	MET	2.3
4	A	114	LEU	2.3
7	E	127	ILE	2.2
4	A	138	ILE	2.2
4	A	139	TRP	2.2
13	L	41	SER	2.2
4	A	122	MET	2.2
5	B	247	GLY	2.2
5	B	886	LYS	2.2
5	B	136	THR	2.1
5	B	869	SER	2.1
4	A	47	ARG	2.1
4	A	200	ARG	2.1
3	N	9	DA	2.1
5	B	933	SER	2.1
4	A	1122	PRO	2.1
4	A	1284	MET	2.1
5	B	283	VAL	2.1
4	A	103	CYS	2.1
5	B	465	ASN	2.1
5	B	472	ALA	2.0
4	A	88	LYS	2.0
4	A	1260	LEU	2.0
3	N	12	DG	2.0
4	A	1108	ALA	2.0
8	F	69	LEU	2.0
6	C	5	GLY	2.0

6.2 Non-standard residues in protein, DNA, RNA chains [i](#)

In the following table, the Atoms column lists the number of modelled atoms in the group and the number defined in the chemical component dictionary. The B-factors column lists the minimum, median, 95th percentile and maximum values of B factors of atoms in the group. The column labelled 'Q< 0.9' lists the number of atoms with occupancy less than 0.9.

Mol	Type	Chain	Res	Atoms	RSCC	RSR	B-factors(Å ²)	Q<0.9
2	WVQ	T	19	23/24	0.74	0.44	127,165,198,210	0

6.3 Carbohydrates [i](#)

There are no monosaccharides in this entry.

6.4 Ligands [i](#)

In the following table, the Atoms column lists the number of modelled atoms in the group and the number defined in the chemical component dictionary. The B-factors column lists the minimum, median, 95th percentile and maximum values of B factors of atoms in the group. The column labelled 'Q< 0.9' lists the number of atoms with occupancy less than 0.9.

Mol	Type	Chain	Res	Atoms	RSCC	RSR	B-factors(Å ²)	Q<0.9
14	MG	R	2001	1/1	0.72	0.10	124,124,124,124	0
15	ZN	A	1802	1/1	0.76	0.11	185,185,185,185	0
15	ZN	A	1801	1/1	0.80	0.28	358,358,358,358	0
15	ZN	J	101	1/1	0.87	0.32	165,165,165,165	0
15	ZN	I	201	1/1	0.92	0.12	126,126,126,126	0
16	POP	B	1302	9/9	0.92	0.31	119,150,174,179	0
15	ZN	L	101	1/1	0.94	0.18	364,364,364,364	0
15	ZN	I	202	1/1	0.95	0.14	277,277,277,277	0
15	ZN	C	401	1/1	0.95	0.11	100,100,100,100	0
15	ZN	B	1301	1/1	0.97	0.08	172,172,172,172	0

6.5 Other polymers [i](#)

There are no such residues in this entry.