



# Full wwPDB X-ray Structure Validation Report ⓘ

Oct 5, 2023 – 02:56 AM EDT

PDB ID : 6UXN  
Title : Crystal structure of BAK core domain BH3-groove-dimer in complex with phosphatidylserine  
Authors : Cowan, A.D.; Colman, P.M.; Czabotar, P.E.  
Deposited on : 2019-11-07  
Resolution : 2.49 Å(reported)

This is a Full wwPDB X-ray Structure Validation Report for a publicly released PDB entry.

We welcome your comments at [validation@mail.wwpdb.org](mailto:validation@mail.wwpdb.org)

A user guide is available at

<https://www.wwpdb.org/validation/2017/XrayValidationReportHelp>

with specific help available everywhere you see the ⓘ symbol.

The types of validation reports are described at

<http://www.wwpdb.org/validation/2017/FAQs#types>.

---

The following versions of software and data (see [references ⓘ](#)) were used in the production of this report:

MolProbity : **FAILED**  
Mogul : 1.8.5 (274361), CSD as541be (2020)  
Xtrriage (Phenix) : 1.13  
EDS : **FAILED**  
buster-report : 1.1.7 (2018)  
Percentile statistics : 20191225.v01 (using entries in the PDB archive December 25th 2019)  
Ideal geometry (proteins) : Engh & Huber (2001)  
Ideal geometry (DNA, RNA) : Parkinson et al. (1996)  
Validation Pipeline (wwPDB-VP) : 2.35.1

## 1 Overall quality at a glance

The following experimental techniques were used to determine the structure:

*X-RAY DIFFRACTION*

The reported resolution of this entry is 2.49 Å.

There are no overall percentile quality scores available for this entry.

MolProbity and EDS failed to run properly - the sequence quality summary graphics cannot be shown.

## 2 Entry composition

There are 5 unique types of molecules in this entry. The entry contains 8306 atoms, of which 0 are hydrogens and 0 are deuteriums.

In the tables below, the ZeroOcc column contains the number of atoms modelled with zero occupancy, the AltConf column contains the number of residues with at least one atom in alternate conformation and the Trace column contains the number of residues modelled with at most 2 atoms.

- Molecule 1 is a protein called Bcl-2 homologous antagonist/killer.

Mol	Chain	Residues	Atoms					ZeroOcc	AltConf	Trace
			Total	C	N	O	S			
1	A	82	651	414	114	121	2	0	0	0
1	B	78	638	406	112	118	2	0	2	0
1	C	81	644	410	113	119	2	0	0	0
1	D	77	622	397	109	114	2	0	0	0
1	E	79	634	405	111	116	2	0	0	0
1	F	79	634	405	111	116	2	0	0	0
1	G	80	640	408	112	118	2	0	0	0
1	H	77	622	397	109	114	2	0	0	0
1	I	82	651	414	114	121	2	0	0	0
1	J	79	632	402	111	117	2	0	0	0
1	K	81	644	410	113	119	2	0	0	0
1	L	78	636	405	113	116	2	0	1	0

There are 48 discrepancies between the modelled and reference sequences:

Chain	Residue	Modelled	Actual	Comment	Reference
A	64	GLY	-	expression tag	UNP Q16611
A	65	PRO	-	expression tag	UNP Q16611
A	66	LEU	-	expression tag	UNP Q16611
A	67	GLY	-	expression tag	UNP Q16611
B	64	GLY	-	expression tag	UNP Q16611

*Continued on next page...*

*Continued from previous page...*

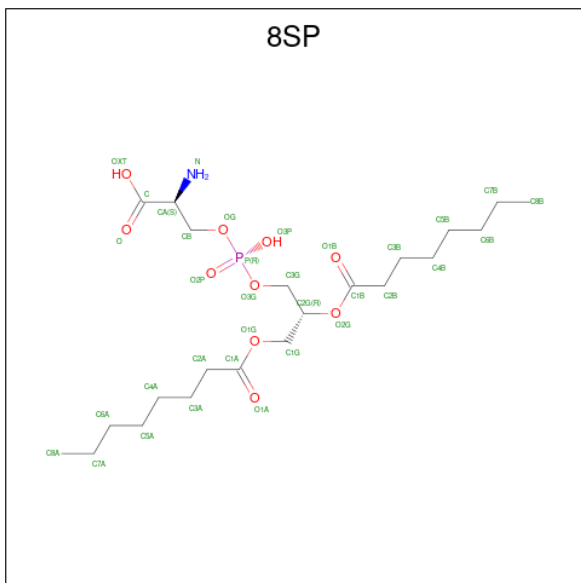
Chain	Residue	Modelled	Actual	Comment	Reference
B	65	PRO	-	expression tag	UNP Q16611
B	66	LEU	-	expression tag	UNP Q16611
B	67	GLY	-	expression tag	UNP Q16611
C	64	GLY	-	expression tag	UNP Q16611
C	65	PRO	-	expression tag	UNP Q16611
C	66	LEU	-	expression tag	UNP Q16611
C	67	GLY	-	expression tag	UNP Q16611
D	64	GLY	-	expression tag	UNP Q16611
D	65	PRO	-	expression tag	UNP Q16611
D	66	LEU	-	expression tag	UNP Q16611
D	67	GLY	-	expression tag	UNP Q16611
E	64	GLY	-	expression tag	UNP Q16611
E	65	PRO	-	expression tag	UNP Q16611
E	66	LEU	-	expression tag	UNP Q16611
E	67	GLY	-	expression tag	UNP Q16611
F	64	GLY	-	expression tag	UNP Q16611
F	65	PRO	-	expression tag	UNP Q16611
F	66	LEU	-	expression tag	UNP Q16611
F	67	GLY	-	expression tag	UNP Q16611
G	64	GLY	-	expression tag	UNP Q16611
G	65	PRO	-	expression tag	UNP Q16611
G	66	LEU	-	expression tag	UNP Q16611
G	67	GLY	-	expression tag	UNP Q16611
H	64	GLY	-	expression tag	UNP Q16611
H	65	PRO	-	expression tag	UNP Q16611
H	66	LEU	-	expression tag	UNP Q16611
H	67	GLY	-	expression tag	UNP Q16611
I	64	GLY	-	expression tag	UNP Q16611
I	65	PRO	-	expression tag	UNP Q16611
I	66	LEU	-	expression tag	UNP Q16611
I	67	GLY	-	expression tag	UNP Q16611
J	64	GLY	-	expression tag	UNP Q16611
J	65	PRO	-	expression tag	UNP Q16611
J	66	LEU	-	expression tag	UNP Q16611
J	67	GLY	-	expression tag	UNP Q16611
K	64	GLY	-	expression tag	UNP Q16611
K	65	PRO	-	expression tag	UNP Q16611
K	66	LEU	-	expression tag	UNP Q16611
K	67	GLY	-	expression tag	UNP Q16611
L	64	GLY	-	expression tag	UNP Q16611
L	65	PRO	-	expression tag	UNP Q16611
L	66	LEU	-	expression tag	UNP Q16611

*Continued on next page...*

Continued from previous page...

Chain	Residue	Modelled	Actual	Comment	Reference
L	67	GLY	-	expression tag	UNP Q16611

- Molecule 2 is O-[(R)-{[(2R)-2,3-bis(octanoyloxy)propyl]oxy}(hydroxy)phosphoryl]-L-serine (three-letter code: 8SP) (formula: C<sub>22</sub>H<sub>42</sub>NO<sub>10</sub>P) (labeled as "Ligand of Interest" by depositor).



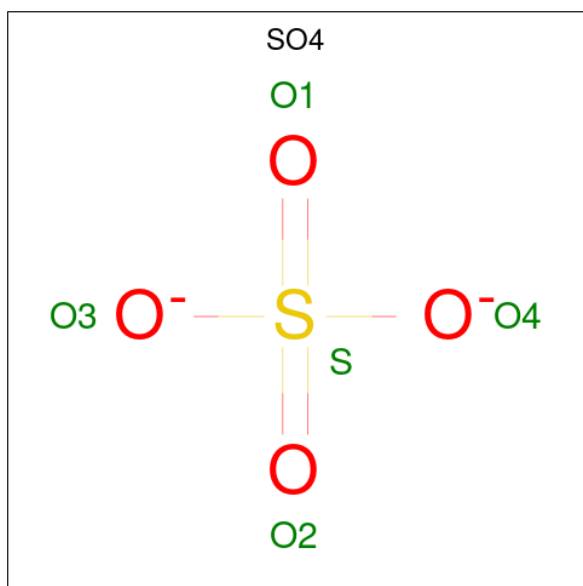
Mol	Chain	Residues	Atoms				ZeroOcc	AltConf
			Total	C	O	P		
2	A	1	26	17	8	1	0	0
2	A	1	28	16	1	10	1	0
2	B	1	25	15	1	8	1	0
2	B	1	30	18	1	10	1	0
2	D	1	27	18	8	1	0	0
2	D	1	18	11	6	1	0	0
2	E	1	27	18	8	1	0	0
2	F	1	29	20	8	1	0	0
2	F	1	31	19	1	10	1	0
2	G	1	25	16	8	1	0	0

Continued on next page...

Continued from previous page...

Mol	Chain	Residues	Atoms					ZeroOcc	AltConf
2	H	1	Total	C	N	O	P	0	0
			28	16	1	10	1		
2	H	1	Total	C	N	O	P	0	0
			33	21	1	10	1		
2	I	1	Total	C	O	P		0	0
			20	13	6	1			
2	J	1	Total	C	N	O	P	0	0
			29	17	1	10	1		
2	J	1	Total	C	N	O	P	0	0
			24	14	1	8	1		
2	K	1	Total	C	O	P		0	0
			25	16	8	1			
2	L	1	Total	C	N	O	P	0	0
			25	15	1	8	1		
2	L	1	Total	C	N	O	P	0	0
			34	22	1	10	1		

- Molecule 3 is SULFATE ION (three-letter code: SO4) (formula: O<sub>4</sub>S).



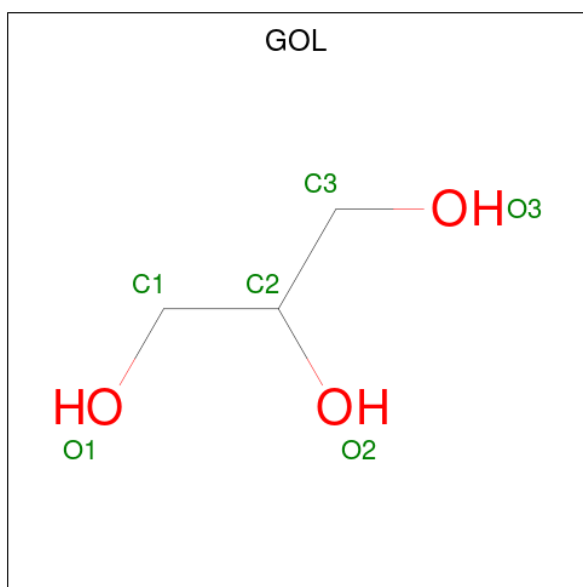
Mol	Chain	Residues	Atoms			ZeroOcc	AltConf
3	A	1	Total	O	S	0	0
			5	4	1		
3	B	1	Total	O	S	0	0
			5	4	1		
3	B	1	Total	O	S	0	0
			5	4	1		

Continued on next page...

*Continued from previous page...*

Mol	Chain	Residues	Atoms			ZeroOcc	AltConf
3	C	1	Total	O	S	0	0
			5	4	1		
3	D	1	Total	O	S	0	0
			5	4	1		
3	E	1	Total	O	S	0	0
			5	4	1		
3	E	1	Total	O	S	0	0
			5	4	1		
3	E	1	Total	O	S	0	0
			5	4	1		
3	F	1	Total	O	S	0	0
			5	4	1		
3	G	1	Total	O	S	0	0
			5	4	1		
3	H	1	Total	O	S	0	0
			5	4	1		
3	H	1	Total	O	S	0	0
			5	4	1		
3	H	1	Total	O	S	0	0
			5	4	1		
3	I	1	Total	O	S	0	0
			5	4	1		
3	K	1	Total	O	S	0	0
			5	4	1		
3	K	1	Total	O	S	0	0
			5	4	1		
3	L	1	Total	O	S	0	0
			5	4	1		
3	L	1	Total	O	S	0	0
			5	4	1		
3	L	1	Total	O	S	0	0
			5	4	1		

- Molecule 4 is GLYCEROL (three-letter code: GOL) (formula: C<sub>3</sub>H<sub>8</sub>O<sub>3</sub>).



Mol	Chain	Residues	Atoms		ZeroOcc	AltConf
4	C	1	Total	C O	0	0
			6	3 3		

- Molecule 5 is water.

Mol	Chain	Residues	Atoms		ZeroOcc	AltConf
5	A	4	Total	O	0	0
			4	4		
5	B	9	Total	O	0	0
			9	9		
5	C	4	Total	O	0	0
			4	4		
5	D	9	Total	O	0	0
			9	9		
5	E	7	Total	O	0	0
			7	7		
5	F	8	Total	O	0	0
			8	8		
5	G	5	Total	O	0	0
			5	5		
5	H	5	Total	O	0	0
			5	5		
5	I	2	Total	O	0	0
			2	2		
5	J	10	Total	O	0	0
			10	10		
5	K	3	Total	O	0	0
			3	3		

*Continued on next page...*



*Continued from previous page...*

<b>Mol</b>	<b>Chain</b>	<b>Residues</b>	<b>Atoms</b>		<b>ZeroOcc</b>	<b>AltConf</b>
5	L	7	Total	O	0	0
			7	7		

MolProbity and EDS failed to run properly - this section is therefore empty.

### 3 Data and refinement statistics

EDS failed to run properly - this section is therefore incomplete.

Property	Value	Source
Space group	C 1 2 1	Depositor
Cell constants a, b, c, $\alpha$ , $\beta$ , $\gamma$	157.76Å 91.09Å 96.39Å 90.00° 107.07° 90.00°	Depositor
Resolution (Å)	45.74 – 2.49	Depositor
% Data completeness (in resolution range)	98.6 (45.74-2.49)	Depositor
$R_{merge}$	0.16	Depositor
$R_{sym}$	(Not available)	Depositor
$\langle I/\sigma(I) \rangle$ <sup>1</sup>	0.16 (at 2.48Å)	Xtrriage
Refinement program	PHENIX 1.14	Depositor
R, $R_{free}$	0.205 , 0.253	Depositor
Wilson B-factor (Å <sup>2</sup> )	45.6	Xtrriage
Anisotropy	0.076	Xtrriage
L-test for twinning <sup>2</sup>	$\langle  L  \rangle = 0.49$ , $\langle L^2 \rangle = 0.32$	Xtrriage
Estimated twinning fraction	No twinning to report.	Xtrriage
Total number of atoms	8306	wwPDB-VP
Average B, all atoms (Å <sup>2</sup> )	66.0	wwPDB-VP

Xtrriage's analysis on translational NCS is as follows: *The analyses of the Patterson function reveals a significant off-origin peak that is 46.77 % of the origin peak, indicating pseudo-translational symmetry. The chance of finding a peak of this or larger height randomly in a structure without pseudo-translational symmetry is equal to 1.0918e-04. The detected translational NCS is most likely also responsible for the elevated intensity ratio.*

<sup>1</sup>Intensities estimated from amplitudes.

<sup>2</sup>Theoretical values of  $\langle |L| \rangle$ ,  $\langle L^2 \rangle$  for acentric reflections are 0.5, 0.333 respectively for untwinned datasets, and 0.375, 0.2 for perfectly twinned datasets.

## 4 Model quality [i](#)

### 4.1 Standard geometry [i](#)

MolProbity failed to run properly - this section is therefore empty.

### 4.2 Too-close contacts [i](#)

MolProbity failed to run properly - this section is therefore empty.

### 4.3 Torsion angles [i](#)

#### 4.3.1 Protein backbone [i](#)

MolProbity failed to run properly - this section is therefore empty.

#### 4.3.2 Protein sidechains [i](#)

MolProbity failed to run properly - this section is therefore empty.

#### 4.3.3 RNA [i](#)

MolProbity failed to run properly - this section is therefore empty.

### 4.4 Non-standard residues in protein, DNA, RNA chains [i](#)

There are no non-standard protein/DNA/RNA residues in this entry.

### 4.5 Carbohydrates [i](#)

There are no monosaccharides in this entry.

### 4.6 Ligand geometry [i](#)

38 ligands are modelled in this entry.

In the following table, the Counts columns list the number of bonds (or angles) for which Mogul statistics could be retrieved, the number of bonds (or angles) that are observed in the model and the number of bonds (or angles) that are defined in the Chemical Component Dictionary. The Link column lists molecule types, if any, to which the group is linked. The Z score for a bond

length (or angle) is the number of standard deviations the observed value is removed from the expected value. A bond length (or angle) with  $|Z| > 2$  is considered an outlier worth inspection. RMSZ is the root-mean-square of all Z scores of the bond lengths (or angles).

Mol	Type	Chain	Res	Link	Bond lengths			Bond angles		
					Counts	RMSZ	# Z  > 2	Counts	RMSZ	# Z  > 2
3	SO4	K	202	-	4,4,4	0.14	0	6,6,6	0.08	0
2	8SP	D	201	-	26,26,33	1.30	1 (3%)	30,31,40	1.25	3 (10%)
2	8SP	E	201	-	26,26,33	1.14	1 (3%)	29,31,40	1.27	3 (10%)
2	8SP	F	201	-	28,28,33	1.10	1 (3%)	31,33,40	1.23	3 (9%)
2	8SP	J	200	-	27,28,33	1.35	2 (7%)	31,35,40	1.76	7 (22%)
2	8SP	H	202	-	31,32,33	1.29	2 (6%)	35,39,40	1.50	6 (17%)
3	SO4	G	202	-	4,4,4	0.14	0	6,6,6	0.06	0
2	8SP	A	202	-	26,27,33	1.35	2 (7%)	30,34,40	1.63	5 (16%)
2	8SP	K	201	-	24,24,33	1.17	1 (4%)	27,29,40	1.29	3 (11%)
3	SO4	L	204	-	4,4,4	0.14	0	6,6,6	0.05	0
3	SO4	B	203	-	4,4,4	0.14	0	6,6,6	0.05	0
2	8SP	B	202	-	28,29,33	1.35	2 (7%)	32,36,40	1.62	6 (18%)
3	SO4	K	203	-	4,4,4	0.14	0	6,6,6	0.05	0
2	8SP	L	201	-	24,24,33	1.14	1 (4%)	27,29,40	1.42	3 (11%)
3	SO4	D	203	-	4,4,4	0.14	0	6,6,6	0.07	0
2	8SP	D	202	-	17,17,33	1.60	3 (17%)	20,20,40	0.98	1 (5%)
3	SO4	E	204	-	4,4,4	0.14	0	6,6,6	0.06	0
2	8SP	L	202	-	32,33,33	1.29	2 (6%)	36,40,40	1.41	5 (13%)
3	SO4	L	203	-	4,4,4	0.15	0	6,6,6	0.05	0
2	8SP	I	201	-	19,19,33	1.29	2 (10%)	21,23,40	1.96	3 (14%)
3	SO4	L	205	-	4,4,4	0.14	0	6,6,6	0.05	0
2	8SP	H	201	-	26,27,33	1.35	2 (7%)	30,34,40	1.66	5 (16%)
2	8SP	B	201	-	24,24,33	1.14	1 (4%)	27,29,40	1.53	3 (11%)
2	8SP	G	201	-	24,24,33	1.16	1 (4%)	27,29,40	1.37	3 (11%)
3	SO4	E	203	-	4,4,4	0.15	0	6,6,6	0.04	0
3	SO4	B	204	-	4,4,4	0.13	0	6,6,6	0.06	0
3	SO4	A	203	-	4,4,4	0.14	0	6,6,6	0.04	0
2	8SP	J	201	-	22,23,33	1.39	2 (9%)	25,28,40	1.31	3 (12%)
4	GOL	C	201	-	5,5,5	0.89	0	5,5,5	1.03	0
3	SO4	C	202	-	4,4,4	0.14	0	6,6,6	0.06	0
3	SO4	I	202	-	4,4,4	0.15	0	6,6,6	0.05	0
2	8SP	A	201	-	25,25,33	1.15	1 (4%)	28,30,40	1.27	3 (10%)
3	SO4	H	203	-	4,4,4	0.14	0	6,6,6	0.05	0
3	SO4	H	205	-	4,4,4	0.14	0	6,6,6	0.05	0
3	SO4	E	202	-	4,4,4	0.15	0	6,6,6	0.04	0

Mol	Type	Chain	Res	Link	Bond lengths			Bond angles		
					Counts	RMSZ	# Z  > 2	Counts	RMSZ	# Z  > 2
3	SO4	H	204	-	4,4,4	0.14	0	6,6,6	0.07	0
3	SO4	F	203	-	4,4,4	0.14	0	6,6,6	0.07	0
2	8SP	F	202	-	29,30,33	1.32	2 (6%)	33,37,40	1.63	6 (18%)

In the following table, the Chirals column lists the number of chiral outliers, the number of chiral centers analysed, the number of these observed in the model and the number defined in the Chemical Component Dictionary. Similar counts are reported in the Torsion and Rings columns. '-' means no outliers of that kind were identified.

Mol	Type	Chain	Res	Link	Chirals	Torsions	Rings
2	8SP	D	201	-	-	16/28/28/39	-
2	8SP	E	201	-	-	13/30/30/39	-
2	8SP	F	201	-	-	13/32/32/39	-
2	8SP	J	200	-	-	11/34/34/39	-
2	8SP	H	202	-	-	28/38/38/39	-
2	8SP	A	202	-	-	13/32/32/39	-
2	8SP	K	201	-	-	9/28/28/39	-
2	8SP	B	202	-	-	16/35/35/39	-
2	8SP	L	201	-	-	12/27/27/39	-
2	8SP	D	202	-	-	6/16/16/39	-
2	8SP	L	202	-	-	24/39/39/39	-
2	8SP	I	201	-	-	11/21/21/39	-
2	8SP	H	201	-	-	17/32/32/39	-
2	8SP	B	201	-	-	11/27/27/39	-
2	8SP	G	201	-	-	15/28/28/39	-
2	8SP	J	201	-	-	18/26/26/39	-
4	GOL	C	201	-	-	2/4/4/4	-
2	8SP	A	201	-	-	12/29/29/39	-
2	8SP	F	202	-	-	24/36/36/39	-

All (29) bond length outliers are listed below:

Mol	Chain	Res	Type	Atoms	Z	Observed(Å)	Ideal(Å)
2	D	201	8SP	P-O3P	4.62	1.72	1.54
2	D	202	8SP	P-O3P	4.60	1.72	1.54
2	A	202	8SP	OXT-C	3.97	1.43	1.30
2	J	200	8SP	OXT-C	3.96	1.43	1.30
2	H	201	8SP	OXT-C	3.95	1.43	1.30

*Continued on next page...*

*Continued from previous page...*

Mol	Chain	Res	Type	Atoms	Z	Observed(Å)	Ideal(Å)
2	H	202	8SP	OXT-C	3.95	1.43	1.30
2	L	202	8SP	OXT-C	3.94	1.43	1.30
2	B	202	8SP	OXT-C	3.94	1.43	1.30
2	J	201	8SP	OXT-C	3.94	1.43	1.30
2	F	202	8SP	OXT-C	3.87	1.43	1.30
2	A	201	8SP	P-O3P	3.69	1.72	1.55
2	K	201	8SP	P-O3P	3.69	1.72	1.55
2	F	202	8SP	P-O3P	3.68	1.72	1.55
2	I	201	8SP	P-O3P	3.68	1.72	1.55
2	B	202	8SP	P-O3P	3.68	1.72	1.55
2	E	201	8SP	P-O3P	3.68	1.72	1.55
2	J	201	8SP	P-O3P	3.67	1.72	1.55
2	L	202	8SP	P-O3P	3.67	1.72	1.55
2	L	201	8SP	P-O3P	3.66	1.72	1.55
2	B	201	8SP	P-O3P	3.66	1.72	1.55
2	H	201	8SP	P-O3P	3.64	1.72	1.55
2	A	202	8SP	P-O3P	3.64	1.72	1.55
2	H	202	8SP	P-O3P	3.64	1.72	1.55
2	G	201	8SP	P-O3P	3.63	1.72	1.55
2	J	200	8SP	P-O3P	3.63	1.72	1.55
2	F	201	8SP	P-O3P	3.61	1.72	1.55
2	D	202	8SP	P-O2P	3.01	1.60	1.50
2	I	201	8SP	C3G-C2G	2.34	1.56	1.50
2	D	202	8SP	P-OG	-2.06	1.46	1.54

All (71) bond angle outliers are listed below:

Mol	Chain	Res	Type	Atoms	Z	Observed(°)	Ideal(°)
2	I	201	8SP	C2G-O2G-C1B	7.66	127.73	117.88
2	J	200	8SP	OG-CB-CA	5.94	113.24	108.06
2	F	202	8SP	OG-CB-CA	5.56	112.91	108.06
2	B	201	8SP	C1G-O1G-C1A	4.98	129.63	117.10
2	H	202	8SP	C2G-O2G-C1B	4.80	129.61	117.79
2	L	202	8SP	C2G-O2G-C1B	4.75	129.48	117.79
2	B	202	8SP	OG-CB-CA	4.65	112.11	108.06
2	B	202	8SP	C2G-O2G-C1B	4.58	129.06	117.79
2	G	201	8SP	C2G-O2G-C1B	4.57	129.05	117.79
2	H	201	8SP	OG-CB-CA	4.48	111.96	108.06
2	A	202	8SP	C1G-O1G-C1A	4.40	128.16	117.10
2	F	202	8SP	C2G-O2G-C1B	4.39	128.61	117.79
2	A	202	8SP	C2G-O2G-C1B	4.36	128.54	117.79
2	F	201	8SP	C2G-O2G-C1B	4.31	128.41	117.79

*Continued on next page...*

*Continued from previous page...*

Mol	Chain	Res	Type	Atoms	Z	Observed(°)	Ideal(°)
2	J	200	8SP	C2G-O2G-C1B	4.28	128.33	117.79
2	B	201	8SP	C2G-O2G-C1B	4.24	128.23	117.79
2	L	201	8SP	C1G-O1G-C1A	4.19	127.62	117.10
2	H	201	8SP	C2G-O2G-C1B	4.15	128.00	117.79
2	D	201	8SP	C2G-O2G-C1B	4.12	127.94	117.79
2	E	201	8SP	C2G-O2G-C1B	4.05	127.76	117.79
2	K	201	8SP	C2G-O2G-C1B	4.04	127.74	117.79
2	H	201	8SP	C1G-O1G-C1A	4.03	127.22	117.10
2	L	201	8SP	C2G-O2G-C1B	4.02	127.70	117.79
2	H	202	8SP	OG-CB-CA	4.00	111.55	108.06
2	A	201	8SP	C2G-O2G-C1B	3.89	127.36	117.79
2	A	202	8SP	OG-CB-CA	3.60	111.19	108.06
2	G	201	8SP	O2G-C1B-C2B	3.20	118.39	111.50
2	J	200	8SP	C1G-O1G-C1A	3.19	128.95	117.12
2	I	201	8SP	O2G-C1B-C2B	3.15	118.30	111.50
2	D	202	8SP	C1G-O1G-C1A	3.14	127.06	116.92
2	A	201	8SP	O2G-C1B-C2B	3.14	118.26	111.50
2	J	201	8SP	C1G-O1G-C1A	3.11	126.97	116.92
2	L	201	8SP	O2G-C1B-C2B	3.10	118.18	111.50
2	K	201	8SP	O2G-C1B-C2B	3.07	118.12	111.50
2	J	201	8SP	OG-CB-CA	3.05	110.72	108.06
2	E	201	8SP	O2G-C1B-C2B	3.00	117.97	111.50
2	B	201	8SP	O2G-C1B-C2B	2.98	117.93	111.50
2	D	201	8SP	O2G-C1B-C2B	2.96	117.89	111.50
2	A	201	8SP	C1G-O1G-C1A	2.95	128.05	117.12
2	L	202	8SP	OG-CB-CA	2.93	110.61	108.06
2	H	201	8SP	O2G-C1B-C2B	2.91	117.77	111.50
2	A	202	8SP	O2G-C1B-C2B	2.87	117.68	111.50
2	E	201	8SP	C1G-O1G-C1A	2.84	127.62	117.12
2	L	202	8SP	C1G-O1G-C1A	2.83	127.60	117.12
2	G	201	8SP	C1G-O1G-C1A	2.82	127.57	117.12
2	L	202	8SP	O2G-C1B-C2B	2.80	117.55	111.50
2	D	201	8SP	C1G-O1G-C1A	2.80	127.50	117.12
2	K	201	8SP	C1G-O1G-C1A	2.79	127.47	117.12
2	B	202	8SP	O2G-C1B-C2B	2.76	117.46	111.50
2	H	202	8SP	C1G-O1G-C1A	2.75	127.31	117.12
2	H	202	8SP	O2G-C1B-C2B	2.70	117.31	111.50
2	I	201	8SP	O2G-C2G-C3G	2.70	112.38	106.13
2	F	201	8SP	O2G-C1B-C2B	2.69	117.30	111.50
2	F	202	8SP	OXT-C-O	-2.69	117.98	124.09
2	F	201	8SP	C1G-O1G-C1A	2.65	126.92	117.12
2	B	202	8SP	C1G-O1G-C1A	2.62	126.81	117.12

*Continued on next page...*

*Continued from previous page...*

Mol	Chain	Res	Type	Atoms	Z	Observed(°)	Ideal(°)
2	B	202	8SP	OXT-C-O	-2.60	118.18	124.09
2	F	202	8SP	O2G-C1B-C2B	2.60	117.10	111.50
2	J	200	8SP	O2G-C1B-C2B	2.59	117.09	111.50
2	J	201	8SP	OXT-C-O	-2.55	118.30	124.09
2	H	202	8SP	OXT-C-O	-2.51	118.39	124.09
2	J	200	8SP	OXT-C-O	-2.51	118.39	124.09
2	F	202	8SP	C1G-O1G-C1A	2.49	126.33	117.12
2	L	202	8SP	OXT-C-O	-2.48	118.46	124.09
2	H	201	8SP	OXT-C-O	-2.46	118.51	124.09
2	A	202	8SP	OXT-C-O	-2.43	118.58	124.09
2	J	200	8SP	O1G-C1A-C2A	2.10	116.89	111.38
2	J	200	8SP	OXT-C-CA	2.08	120.46	113.38
2	F	202	8SP	OXT-C-CA	2.05	120.36	113.38
2	B	202	8SP	OXT-C-CA	2.04	120.33	113.38
2	H	202	8SP	OXT-C-CA	2.02	120.26	113.38

There are no chirality outliers.

All (271) torsion outliers are listed below:

Mol	Chain	Res	Type	Atoms
2	A	202	8SP	C3G-O3G-P-O2P
2	A	202	8SP	O-C-CA-N
2	B	201	8SP	CB-OG-P-O2P
2	B	201	8SP	CB-OG-P-O3P
2	B	201	8SP	C3G-O3G-P-O2P
2	B	202	8SP	N-CA-CB-OG
2	B	202	8SP	C-CA-CB-OG
2	B	202	8SP	O1G-C1G-C2G-O2G
2	B	202	8SP	O-C-CA-N
2	B	202	8SP	O-C-CA-CB
2	B	202	8SP	C2G-C3G-O3G-P
2	D	201	8SP	C3G-O3G-P-O3P
2	D	201	8SP	O1G-C1G-C2G-O2G
2	E	201	8SP	CB-OG-P-O2P
2	E	201	8SP	CB-OG-P-O3P
2	E	201	8SP	C3G-O3G-P-O2P
2	F	202	8SP	CB-OG-P-O2P
2	F	202	8SP	CB-OG-P-O3P
2	F	202	8SP	N-CA-CB-OG
2	F	202	8SP	C-CA-CB-OG
2	F	202	8SP	O-C-CA-N
2	G	201	8SP	CB-OG-P-O3P

*Continued on next page...*



*Continued from previous page...*

Mol	Chain	Res	Type	Atoms
2	H	201	8SP	CB-OG-P-O2P
2	H	201	8SP	C3G-O3G-P-O2P
2	H	201	8SP	O-C-CA-CB
2	H	201	8SP	OXT-C-CA-CB
2	H	202	8SP	CB-OG-P-O2P
2	H	202	8SP	CB-OG-P-O3P
2	H	202	8SP	C3G-O3G-P-OG
2	H	202	8SP	C3G-O3G-P-O2P
2	H	202	8SP	C3G-O3G-P-O3P
2	H	202	8SP	N-CA-CB-OG
2	H	202	8SP	C-CA-CB-OG
2	H	202	8SP	O-C-CA-N
2	J	200	8SP	CB-OG-P-O3P
2	J	201	8SP	CB-OG-P-O2P
2	J	201	8SP	C3G-O3G-P-O2P
2	J	201	8SP	C3G-O3G-P-O3P
2	J	201	8SP	O1A-C1A-O1G-C1G
2	J	201	8SP	C2A-C1A-O1G-C1G
2	J	201	8SP	N-CA-CB-OG
2	J	201	8SP	O-C-CA-N
2	J	201	8SP	O-C-CA-CB
2	L	201	8SP	C3G-O3G-P-O2P
2	L	201	8SP	N-CA-CB-OG
2	L	202	8SP	C3G-O3G-P-O2P
2	L	202	8SP	N-CA-CB-OG
2	L	202	8SP	O-C-CA-N
2	L	202	8SP	O-C-CA-CB
2	L	202	8SP	OXT-C-CA-CB
2	L	202	8SP	C2G-C3G-O3G-P
4	C	201	GOL	O1-C1-C2-C3
2	H	202	8SP	O1A-C1A-O1G-C1G
2	H	202	8SP	C2A-C1A-O1G-C1G
2	H	201	8SP	OXT-C-CA-N
2	F	202	8SP	C2G-C1G-O1G-C1A
2	F	201	8SP	C3A-C4A-C5A-C6A
2	J	201	8SP	O1G-C1G-C2G-C3G
2	I	201	8SP	C1G-C2G-O2G-C1B
2	H	202	8SP	O2G-C2G-C3G-O3G
2	B	201	8SP	C1B-C2B-C3B-C4B
2	F	202	8SP	C1A-C2A-C3A-C4A
2	D	202	8SP	C1G-C2G-C3G-O3G
4	C	201	GOL	O1-C1-C2-O2

*Continued on next page...*

*Continued from previous page...*

Mol	Chain	Res	Type	Atoms
2	K	201	8SP	C1A-C2A-C3A-C4A
2	A	201	8SP	C1B-C2B-C3B-C4B
2	D	201	8SP	C1B-C2B-C3B-C4B
2	E	201	8SP	C1B-C2B-C3B-C4B
2	F	202	8SP	C1B-C2B-C3B-C4B
2	G	201	8SP	C1B-C2B-C3B-C4B
2	I	201	8SP	C1B-C2B-C3B-C4B
2	J	200	8SP	C1B-C2B-C3B-C4B
2	F	202	8SP	OXT-C-CA-N
2	H	202	8SP	OXT-C-CA-N
2	H	202	8SP	C1B-C2B-C3B-C4B
2	I	201	8SP	C3G-C2G-O2G-C1B
2	B	201	8SP	CB-OG-P-O3G
2	E	201	8SP	CB-OG-P-O3G
2	F	202	8SP	CB-OG-P-O3G
2	F	202	8SP	C3G-O3G-P-OG
2	H	201	8SP	CB-OG-P-O3G
2	J	201	8SP	C3G-O3G-P-OG
2	L	201	8SP	CB-OG-P-O3G
2	L	202	8SP	CB-OG-P-O3G
2	A	202	8SP	OXT-C-CA-N
2	B	202	8SP	OXT-C-CA-N
2	J	201	8SP	OXT-C-CA-N
2	L	202	8SP	OXT-C-CA-N
2	D	201	8SP	C1A-C2A-C3A-C4A
2	F	201	8SP	C1A-C2A-C3A-C4A
2	L	202	8SP	C1B-C2B-C3B-C4B
2	B	202	8SP	C2B-C1B-O2G-C2G
2	H	202	8SP	C2B-C1B-O2G-C2G
2	I	201	8SP	C3B-C4B-C5B-C6B
2	B	202	8SP	O1B-C1B-O2G-C2G
2	H	202	8SP	O1B-C1B-O2G-C2G
2	I	201	8SP	C2B-C3B-C4B-C5B
2	F	201	8SP	CB-OG-P-O2P
2	G	201	8SP	CB-OG-P-O2P
2	J	201	8SP	C4A-C5A-C6A-C7A
2	K	201	8SP	C3B-C4B-C5B-C6B
2	E	201	8SP	C1A-C2A-C3A-C4A
2	B	202	8SP	C3A-C4A-C5A-C6A
2	F	201	8SP	C2A-C3A-C4A-C5A
2	H	202	8SP	C2B-C3B-C4B-C5B
2	H	202	8SP	C3B-C4B-C5B-C6B

*Continued on next page...*

*Continued from previous page...*

Mol	Chain	Res	Type	Atoms
2	F	201	8SP	C3B-C4B-C5B-C6B
2	L	201	8SP	C5B-C6B-C7B-C8B
2	L	202	8SP	C2A-C3A-C4A-C5A
2	L	201	8SP	C3B-C4B-C5B-C6B
2	G	201	8SP	C2B-C1B-O2G-C2G
2	D	201	8SP	C2A-C3A-C4A-C5A
2	L	202	8SP	C4A-C5A-C6A-C7A
2	H	201	8SP	C3B-C4B-C5B-C6B
2	H	202	8SP	C4A-C5A-C6A-C7A
2	A	202	8SP	C5B-C6B-C7B-C8B
2	J	200	8SP	C5B-C6B-C7B-C8B
2	J	200	8SP	C2A-C1A-O1G-C1G
2	A	202	8SP	C3B-C4B-C5B-C6B
2	K	201	8SP	C4B-C5B-C6B-C7B
2	G	201	8SP	O1B-C1B-O2G-C2G
2	H	201	8SP	C5B-C6B-C7B-C8B
2	K	201	8SP	C5B-C6B-C7B-C8B
2	B	201	8SP	C5B-C6B-C7B-C8B
2	A	202	8SP	C1B-C2B-C3B-C4B
2	H	202	8SP	C1A-C2A-C3A-C4A
2	L	202	8SP	C3B-C4B-C5B-C6B
2	L	202	8SP	C5B-C6B-C7B-C8B
2	J	201	8SP	C-CA-CB-OG
2	L	202	8SP	C-CA-CB-OG
2	J	200	8SP	O1A-C1A-O1G-C1G
2	E	201	8SP	C2B-C3B-C4B-C5B
2	I	201	8SP	C4B-C5B-C6B-C7B
2	A	201	8SP	O1G-C1G-C2G-O2G
2	K	201	8SP	O1G-C1G-C2G-O2G
2	L	201	8SP	O1G-C1G-C2G-O2G
2	J	200	8SP	C3B-C4B-C5B-C6B
2	B	202	8SP	OXT-C-CA-CB
2	F	202	8SP	O-C-CA-CB
2	H	202	8SP	O-C-CA-CB
2	J	201	8SP	OXT-C-CA-CB
2	J	200	8SP	C2B-C3B-C4B-C5B
2	L	202	8SP	C2B-C3B-C4B-C5B
2	B	201	8SP	C4B-C5B-C6B-C7B
2	D	202	8SP	C3A-C4A-C5A-C6A
2	I	201	8SP	C3G-O3G-P-OG
2	F	202	8SP	C2A-C3A-C4A-C5A
2	H	202	8SP	C1G-C2G-C3G-O3G

*Continued on next page...*

*Continued from previous page...*

Mol	Chain	Res	Type	Atoms
2	F	201	8SP	C4A-C5A-C6A-C7A
2	E	201	8SP	C5B-C6B-C7B-C8B
2	D	201	8SP	C2B-C1B-O2G-C2G
2	A	201	8SP	O1G-C1G-C2G-C3G
2	B	202	8SP	O1G-C1G-C2G-C3G
2	H	202	8SP	O1G-C1G-C2G-C3G
2	K	201	8SP	O1G-C1G-C2G-C3G
2	L	201	8SP	O1G-C1G-C2G-C3G
2	F	202	8SP	C5A-C6A-C7A-C8A
2	H	202	8SP	C2A-C3A-C4A-C5A
2	A	201	8SP	C5B-C6B-C7B-C8B
2	J	201	8SP	C5A-C6A-C7A-C8A
2	E	201	8SP	C4B-C5B-C6B-C7B
2	G	201	8SP	O2G-C2G-C3G-O3G
2	K	201	8SP	O1G-C1A-C2A-C3A
2	K	201	8SP	C1B-C2B-C3B-C4B
2	E	201	8SP	C2A-C1A-O1G-C1G
2	I	201	8SP	C5B-C6B-C7B-C8B
2	G	201	8SP	C1G-C2G-C3G-O3G
2	J	201	8SP	C1G-C2G-C3G-O3G
2	F	201	8SP	C5B-C6B-C7B-C8B
2	A	201	8SP	C4B-C5B-C6B-C7B
2	B	202	8SP	C2A-C3A-C4A-C5A
2	D	201	8SP	O1G-C1G-C2G-C3G
2	L	202	8SP	O2G-C1B-C2B-C3B
2	H	202	8SP	CB-OG-P-O3G
2	L	201	8SP	C3G-O3G-P-OG
2	L	202	8SP	C3G-O3G-P-OG
2	H	201	8SP	O2G-C2G-C3G-O3G
2	B	202	8SP	C1B-C2B-C3B-C4B
2	A	202	8SP	O1G-C1G-C2G-O2G
2	E	201	8SP	O1G-C1G-C2G-O2G
2	G	201	8SP	O1G-C1G-C2G-O2G
2	H	201	8SP	O1G-C1G-C2G-O2G
2	H	201	8SP	O-C-CA-N
2	D	201	8SP	O1B-C1B-O2G-C2G
2	E	201	8SP	O1A-C1A-O1G-C1G
2	I	201	8SP	C2B-C1B-O2G-C2G
2	H	201	8SP	C1G-C2G-C3G-O3G
2	F	201	8SP	C2B-C3B-C4B-C5B
2	D	201	8SP	C3G-O3G-P-OG
2	A	201	8SP	C2A-C1A-O1G-C1G

*Continued on next page...*

*Continued from previous page...*

Mol	Chain	Res	Type	Atoms
2	I	201	8SP	O1B-C1B-O2G-C2G
2	L	201	8SP	C2B-C3B-C4B-C5B
2	H	201	8SP	CA-CB-OG-P
2	F	202	8SP	OXT-C-CA-CB
2	H	202	8SP	OXT-C-CA-CB
2	A	201	8SP	O1A-C1A-O1G-C1G
2	J	201	8SP	C3A-C4A-C5A-C6A
2	A	202	8SP	N-CA-CB-OG
2	J	200	8SP	N-CA-CB-OG
2	A	202	8SP	C2B-C3B-C4B-C5B
2	J	200	8SP	CB-OG-P-O3G
2	J	201	8SP	CB-OG-P-O3G
2	L	201	8SP	C4B-C5B-C6B-C7B
2	B	202	8SP	C3G-O3G-P-O3P
2	F	202	8SP	C3G-O3G-P-O2P
2	F	202	8SP	C3G-O3G-P-O3P
2	H	201	8SP	CB-OG-P-O3P
2	I	201	8SP	C3G-O3G-P-O3P
2	J	200	8SP	CB-OG-P-O2P
2	L	201	8SP	CB-OG-P-O2P
2	L	202	8SP	CB-OG-P-O2P
2	L	202	8SP	C3G-O3G-P-O3P
2	F	201	8SP	C1B-C2B-C3B-C4B
2	F	202	8SP	C2B-C3B-C4B-C5B
2	D	201	8SP	C2B-C3B-C4B-C5B
2	G	201	8SP	C4B-C5B-C6B-C7B
2	F	201	8SP	C4B-C5B-C6B-C7B
2	D	201	8SP	C3G-C2G-O2G-C1B
2	D	202	8SP	C3G-O3G-P-O2P
2	A	202	8SP	C4B-C5B-C6B-C7B
2	B	201	8SP	O1G-C1G-C2G-O2G
2	H	202	8SP	O1G-C1G-C2G-O2G
2	B	202	8SP	C3G-O3G-P-OG
2	H	201	8SP	O1G-C1G-C2G-C3G
2	H	201	8SP	C2B-C3B-C4B-C5B
2	F	202	8SP	O2G-C2G-C3G-O3G
2	J	200	8SP	C4B-C5B-C6B-C7B
2	H	201	8SP	C4B-C5B-C6B-C7B
2	A	202	8SP	O1G-C1G-C2G-C3G
2	F	201	8SP	CB-OG-P-O3P
2	K	201	8SP	O1A-C1A-C2A-C3A
2	G	201	8SP	C2A-C1A-O1G-C1G

*Continued on next page...*

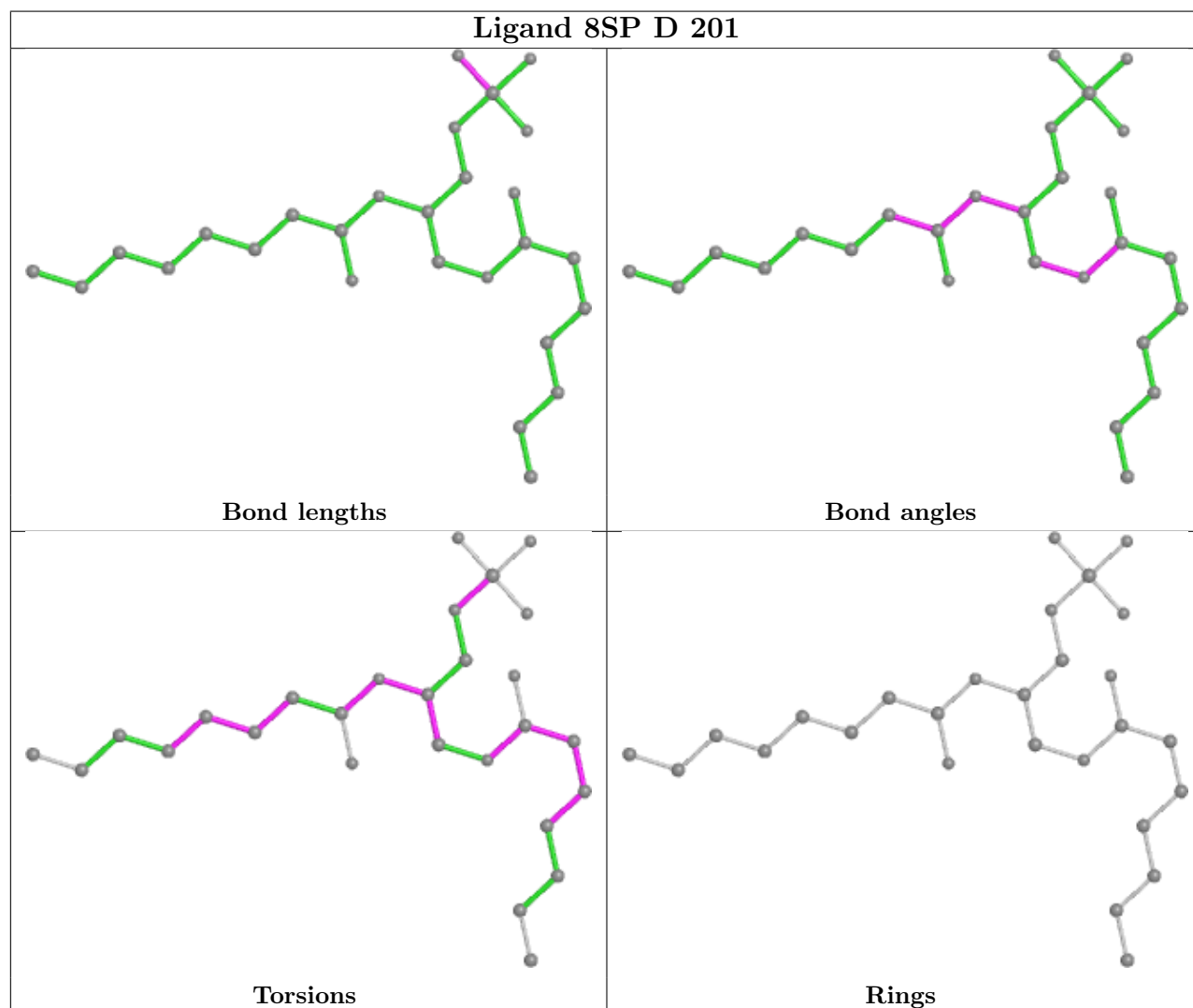
*Continued from previous page...*

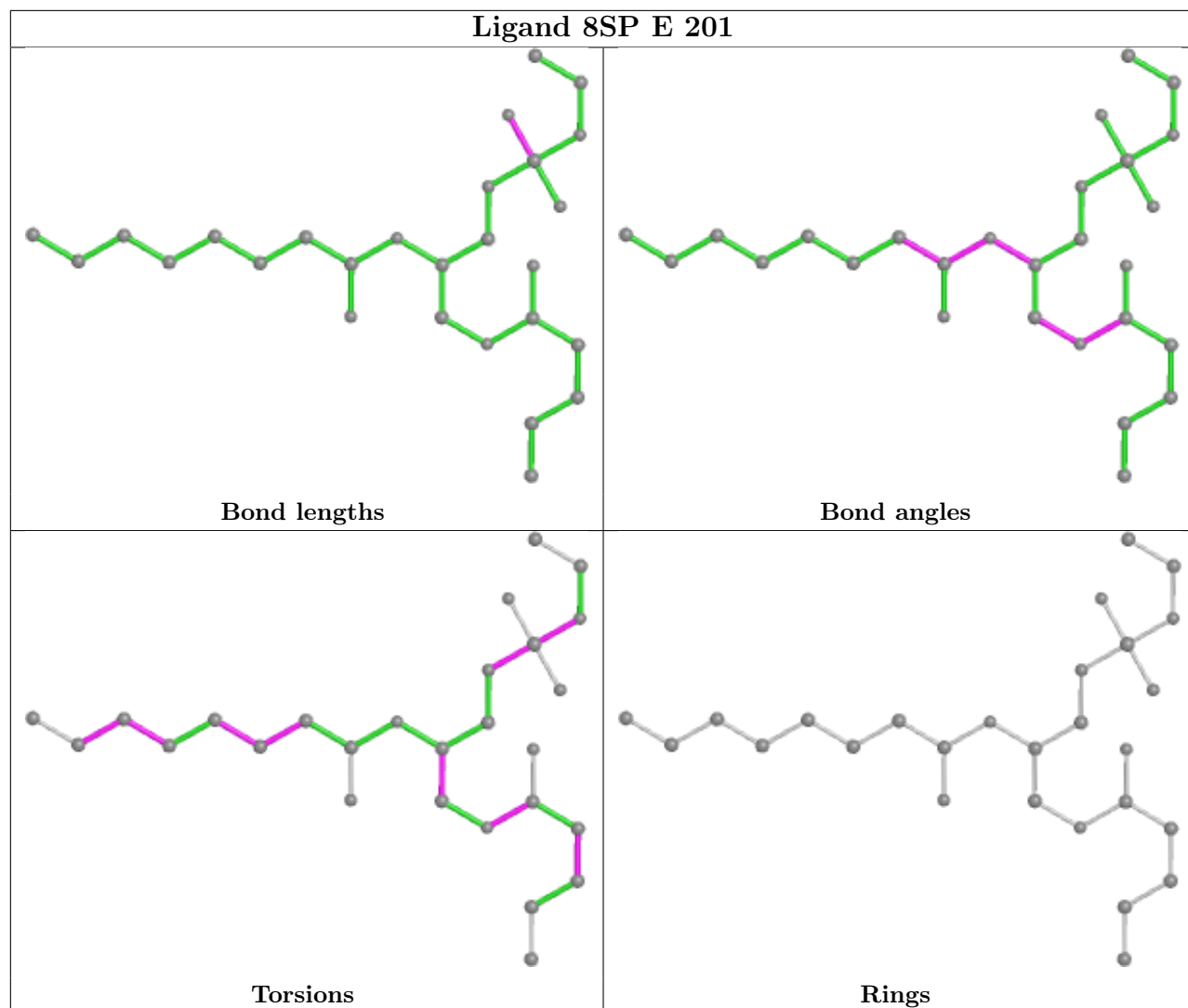
Mol	Chain	Res	Type	Atoms
2	A	202	8SP	C2A-C1A-O1G-C1G
2	F	202	8SP	C2A-C1A-O1G-C1G
2	B	201	8SP	O1B-C1B-O2G-C2G
2	G	201	8SP	C3B-C4B-C5B-C6B
2	G	201	8SP	C5B-C6B-C7B-C8B
2	G	201	8SP	O1A-C1A-O1G-C1G
2	A	201	8SP	C2A-C3A-C4A-C5A
2	D	201	8SP	O1G-C1A-C2A-C3A
2	F	202	8SP	O1A-C1A-O1G-C1G
2	E	201	8SP	O1G-C1G-C2G-C3G
2	L	202	8SP	O2G-C2G-C3G-O3G
2	D	201	8SP	C2A-C1A-O1G-C1G
2	D	202	8SP	C3G-O3G-P-O3P
2	A	201	8SP	O1B-C1B-O2G-C2G
2	D	201	8SP	O1A-C1A-O1G-C1G
2	D	201	8SP	C1G-C2G-O2G-C1B
2	G	201	8SP	C3G-C2G-O2G-C1B
2	B	201	8SP	C2B-C1B-O2G-C2G
2	L	202	8SP	O1B-C1B-C2B-C3B
2	F	202	8SP	O1G-C1A-C2A-C3A
2	L	202	8SP	C1G-C2G-C3G-O3G
2	D	202	8SP	O1G-C1A-C2A-C3A
2	F	201	8SP	O1G-C1G-C2G-O2G
2	F	202	8SP	CA-CB-OG-P
2	L	202	8SP	O1G-C1A-C2A-C3A
2	A	201	8SP	C3B-C4B-C5B-C6B
2	A	201	8SP	C2B-C1B-O2G-C2G
2	G	201	8SP	O1G-C1A-C2A-C3A
2	D	202	8SP	O1A-C1A-C2A-C3A
2	A	202	8SP	CB-OG-P-O2P
2	H	202	8SP	O2G-C1B-C2B-C3B
2	F	202	8SP	O1A-C1A-C2A-C3A
2	B	201	8SP	CA-CB-OG-P
2	L	201	8SP	CA-CB-OG-P
2	D	201	8SP	C3B-C4B-C5B-C6B
2	L	202	8SP	O1A-C1A-C2A-C3A
2	F	201	8SP	O1G-C1A-C2A-C3A
2	H	202	8SP	C4B-C5B-C6B-C7B
2	A	201	8SP	O1G-C1A-C2A-C3A

There are no ring outliers.

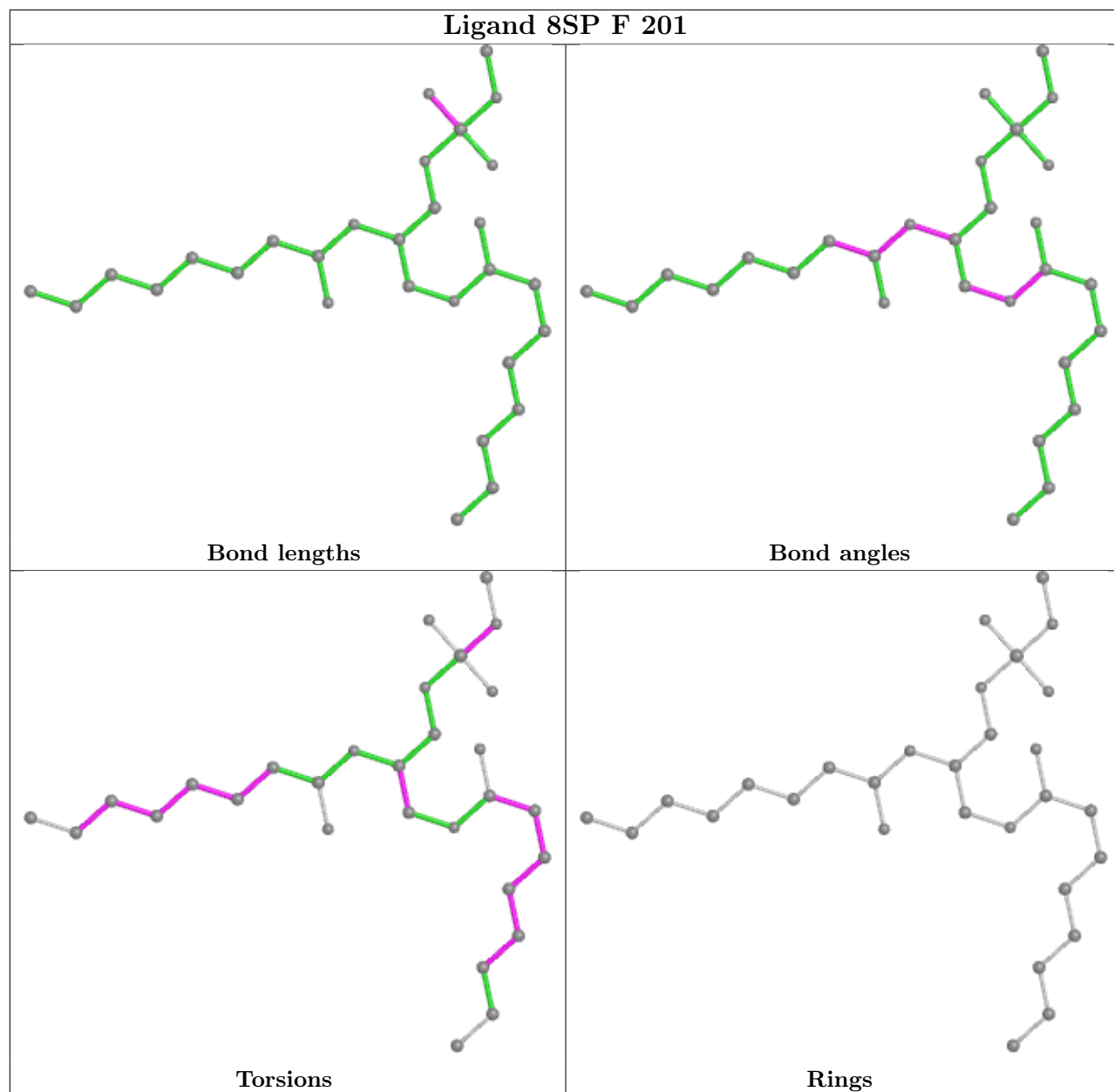
No monomer is involved in short contacts.

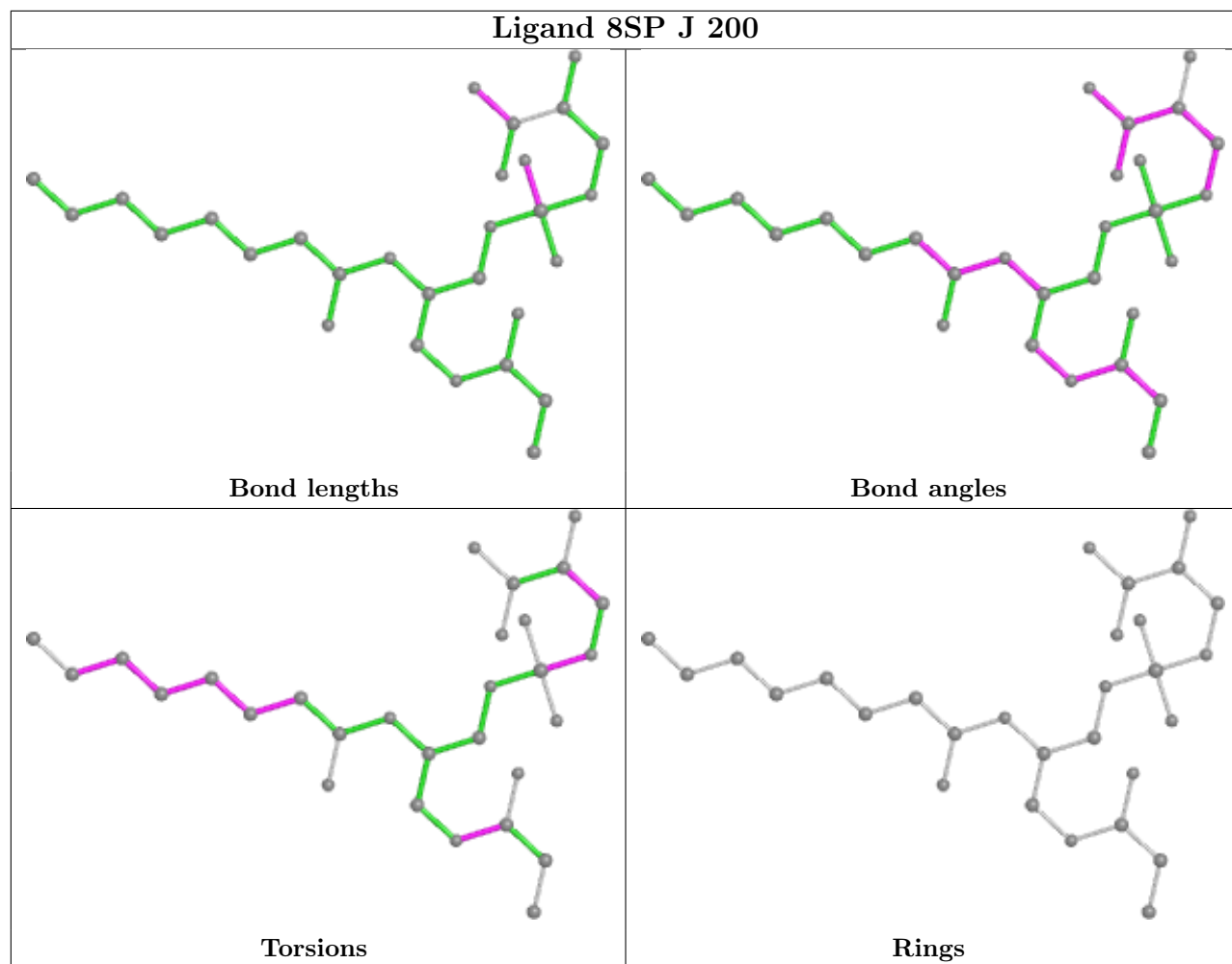
The following is a two-dimensional graphical depiction of Mogul quality analysis of bond lengths, bond angles, torsion angles, and ring geometry for all instances of the Ligand of Interest. In addition, ligands with molecular weight > 250 and outliers as shown on the validation Tables will also be included. For torsion angles, if less than 5% of the Mogul distribution of torsion angles is within 10 degrees of the torsion angle in question, then that torsion angle is considered an outlier. Any bond that is central to one or more torsion angles identified as an outlier by Mogul will be highlighted in the graph. For rings, the root-mean-square deviation (RMSD) between the ring in question and similar rings identified by Mogul is calculated over all ring torsion angles. If the average RMSD is greater than 60 degrees and the minimal RMSD between the ring in question and any Mogul-identified rings is also greater than 60 degrees, then that ring is considered an outlier. The outliers are highlighted in purple. The color gray indicates Mogul did not find sufficient equivalents in the CSD to analyse the geometry.

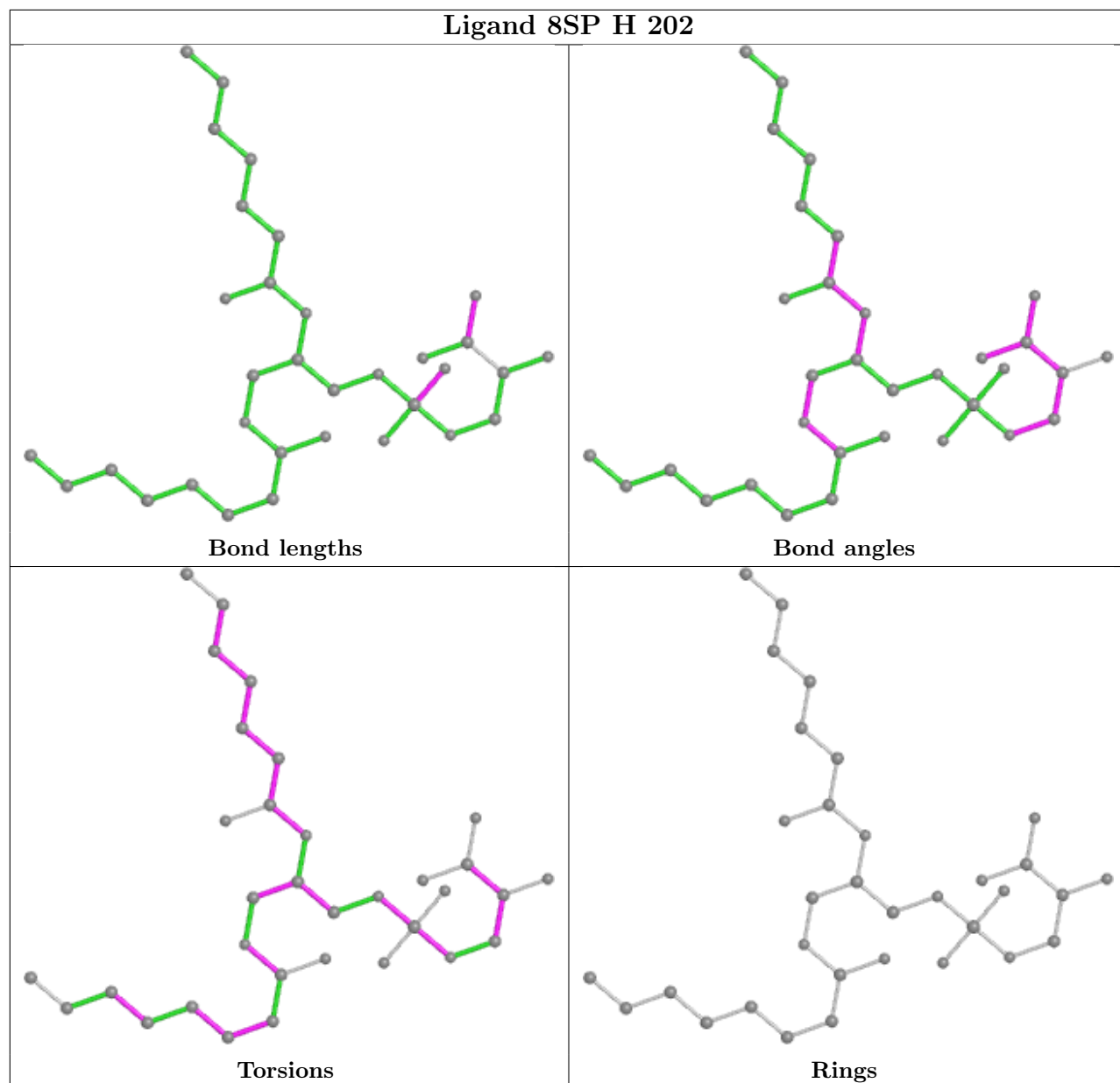


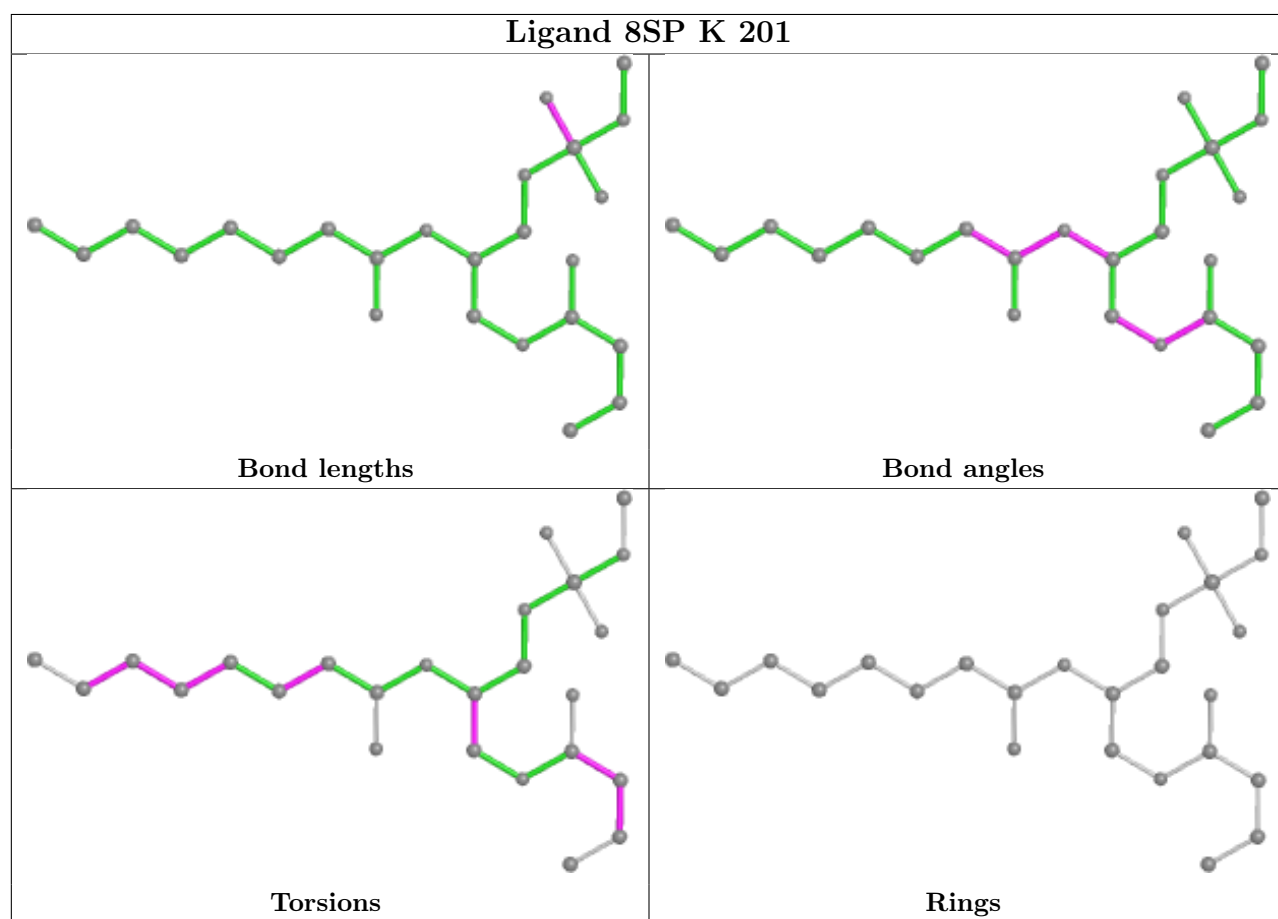
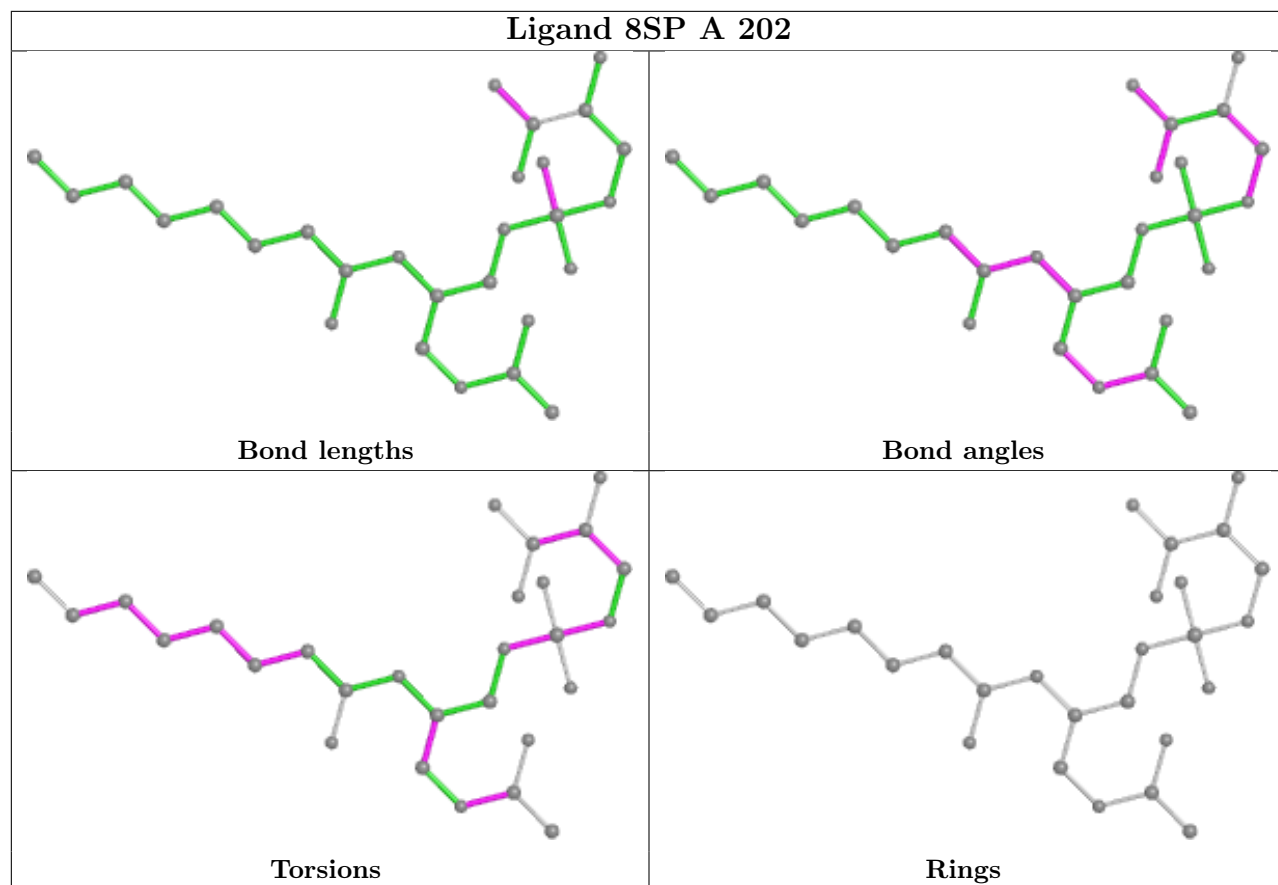


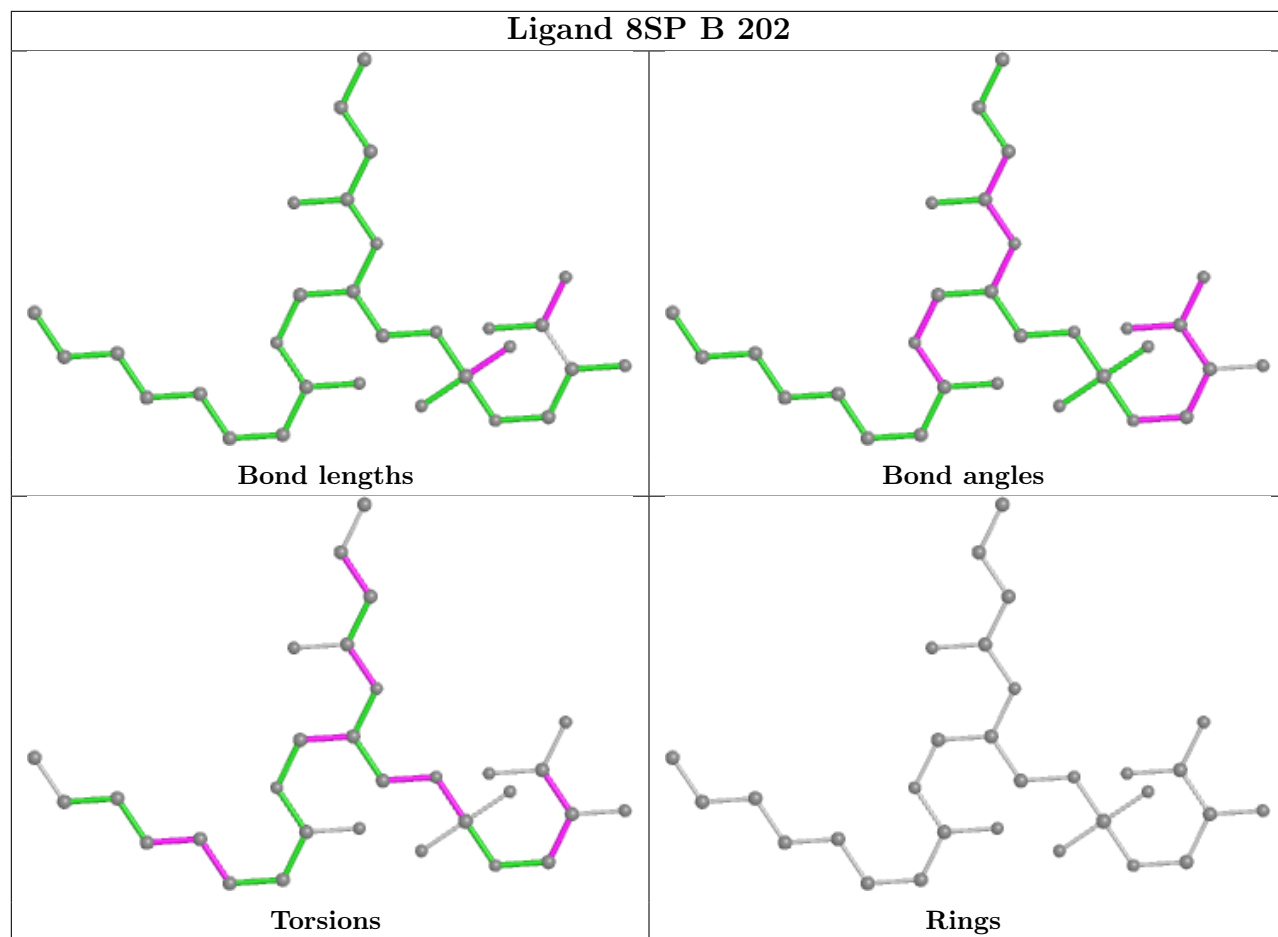


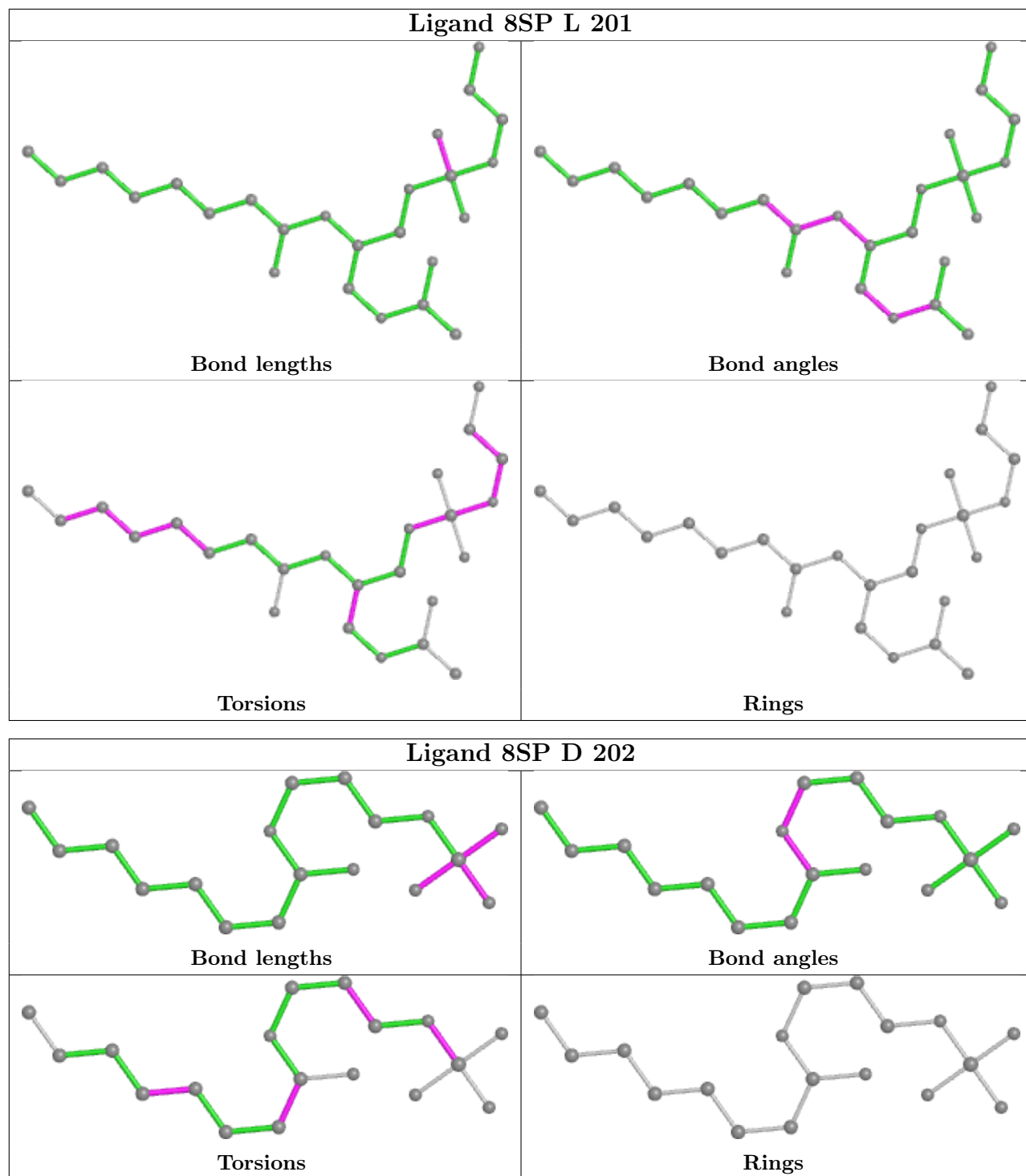


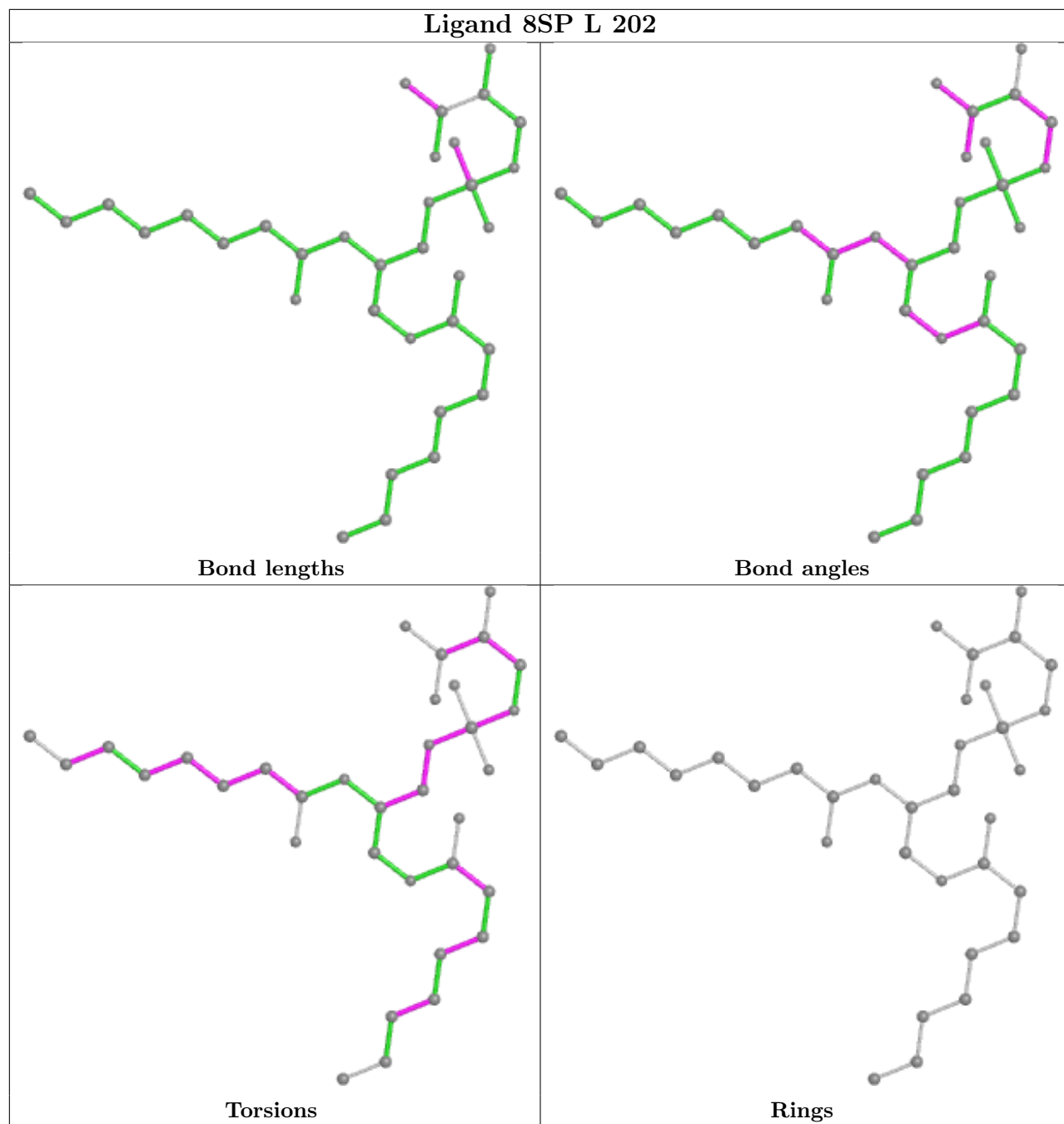


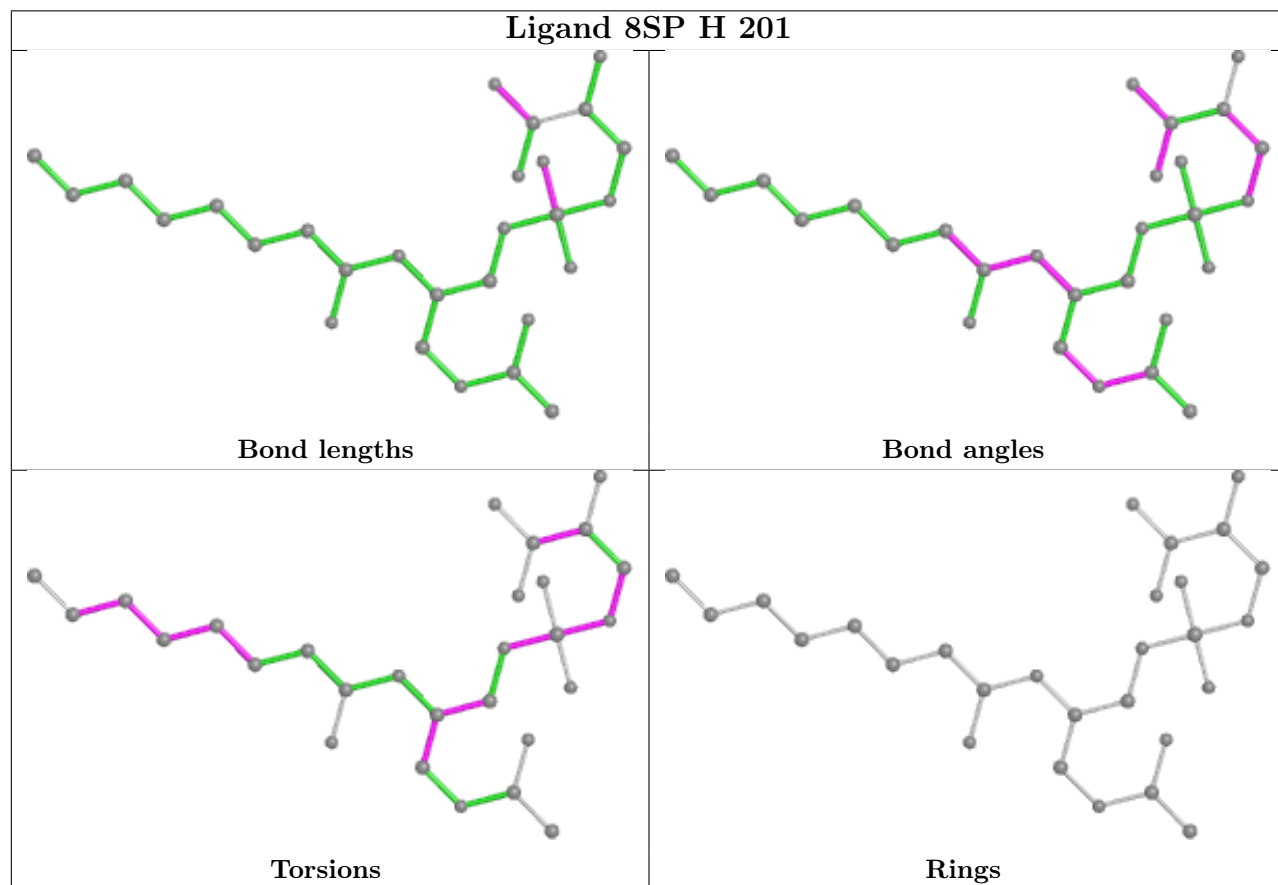
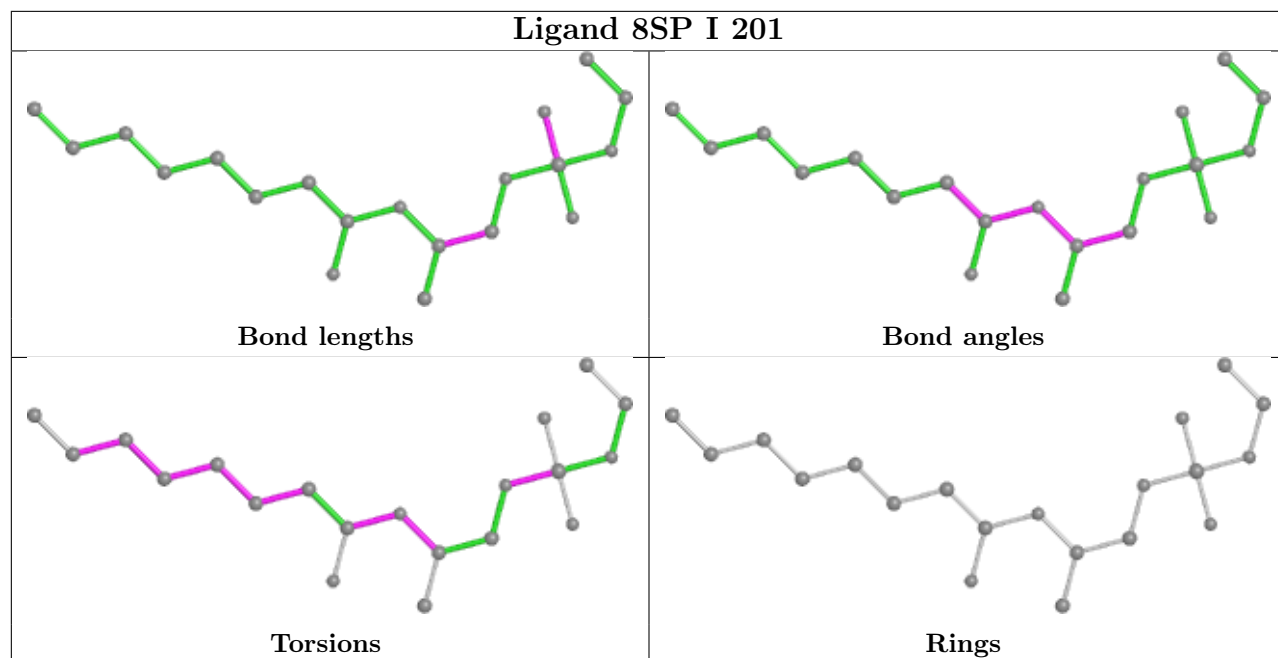




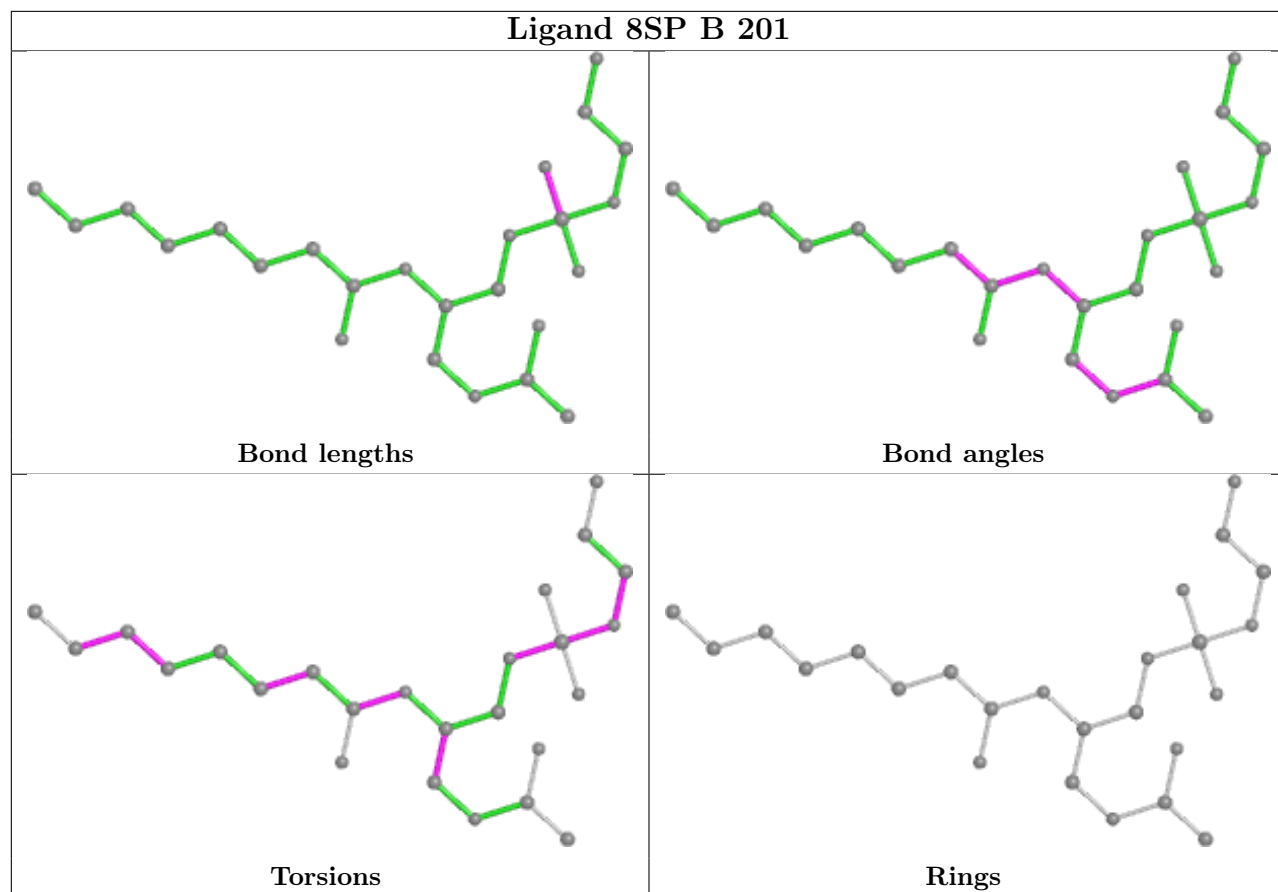


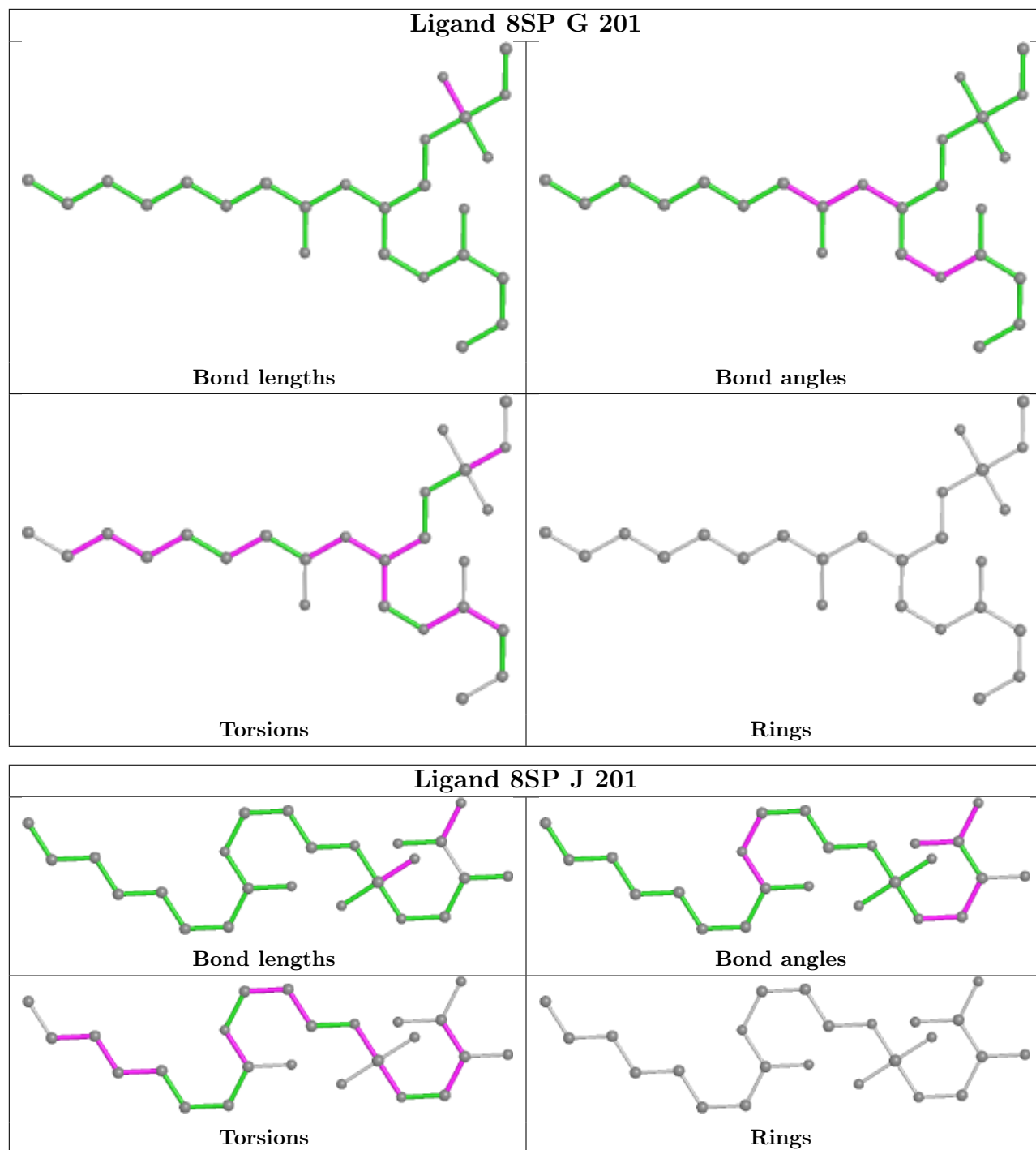


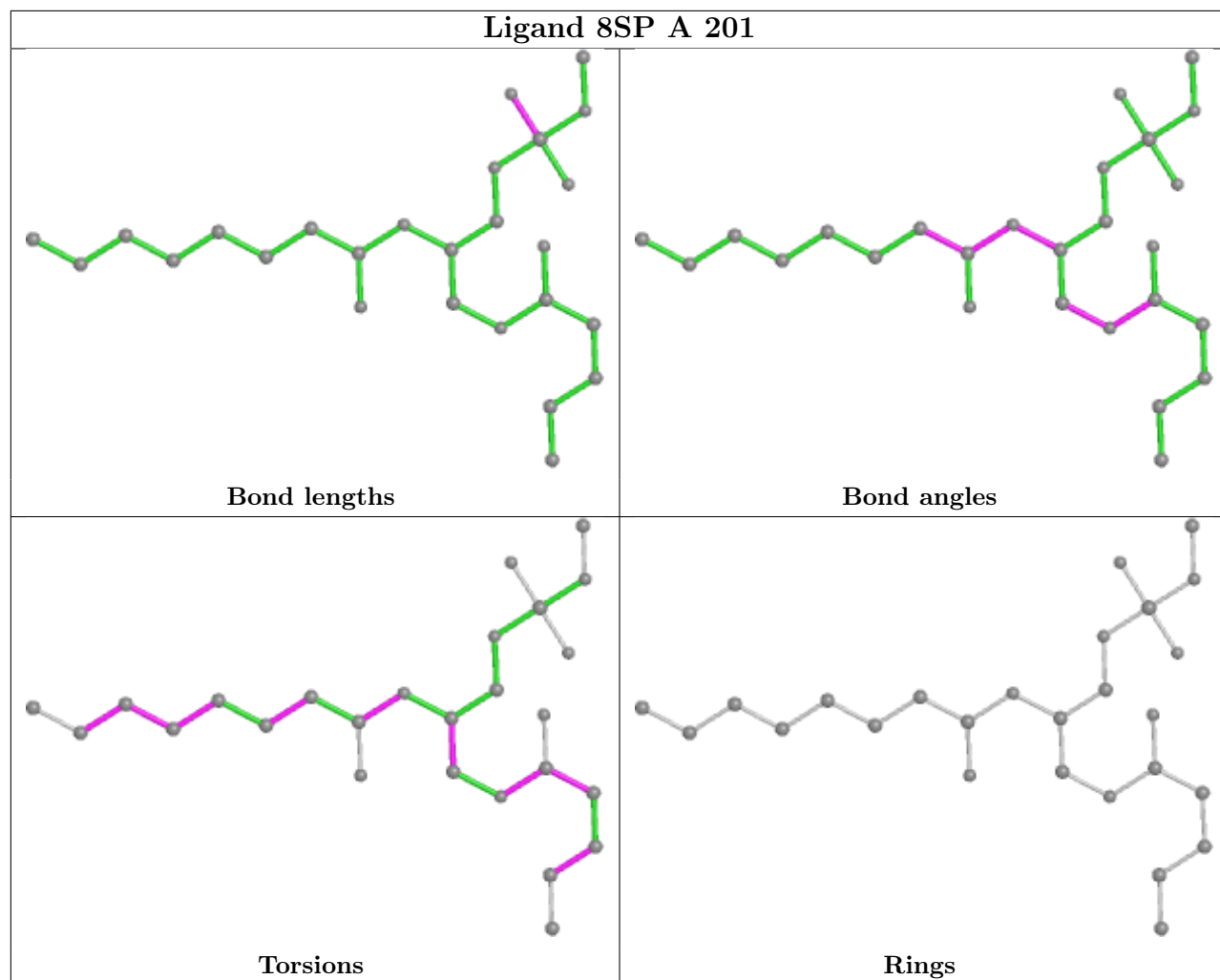


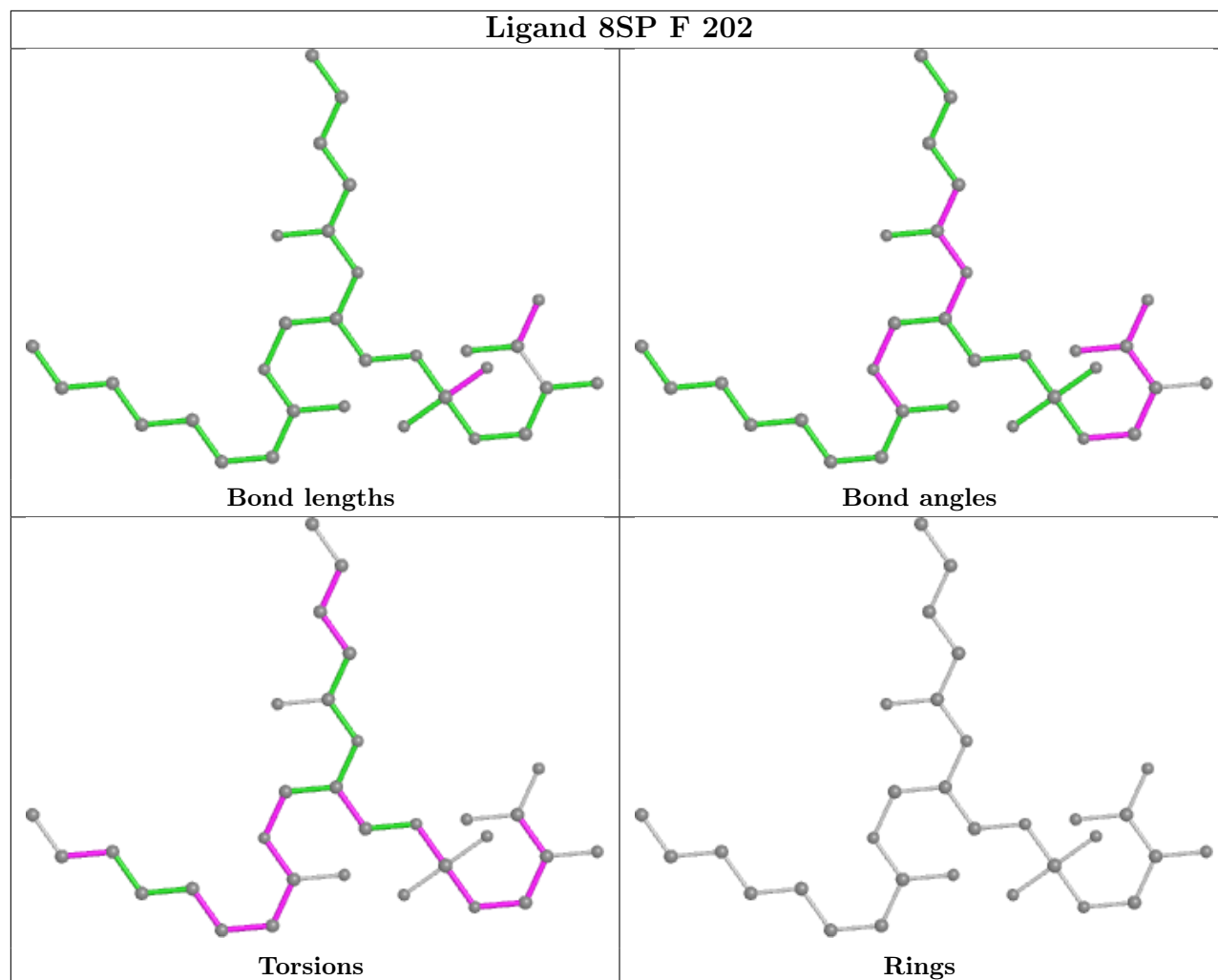












#### 4.7 Other polymers [i](#)

There are no such residues in this entry.

#### 4.8 Polymer linkage issues [i](#)

There are no chain breaks in this entry.

## 5 Fit of model and data

### 5.1 Protein, DNA and RNA chains

EDS failed to run properly - this section is therefore empty.

### 5.2 Non-standard residues in protein, DNA, RNA chains

EDS failed to run properly - this section is therefore empty.

### 5.3 Carbohydrates

EDS failed to run properly - this section is therefore empty.

### 5.4 Ligands

EDS failed to run properly - this section is therefore empty.

### 5.5 Other polymers

EDS failed to run properly - this section is therefore empty.