



Full wwPDB EM Validation Report ⓘ

Feb 22, 2024 – 11:57 AM EST

PDB ID : 4V4N
EMDB ID : EMD-5691
Title : Structure of the Methanococcus jannaschii ribosome-SecYEBeta channel complex
Authors : Menetret, J.F.; Park, E.; Gumbart, J.C.; Ludtke, S.J.; Li, W.; Whynot, A.; Rapoport, T.A.; Akey, C.W.
Deposited on : 2013-06-17
Resolution : 9.00 Å (reported)
Based on initial models : 3J20, 3J2L, 1RHZ, 3J21

This is a Full wwPDB EM Validation Report for a publicly released PDB entry.

We welcome your comments at validation@mail.wwpdb.org

A user guide is available at

<https://www.wwpdb.org/validation/2017/EMValidationReportHelp>

with specific help available everywhere you see the ⓘ symbol.

The types of validation reports are described at

<http://www.wwpdb.org/validation/2017/FAQs#types>.

The following versions of software and data (see [references ⓘ](#)) were used in the production of this report:

EMDB validation analysis : 0.0.1.dev70
MolProbity : 4.02b-467
Percentile statistics : 20191225.v01 (using entries in the PDB archive December 25th 2019)
MapQ : 1.9.13
Ideal geometry (proteins) : Engh & Huber (2001)
Ideal geometry (DNA, RNA) : Parkinson et al. (1996)
Validation Pipeline (wwPDB-VP) : 2.36

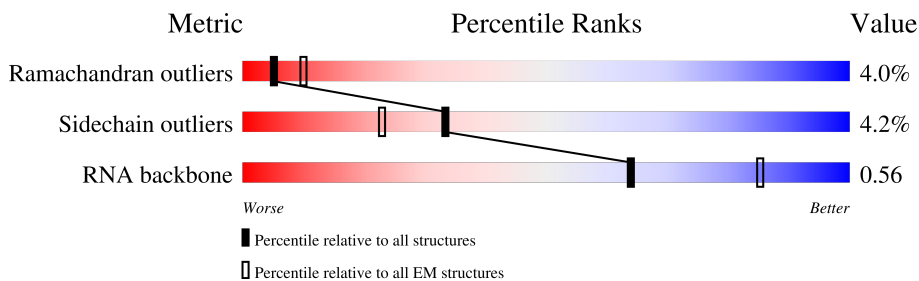
1 Overall quality at a glance

The following experimental techniques were used to determine the structure:

ELECTRON MICROSCOPY

The reported resolution of this entry is 9.00 Å.

Percentile scores (ranging between 0-100) for global validation metrics of the entry are shown in the following graphic. The table shows the number of entries on which the scores are based.



Metric	Whole archive (#Entries)	EM structures (#Entries)
Ramachandran outliers	154571	4023
Sidechain outliers	154315	3826
RNA backbone	4643	859

The table below summarises the geometric issues observed across the polymeric chains and their fit to the map. The red, orange, yellow and green segments of the bar indicate the fraction of residues that contain outliers for ≥ 3 , 2, 1 and 0 types of geometric quality criteria respectively. A grey segment represents the fraction of residues that are not modelled. The numeric value for each fraction is indicated below the corresponding segment, with a dot representing fractions $\leq 5\%$. The upper red bar (where present) indicates the fraction of residues that have poor fit to the EM map (all-atom inclusion $< 40\%$). The numeric value is given above the bar.

Mol	Chain	Length	Quality of chain
1	A7	67	 7% 72% 24%
2	A8	52	 54% 6% 38%
3	Af	51	 65% 59% 39%
4	AQ	150	 17% 73% 25%
5	AS	150	 16% 73% 22%
6	AT	84	 17% 75% 24%
7	AU	121	 14% 74% 24%
8	AW	72	 6% 78% 14% 8%

Continued on next page...

Continued from previous page...

Mol	Chain	Length	Quality of chain
9	AX	436	
10	B1	77	
11	B2	1495	
12	AG	123	
12	B3	123	
13	BA	190	
14	BB	202	
15	BC	186	
16	BD	172	
17	BE	241	
18	BF	217	
19	BG	125	
20	BH	215	
21	BI	129	
22	BJ	127	
23	BK	135	
24	BL	102	
25	BM	133	
26	BN	145	
27	BO	148	
28	BP	56	
29	BQ	158	
30	BR	113	
31	BS	67	
32	BT	111	

Continued on next page...

Continued from previous page...

Mol	Chain	Length	Quality of chain
33	BU	144	19% 72% 24% .
34	BV	99	13% 66% 25% 8% .
35	BW	63	17% 73% 25% .
36	BX	71	. 68% 27% 6%
37	BY	50	10% 74% 22% ..
38	A1	3049	. 40% 47% 11% .
39	A3	126	5% 42% 40% 18%
40	A5	81	15% 77% 21% .
40	AK	81	25% 68% 28% .
41	AA	216	22% 73% 23% .
42	Aa	92	17% 58% 29% . 11%
43	AB	239	21% 72% 25% .
44	Ab	127	23% 72% 21% 6% .
45	AC	365	19% 70% 20% .. 6%
46	AD	255	22% 72% 25% .
47	Ad	89	16% 65% 33% .
48	AE	186	6% 77% 18% 5%
49	Ae	62	23% 60% 32% 8%
50	AF	184	8% 79% 20% ..
51	Ag	45	53% 60% 27% 11% .
52	AH	134	7% 84% 14% .
53	Ah	24	38% 71% 21% 8%
54	AI	142	18% 70% 26% ..
55	Ai	78	14% 73% 24% ..
56	AJ	132	17% 75% 20% 5%

Continued on next page...

Continued from previous page...

Mol	Chain	Length	Quality of chain
57	Aj	94	
58	Ak	212	
59	AL	147	
60	AM	194	
61	AN	168	
62	AO	197	
63	AP	120	
64	AR	95	
65	AV	66	
66	AY	155	
67	AZ	99	

2 Entry composition [i](#)

There are 67 unique types of molecules in this entry. The entry contains 171094 atoms, of which 0 are hydrogens and 0 are deuteriums.

In the tables below, the AltConf column contains the number of residues with at least one atom in alternate conformation and the Trace column contains the number of residues modelled with at most 2 atoms.

- Molecule 1 is a protein called Preprotein translocase subunit SecE.

Mol	Chain	Residues	Atoms					AltConf	Trace
			Total	C	N	O	S		
1	A7	65	525	348	85	91	1	0	0

- Molecule 2 is a protein called Preprotein translocase subunit SecG.

Mol	Chain	Residues	Atoms				AltConf	Trace
			Total	C	N	O		
2	A8	32	258	172	42	44	0	0

- Molecule 3 is a protein called 50S ribosomal protein L39E.

Mol	Chain	Residues	Atoms					AltConf	Trace
			Total	C	N	O	S		
3	Af	51	445	284	98	62	1	0	0

- Molecule 4 is a protein called 50S ribosomal protein L19E.

Mol	Chain	Residues	Atoms					AltConf	Trace
			Total	C	N	O	S		
4	AQ	150	1256	794	255	202	5	0	0

- Molecule 5 is a protein called 50S ribosomal protein L22P.

Mol	Chain	Residues	Atoms					AltConf	Trace
			Total	C	N	O	S		
5	AS	150	1200	764	230	202	4	0	0

- Molecule 6 is a protein called 50S ribosomal protein L23P.

Mol	Chain	Residues	Atoms				AltConf	Trace
			Total	C	N	O		
6	AT	84	680	440	118	122	0	0

- Molecule 7 is a protein called 50S ribosomal protein L24P.

Mol	Chain	Residues	Atoms					AltConf	Trace
7	AU	121	Total	C	N	O	S	0	0
			1008	637	195	172	4		

- Molecule 8 is a protein called 50S ribosomal protein L29P.

Mol	Chain	Residues	Atoms					AltConf	Trace
8	AW	66	Total	C	N	O	S	0	0
			546	338	105	99	4		

- Molecule 9 is a protein called Protein translocase subunit SecY.

Mol	Chain	Residues	Atoms					AltConf	Trace
9	AX	432	Total	C	N	O	S	0	0
			3309	2210	521	559	19		

- Molecule 10 is a RNA chain called E-tRNA.

Mol	Chain	Residues	Atoms					AltConf	Trace
10	B1	77	Total	C	N	O	P	0	0
			1646	734	303	533	76		

- Molecule 11 is a RNA chain called 16S ribosomal RNA.

Mol	Chain	Residues	Atoms					AltConf	Trace
11	B2	1495	Total	C	N	O	P	0	0
			32132	14297	5954	10387	1494		

- Molecule 12 is a protein called 30S ribosomal protein L7AE.

Mol	Chain	Residues	Atoms					AltConf	Trace
12	B3	123	Total	C	N	O	S	0	0
			939	599	155	181	4		
12	AG	123	Total	C	N	O	S	0	0
			939	599	155	181	4		

- Molecule 13 is a protein called 30S ribosomal protein S3AE.

Mol	Chain	Residues	Atoms					AltConf	Trace
13	BA	190	Total	C	N	O	S	0	0
			1559	1007	273	274	5		

- Molecule 14 is a protein called 30S ribosomal protein S2P.

Mol	Chain	Residues	Atoms					AltConf	Trace
			Total	C	N	O	S		
14	BB	202	1623	1046	282	290	5	0	0

- Molecule 15 is a protein called 30S ribosomal protein S3P.

Mol	Chain	Residues	Atoms					AltConf	Trace
			Total	C	N	O	S		
15	BC	186	1460	933	271	252	4	0	0

- Molecule 16 is a protein called 30S ribosomal protein S4P.

Mol	Chain	Residues	Atoms					AltConf	Trace
			Total	C	N	O	S		
16	BD	172	1434	902	273	255	4	0	0

- Molecule 17 is a protein called 30S ribosomal protein S4E.

Mol	Chain	Residues	Atoms					AltConf	Trace
			Total	C	N	O	S		
17	BE	241	1976	1277	355	339	5	0	0

- Molecule 18 is a protein called 30S ribosomal protein S5P.

Mol	Chain	Residues	Atoms					AltConf	Trace
			Total	C	N	O	S		
18	BF	217	1717	1084	319	306	8	0	0

- Molecule 19 is a protein called 30S ribosomal protein S6E.

Mol	Chain	Residues	Atoms					AltConf	Trace
			Total	C	N	O	S		
19	BG	125	984	623	180	179	2	0	0

- Molecule 20 is a protein called 30S ribosomal protein S7P.

Mol	Chain	Residues	Atoms					AltConf	Trace
			Total	C	N	O	S		
20	BH	215	1736	1100	326	302	8	0	0

- Molecule 21 is a protein called 30S ribosomal protein S8P.

Mol	Chain	Residues	Atoms					AltConf	Trace
			Total	C	N	O	S		
21	BI	129	1028	668	178	180	2	0	0

- Molecule 22 is a protein called 30S ribosomal protein S8E.

Mol	Chain	Residues	Atoms					AltConf	Trace
			Total	C	N	O	S		
22	BJ	127	1004	622	207	174	1	0	0

- Molecule 23 is a protein called 30S ribosomal protein S9P.

Mol	Chain	Residues	Atoms					AltConf	Trace
			Total	C	N	O	S		
23	BK	135	1072	671	205	190	6	0	0

- Molecule 24 is a protein called 30S ribosomal protein S10P.

Mol	Chain	Residues	Atoms					AltConf	Trace
			Total	C	N	O	S		
24	BL	102	822	507	159	152	4	0	0

- Molecule 25 is a protein called 30S ribosomal protein S11P.

Mol	Chain	Residues	Atoms					AltConf	Trace
			Total	C	N	O	S		
25	BM	133	1004	623	200	179	2	0	0

- Molecule 26 is a protein called 30S ribosomal protein S12P.

Mol	Chain	Residues	Atoms					AltConf	Trace
			Total	C	N	O	S		
26	BN	145	1141	722	223	193	3	0	0

- Molecule 27 is a protein called 30S ribosomal protein S13P.

Mol	Chain	Residues	Atoms					AltConf	Trace
			Total	C	N	O	S		
27	BO	148	1189	746	237	200	6	0	0

- Molecule 28 is a protein called 30S ribosomal protein S14P.

Mol	Chain	Residues	Atoms					AltConf	Trace
28	BP	56	Total	C	N	O	S	0	0
			462	292	95	69	6		

- Molecule 29 is a protein called 30S ribosomal protein S15P/S13E.

Mol	Chain	Residues	Atoms					AltConf	Trace
29	BQ	158	Total	C	N	O	S	0	0
			1310	834	250	221	5		

- Molecule 30 is a protein called 30S ribosomal protein S17P.

Mol	Chain	Residues	Atoms					AltConf	Trace
30	BR	113	Total	C	N	O	S	0	0
			934	592	177	160	5		

- Molecule 31 is a protein called 30S ribosomal protein S17E.

Mol	Chain	Residues	Atoms					AltConf	Trace
31	BS	67	Total	C	N	O	S	0	0
			556	353	105	95	3		

- Molecule 32 is a protein called 30S ribosomal protein S19P.

Mol	Chain	Residues	Atoms					AltConf	Trace
32	BT	111	Total	C	N	O	S	0	0
			924	594	173	151	6		

- Molecule 33 is a protein called 30S ribosomal protein S19E.

Mol	Chain	Residues	Atoms					AltConf	Trace
33	BU	144	Total	C	N	O	S	0	0
			1176	758	212	205	1		

- Molecule 34 is a protein called 30S ribosomal protein S24E.

Mol	Chain	Residues	Atoms					AltConf	Trace
34	BV	99	Total	C	N	O	S	0	0
			823	532	134	154	3		

- Molecule 35 is a protein called 30S ribosomal protein S27E.

Mol	Chain	Residues	Atoms					AltConf	Trace
35	BW	63	Total	C	N	O	S	0	0
			478	306	85	81	6		

- Molecule 36 is a protein called 30S ribosomal protein S28E.

Mol	Chain	Residues	Atoms					AltConf	Trace
36	BX	71	Total	C	N	O	S	0	0
			568	345	115	107	1		

- Molecule 37 is a protein called 30S ribosomal protein S27AE.

Mol	Chain	Residues	Atoms					AltConf	Trace
37	BY	50	Total	C	N	O	S	0	0
			409	262	75	66	6		

- Molecule 38 is a RNA chain called 23S ribosomal RNA.

Mol	Chain	Residues	Atoms					AltConf	Trace
38	A1	2969	Total	C	N	O	P	0	0
			63885	28427	11905	20589	2964		

- Molecule 39 is a RNA chain called 5S ribosomal RNA.

Mol	Chain	Residues	Atoms					AltConf	Trace
39	A3	126	Total	C	N	O	P	0	0
			2691	1199	492	875	125		

- Molecule 40 is a protein called 50S ribosomal protein L14E.

Mol	Chain	Residues	Atoms					AltConf	Trace
40	A5	81	Total	C	N	O	S	0	0
			614	386	119	108	1		
40	AK	81	Total	C	N	O	S	0	0
			614	386	119	108	1		

- Molecule 41 is a protein called 50S ribosomal protein L1P.

Mol	Chain	Residues	Atoms					AltConf	Trace
41	AA	216	Total	C	N	O	S	0	0
			1677	1068	300	304	5		

- Molecule 42 is a protein called 50S ribosomal protein L31E.

Mol	Chain	Residues	Atoms				AltConf	Trace
42	Aa	82	Total	C	N	O	0	0
			677	444	126	107		

- Molecule 43 is a protein called 50S ribosomal protein L2.

Mol	Chain	Residues	Atoms					AltConf	Trace
43	AB	239	Total	C	N	O	S	0	0
			1838	1169	347	317	5		

- Molecule 44 is a protein called 50S ribosomal protein L32E.

Mol	Chain	Residues	Atoms					AltConf	Trace
44	Ab	127	Total	C	N	O	S	0	0
			1075	689	217	168	1		

- Molecule 45 is a protein called 50S ribosomal protein L3P.

Mol	Chain	Residues	Atoms					AltConf	Trace
45	AC	342	Total	C	N	O	S	0	0
			2717	1741	495	467	14		

- Molecule 46 is a protein called 50S ribosomal protein L4P.

Mol	Chain	Residues	Atoms					AltConf	Trace
46	AD	255	Total	C	N	O	S	0	0
			2026	1288	391	342	5		

- Molecule 47 is a protein called 50S ribosomal protein L34E.

Mol	Chain	Residues	Atoms					AltConf	Trace
47	Ad	89	Total	C	N	O	S	0	0
			740	463	158	108	11		

- Molecule 48 is a protein called 50S ribosomal protein L5P.

Mol	Chain	Residues	Atoms					AltConf	Trace
48	AE	186	Total	C	N	O	S	0	0
			1489	937	278	265	9		

- Molecule 49 is a protein called 50S ribosomal protein L37E.

Mol	Chain	Residues	Atoms					AltConf	Trace
49	Ae	62	Total	C	N	O	S	0	0
			506	312	111	78	5		

- Molecule 50 is a protein called 50S ribosomal protein L6P.

Mol	Chain	Residues	Atoms					AltConf	Trace
50	AF	184	Total	C	N	O	S	0	0
			1476	956	252	266	2		

- Molecule 51 is a protein called 50S ribosomal protein L40E.

Mol	Chain	Residues	Atoms					AltConf	Trace
51	Ag	45	Total	C	N	O	S	0	0
			372	236	76	56	4		

- Molecule 52 is a protein called 50S ribosomal protein L11P.

Mol	Chain	Residues	Atoms					AltConf	Trace
52	AH	134	Total	C	N	O	S	0	0
			989	635	164	184	6		

- Molecule 53 is a protein called 50S ribosomal protein L41E.

Mol	Chain	Residues	Atoms					AltConf	Trace
53	Ah	24	Total	C	N	O	S	0	0
			230	147	54	28	1		

- Molecule 54 is a protein called 50S ribosomal protein L13P.

Mol	Chain	Residues	Atoms					AltConf	Trace
54	AI	142	Total	C	N	O	S	0	0
			1150	737	215	195	3		

- Molecule 55 is a protein called 50S ribosomal protein L37AE.

Mol	Chain	Residues	Atoms					AltConf	Trace
55	Ai	78	Total	C	N	O	S	0	0
			590	368	122	95	5		

- Molecule 56 is a protein called 50S ribosomal protein L14P.

Mol	Chain	Residues	Atoms					AltConf	Trace
			Total	C	N	O	S		
56	AJ	132	1014	631	204	176	3	0	0

- Molecule 57 is a protein called 50S ribosomal protein L44E.

Mol	Chain	Residues	Atoms					AltConf	Trace
			Total	C	N	O	S		
57	Aj	94	788	499	162	122	5	0	0

- Molecule 58 is a protein called 50S ribosomal protein P0/L10E.

Mol	Chain	Residues	Atoms					AltConf	Trace
			Total	C	N	O	S		
58	Ak	212	1633	1051	272	304	6	0	0

- Molecule 59 is a protein called 50S ribosomal protein L15P.

Mol	Chain	Residues	Atoms					AltConf	Trace
			Total	C	N	O	S		
59	AL	147	1154	727	227	195	5	0	0

- Molecule 60 is a protein called 50S ribosomal protein L15E.

Mol	Chain	Residues	Atoms					AltConf	Trace
			Total	C	N	O	S		
60	AM	194	1595	1020	316	253	6	0	0

- Molecule 61 is a protein called 50S ribosomal protein L10E/L16.

Mol	Chain	Residues	Atoms					AltConf	Trace
			Total	C	N	O	S		
61	AN	168	1379	872	268	233	6	0	0

- Molecule 62 is a protein called 50S ribosomal protein L18P.

Mol	Chain	Residues	Atoms					AltConf	Trace
			Total	C	N	O	S		
62	AO	197	1598	1021	299	275	3	0	0

- Molecule 63 is a protein called 50S ribosomal protein L18E.

Mol	Chain	Residues	Atoms					AltConf	Trace
			Total	C	N	O	S		
63	AP	120	966	606	186	171	3	0	0

- Molecule 64 is a protein called 50S ribosomal protein L21E.

Mol	Chain	Residues	Atoms					AltConf	Trace
			Total	C	N	O	S		
64	AR	95	787	501	160	125	1	0	0

- Molecule 65 is a protein called 50S ribosomal protein L24E.

Mol	Chain	Residues	Atoms					AltConf	Trace
			Total	C	N	O	S		
65	AV	66	555	351	106	91	7	0	0

- Molecule 66 is a protein called 50S ribosomal protein L30P.

Mol	Chain	Residues	Atoms					AltConf	Trace
			Total	C	N	O	S		
66	AY	155	1243	788	235	213	7	0	0

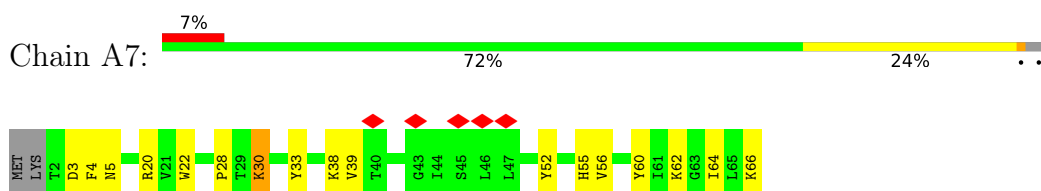
- Molecule 67 is a protein called 50S ribosomal protein L30E.

Mol	Chain	Residues	Atoms					AltConf	Trace
			Total	C	N	O	S		
67	AZ	99	754	489	121	142	2	0	0

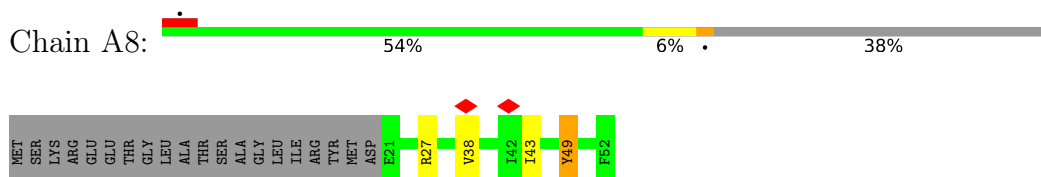
3 Residue-property plots [i](#)

These plots are drawn for all protein, RNA, DNA and oligosaccharide chains in the entry. The first graphic for a chain summarises the proportions of the various outlier classes displayed in the second graphic. The second graphic shows the sequence view annotated by issues in geometry and atom inclusion in map density. Residues are color-coded according to the number of geometric quality criteria for which they contain at least one outlier: green = 0, yellow = 1, orange = 2 and red = 3 or more. A red diamond above a residue indicates a poor fit to the EM map for this residue (all-atom inclusion < 40%). Stretches of 2 or more consecutive residues without any outlier are shown as a green connector. Residues present in the sample, but not in the model, are shown in grey.

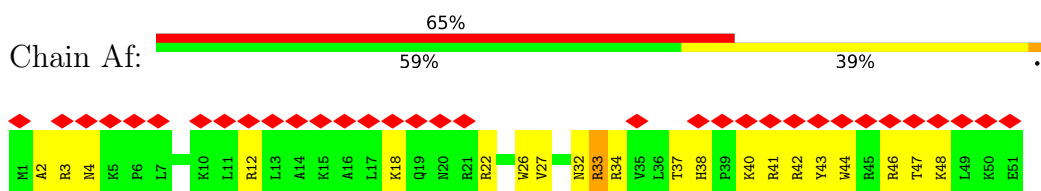
- Molecule 1: Preprotein translocase subunit SecE



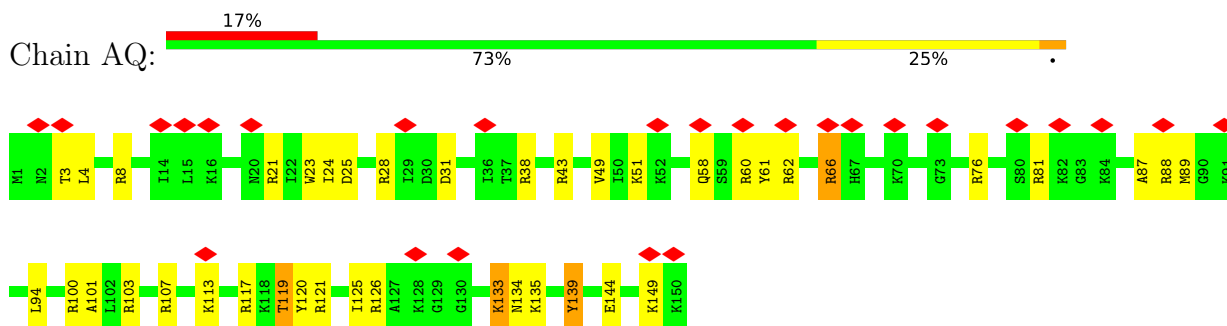
- Molecule 2: Preprotein translocase subunit SecG



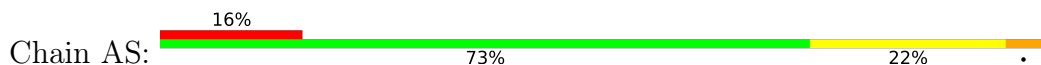
- Molecule 3: 50S ribosomal protein L39E

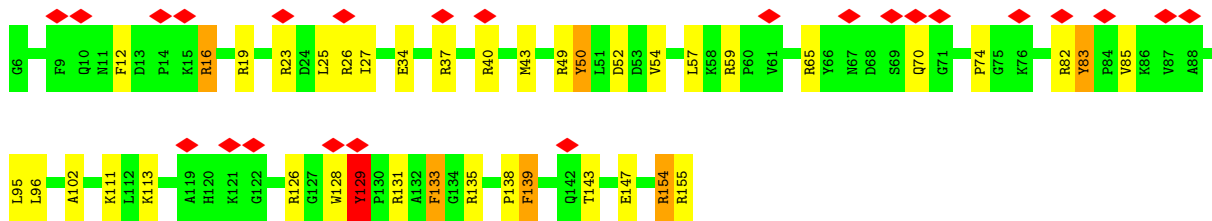


- Molecule 4: 50S ribosomal protein L19E

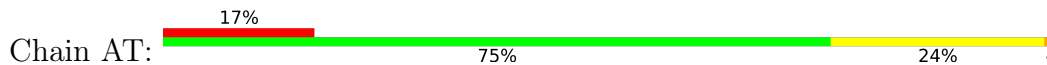


- Molecule 5: 50S ribosomal protein L22P


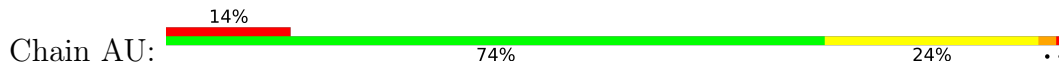




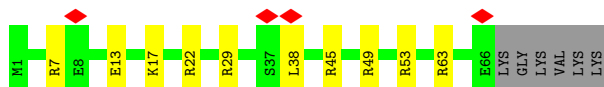
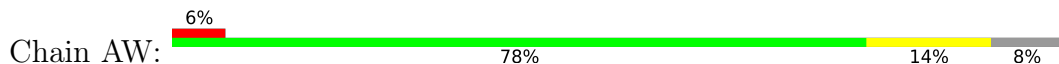
• Molecule 6: 50S ribosomal protein L23P



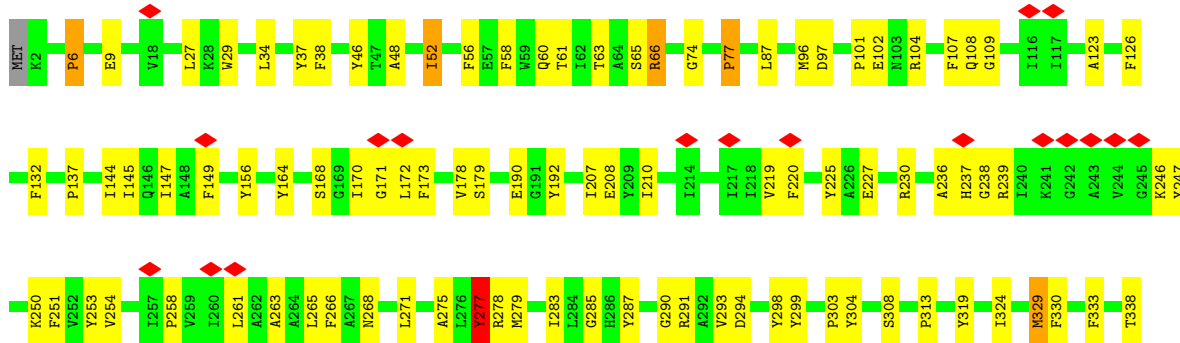
• Molecule 7: 50S ribosomal protein L24P



• Molecule 8: 50S ribosomal protein L29P


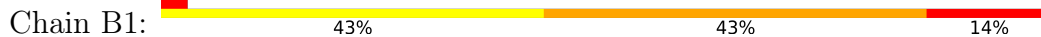


• Molecule 9: Protein translocase subunit SecY

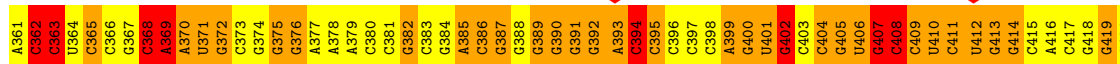
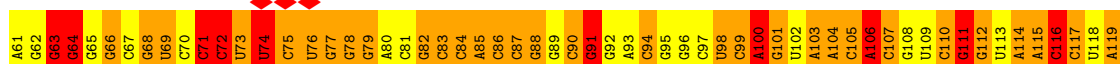




• Molecule 10: E-tRNA

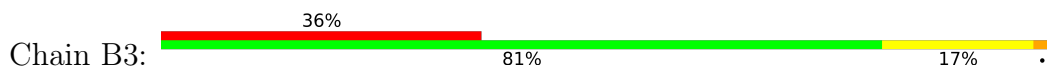


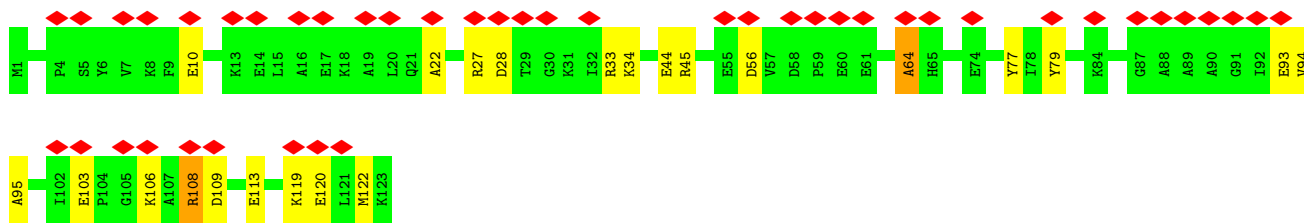
• Molecule 11: 16S ribosomal RNA



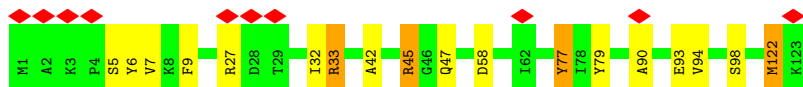
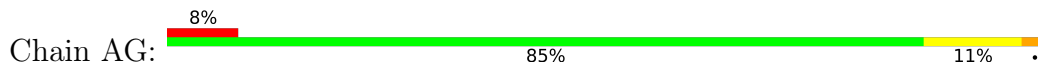
G1441	G1442	G1443	G1444	G1445	G1446	G1447	G1448	G1449	G1450	G1451	G1452	G1453	G1454	G1455	G1456	G1457	G1458	G1459	G1460	G1461	G1462	G1463	G1464	G1465	G1466	G1467	G1468	G1469	G1470	G1471	G1472	G1473	G1474	G1475	G1476	G1477	G1478	G1479	G1480	G1481	G1482	G1483	G1484	G1485	G1486	G1487	G1488	G1489	G1490	G1491	G1492	G1493	G1494	G1495						
G1381	G1382	G1383	G1384	G1385	G1386	G1387	G1388	G1389	G1390	G1391	G1392	G1393	G1394	G1395	G1396	G1397	G1398	G1399	G1400	G1401	G1402	G1403	G1404	G1405	G1406	G1407	G1408	G1409	G1410	G1411	G1412	G1413	G1414	G1415	G1416	G1417	G1418	G1419	G1420	G1421	G1422	G1423	G1424	G1425	G1426	G1427	G1428	G1429	G1430	G1431	G1432	G1433	G1434	G1435	G1436	G1437	G1438	G1439	G1440	
U1321	C1322	G1323	G1324	G1325	G1326	G1327	G1328	G1329	G1330	G1331	G1332	G1333	G1334	G1335	G1336	G1337	G1338	G1339	G1340	C1341	C1342	C1343	C1344	C1345	C1346	C1347	C1348	C1349	C1350	C1351	C1352	C1353	C1354	C1355	C1356	C1357	C1358	C1359	C1360	C1361	C1362	C1363	C1364	C1365	C1366	C1367	C1368	C1369	C1370	C1371	C1372	C1373	C1374	C1375	C1376	C1377	C1378	C1379	C1380	
U1261	U1262	G1263	G1264	G1265	G1266	G1267	G1268	G1269	G1270	G1271	G1272	G1273	G1274	G1275	G1276	G1277	G1278	G1279	G1280	U1281	U1282	G1283	G1284	G1285	G1286	G1287	G1288	G1289	U1290	G1291	G1292	G1293	G1294	G1295	G1296	G1297	G1298	G1299	G1300	U1301	G1302	G1303	G1304	U1305	G1306	G1307	G1308	G1309	G1310	G1311	G1312	G1313	G1314	G1315	G1316	G1317	G1318	G1319	G1320	
G1081	A1082	G1083	G1084	G1085	G1086	G1087	G1088	G1089	G1090	G1091	G1092	G1093	G1094	G1095	G1096	G1097	G1098	G1099	G1100	G1101	G1102	G1103	G1104	G1105	G1106	G1107	G1108	G1109	G1110	G1111	G1112	G1113	G1114	G1115	G1116	G1117	G1118	G1119	G1120	G1121	G1122	G1123	G1124	G1125	G1126	G1127	G1128	G1129	G1130	G1131	G1132	G1133	G1134	G1135	G1136	G1137	G1138	G1139	G1140	
G1021	U1022	C1023	G1024	U1025	A1026	C1027	C1028	G1029	U1030	G1031	A1032	G1033	G1034	C1035	G1036	U1037	G1038	C1039	A1040	G1041	U1042	G1043	A1044	G1045	G1046	G1047	G1048	U1049	G1050	G1051	U1052	G1053	A1054	G1055	G1056	A1057	G1058	C1059	G1060	A1061	G1062	A1063	G1064	C1065	G1066	G1067	C1068	G1069	C1070	G1071	C1072	C1073	G1074	A1075	G1076	U1077	G1078	G1079	C1080	
U961	G962	A963	G964	G965	G966	G967	G968	G969	G970	G971	G972	G973	G974	A975	A976	G977	G978	G979	C980	G981	U982	G983	C984	C985	G986	G987	A988	G989	G990	C991	G992	C993	G994	G995	A996	G997	A998	G999	G1000	A1001	G1002	G1003	U1004	G1005	C1006	G1007	U1008	G1009	G1010	C1011	C1012	G1013	G1014	G1015	G1016	U1017	C1018	G1019	G1020	
G721	G722	G723	G724	G725	G726	G727	G728	G729	G730	G731	G732	G733	G734	A735	A736	G737	G738	G739	G740	A741	U742	G743	A744	G745	A746	A747	A748	G749	G750	G751	G752	G753	G754	G755	G756	G757	G758	G759	G760	U761	G762	G763	G764	U765	G766	U767	G768	A769	U769	G770	G771	G772	A773	G774	G775	G776	G777	G778	G779	G780
U781	A782	G783	G784	U785	G786	G787	G788	G789	G790	G791	G792	G793	A794	G795	G796	U797	U798	G799	G800	A801	G802	C803	U804	A805	G806	G807	C808	G809	G810	G811	U812	G813	C814	G815	G816	A817	A818	G819	G820	G821	A822	A823	G824	C825	G826	G827	A828	U829	C829	A830	A831	G832	G833	C834	G835	G836	C837	G838	G839	G840
C841	U842	G843	G844	G845	G846	A847	G848	U849	G850	C851	G852	G853	A854	C855	G856	C857	A858	A859	G860	G861	G862	U863	A864	A865	A866	G867	C868	G869	U870	A871	U872	A873	G874	G875	G876	A877	U878	G879	G880	G881	G882	A883	G884	G885	G886	G887	A888	C889	A890	A891	G892	U893	G894	C895	G896	A897	G898	G899	G900	
G901	U902	G903	G904	A905	G906	G907	G908	U909	G910	C911	G912	G913	U914	U915	G916	A917	A918	U919	U920	G921	G922	U923	U924	U925	C926	A927	A928	G929	G930	C931	G932	G933	G934	G935	A936	A937	C938	C939	U940	G941	A942	G943	G944	G945	G946	G947	G948	U949	C950	G951	A952	C953	G954	A955	C956	G957	G958	G959	A960	
G661	G662	G663	G664	G665	G666	G667	G668	G669	G670	G671	G672	G673	G674	G675	G676	G677	G678	G679	G680	A681	A682	A683	A684	A685	A686	G687	G688	G689	G690	G691	G692	G693	G694	G695	A696	A697	G698	G699	U700	G701	G702	U703	G704	G705	U706	U707	A708	A649	A650	U651	G652	C653	G654	G655	A656	G657	G658	G659	G660	

• Molecule 12: 30S ribosomal protein L7AE





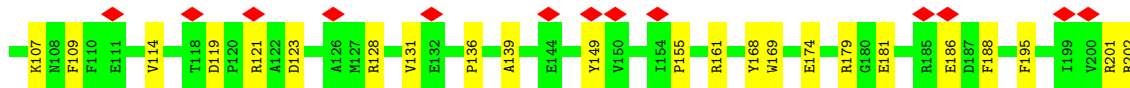
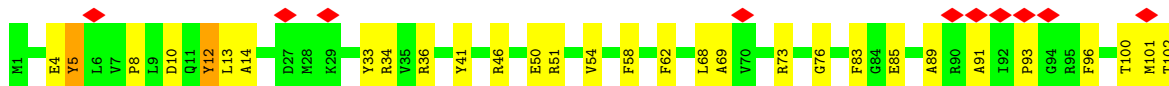
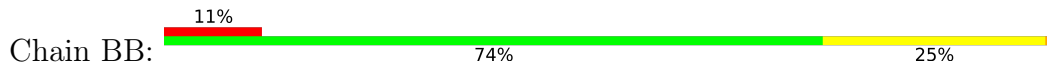
• Molecule 12: 30S ribosomal protein L7AE



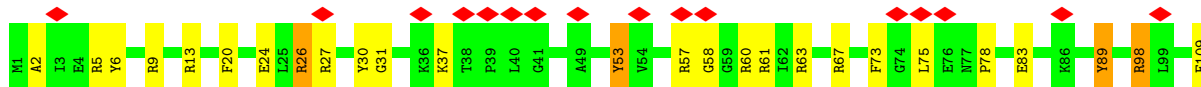
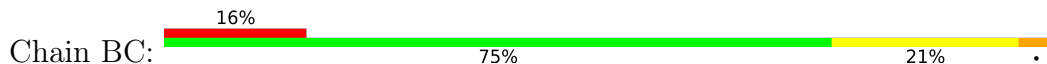
• Molecule 13: 30S ribosomal protein S3AE




• Molecule 14: 30S ribosomal protein S2P

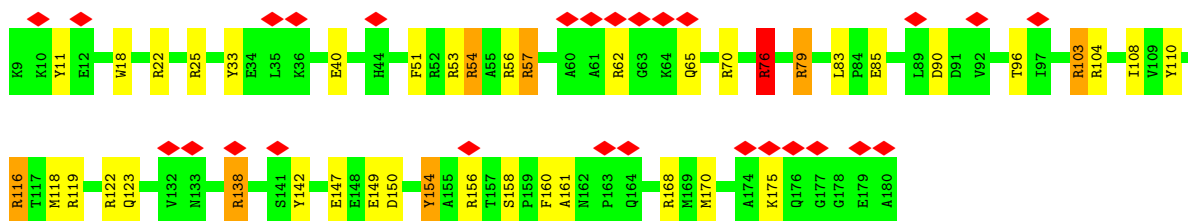


• Molecule 15: 30S ribosomal protein S3P



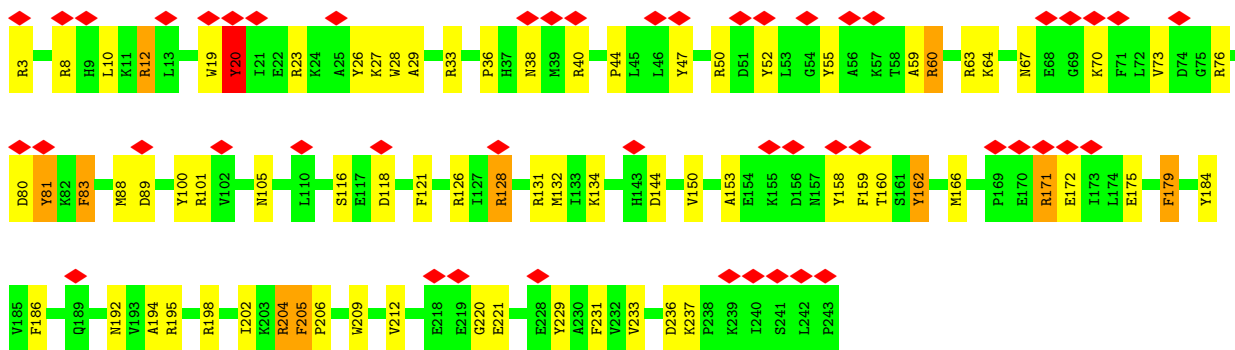
• Molecule 16: 30S ribosomal protein S4P

Chain BD: 




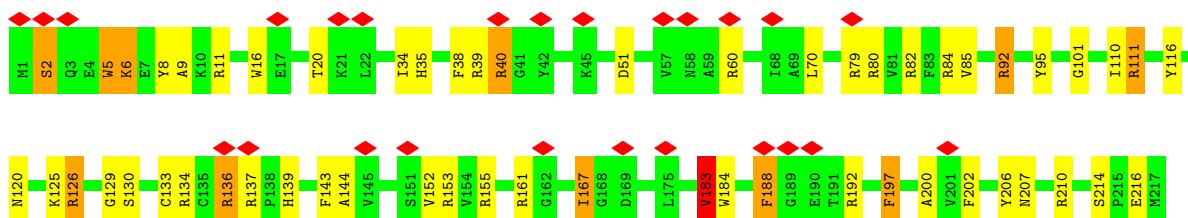
- Molecule 17: 30S ribosomal protein S4E

Chain BE: 




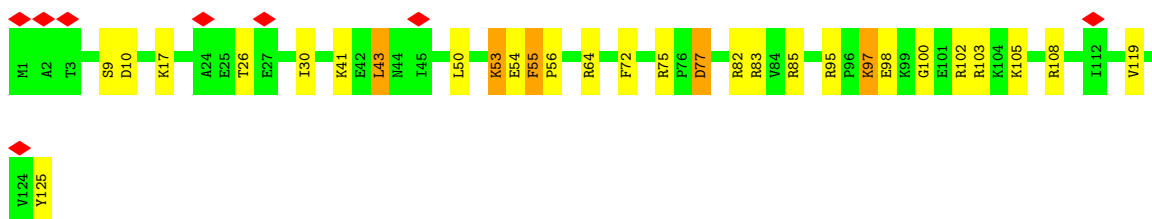
- Molecule 18: 30S ribosomal protein S5P

Chain BF: 



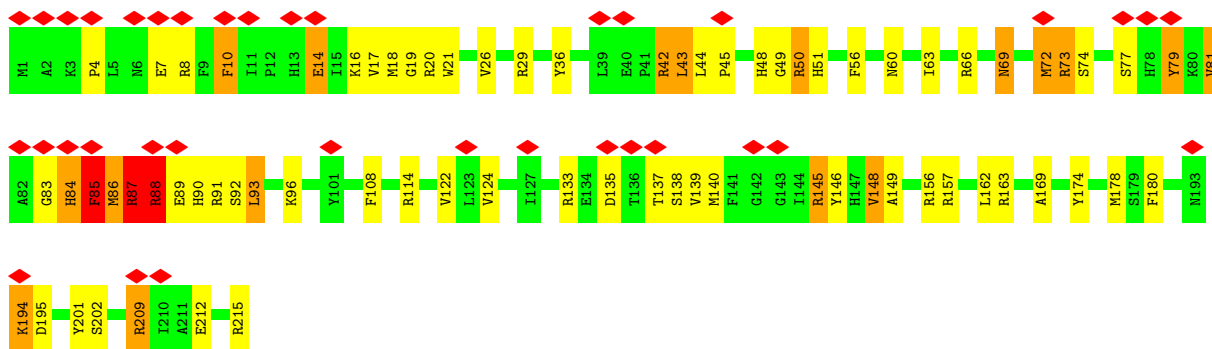
- Molecule 19: 30S ribosomal protein S6E

Chain BG: 

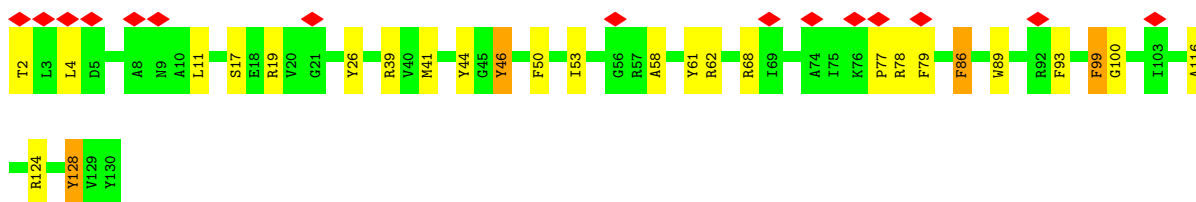
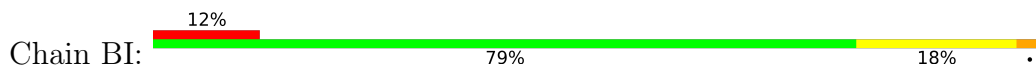


- Molecule 20: 30S ribosomal protein S7P

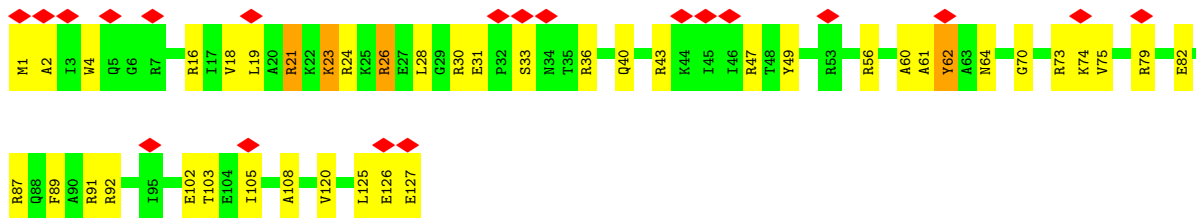
Chain BH: 



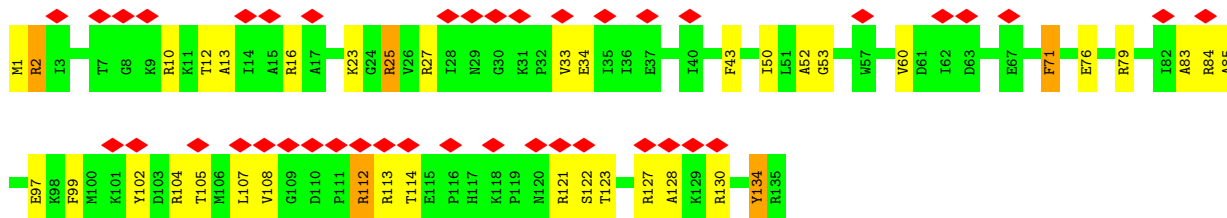
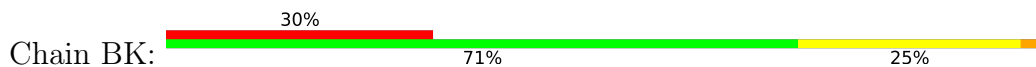
- Molecule 21: 30S ribosomal protein S8P



- Molecule 22: 30S ribosomal protein S8E

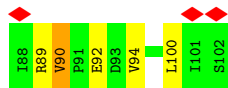
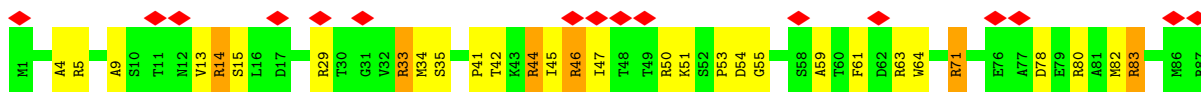


- Molecule 23: 30S ribosomal protein S9P

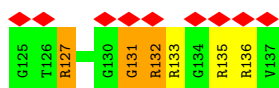
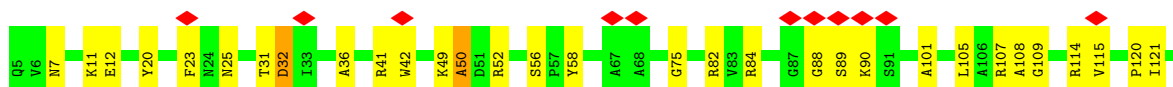
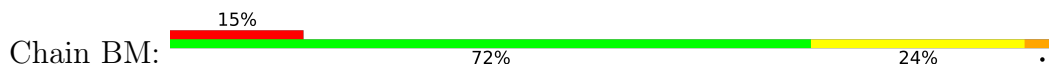


- Molecule 24: 30S ribosomal protein S10P

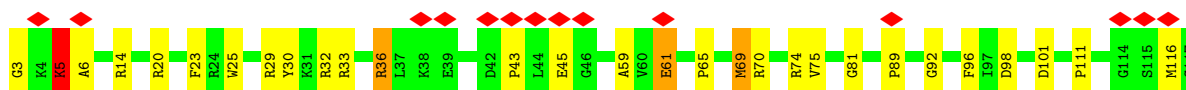
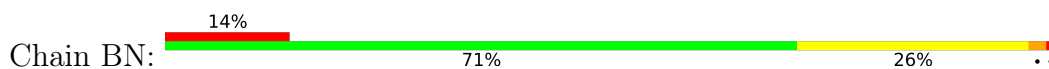




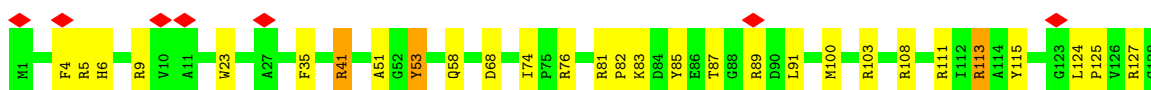
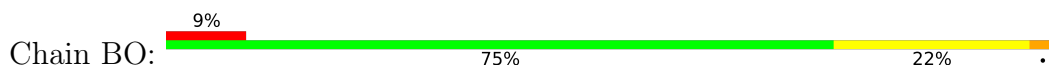
- Molecule 25: 30S ribosomal protein S11P



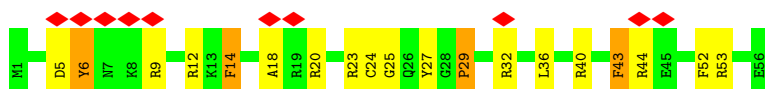
- Molecule 26: 30S ribosomal protein S12P



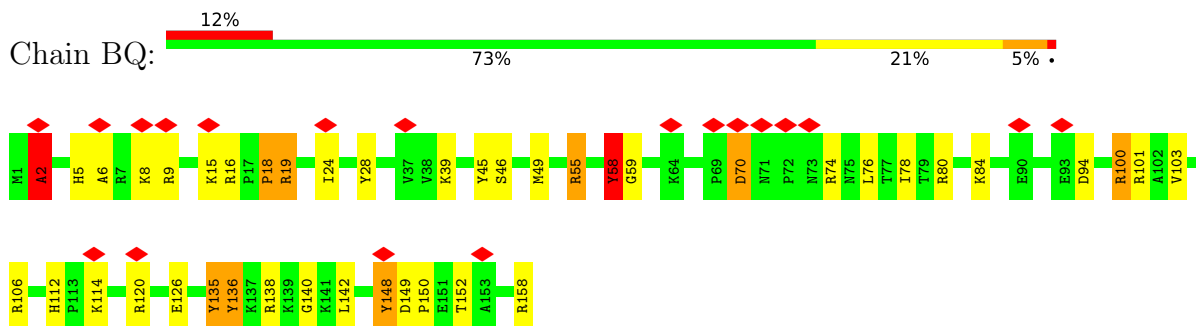
- Molecule 27: 30S ribosomal protein S13P



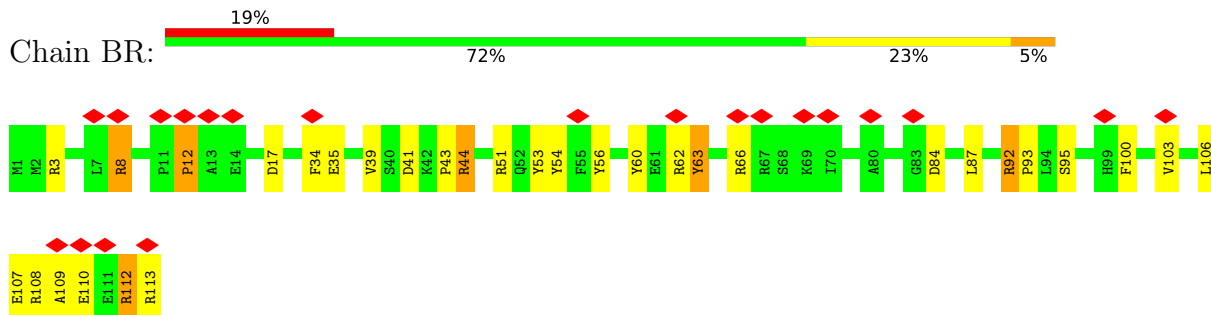
- Molecule 28: 30S ribosomal protein S14P



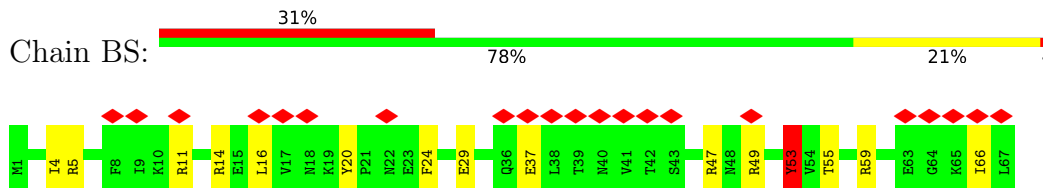
- Molecule 29: 30S ribosomal protein S15P/S13E



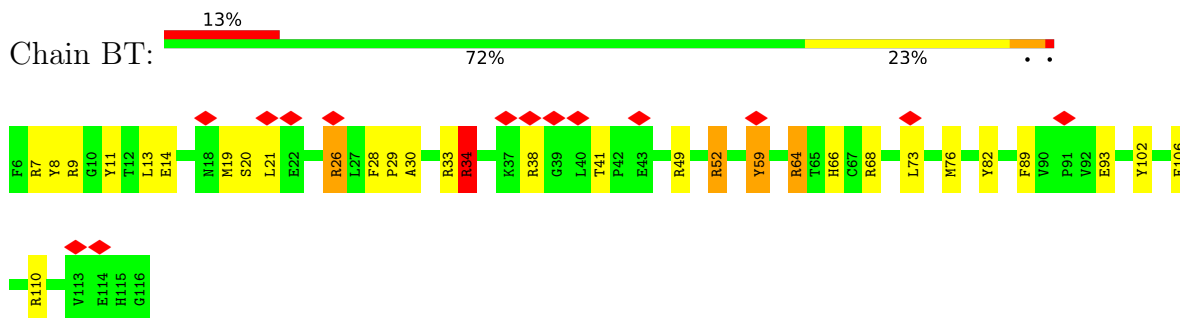
- Molecule 30: 30S ribosomal protein S17P



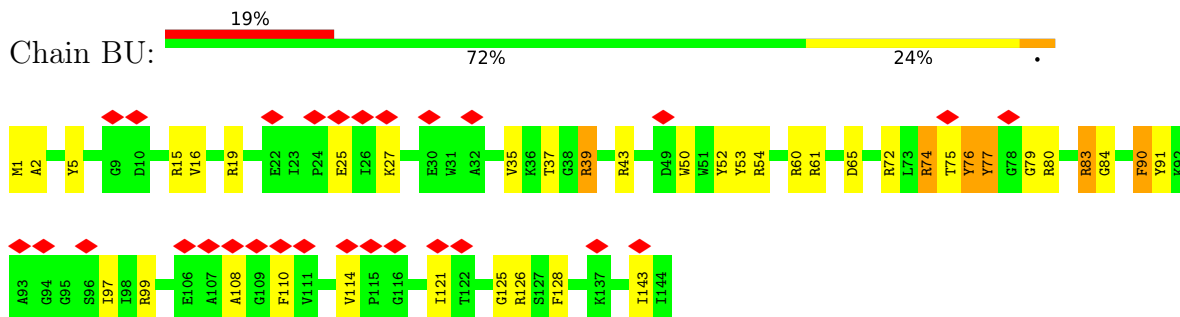
- Molecule 31: 30S ribosomal protein S17E



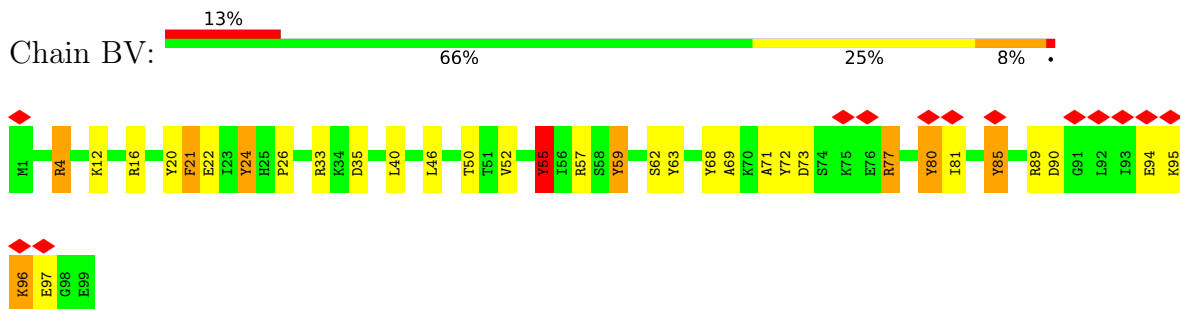
- Molecule 32: 30S ribosomal protein S19P



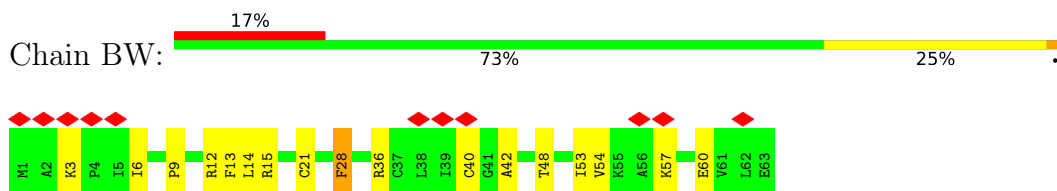
- Molecule 33: 30S ribosomal protein S19E



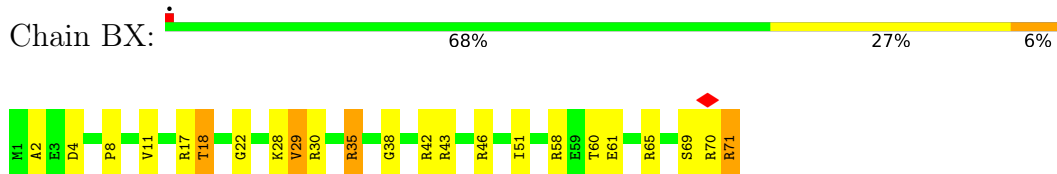
• Molecule 34: 30S ribosomal protein S24E



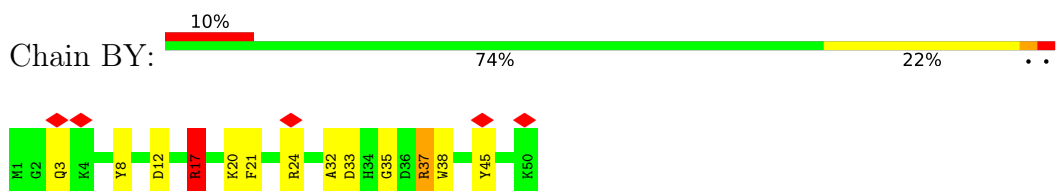
• Molecule 35: 30S ribosomal protein S27E



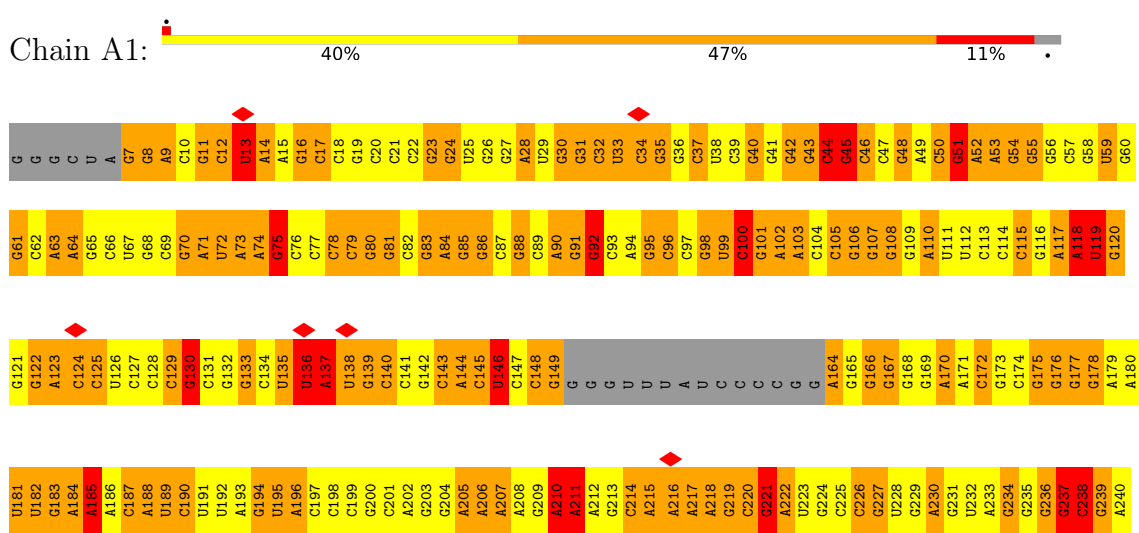
• Molecule 36: 30S ribosomal protein S28E



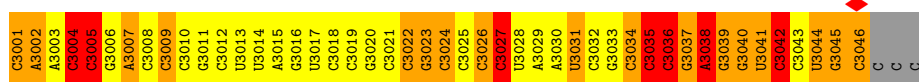
• Molecule 37: 30S ribosomal protein S27AE



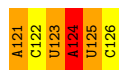

• Molecule 38: 23S ribosomal RNA



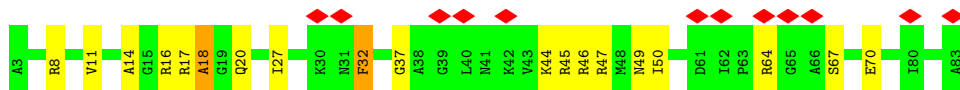
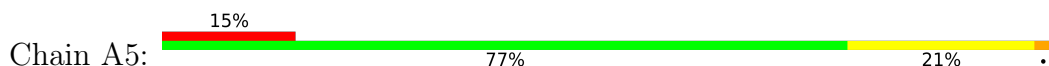
G1981	G1982	G1983	G1984	G1985	G1986	G1987	G1988	G1989	G1990	G1991	G1992	G1993	G1994	G1995	G1996	G1997	G1998	G1999	G2000	U2001	A2002	C2003	A2004	C2006	C2007	G2008	G2009	G2010	U2011	G2012	A2013	A2014	G2015	C2016	U2017	A1958	G2019	G2020	G2021	U2022	A2023	A2024	A2025	C2026	G2027	G2028	G2029	G2030	G2031	G2032	G2033	G2034	U2035	A2036	A2037	G2038	U2039	A2040										
G1991	A1922	A1923	A1924	A1925	A1926	A1927	A1928	A1929	A1930	G1931	A1932	G1933	A1934	A1935	C1936	A1937	G1938	C1939	U1940	A1941	G1942	C1943	A1944	A1945	G1946	A1947	A1948	A1949	G1950	G1951	G1952	G1953	A1954	U1955	G1956	U1957	A1958	A1959	U1960	G1961	G1962	G1963	G1964	G1965	C1966	G1967	A1968	G1969	G1970	G1971	G1972	G1973	G1974	G1975	C1976	C1977	A1978	G1979	A1980									
C1801	G1861	G1862	U1803	G1864	U1805	G1866	C1867	G1868	G1869	G1870	G1871	G1872	G1873	G1874	U1875	G1876	C1877	U1878	U1879	A1880	A1881	C1882	C1883	C1884	G1885	C1886	A1887	G1888	A1889	U1890	G1891	G1892	C1893	A1894	U1895	G1896	U1897	A1898	A1899	U1900	A1901	G1902	G1903	G1904	G1905	G1906	G1907	C1908	C1909	A1910	G1911	U1912	C1913	G1914	G1915	U1916	U1917	U1918	A1919	A1920								
C1741	C1742	G1743	A1744	U1745	C1746	C1747	C1748	C1749	G1750	G1751	C1752	G1753	A1754	C1755	C1756	G1757	U1758	U1759	C1760	C1761	G1762	A1763	G1764	A1765	A1766	C1767	C1768	A1769	U1770	C1771	A1772	C1773	A1774	G1775	G1776	U1777	G1778	C1779	G1780	C1781	C1782	U1783	G1784	G1785	G1786	U1787	G1788	A1789	G1790	U1791	U1851	U1852	G1853	G1854	G1855	G1856	U1857	G1858	G1799	G1800								
G1681	C1682	G1683	C1684	G1685	C1686	C1687	C1688	G1689	U1690	U1691	G1692	G1693	G1694	G1695	G1696	G1697	G1698	U1699	U1700	C1701	C1702	G1643	G1644	G1645	G1646	C1647	U1648	G1649	C1709	C1710	C1711	U1652	U1653	G1654	G1655	G1656	G1657	A1658	G1659	U1660	G1661	G1662	G1663	G1664	G1665	G1666	C1667	G1668	G1669	A1670	A1671	U1672	C1673	G1674	C1675	G1676	A1677	U1678	U1739	U1740								
G1561	U1562	C1563	C1564	G1565	C1566	C1567	A1568	A1569	C1570	G1571	C1572	A1573	A1574	C1575	C1576	C1577	C1578	G1579	U1580	A1581	G1582	G1583	G1584	U1585	G1586	A1587	G1588	G1589	C1590	C1591	U1592	G1593	G1594	U1595	G1596	U1597	U1598	U1599	G1600	G1601	C1602	G1603	G1604	A1605	C1606	C1607	G1608	G1609	C1610	C1611	U1612	A1613	U1614	G1615	A1616	G1617	U1618	C1619	C1620									
G1501	C1502	C1503	C1504	G1505	U1506	A1507	A1508	C1509	U1510	C1511	G1512	G1513	C1514	U1515	C1516	G1517	G1518	G1519	G1520	U1521	A1522	C1523	A1524	G1525	G1526	G1527	A1528	A1529	A1530	C1531	U1532	G1533	G1534	U1535	C1536	U1537	U1538	U1539	A1540	G1541	U1542	C1543	C1544	C1545	C1546	U1547	U1548	U1549	A1548	C1549	C1550	C1551	C1552	G1553	G1554	G1555	G1556	U1557	U1558	A1559	G1560							
C1441	G1442	G1443	A1444	C1445	G1446	G1447	G1448	C1449	A1450	A1451	G1452	G1453	G1454	U1455	U1456	C1457	C1458	A1459	A1460	G1461	G1462	C1463	A1464	A1465	U1466	G1467	G1468	U1469	A1470	C1471	U1472	C1473	A1474	U1475	C1476	C1477	G1478	U1479	A1480	G1481	G1482	U1483	U1484	A1485	G1486	U1487	C1488	G1489	G1490	U1491	C1492	C1493	U1494	A1495	A1496	C1497	C1498	A1499	C1500									
G1381	C1382	G1383	C1384	C1385	U1386	C1387	U1388	A1389	U1390	U1391	G1392	C1393	G1394	G1395	U1396	U1397	C1398	C1399	U1400	G1401	C1402	C1403	A1404	G1405	G1406	A1407	G1408	U1409	A1410	C1411	C1412	A1413	G1414	C1415	C1416	U1417	A1418	G1419	U1420	C1421	G1422	G1423	U1424	U1425	G1426	U1427	A1428	G1429	A1430	U1431	C1432	C1433	U1434	U1435	U1436	G1437	U1438	A1439	C1440									
C1261	C1262	G1263	U1264	A1265	A1266	A1267	A1268	U1269	G1270	G1271	A1272	C1273	G1274	G1275	U1276	G1277	C1278	U1279	C1280	A1281	A1282	G1283	C1284	C1285	G1286	C1287	C1288	U1289	A1290	C1291	U1292	C1293	A1294	A1295	A1296	C1297	G1298	C1299	U1240	C1301	G1302	C1303	G1304	C1305	A1306	C1307	A1308	G1309	A1310	C	C	U1252	C	U1253	A	U1254	U	U1255	U	G1256	U	G1257	U	U1258	G	U1259	C	C1260
G1201	G1202	C1203	U1204	A1205	A1206	G1207	A1208	A1209	G1210	C1211	A1212	G1213	C1214	C1215	A1216	U1217	C1218	C1219	U1220	U1221	U1222	A1223	A1224	A1225	G1226	U1227	C1228	U1229	U1230	C1231	U1232	U1233	A1234	A1235	C1236	A1237	G1238	C1239	U1240	C1241	A1242	C1243	C1244	C1245	U1246	U1247	C1248	G1249	A1250	G1251	G1252	U1253	C	U1254	U	U1255	U	G1256	U	G1257	U	U1258	G	U1259	C	C1260		



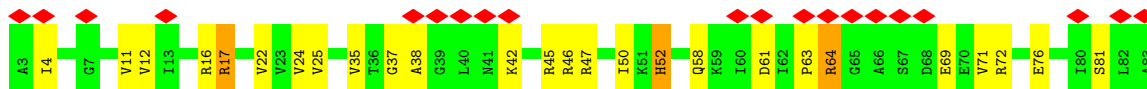
• Molecule 39: 5S ribosomal RNA



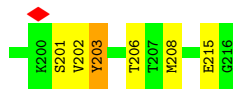
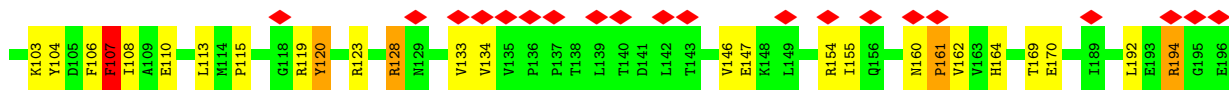
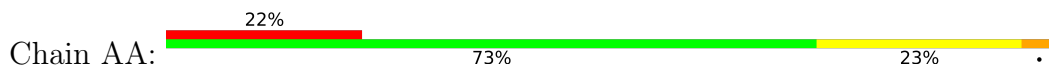
• Molecule 40: 50S ribosomal protein L14E



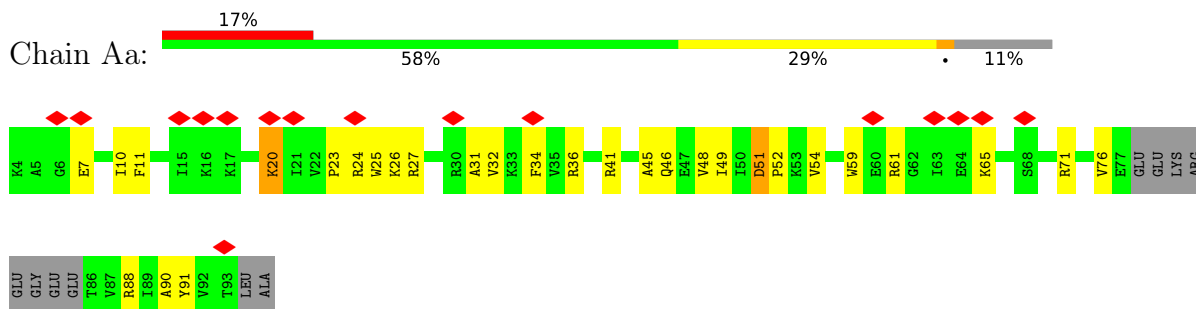
• Molecule 40: 50S ribosomal protein L14E



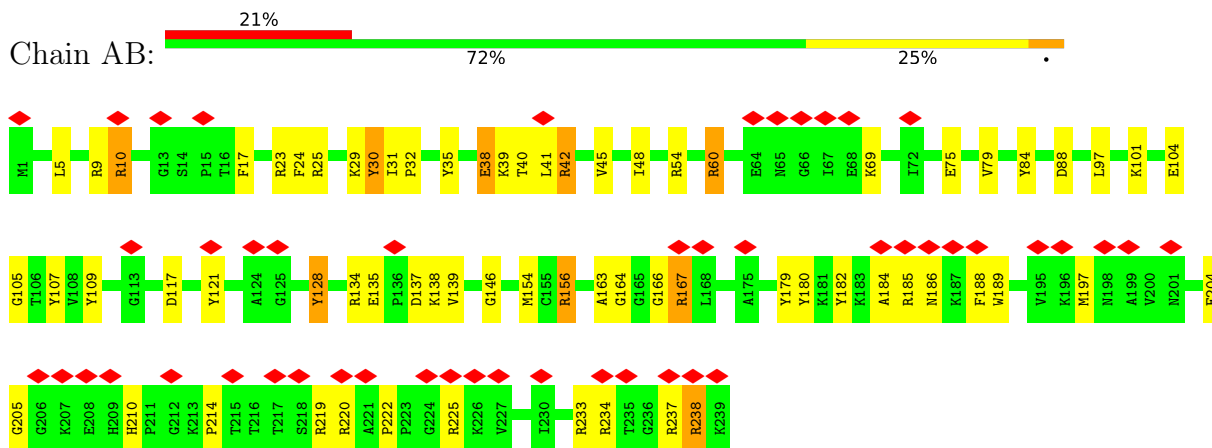
• Molecule 41: 50S ribosomal protein L1P



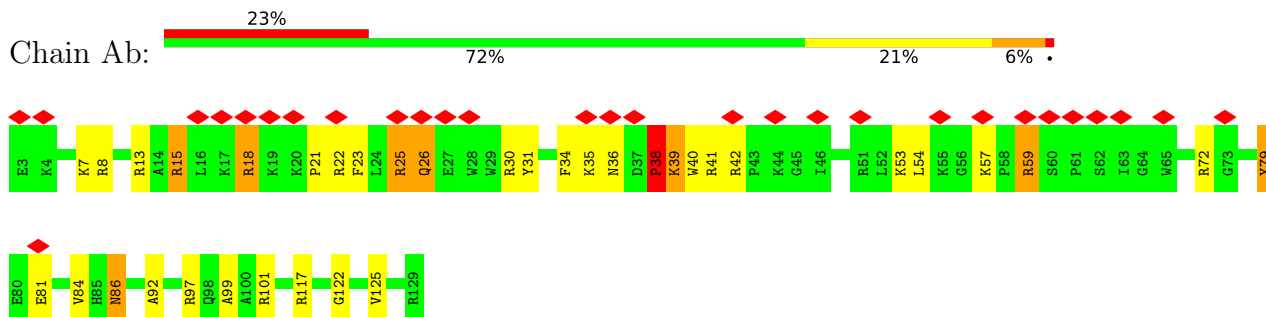
• Molecule 42: 50S ribosomal protein L31E



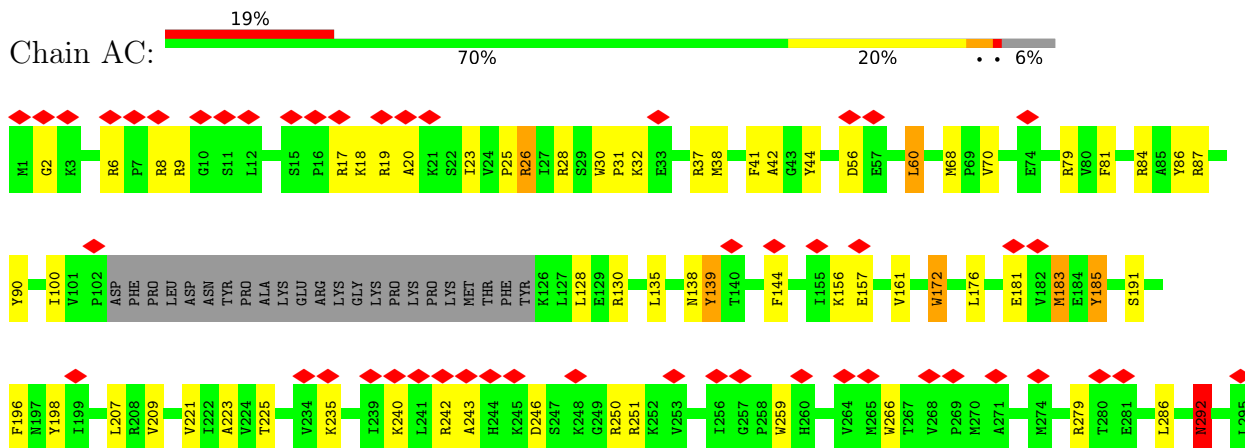
• Molecule 43: 50S ribosomal protein L2

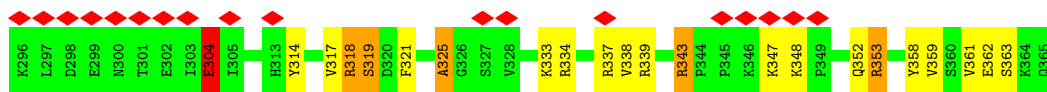


• Molecule 44: 50S ribosomal protein L32E

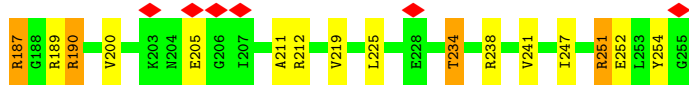
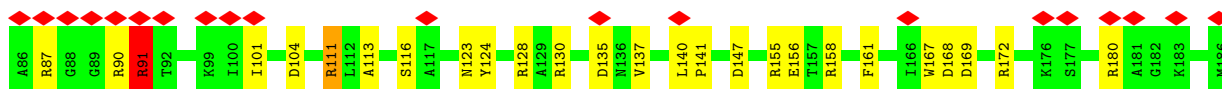
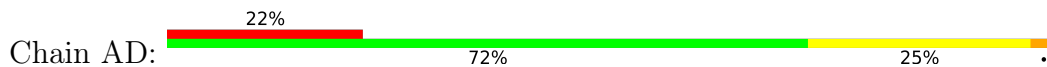


• Molecule 45: 50S ribosomal protein L3P

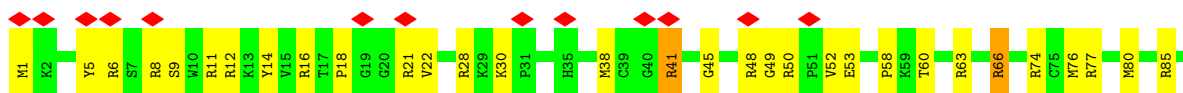




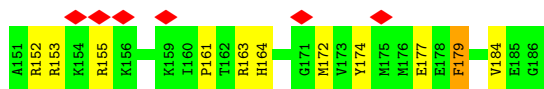
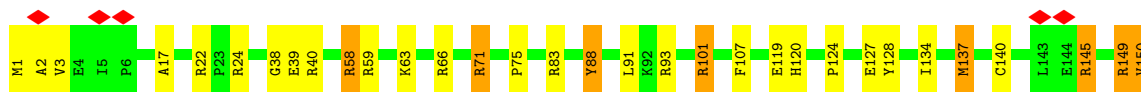
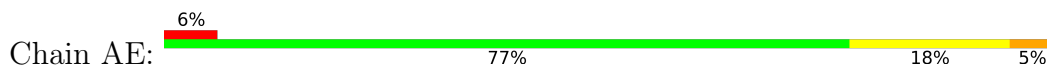
- Molecule 46: 50S ribosomal protein L4P



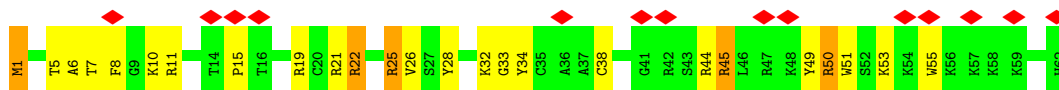
- Molecule 47: 50S ribosomal protein L34E



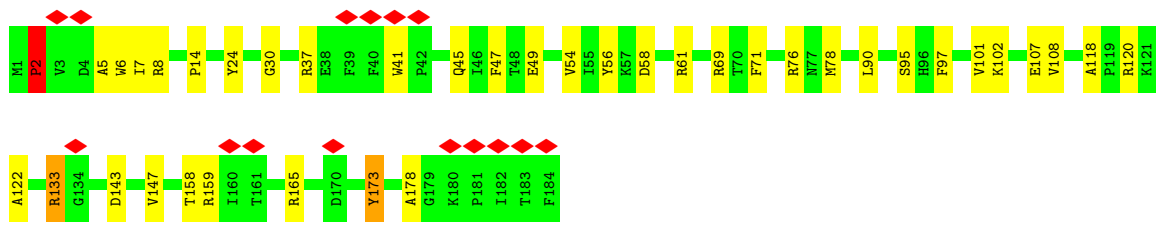
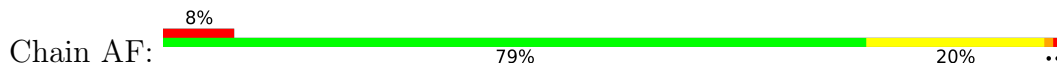
- Molecule 48: 50S ribosomal protein L5P



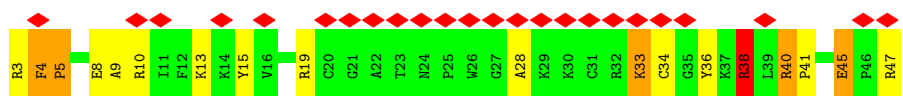
- Molecule 49: 50S ribosomal protein L37E



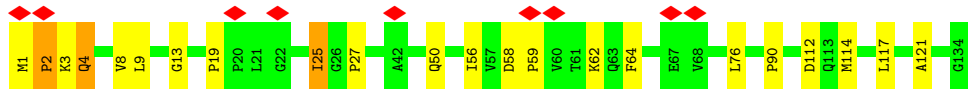
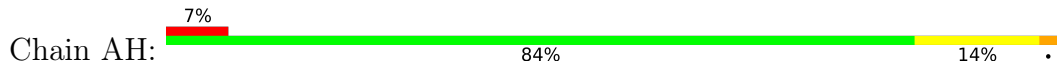
- Molecule 50: 50S ribosomal protein L6P



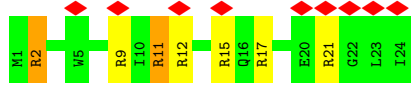
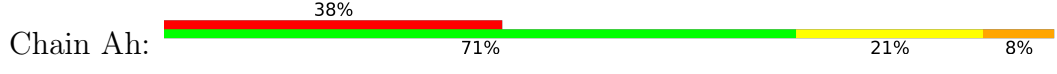
• Molecule 51: 50S ribosomal protein L40E



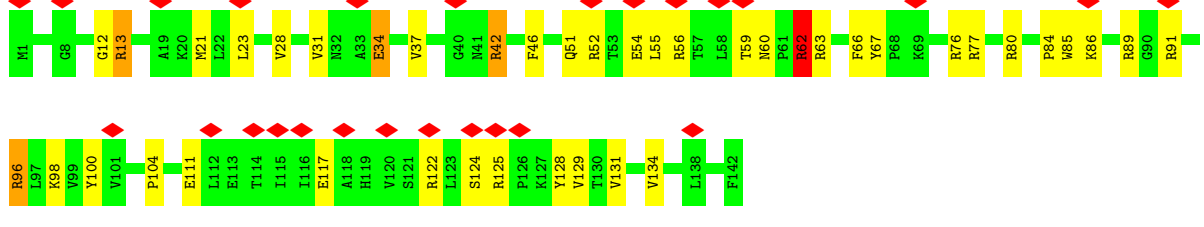
• Molecule 52: 50S ribosomal protein L11P



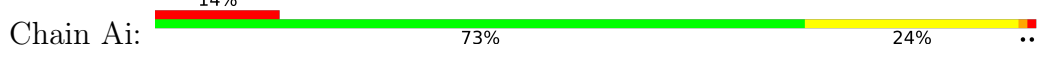
• Molecule 53: 50S ribosomal protein L41E



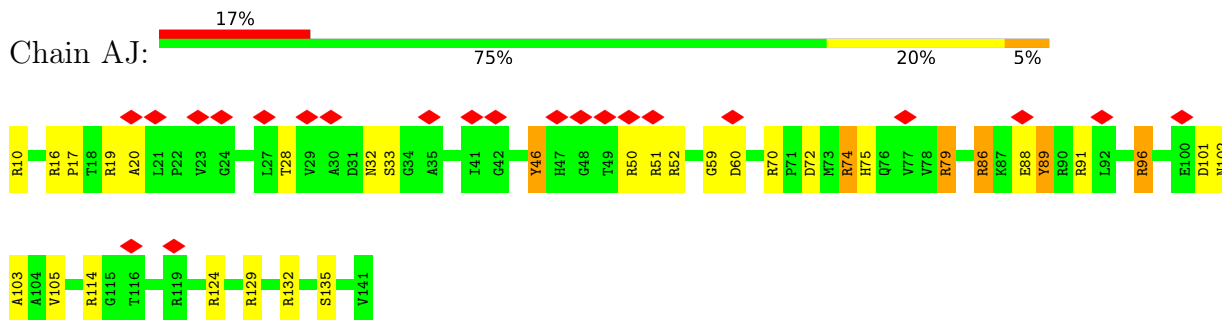
• Molecule 54: 50S ribosomal protein L13P



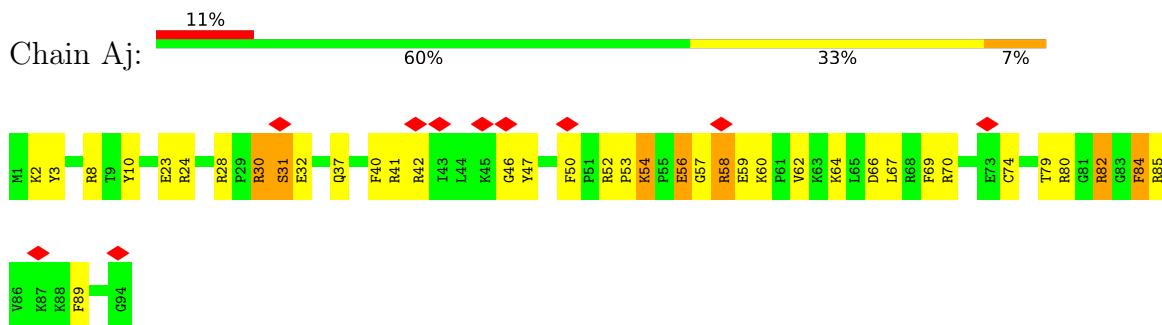
• Molecule 55: 50S ribosomal protein L37AE



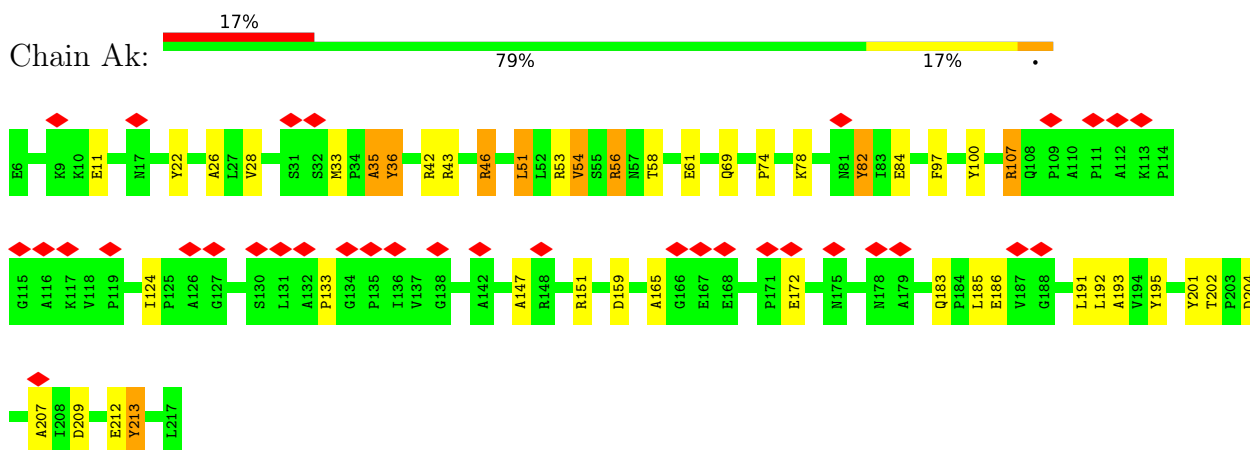
• Molecule 56: 50S ribosomal protein L14P



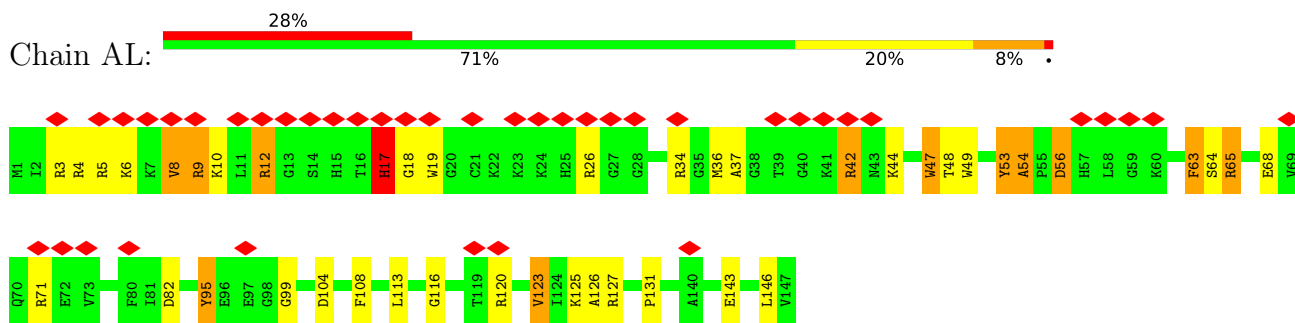
• Molecule 57: 50S ribosomal protein L44E



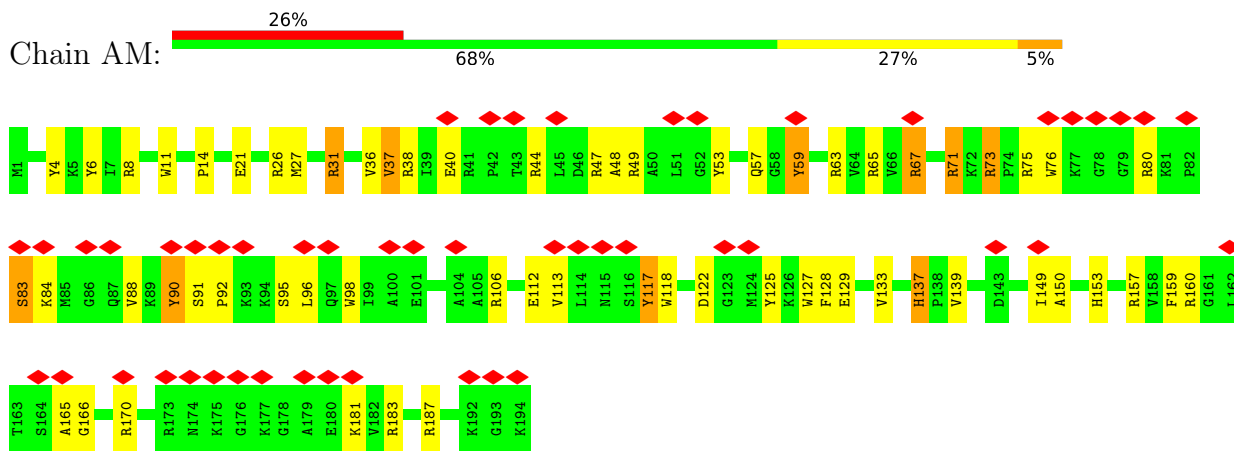
• Molecule 58: 50S ribosomal protein P0/L10E



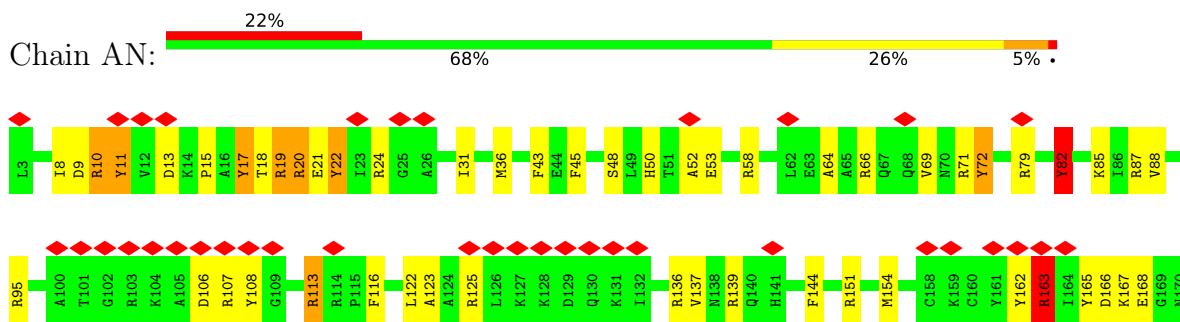
• Molecule 59: 50S ribosomal protein L15P



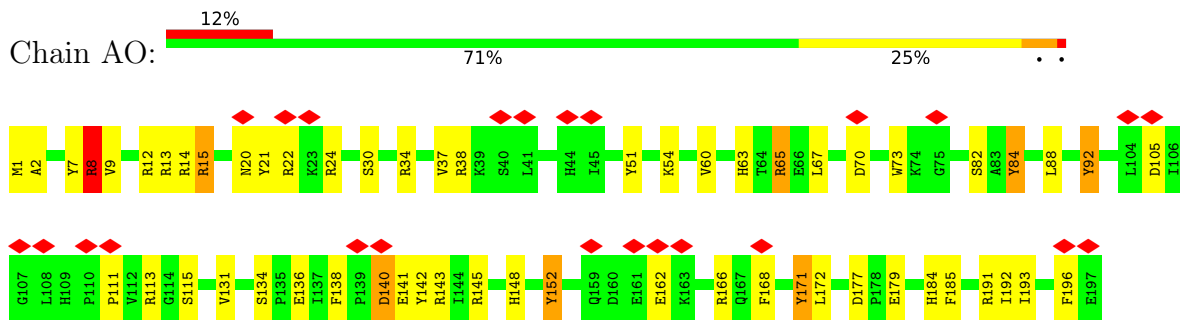
• Molecule 60: 50S ribosomal protein L15E



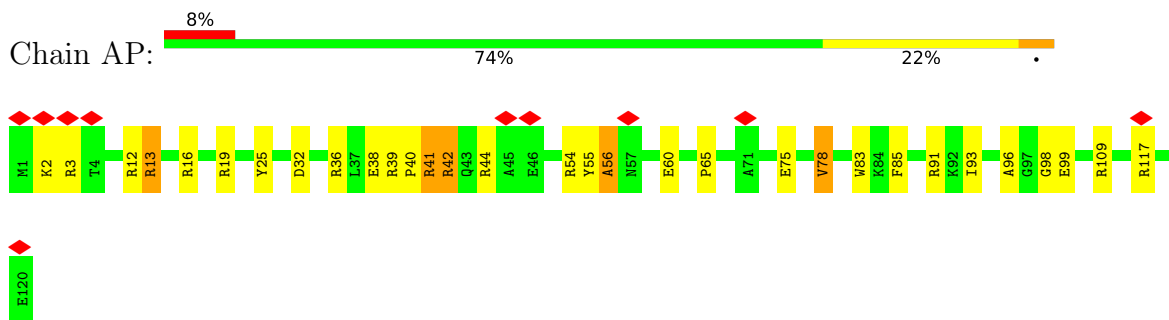
• Molecule 61: 50S ribosomal protein L10E/L16



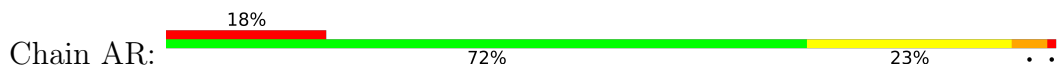
• Molecule 62: 50S ribosomal protein L18P



• Molecule 63: 50S ribosomal protein L18E



• Molecule 64: 50S ribosomal protein L21E

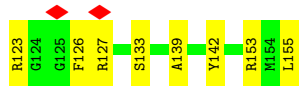
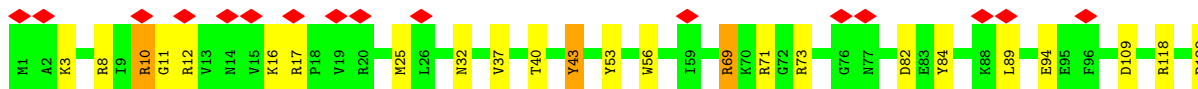
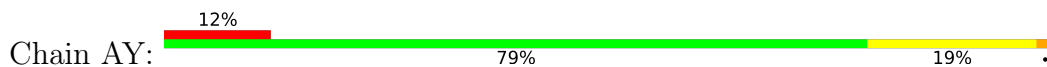




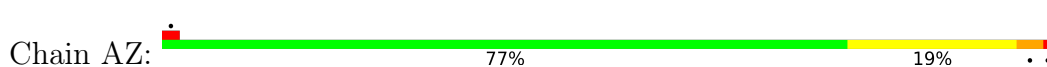
• Molecule 65: 50S ribosomal protein L24E



• Molecule 66: 50S ribosomal protein L30P



• Molecule 67: 50S ribosomal protein L30E



4 Experimental information

Property	Value	Source
EM reconstruction method	SINGLE PARTICLE	Depositor
Imposed symmetry	POINT, C1	Depositor
Number of particles used	37000	Depositor
Resolution determination method	FSC 0.5 CUT-OFF	Depositor
CTF correction method	per micrograph	Depositor
Microscope	FEI TECNAI F20	Depositor
Voltage (kV)	200	Depositor
Electron dose ($e^-/\text{\AA}^2$)	20	Depositor
Minimum defocus (nm)	1000	Depositor
Maximum defocus (nm)	2500	Depositor
Magnification	51000	Depositor
Image detector	KODAK SO-163 FILM	Depositor
Maximum map value	3.556	Depositor
Minimum map value	-0.752	Depositor
Average map value	0.060	Depositor
Map value standard deviation	0.270	Depositor
Recommended contour level	0.93	Depositor
Map size (\AA)	444.99, 444.99, 442.26	wwPDB
Map dimensions	163, 163, 162	wwPDB
Map angles ($^\circ$)	90.0, 90.0, 90.0	wwPDB
Pixel spacing (\AA)	2.73, 2.73, 2.73	Depositor

5 Model quality i

5.1 Standard geometry i

The Z score for a bond length (or angle) is the number of standard deviations the observed value is removed from the expected value. A bond length (or angle) with $|Z| > 5$ is considered an outlier worth inspection. RMSZ is the root-mean-square of all Z scores of the bond lengths (or angles).

Mol	Chain	Bond lengths		Bond angles	
		RMSZ	# Z >5	RMSZ	# Z >5
1	A7	1.64	2/534 (0.4%)	1.97	14/719 (1.9%)
2	A8	1.75	1/263 (0.4%)	1.81	4/354 (1.1%)
3	Af	1.83	4/453 (0.9%)	2.10	15/603 (2.5%)
4	AQ	1.80	16/1272 (1.3%)	2.05	35/1676 (2.1%)
5	AS	1.80	17/1226 (1.4%)	2.14	41/1649 (2.5%)
6	AT	1.69	6/689 (0.9%)	2.00	19/924 (2.1%)
7	AU	1.81	15/1024 (1.5%)	2.04	30/1365 (2.2%)
8	AW	1.76	5/547 (0.9%)	1.95	12/725 (1.7%)
9	AX	1.71	31/3383 (0.9%)	1.98	79/4593 (1.7%)
10	B1	3.41	257/1840 (14.0%)	3.87	460/2869 (16.0%)
11	B2	3.43	4996/35963 (13.9%)	3.79	8330/56134 (14.8%)
12	AG	1.71	4/951 (0.4%)	1.82	14/1281 (1.1%)
12	B3	1.62	3/951 (0.3%)	1.78	13/1281 (1.0%)
13	BA	1.74	21/1585 (1.3%)	2.02	45/2124 (2.1%)
14	BB	1.72	15/1654 (0.9%)	1.96	43/2233 (1.9%)
15	BC	1.82	18/1481 (1.2%)	2.03	41/1985 (2.1%)
16	BD	1.77	14/1457 (1.0%)	2.13	51/1953 (2.6%)
17	BE	1.76	25/2025 (1.2%)	2.01	58/2732 (2.1%)
18	BF	1.81	29/1746 (1.7%)	2.04	51/2350 (2.2%)
19	BG	1.72	9/999 (0.9%)	1.94	22/1337 (1.6%)
20	BH	1.79	22/1773 (1.2%)	2.00	62/2381 (2.6%)
21	BI	1.77	13/1049 (1.2%)	2.04	27/1408 (1.9%)
22	BJ	1.83	14/1013 (1.4%)	2.02	22/1349 (1.6%)
23	BK	1.76	10/1088 (0.9%)	1.96	31/1455 (2.1%)
24	BL	1.76	10/830 (1.2%)	2.00	26/1113 (2.3%)
25	BM	1.83	16/1022 (1.6%)	1.90	24/1375 (1.7%)
26	BN	1.74	8/1157 (0.7%)	2.06	37/1536 (2.4%)
27	BO	1.78	13/1208 (1.1%)	2.02	32/1619 (2.0%)
28	BP	1.94	12/471 (2.5%)	2.31	20/620 (3.2%)
29	BQ	1.75	14/1338 (1.0%)	1.95	34/1797 (1.9%)
30	BR	1.75	12/956 (1.3%)	2.06	24/1287 (1.9%)
31	BS	1.70	4/562 (0.7%)	1.95	10/744 (1.3%)
32	BT	1.78	11/943 (1.2%)	2.23	35/1257 (2.8%)
33	BU	1.80	13/1204 (1.1%)	2.01	30/1621 (1.9%)

Mol	Chain	Bond lengths		Bond angles	
		RMSZ	# Z >5	RMSZ	# Z >5
34	BV	1.80	13/839 (1.5%)	2.13	29/1122 (2.6%)
35	BW	1.68	2/485 (0.4%)	1.93	11/651 (1.7%)
36	BX	1.84	7/570 (1.2%)	1.93	9/760 (1.2%)
37	BY	1.66	4/421 (1.0%)	2.22	16/558 (2.9%)
38	A1	3.42	9848/71524 (13.8%)	3.76	16432/111652 (14.7%)
39	A3	3.37	408/3007 (13.6%)	3.87	667/4689 (14.2%)
40	A5	1.85	11/618 (1.8%)	1.97	14/829 (1.7%)
40	AK	1.64	4/618 (0.6%)	1.97	16/829 (1.9%)
41	AA	1.71	17/1702 (1.0%)	2.12	52/2293 (2.3%)
42	Aa	1.72	11/690 (1.6%)	2.12	23/926 (2.5%)
43	AB	1.80	20/1883 (1.1%)	1.99	66/2540 (2.6%)
44	Ab	1.81	13/1100 (1.2%)	1.99	30/1466 (2.0%)
45	AC	1.73	29/2774 (1.0%)	1.98	77/3727 (2.1%)
46	AD	1.74	29/2068 (1.4%)	2.04	58/2787 (2.1%)
47	Ad	1.84	13/758 (1.7%)	2.12	28/1007 (2.8%)
48	AE	1.75	14/1513 (0.9%)	1.98	30/2026 (1.5%)
49	Ae	1.87	6/517 (1.2%)	2.04	15/681 (2.2%)
50	AF	1.71	18/1507 (1.2%)	1.89	24/2033 (1.2%)
51	Ag	1.89	5/381 (1.3%)	2.19	15/504 (3.0%)
52	AH	1.59	2/1002 (0.2%)	1.82	15/1351 (1.1%)
53	Ah	1.81	3/233 (1.3%)	2.32	10/301 (3.3%)
54	AI	1.81	11/1168 (0.9%)	1.94	31/1561 (2.0%)
55	Ai	1.86	10/599 (1.7%)	1.97	14/798 (1.8%)
56	AJ	1.86	13/1027 (1.3%)	1.92	17/1385 (1.2%)
57	Aj	1.85	12/806 (1.5%)	2.18	30/1065 (2.8%)
58	Ak	1.74	16/1660 (1.0%)	1.92	34/2253 (1.5%)
59	AL	1.82	14/1175 (1.2%)	2.03	34/1563 (2.2%)
60	AM	1.85	27/1634 (1.7%)	2.11	53/2179 (2.4%)
61	AN	1.85	24/1410 (1.7%)	2.05	43/1890 (2.3%)
62	AO	1.73	17/1636 (1.0%)	2.11	47/2196 (2.1%)
63	AP	1.82	12/980 (1.2%)	2.03	26/1313 (2.0%)
64	AR	1.74	10/808 (1.2%)	1.97	23/1080 (2.1%)
65	AV	1.91	9/570 (1.6%)	2.18	23/758 (3.0%)
66	AY	1.69	8/1262 (0.6%)	1.98	33/1687 (2.0%)
67	AZ	1.68	2/764 (0.3%)	1.94	21/1028 (2.0%)
All	All	2.89	16322/184366 (8.9%)	3.26	27857/271937 (10.2%)

Chiral center outliers are detected by calculating the chiral volume of a chiral center and verifying if the center is modelled as a planar moiety or with the opposite hand. A planarity outlier is detected by checking planarity of atoms in a peptide group, atoms in a mainchain group or atoms of a sidechain that are expected to be planar.

Mol	Chain	#Chirality outliers	#Planarity outliers
2	A8	0	1
3	Af	0	6
4	AQ	0	5
5	AS	0	5
6	AT	0	2
7	AU	0	4
9	AX	0	9
10	B1	0	35
11	B2	0	725
12	AG	0	2
13	BA	0	11
14	BB	0	2
15	BC	0	8
16	BD	0	7
17	BE	0	9
18	BF	0	3
19	BG	1	4
20	BH	4	13
21	BI	0	3
22	BJ	0	6
23	BK	0	7
24	BL	0	8
25	BM	0	2
26	BN	0	4
27	BO	0	5
28	BP	0	1
29	BQ	0	7
30	BR	0	3
31	BS	0	2
32	BT	0	5
33	BU	0	4
34	BV	0	12
35	BW	0	1
36	BX	0	3
37	BY	0	3
38	A1	2	1412
39	A3	0	55
40	A5	0	2
40	AK	0	2
41	AA	0	4
42	Aa	0	2
43	AB	0	8
44	Ab	0	9

Continued on next page...

Continued from previous page...

Mol	Chain	#Chirality outliers	#Planarity outliers
45	AC	0	7
46	AD	0	9
47	Ad	0	1
48	AE	0	6
49	Ae	1	9
50	AF	0	3
51	Ag	1	5
52	AH	1	2
53	Ah	0	2
54	AI	0	7
55	Ai	0	2
56	AJ	0	4
57	Aj	0	7
58	Ak	0	4
59	AL	2	10
60	AM	0	4
61	AN	0	7
62	AO	0	10
63	AP	0	4
64	AR	0	1
65	AV	0	5
66	AY	0	2
67	AZ	0	1
All	All	12	2533

All (16322) bond length outliers are listed below:

Mol	Chain	Res	Type	Atoms	Z	Observed(Å)	Ideal(Å)
11	B2	770	A	N7-C5	-18.72	1.28	1.39
11	B2	470	G	N9-C8	18.32	1.50	1.37
38	A1	2257	A	N7-C5	-18.29	1.28	1.39
38	A1	910	G	N7-C5	-17.89	1.28	1.39
38	A1	2164	G	N7-C5	-17.73	1.28	1.39
38	A1	1754	A	N9-C4	17.48	1.48	1.37
38	A1	1090	G	N7-C5	-17.48	1.28	1.39
38	A1	474	G	C6-N1	17.23	1.51	1.39
38	A1	563	A	N3-C4	-17.23	1.24	1.34
11	B2	513	A	N9-C4	-17.21	1.27	1.37
38	A1	2134	G	C2-N3	17.14	1.46	1.32
38	A1	2945	A	N7-C5	-17.10	1.28	1.39
38	A1	2185	A	N7-C5	-16.83	1.29	1.39
10	B1	22	A	N9-C4	16.66	1.47	1.37

Continued on next page...

Continued from previous page...

Mol	Chain	Res	Type	Atoms	Z	Observed(Å)	Ideal(Å)
39	A3	102	G	N7-C5	-16.63	1.29	1.39
38	A1	1522	A	N7-C5	-16.62	1.29	1.39
39	A3	30	G	N7-C5	-16.49	1.29	1.39
38	A1	552	A	N7-C5	-16.13	1.29	1.39
38	A1	2266	C	N1-C6	16.06	1.46	1.37
38	A1	1901	A	N7-C5	-16.04	1.29	1.39
38	A1	483	C	N1-C6	15.99	1.46	1.37
11	B2	1227	A	N7-C5	-15.90	1.29	1.39
38	A1	733	A	C5-C4	15.89	1.49	1.38
11	B2	1079	G	N7-C5	-15.74	1.29	1.39
39	A3	84	U	C2-N3	15.73	1.48	1.37
38	A1	628	A	N9-C4	15.55	1.47	1.37
11	B2	191	A	N7-C5	-15.50	1.29	1.39
38	A1	2380	A	N7-C5	-15.47	1.29	1.39
38	A1	2469	G	N1-C2	15.43	1.50	1.37
38	A1	1296	A	N7-C5	-15.42	1.29	1.39
38	A1	2684	G	N3-C4	-15.41	1.24	1.35
38	A1	1085	G	N7-C5	-15.40	1.30	1.39
38	A1	2465	A	C6-N6	15.40	1.46	1.33
38	A1	2819	C	N1-C6	15.36	1.46	1.37
11	B2	1013	G	N7-C5	-15.32	1.30	1.39
38	A1	1135	A	N7-C5	-15.28	1.30	1.39
10	B1	70	C	N1-C6	15.23	1.46	1.37
38	A1	502	G	C2-N3	15.17	1.44	1.32
38	A1	279	G	C6-N1	15.16	1.50	1.39
38	A1	999	A	N7-C5	-15.11	1.30	1.39
11	B2	693	C	N1-C6	-15.07	1.28	1.37
38	A1	1335	C	N1-C6	15.03	1.46	1.37
11	B2	1137	G	C2-N3	15.01	1.44	1.32
11	B2	89	G	C2-N3	14.98	1.44	1.32
38	A1	2434	A	C6-N1	14.95	1.46	1.35
38	A1	203	G	C6-N1	14.86	1.50	1.39
11	B2	1462	A	C6-N1	14.86	1.46	1.35
11	B2	1183	C	N1-C6	14.85	1.46	1.37
38	A1	1280	C	C4-N4	14.84	1.47	1.33
38	A1	2747	C	N3-C4	14.82	1.44	1.33
39	A3	35	A	N7-C5	-14.76	1.30	1.39
38	A1	310	C	N1-C6	14.73	1.46	1.37
11	B2	1150	G	N7-C5	14.73	1.48	1.39
38	A1	255	G	N1-C2	14.68	1.49	1.37
38	A1	1780	C	N1-C6	14.68	1.46	1.37
38	A1	194	G	N7-C5	-14.66	1.30	1.39

Continued on next page...

Continued from previous page...

Mol	Chain	Res	Type	Atoms	Z	Observed(Å)	Ideal(Å)
38	A1	2682	G	N7-C5	-14.66	1.30	1.39
11	B2	323	A	N7-C5	-14.63	1.30	1.39
11	B2	287	G	N7-C5	-14.58	1.30	1.39
11	B2	824	G	N7-C5	-14.54	1.30	1.39
38	A1	2357	U	C2-N3	14.51	1.48	1.37
11	B2	801	A	N7-C5	-14.47	1.30	1.39
38	A1	761	U	N3-C4	14.47	1.51	1.38
11	B2	55	G	C2-N3	14.46	1.44	1.32
38	A1	467	U	C2-N3	14.46	1.47	1.37
38	A1	2254	U	C2-N3	14.44	1.47	1.37
11	B2	1400	A	N7-C5	-14.43	1.30	1.39
11	B2	729	G	C8-N7	14.43	1.39	1.30
38	A1	761	U	C2-N3	14.39	1.47	1.37
38	A1	2140	C	N1-C6	14.34	1.45	1.37
38	A1	428	A	C6-N1	14.31	1.45	1.35
11	B2	759	C	N1-C6	14.29	1.45	1.37
38	A1	1771	C	N3-C4	14.29	1.44	1.33
38	A1	2542	G	C2-N3	14.29	1.44	1.32
38	A1	1221	U	C2-N3	14.25	1.47	1.37
38	A1	1920	A	C5-C4	14.23	1.48	1.38
38	A1	283	U	C2-N3	14.23	1.47	1.37
38	A1	1030	C	N1-C6	14.22	1.45	1.37
11	B2	1402	C	N1-C6	14.19	1.45	1.37
38	A1	2279	G	C6-N1	14.17	1.49	1.39
11	B2	988	A	C6-N6	14.15	1.45	1.33
11	B2	593	G	N7-C5	-14.13	1.30	1.39
11	B2	1376	C	N1-C6	14.13	1.45	1.37
38	A1	2773	A	N9-C4	-14.11	1.29	1.37
11	B2	971	G	N7-C5	14.11	1.47	1.39
38	A1	743	A	N7-C5	-14.10	1.30	1.39
38	A1	1825	G	C2-N3	14.09	1.44	1.32
38	A1	2403	G	N7-C5	-14.01	1.30	1.39
38	A1	146	U	C2-N3	-13.99	1.27	1.37
38	A1	820	C	N1-C6	13.99	1.45	1.37
11	B2	530	G	N1-C2	13.96	1.49	1.37
38	A1	1012	G	N9-C8	13.95	1.47	1.37
38	A1	355	G	C2-N3	13.93	1.43	1.32
38	A1	2050	U	C2-N3	13.93	1.47	1.37
38	A1	405	G	C6-N1	13.89	1.49	1.39
38	A1	2374	C	N1-C6	13.89	1.45	1.37
11	B2	957	A	N9-C4	13.86	1.46	1.37
11	B2	1306	A	N7-C5	-13.86	1.30	1.39

Continued on next page...

Continued from previous page...

Mol	Chain	Res	Type	Atoms	Z	Observed(Å)	Ideal(Å)
11	B2	1248	A	N7-C5	-13.86	1.30	1.39
38	A1	2348	G	N1-C2	13.86	1.48	1.37
38	A1	273	G	C8-N7	13.85	1.39	1.30
38	A1	395	G	N3-C4	13.85	1.45	1.35
11	B2	1010	G	N7-C5	-13.84	1.30	1.39
11	B2	332	C	N3-C4	13.83	1.43	1.33
38	A1	573	G	N1-C2	13.81	1.48	1.37
38	A1	2049	U	C2-N3	13.80	1.47	1.37
38	A1	2001	U	C2-N3	13.78	1.47	1.37
38	A1	2404	G	N7-C5	-13.78	1.30	1.39
11	B2	67	C	C4-N4	13.75	1.46	1.33
11	B2	1397	C	N3-C4	13.73	1.43	1.33
38	A1	1680	G	C5-C4	13.72	1.48	1.38
38	A1	781	C	N3-C4	13.70	1.43	1.33
38	A1	217	A	C6-N1	13.70	1.45	1.35
38	A1	2441	A	N7-C5	-13.66	1.31	1.39
38	A1	2077	A	N3-C4	-13.64	1.26	1.34
38	A1	472	A	N9-C4	-13.63	1.29	1.37
38	A1	1145	G	N9-C8	13.62	1.47	1.37
38	A1	560	G	N7-C5	-13.61	1.31	1.39
38	A1	2780	G	C2-N3	13.61	1.43	1.32
38	A1	507	G	C6-N1	13.61	1.49	1.39
11	B2	1443	G	N1-C2	13.60	1.48	1.37
11	B2	1201	G	P-O5'	-13.58	1.46	1.59
11	B2	520	G	C5-C4	13.57	1.47	1.38
38	A1	367	G	C2-N3	13.56	1.43	1.32
38	A1	404	G	N1-C2	13.55	1.48	1.37
11	B2	1388	G	P-O5'	13.55	1.73	1.59
11	B2	1026	A	N7-C5	-13.54	1.31	1.39
38	A1	1573	A	N3-C4	-13.53	1.26	1.34
38	A1	1161	A	N7-C5	-13.52	1.31	1.39
38	A1	1754	A	C6-N6	13.51	1.44	1.33
11	B2	1334	A	N3-C4	13.50	1.43	1.34
11	B2	157	A	N3-C4	-13.48	1.26	1.34
11	B2	1196	A	N3-C4	-13.48	1.26	1.34
11	B2	426	C	N1-C6	13.48	1.45	1.37
11	B2	1440	G	N3-C4	-13.47	1.26	1.35
38	A1	2088	G	N1-C2	13.47	1.48	1.37
39	A3	71	G	N7-C5	13.47	1.47	1.39
11	B2	1382	G	N7-C5	-13.46	1.31	1.39
11	B2	164	A	C6-N6	13.46	1.44	1.33
38	A1	357	G	N7-C5	-13.42	1.31	1.39

Continued on next page...

Continued from previous page...

Mol	Chain	Res	Type	Atoms	Z	Observed(Å)	Ideal(Å)
38	A1	2659	G	N3-C4	-13.42	1.26	1.35
38	A1	1492	C	N3-C4	13.42	1.43	1.33
11	B2	415	C	N1-C6	13.41	1.45	1.37
10	B1	33	C	C4-N4	13.40	1.46	1.33
38	A1	1006	A	C6-N6	13.40	1.44	1.33
38	A1	354	G	N1-C2	13.39	1.48	1.37
11	B2	1390	G	C6-N1	13.39	1.49	1.39
38	A1	1215	C	N1-C6	13.36	1.45	1.37
38	A1	2062	A	C6-N6	13.36	1.44	1.33
38	A1	1936	C	N1-C6	13.33	1.45	1.37
11	B2	1352	G	N7-C5	-13.33	1.31	1.39
11	B2	1279	A	N9-C4	-13.32	1.29	1.37
38	A1	259	A	N7-C5	-13.31	1.31	1.39
38	A1	3015	A	C6-N6	13.31	1.44	1.33
38	A1	1449	C	N1-C6	13.30	1.45	1.37
38	A1	2995	A	C6-N1	13.30	1.44	1.35
38	A1	2754	A	N7-C5	-13.30	1.31	1.39
38	A1	3008	C	N1-C6	13.28	1.45	1.37
38	A1	2302	C	N1-C6	13.27	1.45	1.37
11	B2	1139	A	N7-C5	-13.27	1.31	1.39
11	B2	795	G	C6-N1	13.26	1.48	1.39
11	B2	1373	A	N9-C4	-13.26	1.29	1.37
11	B2	196	G	C6-N1	13.25	1.48	1.39
38	A1	1661	A	C5-C4	13.24	1.48	1.38
38	A1	2738	G	N7-C5	-13.22	1.31	1.39
38	A1	61	G	N7-C5	-13.22	1.31	1.39
38	A1	2873	G	C6-N1	13.22	1.48	1.39
11	B2	1251	C	N1-C6	-13.21	1.29	1.37
38	A1	1295	G	N7-C5	-13.20	1.31	1.39
11	B2	459	G	N1-C2	13.19	1.48	1.37
38	A1	2063	U	C5'-C4'	13.19	1.67	1.51
38	A1	2787	G	C2-N3	13.18	1.43	1.32
38	A1	1136	G	N1-C2	13.14	1.48	1.37
38	A1	1027	A	N7-C5	-13.13	1.31	1.39
38	A1	2408	G	C2-N3	13.12	1.43	1.32
38	A1	1717	C	N1-C6	13.09	1.45	1.37
38	A1	1976	C	N3-C4	13.09	1.43	1.33
38	A1	2383	A	C6-N1	13.08	1.44	1.35
38	A1	680	U	P-O5'	-13.07	1.46	1.59
39	A3	57	C	C4-N4	13.06	1.45	1.33
38	A1	63	A	C6-N6	13.05	1.44	1.33
38	A1	2239	C	C4-N4	13.05	1.45	1.33

Continued on next page...

Continued from previous page...

Mol	Chain	Res	Type	Atoms	Z	Observed(Å)	Ideal(Å)
11	B2	1146	G	C2-N3	13.04	1.43	1.32
38	A1	1849	A	C6-N1	13.03	1.44	1.35
11	B2	942	A	N7-C5	-13.02	1.31	1.39
11	B2	953	C	N1-C6	13.01	1.45	1.37
38	A1	1623	C	C4-N4	13.00	1.45	1.33
38	A1	1595	G	N7-C5	-13.00	1.31	1.39
38	A1	2981	G	C2-N3	12.98	1.43	1.32
11	B2	1111	G	C2-N3	12.98	1.43	1.32
11	B2	1159	U	C2-N3	12.98	1.46	1.37
39	A3	124	A	N7-C5	-12.97	1.31	1.39
38	A1	998	G	C8-N7	-12.94	1.23	1.30
11	B2	271	G	C8-N7	-12.93	1.23	1.30
38	A1	123	A	N9-C4	-12.93	1.30	1.37
38	A1	625	A	N3-C4	-12.91	1.27	1.34
38	A1	2240	G	C2-N3	12.90	1.43	1.32
38	A1	617	G	C6-N1	12.90	1.48	1.39
11	B2	1457	A	N9-C4	12.89	1.45	1.37
38	A1	1923	A	N7-C5	-12.87	1.31	1.39
11	B2	672	G	C8-N7	12.86	1.38	1.30
38	A1	563	A	C6-N1	12.85	1.44	1.35
38	A1	2506	G	N7-C5	-12.85	1.31	1.39
38	A1	2547	A	N3-C4	-12.83	1.27	1.34
11	B2	210	A	N9-C4	12.83	1.45	1.37
38	A1	940	G	N9-C4	12.82	1.48	1.38
38	A1	2032	G	C8-N7	-12.82	1.23	1.30
38	A1	2388	U	N3-C4	12.82	1.50	1.38
38	A1	3045	G	N7-C5	-12.81	1.31	1.39
38	A1	1275	G	C6-N1	12.80	1.48	1.39
38	A1	2714	G	C6-N1	12.80	1.48	1.39
38	A1	291	A	C5-C4	12.79	1.47	1.38
38	A1	544	A	N7-C5	-12.79	1.31	1.39
38	A1	1946	G	N7-C5	-12.79	1.31	1.39
11	B2	732	G	C2-N3	12.79	1.43	1.32
11	B2	35	G	N7-C5	-12.78	1.31	1.39
11	B2	266	A	N7-C5	-12.77	1.31	1.39
11	B2	1050	G	N3-C4	-12.74	1.26	1.35
38	A1	2759	A	C6-N6	12.73	1.44	1.33
38	A1	2571	G	C6-N1	12.72	1.48	1.39
11	B2	1024	G	C6-N1	12.72	1.48	1.39
11	B2	1379	G	C2-N3	12.71	1.43	1.32
38	A1	366	G	N1-C2	12.71	1.48	1.37
38	A1	450	G	N1-C2	12.71	1.48	1.37

Continued on next page...

Continued from previous page...

Mol	Chain	Res	Type	Atoms	Z	Observed(Å)	Ideal(Å)
38	A1	971	G	C8-N7	12.70	1.38	1.30
38	A1	966	G	C8-N7	-12.69	1.23	1.30
38	A1	1593	C	N3-C4	12.68	1.42	1.33
11	B2	748	A	N3-C4	12.67	1.42	1.34
11	B2	166	A	N7-C5	-12.66	1.31	1.39
38	A1	1885	G	C2-N3	12.65	1.42	1.32
11	B2	369	A	C8-N7	-12.62	1.22	1.31
11	B2	602	G	N7-C5	-12.62	1.31	1.39
38	A1	1003	C	C4-N4	12.60	1.45	1.33
11	B2	507	G	N1-C2	12.60	1.47	1.37
11	B2	929	C	N1-C6	12.60	1.44	1.37
38	A1	184	A	N7-C5	-12.59	1.31	1.39
38	A1	446	G	C2-N3	12.59	1.42	1.32
38	A1	1723	A	N7-C5	-12.59	1.31	1.39
38	A1	2488	C	N3-C4	12.59	1.42	1.33
38	A1	537	U	C2-N3	12.58	1.46	1.37
38	A1	2682	G	C8-N7	-12.58	1.23	1.30
38	A1	1459	A	N9-C4	12.58	1.45	1.37
38	A1	1873	G	C2-N3	12.57	1.42	1.32
38	A1	2680	A	N7-C5	-12.57	1.31	1.39
38	A1	541	A	C6-N1	12.56	1.44	1.35
38	A1	149	G	N1-C2	12.55	1.47	1.37
38	A1	1465	A	C5-C4	12.55	1.47	1.38
11	B2	601	G	N7-C5	-12.54	1.31	1.39
38	A1	2212	C	C4-N4	12.54	1.45	1.33
38	A1	81	G	N7-C5	-12.53	1.31	1.39
38	A1	1652	A	N9-C4	-12.53	1.30	1.37
11	B2	1444	G	N7-C5	-12.53	1.31	1.39
38	A1	2773	A	N7-C5	-12.53	1.31	1.39
38	A1	2512	C	N1-C6	12.52	1.44	1.37
38	A1	117	A	N7-C5	-12.52	1.31	1.39
38	A1	2948	A	C5-C4	12.52	1.47	1.38
11	B2	1031	G	N7-C5	-12.52	1.31	1.39
38	A1	402	G	N1-C2	12.51	1.47	1.37
11	B2	1344	U	C2-N3	12.48	1.46	1.37
38	A1	125	C	C4-N4	12.46	1.45	1.33
38	A1	936	G	N1-C2	12.46	1.47	1.37
38	A1	1888	G	C6-N1	12.46	1.48	1.39
38	A1	643	G	C6-N1	12.46	1.48	1.39
38	A1	2272	G	C8-N7	12.46	1.38	1.30
11	B2	39	U	C2-N3	12.45	1.46	1.37
38	A1	1783	U	C2-N3	12.45	1.46	1.37

Continued on next page...

Continued from previous page...

Mol	Chain	Res	Type	Atoms	Z	Observed(Å)	Ideal(Å)
39	A3	38	U	C2-N3	12.45	1.46	1.37
38	A1	1238	G	C5-C6	-12.45	1.29	1.42
38	A1	2051	A	N7-C5	-12.45	1.31	1.39
11	B2	190	C	N1-C6	12.44	1.44	1.37
10	B1	38	G	C6-N1	12.44	1.48	1.39
38	A1	418	C	C4-N4	12.44	1.45	1.33
38	A1	1715	G	C6-N1	12.44	1.48	1.39
38	A1	1475	G	C6-N1	12.43	1.48	1.39
11	B2	412	U	C2-N3	12.42	1.46	1.37
38	A1	1334	G	C2-N3	12.42	1.42	1.32
39	A3	100	A	C6-N1	12.42	1.44	1.35
11	B2	937	A	C6-N1	12.41	1.44	1.35
38	A1	579	C	C4-C5	12.40	1.52	1.43
11	B2	506	G	N7-C5	-12.40	1.31	1.39
11	B2	560	A	C5-C4	12.40	1.47	1.38
11	B2	55	G	C8-N7	12.39	1.38	1.30
38	A1	1915	G	C2-N3	12.39	1.42	1.32
38	A1	2020	G	C6-N1	12.38	1.48	1.39
38	A1	1734	G	C6-N1	12.37	1.48	1.39
11	B2	1234	A	C5-C4	12.36	1.47	1.38
38	A1	983	G	N7-C5	-12.36	1.31	1.39
11	B2	428	G	N7-C5	-12.34	1.31	1.39
38	A1	123	A	N7-C5	-12.33	1.31	1.39
38	A1	516	A	C6-N1	12.33	1.44	1.35
38	A1	1589	G	N1-C2	12.31	1.47	1.37
11	B2	1260	G	C6-N1	12.30	1.48	1.39
38	A1	1818	G	C2-N3	12.29	1.42	1.32
38	A1	2493	A	N7-C5	-12.29	1.31	1.39
38	A1	1513	G	C6-N1	12.28	1.48	1.39
11	B2	682	A	C5-C4	12.27	1.47	1.38
38	A1	1984	G	N7-C5	-12.27	1.31	1.39
38	A1	2861	A	N3-C4	-12.26	1.27	1.34
38	A1	919	G	N7-C5	-12.25	1.31	1.39
38	A1	3046	C	C2-N3	12.25	1.45	1.35
38	A1	1564	C	N1-C6	-12.23	1.29	1.37
38	A1	2569	G	C2-N3	12.23	1.42	1.32
11	B2	1206	G	N9-C8	12.23	1.46	1.37
38	A1	1507	A	C6-N1	12.22	1.44	1.35
38	A1	1394	G	N7-C5	-12.22	1.31	1.39
38	A1	127	C	N1-C6	12.21	1.44	1.37
38	A1	252	A	N7-C5	-12.21	1.31	1.39
11	B2	1251	C	C4-N4	12.19	1.45	1.33

Continued on next page...

Continued from previous page...

Mol	Chain	Res	Type	Atoms	Z	Observed(Å)	Ideal(Å)
38	A1	1510	U	C2-N3	12.19	1.46	1.37
38	A1	208	A	C5-C4	12.17	1.47	1.38
38	A1	2246	G	C6-N1	12.17	1.48	1.39
38	A1	2279	G	C5-C4	12.17	1.46	1.38
38	A1	1238	G	C8-N7	12.17	1.38	1.30
11	B2	1407	U	C5'-C4'	12.16	1.66	1.51
38	A1	1333	G	N7-C5	12.16	1.46	1.39
38	A1	1975	C	N1-C6	12.16	1.44	1.37
38	A1	2945	A	N3-C4	12.14	1.42	1.34
38	A1	2505	A	N9-C4	12.13	1.45	1.37
38	A1	503	U	C2-N3	12.12	1.46	1.37
38	A1	2529	G	N7-C5	-12.12	1.31	1.39
11	B2	25	C	N3-C4	12.12	1.42	1.33
38	A1	1643	A	N9-C8	12.11	1.47	1.37
11	B2	105	C	C4-N4	12.11	1.44	1.33
38	A1	2946	C	N3-C4	12.10	1.42	1.33
38	A1	2259	G	N7-C5	12.10	1.46	1.39
38	A1	810	A	N7-C5	-12.09	1.31	1.39
11	B2	201	G	C6-N1	12.08	1.48	1.39
38	A1	1117	C	C2-N3	12.08	1.45	1.35
38	A1	2412	A	N3-C4	-12.07	1.27	1.34
38	A1	189	U	C4-C5	12.07	1.54	1.43
38	A1	1563	G	C2-N3	12.06	1.42	1.32
38	A1	1694	G	N1-C2	12.06	1.47	1.37
38	A1	1870	G	N9-C4	-12.05	1.28	1.38
38	A1	437	G	C4'-C3'	12.05	1.66	1.53
38	A1	540	A	C6-N6	12.05	1.43	1.33
39	A3	15	G	C6-N1	12.05	1.48	1.39
38	A1	2756	G	N1-C2	12.04	1.47	1.37
11	B2	61	A	C6-N6	12.04	1.43	1.33
38	A1	2171	G	N1-C2	12.03	1.47	1.37
38	A1	2794	G	N7-C5	-12.03	1.32	1.39
11	B2	1254	C	N3-C4	12.03	1.42	1.33
11	B2	1452	G	C2-N3	12.03	1.42	1.32
38	A1	816	C	N1-C6	12.02	1.44	1.37
38	A1	881	G	N9-C8	12.02	1.46	1.37
11	B2	959	G	N1-C2	12.02	1.47	1.37
11	B2	1390	G	N7-C5	-12.01	1.32	1.39
38	A1	731	C	N3-C4	12.01	1.42	1.33
11	B2	354	G	C6-N1	12.00	1.48	1.39
11	B2	11	A	N7-C5	-11.99	1.32	1.39
38	A1	929	G	N7-C5	-11.98	1.32	1.39

Continued on next page...

Continued from previous page...

Mol	Chain	Res	Type	Atoms	Z	Observed(Å)	Ideal(Å)
38	A1	718	G	C2-N3	11.98	1.42	1.32
38	A1	2605	G	N7-C5	-11.98	1.32	1.39
11	B2	1494	C	C4-N4	11.98	1.44	1.33
38	A1	1707	A	N7-C5	-11.97	1.32	1.39
38	A1	307	C	C4-N4	11.97	1.44	1.33
11	B2	702	G	N1-C2	11.97	1.47	1.37
38	A1	1659	G	N7-C5	-11.97	1.32	1.39
11	B2	542	G	C2-N3	11.95	1.42	1.32
38	A1	474	G	N7-C5	-11.94	1.32	1.39
38	A1	2332	G	N7-C5	-11.95	1.32	1.39
38	A1	1297	C	N3-C4	11.94	1.42	1.33
38	A1	1290	G	C8-N7	-11.94	1.23	1.30
38	A1	317	A	N9-C4	11.93	1.45	1.37
38	A1	2371	A	C6-N1	11.93	1.43	1.35
38	A1	696	G	C6-N1	11.92	1.47	1.39
38	A1	905	G	C6-N1	11.92	1.47	1.39
38	A1	2013	A	N7-C5	-11.92	1.32	1.39
11	B2	1435	G	N9-C8	11.91	1.46	1.37
11	B2	784	G	N7-C5	-11.90	1.32	1.39
11	B2	779	G	N1-C2	11.90	1.47	1.37
38	A1	50	C	C4-N4	11.90	1.44	1.33
38	A1	1786	G	N7-C5	-11.90	1.32	1.39
11	B2	1119	U	C2-N3	11.89	1.46	1.37
38	A1	142	G	C8-N7	11.89	1.38	1.30
38	A1	2785	G	C6-N1	11.88	1.47	1.39
11	B2	963	A	C6-N6	11.87	1.43	1.33
11	B2	1441	G	N1-C2	11.87	1.47	1.37
11	B2	499	G	C2-N3	11.87	1.42	1.32
38	A1	2303	A	C6-N6	11.86	1.43	1.33
38	A1	1353	A	C6-N1	11.85	1.43	1.35
38	A1	2642	C	C2'-C1'	-11.85	1.40	1.53
11	B2	539	C	N1-C6	11.85	1.44	1.37
38	A1	403	G	C2-N3	11.84	1.42	1.32
38	A1	1469	U	N3-C4	11.83	1.49	1.38
38	A1	2023	A	N7-C5	-11.83	1.32	1.39
11	B2	393	A	C5'-C4'	11.82	1.65	1.51
11	B2	846	G	C2-N3	11.82	1.42	1.32
11	B2	1455	A	C6-N6	11.80	1.43	1.33
38	A1	26	G	C2-N3	11.80	1.42	1.32
38	A1	627	G	C6-N1	11.80	1.47	1.39
39	A3	12	G	C6-N1	11.79	1.47	1.39
11	B2	1113	G	C8-N7	11.77	1.38	1.30

Continued on next page...

Continued from previous page...

Mol	Chain	Res	Type	Atoms	Z	Observed(Å)	Ideal(Å)
38	A1	2008	G	N3-C4	11.77	1.43	1.35
38	A1	699	A	C5-C4	-11.75	1.30	1.38
38	A1	453	U	C2-N3	11.72	1.46	1.37
38	A1	1732	C	N3-C4	11.72	1.42	1.33
11	B2	542	G	N1-C2	11.72	1.47	1.37
38	A1	1181	C	C4-N4	11.72	1.44	1.33
38	A1	1379	A	N9-C4	11.71	1.44	1.37
11	B2	147	A	N7-C5	-11.71	1.32	1.39
38	A1	2303	A	C8-N7	-11.71	1.23	1.31
38	A1	1789	A	C2'-C1'	-11.71	1.40	1.53
11	B2	637	G	N3-C4	11.71	1.43	1.35
11	B2	260	C	N1-C6	11.70	1.44	1.37
38	A1	2989	A	N7-C5	-11.70	1.32	1.39
11	B2	119	A	N9-C4	11.70	1.44	1.37
38	A1	2137	A	N9-C4	-11.70	1.30	1.37
38	A1	1488	C	N3-C4	11.69	1.42	1.33
38	A1	1802	G	N1-C2	11.69	1.47	1.37
38	A1	2252	C	N1-C6	-11.69	1.30	1.37
38	A1	224	G	N1-C2	11.68	1.47	1.37
38	A1	2270	G	N9-C8	11.68	1.46	1.37
11	B2	164	A	C5-C4	11.67	1.47	1.38
11	B2	1142	G	N1-C2	11.67	1.47	1.37
38	A1	181	U	C2-N3	11.67	1.46	1.37
11	B2	1368	A	C6-N1	11.66	1.43	1.35
38	A1	1753	G	C2-N3	11.66	1.42	1.32
38	A1	1684	C	N1-C6	11.66	1.44	1.37
11	B2	772	G	C8-N7	11.66	1.38	1.30
38	A1	1524	A	N9-C4	-11.66	1.30	1.37
11	B2	910	G	C6-N1	11.65	1.47	1.39
11	B2	454	G	C6-N1	11.65	1.47	1.39
11	B2	1071	C	N3-C4	11.65	1.42	1.33
38	A1	2653	G	C8-N7	-11.65	1.24	1.30
38	A1	415	U	C2-N3	11.65	1.46	1.37
38	A1	1143	A	C8-N7	-11.65	1.23	1.31
38	A1	1059	C	N1-C6	11.65	1.44	1.37
10	B1	62	C	N1-C6	11.64	1.44	1.37
38	A1	1845	C	N1-C6	-11.64	1.30	1.37
38	A1	1208	A	C6-N1	11.62	1.43	1.35
39	A3	41	A	C5-C4	11.62	1.46	1.38
38	A1	2272	G	N1-C2	11.61	1.47	1.37
11	B2	581	G	N7-C5	-11.61	1.32	1.39
38	A1	1898	A	N3-C4	-11.61	1.27	1.34

Continued on next page...

Continued from previous page...

Mol	Chain	Res	Type	Atoms	Z	Observed(Å)	Ideal(Å)
38	A1	633	A	N3-C4	-11.61	1.27	1.34
11	B2	436	A	N9-C4	-11.60	1.30	1.37
38	A1	1173	G	C8-N7	-11.59	1.24	1.30
38	A1	674	G	N7-C5	-11.59	1.32	1.39
38	A1	1270	G	P-O5'	-11.59	1.48	1.59
11	B2	1136	A	C6-N6	11.59	1.43	1.33
38	A1	1781	C	N1-C6	11.58	1.44	1.37
38	A1	2311	C	N1-C6	11.58	1.44	1.37
38	A1	695	G	N1-C2	11.57	1.47	1.37
11	B2	122	C	C4-N4	11.57	1.44	1.33
38	A1	2391	G	C6-N1	11.57	1.47	1.39
38	A1	2352	G	N1-C2	11.56	1.47	1.37
11	B2	90	C	N3-C4	11.56	1.42	1.33
10	B1	26	C	N3-C4	11.55	1.42	1.33
11	B2	145	A	C6-N6	11.55	1.43	1.33
38	A1	831	C	N3-C4	11.54	1.42	1.33
38	A1	1867	C	N1-C6	-11.54	1.30	1.37
38	A1	1978	A	N9-C4	-11.54	1.30	1.37
38	A1	1759	A	N7-C5	-11.54	1.32	1.39
38	A1	1170	G	C5-C4	11.54	1.46	1.38
38	A1	1406	G	C2-N3	11.54	1.42	1.32
38	A1	2190	A	N7-C5	-11.53	1.32	1.39
38	A1	2458	U	C2-N3	11.53	1.45	1.37
11	B2	1112	G	N7-C5	-11.52	1.32	1.39
38	A1	2391	G	C2'-C1'	-11.52	1.40	1.53
38	A1	2210	G	N9-C8	11.52	1.46	1.37
38	A1	1625	A	C6-N6	11.52	1.43	1.33
11	B2	771	G	C2-N2	11.51	1.46	1.34
38	A1	591	G	N9-C4	-11.49	1.28	1.38
38	A1	49	A	N3-C4	-11.49	1.27	1.34
11	B2	748	A	N7-C5	-11.48	1.32	1.39
38	A1	2659	G	N9-C8	11.48	1.45	1.37
38	A1	569	G	C2-N3	11.48	1.42	1.32
11	B2	1366	U	C2-N3	11.48	1.45	1.37
38	A1	1579	G	C2-N3	11.48	1.42	1.32
38	A1	1185	A	N9-C4	11.47	1.44	1.37
11	B2	1394	G	C4'-O4'	11.47	1.60	1.45
38	A1	440	A	C2-N3	11.47	1.43	1.33
38	A1	1230	G	C6-N1	11.47	1.47	1.39
11	B2	277	G	C6-N1	11.45	1.47	1.39
11	B2	1239	A	N7-C5	-11.43	1.32	1.39
38	A1	63	A	N7-C5	-11.43	1.32	1.39

Continued on next page...

Continued from previous page...

Mol	Chain	Res	Type	Atoms	Z	Observed(Å)	Ideal(Å)
38	A1	261	A	C6-N6	11.43	1.43	1.33
38	A1	1511	C	N3-C4	11.43	1.42	1.33
38	A1	2651	G	C2-N3	11.43	1.41	1.32
38	A1	2610	C	C4-N4	11.43	1.44	1.33
11	B2	1150	G	P-O5'	-11.43	1.48	1.59
11	B2	1422	G	C2-N3	11.42	1.41	1.32
11	B2	880	G	N7-C5	-11.42	1.32	1.39
38	A1	1212	A	N9-C4	11.42	1.44	1.37
38	A1	715	G	C5-C4	-11.41	1.30	1.38
11	B2	967	C	C4-N4	11.41	1.44	1.33
38	A1	920	G	N7-C5	-11.40	1.32	1.39
38	A1	1776	G	C2-N3	11.40	1.41	1.32
11	B2	552	C	N1-C6	11.39	1.44	1.37
38	A1	2949	G	C2-N3	11.39	1.41	1.32
11	B2	630	A	N3-C4	-11.39	1.28	1.34
11	B2	37	G	C2-N3	11.38	1.41	1.32
38	A1	1264	G	C5'-C4'	11.38	1.65	1.51
38	A1	606	A	C6-N1	11.38	1.43	1.35
38	A1	1461	G	C5-C4	-11.38	1.30	1.38
11	B2	682	A	N7-C5	-11.38	1.32	1.39
11	B2	479	C	C4-N4	11.38	1.44	1.33
38	A1	526	C	N1-C6	11.38	1.44	1.37
38	A1	2012	G	C2-N3	11.37	1.41	1.32
11	B2	350	G	N7-C5	11.37	1.46	1.39
11	B2	666	G	N9-C8	11.36	1.45	1.37
38	A1	1802	G	C8-N7	-11.36	1.24	1.30
38	A1	2721	C	C4-C5	11.36	1.52	1.43
11	B2	487	U	C2-N3	11.35	1.45	1.37
38	A1	2825	A	C6-N6	11.35	1.43	1.33
38	A1	2053	G	C5-C4	11.35	1.46	1.38
11	B2	1104	G	N1-C2	11.35	1.46	1.37
11	B2	1236	G	C6-N1	11.34	1.47	1.39
38	A1	1442	G	N7-C5	-11.34	1.32	1.39
38	A1	1376	U	C2-N3	11.34	1.45	1.37
11	B2	772	G	C2-N3	11.33	1.41	1.32
11	B2	211	G	C2-N3	11.33	1.41	1.32
11	B2	627	G	N9-C8	11.33	1.45	1.37
38	A1	2538	G	N3-C4	-11.33	1.27	1.35
11	B2	153	G	N7-C5	-11.33	1.32	1.39
11	B2	1005	G	C6-N1	11.32	1.47	1.39
11	B2	1117	A	C8-N7	-11.32	1.23	1.31
38	A1	2554	A	C6-N1	11.31	1.43	1.35

Continued on next page...

Continued from previous page...

Mol	Chain	Res	Type	Atoms	Z	Observed(Å)	Ideal(Å)
11	B2	1361	G	C6-N1	11.29	1.47	1.39
38	A1	2247	G	N7-C5	-11.29	1.32	1.39
11	B2	1237	G	N3-C4	11.29	1.43	1.35
38	A1	1566	G	N7-C5	-11.28	1.32	1.39
38	A1	2585	G	N7-C5	-11.28	1.32	1.39
11	B2	226	G	N1-C2	11.28	1.46	1.37
11	B2	1377	G	O3'-P	-11.28	1.47	1.61
38	A1	2322	A	N3-C4	11.27	1.41	1.34
39	A3	72	G	C6-N1	11.27	1.47	1.39
38	A1	3002	A	C6-N6	11.26	1.43	1.33
11	B2	1307	G	N1-C2	11.26	1.46	1.37
38	A1	451	C	C4-N4	11.26	1.44	1.33
38	A1	364	A	C6-N6	11.25	1.43	1.33
38	A1	844	C	N3-C4	11.25	1.41	1.33
38	A1	2167	C	N3-C4	11.25	1.41	1.33
38	A1	2182	A	C6-N1	11.25	1.43	1.35
38	A1	2837	C	P-O5'	-11.25	1.48	1.59
11	B2	537	G	N7-C5	11.25	1.46	1.39
38	A1	3000	U	P-O5'	-11.25	1.48	1.59
11	B2	799	C	N1-C6	-11.24	1.30	1.37
38	A1	1104	A	N7-C5	-11.24	1.32	1.39
38	A1	1836	A	C6-N1	11.24	1.43	1.35
38	A1	2770	A	N7-C5	-11.24	1.32	1.39
11	B2	1191	G	C2-N3	11.24	1.41	1.32
38	A1	1287	G	N7-C5	-11.24	1.32	1.39
38	A1	1846	G	N9-C8	11.24	1.45	1.37
11	B2	1206	G	C6-N1	11.24	1.47	1.39
11	B2	402	G	N1-C2	11.24	1.46	1.37
38	A1	2023	A	C6-N1	11.23	1.43	1.35
38	A1	1161	A	C6-N6	11.23	1.43	1.33
11	B2	196	G	C2-N2	11.22	1.45	1.34
11	B2	1418	G	C2-N3	11.22	1.41	1.32
38	A1	1417	U	C4-C5	11.22	1.53	1.43
38	A1	2497	G	N7-C5	-11.22	1.32	1.39
11	B2	645	G	C6-N1	11.21	1.47	1.39
11	B2	523	C	N1-C6	11.21	1.43	1.37
11	B2	1211	A	C8-N7	-11.21	1.23	1.31
38	A1	2104	G	C2-N3	11.21	1.41	1.32
38	A1	317	A	C6-N6	11.20	1.43	1.33
38	A1	2509	A	N7-C5	-11.20	1.32	1.39
38	A1	2432	G	N7-C5	-11.19	1.32	1.39
11	B2	204	G	C2-N3	11.19	1.41	1.32

Continued on next page...

Continued from previous page...

Mol	Chain	Res	Type	Atoms	Z	Observed(Å)	Ideal(Å)
11	B2	781	U	O3'-P	-11.19	1.47	1.61
38	A1	2496	G	N7-C5	-11.18	1.32	1.39
11	B2	1448	A	N7-C5	-11.18	1.32	1.39
11	B2	347	G	N7-C5	-11.18	1.32	1.39
11	B2	307	G	N9-C8	11.17	1.45	1.37
38	A1	2620	G	N7-C5	-11.17	1.32	1.39
38	A1	2548	A	C6-N1	11.16	1.43	1.35
38	A1	1122	C	N3-C4	11.15	1.41	1.33
38	A1	2096	G	C6-N1	11.15	1.47	1.39
11	B2	1240	A	C6-N1	11.15	1.43	1.35
38	A1	81	G	N1-C2	11.15	1.46	1.37
38	A1	438	G	N9-C8	11.14	1.45	1.37
38	A1	951	C	N3-C4	11.14	1.41	1.33
38	A1	2718	G	C8-N7	-11.14	1.24	1.30
11	B2	53	G	N9-C8	-11.14	1.30	1.37
11	B2	1040	A	N3-C4	11.14	1.41	1.34
38	A1	692	C	C4-N4	11.13	1.44	1.33
11	B2	501	G	N7-C5	-11.13	1.32	1.39
11	B2	1040	A	N9-C4	-11.13	1.31	1.37
38	A1	721	G	C2-N3	11.12	1.41	1.32
38	A1	2629	U	C2-N3	11.12	1.45	1.37
38	A1	2962	A	N3-C4	11.12	1.41	1.34
38	A1	496	A	C5-C4	-11.12	1.30	1.38
38	A1	2585	G	N9-C4	-11.12	1.29	1.38
38	A1	2707	G	C6-N1	11.12	1.47	1.39
11	B2	10	G	C2-N2	11.12	1.45	1.34
38	A1	803	A	C6-N6	11.12	1.42	1.33
38	A1	2653	G	N3-C4	11.11	1.43	1.35
38	A1	3010	C	N3-C4	11.11	1.41	1.33
39	A3	3	G	C8-N7	-11.10	1.24	1.30
38	A1	763	A	N7-C5	-11.10	1.32	1.39
38	A1	15	A	N3-C4	-11.09	1.28	1.34
38	A1	1174	U	C2-N3	11.09	1.45	1.37
38	A1	2975	A	N9-C4	11.09	1.44	1.37
38	A1	2652	G	C6-N1	11.09	1.47	1.39
11	B2	1013	G	C6-N1	11.08	1.47	1.39
38	A1	1386	G	P-O5'	-11.08	1.48	1.59
38	A1	828	G	N7-C5	-11.07	1.32	1.39
38	A1	2958	U	C5'-C4'	11.07	1.64	1.51
38	A1	541	A	C6-N6	11.06	1.42	1.33
38	A1	837	G	C6-N1	11.06	1.47	1.39
38	A1	2832	G	C6-N1	11.06	1.47	1.39

Continued on next page...

Continued from previous page...

Mol	Chain	Res	Type	Atoms	Z	Observed(Å)	Ideal(Å)
38	A1	212	A	C5-C4	11.06	1.46	1.38
38	A1	1970	G	C6-N1	11.06	1.47	1.39
11	B2	714	G	C2-N3	11.05	1.41	1.32
11	B2	202	G	N9-C8	11.05	1.45	1.37
11	B2	1426	C	N1-C6	11.05	1.43	1.37
39	A3	77	A	N7-C5	-11.05	1.32	1.39
38	A1	1881	A	N3-C4	-11.04	1.28	1.34
11	B2	302	A	N7-C5	-11.04	1.32	1.39
38	A1	2734	C	N1-C6	11.04	1.43	1.37
11	B2	970	G	N1-C2	11.04	1.46	1.37
11	B2	626	G	C5-C4	11.04	1.46	1.38
38	A1	1136	G	N9-C8	-11.04	1.30	1.37
38	A1	2496	G	C6-N1	11.03	1.47	1.39
38	A1	2950	G	C5'-C4'	11.03	1.64	1.51
38	A1	170	A	N7-C5	-11.03	1.32	1.39
11	B2	55	G	N7-C5	-11.02	1.32	1.39
38	A1	368	U	O3'-P	-11.02	1.48	1.61
38	A1	780	G	C2-N3	11.01	1.41	1.32
38	A1	2269	C	N1-C6	11.01	1.43	1.37
38	A1	330	U	P-O5'	-11.01	1.48	1.59
38	A1	771	G	N9-C8	-11.01	1.30	1.37
11	B2	1409	G	N7-C5	-11.01	1.32	1.39
38	A1	2384	G	N7-C5	-11.01	1.32	1.39
38	A1	1267	A	N9-C4	-11.00	1.31	1.37
38	A1	2372	C	N3-C4	11.00	1.41	1.33
11	B2	975	A	C6-N6	11.00	1.42	1.33
38	A1	886	G	N1-C2	11.00	1.46	1.37
38	A1	2363	G	N9-C4	11.00	1.46	1.38
38	A1	808	A	N7-C5	-10.99	1.32	1.39
38	A1	2303	A	C5-C4	10.99	1.46	1.38
11	B2	1232	G	C6-N1	10.99	1.47	1.39
38	A1	859	G	C6-N1	10.99	1.47	1.39
38	A1	1013	G	C5-C4	10.97	1.46	1.38
38	A1	2304	C	N3-C4	10.97	1.41	1.33
38	A1	583	A	C6-N6	10.96	1.42	1.33
11	B2	1215	G	N9-C8	10.96	1.45	1.37
38	A1	2507	C	N1-C6	10.96	1.43	1.37
11	B2	167	G	N1-C2	10.96	1.46	1.37
38	A1	862	G	C8-N7	-10.95	1.24	1.30
38	A1	2463	G	C6-N1	10.96	1.47	1.39
11	B2	570	G	N1-C2	10.95	1.46	1.37
11	B2	1283	G	N7-C5	-10.95	1.32	1.39

Continued on next page...

Continued from previous page...

Mol	Chain	Res	Type	Atoms	Z	Observed(Å)	Ideal(Å)
11	B2	368	C	C4-C5	10.95	1.51	1.43
38	A1	2042	A	C5-C4	10.95	1.46	1.38
38	A1	2393	G	N9-C4	-10.95	1.29	1.38
11	B2	24	C	P-O5'	-10.95	1.48	1.59
38	A1	103	A	N7-C5	-10.95	1.32	1.39
38	A1	733	A	C6-N6	10.95	1.42	1.33
39	A3	52	U	C2-N3	10.95	1.45	1.37
38	A1	402	G	C2-N2	10.94	1.45	1.34
38	A1	2195	G	C6-N1	10.94	1.47	1.39
38	A1	2314	U	N3-C4	10.94	1.48	1.38
38	A1	2862	A	C8-N7	-10.94	1.23	1.31
38	A1	1627	G	C8-N7	-10.94	1.24	1.30
11	B2	1393	A	N9-C4	10.94	1.44	1.37
11	B2	1024	G	N7-C5	-10.93	1.32	1.39
38	A1	954	A	N9-C4	10.93	1.44	1.37
11	B2	60	A	N7-C5	-10.93	1.32	1.39
11	B2	763	G	N7-C5	-10.93	1.32	1.39
11	B2	1429	G	N7-C5	-10.93	1.32	1.39
38	A1	1713	G	C6-N1	10.92	1.47	1.39
11	B2	372	G	N1-C2	10.91	1.46	1.37
38	A1	2869	U	C2-N3	10.91	1.45	1.37
38	A1	2097	G	N7-C5	-10.90	1.32	1.39
11	B2	911	C	N3-C4	10.90	1.41	1.33
38	A1	1584	G	C6-N1	10.90	1.47	1.39
11	B2	20	G	N9-C4	-10.90	1.29	1.38
32	BT	28	PHE	CG-CD2	10.89	1.55	1.38
11	B2	811	G	C6-N1	10.89	1.47	1.39
38	A1	2620	G	C6-N1	10.89	1.47	1.39
11	B2	1067	G	C2-N3	10.88	1.41	1.32
38	A1	1277	G	N1-C2	10.88	1.46	1.37
11	B2	1158	G	C8-N7	10.88	1.37	1.30
11	B2	1171	G	C5-C6	-10.88	1.31	1.42
11	B2	592	G	C2-N3	10.87	1.41	1.32
38	A1	2008	G	C6-N1	10.86	1.47	1.39
38	A1	2382	A	C6-N1	10.86	1.43	1.35
38	A1	2323	C	N3-C4	10.86	1.41	1.33
38	A1	1148	C	N3-C4	10.86	1.41	1.33
11	B2	1143	G	N7-C5	-10.85	1.32	1.39
11	B2	334	G	C6-N1	10.85	1.47	1.39
38	A1	2335	G	C5-C4	10.85	1.46	1.38
38	A1	840	G	C2-N3	10.84	1.41	1.32
10	B1	10	G	C2-N3	10.84	1.41	1.32

Continued on next page...

Continued from previous page...

Mol	Chain	Res	Type	Atoms	Z	Observed(Å)	Ideal(Å)
10	B1	53	G	N1-C2	10.83	1.46	1.37
11	B2	1356	A	C8-N7	-10.83	1.24	1.31
11	B2	1012	C	N3-C4	10.83	1.41	1.33
38	A1	394	A	N9-C4	10.83	1.44	1.37
11	B2	1218	C	N1-C6	10.83	1.43	1.37
38	A1	2685	G	N1-C2	10.82	1.46	1.37
38	A1	1723	A	N9-C4	-10.82	1.31	1.37
11	B2	283	U	C2-N3	10.82	1.45	1.37
38	A1	102	A	C2'-C1'	-10.82	1.41	1.53
11	B2	709	G	C6-N1	10.82	1.47	1.39
11	B2	772	G	C5-C4	10.82	1.46	1.38
11	B2	877	A	N9-C4	10.82	1.44	1.37
11	B2	1472	G	C2-N3	10.82	1.41	1.32
38	A1	2107	G	C6-N1	10.81	1.47	1.39
11	B2	1019	A	N3-C4	-10.81	1.28	1.34
11	B2	312	U	C2-N3	10.80	1.45	1.37
38	A1	19	G	N7-C5	-10.80	1.32	1.39
11	B2	1051	G	C6-N1	10.80	1.47	1.39
11	B2	288	G	C2-N3	10.80	1.41	1.32
11	B2	1055	C	C2'-C1'	-10.80	1.41	1.53
11	B2	492	G	N1-C2	10.79	1.46	1.37
38	A1	477	C	C4-N4	10.79	1.43	1.33
11	B2	665	G	C5-C4	10.79	1.46	1.38
11	B2	702	G	N7-C5	-10.79	1.32	1.39
11	B2	719	G	N9-C8	-10.79	1.30	1.37
38	A1	652	G	C8-N7	10.78	1.37	1.30
38	A1	866	G	N7-C5	-10.78	1.32	1.39
38	A1	2461	C	N1-C6	10.78	1.43	1.37
38	A1	372	A	C6-N1	10.77	1.43	1.35
11	B2	21	A	N9-C4	-10.77	1.31	1.37
38	A1	684	G	N7-C5	-10.77	1.32	1.39
38	A1	668	G	N7-C5	-10.77	1.32	1.39
38	A1	2090	A	N3-C4	-10.77	1.28	1.34
38	A1	1862	G	N9-C8	10.77	1.45	1.37
38	A1	1922	A	C6-N6	10.76	1.42	1.33
11	B2	1441	G	C8-N7	10.76	1.37	1.30
38	A1	2997	G	C6-N1	10.76	1.47	1.39
11	B2	399	A	C6-N6	10.75	1.42	1.33
38	A1	2029	C	N1-C6	10.75	1.43	1.37
11	B2	1032	A	N9-C4	-10.75	1.31	1.37
38	A1	1418	A	C6-N6	10.75	1.42	1.33
38	A1	1720	G	C2-N2	10.75	1.45	1.34

Continued on next page...

Continued from previous page...

Mol	Chain	Res	Type	Atoms	Z	Observed(Å)	Ideal(Å)
11	B2	1206	G	N3-C4	-10.74	1.27	1.35
11	B2	1301	U	C2-N3	10.74	1.45	1.37
11	B2	488	A	N9-C4	-10.73	1.31	1.37
38	A1	226	C	N3-C4	10.73	1.41	1.33
38	A1	2442	A	C2'-C1'	-10.73	1.41	1.53
11	B2	1372	C	N3-C4	10.73	1.41	1.33
38	A1	1398	C	N1-C6	10.73	1.43	1.37
11	B2	202	G	N1-C2	10.73	1.46	1.37
38	A1	2377	C	N1-C6	10.73	1.43	1.37
38	A1	397	G	C5-C4	-10.72	1.30	1.38
11	B2	850	A	N7-C5	-10.72	1.32	1.39
38	A1	601	A	N9-C4	-10.72	1.31	1.37
38	A1	803	A	N7-C5	-10.71	1.32	1.39
38	A1	1685	C	N1-C6	-10.72	1.30	1.37
11	B2	765	U	C2-N3	10.71	1.45	1.37
38	A1	116	G	C5'-C4'	10.71	1.64	1.51
38	A1	2184	G	O3'-P	-10.71	1.48	1.61
38	A1	563	A	C5-C4	10.70	1.46	1.38
38	A1	417	C	C4-N4	10.70	1.43	1.33
11	B2	1089	C	N3-C4	10.69	1.41	1.33
11	B2	874	G	N3-C4	-10.69	1.27	1.35
11	B2	1469	G	C2-N2	10.69	1.45	1.34
38	A1	2797	C	P-O5'	10.69	1.70	1.59
11	B2	365	C	N1-C2	10.68	1.50	1.40
38	A1	2175	G	N7-C5	-10.68	1.32	1.39
38	A1	2525	C	N3-C4	10.68	1.41	1.33
38	A1	2310	G	C8-N7	10.68	1.37	1.30
11	B2	1234	A	N7-C5	-10.68	1.32	1.39
11	B2	597	C	C4-C5	10.68	1.51	1.43
38	A1	13	U	C2-N3	10.67	1.45	1.37
38	A1	2109	C	C4-N4	10.67	1.43	1.33
38	A1	2811	U	N3-C4	10.67	1.48	1.38
38	A1	1352	U	C2-N3	10.66	1.45	1.37
38	A1	2028	G	C8-N7	-10.66	1.24	1.30
38	A1	1171	G	N7-C5	-10.65	1.32	1.39
38	A1	59	U	N1-C2	10.65	1.48	1.38
38	A1	2901	C	N1-C6	-10.65	1.30	1.37
38	A1	1591	C	N3-C4	10.64	1.41	1.33
11	B2	152	G	N3-C4	-10.64	1.28	1.35
38	A1	2994	G	C2-N3	10.64	1.41	1.32
38	A1	1578	C	N1-C6	10.64	1.43	1.37
38	A1	2589	C	C4-N4	10.63	1.43	1.33

Continued on next page...

Continued from previous page...

Mol	Chain	Res	Type	Atoms	Z	Observed(Å)	Ideal(Å)
38	A1	81	G	C2-N3	10.63	1.41	1.32
11	B2	228	G	N1-C2	10.63	1.46	1.37
11	B2	217	C	N1-C6	10.62	1.43	1.37
11	B2	741	A	N9-C8	-10.62	1.29	1.37
38	A1	2745	G	C5'-C4'	10.62	1.64	1.51
38	A1	1220	U	C2-N3	10.62	1.45	1.37
38	A1	1932	G	N7-C5	10.62	1.45	1.39
38	A1	1309	G	N1-C2	10.62	1.46	1.37
11	B2	221	A	C6-N6	10.62	1.42	1.33
38	A1	1339	C	N1-C6	10.62	1.43	1.37
38	A1	266	A	N9-C4	10.62	1.44	1.37
11	B2	1203	G	N1-C2	10.61	1.46	1.37
38	A1	2785	G	C2'-C1'	-10.62	1.41	1.53
38	A1	2454	G	C8-N7	10.61	1.37	1.30
38	A1	2344	G	N1-C2	10.61	1.46	1.37
11	B2	830	A	N7-C5	-10.60	1.32	1.39
38	A1	497	G	N1-C2	10.60	1.46	1.37
38	A1	1995	C	C2-N3	10.60	1.44	1.35
11	B2	1086	C	N1-C6	10.60	1.43	1.37
38	A1	1021	G	C2-N3	10.60	1.41	1.32
11	B2	147	A	N9-C4	10.59	1.44	1.37
38	A1	1643	A	N7-C5	10.59	1.45	1.39
38	A1	586	A	N9-C4	10.58	1.44	1.37
38	A1	1293	G	C5'-C4'	10.58	1.64	1.51
38	A1	1692	A	N9-C4	10.58	1.44	1.37
38	A1	2021	G	C6-N1	10.58	1.47	1.39
10	B1	20	G	N1-C2	10.57	1.46	1.37
11	B2	1045	A	C6-N1	10.57	1.43	1.35
38	A1	1950	G	N1-C2	10.57	1.46	1.37
38	A1	627	G	C5'-C4'	-10.57	1.38	1.51
38	A1	208	A	N7-C5	-10.56	1.32	1.39
38	A1	343	C	N3-C4	10.56	1.41	1.33
38	A1	1018	G	N9-C8	10.56	1.45	1.37
38	A1	1277	G	N7-C5	-10.56	1.32	1.39
38	A1	2205	A	N7-C5	-10.56	1.32	1.39
11	B2	625	G	N7-C5	-10.56	1.32	1.39
38	A1	445	G	N9-C8	10.56	1.45	1.37
38	A1	2490	C	C5'-C4'	10.56	1.64	1.51
38	A1	2436	A	N3-C4	-10.55	1.28	1.34
38	A1	615	A	N7-C5	-10.55	1.32	1.39
38	A1	787	G	C2-N3	10.55	1.41	1.32
38	A1	502	G	C8-N7	-10.55	1.24	1.30

Continued on next page...

Continued from previous page...

Mol	Chain	Res	Type	Atoms	Z	Observed(Å)	Ideal(Å)
38	A1	1332	A	N7-C5	-10.54	1.32	1.39
11	B2	676	G	N3-C4	10.54	1.42	1.35
38	A1	1846	G	N7-C5	-10.54	1.32	1.39
39	A3	54	A	N7-C5	-10.54	1.32	1.39
39	A3	98	G	N1-C2	10.54	1.46	1.37
38	A1	2107	G	C2-N3	10.53	1.41	1.32
39	A3	11	A	C5'-C4'	10.54	1.64	1.51
38	A1	57	C	C4-N4	10.53	1.43	1.33
38	A1	1792	A	N7-C5	-10.53	1.32	1.39
38	A1	221	G	C5'-C4'	10.52	1.64	1.51
38	A1	2844	G	C8-N7	-10.52	1.24	1.30
38	A1	2877	A	N9-C4	10.52	1.44	1.37
38	A1	563	A	N7-C5	-10.52	1.32	1.39
38	A1	17	C	N3-C4	10.51	1.41	1.33
38	A1	2956	G	C6-N1	10.51	1.47	1.39
38	A1	468	A	N7-C5	-10.51	1.32	1.39
38	A1	695	G	C8-N7	10.51	1.37	1.30
11	B2	650	A	C8-N7	-10.51	1.24	1.31
38	A1	301	G	C6-N1	10.51	1.47	1.39
11	B2	566	C	C2-N3	10.50	1.44	1.35
11	B2	777	G	N9-C8	-10.50	1.30	1.37
11	B2	411	C	N3-C4	10.50	1.41	1.33
11	B2	1154	G	C2-N3	10.50	1.41	1.32
11	B2	1233	G	C6-N1	10.50	1.46	1.39
38	A1	557	G	C6-N1	10.49	1.46	1.39
38	A1	1116	A	C6-N1	10.49	1.42	1.35
11	B2	245	U	C2-N3	10.49	1.45	1.37
11	B2	951	G	C6-N1	10.48	1.46	1.39
38	A1	2554	A	N7-C5	-10.47	1.32	1.39
11	B2	448	A	C6-N1	10.47	1.42	1.35
39	A3	14	G	N1-C2	10.47	1.46	1.37
11	B2	1169	C	C4-C5	10.47	1.51	1.43
11	B2	390	G	O4'-C1'	10.46	1.55	1.41
38	A1	2451	G	N7-C5	-10.46	1.32	1.39
11	B2	666	G	C8-N7	-10.46	1.24	1.30
38	A1	936	G	C6-N1	10.46	1.46	1.39
38	A1	1021	G	N1-C2	10.45	1.46	1.37
11	B2	396	C	C5-C6	-10.45	1.25	1.34
38	A1	1450	C	N3-C4	10.45	1.41	1.33
38	A1	2944	G	N1-C2	10.45	1.46	1.37
38	A1	879	A	N7-C5	-10.45	1.32	1.39
38	A1	430	A	P-O5'	-10.45	1.49	1.59

Continued on next page...

Continued from previous page...

Mol	Chain	Res	Type	Atoms	Z	Observed(Å)	Ideal(Å)
38	A1	551	A	N9-C4	10.45	1.44	1.37
38	A1	1622	G	C2-N3	10.45	1.41	1.32
38	A1	2835	A	N9-C4	-10.45	1.31	1.37
38	A1	3021	C	N3-C4	10.45	1.41	1.33
11	B2	182	A	C6-N6	10.44	1.42	1.33
38	A1	977	C	N1-C6	-10.44	1.30	1.37
11	B2	682	A	N3-C4	-10.44	1.28	1.34
38	A1	1994	G	N3-C4	10.44	1.42	1.35
11	B2	786	G	N1-C2	10.43	1.46	1.37
38	A1	1469	U	C2-N3	10.43	1.45	1.37
38	A1	2743	U	C2-N3	10.43	1.45	1.37
11	B2	842	U	C2-N3	10.43	1.45	1.37
11	B2	281	G	C4'-O4'	10.43	1.59	1.45
38	A1	1823	A	C6-N1	10.43	1.42	1.35
38	A1	1893	C	C4-N4	10.43	1.43	1.33
38	A1	801	A	C6-N6	10.42	1.42	1.33
11	B2	1479	C	N1-C6	10.42	1.43	1.37
39	A3	25	A	N7-C5	-10.42	1.32	1.39
11	B2	922	G	C6-N1	10.42	1.46	1.39
38	A1	1266	A	N3-C4	-10.42	1.28	1.34
38	A1	597	C	C4'-C3'	10.41	1.64	1.53
39	A3	53	A	N7-C5	-10.41	1.33	1.39
39	A3	94	G	N1-C2	10.41	1.46	1.37
11	B2	1098	G	C6-N1	10.41	1.46	1.39
38	A1	1485	A	N9-C4	10.41	1.44	1.37
38	A1	241	C	N1-C6	10.41	1.43	1.37
38	A1	860	A	N3-C4	10.41	1.41	1.34
11	B2	1396	C	N1-C6	10.40	1.43	1.37
38	A1	918	A	N7-C5	-10.40	1.33	1.39
38	A1	2860	G	N7-C5	-10.40	1.33	1.39
38	A1	1639	G	C8-N7	10.40	1.37	1.30
11	B2	321	A	C6-N1	10.40	1.42	1.35
11	B2	569	G	C5-C6	-10.40	1.31	1.42
11	B2	1094	U	C4-C5	10.40	1.52	1.43
38	A1	1553	G	N9-C4	-10.39	1.29	1.38
38	A1	1021	G	P-O5'	-10.39	1.49	1.59
11	B2	1193	G	C5-C4	10.39	1.45	1.38
38	A1	319	A	C4'-C3'	10.38	1.64	1.53
38	A1	890	G	N9-C8	10.38	1.45	1.37
38	A1	2756	G	C6-N1	10.38	1.46	1.39
11	B2	282	G	C5-C4	-10.38	1.31	1.38
38	A1	624	U	C3'-C2'	-10.38	1.41	1.52

Continued on next page...

Continued from previous page...

Mol	Chain	Res	Type	Atoms	Z	Observed(Å)	Ideal(Å)
38	A1	1863	G	N9-C8	10.38	1.45	1.37
11	B2	128	A	N7-C5	-10.37	1.33	1.39
11	B2	450	A	N7-C5	-10.37	1.33	1.39
38	A1	2707	G	C4'-C3'	10.37	1.64	1.53
38	A1	18	C	N1-C6	10.37	1.43	1.37
11	B2	1482	C	P-O5'	-10.37	1.49	1.59
38	A1	36	G	C8-N7	10.37	1.37	1.30
11	B2	207	G	C6-N1	10.36	1.46	1.39
11	B2	37	G	N1-C2	10.36	1.46	1.37
38	A1	436	C	C2-N3	10.36	1.44	1.35
10	B1	68	C	N1-C6	10.36	1.43	1.37
38	A1	417	C	N3-C4	10.36	1.41	1.33
38	A1	2896	G	C2-N3	10.36	1.41	1.32
38	A1	243	G	C2-N2	10.36	1.45	1.34
38	A1	447	G	N9-C8	10.36	1.45	1.37
38	A1	1511	C	N1-C6	10.36	1.43	1.37
38	A1	2600	C	C4-C5	10.35	1.51	1.43
38	A1	2820	C	N3-C4	10.35	1.41	1.33
11	B2	922	G	N7-C5	10.35	1.45	1.39
38	A1	1186	G	N3-C4	-10.35	1.28	1.35
38	A1	891	C	C4-C5	10.35	1.51	1.43
38	A1	2093	A	N3-C4	-10.35	1.28	1.34
38	A1	1613	A	C8-N7	-10.35	1.24	1.31
38	A1	2764	G	C6-N1	10.35	1.46	1.39
11	B2	277	G	N9-C8	10.34	1.45	1.37
38	A1	1302	G	N7-C5	-10.34	1.33	1.39
38	A1	1341	U	P-O5'	-10.34	1.49	1.59
38	A1	2221	A	C6-N1	10.34	1.42	1.35
38	A1	2870	A	N9-C4	-10.34	1.31	1.37
11	B2	79	G	N7-C5	-10.34	1.33	1.39
38	A1	1485	A	N7-C5	-10.34	1.33	1.39
11	B2	1124	G	C2-N3	10.34	1.41	1.32
38	A1	707	U	C2-N3	10.33	1.45	1.37
38	A1	1891	C	N3-C4	10.33	1.41	1.33
38	A1	2185	A	C5'-C4'	10.33	1.63	1.51
11	B2	1433	C	N1-C6	10.33	1.43	1.37
38	A1	2201	C	N1-C6	10.33	1.43	1.37
38	A1	2348	G	C2-N3	10.33	1.41	1.32
38	A1	1099	C	N1-C6	10.32	1.43	1.37
11	B2	416	A	N3-C4	-10.32	1.28	1.34
38	A1	1844	C	N1-C6	10.32	1.43	1.37
11	B2	1229	A	N7-C5	-10.32	1.33	1.39

Continued on next page...

Continued from previous page...

Mol	Chain	Res	Type	Atoms	Z	Observed(Å)	Ideal(Å)
38	A1	878	G	N7-C5	-10.32	1.33	1.39
38	A1	1287	G	C6-N1	10.32	1.46	1.39
38	A1	2450	A	N7-C5	-10.32	1.33	1.39
39	A3	87	G	C6-N1	10.32	1.46	1.39
38	A1	1841	G	N3-C4	-10.31	1.28	1.35
38	A1	2653	G	C6-N1	10.31	1.46	1.39
38	A1	2366	G	N9-C8	10.31	1.45	1.37
38	A1	104	C	N1-C6	10.31	1.43	1.37
11	B2	341	C	C4-N4	10.30	1.43	1.33
11	B2	1351	U	C4-C5	10.30	1.52	1.43
38	A1	205	A	C6-N6	10.30	1.42	1.33
11	B2	62	G	N7-C5	-10.30	1.33	1.39
11	B2	1240	A	N7-C5	-10.30	1.33	1.39
10	B1	63	C	N3-C4	10.30	1.41	1.33
11	B2	517	U	C2-N3	10.29	1.45	1.37
38	A1	468	A	C6-N6	10.29	1.42	1.33
11	B2	407	G	C6-N1	10.29	1.46	1.39
38	A1	2118	C	N3-C4	10.29	1.41	1.33
38	A1	2695	U	C5'-C4'	10.29	1.63	1.51
38	A1	646	U	C2-N3	10.28	1.45	1.37
11	B2	1460	G	N9-C8	10.28	1.45	1.37
38	A1	1869	U	C2-N3	10.28	1.45	1.37
38	A1	2612	A	N9-C4	10.28	1.44	1.37
38	A1	66	C	N1-C6	10.27	1.43	1.37
38	A1	2988	A	N9-C8	10.27	1.46	1.37
38	A1	522	A	C6-N6	10.27	1.42	1.33
38	A1	2417	G	C2-N3	10.27	1.41	1.32
38	A1	2643	U	C2-N3	10.27	1.45	1.37
11	B2	1190	C	P-O5'	-10.26	1.49	1.59
38	A1	1392	G	C2-N3	10.26	1.41	1.32
38	A1	337	G	N3-C4	-10.26	1.28	1.35
38	A1	520	G	N3-C4	-10.26	1.28	1.35
38	A1	2900	C	C5'-C4'	10.26	1.63	1.51
11	B2	531	G	N7-C5	-10.26	1.33	1.39
38	A1	2149	G	C6-N1	10.26	1.46	1.39
38	A1	139	G	N9-C4	10.26	1.46	1.38
38	A1	1957	U	C2-N3	10.26	1.45	1.37
38	A1	1355	A	C6-N1	10.25	1.42	1.35
11	B2	826	C	N3-C4	10.25	1.41	1.33
38	A1	2083	G	N7-C5	-10.25	1.33	1.39
39	A3	40	G	C2-N3	10.25	1.41	1.32
38	A1	578	C	C2-N3	10.25	1.44	1.35

Continued on next page...

Continued from previous page...

Mol	Chain	Res	Type	Atoms	Z	Observed(Å)	Ideal(Å)
38	A1	2682	G	C6-N1	10.25	1.46	1.39
38	A1	2880	C	C5'-C4'	10.25	1.63	1.51
39	A3	13	C	N3-C4	10.25	1.41	1.33
11	B2	1035	C	N1-C6	10.24	1.43	1.37
38	A1	456	G	C8-N7	-10.24	1.24	1.30
38	A1	1861	G	N7-C5	10.24	1.45	1.39
38	A1	585	G	N1-C2	10.24	1.46	1.37
38	A1	2987	U	C2-N3	10.24	1.45	1.37
38	A1	2416	G	N1-C2	10.24	1.46	1.37
38	A1	1104	A	P-O5'	-10.24	1.49	1.59
38	A1	1645	U	C2-N3	10.24	1.45	1.37
38	A1	1449	C	C4-N4	10.23	1.43	1.33
38	A1	1590	C	N3-C4	10.23	1.41	1.33
38	A1	187	C	N3-C4	10.23	1.41	1.33
38	A1	236	G	C5-C4	10.23	1.45	1.38
39	A3	25	A	C2'-C1'	-10.23	1.42	1.53
38	A1	1275	G	N9-C8	10.23	1.45	1.37
38	A1	607	C	N3-C4	10.23	1.41	1.33
38	A1	1847	U	C2-N3	10.23	1.45	1.37
38	A1	1025	A	C6-N6	10.22	1.42	1.33
38	A1	1091	G	N7-C5	-10.22	1.33	1.39
10	B1	47	G	C8-N7	10.22	1.37	1.30
11	B2	228	G	C5'-C4'	10.22	1.63	1.51
11	B2	495	G	C5-C4	10.22	1.45	1.38
11	B2	1298	G	N9-C8	10.22	1.45	1.37
38	A1	2276	G	C6-N1	10.22	1.46	1.39
38	A1	803	A	C6-N1	10.22	1.42	1.35
38	A1	238	C	C2-N3	10.22	1.44	1.35
38	A1	137	A	C6-N1	10.21	1.42	1.35
38	A1	1301	G	N7-C5	10.22	1.45	1.39
11	B2	1032	A	C6-N1	10.21	1.42	1.35
38	A1	1617	G	N7-C5	-10.21	1.33	1.39
38	A1	534	G	P-O5'	-10.21	1.49	1.59
38	A1	772	G	C2-N3	10.21	1.41	1.32
38	A1	1527	G	N1-C2	10.21	1.46	1.37
11	B2	1100	G	C6-N1	10.20	1.46	1.39
38	A1	2981	G	N3-C4	-10.20	1.28	1.35
11	B2	847	A	N7-C5	-10.20	1.33	1.39
38	A1	1886	C	C4-N4	10.20	1.43	1.33
39	A3	6	G	N3-C4	-10.20	1.28	1.35
38	A1	2288	C	N1-C6	10.20	1.43	1.37
38	A1	36	G	C5-C6	-10.19	1.32	1.42

Continued on next page...

Continued from previous page...

Mol	Chain	Res	Type	Atoms	Z	Observed(Å)	Ideal(Å)
38	A1	3001	C	C4'-C3'	10.19	1.64	1.53
38	A1	1515	G	N7-C5	-10.19	1.33	1.39
38	A1	1937	A	C8-N7	-10.19	1.24	1.31
11	B2	544	C	C2'-C1'	-10.19	1.42	1.53
38	A1	1634	A	C6-N6	10.19	1.42	1.33
38	A1	1746	C	N3-C4	10.19	1.41	1.33
38	A1	433	C	N3-C4	10.18	1.41	1.33
38	A1	1125	A	C5-C4	10.18	1.45	1.38
11	B2	493	C	N1-C6	10.18	1.43	1.37
11	B2	970	G	N7-C5	-10.18	1.33	1.39
38	A1	1651	A	N3-C4	-10.18	1.28	1.34
38	A1	1656	C	N1-C6	10.18	1.43	1.37
11	B2	766	G	C6-N1	10.17	1.46	1.39
38	A1	1428	G	N7-C5	-10.17	1.33	1.39
38	A1	1617	G	C2-N3	10.17	1.40	1.32
11	B2	274	G	N1-C2	10.17	1.45	1.37
11	B2	530	G	C2-N3	10.17	1.40	1.32
38	A1	2181	G	N1-C2	10.17	1.45	1.37
38	A1	983	G	N9-C8	10.16	1.45	1.37
38	A1	1454	G	C8-N7	-10.16	1.24	1.30
38	A1	1996	C	N3-C4	10.16	1.41	1.33
38	A1	2968	G	C6-N1	10.16	1.46	1.39
11	B2	143	G	C5'-C4'	10.16	1.63	1.51
11	B2	1473	A	C5'-C4'	10.16	1.63	1.51
38	A1	1778	G	N7-C5	-10.16	1.33	1.39
38	A1	194	G	C5'-C4'	10.15	1.63	1.51
38	A1	2521	U	C2-N3	10.15	1.44	1.37
11	B2	191	A	C6-N6	10.15	1.42	1.33
11	B2	748	A	C6-N1	10.15	1.42	1.35
38	A1	2658	G	N7-C5	-10.15	1.33	1.39
38	A1	1028	G	C2-N3	10.15	1.40	1.32
38	A1	2133	G	C2-N3	10.15	1.40	1.32
11	B2	1037	U	C4-C5	10.15	1.52	1.43
10	B1	16	C	C4-C5	-10.14	1.34	1.43
11	B2	1010	G	C6-N1	10.13	1.46	1.39
38	A1	3016	G	N1-C2	10.13	1.45	1.37
38	A1	683	C	P-O5'	10.13	1.69	1.59
11	B2	356	G	N7-C5	-10.13	1.33	1.39
38	A1	2681	A	C6-N6	10.13	1.42	1.33
38	A1	962	C	C4-N4	10.13	1.43	1.33
11	B2	1492	U	C2-N3	10.12	1.44	1.37
38	A1	1387	G	C2-N3	10.12	1.40	1.32

Continued on next page...

Continued from previous page...

Mol	Chain	Res	Type	Atoms	Z	Observed(Å)	Ideal(Å)
11	B2	184	G	N9-C8	-10.12	1.30	1.37
38	A1	1418	A	N3-C4	-10.12	1.28	1.34
38	A1	289	G	C6-N1	10.12	1.46	1.39
10	B1	30	G	N1-C2	10.11	1.45	1.37
38	A1	1662	C	C5'-C4'	10.11	1.63	1.51
11	B2	667	G	C5-C4	10.11	1.45	1.38
38	A1	616	C	C4-N4	10.11	1.43	1.33
38	A1	2960	G	N1-C2	10.11	1.45	1.37
39	A3	65	G	C4'-C3'	10.11	1.64	1.53
38	A1	90	A	C6-N6	10.11	1.42	1.33
38	A1	943	G	N3-C4	-10.10	1.28	1.35
38	A1	1292	C	C2-N3	10.10	1.43	1.35
39	A3	30	G	C6-N1	10.10	1.46	1.39
11	B2	293	G	C6-N1	10.10	1.46	1.39
38	A1	312	G	C2'-C1'	-10.09	1.42	1.53
38	A1	2421	A	N7-C5	-10.09	1.33	1.39
38	A1	120	G	C2'-C1'	-10.09	1.42	1.53
38	A1	1322	G	C6-N1	10.09	1.46	1.39
38	A1	2966	C	N3-C4	10.09	1.41	1.33
11	B2	336	C	N3-C4	10.09	1.41	1.33
38	A1	45	G	N1-C2	10.09	1.45	1.37
38	A1	1356	A	N7-C5	-10.09	1.33	1.39
11	B2	1238	G	N9-C8	10.08	1.45	1.37
11	B2	1140	A	C6-N6	10.08	1.42	1.33
38	A1	463	A	N7-C5	-10.08	1.33	1.39
38	A1	2244	G	N9-C4	-10.08	1.29	1.38
38	A1	2373	G	C6-N1	10.08	1.46	1.39
38	A1	2566	A	N7-C5	-10.08	1.33	1.39
38	A1	2653	G	C2-N3	10.08	1.40	1.32
38	A1	371	U	C5'-C4'	10.07	1.63	1.51
11	B2	504	G	C8-N7	10.07	1.36	1.30
38	A1	2741	U	C2-N3	10.07	1.44	1.37
11	B2	151	G	C2-N2	10.07	1.44	1.34
38	A1	289	G	N7-C5	-10.07	1.33	1.39
11	B2	1041	C	N3-C4	10.06	1.41	1.33
38	A1	422	G	N1-C2	10.06	1.45	1.37
38	A1	216	A	N9-C8	10.06	1.45	1.37
38	A1	432	C	N3-C4	10.06	1.41	1.33
38	A1	507	G	C2-N3	10.06	1.40	1.32
38	A1	847	A	N7-C5	-10.06	1.33	1.39
38	A1	2897	C	N3-C4	10.06	1.41	1.33
38	A1	1618	G	C2'-C1'	-10.05	1.42	1.53

Continued on next page...

Continued from previous page...

Mol	Chain	Res	Type	Atoms	Z	Observed(Å)	Ideal(Å)
38	A1	2494	A	N9-C8	10.05	1.45	1.37
11	B2	933	G	N7-C5	-10.05	1.33	1.39
38	A1	585	G	P-O5'	-10.05	1.49	1.59
38	A1	2467	C	N1-C6	10.04	1.43	1.37
38	A1	1162	C	C2'-C1'	-10.04	1.42	1.53
38	A1	2709	C	N3-C4	10.04	1.41	1.33
39	A3	20	G	N7-C5	-10.04	1.33	1.39
11	B2	215	C	N3-C4	10.04	1.41	1.33
11	B2	976	A	C6-N1	10.04	1.42	1.35
11	B2	1313	G	C6-N1	10.04	1.46	1.39
38	A1	1434	C	P-O5'	-10.04	1.49	1.59
11	B2	307	G	N1-C2	10.03	1.45	1.37
11	B2	1096	G	C6-N1	10.03	1.46	1.39
11	B2	1220	G	C2-N3	10.04	1.40	1.32
38	A1	1841	G	N7-C5	10.04	1.45	1.39
11	B2	473	A	N9-C4	-10.03	1.31	1.37
11	B2	384	G	C2-N3	10.02	1.40	1.32
38	A1	1235	A	C6-N1	10.02	1.42	1.35
38	A1	64	A	N9-C4	10.02	1.43	1.37
39	A3	9	A	N7-C5	-10.02	1.33	1.39
38	A1	517	A	C3'-C2'	10.02	1.64	1.52
38	A1	1331	U	C2-N3	10.02	1.44	1.37
39	A3	102	G	C6-N1	10.02	1.46	1.39
38	A1	1723	A	C6-N6	10.02	1.42	1.33
11	B2	349	A	N9-C8	10.01	1.45	1.37
38	A1	396	G	N3-C4	-10.01	1.28	1.35
11	B2	665	G	N9-C4	-10.01	1.29	1.38
38	A1	365	G	N7-C5	-10.01	1.33	1.39
38	A1	1342	G	C2-N3	10.01	1.40	1.32
38	A1	1244	C	C4-N4	10.01	1.43	1.33
38	A1	1524	A	N7-C5	-10.01	1.33	1.39
38	A1	2885	C	C2-N3	10.01	1.43	1.35
11	B2	1457	A	N3-C4	-10.01	1.28	1.34
11	B2	222	G	N7-C5	-10.01	1.33	1.39
11	B2	528	G	N3-C4	10.00	1.42	1.35
11	B2	1173	A	C8-N7	-10.00	1.24	1.31
11	B2	1227	A	C5-C4	10.00	1.45	1.38
38	A1	2606	C	C5'-C4'	10.00	1.63	1.51
38	A1	447	G	N3-C4	-10.00	1.28	1.35
38	A1	907	C	C4-N4	10.00	1.43	1.33
38	A1	1082	A	O3'-P	-10.00	1.49	1.61
38	A1	3029	A	N9-C4	10.00	1.43	1.37

Continued on next page...

Continued from previous page...

Mol	Chain	Res	Type	Atoms	Z	Observed(Å)	Ideal(Å)
10	B1	39	A	C6-N6	10.00	1.42	1.33
38	A1	2053	G	C6-N1	10.00	1.46	1.39
38	A1	562	G	N9-C8	9.99	1.44	1.37
38	A1	1637	C	C2'-C1'	-9.99	1.42	1.53
11	B2	1410	G	N9-C8	-9.99	1.30	1.37
11	B2	1153	G	C2-N3	9.99	1.40	1.32
11	B2	1429	G	C6-N1	9.99	1.46	1.39
38	A1	2718	G	C2-N3	9.99	1.40	1.32
38	A1	1238	G	C6-N1	9.98	1.46	1.39
38	A1	1324	G	N1-C2	9.98	1.45	1.37
11	B2	556	G	C6-N1	9.98	1.46	1.39
11	B2	1470	G	N9-C8	9.98	1.44	1.37
38	A1	98	G	C5'-C4'	9.98	1.63	1.51
38	A1	982	G	C2-N3	9.98	1.40	1.32
38	A1	417	C	N1-C6	9.98	1.43	1.37
38	A1	663	A	C6-N6	9.98	1.42	1.33
38	A1	2549	A	C6-N1	9.98	1.42	1.35
38	A1	3045	G	N1-C2	9.98	1.45	1.37
39	A3	88	A	C6-N6	9.98	1.42	1.33
11	B2	388	G	N1-C2	9.97	1.45	1.37
11	B2	637	G	C6-N1	9.97	1.46	1.39
38	A1	1056	C	N3-C4	9.97	1.41	1.33
38	A1	1113	G	N9-C8	9.97	1.44	1.37
38	A1	2705	C	C4-N4	9.97	1.43	1.33
11	B2	129	G	C2-N3	9.97	1.40	1.32
11	B2	883	G	C6-N1	9.97	1.46	1.39
38	A1	86	G	C6-N1	9.97	1.46	1.39
11	B2	1133	C	N1-C6	9.97	1.43	1.37
38	A1	248	C	C4-C5	9.97	1.50	1.43
38	A1	410	C	N3-C4	9.97	1.41	1.33
11	B2	350	G	N1-C2	9.97	1.45	1.37
38	A1	983	G	C6-N1	9.97	1.46	1.39
38	A1	1964	G	N1-C2	9.97	1.45	1.37
10	B1	43	G	C6-N1	9.96	1.46	1.39
38	A1	1523	A	N3-C4	9.96	1.40	1.34
11	B2	536	A	C6-N6	9.96	1.42	1.33
11	B2	712	G	N7-C5	-9.96	1.33	1.39
11	B2	1076	G	C2-N3	9.96	1.40	1.32
38	A1	1095	A	C8-N7	-9.96	1.24	1.31
38	A1	1213	G	N7-C5	-9.96	1.33	1.39
10	B1	47	G	N9-C4	9.95	1.46	1.38
38	A1	78	C	C2-N3	9.95	1.43	1.35

Continued on next page...

Continued from previous page...

Mol	Chain	Res	Type	Atoms	Z	Observed(Å)	Ideal(Å)
38	A1	1494	U	C2-N3	9.95	1.44	1.37
38	A1	1837	A	N3-C4	-9.95	1.28	1.34
38	A1	1912	A	C5-C4	9.95	1.45	1.38
38	A1	1196	A	N9-C4	-9.95	1.31	1.37
11	B2	698	A	C6-N6	9.95	1.42	1.33
11	B2	981	U	N3-C4	9.95	1.47	1.38
11	B2	1216	A	N7-C5	-9.95	1.33	1.39
38	A1	1454	G	N9-C8	-9.95	1.30	1.37
38	A1	1781	C	C4-N4	9.95	1.43	1.33
38	A1	1849	A	N7-C5	-9.95	1.33	1.39
38	A1	2710	G	C2-N3	9.95	1.40	1.32
10	B1	24	A	C4'-C3'	9.94	1.64	1.53
38	A1	2753	G	C5-C4	-9.94	1.31	1.38
38	A1	2993	G	N7-C5	-9.94	1.33	1.39
38	A1	1609	G	C8-N7	9.94	1.36	1.30
38	A1	1769	G	C2-N3	9.94	1.40	1.32
38	A1	2566	A	C6-N1	9.94	1.42	1.35
38	A1	207	A	N3-C4	9.94	1.40	1.34
38	A1	760	G	N3-C4	-9.94	1.28	1.35
38	A1	1012	G	C5-C4	-9.94	1.31	1.38
11	B2	901	G	C8-N7	-9.93	1.25	1.30
38	A1	1032	C	N1-C6	9.93	1.43	1.37
38	A1	1456	U	C2-N3	9.93	1.44	1.37
38	A1	2178	A	C8-N7	-9.93	1.24	1.31
38	A1	1493	C	N1-C6	9.93	1.43	1.37
38	A1	1969	C	C4-N4	9.93	1.42	1.33
38	A1	1612	G	N9-C4	-9.93	1.30	1.38
38	A1	1954	U	N1-C2	9.92	1.47	1.38
11	B2	543	C	N3-C4	9.92	1.40	1.33
38	A1	136	U	C2-N3	9.92	1.44	1.37
38	A1	1717	C	N3-C4	9.92	1.40	1.33
38	A1	2888	G	N9-C8	9.92	1.44	1.37
38	A1	77	C	N1-C6	9.91	1.43	1.37
38	A1	164	A	C6-N6	9.91	1.41	1.33
38	A1	365	G	N1-C2	9.91	1.45	1.37
38	A1	1203	C	N1-C6	9.91	1.43	1.37
38	A1	964	C	N1-C6	9.91	1.43	1.37
11	B2	154	C	N3-C4	9.91	1.40	1.33
38	A1	856	A	N3-C4	-9.91	1.28	1.34
38	A1	1236	C	P-O5'	-9.91	1.49	1.59
39	A3	63	G	N9-C8	9.91	1.44	1.37
38	A1	1502	C	C5-C6	9.90	1.42	1.34

Continued on next page...

Continued from previous page...

Mol	Chain	Res	Type	Atoms	Z	Observed(Å)	Ideal(Å)
11	B2	488	A	N7-C5	-9.90	1.33	1.39
10	B1	13	C	C4-N4	9.90	1.42	1.33
38	A1	2582	C	N3-C4	9.90	1.40	1.33
11	B2	40	C	C4-N4	9.90	1.42	1.33
38	A1	987	G	C2-N3	9.90	1.40	1.32
38	A1	1452	G	N3-C4	-9.89	1.28	1.35
38	A1	657	U	P-O5'	-9.89	1.49	1.59
11	B2	1221	A	C6-N6	9.89	1.41	1.33
38	A1	3043	C	C4-C5	9.89	1.50	1.43
11	B2	457	G	N9-C8	9.89	1.44	1.37
11	B2	976	A	C4'-C3'	9.89	1.64	1.53
11	B2	1188	C	O3'-P	-9.89	1.49	1.61
38	A1	1027	A	C6-N6	9.88	1.41	1.33
38	A1	2033	G	C2-N3	9.88	1.40	1.32
11	B2	820	G	C6-N1	9.88	1.46	1.39
11	B2	1140	A	N9-C4	-9.88	1.31	1.37
38	A1	693	G	N7-C5	-9.88	1.33	1.39
38	A1	826	C	N3-C4	9.88	1.40	1.33
38	A1	2698	G	C6-N1	9.87	1.46	1.39
38	A1	543	G	C2-N3	9.87	1.40	1.32
38	A1	2801	G	N9-C8	9.87	1.44	1.37
11	B2	1187	A	C8-N7	-9.87	1.24	1.31
38	A1	328	G	C6-N1	9.87	1.46	1.39
38	A1	954	A	N7-C5	-9.87	1.33	1.39
38	A1	1440	C	C2-N3	9.87	1.43	1.35
38	A1	2149	G	C2-N3	9.87	1.40	1.32
11	B2	1338	C	N3-C4	9.87	1.40	1.33
38	A1	331	G	N7-C5	-9.87	1.33	1.39
38	A1	2707	G	N7-C5	-9.87	1.33	1.39
38	A1	919	G	C6-N1	9.86	1.46	1.39
11	B2	1405	C	N3-C4	9.86	1.40	1.33
11	B2	271	G	N7-C5	-9.86	1.33	1.39
11	B2	1173	A	N7-C5	-9.86	1.33	1.39
38	A1	2772	U	N1-C6	9.86	1.46	1.38
38	A1	2139	A	C6-N6	9.85	1.41	1.33
11	B2	413	G	C6-N1	9.85	1.46	1.39
38	A1	697	U	C2-N3	9.85	1.44	1.37
11	B2	256	G	C6-N1	9.85	1.46	1.39
11	B2	706	G	N7-C5	-9.85	1.33	1.39
11	B2	620	G	N7-C5	-9.85	1.33	1.39
38	A1	1067	G	C6-N1	9.84	1.46	1.39
38	A1	1518	G	C8-N7	9.84	1.36	1.30

Continued on next page...

Continued from previous page...

Mol	Chain	Res	Type	Atoms	Z	Observed(Å)	Ideal(Å)
38	A1	1986	U	C2-N3	9.84	1.44	1.37
38	A1	87	C	C4-N4	9.84	1.42	1.33
11	B2	971	G	C2'-C1'	-9.84	1.42	1.53
38	A1	1616	A	N3-C4	-9.84	1.28	1.34
38	A1	1522	A	C6-N1	-9.84	1.28	1.35
38	A1	518	A	C6-N6	9.84	1.41	1.33
38	A1	895	C	C4-N4	9.84	1.42	1.33
38	A1	2614	C	C4-N4	9.84	1.42	1.33
11	B2	636	G	C8-N7	-9.83	1.25	1.30
38	A1	438	G	C6-N1	9.83	1.46	1.39
11	B2	56	A	O3'-P	-9.83	1.49	1.61
11	B2	388	G	C2-N3	9.83	1.40	1.32
11	B2	1168	C	N3-C4	9.83	1.40	1.33
38	A1	1820	C	C2-N3	9.83	1.43	1.35
11	B2	174	G	C2-N3	9.82	1.40	1.32
38	A1	1644	G	C6-N1	-9.82	1.32	1.39
38	A1	1860	A	N7-C5	-9.82	1.33	1.39
11	B2	642	G	C2-N3	9.82	1.40	1.32
11	B2	1410	G	N1-C2	9.82	1.45	1.37
38	A1	1846	G	C6-N1	9.82	1.46	1.39
38	A1	119	U	N1-C6	9.82	1.46	1.38
38	A1	1347	U	C2-N3	9.82	1.44	1.37
38	A1	628	A	C6-N6	9.82	1.41	1.33
38	A1	73	A	N9-C4	-9.81	1.31	1.37
38	A1	1068	U	N3-C4	9.81	1.47	1.38
38	A1	1435	G	N1-C2	9.81	1.45	1.37
38	A1	1288	C	N3-C4	9.81	1.40	1.33
38	A1	1337	G	N9-C4	-9.81	1.30	1.38
11	B2	70	C	N3-C4	9.81	1.40	1.33
38	A1	175	G	C2-N3	9.81	1.40	1.32
38	A1	1035	G	C2'-C1'	-9.81	1.42	1.53
38	A1	63	A	C2'-C1'	-9.81	1.42	1.53
11	B2	706	G	C8-N7	-9.80	1.25	1.30
11	B2	1016	G	C8-N7	-9.80	1.25	1.30
38	A1	577	C	N3-C4	9.80	1.40	1.33
38	A1	1384	C	N1-C6	9.80	1.43	1.37
11	B2	689	C	N3-C4	9.80	1.40	1.33
38	A1	2218	C	C2-N3	9.80	1.43	1.35
38	A1	317	A	N7-C5	-9.80	1.33	1.39
38	A1	1195	G	C2-N3	9.80	1.40	1.32
11	B2	210	A	C6-N6	9.79	1.41	1.33
11	B2	824	G	C6-N1	9.79	1.46	1.39

Continued on next page...

Continued from previous page...

Mol	Chain	Res	Type	Atoms	Z	Observed(Å)	Ideal(Å)
38	A1	1488	C	C2'-C1'	-9.80	1.42	1.53
11	B2	45	U	C2-N3	9.79	1.44	1.37
11	B2	1468	A	N3-C4	-9.79	1.28	1.34
38	A1	268	C	C2-N3	9.79	1.43	1.35
38	A1	1861	G	C6-N1	9.79	1.46	1.39
38	A1	964	C	C4-C5	9.79	1.50	1.43
38	A1	1979	G	C6-N1	9.79	1.46	1.39
38	A1	2350	G	N1-C2	9.79	1.45	1.37
38	A1	1666	G	C8-N7	-9.79	1.25	1.30
38	A1	1382	C	N3-C4	9.78	1.40	1.33
38	A1	1870	G	N7-C5	-9.78	1.33	1.39
38	A1	987	G	C2-N2	9.78	1.44	1.34
38	A1	1267	A	N9-C8	9.78	1.45	1.37
38	A1	2668	G	N3-C4	-9.77	1.28	1.35
38	A1	416	A	N7-C5	-9.77	1.33	1.39
11	B2	575	A	C5-C4	9.77	1.45	1.38
38	A1	1463	C	N3-C4	9.77	1.40	1.33
38	A1	1721	U	O3'-P	-9.77	1.49	1.61
38	A1	1722	G	C2-N2	9.77	1.44	1.34
38	A1	1351	G	C8-N7	9.77	1.36	1.30
38	A1	2533	G	C6-N1	9.77	1.46	1.39
38	A1	2851	A	N3-C4	-9.77	1.28	1.34
11	B2	746	A	N9-C4	9.76	1.43	1.37
38	A1	2487	G	C6-N1	9.76	1.46	1.39
38	A1	1971	C	C2-N3	9.76	1.43	1.35
38	A1	1457	C	C4-N4	9.76	1.42	1.33
38	A1	1601	G	C8-N7	9.76	1.36	1.30
38	A1	2750	C	N3-C4	9.76	1.40	1.33
38	A1	370	A	N7-C5	-9.75	1.33	1.39
38	A1	2044	C	N3-C4	9.75	1.40	1.33
11	B2	850	A	C8-N7	-9.75	1.24	1.31
38	A1	1370	G	P-O5'	-9.75	1.50	1.59
38	A1	1570	C	N1-C6	9.75	1.43	1.37
38	A1	1687	C	C4-N4	9.75	1.42	1.33
38	A1	433	C	P-O5'	-9.74	1.50	1.59
38	A1	965	A	N7-C5	-9.74	1.33	1.39
38	A1	2180	C	N3-C4	9.74	1.40	1.33
10	B1	5	C	N3-C4	9.74	1.40	1.33
38	A1	2264	G	C2-N3	9.74	1.40	1.32
39	A3	34	C	C4-N4	9.74	1.42	1.33
38	A1	218	A	C4'-C3'	9.74	1.63	1.53
11	B2	369	A	N9-C8	9.73	1.45	1.37

Continued on next page...

Continued from previous page...

Mol	Chain	Res	Type	Atoms	Z	Observed(Å)	Ideal(Å)
11	B2	1199	A	C5-C4	9.73	1.45	1.38
38	A1	35	G	C2-N3	9.73	1.40	1.32
38	A1	1009	G	N1-C2	9.73	1.45	1.37
11	B2	582	G	N7-C5	-9.73	1.33	1.39
38	A1	673	A	C3'-C2'	-9.73	1.42	1.52
38	A1	2879	G	C2-N3	9.73	1.40	1.32
38	A1	1233	U	N3-C4	9.73	1.47	1.38
38	A1	2477	G	N9-C8	-9.73	1.31	1.37
38	A1	1665	G	C5-C4	-9.72	1.31	1.38
11	B2	65	G	C2-N3	9.72	1.40	1.32
11	B2	1376	C	N3-C4	9.72	1.40	1.33
38	A1	2045	C	N3-C4	9.72	1.40	1.33
11	B2	480	G	N1-C2	9.72	1.45	1.37
11	B2	427	G	C3'-C2'	9.71	1.63	1.52
11	B2	816	G	N3-C4	-9.71	1.28	1.35
11	B2	1436	U	C5'-C4'	9.71	1.63	1.51
38	A1	2128	G	C2-N3	9.71	1.40	1.32
38	A1	329	G	C2-N3	9.71	1.40	1.32
38	A1	1118	A	N7-C5	-9.71	1.33	1.39
38	A1	2560	G	N7-C5	-9.71	1.33	1.39
38	A1	85	G	P-O5'	-9.71	1.50	1.59
38	A1	611	G	N9-C8	-9.71	1.31	1.37
38	A1	1205	U	N1-C2	9.71	1.47	1.38
38	A1	1396	A	N1-C2	-9.71	1.25	1.34
38	A1	2664	G	N7-C5	-9.71	1.33	1.39
38	A1	2193	G	C8-N7	9.71	1.36	1.30
11	B2	837	C	N1-C6	9.71	1.43	1.37
11	B2	242	A	O3'-P	-9.70	1.49	1.61
38	A1	429	U	C2-N3	9.70	1.44	1.37
38	A1	495	U	C2-N3	9.70	1.44	1.37
38	A1	2280	G	N9-C8	-9.70	1.31	1.37
38	A1	1508	A	C6-N1	9.70	1.42	1.35
38	A1	2213	G	C2-N3	9.70	1.40	1.32
38	A1	2736	G	C8-N7	9.70	1.36	1.30
11	B2	1466	G	C8-N7	9.69	1.36	1.30
38	A1	580	G	N3-C4	9.69	1.42	1.35
38	A1	830	G	P-O5'	-9.69	1.50	1.59
38	A1	2638	G	C2-N3	9.69	1.40	1.32
38	A1	641	G	N1-C2	9.68	1.45	1.37
11	B2	196	G	C2-N3	9.68	1.40	1.32
38	A1	807	G	N1-C2	9.68	1.45	1.37
38	A1	2718	G	C6-N1	9.68	1.46	1.39

Continued on next page...

Continued from previous page...

Mol	Chain	Res	Type	Atoms	Z	Observed(Å)	Ideal(Å)
38	A1	2745	G	C8-N7	9.68	1.36	1.30
11	B2	337	C	C4'-C3'	9.68	1.63	1.53
10	B1	32	A	P-O5'	-9.68	1.50	1.59
38	A1	2045	C	C2-N3	9.68	1.43	1.35
11	B2	1320	A	N3-C4	9.67	1.40	1.34
38	A1	1328	G	C2-N3	9.67	1.40	1.32
38	A1	2145	G	C2-N3	9.67	1.40	1.32
38	A1	2250	G	C2-N3	9.67	1.40	1.32
11	B2	1197	C	N1-C6	9.67	1.43	1.37
38	A1	98	G	C8-N7	-9.67	1.25	1.30
38	A1	386	A	C8-N7	9.67	1.38	1.31
38	A1	1036	C	C4-N4	9.67	1.42	1.33
38	A1	2178	A	N9-C8	9.66	1.45	1.37
38	A1	2259	G	N1-C2	9.66	1.45	1.37
38	A1	1525	G	C8-N7	-9.66	1.25	1.30
11	B2	282	G	N7-C5	-9.66	1.33	1.39
38	A1	2158	G	N7-C5	-9.66	1.33	1.39
38	A1	1572	C	N3-C4	9.66	1.40	1.33
38	A1	2762	G	C6-N1	9.65	1.46	1.39
11	B2	506	G	N1-C2	9.65	1.45	1.37
11	B2	1016	G	C5-C4	9.65	1.45	1.38
38	A1	2200	A	N9-C8	9.65	1.45	1.37
11	B2	1444	G	C6-N1	9.65	1.46	1.39
38	A1	1016	C	N3-C4	9.64	1.40	1.33
38	A1	2462	U	C2-N3	9.64	1.44	1.37
11	B2	281	G	C2-N3	9.64	1.40	1.32
38	A1	511	A	C6-N1	9.64	1.42	1.35
38	A1	286	G	C2-N3	9.64	1.40	1.32
38	A1	848	A	C6-N1	9.64	1.42	1.35
38	A1	873	G	C2-N3	9.64	1.40	1.32
38	A1	1775	G	C4'-C3'	9.64	1.63	1.53
38	A1	2615	U	N1-C2	9.64	1.47	1.38
38	A1	971	G	C2-N3	9.64	1.40	1.32
38	A1	1376	U	C4'-C3'	9.64	1.63	1.53
38	A1	980	G	N3-C4	9.63	1.42	1.35
38	A1	990	G	C6-N1	9.63	1.46	1.39
38	A1	2590	C	N1-C6	9.63	1.43	1.37
11	B2	1157	G	C6-N1	9.63	1.46	1.39
38	A1	1659	G	C6-N1	9.63	1.46	1.39
38	A1	1322	G	N1-C2	9.63	1.45	1.37
38	A1	2188	C	N1-C6	9.63	1.43	1.37
11	B2	141	C	N3-C4	9.63	1.40	1.33

Continued on next page...

Continued from previous page...

Mol	Chain	Res	Type	Atoms	Z	Observed(Å)	Ideal(Å)
11	B2	927	A	N7-C5	-9.62	1.33	1.39
38	A1	909	A	C6-N6	9.62	1.41	1.33
38	A1	1515	G	C2-N3	9.62	1.40	1.32
38	A1	1913	C	N1-C6	9.62	1.43	1.37
38	A1	1230	G	C5-C4	9.62	1.45	1.38
38	A1	1608	G	N7-C5	-9.62	1.33	1.39
38	A1	2177	A	N7-C5	-9.62	1.33	1.39
38	A1	1675	C	N3-C4	9.62	1.40	1.33
38	A1	2881	G	C6-N1	9.62	1.46	1.39
11	B2	1462	A	C6-N6	9.62	1.41	1.33
11	B2	817	U	C2-N3	9.61	1.44	1.37
38	A1	311	C	N3-C4	9.61	1.40	1.33
38	A1	2099	G	C8-N7	-9.61	1.25	1.30
11	B2	1020	G	C5-C4	-9.61	1.31	1.38
38	A1	1289	C	C4-N4	9.61	1.42	1.33
11	B2	1480	G	C2'-C1'	-9.60	1.42	1.53
38	A1	1819	G	N7-C5	-9.60	1.33	1.39
38	A1	2163	G	N7-C5	9.60	1.45	1.39
11	B2	61	A	N9-C4	9.60	1.43	1.37
38	A1	706	U	C2-N3	9.59	1.44	1.37
11	B2	1463	A	C6-N1	9.59	1.42	1.35
38	A1	2624	G	C2'-C1'	-9.59	1.42	1.53
38	A1	2790	C	C4-N4	9.59	1.42	1.33
38	A1	284	U	C2-N3	9.59	1.44	1.37
11	B2	472	C	P-O5'	-9.58	1.50	1.59
38	A1	1722	G	N7-C5	-9.58	1.33	1.39
11	B2	757	G	N9-C8	-9.58	1.31	1.37
38	A1	309	C	N1-C6	9.58	1.42	1.37
38	A1	2787	G	C2'-C1'	-9.58	1.42	1.53
38	A1	3030	A	N3-C4	9.58	1.40	1.34
11	B2	819	G	C2-N3	9.57	1.40	1.32
38	A1	1743	G	N1-C2	9.57	1.45	1.37
38	A1	2446	C	N3-C4	9.57	1.40	1.33
10	B1	47	G	N3-C4	-9.57	1.28	1.35
11	B2	463	G	C5'-C4'	9.57	1.62	1.51
11	B2	1064	C	N3-C4	9.57	1.40	1.33
38	A1	1944	C	N1-C6	9.57	1.42	1.37
11	B2	1401	U	N3-C4	9.57	1.47	1.38
11	B2	72	C	N3-C4	9.56	1.40	1.33
38	A1	1626	A	C6-N6	9.56	1.41	1.33
11	B2	221	A	C5'-C4'	9.56	1.62	1.51
11	B2	1126	G	C8-N7	-9.56	1.25	1.30

Continued on next page...

Continued from previous page...

Mol	Chain	Res	Type	Atoms	Z	Observed(Å)	Ideal(Å)
38	A1	649	A	C6-N1	9.56	1.42	1.35
38	A1	1527	G	N7-C5	-9.56	1.33	1.39
11	B2	1107	C	C4-N4	9.56	1.42	1.33
38	A1	1814	A	C6-N6	9.55	1.41	1.33
38	A1	1047	A	C6-N1	9.55	1.42	1.35
38	A1	1571	G	C8-N7	9.55	1.36	1.30
38	A1	1960	U	N1-C2	9.55	1.47	1.38
39	A3	12	G	N7-C5	-9.55	1.33	1.39
39	A3	6	G	C3'-O3'	9.55	1.55	1.42
38	A1	1385	C	C4-N4	9.55	1.42	1.33
11	B2	6	G	N7-C5	-9.55	1.33	1.39
11	B2	66	G	N1-C2	9.54	1.45	1.37
11	B2	574	A	N3-C4	-9.54	1.29	1.34
11	B2	1007	A	C8-N7	-9.54	1.24	1.31
11	B2	1158	G	C2-N3	9.54	1.40	1.32
11	B2	1276	G	N3-C4	-9.54	1.28	1.35
38	A1	1165	C	N1-C6	-9.54	1.31	1.37
38	A1	481	G	C6-N1	9.54	1.46	1.39
11	B2	23	G	N7-C5	-9.54	1.33	1.39
11	B2	927	A	N3-C4	-9.54	1.29	1.34
38	A1	658	C	O4'-C1'	9.54	1.54	1.41
38	A1	1156	G	C2-N2	9.54	1.44	1.34
38	A1	1768	C	P-O5'	-9.54	1.50	1.59
38	A1	2678	U	C4-C5	9.54	1.52	1.43
39	A3	1	C	C4-C5	-9.53	1.35	1.43
11	B2	455	C	N1-C6	9.53	1.42	1.37
11	B2	554	C	N3-C4	9.53	1.40	1.33
38	A1	688	G	N1-C2	9.53	1.45	1.37
38	A1	2529	G	N9-C8	-9.53	1.31	1.37
38	A1	2258	A	N3-C4	-9.53	1.29	1.34
38	A1	2953	U	C2-N3	9.53	1.44	1.37
10	B1	21	G	C6-N1	9.53	1.46	1.39
38	A1	1468	G	C2-N3	9.53	1.40	1.32
38	A1	1378	G	C2-N3	9.53	1.40	1.32
38	A1	2034	G	C5-C4	-9.53	1.31	1.38
38	A1	2859	U	N3-C4	9.53	1.47	1.38
38	A1	86	G	C5'-C4'	9.52	1.62	1.51
38	A1	556	G	C2-N3	9.52	1.40	1.32
38	A1	217	A	N7-C5	-9.52	1.33	1.39
38	A1	2971	U	N3-C4	9.52	1.47	1.38
38	A1	1587	A	C2'-C1'	-9.52	1.42	1.53
38	A1	2954	C	C4-N4	9.52	1.42	1.33

Continued on next page...

Continued from previous page...

Mol	Chain	Res	Type	Atoms	Z	Observed(Å)	Ideal(Å)
11	B2	192	G	C2-N3	9.51	1.40	1.32
38	A1	513	C	N3-C4	9.51	1.40	1.33
38	A1	1538	A	C6-N1	9.51	1.42	1.35
38	A1	871	G	C2'-C1'	-9.51	1.42	1.53
38	A1	1533	G	C8-N7	-9.51	1.25	1.30
38	A1	2514	C	N1-C6	9.51	1.42	1.37
38	A1	1791	A	C5-C4	-9.51	1.32	1.38
11	B2	196	G	C5-C4	9.51	1.45	1.38
11	B2	434	A	N7-C5	-9.51	1.33	1.39
11	B2	992	G	C5-C4	9.51	1.45	1.38
38	A1	1689	G	C8-N7	-9.50	1.25	1.30
11	B2	1091	C	N3-C4	9.50	1.40	1.33
38	A1	194	G	C8-N7	-9.50	1.25	1.30
38	A1	2376	U	C4'-C3'	-9.50	1.42	1.53
38	A1	2874	C	N1-C6	9.50	1.42	1.37
11	B2	1294	G	C8-N7	-9.50	1.25	1.30
38	A1	1396	A	C8-N7	9.50	1.38	1.31
38	A1	2972	G	C5-C6	-9.50	1.32	1.42
38	A1	546	C	N3-C4	9.49	1.40	1.33
38	A1	1373	C	C4-N4	9.49	1.42	1.33
11	B2	1193	G	C6-N1	9.49	1.46	1.39
38	A1	70	G	C2-N2	9.49	1.44	1.34
11	B2	243	G	C6-N1	9.49	1.46	1.39
11	B2	448	A	N3-C4	-9.49	1.29	1.34
38	A1	2671	C	N3-C4	9.49	1.40	1.33
38	A1	1906	G	C2-N3	9.49	1.40	1.32
11	B2	279	U	C2-N3	9.48	1.44	1.37
11	B2	134	A	N1-C2	9.48	1.42	1.34
38	A1	2269	C	C3'-O3'	9.48	1.55	1.42
11	B2	520	G	N9-C4	-9.48	1.30	1.38
38	A1	943	G	C5-C4	9.48	1.45	1.38
38	A1	2432	G	N9-C4	-9.48	1.30	1.38
11	B2	714	G	N7-C5	9.48	1.45	1.39
38	A1	767	G	N7-C5	-9.48	1.33	1.39
38	A1	1712	U	N3-C4	9.48	1.47	1.38
38	A1	1745	U	N3-C4	9.48	1.47	1.38
38	A1	1831	C	N3-C4	9.48	1.40	1.33
38	A1	2642	C	N3-C4	9.48	1.40	1.33
38	A1	80	G	C2-N3	9.47	1.40	1.32
38	A1	989	G	N7-C5	-9.47	1.33	1.39
38	A1	1189	A	C6-N1	9.47	1.42	1.35
11	B2	1230	G	N3-C4	-9.47	1.28	1.35

Continued on next page...

Continued from previous page...

Mol	Chain	Res	Type	Atoms	Z	Observed(Å)	Ideal(Å)
11	B2	1466	G	C4'-O4'	-9.47	1.33	1.45
38	A1	794	G	C2-N3	9.47	1.40	1.32
38	A1	1664	G	N7-C5	-9.47	1.33	1.39
38	A1	2272	G	N9-C8	9.47	1.44	1.37
38	A1	2229	G	N7-C5	-9.47	1.33	1.39
38	A1	709	A	N9-C4	9.47	1.43	1.37
38	A1	2361	C	C2-N3	9.47	1.43	1.35
11	B2	700	G	N7-C5	-9.46	1.33	1.39
11	B2	1014	C	N3-C4	9.46	1.40	1.33
38	A1	1992	A	C6-N6	9.47	1.41	1.33
38	A1	2045	C	N1-C6	9.46	1.42	1.37
38	A1	729	A	C6-N6	9.46	1.41	1.33
11	B2	291	G	C3'-C2'	-9.46	1.42	1.52
38	A1	1112	G	N1-C2	9.46	1.45	1.37
38	A1	794	G	C2'-C1'	-9.46	1.43	1.53
38	A1	824	C	N1-C6	9.46	1.42	1.37
38	A1	1170	G	C8-N7	-9.46	1.25	1.30
11	B2	851	C	N1-C6	9.46	1.42	1.37
38	A1	319	A	N3-C4	-9.46	1.29	1.34
11	B2	1108	U	C4-C5	-9.46	1.35	1.43
11	B2	601	G	N1-C2	9.45	1.45	1.37
38	A1	1005	G	C5'-C4'	9.45	1.62	1.51
11	B2	372	G	N9-C4	-9.45	1.30	1.38
38	A1	2951	G	C6-N1	9.45	1.46	1.39
39	A3	18	G	N7-C5	-9.45	1.33	1.39
38	A1	1430	A	C6-N1	9.45	1.42	1.35
38	A1	2173	U	C2-N3	9.45	1.44	1.37
38	A1	2325	C	N3-C4	9.45	1.40	1.33
11	B2	1154	G	C2'-C1'	-9.44	1.43	1.53
38	A1	741	G	N7-C5	-9.44	1.33	1.39
38	A1	1652	A	C6-N1	9.44	1.42	1.35
38	A1	1695	G	N7-C5	-9.44	1.33	1.39
11	B2	1219	C	C5-C6	-9.44	1.26	1.34
38	A1	2478	G	C8-N7	-9.44	1.25	1.30
10	B1	54	G	P-O5'	9.44	1.69	1.59
38	A1	1522	A	N3-C4	-9.44	1.29	1.34
38	A1	3002	A	N9-C4	-9.44	1.32	1.37
38	A1	3040	G	N1-C2	9.44	1.45	1.37
11	B2	100	A	N7-C5	-9.43	1.33	1.39
11	B2	685	G	C2'-C1'	-9.43	1.43	1.53
38	A1	225	C	N1-C6	-9.43	1.31	1.37
38	A1	981	A	N3-C4	-9.43	1.29	1.34

Continued on next page...

Continued from previous page...

Mol	Chain	Res	Type	Atoms	Z	Observed(Å)	Ideal(Å)
38	A1	2703	G	N7-C5	9.43	1.45	1.39
38	A1	718	G	N9-C8	-9.43	1.31	1.37
38	A1	247	A	C6-N1	9.43	1.42	1.35
38	A1	1551	G	C2-N3	9.43	1.40	1.32
38	A1	2750	C	C2-N3	9.43	1.43	1.35
11	B2	737	C	C4-N4	9.42	1.42	1.33
38	A1	631	G	C2-N3	9.42	1.40	1.32
38	A1	2459	G	C8-N7	9.42	1.36	1.30
38	A1	2726	G	N1-C2	9.42	1.45	1.37
38	A1	68	G	N3-C4	9.42	1.42	1.35
38	A1	142	G	N9-C8	9.42	1.44	1.37
11	B2	235	G	C6-O6	-9.42	1.15	1.24
38	A1	222	A	N7-C5	-9.42	1.33	1.39
11	B2	185	G	N7-C5	-9.42	1.33	1.39
11	B2	1027	C	N3-C4	9.42	1.40	1.33
38	A1	734	C	N1-C6	-9.42	1.31	1.37
38	A1	2246	G	N1-C2	9.42	1.45	1.37
39	A3	94	G	C2-N3	9.42	1.40	1.32
11	B2	1131	G	C5-C4	9.41	1.45	1.38
38	A1	1201	G	C5-C4	9.41	1.45	1.38
38	A1	1437	C	N3-C4	9.41	1.40	1.33
38	A1	2133	G	C5-C4	9.41	1.45	1.38
38	A1	2853	A	N9-C4	9.41	1.43	1.37
38	A1	530	A	N7-C5	-9.40	1.33	1.39
11	B2	805	C	C4-N4	9.40	1.42	1.33
38	A1	2746	G	C2-N3	9.40	1.40	1.32
38	A1	176	G	N3-C4	-9.40	1.28	1.35
38	A1	582	A	N9-C4	-9.40	1.32	1.37
38	A1	744	G	C2'-C1'	-9.40	1.43	1.53
38	A1	2184	G	N9-C8	9.40	1.44	1.37
11	B2	814	C	N3-C4	9.40	1.40	1.33
11	B2	1057	A	N7-C5	-9.39	1.33	1.39
39	A3	118	G	C2-N3	9.39	1.40	1.32
11	B2	554	C	N1-C6	9.38	1.42	1.37
11	B2	1046	G	N9-C4	-9.38	1.30	1.38
11	B2	1049	U	C2-N3	9.38	1.44	1.37
11	B2	1378	A	C5-C4	9.39	1.45	1.38
38	A1	2051	A	N3-C4	9.38	1.40	1.34
38	A1	2398	C	N1-C6	-9.38	1.31	1.37
38	A1	1773	C	P-O5'	-9.38	1.50	1.59
38	A1	2737	G	C2-N3	9.38	1.40	1.32
11	B2	1321	U	C2-N3	9.38	1.44	1.37

Continued on next page...

Continued from previous page...

Mol	Chain	Res	Type	Atoms	Z	Observed(Å)	Ideal(Å)
38	A1	1862	G	N3-C4	-9.38	1.28	1.35
38	A1	2534	C	N1-C6	9.38	1.42	1.37
38	A1	2551	G	N3-C4	-9.38	1.28	1.35
11	B2	1209	C	N3-C4	9.38	1.40	1.33
38	A1	111	U	C2-N3	9.38	1.44	1.37
38	A1	2460	A	C6-N6	9.37	1.41	1.33
10	B1	43	G	N7-C5	-9.37	1.33	1.39
11	B2	560	A	C6-N6	9.37	1.41	1.33
11	B2	713	A	C8-N7	9.37	1.38	1.31
38	A1	1422	G	C6-N1	9.37	1.46	1.39
11	B2	488	A	C6-N6	9.37	1.41	1.33
11	B2	665	G	N9-C8	9.37	1.44	1.37
11	B2	1148	G	N7-C5	-9.37	1.33	1.39
38	A1	450	G	N7-C5	-9.37	1.33	1.39
38	A1	2544	C	C2'-C1'	-9.37	1.43	1.53
38	A1	333	A	C6-N1	9.36	1.42	1.35
38	A1	2220	C	C4-N4	9.36	1.42	1.33
38	A1	2014	A	N7-C5	-9.36	1.33	1.39
11	B2	920	U	C4-C5	9.36	1.51	1.43
38	A1	1267	A	N1-C2	-9.36	1.25	1.34
58	Ak	43	ARG	CD-NE	9.36	1.62	1.46
38	A1	1970	G	C2-N3	9.35	1.40	1.32
38	A1	2998	G	C6-N1	9.35	1.46	1.39
38	A1	173	G	N7-C5	9.35	1.44	1.39
38	A1	221	G	C2'-C1'	-9.35	1.43	1.53
38	A1	647	G	C2'-C1'	-9.35	1.43	1.53
11	B2	296	A	C6-N1	9.34	1.42	1.35
38	A1	365	G	N9-C4	-9.34	1.30	1.38
38	A1	2992	G	N7-C5	-9.34	1.33	1.39
38	A1	408	C	N1-C6	9.34	1.42	1.37
38	A1	817	G	N3-C4	-9.34	1.28	1.35
11	B2	1019	A	C6-N6	9.34	1.41	1.33
38	A1	446	G	N1-C2	9.34	1.45	1.37
38	A1	2377	C	N3-C4	9.34	1.40	1.33
11	B2	667	G	N9-C8	9.34	1.44	1.37
38	A1	696	G	N7-C5	-9.34	1.33	1.39
38	A1	1579	G	N1-C2	9.34	1.45	1.37
11	B2	342	G	C4'-C3'	9.34	1.63	1.53
11	B2	667	G	N9-C4	-9.34	1.30	1.38
11	B2	983	G	C5-C6	-9.34	1.33	1.42
11	B2	1115	G	C2'-C1'	-9.34	1.43	1.53
38	A1	1103	C	N3-C4	9.34	1.40	1.33

Continued on next page...

Continued from previous page...

Mol	Chain	Res	Type	Atoms	Z	Observed(Å)	Ideal(Å)
38	A1	1605	A	C5-C4	9.34	1.45	1.38
38	A1	747	G	C2-N3	9.33	1.40	1.32
38	A1	861	G	C2-N3	9.33	1.40	1.32
38	A1	1364	C	N3-C4	9.33	1.40	1.33
38	A1	2710	G	C2'-C1'	-9.33	1.43	1.53
38	A1	97	C	C4-N4	9.33	1.42	1.33
38	A1	2471	A	C6-N6	9.33	1.41	1.33
11	B2	1105	C	N3-C4	9.32	1.40	1.33
11	B2	1337	A	C6-N6	9.32	1.41	1.33
38	A1	207	A	C2'-C1'	-9.32	1.43	1.53
38	A1	481	G	N9-C8	9.32	1.44	1.37
38	A1	2066	C	C4-C5	9.32	1.50	1.43
38	A1	2887	C	C4-N4	9.32	1.42	1.33
11	B2	117	C	N1-C6	9.32	1.42	1.37
38	A1	1941	A	N9-C4	9.32	1.43	1.37
38	A1	2106	G	C2-N3	9.32	1.40	1.32
11	B2	1309	A	P-O5'	-9.31	1.50	1.59
11	B2	1345	G	C2-N2	9.31	1.43	1.34
38	A1	1640	G	C6-N1	9.31	1.46	1.39
38	A1	1914	U	C2-N3	9.31	1.44	1.37
38	A1	2364	G	N7-C5	-9.31	1.33	1.39
38	A1	2570	A	C5-C4	9.31	1.45	1.38
11	B2	1360	C	N3-C4	9.31	1.40	1.33
38	A1	2438	U	C2-N3	9.31	1.44	1.37
38	A1	1772	A	P-O5'	-9.31	1.50	1.59
11	B2	1194	C	O3'-P	-9.31	1.50	1.61
38	A1	905	G	N9-C8	9.31	1.44	1.37
38	A1	1635	G	C5-C6	-9.31	1.33	1.42
11	B2	251	G	C2-N3	9.30	1.40	1.32
11	B2	734	G	N1-C2	9.30	1.45	1.37
38	A1	1527	G	N3-C4	9.30	1.42	1.35
11	B2	1356	A	C6-N6	9.30	1.41	1.33
38	A1	1403	C	C2'-C1'	-9.30	1.43	1.53
38	A1	1654	G	C2-N3	9.30	1.40	1.32
11	B2	706	G	C5-C4	-9.29	1.31	1.38
38	A1	2870	A	C6-N1	9.30	1.42	1.35
38	A1	269	C	N3-C4	9.29	1.40	1.33
38	A1	361	G	C5-C4	9.29	1.44	1.38
38	A1	1777	U	N1-C6	9.29	1.46	1.38
38	A1	2876	G	C2-N3	9.29	1.40	1.32
39	A3	90	A	N9-C4	9.29	1.43	1.37
38	A1	2775	G	C6-N1	9.29	1.46	1.39

Continued on next page...

Continued from previous page...

Mol	Chain	Res	Type	Atoms	Z	Observed(Å)	Ideal(Å)
38	A1	2563	A	C6-N1	9.29	1.42	1.35
11	B2	881	G	N1-C2	9.29	1.45	1.37
38	A1	304	G	C2-N3	9.29	1.40	1.32
38	A1	225	C	C4-N4	9.28	1.42	1.33
38	A1	2321	A	C6-N1	9.28	1.42	1.35
38	A1	1158	G	C2-N3	9.28	1.40	1.32
38	A1	1791	A	N9-C4	9.28	1.43	1.37
11	B2	773	A	C8-N7	9.27	1.38	1.31
38	A1	506	G	N7-C5	-9.27	1.33	1.39
11	B2	1446	G	N9-C4	-9.27	1.30	1.38
11	B2	1081	C	C4'-C3'	9.27	1.63	1.53
38	A1	575	G	C2'-C1'	-9.27	1.43	1.53
38	A1	2016	C	C4-N4	9.27	1.42	1.33
38	A1	2196	C	N1-C6	9.27	1.42	1.37
38	A1	2863	A	N3-C4	9.27	1.40	1.34
10	B1	35	G	N1-C2	9.27	1.45	1.37
38	A1	17	C	C5'-C4'	9.27	1.62	1.51
38	A1	364	A	N7-C5	-9.27	1.33	1.39
38	A1	1359	C	N3-C4	9.27	1.40	1.33
38	A1	1566	G	C6-N1	9.27	1.46	1.39
38	A1	2331	A	N7-C5	-9.27	1.33	1.39
11	B2	622	C	C2-N3	9.26	1.43	1.35
38	A1	46	C	C4-N4	9.26	1.42	1.33
38	A1	527	G	N1-C2	9.26	1.45	1.37
38	A1	2997	G	N7-C5	-9.26	1.33	1.39
11	B2	287	G	N9-C4	-9.26	1.30	1.38
11	B2	663	G	C8-N7	-9.26	1.25	1.30
11	B2	668	G	C2'-C1'	-9.26	1.43	1.53
38	A1	454	C	N3-C4	9.26	1.40	1.33
38	A1	1442	G	N9-C8	9.26	1.44	1.37
11	B2	1021	C	O3'-P	-9.26	1.50	1.61
11	B2	851	C	N3-C4	9.26	1.40	1.33
11	B2	1154	G	C6-N1	9.25	1.46	1.39
38	A1	1089	C	N3-C4	9.25	1.40	1.33
38	A1	1642	G	N7-C5	-9.25	1.33	1.39
11	B2	1405	C	C4-N4	9.25	1.42	1.33
11	B2	1429	G	C2-N3	9.25	1.40	1.32
38	A1	36	G	N9-C8	-9.25	1.31	1.37
38	A1	1059	C	C4-N4	9.25	1.42	1.33
38	A1	1923	A	C8-N7	-9.25	1.25	1.31
38	A1	774	G	N3-C4	-9.25	1.28	1.35
38	A1	1715	G	P-O5'	-9.25	1.50	1.59

Continued on next page...

Continued from previous page...

Mol	Chain	Res	Type	Atoms	Z	Observed(Å)	Ideal(Å)
10	B1	13	C	N1-C6	9.24	1.42	1.37
11	B2	1324	U	C5'-C4'	9.24	1.62	1.51
38	A1	1415	C	C2'-C1'	-9.24	1.43	1.53
38	A1	1505	G	C6-N1	9.24	1.46	1.39
38	A1	187	C	N1-C6	-9.24	1.31	1.37
38	A1	1634	A	C5'-C4'	9.24	1.62	1.51
38	A1	2980	G	C5'-C4'	9.23	1.62	1.51
11	B2	516	A	O3'-P	-9.23	1.50	1.61
38	A1	2120	C	C4'-C3'	9.23	1.63	1.53
11	B2	1437	G	C3'-C2'	9.23	1.63	1.52
11	B2	243	G	N7-C5	-9.23	1.33	1.39
11	B2	261	G	N1-C2	9.23	1.45	1.37
38	A1	324	C	N3-C4	9.23	1.40	1.33
11	B2	901	G	N9-C4	9.22	1.45	1.38
38	A1	2846	A	C8-N7	-9.22	1.25	1.31
38	A1	2537	G	N9-C8	9.22	1.44	1.37
11	B2	912	G	C5-C6	-9.22	1.33	1.42
38	A1	857	U	N3-C4	9.22	1.46	1.38
38	A1	1381	C	N3-C4	9.22	1.40	1.33
11	B2	344	G	N1-C2	9.21	1.45	1.37
38	A1	445	G	N7-C5	-9.21	1.33	1.39
38	A1	780	G	N7-C5	-9.21	1.33	1.39
11	B2	893	U	C2'-C1'	-9.21	1.43	1.53
38	A1	181	U	C4-C5	-9.21	1.35	1.43
11	B2	633	C	N3-C4	9.21	1.40	1.33
38	A1	108	G	N7-C5	-9.21	1.33	1.39
38	A1	2017	A	C6-N6	9.21	1.41	1.33
38	A1	2167	C	C4-N4	9.21	1.42	1.33
11	B2	73	U	N3-C4	9.20	1.46	1.38
38	A1	1786	G	N3-C4	-9.20	1.29	1.35
38	A1	2887	C	N3-C4	9.20	1.40	1.33
11	B2	1045	A	N3-C4	-9.20	1.29	1.34
38	A1	330	U	C2-N3	9.20	1.44	1.37
38	A1	703	G	N1-C2	9.20	1.45	1.37
38	A1	1087	G	C2-N3	9.20	1.40	1.32
38	A1	2884	C	N3-C4	9.20	1.40	1.33
11	B2	522	C	C4-C5	9.20	1.50	1.43
38	A1	104	C	C4-C5	9.20	1.50	1.43
38	A1	271	G	C8-N7	-9.20	1.25	1.30
38	A1	2002	A	N9-C8	9.20	1.45	1.37
38	A1	2032	G	C5-C4	-9.19	1.31	1.38
38	A1	2574	G	N9-C8	9.19	1.44	1.37

Continued on next page...

Continued from previous page...

Mol	Chain	Res	Type	Atoms	Z	Observed(Å)	Ideal(Å)
11	B2	307	G	O3'-P	-9.19	1.50	1.61
38	A1	339	A	P-O5'	9.19	1.69	1.59
11	B2	621	G	C5'-C4'	9.19	1.62	1.51
38	A1	1338	G	N1-C2	9.19	1.45	1.37
38	A1	1355	A	N3-C4	-9.19	1.29	1.34
38	A1	2858	C	N3-C4	9.19	1.40	1.33
11	B2	1207	G	N7-C5	-9.18	1.33	1.39
38	A1	120	G	C2-N2	9.18	1.43	1.34
11	B2	495	G	N7-C5	-9.18	1.33	1.39
11	B2	896	A	N9-C4	-9.18	1.32	1.37
38	A1	1673	C	C4-N4	9.18	1.42	1.33
11	B2	1026	A	N9-C4	-9.18	1.32	1.37
38	A1	1846	G	C2-N3	9.18	1.40	1.32
38	A1	2672	A	C8-N7	-9.18	1.25	1.31
38	A1	2805	U	P-O5'	-9.18	1.50	1.59
38	A1	2824	C	C4-N4	9.18	1.42	1.33
11	B2	204	G	P-O5'	-9.18	1.50	1.59
11	B2	1006	C	P-O5'	9.18	1.69	1.59
38	A1	2133	G	N3-C4	9.18	1.41	1.35
11	B2	952	A	N3-C4	-9.17	1.29	1.34
38	A1	54	G	N1-C2	9.17	1.45	1.37
38	A1	851	G	C6-N1	9.17	1.46	1.39
11	B2	350	G	C2-N3	9.17	1.40	1.32
11	B2	614	G	N1-C2	9.17	1.45	1.37
11	B2	966	G	N7-C5	9.17	1.44	1.39
38	A1	435	G	N7-C5	-9.17	1.33	1.39
11	B2	406	U	N1-C6	9.17	1.46	1.38
38	A1	604	A	C2'-C1'	-9.17	1.43	1.53
11	B2	1325	C	N3-C4	9.16	1.40	1.33
38	A1	1854	G	C5-C4	-9.16	1.31	1.38
38	A1	1956	G	C6-N1	9.16	1.46	1.39
38	A1	2714	G	N3-C4	9.16	1.41	1.35
38	A1	2717	A	N3-C4	-9.16	1.29	1.34
11	B2	641	A	N9-C4	9.16	1.43	1.37
38	A1	110	A	N9-C4	-9.16	1.32	1.37
38	A1	396	G	N7-C5	-9.16	1.33	1.39
38	A1	1878	G	N1-C2	9.16	1.45	1.37
11	B2	1042	U	C4-C5	9.16	1.51	1.43
11	B2	638	G	C6-N1	9.16	1.46	1.39
11	B2	704	C	C5'-C4'	9.16	1.62	1.51
38	A1	982	G	C6-N1	9.16	1.46	1.39
38	A1	2179	G	C2-N3	9.16	1.40	1.32

Continued on next page...

Continued from previous page...

Mol	Chain	Res	Type	Atoms	Z	Observed(Å)	Ideal(Å)
11	B2	478	C	N3-C4	9.15	1.40	1.33
38	A1	2031	G	C2-N3	9.15	1.40	1.32
11	B2	895	C	C4-C5	9.15	1.50	1.43
38	A1	239	G	C6-N1	9.15	1.46	1.39
38	A1	1897	G	C5-C4	9.15	1.44	1.38
11	B2	1311	C	N3-C4	9.15	1.40	1.33
11	B2	1481	G	C2-N3	9.15	1.40	1.32
38	A1	2443	G	N7-C5	-9.15	1.33	1.39
38	A1	2868	C	N3-C4	9.15	1.40	1.33
38	A1	716	U	C2-N3	9.15	1.44	1.37
38	A1	2538	G	N9-C8	-9.15	1.31	1.37
38	A1	1940	U	P-O5'	9.14	1.68	1.59
11	B2	1488	C	N3-C4	9.14	1.40	1.33
11	B2	552	C	C3'-C2'	9.14	1.63	1.52
38	A1	372	A	C5'-C4'	9.14	1.62	1.51
38	A1	469	A	C6-N6	9.14	1.41	1.33
38	A1	1252	G	C8-N7	-9.14	1.25	1.30
38	A1	2058	C	C4-N4	9.14	1.42	1.33
38	A1	2710	G	C8-N7	-9.14	1.25	1.30
38	A1	73	A	C6-N1	9.13	1.42	1.35
55	Ai	43	ARG	CZ-NH2	9.14	1.45	1.33
38	A1	2662	G	C8-N7	-9.13	1.25	1.30
10	B1	56	U	C2-N3	9.13	1.44	1.37
11	B2	568	C	N1-C6	9.13	1.42	1.37
38	A1	2101	A	N3-C4	-9.13	1.29	1.34
38	A1	2962	A	C6-N1	-9.13	1.29	1.35
38	A1	3033	G	C4'-O4'	-9.13	1.33	1.45
11	B2	232	G	C6-N1	9.13	1.46	1.39
11	B2	735	A	N3-C4	-9.12	1.29	1.34
38	A1	544	A	N3-C4	-9.12	1.29	1.34
38	A1	1597	G	C6-N1	9.12	1.46	1.39
38	A1	126	U	N1-C6	9.12	1.46	1.38
38	A1	2755	G	C2-N3	9.12	1.40	1.32
11	B2	1359	C	N3-C4	9.11	1.40	1.33
38	A1	2516	G	C6-N1	9.11	1.46	1.39
38	A1	1456	U	N1-C2	9.11	1.46	1.38
38	A1	2850	G	C2'-C1'	-9.11	1.43	1.53
38	A1	749	G	N7-C5	-9.11	1.33	1.39
38	A1	2244	G	N9-C8	9.11	1.44	1.37
38	A1	2406	C	N3-C4	9.11	1.40	1.33
38	A1	2963	G	N9-C4	9.11	1.45	1.38
11	B2	978	G	N7-C5	-9.11	1.33	1.39

Continued on next page...

Continued from previous page...

Mol	Chain	Res	Type	Atoms	Z	Observed(Å)	Ideal(Å)
11	B2	998	A	N9-C8	9.11	1.45	1.37
11	B2	1331	G	C2-N3	9.11	1.40	1.32
38	A1	22	C	C2'-C1'	-9.11	1.43	1.53
38	A1	989	G	C2-N3	9.11	1.40	1.32
11	B2	1400	A	C5-C4	9.11	1.45	1.38
11	B2	877	A	C2'-C1'	-9.10	1.43	1.53
11	B2	1020	G	C2-N3	9.10	1.40	1.32
38	A1	934	G	C2-N2	9.10	1.43	1.34
38	A1	2492	G	C2-N3	9.10	1.40	1.32
11	B2	771	G	C2-N3	9.10	1.40	1.32
11	B2	1438	A	C6-N6	9.10	1.41	1.33
38	A1	2655	C	C2'-C1'	-9.10	1.43	1.53
11	B2	500	A	O3'-P	-9.09	1.50	1.61
38	A1	305	G	C2-N3	9.09	1.40	1.32
38	A1	1259	G	N3-C4	-9.09	1.29	1.35
11	B2	1174	A	C2-N3	9.09	1.41	1.33
38	A1	2655	C	N3-C4	9.09	1.40	1.33
11	B2	156	A	C8-N7	-9.09	1.25	1.31
11	B2	234	G	C5'-C4'	9.09	1.62	1.51
38	A1	1674	G	C2-N3	9.09	1.40	1.32
11	B2	207	G	C2-N3	9.08	1.40	1.32
38	A1	539	A	N7-C5	-9.08	1.33	1.39
38	A1	854	G	N1-C2	9.08	1.45	1.37
11	B2	197	A	C2'-C1'	-9.08	1.43	1.53
38	A1	266	A	N7-C5	-9.08	1.33	1.39
38	A1	671	G	C8-N7	-9.08	1.25	1.30
11	B2	461	A	C4'-C3'	-9.08	1.43	1.53
11	B2	1017	U	C2-N3	9.08	1.44	1.37
38	A1	2063	U	O4'-C1'	9.08	1.53	1.41
11	B2	720	A	N7-C5	-9.08	1.33	1.39
11	B2	1364	C	C4-N4	9.08	1.42	1.33
38	A1	899	A	N9-C4	9.08	1.43	1.37
11	B2	1430	G	N9-C8	9.07	1.44	1.37
38	A1	101	G	C3'-C2'	-9.07	1.42	1.52
38	A1	975	C	C4-C5	-9.07	1.35	1.43
38	A1	1258	G	N9-C4	9.07	1.45	1.38
38	A1	1962	G	N1-C2	9.07	1.45	1.37
38	A1	137	A	C5-C4	9.07	1.45	1.38
38	A1	1087	G	N1-C2	9.07	1.45	1.37
38	A1	2042	A	C6-N6	9.07	1.41	1.33
38	A1	2278	U	C2-N3	9.07	1.44	1.37
11	B2	462	A	N9-C4	9.07	1.43	1.37

Continued on next page...

Continued from previous page...

Mol	Chain	Res	Type	Atoms	Z	Observed(Å)	Ideal(Å)
11	B2	615	G	C6-N1	9.07	1.45	1.39
11	B2	472	C	N1-C6	-9.07	1.31	1.37
38	A1	3007	A	C6-N1	9.07	1.41	1.35
11	B2	556	G	N3-C4	9.06	1.41	1.35
38	A1	692	C	C2-N3	9.06	1.43	1.35
11	B2	1122	C	C4-C5	9.06	1.50	1.43
38	A1	233	A	P-O5'	9.06	1.68	1.59
38	A1	1903	G	C2-N3	9.06	1.40	1.32
38	A1	2853	A	C8-N7	-9.06	1.25	1.31
11	B2	1226	G	C6-N1	9.06	1.45	1.39
38	A1	2943	G	N1-C2	9.06	1.45	1.37
11	B2	723	G	N3-C4	-9.05	1.29	1.35
38	A1	802	G	P-O5'	-9.05	1.50	1.59
38	A1	866	G	C2-N3	9.05	1.40	1.32
38	A1	2713	A	N3-C4	9.05	1.40	1.34
11	B2	1366	U	N3-C4	9.05	1.46	1.38
38	A1	1668	G	C4'-C3'	9.05	1.63	1.53
38	A1	672	C	C2-N3	9.05	1.43	1.35
38	A1	2810	G	C2-N3	9.05	1.40	1.32
11	B2	126	G	C5-C4	9.05	1.44	1.38
11	B2	442	C	N1-C6	9.05	1.42	1.37
38	A1	779	A	C6-N6	9.05	1.41	1.33
38	A1	2014	A	N3-C4	-9.05	1.29	1.34
38	A1	2844	G	C2'-C1'	-9.05	1.43	1.53
38	A1	1726	A	P-O5'	-9.04	1.50	1.59
38	A1	1744	A	C6-N1	9.04	1.41	1.35
11	B2	1298	G	C5-C4	9.04	1.44	1.38
38	A1	507	G	N1-C2	9.04	1.45	1.37
38	A1	1201	G	C2-N3	9.04	1.40	1.32
38	A1	1810	G	C2'-C1'	-9.04	1.43	1.53
38	A1	2231	G	N1-C2	9.04	1.45	1.37
38	A1	2276	G	N1-C2	9.04	1.45	1.37
11	B2	1314	C	C2-N3	-9.04	1.28	1.35
38	A1	1479	U	C3'-C2'	-9.04	1.42	1.52
11	B2	51	A	N3-C4	-9.04	1.29	1.34
11	B2	54	C	O3'-P	-9.04	1.50	1.61
11	B2	286	G	C6-N1	9.04	1.45	1.39
38	A1	3037	G	C5-C6	-9.03	1.33	1.42
38	A1	1264	G	C2-N3	9.03	1.40	1.32
38	A1	1452	G	C2'-C1'	-9.03	1.43	1.53
38	A1	1633	A	C6-N6	9.03	1.41	1.33
38	A1	2291	G	C2-N3	9.03	1.40	1.32

Continued on next page...

Continued from previous page...

Mol	Chain	Res	Type	Atoms	Z	Observed(Å)	Ideal(Å)
38	A1	2755	G	C6-N1	-9.03	1.33	1.39
11	B2	710	G	C6-N1	9.03	1.45	1.39
38	A1	2254	U	C5'-C4'	9.03	1.62	1.51
11	B2	349	A	C6-N1	9.02	1.41	1.35
38	A1	1305	C	N1-C6	9.02	1.42	1.37
38	A1	2947	G	N9-C8	9.02	1.44	1.37
11	B2	284	A	C6-N1	9.02	1.41	1.35
11	B2	1036	G	C5-C4	9.02	1.44	1.38
38	A1	125	C	N3-C4	9.02	1.40	1.33
38	A1	653	U	N3-C4	9.02	1.46	1.38
38	A1	1570	C	C4-C5	9.02	1.50	1.43
38	A1	959	U	C2-N3	9.02	1.44	1.37
38	A1	1114	G	C6-N1	9.02	1.45	1.39
38	A1	2845	C	N1-C6	-9.02	1.31	1.37
38	A1	1384	C	C4-C5	-9.02	1.35	1.43
38	A1	193	A	N3-C4	-9.01	1.29	1.34
50	AF	120	ARG	NE-CZ	9.01	1.44	1.33
38	A1	1116	A	N9-C4	9.01	1.43	1.37
11	B2	43	A	N3-C4	9.01	1.40	1.34
11	B2	729	G	C5'-C4'	9.01	1.62	1.51
11	B2	1337	A	C4'-C3'	-9.01	1.43	1.53
38	A1	1657	G	C2'-C1'	-9.01	1.43	1.53
38	A1	1798	A	C5'-C4'	9.01	1.62	1.51
38	A1	2892	A	N7-C5	-9.01	1.33	1.39
11	B2	112	G	C2-N3	9.01	1.40	1.32
38	A1	513	C	C4-N4	9.01	1.42	1.33
38	A1	1446	G	N7-C5	-9.01	1.33	1.39
38	A1	2355	G	N1-C2	9.01	1.45	1.37
11	B2	726	A	N9-C4	9.01	1.43	1.37
11	B2	1190	C	N1-C6	9.01	1.42	1.37
38	A1	289	G	N1-C2	9.01	1.45	1.37
38	A1	1686	C	N1-C6	9.01	1.42	1.37
11	B2	258	A	C6-N1	9.00	1.41	1.35
11	B2	524	U	O3'-P	-9.00	1.50	1.61
38	A1	604	A	C6-N6	9.00	1.41	1.33
38	A1	2581	G	N7-C5	-9.00	1.33	1.39
38	A1	2888	G	N3-C4	9.00	1.41	1.35
11	B2	582	G	C6-N1	9.00	1.45	1.39
38	A1	1390	U	C2-N3	9.00	1.44	1.37
38	A1	872	G	C2-N3	9.00	1.40	1.32
38	A1	1569	A	N3-C4	-9.00	1.29	1.34
38	A1	1770	A	N9-C4	9.00	1.43	1.37

Continued on next page...

Continued from previous page...

Mol	Chain	Res	Type	Atoms	Z	Observed(Å)	Ideal(Å)
38	A1	2296	A	N7-C5	-9.00	1.33	1.39
38	A1	1490	G	C2-N3	9.00	1.40	1.32
11	B2	620	G	C8-N7	-9.00	1.25	1.30
38	A1	445	G	C6-N1	9.00	1.45	1.39
38	A1	1083	G	C5-C4	-9.00	1.32	1.38
38	A1	2766	C	P-O5'	9.00	1.68	1.59
38	A1	1375	G	C5-C6	-8.99	1.33	1.42
11	B2	1031	G	C2-N2	8.99	1.43	1.34
11	B2	1126	G	C3'-C2'	8.99	1.62	1.52
11	B2	1311	C	N1-C6	8.99	1.42	1.37
38	A1	175	G	C2'-C1'	-8.99	1.43	1.53
38	A1	1474	A	N7-C5	-8.99	1.33	1.39
38	A1	1157	U	C1'-N1	8.99	1.62	1.48
38	A1	1906	G	N7-C5	-8.99	1.33	1.39
38	A1	3023	G	C2-N3	8.99	1.40	1.32
11	B2	672	G	C2-N3	8.99	1.40	1.32
38	A1	2251	G	C6-N1	8.99	1.45	1.39
38	A1	2402	A	C4'-C3'	8.99	1.63	1.53
38	A1	1360	G	N1-C2	8.99	1.45	1.37
11	B2	209	A	N9-C4	8.99	1.43	1.37
10	B1	54	G	N7-C5	-8.98	1.33	1.39
11	B2	933	G	C5-C4	-8.98	1.32	1.38
11	B2	180	G	C2-N3	8.98	1.40	1.32
38	A1	2194	A	N9-C8	8.98	1.45	1.37
38	A1	906	G	N1-C2	8.98	1.45	1.37
10	B1	70	C	O4'-C1'	8.98	1.53	1.41
38	A1	165	G	C6-N1	8.98	1.45	1.39
38	A1	920	G	C2-N3	8.98	1.40	1.32
11	B2	177	A	O3'-P	-8.97	1.50	1.61
11	B2	1073	C	C4-N4	8.97	1.42	1.33
38	A1	587	A	N9-C4	8.97	1.43	1.37
38	A1	2154	G	N9-C8	-8.97	1.31	1.37
11	B2	1354	A	N7-C5	-8.97	1.33	1.39
10	B1	77	A	C6-N6	8.97	1.41	1.33
11	B2	144	G	C8-N7	8.97	1.36	1.30
38	A1	250	G	N9-C8	8.97	1.44	1.37
38	A1	2132	C	N3-C4	8.97	1.40	1.33
11	B2	133	G	C2-N3	8.97	1.40	1.32
11	B2	552	C	N3-C4	8.97	1.40	1.33
11	B2	381	C	C4-N4	8.96	1.42	1.33
38	A1	202	A	C6-N6	8.97	1.41	1.33
38	A1	1749	C	N3-C4	8.96	1.40	1.33

Continued on next page...

Continued from previous page...

Mol	Chain	Res	Type	Atoms	Z	Observed(Å)	Ideal(Å)
38	A1	2622	C	N3-C4	8.96	1.40	1.33
11	B2	360	A	C6-N6	8.96	1.41	1.33
38	A1	920	G	C5-C4	8.96	1.44	1.38
38	A1	1186	G	N1-C2	8.96	1.45	1.37
38	A1	2307	C	C2-N3	-8.96	1.28	1.35
11	B2	420	C	C4-C5	8.96	1.50	1.43
38	A1	62	C	N3-C4	8.96	1.40	1.33
38	A1	221	G	N9-C4	8.96	1.45	1.38
38	A1	1005	G	C2-N3	8.96	1.40	1.32
38	A1	2593	A	N9-C4	-8.96	1.32	1.37
11	B2	64	G	N9-C8	8.95	1.44	1.37
11	B2	1164	A	N7-C5	-8.96	1.33	1.39
11	B2	1233	G	N7-C5	-8.96	1.33	1.39
39	A3	105	G	N3-C4	8.96	1.41	1.35
38	A1	1536	U	N1-C2	8.95	1.46	1.38
11	B2	705	C	C2-N3	8.95	1.43	1.35
38	A1	2996	A	C6-N1	8.95	1.41	1.35
38	A1	2203	G	C6-N1	8.95	1.45	1.39
38	A1	2529	G	C2-N2	8.95	1.43	1.34
38	A1	536	G	C8-N7	-8.95	1.25	1.30
11	B2	912	G	N9-C8	8.95	1.44	1.37
38	A1	1056	C	N1-C6	8.95	1.42	1.37
38	A1	1811	G	N9-C8	-8.95	1.31	1.37
38	A1	2032	G	C5'-C4'	8.95	1.62	1.51
10	B1	27	A	N7-C5	-8.94	1.33	1.39
38	A1	483	C	N3-C4	8.94	1.40	1.33
38	A1	1470	C	C4'-C3'	8.94	1.62	1.53
38	A1	2624	G	N1-C2	8.94	1.45	1.37
11	B2	934	G	N7-C5	-8.94	1.33	1.39
11	B2	1040	A	P-O5'	-8.94	1.50	1.59
11	B2	183	A	C6-N6	8.94	1.41	1.33
38	A1	82	C	N3-C4	8.94	1.40	1.33
38	A1	407	A	N9-C4	8.94	1.43	1.37
11	B2	226	G	N7-C5	-8.93	1.33	1.39
38	A1	727	A	C6-N1	8.93	1.41	1.35
38	A1	2042	A	N7-C5	-8.93	1.33	1.39
11	B2	436	A	C8-N7	-8.93	1.25	1.31
11	B2	684	G	N9-C4	-8.93	1.30	1.38
38	A1	1587	A	N7-C5	-8.93	1.33	1.39
38	A1	2206	G	C6-N1	8.93	1.45	1.39
11	B2	886	G	N1-C2	8.92	1.44	1.37
38	A1	1888	G	N7-C5	-8.92	1.33	1.39

Continued on next page...

Continued from previous page...

Mol	Chain	Res	Type	Atoms	Z	Observed(Å)	Ideal(Å)
38	A1	2479	C	N1-C6	8.92	1.42	1.37
38	A1	2859	U	C2'-C1'	-8.92	1.43	1.53
11	B2	1012	C	C3'-C2'	-8.92	1.43	1.52
11	B2	990	G	N1-C2	8.92	1.44	1.37
38	A1	1013	G	C2-N3	8.92	1.39	1.32
38	A1	174	C	N1-C6	8.92	1.42	1.37
38	A1	1364	C	N1-C6	8.92	1.42	1.37
11	B2	435	A	N7-C5	-8.91	1.33	1.39
11	B2	1130	A	N9-C4	8.91	1.43	1.37
11	B2	1283	G	C8-N7	8.91	1.36	1.30
11	B2	1409	G	C8-N7	8.91	1.36	1.30
38	A1	589	G	N7-C5	-8.91	1.33	1.39
38	A1	1276	G	N7-C5	-8.91	1.33	1.39
38	A1	2645	C	N3-C4	8.91	1.40	1.33
38	A1	333	A	C6-N6	8.91	1.41	1.33
38	A1	574	C	C2-O2	8.91	1.32	1.24
38	A1	1194	G	N7-C5	8.91	1.44	1.39
38	A1	1966	C	C2-N3	8.91	1.42	1.35
38	A1	2061	A	C5-C4	8.91	1.45	1.38
38	A1	1480	G	C6-N1	8.91	1.45	1.39
38	A1	1915	G	C3'-C2'	-8.91	1.43	1.52
38	A1	2167	C	C2'-C1'	-8.91	1.43	1.53
11	B2	849	U	C2'-C1'	-8.90	1.43	1.53
38	A1	116	G	C2-N3	8.90	1.39	1.32
38	A1	1095	A	C6-N6	8.90	1.41	1.33
38	A1	1561	G	C5'-C4'	8.90	1.62	1.51
11	B2	51	A	C5-C6	8.90	1.49	1.41
38	A1	1130	G	N9-C8	8.90	1.44	1.37
38	A1	2441	A	C6-N1	8.90	1.41	1.35
38	A1	879	A	P-O5'	-8.90	1.50	1.59
38	A1	1217	U	C2-N3	8.90	1.44	1.37
38	A1	1716	G	N3-C4	8.90	1.41	1.35
38	A1	2790	C	C2-N3	8.90	1.42	1.35
38	A1	1758	U	C3'-C2'	8.89	1.62	1.52
38	A1	2612	A	P-O5'	-8.89	1.50	1.59
11	B2	115	A	P-O5'	8.89	1.68	1.59
38	A1	1138	C	N1-C6	-8.89	1.31	1.37
38	A1	2106	G	C6-N1	8.89	1.45	1.39
39	A3	15	G	N1-C2	8.89	1.44	1.37
11	B2	663	G	N7-C5	-8.89	1.33	1.39
38	A1	1554	G	C6-N1	8.89	1.45	1.39
10	B1	2	G	O3'-P	-8.88	1.50	1.61

Continued on next page...

Continued from previous page...

Mol	Chain	Res	Type	Atoms	Z	Observed(Å)	Ideal(Å)
38	A1	1066	C	N3-C4	8.89	1.40	1.33
11	B2	538	C	N1-C6	8.88	1.42	1.37
11	B2	84	C	O3'-P	-8.88	1.50	1.61
11	B2	1303	C	C5'-C4'	8.88	1.62	1.51
38	A1	521	C	N3-C4	8.88	1.40	1.33
38	A1	1444	A	C5-C4	8.88	1.45	1.38
38	A1	3011	G	C2'-C1'	-8.88	1.43	1.53
11	B2	1326	G	C6-N1	8.88	1.45	1.39
11	B2	578	G	C5-C6	8.88	1.51	1.42
11	B2	1450	U	C2-N3	8.88	1.44	1.37
38	A1	205	A	C8-N7	8.88	1.37	1.31
38	A1	272	G	C6-N1	8.88	1.45	1.39
38	A1	286	G	C6-N1	8.88	1.45	1.39
38	A1	2226	G	C6-N1	8.88	1.45	1.39
39	A3	88	A	N3-C4	8.88	1.40	1.34
11	B2	361	A	C5'-C4'	8.87	1.61	1.51
11	B2	889	G	C5-C6	-8.87	1.33	1.42
11	B2	1048	G	C6-N1	8.87	1.45	1.39
11	B2	1410	G	C5-C4	-8.87	1.32	1.38
38	A1	28	A	C6-N1	8.87	1.41	1.35
38	A1	2527	G	C2-N3	8.87	1.39	1.32
11	B2	1326	G	N7-C5	-8.87	1.33	1.39
38	A1	9	A	C6-N6	8.87	1.41	1.33
38	A1	1367	A	N7-C5	-8.87	1.33	1.39
38	A1	1707	A	C5-C4	8.87	1.45	1.38
38	A1	1825	G	N1-C2	8.87	1.44	1.37
38	A1	1688	C	C2'-C1'	-8.87	1.43	1.53
38	A1	2018	C	C4-N4	8.86	1.42	1.33
38	A1	301	G	N7-C5	8.86	1.44	1.39
38	A1	1294	A	N7-C5	-8.86	1.33	1.39
11	B2	98	U	N3-C4	8.86	1.46	1.38
11	B2	621	G	C2-N3	8.86	1.39	1.32
11	B2	745	G	N1-C2	8.86	1.44	1.37
11	B2	1481	G	N1-C2	8.86	1.44	1.37
11	B2	92	G	C6-N1	8.86	1.45	1.39
38	A1	193	A	C6-N1	8.86	1.41	1.35
38	A1	1903	G	N7-C5	-8.86	1.33	1.39
38	A1	2102	A	C2'-C1'	-8.86	1.43	1.53
38	A1	2379	G	N1-C2	8.86	1.44	1.37
38	A1	2477	G	C6-N1	8.86	1.45	1.39
11	B2	1325	C	N1-C6	8.85	1.42	1.37
38	A1	732	G	C5-C6	-8.85	1.33	1.42

Continued on next page...

Continued from previous page...

Mol	Chain	Res	Type	Atoms	Z	Observed(Å)	Ideal(Å)
11	B2	1182	G	N7-C5	-8.85	1.33	1.39
38	A1	232	U	P-O5'	-8.85	1.50	1.59
38	A1	508	G	C2-N3	8.85	1.39	1.32
38	A1	1193	G	N7-C5	-8.85	1.33	1.39
38	A1	1299	C	N3-C4	8.85	1.40	1.33
38	A1	1858	G	C5'-C4'	8.85	1.61	1.51
11	B2	698	A	N9-C4	8.84	1.43	1.37
11	B2	1236	G	C5-C4	8.84	1.44	1.38
11	B2	432	G	N9-C4	8.84	1.45	1.38
11	B2	1075	A	C6-N1	8.84	1.41	1.35
11	B2	311	A	N3-C4	-8.84	1.29	1.34
11	B2	567	A	C6-N1	8.84	1.41	1.35
38	A1	58	G	N9-C4	-8.84	1.30	1.38
38	A1	1581	A	N9-C4	8.84	1.43	1.37
11	B2	1283	G	C2'-C1'	-8.84	1.43	1.53
38	A1	2164	G	C4'-C3'	8.84	1.62	1.53
38	A1	2447	A	N7-C5	-8.84	1.33	1.39
38	A1	2595	C	N1-C6	8.84	1.42	1.37
38	A1	2845	C	N3-C4	8.84	1.40	1.33
38	A1	667	C	C4-C5	-8.84	1.35	1.43
38	A1	1697	G	N7-C5	-8.84	1.33	1.39
11	B2	1409	G	N1-C2	8.84	1.44	1.37
38	A1	1108	A	C5-C4	8.84	1.45	1.38
38	A1	1534	G	N3-C4	8.84	1.41	1.35
38	A1	1772	A	C6-N6	8.84	1.41	1.33
38	A1	2205	A	C8-N7	-8.84	1.25	1.31
38	A1	2241	U	C2-N3	8.84	1.44	1.37
11	B2	567	A	P-O5'	-8.83	1.50	1.59
39	A3	111	G	C8-N7	-8.83	1.25	1.30
11	B2	1402	C	N3-C4	8.83	1.40	1.33
38	A1	1751	G	N7-C5	-8.83	1.33	1.39
11	B2	1276	G	C2-N3	8.83	1.39	1.32
38	A1	2230	G	C2-N3	8.83	1.39	1.32
11	B2	987	G	C2-N3	8.83	1.39	1.32
38	A1	827	G	C2-N3	8.83	1.39	1.32
38	A1	1964	G	N3-C4	-8.82	1.29	1.35
38	A1	2490	C	N1-C6	8.82	1.42	1.37
38	A1	3038	A	C6-N6	8.82	1.41	1.33
39	A3	114	G	C6-N1	8.82	1.45	1.39
11	B2	357	C	N3-C4	8.82	1.40	1.33
11	B2	527	A	N9-C8	8.82	1.44	1.37
11	B2	623	C	C2-O2	8.82	1.32	1.24

Continued on next page...

Continued from previous page...

Mol	Chain	Res	Type	Atoms	Z	Observed(Å)	Ideal(Å)
11	B2	1226	G	N1-C2	8.82	1.44	1.37
38	A1	332	A	N7-C5	-8.82	1.33	1.39
38	A1	366	G	C8-N7	8.82	1.36	1.30
38	A1	1168	A	C2'-C1'	-8.82	1.43	1.53
38	A1	276	G	C2-N3	8.82	1.39	1.32
38	A1	1532	G	C6-N1	8.82	1.45	1.39
11	B2	766	G	N7-C5	-8.82	1.33	1.39
38	A1	83	G	N3-C4	-8.82	1.29	1.35
38	A1	743	A	N9-C4	8.82	1.43	1.37
11	B2	528	G	N9-C8	8.81	1.44	1.37
11	B2	562	A	C6-N6	8.81	1.41	1.33
38	A1	2354	A	O3'-P	-8.81	1.50	1.61
11	B2	879	U	C1'-N1	8.81	1.61	1.48
11	B2	1302	C	P-O5'	-8.81	1.50	1.59
11	B2	1454	A	N7-C5	-8.81	1.33	1.39
38	A1	507	G	C8-N7	8.81	1.36	1.30
38	A1	715	G	C2-N3	8.81	1.39	1.32
11	B2	868	C	C4-N4	8.81	1.41	1.33
38	A1	636	G	N9-C8	8.81	1.44	1.37
38	A1	712	C	N1-C6	8.81	1.42	1.37
11	B2	1485	G	N7-C5	-8.81	1.33	1.39
38	A1	769	G	N3-C4	8.81	1.41	1.35
11	B2	1373	A	C2-N3	8.80	1.41	1.33
38	A1	374	C	C2'-C1'	-8.80	1.43	1.53
38	A1	1231	C	C4-N4	8.80	1.41	1.33
38	A1	2029	C	N3-C4	8.81	1.40	1.33
38	A1	2754	A	C8-N7	8.81	1.37	1.31
38	A1	1264	G	N7-C5	-8.80	1.33	1.39
38	A1	1290	G	C2-N3	8.80	1.39	1.32
38	A1	2512	C	P-O5'	8.80	1.68	1.59
11	B2	922	G	C2'-C1'	-8.80	1.43	1.53
38	A1	809	A	C6-N6	8.80	1.41	1.33
38	A1	1034	G	N9-C4	8.80	1.45	1.38
38	A1	2416	G	C2-N3	8.80	1.39	1.32
11	B2	1328	G	C6-N1	8.79	1.45	1.39
11	B2	1234	A	C6-N6	8.79	1.41	1.33
38	A1	316	G	C2'-C1'	-8.79	1.43	1.53
38	A1	1602	C	O3'-P	-8.79	1.50	1.61
10	B1	65	C	C4-C5	8.79	1.50	1.43
11	B2	472	C	C2-N3	8.79	1.42	1.35
11	B2	1392	G	C2-N2	8.79	1.43	1.34
38	A1	408	C	O3'-P	-8.79	1.50	1.61

Continued on next page...

Continued from previous page...

Mol	Chain	Res	Type	Atoms	Z	Observed(Å)	Ideal(Å)
38	A1	2176	G	N9-C8	-8.79	1.31	1.37
38	A1	2359	G	N9-C8	8.79	1.44	1.37
38	A1	3002	A	C6-N1	8.79	1.41	1.35
38	A1	268	C	N3-C4	8.79	1.40	1.33
38	A1	301	G	C5'-C4'	8.79	1.61	1.51
11	B2	550	G	C6-N1	8.79	1.45	1.39
38	A1	826	C	N1-C6	8.79	1.42	1.37
11	B2	1020	G	C6-N1	8.78	1.45	1.39
11	B2	1180	G	C6-N1	8.79	1.45	1.39
38	A1	553	C	C2'-C1'	-8.78	1.43	1.53
38	A1	807	G	N7-C5	-8.78	1.33	1.39
38	A1	1090	G	C6-O6	-8.79	1.16	1.24
38	A1	1337	G	N1-C2	8.79	1.44	1.37
11	B2	300	G	N9-C4	8.78	1.45	1.38
11	B2	838	C	C4'-C3'	-8.78	1.43	1.53
38	A1	132	G	C6-N1	8.78	1.45	1.39
38	A1	141	C	N3-C4	8.78	1.40	1.33
38	A1	690	G	C5-C4	8.78	1.44	1.38
11	B2	950	C	C4-C5	8.78	1.50	1.43
38	A1	281	G	N7-C5	-8.78	1.33	1.39
38	A1	794	G	P-O5'	-8.78	1.50	1.59
11	B2	762	G	C8-N7	-8.78	1.25	1.30
38	A1	10	C	N3-C4	8.78	1.40	1.33
38	A1	1335	C	O3'-P	-8.78	1.50	1.61
38	A1	2302	C	C4-N4	8.78	1.41	1.33
11	B2	1289	G	C6-N1	8.77	1.45	1.39
38	A1	829	G	N1-C2	8.77	1.44	1.37
38	A1	2889	A	N3-C4	8.77	1.40	1.34
11	B2	610	G	C6-N1	8.77	1.45	1.39
38	A1	1393	C	C3'-C2'	-8.77	1.43	1.52
38	A1	2698	G	N9-C8	8.77	1.44	1.37
38	A1	3000	U	C5'-C4'	8.77	1.61	1.51
11	B2	277	G	C5-C4	8.77	1.44	1.38
11	B2	535	U	C4-C5	8.77	1.51	1.43
38	A1	26	G	N9-C8	8.77	1.44	1.37
11	B2	399	A	N7-C5	-8.76	1.33	1.39
38	A1	133	G	N7-C5	-8.76	1.33	1.39
38	A1	1665	G	C2-N3	8.76	1.39	1.32
11	B2	623	C	C2-N3	8.76	1.42	1.35
38	A1	116	G	C6-N1	8.76	1.45	1.39
38	A1	2984	A	C6-N6	8.76	1.41	1.33
11	B2	1482	C	N1-C6	8.76	1.42	1.37

Continued on next page...

Continued from previous page...

Mol	Chain	Res	Type	Atoms	Z	Observed(Å)	Ideal(Å)
38	A1	199	C	N3-C4	8.76	1.40	1.33
38	A1	995	G	N3-C4	8.76	1.41	1.35
10	B1	48	U	N3-C4	8.76	1.46	1.38
11	B2	162	C	N3-C4	8.76	1.40	1.33
11	B2	700	G	C6-N1	8.76	1.45	1.39
11	B2	1149	C	C4-N4	8.76	1.41	1.33
11	B2	1402	C	C2-N3	-8.76	1.28	1.35
38	A1	76	C	N1-C6	8.76	1.42	1.37
38	A1	1280	C	N3-C4	8.76	1.40	1.33
38	A1	1602	C	P-O5'	-8.76	1.50	1.59
38	A1	2046	C	C4-N4	8.76	1.41	1.33
38	A1	2780	G	C6-N1	8.76	1.45	1.39
11	B2	191	A	C6-N1	8.75	1.41	1.35
38	A1	1652	A	C6-N6	8.75	1.41	1.33
38	A1	1841	G	C2-N3	8.75	1.39	1.32
11	B2	412	U	N3-C4	8.75	1.46	1.38
11	B2	782	A	P-O5'	8.75	1.68	1.59
38	A1	436	C	N1-C6	8.75	1.42	1.37
38	A1	921	C	N1-C6	8.75	1.42	1.37
38	A1	2294	A	N3-C4	8.75	1.40	1.34
38	A1	1738	A	N7-C5	-8.75	1.33	1.39
11	B2	541	G	N1-C2	8.75	1.44	1.37
11	B2	1474	A	C5-C4	8.75	1.44	1.38
38	A1	2333	G	C5-C4	8.75	1.44	1.38
38	A1	2552	C	C4-C5	-8.75	1.35	1.43
38	A1	2883	C	C4-N4	8.75	1.41	1.33
39	A3	79	U	C2-N3	8.75	1.43	1.37
11	B2	750	C	N3-C4	8.75	1.40	1.33
38	A1	1180	G	C6-N1	8.75	1.45	1.39
38	A1	1694	G	N3-C4	8.75	1.41	1.35
39	A3	89	G	C6-N1	8.75	1.45	1.39
11	B2	82	G	C8-N7	-8.74	1.25	1.30
38	A1	379	U	O3'-P	-8.74	1.50	1.61
38	A1	2015	G	C2-N3	8.74	1.39	1.32
38	A1	2051	A	N9-C4	8.74	1.43	1.37
38	A1	2624	G	C2-N3	8.74	1.39	1.32
11	B2	43	A	C4'-C3'	8.74	1.62	1.53
11	B2	932	C	C4'-C3'	8.74	1.62	1.53
38	A1	1609	G	C2-N3	8.74	1.39	1.32
38	A1	2238	G	N9-C4	8.74	1.45	1.38
39	A3	113	C	C5'-C4'	8.74	1.61	1.51
38	A1	108	G	N9-C8	-8.73	1.31	1.37

Continued on next page...

Continued from previous page...

Mol	Chain	Res	Type	Atoms	Z	Observed(Å)	Ideal(Å)
38	A1	2365	G	N7-C5	-8.73	1.34	1.39
38	A1	1994	G	N7-C5	-8.73	1.34	1.39
11	B2	394	C	P-O5'	-8.73	1.51	1.59
38	A1	2309	C	N1-C6	8.73	1.42	1.37
11	B2	923	A	N9-C4	-8.73	1.32	1.37
38	A1	30	G	N9-C4	-8.73	1.30	1.38
38	A1	2827	C	N1-C6	-8.73	1.31	1.37
38	A1	1143	A	N3-C4	-8.73	1.29	1.34
10	B1	50	G	C6-N1	8.72	1.45	1.39
11	B2	419	G	C6-N1	8.72	1.45	1.39
38	A1	555	G	N1-C2	8.72	1.44	1.37
38	A1	1165	C	N3-C4	8.72	1.40	1.33
38	A1	1282	A	C5-C4	8.72	1.44	1.38
38	A1	1337	G	C2-N2	8.72	1.43	1.34
38	A1	1342	G	N7-C5	-8.72	1.34	1.39
38	A1	1932	G	N3-C4	-8.72	1.29	1.35
11	B2	391	G	N9-C8	8.72	1.44	1.37
11	B2	556	G	N1-C2	8.72	1.44	1.37
11	B2	752	G	C2-N3	8.72	1.39	1.32
38	A1	2249	A	N9-C4	-8.72	1.32	1.37
38	A1	991	U	C2'-C1'	-8.72	1.43	1.53
38	A1	1215	C	C2-N3	8.72	1.42	1.35
38	A1	2477	G	N7-C5	-8.72	1.34	1.39
38	A1	1239	C	C4-C5	-8.72	1.35	1.43
11	B2	374	G	C8-N7	-8.72	1.25	1.30
38	A1	1658	A	C6-N6	8.72	1.41	1.33
38	A1	1725	A	N9-C4	8.72	1.43	1.37
38	A1	2000	G	N3-C4	-8.72	1.29	1.35
39	A3	12	G	C2'-C1'	-8.72	1.43	1.53
11	B2	247	G	N1-C2	8.72	1.44	1.37
11	B2	334	G	C2-N3	8.71	1.39	1.32
38	A1	295	G	P-O5'	-8.71	1.51	1.59
38	A1	298	G	C2-N3	8.71	1.39	1.32
38	A1	768	C	C2'-C1'	-8.71	1.43	1.53
38	A1	1525	G	C5'-C4'	8.71	1.61	1.51
38	A1	1555	G	N3-C4	-8.71	1.29	1.35
38	A1	1588	C	C2'-C1'	-8.72	1.43	1.53
38	A1	1807	G	N1-C2	8.72	1.44	1.37
38	A1	1949	A	C6-N6	8.71	1.41	1.33
38	A1	423	G	C6-N1	8.71	1.45	1.39
38	A1	1880	A	N9-C8	8.71	1.44	1.37
38	A1	2823	G	C2'-C1'	-8.71	1.43	1.53

Continued on next page...

Continued from previous page...

Mol	Chain	Res	Type	Atoms	Z	Observed(Å)	Ideal(Å)
38	A1	2276	G	N9-C8	8.71	1.44	1.37
11	B2	225	U	C2-N3	8.71	1.43	1.37
38	A1	524	C	N1-C6	8.71	1.42	1.37
11	B2	1487	U	C2-N3	8.71	1.43	1.37
38	A1	58	G	C6-N1	8.71	1.45	1.39
38	A1	957	C	N1-C6	8.71	1.42	1.37
38	A1	181	U	N3-C4	8.70	1.46	1.38
11	B2	1166	G	P-O5'	-8.70	1.51	1.59
38	A1	2028	G	C6-N1	8.70	1.45	1.39
38	A1	2340	A	C6-N1	8.70	1.41	1.35
12	AG	45	ARG	CZ-NH1	8.70	1.44	1.33
11	B2	1337	A	N7-C5	-8.70	1.34	1.39
38	A1	1773	C	N1-C6	8.70	1.42	1.37
11	B2	858	A	N7-C5	8.70	1.44	1.39
38	A1	219	G	C6-N1	8.70	1.45	1.39
38	A1	523	C	N1-C6	8.70	1.42	1.37
38	A1	2172	G	C6-N1	8.70	1.45	1.39
38	A1	2844	G	N1-C2	8.70	1.44	1.37
38	A1	141	C	C2'-C1'	-8.70	1.43	1.53
38	A1	1832	G	C6-N1	8.70	1.45	1.39
38	A1	2634	U	C5'-C4'	8.70	1.61	1.51
11	B2	321	A	C6-N6	8.69	1.41	1.33
11	B2	1306	A	C6-N1	8.69	1.41	1.35
38	A1	521	C	C2'-C1'	-8.69	1.43	1.53
38	A1	2500	G	N7-C5	-8.69	1.34	1.39
38	A1	2683	G	C2-N3	8.69	1.39	1.32
11	B2	675	A	C4'-C3'	-8.69	1.43	1.53
38	A1	2491	C	N1-C6	-8.69	1.31	1.37
38	A1	2778	A	N3-C4	-8.69	1.29	1.34
38	A1	1565	G	N7-C5	-8.68	1.34	1.39
38	A1	1682	C	C4-N4	8.68	1.41	1.33
38	A1	1736	G	C6-N1	8.68	1.45	1.39
38	A1	1942	G	N7-C5	-8.68	1.34	1.39
9	AX	168	SER	CA-CB	8.68	1.66	1.52
11	B2	243	G	N9-C8	8.68	1.44	1.37
11	B2	1215	G	C6-N1	8.68	1.45	1.39
38	A1	2448	A	N7-C5	-8.68	1.34	1.39
38	A1	2329	A	C6-N6	8.68	1.40	1.33
11	B2	592	G	C2-N2	8.68	1.43	1.34
38	A1	561	C	N1-C6	8.68	1.42	1.37
38	A1	927	G	N9-C8	8.68	1.44	1.37
38	A1	1393	C	C2-N3	8.67	1.42	1.35

Continued on next page...

Continued from previous page...

Mol	Chain	Res	Type	Atoms	Z	Observed(Å)	Ideal(Å)
38	A1	2105	A	N7-C5	-8.67	1.34	1.39
38	A1	2366	G	N1-C2	8.67	1.44	1.37
11	B2	1053	A	C8-N7	-8.67	1.25	1.31
38	A1	2088	G	C2-N3	8.67	1.39	1.32
38	A1	198	C	N3-C4	8.67	1.40	1.33
38	A1	1216	A	C6-N6	8.67	1.40	1.33
38	A1	770	G	C4'-C3'	8.66	1.62	1.53
38	A1	121	G	C2-N3	8.66	1.39	1.32
38	A1	666	A	N7-C5	-8.66	1.34	1.39
11	B2	34	G	N3-C4	8.66	1.41	1.35
38	A1	2002	A	N7-C5	-8.66	1.34	1.39
11	B2	426	C	N3-C4	8.66	1.40	1.33
11	B2	500	A	C6-N6	8.66	1.40	1.33
38	A1	671	G	N1-C2	8.66	1.44	1.37
38	A1	1407	A	O3'-P	-8.66	1.50	1.61
38	A1	2632	C	N3-C4	8.66	1.40	1.33
38	A1	2748	C	N3-C4	8.66	1.40	1.33
11	B2	13	C	C2-N3	8.65	1.42	1.35
11	B2	156	A	N7-C5	-8.65	1.34	1.39
38	A1	60	G	C6-N1	8.65	1.45	1.39
38	A1	562	G	C5'-C4'	8.65	1.61	1.51
38	A1	722	C	N3-C4	8.65	1.40	1.33
38	A1	772	G	C6-N1	8.65	1.45	1.39
38	A1	2026	C	C2'-C1'	-8.65	1.43	1.53
11	B2	844	G	P-O5'	-8.65	1.51	1.59
38	A1	1242	A	N3-C4	8.65	1.40	1.34
38	A1	1596	G	N7-C5	-8.65	1.34	1.39
11	B2	1006	C	C5'-C4'	8.65	1.61	1.51
11	B2	1273	G	N3-C4	-8.65	1.29	1.35
38	A1	1357	G	C6-N1	8.65	1.45	1.39
38	A1	2143	C	C4-N4	8.65	1.41	1.33
38	A1	2332	G	N1-C2	-8.65	1.30	1.37
10	B1	10	G	C6-N1	8.64	1.45	1.39
38	A1	423	G	C8-N7	-8.64	1.25	1.30
11	B2	754	G	C5'-C4'	8.64	1.61	1.51
38	A1	216	A	C6-N1	8.64	1.41	1.35
38	A1	456	G	C6-N1	8.64	1.45	1.39
38	A1	457	C	N1-C6	8.64	1.42	1.37
11	B2	532	C	C1'-N1	8.64	1.61	1.48
38	A1	2252	C	C2-N3	8.64	1.42	1.35
38	A1	323	U	C2-N3	8.64	1.43	1.37
38	A1	597	C	C5-C6	-8.64	1.27	1.34

Continued on next page...

Continued from previous page...

Mol	Chain	Res	Type	Atoms	Z	Observed(Å)	Ideal(Å)
10	B1	50	G	C8-N7	-8.64	1.25	1.30
11	B2	614	G	C5-C4	8.64	1.44	1.38
11	B2	809	C	N1-C6	8.64	1.42	1.37
11	B2	1029	G	N9-C4	-8.64	1.31	1.38
38	A1	130	G	C2-N3	8.64	1.39	1.32
38	A1	1391	C	C4-C5	-8.64	1.36	1.43
38	A1	2681	A	C4'-C3'	8.64	1.62	1.53
38	A1	386	A	N7-C5	-8.64	1.34	1.39
38	A1	2652	G	N1-C2	8.64	1.44	1.37
11	B2	22	G	C5'-C4'	8.63	1.61	1.51
38	A1	1778	G	C5-C4	8.63	1.44	1.38
11	B2	1286	C	C4-N4	8.63	1.41	1.33
38	A1	2972	G	N7-C5	-8.63	1.34	1.39
38	A1	384	G	N9-C8	8.63	1.43	1.37
38	A1	408	C	C4-C5	8.63	1.49	1.43
38	A1	1949	A	C5-C6	-8.63	1.33	1.41
39	A3	63	G	C6-N1	8.63	1.45	1.39
39	A3	109	A	P-O5'	-8.63	1.51	1.59
11	B2	273	C	C3'-C2'	-8.63	1.43	1.52
11	B2	1039	C	C4-N4	8.63	1.41	1.33
38	A1	559	G	C6-N1	8.63	1.45	1.39
38	A1	625	A	C6-N6	8.62	1.40	1.33
38	A1	104	C	O3'-P	-8.62	1.50	1.61
38	A1	454	C	C4-N4	8.62	1.41	1.33
38	A1	636	G	N7-C5	-8.62	1.34	1.39
38	A1	2412	A	C2-N3	8.62	1.41	1.33
38	A1	2618	C	C4-N4	8.62	1.41	1.33
38	A1	2898	G	C2-N3	8.62	1.39	1.32
38	A1	1129	G	N9-C4	-8.62	1.31	1.38
11	B2	407	G	C5'-C4'	8.62	1.61	1.51
11	B2	601	G	C5-C4	8.62	1.44	1.38
11	B2	1252	C	N3-C4	8.62	1.40	1.33
11	B2	1416	C	N3-C4	8.62	1.40	1.33
38	A1	2463	G	N7-C5	-8.62	1.34	1.39
38	A1	2610	C	N3-C4	8.62	1.40	1.33
11	B2	590	G	C2-N3	8.62	1.39	1.32
11	B2	1303	C	C4-N4	8.62	1.41	1.33
11	B2	1455	A	N1-C2	-8.61	1.26	1.34
38	A1	1512	G	N1-C2	8.62	1.44	1.37
38	A1	2038	C	N3-C4	8.61	1.40	1.33
11	B2	7	G	N1-C2	8.61	1.44	1.37
11	B2	1232	G	N9-C8	-8.61	1.31	1.37

Continued on next page...

Continued from previous page...

Mol	Chain	Res	Type	Atoms	Z	Observed(Å)	Ideal(Å)
11	B2	501	G	C2-N3	8.61	1.39	1.32
38	A1	174	C	C4-N4	8.61	1.41	1.33
38	A1	916	A	C6-N1	-8.61	1.29	1.35
38	A1	2464	G	C2-N3	8.61	1.39	1.32
11	B2	980	C	N3-C4	8.60	1.40	1.33
38	A1	1326	U	N3-C4	8.60	1.46	1.38
11	B2	260	C	C4-N4	8.60	1.41	1.33
11	B2	774	U	C2-N3	8.60	1.43	1.37
38	A1	234	G	P-O5'	-8.60	1.51	1.59
38	A1	356	C	N3-C4	8.60	1.40	1.33
38	A1	2301	C	C4-C5	8.60	1.49	1.43
38	A1	39	C	C4-C5	-8.60	1.36	1.43
11	B2	885	G	C2-N2	8.60	1.43	1.34
38	A1	31	G	C2-N3	8.60	1.39	1.32
38	A1	344	G	N7-C5	-8.60	1.34	1.39
38	A1	1384	C	N3-C4	8.60	1.40	1.33
38	A1	1130	G	C6-N1	8.60	1.45	1.39
11	B2	1339	G	C8-N7	8.59	1.36	1.30
11	B2	1359	C	P-O5'	-8.59	1.51	1.59
38	A1	2248	G	C2-N3	8.59	1.39	1.32
38	A1	1780	C	C4'-C3'	8.59	1.62	1.53
11	B2	542	G	C6-N1	8.59	1.45	1.39
38	A1	2306	C	N3-C4	8.59	1.40	1.33
11	B2	649	A	N9-C4	8.59	1.43	1.37
11	B2	1414	G	C5'-C4'	8.59	1.61	1.51
38	A1	742	C	C4-C5	8.59	1.49	1.43
11	B2	351	C	O3'-P	8.59	1.71	1.61
11	B2	536	A	N3-C4	-8.59	1.29	1.34
11	B2	995	G	C2-N3	8.59	1.39	1.32
11	B2	996	A	C6-N6	8.59	1.40	1.33
38	A1	1405	G	C2-N3	8.59	1.39	1.32
38	A1	1565	G	C2-N3	8.59	1.39	1.32
11	B2	456	U	C2-N3	8.58	1.43	1.37
11	B2	1144	G	N9-C8	8.58	1.43	1.37
38	A1	133	G	N3-C4	8.58	1.41	1.35
38	A1	235	G	C6-N1	8.58	1.45	1.39
38	A1	317	A	N9-C8	8.58	1.44	1.37
38	A1	1386	G	N7-C5	-8.58	1.34	1.39
11	B2	359	A	N7-C5	-8.58	1.34	1.39
11	B2	587	G	C6-N1	8.58	1.45	1.39
38	A1	1212	A	N3-C4	-8.58	1.29	1.34
38	A1	1900	U	C2-N3	8.58	1.43	1.37

Continued on next page...

Continued from previous page...

Mol	Chain	Res	Type	Atoms	Z	Observed(Å)	Ideal(Å)
38	A1	2794	G	C6-N1	8.58	1.45	1.39
11	B2	751	C	C5-C6	8.58	1.41	1.34
38	A1	532	G	N7-C5	8.58	1.44	1.39
38	A1	885	A	C5-C4	-8.58	1.32	1.38
38	A1	2464	G	N9-C4	-8.58	1.31	1.38
38	A1	601	A	C5-C4	8.57	1.44	1.38
38	A1	732	G	C5-C4	-8.57	1.32	1.38
38	A1	1303	C	C4-C5	8.57	1.49	1.43
11	B2	1455	A	C5'-C4'	8.57	1.61	1.51
11	B2	1475	C	C4-C5	8.57	1.49	1.43
38	A1	2100	U	C5'-C4'	8.57	1.61	1.51
39	A3	89	G	N9-C4	-8.57	1.31	1.38
11	B2	1148	G	N1-C2	8.57	1.44	1.37
38	A1	778	A	N9-C8	-8.57	1.30	1.37
11	B2	1036	G	N7-C5	-8.56	1.34	1.39
11	B2	1433	C	C4-N4	8.56	1.41	1.33
38	A1	1485	A	C8-N7	8.56	1.37	1.31
38	A1	2471	A	N9-C4	-8.56	1.32	1.37
38	A1	2843	C	N3-C4	8.56	1.40	1.33
11	B2	550	G	N9-C8	8.56	1.43	1.37
38	A1	1766	A	C8-N7	-8.56	1.25	1.31
38	A1	2037	A	C6-N6	8.56	1.40	1.33
38	A1	2331	A	C8-N7	-8.56	1.25	1.31
11	B2	1051	G	N1-C2	8.56	1.44	1.37
38	A1	1899	C	N3-C4	8.56	1.40	1.33
38	A1	2335	G	C8-N7	8.56	1.36	1.30
38	A1	2474	A	N7-C5	-8.56	1.34	1.39
38	A1	518	A	C6-N1	8.55	1.41	1.35
38	A1	583	A	C6-N1	8.56	1.41	1.35
38	A1	2127	G	N9-C4	8.55	1.44	1.38
11	B2	250	G	C5-C4	8.55	1.44	1.38
11	B2	1292	A	C5-C4	8.55	1.44	1.38
38	A1	2360	G	C8-N7	8.55	1.36	1.30
11	B2	1046	G	P-O5'	8.55	1.68	1.59
11	B2	1439	G	N7-C5	-8.55	1.34	1.39
38	A1	369	G	C2-N3	8.55	1.39	1.32
38	A1	1111	G	C2-N3	8.55	1.39	1.32
11	B2	182	A	N7-C5	-8.54	1.34	1.39
38	A1	1649	G	N1-C2	8.54	1.44	1.37
38	A1	2354	A	C2'-C1'	-8.54	1.44	1.53
39	A3	40	G	C2-N2	8.54	1.43	1.34
11	B2	837	C	N3-C4	8.54	1.40	1.33

Continued on next page...

Continued from previous page...

Mol	Chain	Res	Type	Atoms	Z	Observed(Å)	Ideal(Å)
38	A1	50	C	N1-C6	-8.54	1.32	1.37
38	A1	800	G	N1-C2	8.54	1.44	1.37
38	A1	1246	G	C5'-C4'	8.54	1.61	1.51
38	A1	1876	G	C6-N1	8.54	1.45	1.39
38	A1	832	A	N3-C4	-8.54	1.29	1.34
38	A1	865	C	C2-N3	8.54	1.42	1.35
38	A1	50	C	P-O5'	8.54	1.68	1.59
11	B2	1123	G	C5-C4	8.54	1.44	1.38
38	A1	2743	U	C2'-C1'	-8.53	1.44	1.53
11	B2	638	G	C5-C4	8.53	1.44	1.38
11	B2	546	G	C5-C4	8.53	1.44	1.38
11	B2	1323	A	N9-C8	8.53	1.44	1.37
38	A1	1884	C	C5-C6	-8.53	1.27	1.34
38	A1	2992	G	C2-N3	8.53	1.39	1.32
38	A1	1658	A	C6-N1	8.53	1.41	1.35
11	B2	250	G	C2-N3	8.53	1.39	1.32
38	A1	924	A	N7-C5	-8.53	1.34	1.39
39	A3	48	A	C6-N6	8.53	1.40	1.33
11	B2	1182	G	N1-C2	8.53	1.44	1.37
38	A1	937	A	C6-N6	8.53	1.40	1.33
38	A1	1210	G	C2-N3	8.53	1.39	1.32
38	A1	2032	G	N7-C5	8.53	1.44	1.39
38	A1	932	C	N3-C4	8.52	1.40	1.33
11	B2	69	U	C5'-C4'	8.52	1.61	1.51
38	A1	1298	C	N3-C4	8.52	1.40	1.33
38	A1	3016	G	C5-C6	-8.52	1.33	1.42
11	B2	728	G	C5-C4	8.52	1.44	1.38
38	A1	1768	C	N3-C4	8.52	1.40	1.33
11	B2	516	A	N3-C4	-8.52	1.29	1.34
11	B2	667	G	C2-N3	8.52	1.39	1.32
38	A1	1325	A	C6-N1	8.52	1.41	1.35
38	A1	426	G	C2-N3	8.51	1.39	1.32
38	A1	851	G	C2-N3	8.51	1.39	1.32
38	A1	1337	G	C5-C4	8.51	1.44	1.38
38	A1	2663	G	N1-C2	8.51	1.44	1.37
38	A1	871	G	N7-C5	-8.51	1.34	1.39
11	B2	736	A	P-O5'	8.50	1.68	1.59
38	A1	1846	G	C2'-C1'	-8.50	1.44	1.53
11	B2	415	C	C5'-C4'	8.50	1.61	1.51
11	B2	1009	G	N7-C5	-8.50	1.34	1.39
38	A1	1351	G	C2-N3	8.50	1.39	1.32
38	A1	1436	A	O4'-C1'	8.50	1.52	1.41

Continued on next page...

Continued from previous page...

Mol	Chain	Res	Type	Atoms	Z	Observed(Å)	Ideal(Å)
11	B2	157	A	C6-N6	8.50	1.40	1.33
11	B2	159	C	N1-C6	8.50	1.42	1.37
38	A1	3026	C	C2-N3	8.50	1.42	1.35
11	B2	594	A	C8-N7	8.50	1.37	1.31
11	B2	1394	G	N1-C2	8.50	1.44	1.37
38	A1	915	G	C5-C4	8.50	1.44	1.38
38	A1	2453	C	C4-C5	8.50	1.49	1.43
38	A1	2548	A	O3'-P	-8.50	1.50	1.61
11	B2	196	G	O3'-P	-8.49	1.50	1.61
11	B2	237	C	P-O5'	8.49	1.68	1.59
11	B2	1316	U	C2-N3	8.49	1.43	1.37
38	A1	2165	A	C5-C4	8.49	1.44	1.38
38	A1	677	A	N7-C5	-8.49	1.34	1.39
39	A3	79	U	P-O5'	-8.49	1.51	1.59
11	B2	511	C	C4-N4	8.49	1.41	1.33
38	A1	619	G	C3'-C2'	8.49	1.62	1.52
38	A1	1025	A	N9-C4	8.49	1.43	1.37
38	A1	2870	A	C5-C4	8.49	1.44	1.38
38	A1	777	A	N7-C5	8.49	1.44	1.39
38	A1	1238	G	N1-C2	8.49	1.44	1.37
38	A1	338	A	P-O5'	-8.49	1.51	1.59
38	A1	2889	A	N7-C5	-8.49	1.34	1.39
11	B2	44	C	C4-N4	8.48	1.41	1.33
38	A1	1557	G	C6-N1	8.48	1.45	1.39
38	A1	2404	G	C3'-C2'	-8.48	1.43	1.52
38	A1	1070	G	N1-C2	8.48	1.44	1.37
11	B2	22	G	C3'-O3'	8.48	1.54	1.42
38	A1	2694	C	N3-C4	8.48	1.39	1.33
11	B2	737	C	N3-C4	8.48	1.39	1.33
38	A1	1113	G	C2-N3	8.48	1.39	1.32
38	A1	2834	C	N3-C4	8.48	1.39	1.33
11	B2	812	U	C4-O4	8.47	1.30	1.23
11	B2	1141	G	C4'-C3'	-8.47	1.43	1.53
11	B2	1018	C	O3'-P	-8.47	1.50	1.61
38	A1	1693	G	N1-C2	8.47	1.44	1.37
38	A1	12	C	C5'-C4'	8.47	1.61	1.51
38	A1	886	G	C2-N3	8.47	1.39	1.32
38	A1	1860	A	C6-N6	-8.47	1.27	1.33
38	A1	2893	U	N3-C4	8.47	1.46	1.38
10	B1	61	U	C5'-C4'	8.47	1.61	1.51
38	A1	60	G	N1-C2	8.47	1.44	1.37
39	A3	66	A	C5-C4	8.47	1.44	1.38

Continued on next page...

Continued from previous page...

Mol	Chain	Res	Type	Atoms	Z	Observed(Å)	Ideal(Å)
10	B1	15	G	O3'-P	-8.47	1.50	1.61
38	A1	1129	G	C2'-C1'	-8.46	1.44	1.53
11	B2	336	C	O3'-P	-8.46	1.50	1.61
38	A1	1031	C	C2-N3	-8.46	1.28	1.35
38	A1	107	G	C2-N2	8.46	1.43	1.34
38	A1	1765	A	N9-C4	8.46	1.43	1.37
38	A1	2096	G	C3'-C2'	8.46	1.62	1.52
11	B2	964	A	C6-N6	8.46	1.40	1.33
38	A1	475	U	C5'-C4'	8.46	1.61	1.51
38	A1	710	G	N1-C2	8.46	1.44	1.37
38	A1	731	C	C4'-C3'	8.46	1.62	1.53
5	AS	82	ARG	NE-CZ	8.46	1.44	1.33
11	B2	37	G	C5-C4	-8.45	1.32	1.38
11	B2	601	G	C2-N3	8.45	1.39	1.32
11	B2	754	G	N9-C8	8.45	1.43	1.37
11	B2	770	A	N9-C4	8.46	1.43	1.37
11	B2	1264	G	C2-N3	8.46	1.39	1.32
11	B2	174	G	C5-C6	-8.45	1.33	1.42
11	B2	945	G	N7-C5	8.45	1.44	1.39
38	A1	1372	C	C3'-C2'	8.45	1.62	1.52
38	A1	1472	U	C2-N3	8.45	1.43	1.37
38	A1	2901	C	N3-C4	8.45	1.39	1.33
38	A1	3020	G	C5-C4	8.45	1.44	1.38
38	A1	2953	U	P-O5'	-8.45	1.51	1.59
38	A1	2883	C	C2-N3	8.45	1.42	1.35
11	B2	693	C	N3-C4	8.45	1.39	1.33
11	B2	1136	A	C5-C4	8.45	1.44	1.38
38	A1	1952	G	C2-N3	8.45	1.39	1.32
38	A1	2390	G	C2'-C1'	-8.45	1.44	1.53
38	A1	2601	C	C2-N3	8.45	1.42	1.35
39	A3	50	G	C2-N3	8.45	1.39	1.32
24	BL	80	ARG	CZ-NH1	8.45	1.44	1.33
38	A1	1647	C	N1-C6	8.45	1.42	1.37
6	AT	9	ARG	NE-CZ	8.44	1.44	1.33
11	B2	215	C	C2'-C1'	-8.44	1.44	1.53
38	A1	554	C	P-O5'	-8.45	1.51	1.59
38	A1	811	C	N3-C4	8.44	1.39	1.33
38	A1	1730	C	N1-C6	8.44	1.42	1.37
38	A1	2508	G	N7-C5	-8.44	1.34	1.39
11	B2	862	C	O3'-P	-8.44	1.51	1.61
11	B2	194	C	N1-C6	8.44	1.42	1.37
11	B2	656	U	C2-N3	8.44	1.43	1.37

Continued on next page...

Continued from previous page...

Mol	Chain	Res	Type	Atoms	Z	Observed(Å)	Ideal(Å)
38	A1	1220	U	C2'-C1'	-8.44	1.44	1.53
38	A1	2204	C	N1-C6	8.44	1.42	1.37
38	A1	235	G	C2-N3	8.44	1.39	1.32
39	A3	82	C	C2'-C1'	-8.44	1.44	1.53
39	A3	123	U	C4'-C3'	8.44	1.62	1.53
11	B2	253	G	C6-N1	8.43	1.45	1.39
11	B2	642	G	C8-N7	-8.43	1.25	1.30
11	B2	721	A	N9-C8	8.43	1.44	1.37
38	A1	1551	G	N9-C4	8.43	1.44	1.38
38	A1	1333	G	C5-C4	8.43	1.44	1.38
38	A1	2147	C	N3-C4	8.43	1.39	1.33
11	B2	975	A	C2-N3	8.43	1.41	1.33
11	B2	1446	G	C2'-C1'	-8.43	1.44	1.53
38	A1	603	G	N7-C5	-8.43	1.34	1.39
38	A1	2282	G	C2-N3	8.43	1.39	1.32
38	A1	2368	G	N7-C5	8.43	1.44	1.39
11	B2	586	C	N3-C4	8.43	1.39	1.33
38	A1	3003	A	P-O5'	-8.43	1.51	1.59
38	A1	191	U	P-O5'	-8.42	1.51	1.59
11	B2	1074	C	C5'-C4'	8.42	1.61	1.51
38	A1	955	A	C6-N1	8.42	1.41	1.35
38	A1	1092	U	N3-C4	8.42	1.46	1.38
11	B2	1426	C	N3-C4	8.42	1.39	1.33
38	A1	1471	G	N7-C5	-8.42	1.34	1.39
38	A1	289	G	C2'-C1'	-8.42	1.44	1.53
38	A1	1868	C	C1'-N1	8.42	1.61	1.48
38	A1	2027	G	C3'-C2'	8.42	1.62	1.52
11	B2	770	A	C6-N1	8.41	1.41	1.35
11	B2	1428	G	N3-C4	-8.41	1.29	1.35
38	A1	453	U	C5-C6	8.41	1.41	1.34
38	A1	2053	G	N1-C2	8.41	1.44	1.37
11	B2	114	A	N9-C4	8.41	1.42	1.37
11	B2	124	C	C5'-C4'	8.41	1.61	1.51
11	B2	164	A	C5-C6	-8.41	1.33	1.41
11	B2	193	G	N9-C8	8.41	1.43	1.37
38	A1	569	G	C6-N1	8.41	1.45	1.39
38	A1	995	G	C5'-C4'	8.41	1.61	1.51
38	A1	1135	A	C6-N6	8.41	1.40	1.33
38	A1	2500	G	C8-N7	-8.41	1.25	1.30
38	A1	2619	U	C2-N3	8.41	1.43	1.37
11	B2	576	C	C5'-C4'	8.41	1.61	1.51
11	B2	1013	G	C2-N3	8.41	1.39	1.32

Continued on next page...

Continued from previous page...

Mol	Chain	Res	Type	Atoms	Z	Observed(Å)	Ideal(Å)
38	A1	1153	U	C4-C5	8.41	1.51	1.43
38	A1	2812	U	N3-C4	8.41	1.46	1.38
11	B2	244	G	C2-N3	8.41	1.39	1.32
11	B2	783	G	C2-N3	8.40	1.39	1.32
38	A1	817	G	C2-N3	8.40	1.39	1.32
38	A1	560	G	C2-N3	8.40	1.39	1.32
38	A1	1447	G	N7-C5	-8.40	1.34	1.39
38	A1	1641	G	C6-N1	8.40	1.45	1.39
38	A1	2061	A	C2-N3	8.40	1.41	1.33
38	A1	829	G	C4'-C3'	8.40	1.62	1.53
10	B1	54	G	C2-N3	8.40	1.39	1.32
38	A1	776	G	N1-C2	8.40	1.44	1.37
11	B2	948	G	C5-C6	-8.40	1.33	1.42
11	B2	974	G	O3'-P	-8.40	1.51	1.61
11	B2	1369	C	N1-C6	8.40	1.42	1.37
13	BA	98	ARG	CZ-NH1	8.40	1.44	1.33
38	A1	307	C	N3-C4	8.40	1.39	1.33
38	A1	2955	G	N3-C4	8.40	1.41	1.35
38	A1	1086	U	P-O5'	-8.39	1.51	1.59
11	B2	931	C	C4-N4	8.39	1.41	1.33
38	A1	1374	G	C2-N3	8.39	1.39	1.32
38	A1	2665	G	P-O5'	-8.39	1.51	1.59
11	B2	527	A	C6-N1	8.39	1.41	1.35
38	A1	1861	G	N1-C2	8.39	1.44	1.37
38	A1	2733	A	C6-N1	8.39	1.41	1.35
11	B2	349	A	C5-C4	8.39	1.44	1.38
38	A1	1712	U	C4-C5	8.39	1.51	1.43
39	A3	39	C	N3-C4	8.39	1.39	1.33
11	B2	293	G	C8-N7	-8.39	1.25	1.30
11	B2	800	G	C5'-C4'	8.39	1.61	1.51
38	A1	1772	A	N3-C4	-8.39	1.29	1.34
38	A1	2670	U	C4'-C3'	-8.39	1.44	1.53
38	A1	1124	G	C2-N3	8.39	1.39	1.32
38	A1	2866	A	N9-C4	8.39	1.42	1.37
38	A1	2883	C	N1-C6	8.39	1.42	1.37
11	B2	1114	G	C6-N1	8.38	1.45	1.39
11	B2	1133	C	C2'-C1'	-8.38	1.44	1.53
38	A1	191	U	N1-C2	8.38	1.46	1.38
39	A3	24	C	C4-N4	8.38	1.41	1.33
38	A1	872	G	C6-N1	8.38	1.45	1.39
38	A1	1620	C	C5'-C4'	8.38	1.61	1.51
38	A1	866	G	C8-N7	8.38	1.35	1.30

Continued on next page...

Continued from previous page...

Mol	Chain	Res	Type	Atoms	Z	Observed(Å)	Ideal(Å)
11	B2	302	A	N9-C4	8.38	1.42	1.37
38	A1	566	G	C2-N2	8.38	1.43	1.34
5	AS	23	ARG	CZ-NH2	8.38	1.44	1.33
38	A1	1681	G	C6-N1	-8.38	1.33	1.39
38	A1	435	G	N1-C2	8.37	1.44	1.37
38	A1	1362	G	C8-N7	-8.38	1.25	1.30
38	A1	2891	A	N7-C5	-8.38	1.34	1.39
38	A1	2897	C	C4-N4	8.38	1.41	1.33
38	A1	2042	A	N3-C4	-8.37	1.29	1.34
11	B2	967	C	N3-C4	8.37	1.39	1.33
38	A1	57	C	C5-C6	8.37	1.41	1.34
10	B1	31	G	N1-C2	8.37	1.44	1.37
38	A1	840	G	N7-C5	-8.37	1.34	1.39
38	A1	2158	G	C8-N7	-8.37	1.25	1.30
38	A1	2649	A	C6-N6	8.37	1.40	1.33
60	AM	117	TYR	CE1-CZ	8.37	1.49	1.38
38	A1	705	G	N9-C4	8.37	1.44	1.38
38	A1	969	U	C2-N3	8.37	1.43	1.37
11	B2	1055	C	N3-C4	8.37	1.39	1.33
11	B2	1081	C	N1-C6	8.37	1.42	1.37
38	A1	362	A	C4'-C3'	8.37	1.62	1.53
38	A1	980	G	N7-C5	-8.36	1.34	1.39
38	A1	1118	A	C6-N6	8.37	1.40	1.33
38	A1	2339	C	N1-C6	8.37	1.42	1.37
11	B2	721	A	N7-C5	-8.36	1.34	1.39
11	B2	854	C	N1-C6	8.36	1.42	1.37
38	A1	829	G	N9-C8	8.36	1.43	1.37
38	A1	1535	U	C2-N3	8.36	1.43	1.37
38	A1	1746	C	C5'-C4'	8.36	1.61	1.51
11	B2	144	G	N7-C5	-8.36	1.34	1.39
11	B2	264	C	O3'-P	-8.36	1.51	1.61
11	B2	934	G	C6-N1	8.36	1.45	1.39
38	A1	183	G	C2-N3	8.36	1.39	1.32
11	B2	1384	G	N1-C2	8.36	1.44	1.37
38	A1	425	U	C4'-C3'	-8.36	1.44	1.53
38	A1	634	G	O3'-P	-8.36	1.51	1.61
10	B1	22	A	C6-N6	8.36	1.40	1.33
38	A1	1808	G	N9-C8	8.36	1.43	1.37
38	A1	331	G	C2-N3	8.35	1.39	1.32
38	A1	1609	G	C2'-C1'	-8.35	1.44	1.53
38	A1	2411	C	N1-C6	-8.35	1.32	1.37
11	B2	760	C	C4-C5	8.35	1.49	1.43

Continued on next page...

Continued from previous page...

Mol	Chain	Res	Type	Atoms	Z	Observed(Å)	Ideal(Å)
11	B2	791	G	C6-N1	8.35	1.45	1.39
38	A1	2134	G	C5-C4	8.35	1.44	1.38
38	A1	2776	A	C6-N6	8.35	1.40	1.33
11	B2	1458	A	C5-C4	8.35	1.44	1.38
11	B2	495	G	C6-N1	8.35	1.45	1.39
38	A1	52	A	C6-N1	8.35	1.41	1.35
11	B2	403	C	N3-C4	8.35	1.39	1.33
11	B2	1003	G	C6-N1	8.35	1.45	1.39
38	A1	2660	G	N9-C4	-8.35	1.31	1.38
38	A1	2831	G	N1-C2	8.35	1.44	1.37
11	B2	1405	C	N1-C6	8.34	1.42	1.37
38	A1	2005	A	C4'-C3'	8.34	1.62	1.53
38	A1	2041	U	C5'-C4'	8.34	1.61	1.51
11	B2	368	C	N1-C6	8.34	1.42	1.37
11	B2	1279	A	N3-C4	8.34	1.39	1.34
38	A1	583	A	O3'-P	-8.34	1.51	1.61
11	B2	587	G	N9-C4	8.34	1.44	1.38
38	A1	1404	G	C2-N3	8.34	1.39	1.32
38	A1	1727	G	C2-N3	8.34	1.39	1.32
38	A1	2143	C	N1-C6	8.34	1.42	1.37
11	B2	472	C	C5-C6	-8.33	1.27	1.34
38	A1	1997	C	N3-C4	8.33	1.39	1.33
38	A1	2330	A	N7-C5	-8.33	1.34	1.39
11	B2	969	A	N7-C5	-8.33	1.34	1.39
11	B2	1033	G	C2'-C1'	-8.33	1.44	1.53
38	A1	531	G	C5-C4	-8.33	1.32	1.38
38	A1	1396	A	C5-C6	8.33	1.48	1.41
38	A1	1666	G	C2'-C1'	-8.33	1.44	1.53
38	A1	2703	G	C8-N7	-8.33	1.25	1.30
11	B2	5	C	N1-C6	8.33	1.42	1.37
11	B2	1264	G	N7-C5	-8.33	1.34	1.39
38	A1	574	C	O3'-P	-8.33	1.51	1.61
38	A1	1096	A	N7-C5	-8.33	1.34	1.39
11	B2	62	G	C8-N7	-8.33	1.25	1.30
11	B2	509	C	C4'-C3'	8.32	1.62	1.53
11	B2	694	U	N1-C2	-8.32	1.31	1.38
11	B2	1308	U	C2-N3	8.32	1.43	1.37
38	A1	608	C	N3-C4	8.32	1.39	1.33
38	A1	901	C	C4-N4	8.32	1.41	1.33
38	A1	960	C	C4-N4	8.32	1.41	1.33
11	B2	624	G	N1-C2	8.32	1.44	1.37
38	A1	1642	G	C5'-C4'	8.32	1.61	1.51

Continued on next page...

Continued from previous page...

Mol	Chain	Res	Type	Atoms	Z	Observed(Å)	Ideal(Å)
38	A1	600	A	C6-N6	8.32	1.40	1.33
38	A1	2823	G	O3'-P	-8.32	1.51	1.61
11	B2	617	A	N9-C8	8.32	1.44	1.37
38	A1	52	A	N3-C4	-8.32	1.29	1.34
38	A1	1846	G	C8-N7	-8.32	1.25	1.30
38	A1	2510	A	C8-N7	8.32	1.37	1.31
11	B2	371	U	N1-C2	8.31	1.46	1.38
11	B2	770	A	N9-C8	-8.31	1.31	1.37
11	B2	1317	G	C2-N2	8.31	1.42	1.34
38	A1	1824	G	C2'-C1'	-8.31	1.44	1.53
38	A1	2722	G	C2-N3	8.31	1.39	1.32
38	A1	662	A	N9-C4	8.31	1.42	1.37
38	A1	994	G	C5-C4	8.31	1.44	1.38
38	A1	2787	G	N1-C2	8.31	1.44	1.37
11	B2	1349	C	C2-N3	8.31	1.42	1.35
38	A1	476	C	C2-N3	8.31	1.42	1.35
38	A1	1575	G	C2-N3	8.31	1.39	1.32
38	A1	1912	A	P-O5'	-8.31	1.51	1.59
39	A3	7	C	N1-C2	8.31	1.48	1.40
38	A1	702	G	N3-C4	8.31	1.41	1.35
11	B2	253	G	C2-N2	8.31	1.42	1.34
38	A1	363	G	C5'-C4'	8.31	1.61	1.51
38	A1	1704	C	C4'-C3'	8.31	1.62	1.53
38	A1	1967	G	N7-C5	-8.31	1.34	1.39
38	A1	2138	A	C5-C4	8.31	1.44	1.38
38	A1	2319	C	N1-C6	8.31	1.42	1.37
38	A1	319	A	C5-C6	-8.31	1.33	1.41
38	A1	637	G	C8-N7	8.31	1.35	1.30
38	A1	1147	G	N7-C5	8.30	1.44	1.39
11	B2	500	A	C4'-C3'	8.30	1.62	1.53
38	A1	1096	A	P-O5'	-8.30	1.51	1.59
38	A1	2514	C	C2'-C1'	-8.30	1.44	1.53
38	A1	2602	G	N9-C8	-8.30	1.32	1.37
38	A1	2696	G	C6-N1	8.30	1.45	1.39
38	A1	3034	C	N3-C4	8.30	1.39	1.33
38	A1	1574	A	C8-N7	-8.30	1.25	1.31
38	A1	2214	U	N3-C4	8.30	1.46	1.38
11	B2	622	C	N3-C4	8.30	1.39	1.33
38	A1	1247	U	N1-C2	8.30	1.46	1.38
38	A1	1692	A	C6-N6	8.30	1.40	1.33
38	A1	2742	G	N1-C2	8.30	1.44	1.37
38	A1	128	C	N3-C4	8.30	1.39	1.33

Continued on next page...

Continued from previous page...

Mol	Chain	Res	Type	Atoms	Z	Observed(Å)	Ideal(Å)
11	B2	1419	G	N1-C2	8.29	1.44	1.37
11	B2	62	G	N3-C4	-8.29	1.29	1.35
38	A1	234	G	N1-C2	8.29	1.44	1.37
38	A1	2212	C	C2-N3	-8.29	1.29	1.35
11	B2	362	C	N1-C6	8.29	1.42	1.37
11	B2	1469	G	N7-C5	-8.29	1.34	1.39
38	A1	964	C	N3-C4	8.29	1.39	1.33
38	A1	2484	C	C2-N3	-8.29	1.29	1.35
38	A1	2850	G	N3-C4	-8.29	1.29	1.35
11	B2	451	A	C6-N1	8.29	1.41	1.35
38	A1	200	G	N7-C5	8.29	1.44	1.39
38	A1	397	G	C5'-C4'	8.29	1.61	1.51
38	A1	464	C	C4-N4	8.29	1.41	1.33
38	A1	647	G	N9-C8	8.29	1.43	1.37
38	A1	1002	A	C6-N6	8.28	1.40	1.33
38	A1	1214	C	C2-N3	8.28	1.42	1.35
38	A1	2471	A	N7-C5	-8.28	1.34	1.39
11	B2	600	C	P-O5'	-8.28	1.51	1.59
38	A1	748	G	C2-N3	8.28	1.39	1.32
38	A1	1490	G	N7-C5	-8.28	1.34	1.39
11	B2	660	C	N1-C6	8.28	1.42	1.37
11	B2	1253	G	N1-C2	8.28	1.44	1.37
38	A1	2130	C	P-O5'	-8.28	1.51	1.59
38	A1	2490	C	N3-C4	8.28	1.39	1.33
38	A1	2591	A	N9-C8	-8.28	1.31	1.37
11	B2	387	G	C4'-C3'	8.28	1.62	1.53
11	B2	575	A	N7-C5	-8.28	1.34	1.39
38	A1	2493	A	N9-C4	8.28	1.42	1.37
11	B2	366	C	C2-N3	8.28	1.42	1.35
38	A1	1526	G	C2-N3	8.28	1.39	1.32
38	A1	2988	A	C8-N7	-8.28	1.25	1.31
38	A1	383	C	C4-C5	-8.27	1.36	1.43
38	A1	2669	U	N1-C2	8.27	1.46	1.38
38	A1	2474	A	C8-N7	8.27	1.37	1.31
11	B2	394	C	C2-N3	8.27	1.42	1.35
11	B2	802	G	C6-O6	-8.27	1.16	1.24
11	B2	1150	G	N9-C8	8.27	1.43	1.37
38	A1	1528	A	N9-C4	8.27	1.42	1.37
38	A1	2548	A	N9-C4	8.27	1.42	1.37
11	B2	499	G	C6-N1	8.27	1.45	1.39
11	B2	548	A	C2-N3	8.27	1.41	1.33
11	B2	1047	U	N3-C4	8.27	1.45	1.38

Continued on next page...

Continued from previous page...

Mol	Chain	Res	Type	Atoms	Z	Observed(Å)	Ideal(Å)
11	B2	1122	C	C2'-C1'	-8.27	1.44	1.53
38	A1	579	C	C2'-C1'	-8.27	1.44	1.53
38	A1	939	A	C6-N6	8.27	1.40	1.33
38	A1	1262	C	C2-N3	-8.27	1.29	1.35
39	A3	11	A	N7-C5	-8.27	1.34	1.39
11	B2	675	A	N9-C4	-8.26	1.32	1.37
38	A1	65	G	C6-N1	8.26	1.45	1.39
38	A1	418	C	C2'-C1'	-8.26	1.44	1.53
38	A1	2818	C	N1-C6	8.26	1.42	1.37
11	B2	111	G	P-O5'	8.26	1.68	1.59
23	BK	16	ARG	NE-CZ	8.26	1.43	1.33
38	A1	2867	U	C5-C6	-8.26	1.26	1.34
10	B1	54	G	C6-N1	8.26	1.45	1.39
10	B1	57	C	P-O5'	-8.26	1.51	1.59
11	B2	446	G	N9-C8	8.26	1.43	1.37
38	A1	2393	G	N7-C5	-8.26	1.34	1.39
11	B2	881	G	P-O5'	-8.26	1.51	1.59
38	A1	384	G	C6-N1	8.26	1.45	1.39
38	A1	735	A	C5'-C4'	8.26	1.61	1.51
38	A1	1060	C	O3'-P	-8.26	1.51	1.61
38	A1	1897	G	C8-N7	-8.26	1.25	1.30
38	A1	2171	G	C5-C4	8.26	1.44	1.38
11	B2	1358	A	C8-N7	-8.25	1.25	1.31
38	A1	53	A	C2'-C1'	-8.25	1.44	1.53
38	A1	1384	C	C4'-C3'	8.25	1.62	1.53
38	A1	2485	C	N3-C4	8.25	1.39	1.33
38	A1	46	C	N3-C4	8.25	1.39	1.33
38	A1	1207	G	C8-N7	-8.25	1.26	1.30
11	B2	1219	C	C5'-C4'	8.25	1.61	1.51
11	B2	727	G	N9-C8	8.25	1.43	1.37
11	B2	1413	G	C6-N1	8.25	1.45	1.39
38	A1	857	U	P-O5'	-8.25	1.51	1.59
38	A1	1276	G	C2-N2	8.25	1.42	1.34
11	B2	1067	G	C4'-C3'	8.24	1.62	1.53
38	A1	1048	C	N1-C6	8.24	1.42	1.37
11	B2	521	G	N7-C5	-8.24	1.34	1.39
38	A1	2742	G	C6-N1	8.24	1.45	1.39
38	A1	2989	A	C6-N6	8.24	1.40	1.33
11	B2	310	G	N1-C2	8.24	1.44	1.37
11	B2	645	G	N1-C2	8.24	1.44	1.37
38	A1	785	C	O4'-C1'	8.24	1.52	1.41
11	B2	1479	C	N3-C4	8.24	1.39	1.33

Continued on next page...

Continued from previous page...

Mol	Chain	Res	Type	Atoms	Z	Observed(Å)	Ideal(Å)
38	A1	404	G	C2-N2	8.24	1.42	1.34
38	A1	783	C	C4-N4	8.24	1.41	1.33
38	A1	2867	U	O4'-C1'	8.24	1.52	1.41
11	B2	795	G	C2-N3	8.24	1.39	1.32
38	A1	1192	G	O3'-P	-8.24	1.51	1.61
38	A1	719	C	N3-C4	8.24	1.39	1.33
38	A1	817	G	N9-C8	8.24	1.43	1.37
38	A1	1021	G	N9-C8	8.24	1.43	1.37
39	A3	124	A	O3'-P	-8.24	1.51	1.61
38	A1	26	G	C8-N7	8.23	1.35	1.30
38	A1	443	C	N1-C6	8.23	1.42	1.37
38	A1	2016	C	C5'-C4'	8.23	1.61	1.51
38	A1	1619	C	N3-C4	8.23	1.39	1.33
11	B2	1470	G	N7-C5	-8.23	1.34	1.39
38	A1	2166	C	N3-C4	8.23	1.39	1.33
38	A1	2275	G	N1-C2	8.23	1.44	1.37
38	A1	829	G	C8-N7	-8.23	1.26	1.30
38	A1	1286	G	N9-C4	-8.23	1.31	1.38
38	A1	1334	G	C5-C6	-8.23	1.34	1.42
38	A1	1379	A	C6-N6	8.23	1.40	1.33
39	A3	48	A	O3'-P	-8.23	1.51	1.61
11	B2	159	C	N3-C4	8.22	1.39	1.33
11	B2	444	G	N1-C2	8.22	1.44	1.37
11	B2	727	G	N3-C4	-8.22	1.29	1.35
11	B2	1417	A	C2-N3	8.22	1.41	1.33
38	A1	1503	C	N1-C6	8.22	1.42	1.37
38	A1	2141	C	C4-N4	8.22	1.41	1.33
38	A1	2307	C	N3-C4	8.22	1.39	1.33
38	A1	2366	G	C5-C4	8.22	1.44	1.38
38	A1	2586	A	N9-C8	-8.22	1.31	1.37
11	B2	866	A	N7-C5	-8.22	1.34	1.39
11	B2	1492	U	N3-C4	8.22	1.45	1.38
38	A1	125	C	N1-C6	8.22	1.42	1.37
38	A1	388	G	C5'-C4'	8.22	1.61	1.51
38	A1	2660	G	C2-N3	8.22	1.39	1.32
38	A1	2886	C	N3-C4	8.22	1.39	1.33
38	A1	2133	G	P-O5'	-8.22	1.51	1.59
38	A1	113	C	N3-C4	8.22	1.39	1.33
38	A1	337	G	C6-N1	8.22	1.45	1.39
11	B2	708	C	C2'-C1'	-8.21	1.44	1.53
39	A3	100	A	C2'-C1'	-8.22	1.44	1.53
11	B2	903	G	C8-N7	8.21	1.35	1.30

Continued on next page...

Continued from previous page...

Mol	Chain	Res	Type	Atoms	Z	Observed(Å)	Ideal(Å)
11	B2	1267	U	C4'-C3'	8.21	1.62	1.53
38	A1	1185	A	N3-C4	8.21	1.39	1.34
38	A1	1333	G	C5'-C4'	8.21	1.61	1.51
38	A1	2886	C	N1-C6	8.21	1.42	1.37
11	B2	1382	G	C2-N2	8.21	1.42	1.34
38	A1	1540	A	C3'-C2'	8.21	1.61	1.52
38	A1	1804	G	C2-N3	8.21	1.39	1.32
38	A1	1856	G	N9-C8	8.21	1.43	1.37
38	A1	2495	A	N3-C4	-8.21	1.29	1.34
38	A1	247	A	C8-N7	-8.21	1.25	1.31
38	A1	1760	C	C5'-C4'	8.21	1.61	1.51
38	A1	1383	G	N3-C4	-8.20	1.29	1.35
11	B2	59	C	C4-N4	8.20	1.41	1.33
38	A1	560	G	C8-N7	8.20	1.35	1.30
38	A1	864	C	C3'-C2'	8.20	1.61	1.52
38	A1	1612	G	C2-N2	8.20	1.42	1.34
38	A1	2642	C	C2-N3	8.20	1.42	1.35
11	B2	327	G	C6-N1	8.20	1.45	1.39
38	A1	1353	A	P-O5'	-8.20	1.51	1.59
11	B2	918	A	N7-C5	-8.20	1.34	1.39
11	B2	1470	G	C6-N1	8.20	1.45	1.39
38	A1	932	C	N1-C6	8.20	1.42	1.37
38	A1	1053	A	C5-C4	8.20	1.44	1.38
11	B2	641	A	C5'-C4'	8.20	1.61	1.51
38	A1	335	C	C4-N4	8.20	1.41	1.33
38	A1	1655	G	N7-C5	-8.20	1.34	1.39
10	B1	6	G	N9-C8	-8.19	1.32	1.37
38	A1	1792	A	C5-C4	8.20	1.44	1.38
38	A1	2334	G	C6-N1	8.20	1.45	1.39
38	A1	2690	U	C2-N3	8.19	1.43	1.37
11	B2	1238	G	C6-N1	8.19	1.45	1.39
38	A1	2321	A	N3-C4	-8.19	1.29	1.34
11	B2	222	G	C2-N2	8.19	1.42	1.34
11	B2	506	G	C2-N3	8.19	1.39	1.32
38	A1	1047	A	C6-N6	8.19	1.40	1.33
38	A1	1502	C	C2-N3	8.19	1.42	1.35
38	A1	363	G	C8-N7	-8.19	1.26	1.30
39	A3	96	C	C5'-C4'	8.19	1.61	1.51
39	A3	111	G	C2-N3	8.19	1.39	1.32
38	A1	856	A	C5-C4	8.19	1.44	1.38
11	B2	77	G	C5'-C4'	8.19	1.61	1.51
11	B2	962	G	C4'-O4'	-8.19	1.34	1.45

Continued on next page...

Continued from previous page...

Mol	Chain	Res	Type	Atoms	Z	Observed(Å)	Ideal(Å)
38	A1	2564	U	C2-N3	8.19	1.43	1.37
11	B2	605	C	C4-N4	8.18	1.41	1.33
11	B2	786	G	C6-N1	8.18	1.45	1.39
11	B2	911	C	N1-C6	-8.18	1.32	1.37
38	A1	2276	G	C5'-C4'	8.18	1.61	1.51
11	B2	561	A	N7-C5	-8.18	1.34	1.39
11	B2	978	G	C6-N1	8.18	1.45	1.39
38	A1	1677	A	N9-C4	-8.18	1.32	1.37
38	A1	2162	G	C8-N7	-8.18	1.26	1.30
10	B1	38	G	N3-C4	-8.18	1.29	1.35
38	A1	184	A	N9-C4	8.18	1.42	1.37
38	A1	940	G	C5-C4	-8.18	1.32	1.38
38	A1	2093	A	C6-N1	8.18	1.41	1.35
38	A1	275	C	O3'-P	8.17	1.71	1.61
11	B2	823	A	N9-C4	8.17	1.42	1.37
38	A1	1804	G	C8-N7	-8.17	1.26	1.30
38	A1	2608	U	C2-N3	8.17	1.43	1.37
39	A3	99	G	C5-C6	-8.17	1.34	1.42
11	B2	46	A	N3-C4	8.17	1.39	1.34
11	B2	23	G	C6-N1	8.17	1.45	1.39
11	B2	128	A	C6-N6	8.17	1.40	1.33
11	B2	471	G	N7-C5	-8.17	1.34	1.39
38	A1	2198	U	P-O5'	-8.17	1.51	1.59
38	A1	2533	G	N9-C8	-8.17	1.32	1.37
11	B2	260	C	C2-N3	8.17	1.42	1.35
11	B2	616	G	C6-N1	8.17	1.45	1.39
38	A1	857	U	C2'-C1'	-8.17	1.44	1.53
11	B2	1339	G	C2'-C1'	-8.17	1.44	1.53
11	B2	1413	G	N1-C2	8.17	1.44	1.37
38	A1	349	A	C6-N6	8.17	1.40	1.33
38	A1	2614	C	N1-C6	-8.17	1.32	1.37
38	A1	2103	C	C2'-C1'	-8.16	1.44	1.53
10	B1	70	C	C4'-C3'	8.16	1.62	1.53
11	B2	170	C	C2-N3	8.16	1.42	1.35
11	B2	411	C	C4'-O4'	-8.16	1.34	1.45
38	A1	316	G	C6-N1	8.16	1.45	1.39
10	B1	59	A	O3'-P	-8.16	1.51	1.61
11	B2	1021	C	N1-C6	8.16	1.42	1.37
11	B2	1183	C	C4-C5	8.16	1.49	1.43
11	B2	1259	A	N9-C4	8.16	1.42	1.37
11	B2	1346	C	N1-C6	8.16	1.42	1.37
38	A1	1736	G	C2-N2	8.16	1.42	1.34

Continued on next page...

Continued from previous page...

Mol	Chain	Res	Type	Atoms	Z	Observed(Å)	Ideal(Å)
11	B2	1039	C	N3-C4	8.16	1.39	1.33
38	A1	1795	C	N1-C6	8.16	1.42	1.37
38	A1	1840	G	N1-C2	8.16	1.44	1.37
38	A1	2724	A	N3-C4	-8.16	1.29	1.34
11	B2	574	A	C5'-C4'	8.15	1.61	1.51
11	B2	1487	U	C5-C6	8.15	1.41	1.34
11	B2	350	G	N9-C8	8.15	1.43	1.37
11	B2	820	G	C2-N2	8.15	1.42	1.34
11	B2	920	U	C2-N3	8.15	1.43	1.37
38	A1	1720	G	C2'-C1'	-8.15	1.44	1.53
38	A1	1945	C	C4-C5	-8.15	1.36	1.43
38	A1	2262	C	N3-C4	8.15	1.39	1.33
38	A1	2809	G	P-O5'	-8.15	1.51	1.59
38	A1	2285	G	N1-C2	8.15	1.44	1.37
38	A1	2693	G	C2-N3	8.15	1.39	1.32
11	B2	291	G	C4'-C3'	8.15	1.62	1.53
38	A1	1010	G	N7-C5	-8.15	1.34	1.39
38	A1	1566	G	C2-N3	8.15	1.39	1.32
38	A1	2655	C	N1-C6	8.15	1.42	1.37
38	A1	85	G	C6-N1	8.14	1.45	1.39
11	B2	1384	G	N7-C5	-8.14	1.34	1.39
38	A1	2420	C	C4-C5	8.14	1.49	1.43
38	A1	2692	A	N3-C4	-8.14	1.29	1.34
10	B1	23	G	N9-C8	8.14	1.43	1.37
38	A1	564	U	C5'-C4'	8.14	1.61	1.51
38	A1	765	G	C2-N3	8.14	1.39	1.32
38	A1	918	A	C6-N6	8.14	1.40	1.33
38	A1	2700	U	C2-N3	8.14	1.43	1.37
11	B2	375	G	N9-C4	-8.14	1.31	1.38
11	B2	800	G	C6-N1	8.14	1.45	1.39
38	A1	471	U	O3'-P	-8.14	1.51	1.61
38	A1	1669	A	C4'-C3'	-8.14	1.44	1.53
38	A1	2057	G	C5-C4	8.14	1.44	1.38
38	A1	1083	G	N7-C5	-8.14	1.34	1.39
38	A1	1521	G	C6-N1	8.14	1.45	1.39
38	A1	2193	G	N7-C5	-8.14	1.34	1.39
38	A1	2621	U	N3-C4	8.14	1.45	1.38
38	A1	2992	G	C6-N1	8.14	1.45	1.39
67	AZ	25	ARG	CD-NE	8.14	1.60	1.46
11	B2	1118	C	N1-C6	-8.13	1.32	1.37
11	B2	1156	A	C6-N6	8.13	1.40	1.33
11	B2	1457	A	N7-C5	-8.13	1.34	1.39

Continued on next page...

Continued from previous page...

Mol	Chain	Res	Type	Atoms	Z	Observed(Å)	Ideal(Å)
38	A1	887	U	C2-N3	8.13	1.43	1.37
38	A1	2032	G	N1-C2	8.13	1.44	1.37
38	A1	2657	A	C5-C4	8.13	1.44	1.38
11	B2	1002	G	N9-C8	8.13	1.43	1.37
38	A1	2313	G	N9-C8	-8.13	1.32	1.37
11	B2	1388	G	N1-C2	8.13	1.44	1.37
38	A1	534	G	C8-N7	-8.13	1.26	1.30
38	A1	841	U	C2-N3	8.13	1.43	1.37
38	A1	1284	C	N1-C6	8.13	1.42	1.37
11	B2	78	G	C2-N3	8.13	1.39	1.32
11	B2	933	G	N9-C8	-8.13	1.32	1.37
38	A1	1990	U	C5'-C4'	8.13	1.61	1.51
38	A1	2543	A	C8-N7	-8.13	1.25	1.31
38	A1	2900	C	C4-N4	8.13	1.41	1.33
11	B2	122	C	P-O5'	-8.12	1.51	1.59
11	B2	1175	C	C2-N3	8.13	1.42	1.35
38	A1	2266	C	C4-N4	8.13	1.41	1.33
38	A1	2558	U	O3'-P	-8.13	1.51	1.61
11	B2	223	G	N3-C4	-8.12	1.29	1.35
11	B2	544	C	N1-C6	-8.12	1.32	1.37
38	A1	1757	G	O3'-P	-8.12	1.51	1.61
11	B2	114	A	N7-C5	-8.12	1.34	1.39
11	B2	701	G	C6-N1	8.12	1.45	1.39
11	B2	15	U	O4'-C1'	-8.12	1.31	1.41
11	B2	357	C	N1-C6	-8.12	1.32	1.37
11	B2	1319	C	C2-N3	8.12	1.42	1.35
11	B2	1359	C	C2-N3	8.12	1.42	1.35
38	A1	650	C	C4'-C3'	-8.12	1.44	1.53
38	A1	1587	A	C6-N1	8.12	1.41	1.35
38	A1	2199	U	N1-C2	8.12	1.45	1.38
38	A1	2850	G	C6-N1	8.12	1.45	1.39
38	A1	2732	U	O4'-C1'	-8.12	1.31	1.41
11	B2	183	A	N7-C5	-8.12	1.34	1.39
11	B2	251	G	C2-N2	8.12	1.42	1.34
38	A1	285	C	C5-C6	8.12	1.40	1.34
38	A1	2129	G	C3'-C2'	-8.12	1.43	1.52
11	B2	737	C	P-O5'	-8.11	1.51	1.59
38	A1	2812	U	C5-C6	8.11	1.41	1.34
11	B2	239	A	N9-C4	8.11	1.42	1.37
11	B2	405	G	C2-N3	8.11	1.39	1.32
11	B2	789	G	C3'-C2'	-8.11	1.43	1.52
11	B2	977	G	O3'-P	-8.11	1.51	1.61

Continued on next page...

Continued from previous page...

Mol	Chain	Res	Type	Atoms	Z	Observed(Å)	Ideal(Å)
38	A1	772	G	N3-C4	-8.11	1.29	1.35
38	A1	1258	G	C8-N7	8.11	1.35	1.30
38	A1	1442	G	C2-N3	8.11	1.39	1.32
11	B2	1120	G	C5-C4	8.11	1.44	1.38
38	A1	579	C	C5'-C4'	8.11	1.61	1.51
38	A1	2298	C	P-O5'	-8.11	1.51	1.59
11	B2	986	G	N9-C8	-8.11	1.32	1.37
38	A1	1967	G	C4'-C3'	8.11	1.62	1.53
11	B2	494	G	C3'-C2'	8.10	1.61	1.52
11	B2	586	C	P-O5'	-8.10	1.51	1.59
11	B2	740	G	N7-C5	8.10	1.44	1.39
34	BV	57	ARG	CZ-NH2	8.10	1.43	1.33
38	A1	189	U	P-O5'	-8.10	1.51	1.59
38	A1	1608	G	C2-N3	8.10	1.39	1.32
38	A1	1756	C	C2-N3	8.10	1.42	1.35
38	A1	1188	C	P-O5'	-8.10	1.51	1.59
38	A1	1600	G	C2-N3	8.10	1.39	1.32
11	B2	266	A	C6-N6	8.10	1.40	1.33
38	A1	1617	G	N3-C4	-8.10	1.29	1.35
11	B2	435	A	C5'-C4'	8.10	1.61	1.51
11	B2	437	A	N9-C8	8.10	1.44	1.37
11	B2	464	G	O4'-C1'	8.10	1.52	1.41
38	A1	851	G	N9-C4	-8.10	1.31	1.38
11	B2	1134	G	C2-N3	8.10	1.39	1.32
38	A1	72	U	C2-N3	8.10	1.43	1.37
38	A1	785	C	C4'-C3'	8.10	1.62	1.53
11	B2	37	G	C5'-C4'	8.09	1.61	1.51
11	B2	374	G	C6-N1	8.09	1.45	1.39
11	B2	467	G	P-O5'	-8.09	1.51	1.59
11	B2	1401	U	P-O5'	-8.09	1.51	1.59
38	A1	1644	G	N1-C2	8.09	1.44	1.37
38	A1	2017	A	C2'-C1'	-8.09	1.44	1.53
11	B2	994	C	C4-C5	8.09	1.49	1.43
38	A1	1516	C	N3-C4	8.09	1.39	1.33
11	B2	1233	G	N3-C4	8.09	1.41	1.35
38	A1	300	U	N3-C4	8.09	1.45	1.38
38	A1	499	A	N3-C4	-8.09	1.29	1.34
38	A1	2036	A	N9-C4	8.09	1.42	1.37
38	A1	362	A	N9-C8	8.09	1.44	1.37
38	A1	2379	G	N7-C5	-8.09	1.34	1.39
38	A1	2403	G	C2'-C1'	-8.09	1.44	1.53
11	B2	301	G	N7-C5	-8.09	1.34	1.39

Continued on next page...

Continued from previous page...

Mol	Chain	Res	Type	Atoms	Z	Observed(Å)	Ideal(Å)
11	B2	655	A	C6-N1	8.09	1.41	1.35
11	B2	696	G	N9-C8	-8.09	1.32	1.37
11	B2	1166	G	N1-C2	8.09	1.44	1.37
11	B2	9	U	C2'-C1'	-8.08	1.44	1.53
11	B2	200	G	N1-C2	8.08	1.44	1.37
11	B2	464	G	N1-C2	8.08	1.44	1.37
38	A1	1663	C	C2-N3	8.08	1.42	1.35
38	A1	1864	G	C2-N3	8.08	1.39	1.32
38	A1	2295	C	C4'-O4'	-8.08	1.35	1.45
38	A1	406	G	N7-C5	-8.08	1.34	1.39
38	A1	2425	A	N7-C5	-8.08	1.34	1.39
38	A1	2988	A	N3-C4	-8.08	1.30	1.34
39	A3	7	C	N3-C4	8.08	1.39	1.33
11	B2	321	A	C8-N7	-8.08	1.25	1.31
11	B2	561	A	C5'-C4'	-8.08	1.41	1.51
38	A1	1790	G	C5-C4	8.08	1.44	1.38
38	A1	2124	C	C2-N3	8.08	1.42	1.35
38	A1	2880	C	C2'-C1'	-8.08	1.44	1.53
11	B2	620	G	N3-C4	8.07	1.41	1.35
11	B2	1195	U	N1-C2	8.07	1.45	1.38
38	A1	635	G	N7-C5	-8.07	1.34	1.39
38	A1	2297	C	N3-C4	8.07	1.39	1.33
11	B2	1380	C	C2'-C1'	-8.07	1.44	1.53
38	A1	1144	A	C8-N7	-8.07	1.25	1.31
11	B2	405	G	C5-C4	-8.07	1.32	1.38
11	B2	1357	C	C5'-C4'	8.07	1.61	1.51
38	A1	334	G	N7-C5	8.07	1.44	1.39
38	A1	1309	G	C6-N1	8.07	1.45	1.39
38	A1	1446	G	C5-C4	8.07	1.44	1.38
38	A1	2518	G	N1-C2	8.07	1.44	1.37
38	A1	2981	G	C2'-C1'	-8.07	1.44	1.53
11	B2	146	A	N3-C4	8.07	1.39	1.34
11	B2	468	G	C3'-C2'	8.07	1.61	1.52
11	B2	734	G	C2-N3	8.07	1.39	1.32
38	A1	489	G	C2-N3	8.07	1.39	1.32
38	A1	943	G	C2-N3	8.07	1.39	1.32
38	A1	1651	A	C6-N6	8.06	1.40	1.33
10	B1	72	C	C4-N4	8.06	1.41	1.33
11	B2	1033	G	O4'-C1'	8.06	1.52	1.41
11	B2	1403	U	C4'-C3'	8.06	1.62	1.53
38	A1	200	G	N9-C4	-8.06	1.31	1.38
38	A1	202	A	C5'-C4'	8.06	1.61	1.51

Continued on next page...

Continued from previous page...

Mol	Chain	Res	Type	Atoms	Z	Observed(Å)	Ideal(Å)
38	A1	2956	G	C2-N2	8.06	1.42	1.34
11	B2	150	G	O3'-P	-8.06	1.51	1.61
11	B2	749	C	C4-N4	8.06	1.41	1.33
38	A1	1206	A	P-O5'	-8.06	1.51	1.59
38	A1	2890	A	N7-C5	-8.06	1.34	1.39
39	A3	113	C	C4-N4	8.06	1.41	1.33
11	B2	1359	C	N1-C6	8.06	1.42	1.37
11	B2	250	G	N9-C4	8.06	1.44	1.38
11	B2	1150	G	C5'-C4'	8.06	1.61	1.51
11	B2	1174	A	C6-N6	8.06	1.40	1.33
11	B2	200	G	C2-N3	8.06	1.39	1.32
11	B2	510	A	N3-C4	-8.05	1.30	1.34
11	B2	1254	C	C4-C5	-8.05	1.36	1.43
38	A1	263	U	N3-C4	8.06	1.45	1.38
38	A1	1168	A	N9-C8	8.05	1.44	1.37
38	A1	2024	A	C5'-C4'	8.05	1.61	1.51
11	B2	12	U	P-O5'	-8.05	1.51	1.59
38	A1	1899	C	C1'-N1	8.05	1.60	1.48
39	A3	14	G	C2'-C1'	-8.05	1.44	1.53
11	B2	649	A	N7-C5	-8.05	1.34	1.39
11	B2	779	G	N7-C5	-8.05	1.34	1.39
11	B2	1459	G	N9-C4	-8.05	1.31	1.38
38	A1	243	G	C5'-C4'	8.05	1.61	1.51
38	A1	619	G	C6-O6	-8.05	1.17	1.24
38	A1	2338	A	N9-C4	8.05	1.42	1.37
38	A1	2878	A	C2'-C1'	-8.05	1.44	1.53
11	B2	464	G	N7-C5	-8.05	1.34	1.39
11	B2	757	G	C6-N1	8.05	1.45	1.39
38	A1	2371	A	C6-N6	8.05	1.40	1.33
38	A1	2468	C	C2-N3	8.05	1.42	1.35
11	B2	1135	G	N9-C8	-8.04	1.32	1.37
11	B2	1337	A	N9-C4	-8.05	1.33	1.37
38	A1	250	G	C6-N1	8.05	1.45	1.39
38	A1	582	A	C5-C4	-8.04	1.33	1.38
38	A1	1734	G	C5-C6	-8.04	1.34	1.42
11	B2	566	C	C2'-C1'	-8.04	1.44	1.53
11	B2	711	U	C4'-O4'	8.04	1.56	1.45
38	A1	1084	G	C8-N7	8.04	1.35	1.30
38	A1	2604	G	N7-C5	-8.04	1.34	1.39
45	AC	353	ARG	CD-NE	8.04	1.60	1.46
1	A7	20	ARG	NE-CZ	8.04	1.43	1.33
11	B2	702	G	C4'-C3'	-8.04	1.44	1.53

Continued on next page...

Continued from previous page...

Mol	Chain	Res	Type	Atoms	Z	Observed(Å)	Ideal(Å)
38	A1	1071	A	C6-N6	8.04	1.40	1.33
38	A1	1385	C	N3-C4	8.04	1.39	1.33
11	B2	5	C	P-O5'	8.04	1.67	1.59
38	A1	169	G	C6-N1	8.04	1.45	1.39
10	B1	25	G	C5-C6	-8.04	1.34	1.42
11	B2	58	U	C2-N3	8.04	1.43	1.37
11	B2	475	C	N3-C4	8.04	1.39	1.33
11	B2	859	A	C6-N1	8.04	1.41	1.35
11	B2	944	C	N3-C4	8.04	1.39	1.33
11	B2	1087	C	N1-C6	8.04	1.42	1.37
11	B2	1150	G	C8-N7	-8.04	1.26	1.30
38	A1	1557	G	C2-N2	8.04	1.42	1.34
39	A3	115	C	P-O5'	-8.04	1.51	1.59
38	A1	165	G	C2-N3	8.03	1.39	1.32
38	A1	913	G	C6-N1	8.03	1.45	1.39
38	A1	1713	G	N1-C2	8.04	1.44	1.37
38	A1	1984	G	C5-C4	8.03	1.44	1.38
10	B1	35	G	P-O5'	8.03	1.67	1.59
11	B2	270	A	P-O5'	-8.03	1.51	1.59
11	B2	1103	G	C6-N1	-8.03	1.33	1.39
11	B2	1398	U	C2-N3	8.03	1.43	1.37
11	B2	1415	U	N3-C4	8.03	1.45	1.38
38	A1	41	G	N9-C8	8.03	1.43	1.37
38	A1	1676	G	N1-C2	8.03	1.44	1.37
38	A1	3024	C	C2'-C1'	-8.03	1.44	1.53
38	A1	1885	G	P-O5'	8.03	1.67	1.59
38	A1	1949	A	O3'-P	-8.03	1.51	1.61
38	A1	2094	A	C8-N7	-8.03	1.25	1.31
11	B2	988	A	C6-N1	8.03	1.41	1.35
38	A1	350	A	C6-N1	8.03	1.41	1.35
38	A1	1860	A	C8-N7	8.03	1.37	1.31
38	A1	2000	G	C5-C4	8.03	1.44	1.38
38	A1	2132	C	C4'-C3'	8.03	1.61	1.53
38	A1	2889	A	C6-N1	8.03	1.41	1.35
11	B2	278	A	C6-N6	8.03	1.40	1.33
11	B2	657	A	N9-C8	-8.03	1.31	1.37
38	A1	2173	U	P-O5'	8.03	1.67	1.59
38	A1	2562	G	C2-N3	8.03	1.39	1.32
38	A1	363	G	C6-N1	8.03	1.45	1.39
38	A1	2517	U	C4-C5	8.03	1.50	1.43
38	A1	2697	G	C8-N7	8.03	1.35	1.30
11	B2	340	A	C3'-C2'	-8.02	1.44	1.52

Continued on next page...

Continued from previous page...

Mol	Chain	Res	Type	Atoms	Z	Observed(Å)	Ideal(Å)
38	A1	648	C	C2-N3	8.02	1.42	1.35
38	A1	1734	G	C2-N2	8.02	1.42	1.34
11	B2	583	G	N1-C2	8.02	1.44	1.37
11	B2	1414	G	N1-C2	8.02	1.44	1.37
38	A1	518	A	N7-C5	-8.02	1.34	1.39
38	A1	772	G	N7-C5	8.02	1.44	1.39
11	B2	120	C	O4'-C1'	8.02	1.52	1.41
11	B2	460	C	C4-N4	8.02	1.41	1.33
11	B2	1155	U	N3-C4	8.02	1.45	1.38
38	A1	294	U	N3-C4	8.02	1.45	1.38
11	B2	440	C	O4'-C1'	8.02	1.52	1.41
11	B2	1123	G	N7-C5	-8.02	1.34	1.39
38	A1	513	C	C2'-C1'	-8.02	1.44	1.53
38	A1	576	G	C2-N3	8.02	1.39	1.32
38	A1	867	C	C2-N3	8.02	1.42	1.35
38	A1	1158	G	C6-N1	8.02	1.45	1.39
11	B2	306	C	O3'-P	-8.02	1.51	1.61
11	B2	542	G	C5-C4	8.02	1.44	1.38
18	BF	136	ARG	CZ-NH1	8.02	1.43	1.33
38	A1	1272	A	C5-C4	8.02	1.44	1.38
38	A1	376	C	N1-C6	8.02	1.42	1.37
38	A1	749	G	C8-N7	-8.02	1.26	1.30
38	A1	2818	C	N3-C4	8.02	1.39	1.33
38	A1	1736	G	N3-C4	8.02	1.41	1.35
11	B2	396	C	C4-C5	8.01	1.49	1.43
11	B2	789	G	N3-C4	8.01	1.41	1.35
11	B2	1206	G	N1-C2	8.01	1.44	1.37
33	BU	110	PHE	CG-CD1	8.01	1.50	1.38
38	A1	1403	C	C4-N4	8.01	1.41	1.33
38	A1	2499	U	C2-N3	8.01	1.43	1.37
38	A1	2244	G	C2-N3	8.01	1.39	1.32
38	A1	2816	C	N3-C4	-8.01	1.28	1.33
39	A3	77	A	N9-C4	-8.01	1.33	1.37
11	B2	1152	C	N3-C4	8.01	1.39	1.33
11	B2	1460	G	C2-N3	8.01	1.39	1.32
38	A1	242	C	O3'-P	-8.01	1.51	1.61
38	A1	399	C	C2-N3	8.01	1.42	1.35
38	A1	488	A	C5-C6	8.01	1.48	1.41
38	A1	2727	C	C4'-C3'	8.01	1.61	1.53
11	B2	152	G	P-O5'	8.01	1.67	1.59
11	B2	483	G	N1-C2	8.01	1.44	1.37
38	A1	68	G	N7-C5	-8.01	1.34	1.39

Continued on next page...

Continued from previous page...

Mol	Chain	Res	Type	Atoms	Z	Observed(Å)	Ideal(Å)
38	A1	843	C	C4-N4	8.01	1.41	1.33
38	A1	2562	G	C3'-C2'	8.01	1.61	1.52
38	A1	3006	G	C8-N7	8.01	1.35	1.30
11	B2	1	A	C6-N6	8.00	1.40	1.33
38	A1	58	G	C5-C4	8.00	1.44	1.38
38	A1	594	U	N1-C2	8.00	1.45	1.38
11	B2	254	G	N9-C8	8.00	1.43	1.37
11	B2	1341	C	N3-C4	8.00	1.39	1.33
38	A1	413	A	C6-N6	8.00	1.40	1.33
38	A1	832	A	N9-C8	8.00	1.44	1.37
38	A1	2034	G	C8-N7	-8.00	1.26	1.30
39	A3	47	G	C2-N3	8.00	1.39	1.32
11	B2	503	G	C2-N2	-8.00	1.26	1.34
11	B2	1116	G	C2-N3	8.00	1.39	1.32
11	B2	1234	A	C6-N1	8.00	1.41	1.35
38	A1	2340	A	N3-C4	-8.00	1.30	1.34
39	A3	3	G	N1-C2	8.00	1.44	1.37
39	A3	108	G	N3-C4	8.00	1.41	1.35
11	B2	597	C	N1-C6	8.00	1.42	1.37
11	B2	856	G	N1-C2	8.00	1.44	1.37
11	B2	976	A	C5-C4	8.00	1.44	1.38
38	A1	406	G	C6-N1	8.00	1.45	1.39
38	A1	693	G	C6-N1	8.00	1.45	1.39
38	A1	2499	U	N3-C4	8.00	1.45	1.38
11	B2	649	A	C6-N1	7.99	1.41	1.35
11	B2	1259	A	C6-N6	7.99	1.40	1.33
11	B2	1280	C	C5'-C4'	7.99	1.60	1.51
11	B2	1457	A	C6-N6	7.99	1.40	1.33
38	A1	632	G	C6-N1	7.99	1.45	1.39
38	A1	727	A	C4'-C3'	7.99	1.61	1.53
38	A1	913	G	C2'-C1'	-7.99	1.44	1.53
38	A1	1080	G	N9-C8	7.99	1.43	1.37
38	A1	1530	A	N7-C5	-7.99	1.34	1.39
38	A1	2184	G	N1-C2	7.99	1.44	1.37
11	B2	516	A	C6-N1	7.99	1.41	1.35
11	B2	1041	C	N1-C6	7.99	1.42	1.37
11	B2	1428	G	C8-N7	-7.99	1.26	1.30
38	A1	556	G	C6-N1	7.99	1.45	1.39
11	B2	504	G	C6-N1	7.99	1.45	1.39
39	A3	106	G	N9-C8	-7.99	1.32	1.37
11	B2	203	A	C8-N7	-7.99	1.25	1.31
38	A1	1586	G	C5-C4	-7.99	1.32	1.38

Continued on next page...

Continued from previous page...

Mol	Chain	Res	Type	Atoms	Z	Observed(Å)	Ideal(Å)
11	B2	1139	A	C5'-C4'	7.99	1.60	1.51
11	B2	1434	C	C2'-C1'	-7.99	1.44	1.53
38	A1	1530	A	N9-C4	-7.99	1.33	1.37
38	A1	2801	G	N9-C4	-7.99	1.31	1.38
39	A3	111	G	C6-N1	7.99	1.45	1.39
27	BO	113	ARG	CZ-NH2	7.98	1.43	1.33
38	A1	118	A	N7-C5	-7.98	1.34	1.39
10	B1	60	A	N3-C4	7.98	1.39	1.34
11	B2	996	A	C6-N1	7.98	1.41	1.35
11	B2	1454	A	N3-C4	7.98	1.39	1.34
38	A1	60	G	C5'-C4'	7.98	1.60	1.51
38	A1	747	G	N7-C5	-7.98	1.34	1.39
38	A1	847	A	C6-N6	7.98	1.40	1.33
10	B1	17	C	N1-C6	7.98	1.42	1.37
11	B2	370	A	N9-C4	-7.98	1.33	1.37
11	B2	987	G	N7-C5	-7.98	1.34	1.39
11	B2	1271	G	C6-N1	7.98	1.45	1.39
38	A1	419	G	N7-C5	-7.98	1.34	1.39
38	A1	1491	U	N1-C6	7.98	1.45	1.38
21	BI	26	TYR	CE2-CZ	7.98	1.49	1.38
38	A1	1861	G	P-O5'	-7.98	1.51	1.59
38	A1	2587	G	C8-N7	-7.98	1.26	1.30
38	A1	2609	G	C2-N3	7.98	1.39	1.32
38	A1	2404	G	N1-C2	7.98	1.44	1.37
11	B2	1466	G	C5-C4	7.97	1.44	1.38
38	A1	2055	U	P-O5'	-7.97	1.51	1.59
38	A1	2685	G	C2-N3	7.97	1.39	1.32
38	A1	2775	G	N7-C5	-7.97	1.34	1.39
38	A1	2943	G	O3'-P	-7.97	1.51	1.61
39	A3	49	A	C2-N3	7.97	1.40	1.33
11	B2	1381	G	N7-C5	-7.97	1.34	1.39
38	A1	2715	A	C6-N6	7.97	1.40	1.33
38	A1	2270	G	C5'-C4'	7.97	1.60	1.51
40	A5	47	ARG	NE-CZ	7.97	1.43	1.33
38	A1	829	G	C6-N1	7.97	1.45	1.39
38	A1	2122	G	N9-C8	7.97	1.43	1.37
10	B1	58	A	C4'-C3'	7.97	1.61	1.53
11	B2	822	A	C6-N1	7.97	1.41	1.35
38	A1	1845	C	O3'-P	-7.97	1.51	1.61
38	A1	2330	A	C6-N1	7.97	1.41	1.35
10	B1	20	G	N9-C8	7.96	1.43	1.37
38	A1	884	C	N3-C4	7.96	1.39	1.33

Continued on next page...

Continued from previous page...

Mol	Chain	Res	Type	Atoms	Z	Observed(Å)	Ideal(Å)
38	A1	1534	G	N7-C5	-7.96	1.34	1.39
38	A1	1900	U	C4'-C3'	7.96	1.61	1.53
38	A1	264	G	C2-N3	7.96	1.39	1.32
11	B2	970	G	C6-N1	7.96	1.45	1.39
11	B2	1469	G	C6-N1	7.96	1.45	1.39
38	A1	486	A	N3-C4	7.96	1.39	1.34
38	A1	840	G	C8-N7	-7.96	1.26	1.30
38	A1	2043	A	N7-C5	-7.96	1.34	1.39
11	B2	239	A	N7-C5	-7.96	1.34	1.39
11	B2	88	G	C8-N7	7.96	1.35	1.30
38	A1	1278	C	C2-N3	7.96	1.42	1.35
38	A1	1847	U	C5'-C4'	7.96	1.60	1.51
38	A1	2127	G	C6-N1	7.96	1.45	1.39
38	A1	2303	A	N3-C4	-7.96	1.30	1.34
38	A1	2639	G	C8-N7	7.96	1.35	1.30
38	A1	307	C	O3'-P	-7.96	1.51	1.61
11	B2	1383	A	N9-C4	-7.96	1.33	1.37
38	A1	2772	U	C4-C5	7.96	1.50	1.43
11	B2	310	G	C2-N3	7.95	1.39	1.32
11	B2	974	G	N1-C2	7.95	1.44	1.37
38	A1	1557	G	O3'-P	-7.95	1.51	1.61
11	B2	54	C	N1-C6	7.95	1.42	1.37
11	B2	648	A	N3-C4	-7.95	1.30	1.34
38	A1	297	G	N7-C5	-7.95	1.34	1.39
38	A1	1548	A	N9-C4	7.95	1.42	1.37
38	A1	354	G	C3'-C2'	7.95	1.61	1.52
38	A1	1660	A	C6-N6	7.95	1.40	1.33
38	A1	2626	U	O3'-P	-7.95	1.51	1.61
39	A3	95	G	N7-C5	-7.95	1.34	1.39
11	B2	219	C	C2-N3	7.95	1.42	1.35
11	B2	837	C	C4-N4	7.95	1.41	1.33
11	B2	1399	G	C2-N2	7.95	1.42	1.34
38	A1	3026	C	C3'-C2'	7.95	1.61	1.52
11	B2	61	A	O3'-P	-7.95	1.51	1.61
11	B2	195	C	C4-N4	7.95	1.41	1.33
11	B2	1493	C	N3-C4	7.95	1.39	1.33
38	A1	1291	C	N3-C4	7.95	1.39	1.33
38	A1	1788	G	N9-C8	7.95	1.43	1.37
38	A1	2693	G	C8-N7	-7.95	1.26	1.30
38	A1	40	G	N7-C5	-7.94	1.34	1.39
11	B2	151	G	N1-C2	7.94	1.44	1.37
11	B2	899	G	N9-C8	-7.94	1.32	1.37

Continued on next page...

Continued from previous page...

Mol	Chain	Res	Type	Atoms	Z	Observed(Å)	Ideal(Å)
38	A1	1582	G	C6-N1	7.94	1.45	1.39
11	B2	803	C	C5'-C4'	7.94	1.60	1.51
11	B2	1134	G	C8-N7	7.94	1.35	1.30
38	A1	1944	C	N3-C4	7.94	1.39	1.33
38	A1	1782	C	N3-C4	7.94	1.39	1.33
38	A1	1932	G	C2'-C1'	-7.94	1.44	1.53
11	B2	119	A	C6-N1	7.94	1.41	1.35
38	A1	419	G	C6-N1	7.94	1.45	1.39
38	A1	893	C	C5'-C4'	7.94	1.60	1.51
38	A1	1663	C	C4'-C3'	-7.94	1.44	1.53
38	A1	2379	G	N9-C4	7.94	1.44	1.38
10	B1	26	C	N1-C6	-7.94	1.32	1.37
11	B2	753	G	C2-N3	7.93	1.39	1.32
38	A1	563	A	C5'-C4'	7.93	1.60	1.51
38	A1	1356	A	N3-C4	-7.93	1.30	1.34
38	A1	2529	G	C5'-C4'	7.93	1.60	1.51
38	A1	2839	A	N7-C5	-7.93	1.34	1.39
11	B2	954	G	N7-C5	-7.93	1.34	1.39
11	B2	1172	A	C6-N6	7.93	1.40	1.33
38	A1	172	C	C5'-C4'	7.93	1.60	1.51
38	A1	1142	A	C8-N7	-7.93	1.25	1.31
39	A3	48	A	C6-N1	7.93	1.41	1.35
11	B2	397	C	C2'-C1'	-7.93	1.44	1.53
11	B2	486	A	C2-N3	7.93	1.40	1.33
38	A1	699	A	N9-C4	7.93	1.42	1.37
38	A1	1703	G	C2-N3	7.93	1.39	1.32
38	A1	2612	A	N3-C4	-7.93	1.30	1.34
39	A3	24	C	N3-C4	7.93	1.39	1.33
11	B2	580	G	C2-N3	7.93	1.39	1.32
11	B2	641	A	N7-C5	-7.93	1.34	1.39
38	A1	2693	G	C4'-C3'	-7.93	1.44	1.53
38	A1	2750	C	P-O5'	-7.93	1.51	1.59
11	B2	1386	C	C2'-C1'	-7.93	1.44	1.53
38	A1	2864	G	C8-N7	-7.93	1.26	1.30
38	A1	1051	C	N3-C4	7.92	1.39	1.33
38	A1	70	G	C6-N1	7.92	1.45	1.39
38	A1	1477	C	N3-C4	7.92	1.39	1.33
38	A1	2206	G	N3-C4	-7.92	1.29	1.35
38	A1	1970	G	C3'-C2'	-7.92	1.44	1.52
38	A1	40	G	C5'-C4'	7.92	1.60	1.51
38	A1	2724	A	N7-C5	-7.92	1.34	1.39
39	A3	27	C	N1-C6	7.92	1.42	1.37

Continued on next page...

Continued from previous page...

Mol	Chain	Res	Type	Atoms	Z	Observed(Å)	Ideal(Å)
11	B2	204	G	N1-C2	7.92	1.44	1.37
11	B2	808	C	N1-C6	7.92	1.42	1.37
11	B2	1112	G	N1-C2	7.92	1.44	1.37
11	B2	1131	G	N7-C5	-7.92	1.34	1.39
38	A1	1882	C	C4-N4	7.92	1.41	1.33
11	B2	95	G	C6-N1	7.91	1.45	1.39
11	B2	1252	C	C4-N4	7.91	1.41	1.33
38	A1	1721	U	C2'-C1'	-7.91	1.44	1.53
39	A3	44	C	C2-N3	7.91	1.42	1.35
11	B2	630	A	C6-N1	7.91	1.41	1.35
38	A1	1254	C	C5'-C4'	7.91	1.60	1.51
11	B2	1027	C	C4'-C3'	7.91	1.61	1.53
11	B2	1433	C	C4'-C3'	7.91	1.61	1.53
38	A1	635	G	N9-C8	7.91	1.43	1.37
38	A1	1021	G	C8-N7	-7.91	1.26	1.30
38	A1	2661	U	C2-N3	7.91	1.43	1.37
38	A1	2846	A	N7-C5	-7.91	1.34	1.39
39	A3	123	U	O3'-P	-7.91	1.51	1.61
11	B2	728	G	N9-C8	-7.91	1.32	1.37
11	B2	779	G	C2-N3	7.91	1.39	1.32
38	A1	619	G	N1-C2	7.91	1.44	1.37
38	A1	1050	C	N3-C4	7.91	1.39	1.33
38	A1	1218	C	C4'-C3'	7.91	1.61	1.53
38	A1	1949	A	N9-C8	7.91	1.44	1.37
38	A1	2826	U	C4-C5	7.91	1.50	1.43
38	A1	484	C	N3-C4	7.91	1.39	1.33
38	A1	1083	G	N9-C8	-7.91	1.32	1.37
38	A1	2793	C	C5-C6	-7.91	1.28	1.34
38	A1	2281	A	P-O5'	-7.91	1.51	1.59
38	A1	2382	A	N7-C5	-7.90	1.34	1.39
10	B1	17	C	C2-N3	7.90	1.42	1.35
11	B2	105	C	N1-C6	7.90	1.41	1.37
11	B2	718	G	N1-C2	7.90	1.44	1.37
11	B2	1041	C	C2'-C1'	-7.90	1.44	1.53
38	A1	502	G	C3'-C2'	7.90	1.61	1.52
38	A1	1224	A	C6-N6	7.90	1.40	1.33
11	B2	991	C	C4-N4	7.90	1.41	1.33
38	A1	508	G	N9-C4	-7.90	1.31	1.38
38	A1	920	G	N1-C2	7.90	1.44	1.37
38	A1	2476	A	C5-C4	-7.90	1.33	1.38
10	B1	35	G	C6-N1	-7.90	1.34	1.39
11	B2	1225	C	C5-C6	-7.90	1.28	1.34

Continued on next page...

Continued from previous page...

Mol	Chain	Res	Type	Atoms	Z	Observed(Å)	Ideal(Å)
38	A1	147	C	N1-C6	7.90	1.41	1.37
11	B2	178	C	C3'-C2'	7.89	1.61	1.52
11	B2	298	C	O3'-P	-7.89	1.51	1.61
11	B2	728	G	C6-N1	7.89	1.45	1.39
11	B2	1131	G	N1-C2	7.89	1.44	1.37
38	A1	1039	C	N1-C6	7.89	1.41	1.37
38	A1	1460	C	C2-N3	7.89	1.42	1.35
11	B2	851	C	C2-N3	7.89	1.42	1.35
11	B2	1136	A	N3-C4	7.89	1.39	1.34
38	A1	434	G	N1-C2	7.89	1.44	1.37
38	A1	549	G	C2-N3	7.89	1.39	1.32
11	B2	1493	C	C4'-C3'	-7.89	1.44	1.53
38	A1	563	A	C6-N6	7.89	1.40	1.33
38	A1	1661	A	C6-N1	7.89	1.41	1.35
38	A1	1694	G	C6-N1	7.89	1.45	1.39
38	A1	169	G	C5-C4	7.89	1.43	1.38
38	A1	737	G	C5-C4	7.89	1.43	1.38
38	A1	1094	U	N1-C2	-7.89	1.31	1.38
38	A1	1401	G	C5-C6	-7.89	1.34	1.42
38	A1	1356	A	C6-N6	7.89	1.40	1.33
38	A1	875	G	C6-N1	7.89	1.45	1.39
38	A1	1454	G	N3-C4	7.89	1.41	1.35
38	A1	1607	C	N3-C4	7.89	1.39	1.33
38	A1	1874	G	N9-C8	7.89	1.43	1.37
11	B2	60	A	C6-N6	-7.88	1.27	1.33
11	B2	376	G	C5'-C4'	7.88	1.60	1.51
11	B2	1324	U	C2-N3	7.88	1.43	1.37
38	A1	785	C	C2'-C1'	-7.88	1.44	1.53
38	A1	1507	A	C5-C4	7.88	1.44	1.38
38	A1	1764	G	N9-C8	7.88	1.43	1.37
38	A1	2691	G	N1-C2	7.88	1.44	1.37
38	A1	2755	G	C2'-C1'	-7.88	1.44	1.53
11	B2	314	G	C3'-C2'	-7.88	1.44	1.52
11	B2	519	G	N1-C2	7.88	1.44	1.37
38	A1	1409	U	C5'-C4'	-7.88	1.41	1.51
11	B2	1443	G	C8-N7	7.88	1.35	1.30
38	A1	503	U	C4-C5	7.88	1.50	1.43
38	A1	2584	A	N9-C8	7.88	1.44	1.37
38	A1	2810	G	C8-N7	-7.88	1.26	1.30
38	A1	679	U	C2-N3	7.88	1.43	1.37
38	A1	2999	G	C5-C4	7.88	1.43	1.38
38	A1	1967	G	C6-N1	7.88	1.45	1.39

Continued on next page...

Continued from previous page...

Mol	Chain	Res	Type	Atoms	Z	Observed(Å)	Ideal(Å)
38	A1	2333	G	N7-C5	-7.88	1.34	1.39
38	A1	2899	G	N9-C8	7.88	1.43	1.37
10	B1	23	G	C6-N1	7.88	1.45	1.39
11	B2	343	G	C4'-C3'	7.88	1.61	1.53
11	B2	1315	G	C5'-C4'	7.88	1.60	1.51
38	A1	48	G	C6-N1	7.88	1.45	1.39
38	A1	1210	G	O4'-C1'	-7.88	1.31	1.41
38	A1	2475	G	N7-C5	7.88	1.44	1.39
38	A1	1948	A	C6-N6	7.88	1.40	1.33
38	A1	2872	G	N1-C2	7.88	1.44	1.37
11	B2	995	G	N9-C8	-7.87	1.32	1.37
38	A1	1916	U	P-O5'	-7.87	1.51	1.59
11	B2	847	A	C5-C6	7.87	1.48	1.41
11	B2	948	G	C8-N7	-7.87	1.26	1.30
11	B2	1297	G	C2-N3	7.87	1.39	1.32
38	A1	964	C	C4-N4	7.87	1.41	1.33
38	A1	1048	C	P-O5'	7.87	1.67	1.59
38	A1	1428	G	N9-C8	-7.87	1.32	1.37
38	A1	1654	G	C6-N1	7.87	1.45	1.39
11	B2	757	G	N7-C5	-7.87	1.34	1.39
38	A1	347	G	C2-N2	7.87	1.42	1.34
11	B2	1016	G	C2-N2	7.87	1.42	1.34
11	B2	1335	A	N7-C5	-7.87	1.34	1.39
38	A1	535	G	C4'-C3'	7.87	1.61	1.53
38	A1	1504	C	P-O5'	-7.87	1.51	1.59
38	A1	2043	A	C5-C4	7.87	1.44	1.38
38	A1	2635	C	N3-C4	7.87	1.39	1.33
11	B2	1280	C	N3-C4	7.87	1.39	1.33
38	A1	516	A	C5-C6	7.87	1.48	1.41
38	A1	1160	U	C4'-C3'	-7.87	1.44	1.53
38	A1	219	G	C2-N3	7.87	1.39	1.32
38	A1	933	G	C6-N1	7.87	1.45	1.39
38	A1	1445	G	C5'-C4'	7.87	1.60	1.51
11	B2	793	G	C2-N3	7.86	1.39	1.32
38	A1	170	A	C5-C6	7.86	1.48	1.41
38	A1	173	G	N1-C2	7.86	1.44	1.37
38	A1	632	G	N7-C5	7.86	1.44	1.39
38	A1	957	C	C2'-C1'	-7.86	1.44	1.53
38	A1	1304	G	C8-N7	-7.86	1.26	1.30
11	B2	1272	G	N9-C4	-7.86	1.31	1.38
11	B2	755	U	P-O5'	-7.86	1.51	1.59
11	B2	223	G	C2'-C1'	-7.86	1.44	1.53

Continued on next page...

Continued from previous page...

Mol	Chain	Res	Type	Atoms	Z	Observed(Å)	Ideal(Å)
38	A1	2871	A	P-O5'	-7.86	1.51	1.59
56	AJ	70	ARG	CZ-NH2	7.86	1.43	1.33
11	B2	864	G	N7-C5	-7.86	1.34	1.39
11	B2	883	G	C2-N3	7.86	1.39	1.32
11	B2	988	A	C4'-O4'	-7.86	1.35	1.45
11	B2	1492	U	C3'-O3'	7.86	1.53	1.42
38	A1	211	A	N9-C4	7.86	1.42	1.37
38	A1	2080	G	C6-N1	7.86	1.45	1.39
38	A1	2883	C	N1-C2	-7.86	1.32	1.40
38	A1	1766	A	C6-N1	7.85	1.41	1.35
11	B2	284	A	N9-C8	7.85	1.44	1.37
38	A1	337	G	C2-N2	7.85	1.42	1.34
38	A1	2084	A	C6-N6	7.85	1.40	1.33
38	A1	524	C	C4-N4	7.85	1.41	1.33
38	A1	2889	A	C8-N7	-7.85	1.26	1.31
38	A1	1559	A	N9-C8	-7.85	1.31	1.37
38	A1	1950	G	C8-N7	-7.85	1.26	1.30
38	A1	623	G	N1-C2	7.85	1.44	1.37
38	A1	46	C	C4-C5	-7.85	1.36	1.43
38	A1	196	A	N3-C4	7.85	1.39	1.34
38	A1	301	G	N9-C8	-7.85	1.32	1.37
38	A1	2256	G	C5'-C4'	7.85	1.60	1.51
38	A1	2096	G	N9-C4	-7.84	1.31	1.38
11	B2	213	C	N3-C4	7.84	1.39	1.33
38	A1	1261	C	C4'-C3'	7.84	1.61	1.53
10	B1	23	G	N3-C4	7.84	1.41	1.35
11	B2	360	A	N3-C4	-7.84	1.30	1.34
11	B2	446	G	N1-C2	7.84	1.44	1.37
11	B2	1237	G	C5-C6	7.84	1.50	1.42
20	BH	36	TYR	CG-CD2	7.84	1.49	1.39
38	A1	1058	A	C5-C4	7.84	1.44	1.38
38	A1	1512	G	N3-C4	7.84	1.41	1.35
39	A3	86	C	N1-C6	7.84	1.41	1.37
38	A1	40	G	N9-C4	7.84	1.44	1.38
38	A1	343	C	C4-N4	7.84	1.41	1.33
38	A1	1549	C	C5'-C4'	7.84	1.60	1.51
38	A1	2893	U	C2-N3	7.84	1.43	1.37
38	A1	1470	C	O3'-P	-7.84	1.51	1.61
39	A3	24	C	N1-C6	7.84	1.41	1.37
11	B2	556	G	C2-N2	7.84	1.42	1.34
11	B2	891	A	O3'-P	-7.84	1.51	1.61
11	B2	1072	C	N3-C4	7.84	1.39	1.33

Continued on next page...

Continued from previous page...

Mol	Chain	Res	Type	Atoms	Z	Observed(Å)	Ideal(Å)
11	B2	1348	C	C4-C5	7.84	1.49	1.43
38	A1	1140	C	N1-C6	-7.84	1.32	1.37
38	A1	1684	C	C5'-C4'	7.84	1.60	1.51
38	A1	3035	C	N1-C6	7.84	1.41	1.37
38	A1	1633	A	N3-C4	-7.83	1.30	1.34
38	A1	2604	G	C5'-C4'	7.83	1.60	1.51
11	B2	380	C	C5'-C4'	7.83	1.60	1.51
11	B2	584	C	N3-C4	7.83	1.39	1.33
11	B2	692	G	C4'-C3'	7.83	1.61	1.53
38	A1	785	C	C2-N3	7.83	1.42	1.35
38	A1	1845	C	P-O5'	-7.83	1.51	1.59
38	A1	2333	G	C6-N1	7.83	1.45	1.39
10	B1	44	G	C6-N1	7.83	1.45	1.39
11	B2	1202	G	N1-C2	7.83	1.44	1.37
38	A1	1828	A	N9-C4	7.83	1.42	1.37
39	A3	109	A	O3'-P	-7.83	1.51	1.61
10	B1	51	G	C6-N1	7.83	1.45	1.39
11	B2	54	C	C4'-C3'	7.83	1.61	1.53
38	A1	430	A	C5-C4	7.83	1.44	1.38
11	B2	1252	C	N1-C6	7.83	1.41	1.37
38	A1	1603	G	C5-C4	7.83	1.43	1.38
38	A1	2354	A	N9-C4	-7.83	1.33	1.37
38	A1	2717	A	C2'-C1'	-7.83	1.44	1.53
38	A1	3022	C	C5'-C4'	7.83	1.60	1.51
38	A1	2006	C	N1-C6	7.83	1.41	1.37
11	B2	19	G	N1-C2	7.83	1.44	1.37
38	A1	118	A	O3'-P	-7.83	1.51	1.61
38	A1	864	C	O4'-C1'	7.83	1.51	1.41
38	A1	1071	A	N9-C4	-7.83	1.33	1.37
38	A1	1265	A	C5-C6	-7.83	1.34	1.41
11	B2	1227	A	C6-N6	7.82	1.40	1.33
38	A1	455	G	C6-N1	7.82	1.45	1.39
38	A1	1474	A	N9-C8	-7.82	1.31	1.37
38	A1	1710	C	N3-C4	7.82	1.39	1.33
64	AR	30	ARG	NE-CZ	7.82	1.43	1.33
10	B1	55	U	C2-N3	7.82	1.43	1.37
11	B2	26	A	C8-N7	7.82	1.37	1.31
38	A1	2450	A	C6-N1	7.82	1.41	1.35
11	B2	699	C	C4-N4	7.82	1.41	1.33
38	A1	204	G	C2-N2	7.82	1.42	1.34
38	A1	258	C	N3-C4	7.82	1.39	1.33
38	A1	1744	A	N3-C4	-7.82	1.30	1.34

Continued on next page...

Continued from previous page...

Mol	Chain	Res	Type	Atoms	Z	Observed(Å)	Ideal(Å)
11	B2	1461	U	C3'-C2'	7.82	1.61	1.52
38	A1	85	G	N7-C5	-7.82	1.34	1.39
38	A1	281	G	N1-C2	7.82	1.44	1.37
38	A1	1582	G	C2-N3	7.82	1.39	1.32
38	A1	970	G	C6-N1	7.82	1.45	1.39
11	B2	108	G	C2-N3	7.82	1.39	1.32
11	B2	999	G	P-O5'	-7.82	1.51	1.59
38	A1	617	G	C8-N7	-7.82	1.26	1.30
38	A1	817	G	N1-C2	7.82	1.44	1.37
38	A1	1715	G	C2-N3	7.82	1.39	1.32
38	A1	2096	G	N3-C4	-7.82	1.29	1.35
11	B2	616	G	N1-C2	7.81	1.44	1.37
38	A1	235	G	C6-O6	-7.81	1.17	1.24
11	B2	131	G	N7-C5	-7.81	1.34	1.39
11	B2	305	C	C2-N3	7.81	1.42	1.35
38	A1	2056	A	C6-N1	7.81	1.41	1.35
38	A1	2266	C	C5'-C4'	7.81	1.60	1.51
38	A1	2719	G	N7-C5	7.81	1.44	1.39
38	A1	1683	C	N3-C4	7.81	1.39	1.33
38	A1	2359	G	C2-N2	7.81	1.42	1.34
38	A1	2664	G	C6-N1	7.81	1.45	1.39
10	B1	2	G	C5-C4	-7.81	1.32	1.38
38	A1	567	G	N9-C4	7.81	1.44	1.38
38	A1	2591	A	C6-N1	7.81	1.41	1.35
11	B2	906	G	N1-C2	7.81	1.44	1.37
11	B2	1274	C	C2-N3	7.81	1.42	1.35
38	A1	1685	C	C2'-C1'	-7.81	1.44	1.53
38	A1	1707	A	C4'-C3'	7.81	1.61	1.53
38	A1	2273	U	C2-N3	7.81	1.43	1.37
38	A1	2285	G	C5-C4	7.81	1.43	1.38
38	A1	2436	A	C5-C4	7.81	1.44	1.38
38	A1	428	A	N7-C5	-7.81	1.34	1.39
11	B2	1034	G	C2-N2	7.80	1.42	1.34
11	B2	1202	G	C8-N7	-7.80	1.26	1.30
11	B2	1250	C	C4-C5	-7.80	1.36	1.43
38	A1	971	G	N1-C2	7.80	1.44	1.37
38	A1	407	A	C2'-C1'	-7.80	1.44	1.53
38	A1	2576	C	O3'-P	-7.80	1.51	1.61
11	B2	1306	A	P-O5'	-7.80	1.51	1.59
38	A1	930	G	N1-C2	7.80	1.44	1.37
38	A1	1164	C	N3-C4	7.80	1.39	1.33
38	A1	1276	G	N1-C2	7.80	1.44	1.37

Continued on next page...

Continued from previous page...

Mol	Chain	Res	Type	Atoms	Z	Observed(Å)	Ideal(Å)
38	A1	2673	C	N1-C6	7.80	1.41	1.37
16	BD	79	ARG	CZ-NH1	7.80	1.43	1.33
38	A1	856	A	C8-N7	-7.80	1.26	1.31
38	A1	1399	C	N1-C6	7.80	1.41	1.37
38	A1	2723	G	C8-N7	-7.80	1.26	1.30
38	A1	3013	U	C2'-C1'	-7.80	1.44	1.53
39	A3	7	C	N1-C6	7.80	1.41	1.37
11	B2	1083	G	N9-C4	-7.80	1.31	1.38
11	B2	1192	C	C4-N4	7.80	1.41	1.33
38	A1	1552	C	N1-C6	7.80	1.41	1.37
38	A1	2383	A	N7-C5	-7.80	1.34	1.39
11	B2	29	G	C2-N3	7.80	1.39	1.32
11	B2	386	C	N1-C6	-7.80	1.32	1.37
38	A1	211	A	C5-C6	-7.80	1.34	1.41
38	A1	224	G	C8-N7	-7.80	1.26	1.30
38	A1	860	A	N9-C4	7.80	1.42	1.37
38	A1	1702	C	C4-N4	7.80	1.41	1.33
38	A1	1770	A	N7-C5	-7.80	1.34	1.39
43	AB	54	ARG	NE-CZ	7.80	1.43	1.33
11	B2	947	G	N9-C8	-7.79	1.32	1.37
38	A1	613	C	C4-C5	-7.79	1.36	1.43
38	A1	1910	C	N3-C4	7.79	1.39	1.33
38	A1	2121	C	N3-C4	7.79	1.39	1.33
11	B2	77	G	N1-C2	7.79	1.44	1.37
11	B2	312	U	C1'-N1	7.79	1.60	1.48
11	B2	723	G	C8-N7	-7.79	1.26	1.30
38	A1	575	G	N7-C5	-7.79	1.34	1.39
38	A1	2724	A	N9-C8	7.79	1.44	1.37
11	B2	1054	A	C6-N6	7.79	1.40	1.33
11	B2	445	G	C2-N3	7.79	1.39	1.32
38	A1	1108	A	C6-N1	7.79	1.41	1.35
11	B2	120	C	P-O5'	-7.79	1.51	1.59
38	A1	1342	G	C2-N2	7.79	1.42	1.34
38	A1	2562	G	C2'-C1'	-7.79	1.44	1.53
11	B2	690	C	N3-C4	7.79	1.39	1.33
38	A1	2308	C	N3-C4	7.79	1.39	1.33
38	A1	2709	C	O3'-P	-7.79	1.51	1.61
11	B2	769	A	N7-C5	-7.78	1.34	1.39
38	A1	547	C	C4-N4	7.78	1.41	1.33
38	A1	1072	U	C2'-C1'	7.78	1.61	1.53
38	A1	1331	U	N3-C4	7.78	1.45	1.38
38	A1	2740	G	C2-N3	7.78	1.39	1.32

Continued on next page...

Continued from previous page...

Mol	Chain	Res	Type	Atoms	Z	Observed(Å)	Ideal(Å)
38	A1	1863	G	C5'-C4'	7.78	1.60	1.51
11	B2	970	G	C2-N2	7.78	1.42	1.34
38	A1	2902	G	C2'-C1'	-7.78	1.44	1.53
11	B2	1335	A	C6-N6	7.78	1.40	1.33
38	A1	645	U	P-O5'	-7.78	1.51	1.59
11	B2	716	G	C2-N2	7.78	1.42	1.34
11	B2	1162	G	C5-C6	7.78	1.50	1.42
11	B2	1361	G	N7-C5	-7.78	1.34	1.39
38	A1	1333	G	N9-C8	7.78	1.43	1.37
38	A1	2368	G	C2-N2	7.78	1.42	1.34
11	B2	985	C	C2-N3	7.77	1.42	1.35
38	A1	2168	C	O4'-C1'	7.77	1.51	1.41
60	AM	91	SER	CA-CB	7.77	1.64	1.52
11	B2	546	G	C5-C6	-7.77	1.34	1.42
38	A1	2010	G	C2-N3	7.77	1.39	1.32
38	A1	109	G	N7-C5	-7.77	1.34	1.39
38	A1	356	C	N1-C6	7.77	1.41	1.37
11	B2	1099	A	N9-C4	-7.77	1.33	1.37
11	B2	1238	G	O3'-P	-7.77	1.51	1.61
38	A1	1397	U	C2-N3	7.77	1.43	1.37
11	B2	282	G	C8-N7	-7.77	1.26	1.30
38	A1	2720	U	N3-C4	7.77	1.45	1.38
11	B2	313	G	N7-C5	-7.76	1.34	1.39
38	A1	2777	G	C6-N1	7.76	1.45	1.39
11	B2	310	G	C5-C6	-7.76	1.34	1.42
11	B2	1315	G	P-O5'	-7.76	1.51	1.59
11	B2	1457	A	C8-N7	-7.76	1.26	1.31
38	A1	745	C	C5'-C4'	7.76	1.60	1.51
38	A1	796	C	C4-C5	7.76	1.49	1.43
38	A1	2408	G	C5-C4	-7.76	1.32	1.38
11	B2	901	G	C2-N3	7.76	1.39	1.32
38	A1	749	G	C5-C4	-7.76	1.32	1.38
38	A1	2542	G	N1-C2	7.76	1.44	1.37
11	B2	448	A	C2'-C1'	-7.76	1.44	1.53
11	B2	958	G	N7-C5	-7.76	1.34	1.39
11	B2	1414	G	N7-C5	-7.76	1.34	1.39
38	A1	1818	G	C2'-C1'	-7.76	1.44	1.53
38	A1	1820	C	N3-C4	7.76	1.39	1.33
38	A1	2897	C	C4-C5	7.76	1.49	1.43
11	B2	630	A	C5-C4	-7.76	1.33	1.38
38	A1	12	C	N3-C4	7.76	1.39	1.33
38	A1	1107	G	N9-C8	7.76	1.43	1.37

Continued on next page...

Continued from previous page...

Mol	Chain	Res	Type	Atoms	Z	Observed(Å)	Ideal(Å)
38	A1	1608	G	C4'-C3'	-7.76	1.44	1.53
38	A1	984	U	C5'-C4'	-7.75	1.42	1.51
38	A1	2109	C	N1-C2	7.75	1.48	1.40
38	A1	1079	A	C6-N1	7.75	1.41	1.35
38	A1	1567	C	C4-N4	7.75	1.41	1.33
38	A1	2258	A	C6-N1	7.75	1.41	1.35
11	B2	1370	U	C2'-C1'	-7.75	1.44	1.53
38	A1	626	C	N3-C4	7.75	1.39	1.33
38	A1	1695	G	N9-C8	-7.75	1.32	1.37
11	B2	722	G	N3-C4	-7.75	1.30	1.35
38	A1	809	A	N7-C5	-7.75	1.34	1.39
38	A1	2453	C	N1-C6	-7.75	1.32	1.37
38	A1	114	C	P-O5'	-7.75	1.52	1.59
38	A1	2840	C	N1-C6	7.75	1.41	1.37
11	B2	83	C	C2'-C1'	-7.75	1.44	1.53
11	B2	903	G	O3'-P	-7.75	1.51	1.61
38	A1	573	G	C5-C4	7.75	1.43	1.38
38	A1	1242	A	N7-C5	-7.75	1.34	1.39
38	A1	2316	U	C4-C5	7.75	1.50	1.43
38	A1	2655	C	C5'-C4'	7.75	1.60	1.51
38	A1	920	G	C5'-C4'	7.75	1.60	1.51
11	B2	141	C	C2-N3	7.74	1.42	1.35
11	B2	454	G	N7-C5	-7.74	1.34	1.39
11	B2	939	C	C4-N4	7.74	1.41	1.33
11	B2	990	G	C4'-C3'	7.74	1.61	1.53
11	B2	1111	G	C4'-C3'	7.74	1.61	1.53
38	A1	2785	G	C2-N3	7.74	1.39	1.32
38	A1	2821	G	C2-N2	7.74	1.42	1.34
38	A1	2770	A	N3-C4	-7.74	1.30	1.34
38	A1	2772	U	C2-N3	7.74	1.43	1.37
11	B2	38	G	N9-C8	-7.74	1.32	1.37
11	B2	133	G	N3-C4	-7.74	1.30	1.35
11	B2	447	A	C8-N7	7.74	1.36	1.31
11	B2	490	C	C4-C5	-7.74	1.36	1.43
38	A1	1755	C	C2-O2	-7.74	1.17	1.24
11	B2	70	C	P-O5'	7.74	1.67	1.59
11	B2	211	G	C2-N2	7.74	1.42	1.34
11	B2	932	C	C1'-N1	7.74	1.60	1.48
38	A1	1202	G	C6-N1	7.74	1.45	1.39
38	A1	1697	G	C8-N7	-7.74	1.26	1.30
38	A1	2222	C	C4'-C3'	7.74	1.61	1.53
38	A1	1147	G	C2-N3	7.74	1.39	1.32

Continued on next page...

Continued from previous page...

Mol	Chain	Res	Type	Atoms	Z	Observed(Å)	Ideal(Å)
38	A1	2489	C	N3-C4	7.74	1.39	1.33
11	B2	643	G	C6-N1	7.73	1.45	1.39
38	A1	771	G	N7-C5	-7.73	1.34	1.39
38	A1	1776	G	C6-N1	7.73	1.45	1.39
39	A3	83	C	C2-N3	7.73	1.42	1.35
11	B2	89	G	C6-N1	7.73	1.45	1.39
38	A1	485	G	N9-C4	-7.73	1.31	1.38
39	A3	21	C	C3'-O3'	-7.73	1.31	1.42
10	B1	50	G	C5-C4	7.73	1.43	1.38
11	B2	704	C	N1-C6	7.73	1.41	1.37
11	B2	1070	C	C4-C5	-7.73	1.36	1.43
11	B2	1266	A	C5-C4	7.73	1.44	1.38
38	A1	1097	G	N3-C4	-7.73	1.30	1.35
38	A1	1336	G	C2-N3	7.73	1.39	1.32
38	A1	1398	C	C4-N4	7.73	1.41	1.33
38	A1	1660	A	N1-C2	7.73	1.41	1.34
11	B2	693	C	C5'-C4'	7.72	1.60	1.51
11	B2	1046	G	C6-N1	7.72	1.45	1.39
11	B2	1137	G	C2-N2	7.72	1.42	1.34
11	B2	1383	A	C8-N7	-7.72	1.26	1.31
38	A1	1101	U	N3-C4	7.72	1.45	1.38
38	A1	2341	G	N9-C8	7.72	1.43	1.37
11	B2	887	G	N3-C4	-7.72	1.30	1.35
38	A1	722	C	N1-C6	7.72	1.41	1.37
38	A1	1335	C	C2-N3	7.72	1.42	1.35
38	A1	1659	G	C5-C4	7.72	1.43	1.38
38	A1	1916	U	O3'-P	-7.72	1.51	1.61
38	A1	2449	A	N3-C4	-7.72	1.30	1.34
38	A1	1626	A	N9-C4	7.72	1.42	1.37
38	A1	1713	G	C2-N3	7.72	1.39	1.32
38	A1	1197	G	C5-C4	-7.72	1.32	1.38
38	A1	1556	G	C6-N1	7.72	1.45	1.39
38	A1	327	G	P-O5'	-7.72	1.52	1.59
11	B2	1253	G	C5-C6	-7.71	1.34	1.42
38	A1	1622	G	C6-N1	7.71	1.45	1.39
38	A1	2495	A	C6-N1	7.71	1.41	1.35
11	B2	418	G	C4'-C3'	-7.71	1.44	1.53
38	A1	1264	G	C5-C4	7.71	1.43	1.38
11	B2	613	C	N3-C4	7.71	1.39	1.33
11	B2	645	G	C8-N7	-7.71	1.26	1.30
11	B2	1042	U	C2-N3	7.71	1.43	1.37
38	A1	480	A	C5'-C4'	7.71	1.60	1.51

Continued on next page...

Continued from previous page...

Mol	Chain	Res	Type	Atoms	Z	Observed(Å)	Ideal(Å)
38	A1	687	C	C2-N3	7.71	1.42	1.35
39	A3	21	C	C2-N3	7.71	1.42	1.35
38	A1	1568	A	C6-N6	7.71	1.40	1.33
38	A1	2727	C	N3-C4	7.71	1.39	1.33
11	B2	79	G	N1-C2	7.70	1.44	1.37
11	B2	232	G	C8-N7	-7.70	1.26	1.30
11	B2	553	C	C4-N4	7.70	1.40	1.33
38	A1	244	A	C6-N6	7.70	1.40	1.33
38	A1	423	G	N7-C5	-7.70	1.34	1.39
38	A1	2362	U	C2-N3	7.70	1.43	1.37
38	A1	3030	A	N7-C5	-7.70	1.34	1.39
11	B2	114	A	C5-C4	7.70	1.44	1.38
38	A1	394	A	N3-C4	-7.70	1.30	1.34
38	A1	1613	A	C5-C4	7.70	1.44	1.38
38	A1	2736	G	C5'-C4'	7.70	1.60	1.51
11	B2	1249	A	N7-C5	-7.70	1.34	1.39
11	B2	1404	C	C4-N4	7.70	1.40	1.33
38	A1	265	A	N7-C5	-7.70	1.34	1.39
38	A1	1780	C	C4-C5	-7.70	1.36	1.43
38	A1	1801	C	N3-C4	7.70	1.39	1.33
38	A1	517	A	P-O5'	-7.70	1.52	1.59
38	A1	2818	C	C4-C5	7.70	1.49	1.43
11	B2	256	G	N7-C5	-7.70	1.34	1.39
11	B2	377	A	C6-N6	7.70	1.40	1.33
11	B2	635	C	N3-C4	7.70	1.39	1.33
11	B2	1111	G	C4'-O4'	-7.70	1.35	1.45
38	A1	120	G	N3-C4	-7.70	1.30	1.35
38	A1	1620	C	N3-C4	7.70	1.39	1.33
38	A1	350	A	C2'-C1'	-7.69	1.44	1.53
38	A1	2610	C	P-O5'	7.69	1.67	1.59
11	B2	199	A	C6-N6	7.69	1.40	1.33
38	A1	905	G	N1-C2	7.69	1.44	1.37
38	A1	1351	G	C6-N1	7.69	1.45	1.39
38	A1	1911	G	C5-C4	7.69	1.43	1.38
38	A1	268	C	N1-C6	7.69	1.41	1.37
38	A1	2665	G	C1'-N9	-7.69	1.36	1.46
11	B2	1425	C	P-O5'	7.69	1.67	1.59
38	A1	48	G	C8-N7	-7.69	1.26	1.30
38	A1	950	G	C8-N7	7.69	1.35	1.30
11	B2	733	C	C2-N3	7.69	1.41	1.35
38	A1	702	G	C8-N7	-7.69	1.26	1.30
38	A1	2293	G	N7-C5	-7.69	1.34	1.39

Continued on next page...

Continued from previous page...

Mol	Chain	Res	Type	Atoms	Z	Observed(Å)	Ideal(Å)
39	A3	33	U	C5'-C4'	7.69	1.60	1.51
11	B2	460	C	C2-N3	-7.69	1.29	1.35
38	A1	849	C	C4'-C3'	-7.69	1.44	1.53
11	B2	235	G	C2-N3	7.68	1.38	1.32
11	B2	389	G	N1-C2	7.68	1.43	1.37
11	B2	844	G	C6-N1	-7.68	1.34	1.39
11	B2	1466	G	C2-N2	7.68	1.42	1.34
38	A1	43	G	N9-C4	-7.68	1.31	1.38
38	A1	1027	A	N3-C4	7.68	1.39	1.34
38	A1	1207	G	N3-C4	-7.68	1.30	1.35
38	A1	1641	G	C2-N2	7.68	1.42	1.34
38	A1	1946	G	P-O5'	-7.68	1.52	1.59
38	A1	1985	G	N9-C8	7.68	1.43	1.37
38	A1	1976	C	C4-N4	7.68	1.40	1.33
11	B2	729	G	C2-N3	7.68	1.38	1.32
38	A1	542	A	O3'-P	-7.68	1.51	1.61
38	A1	2679	A	N7-C5	7.68	1.43	1.39
11	B2	537	G	N3-C4	7.68	1.40	1.35
11	B2	974	G	C2-N3	7.68	1.38	1.32
11	B2	1006	C	C4-N4	7.68	1.40	1.33
11	B2	1078	U	N3-C4	7.68	1.45	1.38
38	A1	2195	G	C2'-C1'	-7.68	1.45	1.53
38	A1	2459	G	C5'-C4'	7.68	1.60	1.51
38	A1	2685	G	C5-C4	7.68	1.43	1.38
11	B2	397	C	C4-N4	7.68	1.40	1.33
38	A1	2036	A	N9-C8	7.68	1.43	1.37
38	A1	2239	C	N3-C4	7.68	1.39	1.33
11	B2	283	U	N3-C4	7.67	1.45	1.38
11	B2	1146	G	C2-N2	7.67	1.42	1.34
38	A1	212	A	C6-N1	7.67	1.41	1.35
38	A1	1306	A	N1-C2	-7.67	1.27	1.34
38	A1	1351	G	N1-C2	7.67	1.43	1.37
38	A1	2599	C	C4-C5	7.67	1.49	1.43
38	A1	527	G	N9-C8	7.67	1.43	1.37
38	A1	2068	U	C2'-C1'	-7.67	1.45	1.53
11	B2	988	A	N9-C4	7.67	1.42	1.37
4	AQ	139	TYR	CE2-CZ	7.67	1.48	1.38
10	B1	53	G	C2-N3	7.67	1.38	1.32
11	B2	858	A	C6-N6	7.67	1.40	1.33
38	A1	905	G	O3'-P	-7.67	1.51	1.61
38	A1	1429	A	C6-N1	7.67	1.41	1.35
11	B2	150	G	C6-N1	7.67	1.45	1.39

Continued on next page...

Continued from previous page...

Mol	Chain	Res	Type	Atoms	Z	Observed(Å)	Ideal(Å)
11	B2	387	G	N9-C8	7.67	1.43	1.37
11	B2	1242	C	C4-C5	-7.67	1.36	1.43
11	B2	1302	C	C2-N3	7.67	1.41	1.35
38	A1	736	U	O3'-P	-7.67	1.51	1.61
38	A1	1795	C	C5-C6	-7.67	1.28	1.34
38	A1	1903	G	P-O5'	-7.67	1.52	1.59
11	B2	289	C	N1-C6	7.67	1.41	1.37
11	B2	1099	A	C4'-C3'	7.67	1.61	1.53
38	A1	618	C	C4-N4	7.67	1.40	1.33
38	A1	1919	A	C4'-C3'	7.67	1.61	1.53
11	B2	242	A	C6-N1	7.67	1.41	1.35
11	B2	550	G	N1-C2	7.66	1.43	1.37
11	B2	728	G	C2-N3	7.66	1.38	1.32
11	B2	1162	G	N3-C4	-7.66	1.30	1.35
38	A1	400	U	N3-C4	7.66	1.45	1.38
38	A1	1410	A	N7-C5	-7.66	1.34	1.39
38	A1	2384	G	C6-N1	7.66	1.45	1.39
38	A1	2595	C	N3-C4	7.66	1.39	1.33
38	A1	970	G	N7-C5	-7.66	1.34	1.39
11	B2	1115	G	C2-N2	7.66	1.42	1.34
38	A1	1479	U	C2-N3	7.66	1.43	1.37
38	A1	1579	G	N7-C5	-7.66	1.34	1.39
38	A1	2482	G	C8-N7	-7.66	1.26	1.30
11	B2	106	A	N7-C5	-7.66	1.34	1.39
11	B2	1272	G	C5'-C4'	7.66	1.60	1.51
38	A1	350	A	N7-C5	-7.66	1.34	1.39
38	A1	1911	G	N9-C4	-7.66	1.31	1.38
11	B2	161	C	P-O5'	-7.66	1.52	1.59
11	B2	454	G	C5'-C4'	7.66	1.60	1.51
38	A1	715	G	N3-C4	-7.66	1.30	1.35
38	A1	986	G	C5-C4	7.66	1.43	1.38
38	A1	2186	C	N3-C4	7.66	1.39	1.33
38	A1	2862	A	C6-N6	7.66	1.40	1.33
11	B2	1045	A	O4'-C1'	7.66	1.51	1.41
38	A1	2213	G	N3-C4	-7.66	1.30	1.35
11	B2	416	A	C5-C4	7.65	1.44	1.38
38	A1	445	G	N1-C2	7.65	1.43	1.37
11	B2	1045	A	N9-C4	-7.65	1.33	1.37
38	A1	787	G	N3-C4	-7.65	1.30	1.35
38	A1	1169	G	N3-C4	-7.65	1.30	1.35
38	A1	2397	C	C2-N3	7.65	1.41	1.35
38	A1	3044	U	N1-C2	7.65	1.45	1.38

Continued on next page...

Continued from previous page...

Mol	Chain	Res	Type	Atoms	Z	Observed(Å)	Ideal(Å)
39	A3	67	U	N1-C6	7.65	1.44	1.38
11	B2	518	U	C4'-C3'	-7.65	1.44	1.53
38	A1	222	A	N9-C4	-7.65	1.33	1.37
38	A1	774	G	C6-N1	7.65	1.45	1.39
38	A1	836	U	C2-N3	7.65	1.43	1.37
38	A1	1782	C	N1-C6	7.65	1.41	1.37
38	A1	1840	G	C5'-C4'	7.65	1.60	1.51
38	A1	2948	A	N3-C4	-7.65	1.30	1.34
38	A1	3025	C	C2-N3	7.65	1.41	1.35
39	A3	30	G	O3'-P	-7.65	1.51	1.61
11	B2	955	G	C2-N3	7.65	1.38	1.32
38	A1	311	C	C2'-C1'	-7.65	1.45	1.53
11	B2	26	A	C2'-C1'	-7.64	1.45	1.53
38	A1	344	G	C2-N3	7.64	1.38	1.32
38	A1	1119	A	C6-N6	7.64	1.40	1.33
38	A1	1852	U	P-O5'	7.64	1.67	1.59
38	A1	1928	A	N9-C8	7.64	1.43	1.37
38	A1	2472	A	C5'-C4'	7.64	1.60	1.51
43	AB	25	ARG	NE-CZ	7.64	1.43	1.33
10	B1	14	A	N7-C5	-7.64	1.34	1.39
11	B2	398	C	C5-C6	7.64	1.40	1.34
38	A1	452	A	N7-C5	-7.64	1.34	1.39
38	A1	1968	A	P-O5'	-7.64	1.52	1.59
11	B2	192	G	C2'-C1'	-7.64	1.45	1.53
11	B2	910	G	C3'-C2'	7.64	1.61	1.52
11	B2	1396	C	C4-N4	7.64	1.40	1.33
38	A1	1461	G	P-O5'	-7.64	1.52	1.59
38	A1	2122	G	C8-N7	7.64	1.35	1.30
11	B2	492	G	N3-C4	-7.64	1.30	1.35
11	B2	493	C	N3-C4	7.64	1.39	1.33
11	B2	1223	C	P-O5'	-7.64	1.52	1.59
38	A1	146	U	C4'-C3'	7.64	1.61	1.53
38	A1	264	G	P-O5'	-7.64	1.52	1.59
38	A1	334	G	C2'-C1'	-7.64	1.45	1.53
38	A1	605	A	C8-N7	7.64	1.36	1.31
11	B2	1012	C	N1-C6	7.63	1.41	1.37
38	A1	535	G	N1-C2	7.63	1.43	1.37
38	A1	2062	A	C3'-C2'	7.63	1.61	1.52
38	A1	2750	C	O4'-C1'	7.63	1.51	1.41
11	B2	211	G	O3'-P	-7.63	1.51	1.61
11	B2	1455	A	C6-N1	7.63	1.40	1.35
38	A1	966	G	C5'-C4'	7.63	1.60	1.51

Continued on next page...

Continued from previous page...

Mol	Chain	Res	Type	Atoms	Z	Observed(Å)	Ideal(Å)
38	A1	2175	G	N9-C8	7.63	1.43	1.37
38	A1	1171	G	C6-N1	7.63	1.44	1.39
38	A1	2026	C	N3-C4	7.63	1.39	1.33
38	A1	883	G	C5-C4	7.63	1.43	1.38
38	A1	2877	A	N7-C5	-7.63	1.34	1.39
11	B2	381	C	C4-C5	7.63	1.49	1.43
11	B2	583	G	C2-N2	7.63	1.42	1.34
11	B2	1181	G	N1-C2	7.63	1.43	1.37
38	A1	401	C	O3'-P	-7.63	1.51	1.61
38	A1	1073	G	C6-N1	7.63	1.44	1.39
11	B2	453	G	N1-C2	7.63	1.43	1.37
38	A1	479	G	C6-N1	7.63	1.44	1.39
38	A1	494	C	N1-C6	-7.63	1.32	1.37
38	A1	537	U	C3'-C2'	-7.63	1.44	1.52
38	A1	835	G	N7-C5	7.63	1.43	1.39
38	A1	1226	G	O3'-P	-7.63	1.51	1.61
38	A1	2554	A	N3-C4	7.63	1.39	1.34
11	B2	79	G	C5'-C4'	7.62	1.60	1.51
38	A1	2101	A	C6-N1	7.62	1.40	1.35
38	A1	492	A	C6-N1	7.62	1.40	1.35
38	A1	1761	C	N3-C4	7.62	1.39	1.33
38	A1	554	C	N3-C4	7.62	1.39	1.33
38	A1	2037	A	C4'-C3'	7.62	1.61	1.53
38	A1	2710	G	N1-C2	7.62	1.43	1.37
11	B2	315	A	N9-C4	7.62	1.42	1.37
11	B2	701	G	C8-N7	7.62	1.35	1.30
11	B2	1328	G	C2-N3	7.62	1.38	1.32
38	A1	167	G	C2-N3	7.62	1.38	1.32
38	A1	650	C	N1-C6	7.62	1.41	1.37
38	A1	1088	G	N7-C5	-7.62	1.34	1.39
38	A1	1616	A	N7-C5	-7.62	1.34	1.39
38	A1	2803	U	N1-C2	-7.62	1.31	1.38
38	A1	167	G	C8-N7	-7.62	1.26	1.30
38	A1	986	G	C8-N7	7.62	1.35	1.30
11	B2	93	A	P-O5'	-7.62	1.52	1.59
11	B2	130	G	P-O5'	-7.62	1.52	1.59
11	B2	541	G	N3-C4	-7.62	1.30	1.35
23	BK	25	ARG	CZ-NH2	7.62	1.43	1.33
38	A1	1132	U	N3-C4	7.62	1.45	1.38
38	A1	1858	G	N1-C2	7.62	1.43	1.37
38	A1	2557	C	N3-C4	7.62	1.39	1.33
11	B2	826	C	C4-C5	7.61	1.49	1.43

Continued on next page...

Continued from previous page...

Mol	Chain	Res	Type	Atoms	Z	Observed(Å)	Ideal(Å)
38	A1	95	G	N3-C4	-7.61	1.30	1.35
38	A1	2838	U	N1-C2	7.61	1.45	1.38
38	A1	234	G	N9-C4	-7.61	1.31	1.38
38	A1	318	G	N7-C5	-7.61	1.34	1.39
38	A1	1104	A	C6-N6	7.61	1.40	1.33
38	A1	1128	G	N3-C4	-7.61	1.30	1.35
38	A1	1600	G	N7-C5	-7.61	1.34	1.39
38	A1	1964	G	N7-C5	-7.61	1.34	1.39
11	B2	966	G	C6-N1	7.61	1.44	1.39
38	A1	166	G	C6-N1	7.61	1.44	1.39
38	A1	730	C	N3-C4	7.61	1.39	1.33
38	A1	766	G	C6-N1	7.61	1.44	1.39
11	B2	1419	G	N9-C8	7.61	1.43	1.37
11	B2	67	C	N3-C4	7.61	1.39	1.33
11	B2	564	C	O3'-P	-7.61	1.52	1.61
38	A1	596	C	P-O5'	-7.61	1.52	1.59
38	A1	865	C	N1-C6	7.61	1.41	1.37
38	A1	1044	C	N1-C6	-7.61	1.32	1.37
38	A1	2119	C	C4-N4	7.61	1.40	1.33
38	A1	2489	C	C2'-C1'	-7.61	1.45	1.53
11	B2	649	A	C5-C4	7.60	1.44	1.38
11	B2	356	G	N9-C8	-7.60	1.32	1.37
11	B2	1227	A	C6-N1	7.60	1.40	1.35
38	A1	257	G	C8-N7	-7.60	1.26	1.30
38	A1	1863	G	C4'-O4'	7.60	1.55	1.45
38	A1	1968	A	N3-C4	-7.60	1.30	1.34
38	A1	2558	U	P-O5'	7.60	1.67	1.59
38	A1	2976	G	C6-N1	7.60	1.44	1.39
11	B2	1304	C	N3-C4	7.60	1.39	1.33
11	B2	1228	A	C8-N7	-7.60	1.26	1.31
38	A1	846	C	N3-C4	7.60	1.39	1.33
38	A1	1693	G	C5-C4	7.60	1.43	1.38
11	B2	616	G	C4'-C3'	7.60	1.61	1.53
38	A1	466	C	C4-C5	-7.60	1.36	1.43
38	A1	2373	G	C5'-C4'	7.60	1.60	1.51
41	AA	215	GLU	CD-OE2	7.60	1.34	1.25
10	B1	49	C	N3-C4	7.60	1.39	1.33
11	B2	659	U	C2'-C1'	-7.60	1.45	1.53
11	B2	812	U	N3-C4	7.60	1.45	1.38
38	A1	1778	G	C6-N1	7.59	1.44	1.39
38	A1	2347	G	C5-C4	7.59	1.43	1.38
38	A1	2854	A	C2'-C1'	-7.59	1.45	1.53

Continued on next page...

Continued from previous page...

Mol	Chain	Res	Type	Atoms	Z	Observed(Å)	Ideal(Å)
11	B2	2	U	N3-C4	7.59	1.45	1.38
11	B2	1136	A	N9-C4	-7.59	1.33	1.37
38	A1	265	A	C6-N6	7.59	1.40	1.33
38	A1	1528	A	N7-C5	-7.59	1.34	1.39
38	A1	1759	A	C6-N1	7.59	1.40	1.35
38	A1	2010	G	C6-N1	7.59	1.44	1.39
38	A1	2702	A	N9-C8	7.59	1.43	1.37
38	A1	2094	A	C6-N6	7.58	1.40	1.33
39	A3	100	A	N9-C8	7.58	1.43	1.37
38	A1	844	C	P-O5'	-7.58	1.52	1.59
38	A1	1534	G	P-O5'	7.58	1.67	1.59
38	A1	1751	G	C5-C6	7.58	1.50	1.42
11	B2	1481	G	C6-N1	7.58	1.44	1.39
38	A1	197	C	C2-N3	7.58	1.41	1.35
38	A1	342	C	N3-C4	7.58	1.39	1.33
39	A3	47	G	C4'-O4'	7.58	1.55	1.45
38	A1	1286	G	N7-C5	7.58	1.43	1.39
11	B2	797	U	C2-N3	7.58	1.43	1.37
11	B2	1475	C	N3-C4	7.58	1.39	1.33
38	A1	382	G	C2-N3	7.58	1.38	1.32
38	A1	1946	G	C2-N3	7.58	1.38	1.32
38	A1	1977	C	N3-C4	7.58	1.39	1.33
65	AV	52	TRP	CB-CG	7.58	1.63	1.50
38	A1	1401	G	C8-N7	7.58	1.35	1.30
38	A1	1699	U	P-O5'	-7.58	1.52	1.59
38	A1	2484	C	P-O5'	-7.58	1.52	1.59
11	B2	91	G	C4'-C3'	7.57	1.61	1.53
11	B2	912	G	C2'-C1'	-7.57	1.45	1.53
38	A1	75	G	N3-C4	7.57	1.40	1.35
38	A1	2238	G	C6-N1	7.57	1.44	1.39
11	B2	915	U	C2-N3	7.57	1.43	1.37
11	B2	1164	A	N9-C4	7.57	1.42	1.37
38	A1	2476	A	C6-N1	7.57	1.40	1.35
11	B2	387	G	C2'-C1'	-7.57	1.45	1.53
38	A1	656	G	N7-C5	-7.57	1.34	1.39
38	A1	771	G	N3-C4	-7.57	1.30	1.35
38	A1	802	G	C2-N3	7.57	1.38	1.32
38	A1	2417	G	C5-C4	-7.57	1.33	1.38
38	A1	2799	C	N3-C4	7.57	1.39	1.33
38	A1	1711	C	N1-C6	7.57	1.41	1.37
38	A1	1833	G	C2-N3	7.57	1.38	1.32
38	A1	2151	C	C4-N4	7.57	1.40	1.33

Continued on next page...

Continued from previous page...

Mol	Chain	Res	Type	Atoms	Z	Observed(Å)	Ideal(Å)
11	B2	1167	C	C4-C5	7.57	1.49	1.43
11	B2	1182	G	C4'-C3'	-7.57	1.44	1.53
38	A1	802	G	C8-N7	7.57	1.35	1.30
38	A1	1693	G	C8-N7	7.57	1.35	1.30
38	A1	2221	A	C5-C6	7.57	1.47	1.41
38	A1	2511	C	C5-C6	-7.57	1.28	1.34
11	B2	26	A	C6-N6	7.57	1.40	1.33
11	B2	75	C	N3-C4	7.57	1.39	1.33
11	B2	615	G	N1-C2	7.57	1.43	1.37
11	B2	1055	C	C4-N4	7.57	1.40	1.33
38	A1	1653	U	N1-C2	7.57	1.45	1.38
10	B1	19	G	N3-C4	7.56	1.40	1.35
11	B2	1481	G	C4'-C3'	7.56	1.61	1.53
38	A1	261	A	C8-N7	-7.56	1.26	1.31
38	A1	1446	G	N3-C4	-7.56	1.30	1.35
11	B2	1297	G	N9-C4	7.56	1.44	1.38
38	A1	1533	G	C2-N2	7.56	1.42	1.34
38	A1	1639	G	O3'-P	-7.56	1.52	1.61
38	A1	1788	G	C8-N7	7.56	1.35	1.30
38	A1	2579	G	N1-C2	7.56	1.43	1.37
11	B2	899	G	O4'-C1'	7.56	1.51	1.41
11	B2	1122	C	N3-C4	7.56	1.39	1.33
38	A1	337	G	N9-C4	-7.56	1.31	1.38
11	B2	110	C	N3-C4	7.56	1.39	1.33
11	B2	140	C	O3'-P	7.56	1.70	1.61
11	B2	173	G	C2-N3	7.56	1.38	1.32
11	B2	684	G	C2-N2	7.56	1.42	1.34
38	A1	141	C	C4-N4	7.56	1.40	1.33
38	A1	980	G	C5-C4	7.56	1.43	1.38
38	A1	1144	A	N1-C2	7.56	1.41	1.34
38	A1	1784	G	C8-N7	-7.56	1.26	1.30
38	A1	2159	C	P-O5'	-7.56	1.52	1.59
11	B2	166	A	C8-N7	-7.56	1.26	1.31
11	B2	367	G	C8-N7	-7.56	1.26	1.30
11	B2	419	G	N1-C2	7.56	1.43	1.37
11	B2	937	A	C4'-C3'	7.56	1.61	1.53
11	B2	1102	A	C2'-C1'	-7.56	1.45	1.53
38	A1	524	C	C2-N3	7.56	1.41	1.35
38	A1	636	G	C5'-C4'	7.56	1.60	1.51
38	A1	700	A	C2'-C1'	-7.56	1.45	1.53
38	A1	1577	C	N3-C4	7.56	1.39	1.33
38	A1	1775	G	C2-N3	7.56	1.38	1.32

Continued on next page...

Continued from previous page...

Mol	Chain	Res	Type	Atoms	Z	Observed(Å)	Ideal(Å)
38	A1	2133	G	C6-N1	7.56	1.44	1.39
38	A1	667	C	P-O5'	-7.56	1.52	1.59
38	A1	1279	U	C5-C6	-7.56	1.27	1.34
11	B2	95	G	C8-N7	-7.55	1.26	1.30
38	A1	1430	A	C6-N6	7.55	1.40	1.33
11	B2	16	G	N9-C8	7.55	1.43	1.37
11	B2	405	G	N1-C2	7.55	1.43	1.37
11	B2	829	U	C2-N3	7.55	1.43	1.37
11	B2	921	G	C5'-C4'	7.55	1.60	1.51
11	B2	1330	G	C6-N1	7.55	1.44	1.39
38	A1	9	A	N7-C5	-7.55	1.34	1.39
38	A1	1109	G	N9-C8	-7.55	1.32	1.37
38	A1	1114	G	C4'-C3'	7.55	1.61	1.53
38	A1	1351	G	C2-N2	7.55	1.42	1.34
38	A1	1470	C	C4-N4	7.55	1.40	1.33
38	A1	1275	G	C2'-C1'	-7.55	1.45	1.53
38	A1	2422	G	O3'-P	-7.55	1.52	1.61
46	AD	64	GLY	CA-C	-7.55	1.39	1.51
38	A1	2275	G	C5-C4	7.55	1.43	1.38
11	B2	446	G	C2'-C1'	-7.54	1.45	1.53
38	A1	1009	G	C6-N1	7.54	1.44	1.39
11	B2	1299	A	C5-C4	7.54	1.44	1.38
38	A1	2753	G	N9-C8	7.54	1.43	1.37
11	B2	1199	A	C8-N7	-7.54	1.26	1.31
38	A1	2494	A	C5'-C4'	7.54	1.60	1.51
38	A1	1199	U	C2'-C1'	-7.54	1.45	1.53
38	A1	2478	G	C5-C6	-7.54	1.34	1.42
38	A1	803	A	C5-C4	7.54	1.44	1.38
38	A1	916	A	C6-N6	7.54	1.40	1.33
38	A1	2396	G	C8-N7	-7.54	1.26	1.30
38	A1	256	G	O3'-P	-7.54	1.52	1.61
11	B2	1446	G	C6-N1	7.54	1.44	1.39
38	A1	179	A	N9-C8	7.54	1.43	1.37
38	A1	705	G	C6-N1	7.54	1.44	1.39
38	A1	1654	G	N1-C2	7.54	1.43	1.37
38	A1	2002	A	C3'-C2'	7.54	1.61	1.52
38	A1	2398	C	C2-N3	-7.54	1.29	1.35
11	B2	1157	G	N3-C4	7.53	1.40	1.35
11	B2	1480	G	N7-C5	-7.53	1.34	1.39
38	A1	132	G	N3-C4	-7.53	1.30	1.35
38	A1	348	G	C5-C4	7.53	1.43	1.38
38	A1	2508	G	C2-N2	7.53	1.42	1.34

Continued on next page...

Continued from previous page...

Mol	Chain	Res	Type	Atoms	Z	Observed(Å)	Ideal(Å)
38	A1	1937	A	N3-C4	-7.53	1.30	1.34
38	A1	42	G	N1-C2	7.53	1.43	1.37
38	A1	139	G	C2-N3	7.53	1.38	1.32
38	A1	1017	A	C6-N1	7.53	1.40	1.35
38	A1	2037	A	C8-N7	-7.53	1.26	1.31
38	A1	2299	G	P-O5'	-7.53	1.52	1.59
11	B2	726	A	C6-N6	7.53	1.40	1.33
11	B2	1014	C	C4-N4	7.53	1.40	1.33
18	BF	82	ARG	CZ-NH1	7.53	1.42	1.33
38	A1	989	G	N1-C2	7.53	1.43	1.37
38	A1	1618	G	N7-C5	-7.53	1.34	1.39
38	A1	1796	U	C2-N3	7.53	1.43	1.37
38	A1	2792	G	N3-C4	-7.53	1.30	1.35
11	B2	426	C	C2-O2	-7.53	1.17	1.24
38	A1	123	A	C6-N6	7.53	1.40	1.33
38	A1	1600	G	O3'-P	-7.53	1.52	1.61
38	A1	1972	C	C4-N4	7.53	1.40	1.33
38	A1	509	A	C6-N6	7.53	1.40	1.33
38	A1	597	C	N1-C6	7.53	1.41	1.37
11	B2	1153	G	P-O5'	-7.52	1.52	1.59
38	A1	2375	C	C2-N3	7.52	1.41	1.35
11	B2	16	G	N1-C2	7.52	1.43	1.37
11	B2	630	A	N9-C8	-7.52	1.31	1.37
38	A1	227	G	N9-C4	7.52	1.44	1.38
38	A1	1565	G	C5'-C4'	7.52	1.60	1.51
38	A1	2543	A	C6-N1	7.52	1.40	1.35
38	A1	2590	C	C5'-C4'	7.52	1.60	1.51
11	B2	1374	C	N1-C6	7.52	1.41	1.37
38	A1	292	U	C2-N3	7.52	1.43	1.37
38	A1	853	G	N7-C5	-7.52	1.34	1.39
38	A1	1112	G	N3-C4	7.52	1.40	1.35
38	A1	1984	G	N9-C4	-7.52	1.31	1.38
38	A1	1989	G	O3'-P	-7.52	1.52	1.61
39	A3	3	G	C5-C6	-7.52	1.34	1.42
11	B2	991	C	N1-C6	7.52	1.41	1.37
38	A1	359	C	C5'-C4'	7.52	1.60	1.51
38	A1	1061	G	C5'-C4'	7.52	1.60	1.51
38	A1	1305	C	C1'-N1	7.52	1.60	1.48
11	B2	722	G	C5-C4	7.52	1.43	1.38
11	B2	390	G	C2'-C1'	-7.51	1.45	1.53
11	B2	484	U	C2-N3	7.51	1.43	1.37
11	B2	1103	G	N1-C2	7.51	1.43	1.37

Continued on next page...

Continued from previous page...

Mol	Chain	Res	Type	Atoms	Z	Observed(Å)	Ideal(Å)
11	B2	1471	G	C2-N3	7.51	1.38	1.32
38	A1	2288	C	C4-N4	7.51	1.40	1.33
38	A1	1396	A	C6-N6	7.51	1.40	1.33
11	B2	587	G	C2-N3	7.51	1.38	1.32
11	B2	1315	G	C6-N1	-7.51	1.34	1.39
11	B2	1342	C	N1-C6	7.51	1.41	1.37
38	A1	165	G	N9-C4	7.51	1.44	1.38
11	B2	1153	G	C5-C4	7.51	1.43	1.38
38	A1	929	G	C5'-C4'	7.51	1.60	1.51
38	A1	2685	G	N9-C8	7.51	1.43	1.37
38	A1	1965	C	N1-C6	7.51	1.41	1.37
38	A1	2192	G	C6-N1	7.51	1.44	1.39
11	B2	1154	G	C5-C6	-7.51	1.34	1.42
11	B2	1486	A	N7-C5	-7.51	1.34	1.39
38	A1	2322	A	C6-N1	-7.51	1.30	1.35
39	A3	85	C	C4-C5	7.51	1.49	1.43
38	A1	1119	A	N9-C4	-7.50	1.33	1.37
38	A1	2310	G	C2-N3	7.50	1.38	1.32
11	B2	548	A	O4'-C1'	7.50	1.51	1.41
11	B2	752	G	N3-C4	-7.50	1.30	1.35
11	B2	1120	G	O3'-P	-7.50	1.52	1.61
11	B2	1419	G	N7-C5	-7.50	1.34	1.39
38	A1	885	A	N9-C4	7.50	1.42	1.37
38	A1	456	G	C2-N3	7.50	1.38	1.32
38	A1	1743	G	N7-C5	-7.50	1.34	1.39
11	B2	1037	U	C2-N3	7.50	1.43	1.37
38	A1	1228	G	C5'-C4'	7.50	1.60	1.51
38	A1	1873	G	N1-C2	7.50	1.43	1.37
38	A1	2299	G	C6-N1	7.50	1.44	1.39
50	AF	8	ARG	CZ-NH1	7.50	1.42	1.33
11	B2	384	G	C2'-C1'	-7.50	1.45	1.53
38	A1	235	G	C4'-C3'	-7.50	1.45	1.53
38	A1	703	G	C8-N7	-7.50	1.26	1.30
38	A1	2741	U	C2'-C1'	-7.50	1.45	1.53
39	A3	54	A	C5'-C4'	7.50	1.60	1.51
38	A1	261	A	N3-C4	-7.50	1.30	1.34
38	A1	1893	C	N1-C6	7.50	1.41	1.37
38	A1	2384	G	C8-N7	-7.50	1.26	1.30
38	A1	2761	G	C8-N7	-7.50	1.26	1.30
11	B2	145	A	C6-N1	7.50	1.40	1.35
38	A1	749	G	C6-N1	7.50	1.44	1.39
38	A1	857	U	O3'-P	-7.50	1.52	1.61

Continued on next page...

Continued from previous page...

Mol	Chain	Res	Type	Atoms	Z	Observed(Å)	Ideal(Å)
38	A1	930	G	C2'-C1'	-7.50	1.45	1.53
38	A1	2009	G	N7-C5	-7.50	1.34	1.39
38	A1	2881	G	N1-C2	7.50	1.43	1.37
11	B2	351	C	C4-N4	7.49	1.40	1.33
38	A1	719	C	C4-C5	7.49	1.49	1.43
38	A1	1452	G	N9-C8	-7.49	1.32	1.37
38	A1	2054	G	C4'-C3'	7.49	1.61	1.53
38	A1	2222	C	N3-C4	7.49	1.39	1.33
38	A1	2252	C	C3'-C2'	7.49	1.61	1.52
38	A1	2365	G	C5-C4	7.49	1.43	1.38
38	A1	2413	G	C6-N1	7.49	1.44	1.39
38	A1	2572	U	C4-C5	7.49	1.50	1.43
11	B2	521	G	N1-C2	7.49	1.43	1.37
11	B2	1255	C	N1-C2	7.49	1.47	1.40
20	BH	202	SER	CA-CB	7.49	1.64	1.52
38	A1	1812	A	N9-C8	-7.49	1.31	1.37
39	A3	52	U	C5-C6	7.49	1.40	1.34
11	B2	203	A	N7-C5	-7.49	1.34	1.39
11	B2	946	G	C5-C6	-7.49	1.34	1.42
11	B2	1085	C	C1'-N1	7.49	1.59	1.48
11	B2	683	A	C8-N7	-7.49	1.26	1.31
11	B2	691	G	N9-C8	-7.49	1.32	1.37
38	A1	426	G	C6-N1	7.49	1.44	1.39
38	A1	902	C	N1-C6	7.49	1.41	1.37
38	A1	2795	G	N7-C5	-7.49	1.34	1.39
38	A1	62	C	N1-C6	7.49	1.41	1.37
38	A1	1551	G	C6-N1	7.49	1.44	1.39
11	B2	290	C	N1-C6	7.49	1.41	1.37
11	B2	1101	G	N1-C2	7.49	1.43	1.37
11	B2	1450	U	N1-C2	7.49	1.45	1.38
38	A1	512	G	C2-N3	7.49	1.38	1.32
38	A1	822	A	C3'-O3'	7.49	1.52	1.42
38	A1	1101	U	C2-N3	7.49	1.43	1.37
11	B2	267	C	C3'-C2'	7.48	1.61	1.52
38	A1	539	A	C6-N1	7.48	1.40	1.35
38	A1	1118	A	C3'-C2'	7.48	1.61	1.52
38	A1	2749	G	P-O5'	-7.48	1.52	1.59
11	B2	304	C	C5'-C4'	7.48	1.60	1.51
38	A1	1468	G	N1-C2	7.48	1.43	1.37
38	A1	775	C	C2-N3	7.48	1.41	1.35
38	A1	2633	A	C8-N7	-7.48	1.26	1.31
38	A1	2867	U	N1-C2	7.48	1.45	1.38

Continued on next page...

Continued from previous page...

Mol	Chain	Res	Type	Atoms	Z	Observed(Å)	Ideal(Å)
10	B1	20	G	C2-N3	7.48	1.38	1.32
10	B1	69	G	N3-C4	-7.48	1.30	1.35
10	B1	29	C	C4-N4	7.48	1.40	1.33
11	B2	878	U	P-O5'	-7.48	1.52	1.59
11	B2	986	G	N9-C4	7.48	1.44	1.38
11	B2	1143	G	N1-C2	7.48	1.43	1.37
38	A1	727	A	N3-C4	-7.48	1.30	1.34
38	A1	1165	C	C4'-O4'	-7.48	1.35	1.45
38	A1	1488	C	C2-O2	-7.48	1.17	1.24
38	A1	1875	U	N3-C4	7.48	1.45	1.38
39	A3	41	A	C6-N6	7.48	1.40	1.33
10	B1	32	A	C5-C6	-7.48	1.34	1.41
11	B2	1377	G	N1-C2	7.48	1.43	1.37
39	A3	76	U	C5'-C4'	7.48	1.60	1.51
11	B2	398	C	C2-N3	-7.47	1.29	1.35
38	A1	1537	U	C2-N3	7.47	1.43	1.37
38	A1	1735	G	C5-C6	-7.47	1.34	1.42
38	A1	2612	A	N9-C8	7.47	1.43	1.37
38	A1	2779	G	N3-C4	7.47	1.40	1.35
39	A3	117	G	C2-N3	7.47	1.38	1.32
11	B2	1083	G	N1-C2	7.47	1.43	1.37
38	A1	1275	G	C2-N3	7.47	1.38	1.32
38	A1	1386	G	C5'-C4'	7.47	1.60	1.51
38	A1	1470	C	N1-C6	7.47	1.41	1.37
39	A3	10	U	C4'-C3'	7.47	1.61	1.53
10	B1	27	A	N9-C4	7.47	1.42	1.37
11	B2	347	G	C2-N3	7.47	1.38	1.32
11	B2	966	G	N1-C2	7.47	1.43	1.37
11	B2	1177	C	C4-C5	7.47	1.49	1.43
13	BA	128	ARG	CD-NE	7.47	1.59	1.46
38	A1	907	C	N1-C6	-7.47	1.32	1.37
11	B2	310	G	N7-C5	-7.47	1.34	1.39
11	B2	466	C	N1-C2	7.47	1.47	1.40
11	B2	712	G	C2-N3	7.47	1.38	1.32
11	B2	892	C	N3-C4	7.47	1.39	1.33
38	A1	844	C	O4'-C1'	7.47	1.51	1.41
38	A1	287	G	C8-N7	-7.47	1.26	1.30
38	A1	482	A	N3-C4	-7.47	1.30	1.34
38	A1	1340	G	N7-C5	-7.47	1.34	1.39
38	A1	2763	U	P-O5'	-7.47	1.52	1.59
11	B2	126	G	C2'-C1'	-7.47	1.45	1.53
38	A1	115	C	N3-C4	7.47	1.39	1.33

Continued on next page...

Continued from previous page...

Mol	Chain	Res	Type	Atoms	Z	Observed(Å)	Ideal(Å)
38	A1	167	G	C1'-N9	-7.47	1.36	1.46
38	A1	727	A	N9-C4	7.47	1.42	1.37
38	A1	884	C	C4-C5	7.47	1.49	1.43
38	A1	1021	G	O3'-P	-7.47	1.52	1.61
38	A1	1282	A	C6-N1	7.47	1.40	1.35
38	A1	1489	G	C2-N3	7.47	1.38	1.32
38	A1	2509	A	C3'-C2'	7.47	1.61	1.52
10	B1	6	G	C2-N3	7.46	1.38	1.32
11	B2	1122	C	C4'-C3'	7.46	1.61	1.53
38	A1	69	C	N1-C6	7.46	1.41	1.37
38	A1	3026	C	N3-C4	7.46	1.39	1.33
39	A3	100	A	O3'-P	-7.46	1.52	1.61
11	B2	871	A	N3-C4	-7.46	1.30	1.34
11	B2	1273	G	N7-C5	-7.46	1.34	1.39
38	A1	249	G	N1-C2	7.46	1.43	1.37
38	A1	1582	G	C5-C4	7.46	1.43	1.38
11	B2	90	C	O3'-P	-7.46	1.52	1.61
11	B2	816	G	C2-N3	7.46	1.38	1.32
11	B2	1131	G	C2-N3	7.46	1.38	1.32
11	B2	1198	A	C2'-C1'	-7.46	1.45	1.53
38	A1	64	A	C5-C6	-7.46	1.34	1.41
38	A1	625	A	C5-C4	7.46	1.44	1.38
11	B2	103	A	C2'-C1'	-7.46	1.45	1.53
22	BJ	62	TYR	CE1-CZ	7.46	1.48	1.38
38	A1	856	A	C2'-C1'	-7.46	1.45	1.53
38	A1	1163	U	N3-C4	7.46	1.45	1.38
38	A1	2270	G	C4'-C3'	7.46	1.61	1.53
38	A1	2308	C	N1-C6	7.46	1.41	1.37
38	A1	2955	G	N7-C5	7.46	1.43	1.39
39	A3	99	G	C4'-C3'	-7.46	1.45	1.53
11	B2	444	G	N3-C4	-7.46	1.30	1.35
11	B2	1208	A	P-O5'	-7.46	1.52	1.59
38	A1	1164	C	C4-C5	7.46	1.49	1.43
38	A1	1560	G	C6-N1	7.46	1.44	1.39
38	A1	1738	A	P-O5'	7.46	1.67	1.59
38	A1	2658	G	C5-C6	-7.46	1.34	1.42
38	A1	2798	U	N1-C2	-7.46	1.31	1.38
38	A1	529	G	O3'-P	-7.46	1.52	1.61
11	B2	623	C	C2'-C1'	-7.45	1.45	1.53
11	B2	836	G	N9-C8	7.45	1.43	1.37
38	A1	1391	C	O3'-P	-7.45	1.52	1.61
38	A1	1547	U	C5-C6	7.45	1.40	1.34

Continued on next page...

Continued from previous page...

Mol	Chain	Res	Type	Atoms	Z	Observed(Å)	Ideal(Å)
11	B2	181	G	C5-C4	7.45	1.43	1.38
38	A1	1076	G	C2-N3	7.45	1.38	1.32
11	B2	139	C	N3-C4	7.45	1.39	1.33
11	B2	277	G	C2-N3	7.45	1.38	1.32
11	B2	396	C	C4-N4	7.45	1.40	1.33
11	B2	674	C	O4'-C1'	7.45	1.51	1.41
38	A1	449	G	C5-C4	7.45	1.43	1.38
38	A1	1190	G	N9-C4	7.45	1.44	1.38
38	A1	2537	G	C6-N1	7.45	1.44	1.39
38	A1	2834	C	C2-N3	7.45	1.41	1.35
11	B2	27	C	C5-C6	-7.45	1.28	1.34
11	B2	63	G	O3'-P	-7.45	1.52	1.61
11	B2	865	A	C6-N6	7.45	1.40	1.33
38	A1	326	C	C2-N3	7.45	1.41	1.35
38	A1	1130	G	P-O5'	-7.45	1.52	1.59
38	A1	2012	G	N7-C5	-7.45	1.34	1.39
38	A1	2157	U	C2-N3	7.45	1.43	1.37
38	A1	2243	G	N9-C8	7.45	1.43	1.37
38	A1	2480	G	N1-C2	7.45	1.43	1.37
38	A1	966	G	N3-C4	7.45	1.40	1.35
38	A1	1655	G	C2-N3	7.45	1.38	1.32
38	A1	2729	A	P-O5'	-7.45	1.52	1.59
11	B2	1481	G	N7-C5	-7.44	1.34	1.39
38	A1	1814	A	N9-C8	7.44	1.43	1.37
11	B2	500	A	C8-N7	-7.44	1.26	1.31
38	A1	940	G	C2-N3	7.44	1.38	1.32
38	A1	1418	A	N7-C5	-7.44	1.34	1.39
38	A1	1746	C	C3'-C2'	7.44	1.61	1.52
11	B2	896	A	N3-C4	7.44	1.39	1.34
11	B2	951	G	N9-C8	-7.44	1.32	1.37
38	A1	626	C	P-O5'	-7.44	1.52	1.59
38	A1	1595	G	C2-N2	7.44	1.42	1.34
38	A1	1615	G	C5'-C4'	7.44	1.60	1.51
38	A1	3022	C	C4-N4	7.44	1.40	1.33
56	AJ	74	ARG	CD-NE	7.44	1.59	1.46
11	B2	92	G	N3-C4	-7.44	1.30	1.35
11	B2	437	A	N3-C4	7.44	1.39	1.34
11	B2	534	G	N7-C5	-7.44	1.34	1.39
11	B2	1431	C	N3-C4	7.44	1.39	1.33
38	A1	9	A	C8-N7	-7.44	1.26	1.31
38	A1	1661	A	N7-C5	-7.44	1.34	1.39
38	A1	2583	G	C2-N2	7.44	1.42	1.34

Continued on next page...

Continued from previous page...

Mol	Chain	Res	Type	Atoms	Z	Observed(Å)	Ideal(Å)
38	A1	2699	U	C2-N3	7.44	1.43	1.37
11	B2	1387	C	O3'-P	-7.44	1.52	1.61
38	A1	109	G	C2'-C1'	-7.44	1.45	1.53
38	A1	1751	G	C2-N3	7.44	1.38	1.32
38	A1	100	C	O3'-P	-7.43	1.52	1.61
38	A1	577	C	N1-C6	7.43	1.41	1.37
38	A1	1022	G	N3-C4	-7.43	1.30	1.35
38	A1	1253	U	C2-N3	7.43	1.43	1.37
38	A1	1304	G	P-O5'	7.43	1.67	1.59
38	A1	1570	C	P-O5'	-7.43	1.52	1.59
39	A3	30	G	C2-N3	7.43	1.38	1.32
39	A3	40	G	N9-C8	-7.43	1.32	1.37
11	B2	12	U	C2-N3	7.43	1.43	1.37
11	B2	122	C	C4'-C3'	7.43	1.61	1.53
38	A1	18	C	C4-N4	7.43	1.40	1.33
38	A1	510	A	N7-C5	-7.43	1.34	1.39
11	B2	377	A	C2-N3	7.43	1.40	1.33
38	A1	1278	C	N1-C6	7.43	1.41	1.37
38	A1	1892	G	N1-C2	7.43	1.43	1.37
38	A1	867	C	C4-C5	7.43	1.48	1.43
11	B2	561	A	C8-N7	-7.43	1.26	1.31
11	B2	778	G	O3'-P	-7.43	1.52	1.61
38	A1	23	G	C2-N3	7.43	1.38	1.32
38	A1	374	C	N1-C6	7.43	1.41	1.37
38	A1	1657	G	N3-C4	7.43	1.40	1.35
38	A1	62	C	C5-C6	-7.43	1.28	1.34
38	A1	1251	G	C5'-C4'	7.43	1.60	1.51
38	A1	2168	C	P-O5'	-7.43	1.52	1.59
38	A1	2832	G	C5-C6	-7.43	1.34	1.42
38	A1	2991	C	N1-C6	7.43	1.41	1.37
11	B2	165	U	N3-C4	7.42	1.45	1.38
11	B2	899	G	C5'-C4'	7.42	1.60	1.51
38	A1	630	G	C2-N2	7.42	1.42	1.34
57	Aj	50	PHE	CG-CD1	7.42	1.49	1.38
11	B2	960	A	N3-C4	7.42	1.39	1.34
11	B2	1352	G	N3-C4	-7.42	1.30	1.35
38	A1	1214	C	N3-C4	7.42	1.39	1.33
11	B2	137	A	O4'-C1'	7.42	1.51	1.41
38	A1	203	G	C5-C4	7.42	1.43	1.38
38	A1	861	G	C4'-C3'	7.42	1.61	1.53
38	A1	912	G	C2-N3	7.42	1.38	1.32
38	A1	1454	G	O3'-P	-7.42	1.52	1.61

Continued on next page...

Continued from previous page...

Mol	Chain	Res	Type	Atoms	Z	Observed(Å)	Ideal(Å)
38	A1	2533	G	N9-C4	7.42	1.43	1.38
38	A1	2683	G	N7-C5	-7.42	1.34	1.39
38	A1	2766	C	N3-C4	7.42	1.39	1.33
11	B2	579	U	C2-N3	7.42	1.43	1.37
11	B2	1156	A	N3-C4	-7.42	1.30	1.34
38	A1	1987	A	C6-N6	7.42	1.39	1.33
11	B2	835	C	N3-C4	7.42	1.39	1.33
38	A1	545	G	N1-C2	7.42	1.43	1.37
38	A1	1477	C	O3'-P	7.42	1.70	1.61
38	A1	2334	G	C5-C4	-7.42	1.33	1.38
38	A1	239	G	N1-C2	7.42	1.43	1.37
38	A1	759	G	C4'-C3'	7.42	1.61	1.53
38	A1	107	G	P-O5'	7.42	1.67	1.59
38	A1	1293	G	O4'-C1'	-7.41	1.32	1.41
38	A1	1574	A	N3-C4	-7.41	1.30	1.34
38	A1	2662	G	P-O5'	-7.41	1.52	1.59
11	B2	16	G	C2-N3	7.41	1.38	1.32
11	B2	1024	G	N9-C8	7.41	1.43	1.37
38	A1	704	G	N1-C2	7.41	1.43	1.37
38	A1	1876	G	C5-C6	-7.41	1.34	1.42
38	A1	2889	A	C4'-C3'	7.41	1.61	1.53
51	Ag	10	ARG	CD-NE	7.41	1.59	1.46
11	B2	1495	U	C2-N3	7.41	1.43	1.37
38	A1	470	A	O3'-P	-7.41	1.52	1.61
38	A1	767	G	C5'-C4'	7.41	1.60	1.51
38	A1	1798	A	C5-C4	-7.41	1.33	1.38
38	A1	2863	A	C6-N6	7.41	1.39	1.33
11	B2	301	G	C2-N3	7.41	1.38	1.32
38	A1	725	G	N1-C2	7.41	1.43	1.37
38	A1	856	A	N7-C5	-7.41	1.34	1.39
38	A1	1003	C	O3'-P	-7.41	1.52	1.61
38	A1	2280	G	C2-N2	7.41	1.42	1.34
38	A1	2586	A	C6-N1	7.41	1.40	1.35
10	B1	21	G	P-O5'	-7.41	1.52	1.59
11	B2	598	U	P-O5'	-7.41	1.52	1.59
11	B2	872	A	N3-C4	7.41	1.39	1.34
38	A1	729	A	N1-C2	7.41	1.41	1.34
38	A1	1548	A	C6-N6	7.41	1.39	1.33
38	A1	1832	G	N9-C8	7.41	1.43	1.37
38	A1	2699	U	O3'-P	-7.41	1.52	1.61
11	B2	353	G	N9-C8	-7.40	1.32	1.37
38	A1	10	C	C4-N4	7.40	1.40	1.33

Continued on next page...

Continued from previous page...

Mol	Chain	Res	Type	Atoms	Z	Observed(Å)	Ideal(Å)
38	A1	523	C	C4-C5	7.40	1.48	1.43
38	A1	626	C	C3'-O3'	7.40	1.52	1.42
38	A1	2539	G	C2'-C1'	-7.40	1.45	1.53
39	A3	52	U	O3'-P	-7.40	1.52	1.61
23	BK	134	TYR	CZ-OH	7.40	1.50	1.37
38	A1	482	A	C8-N7	-7.40	1.26	1.31
38	A1	790	U	N1-C2	7.40	1.45	1.38
38	A1	2609	G	C3'-O3'	7.40	1.52	1.42
39	A3	59	C	N3-C4	7.40	1.39	1.33
38	A1	1613	A	N9-C8	7.40	1.43	1.37
38	A1	3030	A	C5-C6	-7.40	1.34	1.41
11	B2	998	A	N9-C4	7.40	1.42	1.37
38	A1	1349	G	C5-C4	7.40	1.43	1.38
10	B1	30	G	N7-C5	7.40	1.43	1.39
11	B2	807	C	N3-C4	7.40	1.39	1.33
11	B2	1001	A	C8-N7	7.40	1.36	1.31
38	A1	95	G	C2'-C1'	-7.40	1.45	1.53
38	A1	1092	U	C2-N3	7.40	1.43	1.37
11	B2	388	G	C5-C4	7.40	1.43	1.38
38	A1	23	G	N7-C5	-7.40	1.34	1.39
38	A1	2128	G	N9-C8	7.40	1.43	1.37
11	B2	1235	A	P-O5'	-7.39	1.52	1.59
38	A1	144	A	N7-C5	-7.39	1.34	1.39
38	A1	1608	G	C2'-C1'	-7.39	1.45	1.53
11	B2	836	G	C2'-C1'	-7.39	1.45	1.53
38	A1	1130	G	C2'-C1'	-7.39	1.45	1.53
38	A1	1713	G	C8-N7	-7.39	1.26	1.30
38	A1	1904	G	N1-C2	7.39	1.43	1.37
38	A1	1997	C	N1-C6	-7.39	1.32	1.37
38	A1	2984	A	N7-C5	7.39	1.43	1.39
38	A1	1583	G	C4'-C3'	7.39	1.61	1.53
38	A1	1621	G	N1-C2	7.39	1.43	1.37
11	B2	271	G	N9-C4	-7.39	1.32	1.38
38	A1	905	G	C8-N7	7.39	1.35	1.30
38	A1	1618	G	C2-N3	7.39	1.38	1.32
38	A1	1737	A	C4'-C3'	7.39	1.61	1.53
39	A3	8	C	N3-C4	7.39	1.39	1.33
10	B1	77	A	N9-C4	7.39	1.42	1.37
11	B2	781	U	N3-C4	7.39	1.45	1.38
11	B2	147	A	C5-C4	7.39	1.44	1.38
38	A1	854	G	C6-N1	7.39	1.44	1.39
38	A1	1628	C	N3-C4	7.39	1.39	1.33

Continued on next page...

Continued from previous page...

Mol	Chain	Res	Type	Atoms	Z	Observed(Å)	Ideal(Å)
38	A1	2043	A	C5'-C4'	7.39	1.60	1.51
11	B2	389	G	N9-C8	7.38	1.43	1.37
11	B2	701	G	P-O5'	7.38	1.67	1.59
11	B2	1048	G	C2-N3	7.38	1.38	1.32
11	B2	1342	C	P-O5'	-7.38	1.52	1.59
18	BF	130	SER	CA-CB	7.38	1.64	1.52
38	A1	1785	G	C6-N1	7.38	1.44	1.39
38	A1	1924	A	P-O5'	-7.38	1.52	1.59
38	A1	2290	U	C2-N3	7.38	1.43	1.37
38	A1	2843	C	C2'-C1'	-7.38	1.45	1.53
11	B2	361	A	C6-N6	7.38	1.39	1.33
11	B2	1298	G	C6-N1	7.38	1.44	1.39
38	A1	1591	C	C2-N3	7.38	1.41	1.35
38	A1	2729	A	N3-C4	-7.38	1.30	1.34
38	A1	394	A	C2'-C1'	-7.38	1.45	1.53
38	A1	704	G	N9-C4	-7.38	1.32	1.38
38	A1	2176	G	N1-C2	7.38	1.43	1.37
38	A1	2736	G	C2-N3	7.38	1.38	1.32
11	B2	1199	A	C2-N3	7.38	1.40	1.33
38	A1	17	C	P-O5'	-7.38	1.52	1.59
38	A1	1667	U	N1-C2	7.38	1.45	1.38
38	A1	2272	G	C2'-C1'	-7.38	1.45	1.53
38	A1	2532	G	N9-C4	-7.38	1.32	1.38
11	B2	198	A	O3'-P	-7.38	1.52	1.61
38	A1	216	A	C6-N6	7.38	1.39	1.33
38	A1	996	U	C5'-C4'	7.38	1.60	1.51
38	A1	1326	U	O4'-C1'	7.38	1.51	1.41
38	A1	2788	U	C2-N3	7.38	1.43	1.37
11	B2	647	G	N7-C5	7.38	1.43	1.39
11	B2	1102	A	C8-N7	-7.38	1.26	1.31
38	A1	2457	C	N1-C6	7.38	1.41	1.37
11	B2	766	G	N9-C8	7.37	1.43	1.37
11	B2	1161	A	O3'-P	-7.37	1.52	1.61
38	A1	798	G	C2-N3	7.37	1.38	1.32
38	A1	2006	C	C4-N4	7.37	1.40	1.33
38	A1	1652	A	N7-C5	-7.37	1.34	1.39
38	A1	2298	C	N1-C6	7.37	1.41	1.37
38	A1	2568	A	C6-N1	7.37	1.40	1.35
38	A1	2612	A	C6-N1	7.37	1.40	1.35
11	B2	1458	A	P-O5'	-7.37	1.52	1.59
38	A1	3019	C	P-O5'	-7.37	1.52	1.59
38	A1	1406	G	O3'-P	-7.37	1.52	1.61

Continued on next page...

Continued from previous page...

Mol	Chain	Res	Type	Atoms	Z	Observed(Å)	Ideal(Å)
38	A1	2588	C	N3-C4	7.37	1.39	1.33
4	AQ	62	ARG	NE-CZ	7.37	1.42	1.33
10	B1	2	G	C5-C6	7.37	1.49	1.42
11	B2	995	G	C2-N2	7.37	1.42	1.34
38	A1	617	G	N7-C5	-7.37	1.34	1.39
38	A1	2069	G	N1-C2	7.37	1.43	1.37
38	A1	1133	U	C5'-C4'	7.36	1.60	1.51
38	A1	1620	C	C1'-N1	7.36	1.59	1.48
38	A1	1898	A	C8-N7	-7.36	1.26	1.31
64	AR	73	TYR	CE1-CZ	7.36	1.48	1.38
11	B2	390	G	N7-C5	-7.36	1.34	1.39
38	A1	1427	A	C5-C6	-7.36	1.34	1.41
38	A1	1521	G	C5-C4	7.36	1.43	1.38
38	A1	2794	G	C2'-C1'	-7.36	1.45	1.53
11	B2	3	U	C2'-C1'	-7.36	1.45	1.53
38	A1	2091	U	N1-C2	-7.36	1.31	1.38
38	A1	2280	G	C2-N3	7.36	1.38	1.32
11	B2	474	G	C2-N2	7.36	1.42	1.34
11	B2	890	C	N3-C4	7.36	1.39	1.33
11	B2	1357	C	C2-N3	7.36	1.41	1.35
11	B2	23	G	C8-N7	7.36	1.35	1.30
11	B2	169	C	C5-C6	-7.36	1.28	1.34
11	B2	415	C	P-O5'	-7.36	1.52	1.59
38	A1	243	G	N9-C8	-7.36	1.32	1.37
38	A1	1097	G	N1-C2	7.36	1.43	1.37
58	Ak	213	TYR	CE1-CZ	7.36	1.48	1.38
11	B2	923	A	C5'-C4'	7.36	1.60	1.51
11	B2	1316	U	N3-C4	7.36	1.45	1.38
15	BC	131	ARG	CZ-NH1	7.36	1.42	1.33
38	A1	213	G	N3-C4	-7.36	1.30	1.35
38	A1	1387	G	C8-N7	-7.36	1.26	1.30
38	A1	2688	C	C4-N4	7.36	1.40	1.33
11	B2	387	G	C6-N1	7.35	1.44	1.39
11	B2	1085	C	N3-C4	7.35	1.39	1.33
11	B2	1166	G	C2-N3	7.35	1.38	1.32
38	A1	481	G	C2'-C1'	-7.35	1.45	1.53
11	B2	159	C	C2-O2	-7.35	1.17	1.24
11	B2	1416	C	C2-N3	7.35	1.41	1.35
38	A1	911	G	C5-C4	7.35	1.43	1.38
38	A1	957	C	N3-C4	7.35	1.39	1.33
38	A1	1834	C	N1-C6	7.35	1.41	1.37
38	A1	2702	A	C8-N7	-7.35	1.26	1.31

Continued on next page...

Continued from previous page...

Mol	Chain	Res	Type	Atoms	Z	Observed(Å)	Ideal(Å)
38	A1	1400	U	N3-C4	7.35	1.45	1.38
38	A1	2346	A	C8-N7	7.35	1.36	1.31
11	B2	471	G	C5-C6	7.35	1.49	1.42
11	B2	790	G	O3'-P	-7.35	1.52	1.61
11	B2	1138	G	C6-N1	7.35	1.44	1.39
11	B2	1300	A	C8-N7	-7.35	1.26	1.31
38	A1	718	G	N9-C4	7.35	1.43	1.38
38	A1	1199	U	O4'-C1'	7.35	1.51	1.41
38	A1	1612	G	C5-C4	7.35	1.43	1.38
38	A1	2072	G	N7-C5	7.35	1.43	1.39
38	A1	2268	C	N3-C4	7.35	1.39	1.33
39	A3	49	A	C6-N1	7.35	1.40	1.35
11	B2	374	G	N9-C8	7.35	1.43	1.37
11	B2	746	A	C6-N6	7.35	1.39	1.33
11	B2	1097	G	C5-C6	-7.35	1.35	1.42
11	B2	1422	G	C2'-C1'	-7.35	1.45	1.53
38	A1	380	A	N7-C5	-7.35	1.34	1.39
38	A1	1677	A	C5-C4	7.35	1.43	1.38
38	A1	1966	C	C4-N4	7.35	1.40	1.33
38	A1	2355	G	O3'-P	-7.35	1.52	1.61
11	B2	244	G	C3'-C2'	-7.35	1.44	1.52
38	A1	2786	G	C5-C6	-7.35	1.35	1.42
11	B2	381	C	N3-C4	7.34	1.39	1.33
11	B2	591	G	C2-N3	7.34	1.38	1.32
11	B2	1048	G	N9-C4	7.34	1.43	1.38
28	BP	12	ARG	CZ-NH1	7.34	1.42	1.33
38	A1	2147	C	O4'-C1'	7.34	1.51	1.41
38	A1	2872	G	N7-C5	-7.34	1.34	1.39
38	A1	567	G	C4'-C3'	7.34	1.61	1.53
38	A1	1538	A	N3-C4	-7.34	1.30	1.34
39	A3	71	G	N3-C4	-7.34	1.30	1.35
11	B2	174	G	P-O5'	7.34	1.67	1.59
11	B2	1138	G	C5-C4	7.34	1.43	1.38
29	BQ	120	ARG	CZ-NH2	7.34	1.42	1.33
38	A1	1722	G	C5-C4	7.34	1.43	1.38
38	A1	2303	A	N9-C8	7.34	1.43	1.37
38	A1	2752	U	C5'-C4'	7.34	1.60	1.51
11	B2	728	G	N7-C5	-7.34	1.34	1.39
11	B2	1255	C	N3-C4	7.34	1.39	1.33
11	B2	1273	G	C2'-C1'	-7.34	1.45	1.53
38	A1	619	G	C2'-C1'	-7.34	1.45	1.53
38	A1	1470	C	P-O5'	7.34	1.67	1.59

Continued on next page...

Continued from previous page...

Mol	Chain	Res	Type	Atoms	Z	Observed(Å)	Ideal(Å)
38	A1	1827	A	C6-N6	7.34	1.39	1.33
38	A1	2276	G	N7-C5	-7.34	1.34	1.39
11	B2	227	C	C4-N4	7.34	1.40	1.33
11	B2	796	C	O3'-P	-7.34	1.52	1.61
38	A1	665	C	N3-C4	7.34	1.39	1.33
38	A1	1609	G	C4'-C3'	-7.34	1.45	1.53
38	A1	1905	G	C8-N7	7.34	1.35	1.30
38	A1	147	C	C4-C5	7.34	1.48	1.43
38	A1	174	C	N3-C4	7.34	1.39	1.33
38	A1	2830	C	N3-C4	7.34	1.39	1.33
4	AQ	28	ARG	NE-CZ	7.33	1.42	1.33
11	B2	696	G	C5-C4	7.33	1.43	1.38
11	B2	706	G	C5'-C4'	7.33	1.60	1.51
38	A1	687	C	P-O5'	-7.33	1.52	1.59
38	A1	1432	C	N3-C4	7.33	1.39	1.33
38	A1	1901	A	P-O5'	-7.33	1.52	1.59
38	A1	2300	C	C4-N4	7.33	1.40	1.33
38	A1	2416	G	C5-C4	7.33	1.43	1.38
10	B1	50	G	N7-C5	-7.33	1.34	1.39
11	B2	831	A	N7-C5	-7.33	1.34	1.39
38	A1	912	G	N9-C8	7.33	1.43	1.37
38	A1	1206	A	N7-C5	-7.33	1.34	1.39
38	A1	1236	C	N3-C4	7.33	1.39	1.33
38	A1	2689	G	N7-C5	-7.33	1.34	1.39
39	A3	21	C	C3'-C2'	7.33	1.61	1.52
38	A1	2802	G	C2'-C1'	-7.33	1.45	1.53
11	B2	438	A	N7-C5	-7.33	1.34	1.39
11	B2	701	G	N1-C2	7.33	1.43	1.37
38	A1	1083	G	C2'-C1'	-7.33	1.45	1.53
10	B1	30	G	N3-C4	-7.33	1.30	1.35
10	B1	32	A	N3-C4	-7.33	1.30	1.34
11	B2	905	A	C6-N6	7.33	1.39	1.33
11	B2	1199	A	N7-C5	-7.33	1.34	1.39
38	A1	1027	A	C2'-C1'	-7.33	1.45	1.53
38	A1	1340	G	N3-C4	-7.33	1.30	1.35
38	A1	1396	A	C1'-N9	7.33	1.59	1.48
38	A1	3002	A	N7-C5	-7.33	1.34	1.39
25	BM	23	PHE	CB-CG	7.32	1.63	1.51
38	A1	966	G	C2-N3	7.32	1.38	1.32
38	A1	1183	U	C4'-O4'	-7.32	1.36	1.45
38	A1	2352	G	C5-C6	-7.32	1.35	1.42
38	A1	2541	U	P-O5'	-7.32	1.52	1.59

Continued on next page...

Continued from previous page...

Mol	Chain	Res	Type	Atoms	Z	Observed(Å)	Ideal(Å)
11	B2	966	G	C2-N3	7.32	1.38	1.32
38	A1	1121	C	N3-C4	7.32	1.39	1.33
38	A1	1880	A	C8-N7	-7.32	1.26	1.31
38	A1	1968	A	C5-C4	-7.32	1.33	1.38
11	B2	156	A	C6-N6	7.32	1.39	1.33
11	B2	995	G	C8-N7	7.32	1.35	1.30
38	A1	2649	A	N9-C4	7.32	1.42	1.37
38	A1	2980	G	C2'-C1'	-7.32	1.45	1.53
38	A1	2291	G	O3'-P	-7.32	1.52	1.61
11	B2	679	G	C6-N1	7.32	1.44	1.39
38	A1	1345	G	N9-C8	7.32	1.43	1.37
38	A1	2394	G	P-O5'	-7.32	1.52	1.59
38	A1	2449	A	C5-C6	-7.32	1.34	1.41
38	A1	2457	C	C5'-C4'	7.32	1.60	1.51
38	A1	1295	G	C6-N1	7.31	1.44	1.39
10	B1	51	G	C2-N3	7.31	1.38	1.32
11	B2	860	G	N3-C4	7.31	1.40	1.35
38	A1	474	G	C2'-C1'	-7.31	1.45	1.53
38	A1	662	A	N3-C4	-7.31	1.30	1.34
38	A1	764	G	N1-C2	7.31	1.43	1.37
38	A1	1861	G	C8-N7	-7.31	1.26	1.30
38	A1	3039	G	O3'-P	-7.31	1.52	1.61
11	B2	514	U	C3'-O3'	7.31	1.52	1.42
11	B2	1136	A	N7-C5	-7.31	1.34	1.39
38	A1	1531	C	C2-N3	7.31	1.41	1.35
11	B2	900	G	N3-C4	-7.31	1.30	1.35
11	B2	1160	C	N1-C6	7.31	1.41	1.37
11	B2	1247	A	C8-N7	-7.31	1.26	1.31
11	B2	1345	G	C6-N1	7.31	1.44	1.39
38	A1	1044	C	N3-C4	7.31	1.39	1.33
38	A1	1158	G	C2-N2	7.31	1.41	1.34
38	A1	1565	G	C4'-C3'	-7.31	1.45	1.53
38	A1	1669	A	C8-N7	-7.31	1.26	1.31
38	A1	1729	C	O4'-C1'	7.31	1.51	1.41
38	A1	1786	G	N9-C8	7.31	1.43	1.37
10	B1	10	G	C5-C4	-7.31	1.33	1.38
38	A1	82	C	C4-C5	7.31	1.48	1.43
38	A1	1089	C	N1-C6	7.31	1.41	1.37
38	A1	2471	A	C6-N1	7.31	1.40	1.35
38	A1	536	G	N7-C5	-7.31	1.34	1.39
38	A1	2769	U	C2-N3	7.31	1.42	1.37
11	B2	858	A	C5'-C4'	7.30	1.60	1.51

Continued on next page...

Continued from previous page...

Mol	Chain	Res	Type	Atoms	Z	Observed(Å)	Ideal(Å)
11	B2	1393	A	O3'-P	-7.30	1.52	1.61
38	A1	130	G	C4'-O4'	7.30	1.55	1.45
38	A1	1032	C	C4-N4	7.30	1.40	1.33
38	A1	2456	C	N1-C6	-7.30	1.32	1.37
38	A1	2814	U	C2'-C1'	-7.30	1.45	1.53
38	A1	2818	C	P-O5'	7.30	1.67	1.59
38	A1	239	G	C4'-C3'	7.30	1.61	1.53
38	A1	998	G	N9-C8	7.30	1.43	1.37
39	A3	119	C	C5'-C4'	-7.30	1.42	1.51
38	A1	1144	A	C5-C4	7.30	1.43	1.38
38	A1	1207	G	N7-C5	-7.30	1.34	1.39
38	A1	1416	G	C2-N3	7.30	1.38	1.32
10	B1	62	C	C1'-N1	7.30	1.59	1.48
11	B2	650	A	C6-N1	7.30	1.40	1.35
11	B2	876	A	N9-C4	-7.30	1.33	1.37
38	A1	474	G	C8-N7	7.30	1.35	1.30
38	A1	2372	C	C3'-C2'	7.30	1.60	1.52
11	B2	821	G	N1-C2	7.30	1.43	1.37
38	A1	858	G	C5-C4	-7.30	1.33	1.38
38	A1	2106	G	N7-C5	-7.30	1.34	1.39
38	A1	2501	G	C2'-C1'	-7.30	1.45	1.53
38	A1	2804	C	N1-C6	7.30	1.41	1.37
11	B2	107	C	C4-N4	7.30	1.40	1.33
38	A1	8	G	N9-C8	7.30	1.43	1.37
38	A1	375	C	C5-C6	7.30	1.40	1.34
38	A1	1084	G	C2-N3	7.30	1.38	1.32
38	A1	2527	G	N7-C5	-7.30	1.34	1.39
39	A3	35	A	C6-N6	7.30	1.39	1.33
38	A1	720	C	N1-C6	7.29	1.41	1.37
38	A1	1094	U	C2-N3	7.29	1.42	1.37
38	A1	2227	G	C6-N1	7.29	1.44	1.39
11	B2	559	G	P-O5'	-7.29	1.52	1.59
11	B2	174	G	N3-C4	7.29	1.40	1.35
11	B2	236	C	N1-C6	7.29	1.41	1.37
11	B2	1128	U	C2'-C1'	-7.29	1.45	1.53
38	A1	86	G	C5-C4	7.29	1.43	1.38
38	A1	480	A	C4'-C3'	7.29	1.61	1.53
38	A1	1712	U	O3'-P	7.29	1.69	1.61
38	A1	2663	G	N7-C5	-7.29	1.34	1.39
38	A1	2803	U	C2-N3	7.29	1.42	1.37
11	B2	978	G	C2-N3	7.29	1.38	1.32
11	B2	1106	A	C5'-C4'	7.29	1.60	1.51

Continued on next page...

Continued from previous page...

Mol	Chain	Res	Type	Atoms	Z	Observed(Å)	Ideal(Å)
38	A1	247	A	O3'-P	-7.29	1.52	1.61
38	A1	1463	C	P-O5'	-7.29	1.52	1.59
38	A1	2104	G	C5-C6	-7.29	1.35	1.42
65	AV	41	TYR	CB-CG	7.29	1.62	1.51
11	B2	192	G	N9-C8	7.29	1.43	1.37
38	A1	1225	A	C6-N6	7.29	1.39	1.33
38	A1	1426	G	C8-N7	7.29	1.35	1.30
38	A1	1836	A	C8-N7	7.29	1.36	1.31
38	A1	1860	A	N1-C2	7.29	1.41	1.34
38	A1	2226	G	C2-N3	7.29	1.38	1.32
38	A1	2373	G	O3'-P	-7.29	1.52	1.61
11	B2	256	G	C4'-C3'	7.29	1.61	1.53
38	A1	1858	G	C6-N1	7.29	1.44	1.39
38	A1	2374	C	C4-C5	7.29	1.48	1.43
11	B2	137	A	C5-C4	7.29	1.43	1.38
11	B2	1461	U	C2-N3	7.29	1.42	1.37
38	A1	237	G	C6-N1	7.29	1.44	1.39
38	A1	996	U	O4'-C1'	7.29	1.51	1.41
38	A1	1076	G	N7-C5	-7.29	1.34	1.39
38	A1	1628	C	C2-N3	7.29	1.41	1.35
38	A1	2163	G	N3-C4	-7.29	1.30	1.35
38	A1	2279	G	C2-N3	7.29	1.38	1.32
38	A1	3009	C	N1-C2	7.29	1.47	1.40
11	B2	1242	C	N1-C6	7.28	1.41	1.37
11	B2	1423	A	N9-C4	7.28	1.42	1.37
38	A1	1485	A	N1-C2	7.28	1.41	1.34
11	B2	1422	G	N7-C5	-7.28	1.34	1.39
38	A1	304	G	C8-N7	7.28	1.35	1.30
38	A1	559	G	N9-C8	7.28	1.43	1.37
38	A1	1271	G	N1-C2	7.28	1.43	1.37
38	A1	2700	U	C2'-C1'	-7.28	1.45	1.53
11	B2	648	A	C6-N6	7.28	1.39	1.33
38	A1	1518	G	N9-C8	7.28	1.43	1.37
38	A1	1672	G	N1-C2	7.28	1.43	1.37
38	A1	2663	G	C2-N2	7.28	1.41	1.34
38	A1	2857	C	C4-N4	7.28	1.40	1.33
11	B2	253	G	P-O5'	-7.28	1.52	1.59
11	B2	416	A	N9-C8	-7.28	1.31	1.37
11	B2	1168	C	C1'-N1	7.28	1.59	1.48
38	A1	300	U	C2-N3	7.28	1.42	1.37
38	A1	312	G	C2-N3	7.28	1.38	1.32
11	B2	381	C	C5'-C4'	7.28	1.60	1.51

Continued on next page...

Continued from previous page...

Mol	Chain	Res	Type	Atoms	Z	Observed(Å)	Ideal(Å)
38	A1	639	C	C4-N4	7.28	1.40	1.33
38	A1	676	G	C2-N2	7.28	1.41	1.34
38	A1	809	A	N1-C2	7.28	1.40	1.34
38	A1	1454	G	C5'-C4'	7.28	1.60	1.51
11	B2	709	G	C8-N7	7.27	1.35	1.30
11	B2	1018	C	N1-C6	-7.27	1.32	1.37
10	B1	19	G	N1-C2	7.27	1.43	1.37
11	B2	150	G	C5-C4	-7.27	1.33	1.38
11	B2	845	G	C5-C4	7.27	1.43	1.38
38	A1	669	G	C2-N3	7.27	1.38	1.32
38	A1	992	G	C5-C6	7.27	1.49	1.42
38	A1	1336	G	C5-C4	7.27	1.43	1.38
38	A1	2171	G	N7-C5	-7.27	1.34	1.39
38	A1	2681	A	N1-C2	-7.27	1.27	1.34
38	A1	2855	G	C6-N1	7.27	1.44	1.39
11	B2	503	G	C2'-O2'	7.27	1.51	1.41
11	B2	185	G	C3'-C2'	7.27	1.60	1.52
11	B2	934	G	O3'-P	-7.27	1.52	1.61
11	B2	1204	C	C2-N3	7.27	1.41	1.35
38	A1	264	G	N7-C5	-7.27	1.34	1.39
38	A1	1140	C	C2'-C1'	-7.27	1.45	1.53
38	A1	2253	G	N9-C4	7.27	1.43	1.38
38	A1	2664	G	P-O5'	-7.27	1.52	1.59
38	A1	2744	U	N3-C4	7.27	1.45	1.38
11	B2	338	C	C2-N3	7.27	1.41	1.35
11	B2	1247	A	O4'-C1'	-7.27	1.32	1.41
38	A1	409	C	N1-C6	-7.27	1.32	1.37
38	A1	693	G	N3-C4	7.27	1.40	1.35
38	A1	1408	G	C2-N2	7.27	1.41	1.34
38	A1	1756	C	N1-C6	7.27	1.41	1.37
38	A1	2249	A	C6-N6	7.27	1.39	1.33
38	A1	2651	G	C2'-C1'	-7.27	1.45	1.53
39	A3	49	A	C8-N7	-7.27	1.26	1.31
9	AX	319	TYR	CG-CD2	7.27	1.48	1.39
38	A1	2423	G	C5-C6	-7.26	1.35	1.42
38	A1	2556	C	N3-C4	7.26	1.39	1.33
10	B1	64	C	N1-C6	-7.26	1.32	1.37
38	A1	723	A	O3'-P	-7.26	1.52	1.61
11	B2	273	C	N3-C4	7.26	1.39	1.33
38	A1	993	G	C2-N2	7.26	1.41	1.34
38	A1	1422	G	N1-C2	7.26	1.43	1.37
38	A1	1575	G	N1-C2	7.26	1.43	1.37

Continued on next page...

Continued from previous page...

Mol	Chain	Res	Type	Atoms	Z	Observed(Å)	Ideal(Å)
11	B2	576	C	P-O5'	-7.26	1.52	1.59
11	B2	700	G	P-O5'	-7.26	1.52	1.59
11	B2	858	A	N9-C4	7.26	1.42	1.37
11	B2	941	C	O3'-P	-7.26	1.52	1.61
11	B2	978	G	N9-C4	7.26	1.43	1.38
11	B2	1184	U	C1'-N1	7.26	1.59	1.48
38	A1	2482	G	N7-C5	-7.26	1.34	1.39
56	AJ	96	ARG	CD-NE	7.26	1.58	1.46
11	B2	669	A	N7-C5	-7.26	1.34	1.39
11	B2	1040	A	N7-C5	7.26	1.43	1.39
11	B2	1076	G	C4'-O4'	-7.26	1.36	1.45
38	A1	1789	A	N1-C2	7.26	1.40	1.34
38	A1	2718	G	C2'-C1'	-7.26	1.45	1.53
38	A1	2809	G	N1-C2	7.26	1.43	1.37
11	B2	75	C	C4-N4	7.26	1.40	1.33
11	B2	212	G	C8-N7	-7.26	1.26	1.30
38	A1	690	G	C2-N2	7.26	1.41	1.34
38	A1	2083	G	N1-C2	7.26	1.43	1.37
38	A1	2764	G	C5'-C4'	7.26	1.60	1.51
38	A1	350	A	P-O5'	-7.25	1.52	1.59
38	A1	1351	G	C2'-C1'	-7.25	1.45	1.53
38	A1	2542	G	C5-C4	-7.25	1.33	1.38
11	B2	1245	C	C4'-C3'	7.25	1.61	1.53
11	B2	978	G	N1-C2	7.25	1.43	1.37
38	A1	305	G	N9-C8	-7.25	1.32	1.37
38	A1	2220	C	P-O5'	-7.25	1.52	1.59
11	B2	502	U	C5'-C4'	7.25	1.60	1.51
11	B2	719	G	C6-N1	7.25	1.44	1.39
38	A1	43	G	N9-C8	7.25	1.43	1.37
38	A1	1138	C	N3-C4	7.25	1.39	1.33
38	A1	545	G	N7-C5	7.25	1.43	1.39
38	A1	1209	A	C5-C6	7.25	1.47	1.41
38	A1	2125	C	P-O5'	-7.25	1.52	1.59
38	A1	2617	G	C2-N3	7.25	1.38	1.32
11	B2	6	G	C2'-C1'	-7.25	1.45	1.53
11	B2	943	C	N3-C4	7.25	1.39	1.33
11	B2	1443	G	C2'-C1'	-7.25	1.45	1.53
38	A1	170	A	P-O5'	-7.25	1.52	1.59
38	A1	540	A	C3'-O3'	7.25	1.52	1.42
38	A1	886	G	C5-C4	7.25	1.43	1.38
38	A1	2847	G	N9-C8	7.25	1.43	1.37
11	B2	578	G	N9-C4	-7.25	1.32	1.38

Continued on next page...

Continued from previous page...

Mol	Chain	Res	Type	Atoms	Z	Observed(Å)	Ideal(Å)
38	A1	1411	G	N9-C8	-7.25	1.32	1.37
38	A1	2965	C	C2-N3	7.25	1.41	1.35
38	A1	558	C	C2'-C1'	-7.24	1.45	1.53
38	A1	930	G	C8-N7	-7.24	1.26	1.30
38	A1	2063	U	C2'-C1'	7.24	1.61	1.53
38	A1	256	G	C2-N2	7.24	1.41	1.34
38	A1	480	A	C6-N1	7.24	1.40	1.35
38	A1	1069	A	N7-C5	-7.24	1.34	1.39
38	A1	2952	C	N1-C6	7.24	1.41	1.37
11	B2	936	A	O4'-C1'	-7.24	1.32	1.41
11	B2	1256	C	C4-N4	7.24	1.40	1.33
38	A1	1032	C	C5-C6	-7.24	1.28	1.34
38	A1	2893	U	N1-C6	7.24	1.44	1.38
38	A1	3022	C	N3-C4	7.24	1.39	1.33
11	B2	729	G	P-O5'	-7.24	1.52	1.59
11	B2	730	G	C2-N3	7.24	1.38	1.32
11	B2	1373	A	C5-C4	7.24	1.43	1.38
38	A1	393	C	C4'-O4'	7.24	1.54	1.45
38	A1	977	C	C4-N4	7.24	1.40	1.33
38	A1	1185	A	C6-N1	7.24	1.40	1.35
38	A1	2806	A	C2'-C1'	-7.24	1.45	1.53
38	A1	2856	G	C4'-O4'	7.24	1.54	1.45
11	B2	552	C	N1-C2	-7.24	1.32	1.40
11	B2	1209	C	C3'-C2'	7.24	1.60	1.52
11	B2	1275	U	C3'-C2'	-7.24	1.44	1.52
38	A1	120	G	C8-N7	-7.24	1.26	1.30
38	A1	958	A	C5'-C4'	7.24	1.60	1.51
38	A1	2168	C	C5'-C4'	7.24	1.60	1.51
11	B2	852	G	N1-C2	7.23	1.43	1.37
38	A1	740	C	C3'-C2'	-7.23	1.44	1.52
38	A1	979	G	C8-N7	-7.23	1.26	1.30
38	A1	2163	G	C6-N1	7.23	1.44	1.39
38	A1	1651	A	N9-C4	-7.23	1.33	1.37
38	A1	1956	G	N7-C5	-7.23	1.34	1.39
11	B2	88	G	N7-C5	-7.23	1.34	1.39
11	B2	1132	C	C3'-C2'	7.23	1.60	1.52
38	A1	661	G	N9-C4	7.23	1.43	1.38
38	A1	2369	G	N7-C5	-7.23	1.34	1.39
38	A1	1119	A	C3'-C2'	7.23	1.60	1.52
33	BU	61	ARG	NE-CZ	7.23	1.42	1.33
38	A1	1734	G	P-O5'	-7.23	1.52	1.59
38	A1	2903	U	C4'-C3'	7.23	1.61	1.53

Continued on next page...

Continued from previous page...

Mol	Chain	Res	Type	Atoms	Z	Observed(Å)	Ideal(Å)
39	A3	8	C	C4-N4	7.23	1.40	1.33
11	B2	948	G	C5-C4	7.23	1.43	1.38
38	A1	1135	A	C5-C4	7.23	1.43	1.38
11	B2	289	C	C4-N4	7.22	1.40	1.33
11	B2	458	G	N9-C4	7.22	1.43	1.38
11	B2	869	U	C4'-C3'	-7.22	1.45	1.53
11	B2	977	G	C6-N1	7.22	1.44	1.39
38	A1	635	G	C6-N1	7.22	1.44	1.39
38	A1	1426	G	N9-C8	7.22	1.43	1.37
38	A1	1596	G	N1-C2	7.22	1.43	1.37
38	A1	2156	A	N7-C5	-7.22	1.34	1.39
38	A1	2876	G	C6-N1	7.22	1.44	1.39
12	AG	27	ARG	CZ-NH1	7.22	1.42	1.33
11	B2	1144	G	N7-C5	-7.22	1.34	1.39
11	B2	1398	U	N3-C4	7.22	1.45	1.38
38	A1	179	A	C6-N6	7.22	1.39	1.33
38	A1	633	A	N9-C8	7.22	1.43	1.37
38	A1	2078	A	C2'-C1'	-7.22	1.45	1.53
38	A1	2592	U	C2-N3	7.22	1.42	1.37
11	B2	638	G	C2-N3	7.22	1.38	1.32
11	B2	813	G	C5-C6	-7.22	1.35	1.42
38	A1	2714	G	C5-C4	-7.22	1.33	1.38
11	B2	668	G	N9-C8	-7.22	1.32	1.37
11	B2	1400	A	N3-C4	7.22	1.39	1.34
38	A1	892	U	C2-N3	7.22	1.42	1.37
11	B2	619	A	C5-C4	7.22	1.43	1.38
11	B2	1180	G	N1-C2	7.22	1.43	1.37
38	A1	1122	C	C2-N3	7.22	1.41	1.35
38	A1	1776	G	P-O5'	-7.22	1.52	1.59
38	A1	784	C	N1-C6	7.22	1.41	1.37
38	A1	1401	G	N3-C4	-7.22	1.30	1.35
38	A1	1858	G	C4'-C3'	7.22	1.61	1.53
38	A1	1881	A	N1-C2	7.22	1.40	1.34
39	A3	27	C	N3-C4	7.22	1.39	1.33
38	A1	204	G	N9-C8	7.21	1.42	1.37
11	B2	351	C	C4'-C3'	7.21	1.61	1.53
38	A1	834	G	C2'-C1'	-7.21	1.45	1.53
38	A1	1322	G	C5-C4	-7.21	1.33	1.38
38	A1	2223	G	N1-C2	7.21	1.43	1.37
38	A1	2230	G	C6-N1	7.21	1.44	1.39
38	A1	2410	U	C2-N3	7.21	1.42	1.37
11	B2	324	C	C4-C5	7.21	1.48	1.43

Continued on next page...

Continued from previous page...

Mol	Chain	Res	Type	Atoms	Z	Observed(Å)	Ideal(Å)
11	B2	1430	G	N9-C4	-7.21	1.32	1.38
11	B2	294	A	C6-N1	7.21	1.40	1.35
38	A1	777	A	N9-C8	7.21	1.43	1.37
38	A1	1037	C	C5-C6	7.21	1.40	1.34
38	A1	1086	U	C3'-C2'	-7.21	1.44	1.52
38	A1	1604	G	N1-C2	7.21	1.43	1.37
11	B2	211	G	N1-C2	7.21	1.43	1.37
11	B2	782	A	C6-N1	7.21	1.40	1.35
11	B2	1245	C	N3-C4	7.21	1.39	1.33
38	A1	1405	G	N1-C2	7.21	1.43	1.37
11	B2	466	C	C5-C6	-7.21	1.28	1.34
38	A1	403	G	N1-C2	7.21	1.43	1.37
38	A1	532	G	C2-N3	7.21	1.38	1.32
38	A1	1740	U	C2-N3	-7.21	1.32	1.37
38	A1	2437	G	C6-N1	7.21	1.44	1.39
11	B2	530	G	C5-C4	7.20	1.43	1.38
11	B2	546	G	N3-C4	-7.20	1.30	1.35
11	B2	555	U	C4'-O4'	-7.20	1.36	1.45
11	B2	647	G	C2-N3	7.20	1.38	1.32
11	B2	681	G	N1-C2	7.20	1.43	1.37
11	B2	684	G	C4'-C3'	-7.20	1.45	1.53
11	B2	1027	C	C2-N3	7.20	1.41	1.35
11	B2	1123	G	N9-C8	7.20	1.42	1.37
38	A1	1464	A	C5-C6	7.20	1.47	1.41
38	A1	2158	G	N1-C2	7.20	1.43	1.37
39	A3	46	G	C2-N3	7.20	1.38	1.32
39	A3	69	C	C2'-C1'	-7.20	1.45	1.53
11	B2	221	A	N9-C4	-7.20	1.33	1.37
38	A1	930	G	C6-N1	7.20	1.44	1.39
11	B2	177	A	C8-N7	-7.20	1.26	1.31
11	B2	756	A	C2'-C1'	-7.20	1.45	1.53
38	A1	89	C	N3-C4	7.20	1.39	1.33
38	A1	132	G	C2'-C1'	-7.20	1.45	1.53
38	A1	762	G	C5'-C4'	7.20	1.59	1.51
38	A1	2565	A	C2'-C1'	-7.20	1.45	1.53
11	B2	840	C	C2'-C1'	-7.20	1.45	1.53
38	A1	636	G	N1-C2	7.20	1.43	1.37
38	A1	2301	C	P-O5'	-7.20	1.52	1.59
39	A3	42	A	N3-C4	-7.20	1.30	1.34
11	B2	1015	C	C4-C5	7.20	1.48	1.43
38	A1	327	G	N3-C4	-7.20	1.30	1.35
11	B2	14	C	C2'-O2'	7.20	1.51	1.41

Continued on next page...

Continued from previous page...

Mol	Chain	Res	Type	Atoms	Z	Observed(Å)	Ideal(Å)
11	B2	580	G	C4'-C3'	7.20	1.61	1.53
11	B2	648	A	C8-N7	-7.20	1.26	1.31
11	B2	763	G	O3'-P	-7.20	1.52	1.61
11	B2	1181	G	C4'-C3'	7.20	1.61	1.53
38	A1	953	G	C5'-C4'	7.20	1.59	1.51
38	A1	2391	G	N7-C5	-7.20	1.34	1.39
11	B2	88	G	N1-C2	7.19	1.43	1.37
11	B2	531	G	C6-N1	7.19	1.44	1.39
11	B2	732	G	C6-N1	7.19	1.44	1.39
11	B2	845	G	O3'-P	-7.19	1.52	1.61
38	A1	1491	U	C5'-C4'	7.19	1.59	1.51
11	B2	278	A	N7-C5	-7.19	1.34	1.39
38	A1	874	U	C4-C5	7.19	1.50	1.43
38	A1	1180	G	C2-N3	7.19	1.38	1.32
38	A1	1505	G	C2'-C1'	-7.19	1.45	1.53
38	A1	2373	G	N1-C2	7.19	1.43	1.37
11	B2	512	U	N3-C4	7.19	1.45	1.38
38	A1	228	U	C5'-C4'	7.19	1.59	1.51
38	A1	982	G	N7-C5	-7.19	1.34	1.39
38	A1	1006	A	N7-C5	7.19	1.43	1.39
38	A1	1025	A	C5'-C4'	7.19	1.59	1.51
38	A1	1336	G	C6-O6	-7.19	1.17	1.24
38	A1	1438	C	C2-N3	7.19	1.41	1.35
38	A1	1713	G	P-O5'	7.19	1.67	1.59
38	A1	2054	G	C2-N3	7.19	1.38	1.32
38	A1	2662	G	N9-C8	7.19	1.42	1.37
11	B2	259	A	N7-C5	-7.19	1.34	1.39
38	A1	1533	G	C5'-C4'	7.19	1.59	1.51
38	A1	1904	G	N7-C5	-7.19	1.34	1.39
38	A1	1323	U	C2-N3	7.19	1.42	1.37
38	A1	1624	U	C4'-O4'	7.19	1.54	1.45
38	A1	2251	G	C8-N7	-7.19	1.26	1.30
39	A3	15	G	C2'-C1'	-7.19	1.45	1.53
11	B2	460	C	O3'-P	-7.19	1.52	1.61
11	B2	846	G	N7-C5	-7.19	1.34	1.39
38	A1	2297	C	C4-C5	7.19	1.48	1.43
39	A3	4	C	C2-N3	7.19	1.41	1.35
11	B2	1340	U	N1-C2	7.18	1.45	1.38
38	A1	2065	C	C2-N3	7.18	1.41	1.35
38	A1	2220	C	N1-C6	7.18	1.41	1.37
39	A3	80	G	C5-C4	7.18	1.43	1.38
11	B2	228	G	C5-C6	-7.18	1.35	1.42

Continued on next page...

Continued from previous page...

Mol	Chain	Res	Type	Atoms	Z	Observed(Å)	Ideal(Å)
11	B2	1322	C	C5'-C4'	7.18	1.59	1.51
38	A1	1475	G	C2'-C1'	-7.18	1.45	1.53
38	A1	1548	A	C8-N7	-7.18	1.26	1.31
38	A1	1627	G	N1-C2	7.18	1.43	1.37
39	A3	16	G	C8-N7	7.18	1.35	1.30
11	B2	632	C	C5'-C4'	7.18	1.59	1.51
11	B2	1355	C	N1-C6	7.18	1.41	1.37
38	A1	1766	A	O3'-P	-7.18	1.52	1.61
38	A1	2347	G	N9-C4	7.18	1.43	1.38
11	B2	1127	A	N3-C4	-7.18	1.30	1.34
38	A1	830	G	C2-N3	7.18	1.38	1.32
38	A1	1000	G	N9-C8	7.18	1.42	1.37
39	A3	71	G	C2'-C1'	-7.18	1.45	1.53
10	B1	7	G	C8-N7	7.18	1.35	1.30
11	B2	356	G	P-O5'	-7.18	1.52	1.59
38	A1	1065	C	N1-C2	7.18	1.47	1.40
38	A1	1789	A	N9-C4	7.18	1.42	1.37
38	A1	2856	G	C2-N2	7.18	1.41	1.34
38	A1	2947	G	N7-C5	-7.18	1.34	1.39
38	A1	2966	C	P-O5'	-7.18	1.52	1.59
38	A1	2976	G	N1-C2	7.18	1.43	1.37
38	A1	2986	G	N3-C4	7.18	1.40	1.35
11	B2	352	A	N7-C5	-7.17	1.34	1.39
11	B2	520	G	C5-C6	-7.17	1.35	1.42
11	B2	1096	G	P-O5'	-7.17	1.52	1.59
38	A1	1167	A	N3-C4	-7.17	1.30	1.34
38	A1	1354	G	C6-N1	7.17	1.44	1.39
38	A1	1884	C	C2'-C1'	-7.17	1.45	1.53
11	B2	616	G	C5-C4	7.17	1.43	1.38
11	B2	1419	G	C2-N3	7.17	1.38	1.32
38	A1	180	A	C6-N6	7.17	1.39	1.33
38	A1	378	G	C5-C6	-7.17	1.35	1.42
38	A1	586	A	C5-C4	7.17	1.43	1.38
38	A1	879	A	C6-N6	7.17	1.39	1.33
38	A1	2057	G	C8-N7	-7.17	1.26	1.30
11	B2	172	G	C4'-C3'	7.17	1.61	1.53
38	A1	1468	G	C5-C4	7.17	1.43	1.38
11	B2	722	G	C2-N2	-7.17	1.27	1.34
38	A1	1586	G	O3'-P	-7.17	1.52	1.61
38	A1	1905	G	N7-C5	-7.17	1.34	1.39
38	A1	2785	G	O3'-P	-7.17	1.52	1.61
11	B2	199	A	N9-C8	7.17	1.43	1.37

Continued on next page...

Continued from previous page...

Mol	Chain	Res	Type	Atoms	Z	Observed(Å)	Ideal(Å)
11	B2	202	G	C2-N2	7.17	1.41	1.34
11	B2	1428	G	C5-C6	-7.17	1.35	1.42
38	A1	221	G	C6-N1	7.17	1.44	1.39
38	A1	1564	C	P-O5'	7.17	1.67	1.59
38	A1	1659	G	C2-N2	7.17	1.41	1.34
38	A1	2332	G	C5-C4	-7.17	1.33	1.38
38	A1	2944	G	C2-N3	7.17	1.38	1.32
11	B2	11	A	C2'-C1'	-7.17	1.45	1.53
11	B2	1367	C	C4-C5	-7.17	1.37	1.43
38	A1	2149	G	N1-C2	7.17	1.43	1.37
38	A1	2739	G	C2'-C1'	-7.17	1.45	1.53
11	B2	662	C	C5'-C4'	7.16	1.59	1.51
11	B2	1212	U	N3-C4	7.16	1.44	1.38
11	B2	1443	G	C5-C4	7.16	1.43	1.38
38	A1	440	A	C6-N6	7.16	1.39	1.33
38	A1	1258	G	C2-N3	7.16	1.38	1.32
38	A1	2630	C	C4-C5	7.16	1.48	1.43
38	A1	2846	A	C3'-C2'	-7.16	1.44	1.52
38	A1	2855	G	N7-C5	-7.16	1.34	1.39
11	B2	720	A	C5-C4	-7.16	1.33	1.38
11	B2	1185	A	C6-N6	7.16	1.39	1.33
38	A1	1694	G	C2-N2	7.16	1.41	1.34
38	A1	90	A	O3'-P	-7.16	1.52	1.61
11	B2	133	G	C6-N1	7.16	1.44	1.39
11	B2	241	U	C2-N3	7.16	1.42	1.37
11	B2	1473	A	C5-C4	7.16	1.43	1.38
38	A1	184	A	C5-C6	7.16	1.47	1.41
38	A1	851	G	C2'-C1'	-7.16	1.45	1.53
38	A1	1181	C	O3'-P	-7.16	1.52	1.61
38	A1	1633	A	C6-N1	7.16	1.40	1.35
38	A1	1808	G	N9-C4	-7.16	1.32	1.38
11	B2	451	A	C5-C6	7.16	1.47	1.41
11	B2	1167	C	N3-C4	7.16	1.39	1.33
11	B2	305	C	N3-C4	7.16	1.39	1.33
11	B2	970	G	C1'-N9	7.16	1.59	1.48
11	B2	1273	G	C5-C4	-7.16	1.33	1.38
38	A1	114	C	N1-C2	-7.16	1.32	1.40
38	A1	241	C	C2'-C1'	-7.16	1.45	1.53
38	A1	618	C	C4-C5	7.16	1.48	1.43
38	A1	1460	C	C4-N4	7.16	1.40	1.33
38	A1	1633	A	C2'-C1'	-7.16	1.45	1.53
38	A1	1655	G	C8-N7	-7.16	1.26	1.30

Continued on next page...

Continued from previous page...

Mol	Chain	Res	Type	Atoms	Z	Observed(Å)	Ideal(Å)
38	A1	1688	C	C3'-C2'	-7.16	1.44	1.52
38	A1	1966	C	P-O5'	7.16	1.67	1.59
38	A1	2253	G	N7-C5	7.16	1.43	1.39
11	B2	1028	C	N3-C4	7.15	1.39	1.33
11	B2	1415	U	P-O5'	-7.15	1.52	1.59
38	A1	1467	G	N1-C2	7.15	1.43	1.37
10	B1	69	G	P-O5'	7.15	1.67	1.59
11	B2	498	C	C3'-C2'	7.15	1.60	1.52
11	B2	1108	U	N1-C2	-7.15	1.32	1.38
38	A1	131	C	O4'-C1'	7.15	1.50	1.41
38	A1	1109	G	C6-N1	7.15	1.44	1.39
11	B2	1036	G	N3-C4	7.15	1.40	1.35
21	BI	77	PRO	N-CD	-7.15	1.37	1.47
38	A1	923	A	O3'-P	-7.15	1.52	1.61
38	A1	1631	A	N3-C4	-7.15	1.30	1.34
38	A1	1787	U	N1-C2	-7.15	1.32	1.38
38	A1	2838	U	N3-C4	7.15	1.44	1.38
38	A1	1945	C	N3-C4	7.15	1.39	1.33
11	B2	371	U	C4-C5	7.15	1.50	1.43
17	BE	60	ARG	NE-CZ	7.15	1.42	1.33
38	A1	327	G	N9-C4	7.15	1.43	1.38
38	A1	474	G	C2-N3	7.15	1.38	1.32
38	A1	2023	A	C2-N3	7.15	1.40	1.33
11	B2	1429	G	C5-C6	-7.15	1.35	1.42
38	A1	122	G	C5-C6	-7.15	1.35	1.42
38	A1	2329	A	N3-C4	-7.15	1.30	1.34
11	B2	613	C	P-O5'	-7.14	1.52	1.59
38	A1	741	G	C2-N3	7.14	1.38	1.32
38	A1	1819	G	N9-C8	-7.14	1.32	1.37
11	B2	170	C	C4-N4	7.14	1.40	1.33
11	B2	349	A	C4'-O4'	-7.14	1.36	1.45
38	A1	146	U	C3'-C2'	7.14	1.60	1.52
38	A1	1030	C	C4'-C3'	7.14	1.61	1.53
38	A1	1942	G	N9-C4	7.14	1.43	1.38
38	A1	1137	G	C5-C6	-7.14	1.35	1.42
11	B2	164	A	P-O5'	-7.14	1.52	1.59
38	A1	244	A	C5-C6	7.14	1.47	1.41
38	A1	534	G	O3'-P	-7.14	1.52	1.61
38	A1	1271	G	C6-N1	7.14	1.44	1.39
38	A1	2269	C	C2-N3	7.14	1.41	1.35
38	A1	2481	G	N9-C8	-7.14	1.32	1.37
10	B1	68	C	C4-N4	7.14	1.40	1.33

Continued on next page...

Continued from previous page...

Mol	Chain	Res	Type	Atoms	Z	Observed(Å)	Ideal(Å)
38	A1	1662	C	N3-C4	7.14	1.39	1.33
45	AC	337	ARG	CD-NE	7.14	1.58	1.46
38	A1	904	G	N3-C4	-7.13	1.30	1.35
38	A1	2498	G	N1-C2	7.13	1.43	1.37
39	A3	73	U	C5'-C4'	7.13	1.59	1.51
38	A1	1126	C	C4-N4	7.13	1.40	1.33
11	B2	623	C	C4-C5	7.13	1.48	1.43
11	B2	1345	G	N9-C8	7.13	1.42	1.37
38	A1	656	G	C5-C4	7.13	1.43	1.38
38	A1	1117	C	O3'-P	-7.13	1.52	1.61
38	A1	1444	A	N9-C8	7.13	1.43	1.37
38	A1	1786	G	C6-O6	-7.13	1.17	1.24
38	A1	2161	A	N9-C4	7.13	1.42	1.37
38	A1	2261	C	C3'-C2'	7.13	1.60	1.52
39	A3	29	G	C2-N2	7.13	1.41	1.34
39	A3	111	G	N7-C5	-7.13	1.34	1.39
11	B2	732	G	N9-C8	7.13	1.42	1.37
38	A1	672	C	C2'-C1'	-7.13	1.45	1.53
38	A1	829	G	O3'-P	-7.13	1.52	1.61
38	A1	927	G	C6-N1	7.13	1.44	1.39
38	A1	1426	G	C2-N3	7.13	1.38	1.32
38	A1	2155	C	C2-O2	7.13	1.30	1.24
38	A1	2272	G	N9-C4	7.13	1.43	1.38
38	A1	2374	C	O3'-P	-7.13	1.52	1.61
38	A1	2425	A	C6-N1	7.13	1.40	1.35
38	A1	3044	U	P-O5'	-7.13	1.52	1.59
11	B2	80	A	C6-N6	7.13	1.39	1.33
11	B2	259	A	C5'-C4'	7.13	1.59	1.51
11	B2	367	G	C2-N2	7.13	1.41	1.34
11	B2	1332	C	C4-N4	7.13	1.40	1.33
38	A1	48	G	N7-C5	-7.13	1.34	1.39
38	A1	1013	G	C8-N7	7.13	1.35	1.30
38	A1	1330	G	P-O5'	7.13	1.66	1.59
38	A1	1808	G	C2-N3	7.13	1.38	1.32
38	A1	2681	A	N3-C4	-7.13	1.30	1.34
38	A1	1486	G	N1-C2	7.12	1.43	1.37
38	A1	2617	G	C8-N7	-7.12	1.26	1.30
11	B2	20	G	C2-N3	7.12	1.38	1.32
38	A1	1061	G	C4'-C3'	-7.12	1.45	1.53
38	A1	1508	A	C6-N6	7.12	1.39	1.33
11	B2	492	G	C5-C4	-7.12	1.33	1.38
38	A1	2691	G	O4'-C1'	7.12	1.50	1.41

Continued on next page...

Continued from previous page...

Mol	Chain	Res	Type	Atoms	Z	Observed(Å)	Ideal(Å)
38	A1	1492	C	O3'-P	-7.12	1.52	1.61
38	A1	2063	U	N1-C6	-7.12	1.31	1.38
11	B2	692	G	C5-C4	7.12	1.43	1.38
11	B2	808	C	C4-N4	7.12	1.40	1.33
11	B2	1192	C	N3-C4	7.12	1.39	1.33
11	B2	1254	C	C4-N4	7.12	1.40	1.33
24	BL	55	GLY	CA-C	-7.12	1.40	1.51
38	A1	1164	C	C2-N3	7.12	1.41	1.35
38	A1	1788	G	C2-N3	7.12	1.38	1.32
38	A1	2350	G	C2-N2	7.12	1.41	1.34
38	A1	2687	A	C4'-C3'	7.12	1.60	1.53
11	B2	683	A	N9-C8	-7.12	1.32	1.37
11	B2	785	U	C4-C5	7.12	1.50	1.43
11	B2	1319	C	N3-C4	7.12	1.39	1.33
38	A1	358	C	P-O5'	-7.12	1.52	1.59
11	B2	784	G	N9-C8	-7.12	1.32	1.37
11	B2	1233	G	C4'-C3'	7.12	1.60	1.53
11	B2	1240	A	C6-N6	7.12	1.39	1.33
38	A1	9	A	C5-C4	7.12	1.43	1.38
11	B2	279	U	C2'-C1'	-7.11	1.45	1.53
11	B2	735	A	C5'-C4'	7.11	1.59	1.51
38	A1	315	U	C2-N3	7.11	1.42	1.37
38	A1	1106	C	C4-N4	7.11	1.40	1.33
38	A1	2743	U	C3'-C2'	-7.11	1.45	1.52
38	A1	1332	A	C3'-O3'	7.11	1.52	1.42
11	B2	1000	G	C8-N7	-7.11	1.26	1.30
38	A1	866	G	C2'-C1'	-7.11	1.45	1.53
38	A1	1514	C	C5-C6	7.11	1.40	1.34
38	A1	1831	C	C2-N3	7.11	1.41	1.35
38	A1	2759	A	C2'-C1'	-7.11	1.45	1.53
11	B2	1007	A	P-O5'	7.11	1.66	1.59
11	B2	1099	A	C5'-C4'	7.11	1.59	1.51
38	A1	282	G	C6-O6	7.11	1.30	1.24
10	B1	72	C	C2-N3	7.11	1.41	1.35
11	B2	456	U	C4'-O4'	7.11	1.54	1.45
11	B2	839	G	O4'-C1'	7.11	1.50	1.41
18	BF	40	ARG	NE-CZ	7.11	1.42	1.33
38	A1	1527	G	C2'-C1'	-7.11	1.45	1.53
38	A1	1822	G	N1-C2	7.11	1.43	1.37
38	A1	2339	C	P-O5'	-7.11	1.52	1.59
11	B2	1237	G	C2-N3	7.11	1.38	1.32
11	B2	1418	G	N7-C5	-7.11	1.34	1.39

Continued on next page...

Continued from previous page...

Mol	Chain	Res	Type	Atoms	Z	Observed(Å)	Ideal(Å)
38	A1	1202	G	N7-C5	-7.11	1.34	1.39
38	A1	2761	G	C6-N1	7.11	1.44	1.39
39	A3	22	C	N1-C2	7.11	1.47	1.40
11	B2	19	G	C6-N1	7.10	1.44	1.39
38	A1	46	C	C2-N3	7.10	1.41	1.35
38	A1	800	G	C5-C6	-7.10	1.35	1.42
10	B1	60	A	C6-N1	7.10	1.40	1.35
11	B2	414	G	C5-C6	-7.10	1.35	1.42
11	B2	1136	A	C2'-C1'	-7.10	1.45	1.53
11	B2	1339	G	C6-N1	7.10	1.44	1.39
38	A1	468	A	C2'-C1'	-7.10	1.45	1.53
38	A1	1664	G	N9-C8	-7.10	1.32	1.37
38	A1	991	U	C4-C5	7.10	1.50	1.43
11	B2	618	G	C2-N3	7.10	1.38	1.32
11	B2	750	C	N1-C6	7.10	1.41	1.37
11	B2	1056	G	C2'-C1'	-7.10	1.45	1.53
11	B2	1232	G	C5-C6	7.10	1.49	1.42
38	A1	412	G	N3-C4	-7.10	1.30	1.35
38	A1	1074	G	C8-N7	7.10	1.35	1.30
38	A1	1391	C	P-O5'	-7.10	1.52	1.59
38	A1	2019	C	C2'-C1'	-7.10	1.45	1.53
38	A1	2647	G	C8-N7	-7.10	1.26	1.30
11	B2	57	G	O3'-P	-7.10	1.52	1.61
11	B2	424	U	C2-N3	7.10	1.42	1.37
11	B2	534	G	C6-N1	7.10	1.44	1.39
38	A1	649	A	N3-C4	-7.10	1.30	1.34
38	A1	1095	A	O3'-P	-7.10	1.52	1.61
38	A1	2424	A	C6-N1	7.10	1.40	1.35
11	B2	285	C	N1-C6	7.09	1.41	1.37
11	B2	545	C	O4'-C1'	7.09	1.50	1.41
38	A1	340	G	O3'-P	-7.09	1.52	1.61
38	A1	454	C	C5-C6	-7.09	1.28	1.34
38	A1	1437	C	P-O5'	-7.09	1.52	1.59
38	A1	1530	A	C6-N6	7.09	1.39	1.33
38	A1	2892	A	N3-C4	7.09	1.39	1.34
38	A1	2995	A	C5-C4	7.09	1.43	1.38
39	A3	78	C	C4'-C3'	7.09	1.60	1.53
11	B2	368	C	C4'-O4'	7.09	1.54	1.45
16	BD	53	ARG	CD-NE	7.09	1.58	1.46
11	B2	641	A	C6-N6	7.09	1.39	1.33
11	B2	1053	A	N9-C8	-7.09	1.32	1.37
11	B2	1335	A	N9-C4	-7.09	1.33	1.37

Continued on next page...

Continued from previous page...

Mol	Chain	Res	Type	Atoms	Z	Observed(Å)	Ideal(Å)
38	A1	51	G	C4'-C3'	-7.09	1.45	1.53
38	A1	1180	G	C4'-C3'	7.09	1.60	1.53
38	A1	1293	G	C6-N1	7.09	1.44	1.39
38	A1	2340	A	N7-C5	-7.09	1.34	1.39
38	A1	2873	G	N3-C4	-7.09	1.30	1.35
38	A1	2985	U	N1-C2	7.09	1.45	1.38
11	B2	494	G	N9-C4	7.09	1.43	1.38
38	A1	658	C	C2'-C1'	-7.09	1.45	1.53
38	A1	738	C	C5-C6	-7.09	1.28	1.34
38	A1	1071	A	N1-C2	7.09	1.40	1.34
38	A1	1941	A	N1-C2	7.09	1.40	1.34
10	B1	77	A	N7-C5	-7.09	1.34	1.39
11	B2	131	G	C2-N3	7.09	1.38	1.32
13	BA	181	ARG	NE-CZ	7.09	1.42	1.33
38	A1	1170	G	N9-C8	7.09	1.42	1.37
38	A1	1475	G	C2-N3	7.09	1.38	1.32
38	A1	1780	C	O4'-C1'	7.09	1.50	1.41
38	A1	1992	A	O3'-P	-7.09	1.52	1.61
38	A1	2447	A	N9-C4	-7.09	1.33	1.37
38	A1	414	G	N7-C5	-7.09	1.34	1.39
38	A1	631	G	N9-C8	7.09	1.42	1.37
38	A1	827	G	O3'-P	-7.09	1.52	1.61
38	A1	966	G	C6-N1	7.09	1.44	1.39
38	A1	1496	A	N7-C5	-7.09	1.34	1.39
38	A1	2609	G	N7-C5	7.09	1.43	1.39
11	B2	274	G	C8-N7	7.08	1.35	1.30
38	A1	234	G	N3-C4	-7.08	1.30	1.35
38	A1	980	G	C6-N1	7.08	1.44	1.39
38	A1	1767	C	N3-C4	7.08	1.39	1.33
11	B2	559	G	C6-N1	7.08	1.44	1.39
11	B2	1036	G	C5'-C4'	7.08	1.59	1.51
38	A1	95	G	C6-O6	-7.08	1.17	1.24
38	A1	2020	G	N9-C8	7.08	1.42	1.37
38	A1	2590	C	C1'-N1	7.08	1.59	1.48
38	A1	2599	C	C2-N3	7.08	1.41	1.35
11	B2	219	C	C5'-C4'	7.08	1.59	1.51
11	B2	223	G	C3'-O3'	7.08	1.52	1.42
11	B2	339	U	N3-C4	7.08	1.44	1.38
11	B2	505	U	C4-C5	7.08	1.50	1.43
38	A1	733	A	C6-N1	7.08	1.40	1.35
38	A1	1927	C	P-O5'	-7.08	1.52	1.59
11	B2	355	C	C5-C6	-7.08	1.28	1.34

Continued on next page...

Continued from previous page...

Mol	Chain	Res	Type	Atoms	Z	Observed(Å)	Ideal(Å)
38	A1	2864	G	C2-N3	7.08	1.38	1.32
11	B2	791	G	C2'-C1'	-7.08	1.45	1.53
38	A1	258	C	C4-N4	7.08	1.40	1.33
38	A1	314	A	C6-N6	7.08	1.39	1.33
38	A1	723	A	N3-C4	-7.08	1.30	1.34
38	A1	2581	G	O3'-P	-7.08	1.52	1.61
38	A1	2586	A	C6-N6	7.08	1.39	1.33
39	A3	55	G	N9-C8	7.08	1.42	1.37
11	B2	665	G	N7-C5	-7.08	1.35	1.39
11	B2	708	C	C2-O2	-7.08	1.18	1.24
38	A1	917	A	N3-C4	-7.08	1.30	1.34
38	A1	2181	G	N7-C5	-7.08	1.35	1.39
39	A3	120	C	C4-N4	7.08	1.40	1.33
11	B2	48	G	N9-C4	-7.08	1.32	1.38
11	B2	444	G	N9-C8	-7.08	1.32	1.37
38	A1	2998	G	N3-C4	-7.08	1.30	1.35
38	A1	3024	C	C2-N3	-7.08	1.30	1.35
11	B2	884	G	P-O5'	7.07	1.66	1.59
11	B2	996	A	N9-C4	-7.07	1.33	1.37
38	A1	188	A	C4'-C3'	7.07	1.60	1.53
38	A1	880	U	C2-N3	-7.07	1.32	1.37
38	A1	1489	G	C3'-C2'	-7.07	1.45	1.52
38	A1	1578	C	N1-C2	7.07	1.47	1.40
38	A1	2315	G	C6-N1	7.07	1.44	1.39
38	A1	2386	U	C4-C5	7.07	1.50	1.43
38	A1	2498	G	N9-C8	7.07	1.42	1.37
38	A1	565	A	C8-N7	-7.07	1.26	1.31
38	A1	615	A	C8-N7	-7.07	1.26	1.31
38	A1	1392	G	C6-N1	7.07	1.44	1.39
38	A1	2200	A	C6-N6	7.07	1.39	1.33
11	B2	153	G	C6-N1	7.07	1.44	1.39
11	B2	207	G	N1-C2	7.07	1.43	1.37
11	B2	729	G	N9-C8	7.07	1.42	1.37
11	B2	933	G	C5-C6	7.07	1.49	1.42
38	A1	218	A	C6-N1	7.07	1.40	1.35
38	A1	2477	G	C2-N3	7.07	1.38	1.32
38	A1	2679	A	C6-N6	7.07	1.39	1.33
39	A3	122	C	C5-C6	7.07	1.40	1.34
11	B2	33	U	O4'-C1'	-7.07	1.32	1.41
11	B2	1152	C	N1-C6	7.07	1.41	1.37
38	A1	1465	A	N9-C8	-7.07	1.32	1.37
11	B2	583	G	C2'-C1'	-7.07	1.45	1.53

Continued on next page...

Continued from previous page...

Mol	Chain	Res	Type	Atoms	Z	Observed(Å)	Ideal(Å)
11	B2	610	G	N9-C8	7.07	1.42	1.37
11	B2	1099	A	N9-C8	7.07	1.43	1.37
26	BN	20	ARG	CZ-NH2	7.07	1.42	1.33
38	A1	382	G	C4'-C3'	7.07	1.60	1.53
38	A1	1866	G	N1-C2	7.07	1.43	1.37
38	A1	2165	A	C4'-C3'	-7.07	1.45	1.53
38	A1	322	C	C2'-C1'	-7.07	1.45	1.53
38	A1	998	G	N3-C4	7.07	1.40	1.35
38	A1	1449	C	C2-N3	7.07	1.41	1.35
11	B2	418	G	C2-N2	7.06	1.41	1.34
38	A1	802	G	C4'-C3'	-7.06	1.45	1.53
38	A1	2162	G	N1-C2	7.06	1.43	1.37
38	A1	2321	A	C5'-C4'	7.06	1.59	1.51
43	AB	185	ARG	CZ-NH1	7.06	1.42	1.33
10	B1	28	C	C4-N4	7.06	1.40	1.33
38	A1	763	A	P-O5'	-7.06	1.52	1.59
38	A1	1080	G	C5-C6	7.06	1.49	1.42
38	A1	1485	A	N9-C8	7.06	1.43	1.37
38	A1	1704	C	N1-C6	7.06	1.41	1.37
38	A1	1938	G	C6-N1	7.06	1.44	1.39
38	A1	2200	A	N7-C5	-7.06	1.35	1.39
10	B1	43	G	N1-C2	7.06	1.43	1.37
38	A1	1255	C	C4-N4	7.06	1.40	1.33
38	A1	1419	G	C6-N1	7.06	1.44	1.39
38	A1	1422	G	C3'-O3'	7.06	1.52	1.42
38	A1	1856	G	N1-C2	7.06	1.43	1.37
38	A1	2488	C	N1-C6	7.06	1.41	1.37
11	B2	347	G	C4'-C3'	7.06	1.60	1.53
38	A1	69	C	P-O5'	-7.06	1.52	1.59
38	A1	678	G	C2-N3	7.06	1.38	1.32
38	A1	892	U	N3-C4	7.06	1.44	1.38
38	A1	1415	C	N3-C4	7.06	1.38	1.33
38	A1	2140	C	C4-C5	-7.06	1.37	1.43
38	A1	2993	G	C4'-C3'	7.06	1.60	1.53
11	B2	636	G	N9-C4	-7.06	1.32	1.38
11	B2	983	G	N9-C8	7.06	1.42	1.37
38	A1	222	A	C6-N6	7.06	1.39	1.33
38	A1	1865	U	C5-C6	-7.06	1.27	1.34
38	A1	2275	G	C6-N1	7.06	1.44	1.39
38	A1	2312	U	N1-C6	7.06	1.44	1.38
38	A1	3034	C	C4-N4	7.06	1.40	1.33
11	B2	347	G	C6-N1	7.06	1.44	1.39

Continued on next page...

Continued from previous page...

Mol	Chain	Res	Type	Atoms	Z	Observed(Å)	Ideal(Å)
11	B2	760	C	C4-N4	7.06	1.40	1.33
11	B2	813	G	C5-C4	7.06	1.43	1.38
38	A1	1093	G	N9-C8	-7.06	1.32	1.37
38	A1	2026	C	C3'-C2'	-7.06	1.45	1.52
10	B1	37	A	N9-C4	7.05	1.42	1.37
11	B2	218	C	C2-N3	7.05	1.41	1.35
11	B2	255	G	N1-C2	7.05	1.43	1.37
11	B2	300	G	N9-C8	7.05	1.42	1.37
11	B2	352	A	P-O5'	-7.05	1.52	1.59
11	B2	662	C	C4-N4	-7.05	1.27	1.33
11	B2	918	A	C8-N7	-7.05	1.26	1.31
11	B2	1195	U	N3-C4	7.05	1.44	1.38
38	A1	570	G	N1-C2	7.05	1.43	1.37
38	A1	689	U	C5'-C4'	7.05	1.59	1.51
38	A1	2228	G	C2-N3	7.05	1.38	1.32
38	A1	2581	G	C5'-C4'	7.05	1.59	1.51
39	A3	68	C	N3-C4	7.05	1.38	1.33
11	B2	1115	G	N9-C8	7.05	1.42	1.37
38	A1	1026	A	C2'-C1'	7.05	1.61	1.53
38	A1	2680	A	N3-C4	-7.05	1.30	1.34
11	B2	300	G	C2-N2	7.05	1.41	1.34
11	B2	1059	C	N3-C4	7.05	1.38	1.33
11	B2	1294	G	N7-C5	-7.05	1.35	1.39
38	A1	366	G	C2'-C1'	-7.05	1.45	1.53
38	A1	385	U	C2-O2	7.05	1.28	1.22
38	A1	661	G	C3'-C2'	7.05	1.60	1.52
38	A1	1228	G	C6-N1	7.05	1.44	1.39
38	A1	875	G	C2'-C1'	-7.05	1.45	1.53
38	A1	1435	G	C2'-C1'	-7.05	1.45	1.53
38	A1	1581	A	P-O5'	-7.05	1.52	1.59
38	A1	2574	G	P-O5'	-7.05	1.52	1.59
11	B2	577	C	C4-N4	7.05	1.40	1.33
11	B2	353	G	C2'-C1'	-7.05	1.45	1.53
11	B2	881	G	O3'-P	-7.05	1.52	1.61
38	A1	557	G	C2'-C1'	-7.05	1.45	1.53
38	A1	1699	U	C4-C5	-7.05	1.37	1.43
38	A1	2099	G	C6-N1	7.05	1.44	1.39
38	A1	2373	G	C8-N7	-7.05	1.26	1.30
38	A1	2476	A	C8-N7	-7.05	1.26	1.31
11	B2	531	G	N9-C4	-7.04	1.32	1.38
11	B2	1018	C	C4'-C3'	-7.04	1.45	1.53
16	BD	138	ARG	CZ-NH1	7.04	1.42	1.33

Continued on next page...

Continued from previous page...

Mol	Chain	Res	Type	Atoms	Z	Observed(Å)	Ideal(Å)
10	B1	57	C	N3-C4	7.04	1.38	1.33
11	B2	208	U	N3-C4	7.04	1.44	1.38
11	B2	742	U	C2-N3	7.04	1.42	1.37
11	B2	1254	C	C2-N3	-7.04	1.30	1.35
11	B2	1345	G	C5-C4	-7.04	1.33	1.38
38	A1	2102	A	C3'-O3'	7.04	1.52	1.42
11	B2	67	C	C2-N3	7.04	1.41	1.35
11	B2	544	C	C2-N3	7.04	1.41	1.35
38	A1	210	A	O3'-P	-7.04	1.52	1.61
38	A1	1492	C	C2'-C1'	-7.04	1.45	1.53
11	B2	1413	G	C2-N3	7.04	1.38	1.32
38	A1	209	G	C5-C4	7.04	1.43	1.38
38	A1	2417	G	N1-C2	-7.04	1.32	1.37
11	B2	1243	C	C4'-O4'	7.04	1.54	1.45
38	A1	103	A	N3-C4	7.04	1.39	1.34
38	A1	946	U	N1-C6	7.04	1.44	1.38
38	A1	1665	G	C6-N1	7.04	1.44	1.39
38	A1	2890	A	N9-C8	-7.04	1.32	1.37
39	A3	42	A	N7-C5	-7.04	1.35	1.39
38	A1	137	A	C1'-N9	7.04	1.59	1.48
38	A1	1371	U	N1-C6	7.04	1.44	1.38
11	B2	237	C	C4'-C3'	7.03	1.60	1.53
30	BR	62	ARG	NE-CZ	7.03	1.42	1.33
38	A1	254	A	C4'-C3'	7.03	1.60	1.53
38	A1	278	C	C2-N3	7.03	1.41	1.35
38	A1	292	U	C4'-C3'	7.03	1.60	1.53
38	A1	479	G	C2-N3	7.03	1.38	1.32
38	A1	1333	G	C8-N7	7.03	1.35	1.30
38	A1	1812	A	C5'-C4'	7.03	1.59	1.51
38	A1	1175	C	N1-C6	7.03	1.41	1.37
38	A1	2983	G	N9-C8	-7.03	1.32	1.37
38	A1	1343	C	C2-N3	7.03	1.41	1.35
38	A1	673	A	C6-N6	7.03	1.39	1.33
38	A1	1745	U	C5'-C4'	7.03	1.59	1.51
38	A1	1811	G	C2-N3	7.03	1.38	1.32
38	A1	2869	U	C5'-C4'	7.03	1.59	1.51
11	B2	1354	A	O3'-P	7.03	1.69	1.61
38	A1	314	A	N7-C5	-7.03	1.35	1.39
38	A1	524	C	N3-C4	7.03	1.38	1.33
38	A1	1031	C	P-O5'	7.03	1.66	1.59
38	A1	2247	G	C2-N3	7.03	1.38	1.32
38	A1	2879	G	N1-C2	7.03	1.43	1.37

Continued on next page...

Continued from previous page...

Mol	Chain	Res	Type	Atoms	Z	Observed(Å)	Ideal(Å)
11	B2	131	G	N3-C4	7.02	1.40	1.35
11	B2	629	U	O3'-P	-7.02	1.52	1.61
38	A1	2599	C	C5-C6	7.02	1.40	1.34
11	B2	489	C	N3-C4	7.02	1.38	1.33
38	A1	1150	G	N7-C5	-7.02	1.35	1.39
38	A1	1900	U	C2'-C1'	-7.02	1.45	1.53
38	A1	2122	G	C2-N3	7.02	1.38	1.32
38	A1	2297	C	C1'-N1	7.02	1.59	1.48
38	A1	2359	G	N7-C5	-7.02	1.35	1.39
38	A1	2518	G	C6-N1	7.02	1.44	1.39
38	A1	2787	G	C5-C4	7.02	1.43	1.38
39	A3	24	C	C2-N3	-7.02	1.30	1.35
11	B2	1416	C	C2'-C1'	-7.02	1.45	1.53
38	A1	974	U	C1'-N1	7.02	1.59	1.48
38	A1	2390	G	N1-C2	7.02	1.43	1.37
11	B2	1338	C	N1-C6	7.02	1.41	1.37
38	A1	123	A	C5'-C4'	7.02	1.59	1.51
38	A1	382	G	C8-N7	7.02	1.35	1.30
38	A1	1001	C	C5'-C4'	7.02	1.59	1.51
38	A1	1327	C	N1-C6	7.02	1.41	1.37
38	A1	2204	C	C5-C6	-7.02	1.28	1.34
38	A1	2422	G	C6-N1	7.02	1.44	1.39
38	A1	2466	C	C2'-C1'	7.02	1.61	1.53
38	A1	2949	G	N9-C4	7.02	1.43	1.38
11	B2	1383	A	N7-C5	-7.02	1.35	1.39
23	BK	84	ARG	NE-CZ	7.02	1.42	1.33
38	A1	678	G	N7-C5	-7.02	1.35	1.39
38	A1	2588	C	N1-C6	7.02	1.41	1.37
11	B2	894	A	O4'-C1'	7.02	1.50	1.41
38	A1	609	G	C3'-O3'	7.02	1.51	1.42
11	B2	212	G	N3-C4	-7.01	1.30	1.35
11	B2	253	G	C2-N3	7.01	1.38	1.32
11	B2	1181	G	C2-N3	7.01	1.38	1.32
38	A1	2084	A	C6-N1	7.01	1.40	1.35
38	A1	470	A	C6-N1	7.01	1.40	1.35
38	A1	1006	A	C3'-C2'	-7.01	1.45	1.52
38	A1	2409	C	C4-N4	7.01	1.40	1.33
11	B2	1448	A	C6-N1	7.01	1.40	1.35
38	A1	714	C	P-O5'	7.01	1.66	1.59
38	A1	1657	G	C8-N7	-7.01	1.26	1.30
38	A1	1825	G	C5-C4	-7.01	1.33	1.38
38	A1	2138	A	C6-N6	7.01	1.39	1.33

Continued on next page...

Continued from previous page...

Mol	Chain	Res	Type	Atoms	Z	Observed(Å)	Ideal(Å)
11	B2	577	C	C5'-C4'	7.01	1.59	1.51
11	B2	681	G	C5-C6	-7.01	1.35	1.42
38	A1	38	U	C2-N3	7.01	1.42	1.37
38	A1	1028	G	N3-C4	-7.01	1.30	1.35
38	A1	1143	A	C6-N1	7.01	1.40	1.35
38	A1	1647	C	P-O5'	-7.01	1.52	1.59
38	A1	3009	C	N1-C6	-7.01	1.32	1.37
11	B2	393	A	C5-C4	7.01	1.43	1.38
38	A1	557	G	N9-C4	-7.01	1.32	1.38
38	A1	996	U	N3-C4	7.01	1.44	1.38
38	A1	1090	G	C2-N2	7.01	1.41	1.34
11	B2	791	G	C4'-O4'	-7.01	1.36	1.45
38	A1	2084	A	N9-C8	7.01	1.43	1.37
38	A1	2463	G	C5-C4	7.01	1.43	1.38
38	A1	2873	G	C2'-C1'	-7.00	1.45	1.53
57	Aj	46	GLY	CA-C	-7.00	1.40	1.51
11	B2	59	C	N1-C2	-7.00	1.33	1.40
11	B2	1052	U	N3-C4	7.00	1.44	1.38
30	BR	112	ARG	CZ-NH2	7.00	1.42	1.33
38	A1	638	A	N7-C5	-7.00	1.35	1.39
38	A1	1100	G	N7-C5	-7.00	1.35	1.39
38	A1	1358	C	N1-C6	7.00	1.41	1.37
38	A1	1659	G	N3-C4	-7.00	1.30	1.35
38	A1	1959	C	N1-C6	7.00	1.41	1.37
38	A1	2104	G	C8-N7	-7.00	1.26	1.30
38	A1	2725	U	C4-O4	-7.00	1.18	1.23
38	A1	2797	C	N1-C6	7.00	1.41	1.37
11	B2	1381	G	C6-N1	7.00	1.44	1.39
38	A1	880	U	N3-C4	7.00	1.44	1.38
38	A1	1239	C	C5'-C4'	7.00	1.59	1.51
38	A1	2675	C	C4-N4	7.00	1.40	1.33
38	A1	1393	C	C4-N4	7.00	1.40	1.33
38	A1	2196	C	C5'-C4'	7.00	1.59	1.51
38	A1	2354	A	C5-C4	-7.00	1.33	1.38
11	B2	271	G	C2'-C1'	-7.00	1.45	1.53
11	B2	359	A	N3-C4	-7.00	1.30	1.34
11	B2	364	U	C4-O4	-7.00	1.18	1.23
11	B2	1381	G	C8-N7	7.00	1.35	1.30
38	A1	303	A	N9-C4	7.00	1.42	1.37
38	A1	890	G	C6-N1	7.00	1.44	1.39
38	A1	1175	C	N3-C4	7.00	1.38	1.33
38	A1	1218	C	C4-N4	7.00	1.40	1.33

Continued on next page...

Continued from previous page...

Mol	Chain	Res	Type	Atoms	Z	Observed(Å)	Ideal(Å)
38	A1	1464	A	N7-C5	-7.00	1.35	1.39
38	A1	1631	A	C4'-C3'	7.00	1.60	1.53
38	A1	1723	A	P-O5'	7.00	1.66	1.59
11	B2	1310	C	N3-C4	7.00	1.38	1.33
38	A1	193	A	C5-C4	7.00	1.43	1.38
38	A1	571	G	C5-C4	-7.00	1.33	1.38
66	AY	133	SER	CA-CB	7.00	1.63	1.52
11	B2	965	G	C2-N3	7.00	1.38	1.32
11	B2	1477	U	N3-C4	7.00	1.44	1.38
11	B2	1335	A	N9-C8	-6.99	1.32	1.37
23	BK	27	ARG	CZ-NH1	6.99	1.42	1.33
38	A1	623	G	C2'-C1'	-6.99	1.45	1.53
38	A1	748	G	O4'-C1'	6.99	1.50	1.41
38	A1	813	G	C6-N1	6.99	1.44	1.39
38	A1	1341	U	N3-C4	6.99	1.44	1.38
38	A1	2352	G	O4'-C1'	6.99	1.50	1.41
11	B2	63	G	C8-N7	-6.99	1.26	1.30
38	A1	2220	C	N3-C4	6.99	1.38	1.33
38	A1	725	G	C2-N2	6.99	1.41	1.34
38	A1	2257	A	N3-C4	-6.99	1.30	1.34
38	A1	2335	G	N7-C5	-6.99	1.35	1.39
38	A1	2440	C	P-O5'	-6.99	1.52	1.59
38	A1	2452	C	C4-N4	6.99	1.40	1.33
38	A1	1173	G	C5-C4	-6.99	1.33	1.38
38	A1	1830	U	C4-C5	6.99	1.49	1.43
11	B2	431	U	C1'-N1	6.99	1.59	1.48
38	A1	1735	G	C5'-C4'	6.99	1.59	1.51
38	A1	2556	C	O3'-P	-6.99	1.52	1.61
11	B2	77	G	N7-C5	-6.99	1.35	1.39
38	A1	841	U	C4-C5	6.99	1.49	1.43
38	A1	1387	G	C5'-C4'	6.99	1.59	1.51
38	A1	1617	G	O4'-C1'	-6.99	1.32	1.41
38	A1	2105	A	C5'-C4'	6.99	1.59	1.51
38	A1	2753	G	C4'-C3'	6.99	1.60	1.53
11	B2	963	A	N9-C4	6.98	1.42	1.37
11	B2	1410	G	N9-C4	6.98	1.43	1.38
38	A1	1452	G	C5-C6	-6.98	1.35	1.42
39	A3	2	G	C5-C4	-6.98	1.33	1.38
11	B2	1220	G	C6-N1	6.98	1.44	1.39
38	A1	1445	G	C2-N2	6.98	1.41	1.34
38	A1	1637	C	O3'-P	6.98	1.69	1.61
38	A1	2602	G	N9-C4	6.98	1.43	1.38

Continued on next page...

Continued from previous page...

Mol	Chain	Res	Type	Atoms	Z	Observed(Å)	Ideal(Å)
38	A1	2779	G	N9-C8	6.98	1.42	1.37
10	B1	60	A	P-O5'	-6.98	1.52	1.59
11	B2	1383	A	C6-N6	6.98	1.39	1.33
38	A1	1058	A	N3-C4	-6.98	1.30	1.34
38	A1	236	G	C2-N3	6.98	1.38	1.32
11	B2	230	C	C5'-C4'	6.98	1.59	1.51
11	B2	744	A	N9-C4	6.98	1.42	1.37
11	B2	778	G	C6-O6	-6.98	1.17	1.24
11	B2	917	A	N7-C5	-6.98	1.35	1.39
27	BO	145	ARG	CA-CB	6.98	1.69	1.53
38	A1	349	A	N9-C4	6.98	1.42	1.37
11	B2	481	C	N1-C6	6.98	1.41	1.37
38	A1	1043	U	N1-C6	6.98	1.44	1.38
38	A1	1254	C	C2'-C1'	6.98	1.61	1.53
38	A1	1370	G	C8-N7	-6.98	1.26	1.30
38	A1	1993	A	O3'-P	-6.98	1.52	1.61
38	A1	2250	G	N7-C5	-6.98	1.35	1.39
11	B2	153	G	O3'-P	-6.97	1.52	1.61
11	B2	259	A	N9-C4	6.97	1.42	1.37
11	B2	979	U	C3'-C2'	-6.97	1.45	1.52
11	B2	1313	G	P-O5'	-6.97	1.52	1.59
38	A1	2019	C	N3-C4	6.97	1.38	1.33
11	B2	168	G	C5-C4	6.97	1.43	1.38
11	B2	470	G	C4'-C3'	6.97	1.60	1.53
11	B2	618	G	P-O5'	-6.97	1.52	1.59
16	BD	25	ARG	NE-CZ	6.97	1.42	1.33
38	A1	2011	U	N1-C2	-6.97	1.32	1.38
38	A1	2613	C	C2'-C1'	-6.97	1.45	1.53
38	A1	2986	G	C8-N7	-6.97	1.26	1.30
39	A3	5	G	C5-C6	6.97	1.49	1.42
39	A3	30	G	N3-C4	-6.97	1.30	1.35
38	A1	542	A	P-O5'	-6.97	1.52	1.59
38	A1	1405	G	C8-N7	6.97	1.35	1.30
11	B2	790	G	N9-C8	6.97	1.42	1.37
11	B2	825	C	C4'-O4'	6.97	1.54	1.45
38	A1	1117	C	N3-C4	6.97	1.38	1.33
38	A1	1199	U	N1-C2	6.97	1.44	1.38
38	A1	1706	G	N1-C2	6.97	1.43	1.37
38	A1	2165	A	C2'-C1'	-6.97	1.45	1.53
38	A1	2330	A	N9-C8	-6.97	1.32	1.37
38	A1	2446	C	C5-C6	-6.97	1.28	1.34
11	B2	199	A	C1'-N9	6.97	1.59	1.48

Continued on next page...

Continued from previous page...

Mol	Chain	Res	Type	Atoms	Z	Observed(Å)	Ideal(Å)
11	B2	469	U	N1-C2	6.97	1.44	1.38
11	B2	582	G	C2-N3	6.97	1.38	1.32
11	B2	737	C	O3'-P	-6.97	1.52	1.61
11	B2	783	G	C2'-C1'	-6.97	1.45	1.53
38	A1	112	U	C2-N3	6.97	1.42	1.37
38	A1	585	G	C8-N7	-6.97	1.26	1.30
38	A1	2411	C	C3'-C2'	-6.97	1.45	1.52
38	A1	2617	G	C6-N1	6.97	1.44	1.39
11	B2	117	C	C4-N4	6.96	1.40	1.33
38	A1	792	A	N9-C4	-6.96	1.33	1.37
38	A1	1659	G	C2'-C1'	-6.96	1.45	1.53
39	A3	19	G	C5-C6	-6.96	1.35	1.42
38	A1	2380	A	N9-C4	-6.96	1.33	1.37
38	A1	399	C	N1-C6	6.96	1.41	1.37
38	A1	2272	G	P-O5'	-6.96	1.52	1.59
38	A1	2450	A	C6-N6	6.96	1.39	1.33
38	A1	2999	G	C5-C6	-6.96	1.35	1.42
58	Ak	172	GLU	CD-OE2	6.96	1.33	1.25
11	B2	46	A	C8-N7	6.96	1.36	1.31
38	A1	1804	G	C2'-C1'	-6.96	1.45	1.53
38	A1	2287	C	C2'-C1'	-6.96	1.45	1.53
38	A1	2366	G	N3-C4	6.96	1.40	1.35
11	B2	491	G	C5-C4	6.96	1.43	1.38
11	B2	924	U	C4-O4	6.96	1.29	1.23
38	A1	393	C	C4-N4	6.96	1.40	1.33
38	A1	2685	G	N7-C5	-6.96	1.35	1.39
11	B2	400	G	C8-N7	6.96	1.35	1.30
11	B2	1262	U	C5'-C4'	6.96	1.59	1.51
38	A1	122	G	C5-C4	6.96	1.43	1.38
38	A1	785	C	O3'-P	-6.96	1.52	1.61
38	A1	1119	A	O3'-P	-6.96	1.52	1.61
38	A1	1234	A	C8-N7	-6.96	1.26	1.31
38	A1	1558	U	C3'-C2'	-6.96	1.45	1.52
38	A1	2021	G	C2'-C1'	-6.96	1.45	1.53
38	A1	2289	A	O3'-P	-6.96	1.52	1.61
38	A1	2323	C	P-O5'	-6.96	1.52	1.59
38	A1	2331	A	C6-N6	6.96	1.39	1.33
38	A1	2545	A	N9-C4	6.96	1.42	1.37
8	AW	7	ARG	CD-NE	6.96	1.58	1.46
11	B2	575	A	C6-N6	6.96	1.39	1.33
11	B2	1260	G	C5'-C4'	6.96	1.59	1.51
11	B2	1403	U	C5'-C4'	6.96	1.59	1.51

Continued on next page...

Continued from previous page...

Mol	Chain	Res	Type	Atoms	Z	Observed(Å)	Ideal(Å)
11	B2	451	A	C4'-C3'	6.95	1.60	1.53
11	B2	1026	A	C6-N6	6.95	1.39	1.33
38	A1	283	U	P-O5'	-6.95	1.52	1.59
38	A1	1911	G	N9-C8	6.95	1.42	1.37
38	A1	2096	G	C2-N3	6.95	1.38	1.32
38	A1	2131	C	C4-N4	6.95	1.40	1.33
38	A1	2356	U	C3'-O3'	6.95	1.51	1.42
11	B2	141	C	O4'-C1'	6.95	1.50	1.41
11	B2	521	G	C8-N7	-6.95	1.26	1.30
11	B2	690	C	N1-C2	6.95	1.47	1.40
38	A1	466	C	C2'-C1'	-6.95	1.45	1.53
38	A1	1071	A	N7-C5	-6.95	1.35	1.39
38	A1	2084	A	C2-N3	-6.95	1.27	1.33
11	B2	1144	G	C4'-O4'	-6.95	1.36	1.45
11	B2	1180	G	P-O5'	6.95	1.66	1.59
11	B2	1463	A	C2'-C1'	-6.95	1.45	1.53
38	A1	256	G	C2-N3	6.95	1.38	1.32
38	A1	351	C	C5'-C4'	6.95	1.59	1.51
38	A1	1609	G	C6-N1	6.95	1.44	1.39
38	A1	1911	G	N7-C5	-6.95	1.35	1.39
38	A1	2639	G	N9-C8	-6.95	1.32	1.37
11	B2	434	A	C3'-C2'	-6.95	1.45	1.52
11	B2	1439	G	C2'-C1'	-6.95	1.45	1.53
38	A1	541	A	N9-C4	6.95	1.42	1.37
38	A1	990	G	C2-N3	6.95	1.38	1.32
38	A1	1045	A	C8-N7	-6.95	1.26	1.31
38	A1	1227	A	N1-C2	6.95	1.40	1.34
38	A1	2377	C	C5'-C4'	6.95	1.59	1.51
38	A1	223	U	C3'-C2'	-6.94	1.45	1.52
38	A1	676	G	C5-C6	-6.94	1.35	1.42
38	A1	576	G	N3-C4	-6.94	1.30	1.35
38	A1	777	A	C6-N1	6.94	1.40	1.35
38	A1	942	U	C2'-C1'	-6.94	1.45	1.53
38	A1	2723	G	C6-N1	6.94	1.44	1.39
38	A1	3030	A	C6-N6	6.94	1.39	1.33
60	AM	183	ARG	NE-CZ	6.94	1.42	1.33
11	B2	264	C	P-O5'	-6.94	1.52	1.59
11	B2	1246	U	N3-C4	6.94	1.44	1.38
38	A1	379	U	C5'-C4'	6.94	1.59	1.51
38	A1	973	C	C5'-C4'	6.94	1.59	1.51
38	A1	1067	G	C8-N7	6.94	1.35	1.30
38	A1	1858	G	O3'-P	-6.94	1.52	1.61

Continued on next page...

Continued from previous page...

Mol	Chain	Res	Type	Atoms	Z	Observed(Å)	Ideal(Å)
38	A1	2032	G	C4'-C3'	6.94	1.60	1.53
38	A1	2170	C	C4-C5	-6.94	1.37	1.43
65	AV	28	ARG	CZ-NH1	6.94	1.42	1.33
11	B2	431	U	N1-C6	6.94	1.44	1.38
38	A1	1562	U	C1'-N1	6.94	1.59	1.48
38	A1	2676	A	C2'-C1'	-6.94	1.45	1.53
11	B2	559	G	C3'-C2'	-6.94	1.45	1.52
11	B2	886	G	C2-N3	6.94	1.38	1.32
38	A1	810	A	N3-C4	-6.94	1.30	1.34
38	A1	1609	G	C2-N2	6.94	1.41	1.34
38	A1	1653	U	N1-C6	-6.94	1.31	1.38
11	B2	1293	A	P-O5'	-6.94	1.52	1.59
38	A1	793	C	C2'-C1'	-6.94	1.45	1.53
38	A1	2294	A	N7-C5	-6.94	1.35	1.39
38	A1	2451	G	C5'-C4'	6.94	1.59	1.51
38	A1	2879	G	C2'-C1'	-6.94	1.45	1.53
11	B2	106	A	C2-N3	-6.93	1.27	1.33
38	A1	304	G	N7-C5	-6.93	1.35	1.39
38	A1	361	G	C4'-C3'	6.93	1.60	1.53
38	A1	858	G	C2-N3	6.93	1.38	1.32
38	A1	1171	G	C5-C4	6.93	1.43	1.38
38	A1	1659	G	N9-C8	6.93	1.42	1.37
38	A1	1940	U	C4-C5	6.93	1.49	1.43
38	A1	1974	G	N3-C4	6.93	1.40	1.35
38	A1	2404	G	C2'-C1'	-6.93	1.45	1.53
38	A1	2851	A	C8-N7	-6.93	1.26	1.31
11	B2	99	C	N1-C6	-6.93	1.32	1.37
11	B2	479	C	C3'-O3'	6.93	1.51	1.42
11	B2	810	G	N7-C5	-6.93	1.35	1.39
38	A1	9	A	P-O5'	6.93	1.66	1.59
38	A1	400	U	N1-C2	6.93	1.44	1.38
38	A1	1394	G	C5'-C4'	6.93	1.59	1.51
38	A1	1812	A	C4'-O4'	6.93	1.54	1.45
38	A1	1970	G	C5'-C4'	6.93	1.59	1.51
38	A1	2580	G	N9-C8	6.93	1.42	1.37
38	A1	1395	G	N1-C2	6.93	1.43	1.37
38	A1	2630	C	O4'-C1'	6.93	1.50	1.41
39	A3	37	U	C4-C5	6.93	1.49	1.43
39	A3	51	U	C2-N3	-6.93	1.32	1.37
10	B1	60	A	N9-C8	6.93	1.43	1.37
11	B2	250	G	N1-C2	6.93	1.43	1.37
11	B2	358	G	N9-C4	6.93	1.43	1.38

Continued on next page...

Continued from previous page...

Mol	Chain	Res	Type	Atoms	Z	Observed(Å)	Ideal(Å)
11	B2	373	C	C5'-C4'	6.93	1.59	1.51
11	B2	622	C	C4'-C3'	-6.93	1.45	1.53
38	A1	2182	A	C6-N6	6.93	1.39	1.33
38	A1	2751	C	N3-C4	6.93	1.38	1.33
38	A1	2799	C	C3'-C2'	6.93	1.60	1.52
39	A3	90	A	N7-C5	6.93	1.43	1.39
9	AX	46	TYR	CG-CD1	6.93	1.48	1.39
38	A1	1435	G	N7-C5	-6.93	1.35	1.39
38	A1	2855	G	C3'-C2'	6.93	1.60	1.52
11	B2	740	G	N1-C2	6.93	1.43	1.37
38	A1	1527	G	C2-N3	6.93	1.38	1.32
38	A1	2002	A	C4'-C3'	6.93	1.60	1.53
11	B2	816	G	C6-N1	6.92	1.44	1.39
38	A1	516	A	C8-N7	-6.92	1.26	1.31
38	A1	1508	A	N7-C5	-6.92	1.35	1.39
38	A1	2629	U	N1-C6	-6.92	1.31	1.38
38	A1	2657	A	C2'-C1'	-6.92	1.45	1.53
38	A1	2960	G	O3'-P	-6.92	1.52	1.61
11	B2	270	A	C5-C4	6.92	1.43	1.38
38	A1	1043	U	C5-C6	-6.92	1.27	1.34
11	B2	214	C	C4-C5	6.92	1.48	1.43
11	B2	246	A	N3-C4	6.92	1.39	1.34
11	B2	926	C	C5'-C4'	6.92	1.59	1.51
11	B2	1005	G	C2'-C1'	-6.92	1.45	1.53
38	A1	870	G	O3'-P	-6.92	1.52	1.61
38	A1	1942	G	C5-C4	6.92	1.43	1.38
38	A1	2807	C	N3-C4	6.92	1.38	1.33
38	A1	3042	C	C2'-C1'	-6.92	1.45	1.53
11	B2	1386	C	C4-N4	6.92	1.40	1.33
38	A1	2050	U	O4'-C1'	6.92	1.50	1.41
11	B2	1419	G	C2-N2	6.92	1.41	1.34
38	A1	929	G	N9-C8	6.92	1.42	1.37
38	A1	1301	G	C2'-C1'	-6.92	1.45	1.53
38	A1	1525	G	C2-N3	6.92	1.38	1.32
38	A1	1944	C	C4-N4	6.92	1.40	1.33
38	A1	2455	G	N1-C2	6.92	1.43	1.37
60	AM	75	ARG	NE-CZ	6.92	1.42	1.33
11	B2	594	A	C6-N1	6.92	1.40	1.35
11	B2	716	G	N3-C4	-6.92	1.30	1.35
11	B2	716	G	N9-C4	6.92	1.43	1.38
11	B2	791	G	C1'-N9	6.92	1.59	1.48
11	B2	1394	G	C6-N1	6.92	1.44	1.39

Continued on next page...

Continued from previous page...

Mol	Chain	Res	Type	Atoms	Z	Observed(Å)	Ideal(Å)
38	A1	355	G	N1-C2	6.92	1.43	1.37
38	A1	1213	G	C6-N1	6.92	1.44	1.39
38	A1	1351	G	C5-C4	6.92	1.43	1.38
38	A1	1378	G	N7-C5	-6.92	1.35	1.39
11	B2	357	C	C4-N4	6.92	1.40	1.33
11	B2	511	C	N3-C4	6.91	1.38	1.33
38	A1	1213	G	N1-C2	6.91	1.43	1.37
38	A1	1413	A	N9-C4	6.91	1.42	1.37
38	A1	2163	G	C5-C4	6.91	1.43	1.38
11	B2	1423	A	C6-N1	6.91	1.40	1.35
38	A1	481	G	C5'-C4'	6.91	1.59	1.51
38	A1	1727	G	N3-C4	-6.91	1.30	1.35
38	A1	382	G	C6-N1	6.91	1.44	1.39
38	A1	649	A	N9-C4	6.91	1.42	1.37
38	A1	1985	G	N1-C2	6.91	1.43	1.37
11	B2	34	G	C2-N2	6.91	1.41	1.34
11	B2	329	G	N3-C4	6.91	1.40	1.35
11	B2	692	G	N1-C2	6.91	1.43	1.37
38	A1	1428	G	C2-N2	6.91	1.41	1.34
38	A1	1566	G	C2'-C1'	-6.91	1.45	1.53
38	A1	2147	C	C5-C6	6.91	1.39	1.34
38	A1	2434	A	N7-C5	-6.91	1.35	1.39
38	A1	2853	A	C2-N3	-6.91	1.27	1.33
38	A1	446	G	C2'-C1'	-6.91	1.45	1.53
38	A1	2206	G	N9-C8	-6.91	1.33	1.37
38	A1	1302	G	C6-N1	6.91	1.44	1.39
38	A1	1754	A	N1-C2	6.91	1.40	1.34
30	BR	35	GLU	CD-OE2	6.90	1.33	1.25
38	A1	561	C	C4'-C3'	6.90	1.60	1.53
38	A1	633	A	C6-N6	6.90	1.39	1.33
38	A1	1984	G	C2'-C1'	-6.90	1.45	1.53
11	B2	702	G	C5-C4	6.90	1.43	1.38
38	A1	644	G	C8-N7	-6.90	1.26	1.30
38	A1	663	A	O3'-P	-6.90	1.52	1.61
38	A1	1027	A	C5'-C4'	6.90	1.59	1.51
38	A1	2162	G	C6-N1	6.90	1.44	1.39
38	A1	2343	G	P-O5'	-6.90	1.52	1.59
38	A1	2413	G	N1-C2	6.90	1.43	1.37
11	B2	664	G	C6-N1	6.90	1.44	1.39
38	A1	433	C	N1-C6	6.90	1.41	1.37
38	A1	1892	G	N7-C5	-6.90	1.35	1.39
38	A1	2448	A	O4'-C1'	-6.90	1.32	1.41

Continued on next page...

Continued from previous page...

Mol	Chain	Res	Type	Atoms	Z	Observed(Å)	Ideal(Å)
11	B2	11	A	C4'-C3'	-6.90	1.45	1.53
38	A1	717	A	C6-N6	6.90	1.39	1.33
38	A1	2260	C	C2-N3	6.90	1.41	1.35
11	B2	379	A	N7-C5	-6.90	1.35	1.39
11	B2	394	C	N3-C4	6.90	1.38	1.33
11	B2	537	G	C2-N3	6.90	1.38	1.32
11	B2	666	G	C2-N3	6.90	1.38	1.32
11	B2	836	G	C3'-C2'	6.90	1.60	1.52
38	A1	481	G	N1-C2	6.90	1.43	1.37
38	A1	998	G	C2-N3	6.90	1.38	1.32
38	A1	1454	G	N7-C5	6.90	1.43	1.39
38	A1	1961	G	C5-C6	-6.90	1.35	1.42
38	A1	2967	C	P-O5'	-6.90	1.52	1.59
16	BD	160	PHE	CG-CD2	6.90	1.49	1.38
38	A1	325	G	C2'-C1'	-6.90	1.45	1.53
38	A1	1486	G	N3-C4	-6.90	1.30	1.35
38	A1	2083	G	C6-N1	-6.90	1.34	1.39
11	B2	320	G	C6-N1	6.89	1.44	1.39
11	B2	369	A	O3'-P	-6.89	1.52	1.61
11	B2	379	A	C5'-C4'	6.89	1.59	1.51
11	B2	1205	G	C8-N7	6.89	1.35	1.30
11	B2	188	C	P-O5'	-6.89	1.52	1.59
11	B2	1036	G	C5-C6	-6.89	1.35	1.42
11	B2	1072	C	C2'-C1'	-6.89	1.45	1.53
38	A1	1121	C	O3'-P	-6.89	1.52	1.61
38	A1	1806	C	O4'-C1'	6.89	1.50	1.41
38	A1	2464	G	C5-C4	6.89	1.43	1.38
38	A1	2832	G	P-O5'	-6.89	1.52	1.59
38	A1	2293	G	N1-C2	6.89	1.43	1.37
38	A1	3022	C	C4'-C3'	6.89	1.60	1.53
39	A3	63	G	C5'-C4'	6.89	1.59	1.51
11	B2	597	C	C4-N4	6.89	1.40	1.33
11	B2	844	G	N3-C4	-6.89	1.30	1.35
11	B2	1050	G	N1-C2	6.89	1.43	1.37
38	A1	171	A	C4'-C3'	6.89	1.60	1.53
38	A1	464	C	C4'-C3'	6.89	1.60	1.53
38	A1	735	A	C4'-C3'	-6.89	1.45	1.53
38	A1	2456	C	C2'-C1'	-6.89	1.45	1.53
11	B2	523	C	C2'-C1'	-6.89	1.45	1.53
38	A1	201	C	N3-C4	6.89	1.38	1.33
38	A1	2750	C	O3'-P	-6.89	1.52	1.61
11	B2	752	G	N1-C2	6.89	1.43	1.37

Continued on next page...

Continued from previous page...

Mol	Chain	Res	Type	Atoms	Z	Observed(Å)	Ideal(Å)
11	B2	1060	G	N1-C2	6.89	1.43	1.37
38	A1	581	A	N7-C5	-6.89	1.35	1.39
38	A1	869	A	N3-C4	-6.89	1.30	1.34
38	A1	1799	G	C4'-O4'	-6.89	1.36	1.45
38	A1	2329	A	N9-C8	-6.89	1.32	1.37
38	A1	3016	G	O3'-P	-6.89	1.52	1.61
50	AF	30	GLY	N-CA	-6.89	1.35	1.46
11	B2	798	U	C4-C5	6.88	1.49	1.43
38	A1	1032	C	N3-C4	6.88	1.38	1.33
38	A1	2443	G	N9-C8	-6.88	1.33	1.37
38	A1	2508	G	C2-N3	6.88	1.38	1.32
11	B2	52	U	N1-C6	-6.88	1.31	1.38
38	A1	19	G	C5-C6	-6.88	1.35	1.42
11	B2	791	G	N7-C5	-6.88	1.35	1.39
11	B2	1321	U	C2'-C1'	-6.88	1.45	1.53
38	A1	1202	G	N3-C4	-6.88	1.30	1.35
38	A1	1631	A	C3'-C2'	-6.88	1.45	1.52
38	A1	2238	G	N7-C5	-6.88	1.35	1.39
38	A1	2281	A	C6-N6	6.88	1.39	1.33
11	B2	969	A	C6-N6	6.88	1.39	1.33
11	B2	1365	G	C8-N7	6.88	1.35	1.30
38	A1	394	A	N7-C5	6.88	1.43	1.39
38	A1	404	G	C4'-O4'	-6.88	1.36	1.45
38	A1	2517	U	N1-C6	6.88	1.44	1.38
11	B2	678	G	N1-C2	6.88	1.43	1.37
11	B2	887	G	C6-N1	6.88	1.44	1.39
11	B2	1116	G	N7-C5	-6.88	1.35	1.39
38	A1	1394	G	C8-N7	-6.88	1.26	1.30
38	A1	1504	C	C2'-C1'	-6.88	1.45	1.53
38	A1	2565	A	C5'-C4'	6.88	1.59	1.51
41	AA	93	SER	CA-CB	6.88	1.63	1.52
11	B2	47	A	N9-C4	6.88	1.42	1.37
11	B2	366	C	C3'-C2'	-6.88	1.45	1.52
38	A1	293	G	C8-N7	-6.88	1.26	1.30
38	A1	404	G	C2-N3	6.88	1.38	1.32
38	A1	642	G	C3'-C2'	-6.88	1.45	1.52
38	A1	1678	A	C5-C4	6.88	1.43	1.38
38	A1	2214	U	C4'-O4'	-6.88	1.36	1.45
39	A3	90	A	C8-N7	6.88	1.36	1.31
43	AB	10	ARG	CZ-NH2	6.88	1.42	1.33
11	B2	32	A	C6-N6	6.88	1.39	1.33
38	A1	1419	G	C8-N7	6.88	1.35	1.30

Continued on next page...

Continued from previous page...

Mol	Chain	Res	Type	Atoms	Z	Observed(Å)	Ideal(Å)
38	A1	1560	G	N9-C8	-6.88	1.33	1.37
11	B2	491	G	N9-C4	-6.87	1.32	1.38
11	B2	933	G	C2-N3	6.87	1.38	1.32
38	A1	208	A	C6-N1	6.87	1.40	1.35
38	A1	926	C	C5'-C4'	6.87	1.59	1.51
38	A1	1528	A	C8-N7	6.87	1.36	1.31
38	A1	1990	U	P-O5'	-6.87	1.52	1.59
38	A1	2223	G	P-O5'	-6.87	1.52	1.59
38	A1	2813	G	C3'-O3'	6.87	1.51	1.42
38	A1	2876	G	N3-C4	-6.87	1.30	1.35
10	B1	32	A	N7-C5	-6.87	1.35	1.39
11	B2	1285	C	P-O5'	-6.87	1.52	1.59
38	A1	2248	G	N9-C8	6.87	1.42	1.37
11	B2	992	G	N1-C2	6.87	1.43	1.37
38	A1	1836	A	N7-C5	-6.87	1.35	1.39
38	A1	2949	G	P-O5'	-6.87	1.52	1.59
11	B2	137	A	N7-C5	-6.87	1.35	1.39
11	B2	822	A	N7-C5	-6.87	1.35	1.39
38	A1	1444	A	C5'-C4'	6.87	1.59	1.51
11	B2	1124	G	N3-C4	-6.87	1.30	1.35
38	A1	1891	C	C5'-C4'	6.87	1.59	1.51
11	B2	317	A	N7-C5	-6.87	1.35	1.39
11	B2	871	A	C6-N6	6.87	1.39	1.33
11	B2	949	G	C3'-O3'	6.87	1.51	1.42
11	B2	1009	G	C4'-C3'	6.87	1.60	1.53
38	A1	2306	C	N1-C6	6.87	1.41	1.37
38	A1	2416	G	N3-C4	-6.87	1.30	1.35
38	A1	2580	G	C4'-C3'	6.87	1.60	1.53
38	A1	2731	C	O3'-P	-6.87	1.52	1.61
46	AD	27	ARG	CZ-NH2	6.87	1.42	1.33
11	B2	621	G	C8-N7	6.86	1.35	1.30
11	B2	1130	A	N9-C8	-6.86	1.32	1.37
11	B2	1297	G	C2'-C1'	-6.86	1.45	1.53
38	A1	180	A	C5-C4	-6.86	1.33	1.38
38	A1	548	U	O3'-P	-6.86	1.52	1.61
38	A1	567	G	C2'-C1'	-6.86	1.45	1.53
38	A1	872	G	C8-N7	-6.86	1.26	1.30
38	A1	1944	C	N1-C2	-6.86	1.33	1.40
38	A1	2709	C	C2-N3	-6.86	1.30	1.35
51	Ag	8	GLU	CD-OE1	6.86	1.33	1.25
11	B2	655	A	N3-C4	6.86	1.39	1.34
11	B2	1477	U	C4'-C3'	6.86	1.60	1.53

Continued on next page...

Continued from previous page...

Mol	Chain	Res	Type	Atoms	Z	Observed(Å)	Ideal(Å)
38	A1	1186	G	C4'-C3'	-6.86	1.45	1.53
38	A1	2103	C	N3-C4	6.86	1.38	1.33
38	A1	2115	U	C4-C5	6.86	1.49	1.43
38	A1	2723	G	C2-N3	6.86	1.38	1.32
38	A1	2888	G	C6-N1	6.86	1.44	1.39
11	B2	284	A	N7-C5	-6.86	1.35	1.39
38	A1	698	U	C2-N3	6.86	1.42	1.37
38	A1	1083	G	C2-N3	6.86	1.38	1.32
38	A1	1354	G	C8-N7	6.86	1.35	1.30
38	A1	2250	G	N1-C2	6.86	1.43	1.37
38	A1	2379	G	O3'-P	-6.86	1.52	1.61
38	A1	2537	G	P-O5'	-6.86	1.52	1.59
38	A1	2859	U	P-O5'	6.86	1.66	1.59
38	A1	2998	G	C5'-C4'	6.86	1.59	1.51
10	B1	39	A	O3'-P	-6.86	1.52	1.61
38	A1	2134	G	N3-C4	-6.86	1.30	1.35
38	A1	1555	G	C2-N3	6.86	1.38	1.32
38	A1	1881	A	C6-N6	6.86	1.39	1.33
38	A1	2385	G	N3-C4	6.86	1.40	1.35
38	A1	2486	A	C8-N7	-6.86	1.26	1.31
38	A1	2512	C	C4-C5	-6.86	1.37	1.43
38	A1	2813	G	C2-N3	6.86	1.38	1.32
38	A1	3005	C	N3-C4	6.86	1.38	1.33
11	B2	127	G	N7-C5	-6.86	1.35	1.39
38	A1	410	C	C4-N4	6.86	1.40	1.33
38	A1	1278	C	C4-C5	6.86	1.48	1.43
39	A3	106	G	C6-N1	6.86	1.44	1.39
11	B2	818	A	C3'-C2'	6.85	1.60	1.52
38	A1	922	C	C2-N3	6.85	1.41	1.35
11	B2	211	G	C8-N7	-6.85	1.26	1.30
11	B2	1112	G	C5'-C4'	6.85	1.59	1.51
11	B2	1246	U	C4'-C3'	-6.85	1.45	1.53
38	A1	167	G	N7-C5	-6.85	1.35	1.39
38	A1	870	G	N7-C5	-6.85	1.35	1.39
38	A1	1075	G	C5-C4	-6.85	1.33	1.38
38	A1	1465	A	C2'-C1'	6.85	1.60	1.53
38	A1	264	G	N3-C4	-6.85	1.30	1.35
11	B2	851	C	P-O5'	-6.85	1.52	1.59
11	B2	1131	G	C8-N7	6.85	1.35	1.30
11	B2	1430	G	C3'-C2'	-6.85	1.45	1.52
38	A1	706	U	N1-C2	6.85	1.44	1.38
38	A1	792	A	C3'-C2'	-6.85	1.45	1.52

Continued on next page...

Continued from previous page...

Mol	Chain	Res	Type	Atoms	Z	Observed(Å)	Ideal(Å)
38	A1	1945	C	C2'-C1'	-6.85	1.45	1.53
11	B2	110	C	C4-N4	6.85	1.40	1.33
11	B2	273	C	C5'-C4'	6.85	1.59	1.51
38	A1	1250	A	N3-C4	6.85	1.39	1.34
38	A1	2396	G	O3'-P	-6.85	1.52	1.61
38	A1	2579	G	P-O5'	-6.85	1.52	1.59
38	A1	3032	C	N3-C4	6.85	1.38	1.33
11	B2	426	C	C2'-C1'	6.85	1.60	1.53
38	A1	206	A	C6-N6	6.85	1.39	1.33
38	A1	1103	C	C5'-C4'	6.85	1.59	1.51
38	A1	1477	C	P-O5'	-6.85	1.52	1.59
11	B2	397	C	O3'-P	-6.84	1.52	1.61
11	B2	908	G	C2-N2	6.84	1.41	1.34
11	B2	910	G	C8-N7	-6.84	1.26	1.30
38	A1	735	A	C8-N7	-6.84	1.26	1.31
38	A1	2367	C	O3'-P	-6.84	1.52	1.61
38	A1	3039	G	C6-N1	6.84	1.44	1.39
11	B2	581	G	C2-N3	6.84	1.38	1.32
11	B2	860	G	N1-C2	6.84	1.43	1.37
11	B2	1223	C	C4-N4	6.84	1.40	1.33
11	B2	1486	A	P-O5'	-6.84	1.52	1.59
38	A1	1693	G	C5'-C4'	6.84	1.59	1.51
38	A1	2145	G	N9-C8	6.84	1.42	1.37
38	A1	2256	G	C8-N7	6.84	1.35	1.30
11	B2	456	U	P-O5'	-6.84	1.52	1.59
11	B2	756	A	C6-N1	-6.84	1.30	1.35
11	B2	1328	G	N7-C5	-6.84	1.35	1.39
38	A1	1261	C	C4-N4	6.84	1.40	1.33
38	A1	2207	C	N3-C4	6.84	1.38	1.33
38	A1	2210	G	C2-N3	6.84	1.38	1.32
38	A1	2666	G	N3-C4	-6.84	1.30	1.35
11	B2	336	C	N1-C6	6.84	1.41	1.37
38	A1	466	C	N1-C6	6.84	1.41	1.37
38	A1	1797	A	C6-N6	6.84	1.39	1.33
38	A1	2762	G	N7-C5	-6.84	1.35	1.39
11	B2	146	A	C6-N1	6.84	1.40	1.35
38	A1	219	G	C5-C4	-6.84	1.33	1.38
38	A1	1334	G	N7-C5	-6.84	1.35	1.39
56	AJ	17	PRO	CA-C	-6.84	1.39	1.52
38	A1	10	C	P-O5'	-6.83	1.52	1.59
38	A1	1423	G	N1-C2	6.83	1.43	1.37
38	A1	2551	G	C2-N2	-6.83	1.27	1.34

Continued on next page...

Continued from previous page...

Mol	Chain	Res	Type	Atoms	Z	Observed(Å)	Ideal(Å)
10	B1	15	G	C5-C6	-6.83	1.35	1.42
11	B2	138	C	C2-N3	6.83	1.41	1.35
11	B2	609	G	P-O5'	6.83	1.66	1.59
11	B2	1209	C	C5-C6	6.83	1.39	1.34
38	A1	1245	C	O3'-P	-6.83	1.52	1.61
11	B2	216	G	N1-C2	6.83	1.43	1.37
11	B2	251	G	N1-C2	6.83	1.43	1.37
11	B2	558	C	N3-C4	6.83	1.38	1.33
38	A1	205	A	N7-C5	-6.83	1.35	1.39
38	A1	995	G	C5-C4	6.83	1.43	1.38
38	A1	1679	U	C2-N3	6.83	1.42	1.37
38	A1	1749	C	C2'-C1'	-6.83	1.45	1.53
38	A1	1950	G	C2-N2	6.83	1.41	1.34
38	A1	2073	G	C4'-O4'	6.83	1.54	1.45
38	A1	2235	G	N7-C5	-6.83	1.35	1.39
11	B2	61	A	C2-N3	6.83	1.39	1.33
38	A1	1050	C	C4-N4	6.83	1.40	1.33
38	A1	2587	G	C5'-C4'	6.83	1.59	1.51
11	B2	345	G	C6-O6	-6.83	1.18	1.24
11	B2	387	G	C5'-C4'	6.83	1.59	1.51
38	A1	505	A	N7-C5	-6.83	1.35	1.39
38	A1	1402	C	C4-N4	6.83	1.40	1.33
38	A1	1562	U	N1-C6	6.83	1.44	1.38
39	A3	45	C	C2-N3	6.83	1.41	1.35
38	A1	1404	G	P-O5'	6.83	1.66	1.59
11	B2	843	G	C2-N3	6.83	1.38	1.32
11	B2	1491	C	O3'-P	-6.83	1.52	1.61
29	BQ	59	GLY	CA-C	-6.83	1.41	1.51
38	A1	842	C	C3'-C2'	-6.83	1.45	1.52
11	B2	1320	A	N7-C5	-6.82	1.35	1.39
38	A1	1520	G	C4'-O4'	6.82	1.54	1.45
38	A1	2079	U	C4'-C3'	6.82	1.60	1.53
38	A1	2282	G	P-O5'	-6.82	1.52	1.59
38	A1	2633	A	C6-N6	6.82	1.39	1.33
11	B2	969	A	C6-N1	6.82	1.40	1.35
38	A1	257	G	N1-C2	6.82	1.43	1.37
38	A1	573	G	C8-N7	6.82	1.35	1.30
38	A1	1128	G	C4'-C3'	6.82	1.60	1.53
38	A1	1505	G	C2-N3	6.82	1.38	1.32
11	B2	246	A	C8-N7	-6.82	1.26	1.31
11	B2	389	G	C2-N2	6.82	1.41	1.34
11	B2	799	C	N3-C4	6.82	1.38	1.33

Continued on next page...

Continued from previous page...

Mol	Chain	Res	Type	Atoms	Z	Observed(Å)	Ideal(Å)
38	A1	528	G	C2'-C1'	-6.82	1.45	1.53
38	A1	2202	U	N3-C4	6.82	1.44	1.38
10	B1	38	G	O3'-P	-6.82	1.52	1.61
11	B2	216	G	C6-N1	-6.82	1.34	1.39
11	B2	255	G	C5'-C4'	6.82	1.59	1.51
11	B2	696	G	N7-C5	-6.82	1.35	1.39
11	B2	839	G	C3'-C2'	6.82	1.60	1.52
11	B2	1021	C	C5-C6	6.82	1.39	1.34
16	BD	54	ARG	NE-CZ	6.82	1.42	1.33
38	A1	380	A	O3'-P	-6.82	1.52	1.61
38	A1	744	G	C2-N3	6.82	1.38	1.32
38	A1	1124	G	N7-C5	6.82	1.43	1.39
38	A1	1295	G	C2'-C1'	-6.82	1.45	1.53
38	A1	1638	C	O3'-P	-6.82	1.52	1.61
38	A1	2060	A	N9-C4	6.82	1.42	1.37
38	A1	2583	G	N9-C4	6.82	1.43	1.38
9	AX	348	ARG	CZ-NH2	6.82	1.42	1.33
10	B1	14	A	C5-C4	6.82	1.43	1.38
11	B2	191	A	C2'-C1'	-6.82	1.45	1.53
11	B2	569	G	C6-N1	6.82	1.44	1.39
11	B2	1452	G	C2'-C1'	-6.82	1.45	1.53
38	A1	711	C	N3-C4	6.82	1.38	1.33
38	A1	1136	G	C2'-C1'	-6.82	1.45	1.53
38	A1	3037	G	N3-C4	6.82	1.40	1.35
38	A1	3038	A	N7-C5	-6.82	1.35	1.39
38	A1	617	G	C2-N3	6.81	1.38	1.32
38	A1	735	A	P-O5'	-6.81	1.52	1.59
38	A1	1467	G	N9-C8	-6.81	1.33	1.37
38	A1	1650	U	C2-N3	6.81	1.42	1.37
38	A1	75	G	C4'-C3'	6.81	1.60	1.53
38	A1	107	G	N9-C8	6.81	1.42	1.37
38	A1	680	U	C2'-C1'	-6.81	1.45	1.53
38	A1	929	G	N3-C4	-6.81	1.30	1.35
38	A1	1028	G	C6-N1	6.81	1.44	1.39
38	A1	1991	G	N7-C5	-6.81	1.35	1.39
38	A1	2643	U	N1-C6	-6.81	1.31	1.38
11	B2	101	G	C2-N2	6.81	1.41	1.34
11	B2	512	U	P-O5'	6.81	1.66	1.59
38	A1	394	A	C6-N1	6.81	1.40	1.35
38	A1	408	C	C5-C6	6.81	1.39	1.34
38	A1	1357	G	N1-C2	6.81	1.43	1.37
38	A1	1584	G	C5'-C4'	6.81	1.59	1.51

Continued on next page...

Continued from previous page...

Mol	Chain	Res	Type	Atoms	Z	Observed(Å)	Ideal(Å)
38	A1	1683	C	C4-C5	6.81	1.48	1.43
38	A1	2338	A	O4'-C1'	6.81	1.50	1.41
38	A1	2636	C	N3-C4	6.81	1.38	1.33
11	B2	142	G	C2'-C1'	-6.81	1.45	1.53
11	B2	1417	A	N9-C4	6.81	1.42	1.37
38	A1	51	G	C8-N7	-6.81	1.26	1.30
38	A1	1634	A	C5-C4	-6.81	1.33	1.38
38	A1	1784	G	N9-C8	6.81	1.42	1.37
38	A1	1885	G	N9-C8	6.81	1.42	1.37
38	A1	1974	G	O3'-P	-6.81	1.52	1.61
38	A1	2529	G	O3'-P	-6.81	1.52	1.61
38	A1	2660	G	C6-N1	6.81	1.44	1.39
11	B2	300	G	C6-N1	6.81	1.44	1.39
38	A1	1354	G	P-O5'	6.81	1.66	1.59
11	B2	1114	G	C2-N3	6.80	1.38	1.32
38	A1	687	C	C4'-O4'	6.80	1.54	1.45
38	A1	919	G	C2'-C1'	-6.80	1.45	1.53
38	A1	2697	G	N1-C2	6.80	1.43	1.37
38	A1	570	G	C5-C4	6.80	1.43	1.38
38	A1	1164	C	N1-C6	6.80	1.41	1.37
38	A1	2466	C	C5'-C4'	6.80	1.59	1.51
45	AC	157	GLU	CG-CD	6.80	1.62	1.51
11	B2	403	C	C5-C6	-6.80	1.28	1.34
11	B2	1323	A	C8-N7	-6.80	1.26	1.31
38	A1	820	C	C5'-C4'	6.80	1.59	1.51
38	A1	1540	A	N7-C5	-6.80	1.35	1.39
38	A1	1728	C	N3-C4	6.80	1.38	1.33
38	A1	2109	C	P-O5'	-6.80	1.52	1.59
38	A1	2169	C	C4-N4	6.80	1.40	1.33
38	A1	2280	G	C2'-C1'	-6.80	1.45	1.53
38	A1	2994	G	C8-N7	-6.80	1.26	1.30
11	B2	1341	C	P-O5'	-6.80	1.52	1.59
38	A1	527	G	C5'-C4'	6.80	1.59	1.51
38	A1	575	G	C3'-C2'	6.80	1.60	1.52
38	A1	886	G	C5-C6	6.80	1.49	1.42
38	A1	2311	C	C4-N4	6.80	1.40	1.33
38	A1	2612	A	C6-N6	6.80	1.39	1.33
38	A1	2656	A	C5-C4	6.80	1.43	1.38
11	B2	365	C	N3-C4	6.80	1.38	1.33
11	B2	1280	C	P-O5'	-6.80	1.52	1.59
38	A1	861	G	C6-N1	6.80	1.44	1.39
38	A1	1906	G	C3'-C2'	-6.80	1.45	1.52

Continued on next page...

Continued from previous page...

Mol	Chain	Res	Type	Atoms	Z	Observed(Å)	Ideal(Å)
11	B2	702	G	P-O5'	6.80	1.66	1.59
38	A1	113	C	C2-N3	6.80	1.41	1.35
38	A1	1677	A	P-O5'	6.80	1.66	1.59
11	B2	431	U	C2-N3	6.79	1.42	1.37
11	B2	1449	G	C5'-C4'	6.79	1.59	1.51
38	A1	1302	G	N9-C4	-6.79	1.32	1.38
38	A1	2313	G	C5'-C4'	6.79	1.59	1.51
11	B2	166	A	C2-N3	-6.79	1.27	1.33
11	B2	1410	G	C2-N3	6.79	1.38	1.32
38	A1	119	U	C4'-C3'	-6.79	1.45	1.53
38	A1	842	C	N3-C4	6.79	1.38	1.33
38	A1	1465	A	C4'-C3'	6.79	1.60	1.53
38	A1	1556	G	C8-N7	-6.79	1.26	1.30
38	A1	2215	U	C4-O4	-6.79	1.18	1.23
58	Ak	186	GLU	CD-OE2	6.79	1.33	1.25
38	A1	1161	A	C8-N7	6.79	1.36	1.31
38	A1	1889	G	C2-N3	6.79	1.38	1.32
38	A1	2336	G	N7-C5	-6.79	1.35	1.39
38	A1	2468	C	C5'-C4'	6.79	1.59	1.51
11	B2	425	C	O4'-C1'	6.79	1.50	1.41
11	B2	663	G	C2-N3	6.79	1.38	1.32
38	A1	1310	A	N3-C4	6.79	1.39	1.34
38	A1	1519	G	C4'-C3'	6.79	1.60	1.53
38	A1	1596	G	C3'-C2'	-6.79	1.45	1.52
38	A1	2042	A	N9-C8	6.79	1.43	1.37
38	A1	2375	C	N1-C6	6.79	1.41	1.37
10	B1	67	C	C2-N3	6.79	1.41	1.35
11	B2	152	G	N1-C2	6.79	1.43	1.37
11	B2	153	G	C5'-C4'	6.79	1.59	1.51
11	B2	206	C	O3'-P	-6.79	1.53	1.61
11	B2	233	C	N3-C4	6.79	1.38	1.33
11	B2	499	G	N1-C2	6.79	1.43	1.37
11	B2	1442	G	N7-C5	-6.79	1.35	1.39
38	A1	133	G	C2'-C1'	-6.79	1.45	1.53
38	A1	288	G	N9-C4	-6.79	1.32	1.38
38	A1	2483	U	O3'-P	-6.79	1.53	1.61
38	A1	2567	C	N1-C6	6.79	1.41	1.37
38	A1	621	G	C6-N1	6.79	1.44	1.39
38	A1	2139	A	C4'-C3'	6.79	1.60	1.53
51	Ag	38	ARG	CZ-NH1	6.79	1.41	1.33
11	B2	402	G	P-O5'	-6.79	1.52	1.59
11	B2	889	G	C2'-C1'	-6.79	1.45	1.53

Continued on next page...

Continued from previous page...

Mol	Chain	Res	Type	Atoms	Z	Observed(Å)	Ideal(Å)
11	B2	1001	A	C5'-C4'	6.79	1.59	1.51
11	B2	1210	A	C2'-C1'	-6.79	1.45	1.53
38	A1	3033	G	C4'-C3'	6.79	1.60	1.53
11	B2	525	A	N7-C5	-6.78	1.35	1.39
18	BF	192	ARG	CZ-NH2	6.78	1.41	1.33
38	A1	952	C	C3'-C2'	6.78	1.60	1.52
11	B2	513	A	C6-N6	6.78	1.39	1.33
38	A1	655	C	C5-C6	6.78	1.39	1.34
38	A1	1990	U	N3-C4	6.78	1.44	1.38
13	BA	91	TYR	CE1-CZ	6.78	1.47	1.38
38	A1	1738	A	C6-N1	6.78	1.40	1.35
38	A1	2039	U	N3-C4	6.78	1.44	1.38
38	A1	2195	G	C5-C6	-6.78	1.35	1.42
38	A1	2790	C	N1-C6	6.78	1.41	1.37
11	B2	1473	A	C2'-C1'	-6.78	1.45	1.53
38	A1	332	A	N3-C4	-6.78	1.30	1.34
11	B2	1107	C	N1-C6	6.78	1.41	1.37
15	BC	61	ARG	CZ-NH2	6.78	1.41	1.33
38	A1	42	G	C2'-C1'	-6.78	1.45	1.53
38	A1	172	C	P-O5'	6.78	1.66	1.59
38	A1	965	A	P-O5'	-6.78	1.52	1.59
38	A1	1079	A	N1-C2	-6.78	1.28	1.34
38	A1	1166	A	C2'-C1'	-6.78	1.45	1.53
38	A1	2977	G	C2-N2	6.78	1.41	1.34
7	AU	73	ARG	CZ-NH2	6.78	1.41	1.33
11	B2	1473	A	N9-C8	6.78	1.43	1.37
11	B2	1481	G	N9-C4	-6.78	1.32	1.38
38	A1	386	A	C6-N1	6.78	1.40	1.35
38	A1	895	C	C2-N3	6.78	1.41	1.35
38	A1	1014	U	C2'-C1'	-6.78	1.45	1.53
38	A1	1206	A	C5-C6	-6.78	1.34	1.41
38	A1	1428	G	O4'-C1'	6.78	1.50	1.41
38	A1	1647	C	C4-N4	6.78	1.40	1.33
38	A1	2847	G	C6-N1	6.78	1.44	1.39
38	A1	2880	C	P-O5'	-6.78	1.52	1.59
39	A3	80	G	N1-C2	6.78	1.43	1.37
11	B2	471	G	C5-C4	6.77	1.43	1.38
11	B2	780	C	P-O5'	-6.77	1.52	1.59
38	A1	1116	A	C2'-C1'	-6.77	1.45	1.53
38	A1	1724	A	N3-C4	6.77	1.39	1.34
38	A1	2868	C	C4'-C3'	-6.77	1.45	1.53
11	B2	520	G	C2-N3	6.77	1.38	1.32

Continued on next page...

Continued from previous page...

Mol	Chain	Res	Type	Atoms	Z	Observed(Å)	Ideal(Å)
11	B2	698	A	C6-N1	6.77	1.40	1.35
11	B2	1156	A	C5-C6	6.77	1.47	1.41
11	B2	1157	G	C4'-C3'	6.77	1.60	1.53
38	A1	137	A	C6-N6	6.77	1.39	1.33
38	A1	309	C	C2'-C1'	-6.77	1.46	1.53
38	A1	463	A	P-O5'	6.77	1.66	1.59
38	A1	867	C	C3'-C2'	-6.77	1.45	1.52
38	A1	2684	G	C5-C4	6.77	1.43	1.38
38	A1	2706	C	N3-C4	6.77	1.38	1.33
38	A1	318	G	C5-C4	-6.77	1.33	1.38
38	A1	2328	G	N9-C4	-6.77	1.32	1.38
11	B2	209	A	C6-N1	6.77	1.40	1.35
11	B2	1152	C	O3'-P	-6.77	1.53	1.61
11	B2	1310	C	N1-C6	6.77	1.41	1.37
11	B2	1392	G	N3-C4	-6.77	1.30	1.35
38	A1	605	A	C6-N6	6.77	1.39	1.33
38	A1	1156	G	P-O5'	6.77	1.66	1.59
38	A1	1519	G	C2-N2	6.77	1.41	1.34
38	A1	1588	C	C4'-C3'	6.77	1.60	1.53
38	A1	1647	C	N3-C4	6.77	1.38	1.33
38	A1	1825	G	N3-C4	-6.77	1.30	1.35
38	A1	2439	G	C6-N1	6.77	1.44	1.39
38	A1	3015	A	C6-N1	6.77	1.40	1.35
11	B2	458	G	N1-C2	6.77	1.43	1.37
38	A1	209	G	N9-C4	-6.77	1.32	1.38
38	A1	737	G	C3'-C2'	-6.77	1.45	1.52
38	A1	959	U	C2'-C1'	-6.77	1.46	1.53
38	A1	1061	G	C5-C4	-6.77	1.33	1.38
38	A1	1185	A	C3'-O3'	6.77	1.51	1.42
38	A1	1227	A	C8-N7	-6.77	1.26	1.31
38	A1	2232	U	P-O5'	-6.77	1.52	1.59
38	A1	2860	G	C2-N3	6.77	1.38	1.32
39	A3	89	G	N3-C4	-6.77	1.30	1.35
61	AN	107	ARG	NE-CZ	6.77	1.41	1.33
11	B2	168	G	O3'-P	-6.76	1.53	1.61
11	B2	872	A	N9-C8	-6.76	1.32	1.37
11	B2	1088	U	C2-N3	6.76	1.42	1.37
38	A1	482	A	C6-N1	6.76	1.40	1.35
38	A1	1412	C	O3'-P	-6.76	1.53	1.61
38	A1	1744	A	C6-N6	6.76	1.39	1.33
38	A1	2794	G	O4'-C1'	6.76	1.50	1.41
11	B2	1212	U	C2-N3	6.76	1.42	1.37

Continued on next page...

Continued from previous page...

Mol	Chain	Res	Type	Atoms	Z	Observed(Å)	Ideal(Å)
30	BR	51	ARG	NE-CZ	6.76	1.41	1.33
38	A1	1940	U	C4'-C3'	6.76	1.60	1.53
38	A1	2584	A	P-O5'	-6.76	1.52	1.59
10	B1	7	G	C2-N2	6.76	1.41	1.34
11	B2	201	G	N1-C2	6.76	1.43	1.37
11	B2	281	G	N1-C2	6.76	1.43	1.37
11	B2	1039	C	C2-N3	6.76	1.41	1.35
11	B2	1247	A	N1-C2	-6.76	1.28	1.34
38	A1	22	C	C4-N4	6.76	1.40	1.33
38	A1	743	A	C2'-C1'	-6.76	1.46	1.53
38	A1	746	C	C1'-N1	6.76	1.58	1.48
38	A1	1151	G	N1-C2	6.76	1.43	1.37
38	A1	2244	G	P-O5'	-6.76	1.52	1.59
38	A1	3006	G	N1-C2	6.76	1.43	1.37
38	A1	36	G	C5-C4	-6.76	1.33	1.38
38	A1	833	G	N1-C2	6.76	1.43	1.37
60	AM	65	ARG	CZ-NH1	6.76	1.41	1.33
38	A1	368	U	C4-C5	6.76	1.49	1.43
38	A1	493	A	C6-N1	6.76	1.40	1.35
38	A1	1380	G	C2'-C1'	-6.76	1.46	1.53
38	A1	1515	G	P-O5'	-6.76	1.52	1.59
38	A1	1575	G	N7-C5	-6.76	1.35	1.39
38	A1	2789	G	C5'-C4'	6.76	1.59	1.51
55	Ai	18	GLY	N-CA	-6.76	1.35	1.46
11	B2	318	C	C4-N4	6.75	1.40	1.33
38	A1	1226	G	C2-N2	6.75	1.41	1.34
11	B2	544	C	C4-N4	6.75	1.40	1.33
11	B2	566	C	N3-C4	6.75	1.38	1.33
11	B2	625	G	C5-C4	6.75	1.43	1.38
11	B2	732	G	N1-C2	6.75	1.43	1.37
11	B2	757	G	C5-C6	-6.75	1.35	1.42
11	B2	776	C	N1-C6	6.75	1.41	1.37
11	B2	1058	G	C8-N7	-6.75	1.26	1.30
38	A1	347	G	C8-N7	6.75	1.35	1.30
38	A1	1125	A	N7-C5	-6.75	1.35	1.39
38	A1	1590	C	C5'-C4'	6.75	1.59	1.51
38	A1	2425	A	N3-C4	-6.75	1.30	1.34
49	Ae	22	ARG	CZ-NH2	6.75	1.41	1.33
11	B2	687	G	C3'-C2'	6.75	1.60	1.52
11	B2	740	G	C3'-C2'	-6.75	1.45	1.52
38	A1	168	G	C2'-C1'	-6.75	1.46	1.53
38	A1	715	G	P-O5'	6.75	1.66	1.59

Continued on next page...

Continued from previous page...

Mol	Chain	Res	Type	Atoms	Z	Observed(Å)	Ideal(Å)
38	A1	1308	G	C5-C6	6.75	1.49	1.42
38	A1	2227	G	C8-N7	-6.75	1.26	1.30
38	A1	2714	G	C2-N2	6.75	1.41	1.34
38	A1	2722	G	C6-N1	6.75	1.44	1.39
38	A1	624	U	O3'-P	-6.75	1.53	1.61
38	A1	1338	G	C4'-O4'	6.75	1.54	1.45
38	A1	1530	A	O3'-P	-6.75	1.53	1.61
38	A1	2364	G	C4'-C3'	-6.75	1.45	1.53
11	B2	432	G	C5'-C4'	6.75	1.59	1.51
11	B2	841	C	C4-N4	6.75	1.40	1.33
11	B2	947	G	C6-N1	6.75	1.44	1.39
11	B2	1042	U	N3-C4	6.75	1.44	1.38
38	A1	1530	A	C5-C4	6.75	1.43	1.38
38	A1	1534	G	N1-C2	6.75	1.43	1.37
38	A1	1624	U	N3-C4	6.75	1.44	1.38
38	A1	1660	A	C6-N1	6.75	1.40	1.35
11	B2	553	C	C2-N3	6.75	1.41	1.35
19	BG	98	GLU	CG-CD	6.75	1.62	1.51
38	A1	1586	G	O4'-C1'	6.75	1.50	1.41
38	A1	1444	A	N9-C4	-6.75	1.33	1.37
11	B2	223	G	C2-N3	6.74	1.38	1.32
11	B2	434	A	O3'-P	-6.74	1.53	1.61
11	B2	741	A	C6-N6	6.74	1.39	1.33
11	B2	927	A	C5-C4	6.74	1.43	1.38
11	B2	951	G	N7-C5	-6.74	1.35	1.39
38	A1	193	A	O3'-P	-6.74	1.53	1.61
38	A1	983	G	C8-N7	6.74	1.34	1.30
38	A1	170	A	C2'-C1'	-6.74	1.46	1.53
38	A1	367	G	C2-N2	6.74	1.41	1.34
38	A1	591	G	C4'-C3'	6.74	1.60	1.53
38	A1	1395	G	N9-C4	-6.74	1.32	1.38
38	A1	1429	A	N9-C8	6.74	1.43	1.37
10	B1	60	A	C8-N7	-6.74	1.26	1.31
11	B2	329	G	C6-N1	6.74	1.44	1.39
38	A1	186	A	C2'-C1'	6.74	1.60	1.53
38	A1	540	A	O3'-P	-6.74	1.53	1.61
38	A1	2009	G	C2-N3	6.74	1.38	1.32
39	A3	107	G	C2-N3	6.74	1.38	1.32
11	B2	1485	G	N1-C2	6.74	1.43	1.37
38	A1	1051	C	C5'-C4'	6.74	1.59	1.51
38	A1	1762	G	N7-C5	6.74	1.43	1.39
38	A1	1961	G	N1-C2	6.74	1.43	1.37

Continued on next page...

Continued from previous page...

Mol	Chain	Res	Type	Atoms	Z	Observed(Å)	Ideal(Å)
38	A1	1971	C	N1-C6	6.74	1.41	1.37
39	A3	60	C	C4-C5	6.74	1.48	1.43
11	B2	260	C	C4-C5	6.74	1.48	1.43
38	A1	798	G	C5-C4	6.74	1.43	1.38
44	Ab	72	ARG	NE-CZ	6.74	1.41	1.33
11	B2	691	G	N7-C5	-6.74	1.35	1.39
11	B2	1291	G	N9-C4	-6.74	1.32	1.38
38	A1	539	A	P-O5'	-6.74	1.53	1.59
38	A1	975	C	C3'-C2'	6.74	1.60	1.52
38	A1	2150	G	C3'-C2'	6.74	1.60	1.52
38	A1	2442	A	P-O5'	-6.74	1.53	1.59
11	B2	299	G	C6-N1	6.73	1.44	1.39
38	A1	1373	C	N1-C6	6.73	1.41	1.37
38	A1	1930	A	N9-C4	-6.73	1.33	1.37
10	B1	11	C	C2-O2	6.73	1.30	1.24
11	B2	401	U	P-O5'	-6.73	1.53	1.59
11	B2	874	G	C8-N7	-6.73	1.26	1.30
38	A1	512	G	C8-N7	-6.73	1.26	1.30
38	A1	1272	A	N9-C4	-6.73	1.33	1.37
38	A1	1453	G	C2-N3	6.73	1.38	1.32
38	A1	1701	C	C1'-N1	6.73	1.58	1.48
38	A1	2226	G	N9-C4	-6.73	1.32	1.38
11	B2	41	C	C4-C5	6.73	1.48	1.43
11	B2	148	C	C4-N4	6.73	1.40	1.33
11	B2	1000	G	N9-C4	-6.73	1.32	1.38
38	A1	123	A	C5-C6	6.73	1.47	1.41
38	A1	176	G	C4'-C3'	-6.73	1.45	1.53
38	A1	491	G	N7-C5	-6.73	1.35	1.39
38	A1	748	G	N7-C5	-6.73	1.35	1.39
38	A1	2648	C	C5'-C4'	6.73	1.59	1.51
38	A1	2684	G	C3'-O3'	6.73	1.51	1.42
38	A1	3003	A	C6-N1	6.73	1.40	1.35
38	A1	811	C	C4'-C3'	-6.73	1.45	1.53
11	B2	139	C	O4'-C1'	6.73	1.50	1.41
11	B2	295	G	C2-N2	6.73	1.41	1.34
11	B2	1115	G	C6-N1	6.73	1.44	1.39
11	B2	1241	U	C2-N3	6.73	1.42	1.37
38	A1	329	G	N9-C8	-6.73	1.33	1.37
38	A1	1370	G	O3'-P	-6.73	1.53	1.61
38	A1	1483	U	N1-C2	6.73	1.44	1.38
38	A1	2005	A	O3'-P	-6.73	1.53	1.61
10	B1	44	G	C5-C4	-6.72	1.33	1.38

Continued on next page...

Continued from previous page...

Mol	Chain	Res	Type	Atoms	Z	Observed(Å)	Ideal(Å)
11	B2	69	U	C2'-C1'	-6.72	1.46	1.53
11	B2	806	G	N9-C4	-6.72	1.32	1.38
11	B2	864	G	N1-C2	6.72	1.43	1.37
38	A1	175	G	O3'-P	-6.72	1.53	1.61
38	A1	656	G	N3-C4	-6.72	1.30	1.35
38	A1	2253	G	C4'-O4'	-6.72	1.36	1.45
11	B2	1264	G	N9-C8	6.72	1.42	1.37
38	A1	1699	U	N1-C2	6.72	1.44	1.38
39	A3	64	C	C2-N3	6.72	1.41	1.35
61	AN	24	ARG	CD-NE	6.72	1.57	1.46
38	A1	356	C	C2-N3	6.72	1.41	1.35
38	A1	574	C	C2-N3	6.72	1.41	1.35
11	B2	306	C	C4'-C3'	-6.72	1.45	1.53
11	B2	796	C	C2-N3	6.72	1.41	1.35
11	B2	823	A	N3-C4	-6.72	1.30	1.34
38	A1	329	G	C2-N2	6.72	1.41	1.34
38	A1	1240	U	N3-C4	6.72	1.44	1.38
38	A1	1656	C	C2'-C1'	-6.72	1.46	1.53
38	A1	1980	U	C4-O4	6.72	1.29	1.23
38	A1	2063	U	C1'-N1	6.72	1.58	1.48
38	A1	2185	A	C6-N1	6.72	1.40	1.35
38	A1	2410	U	C2'-C1'	-6.72	1.46	1.53
38	A1	2968	G	C5-C4	6.72	1.43	1.38
11	B2	204	G	C3'-C2'	-6.72	1.45	1.52
11	B2	391	G	P-O5'	-6.72	1.53	1.59
11	B2	496	C	C5'-C4'	6.72	1.59	1.51
38	A1	1856	G	C6-N1	6.72	1.44	1.39
38	A1	2304	C	C4'-C3'	6.72	1.60	1.53
10	B1	7	G	P-O5'	-6.72	1.53	1.59
11	B2	666	G	N1-C2	6.72	1.43	1.37
11	B2	869	U	C2'-O2'	-6.72	1.32	1.41
11	B2	948	G	C2-N3	6.72	1.38	1.32
11	B2	1040	A	C3'-C2'	-6.72	1.45	1.52
38	A1	438	G	C4'-C3'	6.72	1.60	1.53
38	A1	528	G	N3-C4	-6.72	1.30	1.35
38	A1	735	A	C6-N1	6.72	1.40	1.35
38	A1	855	G	C5'-C4'	6.72	1.59	1.51
38	A1	1020	G	O4'-C1'	6.72	1.50	1.41
38	A1	2647	G	N1-C2	6.72	1.43	1.37
38	A1	2817	U	C2-N3	6.72	1.42	1.37
11	B2	255	G	C4'-C3'	6.71	1.60	1.53
11	B2	328	G	C8-N7	6.71	1.34	1.30

Continued on next page...

Continued from previous page...

Mol	Chain	Res	Type	Atoms	Z	Observed(Å)	Ideal(Å)
11	B2	522	C	N1-C6	6.71	1.41	1.37
11	B2	1184	U	C2-N3	6.71	1.42	1.37
38	A1	383	C	O4'-C1'	6.71	1.50	1.41
38	A1	664	A	C6-N6	6.71	1.39	1.33
38	A1	1621	G	N7-C5	-6.71	1.35	1.39
38	A1	2671	C	C4-N4	6.71	1.40	1.33
38	A1	2802	G	C5-C6	6.71	1.49	1.42
32	BT	64	ARG	CZ-NH2	6.71	1.41	1.33
7	AU	36	ARG	NE-CZ	6.71	1.41	1.33
11	B2	674	C	C2'-C1'	6.71	1.60	1.53
11	B2	1392	G	C6-N1	6.71	1.44	1.39
38	A1	92	G	C4'-C3'	-6.71	1.45	1.53
38	A1	254	A	O4'-C1'	6.71	1.50	1.41
38	A1	510	A	C4'-C3'	6.71	1.60	1.53
38	A1	701	G	O3'-P	-6.71	1.53	1.61
38	A1	946	U	P-O5'	-6.71	1.53	1.59
38	A1	2368	G	C4'-C3'	6.71	1.60	1.53
41	AA	128	ARG	CZ-NH2	6.71	1.41	1.33
44	Ab	13	ARG	NE-CZ	6.71	1.41	1.33
11	B2	1245	C	C4-N4	6.71	1.40	1.33
38	A1	2108	U	C5'-C4'	6.71	1.59	1.51
38	A1	2326	C	C4-N4	6.71	1.40	1.33
38	A1	2647	G	C2-N3	6.71	1.38	1.32
11	B2	101	G	C2-N3	6.71	1.38	1.32
11	B2	567	A	N7-C5	-6.71	1.35	1.39
11	B2	923	A	C4'-C3'	-6.71	1.45	1.53
38	A1	348	G	C2-N2	6.71	1.41	1.34
38	A1	1790	G	C2-N2	6.71	1.41	1.34
38	A1	1964	G	C5'-C4'	6.71	1.59	1.51
38	A1	2469	G	C5'-C4'	6.71	1.59	1.51
38	A1	2488	C	O3'-P	-6.71	1.53	1.61
11	B2	328	G	N3-C4	-6.71	1.30	1.35
11	B2	329	G	C8-N7	-6.71	1.26	1.30
11	B2	922	G	C5-C4	-6.71	1.33	1.38
11	B2	1037	U	C4-O4	-6.71	1.18	1.23
38	A1	872	G	C3'-C2'	6.71	1.60	1.52
38	A1	1073	G	C5-C6	6.71	1.49	1.42
38	A1	1455	U	C4-C5	6.71	1.49	1.43
38	A1	1594	G	N9-C8	6.71	1.42	1.37
38	A1	2313	G	C6-N1	-6.71	1.34	1.39
38	A1	2459	G	N9-C8	6.71	1.42	1.37
38	A1	2587	G	C6-N1	6.71	1.44	1.39

Continued on next page...

Continued from previous page...

Mol	Chain	Res	Type	Atoms	Z	Observed(Å)	Ideal(Å)
45	AC	26	ARG	NE-CZ	6.71	1.41	1.33
10	B1	29	C	N1-C6	6.71	1.41	1.37
11	B2	63	G	C2'-C1'	-6.71	1.46	1.53
11	B2	354	G	C8-N7	-6.70	1.26	1.30
38	A1	63	A	C8-N7	-6.70	1.26	1.31
38	A1	323	U	C4-C5	6.70	1.49	1.43
11	B2	202	G	C8-N7	-6.70	1.26	1.30
11	B2	738	C	C4-C5	6.70	1.48	1.43
11	B2	798	U	N3-C4	6.70	1.44	1.38
38	A1	135	U	C2-N3	-6.70	1.33	1.37
38	A1	1085	G	C8-N7	-6.70	1.26	1.30
11	B2	964	A	O3'-P	-6.70	1.53	1.61
11	B2	1381	G	O3'-P	-6.70	1.53	1.61
38	A1	622	A	N9-C4	-6.70	1.33	1.37
10	B1	27	A	O3'-P	-6.70	1.53	1.61
11	B2	43	A	C6-N1	6.70	1.40	1.35
11	B2	625	G	C2-N3	6.70	1.38	1.32
38	A1	339	A	N9-C4	6.70	1.41	1.37
38	A1	604	A	C4'-O4'	-6.70	1.36	1.45
38	A1	1227	A	N9-C4	6.70	1.41	1.37
38	A1	1684	C	C2'-C1'	-6.70	1.46	1.53
38	A1	2291	G	N9-C4	6.70	1.43	1.38
38	A1	2792	G	N9-C8	6.70	1.42	1.37
38	A1	823	G	N7-C5	-6.70	1.35	1.39
38	A1	1393	C	N3-C4	6.70	1.38	1.33
43	AB	185	ARG	NE-CZ	6.70	1.41	1.33
11	B2	126	G	C2-N3	6.70	1.38	1.32
11	B2	601	G	C2'-C1'	-6.70	1.46	1.53
11	B2	638	G	N1-C2	6.70	1.43	1.37
24	BL	5	ARG	NE-CZ	6.70	1.41	1.33
38	A1	999	A	C2'-C1'	-6.70	1.46	1.53
38	A1	1113	G	N1-C2	6.70	1.43	1.37
38	A1	1738	A	C6-N6	6.70	1.39	1.33
38	A1	2346	A	C6-N6	6.70	1.39	1.33
38	A1	2868	C	C4-N4	6.70	1.40	1.33
39	A3	3	G	P-O5'	-6.70	1.53	1.59
11	B2	256	G	N3-C4	6.69	1.40	1.35
11	B2	439	G	N7-C5	-6.69	1.35	1.39
11	B2	666	G	C6-N1	6.69	1.44	1.39
11	B2	1349	C	C3'-O3'	6.69	1.51	1.42
38	A1	824	C	O3'-P	-6.69	1.53	1.61
38	A1	1277	G	N9-C8	6.69	1.42	1.37

Continued on next page...

Continued from previous page...

Mol	Chain	Res	Type	Atoms	Z	Observed(Å)	Ideal(Å)
38	A1	1403	C	N1-C6	-6.69	1.33	1.37
38	A1	2342	C	C4'-C3'	6.69	1.60	1.53
11	B2	177	A	C5-C4	-6.69	1.34	1.38
38	A1	223	U	C4'-O4'	6.69	1.54	1.45
38	A1	677	A	N3-C4	-6.69	1.30	1.34
38	A1	1449	C	P-O5'	-6.69	1.53	1.59
38	A1	1906	G	N9-C8	-6.69	1.33	1.37
38	A1	2712	G	C5-C4	-6.69	1.33	1.38
38	A1	2836	G	C5-C4	-6.69	1.33	1.38
11	B2	1417	A	N3-C4	6.69	1.38	1.34
38	A1	1905	G	P-O5'	-6.69	1.53	1.59
11	B2	246	A	C6-N6	6.69	1.39	1.33
11	B2	806	G	C3'-O3'	6.69	1.51	1.42
38	A1	968	A	C5'-C4'	6.69	1.59	1.51
38	A1	2813	G	C8-N7	6.69	1.34	1.30
10	B1	25	G	C6-N1	6.68	1.44	1.39
11	B2	418	G	N1-C2	6.68	1.43	1.37
11	B2	1025	U	P-O5'	6.68	1.66	1.59
38	A1	789	G	C8-N7	-6.68	1.26	1.30
39	A3	124	A	C8-N7	-6.68	1.26	1.31
57	Aj	47	TYR	CZ-OH	6.68	1.49	1.37
11	B2	18	C	C2-N3	6.68	1.41	1.35
38	A1	242	C	N1-C6	6.68	1.41	1.37
38	A1	437	G	N1-C2	6.68	1.43	1.37
38	A1	956	U	C3'-O3'	6.68	1.51	1.42
38	A1	2277	G	C5'-C4'	6.68	1.59	1.51
38	A1	2656	A	C2'-O2'	-6.68	1.32	1.41
11	B2	894	A	C5-C4	-6.68	1.34	1.38
11	B2	1315	G	N3-C4	-6.68	1.30	1.35
38	A1	98	G	N3-C4	-6.68	1.30	1.35
38	A1	576	G	N1-C2	6.68	1.43	1.37
38	A1	2356	U	N1-C6	6.68	1.44	1.38
11	B2	374	G	N3-C4	6.68	1.40	1.35
11	B2	1390	G	P-O5'	-6.68	1.53	1.59
38	A1	265	A	N9-C4	-6.68	1.33	1.37
38	A1	1671	A	C5'-C4'	6.68	1.59	1.51
38	A1	1734	G	N9-C8	-6.68	1.33	1.37
38	A1	2125	C	C5-C6	6.68	1.39	1.34
39	A3	19	G	C2-N3	6.68	1.38	1.32
11	B2	31	U	C2'-C1'	-6.68	1.46	1.53
11	B2	86	C	O3'-P	-6.68	1.53	1.61
38	A1	337	G	C5-C4	6.68	1.43	1.38

Continued on next page...

Continued from previous page...

Mol	Chain	Res	Type	Atoms	Z	Observed(Å)	Ideal(Å)
38	A1	795	G	N1-C2	6.68	1.43	1.37
38	A1	2632	C	C4-N4	6.68	1.40	1.33
11	B2	575	A	P-O5'	-6.68	1.53	1.59
11	B2	1131	G	N9-C4	-6.68	1.32	1.38
11	B2	1188	C	C5'-C4'	6.68	1.59	1.51
38	A1	1093	G	N9-C4	-6.68	1.32	1.38
38	A1	1623	C	C2-N3	6.68	1.41	1.35
11	B2	1234	A	N3-C4	-6.67	1.30	1.34
38	A1	839	A	N7-C5	-6.67	1.35	1.39
11	B2	237	C	C4-N4	6.67	1.40	1.33
11	B2	1292	A	C6-N6	6.67	1.39	1.33
11	B2	1407	U	O3'-P	-6.67	1.53	1.61
38	A1	7	G	N9-C8	-6.67	1.33	1.37
38	A1	448	A	C2'-O2'	6.67	1.50	1.41
38	A1	830	G	C5-C4	6.67	1.43	1.38
38	A1	1269	U	C5'-C4'	6.67	1.59	1.51
11	B2	195	C	N3-C4	6.67	1.38	1.33
11	B2	1410	G	C4'-C3'	-6.67	1.45	1.53
38	A1	254	A	N7-C5	-6.67	1.35	1.39
38	A1	610	C	N1-C6	6.67	1.41	1.37
38	A1	1420	U	C2-N3	6.67	1.42	1.37
38	A1	1810	G	N1-C2	6.67	1.43	1.37
38	A1	1956	G	O3'-P	-6.67	1.53	1.61
38	A1	2357	U	C2'-C1'	-6.67	1.46	1.53
11	B2	997	G	C2-N2	6.67	1.41	1.34
38	A1	1156	G	C8-N7	6.67	1.34	1.30
38	A1	1379	A	N3-C4	6.67	1.38	1.34
38	A1	1443	G	C5'-C4'	6.67	1.59	1.51
11	B2	65	G	N7-C5	6.67	1.43	1.39
11	B2	786	G	C2-N3	6.67	1.38	1.32
11	B2	803	C	C5-C6	-6.67	1.29	1.34
11	B2	830	A	N3-C4	-6.67	1.30	1.34
11	B2	913	G	C8-N7	6.67	1.34	1.30
11	B2	982	U	O3'-P	-6.67	1.53	1.61
11	B2	1043	U	C2-N3	6.67	1.42	1.37
11	B2	1067	G	C5-C4	6.67	1.43	1.38
11	B2	1163	U	C2'-O2'	-6.67	1.32	1.41
38	A1	512	G	O3'-P	-6.67	1.53	1.61
38	A1	742	C	N3-C4	6.67	1.38	1.33
38	A1	887	U	C4-O4	6.67	1.28	1.23
38	A1	1815	C	C2'-C1'	-6.67	1.46	1.53
38	A1	471	U	P-O5'	-6.67	1.53	1.59

Continued on next page...

Continued from previous page...

Mol	Chain	Res	Type	Atoms	Z	Observed(Å)	Ideal(Å)
38	A1	474	G	N1-C2	6.67	1.43	1.37
38	A1	1430	A	C8-N7	-6.67	1.26	1.31
38	A1	2188	C	C2-O2	-6.67	1.18	1.24
38	A1	2269	C	C4'-C3'	6.67	1.60	1.53
11	B2	736	A	N9-C8	-6.66	1.32	1.37
37	BY	17	ARG	CZ-NH2	6.66	1.41	1.33
38	A1	423	G	C2'-C1'	-6.66	1.46	1.53
38	A1	758	C	O3'-P	-6.66	1.53	1.61
38	A1	857	U	N1-C6	-6.66	1.31	1.38
38	A1	1158	G	C5-C6	-6.66	1.35	1.42
38	A1	1866	G	N9-C4	6.66	1.43	1.38
38	A1	2061	A	N9-C8	-6.66	1.32	1.37
38	A1	2360	G	C2-N2	6.66	1.41	1.34
45	AC	6	ARG	CD-NE	6.66	1.57	1.46
11	B2	940	U	C5'-C4'	6.66	1.59	1.51
38	A1	1259	G	N9-C8	6.66	1.42	1.37
10	B1	73	C	C2-N3	6.66	1.41	1.35
11	B2	1076	G	C2'-C1'	-6.66	1.46	1.53
22	BJ	24	ARG	NE-CZ	6.66	1.41	1.33
38	A1	381	G	C2-N3	6.66	1.38	1.32
38	A1	569	G	C2-N2	6.66	1.41	1.34
38	A1	986	G	N7-C5	-6.66	1.35	1.39
38	A1	1080	G	O3'-P	-6.66	1.53	1.61
38	A1	1436	A	N9-C8	6.66	1.43	1.37
38	A1	2476	A	C6-N6	6.66	1.39	1.33
38	A1	2551	G	N9-C4	6.66	1.43	1.38
11	B2	944	C	O4'-C1'	6.66	1.50	1.41
38	A1	36	G	N1-C2	6.66	1.43	1.37
38	A1	2052	A	N7-C5	-6.66	1.35	1.39
38	A1	2101	A	C4'-C3'	6.66	1.60	1.53
38	A1	2322	A	C6-N6	6.66	1.39	1.33
38	A1	2977	G	N9-C4	6.66	1.43	1.38
11	B2	66	G	P-O5'	-6.66	1.53	1.59
11	B2	1221	A	C6-N1	6.66	1.40	1.35
38	A1	678	G	N9-C4	6.66	1.43	1.38
38	A1	2131	C	N1-C6	-6.66	1.33	1.37
38	A1	2184	G	P-O5'	-6.66	1.53	1.59
10	B1	12	U	C3'-O3'	6.66	1.51	1.42
11	B2	175	G	N3-C4	-6.66	1.30	1.35
11	B2	1201	G	N3-C4	-6.66	1.30	1.35
38	A1	133	G	C4'-O4'	6.66	1.54	1.45
38	A1	497	G	C5'-C4'	6.66	1.59	1.51

Continued on next page...

Continued from previous page...

Mol	Chain	Res	Type	Atoms	Z	Observed(Å)	Ideal(Å)
38	A1	1794	C	N3-C4	6.66	1.38	1.33
38	A1	2891	A	C6-N6	6.66	1.39	1.33
11	B2	1428	G	N1-C2	6.65	1.43	1.37
38	A1	621	G	N7-C5	-6.65	1.35	1.39
38	A1	2215	U	C2'-C1'	-6.65	1.46	1.53
11	B2	20	G	C5'-C4'	6.65	1.59	1.51
11	B2	461	A	O3'-P	-6.65	1.53	1.61
11	B2	999	G	N1-C2	6.65	1.43	1.37
38	A1	178	G	N1-C2	6.65	1.43	1.37
38	A1	360	G	C5-C4	6.65	1.43	1.38
11	B2	299	G	N1-C2	6.65	1.43	1.37
11	B2	304	C	O4'-C1'	6.65	1.50	1.41
11	B2	789	G	N9-C4	-6.65	1.32	1.38
11	B2	1418	G	C8-N7	-6.65	1.26	1.30
38	A1	303	A	C4'-C3'	6.65	1.60	1.53
38	A1	437	G	C2-N2	6.65	1.41	1.34
38	A1	560	G	C5-C4	6.65	1.43	1.38
38	A1	814	G	C6-N1	6.65	1.44	1.39
38	A1	2282	G	C5'-C4'	6.65	1.59	1.51
11	B2	270	A	C2-N3	-6.65	1.27	1.33
38	A1	1964	G	C8-N7	6.65	1.34	1.30
11	B2	89	G	P-O5'	-6.65	1.53	1.59
11	B2	284	A	C2-N3	6.65	1.39	1.33
11	B2	492	G	N7-C5	-6.65	1.35	1.39
11	B2	671	C	C4'-O4'	6.65	1.54	1.45
11	B2	901	G	C5-C4	-6.65	1.33	1.38
11	B2	1158	G	C6-O6	6.65	1.30	1.24
11	B2	1426	C	C2'-O2'	6.65	1.50	1.41
38	A1	318	G	C6-N1	6.65	1.44	1.39
38	A1	2712	G	C3'-O3'	6.65	1.51	1.42
38	A1	2728	U	C4'-C3'	-6.65	1.45	1.53
11	B2	964	A	N7-C5	-6.65	1.35	1.39
38	A1	68	G	N9-C8	6.65	1.42	1.37
38	A1	1143	A	N7-C5	-6.65	1.35	1.39
38	A1	2427	C	C4-N4	6.65	1.40	1.33
11	B2	101	G	O4'-C1'	-6.64	1.33	1.41
11	B2	288	G	N7-C5	-6.64	1.35	1.39
11	B2	1471	G	P-O5'	-6.64	1.53	1.59
38	A1	75	G	C2-N2	6.64	1.41	1.34
38	A1	81	G	C6-N1	6.64	1.44	1.39
38	A1	192	U	N3-C4	6.64	1.44	1.38
38	A1	804	C	C2-N3	6.64	1.41	1.35

Continued on next page...

Continued from previous page...

Mol	Chain	Res	Type	Atoms	Z	Observed(Å)	Ideal(Å)
38	A1	1441	C	C5'-C4'	6.64	1.59	1.51
38	A1	1835	A	C4'-C3'	-6.64	1.45	1.53
38	A1	2483	U	C4'-C3'	6.64	1.60	1.53
38	A1	2601	C	C5-C6	6.64	1.39	1.34
38	A1	2703	G	C6-N1	-6.64	1.34	1.39
4	AQ	60	ARG	NE-CZ	6.64	1.41	1.33
38	A1	1109	G	C3'-C2'	6.64	1.60	1.52
38	A1	1459	A	C6-N1	6.64	1.40	1.35
38	A1	1938	G	C2-N3	6.64	1.38	1.32
38	A1	2315	G	C2-N3	6.64	1.38	1.32
11	B2	291	G	C6-N1	6.64	1.44	1.39
11	B2	362	C	C4-C5	6.64	1.48	1.43
11	B2	1216	A	C6-N1	6.64	1.40	1.35
38	A1	1276	G	C4'-C3'	6.64	1.60	1.53
38	A1	1816	C	N3-C4	6.64	1.38	1.33
38	A1	1979	G	N1-C2	6.64	1.43	1.37
11	B2	54	C	P-O5'	6.64	1.66	1.59
11	B2	577	C	C2'-C1'	-6.64	1.46	1.53
38	A1	2501	G	C4'-O4'	6.64	1.54	1.45
11	B2	382	G	N9-C8	6.64	1.42	1.37
11	B2	437	A	C2-N3	6.64	1.39	1.33
38	A1	444	U	O4'-C1'	-6.64	1.33	1.41
38	A1	671	G	N7-C5	6.64	1.43	1.39
38	A1	1478	G	C4'-C3'	6.64	1.60	1.53
38	A1	1604	G	C2-N2	6.64	1.41	1.34
38	A1	2454	G	C6-N1	6.64	1.44	1.39
38	A1	2784	A	N3-C4	-6.64	1.30	1.34
39	A3	106	G	N3-C4	6.64	1.40	1.35
11	B2	177	A	C6-N1	6.63	1.40	1.35
11	B2	426	C	C4-C5	-6.63	1.37	1.43
38	A1	596	C	C5'-C4'	6.63	1.59	1.51
38	A1	1385	C	P-O5'	-6.63	1.53	1.59
38	A1	2173	U	C1'-N1	6.63	1.58	1.48
38	A1	2630	C	C2'-C1'	-6.63	1.46	1.53
11	B2	775	G	N7-C5	-6.63	1.35	1.39
11	B2	1238	G	C2-N3	6.63	1.38	1.32
38	A1	479	G	N1-C2	6.63	1.43	1.37
38	A1	835	G	C5-C4	-6.63	1.33	1.38
38	A1	868	U	P-O5'	-6.63	1.53	1.59
38	A1	1256	G	C6-N1	6.63	1.44	1.39
38	A1	1359	C	N1-C6	-6.63	1.33	1.37
38	A1	1622	G	C6-O6	6.63	1.30	1.24

Continued on next page...

Continued from previous page...

Mol	Chain	Res	Type	Atoms	Z	Observed(Å)	Ideal(Å)
38	A1	2675	C	C4'-O4'	-6.63	1.36	1.45
39	A3	52	U	C3'-C2'	6.63	1.60	1.52
38	A1	761	U	C5'-C4'	6.63	1.59	1.51
38	A1	1476	C	C4-N4	6.63	1.40	1.33
11	B2	1399	G	C2-N3	6.63	1.38	1.32
11	B2	1486	A	C6-N6	6.63	1.39	1.33
38	A1	931	C	O4'-C1'	6.63	1.50	1.41
38	A1	2018	C	C2-N3	6.63	1.41	1.35
38	A1	2540	A	N9-C8	-6.63	1.32	1.37
38	A1	3005	C	C4-C5	6.63	1.48	1.43
39	A3	112	C	C4-C5	6.63	1.48	1.43
11	B2	795	G	O3'-P	-6.63	1.53	1.61
11	B2	888	A	P-O5'	-6.63	1.53	1.59
38	A1	919	G	N1-C2	6.63	1.43	1.37
38	A1	1070	G	C4'-O4'	-6.63	1.36	1.45
38	A1	1556	G	C2-N3	6.63	1.38	1.32
38	A1	1915	G	N9-C4	-6.63	1.32	1.38
38	A1	2103	C	N1-C6	6.63	1.41	1.37
38	A1	2149	G	P-O5'	-6.63	1.53	1.59
11	B2	56	A	N3-C4	6.62	1.38	1.34
11	B2	277	G	N1-C2	6.62	1.43	1.37
11	B2	644	G	C2-N2	6.62	1.41	1.34
11	B2	1144	G	C2'-C1'	-6.62	1.46	1.53
11	B2	1268	C	N3-C4	6.62	1.38	1.33
38	A1	604	A	N7-C5	-6.62	1.35	1.39
38	A1	617	G	N9-C8	-6.62	1.33	1.37
38	A1	923	A	C5'-C4'	6.62	1.59	1.51
10	B1	18	U	C2-N3	6.62	1.42	1.37
11	B2	1289	G	C3'-C2'	6.62	1.60	1.52
11	B2	1466	G	C4'-C3'	6.62	1.60	1.53
38	A1	130	G	N1-C2	6.62	1.43	1.37
38	A1	1523	A	N9-C8	-6.62	1.32	1.37
38	A1	1553	G	O3'-P	-6.62	1.53	1.61
38	A1	1644	G	P-O5'	-6.62	1.53	1.59
38	A1	1652	A	N3-C4	6.62	1.38	1.34
38	A1	2763	U	N1-C6	6.62	1.44	1.38
11	B2	308	G	C8-N7	6.62	1.34	1.30
11	B2	787	U	N1-C6	6.62	1.44	1.38
20	BH	50	ARG	NE-CZ	6.62	1.41	1.33
27	BO	136	ARG	CZ-NH2	6.62	1.41	1.33
38	A1	130	G	N3-C4	-6.62	1.30	1.35
38	A1	218	A	C6-N6	6.62	1.39	1.33

Continued on next page...

Continued from previous page...

Mol	Chain	Res	Type	Atoms	Z	Observed(Å)	Ideal(Å)
38	A1	955	A	C5-C6	-6.62	1.35	1.41
38	A1	2008	G	P-O5'	6.62	1.66	1.59
38	A1	2015	G	C5-C4	6.62	1.43	1.38
38	A1	2600	C	C4-N4	6.62	1.40	1.33
38	A1	2842	C	N1-C6	6.62	1.41	1.37
38	A1	3003	A	C6-N6	6.62	1.39	1.33
11	B2	834	C	C4-N4	6.62	1.40	1.33
25	BM	133	ARG	CZ-NH2	6.62	1.41	1.33
38	A1	818	A	C5-C6	6.62	1.47	1.41
38	A1	2458	U	N1-C2	-6.62	1.32	1.38
39	A3	28	C	C2-N3	-6.62	1.30	1.35
11	B2	479	C	C5'-C4'	6.62	1.59	1.51
11	B2	928	A	C6-N1	6.62	1.40	1.35
38	A1	2301	C	C2'-C1'	6.62	1.60	1.53
11	B2	48	G	C2-N3	6.62	1.38	1.32
11	B2	958	G	C6-N1	6.62	1.44	1.39
11	B2	1001	A	C6-N1	6.62	1.40	1.35
11	B2	1074	C	N1-C6	-6.62	1.33	1.37
38	A1	217	A	N9-C8	6.62	1.43	1.37
38	A1	566	G	N1-C2	6.62	1.43	1.37
38	A1	714	C	N1-C6	-6.62	1.33	1.37
38	A1	1837	A	P-O5'	-6.62	1.53	1.59
38	A1	2403	G	C2-N3	6.62	1.38	1.32
38	A1	2808	C	C5'-C4'	6.62	1.59	1.51
38	A1	2959	A	N9-C4	-6.62	1.33	1.37
60	AM	63	ARG	CZ-NH2	6.62	1.41	1.33
10	B1	18	U	N1-C2	6.61	1.44	1.38
11	B2	977	G	N9-C8	6.61	1.42	1.37
11	B2	1112	G	C8-N7	6.61	1.34	1.30
38	A1	143	C	N3-C4	6.61	1.38	1.33
38	A1	431	U	N3-C4	6.61	1.44	1.38
38	A1	1195	G	N1-C2	6.61	1.43	1.37
38	A1	1631	A	C6-N6	6.61	1.39	1.33
38	A1	1917	U	C2'-C1'	-6.61	1.46	1.53
38	A1	1398	C	C4'-C3'	6.61	1.60	1.53
38	A1	1410	A	O3'-P	-6.61	1.53	1.61
10	B1	47	G	C5'-C4'	6.61	1.59	1.51
11	B2	697	A	C5-C4	-6.61	1.34	1.38
11	B2	1330	G	C8-N7	-6.61	1.26	1.30
28	BP	23	ARG	CD-NE	6.61	1.57	1.46
38	A1	126	U	P-O5'	-6.61	1.53	1.59
38	A1	437	G	C6-N1	6.61	1.44	1.39

Continued on next page...

Continued from previous page...

Mol	Chain	Res	Type	Atoms	Z	Observed(Å)	Ideal(Å)
38	A1	811	C	C4-C5	6.61	1.48	1.43
38	A1	2029	C	O4'-C1'	6.61	1.50	1.41
38	A1	2157	U	N1-C2	6.61	1.44	1.38
39	A3	63	G	C5-C4	6.61	1.43	1.38
11	B2	208	U	P-O5'	-6.61	1.53	1.59
18	BF	184	TRP	CD2-CE2	-6.61	1.33	1.41
38	A1	191	U	O4'-C1'	6.61	1.50	1.41
38	A1	234	G	N7-C5	-6.61	1.35	1.39
38	A1	852	A	C8-N7	6.61	1.36	1.31
38	A1	955	A	C5'-C4'	6.61	1.59	1.51
11	B2	275	A	O3'-P	-6.61	1.53	1.61
11	B2	801	A	C6-N1	6.61	1.40	1.35
11	B2	809	C	O4'-C1'	6.61	1.50	1.41
11	B2	859	A	N9-C8	6.61	1.43	1.37
38	A1	15	A	N7-C5	-6.61	1.35	1.39
38	A1	788	A	P-O5'	-6.61	1.53	1.59
38	A1	2127	G	N1-C2	6.61	1.43	1.37
38	A1	2375	C	N3-C4	6.61	1.38	1.33
38	A1	2577	U	N3-C4	6.61	1.44	1.38
39	A3	2	G	C2'-C1'	-6.61	1.46	1.53
39	A3	100	A	N7-C5	-6.61	1.35	1.39
11	B2	49	C	P-O5'	-6.61	1.53	1.59
11	B2	695	G	N9-C4	6.61	1.43	1.38
38	A1	1196	A	C2'-C1'	-6.61	1.46	1.53
38	A1	1561	G	O4'-C1'	6.61	1.50	1.41
38	A1	2496	G	C8-N7	-6.61	1.26	1.30
38	A1	2699	U	P-O5'	6.61	1.66	1.59
11	B2	294	A	N7-C5	-6.60	1.35	1.39
11	B2	754	G	C6-N1	-6.60	1.34	1.39
11	B2	1411	G	C2'-C1'	-6.60	1.46	1.53
38	A1	353	C	C4-N4	6.60	1.39	1.33
38	A1	1352	U	N1-C2	6.60	1.44	1.38
38	A1	1560	G	C2-N3	6.60	1.38	1.32
38	A1	2302	C	C4-C5	6.60	1.48	1.43
38	A1	2563	A	C2'-O2'	-6.60	1.33	1.41
11	B2	221	A	C6-N1	6.60	1.40	1.35
11	B2	356	G	C6-N1	6.60	1.44	1.39
11	B2	669	A	N9-C4	6.60	1.41	1.37
11	B2	1121	C	C4-N4	6.60	1.39	1.33
38	A1	792	A	N7-C5	-6.60	1.35	1.39
38	A1	1655	G	N1-C2	6.60	1.43	1.37
38	A1	1844	C	N3-C4	6.60	1.38	1.33

Continued on next page...

Continued from previous page...

Mol	Chain	Res	Type	Atoms	Z	Observed(Å)	Ideal(Å)
11	B2	1228	A	C4'-O4'	-6.60	1.36	1.45
38	A1	930	G	N9-C4	-6.60	1.32	1.38
38	A1	1153	U	C5'-C4'	6.60	1.59	1.51
38	A1	2086	C	C4'-C3'	6.60	1.60	1.53
38	A1	2091	U	C2-N3	6.60	1.42	1.37
39	A3	107	G	C4'-C3'	-6.60	1.45	1.53
10	B1	73	C	N1-C6	-6.60	1.33	1.37
11	B2	663	G	N9-C8	-6.60	1.33	1.37
38	A1	450	G	C2-N2	6.60	1.41	1.34
38	A1	578	C	N3-C4	6.60	1.38	1.33
38	A1	799	C	C4-C5	6.60	1.48	1.43
38	A1	2131	C	C2'-C1'	-6.60	1.46	1.53
11	B2	292	U	C2'-C1'	-6.60	1.46	1.53
11	B2	527	A	C8-N7	6.60	1.36	1.31
11	B2	927	A	C5'-C4'	6.60	1.59	1.51
11	B2	1283	G	N9-C4	6.60	1.43	1.38
27	BO	137	ARG	CD-NE	6.60	1.57	1.46
38	A1	1871	C	C2-N3	6.60	1.41	1.35
60	AM	170	ARG	CZ-NH2	6.60	1.41	1.33
62	AO	15	ARG	NE-CZ	6.60	1.41	1.33
38	A1	852	A	C6-N1	6.60	1.40	1.35
11	B2	164	A	N9-C8	6.59	1.43	1.37
11	B2	790	G	C5-C4	6.59	1.43	1.38
11	B2	791	G	N9-C4	-6.59	1.32	1.38
11	B2	1114	G	C2-N2	6.59	1.41	1.34
17	BE	12	ARG	CZ-NH1	6.59	1.41	1.33
38	A1	1288	C	C2-N3	6.59	1.41	1.35
38	A1	1485	A	N3-C4	-6.59	1.30	1.34
38	A1	1753	G	N1-C2	6.59	1.43	1.37
38	A1	1874	G	C8-N7	6.59	1.34	1.30
38	A1	1922	A	C6-N1	6.59	1.40	1.35
39	A3	10	U	C2'-C1'	6.59	1.60	1.53
11	B2	768	A	N9-C4	6.59	1.41	1.37
38	A1	641	G	N9-C8	6.59	1.42	1.37
38	A1	1184	U	N1-C6	6.59	1.43	1.38
59	AL	12	ARG	C-N	6.59	1.45	1.33
9	AX	291	ARG	NE-CZ	6.59	1.41	1.33
11	B2	9	U	C4'-O4'	6.59	1.54	1.45
11	B2	100	A	C8-N7	-6.59	1.26	1.31
11	B2	662	C	C5-C6	6.59	1.39	1.34
38	A1	213	G	O3'-P	-6.59	1.53	1.61
38	A1	929	G	C6-N1	6.59	1.44	1.39

Continued on next page...

Continued from previous page...

Mol	Chain	Res	Type	Atoms	Z	Observed(Å)	Ideal(Å)
38	A1	1353	A	C2'-C1'	-6.59	1.46	1.53
38	A1	2097	G	N3-C4	-6.59	1.30	1.35
38	A1	2995	A	C8-N7	-6.59	1.26	1.31
11	B2	560	A	C2-N3	6.59	1.39	1.33
38	A1	2503	C	C5'-C4'	6.59	1.59	1.51
38	A1	2551	G	C4'-O4'	6.59	1.54	1.45
38	A1	2734	C	C2'-C1'	-6.59	1.46	1.53
7	AU	108	GLU	N-CA	-6.59	1.33	1.46
11	B2	114	A	C4'-O4'	-6.59	1.36	1.45
11	B2	765	U	C5'-C4'	6.59	1.59	1.51
11	B2	801	A	C6-N6	6.59	1.39	1.33
25	BM	114	ARG	NE-CZ	6.59	1.41	1.33
38	A1	424	U	C5'-C4'	6.59	1.59	1.51
38	A1	492	A	C5-C6	-6.59	1.35	1.41
38	A1	1418	A	C8-N7	-6.59	1.26	1.31
11	B2	906	G	N3-C4	6.59	1.40	1.35
38	A1	653	U	N1-C6	-6.59	1.32	1.38
38	A1	1010	G	C2-N2	6.59	1.41	1.34
38	A1	1354	G	N9-C8	6.59	1.42	1.37
38	A1	1501	G	C2'-C1'	-6.59	1.46	1.53
38	A1	1544	C	N1-C2	6.59	1.46	1.40
38	A1	1641	G	C8-N7	-6.59	1.26	1.30
38	A1	2148	U	C3'-C2'	6.59	1.60	1.52
39	A3	91	G	C2-N3	6.59	1.38	1.32
39	A3	123	U	C1'-N1	6.59	1.58	1.48
11	B2	447	A	C4'-O4'	6.58	1.54	1.45
11	B2	952	A	C8-N7	-6.58	1.26	1.31
11	B2	1229	A	C2'-C1'	-6.58	1.46	1.53
38	A1	130	G	O3'-P	-6.58	1.53	1.61
38	A1	1478	G	C5-C4	6.58	1.43	1.38
11	B2	180	G	P-O5'	-6.58	1.53	1.59
11	B2	1494	C	C2-N3	6.58	1.41	1.35
38	A1	1752	C	C4-N4	6.58	1.39	1.33
38	A1	2658	G	C2'-C1'	-6.58	1.46	1.53
38	A1	2972	G	C6-N1	6.58	1.44	1.39
11	B2	321	A	C5-C4	-6.58	1.34	1.38
11	B2	746	A	N1-C2	6.58	1.40	1.34
11	B2	1099	A	C6-N1	6.58	1.40	1.35
38	A1	259	A	C2-N3	6.58	1.39	1.33
38	A1	398	U	N1-C6	6.58	1.43	1.38
38	A1	1802	G	C5'-C4'	6.58	1.59	1.51
38	A1	2662	G	C2'-C1'	-6.58	1.46	1.53

Continued on next page...

Continued from previous page...

Mol	Chain	Res	Type	Atoms	Z	Observed(Å)	Ideal(Å)
38	A1	2899	G	C3'-C2'	-6.58	1.45	1.52
11	B2	356	G	N3-C4	6.58	1.40	1.35
38	A1	480	A	N3-C4	-6.58	1.30	1.34
38	A1	2129	G	C8-N7	6.58	1.34	1.30
38	A1	2599	C	C5'-C4'	6.58	1.59	1.51
11	B2	435	A	C3'-C2'	6.58	1.60	1.52
11	B2	813	G	O3'-P	-6.58	1.53	1.61
11	B2	1460	G	C4'-O4'	6.58	1.54	1.45
38	A1	355	G	C1'-N9	6.58	1.58	1.48
38	A1	664	A	N9-C4	-6.58	1.33	1.37
38	A1	724	G	C2'-C1'	-6.58	1.46	1.53
38	A1	922	C	N3-C4	6.58	1.38	1.33
38	A1	1725	A	N7-C5	-6.58	1.35	1.39
38	A1	2266	C	P-O5'	-6.58	1.53	1.59
38	A1	172	C	N3-C4	6.58	1.38	1.33
38	A1	1520	G	C2'-C1'	-6.58	1.46	1.53
38	A1	1877	C	C3'-C2'	6.58	1.60	1.52
38	A1	1937	A	C6-N1	6.58	1.40	1.35
38	A1	2299	G	C2-N3	6.58	1.38	1.32
38	A1	3029	A	C2'-C1'	6.58	1.60	1.53
39	A3	115	C	C3'-O3'	6.58	1.51	1.42
46	AD	47	GLY	CA-C	-6.58	1.41	1.51
60	AM	157	ARG	CZ-NH1	6.58	1.41	1.33
11	B2	1213	G	C2-N3	6.58	1.38	1.32
38	A1	2344	G	O4'-C1'	6.58	1.50	1.41
38	A1	2469	G	N9-C8	6.58	1.42	1.37
11	B2	228	G	C8-N7	-6.57	1.27	1.30
38	A1	544	A	C4'-O4'	6.57	1.54	1.45
38	A1	634	G	C2-N2	6.57	1.41	1.34
38	A1	2421	A	C6-N6	6.57	1.39	1.33
39	A3	107	G	C6-N1	6.57	1.44	1.39
38	A1	297	G	C6-N1	6.57	1.44	1.39
38	A1	1728	C	C4-N4	6.57	1.39	1.33
38	A1	1866	G	C2-N2	6.57	1.41	1.34
38	A1	1153	U	N3-C4	6.57	1.44	1.38
38	A1	1243	C	C4-C5	6.57	1.48	1.43
38	A1	1615	G	P-O5'	-6.57	1.53	1.59
38	A1	2259	G	C2'-C1'	-6.57	1.46	1.53
38	A1	2820	C	N1-C6	6.57	1.41	1.37
39	A3	124	A	C2-N3	6.57	1.39	1.33
38	A1	609	G	N1-C2	6.57	1.43	1.37
38	A1	668	G	N1-C2	-6.57	1.32	1.37

Continued on next page...

Continued from previous page...

Mol	Chain	Res	Type	Atoms	Z	Observed(Å)	Ideal(Å)
38	A1	2126	G	N9-C8	6.57	1.42	1.37
11	B2	251	G	C3'-C2'	-6.57	1.45	1.52
11	B2	676	G	N1-C2	6.57	1.43	1.37
38	A1	381	G	C6-N1	6.57	1.44	1.39
38	A1	588	U	C2'-C1'	-6.57	1.46	1.53
38	A1	883	G	N1-C2	6.57	1.43	1.37
38	A1	1874	G	C2-N3	6.57	1.38	1.32
11	B2	1083	G	N3-C4	6.57	1.40	1.35
38	A1	231	G	C6-N1	6.57	1.44	1.39
38	A1	771	G	C2-N3	6.57	1.38	1.32
38	A1	1992	A	N7-C5	-6.57	1.35	1.39
38	A1	2280	G	C5'-C4'	6.57	1.59	1.51
38	A1	2350	G	N9-C4	6.57	1.43	1.38
38	A1	2390	G	C2-N3	6.57	1.38	1.32
38	A1	95	G	N1-C2	6.56	1.43	1.37
38	A1	1417	U	C4'-C3'	6.56	1.60	1.53
38	A1	2281	A	O3'-P	-6.56	1.53	1.61
11	B2	222	G	C6-N1	6.56	1.44	1.39
11	B2	258	A	N7-C5	-6.56	1.35	1.39
11	B2	588	C	C2'-C1'	-6.56	1.46	1.53
11	B2	600	C	N1-C6	-6.56	1.33	1.37
38	A1	108	G	C2'-C1'	6.56	1.60	1.53
38	A1	230	A	C6-N6	6.56	1.39	1.33
38	A1	801	A	C5'-C4'	6.56	1.59	1.51
38	A1	908	U	C4'-C3'	6.56	1.60	1.53
38	A1	1438	C	N1-C6	6.56	1.41	1.37
38	A1	2689	G	C8-N7	6.56	1.34	1.30
38	A1	2717	A	C6-N1	6.56	1.40	1.35
38	A1	2735	C	C4-N4	6.56	1.39	1.33
11	B2	507	G	C6-N1	6.56	1.44	1.39
38	A1	215	A	C5'-C4'	6.56	1.59	1.51
38	A1	917	A	C6-N6	6.56	1.39	1.33
39	A3	34	C	N1-C2	-6.56	1.33	1.40
11	B2	1120	G	N1-C2	6.56	1.43	1.37
38	A1	169	G	N9-C4	6.56	1.43	1.38
38	A1	1387	G	N7-C5	-6.56	1.35	1.39
38	A1	2517	U	N1-C2	6.56	1.44	1.38
38	A1	2556	C	C4-N4	6.56	1.39	1.33
10	B1	55	U	C1'-N1	6.56	1.58	1.48
11	B2	266	A	C4'-O4'	6.56	1.54	1.45
11	B2	345	G	N1-C2	6.56	1.43	1.37
11	B2	1000	G	C2-N2	6.56	1.41	1.34

Continued on next page...

Continued from previous page...

Mol	Chain	Res	Type	Atoms	Z	Observed(Å)	Ideal(Å)
38	A1	118	A	N3-C4	6.56	1.38	1.34
11	B2	1041	C	C4'-C3'	6.56	1.60	1.53
38	A1	630	G	C2'-C1'	-6.56	1.46	1.53
47	Ad	41	ARG	CD-NE	6.56	1.57	1.46
62	AO	34	ARG	NE-CZ	6.56	1.41	1.33
11	B2	639	G	N3-C4	6.55	1.40	1.35
11	B2	858	A	N3-C4	6.55	1.38	1.34
38	A1	299	U	C4'-C3'	6.55	1.60	1.53
38	A1	440	A	N7-C5	-6.55	1.35	1.39
38	A1	739	C	N3-C4	6.55	1.38	1.33
38	A1	909	A	C6-N1	6.55	1.40	1.35
38	A1	1995	C	N3-C4	6.55	1.38	1.33
38	A1	2540	A	C4'-C3'	6.55	1.60	1.53
11	B2	261	G	N9-C8	6.55	1.42	1.37
11	B2	502	U	N3-C4	6.55	1.44	1.38
11	B2	762	G	N1-C2	6.55	1.43	1.37
11	B2	900	G	N9-C4	6.55	1.43	1.38
38	A1	12	C	C2-N3	6.55	1.41	1.35
38	A1	619	G	N9-C8	6.55	1.42	1.37
38	A1	875	G	C4'-C3'	6.55	1.60	1.53
38	A1	1432	C	C4'-O4'	-6.55	1.37	1.45
38	A1	2476	A	N3-C4	6.55	1.38	1.34
38	A1	2857	C	C3'-C2'	6.55	1.60	1.52
11	B2	1257	U	N3-C4	6.55	1.44	1.38
13	BA	143	GLU	CD-OE1	6.55	1.32	1.25
18	BF	155	ARG	CD-NE	6.55	1.57	1.46
38	A1	1438	C	N3-C4	6.55	1.38	1.33
38	A1	1668	G	C5-C4	6.55	1.43	1.38
38	A1	2428	C	C2-N3	6.55	1.41	1.35
38	A1	3032	C	C5'-C4'	6.55	1.59	1.51
39	A3	75	G	P-O5'	-6.55	1.53	1.59
43	AB	233	ARG	NE-CZ	6.55	1.41	1.33
15	BC	126	ARG	CZ-NH1	6.55	1.41	1.33
38	A1	375	C	P-O5'	-6.55	1.53	1.59
38	A1	462	A	N1-C2	6.55	1.40	1.34
38	A1	1310	A	N7-C5	-6.55	1.35	1.39
38	A1	1750	C	P-O5'	-6.55	1.53	1.59
38	A1	60	G	N9-C8	-6.55	1.33	1.37
38	A1	1894	A	N9-C4	6.55	1.41	1.37
11	B2	46	A	C6-N6	6.55	1.39	1.33
11	B2	65	G	C6-N1	6.55	1.44	1.39
11	B2	393	A	N9-C8	-6.55	1.32	1.37

Continued on next page...

Continued from previous page...

Mol	Chain	Res	Type	Atoms	Z	Observed(Å)	Ideal(Å)
11	B2	452	G	N9-C4	6.55	1.43	1.38
11	B2	1462	A	N9-C8	6.55	1.43	1.37
14	BB	33	TYR	CG-CD1	6.55	1.47	1.39
38	A1	169	G	C5'-C4'	6.55	1.59	1.51
38	A1	514	U	C2-N3	6.55	1.42	1.37
38	A1	533	G	C5'-C4'	6.55	1.59	1.51
38	A1	536	G	N9-C8	6.55	1.42	1.37
38	A1	2158	G	N9-C8	6.55	1.42	1.37
38	A1	2674	C	P-O5'	6.55	1.66	1.59
11	B2	29	G	N3-C4	6.54	1.40	1.35
38	A1	16	G	N1-C2	6.54	1.43	1.37
38	A1	205	A	C2'-C1'	-6.54	1.46	1.53
10	B1	62	C	C4-N4	6.54	1.39	1.33
11	B2	534	G	C2-N2	6.54	1.41	1.34
11	B2	1179	C	N3-C4	6.54	1.38	1.33
38	A1	455	G	N9-C8	6.54	1.42	1.37
38	A1	1188	C	C1'-N1	6.54	1.58	1.48
38	A1	1558	U	C2'-C1'	-6.54	1.46	1.53
38	A1	1978	A	N7-C5	-6.54	1.35	1.39
11	B2	155	U	N3-C4	6.54	1.44	1.38
11	B2	329	G	N9-C4	6.54	1.43	1.38
11	B2	356	G	C4'-O4'	6.54	1.54	1.45
11	B2	519	G	P-O5'	-6.54	1.53	1.59
11	B2	1150	G	N1-C2	6.54	1.43	1.37
38	A1	659	U	N3-C4	6.54	1.44	1.38
38	A1	937	A	N7-C5	-6.54	1.35	1.39
38	A1	1357	G	N3-C4	-6.54	1.30	1.35
38	A1	1705	C	P-O5'	-6.54	1.53	1.59
38	A1	2797	C	C5'-C4'	6.54	1.59	1.51
38	A1	3012	C	P-O5'	-6.54	1.53	1.59
39	A3	2	G	O3'-P	-6.54	1.53	1.61
11	B2	618	G	C3'-O3'	6.54	1.51	1.42
31	BS	24	PHE	CB-CG	-6.54	1.40	1.51
38	A1	773	U	N3-C4	6.54	1.44	1.38
38	A1	846	C	C2-N3	6.54	1.41	1.35
38	A1	1812	A	C4'-C3'	-6.54	1.46	1.53
11	B2	135	U	C3'-C2'	6.54	1.60	1.52
38	A1	281	G	C2'-C1'	-6.54	1.46	1.53
38	A1	1817	C	C2-O2	-6.54	1.18	1.24
38	A1	2419	U	N1-C6	6.54	1.43	1.38
39	A3	93	G	C4'-C3'	6.54	1.60	1.53
11	B2	326	C	O3'-P	-6.54	1.53	1.61

Continued on next page...

Continued from previous page...

Mol	Chain	Res	Type	Atoms	Z	Observed(Å)	Ideal(Å)
11	B2	962	G	O3'-P	-6.54	1.53	1.61
11	B2	1217	C	C4'-C3'	6.54	1.60	1.53
11	B2	1443	G	N7-C5	-6.54	1.35	1.39
38	A1	690	G	C5-C6	-6.54	1.35	1.42
38	A1	1077	G	C2-N3	6.54	1.38	1.32
38	A1	2094	A	P-O5'	-6.54	1.53	1.59
38	A1	2790	C	C4-C5	-6.54	1.37	1.43
38	A1	2995	A	C6-N6	6.54	1.39	1.33
11	B2	58	U	O3'-P	-6.54	1.53	1.61
11	B2	388	G	N7-C5	-6.54	1.35	1.39
11	B2	1388	G	C6-N1	6.54	1.44	1.39
38	A1	650	C	C4'-O4'	6.54	1.54	1.45
38	A1	812	C	C4-C5	6.54	1.48	1.43
38	A1	1459	A	C5-C4	-6.54	1.34	1.38
38	A1	1997	C	C4-N4	6.54	1.39	1.33
11	B2	776	C	P-O5'	-6.53	1.53	1.59
11	B2	1171	G	N1-C2	6.53	1.43	1.37
12	B3	108	ARG	NE-CZ	6.53	1.41	1.33
38	A1	1187	A	N3-C4	6.53	1.38	1.34
38	A1	1591	C	O3'-P	-6.53	1.53	1.61
38	A1	1907	G	C2-N3	6.53	1.38	1.32
38	A1	2107	G	N1-C2	6.53	1.43	1.37
38	A1	2150	G	C2-N3	6.53	1.38	1.32
38	A1	2389	C	C4-N4	6.53	1.39	1.33
38	A1	2409	C	P-O5'	-6.53	1.53	1.59
11	B2	1012	C	C1'-N1	-6.53	1.37	1.46
38	A1	233	A	C2'-C1'	-6.53	1.46	1.53
38	A1	903	C	N3-C4	6.53	1.38	1.33
38	A1	1184	U	C2'-C1'	-6.53	1.46	1.53
38	A1	1422	G	N3-C4	-6.53	1.30	1.35
38	A1	2334	G	C2-N3	6.53	1.38	1.32
11	B2	734	G	C6-N1	6.53	1.44	1.39
11	B2	917	A	N3-C4	-6.53	1.30	1.34
38	A1	91	G	C8-N7	6.53	1.34	1.30
38	A1	518	A	N3-C4	-6.53	1.30	1.34
38	A1	890	G	C2-N2	6.53	1.41	1.34
38	A1	925	U	N1-C2	6.53	1.44	1.38
38	A1	1124	G	N1-C2	6.53	1.43	1.37
38	A1	1470	C	C4-C5	6.53	1.48	1.43
38	A1	1701	C	C5'-C4'	6.53	1.59	1.51
39	A3	49	A	O3'-P	-6.53	1.53	1.61
38	A1	2396	G	C2-N3	6.53	1.38	1.32

Continued on next page...

Continued from previous page...

Mol	Chain	Res	Type	Atoms	Z	Observed(Å)	Ideal(Å)
38	A1	61	G	C2-N3	6.53	1.38	1.32
38	A1	896	G	C6-O6	-6.53	1.18	1.24
38	A1	1802	G	C2-N2	6.53	1.41	1.34
38	A1	2445	G	N7-C5	6.53	1.43	1.39
38	A1	2872	G	O4'-C1'	6.53	1.50	1.41
11	B2	280	C	N1-C6	6.53	1.41	1.37
11	B2	646	U	N3-C4	6.53	1.44	1.38
11	B2	1229	A	N1-C2	6.53	1.40	1.34
11	B2	1409	G	C2-N3	6.53	1.38	1.32
38	A1	916	A	C2'-C1'	-6.53	1.46	1.53
36	BX	71	ARG	CD-NE	6.52	1.57	1.46
38	A1	201	C	C4-N4	6.52	1.39	1.33
38	A1	592	C	N1-C6	6.52	1.41	1.37
11	B2	111	G	N1-C2	6.52	1.43	1.37
11	B2	824	G	C5-C4	6.52	1.43	1.38
11	B2	1069	G	C5-C4	-6.52	1.33	1.38
38	A1	93	C	N3-C4	6.52	1.38	1.33
38	A1	1228	G	C2-N3	6.52	1.38	1.32
38	A1	1525	G	C2'-C1'	-6.52	1.46	1.53
38	A1	2142	U	O4'-C1'	6.52	1.50	1.41
38	A1	2651	G	N7-C5	6.52	1.43	1.39
38	A1	2950	G	N9-C4	-6.52	1.32	1.38
61	AN	163	ARG	CD-NE	6.52	1.57	1.46
38	A1	636	G	C2-N3	6.52	1.38	1.32
38	A1	741	G	C2-N2	6.52	1.41	1.34
11	B2	590	G	N9-C8	-6.52	1.33	1.37
11	B2	1395	G	C2-N3	6.52	1.38	1.32
38	A1	774	G	N9-C8	6.52	1.42	1.37
38	A1	941	C	N1-C6	6.52	1.41	1.37
38	A1	1310	A	N9-C4	-6.52	1.33	1.37
38	A1	1604	G	C4'-C3'	6.52	1.60	1.53
38	A1	2823	G	P-O5'	-6.52	1.53	1.59
38	A1	170	A	C6-N1	6.52	1.40	1.35
38	A1	1693	G	C2-N3	6.52	1.38	1.32
38	A1	1811	G	N1-C2	6.52	1.43	1.37
11	B2	1337	A	C5-C6	6.52	1.47	1.41
38	A1	614	G	C5-C4	-6.52	1.33	1.38
63	AP	83	TRP	CD2-CE2	6.52	1.49	1.41
10	B1	7	G	N1-C2	6.51	1.43	1.37
11	B2	1182	G	C6-N1	6.51	1.44	1.39
11	B2	1241	U	N1-C6	6.51	1.43	1.38
38	A1	667	C	O3'-P	-6.51	1.53	1.61

Continued on next page...

Continued from previous page...

Mol	Chain	Res	Type	Atoms	Z	Observed(Å)	Ideal(Å)
38	A1	919	G	N9-C4	6.51	1.43	1.38
38	A1	1930	A	C8-N7	-6.51	1.26	1.31
38	A1	2336	G	C5-C6	-6.51	1.35	1.42
38	A1	2581	G	C6-N1	6.51	1.44	1.39
11	B2	682	A	C8-N7	6.51	1.36	1.31
11	B2	832	G	C2-N2	6.51	1.41	1.34
38	A1	674	G	N3-C4	-6.51	1.30	1.35
38	A1	1440	C	N1-C6	6.51	1.41	1.37
38	A1	1630	U	C2'-C1'	-6.51	1.46	1.53
38	A1	2176	G	C5'-C4'	6.51	1.59	1.51
38	A1	2310	G	N1-C2	6.51	1.43	1.37
38	A1	2347	G	O3'-P	-6.51	1.53	1.61
11	B2	318	C	C2-N3	6.51	1.41	1.35
11	B2	1140	A	C5-C4	6.51	1.43	1.38
38	A1	2685	G	C2-N2	6.51	1.41	1.34
46	AD	238	ARG	CZ-NH1	6.51	1.41	1.33
11	B2	105	C	N3-C4	6.51	1.38	1.33
11	B2	197	A	N3-C4	6.51	1.38	1.34
11	B2	1199	A	C6-N1	6.51	1.40	1.35
11	B2	1298	G	C2-N3	6.51	1.38	1.32
11	B2	1377	G	C5-C6	-6.51	1.35	1.42
38	A1	52	A	C2'-C1'	-6.51	1.46	1.53
38	A1	1499	C	C4-N4	6.51	1.39	1.33
38	A1	1518	G	C6-N1	-6.51	1.34	1.39
38	A1	2253	G	C5-C6	-6.51	1.35	1.42
38	A1	2968	G	C2-N3	6.51	1.38	1.32
38	A1	881	G	O3'-P	-6.51	1.53	1.61
38	A1	2965	C	C4'-C3'	-6.51	1.46	1.53
11	B2	315	A	C4'-C3'	6.51	1.60	1.53
11	B2	578	G	N1-C2	6.51	1.43	1.37
11	B2	1255	C	C2'-C1'	-6.51	1.46	1.53
11	B2	1329	C	C4-N4	6.51	1.39	1.33
38	A1	300	U	C4'-C3'	6.51	1.60	1.53
38	A1	621	G	O3'-P	-6.51	1.53	1.61
38	A1	633	A	C8-N7	-6.51	1.26	1.31
38	A1	706	U	C2'-C1'	6.51	1.60	1.53
38	A1	990	G	N1-C2	6.51	1.43	1.37
38	A1	1669	A	C3'-C2'	6.51	1.60	1.52
38	A1	2455	G	P-O5'	-6.51	1.53	1.59
39	A3	63	G	N7-C5	-6.51	1.35	1.39
11	B2	1384	G	C2-N3	6.50	1.38	1.32
32	BT	102	TYR	CE2-CZ	6.50	1.47	1.38

Continued on next page...

Continued from previous page...

Mol	Chain	Res	Type	Atoms	Z	Observed(Å)	Ideal(Å)
38	A1	82	C	C5'-C4'	6.50	1.59	1.51
38	A1	681	C	C2-N3	6.50	1.41	1.35
38	A1	777	A	C5'-C4'	6.50	1.59	1.51
38	A1	2903	U	N1-C6	6.50	1.43	1.38
11	B2	46	A	C2-N3	-6.50	1.27	1.33
11	B2	384	G	O4'-C1'	6.50	1.50	1.41
11	B2	818	A	P-O5'	6.50	1.66	1.59
38	A1	578	C	C5-C6	6.50	1.39	1.34
38	A1	1017	A	C5-C4	6.50	1.43	1.38
38	A1	1756	C	N3-C4	6.50	1.38	1.33
38	A1	2226	G	C5-C4	6.50	1.43	1.38
38	A1	2333	G	O3'-P	-6.50	1.53	1.61
38	A1	2515	U	C2-N3	6.50	1.42	1.37
39	A3	77	A	C4'-O4'	-6.50	1.37	1.45
11	B2	172	G	N1-C2	6.50	1.43	1.37
11	B2	301	G	P-O5'	6.50	1.66	1.59
11	B2	1248	A	N3-C4	6.50	1.38	1.34
38	A1	493	A	C5-C4	6.50	1.43	1.38
38	A1	1357	G	C5'-C4'	6.50	1.59	1.51
38	A1	2180	C	C2-N3	6.50	1.41	1.35
33	BU	125	GLY	N-CA	-6.50	1.36	1.46
38	A1	1260	C	N3-C4	6.50	1.38	1.33
38	A1	1445	G	C6-N1	6.50	1.44	1.39
38	A1	1601	G	C2-N3	6.50	1.38	1.32
38	A1	2085	C	C1'-N1	6.50	1.58	1.48
38	A1	2498	G	N7-C5	6.50	1.43	1.39
38	A1	396	G	C5-C6	-6.50	1.35	1.42
38	A1	641	G	C5-C4	6.50	1.42	1.38
38	A1	911	G	C5-C6	-6.50	1.35	1.42
38	A1	1406	G	C5'-C4'	6.50	1.59	1.51
38	A1	2506	G	C4'-O4'	6.50	1.53	1.45
38	A1	2785	G	C5-C4	6.50	1.42	1.38
11	B2	587	G	N9-C8	-6.50	1.33	1.37
11	B2	974	G	N9-C8	6.50	1.42	1.37
18	BF	92	ARG	CZ-NH2	6.50	1.41	1.33
38	A1	78	C	C4'-O4'	6.50	1.53	1.45
38	A1	314	A	N3-C4	6.50	1.38	1.34
38	A1	1349	G	N9-C4	6.50	1.43	1.38
20	BH	88	ARG	CZ-NH1	6.50	1.41	1.33
38	A1	205	A	C2-N3	6.50	1.39	1.33
38	A1	593	C	C2'-C1'	-6.50	1.46	1.53
38	A1	1596	G	N9-C4	6.50	1.43	1.38

Continued on next page...

Continued from previous page...

Mol	Chain	Res	Type	Atoms	Z	Observed(Å)	Ideal(Å)
38	A1	2090	A	N1-C2	6.50	1.40	1.34
38	A1	2789	G	P-O5'	6.50	1.66	1.59
11	B2	78	G	C2-N2	6.49	1.41	1.34
11	B2	1388	G	C8-N7	-6.49	1.27	1.30
38	A1	113	C	C4-N4	6.49	1.39	1.33
38	A1	461	C	N1-C6	-6.49	1.33	1.37
38	A1	506	G	C5-C4	6.49	1.42	1.38
38	A1	900	C	N1-C6	6.49	1.41	1.37
38	A1	1587	A	C2-N3	6.49	1.39	1.33
38	A1	2341	G	N9-C4	-6.49	1.32	1.38
11	B2	158	U	N1-C2	6.49	1.44	1.38
38	A1	1447	G	N9-C8	-6.49	1.33	1.37
10	B1	6	G	N7-C5	-6.49	1.35	1.39
11	B2	233	C	O4'-C1'	6.49	1.50	1.41
11	B2	248	U	C4'-C3'	-6.49	1.46	1.53
11	B2	1275	U	C2-N3	6.49	1.42	1.37
11	B2	1284	C	C5'-C4'	6.49	1.59	1.51
38	A1	241	C	C4-C5	6.49	1.48	1.43
38	A1	765	G	C3'-C2'	6.49	1.60	1.52
38	A1	963	G	N1-C2	6.49	1.43	1.37
11	B2	813	G	C6-N1	6.49	1.44	1.39
11	B2	1304	C	C1'-N1	6.49	1.58	1.48
38	A1	883	G	C2-N3	6.49	1.38	1.32
38	A1	1855	G	N1-C2	6.49	1.43	1.37
38	A1	1928	A	N3-C4	-6.49	1.30	1.34
38	A1	1998	G	C8-N7	-6.49	1.27	1.30
38	A1	2104	G	C2-N2	6.49	1.41	1.34
38	A1	2141	C	C1'-N1	6.49	1.58	1.48
38	A1	2168	C	C2-N3	6.49	1.41	1.35
38	A1	2398	C	C2'-C1'	-6.49	1.46	1.53
38	A1	2509	A	C1'-N9	-6.49	1.37	1.46
11	B2	736	A	C2-N3	6.49	1.39	1.33
11	B2	1321	U	C4-O4	-6.49	1.18	1.23
11	B2	1394	G	C2-N2	6.49	1.41	1.34
38	A1	139	G	N9-C8	6.49	1.42	1.37
38	A1	247	A	C6-N6	6.49	1.39	1.33
38	A1	2613	C	C5'-C4'	6.49	1.59	1.51
4	AQ	28	ARG	CZ-NH1	6.49	1.41	1.33
38	A1	402	G	C3'-C2'	-6.49	1.45	1.52
38	A1	1291	C	C4'-O4'	-6.49	1.37	1.45
38	A1	1511	C	C5'-C4'	6.49	1.59	1.51
38	A1	2229	G	C4'-C3'	6.49	1.60	1.53

Continued on next page...

Continued from previous page...

Mol	Chain	Res	Type	Atoms	Z	Observed(Å)	Ideal(Å)
11	B2	637	G	N7-C5	-6.48	1.35	1.39
11	B2	879	U	C4'-O4'	6.48	1.53	1.45
32	BT	7	ARG	NE-CZ	6.48	1.41	1.33
35	BW	54	VAL	CB-CG1	6.48	1.66	1.52
38	A1	398	U	C5'-C4'	6.48	1.59	1.51
38	A1	2100	U	C3'-C2'	-6.48	1.45	1.52
11	B2	788	C	C4-C5	6.48	1.48	1.43
11	B2	1392	G	N7-C5	-6.48	1.35	1.39
38	A1	662	A	C3'-C2'	-6.48	1.45	1.52
38	A1	1301	G	C8-N7	6.48	1.34	1.30
38	A1	1423	G	N7-C5	-6.48	1.35	1.39
38	A1	2222	C	C4'-O4'	6.48	1.53	1.45
39	A3	97	G	N9-C4	-6.48	1.32	1.38
54	AI	96	ARG	CZ-NH1	6.48	1.41	1.33
11	B2	291	G	N9-C4	6.48	1.43	1.38
11	B2	335	G	N3-C4	6.48	1.40	1.35
11	B2	1034	G	N9-C8	6.48	1.42	1.37
11	B2	1315	G	C2-N2	6.48	1.41	1.34
11	B2	1322	C	P-O5'	6.48	1.66	1.59
38	A1	1044	C	C3'-O3'	6.48	1.51	1.42
38	A1	1689	G	N7-C5	6.48	1.43	1.39
38	A1	2124	C	C4-C5	-6.48	1.37	1.43
38	A1	2283	C	N1-C6	-6.48	1.33	1.37
38	A1	2456	C	C4'-C3'	6.48	1.60	1.53
38	A1	120	G	N7-C5	6.48	1.43	1.39
38	A1	2557	C	P-O5'	6.48	1.66	1.59
48	AE	93	ARG	CZ-NH1	6.48	1.41	1.33
11	B2	1123	G	N1-C2	6.48	1.43	1.37
11	B2	1323	A	N7-C5	-6.48	1.35	1.39
20	BH	73	ARG	NE-CZ	6.48	1.41	1.33
38	A1	953	G	C4'-O4'	-6.48	1.37	1.45
38	A1	998	G	C2'-C1'	-6.48	1.46	1.53
38	A1	1486	G	C5'-C4'	6.48	1.59	1.51
38	A1	2524	C	N3-C4	6.48	1.38	1.33
38	A1	2539	G	C3'-C2'	6.48	1.60	1.52
38	A1	2821	G	C6-N1	6.48	1.44	1.39
39	A3	124	A	N9-C4	6.48	1.41	1.37
11	B2	30	C	N3-C4	6.47	1.38	1.33
11	B2	585	U	C4-C5	6.47	1.49	1.43
11	B2	1079	G	C8-N7	6.47	1.34	1.30
11	B2	1394	G	P-O5'	-6.47	1.53	1.59
38	A1	397	G	C4'-O4'	6.47	1.53	1.45

Continued on next page...

Continued from previous page...

Mol	Chain	Res	Type	Atoms	Z	Observed(Å)	Ideal(Å)
38	A1	466	C	C4-N4	6.47	1.39	1.33
38	A1	878	G	N1-C2	6.47	1.43	1.37
38	A1	1150	G	N9-C8	6.47	1.42	1.37
38	A1	1415	C	O3'-P	-6.47	1.53	1.61
38	A1	1633	A	C3'-C2'	-6.47	1.45	1.52
38	A1	2005	A	C2'-C1'	-6.47	1.46	1.53
10	B1	64	C	C4-N4	6.47	1.39	1.33
11	B2	376	G	N9-C4	6.47	1.43	1.38
11	B2	876	A	N7-C5	-6.47	1.35	1.39
11	B2	944	C	C4'-C3'	6.47	1.60	1.53
11	B2	1187	A	N7-C5	-6.47	1.35	1.39
38	A1	213	G	C1'-N9	6.47	1.58	1.48
38	A1	2047	U	C3'-C2'	-6.47	1.45	1.52
38	A1	2270	G	C2-N3	6.47	1.38	1.32
38	A1	2394	G	N1-C2	6.47	1.43	1.37
38	A1	2899	G	N3-C4	6.47	1.40	1.35
34	BV	16	ARG	NE-CZ	6.47	1.41	1.33
38	A1	1222	U	C4-C5	6.47	1.49	1.43
38	A1	2505	A	N7-C5	-6.47	1.35	1.39
10	B1	24	A	N9-C4	-6.47	1.33	1.37
11	B2	1107	C	N3-C4	6.47	1.38	1.33
38	A1	19	G	N9-C4	-6.47	1.32	1.38
38	A1	348	G	N9-C8	6.47	1.42	1.37
38	A1	1179	G	C5-C6	-6.47	1.35	1.42
38	A1	1640	G	C2-N2	6.47	1.41	1.34
38	A1	2036	A	P-O5'	6.47	1.66	1.59
11	B2	309	A	C6-N1	6.47	1.40	1.35
38	A1	2182	A	P-O5'	-6.47	1.53	1.59
38	A1	2216	G	P-O5'	-6.47	1.53	1.59
10	B1	30	G	C2-N2	6.47	1.41	1.34
11	B2	45	U	C4-O4	-6.47	1.18	1.23
11	B2	79	G	P-O5'	-6.47	1.53	1.59
11	B2	299	G	O4'-C1'	-6.47	1.33	1.41
11	B2	308	G	N7-C5	-6.47	1.35	1.39
11	B2	450	A	C6-N6	6.47	1.39	1.33
11	B2	520	G	N1-C2	6.47	1.43	1.37
11	B2	960	A	N7-C5	-6.47	1.35	1.39
38	A1	1736	G	O3'-P	-6.47	1.53	1.61
38	A1	2312	U	C2'-O2'	6.47	1.50	1.41
38	A1	2335	G	N9-C8	6.47	1.42	1.37
39	A3	113	C	P-O5'	-6.47	1.53	1.59
58	Ak	201	TYR	CE2-CZ	6.47	1.47	1.38

Continued on next page...

Continued from previous page...

Mol	Chain	Res	Type	Atoms	Z	Observed(Å)	Ideal(Å)
11	B2	1398	U	C2'-C1'	-6.46	1.46	1.53
38	A1	384	G	N3-C4	6.46	1.40	1.35
38	A1	482	A	C5-C4	6.46	1.43	1.38
38	A1	2235	G	N3-C4	-6.46	1.30	1.35
38	A1	2353	C	C5'-C4'	6.46	1.59	1.51
38	A1	2464	G	N7-C5	-6.46	1.35	1.39
38	A1	2646	A	C6-N6	6.46	1.39	1.33
11	B2	1102	A	C5-C4	6.46	1.43	1.38
38	A1	338	A	O3'-P	-6.46	1.53	1.61
38	A1	2129	G	C5-C4	6.46	1.42	1.38
38	A1	128	C	N1-C6	6.46	1.41	1.37
11	B2	1247	A	C6-N1	6.46	1.40	1.35
11	B2	1487	U	C1'-N1	6.46	1.58	1.48
38	A1	810	A	C8-N7	-6.46	1.27	1.31
38	A1	843	C	C4-C5	6.46	1.48	1.43
38	A1	1356	A	N1-C2	6.46	1.40	1.34
38	A1	1465	A	C8-N7	6.46	1.36	1.31
38	A1	2734	C	N3-C4	6.46	1.38	1.33
60	AM	4	TYR	CE2-CZ	6.46	1.47	1.38
10	B1	49	C	C2-N3	-6.46	1.30	1.35
11	B2	624	G	P-O5'	-6.46	1.53	1.59
11	B2	977	G	C2-N2	6.46	1.41	1.34
11	B2	1335	A	C5-C6	-6.46	1.35	1.41
11	B2	1390	G	C8-N7	6.46	1.34	1.30
38	A1	1502	C	O3'-P	-6.46	1.53	1.61
38	A1	1927	C	C4-N4	6.46	1.39	1.33
38	A1	2434	A	C5-C4	-6.46	1.34	1.38
38	A1	2704	A	C6-N1	6.46	1.40	1.35
11	B2	746	A	N3-C4	-6.46	1.30	1.34
11	B2	761	U	C2-N3	6.46	1.42	1.37
11	B2	821	G	N7-C5	-6.46	1.35	1.39
11	B2	1045	A	N7-C5	-6.46	1.35	1.39
38	A1	209	G	C6-N1	6.46	1.44	1.39
38	A1	733	A	P-O5'	-6.46	1.53	1.59
38	A1	1039	C	C4'-C3'	-6.46	1.46	1.53
38	A1	2688	C	C2-N3	6.46	1.41	1.35
38	A1	2801	G	C2-N3	6.46	1.38	1.32
39	A3	56	C	C2'-O2'	6.46	1.50	1.41
41	AA	119	ARG	NE-CZ	6.46	1.41	1.33
11	B2	302	A	N9-C8	6.46	1.43	1.37
11	B2	543	C	O4'-C1'	6.46	1.50	1.41
11	B2	872	A	O4'-C1'	-6.46	1.33	1.41

Continued on next page...

Continued from previous page...

Mol	Chain	Res	Type	Atoms	Z	Observed(Å)	Ideal(Å)
11	B2	1064	C	O3'-P	-6.46	1.53	1.61
38	A1	1735	G	N3-C4	6.46	1.40	1.35
38	A1	2706	C	C4-C5	6.46	1.48	1.43
11	B2	433	U	N1-C2	-6.45	1.32	1.38
11	B2	977	G	C2-N3	6.45	1.38	1.32
38	A1	57	C	C2-N3	6.45	1.41	1.35
38	A1	2508	G	C4'-C3'	6.45	1.60	1.53
38	A1	3038	A	C2'-C1'	-6.45	1.46	1.53
39	A3	61	C	C4-N4	6.45	1.39	1.33
10	B1	52	G	C2-N3	6.45	1.38	1.32
11	B2	576	C	C4'-O4'	6.45	1.53	1.45
11	B2	1077	U	C2-N3	6.45	1.42	1.37
38	A1	1047	A	O3'-P	-6.45	1.53	1.61
10	B1	69	G	C4'-C3'	6.45	1.60	1.53
11	B2	48	G	N1-C2	6.45	1.43	1.37
11	B2	176	U	C5-C6	6.45	1.40	1.34
11	B2	460	C	P-O5'	-6.45	1.53	1.59
38	A1	928	A	N3-C4	-6.45	1.30	1.34
38	A1	1097	G	C2-N3	6.45	1.38	1.32
38	A1	1495	A	C5-C4	6.45	1.43	1.38
38	A1	2248	G	N7-C5	6.45	1.43	1.39
38	A1	2492	G	C6-N1	6.45	1.44	1.39
38	A1	2689	G	C2'-C1'	-6.45	1.46	1.53
64	AR	69	ARG	NE-CZ	6.45	1.41	1.33
11	B2	28	U	N1-C6	-6.45	1.32	1.38
11	B2	1423	A	C4'-C3'	6.45	1.60	1.53
38	A1	406	G	C5'-C4'	6.45	1.59	1.51
38	A1	534	G	N1-C2	6.45	1.43	1.37
38	A1	1916	U	C2-N3	6.45	1.42	1.37
38	A1	2564	U	C2'-O2'	-6.45	1.33	1.41
11	B2	419	G	C8-N7	6.45	1.34	1.30
38	A1	944	G	C4'-C3'	6.45	1.60	1.53
11	B2	463	G	C2-N3	6.45	1.38	1.32
11	B2	824	G	N9-C4	6.45	1.43	1.38
11	B2	826	C	C2'-C1'	-6.45	1.46	1.53
11	B2	957	A	N7-C5	-6.45	1.35	1.39
11	B2	1398	U	N1-C2	6.45	1.44	1.38
38	A1	959	U	C4-C5	6.45	1.49	1.43
38	A1	1134	A	N9-C4	6.45	1.41	1.37
38	A1	1836	A	C6-N6	6.45	1.39	1.33
38	A1	2836	G	C5'-C4'	6.45	1.59	1.51
10	B1	37	A	C5'-C4'	6.44	1.59	1.51

Continued on next page...

Continued from previous page...

Mol	Chain	Res	Type	Atoms	Z	Observed(Å)	Ideal(Å)
11	B2	391	G	C2-N3	6.44	1.38	1.32
38	A1	1191	C	C4-N4	6.44	1.39	1.33
38	A1	1371	U	N3-C4	6.44	1.44	1.38
11	B2	560	A	N7-C5	-6.44	1.35	1.39
38	A1	67	U	C2-N3	6.44	1.42	1.37
38	A1	1057	C	N3-C4	6.44	1.38	1.33
38	A1	1310	A	C2'-C1'	-6.44	1.46	1.53
38	A1	1834	C	C5'-C4'	6.44	1.59	1.51
39	A3	90	A	C3'-C2'	6.44	1.60	1.52
7	AU	42	ARG	CD-NE	6.44	1.57	1.46
11	B2	924	U	C2-N3	6.44	1.42	1.37
11	B2	1279	A	C3'-C2'	6.44	1.60	1.52
11	B2	1394	G	C8-N7	-6.44	1.27	1.30
38	A1	587	A	C2'-C1'	-6.44	1.46	1.53
38	A1	612	G	C8-N7	-6.44	1.27	1.30
38	A1	776	G	C2-N3	6.44	1.38	1.32
38	A1	1514	C	C4-N4	6.44	1.39	1.33
38	A1	1694	G	C2-N3	6.44	1.38	1.32
38	A1	1785	G	N1-C2	6.44	1.43	1.37
38	A1	1818	G	C8-N7	6.44	1.34	1.30
38	A1	2210	G	C4'-C3'	6.44	1.60	1.53
11	B2	989	C	C5-C6	6.44	1.39	1.34
15	BC	177	GLY	CA-C	-6.44	1.41	1.51
38	A1	619	G	C2-N3	6.44	1.38	1.32
38	A1	1559	A	N7-C5	-6.44	1.35	1.39
38	A1	1864	G	C6-N1	6.44	1.44	1.39
38	A1	2071	C	N3-C4	6.44	1.38	1.33
38	A1	2673	C	N1-C2	6.44	1.46	1.40
38	A1	2867	U	C2'-O2'	6.44	1.50	1.41
11	B2	164	A	N9-C4	6.44	1.41	1.37
11	B2	1147	G	C4'-C3'	-6.44	1.46	1.53
23	BK	130	ARG	CZ-NH2	6.44	1.41	1.33
38	A1	107	G	C4'-C3'	6.44	1.60	1.53
38	A1	389	C	N1-C6	-6.44	1.33	1.37
38	A1	547	C	C4'-O4'	6.44	1.53	1.45
38	A1	559	G	C2-N2	6.44	1.41	1.34
38	A1	1926	A	N7-C5	-6.44	1.35	1.39
38	A1	2011	U	C4-C5	6.44	1.49	1.43
38	A1	2293	G	C4'-C3'	6.44	1.60	1.53
38	A1	2842	C	N1-C2	-6.44	1.33	1.40
11	B2	855	C	C2-N3	6.44	1.40	1.35
11	B2	956	C	C2-N3	-6.44	1.30	1.35

Continued on next page...

Continued from previous page...

Mol	Chain	Res	Type	Atoms	Z	Observed(Å)	Ideal(Å)
38	A1	1332	A	N3-C4	-6.44	1.30	1.34
38	A1	2611	U	C2-N3	6.44	1.42	1.37
11	B2	442	C	P-O5'	-6.43	1.53	1.59
38	A1	71	A	P-O5'	-6.43	1.53	1.59
38	A1	444	U	C2-N3	6.43	1.42	1.37
38	A1	702	G	C6-N1	6.43	1.44	1.39
38	A1	803	A	C3'-O3'	6.43	1.51	1.42
38	A1	1049	U	C2-N3	6.43	1.42	1.37
38	A1	1125	A	C6-N6	6.43	1.39	1.33
38	A1	1330	G	C5-C6	6.43	1.48	1.42
38	A1	1668	G	C2-N3	6.43	1.37	1.32
38	A1	2054	G	N7-C5	6.43	1.43	1.39
38	A1	2227	G	C2-N3	6.43	1.37	1.32
38	A1	2421	A	C2'-C1'	-6.43	1.46	1.53
38	A1	2557	C	C4-N4	6.43	1.39	1.33
38	A1	2801	G	N1-C2	6.43	1.42	1.37
38	A1	2846	A	C5-C4	-6.43	1.34	1.38
11	B2	295	G	C2'-C1'	-6.43	1.46	1.53
11	B2	833	C	C2'-C1'	-6.43	1.46	1.53
38	A1	1272	A	N7-C5	-6.43	1.35	1.39
38	A1	2283	C	C4-N4	6.43	1.39	1.33
39	A3	69	C	P-O5'	6.43	1.66	1.59
11	B2	251	G	C5'-C4'	-6.43	1.43	1.51
11	B2	1298	G	C2-N2	6.43	1.41	1.34
38	A1	505	A	C6-N6	6.43	1.39	1.33
38	A1	1570	C	N3-C4	6.43	1.38	1.33
38	A1	1931	G	N1-C2	6.43	1.42	1.37
38	A1	2165	A	N7-C5	-6.43	1.35	1.39
38	A1	2606	C	C4-C5	6.43	1.48	1.43
38	A1	2775	G	C8-N7	-6.43	1.27	1.30
11	B2	833	C	C4-N4	6.43	1.39	1.33
38	A1	407	A	C5-C4	6.43	1.43	1.38
38	A1	1139	C	C4-N4	6.43	1.39	1.33
38	A1	1209	A	C6-N6	6.43	1.39	1.33
38	A1	1725	A	O3'-P	6.43	1.68	1.61
38	A1	1776	G	C3'-C2'	6.43	1.60	1.52
38	A1	1826	G	C6-N1	6.43	1.44	1.39
38	A1	2222	C	C4-N4	6.43	1.39	1.33
38	A1	2545	A	C4'-C3'	-6.43	1.46	1.53
38	A1	2702	A	C3'-O3'	6.43	1.51	1.42
38	A1	2801	G	C4'-C3'	6.43	1.60	1.53
10	B1	31	G	C5'-C4'	6.43	1.59	1.51

Continued on next page...

Continued from previous page...

Mol	Chain	Res	Type	Atoms	Z	Observed(Å)	Ideal(Å)
38	A1	788	A	N1-C2	6.43	1.40	1.34
38	A1	2246	G	P-O5'	-6.43	1.53	1.59
11	B2	478	C	C4-N4	6.43	1.39	1.33
11	B2	546	G	C2-N3	6.43	1.37	1.32
11	B2	1060	G	N7-C5	6.43	1.43	1.39
11	B2	1173	A	N1-C2	-6.43	1.28	1.34
11	B2	1269	G	C5'-C4'	6.43	1.59	1.51
38	A1	129	C	O3'-P	-6.43	1.53	1.61
38	A1	721	G	C2-N2	6.43	1.41	1.34
38	A1	2664	G	N9-C8	6.43	1.42	1.37
11	B2	148	C	C5'-C4'	6.42	1.59	1.51
11	B2	331	C	P-O5'	-6.42	1.53	1.59
11	B2	786	G	C6-O6	6.42	1.29	1.24
11	B2	840	C	C4-N4	6.42	1.39	1.33
11	B2	875	G	C4'-C3'	6.42	1.60	1.53
11	B2	1124	G	C2'-C1'	-6.42	1.46	1.53
13	BA	37	ALA	N-CA	-6.42	1.33	1.46
38	A1	596	C	C2'-C1'	-6.42	1.46	1.53
38	A1	1791	A	C6-N6	6.42	1.39	1.33
38	A1	2142	U	N3-C4	6.42	1.44	1.38
38	A1	2454	G	C2'-C1'	-6.42	1.46	1.53
38	A1	2615	U	C5'-C4'	6.42	1.59	1.51
38	A1	2988	A	C2-N3	6.42	1.39	1.33
39	A3	45	C	C4-N4	6.42	1.39	1.33
58	Ak	42	ARG	NE-CZ	6.42	1.41	1.33
11	B2	639	G	C4'-C3'	-6.42	1.46	1.53
11	B2	1135	G	N1-C2	6.42	1.42	1.37
11	B2	1220	G	C5-C6	-6.42	1.35	1.42
38	A1	991	U	C4'-O4'	-6.42	1.37	1.45
38	A1	1725	A	P-O5'	-6.42	1.53	1.59
38	A1	1938	G	N1-C2	6.42	1.42	1.37
38	A1	1986	U	C4'-C3'	6.42	1.60	1.53
38	A1	2871	A	C6-N6	6.42	1.39	1.33
11	B2	561	A	C2'-C1'	-6.42	1.46	1.53
11	B2	1056	G	N1-C2	6.42	1.42	1.37
11	B2	1472	G	N9-C8	6.42	1.42	1.37
17	BE	198	ARG	CZ-NH2	6.42	1.41	1.33
38	A1	682	G	N7-C5	6.42	1.43	1.39
38	A1	976	C	C4-N4	6.42	1.39	1.33
38	A1	1505	G	C4'-C3'	6.42	1.60	1.53
38	A1	2762	G	N3-C4	6.42	1.40	1.35
38	A1	2982	G	C2'-C1'	-6.42	1.46	1.53

Continued on next page...

Continued from previous page...

Mol	Chain	Res	Type	Atoms	Z	Observed(Å)	Ideal(Å)
11	B2	216	G	C4'-C3'	-6.42	1.46	1.53
11	B2	792	C	C5'-C4'	6.42	1.59	1.51
38	A1	1066	C	O3'-P	-6.42	1.53	1.61
38	A1	1875	U	C2-N3	6.42	1.42	1.37
10	B1	35	G	C2'-C1'	-6.42	1.46	1.53
11	B2	597	C	C4'-C3'	-6.42	1.46	1.53
14	BB	161	ARG	CZ-NH2	6.42	1.41	1.33
38	A1	95	G	C2-N3	6.42	1.37	1.32
38	A1	557	G	N1-C2	6.42	1.42	1.37
38	A1	1208	A	C5-C4	6.42	1.43	1.38
38	A1	2516	G	C2-N2	6.42	1.41	1.34
38	A1	2634	U	C4-C5	-6.42	1.37	1.43
11	B2	69	U	N1-C2	6.42	1.44	1.38
11	B2	405	G	C5'-C4'	6.42	1.59	1.51
11	B2	1484	C	N1-C6	6.42	1.41	1.37
38	A1	89	C	C4-C5	6.42	1.48	1.43
38	A1	214	C	N1-C6	6.42	1.41	1.37
38	A1	1141	C	N3-C4	6.42	1.38	1.33
38	A1	2083	G	O3'-P	-6.42	1.53	1.61
11	B2	207	G	N7-C5	-6.42	1.35	1.39
11	B2	370	A	C1'-N9	6.42	1.58	1.48
11	B2	954	G	N9-C8	6.42	1.42	1.37
38	A1	80	G	N3-C4	-6.42	1.30	1.35
38	A1	2855	G	C8-N7	-6.42	1.27	1.30
10	B1	35	G	N9-C4	6.41	1.43	1.38
11	B2	103	A	N7-C5	-6.41	1.35	1.39
11	B2	383	C	N3-C4	6.41	1.38	1.33
11	B2	756	A	C8-N7	-6.41	1.27	1.31
11	B2	811	G	P-O5'	6.41	1.66	1.59
11	B2	1350	U	C2-N3	6.41	1.42	1.37
38	A1	2469	G	C2-N3	6.41	1.37	1.32
38	A1	2654	C	C4-C5	-6.41	1.37	1.43
11	B2	7	G	C6-N1	6.41	1.44	1.39
11	B2	987	G	C8-N7	-6.41	1.27	1.30
38	A1	1388	U	C2'-C1'	-6.41	1.46	1.53
39	A3	35	A	N9-C4	-6.41	1.34	1.37
11	B2	556	G	O3'-P	6.41	1.68	1.61
11	B2	577	C	N1-C6	6.41	1.41	1.37
11	B2	764	C	C2-N3	6.41	1.40	1.35
11	B2	876	A	N9-C8	-6.41	1.32	1.37
11	B2	905	A	N7-C5	6.41	1.43	1.39
11	B2	1103	G	P-O5'	6.41	1.66	1.59

Continued on next page...

Continued from previous page...

Mol	Chain	Res	Type	Atoms	Z	Observed(Å)	Ideal(Å)
11	B2	1134	G	N3-C4	-6.41	1.30	1.35
38	A1	784	C	C2'-C1'	-6.41	1.46	1.53
38	A1	824	C	O4'-C1'	-6.41	1.33	1.41
38	A1	2506	G	N3-C4	6.41	1.40	1.35
38	A1	2568	A	N7-C5	-6.41	1.35	1.39
57	Aj	41	ARG	CZ-NH2	6.41	1.41	1.33
9	AX	171	GLY	CA-C	-6.41	1.41	1.51
10	B1	21	G	N7-C5	-6.41	1.35	1.39
11	B2	47	A	C5'-C4'	6.41	1.59	1.51
11	B2	738	C	C1'-N1	6.41	1.58	1.48
11	B2	1245	C	C1'-N1	6.41	1.58	1.48
38	A1	901	C	C2'-C1'	-6.41	1.46	1.53
38	A1	1630	U	C1'-N1	6.41	1.58	1.48
38	A1	1725	A	C2'-C1'	-6.41	1.46	1.53
11	B2	620	G	C2'-C1'	-6.41	1.46	1.53
38	A1	132	G	C8-N7	-6.41	1.27	1.30
38	A1	203	G	N7-C5	-6.41	1.35	1.39
38	A1	1137	G	P-O5'	6.41	1.66	1.59
38	A1	2526	G	N9-C8	-6.41	1.33	1.37
11	B2	1097	G	C2'-C1'	-6.41	1.46	1.53
11	B2	1202	G	C2-N2	6.41	1.41	1.34
25	BM	75	GLY	CA-C	6.41	1.62	1.51
34	BV	89	ARG	CZ-NH2	6.41	1.41	1.33
38	A1	359	C	C4-N4	6.41	1.39	1.33
38	A1	1301	G	C6-N1	6.41	1.44	1.39
38	A1	2421	A	C6-N1	6.41	1.40	1.35
11	B2	381	C	N1-C6	-6.40	1.33	1.37
38	A1	280	A	C5-C6	6.40	1.46	1.41
38	A1	576	G	C8-N7	-6.40	1.27	1.30
10	B1	66	C	C2-N3	6.40	1.40	1.35
11	B2	254	G	N7-C5	-6.40	1.35	1.39
11	B2	527	A	N3-C4	-6.40	1.31	1.34
38	A1	485	G	N9-C8	6.40	1.42	1.37
38	A1	1155	A	C5-C6	-6.40	1.35	1.41
38	A1	1942	G	C6-N1	-6.40	1.35	1.39
38	A1	1988	U	C4-O4	-6.40	1.18	1.23
38	A1	2717	A	N9-C4	6.40	1.41	1.37
11	B2	356	G	C8-N7	6.40	1.34	1.30
11	B2	518	U	P-O5'	6.40	1.66	1.59
11	B2	678	G	C2-N3	6.40	1.37	1.32
11	B2	1031	G	N1-C2	6.40	1.42	1.37
11	B2	1148	G	C8-N7	-6.40	1.27	1.30

Continued on next page...

Continued from previous page...

Mol	Chain	Res	Type	Atoms	Z	Observed(Å)	Ideal(Å)
11	B2	1230	G	C5'-C4'	6.40	1.59	1.51
11	B2	1246	U	O4'-C1'	6.40	1.50	1.41
38	A1	531	G	N3-C4	-6.40	1.30	1.35
38	A1	641	G	C4'-O4'	-6.40	1.37	1.45
38	A1	801	A	N9-C8	6.40	1.42	1.37
38	A1	928	A	O3'-P	-6.40	1.53	1.61
38	A1	1110	A	N3-C4	-6.40	1.31	1.34
38	A1	1837	A	N9-C4	6.40	1.41	1.37
11	B2	624	G	C2'-C1'	-6.40	1.46	1.53
11	B2	1157	G	C2-N2	6.40	1.41	1.34
38	A1	738	C	N3-C4	6.40	1.38	1.33
38	A1	1685	C	N3-C4	6.40	1.38	1.33
38	A1	2206	G	C2-N3	6.40	1.37	1.32
38	A1	2789	G	C2-N3	6.40	1.37	1.32
11	B2	294	A	C4'-C3'	6.40	1.60	1.53
11	B2	790	G	C4'-C3'	6.40	1.60	1.53
11	B2	1371	C	C4-C5	6.40	1.48	1.43
38	A1	295	G	C2-N2	6.40	1.41	1.34
38	A1	2223	G	N9-C8	6.40	1.42	1.37
38	A1	2410	U	C4'-C3'	6.40	1.60	1.53
38	A1	1115	A	C5-C4	-6.40	1.34	1.38
56	AJ	114	ARG	NE-CZ	6.40	1.41	1.33
11	B2	315	A	C8-N7	-6.39	1.27	1.31
38	A1	472	A	N9-C8	6.39	1.42	1.37
38	A1	1607	C	C2'-C1'	-6.39	1.46	1.53
38	A1	1612	G	C2'-C1'	-6.39	1.46	1.53
38	A1	2047	U	N3-C4	6.39	1.44	1.38
38	A1	2210	G	N9-C4	-6.39	1.32	1.38
38	A1	2861	A	N7-C5	-6.39	1.35	1.39
11	B2	10	G	N7-C5	-6.39	1.35	1.39
11	B2	843	G	C6-N1	6.39	1.44	1.39
11	B2	954	G	C2-N2	6.39	1.41	1.34
11	B2	1104	G	C2'-C1'	-6.39	1.46	1.53
11	B2	1395	G	N1-C2	6.39	1.42	1.37
11	B2	1466	G	C2-N3	6.39	1.37	1.32
38	A1	1290	G	N9-C8	6.39	1.42	1.37
38	A1	2038	C	C2'-O2'	-6.39	1.33	1.41
38	A1	2197	U	O3'-P	-6.39	1.53	1.61
38	A1	2655	C	C4-C5	6.39	1.48	1.43
38	A1	51	G	N3-C4	-6.39	1.30	1.35
38	A1	184	A	C2-N3	6.39	1.39	1.33
38	A1	1854	G	N3-C4	6.39	1.40	1.35

Continued on next page...

Continued from previous page...

Mol	Chain	Res	Type	Atoms	Z	Observed(Å)	Ideal(Å)
38	A1	2370	C	N1-C2	6.39	1.46	1.40
11	B2	146	A	C4'-C3'	6.39	1.60	1.53
11	B2	582	G	O3'-P	-6.39	1.53	1.61
11	B2	1097	G	C2-N3	6.39	1.37	1.32
11	B2	1236	G	C2-N2	6.39	1.41	1.34
25	BM	114	ARG	CD-NE	6.39	1.57	1.46
38	A1	285	C	C2'-C1'	-6.39	1.46	1.53
38	A1	1547	U	C2-N3	6.39	1.42	1.37
38	A1	1584	G	P-O5'	-6.39	1.53	1.59
38	A1	1857	A	N3-C4	6.39	1.38	1.34
38	A1	2327	C	N1-C6	6.39	1.41	1.37
38	A1	2581	G	C2-N3	6.39	1.37	1.32
38	A1	2651	G	N9-C8	6.39	1.42	1.37
39	A3	72	G	O4'-C1'	6.39	1.50	1.41
11	B2	492	G	C2-N3	6.39	1.37	1.32
11	B2	800	G	P-O5'	-6.39	1.53	1.59
38	A1	34	C	C4-N4	6.39	1.39	1.33
11	B2	129	G	C5'-C4'	6.39	1.59	1.51
38	A1	1210	G	N9-C4	6.39	1.43	1.38
43	AB	189	TRP	CB-CG	6.39	1.61	1.50
11	B2	3	U	C1'-N1	6.38	1.58	1.48
11	B2	346	C	C4-N4	6.38	1.39	1.33
11	B2	1073	C	C2-N3	6.38	1.40	1.35
11	B2	1258	C	O3'-P	-6.38	1.53	1.61
11	B2	1356	A	C6-N1	6.38	1.40	1.35
38	A1	218	A	N9-C4	6.38	1.41	1.37
38	A1	443	C	C2-N3	-6.38	1.30	1.35
38	A1	889	C	O3'-P	-6.38	1.53	1.61
38	A1	936	G	N3-C4	-6.38	1.30	1.35
38	A1	1120	C	C2-N3	6.38	1.40	1.35
38	A1	1987	A	C6-N1	6.38	1.40	1.35
38	A1	2767	C	C2'-C1'	-6.38	1.46	1.53
38	A1	2996	A	N7-C5	-6.38	1.35	1.39
11	B2	571	C	C3'-O3'	6.38	1.51	1.42
11	B2	895	C	N1-C2	6.38	1.46	1.40
38	A1	2647	G	C6-N1	6.38	1.44	1.39
11	B2	217	C	C4'-O4'	-6.38	1.37	1.45
11	B2	342	G	C5-C4	-6.38	1.33	1.38
11	B2	509	C	N3-C4	6.38	1.38	1.33
11	B2	1484	C	N3-C4	6.38	1.38	1.33
38	A1	491	G	N9-C8	6.38	1.42	1.37
38	A1	845	U	N1-C6	6.38	1.43	1.38

Continued on next page...

Continued from previous page...

Mol	Chain	Res	Type	Atoms	Z	Observed(Å)	Ideal(Å)
38	A1	852	A	C2'-C1'	-6.38	1.46	1.53
38	A1	1725	A	C6-N6	6.38	1.39	1.33
38	A1	1875	U	C1'-N1	6.38	1.58	1.48
38	A1	2211	C	O4'-C1'	6.38	1.50	1.41
38	A1	2354	A	C3'-C2'	6.38	1.59	1.52
48	AE	177	GLU	CD-OE2	6.38	1.32	1.25
11	B2	1230	G	N7-C5	-6.38	1.35	1.39
38	A1	1408	G	C2-N3	6.38	1.37	1.32
11	B2	375	G	C2-N2	6.38	1.41	1.34
11	B2	863	U	N1-C6	-6.38	1.32	1.38
11	B2	1280	C	C3'-C2'	6.38	1.59	1.52
11	B2	1404	C	N3-C4	6.38	1.38	1.33
17	BE	195	ARG	CD-NE	6.38	1.57	1.46
38	A1	206	A	N3-C4	-6.38	1.31	1.34
38	A1	419	G	N1-C2	6.38	1.42	1.37
38	A1	733	A	N9-C4	-6.38	1.34	1.37
11	B2	1290	U	P-O5'	-6.38	1.53	1.59
38	A1	542	A	C5-C4	6.38	1.43	1.38
38	A1	1423	G	C6-N1	6.38	1.44	1.39
38	A1	2520	C	C2-N3	6.38	1.40	1.35
38	A1	340	G	C6-N1	6.38	1.44	1.39
38	A1	1281	A	O3'-P	-6.38	1.53	1.61
38	A1	1997	C	C3'-O3'	6.38	1.51	1.42
38	A1	2698	G	C5-C4	6.38	1.42	1.38
11	B2	428	G	C5-C6	-6.37	1.35	1.42
11	B2	1224	U	N1-C2	6.37	1.44	1.38
14	BB	50	GLU	CG-CD	6.37	1.61	1.51
38	A1	189	U	N1-C2	6.37	1.44	1.38
38	A1	1661	A	C2-N3	6.37	1.39	1.33
11	B2	166	A	N9-C4	-6.37	1.34	1.37
11	B2	395	C	C2-N3	-6.37	1.30	1.35
38	A1	673	A	C8-N7	6.37	1.36	1.31
38	A1	872	G	N7-C5	6.37	1.43	1.39
38	A1	1119	A	P-O5'	-6.37	1.53	1.59
38	A1	1537	U	N1-C2	6.37	1.44	1.38
38	A1	529	G	N9-C8	6.37	1.42	1.37
38	A1	1012	G	N1-C2	6.37	1.42	1.37
38	A1	1111	G	C8-N7	6.37	1.34	1.30
38	A1	1302	G	C8-N7	-6.37	1.27	1.30
11	B2	785	U	C2-N3	6.37	1.42	1.37
11	B2	1287	G	C2-N3	6.37	1.37	1.32
38	A1	130	G	C2-N2	6.37	1.41	1.34

Continued on next page...

Continued from previous page...

Mol	Chain	Res	Type	Atoms	Z	Observed(Å)	Ideal(Å)
38	A1	178	G	N3-C4	6.37	1.40	1.35
38	A1	237	G	N1-C2	6.37	1.42	1.37
38	A1	325	G	N9-C4	6.37	1.43	1.38
38	A1	368	U	C4'-C3'	-6.37	1.46	1.53
38	A1	881	G	C3'-O3'	6.37	1.51	1.42
10	B1	14	A	C5-C6	-6.37	1.35	1.41
11	B2	100	A	C6-N6	6.37	1.39	1.33
11	B2	279	U	C4'-C3'	6.37	1.60	1.53
11	B2	673	C	N3-C4	6.37	1.38	1.33
38	A1	189	U	C3'-C2'	-6.37	1.45	1.52
38	A1	1813	A	N9-C4	6.37	1.41	1.37
11	B2	482	G	C1'-N9	6.37	1.58	1.48
11	B2	595	U	C4'-C3'	6.37	1.60	1.53
11	B2	623	C	C4-N4	6.37	1.39	1.33
11	B2	1318	U	C2-N3	6.37	1.42	1.37
11	B2	1437	G	P-O5'	6.37	1.66	1.59
38	A1	466	C	C2-N3	6.37	1.40	1.35
38	A1	1034	G	C8-N7	6.37	1.34	1.30
38	A1	1380	G	N9-C4	-6.37	1.32	1.38
38	A1	1807	G	C5-C6	-6.37	1.35	1.42
38	A1	2195	G	C8-N7	-6.37	1.27	1.30
38	A1	2321	A	N7-C5	-6.37	1.35	1.39
11	B2	62	G	C5-C4	6.36	1.42	1.38
11	B2	205	C	O4'-C1'	-6.36	1.33	1.41
38	A1	1368	A	C5-C4	6.36	1.43	1.38
38	A1	2223	G	C3'-O3'	6.36	1.51	1.42
38	A1	2243	G	C2-N3	6.36	1.37	1.32
38	A1	2547	A	N9-C8	6.36	1.42	1.37
38	A1	2601	C	N1-C6	6.36	1.41	1.37
38	A1	89	C	C2-O2	-6.36	1.18	1.24
38	A1	436	C	C4-N4	6.36	1.39	1.33
10	B1	42	C	C1'-N1	6.36	1.58	1.48
11	B2	123	U	O4'-C1'	6.36	1.50	1.41
11	B2	670	C	C4-N4	6.36	1.39	1.33
38	A1	1442	G	C3'-C2'	6.36	1.59	1.52
38	A1	1710	C	N1-C6	6.36	1.41	1.37
38	A1	2378	C	P-O5'	-6.36	1.53	1.59
38	A1	3030	A	N9-C8	-6.36	1.32	1.37
12	AG	33	ARG	NE-CZ	6.36	1.41	1.33
61	AN	168	GLU	CD-OE1	6.36	1.32	1.25
11	B2	744	A	O3'-P	-6.36	1.53	1.61
11	B2	1063	A	C5'-C4'	6.36	1.58	1.51

Continued on next page...

Continued from previous page...

Mol	Chain	Res	Type	Atoms	Z	Observed(Å)	Ideal(Å)
11	B2	1173	A	C6-N6	6.36	1.39	1.33
38	A1	740	C	C4'-C3'	6.36	1.60	1.53
38	A1	999	A	C5'-C4'	6.36	1.58	1.51
38	A1	1059	C	C2-N3	6.36	1.40	1.35
38	A1	2440	C	C4-N4	6.36	1.39	1.33
11	B2	311	A	C6-N6	6.36	1.39	1.33
11	B2	821	G	C2-N3	6.36	1.37	1.32
38	A1	720	C	N1-C2	-6.36	1.33	1.40
38	A1	1147	G	N3-C4	-6.36	1.30	1.35
38	A1	1633	A	C4'-C3'	6.36	1.60	1.53
38	A1	2441	A	C5'-C4'	6.36	1.58	1.51
38	A1	2532	G	C2-N3	6.36	1.37	1.32
5	AS	131	ARG	CZ-NH2	6.36	1.41	1.33
11	B2	395	C	C4'-C3'	6.36	1.60	1.53
11	B2	684	G	C6-N1	6.36	1.44	1.39
11	B2	887	G	N1-C2	6.36	1.42	1.37
11	B2	1048	G	C5-C4	6.36	1.42	1.38
11	B2	1169	C	C3'-C2'	-6.36	1.45	1.52
38	A1	762	G	C8-N7	6.36	1.34	1.30
38	A1	1494	U	C4-C5	6.36	1.49	1.43
38	A1	2300	C	C2'-C1'	-6.36	1.46	1.53
38	A1	2738	G	N1-C2	6.36	1.42	1.37
39	A3	13	C	C4'-O4'	6.36	1.53	1.45
49	Ae	19	ARG	CZ-NH1	6.36	1.41	1.33
11	B2	430	G	N1-C2	6.35	1.42	1.37
11	B2	642	G	O3'-P	6.35	1.68	1.61
38	A1	988	C	C5'-C4'	6.35	1.58	1.51
38	A1	2067	U	O4'-C1'	6.35	1.50	1.41
11	B2	522	C	O3'-P	-6.35	1.53	1.61
11	B2	949	G	C2'-C1'	-6.35	1.46	1.53
38	A1	779	A	P-O5'	-6.35	1.53	1.59
38	A1	2426	U	O3'-P	-6.35	1.53	1.61
11	B2	754	G	N7-C5	-6.35	1.35	1.39
11	B2	830	A	C5-C6	6.35	1.46	1.41
11	B2	1151	A	C4'-O4'	-6.35	1.37	1.45
38	A1	1408	G	N1-C2	6.35	1.42	1.37
38	A1	184	A	N3-C4	6.35	1.38	1.34
38	A1	591	G	C2-N3	6.35	1.37	1.32
38	A1	840	G	P-O5'	-6.35	1.53	1.59
38	A1	1774	A	N3-C4	-6.35	1.31	1.34
38	A1	1952	G	C2'-C1'	-6.35	1.46	1.53
38	A1	2055	U	C4'-O4'	6.35	1.53	1.45

Continued on next page...

Continued from previous page...

Mol	Chain	Res	Type	Atoms	Z	Observed(Å)	Ideal(Å)
38	A1	2465	A	O3'-P	-6.35	1.53	1.61
11	B2	318	C	C5'-C4'	6.35	1.58	1.51
11	B2	1067	G	N7-C5	-6.35	1.35	1.39
11	B2	1378	A	N9-C4	6.35	1.41	1.37
38	A1	201	C	C5'-C4'	6.35	1.58	1.51
38	A1	860	A	C5-C4	6.35	1.43	1.38
38	A1	2215	U	P-O5'	-6.35	1.53	1.59
38	A1	3040	G	O3'-P	-6.35	1.53	1.61
39	A3	77	A	C2-N3	6.35	1.39	1.33
11	B2	179	U	P-O5'	-6.35	1.53	1.59
11	B2	482	G	C6-N1	6.35	1.44	1.39
11	B2	1236	G	N9-C4	6.35	1.43	1.38
38	A1	1706	G	C4'-O4'	6.35	1.53	1.45
38	A1	2023	A	C2'-C1'	-6.35	1.46	1.53
38	A1	74	A	C6-N1	6.34	1.40	1.35
38	A1	550	A	N3-C4	6.34	1.38	1.34
38	A1	616	C	N3-C4	6.34	1.38	1.33
38	A1	1246	G	C6-N1	6.34	1.44	1.39
38	A1	2633	A	N3-C4	-6.34	1.31	1.34
39	A3	46	G	N1-C2	6.34	1.42	1.37
59	AL	64	SER	CB-OG	6.34	1.50	1.42
11	B2	98	U	C2-N3	6.34	1.42	1.37
11	B2	485	A	C5'-C4'	6.34	1.58	1.51
11	B2	899	G	C5-C4	-6.34	1.33	1.38
38	A1	971	G	C2'-C1'	-6.34	1.46	1.53
38	A1	1056	C	C4'-C3'	6.34	1.60	1.53
38	A1	1482	G	N7-C5	-6.34	1.35	1.39
38	A1	2344	G	C2'-C1'	-6.34	1.46	1.53
10	B1	74	A	C3'-C2'	6.34	1.59	1.52
11	B2	420	C	N1-C6	6.34	1.41	1.37
38	A1	525	C	N1-C2	-6.34	1.33	1.40
38	A1	661	G	N3-C4	6.34	1.39	1.35
38	A1	1446	G	C2'-O2'	-6.34	1.33	1.41
38	A1	1868	C	C4'-C3'	6.34	1.60	1.53
11	B2	244	G	C6-N1	6.34	1.44	1.39
38	A1	507	G	C5-C4	6.34	1.42	1.38
38	A1	1521	G	P-O5'	-6.34	1.53	1.59
38	A1	1618	G	N3-C4	-6.34	1.31	1.35
38	A1	2282	G	C6-O6	6.34	1.29	1.24
11	B2	919	U	C3'-C2'	6.34	1.59	1.52
11	B2	1180	G	N9-C4	-6.34	1.32	1.38
38	A1	228	U	C2'-C1'	-6.34	1.46	1.53

Continued on next page...

Continued from previous page...

Mol	Chain	Res	Type	Atoms	Z	Observed(Å)	Ideal(Å)
38	A1	346	U	O4'-C1'	-6.34	1.33	1.41
38	A1	2676	A	N7-C5	6.34	1.43	1.39
11	B2	385	A	N3-C4	-6.34	1.31	1.34
11	B2	743	U	C2'-C1'	6.34	1.60	1.53
11	B2	1290	U	N3-C4	6.34	1.44	1.38
11	B2	1446	G	C2-N3	6.34	1.37	1.32
38	A1	243	G	N3-C4	6.34	1.39	1.35
38	A1	1519	G	O4'-C1'	6.34	1.49	1.41
38	A1	2076	A	N3-C4	-6.34	1.31	1.34
11	B2	784	G	C8-N7	6.33	1.34	1.30
38	A1	1899	C	O3'-P	-6.33	1.53	1.61
38	A1	2532	G	N7-C5	-6.33	1.35	1.39
39	A3	9	A	C6-N6	6.33	1.39	1.33
38	A1	1066	C	C3'-O3'	6.33	1.51	1.42
38	A1	1229	U	C4-C5	6.33	1.49	1.43
38	A1	1603	G	C6-N1	6.33	1.44	1.39
38	A1	1603	G	N1-C2	6.33	1.42	1.37
38	A1	1639	G	C2-N3	6.33	1.37	1.32
38	A1	1909	C	C2'-C1'	-6.33	1.46	1.53
59	AL	18	GLY	CA-C	-6.33	1.41	1.51
11	B2	807	C	O3'-P	-6.33	1.53	1.61
38	A1	539	A	C2-N3	6.33	1.39	1.33
38	A1	1095	A	C4'-O4'	-6.33	1.37	1.45
38	A1	1485	A	C2'-C1'	-6.33	1.46	1.53
38	A1	1673	C	C4-C5	6.33	1.48	1.43
38	A1	1878	G	C2'-C1'	6.33	1.60	1.53
11	B2	11	A	C6-N1	6.33	1.40	1.35
11	B2	1081	C	N1-C2	-6.33	1.33	1.40
11	B2	1397	C	O4'-C1'	6.33	1.49	1.41
38	A1	2495	A	C6-N6	6.33	1.39	1.33
39	A3	38	U	C4-C5	6.33	1.49	1.43
39	A3	80	G	N7-C5	-6.33	1.35	1.39
21	BI	39	ARG	CD-NE	6.33	1.57	1.46
38	A1	848	A	N9-C8	6.33	1.42	1.37
38	A1	1672	G	C3'-C2'	6.33	1.59	1.52
38	A1	2766	C	O4'-C1'	-6.33	1.33	1.41
39	A3	93	G	C8-N7	-6.33	1.27	1.30
11	B2	302	A	C6-N1	6.33	1.40	1.35
38	A1	413	A	C8-N7	-6.33	1.27	1.31
11	B2	166	A	C5'-C4'	6.33	1.58	1.51
11	B2	315	A	N9-C8	6.33	1.42	1.37
11	B2	966	G	O4'-C1'	6.33	1.49	1.41

Continued on next page...

Continued from previous page...

Mol	Chain	Res	Type	Atoms	Z	Observed(Å)	Ideal(Å)
11	B2	1358	A	C6-N6	6.33	1.39	1.33
11	B2	1459	G	C5'-C4'	6.33	1.58	1.51
38	A1	281	G	C2-N3	6.33	1.37	1.32
11	B2	429	A	C1'-N9	6.32	1.58	1.48
11	B2	1078	U	C1'-N1	6.32	1.58	1.48
11	B2	1325	C	O3'-P	-6.32	1.53	1.61
38	A1	2059	G	C2'-C1'	-6.32	1.46	1.53
39	A3	59	C	N1-C6	6.32	1.41	1.37
11	B2	495	G	C3'-C2'	-6.32	1.45	1.52
38	A1	1569	A	N9-C8	-6.32	1.32	1.37
38	A1	2270	G	N9-C4	-6.32	1.32	1.38
38	A1	2695	U	P-O5'	-6.32	1.53	1.59
11	B2	324	C	N3-C4	6.32	1.38	1.33
11	B2	1037	U	O3'-P	-6.32	1.53	1.61
29	BQ	148	TYR	CE1-CZ	6.32	1.46	1.38
38	A1	628	A	C6-N1	6.32	1.40	1.35
38	A1	1250	A	C2'-C1'	-6.32	1.46	1.53
38	A1	1612	G	C2'-O2'	-6.32	1.33	1.41
38	A1	2246	G	O3'-P	-6.32	1.53	1.61
11	B2	1475	C	C5'-C4'	6.32	1.58	1.51
38	A1	521	C	C4-N4	6.32	1.39	1.33
38	A1	777	A	C3'-O3'	6.32	1.50	1.42
38	A1	993	G	C3'-C2'	-6.32	1.45	1.52
11	B2	362	C	C4-N4	6.32	1.39	1.33
11	B2	489	C	C4-N4	6.32	1.39	1.33
11	B2	548	A	N9-C8	-6.32	1.32	1.37
11	B2	688	C	C5'-C4'	6.32	1.58	1.51
11	B2	845	G	C2-N3	6.32	1.37	1.32
26	BN	141	ARG	NE-CZ	6.32	1.41	1.33
38	A1	1218	C	N1-C6	-6.32	1.33	1.37
38	A1	1354	G	C5'-C4'	6.32	1.58	1.51
38	A1	1505	G	C8-N7	6.32	1.34	1.30
38	A1	2059	G	C8-N7	-6.32	1.27	1.30
38	A1	2630	C	P-O5'	-6.32	1.53	1.59
39	A3	125	U	C5-C6	-6.32	1.28	1.34
11	B2	290	C	O4'-C1'	6.32	1.49	1.41
11	B2	401	U	C1'-N1	6.32	1.58	1.48
11	B2	595	U	C5'-C4'	6.32	1.58	1.51
11	B2	619	A	N7-C5	-6.32	1.35	1.39
11	B2	713	A	N7-C5	-6.32	1.35	1.39
38	A1	256	G	C2'-C1'	-6.32	1.46	1.53
38	A1	928	A	C5-C6	-6.32	1.35	1.41

Continued on next page...

Continued from previous page...

Mol	Chain	Res	Type	Atoms	Z	Observed(Å)	Ideal(Å)
38	A1	1277	G	C5-C6	-6.32	1.36	1.42
38	A1	1386	G	C4'-C3'	6.32	1.60	1.53
38	A1	1542	U	C5-C6	6.32	1.39	1.34
38	A1	2616	C	C4-N4	6.32	1.39	1.33
38	A1	2674	C	N1-C6	6.32	1.41	1.37
39	A3	13	C	C3'-C2'	-6.32	1.45	1.52
38	A1	568	A	N9-C8	-6.31	1.32	1.37
38	A1	2359	G	N1-C2	6.31	1.42	1.37
38	A1	2982	G	C6-N1	6.31	1.44	1.39
63	AP	16	ARG	CZ-NH2	6.31	1.41	1.33
10	B1	36	A	C8-N7	-6.31	1.27	1.31
11	B2	948	G	N1-C2	6.31	1.42	1.37
25	BM	82	ARG	NE-CZ	6.31	1.41	1.33
25	BM	109	GLY	CA-C	-6.31	1.41	1.51
38	A1	100	C	C4'-C3'	6.31	1.60	1.53
38	A1	2366	G	C8-N7	-6.31	1.27	1.30
38	A1	2597	A	N3-C4	6.31	1.38	1.34
11	B2	657	A	C8-N7	-6.31	1.27	1.31
11	B2	1058	G	N1-C2	6.31	1.42	1.37
38	A1	572	U	C2-N3	6.31	1.42	1.37
38	A1	3016	G	C4'-O4'	6.31	1.53	1.45
11	B2	1148	G	C3'-O3'	6.31	1.50	1.42
38	A1	639	C	O3'-P	-6.31	1.53	1.61
38	A1	766	G	C3'-C2'	6.31	1.59	1.52
38	A1	838	A	N3-C4	6.31	1.38	1.34
38	A1	1745	U	O3'-P	-6.31	1.53	1.61
38	A1	1915	G	C2-N2	6.31	1.40	1.34
38	A1	1919	A	C5-C4	6.31	1.43	1.38
38	A1	2745	G	C2-N3	6.31	1.37	1.32
11	B2	216	G	N7-C5	-6.31	1.35	1.39
11	B2	846	G	N9-C8	-6.31	1.33	1.37
11	B2	1010	G	N1-C2	6.31	1.42	1.37
11	B2	1043	U	C1'-N1	6.31	1.58	1.48
11	B2	1257	U	C2-N3	-6.31	1.33	1.37
38	A1	214	C	C4-N4	6.31	1.39	1.33
38	A1	1330	G	C8-N7	-6.31	1.27	1.30
38	A1	1402	C	N1-C6	6.31	1.41	1.37
38	A1	2072	G	C5-C4	-6.31	1.33	1.38
38	A1	2658	G	C4'-O4'	-6.31	1.37	1.45
38	A1	2730	U	C2-N3	6.31	1.42	1.37
11	B2	60	A	N3-C4	-6.31	1.31	1.34
11	B2	934	G	N9-C8	6.31	1.42	1.37

Continued on next page...

Continued from previous page...

Mol	Chain	Res	Type	Atoms	Z	Observed(Å)	Ideal(Å)
38	A1	25	U	C2-N3	6.31	1.42	1.37
38	A1	600	A	C6-N1	6.31	1.40	1.35
38	A1	1139	C	C2'-C1'	-6.31	1.46	1.53
11	B2	1055	C	P-O5'	-6.30	1.53	1.59
11	B2	1367	C	N3-C4	6.30	1.38	1.33
11	B2	1424	G	C2-N3	6.30	1.37	1.32
38	A1	200	G	C6-N1	6.30	1.44	1.39
38	A1	418	C	O3'-P	-6.30	1.53	1.61
38	A1	1045	A	N9-C8	6.30	1.42	1.37
38	A1	2169	C	C1'-N1	6.30	1.58	1.48
38	A1	2972	G	P-O5'	6.30	1.66	1.59
11	B2	346	C	O3'-P	-6.30	1.53	1.61
11	B2	921	G	C2-N3	6.30	1.37	1.32
38	A1	229	G	C6-N1	6.30	1.44	1.39
38	A1	2397	C	P-O5'	-6.30	1.53	1.59
38	A1	2702	A	C5-C4	6.30	1.43	1.38
56	AJ	50	ARG	CD-NE	6.30	1.57	1.46
11	B2	1129	A	C6-N6	6.30	1.39	1.33
11	B2	1279	A	C2-N3	-6.30	1.27	1.33
38	A1	208	A	O3'-P	-6.30	1.53	1.61
38	A1	678	G	C2'-C1'	-6.30	1.46	1.53
38	A1	1864	G	N7-C5	-6.30	1.35	1.39
38	A1	2021	G	N3-C4	-6.30	1.31	1.35
38	A1	2190	A	C6-N6	6.30	1.39	1.33
38	A1	2521	U	N3-C4	6.30	1.44	1.38
38	A1	3030	A	C4'-O4'	-6.30	1.37	1.45
58	Ak	46	ARG	NE-CZ	6.30	1.41	1.33
11	B2	143	G	N1-C2	6.30	1.42	1.37
11	B2	338	C	C5-C6	6.30	1.39	1.34
11	B2	696	G	O3'-P	-6.30	1.53	1.61
38	A1	184	A	C6-N6	6.30	1.39	1.33
38	A1	645	U	C4-C5	6.30	1.49	1.43
38	A1	842	C	C4-N4	6.30	1.39	1.33
11	B2	353	G	P-O5'	-6.30	1.53	1.59
11	B2	1286	C	C4'-C3'	-6.30	1.46	1.53
38	A1	674	G	P-O5'	-6.30	1.53	1.59
38	A1	1448	G	C5'-C4'	6.30	1.58	1.51
38	A1	2966	C	C4-N4	6.30	1.39	1.33
5	AS	135	ARG	CD-NE	6.30	1.57	1.46
7	AU	59	TYR	CE1-CZ	6.30	1.46	1.38
11	B2	402	G	C2-N3	6.30	1.37	1.32
11	B2	1291	G	N3-C4	6.30	1.39	1.35

Continued on next page...

Continued from previous page...

Mol	Chain	Res	Type	Atoms	Z	Observed(Å)	Ideal(Å)
38	A1	511	A	P-O5'	-6.30	1.53	1.59
38	A1	671	G	C4'-C3'	6.30	1.60	1.53
38	A1	1189	A	N7-C5	-6.30	1.35	1.39
38	A1	2686	A	C6-N6	6.30	1.39	1.33
11	B2	473	A	C6-N1	6.29	1.40	1.35
11	B2	696	G	N1-C2	6.29	1.42	1.37
38	A1	1535	U	C2'-C1'	-6.29	1.46	1.53
38	A1	2761	G	C2-N3	6.29	1.37	1.32
11	B2	64	G	N1-C2	6.29	1.42	1.37
11	B2	158	U	O3'-P	-6.29	1.53	1.61
11	B2	911	C	C4'-C3'	6.29	1.60	1.53
38	A1	330	U	N1-C6	6.29	1.43	1.38
38	A1	630	G	N9-C4	6.29	1.43	1.38
38	A1	1744	A	C5-C6	6.29	1.46	1.41
38	A1	2420	C	C4'-C3'	-6.29	1.46	1.53
49	Ae	34	TYR	CG-CD2	6.29	1.47	1.39
11	B2	865	A	C4'-C3'	-6.29	1.46	1.53
11	B2	1186	C	O3'-P	-6.29	1.53	1.61
38	A1	113	C	C5-C6	-6.29	1.29	1.34
38	A1	134	C	C2-N3	6.29	1.40	1.35
38	A1	1244	C	N1-C2	-6.29	1.33	1.40
38	A1	1293	G	N1-C2	6.29	1.42	1.37
38	A1	1856	G	C2-N2	6.29	1.40	1.34
38	A1	1971	C	C4-N4	6.29	1.39	1.33
38	A1	2044	C	O4'-C1'	6.29	1.49	1.41
38	A1	2226	G	C8-N7	6.29	1.34	1.30
38	A1	2826	U	C5-C6	-6.29	1.28	1.34
38	A1	2858	C	C2-N3	6.29	1.40	1.35
39	A3	19	G	N7-C5	-6.29	1.35	1.39
11	B2	1444	G	C5'-C4'	6.29	1.58	1.51
38	A1	745	C	N3-C4	6.29	1.38	1.33
38	A1	1114	G	N7-C5	6.29	1.43	1.39
38	A1	3033	G	N9-C8	6.29	1.42	1.37
48	AE	161	PRO	N-CD	6.29	1.56	1.47
11	B2	139	C	C4'-C3'	6.29	1.60	1.53
11	B2	533	C	N1-C2	6.29	1.46	1.40
11	B2	541	G	N9-C8	6.29	1.42	1.37
11	B2	1319	C	C4'-O4'	-6.29	1.37	1.45
11	B2	1353	C	C5'-C4'	6.29	1.58	1.51
38	A1	75	G	C6-N1	6.29	1.44	1.39
38	A1	272	G	C2-N3	6.29	1.37	1.32
38	A1	302	U	C2'-C1'	-6.29	1.46	1.53

Continued on next page...

Continued from previous page...

Mol	Chain	Res	Type	Atoms	Z	Observed(Å)	Ideal(Å)
38	A1	2484	C	N1-C6	6.29	1.41	1.37
38	A1	2896	G	N1-C2	6.29	1.42	1.37
39	A3	74	U	O4'-C1'	6.29	1.49	1.41
10	B1	12	U	N1-C2	6.29	1.44	1.38
11	B2	332	C	N1-C6	6.29	1.41	1.37
11	B2	458	G	N3-C4	-6.29	1.31	1.35
11	B2	1155	U	C2'-C1'	-6.29	1.46	1.53
11	B2	184	G	N9-C4	-6.29	1.32	1.38
11	B2	885	G	N3-C4	6.29	1.39	1.35
38	A1	580	G	C2-N2	6.29	1.40	1.34
38	A1	1010	G	P-O5'	-6.29	1.53	1.59
38	A1	1519	G	N9-C8	6.29	1.42	1.37
38	A1	1878	G	N9-C4	6.29	1.43	1.38
38	A1	2770	A	N9-C8	6.29	1.42	1.37
11	B2	110	C	C2-O2	-6.28	1.18	1.24
11	B2	388	G	C5'-C4'	6.28	1.58	1.51
11	B2	1011	C	C5'-C4'	6.28	1.58	1.51
38	A1	590	A	N9-C4	6.28	1.41	1.37
38	A1	851	G	C2-N2	6.28	1.40	1.34
38	A1	1377	G	C5'-C4'	6.28	1.58	1.51
38	A1	1633	A	C1'-N9	6.28	1.58	1.48
11	B2	641	A	C6-N1	6.28	1.40	1.35
11	B2	1411	G	C6-N1	6.28	1.44	1.39
38	A1	1525	G	N7-C5	-6.28	1.35	1.39
11	B2	348	C	O3'-P	-6.28	1.53	1.61
11	B2	424	U	N1-C2	-6.28	1.32	1.38
11	B2	427	G	N1-C2	6.28	1.42	1.37
11	B2	982	U	C4'-O4'	6.28	1.53	1.45
38	A1	346	U	N1-C6	6.28	1.43	1.38
38	A1	414	G	C2-N3	6.28	1.37	1.32
38	A1	1097	G	C2'-C1'	-6.28	1.46	1.53
38	A1	1237	A	C6-N6	6.28	1.39	1.33
38	A1	1504	C	N3-C4	6.28	1.38	1.33
38	A1	1677	A	N7-C5	-6.28	1.35	1.39
38	A1	2090	A	N9-C4	-6.28	1.34	1.37
38	A1	2960	G	N3-C4	6.28	1.39	1.35
11	B2	262	G	N9-C8	6.28	1.42	1.37
11	B2	665	G	C5-C6	-6.28	1.36	1.42
11	B2	708	C	O4'-C1'	-6.28	1.33	1.41
38	A1	33	U	C3'-C2'	6.28	1.59	1.52
38	A1	1721	U	C4'-O4'	-6.28	1.37	1.45
38	A1	2684	G	P-O5'	-6.28	1.53	1.59

Continued on next page...

Continued from previous page...

Mol	Chain	Res	Type	Atoms	Z	Observed(Å)	Ideal(Å)
38	A1	3040	G	N7-C5	6.28	1.43	1.39
10	B1	10	G	N3-C4	-6.28	1.31	1.35
11	B2	382	G	N7-C5	-6.28	1.35	1.39
11	B2	736	A	C4'-O4'	6.28	1.53	1.45
11	B2	875	G	C6-N1	6.28	1.44	1.39
38	A1	762	G	N3-C4	6.28	1.39	1.35
38	A1	846	C	N1-C6	6.28	1.41	1.37
38	A1	936	G	C6-O6	6.28	1.29	1.24
38	A1	1013	G	N1-C2	-6.28	1.32	1.37
38	A1	1097	G	P-O5'	6.28	1.66	1.59
38	A1	1166	A	N3-C4	-6.28	1.31	1.34
38	A1	1743	G	N9-C4	-6.28	1.32	1.38
38	A1	2568	A	C4'-C3'	-6.28	1.46	1.53
38	A1	2848	C	N3-C4	6.28	1.38	1.33
39	A3	93	G	C2-N3	6.28	1.37	1.32
11	B2	913	G	C5-C4	6.28	1.42	1.38
11	B2	1143	G	C2-N2	6.28	1.40	1.34
11	B2	1258	C	N3-C4	6.28	1.38	1.33
11	B2	1464	C	N3-C4	6.28	1.38	1.33
38	A1	1904	G	O3'-P	6.28	1.68	1.61
38	A1	2298	C	C5'-C4'	6.28	1.58	1.51
38	A1	2335	G	P-O5'	-6.28	1.53	1.59
64	AR	21	ARG	CZ-NH2	6.28	1.41	1.33
23	BK	25	ARG	NE-CZ	6.27	1.41	1.33
38	A1	517	A	C2'-C1'	-6.27	1.46	1.53
38	A1	1616	A	C5'-C4'	6.27	1.58	1.51
11	B2	5	C	C5'-C4'	6.27	1.58	1.51
38	A1	1655	G	O3'-P	-6.27	1.53	1.61
38	A1	1748	C	C5'-C4'	6.27	1.58	1.51
38	A1	2374	C	C4-N4	6.27	1.39	1.33
38	A1	2418	G	C6-N1	6.27	1.44	1.39
38	A1	2463	G	O3'-P	-6.27	1.53	1.61
39	A3	33	U	N1-C6	6.27	1.43	1.38
11	B2	1463	A	C6-N6	6.27	1.39	1.33
38	A1	120	G	C5-C4	6.27	1.42	1.38
38	A1	2832	G	C2'-C1'	-6.27	1.46	1.53
11	B2	164	A	C8-N7	-6.27	1.27	1.31
11	B2	262	G	O3'-P	-6.27	1.53	1.61
11	B2	777	G	P-O5'	-6.27	1.53	1.59
11	B2	832	G	C2-N3	6.27	1.37	1.32
11	B2	1173	A	C6-N1	6.27	1.40	1.35
11	B2	1198	A	C8-N7	6.27	1.35	1.31

Continued on next page...

Continued from previous page...

Mol	Chain	Res	Type	Atoms	Z	Observed(Å)	Ideal(Å)
14	BB	179	ARG	CZ-NH2	6.27	1.41	1.33
38	A1	149	G	O4'-C1'	-6.27	1.33	1.41
38	A1	258	C	C2-N3	6.27	1.40	1.35
38	A1	871	G	C5-C4	6.27	1.42	1.38
38	A1	1751	G	C2-N2	6.27	1.40	1.34
38	A1	2684	G	N1-C2	6.27	1.42	1.37
39	A3	79	U	C4-C5	6.27	1.49	1.43
58	Ak	107	ARG	NE-CZ	6.27	1.41	1.33
11	B2	674	C	N1-C6	6.27	1.41	1.37
38	A1	54	G	C6-N1	6.27	1.44	1.39
38	A1	1287	G	C4'-C3'	6.27	1.60	1.53
38	A1	1575	G	C5-C4	6.27	1.42	1.38
38	A1	1735	G	N7-C5	-6.27	1.35	1.39
38	A1	2097	G	C4'-C3'	6.27	1.60	1.53
38	A1	2381	A	C5-C4	6.27	1.43	1.38
38	A1	2845	C	C5-C6	6.27	1.39	1.34
39	A3	44	C	C1'-N1	6.27	1.58	1.48
11	B2	571	C	N1-C2	6.27	1.46	1.40
38	A1	716	U	C4'-C3'	-6.27	1.46	1.53
11	B2	934	G	C2-N2	6.26	1.40	1.34
11	B2	955	G	C5-C4	-6.26	1.33	1.38
15	BC	26	ARG	CZ-NH2	6.26	1.41	1.33
38	A1	8	G	N1-C2	6.26	1.42	1.37
38	A1	574	C	C4-C5	-6.26	1.38	1.43
38	A1	709	A	C2'-C1'	-6.26	1.46	1.53
38	A1	795	G	N7-C5	-6.26	1.35	1.39
38	A1	2346	A	C5-C4	6.26	1.43	1.38
38	A1	302	U	C4-C5	6.26	1.49	1.43
38	A1	430	A	C6-N6	6.26	1.39	1.33
38	A1	1458	C	C4-N4	6.26	1.39	1.33
38	A1	1559	A	C5-C4	6.26	1.43	1.38
38	A1	2111	C	N1-C6	6.26	1.41	1.37
38	A1	2371	A	C2-N3	6.26	1.39	1.33
11	B2	322	G	C2-N3	6.26	1.37	1.32
11	B2	945	G	N1-C2	6.26	1.42	1.37
38	A1	36	G	C2-N3	6.26	1.37	1.32
38	A1	440	A	C5-C4	6.26	1.43	1.38
38	A1	861	G	C2-N2	6.26	1.40	1.34
38	A1	1820	C	C4-N4	6.26	1.39	1.33
38	A1	2188	C	C4-N4	6.26	1.39	1.33
38	A1	2247	G	N1-C2	6.26	1.42	1.37
38	A1	2634	U	O3'-P	-6.26	1.53	1.61

Continued on next page...

Continued from previous page...

Mol	Chain	Res	Type	Atoms	Z	Observed(Å)	Ideal(Å)
38	A1	2995	A	P-O5'	-6.26	1.53	1.59
39	A3	17	G	N7-C5	6.26	1.43	1.39
39	A3	28	C	C5'-C4'	6.26	1.58	1.51
11	B2	9	U	N1-C2	-6.26	1.32	1.38
11	B2	57	G	C2'-C1'	-6.26	1.46	1.53
38	A1	18	C	P-O5'	-6.26	1.53	1.59
38	A1	34	C	N1-C6	6.26	1.41	1.37
38	A1	770	G	C2-N3	6.26	1.37	1.32
38	A1	788	A	C6-N1	6.26	1.40	1.35
38	A1	1569	A	C1'-N9	6.26	1.58	1.48
38	A1	1731	U	C5'-C4'	6.26	1.58	1.51
38	A1	1872	G	N7-C5	6.26	1.43	1.39
11	B2	264	C	C4-N4	6.26	1.39	1.33
38	A1	407	A	N3-C4	-6.26	1.31	1.34
38	A1	1078	G	N9-C4	6.26	1.43	1.38
38	A1	1623	C	C4'-C3'	6.26	1.60	1.53
38	A1	1688	C	C1'-N1	6.26	1.58	1.48
38	A1	2990	G	O3'-P	-6.26	1.53	1.61
11	B2	596	A	N7-C5	-6.26	1.35	1.39
11	B2	960	A	C2-N3	-6.26	1.27	1.33
11	B2	1072	C	C2-O2	6.26	1.30	1.24
11	B2	1302	C	C4-C5	6.26	1.48	1.43
38	A1	448	A	C5'-C4'	6.26	1.58	1.51
38	A1	1000	G	C8-N7	-6.26	1.27	1.30
38	A1	1045	A	C5'-C4'	6.26	1.58	1.51
38	A1	1091	G	C2-N3	6.26	1.37	1.32
38	A1	1091	G	C5'-C4'	6.26	1.58	1.51
38	A1	2582	C	C5-C6	6.26	1.39	1.34
11	B2	922	G	C5-C6	-6.25	1.36	1.42
11	B2	209	A	N3-C4	6.25	1.38	1.34
11	B2	454	G	C5-C6	-6.25	1.36	1.42
11	B2	1374	C	N3-C4	6.25	1.38	1.33
38	A1	80	G	N7-C5	-6.25	1.35	1.39
38	A1	482	A	N9-C4	6.25	1.41	1.37
38	A1	507	G	O4'-C1'	-6.25	1.33	1.41
38	A1	732	G	N1-C2	6.25	1.42	1.37
38	A1	937	A	C5-C4	-6.25	1.34	1.38
38	A1	1393	C	P-O5'	-6.25	1.53	1.59
38	A1	1492	C	C1'-N1	6.25	1.58	1.48
45	AC	84	ARG	CZ-NH2	6.25	1.41	1.33
11	B2	224	A	N3-C4	6.25	1.38	1.34
11	B2	292	U	C2-N3	6.25	1.42	1.37

Continued on next page...

Continued from previous page...

Mol	Chain	Res	Type	Atoms	Z	Observed(Å)	Ideal(Å)
11	B2	1401	U	C2'-C1'	-6.25	1.46	1.53
38	A1	278	C	N1-C2	-6.25	1.33	1.40
38	A1	1437	C	C3'-C2'	6.25	1.59	1.52
38	A1	2115	U	N1-C2	6.25	1.44	1.38
38	A1	2142	U	C5-C6	6.25	1.39	1.34
38	A1	2588	C	C1'-N1	6.25	1.58	1.48
11	B2	656	U	C2'-C1'	-6.25	1.46	1.53
11	B2	881	G	C4'-C3'	6.25	1.60	1.53
11	B2	921	G	C5-C4	6.25	1.42	1.38
11	B2	1331	G	C6-N1	6.25	1.44	1.39
38	A1	1144	A	N3-C4	-6.25	1.31	1.34
38	A1	1776	G	N9-C8	6.25	1.42	1.37
38	A1	2254	U	C5-C6	6.25	1.39	1.34
38	A1	2548	A	N1-C2	-6.25	1.28	1.34
11	B2	436	A	O3'-P	-6.25	1.53	1.61
38	A1	725	G	C5-C4	6.25	1.42	1.38
38	A1	1716	G	C6-N1	6.25	1.44	1.39
61	AN	125	ARG	CZ-NH1	6.25	1.41	1.33
21	BI	100	GLY	CA-C	-6.25	1.41	1.51
38	A1	1832	G	N7-C5	6.25	1.43	1.39
38	A1	1853	C	C5'-C4'	6.25	1.58	1.51
11	B2	403	C	C3'-C2'	6.24	1.59	1.52
11	B2	1252	C	C4-C5	6.24	1.48	1.43
18	BF	116	TYR	CE2-CZ	6.24	1.46	1.38
38	A1	114	C	N1-C6	6.24	1.40	1.37
38	A1	123	A	C1'-N9	6.24	1.58	1.48
38	A1	337	G	C2'-O2'	-6.24	1.33	1.41
38	A1	384	G	C2-N3	6.24	1.37	1.32
38	A1	1380	G	C6-O6	-6.24	1.18	1.24
38	A1	1701	C	O4'-C1'	6.24	1.49	1.41
38	A1	2401	A	N3-C4	6.24	1.38	1.34
38	A1	2709	C	C5'-C4'	6.24	1.58	1.51
38	A1	2739	G	P-O5'	-6.24	1.53	1.59
38	A1	2997	G	C5-C6	-6.24	1.36	1.42
11	B2	498	C	N3-C4	6.24	1.38	1.33
11	B2	954	G	C4'-C3'	6.24	1.60	1.53
11	B2	1472	G	C5-C4	-6.24	1.33	1.38
38	A1	1089	C	C1'-N1	6.24	1.58	1.48
38	A1	1401	G	C2'-C1'	-6.24	1.46	1.53
11	B2	177	A	C4'-C3'	-6.24	1.46	1.53
11	B2	380	C	N3-C4	6.24	1.38	1.33
11	B2	597	C	O4'-C1'	6.24	1.49	1.41

Continued on next page...

Continued from previous page...

Mol	Chain	Res	Type	Atoms	Z	Observed(Å)	Ideal(Å)
11	B2	687	G	C8-N7	6.24	1.34	1.30
11	B2	991	C	C5'-C4'	6.24	1.58	1.51
11	B2	1063	A	C4'-O4'	-6.24	1.37	1.45
11	B2	1423	A	O3'-P	-6.24	1.53	1.61
18	BF	80	ARG	NE-CZ	6.24	1.41	1.33
38	A1	278	C	N1-C6	6.24	1.40	1.37
38	A1	807	G	C4'-C3'	6.24	1.60	1.53
38	A1	1648	C	C2'-C1'	-6.24	1.46	1.53
38	A1	2096	G	C5-C6	-6.24	1.36	1.42
39	A3	99	G	C6-N1	6.24	1.44	1.39
11	B2	194	C	N3-C4	6.24	1.38	1.33
11	B2	1305	U	C4-C5	6.24	1.49	1.43
32	BT	49	ARG	CZ-NH2	6.24	1.41	1.33
38	A1	1248	C	C4-N4	6.24	1.39	1.33
38	A1	2135	C	N1-C2	-6.24	1.33	1.40
38	A1	2347	G	C2'-C1'	-6.24	1.46	1.53
38	A1	2393	G	N1-C2	6.24	1.42	1.37
38	A1	2536	A	N3-C4	6.24	1.38	1.34
39	A3	43	C	N3-C4	6.24	1.38	1.33
39	A3	73	U	C3'-O3'	6.24	1.50	1.42
62	AO	34	ARG	CD-NE	6.24	1.57	1.46
11	B2	393	A	N3-C4	6.24	1.38	1.34
11	B2	1286	C	N1-C6	-6.24	1.33	1.37
38	A1	305	G	C6-N1	6.24	1.44	1.39
38	A1	803	A	C4'-C3'	6.24	1.60	1.53
38	A1	2194	A	N7-C5	-6.24	1.35	1.39
10	B1	50	G	C4'-C3'	6.24	1.60	1.53
11	B2	280	C	C2-N3	6.24	1.40	1.35
11	B2	379	A	C5-C6	6.24	1.46	1.41
11	B2	517	U	C2'-C1'	-6.24	1.46	1.53
38	A1	982	G	C2'-C1'	-6.24	1.46	1.53
38	A1	2393	G	C4'-C3'	6.24	1.60	1.53
38	A1	2488	C	C4'-C3'	-6.24	1.46	1.53
38	A1	2538	G	C2-N3	6.24	1.37	1.32
38	A1	2770	A	C8-N7	6.24	1.35	1.31
38	A1	3021	C	C5'-C4'	6.24	1.58	1.51
11	B2	1478	A	N9-C4	-6.23	1.34	1.37
38	A1	1072	U	N3-C4	6.23	1.44	1.38
38	A1	1281	A	C8-N7	6.23	1.35	1.31
38	A1	1569	A	C6-N6	6.23	1.39	1.33
38	A1	1887	A	N9-C4	-6.23	1.34	1.37
38	A1	1962	G	C3'-C2'	6.23	1.59	1.52

Continued on next page...

Continued from previous page...

Mol	Chain	Res	Type	Atoms	Z	Observed(Å)	Ideal(Å)
38	A1	2636	C	P-O5'	-6.23	1.53	1.59
11	B2	1145	C	N1-C6	6.23	1.40	1.37
38	A1	1660	A	C5-C6	-6.23	1.35	1.41
38	A1	2517	U	C2-N3	6.23	1.42	1.37
38	A1	2684	G	C6-N1	6.23	1.44	1.39
38	A1	2978	G	C1'-N9	6.23	1.58	1.48
11	B2	1098	G	C2-N3	6.23	1.37	1.32
11	B2	1127	A	N9-C8	6.23	1.42	1.37
38	A1	65	G	N1-C2	6.23	1.42	1.37
38	A1	592	C	N3-C4	6.23	1.38	1.33
38	A1	942	U	C2-N3	-6.23	1.33	1.37
38	A1	1056	C	C4-C5	6.23	1.48	1.43
38	A1	1126	C	O4'-C1'	6.23	1.49	1.41
38	A1	1891	C	C3'-C2'	6.23	1.59	1.52
38	A1	2049	U	C4-C5	-6.23	1.38	1.43
38	A1	2303	A	O3'-P	-6.23	1.53	1.61
38	A1	2477	G	C2'-C1'	-6.23	1.46	1.53
38	A1	2800	U	O3'-P	-6.23	1.53	1.61
11	B2	635	C	O4'-C1'	6.23	1.49	1.41
11	B2	1069	G	N9-C4	6.23	1.43	1.38
11	B2	1266	A	C4'-C3'	-6.23	1.46	1.53
11	B2	1270	C	C2'-C1'	-6.23	1.46	1.53
38	A1	1204	U	O4'-C1'	-6.23	1.33	1.41
38	A1	1334	G	C5-C4	-6.23	1.33	1.38
11	B2	816	G	C5'-C4'	6.23	1.58	1.51
38	A1	257	G	C2-N3	6.23	1.37	1.32
38	A1	472	A	C8-N7	-6.23	1.27	1.31
38	A1	968	A	C5-C4	6.23	1.43	1.38
38	A1	2021	G	N7-C5	-6.23	1.35	1.39
38	A1	2841	G	C8-N7	6.23	1.34	1.30
39	A3	111	G	N3-C4	6.23	1.39	1.35
9	AX	290	GLY	N-CA	-6.23	1.36	1.46
38	A1	540	A	C5'-C4'	6.23	1.58	1.51
38	A1	748	G	C6-N1	6.23	1.44	1.39
38	A1	1118	A	O4'-C1'	6.23	1.49	1.41
11	B2	120	C	C5'-C4'	6.22	1.58	1.51
11	B2	125	G	N1-C2	6.22	1.42	1.37
11	B2	308	G	C2'-C1'	-6.22	1.46	1.53
11	B2	763	G	N9-C8	-6.22	1.33	1.37
38	A1	63	A	C6-N1	6.22	1.40	1.35
38	A1	394	A	C5'-C4'	6.22	1.58	1.51
38	A1	628	A	C5'-C4'	6.22	1.58	1.51

Continued on next page...

Continued from previous page...

Mol	Chain	Res	Type	Atoms	Z	Observed(Å)	Ideal(Å)
38	A1	743	A	C8-N7	-6.22	1.27	1.31
38	A1	746	C	N3-C4	6.22	1.38	1.33
38	A1	1082	A	O4'-C1'	6.22	1.49	1.41
38	A1	1130	G	N7-C5	-6.22	1.35	1.39
38	A1	1480	G	N3-C4	-6.22	1.31	1.35
38	A1	1966	C	O3'-P	-6.22	1.53	1.61
38	A1	2354	A	C2-N3	6.22	1.39	1.33
38	A1	2771	G	C8-N7	6.22	1.34	1.30
39	A3	126	C	N1-C2	-6.22	1.33	1.40
55	Ai	33	ARG	CD-NE	6.22	1.57	1.46
11	B2	902	U	C5'-C4'	6.22	1.58	1.51
38	A1	539	A	N1-C2	6.22	1.40	1.34
38	A1	558	C	C3'-C2'	6.22	1.59	1.52
38	A1	1421	C	C4-N4	6.22	1.39	1.33
38	A1	1942	G	N1-C2	6.22	1.42	1.37
38	A1	2385	G	C8-N7	6.22	1.34	1.30
38	A1	3013	U	C4-C5	-6.22	1.38	1.43
39	A3	64	C	C3'-C2'	-6.22	1.46	1.52
11	B2	515	U	N1-C2	6.22	1.44	1.38
38	A1	841	U	C4'-C3'	6.22	1.59	1.53
11	B2	22	G	C4'-O4'	6.22	1.53	1.45
11	B2	244	G	O3'-P	-6.22	1.53	1.61
11	B2	869	U	C4-C5	6.22	1.49	1.43
11	B2	990	G	P-O5'	-6.22	1.53	1.59
11	B2	1052	U	C4'-O4'	-6.22	1.37	1.45
11	B2	1472	G	C5'-C4'	6.22	1.58	1.51
38	A1	334	G	C6-N1	6.22	1.44	1.39
38	A1	1632	U	O4'-C1'	-6.22	1.33	1.41
38	A1	2423	G	N3-C4	-6.22	1.31	1.35
38	A1	2892	A	N9-C8	6.22	1.42	1.37
11	B2	256	G	C2'-C1'	-6.22	1.46	1.53
11	B2	778	G	C5'-C4'	6.22	1.58	1.51
11	B2	1411	G	C5'-C4'	6.22	1.58	1.51
38	A1	574	C	C4'-O4'	6.22	1.53	1.45
38	A1	592	C	C1'-N1	6.22	1.58	1.48
38	A1	1611	C	N3-C4	6.22	1.38	1.33
11	B2	497	C	P-O5'	-6.22	1.53	1.59
11	B2	852	G	O3'-P	-6.22	1.53	1.61
11	B2	1339	G	N3-C4	-6.22	1.31	1.35
38	A1	433	C	C4-N4	6.22	1.39	1.33
38	A1	884	C	C3'-O3'	6.22	1.50	1.42
38	A1	1206	A	C1'-N9	-6.22	1.38	1.46

Continued on next page...

Continued from previous page...

Mol	Chain	Res	Type	Atoms	Z	Observed(Å)	Ideal(Å)
38	A1	1307	C	N3-C4	6.22	1.38	1.33
38	A1	2767	C	N3-C4	6.22	1.38	1.33
59	AL	5	ARG	CD-NE	6.22	1.57	1.46
63	AP	91	ARG	NE-CZ	6.22	1.41	1.33
10	B1	33	C	C4'-C3'	6.21	1.59	1.53
11	B2	1101	G	N9-C4	6.21	1.43	1.38
11	B2	1466	G	C6-N1	6.21	1.44	1.39
38	A1	769	G	C2-N3	6.21	1.37	1.32
38	A1	1446	G	C2'-C1'	-6.21	1.46	1.53
38	A1	1749	C	C5'-C4'	6.21	1.58	1.51
38	A1	2355	G	N9-C4	6.21	1.43	1.38
38	A1	2416	G	C8-N7	-6.21	1.27	1.30
38	A1	3038	A	N9-C4	6.21	1.41	1.37
11	B2	273	C	C5-C6	6.21	1.39	1.34
11	B2	831	A	C6-N1	6.21	1.39	1.35
38	A1	628	A	C3'-C2'	-6.21	1.46	1.52
38	A1	2096	G	C3'-O3'	6.21	1.50	1.42
38	A1	2163	G	N1-C2	6.21	1.42	1.37
38	A1	2849	C	C4'-O4'	6.21	1.53	1.45
11	B2	739	G	N9-C8	6.21	1.42	1.37
11	B2	836	G	N9-C4	6.21	1.43	1.38
11	B2	856	G	C2-N3	6.21	1.37	1.32
11	B2	1254	C	C4'-O4'	6.21	1.53	1.45
11	B2	1412	A	N9-C4	-6.21	1.34	1.37
38	A1	1981	G	N9-C8	-6.21	1.33	1.37
38	A1	2052	A	C6-N6	6.21	1.39	1.33
38	A1	2188	C	P-O5'	-6.21	1.53	1.59
11	B2	123	U	C5-C6	6.21	1.39	1.34
11	B2	1038	C	N3-C4	6.21	1.38	1.33
38	A1	2263	G	C5'-C4'	6.21	1.58	1.51
38	A1	2729	A	C6-N6	6.21	1.39	1.33
11	B2	400	G	C6-N1	6.21	1.43	1.39
11	B2	590	G	N1-C2	6.21	1.42	1.37
11	B2	1058	G	N9-C4	-6.21	1.32	1.38
11	B2	1288	C	N3-C4	6.21	1.38	1.33
11	B2	1310	C	C2-N3	6.21	1.40	1.35
38	A1	597	C	P-O5'	-6.21	1.53	1.59
38	A1	714	C	C5'-C4'	6.21	1.58	1.51
38	A1	734	C	N3-C4	6.21	1.38	1.33
38	A1	1862	G	N1-C2	6.21	1.42	1.37
38	A1	1974	G	C6-N1	6.21	1.43	1.39
38	A1	2517	U	N3-C4	6.21	1.44	1.38

Continued on next page...

Continued from previous page...

Mol	Chain	Res	Type	Atoms	Z	Observed(Å)	Ideal(Å)
38	A1	2660	G	C4'-C3'	6.21	1.59	1.53
11	B2	768	A	C3'-C2'	-6.21	1.46	1.52
11	B2	1241	U	C4-O4	6.21	1.28	1.23
36	BX	58	ARG	NE-CZ	6.21	1.41	1.33
38	A1	598	C	N3-C4	6.21	1.38	1.33
38	A1	948	C	N3-C4	6.21	1.38	1.33
38	A1	966	G	N7-C5	6.21	1.43	1.39
38	A1	1511	C	C2'-C1'	-6.21	1.46	1.53
38	A1	1776	G	N9-C4	-6.21	1.32	1.38
38	A1	1788	G	N3-C4	-6.21	1.31	1.35
38	A1	1854	G	P-O5'	-6.21	1.53	1.59
38	A1	2346	A	P-O5'	-6.21	1.53	1.59
38	A1	2625	C	N3-C4	6.21	1.38	1.33
38	A1	2710	G	C6-N1	6.21	1.43	1.39
38	A1	2788	U	C4-C5	-6.21	1.38	1.43
11	B2	336	C	C4-N4	6.21	1.39	1.33
11	B2	1480	G	C2-N3	6.21	1.37	1.32
38	A1	441	A	C2-N3	6.21	1.39	1.33
38	A1	1255	C	N3-C4	6.21	1.38	1.33
38	A1	2573	C	C4-C5	6.21	1.48	1.43
38	A1	2760	A	C5'-C4'	6.21	1.58	1.51
10	B1	50	G	C2-N3	6.20	1.37	1.32
11	B2	33	U	N3-C4	6.20	1.44	1.38
11	B2	578	G	O4'-C1'	6.20	1.49	1.41
11	B2	1273	G	C2-N3	6.20	1.37	1.32
38	A1	483	C	C3'-C2'	-6.20	1.46	1.52
38	A1	733	A	C5'-C4'	6.20	1.58	1.51
38	A1	850	C	C5'-C4'	6.20	1.58	1.51
38	A1	851	G	N3-C4	-6.20	1.31	1.35
38	A1	1018	G	C6-O6	-6.20	1.18	1.24
38	A1	1684	C	O3'-P	-6.20	1.53	1.61
38	A1	2454	G	N1-C2	6.20	1.42	1.37
38	A1	2641	C	C5-C6	6.20	1.39	1.34
38	A1	3040	G	C5-C4	6.20	1.42	1.38
39	A3	120	C	C2'-C1'	-6.20	1.46	1.53
11	B2	619	A	C4'-O4'	-6.20	1.37	1.45
11	B2	1031	G	C6-N1	6.20	1.43	1.39
11	B2	623	C	C5'-C4'	6.20	1.58	1.51
11	B2	1035	C	N3-C4	6.20	1.38	1.33
11	B2	1361	G	O4'-C1'	6.20	1.49	1.41
38	A1	230	A	C6-N1	6.20	1.39	1.35
38	A1	907	C	C2'-O2'	6.20	1.49	1.41

Continued on next page...

Continued from previous page...

Mol	Chain	Res	Type	Atoms	Z	Observed(Å)	Ideal(Å)
38	A1	1201	G	C5-C6	-6.20	1.36	1.42
38	A1	1601	G	C4'-O4'	-6.20	1.37	1.45
38	A1	2508	G	N9-C8	-6.20	1.33	1.37
38	A1	2999	G	C2-N3	6.20	1.37	1.32
11	B2	644	G	C4'-O4'	6.20	1.53	1.45
11	B2	959	G	C2-N3	6.20	1.37	1.32
11	B2	1055	C	C3'-O3'	6.20	1.50	1.42
11	B2	1105	C	C3'-O3'	6.20	1.50	1.42
38	A1	442	G	C2-N3	6.20	1.37	1.32
38	A1	842	C	C4-C5	6.20	1.48	1.43
10	B1	4	G	C2'-C1'	-6.20	1.46	1.53
11	B2	1306	A	N9-C8	-6.20	1.32	1.37
38	A1	2878	A	C3'-O3'	6.20	1.50	1.42
38	A1	2944	G	C5'-C4'	6.20	1.58	1.51
11	B2	193	G	N7-C5	-6.20	1.35	1.39
11	B2	695	G	N7-C5	-6.20	1.35	1.39
38	A1	319	A	C4'-O4'	6.20	1.53	1.45
38	A1	558	C	N3-C4	6.20	1.38	1.33
38	A1	994	G	N3-C4	6.20	1.39	1.35
38	A1	2350	G	C2-N3	6.20	1.37	1.32
39	A3	124	A	C5'-C4'	6.20	1.58	1.51
11	B2	959	G	N3-C4	-6.19	1.31	1.35
38	A1	91	G	C6-N1	6.19	1.43	1.39
38	A1	858	G	O3'-P	-6.19	1.53	1.61
38	A1	1234	A	C2'-C1'	-6.19	1.46	1.53
11	B2	633	C	C2'-C1'	-6.19	1.46	1.53
11	B2	1074	C	C5-C6	6.19	1.39	1.34
11	B2	1196	A	N7-C5	6.19	1.43	1.39
11	B2	1265	G	C5-C4	6.19	1.42	1.38
11	B2	1267	U	C2'-O2'	6.19	1.49	1.41
11	B2	1298	G	C3'-C2'	6.19	1.59	1.52
38	A1	1169	G	O4'-C1'	6.19	1.49	1.41
38	A1	1196	A	O3'-P	-6.19	1.53	1.61
38	A1	1444	A	N7-C5	-6.19	1.35	1.39
38	A1	1733	C	N3-C4	6.19	1.38	1.33
38	A1	2366	G	C2-N3	6.19	1.37	1.32
11	B2	873	A	O3'-P	-6.19	1.53	1.61
11	B2	1177	C	C4'-C3'	6.19	1.59	1.53
11	B2	1184	U	C5'-C4'	6.19	1.58	1.51
17	BE	76	ARG	NE-CZ	6.19	1.41	1.33
38	A1	11	G	N7-C5	6.19	1.43	1.39
38	A1	149	G	C5-C4	-6.19	1.34	1.38

Continued on next page...

Continued from previous page...

Mol	Chain	Res	Type	Atoms	Z	Observed(Å)	Ideal(Å)
38	A1	924	A	C6-N1	6.19	1.39	1.35
38	A1	1203	C	C4-C5	6.19	1.48	1.43
38	A1	1370	G	N7-C5	-6.19	1.35	1.39
38	A1	2179	G	N1-C2	6.19	1.42	1.37
38	A1	2556	C	N1-C6	6.19	1.40	1.37
44	Ab	42	ARG	CZ-NH1	6.19	1.41	1.33
11	B2	625	G	N1-C2	6.19	1.42	1.37
10	B1	18	U	C2'-C1'	-6.19	1.46	1.53
11	B2	150	G	N1-C2	6.19	1.42	1.37
11	B2	646	U	C1'-N1	6.19	1.58	1.48
38	A1	662	A	C6-N1	6.19	1.39	1.35
38	A1	965	A	N9-C8	-6.19	1.32	1.37
38	A1	1484	U	N3-C4	6.19	1.44	1.38
38	A1	1906	G	P-O5'	-6.19	1.53	1.59
38	A1	2115	U	C4'-C3'	6.19	1.59	1.53
38	A1	2566	A	C6-N6	6.19	1.39	1.33
38	A1	2803	U	C3'-O3'	6.19	1.50	1.42
38	A1	2959	A	C2-N3	6.19	1.39	1.33
13	BA	135	ARG	NE-CZ	6.19	1.41	1.33
39	A3	42	A	C2-N3	6.19	1.39	1.33
9	AX	65	SER	CA-C	-6.18	1.36	1.52
11	B2	526	A	N9-C4	-6.18	1.34	1.37
11	B2	652	C	P-O5'	-6.18	1.53	1.59
11	B2	1031	G	P-O5'	-6.18	1.53	1.59
11	B2	1321	U	C5-C6	6.18	1.39	1.34
38	A1	287	G	C4'-O4'	6.18	1.53	1.45
38	A1	389	C	C5'-C4'	6.18	1.58	1.51
38	A1	1034	G	C5-C6	-6.18	1.36	1.42
38	A1	1773	C	O3'-P	-6.18	1.53	1.61
38	A1	2412	A	C6-N1	6.18	1.39	1.35
38	A1	3037	G	C6-N1	6.18	1.43	1.39
10	B1	2	G	C2-N3	6.18	1.37	1.32
11	B2	107	C	C5'-C4'	6.18	1.58	1.51
11	B2	634	C	P-O5'	-6.18	1.53	1.59
11	B2	1411	G	C5-C4	6.18	1.42	1.38
11	B2	1490	C	C4-C5	6.18	1.47	1.43
38	A1	400	U	C2-N3	6.18	1.42	1.37
38	A1	878	G	C2-N3	6.18	1.37	1.32
38	A1	2531	G	C4'-O4'	6.18	1.53	1.45
38	A1	2582	C	O4'-C1'	6.18	1.49	1.41
11	B2	78	G	C5-C6	-6.18	1.36	1.42
11	B2	611	A	N7-C5	6.18	1.43	1.39

Continued on next page...

Continued from previous page...

Mol	Chain	Res	Type	Atoms	Z	Observed(Å)	Ideal(Å)
11	B2	1056	G	N7-C5	-6.18	1.35	1.39
11	B2	1090	C	C4-N4	6.18	1.39	1.33
38	A1	12	C	P-O5'	6.18	1.66	1.59
38	A1	34	C	C2'-C1'	-6.18	1.46	1.53
38	A1	439	G	C6-N1	6.18	1.43	1.39
38	A1	478	C	C4-C5	6.18	1.47	1.43
38	A1	1411	G	C2-N3	6.18	1.37	1.32
38	A1	2982	G	C5-C4	-6.18	1.34	1.38
38	A1	2994	G	N1-C2	6.18	1.42	1.37
60	AM	6	TYR	CG-CD1	6.18	1.47	1.39
11	B2	261	G	C3'-C2'	-6.18	1.46	1.52
11	B2	957	A	C4'-O4'	-6.18	1.37	1.45
29	BQ	46	SER	CB-OG	6.18	1.50	1.42
38	A1	172	C	C4-N4	6.18	1.39	1.33
38	A1	316	G	C8-N7	-6.18	1.27	1.30
38	A1	1853	C	N3-C4	6.18	1.38	1.33
38	A1	1889	G	C6-O6	6.18	1.29	1.24
38	A1	1905	G	N9-C4	-6.18	1.33	1.38
10	B1	50	G	N1-C2	6.18	1.42	1.37
11	B2	19	G	C2-N3	6.18	1.37	1.32
11	B2	250	G	C2'-C1'	-6.18	1.46	1.53
11	B2	1477	U	C4-C5	6.18	1.49	1.43
38	A1	13	U	N3-C4	6.18	1.44	1.38
38	A1	233	A	N3-C4	6.18	1.38	1.34
38	A1	898	G	N1-C2	6.18	1.42	1.37
38	A1	1348	G	C5'-C4'	6.18	1.58	1.51
10	B1	42	C	P-O5'	-6.18	1.53	1.59
11	B2	437	A	N7-C5	-6.18	1.35	1.39
11	B2	653	C	N1-C6	6.18	1.40	1.37
11	B2	784	G	C2'-C1'	-6.18	1.46	1.53
38	A1	29	U	O3'-P	-6.18	1.53	1.61
38	A1	791	C	N1-C6	6.18	1.40	1.37
38	A1	806	C	C5-C6	-6.18	1.29	1.34
38	A1	832	A	C5-C4	6.18	1.43	1.38
38	A1	2535	C	P-O5'	-6.18	1.53	1.59
11	B2	25	C	C2'-C1'	-6.17	1.46	1.53
11	B2	454	G	O3'-P	-6.17	1.53	1.61
11	B2	1326	G	C5-C6	-6.17	1.36	1.42
38	A1	234	G	C8-N7	-6.17	1.27	1.30
38	A1	378	G	C4'-C3'	6.17	1.59	1.53
38	A1	1108	A	N9-C4	6.17	1.41	1.37
38	A1	1284	C	N3-C4	6.17	1.38	1.33

Continued on next page...

Continued from previous page...

Mol	Chain	Res	Type	Atoms	Z	Observed(Å)	Ideal(Å)
38	A1	2445	G	C6-N1	6.17	1.43	1.39
38	A1	2994	G	N7-C5	6.17	1.43	1.39
11	B2	856	G	C5-C6	-6.17	1.36	1.42
11	B2	1438	A	C5'-C4'	6.17	1.58	1.51
38	A1	612	G	N3-C4	6.17	1.39	1.35
38	A1	1488	C	O4'-C1'	6.17	1.49	1.41
38	A1	2317	G	N7-C5	-6.17	1.35	1.39
38	A1	581	A	C8-N7	6.17	1.35	1.31
38	A1	1603	G	C5-C6	-6.17	1.36	1.42
38	A1	1793	G	C5-C4	-6.17	1.34	1.38
38	A1	2240	G	N7-C5	-6.17	1.35	1.39
38	A1	2435	G	C5'-C4'	6.17	1.58	1.51
38	A1	3038	A	C2-N3	6.17	1.39	1.33
39	A3	114	G	N3-C4	-6.17	1.31	1.35
38	A1	748	G	N1-C2	6.17	1.42	1.37
38	A1	1905	G	C6-N1	-6.17	1.35	1.39
11	B2	590	G	C2-N2	6.17	1.40	1.34
11	B2	977	G	C5-C6	-6.17	1.36	1.42
30	BR	43	PRO	CA-CB	6.17	1.65	1.53
38	A1	103	A	C5'-C4'	6.17	1.58	1.51
38	A1	115	C	C4-N4	6.17	1.39	1.33
38	A1	464	C	C2-N3	6.17	1.40	1.35
38	A1	529	G	C2-N3	6.17	1.37	1.32
38	A1	871	G	C2-N2	6.17	1.40	1.34
38	A1	1263	C	N1-C2	-6.17	1.33	1.40
38	A1	2283	C	C4'-C3'	6.17	1.59	1.53
47	Ad	21	ARG	CZ-NH1	6.17	1.41	1.33
38	A1	1546	G	C8-N7	-6.17	1.27	1.30
38	A1	2060	A	P-O5'	-6.17	1.53	1.59
38	A1	3015	A	C5'-C4'	6.17	1.58	1.51
11	B2	962	G	N3-C4	6.17	1.39	1.35
38	A1	1025	A	N7-C5	-6.17	1.35	1.39
39	A3	101	A	O3'-P	-6.17	1.53	1.61
11	B2	59	C	N1-C6	6.16	1.40	1.37
11	B2	627	G	P-O5'	-6.16	1.53	1.59
11	B2	1202	G	C4'-O4'	6.16	1.53	1.45
11	B2	1320	A	C6-N1	6.16	1.39	1.35
38	A1	1559	A	C2'-C1'	-6.16	1.46	1.53
38	A1	1823	A	N9-C8	-6.16	1.32	1.37
38	A1	2056	A	N7-C5	-6.16	1.35	1.39
38	A1	2076	A	C5-C6	6.16	1.46	1.41
38	A1	2195	G	C2-N3	6.16	1.37	1.32

Continued on next page...

Continued from previous page...

Mol	Chain	Res	Type	Atoms	Z	Observed(Å)	Ideal(Å)
38	A1	2258	A	C6-N6	6.16	1.38	1.33
38	A1	2604	G	N1-C2	6.16	1.42	1.37
38	A1	221	G	N1-C2	6.16	1.42	1.37
38	A1	470	A	C5-C4	6.16	1.43	1.38
38	A1	571	G	C2-N3	6.16	1.37	1.32
38	A1	2186	C	C5-C6	-6.16	1.29	1.34
38	A1	2821	G	N1-C2	6.16	1.42	1.37
11	B2	135	U	C4-O4	6.16	1.28	1.23
11	B2	275	A	C3'-C2'	6.16	1.59	1.52
11	B2	484	U	C4-O4	6.16	1.28	1.23
11	B2	590	G	C6-N1	6.16	1.43	1.39
11	B2	848	G	C5'-C4'	6.16	1.58	1.51
11	B2	1003	G	N7-C5	6.16	1.43	1.39
11	B2	1176	C	N1-C6	6.16	1.40	1.37
31	BS	14	ARG	CZ-NH1	6.16	1.41	1.33
38	A1	143	C	C2'-C1'	-6.16	1.46	1.53
38	A1	169	G	C2-N2	6.16	1.40	1.34
38	A1	262	C	C5-C6	-6.16	1.29	1.34
38	A1	1155	A	O4'-C1'	6.16	1.49	1.41
38	A1	1211	C	C5-C6	-6.16	1.29	1.34
38	A1	1266	A	C5-C4	6.16	1.43	1.38
38	A1	1388	U	N1-C6	6.16	1.43	1.38
38	A1	1395	G	C5-C6	6.16	1.48	1.42
38	A1	1686	C	O3'-P	-6.16	1.53	1.61
38	A1	2702	A	N7-C5	-6.16	1.35	1.39
38	A1	2943	G	N7-C5	6.16	1.43	1.39
11	B2	325	A	C4'-O4'	-6.16	1.37	1.45
11	B2	629	U	C5-C6	6.16	1.39	1.34
11	B2	822	A	N9-C4	-6.16	1.34	1.37
11	B2	1382	G	C5-C6	-6.16	1.36	1.42
15	BC	61	ARG	CD-NE	6.16	1.56	1.46
38	A1	470	A	C6-N6	6.16	1.38	1.33
38	A1	1145	G	N1-C2	6.16	1.42	1.37
38	A1	2342	C	C5'-C4'	6.16	1.58	1.51
38	A1	2500	G	C4'-C3'	-6.16	1.46	1.53
38	A1	2550	A	C3'-C2'	-6.16	1.46	1.52
11	B2	868	C	C4-C5	6.16	1.47	1.43
11	B2	1285	C	N1-C6	6.16	1.40	1.37
38	A1	274	C	N3-C4	6.16	1.38	1.33
38	A1	471	U	C1'-N1	6.16	1.57	1.48
38	A1	1450	C	C5-C6	-6.16	1.29	1.34
38	A1	1805	U	C5-C6	6.16	1.39	1.34

Continued on next page...

Continued from previous page...

Mol	Chain	Res	Type	Atoms	Z	Observed(Å)	Ideal(Å)
38	A1	2107	G	C2'-O2'	6.16	1.49	1.41
38	A1	2500	G	P-O5'	6.16	1.66	1.59
38	A1	2989	A	N9-C8	-6.16	1.32	1.37
10	B1	48	U	C5-C6	6.16	1.39	1.34
11	B2	244	G	N9-C8	-6.16	1.33	1.37
11	B2	626	G	C2-N2	6.16	1.40	1.34
11	B2	694	U	C2-N3	6.16	1.42	1.37
11	B2	738	C	C4-N4	6.16	1.39	1.33
11	B2	956	C	N3-C4	6.16	1.38	1.33
16	BD	56	ARG	CZ-NH2	6.16	1.41	1.33
38	A1	363	G	C4'-C3'	6.16	1.59	1.53
38	A1	682	G	C2-N3	6.16	1.37	1.32
38	A1	1859	A	C8-N7	-6.16	1.27	1.31
38	A1	2225	C	C5-C6	-6.16	1.29	1.34
38	A1	2712	G	N3-C4	6.16	1.39	1.35
38	A1	2950	G	N3-C4	-6.16	1.31	1.35
38	A1	311	C	C4-C5	6.15	1.47	1.43
38	A1	396	G	C8-N7	-6.15	1.27	1.30
38	A1	462	A	C6-N6	6.15	1.38	1.33
38	A1	469	A	C2-N3	6.15	1.39	1.33
38	A1	1142	A	C5'-C4'	6.15	1.58	1.51
11	B2	286	G	N9-C8	6.15	1.42	1.37
11	B2	981	U	N1-C2	6.15	1.44	1.38
11	B2	1191	G	C6-N1	6.15	1.43	1.39
38	A1	14	A	C2-N3	6.15	1.39	1.33
38	A1	497	G	C4'-C3'	6.15	1.59	1.53
38	A1	612	G	C2-N3	6.15	1.37	1.32
38	A1	1371	U	C5'-C4'	6.15	1.58	1.51
38	A1	2786	G	N9-C4	-6.15	1.33	1.38
50	AF	2	PRO	N-CA	-6.15	1.36	1.47
7	AU	118	ARG	NE-CZ	6.15	1.41	1.33
11	B2	919	U	C4'-C3'	6.15	1.59	1.53
11	B2	1044	A	C2-N3	6.15	1.39	1.33
11	B2	1078	U	N1-C6	-6.15	1.32	1.38
11	B2	1396	C	N3-C4	6.15	1.38	1.33
11	B2	1467	U	C2-N3	6.15	1.42	1.37
38	A1	353	C	C2'-C1'	-6.15	1.46	1.53
38	A1	1415	C	N1-C6	6.15	1.40	1.37
38	A1	1857	A	C6-N6	6.15	1.38	1.33
38	A1	2063	U	C2-N3	6.15	1.42	1.37
38	A1	2373	G	N3-C4	-6.15	1.31	1.35
38	A1	2659	G	C6-O6	6.15	1.29	1.24

Continued on next page...

Continued from previous page...

Mol	Chain	Res	Type	Atoms	Z	Observed(Å)	Ideal(Å)
38	A1	2815	C	C4-C5	-6.15	1.38	1.43
38	A1	2959	A	C5-C4	6.15	1.43	1.38
47	Ad	12	ARG	CZ-NH2	6.15	1.41	1.33
11	B2	1448	A	N3-C4	-6.15	1.31	1.34
38	A1	1479	U	O3'-P	-6.15	1.53	1.61
38	A1	1895	G	C2-N3	6.15	1.37	1.32
11	B2	179	U	C2-N3	6.15	1.42	1.37
11	B2	413	G	C3'-C2'	-6.15	1.46	1.52
11	B2	507	G	N7-C5	6.15	1.43	1.39
38	A1	521	C	C2-N3	6.15	1.40	1.35
38	A1	666	A	C2'-C1'	-6.15	1.46	1.53
38	A1	1577	C	N1-C2	-6.15	1.34	1.40
38	A1	1774	A	O3'-P	-6.15	1.53	1.61
65	AV	3	ARG	NE-CZ	6.15	1.41	1.33
11	B2	354	G	P-O5'	6.15	1.65	1.59
11	B2	1239	A	N9-C4	6.15	1.41	1.37
38	A1	448	A	C6-N1	6.15	1.39	1.35
38	A1	1757	G	C2-N3	6.15	1.37	1.32
38	A1	2012	G	N9-C8	-6.15	1.33	1.37
38	A1	2316	U	C2-N3	6.15	1.42	1.37
39	A3	77	A	C5-C6	-6.15	1.35	1.41
10	B1	7	G	N9-C4	6.14	1.42	1.38
11	B2	222	G	N1-C2	6.14	1.42	1.37
11	B2	313	G	C2-N3	6.14	1.37	1.32
11	B2	1032	A	N9-C8	-6.14	1.32	1.37
11	B2	1143	G	C6-N1	-6.14	1.35	1.39
38	A1	374	C	C5'-C4'	6.14	1.58	1.51
38	A1	590	A	C6-N1	-6.14	1.31	1.35
38	A1	805	C	N3-C4	6.14	1.38	1.33
38	A1	1027	A	C4'-O4'	6.14	1.53	1.45
38	A1	2157	U	N1-C6	6.14	1.43	1.38
38	A1	2597	A	N9-C4	-6.14	1.34	1.37
10	B1	28	C	O4'-C1'	6.14	1.49	1.41
11	B2	1120	G	C2-N3	6.14	1.37	1.32
38	A1	373	G	C2-N2	6.14	1.40	1.34
38	A1	556	G	P-O5'	-6.14	1.53	1.59
38	A1	1064	G	C2'-C1'	-6.14	1.46	1.53
11	B2	681	G	N3-C4	6.14	1.39	1.35
11	B2	820	G	C5-C4	6.14	1.42	1.38
11	B2	930	G	P-O5'	-6.14	1.53	1.59
38	A1	1963	G	C2-N2	6.14	1.40	1.34
11	B2	243	G	C5'-C4'	6.14	1.58	1.51

Continued on next page...

Continued from previous page...

Mol	Chain	Res	Type	Atoms	Z	Observed(Å)	Ideal(Å)
38	A1	551	A	N3-C4	-6.14	1.31	1.34
38	A1	650	C	N3-C4	6.14	1.38	1.33
38	A1	1015	G	C2-N3	6.14	1.37	1.32
38	A1	2263	G	C8-N7	-6.14	1.27	1.30
39	A3	54	A	N3-C4	-6.14	1.31	1.34
56	AJ	19	ARG	CZ-NH1	6.14	1.41	1.33
11	B2	67	C	C4-C5	6.14	1.47	1.43
38	A1	1407	A	C2'-C1'	-6.14	1.46	1.53
10	B1	47	G	C2-N3	6.14	1.37	1.32
38	A1	303	A	C5-C4	-6.14	1.34	1.38
38	A1	1066	C	P-O5'	-6.14	1.53	1.59
38	A1	2302	C	O3'-P	6.14	1.68	1.61
11	B2	231	G	C5-C4	6.13	1.42	1.38
11	B2	1259	A	C5'-C4'	6.13	1.58	1.51
11	B2	1480	G	N1-C2	6.13	1.42	1.37
38	A1	111	U	C4'-C3'	6.13	1.59	1.53
38	A1	566	G	N7-C5	-6.13	1.35	1.39
38	A1	584	G	C2-N3	6.13	1.37	1.32
38	A1	872	G	N9-C8	-6.13	1.33	1.37
38	A1	1225	A	N7-C5	6.13	1.43	1.39
38	A1	1743	G	C5'-C4'	6.13	1.58	1.51
38	A1	2249	A	C8-N7	-6.13	1.27	1.31
38	A1	2726	G	C5'-C4'	6.13	1.58	1.51
11	B2	1240	A	C5'-C4'	6.13	1.58	1.51
38	A1	198	C	C2'-C1'	-6.13	1.46	1.53
38	A1	2947	G	N3-C4	-6.13	1.31	1.35
11	B2	296	A	C5'-C4'	-6.13	1.44	1.51
11	B2	593	G	N9-C4	-6.13	1.33	1.38
11	B2	1099	A	O4'-C1'	6.13	1.49	1.41
38	A1	94	A	C5-C4	6.13	1.43	1.38
38	A1	198	C	C1'-N1	6.13	1.57	1.48
38	A1	218	A	C4'-O4'	6.13	1.53	1.45
38	A1	782	G	C8-N7	-6.13	1.27	1.30
38	A1	1270	G	N3-C4	-6.13	1.31	1.35
38	A1	1599	A	P-O5'	6.13	1.65	1.59
38	A1	2644	G	N3-C4	-6.13	1.31	1.35
39	A3	47	G	N7-C5	6.13	1.43	1.39
43	AB	205	GLY	CA-C	-6.13	1.42	1.51
11	B2	643	G	N9-C4	6.13	1.42	1.38
38	A1	960	C	N3-C4	6.13	1.38	1.33
38	A1	1082	A	C6-N1	6.13	1.39	1.35
38	A1	1750	C	C5'-C4'	6.13	1.58	1.51

Continued on next page...

Continued from previous page...

Mol	Chain	Res	Type	Atoms	Z	Observed(Å)	Ideal(Å)
38	A1	1932	G	C3'-C2'	-6.13	1.46	1.52
38	A1	2156	A	C6-N6	6.13	1.38	1.33
43	AB	60	ARG	NE-CZ	6.13	1.41	1.33
46	AD	212	ARG	NE-CZ	6.13	1.41	1.33
10	B1	23	G	C2-N3	6.13	1.37	1.32
10	B1	39	A	C5'-C4'	6.13	1.58	1.51
11	B2	116	C	N1-C6	6.13	1.40	1.37
11	B2	1169	C	C4'-C3'	6.13	1.59	1.53
38	A1	548	U	C2-N3	6.13	1.42	1.37
38	A1	1708	U	C2-N3	6.13	1.42	1.37
38	A1	1842	C	C3'-O3'	6.13	1.50	1.42
38	A1	2162	G	C5'-C4'	6.13	1.58	1.51
38	A1	2425	A	C5-C4	6.13	1.43	1.38
11	B2	186	U	O4'-C1'	-6.13	1.33	1.41
11	B2	593	G	C2-N3	6.13	1.37	1.32
11	B2	621	G	N7-C5	-6.13	1.35	1.39
11	B2	1103	G	C4'-O4'	6.13	1.53	1.45
38	A1	134	C	N1-C2	6.13	1.46	1.40
38	A1	1771	C	C4-N4	6.13	1.39	1.33
11	B2	482	G	C8-N7	-6.12	1.27	1.30
11	B2	607	U	C4-O4	-6.12	1.18	1.23
11	B2	843	G	C8-N7	6.12	1.34	1.30
11	B2	1097	G	C5-C4	6.12	1.42	1.38
38	A1	97	C	C2-N3	6.12	1.40	1.35
38	A1	937	A	C5'-C4'	6.12	1.58	1.51
38	A1	1094	U	C1'-N1	6.12	1.57	1.48
38	A1	1256	G	N9-C8	-6.12	1.33	1.37
38	A1	1910	C	N1-C6	6.12	1.40	1.37
38	A1	2806	A	N9-C4	6.12	1.41	1.37
10	B1	31	G	C2-N3	6.12	1.37	1.32
11	B2	485	A	N1-C2	-6.12	1.28	1.34
11	B2	600	C	C2'-C1'	-6.12	1.46	1.53
11	B2	1091	C	C2-O2	-6.12	1.19	1.24
38	A1	17	C	N1-C6	-6.12	1.33	1.37
38	A1	703	G	C5'-C4'	6.12	1.58	1.51
38	A1	1380	G	C5-C6	-6.12	1.36	1.42
38	A1	1650	U	N3-C4	6.12	1.44	1.38
38	A1	2244	G	C5-C6	-6.12	1.36	1.42
38	A1	2579	G	C8-N7	-6.12	1.27	1.30
39	A3	115	C	N3-C4	6.12	1.38	1.33
45	AC	242	ARG	NE-CZ	6.12	1.41	1.33
11	B2	933	G	N1-C2	6.12	1.42	1.37

Continued on next page...

Continued from previous page...

Mol	Chain	Res	Type	Atoms	Z	Observed(Å)	Ideal(Å)
11	B2	1280	C	C4-N4	6.12	1.39	1.33
38	A1	139	G	O3'-P	-6.12	1.53	1.61
38	A1	1425	U	N3-C4	6.12	1.44	1.38
38	A1	2791	C	O4'-C1'	6.12	1.49	1.41
38	A1	2873	G	P-O5'	-6.12	1.53	1.59
10	B1	32	A	C4'-O4'	6.12	1.53	1.45
38	A1	229	G	C2-N3	6.12	1.37	1.32
38	A1	702	G	N9-C4	-6.12	1.33	1.38
38	A1	1891	C	C4-C5	6.12	1.47	1.43
38	A1	2419	U	C2-N3	6.12	1.42	1.37
38	A1	2707	G	O3'-P	-6.12	1.53	1.61
11	B2	463	G	C8-N7	-6.12	1.27	1.30
11	B2	621	G	C2'-C1'	-6.12	1.46	1.53
11	B2	995	G	C6-N1	6.12	1.43	1.39
11	B2	1093	C	C4-N4	6.12	1.39	1.33
11	B2	1326	G	C4'-C3'	6.12	1.59	1.53
38	A1	393	C	C4'-C3'	6.12	1.59	1.53
38	A1	706	U	C4-C5	6.12	1.49	1.43
38	A1	2484	C	C5'-C4'	6.12	1.58	1.51
46	AD	48	ARG	NE-CZ	6.12	1.41	1.33
11	B2	47	A	N3-C4	-6.12	1.31	1.34
11	B2	105	C	C3'-C2'	-6.12	1.46	1.52
11	B2	918	A	C5-C6	-6.12	1.35	1.41
11	B2	957	A	C5-C6	6.12	1.46	1.41
38	A1	624	U	C2'-C1'	-6.12	1.46	1.53
38	A1	1176	C	C4-N4	6.12	1.39	1.33
38	A1	1599	A	N3-C4	-6.12	1.31	1.34
38	A1	2230	G	C3'-O3'	6.12	1.50	1.42
38	A1	2505	A	C6-N6	6.12	1.38	1.33
11	B2	324	C	P-O5'	6.12	1.65	1.59
11	B2	1219	C	C4-N4	6.12	1.39	1.33
11	B2	1329	C	N1-C6	6.12	1.40	1.37
38	A1	17	C	C4-N4	6.12	1.39	1.33
38	A1	1711	C	C3'-C2'	6.12	1.59	1.52
38	A1	2010	G	O3'-P	-6.12	1.53	1.61
38	A1	2898	G	C3'-O3'	6.12	1.50	1.42
11	B2	589	U	C5'-C4'	6.11	1.58	1.51
11	B2	1181	G	C3'-C2'	6.11	1.59	1.52
11	B2	1331	G	C4'-O4'	-6.11	1.37	1.45
11	B2	1389	G	C5-C4	6.11	1.42	1.38
38	A1	297	G	C5-C6	-6.11	1.36	1.42
38	A1	446	G	O3'-P	-6.11	1.53	1.61

Continued on next page...

Continued from previous page...

Mol	Chain	Res	Type	Atoms	Z	Observed(Å)	Ideal(Å)
38	A1	902	C	P-O5'	-6.11	1.53	1.59
38	A1	2028	G	C2-N3	6.11	1.37	1.32
38	A1	2647	G	C3'-C2'	-6.11	1.46	1.52
38	A1	2713	A	C6-N1	6.11	1.39	1.35
11	B2	661	C	N3-C4	6.11	1.38	1.33
11	B2	1006	C	C4'-O4'	6.11	1.53	1.45
38	A1	634	G	N1-C2	6.11	1.42	1.37
38	A1	1064	G	C6-N1	-6.11	1.35	1.39
38	A1	1829	C	N1-C6	6.11	1.40	1.37
38	A1	2479	C	C4-C5	-6.11	1.38	1.43
63	AP	109	ARG	CD-NE	6.11	1.56	1.46
11	B2	42	G	C5-C6	-6.11	1.36	1.42
11	B2	1096	G	N9-C8	6.11	1.42	1.37
38	A1	656	G	N1-C2	6.11	1.42	1.37
38	A1	1451	A	C3'-C2'	-6.11	1.46	1.52
38	A1	1970	G	C4'-C3'	6.11	1.59	1.53
38	A1	2299	G	C4'-C3'	6.11	1.59	1.53
38	A1	2721	C	C2-N3	6.11	1.40	1.35
40	A5	8	ARG	CD-NE	6.11	1.56	1.46
11	B2	692	G	N9-C4	6.11	1.42	1.38
38	A1	170	A	N9-C8	-6.11	1.32	1.37
38	A1	380	A	P-O5'	-6.11	1.53	1.59
38	A1	859	G	O3'-P	-6.11	1.53	1.61
38	A1	3019	C	O3'-P	-6.11	1.53	1.61
11	B2	229	G	C5-C6	-6.11	1.36	1.42
11	B2	231	G	C2'-C1'	-6.11	1.46	1.53
38	A1	2510	A	N9-C4	6.11	1.41	1.37
11	B2	749	C	C4'-C3'	6.11	1.59	1.53
11	B2	1017	U	C2'-O2'	-6.11	1.33	1.41
38	A1	234	G	C6-N1	6.11	1.43	1.39
38	A1	397	G	C2'-C1'	-6.11	1.46	1.53
38	A1	1053	A	N1-C2	6.11	1.39	1.34
38	A1	1882	C	C4'-C3'	-6.11	1.46	1.53
38	A1	2208	C	C3'-C2'	-6.11	1.46	1.52
38	A1	2335	G	C6-N1	6.11	1.43	1.39
11	B2	87	C	N3-C4	6.10	1.38	1.33
11	B2	694	U	C4-C5	6.10	1.49	1.43
38	A1	225	C	C5-C6	6.10	1.39	1.34
38	A1	2406	C	C2-N3	6.10	1.40	1.35
39	A3	29	G	N7-C5	-6.10	1.35	1.39
38	A1	140	C	N3-C4	6.10	1.38	1.33
38	A1	643	G	C5-C6	6.10	1.48	1.42

Continued on next page...

Continued from previous page...

Mol	Chain	Res	Type	Atoms	Z	Observed(Å)	Ideal(Å)
38	A1	1364	C	C2'-C1'	-6.10	1.46	1.53
38	A1	1371	U	C4-C5	6.10	1.49	1.43
38	A1	2051	A	P-O5'	-6.10	1.53	1.59
38	A1	2080	G	C3'-C2'	6.10	1.59	1.52
38	A1	2279	G	N7-C5	-6.10	1.35	1.39
38	A1	2466	C	P-O5'	-6.10	1.53	1.59
38	A1	2594	U	C4-O4	6.10	1.28	1.23
11	B2	134	A	C6-N6	6.10	1.38	1.33
11	B2	852	G	C2-N3	6.10	1.37	1.32
11	B2	1092	G	C2-N3	6.10	1.37	1.32
38	A1	86	G	N3-C4	-6.10	1.31	1.35
38	A1	127	C	O4'-C1'	-6.10	1.33	1.41
38	A1	2199	U	C4-C5	6.10	1.49	1.43
11	B2	564	C	C4-N4	6.10	1.39	1.33
11	B2	853	G	C6-O6	6.10	1.29	1.24
38	A1	661	G	C2-N2	6.10	1.40	1.34
38	A1	998	G	C2'-O2'	-6.10	1.33	1.41
38	A1	1167	A	C2-N3	6.10	1.39	1.33
39	A3	75	G	C6-N1	6.10	1.43	1.39
11	B2	551	U	C4-C5	-6.10	1.38	1.43
38	A1	71	A	N9-C4	6.10	1.41	1.37
38	A1	558	C	C2-O2	6.10	1.29	1.24
38	A1	926	C	C4-C5	-6.10	1.38	1.43
38	A1	1121	C	C2-O2	6.10	1.29	1.24
38	A1	1471	G	C2-N2	6.10	1.40	1.34
38	A1	461	C	C3'-C2'	6.10	1.59	1.52
38	A1	1326	U	C2-N3	6.10	1.42	1.37
38	A1	1365	G	N1-C2	6.10	1.42	1.37
39	A3	98	G	C2-N3	6.10	1.37	1.32
11	B2	429	A	C2'-C1'	-6.09	1.46	1.53
11	B2	522	C	C2'-O2'	-6.09	1.33	1.41
11	B2	618	G	C2-N2	6.09	1.40	1.34
38	A1	1113	G	N9-C4	-6.09	1.33	1.38
38	A1	2289	A	C8-N7	-6.09	1.27	1.31
38	A1	3035	C	C4'-C3'	6.09	1.59	1.53
39	A3	72	G	C5'-C4'	6.09	1.58	1.51
11	B2	38	G	C2-N3	6.09	1.37	1.32
11	B2	59	C	C2-N3	6.09	1.40	1.35
11	B2	942	A	P-O5'	-6.09	1.53	1.59
38	A1	517	A	N1-C2	-6.09	1.28	1.34
11	B2	581	G	C2'-C1'	-6.09	1.46	1.53
11	B2	1378	A	N7-C5	-6.09	1.35	1.39

Continued on next page...

Continued from previous page...

Mol	Chain	Res	Type	Atoms	Z	Observed(Å)	Ideal(Å)
11	B2	1399	G	C6-N1	6.09	1.43	1.39
38	A1	545	G	C6-N1	6.09	1.43	1.39
38	A1	1375	G	C6-N1	6.09	1.43	1.39
38	A1	2130	C	N3-C4	6.09	1.38	1.33
38	A1	2387	A	N7-C5	-6.09	1.35	1.39
38	A1	2560	G	N9-C4	-6.09	1.33	1.38
38	A1	2671	C	P-O5'	-6.09	1.53	1.59
38	A1	3033	G	C5-C4	6.09	1.42	1.38
60	AM	49	ARG	CD-NE	6.09	1.56	1.46
11	B2	698	A	N7-C5	-6.09	1.35	1.39
11	B2	1140	A	N7-C5	-6.09	1.35	1.39
38	A1	1091	G	C2-N2	6.09	1.40	1.34
38	A1	1246	G	C4'-C3'	6.09	1.59	1.53
38	A1	1480	G	O3'-P	6.09	1.68	1.61
38	A1	2347	G	C6-N1	6.09	1.43	1.39
38	A1	2773	A	O4'-C1'	-6.09	1.33	1.41
38	A1	3007	A	O4'-C1'	6.09	1.49	1.41
38	A1	3020	G	C5-C6	-6.09	1.36	1.42
61	AN	19	ARG	CD-NE	6.09	1.56	1.46
11	B2	1144	G	C8-N7	-6.09	1.27	1.30
38	A1	516	A	O3'-P	-6.09	1.53	1.61
38	A1	858	G	N9-C4	-6.09	1.33	1.38
39	A3	87	G	O4'-C1'	6.09	1.49	1.41
11	B2	310	G	C4'-C3'	6.09	1.59	1.53
11	B2	985	C	N1-C6	6.09	1.40	1.37
11	B2	1262	U	C2'-C1'	-6.09	1.46	1.53
11	B2	1269	G	C2'-C1'	6.09	1.60	1.53
38	A1	271	G	C5-C4	-6.09	1.34	1.38
38	A1	331	G	C5-C6	6.09	1.48	1.42
38	A1	348	G	C2-N3	6.09	1.37	1.32
38	A1	715	G	C8-N7	-6.09	1.27	1.30
38	A1	765	G	C5'-C4'	6.09	1.58	1.51
38	A1	1338	G	C3'-O3'	6.09	1.50	1.42
38	A1	1671	A	C8-N7	-6.09	1.27	1.31
38	A1	2961	A	N3-C4	-6.09	1.31	1.34
11	B2	1412	A	C2'-C1'	-6.08	1.46	1.53
38	A1	1608	G	C8-N7	-6.08	1.27	1.30
38	A1	2081	C	C4-N4	6.08	1.39	1.33
11	B2	903	G	C2-N2	6.08	1.40	1.34
38	A1	176	G	C5-C4	6.08	1.42	1.38
38	A1	261	A	C5-C4	6.08	1.43	1.38
38	A1	1405	G	C2-N2	6.08	1.40	1.34

Continued on next page...

Continued from previous page...

Mol	Chain	Res	Type	Atoms	Z	Observed(Å)	Ideal(Å)
38	A1	1411	G	C6-N1	6.08	1.43	1.39
38	A1	2231	G	C5-C4	6.08	1.42	1.38
38	A1	2246	G	N7-C5	-6.08	1.35	1.39
11	B2	48	G	C2-N2	6.08	1.40	1.34
11	B2	461	A	N7-C5	-6.08	1.35	1.39
11	B2	958	G	N9-C8	6.08	1.42	1.37
38	A1	717	A	N3-C4	6.08	1.38	1.34
38	A1	2149	G	C5'-C4'	-6.08	1.44	1.51
38	A1	2770	A	C4'-C3'	6.08	1.59	1.53
60	AM	31	ARG	CZ-NH1	6.08	1.41	1.33
11	B2	1357	C	C4-N4	6.08	1.39	1.33
38	A1	1169	G	C5-C4	6.08	1.42	1.38
60	AM	157	ARG	CZ-NH2	6.08	1.41	1.33
11	B2	258	A	C6-N6	6.08	1.38	1.33
11	B2	281	G	C1'-N9	6.08	1.57	1.48
11	B2	309	A	C6-N6	6.08	1.38	1.33
11	B2	596	A	N3-C4	-6.08	1.31	1.34
11	B2	730	G	C5-C4	-6.08	1.34	1.38
11	B2	1087	C	N3-C4	6.08	1.38	1.33
11	B2	1181	G	N9-C8	6.08	1.42	1.37
11	B2	1392	G	C2-N3	6.08	1.37	1.32
38	A1	181	U	C1'-N1	6.08	1.57	1.48
38	A1	374	C	C2-N3	6.08	1.40	1.35
38	A1	1421	C	C4'-C3'	6.08	1.59	1.53
11	B2	148	C	C4-C5	6.08	1.47	1.43
11	B2	404	C	N3-C4	6.08	1.38	1.33
11	B2	794	A	C6-N6	6.08	1.38	1.33
11	B2	1411	G	C4'-O4'	6.08	1.53	1.45
38	A1	424	U	N1-C2	6.08	1.44	1.38
38	A1	1989	G	N3-C4	-6.08	1.31	1.35
56	AJ	59	GLY	N-CA	-6.08	1.36	1.46
11	B2	126	G	N9-C4	-6.08	1.33	1.38
11	B2	676	G	N9-C4	6.08	1.42	1.38
11	B2	1242	C	C2'-C1'	-6.08	1.46	1.53
11	B2	1412	A	C6-N1	6.08	1.39	1.35
38	A1	1117	C	N1-C6	-6.08	1.33	1.37
38	A1	1290	G	N1-C2	6.08	1.42	1.37
38	A1	1735	G	C4'-C3'	6.08	1.59	1.53
38	A1	2410	U	C5'-C4'	6.08	1.58	1.51
11	B2	983	G	N7-C5	6.07	1.42	1.39
11	B2	1227	A	C2-N3	6.07	1.39	1.33
28	BP	32	ARG	CZ-NH2	6.07	1.41	1.33

Continued on next page...

Continued from previous page...

Mol	Chain	Res	Type	Atoms	Z	Observed(Å)	Ideal(Å)
38	A1	556	G	O3'-P	-6.07	1.53	1.61
38	A1	1904	G	P-O5'	-6.07	1.53	1.59
13	BA	97	ARG	CZ-NH2	6.07	1.41	1.33
22	BJ	125	LEU	N-CA	-6.07	1.34	1.46
38	A1	324	C	C2-O2	6.07	1.29	1.24
38	A1	1125	A	N1-C2	6.07	1.39	1.34
38	A1	2950	G	C2-N3	6.07	1.37	1.32
11	B2	266	A	C1'-N9	6.07	1.57	1.48
11	B2	625	G	C5'-C4'	6.07	1.58	1.51
11	B2	977	G	C3'-C2'	6.07	1.59	1.52
11	B2	1304	C	C4-N4	6.07	1.39	1.33
13	BA	146	TYR	CZ-OH	6.07	1.48	1.37
38	A1	1123	A	C4'-C3'	6.07	1.59	1.53
38	A1	1815	C	N1-C2	6.07	1.46	1.40
38	A1	1941	A	N3-C4	-6.07	1.31	1.34
38	A1	2083	G	O4'-C1'	6.07	1.49	1.41
38	A1	2829	C	C2-N3	6.07	1.40	1.35
38	A1	1576	C	C5'-C4'	6.07	1.58	1.51
38	A1	2032	G	C3'-C2'	-6.07	1.46	1.52
38	A1	2688	C	N3-C4	6.07	1.38	1.33
8	AW	13	GLU	CB-CG	6.07	1.63	1.52
11	B2	109	U	C5'-C4'	6.07	1.58	1.51
11	B2	606	U	P-O5'	-6.07	1.53	1.59
11	B2	844	G	N9-C4	-6.07	1.33	1.38
11	B2	1170	C	C2-N3	6.07	1.40	1.35
11	B2	1188	C	P-O5'	-6.07	1.53	1.59
11	B2	1494	C	C4-C5	-6.07	1.38	1.43
38	A1	286	G	N3-C4	-6.07	1.31	1.35
38	A1	799	C	P-O5'	-6.07	1.53	1.59
38	A1	914	U	C2-N3	6.07	1.42	1.37
38	A1	1035	G	O3'-P	-6.07	1.53	1.61
38	A1	1502	C	C2-O2	6.07	1.29	1.24
38	A1	1574	A	N7-C5	-6.07	1.35	1.39
38	A1	2303	A	C6-N1	6.07	1.39	1.35
38	A1	2830	C	N1-C6	6.07	1.40	1.37
38	A1	2870	A	P-O5'	6.07	1.65	1.59
11	B2	927	A	C6-N6	6.07	1.38	1.33
38	A1	77	C	C4-C5	6.07	1.47	1.43
38	A1	78	C	O4'-C1'	6.07	1.49	1.41
38	A1	1098	C	C4-C5	6.07	1.47	1.43
38	A1	1823	A	C4'-C3'	-6.07	1.46	1.53
38	A1	2703	G	C2'-C1'	-6.07	1.46	1.53

Continued on next page...

Continued from previous page...

Mol	Chain	Res	Type	Atoms	Z	Observed(Å)	Ideal(Å)
11	B2	635	C	C4'-C3'	6.06	1.59	1.53
11	B2	1319	C	P-O5'	-6.06	1.53	1.59
38	A1	410	C	C2'-C1'	-6.06	1.46	1.53
38	A1	1041	U	C4-O4	6.06	1.28	1.23
38	A1	1328	G	C8-N7	-6.06	1.27	1.30
38	A1	1529	A	C8-N7	6.06	1.35	1.31
38	A1	1970	G	C2-N2	6.06	1.40	1.34
38	A1	2735	C	C2'-O2'	-6.06	1.33	1.41
38	A1	2786	G	C5'-C4'	6.06	1.58	1.51
38	A1	2791	C	O3'-P	-6.06	1.53	1.61
38	A1	3039	G	C5'-C4'	6.06	1.58	1.51
39	A3	71	G	N1-C2	6.06	1.42	1.37
62	AO	166	ARG	CD-NE	6.06	1.56	1.46
11	B2	46	A	N7-C5	-6.06	1.35	1.39
11	B2	1490	C	C5'-C4'	6.06	1.58	1.51
38	A1	814	G	N1-C2	6.06	1.42	1.37
38	A1	917	A	N9-C4	6.06	1.41	1.37
38	A1	1609	G	N9-C4	-6.06	1.33	1.38
38	A1	2137	A	P-O5'	6.06	1.65	1.59
38	A1	2354	A	C5'-C4'	6.06	1.58	1.51
11	B2	1432	U	C4'-C3'	6.06	1.59	1.53
38	A1	2088	G	C5-C6	6.06	1.48	1.42
11	B2	647	G	O3'-P	-6.06	1.53	1.61
11	B2	1271	G	N1-C2	6.06	1.42	1.37
38	A1	697	U	N1-C6	6.06	1.43	1.38
38	A1	1332	A	N9-C4	6.06	1.41	1.37
38	A1	1519	G	N7-C5	-6.06	1.35	1.39
38	A1	1705	C	C4'-C3'	6.06	1.59	1.53
38	A1	1787	U	C4-C5	6.06	1.49	1.43
38	A1	1873	G	C8-N7	6.06	1.34	1.30
38	A1	1913	C	C4-N4	6.06	1.39	1.33
38	A1	2226	G	C2-N2	6.06	1.40	1.34
11	B2	219	C	C3'-O3'	6.06	1.50	1.42
11	B2	325	A	N1-C2	-6.06	1.28	1.34
11	B2	415	C	P-OP1	-6.06	1.38	1.49
38	A1	393	C	C5-C6	6.06	1.39	1.34
38	A1	800	G	C2-N3	6.06	1.37	1.32
38	A1	1274	G	C2-N3	6.06	1.37	1.32
38	A1	1766	A	C6-N6	6.06	1.38	1.33
38	A1	1773	C	N3-C4	6.06	1.38	1.33
38	A1	1989	G	C2-N3	6.06	1.37	1.32
38	A1	2245	C	O4'-C1'	6.06	1.49	1.41

Continued on next page...

Continued from previous page...

Mol	Chain	Res	Type	Atoms	Z	Observed(Å)	Ideal(Å)
39	A3	80	G	N3-C4	-6.06	1.31	1.35
11	B2	364	U	C3'-C2'	6.06	1.59	1.52
11	B2	542	G	C4'-C3'	6.06	1.59	1.53
11	B2	1062	G	C6-N1	6.06	1.43	1.39
11	B2	1285	C	C4-N4	6.06	1.39	1.33
38	A1	1925	A	O4'-C1'	-6.06	1.33	1.41
11	B2	1174	A	C6-N1	6.05	1.39	1.35
11	B2	1244	C	N3-C4	6.05	1.38	1.33
11	B2	1316	U	O3'-P	-6.05	1.53	1.61
11	B2	1333	G	N3-C4	-6.05	1.31	1.35
38	A1	383	C	C4-N4	6.05	1.39	1.33
38	A1	1146	U	C2-N3	6.05	1.42	1.37
38	A1	1232	G	C2-N3	6.05	1.37	1.32
38	A1	1524	A	C6-N1	6.05	1.39	1.35
11	B2	1339	G	N7-C5	-6.05	1.35	1.39
38	A1	2704	A	C5-C4	6.05	1.43	1.38
11	B2	906	G	C8-N7	6.05	1.34	1.30
11	B2	1052	U	C5'-C4'	6.05	1.58	1.51
38	A1	853	G	C2'-C1'	-6.05	1.46	1.53
38	A1	940	G	C2-N2	6.05	1.40	1.34
38	A1	1199	U	C4'-C3'	6.05	1.59	1.53
38	A1	1896	U	N3-C4	6.05	1.43	1.38
38	A1	2387	A	C5'-C4'	6.05	1.58	1.51
38	A1	2444	G	O4'-C1'	6.05	1.49	1.41
38	A1	2777	G	N1-C2	6.05	1.42	1.37
50	AF	159	ARG	CZ-NH2	6.05	1.41	1.33
7	AU	75	ARG	CZ-NH2	6.05	1.41	1.33
11	B2	199	A	C5'-C4'	6.05	1.58	1.51
11	B2	223	G	C6-N1	6.05	1.43	1.39
11	B2	244	G	N1-C2	6.05	1.42	1.37
11	B2	1340	U	O3'-P	-6.05	1.53	1.61
38	A1	578	C	N1-C6	-6.05	1.33	1.37
38	A1	675	G	N9-C8	6.05	1.42	1.37
38	A1	775	C	C2-O2	6.05	1.29	1.24
38	A1	1292	C	C4'-O4'	6.05	1.53	1.45
38	A1	1303	C	C5'-C4'	6.05	1.58	1.51
38	A1	2015	G	C2-N2	6.05	1.40	1.34
38	A1	2116	G	N1-C2	6.05	1.42	1.37
38	A1	2540	A	N7-C5	-6.05	1.35	1.39
38	A1	2831	G	C6-N1	6.05	1.43	1.39
11	B2	1129	A	C5-C4	6.05	1.43	1.38
11	B2	1385	U	O3'-P	-6.05	1.53	1.61

Continued on next page...

Continued from previous page...

Mol	Chain	Res	Type	Atoms	Z	Observed(Å)	Ideal(Å)
38	A1	46	C	N1-C6	6.05	1.40	1.37
38	A1	365	G	C8-N7	6.05	1.34	1.30
38	A1	826	C	C5-C6	-6.05	1.29	1.34
38	A1	2134	G	N1-C2	6.05	1.42	1.37
9	AX	46	TYR	CG-CD2	6.05	1.47	1.39
11	B2	540	G	C6-N1	6.05	1.43	1.39
11	B2	1299	A	C6-N6	6.05	1.38	1.33
11	B2	1323	A	C4'-C3'	6.05	1.59	1.53
16	BD	154	TYR	CG-CD1	6.05	1.47	1.39
37	BY	8	TYR	CE1-CZ	6.05	1.46	1.38
38	A1	99	U	C4'-O4'	6.05	1.53	1.45
38	A1	175	G	N9-C4	-6.05	1.33	1.38
38	A1	258	C	C5'-C4'	6.05	1.58	1.51
38	A1	1046	A	C5'-C4'	6.05	1.58	1.51
38	A1	1699	U	N1-C6	6.05	1.43	1.38
38	A1	1802	G	O3'-P	-6.05	1.53	1.61
38	A1	1968	A	N7-C5	-6.05	1.35	1.39
38	A1	2267	U	O4'-C1'	6.05	1.49	1.41
39	A3	117	G	C8-N7	6.05	1.34	1.30
56	AJ	79	ARG	NE-CZ	6.05	1.41	1.33
38	A1	15	A	N9-C4	6.04	1.41	1.37
38	A1	136	U	C3'-O3'	6.04	1.50	1.42
38	A1	2610	C	C5'-C4'	6.04	1.58	1.51
48	AE	145	ARG	CZ-NH2	6.04	1.41	1.33
11	B2	1	A	O3'-P	-6.04	1.53	1.61
11	B2	774	U	C3'-C2'	-6.04	1.46	1.52
11	B2	1174	A	C8-N7	6.04	1.35	1.31
38	A1	181	U	C4'-C3'	6.04	1.59	1.53
38	A1	795	G	C8-N7	6.04	1.34	1.30
38	A1	1362	G	C5-C4	-6.04	1.34	1.38
38	A1	1616	A	C4'-C3'	6.04	1.59	1.53
38	A1	1647	C	C1'-N1	6.04	1.57	1.48
38	A1	2536	A	N7-C5	-6.04	1.35	1.39
58	Ak	100	TYR	CG-CD1	6.04	1.47	1.39
64	AR	30	ARG	C-N	6.04	1.48	1.34
11	B2	501	G	C5'-C4'	6.04	1.58	1.51
11	B2	747	U	N1-C2	6.04	1.44	1.38
38	A1	213	G	N7-C5	-6.04	1.35	1.39
38	A1	866	G	C3'-C2'	6.04	1.59	1.52
38	A1	1828	A	C5-C4	6.04	1.43	1.38
38	A1	1913	C	C5'-C4'	6.04	1.58	1.51
38	A1	2223	G	N7-C5	-6.04	1.35	1.39

Continued on next page...

Continued from previous page...

Mol	Chain	Res	Type	Atoms	Z	Observed(Å)	Ideal(Å)
38	A1	2478	G	C5'-C4'	6.04	1.58	1.51
38	A1	2527	G	C2-N2	6.04	1.40	1.34
61	AN	151	ARG	CZ-NH1	6.04	1.41	1.33
11	B2	111	G	O3'-P	-6.04	1.53	1.61
38	A1	728	A	N9-C4	6.04	1.41	1.37
38	A1	1295	G	O3'-P	-6.04	1.53	1.61
11	B2	200	G	C2'-C1'	-6.04	1.46	1.53
11	B2	439	G	C6-N1	6.04	1.43	1.39
11	B2	997	G	P-O5'	-6.04	1.53	1.59
38	A1	646	U	C5'-C4'	6.04	1.58	1.51
38	A1	851	G	P-O5'	-6.04	1.53	1.59
38	A1	1147	G	C5'-C4'	-6.04	1.44	1.51
38	A1	1506	U	C3'-O3'	6.04	1.50	1.42
38	A1	2734	C	C4-N4	6.04	1.39	1.33
11	B2	890	C	C2-N3	6.04	1.40	1.35
38	A1	48	G	N1-C2	6.04	1.42	1.37
38	A1	2611	U	C2'-C1'	6.04	1.59	1.53
11	B2	99	C	N3-C4	6.04	1.38	1.33
11	B2	140	C	C2'-C1'	-6.04	1.46	1.53
11	B2	410	U	C4'-C3'	6.04	1.59	1.53
11	B2	884	G	N1-C2	6.04	1.42	1.37
11	B2	1308	U	O3'-P	-6.04	1.53	1.61
27	BO	5	ARG	CZ-NH1	6.04	1.40	1.33
38	A1	1268	A	N1-C2	6.04	1.39	1.34
38	A1	1740	U	C3'-C2'	6.04	1.59	1.52
38	A1	2516	G	N9-C4	6.04	1.42	1.38
38	A1	2738	G	C5'-C4'	6.04	1.58	1.51
42	Aa	65	LYS	CA-CB	6.04	1.67	1.53
48	AE	83	ARG	CZ-NH2	6.04	1.40	1.33
11	B2	243	G	O3'-P	-6.03	1.53	1.61
38	A1	61	G	C8-N7	-6.03	1.27	1.30
38	A1	200	G	C2-N2	6.03	1.40	1.34
38	A1	287	G	C5-C4	-6.03	1.34	1.38
38	A1	437	G	C2-N3	6.03	1.37	1.32
38	A1	498	U	N3-C4	6.03	1.43	1.38
38	A1	542	A	C6-N1	6.03	1.39	1.35
38	A1	1347	U	C4-C5	6.03	1.49	1.43
38	A1	1583	G	C2-N2	6.03	1.40	1.34
38	A1	1923	A	C6-N6	6.03	1.38	1.33
38	A1	2442	A	C6-N1	6.03	1.39	1.35
48	AE	40	ARG	CZ-NH2	6.03	1.40	1.33
11	B2	774	U	C4'-C3'	6.03	1.59	1.53

Continued on next page...

Continued from previous page...

Mol	Chain	Res	Type	Atoms	Z	Observed(Å)	Ideal(Å)
38	A1	634	G	C6-N1	6.03	1.43	1.39
38	A1	1009	G	C2'-C1'	-6.03	1.46	1.53
38	A1	1428	G	C5'-C4'	6.03	1.58	1.51
11	B2	1106	A	O4'-C1'	6.03	1.49	1.41
22	BJ	2	ALA	CA-CB	6.03	1.65	1.52
38	A1	14	A	N9-C8	6.03	1.42	1.37
38	A1	1368	A	C8-N7	6.03	1.35	1.31
38	A1	1424	G	C2-N3	6.03	1.37	1.32
38	A1	1538	A	C5-C4	6.03	1.43	1.38
38	A1	1640	G	C2'-C1'	-6.03	1.46	1.53
38	A1	1908	C	N3-C4	6.03	1.38	1.33
38	A1	2502	C	C5'-C4'	6.03	1.58	1.51
11	B2	865	A	O3'-P	-6.03	1.53	1.61
23	BK	121	ARG	CD-NE	6.03	1.56	1.46
38	A1	2631	C	C2-N3	6.03	1.40	1.35
38	A1	2634	U	N1-C6	6.03	1.43	1.38
38	A1	2747	C	C4'-C3'	6.03	1.59	1.53
11	B2	189	C	C2-N3	6.03	1.40	1.35
11	B2	390	G	C3'-C2'	6.03	1.59	1.52
11	B2	460	C	N3-C4	6.03	1.38	1.33
38	A1	1652	A	C2-N3	6.03	1.39	1.33
38	A1	1824	G	N9-C8	6.03	1.42	1.37
38	A1	1838	C	C4-C5	6.03	1.47	1.43
38	A1	1981	G	C2-N3	6.03	1.37	1.32
38	A1	2446	C	N1-C6	-6.03	1.33	1.37
38	A1	2592	U	N1-C6	6.03	1.43	1.38
11	B2	242	A	N7-C5	-6.03	1.35	1.39
11	B2	505	U	C2-N3	6.03	1.42	1.37
11	B2	1480	G	N9-C8	-6.03	1.33	1.37
38	A1	58	G	C8-N7	-6.03	1.27	1.30
38	A1	314	A	C2-N3	6.03	1.39	1.33
38	A1	320	C	C4-C5	-6.03	1.38	1.43
38	A1	836	U	O3'-P	-6.03	1.53	1.61
38	A1	837	G	N3-C4	-6.03	1.31	1.35
38	A1	1784	G	C2-N3	6.03	1.37	1.32
38	A1	2517	U	C5'-C4'	6.03	1.58	1.51
39	A3	52	U	N1-C6	6.03	1.43	1.38
11	B2	143	G	C2'-C1'	-6.02	1.46	1.53
11	B2	1290	U	C4'-C3'	6.02	1.59	1.53
11	B2	1439	G	O4'-C1'	6.02	1.49	1.41
13	BA	138	ARG	CD-NE	6.02	1.56	1.46
38	A1	1626	A	C8-N7	-6.02	1.27	1.31

Continued on next page...

Continued from previous page...

Mol	Chain	Res	Type	Atoms	Z	Observed(Å)	Ideal(Å)
38	A1	2306	C	C2-N3	6.02	1.40	1.35
38	A1	2473	C	C5-C6	-6.02	1.29	1.34
38	A1	2815	C	C4-N4	6.02	1.39	1.33
11	B2	402	G	C4'-C3'	6.02	1.59	1.53
11	B2	769	A	C2-N3	6.02	1.39	1.33
38	A1	310	C	C5-C6	-6.02	1.29	1.34
38	A1	661	G	C5-C6	6.02	1.48	1.42
38	A1	876	C	C4-N4	6.02	1.39	1.33
38	A1	1076	G	O4'-C1'	6.02	1.49	1.41
38	A1	1545	C	O4'-C1'	6.02	1.49	1.41
38	A1	1909	C	C2-O2	-6.02	1.19	1.24
38	A1	1951	G	C2-N3	6.02	1.37	1.32
38	A1	2214	U	C3'-C2'	-6.02	1.46	1.52
38	A1	2363	G	C2-N3	6.02	1.37	1.32
11	B2	1058	G	C4'-C3'	6.02	1.59	1.53
38	A1	1337	G	C2-N3	6.02	1.37	1.32
38	A1	1606	C	C2-N3	6.02	1.40	1.35
10	B1	22	A	C8-N7	-6.02	1.27	1.31
11	B2	98	U	C5'-C4'	6.02	1.58	1.51
11	B2	378	A	N9-C4	6.02	1.41	1.37
11	B2	828	U	N1-C2	6.02	1.44	1.38
11	B2	1153	G	C6-N1	6.02	1.43	1.39
11	B2	1197	C	N3-C4	6.02	1.38	1.33
38	A1	201	C	P-O5'	-6.02	1.53	1.59
38	A1	326	C	C4'-C3'	6.02	1.59	1.53
38	A1	1585	U	P-O5'	-6.02	1.53	1.59
38	A1	2526	G	C2'-C1'	-6.02	1.46	1.53
11	B2	34	G	C5-C4	6.02	1.42	1.38
11	B2	393	A	C8-N7	-6.02	1.27	1.31
11	B2	841	C	N1-C6	6.02	1.40	1.37
11	B2	889	G	C2-N3	-6.02	1.27	1.32
38	A1	36	G	O3'-P	-6.02	1.53	1.61
38	A1	873	G	C5-C4	6.02	1.42	1.38
38	A1	1194	G	C2-N2	6.02	1.40	1.34
38	A1	1841	G	N9-C4	6.02	1.42	1.38
38	A1	1982	C	C5-C6	-6.02	1.29	1.34
38	A1	2040	A	C5'-C4'	6.02	1.58	1.51
11	B2	56	A	C6-N6	6.02	1.38	1.33
11	B2	195	C	O3'-P	-6.02	1.53	1.61
11	B2	653	C	N3-C4	6.02	1.38	1.33
38	A1	923	A	C6-N6	6.02	1.38	1.33
55	Ai	23	ARG	CZ-NH2	6.02	1.40	1.33

Continued on next page...

Continued from previous page...

Mol	Chain	Res	Type	Atoms	Z	Observed(Å)	Ideal(Å)
11	B2	308	G	C5-C4	6.01	1.42	1.38
11	B2	1162	G	C8-N7	6.01	1.34	1.30
38	A1	107	G	C6-N1	6.01	1.43	1.39
38	A1	277	A	N3-C4	-6.01	1.31	1.34
38	A1	787	G	N7-C5	-6.01	1.35	1.39
38	A1	1526	G	C8-N7	6.01	1.34	1.30
38	A1	2424	A	N9-C4	-6.01	1.34	1.37
38	A1	2558	U	C3'-C2'	-6.01	1.46	1.52
38	A1	2817	U	C2'-C1'	-6.01	1.46	1.53
39	A3	6	G	C2-N2	6.01	1.40	1.34
11	B2	523	C	C5'-C4'	6.01	1.58	1.51
38	A1	225	C	C3'-C2'	-6.01	1.46	1.52
38	A1	2819	C	N1-C2	6.01	1.46	1.40
11	B2	229	G	C6-N1	6.01	1.43	1.39
11	B2	798	U	N1-C6	6.01	1.43	1.38
11	B2	948	G	C3'-C2'	6.01	1.59	1.52
11	B2	1297	G	N3-C4	-6.01	1.31	1.35
38	A1	1545	C	C4-N4	6.01	1.39	1.33
38	A1	1700	U	C5'-C4'	-6.01	1.44	1.51
39	A3	73	U	N3-C4	6.01	1.43	1.38
45	AC	304	GLU	CD-OE1	6.01	1.32	1.25
11	B2	407	G	C2-N3	6.01	1.37	1.32
11	B2	993	C	C4-C5	-6.01	1.38	1.43
11	B2	1159	U	N1-C6	6.01	1.43	1.38
38	A1	233	A	C5'-C4'	6.01	1.58	1.51
38	A1	377	C	C4'-O4'	6.01	1.53	1.45
38	A1	603	G	C6-N1	6.01	1.43	1.39
38	A1	633	A	N7-C5	-6.01	1.35	1.39
38	A1	791	C	C4-C5	-6.01	1.38	1.43
38	A1	1032	C	C5'-C4'	6.01	1.58	1.51
38	A1	1176	C	N3-C4	6.01	1.38	1.33
38	A1	1366	U	O3'-P	-6.01	1.53	1.61
38	A1	1404	G	N1-C2	6.01	1.42	1.37
38	A1	1410	A	C2'-C1'	-6.01	1.46	1.53
38	A1	1720	G	N7-C5	-6.01	1.35	1.39
38	A1	1816	C	C4-N4	6.01	1.39	1.33
38	A1	1990	U	O3'-P	-6.01	1.53	1.61
38	A1	2000	G	C6-N1	6.01	1.43	1.39
38	A1	2004	A	N7-C5	-6.01	1.35	1.39
38	A1	2198	U	C4-O4	-6.01	1.18	1.23
38	A1	2773	A	C2-N3	6.01	1.39	1.33
38	A1	3002	A	C2'-O2'	-6.01	1.33	1.41

Continued on next page...

Continued from previous page...

Mol	Chain	Res	Type	Atoms	Z	Observed(Å)	Ideal(Å)
39	A3	38	U	P-O5'	-6.01	1.53	1.59
38	A1	465	C	P-O5'	6.01	1.65	1.59
38	A1	1196	A	C5'-C4'	6.01	1.58	1.51
38	A1	1378	G	N3-C4	6.01	1.39	1.35
11	B2	867	A	C2'-C1'	-6.01	1.46	1.53
11	B2	1307	G	C5-C4	6.01	1.42	1.38
11	B2	1405	C	P-O5'	-6.01	1.53	1.59
38	A1	1106	C	N3-C4	6.01	1.38	1.33
38	A1	1826	G	C4'-C3'	-6.01	1.46	1.52
38	A1	2112	C	C4-C5	6.01	1.47	1.43
38	A1	2856	G	C2-N3	6.01	1.37	1.32
11	B2	284	A	N3-C4	-6.00	1.31	1.34
11	B2	883	G	N7-C5	-6.00	1.35	1.39
38	A1	124	C	O3'-P	-6.00	1.53	1.61
38	A1	512	G	C6-N1	6.00	1.43	1.39
38	A1	878	G	C5-C6	6.00	1.48	1.42
38	A1	994	G	C5-C6	-6.00	1.36	1.42
38	A1	1544	C	N1-C6	6.00	1.40	1.37
38	A1	1573	A	N9-C8	6.00	1.42	1.37
38	A1	1999	G	C1'-N9	6.00	1.57	1.48
38	A1	2546	G	N1-C2	6.00	1.42	1.37
44	Ab	101	ARG	CZ-NH2	6.00	1.40	1.33
11	B2	470	G	C8-N7	-6.00	1.27	1.30
11	B2	539	C	N3-C4	6.00	1.38	1.33
11	B2	1058	G	C6-N1	6.00	1.43	1.39
11	B2	1064	C	C4'-C3'	6.00	1.59	1.53
11	B2	1460	G	O3'-P	-6.00	1.53	1.61
38	A1	145	C	C5'-C4'	6.00	1.58	1.51
38	A1	1503	C	C2'-C1'	-6.00	1.46	1.53
38	A1	2513	C	N1-C6	6.00	1.40	1.37
11	B2	52	U	C3'-C2'	-6.00	1.46	1.52
11	B2	345	G	O3'-P	-6.00	1.53	1.61
11	B2	426	C	O3'-P	-6.00	1.53	1.61
11	B2	568	C	C2'-C1'	-6.00	1.46	1.53
11	B2	570	G	O3'-P	-6.00	1.53	1.61
11	B2	1476	C	C4-C5	6.00	1.47	1.43
38	A1	78	C	C5'-C4'	6.00	1.58	1.51
38	A1	129	C	C4-N4	6.00	1.39	1.33
11	B2	103	A	C6-N6	6.00	1.38	1.33
11	B2	1029	G	C6-N1	6.00	1.43	1.39
11	B2	1170	C	P-O5'	-6.00	1.53	1.59
38	A1	1372	C	C2'-C1'	-6.00	1.46	1.53

Continued on next page...

Continued from previous page...

Mol	Chain	Res	Type	Atoms	Z	Observed(Å)	Ideal(Å)
38	A1	1995	C	C4-N4	6.00	1.39	1.33
11	B2	527	A	C6-N6	6.00	1.38	1.33
11	B2	540	G	N7-C5	-6.00	1.35	1.39
11	B2	1434	C	O3'-P	-6.00	1.53	1.61
11	B2	1449	G	C2-N2	6.00	1.40	1.34
38	A1	661	G	N7-C5	-6.00	1.35	1.39
38	A1	1848	A	C6-N1	6.00	1.39	1.35
38	A1	2248	G	O3'-P	-6.00	1.53	1.61
45	AC	87	ARG	NE-CZ	6.00	1.40	1.33
11	B2	563	U	C2-N3	6.00	1.42	1.37
11	B2	1361	G	N3-C4	-6.00	1.31	1.35
11	B2	1441	G	C5-C4	6.00	1.42	1.38
38	A1	659	U	C2-N3	6.00	1.42	1.37
38	A1	1101	U	C1'-N1	6.00	1.57	1.48
38	A1	1981	G	C2-N2	6.00	1.40	1.34
38	A1	816	C	O3'-P	-6.00	1.53	1.61
38	A1	1035	G	P-O5'	-6.00	1.53	1.59
38	A1	2691	G	P-O5'	-6.00	1.53	1.59
11	B2	510	A	C3'-C2'	-5.99	1.46	1.52
11	B2	621	G	C5-C4	-5.99	1.34	1.38
11	B2	644	G	N3-C4	-5.99	1.31	1.35
11	B2	965	G	C5-C6	-5.99	1.36	1.42
38	A1	463	A	C3'-C2'	-5.99	1.46	1.52
38	A1	838	A	O3'-P	-5.99	1.53	1.61
38	A1	1296	A	C6-N1	5.99	1.39	1.35
38	A1	1902	G	C5-C4	5.99	1.42	1.38
38	A1	2627	C	N1-C6	-5.99	1.33	1.37
39	A3	117	G	C5-C4	5.99	1.42	1.38
11	B2	521	G	N3-C4	5.99	1.39	1.35
38	A1	2075	U	C2-N3	5.99	1.42	1.37
38	A1	2603	A	C6-N6	5.99	1.38	1.33
11	B2	647	G	O4'-C1'	-5.99	1.33	1.41
11	B2	667	G	C5-C6	5.99	1.48	1.42
11	B2	688	C	N3-C4	5.99	1.38	1.33
38	A1	627	G	N3-C4	5.99	1.39	1.35
38	A1	1651	A	N9-C8	5.99	1.42	1.37
38	A1	1793	G	N9-C8	5.99	1.42	1.37
38	A1	2741	U	N1-C2	5.99	1.44	1.38
11	B2	239	A	C5-C4	5.99	1.43	1.38
11	B2	699	C	N1-C6	5.99	1.40	1.37
38	A1	250	G	C8-N7	-5.99	1.27	1.30
38	A1	377	C	N3-C4	5.99	1.38	1.33

Continued on next page...

Continued from previous page...

Mol	Chain	Res	Type	Atoms	Z	Observed(Å)	Ideal(Å)
38	A1	745	C	O4'-C1'	-5.99	1.33	1.41
38	A1	782	G	O3'-P	-5.99	1.53	1.61
38	A1	1562	U	C5'-C4'	5.99	1.58	1.51
38	A1	1859	A	C2-N3	5.99	1.39	1.33
38	A1	2230	G	N7-C5	5.99	1.42	1.39
38	A1	2446	C	C4-C5	5.99	1.47	1.43
38	A1	2635	C	C4'-O4'	-5.99	1.37	1.45
11	B2	128	A	C2-N3	5.99	1.39	1.33
38	A1	354	G	C2-N2	5.99	1.40	1.34
38	A1	605	A	O3'-P	-5.99	1.53	1.61
38	A1	1739	U	P-O5'	5.99	1.65	1.59
38	A1	1842	C	C4'-O4'	-5.99	1.37	1.45
38	A1	2456	C	N1-C2	5.99	1.46	1.40
11	B2	962	G	C5-C4	5.99	1.42	1.38
11	B2	1198	A	C3'-C2'	5.99	1.59	1.52
38	A1	1374	G	C6-N1	-5.99	1.35	1.39
11	B2	578	G	C4'-C3'	-5.98	1.46	1.52
11	B2	1164	A	C5'-C4'	5.98	1.58	1.51
11	B2	20	G	N1-C2	5.98	1.42	1.37
11	B2	89	G	C6-O6	5.98	1.29	1.24
11	B2	789	G	C8-N7	5.98	1.34	1.30
11	B2	984	C	N1-C6	5.98	1.40	1.37
19	BG	85	ARG	NE-CZ	5.98	1.40	1.33
29	BQ	58	TYR	CZ-OH	5.98	1.48	1.37
38	A1	803	A	N3-C4	-5.98	1.31	1.34
38	A1	950	G	N9-C4	-5.98	1.33	1.38
38	A1	1332	A	C6-N6	5.98	1.38	1.33
38	A1	1916	U	C3'-O3'	5.98	1.50	1.42
38	A1	2233	G	C1'-N9	5.98	1.57	1.48
38	A1	2431	C	N1-C6	5.98	1.40	1.37
38	A1	2474	A	C6-N6	5.98	1.38	1.33
38	A1	2522	C	N3-C4	5.98	1.38	1.33
11	B2	20	G	C2-N2	5.98	1.40	1.34
11	B2	52	U	N1-C2	5.98	1.44	1.38
11	B2	598	U	N3-C4	5.98	1.43	1.38
11	B2	796	C	P-O5'	-5.98	1.53	1.59
11	B2	1363	C	C4-N4	5.98	1.39	1.33
38	A1	768	C	N1-C6	-5.98	1.33	1.37
38	A1	1132	U	C2-N3	5.98	1.42	1.37
38	A1	1222	U	C2'-C1'	-5.98	1.46	1.53
38	A1	1611	C	N1-C6	5.98	1.40	1.37
38	A1	1691	U	P-O5'	5.98	1.65	1.59

Continued on next page...

Continued from previous page...

Mol	Chain	Res	Type	Atoms	Z	Observed(Å)	Ideal(Å)
38	A1	2356	U	C2'-C1'	-5.98	1.46	1.53
38	A1	2631	C	C5'-C4'	-5.98	1.44	1.51
38	A1	2800	U	N1-C6	5.98	1.43	1.38
11	B2	33	U	C2-N3	5.98	1.42	1.37
11	B2	804	U	C5'-C4'	5.98	1.58	1.51
11	B2	1111	G	N1-C2	5.98	1.42	1.37
38	A1	453	U	C5'-C4'	5.98	1.58	1.51
38	A1	796	C	C5-C6	5.98	1.39	1.34
46	AD	22	PHE	CG-CD1	5.98	1.47	1.38
9	AX	126	PHE	CG-CD1	5.98	1.47	1.38
11	B2	533	C	C4'-O4'	5.98	1.53	1.45
38	A1	259	A	C6-N6	5.98	1.38	1.33
38	A1	281	G	O4'-C1'	5.98	1.49	1.41
38	A1	2202	U	P-O5'	5.98	1.65	1.59
38	A1	2511	C	C4-N4	5.98	1.39	1.33
38	A1	2998	G	C2'-C1'	-5.98	1.46	1.53
11	B2	92	G	C4'-C3'	-5.98	1.46	1.52
11	B2	474	G	N1-C2	5.98	1.42	1.37
11	B2	650	A	C3'-O3'	-5.98	1.33	1.42
11	B2	1109	C	C2'-C1'	-5.98	1.46	1.53
38	A1	406	G	C8-N7	5.98	1.34	1.30
38	A1	35	G	C4'-C3'	5.97	1.59	1.53
38	A1	939	A	N3-C4	-5.97	1.31	1.34
38	A1	973	C	C4-C5	5.97	1.47	1.43
38	A1	1688	C	C2'-O2'	5.97	1.49	1.41
38	A1	2224	G	P-O5'	-5.97	1.53	1.59
11	B2	1104	G	C3'-C2'	5.97	1.59	1.52
38	A1	908	U	C5'-C4'	5.97	1.58	1.51
38	A1	1408	G	N3-C4	-5.97	1.31	1.35
38	A1	2687	A	N9-C4	5.97	1.41	1.37
39	A3	5	G	C4'-C3'	-5.97	1.46	1.52
16	BD	168	ARG	CZ-NH1	5.97	1.40	1.33
38	A1	1254	C	C4-N4	5.97	1.39	1.33
38	A1	2058	C	N3-C4	5.97	1.38	1.33
38	A1	2501	G	C6-N1	5.97	1.43	1.39
38	A1	2692	A	O3'-P	-5.97	1.53	1.61
10	B1	43	G	C8-N7	-5.97	1.27	1.30
11	B2	574	A	C8-N7	-5.97	1.27	1.31
11	B2	846	G	C4'-O4'	5.97	1.53	1.45
11	B2	1188	C	C2-N3	5.97	1.40	1.35
38	A1	91	G	N3-C4	5.97	1.39	1.35
38	A1	292	U	C5'-C4'	5.97	1.58	1.51

Continued on next page...

Continued from previous page...

Mol	Chain	Res	Type	Atoms	Z	Observed(Å)	Ideal(Å)
38	A1	883	G	N7-C5	-5.97	1.35	1.39
38	A1	1145	G	C6-N1	5.97	1.43	1.39
38	A1	1556	G	N1-C2	5.97	1.42	1.37
38	A1	1858	G	C2'-C1'	-5.97	1.46	1.53
38	A1	2158	G	N9-C4	-5.97	1.33	1.38
38	A1	2206	G	C2-N2	5.97	1.40	1.34
39	A3	14	G	C6-N1	-5.97	1.35	1.39
11	B2	1047	U	C3'-C2'	-5.97	1.46	1.52
38	A1	85	G	N9-C4	-5.97	1.33	1.38
38	A1	235	G	N3-C4	-5.97	1.31	1.35
38	A1	323	U	O4'-C1'	5.97	1.49	1.41
38	A1	454	C	C4-C5	5.97	1.47	1.43
38	A1	635	G	N3-C4	5.97	1.39	1.35
38	A1	699	A	C6-N6	5.97	1.38	1.33
38	A1	842	C	N1-C6	-5.97	1.33	1.37
38	A1	1590	C	O3'-P	-5.97	1.53	1.61
38	A1	1899	C	C5-C6	5.97	1.39	1.34
41	AA	98	ARG	CZ-NH2	5.97	1.40	1.33
11	B2	124	C	C2'-C1'	-5.97	1.46	1.53
11	B2	289	C	C4-C5	-5.97	1.38	1.43
38	A1	60	G	N7-C5	-5.97	1.35	1.39
38	A1	173	G	C2-N2	5.97	1.40	1.34
38	A1	1747	C	C4-N4	5.97	1.39	1.33
38	A1	1798	A	N3-C4	-5.97	1.31	1.34
38	A1	1813	A	C5'-C4'	5.97	1.58	1.51
38	A1	2315	G	C2-N2	5.97	1.40	1.34
38	A1	2406	C	C5-C6	5.97	1.39	1.34
38	A1	2444	G	C3'-C2'	-5.97	1.46	1.52
38	A1	2846	A	N9-C4	-5.97	1.34	1.37
50	AF	37	ARG	NE-CZ	5.97	1.40	1.33
11	B2	141	C	C4'-C3'	5.96	1.59	1.53
11	B2	585	U	C2'-C1'	5.96	1.59	1.53
11	B2	1123	G	C2-N2	5.96	1.40	1.34
38	A1	697	U	N3-C4	5.96	1.43	1.38
38	A1	1206	A	C6-N1	5.96	1.39	1.35
38	A1	1228	G	N1-C2	5.96	1.42	1.37
38	A1	2061	A	C6-N6	5.96	1.38	1.33
38	A1	2481	G	N3-C4	5.96	1.39	1.35
38	A1	2793	C	N1-C6	5.96	1.40	1.37
53	Ah	2	ARG	NE-CZ	5.96	1.40	1.33
60	AM	112	GLU	CG-CD	-5.96	1.43	1.51
65	AV	24	ARG	CZ-NH2	5.96	1.40	1.33

Continued on next page...

Continued from previous page...

Mol	Chain	Res	Type	Atoms	Z	Observed(Å)	Ideal(Å)
11	B2	716	G	C5-C4	5.96	1.42	1.38
38	A1	28	A	N7-C5	-5.96	1.35	1.39
38	A1	637	G	P-O5'	5.96	1.65	1.59
38	A1	2110	C	C2'-C1'	-5.96	1.46	1.53
38	A1	2401	A	C2-N3	-5.96	1.28	1.33
11	B2	152	G	N9-C8	5.96	1.42	1.37
11	B2	345	G	C4'-O4'	5.96	1.53	1.45
11	B2	402	G	C2-N2	5.96	1.40	1.34
11	B2	929	C	C3'-C2'	-5.96	1.46	1.52
11	B2	1133	C	C4-N4	5.96	1.39	1.33
38	A1	828	G	C4'-C3'	-5.96	1.46	1.52
38	A1	869	A	N7-C5	-5.96	1.35	1.39
38	A1	950	G	N7-C5	5.96	1.42	1.39
38	A1	1479	U	C5'-C4'	5.96	1.58	1.51
39	A3	111	G	C2'-C1'	-5.96	1.46	1.53
11	B2	791	G	C5-C4	-5.96	1.34	1.38
39	A3	116	C	C4'-C3'	5.96	1.59	1.53
11	B2	96	G	C4'-O4'	5.96	1.53	1.45
11	B2	377	A	C2'-C1'	-5.96	1.46	1.53
11	B2	962	G	N1-C2	5.96	1.42	1.37
11	B2	1353	C	C2-O2	5.96	1.29	1.24
38	A1	56	G	N1-C2	5.96	1.42	1.37
38	A1	304	G	N9-C4	5.96	1.42	1.38
38	A1	1071	A	N3-C4	5.96	1.38	1.34
38	A1	1904	G	C5-C6	-5.96	1.36	1.42
38	A1	2166	C	C4'-O4'	5.96	1.53	1.45
38	A1	2899	G	P-O5'	-5.96	1.53	1.59
54	AI	54	GLU	CG-CD	5.96	1.60	1.51
11	B2	570	G	C6-N1	5.96	1.43	1.39
11	B2	590	G	C5-C4	-5.96	1.34	1.38
34	BV	63	TYR	CD2-CE2	5.96	1.48	1.39
38	A1	825	C	C2-N3	5.96	1.40	1.35
38	A1	1053	A	C6-N1	5.96	1.39	1.35
38	A1	1468	G	N3-C4	-5.96	1.31	1.35
63	AP	25	TYR	CD2-CE2	5.96	1.48	1.39
10	B1	54	G	N1-C2	5.96	1.42	1.37
11	B2	571	C	C5-C6	5.96	1.39	1.34
11	B2	996	A	C8-N7	-5.96	1.27	1.31
38	A1	247	A	N3-C4	-5.96	1.31	1.34
38	A1	307	C	P-O5'	-5.96	1.53	1.59
38	A1	976	C	N3-C4	5.96	1.38	1.33
38	A1	1102	C	C5-C6	-5.96	1.29	1.34

Continued on next page...

Continued from previous page...

Mol	Chain	Res	Type	Atoms	Z	Observed(Å)	Ideal(Å)
38	A1	3015	A	O3'-P	-5.96	1.54	1.61
11	B2	139	C	O3'-P	-5.95	1.54	1.61
11	B2	150	G	N9-C8	5.95	1.42	1.37
35	BW	40	CYS	CB-SG	5.95	1.92	1.82
38	A1	35	G	N1-C2	5.95	1.42	1.37
38	A1	1209	A	N7-C5	5.95	1.42	1.39
38	A1	2469	G	C2'-C1'	-5.95	1.46	1.53
38	A1	2480	G	N7-C5	5.95	1.42	1.39
10	B1	35	G	C5-C6	5.95	1.48	1.42
11	B2	618	G	N9-C4	-5.95	1.33	1.38
38	A1	559	G	C2'-C1'	-5.95	1.46	1.53
38	A1	943	G	C6-N1	5.95	1.43	1.39
38	A1	1443	G	C4'-C3'	5.95	1.59	1.53
38	A1	1829	C	C2-N3	5.95	1.40	1.35
38	A1	2153	C	P-O5'	-5.95	1.53	1.59
11	B2	296	A	N1-C2	-5.95	1.28	1.34
11	B2	722	G	C2'-C1'	-5.95	1.46	1.53
38	A1	684	G	C2'-C1'	-5.95	1.46	1.53
38	A1	983	G	C2-N3	5.95	1.37	1.32
38	A1	2875	C	C2-N3	5.95	1.40	1.35
38	A1	3002	A	C5-C4	5.95	1.43	1.38
11	B2	852	G	N9-C4	-5.95	1.33	1.38
11	B2	1358	A	C5'-C4'	5.95	1.58	1.51
11	B2	1463	A	C5-C4	5.95	1.43	1.38
38	A1	361	G	N7-C5	-5.95	1.35	1.39
38	A1	1000	G	C2-N2	-5.95	1.28	1.34
38	A1	2186	C	C4-C5	5.95	1.47	1.43
38	A1	2571	G	C2'-C1'	-5.95	1.46	1.53
38	A1	2979	C	N3-C4	5.95	1.38	1.33
38	A1	2647	G	C2'-C1'	-5.95	1.46	1.53
11	B2	64	G	C2'-C1'	-5.95	1.46	1.53
11	B2	865	A	N7-C5	-5.95	1.35	1.39
11	B2	1108	U	C5-C6	5.95	1.39	1.34
11	B2	1394	G	C2-N3	5.95	1.37	1.32
38	A1	945	U	C5'-C4'	5.95	1.58	1.51
38	A1	1234	A	C6-N1	5.95	1.39	1.35
38	A1	1476	C	C5-C6	-5.95	1.29	1.34
38	A1	1633	A	C5-C4	-5.95	1.34	1.38
38	A1	1817	C	C2'-C1'	5.95	1.59	1.53
38	A1	1899	C	C2'-C1'	-5.95	1.46	1.53
38	A1	2296	A	C6-N1	5.95	1.39	1.35
11	B2	388	G	C2-N2	5.94	1.40	1.34

Continued on next page...

Continued from previous page...

Mol	Chain	Res	Type	Atoms	Z	Observed(Å)	Ideal(Å)
11	B2	1339	G	N9-C8	5.94	1.42	1.37
38	A1	3006	G	N9-C4	5.94	1.42	1.38
11	B2	914	U	C3'-O3'	5.94	1.50	1.42
38	A1	353	C	P-O5'	-5.94	1.53	1.59
38	A1	551	A	C5'-C4'	5.94	1.58	1.51
38	A1	770	G	P-O5'	-5.94	1.53	1.59
38	A1	889	C	C1'-N1	5.94	1.57	1.48
38	A1	1691	U	N3-C4	5.94	1.43	1.38
38	A1	2440	C	N3-C4	5.94	1.38	1.33
38	A1	2811	U	P-O5'	-5.94	1.53	1.59
38	A1	3010	C	C4'-O4'	-5.94	1.37	1.45
11	B2	166	A	C6-N6	5.94	1.38	1.33
11	B2	645	G	P-O5'	5.94	1.65	1.59
34	BV	33	ARG	CZ-NH2	5.94	1.40	1.33
38	A1	315	U	N3-C4	5.94	1.43	1.38
38	A1	869	A	C5'-C4'	5.94	1.58	1.51
38	A1	869	A	C6-N6	5.94	1.38	1.33
38	A1	1686	C	P-O5'	5.94	1.65	1.59
38	A1	2525	C	C2-N3	5.94	1.40	1.35
38	A1	2784	A	C8-N7	-5.94	1.27	1.31
11	B2	373	C	C4-C5	5.94	1.47	1.43
11	B2	1032	A	C5-C4	5.94	1.43	1.38
38	A1	1656	C	C4-N4	5.94	1.39	1.33
11	B2	562	A	C5-C6	5.94	1.46	1.41
11	B2	720	A	C8-N7	-5.94	1.27	1.31
11	B2	994	C	C3'-C2'	5.94	1.59	1.52
38	A1	576	G	C4'-C3'	5.94	1.59	1.53
38	A1	726	G	C2-N3	5.94	1.37	1.32
38	A1	1636	C	C4-N4	5.94	1.39	1.33
38	A1	2191	U	C5'-C4'	5.94	1.58	1.51
38	A1	2355	G	C2'-O2'	-5.94	1.33	1.41
38	A1	2545	A	C1'-N9	5.94	1.57	1.48
38	A1	2882	G	C2-N2	5.94	1.40	1.34
38	A1	2999	G	C6-N1	5.94	1.43	1.39
39	A3	16	G	C2-N2	5.94	1.40	1.34
61	AN	66	ARG	CZ-NH1	5.94	1.40	1.33
33	BU	126	ARG	CD-NE	5.94	1.56	1.46
38	A1	2866	A	P-O5'	-5.94	1.53	1.59
11	B2	238	G	C3'-C2'	5.93	1.59	1.52
11	B2	377	A	C3'-C2'	5.93	1.59	1.52
11	B2	1147	G	C8-N7	-5.93	1.27	1.30
38	A1	299	U	N1-C2	5.93	1.43	1.38

Continued on next page...

Continued from previous page...

Mol	Chain	Res	Type	Atoms	Z	Observed(Å)	Ideal(Å)
38	A1	2164	G	N1-C2	5.93	1.42	1.37
38	A1	2310	G	N9-C8	5.93	1.42	1.37
38	A1	2425	A	C8-N7	5.93	1.35	1.31
11	B2	88	G	O3'-P	-5.93	1.54	1.61
11	B2	664	G	N3-C4	-5.93	1.31	1.35
11	B2	1056	G	C4'-O4'	-5.93	1.37	1.45
11	B2	1445	A	C6-N1	5.93	1.39	1.35
38	A1	50	C	N3-C4	5.93	1.38	1.33
38	A1	196	A	N9-C8	5.93	1.42	1.37
38	A1	337	G	C2-N3	5.93	1.37	1.32
38	A1	1496	A	N9-C4	5.93	1.41	1.37
38	A1	2546	G	C5-C4	-5.93	1.34	1.38
38	A1	2619	U	C5'-C4'	5.93	1.58	1.51
58	Ak	84	GLU	CD-OE2	5.93	1.32	1.25
2	A8	27	ARG	CD-NE	5.93	1.56	1.46
38	A1	211	A	C5'-C4'	5.93	1.58	1.51
38	A1	453	U	C4'-O4'	-5.93	1.37	1.45
38	A1	2854	A	N7-C5	-5.93	1.35	1.39
10	B1	71	C	P-O5'	5.93	1.65	1.59
11	B2	374	G	N1-C2	5.93	1.42	1.37
11	B2	461	A	C6-N1	5.93	1.39	1.35
11	B2	519	G	O3'-P	-5.93	1.54	1.61
11	B2	994	C	N1-C2	5.93	1.46	1.40
38	A1	1617	G	C5-C6	-5.93	1.36	1.42
38	A1	1942	G	N9-C8	5.93	1.42	1.37
38	A1	2256	G	N1-C2	5.93	1.42	1.37
61	AN	17	TYR	CZ-OH	5.93	1.48	1.37
11	B2	406	U	O4'-C1'	5.93	1.49	1.41
38	A1	884	C	N1-C6	-5.93	1.33	1.37
38	A1	960	C	C4-C5	-5.93	1.38	1.43
38	A1	1290	G	C2-N2	-5.93	1.28	1.34
38	A1	1361	G	C2-N3	5.93	1.37	1.32
38	A1	2240	G	C5'-C4'	5.93	1.58	1.51
38	A1	2739	G	C5-C4	-5.93	1.34	1.38
4	AQ	76	ARG	CD-NE	5.93	1.56	1.46
11	B2	214	C	C5-C6	-5.93	1.29	1.34
11	B2	231	G	N3-C4	-5.93	1.31	1.35
11	B2	317	A	C2-N3	5.93	1.38	1.33
11	B2	419	G	C2-N2	5.93	1.40	1.34
11	B2	420	C	N3-C4	5.93	1.38	1.33
11	B2	757	G	C5'-C4'	5.93	1.58	1.51
38	A1	259	A	C5-C6	-5.93	1.35	1.41

Continued on next page...

Continued from previous page...

Mol	Chain	Res	Type	Atoms	Z	Observed(Å)	Ideal(Å)
38	A1	1199	U	N3-C4	5.93	1.43	1.38
38	A1	1345	G	C5-C4	5.93	1.42	1.38
38	A1	1883	C	C4'-C3'	5.93	1.59	1.53
38	A1	2532	G	N1-C2	5.93	1.42	1.37
39	A3	4	C	C4-N4	5.93	1.39	1.33
11	B2	594	A	N9-C4	5.92	1.41	1.37
11	B2	925	U	C3'-C2'	5.92	1.59	1.52
11	B2	1383	A	C6-N1	5.92	1.39	1.35
38	A1	522	A	N7-C5	5.92	1.42	1.39
38	A1	1051	C	O3'-P	-5.92	1.54	1.61
38	A1	1753	G	P-O5'	-5.92	1.53	1.59
38	A1	2605	G	P-O5'	-5.92	1.53	1.59
11	B2	844	G	C4'-C3'	-5.92	1.46	1.52
11	B2	876	A	C8-N7	-5.92	1.27	1.31
38	A1	820	C	C4'-O4'	-5.92	1.37	1.45
38	A1	1802	G	N3-C4	-5.92	1.31	1.35
38	A1	1942	G	C8-N7	-5.92	1.27	1.30
38	A1	2603	A	C8-N7	5.92	1.35	1.31
38	A1	2858	C	P-O5'	-5.92	1.53	1.59
39	A3	54	A	N9-C8	-5.92	1.33	1.37
11	B2	388	G	C8-N7	-5.92	1.27	1.30
11	B2	848	G	C2-N3	5.92	1.37	1.32
11	B2	1419	G	C8-N7	5.92	1.34	1.30
38	A1	128	C	P-O5'	-5.92	1.53	1.59
38	A1	662	A	N7-C5	-5.92	1.35	1.39
38	A1	697	U	C2'-C1'	5.92	1.59	1.53
38	A1	2013	A	C2-N3	-5.92	1.28	1.33
38	A1	321	C	C2'-C1'	-5.92	1.46	1.53
38	A1	2184	G	N7-C5	-5.92	1.35	1.39
38	A1	2755	G	N1-C2	5.92	1.42	1.37
11	B2	169	C	C2-O2	-5.92	1.19	1.24
38	A1	1188	C	C2'-C1'	-5.92	1.46	1.53
38	A1	2070	U	C4'-C3'	5.92	1.59	1.53
38	A1	2441	A	C6-N6	5.92	1.38	1.33
38	A1	2557	C	C3'-O3'	5.92	1.50	1.42
38	A1	2982	G	N1-C2	5.92	1.42	1.37
39	A3	119	C	C4-N4	5.92	1.39	1.33
61	AN	22	TYR	CG-CD1	5.92	1.46	1.39
63	AP	91	ARG	CD-NE	5.92	1.56	1.46
11	B2	1141	G	C6-O6	-5.92	1.18	1.24
11	B2	1321	U	C4'-O4'	-5.92	1.37	1.45
30	BR	3	ARG	CD-NE	5.92	1.56	1.46

Continued on next page...

Continued from previous page...

Mol	Chain	Res	Type	Atoms	Z	Observed(Å)	Ideal(Å)
38	A1	21	C	C5-C6	5.92	1.39	1.34
38	A1	919	G	C2-N3	5.92	1.37	1.32
38	A1	1803	U	C4'-C3'	5.92	1.59	1.53
38	A1	2681	A	C6-N1	5.92	1.39	1.35
38	A1	2975	A	C8-N7	-5.92	1.27	1.31
11	B2	442	C	C2-N3	5.92	1.40	1.35
38	A1	821	U	O4'-C1'	5.92	1.49	1.41
38	A1	3034	C	C4'-C3'	5.92	1.59	1.53
39	A3	42	A	C6-N1	5.92	1.39	1.35
11	B2	615	G	C2-N2	5.91	1.40	1.34
11	B2	845	G	C5-C6	5.91	1.48	1.42
11	B2	1210	A	C6-N1	5.91	1.39	1.35
11	B2	1292	A	C4'-O4'	-5.91	1.37	1.45
38	A1	1580	G	O3'-P	5.91	1.68	1.61
38	A1	1876	G	P-O5'	-5.91	1.53	1.59
38	A1	1913	C	N3-C4	5.91	1.38	1.33
38	A1	2172	G	N9-C4	5.91	1.42	1.38
11	B2	911	C	C4-C5	-5.91	1.38	1.43
11	B2	956	C	C4-C5	5.91	1.47	1.43
11	B2	1356	A	C2-N3	5.91	1.38	1.33
11	B2	1422	G	C8-N7	-5.91	1.27	1.30
38	A1	969	U	C2'-C1'	-5.91	1.46	1.53
38	A1	1307	C	C2-N3	-5.91	1.31	1.35
38	A1	1684	C	P-O5'	-5.91	1.53	1.59
38	A1	1755	C	N3-C4	5.91	1.38	1.33
38	A1	2201	C	C4'-C3'	5.91	1.59	1.53
38	A1	2268	C	C5'-C4'	5.91	1.58	1.51
38	A1	2347	G	N9-C8	5.91	1.42	1.37
11	B2	814	C	C2'-C1'	-5.91	1.46	1.53
11	B2	1472	G	C2-N2	5.91	1.40	1.34
38	A1	26	G	C2'-C1'	-5.91	1.46	1.53
38	A1	275	C	N3-C4	5.91	1.38	1.33
38	A1	1345	G	N1-C2	5.91	1.42	1.37
38	A1	1485	A	C5-C4	5.91	1.42	1.38
38	A1	1602	C	C3'-C2'	-5.91	1.46	1.52
38	A1	2406	C	O3'-P	-5.91	1.54	1.61
38	A1	2860	G	N1-C2	5.91	1.42	1.37
39	A3	82	C	P-O5'	5.91	1.65	1.59
11	B2	584	C	C4'-C3'	5.91	1.59	1.53
11	B2	702	G	O3'-P	-5.91	1.54	1.61
11	B2	792	C	P-O5'	-5.91	1.53	1.59
11	B2	1361	G	C2'-C1'	-5.91	1.46	1.53

Continued on next page...

Continued from previous page...

Mol	Chain	Res	Type	Atoms	Z	Observed(Å)	Ideal(Å)
38	A1	67	U	C5'-C4'	5.91	1.58	1.51
38	A1	888	U	N1-C6	-5.91	1.32	1.38
38	A1	1279	U	P-O5'	-5.91	1.53	1.59
38	A1	2265	C	N3-C4	5.91	1.38	1.33
38	A1	2304	C	C4-N4	5.91	1.39	1.33
38	A1	2419	U	O4'-C1'	5.91	1.49	1.41
38	A1	2445	G	C5-C4	5.91	1.42	1.38
38	A1	2708	U	C3'-C2'	5.91	1.59	1.52
38	A1	2844	G	N9-C4	-5.91	1.33	1.38
39	A3	94	G	C8-N7	-5.91	1.27	1.30
11	B2	763	G	C6-N1	5.91	1.43	1.39
38	A1	233	A	C6-N1	5.91	1.39	1.35
66	AY	142	TYR	CZ-OH	5.91	1.47	1.37
11	B2	146	A	O4'-C1'	5.91	1.49	1.41
11	B2	177	A	N7-C5	-5.91	1.35	1.39
11	B2	790	G	N1-C2	5.91	1.42	1.37
11	B2	1392	G	C8-N7	-5.91	1.27	1.30
11	B2	1449	G	C5-C4	5.91	1.42	1.38
38	A1	269	C	C4-N4	5.91	1.39	1.33
38	A1	665	C	C2-N3	-5.91	1.31	1.35
38	A1	1455	U	C2-N3	5.91	1.41	1.37
38	A1	1852	U	N3-C4	5.91	1.43	1.38
38	A1	2610	C	N1-C6	5.91	1.40	1.37
38	A1	2656	A	C8-N7	-5.91	1.27	1.31
38	A1	2746	G	C4'-O4'	5.91	1.53	1.45
38	A1	2823	G	N7-C5	-5.91	1.35	1.39
11	B2	1286	C	O3'-P	-5.90	1.54	1.61
11	B2	1415	U	C2'-C1'	-5.90	1.46	1.53
38	A1	600	A	O3'-P	-5.90	1.54	1.61
38	A1	660	U	C4-O4	5.90	1.28	1.23
38	A1	1325	A	C4'-C3'	-5.90	1.46	1.52
38	A1	1870	G	C2'-C1'	-5.90	1.46	1.53
38	A1	1998	G	P-O5'	-5.90	1.53	1.59
38	A1	2872	G	C5-C6	5.90	1.48	1.42
38	A1	2945	A	C5-C6	5.90	1.46	1.41
11	B2	549	A	C5-C4	-5.90	1.34	1.38
11	B2	642	G	N3-C4	-5.90	1.31	1.35
11	B2	768	A	C5-C6	-5.90	1.35	1.41
11	B2	1013	G	N3-C4	5.90	1.39	1.35
11	B2	1260	G	N9-C4	5.90	1.42	1.38
11	B2	1333	G	C2-N2	5.90	1.40	1.34
38	A1	137	A	N3-C4	5.90	1.38	1.34

Continued on next page...

Continued from previous page...

Mol	Chain	Res	Type	Atoms	Z	Observed(Å)	Ideal(Å)
38	A1	301	G	N9-C4	5.90	1.42	1.38
38	A1	405	G	N9-C4	5.90	1.42	1.38
38	A1	964	C	C4'-C3'	5.90	1.59	1.53
38	A1	1912	A	C8-N7	5.90	1.35	1.31
38	A1	2455	G	N9-C8	-5.90	1.33	1.37
11	B2	532	C	C2-N3	5.90	1.40	1.35
11	B2	682	A	C1'-N9	5.90	1.57	1.48
11	B2	820	G	C5-C6	-5.90	1.36	1.42
11	B2	1230	G	N9-C8	-5.90	1.33	1.37
11	B2	1286	C	C2-N3	5.90	1.40	1.35
11	B2	1494	C	C5-C6	5.90	1.39	1.34
18	BF	11	ARG	CB-CG	5.90	1.68	1.52
38	A1	230	A	N7-C5	5.90	1.42	1.39
38	A1	239	G	C5-C4	5.90	1.42	1.38
38	A1	1095	A	N3-C4	-5.90	1.31	1.34
38	A1	1121	C	N1-C6	5.90	1.40	1.37
38	A1	1365	G	P-O5'	-5.90	1.53	1.59
38	A1	1901	A	C5-C4	-5.90	1.34	1.38
38	A1	2324	C	P-O5'	5.90	1.65	1.59
38	A1	2506	G	C6-N1	-5.90	1.35	1.39
38	A1	3044	U	C3'-C2'	-5.90	1.46	1.52
60	AM	40	GLU	CG-CD	5.90	1.60	1.51
11	B2	947	G	C2-N3	5.90	1.37	1.32
38	A1	1976	C	C2'-C1'	-5.90	1.46	1.53
38	A1	2214	U	N1-C2	-5.90	1.33	1.38
38	A1	2845	C	C4-N4	5.90	1.39	1.33
10	B1	74	A	C5'-C4'	5.90	1.58	1.51
11	B2	148	C	C3'-O3'	5.90	1.50	1.42
11	B2	323	A	C5-C4	-5.90	1.34	1.38
11	B2	900	G	C2-N3	5.90	1.37	1.32
11	B2	1231	G	N9-C4	-5.90	1.33	1.38
38	A1	1085	G	O3'-P	-5.90	1.54	1.61
38	A1	1469	U	C5'-C4'	5.90	1.58	1.51
38	A1	1560	G	P-O5'	5.90	1.65	1.59
38	A1	1668	G	C4'-O4'	-5.90	1.37	1.45
38	A1	1786	G	C4'-O4'	5.90	1.53	1.45
38	A1	1852	U	C1'-N1	5.90	1.57	1.48
38	A1	2468	C	O3'-P	-5.90	1.54	1.61
38	A1	2835	A	C6-N1	5.90	1.39	1.35
42	Aa	25	TRP	CE3-CZ3	5.90	1.48	1.38
19	BG	82	ARG	CZ-NH2	5.90	1.40	1.33
38	A1	34	C	P-O5'	-5.90	1.53	1.59

Continued on next page...

Continued from previous page...

Mol	Chain	Res	Type	Atoms	Z	Observed(Å)	Ideal(Å)
38	A1	1337	G	N7-C5	-5.90	1.35	1.39
11	B2	1438	A	C3'-C2'	5.89	1.59	1.52
38	A1	165	G	C5'-C4'	5.89	1.58	1.51
38	A1	389	C	N3-C4	5.89	1.38	1.33
38	A1	590	A	N7-C5	-5.89	1.35	1.39
38	A1	1923	A	C3'-C2'	-5.89	1.46	1.52
38	A1	2036	A	N3-C4	5.89	1.38	1.34
38	A1	2633	A	O3'-P	-5.89	1.54	1.61
38	A1	2822	G	C6-N1	5.89	1.43	1.39
11	B2	583	G	N9-C4	5.89	1.42	1.38
11	B2	869	U	C2'-C1'	-5.89	1.46	1.53
11	B2	1086	C	N3-C4	5.89	1.38	1.33
38	A1	41	G	P-O5'	5.89	1.65	1.59
38	A1	902	C	N3-C4	5.89	1.38	1.33
38	A1	1686	C	C2-N3	5.89	1.40	1.35
39	A3	19	G	P-O5'	-5.89	1.53	1.59
11	B2	128	A	N3-C4	-5.89	1.31	1.34
11	B2	705	C	N3-C4	5.89	1.38	1.33
11	B2	1346	C	C2-N3	5.89	1.40	1.35
11	B2	1369	C	N3-C4	5.89	1.38	1.33
38	A1	1404	G	N9-C8	-5.89	1.33	1.37
38	A1	1717	C	C2'-C1'	-5.89	1.46	1.53
38	A1	1785	G	C1'-N9	5.89	1.57	1.48
38	A1	1818	G	C6-N1	5.89	1.43	1.39
38	A1	1822	G	C4'-C3'	5.89	1.59	1.53
38	A1	2324	C	C2'-O2'	-5.89	1.33	1.41
11	B2	883	G	C4'-C3'	5.89	1.59	1.53
11	B2	925	U	C2'-O2'	5.89	1.49	1.41
38	A1	288	G	N1-C2	5.89	1.42	1.37
38	A1	935	A	C2'-C1'	-5.89	1.46	1.53
38	A1	1622	G	P-O5'	5.89	1.65	1.59
38	A1	1627	G	C6-N1	5.89	1.43	1.39
38	A1	2159	C	O4'-C1'	5.89	1.49	1.41
38	A1	2214	U	C5'-C4'	5.89	1.58	1.51
48	AE	38	GLY	CA-C	5.89	1.61	1.51
11	B2	341	C	C5-C6	5.89	1.39	1.34
11	B2	1408	C	O4'-C1'	5.89	1.49	1.41
29	BQ	9	ARG	CZ-NH1	5.89	1.40	1.33
38	A1	24	G	C4'-C3'	5.89	1.59	1.53
38	A1	645	U	N1-C2	-5.89	1.33	1.38
38	A1	1723	A	C1'-N9	5.89	1.57	1.48
38	A1	2064	U	C2'-O2'	-5.89	1.33	1.41

Continued on next page...

Continued from previous page...

Mol	Chain	Res	Type	Atoms	Z	Observed(Å)	Ideal(Å)
38	A1	2731	C	N1-C6	5.89	1.40	1.37
38	A1	2775	G	C3'-C2'	5.89	1.59	1.52
10	B1	68	C	N3-C4	5.89	1.38	1.33
11	B2	507	G	N9-C4	-5.89	1.33	1.38
11	B2	1073	C	P-O5'	-5.89	1.53	1.59
38	A1	110	A	C2-N3	5.89	1.38	1.33
38	A1	130	G	N9-C4	5.89	1.42	1.38
38	A1	1476	C	N1-C6	-5.89	1.33	1.37
38	A1	2257	A	C6-N6	5.89	1.38	1.33
38	A1	2957	G	C8-N7	5.89	1.34	1.30
10	B1	38	G	C8-N7	-5.88	1.27	1.30
11	B2	475	C	C2'-C1'	-5.88	1.46	1.53
38	A1	703	G	N7-C5	-5.88	1.35	1.39
38	A1	2379	G	C8-N7	5.88	1.34	1.30
39	A3	38	U	C4'-O4'	-5.88	1.38	1.45
11	B2	177	A	P-O5'	5.88	1.65	1.59
11	B2	358	G	N7-C5	-5.88	1.35	1.39
11	B2	727	G	C4'-O4'	5.88	1.53	1.45
38	A1	733	A	N3-C4	-5.88	1.31	1.34
38	A1	1299	C	C4'-O4'	-5.88	1.38	1.45
11	B2	259	A	N3-C4	-5.88	1.31	1.34
11	B2	541	G	C2-N3	-5.88	1.28	1.32
38	A1	106	G	C5'-C4'	5.88	1.58	1.51
38	A1	1322	G	C2-N3	5.88	1.37	1.32
38	A1	1329	G	C2-N2	5.88	1.40	1.34
38	A1	1606	C	C4'-C3'	5.88	1.59	1.53
38	A1	1996	C	C4'-C3'	-5.88	1.46	1.52
38	A1	2151	C	N1-C6	-5.88	1.33	1.37
38	A1	2296	A	C8-N7	-5.88	1.27	1.31
38	A1	2392	A	C2-N3	-5.88	1.28	1.33
39	A3	104	C	P-O5'	-5.88	1.53	1.59
10	B1	32	A	N9-C4	5.88	1.41	1.37
11	B2	340	A	C6-N1	5.88	1.39	1.35
38	A1	468	A	C6-N1	5.88	1.39	1.35
38	A1	1981	G	N3-C4	-5.88	1.31	1.35
38	A1	2155	C	N3-C4	5.88	1.38	1.33
5	AS	83	TYR	CG-CD1	5.88	1.46	1.39
11	B2	29	G	N9-C4	-5.88	1.33	1.38
11	B2	213	C	C1'-N1	5.88	1.57	1.48
20	BH	7	GLU	CD-OE1	5.88	1.32	1.25
28	BP	53	ARG	CZ-NH1	5.88	1.40	1.33
38	A1	396	G	C6-N1	5.88	1.43	1.39

Continued on next page...

Continued from previous page...

Mol	Chain	Res	Type	Atoms	Z	Observed(Å)	Ideal(Å)
38	A1	571	G	C8-N7	5.88	1.34	1.30
38	A1	1297	C	P-O5'	-5.88	1.53	1.59
38	A1	2302	C	N3-C4	5.88	1.38	1.33
38	A1	2644	G	C5'-C4'	5.88	1.58	1.51
38	A1	2666	G	C3'-O3'	5.88	1.50	1.42
50	AF	41	TRP	CG-CD1	5.88	1.45	1.36
9	AX	385	VAL	CA-CB	-5.88	1.42	1.54
38	A1	384	G	N7-C5	-5.88	1.35	1.39
38	A1	702	G	C2'-C1'	-5.88	1.46	1.53
38	A1	1226	G	N7-C5	-5.88	1.35	1.39
38	A1	1309	G	C1'-N9	5.88	1.57	1.48
38	A1	1793	G	C4'-O4'	5.88	1.53	1.45
38	A1	2003	C	P-O5'	-5.88	1.53	1.59
38	A1	2171	G	N3-C4	-5.88	1.31	1.35
39	A3	59	C	C5'-C4'	5.88	1.58	1.51
11	B2	363	C	C3'-O3'	5.88	1.50	1.42
11	B2	1260	G	N3-C4	-5.88	1.31	1.35
11	B2	830	A	N9-C4	-5.87	1.34	1.37
11	B2	1026	A	C5-C4	5.87	1.42	1.38
11	B2	1334	A	C6-N6	5.87	1.38	1.33
17	BE	184	TYR	CE1-CZ	5.87	1.46	1.38
38	A1	512	G	C2'-C1'	-5.87	1.46	1.53
38	A1	1013	G	C6-N1	5.87	1.43	1.39
38	A1	1024	G	C4'-C3'	5.87	1.59	1.53
38	A1	1335	C	O4'-C1'	-5.87	1.34	1.41
38	A1	1474	A	C2-N3	5.87	1.38	1.33
38	A1	1698	G	C5-C4	-5.87	1.34	1.38
38	A1	2278	U	C4'-C3'	5.87	1.59	1.53
38	A1	2628	U	C4-C5	5.87	1.48	1.43
38	A1	2779	G	P-O5'	-5.87	1.53	1.59
10	B1	4	G	C8-N7	-5.87	1.27	1.30
38	A1	231	G	N9-C4	5.87	1.42	1.38
38	A1	365	G	N9-C8	-5.87	1.33	1.37
38	A1	903	C	C4-N4	5.87	1.39	1.33
38	A1	1904	G	N9-C4	5.87	1.42	1.38
38	A1	2560	G	O4'-C1'	-5.87	1.34	1.41
38	A1	2601	C	C5'-C4'	5.87	1.58	1.51
38	A1	2602	G	N7-C5	-5.87	1.35	1.39
38	A1	3017	U	C4-O4	-5.87	1.19	1.23
56	AJ	124	ARG	NE-CZ	5.87	1.40	1.33
10	B1	2	G	C4'-O4'	5.87	1.53	1.45
10	B1	45	G	N9-C4	5.87	1.42	1.38

Continued on next page...

Continued from previous page...

Mol	Chain	Res	Type	Atoms	Z	Observed(Å)	Ideal(Å)
11	B2	142	G	N7-C5	-5.87	1.35	1.39
11	B2	695	G	C4'-C3'	5.87	1.59	1.53
11	B2	1347	U	N1-C6	5.87	1.43	1.38
11	B2	1413	G	C5-C4	5.87	1.42	1.38
38	A1	1889	G	C2'-C1'	-5.87	1.46	1.53
38	A1	2208	C	N1-C6	5.87	1.40	1.37
11	B2	317	A	C5-C4	-5.87	1.34	1.38
11	B2	508	C	C2-N3	5.87	1.40	1.35
11	B2	838	C	C2'-C1'	-5.87	1.46	1.53
11	B2	920	U	C3'-C2'	-5.87	1.46	1.52
11	B2	1043	U	N3-C4	5.87	1.43	1.38
11	B2	1222	C	C2-O2	-5.87	1.19	1.24
11	B2	1448	A	C8-N7	-5.87	1.27	1.31
38	A1	1543	C	C2-N3	-5.87	1.31	1.35
38	A1	1969	C	C4'-O4'	5.87	1.53	1.45
38	A1	2171	G	N9-C8	5.87	1.42	1.37
38	A1	2985	U	N3-C4	5.87	1.43	1.38
44	Ab	25	ARG	CZ-NH1	5.87	1.40	1.33
11	B2	612	C	C4-N4	5.87	1.39	1.33
38	A1	969	U	N3-C4	5.87	1.43	1.38
38	A1	2380	A	C5-C4	5.87	1.42	1.38
11	B2	345	G	N9-C8	-5.87	1.33	1.37
11	B2	990	G	C6-N1	5.87	1.43	1.39
11	B2	1172	A	C3'-C2'	5.87	1.59	1.52
11	B2	1312	C	N1-C2	5.87	1.46	1.40
11	B2	1481	G	P-O5'	-5.87	1.53	1.59
20	BH	74	SER	CA-CB	5.87	1.61	1.52
38	A1	35	G	N9-C8	5.87	1.42	1.37
38	A1	881	G	C1'-N9	5.87	1.57	1.48
38	A1	1252	G	C2-N2	5.87	1.40	1.34
38	A1	1989	G	C2-N2	5.87	1.40	1.34
38	A1	2062	A	N9-C8	5.87	1.42	1.37
38	A1	2077	A	C4'-O4'	5.87	1.53	1.45
38	A1	2563	A	C5-C4	5.87	1.42	1.38
38	A1	2646	A	N3-C4	-5.87	1.31	1.34
39	A3	46	G	C4'-C3'	5.87	1.59	1.53
39	A3	105	G	C5-C4	-5.87	1.34	1.38
47	Ad	14	TYR	CE2-CZ	5.87	1.46	1.38
11	B2	1284	C	C3'-C2'	-5.86	1.46	1.52
38	A1	38	U	N3-C4	5.86	1.43	1.38
38	A1	516	A	N3-C4	5.86	1.38	1.34
38	A1	871	G	N1-C2	5.86	1.42	1.37

Continued on next page...

Continued from previous page...

Mol	Chain	Res	Type	Atoms	Z	Observed(Å)	Ideal(Å)
11	B2	88	G	C2-N3	5.86	1.37	1.32
11	B2	786	G	N9-C4	5.86	1.42	1.38
38	A1	1277	G	C6-N1	5.86	1.43	1.39
38	A1	2867	U	C3'-O3'	5.86	1.50	1.42
10	B1	21	G	C2'-C1'	-5.86	1.47	1.53
11	B2	269	A	C2'-C1'	-5.86	1.47	1.53
11	B2	769	A	C5-C6	5.86	1.46	1.41
38	A1	122	G	C2'-C1'	5.86	1.59	1.53
38	A1	168	G	N3-C4	-5.86	1.31	1.35
38	A1	527	G	C8-N7	-5.86	1.27	1.30
38	A1	1110	A	C6-N1	5.86	1.39	1.35
38	A1	1666	G	N9-C8	5.86	1.42	1.37
38	A1	2581	G	C8-N7	5.86	1.34	1.30
38	A1	2725	U	C2'-C1'	-5.86	1.47	1.53
38	A1	2795	G	N9-C4	-5.86	1.33	1.38
38	A1	1076	G	N9-C4	-5.86	1.33	1.38
38	A1	1369	G	N3-C4	5.86	1.39	1.35
38	A1	2513	C	C5'-C4'	5.86	1.58	1.51
11	B2	1227	A	C5'-C4'	5.86	1.58	1.51
38	A1	519	A	P-O5'	-5.86	1.53	1.59
38	A1	667	C	N1-C2	5.86	1.46	1.40
38	A1	1863	G	C2'-C1'	-5.86	1.47	1.53
38	A1	1985	G	N9-C4	5.86	1.42	1.38
38	A1	2210	G	C6-N1	5.86	1.43	1.39
38	A1	2282	G	C2'-C1'	5.86	1.59	1.53
38	A1	2413	G	C8-N7	-5.86	1.27	1.30
38	A1	2622	C	N1-C2	-5.86	1.34	1.40
38	A1	2837	C	C1'-N1	5.86	1.57	1.48
18	BF	11	ARG	NE-CZ	5.86	1.40	1.33
38	A1	1133	U	C2-N3	5.86	1.41	1.37
38	A1	2704	A	C6-N6	5.86	1.38	1.33
38	A1	2826	U	N3-C4	5.86	1.43	1.38
38	A1	2959	A	C4'-C3'	5.86	1.59	1.53
38	A1	3014	U	C1'-N1	5.86	1.57	1.48
38	A1	42	G	C6-N1	5.85	1.43	1.39
38	A1	1746	C	C2-O2	5.85	1.29	1.24
38	A1	2619	U	N1-C6	5.85	1.43	1.38
11	B2	72	C	C2-N3	5.85	1.40	1.35
11	B2	467	G	N7-C5	-5.85	1.35	1.39
11	B2	903	G	N1-C2	5.85	1.42	1.37
11	B2	1442	G	C5'-C4'	5.85	1.58	1.51
38	A1	20	C	C4'-C3'	5.85	1.59	1.53

Continued on next page...

Continued from previous page...

Mol	Chain	Res	Type	Atoms	Z	Observed(Å)	Ideal(Å)
38	A1	114	C	C2'-C1'	-5.85	1.47	1.53
38	A1	235	G	C2'-C1'	-5.85	1.47	1.53
38	A1	625	A	C2-N3	5.85	1.38	1.33
38	A1	1009	G	N9-C8	5.85	1.42	1.37
38	A1	1118	A	O3'-P	-5.85	1.54	1.61
38	A1	1546	G	O3'-P	-5.85	1.54	1.61
38	A1	1606	C	P-O5'	-5.85	1.53	1.59
11	B2	1269	G	C3'-O3'	5.85	1.50	1.42
38	A1	220	C	C2-N3	5.85	1.40	1.35
38	A1	1557	G	N1-C2	5.85	1.42	1.37
38	A1	2175	G	C4'-C3'	5.85	1.59	1.53
11	B2	8	U	C2'-C1'	-5.85	1.47	1.53
11	B2	173	G	O3'-P	5.85	1.68	1.61
11	B2	269	A	C3'-C2'	-5.85	1.46	1.52
11	B2	298	C	C4-N4	5.85	1.39	1.33
11	B2	761	U	N1-C6	5.85	1.43	1.38
11	B2	1182	G	C5-C4	5.85	1.42	1.38
36	BX	61	GLU	CD-OE2	5.85	1.32	1.25
38	A1	99	U	N1-C2	5.85	1.43	1.38
38	A1	210	A	C6-N1	5.85	1.39	1.35
38	A1	1163	U	C2-N3	5.85	1.41	1.37
38	A1	1427	A	N7-C5	5.85	1.42	1.39
38	A1	2042	A	C2'-C1'	-5.85	1.47	1.53
38	A1	2583	G	N1-C2	5.85	1.42	1.37
38	A1	2602	G	C5-C6	-5.85	1.36	1.42
61	AN	139	ARG	CZ-NH1	5.85	1.40	1.33
11	B2	699	C	N3-C4	5.85	1.38	1.33
11	B2	804	U	P-O5'	-5.85	1.53	1.59
14	BB	51	ARG	CZ-NH2	5.85	1.40	1.33
38	A1	109	G	N1-C2	5.85	1.42	1.37
38	A1	300	U	C5'-C4'	5.85	1.58	1.51
38	A1	312	G	C5-C4	5.85	1.42	1.38
38	A1	494	C	C5'-C4'	5.85	1.58	1.51
38	A1	973	C	N3-C4	5.85	1.38	1.33
38	A1	1426	G	N3-C4	5.85	1.39	1.35
38	A1	1771	C	N1-C2	5.85	1.46	1.40
38	A1	1934	C	C2'-C1'	-5.85	1.47	1.53
38	A1	2580	G	C2-N3	5.85	1.37	1.32
38	A1	2621	U	C2-N3	5.85	1.41	1.37
38	A1	1099	C	C2-N3	-5.85	1.31	1.35
38	A1	2399	C	C4-N4	5.85	1.39	1.33
38	A1	2606	C	N1-C6	5.85	1.40	1.37

Continued on next page...

Continued from previous page...

Mol	Chain	Res	Type	Atoms	Z	Observed(Å)	Ideal(Å)
38	A1	2953	U	N1-C6	5.85	1.43	1.38
39	A3	107	G	N9-C8	5.85	1.42	1.37
11	B2	520	G	C8-N7	-5.84	1.27	1.30
11	B2	1259	A	N7-C5	5.84	1.42	1.39
38	A1	290	G	N9-C4	-5.84	1.33	1.38
38	A1	1288	C	C4'-O4'	5.84	1.53	1.45
38	A1	1781	C	C2-O2	5.84	1.29	1.24
38	A1	2148	U	N1-C6	5.84	1.43	1.38
38	A1	2318	G	C2'-C1'	-5.84	1.47	1.53
40	A5	64	ARG	CD-NE	5.84	1.56	1.46
11	B2	19	G	C5-C4	5.84	1.42	1.38
11	B2	228	G	C4'-C3'	-5.84	1.46	1.52
11	B2	349	A	C6-N6	5.84	1.38	1.33
38	A1	392	G	C2-N3	5.84	1.37	1.32
38	A1	926	C	C2-N3	5.84	1.40	1.35
38	A1	3037	G	C5-C4	-5.84	1.34	1.38
38	A1	1671	A	C3'-O3'	5.84	1.50	1.42
38	A1	2369	G	N1-C2	5.84	1.42	1.37
38	A1	2987	U	N1-C6	5.84	1.43	1.38
11	B2	408	C	C4'-O4'	5.84	1.53	1.45
11	B2	494	G	C5-C4	5.84	1.42	1.38
11	B2	535	U	C4'-C3'	5.84	1.59	1.53
11	B2	1107	C	C2-N3	5.84	1.40	1.35
38	A1	57	C	C2-O2	5.84	1.29	1.24
38	A1	584	G	N1-C2	5.84	1.42	1.37
38	A1	1565	G	C4'-O4'	-5.84	1.38	1.45
38	A1	1862	G	C8-N7	-5.84	1.27	1.30
38	A1	2337	G	C8-N7	-5.84	1.27	1.30
38	A1	2401	A	O4'-C1'	5.84	1.49	1.41
38	A1	2579	G	N7-C5	-5.84	1.35	1.39
38	A1	2638	G	C6-N1	5.84	1.43	1.39
11	B2	730	G	C6-N1	5.84	1.43	1.39
38	A1	57	C	O3'-P	5.84	1.68	1.61
38	A1	1420	U	C2'-C1'	-5.84	1.47	1.53
38	A1	2107	G	C5-C6	-5.84	1.36	1.42
38	A1	2596	G	C8-N7	-5.84	1.27	1.30
38	A1	2666	G	C5-C4	5.84	1.42	1.38
11	B2	558	C	O3'-P	-5.84	1.54	1.61
11	B2	684	G	O3'-P	5.84	1.68	1.61
11	B2	1127	A	N9-C4	-5.84	1.34	1.37
30	BR	54	TYR	CG-CD1	5.84	1.46	1.39
38	A1	486	A	P-O5'	-5.84	1.53	1.59

Continued on next page...

Continued from previous page...

Mol	Chain	Res	Type	Atoms	Z	Observed(Å)	Ideal(Å)
38	A1	2273	U	C3'-C2'	-5.84	1.46	1.52
47	Ad	45	GLY	CA-C	-5.84	1.42	1.51
54	AI	12	GLY	N-CA	-5.84	1.37	1.46
62	AO	8	ARG	NE-CZ	5.84	1.40	1.33
11	B2	342	G	C6-N1	5.83	1.43	1.39
11	B2	827	G	C5'-C4'	5.83	1.58	1.51
22	BJ	47	ARG	CZ-NH1	5.83	1.40	1.33
38	A1	1427	A	N3-C4	-5.83	1.31	1.34
38	A1	1573	A	O3'-P	-5.83	1.54	1.61
38	A1	1918	U	C5'-C4'	5.83	1.58	1.51
11	B2	536	A	C3'-C2'	-5.83	1.46	1.52
11	B2	1207	G	C5-C6	5.83	1.48	1.42
14	BB	34	ARG	CZ-NH2	5.83	1.40	1.33
38	A1	242	C	C2'-C1'	-5.83	1.47	1.53
38	A1	270	C	C4-N4	5.83	1.39	1.33
38	A1	1708	U	O3'-P	5.83	1.68	1.61
11	B2	884	G	N3-C4	5.83	1.39	1.35
11	B2	1439	G	C2-N3	5.83	1.37	1.32
15	BC	118	ARG	CZ-NH1	5.83	1.40	1.33
38	A1	423	G	N3-C4	-5.83	1.31	1.35
38	A1	828	G	C8-N7	5.83	1.34	1.30
38	A1	863	C	C4'-C3'	5.83	1.59	1.53
38	A1	1105	C	C4-C5	-5.83	1.38	1.43
38	A1	1885	G	N3-C4	5.83	1.39	1.35
38	A1	2214	U	C4'-C3'	5.83	1.59	1.53
38	A1	2587	G	N7-C5	-5.83	1.35	1.39
11	B2	471	G	C4'-C3'	5.83	1.59	1.53
38	A1	2160	C	N1-C6	5.83	1.40	1.37
38	A1	2340	A	C5-C4	-5.83	1.34	1.38
38	A1	2754	A	C5-C4	5.83	1.42	1.38
11	B2	124	C	N1-C6	5.83	1.40	1.37
11	B2	531	G	C2-N3	5.83	1.37	1.32
11	B2	630	A	C5'-C4'	5.83	1.58	1.51
11	B2	957	A	C6-N1	-5.83	1.31	1.35
11	B2	1297	G	N9-C8	5.83	1.42	1.37
11	B2	1323	A	P-O5'	5.83	1.65	1.59
38	A1	1116	A	C2-N3	-5.83	1.28	1.33
38	A1	1134	A	C6-N1	5.83	1.39	1.35
38	A1	1322	G	C3'-C2'	-5.83	1.46	1.52
38	A1	2479	C	C2-O2	5.83	1.29	1.24
38	A1	2858	C	C4-N4	5.83	1.39	1.33
39	A3	86	C	N3-C4	5.83	1.38	1.33

Continued on next page...

Continued from previous page...

Mol	Chain	Res	Type	Atoms	Z	Observed(Å)	Ideal(Å)
11	B2	229	G	N1-C2	5.83	1.42	1.37
11	B2	1290	U	C2-N3	5.83	1.41	1.37
38	A1	246	A	C5-C6	5.83	1.46	1.41
38	A1	590	A	C6-N6	5.83	1.38	1.33
11	B2	687	G	C2-N2	5.83	1.40	1.34
11	B2	768	A	C4'-C3'	5.83	1.59	1.53
11	B2	1062	G	N9-C4	5.83	1.42	1.38
27	BO	115	TYR	CE2-CZ	5.83	1.46	1.38
38	A1	532	G	C2-N2	5.83	1.40	1.34
38	A1	2553	U	O3'-P	-5.83	1.54	1.61
39	A3	102	G	C5-C6	-5.83	1.36	1.42
52	AH	27	PRO	N-CD	-5.83	1.39	1.47
11	B2	544	C	O3'-P	-5.82	1.54	1.61
11	B2	773	A	C6-N1	5.82	1.39	1.35
11	B2	827	G	N1-C2	5.82	1.42	1.37
11	B2	1160	C	C5'-C4'	5.82	1.58	1.51
38	A1	342	C	C4-C5	-5.82	1.38	1.43
38	A1	390	C	C2-N3	5.82	1.40	1.35
38	A1	615	A	C2'-C1'	-5.82	1.47	1.53
38	A1	942	U	C5-C6	5.82	1.39	1.34
38	A1	1229	U	C3'-C2'	-5.82	1.46	1.52
38	A1	1972	C	N1-C6	5.82	1.40	1.37
38	A1	2010	G	C8-N7	-5.82	1.27	1.30
38	A1	2083	G	C2-N3	5.82	1.37	1.32
38	A1	2688	C	O4'-C1'	5.82	1.49	1.41
11	B2	149	U	O3'-P	-5.82	1.54	1.61
11	B2	321	A	P-O5'	-5.82	1.53	1.59
38	A1	1130	G	N9-C4	5.82	1.42	1.38
38	A1	2991	C	C3'-O3'	5.82	1.50	1.42
11	B2	37	G	O3'-P	-5.82	1.54	1.61
11	B2	81	C	C4-N4	-5.82	1.28	1.33
11	B2	190	C	C4'-C3'	5.82	1.59	1.53
11	B2	536	A	C2'-C1'	-5.82	1.47	1.53
11	B2	793	G	C5-C6	-5.82	1.36	1.42
11	B2	852	G	N9-C8	5.82	1.42	1.37
38	A1	26	G	O3'-P	-5.82	1.54	1.61
38	A1	311	C	C5-C6	-5.82	1.29	1.34
38	A1	1208	A	C2'-C1'	-5.82	1.47	1.53
38	A1	1280	C	C2'-C1'	-5.82	1.47	1.53
38	A1	2419	U	C4-C5	-5.82	1.38	1.43
38	A1	2615	U	C1'-N1	5.82	1.57	1.48
38	A1	2987	U	O4'-C1'	-5.82	1.34	1.41

Continued on next page...

Continued from previous page...

Mol	Chain	Res	Type	Atoms	Z	Observed(Å)	Ideal(Å)
11	B2	562	A	C6-N1	5.82	1.39	1.35
38	A1	338	A	N9-C8	5.82	1.42	1.37
38	A1	2384	G	P-O5'	5.82	1.65	1.59
11	B2	215	C	C4-N4	5.82	1.39	1.33
11	B2	232	G	C2-N3	5.82	1.37	1.32
11	B2	615	G	O4'-C1'	-5.82	1.34	1.41
11	B2	936	A	C2'-C1'	-5.82	1.47	1.53
11	B2	1321	U	C1'-N1	5.82	1.57	1.48
11	B2	1359	C	C1'-N1	5.82	1.57	1.48
38	A1	122	G	N3-C4	-5.82	1.31	1.35
38	A1	379	U	C4-C5	-5.82	1.38	1.43
38	A1	567	G	C2-N3	5.82	1.37	1.32
38	A1	954	A	C6-N1	5.82	1.39	1.35
38	A1	1247	U	C4-O4	-5.82	1.19	1.23
38	A1	1281	A	P-O5'	5.82	1.65	1.59
38	A1	1287	G	C8-N7	-5.82	1.27	1.30
38	A1	1302	G	N9-C8	5.82	1.42	1.37
38	A1	1589	G	C2-N3	5.82	1.37	1.32
38	A1	2593	A	C6-N6	5.82	1.38	1.33
8	AW	22	ARG	CD-NE	5.82	1.56	1.46
11	B2	120	C	C4-N4	5.82	1.39	1.33
11	B2	525	A	C6-N6	5.82	1.38	1.33
11	B2	1122	C	N1-C6	5.82	1.40	1.37
11	B2	1213	G	N7-C5	-5.82	1.35	1.39
38	A1	31	G	C6-N1	5.82	1.43	1.39
38	A1	1233	U	C4-C5	-5.82	1.38	1.43
38	A1	1616	A	C6-N6	5.82	1.38	1.33
38	A1	1662	C	N1-C6	5.82	1.40	1.37
38	A1	1800	G	N7-C5	-5.82	1.35	1.39
38	A1	2114	C	C5-C6	5.82	1.39	1.34
38	A1	2745	G	C3'-C2'	-5.82	1.46	1.52
38	A1	338	A	C6-N6	5.81	1.38	1.33
38	A1	2988	A	N9-C4	5.81	1.41	1.37
11	B2	115	A	C6-N6	5.81	1.38	1.33
11	B2	133	G	C5'-C4'	5.81	1.58	1.51
11	B2	230	C	C4-N4	5.81	1.39	1.33
11	B2	671	C	C5-C6	5.81	1.39	1.34
38	A1	178	G	C6-O6	5.81	1.29	1.24
38	A1	1205	U	P-O5'	-5.81	1.53	1.59
38	A1	1927	C	N3-C4	5.81	1.38	1.33
38	A1	2209	U	C4'-C3'	5.81	1.59	1.53
38	A1	2651	G	C5'-C4'	5.81	1.58	1.51

Continued on next page...

Continued from previous page...

Mol	Chain	Res	Type	Atoms	Z	Observed(Å)	Ideal(Å)
38	A1	2694	C	C1'-N1	5.81	1.57	1.48
38	A1	2817	U	N3-C4	5.81	1.43	1.38
38	A1	3019	C	N3-C4	5.81	1.38	1.33
46	AD	124	TYR	CD2-CE2	5.81	1.48	1.39
66	AY	71	ARG	CD-NE	5.81	1.56	1.46
4	AQ	117	ARG	CZ-NH2	5.81	1.40	1.33
11	B2	1064	C	C4-C5	-5.81	1.38	1.43
11	B2	1118	C	N3-C4	5.81	1.38	1.33
11	B2	1127	A	C6-N1	5.81	1.39	1.35
38	A1	217	A	C6-N6	5.81	1.38	1.33
38	A1	389	C	C5-C6	-5.81	1.29	1.34
38	A1	630	G	N7-C5	-5.81	1.35	1.39
38	A1	2363	G	C2-N2	5.81	1.40	1.34
11	B2	846	G	O3'-P	-5.81	1.54	1.61
38	A1	29	U	N3-C4	5.81	1.43	1.38
38	A1	290	G	N7-C5	-5.81	1.35	1.39
38	A1	378	G	C5-C4	5.81	1.42	1.38
38	A1	390	C	C4-C5	5.81	1.47	1.43
38	A1	818	A	N3-C4	-5.81	1.31	1.34
38	A1	895	C	N1-C6	5.81	1.40	1.37
38	A1	1263	C	C5-C6	5.81	1.39	1.34
38	A1	1351	G	C1'-N9	5.81	1.57	1.48
38	A1	1353	A	C4'-C3'	5.81	1.59	1.53
38	A1	1926	A	N9-C8	-5.81	1.33	1.37
38	A1	2423	G	C2-N2	5.81	1.40	1.34
43	AB	5	LEU	N-CA	-5.81	1.34	1.46
45	AC	28	ARG	NE-CZ	5.81	1.40	1.33
9	AX	413	ARG	CZ-NH2	5.81	1.40	1.33
11	B2	199	A	C6-N1	5.81	1.39	1.35
38	A1	185	A	C6-N1	5.81	1.39	1.35
38	A1	744	G	N9-C8	5.81	1.42	1.37
38	A1	772	G	C8-N7	-5.81	1.27	1.30
38	A1	1943	C	N3-C4	5.81	1.38	1.33
38	A1	1983	C	C2-N3	5.81	1.40	1.35
38	A1	2048	C	N3-C4	5.81	1.38	1.33
39	A3	97	G	C8-N7	5.81	1.34	1.30
11	B2	715	C	C4-C5	-5.81	1.38	1.43
11	B2	992	G	C5-C6	-5.81	1.36	1.42
38	A1	662	A	P-O5'	5.81	1.65	1.59
38	A1	721	G	O4'-C1'	5.81	1.49	1.41
38	A1	1360	G	C4'-O4'	5.81	1.53	1.45
38	A1	2087	U	O3'-P	-5.81	1.54	1.61

Continued on next page...

Continued from previous page...

Mol	Chain	Res	Type	Atoms	Z	Observed(Å)	Ideal(Å)
38	A1	2089	C	C4'-C3'	-5.81	1.46	1.52
38	A1	2526	G	C6-N1	5.81	1.43	1.39
11	B2	23	G	P-O5'	5.80	1.65	1.59
11	B2	683	A	C4'-C3'	5.80	1.59	1.53
11	B2	1302	C	C5'-C4'	5.80	1.58	1.51
38	A1	373	G	C5-C6	5.80	1.48	1.42
38	A1	1300	C	P-O5'	-5.80	1.53	1.59
38	A1	2177	A	O3'-P	-5.80	1.54	1.61
38	A1	2374	C	C2'-C1'	-5.80	1.47	1.53
38	A1	2449	A	O3'-P	-5.80	1.54	1.61
11	B2	680	C	C2'-O2'	-5.80	1.34	1.41
11	B2	834	C	C2-O2	5.80	1.29	1.24
38	A1	1082	A	C2'-C1'	-5.80	1.47	1.53
38	A1	1465	A	N3-C4	-5.80	1.31	1.34
40	A5	45	ARG	CZ-NH2	5.80	1.40	1.33
11	B2	710	G	N9-C4	5.80	1.42	1.38
11	B2	949	G	C5'-C4'	5.80	1.58	1.51
11	B2	1058	G	C5-C4	-5.80	1.34	1.38
11	B2	1069	G	C6-N1	5.80	1.43	1.39
11	B2	1431	C	C5'-C4'	5.80	1.58	1.51
38	A1	323	U	N1-C2	5.80	1.43	1.38
38	A1	1016	C	O3'-P	-5.80	1.54	1.61
38	A1	1575	G	N9-C8	-5.80	1.33	1.37
38	A1	2262	C	C4'-O4'	-5.80	1.38	1.45
39	A3	26	C	O3'-P	-5.80	1.54	1.61
39	A3	41	A	N7-C5	-5.80	1.35	1.39
62	AO	30	SER	C-N	5.80	1.43	1.33
11	B2	278	A	C3'-C2'	5.80	1.59	1.52
11	B2	526	A	C8-N7	-5.80	1.27	1.31
11	B2	950	C	N1-C6	5.80	1.40	1.37
11	B2	996	A	C5-C4	5.80	1.42	1.38
11	B2	1185	A	C5'-C4'	5.80	1.58	1.51
11	B2	1493	C	C4-N4	5.80	1.39	1.33
38	A1	766	G	O3'-P	-5.80	1.54	1.61
38	A1	1470	C	C3'-O3'	-5.80	1.34	1.42
38	A1	1655	G	C5'-C4'	5.80	1.58	1.51
38	A1	1825	G	C2-N2	5.80	1.40	1.34
38	A1	3012	C	O3'-P	-5.80	1.54	1.61
38	A1	373	G	C2'-C1'	-5.80	1.47	1.53
38	A1	378	G	N9-C8	-5.80	1.33	1.37
38	A1	610	C	C4'-C3'	5.80	1.59	1.53
38	A1	1525	G	N3-C4	-5.80	1.31	1.35

Continued on next page...

Continued from previous page...

Mol	Chain	Res	Type	Atoms	Z	Observed(Å)	Ideal(Å)
38	A1	2052	A	N9-C4	-5.80	1.34	1.37
11	B2	108	G	C2'-O2'	-5.80	1.34	1.41
11	B2	204	G	N7-C5	-5.80	1.35	1.39
11	B2	834	C	C2'-O2'	5.80	1.49	1.41
11	B2	836	G	C2-N3	5.80	1.37	1.32
11	B2	1166	G	C3'-C2'	-5.80	1.46	1.52
11	B2	1272	G	N7-C5	-5.80	1.35	1.39
38	A1	38	U	C2'-C1'	-5.80	1.47	1.53
38	A1	555	G	N9-C4	-5.80	1.33	1.38
38	A1	1451	A	C2'-C1'	-5.80	1.47	1.53
38	A1	1463	C	C4-N4	5.80	1.39	1.33
38	A1	1933	U	P-O5'	-5.80	1.53	1.59
38	A1	2282	G	N7-C5	-5.80	1.35	1.39
47	Ad	85	ARG	CD-NE	5.80	1.56	1.46
38	A1	1426	G	N7-C5	-5.79	1.35	1.39
11	B2	96	G	C2-N3	5.79	1.37	1.32
11	B2	632	C	N3-C4	5.79	1.38	1.33
11	B2	688	C	P-O5'	-5.79	1.53	1.59
11	B2	1130	A	N7-C5	5.79	1.42	1.39
38	A1	107	G	C5-C6	-5.79	1.36	1.42
38	A1	126	U	C2-O2	5.79	1.27	1.22
38	A1	172	C	C3'-O3'	5.79	1.50	1.42
38	A1	328	G	C2-N3	5.79	1.37	1.32
38	A1	651	C	C2'-C1'	-5.79	1.47	1.53
38	A1	990	G	C3'-C2'	5.79	1.59	1.52
38	A1	1170	G	C2-N3	5.79	1.37	1.32
38	A1	1651	A	N1-C2	-5.79	1.29	1.34
38	A1	1695	G	C2-N3	5.79	1.37	1.32
38	A1	2319	C	C2-N3	5.79	1.40	1.35
38	A1	2651	G	C5-C4	5.79	1.42	1.38
38	A1	2839	A	C6-N6	-5.79	1.29	1.33
38	A1	2877	A	C5-C6	-5.79	1.35	1.41
38	A1	2951	G	O3'-P	-5.79	1.54	1.61
46	AD	91	ARG	CZ-NH1	5.79	1.40	1.33
7	AU	28	SER	CA-CB	5.79	1.61	1.52
11	B2	7	G	C2-N3	5.79	1.37	1.32
11	B2	640	U	N1-C6	5.79	1.43	1.38
11	B2	1133	C	C5'-C4'	5.79	1.58	1.51
11	B2	1352	G	C8-N7	5.79	1.34	1.30
11	B2	1441	G	C2-N3	5.79	1.37	1.32
30	BR	113	ARG	NE-CZ	5.79	1.40	1.33
38	A1	363	G	C5-C4	5.79	1.42	1.38

Continued on next page...

Continued from previous page...

Mol	Chain	Res	Type	Atoms	Z	Observed(Å)	Ideal(Å)
38	A1	977	C	N3-C4	5.79	1.38	1.33
38	A1	1469	U	C1'-N1	5.79	1.57	1.48
38	A1	1638	C	O4'-C1'	5.79	1.49	1.41
38	A1	2576	C	C3'-C2'	-5.79	1.46	1.52
38	A1	2761	G	C2-N2	5.79	1.40	1.34
46	AD	111	ARG	CZ-NH2	5.79	1.40	1.33
12	AG	77	TYR	CG-CD1	5.79	1.46	1.39
58	Ak	151	ARG	NE-CZ	5.79	1.40	1.33
28	BP	9	ARG	CZ-NH2	5.79	1.40	1.33
38	A1	128	C	C4'-C3'	5.79	1.59	1.53
38	A1	271	G	C1'-N9	-5.79	1.38	1.46
38	A1	1402	C	P-O5'	5.79	1.65	1.59
38	A1	2424	A	N1-C2	5.79	1.39	1.34
10	B1	3	G	C5'-C4'	5.79	1.58	1.51
11	B2	55	G	C5-C4	5.79	1.42	1.38
11	B2	593	G	N1-C2	5.79	1.42	1.37
38	A1	95	G	N9-C8	5.79	1.42	1.37
38	A1	328	G	N9-C8	5.79	1.42	1.37
38	A1	383	C	N3-C4	5.79	1.38	1.33
38	A1	1296	A	N9-C8	-5.79	1.33	1.37
38	A1	1753	G	C5-C4	5.79	1.42	1.38
38	A1	1987	A	P-O5'	-5.79	1.53	1.59
38	A1	1999	G	N1-C2	5.79	1.42	1.37
38	A1	2316	U	C2-O2	5.79	1.27	1.22
38	A1	2331	A	C2-N3	5.79	1.38	1.33
38	A1	2467	C	N3-C4	5.79	1.38	1.33
38	A1	2648	C	C4-N4	5.79	1.39	1.33
11	B2	682	A	C2-N3	5.79	1.38	1.33
11	B2	1121	C	C5-C6	-5.79	1.29	1.34
24	BL	44	ARG	CZ-NH1	5.79	1.40	1.33
38	A1	13	U	C4-C5	-5.79	1.38	1.43
38	A1	1329	G	C4'-O4'	5.79	1.53	1.45
38	A1	1807	G	C2-N3	5.79	1.37	1.32
39	A3	28	C	N3-C4	5.79	1.38	1.33
5	AS	65	ARG	NE-CZ	5.79	1.40	1.33
11	B2	322	G	C2-N2	5.79	1.40	1.34
11	B2	582	G	C8-N7	-5.79	1.27	1.30
11	B2	1004	U	C5-C6	-5.79	1.28	1.34
11	B2	1332	C	O3'-P	-5.79	1.54	1.61
11	B2	1371	C	O4'-C1'	5.79	1.49	1.41
38	A1	43	G	C8-N7	-5.79	1.27	1.30
38	A1	860	A	C2'-C1'	-5.79	1.47	1.53

Continued on next page...

Continued from previous page...

Mol	Chain	Res	Type	Atoms	Z	Observed(Å)	Ideal(Å)
38	A1	1246	G	C8-N7	-5.79	1.27	1.30
38	A1	1478	G	C2'-C1'	-5.79	1.47	1.53
38	A1	1985	G	C4'-O4'	5.79	1.53	1.45
38	A1	2055	U	O4'-C1'	5.79	1.49	1.41
38	A1	2615	U	C2'-C1'	-5.79	1.47	1.53
11	B2	1291	G	N7-C5	-5.78	1.35	1.39
38	A1	107	G	O3'-P	-5.78	1.54	1.61
38	A1	507	G	O3'-P	-5.78	1.54	1.61
38	A1	741	G	C4'-C3'	5.78	1.59	1.53
38	A1	942	U	C1'-N1	5.78	1.57	1.48
38	A1	1592	U	C4-C5	5.78	1.48	1.43
38	A1	1612	G	C5-C6	5.78	1.48	1.42
38	A1	2126	G	C8-N7	-5.78	1.27	1.30
38	A1	2341	G	C2'-C1'	-5.78	1.47	1.53
38	A1	2502	C	C4'-O4'	5.78	1.53	1.45
38	A1	2998	G	C6-O6	-5.78	1.19	1.24
38	A1	3032	C	P-O5'	-5.78	1.53	1.59
11	B2	76	U	N3-C4	5.78	1.43	1.38
11	B2	355	C	O3'-P	-5.78	1.54	1.61
11	B2	399	A	C5-C4	5.78	1.42	1.38
11	B2	863	U	P-O5'	-5.78	1.53	1.59
38	A1	232	U	C2'-C1'	5.78	1.59	1.53
38	A1	301	G	N1-C2	5.78	1.42	1.37
38	A1	403	G	C5'-C4'	5.78	1.58	1.51
38	A1	598	C	C5-C6	-5.78	1.29	1.34
38	A1	1394	G	C5-C4	5.78	1.42	1.38
41	AA	5	ARG	CZ-NH2	5.78	1.40	1.33
10	B1	29	C	C4'-O4'	5.78	1.53	1.45
11	B2	258	A	C3'-C2'	5.78	1.59	1.52
11	B2	946	G	C2-N2	5.78	1.40	1.34
11	B2	1474	A	N7-C5	-5.78	1.35	1.39
27	BO	76	ARG	CZ-NH2	5.78	1.40	1.33
38	A1	566	G	C5-C4	5.78	1.42	1.38
38	A1	1501	G	C5-C6	-5.78	1.36	1.42
38	A1	1542	U	N3-C4	5.78	1.43	1.38
38	A1	2105	A	N3-C4	5.78	1.38	1.34
38	A1	2949	G	C6-N1	5.78	1.43	1.39
11	B2	460	C	N1-C6	-5.78	1.33	1.37
11	B2	710	G	C2-N2	5.78	1.40	1.34
38	A1	276	G	C3'-C2'	5.78	1.59	1.52
38	A1	638	A	C5'-C4'	5.78	1.58	1.51
38	A1	1011	A	C6-N6	5.78	1.38	1.33

Continued on next page...

Continued from previous page...

Mol	Chain	Res	Type	Atoms	Z	Observed(Å)	Ideal(Å)
38	A1	1090	G	C5-C6	-5.78	1.36	1.42
38	A1	1180	G	P-O5'	-5.78	1.53	1.59
38	A1	1653	U	C3'-C2'	-5.78	1.46	1.52
38	A1	2679	A	P-O5'	-5.78	1.53	1.59
10	B1	35	G	N9-C8	-5.78	1.33	1.37
11	B2	68	G	N1-C2	5.78	1.42	1.37
11	B2	1015	C	C5-C6	-5.78	1.29	1.34
38	A1	312	G	N3-C4	-5.78	1.31	1.35
38	A1	1227	A	C2'-C1'	-5.78	1.47	1.53
38	A1	1273	C	O3'-P	-5.78	1.54	1.61
38	A1	1273	C	N1-C6	-5.78	1.33	1.37
38	A1	1276	G	N9-C8	5.78	1.41	1.37
38	A1	1359	C	P-O5'	-5.78	1.53	1.59
38	A1	1698	G	C2-N3	5.78	1.37	1.32
38	A1	2101	A	C6-N6	5.78	1.38	1.33
38	A1	2132	C	C3'-O3'	5.78	1.50	1.42
38	A1	2267	U	C2-N3	5.78	1.41	1.37
11	B2	132	G	N1-C2	5.78	1.42	1.37
11	B2	864	G	N9-C8	5.78	1.41	1.37
38	A1	647	G	O4'-C1'	5.78	1.49	1.41
38	A1	738	C	C4'-C3'	5.78	1.59	1.53
38	A1	1613	A	C6-N1	5.78	1.39	1.35
38	A1	1912	A	N9-C8	5.78	1.42	1.37
38	A1	2808	C	N3-C4	5.78	1.38	1.33
38	A1	2975	A	C6-N1	5.78	1.39	1.35
11	B2	1258	C	N1-C2	5.77	1.46	1.40
19	BG	108	ARG	CZ-NH2	5.77	1.40	1.33
38	A1	708	A	C2-N3	5.77	1.38	1.33
38	A1	942	U	N1-C2	5.77	1.43	1.38
38	A1	1870	G	C8-N7	-5.77	1.27	1.30
4	AQ	60	ARG	CD-NE	5.77	1.56	1.46
11	B2	801	A	C2-N3	5.77	1.38	1.33
11	B2	1058	G	P-O5'	-5.77	1.53	1.59
11	B2	1377	G	C2-N2	-5.77	1.28	1.34
43	AB	25	ARG	CZ-NH2	5.77	1.40	1.33
11	B2	1195	U	C4-O4	5.77	1.28	1.23
11	B2	1426	C	N1-C2	5.77	1.46	1.40
38	A1	392	G	N1-C2	5.77	1.42	1.37
38	A1	2882	G	N7-C5	-5.77	1.35	1.39
11	B2	168	G	N7-C5	5.77	1.42	1.39
11	B2	567	A	C5-C6	-5.77	1.35	1.41
11	B2	627	G	O5'-C5'	5.77	1.53	1.44

Continued on next page...

Continued from previous page...

Mol	Chain	Res	Type	Atoms	Z	Observed(Å)	Ideal(Å)
11	B2	942	A	C5-C4	5.77	1.42	1.38
38	A1	192	U	C2'-C1'	-5.77	1.47	1.53
38	A1	804	C	O3'-P	-5.77	1.54	1.61
38	A1	1419	G	C2-N3	5.77	1.37	1.32
38	A1	1952	G	O4'-C1'	-5.77	1.34	1.41
38	A1	2333	G	C2'-C1'	-5.77	1.47	1.53
38	A1	2612	A	C5-C4	5.77	1.42	1.38
38	A1	2715	A	C6-N1	5.77	1.39	1.35
38	A1	2761	G	C3'-O3'	5.77	1.50	1.42
38	A1	2945	A	C6-N1	5.77	1.39	1.35
38	A1	3026	C	C4-C5	5.77	1.47	1.43
9	AX	9	GLU	CG-CD	5.77	1.60	1.51
11	B2	433	U	N3-C4	5.77	1.43	1.38
11	B2	852	G	C6-N1	5.77	1.43	1.39
11	B2	985	C	C4-C5	-5.77	1.38	1.43
11	B2	1108	U	C2-N3	5.77	1.41	1.37
38	A1	394	A	P-O5'	5.77	1.65	1.59
38	A1	773	U	O4'-C1'	-5.77	1.34	1.41
38	A1	946	U	C4'-C3'	5.77	1.59	1.53
38	A1	1111	G	C6-N1	5.77	1.43	1.39
38	A1	1212	A	C6-N1	5.77	1.39	1.35
38	A1	2111	C	N3-C4	5.77	1.38	1.33
38	A1	2234	C	O4'-C1'	5.77	1.49	1.41
38	A1	2663	G	O3'-P	-5.77	1.54	1.61
38	A1	2736	G	C2'-C1'	-5.77	1.47	1.53
38	A1	3012	C	C2-O2	5.77	1.29	1.24
11	B2	354	G	C2-N3	5.77	1.37	1.32
38	A1	785	C	C4-N4	5.76	1.39	1.33
38	A1	1039	C	C4-N4	5.76	1.39	1.33
38	A1	1213	G	C8-N7	-5.76	1.27	1.30
38	A1	1918	U	C2-N3	5.76	1.41	1.37
38	A1	2447	A	C6-N1	5.76	1.39	1.35
39	A3	25	A	N9-C8	-5.76	1.33	1.37
39	A3	89	G	C8-N7	5.76	1.34	1.30
11	B2	596	A	C2-N3	5.76	1.38	1.33
11	B2	739	G	C3'-O3'	5.76	1.50	1.42
11	B2	775	G	N9-C8	5.76	1.41	1.37
11	B2	1456	C	C5'-C4'	5.76	1.58	1.51
38	A1	1537	U	P-O5'	-5.76	1.53	1.59
38	A1	2292	A	C2-N3	5.76	1.38	1.33
39	A3	92	G	N9-C8	5.76	1.41	1.37
11	B2	608	G	C1'-N9	5.76	1.57	1.48

Continued on next page...

Continued from previous page...

Mol	Chain	Res	Type	Atoms	Z	Observed(Å)	Ideal(Å)
11	B2	636	G	C2'-C1'	-5.76	1.47	1.53
11	B2	1058	G	C2-N2	5.76	1.40	1.34
38	A1	81	G	C5'-C4'	5.76	1.58	1.51
38	A1	637	G	N1-C2	5.76	1.42	1.37
38	A1	1243	C	C4-N4	5.76	1.39	1.33
38	A1	1775	G	N1-C2	5.76	1.42	1.37
38	A1	1873	G	N3-C4	-5.76	1.31	1.35
38	A1	1911	G	O4'-C1'	5.76	1.49	1.41
38	A1	2152	G	C6-N1	5.76	1.43	1.39
38	A1	2615	U	C2-N3	5.76	1.41	1.37
11	B2	34	G	C2-N3	5.76	1.37	1.32
11	B2	51	A	N9-C8	5.76	1.42	1.37
38	A1	362	A	C6-N6	5.76	1.38	1.33
38	A1	1746	C	C1'-N1	5.76	1.57	1.48
38	A1	1769	G	C4'-O4'	-5.76	1.38	1.45
38	A1	2340	A	C8-N7	-5.76	1.27	1.31
38	A1	2439	G	C5-C4	5.76	1.42	1.38
38	A1	2459	G	C2-N2	5.76	1.40	1.34
11	B2	1200	U	O3'-P	-5.76	1.54	1.61
38	A1	16	G	N3-C4	-5.76	1.31	1.35
38	A1	585	G	C3'-C2'	-5.76	1.46	1.52
38	A1	1285	C	C4-N4	5.76	1.39	1.33
38	A1	1673	C	N1-C6	5.76	1.40	1.37
5	AS	131	ARG	NE-CZ	5.76	1.40	1.33
38	A1	256	G	N9-C8	5.76	1.41	1.37
38	A1	495	U	N1-C2	5.76	1.43	1.38
38	A1	848	A	N3-C4	-5.76	1.31	1.34
38	A1	1062	C	N3-C4	5.76	1.38	1.33
38	A1	1304	G	N9-C4	-5.76	1.33	1.38
38	A1	1788	G	C5-C4	5.76	1.42	1.38
38	A1	1851	U	C5'-C4'	5.76	1.58	1.51
38	A1	2098	C	C5'-C4'	5.76	1.58	1.51
38	A1	2451	G	N1-C2	5.76	1.42	1.37
38	A1	2750	C	C3'-O3'	5.76	1.50	1.42
63	AP	99	GLU	CB-CG	5.76	1.63	1.52
11	B2	741	A	N9-C4	-5.75	1.34	1.37
11	B2	1199	A	C6-N6	5.75	1.38	1.33
38	A1	314	A	C8-N7	5.75	1.35	1.31
38	A1	1145	G	N3-C4	5.75	1.39	1.35
38	A1	2670	U	C5'-C4'	5.75	1.58	1.51
11	B2	364	U	C2'-C1'	-5.75	1.47	1.53
11	B2	684	G	C3'-C2'	5.75	1.59	1.52

Continued on next page...

Continued from previous page...

Mol	Chain	Res	Type	Atoms	Z	Observed(Å)	Ideal(Å)
11	B2	730	G	O3'-P	-5.75	1.54	1.61
11	B2	875	G	P-O5'	-5.75	1.53	1.59
11	B2	903	G	C2-N3	5.75	1.37	1.32
11	B2	951	G	C2-N3	5.75	1.37	1.32
11	B2	1039	C	C4-C5	-5.75	1.38	1.43
38	A1	45	G	C6-N1	5.75	1.43	1.39
38	A1	413	A	C4'-O4'	-5.75	1.38	1.45
38	A1	762	G	C3'-O3'	-5.75	1.34	1.42
38	A1	905	G	N7-C5	-5.75	1.35	1.39
38	A1	1056	C	C5'-C4'	5.75	1.58	1.51
38	A1	1061	G	C5-C6	-5.75	1.36	1.42
38	A1	1725	A	C8-N7	5.75	1.35	1.31
38	A1	2019	C	O3'-P	-5.75	1.54	1.61
38	A1	2537	G	N1-C2	5.75	1.42	1.37
38	A1	2674	C	O4'-C1'	5.75	1.49	1.41
10	B1	74	A	N1-C2	-5.75	1.29	1.34
11	B2	162	C	P-O5'	-5.75	1.53	1.59
11	B2	239	A	C6-N6	-5.75	1.29	1.33
11	B2	482	G	C5-C4	-5.75	1.34	1.38
11	B2	885	G	P-O5'	-5.75	1.53	1.59
11	B2	1151	A	C6-N6	5.75	1.38	1.33
11	B2	1328	G	C2'-C1'	-5.75	1.47	1.53
11	B2	1366	U	O3'-P	-5.75	1.54	1.61
38	A1	528	G	N1-C2	5.75	1.42	1.37
38	A1	620	G	N3-C4	-5.75	1.31	1.35
38	A1	1017	A	C2'-C1'	-5.75	1.47	1.53
38	A1	1291	C	C1'-N1	5.75	1.57	1.48
38	A1	1301	G	O3'-P	-5.75	1.54	1.61
38	A1	1824	G	C2-N3	5.75	1.37	1.32
38	A1	2249	A	N1-C2	5.75	1.39	1.34
38	A1	2760	A	C3'-C2'	5.75	1.59	1.52
38	A1	2854	A	C8-N7	-5.75	1.27	1.31
51	Ag	3	ARG	CZ-NH1	5.75	1.40	1.33
11	B2	427	G	C2'-C1'	-5.75	1.47	1.53
11	B2	935	G	N1-C2	5.75	1.42	1.37
11	B2	812	U	N1-C6	5.75	1.43	1.38
11	B2	869	U	C3'-O3'	5.75	1.50	1.42
11	B2	1080	C	C2-O2	-5.75	1.19	1.24
11	B2	1335	A	P-O5'	5.75	1.65	1.59
38	A1	213	G	C2-N3	5.75	1.37	1.32
38	A1	382	G	N7-C5	-5.75	1.35	1.39
38	A1	571	G	O3'-P	-5.75	1.54	1.61

Continued on next page...

Continued from previous page...

Mol	Chain	Res	Type	Atoms	Z	Observed(Å)	Ideal(Å)
38	A1	892	U	C2'-C1'	-5.75	1.47	1.53
38	A1	1670	A	C6-N6	5.75	1.38	1.33
38	A1	2069	G	C3'-C2'	-5.75	1.46	1.52
38	A1	2224	G	C6-N1	5.75	1.43	1.39
38	A1	2361	C	C4-C5	5.75	1.47	1.43
38	A1	3002	A	N9-C8	5.75	1.42	1.37
11	B2	625	G	C3'-O3'	5.75	1.50	1.42
11	B2	669	A	N1-C2	5.75	1.39	1.34
11	B2	773	A	C3'-O3'	5.75	1.50	1.42
38	A1	193	A	N7-C5	-5.75	1.35	1.39
38	A1	294	U	C2'-C1'	-5.75	1.47	1.53
38	A1	2158	G	N3-C4	5.75	1.39	1.35
9	AX	107	PHE	CE2-CZ	5.75	1.48	1.37
11	B2	594	A	C3'-C2'	-5.75	1.46	1.52
11	B2	1203	G	C3'-O3'	5.75	1.50	1.42
38	A1	65	G	C8-N7	-5.75	1.27	1.30
38	A1	1283	G	C2-N3	5.75	1.37	1.32
38	A1	1661	A	N9-C8	5.75	1.42	1.37
38	A1	2440	C	C4-C5	5.75	1.47	1.43
38	A1	2520	C	N3-C4	5.75	1.38	1.33
11	B2	100	A	C3'-C2'	-5.74	1.46	1.52
11	B2	121	C	C5'-C4'	5.74	1.58	1.51
11	B2	314	G	P-O5'	-5.74	1.54	1.59
11	B2	351	C	C4'-O4'	5.74	1.53	1.45
11	B2	787	U	N3-C4	5.74	1.43	1.38
11	B2	1273	G	N1-C2	5.74	1.42	1.37
20	BH	145	ARG	CZ-NH2	5.74	1.40	1.33
21	BI	128	TYR	CG-CD1	5.74	1.46	1.39
38	A1	443	C	N3-C4	5.74	1.38	1.33
38	A1	1112	G	O3'-P	-5.74	1.54	1.61
38	A1	1250	A	C5-C4	5.74	1.42	1.38
38	A1	2037	A	C6-N1	5.74	1.39	1.35
38	A1	2176	G	C4'-O4'	5.74	1.53	1.45
38	A1	2864	G	C6-N1	5.74	1.43	1.39
38	A1	2968	G	C3'-O3'	5.74	1.50	1.42
38	A1	3005	C	N1-C6	5.74	1.40	1.37
39	A3	43	C	C1'-N1	5.74	1.57	1.48
39	A3	96	C	O4'-C1'	5.74	1.49	1.41
11	B2	11	A	N3-C4	-5.74	1.31	1.34
11	B2	921	G	C2'-C1'	-5.74	1.47	1.53
38	A1	1445	G	N9-C4	5.74	1.42	1.38
38	A1	2570	A	C6-N6	5.74	1.38	1.33

Continued on next page...

Continued from previous page...

Mol	Chain	Res	Type	Atoms	Z	Observed(Å)	Ideal(Å)
38	A1	2965	C	N1-C6	5.74	1.40	1.37
10	B1	32	A	C2-N3	5.74	1.38	1.33
11	B2	363	C	N1-C6	-5.74	1.33	1.37
11	B2	594	A	O4'-C1'	5.74	1.49	1.41
11	B2	733	C	C4'-C3'	5.74	1.59	1.53
11	B2	793	G	N7-C5	5.74	1.42	1.39
11	B2	829	U	P-O5'	-5.74	1.54	1.59
38	A1	26	G	P-O5'	5.74	1.65	1.59
38	A1	914	U	P-O5'	-5.74	1.54	1.59
38	A1	1123	A	C6-N6	5.74	1.38	1.33
38	A1	1612	G	N7-C5	-5.74	1.35	1.39
38	A1	2706	C	C1'-N1	5.74	1.57	1.48
11	B2	193	G	N3-C4	-5.74	1.31	1.35
11	B2	534	G	C3'-C2'	-5.74	1.46	1.52
11	B2	811	G	N3-C4	5.74	1.39	1.35
11	B2	1133	C	C4'-O4'	5.74	1.53	1.45
11	B2	1141	G	C5-C4	-5.74	1.34	1.38
11	B2	1409	G	C5-C6	5.74	1.48	1.42
12	B3	108	ARG	CZ-NH2	5.74	1.40	1.33
38	A1	266	A	N3-C4	-5.74	1.31	1.34
38	A1	1671	A	C5-C4	-5.74	1.34	1.38
38	A1	1774	A	C6-N1	-5.74	1.31	1.35
38	A1	1912	A	N3-C4	-5.74	1.31	1.34
38	A1	2026	C	N1-C6	5.74	1.40	1.37
38	A1	2173	U	C4'-O4'	5.74	1.53	1.45
38	A1	2806	A	C6-N1	5.74	1.39	1.35
3	Af	33	ARG	CD-NE	5.74	1.56	1.46
11	B2	854	C	C5'-C4'	5.74	1.58	1.51
11	B2	966	G	N9-C4	-5.74	1.33	1.38
11	B2	1142	G	C8-N7	5.74	1.34	1.30
38	A1	679	U	N3-C4	5.74	1.43	1.38
38	A1	1018	G	C4'-O4'	-5.74	1.38	1.45
38	A1	2976	G	C5-C4	5.74	1.42	1.38
38	A1	2986	G	C2-N3	5.74	1.37	1.32
10	B1	34	U	C2-N3	5.74	1.41	1.37
10	B1	40	U	N1-C6	5.74	1.43	1.38
11	B2	205	C	C2-N3	5.74	1.40	1.35
11	B2	328	G	N9-C8	-5.74	1.33	1.37
11	B2	1013	G	C8-N7	-5.74	1.27	1.30
38	A1	109	G	C5-C6	5.74	1.48	1.42
38	A1	1460	C	O3'-P	-5.74	1.54	1.61
38	A1	1637	C	C4-N4	5.74	1.39	1.33

Continued on next page...

Continued from previous page...

Mol	Chain	Res	Type	Atoms	Z	Observed(Å)	Ideal(Å)
38	A1	1655	G	C4'-C3'	5.74	1.59	1.53
39	A3	106	G	C2'-C1'	-5.73	1.47	1.53
11	B2	215	C	C4'-C3'	-5.73	1.46	1.52
11	B2	420	C	C2-N3	5.73	1.40	1.35
11	B2	558	C	C4'-C3'	-5.73	1.46	1.52
11	B2	960	A	C6-N1	5.73	1.39	1.35
38	A1	16	G	N7-C5	5.73	1.42	1.39
38	A1	834	G	C6-N1	5.73	1.43	1.39
38	A1	1380	G	C6-N1	-5.73	1.35	1.39
38	A1	1427	A	C5-C4	5.73	1.42	1.38
38	A1	1533	G	N9-C4	5.73	1.42	1.38
38	A1	2109	C	C2-N3	5.73	1.40	1.35
38	A1	2122	G	C4'-C3'	5.73	1.59	1.53
38	A1	2305	U	C2-N3	5.73	1.41	1.37
38	A1	2358	U	C4-O4	-5.73	1.19	1.23
38	A1	2481	G	C2-N3	5.73	1.37	1.32
38	A1	2493	A	C3'-C2'	5.73	1.59	1.52
38	A1	2497	G	P-O5'	5.73	1.65	1.59
38	A1	2549	A	C2-N3	5.73	1.38	1.33
38	A1	2983	G	N9-C4	5.73	1.42	1.38
11	B2	209	A	C5-C6	-5.73	1.35	1.41
11	B2	806	G	O5'-C5'	-5.73	1.33	1.42
38	A1	448	A	P-O5'	-5.73	1.54	1.59
38	A1	906	G	C5'-C4'	5.73	1.58	1.51
38	A1	2456	C	N3-C4	5.73	1.38	1.33
11	B2	25	C	P-O5'	-5.73	1.54	1.59
38	A1	340	G	C4'-C3'	-5.73	1.46	1.52
38	A1	2477	G	C8-N7	5.73	1.34	1.30
38	A1	2881	G	C4'-C3'	-5.73	1.46	1.52
11	B2	428	G	N9-C8	5.73	1.41	1.37
11	B2	874	G	N1-C2	5.73	1.42	1.37
38	A1	270	C	N3-C4	5.73	1.38	1.33
38	A1	723	A	C2'-C1'	-5.73	1.47	1.53
38	A1	934	G	N9-C4	-5.73	1.33	1.38
38	A1	1821	C	C2-N3	5.73	1.40	1.35
53	Ah	17	ARG	NE-CZ	5.73	1.40	1.33
11	B2	382	G	C2-N2	5.73	1.40	1.34
11	B2	1449	G	C2-N3	5.73	1.37	1.32
14	BB	51	ARG	CD-NE	5.73	1.56	1.46
10	B1	23	G	O3'-P	5.72	1.68	1.61
11	B2	1425	C	N3-C4	5.72	1.38	1.33
38	A1	781	C	N1-C6	5.72	1.40	1.37

Continued on next page...

Continued from previous page...

Mol	Chain	Res	Type	Atoms	Z	Observed(Å)	Ideal(Å)
38	A1	1127	C	C1'-N1	5.72	1.57	1.48
38	A1	2854	A	N9-C4	5.72	1.41	1.37
38	A1	2994	G	N9-C8	5.72	1.41	1.37
11	B2	242	A	C5-C4	5.72	1.42	1.38
11	B2	385	A	N9-C4	-5.72	1.34	1.37
11	B2	396	C	C2'-C1'	-5.72	1.47	1.53
11	B2	998	A	N3-C4	-5.72	1.31	1.34
38	A1	374	C	N3-C4	5.72	1.38	1.33
38	A1	984	U	C2-N3	-5.72	1.33	1.37
38	A1	1182	C	C4'-O4'	-5.72	1.38	1.45
38	A1	1228	G	N7-C5	-5.72	1.35	1.39
38	A1	1512	G	C8-N7	-5.72	1.27	1.30
38	A1	1816	C	C2-N3	5.72	1.40	1.35
38	A1	2347	G	N7-C5	5.72	1.42	1.39
38	A1	2959	A	C6-N1	5.72	1.39	1.35
50	AF	165	ARG	CZ-NH2	5.72	1.40	1.33
11	B2	1471	G	N9-C8	5.72	1.41	1.37
38	A1	1791	A	C4'-C3'	-5.72	1.46	1.52
38	A1	2736	G	O5'-C5'	-5.72	1.33	1.42
9	AX	372	ARG	NE-CZ	5.72	1.40	1.33
11	B2	35	G	N1-C2	5.72	1.42	1.37
11	B2	704	C	N1-C2	5.72	1.45	1.40
17	BE	105	ASN	CA-CB	5.72	1.68	1.53
38	A1	1110	A	C6-N6	5.72	1.38	1.33
38	A1	1134	A	O3'-P	-5.72	1.54	1.61
38	A1	1269	U	N3-C4	5.72	1.43	1.38
38	A1	1539	U	C2'-C1'	-5.72	1.47	1.53
38	A1	1780	C	N3-C4	5.72	1.38	1.33
38	A1	2013	A	C6-N6	5.72	1.38	1.33
38	A1	2607	U	O4'-C1'	-5.72	1.34	1.41
38	A1	2611	U	O4'-C1'	5.72	1.49	1.41
39	A3	14	G	C4'-O4'	5.72	1.52	1.45
41	AA	110	GLU	CG-CD	-5.72	1.43	1.51
11	B2	284	A	C6-N6	5.72	1.38	1.33
38	A1	90	A	C5'-C4'	5.72	1.58	1.51
38	A1	593	C	C5'-C4'	5.72	1.58	1.51
38	A1	2100	U	N1-C6	5.72	1.43	1.38
11	B2	30	C	C2-N3	5.72	1.40	1.35
11	B2	84	C	C4-C5	-5.72	1.38	1.43
11	B2	311	A	C5'-C4'	5.72	1.58	1.51
11	B2	966	G	C2-N2	5.72	1.40	1.34
11	B2	1396	C	C4'-C3'	-5.72	1.46	1.52

Continued on next page...

Continued from previous page...

Mol	Chain	Res	Type	Atoms	Z	Observed(Å)	Ideal(Å)
38	A1	80	G	N9-C8	5.72	1.41	1.37
38	A1	813	G	P-O5'	5.72	1.65	1.59
38	A1	1169	G	C5'-C4'	5.72	1.58	1.51
38	A1	2228	G	N9-C4	5.72	1.42	1.38
11	B2	767	U	C2'-C1'	-5.71	1.47	1.53
11	B2	792	C	N1-C6	5.71	1.40	1.37
11	B2	889	G	N1-C2	5.71	1.42	1.37
11	B2	1105	C	O3'-P	-5.71	1.54	1.61
38	A1	247	A	C2'-C1'	-5.71	1.47	1.53
38	A1	574	C	C4-N4	5.71	1.39	1.33
38	A1	920	G	N3-C4	-5.71	1.31	1.35
38	A1	1101	U	N1-C6	5.71	1.43	1.38
38	A1	1116	A	C8-N7	5.71	1.35	1.31
38	A1	1246	G	C3'-C2'	-5.71	1.46	1.52
38	A1	1364	C	C4-C5	-5.71	1.38	1.43
38	A1	1785	G	C4'-O4'	5.71	1.52	1.45
38	A1	2236	C	N3-C4	5.71	1.38	1.33
38	A1	2363	G	N1-C2	5.71	1.42	1.37
38	A1	2812	U	C5'-C4'	5.71	1.58	1.51
39	A3	115	C	C5-C6	5.71	1.39	1.34
11	B2	299	G	C2-N3	5.71	1.37	1.32
38	A1	834	G	C2-N3	5.71	1.37	1.32
38	A1	866	G	C5-C4	5.71	1.42	1.38
38	A1	1087	G	C6-N1	5.71	1.43	1.39
38	A1	1102	C	C1'-N1	5.71	1.57	1.48
11	B2	87	C	C5'-C4'	5.71	1.58	1.51
11	B2	283	U	C4'-C3'	5.71	1.59	1.53
11	B2	478	C	C4-C5	5.71	1.47	1.43
11	B2	875	G	C1'-N9	5.71	1.57	1.48
38	A1	560	G	C4'-O4'	-5.71	1.38	1.45
38	A1	610	C	C4-C5	5.71	1.47	1.43
38	A1	695	G	N9-C4	5.71	1.42	1.38
38	A1	1668	G	O3'-P	5.71	1.68	1.61
38	A1	1982	C	N1-C6	5.71	1.40	1.37
38	A1	1995	C	C4'-C3'	-5.71	1.46	1.52
38	A1	2234	C	C2-O2	-5.71	1.19	1.24
11	B2	734	G	C2-N2	5.71	1.40	1.34
11	B2	1180	G	N9-C8	-5.71	1.33	1.37
11	B2	1284	C	N1-C6	5.71	1.40	1.37
38	A1	746	C	C2-N3	5.71	1.40	1.35
38	A1	1454	G	N1-C2	5.71	1.42	1.37
38	A1	1711	C	O5'-C5'	-5.71	1.33	1.42

Continued on next page...

Continued from previous page...

Mol	Chain	Res	Type	Atoms	Z	Observed(Å)	Ideal(Å)
38	A1	1736	G	N9-C8	-5.71	1.33	1.37
38	A1	2202	U	C1'-N1	5.71	1.57	1.48
38	A1	2788	U	C3'-C2'	5.71	1.59	1.52
11	B2	330	U	C2-N3	5.71	1.41	1.37
11	B2	406	U	C2-N3	5.71	1.41	1.37
11	B2	744	A	C6-N1	-5.71	1.31	1.35
11	B2	1363	C	O4'-C1'	5.71	1.49	1.41
38	A1	499	A	C6-N6	-5.71	1.29	1.33
38	A1	662	A	C4'-C3'	-5.71	1.46	1.52
38	A1	1044	C	C2-N3	5.71	1.40	1.35
38	A1	1100	G	C8-N7	-5.71	1.27	1.30
38	A1	1125	A	N9-C4	-5.71	1.34	1.37
38	A1	1537	U	C4'-O4'	-5.71	1.38	1.45
38	A1	2513	C	N1-C2	5.71	1.45	1.40
38	A1	2758	G	C8-N7	-5.71	1.27	1.30
38	A1	2861	A	N9-C4	5.71	1.41	1.37
38	A1	2945	A	P-O5'	-5.71	1.54	1.59
11	B2	866	A	N3-C4	5.71	1.38	1.34
11	B2	954	G	C6-N1	5.71	1.43	1.39
38	A1	213	G	C2'-C1'	-5.71	1.47	1.53
38	A1	1262	C	C2'-C1'	-5.71	1.47	1.53
38	A1	1506	U	C5'-C4'	5.71	1.58	1.51
38	A1	1565	G	C5-C6	-5.71	1.36	1.42
38	A1	2510	A	C5-C6	5.71	1.46	1.41
38	A1	2559	G	N7-C5	-5.71	1.35	1.39
38	A1	2712	G	C2-N3	5.71	1.37	1.32
38	A1	2799	C	C4-N4	5.71	1.39	1.33
40	A5	8	ARG	CZ-NH2	5.71	1.40	1.33
11	B2	493	C	C2'-C1'	-5.71	1.47	1.53
29	BQ	28	TYR	CE1-CZ	5.71	1.46	1.38
38	A1	2477	G	C5'-C4'	5.71	1.58	1.51
11	B2	1206	G	O3'-P	5.70	1.68	1.61
11	B2	1219	C	O3'-P	-5.70	1.54	1.61
38	A1	92	G	N1-C2	5.70	1.42	1.37
38	A1	244	A	C3'-C2'	-5.70	1.46	1.52
38	A1	456	G	C2-N2	5.70	1.40	1.34
38	A1	714	C	C2-O2	5.70	1.29	1.24
38	A1	739	C	C2'-C1'	-5.70	1.47	1.53
38	A1	1140	C	C3'-O3'	5.70	1.50	1.42
38	A1	1302	G	N1-C2	5.70	1.42	1.37
38	A1	1394	G	C5-C6	-5.70	1.36	1.42
38	A1	1506	U	C2'-C1'	-5.70	1.47	1.53

Continued on next page...

Continued from previous page...

Mol	Chain	Res	Type	Atoms	Z	Observed(Å)	Ideal(Å)
38	A1	1609	G	N7-C5	-5.70	1.35	1.39
38	A1	2330	A	C6-N6	5.70	1.38	1.33
38	A1	2445	G	N1-C2	5.70	1.42	1.37
39	A3	24	C	C5'-C4'	5.70	1.58	1.51
11	B2	968	C	O4'-C1'	5.70	1.49	1.41
38	A1	247	A	N9-C4	-5.70	1.34	1.37
38	A1	272	G	C4'-C3'	5.70	1.59	1.53
38	A1	1131	G	N7-C5	-5.70	1.35	1.39
38	A1	1192	G	C4'-O4'	-5.70	1.38	1.45
38	A1	1494	U	C4'-C3'	-5.70	1.46	1.52
38	A1	2005	A	C6-N6	5.70	1.38	1.33
11	B2	107	C	O3'-P	-5.70	1.54	1.61
11	B2	265	C	C2'-C1'	-5.70	1.47	1.53
11	B2	1354	A	N3-C4	-5.70	1.31	1.34
38	A1	478	C	C4-N4	5.70	1.39	1.33
38	A1	816	C	C4'-C3'	5.70	1.59	1.53
38	A1	1235	A	O3'-P	-5.70	1.54	1.61
38	A1	1526	G	C5-C4	5.70	1.42	1.38
38	A1	1655	G	N9-C8	5.70	1.41	1.37
38	A1	1879	U	C5-C6	5.70	1.39	1.34
38	A1	1887	A	C4'-C3'	5.70	1.59	1.53
38	A1	1891	C	C2-O2	-5.70	1.19	1.24
38	A1	1943	C	C5'-C4'	5.70	1.58	1.51
39	A3	62	A	N9-C4	-5.70	1.34	1.37
10	B1	14	A	C2-N3	5.70	1.38	1.33
10	B1	21	G	N1-C2	5.70	1.42	1.37
11	B2	467	G	C5-C4	-5.70	1.34	1.38
11	B2	905	A	C5-C6	-5.70	1.35	1.41
11	B2	999	G	O4'-C1'	5.70	1.49	1.41
11	B2	1139	A	C6-N1	5.70	1.39	1.35
26	BN	23	PHE	CG-CD1	5.70	1.47	1.38
29	BQ	158	ARG	CA-CB	5.70	1.66	1.53
33	BU	99	ARG	CD-NE	5.70	1.56	1.46
38	A1	47	C	C4'-C3'	-5.70	1.46	1.52
38	A1	1911	G	O3'-P	-5.70	1.54	1.61
38	A1	1930	A	C6-N6	5.70	1.38	1.33
38	A1	2039	U	C4'-O4'	-5.70	1.38	1.45
38	A1	2502	C	C4-N4	5.70	1.39	1.33
38	A1	2583	G	C8-N7	5.70	1.34	1.30
38	A1	2623	G	N9-C4	-5.70	1.33	1.38
38	A1	2692	A	N7-C5	-5.70	1.35	1.39
59	AL	3	ARG	CD-NE	5.70	1.56	1.46

Continued on next page...

Continued from previous page...

Mol	Chain	Res	Type	Atoms	Z	Observed(Å)	Ideal(Å)
10	B1	9	A	N9-C4	5.70	1.41	1.37
10	B1	24	A	P-O5'	-5.70	1.54	1.59
11	B2	320	G	C8-N7	-5.70	1.27	1.30
25	BM	132	ARG	NE-CZ	5.70	1.40	1.33
11	B2	47	A	C6-N1	5.70	1.39	1.35
11	B2	965	G	O4'-C1'	5.70	1.49	1.41
11	B2	1459	G	C2'-C1'	-5.70	1.47	1.53
38	A1	586	A	N3-C4	5.70	1.38	1.34
38	A1	841	U	N3-C4	5.70	1.43	1.38
38	A1	1004	U	O3'-P	-5.70	1.54	1.61
38	A1	1164	C	C4'-O4'	5.70	1.52	1.45
38	A1	1210	G	C2-N2	5.70	1.40	1.34
38	A1	1446	G	N1-C2	5.70	1.42	1.37
38	A1	2264	G	C3'-C2'	5.70	1.59	1.52
38	A1	2473	C	P-O5'	5.70	1.65	1.59
38	A1	2482	G	C2'-C1'	-5.70	1.47	1.53
39	A3	41	A	C2-N3	5.70	1.38	1.33
39	A3	58	C	C2'-C1'	-5.70	1.47	1.53
5	AS	139	PHE	CE1-CZ	5.69	1.48	1.37
11	B2	767	U	P-O5'	5.69	1.65	1.59
11	B2	897	A	C5'-C4'	5.69	1.58	1.51
11	B2	1230	G	C8-N7	-5.69	1.27	1.30
38	A1	746	C	C4-C5	-5.69	1.38	1.43
38	A1	1553	G	N9-C8	5.69	1.41	1.37
38	A1	2479	C	C4-N4	5.69	1.39	1.33
38	A1	2997	G	P-O5'	-5.69	1.54	1.59
9	AX	396	GLY	N-CA	-5.69	1.37	1.46
11	B2	998	A	C6-N6	5.69	1.38	1.33
34	BV	21	PHE	CG-CD2	5.69	1.47	1.38
38	A1	342	C	C5-C6	5.69	1.39	1.34
38	A1	472	A	C2-N3	5.69	1.38	1.33
38	A1	712	C	C5'-C4'	5.69	1.58	1.51
38	A1	992	G	C5'-C4'	5.69	1.58	1.51
38	A1	1613	A	C6-N6	5.69	1.38	1.33
38	A1	1930	A	P-O5'	5.69	1.65	1.59
42	Aa	25	TRP	NE1-CE2	5.69	1.45	1.37
43	AB	233	ARG	CZ-NH1	5.69	1.40	1.33
11	B2	725	C	C2'-C1'	-5.69	1.47	1.53
11	B2	756	A	C5'-C4'	5.69	1.58	1.51
11	B2	995	G	C5-C6	-5.69	1.36	1.42
11	B2	1005	G	N1-C2	5.69	1.42	1.37
12	B3	44	GLU	CD-OE1	5.69	1.31	1.25

Continued on next page...

Continued from previous page...

Mol	Chain	Res	Type	Atoms	Z	Observed(Å)	Ideal(Å)
38	A1	282	G	C2'-C1'	-5.69	1.47	1.53
38	A1	492	A	N3-C4	-5.69	1.31	1.34
38	A1	1424	G	N1-C2	5.69	1.42	1.37
38	A1	1582	G	N1-C2	5.69	1.42	1.37
38	A1	1873	G	C2'-C1'	-5.69	1.47	1.53
39	A3	39	C	C4-N4	5.69	1.39	1.33
55	Ai	12	ARG	CZ-NH2	5.69	1.40	1.33
11	B2	1058	G	C2-N3	5.69	1.37	1.32
38	A1	2025	A	C5'-C4'	5.69	1.58	1.51
38	A1	2151	C	N3-C4	5.69	1.38	1.33
11	B2	1300	A	N7-C5	-5.69	1.35	1.39
38	A1	143	C	C4'-C3'	-5.69	1.46	1.52
38	A1	188	A	N3-C4	5.69	1.38	1.34
38	A1	280	A	O4'-C1'	-5.69	1.34	1.41
38	A1	784	C	C5-C6	-5.69	1.29	1.34
38	A1	864	C	C2'-C1'	-5.69	1.47	1.53
38	A1	1354	G	N9-C4	5.69	1.42	1.38
38	A1	1884	C	C4'-O4'	5.69	1.52	1.45
38	A1	2888	G	C5'-C4'	5.69	1.58	1.51
11	B2	259	A	C5-C6	5.69	1.46	1.41
11	B2	518	U	C2'-C1'	-5.69	1.47	1.53
38	A1	228	U	C5-C6	5.69	1.39	1.34
38	A1	1059	C	C4-C5	5.69	1.47	1.43
38	A1	1493	C	C4-N4	5.69	1.39	1.33
38	A1	1552	C	C4'-C3'	5.69	1.59	1.53
38	A1	1897	G	C2-N3	5.69	1.37	1.32
38	A1	2072	G	N3-C4	5.69	1.39	1.35
38	A1	2426	U	C5-C6	5.69	1.39	1.34
43	AB	214	PRO	N-CD	5.69	1.55	1.47
11	B2	309	A	N1-C2	-5.68	1.29	1.34
11	B2	405	G	N9-C4	-5.68	1.33	1.38
11	B2	1009	G	C5'-C4'	5.68	1.58	1.51
38	A1	95	G	C2-N2	5.68	1.40	1.34
38	A1	340	G	C4'-O4'	5.68	1.52	1.45
38	A1	376	C	C4-C5	5.68	1.47	1.43
38	A1	889	C	C4'-C3'	5.68	1.59	1.53
38	A1	1718	C	C4-C5	-5.68	1.38	1.43
38	A1	2336	G	N3-C4	5.68	1.39	1.35
38	A1	2482	G	C3'-C2'	-5.68	1.46	1.52
38	A1	2696	G	O3'-P	-5.68	1.54	1.61
4	AQ	103	ARG	CZ-NH1	5.68	1.40	1.33
11	B2	727	G	C2'-C1'	5.68	1.59	1.53

Continued on next page...

Continued from previous page...

Mol	Chain	Res	Type	Atoms	Z	Observed(Å)	Ideal(Å)
38	A1	93	C	C4-C5	-5.68	1.38	1.43
38	A1	685	G	P-O5'	5.68	1.65	1.59
38	A1	857	U	C2-N3	5.68	1.41	1.37
38	A1	1405	G	O3'-P	-5.68	1.54	1.61
38	A1	2382	A	N9-C8	-5.68	1.33	1.37
38	A1	2570	A	N7-C5	-5.68	1.35	1.39
39	A3	30	G	C8-N7	-5.68	1.27	1.30
61	AN	82	TYR	CE1-CZ	5.68	1.46	1.38
11	B2	701	G	C2-N3	5.68	1.37	1.32
38	A1	915	G	N9-C8	5.68	1.41	1.37
38	A1	1411	G	C2'-C1'	-5.68	1.47	1.53
11	B2	489	C	C5'-C4'	-5.68	1.44	1.51
11	B2	682	A	C2'-C1'	-5.68	1.47	1.53
11	B2	936	A	C5-C4	5.68	1.42	1.38
11	B2	1027	C	O4'-C1'	5.68	1.49	1.41
28	BP	40	ARG	NE-CZ	5.68	1.40	1.33
38	A1	49	A	C3'-C2'	-5.68	1.46	1.52
38	A1	82	C	C3'-C2'	5.68	1.59	1.52
38	A1	486	A	C6-N6	5.68	1.38	1.33
38	A1	676	G	C6-N1	5.68	1.43	1.39
38	A1	2056	A	C1'-N9	5.68	1.57	1.48
38	A1	2115	U	C2-N3	5.68	1.41	1.37
38	A1	2400	U	C2-N3	5.68	1.41	1.37
38	A1	2684	G	C5-C6	-5.68	1.36	1.42
38	A1	2751	C	C2'-C1'	-5.68	1.47	1.53
38	A1	2962	A	C8-N7	-5.68	1.27	1.31
11	B2	239	A	C8-N7	5.68	1.35	1.31
11	B2	887	G	C5'-C4'	5.68	1.58	1.51
11	B2	888	A	C5-C4	5.68	1.42	1.38
11	B2	1099	A	C3'-C2'	5.68	1.59	1.52
11	B2	1232	G	O3'-P	-5.68	1.54	1.61
38	A1	798	G	C5'-C4'	5.68	1.58	1.51
38	A1	1152	C	P-O5'	-5.68	1.54	1.59
38	A1	2090	A	C4'-O4'	5.68	1.52	1.45
11	B2	81	C	N3-C4	5.68	1.38	1.33
11	B2	87	C	C2-N3	5.68	1.40	1.35
11	B2	338	C	C3'-C2'	5.68	1.59	1.52
11	B2	604	C	C4'-O4'	-5.68	1.38	1.45
11	B2	1003	G	N1-C2	-5.68	1.33	1.37
38	A1	1378	G	N9-C8	-5.68	1.33	1.37
38	A1	2016	C	C2'-C1'	-5.68	1.47	1.53
38	A1	2502	C	C2-N3	5.68	1.40	1.35

Continued on next page...

Continued from previous page...

Mol	Chain	Res	Type	Atoms	Z	Observed(Å)	Ideal(Å)
38	A1	2655	C	O4'-C1'	5.68	1.49	1.41
38	A1	2717	A	C6-N6	5.68	1.38	1.33
39	A3	41	A	C4'-C3'	-5.68	1.46	1.52
41	AA	194	ARG	CZ-NH2	5.68	1.40	1.33
46	AD	167	TRP	CE3-CZ3	5.68	1.48	1.38
11	B2	107	C	N1-C6	5.67	1.40	1.37
11	B2	355	C	N1-C6	5.67	1.40	1.37
11	B2	498	C	N1-C6	5.67	1.40	1.37
11	B2	1310	C	C4'-C3'	5.67	1.59	1.53
11	B2	1381	G	C2-N2	5.67	1.40	1.34
18	BF	137	ARG	CZ-NH1	5.67	1.40	1.33
20	BH	114	ARG	CZ-NH1	5.67	1.40	1.33
29	BQ	140	GLY	CA-C	-5.67	1.42	1.51
34	BV	4	ARG	NE-CZ	5.67	1.40	1.33
38	A1	17	C	O3'-P	-5.67	1.54	1.61
38	A1	2183	A	C6-N1	5.67	1.39	1.35
38	A1	2836	G	N7-C5	-5.67	1.35	1.39
38	A1	1086	U	C4-C5	5.67	1.48	1.43
38	A1	2002	A	C4'-O4'	5.67	1.52	1.45
38	A1	2191	U	C2-N3	5.67	1.41	1.37
38	A1	3041	U	P-O5'	-5.67	1.54	1.59
11	B2	1344	U	N3-C4	5.67	1.43	1.38
38	A1	121	G	C5-C4	-5.67	1.34	1.38
38	A1	1499	C	C5'-C4'	5.67	1.58	1.51
38	A1	1933	U	N1-C2	5.67	1.43	1.38
38	A1	2307	C	C2'-O2'	-5.67	1.34	1.41
38	A1	2791	C	C2'-C1'	-5.67	1.47	1.53
39	A3	82	C	C5-C6	5.67	1.38	1.34
11	B2	457	G	C2-N2	5.67	1.40	1.34
11	B2	942	A	C3'-O3'	5.67	1.50	1.42
38	A1	447	G	C5-C4	5.67	1.42	1.38
38	A1	975	C	N1-C6	5.67	1.40	1.37
11	B2	99	C	C4-N4	5.67	1.39	1.33
11	B2	101	G	C3'-O3'	5.67	1.50	1.42
11	B2	617	A	C8-N7	5.67	1.35	1.31
11	B2	678	G	N3-C4	-5.67	1.31	1.35
11	B2	1238	G	P-O5'	5.67	1.65	1.59
11	B2	1430	G	C5-C6	-5.67	1.36	1.42
22	BJ	21	ARG	CD-NE	5.67	1.56	1.46
38	A1	436	C	C5'-C4'	5.67	1.58	1.51
38	A1	501	C	O3'-P	-5.67	1.54	1.61
38	A1	819	U	C2'-C1'	-5.67	1.47	1.53

Continued on next page...

Continued from previous page...

Mol	Chain	Res	Type	Atoms	Z	Observed(Å)	Ideal(Å)
38	A1	1571	G	C4'-C3'	-5.67	1.46	1.52
38	A1	1958	A	C2'-C1'	-5.67	1.47	1.53
38	A1	2321	A	C6-N6	5.67	1.38	1.33
38	A1	2329	A	N9-C4	5.67	1.41	1.37
38	A1	2413	G	C2-N3	5.67	1.37	1.32
38	A1	2455	G	C2-N2	5.67	1.40	1.34
38	A1	2888	G	N7-C5	-5.67	1.35	1.39
38	A1	3015	A	C2'-C1'	-5.67	1.47	1.53
39	A3	47	G	C2'-C1'	-5.67	1.47	1.53
9	AX	246	LYS	CD-CE	5.67	1.65	1.51
20	BH	174	TYR	CG-CD1	5.67	1.46	1.39
38	A1	288	G	N7-C5	-5.67	1.35	1.39
38	A1	683	C	N1-C2	5.67	1.45	1.40
38	A1	1413	A	P-O5'	-5.67	1.54	1.59
38	A1	2221	A	C3'-C2'	-5.67	1.46	1.52
38	A1	2228	G	O3'-P	-5.67	1.54	1.61
38	A1	2396	G	N3-C4	-5.67	1.31	1.35
40	A5	8	ARG	NE-CZ	5.67	1.40	1.33
50	AF	159	ARG	CZ-NH1	5.67	1.40	1.33
11	B2	457	G	N3-C4	5.67	1.39	1.35
38	A1	280	A	C5'-C4'	5.67	1.58	1.51
38	A1	290	G	O3'-P	-5.67	1.54	1.61
38	A1	850	C	N1-C2	5.67	1.45	1.40
38	A1	949	C	N1-C2	-5.67	1.34	1.40
38	A1	970	G	C6-O6	-5.67	1.19	1.24
11	B2	84	C	N3-C4	5.66	1.38	1.33
11	B2	119	A	C4'-O4'	-5.66	1.38	1.45
11	B2	253	G	C2'-C1'	-5.66	1.47	1.53
11	B2	428	G	N1-C2	5.66	1.42	1.37
11	B2	516	A	N1-C2	-5.66	1.29	1.34
38	A1	23	G	P-O5'	5.66	1.65	1.59
38	A1	654	C	N1-C6	5.66	1.40	1.37
38	A1	1495	A	N3-C4	-5.66	1.31	1.34
38	A1	2305	U	C5'-C4'	5.66	1.58	1.51
38	A1	2340	A	N9-C4	-5.66	1.34	1.37
38	A1	2594	U	C5'-C4'	5.66	1.58	1.51
38	A1	2817	U	C4-C5	-5.66	1.38	1.43
59	AL	34	ARG	CZ-NH2	5.66	1.40	1.33
11	B2	8	U	O3'-P	-5.66	1.54	1.61
11	B2	1161	A	C6-N6	5.66	1.38	1.33
38	A1	491	G	C2'-C1'	-5.66	1.47	1.53
38	A1	785	C	N1-C2	5.66	1.45	1.40

Continued on next page...

Continued from previous page...

Mol	Chain	Res	Type	Atoms	Z	Observed(Å)	Ideal(Å)
38	A1	1260	C	N1-C6	-5.66	1.33	1.37
38	A1	1591	C	P-O5'	-5.66	1.54	1.59
38	A1	1795	C	C2-N3	5.66	1.40	1.35
38	A1	2739	G	C5-C6	-5.66	1.36	1.42
11	B2	79	G	O4'-C1'	5.66	1.49	1.41
11	B2	1199	A	N9-C4	-5.66	1.34	1.37
38	A1	352	G	C8-N7	-5.66	1.27	1.30
38	A1	387	A	C2'-C1'	-5.66	1.47	1.53
38	A1	595	C	N3-C4	5.66	1.38	1.33
38	A1	794	G	N9-C8	-5.66	1.33	1.37
38	A1	2227	G	N9-C8	5.66	1.41	1.37
38	A1	3003	A	C5-C4	5.66	1.42	1.38
39	A3	42	A	C5-C4	5.66	1.42	1.38
39	A3	99	G	N9-C4	-5.66	1.33	1.38
11	B2	767	U	N3-C4	5.66	1.43	1.38
38	A1	1692	A	N1-C2	5.66	1.39	1.34
38	A1	2617	G	N7-C5	5.66	1.42	1.39
38	A1	2821	G	C2-N3	5.66	1.37	1.32
38	A1	240	A	N1-C2	-5.66	1.29	1.34
38	A1	1945	C	N1-C6	5.66	1.40	1.37
11	B2	155	U	C3'-C2'	5.66	1.59	1.52
11	B2	412	U	N1-C6	5.66	1.43	1.38
11	B2	413	G	C5'-C4'	5.66	1.58	1.51
11	B2	994	C	C2-N3	5.66	1.40	1.35
13	BA	128	ARG	CZ-NH1	5.66	1.40	1.33
38	A1	235	G	O4'-C1'	5.66	1.49	1.41
38	A1	253	G	C6-N1	5.66	1.43	1.39
38	A1	1123	A	N9-C4	5.66	1.41	1.37
38	A1	1131	G	C5-C4	5.66	1.42	1.38
38	A1	1420	U	C5'-C4'	5.66	1.58	1.51
38	A1	1639	G	C5-C6	-5.66	1.36	1.42
38	A1	1814	A	C6-N1	5.66	1.39	1.35
38	A1	1858	G	O4'-C1'	5.66	1.49	1.41
38	A1	1926	A	N9-C4	-5.66	1.34	1.37
38	A1	2215	U	N1-C2	-5.66	1.33	1.38
38	A1	2639	G	O3'-P	-5.66	1.54	1.61
38	A1	2662	G	O3'-P	-5.66	1.54	1.61
62	AO	134	SER	CA-CB	5.66	1.61	1.52
11	B2	473	A	C5'-C4'	5.65	1.58	1.51
11	B2	626	G	C5-C6	-5.65	1.36	1.42
38	A1	2432	G	C2-N3	-5.65	1.28	1.32
9	AX	230	ARG	NE-CZ	5.65	1.40	1.33

Continued on next page...

Continued from previous page...

Mol	Chain	Res	Type	Atoms	Z	Observed(Å)	Ideal(Å)
11	B2	811	G	O3'-P	-5.65	1.54	1.61
11	B2	1100	G	O3'-P	-5.65	1.54	1.61
11	B2	1375	C	O4'-C1'	5.65	1.49	1.41
11	B2	1495	U	C3'-O3'	5.65	1.50	1.42
38	A1	1293	G	C2-N3	5.65	1.37	1.32
38	A1	1734	G	C2-N3	5.65	1.37	1.32
38	A1	2297	C	C4'-C3'	-5.65	1.46	1.52
38	A1	2513	C	N3-C4	-5.65	1.29	1.33
38	A1	2585	G	N1-C2	5.65	1.42	1.37
59	AL	54	ALA	CA-CB	5.65	1.64	1.52
10	B1	39	A	N9-C4	5.65	1.41	1.37
11	B2	307	G	C6-N1	5.65	1.43	1.39
11	B2	732	G	C2-N2	5.65	1.40	1.34
11	B2	740	G	C3'-O3'	5.65	1.50	1.42
38	A1	682	G	C8-N7	-5.65	1.27	1.30
38	A1	699	A	C6-N1	5.65	1.39	1.35
38	A1	1146	U	C4-C5	5.65	1.48	1.43
38	A1	1298	C	O3'-P	-5.65	1.54	1.61
38	A1	1331	U	C3'-O3'	5.65	1.50	1.42
38	A1	2098	C	C1'-N1	5.65	1.57	1.48
38	A1	2721	C	C2-O2	-5.65	1.19	1.24
39	A3	5	G	C2'-C1'	-5.65	1.47	1.53
11	B2	323	A	N9-C8	-5.65	1.33	1.37
11	B2	830	A	C5'-C4'	5.65	1.58	1.51
11	B2	861	G	N1-C2	5.65	1.42	1.37
16	BD	40	GLU	CD-OE1	5.65	1.31	1.25
38	A1	143	C	C2-N3	-5.65	1.31	1.35
38	A1	1757	G	C4'-O4'	-5.65	1.38	1.45
38	A1	2141	C	C5'-C4'	5.65	1.58	1.51
11	B2	833	C	C4-C5	5.65	1.47	1.43
11	B2	926	C	N1-C2	5.65	1.45	1.40
11	B2	1048	G	P-O5'	5.65	1.65	1.59
11	B2	1174	A	C3'-C2'	-5.65	1.46	1.52
11	B2	1255	C	C2-O2	5.65	1.29	1.24
38	A1	271	G	C2-N2	5.65	1.40	1.34
38	A1	361	G	N1-C2	5.65	1.42	1.37
38	A1	732	G	C5'-C4'	5.65	1.58	1.51
38	A1	772	G	C5'-C4'	5.65	1.58	1.51
38	A1	974	U	N1-C6	-5.65	1.32	1.38
38	A1	1482	G	C8-N7	-5.65	1.27	1.30
38	A1	1585	U	C2'-C1'	-5.65	1.47	1.53
38	A1	2120	C	N3-C4	5.65	1.38	1.33

Continued on next page...

Continued from previous page...

Mol	Chain	Res	Type	Atoms	Z	Observed(Å)	Ideal(Å)
38	A1	2144	U	C3'-C2'	-5.65	1.46	1.52
38	A1	2248	G	C2-N2	5.65	1.40	1.34
38	A1	2681	A	C5-C4	-5.65	1.34	1.38
38	A1	436	C	N3-C4	5.65	1.38	1.33
38	A1	1080	G	N7-C5	-5.65	1.35	1.39
38	A1	1211	C	C5'-C4'	5.65	1.58	1.51
38	A1	1978	A	C6-N1	5.65	1.39	1.35
38	A1	2676	A	N3-C4	-5.65	1.31	1.34
11	B2	165	U	P-O5'	-5.64	1.54	1.59
11	B2	171	U	C4'-C3'	-5.64	1.47	1.52
38	A1	652	G	C5'-C4'	5.64	1.58	1.51
38	A1	994	G	C5'-C4'	5.64	1.58	1.51
38	A1	1252	G	N9-C8	5.64	1.41	1.37
38	A1	2386	U	C2-N3	5.64	1.41	1.37
9	AX	253	TYR	CB-CG	-5.64	1.43	1.51
11	B2	450	A	C1'-N9	-5.64	1.39	1.46
11	B2	450	A	N3-C4	-5.64	1.31	1.34
11	B2	977	G	N1-C2	5.64	1.42	1.37
15	BC	67	ARG	CZ-NH1	5.64	1.40	1.33
38	A1	74	A	N7-C5	-5.64	1.35	1.39
38	A1	117	A	O3'-P	-5.64	1.54	1.61
38	A1	493	A	C6-N6	5.64	1.38	1.33
38	A1	551	A	C6-N1	-5.64	1.31	1.35
38	A1	672	C	N1-C2	-5.64	1.34	1.40
38	A1	1151	G	C2-N2	5.64	1.40	1.34
38	A1	1661	A	N9-C4	-5.64	1.34	1.37
38	A1	2047	U	C3'-O3'	-5.64	1.34	1.42
38	A1	2406	C	C2'-C1'	-5.64	1.47	1.53
38	A1	2860	G	N9-C8	-5.64	1.33	1.37
39	A3	25	A	C8-N7	5.64	1.35	1.31
45	AC	185	TYR	CG-CD1	5.64	1.46	1.39
11	B2	537	G	C5'-C4'	5.64	1.58	1.51
11	B2	557	G	C2-N2	5.64	1.40	1.34
11	B2	1392	G	N1-C2	5.64	1.42	1.37
38	A1	1402	C	C2'-O2'	5.64	1.49	1.41
38	A1	1554	G	C5'-C4'	5.64	1.58	1.51
38	A1	1738	A	C5'-C4'	5.64	1.58	1.51
38	A1	1822	G	C2-N3	5.64	1.37	1.32
38	A1	2470	U	C4-C5	-5.64	1.38	1.43
10	B1	43	G	C5-C4	5.64	1.42	1.38
11	B2	23	G	C5'-C4'	5.64	1.58	1.51
11	B2	319	U	C4-O4	5.64	1.28	1.23

Continued on next page...

Continued from previous page...

Mol	Chain	Res	Type	Atoms	Z	Observed(Å)	Ideal(Å)
11	B2	453	G	N7-C5	5.64	1.42	1.39
14	BB	128	ARG	CZ-NH2	5.64	1.40	1.33
25	BM	41	ARG	CD-NE	5.64	1.56	1.46
38	A1	405	G	P-O5'	-5.64	1.54	1.59
38	A1	646	U	N1-C2	-5.64	1.33	1.38
38	A1	656	G	C8-N7	5.64	1.34	1.30
38	A1	787	G	N1-C2	5.64	1.42	1.37
38	A1	1235	A	P-O5'	-5.64	1.54	1.59
64	AR	61	ARG	NE-CZ	5.64	1.40	1.33
11	B2	832	G	C5'-C4'	5.64	1.58	1.51
11	B2	849	U	C4'-C3'	-5.64	1.47	1.52
38	A1	540	A	C2'-C1'	-5.64	1.47	1.53
38	A1	651	C	O4'-C1'	5.64	1.49	1.41
38	A1	778	A	N3-C4	5.64	1.38	1.34
38	A1	1369	G	C5'-C4'	5.64	1.58	1.51
38	A1	2836	G	C6-N1	5.64	1.43	1.39
11	B2	328	G	N9-C4	5.64	1.42	1.38
11	B2	740	G	C8-N7	5.64	1.34	1.30
15	BC	83	GLU	CB-CG	5.64	1.62	1.52
38	A1	361	G	O3'-P	-5.64	1.54	1.61
38	A1	820	C	C2'-C1'	-5.64	1.47	1.53
38	A1	2524	C	N1-C6	5.64	1.40	1.37
38	A1	2840	C	C4-C5	-5.64	1.38	1.43
38	A1	2901	C	C2-N3	5.64	1.40	1.35
39	A3	37	U	O4'-C1'	5.64	1.49	1.41
11	B2	872	A	P-O5'	5.63	1.65	1.59
11	B2	1253	G	N9-C4	5.63	1.42	1.38
11	B2	1300	A	C4'-O4'	5.63	1.52	1.45
18	BF	60	ARG	NE-CZ	5.63	1.40	1.33
38	A1	1000	G	N3-C4	-5.63	1.31	1.35
38	A1	1048	C	C2-O2	5.63	1.29	1.24
38	A1	1230	G	N1-C2	-5.63	1.33	1.37
38	A1	2496	G	C5-C6	-5.63	1.36	1.42
38	A1	2880	C	C2-N3	5.63	1.40	1.35
11	B2	600	C	C2-N3	5.63	1.40	1.35
38	A1	643	G	C5'-C4'	5.63	1.58	1.51
38	A1	1011	A	C8-N7	-5.63	1.27	1.31
38	A1	1332	A	C2-N3	5.63	1.38	1.33
38	A1	2108	U	N1-C6	5.63	1.43	1.38
38	A1	2119	C	O3'-P	-5.63	1.54	1.61
11	B2	769	A	N9-C4	-5.63	1.34	1.37
11	B2	1042	U	C1'-N1	5.63	1.57	1.48

Continued on next page...

Continued from previous page...

Mol	Chain	Res	Type	Atoms	Z	Observed(Å)	Ideal(Å)
11	B2	1321	U	N1-C6	5.63	1.43	1.38
38	A1	329	G	C5-C6	-5.63	1.36	1.42
38	A1	697	U	P-O5'	-5.63	1.54	1.59
38	A1	1225	A	C2'-C1'	-5.63	1.47	1.53
38	A1	1434	C	C4'-C3'	-5.63	1.47	1.52
38	A1	1610	C	C5'-C4'	5.63	1.58	1.51
38	A1	2330	A	C2-N3	5.63	1.38	1.33
38	A1	2373	G	C2-N2	5.63	1.40	1.34
38	A1	2669	U	N1-C6	-5.63	1.32	1.38
11	B2	268	C	C2'-C1'	-5.63	1.47	1.53
11	B2	1110	U	C2'-C1'	-5.63	1.47	1.53
11	B2	1210	A	C8-N7	-5.63	1.27	1.31
38	A1	518	A	C5'-C4'	5.63	1.58	1.51
38	A1	589	G	C6-N1	5.63	1.43	1.39
38	A1	805	C	C5-C6	5.63	1.38	1.34
38	A1	1582	G	C3'-O3'	5.63	1.50	1.42
38	A1	2352	G	C2-N3	5.63	1.37	1.32
39	A3	17	G	N9-C8	5.63	1.41	1.37
11	B2	202	G	C2-N3	5.63	1.37	1.32
20	BH	124	VAL	CB-CG1	5.63	1.64	1.52
38	A1	77	C	N3-C4	5.63	1.37	1.33
38	A1	402	G	C5-C4	5.63	1.42	1.38
38	A1	1067	G	C5'-C4'	5.63	1.58	1.51
38	A1	1694	G	C2'-C1'	-5.63	1.47	1.53
38	A1	2531	G	C6-N1	5.63	1.43	1.39
39	A3	15	G	C2-N2	5.63	1.40	1.34
11	B2	190	C	N3-C4	5.63	1.37	1.33
11	B2	262	G	C2-N3	5.63	1.37	1.32
11	B2	405	G	P-O5'	-5.63	1.54	1.59
11	B2	855	C	C3'-C2'	5.63	1.59	1.52
38	A1	298	G	N9-C8	-5.63	1.33	1.37
38	A1	449	G	C6-N1	5.63	1.43	1.39
38	A1	818	A	N7-C5	-5.63	1.35	1.39
38	A1	1242	A	C3'-C2'	-5.63	1.46	1.52
38	A1	2184	G	C2-N3	5.63	1.37	1.32
11	B2	34	G	C4'-C3'	5.62	1.59	1.53
11	B2	679	G	O4'-C1'	5.62	1.49	1.41
11	B2	882	C	C3'-O3'	5.62	1.50	1.42
11	B2	1394	G	C5-C6	-5.62	1.36	1.42
38	A1	1561	G	C6-N1	5.62	1.43	1.39
43	AB	134	ARG	NE-CZ	5.62	1.40	1.33
10	B1	30	G	C4'-C3'	5.62	1.59	1.53

Continued on next page...

Continued from previous page...

Mol	Chain	Res	Type	Atoms	Z	Observed(Å)	Ideal(Å)
11	B2	289	C	C2'-C1'	-5.62	1.47	1.53
11	B2	1206	G	C8-N7	5.62	1.34	1.30
11	B2	1448	A	C5'-C4'	5.62	1.58	1.51
38	A1	331	G	N9-C4	-5.62	1.33	1.38
38	A1	551	A	N7-C5	-5.62	1.35	1.39
38	A1	786	G	C6-N1	5.62	1.43	1.39
38	A1	962	C	C2-N3	5.62	1.40	1.35
38	A1	1381	C	O3'-P	-5.62	1.54	1.61
38	A1	1902	G	N9-C8	-5.62	1.33	1.37
38	A1	1973	U	N1-C2	5.62	1.43	1.38
38	A1	2029	C	C2-N3	5.62	1.40	1.35
38	A1	2821	G	C2'-C1'	-5.62	1.47	1.53
38	A1	2998	G	C5-C6	5.62	1.48	1.42
57	Aj	58	ARG	CD-NE	5.62	1.56	1.46
11	B2	32	A	C3'-C2'	5.62	1.59	1.52
11	B2	565	C	C2'-C1'	-5.62	1.47	1.53
11	B2	812	U	C4-C5	5.62	1.48	1.43
11	B2	862	C	P-O5'	-5.62	1.54	1.59
11	B2	908	G	N7-C5	-5.62	1.35	1.39
38	A1	92	G	N9-C4	5.62	1.42	1.38
38	A1	533	G	O3'-P	-5.62	1.54	1.61
38	A1	1376	U	C4-C5	5.62	1.48	1.43
38	A1	2236	C	C2-O2	5.62	1.29	1.24
39	A3	74	U	C3'-C2'	5.62	1.59	1.52
63	AP	60	GLU	CB-CG	5.62	1.62	1.52
11	B2	399	A	N9-C4	5.62	1.41	1.37
38	A1	616	C	P-O5'	-5.62	1.54	1.59
38	A1	2546	G	C4'-C3'	-5.62	1.47	1.52
66	AY	12	ARG	CZ-NH2	5.62	1.40	1.33
11	B2	57	G	N3-C4	-5.62	1.31	1.35
11	B2	648	A	N9-C4	5.62	1.41	1.37
11	B2	1137	G	N1-C2	5.62	1.42	1.37
11	B2	1399	G	N3-C4	-5.62	1.31	1.35
14	BB	186	GLU	CD-OE1	-5.62	1.19	1.25
38	A1	15	A	C6-N1	5.62	1.39	1.35
38	A1	59	U	C4-C5	-5.62	1.38	1.43
38	A1	347	G	C2-N3	5.62	1.37	1.32
38	A1	362	A	N9-C4	5.62	1.41	1.37
38	A1	500	C	C2-N3	5.62	1.40	1.35
38	A1	1034	G	O4'-C1'	-5.62	1.34	1.41
38	A1	1259	G	N9-C4	-5.62	1.33	1.38
38	A1	1598	U	N3-C4	5.62	1.43	1.38

Continued on next page...

Continued from previous page...

Mol	Chain	Res	Type	Atoms	Z	Observed(Å)	Ideal(Å)
38	A1	1832	G	C5'-C4'	5.62	1.58	1.51
38	A1	1963	G	C8-N7	5.62	1.34	1.30
39	A3	101	A	C5-C6	5.62	1.46	1.41
48	AE	59	ARG	CZ-NH1	5.62	1.40	1.33
61	AN	24	ARG	NE-CZ	5.62	1.40	1.33
11	B2	777	G	C2-N2	5.62	1.40	1.34
38	A1	223	U	C2-N3	5.62	1.41	1.37
11	B2	42	G	O3'-P	-5.62	1.54	1.61
11	B2	552	C	C4-N4	-5.62	1.28	1.33
11	B2	813	G	C2-N2	5.62	1.40	1.34
11	B2	1451	C	C2-N3	-5.62	1.31	1.35
38	A1	120	G	N1-C2	5.62	1.42	1.37
38	A1	406	G	C4'-O4'	5.62	1.52	1.45
38	A1	1006	A	C3'-O3'	5.62	1.50	1.42
38	A1	1168	A	C6-N6	5.62	1.38	1.33
38	A1	1664	G	N1-C2	5.62	1.42	1.37
38	A1	1668	G	C8-N7	-5.62	1.27	1.30
38	A1	2208	C	N3-C4	5.62	1.37	1.33
11	B2	54	C	N3-C4	5.61	1.37	1.33
11	B2	417	C	C4-N4	5.61	1.39	1.33
11	B2	464	G	C4'-C3'	5.61	1.59	1.53
20	BH	146	TYR	CE2-CZ	5.61	1.45	1.38
38	A1	1107	G	N7-C5	-5.61	1.35	1.39
38	A1	1569	A	O3'-P	-5.61	1.54	1.61
38	A1	1580	G	P-O5'	5.61	1.65	1.59
38	A1	1707	A	C6-N1	5.61	1.39	1.35
38	A1	2367	C	N3-C4	-5.61	1.30	1.33
38	A1	2822	G	P-O5'	-5.61	1.54	1.59
11	B2	772	G	C2-N2	5.61	1.40	1.34
38	A1	171	A	C6-N1	-5.61	1.31	1.35
38	A1	291	A	C6-N1	5.61	1.39	1.35
38	A1	778	A	N9-C4	5.61	1.41	1.37
11	B2	1194	C	C4-N4	5.61	1.39	1.33
11	B2	1438	A	C6-N1	5.61	1.39	1.35
26	BN	147	ARG	CZ-NH2	5.61	1.40	1.33
38	A1	378	G	N7-C5	-5.61	1.35	1.39
38	A1	970	G	P-O5'	-5.61	1.54	1.59
38	A1	1083	G	C5-C6	-5.61	1.36	1.42
38	A1	1137	G	C5-C4	5.61	1.42	1.38
38	A1	1541	U	C2-O2	5.61	1.27	1.22
38	A1	2025	A	P-O5'	5.61	1.65	1.59
38	A1	2716	C	C4'-C3'	5.61	1.59	1.53

Continued on next page...

Continued from previous page...

Mol	Chain	Res	Type	Atoms	Z	Observed(Å)	Ideal(Å)
38	A1	2807	C	N1-C6	5.61	1.40	1.37
38	A1	2902	G	N9-C4	5.61	1.42	1.38
39	A3	12	G	C5'-C4'	5.61	1.58	1.51
11	B2	509	C	C5'-C4'	5.61	1.58	1.51
11	B2	1262	U	C1'-N1	5.61	1.57	1.48
11	B2	1411	G	C2-N3	5.61	1.37	1.32
38	A1	934	G	N9-C8	5.61	1.41	1.37
38	A1	1116	A	C5-C4	5.61	1.42	1.38
38	A1	2489	C	C5'-C4'	5.61	1.58	1.51
39	A3	58	C	P-O5'	5.61	1.65	1.59
43	AB	109	TYR	CZ-OH	5.61	1.47	1.37
59	AL	65	ARG	CZ-NH2	5.61	1.40	1.33
11	B2	398	C	N3-C4	5.61	1.37	1.33
11	B2	425	C	C2'-C1'	-5.61	1.47	1.53
11	B2	1412	A	C2-N3	-5.61	1.28	1.33
21	BI	26	TYR	CG-CD2	5.61	1.46	1.39
38	A1	175	G	N3-C4	-5.61	1.31	1.35
38	A1	385	U	C2'-C1'	-5.61	1.47	1.53
38	A1	684	G	C6-N1	5.61	1.43	1.39
38	A1	950	G	N3-C4	-5.61	1.31	1.35
38	A1	1013	G	C5'-C4'	5.61	1.58	1.51
38	A1	1667	U	C5'-C4'	5.61	1.58	1.51
38	A1	2495	A	C5'-C4'	5.61	1.58	1.51
48	AE	149	ARG	CZ-NH1	5.61	1.40	1.33
10	B1	58	A	N9-C4	-5.61	1.34	1.37
11	B2	89	G	N9-C8	5.61	1.41	1.37
11	B2	581	G	P-O5'	-5.61	1.54	1.59
11	B2	1310	C	C4-C5	-5.61	1.38	1.43
11	B2	1380	C	O4'-C1'	5.61	1.49	1.41
38	A1	775	C	O4'-C1'	5.61	1.49	1.41
38	A1	1105	C	N3-C4	5.61	1.37	1.33
38	A1	1322	G	C5'-C4'	5.61	1.58	1.51
38	A1	1778	G	C2-N3	5.61	1.37	1.32
38	A1	2310	G	C2'-C1'	5.61	1.59	1.53
39	A3	92	G	C4'-C3'	5.61	1.59	1.53
11	B2	896	A	C6-N6	5.60	1.38	1.33
11	B2	1094	U	N3-C4	5.60	1.43	1.38
11	B2	1459	G	O3'-P	-5.60	1.54	1.61
38	A1	1086	U	N1-C2	5.60	1.43	1.38
11	B2	48	G	N9-C8	-5.60	1.33	1.37
11	B2	373	C	C4'-O4'	5.60	1.52	1.45
38	A1	77	C	C4'-O4'	-5.60	1.38	1.45

Continued on next page...

Continued from previous page...

Mol	Chain	Res	Type	Atoms	Z	Observed(Å)	Ideal(Å)
38	A1	802	G	C5'-C4'	5.60	1.58	1.51
38	A1	1198	G	N1-C2	5.60	1.42	1.37
38	A1	1407	A	N7-C5	-5.60	1.35	1.39
38	A1	1875	U	C5'-C4'	5.60	1.58	1.51
38	A1	2389	C	C5'-C4'	5.60	1.58	1.51
38	A1	2700	U	C3'-O3'	5.60	1.50	1.42
39	A3	15	G	N7-C5	-5.60	1.35	1.39
39	A3	116	C	C3'-O3'	5.60	1.50	1.42
11	B2	997	G	C8-N7	-5.60	1.27	1.30
11	B2	1362	C	C5'-C4'	5.60	1.58	1.51
38	A1	419	G	C5'-C4'	5.60	1.58	1.51
38	A1	860	A	N9-C8	-5.60	1.33	1.37
38	A1	1230	G	C2-N3	5.60	1.37	1.32
38	A1	1838	C	C2-N3	5.60	1.40	1.35
42	Aa	36	ARG	CD-NE	5.60	1.55	1.46
11	B2	877	A	C6-N6	-5.60	1.29	1.33
38	A1	32	C	O4'-C1'	5.60	1.49	1.41
38	A1	745	C	C2-N3	5.60	1.40	1.35
38	A1	1114	G	C2-N2	-5.60	1.28	1.34
38	A1	1840	G	N3-C4	-5.60	1.31	1.35
38	A1	2611	U	O3'-P	-5.60	1.54	1.61
11	B2	6	G	C5-C6	-5.60	1.36	1.42
11	B2	192	G	C5-C4	5.60	1.42	1.38
11	B2	329	G	C5'-C4'	5.60	1.58	1.51
11	B2	692	G	C6-O6	-5.60	1.19	1.24
11	B2	1022	U	O4'-C1'	5.60	1.49	1.41
11	B2	1096	G	N9-C4	5.60	1.42	1.38
18	BF	133	CYS	CB-SG	-5.60	1.72	1.81
38	A1	387	A	C6-N6	5.60	1.38	1.33
38	A1	762	G	C5-C4	5.60	1.42	1.38
38	A1	777	A	C5-C4	5.60	1.42	1.38
38	A1	1158	G	C2'-C1'	-5.60	1.47	1.53
38	A1	1240	U	C3'-O3'	5.60	1.50	1.42
38	A1	1981	G	C8-N7	5.60	1.34	1.30
38	A1	2363	G	C5-C4	5.60	1.42	1.38
38	A1	2460	A	N7-C5	-5.60	1.35	1.39
38	A1	2787	G	C8-N7	5.60	1.34	1.30
39	A3	59	C	C2-N3	-5.60	1.31	1.35
54	AI	122	ARG	NE-CZ	5.60	1.40	1.33
11	B2	110	C	C3'-C2'	5.60	1.59	1.52
11	B2	347	G	C5'-C4'	5.60	1.58	1.51
11	B2	363	C	C4-C5	5.60	1.47	1.43

Continued on next page...

Continued from previous page...

Mol	Chain	Res	Type	Atoms	Z	Observed(Å)	Ideal(Å)
11	B2	471	G	O3'-P	-5.60	1.54	1.61
20	BH	212	GLU	CG-CD	5.60	1.60	1.51
38	A1	471	U	C4'-C3'	5.60	1.59	1.53
38	A1	882	U	C2'-C1'	-5.60	1.47	1.53
38	A1	1055	C	N1-C6	5.60	1.40	1.37
38	A1	1216	A	N9-C8	5.60	1.42	1.37
38	A1	1638	C	C4-N4	5.60	1.39	1.33
46	AD	69	ARG	NE-CZ	5.60	1.40	1.33
11	B2	395	C	C2-O2	5.59	1.29	1.24
11	B2	670	C	C1'-N1	5.59	1.57	1.48
11	B2	1083	G	C4'-C3'	5.59	1.59	1.53
18	BF	134	ARG	CZ-NH2	5.59	1.40	1.33
23	BK	97	GLU	CD-OE1	5.59	1.31	1.25
38	A1	1225	A	O3'-P	-5.59	1.54	1.61
38	A1	1338	G	C8-N7	5.59	1.34	1.30
38	A1	1350	C	C4-N4	5.59	1.39	1.33
38	A1	3028	U	P-O5'	-5.59	1.54	1.59
38	A1	1891	C	C3'-O3'	5.59	1.50	1.42
38	A1	2632	C	C5'-C4'	5.59	1.58	1.51
38	A1	2975	A	C2'-C1'	-5.59	1.47	1.53
11	B2	2	U	C4-C5	5.59	1.48	1.43
11	B2	400	G	O5'-C5'	-5.59	1.33	1.42
11	B2	628	G	C5-C4	5.59	1.42	1.38
11	B2	907	C	C2'-C1'	-5.59	1.47	1.53
11	B2	1221	A	O3'-P	-5.59	1.54	1.61
11	B2	1411	G	C5-C6	-5.59	1.36	1.42
38	A1	262	C	C3'-O3'	5.59	1.50	1.42
38	A1	412	G	N9-C4	5.59	1.42	1.38
38	A1	591	G	O3'-P	-5.59	1.54	1.61
38	A1	1014	U	C1'-N1	5.59	1.57	1.48
38	A1	2716	C	C3'-O3'	5.59	1.50	1.42
11	B2	472	C	C4'-O4'	-5.59	1.38	1.45
38	A1	347	G	C5'-C4'	5.59	1.58	1.51
38	A1	385	U	N1-C6	5.59	1.43	1.38
38	A1	457	C	C5'-C4'	5.59	1.58	1.51
38	A1	710	G	C5-C6	-5.59	1.36	1.42
38	A1	913	G	C4'-O4'	-5.59	1.38	1.45
38	A1	1551	G	C3'-C2'	5.59	1.59	1.52
38	A1	2256	G	O4'-C1'	-5.59	1.34	1.41
38	A1	2275	G	C5-C6	5.59	1.48	1.42
38	A1	2359	G	C6-N1	5.59	1.43	1.39
38	A1	2765	C	P-O5'	-5.59	1.54	1.59

Continued on next page...

Continued from previous page...

Mol	Chain	Res	Type	Atoms	Z	Observed(Å)	Ideal(Å)
38	A1	2977	G	C2-N3	5.59	1.37	1.32
38	A1	3002	A	C4'-C3'	5.59	1.59	1.53
46	AD	128	ARG	CD-NE	5.59	1.55	1.46
11	B2	584	C	C5'-C4'	5.59	1.58	1.51
38	A1	933	G	N7-C5	-5.59	1.35	1.39
38	A1	1083	G	C6-N1	-5.59	1.35	1.39
11	B2	132	G	C5'-C4'	5.59	1.58	1.51
11	B2	492	G	N9-C4	-5.59	1.33	1.38
11	B2	713	A	C5-C4	5.59	1.42	1.38
11	B2	993	C	C5'-C4'	5.59	1.58	1.51
38	A1	166	G	N1-C2	5.59	1.42	1.37
38	A1	234	G	C2-N2	5.59	1.40	1.34
38	A1	287	G	C6-N1	5.59	1.43	1.39
38	A1	703	G	P-O5'	-5.59	1.54	1.59
38	A1	705	G	N3-C4	5.59	1.39	1.35
38	A1	1026	A	C6-N6	5.59	1.38	1.33
38	A1	2186	C	P-O5'	-5.59	1.54	1.59
38	A1	3009	C	N3-C4	5.59	1.37	1.33
11	B2	55	G	C5'-C4'	5.58	1.58	1.51
11	B2	340	A	N9-C4	-5.58	1.34	1.37
38	A1	688	G	N9-C4	-5.58	1.33	1.38
38	A1	1744	A	N9-C8	5.58	1.42	1.37
38	A1	2831	G	C4'-C3'	5.58	1.59	1.53
11	B2	705	C	N1-C6	5.58	1.40	1.37
38	A1	91	G	O3'-P	-5.58	1.54	1.61
38	A1	548	U	C2'-C1'	-5.58	1.47	1.53
38	A1	845	U	C3'-O3'	5.58	1.50	1.42
38	A1	1074	G	C5-C4	-5.58	1.34	1.38
38	A1	1361	G	N7-C5	-5.58	1.35	1.39
38	A1	1390	U	C4-C5	5.58	1.48	1.43
38	A1	1445	G	C5-C6	-5.58	1.36	1.42
38	A1	1513	G	C2'-C1'	-5.58	1.47	1.53
38	A1	1584	G	N1-C2	5.58	1.42	1.37
38	A1	1705	C	O3'-P	-5.58	1.54	1.61
38	A1	2965	C	C4-C5	5.58	1.47	1.43
39	A3	9	A	C4'-C3'	5.58	1.59	1.53
47	Ad	11	ARG	CZ-NH1	5.58	1.40	1.33
11	B2	436	A	C1'-N9	5.58	1.57	1.48
11	B2	973	U	C5'-C4'	5.58	1.58	1.51
11	B2	1050	G	C5-C4	5.58	1.42	1.38
11	B2	1174	A	C4'-C3'	5.58	1.59	1.53
32	BT	82	TYR	CE2-CZ	5.58	1.45	1.38

Continued on next page...

Continued from previous page...

Mol	Chain	Res	Type	Atoms	Z	Observed(Å)	Ideal(Å)
38	A1	37	C	N1-C6	5.58	1.40	1.37
38	A1	339	A	N9-C8	5.58	1.42	1.37
38	A1	1983	C	C4-C5	5.58	1.47	1.43
11	B2	1407	U	N3-C4	5.58	1.43	1.38
38	A1	1586	G	C8-N7	5.58	1.34	1.30
11	B2	167	G	N9-C8	5.58	1.41	1.37
11	B2	1424	G	N1-C2	5.58	1.42	1.37
38	A1	627	G	C2-N2	5.58	1.40	1.34
38	A1	1445	G	C2-N3	5.58	1.37	1.32
38	A1	2728	U	C2-N3	5.58	1.41	1.37
38	A1	2801	G	C2-N2	5.58	1.40	1.34
45	AC	17	ARG	NE-CZ	5.58	1.40	1.33
11	B2	21	A	C5'-C4'	5.58	1.58	1.51
11	B2	1034	G	P-O5'	-5.58	1.54	1.59
33	BU	52	TYR	CG-CD2	5.58	1.46	1.39
38	A1	1254	C	N3-C4	5.58	1.37	1.33
38	A1	1394	G	C2'-C1'	-5.58	1.47	1.53
38	A1	1431	U	P-OP1	-5.58	1.39	1.49
38	A1	2130	C	C4-N4	5.58	1.39	1.33
38	A1	2878	A	C6-N1	5.58	1.39	1.35
11	B2	511	C	C2-N3	5.58	1.40	1.35
11	B2	931	C	C4'-O4'	-5.58	1.38	1.45
11	B2	1416	C	C4-N4	5.58	1.39	1.33
38	A1	1362	G	C5'-C4'	-5.58	1.44	1.51
38	A1	1520	G	O3'-P	-5.58	1.54	1.61
38	A1	1901	A	C6-N6	5.58	1.38	1.33
38	A1	1915	G	C5-C4	-5.58	1.34	1.38
38	A1	2278	U	O3'-P	-5.58	1.54	1.61
38	A1	2856	G	C8-N7	-5.58	1.27	1.30
50	AF	118	ALA	CA-CB	5.58	1.64	1.52
10	B1	69	G	N7-C5	-5.57	1.35	1.39
11	B2	480	G	C3'-O3'	5.57	1.50	1.42
11	B2	764	C	C2'-C1'	5.57	1.59	1.53
11	B2	1028	C	C2'-C1'	5.57	1.59	1.53
11	B2	1036	G	N1-C2	5.57	1.42	1.37
38	A1	439	G	C8-N7	-5.57	1.27	1.30
38	A1	691	G	O3'-P	-5.57	1.54	1.61
38	A1	848	A	C2'-O2'	5.57	1.48	1.41
38	A1	1112	G	C1'-N9	5.57	1.57	1.48
38	A1	2184	G	C6-O6	5.57	1.29	1.24
38	A1	2347	G	N3-C4	-5.57	1.31	1.35
38	A1	2687	A	N9-C8	-5.57	1.33	1.37

Continued on next page...

Continued from previous page...

Mol	Chain	Res	Type	Atoms	Z	Observed(Å)	Ideal(Å)
38	A1	2718	G	N9-C8	5.57	1.41	1.37
11	B2	42	G	C5'-C4'	5.57	1.58	1.51
11	B2	569	G	N9-C8	5.57	1.41	1.37
30	BR	44	ARG	NE-CZ	5.57	1.40	1.33
38	A1	401	C	C4-N4	5.57	1.39	1.33
38	A1	689	U	C4'-O4'	5.57	1.52	1.45
11	B2	932	C	N3-C4	5.57	1.37	1.33
11	B2	998	A	N1-C2	5.57	1.39	1.34
21	BI	86	PHE	CA-CB	5.57	1.66	1.53
38	A1	505	A	C5'-C4'	5.57	1.58	1.51
38	A1	506	G	C5'-C4'	5.57	1.58	1.51
38	A1	644	G	C2-N3	5.57	1.37	1.32
38	A1	995	G	N1-C2	5.57	1.42	1.37
38	A1	1265	A	C2-N3	5.57	1.38	1.33
38	A1	1571	G	C5-C4	5.57	1.42	1.38
38	A1	2211	C	C5'-C4'	5.57	1.58	1.51
38	A1	2264	G	N1-C2	5.57	1.42	1.37
38	A1	2501	G	P-O5'	-5.57	1.54	1.59
39	A3	19	G	C5-C4	5.57	1.42	1.38
46	AD	42	ARG	CZ-NH1	5.57	1.40	1.33
11	B2	3	U	C5'-C4'	5.57	1.58	1.51
11	B2	198	A	C8-N7	5.57	1.35	1.31
11	B2	287	G	C6-N1	5.57	1.43	1.39
11	B2	887	G	C5-C4	-5.57	1.34	1.38
11	B2	998	A	C5'-C4'	5.57	1.58	1.51
38	A1	424	U	C4-C5	5.57	1.48	1.43
38	A1	1897	G	N9-C8	5.57	1.41	1.37
38	A1	2498	G	C2'-C1'	-5.57	1.47	1.53
39	A3	63	G	C2-N3	5.57	1.37	1.32
10	B1	4	G	N1-C2	5.57	1.42	1.37
11	B2	86	C	N1-C6	-5.57	1.33	1.37
11	B2	434	A	N9-C4	5.57	1.41	1.37
11	B2	510	A	O4'-C1'	5.57	1.48	1.41
11	B2	1169	C	C2'-C1'	-5.57	1.47	1.53
11	B2	1412	A	N1-C2	-5.57	1.29	1.34
13	BA	150	GLU	CD-OE2	5.57	1.31	1.25
38	A1	142	G	C2-N3	5.57	1.37	1.32
38	A1	700	A	P-O5'	5.57	1.65	1.59
38	A1	927	G	C3'-O3'	5.57	1.50	1.42
38	A1	2016	C	C3'-O3'	5.57	1.50	1.42
38	A1	2118	C	O3'-P	-5.57	1.54	1.61
39	A3	89	G	P-O5'	-5.57	1.54	1.59

Continued on next page...

Continued from previous page...

Mol	Chain	Res	Type	Atoms	Z	Observed(Å)	Ideal(Å)
7	AU	91	VAL	CB-CG2	5.57	1.64	1.52
11	B2	459	G	N9-C8	5.57	1.41	1.37
38	A1	303	A	C5'-C4'	5.57	1.58	1.51
38	A1	468	A	C2'-O2'	5.57	1.48	1.41
38	A1	491	G	N1-C2	-5.57	1.33	1.37
38	A1	722	C	O3'-P	-5.57	1.54	1.61
38	A1	855	G	P-O5'	-5.57	1.54	1.59
38	A1	881	G	C2-N3	5.57	1.37	1.32
38	A1	971	G	C3'-C2'	-5.57	1.46	1.52
38	A1	1191	C	C2'-C1'	-5.57	1.47	1.53
38	A1	2415	C	N1-C6	-5.57	1.33	1.37
38	A1	2424	A	C2-N3	-5.57	1.28	1.33
38	A1	2472	A	N7-C5	-5.57	1.35	1.39
11	B2	746	A	C3'-O3'	5.56	1.50	1.42
38	A1	1495	A	C4'-O4'	-5.56	1.38	1.45
38	A1	2312	U	C3'-C2'	-5.56	1.46	1.52
39	A3	59	C	O3'-P	-5.56	1.54	1.61
11	B2	1393	A	C5'-C4'	5.56	1.58	1.51
38	A1	1181	C	P-O5'	-5.56	1.54	1.59
38	A1	1554	G	N7-C5	5.56	1.42	1.39
38	A1	1559	A	N3-C4	5.56	1.38	1.34
38	A1	1827	A	C5-C4	5.56	1.42	1.38
38	A1	2018	C	N1-C2	5.56	1.45	1.40
38	A1	2235	G	C5'-C4'	5.56	1.58	1.51
38	A1	2593	A	N7-C5	-5.56	1.35	1.39
38	A1	2630	C	C5'-C4'	5.56	1.58	1.51
54	AI	80	ARG	CZ-NH1	5.56	1.40	1.33
11	B2	1042	U	C2'-C1'	5.56	1.59	1.53
38	A1	911	G	O3'-P	-5.56	1.54	1.61
5	AS	49	ARG	CD-NE	5.56	1.55	1.46
11	B2	288	G	N9-C8	-5.56	1.33	1.37
11	B2	431	U	P-O5'	-5.56	1.54	1.59
11	B2	787	U	C5'-C4'	5.56	1.58	1.51
11	B2	1219	C	N3-C4	5.56	1.37	1.33
38	A1	528	G	C5'-C4'	5.56	1.58	1.51
38	A1	1218	C	C1'-N1	5.56	1.57	1.48
38	A1	1981	G	N1-C2	5.56	1.42	1.37
38	A1	2048	C	C3'-C2'	5.56	1.59	1.52
38	A1	2453	C	N1-C2	5.56	1.45	1.40
38	A1	2626	U	C4-C5	5.56	1.48	1.43
38	A1	2860	G	N9-C4	-5.56	1.33	1.38
38	A1	2956	G	N1-C2	5.56	1.42	1.37

Continued on next page...

Continued from previous page...

Mol	Chain	Res	Type	Atoms	Z	Observed(Å)	Ideal(Å)
11	B2	458	G	O3'-P	-5.56	1.54	1.61
11	B2	663	G	C6-N1	5.56	1.43	1.39
19	BG	125	TYR	CD1-CE1	5.56	1.47	1.39
38	A1	98	G	C2-N3	5.56	1.37	1.32
38	A1	182	U	C5'-C4'	5.56	1.58	1.51
38	A1	277	A	C6-N1	5.56	1.39	1.35
38	A1	347	G	N3-C4	-5.56	1.31	1.35
38	A1	841	U	N1-C6	5.56	1.43	1.38
38	A1	2545	A	N7-C5	-5.56	1.35	1.39
54	AI	46	PHE	CE2-CZ	5.56	1.48	1.37
11	B2	1448	A	C3'-C2'	-5.56	1.46	1.52
38	A1	758	C	C4-C5	-5.56	1.38	1.43
38	A1	1593	C	C2'-C1'	5.56	1.59	1.53
38	A1	2543	A	N7-C5	-5.56	1.35	1.39
38	A1	2843	C	N1-C6	-5.56	1.33	1.37
38	A1	2951	G	N1-C2	5.56	1.42	1.37
38	A1	2989	A	C2-N3	5.56	1.38	1.33
39	A3	119	C	C2'-C1'	-5.56	1.47	1.53
11	B2	14	C	C2'-C1'	-5.55	1.47	1.53
11	B2	371	U	O4'-C1'	5.55	1.48	1.41
11	B2	810	G	C6-N1	5.55	1.43	1.39
11	B2	1418	G	C5-C4	5.55	1.42	1.38
38	A1	708	A	N7-C5	-5.55	1.35	1.39
38	A1	831	C	C3'-C2'	-5.55	1.46	1.52
38	A1	833	G	C5'-C4'	5.55	1.58	1.51
38	A1	873	G	N3-C4	-5.55	1.31	1.35
38	A1	1082	A	N3-C4	-5.55	1.31	1.34
38	A1	1591	C	C4-C5	5.55	1.47	1.43
38	A1	1951	G	C6-N1	5.55	1.43	1.39
38	A1	2712	G	C2-N2	5.55	1.40	1.34
38	A1	2800	U	C4-C5	5.55	1.48	1.43
38	A1	2835	A	C5-C6	5.55	1.46	1.41
39	A3	66	A	C6-N6	5.55	1.38	1.33
9	AX	412	TYR	CE2-CZ	5.55	1.45	1.38
38	A1	774	G	O3'-P	-5.55	1.54	1.61
38	A1	1350	C	N3-C4	5.55	1.37	1.33
38	A1	2783	C	C2-N3	5.55	1.40	1.35
38	A1	716	U	N1-C2	5.55	1.43	1.38
38	A1	1200	A	N7-C5	-5.55	1.35	1.39
38	A1	1767	C	C4-C5	5.55	1.47	1.43
38	A1	2083	G	C2'-O2'	-5.55	1.34	1.41
38	A1	2264	G	P-O5'	-5.55	1.54	1.59

Continued on next page...

Continued from previous page...

Mol	Chain	Res	Type	Atoms	Z	Observed(Å)	Ideal(Å)
38	A1	2726	G	C3'-O3'	5.55	1.50	1.42
39	A3	25	A	C6-N1	5.55	1.39	1.35
64	AR	61	ARG	CD-NE	5.55	1.55	1.46
11	B2	456	U	C4-C5	5.55	1.48	1.43
11	B2	504	G	N7-C5	-5.55	1.35	1.39
11	B2	839	G	N9-C8	5.55	1.41	1.37
11	B2	1007	A	C6-N6	5.55	1.38	1.33
13	BA	134	GLU	CB-CG	5.55	1.62	1.52
38	A1	358	C	N3-C4	5.55	1.37	1.33
38	A1	458	U	C2-N3	5.55	1.41	1.37
38	A1	497	G	C3'-C2'	5.55	1.59	1.52
38	A1	819	U	N1-C2	-5.55	1.33	1.38
38	A1	1054	A	C8-N7	-5.55	1.27	1.31
38	A1	2154	G	N9-C4	5.55	1.42	1.38
38	A1	2179	G	C6-N1	5.55	1.43	1.39
38	A1	2272	G	N7-C5	-5.55	1.35	1.39
38	A1	2394	G	O3'-P	-5.55	1.54	1.61
38	A1	2394	G	C8-N7	5.55	1.34	1.30
38	A1	2419	U	C5'-C4'	5.55	1.58	1.51
38	A1	2746	G	O3'-P	-5.55	1.54	1.61
38	A1	2779	G	N1-C2	5.55	1.42	1.37
39	A3	116	C	C5'-C4'	5.55	1.58	1.51
42	Aa	45	ALA	N-CA	-5.55	1.35	1.46
62	AO	141	GLU	CB-CG	5.55	1.62	1.52
9	AX	230	ARG	CZ-NH1	5.55	1.40	1.33
11	B2	24	C	C4-C5	5.55	1.47	1.43
11	B2	690	C	C5'-C4'	5.55	1.58	1.51
38	A1	1333	G	C2-N3	5.55	1.37	1.32
38	A1	1417	U	C2-N3	5.55	1.41	1.37
39	A3	106	G	C2-N3	5.55	1.37	1.32
39	A3	118	G	N1-C2	5.55	1.42	1.37
45	AC	9	ARG	CZ-NH1	5.55	1.40	1.33
11	B2	918	A	C2-N3	5.55	1.38	1.33
11	B2	1411	G	N1-C2	5.55	1.42	1.37
17	BE	19	TRP	CB-CG	5.55	1.60	1.50
38	A1	76	C	C1'-N1	5.55	1.57	1.48
38	A1	557	G	O3'-P	-5.55	1.54	1.61
38	A1	884	C	C4-N4	5.55	1.39	1.33
38	A1	1917	U	N1-C6	5.55	1.43	1.38
38	A1	2193	G	C3'-C2'	-5.55	1.46	1.52
38	A1	2256	G	P-O5'	-5.55	1.54	1.59
41	AA	45	ARG	CZ-NH2	5.55	1.40	1.33

Continued on next page...

Continued from previous page...

Mol	Chain	Res	Type	Atoms	Z	Observed(Å)	Ideal(Å)
11	B2	973	U	C3'-C2'	5.54	1.59	1.52
38	A1	877	U	C4-O4	5.54	1.28	1.23
38	A1	1592	U	O4'-C1'	5.54	1.48	1.41
38	A1	2231	G	P-O5'	-5.54	1.54	1.59
38	A1	2734	C	C1'-N1	5.54	1.57	1.48
11	B2	467	G	C2-N3	5.54	1.37	1.32
11	B2	556	G	C1'-N9	5.54	1.57	1.48
11	B2	766	G	O4'-C1'	-5.54	1.34	1.41
11	B2	1204	C	C4'-C3'	-5.54	1.47	1.52
11	B2	1270	C	C1'-N1	5.54	1.57	1.48
11	B2	1438	A	C5-C4	5.54	1.42	1.38
38	A1	67	U	C2-O2	5.54	1.27	1.22
38	A1	514	U	O4'-C1'	5.54	1.48	1.41
38	A1	913	G	N9-C4	5.54	1.42	1.38
38	A1	1489	G	C2'-C1'	-5.54	1.47	1.53
38	A1	1642	G	C6-N1	5.54	1.43	1.39
38	A1	2290	U	P-O5'	-5.54	1.54	1.59
38	A1	2627	C	C2-N3	-5.54	1.31	1.35
11	B2	246	A	C2'-C1'	-5.54	1.47	1.53
11	B2	1441	G	O3'-P	5.54	1.67	1.61
38	A1	497	G	C5-C4	-5.54	1.34	1.38
38	A1	1054	A	N1-C2	-5.54	1.29	1.34
46	AD	251	ARG	CZ-NH1	5.54	1.40	1.33
38	A1	480	A	N7-C5	-5.54	1.35	1.39
38	A1	545	G	C8-N7	5.54	1.34	1.30
38	A1	1905	G	C5'-C4'	5.54	1.57	1.51
38	A1	1934	C	C2-N3	-5.54	1.31	1.35
38	A1	2482	G	C4'-C3'	5.54	1.59	1.53
38	A1	2874	C	O4'-C1'	-5.54	1.34	1.41
11	B2	381	C	C4'-C3'	-5.54	1.47	1.52
11	B2	556	G	N7-C5	-5.54	1.35	1.39
11	B2	821	G	C5-C4	5.54	1.42	1.38
11	B2	1375	C	P-O5'	5.54	1.65	1.59
11	B2	1420	U	C2'-C1'	-5.54	1.47	1.53
38	A1	362	A	C6-N1	5.54	1.39	1.35
38	A1	911	G	C2-N3	5.54	1.37	1.32
38	A1	1038	U	N3-C4	5.54	1.43	1.38
38	A1	1294	A	C1'-N9	-5.54	1.39	1.46
38	A1	1521	G	C4'-O4'	5.54	1.52	1.45
38	A1	2048	C	C4-N4	5.54	1.39	1.33
38	A1	2092	G	C1'-N9	5.54	1.57	1.48
38	A1	2659	G	C2-N2	5.54	1.40	1.34

Continued on next page...

Continued from previous page...

Mol	Chain	Res	Type	Atoms	Z	Observed(Å)	Ideal(Å)
38	A1	2697	G	P-O5'	5.54	1.65	1.59
10	B1	47	G	C6-O6	-5.54	1.19	1.24
11	B2	432	G	N1-C2	5.54	1.42	1.37
11	B2	458	G	C3'-C2'	5.54	1.59	1.52
38	A1	1007	U	C4'-C3'	-5.54	1.47	1.52
38	A1	1037	C	C2-N3	-5.54	1.31	1.35
38	A1	2310	G	C4'-C3'	5.54	1.59	1.53
57	Aj	58	ARG	NE-CZ	5.54	1.40	1.33
10	B1	23	G	C2'-C1'	-5.54	1.47	1.53
11	B2	18	C	C1'-N1	5.54	1.57	1.48
11	B2	243	G	C8-N7	5.54	1.34	1.30
11	B2	765	U	C5-C6	5.54	1.39	1.34
11	B2	826	C	P-O5'	-5.54	1.54	1.59
11	B2	1185	A	C2'-C1'	-5.54	1.47	1.53
11	B2	1402	C	O4'-C1'	5.54	1.48	1.41
11	B2	1474	A	P-O5'	-5.54	1.54	1.59
22	BJ	92	ARG	NE-CZ	5.54	1.40	1.33
38	A1	44	C	C2-O2	5.54	1.29	1.24
38	A1	364	A	C4'-C3'	5.54	1.59	1.53
38	A1	367	G	N9-C4	5.54	1.42	1.38
38	A1	463	A	C6-N6	5.54	1.38	1.33
38	A1	625	A	C8-N7	-5.54	1.27	1.31
38	A1	654	C	N3-C4	5.54	1.37	1.33
38	A1	936	G	O3'-P	-5.54	1.54	1.61
38	A1	2876	G	C4'-C3'	5.54	1.59	1.53
47	Ad	41	ARG	NE-CZ	5.54	1.40	1.33
11	B2	31	U	P-O5'	-5.53	1.54	1.59
11	B2	131	G	C2'-C1'	-5.53	1.47	1.53
11	B2	167	G	C2-N2	5.53	1.40	1.34
11	B2	691	G	C5-C6	-5.53	1.36	1.42
11	B2	989	C	C2-O2	5.53	1.29	1.24
26	BN	33	ARG	CD-NE	5.53	1.55	1.46
38	A1	766	G	C4'-C3'	-5.53	1.47	1.52
38	A1	835	G	C2-N2	5.53	1.40	1.34
38	A1	1087	G	N7-C5	-5.53	1.35	1.39
38	A1	1130	G	C4'-O4'	5.53	1.52	1.45
38	A1	1272	A	N1-C2	5.53	1.39	1.34
38	A1	1431	U	C2-N3	5.53	1.41	1.37
38	A1	1562	U	O4'-C1'	5.53	1.48	1.41
38	A1	1683	C	C3'-C2'	5.53	1.59	1.52
38	A1	1869	U	C2'-O2'	-5.53	1.34	1.41
38	A1	1994	G	C5-C4	-5.53	1.34	1.38

Continued on next page...

Continued from previous page...

Mol	Chain	Res	Type	Atoms	Z	Observed(Å)	Ideal(Å)
38	A1	2733	A	N7-C5	-5.53	1.35	1.39
38	A1	2829	C	C5'-C4'	5.53	1.57	1.51
45	AC	79	ARG	NE-CZ	5.53	1.40	1.33
11	B2	636	G	N7-C5	-5.53	1.35	1.39
11	B2	1132	C	N3-C4	5.53	1.37	1.33
36	BX	17	ARG	CD-NE	5.53	1.55	1.46
38	A1	252	A	C6-N6	5.53	1.38	1.33
38	A1	2237	A	C6-N6	5.53	1.38	1.33
38	A1	2425	A	C3'-O3'	5.53	1.49	1.42
38	A1	2602	G	C8-N7	-5.53	1.27	1.30
10	B1	3	G	C1'-N9	5.53	1.57	1.48
11	B2	285	C	C4-N4	5.53	1.39	1.33
11	B2	444	G	C2-N2	5.53	1.40	1.34
11	B2	765	U	C4'-C3'	-5.53	1.47	1.52
11	B2	1433	C	N3-C4	5.53	1.37	1.33
38	A1	220	C	C2-O2	-5.53	1.19	1.24
38	A1	344	G	C6-N1	5.53	1.43	1.39
38	A1	374	C	O3'-P	-5.53	1.54	1.61
38	A1	496	A	N9-C4	5.53	1.41	1.37
38	A1	668	G	C5'-C4'	5.53	1.57	1.51
38	A1	701	G	P-O5'	5.53	1.65	1.59
38	A1	747	G	N1-C2	5.53	1.42	1.37
38	A1	1842	C	N3-C4	5.53	1.37	1.33
38	A1	2011	U	P-O5'	5.53	1.65	1.59
38	A1	2163	G	C2-N3	5.53	1.37	1.32
38	A1	2172	G	N1-C2	5.53	1.42	1.37
38	A1	2232	U	O3'-P	5.53	1.67	1.61
38	A1	2644	G	C5-C4	5.53	1.42	1.38
39	A3	17	G	P-O5'	5.53	1.65	1.59
11	B2	304	C	O3'-P	-5.53	1.54	1.61
11	B2	1141	G	C2-N3	5.53	1.37	1.32
11	B2	1158	G	N7-C5	-5.53	1.35	1.39
38	A1	1290	G	N7-C5	-5.53	1.35	1.39
38	A1	1502	C	C4'-C3'	5.53	1.59	1.53
38	A1	1599	A	C2-N3	-5.53	1.28	1.33
38	A1	2287	C	N3-C4	5.53	1.37	1.33
10	B1	61	U	C4-O4	5.53	1.28	1.23
11	B2	177	A	C2'-C1'	-5.53	1.47	1.53
11	B2	825	C	C4-N4	5.53	1.39	1.33
38	A1	24	G	C2-N2	5.53	1.40	1.34
38	A1	73	A	C5'-C4'	5.53	1.57	1.51
38	A1	1987	A	O3'-P	-5.53	1.54	1.61

Continued on next page...

Continued from previous page...

Mol	Chain	Res	Type	Atoms	Z	Observed(Å)	Ideal(Å)
38	A1	2083	G	C3'-C2'	-5.53	1.46	1.52
38	A1	3042	C	P-O5'	-5.53	1.54	1.59
4	AQ	88	ARG	CZ-NH1	5.53	1.40	1.33
11	B2	528	G	O3'-P	-5.53	1.54	1.61
11	B2	1224	U	C4-O4	-5.53	1.19	1.23
11	B2	1240	A	O3'-P	-5.53	1.54	1.61
38	A1	180	A	C6-N1	5.53	1.39	1.35
38	A1	689	U	C5-C6	-5.53	1.29	1.34
38	A1	726	G	C2'-C1'	-5.53	1.47	1.53
38	A1	1648	C	C1'-N1	5.53	1.57	1.48
38	A1	3023	G	C6-N1	5.53	1.43	1.39
11	B2	773	A	P-O5'	-5.52	1.54	1.59
28	BP	23	ARG	NE-CZ	5.52	1.40	1.33
38	A1	456	G	O3'-P	-5.52	1.54	1.61
38	A1	838	A	C6-N6	5.52	1.38	1.33
38	A1	1334	G	N9-C4	-5.52	1.33	1.38
38	A1	1805	U	C5'-C4'	5.52	1.57	1.51
38	A1	2183	A	N9-C4	-5.52	1.34	1.37
11	B2	510	A	C5-C6	-5.52	1.36	1.41
38	A1	199	C	N1-C6	5.52	1.40	1.37
38	A1	577	C	C4-N4	5.52	1.39	1.33
38	A1	1166	A	N1-C2	5.52	1.39	1.34
38	A1	1421	C	N3-C4	5.52	1.37	1.33
39	A3	17	G	N1-C2	5.52	1.42	1.37
53	Ah	12	ARG	CZ-NH2	5.52	1.40	1.33
11	B2	681	G	C6-N1	5.52	1.43	1.39
11	B2	762	G	C2'-C1'	-5.52	1.47	1.53
38	A1	543	G	C3'-C2'	5.52	1.59	1.52
38	A1	1684	C	C3'-O3'	5.52	1.49	1.42
38	A1	2320	U	P-O5'	-5.52	1.54	1.59
11	B2	104	A	C8-N7	-5.52	1.27	1.31
11	B2	237	C	C4-C5	5.52	1.47	1.43
11	B2	904	G	C8-N7	-5.52	1.27	1.30
11	B2	976	A	C6-N6	5.52	1.38	1.33
11	B2	1338	C	C4-C5	5.52	1.47	1.43
11	B2	1444	G	P-O5'	-5.52	1.54	1.59
38	A1	137	A	P-O5'	-5.52	1.54	1.59
38	A1	249	G	C5-C6	5.52	1.47	1.42
38	A1	987	G	N7-C5	-5.52	1.35	1.39
38	A1	1341	U	C3'-O3'	5.52	1.49	1.42
38	A1	1780	C	C4-N4	5.52	1.39	1.33
38	A1	1867	C	N3-C4	5.52	1.37	1.33

Continued on next page...

Continued from previous page...

Mol	Chain	Res	Type	Atoms	Z	Observed(Å)	Ideal(Å)
38	A1	1982	C	C4-C5	-5.52	1.38	1.43
38	A1	2493	A	N3-C4	-5.52	1.31	1.34
11	B2	32	A	C5-C4	-5.52	1.34	1.38
11	B2	627	G	C2-N3	5.52	1.37	1.32
38	A1	847	A	C3'-C2'	5.52	1.59	1.52
38	A1	1234	A	C6-N6	5.52	1.38	1.33
38	A1	1656	C	P-O5'	-5.52	1.54	1.59
38	A1	1972	C	C4-C5	5.52	1.47	1.43
38	A1	2016	C	O3'-P	-5.52	1.54	1.61
38	A1	481	G	O4'-C1'	5.52	1.48	1.41
38	A1	1632	U	C4'-C3'	5.52	1.59	1.53
11	B2	557	G	C6-N1	-5.51	1.35	1.39
11	B2	812	U	C4'-O4'	5.51	1.52	1.45
11	B2	815	C	O4'-C1'	-5.51	1.34	1.41
11	B2	1071	C	C2-N3	5.51	1.40	1.35
17	BE	28	TRP	CD2-CE3	-5.51	1.32	1.40
38	A1	14	A	C6-N1	5.51	1.39	1.35
38	A1	367	G	C6-O6	-5.51	1.19	1.24
38	A1	627	G	O3'-P	-5.51	1.54	1.61
38	A1	987	G	C4'-C3'	5.51	1.59	1.53
38	A1	1129	G	N1-C2	5.51	1.42	1.37
38	A1	1643	A	C8-N7	-5.51	1.27	1.31
38	A1	1896	U	C2-N3	5.51	1.41	1.37
38	A1	1946	G	C8-N7	-5.51	1.27	1.30
38	A1	2213	G	N1-C2	5.51	1.42	1.37
38	A1	2244	G	O3'-P	-5.51	1.54	1.61
38	A1	2313	G	C8-N7	-5.51	1.27	1.30
38	A1	2348	G	N7-C5	5.51	1.42	1.39
39	A3	29	G	C2-N3	5.51	1.37	1.32
49	Ae	28	TYR	CZ-OH	5.51	1.47	1.37
55	Ai	79	ARG	NE-CZ	5.51	1.40	1.33
11	B2	584	C	O3'-P	-5.51	1.54	1.61
38	A1	224	G	C5-C6	-5.51	1.36	1.42
38	A1	941	C	C4-N4	5.51	1.39	1.33
38	A1	1287	G	N1-C2	5.51	1.42	1.37
38	A1	1919	A	P-O5'	-5.51	1.54	1.59
38	A1	2667	U	O5'-C5'	-5.51	1.34	1.42
11	B2	182	A	C2'-C1'	-5.51	1.47	1.53
11	B2	693	C	C2-O2	5.51	1.29	1.24
38	A1	277	A	C3'-C2'	-5.51	1.46	1.52
38	A1	351	C	O3'-P	5.51	1.67	1.61
38	A1	403	G	N7-C5	-5.51	1.35	1.39

Continued on next page...

Continued from previous page...

Mol	Chain	Res	Type	Atoms	Z	Observed(Å)	Ideal(Å)
38	A1	769	G	C5-C6	-5.51	1.36	1.42
38	A1	1356	A	O4'-C1'	5.51	1.48	1.41
38	A1	1813	A	C5-C4	5.51	1.42	1.38
38	A1	1850	C	N1-C6	5.51	1.40	1.37
38	A1	2486	A	N7-C5	-5.51	1.35	1.39
38	A1	2880	C	N3-C4	5.51	1.37	1.33
38	A1	3014	U	N3-C4	5.51	1.43	1.38
59	AL	131	PRO	CA-C	-5.51	1.41	1.52
62	AO	13	ARG	CZ-NH1	5.51	1.40	1.33
11	B2	27	C	N3-C4	5.51	1.37	1.33
11	B2	362	C	C5-C6	-5.51	1.29	1.34
11	B2	1036	G	C1'-N9	-5.51	1.39	1.46
11	B2	1208	A	C6-N6	5.51	1.38	1.33
11	B2	1280	C	C5-C6	5.51	1.38	1.34
38	A1	121	G	C2'-C1'	-5.51	1.47	1.53
38	A1	587	A	N7-C5	-5.51	1.35	1.39
38	A1	1235	A	N7-C5	-5.51	1.35	1.39
38	A1	1729	C	N3-C4	5.51	1.37	1.33
38	A1	1781	C	P-O5'	-5.51	1.54	1.59
38	A1	2325	C	C2'-C1'	-5.51	1.47	1.53
38	A1	2364	G	N1-C2	5.51	1.42	1.37
38	A1	2501	G	C3'-C2'	5.51	1.59	1.52
38	A1	2609	G	N3-C4	5.51	1.39	1.35
39	A3	116	C	C2-N3	5.51	1.40	1.35
11	B2	1483	U	C4-C5	5.51	1.48	1.43
38	A1	307	C	C4'-C3'	5.51	1.59	1.53
38	A1	395	G	N9-C8	-5.51	1.33	1.37
38	A1	470	A	N7-C5	-5.51	1.35	1.39
38	A1	562	G	C2-N3	5.51	1.37	1.32
38	A1	1286	G	C4'-C3'	5.51	1.59	1.53
38	A1	2663	G	N3-C4	-5.51	1.31	1.35
11	B2	153	G	C8-N7	-5.51	1.27	1.30
11	B2	312	U	N1-C6	5.51	1.43	1.38
11	B2	319	U	C2-N3	-5.51	1.33	1.37
11	B2	354	G	N7-C5	5.51	1.42	1.39
11	B2	906	G	N7-C5	5.51	1.42	1.39
38	A1	1283	G	C2'-C1'	5.51	1.59	1.53
38	A1	1300	C	C2'-C1'	-5.51	1.47	1.53
38	A1	1806	C	C2'-C1'	-5.51	1.47	1.53
38	A1	2428	C	C5'-C4'	5.51	1.57	1.51
38	A1	2596	G	C6-N1	5.51	1.43	1.39
11	B2	434	A	N9-C8	-5.50	1.33	1.37

Continued on next page...

Continued from previous page...

Mol	Chain	Res	Type	Atoms	Z	Observed(Å)	Ideal(Å)
11	B2	643	G	C2'-C1'	-5.50	1.47	1.53
11	B2	1445	A	C5'-C4'	5.50	1.57	1.51
10	B1	2	G	N7-C5	5.50	1.42	1.39
11	B2	147	A	P-O5'	5.50	1.65	1.59
11	B2	506	G	C2'-C1'	-5.50	1.47	1.53
38	A1	1843	C	C3'-C2'	5.50	1.59	1.52
38	A1	2059	G	N9-C8	5.50	1.41	1.37
38	A1	2998	G	C5-C4	5.50	1.42	1.38
39	A3	50	G	N7-C5	-5.50	1.35	1.39
39	A3	122	C	N1-C6	-5.50	1.33	1.37
11	B2	286	G	C4'-C3'	-5.50	1.47	1.52
11	B2	313	G	C6-O6	-5.50	1.19	1.24
11	B2	397	C	N3-C4	5.50	1.37	1.33
11	B2	740	G	C5'-C4'	5.50	1.57	1.51
11	B2	1140	A	C3'-C2'	5.50	1.59	1.52
11	B2	1261	U	C2-N3	5.50	1.41	1.37
38	A1	644	G	C2'-O2'	5.50	1.48	1.41
38	A1	832	A	N1-C2	5.50	1.39	1.34
38	A1	1291	C	C4'-C3'	5.50	1.59	1.53
38	A1	1627	G	O3'-P	-5.50	1.54	1.61
38	A1	1643	A	C6-N1	5.50	1.39	1.35
38	A1	2002	A	C2-N3	-5.50	1.28	1.33
38	A1	2041	U	C2'-C1'	-5.50	1.47	1.53
38	A1	2409	C	C4'-C3'	-5.50	1.47	1.52
38	A1	2727	C	P-O5'	-5.50	1.54	1.59
11	B2	886	G	N3-C4	-5.50	1.31	1.35
33	BU	50	TRP	CD2-CE3	-5.50	1.32	1.40
38	A1	289	G	C2-N3	5.50	1.37	1.32
38	A1	368	U	C2-N3	-5.50	1.33	1.37
38	A1	1374	G	N9-C8	5.50	1.41	1.37
38	A1	1676	G	C2'-C1'	-5.50	1.47	1.53
38	A1	1704	C	N3-C4	5.50	1.37	1.33
38	A1	1732	C	C4-C5	-5.50	1.38	1.43
38	A1	2209	U	C2-N3	-5.50	1.33	1.37
38	A1	2223	G	C6-N1	5.50	1.43	1.39
38	A1	2729	A	N7-C5	-5.50	1.35	1.39
39	A3	61	C	C1'-N1	5.50	1.57	1.48
62	AO	7	TYR	CG-CD2	5.50	1.46	1.39
9	AX	37	TYR	CZ-OH	5.50	1.47	1.37
11	B2	92	G	N9-C4	5.50	1.42	1.38
11	B2	355	C	C4-C5	5.50	1.47	1.43
11	B2	385	A	C6-N1	-5.50	1.31	1.35

Continued on next page...

Continued from previous page...

Mol	Chain	Res	Type	Atoms	Z	Observed(Å)	Ideal(Å)
11	B2	480	G	C8-N7	-5.50	1.27	1.30
11	B2	1470	G	C2-N3	5.50	1.37	1.32
38	A1	809	A	N9-C4	5.50	1.41	1.37
38	A1	2176	G	N3-C4	-5.50	1.31	1.35
38	A1	2689	G	C6-N1	5.50	1.43	1.39
10	B1	21	G	C2-N3	5.50	1.37	1.32
11	B2	57	G	C8-N7	-5.50	1.27	1.30
11	B2	1040	A	C4'-C3'	5.50	1.59	1.53
11	B2	1223	C	C1'-N1	5.50	1.56	1.48
38	A1	302	U	N3-C4	5.50	1.43	1.38
38	A1	1748	C	N3-C4	-5.50	1.30	1.33
38	A1	2105	A	C4'-C3'	5.50	1.59	1.53
38	A1	2747	C	C4-N4	5.50	1.38	1.33
38	A1	2959	A	O3'-P	-5.50	1.54	1.61
11	B2	361	A	O4'-C1'	-5.50	1.34	1.41
11	B2	812	U	C5-C6	-5.50	1.29	1.34
11	B2	1238	G	C2'-C1'	-5.50	1.47	1.53
39	A3	114	G	C5'-C4'	5.50	1.57	1.51
10	B1	5	C	C4-N4	5.49	1.38	1.33
11	B2	407	G	N3-C4	5.49	1.39	1.35
11	B2	527	A	C5-C4	5.49	1.42	1.38
11	B2	675	A	P-O5'	-5.49	1.54	1.59
38	A1	374	C	C4'-C3'	-5.49	1.47	1.52
38	A1	524	C	C2'-C1'	-5.49	1.47	1.53
38	A1	1233	U	C2'-O2'	-5.49	1.34	1.41
38	A1	1265	A	N3-C4	-5.49	1.31	1.34
38	A1	1463	C	O4'-C1'	5.49	1.48	1.41
38	A1	1592	U	N1-C2	5.49	1.43	1.38
38	A1	1604	G	C2-N3	5.49	1.37	1.32
38	A1	2013	A	C5-C6	-5.49	1.36	1.41
38	A1	2144	U	C2'-C1'	-5.49	1.47	1.53
38	A1	2507	C	C5-C6	-5.49	1.29	1.34
38	A1	2859	U	C4-C5	-5.49	1.38	1.43
10	B1	7	G	C2-N3	5.49	1.37	1.32
11	B2	114	A	P-O5'	-5.49	1.54	1.59
11	B2	454	G	C3'-O3'	5.49	1.49	1.42
38	A1	332	A	N9-C4	-5.49	1.34	1.37
38	A1	1586	G	N3-C4	-5.49	1.31	1.35
38	A1	1649	G	N9-C8	5.49	1.41	1.37
38	A1	2765	C	N3-C4	5.49	1.37	1.33
38	A1	2802	G	N7-C5	-5.49	1.35	1.39
10	B1	47	G	C5-C4	-5.49	1.34	1.38

Continued on next page...

Continued from previous page...

Mol	Chain	Res	Type	Atoms	Z	Observed(Å)	Ideal(Å)
11	B2	300	G	O3'-P	-5.49	1.54	1.61
11	B2	789	G	N9-C8	5.49	1.41	1.37
11	B2	984	C	C4'-C3'	-5.49	1.47	1.52
38	A1	317	A	P-O5'	5.49	1.65	1.59
38	A1	552	A	N9-C8	5.49	1.42	1.37
38	A1	730	C	O3'-P	-5.49	1.54	1.61
38	A1	1378	G	C2'-C1'	-5.49	1.47	1.53
38	A1	1482	G	C2-N3	5.49	1.37	1.32
38	A1	2092	G	C5-C4	5.49	1.42	1.38
38	A1	2368	G	C5-C4	5.49	1.42	1.38
38	A1	2583	G	C5-C6	-5.49	1.36	1.42
38	A1	2791	C	N3-C4	5.49	1.37	1.33
38	A1	2970	U	N3-C4	5.49	1.43	1.38
11	B2	973	U	P-O5'	-5.49	1.54	1.59
11	B2	1489	A	P-O5'	-5.49	1.54	1.59
18	BF	39	ARG	CZ-NH2	5.49	1.40	1.33
38	A1	195	U	N3-C4	5.49	1.43	1.38
38	A1	333	A	C8-N7	-5.49	1.27	1.31
38	A1	917	A	C4'-C3'	5.49	1.59	1.53
38	A1	1009	G	N7-C5	-5.49	1.35	1.39
38	A1	1031	C	C5'-C4'	5.49	1.57	1.51
38	A1	1244	C	N3-C4	5.49	1.37	1.33
38	A1	1766	A	N9-C8	5.49	1.42	1.37
38	A1	1994	G	C8-N7	-5.49	1.27	1.30
38	A1	2015	G	C5-C6	-5.49	1.36	1.42
38	A1	2213	G	C6-N1	5.49	1.43	1.39
11	B2	1326	G	N1-C2	5.49	1.42	1.37
38	A1	1425	U	O4'-C1'	5.49	1.48	1.41
38	A1	1555	G	N1-C2	5.49	1.42	1.37
38	A1	2159	C	N1-C6	5.49	1.40	1.37
38	A1	2423	G	C2'-C1'	-5.49	1.47	1.53
11	B2	15	U	C2-N3	5.49	1.41	1.37
11	B2	132	G	C6-N1	5.49	1.43	1.39
11	B2	334	G	C8-N7	-5.49	1.27	1.30
11	B2	381	C	C2'-C1'	-5.49	1.47	1.53
11	B2	1212	U	C5-C6	5.49	1.39	1.34
24	BL	89	ARG	CD-NE	5.49	1.55	1.46
38	A1	416	A	N3-C4	5.49	1.38	1.34
38	A1	471	U	C5-C6	-5.49	1.29	1.34
38	A1	490	C	O4'-C1'	5.49	1.48	1.41
38	A1	586	A	C5-C6	5.49	1.46	1.41
38	A1	612	G	N7-C5	-5.49	1.35	1.39

Continued on next page...

Continued from previous page...

Mol	Chain	Res	Type	Atoms	Z	Observed(Å)	Ideal(Å)
38	A1	1209	A	C8-N7	5.49	1.35	1.31
38	A1	1226	G	C5'-C4'	5.49	1.57	1.51
38	A1	1581	A	N9-C8	5.49	1.42	1.37
38	A1	1631	A	N7-C5	-5.49	1.35	1.39
38	A1	1789	A	C2-N3	5.49	1.38	1.33
38	A1	2274	C	C4'-C3'	-5.49	1.47	1.52
38	A1	2770	A	N9-C4	-5.49	1.34	1.37
60	AM	73	ARG	NE-CZ	5.49	1.40	1.33
11	B2	334	G	C3'-C2'	-5.48	1.46	1.52
11	B2	949	G	C2-N2	5.48	1.40	1.34
17	BE	40	ARG	CZ-NH2	5.48	1.40	1.33
38	A1	1054	A	N7-C5	-5.48	1.35	1.39
38	A1	1076	G	C2-N2	-5.48	1.29	1.34
38	A1	2398	C	C4'-C3'	5.48	1.59	1.53
11	B2	57	G	N1-C2	5.48	1.42	1.37
11	B2	444	G	N7-C5	-5.48	1.35	1.39
11	B2	977	G	C2'-O2'	-5.48	1.34	1.41
11	B2	1260	G	C3'-O3'	5.48	1.49	1.42
38	A1	1223	A	C6-N6	5.48	1.38	1.33
38	A1	1388	U	O3'-P	-5.48	1.54	1.61
38	A1	1501	G	C5'-C4'	5.48	1.57	1.51
38	A1	1651	A	C5-C4	5.48	1.42	1.38
38	A1	2047	U	O3'-P	-5.48	1.54	1.61
38	A1	2048	C	O3'-P	-5.48	1.54	1.61
38	A1	2258	A	C8-N7	-5.48	1.27	1.31
40	A5	18	ALA	C-N	5.48	1.43	1.33
10	B1	70	C	P-O5'	-5.48	1.54	1.59
11	B2	446	G	C5'-C4'	5.48	1.57	1.51
11	B2	785	U	C4'-C3'	-5.48	1.47	1.52
11	B2	1464	C	C2'-C1'	-5.48	1.47	1.53
38	A1	64	A	C5'-C4'	5.48	1.57	1.51
38	A1	97	C	C5'-C4'	5.48	1.57	1.51
38	A1	1328	G	C2'-C1'	-5.48	1.47	1.53
38	A1	1379	A	N1-C2	-5.48	1.29	1.34
38	A1	2163	G	C5'-C4'	5.48	1.57	1.51
38	A1	3008	C	C3'-C2'	5.48	1.58	1.52
39	A3	21	C	N3-C4	5.48	1.37	1.33
39	A3	43	C	C2'-C1'	-5.48	1.47	1.53
45	AC	181	GLU	CD-OE2	5.48	1.31	1.25
11	B2	186	U	C1'-N1	5.48	1.56	1.48
11	B2	1483	U	P-O5'	-5.48	1.54	1.59
38	A1	371	U	N3-C4	5.48	1.43	1.38

Continued on next page...

Continued from previous page...

Mol	Chain	Res	Type	Atoms	Z	Observed(Å)	Ideal(Å)
38	A1	564	U	C2-N3	5.48	1.41	1.37
38	A1	885	A	C4'-C3'	-5.48	1.47	1.52
38	A1	1920	A	N7-C5	-5.48	1.35	1.39
11	B2	4	C	C2-O2	-5.48	1.19	1.24
11	B2	1137	G	C8-N7	-5.48	1.27	1.30
11	B2	1353	C	P-O5'	-5.48	1.54	1.59
11	B2	1377	G	C4'-O4'	5.48	1.52	1.45
11	B2	1484	C	C2-O2	-5.48	1.19	1.24
20	BH	69	ASN	CB-CG	5.48	1.63	1.51
38	A1	181	U	C2'-C1'	5.48	1.59	1.53
38	A1	681	C	N1-C6	5.48	1.40	1.37
38	A1	1020	G	C5-C6	-5.48	1.36	1.42
38	A1	1182	C	C5-C6	-5.48	1.29	1.34
38	A1	1437	C	N1-C2	-5.48	1.34	1.40
38	A1	1942	G	C2'-C1'	-5.48	1.47	1.53
38	A1	2059	G	C5-C4	-5.48	1.34	1.38
38	A1	18	C	C4'-C3'	-5.48	1.47	1.52
38	A1	791	C	O3'-P	5.48	1.67	1.61
38	A1	1065	C	P-O5'	-5.48	1.54	1.59
38	A1	1723	A	C2'-C1'	-5.48	1.47	1.53
39	A3	94	G	O3'-P	-5.48	1.54	1.61
39	A3	103	C	P-O5'	5.48	1.65	1.59
11	B2	120	C	N3-C4	5.47	1.37	1.33
11	B2	245	U	C4-O4	-5.47	1.19	1.23
11	B2	459	G	C2-N3	-5.47	1.28	1.32
11	B2	530	G	C8-N7	-5.47	1.27	1.30
15	BC	78	PRO	CA-C	-5.47	1.42	1.52
22	BJ	26	ARG	CZ-NH1	5.47	1.40	1.33
38	A1	838	A	C6-N1	5.47	1.39	1.35
38	A1	928	A	C3'-C2'	-5.47	1.46	1.52
38	A1	1807	G	C8-N7	5.47	1.34	1.30
38	A1	2650	G	N9-C8	5.47	1.41	1.37
49	Ae	45	ARG	CZ-NH1	5.47	1.40	1.33
11	B2	167	G	C2-N3	5.47	1.37	1.32
11	B2	365	C	N1-C6	5.47	1.40	1.37
11	B2	414	G	C5'-C4'	5.47	1.57	1.51
11	B2	1029	G	C2-N2	-5.47	1.29	1.34
38	A1	671	G	C5'-C4'	5.47	1.57	1.51
38	A1	1304	G	C2'-C1'	-5.47	1.47	1.53
38	A1	1813	A	C6-N1	5.47	1.39	1.35
38	A1	2596	G	C2-N3	5.47	1.37	1.32
38	A1	2788	U	C5'-C4'	5.47	1.57	1.51

Continued on next page...

Continued from previous page...

Mol	Chain	Res	Type	Atoms	Z	Observed(Å)	Ideal(Å)
38	A1	2993	G	N9-C8	5.47	1.41	1.37
11	B2	1199	A	C3'-C2'	5.47	1.58	1.52
38	A1	633	A	C2'-O2'	5.47	1.48	1.41
38	A1	1865	U	C2-N3	-5.47	1.33	1.37
11	B2	210	A	N1-C2	5.47	1.39	1.34
11	B2	923	A	C6-N1	5.47	1.39	1.35
11	B2	990	G	N3-C4	5.47	1.39	1.35
11	B2	1010	G	O3'-P	-5.47	1.54	1.61
11	B2	1065	C	P-O5'	-5.47	1.54	1.59
11	B2	1249	A	C8-N7	5.47	1.35	1.31
38	A1	51	G	N9-C4	5.47	1.42	1.38
38	A1	215	A	C6-N6	5.47	1.38	1.33
38	A1	357	G	C2-N3	5.47	1.37	1.32
38	A1	1138	C	O4'-C1'	5.47	1.48	1.41
38	A1	1607	C	O4'-C1'	5.47	1.48	1.41
38	A1	1821	C	C5'-C4'	5.47	1.57	1.51
38	A1	2050	U	O3'-P	-5.47	1.54	1.61
38	A1	2665	G	C5'-C4'	5.47	1.57	1.51
38	A1	2696	G	C2-N3	5.47	1.37	1.32
38	A1	2887	C	C2-O2	5.47	1.29	1.24
57	Aj	30	ARG	CZ-NH2	5.47	1.40	1.33
38	A1	632	G	N9-C4	5.47	1.42	1.38
38	A1	2311	C	O3'-P	-5.47	1.54	1.61
38	A1	2342	C	C4-N4	5.47	1.38	1.33
5	AS	83	TYR	CE2-CZ	5.47	1.45	1.38
11	B2	15	U	C3'-C2'	-5.47	1.46	1.52
11	B2	499	G	C2-N2	5.47	1.40	1.34
11	B2	1315	G	N7-C5	5.47	1.42	1.39
11	B2	1448	A	C2-N3	5.47	1.38	1.33
38	A1	463	A	C8-N7	-5.47	1.27	1.31
38	A1	576	G	C2'-C1'	-5.47	1.47	1.53
38	A1	591	G	C5-C4	5.47	1.42	1.38
38	A1	851	G	O3'-P	-5.47	1.54	1.61
38	A1	909	A	N9-C8	5.47	1.42	1.37
38	A1	1505	G	N9-C8	-5.47	1.34	1.37
38	A1	1645	U	C4-O4	-5.47	1.19	1.23
38	A1	1883	C	O3'-P	-5.47	1.54	1.61
38	A1	1920	A	N3-C4	-5.47	1.31	1.34
38	A1	2177	A	C2-N3	-5.47	1.28	1.33
38	A1	2217	C	C5'-C4'	5.47	1.57	1.51
38	A1	2227	G	N9-C4	5.47	1.42	1.38
38	A1	2336	G	P-O5'	5.47	1.65	1.59

Continued on next page...

Continued from previous page...

Mol	Chain	Res	Type	Atoms	Z	Observed(Å)	Ideal(Å)
11	B2	27	C	O4'-C1'	5.46	1.48	1.41
11	B2	87	C	C4-N4	5.46	1.38	1.33
11	B2	172	G	C8-N7	5.46	1.34	1.30
11	B2	1182	G	N3-C4	-5.46	1.31	1.35
11	B2	1241	U	C2'-C1'	-5.46	1.47	1.53
38	A1	354	G	C6-N1	5.46	1.43	1.39
38	A1	408	C	C2'-C1'	-5.46	1.47	1.53
38	A1	1187	A	C3'-C2'	-5.46	1.46	1.52
38	A1	2089	C	O3'-P	-5.46	1.54	1.61
3	Af	22	ARG	NE-CZ	5.46	1.40	1.33
11	B2	101	G	N9-C4	5.46	1.42	1.38
11	B2	233	C	P-O5'	5.46	1.65	1.59
11	B2	1197	C	O3'-P	-5.46	1.54	1.61
38	A1	1145	G	N9-C4	5.46	1.42	1.38
38	A1	1939	C	N3-C4	5.46	1.37	1.33
38	A1	2514	C	C4-N4	5.46	1.38	1.33
38	A1	3045	G	C2-N3	5.46	1.37	1.32
11	B2	146	A	C5-C4	5.46	1.42	1.38
11	B2	170	C	C3'-O3'	5.46	1.49	1.42
11	B2	233	C	C4-C5	5.46	1.47	1.43
11	B2	530	G	O3'-P	-5.46	1.54	1.61
11	B2	707	A	N3-C4	-5.46	1.31	1.34
11	B2	975	A	N9-C4	5.46	1.41	1.37
18	BF	82	ARG	CZ-NH2	5.46	1.40	1.33
23	BK	121	ARG	NE-CZ	5.46	1.40	1.33
38	A1	149	G	N9-C8	5.46	1.41	1.37
38	A1	196	A	N7-C5	-5.46	1.35	1.39
38	A1	243	G	C4'-C3'	5.46	1.59	1.53
38	A1	1975	C	C2-N3	5.46	1.40	1.35
38	A1	2480	G	N9-C4	-5.46	1.33	1.38
38	A1	2857	C	C2'-C1'	-5.46	1.47	1.53
11	B2	80	A	N9-C4	-5.46	1.34	1.37
11	B2	126	G	C8-N7	-5.46	1.27	1.30
11	B2	167	G	C5-C4	5.46	1.42	1.38
27	BO	111	ARG	NE-CZ	5.46	1.40	1.33
38	A1	259	A	C6-N1	5.46	1.39	1.35
38	A1	357	G	C8-N7	-5.46	1.27	1.30
38	A1	552	A	P-O5'	-5.46	1.54	1.59
38	A1	1254	C	C5-C6	-5.46	1.29	1.34
38	A1	1993	A	C3'-O3'	5.46	1.49	1.42
38	A1	2421	A	P-O5'	5.46	1.65	1.59
38	A1	3011	G	P-O5'	5.46	1.65	1.59

Continued on next page...

Continued from previous page...

Mol	Chain	Res	Type	Atoms	Z	Observed(Å)	Ideal(Å)
10	B1	4	G	C5-C6	5.46	1.47	1.42
11	B2	136	A	C4'-C3'	5.46	1.59	1.53
11	B2	335	G	C3'-C2'	-5.46	1.46	1.52
11	B2	420	C	O4'-C1'	5.46	1.48	1.41
11	B2	762	G	C6-N1	5.46	1.43	1.39
11	B2	984	C	C4-N4	-5.46	1.29	1.33
11	B2	1008	U	C5-C6	5.46	1.39	1.34
11	B2	1054	A	O3'-P	-5.46	1.54	1.61
11	B2	1097	G	C6-N1	5.46	1.43	1.39
38	A1	613	C	P-O5'	-5.46	1.54	1.59
38	A1	717	A	N1-C2	-5.46	1.29	1.34
38	A1	1025	A	C2-N3	5.46	1.38	1.33
38	A1	1037	C	C5'-C4'	5.46	1.57	1.51
38	A1	1713	G	N3-C4	-5.46	1.31	1.35
38	A1	2008	G	C4'-C3'	5.46	1.59	1.53
38	A1	2013	A	C5'-C4'	5.46	1.57	1.51
38	A1	2348	G	C8-N7	5.46	1.34	1.30
38	A1	2759	A	C5-C4	-5.46	1.34	1.38
11	B2	1025	U	C2-N3	-5.46	1.33	1.37
32	BT	26	ARG	NE-CZ	5.46	1.40	1.33
38	A1	449	G	C6-O6	5.46	1.29	1.24
38	A1	578	C	O4'-C1'	5.46	1.48	1.41
38	A1	858	G	N7-C5	-5.46	1.35	1.39
38	A1	1342	G	N9-C8	-5.46	1.34	1.37
38	A1	1725	A	N1-C2	5.46	1.39	1.34
38	A1	2066	C	N1-C6	5.46	1.40	1.37
38	A1	2217	C	C4-N4	5.46	1.38	1.33
38	A1	2239	C	C4-C5	5.46	1.47	1.43
38	A1	2305	U	N1-C6	-5.46	1.33	1.38
38	A1	2692	A	O4'-C1'	-5.46	1.34	1.41
38	A1	2866	A	C5-C4	5.46	1.42	1.38
11	B2	781	U	C3'-O3'	5.46	1.49	1.42
11	B2	901	G	C5-C6	5.46	1.47	1.42
38	A1	306	G	C4'-O4'	-5.46	1.38	1.45
38	A1	2204	C	C2-N3	5.46	1.40	1.35
39	A3	2	G	N3-C4	-5.46	1.31	1.35
10	B1	73	C	O4'-C1'	5.45	1.48	1.41
11	B2	135	U	O4'-C1'	-5.45	1.34	1.41
11	B2	386	C	N3-C4	5.45	1.37	1.33
11	B2	667	G	N1-C2	5.45	1.42	1.37
11	B2	1054	A	O4'-C1'	5.45	1.48	1.41
11	B2	1469	G	C2'-C1'	-5.45	1.47	1.53

Continued on next page...

Continued from previous page...

Mol	Chain	Res	Type	Atoms	Z	Observed(Å)	Ideal(Å)
15	BC	111	ARG	CZ-NH2	5.45	1.40	1.33
38	A1	106	G	C3'-C2'	-5.45	1.46	1.52
38	A1	149	G	C2-N2	-5.45	1.29	1.34
38	A1	1156	G	N7-C5	-5.45	1.35	1.39
38	A1	2258	A	C2'-C1'	-5.45	1.47	1.53
38	A1	2879	G	C6-N1	5.45	1.43	1.39
38	A1	2898	G	C5-C4	5.45	1.42	1.38
50	AF	95	SER	CA-CB	5.45	1.61	1.52
11	B2	234	G	C2-N2	5.45	1.40	1.34
11	B2	387	G	C2-N3	5.45	1.37	1.32
11	B2	752	G	N9-C4	5.45	1.42	1.38
18	BF	11	ARG	CD-NE	5.45	1.55	1.46
38	A1	732	G	C6-N1	5.45	1.43	1.39
38	A1	1751	G	N3-C4	-5.45	1.31	1.35
38	A1	2028	G	C5'-C4'	5.45	1.57	1.51
38	A1	2438	U	N1-C2	-5.45	1.33	1.38
38	A1	2767	C	C4-C5	5.45	1.47	1.43
11	B2	617	A	C6-N1	5.45	1.39	1.35
11	B2	1082	A	C6-N1	5.45	1.39	1.35
11	B2	1184	U	C4-C5	5.45	1.48	1.43
11	B2	1290	U	O3'-P	-5.45	1.54	1.61
22	BJ	43	ARG	NE-CZ	5.45	1.40	1.33
38	A1	231	G	C5-C4	-5.45	1.34	1.38
38	A1	544	A	C5-C4	5.45	1.42	1.38
38	A1	567	G	C2-N2	5.45	1.40	1.34
38	A1	609	G	C8-N7	-5.45	1.27	1.30
38	A1	835	G	N1-C2	5.45	1.42	1.37
38	A1	987	G	O4'-C1'	5.45	1.48	1.41
38	A1	1535	U	C1'-N1	5.45	1.56	1.48
38	A1	1921	U	C2'-C1'	-5.45	1.47	1.53
38	A1	2051	A	C6-N6	5.45	1.38	1.33
38	A1	2812	U	C4'-O4'	5.45	1.52	1.45
39	A3	118	G	C3'-C2'	-5.45	1.46	1.52
11	B2	407	G	P-O5'	-5.45	1.54	1.59
38	A1	522	A	N1-C2	5.45	1.39	1.34
38	A1	815	U	C4'-C3'	-5.45	1.47	1.52
38	A1	848	A	C4'-O4'	-5.45	1.38	1.45
38	A1	1631	A	C5'-C4'	5.45	1.57	1.51
39	A3	75	G	C2-N3	5.45	1.37	1.32
60	AM	71	ARG	NE-CZ	5.45	1.40	1.33
11	B2	1243	C	C2-N3	5.45	1.40	1.35
38	A1	438	G	C5-C6	-5.45	1.36	1.42

Continued on next page...

Continued from previous page...

Mol	Chain	Res	Type	Atoms	Z	Observed(Å)	Ideal(Å)
38	A1	444	U	P-O5'	5.45	1.65	1.59
38	A1	994	G	C6-N1	5.45	1.43	1.39
38	A1	1629	G	N3-C4	5.45	1.39	1.35
38	A1	1849	A	C5'-C4'	5.45	1.57	1.51
38	A1	2213	G	C3'-C2'	-5.45	1.46	1.52
38	A1	2346	A	O3'-P	-5.45	1.54	1.61
38	A1	2522	C	P-O5'	-5.45	1.54	1.59
38	A1	2789	G	N3-C4	-5.45	1.31	1.35
66	AY	17	ARG	CZ-NH1	5.45	1.40	1.33
5	AS	113	LYS	N-CA	-5.45	1.35	1.46
11	B2	38	G	N7-C5	-5.45	1.35	1.39
11	B2	846	G	N1-C2	5.45	1.42	1.37
38	A1	854	G	N9-C8	-5.45	1.34	1.37
38	A1	1896	U	O3'-P	-5.45	1.54	1.61
38	A1	2157	U	P-O5'	-5.45	1.54	1.59
38	A1	3014	U	N1-C2	5.45	1.43	1.38
39	A3	72	G	C2'-C1'	-5.45	1.47	1.53
40	A5	17	ARG	CZ-NH2	5.45	1.40	1.33
11	B2	1185	A	C3'-C2'	5.44	1.58	1.52
38	A1	1204	U	N3-C4	5.44	1.43	1.38
38	A1	1786	G	C2-N3	5.44	1.37	1.32
38	A1	2010	G	C2'-C1'	-5.44	1.47	1.53
38	A1	2519	C	N3-C4	5.44	1.37	1.33
11	B2	354	G	C2'-C1'	-5.44	1.47	1.53
11	B2	1318	U	C5'-C4'	5.44	1.57	1.51
37	BY	17	ARG	N-CA	-5.44	1.35	1.46
38	A1	183	G	O4'-C1'	-5.44	1.34	1.41
38	A1	1710	C	C2'-C1'	-5.44	1.47	1.53
38	A1	1801	C	C4-N4	5.44	1.38	1.33
38	A1	2240	G	C4'-C3'	5.44	1.59	1.53
38	A1	2272	G	C2-N3	5.44	1.37	1.32
38	A1	2836	G	C2'-C1'	-5.44	1.47	1.53
39	A3	4	C	N3-C4	5.44	1.37	1.33
46	AD	23	PHE	CG-CD2	5.44	1.47	1.38
66	AY	73	ARG	CZ-NH1	5.44	1.40	1.33
38	A1	168	G	N7-C5	-5.44	1.35	1.39
38	A1	232	U	C2-O2	5.44	1.27	1.22
38	A1	423	G	C2-N3	5.44	1.37	1.32
38	A1	428	A	C8-N7	5.44	1.35	1.31
38	A1	759	G	N9-C8	-5.44	1.34	1.37
38	A1	910	G	N1-C2	5.44	1.42	1.37
38	A1	1184	U	C3'-C2'	-5.44	1.46	1.52

Continued on next page...

Continued from previous page...

Mol	Chain	Res	Type	Atoms	Z	Observed(Å)	Ideal(Å)
38	A1	1271	G	C2-N2	5.44	1.40	1.34
38	A1	1655	G	C5-C4	5.44	1.42	1.38
38	A1	1757	G	N1-C2	5.44	1.42	1.37
38	A1	1856	G	C5-C6	-5.44	1.36	1.42
38	A1	2312	U	C3'-O3'	5.44	1.49	1.42
38	A1	2561	G	C5-C6	-5.44	1.36	1.42
38	A1	2719	G	C6-N1	5.44	1.43	1.39
38	A1	2868	C	C2-O2	-5.44	1.19	1.24
39	A3	50	G	C5-C6	5.44	1.47	1.42
40	A5	37	GLY	N-CA	-5.44	1.37	1.46
9	AX	291	ARG	CD-NE	5.44	1.55	1.46
11	B2	1060	G	C2'-C1'	5.44	1.59	1.53
11	B2	1435	G	C5-C6	5.44	1.47	1.42
28	BP	6	TYR	CZ-OH	5.44	1.47	1.37
38	A1	57	C	N1-C6	-5.44	1.33	1.37
38	A1	562	G	C5-C4	5.44	1.42	1.38
38	A1	1897	G	N1-C2	5.44	1.42	1.37
38	A1	2027	G	O3'-P	-5.44	1.54	1.61
11	B2	81	C	O3'-P	-5.44	1.54	1.61
11	B2	335	G	C2-N2	5.44	1.40	1.34
11	B2	814	C	N1-C6	5.44	1.40	1.37
11	B2	848	G	N9-C4	5.44	1.42	1.38
11	B2	1281	U	C5'-C4'	5.44	1.57	1.51
11	B2	1377	G	C2'-C1'	-5.44	1.47	1.53
38	A1	1209	A	C2-N3	-5.44	1.28	1.33
38	A1	1302	G	C2-N3	5.44	1.37	1.32
38	A1	1762	G	C6-N1	5.44	1.43	1.39
38	A1	1906	G	C2-N2	5.44	1.40	1.34
38	A1	2115	U	P-O5'	-5.44	1.54	1.59
38	A1	2133	G	C8-N7	-5.44	1.27	1.30
38	A1	2139	A	P-O5'	5.44	1.65	1.59
38	A1	2164	G	P-O5'	5.44	1.65	1.59
38	A1	2349	U	C3'-C2'	-5.44	1.46	1.52
38	A1	2403	G	N1-C2	5.44	1.42	1.37
38	A1	2406	C	C4-N4	5.44	1.38	1.33
39	A3	125	U	C2-N3	5.44	1.41	1.37
11	B2	373	C	C2-N3	5.44	1.40	1.35
11	B2	376	G	N3-C4	5.44	1.39	1.35
11	B2	1323	A	C2'-C1'	-5.44	1.47	1.53
15	BC	24	GLU	CG-CD	5.44	1.60	1.51
38	A1	832	A	P-O5'	-5.44	1.54	1.59
38	A1	2021	G	C5-C4	5.44	1.42	1.38

Continued on next page...

Continued from previous page...

Mol	Chain	Res	Type	Atoms	Z	Observed(Å)	Ideal(Å)
38	A1	2682	G	N1-C2	5.44	1.42	1.37
38	A1	2964	A	C6-N1	5.44	1.39	1.35
11	B2	377	A	N3-C4	5.43	1.38	1.34
11	B2	542	G	C2'-C1'	-5.43	1.47	1.53
11	B2	939	C	O3'-P	-5.43	1.54	1.61
11	B2	1495	U	C2'-C1'	5.43	1.59	1.53
38	A1	371	U	O3'-P	-5.43	1.54	1.61
38	A1	460	C	C4-C5	5.43	1.47	1.43
38	A1	599	G	C5-C6	-5.43	1.36	1.42
38	A1	946	U	N3-C4	5.43	1.43	1.38
38	A1	1858	G	C8-N7	5.43	1.34	1.30
38	A1	2026	C	O3'-P	-5.43	1.54	1.61
38	A1	2288	C	N3-C4	5.43	1.37	1.33
38	A1	2441	A	N3-C4	-5.43	1.31	1.34
38	A1	2727	C	C3'-O3'	5.43	1.49	1.42
38	A1	3032	C	C4-N4	5.43	1.38	1.33
62	AO	168	PHE	CG-CD2	5.43	1.47	1.38
38	A1	29	U	C4-O4	5.43	1.27	1.23
38	A1	34	C	C4'-C3'	-5.43	1.47	1.52
38	A1	170	A	C4'-O4'	-5.43	1.38	1.45
38	A1	344	G	N3-C4	-5.43	1.31	1.35
38	A1	463	A	N3-C4	-5.43	1.31	1.34
38	A1	1013	G	N9-C8	5.43	1.41	1.37
38	A1	1026	A	C6-N1	-5.43	1.31	1.35
38	A1	1165	C	P-O5'	-5.43	1.54	1.59
38	A1	1364	C	C5'-C4'	-5.43	1.44	1.51
38	A1	2014	A	C2'-O2'	5.43	1.48	1.41
38	A1	2519	C	C2'-O2'	5.43	1.48	1.41
61	AN	113	ARG	CZ-NH2	5.43	1.40	1.33
11	B2	1100	G	N7-C5	5.43	1.42	1.39
11	B2	1237	G	P-O5'	-5.43	1.54	1.59
38	A1	1128	G	C8-N7	-5.43	1.27	1.30
38	A1	1426	G	O3'-P	-5.43	1.54	1.61
38	A1	1951	G	C5'-C4'	5.43	1.57	1.51
38	A1	2163	G	N9-C8	5.43	1.41	1.37
38	A1	2450	A	C5'-C4'	5.43	1.57	1.51
10	B1	27	A	C6-N6	5.43	1.38	1.33
11	B2	599	G	C3'-O3'	5.43	1.49	1.42
11	B2	618	G	N7-C5	-5.43	1.35	1.39
11	B2	717	C	N1-C6	5.43	1.40	1.37
11	B2	772	G	N9-C8	5.43	1.41	1.37
17	BE	159	PHE	CD1-CE1	5.43	1.50	1.39

Continued on next page...

Continued from previous page...

Mol	Chain	Res	Type	Atoms	Z	Observed(Å)	Ideal(Å)
38	A1	415	U	C2'-C1'	5.43	1.59	1.53
38	A1	985	A	N7-C5	-5.43	1.35	1.39
38	A1	1176	C	O3'-P	-5.43	1.54	1.61
38	A1	1190	G	N9-C8	5.43	1.41	1.37
38	A1	1803	U	C2-N3	5.43	1.41	1.37
38	A1	1844	C	C4-C5	-5.43	1.38	1.43
38	A1	1891	C	C2'-C1'	-5.43	1.47	1.53
38	A1	2549	A	C1'-N9	5.43	1.56	1.48
38	A1	2652	G	O3'-P	-5.43	1.54	1.61
38	A1	2727	C	N1-C6	5.43	1.40	1.37
39	A3	31	U	C3'-C2'	-5.43	1.46	1.52
42	Aa	41	ARG	NE-CZ	5.43	1.40	1.33
61	AN	82	TYR	CG-CD1	5.43	1.46	1.39
11	B2	967	C	C4-C5	-5.43	1.38	1.43
38	A1	1112	G	N9-C8	-5.43	1.34	1.37
38	A1	1644	G	C2'-C1'	-5.43	1.47	1.53
38	A1	1845	C	C1'-N1	5.43	1.56	1.48
38	A1	2043	A	C6-N1	5.43	1.39	1.35
38	A1	2400	U	P-O5'	-5.43	1.54	1.59
38	A1	2647	G	N7-C5	5.43	1.42	1.39
11	B2	129	G	N7-C5	-5.43	1.35	1.39
11	B2	188	C	N3-C4	5.43	1.37	1.33
11	B2	780	C	O4'-C1'	5.43	1.48	1.41
11	B2	868	C	C5'-C4'	5.43	1.57	1.51
11	B2	936	A	N3-C4	-5.43	1.31	1.34
11	B2	1395	G	C5-C4	5.43	1.42	1.38
11	B2	1480	G	C3'-C2'	-5.43	1.46	1.52
38	A1	446	G	C5-C4	5.43	1.42	1.38
38	A1	1040	C	C2'-O2'	5.43	1.48	1.41
38	A1	1600	G	C2-N2	5.43	1.40	1.34
38	A1	2372	C	C4-N4	5.43	1.38	1.33
38	A1	2475	G	C2-N3	5.43	1.37	1.32
39	A3	47	G	O3'-P	-5.43	1.54	1.61
39	A3	68	C	N1-C6	5.43	1.40	1.37
59	AL	68	GLU	CD-OE2	5.43	1.31	1.25
11	B2	486	A	C1'-N9	-5.42	1.39	1.46
11	B2	839	G	N1-C2	5.42	1.42	1.37
11	B2	1095	C	C2-N3	5.42	1.40	1.35
38	A1	121	G	C1'-N9	5.42	1.56	1.48
38	A1	556	G	N9-C8	5.42	1.41	1.37
38	A1	723	A	C8-N7	5.42	1.35	1.31
38	A1	769	G	C8-N7	-5.42	1.27	1.30

Continued on next page...

Continued from previous page...

Mol	Chain	Res	Type	Atoms	Z	Observed(Å)	Ideal(Å)
38	A1	1832	G	C8-N7	5.42	1.34	1.30
38	A1	1934	C	C5'-C4'	5.42	1.57	1.51
38	A1	2439	G	N7-C5	-5.42	1.35	1.39
39	A3	67	U	C5'-C4'	5.42	1.57	1.51
43	AB	146	GLY	CA-C	-5.42	1.43	1.51
10	B1	72	C	C5'-C4'	5.42	1.57	1.51
38	A1	1223	A	N9-C4	-5.42	1.34	1.37
38	A1	1591	C	C2'-C1'	-5.42	1.47	1.53
38	A1	2051	A	C6-N1	5.42	1.39	1.35
11	B2	48	G	C6-N1	5.42	1.43	1.39
11	B2	656	U	N1-C2	5.42	1.43	1.38
11	B2	925	U	C2'-C1'	5.42	1.59	1.53
24	BL	33	ARG	NE-CZ	5.42	1.40	1.33
25	BM	84	ARG	CZ-NH1	5.42	1.40	1.33
38	A1	369	G	C3'-C2'	5.42	1.58	1.52
38	A1	672	C	C4'-C3'	5.42	1.59	1.53
38	A1	854	G	C2'-C1'	-5.42	1.47	1.53
38	A1	1472	U	C4'-C3'	5.42	1.59	1.53
38	A1	1944	C	C2-N3	-5.42	1.31	1.35
38	A1	2401	A	C4'-O4'	-5.42	1.38	1.45
38	A1	2707	G	N3-C4	5.42	1.39	1.35
11	B2	484	U	C2'-C1'	-5.42	1.47	1.53
11	B2	687	G	O3'-P	-5.42	1.54	1.61
38	A1	422	G	C6-N1	5.42	1.43	1.39
38	A1	454	C	P-O5'	-5.42	1.54	1.59
38	A1	2108	U	C2-N3	5.42	1.41	1.37
38	A1	2141	C	C5-C6	-5.42	1.30	1.34
41	AA	83	SER	CA-CB	5.42	1.61	1.52
11	B2	392	G	N1-C2	5.42	1.42	1.37
11	B2	398	C	O3'-P	-5.42	1.54	1.61
11	B2	402	G	C2'-C1'	-5.42	1.47	1.53
11	B2	822	A	C6-N6	5.42	1.38	1.33
11	B2	1325	C	C4-N4	5.42	1.38	1.33
38	A1	103	A	C8-N7	5.42	1.35	1.31
38	A1	352	G	C2'-C1'	-5.42	1.47	1.53
38	A1	661	G	N1-C2	5.42	1.42	1.37
38	A1	693	G	C8-N7	-5.42	1.27	1.30
38	A1	855	G	N7-C5	5.42	1.42	1.39
38	A1	1039	C	C2'-C1'	-5.42	1.47	1.53
38	A1	1173	G	C5-C6	-5.42	1.36	1.42
38	A1	1178	G	O5'-C5'	5.42	1.53	1.44
38	A1	2261	C	P-O5'	-5.42	1.54	1.59

Continued on next page...

Continued from previous page...

Mol	Chain	Res	Type	Atoms	Z	Observed(Å)	Ideal(Å)
39	A3	11	A	C5-C4	5.42	1.42	1.38
61	AN	10	ARG	NE-CZ	5.42	1.40	1.33
11	B2	120	C	C2-N3	5.42	1.40	1.35
11	B2	283	U	O4'-C1'	-5.42	1.34	1.41
11	B2	297	G	C3'-C2'	5.42	1.58	1.52
11	B2	929	C	C5'-C4'	5.42	1.57	1.51
30	BR	100	PHE	CG-CD1	5.42	1.46	1.38
38	A1	272	G	N9-C8	5.42	1.41	1.37
38	A1	316	G	C2-N2	5.42	1.40	1.34
38	A1	1223	A	C3'-C2'	5.42	1.58	1.52
38	A1	1259	G	C2'-C1'	-5.42	1.47	1.53
38	A1	1307	C	C4-C5	5.42	1.47	1.43
38	A1	1362	G	C2-N3	5.42	1.37	1.32
38	A1	1663	C	C1'-N1	5.42	1.56	1.48
38	A1	2211	C	N3-C4	5.42	1.37	1.33
38	A1	2666	G	C2'-C1'	-5.42	1.47	1.53
38	A1	2973	A	N9-C8	5.42	1.42	1.37
11	B2	264	C	C2'-C1'	-5.42	1.47	1.53
11	B2	1415	U	C4-O4	5.42	1.27	1.23
38	A1	1545	C	N1-C2	-5.42	1.34	1.40
38	A1	1703	G	N1-C2	5.42	1.42	1.37
60	AM	8	ARG	CD-NE	5.42	1.55	1.46
10	B1	69	G	N9-C4	-5.41	1.33	1.38
22	BJ	43	ARG	CD-NE	5.41	1.55	1.46
38	A1	597	C	C2-N3	5.41	1.40	1.35
38	A1	1459	A	N7-C5	-5.41	1.36	1.39
38	A1	1732	C	C4-N4	-5.41	1.29	1.33
38	A1	2063	U	C5-C6	5.41	1.39	1.34
38	A1	2285	G	C2'-C1'	-5.41	1.47	1.53
38	A1	2703	G	N9-C8	5.41	1.41	1.37
11	B2	266	A	O4'-C1'	5.41	1.48	1.41
38	A1	33	U	C3'-O3'	5.41	1.49	1.42
38	A1	307	C	C2-O2	-5.41	1.19	1.24
38	A1	1010	G	C5-C4	-5.41	1.34	1.38
38	A1	1234	A	C4'-C3'	-5.41	1.47	1.52
38	A1	1666	G	N3-C4	5.41	1.39	1.35
38	A1	2150	G	C5-C4	5.41	1.42	1.38
38	A1	2986	G	O3'-P	-5.41	1.54	1.61
11	B2	176	U	C2'-C1'	-5.41	1.47	1.53
11	B2	972	C	N1-C6	5.41	1.40	1.37
11	B2	1241	U	C2-O2	5.41	1.27	1.22
11	B2	1319	C	C4-C5	5.41	1.47	1.43

Continued on next page...

Continued from previous page...

Mol	Chain	Res	Type	Atoms	Z	Observed(Å)	Ideal(Å)
38	A1	237	G	C2-N2	5.41	1.40	1.34
38	A1	450	G	N3-C4	5.41	1.39	1.35
38	A1	501	C	C2-N3	5.41	1.40	1.35
38	A1	661	G	C4'-O4'	5.41	1.52	1.45
38	A1	794	G	O3'-P	-5.41	1.54	1.61
38	A1	841	U	C3'-O3'	5.41	1.49	1.42
38	A1	1078	G	C8-N7	-5.41	1.27	1.30
38	A1	1214	C	C2'-C1'	-5.41	1.47	1.53
38	A1	1560	G	C2'-C1'	-5.41	1.47	1.53
38	A1	1759	A	N3-C4	5.41	1.38	1.34
38	A1	1943	C	C2'-C1'	-5.41	1.47	1.53
38	A1	2545	A	C5-C4	5.41	1.42	1.38
39	A3	104	C	N1-C2	5.41	1.45	1.40
11	B2	99	C	C4-C5	5.41	1.47	1.43
11	B2	284	A	O3'-P	-5.41	1.54	1.61
11	B2	491	G	N7-C5	-5.41	1.36	1.39
11	B2	576	C	N1-C6	-5.41	1.33	1.37
11	B2	1220	G	O3'-P	-5.41	1.54	1.61
11	B2	1320	A	C8-N7	5.41	1.35	1.31
20	BH	42	ARG	NE-CZ	5.41	1.40	1.33
38	A1	83	G	C5'-C4'	-5.41	1.44	1.51
38	A1	207	A	C6-N6	5.41	1.38	1.33
38	A1	378	G	N3-C4	-5.41	1.31	1.35
38	A1	930	G	C5-C6	-5.41	1.36	1.42
38	A1	964	C	C5-C6	-5.41	1.30	1.34
38	A1	1176	C	C2-N3	5.41	1.40	1.35
38	A1	1250	A	C5'-C4'	5.41	1.57	1.51
38	A1	2038	C	C4-N4	5.41	1.38	1.33
38	A1	2307	C	C4-N4	5.41	1.38	1.33
38	A1	2815	C	C2'-C1'	-5.41	1.47	1.53
38	A1	2828	G	O3'-P	-5.41	1.54	1.61
45	AC	84	ARG	NE-CZ	5.41	1.40	1.33
11	B2	580	G	C6-N1	5.41	1.43	1.39
11	B2	964	A	C1'-N9	5.41	1.56	1.48
38	A1	1563	G	N1-C2	5.41	1.42	1.37
38	A1	2356	U	C4-C5	5.41	1.48	1.43
11	B2	90	C	C2-N3	5.41	1.40	1.35
11	B2	206	C	N1-C6	-5.41	1.33	1.37
11	B2	411	C	C4-N4	5.41	1.38	1.33
11	B2	1055	C	C5'-C4'	5.41	1.57	1.51
11	B2	1421	C	P-O5'	-5.41	1.54	1.59
38	A1	132	G	N7-C5	-5.41	1.36	1.39

Continued on next page...

Continued from previous page...

Mol	Chain	Res	Type	Atoms	Z	Observed(Å)	Ideal(Å)
38	A1	1208	A	N7-C5	-5.41	1.36	1.39
38	A1	1328	G	C3'-O3'	5.41	1.49	1.42
38	A1	2116	G	C6-N1	5.41	1.43	1.39
38	A1	2550	A	C6-N1	5.41	1.39	1.35
38	A1	2786	G	N9-C8	5.41	1.41	1.37
38	A1	3018	C	C3'-C2'	5.41	1.58	1.52
11	B2	198	A	C5'-C4'	5.40	1.57	1.51
11	B2	887	G	N7-C5	5.40	1.42	1.39
38	A1	1267	A	P-O5'	5.40	1.65	1.59
38	A1	1427	A	C6-N6	5.40	1.38	1.33
38	A1	2525	C	P-O5'	-5.40	1.54	1.59
11	B2	509	C	C4'-O4'	5.40	1.52	1.45
11	B2	791	G	N1-C2	5.40	1.42	1.37
38	A1	672	C	C4-N4	5.40	1.38	1.33
38	A1	792	A	N9-C8	5.40	1.42	1.37
38	A1	922	C	C2'-C1'	-5.40	1.47	1.53
38	A1	964	C	C4'-O4'	-5.40	1.38	1.45
38	A1	1701	C	C4'-O4'	-5.40	1.38	1.45
38	A1	2208	C	P-O5'	5.40	1.65	1.59
38	A1	2291	G	C8-N7	-5.40	1.27	1.30
5	AS	50	TYR	CE2-CZ	5.40	1.45	1.38
5	AS	135	ARG	CZ-NH1	5.40	1.40	1.33
10	B1	43	G	N3-C4	-5.40	1.31	1.35
11	B2	234	G	N1-C2	5.40	1.42	1.37
11	B2	711	U	C4-C5	-5.40	1.38	1.43
11	B2	787	U	C1'-N1	-5.40	1.39	1.46
11	B2	965	G	N9-C8	5.40	1.41	1.37
11	B2	1172	A	C5'-C4'	5.40	1.57	1.51
11	B2	1271	G	N9-C4	5.40	1.42	1.38
36	BX	35	ARG	NE-CZ	5.40	1.40	1.33
38	A1	122	G	N1-C2	5.40	1.42	1.37
38	A1	318	G	C2-N2	5.40	1.40	1.34
38	A1	511	A	C5'-C4'	5.40	1.57	1.51
38	A1	573	G	C2'-C1'	-5.40	1.47	1.53
38	A1	933	G	C5-C6	-5.40	1.36	1.42
38	A1	1811	G	O3'-P	5.40	1.67	1.61
38	A1	1994	G	N9-C8	-5.40	1.34	1.37
38	A1	2347	G	C2-N2	5.40	1.40	1.34
38	A1	2502	C	N3-C4	5.40	1.37	1.33
38	A1	2955	G	C8-N7	-5.40	1.27	1.30
39	A3	9	A	C5-C6	-5.40	1.36	1.41
39	A3	93	G	N1-C2	5.40	1.42	1.37

Continued on next page...

Continued from previous page...

Mol	Chain	Res	Type	Atoms	Z	Observed(Å)	Ideal(Å)
47	Ad	6	ARG	CD-NE	5.40	1.55	1.46
11	B2	1004	U	P-O5'	-5.40	1.54	1.59
11	B2	1354	A	P-O5'	-5.40	1.54	1.59
38	A1	386	A	P-O5'	-5.40	1.54	1.59
38	A1	1470	C	C5-C6	5.40	1.38	1.34
38	A1	2872	G	C8-N7	5.40	1.34	1.30
11	B2	63	G	N9-C4	-5.40	1.33	1.38
11	B2	90	C	N1-C6	5.40	1.40	1.37
11	B2	168	G	N9-C8	5.40	1.41	1.37
11	B2	476	C	C4-N4	5.40	1.38	1.33
38	A1	32	C	C2-O2	5.40	1.29	1.24
38	A1	429	U	C3'-O3'	5.40	1.49	1.42
38	A1	694	A	N9-C4	-5.40	1.34	1.37
38	A1	1012	G	C2-N3	5.40	1.37	1.32
38	A1	1234	A	O4'-C1'	5.40	1.48	1.41
38	A1	1447	G	C6-N1	5.40	1.43	1.39
38	A1	1825	G	C2'-C1'	-5.40	1.47	1.53
38	A1	1849	A	N9-C8	-5.40	1.33	1.37
38	A1	2226	G	O3'-P	-5.40	1.54	1.61
46	AD	78	ARG	CD-NE	5.40	1.55	1.46
55	Ai	80	ARG	NE-CZ	5.40	1.40	1.33
56	AJ	51	ARG	CZ-NH1	5.40	1.40	1.33
11	B2	287	G	C5'-C4'	5.40	1.57	1.51
11	B2	958	G	N1-C2	5.40	1.42	1.37
11	B2	1324	U	C4'-O4'	-5.40	1.38	1.45
38	A1	2331	A	C3'-C2'	-5.40	1.46	1.52
38	A1	2646	A	N1-C2	-5.40	1.29	1.34
11	B2	210	A	N7-C5	-5.39	1.36	1.39
11	B2	542	G	C3'-O3'	5.39	1.49	1.42
11	B2	1370	U	C2-N3	5.39	1.41	1.37
11	B2	1421	C	N1-C6	-5.39	1.33	1.37
38	A1	75	G	O4'-C1'	-5.39	1.34	1.41
38	A1	88	G	C6-N1	5.39	1.43	1.39
38	A1	328	G	N7-C5	5.39	1.42	1.39
38	A1	361	G	C2-N2	5.39	1.40	1.34
38	A1	686	C	C2-N3	5.39	1.40	1.35
38	A1	1935	C	C2-O2	5.39	1.29	1.24
38	A1	2066	C	C4'-C3'	-5.39	1.47	1.52
38	A1	2539	G	C6-N1	5.39	1.43	1.39
38	A1	2982	G	C3'-O3'	5.39	1.49	1.42
48	AE	71	ARG	NE-CZ	5.39	1.40	1.33
10	B1	61	U	C3'-C2'	-5.39	1.46	1.52

Continued on next page...

Continued from previous page...

Mol	Chain	Res	Type	Atoms	Z	Observed(Å)	Ideal(Å)
11	B2	396	C	N3-C4	5.39	1.37	1.33
11	B2	534	G	N9-C8	5.39	1.41	1.37
11	B2	952	A	C5'-C4'	5.39	1.57	1.51
11	B2	1223	C	C5'-C4'	5.39	1.57	1.51
38	A1	279	G	C2-N2	5.39	1.40	1.34
38	A1	330	U	C2'-C1'	-5.39	1.47	1.53
38	A1	909	A	N1-C2	5.39	1.39	1.34
38	A1	952	C	C4'-C3'	-5.39	1.47	1.52
38	A1	1298	C	C4-C5	5.39	1.47	1.43
38	A1	1369	G	C8-N7	5.39	1.34	1.30
38	A1	1603	G	N7-C5	5.39	1.42	1.39
38	A1	2022	U	C4-C5	-5.39	1.38	1.43
38	A1	2188	C	C5-C6	-5.39	1.30	1.34
39	A3	85	C	C5-C6	5.39	1.38	1.34
44	Ab	84	VAL	N-CA	-5.39	1.35	1.46
11	B2	204	G	C2'-C1'	-5.39	1.47	1.53
11	B2	723	G	C4'-O4'	-5.39	1.38	1.45
11	B2	934	G	C5-C4	5.39	1.42	1.38
11	B2	1056	G	C6-N1	5.39	1.43	1.39
38	A1	347	G	C4'-C3'	5.39	1.59	1.53
38	A1	1074	G	N9-C8	5.39	1.41	1.37
38	A1	1519	G	C2-N3	5.39	1.37	1.32
38	A1	2187	C	O4'-C1'	5.39	1.48	1.41
11	B2	264	C	N1-C2	5.39	1.45	1.40
11	B2	1139	A	C2'-C1'	-5.39	1.47	1.53
38	A1	648	C	C4-N4	5.39	1.38	1.33
38	A1	723	A	C6-N6	5.39	1.38	1.33
38	A1	983	G	N1-C2	5.39	1.42	1.37
38	A1	1492	C	C5'-C4'	5.39	1.57	1.51
38	A1	1810	G	C6-N1	5.39	1.43	1.39
38	A1	2360	G	N7-C5	-5.39	1.36	1.39
65	AV	48	ARG	CZ-NH2	5.39	1.40	1.33
11	B2	1237	G	N7-C5	-5.39	1.36	1.39
11	B2	1333	G	C2'-C1'	-5.39	1.47	1.53
29	BQ	135	TYR	CG-CD1	5.39	1.46	1.39
38	A1	582	A	C6-N1	5.39	1.39	1.35
38	A1	1996	C	P-O5'	-5.39	1.54	1.59
38	A1	2482	G	P-O5'	5.39	1.65	1.59
38	A1	2531	G	C8-N7	-5.39	1.27	1.30
11	B2	106	A	O3'-P	-5.39	1.54	1.61
11	B2	707	A	C8-N7	-5.39	1.27	1.31
11	B2	1109	C	N1-C6	5.39	1.40	1.37

Continued on next page...

Continued from previous page...

Mol	Chain	Res	Type	Atoms	Z	Observed(Å)	Ideal(Å)
11	B2	1142	G	C2'-C1'	-5.39	1.47	1.53
38	A1	314	A	N1-C2	5.39	1.39	1.34
38	A1	1544	C	P-O5'	-5.39	1.54	1.59
38	A1	1833	G	N7-C5	-5.39	1.36	1.39
38	A1	2448	A	N9-C8	5.39	1.42	1.37
38	A1	2629	U	C4'-O4'	-5.39	1.38	1.45
40	A5	16	ARG	CZ-NH1	5.39	1.40	1.33
10	B1	35	G	C3'-C2'	5.38	1.58	1.52
11	B2	652	C	C4-N4	5.38	1.38	1.33
11	B2	656	U	N3-C4	-5.38	1.33	1.38
11	B2	1437	G	N7-C5	-5.38	1.36	1.39
33	BU	19	ARG	CZ-NH2	5.38	1.40	1.33
38	A1	7	G	N3-C4	5.38	1.39	1.35
38	A1	763	A	C6-N6	5.38	1.38	1.33
38	A1	2740	G	O4'-C1'	5.38	1.48	1.41
38	A1	2966	C	C4'-C3'	5.38	1.59	1.53
38	A1	3011	G	N7-C5	-5.38	1.36	1.39
40	A5	64	ARG	CZ-NH2	5.38	1.40	1.33
43	AB	189	TRP	NE1-CE2	-5.38	1.30	1.37
48	AE	119	GLU	CB-CG	5.38	1.62	1.52
11	B2	576	C	C2-N3	-5.38	1.31	1.35
24	BL	35	SER	CA-CB	5.38	1.61	1.52
38	A1	579	C	N3-C4	5.38	1.37	1.33
38	A1	963	G	C6-N1	5.38	1.43	1.39
38	A1	2420	C	C5-C6	-5.38	1.30	1.34
38	A1	2500	G	C2-N3	5.38	1.37	1.32
39	A3	52	U	C1'-N1	5.38	1.56	1.48
60	AM	187	ARG	CZ-NH2	5.38	1.40	1.33
11	B2	100	A	O3'-P	-5.38	1.54	1.61
11	B2	450	A	N1-C2	5.38	1.39	1.34
11	B2	822	A	C2'-C1'	-5.38	1.47	1.53
11	B2	1030	U	C4-C5	5.38	1.48	1.43
11	B2	1209	C	C4-N4	5.38	1.38	1.33
11	B2	1474	A	C8-N7	5.38	1.35	1.31
38	A1	1039	C	C1'-N1	5.38	1.56	1.48
38	A1	1472	U	N1-C2	5.38	1.43	1.38
38	A1	1763	A	O3'-P	-5.38	1.54	1.61
38	A1	2658	G	C2-N3	5.38	1.37	1.32
11	B2	44	C	O4'-C1'	-5.38	1.34	1.41
11	B2	1089	C	C3'-O3'	5.38	1.49	1.42
38	A1	1415	C	C4-C5	5.38	1.47	1.43
38	A1	1758	U	N1-C6	5.38	1.42	1.38

Continued on next page...

Continued from previous page...

Mol	Chain	Res	Type	Atoms	Z	Observed(Å)	Ideal(Å)
38	A1	1999	G	C6-O6	-5.38	1.19	1.24
38	A1	2414	G	C4'-O4'	5.38	1.52	1.45
38	A1	2815	C	C4'-O4'	-5.38	1.38	1.45
39	A3	18	G	O3'-P	-5.38	1.54	1.61
10	B1	10	G	C4'-O4'	-5.38	1.38	1.45
11	B2	6	G	C6-N1	5.38	1.43	1.39
11	B2	1126	G	N9-C4	5.38	1.42	1.38
38	A1	191	U	N1-C6	5.38	1.42	1.38
38	A1	483	C	C4-C5	5.38	1.47	1.43
38	A1	641	G	C2-N2	-5.38	1.29	1.34
38	A1	1006	A	C2'-C1'	-5.38	1.47	1.53
38	A1	1024	G	C2-N3	5.38	1.37	1.32
38	A1	1484	U	C4-C5	5.38	1.48	1.43
38	A1	2586	A	N7-C5	-5.38	1.36	1.39
11	B2	92	G	C2-N3	5.38	1.37	1.32
11	B2	389	G	N7-C5	-5.38	1.36	1.39
11	B2	644	G	C5'-C4'	5.38	1.57	1.51
11	B2	900	G	C6-N1	5.38	1.43	1.39
11	B2	978	G	C5'-C4'	5.38	1.57	1.51
11	B2	983	G	C6-O6	-5.38	1.19	1.24
38	A1	224	G	C4'-O4'	5.38	1.52	1.45
38	A1	1296	A	C6-N6	5.38	1.38	1.33
38	A1	1623	C	C4'-O4'	-5.38	1.38	1.45
38	A1	1856	G	C5'-C4'	5.38	1.57	1.51
38	A1	2151	C	C4-C5	-5.38	1.38	1.43
38	A1	2659	G	C2-N3	5.38	1.37	1.32
38	A1	2881	G	C2'-C1'	-5.38	1.47	1.53
38	A1	2963	G	C2-N3	5.38	1.37	1.32
7	AU	77	TYR	CG-CD1	5.38	1.46	1.39
11	B2	231	G	C4'-C3'	5.38	1.59	1.53
11	B2	262	G	C2'-C1'	-5.38	1.47	1.53
11	B2	365	C	C2'-C1'	-5.38	1.47	1.53
11	B2	584	C	C2-O2	5.38	1.29	1.24
11	B2	727	G	C2-N3	5.38	1.37	1.32
11	B2	754	G	N1-C2	5.38	1.42	1.37
18	BF	92	ARG	CZ-NH1	5.38	1.40	1.33
38	A1	142	G	N3-C4	-5.38	1.31	1.35
38	A1	982	G	C5-C6	-5.38	1.36	1.42
38	A1	1794	C	N1-C6	5.38	1.40	1.37
38	A1	1948	A	O3'-P	-5.38	1.54	1.61
38	A1	2634	U	C4-O4	5.38	1.27	1.23
60	AM	166	GLY	CA-C	-5.38	1.43	1.51

Continued on next page...

Continued from previous page...

Mol	Chain	Res	Type	Atoms	Z	Observed(Å)	Ideal(Å)
11	B2	206	C	C4'-O4'	-5.37	1.38	1.45
11	B2	516	A	N9-C8	5.37	1.42	1.37
11	B2	947	G	C8-N7	-5.37	1.27	1.30
11	B2	1105	C	C4'-C3'	-5.37	1.47	1.52
14	BB	85	GLU	CD-OE1	5.37	1.31	1.25
38	A1	355	G	N3-C4	-5.37	1.31	1.35
38	A1	488	A	N3-C4	5.37	1.38	1.34
38	A1	652	G	N9-C8	5.37	1.41	1.37
38	A1	1187	A	N7-C5	-5.37	1.36	1.39
38	A1	1672	G	C6-N1	-5.37	1.35	1.39
38	A1	1966	C	N1-C6	5.37	1.40	1.37
38	A1	2033	G	C3'-C2'	-5.37	1.46	1.52
38	A1	2177	A	C5-C4	5.37	1.42	1.38
38	A1	2197	U	C2-N3	-5.37	1.33	1.37
38	A1	2377	C	C4'-C3'	5.37	1.59	1.53
38	A1	2604	G	N9-C4	-5.37	1.33	1.38
38	A1	2975	A	C2-N3	5.37	1.38	1.33
44	Ab	122	GLY	C-N	5.37	1.46	1.34
10	B1	31	G	N7-C5	-5.37	1.36	1.39
11	B2	501	G	C4'-O4'	-5.37	1.38	1.45
11	B2	642	G	N1-C2	5.37	1.42	1.37
11	B2	986	G	C3'-O3'	5.37	1.49	1.42
38	A1	506	G	N9-C8	5.37	1.41	1.37
38	A1	540	A	C6-N1	-5.37	1.31	1.35
38	A1	582	A	C6-N6	5.37	1.38	1.33
38	A1	663	A	C4'-O4'	5.37	1.52	1.45
38	A1	2198	U	C4-C5	5.37	1.48	1.43
38	A1	2595	C	C3'-O3'	5.37	1.49	1.42
38	A1	2785	G	C5'-C4'	-5.37	1.45	1.51
10	B1	25	G	N1-C2	5.37	1.42	1.37
11	B2	292	U	N3-C4	5.37	1.43	1.38
11	B2	376	G	N7-C5	5.37	1.42	1.39
11	B2	588	C	O4'-C1'	-5.37	1.34	1.41
38	A1	1157	U	C2'-C1'	-5.37	1.47	1.53
38	A1	1541	U	N1-C2	5.37	1.43	1.38
56	AJ	16	ARG	CZ-NH2	5.37	1.40	1.33
11	B2	518	U	C2-N3	5.37	1.41	1.37
11	B2	614	G	O3'-P	-5.37	1.54	1.61
11	B2	979	U	C2-N3	5.37	1.41	1.37
11	B2	1265	G	C1'-N9	5.37	1.56	1.48
11	B2	1395	G	C6-N1	5.37	1.43	1.39
38	A1	36	G	N3-C4	5.37	1.39	1.35

Continued on next page...

Continued from previous page...

Mol	Chain	Res	Type	Atoms	Z	Observed(Å)	Ideal(Å)
38	A1	252	A	C2-N3	5.37	1.38	1.33
38	A1	311	C	N1-C6	5.37	1.40	1.37
38	A1	899	A	C6-N6	5.37	1.38	1.33
38	A1	1347	U	C1'-N1	5.37	1.56	1.48
38	A1	1566	G	C5-C4	5.37	1.42	1.38
38	A1	1604	G	N7-C5	-5.37	1.36	1.39
38	A1	1736	G	N9-C4	5.37	1.42	1.38
38	A1	1993	A	C6-N6	5.37	1.38	1.33
38	A1	2359	G	C2'-C1'	-5.37	1.47	1.53
38	A1	2595	C	C2-N3	5.37	1.40	1.35
38	A1	2667	U	C4-C5	5.37	1.48	1.43
38	A1	231	G	N3-C4	-5.37	1.31	1.35
38	A1	565	A	C2'-C1'	-5.37	1.47	1.53
38	A1	1413	A	C2-N3	5.37	1.38	1.33
38	A1	1884	C	N1-C6	5.37	1.40	1.37
38	A1	2057	G	P-O5'	-5.37	1.54	1.59
38	A1	2225	C	C2'-C1'	-5.37	1.47	1.53
38	A1	2557	C	C4'-C3'	-5.37	1.47	1.52
11	B2	195	C	P-O5'	-5.37	1.54	1.59
11	B2	338	C	C2'-C1'	-5.37	1.47	1.53
11	B2	893	U	N3-C4	5.37	1.43	1.38
38	A1	68	G	C2-N3	5.37	1.37	1.32
38	A1	110	A	N7-C5	-5.37	1.36	1.39
38	A1	301	G	C3'-C2'	-5.37	1.46	1.52
38	A1	571	G	C3'-O3'	5.37	1.49	1.42
38	A1	587	A	C6-N6	5.37	1.38	1.33
38	A1	1158	G	N7-C5	-5.37	1.36	1.39
38	A1	1281	A	C6-N6	5.37	1.38	1.33
38	A1	1802	G	N7-C5	-5.37	1.36	1.39
38	A1	2255	C	N1-C6	5.37	1.40	1.37
38	A1	2256	G	N3-C4	5.37	1.39	1.35
38	A1	2657	A	N9-C8	5.37	1.42	1.37
38	A1	2865	C	O3'-P	5.37	1.67	1.61
38	A1	2988	A	C6-N6	5.37	1.38	1.33
39	A3	75	G	N3-C4	-5.37	1.31	1.35
11	B2	202	G	N3-C4	5.36	1.39	1.35
11	B2	213	C	C2-N3	5.36	1.40	1.35
11	B2	461	A	C6-N6	5.36	1.38	1.33
11	B2	1170	C	C5'-C4'	5.36	1.57	1.51
11	B2	1207	G	N1-C2	5.36	1.42	1.37
11	B2	1258	C	C3'-C2'	5.36	1.58	1.52
38	A1	379	U	C4'-O4'	5.36	1.52	1.45

Continued on next page...

Continued from previous page...

Mol	Chain	Res	Type	Atoms	Z	Observed(Å)	Ideal(Å)
38	A1	426	G	C8-N7	5.36	1.34	1.30
38	A1	545	G	C3'-C2'	5.36	1.58	1.52
38	A1	1324	G	C6-N1	5.36	1.43	1.39
38	A1	1380	G	N1-C2	5.36	1.42	1.37
38	A1	1689	G	C2-N3	-5.36	1.28	1.32
38	A1	2775	G	N9-C4	-5.36	1.33	1.38
38	A1	2838	U	C3'-C2'	-5.36	1.46	1.52
38	A1	2948	A	N9-C8	5.36	1.42	1.37
39	A3	98	G	N3-C4	-5.36	1.31	1.35
55	Ai	48	ARG	NE-CZ	5.36	1.40	1.33
11	B2	6	G	C8-N7	5.36	1.34	1.30
11	B2	1005	G	C2-N2	5.36	1.40	1.34
11	B2	1140	A	C6-N1	5.36	1.39	1.35
38	A1	332	A	C5-C6	5.36	1.45	1.41
38	A1	716	U	C4'-O4'	-5.36	1.38	1.45
38	A1	1209	A	C2'-C1'	-5.36	1.47	1.53
38	A1	1693	G	C2'-C1'	-5.36	1.47	1.53
38	A1	2018	C	P-O5'	-5.36	1.54	1.59
11	B2	406	U	C4-C5	5.36	1.48	1.43
11	B2	940	U	N3-C4	5.36	1.43	1.38
11	B2	1216	A	N3-C4	-5.36	1.31	1.34
11	B2	1326	G	C2-N3	5.36	1.37	1.32
11	B2	1369	C	C1'-N1	5.36	1.56	1.48
38	A1	517	A	N7-C5	-5.36	1.36	1.39
38	A1	1131	G	N9-C8	5.36	1.41	1.37
38	A1	1262	C	C5-C6	-5.36	1.30	1.34
38	A1	1397	U	N1-C2	5.36	1.43	1.38
38	A1	1608	G	C3'-O3'	5.36	1.49	1.42
38	A1	2023	A	C4'-C3'	5.36	1.59	1.53
38	A1	2062	A	C6-N1	5.36	1.39	1.35
38	A1	2225	C	C2-N3	5.36	1.40	1.35
38	A1	2320	U	C2-N3	5.36	1.41	1.37
38	A1	2547	A	C5-C6	5.36	1.45	1.41
38	A1	2705	C	N1-C6	5.36	1.40	1.37
44	Ab	59	ARG	CZ-NH2	5.36	1.40	1.33
45	AC	139	TYR	CZ-OH	5.36	1.47	1.37
11	B2	672	G	C2-N2	5.36	1.40	1.34
11	B2	1020	G	N9-C8	-5.36	1.34	1.37
11	B2	1095	C	C3'-C2'	5.36	1.58	1.52
11	B2	1287	G	N9-C8	-5.36	1.34	1.37
29	BQ	80	ARG	CZ-NH2	5.36	1.40	1.33
38	A1	84	A	N7-C5	-5.36	1.36	1.39

Continued on next page...

Continued from previous page...

Mol	Chain	Res	Type	Atoms	Z	Observed(Å)	Ideal(Å)
38	A1	304	G	N1-C2	5.36	1.42	1.37
38	A1	366	G	C6-N1	-5.36	1.35	1.39
38	A1	793	C	C2'-O2'	-5.36	1.34	1.41
38	A1	1065	C	C4-N4	5.36	1.38	1.33
39	A3	11	A	C6-N6	5.36	1.38	1.33
11	B2	186	U	C2-N3	5.36	1.41	1.37
11	B2	219	C	C4-C5	5.36	1.47	1.43
11	B2	254	G	N1-C2	5.36	1.42	1.37
11	B2	314	G	C5'-C4'	-5.36	1.45	1.51
11	B2	561	A	P-O5'	5.36	1.65	1.59
11	B2	977	G	C8-N7	5.36	1.34	1.30
11	B2	1225	C	N1-C2	5.36	1.45	1.40
38	A1	86	G	C8-N7	-5.36	1.27	1.30
38	A1	90	A	N7-C5	-5.36	1.36	1.39
38	A1	148	C	C2-N3	5.36	1.40	1.35
38	A1	261	A	C5-C6	5.36	1.45	1.41
38	A1	849	C	C4-N4	5.36	1.38	1.33
38	A1	1759	A	C1'-N9	5.36	1.56	1.48
38	A1	2528	U	N1-C2	5.36	1.43	1.38
38	A1	2701	U	C4'-C3'	5.36	1.59	1.53
38	A1	3006	G	C2'-C1'	-5.36	1.47	1.53
38	A1	3006	G	C5-C6	-5.36	1.36	1.42
11	B2	33	U	C3'-O3'	5.36	1.49	1.42
11	B2	180	G	N3-C4	5.36	1.39	1.35
11	B2	184	G	C3'-C2'	5.36	1.58	1.52
11	B2	254	G	C2-N3	5.36	1.37	1.32
11	B2	436	A	C6-N6	5.36	1.38	1.33
11	B2	714	G	C5-C4	-5.36	1.34	1.38
11	B2	799	C	C4-N4	5.36	1.38	1.33
11	B2	1094	U	N1-C2	5.36	1.43	1.38
38	A1	137	A	N7-C5	-5.36	1.36	1.39
38	A1	254	A	C5-C4	5.36	1.42	1.38
38	A1	623	G	N7-C5	-5.36	1.36	1.39
38	A1	766	G	C5-C6	-5.36	1.36	1.42
38	A1	1654	G	C5-C4	5.36	1.42	1.38
38	A1	1685	C	P-O5'	-5.36	1.54	1.59
38	A1	1893	C	O4'-C1'	5.36	1.48	1.41
38	A1	2279	G	N9-C8	5.36	1.41	1.37
38	A1	2602	G	O4'-C1'	5.36	1.48	1.41
38	A1	2651	G	N3-C4	-5.36	1.31	1.35
11	B2	790	G	P-O5'	-5.35	1.54	1.59
11	B2	869	U	P-O5'	-5.35	1.54	1.59

Continued on next page...

Continued from previous page...

Mol	Chain	Res	Type	Atoms	Z	Observed(Å)	Ideal(Å)
11	B2	1300	A	N1-C2	-5.35	1.29	1.34
11	B2	1399	G	N9-C8	5.35	1.41	1.37
38	A1	618	C	N1-C6	5.35	1.40	1.37
38	A1	2301	C	C1'-N1	5.35	1.56	1.48
38	A1	2531	G	N7-C5	-5.35	1.36	1.39
38	A1	2862	A	O3'-P	-5.35	1.54	1.61
10	B1	52	G	C1'-N9	5.35	1.56	1.48
11	B2	509	C	C2-N3	5.35	1.40	1.35
11	B2	651	U	P-O5'	5.35	1.65	1.59
38	A1	1569	A	N9-C4	-5.35	1.34	1.37
38	A1	1671	A	C6-N1	5.35	1.39	1.35
38	A1	1833	G	N3-C4	-5.35	1.31	1.35
38	A1	2783	C	C4-N4	5.35	1.38	1.33
38	A1	2817	U	N1-C2	5.35	1.43	1.38
60	AM	21	GLU	CB-CG	5.35	1.62	1.52
61	AN	79	ARG	CZ-NH2	5.35	1.40	1.33
34	BV	85	TYR	CE2-CZ	5.35	1.45	1.38
38	A1	971	G	C5-C6	-5.35	1.36	1.42
38	A1	1441	C	N3-C4	5.35	1.37	1.33
38	A1	2192	G	C8-N7	5.35	1.34	1.30
38	A1	3029	A	C5-C4	5.35	1.42	1.38
11	B2	211	G	C3'-O3'	5.35	1.49	1.42
11	B2	653	C	O4'-C1'	5.35	1.48	1.41
11	B2	729	G	C2-N2	-5.35	1.29	1.34
38	A1	244	A	N3-C4	5.35	1.38	1.34
38	A1	407	A	N7-C5	-5.35	1.36	1.39
38	A1	862	G	C5'-C4'	5.35	1.57	1.51
38	A1	1762	G	N1-C2	5.35	1.42	1.37
38	A1	1908	C	C4-N4	5.35	1.38	1.33
38	A1	2139	A	N9-C4	5.35	1.41	1.37
38	A1	2349	U	N3-C4	5.35	1.43	1.38
38	A1	2436	A	C3'-C2'	-5.35	1.46	1.52
38	A1	2600	C	N1-C6	5.35	1.40	1.37
38	A1	2777	G	P-O5'	5.35	1.65	1.59
38	A1	2952	C	C3'-C2'	-5.35	1.46	1.52
45	AC	144	PHE	CG-CD1	5.35	1.46	1.38
11	B2	339	U	P-O5'	-5.35	1.54	1.59
11	B2	786	G	C4'-C3'	5.35	1.59	1.53
38	A1	26	G	N3-C4	5.35	1.39	1.35
38	A1	1097	G	C5'-C4'	5.35	1.57	1.51
38	A1	1516	C	C4-C5	5.35	1.47	1.43
38	A1	1521	G	C2'-C1'	-5.35	1.47	1.53

Continued on next page...

Continued from previous page...

Mol	Chain	Res	Type	Atoms	Z	Observed(Å)	Ideal(Å)
38	A1	1535	U	C4-O4	5.35	1.27	1.23
38	A1	1826	G	C5-C4	5.35	1.42	1.38
38	A1	1837	A	C6-N6	5.35	1.38	1.33
38	A1	2146	C	O4'-C1'	5.35	1.48	1.41
38	A1	2398	C	N3-C4	5.35	1.37	1.33
38	A1	2972	G	N9-C8	5.35	1.41	1.37
11	B2	89	G	N3-C4	-5.35	1.31	1.35
11	B2	146	A	N9-C4	5.35	1.41	1.37
11	B2	321	A	O3'-P	-5.35	1.54	1.61
11	B2	807	C	N1-C2	5.35	1.45	1.40
33	BU	84	GLY	CA-C	-5.35	1.43	1.51
38	A1	649	A	P-O5'	-5.35	1.54	1.59
38	A1	798	G	C4'-O4'	-5.35	1.38	1.45
38	A1	1109	G	N1-C2	5.35	1.42	1.37
38	A1	2804	C	C2-N3	5.35	1.40	1.35
39	A3	120	C	C2-N3	5.35	1.40	1.35
10	B1	29	C	P-O5'	-5.34	1.54	1.59
10	B1	73	C	O3'-P	-5.34	1.54	1.61
11	B2	416	A	N7-C5	5.34	1.42	1.39
11	B2	488	A	C8-N7	-5.34	1.27	1.31
11	B2	530	G	C2-N2	5.34	1.39	1.34
11	B2	721	A	C8-N7	-5.34	1.27	1.31
38	A1	807	G	N9-C4	5.34	1.42	1.38
38	A1	1089	C	O4'-C1'	5.34	1.48	1.41
38	A1	1236	C	O4'-C1'	5.34	1.48	1.41
38	A1	1571	G	N9-C4	5.34	1.42	1.38
38	A1	1644	G	C2-N2	5.34	1.39	1.34
38	A1	1735	G	C2-N3	5.34	1.37	1.32
38	A1	1766	A	N7-C5	-5.34	1.36	1.39
38	A1	1942	G	C2-N2	5.34	1.39	1.34
38	A1	1989	G	C8-N7	5.34	1.34	1.30
38	A1	2025	A	C2-N3	5.34	1.38	1.33
38	A1	2391	G	O4'-C1'	5.34	1.48	1.41
38	A1	2474	A	C2-N3	-5.34	1.28	1.33
11	B2	605	C	C5'-C4'	5.34	1.57	1.51
11	B2	1479	C	C4-C5	5.34	1.47	1.43
38	A1	378	G	C6-N1	5.34	1.43	1.39
38	A1	568	A	C2'-O2'	5.34	1.48	1.41
38	A1	1112	G	N7-C5	-5.34	1.36	1.39
38	A1	1406	G	C4'-C3'	5.34	1.59	1.53
38	A1	2231	G	N3-C4	-5.34	1.31	1.35
38	A1	2551	G	C5'-C4'	-5.34	1.45	1.51

Continued on next page...

Continued from previous page...

Mol	Chain	Res	Type	Atoms	Z	Observed(Å)	Ideal(Å)
38	A1	2974	U	C2-N3	5.34	1.41	1.37
11	B2	3	U	C2-O2	5.34	1.27	1.22
11	B2	318	C	O3'-P	-5.34	1.54	1.61
11	B2	783	G	C8-N7	-5.34	1.27	1.30
11	B2	830	A	C2'-C1'	-5.34	1.47	1.53
11	B2	1099	A	N7-C5	-5.34	1.36	1.39
11	B2	1231	G	C1'-N9	5.34	1.56	1.48
11	B2	1236	G	P-O5'	-5.34	1.54	1.59
32	BT	8	TYR	CB-CG	5.34	1.59	1.51
38	A1	324	C	O3'-P	-5.34	1.54	1.61
38	A1	443	C	O3'-P	-5.34	1.54	1.61
38	A1	1585	U	C4'-O4'	5.34	1.52	1.45
38	A1	2219	A	C6-N6	5.34	1.38	1.33
38	A1	2946	C	C2-N3	-5.34	1.31	1.35
39	A3	66	A	N1-C2	5.34	1.39	1.34
11	B2	90	C	P-O5'	-5.34	1.54	1.59
11	B2	126	G	C5'-C4'	5.34	1.57	1.51
11	B2	476	C	C4-C5	5.34	1.47	1.43
11	B2	585	U	N1-C6	-5.34	1.33	1.38
11	B2	780	C	N3-C4	5.34	1.37	1.33
11	B2	921	G	N7-C5	-5.34	1.36	1.39
11	B2	1216	A	C5'-C4'	5.34	1.57	1.51
11	B2	1342	C	C5'-C4'	-5.34	1.45	1.51
11	B2	1446	G	C5-C6	-5.34	1.37	1.42
38	A1	728	A	N7-C5	-5.34	1.36	1.39
38	A1	1163	U	C2'-C1'	-5.34	1.47	1.53
38	A1	1172	U	N1-C2	5.34	1.43	1.38
38	A1	1416	G	P-O5'	5.34	1.65	1.59
38	A1	1691	U	C2-N3	5.34	1.41	1.37
38	A1	2696	G	N9-C4	5.34	1.42	1.38
61	AN	53	GLU	CD-OE1	5.34	1.31	1.25
11	B2	38	G	O5'-C5'	-5.34	1.34	1.42
11	B2	278	A	N9-C8	-5.34	1.33	1.37
11	B2	763	G	N1-C2	5.34	1.42	1.37
11	B2	1102	A	N9-C4	-5.34	1.34	1.37
38	A1	358	C	C4-N4	5.34	1.38	1.33
38	A1	851	G	C5'-C4'	5.34	1.57	1.51
38	A1	1835	A	C6-N1	5.34	1.39	1.35
11	B2	175	G	C3'-O3'	5.34	1.49	1.42
11	B2	493	C	C1'-N1	5.34	1.56	1.48
11	B2	1082	A	C2-N3	5.34	1.38	1.33
11	B2	1180	G	N7-C5	-5.34	1.36	1.39

Continued on next page...

Continued from previous page...

Mol	Chain	Res	Type	Atoms	Z	Observed(Å)	Ideal(Å)
11	B2	1339	G	C2-N3	5.34	1.37	1.32
32	BT	68	ARG	CZ-NH1	5.34	1.40	1.33
38	A1	20	C	C5'-C4'	5.34	1.57	1.51
38	A1	277	A	C5'-C4'	5.34	1.57	1.51
38	A1	1040	C	C2'-C1'	5.34	1.59	1.53
38	A1	2136	G	C6-O6	-5.34	1.19	1.24
38	A1	2162	G	N9-C8	5.34	1.41	1.37
38	A1	2706	C	C2-N3	5.34	1.40	1.35
38	A1	2820	C	C5-C6	-5.34	1.30	1.34
40	AK	37	GLY	N-CA	-5.34	1.38	1.46
11	B2	244	G	C5-C4	5.33	1.42	1.38
38	A1	366	G	C5-C4	-5.33	1.34	1.38
38	A1	1298	C	C4'-O4'	-5.33	1.38	1.45
38	A1	1569	A	N7-C5	-5.33	1.36	1.39
5	AS	126	ARG	CZ-NH1	5.33	1.40	1.33
11	B2	189	C	C1'-N1	5.33	1.56	1.48
11	B2	602	G	N9-C8	5.33	1.41	1.37
11	B2	741	A	C6-N1	-5.33	1.31	1.35
11	B2	786	G	N9-C8	5.33	1.41	1.37
11	B2	800	G	N3-C4	5.33	1.39	1.35
11	B2	867	A	O3'-P	5.33	1.67	1.61
11	B2	943	C	C2'-C1'	-5.33	1.47	1.53
11	B2	1232	G	N1-C2	5.33	1.42	1.37
11	B2	1467	U	C4-C5	-5.33	1.38	1.43
29	BQ	16	ARG	CZ-NH1	5.33	1.40	1.33
38	A1	606	A	C8-N7	-5.33	1.27	1.31
38	A1	829	G	O4'-C1'	5.33	1.48	1.41
38	A1	1044	C	C1'-N1	5.33	1.56	1.48
38	A1	1690	U	N1-C6	5.33	1.42	1.38
38	A1	1728	C	C1'-N1	5.33	1.56	1.48
39	A3	29	G	C5-C6	-5.33	1.37	1.42
39	A3	79	U	C5'-C4'	5.33	1.57	1.51
8	AW	29	ARG	NE-CZ	5.33	1.40	1.33
10	B1	57	C	C4'-C3'	5.33	1.59	1.53
11	B2	343	G	C4'-O4'	-5.33	1.38	1.45
11	B2	731	A	N9-C8	-5.33	1.33	1.37
11	B2	750	C	C4-N4	5.33	1.38	1.33
11	B2	804	U	C1'-N1	5.33	1.56	1.48
11	B2	890	C	P-O5'	5.33	1.65	1.59
11	B2	1069	G	N1-C2	5.33	1.42	1.37
11	B2	1153	G	C8-N7	5.33	1.34	1.30
38	A1	1229	U	C1'-N1	5.33	1.56	1.48

Continued on next page...

Continued from previous page...

Mol	Chain	Res	Type	Atoms	Z	Observed(Å)	Ideal(Å)
38	A1	1288	C	C4-N4	5.33	1.38	1.33
38	A1	1896	U	C5-C6	5.33	1.39	1.34
38	A1	2594	U	N1-C6	5.33	1.42	1.38
63	AP	98	GLY	N-CA	-5.33	1.38	1.46
11	B2	615	G	C8-N7	5.33	1.34	1.30
38	A1	336	C	C5'-C4'	5.33	1.57	1.51
38	A1	395	G	C6-N1	5.33	1.43	1.39
38	A1	1195	G	C8-N7	-5.33	1.27	1.30
38	A1	1376	U	C1'-N1	5.33	1.56	1.48
11	B2	195	C	C5-C6	5.33	1.38	1.34
11	B2	304	C	N1-C6	5.33	1.40	1.37
11	B2	432	G	C6-N1	5.33	1.43	1.39
11	B2	889	G	N9-C8	5.33	1.41	1.37
11	B2	1291	G	C3'-O3'	5.33	1.49	1.42
11	B2	1312	C	C4-C5	-5.33	1.38	1.43
11	B2	1323	A	O4'-C1'	5.33	1.48	1.41
19	BG	103	ARG	CZ-NH1	5.33	1.40	1.33
38	A1	88	G	C2-N2	5.33	1.39	1.34
38	A1	880	U	C4-O4	-5.33	1.19	1.23
38	A1	1047	A	N1-C2	5.33	1.39	1.34
38	A1	1096	A	C5-C6	-5.33	1.36	1.41
38	A1	2568	A	C2-N3	-5.33	1.28	1.33
47	Ad	50	ARG	NE-CZ	5.33	1.40	1.33
66	AY	8	ARG	CZ-NH1	5.33	1.40	1.33
11	B2	1254	C	C1'-N1	5.33	1.56	1.48
38	A1	630	G	C4'-O4'	5.33	1.52	1.45
38	A1	1518	G	C2-N3	5.33	1.37	1.32
38	A1	2250	G	C5-C4	5.33	1.42	1.38
38	A1	2670	U	C2-O2	5.33	1.27	1.22
38	A1	2947	G	C2-N2	5.33	1.39	1.34
10	B1	46	U	P-O5'	-5.33	1.54	1.59
11	B2	302	A	C4'-C3'	5.33	1.59	1.53
11	B2	648	A	C6-N1	5.33	1.39	1.35
11	B2	1116	G	C6-N1	5.33	1.43	1.39
11	B2	1124	G	C5-C4	5.33	1.42	1.38
38	A1	407	A	P-O5'	5.33	1.65	1.59
38	A1	422	G	C2-N3	5.33	1.37	1.32
38	A1	462	A	C4'-C3'	5.33	1.59	1.53
38	A1	632	G	P-O5'	-5.33	1.54	1.59
38	A1	657	U	C2'-C1'	-5.33	1.47	1.53
38	A1	1107	G	C5'-C4'	5.33	1.57	1.51
38	A1	1386	G	O3'-P	-5.33	1.54	1.61

Continued on next page...

Continued from previous page...

Mol	Chain	Res	Type	Atoms	Z	Observed(Å)	Ideal(Å)
38	A1	1392	G	N7-C5	-5.33	1.36	1.39
38	A1	1591	C	C4'-O4'	5.33	1.52	1.45
38	A1	1732	C	P-O5'	-5.33	1.54	1.59
38	A1	1769	G	N9-C8	-5.33	1.34	1.37
38	A1	1881	A	C6-N1	5.33	1.39	1.35
38	A1	2373	G	C4'-C3'	5.33	1.59	1.53
38	A1	2479	C	N3-C4	5.33	1.37	1.33
42	Aa	91	TYR	CZ-OH	5.33	1.47	1.37
11	B2	91	G	C5-C6	-5.32	1.37	1.42
11	B2	158	U	C3'-O3'	5.32	1.49	1.42
11	B2	780	C	C5-C6	-5.32	1.30	1.34
11	B2	978	G	O5'-C5'	5.32	1.52	1.44
22	BJ	26	ARG	CD-NE	5.32	1.55	1.46
38	A1	2586	A	N1-C2	-5.32	1.29	1.34
39	A3	44	C	C4-N4	5.32	1.38	1.33
50	AF	97	PHE	CE1-CZ	5.32	1.47	1.37
11	B2	446	G	C4'-C3'	-5.32	1.47	1.52
11	B2	1243	C	C4-N4	5.32	1.38	1.33
38	A1	565	A	C4'-C3'	5.32	1.59	1.53
38	A1	1406	G	C5-C4	-5.32	1.34	1.38
11	B2	488	A	O4'-C1'	-5.32	1.34	1.41
11	B2	521	G	C2-N3	5.32	1.37	1.32
11	B2	832	G	N1-C2	5.32	1.42	1.37
11	B2	845	G	C2'-C1'	-5.32	1.47	1.53
11	B2	986	G	N1-C2	5.32	1.42	1.37
11	B2	1248	A	O3'-P	-5.32	1.54	1.61
11	B2	1414	G	P-O5'	-5.32	1.54	1.59
38	A1	239	G	N9-C4	5.32	1.42	1.38
38	A1	562	G	C8-N7	-5.32	1.27	1.30
38	A1	727	A	N9-C8	5.32	1.42	1.37
38	A1	1956	G	N9-C8	5.32	1.41	1.37
42	Aa	91	TYR	CE1-CZ	5.32	1.45	1.38
11	B2	216	G	N9-C8	5.32	1.41	1.37
11	B2	559	G	N9-C8	5.32	1.41	1.37
11	B2	802	G	O3'-P	5.32	1.67	1.61
11	B2	946	G	C5'-C4'	5.32	1.57	1.51
13	BA	157	PHE	CG-CD1	5.32	1.46	1.38
38	A1	576	G	C1'-N9	5.32	1.56	1.48
38	A1	1737	A	C5-C4	-5.32	1.35	1.38
38	A1	1771	C	P-O5'	5.32	1.65	1.59
46	AD	33	ARG	NE-CZ	5.32	1.40	1.33
10	B1	10	G	C5'-C4'	5.32	1.57	1.51

Continued on next page...

Continued from previous page...

Mol	Chain	Res	Type	Atoms	Z	Observed(Å)	Ideal(Å)
11	B2	438	A	C3'-C2'	5.32	1.58	1.52
11	B2	976	A	N1-C2	5.32	1.39	1.34
11	B2	1069	G	C6-O6	5.32	1.28	1.24
11	B2	1150	G	N3-C4	-5.32	1.31	1.35
11	B2	1435	G	O3'-P	-5.32	1.54	1.61
11	B2	1487	U	C5'-C4'	5.32	1.57	1.51
38	A1	50	C	C1'-N1	5.32	1.56	1.48
38	A1	83	G	O3'-P	-5.32	1.54	1.61
38	A1	221	G	C2-N3	5.32	1.37	1.32
38	A1	374	C	C3'-C2'	5.32	1.58	1.52
38	A1	599	G	C2-N2	5.32	1.39	1.34
38	A1	684	G	N9-C4	5.32	1.42	1.38
38	A1	1338	G	C2-N2	5.32	1.39	1.34
38	A1	2012	G	C2'-C1'	-5.32	1.47	1.53
38	A1	2020	G	N1-C2	5.32	1.42	1.37
38	A1	2053	G	C3'-C2'	-5.32	1.47	1.52
39	A3	64	C	C5'-C4'	5.32	1.57	1.51
11	B2	480	G	C5'-C4'	5.32	1.57	1.51
11	B2	568	C	O4'-C1'	5.32	1.48	1.41
11	B2	612	C	N1-C6	5.32	1.40	1.37
11	B2	712	G	N9-C4	5.32	1.42	1.38
11	B2	729	G	N7-C5	-5.32	1.36	1.39
11	B2	1009	G	C6-N1	5.32	1.43	1.39
11	B2	1050	G	C2-N3	5.32	1.37	1.32
11	B2	1163	U	O4'-C1'	5.32	1.48	1.41
11	B2	1239	A	N9-C8	-5.32	1.33	1.37
11	B2	1437	G	C6-N1	5.32	1.43	1.39
13	BA	46	ARG	CZ-NH1	5.32	1.40	1.33
38	A1	383	C	C5-C6	-5.32	1.30	1.34
38	A1	477	C	P-O5'	5.32	1.65	1.59
38	A1	1854	G	C3'-C2'	5.32	1.58	1.52
38	A1	1866	G	N3-C4	5.32	1.39	1.35
38	A1	2012	G	C2-N2	5.32	1.39	1.34
38	A1	2371	A	C5-C4	5.32	1.42	1.38
38	A1	2727	C	O3'-P	-5.32	1.54	1.61
38	A1	2771	G	P-O5'	-5.32	1.54	1.59
38	A1	2873	G	O3'-P	5.32	1.67	1.61
11	B2	958	G	C4'-C3'	-5.31	1.47	1.52
38	A1	140	C	O3'-P	-5.31	1.54	1.61
38	A1	485	G	N3-C4	-5.31	1.31	1.35
38	A1	1104	A	C6-N1	5.31	1.39	1.35
38	A1	1862	G	C2-N2	5.31	1.39	1.34

Continued on next page...

Continued from previous page...

Mol	Chain	Res	Type	Atoms	Z	Observed(Å)	Ideal(Å)
38	A1	2539	G	P-O5'	-5.31	1.54	1.59
38	A1	2668	G	C2-N3	5.31	1.37	1.32
38	A1	2872	G	N9-C8	-5.31	1.34	1.37
38	A1	3018	C	N3-C4	5.31	1.37	1.33
11	B2	67	C	N1-C6	5.31	1.40	1.37
11	B2	189	C	C2-O2	5.31	1.29	1.24
11	B2	560	A	C5-C6	-5.31	1.36	1.41
11	B2	767	U	O3'-P	-5.31	1.54	1.61
22	BJ	102	GLU	CD-OE2	5.31	1.31	1.25
38	A1	203	G	C2'-C1'	-5.31	1.47	1.53
38	A1	1668	G	C2'-C1'	-5.31	1.47	1.53
38	A1	1817	C	O3'-P	-5.31	1.54	1.61
38	A1	1843	C	C4'-O4'	5.31	1.52	1.45
38	A1	1874	G	N7-C5	-5.31	1.36	1.39
38	A1	2462	U	C4'-O4'	-5.31	1.38	1.45
38	A1	2641	C	N1-C6	5.31	1.40	1.37
38	A1	2817	U	C5'-C4'	5.31	1.57	1.51
38	A1	2819	C	C2-N3	5.31	1.40	1.35
38	A1	2889	A	C6-N6	5.31	1.38	1.33
41	AA	146	VAL	CB-CG1	5.31	1.64	1.52
11	B2	553	C	P-O5'	-5.31	1.54	1.59
38	A1	390	C	N3-C4	5.31	1.37	1.33
38	A1	2274	C	C4-C5	5.31	1.47	1.43
11	B2	611	A	C5'-C4'	5.31	1.57	1.51
11	B2	732	G	N9-C4	-5.31	1.33	1.38
11	B2	1213	G	C6-N1	5.31	1.43	1.39
38	A1	848	A	C4'-C3'	5.31	1.58	1.53
38	A1	1165	C	C1'-N1	5.31	1.56	1.48
38	A1	1184	U	N1-C2	5.31	1.43	1.38
38	A1	1956	G	C2-N3	5.31	1.36	1.32
38	A1	2139	A	C3'-O3'	5.31	1.49	1.42
38	A1	2343	G	N7-C5	-5.31	1.36	1.39
39	A3	1	C	N3-C4	5.31	1.37	1.33
11	B2	64	G	N7-C5	5.31	1.42	1.39
11	B2	540	G	C3'-O3'	5.31	1.49	1.42
11	B2	897	A	N1-C2	-5.31	1.29	1.34
11	B2	1183	C	C4'-O4'	5.31	1.52	1.45
33	BU	108	ALA	N-CA	-5.31	1.35	1.46
38	A1	37	C	C2'-C1'	-5.31	1.47	1.53
38	A1	298	G	C4'-C3'	5.31	1.58	1.53
38	A1	1028	G	C4'-C3'	5.31	1.58	1.53
38	A1	1301	G	N9-C4	5.31	1.42	1.38

Continued on next page...

Continued from previous page...

Mol	Chain	Res	Type	Atoms	Z	Observed(Å)	Ideal(Å)
38	A1	1841	G	C8-N7	-5.31	1.27	1.30
11	B2	645	G	C2-N2	5.31	1.39	1.34
38	A1	1672	G	N9-C8	5.31	1.41	1.37
38	A1	1783	U	N1-C6	-5.31	1.33	1.38
38	A1	1872	G	O3'-P	-5.31	1.54	1.61
38	A1	2265	C	N1-C6	5.31	1.40	1.37
38	A1	3034	C	C2'-C1'	5.31	1.59	1.53
10	B1	34	U	C2'-C1'	-5.30	1.47	1.53
11	B2	189	C	C2'-C1'	-5.30	1.47	1.53
11	B2	398	C	N1-C2	5.30	1.45	1.40
11	B2	416	A	N9-C4	5.30	1.41	1.37
11	B2	946	G	C1'-N9	-5.30	1.39	1.46
11	B2	1066	C	C2'-C1'	-5.30	1.47	1.53
11	B2	1154	G	N1-C2	5.30	1.42	1.37
11	B2	1205	G	O4'-C1'	5.30	1.48	1.41
17	BE	126	ARG	CD-NE	5.30	1.55	1.46
38	A1	882	U	C4-C5	5.30	1.48	1.43
38	A1	1160	U	C2-N3	5.30	1.41	1.37
38	A1	1329	G	N9-C4	5.30	1.42	1.38
38	A1	1584	G	N7-C5	5.30	1.42	1.39
38	A1	1829	C	C5-C6	5.30	1.38	1.34
38	A1	2137	A	C5-C4	-5.30	1.35	1.38
11	B2	1063	A	C8-N7	-5.30	1.27	1.31
11	B2	1434	C	C4-N4	5.30	1.38	1.33
38	A1	1514	C	C4'-C3'	5.30	1.58	1.53
38	A1	2407	G	N1-C2	5.30	1.42	1.37
38	A1	2864	G	N1-C2	5.30	1.42	1.37
57	Aj	52	ARG	CZ-NH2	5.30	1.40	1.33
11	B2	84	C	C4'-O4'	-5.30	1.38	1.45
11	B2	508	C	C5'-C4'	5.30	1.57	1.51
11	B2	687	G	C5-C4	5.30	1.42	1.38
11	B2	745	G	C2-N3	5.30	1.36	1.32
11	B2	1395	G	N7-C5	5.30	1.42	1.39
15	BC	53	TYR	CZ-OH	5.30	1.46	1.37
17	BE	220	GLY	CA-C	-5.30	1.43	1.51
38	A1	30	G	P-O5'	5.30	1.65	1.59
38	A1	244	A	N7-C5	-5.30	1.36	1.39
38	A1	246	A	N3-C4	5.30	1.38	1.34
38	A1	714	C	C2'-C1'	-5.30	1.47	1.53
38	A1	1862	G	C6-N1	-5.30	1.35	1.39
38	A1	2577	U	C2'-O2'	5.30	1.48	1.41
38	A1	2714	G	C5'-C4'	5.30	1.57	1.51

Continued on next page...

Continued from previous page...

Mol	Chain	Res	Type	Atoms	Z	Observed(Å)	Ideal(Å)
11	B2	158	U	O4'-C1'	5.30	1.48	1.41
11	B2	744	A	N9-C8	5.30	1.42	1.37
11	B2	1085	C	C4-N4	5.30	1.38	1.33
11	B2	1250	C	C3'-O3'	5.30	1.49	1.42
38	A1	217	A	C2-N3	5.30	1.38	1.33
38	A1	505	A	C3'-C2'	5.30	1.58	1.52
38	A1	568	A	N9-C4	-5.30	1.34	1.37
38	A1	1295	G	N1-C2	5.30	1.42	1.37
38	A1	1753	G	O3'-P	-5.30	1.54	1.61
38	A1	2259	G	C2-N2	5.30	1.39	1.34
39	A3	126	C	N1-C6	5.30	1.40	1.37
3	Af	12	ARG	NE-CZ	5.30	1.40	1.33
11	B2	469	U	C5'-C4'	5.30	1.57	1.51
38	A1	51	G	N7-C5	-5.30	1.36	1.39
38	A1	1114	G	C8-N7	5.30	1.34	1.30
38	A1	2504	U	C5'-C4'	5.30	1.57	1.51
38	A1	2655	C	C3'-C2'	5.30	1.58	1.52
6	AT	18	SER	CA-CB	5.30	1.60	1.52
11	B2	4	C	O3'-P	-5.30	1.54	1.61
11	B2	89	G	O4'-C1'	5.30	1.48	1.41
11	B2	196	G	N9-C8	5.30	1.41	1.37
11	B2	198	A	N9-C4	-5.30	1.34	1.37
11	B2	462	A	O3'-P	-5.30	1.54	1.61
33	BU	39	ARG	CZ-NH2	5.30	1.40	1.33
38	A1	35	G	C5-C4	5.30	1.42	1.38
38	A1	907	C	N3-C4	5.30	1.37	1.33
38	A1	1119	A	O4'-C1'	5.30	1.48	1.41
38	A1	1792	A	N1-C2	5.30	1.39	1.34
38	A1	2822	G	C2-N3	5.30	1.36	1.32
7	AU	47	ARG	CZ-NH1	5.29	1.40	1.33
11	B2	408	C	O3'-P	-5.29	1.54	1.61
11	B2	1004	U	C5'-C4'	5.29	1.57	1.51
38	A1	1991	G	P-O5'	-5.29	1.54	1.59
38	A1	2054	G	C5-C6	-5.29	1.37	1.42
38	A1	2183	A	N1-C2	5.29	1.39	1.34
38	A1	2194	A	N9-C4	-5.29	1.34	1.37
39	A3	6	G	C2-N3	5.29	1.36	1.32
11	B2	686	C	C5'-C4'	5.29	1.57	1.51
11	B2	888	A	C6-N6	5.29	1.38	1.33
38	A1	188	A	C2-N3	5.29	1.38	1.33
38	A1	253	G	N9-C8	5.29	1.41	1.37
38	A1	349	A	C5-C4	5.29	1.42	1.38

Continued on next page...

Continued from previous page...

Mol	Chain	Res	Type	Atoms	Z	Observed(Å)	Ideal(Å)
38	A1	931	C	N1-C6	-5.29	1.33	1.37
38	A1	1109	G	N9-C4	-5.29	1.33	1.38
38	A1	1837	A	C5'-C4'	-5.29	1.45	1.51
38	A1	2009	G	C4'-C3'	5.29	1.58	1.53
6	AT	44	GLU	CD-OE1	5.29	1.31	1.25
9	AX	278	ARG	NE-CZ	5.29	1.40	1.33
11	B2	110	C	N1-C6	5.29	1.40	1.37
11	B2	819	G	C8-N7	5.29	1.34	1.30
11	B2	868	C	O4'-C1'	5.29	1.48	1.41
11	B2	1265	G	C8-N7	-5.29	1.27	1.30
11	B2	1376	C	O3'-P	-5.29	1.54	1.61
27	BO	53	TYR	CE2-CZ	5.29	1.45	1.38
38	A1	574	C	P-O5'	-5.29	1.54	1.59
38	A1	1700	U	C3'-C2'	5.29	1.58	1.52
38	A1	1747	C	O4'-C1'	5.29	1.48	1.41
38	A1	2038	C	N1-C6	-5.29	1.33	1.37
38	A1	2547	A	N1-C2	5.29	1.39	1.34
38	A1	2639	G	C4'-O4'	-5.29	1.38	1.45
38	A1	2732	U	P-O5'	-5.29	1.54	1.59
38	A1	2841	G	C2-N3	5.29	1.36	1.32
38	A1	3033	G	N1-C2	5.29	1.42	1.37
62	AO	63	HIS	CB-CG	5.29	1.59	1.50
38	A1	70	G	O3'-P	-5.29	1.54	1.61
38	A1	105	C	N3-C4	5.29	1.37	1.33
38	A1	1959	C	C5'-C4'	5.29	1.57	1.51
11	B2	110	C	C2'-O2'	-5.29	1.34	1.41
11	B2	222	G	C3'-C2'	5.29	1.58	1.52
11	B2	224	A	C5'-C4'	5.29	1.57	1.51
11	B2	501	G	N9-C4	-5.29	1.33	1.38
11	B2	973	U	O3'-P	-5.29	1.54	1.61
11	B2	1040	A	C6-N6	5.29	1.38	1.33
11	B2	1450	U	C4'-O4'	5.29	1.52	1.45
38	A1	204	G	N3-C4	-5.29	1.31	1.35
38	A1	726	G	N7-C5	-5.29	1.36	1.39
38	A1	958	A	C6-N6	5.29	1.38	1.33
38	A1	1048	C	C2'-C1'	-5.29	1.47	1.53
38	A1	1083	G	C5'-C4'	5.29	1.57	1.51
38	A1	2080	G	C2-N3	5.29	1.36	1.32
38	A1	2205	A	P-O5'	-5.29	1.54	1.59
57	Aj	85	ARG	CZ-NH2	5.29	1.40	1.33
11	B2	96	G	C5-C4	-5.29	1.34	1.38
38	A1	664	A	P-O5'	-5.29	1.54	1.59

Continued on next page...

Continued from previous page...

Mol	Chain	Res	Type	Atoms	Z	Observed(Å)	Ideal(Å)
38	A1	2590	C	C2'-C1'	-5.29	1.47	1.53
11	B2	307	G	O4'-C1'	5.29	1.48	1.41
11	B2	320	G	N3-C4	-5.29	1.31	1.35
11	B2	413	G	N1-C2	5.29	1.42	1.37
11	B2	485	A	C8-N7	-5.29	1.27	1.31
11	B2	547	U	C3'-O3'	5.29	1.49	1.42
11	B2	599	G	N1-C2	5.29	1.42	1.37
11	B2	1014	C	C5'-C4'	5.29	1.57	1.51
13	BA	173	GLU	CD-OE1	5.29	1.31	1.25
38	A1	219	G	N9-C4	-5.29	1.33	1.38
38	A1	617	G	N3-C4	5.29	1.39	1.35
38	A1	705	G	C5-C6	-5.29	1.37	1.42
38	A1	793	C	C3'-C2'	5.29	1.58	1.52
38	A1	811	C	O3'-P	-5.29	1.54	1.61
38	A1	1142	A	N7-C5	-5.29	1.36	1.39
38	A1	2493	A	C3'-O3'	5.29	1.49	1.42
38	A1	2834	C	N1-C6	5.29	1.40	1.37
39	A3	94	G	O4'-C1'	5.29	1.48	1.41
51	Ag	15	TYR	CE1-CZ	5.29	1.45	1.38
11	B2	84	C	C5'-C4'	5.28	1.57	1.51
11	B2	645	G	O3'-P	-5.28	1.54	1.61
11	B2	778	G	C4'-O4'	-5.28	1.38	1.45
11	B2	864	G	C5-C4	5.28	1.42	1.38
11	B2	1358	A	N9-C4	-5.28	1.34	1.37
38	A1	271	G	C4'-C3'	5.28	1.58	1.53
38	A1	947	C	N3-C4	5.28	1.37	1.33
38	A1	1329	G	C5-C4	-5.28	1.34	1.38
38	A1	1760	C	C2-N3	-5.28	1.31	1.35
38	A1	2059	G	O3'-P	-5.28	1.54	1.61
38	A1	2280	G	C8-N7	5.28	1.34	1.30
38	A1	2360	G	N9-C4	-5.28	1.33	1.38
38	A1	2427	C	C4-C5	-5.28	1.38	1.43
38	A1	2768	C	N3-C4	5.28	1.37	1.33
38	A1	3040	G	C5'-C4'	5.28	1.57	1.51
46	AD	155	ARG	CA-CB	5.28	1.65	1.53
63	AP	42	ARG	CZ-NH1	5.28	1.40	1.33
11	B2	282	G	C5'-C4'	5.28	1.57	1.51
11	B2	1150	G	C5-C4	-5.28	1.34	1.38
14	BB	174	GLU	CG-CD	5.28	1.59	1.51
17	BE	162	TYR	CG-CD2	5.28	1.46	1.39
38	A1	65	G	C2'-C1'	-5.28	1.47	1.53
38	A1	219	G	C4'-O4'	5.28	1.52	1.45

Continued on next page...

Continued from previous page...

Mol	Chain	Res	Type	Atoms	Z	Observed(Å)	Ideal(Å)
38	A1	1578	C	C3'-O3'	5.28	1.49	1.42
38	A1	1674	G	C5-C4	5.28	1.42	1.38
38	A1	1726	A	N7-C5	-5.28	1.36	1.39
38	A1	2481	G	C3'-O3'	5.28	1.49	1.42
39	A3	81	C	C2-O2	5.28	1.29	1.24
47	Ad	14	TYR	CG-CD1	5.28	1.46	1.39
11	B2	58	U	N1-C2	5.28	1.43	1.38
11	B2	461	A	C5'-C4'	5.28	1.57	1.51
11	B2	669	A	O3'-P	-5.28	1.54	1.61
11	B2	858	A	O3'-P	-5.28	1.54	1.61
11	B2	1441	G	C2'-C1'	-5.28	1.47	1.53
38	A1	173	G	N9-C8	5.28	1.41	1.37
38	A1	1385	C	C2-N3	5.28	1.40	1.35
38	A1	1774	A	N9-C4	-5.28	1.34	1.37
38	A1	2150	G	C5'-C4'	5.28	1.57	1.51
44	Ab	38	PRO	N-CD	-5.28	1.40	1.47
11	B2	1458	A	C6-N6	5.28	1.38	1.33
38	A1	632	G	N1-C2	5.28	1.42	1.37
38	A1	796	C	C5'-C4'	5.28	1.57	1.51
38	A1	2209	U	C3'-C2'	-5.28	1.47	1.52
38	A1	2283	C	C5-C6	5.28	1.38	1.34
47	Ad	9	SER	CB-OG	-5.28	1.35	1.42
8	AW	63	ARG	CZ-NH1	5.28	1.40	1.33
11	B2	87	C	P-O5'	5.28	1.65	1.59
11	B2	331	C	C3'-C2'	-5.28	1.47	1.52
11	B2	426	C	C5-C6	5.28	1.38	1.34
11	B2	766	G	N1-C2	5.28	1.42	1.37
11	B2	1207	G	C2-N3	5.28	1.36	1.32
38	A1	602	G	C2'-C1'	-5.28	1.47	1.53
38	A1	778	A	N7-C5	5.28	1.42	1.39
38	A1	1576	C	C4-N4	5.28	1.38	1.33
38	A1	2667	U	C2-N3	5.28	1.41	1.37
38	A1	2840	C	C1'-N1	5.28	1.56	1.48
39	A3	89	G	N1-C2	5.28	1.42	1.37
11	B2	214	C	P-O5'	-5.28	1.54	1.59
11	B2	262	G	C8-N7	-5.28	1.27	1.30
28	BP	24	CYS	C-N	5.28	1.42	1.33
38	A1	985	A	C3'-O3'	5.28	1.49	1.42
38	A1	1193	G	C2'-C1'	-5.28	1.47	1.53
38	A1	1258	G	N1-C2	5.28	1.42	1.37
38	A1	1533	G	N9-C8	5.28	1.41	1.37
38	A1	1952	G	C3'-C2'	5.28	1.58	1.52

Continued on next page...

Continued from previous page...

Mol	Chain	Res	Type	Atoms	Z	Observed(Å)	Ideal(Å)
38	A1	2484	C	C4-N4	5.28	1.38	1.33
39	A3	16	G	C2-N3	5.28	1.36	1.32
39	A3	52	U	C4-C5	-5.28	1.38	1.43
62	AO	8	ARG	CZ-NH1	5.28	1.40	1.33
11	B2	514	U	C2-N3	5.27	1.41	1.37
11	B2	1336	U	C4'-O4'	5.27	1.52	1.45
15	BC	89	TYR	CE1-CZ	5.27	1.45	1.38
38	A1	231	G	C2'-C1'	-5.27	1.47	1.53
38	A1	290	G	C5-C6	-5.27	1.37	1.42
38	A1	1334	G	C6-N1	5.27	1.43	1.39
38	A1	1410	A	C8-N7	-5.27	1.27	1.31
38	A1	1714	G	C8-N7	-5.27	1.27	1.30
38	A1	2428	C	C4-C5	5.27	1.47	1.43
9	AX	299	TYR	CE2-CZ	5.27	1.45	1.38
11	B2	222	G	N9-C4	-5.27	1.33	1.38
11	B2	875	G	O3'-P	-5.27	1.54	1.61
11	B2	1086	C	C4-N4	5.27	1.38	1.33
11	B2	1165	U	C3'-O3'	5.27	1.49	1.42
11	B2	1222	C	C2'-O2'	-5.27	1.34	1.41
38	A1	825	C	C2'-O2'	5.27	1.48	1.41
38	A1	967	G	C8-N7	5.27	1.34	1.30
38	A1	1213	G	C4'-C3'	5.27	1.58	1.53
38	A1	1466	U	C3'-C2'	-5.27	1.47	1.52
38	A1	1467	G	C2-N3	5.27	1.36	1.32
38	A1	2542	G	N9-C4	-5.27	1.33	1.38
39	A3	30	G	C5'-C4'	5.27	1.57	1.51
38	A1	821	U	C2'-C1'	-5.27	1.47	1.53
38	A1	979	G	P-O5'	-5.27	1.54	1.59
38	A1	2861	A	C6-N6	5.27	1.38	1.33
5	AS	16	ARG	NE-CZ	5.27	1.40	1.33
11	B2	100	A	N3-C4	5.27	1.38	1.34
11	B2	503	G	C6-O6	-5.27	1.19	1.24
11	B2	585	U	P-O5'	-5.27	1.54	1.59
11	B2	604	C	C3'-C2'	-5.27	1.47	1.52
11	B2	623	C	N1-C2	-5.27	1.34	1.40
11	B2	668	G	C2-N3	5.27	1.36	1.32
11	B2	905	A	C3'-O3'	5.27	1.49	1.42
11	B2	970	G	C5-C4	5.27	1.42	1.38
11	B2	1281	U	C5-C6	5.27	1.38	1.34
38	A1	572	U	N1-C6	-5.27	1.33	1.38
38	A1	1128	G	P-O5'	5.27	1.65	1.59
38	A1	1275	G	C5-C4	-5.27	1.34	1.38

Continued on next page...

Continued from previous page...

Mol	Chain	Res	Type	Atoms	Z	Observed(Å)	Ideal(Å)
38	A1	1862	G	C5-C4	5.27	1.42	1.38
38	A1	2743	U	O4'-C1'	-5.27	1.34	1.41
11	B2	63	G	N1-C2	5.27	1.42	1.37
11	B2	257	U	C4'-C3'	5.27	1.58	1.53
11	B2	632	C	C2-O2	5.27	1.29	1.24
11	B2	950	C	C2-N3	5.27	1.40	1.35
11	B2	1198	A	C6-N1	5.27	1.39	1.35
11	B2	1233	G	N9-C4	-5.27	1.33	1.38
11	B2	1399	G	N1-C2	5.27	1.42	1.37
32	BT	14	GLU	CD-OE1	-5.27	1.19	1.25
38	A1	261	A	C6-N1	5.27	1.39	1.35
38	A1	297	G	C8-N7	5.27	1.34	1.30
38	A1	404	G	N7-C5	-5.27	1.36	1.39
38	A1	934	G	O3'-P	-5.27	1.54	1.61
38	A1	1033	C	C4-C5	5.27	1.47	1.43
38	A1	2199	U	P-O5'	-5.27	1.54	1.59
38	A1	2284	C	C4-N4	5.27	1.38	1.33
38	A1	2774	C	C4-C5	-5.27	1.38	1.43
38	A1	2786	G	P-O5'	-5.27	1.54	1.59
39	A3	123	U	N1-C2	5.27	1.43	1.38
11	B2	35	G	C3'-C2'	5.27	1.58	1.52
11	B2	532	C	C4-N4	-5.27	1.29	1.33
38	A1	100	C	N1-C6	5.27	1.40	1.37
38	A1	178	G	C5-C6	-5.27	1.37	1.42
38	A1	733	A	C2-N3	5.27	1.38	1.33
38	A1	1961	G	C5-C4	5.27	1.42	1.38
38	A1	2587	G	C5-C6	-5.27	1.37	1.42
38	A1	2973	A	C5-C6	-5.27	1.36	1.41
46	AD	190	ARG	CD-NE	5.27	1.55	1.46
11	B2	370	A	C8-N7	-5.26	1.27	1.31
11	B2	603	G	C2'-C1'	-5.26	1.47	1.53
11	B2	1200	U	P-O5'	-5.26	1.54	1.59
11	B2	1490	C	C2-N3	5.26	1.40	1.35
38	A1	244	A	C6-N1	5.26	1.39	1.35
38	A1	542	A	N9-C8	5.26	1.42	1.37
38	A1	813	G	N3-C4	-5.26	1.31	1.35
38	A1	892	U	C5-C6	-5.26	1.29	1.34
38	A1	1562	U	C4-C5	-5.26	1.38	1.43
38	A1	1736	G	C4'-C3'	5.26	1.58	1.53
38	A1	2138	A	N1-C2	5.26	1.39	1.34
38	A1	2218	C	C5'-C4'	5.26	1.57	1.51
38	A1	2322	A	N7-C5	-5.26	1.36	1.39

Continued on next page...

Continued from previous page...

Mol	Chain	Res	Type	Atoms	Z	Observed(Å)	Ideal(Å)
38	A1	2667	U	C1'-N1	5.26	1.56	1.48
58	Ak	159	ASP	N-CA	-5.26	1.35	1.46
11	B2	122	C	C5-C6	5.26	1.38	1.34
11	B2	703	U	C4-C5	-5.26	1.38	1.43
11	B2	1227	A	N9-C4	5.26	1.41	1.37
38	A1	918	A	O4'-C1'	5.26	1.48	1.41
11	B2	160	C	C4'-C3'	5.26	1.58	1.53
11	B2	783	G	C2-N2	5.26	1.39	1.34
11	B2	801	A	C8-N7	5.26	1.35	1.31
38	A1	87	C	O3'-P	-5.26	1.54	1.61
38	A1	133	G	P-O5'	-5.26	1.54	1.59
38	A1	195	U	C2-N3	-5.26	1.34	1.37
38	A1	354	G	N7-C5	-5.26	1.36	1.39
38	A1	426	G	O3'-P	-5.26	1.54	1.61
38	A1	737	G	C2'-C1'	-5.26	1.47	1.53
38	A1	933	G	C3'-C2'	5.26	1.58	1.52
38	A1	2084	A	N7-C5	-5.26	1.36	1.39
38	A1	2094	A	C6-N1	5.26	1.39	1.35
38	A1	2368	G	C2-N3	5.26	1.36	1.32
38	A1	2401	A	C6-N6	5.26	1.38	1.33
38	A1	2651	G	C6-O6	-5.26	1.19	1.24
39	A3	110	C	N3-C4	5.26	1.37	1.33
44	Ab	117	ARG	CD-NE	5.26	1.55	1.46
11	B2	821	G	N3-C4	5.26	1.39	1.35
38	A1	230	A	P-O5'	-5.26	1.54	1.59
38	A1	614	G	C2-N3	5.26	1.36	1.32
38	A1	911	G	C2-N2	5.26	1.39	1.34
38	A1	1451	A	N7-C5	-5.26	1.36	1.39
38	A1	2312	U	C2'-C1'	-5.26	1.47	1.53
39	A3	73	U	C2-N3	-5.26	1.34	1.37
62	AO	13	ARG	NE-CZ	5.26	1.39	1.33
11	B2	437	A	C5-C6	5.26	1.45	1.41
11	B2	862	C	C4'-O4'	5.26	1.52	1.45
11	B2	1182	G	O4'-C1'	-5.26	1.34	1.41
11	B2	1274	C	N1-C2	5.26	1.45	1.40
38	A1	1088	G	N1-C2	5.26	1.42	1.37
38	A1	2125	C	C4'-O4'	-5.26	1.38	1.45
38	A1	2572	U	N3-C4	5.26	1.43	1.38
38	A1	2639	G	N7-C5	5.26	1.42	1.39
38	A1	2960	G	C2-N2	5.26	1.39	1.34
10	B1	76	C	O4'-C1'	5.26	1.48	1.41
38	A1	1297	C	C4-C5	-5.26	1.38	1.43

Continued on next page...

Continued from previous page...

Mol	Chain	Res	Type	Atoms	Z	Observed(Å)	Ideal(Å)
38	A1	1698	G	N7-C5	5.26	1.42	1.39
38	A1	2178	A	C5-C4	-5.26	1.35	1.38
38	A1	2579	G	N9-C4	-5.26	1.33	1.38
39	A3	126	C	N3-C4	5.26	1.37	1.33
50	AF	49	GLU	CD-OE1	5.26	1.31	1.25
38	A1	440	A	C4'-O4'	-5.25	1.38	1.45
38	A1	585	G	O3'-P	5.25	1.67	1.61
38	A1	1048	C	N3-C4	5.25	1.37	1.33
38	A1	2876	G	C5'-C4'	5.25	1.57	1.51
39	A3	96	C	C2-O2	5.25	1.29	1.24
4	AQ	94	LEU	CA-CB	5.25	1.65	1.53
11	B2	367	G	O4'-C1'	5.25	1.48	1.41
11	B2	389	G	C4'-O4'	5.25	1.52	1.45
11	B2	533	C	C3'-O3'	5.25	1.49	1.42
11	B2	691	G	C2-N3	5.25	1.36	1.32
11	B2	749	C	O3'-P	-5.25	1.54	1.61
11	B2	1126	G	C2'-C1'	-5.25	1.47	1.53
11	B2	1371	C	P-O5'	-5.25	1.54	1.59
38	A1	31	G	C4'-C3'	5.25	1.58	1.53
38	A1	93	C	C4-N4	5.25	1.38	1.33
38	A1	650	C	P-O5'	5.25	1.65	1.59
38	A1	958	A	N3-C4	-5.25	1.31	1.34
38	A1	1008	U	O3'-P	-5.25	1.54	1.61
38	A1	1241	C	N1-C6	5.25	1.40	1.37
38	A1	1660	A	C5-C4	-5.25	1.35	1.38
38	A1	2579	G	C2-N3	5.25	1.36	1.32
38	A1	2872	G	C2-N2	5.25	1.39	1.34
39	A3	14	G	C2-N2	5.25	1.39	1.34
39	A3	61	C	N3-C4	5.25	1.37	1.33
45	AC	333	LYS	N-CA	5.25	1.56	1.46
11	B2	106	A	C5'-C4'	5.25	1.57	1.51
11	B2	477	G	N9-C4	5.25	1.42	1.38
11	B2	795	G	C8-N7	-5.25	1.27	1.30
11	B2	979	U	O3'-P	-5.25	1.54	1.61
34	BV	24	TYR	CG-CD1	5.25	1.46	1.39
38	A1	117	A	N9-C8	5.25	1.42	1.37
38	A1	958	A	C4'-C3'	5.25	1.58	1.53
38	A1	1178	G	C2'-C1'	-5.25	1.47	1.53
38	A1	1181	C	C4-C5	5.25	1.47	1.43
38	A1	2010	G	C5'-C4'	5.25	1.57	1.51
38	A1	2326	C	P-O5'	-5.25	1.54	1.59
38	A1	2436	A	N9-C4	5.25	1.41	1.37

Continued on next page...

Continued from previous page...

Mol	Chain	Res	Type	Atoms	Z	Observed(Å)	Ideal(Å)
38	A1	2517	U	C4'-O4'	-5.25	1.38	1.45
38	A1	2796	C	N1-C6	5.25	1.40	1.37
38	A1	2850	G	N9-C4	-5.25	1.33	1.38
38	A1	2981	G	O4'-C1'	5.25	1.48	1.41
39	A3	126	C	C5-C6	-5.25	1.30	1.34
63	AP	13	ARG	NE-CZ	5.25	1.39	1.33
11	B2	315	A	C6-N1	5.25	1.39	1.35
11	B2	937	A	N7-C5	-5.25	1.36	1.39
38	A1	533	G	C4'-O4'	5.25	1.52	1.45
11	B2	24	C	O4'-C1'	5.25	1.48	1.41
11	B2	184	G	O3'-P	-5.25	1.54	1.61
11	B2	375	G	C2-N3	5.25	1.36	1.32
11	B2	418	G	C5'-C4'	5.25	1.57	1.51
11	B2	930	G	C5-C4	-5.25	1.34	1.38
11	B2	1427	C	C1'-N1	5.25	1.56	1.48
38	A1	279	G	C3'-C2'	5.25	1.58	1.52
38	A1	1421	C	P-O5'	5.25	1.65	1.59
38	A1	1776	G	N7-C5	5.25	1.42	1.39
38	A1	1843	C	N3-C4	5.25	1.37	1.33
38	A1	2183	A	N7-C5	-5.25	1.36	1.39
38	A1	2739	G	C2-N3	5.25	1.36	1.32
38	A1	2816	C	P-O5'	-5.25	1.54	1.59
38	A1	2851	A	C6-N6	5.25	1.38	1.33
39	A3	80	G	N9-C8	-5.25	1.34	1.37
11	B2	38	G	N1-C2	5.25	1.42	1.37
38	A1	56	G	C2-N3	5.25	1.36	1.32
38	A1	450	G	C2'-C1'	-5.25	1.47	1.53
38	A1	730	C	C2'-C1'	-5.25	1.47	1.53
38	A1	1112	G	O4'-C1'	-5.25	1.34	1.41
38	A1	1612	G	O3'-P	-5.25	1.54	1.61
38	A1	1883	C	C2-N3	5.25	1.40	1.35
38	A1	1898	A	P-O5'	-5.25	1.54	1.59
38	A1	2863	A	N9-C4	5.25	1.41	1.37
38	A1	18	C	C1'-N1	5.25	1.56	1.48
38	A1	934	G	C5-C6	5.25	1.47	1.42
38	A1	1046	A	C3'-C2'	5.25	1.58	1.52
38	A1	1436	A	C5-C4	-5.25	1.35	1.38
38	A1	2257	A	N9-C8	5.25	1.42	1.37
38	A1	2302	C	O4'-C1'	5.25	1.48	1.41
9	AX	291	ARG	CZ-NH1	5.24	1.39	1.33
11	B2	750	C	C2'-C1'	-5.24	1.47	1.53
11	B2	824	G	N9-C8	-5.24	1.34	1.37

Continued on next page...

Continued from previous page...

Mol	Chain	Res	Type	Atoms	Z	Observed(Å)	Ideal(Å)
11	B2	992	G	O3'-P	-5.24	1.54	1.61
11	B2	1016	G	N7-C5	-5.24	1.36	1.39
38	A1	407	A	C6-N1	5.24	1.39	1.35
38	A1	784	C	C2-N3	5.24	1.40	1.35
38	A1	1237	A	O3'-P	5.24	1.67	1.61
38	A1	1369	G	C3'-C2'	-5.24	1.47	1.52
38	A1	2381	A	N9-C8	5.24	1.42	1.37
10	B1	25	G	C2-N3	5.24	1.36	1.32
38	A1	323	U	N3-C4	5.24	1.43	1.38
38	A1	655	C	N3-C4	-5.24	1.30	1.33
38	A1	993	G	N9-C8	5.24	1.41	1.37
38	A1	998	G	O4'-C1'	-5.24	1.34	1.41
38	A1	1559	A	N9-C4	5.24	1.41	1.37
61	AN	144	PHE	CB-CG	5.24	1.60	1.51
4	AQ	107	ARG	CZ-NH2	5.24	1.39	1.33
5	AS	65	ARG	CZ-NH2	5.24	1.39	1.33
10	B1	68	C	C4-C5	5.24	1.47	1.43
11	B2	106	A	C2'-C1'	-5.24	1.47	1.53
11	B2	391	G	C8-N7	-5.24	1.27	1.30
11	B2	854	C	C3'-C2'	-5.24	1.47	1.52
17	BE	195	ARG	NE-CZ	5.24	1.39	1.33
27	BO	132	ARG	CZ-NH2	5.24	1.39	1.33
38	A1	448	A	C4'-O4'	5.24	1.52	1.45
38	A1	451	C	P-O5'	-5.24	1.54	1.59
38	A1	596	C	C4-N4	5.24	1.38	1.33
38	A1	872	G	N3-C4	-5.24	1.31	1.35
38	A1	1242	A	O3'-P	-5.24	1.54	1.61
38	A1	2372	C	C2-N3	-5.24	1.31	1.35
38	A1	2818	C	C2-N3	5.24	1.40	1.35
38	A1	2888	G	N1-C2	-5.24	1.33	1.37
39	A3	16	G	P-O5'	-5.24	1.54	1.59
45	AC	318	ARG	CZ-NH2	5.24	1.39	1.33
52	AH	112	ASP	CA-CB	5.24	1.65	1.53
11	B2	183	A	N1-C2	-5.24	1.29	1.34
11	B2	500	A	C3'-C2'	5.24	1.58	1.52
11	B2	667	G	C5'-C4'	5.24	1.57	1.51
11	B2	782	A	N9-C8	-5.24	1.33	1.37
11	B2	996	A	C5'-C4'	5.24	1.57	1.51
11	B2	1096	G	C5'-C4'	5.24	1.57	1.51
11	B2	1143	G	P-O5'	-5.24	1.54	1.59
38	A1	624	U	C4-C5	-5.24	1.38	1.43
38	A1	737	G	N9-C8	5.24	1.41	1.37

Continued on next page...

Continued from previous page...

Mol	Chain	Res	Type	Atoms	Z	Observed(Å)	Ideal(Å)
38	A1	774	G	C2-N3	5.24	1.36	1.32
38	A1	874	U	N1-C6	5.24	1.42	1.38
38	A1	991	U	C2-N3	5.24	1.41	1.37
38	A1	1182	C	C4-N4	5.24	1.38	1.33
38	A1	1200	A	C5-C4	5.24	1.42	1.38
38	A1	2430	C	C4'-C3'	5.24	1.58	1.53
60	AM	57	GLN	C-N	5.24	1.42	1.33
38	A1	908	U	O3'-P	-5.24	1.54	1.61
38	A1	1907	G	O3'-P	-5.24	1.54	1.61
38	A1	2399	C	N3-C4	5.24	1.37	1.33
41	AA	164	HIS	N-CA	-5.24	1.35	1.46
11	B2	72	C	C4-C5	-5.24	1.38	1.43
11	B2	105	C	C4-C5	5.24	1.47	1.43
11	B2	393	A	O4'-C1'	-5.24	1.34	1.41
11	B2	400	G	C5-C4	5.24	1.42	1.38
11	B2	406	U	C4'-C3'	5.24	1.58	1.53
11	B2	1181	G	C8-N7	-5.24	1.27	1.30
18	BF	35	HIS	CB-CG	-5.24	1.40	1.50
26	BN	61	GLU	C-N	5.24	1.46	1.34
38	A1	142	G	C4'-O4'	5.24	1.52	1.45
38	A1	623	G	C5-C6	-5.24	1.37	1.42
38	A1	683	C	C2'-O2'	-5.24	1.34	1.41
38	A1	1066	C	C1'-N1	5.24	1.56	1.48
38	A1	1271	G	P-O5'	-5.24	1.54	1.59
38	A1	1554	G	C5-C6	-5.24	1.37	1.42
38	A1	1631	A	P-O5'	-5.24	1.54	1.59
38	A1	2470	U	C4'-C3'	5.24	1.58	1.53
38	A1	2710	G	C5'-C4'	5.24	1.57	1.51
38	A1	2764	G	C8-N7	5.24	1.34	1.30
10	B1	29	C	C2'-O2'	-5.23	1.34	1.41
11	B2	984	C	C2'-C1'	-5.23	1.47	1.53
11	B2	1427	C	C2'-C1'	-5.23	1.47	1.53
38	A1	620	G	N9-C4	-5.23	1.33	1.38
38	A1	1645	U	C3'-C2'	5.23	1.58	1.52
38	A1	2960	G	C8-N7	-5.23	1.27	1.30
11	B2	104	A	C5-C6	-5.23	1.36	1.41
11	B2	380	C	C2-N3	5.23	1.40	1.35
11	B2	406	U	C4'-O4'	5.23	1.52	1.45
38	A1	458	U	C3'-O3'	5.23	1.49	1.42
38	A1	493	A	C2'-O2'	5.23	1.48	1.41
38	A1	514	U	C3'-O3'	5.23	1.49	1.42
38	A1	518	A	C2'-C1'	-5.23	1.47	1.53

Continued on next page...

Continued from previous page...

Mol	Chain	Res	Type	Atoms	Z	Observed(Å)	Ideal(Å)
38	A1	1018	G	C2-N3	5.23	1.36	1.32
38	A1	1019	G	N7-C5	-5.23	1.36	1.39
38	A1	1462	G	C2-N3	5.23	1.36	1.32
38	A1	1499	C	C4'-O4'	5.23	1.52	1.45
38	A1	1880	A	P-O5'	-5.23	1.54	1.59
38	A1	2150	G	N3-C4	-5.23	1.31	1.35
38	A1	2182	A	N7-C5	-5.23	1.36	1.39
38	A1	2376	U	C2-O2	5.23	1.27	1.22
38	A1	2414	G	C4'-C3'	5.23	1.58	1.53
38	A1	2535	C	C5'-C4'	5.23	1.57	1.51
38	A1	2551	G	C2'-C1'	5.23	1.59	1.53
38	A1	2761	G	N9-C4	-5.23	1.33	1.38
38	A1	2822	G	C5-C4	-5.23	1.34	1.38
39	A3	47	G	O4'-C1'	5.23	1.48	1.41
57	Aj	56	GLU	C-N	5.23	1.42	1.33
11	B2	977	G	N3-C4	5.23	1.39	1.35
11	B2	1053	A	C6-N1	5.23	1.39	1.35
11	B2	1466	G	N3-C4	-5.23	1.31	1.35
38	A1	395	G	C2-N2	-5.23	1.29	1.34
38	A1	651	C	C3'-O3'	5.23	1.49	1.42
38	A1	1055	C	C2'-C1'	-5.23	1.47	1.53
38	A1	1374	G	P-O5'	-5.23	1.54	1.59
38	A1	2978	G	C4'-O4'	5.23	1.52	1.45
39	A3	58	C	C4-N4	5.23	1.38	1.33
11	B2	752	G	P-O5'	-5.23	1.54	1.59
34	BV	22	GLU	CD-OE2	5.23	1.31	1.25
38	A1	2646	A	C3'-C2'	5.23	1.58	1.52
39	A3	4	C	C5-C6	-5.23	1.30	1.34
39	A3	33	U	C4-O4	-5.23	1.19	1.23
39	A3	75	G	C8-N7	-5.23	1.27	1.30
41	AA	147	GLU	CA-CB	5.23	1.65	1.53
11	B2	315	A	C6-N6	5.23	1.38	1.33
13	BA	146	TYR	CE1-CZ	5.23	1.45	1.38
33	BU	77	TYR	CG-CD2	5.23	1.46	1.39
38	A1	430	A	C5-C6	5.23	1.45	1.41
38	A1	1052	G	C5-C4	5.23	1.42	1.38
38	A1	1287	G	N9-C8	5.23	1.41	1.37
38	A1	1302	G	N3-C4	5.23	1.39	1.35
38	A1	2158	G	O3'-P	-5.23	1.54	1.61
38	A1	2427	C	N3-C4	5.23	1.37	1.33
38	A1	723	A	C3'-C2'	5.23	1.58	1.52
38	A1	1303	C	C4'-O4'	-5.23	1.38	1.45

Continued on next page...

Continued from previous page...

Mol	Chain	Res	Type	Atoms	Z	Observed(Å)	Ideal(Å)
38	A1	1862	G	C4'-C3'	5.23	1.58	1.53
38	A1	2722	G	C5'-C4'	5.23	1.57	1.51
39	A3	29	G	C4'-C3'	5.23	1.58	1.53
11	B2	143	G	N9-C8	5.22	1.41	1.37
11	B2	144	G	P-O5'	-5.22	1.54	1.59
11	B2	406	U	O3'-P	-5.22	1.54	1.61
38	A1	91	G	C4'-O4'	-5.22	1.38	1.45
38	A1	328	G	C2'-C1'	-5.22	1.47	1.53
38	A1	368	U	N1-C6	-5.22	1.33	1.38
38	A1	765	G	N3-C4	5.22	1.39	1.35
38	A1	1287	G	C2-N3	5.22	1.36	1.32
38	A1	1700	U	C4-C5	-5.22	1.38	1.43
38	A1	2349	U	C2'-C1'	-5.22	1.47	1.53
38	A1	2811	U	C4'-O4'	5.22	1.52	1.45
4	AQ	8	ARG	CZ-NH1	5.22	1.39	1.33
11	B2	199	A	O3'-P	-5.22	1.54	1.61
11	B2	435	A	C6-N1	5.22	1.39	1.35
11	B2	468	G	N1-C2	5.22	1.42	1.37
11	B2	963	A	P-O5'	-5.22	1.54	1.59
11	B2	1374	C	C5'-C4'	5.22	1.57	1.51
20	BH	215	ARG	CD-NE	5.22	1.55	1.46
38	A1	91	G	N9-C8	-5.22	1.34	1.37
38	A1	134	C	C4'-O4'	5.22	1.52	1.45
38	A1	398	U	C4-O4	-5.22	1.19	1.23
38	A1	1241	C	C2-O2	5.22	1.29	1.24
38	A1	1275	G	C5'-C4'	5.22	1.57	1.51
38	A1	1302	G	C5-C6	5.22	1.47	1.42
38	A1	1676	G	N7-C5	-5.22	1.36	1.39
38	A1	1984	G	C2-N3	5.22	1.36	1.32
38	A1	2562	G	N7-C5	5.22	1.42	1.39
38	A1	2678	U	C2-N3	5.22	1.41	1.37
39	A3	122	C	N3-C4	5.22	1.37	1.33
48	AE	140	CYS	CB-SG	-5.22	1.73	1.81
50	AF	147	VAL	CB-CG1	5.22	1.63	1.52
11	B2	930	G	C6-O6	-5.22	1.19	1.24
11	B2	1474	A	N3-C4	-5.22	1.31	1.34
26	BN	45	GLU	N-CA	-5.22	1.35	1.46
38	A1	234	G	C2'-C1'	-5.22	1.47	1.53
38	A1	462	A	C1'-N9	-5.22	1.39	1.46
38	A1	819	U	C5'-C4'	5.22	1.57	1.51
38	A1	837	G	N1-C2	5.22	1.42	1.37
38	A1	1644	G	C8-N7	5.22	1.34	1.30

Continued on next page...

Continued from previous page...

Mol	Chain	Res	Type	Atoms	Z	Observed(Å)	Ideal(Å)
38	A1	2221	A	N3-C4	5.22	1.38	1.34
41	AA	75	ARG	NE-CZ	5.22	1.39	1.33
10	B1	46	U	C4'-C3'	5.22	1.58	1.53
10	B1	66	C	N1-C6	5.22	1.40	1.37
11	B2	620	G	O4'-C1'	5.22	1.48	1.41
11	B2	781	U	C4-C5	5.22	1.48	1.43
11	B2	1341	C	C4-C5	5.22	1.47	1.43
11	B2	1471	G	N9-C4	-5.22	1.33	1.38
14	BB	121	ARG	CD-NE	5.22	1.55	1.46
38	A1	138	U	C5'-C4'	5.22	1.57	1.51
38	A1	1249	G	N7-C5	-5.22	1.36	1.39
38	A1	1564	C	C3'-O3'	5.22	1.49	1.42
38	A1	1684	C	C2-N3	5.22	1.40	1.35
38	A1	2446	C	C5'-C4'	5.22	1.57	1.51
38	A1	2708	U	O4'-C1'	5.22	1.48	1.41
39	A3	105	G	C4'-O4'	5.22	1.52	1.45
11	B2	1134	G	N9-C8	5.22	1.41	1.37
38	A1	746	C	N1-C6	5.22	1.40	1.37
38	A1	1799	G	N1-C2	5.22	1.42	1.37
38	A1	2646	A	N7-C5	-5.22	1.36	1.39
38	A1	2871	A	C6-N1	5.22	1.39	1.35
38	A1	3007	A	C5-C4	5.22	1.42	1.38
4	AQ	144	GLU	CG-CD	5.22	1.59	1.51
10	B1	25	G	C8-N7	-5.22	1.27	1.30
11	B2	417	C	C2-O2	5.22	1.29	1.24
29	BQ	120	ARG	NE-CZ	5.22	1.39	1.33
38	A1	74	A	P-O5'	5.22	1.65	1.59
38	A1	440	A	C3'-O3'	5.22	1.49	1.42
38	A1	827	G	C2-N2	5.22	1.39	1.34
38	A1	1160	U	P-O5'	-5.22	1.54	1.59
38	A1	1952	G	N1-C2	5.22	1.42	1.37
10	B1	45	G	N1-C2	5.21	1.42	1.37
11	B2	201	G	O3'-P	-5.21	1.54	1.61
11	B2	342	G	C2-N3	5.21	1.36	1.32
11	B2	569	G	C2'-C1'	-5.21	1.47	1.53
11	B2	1035	C	C4-C5	5.21	1.47	1.43
11	B2	1094	U	P-O5'	-5.21	1.54	1.59
38	A1	329	G	C4'-C3'	5.21	1.58	1.53
38	A1	507	G	N3-C4	-5.21	1.31	1.35
38	A1	627	G	C2-N3	5.21	1.36	1.32
38	A1	1136	G	C3'-C2'	-5.21	1.47	1.52
38	A1	1417	U	N3-C4	5.21	1.43	1.38

Continued on next page...

Continued from previous page...

Mol	Chain	Res	Type	Atoms	Z	Observed(Å)	Ideal(Å)
38	A1	1723	A	C8-N7	5.21	1.35	1.31
38	A1	2598	C	O3'-P	-5.21	1.54	1.61
38	A1	2892	A	C2'-O2'	5.21	1.48	1.41
38	A1	3013	U	C5-C6	5.21	1.38	1.34
11	B2	542	G	N3-C4	-5.21	1.31	1.35
38	A1	360	G	P-O5'	5.21	1.65	1.59
38	A1	847	A	N3-C4	-5.21	1.31	1.34
38	A1	1359	C	C3'-C2'	5.21	1.58	1.52
38	A1	1912	A	N9-C4	-5.21	1.34	1.37
38	A1	2124	C	C2'-C1'	5.21	1.59	1.53
38	A1	2334	G	O4'-C1'	5.21	1.48	1.41
38	A1	2554	A	C2-N3	5.21	1.38	1.33
38	A1	2651	G	O4'-C1'	5.21	1.48	1.41
38	A1	3021	C	C5-C6	5.21	1.38	1.34
11	B2	844	G	N7-C5	-5.21	1.36	1.39
11	B2	1287	G	C4'-C3'	5.21	1.58	1.53
17	BE	172	GLU	CG-CD	5.21	1.59	1.51
21	BI	2	THR	N-CA	5.21	1.56	1.46
29	BQ	138	ARG	CD-NE	5.21	1.55	1.46
38	A1	59	U	C5-C6	5.21	1.38	1.34
38	A1	1473	C	C5-C6	5.21	1.38	1.34
38	A1	1963	G	P-O5'	-5.21	1.54	1.59
38	A1	2407	G	N9-C8	5.21	1.41	1.37
39	A3	105	G	P-O5'	5.21	1.65	1.59
60	AM	44	ARG	CZ-NH2	5.21	1.39	1.33
38	A1	402	G	N9-C8	5.21	1.41	1.37
38	A1	2193	G	O3'-P	-5.21	1.54	1.61
11	B2	154	C	N1-C6	5.21	1.40	1.37
11	B2	434	A	C4'-C3'	-5.21	1.47	1.52
11	B2	640	U	O3'-P	-5.21	1.54	1.61
11	B2	675	A	C6-N6	5.21	1.38	1.33
11	B2	1003	G	C4'-C3'	5.21	1.58	1.53
11	B2	1168	C	C4'-C3'	-5.21	1.47	1.52
11	B2	1292	A	O3'-P	-5.21	1.54	1.61
38	A1	24	G	C3'-C2'	-5.21	1.47	1.52
38	A1	466	C	C1'-N1	5.21	1.56	1.48
38	A1	880	U	C2'-C1'	-5.21	1.47	1.53
38	A1	1058	A	N9-C4	-5.21	1.34	1.37
38	A1	1406	G	N1-C2	5.21	1.42	1.37
38	A1	1759	A	N9-C8	5.21	1.42	1.37
38	A1	2090	A	C4'-C3'	5.21	1.58	1.53
38	A1	2667	U	P-O5'	-5.21	1.54	1.59

Continued on next page...

Continued from previous page...

Mol	Chain	Res	Type	Atoms	Z	Observed(Å)	Ideal(Å)
45	AC	30	TRP	CD2-CE2	-5.21	1.35	1.41
9	AX	350	GLY	N-CA	-5.21	1.38	1.46
10	B1	58	A	C5-C6	-5.21	1.36	1.41
11	B2	251	G	C3'-O3'	5.21	1.49	1.42
11	B2	472	C	C4-C5	5.21	1.47	1.43
11	B2	1180	G	C2'-C1'	-5.21	1.47	1.53
11	B2	1404	C	C3'-C2'	5.21	1.58	1.52
11	B2	1447	A	C6-N1	5.21	1.39	1.35
38	A1	251	C	C2-N3	5.21	1.40	1.35
38	A1	589	G	N1-C2	5.21	1.42	1.37
38	A1	1091	G	C8-N7	-5.21	1.27	1.30
38	A1	1358	C	N3-C4	5.21	1.37	1.33
38	A1	1450	C	C4-C5	5.21	1.47	1.43
38	A1	1451	A	O4'-C1'	5.21	1.48	1.41
38	A1	1641	G	C5'-C4'	5.21	1.57	1.51
38	A1	2814	U	N3-C4	5.21	1.43	1.38
38	A1	2840	C	N1-C2	-5.21	1.34	1.40
44	Ab	41	ARG	NE-CZ	5.21	1.39	1.33
38	A1	1435	G	C5-C4	5.21	1.42	1.38
38	A1	2348	G	C3'-C2'	5.21	1.58	1.52
9	AX	104	ARG	CZ-NH2	5.20	1.39	1.33
11	B2	415	C	C2'-C1'	-5.20	1.47	1.53
11	B2	665	G	C4'-O4'	5.20	1.52	1.45
11	B2	1120	G	N9-C4	-5.20	1.33	1.38
11	B2	1460	G	C6-N1	5.20	1.43	1.39
11	B2	1476	C	C2'-C1'	-5.20	1.47	1.53
11	B2	1488	C	O3'-P	-5.20	1.54	1.61
38	A1	816	C	C1'-N1	5.20	1.56	1.48
38	A1	915	G	O4'-C1'	-5.20	1.34	1.41
38	A1	974	U	N3-C4	5.20	1.43	1.38
38	A1	1907	G	C5'-C4'	5.20	1.57	1.51
38	A1	1952	G	N7-C5	-5.20	1.36	1.39
38	A1	2077	A	C5-C4	5.20	1.42	1.38
38	A1	2397	C	C5'-C4'	5.20	1.57	1.51
38	A1	2617	G	C5-C4	-5.20	1.34	1.38
39	A3	118	G	C6-N1	5.20	1.43	1.39
46	AD	128	ARG	CZ-NH1	5.20	1.39	1.33
24	BL	83	ARG	CD-NE	5.20	1.55	1.46
38	A1	673	A	C2'-C1'	-5.20	1.47	1.53
38	A1	745	C	C5-C6	-5.20	1.30	1.34
38	A1	919	G	N9-C8	5.20	1.41	1.37
38	A1	931	C	C4'-C3'	5.20	1.58	1.53

Continued on next page...

Continued from previous page...

Mol	Chain	Res	Type	Atoms	Z	Observed(Å)	Ideal(Å)
38	A1	1122	C	O3'-P	-5.20	1.54	1.61
38	A1	1464	A	C6-N6	5.20	1.38	1.33
10	B1	8	U	N3-C4	5.20	1.43	1.38
11	B2	288	G	N1-C2	5.20	1.42	1.37
11	B2	545	C	C1'-N1	5.20	1.56	1.48
11	B2	691	G	N9-C4	5.20	1.42	1.38
11	B2	746	A	C3'-C2'	-5.20	1.47	1.52
11	B2	768	A	C6-N6	5.20	1.38	1.33
11	B2	1359	C	N1-C2	-5.20	1.34	1.40
38	A1	82	C	P-O5'	-5.20	1.54	1.59
38	A1	319	A	N9-C8	-5.20	1.33	1.37
38	A1	549	G	C2'-C1'	-5.20	1.47	1.53
38	A1	658	C	C4-C5	-5.20	1.38	1.43
38	A1	731	C	C3'-C2'	5.20	1.58	1.52
38	A1	1382	C	C4'-O4'	-5.20	1.38	1.45
38	A1	1887	A	C6-N6	5.20	1.38	1.33
38	A1	2404	G	C5-C6	5.20	1.47	1.42
38	A1	2554	A	C5-C6	5.20	1.45	1.41
38	A1	2778	A	O4'-C1'	5.20	1.48	1.41
38	A1	2827	C	O3'-P	-5.20	1.54	1.61
38	A1	2843	C	C4-N4	-5.20	1.29	1.33
38	A1	3019	C	C2-O2	5.20	1.29	1.24
11	B2	247	G	C8-N7	5.20	1.34	1.30
11	B2	635	C	C3'-O3'	5.20	1.49	1.42
11	B2	921	G	N1-C2	5.20	1.42	1.37
11	B2	1116	G	C4'-C3'	5.20	1.58	1.53
38	A1	129	C	C4'-C3'	-5.20	1.47	1.52
38	A1	227	G	O3'-P	-5.20	1.54	1.61
38	A1	600	A	C4'-C3'	5.20	1.58	1.53
38	A1	984	U	N1-C2	5.20	1.43	1.38
38	A1	993	G	C8-N7	-5.20	1.27	1.30
38	A1	1040	C	N1-C6	5.20	1.40	1.37
38	A1	1246	G	N3-C4	5.20	1.39	1.35
38	A1	1647	C	C4-C5	-5.20	1.38	1.43
38	A1	1722	G	N1-C2	5.20	1.42	1.37
38	A1	2014	A	C5-C4	5.20	1.42	1.38
38	A1	2434	A	C2'-C1'	-5.20	1.47	1.53
38	A1	2496	G	N3-C4	-5.20	1.31	1.35
38	A1	2590	C	C4-N4	5.20	1.38	1.33
38	A1	2668	G	C1'-N9	5.20	1.56	1.48
38	A1	3000	U	C2'-C1'	5.20	1.59	1.53
11	B2	30	C	O4'-C1'	5.20	1.48	1.41

Continued on next page...

Continued from previous page...

Mol	Chain	Res	Type	Atoms	Z	Observed(Å)	Ideal(Å)
38	A1	1413	A	C2'-O2'	-5.20	1.34	1.41
38	A1	1607	C	P-O5'	-5.20	1.54	1.59
38	A1	1794	C	C4'-O4'	5.20	1.52	1.45
38	A1	2280	G	P-O5'	5.20	1.65	1.59
38	A1	2691	G	C5'-C4'	-5.20	1.45	1.51
11	B2	82	G	C3'-C2'	5.20	1.58	1.52
11	B2	322	G	N9-C8	-5.20	1.34	1.37
11	B2	649	A	N1-C2	5.20	1.39	1.34
11	B2	712	G	O3'-P	-5.20	1.54	1.61
11	B2	793	G	O4'-C1'	5.20	1.48	1.41
38	A1	84	A	C3'-O3'	5.20	1.49	1.42
38	A1	281	G	C8-N7	5.20	1.34	1.30
38	A1	1369	G	C2-N3	-5.20	1.28	1.32
38	A1	1928	A	N1-C2	-5.20	1.29	1.34
10	B1	69	G	N1-C2	5.19	1.42	1.37
11	B2	1306	A	N1-C2	5.19	1.39	1.34
38	A1	664	A	C3'-O3'	5.19	1.49	1.42
38	A1	823	G	C4'-C3'	5.19	1.58	1.53
38	A1	1163	U	O4'-C1'	5.19	1.48	1.41
61	AN	71	ARG	CZ-NH1	5.19	1.39	1.33
9	AX	66	ARG	CZ-NH2	5.19	1.39	1.33
11	B2	53	G	C2-N3	5.19	1.36	1.32
11	B2	320	G	N7-C5	-5.19	1.36	1.39
11	B2	332	C	C4-N4	5.19	1.38	1.33
11	B2	501	G	C2'-C1'	-5.19	1.47	1.53
11	B2	525	A	C2'-C1'	5.19	1.59	1.53
11	B2	809	C	N3-C4	5.19	1.37	1.33
11	B2	866	A	C6-N1	5.19	1.39	1.35
11	B2	894	A	N9-C8	5.19	1.42	1.37
11	B2	993	C	O4'-C1'	5.19	1.48	1.41
11	B2	1000	G	C2'-O2'	-5.19	1.34	1.41
11	B2	1269	G	C2-N2	5.19	1.39	1.34
11	B2	1438	A	N9-C8	5.19	1.42	1.37
38	A1	382	G	N1-C2	5.19	1.42	1.37
38	A1	856	A	N9-C4	5.19	1.41	1.37
38	A1	1000	G	N9-C4	-5.19	1.33	1.38
38	A1	1360	G	C2'-C1'	-5.19	1.47	1.53
38	A1	1589	G	N7-C5	5.19	1.42	1.39
38	A1	1678	A	N9-C8	5.19	1.42	1.37
38	A1	1899	C	C3'-O3'	5.19	1.49	1.42
38	A1	2088	G	C3'-C2'	-5.19	1.47	1.52
38	A1	2102	A	C5-C6	5.19	1.45	1.41

Continued on next page...

Continued from previous page...

Mol	Chain	Res	Type	Atoms	Z	Observed(Å)	Ideal(Å)
38	A1	2522	C	C4-N4	5.19	1.38	1.33
38	A1	2828	G	C6-N1	5.19	1.43	1.39
39	A3	116	C	C4-N4	5.19	1.38	1.33
11	B2	100	A	N1-C2	-5.19	1.29	1.34
11	B2	192	G	C4'-C3'	5.19	1.58	1.53
11	B2	619	A	C6-N6	5.19	1.38	1.33
11	B2	620	G	C5'-C4'	5.19	1.57	1.51
11	B2	1090	C	C2-O2	5.19	1.29	1.24
11	B2	1312	C	C5'-C4'	5.19	1.57	1.51
20	BH	8	ARG	CZ-NH2	5.19	1.39	1.33
38	A1	296	G	C6-N1	5.19	1.43	1.39
38	A1	439	G	C2-N3	5.19	1.36	1.32
38	A1	606	A	N1-C2	5.19	1.39	1.34
38	A1	932	C	C4'-C3'	-5.19	1.47	1.52
38	A1	991	U	N1-C6	5.19	1.42	1.38
38	A1	1172	U	C2-N3	5.19	1.41	1.37
38	A1	1644	G	C5'-C4'	5.19	1.57	1.51
38	A1	1681	G	C2-N3	5.19	1.36	1.32
38	A1	1964	G	C5-C4	-5.19	1.34	1.38
38	A1	2003	C	C3'-C2'	-5.19	1.47	1.52
38	A1	2372	C	C4-C5	5.19	1.47	1.43
38	A1	2431	C	C5-C6	5.19	1.38	1.34
38	A1	2549	A	N9-C8	5.19	1.42	1.37
11	B2	1024	G	O3'-P	-5.19	1.54	1.61
38	A1	1864	G	C2'-C1'	-5.19	1.47	1.53
11	B2	420	C	P-O5'	-5.19	1.54	1.59
11	B2	1199	A	P-O5'	-5.19	1.54	1.59
21	BI	93	PHE	CG-CD2	5.19	1.46	1.38
22	BJ	61	ALA	CA-CB	5.19	1.63	1.52
38	A1	63	A	C5-C4	5.19	1.42	1.38
38	A1	195	U	N1-C2	-5.19	1.33	1.38
38	A1	1180	G	C3'-C2'	-5.19	1.47	1.52
38	A1	1524	A	C6-N6	5.19	1.38	1.33
38	A1	1878	G	N3-C4	-5.19	1.31	1.35
38	A1	1881	A	N7-C5	5.19	1.42	1.39
38	A1	2293	G	C2'-C1'	5.19	1.59	1.53
38	A1	2704	A	C4'-C3'	5.19	1.58	1.53
38	A1	2732	U	C2-N3	5.19	1.41	1.37
38	A1	2747	C	C3'-O3'	5.19	1.49	1.42
39	A3	95	G	C4'-C3'	5.19	1.58	1.53
55	Ai	16	ARG	CZ-NH2	5.19	1.39	1.33
10	B1	11	C	O3'-P	5.19	1.67	1.61

Continued on next page...

Continued from previous page...

Mol	Chain	Res	Type	Atoms	Z	Observed(Å)	Ideal(Å)
11	B2	300	G	N7-C5	-5.19	1.36	1.39
11	B2	1446	G	C3'-C2'	5.19	1.58	1.52
38	A1	27	G	C5'-C4'	5.19	1.57	1.51
38	A1	269	C	C3'-C2'	-5.19	1.47	1.52
38	A1	871	G	C6-O6	5.19	1.28	1.24
54	AI	124	SER	CA-CB	5.19	1.60	1.52
11	B2	66	G	P-OP2	-5.18	1.40	1.49
11	B2	1339	G	O3'-P	-5.18	1.54	1.61
38	A1	80	G	C2'-C1'	-5.18	1.47	1.53
38	A1	1132	U	C5'-C4'	5.18	1.57	1.51
38	A1	1193	G	O4'-C1'	5.18	1.48	1.41
38	A1	1380	G	C2-N3	5.18	1.36	1.32
38	A1	2073	G	C2-N3	5.18	1.36	1.32
38	A1	2988	A	O3'-P	-5.18	1.54	1.61
61	AN	136	ARG	NE-CZ	5.18	1.39	1.33
62	AO	65	ARG	NE-CZ	5.18	1.39	1.33
65	AV	63	ARG	CZ-NH1	5.18	1.39	1.33
11	B2	200	G	N9-C8	-5.18	1.34	1.37
11	B2	609	G	C5-C6	-5.18	1.37	1.42
11	B2	872	A	N1-C2	-5.18	1.29	1.34
11	B2	1055	C	N1-C6	-5.18	1.34	1.37
11	B2	1057	A	N9-C4	5.18	1.41	1.37
38	A1	146	U	N3-C4	5.18	1.43	1.38
38	A1	231	G	C5'-C4'	5.18	1.57	1.51
38	A1	523	C	P-O5'	-5.18	1.54	1.59
38	A1	670	G	P-O5'	-5.18	1.54	1.59
38	A1	1354	G	C5-C4	5.18	1.42	1.38
38	A1	1485	A	C4'-C3'	5.18	1.58	1.53
38	A1	1941	A	C6-N6	5.18	1.38	1.33
39	A3	76	U	C2-O2	5.18	1.27	1.22
41	AA	107	PHE	CG-CD1	5.18	1.46	1.38
67	AZ	8	ARG	CZ-NH2	5.18	1.39	1.33
11	B2	499	G	O3'-P	-5.18	1.54	1.61
11	B2	847	A	C8-N7	-5.18	1.27	1.31
38	A1	299	U	C4-C5	5.18	1.48	1.43
38	A1	644	G	C5'-C4'	5.18	1.57	1.51
38	A1	2330	A	N9-C4	5.18	1.41	1.37
38	A1	2368	G	N9-C8	5.18	1.41	1.37
10	B1	17	C	C3'-C2'	5.18	1.58	1.52
11	B2	415	C	C2-N3	5.18	1.39	1.35
11	B2	1479	C	P-O5'	-5.18	1.54	1.59
21	BI	62	ARG	CD-NE	5.18	1.55	1.46

Continued on next page...

Continued from previous page...

Mol	Chain	Res	Type	Atoms	Z	Observed(Å)	Ideal(Å)
38	A1	53	A	N7-C5	-5.18	1.36	1.39
38	A1	303	A	P-O5'	-5.18	1.54	1.59
38	A1	1377	G	C8-N7	5.18	1.34	1.30
38	A1	1501	G	C3'-O3'	5.18	1.49	1.42
38	A1	1657	G	C2-N2	5.18	1.39	1.34
38	A1	2052	A	N9-C8	5.18	1.41	1.37
38	A1	2214	U	C5-C6	5.18	1.38	1.34
38	A1	2234	C	C2-N3	5.18	1.39	1.35
38	A1	2888	G	C3'-C2'	5.18	1.58	1.52
39	A3	106	G	N1-C2	5.18	1.41	1.37
38	A1	555	G	N7-C5	5.18	1.42	1.39
38	A1	1623	C	C5'-C4'	5.18	1.57	1.51
38	A1	1680	G	N1-C2	5.18	1.41	1.37
38	A1	1685	C	C4'-O4'	5.18	1.52	1.45
38	A1	2464	G	N1-C2	5.18	1.41	1.37
38	A1	2751	C	P-O5'	-5.18	1.54	1.59
54	AI	52	ARG	CZ-NH2	5.18	1.39	1.33
59	AL	116	GLY	CA-C	-5.18	1.43	1.51
11	B2	344	G	N9-C8	5.18	1.41	1.37
38	A1	255	G	C4'-C3'	5.18	1.58	1.53
38	A1	381	G	C2-N2	5.18	1.39	1.34
38	A1	1063	C	O5'-C5'	5.18	1.52	1.44
38	A1	1235	A	C4'-O4'	5.18	1.52	1.45
38	A1	1726	A	C5'-C4'	5.18	1.57	1.51
38	A1	2079	U	C4-C5	5.18	1.48	1.43
38	A1	2451	G	C5-C6	-5.18	1.37	1.42
11	B2	41	C	C2-N3	5.17	1.39	1.35
11	B2	613	C	C5'-C4'	5.17	1.57	1.51
11	B2	656	U	C4'-C3'	5.17	1.58	1.53
11	B2	892	C	O4'-C1'	5.17	1.48	1.41
34	BV	59	TYR	CD1-CE1	-5.17	1.31	1.39
38	A1	227	G	P-O5'	5.17	1.65	1.59
38	A1	374	C	P-O5'	-5.17	1.54	1.59
38	A1	495	U	N1-C6	-5.17	1.33	1.38
38	A1	671	G	C4'-O4'	5.17	1.52	1.45
38	A1	1474	A	C5'-C4'	5.17	1.57	1.51
38	A1	1625	A	C5-C4	-5.17	1.35	1.38
38	A1	2170	C	P-O5'	-5.17	1.54	1.59
38	A1	2276	G	C2-N3	5.17	1.36	1.32
38	A1	2981	G	C2-N2	5.17	1.39	1.34
39	A3	74	U	O3'-P	-5.17	1.54	1.61
38	A1	505	A	C2-N3	5.17	1.38	1.33

Continued on next page...

Continued from previous page...

Mol	Chain	Res	Type	Atoms	Z	Observed(Å)	Ideal(Å)
38	A1	634	G	C5-C4	5.17	1.42	1.38
38	A1	688	G	C5-C4	5.17	1.42	1.38
38	A1	870	G	C6-N1	5.17	1.43	1.39
38	A1	912	G	C6-N1	-5.17	1.35	1.39
45	AC	6	ARG	NE-CZ	5.17	1.39	1.33
40	AK	46	ARG	NE-CZ	5.17	1.39	1.33
11	B2	250	G	P-O5'	5.17	1.65	1.59
11	B2	993	C	C2-O2	5.17	1.29	1.24
11	B2	1063	A	N1-C2	5.17	1.39	1.34
11	B2	1167	C	C4-N4	5.17	1.38	1.33
11	B2	1177	C	C2'-C1'	-5.17	1.47	1.53
11	B2	1250	C	N1-C6	5.17	1.40	1.37
25	BM	135	ARG	CD-NE	5.17	1.55	1.46
38	A1	499	A	C2-N3	5.17	1.38	1.33
38	A1	795	G	N9-C4	-5.17	1.33	1.38
38	A1	1021	G	C2'-C1'	-5.17	1.47	1.53
38	A1	1247	U	C2'-C1'	-5.17	1.47	1.53
38	A1	1360	G	C4'-C3'	5.17	1.58	1.53
38	A1	1687	C	C3'-C2'	5.17	1.58	1.52
38	A1	2307	C	O3'-P	-5.17	1.54	1.61
38	A1	2313	G	C2-N3	5.17	1.36	1.32
38	A1	2318	G	C5-C6	-5.17	1.37	1.42
38	A1	2518	G	C2-N3	5.17	1.36	1.32
38	A1	2951	G	C2-N3	5.17	1.36	1.32
25	BM	133	ARG	CD-NE	5.17	1.55	1.46
38	A1	425	U	C2-O2	5.17	1.27	1.22
38	A1	629	G	N9-C4	-5.17	1.33	1.38
38	A1	997	A	N1-C2	5.17	1.39	1.34
38	A1	1054	A	C2-N3	-5.17	1.28	1.33
38	A1	1607	C	N1-C2	5.17	1.45	1.40
45	AC	90	TYR	CE1-CZ	5.17	1.45	1.38
11	B2	521	G	P-O5'	5.17	1.65	1.59
11	B2	1151	A	N9-C4	5.17	1.41	1.37
11	B2	1428	G	N9-C8	5.17	1.41	1.37
21	BI	89	TRP	CD1-NE1	-5.17	1.29	1.38
30	BR	106	LEU	CA-CB	5.17	1.65	1.53
38	A1	77	C	P-O5'	-5.17	1.54	1.59
38	A1	296	G	C2-N3	5.17	1.36	1.32
38	A1	527	G	N9-C4	5.17	1.42	1.38
38	A1	881	G	C5'-C4'	5.17	1.57	1.51
38	A1	1200	A	O4'-C1'	-5.17	1.34	1.41
38	A1	1249	G	C2-N2	5.17	1.39	1.34

Continued on next page...

Continued from previous page...

Mol	Chain	Res	Type	Atoms	Z	Observed(Å)	Ideal(Å)
38	A1	2054	G	C2'-C1'	-5.17	1.47	1.53
38	A1	2215	U	N1-C6	5.17	1.42	1.38
61	AN	107	ARG	CZ-NH1	5.17	1.39	1.33
10	B1	37	A	N3-C4	-5.17	1.31	1.34
11	B2	621	G	N3-C4	5.17	1.39	1.35
11	B2	835	C	C3'-O3'	5.17	1.49	1.42
11	B2	883	G	C5-C6	-5.17	1.37	1.42
11	B2	1278	A	C5-C4	5.17	1.42	1.38
11	B2	1342	C	C4'-C3'	5.17	1.58	1.53
38	A1	84	A	C6-N6	5.17	1.38	1.33
38	A1	234	G	C1'-N9	5.17	1.56	1.48
38	A1	296	G	C4'-C3'	5.17	1.58	1.53
38	A1	657	U	C4-C5	5.17	1.48	1.43
38	A1	1610	C	N1-C2	5.17	1.45	1.40
38	A1	1823	A	C3'-C2'	-5.17	1.47	1.52
38	A1	2121	C	N1-C6	5.17	1.40	1.37
38	A1	2462	U	C1'-N1	5.17	1.56	1.48
38	A1	2542	G	C6-N1	5.17	1.43	1.39
38	A1	2762	G	C4'-C3'	-5.17	1.47	1.52
40	AK	58	GLN	CA-CB	5.17	1.65	1.53
17	BE	121	PHE	CB-CG	5.17	1.60	1.51
38	A1	438	G	P-O5'	-5.17	1.54	1.59
38	A1	1010	G	N1-C2	5.17	1.41	1.37
38	A1	1024	G	N3-C4	-5.17	1.31	1.35
38	A1	1644	G	N9-C8	5.17	1.41	1.37
38	A1	1789	A	C8-N7	-5.17	1.27	1.31
50	AF	133	ARG	CZ-NH2	5.17	1.39	1.33
11	B2	189	C	C4'-O4'	5.16	1.52	1.45
11	B2	944	C	C5'-C4'	5.16	1.57	1.51
38	A1	683	C	C2'-C1'	-5.16	1.47	1.53
38	A1	1642	G	C5-C4	5.16	1.42	1.38
38	A1	1688	C	C4-N4	5.16	1.38	1.33
38	A1	2650	G	C4'-C3'	-5.16	1.47	1.52
38	A1	2781	A	C4'-C3'	5.16	1.58	1.53
38	A1	694	A	C2-N3	5.16	1.38	1.33
38	A1	1642	G	N1-C2	5.16	1.41	1.37
38	A1	2877	A	C5'-C4'	5.16	1.57	1.51
38	A1	2966	C	C2-N3	-5.16	1.31	1.35
54	AI	125	ARG	CD-NE	5.16	1.55	1.46
11	B2	221	A	C2'-C1'	-5.16	1.47	1.53
11	B2	524	U	C1'-N1	5.16	1.56	1.48
11	B2	907	C	C4-C5	5.16	1.47	1.43

Continued on next page...

Continued from previous page...

Mol	Chain	Res	Type	Atoms	Z	Observed(Å)	Ideal(Å)
11	B2	1384	G	C8-N7	-5.16	1.27	1.30
38	A1	131	C	C2-N3	5.16	1.39	1.35
38	A1	1176	C	C2'-C1'	5.16	1.59	1.53
38	A1	1492	C	C3'-C2'	5.16	1.58	1.52
38	A1	1654	G	C5-C6	-5.16	1.37	1.42
38	A1	1747	C	N1-C2	5.16	1.45	1.40
38	A1	2695	U	O3'-P	-5.16	1.54	1.61
38	A1	2834	C	C5'-C4'	5.16	1.57	1.51
38	A1	2835	A	O4'-C1'	5.16	1.48	1.41
38	A1	3035	C	C5'-C4'	5.16	1.57	1.51
50	AF	107	GLU	CD-OE2	5.16	1.31	1.25
10	B1	29	C	C2'-C1'	-5.16	1.47	1.53
11	B2	82	G	C5'-C4'	-5.16	1.45	1.51
11	B2	510	A	C8-N7	-5.16	1.27	1.31
11	B2	885	G	C2-N3	5.16	1.36	1.32
11	B2	1102	A	C2-N3	5.16	1.38	1.33
17	BE	23	ARG	CD-NE	5.16	1.55	1.46
38	A1	620	G	C2'-C1'	-5.16	1.47	1.53
38	A1	729	A	N9-C4	-5.16	1.34	1.37
38	A1	947	C	N1-C6	5.16	1.40	1.37
38	A1	1526	G	O4'-C1'	5.16	1.48	1.41
38	A1	1612	G	C2-N3	-5.16	1.28	1.32
38	A1	2001	U	C4-C5	5.16	1.48	1.43
38	A1	2357	U	C4'-C3'	-5.16	1.47	1.52
38	A1	2465	A	N3-C4	5.16	1.38	1.34
38	A1	2673	C	C4-N4	5.16	1.38	1.33
39	A3	65	G	O3'-P	-5.16	1.54	1.61
11	B2	75	C	C5'-C4'	5.16	1.57	1.51
11	B2	271	G	C6-N1	5.16	1.43	1.39
11	B2	1137	G	N9-C8	5.16	1.41	1.37
38	A1	654	C	C4'-C3'	-5.16	1.47	1.52
38	A1	805	C	P-O5'	5.16	1.65	1.59
38	A1	1006	A	N1-C2	-5.16	1.29	1.34
38	A1	1040	C	P-O5'	-5.16	1.54	1.59
38	A1	1640	G	N7-C5	-5.16	1.36	1.39
38	A1	2106	G	C4'-O4'	5.16	1.52	1.45
38	A1	2528	U	C4-C5	5.16	1.48	1.43
59	AL	71	ARG	NE-CZ	5.16	1.39	1.33
10	B1	14	A	N3-C4	-5.16	1.31	1.34
11	B2	1	A	C6-N1	-5.16	1.31	1.35
11	B2	133	G	C2'-C1'	-5.16	1.47	1.53
11	B2	827	G	C8-N7	-5.16	1.27	1.30

Continued on next page...

Continued from previous page...

Mol	Chain	Res	Type	Atoms	Z	Observed(Å)	Ideal(Å)
11	B2	1079	G	O3'-P	-5.16	1.54	1.61
18	BF	111	ARG	CD-NE	5.16	1.55	1.46
38	A1	193	A	C4'-C3'	5.16	1.58	1.53
38	A1	550	A	N7-C5	-5.16	1.36	1.39
38	A1	794	G	C2'-O2'	-5.16	1.34	1.41
38	A1	1793	G	N9-C4	5.16	1.42	1.38
38	A1	1849	A	P-O5'	-5.16	1.54	1.59
38	A1	2187	C	C4-N4	5.16	1.38	1.33
38	A1	2316	U	N1-C6	5.16	1.42	1.38
38	A1	2874	C	C4'-O4'	5.16	1.52	1.45
11	B2	717	C	O3'-P	-5.15	1.54	1.61
11	B2	921	G	P-O5'	-5.15	1.54	1.59
38	A1	1216	A	O3'-P	-5.15	1.54	1.61
38	A1	1851	U	C1'-N1	5.15	1.56	1.48
11	B2	407	G	C8-N7	-5.15	1.27	1.30
11	B2	993	C	N1-C6	5.15	1.40	1.37
11	B2	1069	G	C2-N3	5.15	1.36	1.32
17	BE	186	PHE	CG-CD1	5.15	1.46	1.38
25	BM	84	ARG	CZ-NH2	5.15	1.39	1.33
38	A1	10	C	C4'-O4'	-5.15	1.38	1.45
38	A1	53	A	C5-C6	-5.15	1.36	1.41
38	A1	54	G	C5'-C4'	5.15	1.57	1.51
38	A1	205	A	N1-C2	5.15	1.39	1.34
38	A1	207	A	C5-C4	5.15	1.42	1.38
38	A1	614	G	C3'-O3'	5.15	1.49	1.42
38	A1	2066	C	C5'-C4'	5.15	1.57	1.51
38	A1	2651	G	P-O5'	-5.15	1.54	1.59
38	A1	2660	G	C8-N7	-5.15	1.27	1.30
38	A1	2696	G	C2-N2	5.15	1.39	1.34
38	A1	2725	U	C4-C5	5.15	1.48	1.43
49	Ae	21	ARG	CD-NE	5.15	1.55	1.46
10	B1	29	C	N3-C4	5.15	1.37	1.33
11	B2	676	G	C2-N3	5.15	1.36	1.32
26	BN	3	GLY	N-CA	5.15	1.53	1.46
38	A1	803	A	N9-C8	-5.15	1.33	1.37
38	A1	1257	G	C4'-O4'	5.15	1.52	1.45
38	A1	1440	C	C3'-C2'	-5.15	1.47	1.52
38	A1	2255	C	C4'-C3'	-5.15	1.47	1.52
38	A1	2603	A	N9-C4	-5.15	1.34	1.37
38	A1	2958	U	C4'-O4'	-5.15	1.38	1.45
38	A1	2981	G	C5'-C4'	5.15	1.57	1.51
39	A3	1	C	C4-N4	5.15	1.38	1.33

Continued on next page...

Continued from previous page...

Mol	Chain	Res	Type	Atoms	Z	Observed(Å)	Ideal(Å)
39	A3	103	C	C5'-C4'	5.15	1.57	1.51
18	BF	38	PHE	CG-CD1	5.15	1.46	1.38
38	A1	1768	C	C2'-C1'	-5.15	1.47	1.53
38	A1	1790	G	C2'-C1'	-5.15	1.47	1.53
38	A1	2123	G	C6-N1	5.15	1.43	1.39
38	A1	2603	A	C6-N1	-5.15	1.31	1.35
11	B2	534	G	C8-N7	-5.15	1.27	1.30
11	B2	591	G	N1-C2	5.15	1.41	1.37
11	B2	733	C	C4-C5	5.15	1.47	1.43
11	B2	1305	U	C4'-C3'	5.15	1.58	1.53
17	BE	204	ARG	CD-NE	5.15	1.55	1.46
38	A1	265	A	C2'-C1'	-5.15	1.47	1.53
38	A1	910	G	N9-C4	-5.15	1.33	1.38
38	A1	1733	C	C4-N4	5.15	1.38	1.33
38	A1	2007	C	N1-C6	-5.15	1.34	1.37
38	A1	2313	G	C2'-C1'	-5.15	1.47	1.53
45	AC	8	ARG	CD-NE	5.15	1.55	1.46
62	AO	84	TYR	CG-CD2	5.15	1.45	1.39
11	B2	884	G	C8-N7	-5.15	1.27	1.30
14	BB	179	ARG	NE-CZ	5.15	1.39	1.33
38	A1	124	C	N1-C2	5.15	1.45	1.40
38	A1	514	U	C2'-C1'	-5.15	1.47	1.53
38	A1	544	A	C5-C6	-5.15	1.36	1.41
38	A1	1462	G	C5-C4	5.15	1.42	1.38
38	A1	2092	G	C8-N7	5.15	1.34	1.30
64	AR	21	ARG	CD-NE	5.15	1.55	1.46
11	B2	11	A	N9-C4	-5.14	1.34	1.37
11	B2	35	G	C4'-C3'	5.14	1.58	1.53
11	B2	66	G	C2-N3	-5.14	1.28	1.32
11	B2	212	G	C3'-C2'	5.14	1.58	1.52
11	B2	259	A	C5-C4	-5.14	1.35	1.38
11	B2	813	G	C3'-C2'	-5.14	1.47	1.52
11	B2	877	A	C8-N7	-5.14	1.27	1.31
11	B2	910	G	N1-C2	5.14	1.41	1.37
11	B2	990	G	C4'-O4'	-5.14	1.38	1.45
11	B2	1363	C	C5'-C4'	5.14	1.57	1.51
15	BC	109	PHE	CB-CG	5.14	1.60	1.51
38	A1	263	U	C4-O4	5.14	1.27	1.23
38	A1	317	A	O3'-P	-5.14	1.54	1.61
38	A1	867	C	N1-C6	5.14	1.40	1.37
38	A1	1097	G	C8-N7	-5.14	1.27	1.30
38	A1	1193	G	N3-C4	5.14	1.39	1.35

Continued on next page...

Continued from previous page...

Mol	Chain	Res	Type	Atoms	Z	Observed(Å)	Ideal(Å)
38	A1	1284	C	C2-O2	-5.14	1.19	1.24
38	A1	2680	A	C5-C4	5.14	1.42	1.38
38	A1	2840	C	C5-C6	-5.14	1.30	1.34
39	A3	49	A	C3'-O3'	5.14	1.49	1.42
11	B2	49	C	C4'-C3'	5.14	1.58	1.53
11	B2	485	A	C2-N3	5.14	1.38	1.33
11	B2	737	C	C5'-C4'	5.14	1.57	1.51
11	B2	838	C	N1-C6	5.14	1.40	1.37
11	B2	1452	G	C3'-O3'	-5.14	1.34	1.42
38	A1	594	U	C4-C5	-5.14	1.39	1.43
38	A1	1661	A	P-O5'	-5.14	1.54	1.59
38	A1	1796	U	C4-C5	5.14	1.48	1.43
38	A1	1886	C	C2-N3	5.14	1.39	1.35
38	A1	2044	C	P-O5'	-5.14	1.54	1.59
38	A1	2746	G	N1-C2	5.14	1.41	1.37
38	A1	2782	A	C6-N1	5.14	1.39	1.35
57	Aj	47	TYR	CE1-CZ	5.14	1.45	1.38
60	AM	128	PHE	CG-CD2	5.14	1.46	1.38
11	B2	506	G	C3'-C2'	-5.14	1.47	1.52
11	B2	1002	G	P-O5'	5.14	1.64	1.59
11	B2	1157	G	C5'-C4'	5.14	1.57	1.51
11	B2	1314	C	C2-O2	5.14	1.29	1.24
38	A1	421	C	N1-C6	-5.14	1.34	1.37
61	AN	20	ARG	NE-CZ	5.14	1.39	1.33
6	AT	67	TYR	CG-CD2	5.14	1.45	1.39
11	B2	873	A	C2-N3	-5.14	1.28	1.33
18	BF	84	ARG	NE-CZ	5.14	1.39	1.33
38	A1	36	G	O4'-C1'	-5.14	1.34	1.41
38	A1	372	A	N7-C5	-5.14	1.36	1.39
38	A1	1095	A	C6-N1	5.14	1.39	1.35
38	A1	1380	G	C3'-O3'	5.14	1.49	1.42
38	A1	1420	U	C5-C6	-5.14	1.29	1.34
38	A1	1810	G	N9-C8	-5.14	1.34	1.37
38	A1	2194	A	N1-C2	-5.14	1.29	1.34
38	A1	2274	C	N1-C6	5.14	1.40	1.37
38	A1	2781	A	C8-N7	5.14	1.35	1.31
38	A1	2851	A	O3'-P	-5.14	1.54	1.61
39	A3	67	U	N1-C2	-5.14	1.33	1.38
11	B2	1013	G	C6-O6	-5.14	1.19	1.24
11	B2	1127	A	N7-C5	5.14	1.42	1.39
13	BA	102	ARG	CZ-NH1	5.14	1.39	1.33
38	A1	303	A	C6-N1	5.14	1.39	1.35

Continued on next page...

Continued from previous page...

Mol	Chain	Res	Type	Atoms	Z	Observed(Å)	Ideal(Å)
38	A1	1692	A	C4'-O4'	5.14	1.52	1.45
38	A1	1850	C	N3-C4	5.14	1.37	1.33
38	A1	2420	C	P-O5'	-5.14	1.54	1.59
46	AD	70	VAL	N-CA	-5.14	1.36	1.46
11	B2	208	U	C4'-C3'	5.14	1.58	1.53
11	B2	267	C	C2'-C1'	-5.14	1.47	1.53
11	B2	281	G	N7-C5	-5.14	1.36	1.39
11	B2	374	G	C2-N2	5.14	1.39	1.34
11	B2	668	G	C5'-C4'	-5.14	1.45	1.51
11	B2	971	G	C6-N1	5.14	1.43	1.39
11	B2	1111	G	C2'-C1'	-5.14	1.47	1.53
11	B2	1384	G	N3-C4	-5.14	1.31	1.35
16	BD	154	TYR	CZ-OH	5.14	1.46	1.37
38	A1	405	G	N9-C8	-5.14	1.34	1.37
38	A1	426	G	N9-C8	5.14	1.41	1.37
38	A1	864	C	N1-C6	5.14	1.40	1.37
38	A1	1004	U	C1'-N1	5.14	1.56	1.48
38	A1	1790	G	P-O5'	-5.14	1.54	1.59
38	A1	2287	C	O3'-P	-5.14	1.54	1.61
44	Ab	18	ARG	CZ-NH2	5.14	1.39	1.33
11	B2	39	U	C4-O4	-5.13	1.19	1.23
11	B2	115	A	N7-C5	-5.13	1.36	1.39
11	B2	612	C	C2-N3	5.13	1.39	1.35
11	B2	769	A	C6-N6	5.13	1.38	1.33
11	B2	1120	G	N3-C4	5.13	1.39	1.35
11	B2	1233	G	N9-C8	5.13	1.41	1.37
11	B2	1256	C	N1-C6	-5.13	1.34	1.37
19	BG	102	ARG	NE-CZ	5.13	1.39	1.33
27	BO	111	ARG	CD-NE	5.13	1.55	1.46
38	A1	529	G	C5'-C4'	5.13	1.57	1.51
38	A1	593	C	N3-C4	5.13	1.37	1.33
38	A1	808	A	C2-N3	5.13	1.38	1.33
38	A1	1503	C	C4-N4	5.13	1.38	1.33
38	A1	1583	G	C5-C4	-5.13	1.34	1.38
38	A1	1603	G	O3'-P	-5.13	1.54	1.61
38	A1	1779	C	P-O5'	-5.13	1.54	1.59
38	A1	2067	U	C2'-C1'	-5.13	1.47	1.53
38	A1	2229	G	P-O5'	-5.13	1.54	1.59
38	A1	2241	U	C2-O2	5.13	1.26	1.22
38	A1	2333	G	C3'-O3'	5.13	1.49	1.42
38	A1	2666	G	C6-N1	5.13	1.43	1.39
38	A1	2811	U	C2-N3	5.13	1.41	1.37

Continued on next page...

Continued from previous page...

Mol	Chain	Res	Type	Atoms	Z	Observed(Å)	Ideal(Å)
38	A1	2982	G	P-O5'	-5.13	1.54	1.59
46	AD	187	ARG	CD-NE	5.13	1.55	1.46
50	AF	69	ARG	NE-CZ	5.13	1.39	1.33
11	B2	291	G	C5'-C4'	5.13	1.57	1.51
11	B2	737	C	C2-O2	5.13	1.29	1.24
11	B2	1338	C	O3'-P	-5.13	1.54	1.61
38	A1	479	G	C5-C6	-5.13	1.37	1.42
38	A1	735	A	C4'-O4'	-5.13	1.38	1.45
38	A1	947	C	C2-N3	-5.13	1.31	1.35
38	A1	1021	G	C5-C6	-5.13	1.37	1.42
38	A1	1213	G	O3'-P	-5.13	1.54	1.61
38	A1	2007	C	C4'-C3'	5.13	1.58	1.53
38	A1	2060	A	C2'-C1'	-5.13	1.47	1.53
38	A1	2142	U	C3'-C2'	5.13	1.58	1.52
38	A1	2827	C	C1'-N1	5.13	1.56	1.48
46	AD	187	ARG	CZ-NH1	5.13	1.39	1.33
50	AF	37	ARG	CZ-NH1	5.13	1.39	1.33
11	B2	235	G	C3'-C2'	5.13	1.58	1.52
11	B2	266	A	P-O5'	-5.13	1.54	1.59
11	B2	336	C	C2-O2	5.13	1.29	1.24
11	B2	895	C	C4-N4	5.13	1.38	1.33
38	A1	137	A	C4'-C3'	5.13	1.58	1.53
38	A1	825	C	P-O5'	5.13	1.64	1.59
38	A1	1501	G	N7-C5	5.13	1.42	1.39
38	A1	1613	A	C1'-N9	5.13	1.56	1.48
38	A1	1716	G	C4'-O4'	-5.13	1.38	1.45
38	A1	2025	A	N3-C4	5.13	1.38	1.34
38	A1	2351	G	C2-N2	5.13	1.39	1.34
38	A1	3032	C	C5-C6	5.13	1.38	1.34
11	B2	152	G	C5'-C4'	-5.13	1.45	1.51
38	A1	993	G	C5-C4	5.13	1.42	1.38
38	A1	1434	C	O4'-C1'	-5.13	1.34	1.41
38	A1	495	U	P-O5'	5.13	1.64	1.59
38	A1	890	G	N7-C5	-5.13	1.36	1.39
38	A1	1007	U	C5'-C4'	5.13	1.57	1.51
38	A1	1408	G	N9-C4	5.13	1.42	1.38
38	A1	2231	G	C2-N3	5.13	1.36	1.32
38	A1	2310	G	O3'-P	-5.13	1.54	1.61
38	A1	2474	A	C6-N1	5.13	1.39	1.35
39	A3	40	G	C8-N7	-5.13	1.27	1.30
39	A3	126	C	C4'-C3'	5.13	1.58	1.53
62	AO	115	SER	CA-C	-5.13	1.39	1.52

Continued on next page...

Continued from previous page...

Mol	Chain	Res	Type	Atoms	Z	Observed(Å)	Ideal(Å)
11	B2	72	C	C2'-O2'	5.13	1.48	1.41
11	B2	479	C	N3-C4	5.13	1.37	1.33
30	BR	107	GLU	CD-OE2	-5.13	1.20	1.25
38	A1	484	C	N1-C6	5.13	1.40	1.37
38	A1	939	A	C5-C4	5.13	1.42	1.38
38	A1	1434	C	C2'-C1'	-5.13	1.47	1.53
38	A1	1912	A	C1'-N9	5.13	1.56	1.48
38	A1	2099	G	C5'-C4'	5.13	1.57	1.51
38	A1	2137	A	C8-N7	-5.13	1.27	1.31
38	A1	2645	C	C3'-C2'	5.13	1.58	1.52
11	B2	1404	C	N1-C6	5.12	1.40	1.37
38	A1	102	A	C5'-C4'	5.12	1.57	1.51
38	A1	538	G	C4'-C3'	5.12	1.58	1.53
38	A1	1649	G	C2-N3	5.12	1.36	1.32
38	A1	2089	C	C4-N4	5.12	1.38	1.33
38	A1	2494	A	C6-N6	5.12	1.38	1.33
38	A1	2681	A	C5'-C4'	5.12	1.57	1.51
38	A1	3042	C	O3'-P	-5.12	1.55	1.61
60	AM	38	ARG	CD-NE	5.12	1.55	1.46
11	B2	64	G	C8-N7	-5.12	1.27	1.30
11	B2	185	G	N1-C2	5.12	1.41	1.37
11	B2	533	C	C2-N3	-5.12	1.31	1.35
11	B2	567	A	N3-C4	-5.12	1.31	1.34
11	B2	942	A	C4'-O4'	5.12	1.52	1.45
11	B2	1239	A	P-O5'	-5.12	1.54	1.59
15	BC	27	ARG	NE-CZ	5.12	1.39	1.33
38	A1	1293	G	C8-N7	5.12	1.34	1.30
38	A1	1451	A	C5-C6	5.12	1.45	1.41
38	A1	2787	G	N7-C5	-5.12	1.36	1.39
38	A1	2946	C	N1-C6	5.12	1.40	1.37
11	B2	459	G	C6-N1	5.12	1.43	1.39
11	B2	477	G	P-O5'	-5.12	1.54	1.59
11	B2	1309	A	C8-N7	-5.12	1.27	1.31
38	A1	401	C	N1-C6	5.12	1.40	1.37
38	A1	597	C	C5'-C4'	-5.12	1.45	1.51
38	A1	675	G	C3'-C2'	5.12	1.58	1.52
38	A1	953	G	C3'-C2'	-5.12	1.47	1.52
38	A1	1291	C	C2-O2	5.12	1.29	1.24
38	A1	1500	C	C2-N3	5.12	1.39	1.35
38	A1	1858	G	C5-C4	5.12	1.42	1.38
38	A1	2289	A	C4'-C3'	5.12	1.58	1.53
38	A1	2788	U	C4'-C3'	-5.12	1.47	1.52

Continued on next page...

Continued from previous page...

Mol	Chain	Res	Type	Atoms	Z	Observed(Å)	Ideal(Å)
45	AC	28	ARG	CZ-NH2	5.12	1.39	1.33
11	B2	147	A	C6-N1	5.12	1.39	1.35
11	B2	211	G	C4'-C3'	-5.12	1.47	1.52
11	B2	542	G	N9-C8	-5.12	1.34	1.37
11	B2	1210	A	N9-C4	5.12	1.41	1.37
38	A1	176	G	N7-C5	-5.12	1.36	1.39
38	A1	967	G	C2'-C1'	-5.12	1.47	1.53
38	A1	1084	G	N9-C4	-5.12	1.33	1.38
38	A1	1451	A	C3'-O3'	5.12	1.49	1.42
39	A3	3	G	C3'-C2'	5.12	1.58	1.52
39	A3	121	A	O4'-C1'	-5.12	1.34	1.41
11	B2	238	G	C5-C4	-5.12	1.34	1.38
11	B2	1461	U	C2'-C1'	-5.12	1.47	1.53
38	A1	38	U	P-O5'	-5.12	1.54	1.59
38	A1	144	A	C2'-C1'	-5.12	1.47	1.53
38	A1	282	G	C1'-N9	5.12	1.56	1.48
38	A1	287	G	C2-N3	5.12	1.36	1.32
38	A1	431	U	C4'-C3'	5.12	1.58	1.53
38	A1	462	A	C8-N7	-5.12	1.27	1.31
38	A1	990	G	N9-C8	5.12	1.41	1.37
38	A1	1215	C	C4-N4	5.12	1.38	1.33
38	A1	1266	A	N7-C5	-5.12	1.36	1.39
38	A1	1732	C	O3'-P	-5.12	1.55	1.61
38	A1	2493	A	C6-N1	5.12	1.39	1.35
38	A1	3027	C	N3-C4	5.12	1.37	1.33
39	A3	2	G	N1-C2	5.12	1.41	1.37
39	A3	93	G	N9-C8	-5.12	1.34	1.37
58	Ak	11	GLU	N-CA	-5.12	1.36	1.46
65	AV	35	ARG	NE-CZ	5.12	1.39	1.33
10	B1	65	C	N3-C4	5.12	1.37	1.33
11	B2	426	C	C4'-O4'	5.12	1.52	1.45
11	B2	1115	G	C5-C6	-5.12	1.37	1.42
11	B2	1147	G	C5-C6	5.12	1.47	1.42
38	A1	302	U	C2'-O2'	5.12	1.48	1.41
38	A1	688	G	N3-C4	-5.12	1.31	1.35
38	A1	1188	C	C4'-C3'	-5.12	1.47	1.52
57	Aj	84	PHE	CG-CD1	5.12	1.46	1.38
10	B1	69	G	O3'-P	-5.12	1.55	1.61
11	B2	248	U	C3'-O3'	-5.12	1.34	1.42
11	B2	772	G	C4'-C3'	5.12	1.58	1.53
11	B2	841	C	N3-C4	5.12	1.37	1.33
27	BO	135	PHE	CG-CD2	5.12	1.46	1.38

Continued on next page...

Continued from previous page...

Mol	Chain	Res	Type	Atoms	Z	Observed(Å)	Ideal(Å)
31	BS	29	GLU	CD-OE2	5.12	1.31	1.25
37	BY	20	LYS	CA-CB	5.12	1.65	1.53
38	A1	7	G	N1-C2	5.12	1.41	1.37
38	A1	195	U	P-O5'	-5.12	1.54	1.59
38	A1	431	U	C5'-C4'	5.12	1.57	1.51
38	A1	508	G	P-O5'	5.12	1.64	1.59
38	A1	921	C	C3'-O3'	5.12	1.49	1.42
38	A1	1586	G	N1-C2	5.12	1.41	1.37
38	A1	1817	C	C4-C5	5.12	1.47	1.43
38	A1	1981	G	C6-N1	5.12	1.43	1.39
38	A1	2138	A	C8-N7	5.12	1.35	1.31
38	A1	2284	C	C2'-O2'	-5.12	1.34	1.41
38	A1	2362	U	C5'-C4'	5.12	1.57	1.51
38	A1	3026	C	O3'-P	-5.12	1.55	1.61
56	AJ	74	ARG	CZ-NH1	5.12	1.39	1.33
11	B2	467	G	C2'-C1'	-5.11	1.47	1.53
24	BL	14	ARG	CD-NE	5.11	1.55	1.46
38	A1	610	C	C5-C6	-5.11	1.30	1.34
38	A1	862	G	C5-C6	-5.11	1.37	1.42
38	A1	1095	A	P-O5'	-5.11	1.54	1.59
38	A1	1872	G	N3-C4	-5.11	1.31	1.35
38	A1	2118	C	N1-C6	5.11	1.40	1.37
38	A1	2225	C	C4-N4	5.11	1.38	1.33
38	A1	2957	G	C2'-C1'	-5.11	1.47	1.53
11	B2	49	C	O3'-P	5.11	1.67	1.61
11	B2	462	A	C6-N6	5.11	1.38	1.33
11	B2	949	G	C4'-C3'	5.11	1.58	1.53
19	BG	75	ARG	NE-CZ	5.11	1.39	1.33
38	A1	322	C	N1-C6	5.11	1.40	1.37
38	A1	470	A	N3-C4	-5.11	1.31	1.34
7	AU	56	ARG	CZ-NH2	5.11	1.39	1.33
10	B1	33	C	N3-C4	5.11	1.37	1.33
11	B2	563	U	C5'-C4'	5.11	1.57	1.51
11	B2	569	G	C5'-C4'	5.11	1.57	1.51
11	B2	609	G	C6-N1	5.11	1.43	1.39
11	B2	1082	A	C2'-C1'	-5.11	1.47	1.53
38	A1	434	G	C6-N1	5.11	1.43	1.39
38	A1	508	G	C6-N1	-5.11	1.35	1.39
38	A1	1057	C	C4-N4	5.11	1.38	1.33
38	A1	1161	A	C2-N3	5.11	1.38	1.33
38	A1	2156	A	C5-C6	-5.11	1.36	1.41
38	A1	2168	C	C4-N4	5.11	1.38	1.33

Continued on next page...

Continued from previous page...

Mol	Chain	Res	Type	Atoms	Z	Observed(Å)	Ideal(Å)
38	A1	2171	G	O3'-P	-5.11	1.55	1.61
38	A1	2338	A	N1-C2	5.11	1.39	1.34
38	A1	2465	A	C8-N7	5.11	1.35	1.31
39	A3	51	U	P-O5'	-5.11	1.54	1.59
42	Aa	25	TRP	CB-CG	5.11	1.59	1.50
11	B2	1061	A	C3'-C2'	-5.11	1.47	1.52
32	BT	93	GLU	CD-OE1	5.11	1.31	1.25
38	A1	816	C	P-O5'	5.11	1.64	1.59
38	A1	859	G	N3-C4	5.11	1.39	1.35
38	A1	961	C	O3'-P	-5.11	1.55	1.61
38	A1	1011	A	N3-C4	5.11	1.38	1.34
38	A1	2717	A	C2-N3	5.11	1.38	1.33
38	A1	2745	G	N3-C4	-5.11	1.31	1.35
38	A1	2956	G	C5-C6	-5.11	1.37	1.42
11	B2	177	A	C5'-C4'	5.11	1.57	1.51
11	B2	293	G	N7-C5	-5.11	1.36	1.39
11	B2	321	A	N7-C5	5.11	1.42	1.39
11	B2	353	G	C4'-O4'	5.11	1.52	1.45
11	B2	636	G	N1-C2	5.11	1.41	1.37
11	B2	720	A	C6-N6	5.11	1.38	1.33
11	B2	781	U	C1'-N1	5.11	1.56	1.48
11	B2	848	G	N7-C5	-5.11	1.36	1.39
11	B2	872	A	C2-N3	-5.11	1.28	1.33
11	B2	1094	U	C2'-C1'	5.11	1.58	1.53
14	BB	131	VAL	CA-CB	-5.11	1.44	1.54
18	BF	92	ARG	NE-CZ	5.11	1.39	1.33
20	BH	148	VAL	CA-CB	5.11	1.65	1.54
38	A1	1557	G	N9-C4	5.11	1.42	1.38
38	A1	1635	G	C2-N3	5.11	1.36	1.32
38	A1	2090	A	C5'-C4'	5.11	1.57	1.51
38	A1	2647	G	C5-C4	5.11	1.42	1.38
38	A1	2750	C	C5'-C4'	5.11	1.57	1.51
11	B2	258	A	N3-C4	5.11	1.38	1.34
11	B2	1385	U	C2-N3	5.11	1.41	1.37
38	A1	28	A	C1'-N9	5.11	1.56	1.48
38	A1	513	C	C4'-C3'	-5.11	1.47	1.52
38	A1	791	C	C2-N3	5.11	1.39	1.35
38	A1	1695	G	C6-O6	5.11	1.28	1.24
38	A1	2082	C	P-O5'	5.11	1.64	1.59
38	A1	2407	G	C2-N3	5.11	1.36	1.32
38	A1	2414	G	P-O5'	-5.11	1.54	1.59
38	A1	2802	G	C2-N3	5.11	1.36	1.32

Continued on next page...

Continued from previous page...

Mol	Chain	Res	Type	Atoms	Z	Observed(Å)	Ideal(Å)
38	A1	2964	A	C4'-C3'	-5.11	1.47	1.52
54	AI	56	ARG	CZ-NH2	5.11	1.39	1.33
11	B2	7	G	N7-C5	-5.10	1.36	1.39
11	B2	539	C	C5-C6	-5.10	1.30	1.34
11	B2	878	U	C5-C6	5.10	1.38	1.34
38	A1	1759	A	C4'-O4'	5.10	1.52	1.45
38	A1	2396	G	C6-N1	5.10	1.43	1.39
64	AR	13	ARG	NE-CZ	5.10	1.39	1.33
3	Af	33	ARG	CZ-NH1	5.10	1.39	1.33
6	AT	28	PHE	N-CA	-5.10	1.36	1.46
10	B1	77	A	C6-N1	5.10	1.39	1.35
11	B2	212	G	C5-C4	-5.10	1.34	1.38
11	B2	823	A	C6-N1	5.10	1.39	1.35
11	B2	1098	G	C4'-C3'	5.10	1.58	1.53
11	B2	1102	A	C5'-C4'	5.10	1.57	1.51
11	B2	1185	A	C4'-O4'	-5.10	1.39	1.45
19	BG	95	ARG	CZ-NH1	5.10	1.39	1.33
25	BM	132	ARG	CA-C	-5.10	1.39	1.52
38	A1	106	G	C6-N1	5.10	1.43	1.39
38	A1	146	U	N1-C2	5.10	1.43	1.38
38	A1	291	A	N9-C4	5.10	1.41	1.37
38	A1	1205	U	P-OP2	-5.10	1.40	1.49
38	A1	1403	C	C2-O2	5.10	1.29	1.24
38	A1	1404	G	C3'-C2'	-5.10	1.47	1.52
38	A1	1410	A	C5-C6	5.10	1.45	1.41
38	A1	1606	C	C5-C6	-5.10	1.30	1.34
38	A1	2004	A	N1-C2	-5.10	1.29	1.34
38	A1	2097	G	C5-C4	5.10	1.42	1.38
38	A1	2472	A	C5-C4	5.10	1.42	1.38
38	A1	2826	U	C3'-C2'	5.10	1.58	1.52
38	A1	3031	U	C3'-O3'	5.10	1.49	1.42
43	AB	225	ARG	CZ-NH2	5.10	1.39	1.33
11	B2	232	G	C2-N2	-5.10	1.29	1.34
11	B2	261	G	C6-N1	5.10	1.43	1.39
11	B2	460	C	C3'-C2'	5.10	1.58	1.52
11	B2	810	G	C6-O6	-5.10	1.19	1.24
11	B2	971	G	C4'-O4'	5.10	1.52	1.45
11	B2	1226	G	C5-C4	-5.10	1.34	1.38
38	A1	1355	A	C2-N3	5.10	1.38	1.33
38	A1	1577	C	P-O5'	-5.10	1.54	1.59
38	A1	2987	U	C4-O4	-5.10	1.19	1.23
11	B2	349	A	O4'-C1'	5.10	1.48	1.41

Continued on next page...

Continued from previous page...

Mol	Chain	Res	Type	Atoms	Z	Observed(Å)	Ideal(Å)
11	B2	1311	C	O5'-C5'	5.10	1.52	1.44
11	B2	1366	U	C4'-C3'	5.10	1.58	1.53
38	A1	235	G	N1-C2	5.10	1.41	1.37
38	A1	1565	G	N1-C2	5.10	1.41	1.37
38	A1	1588	C	C4'-O4'	-5.10	1.39	1.45
38	A1	1745	U	C2-N3	5.10	1.41	1.37
38	A1	1779	C	C4-N4	5.10	1.38	1.33
38	A1	1994	G	C2'-C1'	-5.10	1.47	1.53
38	A1	2153	C	C4-C5	5.10	1.47	1.43
38	A1	2427	C	N1-C2	-5.10	1.35	1.40
38	A1	2978	G	C5-C6	-5.10	1.37	1.42
11	B2	246	A	O3'-P	-5.10	1.55	1.61
11	B2	451	A	C4'-O4'	-5.10	1.39	1.45
11	B2	768	A	C2-N3	5.10	1.38	1.33
38	A1	573	G	C4'-O4'	5.10	1.52	1.45
38	A1	986	G	N1-C2	5.10	1.41	1.37
38	A1	1015	G	N7-C5	5.10	1.42	1.39
38	A1	1436	A	C8-N7	-5.10	1.27	1.31
38	A1	1580	G	C2-N3	5.10	1.36	1.32
38	A1	1638	C	C5'-C4'	5.10	1.57	1.51
38	A1	1661	A	O5'-C5'	5.10	1.52	1.44
38	A1	2173	U	O3'-P	-5.10	1.55	1.61
38	A1	2175	G	C5'-C4'	5.10	1.57	1.51
38	A1	2231	G	O3'-P	-5.10	1.55	1.61
38	A1	2265	C	C3'-O3'	5.10	1.49	1.42
38	A1	2278	U	C5'-C4'	5.10	1.57	1.51
38	A1	2507	C	N3-C4	5.10	1.37	1.33
38	A1	2979	C	C2-O2	-5.10	1.19	1.24
39	A3	13	C	C4'-C3'	5.10	1.58	1.53
63	AP	38	GLU	CD-OE2	5.10	1.31	1.25
9	AX	6	PRO	N-CD	-5.10	1.40	1.47
10	B1	72	C	N3-C4	5.10	1.37	1.33
11	B2	1074	C	C2-N3	5.10	1.39	1.35
38	A1	475	U	C2'-C1'	-5.10	1.47	1.53
38	A1	558	C	C4-C5	-5.10	1.38	1.43
38	A1	1931	G	C2'-C1'	-5.10	1.47	1.53
38	A1	2534	C	C2-N3	5.10	1.39	1.35
38	A1	2650	G	C3'-C2'	-5.10	1.47	1.52
46	AD	32	ARG	CZ-NH1	5.10	1.39	1.33
11	B2	264	C	C3'-O3'	5.09	1.49	1.42
11	B2	488	A	N3-C4	5.09	1.38	1.34
11	B2	1063	A	P-O5'	-5.09	1.54	1.59

Continued on next page...

Continued from previous page...

Mol	Chain	Res	Type	Atoms	Z	Observed(Å)	Ideal(Å)
38	A1	338	A	N3-C4	5.09	1.38	1.34
38	A1	736	U	N3-C4	5.09	1.43	1.38
38	A1	2664	G	O3'-P	-5.09	1.55	1.61
39	A3	107	G	C3'-C2'	-5.09	1.47	1.52
11	B2	1258	C	C4-N4	5.09	1.38	1.33
11	B2	1447	A	N3-C4	-5.09	1.31	1.34
38	A1	964	C	C2'-C1'	-5.09	1.47	1.53
38	A1	1384	C	C5-C6	-5.09	1.30	1.34
38	A1	1882	C	C2'-C1'	-5.09	1.47	1.53
10	B1	56	U	N3-C4	5.09	1.43	1.38
11	B2	305	C	N1-C6	5.09	1.40	1.37
11	B2	319	U	C4-C5	5.09	1.48	1.43
11	B2	520	G	C6-O6	-5.09	1.19	1.24
11	B2	783	G	C3'-O3'	5.09	1.49	1.42
18	BF	92	ARG	CD-NE	5.09	1.55	1.46
21	BI	116	ALA	CA-CB	5.09	1.63	1.52
38	A1	263	U	N1-C2	5.09	1.43	1.38
38	A1	327	G	N1-C2	5.09	1.41	1.37
38	A1	396	G	N9-C8	-5.09	1.34	1.37
38	A1	1889	G	N1-C2	5.09	1.41	1.37
38	A1	2397	C	C4'-O4'	5.09	1.52	1.45
38	A1	2663	G	C6-N1	5.09	1.43	1.39
38	A1	2966	C	N1-C6	-5.09	1.34	1.37
11	B2	237	C	O3'-P	5.09	1.67	1.61
11	B2	647	G	C5-C6	-5.09	1.37	1.42
11	B2	683	A	N7-C5	-5.09	1.36	1.39
11	B2	1019	A	P-O5'	-5.09	1.54	1.59
17	BE	128	ARG	CZ-NH2	5.09	1.39	1.33
38	A1	643	G	N3-C4	-5.09	1.31	1.35
38	A1	658	C	C2'-O2'	5.09	1.48	1.41
38	A1	2023	A	N3-C4	-5.09	1.31	1.34
38	A1	2076	A	O4'-C1'	-5.09	1.35	1.41
38	A1	2423	G	N1-C2	5.09	1.41	1.37
38	A1	2432	G	C6-N1	5.09	1.43	1.39
38	A1	2615	U	C4'-C3'	5.09	1.58	1.53
58	AK	11	GLU	CD-OE2	-5.09	1.20	1.25
11	B2	105	C	C2'-C1'	-5.09	1.47	1.53
11	B2	1287	G	N3-C4	5.09	1.39	1.35
11	B2	1390	G	C2-N3	5.09	1.36	1.32
38	A1	1222	U	C4'-C3'	5.09	1.58	1.53
38	A1	1784	G	N9-C4	5.09	1.42	1.38
38	A1	2239	C	O3'-P	-5.09	1.55	1.61

Continued on next page...

Continued from previous page...

Mol	Chain	Res	Type	Atoms	Z	Observed(Å)	Ideal(Å)
38	A1	2667	U	N1-C6	-5.09	1.33	1.38
38	A1	2823	G	C3'-C2'	-5.09	1.47	1.52
64	AR	40	ARG	CZ-NH1	5.09	1.39	1.33
4	AQ	126	ARG	CZ-NH2	5.09	1.39	1.33
11	B2	259	A	C6-N6	5.09	1.38	1.33
11	B2	567	A	C2'-C1'	-5.09	1.47	1.53
11	B2	776	C	C5-C6	-5.09	1.30	1.34
11	B2	1261	U	N3-C4	-5.09	1.33	1.38
11	B2	1317	G	N1-C2	5.09	1.41	1.37
38	A1	148	C	C1'-N1	5.09	1.56	1.48
38	A1	254	A	C3'-O3'	5.09	1.49	1.42
38	A1	465	C	C2-N3	5.09	1.39	1.35
38	A1	614	G	C8-N7	-5.09	1.27	1.30
38	A1	836	U	C4-O4	-5.09	1.19	1.23
38	A1	1016	C	C2-N3	5.09	1.39	1.35
38	A1	2074	U	C4'-C3'	5.09	1.58	1.53
38	A1	2343	G	C5'-C4'	5.09	1.57	1.51
38	A1	2756	G	C5-C4	5.09	1.42	1.38
11	B2	29	G	C4'-C3'	-5.08	1.47	1.52
38	A1	744	G	N1-C2	5.08	1.41	1.37
38	A1	1627	G	C2'-C1'	-5.08	1.47	1.53
38	A1	1661	A	O3'-P	-5.08	1.55	1.61
38	A1	1924	A	C5-C4	5.08	1.42	1.38
38	A1	2418	G	C2-N3	5.08	1.36	1.32
38	A1	2768	C	C5'-C4'	5.08	1.57	1.51
9	AX	298	TYR	CZ-OH	5.08	1.46	1.37
10	B1	69	G	C2-N3	5.08	1.36	1.32
11	B2	7	G	C4'-C3'	-5.08	1.47	1.52
11	B2	219	C	C2-O2	5.08	1.29	1.24
11	B2	442	C	N1-C2	-5.08	1.35	1.40
38	A1	314	A	C5-C4	-5.08	1.35	1.38
38	A1	834	G	P-O5'	5.08	1.64	1.59
38	A1	1183	U	O3'-P	-5.08	1.55	1.61
38	A1	1628	C	C4'-O4'	5.08	1.52	1.45
38	A1	1935	C	C4-N4	5.08	1.38	1.33
38	A1	2333	G	C6-O6	-5.08	1.19	1.24
10	B1	36	A	N9-C4	5.08	1.40	1.37
11	B2	102	U	O5'-C5'	-5.08	1.34	1.42
11	B2	384	G	C6-N1	5.08	1.43	1.39
11	B2	855	C	C5'-C4'	5.08	1.57	1.51
11	B2	1411	G	N9-C8	5.08	1.41	1.37
38	A1	81	G	C5-C4	5.08	1.42	1.38

Continued on next page...

Continued from previous page...

Mol	Chain	Res	Type	Atoms	Z	Observed(Å)	Ideal(Å)
38	A1	98	G	O5'-C5'	-5.08	1.34	1.42
38	A1	179	A	C1'-N9	5.08	1.56	1.48
38	A1	953	G	N3-C4	-5.08	1.31	1.35
38	A1	1681	G	C2-N2	5.08	1.39	1.34
38	A1	1781	C	C2'-O2'	-5.08	1.35	1.41
38	A1	1789	A	C4'-O4'	-5.08	1.39	1.45
38	A1	1857	A	C5-C6	5.08	1.45	1.41
38	A1	1921	U	O4'-C1'	5.08	1.48	1.41
38	A1	2178	A	C5'-C4'	5.08	1.57	1.51
38	A1	2252	C	C4'-C3'	5.08	1.58	1.53
38	A1	2299	G	N1-C2	5.08	1.41	1.37
39	A3	98	G	N7-C5	-5.08	1.36	1.39
59	AL	3	ARG	NE-CZ	5.08	1.39	1.33
11	B2	137	A	C2'-C1'	-5.08	1.47	1.53
11	B2	248	U	C4-O4	5.08	1.27	1.23
11	B2	1146	G	C6-N1	5.08	1.43	1.39
38	A1	79	C	C3'-C2'	5.08	1.58	1.52
38	A1	1196	A	C4'-C3'	5.08	1.58	1.53
38	A1	1694	G	N7-C5	-5.08	1.36	1.39
38	A1	1808	G	O3'-P	-5.08	1.55	1.61
10	B1	15	G	C2-N2	5.08	1.39	1.34
11	B2	481	C	N1-C2	5.08	1.45	1.40
11	B2	1491	C	C4'-C3'	5.08	1.58	1.53
18	BF	216	GLU	CD-OE2	5.08	1.31	1.25
38	A1	328	G	C5-C4	-5.08	1.34	1.38
38	A1	555	G	C2-N3	5.08	1.36	1.32
38	A1	663	A	C6-N1	5.08	1.39	1.35
38	A1	1193	G	C3'-O3'	5.08	1.49	1.42
38	A1	1544	C	N3-C4	5.08	1.37	1.33
38	A1	1607	C	C2'-O2'	5.08	1.48	1.41
38	A1	1967	G	N3-C4	-5.08	1.31	1.35
38	A1	2336	G	N1-C2	5.08	1.41	1.37
38	A1	2513	C	C4-C5	5.08	1.47	1.43
38	A1	2551	G	C2-N3	5.08	1.36	1.32
38	A1	2867	U	C2-N3	5.08	1.41	1.37
38	A1	2901	C	C1'-N1	-5.08	1.39	1.46
38	A1	2944	G	C5-C4	5.08	1.42	1.38
11	B2	535	U	C2-N3	5.08	1.41	1.37
18	BF	216	GLU	CD-OE1	5.08	1.31	1.25
27	BO	23	TRP	NE1-CE2	5.08	1.44	1.37
38	A1	319	A	C6-N6	5.08	1.38	1.33
38	A1	628	A	N9-C8	5.08	1.41	1.37

Continued on next page...

Continued from previous page...

Mol	Chain	Res	Type	Atoms	Z	Observed(Å)	Ideal(Å)
38	A1	879	A	N3-C4	5.08	1.37	1.34
38	A1	1507	A	O3'-P	-5.08	1.55	1.61
38	A1	2076	A	C6-N1	5.08	1.39	1.35
38	A1	2213	G	C2'-C1'	-5.08	1.47	1.53
38	A1	2265	C	C1'-N1	5.08	1.56	1.48
10	B1	52	G	N9-C4	-5.08	1.33	1.38
10	B1	70	C	C2'-C1'	-5.08	1.47	1.53
11	B2	125	G	C8-N7	-5.08	1.27	1.30
11	B2	402	G	N7-C5	-5.08	1.36	1.39
11	B2	419	G	O4'-C1'	5.08	1.48	1.41
16	BD	116	ARG	NE-CZ	5.08	1.39	1.33
38	A1	779	A	C5'-C4'	5.08	1.57	1.51
38	A1	809	A	N3-C4	5.08	1.37	1.34
38	A1	828	G	C2-N2	5.08	1.39	1.34
38	A1	929	G	C5-C4	-5.08	1.34	1.38
38	A1	1077	G	N7-C5	5.08	1.42	1.39
38	A1	1127	C	C4-N4	5.08	1.38	1.33
38	A1	1417	U	C4-O4	5.08	1.27	1.23
38	A1	1488	C	N1-C6	-5.08	1.34	1.37
38	A1	1773	C	C5-C6	-5.08	1.30	1.34
38	A1	1809	G	C5-C6	-5.08	1.37	1.42
38	A1	1946	G	C2'-O2'	-5.08	1.35	1.41
38	A1	2220	C	C2-N3	5.08	1.39	1.35
38	A1	2382	A	C2'-O2'	-5.08	1.35	1.41
38	A1	2439	G	C2'-C1'	-5.08	1.47	1.53
38	A1	2982	G	C2-N2	5.08	1.39	1.34
10	B1	30	G	C5-C4	5.07	1.42	1.38
11	B2	510	A	C6-N6	5.07	1.38	1.33
11	B2	822	A	N3-C4	-5.07	1.31	1.34
11	B2	934	G	P-O5'	-5.07	1.54	1.59
11	B2	968	C	C5'-C4'	5.07	1.57	1.51
11	B2	1206	G	N7-C5	5.07	1.42	1.39
11	B2	1241	U	C5-C6	5.07	1.38	1.34
11	B2	1256	C	C2-N3	5.07	1.39	1.35
38	A1	478	C	C2'-C1'	-5.07	1.47	1.53
38	A1	867	C	C4'-O4'	-5.07	1.39	1.45
38	A1	1493	C	C3'-C2'	-5.07	1.47	1.52
38	A1	1646	G	C4'-O4'	-5.07	1.39	1.45
38	A1	1657	G	N7-C5	-5.07	1.36	1.39
38	A1	1908	C	P-O5'	-5.07	1.54	1.59
38	A1	2823	G	C4'-O4'	-5.07	1.39	1.45
39	A3	18	G	O4'-C1'	-5.07	1.35	1.41

Continued on next page...

Continued from previous page...

Mol	Chain	Res	Type	Atoms	Z	Observed(Å)	Ideal(Å)
46	AD	111	ARG	CA-CB	5.07	1.65	1.53
47	Ad	28	ARG	CZ-NH1	5.07	1.39	1.33
38	A1	132	G	N1-C2	5.07	1.41	1.37
38	A1	822	A	C6-N1	5.07	1.39	1.35
11	B2	860	G	C6-N1	5.07	1.43	1.39
11	B2	1144	G	C3'-O3'	5.07	1.49	1.42
11	B2	1417	A	O3'-P	-5.07	1.55	1.61
11	B2	1465	C	C5'-C4'	5.07	1.57	1.51
16	BD	156	ARG	CD-NE	5.07	1.55	1.46
24	BL	63	ARG	NE-CZ	5.07	1.39	1.33
38	A1	642	G	C8-N7	5.07	1.33	1.30
38	A1	900	C	C3'-O3'	5.07	1.49	1.42
38	A1	969	U	C4-O4	5.07	1.27	1.23
38	A1	2163	G	C4'-C3'	5.07	1.58	1.53
38	A1	2641	C	C3'-C2'	-5.07	1.47	1.52
39	A3	91	G	N1-C2	5.07	1.41	1.37
11	B2	580	G	N7-C5	-5.07	1.36	1.39
11	B2	1464	C	O3'-P	-5.07	1.55	1.61
38	A1	453	U	O4'-C1'	5.07	1.48	1.41
38	A1	978	C	C4-C5	5.07	1.47	1.43
38	A1	1049	U	P-O5'	5.07	1.64	1.59
38	A1	1239	C	C4-N4	5.07	1.38	1.33
38	A1	1730	C	C4-C5	5.07	1.47	1.43
38	A1	1822	G	C2'-O2'	-5.07	1.35	1.41
11	B2	15	U	C2-O2	5.07	1.26	1.22
11	B2	713	A	N9-C4	-5.07	1.34	1.37
11	B2	1103	G	N9-C4	5.07	1.42	1.38
11	B2	1347	U	C2-N3	5.07	1.41	1.37
31	BS	37	GLU	CD-OE1	5.07	1.31	1.25
38	A1	188	A	C2'-C1'	-5.07	1.47	1.53
38	A1	485	G	C4'-O4'	5.07	1.52	1.45
38	A1	576	G	C5-C6	-5.07	1.37	1.42
38	A1	740	C	C2-N3	-5.07	1.31	1.35
38	A1	983	G	C5-C4	5.07	1.41	1.38
38	A1	1743	G	C2-N3	5.07	1.36	1.32
38	A1	1814	A	C5-C4	-5.07	1.35	1.38
38	A1	1819	G	C2-N3	5.07	1.36	1.32
38	A1	2346	A	N9-C8	5.07	1.41	1.37
38	A1	2387	A	C3'-O3'	-5.07	1.35	1.42
42	Aa	52	PRO	CA-C	-5.07	1.42	1.52
40	AK	17	ARG	CZ-NH1	5.07	1.39	1.33
11	B2	77	G	C4'-O4'	5.07	1.52	1.45

Continued on next page...

Continued from previous page...

Mol	Chain	Res	Type	Atoms	Z	Observed(Å)	Ideal(Å)
11	B2	206	C	P-O5'	-5.07	1.54	1.59
11	B2	333	A	C6-N1	5.07	1.39	1.35
11	B2	962	G	C8-N7	5.07	1.33	1.30
11	B2	1445	A	N7-C5	-5.07	1.36	1.39
38	A1	66	C	C2'-C1'	-5.07	1.47	1.53
38	A1	98	G	O3'-P	-5.07	1.55	1.61
38	A1	612	G	O4'-C1'	5.07	1.48	1.41
38	A1	717	A	C2'-C1'	-5.07	1.47	1.53
38	A1	1709	C	C4-C5	5.07	1.47	1.43
38	A1	1713	G	O4'-C1'	5.07	1.48	1.41
38	A1	1952	G	O3'-P	-5.07	1.55	1.61
38	A1	2443	G	C4'-O4'	5.07	1.52	1.45
38	A1	2732	U	N3-C4	5.07	1.43	1.38
38	A1	2798	U	C2-N3	5.07	1.41	1.37
38	A1	2800	U	C2'-C1'	-5.07	1.47	1.53
38	A1	2947	G	C8-N7	5.07	1.33	1.30
38	A1	2950	G	C4'-C3'	-5.07	1.47	1.52
11	B2	582	G	C5-C4	5.06	1.41	1.38
11	B2	1156	A	C5'-C4'	5.06	1.57	1.51
11	B2	1475	C	C2'-C1'	-5.06	1.47	1.53
28	BP	20	ARG	CZ-NH1	5.06	1.39	1.33
38	A1	364	A	N9-C8	-5.06	1.33	1.37
38	A1	1329	G	C5-C6	5.06	1.47	1.42
38	A1	1520	G	N9-C4	-5.06	1.33	1.38
38	A1	2009	G	C5-C4	5.06	1.41	1.38
38	A1	2794	G	N9-C4	-5.06	1.33	1.38
38	A1	2968	G	N3-C4	-5.06	1.31	1.35
58	Ak	84	GLU	CB-CG	5.06	1.61	1.52
11	B2	612	C	C1'-N1	5.06	1.56	1.48
11	B2	660	C	N3-C4	5.06	1.37	1.33
11	B2	795	G	C2'-C1'	-5.06	1.47	1.53
11	B2	831	A	C3'-O3'	5.06	1.49	1.42
11	B2	1372	C	N1-C6	5.06	1.40	1.37
11	B2	1392	G	N9-C8	-5.06	1.34	1.37
11	B2	1426	C	O4'-C1'	5.06	1.48	1.41
13	BA	67	TYR	N-CA	-5.06	1.36	1.46
38	A1	22	C	N3-C4	5.06	1.37	1.33
38	A1	286	G	C4'-C3'	5.06	1.58	1.53
38	A1	428	A	C5-C4	5.06	1.42	1.38
38	A1	536	G	N9-C4	5.06	1.42	1.38
38	A1	1089	C	C5-C6	-5.06	1.30	1.34
38	A1	1132	U	N1-C2	-5.06	1.33	1.38

Continued on next page...

Continued from previous page...

Mol	Chain	Res	Type	Atoms	Z	Observed(Å)	Ideal(Å)
38	A1	2247	G	C2'-C1'	-5.06	1.47	1.53
38	A1	2258	A	C2-N3	-5.06	1.28	1.33
38	A1	2656	A	N9-C4	5.06	1.40	1.37
38	A1	2863	A	N7-C5	-5.06	1.36	1.39
39	A3	86	C	C4-N4	5.06	1.38	1.33
45	AC	325	ALA	N-CA	-5.06	1.36	1.46
45	AC	363	SER	CA-CB	5.06	1.60	1.52
48	AE	153	ARG	CZ-NH2	5.06	1.39	1.33
11	B2	897	A	C3'-C2'	-5.06	1.47	1.52
17	BE	55	TYR	CG-CD1	5.06	1.45	1.39
38	A1	495	U	C2'-C1'	-5.06	1.47	1.53
38	A1	1967	G	C2-N3	5.06	1.36	1.32
38	A1	2069	G	C2-N3	5.06	1.36	1.32
38	A1	2233	G	C5-C6	5.06	1.47	1.42
38	A1	2691	G	C2'-C1'	-5.06	1.47	1.53
38	A1	2778	A	C8-N7	5.06	1.35	1.31
38	A1	2889	A	N1-C2	5.06	1.39	1.34
6	AT	9	ARG	CZ-NH1	5.06	1.39	1.33
11	B2	541	G	C2-N2	5.06	1.39	1.34
11	B2	864	G	C5-C6	-5.06	1.37	1.42
11	B2	1062	G	C2'-O2'	-5.06	1.35	1.41
11	B2	1270	C	C2'-O2'	5.06	1.48	1.41
38	A1	200	G	N9-C8	5.06	1.41	1.37
38	A1	582	A	P-O5'	-5.06	1.54	1.59
38	A1	2112	C	C2-N3	-5.06	1.31	1.35
38	A1	2149	G	N3-C4	-5.06	1.31	1.35
38	A1	2425	A	C4'-O4'	-5.06	1.39	1.45
38	A1	2569	G	C3'-C2'	-5.06	1.47	1.52
38	A1	2584	A	C2-N3	-5.06	1.28	1.33
38	A1	2958	U	N1-C2	5.06	1.43	1.38
11	B2	154	C	N1-C2	-5.06	1.35	1.40
11	B2	609	G	N9-C8	5.06	1.41	1.37
11	B2	1045	A	C6-N6	5.06	1.38	1.33
11	B2	1243	C	C4-C5	5.06	1.47	1.43
11	B2	1435	G	P-O5'	5.06	1.64	1.59
11	B2	1484	C	C4-N4	5.06	1.38	1.33
38	A1	110	A	C2'-C1'	-5.06	1.47	1.53
38	A1	231	G	C6-O6	-5.06	1.19	1.24
38	A1	376	C	C3'-O3'	5.06	1.49	1.42
38	A1	861	G	C2'-C1'	-5.06	1.47	1.53
38	A1	970	G	C2'-C1'	-5.06	1.47	1.53
38	A1	997	A	O4'-C1'	5.06	1.48	1.41

Continued on next page...

Continued from previous page...

Mol	Chain	Res	Type	Atoms	Z	Observed(Å)	Ideal(Å)
38	A1	1239	C	N3-C4	5.06	1.37	1.33
38	A1	1869	U	N3-C4	5.06	1.43	1.38
38	A1	2124	C	N1-C6	5.06	1.40	1.37
38	A1	2133	G	C5-C6	-5.06	1.37	1.42
38	A1	2745	G	C1'-N9	5.06	1.56	1.48
38	A1	2822	G	N9-C8	-5.06	1.34	1.37
60	AM	129	GLU	CG-CD	5.06	1.59	1.51
11	B2	1299	A	C6-N1	-5.06	1.32	1.35
11	B2	1380	C	C3'-C2'	5.06	1.58	1.52
20	BH	20	ARG	CD-NE	5.06	1.55	1.46
38	A1	1101	U	C2'-C1'	-5.06	1.47	1.53
38	A1	1292	C	N1-C6	5.06	1.40	1.37
38	A1	1630	U	C4'-C3'	5.06	1.58	1.53
38	A1	2171	G	C8-N7	5.06	1.33	1.30
38	A1	3029	A	N7-C5	5.06	1.42	1.39
45	AC	198	TYR	CG-CD2	5.06	1.45	1.39
5	AS	50	TYR	CB-CG	-5.05	1.44	1.51
11	B2	311	A	C6-N1	5.05	1.39	1.35
11	B2	684	G	N1-C2	5.05	1.41	1.37
11	B2	773	A	N9-C4	5.05	1.40	1.37
11	B2	780	C	C5'-C4'	5.05	1.57	1.51
11	B2	1185	A	N9-C4	5.05	1.40	1.37
11	B2	1453	U	C4'-C3'	5.05	1.58	1.53
38	A1	207	A	P-O5'	-5.05	1.54	1.59
38	A1	338	A	N1-C2	-5.05	1.29	1.34
38	A1	554	C	N1-C6	-5.05	1.34	1.37
38	A1	708	A	N9-C8	-5.05	1.33	1.37
38	A1	1007	U	C2'-C1'	-5.05	1.47	1.53
38	A1	1402	C	C2'-C1'	-5.05	1.47	1.53
38	A1	2086	C	P-O5'	-5.05	1.54	1.59
38	A1	2552	C	N3-C4	5.05	1.37	1.33
39	A3	83	C	O3'-P	-5.05	1.55	1.61
10	B1	2	G	C8-N7	5.05	1.33	1.30
11	B2	750	C	C5-C6	5.05	1.38	1.34
11	B2	1165	U	C5'-C4'	5.05	1.57	1.51
38	A1	345	C	C2'-C1'	-5.05	1.47	1.53
38	A1	1465	A	N1-C2	-5.05	1.29	1.34
38	A1	1784	G	C5-C4	-5.05	1.34	1.38
39	A3	123	U	N1-C6	-5.05	1.33	1.38
10	B1	31	G	O3'-P	-5.05	1.55	1.61
11	B2	33	U	N1-C2	5.05	1.43	1.38
11	B2	103	A	N3-C4	5.05	1.37	1.34

Continued on next page...

Continued from previous page...

Mol	Chain	Res	Type	Atoms	Z	Observed(Å)	Ideal(Å)
11	B2	805	C	O3'-P	5.05	1.67	1.61
11	B2	1484	C	C3'-O3'	5.05	1.49	1.42
38	A1	49	A	C6-N1	-5.05	1.32	1.35
38	A1	123	A	C5-C4	5.05	1.42	1.38
38	A1	635	G	C5-C6	-5.05	1.37	1.42
38	A1	643	G	N1-C2	5.05	1.41	1.37
38	A1	771	G	N9-C4	-5.05	1.33	1.38
38	A1	929	G	C2-N2	5.05	1.39	1.34
38	A1	1443	G	C6-N1	5.05	1.43	1.39
38	A1	1661	A	C5'-C4'	5.05	1.57	1.51
38	A1	1787	U	O5'-C5'	-5.05	1.34	1.42
38	A1	1961	G	N7-C5	-5.05	1.36	1.39
38	A1	2365	G	C6-N1	5.05	1.43	1.39
38	A1	2375	C	C5-C6	-5.05	1.30	1.34
11	B2	833	C	C5'-C4'	5.05	1.57	1.51
11	B2	1336	U	O3'-P	-5.05	1.55	1.61
25	BM	136	ARG	CD-NE	5.05	1.55	1.46
38	A1	45	G	N9-C4	-5.05	1.33	1.38
38	A1	83	G	C3'-C2'	-5.05	1.47	1.52
38	A1	699	A	N7-C5	-5.05	1.36	1.39
38	A1	818	A	N9-C4	5.05	1.40	1.37
38	A1	934	G	C2-N3	5.05	1.36	1.32
38	A1	1282	A	N9-C4	-5.05	1.34	1.37
38	A1	1391	C	N3-C4	5.05	1.37	1.33
38	A1	1421	C	N1-C2	5.05	1.45	1.40
38	A1	1512	G	C5-C4	-5.05	1.34	1.38
38	A1	1516	C	C5'-C4'	5.05	1.57	1.51
38	A1	2267	U	N3-C4	5.05	1.43	1.38
38	A1	2314	U	C5'-C4'	5.05	1.57	1.51
38	A1	2442	A	N1-C2	5.05	1.38	1.34
38	A1	2493	A	C2-N3	5.05	1.38	1.33
38	A1	2809	G	O4'-C1'	-5.05	1.35	1.41
46	AD	212	ARG	CZ-NH2	5.05	1.39	1.33
11	B2	1122	C	P-O5'	-5.05	1.54	1.59
18	BF	5	TRP	CB-CG	5.05	1.59	1.50
34	BV	24	TYR	CE1-CZ	5.05	1.45	1.38
38	A1	90	A	C2'-C1'	-5.05	1.47	1.53
38	A1	573	G	N7-C5	-5.05	1.36	1.39
39	A3	41	A	N9-C4	-5.05	1.34	1.37
1	A7	22	TRP	NE1-CE2	-5.05	1.30	1.37
4	AQ	144	GLU	CA-CB	5.05	1.65	1.53
11	B2	326	C	C2-N3	5.05	1.39	1.35

Continued on next page...

Continued from previous page...

Mol	Chain	Res	Type	Atoms	Z	Observed(Å)	Ideal(Å)
11	B2	459	G	C8-N7	5.05	1.33	1.30
11	B2	1168	C	C2-N3	5.05	1.39	1.35
11	B2	1304	C	C2-N3	5.05	1.39	1.35
11	B2	1317	G	C2'-C1'	-5.05	1.47	1.53
36	BX	8	PRO	N-CD	-5.05	1.40	1.47
38	A1	667	C	C3'-O3'	5.05	1.49	1.42
38	A1	725	G	C4'-C3'	-5.05	1.47	1.52
38	A1	782	G	N1-C2	5.05	1.41	1.37
38	A1	938	U	P-O5'	-5.05	1.54	1.59
38	A1	952	C	P-O5'	-5.05	1.54	1.59
38	A1	1264	G	C8-N7	5.05	1.33	1.30
38	A1	2073	G	C3'-O3'	-5.05	1.35	1.42
38	A1	2194	A	C5'-C4'	5.05	1.57	1.51
41	AA	128	ARG	NE-CZ	5.05	1.39	1.33
38	A1	13	U	O4'-C1'	5.04	1.48	1.41
38	A1	571	G	N1-C2	5.04	1.41	1.37
38	A1	1385	C	O3'-P	-5.04	1.55	1.61
38	A1	1601	G	N7-C5	-5.04	1.36	1.39
38	A1	2414	G	N1-C2	5.04	1.41	1.37
38	A1	2584	A	N9-C4	5.04	1.40	1.37
10	B1	31	G	C2-N2	5.04	1.39	1.34
11	B2	186	U	C3'-O3'	5.04	1.49	1.42
11	B2	327	G	O4'-C1'	5.04	1.48	1.41
11	B2	797	U	O4'-C1'	5.04	1.48	1.41
11	B2	898	G	C2'-O2'	5.04	1.48	1.41
11	B2	1266	A	C2'-C1'	-5.04	1.47	1.53
15	BC	6	TYR	CG-CD1	5.04	1.45	1.39
20	BH	66	ARG	N-CA	-5.04	1.36	1.46
38	A1	786	G	N1-C2	5.04	1.41	1.37
38	A1	1401	G	C6-N1	5.04	1.43	1.39
38	A1	1672	G	C2'-C1'	-5.04	1.47	1.53
38	A1	1985	G	C5-C4	5.04	1.41	1.38
61	AN	69	VAL	CB-CG1	5.04	1.63	1.52
10	B1	19	G	C2'-O2'	-5.04	1.35	1.41
11	B2	794	A	N7-C5	5.04	1.42	1.39
20	BH	10	PHE	CG-CD2	5.04	1.46	1.38
28	BP	53	ARG	NE-CZ	5.04	1.39	1.33
38	A1	340	G	N7-C5	-5.04	1.36	1.39
38	A1	464	C	N3-C4	5.04	1.37	1.33
38	A1	821	U	C1'-N1	5.04	1.56	1.48
38	A1	1104	A	N3-C4	5.04	1.37	1.34
38	A1	1248	C	C2-N3	-5.04	1.31	1.35

Continued on next page...

Continued from previous page...

Mol	Chain	Res	Type	Atoms	Z	Observed(Å)	Ideal(Å)
38	A1	1723	A	O3'-P	-5.04	1.55	1.61
38	A1	2079	U	C3'-C2'	-5.04	1.47	1.52
38	A1	2384	G	C3'-C2'	5.04	1.58	1.52
38	A1	2466	C	O3'-P	-5.04	1.55	1.61
11	B2	235	G	C4'-O4'	-5.04	1.39	1.45
11	B2	1092	G	C8-N7	-5.04	1.27	1.30
11	B2	1492	U	C2'-C1'	-5.04	1.47	1.53
13	BA	39	ASP	CA-CB	5.04	1.65	1.53
28	BP	25	GLY	CA-C	-5.04	1.43	1.51
38	A1	2513	C	C2-O2	5.04	1.28	1.24
38	A1	2826	U	C4-O4	-5.04	1.19	1.23
11	B2	263	C	C2-O2	5.04	1.28	1.24
11	B2	379	A	C2'-C1'	-5.04	1.47	1.53
11	B2	432	G	O3'-P	-5.04	1.55	1.61
11	B2	682	A	O4'-C1'	5.04	1.48	1.41
11	B2	802	G	C2'-O2'	-5.04	1.35	1.41
38	A1	593	C	C2-N3	5.04	1.39	1.35
38	A1	731	C	C2-N3	5.04	1.39	1.35
38	A1	1081	U	O3'-P	-5.04	1.55	1.61
38	A1	1131	G	C8-N7	-5.04	1.27	1.30
38	A1	1561	G	O3'-P	-5.04	1.55	1.61
38	A1	1598	U	C4-C5	5.04	1.48	1.43
38	A1	1646	G	N7-C5	-5.04	1.36	1.39
38	A1	1745	U	C2-O2	5.04	1.26	1.22
38	A1	1823	A	N3-C4	5.04	1.37	1.34
38	A1	2145	G	C8-N7	5.04	1.33	1.30
38	A1	2501	G	N7-C5	-5.04	1.36	1.39
38	A1	2898	G	N1-C2	5.04	1.41	1.37
38	A1	2976	G	C5'-C4'	5.04	1.57	1.51
11	B2	794	A	N3-C4	5.04	1.37	1.34
38	A1	111	U	C5'-C4'	5.04	1.57	1.51
38	A1	861	G	C8-N7	-5.04	1.27	1.30
38	A1	1766	A	N9-C4	-5.04	1.34	1.37
38	A1	2165	A	C2-N3	-5.04	1.29	1.33
38	A1	3042	C	N1-C6	5.04	1.40	1.37
41	AA	75	ARG	CZ-NH2	5.04	1.39	1.33
7	AU	17	ASN	CB-CG	5.04	1.62	1.51
11	B2	93	A	N1-C2	5.04	1.38	1.34
11	B2	589	U	N1-C2	5.04	1.43	1.38
11	B2	734	G	C5'-C4'	5.04	1.57	1.51
38	A1	1045	A	C6-N6	5.04	1.38	1.33
38	A1	1079	A	C1'-N9	-5.04	1.39	1.46

Continued on next page...

Continued from previous page...

Mol	Chain	Res	Type	Atoms	Z	Observed(Å)	Ideal(Å)
38	A1	1478	G	C2-N3	5.04	1.36	1.32
38	A1	1556	G	N3-C4	-5.04	1.31	1.35
38	A1	1783	U	C2'-C1'	-5.04	1.47	1.53
38	A1	2074	U	N3-C4	5.04	1.43	1.38
38	A1	2136	G	C3'-C2'	-5.04	1.47	1.52
38	A1	2698	G	N1-C2	5.04	1.41	1.37
38	A1	3045	G	N3-C4	5.04	1.39	1.35
46	AD	254	TYR	CE2-CZ	5.04	1.45	1.38
11	B2	193	G	N9-C4	5.03	1.42	1.38
11	B2	241	U	P-O5'	-5.03	1.54	1.59
11	B2	479	C	P-O5'	-5.03	1.54	1.59
11	B2	692	G	C2-N3	5.03	1.36	1.32
11	B2	1130	A	C4'-C3'	5.03	1.58	1.53
11	B2	1262	U	C5-C6	5.03	1.38	1.34
11	B2	1283	G	C1'-N9	5.03	1.56	1.48
11	B2	1332	C	P-O5'	-5.03	1.54	1.59
38	A1	744	G	C8-N7	-5.03	1.27	1.30
38	A1	1177	C	C2-O2	5.03	1.28	1.24
38	A1	1350	C	C2-N3	5.03	1.39	1.35
38	A1	1878	G	C2-N3	5.03	1.36	1.32
38	A1	2209	U	N3-C4	5.03	1.43	1.38
38	A1	2572	U	C5'-C4'	5.03	1.57	1.51
11	B2	43	A	N7-C5	-5.03	1.36	1.39
11	B2	215	C	C3'-C2'	5.03	1.58	1.52
38	A1	44	C	C4'-C3'	5.03	1.58	1.53
38	A1	1484	U	C2-N3	5.03	1.41	1.37
38	A1	1687	C	N1-C6	5.03	1.40	1.37
10	B1	54	G	C1'-N9	-5.03	1.39	1.46
11	B2	217	C	N3-C4	5.03	1.37	1.33
11	B2	947	G	C3'-C2'	-5.03	1.47	1.52
11	B2	989	C	C4-N4	5.03	1.38	1.33
22	BJ	126	GLU	CD-OE1	-5.03	1.20	1.25
36	BX	70	ARG	CZ-NH1	5.03	1.39	1.33
38	A1	145	C	O4'-C1'	-5.03	1.35	1.41
38	A1	343	C	C4-C5	5.03	1.47	1.43
38	A1	427	G	C8-N7	-5.03	1.27	1.30
38	A1	625	A	N9-C4	-5.03	1.34	1.37
38	A1	868	U	C4-O4	-5.03	1.19	1.23
38	A1	1124	G	O4'-C1'	5.03	1.48	1.41
38	A1	1365	G	C6-N1	5.03	1.43	1.39
38	A1	1382	C	C4'-C3'	-5.03	1.47	1.52
38	A1	1683	C	C2'-C1'	5.03	1.58	1.53

Continued on next page...

Continued from previous page...

Mol	Chain	Res	Type	Atoms	Z	Observed(Å)	Ideal(Å)
38	A1	2076	A	N9-C4	5.03	1.40	1.37
38	A1	2334	G	N7-C5	-5.03	1.36	1.39
38	A1	2454	G	C2-N3	-5.03	1.28	1.32
38	A1	2465	A	C4'-C3'	5.03	1.58	1.53
38	A1	2625	C	N1-C6	5.03	1.40	1.37
38	A1	2773	A	C3'-C2'	-5.03	1.47	1.52
38	A1	2963	G	N3-C4	-5.03	1.31	1.35
42	Aa	71	ARG	CD-NE	5.03	1.55	1.46
44	Ab	15	ARG	CD-NE	5.03	1.55	1.46
59	AL	99	GLY	N-CA	-5.03	1.38	1.46
11	B2	1371	C	C4-N4	5.03	1.38	1.33
38	A1	143	C	C4'-O4'	-5.03	1.39	1.45
38	A1	1759	A	C5-C6	5.03	1.45	1.41
38	A1	1851	U	C3'-C2'	-5.03	1.47	1.52
38	A1	2380	A	C2'-C1'	-5.03	1.47	1.53
11	B2	146	A	C8-N7	-5.03	1.28	1.31
11	B2	328	G	C5-C6	-5.03	1.37	1.42
11	B2	406	U	C2'-C1'	5.03	1.58	1.53
11	B2	731	A	C6-N6	5.03	1.38	1.33
11	B2	1061	A	C6-N6	5.03	1.38	1.33
11	B2	1325	C	O4'-C1'	5.03	1.48	1.41
11	B2	1388	G	N7-C5	-5.03	1.36	1.39
13	BA	135	ARG	CZ-NH1	5.03	1.39	1.33
38	A1	30	G	C2'-C1'	-5.03	1.47	1.53
38	A1	506	G	N3-C4	-5.03	1.31	1.35
38	A1	607	C	P-O5'	-5.03	1.54	1.59
38	A1	1838	C	N1-C2	5.03	1.45	1.40
38	A1	2157	U	C5'-C4'	5.03	1.57	1.51
38	A1	2371	A	C4'-O4'	5.03	1.52	1.45
38	A1	2467	C	C4'-O4'	-5.03	1.39	1.45
38	A1	2963	G	C8-N7	5.03	1.33	1.30
11	B2	1185	A	N7-C5	-5.03	1.36	1.39
11	B2	1473	A	C6-N1	5.03	1.39	1.35
34	BV	80	TYR	CZ-OH	5.03	1.46	1.37
38	A1	83	G	C2-N3	5.03	1.36	1.32
38	A1	406	G	N9-C4	5.03	1.42	1.38
38	A1	677	A	N9-C4	-5.03	1.34	1.37
38	A1	984	U	C2'-C1'	-5.03	1.47	1.53
38	A1	1195	G	O3'-P	-5.03	1.55	1.61
38	A1	1212	A	C4'-C3'	5.03	1.58	1.53
38	A1	1673	C	N3-C4	5.03	1.37	1.33
38	A1	1739	U	N1-C6	-5.03	1.33	1.38

Continued on next page...

Continued from previous page...

Mol	Chain	Res	Type	Atoms	Z	Observed(Å)	Ideal(Å)
38	A1	2492	G	C2'-C1'	-5.03	1.47	1.53
38	A1	2757	G	N9-C8	5.03	1.41	1.37
38	A1	2947	G	C6-N1	5.03	1.43	1.39
46	AD	116	SER	CA-CB	5.03	1.60	1.52
48	AE	101	ARG	CZ-NH2	5.03	1.39	1.33
11	B2	592	G	C3'-C2'	-5.02	1.47	1.52
11	B2	1240	A	C5-C6	-5.02	1.36	1.41
38	A1	50	C	O3'-P	-5.02	1.55	1.61
38	A1	54	G	N3-C4	5.02	1.39	1.35
38	A1	86	G	N7-C5	5.02	1.42	1.39
38	A1	732	G	C2-N2	5.02	1.39	1.34
38	A1	1257	G	N9-C4	-5.02	1.33	1.38
38	A1	1462	G	O5'-C5'	-5.02	1.34	1.42
38	A1	1858	G	N3-C4	5.02	1.39	1.35
38	A1	2084	A	C3'-C2'	-5.02	1.47	1.52
39	A3	103	C	N3-C4	5.02	1.37	1.33
43	AB	42	ARG	NE-CZ	5.02	1.39	1.33
58	AK	53	ARG	N-CA	-5.02	1.36	1.46
11	B2	129	G	O3'-P	5.02	1.67	1.61
11	B2	186	U	O3'-P	-5.02	1.55	1.61
11	B2	249	U	C4'-C3'	-5.02	1.47	1.52
11	B2	282	G	C2-N2	5.02	1.39	1.34
11	B2	751	C	C4-C5	5.02	1.47	1.43
11	B2	917	A	C6-N6	5.02	1.38	1.33
11	B2	1130	A	C6-N6	5.02	1.38	1.33
11	B2	1379	G	C8-N7	-5.02	1.27	1.30
38	A1	792	A	C6-N6	5.02	1.38	1.33
38	A1	1369	G	N7-C5	-5.02	1.36	1.39
38	A1	1416	G	C8-N7	-5.02	1.27	1.30
38	A1	1442	G	N1-C2	5.02	1.41	1.37
38	A1	1580	G	C2'-C1'	-5.02	1.47	1.53
38	A1	1658	A	C5'-C4'	5.02	1.57	1.51
38	A1	1674	G	C3'-C2'	-5.02	1.47	1.52
38	A1	2889	A	C5-C6	-5.02	1.36	1.41
39	A3	79	U	C4'-O4'	-5.02	1.39	1.45
54	AI	31	VAL	CA-CB	-5.02	1.44	1.54
60	AM	47	ARG	CZ-NH2	5.02	1.39	1.33
10	B1	60	A	C6-N6	5.02	1.38	1.33
11	B2	566	C	C4-C5	5.02	1.47	1.43
11	B2	1473	A	C8-N7	5.02	1.35	1.31
38	A1	204	G	C5-C4	5.02	1.41	1.38
38	A1	765	G	O3'-P	-5.02	1.55	1.61

Continued on next page...

Continued from previous page...

Mol	Chain	Res	Type	Atoms	Z	Observed(Å)	Ideal(Å)
38	A1	1863	G	C8-N7	-5.02	1.27	1.30
38	A1	2644	G	N9-C4	-5.02	1.33	1.38
38	A1	2709	C	C2'-C1'	-5.02	1.47	1.53
10	B1	60	A	N9-C4	-5.02	1.34	1.37
11	B2	19	G	N9-C4	-5.02	1.33	1.38
11	B2	118	U	C4-O4	-5.02	1.19	1.23
11	B2	128	A	C4'-C3'	5.02	1.58	1.53
11	B2	556	G	C2-N3	5.02	1.36	1.32
11	B2	752	G	C8-N7	5.02	1.33	1.30
11	B2	1053	A	C6-N6	5.02	1.38	1.33
11	B2	1382	G	N1-C2	5.02	1.41	1.37
17	BE	101	ARG	NE-CZ	5.02	1.39	1.33
20	BH	66	ARG	NE-CZ	5.02	1.39	1.33
38	A1	498	U	C2-N3	5.02	1.41	1.37
38	A1	647	G	C2-N2	5.02	1.39	1.34
38	A1	863	C	C2-N3	5.02	1.39	1.35
38	A1	919	G	C5'-C4'	5.02	1.57	1.51
38	A1	1277	G	C2-N3	5.02	1.36	1.32
38	A1	1422	G	C2'-C1'	-5.02	1.47	1.53
38	A1	2103	C	N1-C2	-5.02	1.35	1.40
38	A1	2403	G	N9-C8	-5.02	1.34	1.37
38	A1	2798	U	C5'-C4'	5.02	1.57	1.51
38	A1	2799	C	C2-N3	5.02	1.39	1.35
39	A3	17	G	O3'-P	-5.02	1.55	1.61
43	AB	166	GLY	N-CA	5.02	1.53	1.46
7	AU	118	ARG	CZ-NH1	5.02	1.39	1.33
11	B2	34	G	N9-C8	5.02	1.41	1.37
11	B2	64	G	C6-N1	-5.02	1.36	1.39
11	B2	255	G	C5-C6	-5.02	1.37	1.42
11	B2	543	C	N1-C2	-5.02	1.35	1.40
11	B2	560	A	C5'-C4'	5.02	1.57	1.51
11	B2	569	G	C5-C4	5.02	1.41	1.38
11	B2	747	U	C4-C5	5.02	1.48	1.43
11	B2	798	U	C2-N3	5.02	1.41	1.37
11	B2	913	G	C6-N1	5.02	1.43	1.39
14	BB	201	ARG	CD-NE	5.02	1.54	1.46
38	A1	216	A	C4'-C3'	5.02	1.58	1.53
38	A1	644	G	N7-C5	-5.02	1.36	1.39
38	A1	655	C	C5'-C4'	5.02	1.57	1.51
38	A1	660	U	P-O5'	-5.02	1.54	1.59
38	A1	769	G	C6-N1	5.02	1.43	1.39
38	A1	890	G	N9-C4	-5.02	1.33	1.38

Continued on next page...

Continued from previous page...

Mol	Chain	Res	Type	Atoms	Z	Observed(Å)	Ideal(Å)
38	A1	1034	G	N1-C2	5.02	1.41	1.37
38	A1	1131	G	C5-C6	-5.02	1.37	1.42
38	A1	1491	U	P-O5'	-5.02	1.54	1.59
38	A1	1855	G	C5-C4	5.02	1.41	1.38
38	A1	1882	C	C5'-C4'	5.02	1.57	1.51
38	A1	2233	G	C4'-O4'	5.02	1.52	1.45
38	A1	2386	U	C4'-C3'	5.02	1.58	1.53
38	A1	2578	C	C3'-C2'	5.02	1.58	1.52
38	A1	2594	U	N3-C4	5.02	1.43	1.38
38	A1	2747	C	C5'-C4'	5.02	1.57	1.51
39	A3	99	G	C5'-C4'	5.02	1.57	1.51
11	B2	182	A	C4'-O4'	-5.02	1.39	1.45
11	B2	381	C	C3'-O3'	5.02	1.49	1.42
11	B2	557	G	N3-C4	5.02	1.39	1.35
11	B2	1169	C	C5'-C4'	5.02	1.57	1.51
11	B2	1215	G	P-O5'	5.02	1.64	1.59
11	B2	1218	C	C2-N3	5.02	1.39	1.35
38	A1	144	A	C5-C6	5.02	1.45	1.41
38	A1	798	G	O3'-P	-5.02	1.55	1.61
38	A1	1017	A	N9-C4	-5.02	1.34	1.37
38	A1	1249	G	C6-N1	5.02	1.43	1.39
38	A1	1797	A	N7-C5	-5.02	1.36	1.39
38	A1	2887	C	C5-C6	-5.02	1.30	1.34
38	A1	2966	C	C3'-O3'	-5.02	1.35	1.42
11	B2	226	G	N9-C8	5.01	1.41	1.37
25	BM	107	ARG	CZ-NH2	5.01	1.39	1.33
38	A1	77	C	C2-N3	5.01	1.39	1.35
38	A1	1008	U	C4-O4	5.01	1.27	1.23
38	A1	1232	G	C4'-O4'	5.01	1.52	1.45
38	A1	1556	G	N7-C5	-5.01	1.36	1.39
38	A1	2040	A	C5-C4	-5.01	1.35	1.38
38	A1	2251	G	N1-C2	5.01	1.41	1.37
38	A1	2539	G	C8-N7	-5.01	1.27	1.30
38	A1	2644	G	C5-C6	5.01	1.47	1.42
38	A1	2823	G	C8-N7	5.01	1.33	1.30
38	A1	2832	G	C8-N7	5.01	1.33	1.30
38	A1	2972	G	C8-N7	5.01	1.33	1.30
10	B1	6	G	N3-C4	5.01	1.39	1.35
11	B2	698	A	N3-C4	-5.01	1.31	1.34
38	A1	2986	G	C2-N2	5.01	1.39	1.34
10	B1	10	G	N7-C5	5.01	1.42	1.39
11	B2	962	G	C6-N1	-5.01	1.36	1.39

Continued on next page...

Continued from previous page...

Mol	Chain	Res	Type	Atoms	Z	Observed(Å)	Ideal(Å)
11	B2	1270	C	C5'-C4'	5.01	1.57	1.51
11	B2	1395	G	C5-C6	-5.01	1.37	1.42
16	BD	149	GLU	CG-CD	5.01	1.59	1.51
38	A1	494	C	O4'-C1'	5.01	1.48	1.41
38	A1	999	A	C5-C6	5.01	1.45	1.41
38	A1	1418	A	O4'-C1'	5.01	1.48	1.41
38	A1	1495	A	C8-N7	5.01	1.35	1.31
38	A1	1684	C	C4-C5	-5.01	1.39	1.43
38	A1	2191	U	N1-C6	5.01	1.42	1.38
38	A1	2412	A	C6-N6	5.01	1.38	1.33
38	A1	3000	U	C4-O4	-5.01	1.19	1.23
39	A3	38	U	C2-O2	5.01	1.26	1.22
65	AV	45	ARG	CZ-NH1	5.01	1.39	1.33
10	B1	4	G	C6-N1	5.01	1.43	1.39
11	B2	80	A	N1-C2	-5.01	1.29	1.34
11	B2	884	G	C4'-O4'	5.01	1.52	1.45
11	B2	997	G	C5-C4	-5.01	1.34	1.38
38	A1	26	G	C6-O6	5.01	1.28	1.24
38	A1	472	A	C1'-N9	-5.01	1.39	1.46
38	A1	766	G	C2-N3	5.01	1.36	1.32
38	A1	937	A	C2'-C1'	-5.01	1.47	1.53
38	A1	1184	U	O3'-P	-5.01	1.55	1.61
38	A1	1798	A	C6-N6	5.01	1.38	1.33
38	A1	2125	C	N1-C6	5.01	1.40	1.37
38	A1	2366	G	C2'-C1'	-5.01	1.47	1.53
38	A1	2428	C	C4-N4	5.01	1.38	1.33
38	A1	2473	C	C5'-C4'	5.01	1.57	1.51
38	A1	2475	G	C8-N7	-5.01	1.27	1.30
38	A1	2575	U	N3-C4	-5.01	1.33	1.38
38	A1	2655	C	C2-O2	5.01	1.28	1.24
39	A3	63	G	O4'-C1'	5.01	1.48	1.41
45	AC	19	ARG	CZ-NH1	5.01	1.39	1.33
11	B2	775	G	C2-N2	5.01	1.39	1.34
38	A1	1008	U	O4'-C1'	5.01	1.48	1.41
11	B2	175	G	C2'-O2'	-5.01	1.35	1.41
11	B2	175	G	C3'-C2'	5.01	1.58	1.52
11	B2	720	A	N9-C4	-5.01	1.34	1.37
11	B2	777	G	N9-C4	-5.01	1.33	1.38
11	B2	986	G	N7-C5	-5.01	1.36	1.39
11	B2	1231	G	O3'-P	-5.01	1.55	1.61
11	B2	1239	A	C5'-C4'	5.01	1.57	1.51
11	B2	1254	C	P-O5'	-5.01	1.54	1.59

Continued on next page...

Continued from previous page...

Mol	Chain	Res	Type	Atoms	Z	Observed(Å)	Ideal(Å)
38	A1	261	A	O3'-P	-5.01	1.55	1.61
38	A1	709	A	O3'-P	5.01	1.67	1.61
38	A1	804	C	C4'-O4'	5.01	1.52	1.45
38	A1	1365	G	N9-C4	-5.01	1.33	1.38
38	A1	1497	C	C5-C6	5.01	1.38	1.34
38	A1	2234	C	O3'-P	-5.01	1.55	1.61
38	A1	2450	A	C8-N7	-5.01	1.28	1.31
38	A1	2601	C	C2-O2	5.01	1.28	1.24
38	A1	2663	G	C6-O6	5.01	1.28	1.24
38	A1	2669	U	N3-C4	5.01	1.43	1.38
39	A3	47	G	C2-N2	-5.01	1.29	1.34
11	B2	49	C	C4-N4	5.00	1.38	1.33
11	B2	54	C	O4'-C1'	5.00	1.48	1.41
11	B2	200	G	C2-N2	5.00	1.39	1.34
11	B2	341	C	P-O5'	5.00	1.64	1.59
17	BE	3	ARG	NE-CZ	5.00	1.39	1.33
33	BU	15	ARG	CZ-NH1	5.00	1.39	1.33
38	A1	977	C	N1-C2	5.00	1.45	1.40
38	A1	1958	A	C5-C6	-5.00	1.36	1.41
38	A1	2302	C	C2'-C1'	-5.00	1.47	1.53
38	A1	2792	G	C8-N7	-5.00	1.27	1.30
39	A3	102	G	C2'-C1'	-5.00	1.47	1.53
66	AY	153	ARG	NE-CZ	5.00	1.39	1.33
11	B2	148	C	C5-C6	5.00	1.38	1.34
11	B2	532	C	O3'-P	-5.00	1.55	1.61
11	B2	831	A	N9-C4	-5.00	1.34	1.37
11	B2	1083	G	C2-N2	5.00	1.39	1.34
11	B2	1416	C	O4'-C1'	5.00	1.48	1.41
17	BE	221	GLU	CB-CG	5.00	1.61	1.52
21	BI	44	TYR	CE2-CZ	5.00	1.45	1.38
38	A1	116	G	P-O5'	-5.00	1.54	1.59
38	A1	704	G	C8-N7	5.00	1.33	1.30
38	A1	1034	G	O5'-C5'	-5.00	1.34	1.42
38	A1	1405	G	N3-C4	-5.00	1.31	1.35
38	A1	1469	U	P-O5'	-5.00	1.54	1.59
38	A1	1857	A	O4'-C1'	5.00	1.48	1.41
38	A1	2117	U	C4-C5	5.00	1.48	1.43
38	A1	2128	G	N3-C4	5.00	1.39	1.35
38	A1	2301	C	N3-C4	5.00	1.37	1.33
55	Ai	17	TYR	CD2-CE2	5.00	1.46	1.39
7	AU	53	ARG	NE-CZ	5.00	1.39	1.33
11	B2	991	C	C5-C6	-5.00	1.30	1.34

Continued on next page...

Continued from previous page...

Mol	Chain	Res	Type	Atoms	Z	Observed(Å)	Ideal(Å)
11	B2	992	G	C2'-C1'	-5.00	1.47	1.53
11	B2	1092	G	C3'-C2'	5.00	1.58	1.52
15	BC	26	ARG	NE-CZ	5.00	1.39	1.33
38	A1	52	A	C6-N6	5.00	1.38	1.33
38	A1	215	A	C8-N7	5.00	1.35	1.31
38	A1	387	A	P-O5'	-5.00	1.54	1.59
38	A1	596	C	P-OP2	-5.00	1.40	1.49
38	A1	791	C	P-O5'	-5.00	1.54	1.59
38	A1	841	U	P-O5'	-5.00	1.54	1.59
38	A1	979	G	C1'-N9	-5.00	1.39	1.46
38	A1	1723	A	O4'-C1'	5.00	1.48	1.41
38	A1	2778	A	C2-N3	5.00	1.38	1.33

All (27857) bond angle outliers are listed below:

Mol	Chain	Res	Type	Atoms	Z	Observed(°)	Ideal(°)
11	B2	1445	A	N1-C6-N6	27.58	135.15	118.60
38	A1	277	A	N1-C6-N6	27.04	134.82	118.60
38	A1	2347	G	N1-C6-O6	26.94	136.06	119.90
38	A1	1281	A	N1-C6-N6	26.62	134.57	118.60
38	A1	2540	A	N1-C6-N6	26.19	134.31	118.60
38	A1	1726	A	N1-C6-N6	25.96	134.18	118.60
11	B2	309	A	N1-C6-N6	24.87	133.52	118.60
38	A1	1789	A	N1-C6-N6	24.72	133.43	118.60
38	A1	129	C	P-O3'-C3'	24.61	149.23	119.70
38	A1	2258	A	N1-C6-N6	24.60	133.36	118.60
38	A1	244	A	N1-C6-N6	24.59	133.35	118.60
38	A1	1226	G	P-O3'-C3'	24.43	149.01	119.70
38	A1	729	A	N1-C6-N6	24.31	133.19	118.60
38	A1	1200	A	P-O3'-C3'	24.07	148.58	119.70
11	B2	451	A	N1-C6-N6	24.05	133.03	118.60
38	A1	2681	A	N1-C6-N6	23.86	132.91	118.60
39	A3	52	U	P-O3'-C3'	23.68	148.12	119.70
38	A1	144	A	N1-C6-N6	23.61	132.77	118.60
38	A1	1643	A	N1-C6-N6	23.53	132.72	118.60
39	A3	19	G	P-O3'-C3'	23.50	147.89	119.70
11	B2	56	A	P-O3'-C3'	23.47	147.86	119.70
38	A1	2709	C	N3-C4-C5	-23.42	112.53	121.90
38	A1	2498	G	C5-C6-O6	-23.24	114.66	128.60
38	A1	1931	G	N1-C6-O6	23.20	133.82	119.90
38	A1	2538	G	N1-C6-O6	23.15	133.79	119.90
38	A1	3035	C	P-O3'-C3'	23.04	147.34	119.70

Continued on next page...

Continued from previous page...

Mol	Chain	Res	Type	Atoms	Z	Observed(°)	Ideal(°)
38	A1	2101	A	N1-C6-N6	23.03	132.42	118.60
10	B1	38	G	N1-C6-O6	22.75	133.55	119.90
38	A1	2275	G	N1-C6-O6	22.73	133.54	119.90
38	A1	2806	A	N1-C6-N6	22.73	132.24	118.60
11	B2	1292	A	N1-C6-N6	22.69	132.22	118.60
38	A1	1096	A	P-O3'-C3'	22.64	146.87	119.70
39	A3	97	G	N1-C6-O6	22.63	133.47	119.90
11	B2	291	G	N1-C6-O6	22.56	133.44	119.90
11	B2	630	A	N1-C6-N6	22.56	132.13	118.60
38	A1	663	A	N1-C6-N6	22.55	132.13	118.60
11	B2	1266	A	N1-C6-N6	22.39	132.03	118.60
11	B2	427	G	C5-C6-O6	-22.27	115.24	128.60
38	A1	1037	C	P-O3'-C3'	22.21	146.35	119.70
38	A1	2447	A	N1-C6-N6	22.13	131.88	118.60
38	A1	261	A	N1-C6-N6	22.07	131.84	118.60
11	B2	427	G	N1-C6-O6	22.01	133.10	119.90
38	A1	1322	G	N1-C6-O6	21.99	133.10	119.90
38	A1	1156	G	N1-C6-O6	21.96	133.08	119.90
38	A1	2106	G	N1-C6-O6	21.74	132.94	119.90
38	A1	662	A	N1-C6-N6	21.66	131.60	118.60
38	A1	1196	A	N1-C6-N6	21.58	131.55	118.60
10	B1	76	C	N3-C4-C5	-21.51	113.30	121.90
38	A1	2785	G	C5-C6-O6	-21.45	115.73	128.60
39	A3	101	A	N1-C6-N6	21.42	131.45	118.60
38	A1	196	A	N1-C6-N6	21.37	131.42	118.60
11	B2	530	G	N1-C6-O6	21.36	132.72	119.90
11	B2	847	A	N1-C6-N6	21.34	131.40	118.60
11	B2	114	A	N1-C6-N6	21.27	131.36	118.60
38	A1	782	G	N1-C6-O6	21.19	132.62	119.90
38	A1	2543	A	P-O3'-C3'	21.15	145.08	119.70
38	A1	1837	A	N1-C6-N6	21.13	131.28	118.60
10	B1	24	A	N1-C6-N6	21.07	131.24	118.60
38	A1	236	G	N1-C6-O6	21.04	132.53	119.90
38	A1	129	C	N3-C4-C5	-21.02	113.49	121.90
39	A3	50	G	C5-C6-O6	-21.02	115.99	128.60
11	B2	392	G	P-O3'-C3'	21.00	144.90	119.70
38	A1	2064	U	P-O3'-C3'	20.99	144.89	119.70
11	B2	1423	A	N1-C6-N6	20.97	131.18	118.60
38	A1	236	G	C5-C6-O6	-20.97	116.02	128.60
11	B2	1447	A	N1-C6-N6	20.90	131.14	118.60
38	A1	838	A	N1-C6-N6	20.82	131.09	118.60
39	A3	97	G	C5-C6-O6	-20.79	116.13	128.60

Continued on next page...

Continued from previous page...

Mol	Chain	Res	Type	Atoms	Z	Observed(°)	Ideal(°)
38	A1	1407	A	P-O3'-C3'	20.78	144.63	119.70
38	A1	2891	A	P-O3'-C3'	20.78	144.63	119.70
11	B2	1069	G	N1-C6-O6	20.73	132.34	119.90
11	B2	19	G	C5-C6-O6	-20.69	116.19	128.60
38	A1	2995	A	N1-C6-N6	20.66	131.00	118.60
11	B2	924	U	P-O3'-C3'	20.64	144.46	119.70
38	A1	848	A	N1-C6-N6	20.63	130.98	118.60
38	A1	2078	A	N1-C6-N6	20.62	130.97	118.60
11	B2	291	G	C5-C6-O6	-20.59	116.25	128.60
38	A1	858	G	C5-C6-O6	-20.58	116.25	128.60
38	A1	1658	A	N1-C6-N6	20.55	130.93	118.60
38	A1	2383	A	N1-C6-N6	20.53	130.92	118.60
38	A1	171	A	N1-C6-N6	20.52	130.91	118.60
38	A1	1754	A	N1-C6-N6	20.52	130.91	118.60
38	A1	337	G	N1-C6-O6	20.48	132.19	119.90
38	A1	42	G	N1-C6-O6	20.45	132.17	119.90
11	B2	468	G	N1-C6-O6	20.45	132.17	119.90
38	A1	455	G	N1-C6-O6	20.44	132.16	119.90
38	A1	1605	A	N1-C6-N6	20.44	130.86	118.60
38	A1	2425	A	N1-C6-N6	20.39	130.83	118.60
38	A1	437	G	N1-C6-O6	20.38	132.13	119.90
38	A1	1870	G	N1-C6-O6	20.37	132.12	119.90
38	A1	430	A	N1-C6-N6	20.35	130.81	118.60
11	B2	194	C	P-O3'-C3'	20.34	144.10	119.70
11	B2	1050	G	N1-C6-O6	20.33	132.10	119.90
11	B2	710	G	N1-C6-O6	20.31	132.09	119.90
11	B2	399	A	N1-C6-N6	20.30	130.78	118.60
38	A1	2160	C	N3-C4-C5	-20.28	113.79	121.90
39	A3	98	G	N1-C6-O6	20.22	132.03	119.90
38	A1	1198	G	N1-C6-O6	20.06	131.94	119.90
11	B2	786	G	N1-C6-O6	20.04	131.93	119.90
11	B2	710	G	C5-C6-O6	-20.03	116.58	128.60
38	A1	1678	A	N1-C6-N6	19.97	130.58	118.60
11	B2	202	G	C5-C6-O6	-19.92	116.65	128.60
11	B2	578	G	N1-C6-O6	19.91	131.84	119.90
38	A1	250	G	N1-C6-O6	19.91	131.84	119.90
38	A1	2347	G	C5-C6-O6	-19.91	116.65	128.60
11	B2	1189	G	C5-C6-O6	-19.90	116.66	128.60
38	A1	1351	G	N1-C6-O6	19.89	131.83	119.90
38	A1	3011	G	C5-C6-O6	-19.89	116.67	128.60
11	B2	379	A	N1-C6-N6	19.88	130.53	118.60
11	B2	1261	U	P-O3'-C3'	19.82	143.49	119.70

Continued on next page...

Continued from previous page...

Mol	Chain	Res	Type	Atoms	Z	Observed(°)	Ideal(°)
11	B2	530	G	C5-C6-O6	-19.82	116.71	128.60
38	A1	1005	G	N1-C6-O6	19.81	131.79	119.90
11	B2	960	A	N1-C6-N6	19.81	130.49	118.60
38	A1	88	G	N1-C6-O6	19.80	131.78	119.90
11	B2	949	G	C5-C6-O6	-19.78	116.73	128.60
39	A3	25	A	N1-C6-N6	19.77	130.46	118.60
11	B2	698	A	N1-C6-N6	19.76	130.46	118.60
11	B2	945	G	N1-C6-O6	19.75	131.75	119.90
38	A1	1582	G	N1-C6-O6	19.71	131.72	119.90
38	A1	15	A	N1-C6-N6	19.70	130.42	118.60
38	A1	520	G	N1-C6-O6	19.70	131.72	119.90
38	A1	869	A	N1-C6-N6	19.70	130.42	118.60
38	A1	1262	C	C6-N1-C2	-19.65	112.44	120.30
38	A1	586	A	N1-C6-N6	19.65	130.39	118.60
38	A1	605	A	N1-C6-N6	19.65	130.39	118.60
38	A1	858	G	N1-C6-O6	19.65	131.69	119.90
38	A1	1766	A	N1-C6-N6	19.64	130.38	118.60
11	B2	1307	G	N1-C6-O6	19.61	131.66	119.90
38	A1	2056	A	N1-C6-N6	19.59	130.35	118.60
11	B2	413	G	N1-C6-O6	19.57	131.64	119.90
38	A1	2795	G	N1-C6-O6	19.57	131.64	119.90
38	A1	2703	G	N1-C6-O6	19.56	131.63	119.90
38	A1	186	A	N1-C6-N6	19.53	130.32	118.60
38	A1	1351	G	C5-C6-O6	-19.53	116.88	128.60
11	B2	1462	A	N1-C6-N6	19.51	130.31	118.60
38	A1	122	G	N1-C6-O6	19.51	131.61	119.90
11	B2	176	U	P-O3'-C3'	19.51	143.11	119.70
38	A1	88	G	C5-C6-O6	-19.51	116.89	128.60
39	A3	48	A	P-O3'-C3'	19.50	143.10	119.70
11	B2	617	A	N1-C6-N6	19.49	130.29	118.60
38	A1	1418	A	N1-C6-N6	19.47	130.28	118.60
11	B2	1292	A	C5-C6-N1	-19.46	107.97	117.70
11	B2	997	G	C8-N9-C4	-19.45	98.62	106.40
39	A3	19	G	C5-C6-O6	-19.45	116.93	128.60
38	A1	447	G	N1-C6-O6	19.45	131.57	119.90
38	A1	1974	G	C5-C6-O6	-19.44	116.93	128.60
38	A1	379	U	P-O3'-C3'	19.43	143.02	119.70
38	A1	1184	U	O4'-C1'-N1	19.41	123.72	108.20
39	A3	50	G	N1-C6-O6	19.40	131.54	119.90
38	A1	827	G	N1-C6-O6	19.40	131.54	119.90
38	A1	1714	G	N1-C6-O6	19.40	131.54	119.90
38	A1	2398	C	N3-C4-C5	-19.38	114.15	121.90

Continued on next page...

Continued from previous page...

Mol	Chain	Res	Type	Atoms	Z	Observed(°)	Ideal(°)
11	B2	542	G	N1-C6-O6	19.37	131.52	119.90
11	B2	591	G	N1-C6-O6	19.34	131.50	119.90
11	B2	810	G	N1-C6-O6	19.33	131.50	119.90
38	A1	1898	A	N1-C6-N6	19.32	130.19	118.60
38	A1	851	G	N1-C6-O6	19.31	131.49	119.90
11	B2	1239	A	N1-C6-N6	19.31	130.19	118.60
38	A1	1180	G	P-O3'-C3'	19.28	142.84	119.70
39	A3	113	C	C6-N1-C2	-19.28	112.59	120.30
38	A1	2005	A	N1-C6-N6	19.24	130.15	118.60
11	B2	1473	A	N1-C6-N6	19.24	130.14	118.60
38	A1	2472	A	N1-C6-N6	19.23	130.13	118.60
38	A1	455	G	C5-C6-O6	-19.22	117.07	128.60
38	A1	2950	G	N1-C6-O6	19.20	131.42	119.90
38	A1	2600	C	N3-C4-C5	-19.20	114.22	121.90
38	A1	638	A	N1-C6-N6	19.18	130.11	118.60
38	A1	1516	C	N3-C4-C5	-19.18	114.23	121.90
38	A1	1476	C	C6-N1-C2	-19.17	112.63	120.30
11	B2	349	A	N1-C6-N6	19.14	130.08	118.60
38	A1	851	G	C5-C6-O6	-19.14	117.12	128.60
38	A1	2802	G	N1-C6-O6	19.12	131.37	119.90
11	B2	356	G	N1-C6-O6	19.12	131.37	119.90
10	B1	74	A	N1-C6-N6	19.11	130.07	118.60
11	B2	591	G	C5-C6-O6	-19.11	117.13	128.60
38	A1	1918	U	P-O3'-C3'	19.08	142.59	119.70
11	B2	1050	G	C5-C6-O6	-19.06	117.17	128.60
38	A1	1154	A	N1-C6-N6	19.05	130.03	118.60
38	A1	1020	G	N1-C6-O6	19.05	131.33	119.90
38	A1	2759	A	N1-C6-N6	19.00	130.00	118.60
11	B2	1032	A	N1-C6-N6	18.99	129.99	118.60
11	B2	300	G	N1-C6-O6	18.98	131.29	119.90
11	B2	166	A	N1-C6-N6	18.98	129.99	118.60
38	A1	2493	A	N1-C6-N6	18.97	129.98	118.60
11	B2	730	G	N1-C6-O6	18.97	131.28	119.90
11	B2	978	G	N1-C6-O6	18.97	131.28	119.90
38	A1	405	G	N1-C6-O6	18.97	131.28	119.90
11	B2	497	C	C5-C6-N1	18.95	130.48	121.00
38	A1	2032	G	N1-C6-O6	18.95	131.27	119.90
38	A1	1495	A	N1-C6-N6	18.94	129.96	118.60
38	A1	2554	A	N1-C6-N6	18.93	129.96	118.60
38	A1	2459	G	N1-C6-O6	18.92	131.25	119.90
11	B2	1299	A	N1-C6-N6	18.90	129.94	118.60
38	A1	1465	A	N1-C6-N6	18.89	129.94	118.60

Continued on next page...

Continued from previous page...

Mol	Chain	Res	Type	Atoms	Z	Observed(°)	Ideal(°)
38	A1	12	C	P-O3'-C3'	18.88	142.35	119.70
38	A1	9	A	N1-C6-N6	18.88	129.93	118.60
11	B2	1453	U	P-O3'-C3'	18.87	142.35	119.70
11	B2	804	U	P-O3'-C3'	18.86	142.33	119.70
38	A1	452	A	N1-C6-N6	18.85	129.91	118.60
38	A1	2778	A	N1-C6-N6	18.85	129.91	118.60
38	A1	2365	G	N1-C6-O6	18.84	131.20	119.90
38	A1	1974	G	N1-C6-O6	18.76	131.16	119.90
11	B2	1245	C	P-O3'-C3'	18.74	142.19	119.70
41	AA	120	TYR	CB-CG-CD1	-18.70	109.78	121.00
38	A1	3004	C	P-O3'-C3'	18.70	142.14	119.70
11	B2	952	A	N1-C6-N6	18.70	129.82	118.60
38	A1	319	A	N1-C6-N6	18.69	129.81	118.60
11	B2	868	C	C6-N1-C2	-18.68	112.83	120.30
11	B2	752	G	N1-C6-O6	18.68	131.10	119.90
11	B2	1439	G	C5-C6-O6	-18.66	117.40	128.60
11	B2	1368	A	N1-C6-N6	18.66	129.79	118.60
11	B2	85	A	N1-C6-N6	18.65	129.79	118.60
28	BP	9	ARG	NE-CZ-NH2	-18.65	110.97	120.30
11	B2	975	A	P-O3'-C3'	18.64	142.07	119.70
38	A1	2063	U	C6-N1-C2	-18.63	109.82	121.00
38	A1	2832	G	N1-C6-O6	18.62	131.07	119.90
38	A1	1112	G	N1-C6-O6	18.61	131.07	119.90
11	B2	921	G	N1-C6-O6	18.60	131.06	119.90
38	A1	2548	A	N1-C6-N6	18.60	129.76	118.60
11	B2	1382	G	N1-C6-O6	18.59	131.06	119.90
38	A1	394	A	N1-C6-N6	18.58	129.75	118.60
38	A1	2015	G	N1-C6-O6	18.57	131.04	119.90
11	B2	687	G	N1-C6-O6	18.57	131.04	119.90
38	A1	1582	G	C5-C6-O6	-18.55	117.47	128.60
38	A1	483	C	N3-C4-C5	-18.53	114.49	121.90
38	A1	166	G	N1-C6-O6	18.52	131.01	119.90
38	A1	1752	C	P-O3'-C3'	18.52	141.92	119.70
39	A3	74	U	P-O3'-C3'	18.51	141.91	119.70
38	A1	1816	C	N3-C4-C5	-18.51	114.50	121.90
38	A1	981	A	N1-C6-N6	18.47	129.68	118.60
38	A1	837	G	N1-C6-O6	18.47	130.98	119.90
38	A1	1942	G	C5-C6-O6	-18.46	117.53	128.60
62	AO	21	TYR	CB-CG-CD2	18.43	132.06	121.00
39	A3	40	G	P-O3'-C3'	18.43	141.81	119.70
38	A1	860	A	N1-C6-N6	18.40	129.64	118.60
38	A1	2547	A	N1-C6-N6	18.38	129.63	118.60

Continued on next page...

Continued from previous page...

Mol	Chain	Res	Type	Atoms	Z	Observed(°)	Ideal(°)
38	A1	173	G	C5-C6-O6	-18.37	117.58	128.60
38	A1	256	G	N1-C6-O6	18.37	130.92	119.90
11	B2	1244	C	N3-C4-N4	18.37	130.86	118.00
38	A1	2382	A	N1-C6-N6	18.36	129.62	118.60
11	B2	997	G	N1-C6-O6	18.35	130.91	119.90
11	B2	1057	A	N1-C6-N6	18.35	129.61	118.60
38	A1	1931	G	C5-C6-O6	-18.34	117.60	128.60
38	A1	2562	G	P-O3'-C3'	18.32	141.68	119.70
11	B2	356	G	C5-C6-O6	-18.32	117.61	128.60
11	B2	722	G	N1-C6-O6	18.32	130.89	119.90
38	A1	567	G	N1-C6-O6	18.32	130.89	119.90
38	A1	1634	A	N1-C6-N6	18.31	129.59	118.60
10	B1	51	G	C5-C6-O6	-18.30	117.62	128.60
38	A1	1429	A	N1-C6-N6	18.30	129.58	118.60
11	B2	810	G	C5-C6-O6	-18.29	117.63	128.60
38	A1	2437	G	N1-C6-O6	18.29	130.87	119.90
38	A1	347	G	N1-C6-O6	18.28	130.87	119.90
38	A1	1989	G	N1-C6-O6	18.27	130.87	119.90
38	A1	2785	G	N1-C6-O6	18.27	130.86	119.90
11	B2	181	G	N1-C6-O6	18.25	130.85	119.90
38	A1	1017	A	N1-C6-N6	18.22	129.53	118.60
11	B2	103	A	N1-C6-N6	18.22	129.53	118.60
8	AW	53	ARG	NE-CZ-NH2	18.22	129.41	120.30
11	B2	1140	A	N1-C6-N6	18.22	129.53	118.60
38	A1	1267	A	N1-C6-N6	18.21	129.53	118.60
11	B2	728	G	N1-C6-O6	18.19	130.81	119.90
38	A1	1848	A	N1-C6-N6	18.18	129.51	118.60
38	A1	147	C	C6-N1-C2	-18.18	113.03	120.30
38	A1	511	A	N1-C6-N6	18.16	129.50	118.60
38	A1	927	G	C5-C6-O6	-18.15	117.71	128.60
38	A1	343	C	N3-C4-C5	-18.15	114.64	121.90
38	A1	3023	G	N1-C6-O6	18.11	130.77	119.90
39	A3	30	G	N1-C6-O6	18.11	130.77	119.90
38	A1	2545	A	P-O3'-C3'	18.07	141.38	119.70
38	A1	1716	G	N1-C6-O6	18.06	130.74	119.90
38	A1	1989	G	C5-C6-O6	-18.05	117.77	128.60
38	A1	2336	G	N1-C2-N3	-18.04	113.07	123.90
38	A1	2329	A	N1-C6-N6	18.04	129.42	118.60
38	A1	510	A	N1-C6-N6	18.02	129.41	118.60
38	A1	2782	A	N1-C6-N6	18.02	129.41	118.60
38	A1	2498	G	N1-C6-O6	18.02	130.71	119.90
38	A1	2795	G	C5-C6-O6	-18.01	117.79	128.60

Continued on next page...

Continued from previous page...

Mol	Chain	Res	Type	Atoms	Z	Observed(°)	Ideal(°)
11	B2	1026	A	N1-C6-N6	18.01	129.41	118.60
11	B2	1127	A	N1-C6-N6	18.01	129.41	118.60
38	A1	519	A	N1-C6-N6	18.01	129.41	118.60
38	A1	708	A	N1-C6-N6	18.01	129.40	118.60
38	A1	839	A	N1-C6-N6	18.00	129.40	118.60
11	B2	1307	G	C5-C6-O6	-18.00	117.80	128.60
38	A1	173	G	N1-C6-O6	17.98	130.69	119.90
38	A1	918	A	N1-C6-N6	17.98	129.39	118.60
38	A1	2250	G	N1-C6-O6	17.97	130.68	119.90
11	B2	32	A	N1-C6-N6	17.95	129.37	118.60
38	A1	579	C	P-O3'-C3'	17.92	141.21	119.70
38	A1	2182	A	N1-C6-N6	17.92	129.35	118.60
38	A1	1912	A	N1-C6-N6	17.91	129.34	118.60
38	A1	1942	G	N1-C6-O6	17.90	130.64	119.90
11	B2	63	G	P-O3'-C3'	17.90	141.18	119.70
38	A1	1870	G	C5-C6-O6	-17.88	117.87	128.60
38	A1	1288	C	N3-C4-C5	-17.86	114.75	121.90
38	A1	927	G	N1-C6-O6	17.86	130.62	119.90
38	A1	1020	G	C5-C6-O6	-17.82	117.91	128.60
38	A1	2784	A	N1-C6-N6	17.81	129.28	118.60
11	B2	1463	A	N1-C6-N6	17.80	129.28	118.60
38	A1	349	A	N1-C6-N6	17.80	129.28	118.60
11	B2	242	A	N1-C6-N6	17.80	129.28	118.60
11	B2	296	A	N1-C6-N6	17.78	129.27	118.60
39	A3	21	C	P-O3'-C3'	17.77	141.02	119.70
11	B2	416	A	N1-C6-N6	17.73	129.24	118.60
11	B2	311	A	N1-C6-N6	17.72	129.23	118.60
38	A1	1975	C	C6-N1-C2	-17.72	113.21	120.30
38	A1	2096	G	N1-C6-O6	17.71	130.53	119.90
38	A1	2106	G	C5-C6-O6	-17.71	117.97	128.60
39	A3	40	G	C5-C6-O6	-17.71	117.97	128.60
11	B2	428	G	C5-C6-O6	-17.70	117.98	128.60
38	A1	2010	G	N1-C6-O6	17.70	130.52	119.90
11	B2	271	G	N1-C6-O6	17.70	130.52	119.90
39	A3	65	G	N1-C6-O6	17.69	130.51	119.90
38	A1	2394	G	C5-C6-O6	-17.69	117.98	128.60
38	A1	2476	A	C4-C5-C6	17.68	125.84	117.00
38	A1	1283	G	N1-C6-O6	17.68	130.51	119.90
38	A1	772	G	C5-C6-O6	-17.67	118.00	128.60
11	B2	845	G	N1-C6-O6	17.66	130.50	119.90
38	A1	2334	G	N1-C6-O6	17.66	130.50	119.90
38	A1	1627	G	N1-C6-O6	17.65	130.49	119.90

Continued on next page...

Continued from previous page...

Mol	Chain	Res	Type	Atoms	Z	Observed(°)	Ideal(°)
38	A1	1643	A	P-O3'-C3'	17.64	140.87	119.70
38	A1	899	A	N1-C6-N6	17.64	129.18	118.60
11	B2	1459	G	N1-C6-O6	17.62	130.47	119.90
39	A3	30	G	C5-C6-O6	-17.62	118.03	128.60
38	A1	2537	G	N1-C6-O6	17.62	130.47	119.90
38	A1	206	A	N1-C6-N6	17.61	129.17	118.60
39	A3	98	G	C5-C6-O6	-17.61	118.03	128.60
38	A1	1759	A	N1-C6-N6	17.60	129.16	118.60
11	B2	65	G	N1-C6-O6	17.57	130.44	119.90
11	B2	1117	A	N1-C6-N6	17.57	129.15	118.60
38	A1	2686	A	N1-C6-N6	17.57	129.14	118.60
39	A3	40	G	N1-C6-O6	17.57	130.44	119.90
11	B2	370	A	N1-C6-N6	17.57	129.14	118.60
38	A1	1080	G	N1-C6-O6	17.56	130.44	119.90
11	B2	730	G	C5-C6-O6	-17.53	118.08	128.60
1	A7	52	TYR	CB-CG-CD2	-17.53	110.48	121.00
11	B2	685	G	N1-C6-O6	17.52	130.41	119.90
11	B2	723	G	C5-C6-O6	-17.52	118.08	128.60
11	B2	63	G	N1-C6-O6	17.52	130.41	119.90
11	B2	1379	G	N1-C6-O6	17.52	130.41	119.90
11	B2	945	G	C5-C6-O6	-17.51	118.09	128.60
11	B2	1	A	N1-C6-N6	17.51	129.10	118.60
39	A3	63	G	C5-C6-O6	-17.51	118.09	128.60
38	A1	772	G	N1-C6-O6	17.50	130.40	119.90
11	B2	1196	A	N1-C6-N6	17.49	129.09	118.60
38	A1	1395	G	N1-C6-O6	17.48	130.39	119.90
38	A1	266	A	N1-C6-N6	17.47	129.09	118.60
11	B2	1373	A	N1-C6-N6	17.46	129.08	118.60
10	B1	20	G	N1-C6-O6	17.45	130.37	119.90
10	B1	3	G	C5-C6-O6	-17.44	118.14	128.60
39	A3	63	G	N1-C6-O6	17.43	130.36	119.90
10	B1	35	G	N1-C6-O6	17.43	130.36	119.90
38	A1	2568	A	N1-C6-N6	17.42	129.05	118.60
11	B2	641	A	P-O3'-C3'	17.42	140.60	119.70
38	A1	319	A	C4-C5-C6	17.42	125.71	117.00
11	B2	99	C	P-O3'-C3'	17.39	140.57	119.70
38	A1	1272	A	N1-C6-N6	17.39	129.03	118.60
39	A3	54	A	N1-C6-N6	17.38	129.03	118.60
38	A1	2394	G	N1-C6-O6	17.38	130.33	119.90
10	B1	2	G	C5-C6-O6	-17.38	118.17	128.60
38	A1	684	G	N1-C6-O6	17.37	130.32	119.90
38	A1	567	G	C5-C6-O6	-17.36	118.18	128.60

Continued on next page...

Continued from previous page...

Mol	Chain	Res	Type	Atoms	Z	Observed(°)	Ideal(°)
38	A1	2703	G	C5-C6-O6	-17.36	118.18	128.60
11	B2	603	G	N1-C6-O6	17.35	130.31	119.90
38	A1	2043	A	N1-C6-N6	17.35	129.01	118.60
11	B2	37	G	N1-C6-O6	17.34	130.30	119.90
38	A1	1561	G	P-O3'-C3'	17.33	140.50	119.70
11	B2	949	G	N1-C6-O6	17.33	130.30	119.90
38	A1	1904	G	C5-C6-O6	-17.33	118.20	128.60
38	A1	1306	A	N1-C6-N6	17.31	128.99	118.60
39	A3	85	C	N3-C4-C5	-17.31	114.98	121.90
38	A1	744	G	N1-C2-N3	-17.30	113.52	123.90
38	A1	905	G	C5-C6-O6	-17.30	118.22	128.60
38	A1	2437	G	C5-C6-O6	-17.30	118.22	128.60
38	A1	1952	G	C5-C6-O6	-17.29	118.22	128.60
38	A1	2861	A	N1-C6-N6	17.29	128.97	118.60
11	B2	26	A	N1-C6-N6	17.29	128.97	118.60
38	A1	520	G	C5-C6-O6	-17.29	118.23	128.60
11	B2	931	C	N3-C4-C5	-17.28	114.99	121.90
38	A1	2015	G	C5-C6-O6	-17.27	118.24	128.60
11	B2	309	A	C5-C6-N6	-17.26	109.89	123.70
38	A1	2223	G	C5-C6-O6	-17.26	118.24	128.60
11	B2	698	A	C8-N9-C4	-17.25	98.90	105.80
38	A1	2223	G	N1-C6-O6	17.25	130.25	119.90
11	B2	1176	C	N3-C4-N4	17.24	130.07	118.00
38	A1	1118	A	N1-C6-N6	17.24	128.94	118.60
38	A1	577	C	O4'-C1'-N1	17.23	121.99	108.20
11	B2	387	G	N1-C6-O6	17.21	130.23	119.90
38	A1	2406	C	N3-C4-C5	-17.21	115.02	121.90
38	A1	1378	G	C5-C6-O6	-17.20	118.28	128.60
38	A1	3003	A	N1-C6-N6	17.20	128.92	118.60
38	A1	231	G	N1-C6-O6	17.19	130.22	119.90
11	B2	262	G	P-O3'-C3'	17.18	140.31	119.70
38	A1	3038	A	N1-C6-N6	17.18	128.91	118.60
11	B2	1172	A	N1-C6-N6	17.17	128.90	118.60
38	A1	1084	G	P-O3'-C3'	17.17	140.30	119.70
38	A1	2500	G	N1-C6-O6	17.17	130.20	119.90
38	A1	2622	C	N3-C4-C5	-17.17	115.03	121.90
11	B2	183	A	N1-C6-N6	17.15	128.89	118.60
38	A1	2459	G	C5-C6-O6	-17.15	118.31	128.60
11	B2	1483	U	P-O3'-C3'	17.14	140.26	119.70
38	A1	702	G	N1-C6-O6	17.11	130.16	119.90
38	A1	664	A	N1-C6-N6	17.10	128.86	118.60
11	B2	1213	G	N1-C6-O6	17.08	130.15	119.90

Continued on next page...

Continued from previous page...

Mol	Chain	Res	Type	Atoms	Z	Observed(°)	Ideal(°)
11	B2	259	A	N1-C6-N6	17.07	128.84	118.60
11	B2	649	A	N1-C6-N6	17.07	128.84	118.60
38	A1	1991	G	N1-C6-O6	17.07	130.14	119.90
38	A1	2032	G	C5-C6-O6	-17.06	118.36	128.60
38	A1	1824	G	C5-C6-O6	-17.06	118.36	128.60
38	A1	42	G	C5-C6-O6	-17.05	118.37	128.60
38	A1	2211	C	N3-C4-C5	-17.05	115.08	121.90
38	A1	2203	G	N1-C6-O6	17.03	130.12	119.90
11	B2	382	G	C5-C6-O6	-17.03	118.38	128.60
11	B2	269	A	N1-C6-N6	17.03	128.82	118.60
11	B2	1000	G	C5-C6-O6	-17.02	118.39	128.60
11	B2	352	A	N1-C6-N6	17.01	128.81	118.60
39	A3	2	G	N1-C6-O6	17.01	130.11	119.90
11	B2	872	A	N1-C6-N6	17.01	128.81	118.60
39	A3	17	G	C5-C6-O6	-17.01	118.39	128.60
38	A1	2258	A	C5-C6-N6	-17.01	110.09	123.70
38	A1	2440	C	N3-C4-C5	-17.00	115.10	121.90
11	B2	578	G	C5-C6-O6	-17.00	118.40	128.60
11	B2	643	G	N1-C6-O6	16.99	130.10	119.90
38	A1	1053	A	N1-C6-N6	16.99	128.79	118.60
11	B2	1002	G	N1-C6-O6	16.93	130.06	119.90
10	B1	2	G	N1-C6-O6	16.91	130.05	119.90
38	A1	2301	C	P-O3'-C3'	16.90	139.99	119.70
11	B2	435	A	N1-C6-N6	16.90	128.74	118.60
11	B2	119	A	C5-N7-C8	16.89	112.34	103.90
38	A1	1651	A	N1-C6-N6	16.88	128.73	118.60
38	A1	2853	A	N1-C6-N6	16.86	128.72	118.60
38	A1	74	A	N1-C6-N6	16.86	128.72	118.60
38	A1	771	G	N1-C6-O6	16.85	130.01	119.90
11	B2	1262	U	O4'-C1'-N1	16.85	121.68	108.20
38	A1	2864	G	N1-C6-O6	16.80	129.98	119.90
38	A1	1751	G	N1-C6-O6	16.80	129.98	119.90
11	B2	1131	G	N1-C6-O6	16.80	129.98	119.90
11	B2	163	C	O4'-C1'-N1	16.79	121.63	108.20
11	B2	37	G	C5-C6-O6	-16.77	118.54	128.60
38	A1	2285	G	N1-C6-O6	16.77	129.96	119.90
11	B2	1345	G	N1-C6-O6	16.76	129.96	119.90
11	B2	529	C	N3-C4-C5	-16.76	115.20	121.90
10	B1	25	G	N1-C6-O6	16.74	129.94	119.90
11	B2	728	G	C5-C6-O6	-16.74	118.55	128.60
11	B2	762	G	C5-C6-O6	-16.74	118.56	128.60
38	A1	1411	G	N1-C6-O6	16.74	129.94	119.90

Continued on next page...

Continued from previous page...

Mol	Chain	Res	Type	Atoms	Z	Observed(°)	Ideal(°)
38	A1	31	G	N1-C6-O6	16.71	129.93	119.90
38	A1	1198	G	C5-C6-O6	-16.70	118.58	128.60
38	A1	1697	G	N1-C6-O6	16.70	129.92	119.90
38	A1	2194	A	N1-C6-N6	16.69	128.62	118.60
39	A3	75	G	N1-C6-O6	16.69	129.92	119.90
38	A1	1228	G	N3-C2-N2	16.69	131.58	119.90
38	A1	2465	A	N1-C6-N6	16.69	128.61	118.60
11	B2	1161	A	N1-C6-N6	16.68	128.61	118.60
11	B2	713	A	N1-C6-N6	16.68	128.60	118.60
38	A1	1643	A	C4-C5-C6	16.67	125.34	117.00
38	A1	1055	C	C2-N3-C4	16.65	128.23	119.90
38	A1	2020	G	N1-C6-O6	16.65	129.89	119.90
38	A1	2966	C	N3-C4-N4	16.65	129.66	118.00
11	B2	910	G	C5-C6-O6	-16.64	118.62	128.60
38	A1	522	A	N1-C6-N6	16.62	128.57	118.60
38	A1	1071	A	N1-C6-N6	16.61	128.57	118.60
38	A1	1333	G	C5-C6-O6	-16.61	118.63	128.60
10	B1	42	C	N3-C4-C5	-16.59	115.26	121.90
38	A1	2863	A	N1-C6-N6	16.58	128.55	118.60
38	A1	2987	U	P-O3'-C3'	16.58	139.60	119.70
11	B2	561	A	N1-C6-N6	16.57	128.54	118.60
38	A1	306	G	N1-C6-O6	16.57	129.84	119.90
38	A1	1601	G	N1-C6-O6	16.55	129.83	119.90
11	B2	1430	G	N1-C6-O6	16.54	129.83	119.90
11	B2	1412	A	N1-C6-N6	16.53	128.52	118.60
11	B2	1354	A	N1-C6-N6	16.51	128.50	118.60
11	B2	462	A	P-O3'-C3'	16.50	139.50	119.70
38	A1	369	G	N1-C6-O6	16.47	129.78	119.90
11	B2	271	G	C5-C6-O6	-16.46	118.72	128.60
38	A1	1486	G	N1-C6-O6	16.46	129.78	119.90
38	A1	2363	G	P-O3'-C3'	16.46	139.46	119.70
11	B2	717	C	N3-C4-N4	16.46	129.52	118.00
38	A1	1125	A	N1-C6-N6	16.46	128.48	118.60
11	B2	486	A	P-O3'-C3'	16.43	139.42	119.70
38	A1	2551	G	N1-C6-O6	16.43	129.76	119.90
38	A1	2664	G	C5-C6-O6	-16.42	118.75	128.60
38	A1	530	A	N1-C6-N6	16.42	128.45	118.60
38	A1	2292	A	N1-C6-N6	16.41	128.45	118.60
39	A3	124	A	N1-C6-N6	16.41	128.44	118.60
38	A1	2420	C	N3-C4-C5	-16.41	115.34	121.90
38	A1	2232	U	O4'-C1'-N1	16.40	121.32	108.20
11	B2	727	G	C5-C6-O6	-16.40	118.76	128.60

Continued on next page...

Continued from previous page...

Mol	Chain	Res	Type	Atoms	Z	Observed(°)	Ideal(°)
38	A1	1464	A	N1-C6-N6	16.39	128.43	118.60
38	A1	2900	C	N3-C4-C5	-16.39	115.34	121.90
38	A1	2332	G	N1-C6-O6	16.37	129.72	119.90
38	A1	1906	G	O4'-C1'-N9	16.37	121.30	108.20
10	B1	77	A	N1-C6-N6	16.37	128.42	118.60
38	A1	1557	G	C5-C6-O6	-16.37	118.78	128.60
38	A1	2331	A	N1-C6-N6	16.37	128.42	118.60
38	A1	1956	G	C5-C6-O6	-16.37	118.78	128.60
38	A1	1228	G	N1-C6-O6	16.36	129.72	119.90
38	A1	2821	G	N1-C6-O6	16.36	129.72	119.90
11	B2	1014	C	N3-C4-C5	-16.35	115.36	121.90
11	B2	126	G	P-O3'-C3'	16.35	139.32	119.70
38	A1	2239	C	N3-C4-C5	-16.35	115.36	121.90
11	B2	1015	C	N3-C4-C5	-16.33	115.37	121.90
38	A1	1701	C	C6-N1-C2	-16.33	113.77	120.30
38	A1	825	C	N3-C4-C5	-16.32	115.37	121.90
11	B2	1459	G	C5-C6-O6	-16.31	118.81	128.60
38	A1	1059	C	N3-C4-N4	16.30	129.41	118.00
38	A1	1790	G	N1-C6-O6	16.28	129.67	119.90
38	A1	579	C	N3-C4-C5	-16.28	115.39	121.90
38	A1	1792	A	N1-C6-N6	16.28	128.37	118.60
38	A1	2455	G	C5-C6-O6	-16.27	118.84	128.60
38	A1	48	G	N1-C6-O6	16.27	129.66	119.90
38	A1	1693	G	N1-C6-O6	16.26	129.66	119.90
11	B2	428	G	N1-C6-O6	16.26	129.66	119.90
41	AA	120	TYR	CB-CG-CD2	16.25	130.75	121.00
11	B2	1293	A	N1-C6-N6	16.25	128.35	118.60
11	B2	1439	G	O4'-C1'-N9	16.25	121.20	108.20
38	A1	2839	A	N1-C6-N6	16.24	128.35	118.60
11	B2	451	A	C5-C6-N6	-16.23	110.71	123.70
38	A1	2116	G	N1-C6-O6	16.22	129.63	119.90
38	A1	2315	G	N1-C6-O6	16.20	129.62	119.90
38	A1	2566	A	N1-C6-N6	16.18	128.31	118.60
38	A1	302	U	P-O3'-C3'	16.18	139.11	119.70
38	A1	2190	A	N1-C6-N6	16.17	128.30	118.60
38	A1	1283	G	C5-C6-O6	-16.16	118.90	128.60
11	B2	1189	G	N1-C6-O6	16.16	129.60	119.90
38	A1	123	A	N1-C6-N6	16.15	128.29	118.60
38	A1	256	G	C5-C6-O6	-16.15	118.91	128.60
38	A1	317	A	N1-C6-N6	16.13	128.28	118.60
11	B2	389	G	N1-C6-O6	16.13	129.58	119.90
11	B2	239	A	P-O3'-C3'	16.13	139.06	119.70

Continued on next page...

Continued from previous page...

Mol	Chain	Res	Type	Atoms	Z	Observed(°)	Ideal(°)
11	B2	378	A	N1-C6-N6	16.12	128.27	118.60
38	A1	2480	G	N1-C6-O6	16.12	129.57	119.90
38	A1	271	G	N1-C6-O6	16.11	129.57	119.90
11	B2	130	G	N1-C6-O6	16.11	129.57	119.90
38	A1	2398	C	C2-N3-C4	16.11	127.95	119.90
38	A1	2281	A	N1-C6-N6	16.10	128.26	118.60
38	A1	2898	G	N1-C6-O6	16.10	129.56	119.90
39	A3	17	G	N1-C6-O6	16.10	129.56	119.90
11	B2	19	G	N1-C6-O6	16.09	129.56	119.90
38	A1	2036	A	N1-C6-N6	16.09	128.25	118.60
38	A1	2111	C	C6-N1-C2	-16.09	113.86	120.30
38	A1	2299	G	N1-C6-O6	16.07	129.54	119.90
11	B2	1231	G	N1-C6-O6	16.07	129.54	119.90
11	B2	921	G	C5-C6-O6	-16.05	118.97	128.60
38	A1	1818	G	C6-C5-N7	-16.03	120.78	130.40
11	B2	202	G	N1-C6-O6	16.03	129.52	119.90
11	B2	389	G	C5-C6-O6	-16.03	118.98	128.60
38	A1	1407	A	N1-C6-N6	16.02	128.21	118.60
38	A1	2539	G	N1-C6-O6	16.02	129.51	119.90
38	A1	1246	G	N1-C6-O6	16.01	129.51	119.90
38	A1	2250	G	C5-C6-O6	-16.00	119.00	128.60
38	A1	2861	A	C5-C6-N1	-16.00	109.70	117.70
38	A1	1625	A	C4-C5-C6	16.00	125.00	117.00
11	B2	270	A	N1-C6-N6	15.99	128.19	118.60
11	B2	1053	A	P-O3'-C3'	15.99	138.89	119.70
11	B2	1207	G	N1-C6-O6	15.99	129.49	119.90
38	A1	1646	G	N1-C6-O6	15.99	129.49	119.90
11	B2	300	G	C5-C6-O6	-15.98	119.01	128.60
11	B2	340	A	N1-C6-N6	15.98	128.19	118.60
38	A1	1260	C	N3-C4-N4	15.98	129.19	118.00
11	B2	885	G	C5-C6-O6	-15.98	119.01	128.60
11	B2	344	G	C5-C6-O6	-15.98	119.01	128.60
11	B2	1143	G	N1-C6-O6	15.98	129.49	119.90
11	B2	1104	G	C5-C6-O6	-15.97	119.02	128.60
38	A1	786	G	N1-C6-O6	15.97	129.48	119.90
11	B2	461	A	N1-C6-N6	15.96	128.18	118.60
11	B2	722	G	C5-C6-O6	-15.96	119.02	128.60
11	B2	846	G	C5-C6-O6	-15.95	119.03	128.60
11	B2	1475	C	N3-C4-C5	-15.95	115.52	121.90
11	B2	301	G	N1-C6-O6	15.94	129.47	119.90
38	A1	1778	G	N1-C6-O6	15.94	129.46	119.90
11	B2	1436	U	P-O3'-C3'	15.93	138.82	119.70

Continued on next page...

Continued from previous page...

Mol	Chain	Res	Type	Atoms	Z	Observed(°)	Ideal(°)
38	A1	2873	G	N1-C6-O6	15.93	129.46	119.90
9	AX	156	TYR	CB-CG-CD2	-15.92	111.45	121.00
11	B2	978	G	C5-C6-O6	-15.91	119.05	128.60
38	A1	1015	G	C5-C6-O6	-15.91	119.05	128.60
38	A1	879	A	N1-C6-N6	15.91	128.15	118.60
38	A1	2762	G	C5-C6-O6	-15.91	119.06	128.60
11	B2	258	A	N1-C6-N6	15.90	128.14	118.60
11	B2	1146	G	C5-C6-O6	-15.90	119.06	128.60
11	B2	1455	A	N1-C6-N6	15.90	128.14	118.60
38	A1	322	C	O4'-C1'-N1	15.89	120.92	108.20
11	B2	199	A	N1-C6-N6	15.89	128.14	118.60
11	B2	955	G	N1-C6-O6	15.89	129.44	119.90
11	B2	1439	G	N1-C6-O6	15.88	129.43	119.90
38	A1	2666	G	C5-C6-O6	-15.88	119.07	128.60
38	A1	2348	G	N1-C6-O6	15.88	129.43	119.90
11	B2	754	G	N1-C6-O6	15.88	129.43	119.90
38	A1	439	G	C5-C6-O6	-15.88	119.07	128.60
38	A1	1580	G	O4'-C1'-N9	15.88	120.90	108.20
38	A1	1704	C	P-O3'-C3'	15.86	138.73	119.70
38	A1	1471	G	C5-C6-O6	-15.85	119.09	128.60
38	A1	791	C	C6-N1-C2	-15.85	113.96	120.30
11	B2	1430	G	C5-C6-O6	-15.83	119.10	128.60
38	A1	2436	A	N1-C6-N6	15.83	128.10	118.60
11	B2	822	A	N1-C6-N6	15.83	128.10	118.60
11	B2	885	G	N1-C6-O6	15.82	129.40	119.90
38	A1	506	G	N1-C6-O6	15.82	129.40	119.90
38	A1	1744	A	N1-C6-N6	15.82	128.09	118.60
38	A1	1631	A	N1-C6-N6	15.82	128.09	118.60
11	B2	1426	C	C6-N1-C2	-15.81	113.98	120.30
11	B2	1196	A	C8-N9-C4	15.79	112.11	105.80
38	A1	1627	G	C5-C6-O6	-15.78	119.13	128.60
38	A1	2719	G	C5-C6-O6	-15.78	119.13	128.60
38	A1	2408	G	O4'-C1'-N9	15.78	120.82	108.20
51	Ag	47	ARG	NE-CZ-NH2	15.77	128.18	120.30
10	B1	50	G	N1-C6-O6	15.76	129.36	119.90
38	A1	2998	G	N1-C6-O6	15.76	129.35	119.90
38	A1	1816	C	N3-C4-N4	15.75	129.03	118.00
11	B2	16	G	C8-N9-C4	-15.75	100.10	106.40
38	A1	516	A	N1-C6-N6	15.74	128.04	118.60
38	A1	2178	A	N1-C6-N6	15.73	128.04	118.60
11	B2	866	A	N1-C6-N6	15.73	128.04	118.60
38	A1	584	G	P-O3'-C3'	15.72	138.57	119.70

Continued on next page...

Continued from previous page...

Mol	Chain	Res	Type	Atoms	Z	Observed(°)	Ideal(°)
38	A1	1080	G	C5-C6-O6	-15.72	119.17	128.60
39	A3	108	G	N1-C6-O6	15.72	129.33	119.90
38	A1	1603	G	N1-C6-O6	15.72	129.33	119.90
38	A1	2037	A	N1-C6-N6	15.71	128.03	118.60
38	A1	709	A	N1-C6-N6	15.71	128.03	118.60
11	B2	685	G	C5-C6-O6	-15.70	119.18	128.60
38	A1	677	A	N1-C6-N6	15.70	128.02	118.60
38	A1	1055	C	N3-C4-C5	-15.70	115.62	121.90
11	B2	197	A	N1-C6-N6	15.69	128.01	118.60
11	B2	400	G	N1-C6-O6	15.69	129.31	119.90
38	A1	2646	A	N1-C6-N6	15.68	128.00	118.60
11	B2	313	G	N1-C6-O6	15.67	129.30	119.90
38	A1	123	A	C5-C6-N6	-15.67	111.16	123.70
11	B2	185	G	N1-C6-O6	15.67	129.30	119.90
38	A1	2860	G	N1-C6-O6	15.67	129.30	119.90
38	A1	966	G	N3-C2-N2	15.67	130.87	119.90
38	A1	1245	C	P-O3'-C3'	15.66	138.50	119.70
39	A3	116	C	N3-C4-N4	15.66	128.97	118.00
38	A1	247	A	N1-C6-N6	15.66	128.00	118.60
38	A1	1762	G	N1-C6-O6	15.65	129.29	119.90
38	A1	2899	G	C5-C6-O6	-15.65	119.21	128.60
38	A1	2007	C	O4'-C1'-N1	15.65	120.72	108.20
38	A1	1835	A	N1-C6-N6	15.64	127.99	118.60
11	B2	408	C	P-O3'-C3'	15.64	138.47	119.70
38	A1	606	A	N1-C6-N6	15.63	127.98	118.60
38	A1	2383	A	C5-C6-N1	-15.63	109.88	117.70
38	A1	584	G	C8-N9-C4	15.63	112.65	106.40
38	A1	2019	C	N3-C4-C5	-15.62	115.65	121.90
38	A1	2794	G	N1-C6-O6	15.62	129.27	119.90
11	B2	132	G	N1-C6-O6	15.62	129.27	119.90
38	A1	2140	C	C6-N1-C2	-15.62	114.05	120.30
38	A1	2693	G	C5-C6-O6	-15.61	119.23	128.60
38	A1	2638	G	N1-C6-O6	15.60	129.26	119.90
38	A1	2289	A	N1-C6-N6	15.60	127.96	118.60
38	A1	206	A	C5-C6-N6	-15.60	111.22	123.70
38	A1	2324	C	P-O3'-C3'	15.58	138.40	119.70
38	A1	664	A	C5-C6-N1	-15.58	109.91	117.70
38	A1	1568	A	N1-C6-N6	15.57	127.94	118.60
38	A1	2045	C	O4'-C1'-N1	15.56	120.65	108.20
11	B2	310	G	C5-C6-O6	-15.56	119.26	128.60
11	B2	958	G	C5-C6-O6	-15.56	119.27	128.60
11	B2	1164	A	C8-N9-C4	-15.55	99.58	105.80

Continued on next page...

Continued from previous page...

Mol	Chain	Res	Type	Atoms	Z	Observed(°)	Ideal(°)
11	B2	1234	A	C5-C6-N1	-15.55	109.92	117.70
38	A1	2944	G	N1-C6-O6	15.54	129.22	119.90
38	A1	1486	G	C5-C6-O6	-15.54	119.28	128.60
38	A1	2338	A	P-O3'-C3'	15.54	138.34	119.70
38	A1	2526	G	N1-C6-O6	15.54	129.22	119.90
11	B2	717	C	C5-C4-N4	-15.53	109.33	120.20
38	A1	68	G	N1-C6-O6	15.53	129.22	119.90
10	B1	29	C	N3-C4-C5	-15.52	115.69	121.90
11	B2	762	G	N1-C6-O6	15.52	129.21	119.90
38	A1	2454	G	N1-C6-O6	15.51	129.21	119.90
11	B2	344	G	N1-C6-O6	15.51	129.20	119.90
38	A1	98	G	N1-C6-O6	15.50	129.20	119.90
38	A1	1005	G	C5-C6-O6	-15.50	119.30	128.60
38	A1	2841	G	N1-C6-O6	15.50	129.20	119.90
38	A1	448	A	N1-C6-N6	15.50	127.90	118.60
38	A1	2603	A	N1-C6-N6	15.50	127.90	118.60
38	A1	1585	U	O4'-C1'-N1	15.49	120.60	108.20
38	A1	2348	G	C5-C6-O6	-15.49	119.31	128.60
10	B1	36	A	N1-C6-N6	15.48	127.89	118.60
11	B2	27	C	N3-C4-N4	15.47	128.83	118.00
38	A1	1249	G	N1-C6-O6	15.47	129.18	119.90
11	B2	717	C	C6-N1-C2	-15.46	114.11	120.30
38	A1	2242	A	N1-C6-N6	15.46	127.88	118.60
38	A1	2474	A	C2-N3-C4	15.46	118.33	110.60
38	A1	848	A	C5-C6-N1	-15.45	109.97	117.70
38	A1	117	A	N1-C6-N6	15.45	127.87	118.60
38	A1	1470	C	N3-C4-C5	-15.45	115.72	121.90
9	AX	156	TYR	CB-CG-CD1	15.45	130.27	121.00
11	B2	1452	G	C5-C6-O6	-15.45	119.33	128.60
38	A1	2957	G	N1-C6-O6	15.45	129.17	119.90
38	A1	1863	G	C5-C6-O6	-15.45	119.33	128.60
11	B2	860	G	N1-C6-O6	15.43	129.16	119.90
38	A1	295	G	N1-C6-O6	15.42	129.15	119.90
38	A1	1208	A	N1-C2-N3	15.42	137.01	129.30
38	A1	1256	G	N1-C6-O6	15.42	129.15	119.90
11	B2	1146	G	N1-C6-O6	15.41	129.15	119.90
38	A1	405	G	C5-C6-N1	-15.41	103.80	111.50
38	A1	870	G	N1-C6-O6	15.40	129.14	119.90
38	A1	1228	G	C5-C6-O6	-15.39	119.37	128.60
3	Af	42	ARG	NE-CZ-NH2	-15.38	112.61	120.30
38	A1	1045	A	N1-C6-N6	15.38	127.83	118.60
10	B1	38	G	C5-C6-O6	-15.38	119.37	128.60

Continued on next page...

Continued from previous page...

Mol	Chain	Res	Type	Atoms	Z	Observed(°)	Ideal(°)
38	A1	2643	U	O4'-C1'-N1	15.38	120.50	108.20
38	A1	905	G	N1-C6-O6	15.37	129.12	119.90
38	A1	1095	A	N1-C6-N6	15.37	127.82	118.60
11	B2	623	C	N3-C4-N4	15.37	128.76	118.00
11	B2	969	A	N1-C6-N6	15.36	127.82	118.60
38	A1	1096	A	O4'-C1'-N9	15.37	120.49	108.20
38	A1	2363	G	O4'-C1'-N9	15.37	120.49	108.20
38	A1	1392	G	N1-C6-O6	15.36	129.12	119.90
38	A1	1530	A	N1-C6-N6	15.35	127.81	118.60
11	B2	29	G	C5-C6-O6	-15.34	119.39	128.60
11	B2	185	G	C5-C6-O6	-15.34	119.40	128.60
11	B2	608	G	C5-C6-O6	-15.34	119.40	128.60
38	A1	1737	A	N1-C6-N6	15.33	127.80	118.60
38	A1	2434	A	N1-C6-N6	15.33	127.80	118.60
38	A1	1296	A	N1-C2-N3	15.33	136.96	129.30
11	B2	836	G	N1-C6-O6	15.32	129.09	119.90
38	A1	729	A	C4-C5-C6	15.32	124.66	117.00
11	B2	1211	A	N1-C6-N6	15.29	127.78	118.60
38	A1	735	A	O4'-C1'-N9	15.29	120.44	108.20
38	A1	2002	A	N1-C6-N6	15.30	127.78	118.60
11	B2	1238	G	C4-C5-N7	15.29	116.92	110.80
11	B2	1445	A	C5-C6-N6	-15.29	111.47	123.70
38	A1	1136	G	N1-C6-O6	15.29	129.07	119.90
11	B2	229	G	N1-C6-O6	15.29	129.07	119.90
10	B1	47	G	O4'-C1'-N9	15.29	120.43	108.20
11	B2	996	A	N1-C6-N6	15.29	127.77	118.60
38	A1	2257	A	O4'-C1'-N9	15.28	120.43	108.20
38	A1	1296	A	N1-C6-N6	15.28	127.77	118.60
38	A1	122	G	C5-C6-O6	-15.27	119.44	128.60
11	B2	141	C	O4'-C1'-N1	15.27	120.42	108.20
38	A1	2222	C	N3-C4-C5	-15.27	115.79	121.90
38	A1	314	A	O4'-C1'-N9	15.26	120.41	108.20
38	A1	2780	G	N1-C6-O6	15.26	129.06	119.90
11	B2	1240	A	N1-C6-N6	15.26	127.76	118.60
38	A1	2171	G	N1-C6-O6	15.26	129.05	119.90
38	A1	2423	G	O4'-C1'-N9	15.25	120.40	108.20
11	B2	1428	G	C5-C6-O6	-15.25	119.45	128.60
38	A1	1998	G	N1-C6-O6	15.25	129.05	119.90
11	B2	780	C	N3-C4-C5	-15.24	115.80	121.90
39	A3	124	A	P-O3'-C3'	15.24	137.99	119.70
39	A3	88	A	N1-C6-N6	15.24	127.74	118.60
38	A1	2666	G	N1-C6-O6	15.23	129.04	119.90

Continued on next page...

Continued from previous page...

Mol	Chain	Res	Type	Atoms	Z	Observed(°)	Ideal(°)
11	B2	159	C	N3-C4-C5	-15.23	115.81	121.90
11	B2	1013	G	N3-C2-N2	15.22	130.56	119.90
38	A1	196	A	C5-C6-N6	-15.22	111.52	123.70
38	A1	306	G	C5-C6-O6	-15.22	119.47	128.60
38	A1	2402	A	N1-C2-N3	15.21	136.90	129.30
38	A1	1859	A	N1-C6-N6	15.20	127.72	118.60
38	A1	1109	G	N1-C6-O6	15.20	129.02	119.90
38	A1	2948	A	P-O3'-C3'	15.20	137.94	119.70
38	A1	43	G	P-O3'-C3'	15.20	137.94	119.70
38	A1	619	G	N1-C6-O6	15.20	129.02	119.90
38	A1	2719	G	N1-C6-O6	15.20	129.02	119.90
11	B2	358	G	C2-N3-C4	15.19	119.50	111.90
38	A1	1295	G	C5-N7-C8	15.19	111.90	104.30
38	A1	1393	C	O4'-C1'-N1	15.19	120.35	108.20
38	A1	19	G	C8-N9-C4	-15.18	100.33	106.40
38	A1	2365	G	C5-C6-O6	-15.18	119.49	128.60
11	B2	1066	C	N3-C4-C5	-15.18	115.83	121.90
38	A1	3011	G	N1-C6-O6	15.18	129.01	119.90
38	A1	793	C	N3-C4-C5	-15.18	115.83	121.90
38	A1	406	G	O4'-C1'-N9	15.18	120.34	108.20
38	A1	2042	A	N1-C6-N6	15.18	127.71	118.60
38	A1	2677	U	O4'-C1'-N1	15.17	120.33	108.20
38	A1	2957	G	C5-C6-O6	-15.17	119.50	128.60
11	B2	434	A	N1-C6-N6	15.17	127.70	118.60
38	A1	890	G	O4'-C1'-N9	15.16	120.33	108.20
38	A1	1085	G	P-O3'-C3'	15.16	137.90	119.70
38	A1	565	A	N1-C6-N6	15.16	127.70	118.60
38	A1	2430	C	N3-C4-N4	15.15	128.61	118.00
38	A1	1216	A	N1-C6-N6	15.15	127.69	118.60
38	A1	2624	G	N1-C6-O6	15.15	128.99	119.90
38	A1	909	A	N1-C6-N6	15.14	127.68	118.60
11	B2	1198	A	N1-C6-N6	15.13	127.68	118.60
38	A1	649	A	N1-C6-N6	15.12	127.67	118.60
11	B2	320	G	N1-C6-O6	15.12	128.97	119.90
38	A1	595	C	O4'-C1'-N1	15.12	120.29	108.20
38	A1	1082	A	N1-C6-N6	15.12	127.67	118.60
38	A1	1137	G	N1-C6-O6	15.12	128.97	119.90
38	A1	2883	C	O4'-C1'-N1	15.12	120.29	108.20
11	B2	1093	C	C6-N1-C2	-15.11	114.25	120.30
11	B2	662	C	N3-C4-N4	15.11	128.58	118.00
38	A1	1676	G	N1-C6-O6	15.10	128.96	119.90
38	A1	1791	A	N1-C6-N6	15.10	127.66	118.60

Continued on next page...

Continued from previous page...

Mol	Chain	Res	Type	Atoms	Z	Observed(°)	Ideal(°)
38	A1	2281	A	C5-C6-N6	-15.10	111.62	123.70
11	B2	294	A	N1-C6-N6	15.10	127.66	118.60
39	A3	47	G	N1-C6-O6	15.10	128.96	119.90
11	B2	1134	G	N9-C4-C5	15.09	111.44	105.40
38	A1	694	A	N1-C6-N6	15.09	127.65	118.60
38	A1	3015	A	N1-C6-N6	15.08	127.65	118.60
11	B2	1176	C	C5-C4-N4	-15.08	109.65	120.20
38	A1	1586	G	N1-C6-O6	15.07	128.94	119.90
38	A1	852	A	N1-C6-N6	15.07	127.64	118.60
11	B2	697	A	N1-C6-N6	15.07	127.64	118.60
38	A1	985	A	N1-C6-N6	15.07	127.64	118.60
45	AC	9	ARG	NE-CZ-NH2	-15.06	112.77	120.30
38	A1	83	G	P-O3'-C3'	15.06	137.77	119.70
38	A1	1549	C	N3-C4-C5	-15.06	115.88	121.90
11	B2	335	G	N1-C6-O6	15.05	128.93	119.90
38	A1	1513	G	N1-C6-O6	15.05	128.93	119.90
11	B2	438	A	N1-C6-N6	15.04	127.63	118.60
11	B2	1157	G	N1-C6-O6	15.03	128.92	119.90
38	A1	3029	A	N1-C6-N6	15.03	127.62	118.60
11	B2	1227	A	N1-C6-N6	15.02	127.61	118.60
11	B2	628	G	C5-C6-O6	-15.02	119.59	128.60
11	B2	628	G	N1-C6-O6	15.02	128.91	119.90
38	A1	277	A	C5-C6-N6	-15.02	111.69	123.70
11	B2	211	G	N1-C6-O6	15.01	128.91	119.90
38	A1	777	A	N1-C6-N6	15.01	127.61	118.60
39	A3	65	G	C5-C6-O6	-15.01	119.59	128.60
38	A1	2650	G	N1-C6-O6	15.01	128.91	119.90
38	A1	2738	G	N1-C6-O6	15.01	128.91	119.90
38	A1	1858	G	C5-C6-O6	-15.01	119.60	128.60
11	B2	1236	G	N1-C6-O6	15.00	128.90	119.90
38	A1	2986	G	C8-N9-C4	-15.00	100.40	106.40
38	A1	166	G	C5-C6-O6	-15.00	119.60	128.60
11	B2	1392	G	N1-C6-O6	14.99	128.90	119.90
11	B2	25	C	N3-C4-C5	-14.99	115.91	121.90
11	B2	923	A	N1-C6-N6	14.99	127.59	118.60
11	B2	596	A	N1-C6-N6	14.98	127.59	118.60
38	A1	233	A	N1-C6-N6	14.98	127.59	118.60
38	A1	17	C	N3-C4-N4	14.98	128.49	118.00
38	A1	2586	A	N1-C6-N6	14.98	127.59	118.60
38	A1	2950	G	C5-C6-O6	-14.97	119.62	128.60
38	A1	702	G	C5-C6-O6	-14.96	119.62	128.60
38	A1	365	G	C5-C6-O6	-14.95	119.63	128.60

Continued on next page...

Continued from previous page...

Mol	Chain	Res	Type	Atoms	Z	Observed(°)	Ideal(°)
38	A1	626	C	N3-C4-C5	-14.94	115.92	121.90
38	A1	522	A	C4-C5-C6	14.93	124.47	117.00
9	AX	348	ARG	NE-CZ-NH1	14.93	127.77	120.30
38	A1	1503	C	N3-C4-C5	-14.93	115.93	121.90
38	A1	347	G	C5-C6-O6	-14.93	119.64	128.60
38	A1	1894	A	N1-C6-N6	14.91	127.55	118.60
38	A1	1078	G	N1-C6-O6	14.90	128.84	119.90
38	A1	2056	A	C5-C6-N1	-14.90	110.25	117.70
38	A1	2878	A	O4'-C1'-N9	14.90	120.12	108.20
38	A1	639	C	P-O3'-C3'	14.89	137.57	119.70
38	A1	1117	C	N3-C4-C5	-14.89	115.94	121.90
11	B2	1053	A	N1-C6-N6	14.88	127.53	118.60
38	A1	2418	G	N1-C6-O6	14.88	128.83	119.90
38	A1	367	G	C5-C6-O6	-14.88	119.67	128.60
11	B2	958	G	N1-C6-O6	14.87	128.82	119.90
38	A1	374	C	N3-C4-C5	-14.87	115.95	121.90
11	B2	196	G	C5-N7-C8	14.86	111.73	104.30
38	A1	2211	C	O4'-C1'-N1	14.86	120.09	108.20
38	A1	842	C	C6-N1-C2	14.86	126.24	120.30
18	BF	95	TYR	CB-CG-CD2	14.85	129.91	121.00
38	A1	2359	G	N1-C6-O6	14.85	128.81	119.90
32	BT	59	TYR	CB-CG-CD1	-14.85	112.09	121.00
11	B2	199	A	P-O3'-C3'	14.85	137.52	119.70
11	B2	1233	G	C8-N9-C4	-14.85	100.46	106.40
11	B2	1294	G	N1-C6-O6	14.85	128.81	119.90
38	A1	1649	G	N1-C6-O6	14.85	128.81	119.90
11	B2	1345	G	C5-C6-O6	-14.84	119.70	128.60
11	B2	1361	G	C5-C6-O6	-14.84	119.70	128.60
11	B2	432	G	N1-C6-O6	14.84	128.80	119.90
38	A1	1915	G	N1-C6-O6	14.84	128.80	119.90
11	B2	430	G	C5-C6-O6	-14.83	119.70	128.60
38	A1	1059	C	C5-C4-N4	-14.83	109.82	120.20
11	B2	695	G	N1-C6-O6	14.82	128.79	119.90
38	A1	372	A	N1-C6-N6	14.82	127.49	118.60
11	B2	1061	A	N1-C6-N6	14.82	127.49	118.60
38	A1	1168	A	N1-C6-N6	14.82	127.49	118.60
39	A3	7	C	C6-N1-C2	-14.82	114.37	120.30
38	A1	1064	G	O4'-C1'-N9	14.82	120.05	108.20
38	A1	55	G	C5-C6-O6	-14.81	119.71	128.60
38	A1	1858	G	N1-C6-O6	14.81	128.79	119.90
38	A1	1280	C	N3-C4-C5	-14.81	115.98	121.90
11	B2	1306	A	P-O3'-C3'	14.81	137.47	119.70

Continued on next page...

Continued from previous page...

Mol	Chain	Res	Type	Atoms	Z	Observed(°)	Ideal(°)
38	A1	2871	A	O4'-C1'-N9	14.81	120.05	108.20
38	A1	90	A	N1-C6-N6	14.81	127.48	118.60
38	A1	1385	C	N3-C4-C5	-14.80	115.98	121.90
11	B2	682	A	N1-C6-N6	14.80	127.48	118.60
38	A1	2432	G	N1-C6-O6	14.80	128.78	119.90
39	A3	12	G	C5-C6-O6	-14.79	119.72	128.60
11	B2	307	G	C5-C6-O6	-14.79	119.72	128.60
38	A1	319	A	C4-C5-N7	-14.79	103.30	110.70
38	A1	2063	U	O4'-C1'-N1	14.79	120.03	108.20
38	A1	486	A	N1-C6-N6	14.79	127.47	118.60
11	B2	1235	A	N1-C6-N6	14.78	127.47	118.60
38	A1	364	A	P-O3'-C3'	14.78	137.44	119.70
11	B2	1054	A	N1-C6-N6	14.78	127.47	118.60
38	A1	838	A	C5-C6-N6	-14.78	111.88	123.70
38	A1	1130	G	C8-N9-C4	-14.78	100.49	106.40
38	A1	1156	G	C5-C6-O6	-14.77	119.73	128.60
11	B2	891	A	P-O3'-C3'	14.77	137.43	119.70
38	A1	1411	G	C5-C6-O6	-14.77	119.74	128.60
38	A1	2372	C	N3-C4-C5	-14.77	115.99	121.90
11	B2	806	G	P-O5'-C5'	14.76	144.52	120.90
38	A1	2497	G	C5-C6-O6	-14.76	119.74	128.60
11	B2	430	G	N1-C6-O6	14.75	128.75	119.90
11	B2	1380	C	O4'-C1'-N1	14.75	120.00	108.20
11	B2	1460	G	P-O3'-C3'	14.74	137.39	119.70
38	A1	271	G	C5-C6-O6	-14.74	119.76	128.60
38	A1	392	G	C5-C6-O6	-14.74	119.75	128.60
38	A1	2370	C	P-O3'-C3'	14.74	137.38	119.70
38	A1	2284	C	N3-C4-N4	14.73	128.31	118.00
11	B2	898	G	C5-C6-O6	-14.72	119.77	128.60
11	B2	712	G	N3-C2-N2	14.72	130.20	119.90
38	A1	325	G	C5-C6-O6	-14.72	119.77	128.60
38	A1	878	G	N1-C6-O6	14.72	128.73	119.90
38	A1	1608	G	N1-C6-O6	14.71	128.73	119.90
42	Aa	71	ARG	NE-CZ-NH2	-14.71	112.94	120.30
60	AM	59	TYR	CB-CG-CD1	-14.71	112.18	121.00
11	B2	662	C	N3-C4-C5	-14.70	116.02	121.90
38	A1	935	A	N1-C6-N6	14.70	127.42	118.60
11	B2	237	C	N3-C4-C5	-14.70	116.02	121.90
38	A1	1390	U	P-O3'-C3'	14.70	137.34	119.70
11	B2	1002	G	C5-C6-O6	-14.69	119.79	128.60
11	B2	1182	G	N1-C6-O6	14.69	128.71	119.90
38	A1	1256	G	C5-C6-O6	-14.69	119.79	128.60

Continued on next page...

Continued from previous page...

Mol	Chain	Res	Type	Atoms	Z	Observed(°)	Ideal(°)
38	A1	1968	A	N1-C6-N6	14.69	127.41	118.60
11	B2	229	G	C5-C6-O6	-14.68	119.79	128.60
38	A1	1603	G	C5-C6-O6	-14.68	119.79	128.60
38	A1	817	G	C4-C5-N7	14.67	116.67	110.80
38	A1	823	G	N1-C6-O6	14.67	128.70	119.90
11	B2	1059	C	N3-C4-N4	14.67	128.27	118.00
38	A1	422	G	N1-C2-N3	-14.67	115.10	123.90
57	Aj	82	ARG	NE-CZ-NH2	-14.66	112.97	120.30
11	B2	136	A	C4-C5-C6	14.65	124.33	117.00
38	A1	1901	A	C8-N9-C4	-14.65	99.94	105.80
11	B2	545	C	N3-C4-C5	-14.65	116.04	121.90
38	A1	953	G	N1-C6-O6	14.65	128.69	119.90
6	AT	32	ARG	NE-CZ-NH2	-14.64	112.98	120.30
38	A1	129	C	N3-C4-N4	14.64	128.25	118.00
11	B2	790	G	N1-C6-O6	14.64	128.68	119.90
38	A1	336	C	N3-C4-C5	-14.64	116.04	121.90
38	A1	1676	G	C5-C6-O6	-14.63	119.82	128.60
38	A1	932	C	N3-C4-C5	-14.62	116.05	121.90
39	A3	19	G	N1-C6-O6	14.61	128.67	119.90
38	A1	1601	G	C5-C6-O6	-14.61	119.83	128.60
11	B2	769	A	N1-C6-N6	14.61	127.36	118.60
38	A1	2171	G	C5-C6-O6	-14.61	119.84	128.60
38	A1	2540	A	C5-C6-N6	-14.61	112.02	123.70
11	B2	1092	G	N1-C6-O6	14.60	128.66	119.90
38	A1	434	G	N1-C6-O6	14.60	128.66	119.90
38	A1	2679	A	C4-C5-N7	-14.60	103.40	110.70
11	B2	1452	G	N1-C6-O6	14.60	128.66	119.90
38	A1	2291	G	C5-C6-O6	-14.60	119.84	128.60
38	A1	1443	G	P-O3'-C3'	14.60	137.22	119.70
11	B2	1458	A	N1-C6-N6	14.59	127.36	118.60
38	A1	2099	G	N1-C6-O6	14.59	128.66	119.90
38	A1	2252	C	O4'-C1'-N1	14.59	119.87	108.20
38	A1	2718	G	N1-C6-O6	14.59	128.65	119.90
11	B2	953	C	C6-N1-C2	-14.59	114.47	120.30
38	A1	2062	A	N9-C4-C5	14.59	111.63	105.80
38	A1	2705	C	C5-C4-N4	-14.58	109.99	120.20
38	A1	2649	A	N1-C6-N6	14.58	127.35	118.60
38	A1	2543	A	N1-C6-N6	14.57	127.34	118.60
38	A1	2596	G	N1-C6-O6	14.57	128.64	119.90
11	B2	246	A	P-O3'-C3'	14.56	137.18	119.70
38	A1	674	G	N1-C6-O6	14.56	128.64	119.90
11	B2	971	G	N1-C6-O6	14.56	128.63	119.90

Continued on next page...

Continued from previous page...

Mol	Chain	Res	Type	Atoms	Z	Observed(°)	Ideal(°)
11	B2	1203	G	C5-C6-O6	-14.56	119.86	128.60
11	B2	1019	A	P-O3'-C3'	14.56	137.17	119.70
38	A1	2988	A	O4'-C1'-N9	14.55	119.84	108.20
38	A1	22	C	N3-C4-N4	14.54	128.18	118.00
38	A1	460	C	N3-C4-C5	-14.54	116.08	121.90
11	B2	1306	A	C5-N7-C8	14.54	111.17	103.90
38	A1	854	G	N1-C6-O6	14.54	128.62	119.90
38	A1	2344	G	N1-C6-O6	14.54	128.62	119.90
11	B2	488	A	N1-C6-N6	14.54	127.32	118.60
38	A1	221	G	N1-C6-O6	14.54	128.62	119.90
38	A1	2237	A	N1-C6-N6	14.53	127.31	118.60
11	B2	1292	A	C4-C5-C6	14.52	124.26	117.00
38	A1	366	G	C6-C5-N7	-14.52	121.69	130.40
38	A1	1885	G	C2-N3-C4	-14.52	104.64	111.90
11	B2	548	A	N1-C6-N6	14.52	127.31	118.60
38	A1	1290	G	N1-C6-O6	14.51	128.61	119.90
11	B2	503	G	N1-C6-O6	14.51	128.61	119.90
38	A1	2997	G	C5-C6-O6	-14.51	119.89	128.60
11	B2	235	G	N1-C2-N3	-14.50	115.20	123.90
38	A1	948	C	N3-C4-C5	-14.50	116.10	121.90
38	A1	1696	G	N1-C6-O6	14.50	128.60	119.90
38	A1	734	C	P-O3'-C3'	14.49	137.09	119.70
38	A1	644	G	N1-C6-O6	14.49	128.59	119.90
11	B2	38	G	N1-C6-O6	14.48	128.59	119.90
39	A3	49	A	N1-C6-N6	14.48	127.29	118.60
11	B2	375	G	N1-C6-O6	14.48	128.59	119.90
11	B2	444	G	N1-C6-O6	14.48	128.59	119.90
38	A1	2657	A	N1-C6-N6	14.47	127.28	118.60
38	A1	55	G	N1-C6-O6	14.47	128.58	119.90
38	A1	1602	C	P-O3'-C3'	14.47	137.06	119.70
10	B1	47	G	C5-C6-O6	-14.47	119.92	128.60
11	B2	1131	G	C4-C5-N7	-14.46	105.01	110.80
11	B2	1162	G	N1-C6-O6	14.46	128.58	119.90
11	B2	1196	A	C5-C6-N1	-14.46	110.47	117.70
38	A1	2479	C	C2-N3-C4	14.46	127.13	119.90
38	A1	1046	A	N1-C2-N3	14.46	136.53	129.30
38	A1	710	G	N1-C6-O6	14.46	128.57	119.90
11	B2	295	G	N1-C6-O6	14.45	128.57	119.90
38	A1	668	G	C4-C5-N7	14.44	116.58	110.80
11	B2	871	A	P-O3'-C3'	14.44	137.03	119.70
38	A1	2093	A	C4-C5-C6	14.44	124.22	117.00
38	A1	2257	A	N1-C6-N6	14.44	127.27	118.60

Continued on next page...

Continued from previous page...

Mol	Chain	Res	Type	Atoms	Z	Observed(°)	Ideal(°)
38	A1	2244	G	P-O5'-C5'	14.43	144.00	120.90
38	A1	1753	G	N1-C6-O6	14.43	128.56	119.90
38	A1	2412	A	C4-C5-C6	14.43	124.22	117.00
11	B2	1466	G	C5-C6-O6	-14.43	119.94	128.60
38	A1	1533	G	C8-N9-C4	-14.43	100.63	106.40
38	A1	2696	G	C5-C6-O6	-14.43	119.94	128.60
11	B2	347	G	N1-C6-O6	14.43	128.56	119.90
38	A1	883	G	C5-C6-O6	-14.42	119.95	128.60
11	B2	1065	C	N3-C4-N4	14.42	128.09	118.00
11	B2	1001	A	N1-C6-N6	14.42	127.25	118.60
11	B2	731	A	N1-C6-N6	14.42	127.25	118.60
38	A1	1952	G	N1-C6-O6	14.41	128.55	119.90
38	A1	378	G	N1-C6-O6	14.41	128.55	119.90
38	A1	2294	A	C4-C5-C6	14.41	124.20	117.00
38	A1	1763	A	N1-C6-N6	14.40	127.24	118.60
11	B2	27	C	C5-C4-N4	-14.40	110.12	120.20
11	B2	360	A	N1-C6-N6	14.40	127.24	118.60
11	B2	910	G	N1-C6-O6	14.40	128.54	119.90
38	A1	2275	G	C5-C6-O6	-14.40	119.96	128.60
38	A1	2263	G	N1-C6-O6	14.39	128.54	119.90
10	B1	3	G	N1-C6-O6	14.39	128.54	119.90
38	A1	1726	A	C4-C5-C6	14.39	124.20	117.00
38	A1	924	A	N1-C6-N6	14.39	127.23	118.60
38	A1	1019	G	N1-C6-O6	14.39	128.53	119.90
38	A1	1749	C	N3-C4-C5	-14.39	116.14	121.90
11	B2	65	G	C4-C5-C6	14.38	127.43	118.80
11	B2	992	G	C5-C6-O6	-14.38	119.97	128.60
11	B2	1251	C	N3-C4-C5	-14.38	116.15	121.90
11	B2	93	A	O4'-C1'-N9	14.38	119.70	108.20
26	BN	20	ARG	NE-CZ-NH2	-14.38	113.11	120.30
38	A1	17	C	N3-C4-C5	-14.37	116.15	121.90
38	A1	994	G	N1-C6-O6	14.37	128.52	119.90
38	A1	485	G	N1-C6-O6	14.36	128.52	119.90
38	A1	553	C	N3-C4-N4	14.36	128.06	118.00
38	A1	859	G	P-O3'-C3'	14.36	136.94	119.70
39	A3	25	A	P-O3'-C3'	14.37	136.94	119.70
38	A1	708	A	C4-C5-C6	14.36	124.18	117.00
11	B2	201	G	P-O3'-C3'	14.36	136.93	119.70
38	A1	2474	A	N1-C6-N6	14.36	127.21	118.60
11	B2	988	A	N1-C6-N6	14.35	127.21	118.60
11	B2	1352	G	N1-C6-O6	14.35	128.51	119.90
11	B2	784	G	N1-C6-O6	14.35	128.51	119.90

Continued on next page...

Continued from previous page...

Mol	Chain	Res	Type	Atoms	Z	Observed(°)	Ideal(°)
11	B2	845	G	C6-N1-C2	14.35	133.71	125.10
38	A1	1275	G	N1-C6-O6	14.34	128.51	119.90
39	A3	39	C	N3-C4-C5	-14.34	116.16	121.90
38	A1	2538	G	C5-C6-O6	-14.34	120.00	128.60
38	A1	2890	A	N1-C6-N6	14.33	127.20	118.60
11	B2	226	G	N1-C6-O6	14.33	128.50	119.90
38	A1	2770	A	N1-C6-N6	14.32	127.19	118.60
11	B2	1400	A	N1-C6-N6	14.32	127.19	118.60
38	A1	493	A	N1-C6-N6	14.32	127.19	118.60
10	B1	33	C	C6-N1-C2	-14.31	114.58	120.30
38	A1	1963	G	N1-C6-O6	14.30	128.48	119.90
38	A1	2120	C	N3-C4-C5	-14.30	116.18	121.90
38	A1	1212	A	C5-C6-N1	-14.30	110.55	117.70
38	A1	2806	A	C5-C6-N6	-14.30	112.26	123.70
38	A1	14	A	N1-C6-N6	14.30	127.18	118.60
38	A1	2514	C	C6-N1-C2	-14.30	114.58	120.30
11	B2	354	G	O4'-C1'-N9	14.29	119.64	108.20
11	B2	1470	G	N1-C6-O6	14.29	128.48	119.90
38	A1	331	G	C5-C6-N1	-14.29	104.35	111.50
38	A1	1570	C	N3-C4-N4	14.29	128.00	118.00
11	B2	55	G	C5-C6-O6	-14.29	120.03	128.60
11	B2	1283	G	C5-C6-O6	-14.29	120.03	128.60
38	A1	200	G	N1-C6-O6	14.29	128.47	119.90
38	A1	227	G	N1-C6-O6	14.29	128.47	119.90
11	B2	748	A	N1-C6-N6	14.29	127.17	118.60
41	AA	41	ARG	NE-CZ-NH2	14.29	127.44	120.30
38	A1	1538	A	C5-C6-N1	-14.28	110.56	117.70
38	A1	1241	C	C6-N1-C2	-14.28	114.59	120.30
38	A1	2718	G	C5-C6-O6	-14.28	120.03	128.60
38	A1	1845	C	O4'-C1'-N1	14.27	119.62	108.20
38	A1	1279	U	O4'-C1'-N1	14.26	119.61	108.20
11	B2	1079	G	C5-C6-O6	-14.26	120.05	128.60
38	A1	2179	G	C5-C6-O6	-14.26	120.05	128.60
11	B2	867	A	N1-C6-N6	14.26	127.16	118.60
38	A1	317	A	C5-N7-C8	14.26	111.03	103.90
38	A1	1260	C	P-O3'-C3'	14.25	136.80	119.70
38	A1	2604	G	C5-C6-O6	-14.25	120.05	128.60
38	A1	1374	G	N1-C6-O6	14.25	128.45	119.90
11	B2	1293	A	C5-C6-N1	-14.25	110.58	117.70
38	A1	2332	G	C5-C6-O6	-14.24	120.05	128.60
11	B2	1194	C	O4'-C1'-N1	14.24	119.59	108.20
11	B2	66	G	C5-C6-O6	-14.24	120.06	128.60

Continued on next page...

Continued from previous page...

Mol	Chain	Res	Type	Atoms	Z	Observed(°)	Ideal(°)
11	B2	1340	U	P-O3'-C3'	14.24	136.78	119.70
11	B2	63	G	C5-C6-O6	-14.23	120.06	128.60
11	B2	1331	G	N1-C6-O6	14.23	128.44	119.90
38	A1	2871	A	C5-C6-N1	-14.23	110.58	117.70
11	B2	962	G	N1-C6-O6	14.23	128.44	119.90
38	A1	1849	A	N1-C6-N6	14.23	127.14	118.60
38	A1	1985	G	C5-C6-O6	-14.23	120.06	128.60
39	A3	78	C	N3-C4-C5	-14.23	116.21	121.90
38	A1	1261	C	C6-N1-C2	-14.23	114.61	120.30
11	B2	432	G	C5-C6-O6	-14.22	120.07	128.60
38	A1	2303	A	C8-N9-C4	-14.21	100.11	105.80
38	A1	2338	A	N1-C6-N6	14.21	127.13	118.60
38	A1	1909	C	N3-C4-C5	-14.21	116.22	121.90
38	A1	2020	G	C5-C6-O6	-14.21	120.08	128.60
59	AL	127	ARG	NE-CZ-NH2	-14.21	113.20	120.30
38	A1	541	A	N1-C6-N6	14.21	127.12	118.60
38	A1	2693	G	N1-C6-O6	14.20	128.42	119.90
11	B2	844	G	C5-C6-O6	-14.20	120.08	128.60
38	A1	1517	G	C5-C6-O6	-14.20	120.08	128.60
11	B2	813	G	O4'-C1'-N9	14.20	119.56	108.20
38	A1	230	A	C5-C6-N1	-14.20	110.60	117.70
11	B2	485	A	N1-C6-N6	14.19	127.11	118.60
38	A1	389	C	N3-C4-C5	-14.18	116.23	121.90
38	A1	765	G	C5-C6-O6	-14.18	120.09	128.60
38	A1	2077	A	N1-C6-N6	14.18	127.11	118.60
38	A1	492	A	C4-C5-C6	14.18	124.09	117.00
38	A1	2539	G	C5-C6-O6	-14.17	120.10	128.60
11	B2	1244	C	O4'-C1'-N1	14.17	119.54	108.20
11	B2	100	A	N1-C6-N6	14.17	127.10	118.60
38	A1	850	C	C6-N1-C2	-14.16	114.64	120.30
11	B2	177	A	N1-C6-N6	14.15	127.09	118.60
11	B2	130	G	C5-C6-O6	-14.15	120.11	128.60
38	A1	2179	G	N1-C6-O6	14.15	128.39	119.90
38	A1	2760	A	N1-C6-N6	14.15	127.09	118.60
38	A1	735	A	N1-C6-N6	14.15	127.09	118.60
38	A1	947	C	N3-C4-C5	-14.15	116.24	121.90
38	A1	1779	C	N3-C4-C5	-14.14	116.24	121.90
38	A1	1578	C	C4-C5-C6	14.14	124.47	117.40
38	A1	866	G	N1-C6-O6	14.14	128.38	119.90
38	A1	1322	G	C5-C6-O6	-14.13	120.12	128.60
38	A1	1395	G	C5-C6-O6	-14.13	120.12	128.60
38	A1	2596	G	C8-N9-C4	-14.13	100.75	106.40

Continued on next page...

Continued from previous page...

Mol	Chain	Res	Type	Atoms	Z	Observed(°)	Ideal(°)
38	A1	2321	A	N1-C6-N6	14.12	127.08	118.60
38	A1	2705	C	N3-C4-N4	14.12	127.89	118.00
11	B2	85	A	C5-C6-N6	-14.12	112.41	123.70
11	B2	595	U	C5-C4-O4	-14.12	117.43	125.90
38	A1	1234	A	N1-C6-N6	14.12	127.07	118.60
11	B2	853	G	C2-N3-C4	14.12	118.96	111.90
38	A1	1422	G	N1-C6-O6	14.12	128.37	119.90
38	A1	1882	C	C6-N1-C2	-14.12	114.65	120.30
11	B2	1207	G	C5-C6-O6	-14.11	120.13	128.60
11	B2	663	G	O4'-C1'-N9	14.11	119.49	108.20
11	B2	845	G	C5-C6-N1	-14.11	104.45	111.50
11	B2	946	G	C5-C6-O6	-14.11	120.14	128.60
38	A1	1802	G	C4-C5-N7	-14.11	105.16	110.80
11	B2	159	C	N3-C4-N4	14.10	127.87	118.00
10	B1	32	A	N1-C6-N6	14.10	127.06	118.60
38	A1	1802	G	C5-N7-C8	14.10	111.35	104.30
38	A1	2154	G	N1-C6-O6	14.10	128.36	119.90
38	A1	2510	A	N1-C6-N6	14.09	127.06	118.60
38	A1	1813	A	C4-C5-C6	14.09	124.04	117.00
38	A1	906	G	N1-C6-O6	14.08	128.35	119.90
11	B2	1485	G	N1-C6-O6	14.08	128.35	119.90
38	A1	202	A	N1-C6-N6	14.08	127.05	118.60
10	B1	76	C	C2-N3-C4	14.07	126.94	119.90
38	A1	249	G	N1-C2-N3	-14.07	115.45	123.90
38	A1	365	G	N1-C6-O6	14.07	128.34	119.90
11	B2	233	C	C6-N1-C2	14.06	125.92	120.30
11	B2	1417	A	N1-C6-N6	14.06	127.04	118.60
38	A1	2832	G	C5-C6-O6	-14.06	120.16	128.60
38	A1	2023	A	N1-C6-N6	14.06	127.04	118.60
11	B2	375	G	C5-C6-O6	-14.05	120.17	128.60
38	A1	2175	G	C5-C6-O6	-14.05	120.17	128.60
38	A1	765	G	O4'-C1'-N9	14.04	119.44	108.20
38	A1	1129	G	N1-C6-O6	14.04	128.32	119.90
39	A3	118	G	N1-C6-O6	14.04	128.32	119.90
11	B2	1161	A	P-O3'-C3'	14.04	136.55	119.70
38	A1	1864	G	N1-C6-O6	14.04	128.32	119.90
38	A1	1107	G	N1-C6-O6	14.04	128.32	119.90
38	A1	2843	C	N3-C4-C5	-14.03	116.29	121.90
11	B2	56	A	C8-N9-C4	-14.03	100.19	105.80
11	B2	617	A	C5-C6-N1	-14.02	110.69	117.70
38	A1	2393	G	N1-C6-O6	14.02	128.31	119.90
38	A1	2680	A	N1-C6-N6	14.01	127.01	118.60

Continued on next page...

Continued from previous page...

Mol	Chain	Res	Type	Atoms	Z	Observed(°)	Ideal(°)
38	A1	1387	G	C5-C6-O6	-14.01	120.19	128.60
38	A1	1064	G	N1-C6-O6	14.00	128.30	119.90
38	A1	1634	A	C4-C5-C6	14.00	124.00	117.00
11	B2	623	C	C5-C4-N4	-13.99	110.41	120.20
11	B2	1244	C	C5-C4-N4	-13.99	110.41	120.20
38	A1	266	A	C5-C6-N1	-13.99	110.71	117.70
38	A1	1743	G	O4'-C1'-N9	13.98	119.39	108.20
11	B2	406	U	P-O3'-C3'	13.98	136.48	119.70
38	A1	2953	U	O4'-C1'-N1	13.98	119.38	108.20
38	A1	2334	G	C5-C6-O6	-13.98	120.21	128.60
38	A1	2664	G	N1-C6-O6	13.97	128.28	119.90
38	A1	555	G	N1-C6-O6	13.97	128.28	119.90
38	A1	522	A	C5-C6-N1	-13.96	110.72	117.70
11	B2	62	G	C5-C6-O6	-13.96	120.22	128.60
38	A1	979	G	C2-N3-C4	-13.96	104.92	111.90
38	A1	1529	A	N1-C6-N6	13.95	126.97	118.60
38	A1	2871	A	N1-C6-N6	13.95	126.97	118.60
11	B2	1451	C	C5-C6-N1	-13.94	114.03	121.00
38	A1	2841	G	C5-C6-O6	-13.93	120.24	128.60
11	B2	1026	A	C5-C6-N6	-13.93	112.56	123.70
38	A1	2780	G	C5-C6-O6	-13.93	120.24	128.60
11	B2	1204	C	N3-C4-C5	-13.92	116.33	121.90
38	A1	2521	U	C5-C6-N1	13.92	129.66	122.70
48	AE	149	ARG	NE-CZ-NH1	-13.92	113.34	120.30
11	B2	108	G	N1-C6-O6	13.92	128.25	119.90
11	B2	376	G	N1-C6-O6	13.92	128.25	119.90
38	A1	583	A	C5-C6-N1	-13.92	110.74	117.70
38	A1	2604	G	O4'-C1'-N9	13.92	119.34	108.20
11	B2	592	G	N1-C6-O6	13.91	128.25	119.90
38	A1	1809	G	C5-C6-O6	-13.91	120.25	128.60
11	B2	936	A	N1-C6-N6	13.91	126.95	118.60
38	A1	1296	A	C2-N3-C4	-13.91	103.64	110.60
10	B1	43	G	N1-C6-O6	13.91	128.25	119.90
11	B2	507	G	N1-C6-O6	13.91	128.25	119.90
11	B2	865	A	N1-C6-N6	13.91	126.94	118.60
19	BG	82	ARG	NE-CZ-NH2	-13.91	113.35	120.30
11	B2	11	A	N1-C6-N6	13.90	126.94	118.60
11	B2	582	G	N1-C6-O6	13.90	128.24	119.90
38	A1	1335	C	N3-C4-N4	13.90	127.73	118.00
11	B2	713	A	C8-N9-C4	13.90	111.36	105.80
11	B2	1021	C	C2-N3-C4	13.90	126.85	119.90
38	A1	596	C	C6-N1-C2	-13.90	114.74	120.30

Continued on next page...

Continued from previous page...

Mol	Chain	Res	Type	Atoms	Z	Observed(°)	Ideal(°)
38	A1	1372	C	C2-N3-C4	13.90	126.85	119.90
28	BP	9	ARG	NE-CZ-NH1	13.89	127.25	120.30
11	B2	1337	A	N1-C6-N6	13.89	126.94	118.60
38	A1	767	G	O4'-C1'-N9	13.89	119.31	108.20
38	A1	375	C	N3-C4-C5	-13.88	116.35	121.90
38	A1	2072	G	N1-C6-O6	13.88	128.23	119.90
10	B1	20	G	C5-C6-O6	-13.88	120.27	128.60
11	B2	1271	G	N1-C6-O6	13.87	128.22	119.90
38	A1	2343	G	C5-C6-O6	-13.87	120.28	128.60
38	A1	2749	G	O4'-C1'-N9	13.88	119.30	108.20
11	B2	1091	C	N3-C4-C5	-13.87	116.35	121.90
11	B2	1309	A	N1-C6-N6	13.87	126.92	118.60
48	AE	128	TYR	CB-CG-CD1	-13.87	112.68	121.00
38	A1	2037	A	C4-C5-C6	13.87	123.93	117.00
38	A1	2056	A	C4-C5-C6	13.87	123.93	117.00
38	A1	147	C	C5-C6-N1	13.87	127.93	121.00
11	B2	920	U	O4'-C1'-N1	13.86	119.29	108.20
38	A1	470	A	N1-C6-N6	13.86	126.92	118.60
38	A1	535	G	N1-C6-O6	13.85	128.21	119.90
11	B2	977	G	P-O3'-C3'	13.85	136.32	119.70
11	B2	965	G	N7-C8-N9	-13.85	106.18	113.10
38	A1	1036	C	C6-N1-C2	-13.85	114.76	120.30
32	BT	34	ARG	NE-CZ-NH2	-13.84	113.38	120.30
38	A1	84	A	N1-C6-N6	13.84	126.90	118.60
38	A1	2231	G	N1-C6-O6	13.84	128.20	119.90
10	B1	58	A	N1-C6-N6	13.83	126.90	118.60
11	B2	203	A	N1-C6-N6	13.83	126.89	118.60
11	B2	413	G	C5-C6-O6	-13.83	120.30	128.60
38	A1	430	A	C5-C6-N1	-13.83	110.79	117.70
11	B2	1331	G	C5-C6-O6	-13.82	120.31	128.60
11	B2	868	C	N3-C4-C5	-13.82	116.37	121.90
38	A1	235	G	C5-C6-O6	-13.82	120.31	128.60
11	B2	196	G	P-O3'-C3'	13.82	136.28	119.70
38	A1	119	U	P-O3'-C3'	13.82	136.28	119.70
38	A1	839	A	C5-C6-N6	-13.82	112.64	123.70
38	A1	201	C	N3-C4-N4	13.81	127.67	118.00
38	A1	789	G	N1-C6-O6	13.81	128.19	119.90
38	A1	1343	C	O4'-C1'-N1	13.81	119.25	108.20
38	A1	1949	A	N1-C6-N6	13.81	126.88	118.60
38	A1	1507	A	N1-C6-N6	13.80	126.88	118.60
11	B2	289	C	N3-C4-N4	13.80	127.66	118.00
38	A1	533	G	N1-C6-O6	13.80	128.18	119.90

Continued on next page...

Continued from previous page...

Mol	Chain	Res	Type	Atoms	Z	Observed(°)	Ideal(°)
38	A1	1965	C	C6-N1-C2	-13.79	114.78	120.30
38	A1	1723	A	N1-C6-N6	13.79	126.88	118.60
39	A3	12	G	N1-C6-O6	13.79	128.17	119.90
38	A1	1551	G	N1-C6-O6	13.78	128.17	119.90
38	A1	1932	G	N1-C6-O6	13.78	128.16	119.90
11	B2	1354	A	C5-N7-C8	13.77	110.79	103.90
39	A3	91	G	N1-C6-O6	13.77	128.16	119.90
38	A1	2471	A	N1-C6-N6	13.77	126.86	118.60
11	B2	664	G	C5-C6-O6	-13.77	120.34	128.60
38	A1	1436	A	N1-C6-N6	13.77	126.86	118.60
11	B2	682	A	C5-C6-N1	-13.76	110.82	117.70
11	B2	526	A	N1-C6-N6	13.76	126.86	118.60
15	BC	61	ARG	NE-CZ-NH2	-13.76	113.42	120.30
11	B2	399	A	C5-C6-N6	-13.76	112.70	123.70
38	A1	2899	G	N1-C6-O6	13.75	128.15	119.90
38	A1	2305	U	O4'-C1'-N1	13.75	119.20	108.20
38	A1	2274	C	O4'-C1'-N1	13.74	119.20	108.20
11	B2	136	A	N1-C6-N6	13.74	126.84	118.60
38	A1	1902	G	C5-C6-O6	-13.74	120.35	128.60
38	A1	1761	C	O4'-C1'-N1	13.74	119.19	108.20
11	B2	699	C	N3-C4-C5	-13.73	116.41	121.90
38	A1	2113	G	N1-C6-O6	13.73	128.14	119.90
38	A1	244	A	C5-C6-N6	-13.73	112.72	123.70
38	A1	2187	C	N3-C4-C5	-13.73	116.41	121.90
38	A1	536	G	N1-C6-O6	13.73	128.13	119.90
38	A1	662	A	C5-C6-N1	-13.72	110.84	117.70
38	A1	1091	G	C4-C5-N7	13.72	116.29	110.80
11	B2	1131	G	C4-C5-C6	13.72	127.03	118.80
38	A1	1377	G	N1-C6-O6	13.72	128.13	119.90
7	AU	77	TYR	CB-CG-CD1	13.71	129.23	121.00
11	B2	1404	C	O4'-C1'-N1	13.71	119.16	108.20
38	A1	1643	A	C5-C6-N1	-13.71	110.85	117.70
38	A1	2183	A	N1-C6-N6	13.70	126.82	118.60
11	B2	1229	A	N1-C6-N6	13.70	126.82	118.60
38	A1	780	G	O4'-C1'-N9	13.70	119.16	108.20
38	A1	1150	G	N1-C6-O6	13.70	128.12	119.90
45	AC	198	TYR	CB-CG-CD1	-13.70	112.78	121.00
38	A1	2526	G	C5-C6-O6	-13.70	120.38	128.60
11	B2	739	G	N1-C6-O6	13.69	128.12	119.90
38	A1	508	G	N1-C6-O6	13.69	128.11	119.90
38	A1	995	G	C5-C6-O6	-13.69	120.39	128.60
38	A1	2721	C	N3-C4-C5	-13.69	116.42	121.90

Continued on next page...

Continued from previous page...

Mol	Chain	Res	Type	Atoms	Z	Observed(°)	Ideal(°)
11	B2	519	G	N1-C2-N3	-13.68	115.69	123.90
11	B2	243	G	C8-N9-C4	-13.68	100.93	106.40
11	B2	92	G	O4'-C1'-N9	13.68	119.14	108.20
11	B2	1093	C	C5-C6-N1	13.67	127.84	121.00
38	A1	1840	G	N1-C6-O6	13.67	128.10	119.90
38	A1	2431	C	N3-C4-C5	-13.67	116.43	121.90
38	A1	1696	G	C5-C6-O6	-13.67	120.40	128.60
38	A1	2429	G	N1-C6-O6	13.67	128.10	119.90
38	A1	2126	G	N1-C6-O6	13.67	128.10	119.90
38	A1	1034	G	O4'-C1'-N9	13.67	119.13	108.20
38	A1	1324	G	C6-C5-N7	-13.66	122.20	130.40
38	A1	1885	G	N1-C6-O6	13.66	128.10	119.90
11	B2	282	G	C5-C6-O6	-13.66	120.41	128.60
11	B2	334	G	N1-C6-O6	13.66	128.09	119.90
11	B2	1249	A	N1-C6-N6	13.65	126.79	118.60
11	B2	985	C	P-O3'-C3'	13.64	136.07	119.70
11	B2	1065	C	N3-C4-C5	-13.64	116.44	121.90
38	A1	2960	G	N1-C6-O6	13.64	128.09	119.90
5	AS	131	ARG	NE-CZ-NH2	-13.64	113.48	120.30
38	A1	2955	G	N1-C6-O6	13.64	128.08	119.90
38	A1	2691	G	N1-C6-O6	13.64	128.08	119.90
38	A1	910	G	N1-C6-O6	13.64	128.08	119.90
38	A1	1814	A	C4-C5-C6	13.64	123.82	117.00
38	A1	579	C	N3-C4-N4	13.63	127.54	118.00
38	A1	684	G	C5-C6-O6	-13.63	120.42	128.60
38	A1	1103	C	N3-C4-C5	-13.63	116.45	121.90
11	B2	7	G	N1-C6-O6	13.62	128.07	119.90
11	B2	382	G	N1-C6-O6	13.62	128.07	119.90
11	B2	1117	A	C5-C6-N1	-13.62	110.89	117.70
18	BF	95	TYR	CB-CG-CD1	-13.62	112.83	121.00
38	A1	1501	G	N1-C6-O6	13.62	128.07	119.90
38	A1	8	G	N1-C6-O6	13.61	128.07	119.90
41	AA	75	ARG	NE-CZ-NH1	13.62	127.11	120.30
38	A1	2982	G	C2-N3-C4	13.61	118.71	111.90
38	A1	2513	C	N3-C4-N4	13.61	127.53	118.00
11	B2	1283	G	N1-C6-O6	13.61	128.06	119.90
11	B2	727	G	N3-C2-N2	13.61	129.42	119.90
39	A3	47	G	C5-C6-O6	-13.61	120.44	128.60
38	A1	3000	U	O4'-C1'-N1	13.60	119.08	108.20
38	A1	1281	A	C5-C6-N6	-13.60	112.82	123.70
38	A1	598	C	C5-C6-N1	13.60	127.80	121.00
38	A1	1655	G	N1-C6-O6	13.60	128.06	119.90

Continued on next page...

Continued from previous page...

Mol	Chain	Res	Type	Atoms	Z	Observed(°)	Ideal(°)
11	B2	516	A	N1-C6-N6	13.59	126.75	118.60
38	A1	305	G	N1-C6-O6	13.59	128.05	119.90
38	A1	1337	G	O4'-C1'-N9	13.59	119.07	108.20
38	A1	3004	C	N3-C4-N4	13.59	127.51	118.00
38	A1	1478	G	C5-C6-O6	-13.58	120.45	128.60
62	AO	51	TYR	CB-CG-CD2	-13.58	112.85	121.00
10	B1	25	G	C5-C6-O6	-13.58	120.45	128.60
11	B2	946	G	N1-C6-O6	13.57	128.04	119.90
11	B2	299	G	C6-C5-N7	-13.57	122.26	130.40
38	A1	1192	G	N3-C2-N2	13.57	129.40	119.90
38	A1	1525	G	N1-C6-O6	13.57	128.04	119.90
38	A1	171	A	C5-C6-N6	-13.57	112.85	123.70
27	BO	5	ARG	NE-CZ-NH2	-13.56	113.52	120.30
38	A1	848	A	C4-C5-C6	13.56	123.78	117.00
38	A1	699	A	C4-C5-C6	13.56	123.78	117.00
38	A1	2336	G	C2-N3-C4	13.56	118.68	111.90
11	B2	957	A	C8-N9-C4	-13.55	100.38	105.80
38	A1	860	A	C5-C6-N1	-13.55	110.92	117.70
38	A1	2455	G	N1-C6-O6	13.55	128.03	119.90
38	A1	981	A	P-O3'-C3'	13.55	135.96	119.70
38	A1	2500	G	C5-C6-O6	-13.55	120.47	128.60
11	B2	497	C	C6-N1-C2	-13.55	114.88	120.30
4	AQ	120	TYR	CB-CG-CD2	-13.54	112.87	121.00
11	B2	388	G	O4'-C1'-N9	13.54	119.04	108.20
11	B2	239	A	N1-C6-N6	13.54	126.72	118.60
38	A1	709	A	C5-C6-N1	-13.54	110.93	117.70
38	A1	1109	G	P-O3'-C3'	13.54	135.95	119.70
38	A1	1733	C	N3-C4-N4	13.54	127.48	118.00
38	A1	2963	G	O4'-C1'-N9	13.54	119.03	108.20
39	A3	80	G	N1-C6-O6	13.54	128.02	119.90
38	A1	1177	C	N3-C4-N4	13.53	127.47	118.00
38	A1	1433	C	C6-N1-C2	-13.53	114.89	120.30
38	A1	2346	A	N1-C6-N6	13.53	126.72	118.60
38	A1	2966	C	C5-C4-N4	-13.52	110.73	120.20
11	B2	1383	A	N1-C6-N6	13.52	126.71	118.60
38	A1	1137	G	C5-C6-O6	-13.52	120.49	128.60
38	A1	1357	G	O4'-C1'-N9	13.52	119.02	108.20
11	B2	860	G	C5-C6-O6	-13.52	120.49	128.60
38	A1	615	A	N1-C6-N6	13.51	126.71	118.60
38	A1	505	A	N1-C6-N6	13.51	126.70	118.60
38	A1	2126	G	C8-N9-C4	-13.51	101.00	106.40
38	A1	2173	U	C5-C4-O4	-13.51	117.80	125.90

Continued on next page...

Continued from previous page...

Mol	Chain	Res	Type	Atoms	Z	Observed(°)	Ideal(°)
60	AM	65	ARG	NE-CZ-NH1	13.50	127.05	120.30
38	A1	375	C	C2-N3-C4	13.50	126.65	119.90
63	AP	91	ARG	NE-CZ-NH1	13.50	127.05	120.30
39	A3	88	A	C4-C5-C6	13.49	123.75	117.00
38	A1	737	G	N1-C6-O6	13.49	127.99	119.90
38	A1	2217	C	N3-C4-C5	-13.49	116.50	121.90
38	A1	978	C	O4'-C1'-N1	13.49	118.99	108.20
11	B2	1379	G	C5-C6-O6	-13.48	120.51	128.60
38	A1	2418	G	C5-C6-O6	-13.48	120.51	128.60
38	A1	168	G	C5-C6-O6	-13.48	120.51	128.60
38	A1	1765	A	N1-C6-N6	13.48	126.69	118.60
11	B2	6	G	C5-C6-O6	-13.48	120.52	128.60
38	A1	2393	G	C5-C6-O6	-13.47	120.52	128.60
38	A1	1176	C	N1-C2-N3	-13.47	109.77	119.20
38	A1	2398	C	N3-C4-N4	13.47	127.43	118.00
38	A1	468	A	N1-C6-N6	13.47	126.68	118.60
5	AS	59	ARG	NE-CZ-NH2	-13.47	113.57	120.30
11	B2	784	G	C5-C6-O6	-13.47	120.52	128.60
11	B2	906	G	O4'-C1'-N9	13.47	118.97	108.20
38	A1	792	A	N1-C6-N6	13.47	126.68	118.60
38	A1	2063	U	N1-C2-N3	-13.47	106.82	114.90
67	AZ	25	ARG	NE-CZ-NH2	13.47	127.03	120.30
38	A1	1789	A	C5-C6-N6	-13.47	112.93	123.70
11	B2	952	A	C4-C5-C6	13.46	123.73	117.00
11	B2	435	A	C5-C6-N1	-13.46	110.97	117.70
38	A1	1946	G	C8-N9-C4	-13.46	101.02	106.40
38	A1	2898	G	C5-C6-O6	-13.45	120.53	128.60
38	A1	1260	C	N3-C4-C5	-13.45	116.52	121.90
38	A1	1438	C	N3-C4-C5	-13.45	116.52	121.90
38	A1	2315	G	C5-C6-O6	-13.45	120.53	128.60
38	A1	1107	G	C5-C6-O6	-13.44	120.53	128.60
11	B2	1438	A	N1-C6-N6	13.44	126.67	118.60
38	A1	892	U	N3-C4-O4	13.44	128.81	119.40
38	A1	1197	G	N1-C6-O6	13.44	127.96	119.90
38	A1	1861	G	N1-C6-O6	13.44	127.96	119.90
11	B2	1423	A	C5-C6-N6	-13.44	112.95	123.70
38	A1	494	C	C5-C6-N1	13.44	127.72	121.00
38	A1	2862	A	N1-C6-N6	13.44	126.66	118.60
10	B1	64	C	C6-N1-C2	-13.43	114.93	120.30
38	A1	56	G	N1-C6-O6	13.42	127.95	119.90
38	A1	2562	G	N1-C6-O6	13.42	127.95	119.90
11	B2	712	G	N1-C2-N3	-13.42	115.85	123.90

Continued on next page...

Continued from previous page...

Mol	Chain	Res	Type	Atoms	Z	Observed(°)	Ideal(°)
11	B2	529	C	C2-N3-C4	13.42	126.61	119.90
38	A1	2426	U	O4'-C1'-N1	13.41	118.93	108.20
11	B2	29	G	N1-C6-O6	13.41	127.95	119.90
38	A1	2172	G	P-O3'-C3'	13.41	135.79	119.70
11	B2	36	G	O4'-C1'-N9	13.40	118.92	108.20
11	B2	652	C	O4'-C1'-N1	13.40	118.92	108.20
38	A1	920	G	N1-C6-O6	13.40	127.94	119.90
38	A1	928	A	N1-C6-N6	13.40	126.64	118.60
38	A1	1750	C	N3-C4-N4	13.39	127.38	118.00
38	A1	2737	G	N1-C6-O6	13.39	127.93	119.90
38	A1	1035	G	O4'-C1'-N9	13.39	118.91	108.20
38	A1	2861	A	C4-C5-C6	13.38	123.69	117.00
38	A1	3041	U	P-O3'-C3'	13.39	135.76	119.70
38	A1	386	A	N1-C6-N6	13.38	126.63	118.60
11	B2	220	G	C5-C6-O6	-13.38	120.57	128.60
38	A1	111	U	O4'-C1'-N1	13.38	118.90	108.20
38	A1	2835	A	N1-C6-N6	13.38	126.63	118.60
38	A1	577	C	N3-C4-N4	13.37	127.36	118.00
38	A1	699	A	N1-C6-N6	13.37	126.62	118.60
38	A1	1104	A	N1-C6-N6	13.37	126.62	118.60
38	A1	2340	A	N1-C6-N6	13.37	126.62	118.60
11	B2	1237	G	N1-C6-O6	13.37	127.92	119.90
38	A1	652	G	C5-C6-O6	-13.36	120.58	128.60
38	A1	1553	G	P-O3'-C3'	13.36	135.73	119.70
11	B2	934	G	C5-C6-O6	-13.36	120.58	128.60
38	A1	1248	C	N3-C4-C5	-13.36	116.56	121.90
16	BD	154	TYR	CB-CG-CD1	-13.35	112.99	121.00
38	A1	871	G	N1-C6-O6	13.35	127.91	119.90
38	A1	2139	A	N1-C6-N6	13.35	126.61	118.60
38	A1	936	G	P-O3'-C3'	13.35	135.71	119.70
38	A1	1681	G	N1-C6-O6	13.35	127.91	119.90
38	A1	552	A	N1-C6-N6	13.34	126.60	118.60
38	A1	1194	G	N1-C6-O6	13.34	127.90	119.90
11	B2	350	G	C5-C6-O6	-13.34	120.60	128.60
11	B2	1361	G	N1-C6-O6	13.34	127.90	119.90
39	A3	102	G	N1-C6-O6	13.34	127.90	119.90
38	A1	2761	G	C5-C6-O6	-13.33	120.60	128.60
11	B2	1151	A	N1-C6-N6	13.33	126.60	118.60
38	A1	1276	G	N1-C6-O6	13.32	127.89	119.90
11	B2	985	C	N3-C4-N4	13.32	127.33	118.00
38	A1	1119	A	N1-C6-N6	13.32	126.59	118.60
39	A3	35	A	C8-N9-C4	-13.32	100.47	105.80

Continued on next page...

Continued from previous page...

Mol	Chain	Res	Type	Atoms	Z	Observed(°)	Ideal(°)
38	A1	439	G	N1-C6-O6	13.32	127.89	119.90
38	A1	914	U	O4'-C1'-N1	13.32	118.85	108.20
11	B2	361	A	N1-C2-N3	13.31	135.96	129.30
11	B2	66	G	N1-C6-O6	13.31	127.89	119.90
38	A1	208	A	N1-C6-N6	13.31	126.59	118.60
38	A1	701	G	C5-C6-O6	-13.31	120.61	128.60
10	B1	60	A	O4'-C1'-N9	13.31	118.85	108.20
38	A1	202	A	O4'-C1'-N9	13.31	118.85	108.20
16	BD	156	ARG	NE-CZ-NH1	-13.31	113.65	120.30
38	A1	744	G	C2-N3-C4	13.31	118.55	111.90
38	A1	1741	C	N3-C4-N4	13.31	127.32	118.00
11	B2	551	U	C5-C4-O4	-13.31	117.92	125.90
11	B2	648	A	N1-C6-N6	13.30	126.58	118.60
60	AM	26	ARG	NE-CZ-NH2	-13.30	113.65	120.30
11	B2	376	G	C5-C6-O6	-13.30	120.62	128.60
11	B2	698	A	N9-C4-C5	13.30	111.12	105.80
38	A1	2764	G	C5-C6-O6	-13.30	120.62	128.60
11	B2	477	G	C5-C6-O6	-13.30	120.62	128.60
38	A1	2127	G	C8-N9-C4	-13.30	101.08	106.40
11	B2	599	G	C5-C6-O6	-13.30	120.62	128.60
38	A1	485	G	C6-C5-N7	-13.29	122.42	130.40
38	A1	1116	A	N1-C6-N6	13.29	126.58	118.60
11	B2	169	C	O4'-C1'-N1	13.29	118.83	108.20
38	A1	2240	G	C5-C6-O6	-13.29	120.62	128.60
38	A1	2251	G	N9-C4-C5	-13.29	100.08	105.40
38	A1	586	A	C8-N9-C4	-13.29	100.48	105.80
11	B2	1356	A	C5-N7-C8	13.28	110.54	103.90
38	A1	395	G	C5-C6-O6	-13.28	120.63	128.60
38	A1	720	C	N3-C4-C5	-13.28	116.59	121.90
11	B2	1273	G	C5-C6-O6	-13.28	120.63	128.60
38	A1	587	A	C5-N7-C8	13.27	110.54	103.90
38	A1	1024	G	O4'-C1'-N9	13.27	118.82	108.20
38	A1	2454	G	C5-C6-O6	-13.27	120.64	128.60
38	A1	3002	A	N1-C6-N6	13.27	126.56	118.60
11	B2	926	C	C6-N1-C2	-13.27	114.99	120.30
38	A1	483	C	O4'-C1'-N1	13.27	118.82	108.20
38	A1	2443	G	C5-C6-O6	-13.27	120.64	128.60
38	A1	979	G	N1-C6-O6	13.27	127.86	119.90
38	A1	1840	G	N3-C4-C5	13.27	135.24	128.60
11	B2	713	A	N7-C8-N9	-13.27	107.17	113.80
11	B2	1384	G	N1-C6-O6	13.26	127.86	119.90
11	B2	733	C	N3-C4-C5	-13.26	116.60	121.90

Continued on next page...

Continued from previous page...

Mol	Chain	Res	Type	Atoms	Z	Observed(°)	Ideal(°)
11	B2	1059	C	C5-C4-N4	-13.26	110.92	120.20
38	A1	518	A	P-O3'-C3'	13.26	135.61	119.70
38	A1	2900	C	C2-N3-C4	13.26	126.53	119.90
11	B2	1306	A	N7-C8-N9	-13.26	107.17	113.80
38	A1	121	G	N1-C6-O6	13.26	127.85	119.90
38	A1	1668	G	N1-C6-O6	13.26	127.85	119.90
38	A1	1517	G	N1-C6-O6	13.25	127.85	119.90
11	B2	302	A	C8-N9-C4	-13.24	100.50	105.80
11	B2	213	C	N3-C4-N4	13.24	127.27	118.00
38	A1	1827	A	N1-C6-N6	13.24	126.54	118.60
38	A1	1968	A	C4-C5-C6	13.24	123.62	117.00
38	A1	2694	C	N3-C4-N4	13.24	127.27	118.00
38	A1	2403	G	N1-C6-O6	13.24	127.84	119.90
38	A1	184	A	N1-C6-N6	13.23	126.54	118.60
38	A1	506	G	O4'-C1'-N9	13.23	118.79	108.20
38	A1	1387	G	N1-C6-O6	13.23	127.84	119.90
38	A1	2672	A	N1-C6-N6	13.23	126.54	118.60
11	B2	92	G	N1-C6-O6	13.23	127.84	119.90
11	B2	618	G	O4'-C1'-N9	13.23	118.78	108.20
46	AD	251	ARG	NE-CZ-NH1	13.23	126.92	120.30
38	A1	273	G	C6-C5-N7	-13.23	122.46	130.40
38	A1	883	G	N1-C6-O6	13.23	127.84	119.90
38	A1	2102	A	N1-C6-N6	13.23	126.54	118.60
38	A1	1874	G	C4-C5-N7	13.22	116.09	110.80
38	A1	2529	G	N1-C6-O6	13.22	127.83	119.90
10	B1	30	G	C8-N9-C4	13.22	111.69	106.40
11	B2	546	G	N1-C6-O6	13.22	127.83	119.90
38	A1	1415	C	O4'-C1'-N1	13.22	118.78	108.20
38	A1	2014	A	N1-C6-N6	13.22	126.53	118.60
38	A1	211	A	N1-C6-N6	13.21	126.53	118.60
38	A1	2096	G	C5-C6-O6	-13.21	120.67	128.60
11	B2	1161	A	C5-C6-N6	-13.20	113.14	123.70
38	A1	1429	A	C5-N7-C8	13.20	110.50	103.90
38	A1	584	G	N9-C4-C5	-13.20	100.12	105.40
11	B2	723	G	N1-C6-O6	13.20	127.82	119.90
11	B2	955	G	C5-C6-O6	-13.20	120.68	128.60
11	B2	1231	G	C5-C6-O6	-13.20	120.68	128.60
38	A1	506	G	C5-C6-O6	-13.20	120.68	128.60
11	B2	1237	G	C5-C6-O6	-13.19	120.68	128.60
38	A1	1292	C	C6-N1-C2	-13.19	115.02	120.30
38	A1	1767	C	N3-C4-N4	13.19	127.24	118.00
11	B2	136	A	C5-C6-N1	-13.19	111.10	117.70

Continued on next page...

Continued from previous page...

Mol	Chain	Res	Type	Atoms	Z	Observed(°)	Ideal(°)
38	A1	1324	G	N1-C6-O6	13.19	127.82	119.90
38	A1	1612	G	N1-C6-O6	13.19	127.82	119.90
11	B2	349	A	C5-C6-N1	-13.19	111.11	117.70
38	A1	3036	C	P-O3'-C3'	13.19	135.52	119.70
11	B2	146	A	N1-C6-N6	13.18	126.51	118.60
11	B2	351	C	O4'-C1'-N1	13.18	118.75	108.20
11	B2	1041	C	C2-N3-C4	13.18	126.49	119.90
38	A1	2873	G	C5-C6-O6	-13.18	120.69	128.60
11	B2	997	G	N9-C4-C5	13.18	110.67	105.40
30	BR	63	TYR	CB-CG-CD2	-13.18	113.09	121.00
38	A1	488	A	N1-C6-N6	13.18	126.50	118.60
38	A1	1147	G	N1-C6-O6	13.18	127.81	119.90
38	A1	937	A	N1-C6-N6	13.17	126.50	118.60
38	A1	1970	G	N1-C6-O6	13.17	127.80	119.90
11	B2	447	A	N9-C4-C5	13.17	111.07	105.80
11	B2	1015	C	N3-C4-N4	13.17	127.22	118.00
32	BT	33	ARG	NE-CZ-NH1	13.17	126.89	120.30
38	A1	1726	A	C5-C6-N6	-13.17	113.16	123.70
11	B2	1165	U	O4'-C1'-N1	13.17	118.73	108.20
38	A1	611	G	N7-C8-N9	13.17	119.68	113.10
38	A1	576	G	C5-C6-O6	-13.16	120.70	128.60
38	A1	705	G	N1-C6-O6	13.16	127.80	119.90
38	A1	2889	A	N1-C6-N6	13.16	126.50	118.60
38	A1	2005	A	C5-C6-N6	-13.16	113.17	123.70
38	A1	382	G	N1-C2-N3	-13.16	116.01	123.90
4	AQ	43	ARG	NE-CZ-NH2	-13.15	113.72	120.30
38	A1	966	G	N1-C6-O6	13.15	127.79	119.90
38	A1	1574	A	N1-C6-N6	13.15	126.49	118.60
11	B2	266	A	C5-N7-C8	13.15	110.48	103.90
38	A1	1732	C	P-O3'-C3'	13.15	135.48	119.70
38	A1	376	C	O4'-C1'-N1	13.14	118.72	108.20
38	A1	803	A	C5-C6-N1	-13.14	111.13	117.70
66	AY	118	ARG	NE-CZ-NH2	13.14	126.87	120.30
11	B2	398	C	C6-N1-C2	-13.14	115.04	120.30
38	A1	1993	A	N1-C6-N6	13.14	126.48	118.60
38	A1	3004	C	C5-C4-N4	-13.14	111.00	120.20
39	A3	64	C	N3-C4-C5	-13.14	116.65	121.90
38	A1	84	A	N7-C8-N9	-13.13	107.23	113.80
47	Ad	66	ARG	NE-CZ-NH2	-13.13	113.73	120.30
11	B2	624	G	N1-C6-O6	13.12	127.78	119.90
11	B2	631	C	N3-C4-C5	-13.12	116.65	121.90
38	A1	628	A	C8-N9-C4	-13.12	100.55	105.80

Continued on next page...

Continued from previous page...

Mol	Chain	Res	Type	Atoms	Z	Observed(°)	Ideal(°)
38	A1	1176	C	C6-N1-C2	13.12	125.55	120.30
38	A1	2842	C	N3-C4-C5	-13.12	116.65	121.90
39	A3	1	C	N3-C4-C5	-13.12	116.65	121.90
39	A3	15	G	N3-C2-N2	13.12	129.09	119.90
38	A1	1573	A	N1-C6-N6	13.12	126.47	118.60
38	A1	1912	A	C5-C6-N1	-13.12	111.14	117.70
38	A1	1571	G	C5-C6-O6	-13.12	120.73	128.60
38	A1	2944	G	C5-C6-O6	-13.12	120.73	128.60
38	A1	918	A	C5-C6-N6	-13.11	113.21	123.70
38	A1	1145	G	N1-C6-O6	13.11	127.77	119.90
39	A3	13	C	N3-C4-C5	-13.11	116.66	121.90
11	B2	649	A	C5-C6-N1	-13.11	111.14	117.70
38	A1	866	G	C5-C6-O6	-13.10	120.74	128.60
38	A1	1302	G	N1-C6-O6	13.10	127.76	119.90
11	B2	1378	A	N1-C6-N6	13.10	126.46	118.60
38	A1	1268	A	N1-C6-N6	13.10	126.46	118.60
38	A1	856	A	N1-C6-N6	13.10	126.46	118.60
38	A1	1292	C	C5-C6-N1	13.10	127.55	121.00
38	A1	481	G	C5-N7-C8	13.09	110.85	104.30
38	A1	1121	C	N3-C4-C5	-13.09	116.66	121.90
38	A1	2323	C	N3-C4-C5	-13.09	116.66	121.90
38	A1	994	G	P-O3'-C3'	13.09	135.41	119.70
38	A1	1623	C	C5-C4-N4	-13.09	111.04	120.20
37	BY	17	ARG	NE-CZ-NH1	13.08	126.84	120.30
11	B2	65	G	C5-C6-N1	-13.08	104.96	111.50
11	B2	311	A	C2-N3-C4	13.08	117.14	110.60
38	A1	1501	G	C5-C6-O6	-13.08	120.75	128.60
11	B2	823	A	C4-C5-C6	13.08	123.54	117.00
38	A1	527	G	N1-C6-O6	13.08	127.75	119.90
38	A1	1788	G	N1-C6-O6	13.07	127.74	119.90
38	A1	1956	G	N1-C6-O6	13.07	127.74	119.90
38	A1	2109	C	C6-N1-C2	-13.07	115.07	120.30
38	A1	2350	G	N1-C6-O6	13.07	127.74	119.90
38	A1	457	C	N3-C4-N4	13.07	127.15	118.00
11	B2	827	G	N1-C6-O6	13.07	127.74	119.90
38	A1	217	A	N1-C6-N6	13.06	126.44	118.60
38	A1	267	C	O4'-C1'-N1	13.06	118.65	108.20
10	B1	59	A	P-O3'-C3'	13.06	135.37	119.70
11	B2	560	A	N1-C6-N6	13.05	126.43	118.60
38	A1	1368	A	N1-C6-N6	13.05	126.43	118.60
48	AE	58	ARG	NE-CZ-NH1	13.06	126.83	120.30
11	B2	1462	A	C4-C5-C6	13.05	123.53	117.00

Continued on next page...

Continued from previous page...

Mol	Chain	Res	Type	Atoms	Z	Observed(°)	Ideal(°)
11	B2	168	G	N1-C6-O6	13.05	127.73	119.90
11	B2	1024	G	C8-N9-C4	-13.05	101.18	106.40
38	A1	729	A	C5-C6-N1	-13.05	111.17	117.70
38	A1	227	G	C5-C6-O6	-13.05	120.77	128.60
11	B2	1213	G	C6-C5-N7	-13.05	122.57	130.40
38	A1	1684	C	C6-N1-C2	-13.04	115.08	120.30
11	B2	338	C	N1-C2-O2	-13.04	111.07	118.90
11	B2	931	C	N3-C4-N4	13.04	127.13	118.00
38	A1	2548	A	P-O3'-C3'	13.04	135.35	119.70
38	A1	1557	G	N1-C6-O6	13.04	127.72	119.90
38	A1	1751	G	C5-C6-O6	-13.04	120.78	128.60
38	A1	1470	C	P-O3'-C3'	13.04	135.34	119.70
11	B2	698	A	C4-C5-C6	13.03	123.52	117.00
11	B2	992	G	N1-C6-O6	13.03	127.72	119.90
38	A1	1219	C	O4'-C1'-N1	13.03	118.62	108.20
39	A3	111	G	N1-C6-O6	13.03	127.72	119.90
11	B2	975	A	N1-C6-N6	13.02	126.41	118.60
38	A1	1513	G	O4'-C1'-N9	13.02	118.62	108.20
11	B2	387	G	C5-C6-O6	-13.02	120.79	128.60
38	A1	1369	G	N1-C6-O6	13.02	127.71	119.90
38	A1	666	A	N1-C6-N6	13.02	126.41	118.60
11	B2	1013	G	O4'-C1'-N9	13.01	118.61	108.20
38	A1	902	C	N3-C4-C5	-13.01	116.69	121.90
11	B2	603	G	C5-C6-N1	-13.01	105.00	111.50
38	A1	681	C	N3-C4-C5	-13.01	116.70	121.90
38	A1	1414	G	N1-C2-N3	-13.01	116.09	123.90
11	B2	468	G	C5-C6-O6	-13.01	120.80	128.60
11	B2	1035	C	N3-C4-C5	-13.01	116.70	121.90
38	A1	1605	A	C5-C6-N6	-13.01	113.30	123.70
38	A1	1730	C	C6-N1-C2	13.01	125.50	120.30
38	A1	2447	A	C5-C6-N1	-13.01	111.20	117.70
11	B2	608	G	N1-C6-O6	13.00	127.70	119.90
11	B2	976	A	O4'-C1'-N9	13.00	118.60	108.20
38	A1	1036	C	N3-C4-N4	13.00	127.10	118.00
11	B2	184	G	N3-C2-N2	13.00	129.00	119.90
11	B2	610	G	C8-N9-C4	-13.00	101.20	106.40
11	B2	1266	A	C5-C6-N6	-13.00	113.30	123.70
38	A1	481	G	N1-C6-O6	13.00	127.70	119.90
38	A1	1176	C	C2-N3-C4	13.00	126.40	119.90
38	A1	280	A	N1-C6-N6	13.00	126.40	118.60
11	B2	335	G	C5-C6-O6	-12.99	120.80	128.60
38	A1	1445	G	P-O3'-C3'	12.99	135.29	119.70

Continued on next page...

Continued from previous page...

Mol	Chain	Res	Type	Atoms	Z	Observed(°)	Ideal(°)
38	A1	1824	G	N1-C6-O6	12.99	127.70	119.90
10	B1	35	G	C5-C6-O6	-12.99	120.81	128.60
38	A1	2606	C	O4'-C1'-N1	12.99	118.59	108.20
38	A1	3010	C	N3-C4-C5	-12.99	116.70	121.90
38	A1	580	G	N1-C6-O6	12.99	127.69	119.90
38	A1	1701	C	C5-C6-N1	12.99	127.49	121.00
11	B2	1444	G	N1-C6-O6	12.98	127.69	119.90
39	A3	48	A	N1-C6-N6	12.98	126.39	118.60
11	B2	907	C	N3-C4-C5	-12.98	116.71	121.90
11	B2	266	A	N1-C6-N6	12.97	126.38	118.60
11	B2	42	G	P-O3'-C3'	12.97	135.26	119.70
38	A1	822	A	N1-C6-N6	12.97	126.38	118.60
11	B2	694	U	O4'-C1'-N1	12.97	118.57	108.20
38	A1	1224	A	N1-C6-N6	12.97	126.38	118.60
38	A1	573	G	N1-C6-O6	12.96	127.68	119.90
38	A1	2192	G	N1-C6-O6	12.96	127.68	119.90
38	A1	2956	G	N1-C6-O6	12.97	127.68	119.90
11	B2	396	C	O4'-C1'-N1	12.96	118.57	108.20
11	B2	1109	C	N3-C4-C5	-12.96	116.72	121.90
11	B2	772	G	N1-C6-O6	12.96	127.68	119.90
38	A1	1712	U	P-O3'-C3'	-12.96	104.15	119.70
38	A1	2797	C	O4'-C1'-N1	12.96	118.57	108.20
39	A3	91	G	C5-C6-O6	-12.96	120.83	128.60
11	B2	1380	C	C6-N1-C2	-12.96	115.12	120.30
11	B2	1293	A	C4-C5-C6	12.95	123.47	117.00
38	A1	642	G	N1-C6-O6	12.95	127.67	119.90
11	B2	1045	A	O4'-C1'-N9	12.95	118.56	108.20
38	A1	993	G	C5-C6-O6	-12.95	120.83	128.60
38	A1	2096	G	O4'-C1'-N9	12.95	118.56	108.20
38	A1	1635	G	N1-C2-N3	-12.94	116.13	123.90
38	A1	2792	G	N1-C6-O6	12.94	127.67	119.90
9	AX	369	ARG	NE-CZ-NH2	-12.94	113.83	120.30
38	A1	654	C	C6-N1-C2	-12.94	115.12	120.30
11	B2	1352	G	N3-C4-C5	-12.94	122.13	128.60
38	A1	583	A	C4-C5-C6	12.94	123.47	117.00
38	A1	2164	G	C8-N9-C4	-12.94	101.22	106.40
38	A1	2046	C	N3-C4-C5	-12.94	116.73	121.90
39	A3	94	G	N1-C2-N3	-12.94	116.14	123.90
11	B2	546	G	C5-C6-O6	-12.93	120.84	128.60
11	B2	1481	G	C5-C6-O6	-12.93	120.84	128.60
38	A1	1937	A	N1-C6-N6	12.93	126.36	118.60
11	B2	764	C	N3-C4-C5	-12.93	116.73	121.90

Continued on next page...

Continued from previous page...

Mol	Chain	Res	Type	Atoms	Z	Observed(°)	Ideal(°)
39	A3	45	C	N3-C4-N4	12.93	127.05	118.00
38	A1	803	A	N1-C6-N6	12.93	126.36	118.60
38	A1	2225	C	N3-C4-C5	-12.93	116.73	121.90
11	B2	422	U	P-O3'-C3'	12.92	135.21	119.70
38	A1	1263	C	O4'-C1'-N1	12.92	118.54	108.20
38	A1	2245	C	N3-C4-C5	-12.92	116.73	121.90
62	AO	84	TYR	CB-CG-CD2	-12.92	113.25	121.00
11	B2	601	G	C5-C6-O6	-12.92	120.85	128.60
38	A1	392	G	N1-C6-O6	12.92	127.65	119.90
38	A1	960	C	N3-C4-C5	-12.92	116.73	121.90
38	A1	1928	A	N1-C6-N6	12.92	126.35	118.60
11	B2	268	C	N3-C4-C5	-12.91	116.73	121.90
38	A1	295	G	C5-C6-O6	-12.91	120.85	128.60
38	A1	2781	A	O4'-C1'-N9	12.91	118.53	108.20
38	A1	859	G	O4'-C1'-N9	12.91	118.53	108.20
38	A1	3033	G	N1-C6-O6	12.91	127.65	119.90
11	B2	367	G	N1-C6-O6	12.91	127.65	119.90
11	B2	666	G	C5-C6-O6	-12.91	120.86	128.60
38	A1	1601	G	N3-C2-N2	12.91	128.94	119.90
11	B2	961	U	C5-C4-O4	-12.90	118.16	125.90
38	A1	1429	A	C5-C6-N1	-12.90	111.25	117.70
38	A1	2484	C	N3-C4-N4	12.90	127.03	118.00
39	A3	28	C	C6-N1-C2	-12.90	115.14	120.30
11	B2	994	C	N3-C4-C5	-12.90	116.74	121.90
11	B2	1005	G	C5-C6-O6	-12.90	120.86	128.60
38	A1	972	C	N3-C4-C5	-12.90	116.74	121.90
38	A1	2870	A	N1-C6-N6	12.89	126.33	118.60
38	A1	2973	A	C4-C5-C6	12.89	123.45	117.00
38	A1	694	A	O4'-C1'-N9	12.89	118.51	108.20
38	A1	231	G	C5-C6-O6	-12.89	120.87	128.60
11	B2	7	G	C5-C6-O6	-12.88	120.87	128.60
11	B2	77	G	N1-C6-O6	12.89	127.63	119.90
11	B2	153	G	C5-C6-O6	-12.89	120.87	128.60
11	B2	952	A	C5-C6-N1	-12.88	111.26	117.70
38	A1	1080	G	P-O3'-C3'	12.88	135.16	119.70
38	A1	2799	C	N3-C4-N4	12.88	127.02	118.00
11	B2	238	G	C5-C6-N1	12.88	117.94	111.50
38	A1	2063	U	C3'-C2'-C1'	-12.88	91.20	101.50
38	A1	2755	G	N3-C2-N2	12.88	128.91	119.90
38	A1	529	G	P-O3'-C3'	12.87	135.15	119.70
38	A1	2303	A	N1-C6-N6	12.87	126.32	118.60
38	A1	2724	A	N1-C6-N6	12.87	126.32	118.60

Continued on next page...

Continued from previous page...

Mol	Chain	Res	Type	Atoms	Z	Observed(°)	Ideal(°)
11	B2	923	A	C5-C6-N6	-12.87	113.41	123.70
38	A1	743	A	N1-C6-N6	12.86	126.32	118.60
11	B2	232	G	N1-C6-O6	12.86	127.61	119.90
11	B2	1354	A	N7-C8-N9	-12.85	107.38	113.80
11	B2	1014	C	N3-C4-N4	12.85	126.99	118.00
38	A1	1280	C	C6-N1-C2	-12.85	115.16	120.30
38	A1	2387	A	N1-C6-N6	12.85	126.31	118.60
38	A1	1355	A	C4-C5-C6	12.85	123.42	117.00
38	A1	362	A	N1-C6-N6	12.85	126.31	118.60
11	B2	231	G	N1-C6-O6	12.84	127.61	119.90
38	A1	2674	C	C6-N1-C2	-12.84	115.16	120.30
11	B2	562	A	C8-N9-C4	-12.84	100.66	105.80
38	A1	1538	A	N1-C6-N6	12.84	126.30	118.60
11	B2	297	G	C5-C6-O6	-12.84	120.90	128.60
38	A1	2495	A	N1-C6-N6	12.84	126.30	118.60
11	B2	1252	C	O4'-C1'-N1	12.84	118.47	108.20
11	B2	44	C	N3-C4-C5	-12.83	116.77	121.90
11	B2	744	A	N1-C6-N6	12.83	126.30	118.60
38	A1	1990	U	P-O3'-C3'	12.83	135.10	119.70
38	A1	2094	A	N1-C6-N6	12.83	126.30	118.60
38	A1	3004	C	O4'-C1'-N1	12.83	118.47	108.20
39	A3	64	C	C2-N3-C4	12.83	126.32	119.90
38	A1	1263	C	C4-C5-C6	-12.83	110.98	117.40
38	A1	1332	A	C5-N7-C8	12.83	110.31	103.90
38	A1	1680	G	C4-C5-N7	-12.82	105.67	110.80
38	A1	2113	G	C5-C6-O6	-12.82	120.91	128.60
38	A1	2679	A	N1-C2-N3	12.82	135.71	129.30
11	B2	594	A	N1-C6-N6	12.82	126.29	118.60
11	B2	1478	A	N1-C6-N6	12.82	126.29	118.60
38	A1	889	C	N3-C4-N4	12.82	126.97	118.00
38	A1	1333	G	N1-C6-O6	12.82	127.59	119.90
11	B2	1393	A	N1-C6-N6	12.81	126.29	118.60
11	B2	1395	G	N1-C6-O6	12.81	127.59	119.90
38	A1	1811	G	O4'-C1'-N9	12.81	118.45	108.20
38	A1	3006	G	N1-C6-O6	12.81	127.59	119.90
38	A1	132	G	O4'-C1'-N9	12.81	118.45	108.20
38	A1	2709	C	N3-C4-N4	12.81	126.97	118.00
11	B2	1009	G	N1-C6-O6	12.81	127.58	119.90
38	A1	1999	G	N1-C6-O6	12.81	127.58	119.90
38	A1	597	C	C5-C4-N4	-12.81	111.24	120.20
38	A1	1553	G	C5-C6-O6	-12.81	120.92	128.60
11	B2	806	G	N1-C6-O6	12.80	127.58	119.90

Continued on next page...

Continued from previous page...

Mol	Chain	Res	Type	Atoms	Z	Observed(°)	Ideal(°)
10	B1	8	U	P-O3'-C3'	12.80	135.06	119.70
38	A1	758	C	P-O3'-C3'	12.80	135.06	119.70
38	A1	1082	A	P-O3'-C3'	12.80	135.06	119.70
38	A1	1003	C	P-O3'-C3'	12.79	135.05	119.70
38	A1	1523	A	N1-C6-N6	12.79	126.28	118.60
38	A1	3023	G	C5-C6-O6	-12.79	120.92	128.60
11	B2	553	C	N3-C4-C5	-12.79	116.78	121.90
11	B2	934	G	N1-C6-O6	12.79	127.57	119.90
38	A1	117	A	C5-N7-C8	12.79	110.29	103.90
38	A1	253	G	N1-C6-O6	12.79	127.57	119.90
38	A1	452	A	C5-N7-C8	12.79	110.29	103.90
38	A1	2094	A	C4-C5-C6	12.79	123.39	117.00
38	A1	897	U	P-O3'-C3'	12.79	135.04	119.70
38	A1	2060	A	N1-C6-N6	12.79	126.27	118.60
11	B2	55	G	N1-C6-O6	12.78	127.57	119.90
38	A1	2153	C	N3-C4-C5	-12.78	116.79	121.90
38	A1	2381	A	N1-C6-N6	12.78	126.27	118.60
38	A1	116	G	C2-N3-C4	12.78	118.29	111.90
38	A1	576	G	N3-C2-N2	12.78	128.84	119.90
38	A1	2263	G	C5-C6-O6	-12.78	120.93	128.60
38	A1	1347	U	P-O3'-C3'	12.78	135.03	119.70
38	A1	2012	G	O4'-C1'-N9	12.78	118.42	108.20
39	A3	33	U	O4'-C1'-N1	12.78	118.42	108.20
11	B2	602	G	C5-C6-O6	-12.77	120.94	128.60
38	A1	784	C	O4'-C1'-N1	12.77	118.42	108.20
38	A1	2697	G	N1-C6-O6	12.77	127.56	119.90
62	AO	21	TYR	CB-CG-CD1	-12.77	113.34	121.00
38	A1	210	A	P-O3'-C3'	12.77	135.02	119.70
38	A1	2563	A	N1-C6-N6	12.77	126.26	118.60
11	B2	181	G	C5-C6-O6	-12.77	120.94	128.60
46	AD	180	ARG	NE-CZ-NH2	-12.77	113.92	120.30
11	B2	776	C	C6-N1-C2	-12.76	115.19	120.30
38	A1	2759	A	C5-C6-N6	-12.76	113.49	123.70
39	A3	6	G	N1-C6-O6	12.76	127.56	119.90
11	B2	584	C	O4'-C1'-N1	12.76	118.41	108.20
38	A1	1212	A	C4-C5-C6	12.76	123.38	117.00
38	A1	472	A	N1-C6-N6	12.76	126.25	118.60
38	A1	2303	A	C5-C6-N1	-12.76	111.32	117.70
38	A1	2604	G	N1-C6-O6	12.76	127.55	119.90
38	A1	350	A	N1-C6-N6	12.75	126.25	118.60
38	A1	870	G	C5-C6-O6	-12.75	120.95	128.60
38	A1	2991	C	O4'-C1'-N1	12.75	118.40	108.20

Continued on next page...

Continued from previous page...

Mol	Chain	Res	Type	Atoms	Z	Observed(°)	Ideal(°)
11	B2	824	G	N1-C6-O6	12.75	127.55	119.90
11	B2	688	C	N3-C4-N4	12.75	126.92	118.00
11	B2	746	A	P-O3'-C3'	12.75	135.00	119.70
39	A3	84	U	O4'-C1'-N1	12.75	118.40	108.20
11	B2	830	A	N1-C6-N6	12.74	126.25	118.60
38	A1	1042	G	P-O3'-C3'	12.74	134.99	119.70
38	A1	1060	C	N3-C4-C5	-12.74	116.80	121.90
11	B2	503	G	C5-C6-O6	-12.74	120.96	128.60
38	A1	273	G	N1-C6-O6	12.74	127.54	119.90
11	B2	965	G	C4-C5-N7	-12.74	105.71	110.80
38	A1	910	G	C5-C6-O6	-12.74	120.96	128.60
11	B2	100	A	C5-N7-C8	12.73	110.27	103.90
38	A1	210	A	N1-C6-N6	12.73	126.24	118.60
38	A1	2404	G	C2-N3-C4	12.73	118.27	111.90
38	A1	266	A	C8-N9-C4	-12.73	100.71	105.80
11	B2	1158	G	O4'-C1'-N9	12.73	118.38	108.20
38	A1	287	G	N1-C6-O6	12.73	127.54	119.90
38	A1	1825	G	N3-C2-N2	12.73	128.81	119.90
11	B2	1031	G	N3-C2-N2	12.73	128.81	119.90
38	A1	749	G	N1-C6-O6	12.73	127.54	119.90
38	A1	1476	C	C5-C6-N1	12.73	127.36	121.00
11	B2	1031	G	N1-C6-O6	12.72	127.53	119.90
38	A1	1384	C	N3-C4-N4	12.72	126.91	118.00
38	A1	1561	G	N1-C6-O6	12.72	127.53	119.90
38	A1	2286	U	C2-N3-C4	12.72	134.63	127.00
38	A1	831	C	C6-N1-C2	12.72	125.39	120.30
11	B2	400	G	C5-C6-O6	-12.72	120.97	128.60
11	B2	1303	C	O4'-C1'-N1	12.72	118.37	108.20
38	A1	1530	A	O4'-C1'-N9	12.72	118.37	108.20
11	B2	1389	G	N1-C6-O6	12.71	127.53	119.90
38	A1	2803	U	O4'-C1'-N1	12.71	118.37	108.20
38	A1	2962	A	N1-C6-N6	12.71	126.23	118.60
38	A1	842	C	N3-C4-N4	12.71	126.89	118.00
38	A1	1624	U	O4'-C1'-N1	12.71	118.36	108.20
11	B2	638	G	N1-C6-O6	12.70	127.52	119.90
10	B1	50	G	C5-C6-O6	-12.70	120.98	128.60
38	A1	205	A	N1-C6-N6	12.70	126.22	118.60
38	A1	2126	G	C5-C6-O6	-12.70	120.98	128.60
9	AX	56	PHE	CB-CG-CD2	-12.70	111.91	120.80
11	B2	1123	G	N1-C6-O6	12.69	127.52	119.90
11	B2	1474	A	N1-C6-N6	12.69	126.22	118.60
34	BV	59	TYR	CB-CG-CD1	12.69	128.62	121.00

Continued on next page...

Continued from previous page...

Mol	Chain	Res	Type	Atoms	Z	Observed(°)	Ideal(°)
38	A1	995	G	N1-C6-O6	12.69	127.52	119.90
38	A1	958	A	C4-C5-C6	12.69	123.34	117.00
11	B2	610	G	N9-C4-C5	12.69	110.48	105.40
50	AF	71	PHE	CB-CG-CD1	12.69	129.68	120.80
38	A1	2771	G	O4'-C1'-N9	12.69	118.35	108.20
38	A1	219	G	P-O5'-C5'	12.69	141.20	120.90
38	A1	1779	C	N3-C4-N4	12.69	126.88	118.00
11	B2	306	C	C5-C6-N1	12.68	127.34	121.00
11	B2	1307	G	P-O3'-C3'	12.68	134.92	119.70
11	B2	1369	C	N3-C4-C5	-12.68	116.83	121.90
38	A1	1720	G	N1-C6-O6	12.68	127.51	119.90
38	A1	1967	G	N1-C6-O6	12.68	127.51	119.90
38	A1	584	G	N1-C6-O6	12.68	127.51	119.90
38	A1	2975	A	N1-C6-N6	12.68	126.21	118.60
39	A3	102	G	C5-C6-O6	-12.68	121.00	128.60
38	A1	2847	G	N1-C6-O6	12.67	127.50	119.90
38	A1	2152	G	N1-C6-O6	12.67	127.50	119.90
10	B1	63	C	N3-C4-N4	12.67	126.87	118.00
38	A1	1015	G	N1-C6-O6	12.67	127.50	119.90
38	A1	1150	G	C5-C6-O6	-12.67	121.00	128.60
38	A1	1649	G	O4'-C1'-N9	12.67	118.33	108.20
38	A1	2428	C	N3-C4-C5	-12.67	116.83	121.90
11	B2	1209	C	N3-C4-C5	-12.66	116.84	121.90
38	A1	702	G	O4'-C1'-N9	12.66	118.33	108.20
38	A1	1872	G	N1-C6-O6	12.66	127.50	119.90
38	A1	2986	G	N7-C8-N9	12.66	119.43	113.10
11	B2	1002	G	O4'-C1'-N9	12.66	118.32	108.20
38	A1	827	G	C5-C6-O6	-12.66	121.01	128.60
38	A1	175	G	O4'-C1'-N9	12.65	118.32	108.20
18	BF	161	ARG	NE-CZ-NH2	-12.65	113.97	120.30
38	A1	685	G	N1-C6-O6	12.65	127.49	119.90
11	B2	434	A	P-O3'-C3'	12.65	134.88	119.70
11	B2	944	C	N3-C4-C5	-12.65	116.84	121.90
38	A1	1649	G	C5-C6-O6	-12.65	121.01	128.60
38	A1	301	G	P-O3'-C3'	12.65	134.88	119.70
38	A1	2211	C	C2-N3-C4	12.65	126.22	119.90
38	A1	1595	G	N1-C6-O6	12.64	127.49	119.90
38	A1	777	A	C5-C6-N1	-12.64	111.38	117.70
38	A1	2231	G	C5-C6-O6	-12.64	121.02	128.60
11	B2	106	A	C8-N9-C4	-12.64	100.74	105.80
38	A1	681	C	C6-N1-C2	-12.64	115.25	120.30
11	B2	1382	G	C5-C6-O6	-12.63	121.02	128.60

Continued on next page...

Continued from previous page...

Mol	Chain	Res	Type	Atoms	Z	Observed(°)	Ideal(°)
11	B2	868	C	N3-C4-N4	12.63	126.84	118.00
38	A1	967	G	N1-C6-O6	12.63	127.48	119.90
38	A1	2300	C	C6-N1-C2	-12.63	115.25	120.30
38	A1	2568	A	C5-C6-N6	-12.63	113.60	123.70
7	AU	56	ARG	NE-CZ-NH2	-12.62	113.99	120.30
38	A1	1508	A	O4'-C1'-N9	12.62	118.30	108.20
11	B2	219	C	N3-C4-N4	12.62	126.84	118.00
11	B2	602	G	C4-C5-N7	12.62	115.85	110.80
11	B2	1049	U	O4'-C1'-N1	12.62	118.30	108.20
38	A1	1227	A	N1-C6-N6	12.62	126.17	118.60
38	A1	2901	C	O4'-C1'-N1	12.62	118.30	108.20
11	B2	426	C	N3-C4-N4	12.62	126.83	118.00
11	B2	1141	G	O4'-C1'-N9	12.62	118.29	108.20
11	B2	299	G	C4-C5-C6	12.61	126.37	118.80
11	B2	505	U	O4'-C1'-N1	12.61	118.29	108.20
38	A1	2885	C	O4'-C1'-N1	12.62	118.29	108.20
11	B2	549	A	N9-C4-C5	12.61	110.84	105.80
39	A3	15	G	N1-C6-O6	12.61	127.47	119.90
38	A1	548	U	O4'-C1'-N1	12.61	118.29	108.20
38	A1	1452	G	N1-C6-O6	12.61	127.47	119.90
38	A1	2554	A	C5-C6-N6	-12.61	113.61	123.70
11	B2	411	C	C5-C6-N1	12.60	127.30	121.00
11	B2	958	G	C8-N9-C4	-12.60	101.36	106.40
38	A1	297	G	C8-N9-C4	-12.60	101.36	106.40
38	A1	1548	A	N1-C6-N6	12.60	126.16	118.60
38	A1	2747	C	P-O3'-C3'	12.60	134.82	119.70
38	A1	2446	C	C5-C6-N1	12.60	127.30	121.00
7	AU	47	ARG	NE-CZ-NH1	-12.60	114.00	120.30
38	A1	849	C	N3-C4-C5	-12.60	116.86	121.90
38	A1	1642	G	N1-C6-O6	12.60	127.46	119.90
5	AS	23	ARG	NE-CZ-NH1	12.60	126.60	120.30
38	A1	1515	G	N1-C6-O6	12.60	127.46	119.90
11	B2	358	G	C8-N9-C4	-12.60	101.36	106.40
11	B2	602	G	N1-C6-O6	12.60	127.46	119.90
7	AU	33	ARG	NE-CZ-NH2	12.59	126.60	120.30
9	AX	373	TYR	CB-CG-CD1	12.59	128.56	121.00
11	B2	1221	A	C8-N9-C4	-12.59	100.76	105.80
38	A1	482	A	N1-C6-N6	12.59	126.16	118.60
38	A1	1471	G	C8-N9-C4	-12.59	101.36	106.40
38	A1	2852	U	O4'-C1'-N1	12.59	118.27	108.20
11	B2	365	C	C6-N1-C2	-12.59	115.26	120.30
38	A1	73	A	N1-C6-N6	12.59	126.15	118.60

Continued on next page...

Continued from previous page...

Mol	Chain	Res	Type	Atoms	Z	Observed(°)	Ideal(°)
38	A1	1256	G	O4'-C1'-N9	12.59	118.27	108.20
32	BT	34	ARG	NE-CZ-NH1	12.58	126.59	120.30
39	A3	90	A	N9-C4-C5	12.58	110.83	105.80
38	A1	7	G	N1-C6-O6	12.58	127.45	119.90
38	A1	1499	C	N3-C4-C5	-12.57	116.87	121.90
38	A1	1044	C	C6-N1-C2	12.57	125.33	120.30
38	A1	2064	U	C1'-O4'-C4'	-12.57	99.84	109.90
10	B1	37	A	N1-C6-N6	12.57	126.14	118.60
11	B2	1011	C	O4'-C1'-N1	12.57	118.26	108.20
38	A1	2025	A	C2-N3-C4	-12.57	104.31	110.60
11	B2	613	C	N3-C4-C5	-12.57	116.87	121.90
38	A1	1648	C	N3-C4-N4	12.56	126.80	118.00
38	A1	180	A	C4-C5-C6	12.56	123.28	117.00
38	A1	2982	G	N1-C2-N3	-12.56	116.36	123.90
38	A1	188	A	N1-C6-N6	12.56	126.13	118.60
38	A1	2686	A	C4-C5-C6	12.56	123.28	117.00
38	A1	360	G	N1-C6-O6	12.55	127.43	119.90
38	A1	2879	G	N1-C6-O6	12.55	127.43	119.90
11	B2	545	C	N3-C4-N4	12.55	126.78	118.00
38	A1	1085	G	N1-C6-O6	12.55	127.43	119.90
38	A1	1657	G	N1-C6-O6	12.55	127.43	119.90
38	A1	2847	G	C5-C6-O6	-12.55	121.07	128.60
38	A1	1936	C	P-O3'-C3'	12.54	134.75	119.70
11	B2	1127	A	C5-C6-N1	-12.54	111.43	117.70
38	A1	437	G	C5-C6-O6	-12.54	121.08	128.60
38	A1	1134	A	C5-N7-C8	12.54	110.17	103.90
11	B2	1109	C	C4-C5-C6	12.54	123.67	117.40
38	A1	30	G	N1-C6-O6	12.54	127.42	119.90
38	A1	1518	G	N7-C8-N9	-12.53	106.83	113.10
38	A1	294	U	O4'-C1'-N1	12.53	118.22	108.20
38	A1	2833	G	N1-C6-O6	12.53	127.42	119.90
38	A1	1519	G	N1-C6-O6	12.52	127.42	119.90
38	A1	1669	A	O4'-C1'-N9	12.52	118.22	108.20
11	B2	138	C	N3-C4-N4	12.52	126.77	118.00
38	A1	690	G	N1-C6-O6	12.52	127.41	119.90
38	A1	1267	A	C5-C6-N6	-12.52	113.69	123.70
38	A1	1001	C	N3-C4-C5	-12.51	116.89	121.90
38	A1	1669	A	C5-N7-C8	12.51	110.16	103.90
11	B2	313	G	C5-C6-O6	-12.51	121.09	128.60
38	A1	1489	G	O4'-C1'-N9	12.51	118.21	108.20
11	B2	246	A	C4-C5-C6	12.50	123.25	117.00
14	BB	149	TYR	CB-CG-CD1	-12.50	113.50	121.00

Continued on next page...

Continued from previous page...

Mol	Chain	Res	Type	Atoms	Z	Observed(°)	Ideal(°)
11	B2	1000	G	N1-C6-O6	12.50	127.40	119.90
11	B2	1213	G	C5-C6-O6	-12.50	121.10	128.60
11	B2	16	G	N1-C2-N3	-12.49	116.41	123.90
38	A1	1687	C	N3-C4-N4	12.49	126.75	118.00
11	B2	126	G	O4'-C1'-N9	12.49	118.19	108.20
11	B2	786	G	C5-C6-O6	-12.49	121.11	128.60
38	A1	511	A	C5-C6-N6	-12.49	113.71	123.70
11	B2	1315	G	C5-C6-O6	-12.48	121.11	128.60
38	A1	1430	A	N1-C6-N6	12.48	126.09	118.60
38	A1	1879	U	P-O3'-C3'	12.48	134.68	119.70
11	B2	704	C	C6-N1-C2	-12.48	115.31	120.30
11	B2	1245	C	N3-C4-C5	-12.48	116.91	121.90
38	A1	570	G	N1-C6-O6	12.48	127.39	119.90
38	A1	1259	G	C8-N9-C4	-12.48	101.41	106.40
47	Ad	63	ARG	NE-CZ-NH2	-12.48	114.06	120.30
38	A1	1006	A	N1-C6-N6	12.48	126.08	118.60
11	B2	219	C	N3-C4-C5	-12.47	116.91	121.90
39	A3	118	G	O4'-C1'-N9	12.47	118.18	108.20
11	B2	314	G	O4'-C1'-N9	12.47	118.18	108.20
38	A1	1325	A	N1-C6-N6	12.47	126.08	118.60
38	A1	1372	C	N3-C4-C5	-12.47	116.91	121.90
38	A1	1485	A	P-O3'-C3'	12.47	134.66	119.70
38	A1	2291	G	N1-C6-O6	12.47	127.38	119.90
11	B2	1389	G	O4'-C1'-N9	12.47	118.18	108.20
11	B2	134	A	N1-C6-N6	12.47	126.08	118.60
38	A1	1454	G	C5-C6-O6	-12.47	121.12	128.60
38	A1	1693	G	C5-C6-O6	-12.47	121.12	128.60
11	B2	145	A	N1-C6-N6	12.47	126.08	118.60
38	A1	363	G	N1-C6-O6	12.46	127.38	119.90
11	B2	13	C	O4'-C1'-N1	12.46	118.17	108.20
38	A1	1387	G	C2-N3-C4	-12.46	105.67	111.90
11	B2	168	G	C5-C6-O6	-12.46	121.13	128.60
38	A1	1353	A	C4-C5-C6	12.46	123.23	117.00
38	A1	1970	G	C5-C6-O6	-12.46	121.12	128.60
11	B2	358	G	C5-C6-O6	-12.46	121.13	128.60
11	B2	741	A	N1-C6-N6	12.46	126.07	118.60
38	A1	1550	C	O4'-C1'-N1	12.46	118.17	108.20
11	B2	226	G	C5-C6-O6	-12.45	121.13	128.60
11	B2	407	G	N1-C6-O6	12.45	127.37	119.90
38	A1	531	G	C5-C6-O6	-12.45	121.13	128.60
38	A1	2056	A	C8-N9-C4	-12.45	100.82	105.80
11	B2	108	G	C5-C6-O6	-12.45	121.13	128.60

Continued on next page...

Continued from previous page...

Mol	Chain	Res	Type	Atoms	Z	Observed(°)	Ideal(°)
11	B2	996	A	C5-C6-N1	-12.45	111.48	117.70
38	A1	648	C	N3-C4-C5	-12.45	116.92	121.90
38	A1	2080	G	C5-C6-N1	-12.45	105.28	111.50
38	A1	2812	U	N3-C4-C5	-12.45	107.13	114.60
11	B2	20	G	O4'-C1'-N9	12.44	118.16	108.20
11	B2	755	U	O4'-C1'-N1	12.44	118.15	108.20
38	A1	381	G	O4'-C1'-N9	12.44	118.15	108.20
11	B2	390	G	N1-C6-O6	12.44	127.36	119.90
11	B2	403	C	O4'-C1'-N1	12.44	118.15	108.20
11	B2	857	C	O4'-C1'-N1	12.44	118.15	108.20
11	B2	1212	U	C5-C4-O4	-12.44	118.44	125.90
38	A1	2382	A	C5-C6-N6	-12.44	113.75	123.70
38	A1	1753	G	P-O3'-C3'	12.43	134.62	119.70
11	B2	1234	A	N1-C6-N6	12.43	126.06	118.60
11	B2	1396	C	O4'-C1'-N1	12.43	118.14	108.20
38	A1	710	G	C5-C6-O6	-12.43	121.14	128.60
38	A1	1449	C	O4'-C1'-N1	12.43	118.14	108.20
10	B1	22	A	N1-C6-N6	12.43	126.06	118.60
38	A1	1764	G	P-O3'-C3'	12.43	134.61	119.70
11	B2	1462	A	N1-C2-N3	12.42	135.51	129.30
11	B2	393	A	N1-C6-N6	12.42	126.05	118.60
38	A1	2872	G	O4'-C1'-N9	12.42	118.14	108.20
38	A1	2397	C	N3-C4-N4	12.42	126.69	118.00
11	B2	119	A	N7-C8-N9	-12.42	107.59	113.80
38	A1	1545	C	O4'-C1'-N1	12.42	118.14	108.20
38	A1	1762	G	C5-C6-N1	-12.41	105.29	111.50
38	A1	2864	G	C5-C6-O6	-12.41	121.15	128.60
38	A1	1885	G	C5-C6-O6	-12.41	121.15	128.60
38	A1	2826	U	C5-C6-N1	12.41	128.91	122.70
10	B1	48	U	N1-C2-O2	-12.41	114.11	122.80
38	A1	71	A	N1-C6-N6	12.41	126.05	118.60
38	A1	562	G	N9-C4-C5	-12.41	100.44	105.40
38	A1	1290	G	C5-N7-C8	12.41	110.50	104.30
11	B2	658	A	N1-C6-N6	12.41	126.05	118.60
38	A1	896	G	C5-C6-O6	-12.41	121.16	128.60
38	A1	2726	G	C5-C6-O6	-12.41	121.16	128.60
11	B2	491	G	C5-C6-O6	-12.41	121.16	128.60
38	A1	1571	G	N1-C6-O6	12.41	127.34	119.90
38	A1	86	G	N7-C8-N9	12.40	119.30	113.10
38	A1	1973	U	O4'-C1'-N1	12.40	118.12	108.20
11	B2	44	C	C6-N1-C2	-12.40	115.34	120.30
11	B2	1072	C	C6-N1-C2	-12.40	115.34	120.30

Continued on next page...

Continued from previous page...

Mol	Chain	Res	Type	Atoms	Z	Observed(°)	Ideal(°)
11	B2	1233	G	N9-C4-C5	12.40	110.36	105.40
11	B2	1469	G	N1-C6-O6	12.40	127.34	119.90
11	B2	416	A	C5-C6-N6	-12.39	113.79	123.70
38	A1	934	G	C4-C5-N7	12.39	115.76	110.80
38	A1	1192	G	N1-C6-O6	12.39	127.34	119.90
38	A1	2027	G	N1-C6-O6	12.39	127.34	119.90
10	B1	11	C	N3-C4-C5	-12.39	116.94	121.90
11	B2	773	A	N1-C6-N6	12.39	126.03	118.60
38	A1	64	A	C8-N9-C4	-12.39	100.84	105.80
38	A1	1367	A	C4-C5-C6	12.39	123.19	117.00
38	A1	1608	G	C5-C6-O6	-12.39	121.17	128.60
38	A1	1846	G	C8-N9-C4	-12.39	101.44	106.40
11	B2	1373	A	C2-N3-C4	-12.39	104.41	110.60
38	A1	1555	G	N1-C6-O6	12.39	127.33	119.90
11	B2	832	G	C5-C6-O6	-12.38	121.17	128.60
11	B2	1181	G	C4-C5-C6	12.38	126.23	118.80
38	A1	679	U	O4'-C1'-N1	12.38	118.11	108.20
38	A1	1484	U	C5-C6-N1	12.38	128.89	122.70
38	A1	1551	G	C5-C6-O6	-12.38	121.17	128.60
38	A1	2045	C	C6-N1-C2	12.38	125.25	120.30
11	B2	1166	G	C5-C6-O6	-12.38	121.17	128.60
38	A1	936	G	N1-C6-O6	12.38	127.33	119.90
38	A1	1024	G	P-O3'-C3'	12.38	134.56	119.70
11	B2	354	G	N1-C6-O6	12.38	127.33	119.90
38	A1	2883	C	P-O5'-C5'	12.37	140.70	120.90
38	A1	2548	A	C5-C6-N1	-12.37	111.52	117.70
11	B2	41	C	N3-C4-C5	-12.37	116.95	121.90
39	A3	5	G	N1-C6-O6	12.37	127.32	119.90
38	A1	2383	A	C4-C5-C6	12.36	123.18	117.00
38	A1	1730	C	C5-C6-N1	-12.36	114.82	121.00
38	A1	479	G	N1-C6-O6	12.36	127.32	119.90
11	B2	10	G	N1-C6-O6	12.36	127.32	119.90
11	B2	225	U	C2-N3-C4	12.36	134.41	127.00
38	A1	1231	C	C6-N1-C2	-12.36	115.36	120.30
26	BN	146	ARG	NE-CZ-NH2	-12.36	114.12	120.30
38	A1	533	G	C5-C6-O6	-12.36	121.19	128.60
38	A1	418	C	N3-C4-N4	12.35	126.65	118.00
11	B2	846	G	N3-C2-N2	12.35	128.54	119.90
11	B2	866	A	C4-C5-C6	12.35	123.17	117.00
38	A1	1731	U	O4'-C1'-N1	12.35	118.08	108.20
38	A1	2897	C	N3-C4-C5	-12.35	116.96	121.90
38	A1	1368	A	C2-N3-C4	-12.35	104.43	110.60

Continued on next page...

Continued from previous page...

Mol	Chain	Res	Type	Atoms	Z	Observed(°)	Ideal(°)
38	A1	1200	A	C8-N9-C4	-12.35	100.86	105.80
38	A1	2848	C	N3-C4-C5	-12.35	116.96	121.90
11	B2	471	G	C5-C6-N1	-12.34	105.33	111.50
38	A1	807	G	C5-C6-O6	-12.34	121.19	128.60
38	A1	1751	G	C4-C5-N7	12.34	115.74	110.80
11	B2	732	G	C6-C5-N7	-12.34	123.00	130.40
11	B2	1423	A	P-O3'-C3'	12.34	134.51	119.70
38	A1	452	A	C5-C6-N6	-12.34	113.83	123.70
38	A1	1529	A	C4-C5-C6	12.34	123.17	117.00
11	B2	791	G	C6-C5-N7	-12.34	123.00	130.40
11	B2	1480	G	N1-C6-O6	12.34	127.30	119.90
39	A3	19	G	O4'-C1'-N9	12.34	118.07	108.20
38	A1	19	G	C5-C6-O6	-12.33	121.20	128.60
38	A1	1923	A	N1-C6-N6	12.33	126.00	118.60
38	A1	1276	G	C6-C5-N7	-12.33	123.00	130.40
38	A1	2508	G	N1-C2-N3	-12.32	116.50	123.90
38	A1	2339	C	N3-C4-C5	-12.32	116.97	121.90
11	B2	996	A	C4-C5-C6	12.32	123.16	117.00
38	A1	765	G	N1-C6-O6	12.32	127.29	119.90
38	A1	2657	A	C5-C6-N6	-12.32	113.84	123.70
11	B2	25	C	O4'-C1'-N1	12.32	118.05	108.20
11	B2	99	C	N3-C4-C5	-12.32	116.97	121.90
38	A1	349	A	C8-N9-C4	-12.32	100.87	105.80
38	A1	2856	G	N1-C2-N3	-12.32	116.51	123.90
11	B2	868	C	C5-C6-N1	12.31	127.16	121.00
11	B2	943	C	N3-C4-C5	-12.31	116.97	121.90
48	AE	128	TYR	CB-CG-CD2	12.31	128.39	121.00
11	B2	221	A	C5-C6-N1	-12.31	111.54	117.70
11	B2	500	A	C8-N9-C4	-12.31	100.88	105.80
38	A1	728	A	N1-C6-N6	12.31	125.99	118.60
38	A1	2110	C	O4'-C1'-N1	12.31	118.05	108.20
38	A1	319	A	N9-C4-C5	12.31	110.72	105.80
11	B2	622	C	N3-C4-C5	-12.30	116.98	121.90
11	B2	864	G	N1-C6-O6	12.30	127.28	119.90
38	A1	582	A	C4-C5-C6	12.31	123.15	117.00
38	A1	1812	A	N1-C6-N6	12.30	125.98	118.60
38	A1	1027	A	N1-C6-N6	12.30	125.98	118.60
11	B2	301	G	C5-C6-O6	-12.30	121.22	128.60
38	A1	563	A	C5-C6-N1	-12.30	111.55	117.70
38	A1	2680	A	C8-N9-C4	-12.30	100.88	105.80
38	A1	2754	A	N1-C6-N6	12.30	125.98	118.60
38	A1	1253	U	N3-C2-O2	12.30	130.81	122.20

Continued on next page...

Continued from previous page...

Mol	Chain	Res	Type	Atoms	Z	Observed(°)	Ideal(°)
38	A1	2872	G	C5-C6-O6	-12.30	121.22	128.60
38	A1	831	C	N3-C4-C5	-12.30	116.98	121.90
38	A1	1428	G	C8-N9-C4	-12.30	101.48	106.40
38	A1	2317	G	C5-C6-O6	-12.30	121.22	128.60
38	A1	1166	A	N1-C6-N6	12.30	125.98	118.60
38	A1	2680	A	C5-C6-N1	-12.30	111.55	117.70
11	B2	846	G	N1-C6-O6	12.29	127.28	119.90
38	A1	1190	G	C5-C6-O6	-12.30	121.22	128.60
11	B2	1040	A	C5-C6-N6	-12.29	113.87	123.70
38	A1	764	G	N3-C2-N2	12.29	128.50	119.90
38	A1	1617	G	O4'-C1'-N9	12.29	118.03	108.20
38	A1	1915	G	C5-C6-O6	-12.29	121.22	128.60
39	A3	75	G	C5-C6-O6	-12.29	121.23	128.60
38	A1	2848	C	O4'-C1'-N1	12.29	118.03	108.20
11	B2	488	A	C5-C6-N1	-12.28	111.56	117.70
20	BH	163	ARG	NE-CZ-NH1	12.28	126.44	120.30
38	A1	1461	G	N1-C2-N3	-12.28	116.53	123.90
38	A1	1542	U	P-O3'-C3'	12.28	134.43	119.70
38	A1	704	G	O4'-C1'-N9	12.28	118.02	108.20
11	B2	655	A	P-O3'-C3'	12.27	134.43	119.70
11	B2	898	G	N1-C6-O6	12.27	127.26	119.90
11	B2	1109	C	O4'-C1'-N1	12.27	118.02	108.20
11	B2	576	C	N3-C4-N4	12.27	126.59	118.00
38	A1	1143	A	N1-C2-N3	-12.27	123.17	129.30
38	A1	2802	G	C5-C6-O6	-12.27	121.24	128.60
39	A3	106	G	O4'-C1'-N9	12.26	118.01	108.20
11	B2	1349	C	C6-N1-C2	-12.26	115.40	120.30
38	A1	1138	C	O4'-C1'-N1	12.26	118.01	108.20
11	B2	696	G	N1-C6-O6	12.26	127.25	119.90
11	B2	1109	C	N3-C4-N4	12.26	126.58	118.00
11	B2	1425	C	C5-C6-N1	12.26	127.13	121.00
38	A1	1164	C	N3-C4-N4	12.26	126.58	118.00
11	B2	1235	A	C5-C6-N6	-12.26	113.90	123.70
38	A1	2821	G	C5-C6-O6	-12.26	121.25	128.60
38	A1	344	G	N1-C6-O6	12.25	127.25	119.90
11	B2	1013	G	N9-C4-C5	-12.25	100.50	105.40
11	B2	1177	C	N3-C4-N4	12.25	126.58	118.00
11	B2	1223	C	N3-C4-C5	-12.25	117.00	121.90
38	A1	621	G	C8-N9-C4	-12.25	101.50	106.40
38	A1	1590	C	O4'-C1'-N1	12.25	118.00	108.20
59	AL	71	ARG	NE-CZ-NH1	-12.25	114.18	120.30
11	B2	466	C	C5-C6-N1	12.24	127.12	121.00

Continued on next page...

Continued from previous page...

Mol	Chain	Res	Type	Atoms	Z	Observed(°)	Ideal(°)
38	A1	550	A	N1-C6-N6	12.24	125.94	118.60
38	A1	349	A	C4-C5-N7	-12.24	104.58	110.70
38	A1	597	C	N3-C4-N4	12.24	126.57	118.00
38	A1	2623	G	C8-N9-C4	12.24	111.30	106.40
11	B2	876	A	C5-C6-N1	-12.24	111.58	117.70
11	B2	1003	G	O4'-C1'-N9	12.24	117.99	108.20
38	A1	685	G	C5-C6-O6	-12.24	121.26	128.60
11	B2	727	G	N1-C6-O6	12.23	127.24	119.90
38	A1	1583	G	N1-C6-O6	12.23	127.24	119.90
38	A1	725	G	N1-C6-O6	12.23	127.24	119.90
11	B2	950	C	N3-C4-C5	-12.23	117.01	121.90
11	B2	1216	A	N1-C6-N6	12.23	125.94	118.60
38	A1	144	A	C5-C6-N6	-12.23	113.92	123.70
39	A3	28	C	O4'-C1'-N1	12.23	117.98	108.20
11	B2	634	C	O4'-C1'-N1	12.22	117.98	108.20
11	B2	1253	G	N3-C2-N2	12.22	128.46	119.90
11	B2	1394	G	N1-C6-O6	12.22	127.23	119.90
38	A1	2355	G	C8-N9-C4	-12.22	101.51	106.40
11	B2	114	A	C5-C6-N6	-12.22	113.92	123.70
38	A1	443	C	N3-C4-N4	12.22	126.56	118.00
11	B2	880	G	N1-C6-O6	12.22	127.23	119.90
11	B2	1021	C	O4'-C1'-N1	12.22	117.98	108.20
53	Ah	2	ARG	NE-CZ-NH2	-12.22	114.19	120.30
38	A1	1864	G	C5-C6-O6	-12.22	121.27	128.60
38	A1	1458	C	O4'-C1'-N1	12.22	117.97	108.20
11	B2	729	G	N1-C6-O6	12.21	127.23	119.90
38	A1	1260	C	O4'-C1'-N1	12.21	117.97	108.20
11	B2	1007	A	N1-C6-N6	12.21	125.93	118.60
11	B2	1469	G	C5-C6-O6	-12.21	121.27	128.60
11	B2	908	G	O4'-C1'-N9	12.21	117.97	108.20
11	B2	997	G	C5-C6-O6	-12.21	121.28	128.60
37	BY	17	ARG	NE-CZ-NH2	-12.21	114.20	120.30
38	A1	1268	A	C4-C5-C6	12.21	123.10	117.00
38	A1	1631	A	N7-C8-N9	-12.21	107.70	113.80
38	A1	3021	C	O4'-C1'-N1	12.21	117.97	108.20
7	AU	56	ARG	NE-CZ-NH1	12.20	126.40	120.30
38	A1	2130	C	N3-C4-C5	-12.20	117.02	121.90
38	A1	3045	G	N1-C6-O6	12.20	127.22	119.90
11	B2	495	G	N9-C4-C5	-12.20	100.52	105.40
11	B2	827	G	N3-C2-N2	12.20	128.44	119.90
38	A1	1437	C	O4'-C1'-N1	12.20	117.96	108.20
38	A1	211	A	C4-C5-C6	12.20	123.10	117.00

Continued on next page...

Continued from previous page...

Mol	Chain	Res	Type	Atoms	Z	Observed(°)	Ideal(°)
38	A1	1999	G	C5-C6-O6	-12.20	121.28	128.60
38	A1	747	G	N1-C6-O6	12.20	127.22	119.90
38	A1	1078	G	C5-C6-O6	-12.20	121.28	128.60
38	A1	1323	U	N3-C4-O4	12.19	127.94	119.40
38	A1	2609	G	O4'-C1'-N9	12.20	117.96	108.20
11	B2	106	A	N9-C4-C5	12.19	110.68	105.80
11	B2	817	U	O4'-C1'-N1	12.19	117.95	108.20
38	A1	2403	G	C5-C6-O6	-12.19	121.28	128.60
11	B2	48	G	O4'-C1'-N9	12.19	117.95	108.20
11	B2	1392	G	O4'-C1'-N9	12.19	117.95	108.20
38	A1	979	G	C5-C6-O6	-12.19	121.29	128.60
38	A1	2300	C	N3-C4-C5	-12.19	117.02	121.90
38	A1	611	G	N1-C6-O6	12.18	127.21	119.90
11	B2	1348	C	C2-N3-C4	12.18	125.99	119.90
38	A1	185	A	N1-C6-N6	12.18	125.91	118.60
11	B2	1219	C	N3-C4-N4	12.18	126.53	118.00
38	A1	2116	G	C5-C6-O6	-12.18	121.29	128.60
38	A1	2653	G	O4'-C1'-N9	12.18	117.94	108.20
11	B2	207	G	N1-C6-O6	12.18	127.20	119.90
38	A1	1386	G	C5-C6-O6	-12.18	121.30	128.60
38	A1	2290	U	O4'-C1'-N1	12.18	117.94	108.20
38	A1	2192	G	C5-C6-O6	-12.17	121.30	128.60
11	B2	639	G	N1-C6-O6	12.17	127.20	119.90
38	A1	2871	A	C4-C5-C6	12.17	123.08	117.00
38	A1	329	G	N1-C6-O6	12.17	127.20	119.90
11	B2	1079	G	N1-C6-O6	12.16	127.20	119.90
38	A1	742	C	O4'-C1'-N1	12.16	117.93	108.20
38	A1	2479	C	C5-C6-N1	12.16	127.08	121.00
38	A1	1271	G	N1-C6-O6	12.16	127.20	119.90
11	B2	56	A	N1-C6-N6	12.16	125.90	118.60
38	A1	61	G	N1-C6-O6	12.16	127.19	119.90
38	A1	2059	G	O4'-C1'-N9	12.16	117.93	108.20
11	B2	1260	G	N1-C6-O6	12.16	127.19	119.90
11	B2	1326	G	C5-C6-O6	-12.16	121.31	128.60
38	A1	3038	A	P-O3'-C3'	12.16	134.29	119.70
38	A1	2134	G	N1-C6-O6	12.15	127.19	119.90
38	A1	2600	C	N3-C4-N4	12.15	126.51	118.00
38	A1	231	G	C2-N3-C4	12.15	117.98	111.90
5	AS	129	TYR	CB-CG-CD1	-12.15	113.71	121.00
11	B2	120	C	N3-C4-C5	-12.15	117.04	121.90
38	A1	245	A	O4'-C1'-N9	12.15	117.92	108.20
38	A1	837	G	C5-C6-O6	-12.15	121.31	128.60

Continued on next page...

Continued from previous page...

Mol	Chain	Res	Type	Atoms	Z	Observed(°)	Ideal(°)
39	A3	108	G	C5-C6-O6	-12.15	121.31	128.60
11	B2	315	A	N1-C6-N6	12.15	125.89	118.60
11	B2	671	C	N3-C4-C5	-12.15	117.04	121.90
38	A1	655	C	N3-C4-N4	12.15	126.50	118.00
11	B2	207	G	C6-C5-N7	-12.14	123.11	130.40
38	A1	1440	C	N3-C4-C5	12.14	126.76	121.90
38	A1	2264	G	C5-C6-O6	-12.14	121.32	128.60
11	B2	1051	G	N1-C6-O6	12.14	127.18	119.90
11	B2	1264	G	C5-C6-O6	-12.14	121.32	128.60
38	A1	602	G	O4'-C1'-N9	12.14	117.91	108.20
38	A1	2713	A	N1-C6-N6	12.14	125.88	118.60
11	B2	1098	G	N1-C6-O6	12.13	127.18	119.90
11	B2	1105	C	P-O3'-C3'	12.13	134.26	119.70
21	BI	86	PHE	CB-CG-CD2	-12.13	112.31	120.80
38	A1	1082	A	N1-C2-N3	12.13	135.37	129.30
11	B2	1021	C	N3-C4-C5	-12.13	117.05	121.90
38	A1	1400	U	O4'-C1'-N1	12.13	117.90	108.20
11	B2	1295	C	N3-C4-C5	-12.13	117.05	121.90
38	A1	1415	C	N3-C4-C5	-12.13	117.05	121.90
38	A1	1595	G	C5-C6-O6	-12.13	121.32	128.60
38	A1	1349	G	C5-C6-N1	-12.13	105.44	111.50
38	A1	2181	G	N1-C6-O6	12.13	127.18	119.90
38	A1	1413	A	C4-C5-C6	12.12	123.06	117.00
38	A1	1500	C	N3-C4-N4	12.12	126.49	118.00
11	B2	471	G	C6-N1-C2	12.12	132.37	125.10
38	A1	2707	G	N1-C6-O6	12.12	127.17	119.90
11	B2	1369	C	O4'-C1'-N1	12.12	117.89	108.20
16	BD	168	ARG	NE-CZ-NH1	12.12	126.36	120.30
38	A1	2855	G	N1-C6-O6	12.12	127.17	119.90
38	A1	1743	G	N1-C6-O6	12.12	127.17	119.90
38	A1	2886	C	C6-N1-C2	-12.12	115.45	120.30
38	A1	2995	A	C5-C6-N6	-12.12	114.01	123.70
38	A1	1778	G	C5-C6-O6	-12.12	121.33	128.60
38	A1	1268	A	C5-C6-N1	-12.11	111.64	117.70
11	B2	288	G	O4'-C1'-N9	12.11	117.89	108.20
38	A1	1112	G	C5-C6-O6	-12.11	121.33	128.60
11	B2	1356	A	C4-C5-N7	-12.11	104.65	110.70
38	A1	892	U	O4'-C1'-N1	12.11	117.89	108.20
10	B1	64	C	O4'-C1'-N1	12.11	117.88	108.20
38	A1	581	A	N1-C6-N6	12.11	125.86	118.60
38	A1	2551	G	O4'-C1'-N9	12.11	117.89	108.20
11	B2	1314	C	N3-C4-C5	-12.10	117.06	121.90

Continued on next page...

Continued from previous page...

Mol	Chain	Res	Type	Atoms	Z	Observed(°)	Ideal(°)
38	A1	788	A	N1-C6-N6	12.10	125.86	118.60
38	A1	908	U	C5-C4-O4	-12.10	118.64	125.90
38	A1	1302	G	C5-C6-O6	-12.10	121.34	128.60
38	A1	1785	G	N3-C2-N2	12.10	128.37	119.90
38	A1	896	G	N1-C6-O6	12.10	127.16	119.90
38	A1	1862	G	C8-N9-C4	-12.10	101.56	106.40
11	B2	957	A	N1-C6-N6	12.10	125.86	118.60
11	B2	1489	A	N1-C6-N6	12.10	125.86	118.60
38	A1	329	G	C5-C6-O6	-12.10	121.34	128.60
38	A1	2449	A	N1-C6-N6	12.10	125.86	118.60
38	A1	2186	C	O4'-C1'-N1	12.10	117.88	108.20
11	B2	1444	G	O4'-C1'-N9	12.10	117.88	108.20
38	A1	245	A	C5-C6-N1	-12.10	111.65	117.70
39	A3	12	G	O4'-C1'-N9	12.10	117.88	108.20
10	B1	27	A	N1-C6-N6	12.09	125.86	118.60
38	A1	2863	A	C4-C5-C6	12.09	123.05	117.00
11	B2	278	A	N1-C6-N6	12.09	125.85	118.60
11	B2	1233	G	N3-C4-N9	-12.09	118.75	126.00
38	A1	2396	G	N1-C6-O6	12.09	127.15	119.90
38	A1	1438	C	C4-C5-C6	12.09	123.44	117.40
11	B2	493	C	N3-C4-N4	12.09	126.46	118.00
38	A1	848	A	C5-N7-C8	12.09	109.94	103.90
10	B1	39	A	C8-N9-C4	-12.08	100.97	105.80
11	B2	1069	G	C5-C6-N1	-12.08	105.46	111.50
66	AY	118	ARG	NE-CZ-NH1	-12.08	114.26	120.30
11	B2	62	G	N1-C6-O6	12.08	127.15	119.90
11	B2	850	A	N1-C6-N6	12.08	125.85	118.60
11	B2	1139	A	N1-C2-N3	12.08	135.34	129.30
11	B2	144	G	C5-C6-O6	-12.08	121.35	128.60
38	A1	3002	A	C2-N3-C4	12.08	116.64	110.60
11	B2	858	A	C4-C5-C6	12.08	123.04	117.00
38	A1	1191	C	N3-C4-N4	12.08	126.46	118.00
11	B2	906	G	N1-C6-O6	12.08	127.15	119.90
11	B2	971	G	C5-C6-O6	-12.08	121.35	128.60
38	A1	631	G	N1-C2-N3	-12.08	116.65	123.90
11	B2	627	G	C5-C6-O6	-12.07	121.36	128.60
38	A1	291	A	N1-C6-N6	12.07	125.84	118.60
38	A1	427	G	P-O3'-C3'	12.07	134.19	119.70
11	B2	111	G	P-O3'-C3'	12.07	134.18	119.70
38	A1	468	A	C5-C6-N1	-12.07	111.67	117.70
38	A1	528	G	N1-C6-O6	12.07	127.14	119.90
38	A1	825	C	C2-N3-C4	12.07	125.93	119.90

Continued on next page...

Continued from previous page...

Mol	Chain	Res	Type	Atoms	Z	Observed(°)	Ideal(°)
38	A1	1259	G	N9-C4-C5	12.07	110.23	105.40
38	A1	1772	A	N1-C6-N6	12.07	125.84	118.60
39	A3	113	C	O4'-C1'-N1	12.07	117.85	108.20
11	B2	1341	C	N3-C4-C5	-12.06	117.07	121.90
38	A1	1154	A	C5-C6-N6	-12.06	114.05	123.70
38	A1	588	U	P-O3'-C3'	12.06	134.17	119.70
38	A1	1964	G	N1-C6-O6	12.06	127.14	119.90
16	BD	154	TYR	CB-CG-CD2	12.06	128.24	121.00
38	A1	551	A	O4'-C1'-N9	12.06	117.85	108.20
38	A1	2210	G	N1-C6-O6	12.06	127.14	119.90
38	A1	3034	C	O4'-C1'-N1	12.06	117.85	108.20
38	A1	191	U	O4'-C1'-N1	12.06	117.85	108.20
38	A1	2374	C	N3-C4-C5	-12.06	117.08	121.90
20	BH	87	ARG	NE-CZ-NH1	-12.06	114.27	120.30
38	A1	2112	C	O4'-C1'-N1	12.05	117.84	108.20
38	A1	1792	A	C4-C5-C6	12.05	123.03	117.00
11	B2	770	A	N1-C6-N6	12.05	125.83	118.60
38	A1	1056	C	N3-C4-N4	12.05	126.44	118.00
38	A1	333	A	O4'-C1'-N9	12.05	117.84	108.20
38	A1	1992	A	N1-C6-N6	12.05	125.83	118.60
39	A3	21	C	C2-N3-C4	-12.05	113.88	119.90
11	B2	1072	C	N3-C4-C5	-12.04	117.08	121.90
38	A1	1617	G	N1-C2-N3	-12.04	116.67	123.90
38	A1	253	G	C5-C6-O6	-12.04	121.38	128.60
38	A1	2054	G	C5-C6-O6	-12.04	121.38	128.60
11	B2	216	G	C5-C6-O6	-12.04	121.38	128.60
38	A1	130	G	N1-C6-O6	12.03	127.12	119.90
11	B2	1248	A	C5-C6-N1	-12.03	111.69	117.70
11	B2	1490	C	N3-C4-N4	12.03	126.42	118.00
38	A1	1379	A	C5-C6-N1	-12.03	111.69	117.70
49	Ae	21	ARG	NE-CZ-NH2	-12.03	114.28	120.30
38	A1	2350	G	C5-C6-O6	-12.03	121.38	128.60
38	A1	2733	A	C4-C5-C6	12.03	123.01	117.00
11	B2	1380	C	C5-C6-N1	12.02	127.01	121.00
11	B2	55	G	O4'-C1'-N9	12.02	117.82	108.20
11	B2	253	G	N1-C2-N3	-12.02	116.69	123.90
11	B2	983	G	N1-C2-N3	-12.02	116.69	123.90
11	B2	1153	G	C5-C6-O6	-12.02	121.39	128.60
11	B2	434	A	C5-C6-N6	-12.02	114.08	123.70
10	B1	38	G	N7-C8-N9	-12.02	107.09	113.10
38	A1	1618	G	O4'-C1'-N9	12.02	117.81	108.20
11	B2	329	G	C8-N9-C4	-12.02	101.59	106.40

Continued on next page...

Continued from previous page...

Mol	Chain	Res	Type	Atoms	Z	Observed(°)	Ideal(°)
38	A1	464	C	C5-C4-N4	-12.02	111.79	120.20
38	A1	1586	G	P-O3'-C3'	12.01	134.11	119.70
38	A1	1813	A	N1-C6-N6	12.01	125.81	118.60
38	A1	2640	C	N3-C4-C5	-12.01	117.09	121.90
38	A1	41	G	N1-C6-O6	12.01	127.11	119.90
38	A1	510	A	C5-C6-N1	-12.01	111.69	117.70
38	A1	2472	A	C5-C6-N1	-12.01	111.69	117.70
38	A1	1355	A	N1-C6-N6	12.01	125.81	118.60
38	A1	2481	G	C4-C5-N7	-12.01	106.00	110.80
11	B2	432	G	P-O3'-C3'	12.01	134.11	119.70
4	AQ	126	ARG	NE-CZ-NH1	12.01	126.30	120.30
38	A1	1769	G	O4'-C1'-N9	12.01	117.81	108.20
38	A1	2369	G	N3-C2-N2	12.01	128.30	119.90
38	A1	2446	C	N3-C4-C5	-12.00	117.10	121.90
38	A1	1136	G	O4'-C1'-N9	12.00	117.80	108.20
11	B2	393	A	C4-C5-N7	-12.00	104.70	110.70
11	B2	756	A	C4-C5-C6	12.00	123.00	117.00
11	B2	248	U	O4'-C1'-N1	11.99	117.80	108.20
38	A1	2638	G	C5-C6-O6	-11.99	121.40	128.60
11	B2	299	G	C5-C6-N1	-11.99	105.50	111.50
38	A1	352	G	N1-C6-O6	11.99	127.10	119.90
38	A1	2051	A	C8-N9-C4	-11.99	101.00	105.80
11	B2	624	G	C5-C6-O6	-11.99	121.41	128.60
38	A1	2982	G	C5-C6-O6	-11.99	121.41	128.60
11	B2	1032	A	C4-C5-C6	11.99	122.99	117.00
38	A1	175	G	N1-C6-O6	11.99	127.09	119.90
38	A1	1289	C	O4'-C1'-N1	11.99	117.79	108.20
11	B2	364	U	N3-C2-O2	11.98	130.59	122.20
11	B2	1060	G	N1-C6-O6	11.98	127.09	119.90
11	B2	1185	A	N1-C6-N6	11.98	125.79	118.60
38	A1	878	G	O4'-C1'-N9	11.98	117.79	108.20
38	A1	2287	C	N3-C4-C5	-11.98	117.11	121.90
38	A1	2389	C	N3-C4-C5	-11.98	117.11	121.90
11	B2	153	G	N1-C6-O6	11.98	127.09	119.90
38	A1	3045	G	C5-C6-O6	-11.98	121.41	128.60
11	B2	19	G	N1-C2-N3	-11.97	116.72	123.90
11	B2	375	G	O4'-C1'-N9	11.97	117.78	108.20
11	B2	835	C	N3-C4-C5	-11.97	117.11	121.90
38	A1	2988	A	C8-N9-C4	-11.97	101.01	105.80
11	B2	1200	U	P-O3'-C3'	11.97	134.06	119.70
27	BO	111	ARG	NE-CZ-NH2	-11.97	114.32	120.30
38	A1	125	C	C6-N1-C2	-11.97	115.51	120.30

Continued on next page...

Continued from previous page...

Mol	Chain	Res	Type	Atoms	Z	Observed(°)	Ideal(°)
11	B2	590	G	N1-C6-O6	11.96	127.08	119.90
38	A1	958	A	C2-N3-C4	-11.96	104.62	110.60
38	A1	1147	G	C5-C6-O6	-11.96	121.42	128.60
38	A1	2292	A	C5-C6-N6	-11.96	114.13	123.70
11	B2	1291	G	N9-C4-C5	11.96	110.18	105.40
11	B2	904	G	N1-C6-O6	11.96	127.07	119.90
11	B2	1392	G	C5-C6-O6	-11.96	121.42	128.60
38	A1	2484	C	C2-N3-C4	11.96	125.88	119.90
10	B1	22	A	C5-C6-N1	-11.96	111.72	117.70
38	A1	1176	C	N1-C2-O2	11.95	126.07	118.90
38	A1	2392	A	N1-C6-N6	11.95	125.77	118.60
11	B2	959	G	P-O3'-C3'	11.95	134.04	119.70
38	A1	1117	C	P-O3'-C3'	11.95	134.04	119.70
11	B2	616	G	N1-C6-O6	11.95	127.07	119.90
38	A1	785	C	O4'-C1'-N1	11.95	117.76	108.20
38	A1	1750	C	C5-C4-N4	-11.95	111.84	120.20
38	A1	373	G	N3-C2-N2	11.95	128.26	119.90
38	A1	647	G	N1-C6-O6	11.94	127.07	119.90
38	A1	1367	A	N1-C6-N6	11.95	125.77	118.60
11	B2	1345	G	C8-N9-C4	-11.94	101.62	106.40
38	A1	962	C	N3-C4-N4	11.94	126.36	118.00
39	A3	109	A	N1-C6-N6	11.94	125.76	118.60
11	B2	132	G	C5-C6-O6	-11.93	121.44	128.60
38	A1	1168	A	C4-C5-C6	11.93	122.97	117.00
38	A1	1175	C	N3-C4-N4	11.93	126.35	118.00
38	A1	2492	G	N3-C2-N2	11.93	128.25	119.90
38	A1	2653	G	N1-C6-O6	11.93	127.06	119.90
41	AA	75	ARG	NE-CZ-NH2	-11.93	114.33	120.30
10	B1	65	C	O4'-C1'-N1	11.93	117.75	108.20
11	B2	88	G	C6-C5-N7	-11.93	123.24	130.40
11	B2	379	A	C4-C5-C6	11.93	122.97	117.00
38	A1	1301	G	O4'-C1'-N9	11.93	117.74	108.20
38	A1	2043	A	N1-C2-N3	11.93	135.26	129.30
38	A1	2090	A	N1-C6-N6	11.93	125.76	118.60
38	A1	1678	A	C5-C6-N6	-11.93	114.16	123.70
11	B2	1480	G	N1-C2-N3	-11.92	116.75	123.90
38	A1	369	G	C5-C6-O6	-11.92	121.45	128.60
38	A1	1697	G	C5-C6-O6	-11.92	121.45	128.60
38	A1	2122	G	N7-C8-N9	-11.92	107.14	113.10
11	B2	1169	C	O4'-C1'-N1	11.92	117.74	108.20
38	A1	1963	G	C5-C6-O6	-11.92	121.45	128.60
11	B2	605	C	N3-C4-C5	-11.91	117.13	121.90

Continued on next page...

Continued from previous page...

Mol	Chain	Res	Type	Atoms	Z	Observed(°)	Ideal(°)
38	A1	2900	C	C6-N1-C2	-11.91	115.53	120.30
28	BP	14	PHE	CB-CG-CD1	-11.91	112.46	120.80
11	B2	1315	G	N1-C6-O6	11.91	127.05	119.90
38	A1	1248	C	C2-N3-C4	11.91	125.86	119.90
38	A1	2845	C	C6-N1-C2	11.91	125.06	120.30
38	A1	1409	U	O4'-C1'-N1	11.91	117.73	108.20
39	A3	46	G	O4'-C1'-N9	11.91	117.73	108.20
38	A1	1578	C	N3-C4-C5	-11.91	117.14	121.90
38	A1	682	G	N1-C6-O6	11.90	127.04	119.90
38	A1	1452	G	O4'-C1'-N9	11.90	117.72	108.20
11	B2	494	G	N1-C6-O6	11.90	127.04	119.90
38	A1	784	C	N3-C4-C5	-11.90	117.14	121.90
38	A1	1079	A	N1-C6-N6	11.90	125.74	118.60
11	B2	515	U	O4'-C1'-N1	11.90	117.72	108.20
38	A1	842	C	N3-C4-C5	-11.90	117.14	121.90
38	A1	2868	C	N3-C4-C5	-11.90	117.14	121.90
39	A3	5	G	C4-C5-N7	11.90	115.56	110.80
38	A1	568	A	N1-C6-N6	11.89	125.74	118.60
38	A1	1613	A	N1-C6-N6	11.89	125.74	118.60
38	A1	2156	A	N1-C6-N6	11.89	125.74	118.60
11	B2	905	A	C4-C5-C6	11.89	122.95	117.00
27	BO	41	ARG	NE-CZ-NH2	-11.89	114.36	120.30
38	A1	2673	C	N3-C4-N4	11.88	126.32	118.00
11	B2	27	C	O4'-C1'-N1	11.88	117.70	108.20
11	B2	405	G	N1-C6-O6	11.88	127.03	119.90
38	A1	2685	G	N1-C6-O6	11.88	127.03	119.90
38	A1	1526	G	N1-C6-O6	11.88	127.03	119.90
11	B2	565	C	N3-C4-C5	-11.88	117.15	121.90
11	B2	625	G	N1-C6-O6	11.88	127.03	119.90
38	A1	422	G	N3-C2-N2	11.88	128.21	119.90
38	A1	2624	G	N1-C2-N3	-11.87	116.78	123.90
38	A1	2568	A	C8-N9-C4	-11.87	101.05	105.80
10	B1	53	G	N1-C6-O6	11.87	127.02	119.90
10	B1	59	A	O4'-C1'-N9	11.87	117.69	108.20
38	A1	121	G	C5-C6-O6	-11.87	121.48	128.60
38	A1	1793	G	C5-C6-O6	-11.87	121.48	128.60
38	A1	2300	C	N3-C4-N4	11.87	126.31	118.00
38	A1	2649	A	C5-C6-N6	-11.87	114.20	123.70
11	B2	1182	G	C5-C6-O6	-11.87	121.48	128.60
11	B2	605	C	C2-N3-C4	11.86	125.83	119.90
11	B2	615	G	C5-C6-O6	-11.86	121.48	128.60
38	A1	1047	A	N1-C6-N6	11.86	125.72	118.60

Continued on next page...

Continued from previous page...

Mol	Chain	Res	Type	Atoms	Z	Observed(°)	Ideal(°)
39	A3	107	G	O4'-C1'-N9	11.86	117.69	108.20
11	B2	958	G	C2-N3-C4	11.86	117.83	111.90
11	B2	92	G	C5-C6-O6	-11.85	121.49	128.60
11	B2	509	C	N3-C4-N4	11.85	126.30	118.00
11	B2	760	C	N3-C4-C5	-11.85	117.16	121.90
11	B2	1021	C	N3-C4-N4	11.85	126.30	118.00
38	A1	625	A	C2-N3-C4	11.85	116.53	110.60
38	A1	2052	A	N1-C6-N6	11.85	125.71	118.60
11	B2	1355	C	C5-C6-N1	-11.85	115.08	121.00
11	B2	237	C	C2-N3-C4	11.85	125.82	119.90
38	A1	847	A	C4-C5-C6	11.84	122.92	117.00
38	A1	1055	C	N3-C4-N4	11.84	126.29	118.00
38	A1	2154	G	C5-C6-O6	-11.84	121.50	128.60
38	A1	1658	A	C5-C6-N6	-11.84	114.23	123.70
11	B2	83	C	N3-C4-C5	-11.84	117.17	121.90
11	B2	369	A	P-O3'-C3'	11.84	133.91	119.70
11	B2	1046	G	C5-C6-O6	-11.84	121.50	128.60
38	A1	1215	C	O4'-C1'-N1	11.84	117.67	108.20
11	B2	1443	G	C5-C6-O6	-11.84	121.50	128.60
38	A1	508	G	C5-C6-O6	-11.84	121.50	128.60
38	A1	2962	A	O4'-C1'-N9	11.84	117.67	108.20
33	BU	15	ARG	NE-CZ-NH2	-11.83	114.38	120.30
11	B2	949	G	O4'-C1'-N9	11.83	117.67	108.20
11	B2	1205	G	O4'-C1'-N9	11.83	117.67	108.20
38	A1	1121	C	C6-N1-C2	-11.83	115.57	120.30
38	A1	1570	C	N3-C4-C5	-11.83	117.17	121.90
38	A1	2416	G	O4'-C1'-N9	11.83	117.66	108.20
38	A1	514	U	O4'-C1'-N1	11.83	117.66	108.20
11	B2	299	G	N1-C6-O6	11.83	127.00	119.90
38	A1	1497	C	C5-C6-N1	-11.83	115.09	121.00
38	A1	2160	C	C2-N3-C4	11.83	125.81	119.90
38	A1	2477	G	N1-C6-O6	11.83	127.00	119.90
38	A1	2771	G	N1-C6-O6	11.83	127.00	119.90
39	A3	115	C	N3-C4-N4	11.83	126.28	118.00
11	B2	962	G	C5-C6-O6	-11.82	121.51	128.60
38	A1	98	G	C5-C6-O6	-11.82	121.50	128.60
38	A1	847	A	N7-C8-N9	-11.82	107.89	113.80
38	A1	852	A	C5-C6-N6	-11.82	114.24	123.70
38	A1	2789	G	N1-C6-O6	11.82	126.99	119.90
38	A1	116	G	C5-C6-O6	-11.82	121.51	128.60
38	A1	1462	G	C5-C6-O6	-11.82	121.51	128.60
11	B2	612	C	C4-C5-C6	11.82	123.31	117.40

Continued on next page...

Continued from previous page...

Mol	Chain	Res	Type	Atoms	Z	Observed(°)	Ideal(°)
11	B2	864	G	C5-C6-O6	-11.82	121.51	128.60
11	B2	310	G	N1-C6-O6	11.82	126.99	119.90
38	A1	2448	A	N1-C6-N6	11.82	125.69	118.60
5	AS	133	PHE	CB-CG-CD1	-11.81	112.53	120.80
47	Ad	85	ARG	NE-CZ-NH2	-11.81	114.39	120.30
11	B2	448	A	C5-C6-N1	-11.81	111.79	117.70
11	B2	1061	A	C5-C6-N1	-11.81	111.79	117.70
38	A1	350	A	C5-C6-N1	-11.81	111.79	117.70
10	B1	20	G	C8-N9-C4	-11.81	101.68	106.40
11	B2	78	G	C8-N9-C4	-11.81	101.68	106.40
11	B2	79	G	O4'-C1'-N9	11.81	117.65	108.20
39	A3	109	A	C4-C5-C6	11.81	122.91	117.00
38	A1	2892	A	C5-C6-N6	-11.81	114.25	123.70
38	A1	1640	G	C5-C6-O6	-11.81	121.52	128.60
11	B2	495	G	N1-C6-O6	11.81	126.98	119.90
38	A1	966	G	N1-C2-N3	-11.80	116.82	123.90
11	B2	965	G	C5-N7-C8	11.80	110.20	104.30
11	B2	1005	G	N1-C6-O6	11.80	126.98	119.90
38	A1	1628	C	O4'-C1'-N1	11.80	117.64	108.20
38	A1	1968	A	C5-C6-N1	-11.80	111.80	117.70
39	A3	71	G	C8-N9-C4	11.80	111.12	106.40
11	B2	247	G	N1-C2-N3	-11.80	116.82	123.90
38	A1	1633	A	C4-C5-C6	11.80	122.90	117.00
38	A1	2133	G	C6-C5-N7	-11.80	123.32	130.40
11	B2	1062	G	N1-C6-O6	11.79	126.98	119.90
25	BM	41	ARG	NE-CZ-NH2	-11.79	114.40	120.30
10	B1	51	G	N1-C6-O6	11.79	126.97	119.90
38	A1	496	A	O4'-C1'-N9	11.79	117.63	108.20
38	A1	1113	G	C4-C5-N7	11.79	115.52	110.80
11	B2	1218	C	O4'-C1'-N1	11.79	117.63	108.20
11	B2	1234	A	C4-C5-C6	11.79	122.89	117.00
11	B2	991	C	O4'-C1'-N1	11.78	117.62	108.20
11	B2	1102	A	N1-C6-N6	11.78	125.67	118.60
38	A1	2591	A	C4-C5-C6	11.78	122.89	117.00
11	B2	847	A	C5-C6-N1	-11.78	111.81	117.70
38	A1	85	G	O4'-C1'-N9	11.78	117.62	108.20
38	A1	699	A	O4'-C1'-N9	11.78	117.62	108.20
38	A1	2194	A	N1-C2-N3	11.78	135.19	129.30
38	A1	325	G	N1-C6-O6	11.78	126.97	119.90
38	A1	360	G	C5-C6-O6	-11.78	121.53	128.60
38	A1	1490	G	N1-C6-O6	11.78	126.97	119.90
38	A1	79	C	N3-C4-C5	-11.77	117.19	121.90

Continued on next page...

Continued from previous page...

Mol	Chain	Res	Type	Atoms	Z	Observed(°)	Ideal(°)
38	A1	1987	A	N1-C6-N6	11.77	125.66	118.60
38	A1	877	U	O4'-C1'-N1	11.77	117.62	108.20
38	A1	2425	A	C5-C6-N1	-11.77	111.81	117.70
38	A1	1478	G	N1-C6-O6	11.77	126.96	119.90
38	A1	1876	G	C5-C6-O6	-11.77	121.54	128.60
38	A1	827	G	C6-C5-N7	-11.77	123.34	130.40
4	AQ	28	ARG	NE-CZ-NH1	-11.77	114.42	120.30
38	A1	2600	C	C2-N3-C4	11.76	125.78	119.90
4	AQ	120	TYR	CB-CG-CD1	11.76	128.06	121.00
38	A1	655	C	C6-N1-C2	-11.76	115.59	120.30
11	B2	442	C	C6-N1-C2	-11.76	115.60	120.30
38	A1	2691	G	C5-C6-O6	-11.76	121.54	128.60
11	B2	1212	U	O4'-C1'-N1	11.76	117.61	108.20
38	A1	471	U	P-O3'-C3'	11.76	133.81	119.70
38	A1	726	G	N1-C6-O6	11.76	126.95	119.90
38	A1	637	G	N1-C6-O6	11.76	126.95	119.90
38	A1	782	G	C5-C6-O6	-11.76	121.55	128.60
11	B2	934	G	P-O3'-C3'	11.75	133.80	119.70
38	A1	230	A	C4-C5-C6	11.75	122.88	117.00
38	A1	1631	A	C5-C6-N6	-11.75	114.30	123.70
38	A1	1635	G	N3-C2-N2	11.75	128.13	119.90
38	A1	2872	G	N1-C6-O6	11.75	126.95	119.90
38	A1	61	G	C5-C6-O6	-11.75	121.55	128.60
11	B2	80	A	N1-C2-N3	11.75	135.18	129.30
11	B2	1060	G	C5-C6-O6	-11.75	121.55	128.60
11	B2	853	G	N1-C2-N3	-11.75	116.85	123.90
11	B2	1143	G	C5-C6-O6	-11.75	121.55	128.60
38	A1	1180	G	N1-C6-O6	11.75	126.95	119.90
47	Ad	63	ARG	NE-CZ-NH1	11.75	126.17	120.30
11	B2	1273	G	C8-N9-C4	-11.74	101.70	106.40
38	A1	1814	A	C6-C5-N7	-11.74	124.08	132.30
11	B2	567	A	C4-C5-C6	11.74	122.87	117.00
38	A1	50	C	P-O3'-C3'	11.74	133.79	119.70
38	A1	447	G	C5-C6-N1	-11.74	105.63	111.50
38	A1	1237	A	C8-N9-C4	-11.74	101.10	105.80
38	A1	964	C	N3-C4-N4	11.74	126.22	118.00
11	B2	192	G	O4'-C1'-C2'	11.74	118.16	107.60
11	B2	1468	A	N1-C6-N6	11.74	125.64	118.60
38	A1	2739	G	O4'-C1'-N9	11.74	117.59	108.20
38	A1	1971	C	N3-C4-N4	11.73	126.21	118.00
38	A1	1132	U	O4'-C1'-N1	11.73	117.58	108.20
30	BR	92	ARG	NE-CZ-NH1	-11.73	114.44	120.30

Continued on next page...

Continued from previous page...

Mol	Chain	Res	Type	Atoms	Z	Observed(°)	Ideal(°)
38	A1	3040	G	N1-C6-O6	11.73	126.94	119.90
11	B2	446	G	N1-C6-O6	11.72	126.94	119.90
38	A1	95	G	C5-C6-O6	-11.72	121.56	128.60
11	B2	1418	G	C5-C6-O6	-11.72	121.57	128.60
38	A1	201	C	C5-C4-N4	-11.72	111.99	120.20
11	B2	631	C	N3-C4-N4	11.72	126.20	118.00
11	B2	1304	C	C5-C6-N1	11.72	126.86	121.00
11	B2	1441	G	C5-C6-N1	-11.72	105.64	111.50
19	BG	82	ARG	NE-CZ-NH1	11.72	126.16	120.30
38	A1	480	A	N1-C6-N6	11.72	125.63	118.60
38	A1	1262	C	C5-C6-N1	11.72	126.86	121.00
38	A1	583	A	N1-C6-N6	11.72	125.63	118.60
38	A1	2303	A	C4-C5-C6	11.72	122.86	117.00
39	A3	101	A	C5-C6-N6	-11.72	114.33	123.70
11	B2	959	G	C5-C6-O6	-11.71	121.57	128.60
38	A1	296	G	N1-C6-O6	11.71	126.93	119.90
38	A1	847	A	C5-N7-C8	11.71	109.76	103.90
38	A1	228	U	O4'-C1'-N1	11.71	117.57	108.20
38	A1	273	G	P-O3'-C3'	11.71	133.75	119.70
38	A1	648	C	N3-C4-N4	11.71	126.20	118.00
38	A1	590	A	N1-C6-N6	11.71	125.62	118.60
38	A1	881	G	N1-C6-O6	11.71	126.92	119.90
38	A1	1611	C	O4'-C1'-N1	11.71	117.56	108.20
38	A1	1810	G	O4'-C1'-N9	11.70	117.56	108.20
38	A1	2771	G	C5-C6-O6	-11.71	121.58	128.60
11	B2	78	G	O4'-C1'-N9	11.70	117.56	108.20
11	B2	1377	G	O4'-C1'-N9	11.70	117.56	108.20
38	A1	941	C	C5-C6-N1	-11.70	115.15	121.00
38	A1	1997	C	N3-C4-C5	-11.70	117.22	121.90
11	B2	228	G	C4-C5-N7	-11.70	106.12	110.80
38	A1	350	A	C4-C5-C6	11.70	122.85	117.00
11	B2	220	G	N1-C6-O6	11.70	126.92	119.90
38	A1	261	A	C5-C6-N6	-11.70	114.34	123.70
38	A1	337	G	C5-C6-O6	-11.70	121.58	128.60
38	A1	326	C	N3-C4-N4	11.69	126.19	118.00
38	A1	823	G	C5-C6-O6	-11.69	121.58	128.60
38	A1	1843	C	O4'-C1'-N1	11.69	117.56	108.20
11	B2	954	G	C8-N9-C4	-11.69	101.72	106.40
38	A1	1485	A	C8-N9-C4	-11.69	101.12	105.80
38	A1	782	G	C5-C6-N1	-11.69	105.66	111.50
11	B2	1186	C	P-O3'-C3'	11.69	133.72	119.70
38	A1	722	C	N3-C4-N4	11.69	126.18	118.00

Continued on next page...

Continued from previous page...

Mol	Chain	Res	Type	Atoms	Z	Observed(°)	Ideal(°)
38	A1	967	G	C5-C6-O6	-11.69	121.59	128.60
38	A1	464	C	N3-C4-N4	11.68	126.18	118.00
38	A1	250	G	C5-C6-O6	-11.68	121.59	128.60
38	A1	968	A	N1-C6-N6	11.68	125.61	118.60
38	A1	2282	G	C5-C6-O6	-11.68	121.59	128.60
11	B2	1153	G	N1-C6-O6	11.68	126.91	119.90
38	A1	1903	G	N1-C6-O6	11.68	126.91	119.90
22	BJ	79	ARG	NE-CZ-NH1	-11.68	114.46	120.30
11	B2	985	C	N3-C4-C5	-11.68	117.23	121.90
38	A1	231	G	N1-C2-N3	-11.68	116.89	123.90
38	A1	642	G	C5-C6-O6	-11.68	121.59	128.60
38	A1	2788	U	O4'-C1'-N1	11.68	117.54	108.20
28	BP	6	TYR	CB-CG-CD2	-11.67	114.00	121.00
38	A1	611	G	C8-N9-C4	-11.67	101.73	106.40
38	A1	1677	A	N1-C6-N6	11.67	125.60	118.60
38	A1	1930	A	C4-C5-C6	11.67	122.83	117.00
39	A3	2	G	C5-C6-O6	-11.67	121.60	128.60
11	B2	381	C	O4'-C1'-N1	11.67	117.53	108.20
11	B2	496	C	O4'-C1'-N1	11.67	117.54	108.20
38	A1	90	A	C8-N9-C4	-11.67	101.13	105.80
38	A1	584	G	C5-C6-O6	-11.67	121.60	128.60
38	A1	1563	G	N1-C6-O6	11.67	126.90	119.90
38	A1	1766	A	C5-C6-N6	-11.67	114.36	123.70
38	A1	2158	G	P-O3'-C3'	11.67	133.70	119.70
11	B2	90	C	C5-C6-N1	11.66	126.83	121.00
38	A1	1263	C	C5-C6-N1	11.66	126.83	121.00
11	B2	183	A	O4'-C1'-N9	11.66	117.53	108.20
11	B2	1200	U	C2-N1-C1'	11.66	131.69	117.70
38	A1	704	G	C5-C6-O6	-11.66	121.60	128.60
38	A1	704	G	N1-C6-O6	11.66	126.89	119.90
38	A1	1513	G	C5-C6-O6	-11.66	121.61	128.60
11	B2	1352	G	C2-N3-C4	11.65	117.73	111.90
38	A1	2534	C	C2-N3-C4	11.65	125.73	119.90
38	A1	2717	A	N1-C6-N6	11.65	125.59	118.60
11	B2	58	U	O4'-C1'-N1	11.65	117.52	108.20
11	B2	1158	G	N1-C6-O6	11.65	126.89	119.90
11	B2	1469	G	C4-C5-N7	11.65	115.46	110.80
11	B2	1394	G	O4'-C1'-N9	11.64	117.52	108.20
38	A1	723	A	C8-N9-C4	11.64	110.46	105.80
38	A1	885	A	N1-C6-N6	11.64	125.59	118.60
10	B1	77	A	O4'-C1'-N9	11.64	117.51	108.20
11	B2	444	G	C5-C6-O6	-11.64	121.61	128.60

Continued on next page...

Continued from previous page...

Mol	Chain	Res	Type	Atoms	Z	Observed(°)	Ideal(°)
38	A1	810	A	C5-C6-N1	-11.64	111.88	117.70
38	A1	1182	C	C4-C5-C6	11.64	123.22	117.40
38	A1	2195	G	N1-C6-O6	11.64	126.88	119.90
38	A1	2779	G	C5-C6-O6	-11.64	121.62	128.60
9	AX	373	TYR	CB-CG-CD2	-11.63	114.02	121.00
11	B2	1100	G	N7-C8-N9	11.64	118.92	113.10
38	A1	830	G	N1-C6-O6	11.64	126.88	119.90
38	A1	1193	G	N1-C6-O6	11.64	126.88	119.90
62	AO	196	PHE	CB-CG-CD1	11.64	128.94	120.80
8	AW	45	ARG	NE-CZ-NH1	11.63	126.12	120.30
11	B2	831	A	N1-C6-N6	11.63	125.58	118.60
11	B2	607	U	O4'-C1'-N1	11.63	117.50	108.20
38	A1	208	A	C5-N7-C8	11.63	109.72	103.90
38	A1	646	U	O4'-C1'-N1	11.63	117.50	108.20
39	A3	26	C	C6-N1-C2	-11.63	115.65	120.30
38	A1	939	A	N1-C6-N6	11.63	125.58	118.60
38	A1	1470	C	C2-N3-C4	11.63	125.71	119.90
11	B2	306	C	N3-C4-C5	-11.63	117.25	121.90
16	BD	168	ARG	NE-CZ-NH2	-11.63	114.49	120.30
38	A1	2776	A	N1-C2-N3	11.62	135.11	129.30
38	A1	2048	C	N3-C4-C5	-11.62	117.25	121.90
11	B2	589	U	C5-C4-O4	-11.62	118.93	125.90
38	A1	1648	C	C5-C4-N4	-11.62	112.07	120.20
11	B2	321	A	O4'-C1'-N9	11.62	117.49	108.20
38	A1	730	C	N3-C4-N4	11.61	126.13	118.00
11	B2	1011	C	C2-N3-C4	11.61	125.70	119.90
38	A1	2747	C	N3-C4-C5	-11.61	117.26	121.90
11	B2	1020	G	N3-C2-N2	11.61	128.02	119.90
38	A1	81	G	N3-C2-N2	11.61	128.02	119.90
38	A1	481	G	C5-C6-O6	-11.61	121.64	128.60
38	A1	2025	A	N1-C6-N6	11.61	125.56	118.60
38	A1	1037	C	N3-C4-C5	-11.60	117.26	121.90
38	A1	2798	U	O4'-C1'-N1	11.60	117.48	108.20
38	A1	883	G	C8-N9-C4	-11.60	101.76	106.40
38	A1	2215	U	P-O3'-C3'	11.60	133.62	119.70
38	A1	344	G	C6-C5-N7	-11.60	123.44	130.40
38	A1	1982	C	N3-C4-N4	11.60	126.12	118.00
38	A1	2415	C	N3-C4-N4	11.60	126.12	118.00
38	A1	2889	A	C4-C5-C6	11.60	122.80	117.00
38	A1	2970	U	O4'-C1'-N1	11.60	117.48	108.20
11	B2	1003	G	C5-C6-O6	-11.59	121.64	128.60
11	B2	1351	U	O4'-C1'-N1	11.59	117.47	108.20

Continued on next page...

Continued from previous page...

Mol	Chain	Res	Type	Atoms	Z	Observed(°)	Ideal(°)
11	B2	1359	C	C6-N1-C2	11.59	124.94	120.30
38	A1	2366	G	N3-C2-N2	11.59	128.02	119.90
38	A1	2472	A	N9-C4-C5	11.59	110.44	105.80
11	B2	1	A	C5-C6-N1	-11.59	111.91	117.70
11	B2	1230	G	N9-C4-C5	-11.59	100.76	105.40
38	A1	532	G	N1-C6-O6	11.59	126.86	119.90
38	A1	2737	G	C5-C6-O6	-11.59	121.65	128.60
38	A1	2862	A	N1-C2-N3	11.59	135.09	129.30
11	B2	722	G	O4'-C1'-N9	11.59	117.47	108.20
38	A1	997	A	N1-C6-N6	11.59	125.55	118.60
38	A1	2493	A	C5-C6-N6	-11.59	114.43	123.70
38	A1	81	G	C2-N3-C4	11.59	117.69	111.90
38	A1	972	C	C6-N1-C2	-11.58	115.67	120.30
11	B2	772	G	C5-C6-O6	-11.58	121.65	128.60
38	A1	611	G	C5-C6-N1	-11.58	105.71	111.50
38	A1	663	A	N9-C4-C5	11.58	110.43	105.80
38	A1	1278	C	N3-C4-C5	-11.58	117.27	121.90
38	A1	1602	C	C6-N1-C2	11.58	124.93	120.30
11	B2	942	A	N1-C6-N6	11.57	125.54	118.60
11	B2	1365	G	O4'-C1'-N9	11.57	117.46	108.20
11	B2	379	A	O4'-C1'-N9	11.57	117.46	108.20
38	A1	1810	G	C2-N3-C4	11.57	117.69	111.90
38	A1	2628	U	O4'-C1'-N1	11.57	117.45	108.20
11	B2	51	A	N1-C6-N6	11.57	125.54	118.60
11	B2	160	C	C5-C4-N4	-11.57	112.10	120.20
11	B2	1131	G	C5-C6-N1	-11.57	105.72	111.50
38	A1	2432	G	C5-C6-O6	-11.57	121.66	128.60
5	AS	37	ARG	NE-CZ-NH1	11.56	126.08	120.30
11	B2	625	G	C5-C6-O6	-11.56	121.66	128.60
11	B2	1166	G	N1-C6-O6	11.56	126.84	119.90
11	B2	1363	C	C6-N1-C2	-11.56	115.68	120.30
38	A1	319	A	C2-N3-C4	11.56	116.38	110.60
38	A1	770	G	O4'-C1'-N9	11.56	117.45	108.20
11	B2	295	G	C5-C6-O6	-11.55	121.67	128.60
38	A1	96	C	N3-C4-N4	11.55	126.09	118.00
38	A1	245	A	N1-C6-N6	11.56	125.53	118.60
38	A1	2117	U	O4'-C1'-N1	11.55	117.44	108.20
38	A1	1554	G	N1-C6-O6	11.55	126.83	119.90
11	B2	1041	C	N3-C4-C5	-11.55	117.28	121.90
38	A1	396	G	C5-C6-O6	-11.55	121.67	128.60
38	A1	515	G	N1-C6-O6	11.55	126.83	119.90
38	A1	1518	G	C5-C6-O6	-11.55	121.67	128.60

Continued on next page...

Continued from previous page...

Mol	Chain	Res	Type	Atoms	Z	Observed(°)	Ideal(°)
38	A1	1613	A	C5-N7-C8	11.55	109.67	103.90
38	A1	526	C	N3-C4-C5	-11.55	117.28	121.90
11	B2	1010	G	N1-C6-O6	11.54	126.83	119.90
38	A1	103	A	N1-C6-N6	11.54	125.53	118.60
38	A1	1322	G	C6-C5-N7	-11.54	123.47	130.40
38	A1	1381	C	O4'-C1'-N1	11.54	117.44	108.20
38	A1	1413	A	C5-N7-C8	11.54	109.67	103.90
38	A1	2509	A	N1-C6-N6	11.54	125.53	118.60
38	A1	2409	C	N3-C4-N4	11.54	126.08	118.00
38	A1	2543	A	O4'-C1'-N9	11.54	117.43	108.20
39	A3	37	U	O4'-C1'-N1	11.54	117.43	108.20
38	A1	278	C	O4'-C1'-N1	11.54	117.43	108.20
38	A1	802	G	N3-C2-N2	11.54	127.98	119.90
38	A1	1194	G	C5-C6-O6	-11.54	121.68	128.60
38	A1	1467	G	C8-N9-C4	11.53	111.01	106.40
38	A1	413	A	N1-C6-N6	11.53	125.52	118.60
38	A1	551	A	N1-C6-N6	11.53	125.52	118.60
38	A1	1136	G	C5-C6-O6	-11.53	121.68	128.60
38	A1	1760	C	N3-C4-N4	11.53	126.07	118.00
11	B2	546	G	N3-C2-N2	11.53	127.97	119.90
38	A1	1716	G	C5-C6-O6	-11.53	121.68	128.60
38	A1	1379	A	N1-C6-N6	11.52	125.51	118.60
11	B2	1068	C	O4'-C1'-N1	11.52	117.42	108.20
11	B2	1164	A	N1-C6-N6	11.52	125.51	118.60
11	B2	689	C	N3-C4-C5	-11.52	117.29	121.90
38	A1	1179	G	C5-C6-O6	-11.52	121.69	128.60
38	A1	2377	C	N3-C4-C5	-11.52	117.29	121.90
38	A1	2990	G	N1-C6-O6	11.52	126.81	119.90
38	A1	1134	A	C5-C6-N1	-11.52	111.94	117.70
38	A1	286	G	C8-N9-C4	11.51	111.00	106.40
11	B2	1481	G	N1-C6-O6	11.51	126.81	119.90
38	A1	215	A	N1-C6-N6	11.51	125.51	118.60
38	A1	1671	A	C6-C5-N7	-11.51	124.24	132.30
38	A1	319	A	N3-C4-C5	-11.51	118.74	126.80
38	A1	1819	G	C5-C6-O6	-11.51	121.69	128.60
38	A1	2810	G	N1-C2-N3	-11.51	116.99	123.90
57	Aj	30	ARG	NE-CZ-NH1	11.51	126.06	120.30
10	B1	43	G	C5-C6-O6	-11.51	121.70	128.60
11	B2	1221	A	N1-C6-N6	11.51	125.50	118.60
38	A1	606	A	C5-C6-N1	-11.51	111.95	117.70
38	A1	905	G	C2-N3-C4	11.51	117.65	111.90
11	B2	452	G	N1-C6-O6	11.51	126.80	119.90

Continued on next page...

Continued from previous page...

Mol	Chain	Res	Type	Atoms	Z	Observed(°)	Ideal(°)
38	A1	1346	G	O4'-C1'-N9	11.51	117.41	108.20
38	A1	2235	G	C8-N9-C4	-11.51	101.80	106.40
38	A1	1288	C	C2-N3-C4	11.50	125.65	119.90
38	A1	2630	C	N3-C4-C5	-11.50	117.30	121.90
11	B2	160	C	N3-C4-N4	11.50	126.05	118.00
11	B2	1011	C	N3-C4-C5	-11.50	117.30	121.90
11	B2	310	G	C4-C5-N7	-11.50	106.20	110.80
11	B2	1448	A	C8-N9-C4	-11.50	101.20	105.80
11	B2	990	G	C5-C6-O6	-11.50	121.70	128.60
38	A1	418	C	C4-C5-C6	11.49	123.15	117.40
11	B2	1314	C	O4'-C1'-N1	11.49	117.39	108.20
38	A1	1039	C	N3-C4-C5	-11.49	117.30	121.90
11	B2	1356	A	N1-C6-N6	11.49	125.49	118.60
38	A1	924	A	C4-C5-C6	11.49	122.75	117.00
11	B2	917	A	C5-N7-C8	11.49	109.64	103.90
11	B2	321	A	N1-C6-N6	11.49	125.49	118.60
38	A1	614	G	N1-C2-N3	-11.49	117.01	123.90
38	A1	632	G	O4'-C1'-N9	11.49	117.39	108.20
38	A1	800	G	N1-C6-O6	11.49	126.79	119.90
11	B2	1469	G	N9-C4-C5	-11.48	100.81	105.40
38	A1	1759	A	C5-C6-N6	-11.48	114.51	123.70
11	B2	47	A	N1-C6-N6	11.48	125.49	118.60
38	A1	2599	C	N3-C4-N4	11.48	126.04	118.00
38	A1	2975	A	N9-C4-C5	-11.48	101.21	105.80
38	A1	558	C	C2-N3-C4	11.48	125.64	119.90
38	A1	1904	G	N1-C6-O6	11.48	126.79	119.90
11	B2	821	G	N1-C6-O6	11.48	126.79	119.90
11	B2	990	G	N3-C2-N2	11.48	127.93	119.90
38	A1	507	G	C4-C5-C6	11.48	125.69	118.80
11	B2	1335	A	N1-C6-N6	11.47	125.48	118.60
39	A3	18	G	C8-N9-C4	-11.47	101.81	106.40
11	B2	791	G	N1-C6-O6	11.47	126.78	119.90
29	BQ	100	ARG	NE-CZ-NH1	11.47	126.04	120.30
38	A1	2781	A	C4-C5-C6	11.47	122.73	117.00
11	B2	166	A	C5-C6-N6	-11.47	114.53	123.70
38	A1	337	G	C5-C6-N1	-11.47	105.77	111.50
11	B2	71	C	N3-C4-N4	11.46	126.03	118.00
11	B2	847	A	C5-N7-C8	11.46	109.63	103.90
11	B2	963	A	P-O3'-C3'	11.46	133.46	119.70
38	A1	1415	C	N3-C4-N4	11.46	126.03	118.00
38	A1	1935	C	N3-C4-N4	11.46	126.03	118.00
38	A1	835	G	N1-C6-O6	11.46	126.78	119.90

Continued on next page...

Continued from previous page...

Mol	Chain	Res	Type	Atoms	Z	Observed(°)	Ideal(°)
38	A1	2547	A	C5-C6-N1	-11.46	111.97	117.70
11	B2	377	A	N1-C2-N3	11.46	135.03	129.30
38	A1	2237	A	C5-C6-N6	-11.46	114.53	123.70
11	B2	797	U	C6-N1-C2	-11.46	114.13	121.00
38	A1	2370	C	C5-C4-N4	-11.46	112.18	120.20
62	AO	84	TYR	CB-CG-CD1	11.46	127.88	121.00
11	B2	1193	G	C5-C6-O6	-11.46	121.73	128.60
38	A1	2222	C	O4'-C1'-N1	11.46	117.36	108.20
38	A1	170	A	N1-C2-N3	11.45	135.03	129.30
38	A1	1375	G	N3-C2-N2	11.45	127.92	119.90
38	A1	1225	A	C4-C5-C6	11.45	122.73	117.00
38	A1	1046	A	C6-N1-C2	-11.45	111.73	118.60
38	A1	1407	A	C8-N9-C4	-11.45	101.22	105.80
38	A1	1554	G	C5-C6-O6	-11.45	121.73	128.60
38	A1	362	A	N1-C2-N3	11.45	135.02	129.30
11	B2	283	U	N3-C4-C5	-11.44	107.73	114.60
38	A1	712	C	C2-N3-C4	11.44	125.62	119.90
11	B2	460	C	N3-C4-C5	-11.44	117.33	121.90
38	A1	8	G	C5-C6-O6	-11.44	121.74	128.60
38	A1	235	G	N1-C6-O6	11.44	126.76	119.90
38	A1	449	G	N1-C6-O6	11.44	126.76	119.90
38	A1	474	G	N1-C2-N3	-11.44	117.04	123.90
17	BE	8	ARG	NE-CZ-NH1	11.44	126.02	120.30
11	B2	1404	C	N3-C4-N4	11.44	126.00	118.00
11	B2	404	C	O4'-C1'-N1	11.43	117.35	108.20
11	B2	1435	G	O4'-C1'-N9	11.43	117.35	108.20
38	A1	1283	G	O4'-C1'-N9	11.43	117.35	108.20
11	B2	280	C	O4'-C1'-N1	11.43	117.34	108.20
38	A1	2111	C	N1-C2-O2	-11.43	112.04	118.90
11	B2	671	C	N3-C4-N4	11.43	126.00	118.00
11	B2	1104	G	C6-N1-C2	-11.43	118.24	125.10
38	A1	403	G	N1-C6-O6	11.43	126.76	119.90
60	AM	8	ARG	NE-CZ-NH2	11.43	126.01	120.30
10	B1	20	G	N1-C2-N3	-11.42	117.05	123.90
11	B2	1104	G	N1-C6-O6	11.42	126.75	119.90
38	A1	1023	C	O4'-C1'-N1	11.42	117.34	108.20
11	B2	1173	A	N1-C6-N6	11.42	125.45	118.60
38	A1	801	A	N1-C6-N6	11.42	125.45	118.60
11	B2	903	G	N3-C2-N2	11.42	127.89	119.90
38	A1	1698	G	C5-C6-O6	-11.42	121.75	128.60
11	B2	120	C	C6-N1-C2	-11.41	115.73	120.30
11	B2	519	G	C2-N3-C4	11.41	117.61	111.90

Continued on next page...

Continued from previous page...

Mol	Chain	Res	Type	Atoms	Z	Observed(°)	Ideal(°)
11	B2	593	G	N1-C6-O6	11.41	126.75	119.90
16	BD	57	ARG	NE-CZ-NH2	-11.41	114.59	120.30
11	B2	1374	C	C6-N1-C2	-11.41	115.74	120.30
38	A1	273	G	C4-C5-C6	11.41	125.64	118.80
38	A1	1368	A	C5-C6-N1	-11.41	112.00	117.70
38	A1	1360	G	N1-C6-O6	11.40	126.74	119.90
38	A1	1629	G	C5-C6-O6	-11.40	121.76	128.60
38	A1	1861	G	O4'-C1'-N9	11.40	117.32	108.20
38	A1	2206	G	C5-C6-O6	-11.40	121.76	128.60
11	B2	937	A	N1-C6-N6	11.40	125.44	118.60
38	A1	2810	G	O4'-C1'-N9	11.40	117.32	108.20
11	B2	251	G	C5-C6-O6	-11.40	121.76	128.60
11	B2	645	G	N1-C6-O6	11.40	126.74	119.90
11	B2	977	G	C6-C5-N7	-11.40	123.56	130.40
11	B2	1110	U	C5-C6-N1	11.40	128.40	122.70
38	A1	1471	G	N1-C6-O6	11.40	126.74	119.90
11	B2	91	G	O4'-C1'-N9	11.39	117.32	108.20
38	A1	539	A	N1-C6-N6	11.39	125.44	118.60
11	B2	1436	U	O4'-C1'-N1	11.39	117.31	108.20
38	A1	1280	C	C5-C6-N1	11.39	126.70	121.00
38	A1	1521	G	N1-C6-O6	11.39	126.74	119.90
38	A1	1246	G	C5-C6-O6	-11.39	121.77	128.60
38	A1	1964	G	C5-C6-O6	-11.39	121.77	128.60
11	B2	823	A	C5-C6-N1	-11.39	112.00	117.70
38	A1	2185	A	N1-C6-N6	11.39	125.43	118.60
38	A1	2543	A	C5-C6-N6	-11.39	114.59	123.70
11	B2	276	A	C4-C5-C6	11.39	122.69	117.00
38	A1	1406	G	C4-C5-C6	11.39	125.63	118.80
38	A1	1116	A	C8-N9-C4	-11.39	101.25	105.80
11	B2	760	C	N3-C4-N4	11.38	125.97	118.00
11	B2	1447	A	C5-C6-N1	-11.38	112.01	117.70
38	A1	2323	C	N3-C4-N4	11.38	125.97	118.00
38	A1	2702	A	N1-C6-N6	11.38	125.43	118.60
38	A1	1706	G	O4'-C1'-N9	11.38	117.31	108.20
11	B2	911	C	O4'-C1'-N1	11.38	117.30	108.20
38	A1	826	C	N3-C4-C5	-11.38	117.35	121.90
38	A1	859	G	N1-C6-O6	11.38	126.73	119.90
38	A1	1893	C	C2-N3-C4	11.38	125.59	119.90
38	A1	2249	A	C5-N7-C8	11.38	109.59	103.90
7	AU	84	ARG	NE-CZ-NH2	-11.38	114.61	120.30
38	A1	32	C	N3-C4-N4	11.38	125.96	118.00
38	A1	985	A	C8-N9-C4	-11.38	101.25	105.80

Continued on next page...

Continued from previous page...

Mol	Chain	Res	Type	Atoms	Z	Observed(°)	Ideal(°)
38	A1	2134	G	C5-C6-O6	-11.38	121.77	128.60
57	Aj	69	PHE	CB-CG-CD1	-11.38	112.84	120.80
10	B1	30	G	N9-C4-C5	-11.37	100.85	105.40
38	A1	659	U	O4'-C1'-N1	11.37	117.30	108.20
38	A1	2694	C	C5-C4-N4	-11.37	112.24	120.20
11	B2	886	G	N1-C6-O6	11.37	126.72	119.90
39	A3	16	G	C5-N7-C8	-11.37	98.62	104.30
11	B2	1366	U	C5-C6-N1	11.37	128.38	122.70
38	A1	333	A	N1-C6-N6	11.37	125.42	118.60
11	B2	149	U	O4'-C1'-N1	11.36	117.29	108.20
11	B2	1473	A	N1-C2-N3	11.36	134.98	129.30
11	B2	1203	G	N1-C6-O6	11.36	126.72	119.90
38	A1	1517	G	O4'-C1'-N9	11.36	117.29	108.20
39	A3	45	C	C5-C4-N4	-11.36	112.25	120.20
38	A1	1708	U	C5-C4-O4	-11.36	119.08	125.90
65	AV	31	PHE	CB-CG-CD1	-11.36	112.85	120.80
11	B2	495	G	C5-C6-N1	-11.36	105.82	111.50
11	B2	1417	A	C5-C6-N6	-11.36	114.61	123.70
38	A1	2784	A	C5-C6-N1	-11.36	112.02	117.70
11	B2	752	G	C5-C6-O6	-11.36	121.79	128.60
11	B2	1259	A	N1-C6-N6	11.36	125.41	118.60
38	A1	1052	G	N1-C6-O6	11.36	126.71	119.90
32	BT	11	TYR	CB-CG-CD1	11.35	127.81	121.00
11	B2	570	G	N1-C6-O6	11.35	126.71	119.90
5	AS	65	ARG	NE-CZ-NH2	-11.35	114.62	120.30
38	A1	799	C	N3-C4-C5	-11.35	117.36	121.90
11	B2	402	G	C4-C5-C6	11.35	125.61	118.80
38	A1	906	G	C5-C6-O6	-11.35	121.79	128.60
38	A1	2757	G	C5-C6-O6	-11.35	121.79	128.60
38	A1	559	G	N1-C6-O6	11.34	126.71	119.90
38	A1	1177	C	C5-C4-N4	-11.34	112.26	120.20
38	A1	1416	G	N1-C6-O6	11.34	126.71	119.90
38	A1	2224	G	N1-C6-O6	11.34	126.71	119.90
38	A1	2266	C	N3-C4-N4	11.34	125.94	118.00
11	B2	890	C	N3-C4-C5	-11.34	117.36	121.90
38	A1	2569	G	N1-C6-O6	11.34	126.70	119.90
38	A1	535	G	C5-C6-O6	-11.34	121.80	128.60
38	A1	1792	A	C8-N9-C4	-11.34	101.26	105.80
38	A1	1997	C	O4'-C1'-N1	11.34	117.27	108.20
30	BR	63	TYR	CB-CG-CD1	11.34	127.80	121.00
38	A1	577	C	N3-C4-C5	-11.34	117.37	121.90
38	A1	647	G	C5-C6-O6	-11.34	121.80	128.60

Continued on next page...

Continued from previous page...

Mol	Chain	Res	Type	Atoms	Z	Observed(°)	Ideal(°)
38	A1	1281	A	C5-C6-N1	-11.34	112.03	117.70
10	B1	24	A	C5-C6-N6	-11.33	114.63	123.70
38	A1	2040	A	O4'-C1'-N9	11.33	117.27	108.20
38	A1	2658	G	N1-C6-O6	11.33	126.70	119.90
38	A1	1119	A	N9-C4-C5	11.33	110.33	105.80
11	B2	353	G	N1-C6-O6	11.33	126.70	119.90
11	B2	1046	G	C5-N7-C8	-11.33	98.63	104.30
38	A1	2008	G	O4'-C1'-N9	11.33	117.26	108.20
11	B2	1220	G	C8-N9-C4	-11.33	101.87	106.40
38	A1	570	G	C5-C6-O6	-11.33	121.80	128.60
11	B2	599	G	N1-C6-O6	11.32	126.69	119.90
38	A1	847	A	C5-C6-N1	-11.32	112.04	117.70
38	A1	1452	G	C5-C6-O6	-11.32	121.81	128.60
38	A1	1789	A	C5-N7-C8	11.32	109.56	103.90
11	B2	668	G	O4'-C1'-N9	11.32	117.26	108.20
11	B2	1260	G	O4'-C1'-N9	11.32	117.26	108.20
38	A1	408	C	P-O3'-C3'	11.32	133.28	119.70
38	A1	1412	C	C2-N3-C4	11.32	125.56	119.90
38	A1	2396	G	P-O3'-C3'	11.32	133.28	119.70
11	B2	790	G	C5-C6-O6	-11.32	121.81	128.60
38	A1	258	C	N3-C4-C5	-11.32	117.37	121.90
38	A1	1977	C	C6-N1-C2	-11.32	115.77	120.30
11	B2	283	U	C5-C4-O4	11.31	132.69	125.90
11	B2	270	A	O4'-C1'-N9	11.31	117.25	108.20
38	A1	1428	G	C4-C5-C6	11.31	125.59	118.80
11	B2	160	C	O4'-C1'-N1	11.31	117.25	108.20
38	A1	1027	A	C8-N9-C4	-11.31	101.28	105.80
11	B2	187	C	C4-C5-C6	11.31	123.05	117.40
11	B2	553	C	N3-C4-N4	11.31	125.92	118.00
38	A1	1842	C	O4'-C1'-N1	11.31	117.25	108.20
38	A1	1906	G	N1-C6-O6	11.31	126.69	119.90
11	B2	436	A	N1-C6-N6	11.30	125.38	118.60
11	B2	1204	C	C2-N3-C4	11.30	125.55	119.90
16	BD	76	ARG	NE-CZ-NH2	-11.30	114.65	120.30
38	A1	456	G	N1-C6-O6	11.30	126.68	119.90
38	A1	1764	G	N1-C6-O6	11.30	126.68	119.90
39	A3	89	G	P-O3'-C3'	11.30	133.26	119.70
38	A1	1331	U	O4'-C1'-N1	11.30	117.24	108.20
38	A1	56	G	C5-C6-O6	-11.30	121.82	128.60
38	A1	852	A	C8-N9-C4	-11.30	101.28	105.80
38	A1	3020	G	O4'-C1'-N9	11.30	117.24	108.20
11	B2	416	A	C8-N9-C4	11.29	110.32	105.80

Continued on next page...

Continued from previous page...

Mol	Chain	Res	Type	Atoms	Z	Observed(°)	Ideal(°)
11	B2	1268	C	O4'-C1'-N1	11.29	117.24	108.20
38	A1	380	A	C5-C6-N6	-11.29	114.66	123.70
38	A1	1335	C	C5-C4-N4	-11.30	112.29	120.20
38	A1	1732	C	N3-C4-C5	-11.30	117.38	121.90
38	A1	2375	C	N3-C4-N4	11.30	125.91	118.00
38	A1	2782	A	C5-C6-N6	-11.30	114.66	123.70
11	B2	223	G	N1-C6-O6	11.29	126.67	119.90
38	A1	493	A	C5-C6-N1	-11.29	112.05	117.70
38	A1	1813	A	C5-C6-N1	-11.29	112.05	117.70
38	A1	2282	G	N1-C6-O6	11.29	126.67	119.90
11	B2	192	G	O4'-C1'-N9	11.29	117.23	108.20
38	A1	924	A	C5-C6-N1	-11.29	112.06	117.70
38	A1	1225	A	C6-C5-N7	-11.29	124.40	132.30
11	B2	369	A	O4'-C1'-N9	11.29	117.23	108.20
39	A3	92	G	N1-C6-O6	11.29	126.67	119.90
38	A1	631	G	O4'-C1'-N9	11.29	117.23	108.20
38	A1	1433	C	N3-C4-C5	-11.29	117.39	121.90
38	A1	2211	C	N3-C4-N4	11.29	125.90	118.00
10	B1	53	G	C5-C6-O6	-11.28	121.83	128.60
11	B2	777	G	C2-N3-C4	11.28	117.54	111.90
11	B2	1281	U	O4'-C1'-N1	11.28	117.23	108.20
38	A1	55	G	O4'-C1'-N9	11.28	117.23	108.20
38	A1	408	C	C6-N1-C2	-11.28	115.79	120.30
11	B2	756	A	N1-C6-N6	11.28	125.37	118.60
38	A1	1539	U	N3-C4-O4	11.28	127.30	119.40
38	A1	1690	U	C2-N1-C1'	11.28	131.23	117.70
11	B2	824	G	C5-C6-O6	-11.28	121.83	128.60
38	A1	2681	A	C5-C6-N6	-11.28	114.68	123.70
11	B2	545	C	C2-N3-C4	11.28	125.54	119.90
11	B2	684	G	O4'-C1'-N9	11.28	117.22	108.20
11	B2	1472	G	C6-C5-N7	-11.28	123.64	130.40
38	A1	2101	A	C5-C6-N1	-11.28	112.06	117.70
38	A1	1374	G	C6-N1-C2	11.27	131.86	125.10
38	A1	333	A	C5-C6-N1	-11.27	112.06	117.70
38	A1	1426	G	N1-C6-O6	11.27	126.66	119.90
11	B2	245	U	C4-C5-C6	11.27	126.46	119.70
18	BF	188	PHE	CB-CG-CD2	-11.27	112.91	120.80
38	A1	277	A	C2-N3-C4	11.27	116.23	110.60
38	A1	2107	G	N1-C2-N3	-11.27	117.14	123.90
11	B2	1162	G	C5-C6-O6	-11.27	121.84	128.60
38	A1	340	G	C5-C6-O6	-11.27	121.84	128.60
38	A1	654	C	C5-C6-N1	11.26	126.63	121.00

Continued on next page...

Continued from previous page...

Mol	Chain	Res	Type	Atoms	Z	Observed(°)	Ideal(°)
38	A1	811	C	N3-C4-C5	-11.26	117.39	121.90
11	B2	1466	G	N1-C6-O6	11.26	126.66	119.90
38	A1	597	C	C4-C5-C6	11.26	123.03	117.40
38	A1	662	A	N1-C2-N3	-11.26	123.67	129.30
46	AD	69	ARG	NE-CZ-NH2	-11.26	114.67	120.30
11	B2	155	U	N1-C2-N3	11.26	121.65	114.90
11	B2	197	A	C4-C5-C6	11.26	122.63	117.00
38	A1	1334	G	N9-C4-C5	11.26	109.90	105.40
11	B2	1006	C	N3-C4-C5	-11.26	117.40	121.90
38	A1	1347	U	N3-C4-O4	11.26	127.28	119.40
38	A1	1818	G	C4-C5-C6	11.26	125.55	118.80
38	A1	1422	G	C5-C6-O6	-11.26	121.85	128.60
38	A1	2599	C	N3-C4-C5	-11.26	117.40	121.90
38	A1	2842	C	N3-C4-N4	11.26	125.88	118.00
11	B2	435	A	C5-N7-C8	11.25	109.53	103.90
21	BI	46	TYR	CB-CG-CD2	-11.25	114.25	121.00
38	A1	640	C	N3-C4-N4	11.25	125.88	118.00
38	A1	2980	G	O4'-C1'-N9	11.25	117.20	108.20
11	B2	1058	G	C5-C6-O6	-11.25	121.85	128.60
38	A1	1287	G	C5-C6-O6	-11.25	121.85	128.60
38	A1	1985	G	N1-C6-O6	11.25	126.65	119.90
11	B2	851	C	O4'-C1'-N1	11.25	117.20	108.20
11	B2	988	A	P-O3'-C3'	11.25	133.20	119.70
38	A1	355	G	C5-C6-O6	-11.25	121.85	128.60
38	A1	1688	C	N3-C4-N4	11.25	125.87	118.00
11	B2	318	C	N3-C4-N4	11.24	125.87	118.00
11	B2	1429	G	C5-C6-O6	-11.24	121.85	128.60
38	A1	961	C	N3-C4-C5	-11.24	117.40	121.90
38	A1	2285	G	O4'-C1'-N9	11.24	117.19	108.20
38	A1	2697	G	O4'-C1'-N9	11.24	117.19	108.20
39	A3	88	A	N1-C2-N3	11.24	134.92	129.30
11	B2	390	G	C5-C6-N1	-11.24	105.88	111.50
39	A3	29	G	C5-C6-O6	-11.24	121.86	128.60
11	B2	1055	C	N3-C2-O2	11.24	129.77	121.90
11	B2	152	G	C4-C5-N7	11.24	115.30	110.80
11	B2	852	G	N1-C6-O6	11.24	126.64	119.90
38	A1	179	A	N1-C6-N6	11.24	125.34	118.60
38	A1	678	G	C5-N7-C8	11.24	109.92	104.30
11	B2	296	A	C5-C6-N6	-11.23	114.71	123.70
11	B2	778	G	C5-C6-O6	-11.23	121.86	128.60
13	BA	115	TYR	CB-CG-CD2	-11.23	114.26	121.00
38	A1	2181	G	C5-C6-O6	-11.23	121.86	128.60

Continued on next page...

Continued from previous page...

Mol	Chain	Res	Type	Atoms	Z	Observed(°)	Ideal(°)
11	B2	103	A	C2-N3-C4	-11.23	104.98	110.60
38	A1	1902	G	N1-C6-O6	11.23	126.64	119.90
38	A1	2624	G	C5-C6-O6	-11.23	121.86	128.60
38	A1	106	G	C5-C6-O6	-11.23	121.86	128.60
38	A1	224	G	N1-C6-O6	11.23	126.64	119.90
38	A1	477	C	O4'-C1'-N1	11.23	117.18	108.20
38	A1	1386	G	N1-C2-N3	-11.23	117.16	123.90
38	A1	3016	G	N1-C2-N3	-11.23	117.16	123.90
11	B2	911	C	N3-C4-C5	-11.22	117.41	121.90
38	A1	1372	C	N3-C4-N4	11.22	125.86	118.00
38	A1	3021	C	C6-N1-C2	11.22	124.79	120.30
38	A1	2477	G	N3-C2-N2	11.22	127.76	119.90
34	BV	16	ARG	NE-CZ-NH2	-11.22	114.69	120.30
38	A1	342	C	N3-C4-C5	-11.22	117.41	121.90
38	A1	1930	A	N1-C6-N6	11.22	125.33	118.60
38	A1	186	A	C5-C6-N6	-11.22	114.73	123.70
38	A1	1353	A	C5-C6-N1	-11.22	112.09	117.70
38	A1	165	G	C8-N9-C4	-11.21	101.91	106.40
11	B2	243	G	C2-N3-C4	11.21	117.51	111.90
11	B2	1491	C	N3-C4-C5	-11.21	117.42	121.90
38	A1	1706	G	N1-C6-O6	11.21	126.63	119.90
38	A1	374	C	C4-C5-C6	11.21	123.00	117.40
38	A1	2354	A	O4'-C1'-N9	11.21	117.17	108.20
11	B2	764	C	O4'-C1'-N1	11.21	117.16	108.20
11	B2	789	G	O4'-C1'-N9	11.21	117.17	108.20
38	A1	2574	G	C5-C6-O6	-11.21	121.88	128.60
11	B2	138	C	N3-C4-C5	-11.20	117.42	121.90
11	B2	324	C	P-O3'-C3'	11.20	133.14	119.70
11	B2	960	A	C5-C6-N1	-11.20	112.10	117.70
38	A1	2109	C	O4'-C1'-N1	11.20	117.16	108.20
11	B2	1069	G	C4-C5-C6	11.20	125.52	118.80
38	A1	427	G	N1-C6-O6	11.20	126.62	119.90
38	A1	129	C	O4'-C1'-N1	11.20	117.16	108.20
38	A1	2437	G	C4-C5-N7	11.20	115.28	110.80
11	B2	939	C	O4'-C1'-N1	11.19	117.15	108.20
11	B2	1298	G	N1-C6-O6	11.19	126.61	119.90
11	B2	323	A	C5-C6-N1	-11.19	112.11	117.70
11	B2	520	G	C4-C5-N7	-11.19	106.33	110.80
11	B2	1425	C	O4'-C1'-N1	11.19	117.15	108.20
38	A1	1272	A	C4-C5-N7	-11.19	105.11	110.70
38	A1	199	C	C5-C6-N1	11.19	126.59	121.00
38	A1	1406	G	N1-C6-O6	11.19	126.61	119.90

Continued on next page...

Continued from previous page...

Mol	Chain	Res	Type	Atoms	Z	Observed(°)	Ideal(°)
38	A1	1893	C	O4'-C1'-N1	11.19	117.15	108.20
11	B2	355	C	O4'-C1'-N1	11.19	117.15	108.20
38	A1	1142	A	N1-C6-N6	11.19	125.31	118.60
38	A1	2084	A	C5-C6-N1	-11.19	112.11	117.70
38	A1	1809	G	N3-C2-N2	11.19	127.73	119.90
11	B2	545	C	O4'-C1'-N1	11.18	117.15	108.20
38	A1	94	A	N1-C6-N6	11.18	125.31	118.60
38	A1	500	C	O4'-C1'-N1	11.18	117.14	108.20
38	A1	810	A	O4'-C1'-N9	11.18	117.14	108.20
38	A1	2416	G	N1-C6-O6	11.18	126.61	119.90
38	A1	2815	C	C6-N1-C2	-11.18	115.83	120.30
38	A1	663	A	C5-C6-N1	-11.18	112.11	117.70
38	A1	738	C	N3-C4-C5	-11.18	117.43	121.90
38	A1	388	G	C5-C6-O6	-11.18	121.89	128.60
38	A1	1502	C	N3-C4-N4	11.18	125.82	118.00
38	A1	1840	G	C5-C6-O6	-11.18	121.89	128.60
38	A1	2216	G	N7-C8-N9	11.18	118.69	113.10
11	B2	1006	C	N3-C4-N4	11.17	125.82	118.00
11	B2	1210	A	C4-C5-C6	11.17	122.59	117.00
38	A1	586	A	N7-C8-N9	11.17	119.39	113.80
38	A1	1711	C	O4'-C1'-N1	11.17	117.14	108.20
38	A1	2038	C	C5-C6-N1	11.17	126.59	121.00
38	A1	2494	A	N1-C6-N6	11.17	125.30	118.60
5	AS	12	PHE	CB-CG-CD2	11.17	128.62	120.80
11	B2	251	G	N3-C2-N2	11.17	127.72	119.90
38	A1	1075	G	N1-C6-O6	11.17	126.60	119.90
38	A1	1895	G	C5-C6-N1	-11.17	105.92	111.50
38	A1	2010	G	C5-C6-O6	-11.17	121.90	128.60
38	A1	1464	A	C5-C6-N1	-11.17	112.12	117.70
38	A1	1949	A	C5-C6-N6	-11.17	114.77	123.70
38	A1	823	G	O4'-C1'-N9	11.16	117.13	108.20
11	B2	30	C	C6-N1-C2	-11.16	115.83	120.30
11	B2	154	C	N3-C4-N4	11.16	125.81	118.00
38	A1	720	C	N3-C4-N4	11.16	125.82	118.00
38	A1	1572	C	P-O3'-C3'	11.16	133.10	119.70
11	B2	164	A	C4-C5-C6	11.16	122.58	117.00
11	B2	358	G	N1-C6-O6	11.16	126.60	119.90
11	B2	549	A	C8-N9-C4	-11.16	101.33	105.80
38	A1	1363	C	C5-C4-N4	-11.16	112.39	120.20
38	A1	1896	U	P-O3'-C3'	11.16	133.09	119.70
38	A1	1923	A	C5-C6-N6	-11.16	114.77	123.70
38	A1	2176	G	N1-C2-N3	-11.16	117.20	123.90

Continued on next page...

Continued from previous page...

Mol	Chain	Res	Type	Atoms	Z	Observed(°)	Ideal(°)
39	A3	104	C	O4'-C1'-N1	11.16	117.13	108.20
38	A1	2696	G	N1-C6-O6	11.16	126.60	119.90
42	Aa	71	ARG	NE-CZ-NH1	11.16	125.88	120.30
38	A1	2435	G	N1-C6-O6	11.16	126.59	119.90
38	A1	2235	G	N1-C6-O6	11.16	126.59	119.90
39	A3	106	G	C8-N9-C4	11.16	110.86	106.40
11	B2	1018	C	N3-C4-C5	-11.15	117.44	121.90
11	B2	1299	A	C5-C6-N6	-11.15	114.78	123.70
11	B2	276	A	N1-C6-N6	11.15	125.29	118.60
38	A1	1074	G	N1-C6-O6	11.15	126.59	119.90
38	A1	2681	A	C5-C6-N1	-11.15	112.12	117.70
38	A1	1868	C	N3-C4-N4	11.15	125.81	118.00
38	A1	2162	G	C8-N9-C4	-11.15	101.94	106.40
38	A1	331	G	N3-C2-N2	11.15	127.70	119.90
38	A1	1862	G	C5-C6-O6	-11.15	121.91	128.60
38	A1	2485	C	N3-C4-C5	-11.15	117.44	121.90
38	A1	862	G	C2-N3-C4	11.14	117.47	111.90
38	A1	381	G	C5-C6-O6	-11.14	121.92	128.60
38	A1	657	U	O4'-C1'-N1	11.14	117.11	108.20
38	A1	2040	A	N1-C6-N6	11.14	125.28	118.60
38	A1	977	C	O4'-C1'-N1	11.14	117.11	108.20
38	A1	1075	G	C5-C6-O6	-11.14	121.92	128.60
38	A1	1605	A	N1-C2-N3	11.14	134.87	129.30
38	A1	1180	G	N9-C4-C5	-11.14	100.94	105.40
63	AP	41	ARG	NE-CZ-NH1	11.14	125.87	120.30
38	A1	2687	A	N1-C6-N6	11.14	125.28	118.60
11	B2	1196	A	N7-C8-N9	-11.13	108.23	113.80
38	A1	2441	A	C5-C6-N1	-11.13	112.13	117.70
10	B1	77	A	C8-N9-C4	-11.13	101.35	105.80
11	B2	630	A	C5-C6-N6	-11.13	114.79	123.70
38	A1	364	A	N1-C6-N6	11.13	125.28	118.60
11	B2	576	C	O4'-C1'-N1	11.13	117.10	108.20
38	A1	614	G	C5-C6-N1	11.13	117.06	111.50
11	B2	1056	G	O4'-C1'-N9	11.13	117.10	108.20
38	A1	771	G	C5-C6-O6	-11.13	121.92	128.60
11	B2	342	G	C2-N3-C4	11.12	117.46	111.90
11	B2	909	U	O4'-C1'-N1	11.12	117.10	108.20
38	A1	321	C	O4'-C1'-N1	11.13	117.10	108.20
38	A1	2028	G	C4-C5-N7	-11.12	106.35	110.80
11	B2	620	G	N1-C6-O6	11.12	126.57	119.90
11	B2	961	U	O4'-C1'-N1	11.12	117.10	108.20
38	A1	372	A	C5-C6-N1	-11.12	112.14	117.70

Continued on next page...

Continued from previous page...

Mol	Chain	Res	Type	Atoms	Z	Observed(°)	Ideal(°)
38	A1	701	G	C2-N3-C4	11.12	117.46	111.90
38	A1	954	A	N1-C6-N6	11.12	125.27	118.60
38	A1	1274	G	O4'-C1'-N9	11.12	117.10	108.20
38	A1	1966	C	N3-C4-N4	11.12	125.78	118.00
11	B2	399	A	C5-N7-C8	11.12	109.46	103.90
11	B2	326	C	C4-C5-C6	-11.12	111.84	117.40
27	BO	108	ARG	NE-CZ-NH1	11.11	125.86	120.30
38	A1	1935	C	C5-C4-N4	-11.12	112.42	120.20
11	B2	985	C	O4'-C1'-N1	11.11	117.09	108.20
38	A1	2391	G	N1-C6-O6	11.11	126.57	119.90
46	AD	111	ARG	NE-CZ-NH2	-11.11	114.74	120.30
11	B2	1084	U	O4'-C1'-N1	11.11	117.09	108.20
11	B2	732	G	N1-C6-O6	11.11	126.56	119.90
11	B2	1349	C	N3-C4-C5	-11.11	117.46	121.90
38	A1	2094	A	C5-C6-N1	-11.11	112.15	117.70
38	A1	2646	A	C5-C6-N6	-11.11	114.82	123.70
11	B2	611	A	N1-C6-N6	11.10	125.26	118.60
38	A1	947	C	N3-C4-N4	11.10	125.77	118.00
11	B2	488	A	O4'-C1'-C2'	-11.10	94.70	105.80
11	B2	827	G	C5-C6-O6	-11.10	121.94	128.60
38	A1	2797	C	C5-C6-N1	-11.10	115.45	121.00
38	A1	70	G	N1-C6-O6	11.10	126.56	119.90
38	A1	528	G	C5-C6-O6	-11.10	121.94	128.60
11	B2	528	G	P-O3'-C3'	11.10	133.01	119.70
11	B2	1199	A	N9-C4-C5	-11.10	101.36	105.80
38	A1	309	C	N3-C4-N4	11.10	125.77	118.00
38	A1	1384	C	C5-C4-N4	-11.10	112.43	120.20
38	A1	116	G	N1-C2-N3	-11.09	117.25	123.90
45	AC	9	ARG	NE-CZ-NH1	11.09	125.85	120.30
38	A1	464	C	O4'-C1'-N1	11.09	117.07	108.20
38	A1	361	G	O4'-C1'-N9	11.09	117.07	108.20
38	A1	1017	A	C2-N3-C4	-11.09	105.06	110.60
38	A1	1161	A	C8-N9-C4	-11.09	101.36	105.80
38	A1	1304	G	N7-C8-N9	11.09	118.64	113.10
38	A1	1379	A	C8-N9-C4	-11.09	101.36	105.80
38	A1	2656	A	N1-C6-N6	11.09	125.25	118.60
38	A1	353	C	N3-C4-C5	-11.09	117.47	121.90
38	A1	2863	A	C5-C6-N1	-11.09	112.16	117.70
38	A1	2726	G	N1-C6-O6	11.09	126.55	119.90
5	AS	131	ARG	NE-CZ-NH1	11.08	125.84	120.30
38	A1	1197	G	N1-C2-N3	-11.08	117.25	123.90
38	A1	2120	C	C6-N1-C2	-11.08	115.87	120.30

Continued on next page...

Continued from previous page...

Mol	Chain	Res	Type	Atoms	Z	Observed(°)	Ideal(°)
11	B2	311	A	C5-C6-N6	-11.08	114.83	123.70
38	A1	856	A	C5-C6-N1	-11.08	112.16	117.70
38	A1	1623	C	N3-C4-N4	11.08	125.76	118.00
38	A1	2476	A	C6-C5-N7	-11.08	124.54	132.30
65	AV	31	PHE	CB-CG-CD2	11.08	128.56	120.80
11	B2	155	U	P-O3'-C3'	11.08	133.00	119.70
11	B2	405	G	C5-C6-O6	-11.08	121.95	128.60
11	B2	1211	A	C5-C6-N1	-11.08	112.16	117.70
38	A1	349	A	C5-C6-N6	-11.08	114.84	123.70
38	A1	770	G	N1-C6-O6	11.08	126.55	119.90
38	A1	800	G	C5-C6-O6	-11.08	121.95	128.60
38	A1	282	G	N1-C6-O6	11.08	126.55	119.90
38	A1	1548	A	C5-C6-N1	-11.08	112.16	117.70
11	B2	150	G	O4'-C1'-N9	11.07	117.06	108.20
38	A1	1961	G	N3-C2-N2	11.07	127.65	119.90
11	B2	1395	G	C5-C6-O6	-11.07	121.96	128.60
38	A1	1476	C	N3-C4-C5	-11.07	117.47	121.90
38	A1	2013	A	N1-C6-N6	11.07	125.24	118.60
38	A1	2534	C	N1-C2-O2	11.07	125.54	118.90
38	A1	2692	A	O4'-C1'-N9	11.07	117.06	108.20
4	AQ	61	TYR	CB-CG-CD2	11.07	127.64	121.00
11	B2	1023	C	N3-C4-C5	-11.07	117.47	121.90
11	B2	1090	C	C5-C6-N1	-11.07	115.47	121.00
38	A1	344	G	O4'-C1'-N9	11.07	117.06	108.20
38	A1	875	G	C5-C6-O6	-11.07	121.96	128.60
11	B2	222	G	C5-C6-O6	-11.07	121.96	128.60
11	B2	515	U	N1-C2-N3	-11.07	108.26	114.90
11	B2	683	A	N1-C6-N6	11.07	125.24	118.60
38	A1	1363	C	N3-C4-N4	11.07	125.75	118.00
11	B2	668	G	N1-C6-O6	11.06	126.54	119.90
11	B2	357	C	N3-C4-N4	11.06	125.74	118.00
11	B2	922	G	C5-C6-O6	-11.06	121.96	128.60
38	A1	319	A	C5-C6-N6	-11.06	114.85	123.70
38	A1	2804	C	C6-N1-C2	-11.06	115.88	120.30
38	A1	1100	G	N1-C6-O6	11.06	126.54	119.90
38	A1	2633	A	N1-C6-N6	11.06	125.24	118.60
10	B1	65	C	N3-C4-C5	-11.06	117.48	121.90
11	B2	616	G	N9-C4-C5	-11.06	100.98	105.40
38	A1	1746	C	N3-C4-C5	-11.06	117.48	121.90
11	B2	973	U	N3-C4-O4	11.06	127.14	119.40
38	A1	2254	U	C5-C6-N1	11.06	128.23	122.70
11	B2	1357	C	O4'-C1'-N1	11.06	117.05	108.20

Continued on next page...

Continued from previous page...

Mol	Chain	Res	Type	Atoms	Z	Observed(°)	Ideal(°)
21	BI	46	TYR	CB-CG-CD1	11.06	127.63	121.00
23	BK	104	ARG	NE-CZ-NH2	11.05	125.83	120.30
38	A1	641	G	P-O3'-C3'	11.05	132.97	119.70
38	A1	1425	U	C5-C4-O4	-11.05	119.27	125.90
38	A1	920	G	C5-C6-O6	-11.05	121.97	128.60
38	A1	2372	C	C2-N3-C4	11.05	125.43	119.90
11	B2	97	C	N3-C4-N4	11.05	125.74	118.00
11	B2	224	A	N1-C6-N6	11.05	125.23	118.60
11	B2	1060	G	O4'-C1'-N9	11.05	117.04	108.20
38	A1	1963	G	C8-N9-C4	11.05	110.82	106.40
38	A1	2445	G	N1-C6-O6	11.05	126.53	119.90
11	B2	1249	A	C4-C5-C6	11.05	122.52	117.00
46	AD	69	ARG	NE-CZ-NH1	11.05	125.82	120.30
11	B2	1448	A	O4'-C1'-N9	11.05	117.04	108.20
38	A1	2331	A	C5-C6-N1	-11.05	112.18	117.70
11	B2	726	A	N1-C6-N6	11.04	125.22	118.60
11	B2	1212	U	N3-C4-O4	11.04	127.13	119.40
38	A1	47	C	C6-N1-C2	-11.04	115.88	120.30
38	A1	1736	G	C4-C5-N7	-11.04	106.38	110.80
11	B2	1399	G	C8-N9-C4	-11.04	101.98	106.40
38	A1	1005	G	N3-C2-N2	11.04	127.63	119.90
38	A1	982	G	N1-C6-O6	11.04	126.52	119.90
38	A1	1175	C	N3-C4-C5	-11.04	117.48	121.90
38	A1	485	G	C5-C6-N1	-11.04	105.98	111.50
38	A1	673	A	N1-C6-N6	11.04	125.22	118.60
38	A1	2537	G	C5-C6-N1	-11.04	105.98	111.50
60	AM	80	ARG	NE-CZ-NH1	11.04	125.82	120.30
11	B2	1239	A	C5-C6-N6	-11.03	114.87	123.70
38	A1	526	C	C2-N3-C4	11.03	125.42	119.90
38	A1	2494	A	C4-C5-C6	11.03	122.52	117.00
38	A1	1816	C	O4'-C1'-N1	11.03	117.03	108.20
10	B1	19	G	O4'-C1'-N9	11.03	117.02	108.20
11	B2	558	C	C5-C6-N1	11.03	126.51	121.00
38	A1	207	A	C4-C5-N7	-11.03	105.19	110.70
38	A1	1837	A	C5-C6-N1	-11.03	112.19	117.70
11	B2	41	C	O4'-C1'-N1	11.03	117.02	108.20
38	A1	1334	G	C4-C5-C6	11.03	125.42	118.80
38	A1	2334	G	C6-C5-N7	-11.03	123.78	130.40
11	B2	812	U	C5-C4-O4	11.02	132.51	125.90
11	B2	867	A	O4'-C1'-N9	11.02	117.02	108.20
38	A1	297	G	N1-C2-N3	-11.02	117.29	123.90
38	A1	2123	G	C5-C6-O6	-11.02	121.99	128.60

Continued on next page...

Continued from previous page...

Mol	Chain	Res	Type	Atoms	Z	Observed(°)	Ideal(°)
11	B2	1206	G	O4'-C1'-N9	11.02	117.02	108.20
38	A1	2680	A	C4-C5-C6	11.02	122.51	117.00
39	A3	30	G	C8-N9-C4	-11.02	101.99	106.40
38	A1	1079	A	O4'-C1'-N9	11.02	117.02	108.20
38	A1	2063	U	C1'-O4'-C4'	-11.02	101.08	109.90
11	B2	433	U	N3-C2-O2	-11.02	114.49	122.20
11	B2	1100	G	N1-C6-O6	11.02	126.51	119.90
38	A1	2892	A	N1-C6-N6	11.02	125.21	118.60
11	B2	795	G	N1-C6-O6	11.02	126.51	119.90
11	B2	514	U	O4'-C1'-N1	11.01	117.01	108.20
38	A1	479	G	C5-C6-O6	-11.01	121.99	128.60
38	A1	950	G	N1-C6-O6	11.01	126.51	119.90
38	A1	1798	A	C5-C6-N1	-11.01	112.19	117.70
38	A1	2286	U	N1-C2-N3	-11.01	108.29	114.90
38	A1	2821	G	O4'-C1'-N9	11.01	117.01	108.20
11	B2	532	C	C6-N1-C2	-11.01	115.90	120.30
11	B2	1248	A	C4-C5-C6	11.01	122.50	117.00
38	A1	1019	G	C5-C6-O6	-11.01	121.99	128.60
38	A1	1911	G	C5-N7-C8	11.01	109.81	104.30
38	A1	1238	G	C6-N1-C2	-11.01	118.50	125.10
11	B2	951	G	O4'-C1'-N9	11.01	117.00	108.20
38	A1	975	C	C2-N3-C4	11.01	125.40	119.90
38	A1	3027	C	N3-C4-N4	11.01	125.71	118.00
11	B2	1490	C	N3-C4-C5	-11.00	117.50	121.90
11	B2	567	A	N1-C6-N6	11.00	125.20	118.60
38	A1	407	A	O4'-C1'-N9	11.00	117.00	108.20
38	A1	2046	C	C4-C5-C6	11.00	122.90	117.40
38	A1	2672	A	N1-C2-N3	11.00	134.80	129.30
38	A1	2858	C	C5-C6-N1	11.00	126.50	121.00
11	B2	325	A	N1-C2-N3	11.00	134.80	129.30
11	B2	1156	A	N1-C6-N6	11.00	125.20	118.60
38	A1	616	C	O4'-C1'-N1	11.00	117.00	108.20
38	A1	1123	A	N1-C6-N6	11.00	125.20	118.60
38	A1	1540	A	N1-C6-N6	11.00	125.20	118.60
38	A1	2646	A	N1-C2-N3	11.00	134.80	129.30
38	A1	2712	G	C8-N9-C4	-11.00	102.00	106.40
11	B2	452	G	C5-C6-O6	-10.99	122.00	128.60
11	B2	1443	G	N1-C6-O6	10.99	126.50	119.90
38	A1	1584	G	N1-C6-O6	10.99	126.50	119.90
11	B2	581	G	C5-C6-O6	-10.99	122.00	128.60
38	A1	899	A	P-O3'-C3'	10.99	132.89	119.70
38	A1	1596	G	C5-C6-O6	-10.99	122.00	128.60

Continued on next page...

Continued from previous page...

Mol	Chain	Res	Type	Atoms	Z	Observed(°)	Ideal(°)
38	A1	909	A	C4-C5-C6	10.99	122.49	117.00
38	A1	2591	A	N1-C6-N6	10.99	125.19	118.60
11	B2	549	A	N1-C6-N6	10.99	125.19	118.60
38	A1	1654	G	C5-C6-O6	-10.99	122.01	128.60
38	A1	1057	C	C6-N1-C2	-10.98	115.91	120.30
39	A3	45	C	O4'-C1'-N1	10.98	116.99	108.20
11	B2	814	C	N3-C4-C5	-10.98	117.51	121.90
38	A1	1613	A	O4'-C1'-N9	10.98	116.99	108.20
11	B2	285	C	O4'-C1'-N1	10.98	116.98	108.20
38	A1	2636	C	N3-C4-C5	-10.98	117.51	121.90
38	A1	2983	G	O4'-C1'-N9	10.98	116.98	108.20
38	A1	701	G	N1-C6-O6	10.98	126.49	119.90
38	A1	929	G	N1-C6-O6	10.98	126.49	119.90
38	A1	1091	G	C6-C5-N7	-10.98	123.81	130.40
38	A1	2037	A	C5-C6-N1	-10.97	112.21	117.70
39	A3	88	A	N9-C4-C5	10.97	110.19	105.80
38	A1	177	G	C5-C6-N1	-10.97	106.01	111.50
38	A1	2285	G	C5-C6-N1	-10.97	106.01	111.50
60	AM	106	ARG	NE-CZ-NH1	10.97	125.79	120.30
38	A1	1429	A	N7-C8-N9	-10.97	108.31	113.80
38	A1	1894	A	C4-C5-C6	10.97	122.49	117.00
38	A1	1413	A	N1-C6-N6	10.97	125.18	118.60
38	A1	1863	G	N1-C6-O6	10.97	126.48	119.90
11	B2	687	G	C5-C6-O6	-10.96	122.02	128.60
10	B1	7	G	P-O3'-C3'	10.96	132.86	119.70
11	B2	236	C	N3-C4-C5	-10.96	117.52	121.90
11	B2	1022	U	O4'-C1'-N1	10.96	116.97	108.20
38	A1	2889	A	C5-C6-N1	-10.96	112.22	117.70
38	A1	2591	A	C4-C5-N7	-10.96	105.22	110.70
11	B2	175	G	O4'-C1'-N9	10.96	116.97	108.20
11	B2	177	A	O4'-C1'-N9	10.96	116.97	108.20
11	B2	966	G	C5-N7-C8	-10.96	98.82	104.30
38	A1	1354	G	N1-C6-O6	10.96	126.47	119.90
38	A1	1609	G	O4'-C1'-N9	10.95	116.96	108.20
38	A1	2355	G	N7-C8-N9	10.95	118.58	113.10
10	B1	66	C	O4'-C1'-N1	10.95	116.96	108.20
38	A1	1088	G	O4'-C1'-N9	10.95	116.96	108.20
38	A1	1675	C	O4'-C1'-N1	10.95	116.96	108.20
38	A1	2851	A	N1-C6-N6	10.95	125.17	118.60
11	B2	1046	G	N1-C6-O6	10.95	126.47	119.90
21	BI	124	ARG	NE-CZ-NH1	10.95	125.78	120.30
34	BV	59	TYR	CB-CG-CD2	-10.95	114.43	121.00

Continued on next page...

Continued from previous page...

Mol	Chain	Res	Type	Atoms	Z	Observed(°)	Ideal(°)
38	A1	89	C	N3-C4-C5	-10.95	117.52	121.90
38	A1	333	A	C4-C5-C6	10.94	122.47	117.00
38	A1	745	C	C6-N1-C2	-10.94	115.92	120.30
38	A1	1308	G	P-O3'-C3'	10.94	132.83	119.70
38	A1	2274	C	C6-N1-C2	-10.94	115.92	120.30
38	A1	1464	A	C5-N7-C8	10.94	109.37	103.90
38	A1	1511	C	N3-C4-C5	-10.94	117.52	121.90
11	B2	1230	G	C5-C6-N1	-10.94	106.03	111.50
38	A1	683	C	O4'-C1'-N1	10.94	116.95	108.20
11	B2	334	G	C5-C6-N1	-10.94	106.03	111.50
38	A1	2774	C	O4'-C1'-N1	10.94	116.95	108.20
11	B2	193	G	N1-C6-O6	10.94	126.46	119.90
11	B2	1111	G	N3-C2-N2	10.94	127.55	119.90
38	A1	136	U	O4'-C1'-N1	10.94	116.95	108.20
38	A1	663	A	C5-C6-N6	-10.94	114.95	123.70
38	A1	1629	G	N1-C6-O6	10.94	126.46	119.90
38	A1	2370	C	N3-C4-N4	10.94	125.66	118.00
11	B2	553	C	C4-C5-C6	10.93	122.87	117.40
39	A3	25	A	C5-C6-N1	-10.93	112.23	117.70
39	A3	116	C	O4'-C1'-N1	10.93	116.94	108.20
11	B2	32	A	C5-C6-N1	-10.93	112.23	117.70
11	B2	196	G	N1-C6-O6	10.93	126.46	119.90
11	B2	740	G	N1-C6-O6	10.93	126.46	119.90
38	A1	899	A	C5-C6-N6	-10.93	114.96	123.70
38	A1	1152	C	O4'-C1'-N1	10.93	116.94	108.20
39	A3	105	G	N1-C2-N3	-10.93	117.34	123.90
38	A1	1185	A	N1-C6-N6	10.93	125.16	118.60
38	A1	134	C	O4'-C1'-N1	10.93	116.94	108.20
11	B2	1058	G	N1-C6-O6	10.93	126.45	119.90
15	BC	111	ARG	NE-CZ-NH1	10.93	125.76	120.30
38	A1	2480	G	C5-C6-O6	-10.93	122.04	128.60
39	A3	42	A	P-O3'-C3'	10.92	132.81	119.70
38	A1	2389	C	C2-N3-C4	10.92	125.36	119.90
38	A1	3020	G	C5-C6-O6	-10.92	122.05	128.60
38	A1	1612	G	P-O3'-C3'	10.92	132.81	119.70
38	A1	1862	G	C2-N3-C4	10.92	117.36	111.90
38	A1	2333	G	N1-C6-O6	10.92	126.45	119.90
11	B2	480	G	P-O3'-C3'	-10.92	106.60	119.70
38	A1	2158	G	N1-C6-O6	10.92	126.45	119.90
38	A1	2704	A	C5-C6-N1	-10.92	112.24	117.70
38	A1	180	A	N1-C6-N6	10.91	125.15	118.60
38	A1	981	A	O4'-C1'-N9	10.91	116.93	108.20

Continued on next page...

Continued from previous page...

Mol	Chain	Res	Type	Atoms	Z	Observed(°)	Ideal(°)
38	A1	480	A	P-O3'-C3'	10.91	132.79	119.70
38	A1	1134	A	N1-C6-N6	10.91	125.15	118.60
38	A1	1200	A	N1-C6-N6	10.91	125.15	118.60
38	A1	2270	G	C5-C6-O6	-10.91	122.05	128.60
38	A1	2339	C	N3-C4-N4	10.91	125.64	118.00
38	A1	2589	C	O4'-C1'-N1	10.91	116.93	108.20
38	A1	354	G	C4-C5-C6	10.91	125.35	118.80
38	A1	1071	A	C5-C6-N6	-10.91	114.97	123.70
38	A1	1919	A	P-O3'-C3'	-10.91	106.61	119.70
38	A1	2484	C	N3-C4-C5	-10.91	117.53	121.90
11	B2	391	G	N1-C6-O6	10.91	126.44	119.90
38	A1	2032	G	C6-C5-N7	-10.91	123.86	130.40
11	B2	187	C	N3-C4-C5	-10.90	117.54	121.90
38	A1	1100	G	C5-C6-O6	-10.90	122.06	128.60
38	A1	2301	C	C5-C4-N4	10.90	127.83	120.20
64	AR	21	ARG	NE-CZ-NH1	10.90	125.75	120.30
11	B2	183	A	C5-C6-N6	-10.90	114.98	123.70
38	A1	2479	C	C6-N1-C2	-10.90	115.94	120.30
11	B2	1195	U	O4'-C1'-N1	10.90	116.92	108.20
38	A1	352	G	N9-C4-C5	-10.90	101.04	105.40
38	A1	703	G	C6-C5-N7	-10.90	123.86	130.40
61	AN	136	ARG	NE-CZ-NH1	10.90	125.75	120.30
11	B2	456	U	O4'-C1'-N1	10.89	116.91	108.20
11	B2	1469	G	O4'-C1'-N9	10.89	116.92	108.20
38	A1	2178	A	C4-C5-C6	10.89	122.45	117.00
38	A1	2945	A	N1-C6-N6	10.89	125.14	118.60
38	A1	1378	G	N1-C6-O6	10.89	126.44	119.90
11	B2	1035	C	O4'-C1'-N1	10.89	116.91	108.20
11	B2	1124	G	O4'-C1'-N9	10.89	116.91	108.20
11	B2	1235	A	N7-C8-N9	10.89	119.25	113.80
38	A1	2973	A	C5-C6-N1	-10.89	112.25	117.70
11	B2	408	C	O4'-C1'-N1	10.89	116.91	108.20
11	B2	620	G	C5-N7-C8	10.89	109.74	104.30
11	B2	1480	G	N3-C2-N2	10.89	127.52	119.90
15	BC	73	PHE	CB-CG-CD2	10.89	128.42	120.80
38	A1	234	G	N1-C6-O6	10.89	126.43	119.90
38	A1	1669	A	N1-C6-N6	10.89	125.13	118.60
38	A1	2639	G	N1-C2-N3	-10.89	117.37	123.90
38	A1	2822	G	N1-C6-O6	10.89	126.43	119.90
38	A1	2955	G	C5-C6-O6	-10.89	122.07	128.60
11	B2	250	G	C5-C6-O6	-10.89	122.07	128.60
11	B2	305	C	O4'-C1'-N1	10.89	116.91	108.20

Continued on next page...

Continued from previous page...

Mol	Chain	Res	Type	Atoms	Z	Observed(°)	Ideal(°)
11	B2	1015	C	O4'-C1'-N1	10.89	116.91	108.20
38	A1	454	C	N3-C4-N4	10.88	125.62	118.00
38	A1	794	G	C5-C6-O6	-10.88	122.07	128.60
38	A1	1480	G	C5-C6-O6	-10.88	122.07	128.60
38	A1	767	G	N3-C4-C5	-10.88	123.16	128.60
38	A1	1619	C	C6-N1-C2	-10.88	115.95	120.30
38	A1	2221	A	N1-C6-N6	10.88	125.13	118.60
11	B2	415	C	N3-C4-N4	10.88	125.61	118.00
11	B2	583	G	O4'-C1'-N9	10.88	116.90	108.20
38	A1	434	G	C5-C6-O6	-10.88	122.07	128.60
38	A1	1889	G	C6-C5-N7	-10.88	123.87	130.40
38	A1	799	C	N3-C4-N4	10.87	125.61	118.00
38	A1	2175	G	C8-N9-C4	-10.88	102.05	106.40
38	A1	2230	G	N1-C6-O6	10.88	126.42	119.90
12	AG	79	TYR	CB-CG-CD1	-10.87	114.47	121.00
38	A1	622	A	N1-C6-N6	10.87	125.12	118.60
38	A1	2194	A	C4-C5-C6	10.87	122.44	117.00
38	A1	2505	A	C4-C5-C6	10.87	122.44	117.00
38	A1	2775	G	N1-C6-O6	10.87	126.42	119.90
11	B2	1358	A	C5-C6-N1	-10.87	112.27	117.70
11	B2	251	G	N1-C6-O6	10.87	126.42	119.90
38	A1	867	C	N3-C4-N4	10.87	125.61	118.00
38	A1	1107	G	C8-N9-C4	-10.87	102.05	106.40
39	A3	34	C	N3-C4-C5	-10.87	117.55	121.90
38	A1	2217	C	O4'-C1'-N1	10.87	116.89	108.20
38	A1	2401	A	P-O3'-C3'	10.87	132.74	119.70
38	A1	2975	A	C2-N3-C4	-10.87	105.17	110.60
59	AL	42	ARG	NE-CZ-NH2	-10.87	114.87	120.30
11	B2	1138	G	C8-N9-C4	-10.86	102.06	106.40
11	B2	1313	G	N1-C6-O6	10.86	126.42	119.90
39	A3	2	G	N1-C2-N3	-10.86	117.38	123.90
21	BI	86	PHE	CB-CG-CD1	10.86	128.40	120.80
38	A1	2784	A	C4-C5-C6	10.86	122.43	117.00
38	A1	1498	C	O4'-C1'-N1	10.86	116.89	108.20
38	A1	2715	A	N1-C2-N3	10.86	134.73	129.30
38	A1	2993	G	C4-C5-N7	10.86	115.14	110.80
38	A1	249	G	N1-C6-O6	10.86	126.41	119.90
38	A1	950	G	N3-C4-N9	-10.86	119.49	126.00
11	B2	1251	C	N3-C4-N4	10.85	125.60	118.00
38	A1	621	G	C5-C6-O6	-10.85	122.09	128.60
38	A1	434	G	O4'-C1'-N9	10.85	116.88	108.20
38	A1	1447	G	C5-C6-O6	-10.85	122.09	128.60

Continued on next page...

Continued from previous page...

Mol	Chain	Res	Type	Atoms	Z	Observed(°)	Ideal(°)
38	A1	1834	C	N3-C4-C5	-10.85	117.56	121.90
38	A1	2207	C	O4'-C1'-N1	10.85	116.88	108.20
11	B2	57	G	C5-C6-O6	-10.85	122.09	128.60
11	B2	381	C	N3-C4-N4	10.85	125.59	118.00
11	B2	890	C	O4'-C1'-N1	10.85	116.88	108.20
11	B2	988	A	C5-C6-N6	-10.85	115.02	123.70
11	B2	1272	G	C5-C6-O6	-10.85	122.09	128.60
38	A1	769	G	N1-C2-N3	-10.85	117.39	123.90
38	A1	952	C	C5-C6-N1	10.85	126.42	121.00
38	A1	1111	G	C2-N3-C4	-10.85	106.48	111.90
38	A1	2310	G	C5-C6-N1	10.85	116.92	111.50
38	A1	2336	G	O4'-C1'-N9	10.85	116.88	108.20
38	A1	2392	A	O4'-C1'-N9	10.85	116.88	108.20
11	B2	1409	G	C4-C5-N7	10.84	115.14	110.80
11	B2	1495	U	C3'-C2'-C1'	10.84	110.17	101.50
11	B2	140	C	O4'-C1'-N1	10.84	116.87	108.20
11	B2	1076	G	C5-C6-N1	-10.84	106.08	111.50
38	A1	2794	G	O4'-C1'-N9	10.84	116.87	108.20
11	B2	347	G	C6-C5-N7	-10.84	123.90	130.40
11	B2	581	G	N1-C6-O6	10.84	126.40	119.90
11	B2	987	G	C8-N9-C4	-10.84	102.07	106.40
38	A1	582	A	N1-C6-N6	10.84	125.10	118.60
38	A1	1423	G	N1-C6-O6	10.84	126.40	119.90
38	A1	2098	C	N3-C4-C5	-10.84	117.57	121.90
38	A1	2214	U	C5-C6-N1	10.84	128.12	122.70
38	A1	2408	G	C8-N9-C4	-10.84	102.06	106.40
43	AB	25	ARG	NE-CZ-NH1	10.84	125.72	120.30
9	AX	291	ARG	NE-CZ-NH1	-10.83	114.88	120.30
38	A1	361	G	C5-N7-C8	10.83	109.72	104.30
38	A1	701	G	N3-C4-C5	-10.83	123.18	128.60
38	A1	2275	G	C5-C6-N1	-10.83	106.08	111.50
38	A1	10	C	N3-C4-C5	-10.83	117.57	121.90
38	A1	2552	C	N3-C4-N4	10.83	125.58	118.00
38	A1	366	G	N1-C6-O6	10.83	126.40	119.90
38	A1	794	G	N1-C6-O6	10.83	126.40	119.90
39	A3	102	G	C8-N9-C4	-10.83	102.07	106.40
11	B2	1107	C	N3-C4-N4	10.83	125.58	118.00
38	A1	989	G	N1-C6-O6	10.83	126.40	119.90
38	A1	1819	G	C1'-O4'-C4'	-10.83	101.24	109.90
38	A1	1901	A	N9-C4-C5	10.83	110.13	105.80
10	B1	38	G	C8-N9-C4	10.82	110.73	106.40
38	A1	2672	A	C5-C6-N1	-10.82	112.29	117.70

Continued on next page...

Continued from previous page...

Mol	Chain	Res	Type	Atoms	Z	Observed(°)	Ideal(°)
11	B2	124	C	N3-C4-C5	-10.82	117.57	121.90
38	A1	1077	G	N1-C6-O6	10.82	126.39	119.90
11	B2	400	G	N9-C4-C5	10.82	109.73	105.40
11	B2	653	C	O4'-C1'-N1	10.82	116.86	108.20
38	A1	684	G	C8-N9-C4	-10.82	102.07	106.40
38	A1	690	G	C4-C5-N7	-10.82	106.47	110.80
38	A1	1343	C	N3-C4-C5	-10.82	117.57	121.90
38	A1	2280	G	P-O3'-C3'	10.82	132.69	119.70
38	A1	2976	G	O4'-C1'-N9	10.82	116.86	108.20
38	A1	2853	A	C5-C6-N6	-10.82	115.04	123.70
38	A1	2988	A	N1-C6-N6	10.82	125.09	118.60
38	A1	1141	C	N3-C4-N4	10.82	125.57	118.00
11	B2	84	C	O4'-C1'-N1	10.82	116.85	108.20
11	B2	1457	A	N9-C4-C5	-10.82	101.47	105.80
38	A1	2722	G	N1-C6-O6	10.82	126.39	119.90
11	B2	1035	C	C2-N3-C4	10.81	125.31	119.90
38	A1	615	A	C5-C6-N6	-10.81	115.05	123.70
38	A1	994	G	C5-C6-O6	-10.81	122.11	128.60
41	AA	154	ARG	NE-CZ-NH1	-10.81	114.89	120.30
38	A1	1786	G	C8-N9-C4	-10.81	102.08	106.40
11	B2	874	G	N1-C6-O6	10.81	126.39	119.90
38	A1	166	G	O4'-C1'-N9	10.81	116.85	108.20
38	A1	729	A	C6-C5-N7	-10.81	124.73	132.30
11	B2	1100	G	C8-N9-C4	-10.81	102.08	106.40
38	A1	954	A	C4-C5-C6	10.81	122.40	117.00
38	A1	3017	U	O4'-C1'-N1	10.81	116.85	108.20
11	B2	372	G	N1-C6-O6	10.81	126.38	119.90
38	A1	2056	A	O4'-C1'-N9	10.81	116.84	108.20
38	A1	2368	G	C4-C5-C6	10.80	125.28	118.80
11	B2	285	C	C5-C4-N4	-10.80	112.64	120.20
38	A1	809	A	N1-C6-N6	10.80	125.08	118.60
38	A1	353	C	N3-C4-N4	10.80	125.56	118.00
38	A1	776	G	C4-C5-N7	-10.80	106.48	110.80
38	A1	979	G	O4'-C1'-N9	10.80	116.84	108.20
38	A1	2391	G	C5-C6-O6	-10.80	122.12	128.60
11	B2	331	C	O4'-C1'-N1	10.80	116.84	108.20
11	B2	1321	U	C5-C4-O4	-10.79	119.42	125.90
38	A1	587	A	N7-C8-N9	-10.79	108.40	113.80
38	A1	699	A	C5-N7-C8	10.79	109.30	103.90
38	A1	1035	G	P-O3'-C3'	10.79	132.65	119.70
38	A1	2469	G	C5-C6-O6	-10.80	122.12	128.60
38	A1	1848	A	C5-C6-N6	-10.79	115.06	123.70

Continued on next page...

Continued from previous page...

Mol	Chain	Res	Type	Atoms	Z	Observed(°)	Ideal(°)
38	A1	2762	G	N1-C6-O6	10.79	126.38	119.90
11	B2	262	G	N1-C6-O6	10.79	126.38	119.90
11	B2	550	G	N7-C8-N9	-10.79	107.70	113.10
38	A1	1179	G	N1-C6-O6	10.79	126.38	119.90
38	A1	1714	G	C5-C6-O6	-10.79	122.12	128.60
38	A1	1725	A	N1-C6-N6	10.79	125.07	118.60
38	A1	2266	C	N3-C4-C5	-10.79	117.58	121.90
11	B2	1150	G	N1-C6-O6	10.79	126.37	119.90
11	B2	1416	C	O4'-C1'-N1	10.79	116.83	108.20
11	B2	542	G	C5-C6-N1	-10.79	106.11	111.50
38	A1	2872	G	N7-C8-N9	-10.79	107.71	113.10
60	AM	117	TYR	CB-CG-CD2	-10.79	114.53	121.00
11	B2	402	G	N1-C6-O6	10.79	126.37	119.90
38	A1	562	G	O4'-C1'-N9	10.79	116.83	108.20
38	A1	573	G	N3-C2-N2	10.79	127.45	119.90
38	A1	3038	A	C2-N3-C4	-10.79	105.21	110.60
11	B2	975	A	N1-C2-N3	-10.78	123.91	129.30
11	B2	1479	C	N3-C4-N4	10.78	125.55	118.00
38	A1	545	G	P-O3'-C3'	10.78	132.64	119.70
38	A1	1397	U	O4'-C1'-N1	10.78	116.83	108.20
11	B2	168	G	O4'-C1'-N9	10.78	116.82	108.20
11	B2	254	G	O4'-C1'-N9	10.78	116.82	108.20
11	B2	982	U	O4'-C1'-N1	10.78	116.82	108.20
38	A1	307	C	C5-C6-N1	10.78	126.39	121.00
38	A1	2251	G	C8-N9-C4	10.78	110.71	106.40
38	A1	2536	A	N1-C6-N6	10.78	125.07	118.60
38	A1	2602	G	N9-C4-C5	-10.78	101.09	105.40
11	B2	54	C	C4-C5-C6	10.78	122.79	117.40
11	B2	1236	G	C5-C6-O6	-10.78	122.13	128.60
38	A1	1083	G	N3-C4-C5	-10.78	123.21	128.60
38	A1	2860	G	C5-C6-O6	-10.78	122.13	128.60
11	B2	1465	C	C6-N1-C2	-10.77	115.99	120.30
38	A1	60	G	N1-C6-O6	10.77	126.36	119.90
38	A1	559	G	C5-C6-O6	-10.77	122.14	128.60
38	A1	585	G	C5-C6-O6	-10.77	122.14	128.60
38	A1	2568	A	N9-C4-C5	10.77	110.11	105.80
38	A1	2660	G	O4'-C1'-N9	10.77	116.82	108.20
11	B2	30	C	C5-C6-N1	10.77	126.39	121.00
38	A1	2411	C	O4'-C1'-N1	10.77	116.82	108.20
11	B2	1008	U	O4'-C1'-N1	10.77	116.81	108.20
11	B2	1123	G	C5-C6-O6	-10.77	122.14	128.60
39	A3	71	G	N1-C2-N3	-10.77	117.44	123.90

Continued on next page...

Continued from previous page...

Mol	Chain	Res	Type	Atoms	Z	Observed(°)	Ideal(°)
38	A1	433	C	N3-C4-C5	-10.77	117.59	121.90
38	A1	930	G	C5-C6-N1	-10.77	106.12	111.50
38	A1	1523	A	C5-C6-N6	-10.77	115.09	123.70
38	A1	1829	C	C6-N1-C2	-10.77	115.99	120.30
11	B2	93	A	N1-C6-N6	10.76	125.06	118.60
38	A1	12	C	C6-N1-C2	-10.76	116.00	120.30
38	A1	214	C	O4'-C1'-N1	10.76	116.81	108.20
38	A1	2902	G	C5-C6-N1	-10.76	106.12	111.50
11	B2	1169	C	N3-C4-C5	-10.76	117.60	121.90
38	A1	169	G	O4'-C1'-N9	10.76	116.81	108.20
38	A1	488	A	C5-C6-N1	-10.76	112.32	117.70
38	A1	536	G	O4'-C1'-N9	10.76	116.81	108.20
38	A1	708	A	C5-C6-N6	-10.76	115.09	123.70
38	A1	1057	C	N3-C4-N4	10.76	125.53	118.00
38	A1	2757	G	N1-C6-O6	10.76	126.36	119.90
11	B2	1292	A	C6-N1-C2	10.76	125.05	118.60
38	A1	841	U	O4'-C1'-N1	10.76	116.81	108.20
38	A1	2342	C	N3-C4-N4	10.76	125.53	118.00
38	A1	2469	G	N1-C6-O6	10.76	126.35	119.90
38	A1	854	G	N1-C2-N3	-10.76	117.45	123.90
38	A1	1788	G	C5-N7-C8	-10.76	98.92	104.30
11	B2	1001	A	P-O3'-C3'	10.75	132.60	119.70
38	A1	1705	C	O4'-C1'-N1	10.75	116.80	108.20
38	A1	2130	C	O4'-C1'-N1	10.75	116.80	108.20
38	A1	2563	A	N1-C2-N3	10.75	134.68	129.30
38	A1	1386	G	N1-C6-O6	10.75	126.35	119.90
38	A1	2592	U	O4'-C1'-N1	10.75	116.80	108.20
11	B2	1053	A	C5-C6-N6	-10.75	115.10	123.70
38	A1	19	G	N9-C4-C5	10.75	109.70	105.40
38	A1	2388	U	O4'-C1'-N1	10.75	116.80	108.20
11	B2	526	A	C5-C6-N1	-10.74	112.33	117.70
38	A1	68	G	C5-C6-O6	-10.74	122.15	128.60
38	A1	843	C	N3-C4-N4	10.74	125.52	118.00
38	A1	1529	A	O4'-C1'-N9	10.74	116.79	108.20
38	A1	1261	C	C5-C4-N4	-10.74	112.68	120.20
38	A1	1640	G	N1-C6-O6	10.74	126.34	119.90
11	B2	351	C	N3-C4-C5	-10.74	117.61	121.90
11	B2	1414	G	N9-C4-C5	-10.74	101.11	105.40
38	A1	1809	G	N1-C6-O6	10.74	126.34	119.90
11	B2	1273	G	N1-C6-O6	10.74	126.34	119.90
11	B2	1305	U	C6-N1-C2	-10.74	114.56	121.00
11	B2	1418	G	N1-C6-O6	10.74	126.34	119.90

Continued on next page...

Continued from previous page...

Mol	Chain	Res	Type	Atoms	Z	Observed(°)	Ideal(°)
38	A1	1901	A	N1-C6-N6	10.74	125.04	118.60
38	A1	2160	C	C6-N1-C2	-10.74	116.00	120.30
11	B2	133	G	C5-C6-O6	-10.73	122.16	128.60
38	A1	443	C	N3-C4-C5	-10.73	117.61	121.90
11	B2	666	G	C4-C5-N7	10.73	115.09	110.80
38	A1	104	C	C2-N3-C4	10.73	125.27	119.90
38	A1	2706	C	N3-C4-C5	-10.73	117.61	121.90
38	A1	1416	G	C5-C6-O6	-10.73	122.16	128.60
11	B2	1	A	C4-C5-C6	10.73	122.36	117.00
38	A1	2947	G	C4-C5-N7	10.73	115.09	110.80
11	B2	483	G	O4'-C1'-N9	10.73	116.78	108.20
11	B2	1125	C	C6-N1-C2	-10.73	116.01	120.30
38	A1	507	G	C5-C6-N1	-10.73	106.14	111.50
11	B2	1402	C	C2-N3-C4	10.73	125.26	119.90
38	A1	1808	G	N1-C6-O6	10.73	126.34	119.90
39	A3	112	C	N3-C4-C5	-10.73	117.61	121.90
11	B2	969	A	C4-C5-C6	10.72	122.36	117.00
11	B2	1384	G	O4'-C1'-N9	10.72	116.78	108.20
38	A1	1291	C	O4'-C1'-N1	10.72	116.78	108.20
38	A1	2843	C	O4'-C1'-N1	10.72	116.78	108.20
38	A1	555	G	C5-C6-N1	-10.72	106.14	111.50
38	A1	607	C	N3-C4-N4	10.72	125.51	118.00
38	A1	1026	A	C5-C6-N1	-10.72	112.34	117.70
38	A1	1407	A	C5-C6-N1	-10.72	112.34	117.70
38	A1	2516	G	C4-C5-N7	-10.72	106.51	110.80
11	B2	1185	A	C5-N7-C8	10.72	109.26	103.90
11	B2	192	G	C4-C5-N7	10.72	115.09	110.80
11	B2	559	G	C5-C6-O6	-10.72	122.17	128.60
11	B2	1428	G	O4'-C1'-N9	10.72	116.78	108.20
38	A1	1109	G	C5-C6-O6	-10.72	122.17	128.60
11	B2	727	G	N1-C2-N3	-10.72	117.47	123.90
11	B2	995	G	O4'-C1'-N9	10.72	116.78	108.20
26	BN	36	ARG	NE-CZ-NH2	-10.72	114.94	120.30
26	BN	123	ARG	NE-CZ-NH1	10.72	125.66	120.30
27	BO	76	ARG	NE-CZ-NH1	10.72	125.66	120.30
38	A1	556	G	O4'-C1'-N9	10.72	116.78	108.20
11	B2	1264	G	N1-C6-O6	10.71	126.33	119.90
11	B2	1458	A	C4-C5-C6	10.72	122.36	117.00
38	A1	1369	G	C5-C6-O6	-10.71	122.17	128.60
38	A1	2992	G	N1-C2-N3	-10.71	117.47	123.90
11	B2	112	G	N3-C2-N2	10.71	127.40	119.90
11	B2	455	C	O4'-C1'-N1	10.71	116.77	108.20

Continued on next page...

Continued from previous page...

Mol	Chain	Res	Type	Atoms	Z	Observed(°)	Ideal(°)
11	B2	668	G	N3-C2-N2	10.71	127.40	119.90
38	A1	1285	C	N3-C4-C5	-10.71	117.62	121.90
38	A1	2276	G	N1-C6-O6	10.71	126.33	119.90
38	A1	1916	U	O4'-C1'-N1	10.71	116.77	108.20
38	A1	1971	C	C5-C4-N4	-10.71	112.70	120.20
10	B1	15	G	N1-C2-N3	-10.70	117.48	123.90
11	B2	1054	A	C5-C6-N6	-10.70	115.14	123.70
38	A1	252	A	C8-N9-C4	-10.70	101.52	105.80
38	A1	2538	G	C5-C6-N1	-10.71	106.15	111.50
38	A1	2650	G	C5-C6-N1	-10.70	106.15	111.50
38	A1	450	G	C6-C5-N7	-10.70	123.98	130.40
11	B2	379	A	C5-C6-N1	-10.70	112.35	117.70
38	A1	1298	C	N3-C4-N4	10.70	125.49	118.00
38	A1	1401	G	N3-C2-N2	10.70	127.39	119.90
38	A1	2412	A	C5-C6-N1	-10.70	112.35	117.70
11	B2	189	C	C6-N1-C2	10.69	124.58	120.30
38	A1	80	G	C5-C6-O6	-10.69	122.18	128.60
38	A1	572	U	O4'-C1'-N1	10.70	116.76	108.20
38	A1	788	A	C4-C5-C6	10.69	122.35	117.00
38	A1	2421	A	C5-C6-N1	-10.69	112.35	117.70
38	A1	1247	U	O4'-C1'-N1	10.69	116.75	108.20
11	B2	928	A	N1-C2-N3	10.69	134.65	129.30
38	A1	730	C	O4'-C1'-N1	10.69	116.75	108.20
38	A1	2952	C	C4-C5-C6	10.69	122.75	117.40
38	A1	1835	A	C4-C5-C6	10.69	122.34	117.00
11	B2	1098	G	O4'-C1'-N9	10.69	116.75	108.20
11	B2	1248	A	C6-N1-C2	10.69	125.01	118.60
38	A1	2902	G	O4'-C1'-N9	10.69	116.75	108.20
11	B2	1375	C	O4'-C1'-N1	10.69	116.75	108.20
11	B2	1026	A	C4-C5-N7	-10.68	105.36	110.70
38	A1	1418	A	C5-C6-N6	-10.68	115.15	123.70
11	B2	863	U	O4'-C1'-N1	10.68	116.75	108.20
1	A7	20	ARG	NE-CZ-NH2	-10.68	114.96	120.30
11	B2	74	U	N3-C4-C5	-10.68	108.19	114.60
11	B2	441	U	O4'-C1'-N1	10.68	116.75	108.20
38	A1	232	U	C5-C4-O4	-10.68	119.49	125.90
38	A1	1757	G	N1-C6-O6	10.68	126.31	119.90
38	A1	2109	C	C4-C5-C6	10.68	122.74	117.40
38	A1	146	U	O4'-C1'-N1	10.68	116.74	108.20
38	A1	1789	A	C4-C5-C6	10.68	122.34	117.00
38	A1	2481	G	N1-C2-N3	-10.68	117.50	123.90
38	A1	2623	G	C5-C6-O6	-10.68	122.19	128.60

Continued on next page...

Continued from previous page...

Mol	Chain	Res	Type	Atoms	Z	Observed(°)	Ideal(°)
39	A3	16	G	C5-C6-O6	-10.68	122.19	128.60
38	A1	2089	C	N3-C4-N4	10.67	125.47	118.00
39	A3	75	G	N3-C2-N2	10.67	127.37	119.90
11	B2	1215	G	C2-N3-C4	10.67	117.23	111.90
38	A1	692	C	C6-N1-C2	-10.67	116.03	120.30
11	B2	671	C	C6-N1-C2	-10.67	116.03	120.30
38	A1	875	G	C4-C5-N7	-10.67	106.53	110.80
38	A1	1065	C	C2-N3-C4	10.67	125.23	119.90
11	B2	370	A	P-O5'-C5'	10.67	137.97	120.90
11	B2	1348	C	N3-C4-C5	-10.67	117.63	121.90
38	A1	2149	G	C5-C6-O6	-10.67	122.20	128.60
38	A1	2631	C	O4'-C1'-N1	10.67	116.73	108.20
39	A3	115	C	C2-N3-C4	10.67	125.23	119.90
11	B2	213	C	N3-C4-C5	-10.66	117.63	121.90
38	A1	1132	U	P-O3'-C3'	10.66	132.50	119.70
38	A1	2536	A	C2-N3-C4	-10.66	105.27	110.60
38	A1	2954	C	N3-C4-C5	-10.66	117.63	121.90
11	B2	616	G	C5-C6-O6	-10.66	122.20	128.60
11	B2	1069	G	C5-C6-O6	-10.66	122.20	128.60
30	BR	3	ARG	NE-CZ-NH2	-10.66	114.97	120.30
11	B2	1358	A	C4-C5-C6	10.66	122.33	117.00
38	A1	1196	A	C5-C6-N1	-10.66	112.37	117.70
38	A1	2972	G	C5-C6-O6	-10.66	122.20	128.60
38	A1	397	G	N1-C6-O6	10.66	126.30	119.90
38	A1	717	A	N1-C6-N6	10.66	125.00	118.60
11	B2	225	U	N3-C4-C5	-10.66	108.21	114.60
11	B2	472	C	N3-C4-C5	-10.66	117.64	121.90
38	A1	3015	A	C5-C6-N6	-10.66	115.17	123.70
11	B2	673	C	O4'-C1'-N1	10.66	116.72	108.20
11	B2	1218	C	N3-C4-C5	-10.66	117.64	121.90
38	A1	2681	A	C5-N7-C8	10.66	109.23	103.90
38	A1	2721	C	C6-N1-C2	-10.66	116.04	120.30
38	A1	194	G	N1-C6-O6	10.65	126.29	119.90
38	A1	2379	G	C8-N9-C4	-10.65	102.14	106.40
38	A1	1519	G	C5-C6-O6	-10.65	122.21	128.60
11	B2	616	G	O4'-C1'-N9	10.65	116.72	108.20
38	A1	1744	A	C2-N3-C4	10.65	115.93	110.60
11	B2	26	A	C4-C5-C6	10.65	122.33	117.00
38	A1	338	A	N1-C6-N6	10.65	124.99	118.60
11	B2	947	G	N1-C6-O6	10.65	126.29	119.90
38	A1	2346	A	C4-C5-C6	10.65	122.32	117.00
11	B2	523	C	N3-C4-N4	10.65	125.45	118.00

Continued on next page...

Continued from previous page...

Mol	Chain	Res	Type	Atoms	Z	Observed(°)	Ideal(°)
38	A1	419	G	N1-C6-O6	10.65	126.29	119.90
38	A1	1188	C	O4'-C1'-N1	10.65	116.72	108.20
45	AC	251	ARG	NE-CZ-NH2	-10.65	114.98	120.30
11	B2	1448	A	N1-C6-N6	10.64	124.99	118.60
38	A1	1426	G	C6-C5-N7	-10.64	124.01	130.40
11	B2	943	C	O4'-C1'-N1	10.64	116.71	108.20
11	B2	1153	G	O4'-C1'-N9	10.64	116.71	108.20
38	A1	1069	A	N1-C6-N6	10.64	124.98	118.60
38	A1	2964	A	N1-C6-N6	10.64	124.98	118.60
38	A1	1445	G	N1-C6-O6	10.64	126.28	119.90
11	B2	75	C	C6-N1-C1'	-10.64	108.03	120.80
11	B2	228	G	N1-C6-O6	10.64	126.28	119.90
38	A1	258	C	O4'-C1'-N1	10.64	116.71	108.20
38	A1	586	A	C5-C6-N6	-10.64	115.19	123.70
38	A1	1213	G	C5-C6-O6	-10.64	122.22	128.60
38	A1	403	G	C5-C6-O6	-10.64	122.22	128.60
38	A1	1463	C	N3-C4-C5	-10.64	117.65	121.90
11	B2	927	A	C5-C6-N1	-10.63	112.38	117.70
38	A1	323	U	C5-C6-N1	10.63	128.02	122.70
38	A1	1462	G	N1-C6-O6	10.63	126.28	119.90
10	B1	71	C	N3-C4-C5	-10.63	117.65	121.90
11	B2	872	A	C5-C6-N6	-10.63	115.19	123.70
38	A1	352	G	O4'-C1'-N9	10.63	116.70	108.20
38	A1	1082	A	C4-C5-C6	10.63	122.32	117.00
38	A1	3020	G	N1-C6-O6	10.63	126.28	119.90
53	Ah	17	ARG	NE-CZ-NH2	-10.63	114.98	120.30
48	AE	174	TYR	CB-CG-CD1	10.63	127.38	121.00
11	B2	643	G	C5-C6-O6	-10.63	122.22	128.60
38	A1	98	G	N9-C4-C5	-10.63	101.15	105.40
38	A1	482	A	C5-C6-N1	-10.63	112.39	117.70
11	B2	507	G	C5-C6-O6	-10.62	122.23	128.60
11	B2	664	G	N1-C6-O6	10.62	126.28	119.90
38	A1	1420	U	O4'-C1'-N1	10.63	116.70	108.20
11	B2	1179	C	C6-N1-C2	-10.62	116.05	120.30
38	A1	2249	A	N1-C6-N6	10.62	124.97	118.60
38	A1	2440	C	C4-C5-C6	10.62	122.71	117.40
38	A1	1022	G	N1-C6-O6	10.62	126.27	119.90
11	B2	124	C	C2-N3-C4	10.62	125.21	119.90
38	A1	922	C	N3-C4-N4	10.62	125.43	118.00
11	B2	1023	C	O4'-C1'-N1	10.62	116.69	108.20
38	A1	1054	A	N1-C2-N3	10.62	134.61	129.30
38	A1	2463	G	N1-C6-O6	10.62	126.27	119.90

Continued on next page...

Continued from previous page...

Mol	Chain	Res	Type	Atoms	Z	Observed(°)	Ideal(°)
11	B2	1265	G	N1-C6-O6	10.62	126.27	119.90
38	A1	1698	G	N1-C6-O6	10.62	126.27	119.90
38	A1	1788	G	C6-C5-N7	-10.62	124.03	130.40
38	A1	2274	C	N3-C4-C5	-10.62	117.65	121.90
10	B1	62	C	N3-C4-C5	-10.61	117.66	121.90
38	A1	456	G	C8-N9-C4	-10.61	102.16	106.40
9	AX	278	ARG	NE-CZ-NH2	-10.61	115.00	120.30
11	B2	100	A	C8-N9-C4	-10.61	101.56	105.80
17	BE	101	ARG	NE-CZ-NH2	-10.61	115.00	120.30
38	A1	1228	G	C8-N9-C4	-10.61	102.16	106.40
38	A1	1976	C	O4'-C1'-N1	10.61	116.69	108.20
11	B2	358	G	N1-C2-N3	-10.61	117.54	123.90
38	A1	1846	G	N1-C2-N3	-10.61	117.54	123.90
62	AO	38	ARG	NE-CZ-NH2	-10.61	115.00	120.30
11	B2	1162	G	O4'-C1'-N9	10.60	116.68	108.20
38	A1	989	G	C5-C6-O6	-10.60	122.24	128.60
38	A1	1053	A	C4-C5-C6	10.60	122.30	117.00
38	A1	1481	G	C5-C6-O6	-10.60	122.24	128.60
38	A1	1775	G	C8-N9-C4	-10.60	102.16	106.40
38	A1	2344	G	C5-C6-O6	-10.60	122.24	128.60
11	B2	390	G	C6-C5-N7	-10.60	124.04	130.40
39	A3	56	C	N3-C4-C5	-10.60	117.66	121.90
41	AA	95	ARG	NE-CZ-NH1	10.60	125.60	120.30
38	A1	2584	A	N1-C6-N6	10.60	124.96	118.60
11	B2	1255	C	C5-C4-N4	-10.59	112.78	120.20
38	A1	2799	C	N3-C4-C5	-10.59	117.66	121.90
11	B2	413	G	N3-C2-N2	10.59	127.31	119.90
38	A1	587	A	N1-C6-N6	10.59	124.95	118.60
38	A1	818	A	N1-C6-N6	10.59	124.95	118.60
38	A1	1556	G	C4-C5-N7	10.59	115.04	110.80
38	A1	2218	C	O4'-C1'-N1	10.59	116.67	108.20
11	B2	172	G	N1-C2-N3	-10.59	117.55	123.90
38	A1	1903	G	C5-C6-O6	-10.59	122.25	128.60
38	A1	2943	G	N1-C2-N3	-10.59	117.55	123.90
11	B2	188	C	N3-C4-C5	-10.59	117.67	121.90
38	A1	179	A	C8-N9-C4	-10.59	101.56	105.80
38	A1	1654	G	N3-C2-N2	10.59	127.31	119.90
38	A1	1714	G	C5-C6-N1	-10.59	106.21	111.50
11	B2	209	A	C4-C5-C6	10.58	122.29	117.00
11	B2	677	U	O4'-C1'-N1	10.58	116.67	108.20
38	A1	379	U	O4'-C1'-N1	10.58	116.67	108.20
38	A1	1065	C	C6-N1-C2	-10.58	116.07	120.30

Continued on next page...

Continued from previous page...

Mol	Chain	Res	Type	Atoms	Z	Observed(°)	Ideal(°)
38	A1	1074	G	C5-C6-O6	-10.58	122.25	128.60
38	A1	175	G	C5-C6-O6	-10.58	122.25	128.60
11	B2	503	G	O4'-C1'-N9	10.58	116.66	108.20
11	B2	738	C	N3-C4-N4	10.58	125.40	118.00
38	A1	880	U	O4'-C1'-N1	10.58	116.66	108.20
39	A3	23	A	C2-N3-C4	-10.58	105.31	110.60
11	B2	1134	G	N1-C6-O6	10.58	126.25	119.90
38	A1	2491	C	N3-C4-N4	10.58	125.40	118.00
39	A3	55	G	N1-C6-O6	10.58	126.25	119.90
11	B2	796	C	N3-C4-N4	10.57	125.40	118.00
38	A1	2446	C	N3-C4-N4	10.57	125.40	118.00
46	AD	72	ARG	NE-CZ-NH2	-10.57	115.01	120.30
11	B2	845	G	O4'-C1'-N9	10.57	116.66	108.20
38	A1	442	G	N1-C6-O6	10.57	126.24	119.90
38	A1	621	G	N3-C4-C5	-10.57	123.32	128.60
38	A1	1236	C	N3-C4-C5	-10.57	117.67	121.90
38	A1	1310	A	O4'-C1'-N9	10.57	116.66	108.20
38	A1	1543	C	N3-C4-N4	10.57	125.40	118.00
38	A1	1580	G	C5-C6-O6	-10.57	122.26	128.60
38	A1	2525	C	O4'-C1'-N1	10.57	116.66	108.20
38	A1	66	C	N3-C4-N4	10.57	125.40	118.00
38	A1	1298	C	C5-C4-N4	-10.57	112.80	120.20
38	A1	1700	U	O4'-C1'-N1	10.57	116.65	108.20
11	B2	351	C	P-O3'-C3'	-10.56	107.03	119.70
11	B2	1359	C	C4-C5-C6	10.56	122.68	117.40
38	A1	738	C	O4'-C1'-N1	10.56	116.65	108.20
38	A1	2421	A	N1-C6-N6	10.56	124.94	118.60
11	B2	570	G	C5-C6-O6	-10.56	122.27	128.60
11	B2	230	C	C5-C6-N1	10.56	126.28	121.00
38	A1	198	C	N3-C4-N4	10.56	125.39	118.00
38	A1	2591	A	N9-C4-C5	10.56	110.02	105.80
38	A1	2794	G	N9-C4-C5	10.56	109.62	105.40
39	A3	36	U	P-O3'-C3'	10.56	132.37	119.70
11	B2	1353	C	C6-N1-C2	-10.56	116.08	120.30
38	A1	1427	A	O4'-C1'-N9	10.56	116.64	108.20
38	A1	544	A	C5-N7-C8	10.55	109.18	103.90
38	A1	2581	G	C8-N9-C4	-10.55	102.18	106.40
38	A1	9	A	C5-C6-N6	-10.55	115.26	123.70
38	A1	225	C	O4'-C1'-N1	10.55	116.64	108.20
38	A1	457	C	O4'-C1'-N1	10.55	116.64	108.20
38	A1	783	C	N3-C4-C5	-10.55	117.68	121.90
38	A1	1769	G	N1-C6-O6	10.55	126.23	119.90

Continued on next page...

Continued from previous page...

Mol	Chain	Res	Type	Atoms	Z	Observed(°)	Ideal(°)
38	A1	1514	C	C6-N1-C2	-10.55	116.08	120.30
38	A1	2302	C	C2-N3-C4	10.55	125.17	119.90
11	B2	601	G	N1-C6-O6	10.55	126.23	119.90
11	B2	735	A	C4-C5-C6	10.55	122.27	117.00
38	A1	482	A	C4-C5-C6	10.55	122.27	117.00
38	A1	513	C	P-O3'-C3'	10.55	132.36	119.70
38	A1	862	G	N3-C4-C5	-10.55	123.33	128.60
38	A1	2570	A	N7-C8-N9	10.55	119.07	113.80
38	A1	2888	G	N1-C6-O6	10.55	126.23	119.90
11	B2	962	G	C4-C5-N7	-10.54	106.58	110.80
11	B2	1196	A	C4-C5-C6	10.54	122.27	117.00
38	A1	1654	G	C4-C5-N7	-10.55	106.58	110.80
64	AR	30	ARG	NE-CZ-NH1	-10.55	115.03	120.30
27	BO	76	ARG	NE-CZ-NH2	-10.54	115.03	120.30
38	A1	327	G	C5-C6-O6	-10.54	122.28	128.60
38	A1	1855	G	O4'-C1'-N9	10.54	116.63	108.20
38	A1	1975	C	O4'-C1'-N1	10.54	116.63	108.20
38	A1	2945	A	P-O5'-C5'	10.54	137.76	120.90
39	A3	71	G	N1-C6-O6	10.54	126.22	119.90
56	AJ	129	ARG	NE-CZ-NH1	-10.54	115.03	120.30
11	B2	904	G	C5-C6-O6	-10.54	122.28	128.60
38	A1	1733	C	O4'-C1'-N1	10.54	116.63	108.20
38	A1	1850	C	C5-C4-N4	-10.54	112.82	120.20
38	A1	2181	G	O4'-C1'-N9	10.54	116.63	108.20
38	A1	2698	G	O4'-C1'-N9	10.54	116.63	108.20
38	A1	423	G	N1-C6-O6	10.54	126.22	119.90
11	B2	249	U	O4'-C1'-N1	10.53	116.63	108.20
11	B2	1483	U	C1'-O4'-C4'	10.53	118.33	109.90
38	A1	43	G	O4'-C1'-N9	10.53	116.63	108.20
38	A1	1888	G	C5-C6-N1	-10.54	106.23	111.50
38	A1	2549	A	N1-C6-N6	10.53	124.92	118.60
38	A1	2666	G	C2-N3-C4	10.54	117.17	111.90
38	A1	2755	G	N1-C6-O6	10.53	126.22	119.90
11	B2	997	G	N3-C4-N9	-10.53	119.68	126.00
11	B2	637	G	N3-C2-N2	-10.53	112.53	119.90
11	B2	648	A	C5-C6-N1	-10.52	112.44	117.70
11	B2	824	G	N9-C4-C5	-10.52	101.19	105.40
38	A1	856	A	C5-N7-C8	10.52	109.16	103.90
38	A1	1510	U	C5-C6-N1	10.52	127.96	122.70
38	A1	73	A	C5-C6-N1	-10.52	112.44	117.70
38	A1	1639	G	N1-C6-O6	10.52	126.21	119.90
38	A1	1903	G	C6-C5-N7	-10.52	124.09	130.40

Continued on next page...

Continued from previous page...

Mol	Chain	Res	Type	Atoms	Z	Observed(°)	Ideal(°)
17	BE	23	ARG	NE-CZ-NH1	10.52	125.56	120.30
29	BQ	106	ARG	NE-CZ-NH2	-10.52	115.04	120.30
38	A1	197	C	N3-C4-C5	-10.52	117.69	121.90
38	A1	937	A	O4'-C1'-N9	10.52	116.62	108.20
11	B2	221	A	C8-N9-C4	10.52	110.01	105.80
38	A1	1895	G	N1-C6-O6	10.52	126.21	119.90
38	A1	2793	C	O4'-C1'-N1	10.52	116.61	108.20
38	A1	2836	G	C6-C5-N7	-10.52	124.09	130.40
11	B2	975	A	C5-C6-N6	-10.52	115.29	123.70
21	BI	62	ARG	NE-CZ-NH2	-10.52	115.04	120.30
38	A1	2075	U	C6-N1-C2	-10.52	114.69	121.00
38	A1	2417	G	C5-C6-O6	-10.52	122.29	128.60
11	B2	392	G	O4'-C1'-N9	10.51	116.61	108.20
11	B2	410	U	O4'-C1'-N1	10.51	116.61	108.20
38	A1	480	A	O4'-C1'-N9	10.51	116.61	108.20
38	A1	1091	G	N9-C4-C5	-10.51	101.20	105.40
11	B2	144	G	N1-C6-O6	10.51	126.20	119.90
27	BO	5	ARG	NE-CZ-NH1	10.51	125.55	120.30
38	A1	387	A	C4-C5-C6	10.51	122.25	117.00
38	A1	1968	A	N1-C2-N3	-10.51	124.05	129.30
38	A1	2160	C	C4-C5-C6	10.51	122.65	117.40
38	A1	1157	U	O4'-C1'-N1	10.51	116.60	108.20
38	A1	2222	C	N3-C4-N4	10.51	125.35	118.00
11	B2	791	G	C4-C5-N7	10.50	115.00	110.80
38	A1	2978	G	N1-C6-O6	10.50	126.20	119.90
11	B2	837	C	C5-C4-N4	-10.50	112.85	120.20
11	B2	1368	A	C5-C6-N1	-10.50	112.45	117.70
38	A1	229	G	N1-C2-N3	-10.50	117.60	123.90
38	A1	554	C	N3-C4-C5	-10.50	117.70	121.90
38	A1	2099	G	C5-C6-O6	-10.50	122.30	128.60
38	A1	2472	A	C8-N9-C4	-10.50	101.60	105.80
38	A1	512	G	C5-C6-O6	-10.50	122.30	128.60
38	A1	1561	G	O4'-C1'-N9	10.50	116.60	108.20
11	B2	391	G	O4'-C1'-N9	10.49	116.59	108.20
11	B2	399	A	N1-C2-N3	-10.49	124.05	129.30
38	A1	239	G	N1-C6-O6	10.49	126.20	119.90
38	A1	2243	G	N1-C2-N3	-10.49	117.60	123.90
39	A3	116	C	C5-C4-N4	-10.49	112.85	120.20
38	A1	862	G	N3-C4-N9	10.49	132.29	126.00
11	B2	1223	C	C6-N1-C2	-10.49	116.10	120.30
11	B2	416	A	N9-C4-C5	-10.49	101.61	105.80
11	B2	1233	G	O4'-C1'-N9	10.49	116.59	108.20

Continued on next page...

Continued from previous page...

Mol	Chain	Res	Type	Atoms	Z	Observed(°)	Ideal(°)
11	B2	1291	G	N1-C6-O6	10.49	126.19	119.90
38	A1	1421	C	N3-C4-N4	10.49	125.34	118.00
38	A1	1828	A	C8-N9-C4	-10.49	101.61	105.80
11	B2	491	G	N1-C6-O6	10.48	126.19	119.90
11	B2	750	C	C2-N3-C4	10.48	125.14	119.90
38	A1	115	C	O4'-C1'-N1	10.48	116.59	108.20
38	A1	525	C	N3-C4-C5	-10.48	117.71	121.90
38	A1	1571	G	N3-C4-C5	-10.48	123.36	128.60
11	B2	1495	U	O4'-C1'-N1	10.48	116.58	108.20
11	B2	211	G	C5-C6-O6	-10.48	122.31	128.60
38	A1	847	A	O4'-C1'-N9	10.48	116.58	108.20
38	A1	857	U	O4'-C1'-N1	10.48	116.58	108.20
38	A1	2367	C	N3-C4-N4	10.48	125.34	118.00
38	A1	2745	G	N1-C6-O6	10.48	126.19	119.90
38	A1	1767	C	C5-C6-N1	10.48	126.24	121.00
11	B2	205	C	C4-C5-C6	10.48	122.64	117.40
11	B2	1313	G	N3-C2-N2	10.48	127.24	119.90
38	A1	164	A	N1-C6-N6	10.48	124.89	118.60
38	A1	2496	G	C5-C6-O6	-10.48	122.31	128.60
38	A1	556	G	C6-C5-N7	-10.47	124.11	130.40
38	A1	829	G	C5-C6-O6	-10.47	122.32	128.60
38	A1	1115	A	N1-C6-N6	10.47	124.88	118.60
38	A1	1448	G	N1-C6-O6	10.47	126.19	119.90
11	B2	56	A	N7-C8-N9	10.47	119.03	113.80
38	A1	2145	G	C5-C6-O6	-10.47	122.32	128.60
11	B2	405	G	O4'-C1'-N9	10.47	116.58	108.20
11	B2	541	G	N1-C6-O6	10.47	126.18	119.90
38	A1	24	G	N1-C6-O6	10.47	126.18	119.90
38	A1	74	A	C5-C6-N1	-10.47	112.47	117.70
38	A1	2326	C	N3-C4-C5	-10.47	117.71	121.90
11	B2	1090	C	O4'-C1'-N1	10.46	116.57	108.20
38	A1	1259	G	C2-N3-C4	10.46	117.13	111.90
11	B2	322	G	C5-C6-N1	-10.46	106.27	111.50
11	B2	1013	G	N1-C2-N2	-10.46	106.78	116.20
11	B2	657	A	N1-C6-N6	10.46	124.88	118.60
11	B2	1066	C	N3-C4-N4	10.46	125.32	118.00
11	B2	1329	C	O4'-C1'-N1	10.46	116.57	108.20
38	A1	796	C	C4-C5-C6	-10.46	112.17	117.40
38	A1	1529	A	C5-C6-N1	-10.46	112.47	117.70
38	A1	2946	C	O4'-C1'-N1	10.46	116.57	108.20
15	BC	26	ARG	NE-CZ-NH2	-10.46	115.07	120.30
38	A1	705	G	C5-C6-O6	-10.46	122.33	128.60

Continued on next page...

Continued from previous page...

Mol	Chain	Res	Type	Atoms	Z	Observed(°)	Ideal(°)
38	A1	990	G	O4'-C1'-N9	10.46	116.57	108.20
38	A1	1272	A	C5-C6-N1	-10.46	112.47	117.70
38	A1	1798	A	C4-C5-C6	10.46	122.23	117.00
38	A1	1881	A	N1-C6-N6	10.46	124.87	118.60
11	B2	650	A	N1-C6-N6	10.46	124.87	118.60
38	A1	1500	C	C5-C4-N4	-10.46	112.88	120.20
38	A1	2505	A	C6-C5-N7	-10.46	124.98	132.30
38	A1	304	G	C4-C5-N7	10.45	114.98	110.80
38	A1	2128	G	C6-C5-N7	-10.45	124.13	130.40
11	B2	780	C	C2-N3-C4	10.45	125.12	119.90
38	A1	936	G	C5-C6-N1	-10.45	106.28	111.50
38	A1	2474	A	N1-C2-N3	-10.45	124.08	129.30
11	B2	776	C	C5-C6-N1	10.45	126.22	121.00
11	B2	1441	G	C4-C5-C6	10.45	125.07	118.80
38	A1	593	C	O4'-C1'-N1	10.45	116.56	108.20
38	A1	725	G	N9-C4-C5	-10.45	101.22	105.40
38	A1	2496	G	C5-N7-C8	10.45	109.52	104.30
38	A1	729	A	C5-C6-N6	-10.44	115.35	123.70
38	A1	962	C	O4'-C1'-N1	10.44	116.55	108.20
62	AO	24	ARG	NE-CZ-NH1	10.44	125.52	120.30
11	B2	781	U	O4'-C1'-N1	10.44	116.55	108.20
11	B2	1201	G	C2-N3-C4	10.44	117.12	111.90
38	A1	1957	U	O4'-C1'-N1	10.44	116.55	108.20
38	A1	2809	G	N1-C6-O6	10.44	126.16	119.90
61	AN	19	ARG	NE-CZ-NH2	-10.44	115.08	120.30
38	A1	84	A	C8-N9-C4	10.44	109.97	105.80
38	A1	953	G	C5-C6-O6	-10.44	122.34	128.60
38	A1	1359	C	O4'-C1'-N1	10.44	116.55	108.20
38	A1	1757	G	O4'-C1'-N9	10.44	116.55	108.20
38	A1	1849	A	N1-C2-N3	10.43	134.52	129.30
38	A1	250	G	C5-C6-N1	-10.43	106.28	111.50
38	A1	1226	G	O4'-C1'-N9	10.43	116.55	108.20
38	A1	2971	U	O4'-C1'-N1	10.43	116.55	108.20
11	B2	1319	C	N3-C4-N4	10.43	125.30	118.00
38	A1	100	C	N3-C4-N4	10.43	125.30	118.00
38	A1	129	C	C2-N3-C4	10.43	125.11	119.90
38	A1	699	A	N7-C8-N9	-10.43	108.59	113.80
33	BU	83	ARG	NE-CZ-NH1	10.43	125.51	120.30
38	A1	1358	C	N3-C4-N4	10.43	125.30	118.00
38	A1	1744	A	N9-C4-C5	10.43	109.97	105.80
11	B2	1100	G	C5-C6-N1	-10.42	106.29	111.50
38	A1	331	G	C6-N1-C2	10.42	131.35	125.10

Continued on next page...

Continued from previous page...

Mol	Chain	Res	Type	Atoms	Z	Observed(°)	Ideal(°)
38	A1	1864	G	C4-C5-C6	10.42	125.05	118.80
38	A1	2669	U	O4'-C1'-N1	10.42	116.54	108.20
10	B1	9	A	C2-N3-C4	-10.42	105.39	110.60
11	B2	1172	A	C4-C5-C6	10.42	122.21	117.00
11	B2	1065	C	C6-N1-C2	-10.42	116.13	120.30
21	BI	39	ARG	NE-CZ-NH1	10.42	125.51	120.30
43	AB	225	ARG	NE-CZ-NH2	-10.42	115.09	120.30
38	A1	2966	C	O4'-C1'-N1	10.42	116.53	108.20
10	B1	71	C	N3-C4-N4	10.41	125.29	118.00
10	B1	21	G	C6-C5-N7	-10.41	124.15	130.40
38	A1	602	G	C5-C6-O6	-10.41	122.35	128.60
38	A1	2300	C	O4'-C1'-N1	10.41	116.53	108.20
33	BU	99	ARG	NE-CZ-NH2	-10.41	115.09	120.30
38	A1	270	C	N3-C4-N4	10.41	125.29	118.00
38	A1	715	G	P-O3'-C3'	10.41	132.19	119.70
38	A1	715	G	N3-C2-N2	10.41	127.19	119.90
38	A1	733	A	N1-C6-N6	10.41	124.85	118.60
38	A1	1008	U	N3-C4-O4	10.41	126.69	119.40
38	A1	31	G	C5-C6-O6	-10.41	122.36	128.60
38	A1	219	G	O4'-C1'-N9	10.41	116.53	108.20
38	A1	2571	G	N1-C6-O6	10.41	126.14	119.90
11	B2	1433	C	C2-N3-C4	10.41	125.10	119.90
11	B2	954	G	N1-C6-O6	10.40	126.14	119.90
11	B2	1079	G	C8-N9-C4	-10.40	102.24	106.40
11	B2	1293	A	N9-C4-C5	10.40	109.96	105.80
38	A1	358	C	C6-N1-C2	-10.40	116.14	120.30
38	A1	2083	G	O4'-C1'-N9	10.40	116.52	108.20
38	A1	2416	G	C5-C6-O6	-10.40	122.36	128.60
11	B2	1063	A	C5-N7-C8	10.40	109.10	103.90
11	B2	342	G	N1-C2-N3	-10.40	117.66	123.90
38	A1	367	G	N1-C6-O6	10.40	126.14	119.90
38	A1	662	A	C6-C5-N7	-10.40	125.02	132.30
38	A1	1324	G	C4-C5-C6	10.40	125.04	118.80
38	A1	1659	G	C8-N9-C4	-10.40	102.24	106.40
38	A1	1905	G	C6-C5-N7	-10.40	124.16	130.40
11	B2	130	G	O4'-C1'-N9	10.39	116.52	108.20
38	A1	1596	G	N1-C6-O6	10.39	126.14	119.90
38	A1	310	C	P-O3'-C3'	10.39	132.17	119.70
39	A3	16	G	O4'-C1'-N9	10.39	116.51	108.20
38	A1	1516	C	O4'-C1'-N1	10.39	116.51	108.20
38	A1	1966	C	O4'-C1'-N1	10.39	116.51	108.20
38	A1	2142	U	N1-C2-O2	10.39	130.07	122.80

Continued on next page...

Continued from previous page...

Mol	Chain	Res	Type	Atoms	Z	Observed(°)	Ideal(°)
38	A1	615	A	C5-N7-C8	10.39	109.09	103.90
11	B2	289	C	C5-C4-N4	-10.38	112.93	120.20
11	B2	1093	C	C2-N3-C4	10.38	125.09	119.90
38	A1	91	G	C5-C6-O6	-10.38	122.37	128.60
38	A1	993	G	N1-C6-O6	10.38	126.13	119.90
38	A1	2753	G	C5-C6-O6	-10.38	122.37	128.60
38	A1	2779	G	N1-C6-O6	10.38	126.13	119.90
11	B2	196	G	C5-C6-O6	-10.38	122.37	128.60
11	B2	696	G	N3-C2-N2	10.38	127.17	119.90
38	A1	618	C	N3-C4-C5	-10.38	117.75	121.90
38	A1	1208	A	N1-C6-N6	10.38	124.83	118.60
38	A1	2146	C	N3-C4-C5	-10.38	117.75	121.90
38	A1	2488	C	N3-C4-C5	-10.38	117.75	121.90
10	B1	76	C	P-O3'-C3'	10.38	132.15	119.70
11	B2	542	G	C5-C6-O6	-10.38	122.37	128.60
11	B2	446	G	C5-C6-O6	-10.38	122.37	128.60
11	B2	897	A	C8-N9-C4	-10.38	101.65	105.80
38	A1	1004	U	O4'-C1'-N1	10.38	116.50	108.20
38	A1	2444	G	C2-N3-C4	10.38	117.09	111.90
38	A1	2888	G	C5-C6-O6	-10.38	122.37	128.60
11	B2	167	G	C5-C6-O6	-10.38	122.38	128.60
11	B2	372	G	C5-C6-O6	-10.38	122.37	128.60
11	B2	930	G	N1-C6-O6	10.38	126.12	119.90
38	A1	404	G	C5-C6-O6	-10.38	122.37	128.60
38	A1	40	G	C8-N9-C4	-10.37	102.25	106.40
38	A1	449	G	C5-C6-O6	-10.37	122.38	128.60
38	A1	1639	G	C5-C6-O6	-10.37	122.38	128.60
11	B2	1334	A	N1-C2-N3	10.37	134.48	129.30
38	A1	784	C	C2-N3-C4	10.37	125.08	119.90
38	A1	2076	A	N1-C6-N6	10.37	124.82	118.60
38	A1	2302	C	N1-C2-O2	10.37	125.12	118.90
38	A1	1583	G	N1-C2-N3	-10.37	117.68	123.90
10	B1	38	G	C5-N7-C8	10.37	109.48	104.30
11	B2	1367	C	C4-C5-C6	10.37	122.58	117.40
38	A1	949	C	O4'-C1'-N1	10.37	116.49	108.20
38	A1	1674	G	N1-C6-O6	10.36	126.12	119.90
11	B2	352	A	C5-C6-N6	-10.36	115.41	123.70
38	A1	1192	G	N1-C2-N2	-10.36	106.87	116.20
38	A1	1753	G	C5-C6-O6	-10.36	122.38	128.60
38	A1	2078	A	C5-C6-N6	-10.36	115.41	123.70
39	A3	118	G	C5-C6-O6	-10.36	122.38	128.60
11	B2	603	G	O4'-C1'-N9	10.36	116.49	108.20

Continued on next page...

Continued from previous page...

Mol	Chain	Res	Type	Atoms	Z	Observed(°)	Ideal(°)
15	BC	110	ARG	NE-CZ-NH1	10.36	125.48	120.30
38	A1	1573	A	C5-C6-N1	-10.36	112.52	117.70
11	B2	1092	G	C5-C6-O6	-10.36	122.38	128.60
38	A1	84	A	C5-N7-C8	10.36	109.08	103.90
38	A1	1886	C	C6-N1-C2	10.36	124.44	120.30
38	A1	2042	A	C5-C6-N6	-10.36	115.41	123.70
38	A1	491	G	N3-C4-N9	10.36	132.22	126.00
38	A1	1717	C	C6-N1-C2	-10.36	116.16	120.30
11	B2	143	G	N1-C6-O6	10.36	126.11	119.90
11	B2	679	G	C8-N9-C4	-10.36	102.26	106.40
11	B2	695	G	O4'-C1'-N9	10.36	116.48	108.20
38	A1	621	G	N1-C6-O6	10.36	126.11	119.90
38	A1	2059	G	C6-C5-N7	-10.36	124.19	130.40
39	A3	39	C	O4'-C1'-N1	10.36	116.48	108.20
38	A1	1252	G	C5-C6-O6	-10.35	122.39	128.60
11	B2	767	U	O4'-C1'-N1	10.35	116.48	108.20
38	A1	2796	C	C6-N1-C2	-10.35	116.16	120.30
11	B2	1115	G	C5-C6-O6	-10.35	122.39	128.60
38	A1	2889	A	C5-N7-C8	10.35	109.08	103.90
11	B2	137	A	C5-N7-C8	10.35	109.07	103.90
11	B2	392	G	N1-C6-O6	10.35	126.11	119.90
11	B2	698	A	C5-C6-N6	-10.35	115.42	123.70
38	A1	600	A	N1-C6-N6	10.35	124.81	118.60
38	A1	1398	C	N3-C4-C5	-10.35	117.76	121.90
38	A1	1859	A	C5-C6-N6	-10.35	115.42	123.70
38	A1	2072	G	C5-C6-O6	-10.35	122.39	128.60
38	A1	2165	A	C5-N7-C8	10.35	109.07	103.90
38	A1	3003	A	C5-C6-N6	-10.35	115.42	123.70
39	A3	90	A	C4-C5-N7	-10.35	105.53	110.70
11	B2	161	C	C4-C5-C6	10.34	122.57	117.40
11	B2	894	A	N1-C6-N6	10.34	124.80	118.60
50	AF	133	ARG	NE-CZ-NH1	10.34	125.47	120.30
38	A1	1212	A	N1-C6-N6	10.34	124.80	118.60
38	A1	1340	G	C6-C5-N7	-10.34	124.20	130.40
38	A1	2415	C	C5-C4-N4	-10.34	112.97	120.20
11	B2	101	G	N1-C6-O6	10.33	126.10	119.90
11	B2	582	G	C5-C6-O6	-10.33	122.40	128.60
11	B2	802	G	C5-C6-O6	-10.33	122.40	128.60
38	A1	197	C	O4'-C1'-N1	10.33	116.47	108.20
11	B2	1406	U	O4'-C1'-N1	10.33	116.47	108.20
38	A1	430	A	C4-C5-C6	10.33	122.17	117.00
38	A1	2501	G	N1-C6-O6	10.33	126.10	119.90

Continued on next page...

Continued from previous page...

Mol	Chain	Res	Type	Atoms	Z	Observed(°)	Ideal(°)
9	AX	56	PHE	CB-CG-CD1	10.33	128.03	120.80
38	A1	445	G	O4'-C1'-N9	10.33	116.46	108.20
11	B2	985	C	C6-N1-C2	-10.33	116.17	120.30
10	B1	23	G	C5-C6-O6	-10.32	122.41	128.60
11	B2	342	G	O4'-C1'-N9	10.32	116.46	108.20
11	B2	1075	A	N1-C2-N3	10.32	134.46	129.30
11	B2	1341	C	O4'-C1'-N1	10.32	116.46	108.20
11	B2	1354	A	C4-C5-C6	10.32	122.16	117.00
38	A1	388	G	N1-C6-O6	10.32	126.09	119.90
38	A1	1022	G	O4'-C1'-N9	10.32	116.46	108.20
11	B2	1047	U	O4'-C1'-N1	10.32	116.46	108.20
11	B2	1098	G	C5-C6-O6	-10.32	122.41	128.60
38	A1	445	G	C8-N9-C4	-10.32	102.27	106.40
38	A1	2279	G	O4'-C1'-C2'	10.32	116.89	107.60
38	A1	2761	G	N1-C6-O6	10.32	126.09	119.90
38	A1	747	G	O4'-C1'-N9	10.32	116.45	108.20
38	A1	2430	C	C5-C4-N4	-10.32	112.98	120.20
11	B2	417	C	O4'-C1'-N1	10.32	116.45	108.20
38	A1	1327	C	C2-N3-C4	10.32	125.06	119.90
38	A1	1666	G	P-O3'-C3'	10.32	132.08	119.70
11	B2	967	C	N3-C4-C5	-10.31	117.77	121.90
11	B2	1215	G	C8-N9-C4	-10.31	102.28	106.40
38	A1	1490	G	C5-C6-O6	-10.31	122.41	128.60
38	A1	1405	G	N7-C8-N9	-10.31	107.94	113.10
39	A3	82	C	C2-N3-C4	10.31	125.06	119.90
38	A1	891	C	N3-C4-N4	10.31	125.22	118.00
38	A1	2056	A	N9-C4-C5	10.31	109.92	105.80
38	A1	1393	C	C6-N1-C2	-10.31	116.18	120.30
11	B2	227	C	C6-N1-C2	-10.31	116.18	120.30
38	A1	387	A	N1-C6-N6	10.31	124.78	118.60
38	A1	672	C	N3-C4-C5	-10.31	117.78	121.90
38	A1	981	A	C5-C6-N6	-10.31	115.45	123.70
38	A1	1277	G	C6-C5-N7	-10.31	124.22	130.40
38	A1	1573	A	C4-C5-C6	10.31	122.15	117.00
38	A1	2495	A	O4'-C1'-N9	10.31	116.45	108.20
39	A3	69	C	O4'-C1'-N1	10.31	116.45	108.20
11	B2	627	G	N1-C6-O6	10.31	126.08	119.90
11	B2	122	C	N3-C4-C5	-10.30	117.78	121.90
11	B2	343	G	O4'-C1'-N9	10.30	116.44	108.20
38	A1	854	G	C5-C6-O6	-10.30	122.42	128.60
38	A1	57	C	N3-C4-C5	-10.30	117.78	121.90
38	A1	331	G	C4-C5-C6	10.30	124.98	118.80

Continued on next page...

Continued from previous page...

Mol	Chain	Res	Type	Atoms	Z	Observed(°)	Ideal(°)
38	A1	983	G	C8-N9-C4	-10.30	102.28	106.40
38	A1	1276	G	C5-C6-O6	-10.30	122.42	128.60
38	A1	1525	G	C5-C6-N1	-10.30	106.35	111.50
38	A1	2259	G	C5-N7-C8	-10.30	99.15	104.30
41	AA	36	ASP	CB-CG-OD1	-10.30	109.03	118.30
38	A1	1748	C	O4'-C1'-N1	10.30	116.44	108.20
11	B2	33	U	C6-N1-C2	-10.29	114.82	121.00
11	B2	648	A	N9-C4-C5	-10.29	101.68	105.80
38	A1	1719	C	N3-C4-C5	-10.29	117.78	121.90
38	A1	1838	C	N3-C4-C5	-10.29	117.78	121.90
11	B2	1355	C	C6-N1-C2	10.29	124.42	120.30
11	B2	1403	U	O4'-C1'-N1	10.29	116.43	108.20
38	A1	1005	G	N1-C2-N3	-10.29	117.72	123.90
38	A1	1581	A	C8-N9-C4	-10.29	101.68	105.80
11	B2	193	G	C5-C6-O6	-10.29	122.43	128.60
38	A1	1736	G	C4-C5-C6	10.29	124.97	118.80
38	A1	2738	G	C5-C6-O6	-10.29	122.43	128.60
11	B2	532	C	C5-C4-N4	-10.29	113.00	120.20
38	A1	975	C	C6-N1-C2	-10.29	116.19	120.30
11	B2	1484	C	O4'-C1'-N1	10.28	116.43	108.20
38	A1	134	C	P-O3'-C3'	10.28	132.04	119.70
11	B2	734	G	C6-C5-N7	-10.28	124.23	130.40
38	A1	968	A	C2-N3-C4	-10.28	105.46	110.60
11	B2	106	A	O4'-C1'-N9	10.28	116.42	108.20
14	BB	46	ARG	NE-CZ-NH2	-10.28	115.16	120.30
38	A1	1482	G	O4'-C1'-N9	10.28	116.42	108.20
11	B2	235	G	C6-C5-N7	-10.28	124.23	130.40
11	B2	726	A	C8-N9-C4	-10.28	101.69	105.80
38	A1	674	G	C5-C6-O6	-10.27	122.44	128.60
11	B2	464	G	C4-C5-N7	10.27	114.91	110.80
11	B2	619	A	C4-C5-C6	10.27	122.14	117.00
11	B2	908	G	N9-C4-C5	10.27	109.51	105.40
38	A1	544	A	C5-C6-N1	-10.27	112.56	117.70
38	A1	613	C	O4'-C1'-N1	10.27	116.42	108.20
38	A1	885	A	N1-C2-N3	-10.27	124.16	129.30
38	A1	1963	G	N9-C4-C5	-10.27	101.29	105.40
38	A1	2356	U	O4'-C1'-N1	10.27	116.42	108.20
11	B2	340	A	C4-C5-C6	10.27	122.14	117.00
38	A1	1392	G	C5-C6-O6	-10.27	122.44	128.60
10	B1	14	A	C8-N9-C4	-10.26	101.69	105.80
38	A1	221	G	C5-N7-C8	10.26	109.43	104.30
38	A1	866	G	N3-C4-C5	-10.26	123.47	128.60

Continued on next page...

Continued from previous page...

Mol	Chain	Res	Type	Atoms	Z	Observed(°)	Ideal(°)
38	A1	931	C	N3-C4-N4	10.26	125.18	118.00
45	AC	339	ARG	NE-CZ-NH1	10.26	125.43	120.30
38	A1	1509	C	C6-N1-C2	-10.26	116.19	120.30
11	B2	611	A	N9-C4-C5	10.26	109.90	105.80
38	A1	312	G	N1-C6-O6	10.26	126.06	119.90
38	A1	867	C	C6-N1-C1'	-10.26	108.49	120.80
39	A3	8	C	N3-C4-N4	10.26	125.18	118.00
38	A1	1943	C	O4'-C1'-N1	10.26	116.41	108.20
11	B2	1409	G	O4'-C1'-N9	10.26	116.41	108.20
38	A1	982	G	N1-C2-N3	-10.26	117.75	123.90
38	A1	2386	U	N3-C4-O4	10.26	126.58	119.40
38	A1	2681	A	C4-C5-C6	10.26	122.13	117.00
11	B2	977	G	O4'-C1'-N9	10.25	116.40	108.20
24	BL	83	ARG	NE-CZ-NH1	10.25	125.43	120.30
38	A1	492	A	C6-C5-N7	-10.25	125.12	132.30
38	A1	1775	G	N1-C6-O6	10.25	126.05	119.90
38	A1	1874	G	O4'-C1'-N9	10.25	116.40	108.20
38	A1	1956	G	P-O3'-C3'	10.25	132.00	119.70
11	B2	211	G	N1-C2-N3	-10.25	117.75	123.90
11	B2	805	C	N3-C4-N4	10.25	125.17	118.00
11	B2	1395	G	C8-N9-C4	10.25	110.50	106.40
38	A1	265	A	N1-C2-N3	10.25	134.43	129.30
38	A1	331	G	C6-C5-N7	-10.25	124.25	130.40
38	A1	1334	G	N1-C6-O6	10.25	126.05	119.90
38	A1	1655	G	C5-C6-O6	-10.25	122.45	128.60
38	A1	2038	C	C6-N1-C2	-10.25	116.20	120.30
38	A1	2161	A	C5-N7-C8	10.25	109.02	103.90
38	A1	2435	G	O4'-C1'-N9	10.25	116.40	108.20
11	B2	62	G	C8-N9-C4	-10.24	102.30	106.40
11	B2	65	G	N9-C4-C5	10.24	109.50	105.40
38	A1	929	G	C6-C5-N7	-10.24	124.25	130.40
38	A1	1017	A	C5-C6-N1	-10.24	112.58	117.70
39	A3	53	A	C5-C6-N1	-10.24	112.58	117.70
38	A1	2027	G	C5-C6-O6	-10.24	122.45	128.60
38	A1	2505	A	N1-C6-N6	10.24	124.75	118.60
38	A1	2828	G	N1-C6-O6	10.24	126.05	119.90
11	B2	541	G	C5-C6-N1	-10.24	106.38	111.50
16	BD	57	ARG	NE-CZ-NH1	10.24	125.42	120.30
38	A1	844	C	O4'-C1'-N1	10.24	116.39	108.20
11	B2	337	C	N3-C4-C5	-10.24	117.81	121.90
11	B2	1485	G	C5-C6-N1	-10.23	106.38	111.50
38	A1	551	A	C5-C6-N6	-10.23	115.51	123.70

Continued on next page...

Continued from previous page...

Mol	Chain	Res	Type	Atoms	Z	Observed(°)	Ideal(°)
38	A1	1018	G	N1-C6-O6	10.23	126.04	119.90
6	AT	32	ARG	NE-CZ-NH1	10.23	125.42	120.30
38	A1	131	C	C5-C6-N1	10.23	126.12	121.00
38	A1	476	C	C5-C6-N1	10.23	126.11	121.00
10	B1	42	C	O4'-C1'-N1	10.23	116.38	108.20
38	A1	1111	G	C5-C6-N1	-10.23	106.39	111.50
38	A1	1465	A	N1-C2-N3	10.23	134.41	129.30
38	A1	1998	G	C5-C6-O6	-10.23	122.46	128.60
38	A1	2606	C	P-O3'-C3'	10.23	131.97	119.70
38	A1	621	G	C2-N3-C4	10.23	117.01	111.90
38	A1	2450	A	N1-C6-N6	10.23	124.74	118.60
11	B2	26	A	P-O5'-C5'	10.22	137.26	120.90
11	B2	164	A	C8-N9-C4	-10.22	101.71	105.80
38	A1	2101	A	C5-C6-N6	-10.22	115.52	123.70
38	A1	480	A	C5-C6-N1	-10.22	112.59	117.70
38	A1	1806	C	C6-N1-C2	-10.22	116.21	120.30
38	A1	2404	G	N1-C6-O6	10.22	126.03	119.90
38	A1	2594	U	O4'-C1'-N1	10.22	116.38	108.20
38	A1	246	A	C4-C5-C6	10.22	122.11	117.00
38	A1	523	C	N3-C4-N4	10.22	125.15	118.00
11	B2	522	C	N3-C4-C5	-10.22	117.81	121.90
38	A1	948	C	C6-N1-C2	-10.22	116.21	120.30
38	A1	1452	G	N7-C8-N9	10.22	118.21	113.10
38	A1	1655	G	C6-C5-N7	-10.22	124.27	130.40
50	AF	71	PHE	CB-CG-CD2	-10.22	113.65	120.80
38	A1	1358	C	N3-C4-C5	-10.21	117.81	121.90
38	A1	2640	C	O4'-C1'-N1	10.21	116.37	108.20
11	B2	463	G	N1-C2-N3	-10.21	117.77	123.90
11	B2	906	G	C5-C6-O6	-10.21	122.47	128.60
11	B2	1438	A	C8-N9-C4	-10.21	101.72	105.80
38	A1	256	G	N3-C2-N2	10.21	127.05	119.90
4	AQ	107	ARG	NE-CZ-NH1	10.21	125.40	120.30
11	B2	768	A	C4-C5-C6	10.21	122.10	117.00
38	A1	516	A	C5-C6-N1	-10.21	112.59	117.70
38	A1	934	G	C6-C5-N7	-10.21	124.27	130.40
38	A1	249	G	C2-N3-C4	10.21	117.00	111.90
38	A1	2768	C	N3-C4-N4	10.21	125.14	118.00
11	B2	834	C	O4'-C1'-N1	10.21	116.36	108.20
38	A1	2723	G	N1-C6-O6	10.21	126.02	119.90
38	A1	802	G	N1-C6-O6	10.20	126.02	119.90
11	B2	243	G	N9-C4-C5	10.20	109.48	105.40
38	A1	331	G	C5-C6-O6	10.20	134.72	128.60

Continued on next page...

Continued from previous page...

Mol	Chain	Res	Type	Atoms	Z	Observed(°)	Ideal(°)
38	A1	1195	G	C4-C5-C6	10.20	124.92	118.80
38	A1	1280	C	N3-C4-N4	10.20	125.14	118.00
38	A1	2605	G	C5-C6-O6	-10.20	122.48	128.60
38	A1	2504	U	O4'-C1'-N1	10.20	116.36	108.20
6	AT	9	ARG	NE-CZ-NH1	-10.20	115.20	120.30
38	A1	447	G	C5-C6-O6	-10.20	122.48	128.60
11	B2	875	G	C5-C6-O6	-10.20	122.48	128.60
38	A1	1129	G	C5-N7-C8	-10.20	99.20	104.30
11	B2	1344	U	O4'-C1'-N1	10.20	116.36	108.20
38	A1	294	U	C5-C4-O4	10.20	132.02	125.90
38	A1	2701	U	O4'-C1'-N1	10.19	116.36	108.20
57	Aj	80	ARG	NE-CZ-NH1	10.19	125.40	120.30
38	A1	452	A	N7-C8-N9	-10.19	108.70	113.80
38	A1	807	G	N1-C6-O6	10.19	126.02	119.90
38	A1	1186	G	N1-C6-O6	10.19	126.02	119.90
38	A1	2030	G	C2-N3-C4	10.19	117.00	111.90
39	A3	42	A	C4-C5-C6	10.19	122.10	117.00
38	A1	1646	G	C5-C6-N1	-10.19	106.41	111.50
11	B2	759	C	C6-N1-C2	-10.19	116.22	120.30
37	BY	8	TYR	CB-CG-CD2	-10.19	114.89	121.00
38	A1	2985	U	O4'-C1'-N1	10.19	116.35	108.20
38	A1	82	C	N3-C4-C5	-10.19	117.83	121.90
10	B1	22	A	C5-N7-C8	10.19	108.99	103.90
11	B2	568	C	C6-N1-C2	-10.19	116.22	120.30
38	A1	233	A	C5-C6-N1	-10.19	112.61	117.70
38	A1	266	A	C4-C5-C6	10.19	122.09	117.00
38	A1	1258	G	O4'-C1'-N9	10.19	116.35	108.20
38	A1	1651	A	C5-C6-N1	-10.19	112.61	117.70
39	A3	59	C	O4'-C1'-N1	10.19	116.35	108.20
38	A1	2395	C	C6-N1-C2	-10.19	116.23	120.30
11	B2	38	G	C5-C6-O6	-10.18	122.49	128.60
11	B2	212	G	C5-C6-N1	-10.18	106.41	111.50
38	A1	2773	A	N1-C6-N6	10.18	124.71	118.60
11	B2	745	G	C8-N9-C4	-10.18	102.33	106.40
54	AI	52	ARG	NE-CZ-NH1	10.18	125.39	120.30
11	B2	282	G	N1-C6-O6	10.18	126.01	119.90
38	A1	1066	C	O4'-C1'-N1	10.18	116.34	108.20
38	A1	2529	G	N9-C4-C5	-10.18	101.33	105.40
11	B2	40	C	C5-C4-N4	-10.18	113.08	120.20
38	A1	2466	C	N3-C4-N4	10.18	125.12	118.00
11	B2	463	G	N3-C2-N2	10.18	127.02	119.90
11	B2	1115	G	N1-C6-O6	10.18	126.00	119.90

Continued on next page...

Continued from previous page...

Mol	Chain	Res	Type	Atoms	Z	Observed(°)	Ideal(°)
38	A1	2343	G	N1-C6-O6	10.18	126.00	119.90
11	B2	575	A	N1-C6-N6	10.17	124.70	118.60
11	B2	976	A	N1-C6-N6	10.17	124.70	118.60
38	A1	36	G	C4-C5-C6	10.17	124.90	118.80
38	A1	107	G	N3-C2-N2	10.17	127.02	119.90
38	A1	737	G	C5-C6-O6	-10.17	122.50	128.60
38	A1	1200	A	O4'-C1'-N9	10.17	116.34	108.20
38	A1	2839	A	C5-C6-N6	-10.17	115.56	123.70
11	B2	538	C	N3-C4-N4	10.17	125.12	118.00
11	B2	678	G	N1-C6-O6	10.17	126.00	119.90
11	B2	831	A	C5-C6-N1	-10.17	112.61	117.70
38	A1	281	G	N1-C6-O6	10.17	126.00	119.90
38	A1	396	G	N1-C6-O6	10.17	126.00	119.90
38	A1	867	C	C2-N3-C4	10.17	124.98	119.90
38	A1	895	C	O4'-C1'-N1	10.17	116.33	108.20
38	A1	2273	U	C5-C6-N1	10.17	127.78	122.70
38	A1	2201	C	O4'-C1'-N1	10.17	116.33	108.20
10	B1	54	G	N3-C2-N2	10.17	127.02	119.90
11	B2	974	G	C5-C6-O6	-10.17	122.50	128.60
11	B2	1037	U	P-O3'-C3'	10.17	131.90	119.70
38	A1	1670	A	O4'-C1'-N9	10.17	116.33	108.20
38	A1	1271	G	C5-C6-O6	-10.17	122.50	128.60
38	A1	1539	U	C5-C4-O4	-10.17	119.80	125.90
38	A1	1902	G	O4'-C1'-N9	10.17	116.33	108.20
11	B2	642	G	C5-C6-O6	-10.16	122.50	128.60
38	A1	515	G	C5-C6-O6	-10.16	122.50	128.60
11	B2	1219	C	C5-C4-N4	-10.16	113.09	120.20
38	A1	2361	C	C6-N1-C2	10.16	124.36	120.30
11	B2	286	G	N1-C6-O6	10.16	126.00	119.90
11	B2	850	A	C5-C6-N6	-10.16	115.57	123.70
38	A1	198	C	C5-C4-N4	-10.16	113.09	120.20
11	B2	1117	A	C6-N1-C2	10.16	124.69	118.60
38	A1	1461	G	C2-N3-C4	10.16	116.98	111.90
38	A1	2648	C	C4-C5-C6	10.16	122.48	117.40
11	B2	80	A	C4-C5-C6	10.16	122.08	117.00
11	B2	1373	A	C5-C6-N6	-10.16	115.58	123.70
38	A1	2488	C	N3-C4-N4	10.16	125.11	118.00
38	A1	3035	C	C6-N1-C2	-10.16	116.24	120.30
11	B2	1143	G	O4'-C1'-N9	10.15	116.32	108.20
38	A1	1810	G	C5-C6-O6	-10.15	122.51	128.60
38	A1	2354	A	N7-C8-N9	-10.15	108.72	113.80
11	B2	1227	A	C5-C6-N6	-10.15	115.58	123.70

Continued on next page...

Continued from previous page...

Mol	Chain	Res	Type	Atoms	Z	Observed(°)	Ideal(°)
38	A1	1190	G	N1-C6-O6	10.15	125.99	119.90
38	A1	2650	G	C4-C5-C6	10.15	124.89	118.80
38	A1	2679	A	C5-N7-C8	10.15	108.98	103.90
11	B2	1465	C	C5-C6-N1	10.15	126.08	121.00
11	B2	300	G	C4-C5-N7	10.15	114.86	110.80
38	A1	397	G	C5-C6-O6	-10.15	122.51	128.60
38	A1	1519	G	O4'-C1'-N9	10.15	116.32	108.20
11	B2	744	A	N9-C4-C5	10.15	109.86	105.80
11	B2	1174	A	P-O3'-C3'	10.15	131.88	119.70
38	A1	418	C	N3-C4-C5	-10.15	117.84	121.90
38	A1	1012	G	N1-C6-O6	10.15	125.99	119.90
39	A3	54	A	C5-C6-N6	-10.15	115.58	123.70
11	B2	439	G	P-O3'-C3'	10.14	131.87	119.70
38	A1	847	A	N1-C6-N6	10.14	124.69	118.60
39	A3	34	C	O4'-C1'-N1	10.14	116.32	108.20
29	BQ	16	ARG	NE-CZ-NH2	-10.14	115.23	120.30
38	A1	2328	G	O4'-C1'-N9	10.14	116.31	108.20
11	B2	1063	A	N1-C6-N6	10.14	124.68	118.60
38	A1	116	G	N1-C6-O6	10.14	125.98	119.90
38	A1	1289	C	C5-C6-N1	10.14	126.07	121.00
11	B2	1353	C	N3-C4-N4	10.13	125.09	118.00
38	A1	1606	C	O4'-C1'-N1	10.13	116.31	108.20
38	A1	2342	C	C5-C4-N4	-10.13	113.11	120.20
38	A1	3037	G	N3-C2-N2	10.13	126.99	119.90
11	B2	917	A	N7-C8-N9	-10.13	108.73	113.80
11	B2	1013	G	C4-C5-N7	10.13	114.85	110.80
38	A1	105	C	O4'-C1'-N1	10.13	116.31	108.20
38	A1	632	G	N9-C4-C5	-10.13	101.35	105.40
38	A1	1025	A	C4-C5-C6	10.13	122.07	117.00
38	A1	2032	G	O4'-C1'-N9	10.13	116.31	108.20
11	B2	323	A	C4-C5-C6	10.13	122.06	117.00
38	A1	861	G	N1-C6-O6	10.13	125.98	119.90
38	A1	1370	G	C8-N9-C4	-10.13	102.35	106.40
11	B2	520	G	N1-C2-N3	-10.13	117.82	123.90
38	A1	1310	A	C4-C5-C6	10.13	122.06	117.00
38	A1	2360	G	O4'-C1'-N9	10.13	116.30	108.20
38	A1	2605	G	N3-C2-N2	10.13	126.99	119.90
39	A3	2	G	C6-C5-N7	-10.13	124.32	130.40
11	B2	1157	G	N9-C4-C5	10.12	109.45	105.40
38	A1	1342	G	C5-C6-O6	-10.12	122.53	128.60
38	A1	1198	G	C4-C5-N7	10.12	114.85	110.80
38	A1	2052	A	C4-C5-C6	10.12	122.06	117.00

Continued on next page...

Continued from previous page...

Mol	Chain	Res	Type	Atoms	Z	Observed(°)	Ideal(°)
38	A1	592	C	O4'-C1'-N1	10.12	116.30	108.20
5	AS	155	ARG	NE-CZ-NH1	-10.12	115.24	120.30
11	B2	51	A	O4'-C1'-N9	10.12	116.30	108.20
23	BK	25	ARG	NE-CZ-NH2	-10.12	115.24	120.30
38	A1	2163	G	O4'-C1'-N9	10.12	116.30	108.20
11	B2	950	C	N3-C4-N4	10.12	125.08	118.00
38	A1	1534	G	C5-C6-O6	-10.12	122.53	128.60
38	A1	2239	C	N3-C4-N4	10.12	125.08	118.00
38	A1	2299	G	C4-C5-C6	10.12	124.87	118.80
38	A1	805	C	C2-N3-C4	10.12	124.96	119.90
38	A1	1785	G	C5-N7-C8	10.12	109.36	104.30
38	A1	2240	G	O4'-C1'-N9	10.12	116.29	108.20
11	B2	1459	G	P-O3'-C3'	10.11	131.84	119.70
38	A1	1308	G	N1-C6-O6	10.11	125.97	119.90
38	A1	1534	G	N1-C6-O6	10.11	125.97	119.90
38	A1	1779	C	O4'-C1'-N1	10.11	116.29	108.20
11	B2	303	G	N1-C6-O6	10.11	125.97	119.90
38	A1	194	G	C6-C5-N7	-10.11	124.33	130.40
38	A1	442	G	P-O3'-C3'	10.11	131.84	119.70
38	A1	846	C	O4'-C1'-N1	10.11	116.29	108.20
11	B2	210	A	C8-N9-C4	-10.11	101.76	105.80
38	A1	179	A	C4-C5-C6	10.11	122.06	117.00
38	A1	2011	U	C5-C4-O4	-10.11	119.83	125.90
38	A1	2429	G	C5-C6-O6	-10.11	122.53	128.60
38	A1	2527	G	N1-C6-O6	10.11	125.97	119.90
38	A1	1267	A	O4'-C1'-N9	10.11	116.29	108.20
38	A1	3027	C	O4'-C1'-N1	10.11	116.29	108.20
11	B2	99	C	N3-C4-N4	10.11	125.08	118.00
38	A1	2770	A	C5-C6-N6	-10.11	115.61	123.70
11	B2	48	G	N1-C2-N3	-10.10	117.84	123.90
38	A1	177	G	N1-C2-N3	-10.10	117.84	123.90
38	A1	16	G	N1-C6-O6	10.10	125.96	119.90
38	A1	1821	C	C6-N1-C2	-10.10	116.26	120.30
38	A1	575	G	C4-C5-N7	10.10	114.84	110.80
38	A1	626	C	C2-N3-C4	10.10	124.95	119.90
38	A1	644	G	C5-C6-O6	-10.10	122.54	128.60
38	A1	2289	A	C4-C5-N7	-10.10	105.65	110.70
38	A1	2972	G	N1-C2-N3	-10.10	117.84	123.90
38	A1	1754	A	C5-C6-N1	-10.10	112.65	117.70
11	B2	266	A	N7-C8-N9	-10.10	108.75	113.80
11	B2	797	U	C5-C6-N1	10.10	127.75	122.70
11	B2	1317	G	N1-C6-O6	10.10	125.96	119.90

Continued on next page...

Continued from previous page...

Mol	Chain	Res	Type	Atoms	Z	Observed(°)	Ideal(°)
38	A1	221	G	C5-C6-O6	-10.10	122.54	128.60
11	B2	649	A	C4-C5-C6	10.10	122.05	117.00
11	B2	1312	C	C6-N1-C2	-10.10	116.26	120.30
38	A1	1162	C	N3-C4-C5	-10.10	117.86	121.90
38	A1	1201	G	N1-C6-O6	10.10	125.96	119.90
38	A1	237	G	C5-C6-O6	-10.10	122.54	128.60
38	A1	530	A	C5-C6-N6	-10.10	115.62	123.70
38	A1	1726	A	C5-C6-N1	-10.10	112.65	117.70
39	A3	35	A	N9-C4-C5	10.10	109.84	105.80
11	B2	8	U	C2-N3-C4	-10.09	120.94	127.00
11	B2	734	G	O4'-C1'-N9	10.09	116.27	108.20
11	B2	1203	G	N3-C2-N2	10.09	126.97	119.90
38	A1	848	A	N9-C4-C5	10.09	109.84	105.80
38	A1	2063	U	C2-N3-C4	-10.09	120.94	127.00
38	A1	2177	A	C5-C6-N1	-10.09	112.65	117.70
38	A1	2302	C	P-O3'-C3'	-10.09	107.59	119.70
38	A1	47	C	N3-C4-N4	10.09	125.06	118.00
38	A1	816	C	O4'-C1'-N1	10.09	116.27	108.20
38	A1	2716	C	N3-C4-N4	10.09	125.06	118.00
38	A1	734	C	N3-C4-C5	-10.09	117.86	121.90
38	A1	2573	C	N3-C4-C5	-10.09	117.86	121.90
11	B2	337	C	N3-C4-N4	10.09	125.06	118.00
11	B2	1154	G	O4'-C1'-N9	10.09	116.27	108.20
11	B2	1132	C	N3-C4-C5	-10.09	117.87	121.90
38	A1	1499	C	O4'-C1'-N1	10.09	116.27	108.20
38	A1	2142	U	C2-N3-C4	10.09	133.05	127.00
38	A1	2673	C	C5-C4-N4	-10.09	113.14	120.20
10	B1	44	G	N3-C2-N2	10.08	126.96	119.90
38	A1	687	C	O4'-C1'-N1	10.08	116.27	108.20
38	A1	1249	G	C5'-C4'-O4'	10.08	121.20	109.10
11	B2	193	G	O4'-C1'-N9	10.08	116.27	108.20
38	A1	829	G	N1-C6-O6	10.08	125.95	119.90
38	A1	930	G	N9-C4-C5	10.08	109.43	105.40
11	B2	1024	G	P-O3'-C3'	10.08	131.80	119.70
38	A1	844	C	N3-C4-C5	-10.08	117.87	121.90
38	A1	2640	C	C6-N1-C2	-10.08	116.27	120.30
39	A3	117	G	N1-C6-O6	10.08	125.95	119.90
10	B1	47	G	N1-C6-O6	10.08	125.95	119.90
11	B2	133	G	N1-C2-N3	-10.08	117.85	123.90
11	B2	437	A	P-O3'-C3'	10.08	131.79	119.70
38	A1	1346	G	C5-C6-O6	-10.08	122.55	128.60
38	A1	1641	G	N7-C8-N9	10.08	118.14	113.10

Continued on next page...

Continued from previous page...

Mol	Chain	Res	Type	Atoms	Z	Observed(°)	Ideal(°)
38	A1	2028	G	N1-C6-O6	10.08	125.95	119.90
11	B2	246	A	N1-C6-N6	10.07	124.64	118.60
38	A1	16	G	C5-C6-O6	-10.07	122.56	128.60
38	A1	2151	C	O4'-C1'-N1	10.07	116.26	108.20
11	B2	1075	A	C4-C5-C6	10.07	122.04	117.00
38	A1	86	G	N1-C6-O6	10.07	125.94	119.90
38	A1	387	A	N1-C2-N3	-10.07	124.26	129.30
38	A1	1471	G	N3-C4-N9	-10.07	119.96	126.00
38	A1	2092	G	O4'-C1'-N9	10.07	116.26	108.20
38	A1	2619	U	C4-C5-C6	10.07	125.74	119.70
38	A1	176	G	C5-C6-O6	-10.07	122.56	128.60
38	A1	414	G	N1-C6-O6	10.07	125.94	119.90
10	B1	36	A	C5-N7-C8	10.07	108.93	103.90
10	B1	74	A	C5-C6-N1	-10.07	112.67	117.70
11	B2	195	C	O4'-C1'-N1	10.07	116.25	108.20
11	B2	1131	G	O4'-C1'-N9	10.07	116.25	108.20
38	A1	682	G	C5-C6-O6	-10.07	122.56	128.60
38	A1	635	G	C6-C5-N7	-10.07	124.36	130.40
11	B2	290	C	C2-N3-C4	10.06	124.93	119.90
38	A1	1930	A	N1-C2-N3	10.06	134.33	129.30
38	A1	1991	G	C5-C6-N1	-10.06	106.47	111.50
38	A1	2090	A	C4-C5-C6	10.06	122.03	117.00
38	A1	2105	A	C1'-O4'-C4'	10.06	117.95	109.90
38	A1	2683	G	N1-C6-O6	10.06	125.94	119.90
11	B2	326	C	C5-C6-N1	10.06	126.03	121.00
11	B2	532	C	N3-C4-N4	10.06	125.04	118.00
11	B2	619	A	C4-C5-N7	-10.06	105.67	110.70
11	B2	970	G	N1-C6-O6	10.06	125.94	119.90
38	A1	694	A	C5-C6-N6	-10.06	115.65	123.70
38	A1	1515	G	C4-C5-C6	10.06	124.84	118.80
38	A1	2471	A	C4-C5-C6	10.06	122.03	117.00
38	A1	2710	G	C5-C6-O6	-10.06	122.56	128.60
38	A1	476	C	O4'-C1'-N1	10.06	116.25	108.20
11	B2	744	A	C8-N9-C4	-10.06	101.78	105.80
38	A1	576	G	N1-C2-N3	-10.06	117.87	123.90
38	A1	1488	C	O4'-C1'-N1	10.06	116.25	108.20
38	A1	2545	A	C5-C6-N1	-10.06	112.67	117.70
53	Ah	15	ARG	NE-CZ-NH1	10.06	125.33	120.30
11	B2	370	A	C5-C6-N6	-10.05	115.66	123.70
38	A1	336	C	O4'-C1'-N1	10.05	116.24	108.20
38	A1	3005	C	O4'-C1'-N1	10.06	116.25	108.20
38	A1	342	C	C2-N3-C4	10.05	124.93	119.90

Continued on next page...

Continued from previous page...

Mol	Chain	Res	Type	Atoms	Z	Observed(°)	Ideal(°)
38	A1	930	G	N1-C2-N3	-10.05	117.87	123.90
38	A1	1619	C	C5-C6-N1	10.05	126.03	121.00
38	A1	2303	A	C4-C5-N7	-10.05	105.67	110.70
11	B2	915	U	C2-N3-C4	10.05	133.03	127.00
61	AN	72	TYR	CB-CG-CD1	-10.05	114.97	121.00
11	B2	1442	G	O4'-C1'-N9	10.05	116.24	108.20
38	A1	928	A	C4-C5-C6	10.05	122.02	117.00
38	A1	1694	G	O4'-C1'-N9	10.05	116.24	108.20
38	A1	1711	C	N3-C4-C5	-10.05	117.88	121.90
11	B2	1220	G	C6-N1-C2	-10.05	119.07	125.10
38	A1	74	A	C4-C5-C6	10.05	122.02	117.00
38	A1	663	A	C8-N9-C4	-10.05	101.78	105.80
38	A1	2556	C	N3-C4-N4	10.05	125.03	118.00
38	A1	3029	A	C5-C6-N6	-10.04	115.66	123.70
38	A1	37	C	N3-C4-C5	-10.04	117.88	121.90
38	A1	2492	G	N1-C2-N3	-10.04	117.87	123.90
38	A1	457	C	C2-N3-C4	10.04	124.92	119.90
11	B2	241	U	O4'-C1'-N1	10.04	116.23	108.20
11	B2	1472	G	C4'-C3'-C2'	-10.04	92.56	102.60
38	A1	298	G	C1'-O4'-C4'	10.04	117.93	109.90
38	A1	726	G	C4-C5-N7	10.04	114.82	110.80
38	A1	2449	A	C5-N7-C8	10.04	108.92	103.90
11	B2	256	G	C5-C6-O6	-10.04	122.58	128.60
66	AY	127	ARG	NE-CZ-NH1	-10.04	115.28	120.30
11	B2	1147	G	N1-C6-O6	10.04	125.92	119.90
11	B2	914	U	O4'-C1'-N1	10.03	116.23	108.20
38	A1	934	G	O4'-C1'-N9	10.04	116.23	108.20
38	A1	1071	A	C4-C5-C6	10.04	122.02	117.00
38	A1	1448	G	C5-C6-O6	-10.04	122.58	128.60
38	A1	2809	G	C5-C6-N1	-10.03	106.48	111.50
11	B2	589	U	O4'-C1'-N1	10.03	116.22	108.20
38	A1	246	A	N1-C6-N6	10.03	124.62	118.60
11	B2	714	G	C5-C6-O6	-10.03	122.58	128.60
38	A1	921	C	O4'-C1'-N1	10.03	116.22	108.20
38	A1	1171	G	C4-C5-N7	-10.03	106.79	110.80
38	A1	1429	A	C4-C5-C6	10.03	122.01	117.00
38	A1	1596	G	N3-C2-N2	10.03	126.92	119.90
38	A1	2482	G	C6-N1-C2	10.03	131.12	125.10
38	A1	489	G	C8-N9-C4	-10.03	102.39	106.40
11	B2	934	G	N3-C2-N2	10.03	126.92	119.90
11	B2	1354	A	C5-C6-N1	-10.03	112.69	117.70
32	BT	38	ARG	NE-CZ-NH1	-10.03	115.29	120.30

Continued on next page...

Continued from previous page...

Mol	Chain	Res	Type	Atoms	Z	Observed(°)	Ideal(°)
39	A3	15	G	N1-C2-N3	-10.03	117.88	123.90
11	B2	16	G	N3-C2-N2	10.02	126.92	119.90
11	B2	447	A	C8-N9-C4	-10.02	101.79	105.80
11	B2	901	G	O4'-C1'-N9	10.02	116.22	108.20
11	B2	1326	G	C8-N9-C4	-10.02	102.39	106.40
38	A1	177	G	O4'-C1'-N9	10.02	116.22	108.20
38	A1	1467	G	N3-C2-N2	10.02	126.92	119.90
41	AA	106	PHE	CB-CG-CD1	-10.02	113.78	120.80
11	B2	675	A	C4-C5-C6	10.02	122.01	117.00
42	Aa	34	PHE	CB-CG-CD2	10.02	127.81	120.80
38	A1	27	G	C5-C6-O6	-10.02	122.59	128.60
38	A1	70	G	C2-N3-C4	10.02	116.91	111.90
38	A1	782	G	C6-N1-C2	10.02	131.11	125.10
38	A1	1687	C	C5-C4-N4	-10.02	113.19	120.20
63	AP	42	ARG	NE-CZ-NH2	10.02	125.31	120.30
17	BE	204	ARG	NE-CZ-NH1	10.02	125.31	120.30
38	A1	605	A	N9-C4-C5	10.02	109.81	105.80
38	A1	2505	A	C5-C6-N1	-10.02	112.69	117.70
11	B2	429	A	N1-C6-N6	10.02	124.61	118.60
38	A1	1200	A	N7-C8-N9	10.02	118.81	113.80
39	A3	124	A	C5-C6-N6	-10.02	115.69	123.70
10	B1	10	G	N1-C6-O6	10.01	125.91	119.90
11	B2	1115	G	O4'-C1'-N9	10.01	116.21	108.20
38	A1	849	C	C2-N3-C4	10.01	124.91	119.90
38	A1	2291	G	C5-N7-C8	10.01	109.31	104.30
66	AY	53	TYR	CB-CG-CD2	-10.01	114.99	121.00
11	B2	1051	G	C2-N3-C4	10.01	116.91	111.90
38	A1	1781	C	N3-C4-N4	10.01	125.01	118.00
38	A1	1249	G	C5-C6-O6	-10.01	122.59	128.60
38	A1	2632	C	N3-C4-N4	10.01	125.01	118.00
39	A3	25	A	C4-C5-C6	10.01	122.00	117.00
38	A1	2672	A	C4-C5-C6	10.01	122.00	117.00
11	B2	1177	C	N3-C4-C5	-10.01	117.90	121.90
38	A1	479	G	O4'-C1'-N9	10.01	116.20	108.20
38	A1	2050	U	O4'-C1'-N1	10.01	116.20	108.20
38	A1	798	G	C5-C6-O6	-10.01	122.60	128.60
38	A1	840	G	C5-C6-O6	-10.01	122.60	128.60
38	A1	1628	C	N3-C4-C5	-10.01	117.90	121.90
38	A1	1885	G	N3-C4-C5	10.01	133.60	128.60
38	A1	2534	C	N3-C4-C5	-10.01	117.90	121.90
38	A1	288	G	C5-C6-O6	-10.00	122.60	128.60
11	B2	1191	G	O4'-C1'-N9	10.00	116.20	108.20

Continued on next page...

Continued from previous page...

Mol	Chain	Res	Type	Atoms	Z	Observed(°)	Ideal(°)
38	A1	599	G	C5-C6-O6	-10.00	122.60	128.60
38	A1	2662	G	O4'-C1'-N9	10.00	116.20	108.20
38	A1	2665	G	C5-C6-O6	-10.00	122.60	128.60
39	A3	25	A	O4'-C1'-N9	10.00	116.20	108.20
38	A1	1593	C	O4'-C1'-N1	10.00	116.20	108.20
38	A1	2108	U	O4'-C1'-N1	10.00	116.20	108.20
11	B2	196	G	N7-C8-N9	-9.99	108.10	113.10
38	A1	254	A	C5-N7-C8	9.99	108.90	103.90
38	A1	355	G	N3-C4-C5	9.99	133.60	128.60
38	A1	1702	C	N3-C4-N4	9.99	125.00	118.00
11	B2	621	G	N7-C8-N9	-9.99	108.10	113.10
38	A1	2377	C	C6-N1-C2	-9.99	116.30	120.30
11	B2	1012	C	O4'-C1'-N1	9.99	116.19	108.20
38	A1	1861	G	C4-C5-C6	9.99	124.80	118.80
31	BS	5	ARG	NE-CZ-NH2	-9.99	115.31	120.30
38	A1	117	A	C5-C6-N6	-9.99	115.71	123.70
38	A1	308	C	N3-C4-C5	-9.99	117.90	121.90
38	A1	1168	A	C5-C6-N1	-9.99	112.71	117.70
38	A1	1345	G	C4-C5-N7	9.99	114.80	110.80
11	B2	1156	A	O4'-C1'-N9	9.99	116.19	108.20
38	A1	1823	A	C5-C6-N1	-9.99	112.71	117.70
61	AN	45	PHE	CB-CG-CD1	9.99	127.79	120.80
11	B2	770	A	C5-C6-N1	-9.98	112.71	117.70
11	B2	1371	C	N3-C4-C5	9.98	125.89	121.90
29	BQ	55	ARG	NE-CZ-NH2	-9.98	115.31	120.30
11	B2	1364	C	N3-C4-N4	9.98	124.99	118.00
39	A3	66	A	N1-C6-N6	9.98	124.59	118.60
11	B2	77	G	C5-C6-O6	-9.98	122.61	128.60
11	B2	574	A	N1-C6-N6	9.98	124.59	118.60
38	A1	1353	A	C3'-C2'-C1'	9.98	109.48	101.50
38	A1	2195	G	C5-C6-O6	-9.98	122.61	128.60
11	B2	407	G	C5-C6-O6	-9.98	122.61	128.60
11	B2	801	A	N1-C6-N6	9.98	124.59	118.60
11	B2	984	C	N3-C4-N4	9.98	124.99	118.00
11	B2	1062	G	C5-N7-C8	9.98	109.29	104.30
38	A1	1040	C	C2-N3-C4	9.98	124.89	119.90
38	A1	1306	A	C5-C6-N6	-9.98	115.72	123.70
38	A1	2194	A	C5-C6-N1	-9.98	112.71	117.70
38	A1	2264	G	N1-C6-O6	9.98	125.89	119.90
38	A1	2540	A	C5-C6-N1	-9.98	112.71	117.70
45	AC	337	ARG	NE-CZ-NH2	9.98	125.29	120.30
38	A1	982	G	C5-C6-O6	-9.98	122.61	128.60

Continued on next page...

Continued from previous page...

Mol	Chain	Res	Type	Atoms	Z	Observed(°)	Ideal(°)
10	B1	62	C	C2-N3-C4	9.97	124.89	119.90
38	A1	35	G	O4'-C1'-N9	9.97	116.18	108.20
38	A1	1755	C	C2-N3-C4	9.97	124.89	119.90
38	A1	2745	G	C5-C6-O6	-9.97	122.62	128.60
38	A1	53	A	N1-C6-N6	9.97	124.58	118.60
38	A1	544	A	N1-C6-N6	9.97	124.58	118.60
38	A1	1852	U	N3-C4-O4	9.97	126.38	119.40
38	A1	3036	C	C4-C5-C6	9.97	122.39	117.40
65	AV	14	PHE	CB-CG-CD1	9.97	127.78	120.80
38	A1	1737	A	C4-C5-C6	9.97	121.98	117.00
38	A1	1862	G	N9-C4-C5	9.97	109.39	105.40
66	AY	71	ARG	NE-CZ-NH1	9.97	125.28	120.30
11	B2	133	G	P-O3'-C3'	9.96	131.66	119.70
38	A1	2057	G	N7-C8-N9	9.97	118.08	113.10
38	A1	2357	U	N1-C2-O2	9.97	129.78	122.80
38	A1	1472	U	N1-C2-N3	-9.96	108.92	114.90
38	A1	1613	A	C4-C5-C6	9.96	121.98	117.00
10	B1	29	C	N3-C4-N4	9.96	124.97	118.00
11	B2	1172	A	C5-C6-N6	-9.96	115.73	123.70
38	A1	871	G	C5-C6-O6	-9.96	122.62	128.60
10	B1	57	C	C4-C5-C6	9.96	122.38	117.40
11	B2	908	G	C4-C5-N7	-9.96	106.82	110.80
38	A1	24	G	C5-C6-O6	-9.96	122.62	128.60
38	A1	194	G	N9-C4-C5	-9.96	101.42	105.40
38	A1	372	A	N9-C4-C5	9.96	109.78	105.80
38	A1	840	G	N1-C6-O6	9.96	125.88	119.90
38	A1	1374	G	C5-C6-O6	-9.96	122.62	128.60
38	A1	2284	C	P-O3'-C3'	9.96	131.65	119.70
11	B2	116	C	N3-C4-C5	-9.96	117.92	121.90
11	B2	1234	A	O4'-C1'-N9	9.96	116.17	108.20
38	A1	671	G	O4'-C1'-N9	9.96	116.17	108.20
38	A1	890	G	C2-N3-C4	9.96	116.88	111.90
38	A1	2034	G	N3-C2-N2	9.96	126.87	119.90
11	B2	270	A	C5-C6-N1	-9.96	112.72	117.70
11	B2	983	G	N3-C2-N2	9.95	126.87	119.90
11	B2	387	G	C5-N7-C8	9.95	109.28	104.30
11	B2	824	G	N3-C4-N9	9.95	131.97	126.00
38	A1	51	G	N1-C6-O6	9.95	125.87	119.90
38	A1	483	C	C4-C5-C6	9.95	122.38	117.40
38	A1	557	G	O4'-C1'-N9	9.95	116.16	108.20
17	BE	12	ARG	NE-CZ-NH1	-9.95	115.33	120.30
38	A1	962	C	N3-C4-C5	-9.95	117.92	121.90

Continued on next page...

Continued from previous page...

Mol	Chain	Res	Type	Atoms	Z	Observed(°)	Ideal(°)
38	A1	241	C	O4'-C1'-N1	9.95	116.16	108.20
46	AD	42	ARG	NE-CZ-NH2	-9.95	115.33	120.30
11	B2	739	G	C5-C6-O6	-9.95	122.63	128.60
38	A1	979	G	N3-C4-C5	9.95	133.57	128.60
11	B2	805	C	C6-N1-C2	-9.94	116.32	120.30
38	A1	2134	G	O4'-C1'-N9	9.94	116.16	108.20
62	AO	143	ARG	NE-CZ-NH2	-9.95	115.33	120.30
11	B2	467	G	O4'-C1'-N9	9.94	116.15	108.20
11	B2	1157	G	C4-C5-C6	9.94	124.77	118.80
38	A1	1674	G	O4'-C1'-N9	9.94	116.15	108.20
11	B2	1294	G	C6-C5-N7	-9.94	124.44	130.40
38	A1	1923	A	C8-N9-C4	-9.94	101.82	105.80
11	B2	1023	C	C6-N1-C2	-9.94	116.32	120.30
11	B2	908	G	C4-C5-C6	9.94	124.76	118.80
38	A1	2831	G	N1-C6-O6	9.94	125.86	119.90
50	AF	76	ARG	NE-CZ-NH2	9.94	125.27	120.30
11	B2	964	A	N1-C6-N6	9.94	124.56	118.60
11	B2	1010	G	C6-C5-N7	-9.94	124.44	130.40
11	B2	1359	C	C5-C6-N1	-9.94	116.03	121.00
38	A1	796	C	O4'-C1'-N1	9.94	116.15	108.20
38	A1	1617	G	N3-C2-N2	9.94	126.86	119.90
38	A1	2874	C	N3-C4-C5	-9.94	117.93	121.90
11	B2	311	A	C4-C5-C6	9.93	121.97	117.00
11	B2	496	C	C5-C4-N4	-9.93	113.25	120.20
11	B2	1090	C	C6-N1-C2	9.93	124.27	120.30
38	A1	2620	G	N1-C6-O6	9.93	125.86	119.90
38	A1	732	G	C6-C5-N7	-9.93	124.44	130.40
38	A1	2054	G	N1-C6-O6	9.93	125.86	119.90
11	B2	576	C	C5-C4-N4	-9.93	113.25	120.20
38	A1	362	A	P-O3'-C3'	-9.93	107.78	119.70
38	A1	1090	G	C8-N9-C4	-9.93	102.43	106.40
11	B2	130	G	C8-N9-C4	-9.93	102.43	106.40
38	A1	149	G	N3-C2-N2	9.93	126.85	119.90
38	A1	305	G	C4-C5-N7	-9.93	106.83	110.80
38	A1	1983	C	O4'-C1'-N1	9.93	116.14	108.20
11	B2	610	G	C4-C5-N7	-9.93	106.83	110.80
11	B2	950	C	O5'-P-OP1	-9.93	96.77	105.70
11	B2	980	C	N3-C4-C5	-9.93	117.93	121.90
38	A1	501	C	O4'-C1'-N1	9.93	116.14	108.20
11	B2	210	A	C4-C5-C6	9.92	121.96	117.00
11	B2	1474	A	O4'-C1'-N9	9.92	116.14	108.20
11	B2	264	C	O4'-C1'-N1	9.92	116.14	108.20

Continued on next page...

Continued from previous page...

Mol	Chain	Res	Type	Atoms	Z	Observed(°)	Ideal(°)
11	B2	898	G	C2-N3-C4	9.92	116.86	111.90
11	B2	1228	A	C8-N9-C4	-9.92	101.83	105.80
38	A1	712	C	O4'-C1'-N1	9.92	116.14	108.20
38	A1	2420	C	N3-C4-N4	9.92	124.95	118.00
11	B2	567	A	C5-C6-N1	-9.92	112.74	117.70
38	A1	703	G	C4-C5-C6	9.92	124.75	118.80
18	BF	8	TYR	CB-CG-CD1	-9.92	115.05	121.00
38	A1	2333	G	O4'-C1'-N9	9.92	116.13	108.20
10	B1	46	U	N1-C2-N3	9.92	120.85	114.90
38	A1	403	G	C8-N9-C4	-9.92	102.43	106.40
38	A1	633	A	N1-C6-N6	9.92	124.55	118.60
38	A1	2016	C	N3-C4-N4	9.92	124.94	118.00
38	A1	1474	A	N1-C6-N6	9.92	124.55	118.60
38	A1	1898	A	C5-C6-N1	-9.92	112.74	117.70
38	A1	529	G	O4'-C1'-N9	9.91	116.13	108.20
38	A1	2811	U	O4'-C1'-N1	9.91	116.13	108.20
11	B2	91	G	C5-C6-O6	-9.91	122.65	128.60
11	B2	865	A	C2-N3-C4	-9.91	105.64	110.60
38	A1	2984	A	C8-N9-C4	9.91	109.77	105.80
38	A1	619	G	C5-C6-O6	-9.91	122.65	128.60
38	A1	1257	G	N1-C6-O6	9.91	125.85	119.90
38	A1	1295	G	N1-C6-O6	9.91	125.85	119.90
38	A1	2619	U	C5-C6-N1	-9.91	117.74	122.70
11	B2	940	U	O4'-C1'-N1	9.91	116.13	108.20
38	A1	1058	A	N1-C6-N6	9.91	124.55	118.60
38	A1	2011	U	N3-C4-O4	9.91	126.34	119.40
38	A1	2612	A	N1-C6-N6	9.91	124.55	118.60
11	B2	1040	A	N1-C6-N6	9.91	124.55	118.60
38	A1	270	C	C5-C4-N4	-9.91	113.26	120.20
38	A1	746	C	N3-C4-C5	-9.91	117.94	121.90
48	AE	88	TYR	CB-CG-CD2	9.91	126.95	121.00
11	B2	426	C	N3-C4-C5	-9.91	117.94	121.90
11	B2	1075	A	N1-C6-N6	9.91	124.55	118.60
38	A1	531	G	N1-C6-O6	9.91	125.84	119.90
38	A1	879	A	C4-C5-C6	9.91	121.95	117.00
38	A1	1355	A	C5-C6-N1	-9.91	112.75	117.70
38	A1	2698	G	N1-C2-N3	-9.91	117.95	123.90
39	A3	113	C	C5-C6-N1	9.91	125.95	121.00
43	AB	179	TYR	CB-CG-CD1	9.91	126.94	121.00
11	B2	136	A	N9-C4-C5	9.90	109.76	105.80
11	B2	184	G	C5-C6-O6	-9.90	122.66	128.60
11	B2	1207	G	P-O3'-C3'	-9.90	107.81	119.70

Continued on next page...

Continued from previous page...

Mol	Chain	Res	Type	Atoms	Z	Observed(°)	Ideal(°)
38	A1	2223	G	O4'-C1'-N9	9.90	116.12	108.20
39	A3	63	G	C8-N9-C4	-9.90	102.44	106.40
45	AC	321	PHE	CB-CG-CD2	-9.90	113.87	120.80
11	B2	377	A	C2-N3-C4	-9.90	105.65	110.60
11	B2	1449	G	N7-C8-N9	9.90	118.05	113.10
11	B2	991	C	N3-C4-C5	-9.90	117.94	121.90
38	A1	617	G	O4'-C1'-N9	9.90	116.12	108.20
38	A1	793	C	C2-N3-C4	9.90	124.85	119.90
38	A1	1363	C	O4'-C1'-N1	9.90	116.12	108.20
38	A1	1946	G	C5-C6-O6	-9.90	122.66	128.60
38	A1	1534	G	O4'-C1'-N9	9.90	116.12	108.20
11	B2	35	G	C5-C6-O6	-9.90	122.66	128.60
38	A1	1221	U	O4'-C1'-N1	9.90	116.12	108.20
38	A1	2374	C	N3-C4-N4	9.90	124.93	118.00
38	A1	2722	G	O4'-C1'-N9	9.90	116.12	108.20
11	B2	42	G	C5-N7-C8	-9.90	99.35	104.30
11	B2	993	C	O4'-C1'-N1	9.90	116.12	108.20
38	A1	2435	G	C5-C6-O6	-9.90	122.66	128.60
44	Ab	97	ARG	NE-CZ-NH1	9.90	125.25	120.30
11	B2	135	U	O4'-C1'-N1	9.90	116.12	108.20
38	A1	1008	U	N3-C4-C5	-9.90	108.66	114.60
11	B2	155	U	C6-N1-C2	-9.89	115.06	121.00
11	B2	247	G	C2-N3-C4	9.89	116.85	111.90
11	B2	688	C	N3-C4-C5	-9.89	117.94	121.90
11	B2	731	A	C4-C5-C6	9.89	121.95	117.00
38	A1	529	G	C5-N7-C8	9.89	109.25	104.30
38	A1	1760	C	C6-N1-C2	-9.89	116.34	120.30
38	A1	2881	G	N1-C6-O6	9.89	125.84	119.90
38	A1	817	G	C5-C6-O6	-9.89	122.67	128.60
38	A1	1602	C	O4'-C1'-N1	9.89	116.11	108.20
38	A1	1769	G	C8-N9-C4	9.89	110.36	106.40
38	A1	2685	G	C5-C6-O6	-9.89	122.67	128.60
38	A1	1760	C	N3-C4-C5	-9.89	117.94	121.90
11	B2	307	G	N3-C4-C5	9.89	133.54	128.60
38	A1	2034	G	C5-C6-O6	-9.89	122.67	128.60
38	A1	2420	C	C2-N3-C4	9.89	124.84	119.90
29	BQ	9	ARG	NE-CZ-NH1	-9.89	115.36	120.30
38	A1	1681	G	C5-C6-O6	-9.89	122.67	128.60
38	A1	1889	G	N1-C2-N3	-9.89	117.97	123.90
38	A1	252	A	N1-C6-N6	9.88	124.53	118.60
38	A1	446	G	N1-C6-O6	9.88	125.83	119.90
38	A1	1515	G	C6-C5-N7	-9.88	124.47	130.40

Continued on next page...

Continued from previous page...

Mol	Chain	Res	Type	Atoms	Z	Observed(°)	Ideal(°)
38	A1	2059	G	C4-C5-N7	9.88	114.75	110.80
38	A1	2951	G	N1-C6-O6	9.88	125.83	119.90
11	B2	304	C	C6-N1-C2	-9.88	116.35	120.30
11	B2	318	C	C5-C4-N4	-9.88	113.28	120.20
38	A1	1234	A	C5-C6-N1	-9.88	112.76	117.70
38	A1	2465	A	C5-C6-N1	-9.88	112.76	117.70
11	B2	32	A	C4-C5-C6	9.88	121.94	117.00
11	B2	428	G	N1-C2-N3	-9.88	117.97	123.90
11	B2	525	A	N1-C6-N6	9.88	124.53	118.60
11	B2	741	A	C4-C5-C6	9.88	121.94	117.00
11	B2	1249	A	C6-C5-N7	-9.88	125.38	132.30
11	B2	1278	A	N1-C6-N6	9.88	124.53	118.60
11	B2	1358	A	N1-C6-N6	9.88	124.53	118.60
38	A1	1297	C	N3-C4-N4	9.88	124.92	118.00
38	A1	2402	A	N1-C6-N6	9.88	124.53	118.60
11	B2	486	A	N1-C6-N6	9.88	124.53	118.60
38	A1	1981	G	O4'-C1'-N9	9.88	116.10	108.20
38	A1	2366	G	C5-C6-O6	-9.88	122.67	128.60
38	A1	2597	A	N1-C6-N6	9.88	124.53	118.60
11	B2	119	A	C4-C5-N7	-9.88	105.76	110.70
38	A1	1507	A	N1-C2-N3	9.88	134.24	129.30
38	A1	2063	U	C2'-C3'-O3'	9.88	131.23	109.50
38	A1	2487	G	C5-C6-O6	-9.88	122.67	128.60
38	A1	1668	G	N7-C8-N9	9.87	118.04	113.10
38	A1	2225	C	N3-C4-N4	9.87	124.91	118.00
38	A1	2341	G	C5-C6-O6	-9.88	122.67	128.60
39	A3	7	C	C5-C6-N1	9.87	125.94	121.00
39	A3	8	C	N3-C4-C5	-9.87	117.95	121.90
11	B2	956	C	C2-N3-C4	9.87	124.84	119.90
38	A1	31	G	C6-C5-N7	-9.87	124.48	130.40
38	A1	91	G	O4'-C1'-N9	9.87	116.10	108.20
38	A1	1932	G	C5-C6-O6	-9.87	122.68	128.60
38	A1	862	G	P-O3'-C3'	9.87	131.54	119.70
38	A1	997	A	C5-C6-N6	-9.87	115.81	123.70
38	A1	1398	C	C6-N1-C2	-9.87	116.35	120.30
38	A1	1406	G	C6-C5-N7	-9.87	124.48	130.40
54	AI	63	ARG	NE-CZ-NH1	9.87	125.23	120.30
11	B2	478	C	O4'-C1'-N1	9.87	116.09	108.20
11	B2	805	C	O4'-C1'-N1	9.87	116.09	108.20
11	B2	1042	U	O4'-C1'-N1	9.87	116.09	108.20
38	A1	2372	C	N3-C4-N4	9.87	124.91	118.00
38	A1	2951	G	C5-C6-O6	-9.87	122.68	128.60

Continued on next page...

Continued from previous page...

Mol	Chain	Res	Type	Atoms	Z	Observed(°)	Ideal(°)
11	B2	156	A	C5-C6-N1	-9.87	112.77	117.70
11	B2	1016	G	N1-C6-O6	9.86	125.82	119.90
38	A1	603	G	N3-C2-N2	9.86	126.81	119.90
38	A1	917	A	N1-C6-N6	9.87	124.52	118.60
38	A1	1633	A	N1-C6-N6	9.86	124.52	118.60
38	A1	1663	C	O4'-C1'-N1	9.87	116.09	108.20
11	B2	195	C	N3-C4-N4	9.86	124.90	118.00
11	B2	966	G	C6-C5-N7	-9.86	124.48	130.40
38	A1	1208	A	C4-C5-C6	9.86	121.93	117.00
38	A1	1723	A	C5-C6-N6	-9.86	115.81	123.70
11	B2	350	G	N1-C6-O6	9.86	125.81	119.90
11	B2	1265	G	N3-C2-N2	9.86	126.80	119.90
38	A1	614	G	C5-C6-O6	-9.86	122.68	128.60
38	A1	937	A	C8-N9-C4	-9.86	101.86	105.80
38	A1	1833	G	N1-C6-O6	9.86	125.81	119.90
11	B2	1367	C	N3-C4-N4	9.86	124.90	118.00
38	A1	14	A	C8-N9-C4	-9.86	101.86	105.80
38	A1	103	A	C5-C6-N6	-9.86	115.82	123.70
38	A1	852	A	N9-C4-C5	9.86	109.74	105.80
38	A1	86	G	C8-N9-C4	-9.85	102.46	106.40
38	A1	236	G	N3-C2-N2	9.85	126.80	119.90
38	A1	1791	A	C5-C6-N6	-9.85	115.82	123.70
38	A1	2167	C	N3-C4-N4	9.85	124.90	118.00
38	A1	559	G	C4-C5-N7	9.85	114.74	110.80
38	A1	859	G	C6-C5-N7	-9.85	124.49	130.40
11	B2	736	A	O4'-C1'-N9	9.85	116.08	108.20
11	B2	850	A	C5-N7-C8	9.85	108.83	103.90
11	B2	1224	U	O4'-C1'-N1	9.85	116.08	108.20
38	A1	81	G	C8-N9-C4	-9.85	102.46	106.40
38	A1	2441	A	O4'-C1'-N9	9.85	116.08	108.20
38	A1	2603	A	N9-C4-C5	9.85	109.74	105.80
10	B1	58	A	C5-C6-N6	-9.85	115.82	123.70
30	BR	92	ARG	NE-CZ-NH2	9.85	125.22	120.30
38	A1	581	A	C5-C6-N6	-9.85	115.82	123.70
38	A1	1882	C	N3-C4-C5	-9.85	117.96	121.90
66	AY	126	PHE	CB-CG-CD1	-9.85	113.91	120.80
15	BC	27	ARG	NE-CZ-NH2	-9.84	115.38	120.30
38	A1	46	C	C6-N1-C2	-9.84	116.36	120.30
38	A1	2519	C	O4'-C1'-N1	9.84	116.07	108.20
38	A1	2789	G	C8-N9-C4	-9.84	102.46	106.40
32	BT	64	ARG	NE-CZ-NH2	-9.84	115.38	120.30
38	A1	2118	C	O4'-C1'-N1	9.84	116.07	108.20

Continued on next page...

Continued from previous page...

Mol	Chain	Res	Type	Atoms	Z	Observed(°)	Ideal(°)
38	A1	2714	G	N1-C2-N3	-9.84	118.00	123.90
38	A1	22	C	N3-C4-C5	-9.84	117.96	121.90
38	A1	304	G	N1-C2-N3	-9.84	118.00	123.90
38	A1	2414	G	O4'-C1'-N9	9.84	116.07	108.20
11	B2	596	A	C5-C6-N6	-9.84	115.83	123.70
11	B2	1144	G	C5-N7-C8	9.84	109.22	104.30
11	B2	996	A	C4-C5-N7	-9.84	105.78	110.70
11	B2	1293	A	C5-N7-C8	9.84	108.82	103.90
13	BA	181	ARG	NE-CZ-NH2	-9.84	115.38	120.30
38	A1	1232	G	N1-C6-O6	9.84	125.80	119.90
38	A1	1528	A	C5-N7-C8	9.84	108.82	103.90
62	AO	138	PHE	CB-CG-CD2	-9.84	113.92	120.80
11	B2	1291	G	P-O3'-C3'	9.83	131.50	119.70
11	B2	377	A	N1-C6-N6	9.83	124.50	118.60
11	B2	757	G	O4'-C1'-N9	9.83	116.07	108.20
38	A1	1024	G	C5-C6-O6	-9.83	122.70	128.60
38	A1	672	C	C5-C6-N1	9.83	125.92	121.00
38	A1	2412	A	N1-C6-N6	9.83	124.50	118.60
38	A1	286	G	N7-C8-N9	-9.83	108.19	113.10
38	A1	1261	C	N3-C4-N4	9.83	124.88	118.00
11	B2	442	C	O4'-C1'-N1	9.83	116.06	108.20
11	B2	448	A	N1-C6-N6	9.83	124.50	118.60
11	B2	713	A	C5-C6-N6	-9.83	115.84	123.70
38	A1	1093	G	O4'-C1'-N9	9.83	116.06	108.20
38	A1	3026	C	O4'-C1'-N1	9.83	116.06	108.20
38	A1	494	C	C6-N1-C2	-9.83	116.37	120.30
38	A1	1866	G	C4-C5-C6	9.83	124.69	118.80
11	B2	151	G	O4'-C1'-N9	9.82	116.06	108.20
11	B2	1360	C	N3-C4-C5	-9.82	117.97	121.90
11	B2	881	G	C6-C5-N7	-9.82	124.51	130.40
38	A1	1014	U	O4'-C1'-N1	9.82	116.06	108.20
38	A1	2036	A	O4'-C1'-N9	9.82	116.06	108.20
39	A3	102	G	O4'-C1'-N9	9.82	116.06	108.20
38	A1	287	G	O4'-C1'-N9	9.82	116.06	108.20
38	A1	2547	A	C5-C6-N6	-9.82	115.84	123.70
11	B2	765	U	O4'-C1'-N1	9.82	116.06	108.20
11	B2	1101	G	O4'-C1'-N9	9.82	116.06	108.20
38	A1	1092	U	O4'-C1'-N1	9.82	116.06	108.20
38	A1	2409	C	C5-C4-N4	-9.82	113.33	120.20
11	B2	131	G	C5-C6-O6	-9.82	122.71	128.60
11	B2	954	G	C4-C5-N7	9.82	114.73	110.80
11	B2	1367	C	C6-N1-C2	9.82	124.23	120.30

Continued on next page...

Continued from previous page...

Mol	Chain	Res	Type	Atoms	Z	Observed(°)	Ideal(°)
38	A1	1045	A	C5-C6-N6	-9.82	115.84	123.70
11	B2	522	C	N3-C4-N4	9.82	124.87	118.00
11	B2	1083	G	N7-C8-N9	-9.81	108.19	113.10
39	A3	106	G	C5-C6-O6	-9.81	122.71	128.60
11	B2	1272	G	N1-C6-O6	9.81	125.79	119.90
39	A3	73	U	N1-C2-O2	-9.81	115.93	122.80
20	BH	209	ARG	NE-CZ-NH2	-9.81	115.39	120.30
38	A1	417	C	N3-C2-O2	9.81	128.77	121.90
38	A1	1667	U	O4'-C1'-N1	9.81	116.05	108.20
38	A1	971	G	C5-C6-O6	-9.81	122.71	128.60
38	A1	2665	G	O4'-C1'-N9	9.81	116.05	108.20
38	A1	2962	A	C4-C5-C6	9.81	121.91	117.00
11	B2	1319	C	N3-C4-C5	-9.81	117.98	121.90
38	A1	562	G	N1-C6-O6	9.81	125.78	119.90
38	A1	1125	A	C5-C6-N6	-9.81	115.85	123.70
38	A1	1612	G	C5-C6-N1	-9.81	106.60	111.50
38	A1	892	U	C5-C4-O4	-9.80	120.02	125.90
38	A1	1775	G	C5-C6-O6	-9.80	122.72	128.60
38	A1	850	C	N3-C4-N4	9.80	124.86	118.00
38	A1	1097	G	O4'-C1'-N9	9.80	116.04	108.20
38	A1	1794	C	C5-C4-N4	-9.80	113.34	120.20
38	A1	2862	A	C5-C6-N1	-9.80	112.80	117.70
11	B2	1064	C	C6-N1-C2	-9.80	116.38	120.30
38	A1	19	G	O4'-C1'-N9	9.80	116.04	108.20
11	B2	307	G	N1-C6-O6	9.80	125.78	119.90
11	B2	443	C	N3-C4-N4	9.80	124.86	118.00
11	B2	463	G	N3-C4-C5	9.80	133.50	128.60
38	A1	297	G	N3-C4-C5	-9.80	123.70	128.60
38	A1	722	C	O4'-C1'-N1	9.80	116.04	108.20
38	A1	1011	A	N1-C6-N6	9.80	124.48	118.60
38	A1	1038	U	O4'-C1'-N1	9.80	116.04	108.20
38	A1	2971	U	P-O3'-C3'	9.80	131.46	119.70
11	B2	792	C	O4'-C1'-N1	9.80	116.04	108.20
14	BB	46	ARG	NE-CZ-NH1	9.80	125.20	120.30
38	A1	273	G	N3-C4-C5	-9.80	123.70	128.60
38	A1	1897	G	O4'-C1'-N9	9.80	116.04	108.20
38	A1	324	C	O4'-C1'-N1	9.80	116.04	108.20
38	A1	366	G	C4-C5-C6	9.80	124.68	118.80
38	A1	394	A	C5-C6-N6	-9.80	115.86	123.70
38	A1	1251	G	N3-C2-N2	9.80	126.76	119.90
11	B2	60	A	O4'-C1'-N9	9.80	116.04	108.20
38	A1	569	G	N9-C4-C5	9.80	109.32	105.40

Continued on next page...

Continued from previous page...

Mol	Chain	Res	Type	Atoms	Z	Observed(°)	Ideal(°)
38	A1	831	C	N1-C2-N3	-9.80	112.34	119.20
38	A1	3019	C	N3-C4-N4	9.80	124.86	118.00
11	B2	64	G	N3-C4-C5	-9.79	123.70	128.60
38	A1	638	A	C5-C6-N6	-9.79	115.86	123.70
38	A1	1063	C	N3-C4-C5	-9.79	117.98	121.90
38	A1	1854	G	C4-C5-N7	9.80	114.72	110.80
38	A1	1242	A	O4'-C1'-N9	9.79	116.03	108.20
38	A1	536	G	C5-N7-C8	9.79	109.20	104.30
38	A1	2760	A	C5-C6-N1	-9.79	112.80	117.70
38	A1	588	U	O4'-C1'-N1	9.79	116.03	108.20
38	A1	2806	A	C2-N3-C4	9.79	115.50	110.60
10	B1	9	A	C5-N7-C8	9.79	108.80	103.90
11	B2	900	G	N1-C6-O6	9.79	125.77	119.90
38	A1	1334	G	C5-C6-O6	-9.79	122.73	128.60
38	A1	2149	G	N1-C6-O6	9.79	125.77	119.90
11	B2	253	G	C2-N3-C4	9.79	116.79	111.90
33	BU	99	ARG	NE-CZ-NH1	9.79	125.19	120.30
38	A1	1134	A	C4-C5-N7	-9.79	105.81	110.70
45	AC	17	ARG	NE-CZ-NH2	-9.79	115.41	120.30
38	A1	1730	C	N3-C4-C5	-9.79	117.98	121.90
38	A1	2600	C	O4'-C1'-N1	9.79	116.03	108.20
11	B2	73	U	O4'-C1'-N1	9.79	116.03	108.20
11	B2	838	C	O4'-C1'-N1	9.78	116.03	108.20
38	A1	781	C	N3-C4-C5	-9.79	117.99	121.90
38	A1	1967	G	C5-C6-O6	-9.79	122.73	128.60
38	A1	339	A	N1-C6-N6	9.78	124.47	118.60
11	B2	1381	G	N1-C6-O6	9.78	125.77	119.90
11	B2	1443	G	O4'-C1'-N9	9.78	116.03	108.20
38	A1	519	A	C5-C6-N1	-9.78	112.81	117.70
38	A1	576	G	N1-C6-O6	9.78	125.77	119.90
38	A1	1107	G	C2-N3-C4	9.78	116.79	111.90
38	A1	1612	G	C6-N1-C2	9.78	130.97	125.10
38	A1	2016	C	O4'-C1'-N1	9.78	116.03	108.20
10	B1	54	G	N1-C6-O6	9.78	125.77	119.90
11	B2	344	G	C8-N9-C4	-9.78	102.49	106.40
38	A1	90	A	C5-C6-N6	-9.78	115.88	123.70
38	A1	117	A	N7-C8-N9	-9.78	108.91	113.80
38	A1	2100	U	O4'-C1'-N1	9.78	116.02	108.20
38	A1	713	C	C4-C5-C6	9.78	122.29	117.40
38	A1	1813	A	N3-C4-C5	-9.78	119.96	126.80
39	A3	75	G	P-O3'-C3'	9.78	131.43	119.70
11	B2	831	A	C5-N7-C8	9.78	108.79	103.90

Continued on next page...

Continued from previous page...

Mol	Chain	Res	Type	Atoms	Z	Observed(°)	Ideal(°)
26	BN	101	ASP	CB-CG-OD2	-9.78	109.50	118.30
38	A1	427	G	O4'-C1'-N9	9.78	116.02	108.20
38	A1	2538	G	O4'-C1'-N9	9.78	116.02	108.20
38	A1	2887	C	C5-C6-N1	9.78	125.89	121.00
11	B2	10	G	N7-C8-N9	-9.77	108.21	113.10
11	B2	1256	C	O4'-C1'-N1	9.77	116.02	108.20
38	A1	1538	A	C4-C5-C6	9.77	121.89	117.00
11	B2	348	C	O4'-C1'-N1	9.77	116.02	108.20
11	B2	1404	C	C5-C4-N4	-9.77	113.36	120.20
38	A1	1993	A	C5-N7-C8	9.77	108.79	103.90
38	A1	2187	C	C2-N3-C4	9.77	124.79	119.90
38	A1	1668	G	C8-N9-C4	-9.77	102.49	106.40
11	B2	543	C	N3-C4-C5	-9.77	117.99	121.90
38	A1	779	A	N1-C6-N6	9.77	124.46	118.60
38	A1	2571	G	C5-C6-O6	-9.77	122.74	128.60
38	A1	2746	G	N1-C6-O6	9.77	125.76	119.90
38	A1	2707	G	C5-C6-O6	-9.77	122.74	128.60
11	B2	306	C	C6-N1-C2	-9.77	116.39	120.30
38	A1	1322	G	C5-C6-N1	-9.77	106.62	111.50
38	A1	1421	C	C5-C4-N4	-9.77	113.36	120.20
38	A1	1837	A	C5-C6-N6	-9.77	115.89	123.70
38	A1	2604	G	C5-N7-C8	-9.77	99.42	104.30
11	B2	1445	A	C5-C6-N1	-9.76	112.82	117.70
38	A1	375	C	N3-C4-N4	9.76	124.83	118.00
38	A1	416	A	O4'-C1'-N9	9.76	116.01	108.20
38	A1	616	C	N3-C4-C5	-9.76	117.99	121.90
38	A1	1340	G	O4'-C1'-N9	9.76	116.01	108.20
38	A1	1400	U	C5-C6-N1	9.76	127.58	122.70
38	A1	2613	C	O4'-C1'-N1	9.76	116.01	108.20
44	Ab	42	ARG	NE-CZ-NH1	9.76	125.18	120.30
11	B2	253	G	N3-C2-N2	9.76	126.73	119.90
38	A1	1124	G	N1-C6-O6	9.76	125.76	119.90
38	A1	1337	G	C5-C6-O6	-9.76	122.74	128.60
38	A1	2886	C	O4'-C1'-N1	9.76	116.01	108.20
11	B2	477	G	N1-C6-O6	9.76	125.75	119.90
38	A1	1213	G	N1-C6-O6	9.76	125.75	119.90
38	A1	1791	A	C4-C5-C6	9.76	121.88	117.00
38	A1	460	C	O4'-C1'-N1	9.76	116.00	108.20
38	A1	783	C	C2-N3-C4	9.76	124.78	119.90
38	A1	867	C	C2-N1-C1'	9.76	129.53	118.80
38	A1	1286	G	C4-C5-N7	-9.76	106.90	110.80
11	B2	827	G	C4-C5-N7	-9.75	106.90	110.80

Continued on next page...

Continued from previous page...

Mol	Chain	Res	Type	Atoms	Z	Observed(°)	Ideal(°)
38	A1	183	G	C5-C6-O6	-9.75	122.75	128.60
38	A1	1976	C	N3-C4-C5	-9.75	118.00	121.90
11	B2	65	G	C6-C5-N7	-9.75	124.55	130.40
11	B2	497	C	C4-C5-C6	-9.75	112.53	117.40
38	A1	200	G	C5-C6-O6	-9.75	122.75	128.60
38	A1	980	G	C6-N1-C2	9.75	130.95	125.10
38	A1	1989	G	C8-N9-C4	9.75	110.30	106.40
11	B2	586	C	C4-C5-C6	-9.75	112.53	117.40
38	A1	1482	G	N1-C6-O6	9.75	125.75	119.90
11	B2	47	A	C5-C6-N6	-9.75	115.90	123.70
11	B2	70	C	O4'-C1'-N1	9.75	116.00	108.20
38	A1	2660	G	C2-N3-C4	9.75	116.77	111.90
40	AK	45	ARG	NE-CZ-NH1	9.75	125.17	120.30
11	B2	853	G	O4'-C1'-N9	9.74	116.00	108.20
11	B2	1426	C	O4'-C1'-N1	9.74	116.00	108.20
39	A3	116	C	N3-C4-C5	-9.74	118.00	121.90
38	A1	85	G	N1-C6-O6	9.74	125.75	119.90
38	A1	577	C	C4-C5-C6	9.74	122.27	117.40
38	A1	745	C	C5-C6-N1	9.74	125.87	121.00
38	A1	1030	C	C6-N1-C2	-9.74	116.40	120.30
38	A1	2255	C	N1-C2-O2	9.74	124.75	118.90
38	A1	1515	G	C5-C6-N1	-9.74	106.63	111.50
39	A3	124	A	C5-N7-C8	9.74	108.77	103.90
11	B2	686	C	N3-C4-N4	9.74	124.82	118.00
11	B2	858	A	N1-C6-N6	9.74	124.44	118.60
11	B2	965	G	C5-C6-O6	-9.74	122.76	128.60
38	A1	366	G	C5-C6-N1	-9.74	106.63	111.50
38	A1	863	C	O4'-C1'-N1	9.74	115.99	108.20
11	B2	544	C	C5-C6-N1	9.74	125.87	121.00
38	A1	621	G	N9-C4-C5	9.74	109.30	105.40
38	A1	958	A	N1-C2-N3	9.74	134.17	129.30
38	A1	1818	G	N1-C6-O6	9.74	125.74	119.90
38	A1	2557	C	N3-C4-C5	-9.74	118.01	121.90
11	B2	1305	U	C5-C6-N1	9.73	127.57	122.70
38	A1	1343	C	N3-C4-N4	9.73	124.81	118.00
38	A1	982	G	C8-N9-C4	-9.73	102.51	106.40
38	A1	1332	A	C4-C5-C6	9.73	121.87	117.00
38	A1	2584	A	C8-N9-C4	-9.73	101.91	105.80
38	A1	2889	A	P-O3'-C3'	9.73	131.38	119.70
39	A3	74	U	C5-C4-O4	9.73	131.74	125.90
38	A1	2093	A	C5-C6-N1	-9.73	112.83	117.70
38	A1	2128	G	C4-C5-N7	9.73	114.69	110.80

Continued on next page...

Continued from previous page...

Mol	Chain	Res	Type	Atoms	Z	Observed(°)	Ideal(°)
11	B2	536	A	N1-C6-N6	9.73	124.44	118.60
38	A1	2145	G	C6-C5-N7	-9.73	124.56	130.40
11	B2	310	G	C5-N7-C8	9.72	109.16	104.30
38	A1	2007	C	N3-C4-N4	9.72	124.81	118.00
11	B2	768	A	N1-C6-N6	9.72	124.43	118.60
38	A1	1259	G	N3-C4-C5	-9.72	123.74	128.60
10	B1	12	U	O4'-C1'-N1	9.72	115.98	108.20
11	B2	329	G	N1-C6-O6	9.72	125.73	119.90
11	B2	1134	G	C4-C5-N7	-9.72	106.91	110.80
11	B2	1463	A	C5-C6-N1	-9.72	112.84	117.70
38	A1	2191	U	C5-C6-N1	-9.72	117.84	122.70
38	A1	17	C	C6-N1-C2	-9.72	116.41	120.30
38	A1	2235	G	C5-C6-N1	-9.72	106.64	111.50
11	B2	207	G	C5-C6-N1	-9.72	106.64	111.50
11	B2	653	C	N3-C2-O2	9.72	128.70	121.90
11	B2	925	U	N3-C4-C5	-9.71	108.77	114.60
38	A1	2335	G	N1-C6-O6	9.71	125.73	119.90
38	A1	2355	G	N1-C6-O6	9.71	125.73	119.90
11	B2	550	G	O4'-C1'-N9	9.71	115.97	108.20
17	BE	33	ARG	NE-CZ-NH2	-9.71	115.44	120.30
38	A1	798	G	N1-C6-O6	9.71	125.73	119.90
38	A1	2191	U	P-O3'-C3'	9.71	131.35	119.70
38	A1	2978	G	C5-C6-O6	-9.71	122.77	128.60
39	A3	70	C	C6-N1-C2	9.71	124.18	120.30
11	B2	244	G	N1-C6-O6	9.71	125.72	119.90
38	A1	79	C	C2-N3-C4	9.71	124.75	119.90
22	BJ	91	ARG	NE-CZ-NH1	9.71	125.15	120.30
38	A1	2438	U	O4'-C1'-N1	9.71	115.97	108.20
11	B2	170	C	N1-C2-O2	9.71	124.72	118.90
11	B2	537	G	N1-C2-N3	-9.71	118.08	123.90
11	B2	590	G	C5-C6-O6	-9.71	122.78	128.60
38	A1	296	G	C5-C6-O6	-9.71	122.78	128.60
38	A1	1405	G	N1-C6-O6	9.71	125.72	119.90
11	B2	936	A	C5-N7-C8	9.70	108.75	103.90
38	A1	665	C	C2-N3-C4	9.70	124.75	119.90
38	A1	942	U	O4'-C1'-N1	9.71	115.96	108.20
38	A1	1182	C	N3-C4-C5	-9.70	118.02	121.90
11	B2	822	A	C5-C6-N1	-9.70	112.85	117.70
38	A1	1284	C	N3-C4-C5	-9.70	118.02	121.90
11	B2	490	C	C5-C4-N4	-9.70	113.41	120.20
11	B2	1355	C	O4'-C1'-N1	9.70	115.96	108.20
38	A1	885	A	C5-C6-N6	-9.70	115.94	123.70

Continued on next page...

Continued from previous page...

Mol	Chain	Res	Type	Atoms	Z	Observed(°)	Ideal(°)
39	A3	54	A	O4'-C1'-N9	9.70	115.96	108.20
38	A1	937	A	N9-C4-C5	9.70	109.68	105.80
38	A1	966	G	C4-C5-N7	-9.70	106.92	110.80
38	A1	2161	A	C4-C5-N7	-9.70	105.85	110.70
38	A1	584	G	O4'-C1'-N9	9.70	115.96	108.20
10	B1	46	U	N1-C2-O2	-9.70	116.01	122.80
11	B2	353	G	O4'-C1'-N9	9.70	115.96	108.20
11	B2	415	C	O4'-C1'-N1	9.70	115.96	108.20
11	B2	934	G	O4'-C1'-N9	9.70	115.96	108.20
11	B2	981	U	C4-C5-C6	-9.70	113.88	119.70
39	A3	82	C	O4'-C1'-N1	9.70	115.96	108.20
11	B2	835	C	O4'-C1'-N1	9.69	115.95	108.20
38	A1	15	A	C5-C6-N6	-9.69	115.94	123.70
38	A1	594	U	O4'-C1'-N1	9.69	115.95	108.20
38	A1	961	C	N3-C4-N4	9.69	124.79	118.00
38	A1	1095	A	O4'-C1'-N9	9.69	115.95	108.20
38	A1	1356	A	N1-C6-N6	9.69	124.42	118.60
38	A1	2250	G	N1-C2-N3	-9.70	118.08	123.90
39	A3	103	C	O4'-C1'-N1	9.69	115.95	108.20
10	B1	68	C	C6-N1-C2	-9.69	116.42	120.30
11	B2	165	U	N3-C4-O4	9.69	126.18	119.40
11	B2	660	C	O4'-C1'-N1	9.69	115.95	108.20
11	B2	1051	G	C5-C6-O6	-9.69	122.79	128.60
38	A1	1522	A	N1-C6-N6	9.69	124.42	118.60
38	A1	1564	C	N3-C4-N4	9.69	124.78	118.00
38	A1	1863	G	N1-C2-N3	-9.69	118.09	123.90
38	A1	2495	A	C4-C5-C6	9.69	121.85	117.00
11	B2	676	G	C5-C6-O6	-9.69	122.79	128.60
38	A1	48	G	C5-C6-O6	-9.69	122.79	128.60
38	A1	249	G	N3-C2-N2	9.69	126.68	119.90
38	A1	422	G	C2-N3-C4	9.69	116.74	111.90
38	A1	1454	G	O4'-C1'-N9	9.69	115.95	108.20
38	A1	2062	A	C8-N9-C4	-9.69	101.92	105.80
38	A1	1242	A	N1-C2-N3	9.69	134.14	129.30
38	A1	1735	G	N3-C2-N2	9.69	126.68	119.90
38	A1	2363	G	N3-C2-N2	9.69	126.68	119.90
11	B2	1412	A	C5-C6-N1	-9.69	112.86	117.70
38	A1	652	G	N1-C6-O6	9.69	125.71	119.90
38	A1	2437	G	N9-C4-C5	-9.69	101.53	105.40
38	A1	2509	A	O4'-C1'-N9	9.69	115.95	108.20
38	A1	1729	C	N3-C4-C5	-9.69	118.03	121.90
38	A1	2133	G	C4-C5-C6	9.69	124.61	118.80

Continued on next page...

Continued from previous page...

Mol	Chain	Res	Type	Atoms	Z	Observed(°)	Ideal(°)
38	A1	2444	G	N1-C6-O6	9.69	125.71	119.90
11	B2	1134	G	C8-N9-C4	-9.68	102.53	106.40
38	A1	1130	G	N1-C6-O6	9.68	125.71	119.90
38	A1	1216	A	C5-C6-N1	-9.68	112.86	117.70
38	A1	2495	A	C5-C6-N1	-9.68	112.86	117.70
38	A1	2513	C	C5-C4-N4	-9.68	113.42	120.20
38	A1	2681	A	N7-C8-N9	-9.68	108.96	113.80
39	A3	115	C	C6-N1-C2	9.68	124.17	120.30
11	B2	1202	G	C3'-C2'-C1'	9.68	109.25	101.50
38	A1	1738	A	N1-C6-N6	9.68	124.41	118.60
11	B2	228	G	N1-C2-N3	-9.68	118.09	123.90
11	B2	349	A	N1-C2-N3	9.68	134.14	129.30
38	A1	1793	G	N1-C6-O6	9.68	125.71	119.90
38	A1	1977	C	N3-C4-N4	9.68	124.78	118.00
38	A1	2249	A	N7-C8-N9	-9.68	108.96	113.80
46	AD	180	ARG	NE-CZ-NH1	9.68	125.14	120.30
38	A1	1120	C	O4'-C1'-N1	9.68	115.94	108.20
44	Ab	72	ARG	NE-CZ-NH2	-9.68	115.46	120.30
38	A1	1345	G	N9-C4-C5	-9.68	101.53	105.40
38	A1	2238	G	N1-C6-O6	9.68	125.71	119.90
38	A1	2981	G	N1-C2-N3	-9.68	118.09	123.90
11	B2	613	C	N3-C4-N4	9.67	124.77	118.00
38	A1	903	C	N3-C4-N4	9.67	124.77	118.00
11	B2	755	U	C5-C6-N1	9.67	127.53	122.70
38	A1	64	A	N9-C4-C5	9.67	109.67	105.80
38	A1	779	A	O4'-C1'-N9	9.67	115.94	108.20
38	A1	1322	G	N1-C2-N3	-9.67	118.10	123.90
38	A1	2360	G	N7-C8-N9	-9.67	108.27	113.10
38	A1	2378	C	O4'-C1'-N1	9.67	115.94	108.20
38	A1	2668	G	C5-C6-N1	-9.67	106.67	111.50
38	A1	2707	G	C8-N9-C4	-9.67	102.53	106.40
11	B2	927	A	N1-C6-N6	9.67	124.40	118.60
11	B2	1070	C	O4'-C1'-N1	9.67	115.93	108.20
38	A1	2146	C	C6-N1-C2	-9.67	116.43	120.30
38	A1	2559	G	N1-C6-O6	9.67	125.70	119.90
11	B2	520	G	N1-C6-O6	9.66	125.70	119.90
11	B2	1257	U	N3-C4-O4	9.66	126.17	119.40
11	B2	1451	C	C6-N1-C2	9.66	124.17	120.30
38	A1	8	G	C8-N9-C4	-9.66	102.53	106.40
38	A1	993	G	C2-N3-C4	9.66	116.73	111.90
38	A1	1295	G	C5-C6-N1	-9.66	106.67	111.50
38	A1	1821	C	O4'-C1'-N1	9.66	115.93	108.20

Continued on next page...

Continued from previous page...

Mol	Chain	Res	Type	Atoms	Z	Observed(°)	Ideal(°)
16	BD	116	ARG	NE-CZ-NH2	9.66	125.13	120.30
10	B1	9	A	N1-C2-N3	9.66	134.13	129.30
11	B2	969	A	C6-C5-N7	-9.66	125.54	132.30
11	B2	738	C	C2-N3-C4	9.66	124.73	119.90
38	A1	1631	A	C5-N7-C8	9.66	108.73	103.90
38	A1	2216	G	C8-N9-C4	-9.66	102.54	106.40
38	A1	2242	A	C5-C6-N6	-9.66	115.97	123.70
38	A1	2267	U	N3-C4-C5	-9.66	108.80	114.60
11	B2	589	U	N3-C4-O4	9.66	126.16	119.40
11	B2	1069	G	C6-C5-N7	-9.66	124.61	130.40
38	A1	72	U	C4-C5-C6	9.66	125.50	119.70
38	A1	1207	G	O4'-C1'-N9	9.66	115.93	108.20
38	A1	1376	U	O4'-C1'-N1	9.66	115.93	108.20
38	A1	2052	A	C5-N7-C8	9.66	108.73	103.90
38	A1	2764	G	N1-C6-O6	9.66	125.69	119.90
61	AN	87	ARG	NE-CZ-NH1	9.66	125.13	120.30
11	B2	104	A	P-O3'-C3'	9.65	131.28	119.70
11	B2	349	A	O4'-C1'-N9	9.65	115.92	108.20
11	B2	353	G	N1-C2-N3	-9.65	118.11	123.90
38	A1	613	C	C6-N1-C2	-9.65	116.44	120.30
11	B2	392	G	C5-C6-N1	-9.65	106.67	111.50
11	B2	639	G	C5-C6-O6	-9.65	122.81	128.60
11	B2	1136	A	N1-C6-N6	9.65	124.39	118.60
38	A1	352	G	C5-C6-O6	-9.65	122.81	128.60
38	A1	2632	C	C6-N1-C2	9.65	124.16	120.30
38	A1	1894	A	N1-C2-N3	9.65	134.13	129.30
38	A1	2754	A	C2-N3-C4	-9.65	105.77	110.60
11	B2	524	U	C5-C4-O4	-9.65	120.11	125.90
16	BD	22	ARG	NE-CZ-NH1	9.65	125.13	120.30
38	A1	184	A	C8-N9-C4	-9.65	101.94	105.80
38	A1	1352	U	O4'-C1'-N1	9.65	115.92	108.20
38	A1	1615	G	O4'-C1'-N9	9.65	115.92	108.20
38	A1	2257	A	C5-C6-N6	-9.65	115.98	123.70
38	A1	2264	G	N3-C2-N2	9.65	126.66	119.90
11	B2	780	C	C4-C5-C6	9.65	122.22	117.40
38	A1	682	G	N3-C2-N2	9.65	126.65	119.90
38	A1	924	A	N9-C4-C5	9.65	109.66	105.80
38	A1	1622	G	C6-C5-N7	-9.65	124.61	130.40
38	A1	2626	U	O4'-C1'-N1	9.65	115.92	108.20
11	B2	911	C	C6-N1-C2	-9.65	116.44	120.30
11	B2	1057	A	C5-C6-N1	-9.65	112.88	117.70
38	A1	552	A	C5-C6-N6	-9.65	115.98	123.70

Continued on next page...

Continued from previous page...

Mol	Chain	Res	Type	Atoms	Z	Observed(°)	Ideal(°)
10	B1	42	C	N3-C4-N4	9.64	124.75	118.00
38	A1	1196	A	C5-C6-N6	-9.64	115.98	123.70
38	A1	1779	C	C2-N3-C4	9.64	124.72	119.90
38	A1	1838	C	O4'-C1'-N1	9.64	115.92	108.20
38	A1	2049	U	O4'-C1'-N1	9.64	115.92	108.20
38	A1	2284	C	N3-C4-C5	-9.64	118.04	121.90
11	B2	228	G	C5-N7-C8	9.64	109.12	104.30
38	A1	947	C	C2-N3-C4	9.64	124.72	119.90
38	A1	1088	G	C6-C5-N7	-9.64	124.62	130.40
38	A1	2686	A	C5-C6-N1	-9.64	112.88	117.70
38	A1	2692	A	C6-N1-C2	-9.64	112.81	118.60
42	Aa	91	TYR	CB-CG-CD1	-9.64	115.22	121.00
11	B2	432	G	N1-C2-N3	-9.64	118.12	123.90
11	B2	1160	C	C6-N1-C2	-9.64	116.44	120.30
38	A1	1595	G	N3-C2-N2	9.64	126.65	119.90
38	A1	2074	U	O4'-C1'-N1	9.64	115.91	108.20
38	A1	2954	C	O4'-C1'-N1	9.64	115.91	108.20
38	A1	2257	A	C5-N7-C8	9.64	108.72	103.90
38	A1	1355	A	C8-N9-C4	-9.63	101.95	105.80
38	A1	3022	C	O4'-C1'-N1	9.63	115.91	108.20
11	B2	517	U	O4'-C1'-N1	9.63	115.91	108.20
11	B2	638	G	C5-C6-N1	-9.63	106.68	111.50
11	B2	1462	A	C5-C6-N6	-9.63	115.99	123.70
38	A1	484	C	N3-C4-C5	-9.63	118.05	121.90
38	A1	505	A	C5-C6-N1	-9.63	112.88	117.70
38	A1	1304	G	O4'-C1'-N9	9.63	115.91	108.20
38	A1	1876	G	O4'-C1'-N9	9.63	115.91	108.20
11	B2	1112	G	N7-C8-N9	-9.63	108.28	113.10
38	A1	626	C	O4'-C1'-N1	9.63	115.90	108.20
38	A1	637	G	N3-C2-N2	9.63	126.64	119.90
38	A1	988	C	N3-C4-C5	-9.63	118.05	121.90
38	A1	1600	G	N3-C2-N2	9.63	126.64	119.90
11	B2	1120	G	O4'-C1'-N9	9.63	115.90	108.20
11	B2	1131	G	C5-N7-C8	9.63	109.11	104.30
38	A1	462	A	O4'-C1'-N9	9.63	115.90	108.20
38	A1	1380	G	N1-C2-N3	-9.63	118.12	123.90
11	B2	157	A	C4-C5-C6	9.63	121.81	117.00
11	B2	1140	A	C5-C6-N6	-9.63	116.00	123.70
38	A1	2486	A	C8-N9-C4	-9.62	101.95	105.80
38	A1	2617	G	N1-C2-N3	-9.63	118.12	123.90
38	A1	2766	C	O4'-C1'-N1	9.62	115.90	108.20
11	B2	509	C	C6-N1-C2	9.62	124.15	120.30

Continued on next page...

Continued from previous page...

Mol	Chain	Res	Type	Atoms	Z	Observed(°)	Ideal(°)
38	A1	913	G	C5-C6-N1	-9.62	106.69	111.50
38	A1	1111	G	C4-C5-N7	9.62	114.65	110.80
11	B2	670	C	O4'-C1'-N1	9.62	115.90	108.20
11	B2	978	G	C8-N9-C4	-9.62	102.55	106.40
38	A1	109	G	C5-C6-O6	-9.62	122.83	128.60
38	A1	1328	G	N3-C2-N2	9.62	126.63	119.90
38	A1	1583	G	C5-C6-N1	-9.62	106.69	111.50
38	A1	2025	A	O4'-C1'-N9	9.62	115.90	108.20
38	A1	2314	U	O4'-C1'-N1	9.62	115.90	108.20
48	AE	174	TYR	CB-CG-CD2	-9.62	115.23	121.00
11	B2	1099	A	N1-C6-N6	9.62	124.37	118.60
38	A1	600	A	C4-C5-C6	9.62	121.81	117.00
38	A1	1851	U	O4'-C1'-N1	9.62	115.90	108.20
38	A1	1653	U	O4'-C1'-N1	9.62	115.89	108.20
38	A1	1923	A	C6-N1-C2	-9.62	112.83	118.60
11	B2	1210	A	C8-N9-C4	-9.62	101.95	105.80
11	B2	889	G	C4-C5-N7	-9.61	106.95	110.80
38	A1	355	G	N1-C6-O6	9.62	125.67	119.90
38	A1	1193	G	C5-C6-O6	-9.62	122.83	128.60
38	A1	1239	C	N3-C4-C5	-9.61	118.05	121.90
38	A1	2438	U	N3-C4-O4	9.61	126.13	119.40
38	A1	2535	C	C1'-O4'-C4'	9.61	117.59	109.90
44	Ab	8	ARG	NE-CZ-NH2	-9.61	115.49	120.30
9	AX	330	PHE	CB-CG-CD2	9.61	127.53	120.80
11	B2	34	G	C5-C6-O6	-9.61	122.83	128.60
11	B2	832	G	N3-C2-N2	9.61	126.63	119.90
38	A1	1857	A	C4-C5-N7	-9.61	105.89	110.70
38	A1	1884	C	N3-C4-N4	9.61	124.73	118.00
38	A1	2317	G	N1-C6-O6	9.61	125.67	119.90
38	A1	2551	G	C5-C6-O6	-9.61	122.83	128.60
11	B2	230	C	N3-C4-C5	-9.61	118.06	121.90
38	A1	2431	C	C2-N3-C4	9.61	124.70	119.90
10	B1	54	G	C4-C5-C6	9.61	124.56	118.80
11	B2	35	G	O4'-C1'-N9	9.61	115.88	108.20
11	B2	579	U	O4'-C1'-N1	9.61	115.88	108.20
38	A1	835	G	O4'-C1'-N9	9.61	115.89	108.20
38	A1	1051	C	N3-C4-C5	-9.61	118.06	121.90
38	A1	1923	A	C4-C5-C6	9.61	121.80	117.00
38	A1	2276	G	C6-C5-N7	-9.61	124.64	130.40
38	A1	2559	G	N3-C2-N2	9.61	126.62	119.90
38	A1	2993	G	N1-C2-N3	-9.61	118.14	123.90
39	A3	71	G	O4'-C1'-N9	9.61	115.88	108.20

Continued on next page...

Continued from previous page...

Mol	Chain	Res	Type	Atoms	Z	Observed(°)	Ideal(°)
11	B2	164	A	N1-C6-N6	9.60	124.36	118.60
38	A1	2070	U	N1-C2-O2	9.60	129.52	122.80
38	A1	2179	G	N1-C2-N3	-9.60	118.14	123.90
11	B2	400	G	C2-N3-C4	9.60	116.70	111.90
20	BH	156	ARG	NE-CZ-NH1	9.60	125.10	120.30
38	A1	1817	C	N3-C4-C5	-9.60	118.06	121.90
11	B2	886	G	C4-C5-N7	-9.60	106.96	110.80
16	BD	138	ARG	NE-CZ-NH2	-9.60	115.50	120.30
38	A1	1642	G	C5-C6-O6	-9.60	122.84	128.60
38	A1	1780	C	C4-C5-C6	9.60	122.20	117.40
11	B2	1058	G	C2-N3-C4	9.60	116.70	111.90
38	A1	41	G	O4'-C1'-N9	9.60	115.88	108.20
38	A1	588	U	N1-C2-N3	9.60	120.66	114.90
38	A1	934	G	C5-N7-C8	-9.60	99.50	104.30
11	B2	834	C	N3-C4-N4	9.60	124.72	118.00
11	B2	837	C	N3-C4-N4	9.60	124.72	118.00
17	BE	131	ARG	NE-CZ-NH1	9.60	125.10	120.30
38	A1	239	G	C5-C6-N1	-9.60	106.70	111.50
11	B2	34	G	O4'-C1'-N9	9.59	115.88	108.20
21	BI	68	ARG	NE-CZ-NH1	9.59	125.10	120.30
11	B2	632	C	O4'-C1'-N1	9.59	115.87	108.20
11	B2	711	U	O4'-C1'-N1	9.59	115.87	108.20
38	A1	445	G	N1-C6-O6	9.59	125.66	119.90
38	A1	1788	G	C4-C5-N7	9.59	114.64	110.80
38	A1	1820	C	C6-N1-C2	-9.59	116.46	120.30
38	A1	2269	C	C6-N1-C2	-9.59	116.46	120.30
11	B2	161	C	N3-C4-C5	-9.59	118.06	121.90
11	B2	570	G	C6-C5-N7	-9.59	124.65	130.40
38	A1	841	U	N1-C2-O2	-9.59	116.09	122.80
11	B2	786	G	C6-C5-N7	-9.59	124.65	130.40
38	A1	66	C	C5-C4-N4	-9.59	113.49	120.20
38	A1	553	C	C5-C4-N4	-9.59	113.49	120.20
38	A1	2076	A	C5-C6-N1	-9.59	112.91	117.70
38	A1	2676	A	N7-C8-N9	9.59	118.59	113.80
39	A3	26	C	C5-C6-N1	9.59	125.80	121.00
11	B2	119	A	N1-C6-N6	9.59	124.35	118.60
11	B2	344	G	C2-N3-C4	9.59	116.69	111.90
38	A1	2629	U	C5-C6-N1	9.59	127.49	122.70
38	A1	774	G	O4'-C1'-N9	9.59	115.87	108.20
38	A1	1410	A	N1-C6-N6	9.59	124.35	118.60
38	A1	1593	C	N3-C4-C5	-9.59	118.07	121.90
11	B2	205	C	N3-C4-C5	-9.58	118.07	121.90

Continued on next page...

Continued from previous page...

Mol	Chain	Res	Type	Atoms	Z	Observed(°)	Ideal(°)
11	B2	1093	C	N3-C4-C5	-9.58	118.07	121.90
38	A1	451	C	N3-C4-N4	9.58	124.71	118.00
38	A1	2180	C	N3-C4-N4	9.58	124.71	118.00
38	A1	242	C	O4'-C1'-N1	9.58	115.86	108.20
38	A1	393	C	N3-C4-N4	9.58	124.71	118.00
38	A1	1098	C	C5-C6-N1	9.58	125.79	121.00
38	A1	2188	C	N3-C4-C5	-9.58	118.07	121.90
38	A1	1547	U	O4'-C1'-N1	9.58	115.87	108.20
38	A1	2034	G	N1-C6-O6	9.58	125.65	119.90
39	A3	110	C	N3-C4-C5	-9.58	118.07	121.90
11	B2	865	A	N1-C2-N3	9.58	134.09	129.30
38	A1	1084	G	O4'-C1'-N9	9.58	115.86	108.20
38	A1	1589	G	N1-C6-O6	9.58	125.65	119.90
11	B2	539	C	N3-C4-C5	-9.58	118.07	121.90
38	A1	1238	G	C5-C6-O6	-9.58	122.85	128.60
11	B2	313	G	C5-N7-C8	9.57	109.09	104.30
11	B2	601	G	N3-C2-N2	9.57	126.60	119.90
38	A1	483	C	N3-C4-N4	9.57	124.70	118.00
11	B2	643	G	O4'-C1'-N9	9.57	115.86	108.20
38	A1	1572	C	P-O5'-C5'	9.57	136.22	120.90
38	A1	2733	A	C8-N9-C4	-9.57	101.97	105.80
38	A1	2832	G	N3-C4-C5	-9.57	123.81	128.60
38	A1	2961	A	C5-C6-N1	-9.57	112.91	117.70
38	A1	905	G	N1-C2-N3	-9.57	118.16	123.90
39	A3	93	G	N1-C6-O6	9.57	125.64	119.90
40	AK	17	ARG	NE-CZ-NH1	-9.57	115.51	120.30
11	B2	226	G	C6-C5-N7	-9.57	124.66	130.40
38	A1	293	G	P-O5'-C5'	9.57	136.21	120.90
38	A1	1843	C	C2-N3-C4	9.57	124.68	119.90
39	A3	117	G	C5-C6-O6	-9.57	122.86	128.60
38	A1	218	A	N1-C6-N6	9.56	124.34	118.60
38	A1	529	G	N7-C8-N9	-9.56	108.32	113.10
38	A1	700	A	C4-C5-C6	9.56	121.78	117.00
38	A1	165	G	C6-C5-N7	-9.56	124.66	130.40
38	A1	930	G	C4-C5-N7	-9.56	106.97	110.80
38	A1	1201	G	C5-C6-O6	-9.56	122.86	128.60
38	A1	2287	C	O4'-C1'-N1	9.56	115.85	108.20
38	A1	243	G	C6-C5-N7	-9.56	124.66	130.40
38	A1	1460	C	N3-C4-N4	9.56	124.69	118.00
38	A1	2235	G	C6-C5-N7	-9.56	124.66	130.40
11	B2	373	C	O4'-C1'-N1	9.56	115.85	108.20
11	B2	1107	C	N3-C4-C5	-9.56	118.08	121.90

Continued on next page...

Continued from previous page...

Mol	Chain	Res	Type	Atoms	Z	Observed(°)	Ideal(°)
38	A1	291	A	C4-C5-C6	9.56	121.78	117.00
38	A1	972	C	O4'-C1'-N1	9.56	115.85	108.20
38	A1	1294	A	N9-C4-C5	9.56	109.62	105.80
38	A1	2063	U	C5'-C4'-C3'	9.56	131.29	116.00
39	A3	15	G	O4'-C1'-N9	9.56	115.84	108.20
38	A1	2832	G	C4-C5-C6	9.56	124.53	118.80
11	B2	1320	A	N1-C6-N6	9.55	124.33	118.60
11	B2	1462	A	C6-C5-N7	-9.55	125.61	132.30
23	BK	16	ARG	NE-CZ-NH1	-9.55	115.52	120.30
38	A1	2161	A	N1-C6-N6	9.55	124.33	118.60
38	A1	2184	G	C6-C5-N7	-9.55	124.67	130.40
11	B2	201	G	C8-N9-C4	-9.55	102.58	106.40
11	B2	636	G	C4-C5-N7	-9.55	106.98	110.80
38	A1	1265	A	N1-C6-N6	9.55	124.33	118.60
38	A1	2639	G	N3-C4-C5	-9.55	123.82	128.60
38	A1	482	A	C5-N7-C8	9.55	108.67	103.90
11	B2	537	G	O4'-C1'-N9	9.55	115.84	108.20
11	B2	1389	G	C5-C6-O6	-9.55	122.87	128.60
38	A1	1819	G	O4'-C1'-N9	9.55	115.84	108.20
38	A1	2755	G	C5-C6-O6	-9.55	122.87	128.60
11	B2	884	G	N3-C2-N2	9.55	126.58	119.90
38	A1	2601	C	C5-C4-N4	-9.55	113.52	120.20
38	A1	2758	G	N3-C2-N2	9.55	126.58	119.90
11	B2	150	G	P-O3'-C3'	9.54	131.15	119.70
11	B2	476	C	N3-C4-C5	-9.54	118.08	121.90
11	B2	918	A	C4-C5-C6	9.54	121.77	117.00
38	A1	2063	U	C6-N1-C1'	-9.54	107.84	121.20
38	A1	2503	C	N3-C4-C5	-9.54	118.08	121.90
38	A1	2709	C	C2-N3-C4	9.54	124.67	119.90
61	AN	162	TYR	CB-CG-CD1	9.54	126.73	121.00
11	B2	1199	A	C8-N9-C4	9.54	109.62	105.80
38	A1	348	G	C8-N9-C4	-9.54	102.58	106.40
38	A1	999	A	O4'-C1'-N9	9.54	115.83	108.20
38	A1	673	A	C5-C6-N6	-9.54	116.07	123.70
38	A1	1102	C	O4'-C1'-N1	9.54	115.83	108.20
38	A1	1294	A	C8-N9-C4	-9.54	101.98	105.80
38	A1	1736	G	C5-C6-N1	-9.54	106.73	111.50
38	A1	2742	G	O4'-C1'-N9	9.54	115.83	108.20
38	A1	2756	G	C5-C6-N1	-9.54	106.73	111.50
10	B1	10	G	C5-C6-O6	-9.54	122.88	128.60
11	B2	177	A	C4-C5-C6	9.54	121.77	117.00
11	B2	832	G	C5-C6-N1	9.54	116.27	111.50

Continued on next page...

Continued from previous page...

Mol	Chain	Res	Type	Atoms	Z	Observed(°)	Ideal(°)
38	A1	285	C	C5-C6-N1	9.54	125.77	121.00
38	A1	2203	G	C5-C6-O6	-9.54	122.88	128.60
38	A1	1884	C	O4'-C1'-N1	9.54	115.83	108.20
38	A1	2069	G	C5-C6-O6	-9.54	122.88	128.60
11	B2	184	G	P-O3'-C3'	9.53	131.14	119.70
38	A1	582	A	C6-C5-N7	-9.53	125.63	132.30
11	B2	1377	G	N3-C2-N2	9.53	126.57	119.90
38	A1	1586	G	C5-C6-O6	-9.53	122.88	128.60
38	A1	1610	C	C1'-O4'-C4'	9.53	117.53	109.90
38	A1	2124	C	C6-N1-C2	-9.53	116.49	120.30
11	B2	520	G	O4'-C1'-N9	9.53	115.82	108.20
38	A1	1476	C	C2-N1-C1'	9.53	129.28	118.80
11	B2	928	A	N1-C6-N6	9.53	124.32	118.60
11	B2	1221	A	N7-C8-N9	9.53	118.56	113.80
11	B2	1307	G	N1-C2-N3	-9.53	118.18	123.90
38	A1	304	G	N1-C6-O6	9.53	125.62	119.90
38	A1	1379	A	N9-C4-C5	9.53	109.61	105.80
38	A1	1816	C	C4-C5-C6	9.53	122.16	117.40
38	A1	2129	G	C5-C6-N1	-9.53	106.74	111.50
11	B2	212	G	C4-C5-C6	9.53	124.52	118.80
38	A1	799	C	O4'-C1'-N1	9.53	115.82	108.20
38	A1	1051	C	N3-C4-N4	9.53	124.67	118.00
11	B2	297	G	N1-C6-O6	9.53	125.61	119.90
11	B2	967	C	C4-C5-C6	9.53	122.16	117.40
38	A1	854	G	C2-N3-C4	9.53	116.66	111.90
38	A1	1873	G	O4'-C1'-N9	9.53	115.82	108.20
38	A1	2238	G	C2-N3-C4	9.53	116.66	111.90
38	A1	2988	A	C5-C6-N6	-9.53	116.08	123.70
11	B2	900	G	C8-N9-C4	-9.52	102.59	106.40
11	B2	1209	C	N3-C4-N4	9.52	124.67	118.00
38	A1	208	A	C4-C5-N7	-9.52	105.94	110.70
11	B2	354	G	C5-C6-O6	-9.52	122.89	128.60
38	A1	446	G	N3-C2-N2	9.52	126.57	119.90
38	A1	1243	C	C6-N1-C2	9.52	124.11	120.30
38	A1	1909	C	N3-C4-N4	9.52	124.67	118.00
38	A1	904	G	N1-C6-O6	9.52	125.61	119.90
38	A1	1436	A	O4'-C1'-N9	9.52	115.82	108.20
38	A1	2323	C	C2-N3-C4	9.52	124.66	119.90
11	B2	617	A	C8-N9-C4	-9.52	101.99	105.80
38	A1	649	A	C5-C6-N6	-9.52	116.09	123.70
38	A1	744	G	N1-C2-N2	9.52	124.77	116.20
38	A1	1427	A	N1-C6-N6	9.52	124.31	118.60

Continued on next page...

Continued from previous page...

Mol	Chain	Res	Type	Atoms	Z	Observed(°)	Ideal(°)
38	A1	2125	C	O4'-C1'-N1	9.52	115.82	108.20
11	B2	8	U	N1-C2-N3	9.52	120.61	114.90
11	B2	1135	G	C5-C6-O6	-9.52	122.89	128.60
38	A1	905	G	C4-C5-N7	9.52	114.61	110.80
38	A1	1793	G	C8-N9-C4	-9.52	102.59	106.40
38	A1	1652	A	C8-N9-C4	9.52	109.61	105.80
38	A1	285	C	O4'-C1'-N1	9.51	115.81	108.20
38	A1	1270	G	C6-C5-N7	-9.51	124.69	130.40
38	A1	2347	G	C5-C6-N1	-9.51	106.74	111.50
38	A1	3023	G	C4-C5-C6	9.51	124.51	118.80
9	AX	420	ARG	NE-CZ-NH1	9.51	125.06	120.30
11	B2	6	G	C4-C5-N7	9.51	114.61	110.80
11	B2	184	G	N1-C2-N3	-9.51	118.19	123.90
11	B2	699	C	C2-N3-C4	9.51	124.66	119.90
11	B2	1207	G	C2-N3-C4	-9.51	107.14	111.90
38	A1	93	C	O4'-C1'-N1	9.51	115.81	108.20
38	A1	1186	G	N3-C2-N2	9.51	126.56	119.90
38	A1	118	A	P-O3'-C3'	9.51	131.11	119.70
39	A3	93	G	N1-C2-N3	-9.51	118.19	123.90
11	B2	225	U	N1-C2-N3	-9.51	109.19	114.90
11	B2	450	A	N1-C6-N6	9.51	124.31	118.60
17	BE	81	TYR	CB-CG-CD1	9.51	126.70	121.00
38	A1	81	G	N1-C2-N3	-9.51	118.20	123.90
38	A1	1593	C	C6-N1-C2	9.51	124.10	120.30
38	A1	1747	C	N3-C4-C5	-9.51	118.10	121.90
38	A1	1901	A	C4-C5-C6	9.51	121.75	117.00
5	AS	12	PHE	CB-CG-CD1	-9.50	114.15	120.80
11	B2	573	C	N3-C4-N4	9.50	124.65	118.00
11	B2	933	G	C6-C5-N7	-9.50	124.70	130.40
11	B2	1150	G	C5-C6-O6	-9.50	122.90	128.60
38	A1	1228	G	C6-C5-N7	-9.50	124.70	130.40
38	A1	2753	G	O4'-C1'-N9	9.50	115.80	108.20
38	A1	2854	A	C4-C5-C6	9.50	121.75	117.00
65	AV	39	ARG	NE-CZ-NH1	9.50	125.05	120.30
11	B2	281	G	N7-C8-N9	9.50	117.85	113.10
38	A1	677	A	C5-C6-N1	-9.50	112.95	117.70
11	B2	1099	A	O4'-C1'-N9	9.50	115.80	108.20
38	A1	872	G	N1-C6-O6	9.50	125.60	119.90
38	A1	952	C	C6-N1-C2	-9.50	116.50	120.30
38	A1	1202	G	C5-C6-N1	-9.50	106.75	111.50
38	A1	2463	G	C5-C6-O6	-9.50	122.90	128.60
11	B2	1250	C	C6-N1-C2	-9.50	116.50	120.30

Continued on next page...

Continued from previous page...

Mol	Chain	Res	Type	Atoms	Z	Observed(°)	Ideal(°)
38	A1	295	G	N1-C2-N3	-9.50	118.20	123.90
38	A1	342	C	O4'-C1'-N1	9.50	115.80	108.20
38	A1	2197	U	O4'-C1'-N1	9.50	115.80	108.20
38	A1	2728	U	N3-C2-O2	9.50	128.85	122.20
11	B2	763	G	N1-C6-O6	9.49	125.60	119.90
11	B2	981	U	N1-C2-N3	-9.49	109.20	114.90
11	B2	1087	C	C5-C4-N4	-9.49	113.55	120.20
11	B2	1118	C	O4'-C1'-N1	9.49	115.80	108.20
15	BC	5	ARG	NE-CZ-NH2	-9.49	115.55	120.30
38	A1	1911	G	C4-C5-N7	-9.49	107.00	110.80
38	A1	2296	A	C4-C5-C6	9.49	121.75	117.00
38	A1	2392	A	N9-C4-C5	-9.49	102.00	105.80
38	A1	854	G	O4'-C1'-N9	9.49	115.79	108.20
38	A1	1196	A	C4-C5-C6	9.49	121.75	117.00
38	A1	1335	C	P-O3'-C3'	9.49	131.09	119.70
38	A1	2225	C	C6-N1-C2	-9.49	116.50	120.30
38	A1	2655	C	N1-C2-O2	-9.49	113.20	118.90
39	A3	64	C	N3-C4-N4	9.49	124.64	118.00
11	B2	1168	C	N3-C4-C5	-9.49	118.10	121.90
38	A1	467	U	C5-C6-N1	9.49	127.44	122.70
38	A1	555	G	O4'-C1'-N9	9.49	115.79	108.20
38	A1	982	G	N3-C2-N2	9.49	126.54	119.90
38	A1	1015	G	N1-C2-N3	-9.49	118.21	123.90
38	A1	1240	U	O4'-C1'-N1	9.49	115.79	108.20
38	A1	1370	G	N1-C2-N3	-9.49	118.21	123.90
38	A1	1570	C	O4'-C1'-N1	9.49	115.79	108.20
47	Ad	85	ARG	NE-CZ-NH1	9.49	125.05	120.30
11	B2	235	G	C6-N1-C2	9.49	130.79	125.10
38	A1	331	G	P-O3'-C3'	9.49	131.08	119.70
38	A1	507	G	C4-C5-N7	-9.49	107.00	110.80
38	A1	1155	A	C4'-C3'-C2'	9.49	112.09	102.60
38	A1	1171	G	C8-N9-C4	-9.49	102.61	106.40
38	A1	1584	G	C5-C6-O6	-9.49	122.91	128.60
11	B2	18	C	C5-C4-N4	-9.48	113.56	120.20
11	B2	75	C	C2-N1-C1'	9.48	129.23	118.80
11	B2	1317	G	O4'-C1'-N9	9.48	115.79	108.20
24	BL	71	ARG	NE-CZ-NH2	-9.48	115.56	120.30
38	A1	177	G	C6-N1-C2	9.48	130.79	125.10
38	A1	1950	G	C5-C6-O6	-9.48	122.91	128.60
38	A1	2522	C	N3-C4-N4	9.48	124.64	118.00
11	B2	1209	C	P-O3'-C3'	9.48	131.08	119.70
38	A1	1148	C	N3-C4-C5	-9.48	118.11	121.90

Continued on next page...

Continued from previous page...

Mol	Chain	Res	Type	Atoms	Z	Observed(°)	Ideal(°)
38	A1	2190	A	O4'-C1'-N9	9.48	115.79	108.20
38	A1	2698	G	N3-C2-N2	9.48	126.54	119.90
39	A3	122	C	O4'-C1'-N1	9.48	115.78	108.20
11	B2	296	A	N1-C2-N3	9.48	134.04	129.30
38	A1	726	G	N1-C2-N3	-9.48	118.21	123.90
6	AT	4	TYR	CB-CG-CD2	9.48	126.69	121.00
38	A1	1185	A	C5-C6-N1	-9.48	112.96	117.70
38	A1	2356	U	C2-N3-C4	9.48	132.69	127.00
11	B2	476	C	N3-C4-N4	9.48	124.63	118.00
11	B2	617	A	C6-C5-N7	-9.48	125.67	132.30
11	B2	889	G	N9-C4-C5	9.48	109.19	105.40
11	B2	1470	G	C5-C6-O6	-9.48	122.91	128.60
24	BL	33	ARG	NE-CZ-NH2	9.48	125.04	120.30
38	A1	1084	G	N1-C6-O6	9.48	125.59	119.90
38	A1	2359	G	C6-C5-N7	-9.48	124.72	130.40
11	B2	852	G	C5-C6-O6	-9.47	122.92	128.60
11	B2	163	C	C6-N1-C2	-9.47	116.51	120.30
38	A1	618	C	C2-N3-C4	9.47	124.64	119.90
38	A1	966	G	C6-N1-C2	9.47	130.78	125.10
38	A1	1419	G	N1-C2-N3	-9.47	118.22	123.90
11	B2	1032	A	C5-C6-N6	-9.47	116.12	123.70
38	A1	674	G	O4'-C1'-N9	9.47	115.78	108.20
11	B2	1106	A	C5-C6-N6	-9.47	116.12	123.70
38	A1	1836	A	C6-C5-N7	-9.47	125.67	132.30
38	A1	2177	A	C4-C5-N7	-9.47	105.97	110.70
10	B1	39	A	N1-C2-N3	9.47	134.03	129.30
38	A1	80	G	N1-C6-O6	9.47	125.58	119.90
38	A1	291	A	C5-C6-N1	-9.47	112.97	117.70
38	A1	625	A	N1-C2-N3	-9.47	124.57	129.30
61	AN	151	ARG	NE-CZ-NH2	9.47	125.03	120.30
11	B2	522	C	C6-N1-C2	-9.47	116.51	120.30
38	A1	219	G	N9-C1'-C2'	-9.47	101.59	112.00
38	A1	931	C	O4'-C1'-N1	9.46	115.77	108.20
38	A1	1005	G	C6-N1-C2	9.46	130.78	125.10
38	A1	2206	G	N1-C6-O6	9.46	125.58	119.90
10	B1	4	G	N9-C4-C5	-9.46	101.61	105.40
11	B2	788	C	N3-C4-C5	-9.46	118.12	121.90
11	B2	1345	G	C4-C5-N7	9.46	114.58	110.80
38	A1	213	G	C2-N3-C4	9.46	116.63	111.90
38	A1	1556	G	C5-N7-C8	-9.46	99.57	104.30
38	A1	2957	G	P-O3'-C3'	9.46	131.05	119.70
11	B2	449	U	O4'-C1'-N1	9.46	115.77	108.20

Continued on next page...

Continued from previous page...

Mol	Chain	Res	Type	Atoms	Z	Observed(°)	Ideal(°)
38	A1	109	G	N1-C6-O6	9.46	125.57	119.90
38	A1	518	A	N1-C6-N6	9.46	124.28	118.60
38	A1	640	C	N3-C4-C5	-9.46	118.12	121.90
38	A1	985	A	N9-C4-C5	9.46	109.58	105.80
38	A1	1956	G	N1-C2-N3	-9.46	118.23	123.90
39	A3	61	C	O4'-C1'-N1	9.46	115.77	108.20
11	B2	1083	G	C8-N9-C4	9.46	110.18	106.40
11	B2	1359	C	N3-C4-C5	-9.46	118.12	121.90
38	A1	808	A	C8-N9-C4	-9.46	102.02	105.80
38	A1	1575	G	C5-C6-N1	9.46	116.23	111.50
38	A1	2254	U	N3-C2-O2	9.46	128.82	122.20
38	A1	2650	G	C6-C5-N7	-9.46	124.73	130.40
38	A1	2563	A	C4-C5-C6	9.45	121.73	117.00
11	B2	709	G	N1-C6-O6	9.45	125.57	119.90
38	A1	848	A	C4-C5-N7	-9.45	105.97	110.70
38	A1	2108	U	C5-C4-O4	-9.45	120.23	125.90
11	B2	836	G	C5-C6-N1	-9.45	106.78	111.50
38	A1	1226	G	C5-C6-O6	-9.45	122.93	128.60
38	A1	2858	C	N1-C2-O2	9.45	124.57	118.90
39	A3	95	G	C5-C6-O6	-9.45	122.93	128.60
11	B2	504	G	C5-C6-O6	-9.45	122.93	128.60
38	A1	1843	C	N3-C4-N4	9.45	124.61	118.00
11	B2	269	A	C5-C6-N1	-9.45	112.98	117.70
11	B2	347	G	C5-C6-N1	-9.45	106.78	111.50
45	AC	84	ARG	NE-CZ-NH2	-9.45	115.58	120.30
11	B2	474	G	C5-C6-O6	-9.44	122.93	128.60
38	A1	1543	C	C5-C4-N4	-9.44	113.59	120.20
38	A1	1592	U	N3-C2-O2	9.45	128.81	122.20
11	B2	1475	C	N3-C4-N4	9.44	124.61	118.00
38	A1	1252	G	N1-C6-O6	9.44	125.57	119.90
38	A1	1202	G	N9-C4-C5	-9.44	101.62	105.40
38	A1	2381	A	C5-C6-N6	-9.44	116.15	123.70
38	A1	437	G	C5-C6-N1	-9.44	106.78	111.50
11	B2	285	C	N3-C4-N4	9.44	124.61	118.00
11	B2	1154	G	C5-C6-O6	-9.44	122.94	128.60
38	A1	305	G	O4'-C1'-N9	9.44	115.75	108.20
38	A1	1670	A	N1-C6-N6	9.44	124.26	118.60
38	A1	2187	C	O4'-C1'-N1	9.44	115.75	108.20
38	A1	658	C	N3-C4-N4	9.44	124.61	118.00
38	A1	859	G	C5-C6-N1	-9.44	106.78	111.50
38	A1	2508	G	N3-C2-N2	9.44	126.51	119.90
38	A1	954	A	O4'-C1'-N9	9.44	115.75	108.20

Continued on next page...

Continued from previous page...

Mol	Chain	Res	Type	Atoms	Z	Observed(°)	Ideal(°)
38	A1	1166	A	O4'-C1'-N9	9.44	115.75	108.20
38	A1	2203	G	C5-C6-N1	-9.44	106.78	111.50
38	A1	2293	G	N1-C2-N3	-9.44	118.24	123.90
38	A1	2406	C	P-O3'-C3'	-9.44	108.38	119.70
38	A1	522	A	C6-C5-N7	-9.43	125.70	132.30
38	A1	2751	C	C4-C5-C6	9.43	122.12	117.40
11	B2	678	G	C4-C5-N7	-9.43	107.03	110.80
11	B2	650	A	C5-N7-C8	9.43	108.61	103.90
11	B2	802	G	N1-C6-O6	9.43	125.56	119.90
11	B2	1099	A	C5-C6-N1	-9.43	112.98	117.70
38	A1	1790	G	C5-C6-O6	-9.43	122.94	128.60
38	A1	2701	U	C4'-C3'-C2'	-9.43	93.17	102.60
11	B2	914	U	N3-C4-C5	-9.43	108.94	114.60
16	BD	138	ARG	NE-CZ-NH1	9.43	125.01	120.30
38	A1	1115	A	C5-C6-N6	-9.43	116.16	123.70
38	A1	1574	A	C5-N7-C8	9.43	108.61	103.90
38	A1	2428	C	C6-N1-C2	-9.43	116.53	120.30
38	A1	2500	G	N9-C4-C5	-9.43	101.63	105.40
9	AX	333	PHE	CB-CG-CD1	9.43	127.40	120.80
10	B1	10	G	C2-N3-C4	9.43	116.61	111.90
11	B2	1067	G	C5-C6-O6	-9.43	122.94	128.60
38	A1	2733	A	N3-C4-C5	-9.43	120.20	126.80
60	AM	67	ARG	NE-CZ-NH2	-9.43	115.59	120.30
38	A1	1064	G	C6-N1-C2	9.42	130.75	125.10
38	A1	1296	A	C5-C6-N1	-9.42	112.99	117.70
38	A1	1679	U	C5-C6-N1	9.42	127.41	122.70
38	A1	2123	G	N1-C6-O6	9.42	125.55	119.90
38	A1	2556	C	C5-C4-N4	-9.42	113.60	120.20
11	B2	187	C	N3-C4-N4	9.42	124.59	118.00
11	B2	319	U	N3-C4-O4	9.42	125.99	119.40
11	B2	1364	C	N1-C2-O2	-9.42	113.25	118.90
38	A1	390	C	O4'-C1'-N1	9.42	115.74	108.20
38	A1	637	G	O4'-C1'-N9	9.42	115.74	108.20
38	A1	694	A	C2-N3-C4	-9.42	105.89	110.60
11	B2	45	U	O4'-C1'-N1	9.42	115.73	108.20
11	B2	78	G	C5-C6-O6	-9.42	122.95	128.60
11	B2	630	A	O4'-C1'-N9	9.42	115.73	108.20
11	B2	919	U	P-O3'-C3'	9.42	131.00	119.70
38	A1	709	A	C4-C5-C6	9.42	121.71	117.00
38	A1	1401	G	C5-C6-O6	-9.42	122.95	128.60
38	A1	2076	A	C5-N7-C8	9.42	108.61	103.90
38	A1	1255	C	O4'-C1'-N1	9.42	115.73	108.20

Continued on next page...

Continued from previous page...

Mol	Chain	Res	Type	Atoms	Z	Observed(°)	Ideal(°)
38	A1	871	G	C8-N9-C4	-9.41	102.63	106.40
11	B2	494	G	C5-C6-O6	-9.41	122.95	128.60
38	A1	724	G	C5-C6-O6	-9.41	122.95	128.60
38	A1	546	C	N3-C4-N4	9.41	124.59	118.00
38	A1	943	G	C6-C5-N7	-9.41	124.75	130.40
38	A1	1607	C	N3-C4-N4	9.41	124.59	118.00
38	A1	1988	U	C4-C5-C6	-9.41	114.06	119.70
38	A1	2343	G	C8-N9-C4	-9.41	102.64	106.40
38	A1	2816	C	C2-N3-C4	9.41	124.61	119.90
11	B2	925	U	C2-N3-C4	9.41	132.64	127.00
38	A1	72	U	N3-C4-C5	-9.41	108.95	114.60
38	A1	304	G	C5-C6-O6	-9.41	122.96	128.60
38	A1	690	G	O4'-C1'-N9	9.41	115.72	108.20
38	A1	735	A	N9-C4-C5	-9.41	102.04	105.80
38	A1	786	G	N3-C2-N2	9.41	126.48	119.90
38	A1	1890	U	C5-C4-O4	-9.41	120.26	125.90
38	A1	2113	G	N1-C2-N3	-9.41	118.26	123.90
11	B2	700	G	N1-C6-O6	9.40	125.54	119.90
38	A1	406	G	C8-N9-C4	-9.40	102.64	106.40
38	A1	573	G	C5-C6-O6	-9.40	122.96	128.60
38	A1	1026	A	C4-C5-C6	9.40	121.70	117.00
38	A1	2571	G	O4'-C1'-N9	9.40	115.72	108.20
38	A1	1481	G	C4-C5-N7	9.40	114.56	110.80
38	A1	1393	C	N3-C4-C5	-9.40	118.14	121.90
38	A1	2214	U	O4'-C1'-N1	9.40	115.72	108.20
11	B2	1202	G	N3-C2-N2	9.40	126.48	119.90
38	A1	2479	C	N3-C4-C5	-9.40	118.14	121.90
11	B2	622	C	C6-N1-C2	-9.40	116.54	120.30
38	A1	2523	C	N3-C4-N4	9.40	124.58	118.00
26	BN	32	ARG	NE-CZ-NH1	9.40	125.00	120.30
39	A3	118	G	N1-C2-N3	-9.40	118.26	123.90
11	B2	67	C	C5-C6-N1	9.39	125.70	121.00
26	BN	33	ARG	NE-CZ-NH1	9.39	125.00	120.30
38	A1	2034	G	C2-N3-C4	9.39	116.60	111.90
38	A1	2172	G	N1-C2-N3	-9.39	118.26	123.90
11	B2	133	G	N1-C6-O6	9.39	125.53	119.90
11	B2	269	A	N1-C2-N3	-9.39	124.61	129.30
11	B2	620	G	C6-N1-C2	9.39	130.73	125.10
29	BQ	19	ARG	NE-CZ-NH2	9.39	125.00	120.30
38	A1	460	C	C2-N3-C4	9.39	124.60	119.90
38	A1	1104	A	O4'-C1'-N9	9.39	115.71	108.20
38	A1	1711	C	P-O5'-C5'	9.39	135.93	120.90

Continued on next page...

Continued from previous page...

Mol	Chain	Res	Type	Atoms	Z	Observed(°)	Ideal(°)
11	B2	866	A	N3-C4-C5	-9.39	120.23	126.80
38	A1	126	U	C5-C6-N1	-9.39	118.01	122.70
38	A1	1120	C	C5-C6-N1	9.39	125.69	121.00
11	B2	1414	G	C6-C5-N7	-9.39	124.77	130.40
38	A1	1771	C	C5-C4-N4	-9.39	113.63	120.20
38	A1	2706	C	N1-C2-O2	9.39	124.53	118.90
11	B2	1426	C	N3-C4-C5	-9.39	118.14	121.90
38	A1	1168	A	N9-C4-C5	9.38	109.55	105.80
38	A1	1296	A	C4-C5-C6	9.38	121.69	117.00
11	B2	961	U	N3-C4-O4	9.38	125.97	119.40
11	B2	1479	C	O4'-C1'-N1	9.38	115.71	108.20
38	A1	120	G	C5-C6-O6	-9.38	122.97	128.60
38	A1	995	G	N1-C2-N3	-9.38	118.27	123.90
38	A1	1666	G	C5-C6-O6	-9.38	122.97	128.60
38	A1	295	G	O4'-C1'-N9	9.38	115.70	108.20
38	A1	1751	G	C6-C5-N7	-9.38	124.77	130.40
38	A1	2310	G	C5-C6-O6	-9.38	122.97	128.60
38	A1	2329	A	C5-C6-N6	-9.38	116.19	123.70
38	A1	2960	G	C5-C6-O6	-9.38	122.97	128.60
39	A3	121	A	N1-C6-N6	9.38	124.23	118.60
59	AL	53	TYR	CB-CG-CD1	-9.38	115.37	121.00
11	B2	453	G	N1-C6-O6	9.38	125.53	119.90
38	A1	813	G	O4'-C1'-N9	9.38	115.70	108.20
11	B2	72	C	C5-C6-N1	9.38	125.69	121.00
11	B2	120	C	C5-C4-N4	9.38	126.76	120.20
38	A1	862	G	N1-C2-N3	-9.38	118.27	123.90
38	A1	1828	A	N7-C8-N9	9.38	118.49	113.80
38	A1	1846	G	C4-C5-N7	9.38	114.55	110.80
38	A1	1295	G	N7-C8-N9	-9.38	108.41	113.10
38	A1	1878	G	N1-C6-O6	9.38	125.53	119.90
38	A1	850	C	C5-C4-N4	-9.38	113.64	120.20
38	A1	1751	G	N9-C4-C5	-9.38	101.65	105.40
11	B2	727	G	C2-N3-C4	9.37	116.59	111.90
11	B2	1182	G	C2-N3-C4	-9.37	107.21	111.90
38	A1	312	G	C5-C6-O6	-9.37	122.98	128.60
38	A1	1646	G	N3-C2-N2	9.37	126.46	119.90
11	B2	644	G	C2-N3-C4	9.37	116.59	111.90
38	A1	423	G	C5-C6-O6	-9.37	122.98	128.60
38	A1	1164	C	C5-C4-N4	-9.37	113.64	120.20
38	A1	1212	A	O4'-C1'-N9	9.37	115.70	108.20
38	A1	2107	G	C4-C5-C6	9.37	124.42	118.80
38	A1	2492	G	N1-C6-O6	9.37	125.52	119.90

Continued on next page...

Continued from previous page...

Mol	Chain	Res	Type	Atoms	Z	Observed(°)	Ideal(°)
38	A1	2566	A	C5-C6-N1	-9.37	113.01	117.70
11	B2	1042	U	C5-C4-O4	-9.37	120.28	125.90
15	BC	126	ARG	NE-CZ-NH1	9.37	124.98	120.30
38	A1	168	G	N9-C4-C5	-9.37	101.65	105.40
38	A1	276	G	N3-C2-N2	9.37	126.46	119.90
38	A1	1968	A	C6-C5-N7	-9.37	125.74	132.30
11	B2	520	G	N7-C8-N9	9.37	117.78	113.10
11	B2	953	C	N3-C4-N4	9.37	124.56	118.00
38	A1	318	G	O4'-C1'-N9	9.37	115.69	108.20
38	A1	2284	C	C5-C4-N4	-9.37	113.64	120.20
29	BQ	9	ARG	NE-CZ-NH2	9.36	124.98	120.30
38	A1	84	A	C5-C6-N6	-9.37	116.21	123.70
38	A1	860	A	C2-N3-C4	-9.36	105.92	110.60
38	A1	2025	A	C6-C5-N7	-9.37	125.74	132.30
38	A1	2903	U	N3-C4-C5	-9.37	108.98	114.60
11	B2	33	U	C5-C6-N1	9.36	127.38	122.70
11	B2	251	G	C5-N7-C8	9.36	108.98	104.30
11	B2	380	C	C5-C6-N1	9.36	125.68	121.00
11	B2	398	C	O4'-C1'-N1	9.36	115.69	108.20
11	B2	975	A	O4'-C1'-N9	9.36	115.69	108.20
38	A1	2380	A	N1-C6-N6	9.36	124.22	118.60
38	A1	2877	A	C5-N7-C8	9.36	108.58	103.90
38	A1	1393	C	P-O3'-C3'	9.36	130.93	119.70
38	A1	1910	C	O4'-C1'-N1	9.36	115.69	108.20
38	A1	985	A	N1-C2-N3	-9.36	124.62	129.30
38	A1	2430	C	P-O5'-C5'	9.36	135.87	120.90
39	A3	43	C	C6-N1-C2	9.36	124.04	120.30
11	B2	221	A	N7-C8-N9	-9.36	109.12	113.80
11	B2	294	A	C5-N7-C8	9.36	108.58	103.90
11	B2	461	A	C5-C6-N1	-9.36	113.02	117.70
11	B2	612	C	C5-C6-N1	-9.36	116.32	121.00
38	A1	427	G	C5-C6-O6	-9.36	122.99	128.60
38	A1	1117	C	N3-C4-N4	9.36	124.55	118.00
11	B2	1136	A	C4-C5-C6	9.36	121.68	117.00
38	A1	23	G	N3-C2-N2	9.36	126.45	119.90
38	A1	1193	G	C8-N9-C4	-9.36	102.66	106.40
38	A1	2152	G	C6-C5-N7	-9.36	124.79	130.40
38	A1	2197	U	C2-N3-C4	9.36	132.61	127.00
38	A1	2200	A	N1-C6-N6	9.36	124.21	118.60
38	A1	2238	G	C5-C6-O6	-9.36	122.99	128.60
38	A1	2425	A	C5'-C4'-O4'	9.36	120.33	109.10
11	B2	314	G	N1-C6-O6	9.35	125.51	119.90

Continued on next page...

Continued from previous page...

Mol	Chain	Res	Type	Atoms	Z	Observed(°)	Ideal(°)
11	B2	1364	C	C6-N1-C2	-9.35	116.56	120.30
38	A1	453	U	C5-C4-O4	-9.35	120.29	125.90
11	B2	1367	C	C5-C6-N1	-9.35	116.32	121.00
38	A1	2616	C	O4'-C1'-N1	9.35	115.68	108.20
11	B2	893	U	N3-C2-O2	9.35	128.74	122.20
38	A1	1272	A	C4-C5-C6	9.35	121.67	117.00
11	B2	1129	A	N1-C6-N6	9.35	124.21	118.60
38	A1	426	G	O4'-C1'-N9	9.35	115.68	108.20
38	A1	591	G	N9-C4-C5	9.35	109.14	105.40
38	A1	961	C	O4'-C1'-N1	9.35	115.68	108.20
39	A3	41	A	N7-C8-N9	9.35	118.47	113.80
38	A1	2053	G	N1-C2-N2	-9.35	107.79	116.20
11	B2	956	C	N3-C4-C5	-9.35	118.16	121.90
38	A1	440	A	C4-C5-C6	9.35	121.67	117.00
38	A1	2408	G	N9-C4-C5	9.35	109.14	105.40
11	B2	5	C	C2-N3-C4	9.35	124.57	119.90
11	B2	1252	C	N3-C4-C5	-9.35	118.16	121.90
38	A1	194	G	C5-C6-N1	-9.35	106.83	111.50
38	A1	202	A	C5-C6-N6	-9.35	116.22	123.70
11	B2	542	G	C4-C5-N7	-9.34	107.06	110.80
11	B2	752	G	C6-C5-N7	-9.34	124.79	130.40
38	A1	1139	C	O4'-C1'-N1	9.34	115.67	108.20
38	A1	1633	A	C6-C5-N7	-9.34	125.76	132.30
38	A1	1965	C	O4'-C1'-N1	9.34	115.67	108.20
38	A1	2645	C	O4'-C1'-N1	9.34	115.67	108.20
38	A1	2434	A	C4-C5-C6	9.34	121.67	117.00
11	B2	538	C	N3-C4-C5	-9.34	118.16	121.90
38	A1	926	C	C6-N1-C2	-9.34	116.56	120.30
38	A1	217	A	P-O3'-C3'	9.34	130.91	119.70
38	A1	1860	A	C2-N3-C4	9.34	115.27	110.60
11	B2	1273	G	N3-C4-N9	-9.34	120.40	126.00
11	B2	192	G	N1-C6-O6	9.34	125.50	119.90
38	A1	365	G	O4'-C1'-N9	9.34	115.67	108.20
38	A1	1755	C	N3-C4-C5	-9.34	118.17	121.90
11	B2	1419	G	O4'-C1'-N9	9.34	115.67	108.20
38	A1	170	A	N1-C6-N6	9.34	124.20	118.60
38	A1	1346	G	N1-C6-O6	9.34	125.50	119.90
38	A1	2789	G	C5-C6-O6	-9.34	123.00	128.60
38	A1	2843	C	N3-C4-N4	9.34	124.53	118.00
11	B2	335	G	O4'-C1'-N9	9.33	115.67	108.20
38	A1	52	A	C2-N3-C4	9.33	115.27	110.60
38	A1	185	A	C5-C6-N1	-9.33	113.03	117.70

Continued on next page...

Continued from previous page...

Mol	Chain	Res	Type	Atoms	Z	Observed(°)	Ideal(°)
38	A1	575	G	C5-C6-O6	-9.33	123.00	128.60
38	A1	937	A	C2-N3-C4	9.33	115.27	110.60
38	A1	1377	G	C5-C6-N1	-9.33	106.83	111.50
38	A1	2040	A	C2-N3-C4	9.33	115.27	110.60
38	A1	2424	A	N1-C6-N6	9.33	124.20	118.60
38	A1	2524	C	C5-C6-N1	9.33	125.67	121.00
11	B2	873	A	N1-C6-N6	9.33	124.20	118.60
38	A1	879	A	C5-C6-N1	-9.33	113.03	117.70
38	A1	1186	G	C2-N3-C4	9.33	116.57	111.90
10	B1	27	A	P-O3'-C3'	9.33	130.89	119.70
38	A1	249	G	C5-C6-O6	-9.33	123.00	128.60
38	A1	1109	G	O4'-C1'-N9	9.33	115.66	108.20
38	A1	1406	G	C5-C6-N1	-9.33	106.83	111.50
38	A1	2566	A	O4'-C1'-N9	9.33	115.66	108.20
38	A1	2220	C	O4'-C1'-N1	9.33	115.66	108.20
11	B2	713	A	N1-C2-N3	9.33	133.96	129.30
11	B2	1383	A	C5-C6-N6	-9.33	116.24	123.70
38	A1	42	G	C6-C5-N7	-9.33	124.80	130.40
38	A1	218	A	N1-C2-N3	9.33	133.96	129.30
38	A1	1810	G	C4-C5-N7	-9.33	107.07	110.80
38	A1	2765	C	N3-C4-C5	-9.33	118.17	121.90
11	B2	10	G	C5-C6-O6	-9.32	123.01	128.60
11	B2	315	A	C5-C6-N6	-9.32	116.24	123.70
11	B2	994	C	C6-N1-C2	-9.32	116.57	120.30
38	A1	665	C	N3-C4-C5	-9.32	118.17	121.90
38	A1	2002	A	N1-C2-N3	9.32	133.96	129.30
38	A1	2103	C	O4'-C1'-N1	9.32	115.66	108.20
38	A1	2477	G	O4'-C1'-N9	9.32	115.66	108.20
38	A1	2898	G	C8-N9-C4	9.32	110.13	106.40
38	A1	2139	A	C4-C5-C6	9.32	121.66	117.00
11	B2	772	G	N3-C2-N2	9.32	126.42	119.90
38	A1	493	A	C4-C5-C6	9.32	121.66	117.00
38	A1	1111	G	C6-C5-N7	-9.32	124.81	130.40
38	A1	1886	C	O4'-C1'-N1	9.32	115.66	108.20
38	A1	1939	C	P-O3'-C3'	9.32	130.89	119.70
45	AC	318	ARG	NE-CZ-NH1	9.32	124.96	120.30
11	B2	1087	C	N1-C2-O2	-9.32	113.31	118.90
38	A1	100	C	P-O3'-C3'	9.32	130.88	119.70
38	A1	118	A	O4'-C1'-N9	9.32	115.66	108.20
38	A1	550	A	C5-C6-N6	-9.32	116.24	123.70
38	A1	2441	A	C8-N9-C4	-9.32	102.07	105.80
38	A1	2565	A	N1-C6-N6	9.32	124.19	118.60

Continued on next page...

Continued from previous page...

Mol	Chain	Res	Type	Atoms	Z	Observed(°)	Ideal(°)
11	B2	1081	C	C6-N1-C2	-9.32	116.57	120.30
11	B2	363	C	C5-C6-N1	9.32	125.66	121.00
11	B2	1031	G	C5-C6-O6	-9.32	123.01	128.60
38	A1	387	A	C2-N3-C4	9.32	115.26	110.60
38	A1	1091	G	C2-N3-C4	-9.32	107.24	111.90
11	B2	226	G	O4'-C1'-N9	9.31	115.65	108.20
11	B2	732	G	C5-C6-N1	-9.31	106.84	111.50
38	A1	605	A	C5-C6-N1	-9.31	113.04	117.70
38	A1	2362	U	P-O3'-C3'	9.31	130.88	119.70
11	B2	1229	A	C5-N7-C8	9.31	108.56	103.90
38	A1	2138	A	N1-C6-N6	9.31	124.19	118.60
39	A3	71	G	C5-C6-O6	-9.31	123.01	128.60
11	B2	438	A	C5-C6-N6	-9.31	116.25	123.70
11	B2	1096	G	N1-C6-O6	9.31	125.49	119.90
11	B2	1190	C	N3-C4-C5	-9.31	118.17	121.90
38	A1	738	C	N3-C4-N4	9.31	124.52	118.00
38	A1	2182	A	C5-C6-N6	-9.31	116.25	123.70
38	A1	2753	G	N3-C2-N2	9.31	126.42	119.90
38	A1	2775	G	C2-N3-C4	9.31	116.56	111.90
38	A1	276	G	N1-C2-N3	-9.31	118.31	123.90
38	A1	442	G	C5-C6-O6	-9.31	123.02	128.60
38	A1	1118	A	C4-C5-C6	9.31	121.65	117.00
38	A1	2325	C	O4'-C1'-N1	9.31	115.65	108.20
38	A1	1212	A	C6-C5-N7	-9.31	125.78	132.30
11	B2	427	G	O4'-C1'-N9	9.30	115.64	108.20
11	B2	1220	G	O4'-C1'-N9	9.31	115.64	108.20
38	A1	432	C	O4'-C1'-N1	9.31	115.64	108.20
38	A1	1742	C	O4'-C1'-N1	9.31	115.64	108.20
38	A1	94	A	C8-N9-C4	-9.30	102.08	105.80
46	AD	48	ARG	NE-CZ-NH2	-9.30	115.65	120.30
11	B2	1066	C	C6-N1-C2	-9.30	116.58	120.30
11	B2	1306	A	C4-C5-C6	9.30	121.65	117.00
27	BO	68	ASP	CB-CG-OD2	-9.30	109.93	118.30
38	A1	497	G	N7-C8-N9	-9.30	108.45	113.10
38	A1	1138	C	C6-N1-C2	9.30	124.02	120.30
44	Ab	8	ARG	NE-CZ-NH1	9.30	124.95	120.30
11	B2	497	C	C2-N3-C4	9.30	124.55	119.90
38	A1	2847	G	O4'-C1'-N9	9.30	115.64	108.20
11	B2	687	G	C5-C6-N1	-9.30	106.85	111.50
11	B2	1363	C	N3-C4-C5	-9.30	118.18	121.90
11	B2	1419	G	C8-N9-C4	-9.30	102.68	106.40
38	A1	1261	C	N1-C2-O2	-9.30	113.32	118.90

Continued on next page...

Continued from previous page...

Mol	Chain	Res	Type	Atoms	Z	Observed(°)	Ideal(°)
61	AN	43	PHE	CB-CG-CD2	-9.30	114.29	120.80
62	AO	8	ARG	NE-CZ-NH2	-9.30	115.65	120.30
11	B2	1185	A	C5-C6-N6	-9.30	116.26	123.70
11	B2	1365	G	N1-C6-O6	9.30	125.48	119.90
38	A1	1069	A	P-O3'-C3'	9.30	130.85	119.70
38	A1	1742	C	N1-C2-O2	9.29	124.48	118.90
38	A1	1984	G	C5-C6-O6	-9.29	123.02	128.60
46	AD	55	ARG	NE-CZ-NH1	9.29	124.95	120.30
11	B2	66	G	C5-N7-C8	-9.29	99.65	104.30
11	B2	678	G	C5-C6-O6	-9.29	123.03	128.60
11	B2	721	A	C1'-O4'-C4'	9.29	117.33	109.90
11	B2	1393	A	C5-N7-C8	9.29	108.55	103.90
38	A1	486	A	C5-C6-N6	-9.29	116.27	123.70
38	A1	1733	C	C5-C4-N4	-9.29	113.70	120.20
38	A1	2040	A	C5-C6-N6	-9.29	116.27	123.70
11	B2	709	G	C5-C6-O6	-9.29	123.03	128.60
18	BF	136	ARG	NE-CZ-NH1	9.29	124.94	120.30
38	A1	627	G	N1-C6-O6	9.29	125.47	119.90
11	B2	803	C	N3-C4-C5	-9.29	118.19	121.90
38	A1	1746	C	C4'-C3'-C2'	-9.29	93.31	102.60
38	A1	2008	G	N1-C6-O6	9.29	125.47	119.90
39	A3	41	A	N1-C6-N6	9.29	124.17	118.60
38	A1	1460	C	O4'-C1'-N1	9.29	115.63	108.20
38	A1	716	U	C5-C4-O4	-9.29	120.33	125.90
38	A1	1428	G	C5-C6-N1	-9.29	106.86	111.50
66	AY	8	ARG	NE-CZ-NH1	-9.29	115.66	120.30
11	B2	1157	G	O4'-C1'-N9	9.28	115.63	108.20
38	A1	380	A	N1-C6-N6	9.28	124.17	118.60
38	A1	1604	G	P-O5'-C5'	9.28	135.75	120.90
11	B2	787	U	O4'-C1'-N1	9.28	115.63	108.20
11	B2	979	U	C6-N1-C2	-9.28	115.43	121.00
11	B2	1235	A	C5-N7-C8	-9.28	99.26	103.90
38	A1	975	C	C5-C6-N1	9.28	125.64	121.00
38	A1	1076	G	N3-C2-N2	9.28	126.40	119.90
38	A1	1548	A	O4'-C1'-N9	9.28	115.62	108.20
38	A1	2753	G	P-O3'-C3'	9.28	130.84	119.70
41	AA	107	PHE	CB-CG-CD1	9.28	127.30	120.80
38	A1	1776	G	O4'-C1'-N9	9.28	115.62	108.20
38	A1	2250	G	P-O3'-C3'	9.28	130.84	119.70
38	A1	2516	G	C5-N7-C8	9.28	108.94	104.30
7	AU	73	ARG	NE-CZ-NH1	9.28	124.94	120.30
11	B2	595	U	C5-C6-N1	9.28	127.34	122.70

Continued on next page...

Continued from previous page...

Mol	Chain	Res	Type	Atoms	Z	Observed(°)	Ideal(°)
38	A1	70	G	C5-C6-O6	-9.28	123.03	128.60
38	A1	3028	U	N3-C2-O2	9.28	128.70	122.20
11	B2	42	G	C6-C5-N7	-9.28	124.83	130.40
11	B2	122	C	O4'-C1'-N1	9.28	115.62	108.20
38	A1	288	G	N1-C6-O6	9.28	125.47	119.90
39	A3	122	C	N3-C4-C5	-9.28	118.19	121.90
1	A7	52	TYR	CB-CG-CD1	9.28	126.57	121.00
11	B2	682	A	C4-C5-C6	9.28	121.64	117.00
38	A1	1308	G	O4'-C1'-N9	9.28	115.62	108.20
39	A3	49	A	C5-C6-N6	-9.28	116.28	123.70
38	A1	1342	G	O4'-C1'-N9	9.28	115.62	108.20
41	AA	98	ARG	NE-CZ-NH2	-9.28	115.66	120.30
11	B2	186	U	O4'-C1'-N1	9.27	115.62	108.20
11	B2	1081	C	N3-C4-C5	-9.27	118.19	121.90
11	B2	1334	A	C4-C5-N7	-9.27	106.06	110.70
38	A1	1196	A	N9-C4-C5	9.27	109.51	105.80
38	A1	1825	G	O4'-C1'-N9	9.27	115.62	108.20
38	A1	1784	G	O4'-C1'-N9	9.27	115.62	108.20
38	A1	2660	G	C5-C6-O6	-9.27	123.04	128.60
38	A1	2244	G	N1-C6-O6	9.27	125.46	119.90
38	A1	2417	G	O4'-C1'-N9	9.27	115.62	108.20
11	B2	634	C	C6-N1-C2	-9.27	116.59	120.30
38	A1	2180	C	O4'-C1'-N1	9.27	115.61	108.20
39	A3	29	G	N1-C2-N3	-9.27	118.34	123.90
11	B2	64	G	C8-N9-C4	-9.27	102.69	106.40
11	B2	696	G	C5-C6-O6	-9.27	123.04	128.60
38	A1	245	A	C4-C5-C6	9.27	121.63	117.00
38	A1	664	A	C4-C5-C6	9.27	121.63	117.00
38	A1	1237	A	N1-C6-N6	9.27	124.16	118.60
38	A1	2511	C	N3-C4-N4	9.27	124.49	118.00
38	A1	2679	A	N9-C4-C5	9.27	109.51	105.80
38	A1	2680	A	C1'-O4'-C4'	9.27	117.31	109.90
38	A1	2726	G	O4'-C1'-N9	9.27	115.61	108.20
11	B2	389	G	O4'-C1'-N9	9.26	115.61	108.20
38	A1	748	G	C5-C6-O6	-9.26	123.04	128.60
38	A1	2057	G	C4-C5-C6	9.26	124.36	118.80
11	B2	630	A	C5-C6-N1	-9.26	113.07	117.70
38	A1	1957	U	C4'-C3'-C2'	-9.26	93.34	102.60
38	A1	2469	G	O4'-C1'-N9	9.26	115.61	108.20
38	A1	2481	G	N9-C4-C5	9.26	109.11	105.40
11	B2	68	G	C5-C6-O6	-9.26	123.04	128.60
11	B2	1193	G	N1-C6-O6	9.26	125.46	119.90

Continued on next page...

Continued from previous page...

Mol	Chain	Res	Type	Atoms	Z	Observed(°)	Ideal(°)
11	B2	216	G	N1-C6-O6	9.26	125.45	119.90
11	B2	311	A	N3-C4-C5	-9.26	120.32	126.80
38	A1	989	G	N1-C2-N3	-9.26	118.35	123.90
38	A1	1993	A	N7-C8-N9	-9.26	109.17	113.80
38	A1	255	G	O4'-C1'-N9	9.25	115.60	108.20
11	B2	44	C	C5-C6-N1	9.25	125.62	121.00
38	A1	740	C	C6-N1-C2	-9.25	116.60	120.30
38	A1	809	A	C4-C5-C6	9.25	121.62	117.00
38	A1	1657	G	C5-C6-O6	-9.25	123.05	128.60
38	A1	2570	A	C4-C5-C6	9.25	121.62	117.00
38	A1	2672	A	C2-N3-C4	-9.25	105.97	110.60
11	B2	735	A	N1-C6-N6	9.25	124.15	118.60
11	B2	175	G	N3-C2-N2	9.25	126.37	119.90
11	B2	983	G	C6-N1-C2	9.25	130.65	125.10
38	A1	1736	G	C5-N7-C8	9.25	108.92	104.30
38	A1	2547	A	C4-C5-C6	9.25	121.62	117.00
11	B2	1154	G	C8-N9-C4	-9.25	102.70	106.40
38	A1	1019	G	O4'-C1'-N9	9.25	115.60	108.20
38	A1	1195	G	C6-C5-N7	-9.25	124.85	130.40
38	A1	2292	A	N3-C4-N9	9.25	134.80	127.40
38	A1	1594	G	O4'-C1'-N9	9.24	115.60	108.20
11	B2	40	C	N3-C4-N4	9.24	124.47	118.00
11	B2	263	C	N3-C4-N4	9.24	124.47	118.00
38	A1	922	C	O4'-C1'-N1	9.24	115.59	108.20
38	A1	1638	C	C4-C5-C6	9.24	122.02	117.40
38	A1	2137	A	O4'-C1'-N9	9.24	115.60	108.20
11	B2	621	G	N9-C4-C5	9.24	109.10	105.40
11	B2	857	C	N3-C4-N4	9.24	124.47	118.00
38	A1	485	G	P-O3'-C3'	9.24	130.79	119.70
38	A1	619	G	C6-C5-N7	-9.24	124.86	130.40
38	A1	3027	C	C5-C4-N4	-9.24	113.73	120.20
39	A3	5	G	N9-C4-C5	-9.24	101.70	105.40
39	A3	109	A	C6-C5-N7	-9.24	125.83	132.30
38	A1	1634	A	N7-C8-N9	-9.24	109.18	113.80
38	A1	2078	A	C4-C5-C6	9.24	121.62	117.00
38	A1	2733	A	N9-C4-C5	9.24	109.50	105.80
38	A1	2791	C	N3-C4-C5	-9.24	118.21	121.90
11	B2	261	G	C5-C6-N1	-9.23	106.88	111.50
11	B2	418	G	N3-C2-N2	9.23	126.36	119.90
38	A1	523	C	C5-C4-N4	-9.23	113.74	120.20
38	A1	1429	A	C2-N3-C4	-9.23	105.98	110.60
38	A1	2552	C	C5-C4-N4	-9.23	113.74	120.20

Continued on next page...

Continued from previous page...

Mol	Chain	Res	Type	Atoms	Z	Observed(°)	Ideal(°)
38	A1	2567	C	N3-C4-C5	-9.23	118.21	121.90
38	A1	2760	A	P-O3'-C3'	9.23	130.78	119.70
38	A1	2837	C	N3-C4-N4	9.23	124.47	118.00
38	A1	2846	A	O4'-C1'-N9	9.23	115.59	108.20
11	B2	310	G	N9-C4-C5	9.23	109.09	105.40
11	B2	895	C	N3-C4-C5	-9.23	118.21	121.90
11	B2	944	C	O4'-C1'-N1	9.23	115.58	108.20
38	A1	768	C	N3-C4-C5	-9.23	118.21	121.90
38	A1	1118	A	C5-C6-N6	-9.23	116.32	123.70
38	A1	1338	G	N3-C2-N2	9.23	126.36	119.90
38	A1	1983	C	N3-C4-C5	-9.23	118.21	121.90
39	A3	40	G	O4'-C1'-N9	9.23	115.58	108.20
11	B2	364	U	O4'-C1'-N1	9.23	115.58	108.20
11	B2	658	A	C5-C6-N6	-9.23	116.32	123.70
11	B2	862	C	C6-N1-C2	9.23	123.99	120.30
38	A1	2354	A	C5-C6-N6	-9.23	116.32	123.70
11	B2	899	G	O4'-C1'-N9	9.23	115.58	108.20
38	A1	1734	G	O4'-C1'-N9	9.23	115.58	108.20
38	A1	2250	G	C8-N9-C4	-9.23	102.71	106.40
38	A1	2336	G	C6-N1-C2	9.23	130.64	125.10
39	A3	33	U	N3-C4-O4	9.23	125.86	119.40
38	A1	2477	G	C5-C6-O6	-9.23	123.06	128.60
11	B2	400	G	C8-N9-C4	-9.22	102.71	106.40
18	BF	79	ARG	NE-CZ-NH1	9.22	124.91	120.30
38	A1	952	C	O4'-C1'-N1	9.22	115.58	108.20
38	A1	1495	A	C5-C6-N6	-9.22	116.32	123.70
39	A3	2	G	C4-C5-N7	9.22	114.49	110.80
46	AD	172	ARG	NE-CZ-NH2	-9.22	115.69	120.30
38	A1	328	G	C6-C5-N7	-9.22	124.87	130.40
11	B2	1211	A	C4-C5-C6	9.22	121.61	117.00
11	B2	267	C	O4'-C1'-N1	9.22	115.57	108.20
38	A1	78	C	O4'-C1'-N1	9.22	115.57	108.20
38	A1	1443	G	N1-C2-N3	-9.22	118.37	123.90
38	A1	1641	G	C5-C6-O6	-9.22	123.07	128.60
38	A1	1751	G	O4'-C1'-N9	9.22	115.57	108.20
38	A1	2300	C	P-O3'-C3'	9.22	130.76	119.70
54	AI	62	ARG	NE-CZ-NH1	-9.22	115.69	120.30
11	B2	1051	G	N1-C2-N3	-9.21	118.37	123.90
11	B2	1142	G	P-O3'-C3'	9.21	130.76	119.70
11	B2	1333	G	N1-C6-O6	9.21	125.43	119.90
11	B2	1389	G	N1-C2-N3	-9.22	118.37	123.90
38	A1	698	U	O4'-C1'-N1	9.21	115.57	108.20

Continued on next page...

Continued from previous page...

Mol	Chain	Res	Type	Atoms	Z	Observed(°)	Ideal(°)
11	B2	513	A	P-O3'-C3'	9.21	130.76	119.70
11	B2	59	C	N3-C4-C5	-9.21	118.22	121.90
38	A1	1446	G	O4'-C1'-N9	9.21	115.57	108.20
38	A1	2993	G	C4'-C3'-C2'	-9.21	93.39	102.60
11	B2	486	A	C5-C6-N6	-9.21	116.33	123.70
38	A1	547	C	O4'-C1'-N1	9.21	115.57	108.20
38	A1	2188	C	O4'-C1'-N1	9.21	115.57	108.20
11	B2	1345	G	C6-C5-N7	-9.21	124.87	130.40
38	A1	1741	C	C5-C4-N4	-9.21	113.75	120.20
11	B2	893	U	C5-C6-N1	-9.21	118.10	122.70
38	A1	11	G	C5-C6-N1	-9.21	106.90	111.50
38	A1	973	C	N3-C4-C5	-9.21	118.22	121.90
38	A1	1085	G	C8-N9-C4	-9.21	102.72	106.40
38	A1	2194	A	C8-N9-C4	-9.21	102.12	105.80
11	B2	203	A	C5-N7-C8	9.21	108.50	103.90
38	A1	862	G	C6-C5-N7	-9.21	124.88	130.40
38	A1	2368	G	C4-C5-N7	-9.21	107.12	110.80
38	A1	372	A	C2-N3-C4	-9.20	106.00	110.60
38	A1	2637	U	C6-N1-C2	9.20	126.52	121.00
11	B2	377	A	C8-N9-C4	-9.20	102.12	105.80
38	A1	1056	C	C5-C4-N4	-9.20	113.76	120.20
11	B2	696	G	O4'-C1'-N9	9.20	115.56	108.20
11	B2	934	G	N1-C2-N2	-9.20	107.92	116.20
38	A1	1393	C	C2-N1-C1'	9.20	128.92	118.80
38	A1	1453	G	O4'-C1'-N9	9.20	115.56	108.20
38	A1	2257	A	N1-C2-N3	9.20	133.90	129.30
38	A1	2766	C	C5-C6-N1	9.20	125.60	121.00
11	B2	87	C	O4'-C1'-N1	9.20	115.56	108.20
11	B2	516	A	C5-C6-N1	-9.20	113.10	117.70
38	A1	1656	C	N3-C4-N4	9.20	124.44	118.00
38	A1	1518	G	N1-C6-O6	9.20	125.42	119.90
20	BH	87	ARG	NE-CZ-NH2	9.20	124.90	120.30
10	B1	63	C	N3-C4-C5	-9.20	118.22	121.90
38	A1	222	A	N1-C6-N6	9.20	124.12	118.60
38	A1	2122	G	N1-C2-N3	-9.20	118.38	123.90
38	A1	380	A	N1-C2-N3	9.19	133.90	129.30
38	A1	640	C	C4-C5-C6	9.19	122.00	117.40
38	A1	1036	C	N1-C2-O2	-9.19	113.38	118.90
38	A1	2393	G	N9-C4-C5	9.20	109.08	105.40
38	A1	2855	G	C5-C6-O6	-9.19	123.08	128.60
59	AL	127	ARG	NE-CZ-NH1	9.19	124.90	120.30
11	B2	1150	G	C5-C6-N1	-9.19	106.90	111.50

Continued on next page...

Continued from previous page...

Mol	Chain	Res	Type	Atoms	Z	Observed(°)	Ideal(°)
14	BB	201	ARG	NE-CZ-NH2	9.19	124.89	120.30
38	A1	1285	C	O4'-C1'-N1	9.19	115.55	108.20
38	A1	2140	C	O4'-C1'-N1	9.19	115.55	108.20
38	A1	144	A	O4'-C1'-N9	9.19	115.55	108.20
38	A1	722	C	C5-C4-N4	-9.19	113.77	120.20
38	A1	991	U	N1-C2-O2	-9.19	116.37	122.80
38	A1	2464	G	C5-C6-O6	-9.19	123.09	128.60
11	B2	615	G	O4'-C1'-N9	9.19	115.55	108.20
38	A1	1344	C	P-O3'-C3'	-9.19	108.67	119.70
38	A1	2259	G	C5-C6-O6	-9.19	123.09	128.60
11	B2	382	G	O4'-C1'-N9	9.19	115.55	108.20
11	B2	243	G	O4'-C1'-N9	9.19	115.55	108.20
11	B2	453	G	N9-C4-C5	-9.19	101.73	105.40
38	A1	120	G	N7-C8-N9	9.19	117.69	113.10
38	A1	1132	U	N1-C2-N3	-9.19	109.39	114.90
11	B2	325	A	N1-C6-N6	9.18	124.11	118.60
38	A1	130	G	C5-C6-O6	-9.18	123.09	128.60
38	A1	1836	A	N7-C8-N9	-9.18	109.21	113.80
39	A3	85	C	O4'-C1'-N1	9.18	115.55	108.20
38	A1	578	C	O4'-C1'-N1	9.18	115.55	108.20
38	A1	2895	G	N1-C6-O6	9.18	125.41	119.90
38	A1	84	A	O4'-C1'-N9	9.18	115.55	108.20
38	A1	1417	U	C6-N1-C2	9.18	126.51	121.00
38	A1	1083	G	O4'-C1'-N9	9.18	115.54	108.20
38	A1	1601	G	P-O3'-C3'	9.18	130.71	119.70
38	A1	1857	A	C5-C6-N1	-9.18	113.11	117.70
38	A1	2612	A	C5-C6-N1	-9.18	113.11	117.70
11	B2	363	C	N3-C4-N4	9.18	124.42	118.00
11	B2	990	G	N1-C2-N3	-9.18	118.39	123.90
38	A1	1979	G	C8-N9-C4	-9.18	102.73	106.40
11	B2	539	C	O4'-C1'-N1	9.18	115.54	108.20
38	A1	2683	G	O4'-C1'-N9	9.18	115.54	108.20
11	B2	609	G	N1-C6-O6	9.17	125.40	119.90
11	B2	1333	G	C5-C6-O6	-9.17	123.09	128.60
38	A1	316	G	N9-C4-C5	-9.17	101.73	105.40
38	A1	2129	G	C4-C5-N7	-9.17	107.13	110.80
11	B2	1451	C	C4-C5-C6	9.17	121.98	117.40
38	A1	2128	G	N9-C4-C5	-9.17	101.73	105.40
11	B2	229	G	P-O5'-C5'	-9.17	106.23	120.90
11	B2	1006	C	C2-N1-C1'	9.17	128.89	118.80
38	A1	140	C	C2-N3-C4	-9.17	115.31	119.90
38	A1	1982	C	C5-C4-N4	-9.17	113.78	120.20

Continued on next page...

Continued from previous page...

Mol	Chain	Res	Type	Atoms	Z	Observed(°)	Ideal(°)
38	A1	1942	G	C5-N7-C8	9.17	108.89	104.30
38	A1	2013	A	C5-N7-C8	9.17	108.48	103.90
38	A1	2083	G	C8-N9-C4	-9.17	102.73	106.40
38	A1	2293	G	C5-C6-O6	-9.17	123.10	128.60
61	AN	163	ARG	NE-CZ-NH2	-9.17	115.72	120.30
11	B2	1298	G	C5-C6-O6	-9.17	123.10	128.60
38	A1	224	G	N1-C2-N3	-9.17	118.40	123.90
38	A1	919	G	C8-N9-C4	-9.17	102.73	106.40
38	A1	2243	G	C2-N3-C4	9.17	116.48	111.90
38	A1	2596	G	C5-C6-O6	-9.17	123.10	128.60
38	A1	1559	A	N9-C4-C5	-9.17	102.13	105.80
38	A1	2741	U	N3-C2-O2	9.17	128.62	122.20
14	BB	62	PHE	CB-CG-CD2	9.16	127.22	120.80
38	A1	472	A	C5-C6-N6	-9.16	116.37	123.70
11	B2	500	A	N1-C6-N6	9.16	124.10	118.60
38	A1	699	A	C5-C6-N1	-9.16	113.12	117.70
38	A1	1004	U	C5-C4-O4	-9.16	120.40	125.90
38	A1	1214	C	C6-N1-C2	-9.16	116.63	120.30
38	A1	1841	G	N1-C2-N3	-9.16	118.40	123.90
38	A1	2143	C	C2-N3-C4	9.16	124.48	119.90
38	A1	2267	U	C4-C5-C6	9.16	125.20	119.70
38	A1	2947	G	C6-C5-N7	-9.16	124.90	130.40
39	A3	82	C	N3-C4-C5	-9.16	118.23	121.90
11	B2	874	G	C5-C6-O6	-9.16	123.10	128.60
38	A1	539	A	C5-C6-N6	-9.16	116.37	123.70
11	B2	416	A	O4'-C1'-N9	9.16	115.53	108.20
38	A1	875	G	N1-C6-O6	9.16	125.40	119.90
38	A1	1043	U	O4'-C1'-N1	9.16	115.53	108.20
38	A1	1705	C	N3-C4-C5	-9.16	118.24	121.90
38	A1	2494	A	N9-C4-C5	9.16	109.47	105.80
38	A1	1235	A	N1-C6-N6	9.16	124.10	118.60
11	B2	66	G	C4-C5-N7	9.16	114.46	110.80
11	B2	729	G	N1-C2-N3	-9.16	118.41	123.90
11	B2	1413	G	C3'-C2'-C1'	-9.16	94.17	101.50
38	A1	2736	G	C5-C6-O6	-9.16	123.11	128.60
11	B2	795	G	C5-C6-O6	-9.16	123.11	128.60
11	B2	819	G	C5-C6-O6	-9.16	123.11	128.60
11	B2	866	A	C8-N9-C4	-9.16	102.14	105.80
38	A1	1961	G	C5-N7-C8	9.16	108.88	104.30
38	A1	2450	A	P-O3'-C3'	9.16	130.69	119.70
29	BQ	55	ARG	NE-CZ-NH1	9.15	124.88	120.30
38	A1	1875	U	O4'-C1'-N1	9.15	115.52	108.20

Continued on next page...

Continued from previous page...

Mol	Chain	Res	Type	Atoms	Z	Observed(°)	Ideal(°)
11	B2	883	G	N1-C6-O6	9.15	125.39	119.90
38	A1	491	G	C4-C5-N7	9.15	114.46	110.80
38	A1	1554	G	P-O5'-C5'	9.15	135.54	120.90
38	A1	2578	C	O4'-C1'-N1	9.15	115.52	108.20
38	A1	2977	G	C5-C6-O6	-9.15	123.11	128.60
11	B2	1429	G	N1-C6-O6	9.15	125.39	119.90
38	A1	599	G	P-O3'-C3'	9.15	130.68	119.70
38	A1	869	A	C5-C6-N6	-9.15	116.38	123.70
38	A1	1643	A	C5-C6-N6	-9.15	116.38	123.70
38	A1	1089	C	O4'-C1'-N1	9.15	115.52	108.20
38	A1	1881	A	C4-C5-C6	9.15	121.58	117.00
38	A1	2206	G	N3-C2-N2	9.15	126.31	119.90
38	A1	2512	C	N3-C4-N4	9.15	124.41	118.00
11	B2	122	C	C4-C5-C6	9.15	121.97	117.40
11	B2	344	G	N1-C2-N3	-9.15	118.41	123.90
11	B2	720	A	N1-C2-N3	-9.15	124.73	129.30
11	B2	965	G	N1-C6-O6	9.15	125.39	119.90
38	A1	1053	A	C5-C6-N1	-9.15	113.13	117.70
38	A1	1347	U	C5-C4-O4	-9.15	120.41	125.90
11	B2	1200	U	O4'-C1'-N1	9.15	115.52	108.20
38	A1	1367	A	C8-N9-C4	-9.15	102.14	105.80
38	A1	1979	G	N1-C6-O6	9.15	125.39	119.90
11	B2	639	G	C2-N3-C4	-9.14	107.33	111.90
11	B2	595	U	N3-C4-O4	9.14	125.80	119.40
38	A1	363	G	P-O5'-C5'	9.14	135.53	120.90
38	A1	457	C	C5-C4-N4	-9.14	113.80	120.20
38	A1	1113	G	C5-C6-N1	9.14	116.07	111.50
38	A1	1165	C	O4'-C1'-N1	9.14	115.52	108.20
38	A1	2525	C	N3-C4-C5	-9.14	118.24	121.90
11	B2	258	A	C5-C6-N6	-9.14	116.39	123.70
11	B2	332	C	C6-N1-C2	9.14	123.96	120.30
11	B2	1304	C	N3-C4-N4	9.14	124.40	118.00
11	B2	1473	A	C5-C6-N6	-9.14	116.39	123.70
38	A1	63	A	N1-C6-N6	9.14	124.08	118.60
38	A1	135	U	C5-C6-N1	9.14	127.27	122.70
38	A1	221	G	N7-C8-N9	-9.14	108.53	113.10
38	A1	2537	G	C5-C6-O6	-9.14	123.12	128.60
11	B2	688	C	O4'-C1'-N1	9.14	115.51	108.20
11	B2	1265	G	C5-C6-O6	-9.14	123.12	128.60
38	A1	1868	C	N3-C2-O2	9.14	128.30	121.90
11	B2	1069	G	C2-N3-C4	-9.14	107.33	111.90
38	A1	133	G	O4'-C1'-N9	9.14	115.51	108.20

Continued on next page...

Continued from previous page...

Mol	Chain	Res	Type	Atoms	Z	Observed(°)	Ideal(°)
38	A1	1134	A	N7-C8-N9	-9.14	109.23	113.80
38	A1	1310	A	N9-C4-C5	9.14	109.45	105.80
38	A1	2260	C	N3-C4-C5	-9.14	118.25	121.90
38	A1	2596	G	N7-C8-N9	9.14	117.67	113.10
38	A1	2861	A	O4'-C1'-N9	9.14	115.51	108.20
11	B2	671	C	P-O3'-C3'	9.14	130.66	119.70
11	B2	22	G	N1-C6-O6	9.13	125.38	119.90
11	B2	551	U	N3-C2-O2	9.13	128.59	122.20
38	A1	27	G	N1-C6-O6	9.13	125.38	119.90
38	A1	83	G	N1-C6-O6	9.13	125.38	119.90
38	A1	617	G	N1-C2-N3	-9.13	118.42	123.90
38	A1	766	G	N9-C4-C5	9.13	109.05	105.40
38	A1	2793	C	P-O3'-C3'	9.13	130.66	119.70
11	B2	34	G	N1-C6-O6	9.13	125.38	119.90
11	B2	805	C	N3-C4-C5	-9.13	118.25	121.90
11	B2	1174	A	C5-C6-N6	-9.13	116.39	123.70
38	A1	37	C	O4'-C1'-N1	9.13	115.50	108.20
38	A1	1078	G	P-O3'-C3'	-9.13	108.74	119.70
38	A1	1228	G	N1-C2-N2	-9.13	107.98	116.20
38	A1	1257	G	O4'-C1'-N9	9.13	115.51	108.20
43	AB	238	ARG	NE-CZ-NH1	9.13	124.87	120.30
11	B2	447	A	C4-C5-C6	9.13	121.56	117.00
11	B2	468	G	C5-C6-N1	-9.13	106.94	111.50
11	B2	561	A	C5-C6-N6	-9.13	116.40	123.70
11	B2	649	A	C2-N3-C4	-9.13	106.04	110.60
38	A1	103	A	O4'-C1'-N9	9.13	115.50	108.20
38	A1	144	A	C5-C6-N1	-9.13	113.14	117.70
38	A1	944	G	O4'-C1'-N9	9.13	115.50	108.20
38	A1	1012	G	C5-C6-O6	-9.13	123.12	128.60
38	A1	1763	A	N7-C8-N9	-9.13	109.24	113.80
38	A1	2244	G	C5-C6-O6	-9.13	123.12	128.60
11	B2	385	A	O4'-C1'-N9	9.13	115.50	108.20
38	A1	1843	C	C5-C6-N1	9.12	125.56	121.00
38	A1	1945	C	N3-C4-N4	9.12	124.39	118.00
38	A1	2296	A	N3-C4-C5	-9.13	120.41	126.80
38	A1	2310	G	C4-C5-N7	9.13	114.45	110.80
38	A1	2472	A	C4-C5-C6	9.12	121.56	117.00
11	B2	54	C	N3-C4-C5	-9.12	118.25	121.90
38	A1	1655	G	N9-C4-C5	-9.12	101.75	105.40
38	A1	1801	C	N3-C4-C5	-9.12	118.25	121.90
38	A1	2537	G	C6-C5-N7	-9.12	124.93	130.40
11	B2	602	G	C6-C5-N7	-9.12	124.93	130.40

Continued on next page...

Continued from previous page...

Mol	Chain	Res	Type	Atoms	Z	Observed(°)	Ideal(°)
11	B2	1111	G	N1-C2-N3	-9.12	118.43	123.90
38	A1	422	G	N1-C6-O6	9.12	125.37	119.90
38	A1	2289	A	C5-N7-C8	9.12	108.46	103.90
38	A1	2650	G	O4'-C1'-N9	9.12	115.50	108.20
11	B2	1467	U	O4'-C1'-N1	9.12	115.50	108.20
13	BA	98	ARG	NE-CZ-NH2	9.12	124.86	120.30
38	A1	1108	A	N1-C6-N6	9.12	124.07	118.60
38	A1	1908	C	O4'-C1'-N1	9.12	115.50	108.20
11	B2	1420	U	N1-C2-N3	9.12	120.37	114.90
38	A1	442	G	N1-C2-N3	-9.12	118.43	123.90
38	A1	1650	U	O4'-C1'-N1	9.12	115.49	108.20
38	A1	1754	A	C5-C6-N6	-9.12	116.41	123.70
38	A1	2400	U	N3-C4-O4	9.12	125.78	119.40
67	AZ	25	ARG	NE-CZ-NH1	-9.12	115.74	120.30
38	A1	1845	C	N3-C4-C5	-9.12	118.25	121.90
11	B2	582	G	O4'-C1'-N9	9.11	115.49	108.20
38	A1	196	A	O4'-C1'-N9	9.12	115.49	108.20
38	A1	258	C	C5-C6-N1	9.11	125.56	121.00
38	A1	776	G	N9-C4-C5	9.12	109.05	105.40
38	A1	855	G	O4'-C1'-N9	9.12	115.49	108.20
38	A1	1381	C	C6-N1-C2	9.12	123.95	120.30
38	A1	1145	G	P-O3'-C3'	9.11	130.64	119.70
38	A1	1836	A	O4'-C1'-N9	9.11	115.49	108.20
38	A1	2720	U	N1-C2-O2	-9.12	116.42	122.80
38	A1	2533	G	O4'-C1'-N9	9.11	115.49	108.20
11	B2	588	C	O4'-C1'-N1	9.11	115.49	108.20
11	B2	1066	C	C4-C5-C6	9.11	121.96	117.40
38	A1	224	G	C5-C6-O6	-9.11	123.13	128.60
38	A1	749	G	O4'-C1'-N9	9.11	115.49	108.20
38	A1	978	C	C6-N1-C2	9.11	123.94	120.30
38	A1	2692	A	N1-C6-N6	9.11	124.07	118.60
41	AA	95	ARG	NE-CZ-NH2	-9.11	115.74	120.30
61	AN	22	TYR	CB-CG-CD2	-9.11	115.53	121.00
39	A3	61	C	N1-C2-O2	-9.11	113.43	118.90
10	B1	54	G	C5-C6-N1	-9.11	106.95	111.50
11	B2	636	G	C4-C5-C6	9.11	124.27	118.80
11	B2	1310	C	C5-C6-N1	9.11	125.55	121.00
38	A1	355	G	C4-C5-N7	9.11	114.44	110.80
38	A1	879	A	C2-N3-C4	-9.11	106.05	110.60
11	B2	261	G	N1-C2-N3	-9.11	118.44	123.90
11	B2	294	A	C5-C6-N1	-9.11	113.15	117.70
11	B2	323	A	C8-N9-C4	-9.11	102.16	105.80

Continued on next page...

Continued from previous page...

Mol	Chain	Res	Type	Atoms	Z	Observed(°)	Ideal(°)
11	B2	800	G	C5-C6-O6	-9.11	123.14	128.60
11	B2	834	C	N3-C4-C5	-9.11	118.26	121.90
38	A1	437	G	C4-C5-N7	-9.11	107.16	110.80
38	A1	448	A	C5-C6-N1	-9.11	113.15	117.70
38	A1	1625	A	N1-C6-N6	9.11	124.06	118.60
38	A1	2879	G	C5-C6-O6	-9.11	123.14	128.60
11	B2	100	A	C4-C5-N7	-9.10	106.15	110.70
11	B2	593	G	N1-C2-N3	-9.10	118.44	123.90
11	B2	666	G	N1-C6-O6	9.10	125.36	119.90
38	A1	456	G	C5-C6-O6	-9.10	123.14	128.60
38	A1	560	G	C8-N9-C4	-9.10	102.76	106.40
11	B2	902	U	O4'-C1'-N1	9.10	115.48	108.20
11	B2	956	C	N1-C2-O2	9.10	124.36	118.90
38	A1	652	G	C2-N3-C4	9.10	116.45	111.90
11	B2	395	C	C6-N1-C2	-9.10	116.66	120.30
11	B2	535	U	O4'-C1'-N1	9.10	115.48	108.20
38	A1	472	A	N9-C4-C5	9.10	109.44	105.80
38	A1	2043	A	C5-C6-N1	-9.10	113.15	117.70
38	A1	2513	C	O4'-C1'-N1	9.10	115.48	108.20
11	B2	786	G	C5-C6-N1	-9.10	106.95	111.50
11	B2	1103	G	C8-N9-C4	9.10	110.04	106.40
38	A1	692	C	O4'-C1'-N1	9.10	115.48	108.20
38	A1	2118	C	N3-C4-C5	-9.10	118.26	121.90
38	A1	2768	C	N3-C4-C5	-9.10	118.26	121.90
38	A1	2787	G	O4'-C1'-N9	9.10	115.48	108.20
11	B2	611	A	O4'-C1'-N9	9.10	115.48	108.20
11	B2	712	G	C2-N3-C4	9.10	116.45	111.90
11	B2	712	G	C8-N9-C4	-9.10	102.76	106.40
38	A1	30	G	C5-C6-O6	-9.10	123.14	128.60
38	A1	2474	A	N3-C4-C5	-9.10	120.43	126.80
38	A1	2569	G	N3-C2-N2	9.10	126.27	119.90
38	A1	783	C	O4'-C1'-N1	9.09	115.48	108.20
11	B2	497	C	C2-N1-C1'	9.09	128.80	118.80
38	A1	380	A	O4'-C1'-N9	9.09	115.47	108.20
38	A1	1593	C	N3-C4-N4	9.09	124.36	118.00
38	A1	2301	C	C4'-C3'-C2'	-9.09	93.51	102.60
11	B2	1111	G	N1-C6-O6	9.09	125.35	119.90
38	A1	2128	G	C2-N3-C4	-9.09	107.36	111.90
28	BP	27	TYR	CB-CG-CD1	-9.09	115.55	121.00
38	A1	998	G	C5-C6-O6	-9.09	123.15	128.60
38	A1	2285	G	P-O3'-C3'	9.09	130.61	119.70
38	A1	869	A	C5-C6-N1	-9.09	113.16	117.70

Continued on next page...

Continued from previous page...

Mol	Chain	Res	Type	Atoms	Z	Observed(°)	Ideal(°)
38	A1	1186	G	P-O3'-C3'	9.09	130.60	119.70
38	A1	1336	G	O4'-C1'-N9	9.09	115.47	108.20
38	A1	2445	G	N7-C8-N9	9.09	117.64	113.10
11	B2	510	A	C4-C5-C6	9.09	121.54	117.00
20	BH	174	TYR	CB-CG-CD1	9.09	126.45	121.00
38	A1	1797	A	N1-C6-N6	9.09	124.05	118.60
38	A1	1872	G	C5-C6-O6	-9.09	123.15	128.60
39	A3	84	U	P-O5'-C5'	9.09	135.44	120.90
11	B2	562	A	N9-C4-C5	9.08	109.43	105.80
38	A1	363	G	C5-C6-O6	-9.08	123.15	128.60
38	A1	1516	C	C4-C5-C6	9.08	121.94	117.40
38	A1	1668	G	N1-C2-N3	-9.08	118.45	123.90
11	B2	601	G	N1-C2-N3	-9.08	118.45	123.90
11	B2	1102	A	C5-C6-N1	-9.08	113.16	117.70
38	A1	2429	G	N1-C2-N3	-9.08	118.45	123.90
11	B2	327	G	C6-C5-N7	-9.08	124.95	130.40
11	B2	418	G	N1-C2-N3	-9.08	118.45	123.90
11	B2	453	G	C4-C5-N7	9.08	114.43	110.80
11	B2	612	C	N3-C4-C5	-9.08	118.27	121.90
11	B2	913	G	C8-N9-C4	-9.08	102.77	106.40
11	B2	954	G	C6-C5-N7	-9.08	124.95	130.40
38	A1	19	G	C5-C6-N1	9.08	116.04	111.50
38	A1	1042	G	C5-C6-N1	-9.08	106.96	111.50
38	A1	1734	G	N3-C2-N2	9.08	126.25	119.90
38	A1	2493	A	C5-N7-C8	9.08	108.44	103.90
38	A1	2740	G	N3-C2-N2	9.08	126.26	119.90
38	A1	2812	U	C5-C4-O4	9.08	131.35	125.90
51	Ag	13	LYS	N-CA-CB	9.08	126.94	110.60
11	B2	1063	A	C4-C5-N7	-9.08	106.16	110.70
11	B2	1388	G	N1-C2-N3	-9.08	118.45	123.90
38	A1	33	U	P-O3'-C3'	-9.08	108.81	119.70
38	A1	199	C	C6-N1-C2	-9.08	116.67	120.30
38	A1	515	G	C8-N9-C4	-9.08	102.77	106.40
11	B2	136	A	C8-N9-C4	-9.08	102.17	105.80
11	B2	1207	G	N3-C4-C5	9.08	133.14	128.60
38	A1	2854	A	C5-N7-C8	9.08	108.44	103.90
38	A1	2943	G	C5-C6-O6	-9.08	123.16	128.60
10	B1	17	C	N3-C4-N4	9.07	124.35	118.00
11	B2	239	A	C5-C6-N6	-9.07	116.44	123.70
11	B2	322	G	N1-C6-O6	9.07	125.34	119.90
38	A1	21	C	C5-C6-N1	9.07	125.54	121.00
38	A1	250	G	O4'-C1'-N9	9.07	115.46	108.20

Continued on next page...

Continued from previous page...

Mol	Chain	Res	Type	Atoms	Z	Observed(°)	Ideal(°)
38	A1	1202	G	O4'-C1'-N9	9.07	115.46	108.20
38	A1	1325	A	C5-C6-N1	-9.07	113.16	117.70
38	A1	1662	C	N3-C4-C5	-9.07	118.27	121.90
38	A1	2605	G	N1-C6-O6	9.07	125.34	119.90
38	A1	1876	G	N1-C6-O6	9.07	125.34	119.90
38	A1	2998	G	P-O3'-C3'	9.07	130.59	119.70
11	B2	592	G	N1-C2-N3	-9.07	118.46	123.90
11	B2	681	G	O4'-C1'-N9	9.07	115.46	108.20
11	B2	1251	C	O4'-C1'-N1	9.07	115.46	108.20
38	A1	209	G	N1-C6-O6	9.07	125.34	119.90
38	A1	222	A	O4'-C1'-N9	9.07	115.46	108.20
38	A1	909	A	C5-C6-N6	-9.07	116.44	123.70
38	A1	1840	G	N3-C2-N2	9.07	126.25	119.90
38	A1	437	G	C5-N7-C8	9.07	108.83	104.30
38	A1	2089	C	N3-C4-C5	-9.07	118.27	121.90
11	B2	1114	G	N7-C8-N9	9.07	117.63	113.10
11	B2	1417	A	C2-N3-C4	-9.07	106.07	110.60
11	B2	1480	G	C5-C6-O6	-9.07	123.16	128.60
38	A1	664	A	C6-N1-C2	9.07	124.04	118.60
38	A1	1275	G	C5-C6-N1	-9.07	106.97	111.50
38	A1	1446	G	N9-C4-C5	-9.07	101.77	105.40
38	A1	2434	A	C8-N9-C4	-9.07	102.17	105.80
38	A1	889	C	N3-C4-C5	-9.07	118.27	121.90
38	A1	1711	C	C2-N3-C4	9.07	124.43	119.90
38	A1	1878	G	N1-C2-N3	-9.07	118.46	123.90
38	A1	2898	G	C4-C5-N7	-9.07	107.17	110.80
45	AC	250	ARG	NE-CZ-NH2	9.07	124.83	120.30
13	BA	115	TYR	CB-CG-CD1	9.06	126.44	121.00
38	A1	1712	U	O4'-C1'-N1	9.06	115.45	108.20
11	B2	133	G	O4'-C1'-N9	9.06	115.45	108.20
16	BD	122	ARG	NE-CZ-NH2	-9.06	115.77	120.30
38	A1	22	C	C5-C4-N4	-9.06	113.86	120.20
38	A1	254	A	C4-C5-N7	-9.06	106.17	110.70
38	A1	1951	G	N3-C4-C5	-9.06	124.07	128.60
38	A1	2385	G	C5-C6-O6	-9.06	123.16	128.60
11	B2	210	A	C5-C6-N1	-9.06	113.17	117.70
38	A1	2238	G	O4'-C1'-N9	9.06	115.45	108.20
11	B2	353	G	C5-C6-O6	-9.06	123.17	128.60
38	A1	248	C	N3-C4-C5	-9.06	118.28	121.90
38	A1	701	G	C8-N9-C4	-9.06	102.78	106.40
38	A1	1209	A	P-O3'-C3'	9.06	130.57	119.70
38	A1	1275	G	C6-C5-N7	-9.06	124.97	130.40

Continued on next page...

Continued from previous page...

Mol	Chain	Res	Type	Atoms	Z	Observed(°)	Ideal(°)
38	A1	2192	G	O4'-C1'-N9	9.06	115.45	108.20
11	B2	400	G	C4-C5-N7	-9.05	107.18	110.80
11	B2	1402	C	N3-C4-N4	9.06	124.34	118.00
11	B2	1464	C	C6-N1-C2	-9.06	116.68	120.30
11	B2	729	G	C6-C5-N7	-9.05	124.97	130.40
38	A1	83	G	O3'-P-O5'	-9.05	86.80	104.00
38	A1	563	A	C4-C5-N7	-9.05	106.17	110.70
38	A1	1714	G	C6-N1-C2	9.05	130.53	125.10
38	A1	2235	G	C4-C5-C6	9.05	124.23	118.80
38	A1	2299	G	C5-C6-N1	-9.05	106.97	111.50
38	A1	2679	A	O4'-C1'-N9	9.05	115.44	108.20
49	Ae	25	ARG	NE-CZ-NH2	-9.05	115.77	120.30
11	B2	213	C	O4'-C1'-N1	9.05	115.44	108.20
11	B2	619	A	O4'-C1'-N9	9.05	115.44	108.20
11	B2	1095	C	O4'-C1'-N1	9.05	115.44	108.20
11	B2	1461	U	C3'-C2'-C1'	9.05	108.74	101.50
38	A1	1701	C	O4'-C1'-N1	9.05	115.44	108.20
10	B1	73	C	N3-C4-N4	9.05	124.33	118.00
38	A1	2834	C	O4'-C1'-N1	9.05	115.44	108.20
10	B1	55	U	C5-C4-O4	9.05	131.33	125.90
11	B2	506	G	C6-C5-N7	-9.05	124.97	130.40
11	B2	558	C	O4'-C1'-N1	9.05	115.44	108.20
11	B2	1074	C	C5-C4-N4	-9.05	113.87	120.20
11	B2	1413	G	N1-C6-O6	9.05	125.33	119.90
38	A1	304	G	O4'-C1'-N9	9.05	115.44	108.20
38	A1	723	A	N7-C8-N9	-9.05	109.28	113.80
11	B2	792	C	C2-N3-C4	9.05	124.42	119.90
38	A1	42	G	O4'-C1'-N9	9.05	115.44	108.20
38	A1	680	U	O4'-C1'-N1	9.05	115.44	108.20
38	A1	2831	G	C5-C6-N1	-9.05	106.98	111.50
11	B2	74	U	N3-C4-O4	9.05	125.73	119.40
38	A1	741	G	N3-C2-N2	9.05	126.23	119.90
11	B2	314	G	C5-C6-O6	-9.04	123.17	128.60
11	B2	320	G	C5-C6-N1	-9.04	106.98	111.50
11	B2	352	A	N9-C4-C5	9.04	109.42	105.80
11	B2	357	C	C5-C4-N4	-9.04	113.87	120.20
38	A1	2359	G	C5-C6-O6	-9.05	123.17	128.60
38	A1	542	A	N1-C2-N3	9.04	133.82	129.30
38	A1	2452	C	C5-C4-N4	-9.04	113.87	120.20
11	B2	198	A	N1-C6-N6	9.04	124.03	118.60
11	B2	468	G	C2-N3-C4	-9.04	107.38	111.90
35	BW	15	ARG	NE-CZ-NH2	-9.04	115.78	120.30

Continued on next page...

Continued from previous page...

Mol	Chain	Res	Type	Atoms	Z	Observed(°)	Ideal(°)
38	A1	324	C	P-O3'-C3'	9.04	130.55	119.70
38	A1	939	A	N1-C2-N3	9.04	133.82	129.30
38	A1	2593	A	O4'-C1'-N9	9.04	115.44	108.20
38	A1	2717	A	C5'-C4'-O4'	9.04	119.95	109.10
38	A1	961	C	C4-C5-C6	9.04	121.92	117.40
11	B2	1161	A	C8-N9-C4	-9.04	102.19	105.80
38	A1	1530	A	C2-N3-C4	-9.04	106.08	110.60
38	A1	2034	G	C4-C5-N7	9.04	114.42	110.80
34	BV	77	ARG	NE-CZ-NH2	-9.04	115.78	120.30
38	A1	584	G	N7-C8-N9	-9.04	108.58	113.10
38	A1	2721	C	O4'-C1'-N1	9.04	115.43	108.20
38	A1	2792	G	O4'-C1'-N9	9.04	115.43	108.20
38	A1	2146	C	N3-C4-N4	9.04	124.33	118.00
38	A1	2494	A	C8-N9-C4	-9.04	102.19	105.80
38	A1	2781	A	N1-C6-N6	9.04	124.02	118.60
39	A3	5	G	C5-N7-C8	-9.04	99.78	104.30
11	B2	813	G	C5-C6-O6	-9.04	123.18	128.60
38	A1	195	U	C2-N3-C4	9.04	132.42	127.00
38	A1	1502	C	C5-C4-N4	-9.04	113.88	120.20
38	A1	176	G	O4'-C1'-N9	9.03	115.43	108.20
38	A1	802	G	C4-C5-C6	9.04	124.22	118.80
38	A1	1170	G	N1-C6-O6	9.04	125.32	119.90
38	A1	2257	A	C8-N9-C4	-9.03	102.19	105.80
11	B2	1045	A	C6-N1-C2	-9.03	113.18	118.60
38	A1	483	C	C6-N1-C2	-9.03	116.69	120.30
38	A1	1037	C	N3-C4-N4	9.03	124.32	118.00
38	A1	1134	A	C4-C5-C6	9.03	121.52	117.00
38	A1	2467	C	N3-C4-C5	-9.03	118.29	121.90
63	AP	117	ARG	NE-CZ-NH1	9.03	124.82	120.30
38	A1	2835	A	C8-N9-C4	9.03	109.41	105.80
39	A3	111	G	C4-C5-C6	9.03	124.22	118.80
59	AL	95	TYR	CB-CG-CD2	9.03	126.42	121.00
10	B1	42	C	C4-C5-C6	9.03	121.92	117.40
11	B2	280	C	C5-C4-N4	-9.03	113.88	120.20
11	B2	733	C	C2-N3-C4	9.03	124.42	119.90
38	A1	611	G	C4-C5-C6	9.03	124.22	118.80
11	B2	117	C	N3-C4-N4	9.03	124.32	118.00
11	B2	738	C	N3-C4-C5	-9.03	118.29	121.90
38	A1	1194	G	N3-C2-N2	9.03	126.22	119.90
38	A1	1480	G	N1-C6-O6	9.03	125.32	119.90
38	A1	2293	G	N1-C6-O6	9.03	125.32	119.90
38	A1	2969	G	N1-C6-O6	9.03	125.32	119.90

Continued on next page...

Continued from previous page...

Mol	Chain	Res	Type	Atoms	Z	Observed(°)	Ideal(°)
11	B2	773	A	C5-C6-N6	-9.03	116.48	123.70
38	A1	981	A	C4-C5-C6	9.03	121.51	117.00
38	A1	1605	A	O4'-C1'-N9	9.03	115.42	108.20
38	A1	1842	C	N3-C4-N4	9.03	124.32	118.00
38	A1	2055	U	O4'-C1'-N1	9.03	115.42	108.20
38	A1	2668	G	C6-C5-N7	-9.03	124.98	130.40
38	A1	2722	G	C5-C6-O6	-9.03	123.19	128.60
11	B2	372	G	C2-N3-C4	9.02	116.41	111.90
11	B2	765	U	N3-C4-C5	-9.02	109.19	114.60
38	A1	84	A	P-O3'-C3'	9.02	130.53	119.70
38	A1	87	C	C6-N1-C2	-9.02	116.69	120.30
38	A1	165	G	O4'-C1'-N9	9.02	115.42	108.20
38	A1	664	A	C6-C5-N7	-9.02	125.98	132.30
38	A1	1342	G	N1-C6-O6	9.02	125.31	119.90
38	A1	875	G	N1-C2-N3	-9.02	118.49	123.90
38	A1	2083	G	N1-C6-O6	9.02	125.31	119.90
38	A1	2548	A	C4-C5-C6	9.02	121.51	117.00
38	A1	2878	A	N1-C6-N6	9.02	124.01	118.60
38	A1	1176	C	O4'-C1'-N1	9.02	115.42	108.20
38	A1	1521	G	C5-C6-O6	-9.02	123.19	128.60
64	AR	73	TYR	CB-CG-CD2	-9.02	115.59	121.00
11	B2	426	C	O4'-C1'-N1	9.02	115.42	108.20
11	B2	1061	A	C4-C5-C6	9.02	121.51	117.00
38	A1	1589	G	C5-C6-O6	-9.02	123.19	128.60
11	B2	591	G	N1-C2-N3	-9.02	118.49	123.90
11	B2	1152	C	N3-C4-C5	-9.02	118.29	121.90
11	B2	1215	G	N3-C4-C5	-9.02	124.09	128.60
38	A1	41	G	C5-C6-O6	-9.02	123.19	128.60
38	A1	238	C	C6-N1-C2	9.02	123.91	120.30
38	A1	786	G	C5-C6-O6	-9.02	123.19	128.60
38	A1	1908	C	N3-C4-N4	9.02	124.31	118.00
38	A1	2897	C	C2-N3-C4	9.02	124.41	119.90
38	A1	2299	G	C8-N9-C4	-9.02	102.79	106.40
61	AN	36	MET	CG-SD-CE	9.02	114.63	100.20
10	B1	40	U	O4'-C1'-N1	9.02	115.41	108.20
11	B2	266	A	C4-C5-C6	9.02	121.51	117.00
38	A1	2860	G	O4'-C1'-N9	9.02	115.41	108.20
38	A1	1634	A	C5-C6-N1	-9.02	113.19	117.70
11	B2	645	G	C5-C6-O6	-9.01	123.19	128.60
11	B2	752	G	C5-C6-N1	-9.01	106.99	111.50
38	A1	349	A	N9-C4-C5	9.01	109.41	105.80
38	A1	620	G	N1-C6-O6	9.01	125.31	119.90

Continued on next page...

Continued from previous page...

Mol	Chain	Res	Type	Atoms	Z	Observed(°)	Ideal(°)
38	A1	1728	C	N3-C4-C5	-9.01	118.30	121.90
38	A1	1782	C	N3-C4-C5	-9.01	118.30	121.90
38	A1	2048	C	N3-C4-N4	9.01	124.31	118.00
38	A1	2402	A	C6-N1-C2	-9.01	113.19	118.60
38	A1	2877	A	P-O3'-C3'	9.01	130.51	119.70
11	B2	1300	A	O4'-C1'-N9	9.01	115.41	108.20
38	A1	789	G	C5-C6-O6	-9.01	123.19	128.60
38	A1	2658	G	C5-C6-O6	-9.01	123.19	128.60
38	A1	2827	C	O4'-C1'-N1	9.01	115.41	108.20
11	B2	371	U	C5-C6-N1	9.01	127.20	122.70
11	B2	754	G	C5-C6-O6	-9.01	123.19	128.60
38	A1	1465	A	C5-C6-N6	-9.01	116.49	123.70
38	A1	2009	G	C2-N3-C4	-9.01	107.39	111.90
11	B2	534	G	N3-C2-N2	9.01	126.20	119.90
11	B2	625	G	C5-N7-C8	9.01	108.80	104.30
11	B2	1233	G	C6-N1-C2	9.01	130.50	125.10
11	B2	1410	G	O4'-C1'-N9	9.01	115.41	108.20
38	A1	476	C	C2-N3-C4	9.01	124.40	119.90
38	A1	1375	G	N1-C6-O6	9.01	125.31	119.90
38	A1	1499	C	C2-N3-C4	9.01	124.40	119.90
38	A1	2597	A	C4-C5-C6	9.01	121.50	117.00
38	A1	3009	C	C4'-C3'-C2'	-9.01	93.59	102.60
11	B2	793	G	O4'-C1'-N9	9.01	115.40	108.20
10	B1	28	C	N3-C4-N4	9.00	124.30	118.00
11	B2	511	C	N3-C4-C5	-9.00	118.30	121.90
11	B2	666	G	N9-C4-C5	-9.00	101.80	105.40
38	A1	1009	G	O4'-C1'-N9	9.00	115.40	108.20
38	A1	1054	A	N1-C6-N6	9.00	124.00	118.60
38	A1	1248	C	O4'-C1'-N1	9.00	115.40	108.20
38	A1	2550	A	O4'-C1'-N9	9.00	115.40	108.20
11	B2	945	G	C4-C5-N7	-9.00	107.20	110.80
38	A1	399	C	O4'-C1'-N1	9.00	115.40	108.20
38	A1	1412	C	N1-C2-N3	-9.00	112.90	119.20
38	A1	2369	G	C5-C6-O6	-9.00	123.20	128.60
11	B2	400	G	O4'-C1'-N9	9.00	115.40	108.20
11	B2	1106	A	N1-C6-N6	9.00	124.00	118.60
38	A1	221	G	C6-C5-N7	-9.00	125.00	130.40
38	A1	243	G	N7-C8-N9	9.00	117.60	113.10
38	A1	614	G	C2-N3-C4	9.00	116.40	111.90
38	A1	1052	G	N3-C2-N2	9.00	126.20	119.90
11	B2	474	G	N1-C6-O6	8.99	125.30	119.90
11	B2	1414	G	C1'-O4'-C4'	8.99	117.10	109.90

Continued on next page...

Continued from previous page...

Mol	Chain	Res	Type	Atoms	Z	Observed(°)	Ideal(°)
38	A1	939	A	C2-N3-C4	-8.99	106.10	110.60
38	A1	1983	C	C2-N3-C4	8.99	124.40	119.90
11	B2	485	A	C5-C6-N6	-8.99	116.51	123.70
11	B2	850	A	N9-C4-C5	-8.99	102.20	105.80
38	A1	485	G	C4-C5-C6	8.99	124.20	118.80
38	A1	1964	G	C6-C5-N7	-8.99	125.00	130.40
38	A1	120	G	N1-C6-O6	8.99	125.30	119.90
38	A1	220	C	O4'-C1'-N1	8.99	115.39	108.20
38	A1	405	G	C4-C5-C6	8.99	124.19	118.80
38	A1	588	U	C6-N1-C2	-8.99	115.60	121.00
38	A1	988	C	N3-C4-N4	8.99	124.30	118.00
38	A1	1374	G	N3-C2-N2	8.99	126.19	119.90
38	A1	2058	C	O4'-C1'-N1	8.99	115.39	108.20
10	B1	7	G	N1-C2-N3	-8.99	118.51	123.90
38	A1	1386	G	C2-N3-C4	8.99	116.39	111.90
38	A1	1495	A	C5-C6-N1	-8.99	113.21	117.70
38	A1	2175	G	N1-C6-O6	8.99	125.29	119.90
11	B2	1086	C	P-O3'-C3'	-8.99	108.91	119.70
11	B2	1222	C	O4'-C1'-N1	8.99	115.39	108.20
38	A1	224	G	C4-C5-C6	8.99	124.19	118.80
38	A1	1626	A	C8-N9-C4	-8.99	102.20	105.80
38	A1	1198	G	O4'-C1'-N9	8.99	115.39	108.20
38	A1	1335	C	O4'-C1'-N1	8.99	115.39	108.20
38	A1	1375	G	N1-C2-N3	-8.99	118.51	123.90
38	A1	2610	C	C5-C4-N4	-8.99	113.91	120.20
11	B2	92	G	C6-C5-N7	-8.98	125.01	130.40
11	B2	973	U	P-O3'-C3'	8.98	130.48	119.70
11	B2	592	G	C5-C6-O6	-8.98	123.21	128.60
38	A1	454	C	C5-C6-N1	8.98	125.49	121.00
38	A1	563	A	N1-C6-N6	8.98	123.99	118.60
38	A1	769	G	N3-C2-N2	8.98	126.19	119.90
11	B2	143	G	C5-C6-O6	-8.98	123.21	128.60
38	A1	175	G	N1-C2-N3	-8.98	118.51	123.90
38	A1	519	A	C4-C5-C6	8.98	121.49	117.00
38	A1	67	U	C5-C6-N1	8.98	127.19	122.70
11	B2	102	U	C5-C6-N1	8.98	127.19	122.70
38	A1	335	C	C2-N3-C4	8.98	124.39	119.90
38	A1	1671	A	C4-C5-C6	8.98	121.49	117.00
38	A1	1132	U	C6-N1-C2	8.98	126.39	121.00
38	A1	2679	A	C4-C5-C6	8.98	121.49	117.00
38	A1	2710	G	N1-C6-O6	8.98	125.29	119.90
38	A1	2599	C	O4'-C1'-N1	8.97	115.38	108.20

Continued on next page...

Continued from previous page...

Mol	Chain	Res	Type	Atoms	Z	Observed(°)	Ideal(°)
38	A1	2744	U	C5-C6-N1	8.97	127.19	122.70
11	B2	695	G	C5-N7-C8	8.97	108.79	104.30
11	B2	1246	U	O4'-C1'-N1	8.97	115.38	108.20
38	A1	901	C	O4'-C1'-N1	8.97	115.38	108.20
38	A1	1165	C	N3-C4-C5	-8.97	118.31	121.90
38	A1	1555	G	C5-C6-O6	-8.97	123.22	128.60
38	A1	2967	C	N3-C4-N4	8.97	124.28	118.00
11	B2	134	A	C5-C6-N6	-8.97	116.52	123.70
11	B2	180	G	C5-C6-O6	-8.97	123.22	128.60
11	B2	560	A	C2-N3-C4	-8.97	106.11	110.60
11	B2	814	C	C6-N1-C2	8.97	123.89	120.30
11	B2	1098	G	N3-C2-N2	8.97	126.18	119.90
38	A1	72	U	O4'-C1'-N1	8.97	115.38	108.20
38	A1	1767	C	C5-C4-N4	-8.97	113.92	120.20
38	A1	1906	G	C5-C6-N1	-8.97	107.01	111.50
38	A1	2324	C	O4'-C1'-N1	8.97	115.38	108.20
38	A1	1922	A	N1-C6-N6	8.97	123.98	118.60
38	A1	2951	G	O4'-C1'-N9	8.97	115.38	108.20
11	B2	78	G	N3-C4-N9	-8.97	120.62	126.00
11	B2	170	C	O4'-C1'-N1	8.97	115.37	108.20
38	A1	443	C	C6-N1-C1'	-8.97	110.04	120.80
11	B2	322	G	N3-C2-N2	8.97	126.18	119.90
24	BL	59	ALA	N-CA-CB	8.97	122.66	110.10
38	A1	272	G	N3-C2-N2	8.97	126.18	119.90
38	A1	372	A	C4-C5-C6	8.97	121.48	117.00
38	A1	853	G	C4-C5-N7	8.97	114.39	110.80
11	B2	454	G	N1-C6-O6	8.97	125.28	119.90
38	A1	998	G	C8-N9-C4	-8.97	102.81	106.40
11	B2	893	U	C4-C5-C6	8.96	125.08	119.70
38	A1	355	G	N1-C2-N3	-8.96	118.52	123.90
38	A1	993	G	N3-C4-C5	-8.96	124.12	128.60
38	A1	2253	G	N1-C2-N3	-8.97	118.52	123.90
11	B2	242	A	C5-C6-N6	-8.96	116.53	123.70
38	A1	1095	A	C4-C5-C6	8.96	121.48	117.00
38	A1	1104	A	C5-N7-C8	8.96	108.38	103.90
38	A1	2310	G	C5-N7-C8	-8.96	99.82	104.30
38	A1	2406	C	C4-C5-C6	8.96	121.88	117.40
38	A1	2454	G	C2-N3-C4	8.96	116.38	111.90
5	AS	52	ASP	CB-CG-OD2	-8.96	110.24	118.30
38	A1	2998	G	C5-C6-O6	-8.96	123.22	128.60
11	B2	1264	G	C8-N9-C4	-8.96	102.82	106.40
38	A1	691	G	N1-C6-O6	8.96	125.28	119.90

Continued on next page...

Continued from previous page...

Mol	Chain	Res	Type	Atoms	Z	Observed(°)	Ideal(°)
38	A1	804	C	N3-C4-N4	8.96	124.27	118.00
58	Ak	56	ARG	NE-CZ-NH1	8.96	124.78	120.30
38	A1	830	G	C5-C6-N1	-8.96	107.02	111.50
38	A1	1673	C	N3-C4-N4	8.96	124.27	118.00
38	A1	3006	G	O4'-C1'-N9	8.95	115.36	108.20
11	B2	844	G	N1-C6-O6	8.95	125.27	119.90
38	A1	2363	G	C4-C5-C6	8.95	124.17	118.80
38	A1	2823	G	N1-C6-O6	8.95	125.27	119.90
34	BV	33	ARG	NE-CZ-NH1	-8.95	115.82	120.30
38	A1	446	G	C5-C6-O6	-8.95	123.23	128.60
38	A1	643	G	C5-C6-N1	-8.95	107.02	111.50
38	A1	301	G	N9-C4-C5	-8.95	101.82	105.40
11	B2	1386	C	N3-C4-N4	8.95	124.26	118.00
17	BE	60	ARG	NE-CZ-NH2	-8.95	115.83	120.30
38	A1	263	U	C2-N3-C4	-8.95	121.63	127.00
38	A1	2139	A	O4'-C1'-N9	8.95	115.36	108.20
38	A1	2168	C	O4'-C1'-N1	8.95	115.36	108.20
38	A1	861	G	C5-C6-O6	-8.95	123.23	128.60
11	B2	111	G	N3-C4-C5	-8.95	124.13	128.60
11	B2	412	U	O4'-C1'-N1	8.95	115.36	108.20
11	B2	753	G	C5-C6-O6	-8.95	123.23	128.60
38	A1	2761	G	N7-C8-N9	8.95	117.57	113.10
38	A1	70	G	N3-C4-N9	8.94	131.37	126.00
38	A1	1742	C	N3-C4-N4	8.94	124.26	118.00
38	A1	1959	C	C5-C6-N1	8.95	125.47	121.00
38	A1	2062	A	N1-C6-N6	8.95	123.97	118.60
11	B2	361	A	N1-C6-N6	8.94	123.97	118.60
38	A1	51	G	P-O3'-C3'	8.94	130.43	119.70
38	A1	975	C	N3-C4-N4	8.94	124.26	118.00
38	A1	2892	A	P-O3'-C3'	8.94	130.43	119.70
39	A3	53	A	C6-C5-N7	-8.94	126.04	132.30
11	B2	326	C	O4'-C1'-N1	8.94	115.35	108.20
38	A1	276	G	O4'-C1'-N9	8.94	115.35	108.20
38	A1	902	C	C2-N3-C4	8.94	124.37	119.90
38	A1	1227	A	C4-C5-C6	8.94	121.47	117.00
10	B1	73	C	P-O3'-C3'	8.94	130.43	119.70
11	B2	1334	A	C2-N3-C4	-8.94	106.13	110.60
38	A1	510	A	N9-C4-C5	8.94	109.38	105.80
38	A1	1228	G	C2-N3-C4	8.94	116.37	111.90
38	A1	2190	A	C5-N7-C8	8.94	108.37	103.90
38	A1	2887	C	O4'-C1'-N1	8.94	115.35	108.20
58	Ak	97	PHE	CB-CG-CD2	8.94	127.06	120.80

Continued on next page...

Continued from previous page...

Mol	Chain	Res	Type	Atoms	Z	Observed(°)	Ideal(°)
11	B2	619	A	N3-C4-C5	-8.94	120.55	126.80
11	B2	1332	C	C5-C4-N4	-8.94	113.94	120.20
11	B2	1038	C	C6-N1-C2	8.94	123.87	120.30
38	A1	620	G	O4'-C1'-N9	8.94	115.35	108.20
38	A1	1036	C	N3-C4-C5	-8.94	118.33	121.90
38	A1	2444	G	N1-C2-N3	-8.94	118.54	123.90
11	B2	207	G	N1-C2-N3	-8.93	118.54	123.90
11	B2	933	G	N1-C6-O6	8.93	125.26	119.90
38	A1	100	C	C5-C4-N4	-8.93	113.95	120.20
38	A1	1334	G	C6-C5-N7	-8.93	125.04	130.40
38	A1	2165	A	N3-C4-N9	8.93	134.55	127.40
39	A3	126	C	N3-C4-C5	-8.93	118.33	121.90
39	A3	24	C	N3-C4-C5	-8.93	118.33	121.90
11	B2	1075	A	C8-N9-C4	-8.93	102.23	105.80
29	BQ	101	ARG	NE-CZ-NH2	-8.93	115.83	120.30
38	A1	10	C	N3-C4-N4	8.93	124.25	118.00
38	A1	565	A	C4-C5-C6	8.93	121.47	117.00
38	A1	626	C	C4-C5-C6	8.93	121.86	117.40
38	A1	907	C	O4'-C1'-N1	8.93	115.34	108.20
38	A1	1362	G	N1-C6-O6	8.93	125.26	119.90
38	A1	553	C	C2-N3-C4	8.93	124.36	119.90
38	A1	3036	C	O4'-C1'-N1	8.93	115.34	108.20
11	B2	286	G	C5-C6-O6	-8.93	123.25	128.60
11	B2	1410	G	C4-C5-C6	8.93	124.16	118.80
38	A1	1036	C	O4'-C1'-N1	8.93	115.34	108.20
28	BP	14	PHE	CB-CG-CD2	8.93	127.05	120.80
38	A1	1559	A	C2-N3-C4	-8.93	106.14	110.60
38	A1	2240	G	N7-C8-N9	-8.93	108.64	113.10
11	B2	393	A	O4'-C1'-N9	8.92	115.34	108.20
11	B2	778	G	N1-C6-O6	8.92	125.25	119.90
11	B2	984	C	N3-C4-C5	-8.92	118.33	121.90
38	A1	1504	C	C2-N3-C4	8.92	124.36	119.90
11	B2	956	C	C6-N1-C2	8.92	123.87	120.30
38	A1	460	C	C5-C6-N1	8.92	125.46	121.00
38	A1	605	A	C5-C6-N6	-8.92	116.56	123.70
38	A1	1619	C	N3-C4-C5	-8.92	118.33	121.90
38	A1	1512	G	C6-C5-N7	-8.92	125.05	130.40
38	A1	2019	C	N3-C4-N4	8.92	124.25	118.00
38	A1	2401	A	N1-C6-N6	8.92	123.95	118.60
38	A1	2672	A	O4'-C1'-N9	8.92	115.34	108.20
38	A1	2709	C	O4'-C1'-N1	8.92	115.34	108.20
11	B2	137	A	N7-C8-N9	-8.92	109.34	113.80

Continued on next page...

Continued from previous page...

Mol	Chain	Res	Type	Atoms	Z	Observed(°)	Ideal(°)
11	B2	262	G	C5-C6-O6	-8.92	123.25	128.60
11	B2	435	A	C6-N1-C2	8.92	123.95	118.60
11	B2	732	G	C4-C5-C6	8.92	124.15	118.80
11	B2	1441	G	O4'-C1'-N9	8.92	115.33	108.20
11	B2	1462	A	C5-C6-N1	-8.92	113.24	117.70
14	BB	201	ARG	NE-CZ-NH1	-8.92	115.84	120.30
38	A1	1001	C	N3-C4-N4	8.92	124.24	118.00
38	A1	2102	A	O4'-C1'-N9	8.92	115.34	108.20
38	A1	2487	G	N1-C6-O6	8.92	125.25	119.90
38	A1	2502	C	C6-N1-C2	8.92	123.87	120.30
10	B1	77	A	C2-N3-C4	-8.92	106.14	110.60
11	B2	1455	A	C5-C6-N6	-8.92	116.56	123.70
38	A1	608	C	N3-C4-N4	8.92	124.24	118.00
38	A1	721	G	N1-C2-N3	-8.92	118.55	123.90
38	A1	829	G	C8-N9-C4	-8.92	102.83	106.40
38	A1	1871	C	N3-C4-C5	-8.92	118.33	121.90
11	B2	965	G	N9-C4-C5	8.92	108.97	105.40
38	A1	1736	G	C5'-C4'-C3'	-8.92	101.73	116.00
11	B2	179	U	O4'-C1'-N1	8.91	115.33	108.20
11	B2	847	A	N7-C8-N9	-8.91	109.34	113.80
11	B2	910	G	N1-C2-N3	-8.91	118.55	123.90
11	B2	1139	A	C2-N3-C4	-8.91	106.14	110.60
38	A1	388	G	C8-N9-C4	8.91	109.97	106.40
38	A1	2186	C	N3-C4-C5	-8.91	118.33	121.90
11	B2	472	C	C4-C5-C6	8.91	121.86	117.40
11	B2	1292	A	C4-C5-N7	-8.91	106.24	110.70
11	B2	1329	C	C5-C4-N4	-8.91	113.96	120.20
38	A1	178	G	C8-N9-C4	-8.91	102.83	106.40
38	A1	767	G	N1-C6-O6	8.91	125.25	119.90
38	A1	2142	U	O4'-C1'-N1	8.91	115.33	108.20
38	A1	2977	G	N3-C2-N2	8.91	126.14	119.90
38	A1	3040	G	C4-C5-C6	8.91	124.15	118.80
10	B1	15	G	O4'-C1'-N9	8.91	115.33	108.20
38	A1	1780	C	N3-C4-N4	8.91	124.24	118.00
38	A1	2236	C	P-O3'-C3'	-8.91	109.01	119.70
38	A1	2409	C	O4'-C1'-N1	8.91	115.33	108.20
11	B2	277	G	P-O3'-C3'	8.91	130.39	119.70
38	A1	635	G	O4'-C1'-N9	8.91	115.33	108.20
38	A1	1493	C	N1-C2-O2	-8.91	113.56	118.90
11	B2	478	C	C4-C5-C6	8.91	121.85	117.40
11	B2	1002	G	N7-C8-N9	-8.91	108.65	113.10
38	A1	1063	C	O4'-C1'-N1	8.91	115.32	108.20

Continued on next page...

Continued from previous page...

Mol	Chain	Res	Type	Atoms	Z	Observed(°)	Ideal(°)
38	A1	1163	U	O4'-C1'-N1	8.91	115.33	108.20
38	A1	1894	A	C5-C6-N6	-8.91	116.58	123.70
38	A1	2408	G	N9-C1'-C2'	-8.91	102.20	112.00
11	B2	986	G	N9-C4-C5	-8.90	101.84	105.40
38	A1	1563	G	C5-C6-O6	-8.90	123.26	128.60
38	A1	495	U	O4'-C1'-N1	8.90	115.32	108.20
39	A3	83	C	N3-C4-N4	8.90	124.23	118.00
38	A1	2859	U	N3-C4-O4	8.90	125.63	119.40
38	A1	2863	A	C8-N9-C4	-8.90	102.24	105.80
11	B2	1364	C	N3-C4-C5	-8.90	118.34	121.90
38	A1	1853	C	N3-C4-C5	-8.90	118.34	121.90
11	B2	315	A	O4'-C1'-N9	8.90	115.32	108.20
28	BP	44	ARG	NE-CZ-NH1	8.90	124.75	120.30
38	A1	850	C	C5-C6-N1	8.90	125.45	121.00
38	A1	951	C	O4'-C1'-N1	8.90	115.32	108.20
38	A1	1805	U	O4'-C1'-N1	8.90	115.32	108.20
38	A1	1959	C	C6-N1-C2	-8.90	116.74	120.30
39	A3	62	A	C8-N9-C4	8.90	109.36	105.80
11	B2	259	A	C5-C6-N6	-8.89	116.58	123.70
11	B2	1441	G	C6-C5-N7	-8.89	125.06	130.40
11	B2	1363	C	N3-C4-N4	8.89	124.22	118.00
11	B2	1489	A	C5-C6-N1	-8.89	113.25	117.70
38	A1	350	A	O4'-C1'-N9	8.89	115.31	108.20
38	A1	608	C	C6-N1-C2	-8.89	116.74	120.30
38	A1	1653	U	C6-N1-C2	-8.89	115.66	121.00
38	A1	1383	G	N9-C4-C5	8.89	108.96	105.40
38	A1	1905	G	N1-C6-O6	8.89	125.24	119.90
38	A1	3016	G	O4'-C1'-N9	8.89	115.31	108.20
9	AX	46	TYR	CG-CD1-CE1	-8.89	114.19	121.30
38	A1	1414	G	N3-C2-N2	8.89	126.12	119.90
10	B1	10	G	C4-C5-C6	8.89	124.13	118.80
11	B2	1199	A	C2-N3-C4	-8.89	106.16	110.60
38	A1	463	A	O4'-C1'-N9	8.89	115.31	108.20
38	A1	2418	G	N9-C4-C5	-8.89	101.84	105.40
39	A3	73	U	N3-C2-O2	8.89	128.42	122.20
11	B2	145	A	C8-N9-C4	-8.88	102.25	105.80
11	B2	506	G	O4'-C1'-N9	8.89	115.31	108.20
11	B2	899	G	N3-C2-N2	8.89	126.12	119.90
11	B2	350	G	N3-C2-N2	8.88	126.12	119.90
11	B2	614	G	N1-C6-O6	8.88	125.23	119.90
11	B2	663	G	C2-N3-C4	8.88	116.34	111.90
11	B2	1097	G	N1-C6-O6	8.88	125.23	119.90

Continued on next page...

Continued from previous page...

Mol	Chain	Res	Type	Atoms	Z	Observed(°)	Ideal(°)
11	B2	1352	G	C8-N9-C4	-8.88	102.85	106.40
38	A1	468	A	C8-N9-C4	-8.88	102.25	105.80
38	A1	623	G	C5-C6-O6	-8.89	123.27	128.60
38	A1	1094	U	N3-C4-O4	8.88	125.62	119.40
38	A1	2944	G	N3-C2-N2	8.88	126.12	119.90
38	A1	10	C	C2-N3-C4	8.88	124.34	119.90
38	A1	1339	C	O4'-C1'-C2'	8.88	115.59	107.60
38	A1	2080	G	C6-C5-N7	-8.88	125.07	130.40
38	A1	2756	G	N1-C2-N3	-8.88	118.57	123.90
38	A1	1253	U	N1-C2-N3	-8.88	109.57	114.90
38	A1	2776	A	N1-C6-N6	8.88	123.93	118.60
11	B2	140	C	N3-C4-C5	-8.88	118.35	121.90
11	B2	777	G	N1-C2-N3	-8.88	118.57	123.90
11	B2	1157	G	C5-C6-O6	-8.88	123.27	128.60
11	B2	1291	G	C8-N9-C4	-8.88	102.85	106.40
38	A1	1302	G	C2-N3-C4	-8.88	107.46	111.90
38	A1	445	G	C6-C5-N7	-8.88	125.07	130.40
38	A1	2496	G	N1-C6-O6	8.88	125.23	119.90
38	A1	3026	C	N3-C4-C5	-8.88	118.35	121.90
43	AB	30	TYR	CB-CG-CD2	-8.88	115.67	121.00
60	AM	117	TYR	CB-CG-CD1	8.88	126.33	121.00
11	B2	819	G	O4'-C1'-N9	8.88	115.30	108.20
38	A1	1830	U	O4'-C1'-N1	8.88	115.30	108.20
38	A1	2778	A	C5-C6-N6	-8.88	116.60	123.70
38	A1	3025	C	C5-C4-N4	-8.88	113.99	120.20
38	A1	813	G	N1-C6-O6	8.87	125.22	119.90
38	A1	1857	A	N9-C4-C5	8.87	109.35	105.80
10	B1	15	G	C5-C6-O6	-8.87	123.28	128.60
38	A1	601	A	N7-C8-N9	8.87	118.24	113.80
38	A1	1191	C	N3-C4-C5	-8.87	118.35	121.90
38	A1	1669	A	N7-C8-N9	-8.87	109.36	113.80
38	A1	1991	G	C8-N9-C4	-8.87	102.85	106.40
11	B2	7	G	N7-C8-N9	-8.87	108.67	113.10
38	A1	639	C	N3-C4-N4	8.87	124.21	118.00
38	A1	1095	A	C5-C6-N1	-8.87	113.27	117.70
38	A1	1407	A	C6-C5-N7	-8.87	126.09	132.30
38	A1	1703	G	C5-C6-O6	-8.87	123.28	128.60
38	A1	2292	A	C6-C5-N7	-8.87	126.09	132.30
39	A3	37	U	N3-C4-O4	8.87	125.61	119.40
11	B2	627	G	N3-C2-N2	8.87	126.11	119.90
11	B2	850	A	N7-C8-N9	-8.87	109.37	113.80
11	B2	998	A	N1-C6-N6	8.87	123.92	118.60

Continued on next page...

Continued from previous page...

Mol	Chain	Res	Type	Atoms	Z	Observed(°)	Ideal(°)
11	B2	1009	G	O4'-C1'-N9	8.87	115.30	108.20
38	A1	1522	A	C5-C6-N1	-8.87	113.27	117.70
38	A1	1919	A	N1-C6-N6	8.87	123.92	118.60
38	A1	2739	G	C5-C6-O6	-8.87	123.28	128.60
38	A1	2755	G	O4'-C1'-N9	8.87	115.30	108.20
11	B2	1009	G	C4-C5-C6	8.87	124.12	118.80
11	B2	1473	A	C6-C5-N7	-8.87	126.09	132.30
38	A1	96	C	C5-C4-N4	-8.87	113.99	120.20
38	A1	1629	G	N3-C4-C5	-8.87	124.17	128.60
38	A1	2344	G	C6-C5-N7	-8.87	125.08	130.40
38	A1	1284	C	O4'-C1'-N1	8.86	115.29	108.20
38	A1	3032	C	C6-N1-C2	-8.86	116.75	120.30
11	B2	485	A	P-O3'-C3'	8.86	130.34	119.70
11	B2	717	C	O4'-C1'-N1	8.86	115.29	108.20
38	A1	1895	G	C6-N1-C2	8.86	130.42	125.10
38	A1	2598	C	O4'-C1'-N1	8.86	115.29	108.20
45	AC	81	PHE	CB-CG-CD2	8.86	127.00	120.80
38	A1	582	A	C5-C6-N1	-8.86	113.27	117.70
38	A1	12	C	C5-C6-N1	8.86	125.43	121.00
38	A1	950	G	N9-C4-C5	8.86	108.94	105.40
38	A1	2172	G	N1-C6-O6	8.86	125.22	119.90
38	A1	1290	G	C5-C6-O6	-8.86	123.28	128.60
38	A1	2024	A	N1-C6-N6	8.86	123.92	118.60
39	A3	13	C	O4'-C1'-N1	8.86	115.29	108.20
11	B2	60	A	C5-N7-C8	8.86	108.33	103.90
11	B2	787	U	N3-C4-O4	8.86	125.60	119.40
33	BU	1	MET	CG-SD-CE	-8.86	86.03	100.20
38	A1	142	G	C6-C5-N7	-8.86	125.09	130.40
38	A1	175	G	C2-N3-C4	8.86	116.33	111.90
38	A1	1520	G	N1-C6-O6	8.86	125.21	119.90
38	A1	2289	A	C5-C6-N6	-8.86	116.61	123.70
38	A1	2346	A	N3-C4-C5	-8.86	120.60	126.80
38	A1	2655	C	C6-N1-C2	-8.86	116.76	120.30
45	AC	28	ARG	NE-CZ-NH1	8.86	124.73	120.30
54	AI	56	ARG	NE-CZ-NH2	-8.86	115.87	120.30
11	B2	654	U	C6-N1-C2	-8.85	115.69	121.00
11	B2	1049	U	C1'-O4'-C4'	8.85	116.98	109.90
38	A1	2168	C	N3-C4-C5	-8.85	118.36	121.90
11	B2	532	C	C5-C6-N1	8.85	125.43	121.00
11	B2	915	U	N1-C2-N3	-8.85	109.59	114.90
11	B2	1294	G	C4-C5-C6	8.85	124.11	118.80
38	A1	2876	G	N3-C2-N2	8.85	126.10	119.90

Continued on next page...

Continued from previous page...

Mol	Chain	Res	Type	Atoms	Z	Observed(°)	Ideal(°)
60	AM	159	PHE	CB-CG-CD2	8.85	127.00	120.80
15	BC	131	ARG	NE-CZ-NH1	-8.85	115.88	120.30
38	A1	445	G	C5-C6-O6	-8.85	123.29	128.60
11	B2	1174	A	N1-C6-N6	8.85	123.91	118.60
10	B1	38	G	C5-C6-N1	-8.85	107.08	111.50
11	B2	7	G	P-O3'-C3'	8.85	130.31	119.70
11	B2	642	G	O4'-C1'-N9	8.85	115.28	108.20
11	B2	150	G	N1-C6-O6	8.85	125.21	119.90
11	B2	224	A	C8-N9-C4	8.85	109.34	105.80
11	B2	604	C	O4'-C1'-N1	8.85	115.28	108.20
11	B2	892	C	O4'-C1'-N1	8.85	115.28	108.20
11	B2	1053	A	N1-C2-N3	8.85	133.72	129.30
38	A1	726	G	C6-C5-N7	-8.85	125.09	130.40
38	A1	780	G	C8-N9-C4	-8.85	102.86	106.40
38	A1	1541	U	N3-C4-C5	-8.85	109.29	114.60
38	A1	2198	U	N3-C4-C5	-8.85	109.29	114.60
38	A1	1882	C	N3-C4-N4	8.85	124.19	118.00
38	A1	2549	A	C5-C6-N6	-8.85	116.62	123.70
61	AN	116	PHE	CB-CG-CD2	8.85	126.99	120.80
10	B1	24	A	N1-C2-N3	-8.84	124.88	129.30
11	B2	325	A	P-O5'-C5'	8.84	135.05	120.90
11	B2	475	C	N3-C4-C5	-8.84	118.36	121.90
11	B2	913	G	N3-C4-C5	-8.84	124.18	128.60
38	A1	2165	A	P-O3'-C3'	8.84	130.31	119.70
38	A1	2979	C	C4'-C3'-C2'	-8.84	93.76	102.60
10	B1	21	G	C4-C5-C6	8.84	124.10	118.80
38	A1	9	A	C8-N9-C4	-8.84	102.26	105.80
38	A1	1057	C	C3'-C2'-C1'	-8.84	94.43	101.50
38	A1	1222	U	N3-C4-C5	-8.84	109.30	114.60
38	A1	1571	G	C8-N9-C1'	8.84	138.49	127.00
38	A1	2177	A	N9-C4-C5	8.84	109.34	105.80
40	A5	47	ARG	NE-CZ-NH1	-8.84	115.88	120.30
38	A1	1398	C	N3-C4-N4	8.84	124.19	118.00
38	A1	2391	G	C5-N7-C8	8.84	108.72	104.30
38	A1	2641	C	C6-N1-C2	-8.84	116.76	120.30
38	A1	2833	G	C5-C6-O6	-8.84	123.30	128.60
11	B2	292	U	O4'-C1'-N1	8.84	115.27	108.20
11	B2	678	G	C5-N7-C8	8.84	108.72	104.30
38	A1	1408	G	P-O5'-C5'	8.84	135.04	120.90
38	A1	1735	G	N1-C2-N3	-8.84	118.60	123.90
11	B2	1472	G	C4-C5-N7	8.84	114.33	110.80
11	B2	91	G	N1-C6-O6	8.83	125.20	119.90

Continued on next page...

Continued from previous page...

Mol	Chain	Res	Type	Atoms	Z	Observed(°)	Ideal(°)
11	B2	1361	G	C2-N3-C4	8.83	116.32	111.90
17	BE	80	ASP	CB-CG-OD1	8.83	126.25	118.30
38	A1	740	C	N3-C4-C5	-8.83	118.37	121.90
38	A1	2317	G	N3-C2-N2	8.83	126.08	119.90
27	BO	136	ARG	NE-CZ-NH1	8.83	124.72	120.30
38	A1	358	C	C5-C6-N1	8.83	125.42	121.00
38	A1	788	A	C5-C6-N1	-8.83	113.28	117.70
38	A1	1849	A	C5-C6-N1	-8.83	113.28	117.70
39	A3	88	A	C2-N3-C4	-8.83	106.18	110.60
4	AQ	107	ARG	NE-CZ-NH2	-8.83	115.89	120.30
11	B2	211	G	C6-N1-C2	8.83	130.40	125.10
11	B2	622	C	O4'-C1'-N1	8.83	115.27	108.20
11	B2	1137	G	C8-N9-C4	-8.83	102.87	106.40
11	B2	1280	C	C5-C6-N1	8.83	125.41	121.00
11	B2	1356	A	C4-C5-C6	8.83	121.42	117.00
38	A1	731	C	C4-C5-C6	8.83	121.81	117.40
38	A1	1000	G	C2-N3-C4	8.83	116.31	111.90
38	A1	1533	G	O4'-C1'-N9	8.83	115.27	108.20
38	A1	2229	G	P-O3'-C3'	8.83	130.30	119.70
5	AS	135	ARG	NE-CZ-NH2	8.83	124.71	120.30
38	A1	2160	C	N3-C4-N4	8.83	124.18	118.00
11	B2	265	C	N3-C4-N4	8.83	124.18	118.00
11	B2	654	U	C5-C6-N1	8.83	127.11	122.70
11	B2	1133	C	N3-C4-C5	-8.83	118.37	121.90
11	B2	1288	C	N1-C2-N3	-8.83	113.02	119.20
11	B2	1432	U	C5-C4-O4	-8.83	120.61	125.90
38	A1	13	U	N3-C4-O4	8.83	125.58	119.40
38	A1	184	A	C5-C6-N1	-8.83	113.29	117.70
38	A1	476	C	N3-C4-C5	-8.83	118.37	121.90
38	A1	676	G	O4'-C1'-N9	8.83	115.26	108.20
38	A1	771	G	C5-C6-N1	-8.83	107.09	111.50
38	A1	1161	A	N1-C6-N6	8.83	123.90	118.60
38	A1	1481	G	C6-C5-N7	-8.83	125.10	130.40
38	A1	1747	C	C4-C5-C6	8.83	121.81	117.40
38	A1	2222	C	C2-N3-C4	8.83	124.31	119.90
38	A1	1147	G	C4-C5-N7	8.82	114.33	110.80
38	A1	1173	G	N1-C6-O6	8.82	125.19	119.90
38	A1	1938	G	C5-C6-O6	-8.82	123.31	128.60
11	B2	1176	C	O4'-C1'-N1	8.82	115.26	108.20
38	A1	578	C	C6-N1-C2	8.82	123.83	120.30
38	A1	1634	A	C5-N7-C8	8.82	108.31	103.90
11	B2	1164	A	N7-C8-N9	8.82	118.21	113.80

Continued on next page...

Continued from previous page...

Mol	Chain	Res	Type	Atoms	Z	Observed(°)	Ideal(°)
11	B2	1233	G	C5-C6-N1	-8.82	107.09	111.50
11	B2	395	C	N3-C4-N4	8.82	124.17	118.00
11	B2	468	G	O4'-C1'-N9	8.82	115.26	108.20
11	B2	734	G	N3-C2-N2	8.82	126.08	119.90
11	B2	1056	G	N1-C6-O6	8.82	125.19	119.90
38	A1	598	C	C4-C5-C6	-8.82	112.99	117.40
38	A1	1586	G	C6-C5-N7	-8.82	125.11	130.40
38	A1	2213	G	C6-C5-N7	-8.82	125.11	130.40
38	A1	58	G	N9-C4-C5	-8.82	101.87	105.40
38	A1	1025	A	C6-C5-N7	-8.82	126.13	132.30
38	A1	2593	A	C4-C5-C6	8.82	121.41	117.00
38	A1	2971	U	N3-C4-O4	8.82	125.57	119.40
49	Ae	22	ARG	NE-CZ-NH2	-8.82	115.89	120.30
11	B2	196	G	C4-C5-N7	-8.82	107.27	110.80
11	B2	281	G	C8-N9-C4	-8.82	102.87	106.40
38	A1	275	C	O4'-C1'-N1	8.82	115.25	108.20
38	A1	1641	G	P-O3'-C3'	8.82	130.28	119.70
38	A1	1791	A	C6-C5-N7	-8.82	126.13	132.30
38	A1	2220	C	N3-C4-N4	8.82	124.17	118.00
38	A1	2351	G	C5-C6-O6	-8.82	123.31	128.60
38	A1	2956	G	C4-C5-C6	8.82	124.09	118.80
38	A1	3002	A	C5-C6-N6	-8.82	116.65	123.70
11	B2	135	U	C5-C6-N1	8.81	127.11	122.70
11	B2	199	A	C4-C5-C6	8.81	121.41	117.00
11	B2	244	G	N3-C2-N2	8.81	126.07	119.90
11	B2	808	C	C2-N3-C4	8.81	124.31	119.90
11	B2	404	C	C2-N3-C4	8.81	124.31	119.90
11	B2	584	C	N3-C4-N4	8.81	124.17	118.00
38	A1	585	G	N1-C6-O6	8.81	125.19	119.90
38	A1	830	G	C4-C5-C6	8.81	124.09	118.80
38	A1	846	C	N3-C4-C5	-8.81	118.37	121.90
38	A1	1282	A	C8-N9-C4	8.81	109.33	105.80
38	A1	1127	C	C5-C6-N1	8.81	125.41	121.00
38	A1	1208	A	C5-C6-N1	-8.81	113.29	117.70
38	A1	1835	A	C5-C6-N6	-8.81	116.65	123.70
10	B1	37	A	C5-C6-N6	-8.81	116.65	123.70
11	B2	442	C	N3-C4-C5	-8.81	118.38	121.90
38	A1	233	A	C2-N3-C4	-8.81	106.19	110.60
38	A1	802	G	N1-C2-N3	-8.81	118.61	123.90
38	A1	2473	C	C5-C4-N4	-8.81	114.03	120.20
38	A1	2579	G	C8-N9-C4	8.81	109.92	106.40
38	A1	2883	C	N3-C4-C5	-8.81	118.38	121.90

Continued on next page...

Continued from previous page...

Mol	Chain	Res	Type	Atoms	Z	Observed(°)	Ideal(°)
11	B2	233	C	C5-C6-N1	-8.81	116.60	121.00
11	B2	1428	G	N1-C6-O6	8.81	125.19	119.90
32	BT	64	ARG	NE-CZ-NH1	8.81	124.70	120.30
38	A1	1423	G	C5-C6-O6	-8.81	123.31	128.60
38	A1	1556	G	N9-C4-C5	-8.81	101.88	105.40
38	A1	1671	A	O4'-C1'-N9	8.81	115.25	108.20
38	A1	2036	A	C5-C6-N1	-8.81	113.30	117.70
39	A3	95	G	N1-C6-O6	8.81	125.19	119.90
38	A1	1991	G	C5-C6-O6	-8.81	123.32	128.60
38	A1	3010	C	O4'-C1'-N1	8.81	115.25	108.20
11	B2	494	G	O4'-C1'-N9	8.80	115.24	108.20
11	B2	859	A	C5-C6-N1	-8.80	113.30	117.70
38	A1	725	G	C5-C6-O6	-8.81	123.32	128.60
38	A1	532	G	C5-C6-O6	-8.80	123.32	128.60
38	A1	2336	G	C8-N9-C4	-8.80	102.88	106.40
38	A1	2379	G	N1-C6-O6	8.80	125.18	119.90
38	A1	813	G	C5-C6-O6	-8.80	123.32	128.60
38	A1	827	G	C5-C6-N1	-8.80	107.10	111.50
38	A1	2485	C	N3-C4-N4	8.80	124.16	118.00
11	B2	460	C	C2-N3-C4	8.80	124.30	119.90
11	B2	636	G	C5-C6-N1	-8.80	107.10	111.50
11	B2	916	U	C4-C5-C6	8.80	124.98	119.70
38	A1	257	G	N1-C6-O6	8.80	125.18	119.90
38	A1	632	G	C5-C6-N1	-8.80	107.10	111.50
38	A1	1216	A	C8-N9-C4	-8.80	102.28	105.80
38	A1	1272	A	N9-C4-C5	8.80	109.32	105.80
38	A1	2041	U	C3'-C2'-C1'	8.80	108.54	101.50
38	A1	1342	G	N1-C2-N3	-8.80	118.62	123.90
38	A1	1620	C	N3-C4-C5	-8.80	118.38	121.90
38	A1	1652	A	C4-C5-C6	8.80	121.40	117.00
38	A1	1785	G	N7-C8-N9	-8.80	108.70	113.10
38	A1	2415	C	O4'-C1'-N1	8.80	115.24	108.20
38	A1	994	G	C3'-C2'-C1'	8.80	108.54	101.50
38	A1	1734	G	N1-C2-N2	-8.80	108.28	116.20
11	B2	1238	G	C5-N7-C8	-8.79	99.90	104.30
11	B2	1420	U	C2-N3-C4	-8.79	121.72	127.00
11	B2	1431	C	O4'-C1'-N1	8.79	115.23	108.20
38	A1	48	G	C5-C6-N1	-8.79	107.10	111.50
38	A1	273	G	C5-C6-N1	-8.79	107.10	111.50
38	A1	1098	C	C2-N3-C4	8.79	124.30	119.90
38	A1	1924	A	N1-C6-N6	8.79	123.88	118.60
11	B2	255	G	O4'-C1'-N9	8.79	115.23	108.20

Continued on next page...

Continued from previous page...

Mol	Chain	Res	Type	Atoms	Z	Observed(°)	Ideal(°)
38	A1	95	G	N1-C6-O6	8.79	125.17	119.90
38	A1	1724	A	C5-C6-N6	-8.79	116.67	123.70
38	A1	2085	C	O4'-C1'-N1	8.79	115.23	108.20
38	A1	2178	A	C6-C5-N7	-8.79	126.15	132.30
38	A1	2723	G	N3-C2-N2	8.79	126.05	119.90
11	B2	573	C	N3-C4-C5	-8.79	118.39	121.90
11	B2	656	U	O4'-C1'-N1	8.79	115.23	108.20
38	A1	142	G	O4'-C1'-N9	8.79	115.23	108.20
38	A1	904	G	O4'-C1'-N9	8.79	115.23	108.20
11	B2	821	G	C5-C6-O6	-8.79	123.33	128.60
38	A1	451	C	N3-C4-C5	-8.79	118.39	121.90
38	A1	624	U	O4'-C1'-N1	8.79	115.23	108.20
38	A1	2580	G	C6-C5-N7	-8.79	125.13	130.40
38	A1	805	C	N3-C4-C5	-8.79	118.39	121.90
38	A1	2392	A	C5-C6-N1	-8.79	113.31	117.70
38	A1	2737	G	C8-N9-C4	8.79	109.92	106.40
38	A1	3018	C	O4'-C1'-N1	8.79	115.23	108.20
38	A1	1485	A	C4-C5-C6	8.79	121.39	117.00
38	A1	1737	A	N9-C4-C5	8.79	109.31	105.80
38	A1	2690	U	N3-C4-O4	8.79	125.55	119.40
11	B2	1401	U	O4'-C1'-N1	8.78	115.23	108.20
38	A1	2824	C	C5-C4-N4	-8.79	114.05	120.20
38	A1	210	A	P-O5'-C5'	8.78	134.95	120.90
38	A1	45	G	N1-C2-N3	-8.78	118.63	123.90
38	A1	287	G	C5-C6-O6	-8.78	123.33	128.60
38	A1	487	U	C2-N1-C1'	8.78	128.24	117.70
38	A1	1300	C	O4'-C1'-N1	8.78	115.22	108.20
38	A1	1967	G	P-O3'-C3'	8.78	130.24	119.70
38	A1	2596	G	O4'-C1'-N9	8.78	115.23	108.20
38	A1	2874	C	C4-C5-C6	8.78	121.79	117.40
38	A1	2943	G	N1-C6-O6	8.78	125.17	119.90
38	A1	2593	A	N9-C4-C5	8.78	109.31	105.80
11	B2	691	G	C5-C6-O6	-8.78	123.33	128.60
11	B2	823	A	N7-C8-N9	-8.78	109.41	113.80
38	A1	512	G	N1-C6-O6	8.78	125.17	119.90
38	A1	557	G	N1-C2-N3	-8.78	118.63	123.90
38	A1	646	U	N3-C2-O2	8.78	128.35	122.20
38	A1	1192	G	C5-C6-O6	-8.78	123.33	128.60
38	A1	2210	G	C5-C6-O6	-8.78	123.33	128.60
11	B2	772	G	N1-C2-N2	-8.78	108.30	116.20
11	B2	1327	C	N1-C2-O2	-8.78	113.63	118.90
38	A1	595	C	N1-C2-O2	8.78	124.17	118.90

Continued on next page...

Continued from previous page...

Mol	Chain	Res	Type	Atoms	Z	Observed(°)	Ideal(°)
38	A1	717	A	C5-C6-N1	-8.78	113.31	117.70
38	A1	1379	A	C4-C5-C6	8.78	121.39	117.00
11	B2	306	C	N3-C4-N4	8.77	124.14	118.00
11	B2	1088	U	C5-C4-O4	-8.77	120.64	125.90
11	B2	1134	G	C5-C6-N1	-8.77	107.11	111.50
38	A1	972	C	C4-C5-C6	8.77	121.79	117.40
38	A1	1085	G	C5-C6-O6	-8.77	123.34	128.60
38	A1	1911	G	N3-C2-N2	8.77	126.04	119.90
38	A1	2397	C	N3-C4-C5	-8.77	118.39	121.90
11	B2	446	G	C4-C5-N7	-8.77	107.29	110.80
38	A1	1938	G	N7-C8-N9	-8.77	108.71	113.10
39	A3	11	A	O4'-C1'-N9	8.77	115.22	108.20
38	A1	2034	G	N1-C2-N3	-8.77	118.64	123.90
11	B2	1	A	N3-C4-C5	-8.77	120.66	126.80
11	B2	165	U	O3'-P-O5'	-8.77	87.34	104.00
11	B2	410	U	N3-C4-O4	8.77	125.54	119.40
11	B2	657	A	N7-C8-N9	8.77	118.19	113.80
38	A1	2189	C	O4'-C1'-N1	8.77	115.22	108.20
38	A1	318	G	N3-C2-N2	8.77	126.04	119.90
38	A1	1652	A	O4'-C1'-N9	8.77	115.22	108.20
39	A3	11	A	N1-C2-N3	8.77	133.69	129.30
39	A3	108	G	N3-C2-N2	8.77	126.04	119.90
58	Ak	209	ASP	N-CA-CB	8.77	126.38	110.60
10	B1	77	A	C5-C6-N6	-8.77	116.69	123.70
38	A1	2817	U	O4'-C1'-N1	8.77	115.21	108.20
11	B2	249	U	N3-C2-O2	8.77	128.34	122.20
38	A1	904	G	C5-C6-O6	-8.77	123.34	128.60
38	A1	2708	U	O4'-C1'-N1	8.77	115.21	108.20
11	B2	225	U	N3-C4-O4	8.76	125.53	119.40
38	A1	1158	G	C4-C5-C6	8.76	124.06	118.80
38	A1	836	U	N3-C4-C5	-8.76	109.34	114.60
38	A1	1652	A	N1-C6-N6	8.76	123.86	118.60
11	B2	281	G	N3-C2-N2	8.76	126.03	119.90
11	B2	1437	G	P-O5'-C5'	-8.76	106.88	120.90
38	A1	926	C	C5-C6-N1	8.76	125.38	121.00
38	A1	1395	G	O4'-C1'-C2'	-8.76	97.04	105.80
38	A1	459	C	O4'-C1'-N1	8.76	115.21	108.20
38	A1	1575	G	C5-C6-O6	-8.76	123.34	128.60
38	A1	1691	U	O4'-C1'-N1	8.76	115.21	108.20
38	A1	35	G	N9-C4-C5	-8.76	101.90	105.40
38	A1	402	G	P-O3'-C3'	-8.76	109.19	119.70
38	A1	602	G	N1-C6-O6	8.76	125.15	119.90

Continued on next page...

Continued from previous page...

Mol	Chain	Res	Type	Atoms	Z	Observed(°)	Ideal(°)
38	A1	1431	U	O4'-C1'-N1	8.76	115.20	108.20
38	A1	1594	G	C5-C6-O6	-8.76	123.35	128.60
38	A1	2620	G	C5-C6-O6	-8.76	123.35	128.60
7	AU	59	TYR	CB-CG-CD2	8.75	126.25	121.00
11	B2	515	U	C2-N3-C4	8.75	132.25	127.00
11	B2	1349	C	C5-C6-N1	8.75	125.38	121.00
38	A1	824	C	N3-C4-N4	8.75	124.13	118.00
38	A1	1850	C	N3-C2-O2	8.75	128.03	121.90
38	A1	2604	G	N7-C8-N9	8.75	117.48	113.10
57	Aj	31	SER	N-CA-CB	8.75	123.63	110.50
11	B2	507	G	N1-C2-N3	-8.75	118.65	123.90
38	A1	944	G	C2-N3-C4	8.75	116.28	111.90
38	A1	2230	G	C4-C5-C6	8.75	124.05	118.80
38	A1	2289	A	C8-N9-C4	-8.75	102.30	105.80
39	A3	69	C	C6-N1-C2	-8.75	116.80	120.30
11	B2	1050	G	O4'-C1'-N9	8.75	115.20	108.20
38	A1	827	G	N7-C8-N9	8.75	117.47	113.10
38	A1	2844	G	C5-C6-N1	-8.75	107.13	111.50
11	B2	665	G	O4'-C1'-N9	8.75	115.20	108.20
11	B2	990	G	C1'-O4'-C4'	8.75	116.90	109.90
11	B2	1247	A	O4'-C1'-N9	8.75	115.20	108.20
64	AR	13	ARG	NE-CZ-NH1	8.75	124.67	120.30
29	BQ	2	ALA	N-CA-CB	8.74	122.34	110.10
38	A1	168	G	N3-C2-N2	8.74	126.02	119.90
38	A1	687	C	C5-C6-N1	8.74	125.37	121.00
38	A1	1828	A	N1-C6-N6	8.74	123.85	118.60
38	A1	2166	C	O4'-C1'-N1	8.74	115.19	108.20
39	A3	105	G	C6-N1-C2	8.74	130.35	125.10
11	B2	47	A	C2-N3-C4	8.74	114.97	110.60
38	A1	128	C	N3-C4-N4	8.74	124.12	118.00
38	A1	338	A	P-O5'-C5'	8.74	134.89	120.90
38	A1	817	G	N3-C4-C5	8.74	132.97	128.60
38	A1	1103	C	C2-N3-C4	8.74	124.27	119.90
38	A1	1636	C	C5-C6-N1	8.74	125.37	121.00
38	A1	1669	A	C5-C6-N1	-8.74	113.33	117.70
38	A1	2400	U	O4'-C1'-N1	8.74	115.19	108.20
38	A1	2430	C	N3-C4-C5	-8.74	118.40	121.90
38	A1	2757	G	O4'-C1'-N9	8.74	115.20	108.20
38	A1	2997	G	N1-C6-O6	8.74	125.14	119.90
62	AO	177	ASP	CB-CG-OD2	-8.74	110.43	118.30
11	B2	625	G	N7-C8-N9	-8.74	108.73	113.10
38	A1	1012	G	N1-C2-N3	-8.74	118.66	123.90

Continued on next page...

Continued from previous page...

Mol	Chain	Res	Type	Atoms	Z	Observed(°)	Ideal(°)
38	A1	2070	U	N3-C2-O2	-8.74	116.08	122.20
11	B2	741	A	C5-C6-N1	-8.74	113.33	117.70
11	B2	763	G	O4'-C1'-N9	8.74	115.19	108.20
11	B2	1036	G	O4'-C1'-N9	8.74	115.19	108.20
38	A1	1076	G	O4'-C1'-N9	8.74	115.19	108.20
38	A1	1357	G	C1'-O4'-C4'	8.74	116.89	109.90
11	B2	1472	G	C5-C6-O6	-8.74	123.36	128.60
38	A1	52	A	C5-C6-N1	-8.74	113.33	117.70
38	A1	2501	G	P-O3'-C3'	8.74	130.19	119.70
11	B2	1332	C	N3-C4-N4	8.74	124.12	118.00
11	B2	1393	A	C5-C6-N6	-8.74	116.71	123.70
38	A1	990	G	N3-C2-N2	8.74	126.02	119.90
38	A1	1556	G	P-O5'-C5'	8.74	134.88	120.90
38	A1	2497	G	C5-C6-N1	8.74	115.87	111.50
38	A1	2692	A	C5-C6-N6	-8.74	116.71	123.70
58	Ak	201	TYR	CB-CG-CD1	-8.74	115.76	121.00
11	B2	1116	G	C6-C5-N7	-8.73	125.16	130.40
11	B2	1361	G	N9-C4-C5	-8.73	101.91	105.40
38	A1	1528	A	N7-C8-N9	-8.73	109.43	113.80
38	A1	1850	C	O4'-C1'-N1	8.73	115.19	108.20
38	A1	1987	A	C2-N3-C4	-8.73	106.23	110.60
38	A1	1629	G	O4'-C1'-N9	8.73	115.19	108.20
38	A1	1919	A	O4'-C1'-N9	8.73	115.19	108.20
38	A1	2450	A	C2'-C3'-O3'	8.73	128.71	109.50
38	A1	2529	G	C5-C6-O6	-8.73	123.36	128.60
39	A3	35	A	N1-C2-N3	8.73	133.67	129.30
39	A3	85	C	C4-C5-C6	8.73	121.77	117.40
11	B2	501	G	N1-C6-O6	8.73	125.14	119.90
11	B2	942	A	O4'-C1'-N9	8.73	115.18	108.20
11	B2	1198	A	C5-C6-N1	-8.73	113.33	117.70
20	BH	50	ARG	NE-CZ-NH1	-8.73	115.94	120.30
38	A1	355	G	O4'-C1'-N9	8.73	115.18	108.20
38	A1	916	A	C8-N9-C4	-8.73	102.31	105.80
11	B2	154	C	N3-C4-C5	-8.73	118.41	121.90
11	B2	266	A	C5-C6-N1	-8.73	113.34	117.70
38	A1	1743	G	C5-C6-O6	-8.73	123.36	128.60
38	A1	1769	G	C6-C5-N7	-8.73	125.16	130.40
10	B1	36	A	C5-C6-N1	-8.72	113.34	117.70
11	B2	1361	G	N3-C2-N2	8.72	126.01	119.90
38	A1	1784	G	N3-C4-C5	8.72	132.96	128.60
10	B1	73	C	N3-C4-C5	-8.72	118.41	121.90
11	B2	197	A	C5-C6-N1	-8.72	113.34	117.70

Continued on next page...

Continued from previous page...

Mol	Chain	Res	Type	Atoms	Z	Observed(°)	Ideal(°)
11	B2	866	A	C5-C6-N1	-8.72	113.34	117.70
38	A1	286	G	N9-C4-C5	-8.72	101.91	105.40
38	A1	627	G	C5-C6-O6	-8.72	123.37	128.60
11	B2	591	G	O4'-C1'-N9	8.72	115.18	108.20
11	B2	1151	A	O4'-C1'-N9	8.72	115.18	108.20
38	A1	1180	G	C5-C6-O6	-8.72	123.37	128.60
38	A1	2595	C	N3-C4-C5	-8.72	118.41	121.90
11	B2	644	G	N3-C2-N2	8.72	126.00	119.90
11	B2	1227	A	C5-N7-C8	8.72	108.26	103.90
11	B2	1291	G	N3-C4-C5	-8.72	124.24	128.60
38	A1	281	G	O4'-C1'-N9	8.72	115.17	108.20
38	A1	1708	U	O4'-C1'-N1	8.72	115.17	108.20
11	B2	665	G	N1-C6-O6	8.71	125.13	119.90
11	B2	1271	G	C5-C6-N1	-8.72	107.14	111.50
38	A1	351	C	C5-C4-N4	-8.72	114.10	120.20
38	A1	948	C	N3-C4-N4	8.71	124.10	118.00
38	A1	1293	G	O4'-C1'-N9	8.71	115.17	108.20
38	A1	2173	U	N3-C4-O4	8.71	125.50	119.40
38	A1	2199	U	O4'-C1'-N1	8.72	115.17	108.20
38	A1	2270	G	N1-C6-O6	8.71	125.13	119.90
38	A1	2997	G	P-O3'-C3'	8.71	130.16	119.70
11	B2	451	A	N1-C2-N3	8.71	133.66	129.30
38	A1	553	C	N3-C4-C5	-8.71	118.42	121.90
38	A1	3030	A	O4'-C1'-N9	8.71	115.17	108.20
43	AB	54	ARG	NE-CZ-NH1	-8.71	115.94	120.30
11	B2	537	G	C5-C6-O6	-8.71	123.37	128.60
11	B2	1302	C	O4'-C1'-N1	8.71	115.17	108.20
11	B2	428	G	N3-C2-N2	8.71	126.00	119.90
11	B2	581	G	O4'-C1'-N9	8.71	115.17	108.20
11	B2	865	A	C5-C6-N1	-8.71	113.35	117.70
38	A1	2053	G	N3-C2-N2	8.71	126.00	119.90
11	B2	1451	C	O4'-C1'-N1	8.71	115.17	108.20
38	A1	672	C	N1-C2-O2	8.71	124.12	118.90
44	Ab	117	ARG	NE-CZ-NH1	8.71	124.65	120.30
11	B2	1100	G	N9-C4-C5	8.71	108.88	105.40
24	BL	63	ARG	NE-CZ-NH2	-8.71	115.95	120.30
38	A1	24	G	N9-C4-C5	8.71	108.88	105.40
38	A1	305	G	N3-C2-N2	8.71	125.99	119.90
38	A1	397	G	C8-N9-C4	-8.71	102.92	106.40
38	A1	1444	A	N1-C6-N6	8.71	123.82	118.60
38	A1	1178	G	N3-C4-C5	-8.70	124.25	128.60
38	A1	1209	A	N1-C6-N6	8.70	123.82	118.60

Continued on next page...

Continued from previous page...

Mol	Chain	Res	Type	Atoms	Z	Observed(°)	Ideal(°)
38	A1	1557	G	O4'-C1'-N9	8.71	115.16	108.20
11	B2	235	G	C4-C5-N7	8.70	114.28	110.80
11	B2	43	A	C5-C6-N1	-8.70	113.35	117.70
11	B2	612	C	C6-N1-C2	8.70	123.78	120.30
11	B2	1308	U	O4'-C1'-N1	8.70	115.16	108.20
38	A1	434	G	C4-C5-C6	8.70	124.02	118.80
38	A1	703	G	N3-C4-C5	-8.70	124.25	128.60
38	A1	1862	G	C5-C6-N1	8.70	115.85	111.50
38	A1	1895	G	C4-C5-C6	8.70	124.02	118.80
38	A1	2641	C	O4'-C1'-N1	8.70	115.16	108.20
46	AD	26	PHE	CB-CG-CD2	-8.70	114.71	120.80
11	B2	377	A	C5-C6-N6	-8.70	116.74	123.70
11	B2	581	G	N3-C2-N2	8.70	125.99	119.90
11	B2	1131	G	N9-C4-C5	8.70	108.88	105.40
11	B2	1179	C	N3-C4-C5	-8.70	118.42	121.90
11	B2	1491	C	N1-C2-O2	8.70	124.12	118.90
30	BR	56	TYR	CB-CG-CD2	8.70	126.22	121.00
38	A1	794	G	O4'-C1'-N9	8.70	115.16	108.20
38	A1	1583	G	C6-N1-C2	8.70	130.32	125.10
48	AE	40	ARG	NE-CZ-NH2	8.70	124.65	120.30
38	A1	1819	G	N9-C4-C5	-8.70	101.92	105.40
38	A1	1985	G	O4'-C1'-N9	8.70	115.16	108.20
11	B2	867	A	C5-C6-N1	-8.70	113.35	117.70
11	B2	1291	G	C4-C5-N7	-8.70	107.32	110.80
11	B2	1183	C	P-O5'-C5'	8.69	134.81	120.90
37	BY	24	ARG	NE-CZ-NH2	-8.70	115.95	120.30
38	A1	626	C	N3-C4-N4	8.70	124.09	118.00
38	A1	999	A	C5-C6-N1	-8.70	113.35	117.70
38	A1	2775	G	C5-C6-O6	-8.70	123.38	128.60
38	A1	1755	C	O4'-C1'-N1	8.69	115.16	108.20
38	A1	2258	A	C2-N3-C4	8.69	114.95	110.60
38	A1	2562	G	C5-C6-O6	-8.70	123.38	128.60
43	AB	237	ARG	NE-CZ-NH2	8.69	124.65	120.30
11	B2	7	G	O4'-C1'-N9	8.69	115.15	108.20
11	B2	700	G	C8-N9-C4	-8.69	102.92	106.40
11	B2	1048	G	N1-C6-O6	8.69	125.12	119.90
38	A1	317	A	O4'-C1'-N9	8.69	115.15	108.20
38	A1	2990	G	C8-N9-C4	-8.69	102.92	106.40
39	A3	117	G	O4'-C1'-N9	8.69	115.15	108.20
11	B2	71	C	N3-C4-C5	-8.69	118.42	121.90
11	B2	723	G	C1'-O4'-C4'	8.69	116.85	109.90
11	B2	840	C	O4'-C1'-N1	8.69	115.15	108.20

Continued on next page...

Continued from previous page...

Mol	Chain	Res	Type	Atoms	Z	Observed(°)	Ideal(°)
20	BH	85	PHE	CB-CG-CD2	8.69	126.88	120.80
38	A1	709	A	C5-N7-C8	8.69	108.24	103.90
38	A1	1653	U	C2-N3-C4	-8.69	121.79	127.00
38	A1	2174	G	C5-C6-O6	-8.69	123.39	128.60
38	A1	2998	G	C5-C6-N1	-8.69	107.16	111.50
11	B2	261	G	N1-C6-O6	8.69	125.11	119.90
11	B2	397	C	C6-N1-C2	-8.69	116.83	120.30
11	B2	559	G	N1-C6-O6	8.69	125.11	119.90
11	B2	769	A	C5-C6-N6	-8.69	116.75	123.70
11	B2	1210	A	N1-C6-N6	8.69	123.81	118.60
11	B2	1321	U	O4'-C1'-N1	8.69	115.15	108.20
38	A1	257	G	N9-C4-C5	-8.69	101.92	105.40
38	A1	491	G	N9-C4-C5	-8.69	101.93	105.40
38	A1	1471	G	C4-C5-N7	8.69	114.27	110.80
38	A1	2965	C	O4'-C1'-N1	8.69	115.15	108.20
39	A3	125	U	O4'-C1'-N1	8.69	115.15	108.20
11	B2	26	A	C5-C6-N1	-8.68	113.36	117.70
11	B2	123	U	O4'-C1'-N1	8.68	115.15	108.20
11	B2	453	G	C5-C6-O6	-8.68	123.39	128.60
38	A1	286	G	N3-C2-N2	8.68	125.98	119.90
38	A1	822	A	N9-C4-C5	8.68	109.27	105.80
38	A1	1296	A	C6-C5-N7	-8.68	126.22	132.30
38	A1	1404	G	O4'-C1'-N9	8.68	115.15	108.20
38	A1	1467	G	N7-C8-N9	-8.68	108.76	113.10
38	A1	1980	U	O4'-C1'-N1	8.68	115.15	108.20
47	Ad	12	ARG	NE-CZ-NH2	8.68	124.64	120.30
11	B2	1017	U	P-O3'-C3'	8.68	130.12	119.70
11	B2	1313	G	N1-C2-N3	-8.68	118.69	123.90
38	A1	3031	U	O4'-C1'-N1	8.68	115.14	108.20
11	B2	213	C	C4-C5-C6	8.68	121.74	117.40
11	B2	641	A	N1-C2-N3	8.68	133.64	129.30
38	A1	423	G	O4'-C1'-N9	8.68	115.14	108.20
38	A1	2338	A	C5-C6-N6	-8.68	116.76	123.70
39	A3	92	G	C5-C6-N1	-8.68	107.16	111.50
38	A1	740	C	N3-C4-N4	8.68	124.07	118.00
11	B2	636	G	O4'-C1'-N9	8.67	115.14	108.20
11	B2	664	G	C8-N9-C4	-8.67	102.93	106.40
11	B2	807	C	N3-C4-C5	-8.67	118.43	121.90
38	A1	107	G	N1-C2-N3	-8.67	118.70	123.90
38	A1	1527	G	C5-C6-O6	-8.67	123.39	128.60
38	A1	2095	U	O4'-C1'-N1	8.67	115.14	108.20
4	AQ	61	TYR	CB-CG-CD1	-8.67	115.80	121.00

Continued on next page...

Continued from previous page...

Mol	Chain	Res	Type	Atoms	Z	Observed(°)	Ideal(°)
11	B2	303	G	C8-N9-C4	-8.67	102.93	106.40
39	A3	68	C	O4'-C1'-N1	8.67	115.14	108.20
38	A1	1895	G	C6-C5-N7	-8.67	125.20	130.40
38	A1	1993	A	N3-C4-C5	-8.67	120.73	126.80
38	A1	2249	A	C4-C5-N7	-8.67	106.36	110.70
38	A1	2447	A	C5-C6-N6	-8.67	116.76	123.70
5	AS	102	ALA	N-CA-CB	8.67	122.23	110.10
11	B2	947	G	N9-C4-C5	-8.67	101.93	105.40
38	A1	2697	G	C5-C6-O6	-8.67	123.40	128.60
66	AY	17	ARG	NE-CZ-NH2	8.67	124.63	120.30
11	B2	1230	G	N1-C6-O6	8.67	125.10	119.90
38	A1	18	C	N3-C4-N4	8.67	124.07	118.00
38	A1	2188	C	C6-N1-C2	-8.67	116.83	120.30
38	A1	381	G	N1-C2-N3	-8.67	118.70	123.90
38	A1	730	C	C5-C4-N4	-8.67	114.13	120.20
38	A1	878	G	C5-C6-O6	-8.67	123.40	128.60
38	A1	1556	G	C5-C6-O6	-8.67	123.40	128.60
38	A1	2045	C	N1-C2-N3	-8.67	113.13	119.20
11	B2	847	A	C5-C6-N6	-8.66	116.77	123.70
38	A1	1123	A	C4-C5-C6	8.66	121.33	117.00
38	A1	2841	G	N1-C2-N3	-8.66	118.70	123.90
38	A1	492	A	C5-C6-N1	-8.66	113.37	117.70
38	A1	943	G	N3-C4-N9	8.66	131.20	126.00
38	A1	1354	G	N3-C4-C5	-8.66	124.27	128.60
38	A1	2056	A	C6-C5-N7	-8.66	126.24	132.30
60	AM	49	ARG	NE-CZ-NH1	8.66	124.63	120.30
11	B2	714	G	N1-C6-O6	8.66	125.09	119.90
11	B2	1158	G	C6-C5-N7	-8.66	125.20	130.40
38	A1	891	C	C5-C4-N4	-8.66	114.14	120.20
38	A1	1076	G	C5-C6-O6	-8.66	123.40	128.60
38	A1	2293	G	O4'-C1'-C2'	-8.66	97.14	105.80
38	A1	1642	G	C5-N7-C8	8.66	108.63	104.30
11	B2	1076	G	N1-C6-O6	8.66	125.09	119.90
38	A1	2377	C	C4-C5-C6	8.66	121.73	117.40
11	B2	1293	A	C4-C5-N7	-8.66	106.37	110.70
38	A1	1759	A	N1-C2-N3	8.66	133.63	129.30
11	B2	656	U	P-O3'-C3'	8.65	130.09	119.70
11	B2	885	G	N1-C2-N3	-8.65	118.71	123.90
11	B2	929	C	N3-C4-N4	8.65	124.06	118.00
38	A1	480	A	C4-C5-C6	8.65	121.33	117.00
38	A1	694	A	C8-N9-C4	8.65	109.26	105.80
38	A1	3040	G	C5-C6-N1	-8.65	107.17	111.50

Continued on next page...

Continued from previous page...

Mol	Chain	Res	Type	Atoms	Z	Observed(°)	Ideal(°)
38	A1	1252	G	O4'-C1'-N9	8.65	115.12	108.20
38	A1	1419	G	C5-C6-O6	-8.65	123.41	128.60
38	A1	1608	G	N1-C2-N3	-8.65	118.71	123.90
38	A1	2591	A	C5-C6-N1	-8.65	113.37	117.70
38	A1	1834	C	C4-C5-C6	8.65	121.73	117.40
11	B2	520	G	C6-N1-C2	8.65	130.29	125.10
38	A1	1766	A	N1-C2-N3	8.65	133.63	129.30
38	A1	2580	G	O4'-C1'-N9	8.65	115.12	108.20
38	A1	658	C	C6-N1-C2	-8.65	116.84	120.30
38	A1	1350	C	O4'-C1'-N1	8.65	115.12	108.20
38	A1	1430	A	C5-C6-N1	-8.65	113.38	117.70
38	A1	2592	U	C5-C6-N1	-8.65	118.38	122.70
38	A1	2792	G	N1-C2-N3	-8.65	118.71	123.90
38	A1	524	C	N3-C2-O2	8.65	127.95	121.90
10	B1	48	U	O4'-C1'-N1	8.65	115.12	108.20
38	A1	277	A	C5-C6-N1	-8.65	113.38	117.70
38	A1	839	A	N9-C4-C5	8.65	109.26	105.80
11	B2	1379	G	O4'-C1'-N9	8.65	115.12	108.20
38	A1	498	U	N3-C4-O4	8.65	125.45	119.40
38	A1	1372	C	C6-N1-C2	8.65	123.76	120.30
38	A1	1522	A	C4-C5-C6	8.65	121.32	117.00
38	A1	1683	C	O4'-C1'-N1	8.65	115.12	108.20
38	A1	1801	C	N3-C4-N4	8.65	124.05	118.00
38	A1	1863	G	O4'-C1'-N9	8.65	115.12	108.20
38	A1	2667	U	O4'-C1'-N1	8.65	115.12	108.20
11	B2	445	G	N1-C2-N3	-8.64	118.71	123.90
11	B2	503	G	C4-C5-N7	-8.64	107.34	110.80
11	B2	689	C	C6-N1-C2	8.64	123.76	120.30
11	B2	792	C	N3-C4-C5	-8.64	118.44	121.90
11	B2	1376	C	C6-N1-C2	-8.64	116.84	120.30
11	B2	1384	G	C8-N9-C4	-8.64	102.94	106.40
38	A1	667	C	C6-N1-C2	-8.64	116.84	120.30
38	A1	1128	G	N1-C2-N3	-8.64	118.71	123.90
38	A1	2363	G	C8-N9-C4	-8.64	102.94	106.40
49	Ae	21	ARG	NE-CZ-NH1	8.64	124.62	120.30
38	A1	1156	G	C5-C6-N1	-8.64	107.18	111.50
11	B2	731	A	N3-C4-N9	8.64	134.31	127.40
11	B2	831	A	C4-C5-C6	8.64	121.32	117.00
38	A1	1426	G	C5-C6-O6	-8.64	123.42	128.60
38	A1	1760	C	O4'-C1'-N1	8.64	115.11	108.20
11	B2	121	C	C6-N1-C2	-8.64	116.84	120.30
11	B2	858	A	O4'-C1'-N9	8.64	115.11	108.20

Continued on next page...

Continued from previous page...

Mol	Chain	Res	Type	Atoms	Z	Observed(°)	Ideal(°)
38	A1	79	C	N3-C4-N4	8.64	124.05	118.00
38	A1	646	U	C5-C6-N1	8.64	127.02	122.70
38	A1	1753	G	N1-C2-N3	-8.64	118.72	123.90
38	A1	1119	A	C5-C6-N6	-8.64	116.79	123.70
38	A1	1143	A	C2-N3-C4	8.64	114.92	110.60
38	A1	1377	G	C5-C6-O6	-8.64	123.42	128.60
38	A1	1722	G	C8-N9-C4	-8.64	102.94	106.40
38	A1	2514	C	O4'-C1'-N1	8.64	115.11	108.20
38	A1	2778	A	C5-C6-N1	-8.64	113.38	117.70
38	A1	2892	A	N1-C2-N3	8.64	133.62	129.30
10	B1	41	C	N3-C4-N4	8.63	124.04	118.00
38	A1	2071	C	O4'-C1'-N1	8.64	115.11	108.20
11	B2	234	G	N1-C6-O6	8.63	125.08	119.90
11	B2	1338	C	C4-C5-C6	8.63	121.72	117.40
38	A1	1140	C	N3-C4-C5	-8.64	118.45	121.90
38	A1	2877	A	O4'-C1'-N9	8.64	115.11	108.20
38	A1	1168	A	C5-N7-C8	8.63	108.22	103.90
38	A1	1854	G	O4'-C1'-N9	8.63	115.11	108.20
38	A1	1112	G	O4'-C1'-N9	8.63	115.11	108.20
38	A1	2551	G	N3-C4-C5	8.63	132.92	128.60
11	B2	176	U	P-O5'-C5'	8.63	134.71	120.90
11	B2	744	A	C5-C6-N6	-8.63	116.80	123.70
11	B2	1425	C	N1-C1'-C2'	-8.63	102.51	112.00
26	BN	133	SER	N-CA-CB	8.63	123.45	110.50
38	A1	2294	A	N1-C6-N6	8.63	123.78	118.60
38	A1	2757	G	N1-C2-N3	-8.63	118.72	123.90
38	A1	387	A	N3-C4-C5	-8.63	120.76	126.80
38	A1	1827	A	C4-C5-C6	8.63	121.31	117.00
38	A1	2639	G	N9-C4-C5	8.63	108.85	105.40
38	A1	2794	G	C5-C6-O6	-8.63	123.42	128.60
11	B2	871	A	N1-C6-N6	8.63	123.78	118.60
38	A1	842	C	O4'-C1'-N1	8.63	115.10	108.20
38	A1	358	C	N3-C4-N4	8.63	124.04	118.00
38	A1	1890	U	O4'-C1'-N1	8.63	115.10	108.20
38	A1	2045	C	N3-C4-C5	-8.63	118.45	121.90
38	A1	2441	A	N1-C2-N3	8.63	133.61	129.30
38	A1	2509	A	C5-C6-N6	-8.63	116.80	123.70
11	B2	161	C	O4'-C1'-N1	8.62	115.10	108.20
11	B2	715	C	N1-C2-O2	-8.63	113.72	118.90
11	B2	898	G	N1-C2-N3	-8.63	118.72	123.90
11	B2	1016	G	C5-C6-O6	-8.62	123.42	128.60
38	A1	2506	G	N1-C6-O6	8.63	125.08	119.90

Continued on next page...

Continued from previous page...

Mol	Chain	Res	Type	Atoms	Z	Observed(°)	Ideal(°)
23	BK	134	TYR	CB-CG-CD1	8.62	126.17	121.00
38	A1	362	A	N9-C4-C5	-8.62	102.35	105.80
38	A1	670	G	N1-C6-O6	8.62	125.07	119.90
38	A1	922	C	C1'-O4'-C4'	-8.62	103.00	109.90
38	A1	1850	C	N1-C2-O2	-8.63	113.72	118.90
38	A1	2767	C	N3-C4-C5	-8.62	118.45	121.90
11	B2	890	C	C2-N3-C4	8.62	124.21	119.90
11	B2	754	G	C6-C5-N7	-8.62	125.23	130.40
11	B2	1345	G	N3-C2-N2	8.62	125.94	119.90
38	A1	2338	A	C4-C5-C6	8.62	121.31	117.00
38	A1	2772	U	N3-C4-O4	8.62	125.44	119.40
62	AO	38	ARG	NE-CZ-NH1	8.62	124.61	120.30
11	B2	524	U	N3-C4-O4	8.62	125.43	119.40
11	B2	597	C	N3-C4-N4	8.62	124.03	118.00
11	B2	958	G	O4'-C1'-N9	8.62	115.10	108.20
54	AI	100	TYR	CB-CG-CD2	8.62	126.17	121.00
11	B2	210	A	C5-N7-C8	8.62	108.21	103.90
11	B2	1399	G	N1-C6-O6	8.62	125.07	119.90
11	B2	1444	G	C5-C6-O6	-8.62	123.43	128.60
13	BA	27	PHE	CB-CG-CD2	8.62	126.83	120.80
38	A1	1161	A	N9-C4-C5	8.62	109.25	105.80
38	A1	1296	A	O4'-C1'-N9	8.62	115.09	108.20
11	B2	576	C	C3'-C2'-C1'	8.62	108.39	101.50
38	A1	668	G	C6-C5-N7	-8.62	125.23	130.40
38	A1	900	C	N3-C4-C5	-8.62	118.45	121.90
11	B2	1294	G	C5-C6-O6	-8.61	123.43	128.60
25	BM	20	TYR	CB-CG-CD2	-8.61	115.83	121.00
38	A1	456	G	N9-C4-C5	8.62	108.85	105.40
38	A1	551	A	C5-N7-C8	8.61	108.21	103.90
38	A1	2480	G	C8-N9-C4	8.62	109.85	106.40
11	B2	325	A	C1'-O4'-C4'	8.61	116.79	109.90
38	A1	1764	G	C5-C6-N1	-8.61	107.19	111.50
38	A1	2818	C	O4'-C1'-N1	8.61	115.09	108.20
11	B2	16	G	N7-C8-N9	8.61	117.41	113.10
11	B2	427	G	N3-C4-N9	8.61	131.17	126.00
11	B2	826	C	O4'-C1'-N1	8.61	115.09	108.20
11	B2	928	A	C2-N3-C4	-8.61	106.30	110.60
38	A1	194	G	C4-C5-N7	8.61	114.25	110.80
38	A1	770	G	C5-C6-N1	-8.61	107.19	111.50
38	A1	1621	G	O4'-C1'-N9	8.61	115.09	108.20
38	A1	1794	C	N3-C4-C5	8.61	125.34	121.90
38	A1	1838	C	C2-N3-C4	8.61	124.21	119.90

Continued on next page...

Continued from previous page...

Mol	Chain	Res	Type	Atoms	Z	Observed(°)	Ideal(°)
63	AP	19	ARG	NE-CZ-NH2	-8.61	115.99	120.30
38	A1	422	G	C5-C6-O6	-8.61	123.43	128.60
38	A1	236	G	O4'-C1'-N9	8.61	115.09	108.20
38	A1	518	A	C5-C6-N1	-8.61	113.39	117.70
38	A1	1877	C	N3-C4-N4	8.61	124.03	118.00
38	A1	2773	A	C4-C5-N7	-8.61	106.40	110.70
11	B2	1096	G	P-O5'-C5'	8.61	134.67	120.90
38	A1	269	C	N3-C4-N4	8.61	124.02	118.00
38	A1	1306	A	O4'-C1'-N9	8.61	115.09	108.20
38	A1	1430	A	C4-C5-C6	8.61	121.30	117.00
38	A1	2403	G	C6-C5-N7	-8.61	125.24	130.40
39	A3	62	A	O4'-C1'-N9	8.61	115.08	108.20
38	A1	1573	A	C6-C5-N7	-8.61	126.28	132.30
38	A1	2797	C	C5-C4-N4	-8.61	114.18	120.20
11	B2	936	A	C4-C5-C6	8.60	121.30	117.00
11	B2	1380	C	N3-C4-C5	-8.60	118.46	121.90
11	B2	1424	G	C5-C6-O6	8.60	133.76	128.60
39	A3	6	G	O4'-C1'-N9	8.60	115.08	108.20
11	B2	1031	G	O4'-C1'-N9	8.60	115.08	108.20
23	BK	127	ARG	NE-CZ-NH1	8.60	124.60	120.30
27	BO	111	ARG	NE-CZ-NH1	8.60	124.60	120.30
38	A1	1956	G	C2-N3-C4	8.60	116.20	111.90
38	A1	229	G	O4'-C1'-N9	8.60	115.08	108.20
38	A1	1790	G	C5-C6-N1	-8.60	107.20	111.50
11	B2	61	A	N1-C6-N6	8.60	123.76	118.60
38	A1	815	U	N3-C4-O4	8.60	125.42	119.40
11	B2	1358	A	C4-C5-N7	-8.60	106.40	110.70
38	A1	695	G	N3-C4-C5	8.60	132.90	128.60
38	A1	1493	C	C6-N1-C2	-8.60	116.86	120.30
38	A1	2776	A	C2-N3-C4	-8.60	106.30	110.60
38	A1	2749	G	N1-C6-O6	8.60	125.06	119.90
38	A1	2763	U	O4'-C1'-N1	8.60	115.08	108.20
39	A3	111	G	O4'-C1'-N9	8.60	115.08	108.20
11	B2	1	A	C6-N1-C2	8.60	123.76	118.60
11	B2	313	G	N1-C2-N3	-8.60	118.74	123.90
11	B2	1314	C	C2-N3-C4	8.60	124.20	119.90
11	B2	1457	A	C5-N7-C8	8.60	108.20	103.90
38	A1	384	G	O4'-C1'-N9	8.60	115.08	108.20
38	A1	2253	G	C6-C5-N7	-8.60	125.24	130.40
38	A1	402	G	C5-C6-N1	-8.60	107.20	111.50
38	A1	1193	G	N1-C2-N3	-8.60	118.74	123.90
38	A1	1416	G	O4'-C1'-N9	8.60	115.08	108.20

Continued on next page...

Continued from previous page...

Mol	Chain	Res	Type	Atoms	Z	Observed(°)	Ideal(°)
38	A1	2405	U	P-O3'-C3'	-8.60	109.39	119.70
11	B2	688	C	N1-C2-O2	-8.59	113.74	118.90
32	BT	49	ARG	NE-CZ-NH1	8.59	124.60	120.30
38	A1	191	U	N1-C2-N3	-8.59	109.75	114.90
38	A1	382	G	N3-C2-N2	8.59	125.92	119.90
38	A1	1124	G	C8-N9-C4	8.59	109.84	106.40
38	A1	491	G	C6-C5-N7	-8.59	125.25	130.40
38	A1	1782	C	P-O3'-C3'	8.59	130.01	119.70
38	A1	1811	G	N1-C2-N3	-8.59	118.75	123.90
38	A1	2690	U	C5-C4-O4	-8.59	120.74	125.90
38	A1	2761	G	C2-N3-C4	8.59	116.20	111.90
11	B2	611	A	C5-C6-N6	-8.59	116.83	123.70
11	B2	1367	C	C5-C4-N4	-8.59	114.19	120.20
11	B2	21	A	O4'-C1'-N9	8.59	115.07	108.20
38	A1	673	A	O4'-C1'-N9	8.59	115.07	108.20
38	A1	1911	G	C5-C6-N1	-8.59	107.20	111.50
38	A1	2856	G	N1-C6-O6	8.59	125.06	119.90
38	A1	1703	G	C4-C5-C6	8.59	123.95	118.80
38	A1	2570	A	C8-N9-C4	-8.59	102.36	105.80
11	B2	526	A	C8-N9-C4	8.59	109.23	105.80
38	A1	327	G	C6-N1-C2	-8.59	119.95	125.10
38	A1	1242	A	C2-N3-C4	-8.59	106.31	110.60
38	A1	317	A	N7-C8-N9	-8.59	109.51	113.80
38	A1	1123	A	C8-N9-C4	-8.59	102.36	105.80
38	A1	1799	G	N1-C6-O6	8.59	125.05	119.90
38	A1	2386	U	N3-C4-C5	-8.59	109.45	114.60
38	A1	2136	G	O4'-C1'-N9	8.59	115.07	108.20
38	A1	2287	C	C6-N1-C2	-8.59	116.87	120.30
39	A3	105	G	O4'-C1'-N9	8.59	115.07	108.20
11	B2	1208	A	C5'-C4'-O4'	8.58	119.40	109.10
38	A1	2338	A	C5-N7-C8	8.58	108.19	103.90
38	A1	2470	U	C6-N1-C2	-8.58	115.85	121.00
38	A1	2522	C	O4'-C1'-N1	8.58	115.06	108.20
38	A1	2713	A	N9-C4-C5	8.58	109.23	105.80
38	A1	3020	G	C4-C5-N7	-8.58	107.37	110.80
11	B2	1174	A	C8-N9-C4	-8.58	102.37	105.80
11	B2	1287	G	O4'-C1'-N9	8.58	115.06	108.20
38	A1	1338	G	N1-C6-O6	8.58	125.05	119.90
38	A1	1861	G	C5-C6-O6	-8.58	123.45	128.60
38	A1	3033	G	C5-C6-N1	-8.58	107.21	111.50
11	B2	1408	C	N3-C4-C5	-8.58	118.47	121.90
11	B2	362	C	N3-C4-N4	8.58	124.00	118.00

Continued on next page...

Continued from previous page...

Mol	Chain	Res	Type	Atoms	Z	Observed(°)	Ideal(°)
11	B2	419	G	O4'-C1'-N9	8.58	115.06	108.20
11	B2	835	C	N3-C4-N4	8.58	124.00	118.00
11	B2	1103	G	N3-C2-N2	8.58	125.90	119.90
38	A1	496	A	N7-C8-N9	-8.58	109.51	113.80
38	A1	982	G	N9-C4-C5	8.58	108.83	105.40
38	A1	2070	U	O4'-C1'-N1	8.58	115.06	108.20
38	A1	2181	G	C6-C5-N7	-8.58	125.25	130.40
38	A1	913	G	C6-C5-N7	-8.57	125.25	130.40
11	B2	100	A	C5-C6-N6	-8.57	116.84	123.70
11	B2	212	G	N1-C2-N3	-8.57	118.75	123.90
33	BU	53	TYR	CB-CG-CD1	8.57	126.14	121.00
38	A1	678	G	N1-C2-N3	-8.57	118.75	123.90
38	A1	1824	G	N1-C2-N3	-8.57	118.75	123.90
38	A1	2296	A	C2-N3-C4	8.57	114.89	110.60
38	A1	394	A	C4-C5-C6	8.57	121.29	117.00
38	A1	470	A	C8-N9-C4	-8.57	102.37	105.80
38	A1	797	C	C5-C6-N1	8.57	125.29	121.00
38	A1	2250	G	N7-C8-N9	8.57	117.39	113.10
38	A1	2351	G	N1-C2-N3	-8.57	118.76	123.90
11	B2	248	U	P-O3'-C3'	8.57	129.99	119.70
38	A1	604	A	N1-C6-N6	8.57	123.74	118.60
38	A1	2300	C	C4'-C3'-C2'	-8.57	94.03	102.60
38	A1	724	G	N1-C6-O6	8.57	125.04	119.90
38	A1	1083	G	C4-C5-C6	8.57	123.94	118.80
38	A1	1153	U	N1-C2-O2	-8.57	116.80	122.80
38	A1	2086	C	N3-C4-C5	-8.57	118.47	121.90
38	A1	2220	C	N3-C4-C5	-8.57	118.47	121.90
38	A1	2299	G	C5-C6-O6	-8.57	123.46	128.60
38	A1	2302	C	N3-C4-C5	-8.57	118.47	121.90
38	A1	2825	A	N1-C6-N6	8.57	123.74	118.60
38	A1	1237	A	N1-C2-N3	8.57	133.58	129.30
38	A1	2393	G	N3-C4-N9	-8.57	120.86	126.00
38	A1	2809	G	O4'-C1'-N9	8.57	115.06	108.20
38	A1	509	A	C4-C5-C6	8.57	121.28	117.00
11	B2	80	A	C6-C5-N7	-8.56	126.31	132.30
11	B2	554	C	O4'-C1'-N1	8.56	115.05	108.20
11	B2	603	G	C4-C5-C6	8.56	123.94	118.80
11	B2	1447	A	C5-C6-N6	-8.56	116.85	123.70
38	A1	223	U	O4'-C1'-N1	8.56	115.05	108.20
38	A1	305	G	C5-C6-O6	-8.56	123.46	128.60
38	A1	1784	G	C5-C6-O6	-8.56	123.46	128.60
38	A1	1834	C	C4'-C3'-C2'	-8.56	94.03	102.60

Continued on next page...

Continued from previous page...

Mol	Chain	Res	Type	Atoms	Z	Observed(°)	Ideal(°)
38	A1	1894	A	C5-N7-C8	8.56	108.18	103.90
38	A1	2395	C	C5-C4-N4	-8.56	114.21	120.20
38	A1	2724	A	C8-N9-C4	-8.56	102.37	105.80
11	B2	104	A	C4-C5-C6	8.56	121.28	117.00
11	B2	832	G	N1-C2-N3	-8.56	118.76	123.90
38	A1	346	U	N3-C4-O4	8.56	125.39	119.40
11	B2	530	G	C8-N9-C4	8.56	109.82	106.40
11	B2	1157	G	N3-C4-C5	-8.56	124.32	128.60
11	B2	1174	A	N7-C8-N9	8.56	118.08	113.80
38	A1	165	G	N3-C2-N2	8.56	125.89	119.90
38	A1	327	G	N1-C6-O6	8.56	125.04	119.90
38	A1	359	C	C5-C6-N1	8.56	125.28	121.00
11	B2	372	G	C5-N7-C8	-8.56	100.02	104.30
11	B2	1100	G	C4-C5-C6	8.56	123.94	118.80
10	B1	45	G	O4'-C1'-N9	8.56	115.05	108.20
11	B2	624	G	N9-C4-C5	8.56	108.82	105.40
11	B2	1334	A	N9-C4-C5	8.56	109.22	105.80
38	A1	667	C	N1-C2-O2	-8.56	113.77	118.90
38	A1	2226	G	N1-C6-O6	8.56	125.03	119.90
38	A1	3018	C	N3-C4-C5	-8.56	118.48	121.90
11	B2	97	C	C5-C4-N4	-8.55	114.21	120.20
11	B2	270	A	N1-C2-N3	8.56	133.58	129.30
38	A1	903	C	C6-N1-C2	-8.56	116.88	120.30
11	B2	729	G	C5-C6-O6	-8.55	123.47	128.60
38	A1	630	G	O4'-C1'-N9	8.55	115.04	108.20
11	B2	353	G	N7-C8-N9	8.55	117.38	113.10
23	BK	43	PHE	CB-CG-CD2	8.55	126.79	120.80
11	B2	65	G	N3-C4-C5	-8.55	124.33	128.60
11	B2	103	A	C5-C6-N6	-8.55	116.86	123.70
11	B2	247	G	N3-C2-N2	8.55	125.89	119.90
38	A1	1855	G	N1-C6-O6	8.55	125.03	119.90
38	A1	2052	A	N7-C8-N9	-8.55	109.52	113.80
38	A1	2145	G	C4-C5-N7	8.55	114.22	110.80
38	A1	2683	G	C8-N9-C4	-8.55	102.98	106.40
39	A3	47	G	O4'-C1'-N9	8.55	115.04	108.20
10	B1	63	C	P-O5'-C5'	8.55	134.58	120.90
38	A1	990	G	C8-N9-C4	-8.55	102.98	106.40
38	A1	1039	C	C4-C5-C6	8.55	121.67	117.40
38	A1	1229	U	C2-N3-C4	-8.55	121.87	127.00
38	A1	1917	U	N3-C4-O4	8.55	125.38	119.40
63	AP	109	ARG	NE-CZ-NH2	-8.55	116.03	120.30
11	B2	306	C	O4'-C1'-N1	8.54	115.03	108.20

Continued on next page...

Continued from previous page...

Mol	Chain	Res	Type	Atoms	Z	Observed(°)	Ideal(°)
11	B2	336	C	O4'-C1'-N1	8.54	115.03	108.20
11	B2	1138	G	N7-C8-N9	8.54	117.37	113.10
38	A1	275	C	C5-C6-N1	8.54	125.27	121.00
38	A1	307	C	N3-C4-N4	8.54	123.98	118.00
38	A1	818	A	C5-N7-C8	8.54	108.17	103.90
38	A1	903	C	C5-C4-N4	-8.54	114.22	120.20
5	AS	23	ARG	NE-CZ-NH2	-8.54	116.03	120.30
11	B2	1156	A	N1-C2-N3	8.54	133.57	129.30
11	B2	1399	G	C6-N1-C2	-8.54	119.97	125.10
38	A1	38	U	N3-C2-O2	8.54	128.18	122.20
38	A1	1695	G	N9-C4-C5	-8.54	101.98	105.40
38	A1	1772	A	P-O5'-C5'	8.54	134.57	120.90
11	B2	1244	C	C6-N1-C2	8.54	123.72	120.30
15	BC	154	VAL	CA-CB-CG2	-8.54	98.09	110.90
11	B2	1001	A	C4-C5-C6	8.54	121.27	117.00
38	A1	224	G	C8-N9-C4	-8.54	102.98	106.40
38	A1	492	A	N1-C6-N6	8.54	123.72	118.60
38	A1	2078	A	C4-C5-N7	-8.54	106.43	110.70
38	A1	834	G	N3-C2-N2	8.54	125.88	119.90
38	A1	1165	C	P-O3'-C3'	8.54	129.94	119.70
38	A1	2474	A	C4-C5-C6	8.54	121.27	117.00
38	A1	1477	C	O4'-C1'-N1	8.54	115.03	108.20
38	A1	1668	G	C6-N1-C2	8.54	130.22	125.10
38	A1	2129	G	N9-C4-C5	8.54	108.81	105.40
38	A1	2151	C	N3-C4-C5	-8.53	118.49	121.90
38	A1	964	C	C5-C4-N4	-8.53	114.23	120.20
38	A1	1710	C	C4-C5-C6	-8.53	113.13	117.40
38	A1	1840	G	C2-N3-C4	-8.53	107.63	111.90
38	A1	2705	C	C6-N1-C2	8.53	123.71	120.30
11	B2	172	G	N3-C2-N2	8.53	125.87	119.90
11	B2	978	G	C5-N7-C8	8.53	108.56	104.30
38	A1	1933	U	O4'-C1'-N1	8.53	115.03	108.20
38	A1	2593	A	N1-C6-N6	8.53	123.72	118.60
11	B2	963	A	O4'-C4'-C3'	-8.53	95.47	104.00
11	B2	1394	G	C5-C6-O6	-8.53	123.48	128.60
38	A1	352	G	C8-N9-C4	8.53	109.81	106.40
38	A1	2871	A	N9-C4-C5	8.53	109.21	105.80
38	A1	3006	G	C5-C6-O6	-8.53	123.48	128.60
11	B2	80	A	C2-N3-C4	-8.52	106.34	110.60
38	A1	777	A	O4'-C1'-N9	8.52	115.02	108.20
38	A1	1260	C	C5-C4-N4	-8.52	114.23	120.20
38	A1	1404	G	C8-N9-C4	8.52	109.81	106.40

Continued on next page...

Continued from previous page...

Mol	Chain	Res	Type	Atoms	Z	Observed(°)	Ideal(°)
11	B2	562	A	C2-N3-C4	8.52	114.86	110.60
11	B2	1220	G	C5-C6-O6	-8.52	123.49	128.60
38	A1	542	A	C5-N7-C8	8.52	108.16	103.90
38	A1	905	G	N7-C8-N9	-8.52	108.84	113.10
38	A1	1476	C	N3-C4-N4	8.52	123.97	118.00
5	AS	19	ARG	NE-CZ-NH1	8.52	124.56	120.30
11	B2	104	A	N1-C6-N6	8.52	123.71	118.60
11	B2	364	U	N3-C4-O4	8.52	125.36	119.40
11	B2	959	G	N1-C6-O6	8.52	125.01	119.90
11	B2	26	A	N9-C4-C5	8.52	109.21	105.80
11	B2	30	C	N3-C4-C5	-8.52	118.49	121.90
11	B2	1083	G	C4-C5-N7	-8.52	107.39	110.80
38	A1	463	A	N1-C6-N6	8.52	123.71	118.60
38	A1	788	A	O4'-C1'-N9	8.52	115.01	108.20
11	B2	184	G	N1-C6-O6	8.51	125.01	119.90
38	A1	757	C	C5-C6-N1	8.51	125.26	121.00
10	B1	49	C	N1-C2-O2	8.51	124.01	118.90
11	B2	1427	C	C5-C4-N4	-8.51	114.24	120.20
38	A1	2267	U	O4'-C1'-N1	8.51	115.01	108.20
38	A1	2495	A	N1-C2-N3	8.51	133.56	129.30
38	A1	2520	C	O4'-C1'-N1	8.51	115.01	108.20
11	B2	457	G	C4-C5-N7	8.51	114.20	110.80
38	A1	545	G	C4-C5-N7	8.51	114.20	110.80
11	B2	269	A	C6-N1-C2	8.51	123.70	118.60
11	B2	715	C	N3-C2-O2	8.51	127.86	121.90
11	B2	872	A	N9-C4-C5	8.51	109.20	105.80
11	B2	1351	U	C2-N3-C4	8.51	132.11	127.00
38	A1	291	A	N9-C4-C5	-8.51	102.40	105.80
38	A1	1065	C	O4'-C1'-N1	8.51	115.01	108.20
38	A1	1503	C	C4-C5-C6	8.51	121.66	117.40
38	A1	2275	G	C4'-C3'-C2'	-8.51	94.09	102.60
11	B2	1100	G	C4-N9-C1'	8.51	137.56	126.50
11	B2	1352	G	C4-C5-C6	8.51	123.91	118.80
38	A1	176	G	N1-C6-O6	8.51	125.01	119.90
38	A1	505	A	C4-C5-C6	8.51	121.25	117.00
38	A1	1268	A	C6-C5-N7	-8.51	126.34	132.30
38	A1	1304	G	C5-N7-C8	-8.51	100.05	104.30
38	A1	2582	C	N3-C4-N4	8.51	123.96	118.00
54	AI	89	ARG	NE-CZ-NH1	8.51	124.56	120.30
11	B2	1018	C	O4'-C1'-N1	8.51	115.01	108.20
11	B2	209	A	N1-C6-N6	8.51	123.70	118.60
11	B2	920	U	C5-C6-N1	8.51	126.95	122.70

Continued on next page...

Continued from previous page...

Mol	Chain	Res	Type	Atoms	Z	Observed(°)	Ideal(°)
11	B2	1020	G	C5-C6-O6	-8.51	123.50	128.60
11	B2	1144	G	C5-C6-O6	-8.51	123.50	128.60
38	A1	732	G	O4'-C1'-N9	8.51	115.00	108.20
38	A1	1113	G	O4'-C1'-N9	8.50	115.00	108.20
38	A1	2313	G	C5-C6-O6	-8.50	123.50	128.60
55	Ai	79	ARG	NE-CZ-NH2	8.50	124.55	120.30
11	B2	323	A	C6-C5-N7	-8.50	126.35	132.30
11	B2	826	C	N3-C4-C5	-8.50	118.50	121.90
38	A1	47	C	O4'-C1'-N1	8.50	115.00	108.20
38	A1	1465	A	C5-C6-N1	-8.50	113.45	117.70
38	A1	2135	C	O4'-C1'-N1	8.50	115.00	108.20
39	A3	125	U	C4-C5-C6	8.50	124.80	119.70
10	B1	44	G	C6-C5-N7	-8.50	125.30	130.40
11	B2	812	U	N3-C4-O4	-8.50	113.45	119.40
38	A1	2126	G	N9-C4-C5	8.50	108.80	105.40
11	B2	808	C	O4'-C1'-N1	8.50	115.00	108.20
38	A1	310	C	O4'-C1'-N1	8.50	115.00	108.20
38	A1	1048	C	N3-C4-C5	-8.50	118.50	121.90
38	A1	2955	G	C4-C5-N7	-8.50	107.40	110.80
39	A3	53	A	C4-C5-C6	8.50	121.25	117.00
10	B1	29	C	C2-N3-C4	8.50	124.15	119.90
11	B2	48	G	N3-C2-N2	8.50	125.85	119.90
11	B2	402	G	C5-N7-C8	8.50	108.55	104.30
38	A1	886	G	C3'-C2'-C1'	-8.50	94.70	101.50
38	A1	994	G	C4-C5-N7	-8.50	107.40	110.80
11	B2	631	C	C6-N1-C2	-8.50	116.90	120.30
38	A1	260	A	N1-C6-N6	8.50	123.70	118.60
38	A1	474	G	N1-C6-O6	8.50	125.00	119.90
38	A1	2890	A	C4-C5-C6	8.50	121.25	117.00
11	B2	136	A	C4-C5-N7	-8.49	106.45	110.70
11	B2	1261	U	N3-C4-C5	-8.49	109.50	114.60
38	A1	88	G	O4'-C1'-N9	8.49	115.00	108.20
38	A1	802	G	C6-N1-C2	8.49	130.20	125.10
39	A3	112	C	O4'-C1'-N1	8.49	115.00	108.20
11	B2	332	C	N3-C4-N4	8.49	123.94	118.00
38	A1	438	G	C5-C6-O6	-8.49	123.50	128.60
38	A1	1894	A	C4-C5-N7	-8.49	106.45	110.70
38	A1	1961	G	N1-C6-O6	8.49	125.00	119.90
38	A1	2057	G	N3-C4-C5	-8.49	124.35	128.60
39	A3	11	A	N1-C6-N6	8.49	123.70	118.60
11	B2	214	C	N3-C4-N4	8.49	123.94	118.00
11	B2	355	C	C5-C4-N4	-8.49	114.26	120.20

Continued on next page...

Continued from previous page...

Mol	Chain	Res	Type	Atoms	Z	Observed(°)	Ideal(°)
11	B2	443	C	C6-N1-C2	-8.49	116.91	120.30
38	A1	328	G	C5-C6-N1	-8.49	107.25	111.50
38	A1	980	G	N1-C2-N3	-8.49	118.81	123.90
38	A1	1273	C	O4'-C1'-N1	8.49	114.99	108.20
11	B2	534	G	C5-C6-O6	-8.49	123.51	128.60
11	B2	905	A	C5-C6-N1	-8.49	113.46	117.70
38	A1	2830	C	O4'-C1'-N1	8.49	114.99	108.20
38	A1	1278	C	N3-C4-N4	8.48	123.94	118.00
11	B2	311	A	O4'-C1'-N9	8.48	114.99	108.20
11	B2	740	G	C5-C6-O6	-8.48	123.51	128.60
38	A1	1568	A	C5-C6-N1	-8.48	113.46	117.70
38	A1	873	G	P-O3'-C3'	8.48	129.88	119.70
38	A1	1561	G	C5-C6-N1	-8.48	107.26	111.50
38	A1	2176	G	N3-C2-N2	8.48	125.84	119.90
38	A1	2298	C	C3'-C2'-C1'	8.48	108.29	101.50
11	B2	414	G	O4'-C1'-N9	8.48	114.99	108.20
11	B2	1288	C	C6-N1-C2	8.48	123.69	120.30
38	A1	313	U	C5'-C4'-O4'	8.48	119.28	109.10
38	A1	314	A	N1-C6-N6	8.48	123.69	118.60
38	A1	2648	C	N3-C4-N4	8.48	123.94	118.00
11	B2	939	C	N3-C4-N4	8.48	123.94	118.00
11	B2	543	C	O4'-C1'-N1	8.48	114.98	108.20
38	A1	72	U	N3-C4-O4	8.48	125.33	119.40
38	A1	309	C	C5-C4-N4	-8.48	114.27	120.20
38	A1	328	G	C4-C5-C6	8.48	123.89	118.80
38	A1	2035	U	O4'-C1'-N1	8.48	114.98	108.20
38	A1	2214	U	N1-C2-N3	8.48	119.99	114.90
38	A1	389	C	C5-C6-N1	8.48	125.24	121.00
38	A1	771	G	P-O5'-C5'	8.48	134.46	120.90
38	A1	2315	G	N1-C2-N3	-8.48	118.81	123.90
38	A1	21	C	N3-C4-N4	8.47	123.93	118.00
38	A1	324	C	C6-N1-C2	-8.47	116.91	120.30
38	A1	1987	A	C8-N9-C4	8.47	109.19	105.80
11	B2	370	A	C4-C5-C6	8.47	121.24	117.00
11	B2	462	A	N1-C6-N6	8.47	123.68	118.60
11	B2	1128	U	C2-N1-C1'	8.47	127.87	117.70
11	B2	1473	A	C5-C6-N1	-8.47	113.46	117.70
38	A1	334	G	N1-C6-O6	8.47	124.98	119.90
38	A1	1156	G	C4-C5-C6	8.47	123.88	118.80
38	A1	1673	C	C5-C6-N1	8.47	125.24	121.00
38	A1	1716	G	O4'-C1'-N9	8.47	114.98	108.20
38	A1	1986	U	O4'-C1'-N1	8.47	114.98	108.20

Continued on next page...

Continued from previous page...

Mol	Chain	Res	Type	Atoms	Z	Observed(°)	Ideal(°)
11	B2	152	G	O4'-C1'-N9	8.47	114.98	108.20
11	B2	399	A	O4'-C1'-N9	8.47	114.98	108.20
38	A1	1582	G	N9-C4-C5	-8.47	102.01	105.40
11	B2	362	C	P-O3'-C3'	8.47	129.86	119.70
38	A1	48	G	C6-C5-N7	-8.47	125.32	130.40
38	A1	983	G	P-O3'-C3'	8.47	129.87	119.70
38	A1	1720	G	C5-C6-N1	-8.47	107.26	111.50
38	A1	1840	G	N3-C4-N9	-8.47	120.92	126.00
48	AE	58	ARG	NE-CZ-NH2	-8.47	116.06	120.30
38	A1	2575	U	C5-C4-O4	-8.47	120.82	125.90
39	A3	74	U	C4-C5-C6	8.47	124.78	119.70
62	AO	15	ARG	NE-CZ-NH1	8.47	124.53	120.30
32	BT	106	PHE	CB-CG-CD1	-8.47	114.87	120.80
38	A1	2979	C	O4'-C1'-N1	8.47	114.97	108.20
38	A1	16	G	C2-N3-C4	8.47	116.13	111.90
38	A1	1507	A	C5-C6-N1	-8.47	113.47	117.70
38	A1	1775	G	N9-C4-C5	8.47	108.79	105.40
38	A1	2724	A	C5-C6-N6	-8.47	116.93	123.70
11	B2	567	A	C5-N7-C8	8.47	108.13	103.90
20	BH	88	ARG	N-CA-CB	8.47	125.84	110.60
11	B2	25	C	N3-C4-N4	8.46	123.92	118.00
11	B2	279	U	P-O3'-C3'	-8.46	109.54	119.70
11	B2	1125	C	O4'-C1'-N1	8.47	114.97	108.20
11	B2	872	A	C4-C5-N7	-8.46	106.47	110.70
38	A1	188	A	C5-C6-N6	-8.46	116.93	123.70
38	A1	571	G	C6-C5-N7	-8.47	125.32	130.40
38	A1	48	G	O4'-C1'-N9	8.46	114.97	108.20
38	A1	112	U	O4'-C1'-N1	8.46	114.97	108.20
38	A1	1213	G	C5-N7-C8	8.46	108.53	104.30
38	A1	1447	G	N1-C6-O6	8.46	124.98	119.90
38	A1	2857	C	O4'-C1'-N1	8.46	114.97	108.20
38	A1	2982	G	N1-C6-O6	8.46	124.98	119.90
11	B2	1306	A	O4'-C1'-N9	8.46	114.97	108.20
38	A1	855	G	N1-C6-O6	8.46	124.98	119.90
38	A1	1889	G	C2-N3-C4	8.46	116.13	111.90
38	A1	2440	C	N3-C4-N4	8.46	123.92	118.00
11	B2	317	A	C6-C5-N7	-8.46	126.38	132.30
11	B2	791	G	C2-N3-C4	8.46	116.13	111.90
11	B2	813	G	C4-C5-N7	8.46	114.18	110.80
38	A1	180	A	C6-C5-N7	-8.46	126.38	132.30
38	A1	1103	C	P-O5'-C5'	8.46	134.43	120.90
38	A1	1716	G	C5-C6-N1	-8.46	107.27	111.50

Continued on next page...

Continued from previous page...

Mol	Chain	Res	Type	Atoms	Z	Observed(°)	Ideal(°)
38	A1	1932	G	C5-N7-C8	-8.46	100.07	104.30
38	A1	2097	G	N3-C4-N9	8.46	131.07	126.00
38	A1	2441	A	N9-C4-C5	8.46	109.18	105.80
38	A1	2640	C	N3-C4-N4	8.46	123.92	118.00
11	B2	1004	U	C5-C6-N1	8.46	126.93	122.70
38	A1	1509	C	N3-C4-N4	8.46	123.92	118.00
38	A1	11	G	C4-C5-C6	8.45	123.87	118.80
38	A1	719	C	N3-C4-N4	8.46	123.92	118.00
38	A1	2357	U	N1-C2-N3	-8.46	109.83	114.90
38	A1	2398	C	O4'-C1'-N1	8.45	114.96	108.20
38	A1	402	G	O4'-C1'-N9	8.45	114.96	108.20
38	A1	871	G	N3-C4-N9	-8.45	120.93	126.00
38	A1	983	G	N1-C6-O6	8.45	124.97	119.90
38	A1	2254	U	N1-C2-O2	-8.45	116.89	122.80
38	A1	2335	G	O4'-C1'-N9	8.45	114.96	108.20
38	A1	2443	G	N1-C6-O6	8.45	124.97	119.90
39	A3	102	G	N3-C4-C5	-8.45	124.37	128.60
11	B2	872	A	N3-C4-C5	-8.45	120.89	126.80
38	A1	354	G	C6-C5-N7	-8.45	125.33	130.40
38	A1	655	C	N3-C4-C5	-8.45	118.52	121.90
38	A1	1048	C	N3-C4-N4	8.45	123.91	118.00
39	A3	77	A	C2-N3-C4	-8.45	106.38	110.60
3	Af	46	ARG	NE-CZ-NH2	-8.45	116.08	120.30
11	B2	991	C	C2-N3-C4	8.45	124.12	119.90
38	A1	110	A	N1-C6-N6	8.45	123.67	118.60
38	A1	268	C	N3-C4-C5	-8.45	118.52	121.90
11	B2	1441	G	N1-C6-O6	8.45	124.97	119.90
38	A1	1144	A	N7-C8-N9	8.45	118.02	113.80
38	A1	1566	G	C6-C5-N7	-8.45	125.33	130.40
38	A1	1703	G	O4'-C1'-N9	8.45	114.96	108.20
38	A1	2787	G	N3-C2-N2	8.45	125.81	119.90
38	A1	2819	C	P-O3'-C3'	8.45	129.84	119.70
39	A3	124	A	N9-C4-C5	-8.45	102.42	105.80
38	A1	40	G	C4-C5-N7	8.44	114.18	110.80
11	B2	465	C	N3-C4-C5	-8.44	118.52	121.90
38	A1	2527	G	C8-N9-C4	-8.44	103.02	106.40
38	A1	2872	G	C5-N7-C8	8.44	108.52	104.30
39	A3	48	A	C4-C5-C6	8.44	121.22	117.00
59	AL	26	ARG	NE-CZ-NH2	-8.44	116.08	120.30
11	B2	697	A	O4'-C1'-N9	8.44	114.95	108.20
11	B2	1405	C	C6-N1-C2	-8.44	116.92	120.30
38	A1	2850	G	N1-C6-O6	8.44	124.96	119.90

Continued on next page...

Continued from previous page...

Mol	Chain	Res	Type	Atoms	Z	Observed(°)	Ideal(°)
38	A1	2865	C	C4-C5-C6	8.44	121.62	117.40
11	B2	632	C	N3-C4-N4	8.44	123.91	118.00
11	B2	1067	G	P-O3'-C3'	8.44	129.83	119.70
22	BJ	1	MET	CG-SD-CE	-8.44	86.70	100.20
38	A1	1817	C	C2-N3-C4	8.44	124.12	119.90
38	A1	2377	C	N1-C2-O2	-8.44	113.84	118.90
38	A1	2990	G	N7-C8-N9	8.44	117.32	113.10
11	B2	114	A	C8-N9-C4	-8.44	102.43	105.80
11	B2	538	C	C2-N3-C4	8.44	124.12	119.90
38	A1	1158	G	N1-C6-O6	8.44	124.96	119.90
11	B2	641	A	C2-N3-C4	-8.44	106.38	110.60
11	B2	893	U	N3-C4-C5	-8.44	109.54	114.60
38	A1	948	C	C5-C6-N1	8.44	125.22	121.00
38	A1	1471	G	N3-C4-C5	8.44	132.82	128.60
38	A1	2083	G	C5-C6-O6	-8.44	123.54	128.60
39	A3	52	U	O4'-C1'-N1	8.44	114.95	108.20
38	A1	2277	G	C2-N3-C4	-8.44	107.68	111.90
11	B2	1170	C	N1-C2-O2	-8.43	113.84	118.90
38	A1	263	U	C5-C4-O4	-8.43	120.84	125.90
38	A1	969	U	O4'-C1'-N1	8.43	114.95	108.20
38	A1	1426	G	C4-C5-N7	8.43	114.17	110.80
38	A1	2794	G	C5-C6-N1	-8.43	107.28	111.50
39	A3	47	G	C3'-C2'-C1'	8.43	108.25	101.50
10	B1	74	A	O4'-C1'-N9	8.43	114.94	108.20
11	B2	324	C	N3-C4-N4	8.43	123.90	118.00
11	B2	714	G	C4-C5-C6	8.43	123.86	118.80
11	B2	1247	A	C5-C6-N6	-8.43	116.95	123.70
11	B2	1263	C	O4'-C1'-N1	8.43	114.94	108.20
16	BD	56	ARG	NE-CZ-NH2	-8.43	116.08	120.30
38	A1	421	C	C5-C4-N4	-8.43	114.30	120.20
38	A1	2455	G	N1-C2-N3	-8.43	118.84	123.90
38	A1	2616	C	C6-N1-C2	-8.43	116.93	120.30
11	B2	1495	U	C2-N3-C4	-8.43	121.94	127.00
38	A1	187	C	N3-C4-N4	8.43	123.90	118.00
38	A1	573	G	C8-N9-C4	8.43	109.77	106.40
38	A1	1162	C	C5'-C4'-O4'	8.43	119.22	109.10
38	A1	2155	C	C5'-C4'-C3'	-8.43	102.51	116.00
38	A1	2536	A	C4'-C3'-C2'	-8.43	94.17	102.60
38	A1	2972	G	N3-C2-N2	8.43	125.80	119.90
38	A1	1630	U	C6-N1-C2	8.43	126.06	121.00
11	B2	788	C	C2-N3-C4	8.43	124.11	119.90
38	A1	778	A	N1-C2-N3	8.43	133.51	129.30

Continued on next page...

Continued from previous page...

Mol	Chain	Res	Type	Atoms	Z	Observed(°)	Ideal(°)
38	A1	2463	G	C8-N9-C4	-8.43	103.03	106.40
11	B2	413	G	C5-N7-C8	8.42	108.51	104.30
11	B2	1071	C	O4'-C1'-N1	8.42	114.94	108.20
11	B2	1213	G	C4-C5-C6	8.42	123.85	118.80
11	B2	1439	G	C4-C5-N7	8.42	114.17	110.80
38	A1	1341	U	O4'-C1'-N1	8.42	114.94	108.20
38	A1	179	A	N9-C4-C5	8.42	109.17	105.80
38	A1	635	G	N1-C6-O6	8.42	124.95	119.90
38	A1	831	C	C2-N3-C4	8.42	124.11	119.90
43	AB	179	TYR	CB-CG-CD2	-8.42	115.95	121.00
10	B1	38	G	O4'-C1'-N9	8.42	114.94	108.20
11	B2	95	G	N3-C2-N2	8.42	125.80	119.90
11	B2	349	A	C2-N3-C4	-8.42	106.39	110.60
11	B2	1278	A	P-O3'-C3'	8.42	129.81	119.70
38	A1	1330	G	C2-N3-C4	8.42	116.11	111.90
38	A1	1761	C	N3-C4-C5	-8.42	118.53	121.90
38	A1	2593	A	C5-C6-N1	-8.42	113.49	117.70
39	A3	33	U	C5-C4-O4	-8.42	120.85	125.90
38	A1	1950	G	N1-C6-O6	8.42	124.95	119.90
38	A1	2091	U	O4'-C1'-N1	8.42	114.94	108.20
38	A1	2476	A	N1-C6-N6	8.42	123.65	118.60
9	AX	413	ARG	NE-CZ-NH1	8.42	124.51	120.30
11	B2	167	G	N1-C6-O6	8.42	124.95	119.90
38	A1	123	A	P-O3'-C3'	8.42	129.80	119.70
38	A1	985	A	C5-C6-N6	-8.42	116.97	123.70
38	A1	2417	G	N1-C6-O6	8.42	124.95	119.90
39	A3	11	A	C5-C6-N6	-8.42	116.97	123.70
39	A3	15	G	C4-C5-C6	8.42	123.85	118.80
38	A1	2179	G	N9-C4-C5	-8.41	102.03	105.40
10	B1	58	A	O4'-C1'-N9	8.41	114.93	108.20
38	A1	963	G	C2-N3-C4	8.41	116.11	111.90
11	B2	860	G	N9-C4-C5	8.41	108.77	105.40
11	B2	960	A	C4-C5-C6	8.41	121.21	117.00
38	A1	10	C	O4'-C1'-N1	8.41	114.93	108.20
38	A1	747	G	C5-C6-O6	-8.41	123.55	128.60
38	A1	2317	G	C4-C5-N7	8.41	114.17	110.80
39	A3	56	C	C2-N3-C4	8.41	124.11	119.90
58	Ak	209	ASP	CB-CG-OD2	-8.41	110.73	118.30
11	B2	120	C	C5-C6-N1	8.41	125.20	121.00
11	B2	450	A	C8-N9-C4	-8.41	102.44	105.80
11	B2	1398	U	O4'-C1'-N1	8.41	114.93	108.20
11	B2	1491	C	C2-N1-C1'	8.41	128.05	118.80

Continued on next page...

Continued from previous page...

Mol	Chain	Res	Type	Atoms	Z	Observed(°)	Ideal(°)
38	A1	203	G	N1-C6-O6	8.41	124.95	119.90
38	A1	2390	G	N1-C6-O6	8.41	124.95	119.90
47	Ad	6	ARG	NE-CZ-NH2	-8.41	116.09	120.30
38	A1	17	C	O4'-C1'-N1	8.41	114.93	108.20
38	A1	460	C	N3-C4-N4	8.41	123.89	118.00
38	A1	528	G	N1-C2-N3	-8.41	118.85	123.90
38	A1	1106	C	C5-C6-N1	8.41	125.20	121.00
38	A1	1260	C	C4-C5-C6	8.41	121.61	117.40
38	A1	2104	G	C5-C6-O6	-8.41	123.55	128.60
11	B2	1019	A	N1-C6-N6	8.41	123.64	118.60
25	BM	114	ARG	NE-CZ-NH1	-8.41	116.10	120.30
38	A1	683	C	C6-N1-C2	-8.41	116.94	120.30
38	A1	1788	G	C5-C6-O6	-8.41	123.56	128.60
11	B2	663	G	N1-C6-O6	8.40	124.94	119.90
38	A1	1197	G	C8-N9-C4	-8.40	103.04	106.40
38	A1	1771	C	N3-C4-N4	8.40	123.88	118.00
38	A1	112	U	N3-C2-O2	8.40	128.08	122.20
38	A1	334	G	C5-C6-O6	-8.40	123.56	128.60
38	A1	357	G	O4'-C1'-N9	8.40	114.92	108.20
38	A1	793	C	O4'-C1'-N1	8.40	114.92	108.20
38	A1	1389	A	N1-C6-N6	8.40	123.64	118.60
38	A1	2520	C	N3-C2-O2	8.40	127.78	121.90
38	A1	2504	U	N1-C2-O2	-8.40	116.92	122.80
51	Ag	3	ARG	NE-CZ-NH1	-8.40	116.10	120.30
11	B2	394	C	C6-N1-C2	8.40	123.66	120.30
10	B1	76	C	O4'-C1'-N1	8.40	114.92	108.20
11	B2	163	C	C5-C6-N1	8.40	125.20	121.00
11	B2	1399	G	C5-C6-O6	-8.40	123.56	128.60
38	A1	643	G	N1-C6-O6	8.40	124.94	119.90
38	A1	1031	C	N3-C4-N4	8.40	123.88	118.00
38	A1	1129	G	C5-C6-O6	-8.40	123.56	128.60
38	A1	1270	G	C4-C5-N7	8.40	114.16	110.80
38	A1	1428	G	N9-C4-C5	8.40	108.76	105.40
38	A1	2846	A	N1-C6-N6	8.40	123.64	118.60
4	AQ	38	ARG	NE-CZ-NH1	-8.40	116.10	120.30
11	B2	352	A	C4-C5-C6	8.40	121.20	117.00
11	B2	816	G	C6-C5-N7	-8.40	125.36	130.40
11	B2	848	G	C5-C6-O6	-8.40	123.56	128.60
11	B2	1055	C	O4'-C1'-N1	8.40	114.92	108.20
38	A1	1445	G	O4'-C1'-N9	8.40	114.92	108.20
38	A1	1945	C	O4'-C1'-N1	8.40	114.92	108.20
11	B2	853	G	N3-C4-C5	-8.40	124.40	128.60

Continued on next page...

Continued from previous page...

Mol	Chain	Res	Type	Atoms	Z	Observed(°)	Ideal(°)
11	B2	1311	C	O4'-C1'-N1	8.40	114.92	108.20
38	A1	50	C	N3-C4-C5	-8.40	118.54	121.90
38	A1	70	G	C6-C5-N7	-8.40	125.36	130.40
38	A1	338	A	C8-N9-C4	-8.40	102.44	105.80
38	A1	955	A	C4-C5-C6	8.40	121.20	117.00
38	A1	2103	C	N3-C4-C5	-8.40	118.54	121.90
38	A1	2864	G	N1-C2-N3	-8.40	118.86	123.90
11	B2	232	G	O4'-C1'-N9	8.39	114.92	108.20
11	B2	303	G	C5-C6-O6	-8.39	123.56	128.60
38	A1	227	G	C8-N9-C4	-8.39	103.04	106.40
38	A1	692	C	C5-C6-N1	8.39	125.20	121.00
38	A1	747	G	C6-C5-N7	-8.39	125.36	130.40
38	A1	890	G	N3-C4-C5	-8.39	124.40	128.60
38	A1	2377	C	N3-C4-N4	8.39	123.88	118.00
38	A1	1070	G	N1-C6-O6	8.39	124.94	119.90
38	A1	1664	G	N1-C6-O6	8.39	124.94	119.90
11	B2	914	U	C4-C5-C6	8.39	124.73	119.70
11	B2	1458	A	P-O3'-C3'	8.39	129.77	119.70
38	A1	31	G	C4-C5-C6	8.39	123.83	118.80
38	A1	571	G	O4'-C1'-N9	8.39	114.91	108.20
38	A1	1027	A	N9-C4-C5	8.39	109.16	105.80
38	A1	1401	G	N1-C6-O6	8.39	124.93	119.90
38	A1	1530	A	N1-C2-N3	8.39	133.50	129.30
38	A1	2608	U	C2-N3-C4	8.39	132.03	127.00
11	B2	192	G	C5-N7-C8	-8.39	100.11	104.30
5	AS	133	PHE	CB-CG-CD2	8.39	126.67	120.80
11	B2	94	C	N3-C4-N4	8.39	123.87	118.00
11	B2	564	C	N3-C4-N4	8.39	123.87	118.00
11	B2	665	G	C5-C6-O6	-8.39	123.57	128.60
38	A1	75	G	O4'-C1'-N9	8.39	114.91	108.20
38	A1	124	C	N3-C4-N4	8.39	123.87	118.00
38	A1	818	A	C5-C6-N1	-8.39	113.51	117.70
38	A1	2060	A	C5-C6-N6	-8.39	116.99	123.70
39	A3	35	A	C5-C6-N1	-8.39	113.51	117.70
11	B2	112	G	P-O3'-C3'	8.39	129.76	119.70
11	B2	766	G	C6-C5-N7	-8.39	125.37	130.40
10	B1	40	U	N3-C2-O2	8.38	128.07	122.20
11	B2	1221	A	C5-C6-N6	-8.38	116.99	123.70
38	A1	1553	G	C5-N7-C8	-8.39	100.11	104.30
38	A1	2545	A	N9-C4-C5	-8.38	102.45	105.80
38	A1	2654	C	C6-N1-C2	-8.38	116.95	120.30
38	A1	2996	A	C8-N9-C4	-8.38	102.45	105.80

Continued on next page...

Continued from previous page...

Mol	Chain	Res	Type	Atoms	Z	Observed(°)	Ideal(°)
11	B2	383	C	N3-C4-C5	-8.38	118.55	121.90
11	B2	1232	G	C5-C6-O6	-8.38	123.57	128.60
11	B2	1286	C	O4'-C1'-N1	8.38	114.91	108.20
38	A1	2216	G	N1-C6-O6	8.38	124.93	119.90
11	B2	103	A	C5-C6-N1	-8.38	113.51	117.70
11	B2	317	A	N1-C6-N6	8.38	123.63	118.60
38	A1	326	C	C5-C4-N4	-8.38	114.33	120.20
11	B2	362	C	C6-N1-C2	-8.38	116.95	120.30
11	B2	1414	G	C4-C5-N7	8.38	114.15	110.80
38	A1	247	A	C5-C6-N6	-8.38	117.00	123.70
38	A1	895	C	C2-N3-C4	8.38	124.09	119.90
38	A1	933	G	O4'-C1'-N9	8.38	114.91	108.20
38	A1	2009	G	N3-C4-C5	8.38	132.79	128.60
38	A1	2567	C	C6-N1-C2	-8.38	116.95	120.30
38	A1	2733	A	P-O3'-C3'	8.38	129.76	119.70
11	B2	209	A	C6-C5-N7	-8.38	126.44	132.30
11	B2	261	G	C2-N3-C4	8.38	116.09	111.90
38	A1	1081	U	O4'-C1'-N1	8.38	114.90	108.20
38	A1	2199	U	C5-C6-N1	8.38	126.89	122.70
11	B2	762	G	N3-C2-N2	8.38	125.76	119.90
11	B2	1092	G	O4'-C1'-N9	8.38	114.90	108.20
38	A1	410	C	N3-C4-C5	-8.38	118.55	121.90
38	A1	650	C	C6-N1-C2	-8.38	116.95	120.30
38	A1	1503	C	C5'-C4'-C3'	8.38	129.40	116.00
11	B2	372	G	C6-C5-N7	-8.37	125.38	130.40
11	B2	481	C	C2-N3-C4	8.38	124.09	119.90
38	A1	2986	G	N1-C6-O6	8.38	124.93	119.90
39	A3	75	G	C5-N7-C8	8.38	108.49	104.30
11	B2	212	G	N3-C4-C5	-8.37	124.41	128.60
38	A1	1083	G	N1-C2-N2	8.37	123.74	116.20
38	A1	2481	G	N3-C4-C5	-8.37	124.41	128.60
11	B2	619	A	C5-N7-C8	8.37	108.08	103.90
11	B2	1240	A	C5-C6-N6	-8.37	117.00	123.70
38	A1	234	G	C6-C5-N7	-8.37	125.38	130.40
38	A1	790	U	C5-C4-O4	-8.37	120.88	125.90
38	A1	1185	A	C8-N9-C4	-8.37	102.45	105.80
38	A1	2157	U	C6-N1-C2	-8.37	115.98	121.00
11	B2	31	U	C6-N1-C2	-8.37	115.98	121.00
38	A1	365	G	N3-C2-N2	8.37	125.76	119.90
38	A1	532	G	C4-C5-N7	-8.37	107.45	110.80
38	A1	824	C	C5-C4-N4	-8.37	114.34	120.20
38	A1	2947	G	C5-C6-N1	-8.37	107.32	111.50

Continued on next page...

Continued from previous page...

Mol	Chain	Res	Type	Atoms	Z	Observed(°)	Ideal(°)
62	AO	65	ARG	NE-CZ-NH2	-8.37	116.11	120.30
11	B2	1099	A	P-O3'-C3'	8.37	129.74	119.70
11	B2	1181	G	C4-C5-N7	-8.37	107.45	110.80
11	B2	1209	C	C2-N3-C4	8.37	124.08	119.90
38	A1	2835	A	N7-C8-N9	-8.37	109.62	113.80
38	A1	28	A	C5-C6-N1	-8.36	113.52	117.70
38	A1	1377	G	N3-C2-N2	8.37	125.76	119.90
38	A1	2948	A	C5-C6-N1	-8.37	113.52	117.70
38	A1	1380	G	C5-C6-O6	-8.36	123.58	128.60
11	B2	1005	G	O4'-C1'-N9	8.36	114.89	108.20
11	B2	641	A	N1-C6-N6	8.36	123.62	118.60
11	B2	1114	G	C5-N7-C8	-8.36	100.12	104.30
38	A1	289	G	N1-C2-N3	-8.36	118.88	123.90
38	A1	904	G	N7-C8-N9	-8.36	108.92	113.10
38	A1	333	A	C8-N9-C4	-8.36	102.45	105.80
38	A1	556	G	N3-C2-N2	-8.36	114.05	119.90
38	A1	786	G	C5-C6-N1	-8.36	107.32	111.50
38	A1	2658	G	N7-C8-N9	-8.36	108.92	113.10
58	AK	82	TYR	CB-CG-CD1	-8.36	115.98	121.00
11	B2	544	C	O4'-C1'-N1	8.36	114.89	108.20
11	B2	1205	G	N9-C4-C5	8.36	108.74	105.40
11	B2	369	A	N1-C6-N6	8.36	123.61	118.60
11	B2	526	A	N7-C8-N9	-8.36	109.62	113.80
38	A1	48	G	C4-C5-C6	8.36	123.82	118.80
38	A1	617	G	N3-C2-N2	8.36	125.75	119.90
38	A1	814	G	N3-C2-N2	8.36	125.75	119.90
11	B2	1202	G	C6-C5-N7	-8.36	125.39	130.40
38	A1	447	G	O4'-C1'-N9	8.36	114.88	108.20
38	A1	804	C	O4'-C1'-N1	8.36	114.89	108.20
38	A1	932	C	C2-N3-C4	8.36	124.08	119.90
38	A1	504	G	C4-C5-C6	8.36	123.81	118.80
38	A1	717	A	C2-N3-C4	-8.36	106.42	110.60
38	A1	2221	A	N7-C8-N9	-8.36	109.62	113.80
10	B1	55	U	P-O5'-C5'	8.35	134.27	120.90
11	B2	610	G	C5-N7-C8	8.35	108.48	104.30
11	B2	1090	C	C3'-C2'-C1'	8.35	108.18	101.50
38	A1	843	C	C5-C4-N4	-8.35	114.35	120.20
38	A1	1750	C	N3-C2-O2	-8.35	116.05	121.90
38	A1	2960	G	N1-C2-N3	-8.35	118.89	123.90
11	B2	1123	G	C5-N7-C8	8.35	108.48	104.30
11	B2	1181	G	C5-C6-N1	-8.35	107.32	111.50
38	A1	2478	G	C5-C6-O6	-8.35	123.59	128.60

Continued on next page...

Continued from previous page...

Mol	Chain	Res	Type	Atoms	Z	Observed(°)	Ideal(°)
11	B2	1388	G	C2-N3-C4	8.35	116.08	111.90
38	A1	1408	G	O4'-C1'-C2'	-8.35	97.45	105.80
38	A1	1656	C	N3-C4-C5	-8.35	118.56	121.90
38	A1	1704	C	O5'-P-OP2	-8.35	98.18	105.70
11	B2	38	G	O4'-C1'-N9	8.35	114.88	108.20
38	A1	1198	G	N9-C4-C5	-8.35	102.06	105.40
10	B1	68	C	N3-C4-C5	-8.35	118.56	121.90
10	B1	74	A	C5-C6-N6	-8.35	117.02	123.70
11	B2	222	G	C2-N3-C4	8.35	116.08	111.90
11	B2	695	G	C5-C6-O6	-8.35	123.59	128.60
11	B2	516	A	C4-C5-C6	8.35	121.17	117.00
38	A1	115	C	C6-N1-C2	-8.35	116.96	120.30
38	A1	1510	U	C5-C4-O4	-8.35	120.89	125.90
38	A1	1869	U	O4'-C1'-N1	8.35	114.88	108.20
38	A1	2355	G	C5-C6-O6	-8.35	123.59	128.60
38	A1	1804	G	N1-C6-O6	8.35	124.91	119.90
11	B2	369	A	C8-N9-C4	-8.35	102.46	105.80
11	B2	676	G	N9-C4-C5	-8.35	102.06	105.40
38	A1	627	G	C8-N9-C4	-8.35	103.06	106.40
38	A1	909	A	N9-C4-C5	8.35	109.14	105.80
38	A1	1913	C	C2-N3-C4	8.35	124.07	119.90
38	A1	2856	G	C6-N1-C2	8.35	130.11	125.10
11	B2	936	A	C5-C6-N6	-8.34	117.03	123.70
11	B2	1486	A	P-O3'-C3'	8.34	129.71	119.70
38	A1	1485	A	C5-C6-N1	-8.34	113.53	117.70
38	A1	1707	A	O4'-C1'-N9	8.34	114.88	108.20
38	A1	631	G	N3-C2-N2	8.34	125.74	119.90
11	B2	631	C	C2-N3-C4	8.34	124.07	119.90
11	B2	731	A	C6-C5-N7	-8.34	126.46	132.30
38	A1	836	U	O4'-C1'-N1	8.34	114.87	108.20
38	A1	913	G	O4'-C1'-N9	8.34	114.87	108.20
11	B2	1055	C	N1-C2-O2	-8.34	113.90	118.90
11	B2	1470	G	C8-N9-C4	-8.34	103.06	106.40
38	A1	1056	C	C3'-C2'-C1'	8.34	108.17	101.50
38	A1	1088	G	C8-N9-C4	-8.34	103.06	106.40
38	A1	1516	C	N3-C4-N4	8.34	123.84	118.00
38	A1	2622	C	N3-C4-N4	8.34	123.84	118.00
38	A1	1819	G	N1-C6-O6	8.34	124.90	119.90
11	B2	31	U	N3-C2-O2	-8.34	116.36	122.20
11	B2	364	U	N1-C2-O2	-8.34	116.96	122.80
11	B2	1213	G	P-O3'-C3'	8.34	129.71	119.70
38	A1	2272	G	N7-C8-N9	-8.34	108.93	113.10

Continued on next page...

Continued from previous page...

Mol	Chain	Res	Type	Atoms	Z	Observed(°)	Ideal(°)
11	B2	693	C	N3-C4-N4	8.34	123.83	118.00
11	B2	1116	G	N3-C2-N2	8.34	125.73	119.90
38	A1	405	G	C5-C6-O6	-8.34	123.60	128.60
38	A1	2346	A	C5-C6-N6	-8.34	117.03	123.70
38	A1	381	G	N1-C6-O6	8.34	124.90	119.90
38	A1	1135	A	N1-C2-N3	8.34	133.47	129.30
38	A1	2178	A	C5-C6-N6	-8.34	117.03	123.70
38	A1	2481	G	N1-C6-O6	8.34	124.90	119.90
38	A1	47	C	C5-C4-N4	-8.33	114.37	120.20
38	A1	504	G	N9-C4-C5	8.33	108.73	105.40
38	A1	1264	G	C8-N9-C4	-8.33	103.07	106.40
38	A1	2487	G	N3-C4-C5	-8.33	124.43	128.60
38	A1	2551	G	C5-C6-N1	-8.33	107.33	111.50
45	AC	353	ARG	NE-CZ-NH2	-8.33	116.13	120.30
10	B1	58	A	C8-N9-C4	8.33	109.13	105.80
11	B2	49	C	N3-C4-N4	8.33	123.83	118.00
11	B2	652	C	N3-C4-C5	-8.33	118.57	121.90
11	B2	1220	G	C5-C6-N1	8.33	115.67	111.50
11	B2	1395	G	N9-C4-C5	-8.33	102.07	105.40
38	A1	367	G	OP1-P-OP2	-8.33	107.11	119.60
58	Ak	36	TYR	CB-CG-CD1	8.33	126.00	121.00
38	A1	1190	G	C4-C5-N7	8.33	114.13	110.80
38	A1	1993	A	C4-C5-C6	8.33	121.17	117.00
38	A1	2217	C	C2-N3-C4	8.33	124.06	119.90
46	AD	161	PHE	CB-CG-CD2	-8.33	114.97	120.80
11	B2	899	G	C4-C5-C6	8.33	123.80	118.80
11	B2	1201	G	C5-C6-O6	-8.33	123.60	128.60
11	B2	1422	G	C8-N9-C4	-8.33	103.07	106.40
38	A1	44	C	N1-C2-O2	-8.33	113.90	118.90
38	A1	794	G	N1-C2-N3	-8.33	118.91	123.90
38	A1	1062	C	N3-C4-C5	-8.33	118.57	121.90
38	A1	1726	A	N3-C4-C5	-8.33	120.97	126.80
38	A1	1880	A	N1-C6-N6	8.33	123.60	118.60
38	A1	1063	C	N3-C4-N4	8.33	123.83	118.00
38	A1	2561	G	C1'-O4'-C4'	8.33	116.56	109.90
39	A3	31	U	O4'-C1'-N1	8.33	114.86	108.20
11	B2	462	A	O4'-C1'-N9	8.32	114.86	108.20
11	B2	1006	C	C6-N1-C2	-8.32	116.97	120.30
38	A1	46	C	C5-C6-N1	8.32	125.16	121.00
38	A1	243	G	N3-C4-C5	-8.32	124.44	128.60
38	A1	591	G	C4-C5-C6	8.32	123.80	118.80
38	A1	1744	A	O4'-C1'-N9	8.32	114.86	108.20

Continued on next page...

Continued from previous page...

Mol	Chain	Res	Type	Atoms	Z	Observed(°)	Ideal(°)
38	A1	2348	G	N1-C2-N3	-8.32	118.91	123.90
10	B1	22	A	C4-C5-C6	8.32	121.16	117.00
11	B2	290	C	N3-C4-C5	-8.32	118.57	121.90
38	A1	1171	G	C5-N7-C8	8.32	108.46	104.30
38	A1	1878	G	C5-C6-O6	-8.32	123.61	128.60
38	A1	1968	A	C2-N3-C4	8.32	114.76	110.60
38	A1	2351	G	O4'-C1'-N9	8.32	114.86	108.20
11	B2	636	G	N1-C6-O6	8.32	124.89	119.90
38	A1	827	G	O4'-C1'-N9	8.32	114.86	108.20
38	A1	1143	A	N1-C6-N6	8.32	123.59	118.60
38	A1	1197	G	C6-C5-N7	-8.32	125.41	130.40
38	A1	2399	C	N3-C4-N4	8.32	123.82	118.00
38	A1	2785	G	O4'-C1'-N9	8.32	114.86	108.20
38	A1	717	A	N1-C2-N3	8.32	133.46	129.30
38	A1	1207	G	N1-C6-O6	8.32	124.89	119.90
6	AT	9	ARG	NE-CZ-NH2	8.32	124.46	120.30
38	A1	469	A	N1-C6-N6	8.32	123.59	118.60
38	A1	2037	A	C2-N3-C4	-8.32	106.44	110.60
38	A1	2430	C	N1-C2-O2	8.32	123.89	118.90
38	A1	2595	C	N3-C4-N4	8.32	123.82	118.00
38	A1	2903	U	C5-C6-N1	-8.32	118.54	122.70
11	B2	1058	G	N1-C2-N3	-8.31	118.91	123.90
11	B2	200	G	C5-C6-O6	-8.31	123.61	128.60
11	B2	1001	A	C5-C6-N6	-8.31	117.05	123.70
38	A1	64	A	C4-C5-C6	8.31	121.16	117.00
38	A1	117	A	C2-N3-C4	8.31	114.76	110.60
38	A1	1613	A	C5-C6-N1	-8.31	113.54	117.70
38	A1	3007	A	C5-C6-N6	-8.31	117.05	123.70
39	A3	15	G	C5-C6-N1	-8.31	107.34	111.50
39	A3	48	A	C5-C6-N1	-8.31	113.54	117.70
11	B2	448	A	C4-C5-C6	8.31	121.16	117.00
11	B2	1460	G	C2'-C3'-O3'	8.31	127.79	109.50
38	A1	923	A	C4-C5-C6	8.31	121.16	117.00
11	B2	1352	G	C5-C6-O6	-8.31	123.61	128.60
38	A1	400	U	C2-N3-C4	-8.31	122.01	127.00
38	A1	865	C	C2-N3-C4	8.31	124.06	119.90
38	A1	1941	A	N1-C6-N6	8.31	123.59	118.60
42	Aa	27	ARG	NE-CZ-NH2	-8.31	116.14	120.30
11	B2	587	G	N3-C4-C5	8.31	132.75	128.60
11	B2	813	G	C6-C5-N7	-8.31	125.42	130.40
38	A1	312	G	O5'-P-OP1	8.31	120.67	110.70
38	A1	3038	A	C5-N7-C8	8.31	108.05	103.90

Continued on next page...

Continued from previous page...

Mol	Chain	Res	Type	Atoms	Z	Observed(°)	Ideal(°)
11	B2	114	A	P-O3'-C3'	8.31	129.67	119.70
38	A1	204	G	N1-C6-O6	8.31	124.88	119.90
38	A1	1938	G	N1-C2-N3	-8.31	118.92	123.90
38	A1	2423	G	N9-C4-C5	-8.31	102.08	105.40
10	B1	63	C	C5-C4-N4	-8.30	114.39	120.20
11	B2	361	A	C6-N1-C2	-8.31	113.62	118.60
11	B2	565	C	N3-C4-N4	8.31	123.81	118.00
11	B2	1065	C	O4'-C1'-N1	8.31	114.84	108.20
38	A1	3010	C	C6-N1-C2	-8.31	116.98	120.30
11	B2	299	G	O4'-C1'-N9	8.30	114.84	108.20
11	B2	379	A	C5-C6-N6	-8.30	117.06	123.70
11	B2	1004	U	C5-C4-O4	-8.30	120.92	125.90
11	B2	1369	C	C6-N1-C2	-8.30	116.98	120.30
38	A1	913	G	N1-C6-O6	8.30	124.88	119.90
38	A1	1898	A	C5-C6-N6	-8.30	117.06	123.70
38	A1	1995	C	C5-C6-N1	8.30	125.15	121.00
38	A1	2676	A	C8-N9-C4	-8.30	102.48	105.80
38	A1	2802	G	C5-C6-N1	-8.30	107.35	111.50
4	AQ	28	ARG	NE-CZ-NH2	8.30	124.45	120.30
11	B2	265	C	C5-C4-N4	-8.30	114.39	120.20
11	B2	290	C	N3-C2-O2	8.30	127.71	121.90
38	A1	443	C	C2-N3-C4	8.30	124.05	119.90
11	B2	323	A	N1-C6-N6	8.30	123.58	118.60
38	A1	2080	G	C4-C5-C6	8.30	123.78	118.80
38	A1	2871	A	C5-N7-C8	8.30	108.05	103.90
11	B2	384	G	N1-C2-N3	-8.30	118.92	123.90
11	B2	794	A	C5-C6-N6	-8.30	117.06	123.70
11	B2	1337	A	C5-C6-N1	-8.30	113.55	117.70
45	AC	130	ARG	NE-CZ-NH1	-8.30	116.15	120.30
11	B2	1479	C	C5-C4-N4	-8.30	114.39	120.20
38	A1	631	G	C2-N3-C4	8.30	116.05	111.90
38	A1	633	A	O4'-C1'-N9	8.30	114.84	108.20
38	A1	1685	C	C5-C6-N1	8.30	125.15	121.00
38	A1	2159	C	O4'-C1'-N1	8.30	114.84	108.20
38	A1	1803	U	C4-C5-C6	8.30	124.68	119.70
38	A1	2427	C	N3-C4-N4	8.30	123.81	118.00
66	AY	73	ARG	NE-CZ-NH1	8.30	124.45	120.30
11	B2	843	G	C6-C5-N7	-8.30	125.42	130.40
40	AK	17	ARG	N-CA-CB	8.30	125.53	110.60
11	B2	131	G	N1-C6-O6	8.29	124.88	119.90
11	B2	1228	A	C4-C5-N7	-8.29	106.55	110.70
11	B2	1366	U	O4'-C1'-N1	8.29	114.84	108.20

Continued on next page...

Continued from previous page...

Mol	Chain	Res	Type	Atoms	Z	Observed(°)	Ideal(°)
38	A1	281	G	N1-C2-N3	-8.29	118.92	123.90
38	A1	1938	G	C5'-C4'-O4'	8.30	119.06	109.10
38	A1	1060	C	O4'-C1'-N1	8.29	114.83	108.20
38	A1	2619	U	O4'-C1'-N1	8.29	114.83	108.20
38	A1	2045	C	C4-C5-C6	8.29	121.55	117.40
10	B1	29	C	C6-N1-C2	-8.29	116.98	120.30
38	A1	1251	G	O4'-C1'-N9	8.29	114.83	108.20
38	A1	2044	C	C2-N3-C4	-8.29	115.75	119.90
38	A1	2586	A	C5-C6-N6	-8.29	117.07	123.70
11	B2	152	G	N9-C4-C5	-8.29	102.08	105.40
38	A1	527	G	C5-C6-O6	-8.29	123.63	128.60
38	A1	2129	G	C8-N9-C4	-8.29	103.08	106.40
38	A1	2170	C	C4-C5-C6	8.29	121.55	117.40
38	A1	2679	A	C6-N1-C2	-8.29	113.63	118.60
38	A1	2501	G	C5-C6-O6	-8.29	123.63	128.60
11	B2	754	G	N7-C8-N9	-8.28	108.96	113.10
11	B2	1323	A	O4'-C1'-N9	8.28	114.83	108.20
11	B2	1389	G	C6-N1-C2	8.28	130.07	125.10
38	A1	1067	G	N1-C6-O6	8.29	124.87	119.90
38	A1	1594	G	C8-N9-C4	-8.29	103.09	106.40
38	A1	2597	A	N9-C4-C5	8.29	109.11	105.80
11	B2	1354	A	P-O3'-C3'	-8.28	109.76	119.70
11	B2	690	C	O4'-C1'-N1	8.28	114.83	108.20
11	B2	977	G	N1-C2-N3	-8.28	118.93	123.90
11	B2	1079	G	N3-C4-N9	-8.28	121.03	126.00
38	A1	1810	G	N3-C2-N2	8.28	125.70	119.90
38	A1	2280	G	C1'-O4'-C4'	8.28	116.53	109.90
38	A1	2330	A	N1-C6-N6	8.28	123.57	118.60
38	A1	2406	C	C2-N3-C4	8.28	124.04	119.90
39	A3	49	A	N1-C2-N3	-8.28	125.16	129.30
11	B2	516	A	C2-N3-C4	8.28	114.74	110.60
11	B2	886	G	C5-N7-C8	8.28	108.44	104.30
38	A1	878	G	N9-C4-C5	-8.28	102.09	105.40
38	A1	1495	A	O4'-C1'-N9	8.28	114.82	108.20
38	A1	2046	C	C2-N1-C1'	8.28	127.91	118.80
10	B1	11	C	C5-C6-N1	8.28	125.14	121.00
11	B2	459	G	N1-C2-N3	-8.28	118.94	123.90
11	B2	859	A	N1-C6-N6	8.28	123.56	118.60
38	A1	121	G	N3-C2-N2	8.28	125.69	119.90
38	A1	2301	C	P-O5'-C5'	8.28	134.14	120.90
11	B2	663	G	N1-C2-N3	-8.27	118.94	123.90
11	B2	952	A	C5-N7-C8	8.27	108.04	103.90

Continued on next page...

Continued from previous page...

Mol	Chain	Res	Type	Atoms	Z	Observed(°)	Ideal(°)
11	B2	1020	G	C6-C5-N7	-8.27	125.44	130.40
11	B2	1130	A	N1-C6-N6	8.27	123.56	118.60
38	A1	132	G	N1-C2-N3	-8.27	118.94	123.90
38	A1	555	G	C4-C5-C6	8.27	123.76	118.80
38	A1	1865	U	O4'-C1'-N1	8.27	114.82	108.20
38	A1	2947	G	N1-C6-O6	8.27	124.86	119.90
11	B2	996	A	N9-C4-C5	8.27	109.11	105.80
38	A1	3038	A	C5-C6-N1	-8.27	113.56	117.70
39	A3	83	C	C5-C4-N4	-8.27	114.41	120.20
39	A3	88	A	C5-C6-N1	-8.27	113.56	117.70
11	B2	479	C	O4'-C1'-N1	8.27	114.81	108.20
11	B2	829	U	N1-C2-N3	-8.27	109.94	114.90
11	B2	1228	A	C2-N3-C4	8.27	114.73	110.60
11	B2	1268	C	C3'-C2'-C1'	8.27	108.11	101.50
38	A1	213	G	N1-C2-N3	-8.27	118.94	123.90
38	A1	281	G	C6-C5-N7	-8.27	125.44	130.40
38	A1	2067	U	C2-N3-C4	-8.27	122.04	127.00
38	A1	2432	G	C2-N3-C4	8.27	116.03	111.90
38	A1	2753	G	N1-C6-O6	8.27	124.86	119.90
11	B2	374	G	C5-N7-C8	8.27	108.43	104.30
38	A1	954	A	C6-C5-N7	-8.27	126.52	132.30
10	B1	33	C	C5-C6-N1	8.26	125.13	121.00
11	B2	584	C	N3-C4-C5	-8.26	118.59	121.90
38	A1	1003	C	C6-N1-C2	-8.26	116.99	120.30
38	A1	1558	U	N3-C4-O4	8.26	125.19	119.40
11	B2	1485	G	C4-C5-C6	8.26	123.76	118.80
38	A1	59	U	N3-C2-O2	8.26	127.98	122.20
38	A1	200	G	O4'-C1'-N9	8.26	114.81	108.20
38	A1	658	C	C5-C4-N4	-8.26	114.42	120.20
38	A1	1181	C	C5-C6-N1	-8.26	116.87	121.00
11	B2	1483	U	C5-C6-N1	8.26	126.83	122.70
38	A1	989	G	N3-C2-N2	8.26	125.68	119.90
11	B2	1144	G	N1-C6-O6	8.26	124.86	119.90
38	A1	1004	U	N3-C4-O4	8.26	125.18	119.40
38	A1	1052	G	C5-C6-O6	-8.26	123.64	128.60
38	A1	2844	G	O4'-C1'-N9	8.26	114.81	108.20
11	B2	19	G	C2-N3-C4	8.26	116.03	111.90
11	B2	417	C	N3-C4-N4	8.26	123.78	118.00
11	B2	899	G	C6-C5-N7	-8.26	125.45	130.40
38	A1	953	G	C1'-O4'-C4'	8.26	116.51	109.90
38	A1	2720	U	O4'-C1'-N1	8.26	114.81	108.20
10	B1	54	G	C6-C5-N7	-8.26	125.45	130.40

Continued on next page...

Continued from previous page...

Mol	Chain	Res	Type	Atoms	Z	Observed(°)	Ideal(°)
11	B2	313	G	N7-C8-N9	-8.26	108.97	113.10
38	A1	596	C	N1-C2-N3	8.26	124.98	119.20
38	A1	1162	C	C6-N1-C2	-8.26	117.00	120.30
38	A1	1767	C	N3-C4-C5	-8.26	118.60	121.90
38	A1	2127	G	N1-C6-O6	8.26	124.86	119.90
38	A1	2587	G	C6-C5-N7	-8.26	125.45	130.40
38	A1	2794	G	C8-N9-C4	-8.26	103.10	106.40
11	B2	754	G	C5-C6-N1	-8.26	107.37	111.50
11	B2	1349	C	O4'-C1'-N1	8.26	114.80	108.20
11	B2	1393	A	C4-C5-N7	-8.26	106.57	110.70
38	A1	183	G	N3-C2-N2	8.26	125.68	119.90
38	A1	805	C	N3-C4-N4	8.26	123.78	118.00
38	A1	883	G	C1'-O4'-C4'	-8.26	103.30	109.90
38	A1	2432	G	N3-C2-N2	8.26	125.68	119.90
11	B2	131	G	C1'-O4'-C4'	-8.25	103.30	109.90
11	B2	425	C	P-O3'-C3'	-8.25	109.80	119.70
11	B2	1279	A	N1-C6-N6	8.25	123.55	118.60
38	A1	803	A	C4-C5-C6	8.25	121.13	117.00
38	A1	1099	C	O4'-C1'-N1	8.25	114.80	108.20
38	A1	1707	A	C4'-C3'-C2'	-8.25	94.35	102.60
38	A1	2654	C	C4-C5-C6	8.25	121.53	117.40
11	B2	887	G	C2-N3-C4	8.25	116.03	111.90
11	B2	523	C	C2-N3-C4	8.25	124.03	119.90
11	B2	1408	C	O4'-C1'-N1	8.25	114.80	108.20
15	BC	145	ARG	NE-CZ-NH1	8.25	124.42	120.30
38	A1	234	G	C5-C6-N1	-8.25	107.38	111.50
38	A1	612	G	C6-N1-C2	8.25	130.05	125.10
38	A1	617	G	N7-C8-N9	8.25	117.22	113.10
38	A1	1866	G	C6-C5-N7	-8.25	125.45	130.40
38	A1	1910	C	N3-C4-N4	8.25	123.77	118.00
38	A1	2224	G	C8-N9-C4	-8.25	103.10	106.40
38	A1	2536	A	O4'-C1'-N9	8.25	114.80	108.20
39	A3	68	C	N3-C4-C5	-8.25	118.60	121.90
24	BL	71	ARG	NE-CZ-NH1	8.25	124.42	120.30
38	A1	304	G	C6-C5-N7	-8.25	125.45	130.40
38	A1	748	G	N1-C6-O6	8.25	124.85	119.90
38	A1	935	A	C5-C6-N1	-8.25	113.58	117.70
38	A1	1019	G	N1-C2-N3	-8.25	118.95	123.90
38	A1	1374	G	N1-C2-N3	-8.25	118.95	123.90
38	A1	2036	A	N9-C4-C5	-8.25	102.50	105.80
38	A1	2212	C	C2-N3-C4	8.25	124.02	119.90
10	B1	26	C	O4'-C1'-N1	8.24	114.80	108.20

Continued on next page...

Continued from previous page...

Mol	Chain	Res	Type	Atoms	Z	Observed(°)	Ideal(°)
11	B2	1117	A	C8-N9-C4	-8.24	102.50	105.80
38	A1	414	G	C5-C6-O6	-8.24	123.65	128.60
10	B1	24	A	C8-N9-C4	8.24	109.10	105.80
11	B2	1055	C	N3-C4-N4	8.24	123.77	118.00
38	A1	908	U	C4-C5-C6	-8.24	114.75	119.70
38	A1	1422	G	C2-N3-C4	8.24	116.02	111.90
38	A1	1724	A	N1-C6-N6	8.24	123.55	118.60
38	A1	1835	A	C6-C5-N7	-8.24	126.53	132.30
38	A1	2954	C	N3-C4-N4	8.24	123.77	118.00
60	AM	118	TRP	CA-CB-CG	8.24	129.36	113.70
11	B2	11	A	C6-C5-N7	-8.24	126.53	132.30
11	B2	242	A	C4-C5-N7	-8.24	106.58	110.70
11	B2	479	C	N3-C4-C5	-8.24	118.60	121.90
11	B2	1482	C	O4'-C1'-N1	8.24	114.79	108.20
11	B2	300	G	N1-C2-N2	8.24	123.61	116.20
11	B2	562	A	C5-C6-N1	-8.24	113.58	117.70
11	B2	920	U	O5'-P-OP2	-8.24	98.28	105.70
11	B2	832	G	C2-N3-C4	8.24	116.02	111.90
11	B2	1012	C	N3-C4-N4	8.24	123.77	118.00
11	B2	1234	A	C8-N9-C4	-8.24	102.50	105.80
38	A1	41	G	N9-C4-C5	8.24	108.70	105.40
38	A1	102	A	N1-C6-N6	8.24	123.54	118.60
38	A1	210	A	C4-C5-C6	8.24	121.12	117.00
38	A1	703	G	P-O3'-C3'	-8.24	109.81	119.70
38	A1	1125	A	C4-C5-C6	8.24	121.12	117.00
38	A1	2194	A	N9-C4-C5	8.24	109.10	105.80
40	A5	16	ARG	NE-CZ-NH1	8.24	124.42	120.30
10	B1	68	C	O4'-C1'-N1	8.24	114.79	108.20
11	B2	307	G	N3-C4-N9	-8.24	121.06	126.00
38	A1	404	G	N1-C6-O6	8.24	124.84	119.90
38	A1	580	G	C6-C5-N7	-8.24	125.46	130.40
38	A1	911	G	C8-N9-C4	-8.24	103.11	106.40
38	A1	2829	C	N3-C4-C5	-8.24	118.61	121.90
38	A1	1131	G	C2-N3-C4	-8.24	107.78	111.90
38	A1	1183	U	P-O3'-C3'	8.24	129.58	119.70
38	A1	1207	G	C5-C6-O6	-8.24	123.66	128.60
38	A1	2184	G	C8-N9-C4	-8.24	103.11	106.40
38	A1	2785	G	N1-C2-N3	-8.24	118.96	123.90
41	AA	123	ARG	NE-CZ-NH1	8.24	124.42	120.30
11	B2	116	C	C4-C5-C6	8.23	121.52	117.40
11	B2	178	C	C4'-C3'-C2'	-8.23	94.37	102.60
11	B2	479	C	N3-C4-N4	8.23	123.76	118.00

Continued on next page...

Continued from previous page...

Mol	Chain	Res	Type	Atoms	Z	Observed(°)	Ideal(°)
11	B2	567	A	C8-N9-C4	-8.23	102.51	105.80
18	BF	184	TRP	CG-CD2-CE3	-8.23	126.49	133.90
38	A1	130	G	P-O3'-C3'	8.23	129.58	119.70
38	A1	979	G	N9-C4-C5	-8.23	102.11	105.40
38	A1	1128	G	N1-C6-O6	8.23	124.84	119.90
38	A1	1734	G	P-O3'-C3'	8.23	129.58	119.70
38	A1	1807	G	N1-C6-O6	8.23	124.84	119.90
38	A1	2287	C	C1'-O4'-C4'	-8.23	103.31	109.90
38	A1	552	A	N7-C8-N9	-8.23	109.69	113.80
9	AX	384	PHE	CB-CG-CD2	-8.23	115.04	120.80
11	B2	463	G	N3-C4-N9	-8.23	121.06	126.00
38	A1	207	A	C5-C6-N6	-8.23	117.12	123.70
11	B2	856	G	N1-C6-O6	8.23	124.84	119.90
38	A1	100	C	C6-N1-C2	-8.23	117.01	120.30
38	A1	173	G	C6-C5-N7	-8.23	125.46	130.40
38	A1	575	G	N1-C6-O6	8.23	124.84	119.90
38	A1	291	A	N3-C4-N9	8.23	133.98	127.40
38	A1	2354	A	N1-C6-N6	8.23	123.54	118.60
38	A1	2508	G	C6-N1-C2	8.23	130.04	125.10
38	A1	2546	G	N3-C4-N9	-8.23	121.06	126.00
38	A1	2540	A	O4'-C1'-N9	8.23	114.78	108.20
11	B2	309	A	O4'-C1'-N9	8.22	114.78	108.20
11	B2	886	G	C5-C6-O6	-8.22	123.67	128.60
38	A1	1226	G	N3-C2-N2	8.22	125.66	119.90
38	A1	1505	G	C2-N3-C4	8.22	116.01	111.90
38	A1	2738	G	C6-C5-N7	-8.22	125.47	130.40
38	A1	1564	C	N3-C4-C5	-8.22	118.61	121.90
38	A1	792	A	C5'-C4'-O4'	8.22	118.97	109.10
38	A1	2029	C	C2-N3-C4	8.22	124.01	119.90
11	B2	202	G	C2-N3-C4	8.22	116.01	111.90
38	A1	168	G	O4'-C1'-N9	8.22	114.78	108.20
38	A1	1555	G	N3-C4-C5	8.22	132.71	128.60
43	AB	23	ARG	NE-CZ-NH1	8.22	124.41	120.30
11	B2	560	A	C5-C6-N1	-8.22	113.59	117.70
11	B2	686	C	C5-C4-N4	-8.22	114.45	120.20
11	B2	787	U	C5-C4-O4	-8.22	120.97	125.90
11	B2	1024	G	C5-C6-O6	8.22	133.53	128.60
11	B2	1083	G	N1-C6-O6	8.22	124.83	119.90
11	B2	1485	G	C6-C5-N7	-8.22	125.47	130.40
38	A1	845	U	C6-N1-C2	-8.22	116.07	121.00
38	A1	1476	C	N3-C2-O2	-8.22	116.15	121.90
11	B2	1326	G	N3-C2-N2	8.22	125.65	119.90

Continued on next page...

Continued from previous page...

Mol	Chain	Res	Type	Atoms	Z	Observed(°)	Ideal(°)
11	B2	1217	C	P-O3'-C3'	8.21	129.56	119.70
14	BB	96	PHE	CB-CG-CD1	-8.21	115.05	120.80
38	A1	355	G	N9-C4-C5	-8.21	102.11	105.40
38	A1	766	G	N1-C2-N3	-8.21	118.97	123.90
38	A1	878	G	C5-C6-N1	-8.21	107.39	111.50
38	A1	954	A	C8-N9-C4	-8.21	102.51	105.80
38	A1	2477	G	C6-C5-N7	-8.22	125.47	130.40
38	A1	1231	C	N3-C4-C5	-8.21	118.61	121.90
38	A1	2712	G	N9-C4-C5	8.21	108.69	105.40
10	B1	77	A	C5-C6-N1	-8.21	113.59	117.70
14	BB	14	ALA	N-CA-CB	8.21	121.60	110.10
38	A1	590	A	C4-C5-C6	8.21	121.11	117.00
38	A1	1064	G	C5-C6-N1	-8.21	107.39	111.50
11	B2	463	G	N1-C6-O6	8.21	124.83	119.90
38	A1	110	A	C4-C5-C6	8.21	121.11	117.00
38	A1	2404	G	N3-C2-N2	8.21	125.65	119.90
38	A1	2586	A	O4'-C1'-N9	8.21	114.77	108.20
38	A1	2973	A	C5-N7-C8	8.21	108.01	103.90
11	B2	765	U	N1-C2-O2	-8.21	117.05	122.80
11	B2	1281	U	N1-C2-O2	-8.21	117.05	122.80
11	B2	1395	G	N1-C2-N3	-8.21	118.97	123.90
38	A1	855	G	C5-C6-O6	-8.21	123.67	128.60
38	A1	1440	C	C2-N3-C4	-8.21	115.80	119.90
38	A1	2992	G	N3-C2-N2	8.21	125.65	119.90
38	A1	1323	U	C2-N3-C4	8.21	131.92	127.00
38	A1	1730	C	C4-C5-C6	8.21	121.50	117.40
3	Af	12	ARG	NE-CZ-NH2	-8.21	116.20	120.30
11	B2	340	A	C5-C6-N1	-8.21	113.60	117.70
38	A1	84	A	O3'-P-O5'	8.21	119.59	104.00
38	A1	97	C	O4'-C1'-N1	8.21	114.77	108.20
38	A1	530	A	C6-C5-N7	-8.21	126.56	132.30
11	B2	662	C	C2-N3-C4	8.20	124.00	119.90
11	B2	1096	G	O4'-C1'-N9	8.21	114.76	108.20
11	B2	1331	G	C8-N9-C4	-8.20	103.12	106.40
38	A1	115	C	N3-C4-C5	-8.20	118.62	121.90
38	A1	2024	A	C5-C6-N1	-8.21	113.60	117.70
38	A1	2972	G	C2-N3-C4	8.20	116.00	111.90
11	B2	602	G	O4'-C1'-N9	8.20	114.76	108.20
11	B2	851	C	N3-C4-C5	-8.20	118.62	121.90
38	A1	1050	C	N3-C4-C5	-8.20	118.62	121.90
38	A1	1407	A	C4-C5-C6	8.20	121.10	117.00
38	A1	1726	A	O4'-C1'-N9	8.20	114.76	108.20

Continued on next page...

Continued from previous page...

Mol	Chain	Res	Type	Atoms	Z	Observed(°)	Ideal(°)
38	A1	2190	A	C5-C6-N6	-8.20	117.14	123.70
38	A1	15	A	C5-C6-N1	-8.20	113.60	117.70
38	A1	74	A	C5-N7-C8	8.20	108.00	103.90
38	A1	999	A	N1-C6-N6	8.20	123.52	118.60
38	A1	1789	A	C4-C5-N7	-8.20	106.60	110.70
38	A1	2265	C	N3-C4-C5	-8.20	118.62	121.90
10	B1	65	C	N1-C2-O2	-8.20	113.98	118.90
11	B2	251	G	N3-C4-C5	-8.20	124.50	128.60
11	B2	1260	G	C5-C6-N1	-8.20	107.40	111.50
11	B2	357	C	O4'-C1'-N1	8.20	114.76	108.20
11	B2	693	C	N3-C4-C5	-8.20	118.62	121.90
38	A1	1679	U	O4'-C1'-N1	8.20	114.76	108.20
11	B2	1157	G	C4-C5-N7	-8.20	107.52	110.80
38	A1	2241	U	N3-C2-O2	8.20	127.94	122.20
38	A1	2851	A	N9-C4-C5	8.20	109.08	105.80
38	A1	2973	A	O4'-C1'-N9	8.20	114.76	108.20
11	B2	1248	A	N1-C6-N6	8.20	123.52	118.60
38	A1	1743	G	C6-C5-N7	-8.20	125.48	130.40
38	A1	2837	C	C5-C4-N4	-8.20	114.46	120.20
11	B2	310	G	N1-C2-N3	-8.19	118.98	123.90
11	B2	559	G	N3-C2-N2	8.19	125.64	119.90
11	B2	1266	A	O4'-C1'-N9	8.20	114.76	108.20
11	B2	1411	G	N1-C6-O6	8.19	124.82	119.90
38	A1	836	U	N3-C4-O4	8.19	125.14	119.40
38	A1	1432	C	O4'-C1'-N1	8.20	114.76	108.20
38	A1	2425	A	C4-C5-C6	8.19	121.10	117.00
10	B1	36	A	C4-C5-C6	8.19	121.10	117.00
11	B2	597	C	C5-C4-N4	-8.19	114.47	120.20
11	B2	1126	G	N9-C4-C5	-8.19	102.12	105.40
11	B2	1157	G	C8-N9-C4	-8.19	103.12	106.40
38	A1	35	G	N1-C6-O6	8.19	124.81	119.90
38	A1	607	C	C5-C6-N1	8.19	125.10	121.00
38	A1	1125	A	P-O3'-C3'	8.19	129.53	119.70
38	A1	2091	U	N3-C2-O2	8.19	127.94	122.20
38	A1	2278	U	O4'-C1'-N1	8.19	114.75	108.20
38	A1	2790	C	C6-N1-C2	-8.19	117.02	120.30
39	A3	60	C	O4'-C1'-N1	8.19	114.75	108.20
38	A1	1412	C	N3-C4-C5	-8.19	118.62	121.90
38	A1	1962	G	O4'-C1'-N9	8.19	114.75	108.20
54	AI	66	PHE	CB-CG-CD1	-8.19	115.07	120.80
11	B2	100	A	N9-C4-C5	8.19	109.08	105.80
38	A1	2784	A	N1-C2-N3	8.19	133.40	129.30

Continued on next page...

Continued from previous page...

Mol	Chain	Res	Type	Atoms	Z	Observed(°)	Ideal(°)
11	B2	1097	G	O4'-C1'-N9	8.19	114.75	108.20
38	A1	10	C	C5-C6-N1	8.19	125.09	121.00
38	A1	936	G	N1-C2-N3	-8.19	118.99	123.90
38	A1	1518	G	O4'-C1'-N9	8.19	114.75	108.20
38	A1	2870	A	C5-C6-N6	-8.19	117.15	123.70
11	B2	199	A	C5-C6-N6	-8.19	117.15	123.70
11	B2	501	G	C5-C6-O6	-8.19	123.69	128.60
11	B2	786	G	N1-C2-N3	-8.19	118.99	123.90
11	B2	943	C	N3-C4-N4	8.19	123.73	118.00
11	B2	1267	U	O4'-C1'-N1	8.19	114.75	108.20
11	B2	1376	C	C4-C5-C6	8.19	121.49	117.40
27	BO	137	ARG	N-CA-CB	8.19	125.33	110.60
38	A1	2594	U	N3-C4-C5	-8.19	109.69	114.60
38	A1	396	G	O4'-C1'-N9	8.19	114.75	108.20
38	A1	1576	C	O4'-C1'-N1	8.19	114.75	108.20
38	A1	2538	G	C4-C5-C6	8.19	123.71	118.80
10	B1	17	C	N3-C4-C5	-8.18	118.63	121.90
10	B1	64	C	N3-C4-C5	-8.18	118.63	121.90
11	B2	436	A	P-O3'-C3'	8.18	129.52	119.70
11	B2	728	G	O4'-C1'-N9	8.18	114.75	108.20
38	A1	1622	G	N1-C6-O6	8.18	124.81	119.90
13	BA	97	ARG	NE-CZ-NH1	8.18	124.39	120.30
38	A1	1323	U	N3-C4-C5	-8.18	109.69	114.60
38	A1	190	C	O4'-C1'-N1	8.18	114.75	108.20
17	BE	3	ARG	NE-CZ-NH2	-8.18	116.21	120.30
38	A1	222	A	C4-C5-C6	8.18	121.09	117.00
38	A1	398	U	N3-C2-O2	8.18	127.93	122.20
38	A1	1008	U	O4'-C1'-N1	8.18	114.74	108.20
38	A1	1187	A	C4-C5-C6	8.18	121.09	117.00
38	A1	2728	U	C2-N3-C4	8.18	131.91	127.00
38	A1	1109	G	C4-C5-C6	8.18	123.71	118.80
38	A1	1850	C	N3-C4-N4	8.18	123.72	118.00
11	B2	248	U	O4'-C4'-C3'	-8.18	95.82	104.00
38	A1	487	U	O4'-C1'-N1	8.18	114.74	108.20
39	A3	101	A	C5-C6-N1	-8.18	113.61	117.70
24	BL	46	ARG	NE-CZ-NH1	8.18	124.39	120.30
38	A1	207	A	N3-C4-C5	-8.18	121.08	126.80
38	A1	483	C	C2-N3-C4	8.18	123.99	119.90
38	A1	1549	C	C4-C5-C6	8.18	121.49	117.40
38	A1	1738	A	N1-C2-N3	8.18	133.39	129.30
38	A1	2400	U	C5-C4-O4	-8.18	120.99	125.90
38	A1	2782	A	C4-C5-C6	8.18	121.09	117.00

Continued on next page...

Continued from previous page...

Mol	Chain	Res	Type	Atoms	Z	Observed(°)	Ideal(°)
39	A3	81	C	N3-C4-N4	8.18	123.72	118.00
11	B2	65	G	C4-C5-N7	-8.17	107.53	110.80
11	B2	1192	C	N3-C4-N4	8.17	123.72	118.00
10	B1	61	U	C5-C6-N1	8.17	126.79	122.70
10	B1	65	C	N3-C4-N4	8.17	123.72	118.00
11	B2	301	G	O4'-C1'-N9	8.17	114.74	108.20
11	B2	1207	G	C5-N7-C8	8.17	108.39	104.30
38	A1	466	C	C5-C4-N4	-8.17	114.48	120.20
38	A1	3021	C	N1-C2-O2	8.17	123.80	118.90
11	B2	239	A	C2'-C3'-O3'	8.17	127.48	109.50
11	B2	521	G	N9-C4-C5	-8.17	102.13	105.40
11	B2	867	A	N9-C4-C5	-8.17	102.53	105.80
11	B2	1382	G	C6-C5-N7	-8.17	125.50	130.40
38	A1	23	G	C6-N1-C2	8.17	130.00	125.10
38	A1	1592	U	P-O5'-C5'	8.17	133.97	120.90
38	A1	696	G	N1-C6-O6	8.17	124.80	119.90
38	A1	1145	G	C5-C6-O6	-8.17	123.70	128.60
38	A1	1419	G	N1-C6-O6	8.17	124.80	119.90
38	A1	1485	A	N1-C6-N6	8.17	123.50	118.60
38	A1	2795	G	O4'-C1'-N9	8.17	114.73	108.20
39	A3	6	G	C5-C6-O6	-8.17	123.70	128.60
11	B2	1221	A	P-O3'-C3'	8.17	129.50	119.70
11	B2	114	A	C5-N7-C8	8.17	107.98	103.90
11	B2	415	C	C5-C4-N4	-8.17	114.48	120.20
11	B2	965	G	C4-C5-C6	8.17	123.70	118.80
11	B2	1087	C	N3-C2-O2	8.17	127.62	121.90
11	B2	1247	A	N1-C6-N6	8.17	123.50	118.60
11	B2	1248	A	C8-N9-C4	-8.17	102.53	105.80
11	B2	1447	A	C2-N3-C4	-8.17	106.52	110.60
15	BC	73	PHE	CB-CG-CD1	-8.17	115.08	120.80
38	A1	184	A	O4'-C1'-N9	8.17	114.73	108.20
38	A1	2602	G	N3-C4-N9	8.17	130.90	126.00
38	A1	208	A	C5-C6-N6	-8.17	117.17	123.70
38	A1	2420	C	C6-N1-C2	-8.17	117.03	120.30
38	A1	2648	C	C6-N1-C2	-8.17	117.03	120.30
38	A1	2857	C	N3-C4-C5	-8.17	118.63	121.90
38	A1	2998	G	C2-N3-C4	8.17	115.98	111.90
39	A3	69	C	C5-C6-N1	8.17	125.08	121.00
38	A1	1601	G	N1-C2-N3	-8.16	119.00	123.90
11	B2	776	C	P-O5'-C5'	8.16	133.96	120.90
11	B2	936	A	C4-C5-N7	-8.16	106.62	110.70
11	B2	1291	G	C4-C5-C6	8.16	123.70	118.80

Continued on next page...

Continued from previous page...

Mol	Chain	Res	Type	Atoms	Z	Observed(°)	Ideal(°)
38	A1	627	G	N3-C2-N2	8.16	125.61	119.90
38	A1	2639	G	O4'-C1'-N9	8.16	114.73	108.20
38	A1	2073	G	N1-C6-O6	8.16	124.80	119.90
38	A1	2240	G	N1-C6-O6	8.16	124.80	119.90
38	A1	2756	G	N1-C6-O6	8.16	124.80	119.90
11	B2	205	C	N3-C4-N4	8.16	123.71	118.00
11	B2	363	C	C6-N1-C2	-8.16	117.04	120.30
11	B2	809	C	O4'-C1'-N1	8.16	114.73	108.20
11	B2	893	U	N1-C2-N3	-8.16	110.00	114.90
38	A1	399	C	N3-C4-C5	-8.16	118.64	121.90
38	A1	1293	G	N3-C2-N2	8.16	125.61	119.90
38	A1	2078	A	C5-C6-N1	-8.16	113.62	117.70
38	A1	2250	G	C6-N1-C2	8.16	130.00	125.10
10	B1	25	G	C4-C5-N7	-8.16	107.54	110.80
11	B2	319	U	C2-N3-C4	8.16	131.89	127.00
11	B2	671	C	C5-C6-N1	8.16	125.08	121.00
11	B2	962	G	C5-N7-C8	8.16	108.38	104.30
14	BB	58	PHE	CB-CG-CD2	-8.16	115.09	120.80
38	A1	1419	G	C2-N3-C4	8.16	115.98	111.90
38	A1	1800	G	N1-C6-O6	8.16	124.79	119.90
38	A1	2538	G	C4'-C3'-C2'	-8.16	94.44	102.60
11	B2	1020	G	N1-C2-N3	-8.15	119.01	123.90
38	A1	541	A	O4'-C1'-N9	8.15	114.72	108.20
38	A1	860	A	C6-N1-C2	8.15	123.49	118.60
38	A1	2607	U	O4'-C1'-N1	8.15	114.72	108.20
38	A1	1806	C	N3-C4-N4	8.15	123.71	118.00
38	A1	2086	C	C4-C5-C6	8.15	121.48	117.40
38	A1	2623	G	N1-C6-O6	8.15	124.79	119.90
11	B2	1468	A	O4'-C1'-N9	8.15	114.72	108.20
38	A1	132	G	C2-N3-C4	8.15	115.97	111.90
38	A1	2242	A	C2-N3-C4	-8.15	106.52	110.60
38	A1	2449	A	C5-C6-N6	-8.15	117.18	123.70
39	A3	89	G	C5-N7-C8	-8.15	100.22	104.30
10	B1	73	C	O4'-C1'-N1	8.15	114.72	108.20
11	B2	442	C	C5-C6-N1	8.15	125.07	121.00
11	B2	681	G	N7-C8-N9	-8.15	109.03	113.10
11	B2	1335	A	O4'-C1'-N9	8.15	114.72	108.20
33	BU	5	TYR	CG-CD2-CE2	-8.15	114.78	121.30
38	A1	1170	G	C5-N7-C8	8.15	108.37	104.30
38	A1	1504	C	O4'-C1'-N1	8.15	114.72	108.20
39	A3	20	G	N1-C6-O6	8.15	124.79	119.90
39	A3	30	G	C5-N7-C8	8.15	108.38	104.30

Continued on next page...

Continued from previous page...

Mol	Chain	Res	Type	Atoms	Z	Observed(°)	Ideal(°)
45	AC	37	ARG	NE-CZ-NH2	-8.15	116.23	120.30
11	B2	744	A	N1-C2-N3	8.15	133.37	129.30
38	A1	906	G	C4-C5-N7	-8.15	107.54	110.80
38	A1	1876	G	C6-N1-C2	-8.15	120.21	125.10
38	A1	1566	G	N9-C4-C5	-8.15	102.14	105.40
38	A1	2169	C	C5-C4-N4	-8.15	114.50	120.20
38	A1	2326	C	C6-N1-C2	-8.15	117.04	120.30
39	A3	86	C	O4'-C1'-N1	8.15	114.72	108.20
11	B2	1170	C	N3-C4-N4	8.14	123.70	118.00
11	B2	379	A	C5-N7-C8	8.14	107.97	103.90
38	A1	127	C	O4'-C1'-N1	8.14	114.72	108.20
38	A1	558	C	N3-C4-C5	-8.14	118.64	121.90
38	A1	853	G	O4'-C1'-N9	8.14	114.72	108.20
38	A1	1497	C	C6-N1-C2	8.14	123.56	120.30
38	A1	1571	G	N9-C4-C5	8.14	108.66	105.40
38	A1	1634	A	C5-C6-N6	-8.14	117.19	123.70
38	A1	1703	G	C6-C5-N7	-8.14	125.51	130.40
38	A1	1949	A	C4-C5-C6	8.14	121.07	117.00
38	A1	2625	C	N3-C4-C5	-8.14	118.64	121.90
11	B2	482	G	C5-C6-O6	-8.14	123.72	128.60
11	B2	308	G	C5-C6-O6	-8.14	123.72	128.60
11	B2	1232	G	N1-C6-O6	8.14	124.78	119.90
38	A1	2556	C	O4'-C1'-N1	8.14	114.71	108.20
11	B2	192	G	C5-C6-O6	-8.14	123.72	128.60
11	B2	894	A	C6-C5-N7	-8.14	126.60	132.30
11	B2	926	C	C5-C6-N1	8.14	125.07	121.00
11	B2	1078	U	O4'-C1'-N1	8.14	114.71	108.20
11	B2	1136	A	C5-C6-N1	-8.14	113.63	117.70
38	A1	207	A	N1-C6-N6	8.14	123.48	118.60
38	A1	285	C	C2-N3-C4	8.14	123.97	119.90
38	A1	481	G	N7-C8-N9	-8.14	109.03	113.10
38	A1	759	G	C4'-C3'-C2'	-8.14	94.46	102.60
38	A1	1104	A	C1'-O4'-C4'	8.14	116.41	109.90
38	A1	2129	G	N1-C6-O6	8.14	124.78	119.90
38	A1	2294	A	C6-C5-N7	-8.14	126.60	132.30
38	A1	2308	C	N3-C4-N4	8.14	123.70	118.00
38	A1	2463	G	C8-N9-C1'	8.14	137.58	127.00
38	A1	2567	C	N3-C4-N4	8.14	123.70	118.00
62	AO	13	ARG	NE-CZ-NH2	8.14	124.37	120.30
11	B2	470	G	C5-C6-O6	-8.13	123.72	128.60
38	A1	550	A	C5-N7-C8	8.14	107.97	103.90
38	A1	2369	G	C6-C5-N7	-8.14	125.52	130.40

Continued on next page...

Continued from previous page...

Mol	Chain	Res	Type	Atoms	Z	Observed(°)	Ideal(°)
11	B2	1135	G	N3-C2-N2	8.13	125.59	119.90
38	A1	1570	C	C5-C4-N4	-8.13	114.51	120.20
11	B2	76	U	O4'-C1'-N1	8.13	114.71	108.20
38	A1	1834	C	C2-N3-C4	8.13	123.97	119.90
11	B2	343	G	C4'-C3'-C2'	-8.13	94.47	102.60
11	B2	717	C	N1-C2-O2	-8.13	114.02	118.90
11	B2	861	G	N1-C2-N3	-8.13	119.02	123.90
38	A1	168	G	C4-C5-N7	8.13	114.05	110.80
38	A1	1694	G	N1-C6-O6	8.13	124.78	119.90
38	A1	2405	U	O4'-C1'-N1	8.13	114.70	108.20
39	A3	76	U	O4'-C1'-N1	8.13	114.70	108.20
11	B2	57	G	C8-N9-C4	-8.13	103.15	106.40
11	B2	1202	G	O4'-C1'-N9	8.13	114.70	108.20
33	BU	53	TYR	CB-CG-CD2	-8.13	116.12	121.00
38	A1	1769	G	C4-C5-C6	8.13	123.68	118.80
38	A1	2356	U	N3-C4-C5	-8.13	109.72	114.60
11	B2	775	G	O4'-C1'-N9	8.13	114.70	108.20
13	BA	89	ARG	NE-CZ-NH2	8.13	124.36	120.30
38	A1	2487	G	C6-N1-C2	-8.13	120.22	125.10
38	A1	296	G	C6-C5-N7	-8.13	125.52	130.40
38	A1	349	A	C4-C5-C6	8.13	121.06	117.00
38	A1	940	G	N1-C6-O6	-8.13	115.02	119.90
38	A1	1090	G	C5-C6-O6	-8.13	123.72	128.60
38	A1	1626	A	O4'-C1'-N9	8.13	114.70	108.20
38	A1	2317	G	N9-C4-C5	-8.13	102.15	105.40
38	A1	2365	G	N3-C4-C5	8.13	132.66	128.60
38	A1	2503	C	N3-C4-N4	8.13	123.69	118.00
59	AL	26	ARG	NE-CZ-NH1	8.13	124.36	120.30
60	AM	106	ARG	NE-CZ-NH2	-8.13	116.24	120.30
11	B2	509	C	C5-C4-N4	-8.12	114.51	120.20
11	B2	1012	C	C5-C6-N1	8.12	125.06	121.00
11	B2	1279	A	P-O3'-C3'	8.12	129.45	119.70
11	B2	1319	C	O4'-C1'-N1	8.12	114.70	108.20
38	A1	211	A	C5-C6-N1	-8.12	113.64	117.70
38	A1	327	G	O4'-C1'-N9	8.12	114.70	108.20
38	A1	596	C	O4'-C1'-N1	8.13	114.70	108.20
38	A1	2427	C	C5-C4-N4	-8.13	114.51	120.20
38	A1	2194	A	N3-C4-C5	-8.12	121.11	126.80
61	AN	165	TYR	CB-CG-CD1	-8.12	116.12	121.00
11	B2	83	C	C3'-C2'-C1'	8.12	108.00	101.50
11	B2	391	G	C2-N3-C4	-8.12	107.84	111.90
11	B2	981	U	N3-C4-C5	8.12	119.47	114.60

Continued on next page...

Continued from previous page...

Mol	Chain	Res	Type	Atoms	Z	Observed(°)	Ideal(°)
38	A1	1328	G	N9-C4-C5	-8.12	102.15	105.40
38	A1	2057	G	C6-C5-N7	-8.12	125.53	130.40
38	A1	2176	G	C4-C5-N7	-8.12	107.55	110.80
43	AB	182	TYR	CB-CG-CD1	-8.12	116.13	121.00
11	B2	26	A	C5-C6-N6	-8.12	117.20	123.70
11	B2	527	A	C5-C6-N1	-8.12	113.64	117.70
11	B2	700	G	N7-C8-N9	8.12	117.16	113.10
11	B2	1050	G	C8-N9-C4	-8.12	103.15	106.40
11	B2	1102	A	C4-C5-C6	8.12	121.06	117.00
38	A1	558	C	N3-C4-N4	8.12	123.69	118.00
38	A1	1789	A	C5-C6-N1	-8.12	113.64	117.70
39	A3	62	A	P-O3'-C3'	8.12	129.45	119.70
65	AV	14	PHE	CB-CG-CD2	-8.12	115.11	120.80
11	B2	4	C	O4'-C1'-N1	8.12	114.70	108.20
11	B2	65	G	C5-C6-O6	-8.12	123.73	128.60
38	A1	562	G	C5-C6-O6	-8.12	123.73	128.60
38	A1	1782	C	C4-C5-C6	8.12	121.46	117.40
38	A1	2473	C	N3-C4-N4	8.12	123.68	118.00
10	B1	5	C	O4'-C1'-N1	8.12	114.69	108.20
11	B2	372	G	N1-C2-N3	-8.12	119.03	123.90
11	B2	520	G	N3-C2-N2	8.12	125.58	119.90
11	B2	1448	A	C4-C5-C6	8.12	121.06	117.00
27	BO	53	TYR	CB-CG-CD2	8.12	125.87	121.00
38	A1	352	G	N3-C2-N2	8.12	125.58	119.90
38	A1	451	C	C2-N3-C4	8.12	123.96	119.90
38	A1	1024	G	N1-C6-O6	8.12	124.77	119.90
38	A1	2711	U	O4'-C1'-N1	8.12	114.69	108.20
10	B1	40	U	N1-C2-O2	-8.12	117.12	122.80
11	B2	976	A	C4-C5-N7	-8.12	106.64	110.70
11	B2	1340	U	O4'-C1'-N1	8.12	114.69	108.20
38	A1	2321	A	C5-C6-N1	-8.12	113.64	117.70
11	B2	157	A	C6-C5-N7	-8.11	126.62	132.30
11	B2	1377	G	N1-C2-N3	-8.12	119.03	123.90
11	B2	1388	G	O4'-C1'-N9	8.11	114.69	108.20
38	A1	1112	G	C6-N1-C2	8.12	129.97	125.10
38	A1	2230	G	N9-C4-C5	8.12	108.65	105.40
38	A1	1322	G	C4-C5-N7	8.11	114.05	110.80
38	A1	2335	G	C5-C6-O6	-8.11	123.73	128.60
38	A1	2374	C	C2-N3-C4	8.12	123.96	119.90
38	A1	2375	C	N3-C4-C5	-8.11	118.66	121.90
38	A1	2703	G	O4'-C4'-C3'	-8.12	95.89	104.00
24	BL	61	PHE	CB-CG-CD2	-8.11	115.12	120.80

Continued on next page...

Continued from previous page...

Mol	Chain	Res	Type	Atoms	Z	Observed(°)	Ideal(°)
11	B2	35	G	N1-C6-O6	8.11	124.77	119.90
11	B2	351	C	C4-C5-C6	8.11	121.46	117.40
11	B2	378	A	C5-C6-N1	-8.11	113.64	117.70
11	B2	458	G	C8-N9-C4	-8.11	103.16	106.40
11	B2	566	C	N3-C4-N4	8.11	123.68	118.00
11	B2	688	C	C6-N1-C2	-8.11	117.06	120.30
11	B2	1394	G	N1-C2-N3	-8.11	119.03	123.90
38	A1	424	U	O4'-C1'-N1	8.11	114.69	108.20
38	A1	1082	A	C6-C5-N7	-8.11	126.62	132.30
38	A1	1622	G	C4-C5-C6	8.11	123.67	118.80
38	A1	2010	G	C4-C5-C6	8.11	123.67	118.80
38	A1	2060	A	C8-N9-C4	-8.11	102.56	105.80
38	A1	2753	G	N7-C8-N9	-8.11	109.04	113.10
39	A3	80	G	O4'-C4'-C3'	-8.11	95.89	104.00
62	AO	145	ARG	NE-CZ-NH1	8.11	124.36	120.30
11	B2	56	A	O4'-C1'-N9	8.11	114.69	108.20
11	B2	352	A	C5-N7-C8	8.11	107.95	103.90
11	B2	764	C	C4-C5-C6	8.11	121.45	117.40
11	B2	869	U	O4'-C1'-N1	8.11	114.69	108.20
38	A1	271	G	C6-C5-N7	-8.11	125.53	130.40
38	A1	1359	C	N3-C4-C5	-8.11	118.66	121.90
38	A1	2466	C	N3-C4-C5	-8.11	118.66	121.90
11	B2	966	G	C6-N1-C2	-8.11	120.24	125.10
11	B2	987	G	N1-C6-O6	8.11	124.76	119.90
11	B2	1069	G	O4'-C1'-N9	8.11	114.69	108.20
31	BS	47	ARG	NE-CZ-NH1	-8.11	116.25	120.30
21	BI	50	PHE	CB-CG-CD2	8.11	126.47	120.80
38	A1	432	C	C5-C4-N4	-8.11	114.53	120.20
38	A1	443	C	C2-N1-C1'	8.11	127.72	118.80
38	A1	662	A	C6-N1-C2	8.11	123.46	118.60
38	A1	1636	C	C6-N1-C2	-8.11	117.06	120.30
38	A1	1951	G	N9-C4-C5	8.11	108.64	105.40
38	A1	2440	C	O4'-C1'-N1	8.11	114.68	108.20
38	A1	2747	C	N3-C4-N4	8.11	123.67	118.00
11	B2	78	G	N7-C8-N9	8.10	117.15	113.10
11	B2	95	G	N1-C6-O6	8.10	124.76	119.90
38	A1	38	U	O4'-C1'-N1	8.10	114.68	108.20
38	A1	40	G	C6-C5-N7	-8.10	125.54	130.40
38	A1	556	G	N1-C2-N2	8.10	123.49	116.20
38	A1	784	C	C4-C5-C6	8.10	121.45	117.40
38	A1	1020	G	N1-C2-N3	-8.10	119.04	123.90
11	B2	614	G	O4'-C1'-N9	8.10	114.68	108.20

Continued on next page...

Continued from previous page...

Mol	Chain	Res	Type	Atoms	Z	Observed(°)	Ideal(°)
11	B2	937	A	C5-C6-N1	-8.10	113.65	117.70
38	A1	2380	A	C8-N9-C4	-8.10	102.56	105.80
38	A1	2396	G	C4-C5-C6	8.10	123.66	118.80
38	A1	2736	G	N7-C8-N9	-8.10	109.05	113.10
38	A1	2778	A	C4-C5-C6	8.10	121.05	117.00
11	B2	643	G	C5-C6-N1	-8.10	107.45	111.50
11	B2	716	G	C5-N7-C8	8.10	108.35	104.30
38	A1	1428	G	C4-C5-N7	-8.10	107.56	110.80
38	A1	319	A	C5-N7-C8	8.10	107.95	103.90
38	A1	3043	C	O4'-C1'-N1	8.10	114.68	108.20
38	A1	2862	A	C4-C5-C6	8.10	121.05	117.00
11	B2	1486	A	C4-C5-C6	8.10	121.05	117.00
38	A1	1303	C	N3-C4-C5	-8.10	118.66	121.90
39	A3	115	C	N3-C4-C5	-8.10	118.66	121.90
38	A1	353	C	C6-N1-C2	-8.09	117.06	120.30
38	A1	1461	G	C8-N9-C4	-8.09	103.16	106.40
38	A1	2612	A	C4-C5-C6	8.09	121.05	117.00
11	B2	163	C	N3-C4-N4	8.09	123.66	118.00
11	B2	251	G	O4'-C1'-N9	8.09	114.67	108.20
11	B2	604	C	N3-C4-C5	-8.09	118.66	121.90
11	B2	1114	G	C6-C5-N7	-8.09	125.55	130.40
11	B2	1482	C	C5-C4-N4	-8.09	114.54	120.20
26	BN	123	ARG	NE-CZ-NH2	-8.09	116.25	120.30
37	BY	38	TRP	CB-CG-CD2	-8.09	116.08	126.60
38	A1	366	G	P-O3'-C3'	-8.09	109.99	119.70
38	A1	382	G	C6-N1-C2	8.09	129.95	125.10
38	A1	605	A	C4-C5-C6	8.09	121.05	117.00
38	A1	1079	A	C5-C6-N6	-8.09	117.23	123.70
38	A1	2629	U	O4'-C1'-N1	8.09	114.67	108.20
38	A1	2136	G	N1-C6-O6	8.09	124.75	119.90
38	A1	2648	C	N3-C4-C5	-8.09	118.66	121.90
10	B1	32	A	C5-C6-N6	-8.09	117.23	123.70
11	B2	668	G	N1-C2-N3	-8.09	119.05	123.90
11	B2	1288	C	C5'-C4'-O4'	8.09	118.81	109.10
38	A1	1652	A	C6-C5-N7	-8.09	126.64	132.30
10	B1	62	C	N3-C4-N4	8.09	123.66	118.00
11	B2	1082	A	N1-C2-N3	8.09	133.34	129.30
38	A1	595	C	C5-C6-N1	8.09	125.04	121.00
38	A1	1688	C	N3-C4-C5	-8.09	118.67	121.90
38	A1	243	G	C4-C5-C6	8.09	123.65	118.80
38	A1	1797	A	C8-N9-C4	-8.09	102.57	105.80
38	A1	2138	A	C5-C6-N6	-8.09	117.23	123.70

Continued on next page...

Continued from previous page...

Mol	Chain	Res	Type	Atoms	Z	Observed(°)	Ideal(°)
38	A1	2994	G	N7-C8-N9	8.09	117.14	113.10
10	B1	4	G	C5-C6-N1	-8.08	107.46	111.50
11	B2	238	G	N1-C6-O6	-8.08	115.05	119.90
11	B2	962	G	C2-N3-C4	-8.08	107.86	111.90
20	BH	108	PHE	CB-CG-CD1	8.08	126.46	120.80
38	A1	118	A	N1-C6-N6	8.08	123.45	118.60
38	A1	930	G	C6-N1-C2	8.08	129.95	125.10
38	A1	1049	U	C5-C4-O4	-8.08	121.05	125.90
38	A1	1617	G	N9-C4-C5	-8.08	102.17	105.40
38	A1	1167	A	C8-N9-C4	-8.08	102.57	105.80
38	A1	1213	G	O4'-C1'-N9	8.08	114.67	108.20
38	A1	2301	C	O4'-C1'-C2'	-8.08	97.72	105.80
38	A1	1498	C	C6-N1-C2	-8.08	117.07	120.30
11	B2	772	G	O4'-C1'-N9	8.08	114.66	108.20
11	B2	811	G	N7-C8-N9	8.08	117.14	113.10
11	B2	942	A	C5-N7-C8	8.08	107.94	103.90
11	B2	1009	G	C5-C6-N1	-8.08	107.46	111.50
11	B2	1168	C	O4'-C1'-N1	8.08	114.66	108.20
38	A1	295	G	N3-C2-N2	8.08	125.56	119.90
38	A1	381	G	C8-N9-C4	-8.08	103.17	106.40
38	A1	1324	G	C5-C6-N1	-8.08	107.46	111.50
38	A1	1362	G	C5-C6-O6	-8.08	123.75	128.60
11	B2	516	A	O3'-P-O5'	-8.08	88.66	104.00
11	B2	615	G	N1-C6-O6	8.08	124.75	119.90
11	B2	1243	C	N3-C4-N4	8.08	123.65	118.00
38	A1	1518	G	C5-N7-C8	8.08	108.34	104.30
11	B2	1379	G	C4-C5-C6	8.08	123.64	118.80
11	B2	623	C	O4'-C1'-N1	8.07	114.66	108.20
11	B2	1046	G	N7-C8-N9	8.07	117.14	113.10
11	B2	1225	C	O4'-C1'-N1	8.07	114.66	108.20
11	B2	1381	G	C5-C6-O6	-8.07	123.76	128.60
38	A1	354	G	N1-C6-O6	8.07	124.75	119.90
38	A1	129	C	C4-C5-C6	8.07	121.44	117.40
38	A1	402	G	N1-C6-O6	8.07	124.75	119.90
38	A1	765	G	C1'-O4'-C4'	8.07	116.36	109.90
38	A1	1406	G	N3-C2-N2	8.07	125.55	119.90
38	A1	1477	C	N3-C4-N4	8.07	123.65	118.00
38	A1	2206	G	P-O3'-C3'	-8.07	110.01	119.70
38	A1	2664	G	O4'-C1'-N9	8.07	114.66	108.20
39	A3	109	A	C5-C6-N1	-8.07	113.66	117.70
11	B2	533	C	N3-C4-N4	8.07	123.65	118.00
11	B2	1014	C	C6-N1-C2	-8.07	117.07	120.30

Continued on next page...

Continued from previous page...

Mol	Chain	Res	Type	Atoms	Z	Observed(°)	Ideal(°)
10	B1	67	C	C5-C6-N1	8.07	125.03	121.00
11	B2	1430	G	N7-C8-N9	-8.07	109.06	113.10
38	A1	217	A	C5-C6-N6	-8.07	117.24	123.70
38	A1	814	G	C6-C5-N7	-8.07	125.56	130.40
38	A1	1879	U	N1-C2-N3	8.07	119.74	114.90
38	A1	2077	A	C5-C6-N6	-8.07	117.24	123.70
38	A1	2298	C	N3-C4-N4	8.07	123.65	118.00
38	A1	232	U	N3-C4-O4	8.07	125.05	119.40
38	A1	1012	G	O4'-C1'-N9	8.07	114.66	108.20
38	A1	1802	G	O4'-C1'-N9	8.07	114.66	108.20
38	A1	2436	A	C5-C6-N6	-8.07	117.24	123.70
38	A1	2779	G	C8-N9-C4	-8.07	103.17	106.40
8	AW	7	ARG	NE-CZ-NH1	8.07	124.33	120.30
38	A1	2499	U	N1-C2-O2	8.07	128.45	122.80
10	B1	26	C	P-O5'-C5'	8.07	133.81	120.90
11	B2	152	G	N3-C4-C5	8.07	132.63	128.60
11	B2	713	A	C2-N3-C4	-8.07	106.57	110.60
38	A1	1407	A	C6-N1-C2	8.07	123.44	118.60
38	A1	1515	G	N3-C4-N9	8.07	130.84	126.00
38	A1	1634	A	C6-C5-N7	-8.07	126.65	132.30
38	A1	1954	U	O4'-C1'-N1	8.07	114.65	108.20
42	Aa	36	ARG	NE-CZ-NH2	-8.07	116.27	120.30
11	B2	255	G	N1-C2-N3	-8.07	119.06	123.90
11	B2	346	C	O4'-C1'-N1	8.07	114.65	108.20
30	BR	54	TYR	CB-CG-CD2	-8.07	116.16	121.00
38	A1	1549	C	N3-C4-N4	8.07	123.65	118.00
38	A1	2026	C	N3-C4-C5	-8.07	118.67	121.90
38	A1	2237	A	O4'-C1'-N9	8.07	114.65	108.20
11	B2	188	C	C2-N3-C4	8.06	123.93	119.90
11	B2	1103	G	N9-C4-C5	-8.06	102.17	105.40
38	A1	1911	G	N7-C8-N9	-8.06	109.07	113.10
39	A3	117	G	N3-C2-N2	8.06	125.55	119.90
10	B1	63	C	O4'-C1'-N1	8.06	114.65	108.20
11	B2	1201	G	O4'-C1'-N9	8.06	114.65	108.20
15	BC	60	ARG	NE-CZ-NH1	8.06	124.33	120.30
38	A1	105	C	N3-C4-N4	8.06	123.64	118.00
38	A1	390	C	C5-C6-N1	8.06	125.03	121.00
38	A1	507	G	N3-C4-N9	-8.06	121.16	126.00
44	Ab	79	TYR	CB-CG-CD1	8.06	125.84	121.00
38	A1	293	G	N1-C6-O6	8.06	124.74	119.90
38	A1	361	G	C6-N1-C2	8.06	129.94	125.10
38	A1	1214	C	C5-C6-N1	8.06	125.03	121.00

Continued on next page...

Continued from previous page...

Mol	Chain	Res	Type	Atoms	Z	Observed(°)	Ideal(°)
38	A1	1238	G	C5-C6-N1	8.06	115.53	111.50
38	A1	2620	G	N1-C2-N3	-8.06	119.06	123.90
38	A1	2647	G	C4-C5-N7	-8.06	107.58	110.80
38	A1	3008	C	C5-C4-N4	-8.06	114.56	120.20
39	A3	79	U	N3-C4-O4	8.06	125.04	119.40
11	B2	37	G	C4-C5-C6	8.06	123.64	118.80
11	B2	119	A	C4-C5-C6	8.06	121.03	117.00
38	A1	474	G	C6-C5-N7	-8.06	125.56	130.40
38	A1	1864	G	N7-C8-N9	-8.06	109.07	113.10
38	A1	1889	G	N7-C8-N9	8.06	117.13	113.10
38	A1	2025	A	N1-C2-N3	8.06	133.33	129.30
11	B2	674	C	N3-C4-C5	-8.05	118.68	121.90
11	B2	720	A	O4'-C1'-N9	8.05	114.64	108.20
38	A1	470	A	C5-C6-N6	-8.06	117.25	123.70
38	A1	548	U	P-O3'-C3'	8.06	129.37	119.70
38	A1	2474	A	C5-C6-N1	-8.06	113.67	117.70
11	B2	896	A	N7-C8-N9	8.05	117.83	113.80
38	A1	800	G	C6-C5-N7	-8.05	125.57	130.40
38	A1	1384	C	N3-C2-O2	8.05	127.54	121.90
38	A1	1770	A	P-O3'-C3'	8.05	129.37	119.70
38	A1	2203	G	N1-C2-N2	-8.05	108.95	116.20
11	B2	777	G	N3-C4-N9	8.05	130.83	126.00
11	B2	1389	G	C4-C5-N7	-8.05	107.58	110.80
15	BC	53	TYR	CG-CD1-CE1	-8.05	114.86	121.30
38	A1	1662	C	N3-C4-N4	8.05	123.64	118.00
38	A1	2180	C	C5-C4-N4	-8.05	114.56	120.20
38	A1	2202	U	OP1-P-OP2	-8.05	107.52	119.60
38	A1	2675	C	O4'-C1'-N1	8.05	114.64	108.20
11	B2	406	U	P-O5'-C5'	8.05	133.78	120.90
11	B2	616	G	N3-C4-C5	8.05	132.62	128.60
38	A1	749	G	C5-N7-C8	8.05	108.32	104.30
38	A1	1433	C	N3-C4-N4	8.05	123.63	118.00
38	A1	2099	G	C6-C5-N7	-8.05	125.57	130.40
38	A1	2218	C	P-O3'-C3'	8.05	129.36	119.70
38	A1	3016	G	N9-C4-C5	8.05	108.62	105.40
39	A3	55	G	C6-C5-N7	-8.05	125.57	130.40
38	A1	2521	U	C6-N1-C2	-8.05	116.17	121.00
38	A1	2844	G	N1-C2-N3	-8.05	119.07	123.90
38	A1	2982	G	N3-C2-N2	8.05	125.53	119.90
38	A1	500	C	N3-C4-N4	8.05	123.63	118.00
11	B2	418	G	C2-N3-C4	8.04	115.92	111.90
11	B2	1075	A	N9-C4-C5	8.04	109.02	105.80

Continued on next page...

Continued from previous page...

Mol	Chain	Res	Type	Atoms	Z	Observed(°)	Ideal(°)
11	B2	1235	A	P-O3'-C3'	-8.04	110.05	119.70
38	A1	138	U	C2-N3-C4	-8.04	122.17	127.00
38	A1	317	A	C5-C6-N1	-8.04	113.68	117.70
38	A1	461	C	O4'-C1'-N1	8.04	114.64	108.20
3	Af	27	VAL	CA-CB-CG2	-8.04	98.84	110.90
11	B2	151	G	N1-C2-N3	-8.04	119.07	123.90
11	B2	432	G	O4'-C1'-N9	8.04	114.63	108.20
11	B2	684	G	C2-N3-C4	8.04	115.92	111.90
11	B2	1271	G	C6-C5-N7	-8.04	125.57	130.40
38	A1	1036	C	C5-C4-N4	-8.04	114.57	120.20
11	B2	972	C	O4'-C1'-N1	8.04	114.63	108.20
11	B2	1257	U	O4'-C1'-N1	8.04	114.63	108.20
32	BT	89	PHE	CB-CG-CD1	8.04	126.43	120.80
38	A1	342	C	N3-C2-O2	8.04	127.53	121.90
38	A1	872	G	C6-C5-N7	-8.04	125.58	130.40
38	A1	2348	G	C1'-O4'-C4'	8.04	116.33	109.90
11	B2	1048	G	C5-C6-O6	-8.04	123.78	128.60
38	A1	285	C	P-O3'-C3'	8.04	129.35	119.70
38	A1	650	C	N3-C4-C5	-8.04	118.68	121.90
38	A1	1114	G	C5'-C4'-O4'	8.04	118.75	109.10
38	A1	1322	G	N3-C2-N2	8.04	125.53	119.90
38	A1	2872	G	C8-N9-C4	8.04	109.62	106.40
38	A1	53	A	C4-C5-C6	8.04	121.02	117.00
38	A1	1018	G	O4'-C1'-N9	8.04	114.63	108.20
38	A1	1590	C	N3-C4-C5	-8.04	118.69	121.90
46	AD	79	TYR	CD1-CE1-CZ	-8.04	112.57	119.80
38	A1	2603	A	C5-C6-N6	-8.04	117.27	123.70
11	B2	647	G	N1-C6-O6	8.03	124.72	119.90
11	B2	1432	U	P-O5'-C5'	8.03	133.75	120.90
38	A1	1647	C	O4'-C1'-N1	8.04	114.63	108.20
38	A1	1752	C	N3-C4-C5	-8.04	118.69	121.90
11	B2	447	A	C5-C6-N1	-8.03	113.68	117.70
11	B2	758	U	N3-C4-O4	8.03	125.02	119.40
38	A1	2476	A	C8-N9-C4	-8.03	102.59	105.80
11	B2	1381	G	N3-C2-N2	8.03	125.52	119.90
38	A1	2064	U	O4'-C1'-N1	8.03	114.62	108.20
11	B2	62	G	N7-C8-N9	8.03	117.11	113.10
11	B2	216	G	C8-N9-C4	-8.03	103.19	106.40
11	B2	550	G	N1-C6-O6	8.03	124.72	119.90
11	B2	757	G	C4-C5-N7	-8.03	107.59	110.80
11	B2	1431	C	N3-C4-N4	8.03	123.62	118.00
38	A1	378	G	C5-C6-O6	-8.03	123.78	128.60

Continued on next page...

Continued from previous page...

Mol	Chain	Res	Type	Atoms	Z	Observed(°)	Ideal(°)
38	A1	1275	G	N1-C2-N3	-8.03	119.08	123.90
38	A1	1445	G	C4-C5-N7	-8.03	107.59	110.80
38	A1	2111	C	N3-C4-C5	-8.03	118.69	121.90
38	A1	2896	G	C4-C5-C6	8.03	123.61	118.80
11	B2	212	G	C2-N3-C4	8.02	115.91	111.90
11	B2	388	G	C8-N9-C1'	8.02	137.43	127.00
11	B2	459	G	C2-N3-C4	8.02	115.91	111.90
11	B2	756	A	C4-C5-N7	-8.02	106.69	110.70
11	B2	1118	C	C2-N1-C1'	8.02	127.62	118.80
38	A1	11	G	N1-C6-O6	8.02	124.71	119.90
38	A1	977	C	N3-C4-N4	8.02	123.62	118.00
38	A1	1355	A	N9-C4-C5	8.02	109.01	105.80
38	A1	1496	A	C4-C5-C6	8.02	121.01	117.00
38	A1	2283	C	N3-C4-N4	8.02	123.62	118.00
39	A3	39	C	C2-N3-C4	8.02	123.91	119.90
11	B2	855	C	O4'-C1'-N1	8.02	114.62	108.20
38	A1	614	G	N3-C2-N2	8.02	125.52	119.90
38	A1	619	G	C4-C5-C6	8.02	123.61	118.80
38	A1	709	A	O4'-C1'-N9	8.02	114.62	108.20
38	A1	1096	A	C4-C5-C6	8.02	121.01	117.00
38	A1	1524	A	C5-C6-N1	-8.02	113.69	117.70
38	A1	1731	U	N3-C4-C5	-8.02	109.79	114.60
38	A1	2013	A	O4'-C1'-N9	8.02	114.62	108.20
38	A1	2028	G	C5-C6-O6	-8.02	123.79	128.60
10	B1	44	G	O4'-C1'-N9	8.02	114.61	108.20
11	B2	624	G	C4-C5-N7	-8.02	107.59	110.80
11	B2	1473	A	C2-N3-C4	-8.02	106.59	110.60
38	A1	1386	G	N3-C2-N2	8.02	125.51	119.90
38	A1	1437	C	P-O3'-C3'	-8.02	110.08	119.70
38	A1	2882	G	N7-C8-N9	-8.02	109.09	113.10
66	AY	126	PHE	CB-CG-CD2	8.02	126.41	120.80
11	B2	698	A	N3-C4-C5	-8.02	121.19	126.80
11	B2	1287	G	N3-C2-N2	8.02	125.51	119.90
38	A1	635	G	C6-N1-C2	8.02	129.91	125.10
38	A1	802	G	C5-C6-N1	-8.02	107.49	111.50
38	A1	1572	C	C5-C6-N1	8.02	125.01	121.00
38	A1	2536	A	C5-C6-N1	-8.02	113.69	117.70
39	A3	43	C	N1-C2-O2	8.02	123.71	118.90
5	AS	43	MET	N-CA-CB	8.02	125.03	110.60
11	B2	248	U	O4'-C1'-C2'	-8.02	97.78	105.80
11	B2	394	C	O4'-C1'-N1	8.02	114.61	108.20
11	B2	846	G	N9-C4-C5	-8.02	102.19	105.40

Continued on next page...

Continued from previous page...

Mol	Chain	Res	Type	Atoms	Z	Observed(°)	Ideal(°)
11	B2	1415	U	N3-C4-O4	8.02	125.01	119.40
38	A1	1288	C	O4'-C1'-N1	8.02	114.61	108.20
38	A1	1937	A	C5-C6-N6	-8.02	117.29	123.70
38	A1	2721	C	N3-C4-N4	8.02	123.61	118.00
38	A1	585	G	N9-C4-C5	-8.01	102.19	105.40
38	A1	1892	G	N3-C2-N2	-8.01	114.29	119.90
38	A1	2527	G	C5-C6-O6	-8.01	123.79	128.60
53	Ah	2	ARG	NH1-CZ-NH2	8.01	128.21	119.40
11	B2	220	G	C8-N9-C4	8.01	109.60	106.40
11	B2	603	G	C6-N1-C2	8.01	129.91	125.10
11	B2	896	A	C8-N9-C4	-8.01	102.60	105.80
14	BB	5	TYR	CG-CD1-CE1	-8.01	114.89	121.30
38	A1	110	A	C5-C6-N1	-8.01	113.69	117.70
38	A1	668	G	C5-N7-C8	-8.01	100.30	104.30
38	A1	1103	C	N3-C4-N4	8.01	123.61	118.00
38	A1	1304	G	C5-C6-N1	8.01	115.50	111.50
38	A1	1672	G	C5-C6-O6	-8.01	123.79	128.60
38	A1	1706	G	C5-C6-O6	-8.01	123.79	128.60
38	A1	1759	A	O4'-C1'-N9	8.01	114.61	108.20
38	A1	1868	C	C5-C4-N4	-8.01	114.59	120.20
61	AN	139	ARG	NE-CZ-NH2	8.01	124.31	120.30
38	A1	1873	G	N3-C4-C5	8.01	132.60	128.60
38	A1	2856	G	N7-C8-N9	8.01	117.10	113.10
11	B2	47	A	C3'-C2'-C1'	8.01	107.91	101.50
38	A1	1035	G	C6-C5-N7	-8.01	125.59	130.40
38	A1	2565	A	C5-N7-C8	8.01	107.90	103.90
11	B2	542	G	O4'-C1'-N9	8.01	114.61	108.20
38	A1	560	G	O4'-C1'-N9	8.01	114.60	108.20
38	A1	687	C	C6-N1-C2	-8.01	117.10	120.30
38	A1	884	C	C5-C6-N1	8.01	125.00	121.00
38	A1	1337	G	N1-C6-O6	8.01	124.70	119.90
38	A1	372	A	C4-C5-N7	-8.00	106.70	110.70
11	B2	729	G	N3-C2-N2	8.00	125.50	119.90
38	A1	971	G	O4'-C1'-N9	8.00	114.60	108.20
38	A1	1302	G	O4'-C1'-N9	8.00	114.60	108.20
38	A1	2110	C	N3-C4-C5	-8.00	118.70	121.90
38	A1	2716	C	C2-N1-C1'	8.00	127.60	118.80
38	A1	2890	A	C5-C6-N6	-8.00	117.30	123.70
39	A3	25	A	C5-C6-N6	-8.00	117.30	123.70
54	AI	80	ARG	NE-CZ-NH2	-8.00	116.30	120.30
11	B2	1088	U	N3-C4-O4	8.00	125.00	119.40
38	A1	672	C	N3-C4-N4	8.00	123.60	118.00

Continued on next page...

Continued from previous page...

Mol	Chain	Res	Type	Atoms	Z	Observed(°)	Ideal(°)
38	A1	1236	C	N3-C4-N4	8.00	123.60	118.00
38	A1	2086	C	O4'-C1'-N1	8.00	114.60	108.20
11	B2	1400	A	C5-C6-N6	-8.00	117.30	123.70
11	B2	1489	A	C4-C5-C6	8.00	121.00	117.00
38	A1	1111	G	N3-C4-C5	8.00	132.60	128.60
38	A1	1361	G	C6-C5-N7	-8.00	125.60	130.40
38	A1	2029	C	N1-C2-N3	-8.00	113.60	119.20
38	A1	2318	G	O4'-C1'-N9	8.00	114.60	108.20
39	A3	62	A	C6-C5-N7	-8.00	126.70	132.30
38	A1	294	U	C5-C6-N1	8.00	126.70	122.70
38	A1	324	C	C5-C6-N1	8.00	125.00	121.00
38	A1	745	C	C2-N3-C4	-8.00	115.90	119.90
38	A1	994	G	C2'-C3'-O3'	8.00	127.09	109.50
38	A1	1224	A	C3'-C2'-C1'	8.00	107.90	101.50
39	A3	16	G	N7-C8-N9	8.00	117.10	113.10
11	B2	67	C	N3-C4-N4	7.99	123.60	118.00
11	B2	278	A	C5-C6-N6	-7.99	117.31	123.70
11	B2	821	G	C1'-O4'-C4'	7.99	116.30	109.90
11	B2	1337	A	O4'-C1'-N9	7.99	114.59	108.20
38	A1	727	A	C3'-C2'-C1'	7.99	107.90	101.50
38	A1	912	G	C8-N9-C4	-7.99	103.20	106.40
38	A1	1107	G	O4'-C1'-N9	7.99	114.59	108.20
38	A1	1383	G	N1-C6-O6	7.99	124.70	119.90
38	A1	86	G	P-O5'-C5'	7.99	133.69	120.90
38	A1	1429	A	N1-C2-N3	7.99	133.30	129.30
38	A1	1953	U	O4'-C1'-N1	7.99	114.59	108.20
11	B2	269	A	O4'-C1'-N9	7.99	114.59	108.20
11	B2	325	A	P-O3'-C3'	7.99	129.29	119.70
11	B2	888	A	C5-C6-N1	-7.99	113.70	117.70
38	A1	827	G	C8-N9-C4	-7.99	103.20	106.40
38	A1	1084	G	C5-C6-O6	-7.99	123.81	128.60
38	A1	1355	A	C6-C5-N7	-7.99	126.71	132.30
38	A1	1763	A	C5-N7-C8	7.99	107.89	103.90
38	A1	1814	A	C5-C6-N1	-7.99	113.70	117.70
38	A1	2731	C	O4'-C1'-N1	7.99	114.59	108.20
38	A1	3012	C	N3-C4-C5	-7.99	118.70	121.90
48	AE	155	ARG	NE-CZ-NH2	-7.99	116.31	120.30
11	B2	655	A	N1-C6-N6	7.99	123.39	118.60
11	B2	757	G	C5-C6-O6	-7.99	123.81	128.60
38	A1	717	A	C4-C5-C6	7.99	120.99	117.00
11	B2	1435	G	N9-C4-C5	7.99	108.59	105.40
39	A3	60	C	N3-C4-C5	-7.99	118.70	121.90

Continued on next page...

Continued from previous page...

Mol	Chain	Res	Type	Atoms	Z	Observed(°)	Ideal(°)
11	B2	969	A	C5-C6-N1	-7.99	113.71	117.70
38	A1	130	G	N1-C2-N3	-7.99	119.11	123.90
38	A1	1329	G	C4-C5-N7	7.99	113.99	110.80
38	A1	1665	G	C6-C5-N7	-7.99	125.61	130.40
38	A1	1985	G	C8-N9-C4	-7.99	103.21	106.40
38	A1	2149	G	O4'-C1'-N9	7.99	114.59	108.20
38	A1	2849	C	O4'-C1'-N1	7.99	114.59	108.20
9	AX	97	ASP	CB-CG-OD1	-7.98	111.11	118.30
38	A1	60	G	C4-C5-C6	7.98	123.59	118.80
38	A1	425	U	O4'-C1'-N1	7.98	114.59	108.20
38	A1	1565	G	N1-C2-N3	-7.98	119.11	123.90
38	A1	1684	C	C3'-C2'-C1'	7.98	107.89	101.50
11	B2	215	C	O4'-C1'-N1	7.98	114.58	108.20
11	B2	478	C	N3-C4-C5	-7.98	118.71	121.90
38	A1	121	G	O4'-C4'-C3'	-7.98	96.02	104.00
38	A1	864	C	N3-C4-N4	7.98	123.59	118.00
38	A1	1001	C	C2-N3-C4	7.98	123.89	119.90
38	A1	1456	U	O4'-C1'-N1	7.98	114.59	108.20
38	A1	1553	G	C4-C5-N7	7.98	113.99	110.80
38	A1	2380	A	C4-C5-C6	7.98	120.99	117.00
38	A1	2559	G	N1-C2-N3	-7.98	119.11	123.90
38	A1	1117	C	C6-N1-C2	-7.98	117.11	120.30
38	A1	1942	G	O4'-C1'-N9	7.98	114.58	108.20
38	A1	2464	G	N1-C6-O6	7.98	124.69	119.90
38	A1	2880	C	C2-N3-C4	7.98	123.89	119.90
39	A3	6	G	N3-C2-N2	7.98	125.49	119.90
11	B2	228	G	C4-C5-C6	7.98	123.59	118.80
38	A1	2742	G	C4-C5-C6	7.98	123.59	118.80
38	A1	2950	G	O4'-C1'-N9	7.98	114.58	108.20
4	AQ	81	ARG	NE-CZ-NH2	7.98	124.29	120.30
11	B2	688	C	C5-C4-N4	-7.98	114.61	120.20
11	B2	1327	C	C5-C4-N4	-7.98	114.62	120.20
38	A1	1436	A	C8-N9-C4	-7.98	102.61	105.80
38	A1	1866	G	C5-C6-N1	-7.98	107.51	111.50
38	A1	1972	C	C4-C5-C6	-7.98	113.41	117.40
6	AT	47	PHE	CB-CG-CD1	-7.98	115.22	120.80
11	B2	1139	A	C5-C6-N1	-7.98	113.71	117.70
11	B2	1192	C	O4'-C1'-N1	7.98	114.58	108.20
38	A1	1450	C	C5'-C4'-O4'	7.98	118.67	109.10
38	A1	1866	G	N3-C4-N9	7.98	130.79	126.00
11	B2	1146	G	O4'-C1'-N9	7.97	114.58	108.20
38	A1	147	C	N3-C4-C5	-7.97	118.71	121.90

Continued on next page...

Continued from previous page...

Mol	Chain	Res	Type	Atoms	Z	Observed(°)	Ideal(°)
38	A1	210	A	C2'-C3'-O3'	7.97	127.04	109.50
38	A1	690	G	C6-N1-C2	7.97	129.88	125.10
38	A1	2111	C	N1-C2-N3	7.97	124.78	119.20
38	A1	2636	C	C2-N3-C4	7.97	123.89	119.90
38	A1	2636	C	N3-C4-N4	7.97	123.58	118.00
39	A3	37	U	N3-C2-O2	7.97	127.78	122.20
10	B1	43	G	C5-N7-C8	7.97	108.29	104.30
11	B2	504	G	N1-C6-O6	7.97	124.68	119.90
11	B2	1074	C	O4'-C1'-N1	7.97	114.58	108.20
11	B2	1125	C	C5-C6-N1	7.97	124.99	121.00
38	A1	311	C	N3-C4-N4	7.97	123.58	118.00
38	A1	475	U	P-O3'-C3'	7.97	129.27	119.70
38	A1	924	A	C4-C5-N7	-7.97	106.71	110.70
38	A1	1966	C	C5-C4-N4	-7.97	114.62	120.20
38	A1	2174	G	C2-N3-C4	7.97	115.89	111.90
38	A1	2853	A	C5-N7-C8	7.97	107.89	103.90
38	A1	763	A	C5-N7-C8	7.97	107.89	103.90
38	A1	1518	G	N1-C2-N3	-7.97	119.12	123.90
38	A1	1938	G	O4'-C1'-N9	7.97	114.58	108.20
38	A1	2373	G	C4'-C3'-C2'	-7.97	94.63	102.60
11	B2	322	G	C4-C5-C6	7.97	123.58	118.80
38	A1	2133	G	C5-C6-N1	-7.97	107.52	111.50
38	A1	2356	U	C5-C6-N1	7.97	126.68	122.70
38	A1	2671	C	N1-C2-O2	7.97	123.68	118.90
38	A1	2988	A	C5-N7-C8	7.97	107.88	103.90
38	A1	70	G	O4'-C1'-N9	7.97	114.57	108.20
38	A1	359	C	N3-C4-N4	7.97	123.58	118.00
38	A1	1181	C	O4'-C1'-N1	7.97	114.57	108.20
38	A1	1854	G	C6-C5-N7	-7.97	125.62	130.40
11	B2	210	A	P-O3'-C3'	7.96	129.26	119.70
38	A1	42	G	C4-C5-C6	7.96	123.58	118.80
38	A1	2128	G	C5-C6-N1	-7.96	107.52	111.50
38	A1	2425	A	C5-C6-N6	-7.96	117.33	123.70
38	A1	2448	A	C5-C6-N6	-7.96	117.33	123.70
11	B2	149	U	C6-N1-C2	-7.96	116.22	121.00
38	A1	835	G	C5-C6-N1	-7.96	107.52	111.50
38	A1	1414	G	N1-C6-O6	7.96	124.68	119.90
38	A1	2086	C	C6-N1-C2	-7.96	117.11	120.30
38	A1	2203	G	O4'-C1'-N9	7.96	114.57	108.20
11	B2	313	G	C6-N1-C2	7.96	129.88	125.10
38	A1	257	G	N3-C4-C5	7.96	132.58	128.60
38	A1	470	A	C6-C5-N7	7.96	137.87	132.30

Continued on next page...

Continued from previous page...

Mol	Chain	Res	Type	Atoms	Z	Observed(°)	Ideal(°)
38	A1	726	G	N3-C4-C5	7.96	132.58	128.60
38	A1	959	U	O4'-C1'-N1	7.96	114.57	108.20
38	A1	1354	G	O4'-C1'-N9	7.96	114.57	108.20
38	A1	1734	G	N1-C6-O6	7.96	124.68	119.90
38	A1	1083	G	N1-C2-N3	-7.96	119.12	123.90
38	A1	2402	A	C1'-O4'-C4'	7.96	116.27	109.90
11	B2	46	A	C4-C5-C6	7.96	120.98	117.00
11	B2	233	C	O4'-C1'-N1	7.96	114.57	108.20
11	B2	294	A	N1-C2-N3	-7.96	125.32	129.30
38	A1	21	C	C2-N3-C4	7.96	123.88	119.90
38	A1	817	G	C5-C6-N1	7.96	115.48	111.50
38	A1	828	G	C8-N9-C4	-7.96	103.22	106.40
38	A1	1913	C	N3-C4-C5	-7.96	118.72	121.90
38	A1	2057	G	C5-C6-N1	-7.96	107.52	111.50
38	A1	2136	G	C5'-C4'-O4'	7.96	118.65	109.10
38	A1	2472	A	C4-C5-N7	-7.96	106.72	110.70
38	A1	2694	C	O4'-C1'-N1	7.96	114.57	108.20
39	A3	53	A	C2-N3-C4	-7.96	106.62	110.60
11	B2	273	C	O4'-C1'-N1	7.96	114.57	108.20
38	A1	288	G	C6-C5-N7	-7.96	125.63	130.40
38	A1	817	G	C6-C5-N7	-7.96	125.63	130.40
38	A1	2094	A	C6-C5-N7	-7.96	126.73	132.30
38	A1	2137	A	P-O3'-C3'	-7.96	110.15	119.70
12	AG	33	ARG	NE-CZ-NH2	-7.96	116.32	120.30
11	B2	347	G	N9-C4-C5	-7.96	102.22	105.40
11	B2	1259	A	N7-C8-N9	7.95	117.78	113.80
38	A1	349	A	N7-C8-N9	7.95	117.78	113.80
38	A1	574	C	C5-C6-N1	7.95	124.98	121.00
38	A1	981	A	C5-N7-C8	7.95	107.88	103.90
38	A1	1068	U	N3-C4-C5	-7.95	109.83	114.60
38	A1	1706	G	P-O3'-C3'	7.95	129.24	119.70
38	A1	1915	G	O4'-C1'-N9	7.95	114.56	108.20
38	A1	2288	C	C5-C6-N1	-7.95	117.02	121.00
11	B2	1331	G	N3-C2-N2	7.95	125.47	119.90
38	A1	865	C	N3-C4-N4	7.95	123.57	118.00
38	A1	1830	U	N1-C2-O2	7.95	128.37	122.80
11	B2	1476	C	N3-C4-C5	-7.95	118.72	121.90
38	A1	184	A	C4-C5-C6	7.95	120.97	117.00
38	A1	1660	A	C4-C5-C6	7.95	120.97	117.00
38	A1	1808	G	O4'-C1'-N9	7.95	114.56	108.20
38	A1	2453	C	O4'-C1'-N1	7.95	114.56	108.20
38	A1	2461	C	C2-N3-C4	7.95	123.88	119.90

Continued on next page...

Continued from previous page...

Mol	Chain	Res	Type	Atoms	Z	Observed(°)	Ideal(°)
39	A3	78	C	O4'-C1'-N1	7.95	114.56	108.20
11	B2	576	C	C5-C6-N1	7.95	124.97	121.00
11	B2	654	U	P-O3'-C3'	7.95	129.24	119.70
11	B2	928	A	O4'-C1'-N9	7.95	114.56	108.20
11	B2	1244	C	N3-C4-C5	-7.95	118.72	121.90
11	B2	1393	A	P-O5'-C5'	-7.95	108.18	120.90
11	B2	1491	C	N3-C2-O2	-7.95	116.34	121.90
38	A1	894	C	C6-N1-C2	-7.95	117.12	120.30
38	A1	2844	G	C6-N1-C2	7.95	129.87	125.10
38	A1	2943	G	O4'-C1'-N9	7.95	114.56	108.20
39	A3	45	C	C4'-C3'-C2'	-7.95	94.65	102.60
46	AD	78	ARG	NE-CZ-NH2	-7.95	116.33	120.30
11	B2	900	G	C5-C6-O6	-7.95	123.83	128.60
38	A1	1367	A	P-O3'-C3'	7.95	129.24	119.70
38	A1	2345	U	N3-C4-C5	-7.95	109.83	114.60
11	B2	897	A	N9-C4-C5	7.95	108.98	105.80
38	A1	383	C	O4'-C1'-N1	7.95	114.56	108.20
38	A1	607	C	N3-C4-C5	-7.95	118.72	121.90
62	AO	152	TYR	CB-CG-CD2	7.95	125.77	121.00
11	B2	1052	U	O4'-C1'-N1	7.94	114.56	108.20
38	A1	2292	A	N3-C4-C5	-7.94	121.24	126.80
38	A1	2683	G	C4-C5-C6	7.94	123.57	118.80
11	B2	484	U	C5-C4-O4	-7.94	121.14	125.90
11	B2	578	G	O4'-C1'-N9	7.94	114.55	108.20
11	B2	1090	C	C4'-C3'-C2'	-7.94	94.66	102.60
38	A1	457	C	N3-C4-C5	-7.94	118.72	121.90
38	A1	1927	C	N1-C2-O2	7.94	123.67	118.90
38	A1	2425	A	C6-C5-N7	-7.94	126.74	132.30
10	B1	76	C	C2-N1-C1'	7.94	127.53	118.80
11	B2	393	A	C4-C5-C6	7.94	120.97	117.00
11	B2	620	G	N1-C2-N3	-7.94	119.14	123.90
11	B2	967	C	O4'-C1'-N1	7.94	114.55	108.20
11	B2	1239	A	O4'-C1'-N9	7.94	114.55	108.20
11	B2	1433	C	N3-C4-C5	-7.94	118.72	121.90
38	A1	757	C	N3-C4-N4	7.94	123.56	118.00
38	A1	1224	A	C4-C5-C6	7.94	120.97	117.00
38	A1	1520	G	O4'-C1'-N9	7.94	114.55	108.20
11	B2	403	C	N3-C4-N4	7.94	123.56	118.00
11	B2	743	U	O4'-C1'-N1	7.94	114.55	108.20
11	B2	1115	G	C8-N9-C4	-7.94	103.22	106.40
38	A1	85	G	N1-C2-N3	-7.94	119.14	123.90
38	A1	715	G	C5-C6-O6	-7.94	123.84	128.60

Continued on next page...

Continued from previous page...

Mol	Chain	Res	Type	Atoms	Z	Observed(°)	Ideal(°)
38	A1	2745	G	N1-C2-N3	-7.94	119.14	123.90
39	A3	121	A	C4-C5-C6	7.94	120.97	117.00
11	B2	706	G	N1-C6-O6	7.94	124.66	119.90
11	B2	987	G	C5-C6-O6	-7.94	123.84	128.60
11	B2	1154	G	N7-C8-N9	7.94	117.07	113.10
38	A1	84	A	C4-C5-C6	7.94	120.97	117.00
62	AO	191	ARG	NE-CZ-NH1	-7.94	116.33	120.30
10	B1	1	G	O4'-C1'-N9	7.94	114.55	108.20
11	B2	818	A	N1-C6-N6	7.94	123.36	118.60
38	A1	1095	A	C8-N9-C4	-7.94	102.63	105.80
38	A1	2053	G	O4'-C1'-N9	7.94	114.55	108.20
17	BE	184	TYR	CB-CG-CD1	-7.93	116.24	121.00
38	A1	202	A	P-O3'-C3'	-7.93	110.18	119.70
38	A1	438	G	N7-C8-N9	-7.93	109.13	113.10
38	A1	713	C	N1-C2-O2	-7.93	114.14	118.90
38	A1	951	C	N3-C4-C5	-7.93	118.73	121.90
38	A1	992	G	N1-C6-O6	7.93	124.66	119.90
38	A1	1197	G	C5-C6-O6	-7.93	123.84	128.60
38	A1	1287	G	C4-C5-N7	7.93	113.97	110.80
38	A1	1712	U	C5-C6-N1	7.93	126.67	122.70
38	A1	2243	G	N1-C6-O6	7.93	124.66	119.90
38	A1	78	C	C5-C6-N1	7.93	124.97	121.00
38	A1	1230	G	N1-C6-O6	7.93	124.66	119.90
41	AA	24	PHE	CB-CG-CD1	-7.93	115.25	120.80
43	AB	134	ARG	NE-CZ-NH2	-7.93	116.33	120.30
38	A1	2998	G	O4'-C1'-N9	7.93	114.55	108.20
39	A3	122	C	C4-C5-C6	7.93	121.37	117.40
11	B2	165	U	C5-C4-O4	-7.93	121.14	125.90
11	B2	411	C	C4-C5-C6	-7.93	113.44	117.40
11	B2	1035	C	N3-C4-N4	7.93	123.55	118.00
38	A1	195	U	N3-C4-C5	-7.93	109.84	114.60
38	A1	1160	U	O4'-C1'-N1	7.93	114.54	108.20
38	A1	1666	G	C2-N3-C4	7.93	115.86	111.90
38	A1	2686	A	C5-C6-N6	-7.93	117.36	123.70
39	A3	27	C	C2-N3-C4	7.93	123.86	119.90
11	B2	960	A	C5-C6-N6	-7.93	117.36	123.70
11	B2	1369	C	C2-N3-C4	7.93	123.86	119.90
38	A1	2196	C	O4'-C1'-N1	7.93	114.54	108.20
38	A1	556	G	C5-C6-O6	-7.92	123.84	128.60
38	A1	730	C	N1-C2-O2	7.92	123.66	118.90
38	A1	1007	U	N3-C4-O4	7.92	124.95	119.40
38	A1	1142	A	C5-N7-C8	7.92	107.86	103.90

Continued on next page...

Continued from previous page...

Mol	Chain	Res	Type	Atoms	Z	Observed(°)	Ideal(°)
38	A1	1641	G	N1-C6-O6	7.92	124.66	119.90
38	A1	451	C	O4'-C1'-N1	7.92	114.54	108.20
38	A1	1174	U	C5-C4-O4	7.92	130.65	125.90
38	A1	2689	G	C6-C5-N7	-7.92	125.65	130.40
11	B2	367	G	C5-C6-O6	-7.92	123.85	128.60
11	B2	779	G	N3-C4-C5	7.92	132.56	128.60
11	B2	883	G	C6-C5-N7	-7.92	125.65	130.40
11	B2	1174	A	C5-N7-C8	-7.92	99.94	103.90
11	B2	1428	G	C4-C5-N7	-7.92	107.63	110.80
38	A1	1940	U	N3-C4-O4	7.92	124.95	119.40
38	A1	395	G	N1-C6-O6	7.92	124.65	119.90
38	A1	524	C	N1-C2-O2	-7.92	114.15	118.90
38	A1	1737	A	C4-C5-N7	-7.92	106.74	110.70
38	A1	2961	A	C4-C5-C6	7.92	120.96	117.00
11	B2	270	A	C6-C5-N7	-7.92	126.76	132.30
11	B2	493	C	C5-C4-N4	-7.92	114.66	120.20
11	B2	675	A	C5-C6-N1	-7.92	113.74	117.70
11	B2	1476	C	C6-N1-C2	-7.92	117.13	120.30
5	AS	16	ARG	NE-CZ-NH1	-7.92	116.34	120.30
11	B2	483	G	N1-C2-N3	-7.92	119.15	123.90
11	B2	1492	U	O4'-C1'-N1	7.92	114.53	108.20
38	A1	243	G	C5-N7-C8	-7.92	100.34	104.30
38	A1	1584	G	O4'-C1'-N9	7.92	114.53	108.20
38	A1	2266	C	C2-N3-C4	7.92	123.86	119.90
38	A1	2277	G	C6-C5-N7	-7.92	125.65	130.40
38	A1	2286	U	N3-C4-O4	7.92	124.94	119.40
11	B2	300	G	C6-C5-N7	-7.92	125.65	130.40
38	A1	685	G	N3-C4-C5	-7.92	124.64	128.60
38	A1	929	G	C8-N9-C4	-7.92	103.23	106.40
38	A1	1085	G	O4'-C1'-N9	7.92	114.53	108.20
11	B2	679	G	C5-C6-N1	-7.91	107.54	111.50
11	B2	1042	U	C5-C6-N1	7.91	126.66	122.70
11	B2	1202	G	N1-C2-N3	-7.91	119.15	123.90
31	BS	14	ARG	NE-CZ-NH1	7.91	124.26	120.30
38	A1	2476	A	N9-C4-C5	7.91	108.97	105.80
8	AW	63	ARG	NE-CZ-NH2	-7.91	116.34	120.30
38	A1	916	A	N7-C8-N9	7.91	117.76	113.80
38	A1	1856	G	C8-N9-C4	-7.91	103.23	106.40
38	A1	2227	G	C4-C5-N7	7.91	113.97	110.80
38	A1	2291	G	N9-C4-C5	-7.91	102.23	105.40
38	A1	2368	G	N1-C2-N3	7.91	128.65	123.90
38	A1	2522	C	C6-N1-C2	-7.91	117.14	120.30

Continued on next page...

Continued from previous page...

Mol	Chain	Res	Type	Atoms	Z	Observed(°)	Ideal(°)
11	B2	1438	A	C5-C6-N1	-7.91	113.75	117.70
38	A1	94	A	C4-C5-C6	7.91	120.95	117.00
38	A1	406	G	N3-C2-N2	7.91	125.44	119.90
38	A1	1525	G	C4-C5-C6	7.91	123.55	118.80
11	B2	929	C	C5-C4-N4	-7.91	114.66	120.20
38	A1	799	C	C2-N3-C4	7.91	123.85	119.90
38	A1	1021	G	C6-C5-N7	-7.91	125.65	130.40
38	A1	1159	U	O4'-C1'-N1	7.91	114.53	108.20
38	A1	1423	G	N1-C2-N3	-7.91	119.15	123.90
38	A1	1526	G	C4-C5-C6	7.91	123.55	118.80
38	A1	1944	C	N3-C4-C5	-7.91	118.74	121.90
38	A1	2519	C	N1-C2-O2	-7.91	114.16	118.90
39	A3	16	G	N1-C6-O6	7.91	124.64	119.90
11	B2	941	C	P-O3'-C3'	7.91	129.19	119.70
11	B2	1072	C	O4'-C1'-N1	7.91	114.53	108.20
11	B2	1148	G	C5-N7-C8	7.91	108.25	104.30
11	B2	1307	G	C2-N3-C4	7.91	115.85	111.90
38	A1	1027	A	C4-C5-C6	7.91	120.95	117.00
38	A1	1646	G	N1-C2-N3	-7.91	119.16	123.90
11	B2	817	U	C2-N3-C4	-7.90	122.26	127.00
11	B2	988	A	C5-N7-C8	7.90	107.85	103.90
11	B2	1213	G	C5-C6-N1	-7.90	107.55	111.50
11	B2	1390	G	N3-C2-N2	7.90	125.43	119.90
38	A1	1730	C	N3-C4-N4	7.90	123.53	118.00
11	B2	603	G	C8-N9-C4	-7.90	103.24	106.40
11	B2	1306	A	C8-N9-C4	7.90	108.96	105.80
38	A1	98	G	P-O5'-C5'	7.90	133.54	120.90
38	A1	826	C	C4-C5-C6	7.90	121.35	117.40
38	A1	1074	G	P-O3'-C3'	-7.90	110.22	119.70
38	A1	2231	G	O4'-C1'-N9	7.90	114.52	108.20
11	B2	423	U	O4'-C1'-N1	7.90	114.52	108.20
11	B2	882	C	O4'-C1'-N1	7.90	114.52	108.20
38	A1	507	G	N9-C4-C5	7.90	108.56	105.40
38	A1	711	C	O4'-C1'-N1	7.90	114.52	108.20
38	A1	1633	A	C5-C6-N1	-7.90	113.75	117.70
38	A1	2221	A	O4'-C1'-N9	7.90	114.52	108.20
38	A1	2797	C	C4-C5-C6	7.90	121.35	117.40
11	B2	1042	U	C4-C5-C6	-7.90	114.96	119.70
38	A1	348	G	O4'-C1'-N9	7.90	114.52	108.20
38	A1	504	G	N3-C4-C5	-7.90	124.65	128.60
11	B2	530	G	N1-C2-N3	-7.90	119.16	123.90
11	B2	1069	G	N7-C8-N9	-7.90	109.15	113.10

Continued on next page...

Continued from previous page...

Mol	Chain	Res	Type	Atoms	Z	Observed(°)	Ideal(°)
38	A1	207	A	N9-C4-C5	7.90	108.96	105.80
38	A1	1396	A	N1-C6-N6	7.90	123.34	118.60
11	B2	877	A	N1-C6-N6	7.90	123.34	118.60
11	B2	1426	C	C4-C5-C6	7.90	121.35	117.40
38	A1	2840	C	P-O3'-C3'	7.90	129.18	119.70
11	B2	235	G	N3-C2-N2	7.89	125.43	119.90
11	B2	446	G	N1-C2-N3	-7.89	119.16	123.90
11	B2	1310	C	C6-N1-C2	-7.89	117.14	120.30
38	A1	117	A	N3-C4-C5	-7.89	121.27	126.80
38	A1	840	G	O4'-C1'-N9	7.89	114.52	108.20
38	A1	922	C	P-O5'-C5'	7.89	133.53	120.90
38	A1	954	A	C5-C6-N1	-7.89	113.75	117.70
38	A1	1057	C	N3-C4-C5	-7.89	118.74	121.90
38	A1	1438	C	C5-C6-N1	-7.89	117.05	121.00
11	B2	482	G	N1-C6-O6	7.89	124.64	119.90
38	A1	721	G	C5-C6-O6	-7.89	123.86	128.60
38	A1	929	G	C5-C6-O6	-7.89	123.86	128.60
38	A1	1359	C	N3-C4-N4	7.89	123.53	118.00
38	A1	137	A	C4'-C3'-C2'	-7.89	94.71	102.60
38	A1	356	C	N1-C2-O2	7.89	123.64	118.90
38	A1	2502	C	O4'-C1'-N1	7.89	114.51	108.20
11	B2	353	G	C6-N1-C2	7.89	129.83	125.10
11	B2	1384	G	C5-C6-N1	-7.89	107.56	111.50
11	B2	1481	G	N1-C2-N2	7.89	123.30	116.20
38	A1	628	A	N1-C6-N6	7.89	123.33	118.60
38	A1	723	A	C5-C6-N1	-7.89	113.75	117.70
38	A1	1658	A	N9-C4-C5	7.89	108.96	105.80
38	A1	2350	G	N3-C2-N2	7.89	125.42	119.90
38	A1	2822	G	O4'-C1'-N9	7.89	114.51	108.20
46	AD	158	ARG	NE-CZ-NH2	-7.89	116.36	120.30
11	B2	167	G	O4'-C1'-N9	7.89	114.51	108.20
11	B2	463	G	C8-N9-C4	-7.89	103.25	106.40
38	A1	646	U	N1-C2-O2	-7.89	117.28	122.80
38	A1	1823	A	O4'-C1'-N9	7.89	114.51	108.20
38	A1	2991	C	C2-N3-C4	7.89	123.84	119.90
11	B2	628	G	C2-N3-C4	7.89	115.84	111.90
38	A1	296	G	N1-C2-N3	-7.89	119.17	123.90
38	A1	488	A	C4-C5-C6	7.89	120.94	117.00
38	A1	566	G	O4'-C1'-N9	7.89	114.51	108.20
38	A1	568	A	C5-C6-N6	-7.89	117.39	123.70
38	A1	703	G	C2-N3-C4	7.89	115.84	111.90
38	A1	977	C	N3-C4-C5	-7.89	118.75	121.90

Continued on next page...

Continued from previous page...

Mol	Chain	Res	Type	Atoms	Z	Observed(°)	Ideal(°)
38	A1	1103	C	C4-C5-C6	7.89	121.34	117.40
38	A1	1225	A	N3-C4-N9	7.89	133.71	127.40
38	A1	2584	A	N9-C4-C5	7.89	108.95	105.80
38	A1	2689	G	N3-C2-N2	7.89	125.42	119.90
38	A1	2797	C	N3-C4-N4	7.89	123.52	118.00
11	B2	118	U	N3-C4-C5	-7.88	109.87	114.60
11	B2	1164	A	C5-C6-N6	-7.88	117.39	123.70
11	B2	1404	C	P-O3'-C3'	7.88	129.16	119.70
38	A1	580	G	C5-C6-O6	-7.88	123.87	128.60
38	A1	2195	G	C8-N9-C4	-7.88	103.25	106.40
38	A1	639	C	C3'-C2'-C1'	7.88	107.81	101.50
38	A1	1360	G	O4'-C1'-N9	7.88	114.51	108.20
38	A1	1655	G	N3-C2-N2	7.88	125.42	119.90
38	A1	2267	U	C5-C6-N1	-7.88	118.76	122.70
11	B2	311	A	C4-C5-N7	-7.88	106.76	110.70
11	B2	731	A	O4'-C1'-N9	7.88	114.51	108.20
11	B2	796	C	N3-C4-C5	-7.88	118.75	121.90
38	A1	53	A	O4'-C1'-N9	7.88	114.50	108.20
38	A1	85	G	C5'-C4'-O4'	-7.88	99.64	109.10
38	A1	571	G	C4-C5-N7	7.88	113.95	110.80
38	A1	889	C	C5-C4-N4	-7.88	114.68	120.20
38	A1	958	A	C6-C5-N7	-7.88	126.78	132.30
38	A1	982	G	P-O5'-C5'	7.88	133.51	120.90
38	A1	1008	U	C2-N3-C4	7.88	131.73	127.00
38	A1	2137	A	N1-C6-N6	7.88	123.33	118.60
11	B2	238	G	C6-N1-C2	-7.88	120.37	125.10
38	A1	95	G	N1-C2-N3	-7.88	119.17	123.90
38	A1	1018	G	C6-C5-N7	-7.88	125.67	130.40
38	A1	1653	U	C5-C4-O4	-7.88	121.17	125.90
38	A1	1964	G	C4-C5-N7	7.88	113.95	110.80
11	B2	941	C	C5-C6-N1	7.88	124.94	121.00
38	A1	1604	G	C5-C6-N1	-7.88	107.56	111.50
38	A1	2287	C	O4'-C1'-C2'	7.88	114.69	107.60
38	A1	2316	U	O4'-C1'-N1	7.88	114.50	108.20
38	A1	2715	A	C6-N1-C2	-7.88	113.87	118.60
58	Ak	195	TYR	CB-CG-CD1	-7.88	116.27	121.00
11	B2	513	A	N1-C6-N6	7.88	123.33	118.60
11	B2	669	A	N1-C2-N3	-7.88	125.36	129.30
11	B2	822	A	C4-C5-C6	7.88	120.94	117.00
38	A1	31	G	C5-C6-N1	-7.88	107.56	111.50
38	A1	111	U	P-O3'-C3'	-7.88	110.25	119.70
38	A1	1453	G	C4-C5-N7	7.88	113.95	110.80

Continued on next page...

Continued from previous page...

Mol	Chain	Res	Type	Atoms	Z	Observed(°)	Ideal(°)
38	A1	1565	G	N9-C4-C5	-7.88	102.25	105.40
38	A1	2698	G	N1-C6-O6	7.88	124.62	119.90
38	A1	2833	G	N3-C2-N2	7.88	125.41	119.90
39	A3	59	C	C2-N3-C4	7.88	123.84	119.90
11	B2	287	G	C3'-C2'-C1'	-7.88	95.20	101.50
38	A1	526	C	N3-C4-N4	7.88	123.51	118.00
38	A1	2382	A	O4'-C1'-N9	7.88	114.50	108.20
10	B1	57	C	N3-C4-C5	-7.87	118.75	121.90
11	B2	33	U	O4'-C1'-N1	7.87	114.50	108.20
11	B2	609	G	C5-C6-O6	-7.87	123.88	128.60
11	B2	1037	U	C4'-C3'-C2'	7.87	110.47	102.60
11	B2	1285	C	O4'-C1'-N1	7.87	114.50	108.20
38	A1	865	C	N3-C4-C5	-7.87	118.75	121.90
38	A1	865	C	O4'-C1'-N1	7.87	114.50	108.20
38	A1	1647	C	C4-C5-C6	7.87	121.34	117.40
38	A1	1981	G	C5-C6-O6	-7.87	123.88	128.60
38	A1	2545	A	C6-C5-N7	-7.87	126.79	132.30
38	A1	2793	C	C5'-C4'-O4'	7.87	118.55	109.10
10	B1	43	G	N3-C2-N2	7.87	125.41	119.90
11	B2	566	C	C5-C6-N1	7.87	124.94	121.00
11	B2	695	G	C5-C6-N1	-7.87	107.56	111.50
38	A1	710	G	N7-C8-N9	7.87	117.04	113.10
38	A1	948	C	O4'-C1'-N1	7.87	114.50	108.20
38	A1	2395	C	N3-C4-N4	7.87	123.51	118.00
38	A1	1800	G	N3-C2-N2	7.87	125.41	119.90
38	A1	508	G	C2-N3-C4	-7.87	107.97	111.90
38	A1	668	G	N9-C4-C5	-7.87	102.25	105.40
38	A1	890	G	N7-C8-N9	-7.87	109.17	113.10
38	A1	1031	C	C5-C4-N4	-7.87	114.69	120.20
38	A1	2853	A	N1-C2-N3	7.87	133.24	129.30
38	A1	2994	G	C6-C5-N7	-7.87	125.68	130.40
11	B2	1045	A	N7-C8-N9	-7.87	109.87	113.80
11	B2	568	C	C5-C4-N4	-7.87	114.69	120.20
11	B2	716	G	O4'-C1'-N9	7.87	114.49	108.20
11	B2	951	G	P-O3'-C3'	7.87	129.14	119.70
11	B2	1132	C	O4'-C1'-N1	7.87	114.49	108.20
38	A1	144	A	N1-C2-N3	7.87	133.23	129.30
38	A1	1765	A	P-O3'-C3'	7.87	129.14	119.70
38	A1	2490	C	N3-C4-N4	7.87	123.51	118.00
38	A1	2688	C	C5-C6-N1	7.87	124.93	121.00
39	A3	6	G	N3-C4-C5	7.87	132.53	128.60
39	A3	112	C	N3-C4-N4	7.87	123.51	118.00

Continued on next page...

Continued from previous page...

Mol	Chain	Res	Type	Atoms	Z	Observed(°)	Ideal(°)
10	B1	50	G	N1-C2-N3	-7.86	119.18	123.90
11	B2	1242	C	C6-N1-C2	-7.86	117.15	120.30
11	B2	1491	C	N3-C4-N4	7.86	123.50	118.00
38	A1	1691	U	C3'-C2'-C1'	7.86	107.79	101.50
38	A1	2010	G	C5-C6-N1	-7.86	107.57	111.50
38	A1	3019	C	C4-C5-C6	7.86	121.33	117.40
11	B2	54	C	C5-C6-N1	-7.86	117.07	121.00
15	BC	166	TYR	CD1-CE1-CZ	-7.86	112.72	119.80
38	A1	1455	U	N3-C4-C5	-7.86	109.88	114.60
38	A1	2512	C	O4'-C1'-N1	7.86	114.49	108.20
38	A1	2729	A	C2-N3-C4	7.86	114.53	110.60
11	B2	496	C	N3-C4-N4	7.86	123.50	118.00
38	A1	1573	A	C2-N3-C4	7.86	114.53	110.60
38	A1	1893	C	N3-C4-C5	-7.86	118.76	121.90
39	A3	5	G	N3-C4-C5	7.86	132.53	128.60
38	A1	169	G	N1-C6-O6	7.86	124.62	119.90
38	A1	1474	A	C2-N3-C4	-7.86	106.67	110.60
38	A1	2090	A	C3'-C2'-C1'	7.86	107.79	101.50
38	A1	2631	C	N3-C4-C5	-7.86	118.76	121.90
11	B2	1378	A	O4'-C1'-N9	7.86	114.49	108.20
38	A1	411	U	O4'-C1'-N1	7.86	114.49	108.20
38	A1	1113	G	C5-C6-O6	-7.86	123.89	128.60
38	A1	2148	U	C4'-C3'-C2'	-7.86	94.74	102.60
38	A1	2262	C	C5-C6-N1	-7.86	117.07	121.00
11	B2	1210	A	C5-C6-N1	-7.86	113.77	117.70
38	A1	700	A	N7-C8-N9	-7.86	109.87	113.80
38	A1	1941	A	O4'-C1'-N9	7.86	114.48	108.20
38	A1	2182	A	C4-C5-C6	7.86	120.93	117.00
38	A1	2960	G	C3'-C2'-C1'	7.86	107.78	101.50
39	A3	5	G	C5-C6-O6	-7.86	123.89	128.60
11	B2	269	A	C5-C6-N6	-7.85	117.42	123.70
38	A1	40	G	C5-C6-O6	-7.85	123.89	128.60
38	A1	1487	U	P-O3'-C3'	7.85	129.12	119.70
38	A1	1553	G	N1-C6-O6	7.85	124.61	119.90
38	A1	1604	G	C4-C5-C6	7.85	123.51	118.80
38	A1	2099	G	O4'-C1'-N9	7.85	114.48	108.20
11	B2	182	A	O4'-C1'-N9	7.85	114.48	108.20
11	B2	261	G	N3-C2-N2	7.85	125.40	119.90
11	B2	376	G	O4'-C1'-N9	7.85	114.48	108.20
11	B2	617	A	C4-C5-C6	7.85	120.93	117.00
11	B2	1341	C	N3-C4-N4	7.85	123.50	118.00
26	BN	32	ARG	NE-CZ-NH2	-7.85	116.37	120.30

Continued on next page...

Continued from previous page...

Mol	Chain	Res	Type	Atoms	Z	Observed(°)	Ideal(°)
38	A1	1616	A	C5-C6-N6	-7.85	117.42	123.70
38	A1	2525	C	N3-C4-N4	7.85	123.50	118.00
38	A1	2779	G	N3-C2-N2	7.85	125.40	119.90
11	B2	232	G	N3-C2-N2	7.85	125.39	119.90
11	B2	343	G	N1-C6-O6	7.85	124.61	119.90
11	B2	813	G	N7-C8-N9	7.85	117.03	113.10
38	A1	511	A	O4'-C1'-N9	7.85	114.48	108.20
38	A1	2313	G	N1-C6-O6	7.85	124.61	119.90
38	A1	2445	G	C5-C6-O6	-7.85	123.89	128.60
38	A1	2696	G	C4'-C3'-C2'	7.85	110.45	102.60
11	B2	223	G	O4'-C1'-N9	7.85	114.48	108.20
11	B2	673	C	N3-C4-N4	7.85	123.49	118.00
11	B2	931	C	C2-N3-C4	7.85	123.82	119.90
11	B2	1449	G	C8-N9-C4	-7.85	103.26	106.40
38	A1	940	G	C8-N9-C4	-7.85	103.26	106.40
38	A1	1989	G	N7-C8-N9	-7.85	109.18	113.10
38	A1	2309	C	C6-N1-C2	-7.85	117.16	120.30
39	A3	23	A	O4'-C1'-N9	7.85	114.48	108.20
49	Ae	26	VAL	CA-CB-CG1	7.85	122.67	110.90
12	AG	122	MET	N-CA-CB	7.85	124.72	110.60
38	A1	405	G	C4-C5-N7	-7.85	107.66	110.80
38	A1	606	A	C8-N9-C4	-7.85	102.66	105.80
11	B2	1057	A	C8-N9-C4	-7.84	102.66	105.80
38	A1	631	G	N1-C6-O6	7.84	124.61	119.90
38	A1	2345	U	O4'-C1'-N1	7.84	114.48	108.20
38	A1	2361	C	N3-C4-N4	7.84	123.49	118.00
55	Ai	17	TYR	N-CA-CB	7.84	124.72	110.60
11	B2	806	G	C3'-C2'-C1'	7.84	107.77	101.50
38	A1	365	G	P-O3'-C3'	-7.84	110.29	119.70
38	A1	1042	G	C4-C5-C6	7.84	123.51	118.80
38	A1	2777	G	N3-C4-C5	-7.84	124.68	128.60
9	AX	38	PHE	CB-CG-CD1	-7.84	115.31	120.80
11	B2	925	U	O4'-C1'-N1	7.84	114.47	108.20
11	B2	1154	G	N1-C2-N3	-7.84	119.19	123.90
38	A1	1131	G	O4'-C1'-N9	7.84	114.47	108.20
38	A1	1208	A	O4'-C1'-N9	7.84	114.47	108.20
38	A1	2002	A	C5-C6-N6	-7.84	117.43	123.70
38	A1	2175	G	O4'-C4'-C3'	-7.84	96.16	104.00
38	A1	2777	G	C4-C5-C6	7.84	123.50	118.80
39	A3	4	C	N3-C4-N4	7.84	123.49	118.00
11	B2	67	C	N3-C4-C5	-7.84	118.77	121.90
38	A1	579	C	C2-N3-C4	7.84	123.82	119.90

Continued on next page...

Continued from previous page...

Mol	Chain	Res	Type	Atoms	Z	Observed(°)	Ideal(°)
38	A1	1821	C	N3-C4-C5	-7.84	118.77	121.90
38	A1	2114	C	O4'-C1'-N1	7.84	114.47	108.20
11	B2	131	G	N3-C2-N2	7.84	125.39	119.90
11	B2	1113	G	O4'-C1'-N9	7.84	114.47	108.20
38	A1	1596	G	C8-N9-C4	-7.84	103.27	106.40
38	A1	2408	G	C6-C5-N7	-7.84	125.70	130.40
11	B2	203	A	C4-C5-C6	7.84	120.92	117.00
11	B2	669	A	C6-C5-N7	-7.84	126.81	132.30
11	B2	1043	U	O4'-C1'-N1	7.84	114.47	108.20
38	A1	2069	G	N1-C6-O6	7.84	124.60	119.90
32	BT	82	TYR	CB-CG-CD2	7.83	125.70	121.00
38	A1	1068	U	C6-N1-C2	7.83	125.70	121.00
38	A1	2162	G	N1-C6-O6	7.83	124.60	119.90
38	A1	2854	A	C5-C6-N1	-7.83	113.78	117.70
11	B2	185	G	C6-C5-N7	-7.83	125.70	130.40
11	B2	242	A	C5-N7-C8	7.83	107.82	103.90
11	B2	339	U	N3-C4-C5	-7.83	109.90	114.60
11	B2	1112	G	N3-C2-N2	7.83	125.38	119.90
38	A1	476	C	N3-C4-N4	7.83	123.48	118.00
38	A1	837	G	C5-C6-N1	-7.83	107.58	111.50
38	A1	2200	A	C8-N9-C4	-7.83	102.67	105.80
38	A1	2515	U	O4'-C1'-N1	7.83	114.47	108.20
11	B2	31	U	N3-C4-O4	7.83	124.88	119.40
11	B2	148	C	O4'-C1'-N1	7.83	114.46	108.20
11	B2	494	G	C6-N1-C2	7.83	129.80	125.10
11	B2	997	G	C5-C6-N1	-7.83	107.58	111.50
11	B2	1009	G	N1-C2-N3	-7.83	119.20	123.90
11	B2	1445	A	C8-N9-C4	-7.83	102.67	105.80
38	A1	192	U	O4'-C1'-N1	7.83	114.46	108.20
38	A1	1393	C	C5-C6-N1	7.83	124.92	121.00
39	A3	74	U	C2'-C3'-O3'	7.83	126.73	109.50
11	B2	290	C	N3-C4-N4	7.83	123.48	118.00
11	B2	546	G	O4'-C1'-N9	7.83	114.46	108.20
11	B2	603	G	C6-C5-N7	-7.83	125.70	130.40
11	B2	1229	A	C5-C6-N1	-7.83	113.79	117.70
38	A1	130	G	C6-C5-N7	-7.83	125.70	130.40
38	A1	744	G	C6-N1-C2	7.83	129.80	125.10
38	A1	815	U	O4'-C1'-N1	7.83	114.46	108.20
38	A1	1232	G	C5-C6-N1	-7.83	107.59	111.50
38	A1	2142	U	N1-C2-N3	-7.83	110.20	114.90
38	A1	2192	G	C6-C5-N7	-7.83	125.70	130.40
11	B2	480	G	N9-C4-C5	-7.83	102.27	105.40

Continued on next page...

Continued from previous page...

Mol	Chain	Res	Type	Atoms	Z	Observed(°)	Ideal(°)
38	A1	361	G	C4'-C3'-C2'	-7.83	94.77	102.60
38	A1	792	A	C5-C6-N6	-7.83	117.44	123.70
38	A1	1533	G	N7-C8-N9	7.83	117.01	113.10
38	A1	1868	C	N1-C2-O2	-7.83	114.20	118.90
46	AD	82	PHE	CB-CG-CD1	-7.83	115.32	120.80
11	B2	1317	G	N3-C2-N2	7.83	125.38	119.90
38	A1	1413	A	N7-C8-N9	-7.83	109.89	113.80
10	B1	16	C	P-O3'-C3'	7.82	129.09	119.70
11	B2	1100	G	C5-N7-C8	-7.82	100.39	104.30
13	BA	93	ARG	NE-CZ-NH1	-7.82	116.39	120.30
38	A1	770	G	C4-C5-N7	-7.82	107.67	110.80
38	A1	1944	C	N3-C4-N4	7.82	123.48	118.00
38	A1	2416	G	N7-C8-N9	7.82	117.01	113.10
38	A1	2500	G	C4-C5-N7	7.82	113.93	110.80
38	A1	2535	C	O4'-C4'-C3'	-7.82	96.18	104.00
38	A1	2894	A	C3'-C2'-C1'	-7.82	95.24	101.50
11	B2	106	A	C5-C6-N6	-7.82	117.44	123.70
38	A1	1098	C	N3-C4-N4	7.82	123.48	118.00
38	A1	1112	G	C5-C6-N1	-7.82	107.59	111.50
11	B2	163	C	P-O5'-C5'	7.82	133.41	120.90
11	B2	287	G	O4'-C1'-N9	7.82	114.46	108.20
11	B2	933	G	C5-C6-N1	-7.82	107.59	111.50
11	B2	955	G	C8-N9-C4	-7.82	103.27	106.40
11	B2	1231	G	C4'-C3'-C2'	-7.82	94.78	102.60
38	A1	140	C	C4-C5-C6	7.82	121.31	117.40
38	A1	289	G	C5-C6-O6	-7.82	123.91	128.60
38	A1	1383	G	C8-N9-C4	-7.82	103.27	106.40
38	A1	2397	C	N3-C2-O2	7.82	127.38	121.90
38	A1	2582	C	O4'-C1'-N1	7.82	114.46	108.20
39	A3	64	C	C5-C6-N1	7.82	124.91	121.00
11	B2	812	U	C6-N1-C2	-7.82	116.31	121.00
24	BL	29	ARG	NE-CZ-NH2	-7.82	116.39	120.30
38	A1	1465	A	O4'-C1'-N9	7.82	114.45	108.20
38	A1	2417	G	C3'-C2'-C1'	7.82	107.75	101.50
11	B2	384	G	N1-C6-O6	-7.82	115.21	119.90
38	A1	407	A	P-O3'-C3'	7.82	129.08	119.70
38	A1	1522	A	P-O5'-C5'	-7.82	108.39	120.90
38	A1	2843	C	C6-N1-C2	7.82	123.43	120.30
38	A1	2903	U	C2-N3-C4	7.82	131.69	127.00
10	B1	33	C	O4'-C1'-N1	7.82	114.45	108.20
11	B2	1374	C	O4'-C1'-N1	7.82	114.45	108.20
21	BI	62	ARG	NE-CZ-NH1	7.82	124.21	120.30

Continued on next page...

Continued from previous page...

Mol	Chain	Res	Type	Atoms	Z	Observed(°)	Ideal(°)
38	A1	1898	A	C8-N9-C4	-7.82	102.67	105.80
39	A3	46	G	C5-C6-O6	-7.82	123.91	128.60
60	AM	65	ARG	NE-CZ-NH2	-7.82	116.39	120.30
38	A1	246	A	C5-C6-N1	-7.81	113.79	117.70
38	A1	591	G	P-O3'-C3'	7.81	129.08	119.70
38	A1	781	C	O4'-C1'-N1	7.81	114.45	108.20
38	A1	1024	G	N9-C4-C5	-7.81	102.27	105.40
38	A1	1143	A	C5-C6-N1	-7.81	113.79	117.70
11	B2	174	G	C5-C6-O6	-7.81	123.91	128.60
11	B2	478	C	C2-N1-C1'	7.81	127.39	118.80
11	B2	748	A	O4'-C1'-N9	7.81	114.45	108.20
11	B2	1089	C	O4'-C1'-N1	7.81	114.45	108.20
11	B2	1107	C	C4-C5-C6	7.81	121.31	117.40
38	A1	307	C	C6-N1-C2	-7.81	117.17	120.30
38	A1	608	C	C5-C6-N1	7.81	124.91	121.00
38	A1	2579	G	N9-C4-C5	-7.81	102.28	105.40
38	A1	2645	C	N3-C4-N4	7.81	123.47	118.00
38	A1	1310	A	C8-N9-C4	-7.81	102.68	105.80
39	A3	88	A	C8-N9-C4	-7.81	102.67	105.80
10	B1	52	G	O4'-C1'-N9	7.81	114.45	108.20
11	B2	63	G	O4'-C1'-N9	7.81	114.45	108.20
11	B2	1238	G	N3-C2-N2	7.81	125.37	119.90
33	BU	91	TYR	CB-CG-CD1	-7.81	116.31	121.00
38	A1	735	A	C5-C6-N6	-7.81	117.45	123.70
38	A1	1411	G	N3-C4-C5	7.81	132.50	128.60
38	A1	1930	A	N3-C4-C5	-7.81	121.33	126.80
11	B2	358	G	N3-C2-N2	7.81	125.36	119.90
11	B2	718	G	O4'-C1'-N9	7.81	114.45	108.20
11	B2	742	U	O4'-C1'-N1	7.81	114.45	108.20
11	B2	803	C	C2-N3-C4	7.81	123.80	119.90
11	B2	989	C	O4'-C1'-N1	7.81	114.45	108.20
38	A1	2154	G	O4'-C1'-N9	7.81	114.45	108.20
38	A1	2174	G	N1-C6-O6	7.81	124.58	119.90
38	A1	2517	U	N3-C4-C5	-7.81	109.92	114.60
38	A1	1907	G	O4'-C1'-N9	7.81	114.44	108.20
39	A3	57	C	C2-N3-C4	7.81	123.80	119.90
11	B2	915	U	O4'-C1'-N1	7.80	114.44	108.20
11	B2	1446	G	C5-C6-O6	-7.80	123.92	128.60
38	A1	393	C	C5-C4-N4	-7.80	114.74	120.20
38	A1	2160	C	C3'-C2'-C1'	-7.80	95.26	101.50
38	A1	2190	A	C5-C6-N1	-7.80	113.80	117.70
10	B1	19	G	N1-C6-O6	7.80	124.58	119.90

Continued on next page...

Continued from previous page...

Mol	Chain	Res	Type	Atoms	Z	Observed(°)	Ideal(°)
10	B1	71	C	O4'-C1'-N1	7.80	114.44	108.20
11	B2	64	G	C5-C6-N1	-7.80	107.60	111.50
11	B2	694	U	N3-C2-O2	7.80	127.66	122.20
26	BN	101	ASP	CB-CG-OD1	7.80	125.32	118.30
38	A1	1803	U	O4'-C1'-N1	7.80	114.44	108.20
38	A1	2801	G	N1-C2-N3	-7.80	119.22	123.90
11	B2	200	G	N1-C6-O6	7.80	124.58	119.90
11	B2	1373	A	N3-C4-N9	-7.80	121.16	127.40
38	A1	781	C	C5-C6-N1	7.80	124.90	121.00
38	A1	1077	G	C4-C5-C6	7.80	123.48	118.80
38	A1	1575	G	N3-C4-C5	-7.80	124.70	128.60
11	B2	531	G	O4'-C1'-N9	7.80	114.44	108.20
11	B2	764	C	N3-C4-N4	7.80	123.46	118.00
38	A1	827	G	N1-C2-N3	-7.80	119.22	123.90
38	A1	1531	C	C5-C6-N1	7.80	124.90	121.00
38	A1	2778	A	C6-C5-N7	-7.80	126.84	132.30
11	B2	106	A	C6-N1-C2	-7.80	113.92	118.60
11	B2	421	U	O4'-C1'-N1	7.80	114.44	108.20
11	B2	1309	A	C4-C5-C6	7.80	120.90	117.00
11	B2	1399	G	N7-C8-N9	7.80	117.00	113.10
38	A1	712	C	N3-C4-C5	-7.80	118.78	121.90
38	A1	2098	C	C2-N3-C4	7.80	123.80	119.90
38	A1	2301	C	N3-C4-C5	-7.80	118.78	121.90
38	A1	2668	G	N1-C6-O6	7.80	124.58	119.90
11	B2	79	G	N3-C2-N2	7.79	125.36	119.90
38	A1	1374	G	C8-N9-C4	-7.79	103.28	106.40
11	B2	913	G	O4'-C1'-N9	7.79	114.44	108.20
11	B2	1133	C	C6-N1-C2	-7.79	117.18	120.30
11	B2	1358	A	N9-C4-C5	7.79	108.92	105.80
36	BX	30	ARG	NE-CZ-NH1	-7.79	116.40	120.30
38	A1	1009	G	N1-C2-N3	-7.79	119.22	123.90
38	A1	2439	G	N3-C2-N2	7.79	125.36	119.90
38	A1	2607	U	N3-C4-O4	7.79	124.86	119.40
11	B2	671	C	C2-N3-C4	7.79	123.80	119.90
11	B2	927	A	C5-N7-C8	7.79	107.80	103.90
38	A1	895	C	N1-C2-N3	-7.79	113.75	119.20
38	A1	998	G	O4'-C1'-N9	7.79	114.43	108.20
38	A1	1095	A	C4-C5-N7	-7.79	106.80	110.70
11	B2	697	A	C5-C6-N6	-7.79	117.47	123.70
23	BK	99	PHE	CB-CG-CD1	7.79	126.25	120.80
38	A1	430	A	C5-C6-N6	-7.79	117.47	123.70
38	A1	506	G	C8-N9-C4	-7.79	103.28	106.40

Continued on next page...

Continued from previous page...

Mol	Chain	Res	Type	Atoms	Z	Observed(°)	Ideal(°)
38	A1	1443	G	O4'-C1'-N9	7.79	114.43	108.20
38	A1	1857	A	C5-N7-C8	7.79	107.80	103.90
11	B2	239	A	C5-N7-C8	7.79	107.79	103.90
11	B2	756	A	N3-C4-C5	-7.79	121.35	126.80
38	A1	1017	A	C5-C6-N6	-7.79	117.47	123.70
38	A1	1202	G	N1-C6-O6	7.79	124.57	119.90
38	A1	2451	G	N1-C2-N3	-7.79	119.23	123.90
38	A1	2609	G	N1-C2-N3	-7.79	119.23	123.90
38	A1	2828	G	O4'-C1'-N9	7.79	114.43	108.20
11	B2	256	G	O4'-C1'-N9	7.79	114.43	108.20
11	B2	733	C	C5-C6-N1	7.79	124.89	121.00
11	B2	830	A	C5-C6-N1	-7.79	113.81	117.70
16	BD	62	ARG	NE-CZ-NH1	7.79	124.19	120.30
38	A1	955	A	C5-N7-C8	7.79	107.79	103.90
38	A1	2467	C	C2-N3-C4	7.79	123.79	119.90
38	A1	3019	C	N3-C4-C5	-7.79	118.79	121.90
10	B1	14	A	N7-C8-N9	7.78	117.69	113.80
11	B2	400	G	N3-C4-C5	-7.78	124.71	128.60
38	A1	211	A	O4'-C1'-N9	7.78	114.43	108.20
38	A1	610	C	N3-C4-N4	7.78	123.45	118.00
38	A1	678	G	C2-N3-C4	7.78	115.79	111.90
11	B2	41	C	N1-C2-O2	-7.78	114.23	118.90
38	A1	216	A	P-O3'-C3'	7.78	129.04	119.70
38	A1	1694	G	C5-N7-C8	7.78	108.19	104.30
38	A1	2221	A	C5-C6-N1	-7.78	113.81	117.70
10	B1	44	G	C4-C5-N7	7.78	113.91	110.80
11	B2	57	G	N7-C8-N9	7.78	116.99	113.10
11	B2	247	G	C5-C6-O6	-7.78	123.93	128.60
11	B2	544	C	N3-C4-C5	-7.78	118.79	121.90
11	B2	1193	G	O4'-C1'-N9	7.78	114.42	108.20
38	A1	312	G	N3-C2-N2	7.78	125.34	119.90
38	A1	2757	G	C2-N3-C4	7.78	115.79	111.90
11	B2	44	C	O4'-C1'-N1	7.78	114.42	108.20
11	B2	488	A	C4-C5-C6	7.78	120.89	117.00
11	B2	758	U	C5-C4-O4	-7.78	121.23	125.90
11	B2	1128	U	N3-C4-O4	7.78	124.84	119.40
11	B2	1326	G	N1-C6-O6	7.78	124.57	119.90
38	A1	108	G	O4'-C1'-N9	7.78	114.42	108.20
38	A1	2110	C	C2-N3-C4	7.78	123.79	119.90
11	B2	44	C	C2-N3-C4	7.78	123.79	119.90
11	B2	500	A	N7-C8-N9	7.78	117.69	113.80
11	B2	892	C	N3-C4-N4	7.78	123.44	118.00

Continued on next page...

Continued from previous page...

Mol	Chain	Res	Type	Atoms	Z	Observed(°)	Ideal(°)
11	B2	1151	A	C5-C6-N6	-7.78	117.48	123.70
11	B2	1465	C	C5-C4-N4	-7.78	114.76	120.20
38	A1	261	A	C5-C6-N1	-7.78	113.81	117.70
38	A1	384	G	N1-C2-N3	-7.78	119.23	123.90
38	A1	720	C	C2-N3-C4	7.78	123.79	119.90
38	A1	1117	C	C4-C5-C6	7.78	121.29	117.40
38	A1	1169	G	N9-C4-C5	-7.78	102.29	105.40
38	A1	1740	U	C4-C5-C6	-7.78	115.03	119.70
38	A1	1901	A	C5-C6-N1	-7.78	113.81	117.70
11	B2	832	G	N3-C4-C5	-7.77	124.71	128.60
38	A1	454	C	C5-C4-N4	-7.77	114.76	120.20
38	A1	822	A	C8-N9-C4	-7.77	102.69	105.80
38	A1	1218	C	C2-N3-C4	7.77	123.79	119.90
38	A1	2263	G	O4'-C1'-N9	7.77	114.42	108.20
11	B2	375	G	N1-C2-N3	-7.77	119.24	123.90
11	B2	588	C	C6-N1-C2	-7.77	117.19	120.30
11	B2	870	U	O4'-C1'-N1	7.77	114.42	108.20
38	A1	473	C	C5-C4-N4	-7.77	114.76	120.20
38	A1	541	A	C5-C6-N6	-7.77	117.48	123.70
38	A1	978	C	C4-C5-C6	-7.77	113.51	117.40
38	A1	1932	G	N1-C2-N3	-7.77	119.24	123.90
38	A1	2735	C	C2-N3-C4	7.77	123.79	119.90
38	A1	724	G	O4'-C1'-N9	7.77	114.42	108.20
38	A1	1189	A	N1-C6-N6	7.77	123.26	118.60
38	A1	1357	G	C6-N1-C2	-7.77	120.44	125.10
38	A1	1769	G	N3-C2-N2	7.77	125.34	119.90
38	A1	2107	G	C6-C5-N7	-7.77	125.74	130.40
38	A1	2148	U	N3-C4-O4	7.77	124.84	119.40
38	A1	2779	G	N1-C2-N3	-7.77	119.24	123.90
39	A3	106	G	N1-C6-O6	7.77	124.56	119.90
11	B2	624	G	N1-C2-N3	-7.77	119.24	123.90
11	B2	872	A	C4-C5-C6	7.77	120.88	117.00
38	A1	182	U	O4'-C1'-N1	7.77	114.42	108.20
38	A1	735	A	C8-N9-C4	7.77	108.91	105.80
38	A1	778	A	C4-C5-N7	-7.77	106.81	110.70
38	A1	1365	G	C5-C6-N1	-7.77	107.61	111.50
38	A1	1376	U	C5-C6-N1	7.77	126.58	122.70
11	B2	507	G	C4-C5-C6	7.77	123.46	118.80
11	B2	1098	G	N1-C2-N2	-7.77	109.21	116.20
11	B2	1138	G	N1-C6-O6	7.77	124.56	119.90
23	BK	127	ARG	NE-CZ-NH2	-7.77	116.42	120.30
38	A1	450	G	C4-C5-N7	7.77	113.91	110.80

Continued on next page...

Continued from previous page...

Mol	Chain	Res	Type	Atoms	Z	Observed(°)	Ideal(°)
38	A1	950	G	C2-N3-C4	-7.77	108.02	111.90
38	A1	1170	G	P-O3'-C3'	-7.77	110.38	119.70
38	A1	1666	G	C8-N9-C4	-7.77	103.29	106.40
11	B2	593	G	C6-N1-C2	7.77	129.76	125.10
38	A1	557	G	C5-C6-O6	-7.77	123.94	128.60
9	AX	46	TYR	CD1-CE1-CZ	7.76	126.79	119.80
11	B2	56	A	N9-C4-C5	7.76	108.91	105.80
11	B2	257	U	N1-C2-O2	-7.76	117.36	122.80
11	B2	976	A	C5-C6-N6	-7.76	117.49	123.70
38	A1	32	C	C5-C4-N4	-7.76	114.76	120.20
38	A1	268	C	C4-C5-C6	7.76	121.28	117.40
38	A1	627	G	O4'-C1'-N9	7.76	114.41	108.20
39	A3	98	G	O4'-C1'-N9	7.76	114.41	108.20
39	A3	1	C	N3-C4-N4	7.76	123.43	118.00
11	B2	627	G	N1-C2-N3	-7.76	119.24	123.90
11	B2	772	G	C6-C5-N7	-7.76	125.74	130.40
11	B2	1040	A	C5-C6-N1	7.76	121.58	117.70
32	BT	59	TYR	CB-CG-CD2	7.76	125.66	121.00
38	A1	203	G	O4'-C1'-N9	7.76	114.41	108.20
38	A1	990	G	C2-N3-C4	7.76	115.78	111.90
10	B1	1	G	N3-C2-N2	-7.76	114.47	119.90
11	B2	22	G	C5-C6-O6	-7.76	123.94	128.60
11	B2	997	G	C4-C5-N7	-7.76	107.70	110.80
11	B2	1139	A	C5-N7-C8	7.76	107.78	103.90
38	A1	556	G	N1-C6-O6	7.76	124.56	119.90
38	A1	761	U	N3-C4-C5	-7.76	109.94	114.60
38	A1	1082	A	C5-C6-N1	-7.76	113.82	117.70
38	A1	1173	G	C5-C6-O6	-7.76	123.94	128.60
38	A1	1643	A	C6-C5-N7	-7.76	126.87	132.30
38	A1	2521	U	O4'-C1'-N1	7.76	114.41	108.20
38	A1	1676	G	C2-N3-C4	7.76	115.78	111.90
38	A1	2071	C	N3-C4-C5	-7.76	118.80	121.90
11	B2	865	A	C4-C5-C6	7.76	120.88	117.00
11	B2	984	C	O4'-C1'-N1	7.76	114.41	108.20
11	B2	1057	A	C5-C6-N6	-7.76	117.50	123.70
38	A1	7	G	C5-C6-O6	-7.76	123.95	128.60
38	A1	560	G	N9-C4-C5	7.76	108.50	105.40
38	A1	1349	G	O4'-C1'-N9	7.76	114.41	108.20
38	A1	1373	C	O4'-C1'-N1	7.76	114.41	108.20
38	A1	2368	G	N1-C2-N2	-7.76	109.22	116.20
38	A1	2397	C	C5-C4-N4	-7.76	114.77	120.20
38	A1	2728	U	N3-C4-C5	-7.76	109.95	114.60

Continued on next page...

Continued from previous page...

Mol	Chain	Res	Type	Atoms	Z	Observed(°)	Ideal(°)
38	A1	2814	U	C1'-O4'-C4'	-7.76	103.69	109.90
39	A3	8	C	C6-N1-C2	-7.76	117.20	120.30
62	AO	152	TYR	CB-CG-CD1	-7.76	116.35	121.00
11	B2	246	A	C5-C6-N1	-7.75	113.82	117.70
11	B2	362	C	O4'-C1'-N1	7.75	114.40	108.20
11	B2	819	G	N1-C6-O6	7.75	124.55	119.90
38	A1	1874	G	C5-C6-N1	7.75	115.38	111.50
38	A1	2992	G	O4'-C1'-N9	7.75	114.40	108.20
11	B2	214	C	N3-C4-C5	-7.75	118.80	121.90
11	B2	516	A	C8-N9-C4	-7.75	102.70	105.80
11	B2	827	G	N1-C2-N3	-7.75	119.25	123.90
24	BL	83	ARG	NE-CZ-NH2	-7.75	116.42	120.30
38	A1	2283	C	C4'-C3'-C2'	-7.75	94.85	102.60
38	A1	2476	A	C5-C6-N1	-7.75	113.82	117.70
38	A1	2478	G	N9-C4-C5	-7.75	102.30	105.40
38	A1	443	C	O4'-C1'-N1	7.75	114.40	108.20
38	A1	2388	U	C3'-C2'-C1'	7.75	107.70	101.50
11	B2	415	C	C2-N3-C4	7.75	123.78	119.90
38	A1	1841	G	N3-C2-N2	7.75	125.33	119.90
38	A1	2170	C	N3-C4-N4	7.75	123.42	118.00
11	B2	1365	G	C8-N9-C4	7.75	109.50	106.40
31	BS	59	ARG	NE-CZ-NH1	7.75	124.17	120.30
38	A1	931	C	C5-C4-N4	-7.75	114.78	120.20
38	A1	1372	C	N1-C2-N3	-7.75	113.78	119.20
38	A1	2745	G	P-O3'-C3'	-7.75	110.40	119.70
64	AR	87	PHE	CB-CG-CD1	-7.75	115.38	120.80
11	B2	13	C	C6-N1-C2	7.75	123.40	120.30
11	B2	371	U	O4'-C1'-N1	7.75	114.40	108.20
11	B2	883	G	C5-C6-N1	-7.75	107.63	111.50
23	BK	128	ALA	CB-CA-C	-7.75	98.48	110.10
38	A1	996	U	C2-N3-C4	-7.75	122.35	127.00
11	B2	621	G	C5-N7-C8	7.75	108.17	104.30
11	B2	794	A	N1-C6-N6	7.75	123.25	118.60
11	B2	1197	C	N3-C4-C5	-7.75	118.80	121.90
38	A1	1483	U	O4'-C1'-N1	7.75	114.40	108.20
38	A1	1785	G	C1'-O4'-C4'	-7.75	103.70	109.90
38	A1	2019	C	C6-N1-C2	-7.75	117.20	120.30
38	A1	2361	C	N1-C2-N3	-7.75	113.78	119.20
11	B2	32	A	C5-C6-N6	-7.74	117.50	123.70
11	B2	169	C	C5-C6-N1	7.74	124.87	121.00
11	B2	863	U	C5-C6-N1	7.74	126.57	122.70
11	B2	1026	A	N9-C4-C5	7.74	108.90	105.80

Continued on next page...

Continued from previous page...

Mol	Chain	Res	Type	Atoms	Z	Observed(°)	Ideal(°)
38	A1	512	G	N3-C2-N2	7.74	125.32	119.90
38	A1	771	G	O4'-C1'-N9	7.74	114.39	108.20
38	A1	2165	A	N3-C4-C5	-7.74	121.38	126.80
38	A1	2789	G	O4'-C1'-N9	7.74	114.39	108.20
38	A1	3038	A	C5-C6-N6	-7.74	117.50	123.70
39	A3	24	C	C5'-C4'-C3'	-7.74	103.61	116.00
39	A3	123	U	O4'-C1'-N1	7.74	114.39	108.20
11	B2	506	G	C4-C5-C6	7.74	123.44	118.80
11	B2	1089	C	N3-C4-N4	7.74	123.42	118.00
38	A1	1064	G	C5-C6-O6	-7.74	123.95	128.60
38	A1	2362	U	N1-C2-O2	-7.74	117.38	122.80
38	A1	2716	C	N3-C4-C5	-7.74	118.80	121.90
38	A1	831	C	O4'-C1'-N1	7.74	114.39	108.20
38	A1	1106	C	C2-N3-C4	7.74	123.77	119.90
38	A1	1470	C	N3-C4-N4	7.74	123.42	118.00
38	A1	2588	C	O4'-C1'-N1	7.74	114.39	108.20
11	B2	443	C	OP1-P-OP2	-7.74	107.99	119.60
38	A1	180	A	C5-C6-N1	-7.74	113.83	117.70
38	A1	638	A	C5-C6-N1	-7.74	113.83	117.70
38	A1	1185	A	C4-C5-C6	7.74	120.87	117.00
11	B2	505	U	C5-C6-N1	7.74	126.57	122.70
11	B2	748	A	C5-C6-N6	-7.74	117.51	123.70
38	A1	707	U	C5-C4-O4	-7.74	121.26	125.90
38	A1	766	G	C4-C5-N7	-7.74	107.70	110.80
38	A1	1625	A	C5-C6-N1	-7.74	113.83	117.70
38	A1	2365	G	N9-C4-C5	-7.74	102.31	105.40
11	B2	1439	G	N9-C4-C5	-7.74	102.31	105.40
22	BJ	73	ARG	NE-CZ-NH2	-7.74	116.43	120.30
38	A1	921	C	C5-C4-N4	-7.74	114.79	120.20
38	A1	946	U	P-O3'-C3'	7.74	128.98	119.70
38	A1	1406	G	N1-C2-N3	-7.74	119.26	123.90
38	A1	2630	C	O4'-C1'-N1	7.74	114.39	108.20
38	A1	2680	A	N9-C4-C5	7.74	108.89	105.80
38	A1	1232	G	N9-C4-C5	7.73	108.49	105.40
38	A1	2318	G	C5-C6-O6	-7.73	123.96	128.60
38	A1	2595	C	O4'-C1'-N1	7.73	114.39	108.20
11	B2	403	C	C5-C6-N1	7.73	124.87	121.00
11	B2	777	G	N3-C2-N2	7.73	125.31	119.90
11	B2	884	G	N3-C4-N9	7.73	130.64	126.00
11	B2	1156	A	P-O3'-C3'	7.73	128.98	119.70
11	B2	1424	G	N1-C2-N3	-7.73	119.26	123.90
38	A1	499	A	N1-C6-N6	7.73	123.24	118.60

Continued on next page...

Continued from previous page...

Mol	Chain	Res	Type	Atoms	Z	Observed(°)	Ideal(°)
38	A1	1073	G	C2-N3-C4	7.73	115.77	111.90
38	A1	1249	G	C5-C6-N1	-7.73	107.63	111.50
38	A1	1588	C	N3-C4-N4	7.73	123.41	118.00
38	A1	2412	A	C6-C5-N7	-7.73	126.89	132.30
38	A1	2946	C	N3-C4-C5	-7.73	118.81	121.90
38	A1	3021	C	N3-C4-N4	7.73	123.41	118.00
11	B2	913	G	N9-C4-C5	7.73	108.49	105.40
11	B2	1225	C	N3-C4-N4	7.73	123.41	118.00
38	A1	787	G	O4'-C1'-N9	7.73	114.39	108.20
38	A1	1332	A	C8-N9-C4	-7.73	102.71	105.80
11	B2	61	A	C6-N1-C2	-7.73	113.96	118.60
11	B2	78	G	N1-C6-O6	7.73	124.54	119.90
38	A1	1555	G	C4-C5-N7	7.73	113.89	110.80
38	A1	966	G	C5-C6-N1	-7.73	107.64	111.50
38	A1	1571	G	C4-C5-N7	-7.73	107.71	110.80
38	A1	2184	G	O4'-C1'-N9	7.73	114.38	108.20
38	A1	2596	G	C5-C6-N1	-7.73	107.64	111.50
38	A1	2950	G	N1-C2-N3	-7.73	119.27	123.90
11	B2	433	U	N1-C2-O2	7.72	128.21	122.80
11	B2	1464	C	O4'-C1'-N1	7.72	114.38	108.20
38	A1	296	G	N3-C4-C5	-7.72	124.74	128.60
38	A1	435	G	O4'-C1'-N9	7.72	114.38	108.20
38	A1	469	A	N7-C8-N9	7.72	117.66	113.80
38	A1	958	A	N1-C6-N6	7.72	123.23	118.60
38	A1	1949	A	C5-N7-C8	7.72	107.76	103.90
38	A1	2794	G	C4-C5-C6	7.72	123.44	118.80
39	A3	86	C	N1-C1'-C2'	-7.72	103.50	112.00
58	Ak	97	PHE	CB-CG-CD1	-7.72	115.39	120.80
11	B2	674	C	C4-C5-C6	7.72	121.26	117.40
38	A1	213	G	O4'-C1'-N9	7.72	114.38	108.20
38	A1	272	G	N1-C2-N3	-7.72	119.27	123.90
38	A1	533	G	C5-N7-C8	-7.72	100.44	104.30
38	A1	794	G	C6-N1-C2	7.72	129.73	125.10
38	A1	1542	U	O4'-C1'-N1	7.72	114.38	108.20
38	A1	1963	G	N7-C8-N9	-7.72	109.24	113.10
38	A1	2231	G	C8-N9-C1'	-7.72	116.96	127.00
38	A1	2718	G	N1-C2-N3	-7.72	119.27	123.90
38	A1	2877	A	C8-N9-C4	-7.72	102.71	105.80
38	A1	390	C	C4-C5-C6	-7.72	113.54	117.40
11	B2	571	C	N3-C4-C5	-7.72	118.81	121.90
11	B2	690	C	N3-C4-C5	-7.72	118.81	121.90
11	B2	852	G	N1-C2-N3	-7.72	119.27	123.90

Continued on next page...

Continued from previous page...

Mol	Chain	Res	Type	Atoms	Z	Observed(°)	Ideal(°)
38	A1	538	G	O4'-C1'-N9	7.72	114.38	108.20
38	A1	2031	G	C5-C6-O6	-7.72	123.97	128.60
38	A1	2471	A	C5-C6-N1	-7.72	113.84	117.70
39	A3	11	A	C6-N1-C2	-7.72	113.97	118.60
11	B2	192	G	C1'-O4'-C4'	-7.72	103.72	109.90
11	B2	1129	A	C4'-C3'-C2'	-7.72	94.88	102.60
11	B2	1280	C	N3-C4-N4	7.72	123.40	118.00
38	A1	256	G	O4'-C1'-N9	7.72	114.38	108.20
38	A1	2493	A	C4-C5-C6	7.72	120.86	117.00
11	B2	1024	G	C5-C6-N1	-7.72	107.64	111.50
11	B2	1452	G	N1-C2-N3	-7.72	119.27	123.90
38	A1	1025	A	C5-N7-C8	7.72	107.76	103.90
38	A1	2055	U	P-O5'-C5'	7.72	133.25	120.90
38	A1	2451	G	N1-C6-O6	7.72	124.53	119.90
38	A1	2512	C	C5-C4-N4	-7.72	114.80	120.20
38	A1	2640	C	N1-C2-O2	-7.72	114.27	118.90
11	B2	28	U	N3-C4-O4	7.71	124.80	119.40
11	B2	726	A	C4-C5-C6	7.71	120.86	117.00
38	A1	246	A	C6-C5-N7	-7.71	126.90	132.30
38	A1	1909	C	C6-N1-C2	-7.71	117.21	120.30
38	A1	2872	G	N9-C1'-C2'	-7.71	103.51	112.00
38	A1	710	G	C8-N9-C4	-7.71	103.31	106.40
38	A1	1390	U	O4'-C1'-N1	7.71	114.37	108.20
11	B2	168	G	C4-C5-N7	-7.71	107.72	110.80
11	B2	603	G	N3-C4-C5	-7.71	124.74	128.60
11	B2	751	C	N3-C4-C5	-7.71	118.82	121.90
11	B2	1180	G	C2-N3-C4	7.71	115.76	111.90
38	A1	319	A	N1-C2-N3	-7.71	125.44	129.30
38	A1	536	G	C5-C6-O6	-7.71	123.97	128.60
38	A1	937	A	C5-C6-N6	-7.71	117.53	123.70
38	A1	1733	C	N3-C4-C5	-7.71	118.81	121.90
38	A1	1806	C	N3-C4-C5	-7.71	118.81	121.90
38	A1	2458	U	C2-N3-C4	-7.71	122.37	127.00
63	AP	13	ARG	NE-CZ-NH2	7.71	124.16	120.30
66	AY	8	ARG	NE-CZ-NH2	7.71	124.16	120.30
11	B2	363	C	N3-C4-C5	-7.71	118.82	121.90
11	B2	1193	G	C2-N3-C4	7.71	115.75	111.90
38	A1	1086	U	O4'-C1'-N1	7.71	114.37	108.20
38	A1	1281	A	P-O3'-C3'	7.71	128.95	119.70
38	A1	2614	C	C4-C5-C6	-7.71	113.55	117.40
38	A1	101	G	C1'-O4'-C4'	-7.71	103.73	109.90
38	A1	316	G	N3-C4-C5	7.71	132.46	128.60

Continued on next page...

Continued from previous page...

Mol	Chain	Res	Type	Atoms	Z	Observed(°)	Ideal(°)
38	A1	1526	G	C5-C6-N1	-7.71	107.65	111.50
38	A1	1558	U	O4'-C1'-N1	7.71	114.37	108.20
38	A1	1570	C	C2-N3-C4	7.71	123.75	119.90
38	A1	2294	A	C5-C6-N1	-7.71	113.85	117.70
38	A1	2359	G	N1-C2-N3	-7.71	119.28	123.90
24	BL	4	ALA	N-CA-CB	7.71	120.89	110.10
38	A1	229	G	C6-N1-C2	7.71	129.72	125.10
38	A1	555	G	C2-N3-C4	-7.71	108.05	111.90
38	A1	688	G	N1-C6-O6	7.71	124.52	119.90
38	A1	1218	C	O4'-C1'-N1	7.71	114.37	108.20
38	A1	2445	G	C4-C5-N7	-7.71	107.72	110.80
11	B2	521	G	C6-C5-N7	-7.71	125.78	130.40
18	BF	183	VAL	CA-CB-CG1	7.71	122.46	110.90
38	A1	528	G	C2-N3-C4	7.70	115.75	111.90
38	A1	1244	C	N1-C2-O2	-7.70	114.28	118.90
38	A1	2748	C	O4'-C1'-N1	7.70	114.36	108.20
39	A3	71	G	N1-C2-N2	7.70	123.13	116.20
11	B2	698	A	C4-C5-N7	-7.70	106.85	110.70
38	A1	205	A	C5-C6-N6	-7.70	117.54	123.70
38	A1	300	U	N3-C4-C5	-7.70	109.98	114.60
38	A1	777	A	N1-C2-N3	7.70	133.15	129.30
38	A1	1135	A	C5-N7-C8	7.70	107.75	103.90
38	A1	1263	C	N3-C4-N4	7.70	123.39	118.00
38	A1	2141	C	O4'-C1'-N1	7.70	114.36	108.20
39	A3	103	C	N3-C4-N4	7.70	123.39	118.00
15	BC	147	TYR	CB-CG-CD1	7.70	125.62	121.00
38	A1	2105	A	C8-N9-C4	-7.70	102.72	105.80
62	AO	34	ARG	NE-CZ-NH1	7.70	124.15	120.30
11	B2	694	U	C4-C5-C6	-7.70	115.08	119.70
11	B2	889	G	C8-N9-C4	-7.70	103.32	106.40
11	B2	957	A	C5-C6-N6	-7.70	117.54	123.70
11	B2	1291	G	C5-C6-O6	-7.70	123.98	128.60
38	A1	20	C	C6-N1-C2	-7.70	117.22	120.30
38	A1	1220	U	C5-C4-O4	-7.70	121.28	125.90
38	A1	2500	G	N3-C4-C5	7.70	132.45	128.60
38	A1	2753	G	C2-N3-C4	7.70	115.75	111.90
11	B2	11	A	C5-C6-N1	-7.70	113.85	117.70
11	B2	1394	G	C6-C5-N7	-7.70	125.78	130.40
38	A1	2746	G	C5-C6-O6	-7.70	123.98	128.60
11	B2	294	A	C4-C5-N7	-7.70	106.85	110.70
11	B2	889	G	O4'-C1'-N9	7.70	114.36	108.20
11	B2	1331	G	O4'-C1'-N9	7.70	114.36	108.20

Continued on next page...

Continued from previous page...

Mol	Chain	Res	Type	Atoms	Z	Observed(°)	Ideal(°)
35	BW	13	PHE	CB-CG-CD1	-7.70	115.41	120.80
38	A1	550	A	O4'-C1'-N9	7.70	114.36	108.20
38	A1	892	U	C6-N1-C2	-7.70	116.38	121.00
38	A1	930	G	N1-C6-O6	7.70	124.52	119.90
38	A1	1389	A	C4-C5-C6	7.70	120.85	117.00
38	A1	1434	C	C6-N1-C2	-7.70	117.22	120.30
38	A1	1951	G	C4-C5-C6	7.70	123.42	118.80
38	A1	2784	A	C2-N3-C4	-7.70	106.75	110.60
38	A1	2848	C	C4-C5-C6	7.70	121.25	117.40
38	A1	2861	A	C8-N9-C4	-7.70	102.72	105.80
38	A1	789	G	O4'-C1'-N9	7.69	114.36	108.20
38	A1	1048	C	O4'-C1'-N1	7.69	114.36	108.20
38	A1	2255	C	C5-C4-N4	-7.69	114.81	120.20
38	A1	2322	A	C2-N3-C4	-7.69	106.75	110.60
38	A1	2601	C	O4'-C1'-N1	7.69	114.36	108.20
11	B2	147	A	N9-C4-C5	-7.69	102.72	105.80
11	B2	508	C	O4'-C1'-N1	7.69	114.36	108.20
11	B2	636	G	N3-C2-N2	7.69	125.28	119.90
11	B2	1491	C	C6-N1-C1'	-7.69	111.57	120.80
21	BI	19	ARG	NE-CZ-NH1	-7.69	116.45	120.30
37	BY	21	PHE	CB-CG-CD2	7.69	126.19	120.80
38	A1	690	G	C5-N7-C8	7.69	108.15	104.30
38	A1	992	G	C4-C5-N7	7.69	113.88	110.80
38	A1	1924	A	C5-C6-N6	-7.69	117.55	123.70
53	Ah	15	ARG	NE-CZ-NH2	-7.69	116.45	120.30
10	B1	41	C	C5-C4-N4	-7.69	114.82	120.20
38	A1	213	G	C5-C6-O6	-7.69	123.99	128.60
38	A1	530	A	N7-C8-N9	-7.69	109.95	113.80
38	A1	1074	G	N7-C8-N9	-7.69	109.25	113.10
11	B2	1216	A	N1-C2-N3	7.69	133.14	129.30
13	BA	138	ARG	NE-CZ-NH2	7.69	124.14	120.30
38	A1	2073	G	C5-C6-N1	-7.69	107.66	111.50
39	A3	78	C	N3-C4-N4	7.69	123.38	118.00
11	B2	506	G	C4'-C3'-C2'	-7.69	94.91	102.60
11	B2	677	U	N3-C4-O4	7.69	124.78	119.40
11	B2	1270	C	C6-N1-C2	-7.69	117.22	120.30
15	BC	125	ALA	N-CA-CB	7.69	120.86	110.10
38	A1	207	A	C5-N7-C8	7.69	107.74	103.90
38	A1	567	G	C8-N9-C4	-7.69	103.33	106.40
38	A1	1075	G	C6-C5-N7	-7.69	125.79	130.40
38	A1	1545	C	N3-C4-C5	-7.69	118.83	121.90
38	A1	2570	A	N1-C6-N6	7.69	123.21	118.60

Continued on next page...

Continued from previous page...

Mol	Chain	Res	Type	Atoms	Z	Observed(°)	Ideal(°)
11	B2	374	G	O4'-C1'-N9	7.69	114.35	108.20
11	B2	584	C	P-O3'-C3'	7.69	128.92	119.70
38	A1	900	C	C4-C5-C6	7.69	121.24	117.40
38	A1	2078	A	C3'-C2'-C1'	7.69	107.65	101.50
38	A1	2253	G	C2-N3-C4	7.69	115.74	111.90
48	AE	149	ARG	NE-CZ-NH2	7.69	124.14	120.30
11	B2	923	A	N7-C8-N9	7.68	117.64	113.80
11	B2	1062	G	C5-C6-N1	-7.68	107.66	111.50
11	B2	1237	G	C6-C5-N7	-7.68	125.79	130.40
11	B2	1342	C	O4'-C1'-N1	7.68	114.35	108.20
21	BI	26	TYR	CZ-CE2-CD2	-7.68	112.88	119.80
38	A1	436	C	N3-C2-O2	7.68	127.28	121.90
38	A1	867	C	N3-C4-C5	-7.68	118.83	121.90
38	A1	1888	G	N1-C6-O6	7.68	124.51	119.90
38	A1	1550	C	C5-C4-N4	-7.68	114.82	120.20
38	A1	2524	C	N3-C4-C5	7.68	124.97	121.90
38	A1	2740	G	C6-C5-N7	-7.68	125.79	130.40
61	AN	82	TYR	CB-CG-CD1	-7.68	116.39	121.00
11	B2	507	G	C6-C5-N7	-7.68	125.79	130.40
38	A1	344	G	C5-C6-O6	-7.68	123.99	128.60
11	B2	881	G	N1-C2-N3	-7.68	119.29	123.90
38	A1	1716	G	C6-N1-C2	7.68	129.71	125.10
38	A1	2783	C	C1'-O4'-C4'	7.68	116.04	109.90
11	B2	533	C	O4'-C1'-N1	7.68	114.34	108.20
11	B2	779	G	C6-N1-C2	-7.68	120.49	125.10
11	B2	922	G	C5-C6-N1	7.68	115.34	111.50
38	A1	838	A	O4'-C1'-N9	7.68	114.34	108.20
38	A1	1591	C	O4'-C1'-N1	7.68	114.34	108.20
11	B2	791	G	C5-N7-C8	-7.68	100.46	104.30
11	B2	1065	C	C5-C4-N4	-7.68	114.83	120.20
11	B2	1253	G	C6-C5-N7	-7.68	125.79	130.40
11	B2	1271	G	N1-C2-N3	-7.68	119.30	123.90
38	A1	65	G	O4'-C1'-N9	7.68	114.34	108.20
38	A1	378	G	C5-C6-N1	-7.68	107.66	111.50
38	A1	699	A	C6-C5-N7	-7.68	126.93	132.30
38	A1	973	C	O4'-C1'-N1	7.68	114.34	108.20
38	A1	1070	G	C5-C6-O6	-7.68	123.99	128.60
38	A1	1819	G	C4-C5-N7	7.68	113.87	110.80
38	A1	2329	A	O4'-C1'-N9	7.68	114.34	108.20
11	B2	645	G	P-O5'-C5'	7.67	133.18	120.90
11	B2	706	G	C4-C5-N7	7.67	113.87	110.80
11	B2	1335	A	C6-C5-N7	-7.67	126.93	132.30

Continued on next page...

Continued from previous page...

Mol	Chain	Res	Type	Atoms	Z	Observed(°)	Ideal(°)
11	B2	1444	G	N1-C2-N3	-7.67	119.30	123.90
38	A1	512	G	O4'-C1'-N9	7.67	114.34	108.20
38	A1	1339	C	O4'-C1'-N1	7.67	114.34	108.20
38	A1	2043	A	C5-C6-N6	-7.67	117.56	123.70
38	A1	2450	A	C4-C5-C6	7.67	120.84	117.00
38	A1	2650	G	N3-C4-C5	-7.67	124.76	128.60
38	A1	194	G	N3-C2-N2	7.67	125.27	119.90
38	A1	1405	G	O4'-C1'-N9	7.67	114.34	108.20
38	A1	1586	G	N3-C4-N9	-7.67	121.40	126.00
38	A1	1937	A	N7-C8-N9	7.67	117.64	113.80
38	A1	2307	C	O4'-C1'-N1	7.67	114.34	108.20
38	A1	2384	G	C3'-C2'-C1'	-7.67	95.36	101.50
11	B2	495	G	C6-C5-N7	-7.67	125.80	130.40
11	B2	530	G	N9-C4-C5	-7.67	102.33	105.40
11	B2	1050	G	N7-C8-N9	7.67	116.94	113.10
38	A1	1036	C	C2-N1-C1'	7.67	127.24	118.80
38	A1	2093	A	C6-C5-N7	-7.67	126.93	132.30
11	B2	1154	G	N3-C4-N9	-7.67	121.40	126.00
16	BD	104	ARG	NE-CZ-NH1	7.67	124.14	120.30
38	A1	473	C	N3-C4-N4	7.67	123.37	118.00
38	A1	2843	C	C2-N3-C4	7.67	123.73	119.90
11	B2	250	G	N9-C4-C5	-7.67	102.33	105.40
38	A1	612	G	O4'-C1'-N9	7.67	114.33	108.20
38	A1	662	A	C5-C6-N6	-7.67	117.56	123.70
38	A1	958	A	C5-C6-N1	-7.67	113.86	117.70
38	A1	1620	C	C5-C6-N1	7.67	124.83	121.00
38	A1	2366	G	N1-C6-O6	7.67	124.50	119.90
38	A1	2751	C	N3-C4-C5	-7.67	118.83	121.90
38	A1	2899	G	C4-C5-C6	-7.67	114.20	118.80
38	A1	3029	A	N1-C2-N3	7.67	133.13	129.30
11	B2	107	C	O4'-C1'-N1	7.67	114.33	108.20
11	B2	233	C	N3-C4-N4	7.67	123.37	118.00
38	A1	771	G	C6-C5-N7	-7.67	125.80	130.40
38	A1	849	C	O4'-C1'-N1	7.67	114.33	108.20
38	A1	1084	G	N1-C2-N3	-7.67	119.30	123.90
38	A1	1517	G	C8-N9-C4	7.67	109.47	106.40
38	A1	2000	G	C8-N9-C4	7.67	109.47	106.40
38	A1	2241	U	N1-C2-O2	-7.67	117.43	122.80
38	A1	2795	G	N3-C4-N9	-7.67	121.40	126.00
46	AD	190	ARG	NE-CZ-NH2	-7.67	116.47	120.30
50	AF	8	ARG	NE-CZ-NH2	7.67	124.13	120.30
11	B2	384	G	N9-C4-C5	-7.67	102.33	105.40

Continued on next page...

Continued from previous page...

Mol	Chain	Res	Type	Atoms	Z	Observed(°)	Ideal(°)
11	B2	1201	G	P-O5'-C5'	7.66	133.16	120.90
38	A1	1276	G	C4-C5-C6	7.66	123.40	118.80
38	A1	2322	A	C8-N9-C4	-7.66	102.73	105.80
38	A1	2486	A	N7-C8-N9	7.66	117.63	113.80
38	A1	2898	G	O4'-C1'-N9	7.66	114.33	108.20
11	B2	51	A	C5-C6-N1	-7.66	113.87	117.70
11	B2	1457	A	C5-C6-N1	-7.66	113.87	117.70
38	A1	2462	U	O4'-C1'-N1	7.66	114.33	108.20
38	A1	2491	C	C5-C4-N4	-7.66	114.84	120.20
38	A1	2827	C	N3-C4-N4	7.66	123.36	118.00
11	B2	460	C	C6-N1-C1'	-7.66	111.61	120.80
38	A1	1784	G	N1-C6-O6	7.66	124.50	119.90
38	A1	2343	G	N7-C8-N9	7.66	116.93	113.10
39	A3	93	G	N7-C8-N9	7.66	116.93	113.10
11	B2	676	G	N1-C2-N3	-7.66	119.31	123.90
11	B2	1304	C	C6-N1-C2	-7.66	117.24	120.30
38	A1	271	G	O4'-C1'-N9	7.66	114.33	108.20
38	A1	864	C	O4'-C1'-N1	7.66	114.33	108.20
38	A1	1307	C	O4'-C1'-N1	7.66	114.33	108.20
38	A1	1461	G	N9-C4-C5	7.66	108.46	105.40
38	A1	1688	C	C2-N3-C4	7.66	123.73	119.90
38	A1	2322	A	N1-C6-N6	7.66	123.20	118.60
11	B2	1428	G	C5-C6-N1	7.66	115.33	111.50
38	A1	1432	C	N3-C4-C5	-7.66	118.84	121.90
38	A1	192	U	N3-C4-O4	7.66	124.76	119.40
38	A1	297	G	C2-N3-C4	7.66	115.73	111.90
38	A1	1893	C	N3-C4-N4	7.66	123.36	118.00
38	A1	2340	A	N3-C4-N9	-7.66	121.28	127.40
11	B2	198	A	C5-C6-N6	-7.65	117.58	123.70
11	B2	243	G	N1-C6-O6	7.65	124.49	119.90
11	B2	1093	C	P-O3'-C3'	7.65	128.88	119.70
11	B2	1134	G	C4-C5-C6	7.65	123.39	118.80
38	A1	505	A	O4'-C1'-N9	7.65	114.32	108.20
38	A1	1354	G	C4-C5-C6	7.65	123.39	118.80
38	A1	1757	G	C5-C6-O6	-7.65	124.01	128.60
38	A1	2214	U	C6-N1-C2	-7.65	116.41	121.00
38	A1	2573	C	N3-C4-N4	7.65	123.36	118.00
38	A1	2697	G	C4-C5-C6	7.65	123.39	118.80
38	A1	2830	C	C5-C4-N4	-7.65	114.84	120.20
38	A1	2838	U	N3-C2-O2	7.65	127.56	122.20
39	A3	85	C	C2-N3-C4	7.65	123.73	119.90
11	B2	1044	A	C8-N9-C4	-7.65	102.74	105.80

Continued on next page...

Continued from previous page...

Mol	Chain	Res	Type	Atoms	Z	Observed(°)	Ideal(°)
38	A1	92	G	N1-C6-O6	7.65	124.49	119.90
38	A1	386	A	C5-C6-N6	-7.65	117.58	123.70
38	A1	2309	C	C5-C6-N1	7.65	124.83	121.00
38	A1	141	C	O4'-C4'-C3'	-7.65	96.35	104.00
38	A1	1741	C	N3-C4-C5	-7.65	118.84	121.90
38	A1	1834	C	O4'-C1'-N1	7.65	114.32	108.20
11	B2	406	U	O4'-C1'-N1	7.65	114.32	108.20
16	BD	79	ARG	NE-CZ-NH1	7.65	124.12	120.30
38	A1	367	G	C8-N9-C4	-7.65	103.34	106.40
38	A1	668	G	N1-C6-O6	7.65	124.49	119.90
38	A1	1623	C	O4'-C1'-N1	7.65	114.32	108.20
38	A1	1768	C	C6-N1-C2	-7.65	117.24	120.30
38	A1	2627	C	O4'-C1'-N1	7.65	114.32	108.20
39	A3	56	C	N3-C4-N4	7.65	123.35	118.00
11	B2	699	C	N3-C4-N4	7.65	123.35	118.00
38	A1	2075	U	N3-C4-C5	-7.65	110.01	114.60
38	A1	2617	G	N3-C2-N2	7.65	125.25	119.90
38	A1	2810	G	N1-C6-O6	7.65	124.49	119.90
11	B2	940	U	C5-C6-N1	7.64	126.52	122.70
38	A1	120	G	O4'-C1'-N9	7.64	114.32	108.20
38	A1	682	G	N1-C2-N2	-7.64	109.32	116.20
38	A1	788	A	N7-C8-N9	-7.64	109.98	113.80
38	A1	1096	A	C4'-C3'-C2'	-7.64	94.96	102.60
38	A1	2622	C	C6-N1-C2	-7.64	117.24	120.30
38	A1	2764	G	C8-N9-C4	7.64	109.46	106.40
39	A3	97	G	O4'-C1'-N9	7.64	114.32	108.20
43	AB	180	TYR	CB-CG-CD1	-7.64	116.41	121.00
11	B2	381	C	C6-N1-C2	7.64	123.36	120.30
11	B2	426	C	C5-C4-N4	-7.64	114.85	120.20
11	B2	708	C	O4'-C1'-N1	7.64	114.31	108.20
38	A1	976	C	O4'-C1'-N1	7.64	114.31	108.20
38	A1	2896	G	C8-N9-C4	7.64	109.46	106.40
38	A1	1817	C	P-O5'-C5'	7.64	133.12	120.90
38	A1	1873	G	N1-C2-N3	-7.64	119.31	123.90
38	A1	1908	C	N3-C4-C5	-7.64	118.84	121.90
11	B2	231	G	C5-C6-O6	-7.64	124.02	128.60
38	A1	216	A	C6-C5-N7	-7.64	126.95	132.30
38	A1	1590	C	P-O3'-C3'	7.64	128.87	119.70
38	A1	2344	G	C4-C5-C6	7.64	123.38	118.80
38	A1	2473	C	O4'-C1'-N1	7.64	114.31	108.20
11	B2	390	G	C4-C5-C6	7.64	123.38	118.80
38	A1	2174	G	N1-C2-N3	-7.64	119.32	123.90

Continued on next page...

Continued from previous page...

Mol	Chain	Res	Type	Atoms	Z	Observed(°)	Ideal(°)
11	B2	87	C	C5-C6-N1	7.64	124.82	121.00
11	B2	1032	A	C5-C6-N1	-7.64	113.88	117.70
11	B2	1326	G	O4'-C1'-N9	7.64	114.31	108.20
11	B2	1417	A	N1-C2-N3	7.64	133.12	129.30
38	A1	1166	A	C1'-O4'-C4'	7.64	116.01	109.90
38	A1	1743	G	N1-C2-N3	-7.64	119.32	123.90
38	A1	2097	G	N3-C4-C5	-7.64	124.78	128.60
53	Ah	21	ARG	NE-CZ-NH2	-7.64	116.48	120.30
11	B2	426	C	C2-N3-C4	7.63	123.72	119.90
11	B2	565	C	C2-N3-C4	7.63	123.72	119.90
11	B2	1382	G	C5-C6-N1	-7.63	107.68	111.50
38	A1	435	G	C5-C6-O6	-7.63	124.02	128.60
38	A1	1277	G	O4'-C1'-N9	7.63	114.31	108.20
38	A1	1744	A	C5-C6-N6	-7.63	117.59	123.70
38	A1	2244	G	C6-C5-N7	-7.63	125.82	130.40
38	A1	2373	G	O4'-C1'-N9	7.63	114.31	108.20
38	A1	2629	U	N3-C2-O2	-7.63	116.86	122.20
38	A1	2726	G	N3-C2-N2	7.63	125.24	119.90
38	A1	2853	A	C4-C5-C6	7.63	120.82	117.00
11	B2	399	A	N7-C8-N9	-7.63	109.98	113.80
38	A1	860	A	C4-C5-C6	7.63	120.82	117.00
38	A1	976	C	N3-C4-C5	-7.63	118.85	121.90
10	B1	31	G	C5-C6-O6	-7.63	124.02	128.60
11	B2	428	G	C2-N3-C4	7.63	115.72	111.90
38	A1	1025	A	N1-C6-N6	7.63	123.18	118.60
38	A1	1752	C	C2-N3-C4	7.63	123.72	119.90
38	A1	2061	A	C4-C5-C6	7.63	120.82	117.00
38	A1	2218	C	N3-C4-N4	7.63	123.34	118.00
5	AS	154	ARG	NE-CZ-NH2	-7.63	116.48	120.30
11	B2	1261	U	C5-C6-N1	-7.63	118.89	122.70
11	B2	130	G	N3-C2-N2	7.63	125.24	119.90
11	B2	404	C	N3-C4-N4	7.63	123.34	118.00
11	B2	854	C	C6-N1-C2	7.63	123.35	120.30
11	B2	889	G	C4'-C3'-C2'	-7.63	94.97	102.60
11	B2	1313	G	O4'-C1'-N9	7.63	114.30	108.20
38	A1	394	A	P-O5'-C5'	-7.63	108.69	120.90
38	A1	471	U	C2'-C3'-O3'	7.63	126.28	109.50
38	A1	1789	A	C2-N3-C4	-7.63	106.79	110.60
38	A1	1853	C	N3-C4-N4	7.63	123.34	118.00
38	A1	2203	G	C4-C5-C6	7.63	123.38	118.80
38	A1	2285	G	C5-C6-O6	-7.63	124.02	128.60
38	A1	2574	G	N1-C6-O6	7.63	124.48	119.90

Continued on next page...

Continued from previous page...

Mol	Chain	Res	Type	Atoms	Z	Observed(°)	Ideal(°)
11	B2	381	C	N3-C4-C5	-7.63	118.85	121.90
11	B2	755	U	C4-C5-C6	-7.63	115.12	119.70
11	B2	1469	G	C6-C5-N7	-7.63	125.82	130.40
38	A1	54	G	O4'-C1'-N9	7.63	114.30	108.20
38	A1	1537	U	C5-C4-O4	-7.63	121.32	125.90
38	A1	1589	G	N3-C2-N2	7.63	125.24	119.90
38	A1	1835	A	C8-N9-C4	-7.63	102.75	105.80
38	A1	2113	G	C2-N3-C4	7.63	115.71	111.90
38	A1	2865	C	N3-C4-N4	7.63	123.34	118.00
11	B2	9	U	O4'-C1'-N1	7.62	114.30	108.20
11	B2	49	C	C2-N3-C4	7.62	123.71	119.90
11	B2	848	G	N1-C6-O6	7.62	124.47	119.90
38	A1	894	C	N3-C4-C5	-7.62	118.85	121.90
38	A1	1792	A	C5-C6-N6	-7.62	117.60	123.70
11	B2	1486	A	N1-C6-N6	7.62	123.17	118.60
38	A1	609	G	N1-C2-N3	-7.62	119.33	123.90
38	A1	1770	A	N1-C6-N6	7.62	123.17	118.60
38	A1	2627	C	N3-C4-C5	-7.62	118.85	121.90
38	A1	2876	G	N1-C2-N3	-7.62	119.33	123.90
38	A1	3012	C	C2-N3-C4	7.62	123.71	119.90
11	B2	99	C	C2'-C3'-O3'	7.62	126.27	109.50
11	B2	272	C	O4'-C1'-N1	7.62	114.30	108.20
11	B2	282	G	N1-C2-N3	-7.62	119.33	123.90
11	B2	461	A	C4-C5-C6	7.62	120.81	117.00
38	A1	279	G	C8-N9-C4	-7.62	103.35	106.40
38	A1	349	A	N3-C4-C5	-7.62	121.47	126.80
38	A1	760	G	C2-N3-C4	7.62	115.71	111.90
38	A1	884	C	P-O3'-C3'	-7.62	110.55	119.70
38	A1	1436	A	C5-C6-N6	-7.62	117.60	123.70
38	A1	1660	A	C6-C5-N7	-7.62	126.97	132.30
38	A1	1782	C	O4'-C1'-N1	7.62	114.30	108.20
38	A1	2875	C	C6-N1-C2	-7.62	117.25	120.30
11	B2	1131	G	C5-C6-O6	-7.62	124.03	128.60
38	A1	2530	G	N1-C2-N2	7.62	123.06	116.20
38	A1	2663	G	N3-C4-C5	7.62	132.41	128.60
38	A1	742	C	N3-C4-C5	-7.62	118.85	121.90
38	A1	935	A	O4'-C1'-N9	7.62	114.30	108.20
38	A1	2245	C	N3-C4-N4	7.62	123.33	118.00
38	A1	2307	C	N3-C4-N4	7.62	123.33	118.00
38	A1	3031	U	C6-N1-C2	-7.62	116.43	121.00
11	B2	809	C	C2-N3-C4	7.62	123.71	119.90
38	A1	213	G	C6-C5-N7	-7.62	125.83	130.40

Continued on next page...

Continued from previous page...

Mol	Chain	Res	Type	Atoms	Z	Observed(°)	Ideal(°)
38	A1	271	G	C4-C5-C6	7.62	123.37	118.80
38	A1	370	A	C5-N7-C8	7.62	107.71	103.90
38	A1	399	C	C6-N1-C2	-7.62	117.25	120.30
38	A1	533	G	N7-C8-N9	7.62	116.91	113.10
38	A1	1087	G	N3-C2-N2	7.62	125.23	119.90
38	A1	2024	A	C4-C5-C6	7.62	120.81	117.00
38	A1	2830	C	N3-C4-N4	7.62	123.33	118.00
38	A1	2859	U	C5-C4-O4	-7.62	121.33	125.90
38	A1	3033	G	C4-C5-C6	7.62	123.37	118.80
9	AX	359	PHE	CB-CG-CD1	-7.61	115.47	120.80
11	B2	192	G	N9-C4-C5	-7.61	102.35	105.40
11	B2	493	C	N3-C4-C5	-7.61	118.86	121.90
11	B2	523	C	C5-C4-N4	-7.61	114.87	120.20
11	B2	800	G	O4'-C1'-N9	7.61	114.29	108.20
11	B2	1365	G	N3-C2-N2	7.61	125.23	119.90
38	A1	683	C	N3-C4-N4	7.61	123.33	118.00
38	A1	1005	G	P-O3'-C3'	7.61	128.84	119.70
38	A1	1509	C	N3-C4-C5	-7.61	118.86	121.90
38	A1	1641	G	C8-N9-C4	-7.61	103.36	106.40
38	A1	2209	U	O4'-C1'-N1	7.61	114.29	108.20
38	A1	2356	U	C6-N1-C2	-7.61	116.43	121.00
38	A1	2960	G	O4'-C1'-N9	7.61	114.29	108.20
38	A1	1815	C	O4'-C1'-N1	7.61	114.29	108.20
11	B2	575	A	C5-C6-N6	-7.61	117.61	123.70
11	B2	1276	G	N3-C2-N2	7.61	125.23	119.90
38	A1	182	U	C5-C6-N1	7.61	126.50	122.70
38	A1	1556	G	N3-C2-N2	7.61	125.23	119.90
38	A1	1860	A	O4'-C1'-N9	7.61	114.29	108.20
38	A1	2444	G	C5-C6-O6	-7.61	124.03	128.60
38	A1	1446	G	N3-C4-C5	7.61	132.41	128.60
38	A1	1480	G	N3-C4-C5	7.61	132.41	128.60
38	A1	1857	A	O4'-C1'-N9	7.61	114.29	108.20
38	A1	2815	C	N3-C4-C5	-7.61	118.86	121.90
38	A1	2856	G	C5-C6-O6	-7.61	124.03	128.60
11	B2	402	G	N3-C4-C5	-7.61	124.80	128.60
38	A1	1439	G	C5-C6-O6	-7.61	124.04	128.60
38	A1	1846	G	N3-C2-N2	7.61	125.22	119.90
11	B2	1030	U	N3-C4-O4	7.61	124.72	119.40
11	B2	1394	G	C4-C5-C6	7.61	123.36	118.80
38	A1	917	A	C5-C6-N6	-7.61	117.62	123.70
59	AL	120	ARG	NE-CZ-NH2	-7.61	116.50	120.30
10	B1	71	C	C2-N3-C4	7.60	123.70	119.90

Continued on next page...

Continued from previous page...

Mol	Chain	Res	Type	Atoms	Z	Observed(°)	Ideal(°)
11	B2	808	C	N3-C4-N4	7.60	123.32	118.00
38	A1	250	G	N3-C4-C5	7.60	132.40	128.60
11	B2	425	C	O4'-C1'-N1	7.60	114.28	108.20
11	B2	519	G	N3-C2-N2	7.60	125.22	119.90
11	B2	734	G	N1-C6-O6	7.60	124.46	119.90
11	B2	813	G	C5-N7-C8	-7.60	100.50	104.30
11	B2	1156	A	C5-C6-N6	-7.60	117.62	123.70
38	A1	219	G	N9-C4-C5	7.60	108.44	105.40
38	A1	555	G	C6-C5-N7	-7.60	125.84	130.40
38	A1	787	G	C6-C5-N7	-7.60	125.84	130.40
38	A1	1692	A	P-O3'-C3'	7.60	128.82	119.70
38	A1	2452	C	O4'-C1'-N1	7.60	114.28	108.20
38	A1	3044	U	N3-C4-C5	-7.60	110.04	114.60
11	B2	885	G	N3-C4-N9	7.60	130.56	126.00
38	A1	773	U	N3-C4-C5	-7.60	110.04	114.60
38	A1	1084	G	N3-C4-C5	-7.60	124.80	128.60
11	B2	126	G	C2-N3-C4	7.60	115.70	111.90
11	B2	320	G	C5-C6-O6	-7.60	124.04	128.60
38	A1	168	G	N1-C2-N3	-7.60	119.34	123.90
38	A1	825	C	N1-C2-N3	-7.60	113.88	119.20
38	A1	1206	A	N1-C6-N6	7.60	123.16	118.60
38	A1	1503	C	C2-N3-C4	7.60	123.70	119.90
38	A1	1803	U	N3-C4-C5	-7.60	110.04	114.60
38	A1	2130	C	C2-N3-C4	7.60	123.70	119.90
38	A1	2864	G	C4-C5-N7	-7.60	107.76	110.80
38	A1	2975	A	C5-C6-N1	-7.60	113.90	117.70
39	A3	110	C	C2-N3-C4	7.60	123.70	119.90
8	AW	53	ARG	NE-CZ-NH1	-7.60	116.50	120.30
38	A1	147	C	C2-N3-C4	7.60	123.70	119.90
38	A1	570	G	O4'-C1'-N9	7.60	114.28	108.20
38	A1	1652	A	C5-C6-N6	-7.60	117.62	123.70
11	B2	621	G	C4-C5-C6	7.60	123.36	118.80
38	A1	448	A	C8-N9-C4	-7.60	102.76	105.80
38	A1	812	C	C6-N1-C2	-7.60	117.26	120.30
38	A1	2943	G	C2-N3-C4	7.60	115.70	111.90
11	B2	173	G	C4-C5-N7	-7.59	107.76	110.80
11	B2	644	G	N3-C4-C5	-7.59	124.80	128.60
38	A1	950	G	C5-C6-N1	-7.59	107.70	111.50
38	A1	1384	C	N1-C2-N3	-7.59	113.88	119.20
38	A1	1800	G	C5-C6-O6	-7.59	124.04	128.60
38	A1	795	G	C5-C6-O6	-7.59	124.04	128.60
38	A1	1087	G	C5-C6-O6	-7.59	124.04	128.60

Continued on next page...

Continued from previous page...

Mol	Chain	Res	Type	Atoms	Z	Observed(°)	Ideal(°)
38	A1	2403	G	N3-C2-N2	7.59	125.21	119.90
38	A1	2967	C	C5-C4-N4	-7.59	114.89	120.20
11	B2	453	G	C8-N9-C4	7.59	109.44	106.40
11	B2	499	G	N3-C4-C5	7.59	132.40	128.60
11	B2	1007	A	P-O5'-C5'	-7.59	108.76	120.90
11	B2	1409	G	C6-C5-N7	-7.59	125.85	130.40
38	A1	191	U	C2-N3-C4	7.59	131.55	127.00
38	A1	304	G	N3-C2-N2	7.59	125.21	119.90
38	A1	566	G	O4'-C1'-C2'	-7.59	98.21	105.80
11	B2	555	U	O4'-C1'-N1	7.59	114.27	108.20
38	A1	1907	G	C5-C6-O6	-7.59	124.05	128.60
11	B2	690	C	C2-N3-C4	7.59	123.69	119.90
38	A1	1638	C	P-O3'-C3'	7.59	128.80	119.70
38	A1	1849	A	C5-N7-C8	7.59	107.69	103.90
38	A1	2224	G	O4'-C1'-N9	7.59	114.27	108.20
38	A1	2483	U	C5-C4-O4	7.59	130.45	125.90
11	B2	997	G	O4'-C1'-N9	7.58	114.27	108.20
38	A1	1445	G	C5-C6-N1	-7.58	107.71	111.50
38	A1	1713	G	N3-C2-N2	7.58	125.21	119.90
38	A1	1860	A	N1-C2-N3	-7.58	125.51	129.30
10	B1	38	G	C4-C5-N7	-7.58	107.77	110.80
11	B2	11	A	N7-C8-N9	-7.58	110.01	113.80
11	B2	364	U	C5-C4-O4	-7.58	121.35	125.90
11	B2	844	G	C8-N9-C4	-7.58	103.37	106.40
38	A1	278	C	C2-N3-C4	7.58	123.69	119.90
38	A1	962	C	C3'-C2'-C1'	7.58	107.57	101.50
38	A1	1162	C	N1-C2-O2	-7.58	114.35	118.90
38	A1	1330	G	C5-C6-O6	7.58	133.15	128.60
11	B2	464	G	N9-C4-C5	-7.58	102.37	105.40
11	B2	800	G	C8-N9-C4	-7.58	103.37	106.40
18	BF	188	PHE	CB-CG-CD1	7.58	126.11	120.80
38	A1	636	G	C6-C5-N7	-7.58	125.85	130.40
38	A1	728	A	C5-C6-N6	-7.58	117.64	123.70
38	A1	848	A	C2-N3-C4	-7.58	106.81	110.60
38	A1	1546	G	N9-C4-C5	7.58	108.43	105.40
38	A1	3000	U	N1-C2-N3	-7.58	110.35	114.90
42	Aa	61	ARG	NE-CZ-NH2	-7.58	116.51	120.30
11	B2	593	G	C6-C5-N7	-7.58	125.85	130.40
11	B2	1009	G	N3-C2-N2	7.58	125.21	119.90
38	A1	244	A	C5-C6-N1	-7.58	113.91	117.70
38	A1	2014	A	C5-C6-N6	-7.58	117.64	123.70
38	A1	2866	A	N1-C2-N3	7.58	133.09	129.30

Continued on next page...

Continued from previous page...

Mol	Chain	Res	Type	Atoms	Z	Observed(°)	Ideal(°)
4	AQ	101	ALA	N-CA-CB	7.58	120.71	110.10
11	B2	340	A	C5-C6-N6	-7.58	117.64	123.70
11	B2	845	G	N1-C2-N3	-7.58	119.35	123.90
11	B2	957	A	C2-N3-C4	-7.58	106.81	110.60
38	A1	2251	G	N1-C6-O6	7.58	124.45	119.90
38	A1	2532	G	O4'-C1'-N9	7.58	114.26	108.20
10	B1	24	A	P-O5'-C5'	7.58	133.02	120.90
11	B2	1179	C	N3-C4-N4	7.58	123.30	118.00
38	A1	1272	A	C5-C6-N6	-7.58	117.64	123.70
38	A1	1427	A	C4-C5-C6	7.58	120.79	117.00
11	B2	437	A	O4'-C1'-N9	7.58	114.26	108.20
11	B2	650	A	O4'-C1'-N9	7.58	114.26	108.20
11	B2	1270	C	N3-C4-C5	-7.58	118.87	121.90
38	A1	2334	G	C4-C5-N7	7.58	113.83	110.80
38	A1	3034	C	N3-C4-N4	7.58	123.30	118.00
39	A3	78	C	C4-C5-C6	7.58	121.19	117.40
38	A1	386	A	C4-C5-C6	7.57	120.79	117.00
38	A1	557	G	C2-N3-C4	7.57	115.69	111.90
38	A1	606	A	C4-C5-C6	7.57	120.79	117.00
38	A1	743	A	C8-N9-C4	-7.57	102.77	105.80
38	A1	875	G	C5-N7-C8	7.57	108.09	104.30
38	A1	2689	G	O4'-C1'-N9	7.57	114.26	108.20
11	B2	1218	C	C6-N1-C2	-7.57	117.27	120.30
38	A1	1228	G	N1-C2-N3	-7.57	119.36	123.90
38	A1	1362	G	C6-C5-N7	-7.57	125.86	130.40
38	A1	1560	G	C5-C6-O6	-7.57	124.06	128.60
38	A1	2546	G	N3-C2-N2	7.57	125.20	119.90
38	A1	2604	G	C4-C5-N7	7.57	113.83	110.80
11	B2	78	G	N3-C4-C5	7.57	132.38	128.60
11	B2	201	G	C4-C5-N7	-7.57	107.77	110.80
11	B2	458	G	C5-C6-N1	-7.57	107.72	111.50
11	B2	897	A	N1-C2-N3	7.57	133.09	129.30
38	A1	888	U	O4'-C1'-N1	7.57	114.26	108.20
38	A1	943	G	N9-C4-C5	-7.57	102.37	105.40
38	A1	1622	G	C5-C6-N1	-7.57	107.72	111.50
38	A1	2007	C	N3-C4-C5	-7.57	118.87	121.90
38	A1	2141	C	C6-N1-C2	-7.57	117.27	120.30
38	A1	2478	G	P-O3'-C3'	7.57	128.78	119.70
11	B2	753	G	N1-C6-O6	7.57	124.44	119.90
38	A1	992	G	N9-C4-C5	-7.57	102.37	105.40
38	A1	2161	A	O4'-C1'-N9	7.57	114.25	108.20
38	A1	2300	C	C2-N3-C4	7.57	123.68	119.90

Continued on next page...

Continued from previous page...

Mol	Chain	Res	Type	Atoms	Z	Observed(°)	Ideal(°)
11	B2	583	G	N1-C2-N3	-7.57	119.36	123.90
11	B2	875	G	N1-C6-O6	7.57	124.44	119.90
11	B2	911	C	C5-C6-N1	7.57	124.78	121.00
11	B2	1249	A	O4'-C1'-N9	7.57	114.25	108.20
11	B2	1294	G	C5-C6-N1	-7.57	107.72	111.50
38	A1	1557	G	N1-C2-N3	-7.57	119.36	123.90
38	A1	1810	G	N1-C6-O6	7.57	124.44	119.90
38	A1	1991	G	C6-C5-N7	-7.57	125.86	130.40
38	A1	2005	A	O4'-C1'-N9	7.57	114.25	108.20
38	A1	2336	G	N1-C2-N2	7.57	123.01	116.20
38	A1	2844	G	N1-C6-O6	7.57	124.44	119.90
10	B1	59	A	N1-C6-N6	7.56	123.14	118.60
38	A1	35	G	C6-C5-N7	-7.56	125.86	130.40
38	A1	1093	G	N7-C8-N9	7.56	116.88	113.10
39	A3	80	G	C5-C6-N1	-7.56	107.72	111.50
63	AP	109	ARG	NE-CZ-NH1	7.56	124.08	120.30
11	B2	304	C	C5-C6-N1	7.56	124.78	121.00
11	B2	516	A	C6-C5-N7	-7.56	127.01	132.30
11	B2	918	A	O4'-C1'-N9	7.56	114.25	108.20
11	B2	1489	A	O4'-C1'-N9	7.56	114.25	108.20
15	BC	147	TYR	CB-CG-CD2	-7.56	116.46	121.00
38	A1	52	A	C4-C5-C6	7.56	120.78	117.00
38	A1	350	A	C5-N7-C8	7.56	107.68	103.90
38	A1	922	C	C5-C4-N4	-7.56	114.91	120.20
38	A1	1248	C	C6-N1-C1'	-7.56	111.72	120.80
38	A1	1727	G	C2-N3-C4	-7.56	108.12	111.90
38	A1	2090	A	C5-C6-N1	-7.56	113.92	117.70
38	A1	2125	C	C6-N1-C2	-7.56	117.28	120.30
38	A1	2352	G	N1-C2-N3	-7.56	119.36	123.90
38	A1	2682	G	N1-C2-N3	-7.56	119.36	123.90
59	AL	146	LEU	CB-CG-CD2	7.56	123.86	111.00
38	A1	277	A	C5-N7-C8	7.56	107.68	103.90
38	A1	2768	C	O4'-C1'-N1	7.56	114.25	108.20
5	AS	59	ARG	NE-CZ-NH1	7.56	124.08	120.30
11	B2	207	G	C4-C5-C6	7.56	123.34	118.80
11	B2	232	G	C5-C6-O6	-7.56	124.06	128.60
11	B2	734	G	C4-C5-C6	7.56	123.34	118.80
38	A1	685	G	N9-C4-C5	7.56	108.42	105.40
38	A1	2281	A	P-O3'-C3'	7.56	128.77	119.70
38	A1	2671	C	N3-C4-C5	-7.56	118.88	121.90
38	A1	2884	C	N3-C4-N4	7.56	123.29	118.00
11	B2	213	C	C5-C4-N4	-7.56	114.91	120.20

Continued on next page...

Continued from previous page...

Mol	Chain	Res	Type	Atoms	Z	Observed(°)	Ideal(°)
11	B2	1368	A	C4-C5-C6	7.56	120.78	117.00
38	A1	936	G	O4'-C1'-C2'	-7.56	98.24	105.80
38	A1	2195	G	O4'-C1'-N9	7.56	114.25	108.20
38	A1	2754	A	C5-C6-N1	-7.56	113.92	117.70
38	A1	2832	G	C2-N3-C4	7.56	115.68	111.90
39	A3	114	G	O4'-C1'-N9	7.56	114.25	108.20
10	B1	6	G	P-O3'-C3'	7.56	128.77	119.70
38	A1	448	A	N7-C8-N9	7.56	117.58	113.80
38	A1	2371	A	O4'-C1'-N9	7.56	114.25	108.20
10	B1	23	G	N1-C2-N3	-7.55	119.37	123.90
11	B2	10	G	C6-C5-N7	-7.55	125.87	130.40
11	B2	933	G	C8-N9-C4	-7.55	103.38	106.40
11	B2	1338	C	C5-C6-N1	-7.55	117.22	121.00
38	A1	87	C	C5-C6-N1	7.55	124.78	121.00
38	A1	265	A	C2-N3-C4	-7.55	106.82	110.60
38	A1	1673	C	C5-C4-N4	-7.55	114.91	120.20
38	A1	2478	G	C4'-C3'-C2'	-7.55	95.05	102.60
38	A1	2792	G	C5-C6-O6	-7.55	124.07	128.60
48	AE	107	PHE	CB-CG-CD2	-7.55	115.51	120.80
11	B2	180	G	C5-C6-N1	7.55	115.28	111.50
11	B2	1249	A	C8-N9-C4	-7.55	102.78	105.80
11	B2	1413	G	N7-C8-N9	7.55	116.88	113.10
38	A1	817	G	C6-N1-C2	-7.55	120.57	125.10
38	A1	1624	U	N3-C4-O4	7.55	124.69	119.40
38	A1	1630	U	O4'-C1'-N1	7.55	114.24	108.20
38	A1	1652	A	N7-C8-N9	-7.55	110.02	113.80
11	B2	126	G	N1-C2-N3	-7.55	119.37	123.90
38	A1	195	U	N3-C4-O4	7.55	124.69	119.40
38	A1	224	G	C6-C5-N7	-7.55	125.87	130.40
38	A1	318	G	N1-C2-N3	-7.55	119.37	123.90
38	A1	531	G	C2-N3-C4	7.55	115.67	111.90
38	A1	1001	C	P-O3'-C3'	7.55	128.76	119.70
38	A1	1762	G	C8-N9-C4	7.55	109.42	106.40
38	A1	2062	A	C6-N1-C2	-7.55	114.07	118.60
38	A1	2315	G	C4-C5-N7	-7.55	107.78	110.80
38	A1	2450	A	C5-C6-N6	-7.55	117.66	123.70
38	A1	2972	G	C8-N9-C4	-7.55	103.38	106.40
60	AM	125	TYR	CD1-CE1-CZ	7.55	126.60	119.80
7	AU	77	TYR	CG-CD2-CE2	7.55	127.34	121.30
11	B2	136	A	N3-C4-C5	-7.55	121.52	126.80
11	B2	877	A	C5-N7-C8	7.55	107.67	103.90
38	A1	714	C	P-O3'-C3'	7.55	128.76	119.70

Continued on next page...

Continued from previous page...

Mol	Chain	Res	Type	Atoms	Z	Observed(°)	Ideal(°)
38	A1	1616	A	N1-C6-N6	7.55	123.13	118.60
38	A1	1984	G	N1-C6-O6	7.55	124.43	119.90
38	A1	2391	G	N3-C2-N2	7.55	125.18	119.90
38	A1	2434	A	C5-C6-N1	-7.55	113.93	117.70
39	A3	115	C	C5-C4-N4	-7.55	114.92	120.20
38	A1	107	G	C2-N3-C4	7.55	115.67	111.90
38	A1	1121	C	C2-N3-C4	7.55	123.67	119.90
38	A1	1428	G	N1-C6-O6	7.55	124.43	119.90
38	A1	2042	A	N1-C2-N3	7.55	133.07	129.30
38	A1	2302	C	N3-C2-O2	-7.55	116.62	121.90
10	B1	46	U	C2-N3-C4	-7.55	122.47	127.00
11	B2	239	A	O4'-C1'-N9	-7.55	102.16	108.20
11	B2	861	G	C2-N3-C4	7.55	115.67	111.90
11	B2	1044	A	N1-C6-N6	7.55	123.13	118.60
38	A1	318	G	N9-C4-C5	7.55	108.42	105.40
38	A1	1338	G	N9-C4-C5	7.55	108.42	105.40
38	A1	1993	A	C2-N3-C4	7.55	114.37	110.60
11	B2	247	G	N1-C6-O6	7.54	124.43	119.90
11	B2	823	A	C6-C5-N7	-7.54	127.02	132.30
11	B2	1210	A	N3-C4-C5	-7.54	121.52	126.80
38	A1	1553	G	O4'-C1'-N9	7.54	114.24	108.20
38	A1	2434	A	C6-C5-N7	-7.54	127.02	132.30
38	A1	2836	G	C2-N3-C4	-7.54	108.13	111.90
10	B1	70	C	C6-N1-C2	-7.54	117.28	120.30
11	B2	678	G	O4'-C1'-N9	7.54	114.23	108.20
11	B2	737	C	C6-N1-C2	7.54	123.32	120.30
11	B2	1459	G	P-O5'-C5'	7.54	132.97	120.90
16	BD	156	ARG	NE-CZ-NH2	7.54	124.07	120.30
38	A1	484	C	C2-N3-C4	7.54	123.67	119.90
38	A1	635	G	C5-C6-N1	-7.54	107.73	111.50
38	A1	1354	G	C5-C6-O6	-7.54	124.07	128.60
38	A1	1597	G	N1-C6-O6	7.54	124.43	119.90
38	A1	2880	C	N3-C4-C5	-7.54	118.88	121.90
11	B2	875	G	N1-C2-N3	-7.54	119.38	123.90
11	B2	1056	G	C5-C6-O6	-7.54	124.08	128.60
36	BX	43	ARG	NE-CZ-NH1	7.54	124.07	120.30
38	A1	1690	U	C6-N1-C1'	-7.54	110.64	121.20
38	A1	1999	G	P-O3'-C3'	7.54	128.75	119.70
11	B2	1105	C	N3-C4-C5	-7.54	118.88	121.90
38	A1	2142	U	N3-C4-C5	-7.54	110.08	114.60
38	A1	2309	C	C2-N3-C4	7.54	123.67	119.90
38	A1	2826	U	P-O3'-C3'	7.54	128.75	119.70

Continued on next page...

Continued from previous page...

Mol	Chain	Res	Type	Atoms	Z	Observed(°)	Ideal(°)
62	AO	185	PHE	CB-CG-CD2	-7.54	115.52	120.80
11	B2	922	G	C2-N3-C4	7.54	115.67	111.90
11	B2	1309	A	C5-C6-N1	-7.54	113.93	117.70
38	A1	404	G	P-O3'-C3'	7.54	128.75	119.70
38	A1	640	C	O4'-C1'-N1	7.54	114.23	108.20
38	A1	1541	U	O4'-C1'-N1	7.54	114.23	108.20
38	A1	2356	U	C5-C4-O4	7.54	130.42	125.90
11	B2	325	A	C5-N7-C8	7.54	107.67	103.90
11	B2	860	G	C4-C5-N7	-7.54	107.78	110.80
38	A1	421	C	N3-C4-N4	7.54	123.28	118.00
38	A1	1730	C	C2-N3-C4	7.54	123.67	119.90
38	A1	3007	A	N1-C6-N6	7.54	123.12	118.60
11	B2	368	C	C4-C5-C6	-7.54	113.63	117.40
11	B2	444	G	O4'-C1'-N9	7.54	114.23	108.20
11	B2	971	G	C4-C5-N7	-7.54	107.79	110.80
38	A1	1367	A	C2'-C3'-O3'	7.54	126.08	109.50
38	A1	2213	G	C4-C5-N7	7.54	113.81	110.80
38	A1	2289	A	N9-C4-C5	7.54	108.81	105.80
38	A1	2328	G	N1-C6-O6	7.54	124.42	119.90
38	A1	2448	A	P-O3'-C3'	7.54	128.74	119.70
38	A1	2770	A	N9-C4-C5	7.54	108.81	105.80
11	B2	131	G	N1-C2-N3	-7.53	119.38	123.90
11	B2	1141	G	N3-C2-N2	7.53	125.17	119.90
18	BF	134	ARG	NE-CZ-NH1	7.53	124.07	120.30
38	A1	675	G	O4'-C1'-N9	7.53	114.23	108.20
38	A1	836	U	C4-C5-C6	7.53	124.22	119.70
38	A1	2236	C	O4'-C1'-N1	7.53	114.23	108.20
38	A1	2359	G	C4-C5-C6	7.53	123.32	118.80
38	A1	2418	G	C8-N9-C4	7.53	109.41	106.40
38	A1	2614	C	C5-C6-N1	7.53	124.77	121.00
39	A3	27	C	N3-C4-C5	-7.53	118.89	121.90
11	B2	990	G	C5-C6-N1	7.53	115.27	111.50
11	B2	1407	U	C2-N3-C4	-7.53	122.48	127.00
38	A1	1108	A	N1-C2-N3	7.53	133.07	129.30
38	A1	1560	G	O4'-C1'-N9	7.53	114.23	108.20
38	A1	1646	G	C4-C5-C6	7.53	123.32	118.80
11	B2	303	G	N1-C2-N2	-7.53	109.42	116.20
11	B2	836	G	C5-C6-O6	-7.53	124.08	128.60
38	A1	188	A	C4-C5-C6	7.53	120.77	117.00
38	A1	932	C	C4-C5-C6	7.53	121.17	117.40
38	A1	1172	U	C1'-O4'-C4'	-7.53	103.88	109.90
38	A1	2063	U	C4-C5-C6	-7.53	115.18	119.70

Continued on next page...

Continued from previous page...

Mol	Chain	Res	Type	Atoms	Z	Observed(°)	Ideal(°)
38	A1	2623	G	N3-C2-N2	7.53	125.17	119.90
39	A3	43	C	C5-C4-N4	-7.53	114.93	120.20
11	B2	100	A	N1-C2-N3	7.53	133.06	129.30
11	B2	765	U	C3'-C2'-C1'	7.53	107.52	101.50
38	A1	707	U	C6-N1-C1'	-7.53	110.66	121.20
38	A1	1526	G	C6-C5-N7	-7.53	125.88	130.40
38	A1	2579	G	N1-C2-N3	-7.53	119.38	123.90
11	B2	907	C	N3-C4-N4	7.53	123.27	118.00
38	A1	505	A	C6-C5-N7	-7.53	127.03	132.30
38	A1	802	G	C6-C5-N7	-7.53	125.88	130.40
38	A1	901	C	C6-N1-C2	-7.53	117.29	120.30
38	A1	951	C	C6-N1-C1'	-7.53	111.77	120.80
38	A1	1098	C	N3-C4-C5	-7.53	118.89	121.90
38	A1	2224	G	C5-C6-O6	-7.53	124.08	128.60
38	A1	2283	C	C5-C4-N4	-7.53	114.93	120.20
11	B2	471	G	N1-C6-O6	7.53	124.42	119.90
11	B2	573	C	C5-C4-N4	-7.53	114.93	120.20
38	A1	70	G	N3-C4-C5	-7.53	124.84	128.60
38	A1	821	U	N1-C2-O2	7.53	128.07	122.80
38	A1	1127	C	C3'-C2'-C1'	-7.53	95.48	101.50
38	A1	1214	C	O4'-C1'-N1	7.53	114.22	108.20
38	A1	1674	G	C8-N9-C4	-7.53	103.39	106.40
38	A1	2314	U	C5-C4-O4	-7.53	121.39	125.90
57	Aj	66	ASP	CB-CG-OD2	-7.53	111.53	118.30
38	A1	832	A	C8-N9-C4	-7.52	102.79	105.80
56	AJ	72	ASP	CB-CG-OD1	-7.52	111.53	118.30
10	B1	39	A	O4'-C1'-N9	7.52	114.22	108.20
11	B2	527	A	C6-C5-N7	-7.52	127.03	132.30
11	B2	559	G	C2-N3-C4	7.52	115.66	111.90
38	A1	1111	G	O4'-C1'-N9	7.52	114.22	108.20
38	A1	1147	G	C5-N7-C8	-7.52	100.54	104.30
38	A1	2062	A	C5-C6-N6	-7.52	117.68	123.70
41	AA	97	ALA	N-CA-CB	7.52	120.63	110.10
11	B2	478	C	C2-N3-C4	-7.52	116.14	119.90
11	B2	1241	U	P-O3'-C3'	7.52	128.72	119.70
38	A1	311	C	N3-C4-C5	-7.52	118.89	121.90
38	A1	2639	G	C4-C5-C6	7.52	123.31	118.80
38	A1	2653	G	C5-C6-O6	-7.52	124.09	128.60
38	A1	2836	G	N3-C2-N2	7.52	125.17	119.90
38	A1	2851	A	O4'-C1'-N9	7.52	114.22	108.20
38	A1	2945	A	C2-N3-C4	7.52	114.36	110.60
11	B2	149	U	C5-C6-N1	7.52	126.46	122.70

Continued on next page...

Continued from previous page...

Mol	Chain	Res	Type	Atoms	Z	Observed(°)	Ideal(°)
11	B2	971	G	N3-C2-N2	7.52	125.16	119.90
33	BU	126	ARG	NE-CZ-NH1	7.52	124.06	120.30
38	A1	472	A	O4'-C1'-N9	7.52	114.22	108.20
38	A1	1250	A	O4'-C1'-N9	7.52	114.22	108.20
38	A1	1745	U	C1'-O4'-C4'	7.52	115.92	109.90
38	A1	1820	C	C2-N1-C1'	7.52	127.07	118.80
11	B2	375	G	C5-N7-C8	-7.52	100.54	104.30
38	A1	693	G	O4'-C1'-N9	7.52	114.21	108.20
38	A1	1005	G	O4'-C1'-N9	7.52	114.21	108.20
38	A1	1384	C	C2-N3-C4	7.52	123.66	119.90
46	AD	29	ASP	CB-CG-OD2	-7.52	111.53	118.30
11	B2	1024	G	C6-C5-N7	-7.52	125.89	130.40
38	A1	1607	C	C6-N1-C2	-7.52	117.29	120.30
11	B2	109	U	C3'-C2'-C1'	7.51	107.51	101.50
11	B2	641	A	C5-N7-C8	7.51	107.66	103.90
38	A1	434	G	C5-C6-N1	-7.51	107.74	111.50
38	A1	1141	C	N3-C4-C5	-7.51	118.89	121.90
38	A1	1442	G	N3-C2-N2	7.51	125.16	119.90
38	A1	2516	G	P-O3'-C3'	-7.51	110.68	119.70
11	B2	1358	A	C4'-C3'-C2'	-7.51	95.09	102.60
38	A1	1453	G	O4'-C1'-C2'	7.51	114.36	107.60
38	A1	1512	G	C4-C5-N7	7.51	113.81	110.80
38	A1	1799	G	C2-N3-C4	7.51	115.66	111.90
10	B1	54	G	N1-C2-N3	-7.51	119.39	123.90
11	B2	403	C	N3-C4-C5	-7.51	118.90	121.90
11	B2	889	G	N3-C4-C5	-7.51	124.84	128.60
11	B2	908	G	C5-N7-C8	7.51	108.06	104.30
11	B2	1020	G	N1-C6-O6	7.51	124.41	119.90
11	B2	1304	C	C5-C4-N4	-7.51	114.94	120.20
38	A1	54	G	C6-C5-N7	-7.51	125.89	130.40
38	A1	116	G	N3-C4-C5	-7.51	124.84	128.60
38	A1	1201	G	C8-N9-C4	-7.51	103.40	106.40
38	A1	2631	C	C6-N1-C2	-7.51	117.30	120.30
38	A1	2754	A	O4'-C1'-N9	7.51	114.21	108.20
39	A3	15	G	C2-N3-C4	7.51	115.66	111.90
48	AE	93	ARG	NE-CZ-NH2	-7.51	116.54	120.30
38	A1	51	G	C5-C6-O6	-7.51	124.09	128.60
38	A1	349	A	C4'-C3'-C2'	7.51	110.11	102.60
38	A1	963	G	N3-C2-N2	7.51	125.16	119.90
38	A1	974	U	C3'-C2'-C1'	7.51	107.51	101.50
38	A1	1762	G	C6-N1-C2	7.51	129.61	125.10
38	A1	1844	C	N3-C4-N4	7.51	123.26	118.00

Continued on next page...

Continued from previous page...

Mol	Chain	Res	Type	Atoms	Z	Observed(°)	Ideal(°)
38	A1	2987	U	N3-C2-O2	7.51	127.46	122.20
39	A3	117	G	N3-C4-C5	-7.51	124.84	128.60
44	Ab	101	ARG	NE-CZ-NH1	7.51	124.05	120.30
38	A1	884	C	N3-C2-O2	-7.51	116.64	121.90
38	A1	2655	C	N3-C4-C5	-7.51	118.90	121.90
10	B1	14	A	C4-C5-N7	-7.51	106.95	110.70
11	B2	1	A	P-O3'-C3'	7.51	128.71	119.70
11	B2	1049	U	C5-C6-N1	7.51	126.45	122.70
38	A1	372	A	N3-C4-N9	-7.51	121.39	127.40
38	A1	781	C	N3-C4-N4	7.51	123.25	118.00
38	A1	784	C	N1-C2-O2	7.51	123.40	118.90
38	A1	1680	G	C5-N7-C8	7.51	108.05	104.30
38	A1	1803	U	N1-C2-O2	7.51	128.06	122.80
38	A1	2307	C	P-O3'-C3'	7.51	128.71	119.70
10	B1	11	C	C6-N1-C2	-7.50	117.30	120.30
11	B2	21	A	N1-C2-N3	7.50	133.05	129.30
11	B2	733	C	N3-C4-N4	7.50	123.25	118.00
11	B2	1201	G	N1-C2-N3	-7.50	119.40	123.90
11	B2	1217	C	C6-N1-C2	-7.50	117.30	120.30
20	BH	156	ARG	NE-CZ-NH2	-7.50	116.55	120.30
33	BU	72	ARG	NE-CZ-NH2	-7.50	116.55	120.30
38	A1	525	C	O4'-C1'-N1	7.50	114.20	108.20
38	A1	935	A	P-O3'-C3'	7.50	128.70	119.70
38	A1	1898	A	N1-C2-N3	-7.50	125.55	129.30
38	A1	2289	A	C4-C5-C6	7.50	120.75	117.00
38	A1	1769	G	N7-C8-N9	-7.50	109.35	113.10
38	A1	2680	A	O4'-C1'-N9	7.50	114.20	108.20
38	A1	2723	G	C5-C6-O6	-7.50	124.10	128.60
11	B2	737	C	O4'-C1'-N1	7.50	114.20	108.20
38	A1	1603	G	N3-C2-N2	7.50	125.15	119.90
38	A1	1719	C	C2-N3-C4	7.50	123.65	119.90
38	A1	2352	G	C5-C6-O6	-7.50	124.10	128.60
38	A1	2441	A	N3-C4-N9	-7.50	121.40	127.40
39	A3	22	C	C5-C4-N4	-7.50	114.95	120.20
11	B2	515	U	N3-C2-O2	7.50	127.45	122.20
11	B2	780	C	O4'-C1'-N1	7.50	114.20	108.20
11	B2	970	G	C5-C6-O6	-7.50	124.10	128.60
11	B2	1411	G	O4'-C1'-N9	7.50	114.20	108.20
38	A1	596	C	N1-C2-O2	-7.50	114.40	118.90
38	A1	1642	G	P-O3'-C3'	7.50	128.70	119.70
38	A1	2501	G	N3-C4-C5	7.50	132.35	128.60
38	A1	2693	G	C6-C5-N7	-7.50	125.90	130.40

Continued on next page...

Continued from previous page...

Mol	Chain	Res	Type	Atoms	Z	Observed(°)	Ideal(°)
46	AD	55	ARG	NE-CZ-NH2	-7.50	116.55	120.30
10	B1	4	G	C4-C5-N7	7.50	113.80	110.80
11	B2	143	G	O4'-C1'-N9	7.50	114.20	108.20
11	B2	169	C	C5-C4-N4	-7.50	114.95	120.20
11	B2	1051	G	N3-C2-N2	7.50	125.15	119.90
38	A1	217	A	C5'-C4'-C3'	7.50	127.99	116.00
38	A1	825	C	N3-C4-N4	7.50	123.25	118.00
38	A1	1646	G	C5-C6-O6	-7.50	124.10	128.60
38	A1	1989	G	O4'-C1'-N9	7.50	114.20	108.20
11	B2	54	C	O4'-C1'-N1	7.49	114.19	108.20
11	B2	472	C	O4'-C1'-N1	7.49	114.19	108.20
11	B2	959	G	C5-N7-C8	-7.49	100.55	104.30
11	B2	1208	A	C2'-C3'-O3'	7.49	125.99	109.50
14	BB	5	TYR	CB-CG-CD2	-7.49	116.50	121.00
38	A1	363	G	N3-C2-N2	-7.49	114.65	119.90
38	A1	1375	G	C4-C5-C6	7.49	123.30	118.80
38	A1	2367	C	C5-C4-N4	-7.49	114.95	120.20
54	AI	37	VAL	CA-CB-CG1	7.49	122.14	110.90
11	B2	963	A	N1-C6-N6	7.49	123.09	118.60
38	A1	1284	C	N3-C4-N4	7.49	123.25	118.00
11	B2	245	U	O4'-C1'-N1	7.49	114.19	108.20
11	B2	958	G	N9-C4-C5	7.49	108.40	105.40
11	B2	1169	C	N3-C4-N4	7.49	123.24	118.00
11	B2	1211	A	C5-N7-C8	7.49	107.64	103.90
38	A1	24	G	N3-C2-N2	7.49	125.14	119.90
38	A1	827	G	C4-C5-C6	7.49	123.29	118.80
38	A1	2093	A	C5-N7-C8	7.49	107.64	103.90
38	A1	2287	C	N3-C4-N4	7.49	123.24	118.00
38	A1	2614	C	O4'-C1'-N1	7.49	114.19	108.20
11	B2	402	G	C5-C6-N1	-7.49	107.76	111.50
11	B2	786	G	N3-C4-C5	7.49	132.34	128.60
11	B2	1150	G	P-O3'-C3'	7.49	128.69	119.70
11	B2	1158	G	C4-C5-N7	7.49	113.80	110.80
11	B2	1185	A	C4-C5-C6	7.49	120.75	117.00
11	B2	1208	A	P-O3'-C3'	7.49	128.69	119.70
11	B2	1250	C	O4'-C1'-N1	7.49	114.19	108.20
38	A1	1027	A	C5'-C4'-O4'	-7.49	100.11	109.10
38	A1	1077	G	O4'-C1'-N9	7.49	114.19	108.20
38	A1	1343	C	C4-C5-C6	7.49	121.14	117.40
38	A1	1473	C	O4'-C1'-N1	7.49	114.19	108.20
38	A1	2305	U	C5-C6-N1	7.49	126.44	122.70
38	A1	2443	G	C8-N9-C4	-7.49	103.40	106.40

Continued on next page...

Continued from previous page...

Mol	Chain	Res	Type	Atoms	Z	Observed(°)	Ideal(°)
11	B2	861	G	O4'-C1'-N9	7.49	114.19	108.20
11	B2	1128	U	C1'-O4'-C4'	-7.49	103.91	109.90
22	BJ	108	ALA	N-CA-CB	7.49	120.58	110.10
38	A1	74	A	C4-C5-N7	-7.49	106.96	110.70
38	A1	2122	G	N3-C2-N2	7.49	125.14	119.90
38	A1	2156	A	C5-C6-N1	-7.49	113.96	117.70
39	A3	47	G	C1'-O4'-C4'	-7.49	103.91	109.90
10	B1	47	G	N1-C2-N3	-7.48	119.41	123.90
38	A1	924	A	C5-N7-C8	7.48	107.64	103.90
38	A1	1083	G	C6-C5-N7	-7.48	125.91	130.40
38	A1	1543	C	C3'-C2'-C1'	7.48	107.49	101.50
38	A1	1642	G	N1-C2-N3	-7.48	119.41	123.90
38	A1	1825	G	C5-C6-O6	-7.48	124.11	128.60
38	A1	2046	C	C6-N1-C2	-7.48	117.31	120.30
11	B2	17	C	C4'-C3'-C2'	-7.48	95.12	102.60
11	B2	693	C	C5'-C4'-O4'	7.48	118.08	109.10
11	B2	815	C	O4'-C1'-N1	7.48	114.19	108.20
38	A1	364	A	O4'-C1'-N9	7.48	114.19	108.20
38	A1	600	A	P-O3'-C3'	7.48	128.68	119.70
38	A1	1625	A	C6-C5-N7	-7.48	127.06	132.30
38	A1	1773	C	C6-N1-C2	-7.48	117.31	120.30
38	A1	2298	C	C5-C4-N4	-7.48	114.96	120.20
11	B2	417	C	C4'-C3'-C2'	-7.48	95.12	102.60
38	A1	1822	G	O4'-C1'-N9	7.48	114.18	108.20
38	A1	2022	U	O4'-C1'-N1	7.48	114.18	108.20
38	A1	2329	A	C5-C6-N1	-7.48	113.96	117.70
38	A1	718	G	C5-N7-C8	7.48	108.04	104.30
38	A1	1502	C	O4'-C1'-N1	7.48	114.18	108.20
38	A1	1672	G	N1-C6-O6	7.48	124.39	119.90
38	A1	2832	G	C6-C5-N7	-7.48	125.92	130.40
11	B2	194	C	O4'-C1'-N1	7.47	114.18	108.20
11	B2	244	G	C5-C6-O6	-7.47	124.11	128.60
11	B2	319	U	N3-C4-C5	-7.47	110.12	114.60
11	B2	747	U	C2-N3-C4	7.47	131.48	127.00
11	B2	908	G	C8-N9-C4	-7.47	103.41	106.40
11	B2	1200	U	C6-N1-C1'	-7.47	110.74	121.20
11	B2	1374	C	C5-C6-N1	7.47	124.74	121.00
38	A1	635	G	C4-C5-N7	7.47	113.79	110.80
38	A1	911	G	N7-C8-N9	7.47	116.84	113.10
38	A1	2624	G	C6-N1-C2	7.47	129.59	125.10
38	A1	2984	A	N9-C4-C5	-7.47	102.81	105.80
11	B2	991	C	N3-C4-N4	7.47	123.23	118.00

Continued on next page...

Continued from previous page...

Mol	Chain	Res	Type	Atoms	Z	Observed(°)	Ideal(°)
38	A1	315	U	C5-C4-O4	7.47	130.38	125.90
38	A1	2124	C	N1-C2-O2	-7.47	114.42	118.90
11	B2	806	G	C5-C6-O6	-7.47	124.12	128.60
38	A1	398	U	N1-C2-O2	-7.47	117.57	122.80
38	A1	1288	C	C4-C5-C6	7.47	121.14	117.40
38	A1	1407	A	N1-C2-N3	-7.47	125.56	129.30
11	B2	247	G	N7-C8-N9	-7.47	109.37	113.10
11	B2	398	C	N3-C4-N4	7.47	123.23	118.00
11	B2	585	U	P-O3'-C3'	7.47	128.66	119.70
13	BA	104	ASP	CB-CG-OD2	7.47	125.02	118.30
38	A1	36	G	C2-N3-C4	-7.47	108.17	111.90
38	A1	1676	G	N7-C8-N9	-7.47	109.36	113.10
38	A1	1741	C	O4'-C1'-N1	7.47	114.17	108.20
39	A3	29	G	C5-C6-N1	7.47	115.23	111.50
38	A1	1044	C	O4'-C1'-N1	7.47	114.17	108.20
38	A1	1047	A	C5-C6-N1	-7.47	113.97	117.70
38	A1	1844	C	C5-C4-N4	-7.47	114.97	120.20
38	A1	2292	A	C4-C5-C6	7.47	120.73	117.00
11	B2	1095	C	C2-N1-C1'	7.47	127.01	118.80
11	B2	1316	U	N3-C4-C5	-7.47	110.12	114.60
38	A1	655	C	C5-C4-N4	-7.47	114.97	120.20
38	A1	1342	G	C6-N1-C2	7.47	129.58	125.10
38	A1	1754	A	O4'-C1'-N9	7.47	114.17	108.20
38	A1	2826	U	N3-C4-C5	-7.47	110.12	114.60
32	BT	49	ARG	NE-CZ-NH2	-7.46	116.57	120.30
38	A1	489	G	N9-C4-C5	7.46	108.39	105.40
38	A1	645	U	N1-C2-N3	7.46	119.38	114.90
38	A1	1515	G	N1-C2-N3	-7.46	119.42	123.90
38	A1	2497	G	C8-N9-C4	-7.46	103.41	106.40
38	A1	2641	C	N3-C4-C5	7.46	124.89	121.90
38	A1	2706	C	C4-C5-C6	7.46	121.13	117.40
11	B2	202	G	N1-C2-N3	-7.46	119.42	123.90
11	B2	1463	A	C5-C6-N6	-7.46	117.73	123.70
38	A1	496	A	P-O3'-C3'	7.46	128.66	119.70
38	A1	2773	A	C5-N7-C8	7.46	107.63	103.90
39	A3	8	C	O4'-C1'-N1	7.46	114.17	108.20
11	B2	561	A	C4-C5-C6	7.46	120.73	117.00
11	B2	1056	G	N1-C2-N3	-7.46	119.42	123.90
30	BR	62	ARG	NE-CZ-NH1	-7.46	116.57	120.30
38	A1	128	C	C2-N1-C1'	7.46	127.01	118.80
38	A1	715	G	C6-C5-N7	-7.46	125.92	130.40
38	A1	1299	C	O4'-C1'-N1	7.46	114.17	108.20

Continued on next page...

Continued from previous page...

Mol	Chain	Res	Type	Atoms	Z	Observed(°)	Ideal(°)
38	A1	1387	G	C8-N9-C4	-7.46	103.42	106.40
39	A3	119	C	O4'-C1'-N1	7.46	114.17	108.20
63	AP	42	ARG	NE-CZ-NH1	-7.46	116.57	120.30
38	A1	217	A	P-O5'-C5'	7.46	132.84	120.90
38	A1	1763	A	C5-C6-N1	-7.46	113.97	117.70
10	B1	39	A	N7-C8-N9	7.46	117.53	113.80
11	B2	702	G	P-O3'-C3'	7.46	128.65	119.70
11	B2	1415	U	C4'-C3'-C2'	-7.46	95.14	102.60
38	A1	380	A	C6-N1-C2	-7.46	114.12	118.60
38	A1	709	A	O4'-C4'-C3'	-7.46	96.54	104.00
38	A1	1565	G	C8-N9-C4	7.46	109.38	106.40
38	A1	1669	A	C4-C5-C6	7.46	120.73	117.00
38	A1	1885	G	N3-C4-N9	-7.46	121.53	126.00
38	A1	1901	A	C5-N7-C8	7.46	107.63	103.90
38	A1	2024	A	O4'-C1'-N9	7.46	114.17	108.20
38	A1	2139	A	C5-N7-C8	7.46	107.63	103.90
45	AC	304	GLU	N-CA-CB	7.46	124.03	110.60
11	B2	877	A	N9-C4-C5	-7.46	102.82	105.80
38	A1	1189	A	C8-N9-C4	-7.46	102.82	105.80
11	B2	958	G	N3-C4-C5	-7.46	124.87	128.60
38	A1	493	A	C6-C5-N7	-7.46	127.08	132.30
38	A1	770	G	C4-C5-C6	7.46	123.27	118.80
38	A1	2977	G	N1-C6-O6	7.46	124.37	119.90
33	BU	83	ARG	NE-CZ-NH2	-7.45	116.57	120.30
38	A1	235	G	C6-N1-C2	-7.45	120.63	125.10
38	A1	401	C	C5'-C4'-O4'	7.45	118.04	109.10
38	A1	1533	G	C6-C5-N7	-7.45	125.93	130.40
38	A1	1700	U	N3-C4-O4	7.45	124.62	119.40
38	A1	1728	C	N1-C2-O2	7.45	123.37	118.90
11	B2	531	G	C5-C6-N1	-7.45	107.77	111.50
11	B2	1257	U	C5-C4-O4	-7.45	121.43	125.90
38	A1	1042	G	C8-N9-C4	-7.45	103.42	106.40
38	A1	1263	C	C6-N1-C2	-7.45	117.32	120.30
11	B2	556	G	N3-C2-N2	7.45	125.12	119.90
38	A1	429	U	N3-C2-O2	7.45	127.42	122.20
38	A1	1266	A	N1-C2-N3	7.45	133.03	129.30
38	A1	2688	C	C5'-C4'-O4'	7.45	118.04	109.10
38	A1	2991	C	N3-C4-N4	7.45	123.22	118.00
10	B1	7	G	C2-N3-C4	7.45	115.62	111.90
11	B2	474	G	O4'-C1'-N9	7.45	114.16	108.20
11	B2	511	C	O4'-C1'-N1	7.45	114.16	108.20
11	B2	887	G	O4'-C1'-N9	7.45	114.16	108.20

Continued on next page...

Continued from previous page...

Mol	Chain	Res	Type	Atoms	Z	Observed(°)	Ideal(°)
11	B2	1368	A	C5-C6-N6	-7.45	117.74	123.70
38	A1	94	A	N9-C4-C5	7.45	108.78	105.80
38	A1	859	G	C4-C5-C6	7.45	123.27	118.80
38	A1	1606	C	N3-C4-C5	-7.45	118.92	121.90
10	B1	40	U	C5'-C4'-C3'	7.45	127.92	116.00
11	B2	159	C	C3'-C2'-C1'	7.45	107.46	101.50
11	B2	806	G	C4'-C3'-C2'	-7.45	95.15	102.60
38	A1	1792	A	C5-C6-N1	-7.45	113.98	117.70
11	B2	668	G	C6-N1-C2	7.45	129.57	125.10
11	B2	1466	G	O4'-C1'-N9	7.45	114.16	108.20
38	A1	1451	A	C6-N1-C2	-7.45	114.13	118.60
38	A1	1865	U	C5-C6-N1	7.45	126.42	122.70
38	A1	2111	C	O4'-C1'-N1	7.45	114.16	108.20
38	A1	2427	C	O4'-C1'-N1	7.45	114.16	108.20
39	A3	85	C	C5'-C4'-C3'	-7.45	104.09	116.00
11	B2	202	G	N3-C4-C5	-7.44	124.88	128.60
38	A1	624	U	C3'-C2'-C1'	7.44	107.46	101.50
38	A1	1425	U	N3-C4-O4	7.44	124.61	119.40
38	A1	2439	G	N9-C4-C5	-7.44	102.42	105.40
38	A1	2450	A	O4'-C1'-N9	7.44	114.16	108.20
38	A1	2717	A	C5-C6-N6	-7.44	117.75	123.70
11	B2	147	A	C5-N7-C8	7.44	107.62	103.90
11	B2	794	A	N9-C4-C5	7.44	108.78	105.80
11	B2	1159	U	C5-C4-O4	-7.44	121.44	125.90
38	A1	1359	C	C6-N1-C2	7.44	123.28	120.30
38	A1	1948	A	N1-C6-N6	7.44	123.07	118.60
38	A1	2673	C	C6-N1-C2	-7.44	117.32	120.30
11	B2	380	C	O4'-C1'-N1	7.44	114.15	108.20
11	B2	697	A	N1-C2-N3	-7.44	125.58	129.30
11	B2	876	A	C4-C5-C6	7.44	120.72	117.00
38	A1	414	G	O4'-C1'-N9	-7.44	102.25	108.20
38	A1	930	G	C8-N9-C4	-7.44	103.42	106.40
38	A1	2372	C	C5-C6-N1	7.44	124.72	121.00
11	B2	691	G	O4'-C1'-N9	7.44	114.15	108.20
38	A1	462	A	N1-C2-N3	-7.44	125.58	129.30
38	A1	2402	A	C5-C6-N6	-7.44	117.75	123.70
11	B2	92	G	C4-C5-N7	7.44	113.78	110.80
11	B2	94	C	C5-C4-N4	-7.44	114.99	120.20
11	B2	308	G	C3'-C2'-C1'	7.44	107.45	101.50
38	A1	2769	U	O4'-C1'-N1	7.44	114.15	108.20
11	B2	531	G	N1-C6-O6	7.44	124.36	119.90
10	B1	10	G	N3-C4-C5	-7.43	124.88	128.60

Continued on next page...

Continued from previous page...

Mol	Chain	Res	Type	Atoms	Z	Observed(°)	Ideal(°)
11	B2	746	A	C4-C5-C6	7.43	120.72	117.00
11	B2	887	G	C5-C6-O6	-7.43	124.14	128.60
38	A1	2072	G	C5'-C4'-C3'	7.43	127.89	116.00
38	A1	2105	A	N1-C6-N6	7.43	123.06	118.60
38	A1	2461	C	O4'-C1'-N1	7.43	114.15	108.20
48	AE	71	ARG	NE-CZ-NH1	7.43	124.02	120.30
58	AK	46	ARG	NE-CZ-NH2	-7.43	116.58	120.30
65	AV	21	MET	CG-SD-CE	7.43	112.09	100.20
38	A1	685	G	C4-C5-N7	-7.43	107.83	110.80
38	A1	1084	G	N3-C2-N2	7.43	125.10	119.90
38	A1	1535	U	O4'-C1'-N1	7.43	114.15	108.20
38	A1	2362	U	N3-C2-O2	7.43	127.40	122.20
11	B2	268	C	C2-N3-C4	7.43	123.62	119.90
38	A1	2390	G	C5-C6-O6	-7.43	124.14	128.60
11	B2	704	C	N3-C4-C5	7.43	124.87	121.90
11	B2	998	A	C8-N9-C4	-7.43	102.83	105.80
11	B2	1075	A	C5-C6-N1	-7.43	113.98	117.70
38	A1	69	C	N3-C4-C5	-7.43	118.93	121.90
38	A1	286	G	O4'-C1'-N9	7.43	114.14	108.20
38	A1	1158	G	N3-C2-N2	7.43	125.10	119.90
38	A1	1711	C	N3-C4-N4	7.43	123.20	118.00
38	A1	1734	G	C8-N9-C4	7.43	109.37	106.40
41	AA	106	PHE	CB-CG-CD2	7.43	126.00	120.80
38	A1	895	C	N3-C4-N4	7.43	123.20	118.00
38	A1	2645	C	C5-C4-N4	-7.43	115.00	120.20
11	B2	1203	G	N1-C2-N3	-7.43	119.44	123.90
11	B2	1224	U	N3-C4-O4	7.43	124.60	119.40
38	A1	291	A	C6-C5-N7	-7.43	127.10	132.30
38	A1	703	G	N3-C4-N9	7.43	130.46	126.00
38	A1	1931	G	C4-C5-N7	-7.43	107.83	110.80
38	A1	2850	G	C4-C5-N7	-7.43	107.83	110.80
11	B2	1475	C	C6-N1-C2	-7.42	117.33	120.30
38	A1	519	A	C5-C6-N6	-7.42	117.76	123.70
38	A1	1184	U	C5-C4-O4	-7.42	121.45	125.90
38	A1	1228	G	O4'-C1'-N9	7.42	114.14	108.20
38	A1	1609	G	N9-C1'-C2'	-7.42	103.83	112.00
38	A1	2127	G	N3-C2-N2	7.42	125.10	119.90
38	A1	2236	C	C6-N1-C2	-7.42	117.33	120.30
38	A1	2576	C	O4'-C1'-N1	7.42	114.14	108.20
58	AK	22	TYR	CA-CB-CG	-7.42	99.30	113.40
38	A1	496	A	C5-N7-C8	7.42	107.61	103.90
38	A1	847	A	C4'-C3'-C2'	-7.42	95.18	102.60

Continued on next page...

Continued from previous page...

Mol	Chain	Res	Type	Atoms	Z	Observed(°)	Ideal(°)
38	A1	1218	C	N3-C4-C5	-7.42	118.93	121.90
38	A1	1451	A	C5-C6-N6	-7.42	117.76	123.70
38	A1	2481	G	C2-N3-C4	7.42	115.61	111.90
64	AR	12	THR	C-N-CA	7.42	140.25	121.70
38	A1	274	C	C5-C6-N1	-7.42	117.29	121.00
13	BA	186	ARG	NE-CZ-NH1	7.42	124.01	120.30
38	A1	404	G	C6-C5-N7	-7.42	125.95	130.40
38	A1	1530	A	C5-C6-N6	-7.42	117.77	123.70
38	A1	1897	G	N1-C6-O6	7.42	124.35	119.90
38	A1	2465	A	C6-C5-N7	-7.42	127.11	132.30
38	A1	2748	C	N1-C2-O2	7.42	123.35	118.90
11	B2	300	G	N3-C2-N2	-7.42	114.71	119.90
11	B2	757	G	N1-C6-O6	7.42	124.35	119.90
38	A1	21	C	N3-C4-C5	-7.42	118.93	121.90
38	A1	389	C	C6-N1-C2	-7.42	117.33	120.30
38	A1	1191	C	C5-C4-N4	-7.42	115.01	120.20
38	A1	1550	C	N3-C4-N4	7.42	123.19	118.00
38	A1	1902	G	N3-C2-N2	7.42	125.09	119.90
38	A1	2275	G	C6-N1-C2	7.42	129.55	125.10
38	A1	2380	A	C5-C6-N1	-7.42	113.99	117.70
38	A1	2423	G	C8-N9-C4	7.42	109.37	106.40
9	AX	333	PHE	CB-CG-CD2	-7.42	115.61	120.80
11	B2	277	G	N3-C2-N2	7.42	125.09	119.90
11	B2	517	U	C6-N1-C2	-7.42	116.55	121.00
38	A1	73	A	C4-C5-C6	7.42	120.71	117.00
38	A1	944	G	N7-C8-N9	-7.42	109.39	113.10
38	A1	33	U	C5-C4-O4	7.41	130.35	125.90
38	A1	811	C	O4'-C1'-N1	7.41	114.13	108.20
38	A1	1912	A	C5-C6-N6	-7.41	117.77	123.70
38	A1	1942	G	C3'-C2'-C1'	-7.41	95.57	101.50
38	A1	2299	G	C3'-C2'-C1'	-7.41	95.57	101.50
4	AQ	119	THR	CA-CB-CG2	-7.41	102.02	112.40
11	B2	212	G	O4'-C1'-N9	7.41	114.13	108.20
38	A1	44	C	P-O3'-C3'	7.41	128.59	119.70
38	A1	1299	C	N3-C4-C5	-7.41	118.94	121.90
38	A1	2285	G	C6-N1-C2	7.41	129.55	125.10
38	A1	2359	G	C5-C6-N1	-7.41	107.79	111.50
38	A1	2823	G	C5-C6-O6	-7.41	124.15	128.60
9	AX	254	VAL	CG1-CB-CG2	7.41	122.76	110.90
11	B2	16	G	C6-N1-C2	7.41	129.55	125.10
11	B2	336	C	C3'-C2'-C1'	7.41	107.43	101.50
11	B2	562	A	O4'-C1'-N9	7.41	114.13	108.20

Continued on next page...

Continued from previous page...

Mol	Chain	Res	Type	Atoms	Z	Observed(°)	Ideal(°)
19	BG	125	TYR	CB-CG-CD1	-7.41	116.55	121.00
38	A1	378	G	C4-C5-C6	7.41	123.25	118.80
38	A1	1073	G	N1-C6-O6	7.41	124.35	119.90
38	A1	1441	C	C6-N1-C2	-7.41	117.34	120.30
38	A1	2163	G	C5-C6-O6	7.41	133.05	128.60
38	A1	2290	U	P-O5'-C5'	7.41	132.76	120.90
38	A1	3023	G	C6-C5-N7	-7.41	125.95	130.40
10	B1	30	G	C5-C6-O6	-7.41	124.16	128.60
10	B1	71	C	C6-N1-C2	-7.41	117.34	120.30
11	B2	157	A	C5-C6-N1	-7.41	114.00	117.70
11	B2	161	C	N3-C4-N4	7.41	123.19	118.00
38	A1	144	A	C4-C5-C6	7.41	120.70	117.00
38	A1	628	A	C5-N7-C8	7.41	107.60	103.90
38	A1	879	A	C6-C5-N7	-7.41	127.11	132.30
38	A1	1411	G	OP1-P-OP2	-7.41	108.49	119.60
38	A1	1813	A	N3-C4-N9	7.41	133.33	127.40
38	A1	2711	U	N3-C4-O4	7.41	124.58	119.40
45	AC	198	TYR	CG-CD2-CE2	-7.41	115.37	121.30
11	B2	806	G	C5-C6-N1	-7.41	107.80	111.50
11	B2	1276	G	C6-C5-N7	-7.41	125.96	130.40
54	AI	62	ARG	NE-CZ-NH2	7.41	124.00	120.30
54	AI	66	PHE	CB-CG-CD2	7.41	125.98	120.80
11	B2	91	G	N3-C2-N2	7.41	125.08	119.90
11	B2	378	A	C5-C6-N6	-7.41	117.78	123.70
11	B2	1131	G	N3-C4-C5	-7.41	124.90	128.60
11	B2	1136	A	C4-C5-N7	-7.41	107.00	110.70
38	A1	114	C	C2-N3-C4	7.41	123.60	119.90
38	A1	2241	U	O4'-C1'-N1	7.41	114.12	108.20
38	A1	2518	G	N3-C4-N9	-7.41	121.56	126.00
38	A1	590	A	C5-N7-C8	7.40	107.60	103.90
38	A1	1862	G	N3-C4-C5	-7.40	124.90	128.60
38	A1	2609	G	C4'-C3'-C2'	-7.40	95.20	102.60
11	B2	360	A	C5-C6-N1	-7.40	114.00	117.70
38	A1	1287	G	N1-C6-O6	7.40	124.34	119.90
38	A1	1677	A	C4-C5-C6	7.40	120.70	117.00
38	A1	2054	G	O4'-C1'-N9	7.40	114.12	108.20
38	A1	2886	C	C2-N1-C1'	7.40	126.94	118.80
11	B2	159	C	O3'-P-O5'	-7.40	89.94	104.00
11	B2	230	C	C2-N3-C4	7.40	123.60	119.90
11	B2	393	A	N1-C2-N3	7.40	133.00	129.30
11	B2	825	C	O4'-C1'-N1	7.40	114.12	108.20
11	B2	1114	G	N1-C2-N3	-7.40	119.46	123.90

Continued on next page...

Continued from previous page...

Mol	Chain	Res	Type	Atoms	Z	Observed(°)	Ideal(°)
11	B2	1416	C	N3-C4-C5	-7.40	118.94	121.90
29	BQ	45	TYR	CG-CD2-CE2	-7.40	115.38	121.30
38	A1	71	A	C5-C6-N6	-7.40	117.78	123.70
38	A1	817	G	N9-C4-C5	-7.40	102.44	105.40
38	A1	828	G	N9-C4-C5	7.40	108.36	105.40
38	A1	1019	G	C6-N1-C2	7.40	129.54	125.10
38	A1	1105	C	N3-C4-C5	-7.40	118.94	121.90
38	A1	1463	C	N3-C4-N4	7.40	123.18	118.00
38	A1	1578	C	C6-N1-C2	-7.40	117.34	120.30
38	A1	2384	G	C6-C5-N7	-7.40	125.96	130.40
38	A1	2956	G	C6-C5-N7	-7.40	125.96	130.40
11	B2	650	A	C4-C5-C6	7.40	120.70	117.00
11	B2	694	U	N1-C2-O2	-7.40	117.62	122.80
38	A1	415	U	O4'-C1'-N1	7.40	114.12	108.20
38	A1	1867	C	C5-C6-N1	7.40	124.70	121.00
38	A1	2524	C	C4-C5-C6	-7.40	113.70	117.40
11	B2	80	A	C5-C6-N1	-7.40	114.00	117.70
11	B2	265	C	O4'-C1'-N1	7.40	114.12	108.20
11	B2	1248	A	N3-C4-C5	-7.40	121.62	126.80
32	BT	68	ARG	NE-CZ-NH2	-7.40	116.60	120.30
38	A1	639	C	N3-C2-O2	7.40	127.08	121.90
38	A1	861	G	N1-C2-N3	-7.40	119.46	123.90
38	A1	1408	G	C4'-C3'-C2'	-7.40	95.20	102.60
38	A1	1589	G	C2-N3-C4	-7.40	108.20	111.90
38	A1	1653	U	N1-C2-N3	7.40	119.34	114.90
38	A1	2553	U	O4'-C1'-N1	7.40	114.12	108.20
39	A3	54	A	C4-C5-N7	-7.40	107.00	110.70
11	B2	1157	G	C5-C6-N1	-7.40	107.80	111.50
11	B2	568	C	N3-C4-N4	7.39	123.18	118.00
11	B2	1099	A	N3-C4-N9	-7.39	121.48	127.40
38	A1	922	C	C6-N1-C2	7.39	123.26	120.30
38	A1	1796	U	O4'-C1'-N1	7.39	114.11	108.20
38	A1	2596	G	C4-C5-N7	-7.39	107.84	110.80
38	A1	2989	A	C4-C5-C6	7.39	120.70	117.00
54	AI	89	ARG	NE-CZ-NH2	-7.39	116.60	120.30
11	B2	220	G	N7-C8-N9	-7.39	109.40	113.10
11	B2	974	G	N1-C6-O6	7.39	124.34	119.90
38	A1	831	C	N3-C4-N4	7.39	123.17	118.00
38	A1	1375	G	C6-C5-N7	-7.39	125.96	130.40
38	A1	1583	G	P-O3'-C3'	-7.39	110.83	119.70
38	A1	1893	C	C6-N1-C2	-7.39	117.34	120.30
58	AK	165	ALA	CB-CA-C	-7.39	99.01	110.10

Continued on next page...

Continued from previous page...

Mol	Chain	Res	Type	Atoms	Z	Observed(°)	Ideal(°)
11	B2	957	A	N7-C8-N9	7.39	117.50	113.80
38	A1	44	C	C5-C6-N1	-7.39	117.31	121.00
38	A1	47	C	N1-C2-O2	-7.39	114.47	118.90
38	A1	230	A	N1-C6-N6	7.39	123.03	118.60
38	A1	1424	G	O4'-C1'-N9	7.39	114.11	108.20
38	A1	1434	C	N3-C4-N4	7.39	123.17	118.00
38	A1	1714	G	N3-C2-N2	7.39	125.07	119.90
38	A1	2179	G	N3-C4-N9	7.39	130.44	126.00
11	B2	600	C	N3-C4-C5	-7.39	118.94	121.90
11	B2	1006	C	C2-N3-C4	7.39	123.59	119.90
38	A1	488	A	P-O3'-C3'	7.39	128.57	119.70
38	A1	1287	G	C8-N9-C4	-7.39	103.44	106.40
38	A1	2861	A	C6-C5-N7	-7.39	127.13	132.30
38	A1	3023	G	C3'-C2'-C1'	7.39	107.41	101.50
38	A1	3038	A	C4-C5-N7	-7.39	107.00	110.70
39	A3	28	C	C5-C6-N1	7.39	124.69	121.00
38	A1	134	C	N3-C4-N4	7.39	123.17	118.00
38	A1	2831	G	C8-N9-C4	7.39	109.36	106.40
11	B2	358	G	C1'-O4'-C4'	-7.39	103.99	109.90
11	B2	551	U	N3-C4-C5	7.39	119.03	114.60
11	B2	580	G	N1-C2-N3	-7.39	119.47	123.90
11	B2	779	G	C4-C5-N7	7.39	113.75	110.80
11	B2	1102	A	C2-N3-C4	-7.39	106.91	110.60
18	BF	197	PHE	CB-CG-CD2	7.39	125.97	120.80
30	BR	53	TYR	CD1-CE1-CZ	-7.39	113.15	119.80
38	A1	130	G	C4-C5-C6	7.39	123.23	118.80
38	A1	430	A	C6-C5-N7	-7.39	127.13	132.30
38	A1	476	C	N3-C2-O2	7.39	127.07	121.90
38	A1	999	A	C5-N7-C8	7.39	107.59	103.90
38	A1	2480	G	N1-C2-N3	-7.39	119.47	123.90
10	B1	76	C	C6-N1-C1'	-7.38	111.94	120.80
11	B2	192	G	C6-C5-N7	-7.38	125.97	130.40
11	B2	493	C	O4'-C1'-N1	7.38	114.11	108.20
11	B2	662	C	O4'-C1'-N1	7.38	114.11	108.20
21	BI	78	ARG	NE-CZ-NH2	-7.38	116.61	120.30
38	A1	97	C	C4-C5-C6	7.38	121.09	117.40
38	A1	213	G	N1-C6-O6	7.38	124.33	119.90
38	A1	2823	G	P-O3'-C3'	7.38	128.56	119.70
38	A1	1889	G	C4-C5-C6	7.38	123.23	118.80
38	A1	2596	G	N9-C4-C5	7.38	108.35	105.40
11	B2	386	C	N3-C4-N4	7.38	123.17	118.00
11	B2	478	C	C6-N1-C1'	-7.38	111.94	120.80

Continued on next page...

Continued from previous page...

Mol	Chain	Res	Type	Atoms	Z	Observed(°)	Ideal(°)
11	B2	1238	G	N3-C4-C5	7.38	132.29	128.60
38	A1	1580	G	N1-C6-O6	7.38	124.33	119.90
11	B2	1183	C	C3'-C2'-C1'	7.38	107.40	101.50
38	A1	805	C	O4'-C4'-C3'	-7.38	96.62	104.00
38	A1	833	G	N3-C2-N2	7.38	125.07	119.90
38	A1	2578	C	C6-N1-C2	-7.38	117.35	120.30
11	B2	180	G	N3-C2-N2	7.38	125.06	119.90
38	A1	16	G	O4'-C1'-N9	7.38	114.10	108.20
38	A1	405	G	C1'-O4'-C4'	-7.38	104.00	109.90
38	A1	899	A	C5-N7-C8	7.38	107.59	103.90
38	A1	960	C	N3-C4-N4	7.38	123.17	118.00
38	A1	1054	A	C8-N9-C4	-7.38	102.85	105.80
38	A1	1481	G	O4'-C1'-N9	7.38	114.10	108.20
38	A1	1930	A	C5-N7-C8	7.38	107.59	103.90
11	B2	307	G	C5-N7-C8	7.38	107.99	104.30
11	B2	1263	C	C5'-C4'-O4'	7.38	117.95	109.10
11	B2	1452	G	N3-C2-N2	7.38	125.06	119.90
38	A1	1239	C	N3-C4-N4	7.38	123.16	118.00
38	A1	2647	G	C5-N7-C8	7.38	107.99	104.30
38	A1	403	G	C6-C5-N7	-7.38	125.97	130.40
38	A1	2227	G	N9-C4-C5	-7.38	102.45	105.40
39	A3	110	C	C5-C6-N1	7.38	124.69	121.00
45	AC	185	TYR	CG-CD1-CE1	-7.38	115.40	121.30
11	B2	71	C	C5-C4-N4	-7.37	115.04	120.20
11	B2	236	C	N1-C2-O2	-7.37	114.48	118.90
11	B2	420	C	N1-C2-O2	7.37	123.32	118.90
21	BI	68	ARG	NE-CZ-NH2	-7.37	116.61	120.30
38	A1	249	G	C6-N1-C2	7.37	129.52	125.10
38	A1	326	C	O4'-C1'-N1	7.37	114.10	108.20
38	A1	596	C	N3-C4-N4	7.37	123.16	118.00
38	A1	1432	C	C6-N1-C2	-7.37	117.35	120.30
38	A1	1827	A	C4-C5-N7	-7.37	107.01	110.70
38	A1	2078	A	O4'-C1'-N9	7.37	114.10	108.20
38	A1	2328	G	C5-C6-O6	-7.37	124.18	128.60
38	A1	2341	G	N1-C6-O6	7.37	124.32	119.90
38	A1	2579	G	N7-C8-N9	-7.37	109.41	113.10
45	AC	17	ARG	NE-CZ-NH1	7.37	123.99	120.30
11	B2	1287	G	C5-C6-O6	-7.37	124.18	128.60
38	A1	681	C	C3'-C2'-C1'	-7.37	95.60	101.50
38	A1	1845	C	C4-C5-C6	7.37	121.09	117.40
38	A1	2063	U	P-O3'-C3'	-7.37	110.85	119.70
38	A1	2138	A	C4'-C3'-C2'	-7.37	95.23	102.60

Continued on next page...

Continued from previous page...

Mol	Chain	Res	Type	Atoms	Z	Observed(°)	Ideal(°)
38	A1	2709	C	C4-C5-C6	7.37	121.08	117.40
11	B2	123	U	C5-C6-N1	-7.37	119.02	122.70
11	B2	587	G	N9-C4-C5	-7.37	102.45	105.40
38	A1	1126	C	O4'-C1'-N1	7.37	114.10	108.20
38	A1	1579	G	C6-C5-N7	-7.37	125.98	130.40
38	A1	2053	G	N1-C6-O6	7.37	124.32	119.90
38	A1	2121	C	O4'-C1'-N1	7.37	114.10	108.20
10	B1	64	C	C5-C6-N1	7.37	124.68	121.00
11	B2	157	A	N1-C6-N6	7.37	123.02	118.60
11	B2	282	G	C3'-C2'-C1'	-7.37	95.61	101.50
11	B2	286	G	N7-C8-N9	-7.37	109.42	113.10
38	A1	712	C	N3-C2-O2	7.37	127.06	121.90
38	A1	1513	G	C5-N7-C8	7.37	107.98	104.30
38	A1	1722	G	P-O3'-C3'	7.37	128.54	119.70
38	A1	2562	G	C5-N7-C8	-7.37	100.61	104.30
39	A3	14	G	O4'-C4'-C3'	-7.37	96.63	104.00
39	A3	80	G	C5-C6-O6	-7.37	124.18	128.60
11	B2	155	U	C2-N3-C4	-7.37	122.58	127.00
11	B2	896	A	P-O3'-C3'	7.37	128.54	119.70
38	A1	1182	C	O4'-C1'-N1	7.37	114.09	108.20
11	B2	844	G	N9-C1'-C2'	-7.37	103.90	112.00
11	B2	846	G	C5-N7-C8	7.37	107.98	104.30
38	A1	307	C	N3-C4-C5	-7.37	118.95	121.90
38	A1	637	G	P-O5'-C5'	-7.37	109.12	120.90
38	A1	875	G	C2-N3-C4	7.37	115.58	111.90
38	A1	1232	G	C6-N1-C2	7.37	129.52	125.10
38	A1	1299	C	P-O3'-C3'	-7.37	110.86	119.70
38	A1	1555	G	C5-N7-C8	-7.37	100.62	104.30
38	A1	1764	G	N9-C4-C5	7.37	108.35	105.40
38	A1	1820	C	C5-C6-N1	7.37	124.68	121.00
38	A1	1836	A	N1-C6-N6	7.37	123.02	118.60
38	A1	2366	G	N1-C2-N3	-7.37	119.48	123.90
38	A1	2742	G	C6-C5-N7	-7.37	125.98	130.40
11	B2	181	G	C6-N1-C2	7.36	129.52	125.10
11	B2	245	U	N3-C4-C5	-7.36	110.18	114.60
11	B2	767	U	N3-C4-C5	-7.36	110.18	114.60
11	B2	1167	C	N3-C4-N4	7.36	123.15	118.00
38	A1	1788	G	N9-C1'-C2'	-7.36	103.90	112.00
38	A1	2293	G	N9-C4-C5	-7.36	102.45	105.40
38	A1	2721	C	C5-C6-N1	7.36	124.68	121.00
38	A1	1002	A	O4'-C1'-N9	7.36	114.09	108.20
38	A1	1237	A	N7-C8-N9	7.36	117.48	113.80

Continued on next page...

Continued from previous page...

Mol	Chain	Res	Type	Atoms	Z	Observed(°)	Ideal(°)
38	A1	1457	C	N1-C2-O2	7.36	123.32	118.90
38	A1	2866	A	C4-C5-N7	-7.36	107.02	110.70
51	Ag	38	ARG	CD-NE-CZ	-7.36	113.29	123.60
10	B1	72	C	C5-C6-N1	7.36	124.68	121.00
11	B2	176	U	O4'-C1'-N1	7.36	114.09	108.20
11	B2	564	C	O4'-C1'-N1	7.36	114.09	108.20
11	B2	729	G	O4'-C1'-N9	7.36	114.09	108.20
38	A1	340	G	N1-C6-O6	7.36	124.32	119.90
38	A1	1129	G	C5-C6-N1	-7.36	107.82	111.50
38	A1	1267	A	N9-C4-C5	7.36	108.74	105.80
38	A1	1404	G	C1'-O4'-C4'	-7.36	104.01	109.90
38	A1	1856	G	C5-C6-O6	-7.36	124.18	128.60
38	A1	1969	C	C5-C4-N4	-7.36	115.05	120.20
38	A1	2638	G	N1-C2-N3	-7.36	119.48	123.90
38	A1	2812	U	C6-N1-C2	-7.36	116.58	121.00
11	B2	210	A	N1-C6-N6	7.36	123.02	118.60
38	A1	2249	A	N1-C2-N3	-7.36	125.62	129.30
39	A3	24	C	C2-N3-C4	7.36	123.58	119.90
11	B2	128	A	P-O3'-C3'	-7.36	110.87	119.70
11	B2	234	G	C5-C6-O6	-7.36	124.19	128.60
11	B2	942	A	N7-C8-N9	-7.36	110.12	113.80
38	A1	762	G	N1-C6-O6	7.36	124.31	119.90
38	A1	993	G	C4-C5-N7	-7.36	107.86	110.80
38	A1	1557	G	C2-N3-C4	7.36	115.58	111.90
38	A1	2790	C	O4'-C1'-N1	7.36	114.09	108.20
11	B2	302	A	C2-N3-C4	7.36	114.28	110.60
11	B2	1432	U	C5'-C4'-C3'	-7.36	104.23	116.00
38	A1	251	C	O4'-C1'-N1	7.36	114.08	108.20
38	A1	633	A	N9-C4-C5	-7.36	102.86	105.80
38	A1	1119	A	C8-N9-C4	-7.36	102.86	105.80
38	A1	2537	G	C4-C5-C6	7.36	123.21	118.80
11	B2	90	C	C4-C5-C6	-7.35	113.72	117.40
38	A1	2002	A	C5-N7-C8	7.35	107.58	103.90
38	A1	2620	G	O4'-C1'-N9	7.35	114.08	108.20
11	B2	154	C	C5-C4-N4	-7.35	115.05	120.20
11	B2	177	A	C5-C6-N6	-7.35	117.82	123.70
11	B2	952	A	C5-C6-N6	-7.35	117.82	123.70
11	B2	1211	A	O4'-C1'-N9	7.35	114.08	108.20
38	A1	1556	G	N7-C8-N9	7.35	116.78	113.10
38	A1	1956	G	C8-N9-C4	-7.35	103.46	106.40
38	A1	2391	G	C4-C5-N7	-7.35	107.86	110.80
38	A1	2396	G	C5-C6-N1	-7.35	107.82	111.50

Continued on next page...

Continued from previous page...

Mol	Chain	Res	Type	Atoms	Z	Observed(°)	Ideal(°)
38	A1	2422	G	N1-C2-N3	-7.35	119.49	123.90
38	A1	2552	C	O4'-C1'-N1	7.35	114.08	108.20
39	A3	23	A	N1-C6-N6	7.35	123.01	118.60
39	A3	99	G	N1-C2-N3	-7.35	119.49	123.90
62	AO	148	HIS	O-C-N	7.35	134.47	122.70
11	B2	1280	C	C5-C4-N4	-7.35	115.05	120.20
38	A1	114	C	N3-C4-N4	7.35	123.15	118.00
38	A1	398	U	P-O3'-C3'	7.35	128.52	119.70
38	A1	829	G	N7-C8-N9	7.35	116.78	113.10
38	A1	1470	C	O4'-C1'-N1	7.35	114.08	108.20
38	A1	1723	A	P-O3'-C3'	7.35	128.52	119.70
38	A1	1836	A	C4-C5-C6	7.35	120.67	117.00
38	A1	1857	A	C8-N9-C4	-7.35	102.86	105.80
11	B2	235	G	C5-N7-C8	-7.35	100.62	104.30
11	B2	1126	G	N3-C4-C5	7.35	132.28	128.60
38	A1	126	U	O4'-C1'-N1	7.35	114.08	108.20
38	A1	708	A	N9-C4-C5	7.35	108.74	105.80
38	A1	1642	G	N7-C8-N9	-7.35	109.42	113.10
38	A1	2358	U	C6-N1-C2	-7.35	116.59	121.00
38	A1	2455	G	N3-C2-N2	7.35	125.05	119.90
38	A1	2748	C	N3-C4-N4	7.35	123.14	118.00
38	A1	2946	C	P-O3'-C3'	7.35	128.52	119.70
11	B2	259	A	C5-C6-N1	-7.35	114.03	117.70
11	B2	813	G	N1-C6-O6	7.35	124.31	119.90
11	B2	880	G	C5-C6-O6	-7.35	124.19	128.60
11	B2	1287	G	N1-C6-O6	7.35	124.31	119.90
38	A1	943	G	C2-N3-C4	7.35	115.57	111.90
38	A1	1773	C	N3-C4-C5	-7.35	118.96	121.90
38	A1	2484	C	C5-C4-N4	-7.35	115.06	120.20
38	A1	2815	C	C5-C6-N1	7.35	124.67	121.00
38	A1	2946	C	C2-N3-C4	7.35	123.57	119.90
62	AO	143	ARG	NE-CZ-NH1	7.35	123.97	120.30
38	A1	709	A	C4-C5-N7	-7.35	107.03	110.70
38	A1	1863	G	N1-C2-N2	7.35	122.81	116.20
38	A1	2852	U	C5-C6-N1	-7.35	119.03	122.70
11	B2	578	G	N9-C4-C5	7.34	108.34	105.40
11	B2	908	G	N3-C4-C5	-7.34	124.93	128.60
11	B2	986	G	C8-N9-C1'	-7.34	117.45	127.00
11	B2	1284	C	N1-C2-O2	7.34	123.31	118.90
38	A1	669	G	O4'-C1'-N9	7.34	114.08	108.20
38	A1	1743	G	C8-N9-C4	-7.34	103.46	106.40
38	A1	2986	G	N9-C4-C5	7.34	108.34	105.40

Continued on next page...

Continued from previous page...

Mol	Chain	Res	Type	Atoms	Z	Observed(°)	Ideal(°)
62	AO	140	ASP	CB-CG-OD2	7.34	124.91	118.30
11	B2	409	C	O4'-C1'-N1	7.34	114.07	108.20
38	A1	797	C	N3-C4-N4	7.34	123.14	118.00
38	A1	1391	C	O4'-C1'-N1	7.34	114.07	108.20
38	A1	2343	G	O4'-C1'-N9	7.34	114.07	108.20
11	B2	1	A	C6-C5-N7	-7.34	127.16	132.30
11	B2	1262	U	N3-C4-O4	7.34	124.54	119.40
38	A1	723	A	P-O3'-C3'	7.34	128.51	119.70
38	A1	879	A	C5-C6-N6	-7.34	117.83	123.70
38	A1	2201	C	C5'-C4'-C3'	-7.34	104.25	116.00
38	A1	2263	G	C5-N7-C8	7.34	107.97	104.30
65	AV	35	ARG	NE-CZ-NH2	-7.34	116.63	120.30
11	B2	267	C	N3-C4-C5	-7.34	118.96	121.90
11	B2	698	A	C2-N3-C4	7.34	114.27	110.60
11	B2	856	G	C6-C5-N7	-7.34	126.00	130.40
11	B2	951	G	N3-C2-N2	7.34	125.04	119.90
38	A1	231	G	C6-C5-N7	-7.34	126.00	130.40
11	B2	824	G	O4'-C1'-N9	7.34	114.07	108.20
38	A1	65	G	C8-N9-C4	7.34	109.33	106.40
10	B1	60	A	N1-C6-N6	7.34	123.00	118.60
11	B2	877	A	O4'-C1'-N9	7.34	114.07	108.20
38	A1	629	G	N1-C2-N3	-7.34	119.50	123.90
38	A1	740	C	O4'-C1'-N1	7.34	114.07	108.20
39	A3	5	G	C6-C5-N7	-7.34	126.00	130.40
11	B2	18	C	N3-C4-N4	7.33	123.14	118.00
38	A1	1045	A	C5-N7-C8	7.33	107.57	103.90
38	A1	1939	C	N3-C4-C5	-7.33	118.97	121.90
11	B2	1	A	O4'-C1'-N9	7.33	114.07	108.20
11	B2	197	A	C5-C6-N6	-7.33	117.83	123.70
11	B2	413	G	N7-C8-N9	-7.33	109.43	113.10
11	B2	823	A	C5-N7-C8	7.33	107.57	103.90
35	BW	42	ALA	N-CA-CB	7.33	120.37	110.10
38	A1	187	C	N3-C4-C5	-7.33	118.97	121.90
38	A1	1979	G	C4-C5-C6	7.33	123.20	118.80
38	A1	2822	G	C6-C5-N7	-7.33	126.00	130.40
11	B2	223	G	C5-C6-O6	-7.33	124.20	128.60
11	B2	469	U	O4'-C1'-N1	7.33	114.06	108.20
11	B2	590	G	C4-C5-C6	7.33	123.20	118.80
38	A1	11	G	C4-C5-N7	-7.33	107.87	110.80
38	A1	634	G	C4'-C3'-C2'	-7.33	95.27	102.60
38	A1	896	G	N3-C2-N2	7.33	125.03	119.90
38	A1	1846	G	C6-C5-N7	-7.33	126.00	130.40

Continued on next page...

Continued from previous page...

Mol	Chain	Res	Type	Atoms	Z	Observed(°)	Ideal(°)
38	A1	2127	G	O4'-C1'-N9	7.33	114.06	108.20
38	A1	2203	G	N3-C2-N2	7.33	125.03	119.90
38	A1	2368	G	N3-C4-C5	-7.33	124.93	128.60
44	Ab	23	PHE	CB-CG-CD2	-7.33	115.67	120.80
38	A1	1385	C	N3-C4-N4	7.33	123.13	118.00
11	B2	772	G	N3-C4-N9	7.33	130.40	126.00
38	A1	165	G	N1-C2-N3	-7.33	119.50	123.90
38	A1	475	U	C1'-O4'-C4'	7.33	115.76	109.90
38	A1	830	G	C6-C5-N7	-7.33	126.00	130.40
38	A1	1737	A	C5-C6-N6	-7.33	117.84	123.70
38	A1	2670	U	C4'-C3'-C2'	7.33	109.93	102.60
38	A1	3003	A	N1-C2-N3	7.33	132.96	129.30
11	B2	1088	U	P-O3'-C3'	-7.33	110.91	119.70
38	A1	957	C	C6-N1-C2	7.33	123.23	120.30
38	A1	2610	C	N3-C4-C5	7.33	124.83	121.90
11	B2	151	G	C5-C6-O6	-7.33	124.20	128.60
11	B2	1458	A	C5-C6-N6	-7.33	117.84	123.70
38	A1	334	G	O4'-C1'-N9	7.33	114.06	108.20
38	A1	394	A	C5-C6-N1	-7.33	114.04	117.70
38	A1	583	A	P-O3'-C3'	7.33	128.49	119.70
38	A1	1106	C	N3-C4-N4	7.33	123.13	118.00
38	A1	2304	C	C4-C5-C6	7.33	121.06	117.40
11	B2	714	G	N9-C4-C5	7.32	108.33	105.40
11	B2	1133	C	N3-C4-N4	7.32	123.13	118.00
11	B2	1191	G	N1-C2-N3	-7.32	119.51	123.90
38	A1	350	A	N7-C8-N9	-7.32	110.14	113.80
38	A1	1863	G	C4-C5-N7	7.32	113.73	110.80
38	A1	2703	G	N7-C8-N9	7.32	116.76	113.10
54	AI	37	VAL	CA-CB-CG2	-7.32	99.91	110.90
11	B2	379	A	N9-C4-C5	7.32	108.73	105.80
11	B2	429	A	C5-C6-N6	-7.32	117.84	123.70
11	B2	771	G	C5-C6-N1	-7.32	107.84	111.50
38	A1	347	G	O4'-C1'-N9	7.32	114.06	108.20
38	A1	801	A	O4'-C1'-N9	7.32	114.06	108.20
11	B2	359	A	C5-C6-N1	-7.32	114.04	117.70
11	B2	661	C	P-O3'-C3'	7.32	128.49	119.70
11	B2	705	C	O4'-C1'-N1	7.32	114.06	108.20
38	A1	661	G	N1-C6-O6	7.32	124.29	119.90
38	A1	1178	G	C8-N9-C4	-7.32	103.47	106.40
38	A1	1915	G	C6-C5-N7	-7.32	126.01	130.40
38	A1	2253	G	C4-C5-N7	7.32	113.73	110.80
38	A1	2272	G	N3-C4-N9	-7.32	121.61	126.00

Continued on next page...

Continued from previous page...

Mol	Chain	Res	Type	Atoms	Z	Observed(°)	Ideal(°)
38	A1	2865	C	O4'-C1'-N1	7.32	114.06	108.20
60	AM	49	ARG	NE-CZ-NH2	-7.32	116.64	120.30
63	AP	56	ALA	N-CA-CB	7.32	120.35	110.10
10	B1	11	C	N3-C2-O2	7.32	127.02	121.90
39	A3	72	G	C6-N1-C2	-7.32	120.71	125.10
11	B2	859	A	C8-N9-C4	-7.32	102.87	105.80
11	B2	1027	C	N3-C4-C5	-7.32	118.97	121.90
11	B2	1129	A	C3'-C2'-C1'	7.32	107.35	101.50
11	B2	1271	G	C6-N1-C2	7.32	129.49	125.10
11	B2	1389	G	C2-N3-C4	7.32	115.56	111.90
11	B2	526	A	C4-C5-C6	7.32	120.66	117.00
11	B2	992	G	O4'-C1'-N9	7.32	114.05	108.20
11	B2	1369	C	N3-C4-N4	7.32	123.12	118.00
11	B2	1438	A	C4-C5-C6	7.32	120.66	117.00
38	A1	23	G	N1-C6-O6	7.32	124.29	119.90
38	A1	165	G	N7-C8-N9	7.32	116.76	113.10
38	A1	733	A	N1-C2-N3	-7.32	125.64	129.30
38	A1	929	G	C5-C6-N1	-7.32	107.84	111.50
38	A1	2881	G	C5-C6-O6	-7.32	124.21	128.60
11	B2	349	A	C6-C5-N7	-7.31	127.18	132.30
11	B2	831	A	N7-C8-N9	-7.31	110.14	113.80
11	B2	993	C	C6-N1-C2	-7.31	117.38	120.30
11	B2	1101	G	C5-C6-N1	-7.31	107.84	111.50
11	B2	1118	C	C6-N1-C1'	-7.31	112.02	120.80
38	A1	222	A	C5-C6-N1	-7.31	114.04	117.70
38	A1	821	U	O4'-C1'-N1	7.31	114.05	108.20
38	A1	1788	G	P-O5'-C5'	7.31	132.60	120.90
38	A1	1851	U	N1-C2-O2	-7.31	117.68	122.80
38	A1	2564	U	C5-C4-O4	-7.31	121.51	125.90
39	A3	80	G	C4-C5-C6	7.31	123.19	118.80
46	AD	147	ASP	CB-CG-OD1	-7.31	111.72	118.30
11	B2	221	A	C4-C5-C6	7.31	120.66	117.00
11	B2	353	G	C2-N3-C4	7.31	115.56	111.90
11	B2	472	C	N3-C4-N4	7.31	123.12	118.00
11	B2	1005	G	N3-C4-C5	7.31	132.26	128.60
38	A1	384	G	C8-N9-C4	-7.31	103.47	106.40
11	B2	1141	G	N7-C8-N9	-7.31	109.44	113.10
38	A1	168	G	C5-C6-N1	7.31	115.16	111.50
38	A1	1062	C	C2-N3-C4	7.31	123.56	119.90
38	A1	1148	C	C5-C6-N1	7.31	124.66	121.00
38	A1	1633	A	O4'-C1'-N9	7.31	114.05	108.20
38	A1	2179	G	C6-C5-N7	-7.31	126.01	130.40

Continued on next page...

Continued from previous page...

Mol	Chain	Res	Type	Atoms	Z	Observed(°)	Ideal(°)
67	AZ	2	ASP	CB-CG-OD1	-7.31	111.72	118.30
11	B2	277	G	C5-C6-N1	-7.31	107.84	111.50
11	B2	799	C	O4'-C1'-N1	7.31	114.05	108.20
38	A1	1057	C	C5-C6-N1	7.31	124.66	121.00
38	A1	1526	G	O4'-C1'-N9	7.31	114.05	108.20
38	A1	1782	C	N1-C2-O2	7.31	123.29	118.90
38	A1	1833	G	C4-C5-C6	7.31	123.19	118.80
38	A1	2052	A	C5-C6-N1	-7.31	114.05	117.70
38	A1	2875	C	N3-C4-C5	-7.31	118.98	121.90
41	AA	203	TYR	CB-CG-CD2	7.31	125.39	121.00
11	B2	39	U	O4'-C1'-N1	7.31	114.05	108.20
38	A1	607	C	O4'-C1'-N1	7.31	114.05	108.20
38	A1	1128	G	C2-N3-C4	7.31	115.55	111.90
38	A1	2540	A	P-O3'-C3'	7.31	128.47	119.70
11	B2	1029	G	N1-C6-O6	7.31	124.28	119.90
11	B2	1097	G	C5-C6-O6	-7.31	124.22	128.60
38	A1	1110	A	C2-N3-C4	7.31	114.25	110.60
38	A1	2657	A	N3-C4-C5	-7.31	121.69	126.80
11	B2	71	C	O4'-C1'-N1	7.30	114.04	108.20
11	B2	106	A	C4-C5-N7	-7.30	107.05	110.70
11	B2	492	G	N9-C4-C5	7.30	108.32	105.40
11	B2	496	C	C1'-O4'-C4'	7.30	115.74	109.90
17	BE	118	ASP	CB-CG-OD2	7.30	124.88	118.30
38	A1	970	G	C8-N9-C4	-7.30	103.48	106.40
38	A1	1717	C	N1-C2-N3	7.30	124.31	119.20
38	A1	2033	G	N1-C2-N3	-7.30	119.52	123.90
38	A1	2120	C	C2-N1-C1'	7.30	126.83	118.80
38	A1	2302	C	O4'-C1'-N1	7.30	114.04	108.20
38	A1	2464	G	C2-N3-C4	-7.30	108.25	111.90
38	A1	2787	G	N1-C2-N3	-7.30	119.52	123.90
38	A1	2850	G	N3-C2-N2	7.30	125.01	119.90
38	A1	3003	A	C2-N3-C4	-7.30	106.95	110.60
11	B2	254	G	N7-C8-N9	-7.30	109.45	113.10
11	B2	1216	A	C5-C6-N1	-7.30	114.05	117.70
11	B2	1404	C	N3-C2-O2	7.30	127.01	121.90
38	A1	295	G	C4-C5-N7	-7.30	107.88	110.80
38	A1	2820	C	C6-N1-C2	-7.30	117.38	120.30
46	AD	72	ARG	NE-CZ-NH1	7.30	123.95	120.30
11	B2	40	C	C3'-C2'-C1'	7.30	107.34	101.50
11	B2	735	A	C4-C5-N7	-7.30	107.05	110.70
38	A1	561	C	C6-N1-C2	-7.30	117.38	120.30
38	A1	690	G	C5-C6-O6	-7.30	124.22	128.60

Continued on next page...

Continued from previous page...

Mol	Chain	Res	Type	Atoms	Z	Observed(°)	Ideal(°)
38	A1	1166	A	C5-C6-N6	-7.30	117.86	123.70
38	A1	1690	U	O4'-C1'-N1	7.30	114.04	108.20
38	A1	1733	C	C4-C5-C6	7.30	121.05	117.40
38	A1	2486	A	N1-C6-N6	7.30	122.98	118.60
38	A1	2731	C	C2-N3-C4	-7.30	116.25	119.90
38	A1	2956	G	C5-C6-N1	-7.30	107.85	111.50
39	A3	123	U	P-O3'-C3'	7.30	128.46	119.70
11	B2	392	G	C6-N1-C2	7.30	129.48	125.10
38	A1	108	G	N9-C4-C5	-7.30	102.48	105.40
38	A1	912	G	N1-C6-O6	7.30	124.28	119.90
38	A1	1294	A	C5-C6-N1	-7.30	114.05	117.70
38	A1	1561	G	C4-C5-C6	7.30	123.18	118.80
38	A1	1582	G	C8-N9-C4	7.30	109.32	106.40
38	A1	2520	C	N3-C4-N4	7.30	123.11	118.00
11	B2	692	G	N1-C6-O6	7.30	124.28	119.90
28	BP	18	ALA	CB-CA-C	-7.30	99.15	110.10
38	A1	11	G	C4-N9-C1'	7.30	135.99	126.50
38	A1	957	C	C5-C6-N1	-7.30	117.35	121.00
38	A1	1206	A	C6-C5-N7	-7.30	127.19	132.30
38	A1	2709	C	C6-N1-C2	-7.30	117.38	120.30
11	B2	119	A	C5-C6-N1	-7.30	114.05	117.70
11	B2	487	U	O4'-C1'-N1	7.30	114.04	108.20
11	B2	503	G	N1-C2-N2	-7.30	109.63	116.20
11	B2	1203	G	O4'-C1'-N9	7.30	114.04	108.20
38	A1	300	U	N3-C4-O4	7.30	124.51	119.40
38	A1	543	G	N1-C6-O6	7.30	124.28	119.90
38	A1	545	G	C5-C6-O6	-7.30	124.22	128.60
38	A1	630	G	N3-C2-N2	7.30	125.01	119.90
38	A1	1038	U	P-O5'-C5'	7.30	132.58	120.90
38	A1	2706	C	N3-C2-O2	-7.30	116.79	121.90
11	B2	359	A	N1-C6-N6	7.29	122.98	118.60
38	A1	1046	A	C5-C6-N6	-7.29	117.86	123.70
38	A1	1911	G	O4'-C1'-N9	7.29	114.04	108.20
38	A1	2052	A	N9-C4-C5	7.29	108.72	105.80
38	A1	2540	A	C4-C5-C6	7.29	120.65	117.00
38	A1	2751	C	O4'-C1'-N1	7.29	114.04	108.20
11	B2	308	G	N1-C6-O6	7.29	124.28	119.90
11	B2	521	G	N3-C4-N9	7.29	130.38	126.00
11	B2	1121	C	C6-N1-C2	-7.29	117.38	120.30
38	A1	116	G	N3-C2-N2	7.29	125.01	119.90
38	A1	777	A	C1'-O4'-C4'	7.29	115.73	109.90
38	A1	839	A	C8-N9-C4	-7.29	102.88	105.80

Continued on next page...

Continued from previous page...

Mol	Chain	Res	Type	Atoms	Z	Observed(°)	Ideal(°)
38	A1	1642	G	N3-C4-C5	7.29	132.25	128.60
38	A1	2522	C	N3-C4-C5	-7.29	118.98	121.90
38	A1	2870	A	N7-C8-N9	7.29	117.45	113.80
38	A1	3010	C	N3-C4-N4	7.29	123.11	118.00
11	B2	1252	C	C2-N1-C1'	7.29	126.82	118.80
38	A1	1026	A	C6-C5-N7	-7.29	127.20	132.30
38	A1	1250	A	N1-C6-N6	7.29	122.97	118.60
38	A1	2295	C	O4'-C1'-N1	7.29	114.03	108.20
38	A1	2520	C	N1-C2-O2	-7.29	114.53	118.90
39	A3	45	C	O4'-C1'-C2'	-7.29	98.51	105.80
11	B2	363	C	N1-C2-O2	-7.29	114.53	118.90
11	B2	378	A	C4-C5-C6	7.29	120.64	117.00
11	B2	521	G	C5-C6-O6	-7.29	124.23	128.60
11	B2	1084	U	C5'-C4'-O4'	7.29	117.85	109.10
38	A1	2251	G	C5-C6-O6	-7.29	124.23	128.60
38	A1	2348	G	C4-C5-C6	7.29	123.17	118.80
12	AG	9	PHE	CB-CG-CD1	7.29	125.90	120.80
11	B2	493	C	C2-N3-C4	7.29	123.55	119.90
11	B2	751	C	C2-N3-C4	7.29	123.54	119.90
11	B2	756	A	C5-N7-C8	7.29	107.54	103.90
11	B2	1277	C	O4'-C1'-N1	7.29	114.03	108.20
38	A1	1673	C	C4-C5-C6	-7.29	113.76	117.40
39	A3	46	G	N1-C6-O6	7.29	124.27	119.90
1	A7	52	TYR	CG-CD1-CE1	-7.29	115.47	121.30
11	B2	39	U	C5-C4-O4	-7.29	121.53	125.90
11	B2	1010	G	C5-C6-N1	-7.29	107.86	111.50
38	A1	852	A	C4'-C3'-C2'	-7.29	95.31	102.60
38	A1	1855	G	P-O5'-C5'	7.29	132.56	120.90
38	A1	2291	G	N7-C8-N9	-7.29	109.46	113.10
38	A1	2988	A	C6-N1-C2	-7.29	114.23	118.60
11	B2	783	G	P-O3'-C3'	-7.29	110.96	119.70
11	B2	970	G	O4'-C1'-N9	7.29	114.03	108.20
11	B2	1471	G	O4'-C1'-N9	7.29	114.03	108.20
38	A1	1206	A	C4-C5-C6	7.29	120.64	117.00
38	A1	1856	G	N3-C2-N2	7.29	125.00	119.90
38	A1	2257	A	C6-N1-C2	-7.29	114.23	118.60
39	A3	101	A	O4'-C1'-N9	7.29	114.03	108.20
11	B2	43	A	C4-C5-C6	7.28	120.64	117.00
33	BU	80	ARG	NE-CZ-NH2	-7.28	116.66	120.30
38	A1	285	C	C6-N1-C2	-7.28	117.39	120.30
38	A1	745	C	N1-C2-O2	-7.28	114.53	118.90
38	A1	841	U	N3-C4-C5	-7.28	110.23	114.60

Continued on next page...

Continued from previous page...

Mol	Chain	Res	Type	Atoms	Z	Observed(°)	Ideal(°)
38	A1	1012	G	N9-C4-C5	7.28	108.31	105.40
38	A1	1042	G	P-O5'-C5'	7.28	132.56	120.90
38	A1	1184	U	C6-N1-C2	-7.28	116.63	121.00
38	A1	2027	G	O4'-C1'-N9	7.28	114.03	108.20
38	A1	2592	U	C4-C5-C6	7.28	124.07	119.70
38	A1	2748	C	C5-C4-N4	-7.28	115.10	120.20
38	A1	2812	U	C2-N3-C4	7.28	131.37	127.00
38	A1	2888	G	C1'-O4'-C4'	7.28	115.73	109.90
39	A3	62	A	C4-C5-C6	7.28	120.64	117.00
38	A1	743	A	N9-C4-C5	-7.28	102.89	105.80
11	B2	228	G	C5'-C4'-O4'	-7.28	100.36	109.10
11	B2	577	C	O4'-C1'-N1	7.28	114.02	108.20
11	B2	896	A	C5-N7-C8	-7.28	100.26	103.90
11	B2	920	U	C4-C5-C6	-7.28	115.33	119.70
11	B2	1300	A	C2-N3-C4	-7.28	106.96	110.60
11	B2	1441	G	C8-N9-C4	7.28	109.31	106.40
17	BE	229	TYR	CB-CG-CD2	-7.28	116.63	121.00
38	A1	335	C	O4'-C1'-N1	7.28	114.02	108.20
38	A1	1072	U	O4'-C1'-N1	7.28	114.02	108.20
11	B2	1057	A	C4-C5-C6	7.28	120.64	117.00
38	A1	2612	A	C8-N9-C4	-7.28	102.89	105.80
4	AQ	60	ARG	NE-CZ-NH1	7.28	123.94	120.30
11	B2	222	G	N1-C6-O6	7.28	124.27	119.90
11	B2	717	C	N1-C2-N3	7.28	124.30	119.20
11	B2	1056	G	C6-C5-N7	-7.28	126.03	130.40
11	B2	1185	A	C4-C5-N7	-7.28	107.06	110.70
11	B2	1218	C	C2-N3-C4	7.28	123.54	119.90
11	B2	1468	A	N9-C4-C5	-7.28	102.89	105.80
22	BJ	47	ARG	N-CA-C	-7.28	91.35	111.00
32	BT	28	PHE	CB-CG-CD1	-7.28	115.71	120.80
38	A1	536	G	C5-C6-N1	-7.28	107.86	111.50
38	A1	1108	A	N9-C4-C5	-7.28	102.89	105.80
38	A1	1951	G	O4'-C1'-N9	7.28	114.02	108.20
39	A3	111	G	C5-N7-C8	7.28	107.94	104.30
10	B1	50	G	N9-C4-C5	-7.28	102.49	105.40
11	B2	7	G	C8-N9-C4	7.28	109.31	106.40
38	A1	41	G	C5-N7-C8	7.28	107.94	104.30
38	A1	298	G	O4'-C1'-N9	7.28	114.02	108.20
38	A1	1035	G	C5-C6-O6	-7.28	124.23	128.60
38	A1	1064	G	N1-C2-N3	-7.28	119.53	123.90
38	A1	1368	A	C6-N1-C2	7.28	122.97	118.60
38	A1	1625	A	N7-C8-N9	-7.28	110.16	113.80

Continued on next page...

Continued from previous page...

Mol	Chain	Res	Type	Atoms	Z	Observed(°)	Ideal(°)
38	A1	2010	G	C6-C5-N7	-7.28	126.03	130.40
38	A1	2346	A	N1-C2-N3	7.28	132.94	129.30
38	A1	2891	A	C5-C6-N6	-7.28	117.88	123.70
67	AZ	8	ARG	NE-CZ-NH2	-7.28	116.66	120.30
38	A1	619	G	C4'-C3'-C2'	-7.27	95.33	102.60
11	B2	477	G	C2-N3-C4	7.27	115.54	111.90
11	B2	923	A	C8-N9-C4	-7.27	102.89	105.80
11	B2	1346	C	O4'-C1'-N1	7.27	114.02	108.20
38	A1	1229	U	C4'-C3'-C2'	-7.27	95.33	102.60
38	A1	1812	A	C5-C6-N6	-7.27	117.88	123.70
38	A1	1842	C	C5-C4-N4	-7.27	115.11	120.20
38	A1	2340	A	C2-N3-C4	-7.27	106.96	110.60
11	B2	419	G	N1-C6-O6	7.27	124.26	119.90
38	A1	1065	C	N3-C4-C5	-7.27	118.99	121.90
38	A1	1848	A	C4-C5-C6	7.27	120.64	117.00
38	A1	2966	C	N3-C4-C5	-7.27	118.99	121.90
10	B1	15	G	C2-N3-C4	7.27	115.53	111.90
11	B2	508	C	C5-C4-N4	-7.27	115.11	120.20
11	B2	622	C	C5-C6-N1	7.27	124.64	121.00
11	B2	1219	C	O4'-C1'-N1	7.27	114.02	108.20
11	B2	1227	A	N1-C2-N3	-7.27	125.67	129.30
11	B2	1470	G	C6-C5-N7	-7.27	126.04	130.40
38	A1	14	A	C5-C6-N6	-7.27	117.88	123.70
38	A1	334	G	C3'-C2'-C1'	7.27	107.31	101.50
38	A1	1872	G	O4'-C1'-N9	7.27	114.02	108.20
38	A1	2037	A	C3'-C2'-C1'	-7.27	95.68	101.50
38	A1	2322	A	O4'-C1'-N9	7.27	114.02	108.20
10	B1	76	C	C5-C6-N1	7.27	124.63	121.00
11	B2	80	A	N1-C6-N6	7.27	122.96	118.60
11	B2	850	A	O4'-C1'-N9	7.27	114.02	108.20
11	B2	1229	A	N7-C8-N9	-7.27	110.17	113.80
38	A1	712	C	N3-C4-N4	7.27	123.09	118.00
38	A1	1394	G	N1-C6-O6	7.27	124.26	119.90
38	A1	2866	A	C5-N7-C8	7.27	107.53	103.90
11	B2	391	G	C5-C6-O6	-7.27	124.24	128.60
38	A1	1508	A	C6-C5-N7	-7.27	127.21	132.30
38	A1	2169	C	C6-N1-C2	7.27	123.21	120.30
38	A1	2753	G	C6-C5-N7	-7.27	126.04	130.40
11	B2	171	U	O4'-C1'-N1	7.26	114.01	108.20
11	B2	1138	G	C4-C5-N7	-7.26	107.89	110.80
11	B2	1329	C	N3-C4-N4	7.26	123.08	118.00
11	B2	1339	G	O4'-C1'-N9	7.26	114.01	108.20

Continued on next page...

Continued from previous page...

Mol	Chain	Res	Type	Atoms	Z	Observed(°)	Ideal(°)
15	BC	145	ARG	NE-CZ-NH2	-7.26	116.67	120.30
38	A1	168	G	N1-C6-O6	7.26	124.26	119.90
38	A1	374	C	C4'-C3'-C2'	-7.26	95.34	102.60
38	A1	644	G	N9-C4-C5	-7.26	102.49	105.40
38	A1	2434	A	C5-C6-N6	-7.26	117.89	123.70
11	B2	825	C	C2-N3-C4	-7.26	116.27	119.90
11	B2	1440	G	N1-C2-N3	-7.26	119.54	123.90
38	A1	688	G	N9-C1'-C2'	-7.26	104.01	112.00
4	AQ	49	VAL	CA-CB-CG2	-7.26	100.01	110.90
11	B2	42	G	N1-C2-N3	-7.26	119.54	123.90
11	B2	597	C	O4'-C1'-N1	7.26	114.01	108.20
11	B2	625	G	N1-C2-N3	-7.26	119.54	123.90
11	B2	1026	A	C5-N7-C8	7.26	107.53	103.90
30	BR	44	ARG	NE-CZ-NH1	7.26	123.93	120.30
38	A1	235	G	C4'-C3'-C2'	7.26	109.86	102.60
38	A1	1073	G	C6-N1-C2	7.26	129.46	125.10
42	Aa	88	ARG	NE-CZ-NH2	-7.26	116.67	120.30
11	B2	1352	G	C5-C6-N1	-7.26	107.87	111.50
38	A1	779	A	C5-C6-N6	-7.26	117.89	123.70
38	A1	809	A	C5-N7-C8	7.26	107.53	103.90
38	A1	641	G	O4'-C1'-N9	7.26	114.01	108.20
38	A1	929	G	C4-C5-N7	7.26	113.70	110.80
38	A1	1170	G	C6-N1-C2	7.26	129.46	125.10
38	A1	2442	A	C5-C6-N1	-7.26	114.07	117.70
38	A1	71	A	P-O3'-C3'	7.26	128.41	119.70
38	A1	664	A	N7-C8-N9	7.26	117.43	113.80
38	A1	2139	A	C4-C5-N7	-7.26	107.07	110.70
38	A1	2380	A	N9-C4-C5	7.26	108.70	105.80
38	A1	3017	U	C4-C5-C6	7.26	124.05	119.70
11	B2	1067	G	C5-C6-N1	7.25	115.13	111.50
11	B2	1459	G	C2-N3-C4	7.25	115.53	111.90
38	A1	504	G	C8-N9-C4	-7.25	103.50	106.40
38	A1	788	A	C5-N7-C8	7.25	107.53	103.90
38	A1	1832	G	N1-C6-O6	7.25	124.25	119.90
39	A3	102	G	C4-C5-C6	7.25	123.15	118.80
11	B2	220	G	O4'-C1'-N9	7.25	114.00	108.20
38	A1	1109	G	C3'-C2'-C1'	7.25	107.30	101.50
38	A1	2445	G	O4'-C1'-N9	7.25	114.00	108.20
38	A1	2681	A	C4-C5-N7	-7.25	107.07	110.70
38	A1	2714	G	C8-N9-C4	-7.25	103.50	106.40
38	A1	3030	A	N1-C6-N6	7.25	122.95	118.60
11	B2	302	A	P-O3'-C3'	-7.25	111.00	119.70

Continued on next page...

Continued from previous page...

Mol	Chain	Res	Type	Atoms	Z	Observed(°)	Ideal(°)
11	B2	846	G	C8-N9-C4	7.25	109.30	106.40
11	B2	1238	G	C6-C5-N7	-7.25	126.05	130.40
38	A1	248	C	N3-C4-N4	7.25	123.08	118.00
38	A1	362	A	C5-C6-N6	-7.25	117.90	123.70
38	A1	527	G	N1-C2-N3	-7.25	119.55	123.90
38	A1	540	A	C4'-C3'-C2'	-7.25	95.35	102.60
38	A1	673	A	N9-C4-C5	7.25	108.70	105.80
38	A1	850	C	O4'-C1'-N1	7.25	114.00	108.20
38	A1	1068	U	P-O5'-C5'	-7.25	109.30	120.90
38	A1	1156	G	C6-C5-N7	-7.25	126.05	130.40
38	A1	1785	G	O4'-C1'-N9	7.25	114.00	108.20
11	B2	174	G	O4'-C1'-N9	7.25	114.00	108.20
11	B2	337	C	C4-C5-C6	7.25	121.03	117.40
11	B2	1384	G	C4-C5-C6	7.25	123.15	118.80
38	A1	296	G	N1-C2-N2	7.25	122.72	116.20
38	A1	1645	U	N1-C2-O2	-7.25	117.72	122.80
38	A1	1840	G	N1-C2-N2	-7.25	109.67	116.20
38	A1	1962	G	N1-C2-N3	-7.25	119.55	123.90
38	A1	2639	G	C5-C6-N1	-7.25	107.88	111.50
11	B2	900	G	O4'-C1'-N9	7.25	114.00	108.20
38	A1	565	A	C5-C6-N6	-7.25	117.90	123.70
38	A1	921	C	N3-C4-N4	7.25	123.07	118.00
38	A1	1070	G	C4-C5-C6	7.25	123.15	118.80
38	A1	1942	G	N9-C4-C5	-7.25	102.50	105.40
38	A1	2116	G	N3-C4-C5	7.25	132.22	128.60
38	A1	2569	G	C6-N1-C2	7.25	129.45	125.10
38	A1	2647	G	N1-C2-N3	-7.25	119.55	123.90
38	A1	3025	C	N3-C4-N4	7.25	123.07	118.00
11	B2	385	A	C5-C6-N1	-7.25	114.08	117.70
11	B2	1063	A	C2-N3-C4	-7.25	106.98	110.60
11	B2	1084	U	N3-C2-O2	7.25	127.27	122.20
11	B2	1299	A	N1-C2-N3	-7.25	125.68	129.30
38	A1	343	C	O4'-C1'-N1	7.25	114.00	108.20
38	A1	808	A	C3'-C2'-C1'	-7.25	95.70	101.50
38	A1	1494	U	C5-C4-O4	7.25	130.25	125.90
38	A1	1780	C	C5-C6-N1	-7.25	117.38	121.00
38	A1	3006	G	C2-N3-C4	-7.25	108.28	111.90
11	B2	235	G	N1-C6-O6	7.25	124.25	119.90
11	B2	585	U	N3-C4-O4	7.25	124.47	119.40
11	B2	628	G	N3-C4-C5	-7.25	124.98	128.60
38	A1	70	G	C3'-C2'-C1'	-7.25	95.70	101.50
38	A1	601	A	C5-N7-C8	-7.25	100.28	103.90

Continued on next page...

Continued from previous page...

Mol	Chain	Res	Type	Atoms	Z	Observed(°)	Ideal(°)
38	A1	2201	C	N3-C4-N4	7.25	123.07	118.00
38	A1	481	G	C4-C5-C6	7.24	123.15	118.80
38	A1	917	A	C5'-C4'-O4'	7.24	117.79	109.10
38	A1	981	A	N1-C2-N3	7.24	132.92	129.30
38	A1	1720	G	P-O3'-C3'	7.24	128.39	119.70
38	A1	2180	C	N1-C2-O2	7.24	123.25	118.90
38	A1	2363	G	N7-C8-N9	7.24	116.72	113.10
38	A1	3045	G	C8-N9-C4	-7.24	103.50	106.40
39	A3	91	G	O4'-C1'-N9	7.24	114.00	108.20
38	A1	1668	G	C5-C6-N1	-7.24	107.88	111.50
38	A1	2272	G	N1-C6-O6	7.24	124.25	119.90
11	B2	405	G	N3-C2-N2	7.24	124.97	119.90
11	B2	1481	G	C1'-O4'-C4'	7.24	115.69	109.90
38	A1	175	G	N1-C2-N2	7.24	122.72	116.20
38	A1	634	G	N9-C1'-C2'	-7.24	104.04	112.00
38	A1	727	A	O4'-C1'-N9	7.24	113.99	108.20
38	A1	1975	C	N3-C4-N4	7.24	123.07	118.00
38	A1	2694	C	C6-N1-C2	-7.24	117.40	120.30
38	A1	2719	G	C4-C5-N7	-7.24	107.90	110.80
43	AB	23	ARG	NE-CZ-NH2	-7.24	116.68	120.30
38	A1	216	A	N1-C6-N6	7.24	122.94	118.60
38	A1	807	G	C8-N9-C4	-7.24	103.50	106.40
38	A1	866	G	C6-C5-N7	-7.24	126.06	130.40
38	A1	1454	G	N1-C6-O6	7.24	124.24	119.90
38	A1	1944	C	C6-N1-C2	7.24	123.20	120.30
38	A1	1968	A	O4'-C1'-N9	7.24	113.99	108.20
38	A1	2168	C	C6-N1-C2	-7.24	117.41	120.30
38	A1	1237	A	N9-C4-C5	7.24	108.69	105.80
38	A1	2183	A	C4-C5-C6	7.24	120.62	117.00
38	A1	2475	G	C4-C5-C6	7.24	123.14	118.80
39	A3	1	C	C4-C5-C6	7.24	121.02	117.40
11	B2	573	C	C6-N1-C2	7.24	123.19	120.30
11	B2	1339	G	N1-C6-O6	7.24	124.24	119.90
18	BF	39	ARG	NE-CZ-NH2	-7.24	116.68	120.30
38	A1	47	C	P-O5'-C5'	-7.24	109.32	120.90
38	A1	1003	C	N3-C4-N4	7.24	123.06	118.00
38	A1	1547	U	C1'-O4'-C4'	7.24	115.69	109.90
38	A1	3023	G	N3-C4-C5	-7.24	124.98	128.60
31	BS	53	TYR	CB-CG-CD2	-7.23	116.66	121.00
38	A1	1680	G	O4'-C1'-N9	7.23	113.99	108.20
11	B2	429	A	C4-C5-C6	7.23	120.62	117.00
11	B2	795	G	C6-C5-N7	-7.23	126.06	130.40

Continued on next page...

Continued from previous page...

Mol	Chain	Res	Type	Atoms	Z	Observed(°)	Ideal(°)
38	A1	1433	C	C5-C6-N1	7.23	124.62	121.00
38	A1	1813	A	C6-C5-N7	-7.23	127.24	132.30
38	A1	2076	A	N7-C8-N9	-7.23	110.18	113.80
38	A1	2311	C	O4'-C1'-N1	7.23	113.98	108.20
38	A1	2623	G	N7-C8-N9	-7.23	109.48	113.10
38	A1	2745	G	C2-N3-C4	7.23	115.52	111.90
11	B2	112	G	C4-C5-C6	7.23	123.14	118.80
11	B2	722	G	N1-C2-N3	-7.23	119.56	123.90
38	A1	173	G	P-O3'-C3'	7.23	128.38	119.70
38	A1	499	A	C4-C5-N7	-7.23	107.08	110.70
38	A1	504	G	O4'-C1'-N9	7.23	113.98	108.20
38	A1	801	A	C5-C6-N6	-7.23	117.92	123.70
38	A1	1297	C	C5-C4-N4	-7.23	115.14	120.20
38	A1	1507	A	C2-N3-C4	-7.23	106.98	110.60
38	A1	1668	G	C5-C6-O6	-7.23	124.26	128.60
38	A1	1694	G	C5-C6-O6	-7.23	124.26	128.60
38	A1	1798	A	C6-C5-N7	-7.23	127.24	132.30
38	A1	1826	G	N1-C2-N3	-7.23	119.56	123.90
38	A1	2262	C	C5'-C4'-O4'	7.23	117.78	109.10
38	A1	2796	C	C4'-C3'-C2'	-7.23	95.37	102.60
38	A1	727	A	C8-N9-C4	-7.23	102.91	105.80
10	B1	34	U	N3-C4-O4	7.23	124.46	119.40
10	B1	63	C	C5-C6-N1	7.23	124.61	121.00
11	B2	668	G	C5-C6-O6	-7.23	124.26	128.60
11	B2	793	G	N1-C6-O6	7.23	124.24	119.90
38	A1	85	G	C5-C6-O6	-7.23	124.26	128.60
38	A1	128	C	O4'-C1'-N1	7.23	113.98	108.20
38	A1	681	C	C2-N3-C4	7.23	123.51	119.90
38	A1	1213	G	C4-C5-N7	-7.23	107.91	110.80
38	A1	1768	C	O4'-C1'-N1	7.23	113.98	108.20
38	A1	2452	C	N3-C4-N4	7.23	123.06	118.00
47	Ad	80	MET	N-CA-CB	7.23	123.61	110.60
11	B2	5	C	O4'-C1'-N1	7.23	113.98	108.20
11	B2	608	G	C4-C5-N7	-7.23	107.91	110.80
11	B2	1092	G	C4-C5-C6	7.23	123.14	118.80
11	B2	1434	C	C6-N1-C2	-7.23	117.41	120.30
14	BB	51	ARG	NE-CZ-NH2	-7.23	116.69	120.30
38	A1	1046	A	N1-C6-N6	7.23	122.94	118.60
38	A1	1322	G	N3-C4-C5	7.23	132.21	128.60
38	A1	1834	C	N3-C4-N4	7.23	123.06	118.00
38	A1	1905	G	N3-C4-C5	-7.23	124.99	128.60
38	A1	2675	C	N3-C4-C5	-7.23	119.01	121.90

Continued on next page...

Continued from previous page...

Mol	Chain	Res	Type	Atoms	Z	Observed(°)	Ideal(°)
41	AA	41	ARG	NE-CZ-NH1	-7.23	116.69	120.30
11	B2	10	G	N9-C4-C5	-7.22	102.51	105.40
11	B2	192	G	N3-C4-C5	7.22	132.21	128.60
11	B2	856	G	C4-C5-C6	7.22	123.14	118.80
11	B2	1358	A	C8-N9-C4	-7.22	102.91	105.80
38	A1	142	G	P-O3'-C3'	7.22	128.37	119.70
38	A1	144	A	C8-N9-C4	-7.22	102.91	105.80
38	A1	202	A	C5-N7-C8	7.22	107.51	103.90
38	A1	359	C	C6-N1-C2	-7.22	117.41	120.30
38	A1	1117	C	O4'-C1'-N1	7.22	113.98	108.20
38	A1	1282	A	N1-C6-N6	7.22	122.94	118.60
38	A1	1561	G	N9-C1'-C2'	-7.22	104.05	112.00
38	A1	2031	G	N9-C4-C5	7.22	108.29	105.40
38	A1	2993	G	C5-C6-O6	-7.22	124.27	128.60
11	B2	118	U	N3-C4-O4	7.22	124.46	119.40
11	B2	888	A	C4-C5-C6	7.22	120.61	117.00
11	B2	1055	C	N3-C4-C5	-7.22	119.01	121.90
34	BV	73	ASP	CB-CG-OD1	-7.22	111.80	118.30
38	A1	691	G	N1-C2-N3	-7.22	119.57	123.90
38	A1	1163	U	N1-C2-N3	-7.22	110.57	114.90
38	A1	1521	G	C4-C5-N7	-7.22	107.91	110.80
65	AV	42	PHE	CB-CG-CD2	-7.22	115.74	120.80
11	B2	229	G	O4'-C1'-N9	7.22	113.98	108.20
11	B2	448	A	C4'-C3'-C2'	-7.22	95.38	102.60
38	A1	1040	C	N3-C4-C5	-7.22	119.01	121.90
38	A1	2588	C	C4-C5-C6	-7.22	113.79	117.40
11	B2	537	G	C8-N9-C4	7.22	109.29	106.40
11	B2	1205	G	C6-N1-C2	-7.22	120.77	125.10
11	B2	1238	G	C5'-C4'-O4'	7.22	117.76	109.10
38	A1	201	C	C6-N1-C2	-7.22	117.41	120.30
38	A1	488	A	N9-C4-C5	7.22	108.69	105.80
38	A1	593	C	C5-C6-N1	7.22	124.61	121.00
38	A1	726	G	C5-C6-O6	-7.22	124.27	128.60
38	A1	2208	C	C6-N1-C2	-7.22	117.41	120.30
38	A1	2262	C	C6-N1-C2	7.22	123.19	120.30
38	A1	2418	G	N3-C2-N2	7.22	124.95	119.90
38	A1	2993	G	C8-N9-C4	-7.22	103.51	106.40
11	B2	74	U	C2-N3-C4	7.22	131.33	127.00
11	B2	1428	G	C5-N7-C8	7.22	107.91	104.30
38	A1	237	G	P-O3'-C3'	7.22	128.36	119.70
38	A1	686	C	O4'-C1'-N1	7.22	113.97	108.20
38	A1	1738	A	C5-N7-C8	7.22	107.51	103.90

Continued on next page...

Continued from previous page...

Mol	Chain	Res	Type	Atoms	Z	Observed(°)	Ideal(°)
38	A1	2128	G	N1-C6-O6	7.22	124.23	119.90
38	A1	2152	G	C5-C6-O6	-7.22	124.27	128.60
11	B2	1226	G	C6-C5-N7	-7.22	126.07	130.40
11	B2	1387	C	N3-C4-N4	7.22	123.05	118.00
38	A1	463	A	C5-C6-N6	-7.22	117.93	123.70
38	A1	757	C	C2-N3-C4	7.22	123.51	119.90
38	A1	767	G	C4-C5-C6	7.22	123.13	118.80
38	A1	2246	G	N3-C4-C5	7.22	132.21	128.60
38	A1	2489	C	N3-C4-N4	7.22	123.05	118.00
11	B2	54	C	N3-C4-N4	7.21	123.05	118.00
38	A1	1889	G	O4'-C1'-N9	7.21	113.97	108.20
38	A1	2032	G	N7-C8-N9	7.21	116.71	113.10
38	A1	2375	C	C4-C5-C6	7.21	121.01	117.40
39	A3	123	U	N3-C4-O4	7.21	124.45	119.40
11	B2	525	A	C2-N3-C4	-7.21	106.99	110.60
11	B2	947	G	O4'-C1'-N9	7.21	113.97	108.20
38	A1	232	U	N3-C2-O2	-7.21	117.15	122.20
38	A1	643	G	C6-C5-N7	-7.21	126.07	130.40
38	A1	968	A	C5-C6-N6	-7.21	117.93	123.70
11	B2	775	G	C5-C6-O6	-7.21	124.27	128.60
11	B2	1344	U	C2-N3-C4	-7.21	122.67	127.00
11	B2	1462	A	C6-N1-C2	-7.21	114.27	118.60
38	A1	183	G	O4'-C1'-N9	7.21	113.97	108.20
38	A1	221	G	O4'-C1'-N9	7.21	113.97	108.20
38	A1	1330	G	N1-C2-N3	-7.21	119.57	123.90
38	A1	1654	G	C5-N7-C8	7.21	107.91	104.30
38	A1	1857	A	C4-C5-C6	7.21	120.61	117.00
11	B2	548	A	C5-C6-N6	-7.21	117.93	123.70
38	A1	2530	G	N3-C4-N9	7.21	130.33	126.00
11	B2	580	G	O4'-C1'-N9	7.21	113.97	108.20
11	B2	968	C	O4'-C1'-N1	7.21	113.97	108.20
11	B2	1248	A	C6-C5-N7	-7.21	127.25	132.30
38	A1	612	G	C5-C6-N1	-7.21	107.90	111.50
38	A1	1016	C	O4'-C1'-N1	7.21	113.97	108.20
38	A1	2779	G	C2-N3-C4	7.21	115.50	111.90
38	A1	2814	U	C6-N1-C2	-7.21	116.67	121.00
11	B2	317	A	C4-C5-N7	7.21	114.30	110.70
11	B2	319	U	C5-C4-O4	-7.21	121.58	125.90
11	B2	925	U	C5-C4-O4	7.21	130.22	125.90
11	B2	972	C	P-O5'-C5'	7.21	132.43	120.90
11	B2	1075	A	O4'-C1'-N9	7.21	113.97	108.20
11	B2	1076	G	C6-N1-C2	7.21	129.42	125.10

Continued on next page...

Continued from previous page...

Mol	Chain	Res	Type	Atoms	Z	Observed(°)	Ideal(°)
11	B2	1142	G	C5-C6-O6	-7.21	124.28	128.60
38	A1	1070	G	N3-C4-C5	-7.21	125.00	128.60
38	A1	2032	G	C5-N7-C8	-7.21	100.70	104.30
38	A1	2901	C	C5-C6-N1	7.21	124.60	121.00
39	A3	111	G	C5-C6-N1	-7.21	107.90	111.50
50	AF	61	ARG	NE-CZ-NH2	-7.21	116.70	120.30
11	B2	203	A	C5-C6-N6	-7.21	117.94	123.70
11	B2	839	G	N1-C6-O6	7.21	124.22	119.90
11	B2	1381	G	P-O3'-C3'	7.21	128.35	119.70
11	B2	1434	C	N1-C2-O2	-7.21	114.58	118.90
38	A1	465	C	O4'-C1'-N1	7.21	113.96	108.20
38	A1	733	A	C5-C6-N6	-7.21	117.94	123.70
38	A1	1514	C	N1-C2-O2	-7.21	114.58	118.90
38	A1	1780	C	P-O3'-C3'	7.21	128.35	119.70
38	A1	3028	U	N1-C2-O2	-7.21	117.76	122.80
38	A1	3035	C	C5-C6-N1	7.21	124.60	121.00
38	A1	3044	U	C4-C5-C6	7.21	124.02	119.70
10	B1	58	A	C4-C5-C6	7.20	120.60	117.00
11	B2	658	A	C4-C5-C6	7.20	120.60	117.00
11	B2	770	A	C5-N7-C8	7.20	107.50	103.90
38	A1	577	C	C6-N1-C2	-7.20	117.42	120.30
38	A1	812	C	O4'-C1'-N1	7.20	113.96	108.20
38	A1	821	U	N3-C2-O2	-7.20	117.16	122.20
38	A1	1185	A	C4'-C3'-C2'	-7.20	95.40	102.60
38	A1	3006	G	C4-C5-N7	-7.20	107.92	110.80
10	B1	73	C	O4'-C1'-C2'	-7.20	98.60	105.80
11	B2	41	C	C6-N1-C2	-7.20	117.42	120.30
11	B2	1313	G	C6-C5-N7	-7.20	126.08	130.40
11	B2	1327	C	N3-C2-O2	7.20	126.94	121.90
11	B2	1452	G	C5'-C4'-O4'	7.20	117.74	109.10
38	A1	1334	G	C8-N9-C4	-7.20	103.52	106.40
38	A1	1604	G	C6-C5-N7	-7.20	126.08	130.40
38	A1	1873	G	N3-C4-N9	-7.20	121.68	126.00
11	B2	466	C	N1-C2-O2	7.20	123.22	118.90
11	B2	718	G	C5-C6-O6	-7.20	124.28	128.60
11	B2	894	A	C4-C5-N7	7.20	114.30	110.70
11	B2	901	G	C5-C6-O6	-7.20	124.28	128.60
11	B2	1082	A	C4-C5-C6	7.20	120.60	117.00
11	B2	1261	U	C4-C5-C6	7.20	124.02	119.70
11	B2	1279	A	C5-N7-C8	-7.20	100.30	103.90
38	A1	364	A	C5-C6-N6	-7.20	117.94	123.70
38	A1	1785	G	N1-C2-N2	-7.20	109.72	116.20

Continued on next page...

Continued from previous page...

Mol	Chain	Res	Type	Atoms	Z	Observed(°)	Ideal(°)
38	A1	2644	G	N1-C6-O6	7.20	124.22	119.90
38	A1	2646	A	O4'-C1'-N9	7.20	113.96	108.20
38	A1	2661	U	C5-C4-O4	-7.20	121.58	125.90
38	A1	2754	A	C8-N9-C4	-7.20	102.92	105.80
11	B2	782	A	C4'-C3'-C2'	-7.20	95.40	102.60
11	B2	916	U	N3-C4-C5	-7.20	110.28	114.60
11	B2	1187	A	N1-C6-N6	7.20	122.92	118.60
38	A1	1013	G	O4'-C1'-N9	7.20	113.96	108.20
11	B2	327	G	N9-C4-C5	-7.20	102.52	105.40
11	B2	575	A	C8-N9-C4	-7.20	102.92	105.80
11	B2	1223	C	O4'-C1'-N1	7.20	113.96	108.20
34	BV	80	TYR	CB-CG-CD1	-7.20	116.68	121.00
38	A1	697	U	C5-C4-O4	-7.20	121.58	125.90
38	A1	1345	G	C5-C6-O6	-7.20	124.28	128.60
39	A3	77	A	C5-C6-N6	-7.20	117.94	123.70
11	B2	53	G	N9-C4-C5	-7.20	102.52	105.40
11	B2	334	G	N3-C2-N2	7.20	124.94	119.90
11	B2	887	G	C6-N1-C2	-7.20	120.78	125.10
38	A1	921	C	P-O3'-C3'	-7.20	111.07	119.70
38	A1	1257	G	N3-C2-N2	7.20	124.94	119.90
38	A1	1414	G	C2-N3-C4	7.20	115.50	111.90
38	A1	1894	A	P-O3'-C3'	7.20	128.34	119.70
38	A1	2247	G	N1-C6-O6	7.20	124.22	119.90
38	A1	2956	G	C5-C6-O6	-7.20	124.28	128.60
38	A1	1710	C	C6-N1-C2	-7.19	117.42	120.30
38	A1	2162	G	O4'-C1'-N9	7.19	113.95	108.20
11	B2	163	C	C2-N1-C1'	7.19	126.71	118.80
11	B2	402	G	O4'-C1'-N9	7.19	113.95	108.20
11	B2	513	A	C5-C6-N6	-7.19	117.94	123.70
11	B2	843	G	N3-C4-C5	-7.19	125.00	128.60
11	B2	856	G	C2-N3-C4	-7.19	108.30	111.90
11	B2	1018	C	N3-C4-N4	7.19	123.03	118.00
38	A1	676	G	C4-C5-N7	7.19	113.68	110.80
38	A1	1202	G	C8-N9-C4	7.19	109.28	106.40
38	A1	1827	A	C5-C6-N1	-7.19	114.10	117.70
38	A1	2036	A	C6-C5-N7	-7.19	127.27	132.30
38	A1	2190	A	N7-C8-N9	-7.19	110.20	113.80
38	A1	2527	G	O4'-C1'-N9	7.19	113.95	108.20
11	B2	8	U	C6-N1-C2	-7.19	116.69	121.00
11	B2	103	A	C8-N9-C4	-7.19	102.92	105.80
11	B2	842	U	C3'-C2'-C1'	7.19	107.25	101.50
11	B2	935	G	C8-N9-C4	-7.19	103.52	106.40

Continued on next page...

Continued from previous page...

Mol	Chain	Res	Type	Atoms	Z	Observed(°)	Ideal(°)
11	B2	1265	G	N1-C2-N3	-7.19	119.59	123.90
11	B2	1335	A	C4-C5-C6	7.19	120.59	117.00
38	A1	49	A	C6-C5-N7	-7.19	127.27	132.30
38	A1	639	C	O4'-C1'-N1	7.19	113.95	108.20
38	A1	661	G	C5-C6-O6	-7.19	124.28	128.60
38	A1	1112	G	N3-C2-N2	7.19	124.93	119.90
38	A1	1378	G	C5-C6-N1	7.19	115.09	111.50
38	A1	1521	G	N3-C2-N2	7.19	124.93	119.90
38	A1	1798	A	N1-C6-N6	7.19	122.91	118.60
38	A1	2145	G	N3-C2-N2	7.19	124.93	119.90
38	A1	2276	G	C5-C6-N1	-7.19	107.91	111.50
11	B2	228	G	C5-C6-O6	-7.19	124.29	128.60
38	A1	318	G	N3-C4-N9	-7.19	121.69	126.00
38	A1	860	A	N9-C4-C5	-7.19	102.92	105.80
10	B1	32	A	C2-N3-C4	-7.19	107.01	110.60
38	A1	1440	C	C6-N1-C2	7.19	123.17	120.30
38	A1	1442	G	N1-C2-N3	-7.19	119.59	123.90
38	A1	1589	G	N7-C8-N9	-7.19	109.51	113.10
38	A1	2304	C	N3-C2-O2	-7.19	116.87	121.90
38	A1	2658	G	C1'-O4'-C4'	7.19	115.65	109.90
38	A1	2753	G	N1-C2-N3	-7.19	119.59	123.90
56	AJ	46	TYR	CB-CG-CD1	7.19	125.31	121.00
11	B2	540	G	C8-N9-C4	-7.19	103.53	106.40
11	B2	657	A	C8-N9-C4	-7.19	102.93	105.80
11	B2	821	G	C4-C5-C6	7.19	123.11	118.80
11	B2	928	A	C6-N1-C2	-7.19	114.29	118.60
38	A1	245	A	C6-C5-N7	-7.19	127.27	132.30
38	A1	609	G	C2-N3-C4	7.19	115.49	111.90
38	A1	2660	G	N3-C2-N2	7.19	124.93	119.90
38	A1	480	A	C2-N3-C4	-7.18	107.01	110.60
38	A1	632	G	C2-N3-C4	-7.18	108.31	111.90
38	A1	1190	G	C2-N3-C4	7.18	115.49	111.90
38	A1	2176	G	C5-C6-N1	-7.18	107.91	111.50
38	A1	2494	A	C6-C5-N7	-7.18	127.27	132.30
38	A1	2862	A	C6-C5-N7	-7.18	127.27	132.30
62	AO	8	ARG	N-CA-CB	7.18	123.53	110.60
11	B2	157	A	C8-N9-C4	-7.18	102.93	105.80
11	B2	793	G	C5-C6-O6	-7.18	124.29	128.60
11	B2	903	G	N9-C4-C5	7.18	108.27	105.40
11	B2	930	G	C6-C5-N7	-7.18	126.09	130.40
11	B2	1199	A	C5-N7-C8	7.18	107.49	103.90
38	A1	393	C	C2-N3-C4	7.18	123.49	119.90

Continued on next page...

Continued from previous page...

Mol	Chain	Res	Type	Atoms	Z	Observed(°)	Ideal(°)
38	A1	442	G	C2-N3-C4	7.18	115.49	111.90
38	A1	674	G	N3-C2-N2	7.18	124.93	119.90
38	A1	881	G	C5-C6-N1	-7.18	107.91	111.50
38	A1	1861	G	C6-C5-N7	-7.18	126.09	130.40
38	A1	2404	G	C5-C6-O6	-7.18	124.29	128.60
11	B2	735	A	C5-C6-N1	-7.18	114.11	117.70
11	B2	369	A	O4'-C4'-C3'	-7.18	96.82	104.00
11	B2	860	G	O4'-C1'-N9	7.18	113.94	108.20
11	B2	888	A	O4'-C1'-N9	7.18	113.94	108.20
11	B2	1063	A	N7-C8-N9	-7.18	110.21	113.80
11	B2	1091	C	O4'-C1'-N1	7.18	113.94	108.20
38	A1	960	C	C2-N3-C4	7.18	123.49	119.90
38	A1	1504	C	C5-C6-N1	7.18	124.59	121.00
38	A1	1625	A	N3-C4-C5	-7.18	121.77	126.80
38	A1	2156	A	O4'-C1'-N9	7.18	113.94	108.20
38	A1	2404	G	C4-C5-N7	-7.18	107.93	110.80
11	B2	72	C	C6-N1-C2	-7.18	117.43	120.30
11	B2	1352	G	N1-C2-N3	-7.18	119.59	123.90
38	A1	355	G	N3-C2-N2	7.18	124.92	119.90
38	A1	2607	U	C2-N3-C4	7.18	131.31	127.00
38	A1	2611	U	O4'-C1'-N1	7.18	113.94	108.20
39	A3	77	A	N1-C6-N6	7.18	122.91	118.60
11	B2	8	U	C5'-C4'-C3'	-7.18	104.52	116.00
11	B2	36	G	N3-C4-N9	-7.18	121.69	126.00
11	B2	965	G	C4'-C3'-C2'	-7.18	95.42	102.60
11	B2	1049	U	P-O3'-C3'	7.18	128.31	119.70
38	A1	96	C	O4'-C1'-N1	7.18	113.94	108.20
38	A1	137	A	C5-C6-N1	-7.18	114.11	117.70
38	A1	317	A	C5-C6-N6	-7.18	117.96	123.70
38	A1	460	C	C6-N1-C2	-7.18	117.43	120.30
38	A1	1864	G	C6-C5-N7	-7.18	126.09	130.40
38	A1	1899	C	O4'-C1'-N1	7.18	113.94	108.20
38	A1	2152	G	O4'-C1'-N9	7.18	113.94	108.20
38	A1	2368	G	C2-N3-C4	-7.18	108.31	111.90
38	A1	1376	U	C5-C4-O4	-7.17	121.60	125.90
38	A1	2480	G	N1-C2-N2	7.17	122.66	116.20
38	A1	2865	C	N1-C2-O2	-7.17	114.59	118.90
52	AH	121	ALA	CB-CA-C	-7.17	99.34	110.10
11	B2	858	A	N1-C2-N3	7.17	132.89	129.30
11	B2	1226	G	O4'-C1'-N9	7.17	113.94	108.20
38	A1	474	G	C8-N9-C4	-7.17	103.53	106.40
38	A1	2795	G	N3-C4-C5	7.17	132.19	128.60

Continued on next page...

Continued from previous page...

Mol	Chain	Res	Type	Atoms	Z	Observed(°)	Ideal(°)
11	B2	244	G	N1-C2-N3	-7.17	119.60	123.90
11	B2	698	A	C5-C6-N1	-7.17	114.11	117.70
11	B2	977	G	C5-N7-C8	-7.17	100.71	104.30
11	B2	1221	A	C6-C5-N7	-7.17	127.28	132.30
11	B2	1295	C	N1-C2-O2	-7.17	114.60	118.90
38	A1	1255	C	N3-C4-N4	7.17	123.02	118.00
38	A1	1259	G	N7-C8-N9	7.17	116.69	113.10
38	A1	2210	G	N7-C8-N9	-7.17	109.51	113.10
39	A3	5	G	N3-C2-N2	-7.17	114.88	119.90
38	A1	1644	G	C5-C6-O6	-7.17	124.30	128.60
11	B2	334	G	O4'-C1'-N9	7.17	113.93	108.20
11	B2	959	G	N1-C2-N3	-7.17	119.60	123.90
11	B2	1186	C	N3-C4-N4	7.17	123.02	118.00
11	B2	1429	G	N1-C2-N3	-7.17	119.60	123.90
38	A1	598	C	C6-N1-C2	-7.17	117.43	120.30
38	A1	906	G	N9-C4-C5	7.17	108.27	105.40
38	A1	2629	U	N1-C2-O2	7.17	127.82	122.80
26	BN	23	PHE	CB-CG-CD1	-7.17	115.78	120.80
38	A1	30	G	N7-C8-N9	-7.17	109.52	113.10
38	A1	809	A	C2-N3-C4	-7.17	107.02	110.60
38	A1	1570	C	P-O5'-C5'	7.17	132.37	120.90
38	A1	2187	C	C6-N1-C2	7.17	123.17	120.30
39	A3	48	A	C4-C5-N7	-7.17	107.12	110.70
38	A1	65	G	N9-C4-C5	-7.17	102.53	105.40
38	A1	2028	G	C4-C5-C6	7.17	123.10	118.80
38	A1	50	C	C2-N3-C4	7.16	123.48	119.90
38	A1	309	C	C4-C5-C6	7.16	120.98	117.40
38	A1	401	C	O4'-C1'-N1	7.16	113.93	108.20
38	A1	1141	C	C5-C6-N1	7.16	124.58	121.00
38	A1	2972	G	N9-C4-C5	7.16	108.27	105.40
11	B2	731	A	C5-C6-N1	-7.16	114.12	117.70
38	A1	2401	A	O4'-C1'-N9	7.16	113.93	108.20
43	AB	128	TYR	CG-CD2-CE2	-7.16	115.57	121.30
51	Ag	47	ARG	NE-CZ-NH1	-7.16	116.72	120.30
60	AM	80	ARG	NE-CZ-NH2	-7.16	116.72	120.30
38	A1	738	C	C2-N3-C4	7.16	123.48	119.90
38	A1	1451	A	C3'-C2'-C1'	7.16	107.23	101.50
38	A1	1702	C	C4-C5-C6	7.16	120.98	117.40
38	A1	1885	G	O4'-C1'-N9	7.16	113.93	108.20
39	A3	106	G	C4'-C3'-C2'	-7.16	95.44	102.60
11	B2	23	G	C5-C6-O6	-7.16	124.31	128.60
11	B2	1016	G	C5-N7-C8	7.16	107.88	104.30

Continued on next page...

Continued from previous page...

Mol	Chain	Res	Type	Atoms	Z	Observed(°)	Ideal(°)
11	B2	1307	G	N3-C2-N2	7.16	124.91	119.90
38	A1	293	G	O4'-C1'-N9	7.16	113.93	108.20
38	A1	617	G	N1-C6-O6	7.16	124.19	119.90
38	A1	2566	A	O5'-P-OP1	-7.16	99.26	105.70
38	A1	2574	G	C8-N9-C4	-7.16	103.54	106.40
39	A3	76	U	C5-C6-N1	-7.16	119.12	122.70
38	A1	468	A	C4-C5-C6	7.16	120.58	117.00
38	A1	1442	G	C8-N9-C4	-7.16	103.54	106.40
10	B1	23	G	P-O3'-C3'	-7.16	111.11	119.70
11	B2	1152	C	O4'-C1'-N1	7.16	113.92	108.20
38	A1	71	A	C2-N3-C4	7.16	114.18	110.60
38	A1	184	A	C5-N7-C8	7.16	107.48	103.90
38	A1	269	C	O4'-C1'-N1	7.16	113.92	108.20
38	A1	1044	C	N3-C4-C5	-7.16	119.04	121.90
38	A1	1417	U	C6-N1-C1'	-7.16	111.18	121.20
38	A1	1845	C	C6-N1-C2	7.16	123.16	120.30
38	A1	2292	A	N9-C4-C5	-7.16	102.94	105.80
38	A1	2293	G	O4'-C1'-N9	7.16	113.92	108.20
38	A1	2542	G	O4'-C1'-N9	7.16	113.92	108.20
38	A1	2877	A	C4-C5-C6	7.16	120.58	117.00
44	Ab	23	PHE	CB-CG-CD1	7.16	125.81	120.80
11	B2	54	C	P-O3'-C3'	7.15	128.28	119.70
38	A1	1792	A	C6-C5-N7	-7.15	127.29	132.30
43	AB	184	ALA	N-CA-CB	7.15	120.11	110.10
10	B1	75	C	O4'-C1'-N1	7.15	113.92	108.20
11	B2	355	C	C2-N3-C4	-7.15	116.32	119.90
11	B2	649	A	C6-C5-N7	-7.15	127.29	132.30
11	B2	1076	G	C4-C5-C6	7.15	123.09	118.80
11	B2	1082	A	C6-N1-C2	-7.15	114.31	118.60
38	A1	374	C	N3-C4-N4	7.15	123.01	118.00
38	A1	565	A	C4-C5-N7	-7.15	107.12	110.70
38	A1	870	G	C6-C5-N7	-7.15	126.11	130.40
38	A1	2177	A	N1-C2-N3	7.15	132.88	129.30
39	A3	53	A	N1-C6-N6	7.15	122.89	118.60
9	AX	38	PHE	CB-CG-CD2	7.15	125.81	120.80
11	B2	585	U	N3-C2-O2	-7.15	117.19	122.20
11	B2	662	C	C5-C4-N4	-7.15	115.19	120.20
11	B2	862	C	N3-C4-N4	7.15	123.00	118.00
38	A1	963	G	C5-C6-O6	-7.15	124.31	128.60
38	A1	1656	C	C2-N3-C4	7.15	123.47	119.90
38	A1	1830	U	N3-C2-O2	-7.15	117.19	122.20
38	A1	1987	A	N9-C4-C5	-7.15	102.94	105.80

Continued on next page...

Continued from previous page...

Mol	Chain	Res	Type	Atoms	Z	Observed(°)	Ideal(°)
38	A1	2158	G	C4'-C3'-C2'	7.15	109.75	102.60
38	A1	2542	G	C4-C5-C6	7.15	123.09	118.80
38	A1	2733	A	C2-N3-C4	7.15	114.17	110.60
39	A3	5	G	N7-C8-N9	7.15	116.67	113.10
11	B2	207	G	N3-C2-N2	7.15	124.90	119.90
11	B2	1388	G	N9-C4-C5	-7.15	102.54	105.40
38	A1	104	C	C6-N1-C2	7.15	123.16	120.30
11	B2	1290	U	C4'-C3'-C2'	-7.15	95.45	102.60
11	B2	1367	C	C4'-C3'-C2'	-7.15	95.45	102.60
38	A1	862	G	N3-C2-N2	7.15	124.90	119.90
38	A1	1207	G	OP1-P-OP2	-7.15	108.88	119.60
11	B2	59	C	N3-C4-N4	7.15	123.00	118.00
24	BL	33	ARG	NE-CZ-NH1	-7.15	116.73	120.30
38	A1	419	G	N7-C8-N9	-7.15	109.53	113.10
38	A1	1574	A	C5-C6-N6	-7.15	117.98	123.70
38	A1	1977	C	C5-C4-N4	-7.15	115.20	120.20
10	B1	24	A	C5-C6-N1	-7.14	114.13	117.70
11	B2	118	U	C2-N3-C4	7.14	131.29	127.00
11	B2	388	G	C4-N9-C1'	-7.14	117.21	126.50
11	B2	620	G	N3-C4-N9	7.14	130.29	126.00
11	B2	1488	C	C5-C6-N1	7.14	124.57	121.00
38	A1	418	C	C5-C4-N4	-7.14	115.20	120.20
38	A1	507	G	N3-C2-N2	-7.14	114.90	119.90
38	A1	611	G	N9-C4-C5	7.14	108.26	105.40
38	A1	1082	A	C2-N3-C4	-7.14	107.03	110.60
38	A1	1153	U	C4'-C3'-C2'	7.14	109.74	102.60
38	A1	1586	G	C5-C6-N1	-7.14	107.93	111.50
38	A1	2618	C	N3-C4-C5	-7.14	119.04	121.90
38	A1	2796	C	N3-C4-N4	7.14	123.00	118.00
11	B2	49	C	N3-C4-C5	-7.14	119.04	121.90
11	B2	527	A	N1-C6-N6	7.14	122.89	118.60
11	B2	754	G	P-O5'-C5'	7.14	132.33	120.90
11	B2	1253	G	N9-C4-C5	-7.14	102.54	105.40
11	B2	1434	C	C5-C6-N1	7.14	124.57	121.00
18	BF	111	ARG	NE-CZ-NH1	7.14	123.87	120.30
38	A1	132	G	N1-C6-O6	7.14	124.19	119.90
38	A1	385	U	N3-C4-C5	-7.14	110.31	114.60
38	A1	635	G	N1-C2-N3	-7.14	119.61	123.90
38	A1	2051	A	C5-C6-N6	-7.14	117.99	123.70
38	A1	2803	U	C1'-O4'-C4'	7.14	115.61	109.90
11	B2	801	A	P-O3'-C3'	7.14	128.27	119.70
11	B2	1378	A	C5-C6-N6	-7.14	117.99	123.70

Continued on next page...

Continued from previous page...

Mol	Chain	Res	Type	Atoms	Z	Observed(°)	Ideal(°)
38	A1	604	A	C3'-C2'-C1'	-7.14	95.79	101.50
38	A1	1213	G	N3-C2-N2	7.14	124.90	119.90
38	A1	1767	C	C6-N1-C2	-7.14	117.44	120.30
11	B2	42	G	C2-N3-C4	7.14	115.47	111.90
11	B2	573	C	O4'-C1'-N1	7.14	113.91	108.20
11	B2	812	U	N1-C2-N3	7.14	119.18	114.90
16	BD	62	ARG	NE-CZ-NH2	-7.14	116.73	120.30
38	A1	165	G	N1-C6-O6	7.14	124.18	119.90
38	A1	565	A	C5-N7-C8	7.14	107.47	103.90
38	A1	685	G	C2-N3-C4	7.14	115.47	111.90
38	A1	767	G	N9-C4-C5	7.14	108.26	105.40
38	A1	1818	G	C4-C5-N7	7.14	113.66	110.80
38	A1	1986	U	C2-N3-C4	-7.14	122.72	127.00
38	A1	2449	A	N7-C8-N9	-7.14	110.23	113.80
45	AC	348	LYS	N-CA-CB	7.14	123.45	110.60
11	B2	645	G	N1-C2-N2	-7.14	109.78	116.20
38	A1	448	A	O4'-C1'-N9	7.14	113.91	108.20
38	A1	1038	U	C5'-C4'-O4'	-7.14	100.53	109.10
11	B2	324	C	N3-C4-C5	-7.14	119.05	121.90
11	B2	964	A	C5-C6-N6	-7.14	117.99	123.70
11	B2	1353	C	N1-C2-O2	-7.14	114.62	118.90
38	A1	302	U	C3'-C2'-C1'	7.14	107.21	101.50
38	A1	573	G	N1-C2-N2	-7.14	109.78	116.20
38	A1	577	C	C5-C4-N4	-7.14	115.20	120.20
38	A1	586	A	C5-C6-N1	-7.14	114.13	117.70
38	A1	994	G	C8-N9-C4	7.14	109.25	106.40
38	A1	1769	G	C5-C6-O6	-7.14	124.32	128.60
38	A1	2294	A	N3-C4-C5	-7.14	121.80	126.80
38	A1	2487	G	C4-C5-C6	7.14	123.08	118.80
38	A1	2693	G	C4-C5-C6	7.14	123.08	118.80
46	AD	87	ARG	NE-CZ-NH2	-7.14	116.73	120.30
9	AX	298	TYR	CB-CG-CD1	7.13	125.28	121.00
11	B2	910	G	N3-C2-N2	7.13	124.89	119.90
11	B2	1136	A	C5-N7-C8	7.13	107.47	103.90
11	B2	1292	A	C2-N3-C4	-7.13	107.03	110.60
38	A1	474	G	N3-C4-N9	-7.13	121.72	126.00
38	A1	922	C	N1-C2-N3	-7.13	114.20	119.20
38	A1	1646	G	C6-N1-C2	7.13	129.38	125.10
38	A1	2107	G	C5-C6-N1	-7.13	107.93	111.50
38	A1	2135	C	P-O3'-C3'	7.13	128.26	119.70
38	A1	2393	G	C8-N9-C4	-7.13	103.55	106.40
38	A1	2582	C	C5-C4-N4	-7.13	115.21	120.20

Continued on next page...

Continued from previous page...

Mol	Chain	Res	Type	Atoms	Z	Observed(°)	Ideal(°)
11	B2	984	C	C2-N3-C4	7.13	123.47	119.90
11	B2	1476	C	C5-C6-N1	7.13	124.57	121.00
11	B2	1480	G	O4'-C1'-N9	7.13	113.91	108.20
18	BF	153	ARG	NE-CZ-NH2	-7.13	116.73	120.30
38	A1	1708	U	C4'-C3'-C2'	-7.13	95.47	102.60
38	A1	2432	G	O4'-C1'-N9	7.13	113.91	108.20
11	B2	747	U	N1-C2-N3	-7.13	110.62	114.90
38	A1	343	C	C4-C5-C6	7.13	120.97	117.40
38	A1	497	G	N3-C2-N2	7.13	124.89	119.90
38	A1	814	G	N1-C2-N3	-7.13	119.62	123.90
38	A1	979	G	C4'-C3'-C2'	-7.13	95.47	102.60
38	A1	2198	U	C6-N1-C2	-7.13	116.72	121.00
38	A1	2801	G	O4'-C1'-N9	7.13	113.91	108.20
11	B2	169	C	N3-C4-N4	7.13	122.99	118.00
11	B2	1225	C	O4'-C4'-C3'	-7.13	96.87	104.00
31	BS	53	TYR	CG-CD1-CE1	-7.13	115.60	121.30
38	A1	1901	A	N3-C4-C5	-7.13	121.81	126.80
38	A1	2404	G	N1-C2-N3	-7.13	119.62	123.90
38	A1	2601	C	N3-C4-N4	7.13	122.99	118.00
11	B2	402	G	N1-C2-N3	-7.13	119.62	123.90
11	B2	1144	G	P-O3'-C3'	-7.13	111.14	119.70
38	A1	241	C	C5-C4-N4	-7.13	115.21	120.20
38	A1	246	A	O4'-C1'-N9	7.13	113.90	108.20
38	A1	513	C	N3-C4-N4	7.13	122.99	118.00
38	A1	578	C	N3-C4-C5	-7.13	119.05	121.90
38	A1	1876	G	N7-C8-N9	7.13	116.66	113.10
11	B2	1004	U	O4'-C1'-N1	7.13	113.90	108.20
38	A1	2396	G	C5-C6-O6	-7.13	124.32	128.60
38	A1	2545	A	N1-C6-N6	7.13	122.88	118.60
38	A1	2831	G	C6-C5-N7	-7.13	126.12	130.40
57	Aj	89	PHE	CB-CG-CD2	-7.13	115.81	120.80
10	B1	20	G	C6-C5-N7	-7.12	126.12	130.40
38	A1	44	C	N3-C2-O2	7.12	126.89	121.90
38	A1	412	G	O4'-C1'-N9	-7.12	102.50	108.20
38	A1	488	A	C8-N9-C4	-7.12	102.95	105.80
38	A1	2850	G	O4'-C1'-N9	7.12	113.90	108.20
38	A1	2882	G	N1-C6-O6	7.12	124.17	119.90
11	B2	285	C	C6-N1-C2	-7.12	117.45	120.30
38	A1	1121	C	N1-C2-O2	-7.12	114.63	118.90
38	A1	1366	U	C5-C4-O4	-7.12	121.63	125.90
38	A1	2513	C	N3-C4-C5	-7.12	119.05	121.90
39	A3	87	G	P-O3'-C3'	-7.12	111.15	119.70

Continued on next page...

Continued from previous page...

Mol	Chain	Res	Type	Atoms	Z	Observed(°)	Ideal(°)
44	Ab	99	ALA	CB-CA-C	7.12	120.78	110.10
11	B2	726	A	C5-C6-N6	-7.12	118.00	123.70
38	A1	357	G	C5-N7-C8	7.12	107.86	104.30
38	A1	1118	A	N3-C4-N9	7.12	133.10	127.40
38	A1	1123	A	N9-C4-C5	7.12	108.65	105.80
38	A1	1877	C	N3-C4-C5	-7.12	119.05	121.90
38	A1	2031	G	C8-N9-C4	-7.12	103.55	106.40
38	A1	2187	C	P-O5'-C5'	-7.12	109.51	120.90
39	A3	60	C	C2-N3-C4	7.12	123.46	119.90
11	B2	760	C	C6-N1-C2	-7.12	117.45	120.30
38	A1	318	G	C4'-C3'-C2'	-7.12	95.48	102.60
38	A1	1638	C	N3-C4-N4	7.12	122.98	118.00
49	Ae	19	ARG	NE-CZ-NH2	-7.12	116.74	120.30
11	B2	789	G	C6-C5-N7	-7.12	126.13	130.40
38	A1	67	U	N3-C2-O2	-7.12	117.22	122.20
38	A1	200	G	N9-C4-C5	7.12	108.25	105.40
38	A1	1914	U	O4'-C1'-N1	7.12	113.89	108.20
38	A1	2658	G	O4'-C1'-N9	7.12	113.89	108.20
11	B2	503	G	C5-N7-C8	7.12	107.86	104.30
38	A1	2182	A	C5-C6-N1	-7.12	114.14	117.70
11	B2	504	G	P-O5'-C5'	7.12	132.28	120.90
11	B2	889	G	C4-C5-C6	7.12	123.07	118.80
11	B2	936	A	N7-C8-N9	-7.12	110.24	113.80
38	A1	371	U	O4'-C1'-N1	7.12	113.89	108.20
38	A1	1006	A	P-O3'-C3'	7.12	128.24	119.70
38	A1	1108	A	C5-C6-N1	-7.12	114.14	117.70
38	A1	2653	G	N1-C2-N3	-7.12	119.63	123.90
38	A1	2662	G	N1-C6-O6	7.12	124.17	119.90
11	B2	33	U	P-O3'-C3'	7.11	128.24	119.70
11	B2	278	A	C1'-O4'-C4'	7.11	115.59	109.90
11	B2	1054	A	N1-C2-N3	7.11	132.86	129.30
11	B2	1244	C	C4-C5-C6	7.11	120.96	117.40
38	A1	182	U	N3-C2-O2	7.11	127.18	122.20
38	A1	821	U	N3-C4-O4	7.11	124.38	119.40
38	A1	2534	C	N3-C4-N4	7.11	122.98	118.00
38	A1	2566	A	C4-C5-C6	7.11	120.56	117.00
11	B2	402	G	C4-C5-N7	-7.11	107.95	110.80
11	B2	1177	C	O4'-C1'-N1	7.11	113.89	108.20
38	A1	629	G	N3-C2-N2	7.11	124.88	119.90
38	A1	1396	A	N1-C2-N3	7.11	132.86	129.30
38	A1	2243	G	C6-N1-C2	7.11	129.37	125.10
50	AF	58	ASP	CB-CG-OD2	-7.11	111.90	118.30

Continued on next page...

Continued from previous page...

Mol	Chain	Res	Type	Atoms	Z	Observed(°)	Ideal(°)
11	B2	905	A	C4-C5-N7	-7.11	107.14	110.70
11	B2	914	U	C6-N1-C2	-7.11	116.73	121.00
11	B2	1422	G	O4'-C1'-N9	7.11	113.89	108.20
38	A1	34	C	C5-C6-N1	-7.11	117.44	121.00
38	A1	305	G	C5-N7-C8	7.11	107.86	104.30
38	A1	971	G	N9-C4-C5	7.11	108.24	105.40
38	A1	1083	G	C2-N3-C4	7.11	115.45	111.90
38	A1	1150	G	O4'-C1'-N9	7.11	113.89	108.20
38	A1	1827	A	O4'-C1'-N9	7.11	113.89	108.20
38	A1	2720	U	C5-C4-O4	-7.11	121.63	125.90
66	AY	109	ASP	CB-CG-OD2	-7.11	111.90	118.30
11	B2	1276	G	N1-C6-O6	7.11	124.17	119.90
38	A1	510	A	C8-N9-C4	-7.11	102.96	105.80
38	A1	1413	A	C4-C5-N7	-7.11	107.14	110.70
38	A1	2399	C	O4'-C1'-N1	7.11	113.89	108.20
11	B2	61	A	C5-C6-N6	-7.11	118.01	123.70
11	B2	1253	G	N1-C2-N2	-7.11	109.80	116.20
38	A1	370	A	C4-C5-N7	-7.11	107.15	110.70
38	A1	647	G	N3-C2-N2	7.11	124.88	119.90
38	A1	749	G	C5-C6-O6	-7.11	124.34	128.60
38	A1	1442	G	C6-C5-N7	-7.11	126.14	130.40
38	A1	1496	A	N3-C4-C5	-7.11	121.83	126.80
38	A1	3033	G	C6-C5-N7	-7.11	126.14	130.40
11	B2	308	G	O4'-C1'-N9	7.11	113.88	108.20
11	B2	607	U	C6-N1-C2	-7.11	116.74	121.00
38	A1	124	C	O4'-C1'-N1	7.11	113.88	108.20
38	A1	390	C	N1-C2-O2	-7.11	114.64	118.90
38	A1	1046	A	N9-C4-C5	7.11	108.64	105.80
38	A1	1916	U	C1'-O4'-C4'	7.11	115.58	109.90
38	A1	2880	C	C5-C6-N1	7.11	124.55	121.00
38	A1	1208	A	C5-N7-C8	7.10	107.45	103.90
38	A1	1289	C	C3'-C2'-C1'	-7.10	95.82	101.50
38	A1	2299	G	O4'-C1'-N9	7.10	113.88	108.20
11	B2	573	C	C4-C5-C6	7.10	120.95	117.40
11	B2	1458	A	C5-C6-N1	-7.10	114.15	117.70
38	A1	912	G	C6-C5-N7	-7.10	126.14	130.40
38	A1	1074	G	N3-C4-N9	-7.10	121.74	126.00
38	A1	1180	G	C4-C5-N7	7.10	113.64	110.80
38	A1	1688	C	C5-C4-N4	-7.10	115.23	120.20
38	A1	1892	G	C6-C5-N7	-7.10	126.14	130.40
38	A1	2156	A	N1-C2-N3	-7.10	125.75	129.30
38	A1	2498	G	N1-C2-N2	-7.10	109.81	116.20

Continued on next page...

Continued from previous page...

Mol	Chain	Res	Type	Atoms	Z	Observed(°)	Ideal(°)
38	A1	2851	A	C8-N9-C4	-7.10	102.96	105.80
39	A3	25	A	C6-C5-N7	-7.10	127.33	132.30
38	A1	71	A	C4-C5-C6	7.10	120.55	117.00
38	A1	546	C	O4'-C1'-N1	7.10	113.88	108.20
38	A1	804	C	N3-C4-C5	-7.10	119.06	121.90
38	A1	1275	G	C5-C6-O6	-7.10	124.34	128.60
38	A1	1525	G	C4-C5-N7	-7.10	107.96	110.80
38	A1	2160	C	O4'-C1'-N1	7.10	113.88	108.20
38	A1	2623	G	N1-C2-N3	-7.10	119.64	123.90
39	A3	44	C	O4'-C1'-N1	7.10	113.88	108.20
3	Af	22	ARG	NE-CZ-NH2	-7.10	116.75	120.30
10	B1	51	G	C5-C6-N1	7.10	115.05	111.50
11	B2	1386	C	C5-C4-N4	-7.10	115.23	120.20
38	A1	296	G	C2-N3-C4	7.10	115.45	111.90
38	A1	1628	C	P-O3'-C3'	7.10	128.22	119.70
38	A1	1822	G	C5-C6-O6	7.10	132.86	128.60
38	A1	2008	G	C6-C5-N7	-7.10	126.14	130.40
11	B2	883	G	C2-N3-C4	-7.10	108.35	111.90
11	B2	1004	U	N3-C4-O4	7.10	124.37	119.40
38	A1	2002	A	P-O5'-C5'	7.10	132.26	120.90
39	A3	120	C	O4'-C1'-N1	7.10	113.88	108.20
11	B2	824	G	C2-N3-C4	7.10	115.45	111.90
11	B2	1236	G	O4'-C1'-N9	7.10	113.88	108.20
38	A1	2429	G	O4'-C1'-N9	7.10	113.88	108.20
11	B2	1264	G	C6-C5-N7	-7.09	126.14	130.40
11	B2	1407	U	O4'-C1'-N1	7.09	113.88	108.20
38	A1	2461	C	N3-C2-O2	7.09	126.87	121.90
38	A1	2515	U	P-O5'-C5'	7.09	132.25	120.90
11	B2	1296	U	C3'-C2'-C1'	-7.09	95.83	101.50
38	A1	1676	G	C5-N7-C8	7.09	107.85	104.30
11	B2	542	G	C4-C5-C6	7.09	123.06	118.80
11	B2	726	A	O4'-C1'-N9	7.09	113.87	108.20
11	B2	937	A	C4-C5-C6	7.09	120.55	117.00
11	B2	1396	C	C6-N1-C1'	-7.09	112.29	120.80
38	A1	776	G	C5-N7-C8	7.09	107.85	104.30
38	A1	1511	C	C2-N3-C4	7.09	123.45	119.90
38	A1	1780	C	N3-C2-O2	-7.09	116.94	121.90
38	A1	2379	G	C2-N3-C4	7.09	115.44	111.90
38	A1	2564	U	C2-N3-C4	-7.09	122.75	127.00
38	A1	2665	G	C4-C5-N7	7.09	113.64	110.80
11	B2	511	C	P-O5'-C5'	-7.09	109.56	120.90
11	B2	1126	G	N1-C2-N3	-7.09	119.65	123.90

Continued on next page...

Continued from previous page...

Mol	Chain	Res	Type	Atoms	Z	Observed(°)	Ideal(°)
38	A1	820	C	C2-N3-C4	7.09	123.44	119.90
39	A3	75	G	C5-C6-N1	-7.09	107.95	111.50
11	B2	470	G	N7-C8-N9	-7.09	109.56	113.10
11	B2	1074	C	N3-C4-N4	7.09	122.96	118.00
38	A1	435	G	C5-N7-C8	7.09	107.84	104.30
38	A1	770	G	C6-N1-C2	7.09	129.35	125.10
38	A1	1577	C	N3-C4-C5	-7.09	119.06	121.90
38	A1	2877	A	N1-C6-N6	7.09	122.85	118.60
11	B2	214	C	P-O3'-C3'	-7.09	111.20	119.70
11	B2	771	G	C6-N1-C2	7.09	129.35	125.10
23	BK	79	ARG	NE-CZ-NH2	7.09	123.84	120.30
38	A1	676	G	N3-C2-N2	7.09	124.86	119.90
38	A1	757	C	C6-N1-C2	-7.09	117.47	120.30
38	A1	2462	U	N3-C2-O2	7.09	127.16	122.20
38	A1	2641	C	N1-C2-N3	7.09	124.16	119.20
66	AY	56	TRP	CB-CG-CD2	-7.09	117.39	126.60
10	B1	37	A	C8-N9-C4	-7.08	102.97	105.80
11	B2	145	A	C4-C5-C6	7.08	120.54	117.00
11	B2	170	C	C5-C6-N1	7.08	124.54	121.00
11	B2	751	C	O4'-C1'-N1	7.08	113.87	108.20
20	BH	66	ARG	NE-CZ-NH1	7.08	123.84	120.30
38	A1	26	G	N7-C8-N9	-7.08	109.56	113.10
38	A1	337	G	C4-C5-C6	7.08	123.05	118.80
38	A1	2973	A	N7-C8-N9	-7.08	110.26	113.80
38	A1	3016	G	C2-N3-C4	7.08	115.44	111.90
11	B2	152	G	P-O5'-C5'	-7.08	109.57	120.90
38	A1	324	C	C3'-C2'-C1'	7.08	107.17	101.50
38	A1	360	G	C5-N7-C8	7.08	107.84	104.30
38	A1	939	A	C4-C5-C6	7.08	120.54	117.00
11	B2	85	A	N9-C4-C5	7.08	108.63	105.80
11	B2	1477	U	N3-C4-C5	-7.08	110.35	114.60
38	A1	2986	G	C5-C6-N1	-7.08	107.96	111.50
10	B1	53	G	C4-C5-C6	7.08	123.05	118.80
11	B2	404	C	N3-C2-O2	7.08	126.86	121.90
11	B2	750	C	N3-C2-O2	7.08	126.86	121.90
11	B2	994	C	C2-N3-C4	7.08	123.44	119.90
11	B2	1288	C	N1-C2-O2	7.08	123.15	118.90
38	A1	1253	U	O4'-C1'-N1	7.08	113.86	108.20
38	A1	2023	A	C5-C6-N6	-7.08	118.04	123.70
38	A1	2413	G	N9-C4-C5	-7.08	102.57	105.40
11	B2	904	G	C2-N3-C4	7.08	115.44	111.90
11	B2	1255	C	N3-C4-C5	7.08	124.73	121.90

Continued on next page...

Continued from previous page...

Mol	Chain	Res	Type	Atoms	Z	Observed(°)	Ideal(°)
11	B2	1424	G	C5-C6-N1	-7.08	107.96	111.50
33	BU	43	ARG	NE-CZ-NH1	-7.08	116.76	120.30
38	A1	533	G	C8-N9-C4	-7.08	103.57	106.40
38	A1	994	G	C5-N7-C8	7.08	107.84	104.30
38	A1	1225	A	N3-C4-C5	-7.08	121.85	126.80
11	B2	4	C	N3-C4-C5	-7.08	119.07	121.90
11	B2	858	A	C6-C5-N7	-7.08	127.35	132.30
11	B2	1059	C	O4'-C1'-N1	7.08	113.86	108.20
16	BD	22	ARG	NE-CZ-NH2	-7.08	116.76	120.30
38	A1	396	G	C5-N7-C8	7.08	107.84	104.30
38	A1	2546	G	C8-N9-C4	-7.08	103.57	106.40
38	A1	2986	G	C4-C5-C6	7.08	123.05	118.80
39	A3	100	A	O4'-C1'-N9	7.08	113.86	108.20
11	B2	439	G	N3-C2-N2	7.07	124.85	119.90
11	B2	442	C	C2-N3-C4	7.07	123.44	119.90
21	BI	26	TYR	CG-CD2-CE2	7.07	126.96	121.30
38	A1	609	G	C4-C5-C6	7.07	123.04	118.80
38	A1	1180	G	C6-C5-N7	-7.07	126.16	130.40
38	A1	1237	A	C5-C6-N1	-7.07	114.16	117.70
38	A1	1716	G	N3-C2-N2	7.07	124.85	119.90
38	A1	2191	U	C6-N1-C2	7.07	125.24	121.00
38	A1	2648	C	O4'-C1'-N1	7.07	113.86	108.20
38	A1	2777	G	N3-C4-N9	7.07	130.24	126.00
38	A1	2333	G	C5-C6-O6	-7.07	124.36	128.60
38	A1	2861	A	C5-N7-C8	7.07	107.44	103.90
11	B2	1010	G	N1-C2-N3	-7.07	119.66	123.90
11	B2	1017	U	C2-N3-C4	-7.07	122.76	127.00
11	B2	1466	G	N9-C4-C5	-7.07	102.57	105.40
38	A1	418	C	O4'-C1'-N1	7.07	113.86	108.20
38	A1	3043	C	C6-N1-C2	7.07	123.13	120.30
39	A3	90	A	C8-N9-C4	-7.07	102.97	105.80
10	B1	28	C	C5-C4-N4	-7.07	115.25	120.20
11	B2	849	U	P-O3'-C3'	7.07	128.18	119.70
60	AM	170	ARG	NE-CZ-NH1	7.07	123.83	120.30
10	B1	14	A	N1-C6-N6	7.07	122.84	118.60
11	B2	242	A	O4'-C1'-N9	7.07	113.86	108.20
11	B2	574	A	C5-C6-N6	-7.07	118.05	123.70
11	B2	646	U	C6-N1-C2	7.07	125.24	121.00
11	B2	800	G	C4-N9-C1'	7.07	135.69	126.50
11	B2	937	A	C3'-C2'-C1'	7.07	107.16	101.50
11	B2	1023	C	C5-C6-N1	7.07	124.53	121.00
38	A1	369	G	N1-C2-N3	-7.07	119.66	123.90

Continued on next page...

Continued from previous page...

Mol	Chain	Res	Type	Atoms	Z	Observed(°)	Ideal(°)
38	A1	1242	A	P-O3'-C3'	7.07	128.18	119.70
38	A1	1340	G	N1-C2-N3	-7.07	119.66	123.90
38	A1	1624	U	C5-C4-O4	-7.07	121.66	125.90
38	A1	1955	U	P-O3'-C3'	7.07	128.18	119.70
38	A1	2686	A	O4'-C1'-N9	7.07	113.85	108.20
11	B2	493	C	P-O3'-C3'	7.07	128.18	119.70
11	B2	881	G	N1-C6-O6	7.07	124.14	119.90
38	A1	2016	C	C4'-C3'-C2'	-7.07	95.53	102.60
11	B2	395	C	N3-C4-C5	-7.06	119.08	121.90
38	A1	1493	C	O4'-C1'-N1	7.06	113.85	108.20
38	A1	1810	G	N9-C4-C5	7.06	108.23	105.40
38	A1	2239	C	C4-C5-C6	7.06	120.93	117.40
38	A1	2698	G	N9-C4-C5	-7.06	102.57	105.40
39	A3	65	G	O4'-C1'-N9	7.06	113.85	108.20
11	B2	289	C	N3-C4-C5	-7.06	119.08	121.90
11	B2	625	G	C8-N9-C4	7.06	109.22	106.40
11	B2	1093	C	O4'-C1'-N1	7.06	113.85	108.20
11	B2	1429	G	C6-C5-N7	-7.06	126.16	130.40
38	A1	903	C	O4'-C1'-N1	7.06	113.85	108.20
38	A1	965	A	N1-C6-N6	7.06	122.84	118.60
38	A1	1151	G	N7-C8-N9	-7.06	109.57	113.10
38	A1	2674	C	N1-C2-O2	7.06	123.14	118.90
38	A1	2948	A	O4'-C1'-N9	7.06	113.85	108.20
39	A3	120	C	N3-C4-C5	-7.06	119.08	121.90
11	B2	497	C	O4'-C1'-N1	7.06	113.85	108.20
11	B2	931	C	C4-C5-C6	7.06	120.93	117.40
11	B2	1411	G	C8-N9-C4	-7.06	103.58	106.40
38	A1	568	A	N1-C2-N3	7.06	132.83	129.30
38	A1	1562	U	C6-N1-C2	-7.06	116.76	121.00
38	A1	1734	G	C4-C5-C6	7.06	123.04	118.80
38	A1	2029	C	C6-N1-C2	7.06	123.12	120.30
38	A1	2750	C	N3-C4-C5	-7.06	119.08	121.90
10	B1	48	U	N1-C2-N3	7.06	119.14	114.90
11	B2	259	A	C5-N7-C8	7.06	107.43	103.90
11	B2	1427	C	N3-C4-N4	7.06	122.94	118.00
32	BT	26	ARG	NE-CZ-NH1	7.06	123.83	120.30
38	A1	201	C	O4'-C1'-N1	7.06	113.85	108.20
38	A1	554	C	O4'-C1'-N1	7.06	113.85	108.20
38	A1	916	A	C2-N3-C4	-7.06	107.07	110.60
38	A1	1145	G	OP1-P-O3'	7.06	120.73	105.20
38	A1	1841	G	O4'-C1'-N9	7.06	113.85	108.20
38	A1	792	A	O4'-C1'-N9	7.06	113.85	108.20

Continued on next page...

Continued from previous page...

Mol	Chain	Res	Type	Atoms	Z	Observed(°)	Ideal(°)
38	A1	961	C	C2-N3-C4	7.06	123.43	119.90
38	A1	1749	C	O4'-C1'-N1	7.06	113.85	108.20
38	A1	2968	G	O4'-C1'-N9	7.06	113.85	108.20
11	B2	770	A	C8-N9-C4	-7.06	102.98	105.80
11	B2	1037	U	C1'-O4'-C4'	7.06	115.55	109.90
11	B2	1116	G	N1-C6-O6	7.06	124.13	119.90
38	A1	1780	C	C6-N1-C2	-7.06	117.48	120.30
11	B2	485	A	C4-C5-N7	-7.05	107.17	110.70
11	B2	559	G	N1-C2-N3	-7.05	119.67	123.90
11	B2	1027	C	O4'-C1'-N1	7.05	113.84	108.20
38	A1	14	A	C4-C5-C6	7.05	120.53	117.00
38	A1	169	G	C4-C5-N7	-7.05	107.98	110.80
38	A1	334	G	C4'-C3'-C2'	-7.05	95.55	102.60
38	A1	787	G	N1-C2-N3	-7.05	119.67	123.90
38	A1	1545	C	N3-C4-N4	7.05	122.94	118.00
38	A1	1794	C	C6-N1-C2	7.05	123.12	120.30
38	A1	1961	G	N1-C2-N3	-7.05	119.67	123.90
38	A1	2029	C	N1-C2-O2	7.05	123.13	118.90
38	A1	2687	A	O4'-C1'-N9	7.05	113.84	108.20
38	A1	2892	A	N7-C8-N9	-7.05	110.27	113.80
39	A3	20	G	N1-C2-N3	-7.05	119.67	123.90
11	B2	113	U	O4'-C1'-N1	7.05	113.84	108.20
11	B2	933	G	N3-C2-N2	7.05	124.84	119.90
11	B2	1076	G	C4-C5-N7	-7.05	107.98	110.80
38	A1	88	G	C2-N3-C4	7.05	115.43	111.90
38	A1	851	G	C6-C5-N7	-7.05	126.17	130.40
38	A1	876	C	C5-C6-N1	7.05	124.53	121.00
38	A1	1864	G	C5-N7-C8	7.05	107.83	104.30
38	A1	2833	G	C6-C5-N7	-7.05	126.17	130.40
9	AX	275	ALA	N-CA-CB	7.05	119.97	110.10
10	B1	11	C	N1-C2-O2	-7.05	114.67	118.90
11	B2	1197	C	P-O3'-C3'	7.05	128.16	119.70
11	B2	1386	C	N1-C2-O2	-7.05	114.67	118.90
38	A1	2247	G	C5-C6-O6	-7.05	124.37	128.60
38	A1	2460	A	C2-N3-C4	7.05	114.12	110.60
38	A1	2707	G	C4-C5-C6	7.05	123.03	118.80
39	A3	24	C	C4'-C3'-C2'	-7.05	95.55	102.60
38	A1	702	G	N1-C2-N3	-7.05	119.67	123.90
38	A1	1208	A	C6-N1-C2	-7.05	114.37	118.60
38	A1	1488	C	P-O3'-C3'	7.05	128.16	119.70
38	A1	1588	C	C2-N3-C4	7.05	123.42	119.90
38	A1	2214	U	N1-C2-O2	-7.05	117.86	122.80

Continued on next page...

Continued from previous page...

Mol	Chain	Res	Type	Atoms	Z	Observed(°)	Ideal(°)
38	A1	2233	G	C5-C6-N1	-7.05	107.97	111.50
38	A1	122	G	O4'-C1'-N9	7.05	113.84	108.20
38	A1	2945	A	N7-C8-N9	-7.05	110.28	113.80
11	B2	562	A	N7-C8-N9	7.05	117.32	113.80
11	B2	981	U	C6-N1-C2	7.05	125.23	121.00
11	B2	1197	C	O4'-C1'-N1	7.05	113.84	108.20
11	B2	1228	A	N3-C4-C5	-7.05	121.87	126.80
11	B2	1452	G	C3'-C2'-C1'	7.05	107.14	101.50
38	A1	42	G	N3-C4-N9	7.05	130.23	126.00
38	A1	46	C	C3'-C2'-C1'	7.05	107.14	101.50
38	A1	216	A	C4-C5-C6	7.05	120.52	117.00
38	A1	289	G	C2-N3-C4	7.05	115.42	111.90
38	A1	822	A	C4-C5-N7	-7.05	107.18	110.70
38	A1	1067	G	C5-C6-N1	-7.05	107.98	111.50
38	A1	1349	G	N1-C6-O6	7.05	124.13	119.90
38	A1	1470	C	C4-C5-C6	7.05	120.92	117.40
38	A1	2062	A	C4-C5-C6	7.05	120.52	117.00
38	A1	2165	A	C4-C5-N7	-7.05	107.18	110.70
38	A1	2819	C	C6-N1-C2	-7.05	117.48	120.30
11	B2	684	G	N1-C2-N3	-7.04	119.67	123.90
11	B2	1196	A	N9-C4-C5	-7.04	102.98	105.80
38	A1	1011	A	C4-C5-C6	7.04	120.52	117.00
38	A1	2176	G	O4'-C1'-N9	7.04	113.84	108.20
60	AM	125	TYR	CB-CG-CD2	-7.04	116.77	121.00
29	BQ	80	ARG	NE-CZ-NH2	-7.04	116.78	120.30
38	A1	1032	C	O4'-C1'-N1	7.04	113.83	108.20
38	A1	1392	G	C6-C5-N7	-7.04	126.17	130.40
38	A1	2701	U	C6-N1-C2	-7.04	116.77	121.00
38	A1	2751	C	N3-C4-N4	7.04	122.93	118.00
11	B2	413	G	C5-C6-N1	-7.04	107.98	111.50
11	B2	432	G	C2-N3-C4	7.04	115.42	111.90
11	B2	745	G	N7-C8-N9	7.04	116.62	113.10
11	B2	953	C	C5-C4-N4	-7.04	115.27	120.20
11	B2	1095	C	C1'-O4'-C4'	-7.04	104.27	109.90
38	A1	22	C	C4-C5-C6	7.04	120.92	117.40
38	A1	73	A	C4-C5-N7	-7.04	107.18	110.70
38	A1	254	A	N7-C8-N9	-7.04	110.28	113.80
38	A1	272	G	N1-C6-O6	7.04	124.12	119.90
38	A1	846	C	C4-C5-C6	7.04	120.92	117.40
38	A1	962	C	C5-C6-N1	7.04	124.52	121.00
38	A1	1407	A	N7-C8-N9	7.04	117.32	113.80
38	A1	1676	G	O4'-C1'-N9	7.04	113.83	108.20

Continued on next page...

Continued from previous page...

Mol	Chain	Res	Type	Atoms	Z	Observed(°)	Ideal(°)
38	A1	2262	C	N1-C2-O2	7.04	123.12	118.90
38	A1	2389	C	C4-C5-C6	7.04	120.92	117.40
38	A1	2544	C	O4'-C1'-N1	7.04	113.83	108.20
38	A1	2758	G	N1-C2-N3	-7.04	119.67	123.90
38	A1	2822	G	C5-C6-O6	-7.04	124.38	128.60
11	B2	324	C	O4'-C1'-N1	7.04	113.83	108.20
11	B2	933	G	C4-C5-C6	7.04	123.02	118.80
11	B2	1449	G	C6-N1-C2	7.04	129.32	125.10
15	BC	63	ARG	NE-CZ-NH2	-7.04	116.78	120.30
38	A1	168	G	C2-N3-C4	7.04	115.42	111.90
38	A1	413	A	C5-C6-N6	-7.04	118.07	123.70
38	A1	420	U	O4'-C1'-N1	7.04	113.83	108.20
38	A1	1053	A	C5-C6-N6	-7.04	118.07	123.70
38	A1	1874	G	C6-C5-N7	-7.04	126.18	130.40
38	A1	2235	G	C5-C6-O6	-7.04	124.38	128.60
38	A1	2987	U	C2'-C3'-O3'	7.04	124.98	109.50
11	B2	1145	C	N3-C2-O2	7.04	126.83	121.90
11	B2	1249	A	C5-C6-N6	-7.04	118.07	123.70
38	A1	49	A	N1-C6-N6	7.04	122.82	118.60
10	B1	46	U	C6-N1-C2	-7.04	116.78	121.00
11	B2	46	A	C6-C5-N7	-7.04	127.38	132.30
11	B2	102	U	O4'-C1'-N1	7.04	113.83	108.20
11	B2	541	G	C4-C5-C6	7.04	123.02	118.80
38	A1	282	G	C5-C6-O6	-7.04	124.38	128.60
38	A1	881	G	C5-C6-O6	-7.04	124.38	128.60
38	A1	1022	G	C5-C6-N1	-7.04	107.98	111.50
38	A1	1711	C	P-O3'-C3'	7.04	128.14	119.70
38	A1	2365	G	C2-N3-C4	-7.04	108.38	111.90
11	B2	10	G	C8-N9-C4	7.03	109.21	106.40
11	B2	173	G	C4-C5-C6	7.03	123.02	118.80
11	B2	728	G	C4-C5-N7	-7.03	107.99	110.80
11	B2	927	A	C4-C5-C6	7.03	120.52	117.00
11	B2	1025	U	O4'-C1'-N1	7.03	113.83	108.20
38	A1	1336	G	C5-C6-O6	-7.03	124.38	128.60
38	A1	1949	A	O4'-C1'-N9	7.03	113.83	108.20
38	A1	2061	A	C5-C6-N1	-7.03	114.18	117.70
38	A1	2410	U	C5-C6-N1	7.03	126.22	122.70
38	A1	2858	C	N3-C4-C5	-7.03	119.09	121.90
23	BK	102	TYR	CB-CG-CD1	-7.03	116.78	121.00
38	A1	712	C	C6-N1-C2	-7.03	117.49	120.30
38	A1	1594	G	N3-C2-N2	7.03	124.82	119.90
38	A1	1952	G	N1-C2-N3	-7.03	119.68	123.90

Continued on next page...

Continued from previous page...

Mol	Chain	Res	Type	Atoms	Z	Observed(°)	Ideal(°)
10	B1	10	G	C4-C5-N7	-7.03	107.99	110.80
11	B2	93	A	N7-C8-N9	-7.03	110.28	113.80
11	B2	985	C	C5-C4-N4	-7.03	115.28	120.20
38	A1	50	C	C5-C6-N1	7.03	124.52	121.00
38	A1	383	C	C5-C6-N1	7.03	124.52	121.00
38	A1	1035	G	N9-C4-C5	-7.03	102.59	105.40
38	A1	1358	C	N1-C2-O2	-7.03	114.68	118.90
38	A1	1971	C	O4'-C1'-N1	7.03	113.82	108.20
38	A1	2244	G	O4'-C1'-N9	7.03	113.82	108.20
40	A5	17	ARG	NE-CZ-NH2	-7.03	116.78	120.30
7	AU	39	TYR	CB-CG-CD2	-7.03	116.78	121.00
10	B1	59	A	C6-C5-N7	-7.03	127.38	132.30
38	A1	1002	A	N1-C2-N3	7.03	132.81	129.30
11	B2	350	G	N1-C2-N3	-7.03	119.68	123.90
11	B2	762	G	O4'-C1'-N9	7.03	113.82	108.20
11	B2	833	C	P-O3'-C3'	-7.03	111.27	119.70
38	A1	306	G	C6-C5-N7	-7.03	126.18	130.40
38	A1	377	C	O4'-C1'-N1	7.03	113.82	108.20
38	A1	766	G	N3-C2-N2	7.03	124.82	119.90
38	A1	2193	G	N3-C4-C5	-7.03	125.09	128.60
38	A1	2255	C	O4'-C1'-N1	7.03	113.82	108.20
39	A3	111	G	C5-C6-O6	-7.03	124.38	128.60
11	B2	1351	U	N3-C4-C5	-7.03	110.39	114.60
38	A1	138	U	C5-C4-O4	-7.03	121.69	125.90
38	A1	450	G	N1-C2-N3	-7.03	119.68	123.90
38	A1	480	A	N1-C2-N3	7.03	132.81	129.30
38	A1	827	G	C6-N1-C2	7.03	129.32	125.10
38	A1	1036	C	C5-C6-N1	7.03	124.51	121.00
38	A1	1330	G	N3-C2-N2	7.03	124.82	119.90
38	A1	1362	G	O4'-C1'-N9	7.03	113.82	108.20
38	A1	1959	C	C2-N3-C4	7.03	123.41	119.90
38	A1	2737	G	N1-C2-N3	-7.03	119.69	123.90
39	A3	20	G	C6-N1-C2	7.03	129.31	125.10
62	AO	2	ALA	CB-CA-C	7.03	120.64	110.10
11	B2	867	A	C6-C5-N7	-7.02	127.38	132.30
38	A1	365	G	C2-N3-C4	7.02	115.41	111.90
38	A1	517	A	C8-N9-C4	7.02	108.61	105.80
38	A1	527	G	C5-N7-C8	7.02	107.81	104.30
38	A1	1006	A	C2-N3-C4	7.02	114.11	110.60
38	A1	1571	G	C4-N9-C1'	-7.02	117.37	126.50
7	AU	33	ARG	NH1-CZ-NH2	-7.02	111.68	119.40
11	B2	52	U	O4'-C1'-N1	7.02	113.82	108.20

Continued on next page...

Continued from previous page...

Mol	Chain	Res	Type	Atoms	Z	Observed(°)	Ideal(°)
11	B2	126	G	N3-C4-N9	7.02	130.21	126.00
11	B2	242	A	C5-C6-N1	-7.02	114.19	117.70
11	B2	546	G	C6-N1-C2	7.02	129.31	125.10
11	B2	1202	G	C4-C5-N7	7.02	113.61	110.80
38	A1	972	C	N1-C2-N3	7.02	124.12	119.20
38	A1	1833	G	C5-C6-O6	-7.02	124.39	128.60
38	A1	2760	A	C4-C5-C6	7.02	120.51	117.00
11	B2	300	G	O4'-C4'-C3'	-7.02	96.98	104.00
38	A1	1961	G	O4'-C1'-N9	7.02	113.82	108.20
38	A1	3033	G	C4'-C3'-C2'	-7.02	95.58	102.60
11	B2	487	U	C5-C6-N1	7.02	126.21	122.70
11	B2	530	G	O4'-C1'-N9	7.02	113.81	108.20
11	B2	1371	C	C2-N3-C4	-7.02	116.39	119.90
38	A1	332	A	C5-C6-N1	-7.02	114.19	117.70
38	A1	336	C	C2-N3-C4	7.02	123.41	119.90
38	A1	1018	G	P-O3'-C3'	7.02	128.12	119.70
38	A1	2443	G	N7-C8-N9	7.02	116.61	113.10
11	B2	94	C	O4'-C1'-N1	7.02	113.81	108.20
33	BU	90	PHE	CB-CG-CD2	-7.02	115.89	120.80
38	A1	1284	C	OP1-P-OP2	-7.02	109.08	119.60
38	A1	1501	G	N1-C2-N3	-7.02	119.69	123.90
38	A1	1804	G	C4-C5-N7	-7.02	107.99	110.80
38	A1	1930	A	N3-C4-N9	7.02	133.01	127.40
38	A1	2417	G	C4'-C3'-C2'	-7.02	95.58	102.60
11	B2	471	G	N1-C2-N3	-7.02	119.69	123.90
11	B2	962	G	N9-C4-C5	7.02	108.21	105.40
11	B2	1226	G	C8-N9-C4	7.02	109.21	106.40
38	A1	135	U	C6-N1-C2	-7.02	116.79	121.00
38	A1	518	A	C4-C5-C6	7.02	120.51	117.00
38	A1	1580	G	C1'-O4'-C4'	7.02	115.51	109.90
38	A1	2303	A	N7-C8-N9	7.02	117.31	113.80
11	B2	571	C	O4'-C1'-N1	7.01	113.81	108.20
37	BY	12	ASP	CB-CG-OD2	-7.01	111.99	118.30
38	A1	2603	A	O4'-C1'-N9	7.01	113.81	108.20
38	A1	85	G	P-O5'-C5'	7.01	132.12	120.90
38	A1	1113	G	P-O3'-C3'	-7.01	111.28	119.70
38	A1	1372	C	N3-C2-O2	7.01	126.81	121.90
38	A1	2339	C	C6-N1-C2	-7.01	117.50	120.30
38	A1	2710	G	N1-C2-N3	-7.01	119.69	123.90
11	B2	1252	C	N1-C2-O2	-7.01	114.69	118.90
11	B2	1255	C	O4'-C1'-N1	7.01	113.81	108.20
11	B2	1446	G	N1-C6-O6	7.01	124.11	119.90

Continued on next page...

Continued from previous page...

Mol	Chain	Res	Type	Atoms	Z	Observed(°)	Ideal(°)
38	A1	408	C	P-O5'-C5'	7.01	132.12	120.90
38	A1	590	A	C5-C6-N6	-7.01	118.09	123.70
38	A1	2375	C	C5-C4-N4	-7.01	115.29	120.20
38	A1	2893	U	N3-C4-C5	-7.01	110.39	114.60
11	B2	563	U	O4'-C1'-N1	7.01	113.81	108.20
11	B2	940	U	C1'-O4'-C4'	7.01	115.51	109.90
11	B2	942	A	P-O3'-C3'	-7.01	111.29	119.70
38	A1	36	G	N7-C8-N9	-7.01	109.60	113.10
38	A1	780	G	N1-C6-O6	7.01	124.11	119.90
38	A1	1282	A	C4-C5-N7	-7.01	107.19	110.70
38	A1	1571	G	C4-C5-C6	7.01	123.01	118.80
38	A1	1654	G	P-O5'-C5'	-7.01	109.69	120.90
11	B2	716	G	C4-C5-C6	7.01	123.00	118.80
38	A1	480	A	C4'-C3'-C2'	-7.01	95.59	102.60
38	A1	814	G	O4'-C1'-N9	7.01	113.81	108.20
38	A1	1698	G	P-O3'-C3'	-7.01	111.29	119.70
9	AX	278	ARG	NE-CZ-NH1	7.01	123.80	120.30
11	B2	50	C	C6-N1-C2	-7.01	117.50	120.30
11	B2	811	G	C8-N9-C4	-7.01	103.60	106.40
11	B2	1000	G	O4'-C1'-N9	7.01	113.81	108.20
11	B2	1099	A	C8-N9-C4	-7.01	103.00	105.80
11	B2	1196	A	C5-N7-C8	7.01	107.40	103.90
38	A1	369	G	C6-N1-C2	7.01	129.30	125.10
38	A1	562	G	C4-C5-N7	7.01	113.60	110.80
38	A1	728	A	O4'-C1'-N9	7.01	113.81	108.20
38	A1	931	C	C2-N3-C4	7.01	123.40	119.90
38	A1	1334	G	O4'-C1'-N9	7.01	113.81	108.20
38	A1	1447	G	C5-N7-C8	7.01	107.80	104.30
38	A1	1876	G	P-O3'-C3'	7.01	128.11	119.70
38	A1	2476	A	N3-C4-C5	-7.01	121.89	126.80
38	A1	2682	G	O4'-C1'-N9	7.01	113.81	108.20
38	A1	2801	G	C6-C5-N7	-7.01	126.20	130.40
38	A1	2188	C	C5'-C4'-O4'	7.00	117.50	109.10
38	A1	2586	A	C4-C5-N7	-7.00	107.20	110.70
11	B2	691	G	C5-C6-N1	7.00	115.00	111.50
11	B2	1106	A	N1-C2-N3	-7.00	125.80	129.30
11	B2	1444	G	C5-N7-C8	7.00	107.80	104.30
38	A1	767	G	C8-N9-C4	-7.00	103.60	106.40
38	A1	1574	A	N9-C4-C5	-7.00	103.00	105.80
38	A1	1651	A	C5-C6-N6	-7.00	118.10	123.70
38	A1	2061	A	C5'-C4'-O4'	7.00	117.50	109.10
38	A1	2183	A	C5-C6-N1	-7.00	114.20	117.70

Continued on next page...

Continued from previous page...

Mol	Chain	Res	Type	Atoms	Z	Observed(°)	Ideal(°)
41	AA	11	ALA	N-CA-CB	7.00	119.90	110.10
47	Ad	41	ARG	NE-CZ-NH2	7.00	123.80	120.30
11	B2	1228	A	N1-C6-N6	7.00	122.80	118.60
13	BA	19	TYR	CG-CD1-CE1	7.00	126.90	121.30
38	A1	24	G	C8-N9-C4	-7.00	103.60	106.40
38	A1	135	U	C4-C5-C6	-7.00	115.50	119.70
38	A1	628	A	N9-C4-C5	7.00	108.60	105.80
38	A1	1060	C	C4-C5-C6	7.00	120.90	117.40
38	A1	1903	G	C2-N3-C4	-7.00	108.40	111.90
38	A1	2030	G	N1-C2-N3	-7.00	119.70	123.90
39	A3	3	G	O4'-C4'-C3'	-7.00	97.00	104.00
39	A3	15	G	C6-C5-N7	-7.00	126.20	130.40
39	A3	68	C	C2-N3-C4	7.00	123.40	119.90
40	AK	47	ARG	NE-CZ-NH1	-7.00	116.80	120.30
11	B2	826	C	N3-C4-N4	7.00	122.90	118.00
38	A1	183	G	N1-C6-O6	7.00	124.10	119.90
38	A1	205	A	N7-C8-N9	-7.00	110.30	113.80
38	A1	319	A	C8-N9-C4	-7.00	103.00	105.80
38	A1	424	U	C2-N3-C4	7.00	131.20	127.00
38	A1	1358	C	C6-N1-C2	-7.00	117.50	120.30
38	A1	1541	U	C2-N3-C4	7.00	131.20	127.00
38	A1	2475	G	N1-C6-O6	7.00	124.10	119.90
39	A3	102	G	C6-C5-N7	-7.00	126.20	130.40
11	B2	401	U	O5'-P-OP1	-7.00	99.40	105.70
11	B2	427	G	C2-N3-C4	7.00	115.40	111.90
11	B2	461	A	C5-N7-C8	7.00	107.40	103.90
11	B2	470	G	O4'-C1'-N9	7.00	113.80	108.20
38	A1	78	C	N3-C4-C5	-7.00	119.10	121.90
38	A1	382	G	C2-N3-C4	7.00	115.40	111.90
38	A1	429	U	C5-C4-O4	-7.00	121.70	125.90
38	A1	787	G	C4-C5-C6	7.00	123.00	118.80
38	A1	820	C	O4'-C1'-N1	7.00	113.80	108.20
38	A1	1961	G	C4-C5-N7	-7.00	108.00	110.80
38	A1	2403	G	OP1-P-OP2	-7.00	109.10	119.60
38	A1	2698	G	C6-N1-C2	7.00	129.30	125.10
39	A3	90	A	C4-C5-C6	7.00	120.50	117.00
4	AQ	103	ARG	NE-CZ-NH1	-7.00	116.80	120.30
11	B2	883	G	O4'-C1'-N9	7.00	113.80	108.20
12	B3	79	TYR	CB-CG-CD2	7.00	125.20	121.00
38	A1	635	G	C8-N9-C4	-7.00	103.60	106.40
38	A1	808	A	C5-C6-N6	-7.00	118.10	123.70
38	A1	1875	U	N3-C4-O4	7.00	124.30	119.40

Continued on next page...

Continued from previous page...

Mol	Chain	Res	Type	Atoms	Z	Observed(°)	Ideal(°)
39	A3	94	G	C6-C5-N7	-7.00	126.20	130.40
59	AL	108	PHE	CB-CG-CD2	7.00	125.70	120.80
38	A1	1872	G	N3-C2-N2	7.00	124.80	119.90
38	A1	1991	G	O4'-C1'-N9	7.00	113.80	108.20
11	B2	55	G	C5'-C4'-O4'	6.99	117.49	109.10
11	B2	645	G	N3-C2-N2	6.99	124.80	119.90
38	A1	258	C	N3-C4-N4	6.99	122.90	118.00
38	A1	345	C	O4'-C1'-N1	6.99	113.80	108.20
38	A1	1138	C	C1'-O4'-C4'	-6.99	104.30	109.90
38	A1	1305	C	P-O5'-C5'	6.99	132.09	120.90
38	A1	1440	C	C5-C4-N4	-6.99	115.30	120.20
38	A1	2067	U	N1-C2-N3	6.99	119.10	114.90
10	B1	11	C	N3-C4-N4	6.99	122.89	118.00
11	B2	455	C	P-O3'-C3'	-6.99	111.31	119.70
11	B2	533	C	C5-C4-N4	-6.99	115.31	120.20
11	B2	783	G	C5-N7-C8	6.99	107.80	104.30
11	B2	965	G	N3-C4-C5	-6.99	125.10	128.60
11	B2	1119	U	OP1-P-OP2	-6.99	109.11	119.60
38	A1	213	G	N7-C8-N9	6.99	116.60	113.10
38	A1	393	C	C5'-C4'-C3'	6.99	127.19	116.00
38	A1	1504	C	O4'-C4'-C3'	-6.99	97.01	104.00
38	A1	2854	A	O4'-C1'-N9	6.99	113.79	108.20
59	AL	17	HIS	N-CA-CB	6.99	123.19	110.60
11	B2	400	G	N7-C8-N9	6.99	116.59	113.10
11	B2	744	A	C4-C5-N7	-6.99	107.20	110.70
11	B2	1294	G	N3-C4-C5	-6.99	125.11	128.60
38	A1	366	G	C4-C5-N7	6.99	113.60	110.80
38	A1	913	G	C4-C5-C6	6.99	122.99	118.80
38	A1	1173	G	O4'-C1'-N9	6.99	113.79	108.20
38	A1	1417	U	O4'-C1'-N1	6.99	113.79	108.20
38	A1	1513	G	N7-C8-N9	-6.99	109.61	113.10
38	A1	1591	C	C5-C6-N1	6.99	124.50	121.00
38	A1	2266	C	C6-N1-C2	-6.99	117.50	120.30
66	AY	43	TYR	CB-CG-CD2	6.99	125.19	121.00
11	B2	39	U	N3-C4-O4	6.99	124.29	119.40
20	BH	162	LEU	CB-CG-CD2	6.99	122.88	111.00
38	A1	8	G	N9-C4-C5	6.99	108.19	105.40
38	A1	14	A	C6-C5-N7	-6.99	127.41	132.30
38	A1	433	C	C2-N3-C4	6.99	123.39	119.90
38	A1	1573	A	N3-C4-N9	6.99	132.99	127.40
38	A1	2171	G	C4-C5-N7	6.99	113.59	110.80
38	A1	2525	C	N1-C2-O2	6.99	123.09	118.90

Continued on next page...

Continued from previous page...

Mol	Chain	Res	Type	Atoms	Z	Observed(°)	Ideal(°)
38	A1	2799	C	C5-C4-N4	-6.99	115.31	120.20
38	A1	2896	G	O4'-C1'-N9	6.99	113.79	108.20
38	A1	2897	C	N3-C4-N4	6.99	122.89	118.00
11	B2	30	C	N3-C4-N4	6.99	122.89	118.00
11	B2	274	G	O4'-C1'-N9	6.99	113.79	108.20
11	B2	347	G	C5-C6-O6	-6.99	124.41	128.60
38	A1	2973	A	C6-C5-N7	-6.99	127.41	132.30
11	B2	232	G	C5-C6-N1	-6.99	108.01	111.50
11	B2	593	G	N7-C8-N9	-6.99	109.61	113.10
11	B2	1429	G	C4-C5-N7	6.99	113.59	110.80
38	A1	134	C	C5-C4-N4	-6.99	115.31	120.20
38	A1	224	G	N3-C4-C5	-6.99	125.11	128.60
38	A1	533	G	O4'-C1'-N9	6.99	113.79	108.20
38	A1	852	A	O4'-C1'-N9	6.99	113.79	108.20
38	A1	898	G	C6-C5-N7	-6.99	126.21	130.40
38	A1	1068	U	N3-C4-O4	6.99	124.29	119.40
38	A1	1167	A	C4-C5-C6	6.99	120.49	117.00
38	A1	2227	G	N3-C4-C5	6.99	132.09	128.60
38	A1	2799	C	C5-C6-N1	6.99	124.49	121.00
11	B2	567	A	N9-C4-C5	6.98	108.59	105.80
38	A1	739	C	N3-C4-N4	6.98	122.89	118.00
38	A1	1281	A	N7-C8-N9	-6.98	110.31	113.80
38	A1	2575	U	O4'-C1'-N1	6.98	113.79	108.20
11	B2	777	G	C5-N7-C8	-6.98	100.81	104.30
11	B2	1088	U	O4'-C1'-N1	6.98	113.79	108.20
11	B2	1413	G	C6-C5-N7	-6.98	126.21	130.40
21	BI	79	PHE	CB-CG-CD2	6.98	125.69	120.80
38	A1	166	G	N3-C2-N2	6.98	124.79	119.90
38	A1	245	A	C6-N1-C2	6.98	122.79	118.60
38	A1	1111	G	N1-C6-O6	6.98	124.09	119.90
38	A1	1209	A	N9-C4-C5	6.98	108.59	105.80
38	A1	1435	G	C4'-C3'-C2'	-6.98	95.62	102.60
38	A1	2012	G	N9-C4-C5	-6.98	102.61	105.40
38	A1	2691	G	O4'-C1'-C2'	6.98	113.88	107.60
10	B1	23	G	N1-C6-O6	6.98	124.09	119.90
16	BD	56	ARG	NE-CZ-NH1	6.98	123.79	120.30
18	BF	206	TYR	CG-CD1-CE1	-6.98	115.72	121.30
38	A1	109	G	O4'-C1'-N9	6.98	113.78	108.20
38	A1	1162	C	C2-N1-C1'	6.98	126.48	118.80
38	A1	1206	A	C2-N3-C4	-6.98	107.11	110.60
38	A1	1515	G	P-O3'-C3'	-6.98	111.32	119.70
38	A1	2869	U	P-O3'-C3'	6.98	128.08	119.70

Continued on next page...

Continued from previous page...

Mol	Chain	Res	Type	Atoms	Z	Observed(°)	Ideal(°)
38	A1	2962	A	N3-C4-C5	-6.98	121.91	126.80
39	A3	47	G	N3-C2-N2	6.98	124.79	119.90
40	A5	45	ARG	NE-CZ-NH1	6.98	123.79	120.30
11	B2	214	C	O4'-C1'-N1	6.98	113.78	108.20
11	B2	1031	G	N1-C2-N2	-6.98	109.92	116.20
38	A1	387	A	C4-C5-N7	-6.98	107.21	110.70
38	A1	432	C	N3-C4-N4	6.98	122.89	118.00
38	A1	591	G	N1-C6-O6	6.98	124.09	119.90
38	A1	1529	A	C6-C5-N7	-6.98	127.42	132.30
38	A1	2732	U	C6-N1-C2	-6.98	116.81	121.00
11	B2	350	G	O4'-C1'-N9	6.98	113.78	108.20
11	B2	1094	U	C2-N3-C4	6.98	131.19	127.00
11	B2	1412	A	O4'-C4'-C3'	-6.98	97.02	104.00
38	A1	282	G	C4-C5-C6	6.98	122.99	118.80
38	A1	891	C	C6-N1-C2	6.98	123.09	120.30
38	A1	1685	C	N3-C4-C5	-6.98	119.11	121.90
38	A1	1726	A	C5-N7-C8	6.98	107.39	103.90
38	A1	2607	U	N3-C4-C5	-6.98	110.41	114.60
11	B2	1105	C	C6-N1-C2	-6.98	117.51	120.30
11	B2	1197	C	C4-C5-C6	6.98	120.89	117.40
38	A1	1534	G	N3-C2-N2	6.98	124.78	119.90
38	A1	1774	A	O4'-C1'-N9	6.98	113.78	108.20
40	AK	17	ARG	NE-CZ-NH2	6.98	123.79	120.30
11	B2	146	A	C5-C6-N1	-6.97	114.21	117.70
11	B2	934	G	C4-C5-N7	6.97	113.59	110.80
38	A1	707	U	O4'-C1'-N1	6.97	113.78	108.20
38	A1	848	A	N1-C2-N3	6.97	132.79	129.30
38	A1	872	G	C5-C6-O6	-6.97	124.42	128.60
38	A1	1433	C	N3-C2-O2	-6.97	117.02	121.90
38	A1	1684	C	C4'-C3'-C2'	-6.97	95.63	102.60
38	A1	1963	G	O4'-C1'-N9	6.97	113.78	108.20
38	A1	2424	A	C4-C5-C6	6.97	120.49	117.00
38	A1	2450	A	C5-N7-C8	6.97	107.39	103.90
38	A1	2587	G	O4'-C4'-C3'	-6.97	97.03	104.00
10	B1	10	G	N9-C4-C5	6.97	108.19	105.40
11	B2	178	C	N3-C4-N4	6.97	122.88	118.00
11	B2	1172	A	C5'-C4'-O4'	6.97	117.47	109.10
18	BF	2	SER	N-CA-CB	6.97	120.96	110.50
38	A1	368	U	C5-C4-O4	6.97	130.08	125.90
38	A1	782	G	C2-N3-C4	-6.97	108.41	111.90
38	A1	1753	G	C8-N9-C4	-6.97	103.61	106.40
38	A1	1771	C	C6-N1-C2	6.97	123.09	120.30

Continued on next page...

Continued from previous page...

Mol	Chain	Res	Type	Atoms	Z	Observed(°)	Ideal(°)
38	A1	1880	A	C2-N3-C4	-6.97	107.11	110.60
38	A1	1966	C	N3-C2-O2	6.97	126.78	121.90
38	A1	2144	U	O4'-C1'-N1	6.97	113.78	108.20
38	A1	2495	A	C5-N7-C8	6.97	107.39	103.90
11	B2	1317	G	C5-C6-O6	-6.97	124.42	128.60
38	A1	544	A	C4-C5-C6	6.97	120.48	117.00
38	A1	1237	A	C4-C5-C6	6.97	120.49	117.00
38	A1	1534	G	C8-N9-C4	-6.97	103.61	106.40
38	A1	1540	A	N1-C2-N3	6.97	132.79	129.30
38	A1	1605	A	N7-C8-N9	6.97	117.29	113.80
11	B2	477	G	N9-C4-C5	-6.97	102.61	105.40
11	B2	766	G	N1-C6-O6	6.97	124.08	119.90
11	B2	1444	G	P-O3'-C3'	6.97	128.06	119.70
38	A1	513	C	C2'-C3'-O3'	6.97	124.85	113.70
38	A1	645	U	O4'-C1'-N1	6.97	113.78	108.20
38	A1	1143	A	C8-N9-C4	-6.97	103.01	105.80
38	A1	1360	G	C5-C6-O6	-6.97	124.42	128.60
38	A1	2070	U	O4'-C1'-C2'	6.97	113.87	107.60
38	A1	2415	C	P-O5'-C5'	6.97	132.05	120.90
38	A1	2500	G	C6-N1-C2	6.97	129.28	125.10
38	A1	2702	A	C8-N9-C4	-6.97	103.01	105.80
38	A1	2875	C	O4'-C1'-C2'	6.97	113.87	107.60
48	AE	22	ARG	NE-CZ-NH2	-6.97	116.81	120.30
11	B2	547	U	O4'-C1'-N1	6.97	113.77	108.20
38	A1	2058	C	N3-C4-C5	-6.97	119.11	121.90
38	A1	2075	U	C6-N1-C1'	6.97	130.96	121.20
38	A1	2364	G	N1-C6-O6	6.97	124.08	119.90
38	A1	2851	A	C4-C5-N7	-6.97	107.22	110.70
11	B2	731	A	N3-C4-C5	-6.97	121.92	126.80
11	B2	967	C	N3-C4-N4	6.97	122.88	118.00
11	B2	990	G	C4'-C3'-C2'	-6.97	95.63	102.60
38	A1	98	G	N1-C2-N3	-6.97	119.72	123.90
38	A1	381	G	N9-C4-C5	6.97	108.19	105.40
38	A1	822	A	C5-C6-N1	-6.97	114.22	117.70
38	A1	988	C	O4'-C1'-N1	6.97	113.77	108.20
38	A1	1100	G	N1-C2-N3	-6.97	119.72	123.90
38	A1	2129	G	C4-C5-C6	6.97	122.98	118.80
11	B2	500	A	C5-C6-N6	-6.96	118.13	123.70
11	B2	642	G	N1-C2-N3	-6.96	119.72	123.90
13	BA	85	MET	CG-SD-CE	-6.96	89.06	100.20
38	A1	1730	C	N1-C2-N3	-6.96	114.33	119.20
38	A1	2078	A	N9-C4-C5	6.96	108.59	105.80

Continued on next page...

Continued from previous page...

Mol	Chain	Res	Type	Atoms	Z	Observed(°)	Ideal(°)
11	B2	599	G	O4'-C1'-N9	6.96	113.77	108.20
11	B2	679	G	N7-C8-N9	6.96	116.58	113.10
11	B2	989	C	C5'-C4'-C3'	6.96	127.14	116.00
38	A1	995	G	C6-N1-C2	6.96	129.28	125.10
11	B2	310	G	N3-C4-N9	-6.96	121.82	126.00
11	B2	1139	A	O4'-C1'-N9	6.96	113.77	108.20
38	A1	372	A	O4'-C1'-C2'	-6.96	98.84	105.80
38	A1	1248	C	N3-C4-N4	6.96	122.87	118.00
38	A1	1903	G	N9-C4-C5	-6.96	102.61	105.40
11	B2	834	C	N1-C2-O2	-6.96	114.72	118.90
11	B2	1097	G	N3-C4-N9	6.96	130.18	126.00
38	A1	190	C	C4-C5-C6	-6.96	113.92	117.40
38	A1	1815	C	N3-C2-O2	6.96	126.77	121.90
11	B2	447	A	N3-C4-C5	-6.96	121.93	126.80
11	B2	894	A	C5-C6-N6	-6.96	118.13	123.70
11	B2	1097	G	C4-C5-C6	6.96	122.97	118.80
38	A1	383	C	C6-N1-C2	-6.96	117.52	120.30
38	A1	1407	A	C2'-C3'-O3'	6.96	124.83	113.70
38	A1	2227	G	O4'-C1'-N9	6.96	113.77	108.20
57	Aj	28	ARG	NE-CZ-NH1	6.96	123.78	120.30
10	B1	58	A	N3-C4-N9	6.96	132.97	127.40
11	B2	720	A	N7-C8-N9	-6.96	110.32	113.80
11	B2	1097	G	C6-C5-N7	-6.96	126.23	130.40
11	B2	1275	U	N3-C4-C5	-6.96	110.43	114.60
11	B2	1371	C	C5-C4-N4	-6.96	115.33	120.20
38	A1	592	C	C5-C4-N4	-6.96	115.33	120.20
38	A1	1781	C	C5-C4-N4	-6.96	115.33	120.20
38	A1	2218	C	N1-C2-O2	6.96	123.07	118.90
38	A1	2328	G	C5'-C4'-O4'	6.96	117.45	109.10
11	B2	1349	C	C2-N3-C4	6.96	123.38	119.90
38	A1	229	G	N3-C2-N2	6.96	124.77	119.90
38	A1	2026	C	O5'-P-OP2	-6.96	99.44	105.70
41	AA	36	ASP	CB-CG-OD2	6.96	124.56	118.30
10	B1	75	C	C2-N1-C1'	6.95	126.45	118.80
11	B2	517	U	C5-C6-N1	6.95	126.18	122.70
11	B2	528	G	C6-N1-C2	6.95	129.27	125.10
11	B2	1158	G	N3-C4-N9	-6.95	121.83	126.00
11	B2	1482	C	N3-C4-N4	6.95	122.87	118.00
38	A1	13	U	C5'-C4'-C3'	6.95	127.12	116.00
38	A1	408	C	O4'-C1'-N1	6.95	113.76	108.20
38	A1	619	G	C5-C6-N1	-6.95	108.02	111.50
38	A1	655	C	O4'-C1'-N1	6.95	113.76	108.20

Continued on next page...

Continued from previous page...

Mol	Chain	Res	Type	Atoms	Z	Observed(°)	Ideal(°)
38	A1	1327	C	N1-C2-N3	-6.95	114.33	119.20
38	A1	2682	G	C3'-C2'-C1'	-6.95	95.94	101.50
38	A1	2846	A	C8-N9-C4	-6.95	103.02	105.80
55	Ai	43	ARG	NE-CZ-NH2	-6.95	116.82	120.30
11	B2	243	G	N1-C2-N3	-6.95	119.73	123.90
38	A1	261	A	N9-C4-C5	-6.95	103.02	105.80
38	A1	2378	C	C4'-C3'-C2'	-6.95	95.65	102.60
38	A1	2547	A	N9-C4-C5	6.95	108.58	105.80
10	B1	53	G	N9-C4-C5	6.95	108.18	105.40
11	B2	141	C	C5-C6-N1	6.95	124.47	121.00
38	A1	205	A	C4-C5-C6	6.95	120.47	117.00
38	A1	417	C	N1-C2-O2	-6.95	114.73	118.90
38	A1	462	A	C5-N7-C8	6.95	107.38	103.90
38	A1	595	C	N3-C2-O2	-6.95	117.03	121.90
38	A1	1821	C	C5-C6-N1	6.95	124.47	121.00
38	A1	2212	C	N3-C4-N4	6.95	122.86	118.00
38	A1	2714	G	C5-C6-O6	-6.95	124.43	128.60
38	A1	2851	A	C5-C6-N6	-6.95	118.14	123.70
11	B2	172	G	C6-N1-C2	6.95	129.27	125.10
11	B2	301	G	C4-C5-N7	6.95	113.58	110.80
15	BC	98	ARG	NE-CZ-NH2	-6.95	116.83	120.30
38	A1	404	G	P-O5'-C5'	6.95	132.02	120.90
38	A1	715	G	C4-C5-N7	6.95	113.58	110.80
38	A1	1277	G	C4-C5-N7	6.95	113.58	110.80
38	A1	1992	A	C4-C5-C6	6.95	120.47	117.00
38	A1	2093	A	O4'-C1'-N9	6.95	113.76	108.20
38	A1	2497	G	O4'-C1'-N9	6.95	113.76	108.20
11	B2	930	G	C5-C6-O6	-6.95	124.43	128.60
38	A1	331	G	N3-C4-C5	-6.95	125.13	128.60
38	A1	2394	G	N3-C2-N2	6.95	124.76	119.90
38	A1	2771	G	C8-N9-C4	-6.95	103.62	106.40
3	Af	12	ARG	NE-CZ-NH1	6.95	123.77	120.30
11	B2	1287	G	N1-C2-N3	-6.95	119.73	123.90
33	BU	54	ARG	NE-CZ-NH1	6.95	123.77	120.30
38	A1	63	A	C2-N3-C4	6.95	114.07	110.60
38	A1	1510	U	C6-N1-C2	-6.95	116.83	121.00
38	A1	1703	G	N1-C6-O6	6.95	124.07	119.90
38	A1	1783	U	N3-C4-C5	-6.95	110.43	114.60
38	A1	2036	A	C2-N3-C4	-6.95	107.13	110.60
38	A1	2224	G	C3'-C2'-C1'	-6.95	95.94	101.50
38	A1	2291	G	C3'-C2'-C1'	-6.95	95.94	101.50
38	A1	2638	G	O4'-C1'-N9	6.95	113.76	108.20

Continued on next page...

Continued from previous page...

Mol	Chain	Res	Type	Atoms	Z	Observed(°)	Ideal(°)
38	A1	2761	G	N3-C4-C5	-6.95	125.13	128.60
10	B1	25	G	C8-N9-C4	6.94	109.18	106.40
38	A1	806	C	N3-C4-C5	-6.94	119.12	121.90
38	A1	1244	C	C1'-O4'-C4'	6.94	115.45	109.90
38	A1	1727	G	C6-C5-N7	-6.94	126.23	130.40
38	A1	3042	C	N3-C4-C5	-6.94	119.12	121.90
11	B2	145	A	C4-C5-N7	-6.94	107.23	110.70
11	B2	177	A	C1'-O4'-C4'	6.94	115.45	109.90
11	B2	1193	G	N1-C2-N3	-6.94	119.73	123.90
38	A1	491	G	N1-C6-O6	6.94	124.06	119.90
38	A1	793	C	N3-C4-N4	6.94	122.86	118.00
11	B2	117	C	C5-C4-N4	-6.94	115.34	120.20
11	B2	361	A	C5-C6-N6	-6.94	118.15	123.70
11	B2	440	C	N3-C4-N4	6.94	122.86	118.00
11	B2	492	G	N1-C2-N3	-6.94	119.73	123.90
11	B2	982	U	C5-C4-O4	6.94	130.06	125.90
38	A1	634	G	P-O3'-C3'	6.94	128.03	119.70
38	A1	791	C	N3-C2-O2	-6.94	117.04	121.90
38	A1	970	G	C6-C5-N7	-6.94	126.24	130.40
38	A1	2594	U	C4-C5-C6	6.94	123.86	119.70
38	A1	2808	C	C5-C6-N1	6.94	124.47	121.00
39	A3	106	G	N1-C2-N3	-6.94	119.74	123.90
61	AN	165	TYR	CB-CG-CD2	6.94	125.16	121.00
11	B2	119	A	C4'-C3'-C2'	-6.94	95.66	102.60
11	B2	356	G	P-O3'-C3'	6.94	128.03	119.70
11	B2	1073	C	OP1-P-OP2	-6.94	109.19	119.60
38	A1	389	C	N3-C4-N4	6.94	122.86	118.00
38	A1	428	A	N1-C2-N3	6.94	132.77	129.30
38	A1	1119	A	O4'-C1'-N9	6.94	113.75	108.20
38	A1	1574	A	P-O3'-C3'	6.94	128.03	119.70
11	B2	51	A	C2-N3-C4	6.94	114.07	110.60
11	B2	110	C	O4'-C1'-N1	6.94	113.75	108.20
38	A1	299	U	O4'-C1'-N1	6.94	113.75	108.20
38	A1	674	G	N1-C2-N2	-6.94	109.96	116.20
38	A1	2368	G	N9-C4-C5	6.94	108.17	105.40
38	A1	2761	G	N1-C2-N3	-6.94	119.74	123.90
38	A1	2886	C	N3-C4-C5	-6.94	119.12	121.90
39	A3	88	A	P-O3'-C3'	6.94	128.03	119.70
11	B2	374	G	N1-C6-O6	6.94	124.06	119.90
11	B2	729	G	C2-N3-C4	6.94	115.37	111.90
11	B2	922	G	N1-C2-N3	-6.94	119.74	123.90
11	B2	96	G	N1-C6-O6	6.93	124.06	119.90

Continued on next page...

Continued from previous page...

Mol	Chain	Res	Type	Atoms	Z	Observed(°)	Ideal(°)
11	B2	1182	G	N1-C2-N3	6.93	128.06	123.90
32	BT	8	TYR	CB-CG-CD1	6.93	125.16	121.00
38	A1	633	A	C5-C6-N1	-6.93	114.23	117.70
38	A1	721	G	N3-C2-N2	6.93	124.75	119.90
38	A1	731	C	C5-C6-N1	-6.93	117.53	121.00
38	A1	800	G	C4-C5-C6	6.93	122.96	118.80
38	A1	2284	C	P-O5'-C5'	6.93	132.00	120.90
38	A1	2748	C	N3-C4-C5	-6.93	119.13	121.90
45	AC	318	ARG	NE-CZ-NH2	-6.93	116.83	120.30
46	AD	27	ARG	NE-CZ-NH1	6.93	123.77	120.30
11	B2	238	G	C5-N7-C8	-6.93	100.83	104.30
11	B2	789	G	C5-N7-C8	-6.93	100.83	104.30
38	A1	556	G	OP1-P-OP2	-6.93	109.20	119.60
38	A1	1487	U	C5-C6-N1	-6.93	119.23	122.70
38	A1	2796	C	O4'-C1'-N1	6.93	113.75	108.20
38	A1	2948	A	N1-C6-N6	6.93	122.76	118.60
11	B2	1070	C	C4-C5-C6	6.93	120.86	117.40
38	A1	246	A	N1-C2-N3	6.93	132.77	129.30
38	A1	258	C	C2-N3-C4	6.93	123.37	119.90
38	A1	1738	A	C2-N3-C4	-6.93	107.13	110.60
11	B2	883	G	C4-C5-C6	6.93	122.96	118.80
38	A1	305	G	C4-C5-C6	6.93	122.96	118.80
38	A1	1975	C	C5-C6-N1	6.93	124.46	121.00
38	A1	2139	A	C5-C6-N1	-6.93	114.23	117.70
38	A1	2423	G	N1-C2-N3	-6.93	119.74	123.90
38	A1	2787	G	N3-C4-C5	-6.93	125.14	128.60
11	B2	1081	C	C1'-O4'-C4'	-6.93	104.36	109.90
11	B2	1102	A	C6-C5-N7	-6.93	127.45	132.30
38	A1	13	U	P-O3'-C3'	6.93	128.01	119.70
38	A1	601	A	N9-C4-C5	6.93	108.57	105.80
38	A1	1653	U	N3-C4-O4	6.93	124.25	119.40
38	A1	2152	G	C4-C5-C6	6.93	122.96	118.80
38	A1	621	G	P-O3'-C3'	6.93	128.01	119.70
38	A1	2353	C	N3-C4-N4	6.93	122.85	118.00
38	A1	2896	G	N1-C6-O6	6.93	124.06	119.90
11	B2	582	G	N1-C2-N3	-6.92	119.75	123.90
11	B2	614	G	N7-C8-N9	6.92	116.56	113.10
15	BC	111	ARG	NE-CZ-NH2	-6.92	116.84	120.30
38	A1	141	C	C2-N3-C4	-6.92	116.44	119.90
38	A1	1699	U	C6-N1-C2	-6.92	116.84	121.00
38	A1	1948	A	C5-C6-N1	-6.92	114.24	117.70
38	A1	2891	A	N1-C6-N6	6.92	122.75	118.60

Continued on next page...

Continued from previous page...

Mol	Chain	Res	Type	Atoms	Z	Observed(°)	Ideal(°)
38	A1	2892	A	C5-N7-C8	6.92	107.36	103.90
11	B2	485	A	O4'-C1'-N9	6.92	113.74	108.20
38	A1	725	G	C3'-C2'-C1'	-6.92	95.96	101.50
38	A1	1039	C	C6-N1-C2	-6.92	117.53	120.30
38	A1	1610	C	O4'-C1'-N1	6.92	113.74	108.20
11	B2	31	U	C5-C6-N1	6.92	126.16	122.70
11	B2	626	G	N3-C2-N2	6.92	124.75	119.90
11	B2	1260	G	N3-C4-C5	6.92	132.06	128.60
38	A1	629	G	C5-C6-O6	-6.92	124.45	128.60
38	A1	640	C	C5'-C4'-C3'	6.92	127.07	116.00
38	A1	931	C	P-O3'-C3'	6.92	128.01	119.70
38	A1	1403	C	N3-C4-C5	-6.92	119.13	121.90
38	A1	1975	C	C5-C4-N4	-6.92	115.36	120.20
11	B2	443	C	C5-C4-N4	-6.92	115.36	120.20
11	B2	1052	U	C5-C6-N1	6.92	126.16	122.70
25	BM	20	TYR	CZ-CE2-CD2	-6.92	113.57	119.80
38	A1	178	G	C6-C5-N7	-6.92	126.25	130.40
38	A1	916	A	N1-C6-N6	6.92	122.75	118.60
38	A1	1183	U	C1'-O4'-C4'	6.92	115.44	109.90
38	A1	2116	G	N3-C4-N9	-6.92	121.85	126.00
39	A3	55	G	C5-C6-N1	-6.92	108.04	111.50
11	B2	428	G	N7-C8-N9	-6.92	109.64	113.10
38	A1	274	C	C6-N1-C2	6.92	123.07	120.30
38	A1	1450	C	C2-N3-C4	-6.92	116.44	119.90
38	A1	1521	G	C5-N7-C8	6.92	107.76	104.30
38	A1	1575	G	N3-C4-N9	6.92	130.15	126.00
38	A1	2225	C	C4-C5-C6	6.92	120.86	117.40
6	AT	28	PHE	N-CA-CB	6.92	123.05	110.60
11	B2	711	U	C3'-C2'-C1'	6.92	107.03	101.50
25	BM	108	ALA	CB-CA-C	-6.92	99.73	110.10
38	A1	1186	G	C5-C6-O6	-6.92	124.45	128.60
38	A1	2277	G	C5-C6-N1	-6.92	108.04	111.50
38	A1	2427	C	C2-N3-C4	-6.92	116.44	119.90
38	A1	2516	G	O4'-C1'-N9	6.92	113.73	108.20
38	A1	2873	G	O4'-C1'-N9	6.92	113.73	108.20
38	A1	2895	G	N3-C4-N9	-6.92	121.85	126.00
39	A3	91	G	N3-C2-N2	6.92	124.74	119.90
8	AW	45	ARG	NE-CZ-NH2	-6.92	116.84	120.30
11	B2	1143	G	C2-N3-C4	-6.92	108.44	111.90
11	B2	1341	C	C2-N3-C4	6.92	123.36	119.90
38	A1	371	U	C3'-C2'-C1'	6.92	107.03	101.50
38	A1	472	A	C4-C5-C6	6.92	120.46	117.00

Continued on next page...

Continued from previous page...

Mol	Chain	Res	Type	Atoms	Z	Observed(°)	Ideal(°)
38	A1	980	G	P-O5'-C5'	6.92	131.96	120.90
38	A1	1568	A	O4'-C1'-N9	6.92	113.73	108.20
38	A1	2633	A	C5-C6-N6	-6.92	118.17	123.70
38	A1	2688	C	C2-N3-C4	-6.92	116.44	119.90
39	A3	44	C	C4-C5-C6	6.92	120.86	117.40
63	AP	19	ARG	NE-CZ-NH1	6.92	123.76	120.30
11	B2	203	A	C5'-C4'-O4'	6.91	117.40	109.10
11	B2	317	A	C5-C6-N6	-6.91	118.17	123.70
11	B2	638	G	C4-C5-C6	6.91	122.95	118.80
14	BB	10	ASP	CB-CG-OD1	6.91	124.52	118.30
38	A1	436	C	P-O3'-C3'	-6.91	111.41	119.70
38	A1	478	C	C2-N1-C1'	-6.91	111.20	118.80
38	A1	938	U	N3-C4-O4	6.91	124.24	119.40
38	A1	1075	G	C4-C5-N7	6.91	113.56	110.80
38	A1	1383	G	N1-C2-N3	-6.91	119.75	123.90
38	A1	1464	A	N7-C8-N9	-6.91	110.34	113.80
38	A1	2042	A	C8-N9-C4	-6.91	103.03	105.80
38	A1	2084	A	N1-C6-N6	6.91	122.75	118.60
38	A1	2193	G	O4'-C1'-N9	6.91	113.73	108.20
38	A1	2235	G	N3-C4-C5	-6.91	125.14	128.60
38	A1	2674	C	C2-N3-C4	6.91	123.36	119.90
38	A1	2749	G	C6-C5-N7	-6.91	126.25	130.40
11	B2	560	A	C6-N1-C2	6.91	122.75	118.60
38	A1	324	C	C4'-C3'-C2'	-6.91	95.69	102.60
38	A1	510	A	C4-C5-C6	6.91	120.46	117.00
38	A1	1567	C	C4-C5-C6	6.91	120.86	117.40
38	A1	2197	U	N3-C4-O4	6.91	124.24	119.40
38	A1	2472	A	C5-C6-N6	-6.91	118.17	123.70
11	B2	1006	C	C1'-O4'-C4'	-6.91	104.37	109.90
38	A1	17	C	C5-C4-N4	-6.91	115.36	120.20
38	A1	348	G	N7-C8-N9	6.91	116.56	113.10
38	A1	435	G	N7-C8-N9	-6.91	109.64	113.10
38	A1	837	G	C4-C5-C6	6.91	122.95	118.80
38	A1	917	A	N9-C4-C5	-6.91	103.04	105.80
38	A1	2467	C	N3-C2-O2	6.91	126.74	121.90
38	A1	2943	G	N3-C2-N2	6.91	124.74	119.90
39	A3	123	U	N3-C4-C5	-6.91	110.45	114.60
11	B2	546	G	N1-C2-N3	-6.91	119.75	123.90
11	B2	567	A	N1-C2-N3	6.91	132.75	129.30
11	B2	873	A	C5-C6-N1	-6.91	114.25	117.70
11	B2	904	G	N1-C2-N3	-6.91	119.75	123.90
11	B2	1089	C	C5-C6-N1	6.91	124.45	121.00

Continued on next page...

Continued from previous page...

Mol	Chain	Res	Type	Atoms	Z	Observed(°)	Ideal(°)
38	A1	19	G	N7-C8-N9	6.91	116.55	113.10
38	A1	252	A	C5-C6-N6	-6.91	118.17	123.70
38	A1	518	A	C6-C5-N7	-6.91	127.46	132.30
38	A1	1515	G	N3-C2-N2	6.91	124.74	119.90
38	A1	2269	C	C5-C4-N4	-6.91	115.36	120.20
38	A1	2418	G	N3-C4-C5	6.91	132.05	128.60
45	AC	292	ASN	N-CA-CB	6.91	123.04	110.60
38	A1	744	G	O4'-C1'-N9	6.91	113.72	108.20
38	A1	868	U	N3-C4-O4	6.91	124.23	119.40
38	A1	2617	G	C6-N1-C2	6.91	129.24	125.10
39	A3	67	U	O4'-C1'-N1	6.91	113.72	108.20
11	B2	53	G	O4'-C1'-N9	6.91	113.72	108.20
11	B2	377	A	C6-N1-C2	-6.91	114.46	118.60
20	BH	91	ARG	NE-CZ-NH2	6.91	123.75	120.30
24	BL	13	VAL	CA-CB-CG2	-6.91	100.54	110.90
38	A1	2124	C	C2-N1-C1'	6.91	126.40	118.80
39	A3	94	G	N1-C6-O6	6.91	124.04	119.90
11	B2	661	C	C6-N1-C2	-6.90	117.54	120.30
38	A1	257	G	C5-C6-O6	-6.90	124.46	128.60
38	A1	946	U	C5-C6-N1	6.90	126.15	122.70
38	A1	963	G	O4'-C1'-N9	6.90	113.72	108.20
11	B2	756	A	C8-N9-C4	-6.90	103.04	105.80
38	A1	235	G	N3-C2-N2	6.90	124.73	119.90
38	A1	1171	G	P-O5'-C5'	6.90	131.94	120.90
38	A1	2178	A	C4-N9-C1'	6.90	138.73	126.30
38	A1	2383	A	C5-N7-C8	6.90	107.35	103.90
42	Aa	27	ARG	NE-CZ-NH1	6.90	123.75	120.30
42	Aa	51	ASP	CB-CG-OD1	-6.90	112.09	118.30
46	AD	135	ASP	CB-CG-OD1	-6.90	112.09	118.30
11	B2	1181	G	C6-C5-N7	-6.90	126.26	130.40
38	A1	344	G	C4-C5-N7	6.90	113.56	110.80
38	A1	599	G	N1-C6-O6	6.90	124.04	119.90
38	A1	1471	G	O4'-C1'-N9	6.90	113.72	108.20
38	A1	1536	U	C6-N1-C2	-6.90	116.86	121.00
38	A1	1612	G	N3-C2-N2	6.90	124.73	119.90
38	A1	1858	G	N7-C8-N9	-6.90	109.65	113.10
38	A1	2072	G	C4-C5-C6	6.90	122.94	118.80
38	A1	2474	A	C6-C5-N7	-6.90	127.47	132.30
38	A1	2541	U	N3-C4-C5	-6.90	110.46	114.60
38	A1	2992	G	C6-C5-N7	-6.90	126.26	130.40
38	A1	3038	A	C4-C5-C6	6.90	120.45	117.00
66	AY	84	TYR	CB-CG-CD1	6.90	125.14	121.00

Continued on next page...

Continued from previous page...

Mol	Chain	Res	Type	Atoms	Z	Observed(°)	Ideal(°)
11	B2	71	C	P-O5'-C5'	6.90	131.94	120.90
11	B2	1278	A	C4-C5-N7	-6.90	107.25	110.70
14	BB	62	PHE	CB-CG-CD1	-6.90	115.97	120.80
38	A1	201	C	C5-C6-N1	6.90	124.45	121.00
38	A1	374	C	O4'-C1'-N1	6.90	113.72	108.20
38	A1	1552	C	O4'-C4'-C3'	-6.90	97.10	104.00
45	AC	198	TYR	CB-CG-CD2	6.90	125.14	121.00
11	B2	253	G	C3'-C2'-C1'	6.90	107.02	101.50
11	B2	970	G	C4-C5-C6	6.90	122.94	118.80
11	B2	1128	U	O4'-C1'-N1	6.90	113.72	108.20
38	A1	1117	C	C5-C6-N1	6.90	124.45	121.00
38	A1	1247	U	C1'-O4'-C4'	-6.90	104.38	109.90
38	A1	2053	G	N7-C8-N9	6.90	116.55	113.10
38	A1	2492	G	C6-N1-C2	6.90	129.24	125.10
11	B2	101	G	O4'-C1'-N9	6.90	113.72	108.20
11	B2	721	A	C5-N7-C8	6.90	107.35	103.90
38	A1	1158	G	C6-C5-N7	-6.90	126.26	130.40
38	A1	1578	C	N1-C2-O2	6.90	123.04	118.90
38	A1	1996	C	O4'-C1'-N1	6.90	113.72	108.20
38	A1	2674	C	O4'-C1'-N1	6.90	113.72	108.20
38	A1	2758	G	N1-C6-O6	6.90	124.04	119.90
38	A1	2835	A	C5-C6-N6	-6.90	118.18	123.70
11	B2	51	A	N9-C4-C5	6.89	108.56	105.80
11	B2	324	C	C1'-O4'-C4'	-6.89	104.39	109.90
11	B2	377	A	N9-C4-C5	6.89	108.56	105.80
11	B2	1475	C	C5-C6-N1	6.89	124.45	121.00
38	A1	168	G	C4-C5-C6	-6.89	114.66	118.80
38	A1	978	C	N1-C2-O2	6.89	123.04	118.90
38	A1	1481	G	N1-C6-O6	6.89	124.04	119.90
38	A1	1836	A	C5'-C4'-O4'	6.89	117.37	109.10
38	A1	2960	G	C6-N1-C2	6.89	129.24	125.10
48	AE	184	VAL	CA-CB-CG1	-6.89	100.56	110.90
66	AY	123	ARG	NE-CZ-NH2	-6.89	116.85	120.30
11	B2	735	A	C8-N9-C4	-6.89	103.04	105.80
38	A1	2836	G	C8-N9-C4	-6.89	103.64	106.40
11	B2	28	U	P-O3'-C3'	-6.89	111.43	119.70
11	B2	238	G	C4-C5-N7	6.89	113.56	110.80
11	B2	463	G	C6-N1-C2	6.89	129.23	125.10
11	B2	948	G	O4'-C1'-N9	6.89	113.71	108.20
11	B2	966	G	C4-C5-C6	6.89	122.94	118.80
38	A1	2113	G	O4'-C1'-N9	6.89	113.71	108.20
38	A1	2439	G	C4-C5-N7	6.89	113.56	110.80

Continued on next page...

Continued from previous page...

Mol	Chain	Res	Type	Atoms	Z	Observed(°)	Ideal(°)
11	B2	549	A	C4-C5-C6	6.89	120.44	117.00
11	B2	636	G	C5-N7-C8	6.89	107.74	104.30
11	B2	1405	C	P-O3'-C3'	-6.89	111.43	119.70
38	A1	421	C	C5-C6-N1	6.89	124.44	121.00
38	A1	535	G	C4-C5-N7	-6.89	108.04	110.80
38	A1	784	C	N1-C2-N3	-6.89	114.38	119.20
38	A1	840	G	N3-C2-N2	6.89	124.72	119.90
38	A1	899	A	C2'-C3'-O3'	6.89	124.72	113.70
38	A1	1324	G	C5-C6-O6	-6.89	124.47	128.60
38	A1	1911	G	N9-C1'-C2'	-6.89	104.42	112.00
38	A1	2330	A	O4'-C1'-N9	6.89	113.71	108.20
11	B2	947	G	C5-C6-N1	-6.89	108.06	111.50
38	A1	401	C	N3-C4-C5	-6.89	119.14	121.90
38	A1	709	A	C6-N1-C2	6.89	122.73	118.60
38	A1	1387	G	N3-C4-C5	6.89	132.04	128.60
38	A1	3030	A	C2-N3-C4	-6.89	107.16	110.60
11	B2	548	A	C5-C6-N1	-6.89	114.26	117.70
11	B2	699	C	O4'-C1'-N1	6.89	113.71	108.20
11	B2	1100	G	C6-C5-N7	-6.89	126.27	130.40
11	B2	1187	A	C5-N7-C8	6.89	107.34	103.90
11	B2	1333	G	C2-N3-C4	6.89	115.34	111.90
38	A1	344	G	C4-C5-C6	6.89	122.93	118.80
38	A1	650	C	C4-C5-C6	6.89	120.84	117.40
38	A1	2032	G	C4-C5-C6	6.89	122.93	118.80
38	A1	2363	G	C1'-O4'-C4'	-6.89	104.39	109.90
38	A1	2511	C	C5-C4-N4	-6.89	115.38	120.20
38	A1	2856	G	C5-N7-C8	-6.89	100.86	104.30
56	AJ	10	ARG	NE-CZ-NH1	6.89	123.74	120.30
56	AJ	28	THR	CA-CB-CG2	-6.89	102.76	112.40
11	B2	719	G	N7-C8-N9	6.88	116.54	113.10
11	B2	734	G	N1-C2-N3	-6.88	119.77	123.90
11	B2	1156	A	C6-N1-C2	-6.88	114.47	118.60
38	A1	34	C	N3-C4-N4	6.88	122.82	118.00
38	A1	324	C	O3'-P-O5'	6.88	117.08	104.00
38	A1	372	A	C5-N7-C8	6.88	107.34	103.90
38	A1	1094	U	C6-N1-C2	-6.88	116.87	121.00
38	A1	2030	G	N3-C2-N2	6.88	124.72	119.90
38	A1	2142	U	N3-C4-O4	6.88	124.22	119.40
38	A1	2273	U	C3'-C2'-C1'	6.88	107.01	101.50
38	A1	2336	G	N9-C4-C5	6.88	108.15	105.40
38	A1	2621	U	O4'-C1'-N1	6.88	113.71	108.20
38	A1	84	A	P-O5'-C5'	-6.88	109.89	120.90

Continued on next page...

Continued from previous page...

Mol	Chain	Res	Type	Atoms	Z	Observed(°)	Ideal(°)
38	A1	1232	G	C4-C5-C6	6.88	122.93	118.80
38	A1	1293	G	C4-C5-C6	6.88	122.93	118.80
11	B2	454	G	C5-C6-N1	-6.88	108.06	111.50
11	B2	498	C	N3-C4-C5	-6.88	119.15	121.90
11	B2	1149	C	N3-C4-N4	6.88	122.82	118.00
11	B2	1201	G	N1-C6-O6	6.88	124.03	119.90
38	A1	333	A	C6-C5-N7	-6.88	127.48	132.30
38	A1	1408	G	C4-C5-C6	6.88	122.93	118.80
38	A1	1731	U	C1'-O4'-C4'	6.88	115.41	109.90
38	A1	2168	C	N3-C4-N4	6.88	122.82	118.00
46	AD	85	PHE	N-CA-CB	6.88	122.99	110.60
9	AX	304	TYR	CB-CG-CD1	-6.88	116.87	121.00
11	B2	534	G	O4'-C1'-N9	6.88	113.70	108.20
11	B2	1305	U	N3-C2-O2	-6.88	117.38	122.20
11	B2	1398	U	N1-C2-N3	-6.88	110.77	114.90
38	A1	2414	G	N1-C2-N3	-6.88	119.77	123.90
9	AX	164	TYR	CB-CG-CD2	-6.88	116.87	121.00
11	B2	68	G	N1-C6-O6	6.88	124.03	119.90
11	B2	380	C	C6-N1-C2	-6.88	117.55	120.30
11	B2	542	G	N3-C2-N2	6.88	124.72	119.90
11	B2	1279	A	O4'-C1'-N9	6.88	113.70	108.20
38	A1	53	A	C5-N7-C8	6.88	107.34	103.90
38	A1	115	C	N3-C2-O2	-6.88	117.08	121.90
38	A1	966	G	C4-C5-C6	6.88	122.93	118.80
38	A1	997	A	O4'-C1'-N9	6.88	113.70	108.20
38	A1	1097	G	N1-C6-O6	6.88	124.03	119.90
38	A1	1747	C	N3-C4-N4	6.88	122.81	118.00
38	A1	1880	A	C3'-C2'-C1'	-6.88	96.00	101.50
38	A1	2161	A	C4-C5-C6	6.88	120.44	117.00
38	A1	2702	A	C5-C6-N6	-6.88	118.20	123.70
38	A1	2795	G	C2-N3-C4	-6.88	108.46	111.90
38	A1	2990	G	C5-C6-O6	-6.88	124.47	128.60
11	B2	195	C	C5-C4-N4	-6.88	115.39	120.20
11	B2	212	G	C6-C5-N7	-6.88	126.27	130.40
11	B2	869	U	N3-C4-O4	6.88	124.21	119.40
17	BE	171	ARG	NE-CZ-NH1	-6.88	116.86	120.30
18	BF	80	ARG	NE-CZ-NH2	-6.88	116.86	120.30
38	A1	45	G	O4'-C1'-N9	6.88	113.70	108.20
38	A1	130	G	N3-C4-N9	6.88	130.13	126.00
38	A1	252	A	C8-N9-C1'	6.88	140.08	127.70
38	A1	538	G	N1-C6-O6	6.88	124.03	119.90
38	A1	1469	U	C2-N3-C4	-6.88	122.87	127.00

Continued on next page...

Continued from previous page...

Mol	Chain	Res	Type	Atoms	Z	Observed(°)	Ideal(°)
38	A1	1615	G	P-O3'-C3'	6.88	127.95	119.70
38	A1	1717	C	N3-C4-N4	6.88	122.81	118.00
38	A1	2230	G	C6-C5-N7	-6.88	126.27	130.40
11	B2	724	C	N3-C4-C5	-6.88	119.15	121.90
14	BB	73	ARG	NE-CZ-NH1	6.88	123.74	120.30
38	A1	1049	U	O4'-C1'-N1	6.88	113.70	108.20
38	A1	1129	G	C6-C5-N7	-6.88	126.28	130.40
38	A1	1546	G	C4-C5-N7	-6.88	108.05	110.80
38	A1	2097	G	O4'-C1'-N9	6.88	113.70	108.20
38	A1	2194	A	C5-C6-N6	-6.88	118.20	123.70
38	A1	2481	G	C6-N1-C2	6.88	129.22	125.10
10	B1	15	G	N1-C6-O6	6.87	124.02	119.90
11	B2	492	G	C8-N9-C4	-6.87	103.65	106.40
11	B2	723	G	N3-C4-C5	6.87	132.04	128.60
11	B2	1126	G	O4'-C1'-N9	6.87	113.70	108.20
11	B2	1135	G	N1-C6-O6	6.87	124.02	119.90
16	BD	110	TYR	CB-CG-CD2	-6.87	116.88	121.00
38	A1	609	G	N3-C4-C5	-6.87	125.16	128.60
38	A1	866	G	O4'-C1'-C2'	6.87	113.79	107.60
38	A1	2144	U	C5-C4-O4	-6.87	121.78	125.90
38	A1	3045	G	N9-C1'-C2'	-6.87	104.44	112.00
48	AE	1	MET	CG-SD-CE	6.87	111.20	100.20
11	B2	7	G	C5-N7-C8	6.87	107.74	104.30
11	B2	77	G	C5-N7-C8	6.87	107.73	104.30
11	B2	593	G	N3-C2-N2	6.87	124.71	119.90
25	BM	32	ASP	CB-CG-OD1	6.87	124.48	118.30
38	A1	391	C	C5-C6-N1	6.87	124.44	121.00
38	A1	875	G	C6-C5-N7	6.87	134.52	130.40
42	Aa	36	ARG	NE-CZ-NH1	6.87	123.74	120.30
38	A1	510	A	C6-N1-C2	6.87	122.72	118.60
38	A1	1027	A	N3-C4-C5	-6.87	121.99	126.80
38	A1	1087	G	N1-C6-O6	6.87	124.02	119.90
38	A1	1695	G	C2-N3-C4	-6.87	108.47	111.90
38	A1	2177	A	C4-C5-C6	6.87	120.44	117.00
46	AD	137	VAL	CA-CB-CG2	-6.87	100.59	110.90
50	AF	76	ARG	NE-CZ-NH1	-6.87	116.86	120.30
11	B2	37	G	N7-C8-N9	-6.87	109.67	113.10
11	B2	961	U	C4-C5-C6	-6.87	115.58	119.70
11	B2	1338	C	O4'-C1'-N1	6.87	113.69	108.20
38	A1	210	A	C5-C6-N1	-6.87	114.27	117.70
38	A1	314	A	C5-C6-N6	-6.87	118.20	123.70
38	A1	743	A	C5-C6-N6	-6.87	118.20	123.70

Continued on next page...

Continued from previous page...

Mol	Chain	Res	Type	Atoms	Z	Observed(°)	Ideal(°)
38	A1	1482	G	C5-C6-N1	-6.87	108.07	111.50
38	A1	1838	C	C4-C5-C6	6.87	120.83	117.40
38	A1	1897	G	C6-N1-C2	6.87	129.22	125.10
9	AX	225	TYR	CB-CG-CD1	6.87	125.12	121.00
11	B2	286	G	C2-N3-C4	6.87	115.33	111.90
38	A1	609	G	N9-C4-C5	6.87	108.15	105.40
38	A1	708	A	N1-C2-N3	6.87	132.73	129.30
38	A1	1245	C	C5-C6-N1	6.87	124.43	121.00
38	A1	1859	A	C5-N7-C8	6.87	107.33	103.90
38	A1	2320	U	C5'-C4'-C3'	-6.87	105.01	116.00
38	A1	2397	C	N1-C2-O2	-6.87	114.78	118.90
11	B2	222	G	C8-N9-C4	-6.87	103.65	106.40
11	B2	1018	C	C4-C5-C6	6.87	120.83	117.40
38	A1	332	A	C1'-O4'-C4'	-6.87	104.41	109.90
38	A1	1503	C	N3-C4-N4	6.87	122.81	118.00
38	A1	1508	A	C4-C5-C6	6.87	120.43	117.00
38	A1	2420	C	C5-C6-N1	6.87	124.43	121.00
67	AZ	84	ALA	N-CA-CB	6.87	119.71	110.10
11	B2	151	G	C4-C5-N7	-6.86	108.06	110.80
11	B2	797	U	C2-N1-C1'	6.86	125.94	117.70
11	B2	956	C	N3-C4-N4	6.86	122.81	118.00
38	A1	1411	G	N1-C2-N3	-6.86	119.78	123.90
38	A1	1555	G	C6-C5-N7	-6.86	126.28	130.40
38	A1	1578	C	N3-C4-N4	6.86	122.80	118.00
38	A1	1658	A	C8-N9-C4	-6.86	103.05	105.80
38	A1	1771	C	N1-C2-N3	-6.86	114.39	119.20
38	A1	2595	C	C2-N3-C4	6.86	123.33	119.90
11	B2	293	G	O4'-C1'-N9	6.86	113.69	108.20
38	A1	198	C	C4'-C3'-C2'	6.86	109.46	102.60
38	A1	336	C	N3-C4-N4	6.86	122.80	118.00
11	B2	112	G	C6-C5-N7	-6.86	126.28	130.40
11	B2	1259	A	C4-N9-C1'	6.86	138.65	126.30
38	A1	41	G	C4-C5-N7	-6.86	108.06	110.80
38	A1	2148	U	C5-C4-O4	-6.86	121.78	125.90
11	B2	194	C	C5-C4-N4	-6.86	115.40	120.20
38	A1	2554	A	C4-C5-C6	6.86	120.43	117.00
11	B2	1096	G	C5-C6-O6	-6.86	124.48	128.60
29	BQ	16	ARG	NH1-CZ-NH2	6.86	126.94	119.40
38	A1	597	C	C2-N3-C4	-6.86	116.47	119.90
38	A1	2379	G	C5-C6-O6	-6.86	124.49	128.60
38	A1	2812	U	C4-C5-C6	6.86	123.81	119.70
38	A1	2893	U	C4-C5-C6	6.86	123.81	119.70

Continued on next page...

Continued from previous page...

Mol	Chain	Res	Type	Atoms	Z	Observed(°)	Ideal(°)
38	A1	2981	G	N1-C2-N2	6.86	122.37	116.20
11	B2	218	C	N3-C4-C5	-6.86	119.16	121.90
11	B2	389	G	C4-C5-N7	6.86	113.54	110.80
11	B2	1234	A	C4-C5-N7	-6.86	107.27	110.70
11	B2	1362	C	N3-C4-C5	-6.86	119.16	121.90
11	B2	1435	G	N1-C6-O6	6.86	124.01	119.90
38	A1	402	G	N9-C1'-C2'	-6.86	104.46	112.00
38	A1	784	C	OP1-P-OP2	-6.86	109.32	119.60
38	A1	1158	G	C8-N9-C4	-6.86	103.66	106.40
38	A1	1550	C	N3-C2-O2	-6.86	117.10	121.90
38	A1	2313	G	N7-C8-N9	6.86	116.53	113.10
11	B2	1430	G	C2-N3-C4	-6.85	108.47	111.90
38	A1	2352	G	N9-C4-C5	-6.85	102.66	105.40
38	A1	2777	G	O4'-C1'-N9	6.85	113.68	108.20
11	B2	730	G	N1-C2-N3	-6.85	119.79	123.90
11	B2	753	G	C8-N9-C4	6.85	109.14	106.40
11	B2	1138	G	N9-C4-C5	6.85	108.14	105.40
38	A1	355	G	C8-N9-C4	6.85	109.14	106.40
38	A1	394	A	O4'-C1'-N9	6.85	113.68	108.20
38	A1	694	A	N1-C2-N3	6.85	132.73	129.30
38	A1	789	G	N1-C2-N3	-6.85	119.79	123.90
38	A1	943	G	C5-C6-N1	-6.85	108.07	111.50
38	A1	2045	C	C5-C6-N1	-6.85	117.57	121.00
38	A1	2545	A	C4-C5-C6	6.85	120.43	117.00
38	A1	42	G	N3-C4-C5	-6.85	125.17	128.60
38	A1	2249	A	C4-C5-C6	6.85	120.42	117.00
11	B2	447	A	C2-N3-C4	6.85	114.03	110.60
11	B2	470	G	N1-C2-N3	-6.85	119.79	123.90
11	B2	681	G	N1-C2-N3	-6.85	119.79	123.90
11	B2	698	A	O4'-C1'-N9	6.85	113.68	108.20
11	B2	1221	A	C5-N7-C8	-6.85	100.47	103.90
38	A1	954	A	C5-N7-C8	6.85	107.33	103.90
38	A1	971	G	C5-N7-C8	-6.85	100.88	104.30
38	A1	1465	A	C4-C5-C6	6.85	120.42	117.00
38	A1	1467	G	C5-N7-C8	6.85	107.72	104.30
6	AT	76	ALA	N-CA-CB	6.85	119.69	110.10
11	B2	465	C	N3-C4-N4	6.85	122.79	118.00
11	B2	873	A	C6-C5-N7	-6.85	127.51	132.30
11	B2	1140	A	C4-C5-C6	6.85	120.42	117.00
11	B2	1355	C	C4-C5-C6	6.85	120.82	117.40
38	A1	132	G	O4'-C4'-C3'	-6.85	97.15	104.00
38	A1	294	U	N3-C4-O4	-6.85	114.61	119.40

Continued on next page...

Continued from previous page...

Mol	Chain	Res	Type	Atoms	Z	Observed(°)	Ideal(°)
38	A1	1088	G	N7-C8-N9	6.85	116.52	113.10
38	A1	1224	A	C4-C5-N7	-6.85	107.28	110.70
38	A1	1565	G	C6-C5-N7	-6.85	126.29	130.40
38	A1	1787	U	O4'-C1'-N1	6.85	113.68	108.20
38	A1	2373	G	C5-C6-N1	-6.85	108.08	111.50
38	A1	2591	A	O4'-C1'-N9	6.85	113.68	108.20
38	A1	2878	A	C5-C6-N1	-6.85	114.28	117.70
38	A1	2999	G	P-O3'-C3'	6.85	127.92	119.70
11	B2	860	G	C8-N9-C4	-6.85	103.66	106.40
38	A1	545	G	O4'-C1'-N9	6.85	113.68	108.20
38	A1	562	G	P-O3'-C3'	-6.85	111.48	119.70
38	A1	1830	U	C3'-C2'-C1'	-6.85	96.02	101.50
11	B2	292	U	C5-C6-N1	6.84	126.12	122.70
11	B2	821	G	C2-N3-C4	-6.84	108.48	111.90
11	B2	993	C	N3-C4-N4	6.84	122.79	118.00
24	BL	61	PHE	CB-CG-CD1	6.84	125.59	120.80
38	A1	532	G	N9-C4-C5	6.84	108.14	105.40
38	A1	557	G	N1-C6-O6	6.84	124.01	119.90
38	A1	1664	G	C4-C5-C6	6.84	122.91	118.80
38	A1	1712	U	N1-C2-O2	-6.84	118.01	122.80
38	A1	1799	G	C5-C6-O6	-6.84	124.49	128.60
11	B2	669	A	O4'-C1'-N9	6.84	113.67	108.20
11	B2	836	G	C4-C5-C6	6.84	122.91	118.80
11	B2	948	G	N3-C2-N2	6.84	124.69	119.90
38	A1	51	G	N3-C2-N2	6.84	124.69	119.90
38	A1	120	G	C5-N7-C8	-6.84	100.88	104.30
38	A1	1036	C	C2-N3-C4	6.84	123.32	119.90
38	A1	1251	G	N1-C2-N2	-6.84	110.04	116.20
10	B1	76	C	N3-C2-O2	6.84	126.69	121.90
11	B2	148	C	N1-C1'-C2'	-6.84	104.47	112.00
11	B2	235	G	C2-N3-C4	6.84	115.32	111.90
11	B2	1178	C	N3-C4-C5	-6.84	119.16	121.90
11	B2	1203	G	C2-N3-C4	6.84	115.32	111.90
38	A1	216	A	N1-C2-N3	6.84	132.72	129.30
38	A1	289	G	C5-N7-C8	6.84	107.72	104.30
38	A1	767	G	C5-C6-O6	-6.84	124.50	128.60
38	A1	1409	U	P-O3'-C3'	-6.84	111.49	119.70
38	A1	1655	G	C5-C6-N1	-6.84	108.08	111.50
38	A1	1868	C	C6-N1-C2	-6.84	117.56	120.30
38	A1	2164	G	C2-N3-C4	-6.84	108.48	111.90
38	A1	2206	G	C8-N9-C4	6.84	109.14	106.40
38	A1	2310	G	C6-N1-C2	-6.84	121.00	125.10

Continued on next page...

Continued from previous page...

Mol	Chain	Res	Type	Atoms	Z	Observed(°)	Ideal(°)
39	A3	9	A	C4-C5-C6	6.84	120.42	117.00
11	B2	149	U	N1-C2-O2	-6.84	118.01	122.80
11	B2	1375	C	C5-C6-N1	6.84	124.42	121.00
11	B2	1424	G	C6-N1-C2	6.84	129.20	125.10
11	B2	1493	C	P-O3'-C3'	-6.84	111.49	119.70
38	A1	226	C	C5-C4-N4	-6.84	115.41	120.20
38	A1	690	G	N1-C2-N3	-6.84	119.80	123.90
38	A1	944	G	N3-C4-N9	6.84	130.10	126.00
38	A1	975	C	C5-C4-N4	-6.84	115.41	120.20
38	A1	1340	G	N1-C6-O6	6.84	124.00	119.90
38	A1	2781	A	C6-C5-N7	-6.84	127.51	132.30
38	A1	2871	A	C4-C5-N7	-6.84	107.28	110.70
38	A1	2972	G	O4'-C1'-N9	6.84	113.67	108.20
12	AG	42	ALA	N-CA-CB	6.84	119.67	110.10
11	B2	427	G	N3-C4-C5	-6.84	125.18	128.60
11	B2	1465	C	O4'-C1'-N1	6.84	113.67	108.20
38	A1	215	A	C5-C6-N1	-6.84	114.28	117.70
38	A1	558	C	O4'-C1'-N1	6.84	113.67	108.20
38	A1	1197	G	C5-C6-N1	-6.84	108.08	111.50
38	A1	1865	U	N1-C2-N3	-6.84	110.80	114.90
39	A3	19	G	N3-C2-N2	6.84	124.69	119.90
10	B1	44	G	C2-N3-C4	6.84	115.32	111.90
10	B1	58	A	N3-C4-C5	-6.84	122.02	126.80
11	B2	151	G	N3-C2-N2	6.84	124.69	119.90
11	B2	586	C	C5-C6-N1	6.84	124.42	121.00
11	B2	593	G	C4-C5-C6	6.84	122.90	118.80
11	B2	681	G	N3-C2-N2	6.84	124.69	119.90
11	B2	736	A	C4-C5-C6	6.84	120.42	117.00
11	B2	1064	C	P-O3'-C3'	6.84	127.90	119.70
11	B2	1271	G	C5-C6-O6	-6.84	124.50	128.60
38	A1	893	C	C4-C5-C6	6.84	120.82	117.40
63	AP	39	ARG	NE-CZ-NH1	6.84	123.72	120.30
11	B2	862	C	O4'-C1'-N1	6.83	113.67	108.20
38	A1	965	A	P-O3'-C3'	6.83	127.90	119.70
38	A1	1930	A	C5-C6-N6	-6.83	118.23	123.70
38	A1	1949	A	C4-C5-N7	-6.83	107.28	110.70
38	A1	2276	G	C4-C5-C6	6.83	122.90	118.80
38	A1	2801	G	N1-C6-O6	6.83	124.00	119.90
5	AS	26	ARG	NE-CZ-NH1	-6.83	116.88	120.30
11	B2	918	A	P-O3'-C3'	6.83	127.90	119.70
11	B2	1233	G	N1-C6-O6	6.83	124.00	119.90
11	B2	1356	A	O4'-C1'-N9	6.83	113.67	108.20

Continued on next page...

Continued from previous page...

Mol	Chain	Res	Type	Atoms	Z	Observed(°)	Ideal(°)
32	BT	33	ARG	NE-CZ-NH2	-6.83	116.88	120.30
38	A1	19	G	C6-N1-C2	-6.83	121.00	125.10
38	A1	574	C	P-O5'-C5'	6.83	131.83	120.90
38	A1	936	G	N3-C4-C5	6.83	132.02	128.60
38	A1	1047	A	C4-C5-C6	6.83	120.42	117.00
38	A1	1697	G	N3-C2-N2	6.83	124.68	119.90
38	A1	2501	G	C2-N3-C4	-6.83	108.48	111.90
39	A3	70	C	N1-C2-N3	-6.83	114.42	119.20
10	B1	20	G	N3-C2-N2	6.83	124.68	119.90
38	A1	609	G	P-O5'-C5'	-6.83	109.97	120.90
38	A1	635	G	C5'-C4'-C3'	-6.83	105.07	116.00
38	A1	713	C	N3-C4-C5	-6.83	119.17	121.90
38	A1	1082	A	N7-C8-N9	6.83	117.22	113.80
38	A1	1960	U	N1-C2-O2	6.83	127.58	122.80
38	A1	2063	U	O4'-C1'-C2'	6.83	113.75	107.60
38	A1	2655	C	O4'-C1'-N1	6.83	113.67	108.20
38	A1	1394	G	C6-C5-N7	-6.83	126.30	130.40
38	A1	2051	A	N1-C6-N6	6.83	122.70	118.60
38	A1	2319	C	C3'-C2'-C1'	6.83	106.96	101.50
61	AN	136	ARG	NE-CZ-NH2	-6.83	116.89	120.30
10	B1	25	G	C5-N7-C8	6.83	107.71	104.30
11	B2	393	A	C5'-C4'-O4'	6.83	117.29	109.10
11	B2	549	A	C5-C6-N1	-6.83	114.29	117.70
19	BG	9	SER	N-CA-CB	6.83	120.74	110.50
38	A1	21	C	C6-N1-C2	-6.83	117.57	120.30
38	A1	360	G	P-O5'-C5'	-6.83	109.97	120.90
38	A1	864	C	C5-C4-N4	-6.83	115.42	120.20
38	A1	2330	A	C5-N7-C8	6.83	107.31	103.90
38	A1	2424	A	C1'-O4'-C4'	-6.83	104.44	109.90
38	A1	2506	G	C5-C6-N1	-6.83	108.09	111.50
38	A1	456	G	C4-C5-C6	6.83	122.90	118.80
38	A1	762	G	O4'-C1'-N9	6.83	113.66	108.20
10	B1	42	C	C2-N3-C4	6.83	123.31	119.90
11	B2	105	C	O4'-C1'-C2'	-6.83	98.97	105.80
11	B2	125	G	N9-C4-C5	-6.83	102.67	105.40
11	B2	408	C	C5-C4-N4	6.83	124.98	120.20
11	B2	610	G	N3-C4-N9	-6.83	121.90	126.00
11	B2	1104	G	O4'-C1'-N9	6.83	113.66	108.20
38	A1	1804	G	C5-C6-O6	-6.83	124.50	128.60
38	A1	1810	G	N1-C2-N3	-6.83	119.81	123.90
38	A1	1861	G	C5-C6-N1	-6.83	108.09	111.50
38	A1	2052	A	O4'-C1'-N9	6.83	113.66	108.20

Continued on next page...

Continued from previous page...

Mol	Chain	Res	Type	Atoms	Z	Observed(°)	Ideal(°)
38	A1	2338	A	C4-C5-N7	-6.83	107.29	110.70
43	AB	180	TYR	CB-CG-CD2	6.83	125.10	121.00
11	B2	59	C	C6-N1-C2	-6.82	117.57	120.30
11	B2	381	C	C5-C4-N4	-6.82	115.42	120.20
11	B2	1437	G	C4'-C3'-C2'	-6.82	95.78	102.60
23	BK	130	ARG	NE-CZ-NH2	6.82	123.71	120.30
38	A1	1637	C	C6-N1-C2	-6.82	117.57	120.30
38	A1	1762	G	C4-C5-C6	6.82	122.89	118.80
38	A1	2676	A	C5-N7-C8	-6.82	100.49	103.90
38	A1	63	A	C5-C6-N6	-6.82	118.24	123.70
38	A1	1379	A	C6-N1-C2	6.82	122.69	118.60
38	A1	1735	G	C4-C5-N7	6.82	113.53	110.80
7	AU	93	TYR	CG-CD1-CE1	-6.82	115.84	121.30
11	B2	115	A	P-O5'-C5'	-6.82	109.99	120.90
11	B2	646	U	N3-C4-C5	-6.82	110.51	114.60
11	B2	1045	A	C5-N7-C8	6.82	107.31	103.90
11	B2	1414	G	C5-C6-O6	-6.82	124.51	128.60
38	A1	749	G	C5-C6-N1	-6.82	108.09	111.50
38	A1	1784	G	C2-N3-C4	-6.82	108.49	111.90
38	A1	2499	U	C2-N1-C1'	-6.82	109.52	117.70
38	A1	2645	C	N3-C4-C5	-6.82	119.17	121.90
38	A1	2758	G	C5-C6-O6	-6.82	124.51	128.60
38	A1	2899	G	N1-C2-N3	-6.82	119.81	123.90
38	A1	2980	G	N1-C6-O6	6.82	123.99	119.90
11	B2	89	G	N3-C2-N2	6.82	124.67	119.90
11	B2	626	G	C1'-O4'-C4'	6.82	115.36	109.90
11	B2	688	C	C4-C5-C6	6.82	120.81	117.40
11	B2	1410	G	C4-C5-N7	-6.82	108.07	110.80
38	A1	2718	G	C2-N3-C4	6.82	115.31	111.90
10	B1	76	C	N1-C2-N3	-6.82	114.43	119.20
11	B2	13	C	N1-C2-N3	-6.82	114.43	119.20
38	A1	935	A	C5-N7-C8	6.82	107.31	103.90
38	A1	983	G	C5-C6-O6	-6.82	124.51	128.60
38	A1	2039	U	O4'-C1'-N1	6.82	113.65	108.20
38	A1	2044	C	C5-C4-N4	-6.82	115.43	120.20
11	B2	340	A	O4'-C1'-N9	6.82	113.65	108.20
11	B2	553	C	C2-N3-C4	6.82	123.31	119.90
11	B2	616	G	N7-C8-N9	6.82	116.51	113.10
11	B2	1158	G	C6-N1-C2	6.82	129.19	125.10
11	B2	1224	U	N3-C4-C5	-6.82	110.51	114.60
13	BA	88	ALA	N-CA-CB	6.82	119.64	110.10
38	A1	543	G	O4'-C1'-N9	6.82	113.65	108.20

Continued on next page...

Continued from previous page...

Mol	Chain	Res	Type	Atoms	Z	Observed(°)	Ideal(°)
38	A1	887	U	O4'-C1'-N1	6.82	113.65	108.20
38	A1	1290	G	C5-C6-N1	-6.82	108.09	111.50
38	A1	1559	A	P-O3'-C3'	-6.82	111.52	119.70
38	A1	2002	A	C5-C6-N1	-6.82	114.29	117.70
38	A1	2009	G	N3-C4-N9	-6.82	121.91	126.00
38	A1	2286	U	N3-C4-C5	-6.82	110.51	114.60
38	A1	2482	G	C5-C6-N1	-6.82	108.09	111.50
16	BD	142	TYR	CG-CD2-CE2	-6.81	115.85	121.30
38	A1	1280	C	C2-N3-C4	6.81	123.31	119.90
38	A1	2162	G	N7-C8-N9	6.81	116.51	113.10
10	B1	38	G	C4-C5-C6	6.81	122.89	118.80
11	B2	594	A	C5-C6-N1	-6.81	114.29	117.70
11	B2	678	G	N3-C2-N2	6.81	124.67	119.90
11	B2	905	A	N9-C4-C5	6.81	108.53	105.80
11	B2	966	G	O4'-C1'-N9	6.81	113.65	108.20
11	B2	1137	G	P-O5'-C5'	6.81	131.80	120.90
11	B2	1225	C	C4-C5-C6	6.81	120.81	117.40
11	B2	1259	A	C5-C6-N6	-6.81	118.25	123.70
33	BU	76	TYR	CB-CG-CD2	-6.81	116.91	121.00
38	A1	1702	C	C5-C4-N4	-6.81	115.43	120.20
39	A3	14	G	C5-C6-O6	-6.81	124.51	128.60
11	B2	355	C	N3-C4-N4	6.81	122.77	118.00
38	A1	580	G	C6-N1-C2	6.81	129.19	125.10
38	A1	1497	C	C4-C5-C6	6.81	120.81	117.40
38	A1	2968	G	N7-C8-N9	6.81	116.50	113.10
58	Ak	192	LEU	CB-CG-CD1	6.81	122.58	111.00
11	B2	174	G	C6-C5-N7	-6.81	126.31	130.40
11	B2	257	U	N3-C2-O2	6.81	126.97	122.20
11	B2	431	U	O4'-C1'-N1	6.81	113.65	108.20
11	B2	1000	G	N1-C2-N3	-6.81	119.81	123.90
11	B2	1042	U	C2-N3-C4	-6.81	122.92	127.00
11	B2	1091	C	C4'-C3'-C2'	-6.81	95.79	102.60
38	A1	88	G	N1-C2-N3	-6.81	119.81	123.90
38	A1	323	U	N1-C2-O2	6.81	127.57	122.80
38	A1	663	A	C4-C5-C6	6.81	120.41	117.00
38	A1	1917	U	C5-C4-O4	-6.81	121.81	125.90
38	A1	2737	G	O4'-C1'-N9	6.81	113.65	108.20
6	AT	75	SER	CB-CA-C	-6.81	97.17	110.10
11	B2	93	A	C5-C6-N6	-6.81	118.25	123.70
20	BH	79	TYR	CB-CG-CD2	6.81	125.08	121.00
38	A1	789	G	OP1-P-OP2	-6.81	109.39	119.60
38	A1	1573	A	N7-C8-N9	-6.81	110.40	113.80

Continued on next page...

Continued from previous page...

Mol	Chain	Res	Type	Atoms	Z	Observed(°)	Ideal(°)
66	AY	56	TRP	CB-CG-CD1	6.81	135.85	127.00
11	B2	355	C	N1-C2-O2	-6.81	114.82	118.90
38	A1	653	U	P-O3'-C3'	6.81	127.87	119.70
38	A1	916	A	O4'-C1'-N9	6.81	113.64	108.20
38	A1	1594	G	N1-C2-N3	-6.81	119.82	123.90
38	A1	1607	C	C5-C4-N4	-6.81	115.44	120.20
38	A1	2071	C	N3-C2-O2	6.81	126.66	121.90
5	AS	19	ARG	NE-CZ-NH2	-6.80	116.90	120.30
11	B2	1195	U	C5-C6-N1	6.80	126.10	122.70
11	B2	1237	G	C4-C5-N7	6.80	113.52	110.80
34	BV	35	ASP	CB-CG-OD1	-6.80	112.18	118.30
37	BY	32	ALA	N-CA-CB	6.80	119.63	110.10
38	A1	81	G	N9-C4-C5	6.80	108.12	105.40
38	A1	1401	G	O4'-C1'-N9	6.80	113.64	108.20
38	A1	1759	A	N7-C8-N9	-6.80	110.40	113.80
38	A1	2656	A	C5-N7-C8	6.80	107.30	103.90
38	A1	2442	A	C4-C5-C6	6.80	120.40	117.00
38	A1	2672	A	C3'-C2'-C1'	6.80	106.94	101.50
11	B2	205	C	C4'-C3'-C2'	-6.80	95.80	102.60
11	B2	294	A	C2-N3-C4	6.80	114.00	110.60
11	B2	746	A	O4'-C1'-N9	6.80	113.64	108.20
11	B2	1043	U	N1-C2-O2	6.80	127.56	122.80
11	B2	1254	C	C5'-C4'-C3'	6.80	126.88	116.00
11	B2	1380	C	N3-C4-N4	6.80	122.76	118.00
38	A1	787	G	C5-C6-N1	-6.80	108.10	111.50
38	A1	1073	G	C5-C6-N1	-6.80	108.10	111.50
38	A1	2061	A	C6-N1-C2	6.80	122.68	118.60
38	A1	2954	C	C6-N1-C2	-6.80	117.58	120.30
39	A3	56	C	O4'-C1'-N1	6.80	113.64	108.20
62	AO	7	TYR	CB-CG-CD2	-6.80	116.92	121.00
11	B2	400	G	O3'-P-O5'	6.80	116.92	104.00
11	B2	1019	A	O4'-C1'-N9	6.80	113.64	108.20
38	A1	382	G	C4'-C3'-C2'	-6.80	95.80	102.60
38	A1	385	U	O4'-C1'-N1	6.80	113.64	108.20
38	A1	2012	G	C5-C6-N1	6.80	114.90	111.50
38	A1	2713	A	C5-C6-N6	-6.80	118.26	123.70
39	A3	92	G	C6-N1-C2	6.80	129.18	125.10
39	A3	98	G	C4-C5-C6	6.80	122.88	118.80
11	B2	458	G	O4'-C1'-N9	6.80	113.64	108.20
27	BO	9	ARG	NE-CZ-NH1	6.80	123.70	120.30
38	A1	1169	G	C5-C6-O6	-6.80	124.52	128.60
38	A1	1339	C	C1'-O4'-C4'	-6.80	104.46	109.90

Continued on next page...

Continued from previous page...

Mol	Chain	Res	Type	Atoms	Z	Observed(°)	Ideal(°)
38	A1	2416	G	C4'-C3'-C2'	-6.80	95.80	102.60
38	A1	2562	G	C2'-C3'-O3'	6.80	124.58	113.70
38	A1	2779	G	C8-N9-C1'	6.80	135.84	127.00
10	B1	46	U	O4'-C4'-C3'	-6.80	97.20	104.00
11	B2	6	G	O4'-C1'-N9	6.80	113.64	108.20
11	B2	409	C	P-O5'-C5'	6.80	131.77	120.90
38	A1	58	G	O4'-C1'-N9	6.80	113.64	108.20
38	A1	1936	C	C6-N1-C2	-6.80	117.58	120.30
38	A1	2791	C	C4-C5-C6	6.80	120.80	117.40
11	B2	1197	C	N1-C2-O2	6.79	122.98	118.90
38	A1	9	A	C3'-C2'-C1'	-6.79	96.06	101.50
38	A1	881	G	C8-N9-C4	-6.79	103.68	106.40
38	A1	1811	G	N1-C2-N2	6.79	122.32	116.20
38	A1	1967	G	C5-N7-C8	6.79	107.70	104.30
39	A3	28	C	N3-C4-C5	-6.79	119.18	121.90
45	AC	139	TYR	CB-CG-CD2	-6.79	116.92	121.00
38	A1	180	A	N1-C2-N3	6.79	132.70	129.30
38	A1	608	C	C5-C4-N4	-6.79	115.44	120.20
38	A1	623	G	N1-C2-N2	-6.79	110.09	116.20
38	A1	2560	G	C5-C6-O6	-6.79	124.52	128.60
43	AB	97	LEU	CB-CG-CD2	6.79	122.55	111.00
2	A8	27	ARG	NE-CZ-NH2	-6.79	116.91	120.30
11	B2	275	A	N1-C6-N6	6.79	122.67	118.60
11	B2	656	U	N1-C2-N3	-6.79	110.83	114.90
11	B2	853	G	N1-C6-O6	6.79	123.97	119.90
34	BV	16	ARG	NE-CZ-NH1	6.79	123.69	120.30
38	A1	318	G	C8-N9-C4	-6.79	103.68	106.40
38	A1	1124	G	C4-C5-N7	-6.79	108.08	110.80
38	A1	1561	G	C5-C6-O6	-6.79	124.53	128.60
38	A1	1884	C	N3-C4-C5	-6.79	119.18	121.90
38	A1	1887	A	C5-C6-N1	-6.79	114.30	117.70
11	B2	454	G	N7-C8-N9	-6.79	109.70	113.10
38	A1	795	G	O4'-C1'-N9	6.79	113.63	108.20
38	A1	1400	U	C4-C5-C6	-6.79	115.63	119.70
38	A1	2670	U	P-O5'-C5'	-6.79	110.04	120.90
63	AP	55	TYR	CB-CG-CD1	-6.79	116.93	121.00
10	B1	72	C	C6-N1-C2	-6.79	117.58	120.30
11	B2	2	U	O4'-C1'-N1	6.79	113.63	108.20
38	A1	90	A	N9-C4-C5	6.79	108.52	105.80
38	A1	1095	A	C5-N7-C8	6.79	107.29	103.90
38	A1	2015	G	C5'-C4'-O4'	6.79	117.25	109.10
38	A1	2037	A	C6-C5-N7	-6.79	127.55	132.30

Continued on next page...

Continued from previous page...

Mol	Chain	Res	Type	Atoms	Z	Observed(°)	Ideal(°)
38	A1	2849	C	C2-N3-C4	6.79	123.29	119.90
9	AX	329	MET	CG-SD-CE	6.79	111.06	100.20
11	B2	1090	C	C2-N3-C4	-6.79	116.51	119.90
38	A1	474	G	C5-N7-C8	-6.79	100.91	104.30
38	A1	1586	G	C4-C5-N7	6.79	113.52	110.80
11	B2	520	G	C5-C6-O6	-6.79	124.53	128.60
11	B2	520	G	N9-C4-C5	6.79	108.11	105.40
11	B2	1127	A	C4-C5-C6	6.79	120.39	117.00
11	B2	1180	G	N1-C2-N3	-6.79	119.83	123.90
17	BE	229	TYR	CB-CG-CD1	6.79	125.07	121.00
38	A1	391	C	C5-C4-N4	-6.79	115.45	120.20
38	A1	808	A	N1-C6-N6	6.79	122.67	118.60
38	A1	1489	G	C5-N7-C8	6.79	107.69	104.30
38	A1	1583	G	C4-N9-C1'	-6.79	117.68	126.50
38	A1	1678	A	C1'-O4'-C4'	-6.79	104.47	109.90
38	A1	2165	A	N7-C8-N9	-6.79	110.41	113.80
38	A1	2391	G	N7-C8-N9	-6.79	109.71	113.10
38	A1	2761	G	C8-N9-C4	-6.79	103.69	106.40
39	A3	121	A	C5-C6-N1	-6.79	114.31	117.70
8	AW	49	ARG	NE-CZ-NH2	-6.78	116.91	120.30
10	B1	74	A	N7-C8-N9	-6.78	110.41	113.80
11	B2	789	G	C4-C5-N7	6.78	113.51	110.80
38	A1	1734	G	C5-C6-O6	-6.78	124.53	128.60
38	A1	2420	C	C4'-C3'-C2'	6.78	109.38	102.60
38	A1	2438	U	C5-C4-O4	-6.78	121.83	125.90
38	A1	2479	C	N1-C2-N3	-6.78	114.45	119.20
38	A1	2492	G	O4'-C1'-N9	6.78	113.63	108.20
38	A1	2527	G	C6-C5-N7	-6.78	126.33	130.40
11	B2	109	U	C2-N3-C4	6.78	131.07	127.00
11	B2	337	C	C2-N3-C4	6.78	123.29	119.90
11	B2	509	C	N3-C4-C5	-6.78	119.19	121.90
38	A1	26	G	C6-C5-N7	-6.78	126.33	130.40
38	A1	1660	A	C6-N1-C2	-6.78	114.53	118.60
38	A1	2683	G	O5'-P-OP2	-6.78	99.60	105.70
10	B1	75	C	C6-N1-C1'	-6.78	112.66	120.80
11	B2	541	G	C6-C5-N7	-6.78	126.33	130.40
11	B2	727	G	O4'-C1'-N9	6.78	113.62	108.20
11	B2	751	C	N1-C2-O2	-6.78	114.83	118.90
11	B2	996	A	N7-C8-N9	6.78	117.19	113.80
14	BB	36	ARG	NE-CZ-NH2	-6.78	116.91	120.30
38	A1	746	C	C4-C5-C6	6.78	120.79	117.40
38	A1	780	G	N7-C8-N9	6.78	116.49	113.10

Continued on next page...

Continued from previous page...

Mol	Chain	Res	Type	Atoms	Z	Observed(°)	Ideal(°)
38	A1	1367	A	C5-C6-N1	-6.78	114.31	117.70
41	AA	17	ALA	N-CA-CB	6.78	119.59	110.10
11	B2	683	A	N9-C4-C5	-6.78	103.09	105.80
38	A1	560	G	C4-C5-N7	-6.78	108.09	110.80
38	A1	623	G	N3-C2-N2	6.78	124.64	119.90
38	A1	2089	C	O4'-C1'-N1	6.78	113.62	108.20
38	A1	2392	A	C4-C5-N7	6.78	114.09	110.70
38	A1	2616	C	N3-C4-C5	-6.78	119.19	121.90
11	B2	413	G	C4-C5-N7	-6.78	108.09	110.80
25	BM	133	ARG	NE-CZ-NH1	6.78	123.69	120.30
38	A1	204	G	O4'-C1'-N9	6.78	113.62	108.20
38	A1	255	G	C4-C5-C6	6.78	122.87	118.80
38	A1	935	A	C2-N3-C4	-6.78	107.21	110.60
38	A1	1744	A	C5-C6-N1	-6.78	114.31	117.70
38	A1	1923	A	N3-C4-C5	-6.78	122.06	126.80
38	A1	1943	C	C1'-O4'-C4'	6.78	115.32	109.90
38	A1	1988	U	C5-C4-O4	-6.78	121.83	125.90
38	A1	2394	G	C2-N3-C4	6.78	115.29	111.90
11	B2	159	C	C2-N3-C4	6.78	123.29	119.90
11	B2	178	C	C5-C4-N4	-6.78	115.46	120.20
11	B2	1295	C	N3-C4-N4	6.78	122.74	118.00
38	A1	391	C	C6-N1-C2	-6.78	117.59	120.30
38	A1	597	C	C5-C6-N1	-6.78	117.61	121.00
38	A1	667	C	C4-C5-C6	6.78	120.79	117.40
38	A1	815	U	P-O3'-C3'	6.78	127.83	119.70
38	A1	876	C	C6-N1-C2	-6.78	117.59	120.30
38	A1	1028	G	C8-N9-C4	-6.78	103.69	106.40
38	A1	1383	G	N3-C4-N9	-6.78	121.94	126.00
38	A1	1511	C	O4'-C1'-N1	6.78	113.62	108.20
38	A1	1643	A	C5-N7-C8	6.78	107.29	103.90
38	A1	1979	G	N3-C2-N2	6.78	124.64	119.90
38	A1	2111	C	C4-C5-C6	6.78	120.79	117.40
38	A1	2572	U	O4'-C1'-N1	6.78	113.62	108.20
15	BC	53	TYR	CB-CG-CD2	-6.77	116.94	121.00
38	A1	9	A	O4'-C1'-N9	6.77	113.62	108.20
38	A1	67	U	O4'-C1'-N1	6.77	113.62	108.20
38	A1	1078	G	O4'-C1'-N9	6.77	113.62	108.20
11	B2	64	G	C4-C5-C6	6.77	122.86	118.80
11	B2	147	A	P-O5'-C5'	-6.77	110.06	120.90
11	B2	261	G	C8-N9-C4	-6.77	103.69	106.40
11	B2	448	A	P-O3'-C3'	6.77	127.83	119.70
11	B2	777	G	N3-C4-C5	-6.77	125.21	128.60

Continued on next page...

Continued from previous page...

Mol	Chain	Res	Type	Atoms	Z	Observed(°)	Ideal(°)
11	B2	954	G	C5-C6-O6	-6.77	124.54	128.60
38	A1	581	A	C6-N1-C2	-6.77	114.54	118.60
38	A1	1808	G	C6-C5-N7	-6.77	126.34	130.40
38	A1	2689	G	C4-C5-N7	6.77	113.51	110.80
11	B2	454	G	C4-C5-C6	6.77	122.86	118.80
20	BH	72	MET	CA-CB-CG	6.77	124.81	113.30
21	BI	50	PHE	CB-CG-CD1	-6.77	116.06	120.80
38	A1	617	G	C5-C6-O6	-6.77	124.54	128.60
38	A1	890	G	C4-N9-C1'	6.77	135.30	126.50
38	A1	957	C	N3-C4-N4	6.77	122.74	118.00
10	B1	24	A	C6-N1-C2	6.77	122.66	118.60
11	B2	1262	U	C2-N3-C4	6.77	131.06	127.00
17	BE	40	ARG	NE-CZ-NH2	6.77	123.69	120.30
38	A1	20	C	N3-C4-N4	6.77	122.74	118.00
38	A1	620	G	C4-C5-C6	6.77	122.86	118.80
38	A1	700	A	C5-C6-N1	-6.77	114.32	117.70
38	A1	2104	G	C6-N1-C2	-6.77	121.04	125.10
39	A3	39	C	C5-C6-N1	6.77	124.38	121.00
11	B2	137	A	C8-N9-C4	6.77	108.51	105.80
11	B2	753	G	N7-C8-N9	-6.77	109.72	113.10
11	B2	1087	C	O4'-C1'-N1	6.77	113.61	108.20
11	B2	1322	C	C1'-O4'-C4'	-6.77	104.48	109.90
26	BN	74	ARG	NE-CZ-NH2	-6.77	116.92	120.30
38	A1	68	G	C5-N7-C8	6.77	107.68	104.30
38	A1	1446	G	C5-C6-O6	-6.77	124.54	128.60
38	A1	2874	C	C5-C6-N1	-6.77	117.62	121.00
65	AV	3	ARG	NE-CZ-NH1	-6.77	116.92	120.30
11	B2	986	G	P-O5'-C5'	-6.77	110.08	120.90
38	A1	1674	G	C5-C6-O6	-6.77	124.54	128.60
38	A1	1905	G	C4-C5-C6	6.77	122.86	118.80
38	A1	2236	C	N3-C2-O2	-6.77	117.16	121.90
38	A1	2657	A	N3-C4-N9	6.77	132.81	127.40
38	A1	2903	U	C4-C5-C6	6.77	123.76	119.70
10	B1	37	A	O4'-C1'-N9	6.76	113.61	108.20
11	B2	216	G	O4'-C1'-N9	6.76	113.61	108.20
11	B2	762	G	C8-N9-C1'	6.76	135.79	127.00
38	A1	74	A	C5-C6-N6	-6.76	118.29	123.70
38	A1	122	G	C1'-O4'-C4'	6.76	115.31	109.90
38	A1	373	G	O4'-C1'-N9	6.76	113.61	108.20
38	A1	601	A	N1-C6-N6	6.76	122.66	118.60
38	A1	641	G	C5-C6-O6	-6.76	124.54	128.60
38	A1	1693	G	N3-C2-N2	6.76	124.64	119.90

Continued on next page...

Continued from previous page...

Mol	Chain	Res	Type	Atoms	Z	Observed(°)	Ideal(°)
38	A1	2514	C	N3-C2-O2	-6.76	117.16	121.90
38	A1	2542	G	N7-C8-N9	-6.76	109.72	113.10
38	A1	2809	G	C4-C5-C6	6.76	122.86	118.80
39	A3	114	G	N3-C2-N2	-6.76	115.17	119.90
56	AJ	89	TYR	CA-CB-CG	-6.76	100.55	113.40
38	A1	965	A	O4'-C1'-N9	6.76	113.61	108.20
38	A1	1310	A	N1-C2-N3	6.76	132.68	129.30
38	A1	2272	G	O4'-C1'-N9	6.76	113.61	108.20
11	B2	89	G	N1-C2-N3	-6.76	119.84	123.90
11	B2	466	C	C5-C4-N4	-6.76	115.47	120.20
11	B2	653	C	N1-C2-O2	-6.76	114.84	118.90
11	B2	953	C	C5-C6-N1	6.76	124.38	121.00
16	BD	33	TYR	CB-CG-CD1	-6.76	116.94	121.00
38	A1	306	G	N3-C2-N2	6.76	124.63	119.90
38	A1	408	C	C5-C6-N1	6.76	124.38	121.00
38	A1	467	U	N1-C2-N3	-6.76	110.84	114.90
38	A1	502	G	N1-C2-N3	-6.76	119.84	123.90
38	A1	1053	A	C1'-O4'-C4'	6.76	115.31	109.90
38	A1	2299	G	C4-C5-N7	-6.76	108.09	110.80
11	B2	415	C	P-O3'-C3'	-6.76	111.59	119.70
11	B2	771	G	C4-C5-C6	6.76	122.86	118.80
11	B2	1032	A	N1-C2-N3	6.76	132.68	129.30
11	B2	1372	C	C5-C6-N1	6.76	124.38	121.00
38	A1	473	C	C3'-C2'-C1'	6.76	106.91	101.50
38	A1	1273	C	C3'-C2'-C1'	6.76	106.91	101.50
38	A1	1480	G	N3-C4-N9	-6.76	121.94	126.00
38	A1	1849	A	C5-C6-N6	-6.76	118.29	123.70
40	A5	17	ARG	N-CA-CB	6.76	122.77	110.60
62	AO	70	ASP	CB-CG-OD1	-6.76	112.22	118.30
11	B2	1125	C	N3-C4-C5	-6.76	119.20	121.90
11	B2	1212	U	C5-C6-N1	6.76	126.08	122.70
38	A1	388	G	N9-C4-C5	-6.76	102.70	105.40
38	A1	593	C	N1-C2-O2	-6.76	114.84	118.90
38	A1	911	G	C2-N3-C4	-6.76	108.52	111.90
38	A1	1645	U	N3-C2-O2	6.76	126.93	122.20
38	A1	2390	G	C4'-C3'-C2'	-6.76	95.84	102.60
11	B2	111	G	O4'-C1'-N9	6.76	113.61	108.20
11	B2	143	G	C4-C5-C6	6.76	122.85	118.80
11	B2	813	G	N9-C4-C5	-6.76	102.70	105.40
11	B2	978	G	C4-C5-C6	6.76	122.85	118.80
11	B2	1327	C	N3-C4-N4	6.76	122.73	118.00
24	BL	92	GLU	C-N-CA	6.76	138.59	121.70

Continued on next page...

Continued from previous page...

Mol	Chain	Res	Type	Atoms	Z	Observed(°)	Ideal(°)
38	A1	308	C	C1'-O4'-C4'	6.76	115.31	109.90
38	A1	542	A	O4'-C1'-N9	6.76	113.61	108.20
38	A1	1568	A	C5-C6-N6	-6.76	118.30	123.70
38	A1	1929	C	N3-C4-N4	-6.76	113.27	118.00
38	A1	2104	G	C8-N9-C4	-6.76	103.70	106.40
38	A1	2429	G	C5-N7-C8	-6.76	100.92	104.30
38	A1	2639	G	C4-C5-N7	-6.76	108.10	110.80
39	A3	38	U	OP1-P-OP2	-6.76	109.46	119.60
11	B2	1076	G	C8-N9-C4	-6.75	103.70	106.40
11	B2	1111	G	C5-C6-O6	-6.75	124.55	128.60
11	B2	1157	G	N1-C2-N3	-6.75	119.85	123.90
38	A1	988	C	C5'-C4'-O4'	-6.75	100.99	109.10
38	A1	2562	G	N7-C8-N9	6.75	116.48	113.10
11	B2	8	U	C5-C4-O4	-6.75	121.85	125.90
11	B2	93	A	C8-N9-C4	6.75	108.50	105.80
11	B2	182	A	N1-C6-N6	6.75	122.65	118.60
11	B2	448	A	C5-N7-C8	6.75	107.28	103.90
11	B2	716	G	C4-C5-N7	-6.75	108.10	110.80
11	B2	884	G	C6-C5-N7	-6.75	126.35	130.40
11	B2	889	G	C1'-O4'-C4'	-6.75	104.50	109.90
11	B2	977	G	C8-N9-C4	-6.75	103.70	106.40
11	B2	1187	A	N9-C4-C5	-6.75	103.10	105.80
38	A1	710	G	C4-C5-C6	6.75	122.85	118.80
38	A1	966	G	C5-C6-O6	-6.75	124.55	128.60
38	A1	1072	U	C5-C4-O4	-6.75	121.85	125.90
38	A1	1094	U	P-O5'-C5'	-6.75	110.09	120.90
38	A1	1114	G	C6-C5-N7	-6.75	126.35	130.40
38	A1	1655	G	C4-C5-N7	6.75	113.50	110.80
11	B2	791	G	C5-C6-O6	-6.75	124.55	128.60
11	B2	1015	C	C2-N3-C4	6.75	123.28	119.90
38	A1	95	G	C4-C5-N7	6.75	113.50	110.80
38	A1	240	A	C4-C5-N7	6.75	114.08	110.70
38	A1	438	G	N1-C6-O6	6.75	123.95	119.90
38	A1	1425	U	C6-N1-C2	6.75	125.05	121.00
38	A1	1906	G	C1'-O4'-C4'	-6.75	104.50	109.90
11	B2	234	G	N9-C4-C5	6.75	108.10	105.40
38	A1	1420	U	C5-C6-N1	6.75	126.08	122.70
38	A1	1537	U	O4'-C1'-N1	6.75	113.60	108.20
38	A1	1912	A	C2-N3-C4	-6.75	107.22	110.60
38	A1	1927	C	C5-C6-N1	6.75	124.38	121.00
38	A1	2672	A	P-O3'-C3'	6.75	127.80	119.70
38	A1	2902	G	C4-C5-C6	6.75	122.85	118.80

Continued on next page...

Continued from previous page...

Mol	Chain	Res	Type	Atoms	Z	Observed(°)	Ideal(°)
38	A1	2969	G	C4-C5-N7	-6.75	108.10	110.80
39	A3	16	G	N1-C2-N2	6.75	122.28	116.20
44	Ab	79	TYR	CB-CG-CD2	-6.75	116.95	121.00
11	B2	388	G	N1-C6-O6	6.75	123.95	119.90
11	B2	704	C	C5-C4-N4	-6.75	115.48	120.20
19	BG	64	ARG	NE-CZ-NH1	6.75	123.67	120.30
38	A1	523	C	P-O5'-C5'	6.75	131.70	120.90
38	A1	672	C	C2-N3-C4	6.75	123.27	119.90
38	A1	1003	C	C5-C4-N4	-6.75	115.48	120.20
38	A1	2398	C	N1-C2-N3	-6.75	114.48	119.20
38	A1	2669	U	P-O5'-C5'	-6.75	110.10	120.90
51	Ag	19	ARG	NE-CZ-NH1	-6.75	116.93	120.30
61	AN	19	ARG	N-CA-CB	6.75	122.75	110.60
11	B2	601	G	C8-N9-C4	-6.75	103.70	106.40
11	B2	642	G	C8-N9-C1'	6.75	135.77	127.00
11	B2	1051	G	O4'-C1'-N9	6.75	113.60	108.20
11	B2	1338	C	N1-C2-N3	6.75	123.92	119.20
16	BD	142	TYR	CB-CG-CD2	-6.75	116.95	121.00
38	A1	397	G	O4'-C1'-N9	6.75	113.60	108.20
38	A1	416	A	C8-N9-C4	-6.75	103.10	105.80
38	A1	1135	A	C4-C5-C6	6.75	120.37	117.00
38	A1	1153	U	N3-C4-C5	-6.75	110.55	114.60
38	A1	1945	C	C2-N3-C4	6.75	123.27	119.90
38	A1	2044	C	C6-N1-C2	-6.75	117.60	120.30
38	A1	2250	G	O4'-C1'-N9	6.75	113.60	108.20
38	A1	3016	G	N1-C2-N2	6.75	122.27	116.20
11	B2	60	A	C6-N1-C2	-6.75	114.55	118.60
38	A1	94	A	N7-C8-N9	6.75	117.17	113.80
38	A1	439	G	P-O5'-C5'	6.75	131.69	120.90
38	A1	1267	A	P-O5'-C5'	-6.75	110.11	120.90
11	B2	15	U	C5-C4-O4	-6.74	121.85	125.90
11	B2	1267	U	C4-C5-C6	6.74	123.75	119.70
38	A1	909	A	N7-C8-N9	-6.74	110.43	113.80
38	A1	1182	C	C2-N3-C4	6.74	123.27	119.90
38	A1	1197	G	C6-N1-C2	6.74	129.15	125.10
38	A1	1485	A	C6-C5-N7	-6.74	127.58	132.30
38	A1	2052	A	C4-C5-N7	-6.74	107.33	110.70
38	A1	2259	G	N1-C6-O6	6.74	123.95	119.90
38	A1	2304	C	N1-C2-O2	6.74	122.95	118.90
38	A1	2346	A	C6-N1-C2	-6.74	114.55	118.60
38	A1	2356	U	C2-N1-C1'	6.74	125.79	117.70
38	A1	2408	G	C5-C6-O6	-6.74	124.55	128.60

Continued on next page...

Continued from previous page...

Mol	Chain	Res	Type	Atoms	Z	Observed(°)	Ideal(°)
38	A1	2644	G	C6-N1-C2	6.74	129.15	125.10
38	A1	623	G	N3-C4-C5	-6.74	125.23	128.60
38	A1	2518	G	O4'-C1'-N9	6.74	113.59	108.20
39	A3	16	G	N1-C2-N3	-6.74	119.86	123.90
39	A3	54	A	C5-N7-C8	6.74	107.27	103.90
11	B2	242	A	C4-C5-C6	6.74	120.37	117.00
11	B2	536	A	N7-C8-N9	6.74	117.17	113.80
11	B2	988	A	N1-C2-N3	6.74	132.67	129.30
11	B2	1102	A	O4'-C1'-N9	6.74	113.59	108.20
11	B2	1227	A	P-O3'-C3'	6.74	127.79	119.70
38	A1	663	A	O4'-C1'-N9	6.74	113.59	108.20
38	A1	1151	G	N3-C4-C5	-6.74	125.23	128.60
38	A1	1601	G	C6-C5-N7	-6.74	126.36	130.40
38	A1	1980	U	N3-C4-O4	6.74	124.12	119.40
38	A1	2127	G	C4-C5-C6	6.74	122.84	118.80
38	A1	2782	A	C5-N7-C8	6.74	107.27	103.90
44	Ab	18	ARG	NE-CZ-NH1	6.74	123.67	120.30
64	AR	31	PHE	CB-CG-CD2	6.74	125.52	120.80
11	B2	1024	G	N3-C4-N9	-6.74	121.96	126.00
11	B2	1050	G	N3-C2-N2	6.74	124.62	119.90
11	B2	1090	C	C4-C5-C6	6.74	120.77	117.40
38	A1	689	U	O4'-C1'-N1	6.74	113.59	108.20
38	A1	1288	C	N3-C4-N4	6.74	122.72	118.00
38	A1	1558	U	C4-C5-C6	6.74	123.74	119.70
11	B2	1044	A	C5-C6-N6	-6.74	118.31	123.70
38	A1	45	G	C2-N3-C4	6.74	115.27	111.90
38	A1	1470	C	C5-C6-N1	-6.74	117.63	121.00
38	A1	1537	U	C5-C6-N1	6.74	126.07	122.70
11	B2	22	G	N9-C1'-C2'	-6.74	104.59	112.00
11	B2	387	G	C4-C5-N7	-6.74	108.11	110.80
11	B2	833	C	N3-C4-N4	6.74	122.71	118.00
11	B2	916	U	O4'-C1'-N1	6.74	113.59	108.20
38	A1	238	C	C5'-C4'-C3'	-6.74	105.22	116.00
38	A1	327	G	C5-N7-C8	6.74	107.67	104.30
38	A1	1012	G	N3-C4-N9	-6.74	121.96	126.00
38	A1	1185	A	P-O3'-C3'	-6.74	111.62	119.70
38	A1	1218	C	P-O5'-C5'	-6.74	110.12	120.90
38	A1	1492	C	C5-C6-N1	6.74	124.37	121.00
38	A1	1737	A	C5-C6-N1	-6.74	114.33	117.70
38	A1	2569	G	C5-C6-O6	-6.74	124.56	128.60
38	A1	2704	A	C4-C5-C6	6.74	120.37	117.00
38	A1	2735	C	N3-C4-C5	-6.74	119.21	121.90

Continued on next page...

Continued from previous page...

Mol	Chain	Res	Type	Atoms	Z	Observed(°)	Ideal(°)
10	B1	39	A	P-O3'-C3'	6.73	127.78	119.70
11	B2	352	A	C4-C5-N7	-6.73	107.33	110.70
11	B2	1447	A	C8-N9-C4	6.73	108.49	105.80
17	BE	179	PHE	CB-CG-CD1	6.73	125.51	120.80
11	B2	625	G	C2-N3-C4	6.73	115.27	111.90
11	B2	1217	C	C5-C6-N1	6.73	124.37	121.00
11	B2	1236	G	C5-C6-N1	-6.73	108.13	111.50
38	A1	52	A	N1-C6-N6	6.73	122.64	118.60
38	A1	198	C	O4'-C1'-N1	6.73	113.59	108.20
38	A1	239	G	C6-C5-N7	-6.73	126.36	130.40
38	A1	403	G	N7-C8-N9	6.73	116.47	113.10
38	A1	993	G	N1-C2-N3	-6.73	119.86	123.90
38	A1	1071	A	N7-C8-N9	-6.73	110.43	113.80
38	A1	1094	U	N1-C2-N3	6.73	118.94	114.90
38	A1	1575	G	C5-N7-C8	6.73	107.67	104.30
38	A1	1597	G	C1'-O4'-C4'	6.73	115.28	109.90
38	A1	1650	U	P-O5'-C5'	-6.73	110.13	120.90
38	A1	1871	C	C4-C5-C6	6.73	120.77	117.40
38	A1	1923	A	N1-C2-N3	6.73	132.67	129.30
38	A1	2777	G	N1-C6-O6	6.73	123.94	119.90
11	B2	1	A	C8-N9-C4	-6.73	103.11	105.80
11	B2	640	U	C6-N1-C1'	-6.73	111.78	121.20
11	B2	922	G	C8-N9-C4	6.73	109.09	106.40
38	A1	15	A	O4'-C1'-N9	6.73	113.58	108.20
38	A1	1753	G	N3-C2-N2	6.73	124.61	119.90
38	A1	1843	C	C4'-C3'-C2'	-6.73	95.87	102.60
38	A1	2026	C	O4'-C1'-N1	6.73	113.58	108.20
39	A3	94	G	C2-N3-C4	6.73	115.27	111.90
63	AP	54	ARG	NE-CZ-NH2	6.73	123.67	120.30
10	B1	60	A	C5'-C4'-O4'	6.73	117.17	109.10
11	B2	506	G	N7-C8-N9	-6.73	109.73	113.10
33	BU	114	VAL	CG1-CB-CG2	6.73	121.67	110.90
38	A1	652	G	C4-C5-N7	6.73	113.49	110.80
46	AD	155	ARG	NE-CZ-NH2	-6.73	116.94	120.30
11	B2	375	G	OP1-P-OP2	-6.73	109.51	119.60
11	B2	620	G	P-O5'-C5'	6.73	131.66	120.90
11	B2	795	G	N7-C8-N9	6.73	116.46	113.10
11	B2	1063	A	N1-C2-N3	6.73	132.66	129.30
11	B2	1131	G	P-O3'-C3'	6.73	127.77	119.70
11	B2	1339	G	C2-N3-C4	6.73	115.26	111.90
11	B2	1435	G	C8-N9-C4	-6.73	103.71	106.40
38	A1	113	C	N3-C4-N4	6.73	122.71	118.00

Continued on next page...

Continued from previous page...

Mol	Chain	Res	Type	Atoms	Z	Observed(°)	Ideal(°)
38	A1	167	G	C6-C5-N7	-6.73	126.36	130.40
38	A1	975	C	N1-C2-N3	-6.73	114.49	119.20
38	A1	1328	G	N1-C6-O6	6.73	123.94	119.90
38	A1	1388	U	O4'-C1'-N1	6.73	113.58	108.20
38	A1	2277	G	N1-C6-O6	6.73	123.94	119.90
38	A1	2626	U	C5-C6-N1	6.73	126.06	122.70
38	A1	2637	U	N1-C2-N3	-6.73	110.86	114.90
11	B2	243	G	C5-C6-O6	-6.73	124.56	128.60
11	B2	1184	U	O4'-C1'-N1	6.73	113.58	108.20
11	B2	1238	G	N9-C4-C5	-6.73	102.71	105.40
11	B2	1239	A	C2-N3-C4	-6.73	107.24	110.60
38	A1	206	A	C1'-O4'-C4'	6.73	115.28	109.90
38	A1	866	G	P-O3'-C3'	6.73	127.77	119.70
38	A1	1126	C	C2-N3-C4	6.73	123.26	119.90
38	A1	1460	C	C5-C4-N4	-6.73	115.49	120.20
38	A1	1724	A	O4'-C1'-N9	6.73	113.58	108.20
38	A1	2759	A	O4'-C1'-N9	6.73	113.58	108.20
39	A3	90	A	N1-C2-N3	6.73	132.66	129.30
11	B2	1021	C	C4-C5-C6	6.72	120.76	117.40
11	B2	1321	U	N1-C2-N3	-6.72	110.86	114.90
11	B2	1325	C	N3-C4-C5	-6.72	119.21	121.90
38	A1	51	G	N9-C4-C5	-6.72	102.71	105.40
38	A1	1289	C	C4-C5-C6	-6.72	114.04	117.40
38	A1	1308	G	C5-C6-O6	-6.72	124.57	128.60
38	A1	2178	A	C8-N9-C1'	-6.72	115.60	127.70
38	A1	2308	C	C5-C4-N4	-6.72	115.49	120.20
38	A1	2558	U	N3-C4-C5	-6.72	110.56	114.60
11	B2	866	A	N9-C4-C5	6.72	108.49	105.80
11	B2	1127	A	O4'-C1'-N9	6.72	113.58	108.20
38	A1	65	G	N1-C6-O6	6.72	123.93	119.90
38	A1	491	G	N3-C4-C5	-6.72	125.24	128.60
38	A1	583	A	C2-N3-C4	-6.72	107.24	110.60
38	A1	1310	A	C2-N3-C4	-6.72	107.24	110.60
38	A1	1808	G	N1-C2-N3	-6.72	119.87	123.90
38	A1	2190	A	C4-C5-C6	6.72	120.36	117.00
38	A1	2252	C	P-O5'-C5'	6.72	131.66	120.90
11	B2	85	A	C6-N1-C2	-6.72	114.57	118.60
11	B2	329	G	O4'-C1'-N9	6.72	113.58	108.20
11	B2	503	G	C2-N3-C4	-6.72	108.54	111.90
11	B2	615	G	C5-N7-C8	-6.72	100.94	104.30
11	B2	729	G	C6-N1-C2	6.72	129.13	125.10
38	A1	1094	U	N3-C4-C5	-6.72	110.57	114.60

Continued on next page...

Continued from previous page...

Mol	Chain	Res	Type	Atoms	Z	Observed(°)	Ideal(°)
38	A1	2110	C	N3-C2-O2	6.72	126.61	121.90
38	A1	2510	A	C5-C6-N6	-6.72	118.32	123.70
38	A1	2710	G	C5-N7-C8	6.72	107.66	104.30
11	B2	375	G	C4'-C3'-C2'	-6.72	95.88	102.60
11	B2	650	A	P-O3'-C3'	6.72	127.77	119.70
38	A1	170	A	C4-C5-C6	6.72	120.36	117.00
38	A1	1561	G	C6-C5-N7	-6.72	126.37	130.40
38	A1	1665	G	C4-C5-N7	6.72	113.49	110.80
38	A1	1979	G	C6-C5-N7	-6.72	126.37	130.40
38	A1	2187	C	C6-N1-C1'	-6.72	112.74	120.80
38	A1	2518	G	C4-C5-N7	-6.72	108.11	110.80
38	A1	2979	C	C5-C4-N4	-6.72	115.50	120.20
11	B2	568	C	O4'-C1'-N1	6.72	113.58	108.20
11	B2	1386	C	N3-C2-O2	6.72	126.60	121.90
63	AP	25	TYR	CG-CD2-CE2	-6.72	115.93	121.30
10	B1	54	G	N9-C4-C5	6.72	108.09	105.40
11	B2	376	G	C6-C5-N7	-6.72	126.37	130.40
11	B2	1350	U	C5-C6-N1	-6.72	119.34	122.70
38	A1	36	G	C6-C5-N7	-6.72	126.37	130.40
38	A1	2125	C	N3-C2-O2	-6.72	117.20	121.90
61	AN	123	ALA	N-CA-CB	6.72	119.50	110.10
11	B2	332	C	O4'-C1'-N1	6.71	113.57	108.20
11	B2	488	A	C1'-O4'-C4'	6.71	115.27	109.90
11	B2	667	G	O4'-C1'-N9	6.71	113.57	108.20
11	B2	846	G	N1-C2-N2	-6.71	110.16	116.20
11	B2	1062	G	N7-C8-N9	-6.71	109.74	113.10
38	A1	488	A	N1-C2-N3	-6.71	125.94	129.30
38	A1	1111	G	C5-N7-C8	-6.71	100.94	104.30
38	A1	1141	C	C2-N3-C4	6.71	123.26	119.90
38	A1	1198	G	C5-N7-C8	-6.71	100.94	104.30
38	A1	1746	C	C4-C5-C6	6.71	120.76	117.40
38	A1	2080	G	C8-N9-C4	-6.71	103.71	106.40
38	A1	2547	A	C6-C5-N7	-6.71	127.60	132.30
11	B2	372	G	N7-C8-N9	6.71	116.46	113.10
38	A1	632	G	N3-C4-C5	6.71	131.96	128.60
38	A1	1570	C	C6-N1-C2	-6.71	117.61	120.30
38	A1	2468	C	C4-C5-C6	6.71	120.76	117.40
38	A1	2631	C	C5-C6-N1	6.71	124.36	121.00
5	AS	50	TYR	CB-CG-CD1	-6.71	116.97	121.00
11	B2	22	G	C8-N9-C1'	6.71	135.73	127.00
11	B2	614	G	C5-C6-O6	-6.71	124.57	128.60
11	B2	919	U	C2-N1-C1'	6.71	125.75	117.70

Continued on next page...

Continued from previous page...

Mol	Chain	Res	Type	Atoms	Z	Observed(°)	Ideal(°)
11	B2	952	A	C4-C5-N7	-6.71	107.34	110.70
11	B2	1269	G	O4'-C1'-N9	6.71	113.57	108.20
11	B2	1353	C	C5-C4-N4	-6.71	115.50	120.20
22	BJ	79	ARG	NE-CZ-NH2	6.71	123.66	120.30
38	A1	25	U	N1-C2-O2	-6.71	118.10	122.80
38	A1	429	U	O4'-C1'-N1	6.71	113.57	108.20
38	A1	2329	A	P-O3'-C3'	6.71	127.75	119.70
38	A1	2664	G	N7-C8-N9	-6.71	109.74	113.10
38	A1	2716	C	C6-N1-C1'	-6.71	112.75	120.80
38	A1	2723	G	N1-C2-N3	-6.71	119.87	123.90
11	B2	251	G	C4-C5-N7	-6.71	108.12	110.80
11	B2	1142	G	N1-C6-O6	6.71	123.93	119.90
11	B2	1205	G	C8-N9-C1'	6.71	135.72	127.00
11	B2	1480	G	C6-N1-C2	6.71	129.13	125.10
38	A1	2977	G	C4-C5-N7	6.71	113.48	110.80
43	AB	42	ARG	NE-CZ-NH1	6.71	123.66	120.30
11	B2	822	A	C6-C5-N7	-6.71	127.60	132.30
38	A1	896	G	C8-N9-C4	-6.71	103.72	106.40
38	A1	1116	A	C5-C6-N1	-6.71	114.34	117.70
38	A1	1998	G	C5-C6-N1	-6.71	108.15	111.50
11	B2	358	G	N7-C8-N9	6.71	116.45	113.10
11	B2	1384	G	C5-C6-O6	-6.71	124.58	128.60
34	BV	73	ASP	CB-CG-OD2	6.71	124.33	118.30
38	A1	48	G	N3-C2-N2	6.71	124.59	119.90
38	A1	204	G	C5-C6-O6	-6.71	124.58	128.60
38	A1	305	G	C5-C6-N1	-6.71	108.15	111.50
38	A1	768	C	C5'-C4'-C3'	-6.71	105.27	116.00
38	A1	874	U	C4-C5-C6	-6.71	115.68	119.70
38	A1	1364	C	N1-C2-O2	6.71	122.92	118.90
38	A1	1703	G	N3-C4-C5	-6.71	125.25	128.60
38	A1	2245	C	C2-N3-C4	6.71	123.25	119.90
38	A1	2514	C	N1-C2-N3	6.71	123.89	119.20
38	A1	2805	U	C3'-C2'-C1'	6.71	106.87	101.50
58	Ak	165	ALA	N-CA-CB	6.71	119.49	110.10
10	B1	6	G	C4'-C3'-C2'	-6.71	95.89	102.60
38	A1	1163	U	C6-N1-C1'	-6.71	111.81	121.20
38	A1	2776	A	C5-C6-N6	-6.71	118.34	123.70
39	A3	81	C	O4'-C1'-N1	6.71	113.56	108.20
11	B2	210	A	N1-C2-N3	-6.70	125.95	129.30
11	B2	502	U	C1'-O4'-C4'	6.70	115.26	109.90
11	B2	520	G	C8-N9-C4	-6.70	103.72	106.40
11	B2	847	A	C4-C5-C6	6.70	120.35	117.00

Continued on next page...

Continued from previous page...

Mol	Chain	Res	Type	Atoms	Z	Observed(°)	Ideal(°)
25	BM	132	ARG	NE-CZ-NH1	-6.70	116.95	120.30
38	A1	604	A	O4'-C4'-C3'	-6.70	97.30	104.00
38	A1	1994	G	C2-N3-C4	-6.70	108.55	111.90
38	A1	2629	U	C5-C4-O4	-6.70	121.88	125.90
38	A1	2725	U	P-O5'-C5'	-6.70	110.17	120.90
38	A1	1950	G	C4-N9-C1'	-6.70	117.79	126.50
43	AB	24	PHE	CB-CG-CD2	6.70	125.49	120.80
11	B2	418	G	C5-C6-N1	-6.70	108.15	111.50
38	A1	922	C	N1-C2-O2	6.70	122.92	118.90
38	A1	1035	G	N3-C4-N9	6.70	130.02	126.00
38	A1	1868	C	C5-C6-N1	6.70	124.35	121.00
38	A1	1903	G	O4'-C1'-N9	6.70	113.56	108.20
38	A1	2547	A	P-O3'-C3'	6.70	127.74	119.70
11	B2	433	U	O4'-C1'-N1	6.70	113.56	108.20
11	B2	1177	C	C5-C4-N4	-6.70	115.51	120.20
11	B2	1179	C	C5-C6-N1	6.70	124.35	121.00
11	B2	1195	U	C5-C4-O4	-6.70	121.88	125.90
38	A1	546	C	C5-C4-N4	-6.70	115.51	120.20
38	A1	607	C	C5-C4-N4	-6.70	115.51	120.20
38	A1	852	A	C2-N3-C4	6.70	113.95	110.60
38	A1	1109	G	N3-C4-C5	-6.70	125.25	128.60
38	A1	1263	C	C5-C4-N4	-6.70	115.51	120.20
38	A1	1401	G	C8-N9-C4	6.70	109.08	106.40
38	A1	1809	G	O4'-C1'-N9	6.70	113.56	108.20
11	B2	207	G	C4-C5-N7	6.70	113.48	110.80
11	B2	933	G	N1-C2-N3	-6.70	119.88	123.90
21	BI	78	ARG	NE-CZ-NH1	6.70	123.65	120.30
24	BL	78	ASP	CB-CG-OD2	-6.70	112.27	118.30
38	A1	627	G	N7-C8-N9	6.70	116.45	113.10
38	A1	2231	G	C4-N9-C1'	6.70	135.21	126.50
38	A1	2415	C	C4'-C3'-C2'	-6.70	95.90	102.60
39	A3	27	C	N1-C2-N3	-6.70	114.51	119.20
11	B2	146	A	N9-C4-C5	-6.70	103.12	105.80
38	A1	118	A	C4-C5-C6	6.70	120.35	117.00
38	A1	131	C	O4'-C1'-C2'	-6.70	99.11	105.80
38	A1	414	G	O4'-C1'-C2'	-6.70	99.11	105.80
38	A1	697	U	O4'-C1'-N1	6.70	113.56	108.20
38	A1	1243	C	P-O3'-C3'	-6.70	111.67	119.70
38	A1	1835	A	N7-C8-N9	6.70	117.15	113.80
38	A1	2013	A	C5-C6-N6	-6.70	118.34	123.70
38	A1	2244	G	C4-C5-N7	6.70	113.48	110.80
38	A1	2412	A	C5-N7-C8	6.70	107.25	103.90

Continued on next page...

Continued from previous page...

Mol	Chain	Res	Type	Atoms	Z	Observed(°)	Ideal(°)
38	A1	2974	U	C5-C6-N1	-6.70	119.35	122.70
67	AZ	40	ASN	N-CA-C	-6.70	92.92	111.00
10	B1	23	G	C2-N3-C4	6.69	115.25	111.90
11	B2	681	G	C6-C5-N7	-6.69	126.38	130.40
38	A1	943	G	N1-C6-O6	6.69	123.92	119.90
38	A1	1971	C	N1-C2-N3	-6.69	114.51	119.20
38	A1	2001	U	C2-N3-C4	-6.69	122.98	127.00
11	B2	347	G	C4-C5-C6	6.69	122.81	118.80
11	B2	485	A	C4-C5-C6	6.69	120.35	117.00
11	B2	1026	A	C8-N9-C4	-6.69	103.12	105.80
38	A1	562	G	N7-C8-N9	-6.69	109.75	113.10
38	A1	648	C	C4-C5-C6	6.69	120.75	117.40
38	A1	1216	A	N9-C4-C5	6.69	108.48	105.80
38	A1	1408	G	C6-C5-N7	-6.69	126.39	130.40
38	A1	1517	G	C6-N1-C2	-6.69	121.08	125.10
38	A1	2370	C	C4-C5-C6	6.69	120.75	117.40
38	A1	2439	G	C5-C6-N1	6.69	114.85	111.50
38	A1	2740	G	O4'-C1'-N9	6.69	113.55	108.20
38	A1	2883	C	C4-C5-C6	6.69	120.75	117.40
39	A3	67	U	N3-C4-O4	6.69	124.08	119.40
9	AX	298	TYR	CB-CG-CD2	-6.69	116.98	121.00
11	B2	286	G	O4'-C1'-N9	6.69	113.55	108.20
11	B2	752	G	N3-C2-N2	6.69	124.58	119.90
11	B2	1185	A	N3-C4-C5	-6.69	122.12	126.80
11	B2	1217	C	N3-C4-N4	6.69	122.68	118.00
30	BR	34	PHE	CZ-CE2-CD2	-6.69	112.07	120.10
38	A1	1099	C	C5-C4-N4	-6.69	115.52	120.20
38	A1	1406	G	C6-N1-C2	6.69	129.12	125.10
38	A1	1576	C	C4'-C3'-C2'	-6.69	95.91	102.60
38	A1	1637	C	N3-C4-N4	6.69	122.68	118.00
38	A1	2235	G	O4'-C1'-N9	6.69	113.55	108.20
38	A1	2238	G	C4'-C3'-C2'	-6.69	95.91	102.60
38	A1	2808	C	N3-C4-N4	6.69	122.68	118.00
38	A1	1089	C	N3-C4-N4	6.69	122.68	118.00
38	A1	2288	C	C6-N1-C2	6.69	122.98	120.30
38	A1	2437	G	N3-C4-C5	6.69	131.94	128.60
38	A1	2633	A	N9-C4-C5	-6.69	103.12	105.80
38	A1	2718	G	O4'-C1'-N9	6.69	113.55	108.20
10	B1	72	C	N3-C4-N4	6.69	122.68	118.00
11	B2	1219	C	N3-C2-O2	6.69	126.58	121.90
11	B2	1458	A	N3-C4-C5	-6.69	122.12	126.80
38	A1	1093	G	N1-C2-N3	-6.69	119.89	123.90

Continued on next page...

Continued from previous page...

Mol	Chain	Res	Type	Atoms	Z	Observed(°)	Ideal(°)
38	A1	1904	G	C5-C6-N1	6.69	114.84	111.50
38	A1	2036	A	C4-C5-C6	6.69	120.34	117.00
38	A1	2340	A	C5-C6-N6	-6.69	118.35	123.70
38	A1	2823	G	N7-C8-N9	-6.69	109.76	113.10
38	A1	2902	G	C6-C5-N7	-6.69	126.39	130.40
41	AA	201	SER	CB-CA-C	-6.69	97.39	110.10
11	B2	141	C	C3'-C2'-C1'	6.69	106.85	101.50
11	B2	322	G	C6-N1-C2	6.69	129.11	125.10
11	B2	1448	A	N7-C8-N9	6.69	117.14	113.80
38	A1	513	C	C2-N1-C1'	6.69	126.16	118.80
38	A1	717	A	N9-C4-C5	6.69	108.47	105.80
38	A1	1858	G	O4'-C1'-N9	6.69	113.55	108.20
38	A1	2082	C	C2-N3-C4	6.69	123.24	119.90
38	A1	2379	G	N1-C2-N3	-6.69	119.89	123.90
38	A1	2531	G	C6-C5-N7	-6.69	126.39	130.40
10	B1	9	A	C4-C5-N7	-6.68	107.36	110.70
11	B2	65	G	O4'-C1'-N9	6.68	113.55	108.20
11	B2	129	G	O4'-C1'-N9	6.68	113.55	108.20
11	B2	338	C	C6-N1-C2	-6.68	117.63	120.30
11	B2	420	C	N3-C4-N4	6.68	122.68	118.00
38	A1	1224	A	C5-C6-N1	-6.68	114.36	117.70
38	A1	2244	G	N1-C2-N3	-6.68	119.89	123.90
38	A1	2995	A	O4'-C1'-N9	6.68	113.55	108.20
39	A3	102	G	C2-N3-C4	6.68	115.24	111.90
11	B2	681	G	C8-N9-C4	6.68	109.07	106.40
11	B2	1271	G	N9-C4-C5	-6.68	102.73	105.40
38	A1	404	G	C4'-C3'-C2'	-6.68	95.92	102.60
38	A1	774	G	N3-C2-N2	-6.68	115.22	119.90
38	A1	1012	G	C8-N9-C4	-6.68	103.73	106.40
38	A1	1205	U	C6-N1-C2	-6.68	116.99	121.00
38	A1	1587	A	C2-N3-C4	6.68	113.94	110.60
38	A1	2301	C	N3-C4-N4	-6.68	113.32	118.00
38	A1	2323	C	O4'-C1'-N1	6.68	113.55	108.20
38	A1	2844	G	P-O3'-C3'	-6.68	111.68	119.70
38	A1	543	G	C4'-C3'-C2'	-6.68	95.92	102.60
38	A1	969	U	N3-C2-O2	-6.68	117.52	122.20
38	A1	1234	A	C8-N9-C4	-6.68	103.13	105.80
38	A1	1695	G	N1-C6-O6	6.68	123.91	119.90
38	A1	2022	U	C6-N1-C2	-6.68	116.99	121.00
39	A3	31	U	C3'-C2'-C1'	6.68	106.84	101.50
39	A3	37	U	C5-C4-O4	-6.68	121.89	125.90
11	B2	128	A	N9-C4-C5	-6.68	103.13	105.80

Continued on next page...

Continued from previous page...

Mol	Chain	Res	Type	Atoms	Z	Observed(°)	Ideal(°)
11	B2	237	C	N3-C4-N4	6.68	122.67	118.00
11	B2	558	C	C6-N1-C2	-6.68	117.63	120.30
11	B2	561	A	C5-N7-C8	6.68	107.24	103.90
11	B2	593	G	C5-C6-O6	-6.68	124.59	128.60
11	B2	1455	A	O4'-C1'-N9	6.68	113.54	108.20
38	A1	1035	G	N1-C6-O6	6.68	123.91	119.90
38	A1	1900	U	N3-C4-O4	6.68	124.08	119.40
38	A1	1914	U	C5-C6-N1	6.68	126.04	122.70
39	A3	50	G	N1-C2-N3	-6.68	119.89	123.90
11	B2	38	G	N1-C2-N3	-6.68	119.89	123.90
11	B2	503	G	C3'-C2'-C1'	-6.68	96.16	101.50
19	BG	53	LYS	C-N-CA	6.68	138.39	121.70
38	A1	462	A	C4'-C3'-C2'	-6.68	95.92	102.60
38	A1	2314	U	C2-N3-C4	-6.68	122.99	127.00
11	B2	216	G	N9-C1'-C2'	-6.68	104.66	112.00
11	B2	322	G	C6-C5-N7	-6.68	126.39	130.40
20	BH	16	LYS	N-CA-CB	6.68	122.62	110.60
38	A1	81	G	N3-C4-C5	-6.68	125.26	128.60
38	A1	1671	A	N3-C4-N9	6.68	132.74	127.40
38	A1	2130	C	C4-C5-C6	6.68	120.74	117.40
38	A1	2656	A	P-O3'-C3'	6.68	127.71	119.70
39	A3	85	C	N3-C4-N4	6.68	122.67	118.00
10	B1	14	A	C5-C6-N6	-6.67	118.36	123.70
11	B2	217	C	N1-C2-O2	6.67	122.91	118.90
11	B2	235	G	N3-C4-N9	6.67	130.00	126.00
11	B2	873	A	N1-C2-N3	6.67	132.64	129.30
11	B2	1128	U	C5-C4-O4	-6.67	121.90	125.90
38	A1	770	G	N9-C4-C5	6.67	108.07	105.40
38	A1	853	G	N1-C2-N3	-6.67	119.89	123.90
38	A1	1396	A	C5-C6-N1	-6.67	114.36	117.70
38	A1	1552	C	N1-C2-O2	-6.67	114.89	118.90
38	A1	1785	G	C4-C5-N7	-6.67	108.13	110.80
38	A1	2363	G	N1-C6-O6	6.67	123.91	119.90
38	A1	2455	G	C2-N3-C4	6.67	115.24	111.90
38	A1	2953	U	C3'-C2'-C1'	6.67	106.84	101.50
38	A1	3008	C	C2-N3-C4	6.67	123.24	119.90
38	A1	667	C	N3-C2-O2	6.67	126.57	121.90
38	A1	2078	A	C5-N7-C8	6.67	107.24	103.90
38	A1	2881	G	O4'-C1'-N9	6.67	113.54	108.20
11	B2	31	U	O4'-C4'-C3'	-6.67	97.33	104.00
11	B2	217	C	C1'-O4'-C4'	6.67	115.24	109.90
11	B2	236	C	O4'-C1'-N1	6.67	113.54	108.20

Continued on next page...

Continued from previous page...

Mol	Chain	Res	Type	Atoms	Z	Observed(°)	Ideal(°)
11	B2	583	G	N9-C4-C5	-6.67	102.73	105.40
11	B2	831	A	C4-C5-N7	-6.67	107.36	110.70
11	B2	986	G	C4-N9-C1'	6.67	135.17	126.50
11	B2	1288	C	O4'-C1'-N1	6.67	113.54	108.20
38	A1	340	G	N7-C8-N9	-6.67	109.76	113.10
38	A1	1442	G	C5-N7-C8	6.67	107.64	104.30
38	A1	1536	U	C5-C6-N1	6.67	126.03	122.70
38	A1	2390	G	O4'-C1'-N9	6.67	113.54	108.20
38	A1	2524	C	C6-N1-C2	-6.67	117.63	120.30
38	A1	2768	C	P-O5'-C5'	6.67	131.57	120.90
39	A3	17	G	N1-C2-N3	-6.67	119.90	123.90
65	AV	48	ARG	NE-CZ-NH2	-6.67	116.96	120.30
11	B2	140	C	C5-C4-N4	6.67	124.87	120.20
11	B2	460	C	O4'-C1'-N1	6.67	113.54	108.20
11	B2	844	G	N7-C8-N9	6.67	116.44	113.10
11	B2	1464	C	N3-C2-O2	-6.67	117.23	121.90
38	A1	280	A	C5-C6-N6	-6.67	118.36	123.70
38	A1	691	G	C5-C6-O6	-6.67	124.60	128.60
38	A1	841	U	N1-C2-N3	6.67	118.90	114.90
38	A1	974	U	O4'-C1'-N1	6.67	113.54	108.20
38	A1	2335	G	C6-C5-N7	-6.67	126.40	130.40
62	AO	113	ARG	NE-CZ-NH1	6.67	123.64	120.30
10	B1	9	A	N9-C4-C5	6.67	108.47	105.80
11	B2	1128	U	C6-N1-C1'	-6.67	111.86	121.20
11	B2	1294	G	C2-N3-C4	6.67	115.23	111.90
38	A1	636	G	C5-N7-C8	6.67	107.64	104.30
38	A1	1102	C	N1-C2-O2	6.67	122.90	118.90
38	A1	2489	C	C5-C4-N4	-6.67	115.53	120.20
12	AG	27	ARG	NE-CZ-NH2	-6.67	116.97	120.30
11	B2	562	A	C4-C5-C6	6.67	120.33	117.00
11	B2	1003	G	N1-C6-O6	6.67	123.90	119.90
38	A1	318	G	C5'-C4'-C3'	-6.67	105.33	116.00
38	A1	1113	G	N3-C4-C5	6.67	131.93	128.60
38	A1	1141	C	C5-C4-N4	-6.67	115.53	120.20
38	A1	1729	C	C2-N3-C4	6.67	123.23	119.90
38	A1	1982	C	C4-C5-C6	6.67	120.73	117.40
38	A1	2321	A	C4-C5-C6	6.67	120.33	117.00
38	A1	2457	C	O4'-C1'-N1	6.67	113.53	108.20
11	B2	1141	G	N1-C2-N3	-6.67	119.90	123.90
38	A1	409	C	O4'-C1'-N1	6.67	113.53	108.20
38	A1	1224	A	P-O3'-C3'	6.67	127.70	119.70
58	Ak	213	TYR	CB-CG-CD1	-6.67	117.00	121.00

Continued on next page...

Continued from previous page...

Mol	Chain	Res	Type	Atoms	Z	Observed(°)	Ideal(°)
9	AX	277	TYR	CB-CG-CD2	6.66	125.00	121.00
11	B2	543	C	C6-N1-C2	6.66	122.97	120.30
38	A1	843	C	O4'-C1'-N1	6.66	113.53	108.20
38	A1	1168	A	C1'-O4'-C4'	6.66	115.23	109.90
38	A1	1500	C	C5'-C4'-C3'	6.66	126.66	116.00
38	A1	1641	G	C5-N7-C8	-6.66	100.97	104.30
38	A1	1728	C	C2-N3-C4	6.66	123.23	119.90
38	A1	1760	C	N3-C2-O2	-6.66	117.24	121.90
38	A1	2034	G	N9-C4-C5	-6.66	102.73	105.40
38	A1	2036	A	C5-C6-N6	-6.66	118.37	123.70
38	A1	2188	C	N3-C4-N4	6.66	122.66	118.00
38	A1	1028	G	N1-C2-N3	-6.66	119.90	123.90
38	A1	1402	C	C2-N3-C4	6.66	123.23	119.90
38	A1	2281	A	C5-N7-C8	6.66	107.23	103.90
11	B2	1313	G	C5-C6-O6	-6.66	124.60	128.60
11	B2	1338	C	C2-N3-C4	-6.66	116.57	119.90
38	A1	283	U	C5-C4-O4	-6.66	121.90	125.90
38	A1	928	A	C5-C6-N1	-6.66	114.37	117.70
38	A1	1178	G	C4-N9-C1'	6.66	135.16	126.50
38	A1	1381	C	N1-C2-N3	-6.66	114.54	119.20
38	A1	1392	G	N3-C2-N2	6.66	124.56	119.90
38	A1	1427	A	P-O3'-C3'	6.66	127.69	119.70
38	A1	1770	A	C5'-C4'-O4'	6.66	117.09	109.10
38	A1	2204	C	N3-C4-N4	6.66	122.66	118.00
38	A1	3000	U	C6-N1-C2	-6.66	117.00	121.00
10	B1	25	G	N1-C2-N3	-6.66	119.91	123.90
10	B1	45	G	C6-N1-C2	-6.66	121.11	125.10
11	B2	266	A	C2-N3-C4	-6.66	107.27	110.60
11	B2	567	A	C4-C5-N7	-6.66	107.37	110.70
11	B2	700	G	C5-C6-O6	-6.66	124.61	128.60
11	B2	884	G	N3-C4-C5	-6.66	125.27	128.60
38	A1	314	A	C4-C5-C6	6.66	120.33	117.00
38	A1	389	C	O4'-C1'-N1	6.66	113.53	108.20
38	A1	478	C	N3-C4-C5	-6.66	119.24	121.90
38	A1	1161	A	C5-C6-N6	-6.66	118.37	123.70
38	A1	2163	G	N3-C4-C5	6.66	131.93	128.60
38	A1	2380	A	N3-C4-C5	-6.66	122.14	126.80
38	A1	2665	G	C5-C6-N1	6.66	114.83	111.50
38	A1	2728	U	O4'-C1'-N1	6.66	113.53	108.20
44	Ab	59	ARG	NE-CZ-NH1	6.66	123.63	120.30
10	B1	5	C	N1-C2-O2	-6.66	114.91	118.90
11	B2	1079	G	N3-C2-N2	6.66	124.56	119.90

Continued on next page...

Continued from previous page...

Mol	Chain	Res	Type	Atoms	Z	Observed(°)	Ideal(°)
11	B2	1228	A	N9-C4-C5	6.66	108.46	105.80
38	A1	647	G	C8-N9-C4	-6.66	103.74	106.40
38	A1	662	A	O4'-C1'-N9	6.66	113.53	108.20
38	A1	1527	G	C8-N9-C4	-6.66	103.74	106.40
38	A1	2993	G	C2-N3-C4	6.66	115.23	111.90
42	Aa	32	VAL	CA-CB-CG1	6.66	120.89	110.90
11	B2	23	G	C8-N9-C4	6.66	109.06	106.40
11	B2	527	A	C4-C5-C6	6.66	120.33	117.00
11	B2	756	A	C5-C6-N6	-6.66	118.38	123.70
38	A1	449	G	N1-C2-N2	-6.66	110.21	116.20
38	A1	848	A	C8-N9-C4	-6.66	103.14	105.80
38	A1	1274	G	C5-C6-N1	6.66	114.83	111.50
38	A1	1676	G	N3-C2-N2	6.66	124.56	119.90
38	A1	2136	G	C4-C5-N7	6.66	113.46	110.80
38	A1	2227	G	C6-C5-N7	-6.66	126.41	130.40
38	A1	2627	C	N3-C4-N4	6.66	122.66	118.00
43	AB	35	TYR	CG-CD1-CE1	-6.66	115.98	121.30
11	B2	284	A	C6-C5-N7	-6.65	127.64	132.30
11	B2	1006	C	C4'-C3'-C2'	-6.65	95.95	102.60
38	A1	275	C	N3-C4-C5	-6.65	119.24	121.90
38	A1	358	C	N3-C4-C5	-6.65	119.24	121.90
38	A1	1642	G	O4'-C1'-N9	6.65	113.52	108.20
38	A1	2067	U	O4'-C1'-N1	6.65	113.52	108.20
38	A1	2497	G	N1-C6-O6	6.65	123.89	119.90
11	B2	651	U	C3'-C2'-C1'	-6.65	96.18	101.50
11	B2	835	C	C4-C5-C6	6.65	120.73	117.40
11	B2	883	G	C4'-C3'-C2'	-6.65	95.95	102.60
11	B2	992	G	N1-C2-N3	-6.65	119.91	123.90
23	BK	2	ARG	NE-CZ-NH2	-6.65	116.97	120.30
38	A1	147	C	C4-C5-C6	-6.65	114.07	117.40
38	A1	191	U	C4-C5-C6	6.65	123.69	119.70
38	A1	1004	U	C3'-C2'-C1'	-6.65	96.18	101.50
38	A1	1027	A	C1'-O4'-C4'	-6.65	104.58	109.90
38	A1	1276	G	C4-C5-N7	6.65	113.46	110.80
38	A1	1759	A	C2-N3-C4	-6.65	107.27	110.60
38	A1	2512	C	C2-N3-C4	6.65	123.23	119.90
38	A1	2691	G	O4'-C1'-N9	6.65	113.52	108.20
38	A1	2729	A	C5-N7-C8	6.65	107.23	103.90
11	B2	286	G	N1-C2-N3	-6.65	119.91	123.90
11	B2	479	C	C6-N1-C2	-6.65	117.64	120.30
11	B2	878	U	O4'-C1'-N1	6.65	113.52	108.20
11	B2	1143	G	C6-C5-N7	-6.65	126.41	130.40

Continued on next page...

Continued from previous page...

Mol	Chain	Res	Type	Atoms	Z	Observed(°)	Ideal(°)
38	A1	130	G	N3-C4-C5	-6.65	125.28	128.60
38	A1	1205	U	O4'-C1'-N1	6.65	113.52	108.20
38	A1	1444	A	O4'-C1'-N9	6.65	113.52	108.20
38	A1	1977	C	N3-C2-O2	-6.65	117.24	121.90
38	A1	2037	A	P-O3'-C3'	6.65	127.68	119.70
38	A1	1882	C	C5-C6-N1	6.65	124.32	121.00
38	A1	2480	G	C2-N3-C4	6.65	115.22	111.90
38	A1	2583	G	C2-N3-C4	-6.65	108.58	111.90
11	B2	565	C	C5'-C4'-C3'	6.65	126.64	116.00
11	B2	971	G	O4'-C1'-N9	6.65	113.52	108.20
11	B2	1136	A	N3-C4-C5	-6.65	122.15	126.80
28	BP	27	TYR	CB-CG-CD2	6.65	124.99	121.00
38	A1	449	G	C4-C5-N7	-6.65	108.14	110.80
38	A1	642	G	O4'-C1'-N9	6.65	113.52	108.20
38	A1	1791	A	C6-N1-C2	-6.65	114.61	118.60
38	A1	1977	C	N1-C2-N3	6.65	123.85	119.20
38	A1	2080	G	N1-C6-O6	6.65	123.89	119.90
38	A1	2695	U	O4'-C1'-N1	6.65	113.52	108.20
38	A1	2772	U	C5-C4-O4	-6.65	121.91	125.90
39	A3	114	G	C6-N1-C2	-6.65	121.11	125.10
10	B1	53	G	C6-C5-N7	-6.65	126.41	130.40
38	A1	1475	G	C6-C5-N7	-6.65	126.41	130.40
38	A1	2716	C	P-O3'-C3'	-6.65	111.72	119.70
11	B2	162	C	N3-C4-N4	6.64	122.65	118.00
11	B2	399	A	C6-N1-C2	6.64	122.59	118.60
38	A1	324	C	N3-C4-C5	-6.64	119.24	121.90
38	A1	527	G	N3-C2-N2	6.64	124.55	119.90
38	A1	1309	G	C5-C6-O6	-6.64	124.61	128.60
38	A1	2107	G	N3-C2-N2	6.64	124.55	119.90
38	A1	2679	A	N3-C4-C5	-6.64	122.15	126.80
10	B1	41	C	C5-C6-N1	6.64	124.32	121.00
11	B2	234	G	N3-C4-C5	-6.64	125.28	128.60
38	A1	637	G	C5-C6-O6	-6.64	124.61	128.60
38	A1	672	C	C4'-C3'-C2'	-6.64	95.96	102.60
38	A1	1490	G	N3-C4-C5	6.64	131.92	128.60
38	A1	2952	C	O4'-C1'-N1	6.64	113.52	108.20
38	A1	1293	G	P-O3'-C3'	6.64	127.67	119.70
38	A1	1808	G	C5-C6-O6	-6.64	124.61	128.60
38	A1	1949	A	C2-N3-C4	-6.64	107.28	110.60
38	A1	2399	C	C5-C4-N4	-6.64	115.55	120.20
11	B2	316	C	N1-C2-N3	-6.64	114.55	119.20
11	B2	510	A	O4'-C1'-N9	6.64	113.51	108.20

Continued on next page...

Continued from previous page...

Mol	Chain	Res	Type	Atoms	Z	Observed(°)	Ideal(°)
23	BK	112	ARG	NE-CZ-NH2	6.64	123.62	120.30
30	BR	87	LEU	CB-CG-CD1	6.64	122.29	111.00
38	A1	402	G	C6-C5-N7	-6.64	126.42	130.40
38	A1	901	C	C2-N3-C4	6.64	123.22	119.90
38	A1	1281	A	C4-C5-C6	6.64	120.32	117.00
38	A1	2229	G	C5-N7-C8	6.64	107.62	104.30
38	A1	2289	A	P-O3'-C3'	6.64	127.67	119.70
38	A1	2384	G	N3-C2-N2	6.64	124.55	119.90
38	A1	2396	G	C4-C5-N7	-6.64	108.14	110.80
38	A1	2451	G	C5'-C4'-C3'	-6.64	105.38	116.00
27	BO	127	ARG	NE-CZ-NH1	-6.64	116.98	120.30
38	A1	302	U	O4'-C1'-N1	6.64	113.51	108.20
38	A1	340	G	C6-N1-C2	-6.64	121.12	125.10
38	A1	1530	A	C5-C6-N1	-6.64	114.38	117.70
38	A1	2181	G	C2-N3-C4	-6.64	108.58	111.90
38	A1	2367	C	O4'-C1'-N1	6.64	113.51	108.20
38	A1	2791	C	C2-N3-C4	6.64	123.22	119.90
9	AX	279	MET	CG-SD-CE	-6.64	89.58	100.20
11	B2	376	G	C4-C5-N7	6.64	113.45	110.80
11	B2	1309	A	C5-C6-N6	-6.64	118.39	123.70
11	B2	1391	U	C5'-C4'-C3'	6.64	126.62	116.00
11	B2	1478	A	N9-C4-C5	6.64	108.45	105.80
38	A1	549	G	C4-C5-C6	6.64	122.78	118.80
38	A1	884	C	N3-C4-N4	6.64	122.64	118.00
38	A1	1067	G	N9-C4-C5	6.64	108.06	105.40
38	A1	1290	G	C4-C5-N7	-6.64	108.15	110.80
38	A1	1451	A	N7-C8-N9	-6.64	110.48	113.80
11	B2	66	G	N7-C8-N9	6.63	116.42	113.10
11	B2	132	G	O4'-C1'-N9	6.63	113.51	108.20
11	B2	392	G	C4-C5-C6	6.63	122.78	118.80
11	B2	394	C	N3-C4-C5	-6.63	119.25	121.90
11	B2	1429	G	C4'-C3'-C2'	-6.63	95.97	102.60
38	A1	43	G	N1-C2-N2	-6.63	110.23	116.20
38	A1	393	C	O4'-C1'-N1	6.63	113.51	108.20
38	A1	1023	C	N3-C4-C5	-6.63	119.25	121.90
38	A1	1391	C	N3-C4-C5	-6.63	119.25	121.90
38	A1	1471	G	P-O3'-C3'	6.63	127.66	119.70
38	A1	1658	A	C4-C5-C6	6.63	120.32	117.00
38	A1	2057	G	N1-C6-O6	6.63	123.88	119.90
38	A1	1981	G	C6-N1-C2	-6.63	121.12	125.10
38	A1	2265	C	O4'-C1'-N1	6.63	113.51	108.20
38	A1	2526	G	O4'-C1'-N9	6.63	113.51	108.20

Continued on next page...

Continued from previous page...

Mol	Chain	Res	Type	Atoms	Z	Observed(°)	Ideal(°)
38	A1	2742	G	P-O3'-C3'	6.63	127.66	119.70
11	B2	300	G	O4'-C1'-N9	6.63	113.50	108.20
11	B2	482	G	N9-C4-C5	-6.63	102.75	105.40
11	B2	628	G	N3-C4-N9	6.63	129.98	126.00
11	B2	843	G	C4-C5-C6	6.63	122.78	118.80
11	B2	903	G	N1-C2-N2	-6.63	110.23	116.20
11	B2	1182	G	C6-N1-C2	-6.63	121.12	125.10
38	A1	867	C	N1-C2-N3	-6.63	114.56	119.20
38	A1	1642	G	O3'-P-O5'	-6.63	91.40	104.00
38	A1	2033	G	C4-C5-N7	-6.63	108.15	110.80
38	A1	2143	C	N3-C2-O2	6.63	126.54	121.90
38	A1	3009	C	N3-C4-C5	-6.63	119.25	121.90
41	AA	123	ARG	NE-CZ-NH2	-6.63	116.98	120.30
62	AO	51	TYR	CB-CG-CD1	6.63	124.98	121.00
11	B2	615	G	C2-N3-C4	6.63	115.22	111.90
11	B2	732	G	C5'-C4'-C3'	6.63	126.61	116.00
11	B2	1271	G	N3-C2-N2	6.63	124.54	119.90
26	BN	23	PHE	CB-CG-CD2	6.63	125.44	120.80
38	A1	174	C	O4'-C1'-N1	6.63	113.50	108.20
38	A1	585	G	N3-C2-N2	6.63	124.54	119.90
38	A1	1005	G	N9-C4-C5	-6.63	102.75	105.40
38	A1	2102	A	C5-C6-N6	-6.63	118.40	123.70
38	A1	2827	C	N3-C4-C5	-6.63	119.25	121.90
11	B2	175	G	C6-C5-N7	-6.63	126.42	130.40
11	B2	359	A	O4'-C1'-N9	6.63	113.50	108.20
11	B2	882	C	C2-N3-C4	-6.63	116.59	119.90
38	A1	206	A	N1-C2-N3	-6.63	125.98	129.30
38	A1	466	C	C6-N1-C2	-6.63	117.65	120.30
38	A1	792	A	C5-C6-N1	-6.63	114.39	117.70
38	A1	1666	G	N1-C2-N3	-6.63	119.92	123.90
38	A1	2156	A	C6-N1-C2	6.63	122.58	118.60
38	A1	2163	G	N9-C4-C5	-6.63	102.75	105.40
38	A1	2299	G	N7-C8-N9	6.63	116.41	113.10
38	A1	2363	G	C6-C5-N7	-6.63	126.42	130.40
38	A1	2404	G	C5-N7-C8	6.63	107.61	104.30
38	A1	2562	G	C6-C5-N7	-6.63	126.42	130.40
11	B2	75	C	OP1-P-OP2	-6.63	109.66	119.60
11	B2	277	G	C6-C5-N7	-6.63	126.42	130.40
11	B2	544	C	N3-C4-N4	6.63	122.64	118.00
11	B2	948	G	C5-C6-O6	-6.63	124.62	128.60
11	B2	1303	C	C4-C5-C6	6.63	120.71	117.40
38	A1	567	G	N3-C2-N2	6.63	124.54	119.90

Continued on next page...

Continued from previous page...

Mol	Chain	Res	Type	Atoms	Z	Observed(°)	Ideal(°)
38	A1	1014	U	P-O3'-C3'	6.63	127.65	119.70
38	A1	1511	C	C6-N1-C2	6.63	122.95	120.30
38	A1	1808	G	C6-N1-C2	6.63	129.07	125.10
38	A1	1967	G	O4'-C1'-N9	6.63	113.50	108.20
38	A1	2318	G	N3-C2-N2	6.63	124.54	119.90
11	B2	104	A	O4'-C1'-N9	6.62	113.50	108.20
11	B2	1489	A	C6-C5-N7	-6.62	127.66	132.30
38	A1	2960	G	C4-C5-N7	-6.62	108.15	110.80
11	B2	293	G	N1-C6-O6	6.62	123.87	119.90
11	B2	402	G	C6-C5-N7	-6.62	126.43	130.40
38	A1	890	G	N3-C2-N2	6.62	124.54	119.90
38	A1	1060	C	N3-C4-N4	6.62	122.64	118.00
38	A1	1145	G	C5-C6-N1	-6.62	108.19	111.50
38	A1	1226	G	N1-C6-O6	6.62	123.87	119.90
38	A1	1257	G	C5-C6-O6	-6.62	124.63	128.60
11	B2	423	U	N3-C4-C5	-6.62	110.63	114.60
11	B2	1004	U	C1'-O4'-C4'	6.62	115.20	109.90
38	A1	47	C	C5-C6-N1	6.62	124.31	121.00
38	A1	1508	A	C5-C6-N1	-6.62	114.39	117.70
41	AA	162	VAL	CA-CB-CG1	-6.62	100.97	110.90
11	B2	82	G	N9-C4-C5	-6.62	102.75	105.40
38	A1	106	G	N1-C6-O6	6.62	123.87	119.90
38	A1	867	C	C5-C4-N4	-6.62	115.57	120.20
38	A1	1428	G	N3-C4-C5	-6.62	125.29	128.60
38	A1	1483	U	C3'-C2'-C1'	6.62	106.80	101.50
38	A1	2636	C	C1'-O4'-C4'	6.62	115.20	109.90
38	A1	3039	G	C3'-C2'-C1'	6.62	106.80	101.50
11	B2	273	C	C4-C5-C6	-6.62	114.09	117.40
11	B2	468	G	N3-C4-C5	6.62	131.91	128.60
11	B2	669	A	N1-C6-N6	6.62	122.57	118.60
11	B2	1012	C	C5-C4-N4	-6.62	115.57	120.20
11	B2	1090	C	C6-N1-C1'	-6.62	112.86	120.80
11	B2	1412	A	C5-C6-N6	-6.62	118.40	123.70
15	BC	110	ARG	NE-CZ-NH2	-6.62	116.99	120.30
38	A1	541	A	N1-C2-N3	6.62	132.61	129.30
38	A1	590	A	N3-C4-C5	-6.62	122.17	126.80
38	A1	593	C	N3-C4-C5	-6.62	119.25	121.90
38	A1	1666	G	O4'-C1'-N9	6.62	113.49	108.20
44	Ab	18	ARG	NE-CZ-NH2	-6.62	116.99	120.30
6	AT	31	ASP	CB-CG-OD2	-6.62	112.34	118.30
11	B2	859	A	P-O3'-C3'	6.62	127.64	119.70
38	A1	565	A	C5-C6-N1	-6.62	114.39	117.70

Continued on next page...

Continued from previous page...

Mol	Chain	Res	Type	Atoms	Z	Observed(°)	Ideal(°)
38	A1	757	C	O4'-C1'-N1	6.62	113.49	108.20
38	A1	1392	G	C4-C5-C6	6.62	122.77	118.80
38	A1	2162	G	N9-C4-C5	6.62	108.05	105.40
38	A1	2487	G	O4'-C1'-N9	6.62	113.49	108.20
38	A1	2495	A	C2-N3-C4	-6.62	107.29	110.60
45	AC	86	TYR	CZ-CE2-CD2	-6.62	113.84	119.80
11	B2	61	A	C5-N7-C8	6.62	107.21	103.90
11	B2	1007	A	O4'-C1'-N9	6.62	113.49	108.20
11	B2	1358	A	C5-N7-C8	6.62	107.21	103.90
25	BM	50	ALA	N-CA-CB	6.62	119.36	110.10
38	A1	26	G	N9-C4-C5	6.62	108.05	105.40
38	A1	98	G	N3-C2-N2	6.62	124.53	119.90
38	A1	265	A	N1-C6-N6	6.62	122.57	118.60
38	A1	1275	G	C4-C5-C6	6.62	122.77	118.80
38	A1	1453	G	N1-C2-N3	-6.62	119.93	123.90
38	A1	1541	U	N1-C2-N3	-6.62	110.93	114.90
38	A1	2126	G	N9-C1'-C2'	-6.62	104.72	112.00
38	A1	3036	C	C5-C6-N1	-6.62	117.69	121.00
39	A3	70	C	C5-C4-N4	-6.62	115.57	120.20
11	B2	334	G	N9-C1'-C2'	-6.61	104.72	112.00
38	A1	918	A	C5'-C4'-C3'	6.61	126.58	116.00
38	A1	1153	U	P-O3'-C3'	6.61	127.64	119.70
38	A1	1556	G	C5-C6-N1	6.61	114.81	111.50
38	A1	1685	C	C5'-C4'-O4'	-6.61	101.16	109.10
38	A1	1699	U	C5-C4-O4	-6.61	121.93	125.90
38	A1	1880	A	C5-C6-N6	-6.61	118.41	123.70
38	A1	2086	C	C1'-O4'-C4'	6.61	115.19	109.90
38	A1	2122	G	C4-C5-N7	6.61	113.45	110.80
38	A1	2203	G	C4-C5-N7	-6.61	108.16	110.80
38	A1	2309	C	C4-C5-C6	-6.61	114.09	117.40
38	A1	2510	A	O4'-C1'-N9	6.61	113.49	108.20
11	B2	620	G	N7-C8-N9	-6.61	109.79	113.10
11	B2	821	G	O4'-C4'-C3'	-6.61	97.39	104.00
11	B2	1381	G	C2-N3-C4	6.61	115.21	111.90
38	A1	115	C	OP1-P-OP2	-6.61	109.68	119.60
38	A1	1604	G	C1'-O4'-C4'	-6.61	104.61	109.90
38	A1	1825	G	N1-C2-N2	-6.61	110.25	116.20
38	A1	2339	C	C4-C5-C6	6.61	120.71	117.40
38	A1	2894	A	N1-C6-N6	6.61	122.57	118.60
11	B2	537	G	C1'-O4'-C4'	6.61	115.19	109.90
11	B2	857	C	C5-C4-N4	-6.61	115.57	120.20
11	B2	943	C	C2-N3-C4	6.61	123.21	119.90

Continued on next page...

Continued from previous page...

Mol	Chain	Res	Type	Atoms	Z	Observed(°)	Ideal(°)
38	A1	866	G	C8-N9-C4	-6.61	103.76	106.40
38	A1	1672	G	N1-C2-N3	-6.61	119.93	123.90
38	A1	2584	A	N1-C2-N3	6.61	132.61	129.30
38	A1	2695	U	C1'-O4'-C4'	6.61	115.19	109.90
38	A1	2758	G	C8-N9-C1'	6.61	135.59	127.00
11	B2	32	A	O4'-C1'-N9	6.61	113.49	108.20
11	B2	1204	C	O4'-C1'-N1	6.61	113.49	108.20
11	B2	97	C	O4'-C1'-N1	6.61	113.48	108.20
11	B2	168	G	C5-N7-C8	6.61	107.60	104.30
11	B2	301	G	C6-C5-N7	-6.61	126.44	130.40
38	A1	407	A	O3'-P-O5'	6.61	116.56	104.00
38	A1	591	G	C5-C6-N1	-6.61	108.20	111.50
38	A1	680	U	P-O5'-C5'	6.61	131.47	120.90
38	A1	1109	G	C6-C5-N7	-6.61	126.44	130.40
38	A1	1356	A	C8-N9-C4	-6.61	103.16	105.80
38	A1	1454	G	C4-C5-N7	-6.61	108.16	110.80
38	A1	1502	C	C5-C6-N1	6.61	124.30	121.00
38	A1	1945	C	C5-C4-N4	-6.61	115.58	120.20
38	A1	3046	C	O4'-C1'-N1	6.61	113.49	108.20
11	B2	111	G	C6-N1-C2	-6.61	121.14	125.10
11	B2	564	C	C5-C4-N4	-6.61	115.58	120.20
11	B2	938	C	N3-C4-C5	-6.61	119.26	121.90
11	B2	1234	A	N7-C8-N9	6.61	117.10	113.80
38	A1	715	G	N1-C6-O6	6.61	123.86	119.90
38	A1	848	A	C5'-C4'-O4'	6.61	117.03	109.10
38	A1	1464	A	C6-N1-C2	6.61	122.56	118.60
38	A1	1543	C	P-O5'-C5'	-6.61	110.33	120.90
38	A1	2021	G	O4'-C1'-N9	6.61	113.48	108.20
38	A1	2434	A	N1-C2-N3	6.61	132.60	129.30
38	A1	2509	A	C6-N1-C2	-6.61	114.64	118.60
60	AM	53	TYR	CB-CG-CD2	-6.61	117.04	121.00
11	B2	229	G	N3-C2-N2	6.60	124.52	119.90
11	B2	453	G	P-O3'-C3'	6.60	127.62	119.70
38	A1	1241	C	C5-C6-N1	6.60	124.30	121.00
38	A1	1475	G	C2-N3-C4	-6.60	108.60	111.90
38	A1	2349	U	O4'-C1'-N1	6.60	113.48	108.20
38	A1	2707	G	N9-C4-C5	6.60	108.04	105.40
11	B2	289	C	C2-N3-C4	6.60	123.20	119.90
11	B2	499	G	O4'-C1'-N9	6.60	113.48	108.20
11	B2	646	U	C5-C6-N1	-6.60	119.40	122.70
11	B2	989	C	C3'-C2'-C1'	6.60	106.78	101.50
38	A1	105	C	C6-N1-C2	6.60	122.94	120.30

Continued on next page...

Continued from previous page...

Mol	Chain	Res	Type	Atoms	Z	Observed(°)	Ideal(°)
38	A1	1037	C	C2-N1-C1'	6.60	126.06	118.80
38	A1	1166	A	O4'-C4'-C3'	-6.60	97.40	104.00
38	A1	1265	A	C5-C6-N6	-6.60	118.42	123.70
38	A1	1823	A	P-O3'-C3'	6.60	127.62	119.70
38	A1	2369	G	O4'-C1'-N9	6.60	113.48	108.20
11	B2	368	C	C2-N3-C4	6.60	123.20	119.90
11	B2	682	A	O4'-C1'-N9	6.60	113.48	108.20
38	A1	470	A	C5-C6-N1	-6.60	114.40	117.70
38	A1	1854	G	C3'-C2'-C1'	6.60	106.78	101.50
11	B2	876	A	N1-C6-N6	6.60	122.56	118.60
11	B2	1272	G	P-O3'-C3'	-6.60	111.78	119.70
32	BT	106	PHE	CB-CG-CD2	6.60	125.42	120.80
34	BV	85	TYR	CB-CG-CD1	6.60	124.96	121.00
38	A1	60	G	C1'-O4'-C4'	6.60	115.18	109.90
38	A1	435	G	C4-C5-C6	6.60	122.76	118.80
38	A1	702	G	N1-C2-N2	6.60	122.14	116.20
38	A1	1077	G	C5-C6-O6	-6.60	124.64	128.60
38	A1	1498	C	C5-C6-N1	6.60	124.30	121.00
38	A1	2073	G	C4-C5-C6	6.60	122.76	118.80
38	A1	2079	U	P-O3'-C3'	-6.60	111.78	119.70
38	A1	2317	G	C6-C5-N7	-6.60	126.44	130.40
38	A1	2846	A	C4-C5-C6	6.60	120.30	117.00
11	B2	22	G	C4-N9-C1'	-6.60	117.92	126.50
11	B2	237	C	O4'-C1'-N1	6.60	113.48	108.20
11	B2	785	U	N1-C2-O2	-6.60	118.18	122.80
11	B2	878	U	C5-C6-N1	-6.60	119.40	122.70
11	B2	1460	G	C6-C5-N7	-6.60	126.44	130.40
38	A1	580	G	O4'-C4'-C3'	-6.60	97.40	104.00
38	A1	959	U	N3-C2-O2	-6.60	117.58	122.20
38	A1	1012	G	C1'-O4'-C4'	6.60	115.18	109.90
38	A1	2369	G	N1-C6-O6	6.60	123.86	119.90
38	A1	2459	G	C6-C5-N7	-6.60	126.44	130.40
11	B2	486	A	C3'-C2'-C1'	6.60	106.78	101.50
11	B2	927	A	N1-C2-N3	6.60	132.60	129.30
11	B2	969	A	C5-C6-N6	-6.60	118.42	123.70
11	B2	1414	G	O4'-C1'-N9	6.60	113.48	108.20
38	A1	36	G	C6-N1-C2	-6.60	121.14	125.10
38	A1	623	G	C3'-C2'-C1'	-6.60	96.22	101.50
38	A1	1215	C	C5-C4-N4	-6.60	115.58	120.20
57	Aj	42	ARG	NE-CZ-NH2	-6.60	117.00	120.30
11	B2	1309	A	N9-C4-C5	-6.59	103.16	105.80
38	A1	832	A	N9-C4-C5	6.59	108.44	105.80

Continued on next page...

Continued from previous page...

Mol	Chain	Res	Type	Atoms	Z	Observed(°)	Ideal(°)
38	A1	1105	C	C4-C5-C6	6.59	120.70	117.40
38	A1	1781	C	O4'-C1'-N1	6.59	113.48	108.20
38	A1	1892	G	C2-N3-C4	-6.59	108.60	111.90
38	A1	2133	G	N3-C4-N9	6.59	129.96	126.00
38	A1	2488	C	P-O3'-C3'	6.59	127.61	119.70
38	A1	2542	G	N1-C2-N3	-6.59	119.94	123.90
38	A1	2557	C	P-O3'-C3'	-6.59	111.79	119.70
11	B2	194	C	C6-N1-C2	-6.59	117.66	120.30
11	B2	1196	A	C5'-C4'-O4'	6.59	117.01	109.10
32	BT	82	TYR	CB-CG-CD1	-6.59	117.04	121.00
38	A1	1069	A	O4'-C1'-N9	6.59	113.47	108.20
38	A1	1629	G	C2-N3-C4	6.59	115.20	111.90
38	A1	2462	U	N3-C4-O4	6.59	124.02	119.40
38	A1	2477	G	N1-C2-N2	-6.59	110.27	116.20
38	A1	2833	G	N7-C8-N9	-6.59	109.80	113.10
11	B2	81	C	N3-C4-N4	6.59	122.61	118.00
11	B2	181	G	C5-C6-N1	-6.59	108.20	111.50
11	B2	254	G	C5-N7-C8	6.59	107.60	104.30
11	B2	287	G	N1-C6-O6	6.59	123.86	119.90
11	B2	1250	C	N3-C4-N4	6.59	122.61	118.00
38	A1	22	C	O4'-C4'-C3'	-6.59	97.41	104.00
38	A1	286	G	N1-C2-N2	-6.59	110.27	116.20
38	A1	732	G	C4-C5-C6	6.59	122.75	118.80
38	A1	1454	G	C8-N9-C4	6.59	109.04	106.40
38	A1	1569	A	N1-C6-N6	6.59	122.56	118.60
38	A1	2152	G	C5-C6-N1	-6.59	108.20	111.50
38	A1	2169	C	N3-C4-N4	6.59	122.61	118.00
38	A1	2280	G	O4'-C4'-C3'	-6.59	97.41	104.00
11	B2	423	U	C4-C5-C6	6.59	123.65	119.70
11	B2	1010	G	C4-C5-C6	6.59	122.75	118.80
16	BD	11	TYR	CB-CG-CD1	-6.59	117.05	121.00
38	A1	381	G	N3-C2-N2	6.59	124.51	119.90
38	A1	662	A	C4-C5-C6	6.59	120.29	117.00
38	A1	1992	A	P-O3'-C3'	6.59	127.61	119.70
38	A1	2000	G	C5-N7-C8	6.59	107.59	104.30
38	A1	2167	C	C5-C4-N4	-6.59	115.59	120.20
38	A1	2240	G	C8-N9-C4	6.59	109.04	106.40
38	A1	2498	G	C6-N1-C2	-6.59	121.15	125.10
10	B1	76	C	C5-C4-N4	6.59	124.81	120.20
11	B2	942	A	C5-C6-N6	-6.59	118.43	123.70
11	B2	1243	C	C4'-C3'-C2'	-6.59	96.01	102.60
38	A1	186	A	O4'-C1'-C2'	-6.59	99.21	105.80

Continued on next page...

Continued from previous page...

Mol	Chain	Res	Type	Atoms	Z	Observed(°)	Ideal(°)
38	A1	233	A	C6-N1-C2	6.59	122.55	118.60
38	A1	516	A	N9-C4-C5	-6.59	103.17	105.80
38	A1	837	G	C6-C5-N7	-6.59	126.45	130.40
38	A1	1732	C	OP1-P-OP2	-6.59	109.72	119.60
38	A1	2791	C	O4'-C1'-N1	6.59	113.47	108.20
11	B2	266	A	C1'-O4'-C4'	-6.59	104.63	109.90
11	B2	846	G	N7-C8-N9	-6.59	109.81	113.10
11	B2	1181	G	C8-N9-C4	-6.59	103.77	106.40
38	A1	68	G	N3-C2-N2	6.59	124.51	119.90
38	A1	2312	U	N1-C2-O2	-6.59	118.19	122.80
38	A1	2649	A	O4'-C1'-N9	6.59	113.47	108.20
38	A1	1326	U	C4'-C3'-C2'	6.58	109.19	102.60
11	B2	204	G	C4-C5-N7	6.58	113.43	110.80
11	B2	268	C	C6-N1-C2	-6.58	117.67	120.30
11	B2	310	G	C8-N9-C4	-6.58	103.77	106.40
11	B2	453	G	C6-C5-N7	-6.58	126.45	130.40
11	B2	608	G	C5-N7-C8	6.58	107.59	104.30
11	B2	1063	A	C5-C6-N6	-6.58	118.43	123.70
17	BE	184	TYR	CB-CG-CD2	6.58	124.95	121.00
38	A1	428	A	C8-N9-C4	-6.58	103.17	105.80
38	A1	1202	G	N3-C2-N2	6.58	124.51	119.90
38	A1	1447	G	C6-C5-N7	6.58	134.35	130.40
38	A1	2064	U	C2'-C3'-O3'	6.58	124.23	113.70
38	A1	2994	G	C8-N9-C4	-6.58	103.77	106.40
39	A3	50	G	N3-C2-N2	6.58	124.51	119.90
11	B2	637	G	C6-C5-N7	-6.58	126.45	130.40
11	B2	1207	G	N3-C4-N9	-6.58	122.05	126.00
27	BO	130	ARG	NE-CZ-NH2	6.58	123.59	120.30
38	A1	90	A	N1-C2-N3	-6.58	126.01	129.30
38	A1	1155	A	P-O5'-C5'	-6.58	110.37	120.90
38	A1	2416	G	C8-N9-C4	-6.58	103.77	106.40
38	A1	2870	A	O4'-C1'-N9	6.58	113.47	108.20
11	B2	76	U	N3-C4-O4	6.58	124.01	119.40
11	B2	398	C	C5-C6-N1	6.58	124.29	121.00
11	B2	556	G	O4'-C1'-N9	6.58	113.46	108.20
11	B2	1146	G	C1'-O4'-C4'	6.58	115.16	109.90
38	A1	506	G	C6-C5-N7	-6.58	126.45	130.40
39	A3	111	G	C4-C5-N7	-6.58	108.17	110.80
10	B1	6	G	N1-C6-O6	6.58	123.85	119.90
11	B2	1025	U	C2-N3-C4	6.58	130.95	127.00
11	B2	1325	C	O4'-C1'-N1	6.58	113.46	108.20
17	BE	212	VAL	CA-CB-CG2	6.58	120.77	110.90

Continued on next page...

Continued from previous page...

Mol	Chain	Res	Type	Atoms	Z	Observed(°)	Ideal(°)
38	A1	388	G	O4'-C1'-N9	6.58	113.46	108.20
38	A1	1114	G	N3-C2-N2	6.58	124.50	119.90
38	A1	1860	A	C5-C6-N6	-6.58	118.44	123.70
38	A1	2216	G	C5-C6-O6	-6.58	124.65	128.60
38	A1	2837	C	C2-N3-C4	6.58	123.19	119.90
38	A1	690	G	C5-C6-N1	-6.58	108.21	111.50
39	A3	99	G	C6-C5-N7	-6.58	126.45	130.40
39	A3	108	G	O4'-C1'-N9	6.58	113.46	108.20
38	A1	24	G	N1-C2-N3	-6.58	119.95	123.90
38	A1	575	G	C6-C5-N7	-6.58	126.45	130.40
38	A1	773	U	C5-C6-N1	6.58	125.99	122.70
38	A1	1634	A	P-O3'-C3'	6.58	127.59	119.70
38	A1	1859	A	C4-C5-C6	6.58	120.29	117.00
38	A1	2326	C	C4'-C3'-C2'	-6.58	96.02	102.60
38	A1	2332	G	C8-N9-C4	-6.58	103.77	106.40
38	A1	2900	C	C5'-C4'-O4'	6.58	116.99	109.10
39	A3	24	C	O4'-C1'-N1	6.58	113.46	108.20
6	AT	4	TYR	CB-CG-CD1	-6.57	117.06	121.00
11	B2	6	G	N1-C6-O6	6.57	123.84	119.90
11	B2	400	G	N9-C1'-C2'	-6.57	104.77	112.00
11	B2	569	G	O4'-C1'-N9	6.57	113.46	108.20
11	B2	914	U	N3-C4-O4	6.57	124.00	119.40
17	BE	89	ASP	CB-CG-OD2	6.57	124.22	118.30
38	A1	32	C	N3-C4-C5	-6.57	119.27	121.90
38	A1	1751	G	N3-C2-N2	6.57	124.50	119.90
38	A1	1780	C	C5-C4-N4	-6.57	115.60	120.20
38	A1	2306	C	N3-C4-N4	6.57	122.60	118.00
38	A1	2403	G	P-O3'-C3'	6.57	127.59	119.70
38	A1	2554	A	C8-N9-C4	-6.57	103.17	105.80
11	B2	1268	C	C5-C6-N1	-6.57	117.71	121.00
38	A1	724	G	C5-N7-C8	6.57	107.59	104.30
38	A1	981	A	N9-C1'-C2'	-6.57	104.77	112.00
38	A1	1061	G	C5-C6-O6	-6.57	124.66	128.60
38	A1	1827	A	N1-C2-N3	6.57	132.59	129.30
38	A1	2761	G	C4-C5-N7	-6.57	108.17	110.80
11	B2	144	G	C2-N3-C4	6.57	115.19	111.90
11	B2	162	C	C5-C6-N1	6.57	124.29	121.00
11	B2	730	G	C6-C5-N7	-6.57	126.46	130.40
11	B2	1001	A	N1-C2-N3	6.57	132.59	129.30
11	B2	1050	G	N1-C2-N3	-6.57	119.96	123.90
38	A1	49	A	C4-C5-N7	6.57	113.98	110.70
38	A1	212	A	C5-N7-C8	6.57	107.19	103.90

Continued on next page...

Continued from previous page...

Mol	Chain	Res	Type	Atoms	Z	Observed(°)	Ideal(°)
38	A1	328	G	N1-C6-O6	6.57	123.84	119.90
38	A1	559	G	N9-C4-C5	-6.57	102.77	105.40
38	A1	575	G	N9-C4-C5	-6.57	102.77	105.40
38	A1	1040	C	O4'-C1'-N1	6.57	113.46	108.20
38	A1	1175	C	C5-C4-N4	-6.57	115.60	120.20
38	A1	1905	G	O4'-C1'-N9	6.57	113.46	108.20
38	A1	2229	G	O4'-C1'-N9	6.57	113.46	108.20
38	A1	2650	G	N9-C4-C5	6.57	108.03	105.40
38	A1	2755	G	N1-C2-N2	-6.57	110.29	116.20
11	B2	872	A	C8-N9-C4	-6.57	103.17	105.80
16	BD	70	ARG	NE-CZ-NH1	6.57	123.58	120.30
38	A1	1354	G	N3-C2-N2	6.57	124.50	119.90
38	A1	1634	A	O4'-C1'-N9	6.57	113.45	108.20
38	A1	2413	G	N3-C4-C5	6.57	131.88	128.60
59	AL	47	TRP	N-CA-CB	6.57	122.42	110.60
11	B2	113	U	C5-C6-N1	6.57	125.98	122.70
11	B2	222	G	C6-N1-C2	-6.57	121.16	125.10
11	B2	325	A	O4'-C1'-N9	6.57	113.45	108.20
11	B2	1214	G	C8-N9-C4	-6.57	103.77	106.40
11	B2	1495	U	N1-C2-O2	-6.57	118.20	122.80
38	A1	912	G	N3-C2-N2	6.57	124.50	119.90
38	A1	1055	C	N1-C2-N3	-6.57	114.60	119.20
38	A1	1136	G	C1'-O4'-C4'	-6.57	104.64	109.90
38	A1	1772	A	C5-C6-N6	-6.57	118.44	123.70
38	A1	2123	G	O4'-C1'-N9	6.57	113.45	108.20
38	A1	2593	A	C4-C5-N7	-6.57	107.42	110.70
38	A1	2874	C	N3-C4-N4	6.57	122.60	118.00
11	B2	165	U	C6-N1-C2	6.57	124.94	121.00
11	B2	629	U	C6-N1-C2	-6.57	117.06	121.00
11	B2	843	G	C2-N3-C4	6.57	115.18	111.90
11	B2	922	G	O4'-C1'-N9	6.57	113.45	108.20
11	B2	1067	G	P-O5'-C5'	-6.57	110.39	120.90
11	B2	1160	C	P-O3'-C3'	6.57	127.58	119.70
11	B2	1467	U	C5-C4-O4	-6.57	121.96	125.90
38	A1	99	U	P-O3'-C3'	6.57	127.58	119.70
38	A1	544	A	N7-C8-N9	-6.57	110.52	113.80
38	A1	1540	A	C2-N3-C4	-6.57	107.32	110.60
38	A1	2646	A	C6-N1-C2	-6.57	114.66	118.60
38	A1	3020	G	C1'-O4'-C4'	-6.57	104.65	109.90
39	A3	66	A	C4-C5-C6	6.57	120.28	117.00
11	B2	699	C	C4-C5-C6	6.56	120.68	117.40
11	B2	840	C	N3-C4-N4	6.56	122.59	118.00

Continued on next page...

Continued from previous page...

Mol	Chain	Res	Type	Atoms	Z	Observed(°)	Ideal(°)
11	B2	1054	A	O5'-P-OP2	-6.56	99.79	105.70
17	BE	126	ARG	NE-CZ-NH1	-6.56	117.02	120.30
38	A1	1080	G	N7-C8-N9	-6.56	109.82	113.10
38	A1	2196	C	C4'-C3'-C2'	-6.56	96.04	102.60
38	A1	2811	U	N3-C4-O4	6.56	124.00	119.40
38	A1	3030	A	C4-C5-C6	6.56	120.28	117.00
10	B1	26	C	N3-C4-C5	-6.56	119.28	121.90
11	B2	106	A	P-O3'-C3'	6.56	127.58	119.70
11	B2	432	G	C8-N9-C4	-6.56	103.78	106.40
11	B2	647	G	C5-N7-C8	-6.56	101.02	104.30
38	A1	449	G	O4'-C4'-C3'	-6.56	97.44	104.00
38	A1	789	G	C5-C6-N1	-6.56	108.22	111.50
38	A1	1104	A	C5-C6-N1	-6.56	114.42	117.70
38	A1	1353	A	N1-C6-N6	6.56	122.54	118.60
38	A1	1377	G	N1-C2-N2	-6.56	110.29	116.20
38	A1	1903	G	N3-C4-N9	6.56	129.94	126.00
38	A1	2031	G	C4-C5-N7	-6.56	108.17	110.80
38	A1	2722	G	C6-C5-N7	-6.56	126.46	130.40
38	A1	2748	C	N3-C2-O2	-6.56	117.31	121.90
38	A1	2791	C	N3-C2-O2	6.56	126.49	121.90
38	A1	2979	C	C5-C6-N1	6.56	124.28	121.00
39	A3	91	G	N1-C2-N2	-6.56	110.30	116.20
11	B2	125	G	C6-C5-N7	-6.56	126.46	130.40
11	B2	168	G	N9-C1'-C2'	-6.56	104.78	112.00
11	B2	596	A	C8-N9-C4	-6.56	103.18	105.80
11	B2	645	G	C6-C5-N7	-6.56	126.46	130.40
11	B2	670	C	C2-N3-C4	-6.56	116.62	119.90
38	A1	830	G	O4'-C1'-N9	6.56	113.45	108.20
38	A1	1352	U	N3-C4-O4	6.56	123.99	119.40
38	A1	1947	A	N1-C6-N6	6.56	122.54	118.60
38	A1	2369	G	N3-C4-C5	-6.56	125.32	128.60
60	AM	90	TYR	CB-CG-CD2	6.56	124.94	121.00
10	B1	35	G	C5-C6-N1	-6.56	108.22	111.50
11	B2	752	G	C6-N1-C2	6.56	129.03	125.10
11	B2	1071	C	N3-C4-N4	6.56	122.59	118.00
11	B2	1238	G	N1-C2-N3	-6.56	119.97	123.90
11	B2	1334	A	N1-C6-N6	6.56	122.53	118.60
38	A1	95	G	N9-C4-C5	-6.56	102.78	105.40
38	A1	149	G	N1-C6-O6	6.56	123.83	119.90
38	A1	1050	C	N3-C4-N4	6.56	122.59	118.00
38	A1	1905	G	C6-N1-C2	6.56	129.03	125.10
38	A1	2089	C	C3'-C2'-C1'	6.56	106.75	101.50

Continued on next page...

Continued from previous page...

Mol	Chain	Res	Type	Atoms	Z	Observed(°)	Ideal(°)
38	A1	2158	G	C5-C6-N1	-6.56	108.22	111.50
38	A1	2288	C	C4-C5-C6	6.56	120.68	117.40
39	A3	16	G	C4-C5-N7	6.56	113.42	110.80
38	A1	1463	C	N3-C2-O2	-6.56	117.31	121.90
11	B2	203	A	C8-N9-C4	-6.55	103.18	105.80
11	B2	358	G	N3-C4-C5	-6.55	125.32	128.60
11	B2	461	A	C5-C6-N6	-6.55	118.46	123.70
11	B2	670	C	C5-C4-N4	-6.55	115.61	120.20
38	A1	303	A	N1-C6-N6	6.55	122.53	118.60
38	A1	306	G	O4'-C1'-N9	6.55	113.44	108.20
38	A1	1190	G	N1-C2-N3	-6.55	119.97	123.90
38	A1	2723	G	C8-N9-C4	-6.55	103.78	106.40
38	A1	2813	G	C2-N3-C4	-6.55	108.62	111.90
38	A1	3007	A	O4'-C1'-N9	6.55	113.44	108.20
11	B2	815	C	C6-N1-C2	-6.55	117.68	120.30
38	A1	1167	A	P-O3'-C3'	6.55	127.56	119.70
38	A1	2096	G	P-O3'-C3'	-6.55	111.84	119.70
11	B2	153	G	N9-C4-C5	-6.55	102.78	105.40
11	B2	471	G	P-O3'-C3'	6.55	127.56	119.70
11	B2	1299	A	C4-C5-C6	6.55	120.28	117.00
12	B3	22	ALA	CB-CA-C	-6.55	100.27	110.10
38	A1	66	C	N3-C2-O2	6.55	126.49	121.90
38	A1	473	C	C6-N1-C2	-6.55	117.68	120.30
38	A1	676	G	C6-C5-N7	-6.55	126.47	130.40
38	A1	1201	G	C4-C5-N7	-6.55	108.18	110.80
38	A1	2339	C	C2-N3-C4	6.55	123.18	119.90
38	A1	2589	C	C5-C4-N4	-6.55	115.61	120.20
38	A1	3035	C	C2-N3-C4	6.55	123.18	119.90
12	AG	98	SER	N-CA-CB	6.55	120.33	110.50
10	B1	20	G	C6-N1-C2	6.55	129.03	125.10
11	B2	900	G	N9-C4-C5	6.55	108.02	105.40
14	BB	12	TYR	CG-CD2-CE2	-6.55	116.06	121.30
38	A1	738	C	N1-C2-N3	-6.55	114.61	119.20
38	A1	1394	G	N3-C4-N9	6.55	129.93	126.00
38	A1	2632	C	C5-C4-N4	-6.55	115.62	120.20
38	A1	2719	G	O4'-C1'-N9	6.55	113.44	108.20
38	A1	2821	G	N7-C8-N9	-6.55	109.83	113.10
38	A1	2875	C	C1'-O4'-C4'	-6.55	104.66	109.90
39	A3	74	U	N3-C2-O2	-6.55	117.61	122.20
11	B2	702	G	C5'-C4'-O4'	6.55	116.96	109.10
11	B2	892	C	C5-C4-N4	-6.55	115.62	120.20
11	B2	1230	G	C8-N9-C4	6.55	109.02	106.40

Continued on next page...

Continued from previous page...

Mol	Chain	Res	Type	Atoms	Z	Observed(°)	Ideal(°)
38	A1	872	G	C2-N3-C4	-6.55	108.63	111.90
38	A1	2331	A	C5-C6-N6	-6.55	118.46	123.70
38	A1	2443	G	N3-C2-N2	6.55	124.48	119.90
38	A1	2465	A	C5-C6-N6	-6.55	118.46	123.70
38	A1	2542	G	C6-C5-N7	-6.55	126.47	130.40
62	AO	171	TYR	CA-CB-CG	6.55	125.84	113.40
11	B2	210	A	C4-C5-N7	-6.55	107.43	110.70
11	B2	377	A	O4'-C4'-C3'	-6.55	97.45	104.00
11	B2	610	G	N1-C6-O6	6.55	123.83	119.90
38	A1	736	U	C1'-O4'-C4'	-6.55	104.66	109.90
38	A1	1716	G	N9-C1'-C2'	-6.55	104.80	112.00
38	A1	1790	G	C6-N1-C2	6.55	129.03	125.10
38	A1	2892	A	C6-N1-C2	-6.55	114.67	118.60
11	B2	88	G	N1-C6-O6	6.54	123.83	119.90
11	B2	146	A	C2-N3-C4	-6.54	107.33	110.60
38	A1	300	U	P-O3'-C3'	6.54	127.55	119.70
38	A1	1340	G	C5-C6-N1	-6.54	108.23	111.50
38	A1	2635	C	C5-C6-N1	6.54	124.27	121.00
39	A3	17	G	N7-C8-N9	-6.54	109.83	113.10
11	B2	793	G	C8-N9-C4	6.54	109.02	106.40
38	A1	128	C	N1-C2-O2	-6.54	114.97	118.90
38	A1	394	A	C5'-C4'-C3'	6.54	126.47	116.00
38	A1	404	G	N1-C2-N3	-6.54	119.97	123.90
38	A1	440	A	C6-C5-N7	-6.54	127.72	132.30
38	A1	940	G	N1-C2-N3	-6.54	119.97	123.90
38	A1	1736	G	C5'-C4'-O4'	6.54	116.95	109.10
38	A1	1743	G	N3-C2-N2	6.54	124.48	119.90
38	A1	1943	C	N3-C4-C5	-6.54	119.28	121.90
38	A1	2107	G	N1-C6-O6	6.54	123.83	119.90
38	A1	2284	C	C4-C5-C6	6.54	120.67	117.40
38	A1	2590	C	C2-N3-C4	-6.54	116.63	119.90
10	B1	6	G	O4'-C1'-N9	6.54	113.43	108.20
11	B2	853	G	C3'-C2'-C1'	-6.54	96.27	101.50
11	B2	1138	G	C5-C6-O6	-6.54	124.67	128.60
38	A1	1609	G	N1-C6-O6	6.54	123.83	119.90
38	A1	2559	G	C5-C6-O6	-6.54	124.67	128.60
38	A1	2749	G	C5-C6-O6	-6.54	124.68	128.60
38	A1	2807	C	C5-C6-N1	6.54	124.27	121.00
38	A1	3000	U	N3-C4-C5	-6.54	110.67	114.60
38	A1	1915	G	C5-N7-C8	-6.54	101.03	104.30
38	A1	2111	C	C5-C4-N4	6.54	124.78	120.20
11	B2	349	A	C5-C6-N6	-6.54	118.47	123.70

Continued on next page...

Continued from previous page...

Mol	Chain	Res	Type	Atoms	Z	Observed(°)	Ideal(°)
11	B2	384	G	C4-C5-N7	6.54	113.42	110.80
11	B2	406	U	C4-C5-C6	6.54	123.62	119.70
11	B2	482	G	O4'-C1'-N9	6.54	113.43	108.20
11	B2	1033	G	P-O3'-C3'	-6.54	111.86	119.70
11	B2	1330	G	P-O3'-C3'	6.54	127.55	119.70
11	B2	1466	G	C8-N9-C4	6.54	109.02	106.40
38	A1	656	G	N1-C6-O6	6.54	123.82	119.90
38	A1	1749	C	N3-C4-N4	6.54	122.58	118.00
38	A1	2641	C	C4-C5-C6	-6.54	114.13	117.40
38	A1	2831	G	O4'-C1'-N9	6.54	113.43	108.20
11	B2	106	A	C4-N9-C1'	6.54	138.07	126.30
11	B2	388	G	C5-C6-O6	-6.54	124.68	128.60
11	B2	628	G	N1-C2-N2	6.54	122.08	116.20
38	A1	1107	G	N9-C4-C5	6.54	108.02	105.40
38	A1	1293	G	C5-C6-N1	-6.54	108.23	111.50
38	A1	3008	C	C4-C5-C6	-6.54	114.13	117.40
11	B2	269	A	N9-C4-C5	-6.54	103.19	105.80
11	B2	601	G	N7-C8-N9	6.54	116.37	113.10
11	B2	750	C	N3-C4-N4	6.54	122.57	118.00
11	B2	1016	G	C2-N3-C4	-6.54	108.63	111.90
11	B2	1176	C	C5-C6-N1	6.54	124.27	121.00
11	B2	1262	U	N1-C2-O2	-6.54	118.23	122.80
11	B2	1273	G	N3-C4-C5	6.54	131.87	128.60
11	B2	1449	G	N1-C2-N3	-6.54	119.98	123.90
38	A1	32	C	C5-C6-N1	6.54	124.27	121.00
38	A1	430	A	P-O3'-C3'	6.54	127.54	119.70
38	A1	487	U	C6-N1-C1'	-6.54	112.05	121.20
38	A1	683	C	C5-C4-N4	-6.54	115.63	120.20
38	A1	1136	G	N3-C2-N2	-6.54	115.33	119.90
38	A1	1445	G	O4'-C4'-C3'	-6.54	97.46	104.00
38	A1	1579	G	N1-C2-N3	-6.54	119.98	123.90
38	A1	1979	G	C5-C6-O6	-6.54	124.68	128.60
38	A1	2962	A	C5-C6-N6	-6.54	118.47	123.70
38	A1	3006	G	N3-C4-N9	-6.54	122.08	126.00
11	B2	603	G	C5-C6-O6	-6.53	124.68	128.60
11	B2	759	C	P-O5'-C5'	6.53	131.35	120.90
11	B2	1140	A	C5-C6-N1	-6.53	114.43	117.70
28	BP	32	ARG	NE-CZ-NH2	-6.53	117.03	120.30
38	A1	82	C	C5-C6-N1	6.53	124.27	121.00
38	A1	631	G	C5-C6-O6	-6.53	124.68	128.60
38	A1	666	A	C5-C6-N6	-6.53	118.47	123.70
38	A1	1713	G	N1-C2-N3	-6.53	119.98	123.90

Continued on next page...

Continued from previous page...

Mol	Chain	Res	Type	Atoms	Z	Observed(°)	Ideal(°)
38	A1	1798	A	N9-C4-C5	6.53	108.41	105.80
38	A1	2204	C	C5-C4-N4	-6.53	115.63	120.20
38	A1	2351	G	N1-C6-O6	6.53	123.82	119.90
38	A1	2891	A	N3-C4-N9	6.53	132.63	127.40
55	Ai	13	PHE	CB-CG-CD2	6.53	125.37	120.80
11	B2	71	C	C2-N3-C4	6.53	123.17	119.90
11	B2	321	A	C5-C6-N1	-6.53	114.43	117.70
11	B2	1461	U	C4'-C3'-C2'	-6.53	96.07	102.60
38	A1	60	G	C6-C5-N7	-6.53	126.48	130.40
38	A1	1905	G	C5-C6-N1	-6.53	108.23	111.50
39	A3	119	C	N1-C2-O2	6.53	122.82	118.90
11	B2	66	G	C4'-C3'-C2'	-6.53	96.07	102.60
11	B2	253	G	N1-C6-O6	6.53	123.82	119.90
11	B2	535	U	C5-C6-N1	6.53	125.97	122.70
11	B2	736	A	C6-N1-C2	-6.53	114.68	118.60
11	B2	1224	U	C2-N3-C4	6.53	130.92	127.00
38	A1	281	G	C5-C6-O6	-6.53	124.68	128.60
38	A1	526	C	O4'-C1'-N1	6.53	113.42	108.20
38	A1	1255	C	N3-C4-C5	-6.53	119.29	121.90
38	A1	1630	U	N1-C2-N3	-6.53	110.98	114.90
38	A1	1874	G	C5-C6-O6	-6.53	124.68	128.60
9	AX	266	PHE	CB-CG-CD2	-6.53	116.23	120.80
24	BL	89	ARG	NE-CZ-NH2	6.53	123.56	120.30
38	A1	721	G	N1-C6-O6	6.53	123.82	119.90
38	A1	1426	G	C2-N3-C4	-6.53	108.64	111.90
38	A1	1602	C	N1-C2-N3	-6.53	114.63	119.20
38	A1	2131	C	C5-C6-N1	-6.53	117.73	121.00
38	A1	2968	G	C3'-C2'-C1'	-6.53	96.28	101.50
10	B1	8	U	O4'-C1'-N1	6.53	113.42	108.20
11	B2	201	G	C1'-O4'-C4'	6.53	115.12	109.90
11	B2	667	G	C4'-C3'-C2'	-6.53	96.07	102.60
11	B2	1014	C	P-O3'-C3'	6.53	127.53	119.70
11	B2	1198	A	OP2-P-O3'	6.53	119.56	105.20
11	B2	1322	C	C5'-C4'-O4'	6.53	116.93	109.10
11	B2	1396	C	C6-N1-C2	6.53	122.91	120.30
38	A1	365	G	C5-N7-C8	-6.53	101.04	104.30
38	A1	406	G	C4'-C3'-C2'	-6.53	96.07	102.60
38	A1	435	G	N1-C6-O6	6.53	123.82	119.90
38	A1	1741	C	C5'-C4'-C3'	-6.53	105.56	116.00
38	A1	2348	G	C4-C5-N7	-6.53	108.19	110.80
11	B2	24	C	O4'-C1'-N1	6.53	113.42	108.20
11	B2	1087	C	N3-C4-N4	6.53	122.57	118.00

Continued on next page...

Continued from previous page...

Mol	Chain	Res	Type	Atoms	Z	Observed(°)	Ideal(°)
17	BE	8	ARG	NE-CZ-NH2	-6.53	117.04	120.30
38	A1	749	G	N7-C8-N9	-6.53	109.84	113.10
38	A1	1178	G	C5-C6-N1	6.53	114.76	111.50
38	A1	1322	G	C6-N1-C2	6.53	129.01	125.10
38	A1	2016	C	N3-C4-C5	-6.53	119.29	121.90
38	A1	2025	A	C5-C6-N6	-6.53	118.48	123.70
38	A1	2352	G	O4'-C1'-N9	6.53	113.42	108.20
38	A1	2482	G	N9-C4-C5	-6.53	102.79	105.40
59	AL	63	PHE	CB-CG-CD1	6.53	125.37	120.80
11	B2	65	G	C8-N9-C4	-6.52	103.79	106.40
11	B2	231	G	C5-C6-N1	-6.52	108.24	111.50
11	B2	411	C	C1'-O4'-C4'	6.52	115.12	109.90
38	A1	2856	G	O4'-C1'-N9	6.52	113.42	108.20
9	AX	56	PHE	N-CA-CB	6.52	122.34	110.60
11	B2	85	A	C4-C5-C6	6.52	120.26	117.00
11	B2	446	G	C5-N7-C8	6.52	107.56	104.30
11	B2	1304	C	C4-C5-C6	-6.52	114.14	117.40
11	B2	1485	G	O4'-C1'-N9	6.52	113.42	108.20
38	A1	873	G	N3-C2-N2	6.52	124.47	119.90
38	A1	1360	G	C4-C5-C6	6.52	122.71	118.80
38	A1	2107	G	O4'-C1'-N9	6.52	113.42	108.20
38	A1	2392	A	C6-N1-C2	6.52	122.51	118.60
38	A1	2466	C	O4'-C1'-N1	6.52	113.42	108.20
38	A1	2732	U	C5-C6-N1	6.52	125.96	122.70
38	A1	2827	C	C5'-C4'-C3'	-6.52	105.56	116.00
43	AB	121	TYR	CB-CA-C	-6.52	97.36	110.40
38	A1	406	G	P-O3'-C3'	6.52	127.53	119.70
38	A1	408	C	C2-N3-C4	6.52	123.16	119.90
38	A1	759	G	O4'-C1'-N9	6.52	113.42	108.20
38	A1	777	A	N9-C4-C5	6.52	108.41	105.80
38	A1	2851	A	C4-C5-C6	6.52	120.26	117.00
11	B2	359	A	C4-C5-C6	6.52	120.26	117.00
11	B2	905	A	N1-C6-N6	6.52	122.51	118.60
38	A1	1223	A	C8-N9-C4	-6.52	103.19	105.80
38	A1	2255	C	C5'-C4'-O4'	6.52	116.92	109.10
38	A1	2486	A	O4'-C1'-N9	6.52	113.42	108.20
38	A1	2624	G	C6-C5-N7	-6.52	126.49	130.40
11	B2	152	G	C8-N9-C4	6.52	109.01	106.40
11	B2	1151	A	N1-C2-N3	6.52	132.56	129.30
38	A1	377	C	C6-N1-C2	6.52	122.91	120.30
38	A1	559	G	C6-C5-N7	-6.52	126.49	130.40
38	A1	971	G	C6-C5-N7	-6.52	126.49	130.40

Continued on next page...

Continued from previous page...

Mol	Chain	Res	Type	Atoms	Z	Observed(°)	Ideal(°)
38	A1	1493	C	C1'-O4'-C4'	-6.52	104.69	109.90
38	A1	1919	A	C5-C6-N6	-6.52	118.49	123.70
38	A1	2216	G	O4'-C1'-N9	6.52	113.41	108.20
39	A3	27	C	C6-N1-C2	6.52	122.91	120.30
43	AB	180	TYR	CG-CD2-CE2	-6.52	116.09	121.30
11	B2	79	G	C4'-C3'-C2'	-6.52	96.08	102.60
38	A1	1664	G	C4-C5-N7	-6.52	108.19	110.80
38	A1	1700	U	N3-C2-O2	6.52	126.76	122.20
38	A1	2162	G	C4-C5-C6	6.52	122.71	118.80
38	A1	2210	G	P-O5'-C5'	6.52	131.33	120.90
11	B2	17	C	C2-N3-C4	6.51	123.16	119.90
11	B2	772	G	C8-N9-C1'	-6.51	118.53	127.00
11	B2	881	G	C4-C5-C6	6.51	122.71	118.80
11	B2	972	C	C1'-O4'-C4'	6.51	115.11	109.90
11	B2	1224	U	N1-C2-O2	6.51	127.36	122.80
11	B2	1406	U	P-O3'-C3'	6.51	127.52	119.70
38	A1	634	G	O4'-C1'-N9	6.51	113.41	108.20
38	A1	1121	C	N3-C4-N4	6.51	122.56	118.00
38	A1	1671	A	N1-C6-N6	6.51	122.51	118.60
38	A1	1788	G	N7-C8-N9	6.51	116.36	113.10
38	A1	1791	A	C5-N7-C8	6.51	107.16	103.90
38	A1	2707	G	C6-C5-N7	-6.51	126.49	130.40
11	B2	217	C	C5-C4-N4	-6.51	115.64	120.20
11	B2	278	A	C8-N9-C4	6.51	108.41	105.80
11	B2	812	U	N1-C2-O2	-6.51	118.24	122.80
38	A1	886	G	N1-C2-N3	-6.51	119.99	123.90
38	A1	1187	A	N1-C6-N6	6.51	122.51	118.60
38	A1	1471	G	N7-C8-N9	6.51	116.36	113.10
11	B2	174	G	C2-N3-C4	-6.51	108.64	111.90
11	B2	1483	U	C4'-C3'-C2'	6.51	109.11	102.60
38	A1	549	G	C6-C5-N7	-6.51	126.49	130.40
38	A1	1202	G	C5-N7-C8	6.51	107.56	104.30
38	A1	1414	G	C5-C6-O6	-6.51	124.69	128.60
38	A1	1671	A	C5-C6-N1	-6.51	114.44	117.70
38	A1	1683	C	P-O3'-C3'	6.51	127.51	119.70
38	A1	1702	C	N3-C4-C5	-6.51	119.30	121.90
11	B2	1072	C	C5-C4-N4	6.51	124.76	120.20
38	A1	556	G	C8-N9-C4	-6.51	103.80	106.40
38	A1	1118	A	C5-C6-N1	-6.51	114.44	117.70
38	A1	1697	G	C6-C5-N7	-6.51	126.49	130.40
38	A1	2143	C	N3-C4-C5	-6.51	119.30	121.90
38	A1	2501	G	N7-C8-N9	-6.51	109.84	113.10

Continued on next page...

Continued from previous page...

Mol	Chain	Res	Type	Atoms	Z	Observed(°)	Ideal(°)
38	A1	2944	G	C2-N3-C4	-6.51	108.65	111.90
38	A1	1270	G	C3'-C2'-C1'	6.51	106.71	101.50
38	A1	1641	G	O4'-C1'-N9	6.51	113.41	108.20
10	B1	21	G	N1-C6-O6	6.51	123.80	119.90
11	B2	1248	A	N1-C2-N3	-6.51	126.05	129.30
24	BL	45	ILE	N-CA-CB	6.51	125.76	110.80
26	BN	30	TYR	CB-CG-CD2	6.51	124.90	121.00
38	A1	66	C	O4'-C1'-N1	6.51	113.41	108.20
38	A1	1429	A	C4-C5-N7	-6.51	107.45	110.70
38	A1	351	C	N3-C4-N4	6.50	122.55	118.00
38	A1	987	G	C6-C5-N7	-6.50	126.50	130.40
38	A1	1939	C	C2'-C3'-O3'	6.50	124.11	113.70
38	A1	2585	G	O4'-C1'-N9	6.50	113.40	108.20
11	B2	211	G	N3-C4-C5	6.50	131.85	128.60
11	B2	959	G	N7-C8-N9	6.50	116.35	113.10
11	B2	1298	G	C3'-C2'-C1'	-6.50	96.30	101.50
38	A1	229	G	C6-C5-N7	-6.50	126.50	130.40
38	A1	255	G	C4'-C3'-C2'	-6.50	96.10	102.60
38	A1	930	G	C4-C5-C6	6.50	122.70	118.80
38	A1	1334	G	N3-C2-N2	6.50	124.45	119.90
38	A1	1766	A	C8-N9-C4	-6.50	103.20	105.80
38	A1	1898	A	N7-C8-N9	6.50	117.05	113.80
38	A1	1954	U	C4-C5-C6	6.50	123.60	119.70
38	A1	2720	U	N3-C2-O2	6.50	126.75	122.20
38	A1	2856	G	C8-N9-C4	-6.50	103.80	106.40
11	B2	35	G	P-O3'-C3'	-6.50	111.90	119.70
11	B2	611	A	C8-N9-C4	-6.50	103.20	105.80
11	B2	1319	C	C5-C4-N4	-6.50	115.65	120.20
11	B2	1362	C	OP1-P-OP2	-6.50	109.85	119.60
38	A1	17	C	N1-C2-O2	-6.50	115.00	118.90
38	A1	145	C	C6-N1-C2	-6.50	117.70	120.30
38	A1	287	G	N7-C8-N9	-6.50	109.85	113.10
38	A1	639	C	C4'-C3'-C2'	-6.50	96.10	102.60
38	A1	1246	G	C5-N7-C8	6.50	107.55	104.30
38	A1	1418	A	C2-N3-C4	-6.50	107.35	110.60
38	A1	1753	G	C1'-O4'-C4'	6.50	115.10	109.90
38	A1	1843	C	C4-C5-C6	-6.50	114.15	117.40
38	A1	2256	G	O5'-P-OP2	6.50	118.50	110.70
38	A1	2357	U	O4'-C1'-N1	6.50	113.40	108.20
38	A1	2369	G	N1-C2-N2	-6.50	110.35	116.20
38	A1	2406	C	O4'-C1'-N1	6.50	113.40	108.20
38	A1	3023	G	C5-C6-N1	-6.50	108.25	111.50

Continued on next page...

Continued from previous page...

Mol	Chain	Res	Type	Atoms	Z	Observed(°)	Ideal(°)
10	B1	33	C	C5'-C4'-C3'	6.50	126.40	116.00
11	B2	797	U	P-O3'-C3'	6.50	127.50	119.70
38	A1	165	G	C5-C6-O6	-6.50	124.70	128.60
38	A1	610	C	P-O3'-C3'	-6.50	111.90	119.70
38	A1	918	A	N9-C4-C5	-6.50	103.20	105.80
38	A1	1609	G	O5'-C5'-C4'	6.50	124.05	111.70
38	A1	2644	G	C5-C6-N1	-6.50	108.25	111.50
39	A3	44	C	N3-C4-C5	-6.50	119.30	121.90
11	B2	448	A	C4-C5-N7	-6.50	107.45	110.70
11	B2	844	G	N9-C4-C5	6.50	108.00	105.40
38	A1	107	G	O4'-C1'-N9	6.50	113.40	108.20
38	A1	1809	G	C8-N9-C4	6.50	109.00	106.40
38	A1	2262	C	C5'-C4'-C3'	-6.50	105.60	116.00
38	A1	2413	G	O4'-C1'-N9	6.50	113.40	108.20
38	A1	2557	C	C4-C5-C6	6.50	120.65	117.40
38	A1	2557	C	O4'-C1'-N1	6.50	113.40	108.20
38	A1	3036	C	N3-C4-C5	-6.50	119.30	121.90
10	B1	23	G	C6-C5-N7	-6.50	126.50	130.40
11	B2	752	G	N1-C2-N3	-6.50	120.00	123.90
11	B2	950	C	C6-N1-C2	-6.50	117.70	120.30
11	B2	973	U	N3-C4-C5	-6.50	110.70	114.60
11	B2	983	G	O4'-C4'-C3'	-6.50	97.50	104.00
11	B2	1007	A	C5-C6-N6	-6.50	118.50	123.70
11	B2	1232	G	C8-N9-C4	6.50	109.00	106.40
38	A1	357	G	N1-C6-O6	6.50	123.80	119.90
38	A1	1106	C	N1-C2-N3	-6.50	114.65	119.20
38	A1	1266	A	N1-C6-N6	6.50	122.50	118.60
38	A1	1303	C	N3-C4-N4	6.50	122.55	118.00
38	A1	1586	G	O4'-C1'-N9	6.50	113.40	108.20
38	A1	1938	G	C2-N3-C4	6.50	115.15	111.90
38	A1	1954	U	C1'-O4'-C4'	6.50	115.10	109.90
38	A1	2152	G	N3-C4-N9	6.50	129.90	126.00
38	A1	2214	U	C5-C4-O4	6.50	129.80	125.90
38	A1	2699	U	O4'-C1'-N1	6.50	113.40	108.20
38	A1	2883	C	C1'-O4'-C4'	6.50	115.10	109.90
39	A3	104	C	C6-N1-C2	-6.50	117.70	120.30
11	B2	467	G	N1-C2-N3	-6.50	120.00	123.90
11	B2	876	A	C4-C5-N7	-6.50	107.45	110.70
38	A1	1579	G	O4'-C1'-N9	6.50	113.40	108.20
38	A1	1739	U	N3-C4-O4	6.50	123.95	119.40
38	A1	2562	G	O4'-C1'-C2'	-6.50	99.31	105.80
38	A1	2610	C	C5'-C4'-O4'	-6.50	101.31	109.10

Continued on next page...

Continued from previous page...

Mol	Chain	Res	Type	Atoms	Z	Observed(°)	Ideal(°)
9	AX	230	ARG	NE-CZ-NH1	-6.49	117.05	120.30
10	B1	19	G	C4'-C3'-C2'	6.49	109.09	102.60
11	B2	673	C	N3-C4-C5	-6.49	119.30	121.90
11	B2	824	G	N1-C2-N3	-6.49	120.00	123.90
38	A1	995	G	C5'-C4'-C3'	-6.49	105.61	116.00
38	A1	1020	G	N3-C2-N2	6.49	124.44	119.90
38	A1	1469	U	O4'-C1'-N1	6.49	113.39	108.20
38	A1	1843	C	C5-C4-N4	-6.49	115.66	120.20
38	A1	2459	G	O4'-C1'-N9	6.49	113.39	108.20
38	A1	2548	A	C5-C6-N6	-6.49	118.50	123.70
38	A1	2792	G	C5-C6-N1	-6.49	108.25	111.50
38	A1	2848	C	C2-N1-C1'	6.49	125.94	118.80
10	B1	19	G	C4-C5-C6	6.49	122.69	118.80
11	B2	720	A	N1-C6-N6	6.49	122.50	118.60
11	B2	1177	C	C2-N3-C4	6.49	123.15	119.90
11	B2	1459	G	C4'-C3'-C2'	6.49	109.09	102.60
38	A1	2730	U	N3-C4-C5	-6.49	110.70	114.60
38	A1	2969	G	O4'-C1'-N9	6.49	113.39	108.20
11	B2	387	G	N7-C8-N9	-6.49	109.86	113.10
11	B2	834	C	N3-C2-O2	6.49	126.44	121.90
11	B2	898	G	N1-C2-N2	6.49	122.04	116.20
11	B2	1299	A	C6-N1-C2	6.49	122.50	118.60
11	B2	1387	C	C5-C4-N4	-6.49	115.66	120.20
34	BV	69	ALA	N-CA-CB	6.49	119.19	110.10
38	A1	168	G	C3'-C2'-C1'	-6.49	96.31	101.50
38	A1	1482	G	C6-C5-N7	-6.49	126.51	130.40
38	A1	1871	C	N3-C4-N4	6.49	122.54	118.00
38	A1	2296	A	N3-C4-N9	6.49	132.59	127.40
38	A1	2723	G	C6-C5-N7	-6.49	126.51	130.40
38	A1	2805	U	O4'-C1'-N1	6.49	113.39	108.20
65	AV	41	TYR	CD1-CE1-CZ	6.49	125.64	119.80
11	B2	811	G	C5-N7-C8	-6.49	101.06	104.30
11	B2	1266	A	C5-C6-N1	-6.49	114.46	117.70
38	A1	234	G	P-O3'-C3'	-6.49	111.91	119.70
38	A1	365	G	C6-C5-N7	-6.49	126.51	130.40
38	A1	572	U	C5-C6-N1	6.49	125.94	122.70
38	A1	1082	A	C5-C6-N6	-6.49	118.51	123.70
38	A1	2363	G	C4-N9-C1'	6.49	134.94	126.50
38	A1	2371	A	N1-C6-N6	6.49	122.49	118.60
38	A1	2642	C	O4'-C1'-N1	6.49	113.39	108.20
39	A3	29	G	N3-C2-N2	6.49	124.44	119.90
39	A3	101	A	N1-C2-N3	6.49	132.54	129.30

Continued on next page...

Continued from previous page...

Mol	Chain	Res	Type	Atoms	Z	Observed(°)	Ideal(°)
12	AG	58	ASP	CB-CG-OD1	-6.49	112.46	118.30
11	B2	203	A	C4-C5-N7	-6.49	107.46	110.70
11	B2	850	A	C2-N3-C4	-6.49	107.36	110.60
11	B2	1232	G	N9-C4-C5	-6.49	102.81	105.40
38	A1	1760	C	C2-N3-C4	6.49	123.14	119.90
38	A1	1938	G	N1-C6-O6	6.49	123.79	119.90
38	A1	1948	A	P-O3'-C3'	6.49	127.48	119.70
38	A1	2832	G	N9-C4-C5	6.49	108.00	105.40
39	A3	62	A	N9-C4-C5	-6.49	103.20	105.80
39	A3	97	G	N1-C2-N2	-6.49	110.36	116.20
50	AF	47	PHE	N-CA-CB	6.49	122.28	110.60
11	B2	108	G	C4-C5-N7	6.49	113.39	110.80
11	B2	164	A	O4'-C1'-N9	6.49	113.39	108.20
38	A1	928	A	C8-N9-C4	-6.49	103.21	105.80
38	A1	1889	G	C8-N9-C4	-6.49	103.81	106.40
11	B2	114	A	C4-C5-N7	-6.48	107.46	110.70
38	A1	691	G	N3-C2-N2	6.48	124.44	119.90
38	A1	993	G	C8-N9-C4	-6.48	103.81	106.40
38	A1	2658	G	C6-C5-N7	-6.48	126.51	130.40
11	B2	402	G	P-O3'-C3'	6.48	127.48	119.70
11	B2	482	G	N1-C2-N2	-6.48	110.37	116.20
11	B2	551	U	O4'-C1'-N1	6.48	113.39	108.20
11	B2	864	G	O4'-C1'-N9	6.48	113.39	108.20
11	B2	1304	C	C2-N1-C1'	6.48	125.93	118.80
38	A1	125	C	C5-C6-N1	6.48	124.24	121.00
38	A1	573	G	N7-C8-N9	-6.48	109.86	113.10
38	A1	1140	C	N3-C4-N4	6.48	122.54	118.00
38	A1	2179	G	C2-N3-C4	6.48	115.14	111.90
38	A1	2179	G	C4-C5-N7	6.48	113.39	110.80
38	A1	2377	C	N1-C2-N3	6.48	123.74	119.20
38	A1	2451	G	C5-C6-O6	-6.48	124.71	128.60
38	A1	2698	G	C4-C5-N7	6.48	113.39	110.80
26	BN	14	ARG	NE-CZ-NH1	6.48	123.54	120.30
27	BO	115	TYR	CD1-CE1-CZ	6.48	125.63	119.80
38	A1	89	C	O4'-C1'-N1	6.48	113.38	108.20
38	A1	170	A	C2-N3-C4	-6.48	107.36	110.60
38	A1	529	G	C5-C6-O6	-6.48	124.71	128.60
38	A1	589	G	C5-C6-N1	-6.48	108.26	111.50
38	A1	1290	G	C8-N9-C4	-6.48	103.81	106.40
38	A1	2696	G	C2'-C3'-O3'	6.48	124.07	113.70
38	A1	2799	C	O4'-C1'-N1	6.48	113.38	108.20
56	AJ	103	ALA	N-CA-CB	6.48	119.17	110.10

Continued on next page...

Continued from previous page...

Mol	Chain	Res	Type	Atoms	Z	Observed(°)	Ideal(°)
38	A1	1083	G	OP1-P-OP2	-6.48	109.88	119.60
38	A1	1241	C	C1'-O4'-C4'	6.48	115.08	109.90
38	A1	1523	A	O4'-C1'-N9	6.48	113.38	108.20
38	A1	1597	G	N9-C4-C5	6.48	107.99	105.40
38	A1	3023	G	C8-N9-C1'	6.48	135.42	127.00
10	B1	48	U	N3-C2-O2	6.48	126.73	122.20
11	B2	263	C	N3-C4-C5	-6.48	119.31	121.90
11	B2	279	U	O5'-P-OP2	-6.48	99.87	105.70
11	B2	471	G	C5-N7-C8	6.48	107.54	104.30
11	B2	477	G	N1-C2-N3	-6.48	120.01	123.90
11	B2	620	G	C5-C6-N1	-6.48	108.26	111.50
11	B2	766	G	O4'-C1'-N9	6.48	113.38	108.20
11	B2	1029	G	C2-N3-C4	6.48	115.14	111.90
11	B2	1233	G	N1-C2-N3	-6.48	120.01	123.90
20	BH	79	TYR	CD1-CE1-CZ	-6.48	113.97	119.80
38	A1	996	U	O4'-C1'-N1	6.48	113.38	108.20
38	A1	1236	C	C2-N3-C4	6.48	123.14	119.90
38	A1	1370	G	C2-N3-C4	6.48	115.14	111.90
38	A1	1677	A	C6-C5-N7	-6.48	127.77	132.30
38	A1	1697	G	N9-C4-C5	-6.48	102.81	105.40
38	A1	1841	G	N1-C6-O6	6.48	123.79	119.90
38	A1	1951	G	C8-N9-C4	-6.48	103.81	106.40
38	A1	2073	G	C6-C5-N7	-6.48	126.51	130.40
38	A1	2291	G	C8-N9-C1'	-6.48	118.58	127.00
38	A1	2587	G	C4-C5-C6	6.48	122.69	118.80
38	A1	2684	G	C4-C5-C6	6.48	122.69	118.80
11	B2	417	C	N3-C4-C5	-6.48	119.31	121.90
11	B2	933	G	P-O3'-C3'	6.48	127.47	119.70
11	B2	1190	C	C4-C5-C6	6.48	120.64	117.40
11	B2	1350	U	C5-C4-O4	6.48	129.79	125.90
38	A1	1672	G	P-O3'-C3'	6.48	127.47	119.70
38	A1	2028	G	C5-N7-C8	6.48	107.54	104.30
38	A1	2259	G	C5'-C4'-O4'	6.48	116.87	109.10
11	B2	138	C	C5-C4-N4	-6.47	115.67	120.20
11	B2	201	G	C5-N7-C8	6.47	107.54	104.30
11	B2	227	C	O4'-C1'-N1	6.47	113.38	108.20
11	B2	1202	G	N7-C8-N9	6.47	116.34	113.10
11	B2	1396	C	N3-C4-N4	6.47	122.53	118.00
38	A1	40	G	O4'-C4'-C3'	-6.47	97.53	104.00
38	A1	450	G	O4'-C1'-N9	6.47	113.38	108.20
38	A1	725	G	C8-N9-C4	6.47	108.99	106.40
38	A1	741	G	C8-N9-C4	-6.47	103.81	106.40

Continued on next page...

Continued from previous page...

Mol	Chain	Res	Type	Atoms	Z	Observed(°)	Ideal(°)
38	A1	1052	G	O4'-C1'-N9	6.47	113.38	108.20
38	A1	2291	G	C8-N9-C4	6.47	108.99	106.40
38	A1	2322	A	N1-C2-N3	6.47	132.54	129.30
38	A1	2505	A	N3-C4-N9	6.47	132.58	127.40
38	A1	2772	U	C2-N3-C4	6.47	130.88	127.00
38	A1	2775	G	N1-C2-N3	-6.47	120.02	123.90
46	AD	27	ARG	NE-CZ-NH2	-6.47	117.06	120.30
11	B2	111	G	C4-C5-C6	6.47	122.68	118.80
11	B2	526	A	C5-N7-C8	6.47	107.14	103.90
38	A1	1008	U	C4-C5-C6	6.47	123.58	119.70
38	A1	1540	A	O4'-C4'-C3'	-6.47	97.53	104.00
38	A1	1562	U	C5-C6-N1	6.47	125.94	122.70
38	A1	1765	A	C5-C6-N6	-6.47	118.52	123.70
38	A1	1924	A	O4'-C1'-N9	6.47	113.38	108.20
11	B2	209	A	P-O3'-C3'	6.47	127.47	119.70
11	B2	220	G	C4'-C3'-C2'	-6.47	96.13	102.60
11	B2	514	U	N3-C2-O2	6.47	126.73	122.20
11	B2	830	A	C2-N3-C4	6.47	113.84	110.60
11	B2	1465	C	N3-C4-N4	6.47	122.53	118.00
12	B3	27	ARG	NE-CZ-NH2	-6.47	117.06	120.30
38	A1	60	G	C5-C6-N1	-6.47	108.26	111.50
38	A1	1217	U	N3-C2-O2	6.47	126.73	122.20
38	A1	1604	G	O5'-P-OP1	-6.47	99.88	105.70
38	A1	2165	A	C4-C5-C6	6.47	120.24	117.00
38	A1	2624	G	O4'-C1'-N9	6.47	113.38	108.20
11	B2	811	G	C6-C5-N7	-6.47	126.52	130.40
11	B2	1083	G	C5-N7-C8	6.47	107.53	104.30
11	B2	1083	G	N3-C2-N2	6.47	124.43	119.90
27	BO	81	ARG	NE-CZ-NH1	6.47	123.53	120.30
38	A1	25	U	N3-C2-O2	6.47	126.73	122.20
38	A1	226	C	N3-C4-N4	6.47	122.53	118.00
38	A1	466	C	N3-C4-N4	6.47	122.53	118.00
38	A1	1613	A	N7-C8-N9	-6.47	110.57	113.80
38	A1	1673	C	C6-N1-C2	-6.47	117.71	120.30
38	A1	1694	G	N3-C4-N9	-6.47	122.12	126.00
38	A1	1857	A	N1-C6-N6	6.47	122.48	118.60
38	A1	2205	A	N1-C6-N6	6.47	122.48	118.60
38	A1	2278	U	N3-C4-O4	6.47	123.93	119.40
38	A1	2447	A	C6-N1-C2	6.47	122.48	118.60
38	A1	2832	G	C5-C6-N1	-6.47	108.27	111.50
11	B2	870	U	C5-C4-O4	-6.47	122.02	125.90
38	A1	1285	C	C5-C6-N1	6.47	124.23	121.00

Continued on next page...

Continued from previous page...

Mol	Chain	Res	Type	Atoms	Z	Observed(°)	Ideal(°)
38	A1	2384	G	N1-C2-N2	-6.47	110.38	116.20
7	AU	47	ARG	NE-CZ-NH2	6.47	123.53	120.30
11	B2	752	G	O5'-P-OP2	-6.47	99.88	105.70
11	B2	1195	U	N3-C2-O2	-6.47	117.67	122.20
11	B2	1450	U	N3-C4-O4	-6.47	114.87	119.40
38	A1	600	A	N1-C2-N3	6.47	132.53	129.30
38	A1	1019	G	C8-N9-C4	-6.47	103.81	106.40
38	A1	1055	C	O4'-C1'-N1	6.47	113.37	108.20
38	A1	1268	A	C8-N9-C4	-6.47	103.21	105.80
38	A1	1670	A	C5-C6-N6	-6.47	118.53	123.70
38	A1	1762	G	C4-C5-N7	-6.47	108.21	110.80
38	A1	2000	G	O4'-C1'-N9	6.47	113.37	108.20
38	A1	2224	G	P-O3'-C3'	6.47	127.46	119.70
39	A3	1	C	C2-N3-C4	6.47	123.13	119.90
49	Ae	55	TRP	CB-CG-CD2	-6.47	118.19	126.60
11	B2	1079	G	N9-C4-C5	6.46	107.99	105.40
38	A1	609	G	C8-N9-C4	-6.46	103.81	106.40
38	A1	775	C	O4'-C1'-N1	6.46	113.37	108.20
38	A1	1145	G	C8-N9-C4	-6.46	103.81	106.40
38	A1	1284	C	C2-N3-C4	6.46	123.13	119.90
38	A1	1888	G	C4-C5-C6	6.46	122.68	118.80
38	A1	2527	G	C4-C5-C6	6.46	122.68	118.80
38	A1	2652	G	C2-N3-C4	6.46	115.13	111.90
38	A1	2680	A	C4-C5-N7	-6.46	107.47	110.70
57	Aj	50	PHE	CB-CG-CD1	6.46	125.33	120.80
11	B2	934	G	C5'-C4'-C3'	6.46	126.34	116.00
38	A1	1435	G	N1-C6-O6	6.46	123.78	119.90
38	A1	2722	G	C4-C5-C6	6.46	122.68	118.80
10	B1	53	G	C4-C5-N7	-6.46	108.22	110.80
11	B2	162	C	C6-N1-C2	-6.46	117.72	120.30
11	B2	301	G	C1'-O4'-C4'	-6.46	104.73	109.90
11	B2	858	A	C6-N1-C2	-6.46	114.72	118.60
11	B2	973	U	C5-C4-O4	-6.46	122.02	125.90
11	B2	1260	G	P-O3'-C3'	6.46	127.45	119.70
38	A1	183	G	C4'-C3'-C2'	-6.46	96.14	102.60
38	A1	1440	C	N1-C2-O2	6.46	122.78	118.90
38	A1	1522	A	C5-N7-C8	6.46	107.13	103.90
38	A1	2299	G	N1-C2-N3	-6.46	120.02	123.90
48	AE	155	ARG	N-CA-C	-6.46	93.55	111.00
58	Ak	78	LYS	N-CA-CB	6.46	122.23	110.60
38	A1	1017	A	C4-C5-N7	-6.46	107.47	110.70
38	A1	3002	A	N1-C2-N3	-6.46	126.07	129.30

Continued on next page...

Continued from previous page...

Mol	Chain	Res	Type	Atoms	Z	Observed(°)	Ideal(°)
10	B1	23	G	C8-N9-C4	-6.46	103.82	106.40
10	B1	52	G	N1-C6-O6	6.46	123.78	119.90
11	B2	249	U	N1-C2-O2	-6.46	118.28	122.80
11	B2	627	G	O4'-C1'-N9	6.46	113.37	108.20
11	B2	708	C	C6-N1-C1'	-6.46	113.05	120.80
11	B2	1372	C	O4'-C1'-N1	6.46	113.37	108.20
38	A1	123	A	C6-N1-C2	-6.46	114.72	118.60
38	A1	865	C	C3'-C2'-C1'	6.46	106.67	101.50
38	A1	1177	C	C1'-O4'-C4'	6.46	115.07	109.90
38	A1	1253	U	P-O3'-C3'	6.46	127.45	119.70
38	A1	1332	A	C5-C6-N1	-6.46	114.47	117.70
38	A1	1361	G	C4-C5-N7	6.46	113.38	110.80
38	A1	1898	A	O4'-C1'-N9	6.46	113.37	108.20
38	A1	2186	C	P-O3'-C3'	6.46	127.45	119.70
38	A1	2214	U	C4'-C3'-C2'	-6.46	96.14	102.60
67	AZ	37	VAL	CA-CB-CG1	6.46	120.59	110.90
11	B2	106	A	N1-C6-N6	6.46	122.47	118.60
11	B2	209	A	O4'-C1'-N9	6.46	113.36	108.20
11	B2	1425	C	C4-C5-C6	-6.46	114.17	117.40
11	B2	1465	C	P-O3'-C3'	6.46	127.45	119.70
38	A1	99	U	C6-N1-C2	-6.46	117.13	121.00
38	A1	436	C	N1-C2-O2	-6.46	115.03	118.90
38	A1	1110	A	N1-C2-N3	-6.46	126.07	129.30
38	A1	1201	G	N7-C8-N9	6.46	116.33	113.10
38	A1	1337	G	N1-C2-N3	-6.46	120.03	123.90
38	A1	2133	G	N3-C2-N2	6.46	124.42	119.90
38	A1	2177	A	C8-N9-C4	-6.46	103.22	105.80
38	A1	2836	G	N1-C2-N2	-6.46	110.39	116.20
11	B2	560	A	C4-C5-C6	6.46	120.23	117.00
26	BN	141	ARG	NE-CZ-NH1	6.46	123.53	120.30
38	A1	319	A	C5-C6-N1	-6.46	114.47	117.70
38	A1	361	G	C4-C5-N7	-6.46	108.22	110.80
38	A1	2874	C	C6-N1-C2	-6.46	117.72	120.30
11	B2	123	U	N3-C4-C5	-6.45	110.73	114.60
11	B2	291	G	O4'-C1'-N9	6.45	113.36	108.20
11	B2	439	G	C4-C5-N7	6.45	113.38	110.80
11	B2	850	A	C8-N9-C4	6.45	108.38	105.80
11	B2	1078	U	C2-N3-C4	-6.45	123.13	127.00
18	BF	137	ARG	NE-CZ-NH2	-6.45	117.07	120.30
28	BP	32	ARG	NE-CZ-NH1	6.45	123.53	120.30
38	A1	369	G	P-O5'-C5'	6.45	131.22	120.90
38	A1	485	G	C5-C6-O6	-6.45	124.73	128.60

Continued on next page...

Continued from previous page...

Mol	Chain	Res	Type	Atoms	Z	Observed(°)	Ideal(°)
38	A1	612	G	P-O3'-C3'	-6.45	111.95	119.70
38	A1	638	A	C5'-C4'-O4'	6.45	116.84	109.10
38	A1	883	G	N7-C8-N9	6.45	116.33	113.10
38	A1	1815	C	N3-C4-N4	6.45	122.52	118.00
38	A1	2765	C	C4-C5-C6	6.45	120.63	117.40
46	AD	161	PHE	CB-CG-CD1	6.45	125.32	120.80
11	B2	93	A	C5'-C4'-C3'	-6.45	105.68	116.00
11	B2	924	U	C6-N1-C2	-6.45	117.13	121.00
38	A1	543	G	C5-C6-O6	-6.45	124.73	128.60
38	A1	951	C	C4-C5-C6	6.45	120.63	117.40
11	B2	20	G	P-O3'-C3'	-6.45	111.96	119.70
11	B2	1391	U	C5-C6-N1	6.45	125.92	122.70
11	B2	1414	G	N3-C4-N9	6.45	129.87	126.00
38	A1	250	G	C6-C5-N7	-6.45	126.53	130.40
38	A1	563	A	C4-C5-C6	6.45	120.22	117.00
38	A1	569	G	N1-C6-O6	6.45	123.77	119.90
38	A1	589	G	C4-C5-C6	6.45	122.67	118.80
38	A1	810	A	C8-N9-C4	-6.45	103.22	105.80
38	A1	842	C	N1-C2-N3	-6.45	114.68	119.20
38	A1	1056	C	N3-C4-C5	-6.45	119.32	121.90
38	A1	1664	G	P-O5'-C5'	6.45	131.22	120.90
38	A1	2057	G	C8-N9-C4	-6.45	103.82	106.40
38	A1	2178	A	P-O3'-C3'	6.45	127.44	119.70
38	A1	2282	G	OP1-P-OP2	-6.45	109.92	119.60
38	A1	2751	C	C5-C6-N1	-6.45	117.78	121.00
11	B2	250	G	N7-C8-N9	6.45	116.32	113.10
11	B2	385	A	C6-N1-C2	6.45	122.47	118.60
11	B2	593	G	C5-C6-N1	-6.45	108.28	111.50
11	B2	823	A	O4'-C1'-N9	6.45	113.36	108.20
11	B2	1136	A	N9-C4-C5	6.45	108.38	105.80
11	B2	1474	A	C5-C6-N6	-6.45	118.54	123.70
38	A1	103	A	C3'-C2'-C1'	-6.45	96.34	101.50
38	A1	419	G	C5-C6-O6	-6.45	124.73	128.60
38	A1	439	G	N3-C2-N2	6.45	124.42	119.90
38	A1	1052	G	P-O3'-C3'	6.45	127.44	119.70
39	A3	46	G	N1-C2-N3	-6.45	120.03	123.90
11	B2	150	G	C5-C6-O6	-6.45	124.73	128.60
11	B2	1072	C	C5-C6-N1	6.45	124.22	121.00
11	B2	1111	G	C6-N1-C2	6.45	128.97	125.10
38	A1	449	G	N3-C4-C5	-6.45	125.38	128.60
38	A1	1242	A	N1-C6-N6	6.45	122.47	118.60
38	A1	1731	U	C4-C5-C6	6.45	123.57	119.70

Continued on next page...

Continued from previous page...

Mol	Chain	Res	Type	Atoms	Z	Observed(°)	Ideal(°)
10	B1	36	A	C5'-C4'-O4'	6.45	116.83	109.10
11	B2	927	A	C2-N3-C4	-6.45	107.38	110.60
11	B2	1198	A	C8-N9-C4	6.45	108.38	105.80
11	B2	1207	G	N7-C8-N9	-6.45	109.88	113.10
38	A1	879	A	O4'-C1'-N9	6.45	113.36	108.20
38	A1	1233	U	O4'-C1'-N1	6.45	113.36	108.20
38	A1	1276	G	N1-C2-N2	-6.45	110.40	116.20
38	A1	1430	A	O4'-C1'-N9	6.45	113.36	108.20
38	A1	1575	G	C4-C5-N7	-6.45	108.22	110.80
38	A1	1731	U	C5-C6-N1	-6.45	119.48	122.70
38	A1	2089	C	C5-C4-N4	-6.45	115.69	120.20
38	A1	2348	G	N9-C4-C5	6.45	107.98	105.40
39	A3	59	C	N3-C4-N4	6.45	122.51	118.00
11	B2	294	A	O4'-C1'-N9	6.44	113.36	108.20
38	A1	2043	A	C4-C5-C6	6.44	120.22	117.00
38	A1	2597	A	C8-N9-C4	-6.44	103.22	105.80
38	A1	2713	A	C8-N9-C4	-6.44	103.22	105.80
11	B2	210	A	N9-C4-C5	6.44	108.38	105.80
11	B2	350	G	C6-C5-N7	-6.44	126.53	130.40
11	B2	1064	C	N1-C2-O2	-6.44	115.03	118.90
38	A1	79	C	O4'-C1'-N1	6.44	113.35	108.20
38	A1	593	C	C3'-C2'-C1'	6.44	106.65	101.50
38	A1	1025	A	N7-C8-N9	-6.44	110.58	113.80
38	A1	1286	G	C8-N9-C4	6.44	108.98	106.40
38	A1	1749	C	C5-C6-N1	6.44	124.22	121.00
38	A1	1805	U	N3-C4-O4	-6.44	114.89	119.40
38	A1	1890	U	N3-C4-O4	6.44	123.91	119.40
38	A1	2802	G	C6-N1-C2	6.44	128.97	125.10
45	AC	56	ASP	N-CA-CB	6.44	122.19	110.60
10	B1	16	C	C5-C4-N4	-6.44	115.69	120.20
11	B2	155	U	C3'-C2'-C1'	-6.44	96.35	101.50
11	B2	184	G	C8-N9-C4	6.44	108.98	106.40
11	B2	207	G	O4'-C1'-N9	6.44	113.35	108.20
11	B2	222	G	C1'-O4'-C4'	6.44	115.05	109.90
11	B2	349	A	P-O5'-C5'	-6.44	110.59	120.90
11	B2	678	G	C1'-O4'-C4'	-6.44	104.75	109.90
11	B2	812	U	C5-C6-N1	6.44	125.92	122.70
11	B2	839	G	C5-N7-C8	6.44	107.52	104.30
11	B2	1092	G	C8-N9-C4	-6.44	103.82	106.40
38	A1	248	C	C5'-C4'-O4'	6.44	116.83	109.10
38	A1	757	C	N3-C4-C5	-6.44	119.32	121.90
38	A1	990	G	C6-C5-N7	-6.44	126.54	130.40

Continued on next page...

Continued from previous page...

Mol	Chain	Res	Type	Atoms	Z	Observed(°)	Ideal(°)
38	A1	1290	G	O4'-C1'-N9	6.44	113.35	108.20
38	A1	1338	G	C4-C5-C6	6.44	122.67	118.80
38	A1	2124	C	N3-C2-O2	6.44	126.41	121.90
38	A1	2145	G	N1-C6-O6	6.44	123.76	119.90
38	A1	2238	G	N1-C2-N2	6.44	122.00	116.20
45	AC	196	PHE	CB-CG-CD1	-6.44	116.29	120.80
11	B2	881	G	C5-C6-O6	-6.44	124.74	128.60
38	A1	962	C	C5-C4-N4	-6.44	115.69	120.20
38	A1	1042	G	N1-C6-O6	6.44	123.76	119.90
38	A1	1200	A	C3'-C2'-C1'	6.44	106.65	101.50
38	A1	1681	G	O4'-C1'-N9	6.44	113.35	108.20
11	B2	1	A	C2-N3-C4	6.44	113.82	110.60
11	B2	230	C	C6-N1-C2	-6.44	117.72	120.30
11	B2	276	A	N9-C4-C5	6.44	108.38	105.80
11	B2	798	U	O4'-C1'-N1	6.44	113.35	108.20
11	B2	864	G	OP1-P-OP2	-6.44	109.94	119.60
11	B2	918	A	C6-C5-N7	-6.44	127.79	132.30
11	B2	1158	G	C5-C6-N1	-6.44	108.28	111.50
27	BO	53	TYR	CZ-CE2-CD2	-6.44	114.01	119.80
38	A1	124	C	C5-C4-N4	-6.44	115.69	120.20
38	A1	301	G	O4'-C4'-C3'	-6.44	97.56	104.00
38	A1	568	A	P-O5'-C5'	6.44	131.20	120.90
38	A1	707	U	C2-N3-C4	-6.44	123.14	127.00
38	A1	1834	C	C5-C6-N1	-6.44	117.78	121.00
38	A1	2171	G	C4'-C3'-C2'	-6.44	96.16	102.60
38	A1	2994	G	O4'-C1'-N9	6.44	113.35	108.20
11	B2	1139	A	C4-C5-C6	6.44	120.22	117.00
11	B2	1454	A	N1-C6-N6	6.44	122.46	118.60
38	A1	1281	A	O4'-C1'-N9	6.44	113.35	108.20
38	A1	2608	U	O4'-C1'-N1	6.44	113.35	108.20
38	A1	2784	A	C5-C6-N6	-6.44	118.55	123.70
11	B2	25	C	C2-N3-C4	6.43	123.12	119.90
11	B2	287	G	N3-C2-N2	6.43	124.41	119.90
11	B2	662	C	C6-N1-C2	-6.43	117.73	120.30
11	B2	779	G	N9-C4-C5	-6.43	102.83	105.40
11	B2	795	G	C1'-O4'-C4'	-6.43	104.75	109.90
11	B2	801	A	C5-N7-C8	6.43	107.12	103.90
38	A1	259	A	O4'-C4'-C3'	-6.43	97.57	104.00
38	A1	488	A	C6-N1-C2	6.43	122.46	118.60
38	A1	1006	A	C5-C6-N6	-6.43	118.55	123.70
38	A1	1073	G	C8-N9-C4	6.43	108.97	106.40
38	A1	1438	C	N3-C4-N4	6.43	122.50	118.00

Continued on next page...

Continued from previous page...

Mol	Chain	Res	Type	Atoms	Z	Observed(°)	Ideal(°)
38	A1	1771	C	C1'-O4'-C4'	6.43	115.05	109.90
38	A1	2379	G	O4'-C1'-N9	6.43	113.35	108.20
38	A1	2881	G	OP1-P-OP2	-6.43	109.95	119.60
39	A3	68	C	N1-C2-O2	6.43	122.76	118.90
39	A3	122	C	C5-C6-N1	-6.43	117.78	121.00
11	B2	143	G	N3-C4-C5	-6.43	125.38	128.60
11	B2	387	G	N1-C2-N3	-6.43	120.04	123.90
11	B2	1425	C	C2-N1-C1'	6.43	125.88	118.80
16	BD	51	PHE	CB-CG-CD2	6.43	125.30	120.80
38	A1	580	G	O4'-C1'-N9	6.43	113.35	108.20
38	A1	1167	A	C6-C5-N7	-6.43	127.80	132.30
38	A1	1414	G	C6-N1-C2	6.43	128.96	125.10
38	A1	1937	A	O4'-C1'-N9	6.43	113.35	108.20
38	A1	2330	A	C5-C6-N6	-6.43	118.55	123.70
38	A1	2724	A	C4-C5-C6	6.43	120.22	117.00
38	A1	2825	A	C2-N3-C4	-6.43	107.38	110.60
11	B2	1325	C	C2-N3-C4	6.43	123.11	119.90
26	BN	96	PHE	CB-CG-CD2	-6.43	116.30	120.80
38	A1	237	G	C8-N9-C4	6.43	108.97	106.40
38	A1	281	G	C5-C6-N1	-6.43	108.28	111.50
38	A1	546	C	C5'-C4'-C3'	-6.43	105.71	116.00
38	A1	777	A	C8-N9-C4	-6.43	103.23	105.80
38	A1	2760	A	C6-C5-N7	-6.43	127.80	132.30
11	B2	36	G	N1-C6-O6	6.43	123.76	119.90
11	B2	445	G	C5-C6-O6	-6.43	124.74	128.60
38	A1	166	G	N1-C2-N2	-6.43	110.41	116.20
38	A1	907	C	N3-C4-C5	-6.43	119.33	121.90
38	A1	1228	G	N3-C4-C5	-6.43	125.39	128.60
38	A1	1649	G	C5'-C4'-O4'	6.43	116.81	109.10
38	A1	1985	G	N1-C2-N3	-6.43	120.04	123.90
38	A1	2194	A	C6-C5-N7	-6.43	127.80	132.30
38	A1	2513	C	C4-C5-C6	6.43	120.61	117.40
38	A1	2625	C	N3-C4-N4	6.43	122.50	118.00
38	A1	2648	C	P-O3'-C3'	6.43	127.42	119.70
38	A1	3011	G	C8-N9-C4	-6.43	103.83	106.40
11	B2	389	G	N3-C4-C5	6.43	131.81	128.60
11	B2	669	A	C4-C5-C6	6.43	120.21	117.00
11	B2	893	U	C6-N1-C2	6.43	124.86	121.00
38	A1	108	G	N1-C6-O6	6.43	123.76	119.90
38	A1	393	C	O4'-C4'-C3'	-6.43	97.57	104.00
38	A1	474	G	C2-N3-C4	6.43	115.11	111.90
38	A1	634	G	C6-C5-N7	-6.43	126.54	130.40

Continued on next page...

Continued from previous page...

Mol	Chain	Res	Type	Atoms	Z	Observed(°)	Ideal(°)
38	A1	2204	C	N3-C2-O2	6.43	126.40	121.90
15	BC	89	TYR	CB-CG-CD1	6.43	124.86	121.00
38	A1	70	G	C4-C5-N7	6.43	113.37	110.80
38	A1	198	C	O4'-C4'-C3'	-6.43	97.57	104.00
38	A1	243	G	N3-C2-N2	6.43	124.40	119.90
38	A1	1021	G	N3-C2-N2	6.43	124.40	119.90
38	A1	1737	A	C2-N3-C4	6.43	113.81	110.60
39	A3	53	A	N1-C2-N3	6.43	132.51	129.30
48	AE	172	MET	CG-SD-CE	-6.43	89.92	100.20
11	B2	535	U	N3-C4-C5	-6.42	110.75	114.60
11	B2	868	C	N1-C2-O2	-6.42	115.05	118.90
11	B2	976	A	C6-N1-C2	-6.42	114.75	118.60
11	B2	1009	G	C6-C5-N7	-6.42	126.55	130.40
11	B2	1010	G	C4'-C3'-C2'	-6.42	96.17	102.60
11	B2	1200	U	N1-C2-N3	6.42	118.75	114.90
14	BB	12	TYR	CD1-CE1-CZ	-6.42	114.02	119.80
38	A1	94	A	N3-C4-C5	-6.42	122.30	126.80
38	A1	872	G	N3-C4-C5	6.42	131.81	128.60
38	A1	921	C	C6-N1-C2	-6.42	117.73	120.30
38	A1	1329	G	N7-C8-N9	6.42	116.31	113.10
38	A1	2053	G	C4-C5-N7	-6.42	108.23	110.80
38	A1	2293	G	C6-C5-N7	-6.42	126.55	130.40
38	A1	2611	U	C4'-C3'-C2'	6.42	109.02	102.60
38	A1	2728	U	N1-C2-N3	-6.42	111.05	114.90
11	B2	107	C	C6-N1-C2	-6.42	117.73	120.30
11	B2	207	G	C6-N1-C2	6.42	128.95	125.10
11	B2	537	G	N3-C2-N2	6.42	124.40	119.90
11	B2	566	C	C6-N1-C2	-6.42	117.73	120.30
19	BG	72	PHE	CB-CG-CD1	-6.42	116.30	120.80
38	A1	846	C	N3-C4-N4	6.42	122.50	118.00
38	A1	1852	U	C5-C4-O4	-6.42	122.05	125.90
38	A1	2880	C	N1-C2-O2	6.42	122.75	118.90
11	B2	406	U	N3-C4-C5	-6.42	110.75	114.60
11	B2	591	G	C2-N3-C4	6.42	115.11	111.90
11	B2	768	A	N3-C4-C5	-6.42	122.30	126.80
11	B2	817	U	C5-C4-O4	-6.42	122.05	125.90
11	B2	995	G	C6-C5-N7	-6.42	126.55	130.40
11	B2	1148	G	N1-C2-N3	-6.42	120.05	123.90
38	A1	217	A	N1-C2-N3	-6.42	126.09	129.30
38	A1	1073	G	N1-C2-N3	-6.42	120.05	123.90
38	A1	2436	A	C2-N3-C4	-6.42	107.39	110.60
38	A1	2595	C	C6-N1-C2	-6.42	117.73	120.30

Continued on next page...

Continued from previous page...

Mol	Chain	Res	Type	Atoms	Z	Observed(°)	Ideal(°)
38	A1	2714	G	C2-N3-C4	6.42	115.11	111.90
38	A1	2945	A	C6-C5-N7	-6.42	127.80	132.30
11	B2	171	U	N1-C2-O2	-6.42	118.31	122.80
11	B2	657	A	C5-C6-N6	-6.42	118.56	123.70
11	B2	1287	G	C4-C5-N7	-6.42	108.23	110.80
38	A1	338	A	C5-C6-N6	-6.42	118.56	123.70
38	A1	2810	G	C6-C5-N7	-6.42	126.55	130.40
11	B2	32	A	N1-C2-N3	-6.42	126.09	129.30
11	B2	676	G	N1-C6-O6	6.42	123.75	119.90
27	BO	53	TYR	CB-CG-CD1	-6.42	117.15	121.00
38	A1	74	A	C4'-C3'-C2'	-6.42	96.18	102.60
38	A1	491	G	C2-N3-C4	6.42	115.11	111.90
38	A1	612	G	C4-C5-C6	6.42	122.65	118.80
38	A1	622	A	C5-C6-N6	-6.42	118.57	123.70
38	A1	652	G	N3-C4-C5	-6.42	125.39	128.60
38	A1	654	C	C5-C4-N4	-6.42	115.71	120.20
38	A1	839	A	C4-C5-N7	-6.42	107.49	110.70
38	A1	866	G	N3-C4-N9	6.42	129.85	126.00
38	A1	1726	A	C4-C5-N7	-6.42	107.49	110.70
38	A1	2352	G	N3-C4-N9	6.42	129.85	126.00
38	A1	2410	U	O4'-C1'-N1	6.42	113.33	108.20
38	A1	2539	G	C4'-C3'-C2'	-6.42	96.18	102.60
10	B1	73	C	C2-N1-C1'	-6.42	111.74	118.80
11	B2	64	G	O4'-C1'-N9	6.42	113.33	108.20
11	B2	860	G	N9-C1'-C2'	-6.42	104.94	112.00
16	BD	83	LEU	CB-CG-CD1	6.42	121.91	111.00
38	A1	91	G	P-O3'-C3'	6.42	127.40	119.70
38	A1	316	G	C8-N9-C4	6.42	108.97	106.40
38	A1	1261	C	C3'-C2'-C1'	6.42	106.63	101.50
38	A1	1497	C	C3'-C2'-C1'	6.42	106.63	101.50
38	A1	1592	U	N1-C2-O2	-6.42	118.31	122.80
38	A1	1743	G	C4-C5-C6	6.42	122.65	118.80
38	A1	1848	A	C5-C6-N1	-6.42	114.49	117.70
38	A1	1979	G	N9-C4-C5	6.42	107.97	105.40
38	A1	2389	C	O4'-C1'-N1	6.42	113.33	108.20
38	A1	2391	G	C2-N3-C4	6.42	115.11	111.90
38	A1	2429	G	N1-C2-N2	6.42	121.97	116.20
11	B2	450	A	C5-C6-N6	-6.42	118.57	123.70
20	BH	180	PHE	CB-CG-CD1	-6.42	116.31	120.80
30	BR	51	ARG	NE-CZ-NH2	-6.42	117.09	120.30
38	A1	339	A	N9-C4-C5	-6.42	103.23	105.80
38	A1	986	G	O4'-C1'-N9	6.42	113.33	108.20

Continued on next page...

Continued from previous page...

Mol	Chain	Res	Type	Atoms	Z	Observed(°)	Ideal(°)
38	A1	2897	C	C6-N1-C2	6.42	122.87	120.30
39	A3	35	A	C2-N3-C4	-6.42	107.39	110.60
45	AC	334	ARG	NE-CZ-NH1	-6.42	117.09	120.30
11	B2	271	G	C8-N9-C4	-6.41	103.83	106.40
38	A1	1147	G	N1-C2-N3	-6.41	120.05	123.90
38	A1	1262	C	N1-C2-N3	6.41	123.69	119.20
38	A1	1455	U	P-O5'-C5'	-6.41	110.64	120.90
38	A1	1518	G	C2-N3-C4	6.41	115.11	111.90
38	A1	1924	A	N9-C4-C5	-6.41	103.23	105.80
38	A1	1940	U	O4'-C1'-N1	6.41	113.33	108.20
38	A1	2023	A	C6-C5-N7	-6.41	127.81	132.30
38	A1	2242	A	O4'-C1'-N9	6.41	113.33	108.20
39	A3	2	G	C5-C6-N1	-6.41	108.29	111.50
11	B2	251	G	C4-C5-C6	6.41	122.65	118.80
11	B2	291	G	N3-C2-N2	6.41	124.39	119.90
11	B2	609	G	O4'-C1'-N9	6.41	113.33	108.20
20	BH	81	VAL	CA-CB-CG2	6.41	120.52	110.90
38	A1	1193	G	C6-N1-C2	6.41	128.95	125.10
38	A1	2124	C	N3-C4-N4	6.41	122.49	118.00
11	B2	23	G	C4-C5-N7	6.41	113.36	110.80
11	B2	411	C	C5-C4-N4	-6.41	115.71	120.20
11	B2	538	C	P-O5'-C5'	6.41	131.16	120.90
11	B2	642	G	C5-N7-C8	6.41	107.50	104.30
11	B2	885	G	C6-N1-C2	6.41	128.95	125.10
11	B2	1268	C	C4-C5-C6	6.41	120.61	117.40
11	B2	1402	C	C5-C4-N4	-6.41	115.71	120.20
13	BA	159	LEU	CB-CG-CD1	6.41	121.90	111.00
38	A1	142	G	C4-C5-N7	6.41	113.36	110.80
38	A1	165	G	C2-N3-C4	6.41	115.11	111.90
38	A1	772	G	N1-C2-N3	-6.41	120.05	123.90
38	A1	858	G	N3-C2-N2	6.41	124.39	119.90
38	A1	1180	G	C8-N9-C4	6.41	108.96	106.40
38	A1	1907	G	N1-C6-O6	6.41	123.75	119.90
38	A1	1921	U	O4'-C1'-N1	6.41	113.33	108.20
38	A1	1964	G	O4'-C1'-N9	6.41	113.33	108.20
38	A1	2104	G	C2-N3-C4	-6.41	108.69	111.90
38	A1	2469	G	C6-C5-N7	-6.41	126.55	130.40
38	A1	2641	C	C1'-O4'-C4'	6.41	115.03	109.90
38	A1	2648	C	N1-C2-O2	-6.41	115.05	118.90
38	A1	2853	A	C6-N1-C2	-6.41	114.75	118.60
10	B1	20	G	C4-C5-C6	6.41	122.65	118.80
11	B2	228	G	C8-N9-C1'	6.41	135.33	127.00

Continued on next page...

Continued from previous page...

Mol	Chain	Res	Type	Atoms	Z	Observed(°)	Ideal(°)
11	B2	1438	A	N7-C8-N9	6.41	117.00	113.80
38	A1	881	G	C4-C5-C6	6.41	122.64	118.80
38	A1	1028	G	N1-C6-O6	6.41	123.75	119.90
38	A1	1396	A	N7-C8-N9	-6.41	110.60	113.80
38	A1	1918	U	N1-C2-N3	6.41	118.75	114.90
38	A1	2393	G	N1-C2-N3	-6.41	120.06	123.90
38	A1	2504	U	N3-C2-O2	6.41	126.69	122.20
38	A1	2752	U	N3-C4-O4	6.41	123.89	119.40
11	B2	706	G	N1-C2-N3	-6.41	120.06	123.90
11	B2	977	G	N1-C6-O6	6.41	123.74	119.90
11	B2	1287	G	C4'-C3'-C2'	-6.41	96.19	102.60
11	B2	1320	A	O4'-C1'-N9	6.41	113.33	108.20
38	A1	1504	C	N3-C4-C5	-6.41	119.34	121.90
38	A1	2048	C	C4-C5-C6	6.41	120.60	117.40
38	A1	2162	G	N3-C4-C5	-6.41	125.40	128.60
39	A3	69	C	N3-C4-N4	6.41	122.48	118.00
11	B2	529	C	N3-C4-N4	6.41	122.48	118.00
38	A1	305	G	P-O3'-C3'	6.41	127.39	119.70
38	A1	580	G	C5-C6-N1	-6.41	108.30	111.50
38	A1	887	U	N3-C2-O2	6.41	126.68	122.20
38	A1	1021	G	C5-C6-O6	-6.41	124.76	128.60
38	A1	1118	A	N3-C4-C5	-6.41	122.32	126.80
38	A1	1562	U	C2-N3-C4	6.41	130.84	127.00
38	A1	1892	G	C3'-C2'-C1'	-6.41	96.38	101.50
38	A1	2004	A	N1-C6-N6	6.41	122.44	118.60
38	A1	2213	G	N9-C4-C5	-6.41	102.84	105.40
38	A1	2428	C	N3-C4-N4	6.41	122.48	118.00
11	B2	302	A	O4'-C1'-N9	6.40	113.32	108.20
11	B2	985	C	C2-N3-C4	6.40	123.10	119.90
11	B2	1365	G	N7-C8-N9	-6.40	109.90	113.10
38	A1	440	A	C5-C6-N1	-6.40	114.50	117.70
38	A1	791	C	C2-N3-C4	-6.40	116.70	119.90
38	A1	1045	A	C4-C5-C6	6.40	120.20	117.00
38	A1	1546	G	C5-C6-O6	-6.40	124.76	128.60
38	A1	1678	A	C5-N7-C8	6.40	107.10	103.90
38	A1	1883	C	O4'-C1'-N1	6.40	113.32	108.20
38	A1	2403	G	C8-N9-C1'	6.40	135.32	127.00
38	A1	2668	G	C4-C5-C6	6.40	122.64	118.80
52	AH	62	LYS	N-CA-CB	6.40	122.13	110.60
7	AU	75	ARG	NE-CZ-NH2	-6.40	117.10	120.30
11	B2	219	C	C2-N3-C4	6.40	123.10	119.90
11	B2	1411	G	C5-C6-O6	-6.40	124.76	128.60

Continued on next page...

Continued from previous page...

Mol	Chain	Res	Type	Atoms	Z	Observed(°)	Ideal(°)
38	A1	399	C	P-O3'-C3'	6.40	127.38	119.70
38	A1	649	A	C5-N7-C8	6.40	107.10	103.90
38	A1	800	G	P-O3'-C3'	6.40	127.38	119.70
62	AO	113	ARG	NE-CZ-NH2	-6.40	117.10	120.30
10	B1	25	G	N7-C8-N9	-6.40	109.90	113.10
11	B2	1148	G	O4'-C1'-N9	6.40	113.32	108.20
11	B2	1353	C	N3-C4-C5	-6.40	119.34	121.90
11	B2	1414	G	P-O5'-C5'	6.40	131.14	120.90
38	A1	57	C	O4'-C1'-N1	6.40	113.32	108.20
38	A1	1452	G	N3-C2-N2	6.40	124.38	119.90
38	A1	1465	A	N7-C8-N9	6.40	117.00	113.80
38	A1	1642	G	C6-C5-N7	6.40	134.24	130.40
38	A1	2381	A	P-O3'-C3'	6.40	127.38	119.70
57	Aj	84	PHE	CB-CG-CD2	-6.40	116.32	120.80
11	B2	164	A	C1'-O4'-C4'	6.40	115.02	109.90
11	B2	246	A	C8-N9-C4	-6.40	103.24	105.80
11	B2	1413	G	C5-C6-O6	-6.40	124.76	128.60
38	A1	1705	C	P-O3'-C3'	6.40	127.38	119.70
46	AD	90	ARG	NE-CZ-NH2	6.40	123.50	120.30
11	B2	40	C	C4-C5-C6	-6.40	114.20	117.40
11	B2	126	G	N3-C4-C5	-6.40	125.40	128.60
11	B2	201	G	C8-N9-C1'	6.40	135.32	127.00
11	B2	362	C	C5-C4-N4	-6.40	115.72	120.20
11	B2	1303	C	C5-C6-N1	-6.40	117.80	121.00
11	B2	1390	G	C5-C6-N1	-6.40	108.30	111.50
38	A1	430	A	O4'-C1'-N9	6.40	113.32	108.20
38	A1	906	G	C2-N3-C4	6.40	115.10	111.90
38	A1	1085	G	O3'-P-O5'	-6.40	91.85	104.00
38	A1	1596	G	C4-C5-N7	6.40	113.36	110.80
38	A1	1966	C	N3-C4-C5	-6.40	119.34	121.90
38	A1	2794	G	C4-C5-N7	-6.40	108.24	110.80
39	A3	21	C	O4'-C1'-N1	6.40	113.32	108.20
11	B2	655	A	C8-N9-C4	-6.40	103.24	105.80
11	B2	757	G	C5-N7-C8	6.40	107.50	104.30
12	B3	64	ALA	CB-CA-C	-6.40	100.51	110.10
15	BC	57	ARG	NE-CZ-NH1	6.40	123.50	120.30
38	A1	40	G	N1-C6-O6	6.40	123.74	119.90
38	A1	1127	C	C6-N1-C2	-6.40	117.74	120.30
38	A1	1912	A	C6-N1-C2	6.40	122.44	118.60
38	A1	2869	U	C5-C4-O4	-6.40	122.06	125.90
38	A1	2895	G	C4-N9-C1'	6.40	134.81	126.50
7	AU	81	ALA	N-CA-CB	6.39	119.05	110.10

Continued on next page...

Continued from previous page...

Mol	Chain	Res	Type	Atoms	Z	Observed(°)	Ideal(°)
11	B2	134	A	O4'-C1'-N9	6.39	113.31	108.20
11	B2	152	G	N7-C8-N9	-6.39	109.90	113.10
20	BH	180	PHE	CB-CG-CD2	6.39	125.28	120.80
28	BP	43	PHE	CB-CG-CD2	6.39	125.28	120.80
38	A1	406	G	C3'-C2'-C1'	6.39	106.62	101.50
38	A1	788	A	C6-C5-N7	-6.39	127.82	132.30
38	A1	891	C	C4-C5-C6	-6.39	114.20	117.40
38	A1	1003	C	O4'-C1'-N1	6.39	113.31	108.20
38	A1	2770	A	C8-N9-C4	-6.39	103.24	105.80
11	B2	58	U	C6-N1-C2	-6.39	117.16	121.00
11	B2	785	U	N3-C2-O2	6.39	126.67	122.20
38	A1	358	C	O4'-C1'-N1	6.39	113.31	108.20
38	A1	531	G	N9-C4-C5	6.39	107.96	105.40
38	A1	1057	C	C5-C4-N4	-6.39	115.73	120.20
38	A1	1931	G	C5-C6-N1	-6.39	108.30	111.50
38	A1	1986	U	C5-C4-O4	-6.39	122.06	125.90
39	A3	71	G	C2-N3-C4	6.39	115.10	111.90
39	A3	106	G	N9-C4-C5	-6.39	102.84	105.40
11	B2	145	A	N9-C4-C5	6.39	108.36	105.80
11	B2	300	G	N1-C2-N3	-6.39	120.07	123.90
11	B2	612	C	C2-N1-C1'	-6.39	111.77	118.80
38	A1	941	C	C2-N3-C4	-6.39	116.70	119.90
39	A3	59	C	N3-C2-O2	6.39	126.37	121.90
3	Af	41	ARG	NE-CZ-NH2	-6.39	117.11	120.30
9	AX	179	SER	N-CA-CB	6.39	120.08	110.50
11	B2	99	C	O4'-C1'-N1	6.39	113.31	108.20
11	B2	1392	G	C6-C5-N7	-6.39	126.57	130.40
38	A1	41	G	C6-N1-C2	6.39	128.93	125.10
38	A1	637	G	C4-C5-C6	6.39	122.63	118.80
38	A1	810	A	N1-C2-N3	-6.39	126.11	129.30
38	A1	952	C	N3-C4-N4	6.39	122.47	118.00
38	A1	1272	A	P-O5'-C5'	-6.39	110.67	120.90
38	A1	1635	G	C5-C6-O6	-6.39	124.77	128.60
38	A1	2000	G	C4-C5-N7	-6.39	108.24	110.80
38	A1	2717	A	C5-N7-C8	6.39	107.09	103.90
39	A3	88	A	C4-C5-N7	-6.39	107.50	110.70
11	B2	963	A	O4'-C1'-N9	6.39	113.31	108.20
11	B2	1481	G	O4'-C4'-C3'	-6.39	97.61	104.00
38	A1	814	G	C4-C5-N7	6.39	113.36	110.80
38	A1	833	G	P-O3'-C3'	-6.39	112.03	119.70
38	A1	1046	A	N3-C4-C5	-6.39	122.33	126.80
38	A1	1361	G	C5-C6-O6	-6.39	124.77	128.60

Continued on next page...

Continued from previous page...

Mol	Chain	Res	Type	Atoms	Z	Observed(°)	Ideal(°)
38	A1	1445	G	C5-C6-O6	-6.39	124.77	128.60
38	A1	1450	C	OP1-P-OP2	-6.39	110.02	119.60
38	A1	2299	G	O4'-C1'-C2'	6.39	113.35	107.60
40	AK	38	ALA	C-N-CA	6.39	135.72	122.30
11	B2	1223	C	C4-C5-C6	6.39	120.59	117.40
38	A1	71	A	N1-C2-N3	-6.39	126.11	129.30
38	A1	589	G	O4'-C1'-N9	6.39	113.31	108.20
38	A1	594	U	N1-C2-N3	-6.39	111.07	114.90
38	A1	1848	A	C5-N7-C8	6.39	107.09	103.90
38	A1	1932	G	C5-C6-N1	-6.39	108.31	111.50
38	A1	2261	C	C6-N1-C2	-6.39	117.75	120.30
38	A1	2298	C	C2-N3-C4	6.39	123.09	119.90
38	A1	2804	C	C2-N1-C1'	6.39	125.83	118.80
39	A3	97	G	C2-N3-C4	-6.39	108.71	111.90
11	B2	625	G	C5'-C4'-O4'	6.38	116.76	109.10
38	A1	239	G	C4-C5-C6	6.38	122.63	118.80
38	A1	386	A	C1'-O4'-C4'	-6.38	104.79	109.90
38	A1	1596	G	P-O3'-C3'	-6.38	112.04	119.70
38	A1	1762	G	P-O3'-C3'	6.38	127.36	119.70
38	A1	2272	G	N3-C4-C5	6.38	131.79	128.60
38	A1	2570	A	N3-C4-C5	-6.38	122.33	126.80
54	AI	42	ARG	NE-CZ-NH1	6.38	123.49	120.30
57	Aj	32	GLU	CB-CA-C	6.38	123.17	110.40
9	AX	348	ARG	NH1-CZ-NH2	-6.38	112.38	119.40
11	B2	470	G	N1-C6-O6	6.38	123.73	119.90
11	B2	697	A	N9-C4-C5	6.38	108.35	105.80
11	B2	745	G	N9-C4-C5	6.38	107.95	105.40
38	A1	562	G	C8-N9-C4	6.38	108.95	106.40
38	A1	1127	C	C2-N3-C4	6.38	123.09	119.90
11	B2	959	G	C2-N3-C4	6.38	115.09	111.90
30	BR	112	ARG	NE-CZ-NH1	6.38	123.49	120.30
38	A1	62	C	N1-C2-O2	-6.38	115.07	118.90
38	A1	283	U	P-O3'-C3'	-6.38	112.04	119.70
38	A1	298	G	N1-C6-O6	6.38	123.73	119.90
38	A1	414	G	C4'-C3'-C2'	-6.38	96.22	102.60
38	A1	1258	G	N1-C6-O6	6.38	123.73	119.90
38	A1	1832	G	N9-C4-C5	6.38	107.95	105.40
38	A1	2447	A	C5-N7-C8	6.38	107.09	103.90
52	AH	4	GLN	N-CA-CB	6.38	122.09	110.60
11	B2	343	G	C5-C6-N1	-6.38	108.31	111.50
11	B2	573	C	C2-N3-C4	6.38	123.09	119.90
38	A1	574	C	C5-C4-N4	-6.38	115.73	120.20

Continued on next page...

Continued from previous page...

Mol	Chain	Res	Type	Atoms	Z	Observed(°)	Ideal(°)
38	A1	656	G	O4'-C1'-N9	6.38	113.30	108.20
38	A1	1146	U	C2-N1-C1'	6.38	125.36	117.70
38	A1	1354	G	P-O3'-C3'	-6.38	112.04	119.70
38	A1	1866	G	N3-C4-C5	-6.38	125.41	128.60
38	A1	2159	C	P-O5'-C5'	6.38	131.11	120.90
38	A1	2565	A	C5-C6-N1	-6.38	114.51	117.70
38	A1	2662	G	C5-N7-C8	6.38	107.49	104.30
38	A1	2671	C	C3'-C2'-C1'	6.38	106.60	101.50
38	A1	2694	C	N3-C2-O2	6.38	126.37	121.90
9	AX	123	ALA	N-CA-CB	6.38	119.03	110.10
11	B2	1021	C	P-O3'-C3'	6.38	127.35	119.70
11	B2	1376	C	N3-C4-C5	-6.38	119.35	121.90
38	A1	286	G	N3-C4-C5	6.38	131.79	128.60
38	A1	748	G	N3-C2-N2	6.38	124.36	119.90
38	A1	1764	G	N3-C4-N9	-6.38	122.17	126.00
38	A1	2154	G	C8-N9-C4	6.38	108.95	106.40
38	A1	2269	C	P-O5'-C5'	-6.38	110.69	120.90
38	A1	2273	U	P-O5'-C5'	6.38	131.11	120.90
38	A1	2454	G	O4'-C1'-N9	6.38	113.30	108.20
38	A1	2814	U	C4-C5-C6	6.38	123.53	119.70
39	A3	70	C	O4'-C1'-N1	6.38	113.30	108.20
11	B2	55	G	N7-C8-N9	-6.38	109.91	113.10
11	B2	134	A	N1-C2-N3	-6.38	126.11	129.30
11	B2	440	C	N3-C4-C5	-6.38	119.35	121.90
11	B2	745	G	C4-C5-C6	6.38	122.63	118.80
11	B2	1318	U	C3'-C2'-C1'	6.38	106.60	101.50
34	BV	80	TYR	CG-CD2-CE2	-6.38	116.20	121.30
38	A1	170	A	C5-C6-N1	-6.38	114.51	117.70
38	A1	207	A	P-O3'-C3'	6.38	127.35	119.70
38	A1	297	G	C1'-O4'-C4'	6.38	115.00	109.90
38	A1	402	G	N1-C2-N3	-6.38	120.08	123.90
38	A1	675	G	N1-C6-O6	6.38	123.73	119.90
38	A1	781	C	C6-N1-C2	-6.38	117.75	120.30
38	A1	1243	C	O4'-C1'-N1	6.38	113.30	108.20
38	A1	1329	G	C8-N9-C4	-6.38	103.85	106.40
38	A1	1917	U	C4-C5-C6	6.38	123.53	119.70
38	A1	2730	U	C5'-C4'-C3'	-6.38	105.80	116.00
11	B2	143	G	N7-C8-N9	-6.38	109.91	113.10
11	B2	762	G	P-O5'-C5'	-6.38	110.70	120.90
11	B2	774	U	O4'-C1'-C2'	-6.38	99.42	105.80
38	A1	313	U	O4'-C1'-N1	6.38	113.30	108.20
38	A1	1107	G	N3-C2-N2	6.38	124.36	119.90

Continued on next page...

Continued from previous page...

Mol	Chain	Res	Type	Atoms	Z	Observed(°)	Ideal(°)
38	A1	1574	A	C2'-C3'-O3'	6.38	123.90	113.70
38	A1	2217	C	C1'-O4'-C4'	6.38	115.00	109.90
11	B2	127	G	N3-C2-N2	6.37	124.36	119.90
11	B2	391	G	C3'-C2'-C1'	-6.37	96.40	101.50
11	B2	779	G	O4'-C1'-N9	6.37	113.30	108.20
38	A1	173	G	C4-C5-C6	6.37	122.62	118.80
38	A1	387	A	P-O5'-C5'	6.37	131.10	120.90
38	A1	434	G	C6-C5-N7	-6.37	126.58	130.40
38	A1	444	U	P-O5'-C5'	-6.37	110.70	120.90
38	A1	793	C	P-O3'-C3'	-6.37	112.05	119.70
38	A1	1100	G	O4'-C1'-N9	6.37	113.30	108.20
38	A1	1418	A	C5-C6-N1	-6.37	114.51	117.70
38	A1	2112	C	C4-C5-C6	-6.37	114.21	117.40
38	A1	2766	C	C4'-C3'-C2'	-6.37	96.23	102.60
38	A1	2963	G	N1-C2-N3	-6.37	120.08	123.90
65	AV	50	LEU	CB-CG-CD2	6.37	121.83	111.00
11	B2	27	C	C6-N1-C2	-6.37	117.75	120.30
11	B2	979	U	P-O3'-C3'	6.37	127.35	119.70
11	B2	1199	A	O4'-C1'-N9	6.37	113.30	108.20
11	B2	1365	G	C5-C6-N1	-6.37	108.31	111.50
11	B2	1414	G	P-O3'-C3'	6.37	127.35	119.70
38	A1	41	G	N1-C2-N3	-6.37	120.08	123.90
38	A1	731	C	N3-C4-N4	6.37	122.46	118.00
38	A1	2394	G	N1-C2-N3	-6.37	120.08	123.90
38	A1	2523	C	C5-C4-N4	-6.37	115.74	120.20
39	A3	113	C	N1-C2-O2	-6.37	115.08	118.90
39	A3	114	G	C8-N9-C4	-6.37	103.85	106.40
64	AR	21	ARG	NE-CZ-NH2	-6.37	117.11	120.30
11	B2	277	G	C2'-C3'-O3'	6.37	123.89	113.70
11	B2	435	A	C4-C5-C6	6.37	120.19	117.00
11	B2	853	G	N7-C8-N9	6.37	116.28	113.10
11	B2	854	C	O4'-C4'-C3'	-6.37	97.63	104.00
11	B2	1487	U	C4'-C3'-C2'	-6.37	96.23	102.60
38	A1	395	G	O4'-C1'-N9	6.37	113.30	108.20
38	A1	639	C	N1-C2-O2	-6.37	115.08	118.90
38	A1	1370	G	N7-C8-N9	6.37	116.28	113.10
38	A1	1734	G	C6-N1-C2	-6.37	121.28	125.10
38	A1	2769	U	C2-N3-C4	-6.37	123.18	127.00
39	A3	105	G	N7-C8-N9	-6.37	109.92	113.10
11	B2	247	G	O4'-C1'-N9	6.37	113.29	108.20
11	B2	566	C	N3-C4-C5	-6.37	119.35	121.90
19	BG	83	ARG	NE-CZ-NH1	6.37	123.48	120.30

Continued on next page...

Continued from previous page...

Mol	Chain	Res	Type	Atoms	Z	Observed(°)	Ideal(°)
37	BY	12	ASP	CB-CG-OD1	6.37	124.03	118.30
38	A1	620	G	C6-C5-N7	-6.37	126.58	130.40
38	A1	764	G	N1-C2-N2	-6.37	110.47	116.20
38	A1	1331	U	P-O3'-C3'	-6.37	112.06	119.70
38	A1	1663	C	N3-C4-C5	-6.37	119.35	121.90
38	A1	1985	G	C4-C5-N7	6.37	113.35	110.80
38	A1	2369	G	N3-C4-N9	6.37	129.82	126.00
11	B2	1311	C	N1-C2-O2	-6.37	115.08	118.90
38	A1	359	C	C2-N3-C4	6.37	123.08	119.90
38	A1	387	A	N9-C4-C5	6.37	108.35	105.80
41	AA	203	TYR	CB-CG-CD1	-6.37	117.18	121.00
10	B1	23	G	C4-C5-N7	6.37	113.35	110.80
10	B1	59	A	C2'-C3'-O3'	6.37	123.89	113.70
11	B2	290	C	O4'-C1'-N1	6.37	113.29	108.20
38	A1	99	U	N1-C2-O2	-6.37	118.34	122.80
38	A1	181	U	C5-C6-N1	6.37	125.88	122.70
38	A1	586	A	C6-N1-C2	6.37	122.42	118.60
38	A1	992	G	N3-C2-N2	6.37	124.36	119.90
38	A1	1027	A	C5-C6-N6	-6.37	118.61	123.70
38	A1	1372	C	C5-C6-N1	-6.37	117.82	121.00
38	A1	1581	A	N3-C4-C5	-6.37	122.34	126.80
38	A1	1932	G	C6-N1-C2	6.37	128.92	125.10
38	A1	2071	C	N3-C4-N4	6.37	122.46	118.00
38	A1	2180	C	N1-C2-N3	-6.37	114.75	119.20
38	A1	2274	C	N3-C4-N4	6.37	122.46	118.00
38	A1	2659	G	O4'-C1'-N9	6.37	113.29	108.20
38	A1	2707	G	C5-N7-C8	6.37	107.48	104.30
11	B2	281	G	N3-C4-C5	6.36	131.78	128.60
11	B2	454	G	O4'-C1'-N9	6.36	113.29	108.20
11	B2	638	G	C6-C5-N7	-6.36	126.58	130.40
11	B2	1420	U	O4'-C1'-N1	6.36	113.29	108.20
38	A1	188	A	O4'-C1'-C2'	-6.36	99.44	105.80
38	A1	481	G	N3-C2-N2	6.36	124.36	119.90
38	A1	1858	G	C5-N7-C8	6.36	107.48	104.30
45	AC	246	ASP	N-CA-CB	6.36	122.05	110.60
38	A1	1197	G	O4'-C1'-N9	6.36	113.29	108.20
38	A1	1745	U	O4'-C1'-C2'	-6.36	99.44	105.80
38	A1	2171	G	C6-C5-N7	-6.36	126.58	130.40
38	A1	2512	C	C6-N1-C2	-6.36	117.75	120.30
38	A1	2717	A	O4'-C1'-N9	6.36	113.29	108.20
39	A3	38	U	C1'-O4'-C4'	6.36	114.99	109.90
66	AY	84	TYR	CB-CG-CD2	-6.36	117.18	121.00

Continued on next page...

Continued from previous page...

Mol	Chain	Res	Type	Atoms	Z	Observed(°)	Ideal(°)
11	B2	676	G	O4'-C1'-N9	6.36	113.29	108.20
11	B2	706	G	C8-N9-C4	-6.36	103.86	106.40
20	BH	36	TYR	CG-CD1-CE1	6.36	126.39	121.30
38	A1	470	A	N3-C4-N9	-6.36	122.31	127.40
38	A1	676	G	N9-C4-C5	-6.36	102.86	105.40
38	A1	688	G	C5-C6-O6	-6.36	124.78	128.60
38	A1	881	G	C3'-C2'-C1'	6.36	106.59	101.50
38	A1	1161	A	O4'-C1'-N9	6.36	113.29	108.20
38	A1	1370	G	O4'-C1'-N9	6.36	113.29	108.20
38	A1	1521	G	O4'-C1'-N9	6.36	113.29	108.20
38	A1	2969	G	C5-C6-N1	-6.36	108.32	111.50
57	Aj	30	ARG	NE-CZ-NH2	-6.36	117.12	120.30
11	B2	593	G	C3'-C2'-C1'	-6.36	96.41	101.50
11	B2	871	A	C5-C6-N1	-6.36	114.52	117.70
38	A1	1904	G	N3-C4-C5	6.36	131.78	128.60
38	A1	2378	C	N3-C4-C5	-6.36	119.36	121.90
38	A1	2742	G	C5-C6-N1	-6.36	108.32	111.50
39	A3	81	C	N3-C4-C5	-6.36	119.36	121.90
11	B2	158	U	N3-C2-O2	6.36	126.65	122.20
11	B2	631	C	C5-C6-N1	6.36	124.18	121.00
11	B2	754	G	C2-N3-C4	-6.36	108.72	111.90
11	B2	866	A	C5-C6-N6	-6.36	118.61	123.70
11	B2	1032	A	C8-N9-C4	6.36	108.34	105.80
11	B2	1251	C	C6-N1-C2	-6.36	117.76	120.30
11	B2	1361	G	C4-C5-N7	6.36	113.34	110.80
38	A1	7	G	N9-C4-C5	-6.36	102.86	105.40
38	A1	211	A	C5-N7-C8	6.36	107.08	103.90
38	A1	339	A	C4-C5-N7	6.36	113.88	110.70
38	A1	362	A	C2-N3-C4	-6.36	107.42	110.60
38	A1	1528	A	N9-C1'-C2'	-6.36	105.01	112.00
38	A1	1627	G	N1-C2-N3	-6.36	120.09	123.90
38	A1	1744	A	C8-N9-C4	-6.36	103.26	105.80
38	A1	2097	G	C6-C5-N7	-6.36	126.59	130.40
38	A1	2581	G	C5-C6-O6	-6.36	124.78	128.60
38	A1	2750	C	C4-C5-C6	6.36	120.58	117.40
38	A1	2949	G	N1-C6-O6	6.36	123.71	119.90
38	A1	2958	U	C5-C4-O4	-6.36	122.09	125.90
10	B1	73	C	C6-N1-C2	6.36	122.84	120.30
11	B2	107	C	C5-C4-N4	-6.36	115.75	120.20
11	B2	315	A	C2-N3-C4	6.36	113.78	110.60
11	B2	587	G	C2-N3-C4	-6.36	108.72	111.90
35	BW	57	LYS	N-CA-CB	6.36	122.04	110.60

Continued on next page...

Continued from previous page...

Mol	Chain	Res	Type	Atoms	Z	Observed(°)	Ideal(°)
38	A1	231	G	N3-C2-N2	6.36	124.35	119.90
38	A1	443	C	C5-C4-N4	-6.36	115.75	120.20
38	A1	1756	C	N3-C2-O2	6.36	126.35	121.90
38	A1	2639	G	C2-N3-C4	6.36	115.08	111.90
38	A1	2639	G	C6-N1-C2	6.36	128.91	125.10
47	Ad	16	ARG	NE-CZ-NH2	-6.36	117.12	120.30
8	AW	38	LEU	CB-CA-C	6.35	122.27	110.20
11	B2	1	A	N7-C8-N9	6.35	116.98	113.80
11	B2	858	A	N3-C4-C5	-6.35	122.35	126.80
38	A1	1245	C	C6-N1-C2	-6.35	117.76	120.30
38	A1	1548	A	N9-C4-C5	-6.35	103.26	105.80
38	A1	1695	G	N3-C4-C5	6.35	131.78	128.60
38	A1	1739	U	P-O3'-C3'	6.35	127.32	119.70
38	A1	1996	C	N3-C4-C5	-6.35	119.36	121.90
52	AH	56	ILE	CB-CA-C	6.35	124.31	111.60
10	B1	4	G	C6-C5-N7	-6.35	126.59	130.40
11	B2	518	U	N1-C2-O2	-6.35	118.35	122.80
11	B2	545	C	N1-C1'-C2'	-6.35	105.01	112.00
11	B2	672	G	C6-C5-N7	-6.35	126.59	130.40
11	B2	795	G	C5-N7-C8	-6.35	101.12	104.30
11	B2	1039	C	C5-C6-N1	6.35	124.18	121.00
11	B2	1346	C	C6-N1-C2	-6.35	117.76	120.30
12	B3	79	TYR	CB-CG-CD1	-6.35	117.19	121.00
18	BF	153	ARG	NE-CZ-NH1	6.35	123.48	120.30
37	BY	8	TYR	CG-CD1-CE1	-6.35	116.22	121.30
38	A1	11	G	N9-C4-C5	6.35	107.94	105.40
38	A1	722	C	C5-C6-N1	6.35	124.18	121.00
38	A1	2088	G	C4-C5-N7	-6.35	108.26	110.80
38	A1	2461	C	C5-C6-N1	6.35	124.18	121.00
38	A1	2803	U	N3-C4-O4	6.35	123.85	119.40
52	AH	114	MET	CG-SD-CE	-6.35	90.03	100.20
11	B2	628	G	O4'-C1'-N9	6.35	113.28	108.20
11	B2	650	A	C4-C5-N7	-6.35	107.53	110.70
11	B2	752	G	O4'-C1'-N9	6.35	113.28	108.20
11	B2	791	G	C5-C6-N1	-6.35	108.33	111.50
38	A1	436	C	O4'-C1'-N1	6.35	113.28	108.20
38	A1	1443	G	N1-C6-O6	6.35	123.71	119.90
38	A1	2951	G	N3-C4-C5	6.35	131.78	128.60
60	AM	26	ARG	CB-CA-C	-6.35	97.70	110.40
7	AU	39	TYR	CD1-CG-CD2	6.35	124.88	117.90
10	B1	74	A	C3'-C2'-C1'	-6.35	96.42	101.50
25	BM	127	ARG	NE-CZ-NH2	-6.35	117.13	120.30

Continued on next page...

Continued from previous page...

Mol	Chain	Res	Type	Atoms	Z	Observed(°)	Ideal(°)
38	A1	1142	A	C5-C6-N1	-6.35	114.53	117.70
38	A1	1297	C	N3-C2-O2	6.35	126.34	121.90
38	A1	1626	A	C1'-O4'-C4'	6.35	114.98	109.90
38	A1	2336	G	P-O5'-C5'	-6.35	110.74	120.90
38	A1	2481	G	C5-C6-O6	-6.35	124.79	128.60
11	B2	634	C	C2-N1-C1'	6.35	125.78	118.80
11	B2	685	G	C6-C5-N7	-6.35	126.59	130.40
11	B2	792	C	C6-N1-C2	-6.35	117.76	120.30
11	B2	1160	C	P-O5'-C5'	-6.35	110.74	120.90
38	A1	112	U	O5'-P-OP1	-6.35	99.99	105.70
38	A1	1204	U	N3-C2-O2	6.35	126.64	122.20
38	A1	1277	G	N9-C4-C5	-6.35	102.86	105.40
38	A1	1301	G	N1-C6-O6	6.35	123.71	119.90
38	A1	1446	G	N3-C2-N2	6.35	124.34	119.90
38	A1	1848	A	C4-C5-N7	-6.35	107.53	110.70
38	A1	1993	A	C5-C6-N1	-6.35	114.53	117.70
38	A1	2319	C	C5-C4-N4	-6.35	115.76	120.20
38	A1	2530	G	O4'-C1'-N9	6.35	113.28	108.20
38	A1	3001	C	C5'-C4'-O4'	-6.35	101.48	109.10
11	B2	1057	A	C5-N7-C8	6.35	107.07	103.90
38	A1	2128	G	C6-N1-C2	6.35	128.91	125.10
38	A1	2685	G	N1-C2-N3	-6.35	120.09	123.90
11	B2	815	C	C5-C6-N1	6.34	124.17	121.00
32	BT	8	TYR	CB-CG-CD2	-6.34	117.19	121.00
38	A1	2738	G	O4'-C1'-N9	6.34	113.28	108.20
11	B2	1210	A	C5-N7-C8	6.34	107.07	103.90
38	A1	1258	G	C5-C6-O6	-6.34	124.79	128.60
38	A1	1949	A	N9-C4-C5	6.34	108.34	105.80
39	A3	17	G	N3-C2-N2	6.34	124.34	119.90
11	B2	360	A	C5-C6-N6	-6.34	118.63	123.70
11	B2	582	G	N3-C2-N2	6.34	124.34	119.90
11	B2	803	C	N3-C2-O2	6.34	126.34	121.90
38	A1	233	A	P-O3'-C3'	6.34	127.31	119.70
38	A1	427	G	C5-N7-C8	6.34	107.47	104.30
38	A1	858	G	C6-C5-N7	-6.34	126.59	130.40
38	A1	867	C	O4'-C1'-N1	6.34	113.27	108.20
38	A1	1333	G	C8-N9-C4	6.34	108.94	106.40
38	A1	1842	C	C6-N1-C1'	-6.34	113.19	120.80
38	A1	1909	C	O4'-C4'-C3'	-6.34	97.66	104.00
38	A1	2043	A	C8-N9-C4	-6.34	103.26	105.80
38	A1	2383	A	C6-C5-N7	-6.34	127.86	132.30
11	B2	39	U	N1-C1'-C2'	-6.34	105.03	112.00

Continued on next page...

Continued from previous page...

Mol	Chain	Res	Type	Atoms	Z	Observed(°)	Ideal(°)
11	B2	133	G	N3-C2-N2	6.34	124.34	119.90
11	B2	862	C	C5-C6-N1	-6.34	117.83	121.00
11	B2	1100	G	O4'-C1'-N9	6.34	113.27	108.20
11	B2	1134	G	N3-C4-N9	-6.34	122.20	126.00
38	A1	10	C	C6-N1-C1'	-6.34	113.19	120.80
38	A1	247	A	C5-C6-N1	-6.34	114.53	117.70
38	A1	295	G	C5-N7-C8	6.34	107.47	104.30
38	A1	521	C	N3-C4-C5	-6.34	119.36	121.90
38	A1	664	A	O4'-C1'-N9	6.34	113.27	108.20
38	A1	1047	A	N1-C2-N3	-6.34	126.13	129.30
38	A1	1113	G	C4-C5-C6	-6.34	115.00	118.80
38	A1	1471	G	C2-N3-C4	-6.34	108.73	111.90
38	A1	1884	C	N1-C2-N3	-6.34	114.76	119.20
38	A1	2536	A	C5'-C4'-C3'	-6.34	105.86	116.00
38	A1	2822	G	N3-C2-N2	6.34	124.34	119.90
38	A1	2889	A	C6-N1-C2	6.34	122.40	118.60
49	Ae	44	ARG	NE-CZ-NH1	-6.34	117.13	120.30
11	B2	1474	A	C5-C6-N1	-6.34	114.53	117.70
38	A1	1764	G	C2-N3-C4	-6.34	108.73	111.90
38	A1	2228	G	C5-C6-O6	-6.34	124.80	128.60
11	B2	85	A	C4-C5-N7	-6.34	107.53	110.70
11	B2	731	A	C5-C6-N6	-6.34	118.63	123.70
11	B2	991	C	N3-C2-O2	6.34	126.34	121.90
11	B2	1125	C	N3-C2-O2	-6.34	117.46	121.90
18	BF	144	ALA	N-CA-CB	6.34	118.97	110.10
38	A1	240	A	N1-C6-N6	6.34	122.40	118.60
38	A1	378	G	C6-C5-N7	-6.34	126.60	130.40
38	A1	418	C	C5-C6-N1	-6.34	117.83	121.00
38	A1	633	A	C5-N7-C8	6.34	107.07	103.90
38	A1	644	G	C6-N1-C2	6.34	128.90	125.10
38	A1	1453	G	C5-N7-C8	-6.34	101.13	104.30
38	A1	1552	C	C2-N1-C1'	6.34	125.77	118.80
38	A1	1817	C	N3-C4-N4	6.34	122.44	118.00
38	A1	2099	G	N3-C4-N9	6.34	129.80	126.00
38	A1	2195	G	C4-C5-N7	-6.34	108.27	110.80
38	A1	3027	C	N3-C2-O2	6.34	126.34	121.90
46	AD	113	ALA	CB-CA-C	-6.34	100.60	110.10
11	B2	642	G	N1-C6-O6	6.33	123.70	119.90
11	B2	1025	U	N3-C2-O2	6.33	126.63	122.20
38	A1	896	G	C6-C5-N7	-6.33	126.60	130.40
38	A1	1499	C	N3-C4-N4	6.33	122.43	118.00
38	A1	3031	U	N3-C4-O4	6.33	123.83	119.40

Continued on next page...

Continued from previous page...

Mol	Chain	Res	Type	Atoms	Z	Observed(°)	Ideal(°)
39	A3	3	G	N3-C2-N2	6.33	124.33	119.90
11	B2	11	A	N9-C4-C5	-6.33	103.27	105.80
11	B2	161	C	C5-C6-N1	-6.33	117.83	121.00
11	B2	650	A	C5-C6-N6	-6.33	118.63	123.70
11	B2	891	A	N1-C6-N6	6.33	122.40	118.60
11	B2	1178	C	O4'-C1'-N1	6.33	113.27	108.20
38	A1	244	A	C6-N1-C2	6.33	122.40	118.60
38	A1	1019	G	N9-C1'-C2'	-6.33	105.03	112.00
38	A1	1930	A	N7-C8-N9	-6.33	110.63	113.80
38	A1	2016	C	C5-C4-N4	-6.33	115.77	120.20
38	A1	2240	G	O5'-C5'-C4'	6.33	123.73	111.70
38	A1	2397	C	OP1-P-OP2	-6.33	110.10	119.60
38	A1	2850	G	C5-C6-O6	-6.33	124.80	128.60
11	B2	85	A	N1-C2-N3	6.33	132.47	129.30
20	BH	169	ALA	C-N-CA	6.33	137.53	121.70
38	A1	187	C	O4'-C1'-N1	6.33	113.27	108.20
38	A1	1243	C	C5-C6-N1	-6.33	117.83	121.00
38	A1	1244	C	C3'-C2'-C1'	6.33	106.57	101.50
38	A1	1847	U	O4'-C1'-N1	6.33	113.27	108.20
64	AR	6	HIS	N-CA-CB	6.33	122.00	110.60
11	B2	126	G	C6-N1-C2	6.33	128.90	125.10
11	B2	593	G	C5-N7-C8	6.33	107.47	104.30
11	B2	971	G	O4'-C4'-C3'	-6.33	97.67	104.00
38	A1	140	C	C4'-C3'-C2'	-6.33	96.27	102.60
38	A1	1715	G	C8-N9-C4	-6.33	103.87	106.40
38	A1	2394	G	O4'-C1'-N9	6.33	113.26	108.20
38	A1	2618	C	N3-C4-N4	6.33	122.43	118.00
45	AC	8	ARG	NE-CZ-NH2	6.33	123.47	120.30
11	B2	41	C	N3-C4-N4	6.33	122.43	118.00
11	B2	142	G	C3'-C2'-C1'	-6.33	96.44	101.50
11	B2	322	G	C8-N9-C4	6.33	108.93	106.40
11	B2	424	U	N3-C4-C5	-6.33	110.80	114.60
11	B2	464	G	O4'-C1'-N9	6.33	113.26	108.20
11	B2	924	U	C4-C5-C6	6.33	123.50	119.70
11	B2	1097	G	N9-C4-C5	-6.33	102.87	105.40
11	B2	1252	C	N3-C2-O2	6.33	126.33	121.90
11	B2	1388	G	C5-C6-O6	-6.33	124.80	128.60
20	BH	66	ARG	NE-CZ-NH2	-6.33	117.14	120.30
29	BQ	135	TYR	CG-CD1-CE1	-6.33	116.24	121.30
38	A1	506	G	N1-C2-N3	-6.33	120.10	123.90
38	A1	604	A	N9-C4-C5	-6.33	103.27	105.80
38	A1	632	G	C6-C5-N7	-6.33	126.60	130.40

Continued on next page...

Continued from previous page...

Mol	Chain	Res	Type	Atoms	Z	Observed(°)	Ideal(°)
38	A1	783	C	N3-C4-N4	6.33	122.43	118.00
38	A1	1418	A	N9-C4-C5	-6.33	103.27	105.80
38	A1	1972	C	O4'-C1'-N1	6.33	113.26	108.20
38	A1	2040	A	N1-C2-N3	-6.33	126.14	129.30
38	A1	2226	G	N1-C2-N3	-6.33	120.10	123.90
38	A1	2312	U	N1-C2-N3	6.33	118.70	114.90
11	B2	595	U	C6-N1-C2	-6.33	117.20	121.00
38	A1	856	A	C4-C5-C6	6.33	120.16	117.00
38	A1	1005	G	C6-C5-N7	-6.33	126.60	130.40
38	A1	1906	G	C4-C5-C6	6.33	122.60	118.80
38	A1	2517	U	O4'-C1'-N1	6.33	113.26	108.20
53	Ah	9	ARG	NE-CZ-NH2	-6.33	117.14	120.30
11	B2	248	U	O3'-P-O5'	-6.33	91.98	104.00
11	B2	516	A	N3-C4-C5	-6.33	122.37	126.80
11	B2	1373	A	C5-N7-C8	-6.33	100.74	103.90
38	A1	69	C	N3-C4-N4	6.33	122.43	118.00
38	A1	213	G	C8-N9-C4	-6.33	103.87	106.40
38	A1	583	A	O4'-C1'-N9	6.33	113.26	108.20
38	A1	797	C	C5-C4-N4	-6.33	115.77	120.20
38	A1	933	G	C4-C5-C6	6.33	122.60	118.80
38	A1	1389	A	C6-C5-N7	-6.33	127.87	132.30
38	A1	1422	G	C6-C5-N7	-6.33	126.61	130.40
38	A1	1918	U	C3'-C2'-C1'	6.33	106.56	101.50
38	A1	2174	G	C5-N7-C8	-6.33	101.14	104.30
10	B1	20	G	N7-C8-N9	6.32	116.26	113.10
11	B2	436	A	C4-C5-C6	6.32	120.16	117.00
11	B2	1375	C	C4-C5-C6	-6.32	114.24	117.40
11	B2	1399	G	OP1-P-OP2	-6.32	110.11	119.60
38	A1	182	U	C4-C5-C6	-6.32	115.91	119.70
38	A1	660	U	O4'-C1'-N1	6.32	113.26	108.20
38	A1	1835	A	N9-C1'-C2'	-6.32	105.04	112.00
38	A1	2632	C	N3-C4-C5	-6.32	119.37	121.90
38	A1	2842	C	O5'-P-OP1	6.32	118.29	110.70
11	B2	660	C	O3'-P-O5'	-6.32	91.99	104.00
13	BA	27	PHE	CB-CG-CD1	-6.32	116.38	120.80
38	A1	2626	U	C4-C5-C6	-6.32	115.91	119.70
38	A1	2783	C	O4'-C4'-C3'	-6.32	97.68	104.00
38	A1	2832	G	O4'-C1'-N9	6.32	113.26	108.20
38	A1	2948	A	C2-N3-C4	-6.32	107.44	110.60
11	B2	407	G	P-O5'-C5'	6.32	131.01	120.90
22	BJ	74	LYS	N-CA-C	-6.32	93.93	111.00
23	BK	83	ALA	N-CA-CB	6.32	118.95	110.10

Continued on next page...

Continued from previous page...

Mol	Chain	Res	Type	Atoms	Z	Observed(°)	Ideal(°)
38	A1	801	A	C5-N7-C8	6.32	107.06	103.90
38	A1	832	A	C4'-C3'-C2'	-6.32	96.28	102.60
38	A1	1457	C	N3-C2-O2	-6.32	117.48	121.90
38	A1	1831	C	O4'-C1'-N1	6.32	113.26	108.20
38	A1	2218	C	C5-C6-N1	6.32	124.16	121.00
38	A1	2339	C	O4'-C1'-N1	6.32	113.26	108.20
38	A1	2536	A	C6-N1-C2	6.32	122.39	118.60
38	A1	2763	U	N3-C4-C5	6.32	118.39	114.60
38	A1	2821	G	N3-C2-N2	6.32	124.32	119.90
59	AL	8	VAL	CA-CB-CG2	-6.32	101.42	110.90
11	B2	695	G	N7-C8-N9	-6.32	109.94	113.10
11	B2	1098	G	C6-C5-N7	-6.32	126.61	130.40
34	BV	55	TYR	CB-CG-CD2	6.32	124.79	121.00
38	A1	1458	C	N3-C4-N4	6.32	122.42	118.00
38	A1	1921	U	C5-C6-N1	6.32	125.86	122.70
11	B2	77	G	O4'-C1'-N9	6.32	113.25	108.20
11	B2	818	A	O4'-C1'-N9	6.32	113.25	108.20
11	B2	853	G	N1-C2-N2	6.32	121.89	116.20
11	B2	1005	G	N3-C4-N9	-6.32	122.21	126.00
11	B2	1066	C	O4'-C1'-N1	6.32	113.25	108.20
11	B2	1170	C	C6-N1-C2	-6.32	117.77	120.30
11	B2	1358	A	C6-N1-C2	6.32	122.39	118.60
17	BE	205	PHE	CB-CG-CD1	-6.32	116.38	120.80
38	A1	517	A	N9-C4-C5	-6.32	103.27	105.80
38	A1	823	G	N3-C4-C5	-6.32	125.44	128.60
38	A1	1031	C	O4'-C1'-N1	6.32	113.25	108.20
38	A1	1936	C	N3-C4-C5	-6.32	119.37	121.90
38	A1	2540	A	P-O5'-C5'	-6.32	110.79	120.90
38	A1	2840	C	C4'-C3'-C2'	6.32	108.92	102.60
11	B2	301	G	C8-N9-C4	-6.32	103.87	106.40
11	B2	393	A	C5-C6-N6	-6.32	118.65	123.70
11	B2	975	A	C6-N1-C2	6.32	122.39	118.60
11	B2	1478	A	C4-C5-N7	-6.32	107.54	110.70
18	BF	167	ILE	C-N-CA	6.32	135.56	122.30
38	A1	149	G	C6-C5-N7	-6.32	126.61	130.40
38	A1	1069	A	C5-C6-N6	-6.32	118.65	123.70
38	A1	1709	C	N3-C2-O2	6.32	126.32	121.90
38	A1	1727	G	C8-N9-C4	6.32	108.93	106.40
38	A1	1753	G	C6-N1-C2	6.32	128.89	125.10
38	A1	2435	G	C6-C5-N7	-6.32	126.61	130.40
38	A1	2792	G	C6-N1-C2	6.32	128.89	125.10
11	B2	332	C	C5-C4-N4	-6.31	115.78	120.20

Continued on next page...

Continued from previous page...

Mol	Chain	Res	Type	Atoms	Z	Observed(°)	Ideal(°)
11	B2	422	U	C5-C4-O4	-6.31	122.11	125.90
38	A1	2038	C	N3-C4-C5	-6.31	119.37	121.90
38	A1	2824	C	N3-C4-N4	6.31	122.42	118.00
11	B2	393	A	N7-C8-N9	6.31	116.96	113.80
27	BO	100	MET	CG-SD-CE	-6.31	90.10	100.20
38	A1	49	A	C2-N3-C4	-6.31	107.44	110.60
38	A1	530	A	N3-C4-N9	6.31	132.45	127.40
38	A1	544	A	C4-C5-N7	-6.31	107.54	110.70
38	A1	1353	A	C6-C5-N7	-6.31	127.88	132.30
38	A1	1644	G	N7-C8-N9	-6.31	109.94	113.10
38	A1	1742	C	C5-C4-N4	-6.31	115.78	120.20
38	A1	2524	C	C2-N3-C4	-6.31	116.74	119.90
38	A1	2960	G	C4-C5-C6	6.31	122.59	118.80
11	B2	231	G	O4'-C4'-C3'	-6.31	97.69	104.00
11	B2	1137	G	C4-C5-C6	6.31	122.59	118.80
29	BQ	106	ARG	NE-CZ-NH1	6.31	123.45	120.30
38	A1	691	G	O4'-C1'-N9	6.31	113.25	108.20
38	A1	1016	C	C6-N1-C2	6.31	122.82	120.30
38	A1	1156	G	N3-C4-C5	-6.31	125.44	128.60
38	A1	1529	A	N9-C4-C5	6.31	108.32	105.80
38	A1	2358	U	N1-C2-N3	6.31	118.69	114.90
38	A1	2359	G	N3-C2-N2	6.31	124.32	119.90
38	A1	2831	G	N9-C4-C5	-6.31	102.88	105.40
38	A1	3008	C	C6-N1-C2	-6.31	117.78	120.30
11	B2	31	U	N1-C2-N3	6.31	118.69	114.90
11	B2	344	G	N3-C4-C5	-6.31	125.44	128.60
11	B2	521	G	C4-C5-N7	6.31	113.32	110.80
38	A1	373	G	N1-C2-N2	-6.31	110.52	116.20
38	A1	382	G	N9-C4-C5	6.31	107.92	105.40
38	A1	513	C	C4'-C3'-C2'	6.31	108.91	102.60
38	A1	571	G	N3-C4-N9	-6.31	122.22	126.00
38	A1	1528	A	N1-C6-N6	6.31	122.39	118.60
38	A1	1632	U	C6-N1-C2	-6.31	117.21	121.00
38	A1	1693	G	O4'-C4'-C3'	-6.31	97.69	104.00
38	A1	1793	G	P-O3'-C3'	6.31	127.27	119.70
38	A1	2869	U	C2-N3-C4	-6.31	123.21	127.00
11	B2	886	G	N1-C2-N3	-6.31	120.12	123.90
11	B2	1061	A	C6-N1-C2	6.31	122.38	118.60
11	B2	1089	C	C2-N3-C4	6.31	123.05	119.90
11	B2	1446	G	O4'-C1'-N9	6.31	113.25	108.20
18	BF	210	ARG	NE-CZ-NH2	-6.31	117.15	120.30
38	A1	199	C	O4'-C1'-N1	6.31	113.25	108.20

Continued on next page...

Continued from previous page...

Mol	Chain	Res	Type	Atoms	Z	Observed(°)	Ideal(°)
38	A1	240	A	C5-N7-C8	-6.31	100.75	103.90
38	A1	679	U	C5-C6-N1	6.31	125.85	122.70
38	A1	694	A	N9-C4-C5	-6.31	103.28	105.80
38	A1	715	G	N1-C2-N3	-6.31	120.12	123.90
38	A1	717	A	C4-C5-N7	-6.31	107.55	110.70
38	A1	777	A	C4-C5-C6	6.31	120.15	117.00
38	A1	1292	C	N3-C4-N4	6.31	122.42	118.00
38	A1	1364	C	C4-C5-C6	6.31	120.55	117.40
38	A1	1415	C	C3'-C2'-C1'	6.31	106.55	101.50
38	A1	1515	G	C6-N1-C2	6.31	128.88	125.10
38	A1	2666	G	N3-C4-N9	6.31	129.78	126.00
39	A3	97	G	N3-C2-N2	6.31	124.31	119.90
11	B2	40	C	C5-C6-N1	6.31	124.15	121.00
11	B2	375	G	C6-C5-N7	-6.31	126.62	130.40
11	B2	1296	U	N1-C2-O2	6.31	127.21	122.80
38	A1	637	G	C5-C6-N1	-6.31	108.35	111.50
38	A1	695	G	N1-C6-O6	6.31	123.68	119.90
38	A1	1582	G	N1-C2-N3	-6.31	120.12	123.90
38	A1	2571	G	N9-C4-C5	-6.31	102.88	105.40
38	A1	2814	U	N3-C4-C5	-6.31	110.82	114.60
11	B2	327	G	C4-C5-N7	6.30	113.32	110.80
11	B2	412	U	C4-C5-C6	6.30	123.48	119.70
11	B2	1025	U	C5-C6-N1	6.30	125.85	122.70
11	B2	1206	G	C6-C5-N7	-6.30	126.62	130.40
11	B2	1312	C	N3-C4-N4	6.30	122.41	118.00
11	B2	1320	A	C5-C6-N6	-6.30	118.66	123.70
38	A1	959	U	N1-C2-O2	6.30	127.21	122.80
38	A1	1143	A	C6-N1-C2	6.30	122.38	118.60
38	A1	1825	G	N1-C2-N3	-6.30	120.12	123.90
38	A1	2249	A	C5-C6-N1	-6.30	114.55	117.70
38	A1	2266	C	C4-C5-C6	6.30	120.55	117.40
39	A3	88	A	C5-C6-N6	-6.30	118.66	123.70
45	AC	42	ALA	CB-CA-C	-6.30	100.64	110.10
16	BD	103	ARG	NE-CZ-NH2	-6.30	117.15	120.30
38	A1	995	G	N3-C2-N2	6.30	124.31	119.90
38	A1	1059	C	C6-N1-C2	-6.30	117.78	120.30
38	A1	1547	U	N3-C2-O2	6.30	126.61	122.20
38	A1	1573	A	N3-C4-C5	-6.30	122.39	126.80
38	A1	2764	G	N3-C4-C5	6.30	131.75	128.60
11	B2	550	G	C5-C6-N1	-6.30	108.35	111.50
11	B2	893	U	C6-N1-C1'	-6.30	112.38	121.20
11	B2	910	G	N7-C8-N9	6.30	116.25	113.10

Continued on next page...

Continued from previous page...

Mol	Chain	Res	Type	Atoms	Z	Observed(°)	Ideal(°)
38	A1	459	C	C6-N1-C2	-6.30	117.78	120.30
38	A1	486	A	O4'-C1'-N9	6.30	113.24	108.20
38	A1	1337	G	C5-N7-C8	-6.30	101.15	104.30
38	A1	1727	G	C4-C5-C6	6.30	122.58	118.80
38	A1	2386	U	O4'-C1'-N1	6.30	113.24	108.20
38	A1	3005	C	C4-C5-C6	-6.30	114.25	117.40
51	Ag	45	GLU	CB-CA-C	6.30	123.00	110.40
11	B2	122	C	C5-C6-N1	-6.30	117.85	121.00
11	B2	169	C	C6-N1-C2	-6.30	117.78	120.30
11	B2	1089	C	N3-C4-C5	-6.30	119.38	121.90
38	A1	101	G	N1-C2-N3	-6.30	120.12	123.90
38	A1	239	G	C6-N1-C2	6.30	128.88	125.10
38	A1	697	U	N3-C4-O4	6.30	123.81	119.40
38	A1	735	A	OP1-P-OP2	-6.30	110.15	119.60
38	A1	1519	G	P-O5'-C5'	-6.30	110.82	120.90
38	A1	2031	G	N1-C6-O6	6.30	123.68	119.90
38	A1	2566	A	C5-C6-N6	-6.30	118.66	123.70
38	A1	2823	G	O4'-C1'-N9	6.30	113.24	108.20
41	AA	133	VAL	CG1-CB-CG2	6.30	120.98	110.90
11	B2	1068	C	OP1-P-OP2	-6.30	110.15	119.60
38	A1	1664	G	O4'-C1'-N9	6.30	113.24	108.20
38	A1	1707	A	C8-N9-C4	-6.30	103.28	105.80
38	A1	1892	G	C1'-O4'-C4'	-6.30	104.86	109.90
38	A1	2261	C	P-O3'-C3'	-6.30	112.14	119.70
38	A1	2603	A	C8-N9-C4	-6.30	103.28	105.80
48	AE	137	MET	CA-CB-CG	6.30	124.01	113.30
11	B2	1069	G	C5-N7-C8	6.30	107.45	104.30
11	B2	1364	C	C4'-C3'-C2'	-6.30	96.30	102.60
38	A1	523	C	O4'-C1'-N1	6.30	113.24	108.20
38	A1	912	G	N1-C2-N3	-6.30	120.12	123.90
38	A1	1671	A	N9-C4-C5	-6.30	103.28	105.80
38	A1	2262	C	C4'-C3'-C2'	-6.30	96.30	102.60
38	A1	2429	G	C4-C5-N7	6.30	113.32	110.80
38	A1	2706	C	N3-C4-N4	6.30	122.41	118.00
38	A1	2869	U	C5-C6-N1	6.30	125.85	122.70
38	A1	2887	C	P-O5'-C5'	6.30	130.98	120.90
60	AM	75	ARG	NE-CZ-NH1	6.30	123.45	120.30
11	B2	198	A	O4'-C1'-N9	6.29	113.24	108.20
11	B2	501	G	O4'-C1'-N9	6.29	113.24	108.20
11	B2	1046	G	C4-C5-N7	6.29	113.32	110.80
38	A1	227	G	O4'-C1'-N9	6.29	113.24	108.20
38	A1	1889	G	N3-C4-C5	-6.29	125.45	128.60

Continued on next page...

Continued from previous page...

Mol	Chain	Res	Type	Atoms	Z	Observed(°)	Ideal(°)
38	A1	2852	U	C5'-C4'-O4'	6.29	116.65	109.10
10	B1	22	A	C8-N9-C4	-6.29	103.28	105.80
10	B1	49	C	N3-C4-C5	-6.29	119.38	121.90
11	B2	220	G	C5'-C4'-C3'	-6.29	105.93	116.00
11	B2	236	C	C2-N3-C4	6.29	123.05	119.90
11	B2	572	U	OP1-P-OP2	-6.29	110.16	119.60
11	B2	839	G	C6-C5-N7	-6.29	126.62	130.40
11	B2	924	U	N1-C2-O2	-6.29	118.39	122.80
11	B2	1158	G	C5-C6-O6	-6.29	124.82	128.60
38	A1	1036	C	P-O3'-C3'	6.29	127.25	119.70
38	A1	1106	C	C5-C4-N4	-6.29	115.80	120.20
38	A1	1171	G	C5-C6-O6	-6.29	124.82	128.60
38	A1	1254	C	C1'-O4'-C4'	6.29	114.94	109.90
38	A1	1633	A	C2-N3-C4	6.29	113.75	110.60
38	A1	1811	G	C3'-C2'-C1'	-6.29	96.47	101.50
38	A1	1986	U	P-O3'-C3'	6.29	127.25	119.70
38	A1	2881	G	N3-C2-N2	6.29	124.31	119.90
38	A1	2890	A	C5-N7-C8	6.29	107.05	103.90
38	A1	3013	U	O5'-P-OP1	-6.29	100.04	105.70
39	A3	6	G	C5-C6-N1	-6.29	108.35	111.50
39	A3	117	G	N7-C8-N9	6.29	116.25	113.10
57	Aj	80	ARG	NH1-CZ-NH2	-6.29	112.48	119.40
11	B2	295	G	C4-C5-N7	-6.29	108.28	110.80
11	B2	322	G	P-O3'-C3'	6.29	127.25	119.70
11	B2	1110	U	C4-C5-C6	-6.29	115.92	119.70
11	B2	1189	G	O4'-C1'-N9	6.29	113.23	108.20
38	A1	9	A	N7-C8-N9	6.29	116.94	113.80
38	A1	50	C	O4'-C1'-N1	6.29	113.23	108.20
38	A1	77	C	C5-C6-N1	6.29	124.15	121.00
38	A1	230	A	C6-C5-N7	-6.29	127.90	132.30
38	A1	255	G	C6-C5-N7	-6.29	126.62	130.40
38	A1	1597	G	C8-N9-C4	-6.29	103.88	106.40
38	A1	2156	A	C4-C5-C6	6.29	120.15	117.00
38	A1	2505	A	C5-N7-C8	6.29	107.05	103.90
38	A1	2609	G	N3-C4-C5	-6.29	125.45	128.60
38	A1	2684	G	C8-N9-C4	-6.29	103.88	106.40
38	A1	2979	C	N3-C2-O2	-6.29	117.50	121.90
40	A5	18	ALA	C-N-CA	6.29	135.51	122.30
11	B2	108	G	C6-C5-N7	-6.29	126.63	130.40
11	B2	720	A	C5-N7-C8	6.29	107.05	103.90
11	B2	1305	U	N1-C2-N3	6.29	118.67	114.90
38	A1	955	A	C4-C5-N7	-6.29	107.56	110.70

Continued on next page...

Continued from previous page...

Mol	Chain	Res	Type	Atoms	Z	Observed(°)	Ideal(°)
38	A1	1388	U	N1-C2-O2	-6.29	118.40	122.80
11	B2	61	A	C4-C5-C6	6.29	120.14	117.00
11	B2	402	G	N7-C8-N9	-6.29	109.96	113.10
11	B2	576	C	C4'-C3'-C2'	-6.29	96.31	102.60
11	B2	803	C	N3-C4-N4	6.29	122.40	118.00
38	A1	238	C	N3-C2-O2	6.29	126.30	121.90
38	A1	293	G	C2-N3-C4	6.29	115.05	111.90
38	A1	507	G	O4'-C1'-N9	6.29	113.23	108.20
38	A1	1238	G	C5-N7-C8	-6.29	101.16	104.30
38	A1	2879	G	N1-C2-N3	-6.29	120.13	123.90
10	B1	19	G	C8-N9-C1'	-6.29	118.83	127.00
11	B2	722	G	C6-N1-C2	6.29	128.87	125.10
38	A1	143	C	N3-C4-N4	6.29	122.40	118.00
38	A1	1358	C	C2-N3-C4	6.29	123.04	119.90
38	A1	2115	U	P-O3'-C3'	6.29	127.24	119.70
38	A1	2205	A	C5'-C4'-C3'	-6.29	105.94	116.00
38	A1	2396	G	N7-C8-N9	6.29	116.24	113.10
38	A1	2542	G	C6-N1-C2	-6.29	121.33	125.10
38	A1	2681	A	O4'-C1'-N9	6.29	113.23	108.20
11	B2	111	G	C5-C6-O6	-6.29	124.83	128.60
13	BA	89	ARG	NE-CZ-NH1	-6.29	117.16	120.30
38	A1	297	G	C6-C5-N7	-6.29	126.63	130.40
38	A1	421	C	O4'-C1'-N1	6.29	113.23	108.20
38	A1	497	G	C4-C5-C6	6.29	122.57	118.80
38	A1	668	G	O4'-C1'-N9	6.29	113.23	108.20
38	A1	768	C	O4'-C1'-N1	6.29	113.23	108.20
38	A1	890	G	C5-N7-C8	6.29	107.44	104.30
38	A1	1592	U	N3-C4-C5	-6.29	110.83	114.60
38	A1	2096	G	C8-N9-C4	6.29	108.91	106.40
38	A1	2100	U	C5-C4-O4	-6.29	122.13	125.90
38	A1	2387	A	C5-C6-N6	-6.29	118.67	123.70
38	A1	2750	C	O4'-C1'-N1	6.29	113.23	108.20
67	AZ	57	ASP	CB-CG-OD2	6.29	123.96	118.30
11	B2	449	U	C6-N1-C2	-6.28	117.23	121.00
11	B2	600	C	N3-C4-N4	6.28	122.40	118.00
38	A1	56	G	N7-C8-N9	-6.28	109.96	113.10
38	A1	335	C	N1-C2-N3	-6.28	114.80	119.20
38	A1	507	G	C4'-C3'-C2'	-6.28	96.32	102.60
38	A1	611	G	C5-N7-C8	-6.28	101.16	104.30
38	A1	912	G	C6-N1-C2	6.28	128.87	125.10
38	A1	1389	A	C5-C6-N1	-6.28	114.56	117.70
38	A1	1489	G	C4-C5-N7	-6.28	108.29	110.80

Continued on next page...

Continued from previous page...

Mol	Chain	Res	Type	Atoms	Z	Observed(°)	Ideal(°)
38	A1	1580	G	N3-C4-C5	6.28	131.74	128.60
38	A1	1757	G	C6-C5-N7	-6.28	126.63	130.40
38	A1	1913	C	O4'-C1'-N1	6.28	113.23	108.20
38	A1	2270	G	C6-C5-N7	-6.28	126.63	130.40
38	A1	2426	U	P-O5'-C5'	6.28	130.96	120.90
61	AN	151	ARG	NH1-CZ-NH2	-6.28	112.49	119.40
38	A1	392	G	C5-N7-C8	6.28	107.44	104.30
38	A1	633	A	C6-C5-N7	-6.28	127.90	132.30
61	AN	116	PHE	CB-CG-CD1	-6.28	116.40	120.80
11	B2	345	G	P-O3'-C3'	6.28	127.24	119.70
13	BA	156	ASP	CB-CG-OD2	6.28	123.95	118.30
38	A1	172	C	C5-C6-N1	6.28	124.14	121.00
38	A1	257	G	C2-N3-C4	-6.28	108.76	111.90
38	A1	349	A	C5-N7-C8	6.28	107.04	103.90
38	A1	573	G	N9-C4-C5	-6.28	102.89	105.40
38	A1	734	C	N3-C2-O2	-6.28	117.50	121.90
38	A1	1253	U	C6-N1-C2	6.28	124.77	121.00
38	A1	1277	G	C1'-O4'-C4'	-6.28	104.88	109.90
38	A1	1392	G	O4'-C1'-N9	6.28	113.22	108.20
38	A1	1424	G	N9-C4-C5	-6.28	102.89	105.40
38	A1	2167	C	O4'-C1'-N1	6.28	113.22	108.20
38	A1	2414	G	C6-N1-C2	6.28	128.87	125.10
11	B2	503	G	N9-C4-C5	6.28	107.91	105.40
11	B2	568	C	N1-C1'-C2'	-6.28	105.09	112.00
11	B2	846	G	N3-C4-C5	6.28	131.74	128.60
11	B2	1447	A	N9-C4-C5	-6.28	103.29	105.80
38	A1	1398	C	C2-N3-C4	6.28	123.04	119.90
10	B1	57	C	N3-C4-N4	6.28	122.39	118.00
11	B2	11	A	C5-C6-N6	-6.28	118.68	123.70
11	B2	959	G	O4'-C1'-N9	6.28	113.22	108.20
11	B2	1053	A	C6-N1-C2	-6.28	114.83	118.60
11	B2	1120	G	N7-C8-N9	6.28	116.24	113.10
11	B2	1478	A	C5-C6-N6	-6.28	118.68	123.70
38	A1	743	A	C4-C5-N7	6.28	113.84	110.70
38	A1	1275	G	C8-N9-C4	-6.28	103.89	106.40
38	A1	1570	C	C2-N1-C1'	6.28	125.70	118.80
38	A1	1944	C	C5-C6-N1	-6.28	117.86	121.00
38	A1	2353	C	N3-C4-C5	-6.28	119.39	121.90
38	A1	2536	A	C4-C5-C6	6.28	120.14	117.00
39	A3	3	G	N1-C2-N3	-6.28	120.13	123.90
39	A3	56	C	P-O5'-C5'	6.28	130.94	120.90
39	A3	68	C	O5'-P-OP1	-6.28	100.05	105.70

Continued on next page...

Continued from previous page...

Mol	Chain	Res	Type	Atoms	Z	Observed(°)	Ideal(°)
11	B2	313	G	O4'-C1'-N9	6.28	113.22	108.20
11	B2	729	G	C4'-C3'-C2'	-6.28	96.32	102.60
11	B2	1135	G	O4'-C1'-N9	6.28	113.22	108.20
11	B2	1475	C	C2-N3-C4	6.28	123.04	119.90
38	A1	316	G	C3'-C2'-C1'	6.28	106.52	101.50
38	A1	438	G	C5-N7-C8	6.28	107.44	104.30
38	A1	759	G	N1-C6-O6	6.28	123.67	119.90
38	A1	2226	G	O4'-C4'-C3'	-6.28	97.72	104.00
39	A3	96	C	P-O5'-C5'	6.28	130.94	120.90
47	Ad	48	ARG	NE-CZ-NH2	-6.28	117.16	120.30
38	A1	137	A	C5-N7-C8	6.27	107.04	103.90
38	A1	189	U	O4'-C1'-N1	6.27	113.22	108.20
38	A1	1608	G	N3-C2-N2	6.27	124.29	119.90
38	A1	2073	G	C5-N7-C8	-6.27	101.16	104.30
38	A1	2179	G	N1-C2-N2	6.27	121.85	116.20
61	AN	95	ARG	NE-CZ-NH2	-6.27	117.16	120.30
11	B2	1244	C	C6-N1-C1'	-6.27	113.27	120.80
38	A1	19	G	N9-C1'-C2'	-6.27	105.10	112.00
38	A1	541	A	N7-C8-N9	-6.27	110.66	113.80
38	A1	876	C	P-O3'-C3'	6.27	127.23	119.70
38	A1	1562	U	C1'-O4'-C4'	-6.27	104.88	109.90
38	A1	1831	C	N1-C2-O2	-6.27	115.14	118.90
38	A1	2321	A	O4'-C1'-N9	6.27	113.22	108.20
38	A1	2403	G	C8-N9-C4	-6.27	103.89	106.40
38	A1	2466	C	C1'-O4'-C4'	6.27	114.92	109.90
38	A1	2678	U	C3'-C2'-C1'	6.27	106.52	101.50
38	A1	2736	G	C2-N3-C4	-6.27	108.76	111.90
65	AV	32	PHE	CZ-CE2-CD2	-6.27	112.57	120.10
11	B2	473	A	C5-N7-C8	-6.27	100.76	103.90
13	BA	67	TYR	CG-CD1-CE1	-6.27	116.28	121.30
29	BQ	84	LYS	CB-CA-C	-6.27	97.86	110.40
38	A1	402	G	C6-N1-C2	6.27	128.86	125.10
38	A1	935	A	C1'-O4'-C4'	6.27	114.92	109.90
38	A1	2003	C	C5-C4-N4	-6.27	115.81	120.20
38	A1	2131	C	C6-N1-C2	6.27	122.81	120.30
38	A1	2430	C	N3-C2-O2	-6.27	117.51	121.90
11	B2	1060	G	C2-N3-C4	6.27	115.03	111.90
11	B2	1463	A	C1'-O4'-C4'	6.27	114.92	109.90
38	A1	274	C	O4'-C1'-N1	6.27	113.22	108.20
38	A1	564	U	N1-C2-N3	6.27	118.66	114.90
38	A1	1377	G	O4'-C1'-N9	6.27	113.22	108.20
38	A1	2211	C	C2-N1-C1'	6.27	125.70	118.80

Continued on next page...

Continued from previous page...

Mol	Chain	Res	Type	Atoms	Z	Observed(°)	Ideal(°)
11	B2	21	A	C2-N3-C4	-6.27	107.47	110.60
11	B2	26	A	N3-C4-C5	-6.27	122.41	126.80
11	B2	109	U	N1-C2-N3	-6.27	111.14	114.90
11	B2	453	G	C2-N3-C4	6.27	115.03	111.90
11	B2	838	C	C2-N1-C1'	6.27	125.69	118.80
11	B2	1430	G	C5-N7-C8	6.27	107.43	104.30
18	BF	152	VAL	CA-CB-CG2	-6.27	101.50	110.90
38	A1	285	C	C4'-C3'-C2'	-6.27	96.33	102.60
38	A1	701	G	N9-C4-C5	6.27	107.91	105.40
38	A1	714	C	C5-C6-N1	6.27	124.13	121.00
38	A1	898	G	C4-C5-C6	6.27	122.56	118.80
38	A1	898	G	C8-N9-C4	-6.27	103.89	106.40
38	A1	1123	A	C5-C6-N6	-6.27	118.69	123.70
38	A1	1698	G	O4'-C1'-N9	6.27	113.21	108.20
38	A1	1841	G	C5-C6-O6	-6.27	124.84	128.60
38	A1	2893	U	O4'-C1'-N1	6.27	113.21	108.20
39	A3	9	A	C4'-C3'-C2'	-6.27	96.33	102.60
11	B2	1474	A	C8-N9-C4	-6.27	103.29	105.80
38	A1	209	G	C6-N1-C2	6.27	128.86	125.10
38	A1	1783	U	C5-C6-N1	6.27	125.83	122.70
10	B1	56	U	OP2-P-O3'	6.26	118.98	105.20
11	B2	294	A	C8-N9-C4	-6.26	103.29	105.80
11	B2	370	A	C6-C5-N7	-6.26	127.91	132.30
11	B2	638	G	C6-N1-C2	6.26	128.86	125.10
11	B2	731	A	C5-N7-C8	-6.26	100.77	103.90
11	B2	976	A	C8-N9-C4	-6.26	103.29	105.80
38	A1	45	G	N1-C6-O6	6.26	123.66	119.90
38	A1	415	U	C5-C6-N1	6.26	125.83	122.70
38	A1	1111	G	C6-N1-C2	6.26	128.86	125.10
38	A1	1259	G	O4'-C1'-N9	6.26	113.21	108.20
38	A1	1878	G	O4'-C1'-N9	6.26	113.21	108.20
63	AP	25	TYR	CZ-CE2-CD2	6.26	125.44	119.80
38	A1	355	G	C4'-C3'-C2'	-6.26	96.34	102.60
38	A1	2664	G	C4-C5-N7	6.26	113.31	110.80
38	A1	2673	C	C4-C5-C6	6.26	120.53	117.40
11	B2	424	U	N3-C4-O4	6.26	123.78	119.40
11	B2	642	G	C8-N9-C4	-6.26	103.89	106.40
11	B2	802	G	C1'-O4'-C4'	-6.26	104.89	109.90
11	B2	859	A	N1-C2-N3	6.26	132.43	129.30
11	B2	880	G	O4'-C1'-N9	6.26	113.21	108.20
38	A1	1572	C	C4-C5-C6	-6.26	114.27	117.40
38	A1	1705	C	C4-C5-C6	6.26	120.53	117.40

Continued on next page...

Continued from previous page...

Mol	Chain	Res	Type	Atoms	Z	Observed(°)	Ideal(°)
38	A1	2671	C	C6-N1-C1'	-6.26	113.28	120.80
39	A3	74	U	N1-C2-N3	6.26	118.66	114.90
11	B2	492	G	C4-C5-C6	6.26	122.56	118.80
11	B2	1135	G	N1-C2-N3	-6.26	120.14	123.90
11	B2	1349	C	C1'-O4'-C4'	6.26	114.91	109.90
38	A1	522	A	C6-N1-C2	6.26	122.36	118.60
38	A1	928	A	C3'-C2'-C1'	6.26	106.51	101.50
38	A1	1200	A	N9-C4-C5	6.26	108.30	105.80
38	A1	1892	G	N7-C8-N9	6.26	116.23	113.10
38	A1	2583	G	C3'-C2'-C1'	-6.26	96.49	101.50
38	A1	2736	G	N3-C4-C5	6.26	131.73	128.60
11	B2	156	A	N9-C4-C5	-6.26	103.30	105.80
11	B2	710	G	N9-C4-C5	-6.26	102.90	105.40
38	A1	355	G	C2-N3-C4	-6.26	108.77	111.90
38	A1	866	G	C4-C5-C6	6.26	122.56	118.80
38	A1	2721	C	N1-C2-N3	6.26	123.58	119.20
11	B2	269	A	P-O5'-C5'	-6.26	110.89	120.90
11	B2	669	A	C3'-C2'-C1'	6.26	106.50	101.50
11	B2	1408	C	C2-N3-C4	6.26	123.03	119.90
38	A1	1067	G	O4'-C1'-N9	6.26	113.20	108.20
38	A1	1166	A	C2-N3-C4	6.26	113.73	110.60
38	A1	1390	U	N1-C2-N3	-6.26	111.15	114.90
38	A1	2637	U	O4'-C1'-N1	6.26	113.21	108.20
38	A1	2827	C	C2-N1-C1'	6.26	125.68	118.80
38	A1	2983	G	N9-C4-C5	-6.26	102.90	105.40
38	A1	3044	U	O4'-C1'-N1	6.26	113.20	108.20
41	AA	162	VAL	CA-CB-CG2	6.26	120.28	110.90
49	Ae	7	THR	CA-CB-CG2	-6.26	103.64	112.40
11	B2	617	A	O4'-C1'-N9	6.25	113.20	108.20
11	B2	1005	G	N1-C2-N3	-6.25	120.15	123.90
38	A1	1199	U	C5-C4-O4	-6.25	122.15	125.90
38	A1	1542	U	C5-C6-N1	6.25	125.83	122.70
38	A1	2099	G	N1-C2-N3	-6.25	120.15	123.90
38	A1	2865	C	N3-C4-C5	-6.25	119.40	121.90
39	A3	72	G	C6-C5-N7	-6.25	126.65	130.40
63	AP	32	ASP	CB-CG-OD2	-6.25	112.67	118.30
10	B1	1	G	C5-C6-O6	-6.25	124.85	128.60
11	B2	996	A	C8-N9-C4	-6.25	103.30	105.80
11	B2	1087	C	C4'-C3'-C2'	-6.25	96.35	102.60
11	B2	1255	C	C4'-C3'-C2'	-6.25	96.35	102.60
38	A1	110	A	O4'-C1'-N9	6.25	113.20	108.20
38	A1	472	A	C8-N9-C4	-6.25	103.30	105.80

Continued on next page...

Continued from previous page...

Mol	Chain	Res	Type	Atoms	Z	Observed(°)	Ideal(°)
38	A1	616	C	N1-C2-N3	6.25	123.58	119.20
38	A1	780	G	C6-C5-N7	-6.25	126.65	130.40
38	A1	814	G	N9-C4-C5	-6.25	102.90	105.40
38	A1	1288	C	C2-N1-C1'	6.25	125.68	118.80
38	A1	1435	G	O4'-C1'-N9	6.25	113.20	108.20
38	A1	1584	G	C2-N3-C4	6.25	115.03	111.90
38	A1	1915	G	N1-C2-N3	-6.25	120.15	123.90
38	A1	2773	A	N9-C4-C5	6.25	108.30	105.80
38	A1	2970	U	N1-C2-O2	-6.25	118.42	122.80
11	B2	300	G	P-O3'-C3'	6.25	127.20	119.70
11	B2	543	C	N3-C4-N4	6.25	122.38	118.00
11	B2	727	G	N7-C8-N9	-6.25	109.97	113.10
11	B2	810	G	N3-C2-N2	6.25	124.28	119.90
11	B2	885	G	C8-N9-C4	6.25	108.90	106.40
11	B2	1212	U	N3-C2-O2	-6.25	117.82	122.20
33	BU	74	ARG	NE-CZ-NH1	6.25	123.43	120.30
38	A1	7	G	C1'-O4'-C4'	-6.25	104.90	109.90
38	A1	394	A	C8-N9-C4	-6.25	103.30	105.80
38	A1	1163	U	C5-C6-N1	6.25	125.83	122.70
38	A1	2012	G	N1-C2-N3	-6.25	120.15	123.90
38	A1	2820	C	C5-C6-N1	6.25	124.13	121.00
38	A1	2966	C	C3'-C2'-C1'	6.25	106.50	101.50
38	A1	3008	C	O4'-C1'-N1	6.25	113.20	108.20
10	B1	49	C	C5'-C4'-O4'	6.25	116.60	109.10
11	B2	838	C	C5-C6-N1	6.25	124.12	121.00
11	B2	1293	A	N7-C8-N9	-6.25	110.67	113.80
19	BG	10	ASP	CB-CG-OD2	-6.25	112.67	118.30
38	A1	274	C	C4'-C3'-C2'	-6.25	96.35	102.60
38	A1	1667	U	C5-C4-O4	-6.25	122.15	125.90
38	A1	2028	G	N3-C2-N2	6.25	124.28	119.90
11	B2	881	G	C5-N7-C8	-6.25	101.18	104.30
38	A1	1015	G	N3-C2-N2	6.25	124.27	119.90
38	A1	1058	A	C8-N9-C4	6.25	108.30	105.80
38	A1	1963	G	C4-C5-N7	6.25	113.30	110.80
38	A1	1972	C	C5-C6-N1	6.25	124.12	121.00
62	AO	1	MET	CG-SD-CE	6.25	110.20	100.20
11	B2	416	A	N3-C4-N9	6.25	132.40	127.40
11	B2	1230	G	C1'-O4'-C4'	-6.25	104.90	109.90
11	B2	1450	U	N3-C4-C5	6.25	118.35	114.60
38	A1	871	G	N9-C1'-C2'	-6.25	105.13	112.00
38	A1	1357	G	O4'-C1'-C2'	-6.25	99.55	105.80
38	A1	1424	G	C8-N9-C4	6.25	108.90	106.40

Continued on next page...

Continued from previous page...

Mol	Chain	Res	Type	Atoms	Z	Observed(°)	Ideal(°)
38	A1	1524	A	O4'-C1'-N9	6.25	113.20	108.20
38	A1	1797	A	C5-C6-N6	-6.25	118.70	123.70
38	A1	2243	G	O4'-C1'-N9	6.25	113.20	108.20
38	A1	2519	C	P-O5'-C5'	6.25	130.90	120.90
11	B2	791	G	N1-C2-N3	-6.25	120.15	123.90
38	A1	166	G	N7-C8-N9	6.25	116.22	113.10
38	A1	691	G	C2-N3-C4	6.25	115.02	111.90
38	A1	1867	C	N3-C4-C5	-6.25	119.40	121.90
38	A1	2370	C	C6-N1-C2	-6.25	117.80	120.30
38	A1	2996	A	N1-C6-N6	6.25	122.35	118.60
10	B1	36	A	C5-C6-N6	-6.24	118.70	123.70
11	B2	142	G	C6-N1-C2	-6.24	121.35	125.10
11	B2	704	C	O4'-C1'-N1	6.24	113.19	108.20
11	B2	844	G	C5-C6-N1	6.24	114.62	111.50
11	B2	992	G	P-O3'-C3'	6.24	127.19	119.70
11	B2	1002	G	C4'-C3'-C2'	-6.24	96.36	102.60
24	BL	54	ASP	CB-CG-OD2	-6.24	112.68	118.30
38	A1	167	G	C5-N7-C8	6.24	107.42	104.30
38	A1	747	G	C4-C5-C6	6.24	122.55	118.80
38	A1	997	A	C4-C5-N7	-6.24	107.58	110.70
38	A1	1329	G	O4'-C1'-N9	6.24	113.20	108.20
38	A1	1932	G	N7-C8-N9	6.24	116.22	113.10
38	A1	2015	G	C4-C5-C6	6.24	122.55	118.80
38	A1	2599	C	C2-N3-C4	6.24	123.02	119.90
11	B2	90	C	N3-C2-O2	6.24	126.27	121.90
11	B2	108	G	N9-C4-C5	-6.24	102.90	105.40
11	B2	532	C	O4'-C1'-N1	6.24	113.19	108.20
11	B2	1437	G	N3-C2-N2	6.24	124.27	119.90
11	B2	1462	A	C8-N9-C4	-6.24	103.30	105.80
38	A1	1180	G	N1-C2-N3	-6.24	120.16	123.90
38	A1	1928	A	C5-C6-N6	-6.24	118.71	123.70
38	A1	2602	G	O4'-C1'-N9	6.24	113.19	108.20
54	AI	34	GLU	O-C-N	-6.24	112.71	122.70
61	AN	166	ASP	CB-CG-OD2	6.24	123.92	118.30
11	B2	250	G	O4'-C1'-N9	6.24	113.19	108.20
11	B2	1260	G	C3'-C2'-C1'	6.24	106.49	101.50
38	A1	873	G	N1-C2-N3	-6.24	120.16	123.90
38	A1	1386	G	O4'-C1'-N9	6.24	113.19	108.20
38	A1	2376	U	O4'-C1'-N1	6.24	113.19	108.20
38	A1	2743	U	P-O3'-C3'	6.24	127.19	119.70
38	A1	2795	G	N7-C8-N9	-6.24	109.98	113.10
11	B2	181	G	P-O3'-C3'	6.24	127.19	119.70

Continued on next page...

Continued from previous page...

Mol	Chain	Res	Type	Atoms	Z	Observed(°)	Ideal(°)
11	B2	349	A	C4-C5-C6	6.24	120.12	117.00
11	B2	869	U	N1-C2-O2	-6.24	118.43	122.80
11	B2	1331	G	N3-C4-N9	-6.24	122.26	126.00
38	A1	219	G	C6-C5-N7	-6.24	126.66	130.40
38	A1	476	C	N1-C2-N3	-6.24	114.83	119.20
38	A1	1641	G	C4-C5-N7	6.24	113.30	110.80
38	A1	1807	G	N1-C2-N3	-6.24	120.16	123.90
38	A1	2395	C	C5-C6-N1	6.24	124.12	121.00
38	A1	2466	C	C5-C4-N4	-6.24	115.83	120.20
38	A1	2498	G	C5-C6-N1	6.24	114.62	111.50
39	A3	108	G	N1-C2-N2	-6.24	110.59	116.20
45	AC	32	LYS	N-CA-CB	6.24	121.83	110.60
11	B2	192	G	C3'-C2'-C1'	-6.24	96.51	101.50
11	B2	1283	G	O4'-C1'-N9	6.24	113.19	108.20
38	A1	740	C	C2'-C3'-O3'	6.24	123.68	113.70
38	A1	1150	G	C8-N9-C4	-6.24	103.91	106.40
38	A1	1938	G	P-O3'-C3'	6.24	127.19	119.70
38	A1	2577	U	N1-C1'-C2'	-6.24	105.14	112.00
38	A1	2595	C	C5-C6-N1	6.24	124.12	121.00
38	A1	2795	G	N3-C2-N2	6.24	124.27	119.90
11	B2	462	A	C1'-O4'-C4'	-6.24	104.91	109.90
11	B2	1131	G	N7-C8-N9	-6.24	109.98	113.10
11	B2	1319	C	C6-N1-C2	-6.24	117.81	120.30
13	BA	37	ALA	N-CA-CB	6.24	118.83	110.10
38	A1	107	G	C5-C6-N1	-6.24	108.38	111.50
38	A1	395	G	C5-C6-N1	6.24	114.62	111.50
38	A1	474	G	C4-C5-N7	6.24	113.29	110.80
38	A1	887	U	N1-C2-N3	-6.24	111.16	114.90
38	A1	1052	G	N1-C2-N2	-6.24	110.59	116.20
38	A1	1407	A	P-O5'-C5'	6.24	130.88	120.90
38	A1	1772	A	C2-N3-C4	6.24	113.72	110.60
38	A1	2133	G	C6-N1-C2	6.24	128.84	125.10
38	A1	2488	C	C5'-C4'-O4'	6.24	116.58	109.10
38	A1	3016	G	C4-C5-C6	6.24	122.54	118.80
11	B2	194	C	P-O5'-C5'	-6.23	110.93	120.90
11	B2	304	C	C4-C5-C6	-6.23	114.28	117.40
11	B2	1487	U	P-O3'-C3'	-6.23	112.22	119.70
38	A1	78	C	N3-C4-N4	6.23	122.36	118.00
38	A1	514	U	N1-C2-N3	-6.23	111.16	114.90
38	A1	1571	G	C2-N3-C4	6.23	115.02	111.90
38	A1	2252	C	N3-C2-O2	6.23	126.26	121.90
38	A1	2316	U	N1-C2-N3	6.23	118.64	114.90

Continued on next page...

Continued from previous page...

Mol	Chain	Res	Type	Atoms	Z	Observed(°)	Ideal(°)
10	B1	32	A	C8-N9-C4	-6.23	103.31	105.80
11	B2	40	C	P-O3'-C3'	6.23	127.18	119.70
11	B2	243	G	C4'-C3'-C2'	-6.23	96.37	102.60
11	B2	438	A	C5-N7-C8	6.23	107.02	103.90
11	B2	530	G	N3-C2-N2	6.23	124.26	119.90
11	B2	839	G	C8-N9-C4	-6.23	103.91	106.40
38	A1	85	G	O5'-C5'-C4'	-6.23	99.86	111.70
38	A1	146	U	N3-C2-O2	-6.23	117.84	122.20
38	A1	426	G	C1'-O4'-C4'	-6.23	104.91	109.90
38	A1	485	G	C4-C5-N7	6.23	113.29	110.80
38	A1	901	C	C5-C6-N1	6.23	124.12	121.00
38	A1	1012	G	N7-C8-N9	-6.23	109.98	113.10
38	A1	1147	G	C6-C5-N7	-6.23	126.66	130.40
38	A1	2158	G	C5-C6-O6	-6.23	124.86	128.60
38	A1	2480	G	C5-C6-N1	-6.23	108.38	111.50
38	A1	2636	C	C5-C6-N1	6.23	124.12	121.00
38	A1	2802	G	C8-N9-C4	-6.23	103.91	106.40
38	A1	2850	G	C2-N3-C4	6.23	115.02	111.90
43	AB	30	TYR	CB-CG-CD1	6.23	124.74	121.00
10	B1	53	G	N1-C2-N3	-6.23	120.16	123.90
11	B2	427	G	C4'-C3'-C2'	-6.23	96.37	102.60
38	A1	10	C	C2-N1-C1'	6.23	125.65	118.80
38	A1	80	G	C4-C5-N7	6.23	113.29	110.80
38	A1	1891	C	N3-C4-N4	6.23	122.36	118.00
38	A1	2473	C	C2-N3-C4	-6.23	116.78	119.90
38	A1	2650	G	C5-C6-O6	-6.23	124.86	128.60
38	A1	2815	C	O4'-C1'-N1	6.23	113.19	108.20
11	B2	1356	A	C5-C6-N6	-6.23	118.72	123.70
38	A1	91	G	N1-C6-O6	6.23	123.64	119.90
38	A1	411	U	O4'-C4'-C3'	-6.23	97.77	104.00
10	B1	44	G	C5-N7-C8	-6.23	101.19	104.30
10	B1	49	C	N3-C2-O2	-6.23	117.54	121.90
11	B2	107	C	C5-C6-N1	6.23	124.11	121.00
11	B2	564	C	P-O3'-C3'	6.23	127.17	119.70
11	B2	718	G	N1-C6-O6	6.23	123.64	119.90
11	B2	1171	G	C3'-C2'-C1'	6.23	106.48	101.50
38	A1	1345	G	C4'-C3'-C2'	-6.23	96.37	102.60
38	A1	1481	G	C6-N1-C2	-6.23	121.36	125.10
38	A1	1708	U	N3-C4-O4	6.23	123.76	119.40
38	A1	1814	A	P-O3'-C3'	6.23	127.17	119.70
38	A1	1994	G	N1-C6-O6	6.23	123.64	119.90
38	A1	2135	C	N1-C2-O2	6.23	122.64	118.90

Continued on next page...

Continued from previous page...

Mol	Chain	Res	Type	Atoms	Z	Observed(°)	Ideal(°)
38	A1	2289	A	N1-C2-N3	6.23	132.41	129.30
38	A1	2366	G	C8-N9-C1'	6.23	135.09	127.00
38	A1	2658	G	C8-N9-C4	6.23	108.89	106.40
38	A1	2746	G	C5-N7-C8	6.23	107.41	104.30
45	AC	359	VAL	CA-CB-CG1	-6.23	101.56	110.90
38	A1	1669	A	C4-C5-N7	-6.23	107.59	110.70
38	A1	1991	G	C4-C5-C6	6.23	122.54	118.80
38	A1	2039	U	C4'-C3'-C2'	-6.23	96.37	102.60
38	A1	2418	G	O4'-C1'-N9	6.23	113.18	108.20
38	A1	2622	C	C2-N3-C4	6.23	123.01	119.90
38	A1	2818	C	P-O3'-C3'	6.23	127.17	119.70
11	B2	42	G	N7-C8-N9	6.22	116.21	113.10
38	A1	173	G	C6-N1-C2	-6.22	121.37	125.10
38	A1	215	A	C2-N3-C4	6.22	113.71	110.60
38	A1	230	A	C2-N3-C4	-6.22	107.49	110.60
38	A1	500	C	C5-C4-N4	-6.22	115.84	120.20
38	A1	722	C	C4'-C3'-C2'	-6.22	96.38	102.60
38	A1	835	G	C4-C5-C6	6.22	122.53	118.80
38	A1	847	A	P-O3'-C3'	-6.22	112.23	119.70
38	A1	1077	G	C4-C5-N7	-6.22	108.31	110.80
38	A1	1295	G	P-O5'-C5'	-6.22	110.94	120.90
38	A1	1461	G	N3-C2-N2	6.22	124.26	119.90
38	A1	1504	C	N3-C4-N4	6.22	122.36	118.00
38	A1	1870	G	N1-C2-N3	-6.22	120.17	123.90
38	A1	1974	G	O4'-C1'-N9	6.22	113.18	108.20
38	A1	2146	C	C2-N3-C4	6.22	123.01	119.90
38	A1	2608	U	C5-C6-N1	6.22	125.81	122.70
38	A1	2700	U	N3-C2-O2	6.22	126.56	122.20
11	B2	212	G	C5-C6-O6	6.22	132.33	128.60
11	B2	359	A	C3'-C2'-C1'	-6.22	96.52	101.50
11	B2	454	G	C5-N7-C8	6.22	107.41	104.30
11	B2	616	G	C5-N7-C8	-6.22	101.19	104.30
11	B2	807	C	C2-N3-C4	6.22	123.01	119.90
11	B2	968	C	N3-C4-C5	-6.22	119.41	121.90
11	B2	1418	G	N1-C2-N3	-6.22	120.17	123.90
38	A1	815	U	N3-C4-C5	-6.22	110.87	114.60
38	A1	1725	A	O4'-C4'-C3'	-6.22	97.78	104.00
38	A1	1824	G	C4-C5-C6	-6.22	115.07	118.80
38	A1	1831	C	P-O3'-C3'	-6.22	112.23	119.70
38	A1	1866	G	C6-N1-C2	6.22	128.83	125.10
38	A1	2265	C	C5'-C4'-O4'	6.22	116.57	109.10
38	A1	2494	A	C5-C6-N6	-6.22	118.72	123.70

Continued on next page...

Continued from previous page...

Mol	Chain	Res	Type	Atoms	Z	Observed(°)	Ideal(°)
38	A1	417	C	C4-C5-C6	-6.22	114.29	117.40
38	A1	1200	A	C5-C6-N1	-6.22	114.59	117.70
38	A1	1259	G	C4-C5-C6	6.22	122.53	118.80
38	A1	2480	G	C6-C5-N7	-6.22	126.67	130.40
38	A1	2961	A	N1-C6-N6	6.22	122.33	118.60
10	B1	30	G	O4'-C1'-N9	6.22	113.18	108.20
38	A1	177	G	C4'-C3'-C2'	-6.22	96.38	102.60
38	A1	1965	C	C5-C6-N1	6.22	124.11	121.00
38	A1	2193	G	P-O3'-C3'	6.22	127.16	119.70
38	A1	2782	A	N3-C4-C5	-6.22	122.45	126.80
38	A1	3045	G	N1-C2-N3	-6.22	120.17	123.90
43	AB	41	LEU	CB-CG-CD1	6.22	121.57	111.00
57	Aj	70	ARG	NE-CZ-NH1	6.22	123.41	120.30
62	AO	82	SER	N-CA-CB	6.22	119.83	110.50
11	B2	808	C	N3-C4-C5	-6.22	119.41	121.90
38	A1	419	G	C5-N7-C8	6.22	107.41	104.30
38	A1	543	G	C2-N3-C4	-6.22	108.79	111.90
38	A1	2720	U	C5-C6-N1	6.22	125.81	122.70
11	B2	114	A	C4-C5-C6	6.22	120.11	117.00
11	B2	265	C	N3-C2-O2	-6.22	117.55	121.90
11	B2	361	A	C2-N3-C4	-6.22	107.49	110.60
11	B2	1130	A	C4-C5-N7	-6.22	107.59	110.70
38	A1	198	C	C1'-O4'-C4'	6.22	114.87	109.90
38	A1	243	G	C5-C6-N1	-6.22	108.39	111.50
38	A1	639	C	C5-C4-N4	-6.22	115.85	120.20
38	A1	909	A	C5-N7-C8	6.22	107.01	103.90
38	A1	1328	G	C6-C5-N7	-6.22	126.67	130.40
38	A1	1835	A	C5-C6-N1	-6.22	114.59	117.70
38	A1	2230	G	C5-C6-N1	-6.22	108.39	111.50
38	A1	2672	A	P-O5'-C5'	-6.22	110.95	120.90
38	A1	2879	G	C6-C5-N7	-6.22	126.67	130.40
39	A3	75	G	N9-C4-C5	-6.22	102.91	105.40
11	B2	23	G	N3-C2-N2	6.21	124.25	119.90
11	B2	454	G	C6-C5-N7	-6.21	126.67	130.40
11	B2	796	C	C5-C4-N4	-6.21	115.85	120.20
11	B2	1210	A	C2-N3-C4	6.21	113.71	110.60
11	B2	1328	G	C6-C5-N7	-6.21	126.67	130.40
38	A1	630	G	N9-C4-C5	-6.21	102.91	105.40
38	A1	666	A	C4-C5-C6	6.21	120.11	117.00
38	A1	973	C	N3-C4-N4	6.21	122.35	118.00
38	A1	1290	G	C4-C5-C6	6.21	122.53	118.80
38	A1	1776	G	P-O5'-C5'	6.21	130.84	120.90

Continued on next page...

Continued from previous page...

Mol	Chain	Res	Type	Atoms	Z	Observed(°)	Ideal(°)
38	A1	2682	G	N3-C4-C5	6.21	131.71	128.60
38	A1	2687	A	C4-C5-C6	6.21	120.11	117.00
65	AV	41	TYR	CG-CD1-CE1	-6.21	116.33	121.30
11	B2	708	C	C5-C4-N4	-6.21	115.85	120.20
11	B2	1483	U	C4-C5-C6	-6.21	115.97	119.70
38	A1	2469	G	C2-N3-C4	-6.21	108.79	111.90
38	A1	2787	G	C4-C5-C6	6.21	122.53	118.80
64	AR	49	TYR	CG-CD2-CE2	-6.21	116.33	121.30
11	B2	603	G	N7-C8-N9	6.21	116.21	113.10
11	B2	624	G	C2-N3-C4	6.21	115.01	111.90
11	B2	894	A	O4'-C1'-N9	6.21	113.17	108.20
11	B2	1076	G	N9-C4-C5	6.21	107.88	105.40
11	B2	1490	C	C5-C4-N4	-6.21	115.85	120.20
38	A1	105	C	N3-C4-C5	-6.21	119.42	121.90
38	A1	555	G	C4-C5-N7	-6.21	108.31	110.80
38	A1	892	U	N1-C2-N3	6.21	118.63	114.90
38	A1	1049	U	C2-N3-C4	-6.21	123.27	127.00
38	A1	1324	G	N1-C2-N3	-6.21	120.17	123.90
38	A1	1454	G	C5-C6-N1	6.21	114.61	111.50
38	A1	1751	G	N3-C4-C5	6.21	131.71	128.60
38	A1	2326	C	N3-C4-N4	6.21	122.35	118.00
38	A1	2420	C	O4'-C1'-N1	6.21	113.17	108.20
39	A3	43	C	P-O5'-C5'	6.21	130.84	120.90
11	B2	1075	A	C6-N1-C2	-6.21	114.87	118.60
11	B2	1476	C	C5-C4-N4	6.21	124.55	120.20
21	BI	61	TYR	CD1-CE1-CZ	-6.21	114.21	119.80
38	A1	260	A	O4'-C1'-N9	6.21	113.17	108.20
38	A1	599	G	O4'-C1'-N9	6.21	113.17	108.20
38	A1	983	G	O4'-C1'-N9	6.21	113.17	108.20
38	A1	1448	G	N3-C4-C5	-6.21	125.50	128.60
38	A1	2516	G	C5-C6-N1	-6.21	108.39	111.50
38	A1	2629	U	N3-C4-O4	6.21	123.75	119.40
11	B2	205	C	C6-N1-C2	-6.21	117.82	120.30
11	B2	788	C	O4'-C1'-N1	6.21	113.17	108.20
17	BE	55	TYR	CB-CG-CD2	-6.21	117.28	121.00
38	A1	856	A	C4-C5-N7	-6.21	107.60	110.70
38	A1	2389	C	N1-C2-O2	6.21	122.62	118.90
38	A1	2434	A	N9-C4-C5	6.21	108.28	105.80
38	A1	2436	A	C5-C6-N1	-6.21	114.60	117.70
38	A1	2900	C	N3-C4-N4	6.21	122.35	118.00
60	AM	48	ALA	N-CA-CB	6.21	118.79	110.10
11	B2	612	C	N1-C2-N3	-6.21	114.86	119.20

Continued on next page...

Continued from previous page...

Mol	Chain	Res	Type	Atoms	Z	Observed(°)	Ideal(°)
11	B2	977	G	C4-C5-C6	6.21	122.52	118.80
11	B2	1306	A	C4-C5-N7	-6.21	107.60	110.70
11	B2	1330	G	O4'-C1'-N9	6.21	113.17	108.20
38	A1	219	G	OP1-P-OP2	-6.21	110.29	119.60
38	A1	247	A	O4'-C1'-N9	6.21	113.17	108.20
38	A1	757	C	N3-C2-O2	6.21	126.25	121.90
38	A1	912	G	C5-C6-N1	-6.21	108.40	111.50
38	A1	2072	G	O4'-C1'-N9	6.21	113.17	108.20
38	A1	2239	C	C2-N3-C4	6.21	123.00	119.90
38	A1	2764	G	O4'-C1'-N9	6.21	113.17	108.20
10	B1	25	G	C5'-C4'-C3'	6.21	125.93	116.00
11	B2	16	G	C4-N9-C1'	6.21	134.57	126.50
11	B2	67	C	C6-N1-C2	-6.21	117.82	120.30
11	B2	292	U	C6-N1-C2	-6.21	117.28	121.00
11	B2	529	C	C6-N1-C1'	-6.21	113.35	120.80
38	A1	1252	G	C5-N7-C8	6.21	107.40	104.30
11	B2	136	A	C5-N7-C8	6.20	107.00	103.90
11	B2	534	G	C5'-C4'-O4'	6.20	116.55	109.10
38	A1	219	G	C4-C5-C6	6.20	122.52	118.80
38	A1	731	C	N3-C4-C5	-6.20	119.42	121.90
38	A1	1106	C	N1-C2-O2	6.20	122.62	118.90
38	A1	2368	G	O4'-C1'-N9	6.20	113.16	108.20
38	A1	2871	A	C3'-C2'-C1'	6.20	106.46	101.50
38	A1	2960	G	N3-C2-N2	6.20	124.24	119.90
38	A1	2991	C	C5-C4-N4	-6.20	115.86	120.20
11	B2	316	C	N1-C2-O2	6.20	122.62	118.90
38	A1	33	U	N3-C4-C5	-6.20	110.88	114.60
38	A1	347	G	N1-C2-N3	-6.20	120.18	123.90
38	A1	517	A	N7-C8-N9	-6.20	110.70	113.80
38	A1	1959	C	N3-C4-N4	6.20	122.34	118.00
38	A1	2212	C	O4'-C1'-N1	6.20	113.16	108.20
38	A1	2662	G	C5-C6-N1	-6.20	108.40	111.50
38	A1	2900	C	C5-C6-N1	6.20	124.10	121.00
11	B2	11	A	C4-C5-N7	6.20	113.80	110.70
11	B2	679	G	C4-C5-C6	6.20	122.52	118.80
11	B2	1174	A	C3'-C2'-C1'	6.20	106.46	101.50
38	A1	283	U	N3-C4-O4	6.20	123.74	119.40
38	A1	412	G	N1-C2-N3	-6.20	120.18	123.90
38	A1	1240	U	N1-C2-O2	-6.20	118.46	122.80
38	A1	1508	A	P-O3'-C3'	6.20	127.14	119.70
38	A1	1513	G	C4-C5-C6	6.20	122.52	118.80
38	A1	2161	A	N9-C4-C5	6.20	108.28	105.80

Continued on next page...

Continued from previous page...

Mol	Chain	Res	Type	Atoms	Z	Observed(°)	Ideal(°)
38	A1	2684	G	N9-C1'-C2'	-6.20	105.18	112.00
39	A3	32	C	N3-C2-O2	6.20	126.24	121.90
11	B2	476	C	O4'-C1'-N1	6.20	113.16	108.20
11	B2	621	G	C4-C5-N7	-6.20	108.32	110.80
11	B2	663	G	N9-C1'-C2'	-6.20	105.18	112.00
11	B2	1274	C	N3-C2-O2	6.20	126.24	121.90
11	B2	1367	C	N1-C2-O2	-6.20	115.18	118.90
38	A1	866	G	C2-N3-C4	6.20	115.00	111.90
38	A1	904	G	C8-N9-C4	6.20	108.88	106.40
38	A1	1385	C	C4-C5-C6	6.20	120.50	117.40
38	A1	1946	G	O4'-C1'-N9	6.20	113.16	108.20
38	A1	1961	G	N7-C8-N9	-6.20	110.00	113.10
38	A1	2780	G	O4'-C1'-N9	6.20	113.16	108.20
38	A1	2837	C	C4-C5-C6	-6.20	114.30	117.40
38	A1	2866	A	N1-C6-N6	6.20	122.32	118.60
38	A1	2949	G	C6-C5-N7	-6.20	126.68	130.40
38	A1	2971	U	N3-C4-C5	-6.20	110.88	114.60
10	B1	40	U	C5'-C4'-O4'	-6.20	101.66	109.10
11	B2	123	U	P-O3'-C3'	-6.20	112.26	119.70
11	B2	598	U	C5-C6-N1	6.20	125.80	122.70
38	A1	136	U	C2-N1-C1'	6.20	125.14	117.70
38	A1	406	G	C1'-O4'-C4'	-6.20	104.94	109.90
38	A1	1184	U	C5-C6-N1	6.20	125.80	122.70
38	A1	1952	G	C8-N9-C4	-6.20	103.92	106.40
61	AN	20	ARG	NE-CZ-NH2	-6.20	117.20	120.30
11	B2	1259	A	C8-N9-C4	-6.20	103.32	105.80
19	BG	95	ARG	NE-CZ-NH1	6.20	123.40	120.30
38	A1	598	C	P-O3'-C3'	6.20	127.14	119.70
38	A1	677	A	C5-C6-N6	-6.20	118.74	123.70
38	A1	941	C	C5-C4-N4	-6.20	115.86	120.20
38	A1	977	C	OP1-P-OP2	-6.20	110.31	119.60
38	A1	1595	G	C4-C5-N7	6.20	113.28	110.80
38	A1	2421	A	C4-C5-C6	6.20	120.10	117.00
38	A1	2949	G	N7-C8-N9	6.20	116.20	113.10
39	A3	27	C	O4'-C4'-C3'	-6.20	97.81	104.00
26	BN	98	ASP	CB-CA-C	-6.19	98.01	110.40
38	A1	44	C	N3-C4-N4	6.19	122.34	118.00
38	A1	431	U	C2-N3-C4	-6.19	123.28	127.00
38	A1	1303	C	P-O3'-C3'	-6.19	112.27	119.70
38	A1	1338	G	N1-C2-N3	-6.19	120.18	123.90
38	A1	2558	U	O4'-C1'-N1	6.19	113.16	108.20
58	Ak	151	ARG	N-CA-CB	6.19	121.75	110.60

Continued on next page...

Continued from previous page...

Mol	Chain	Res	Type	Atoms	Z	Observed(°)	Ideal(°)
10	B1	10	G	C6-N1-C2	-6.19	121.38	125.10
11	B2	304	C	C5-C4-N4	-6.19	115.87	120.20
11	B2	1354	A	C5-C6-N6	-6.19	118.75	123.70
38	A1	87	C	C4'-C3'-C2'	6.19	108.79	102.60
38	A1	1388	U	C6-N1-C2	-6.19	117.28	121.00
38	A1	1502	C	C6-N1-C2	-6.19	117.82	120.30
38	A1	2139	A	C5-C6-N6	-6.19	118.75	123.70
11	B2	380	C	C5-C4-N4	-6.19	115.87	120.20
11	B2	410	U	C5-C4-O4	-6.19	122.19	125.90
11	B2	446	G	N7-C8-N9	-6.19	110.00	113.10
11	B2	995	G	N1-C6-O6	6.19	123.61	119.90
38	A1	816	C	N1-C2-O2	6.19	122.61	118.90
38	A1	889	C	O4'-C1'-N1	6.19	113.15	108.20
38	A1	1942	G	N3-C2-N2	6.19	124.23	119.90
38	A1	2062	A	N1-C2-N3	6.19	132.40	129.30
38	A1	2965	C	C6-N1-C2	-6.19	117.82	120.30
11	B2	682	A	N1-C2-N3	6.19	132.39	129.30
11	B2	782	A	C4-C5-C6	6.19	120.09	117.00
11	B2	966	G	N3-C2-N2	6.19	124.23	119.90
39	A3	100	A	C8-N9-C4	-6.19	103.32	105.80
9	AX	149	PHE	CB-CG-CD1	-6.19	116.47	120.80
10	B1	74	A	C4-C5-C6	6.19	120.09	117.00
11	B2	375	G	N3-C2-N2	6.19	124.23	119.90
11	B2	399	A	P-O5'-C5'	-6.19	111.00	120.90
11	B2	1262	U	O5'-P-OP1	6.19	118.12	110.70
38	A1	139	G	C2-N3-C4	-6.19	108.81	111.90
38	A1	149	G	C5-C6-O6	-6.19	124.89	128.60
38	A1	746	C	C6-N1-C2	-6.19	117.83	120.30
38	A1	929	G	C8-N9-C1'	6.19	135.04	127.00
38	A1	1248	C	C2-N1-C1'	6.19	125.61	118.80
38	A1	1305	C	P-O3'-C3'	-6.19	112.28	119.70
38	A1	1552	C	C5'-C4'-C3'	6.19	125.90	116.00
38	A1	2506	G	C8-N9-C4	-6.19	103.92	106.40
38	A1	2871	A	C6-N1-C2	6.19	122.31	118.60
38	A1	3006	G	C4-C5-C6	6.19	122.51	118.80
38	A1	98	G	C4'-C3'-C2'	-6.19	96.41	102.60
38	A1	1768	C	C5-C6-N1	6.19	124.09	121.00
38	A1	1799	G	N1-C2-N3	-6.19	120.19	123.90
38	A1	2444	G	N3-C4-C5	-6.19	125.51	128.60
38	A1	2767	C	C6-N1-C2	-6.19	117.83	120.30
11	B2	1172	A	C5-C6-N1	-6.18	114.61	117.70
29	BQ	70	ASP	N-CA-CB	6.18	121.73	110.60

Continued on next page...

Continued from previous page...

Mol	Chain	Res	Type	Atoms	Z	Observed(°)	Ideal(°)
38	A1	339	A	O4'-C1'-N9	6.18	113.15	108.20
38	A1	617	G	C2-N3-C4	6.18	114.99	111.90
38	A1	1109	G	C4'-C3'-C2'	-6.18	96.42	102.60
38	A1	1366	U	C5-C6-N1	-6.18	119.61	122.70
38	A1	1371	U	O4'-C1'-N1	6.18	113.15	108.20
38	A1	2231	G	C3'-C2'-C1'	6.18	106.45	101.50
38	A1	2254	U	C6-N1-C2	-6.18	117.29	121.00
38	A1	2896	G	N3-C2-N2	-6.18	115.57	119.90
46	AD	187	ARG	NE-CZ-NH1	6.18	123.39	120.30
38	A1	238	C	C4-C5-C6	6.18	120.49	117.40
38	A1	243	G	C8-N9-C4	-6.18	103.93	106.40
38	A1	985	A	C6-N1-C2	6.18	122.31	118.60
38	A1	1556	G	N3-C4-C5	6.18	131.69	128.60
38	A1	1708	U	C5-C6-N1	6.18	125.79	122.70
38	A1	1884	C	C2-N3-C4	6.18	122.99	119.90
38	A1	2099	G	C5-C6-N1	-6.18	108.41	111.50
38	A1	2434	A	C6-N1-C2	-6.18	114.89	118.60
38	A1	2479	C	O4'-C1'-N1	6.18	113.15	108.20
45	AC	279	ARG	NE-CZ-NH1	6.18	123.39	120.30
11	B2	246	A	N9-C4-C5	6.18	108.27	105.80
11	B2	1263	C	C1'-O4'-C4'	6.18	114.84	109.90
38	A1	1297	C	O4'-C1'-N1	6.18	113.14	108.20
38	A1	1375	G	C5-C6-O6	-6.18	124.89	128.60
38	A1	1771	C	C4'-C3'-C2'	6.18	108.78	102.60
38	A1	1801	C	P-O3'-C3'	-6.18	112.28	119.70
38	A1	2892	A	C4-C5-C6	-6.18	113.91	117.00
10	B1	27	A	C5-C6-N6	-6.18	118.76	123.70
11	B2	1236	G	OP1-P-OP2	-6.18	110.33	119.60
38	A1	705	G	C5'-C4'-O4'	6.18	116.52	109.10
38	A1	1332	A	C4-C5-N7	-6.18	107.61	110.70
38	A1	1385	C	C2-N3-C4	6.18	122.99	119.90
38	A1	1413	A	N3-C4-C5	-6.18	122.47	126.80
38	A1	1538	A	C5-N7-C8	6.18	106.99	103.90
38	A1	1655	G	O4'-C1'-N9	6.18	113.14	108.20
38	A1	2293	G	N3-C2-N2	6.18	124.23	119.90
38	A1	2781	A	N9-C4-C5	6.18	108.27	105.80
38	A1	2896	G	N7-C8-N9	-6.18	110.01	113.10
50	AF	78	MET	N-CA-CB	6.18	121.72	110.60
11	B2	585	U	N3-C4-C5	-6.18	110.89	114.60
38	A1	117	A	C5'-C4'-O4'	6.18	116.51	109.10
38	A1	851	G	O4'-C1'-N9	6.18	113.14	108.20
38	A1	1837	A	C4-C5-C6	6.18	120.09	117.00

Continued on next page...

Continued from previous page...

Mol	Chain	Res	Type	Atoms	Z	Observed(°)	Ideal(°)
18	BF	92	ARG	NE-CZ-NH2	-6.18	117.21	120.30
32	BT	73	LEU	CB-CG-CD1	-6.18	100.50	111.00
38	A1	1028	G	C5-C6-O6	-6.18	124.89	128.60
38	A1	2019	C	C5-C6-N1	6.18	124.09	121.00
38	A1	2181	G	C4-C5-N7	6.18	113.27	110.80
38	A1	2877	A	C1'-O4'-C4'	6.18	114.84	109.90
11	B2	345	G	N3-C4-N9	-6.17	122.30	126.00
11	B2	557	G	C1'-O4'-C4'	-6.17	104.96	109.90
11	B2	936	A	O4'-C1'-N9	6.17	113.14	108.20
11	B2	1420	U	N1-C2-O2	-6.17	118.48	122.80
16	BD	85	GLU	CB-CA-C	-6.17	98.05	110.40
38	A1	121	G	C6-C5-N7	-6.17	126.70	130.40
38	A1	124	C	C2-N3-C4	6.17	122.99	119.90
38	A1	674	G	C6-C5-N7	-6.17	126.69	130.40
38	A1	801	A	C4-C5-C6	6.17	120.09	117.00
38	A1	852	A	N3-C4-C5	-6.17	122.48	126.80
38	A1	1105	C	N3-C4-N4	6.17	122.32	118.00
38	A1	1367	A	C5-N7-C8	6.17	106.99	103.90
45	AC	225	THR	CA-CB-CG2	-6.17	103.75	112.40
11	B2	237	C	N1-C2-N3	-6.17	114.88	119.20
11	B2	366	C	O4'-C1'-N1	6.17	113.14	108.20
11	B2	1064	C	C5-C6-N1	6.17	124.09	121.00
11	B2	1466	G	C4-C5-N7	6.17	113.27	110.80
36	BX	28	LYS	N-CA-CB	6.17	121.71	110.60
38	A1	1377	G	N3-C4-C5	-6.17	125.51	128.60
38	A1	2765	C	C2-N1-C1'	-6.17	112.01	118.80
42	Aa	90	ALA	N-CA-CB	6.17	118.74	110.10
53	Ah	11	ARG	NE-CZ-NH2	-6.17	117.21	120.30
10	B1	54	G	O4'-C1'-N9	6.17	113.14	108.20
11	B2	729	G	N7-C8-N9	-6.17	110.01	113.10
11	B2	937	A	C6-C5-N7	-6.17	127.98	132.30
11	B2	971	G	C4-C5-C6	6.17	122.50	118.80
38	A1	135	U	P-O3'-C3'	6.17	127.11	119.70
38	A1	386	A	N7-C8-N9	-6.17	110.72	113.80
38	A1	718	G	C4-C5-N7	-6.17	108.33	110.80
38	A1	722	C	C5'-C4'-O4'	6.17	116.50	109.10
38	A1	812	C	N3-C4-C5	-6.17	119.43	121.90
38	A1	1226	G	N1-C2-N2	-6.17	110.65	116.20
38	A1	1239	C	C2-N3-C4	6.17	122.98	119.90
38	A1	1661	A	C5-C6-N1	-6.17	114.61	117.70
38	A1	2002	A	N7-C8-N9	-6.17	110.71	113.80
38	A1	2482	G	N1-C6-O6	6.17	123.60	119.90

Continued on next page...

Continued from previous page...

Mol	Chain	Res	Type	Atoms	Z	Observed(°)	Ideal(°)
38	A1	2984	A	C6-C5-N7	-6.17	127.98	132.30
39	A3	12	G	C4'-C3'-C2'	-6.17	96.43	102.60
41	AA	104	TYR	CG-CD1-CE1	6.17	126.24	121.30
59	AL	9	ARG	NE-CZ-NH2	-6.17	117.21	120.30
11	B2	115	A	O4'-C1'-N9	6.17	113.14	108.20
11	B2	445	G	C2-N3-C4	6.17	114.98	111.90
11	B2	697	A	C8-N9-C4	-6.17	103.33	105.80
11	B2	1143	G	P-O3'-C3'	-6.17	112.30	119.70
11	B2	1144	G	N7-C8-N9	-6.17	110.02	113.10
11	B2	1334	A	C5-N7-C8	6.17	106.98	103.90
38	A1	1906	G	C2-N3-C4	-6.17	108.81	111.90
38	A1	2182	A	C6-C5-N7	-6.17	127.98	132.30
38	A1	2615	U	C4-C5-C6	6.17	123.40	119.70
39	A3	9	A	N1-C6-N6	6.17	122.30	118.60
11	B2	194	C	C5-C6-N1	6.17	124.08	121.00
11	B2	516	A	O4'-C1'-N9	-6.17	103.27	108.20
11	B2	680	C	N3-C4-N4	6.17	122.32	118.00
11	B2	895	C	P-O5'-C5'	-6.17	111.03	120.90
11	B2	922	G	C6-N1-C2	-6.17	121.40	125.10
11	B2	1024	G	N3-C4-C5	6.17	131.69	128.60
11	B2	1056	G	C2-N3-C4	6.17	114.98	111.90
11	B2	1187	A	C5'-C4'-O4'	6.17	116.50	109.10
11	B2	1458	A	C4-C5-N7	-6.17	107.62	110.70
11	B2	1472	G	N1-C6-O6	6.17	123.60	119.90
38	A1	9	A	C6-N1-C2	6.17	122.30	118.60
38	A1	202	A	N7-C8-N9	-6.17	110.72	113.80
38	A1	1618	G	C5'-C4'-O4'	6.17	116.50	109.10
38	A1	1763	A	C5-C6-N6	-6.17	118.77	123.70
38	A1	1791	A	N3-C4-C5	-6.17	122.48	126.80
38	A1	2064	U	C5'-C4'-O4'	6.17	116.50	109.10
38	A1	2118	C	P-O3'-C3'	6.17	127.10	119.70
38	A1	2126	G	N3-C4-N9	-6.17	122.30	126.00
38	A1	2859	U	C5-C6-N1	6.17	125.78	122.70
60	AM	98	TRP	CB-CG-CD2	-6.17	118.58	126.60
7	AU	59	TYR	CB-CG-CD1	-6.17	117.30	121.00
11	B2	865	A	C6-C5-N7	-6.17	127.98	132.30
11	B2	884	G	N9-C4-C5	-6.17	102.93	105.40
11	B2	1122	C	N3-C4-C5	-6.17	119.43	121.90
16	BD	51	PHE	CB-CG-CD1	-6.17	116.48	120.80
38	A1	232	U	O4'-C1'-N1	6.17	113.13	108.20
38	A1	498	U	C5-C4-O4	-6.17	122.20	125.90
38	A1	1227	A	C5-C6-N6	-6.17	118.77	123.70

Continued on next page...

Continued from previous page...

Mol	Chain	Res	Type	Atoms	Z	Observed(°)	Ideal(°)
38	A1	1367	A	O4'-C1'-N9	6.17	113.13	108.20
38	A1	1440	C	C4-C5-C6	-6.17	114.32	117.40
38	A1	2126	G	C4'-C3'-C2'	-6.17	96.43	102.60
38	A1	2404	G	N3-C4-C5	-6.17	125.52	128.60
38	A1	2510	A	C5-C6-N1	-6.17	114.62	117.70
38	A1	2727	C	N3-C4-C5	-6.17	119.43	121.90
38	A1	2836	G	P-O3'-C3'	6.17	127.10	119.70
11	B2	391	G	C8-N9-C4	-6.17	103.93	106.40
11	B2	750	C	N1-C2-N3	-6.17	114.88	119.20
20	BH	146	TYR	CB-CG-CD1	-6.17	117.30	121.00
32	BT	68	ARG	NE-CZ-NH1	6.17	123.38	120.30
38	A1	867	C	N1-C2-O2	6.17	122.60	118.90
38	A1	1367	A	N3-C4-C5	-6.17	122.48	126.80
38	A1	1554	G	C5'-C4'-C3'	-6.17	106.14	116.00
38	A1	2224	G	O4'-C4'-C3'	-6.17	97.83	104.00
63	AP	55	TYR	CB-CG-CD2	6.17	124.70	121.00
11	B2	48	G	P-O3'-C3'	6.16	127.10	119.70
11	B2	269	A	C6-C5-N7	-6.16	127.98	132.30
11	B2	1250	C	C4'-C3'-C2'	-6.16	96.44	102.60
38	A1	120	G	P-O3'-C3'	6.16	127.10	119.70
38	A1	562	G	C6-C5-N7	-6.16	126.70	130.40
38	A1	770	G	N1-C2-N3	-6.16	120.20	123.90
38	A1	968	A	N1-C2-N3	6.16	132.38	129.30
38	A1	1531	C	C6-N1-C2	-6.16	117.83	120.30
38	A1	1758	U	N3-C2-O2	6.16	126.51	122.20
38	A1	2296	A	N1-C6-N6	6.16	122.30	118.60
38	A1	2902	G	C6-N1-C2	6.16	128.80	125.10
39	A3	84	U	C5-C4-O4	-6.16	122.20	125.90
11	B2	825	C	C5-C4-N4	-6.16	115.89	120.20
11	B2	1083	G	O4'-C1'-N9	6.16	113.13	108.20
38	A1	369	G	N7-C8-N9	6.16	116.18	113.10
38	A1	791	C	C1'-O4'-C4'	6.16	114.83	109.90
38	A1	1348	G	N3-C4-C5	6.16	131.68	128.60
38	A1	1588	C	C3'-C2'-C1'	6.16	106.43	101.50
38	A1	2567	C	N1-C2-N3	6.16	123.51	119.20
11	B2	276	A	C3'-C2'-C1'	-6.16	96.57	101.50
11	B2	976	A	C4-C5-C6	6.16	120.08	117.00
11	B2	1087	C	P-O3'-C3'	6.16	127.09	119.70
38	A1	284	U	C6-N1-C2	-6.16	117.30	121.00
38	A1	336	C	C4-C5-C6	6.16	120.48	117.40
38	A1	394	A	C5'-C4'-O4'	-6.16	101.71	109.10
38	A1	915	G	C1'-O4'-C4'	6.16	114.83	109.90

Continued on next page...

Continued from previous page...

Mol	Chain	Res	Type	Atoms	Z	Observed(°)	Ideal(°)
38	A1	1598	U	N3-C4-O4	6.16	123.71	119.40
38	A1	1947	A	O4'-C1'-N9	6.16	113.13	108.20
38	A1	2390	G	N9-C1'-C2'	-6.16	105.22	112.00
38	A1	2656	A	C5-C6-N6	-6.16	118.77	123.70
39	A3	102	G	N3-C2-N2	6.16	124.21	119.90
11	B2	129	G	N1-C2-N3	-6.16	120.20	123.90
11	B2	414	G	C8-N9-C4	-6.16	103.94	106.40
38	A1	510	A	C1'-O4'-C4'	-6.16	104.97	109.90
38	A1	701	G	OP1-P-OP2	-6.16	110.36	119.60
38	A1	1742	C	O5'-C5'-C4'	-6.16	100.00	111.70
38	A1	2223	G	N1-C2-N3	-6.16	120.20	123.90
47	Ad	77	ARG	N-CA-CB	6.16	121.69	110.60
11	B2	989	C	OP1-P-OP2	-6.16	110.36	119.60
38	A1	2021	G	C5-C6-N1	-6.16	108.42	111.50
9	AX	415	TYR	CA-CB-CG	-6.16	101.70	113.40
11	B2	136	A	C6-C5-N7	-6.16	127.99	132.30
11	B2	198	A	C5'-C4'-C3'	-6.16	106.15	116.00
11	B2	334	G	C4-C5-C6	6.16	122.49	118.80
11	B2	976	A	N1-C2-N3	6.16	132.38	129.30
11	B2	1091	C	P-O5'-C5'	-6.16	111.05	120.90
11	B2	1092	G	N3-C4-C5	-6.16	125.52	128.60
11	B2	1222	C	C5-C6-N1	6.16	124.08	121.00
11	B2	1447	A	N1-C2-N3	6.16	132.38	129.30
38	A1	178	G	OP1-P-OP2	-6.16	110.37	119.60
38	A1	588	U	N3-C2-O2	-6.16	117.89	122.20
38	A1	665	C	N1-C2-O2	6.16	122.59	118.90
38	A1	967	G	O4'-C1'-N9	6.16	113.12	108.20
38	A1	1167	A	N7-C8-N9	6.16	116.88	113.80
38	A1	1180	G	N3-C4-N9	6.16	129.69	126.00
38	A1	1605	A	P-O3'-C3'	-6.16	112.31	119.70
38	A1	1774	A	C4-C5-C6	6.16	120.08	117.00
38	A1	1791	A	C8-N9-C4	-6.16	103.34	105.80
38	A1	1989	G	C5-N7-C8	6.16	107.38	104.30
38	A1	2102	A	C5-C6-N1	-6.16	114.62	117.70
38	A1	2307	C	C5-C4-N4	-6.16	115.89	120.20
38	A1	2315	G	C8-N9-C4	6.16	108.86	106.40
38	A1	2822	G	C5-C6-N1	-6.16	108.42	111.50
12	AG	9	PHE	CB-CG-CD2	-6.16	116.49	120.80
18	BF	200	ALA	N-CA-CB	6.15	118.72	110.10
38	A1	1264	G	C5-C6-O6	-6.15	124.91	128.60
38	A1	1330	G	O4'-C1'-N9	6.15	113.12	108.20
11	B2	42	G	C8-N9-C4	-6.15	103.94	106.40

Continued on next page...

Continued from previous page...

Mol	Chain	Res	Type	Atoms	Z	Observed(°)	Ideal(°)
11	B2	1030	U	N3-C4-C5	-6.15	110.91	114.60
11	B2	1221	A	C4-C5-C6	6.15	120.08	117.00
38	A1	277	A	N1-C2-N3	-6.15	126.22	129.30
38	A1	657	U	N1-C2-N3	-6.15	111.21	114.90
38	A1	693	G	N3-C4-C5	-6.15	125.52	128.60
38	A1	901	C	P-O3'-C3'	6.15	127.08	119.70
38	A1	1261	C	C5'-C4'-O4'	6.15	116.48	109.10
38	A1	1945	C	N3-C4-C5	-6.15	119.44	121.90
38	A1	2416	G	N1-C2-N3	-6.15	120.21	123.90
38	A1	2637	U	N3-C2-O2	6.15	126.51	122.20
38	A1	2725	U	N3-C2-O2	6.15	126.51	122.20
52	AH	2	PRO	CA-N-CD	-6.15	102.89	111.50
52	AH	2	PRO	N-CA-CB	6.15	110.68	103.30
11	B2	391	G	P-O3'-C3'	-6.15	112.32	119.70
11	B2	955	G	N3-C4-N9	-6.15	122.31	126.00
11	B2	961	U	P-O3'-C3'	6.15	127.08	119.70
11	B2	990	G	O4'-C4'-C3'	-6.15	97.85	104.00
11	B2	1060	G	N3-C2-N2	6.15	124.21	119.90
38	A1	307	C	P-O5'-C5'	6.15	130.74	120.90
38	A1	453	U	O4'-C1'-N1	6.15	113.12	108.20
38	A1	671	G	N3-C2-N2	6.15	124.21	119.90
38	A1	1171	G	C8-N9-C1'	6.15	135.00	127.00
38	A1	2266	C	N3-C2-O2	6.15	126.21	121.90
38	A1	2279	G	C4-C5-C6	-6.15	115.11	118.80
38	A1	3040	G	C4-C5-N7	-6.15	108.34	110.80
39	A3	28	C	N1-C2-N3	6.15	123.50	119.20
5	AS	143	THR	N-CA-CB	6.15	121.98	110.30
11	B2	938	C	O4'-C1'-N1	6.15	113.12	108.20
11	B2	1147	G	C5-C6-N1	-6.15	108.43	111.50
11	B2	1413	G	C5-N7-C8	-6.15	101.23	104.30
15	BC	98	ARG	NE-CZ-NH1	-6.15	117.22	120.30
38	A1	50	C	N1-C2-N3	-6.15	114.90	119.20
38	A1	744	G	N1-C6-O6	6.15	123.59	119.90
38	A1	809	A	C5-C6-N6	-6.15	118.78	123.70
38	A1	889	C	P-O3'-C3'	6.15	127.08	119.70
11	B2	275	A	P-O3'-C3'	6.15	127.08	119.70
11	B2	294	A	C5-C6-N6	-6.15	118.78	123.70
11	B2	303	G	N7-C8-N9	6.15	116.17	113.10
11	B2	594	A	C8-N9-C4	-6.15	103.34	105.80
11	B2	884	G	C2-N3-C4	6.15	114.97	111.90
11	B2	1201	G	N3-C2-N2	6.15	124.20	119.90
11	B2	1428	G	C2-N3-C4	6.15	114.97	111.90

Continued on next page...

Continued from previous page...

Mol	Chain	Res	Type	Atoms	Z	Observed(°)	Ideal(°)
11	B2	1440	G	C6-C5-N7	-6.15	126.71	130.40
38	A1	177	G	N1-C6-O6	6.15	123.59	119.90
38	A1	514	U	C6-N1-C2	6.15	124.69	121.00
38	A1	587	A	C5-C6-N6	-6.15	118.78	123.70
38	A1	883	G	N9-C4-C5	6.15	107.86	105.40
38	A1	965	A	O4'-C4'-C3'	6.15	111.02	106.10
38	A1	1021	G	C4-C5-C6	6.15	122.49	118.80
38	A1	1987	A	N3-C4-C5	6.15	131.10	126.80
38	A1	2075	U	C5-C4-O4	6.15	129.59	125.90
38	A1	2686	A	N9-C4-C5	6.15	108.26	105.80
38	A1	3005	C	C5'-C4'-C3'	-6.15	106.16	116.00
10	B1	46	U	P-O5'-C5'	6.15	130.73	120.90
11	B2	507	G	O4'-C1'-N9	6.15	113.12	108.20
38	A1	935	A	N7-C8-N9	-6.15	110.73	113.80
38	A1	2503	C	O4'-C1'-N1	6.15	113.12	108.20
38	A1	2685	G	C5-N7-C8	6.15	107.37	104.30
38	A1	3031	U	P-O3'-C3'	-6.15	112.33	119.70
11	B2	91	G	N1-C2-N3	-6.14	120.21	123.90
11	B2	371	U	C6-N1-C2	-6.14	117.31	121.00
11	B2	404	C	N1-C2-N3	-6.14	114.90	119.20
11	B2	875	G	N3-C4-C5	6.14	131.67	128.60
11	B2	1102	A	N7-C8-N9	6.14	116.87	113.80
20	BH	195	ASP	CB-CG-OD2	-6.14	112.77	118.30
38	A1	341	U	N3-C4-O4	6.14	123.70	119.40
38	A1	387	A	O4'-C1'-N9	6.14	113.11	108.20
38	A1	1565	G	C4'-C3'-C2'	-6.14	96.46	102.60
38	A1	2599	C	C5-C4-N4	-6.14	115.90	120.20
38	A1	2683	G	C5-C6-O6	-6.14	124.91	128.60
38	A1	2779	G	N3-C4-C5	-6.14	125.53	128.60
54	AI	86	LYS	N-CA-CB	6.14	121.66	110.60
10	B1	30	G	C5-C6-N1	6.14	114.57	111.50
11	B2	897	A	N1-C6-N6	6.14	122.28	118.60
11	B2	1112	G	C4-C5-N7	6.14	113.26	110.80
38	A1	254	A	N1-C6-N6	6.14	122.28	118.60
38	A1	527	G	C5-C6-N1	-6.14	108.43	111.50
38	A1	530	A	C4-C5-C6	6.14	120.07	117.00
38	A1	904	G	N9-C1'-C2'	-6.14	105.24	112.00
38	A1	1100	G	C5'-C4'-O4'	6.14	116.47	109.10
38	A1	1186	G	N1-C2-N3	-6.14	120.21	123.90
38	A1	1277	G	N1-C2-N3	-6.14	120.21	123.90
38	A1	1629	G	N9-C4-C5	6.14	107.86	105.40
38	A1	1802	G	C8-N9-C4	-6.14	103.94	106.40

Continued on next page...

Continued from previous page...

Mol	Chain	Res	Type	Atoms	Z	Observed(°)	Ideal(°)
38	A1	1992	A	C5-C6-N6	-6.14	118.78	123.70
38	A1	2010	G	O4'-C1'-N9	6.14	113.11	108.20
38	A1	2333	G	C5-C6-N1	-6.14	108.43	111.50
38	A1	2439	G	N3-C4-N9	6.14	129.69	126.00
38	A1	2945	A	N1-C2-N3	-6.14	126.23	129.30
11	B2	305	C	N3-C4-N4	6.14	122.30	118.00
38	A1	890	G	C8-N9-C1'	-6.14	119.02	127.00
38	A1	1069	A	N9-C4-C5	-6.14	103.34	105.80
38	A1	2785	G	N3-C2-N2	6.14	124.20	119.90
11	B2	51	A	C4-C5-C6	6.14	120.07	117.00
11	B2	1173	A	C5-C6-N1	-6.14	114.63	117.70
11	B2	1445	A	C4-C5-C6	6.14	120.07	117.00
38	A1	408	C	C5'-C4'-O4'	-6.14	101.73	109.10
38	A1	488	A	C4-C5-N7	-6.14	107.63	110.70
38	A1	513	C	C5-C6-N1	6.14	124.07	121.00
38	A1	681	C	C5-C6-N1	6.14	124.07	121.00
38	A1	703	G	N3-C2-N2	6.14	124.20	119.90
38	A1	837	G	P-O3'-C3'	6.14	127.07	119.70
38	A1	1123	A	C3'-C2'-C1'	-6.14	96.59	101.50
38	A1	1387	G	N7-C8-N9	6.14	116.17	113.10
38	A1	1642	G	N3-C2-N2	6.14	124.20	119.90
38	A1	1714	G	N1-C2-N3	-6.14	120.22	123.90
38	A1	2016	C	C2-N3-C4	6.14	122.97	119.90
38	A1	2028	G	C8-N9-C4	-6.14	103.94	106.40
38	A1	2037	A	C4-C5-N7	-6.14	107.63	110.70
38	A1	2248	G	N1-C6-O6	6.14	123.58	119.90
38	A1	2347	G	N7-C8-N9	6.14	116.17	113.10
38	A1	2581	G	N1-C2-N3	-6.14	120.22	123.90
46	AD	189	ARG	NE-CZ-NH1	6.14	123.37	120.30
38	A1	2641	C	C2-N3-C4	-6.14	116.83	119.90
38	A1	3000	U	C5-C6-N1	6.14	125.77	122.70
60	AM	75	ARG	NE-CZ-NH2	-6.14	117.23	120.30
11	B2	581	G	N1-C2-N2	-6.14	110.68	116.20
11	B2	1099	A	C6-N1-C2	6.14	122.28	118.60
11	B2	1180	G	C4-C5-N7	-6.14	108.34	110.80
11	B2	1207	G	O4'-C1'-N9	6.14	113.11	108.20
38	A1	698	U	C5-C6-N1	6.14	125.77	122.70
38	A1	1763	A	O4'-C1'-N9	6.14	113.11	108.20
38	A1	2441	A	C2-N3-C4	-6.14	107.53	110.60
11	B2	465	C	O4'-C1'-N1	6.13	113.11	108.20
11	B2	1115	G	N3-C4-N9	-6.13	122.32	126.00
38	A1	657	U	C2-N3-C4	6.13	130.68	127.00

Continued on next page...

Continued from previous page...

Mol	Chain	Res	Type	Atoms	Z	Observed(°)	Ideal(°)
38	A1	668	G	C8-N9-C1'	6.13	134.98	127.00
38	A1	847	A	C2-N3-C4	-6.13	107.53	110.60
38	A1	1287	G	C6-N1-C2	-6.13	121.42	125.10
38	A1	1536	U	O4'-C1'-N1	6.13	113.11	108.20
38	A1	1537	U	N1-C2-O2	6.13	127.09	122.80
38	A1	1556	G	O4'-C1'-N9	6.13	113.11	108.20
38	A1	1712	U	N1-C2-N3	6.13	118.58	114.90
38	A1	2000	G	N1-C6-O6	6.13	123.58	119.90
38	A1	2404	G	N9-C4-C5	6.13	107.85	105.40
38	A1	2428	C	O4'-C1'-N1	6.13	113.11	108.20
51	Ag	5	PRO	N-CA-C	-6.13	96.15	112.10
38	A1	1104	A	C4-C5-C6	6.13	120.07	117.00
38	A1	1699	U	O4'-C1'-N1	6.13	113.11	108.20
38	A1	2004	A	C4-C5-N7	-6.13	107.63	110.70
11	B2	47	A	P-O3'-C3'	6.13	127.06	119.70
11	B2	138	C	N1-C2-O2	6.13	122.58	118.90
11	B2	365	C	C5-C6-N1	6.13	124.06	121.00
11	B2	1019	A	C2'-C3'-O3'	6.13	123.51	113.70
11	B2	1297	G	C5-N7-C8	6.13	107.37	104.30
14	BB	83	PHE	CB-CG-CD2	-6.13	116.51	120.80
25	BM	131	GLY	C-N-CA	6.13	137.03	121.70
38	A1	171	A	C3'-C2'-C1'	6.13	106.41	101.50
38	A1	493	A	O4'-C1'-N9	6.13	113.11	108.20
38	A1	548	U	C5-C6-N1	6.13	125.77	122.70
38	A1	668	G	C4-N9-C1'	-6.13	118.53	126.50
38	A1	1538	A	C6-N1-C2	6.13	122.28	118.60
38	A1	1919	A	N3-C4-N9	6.13	132.31	127.40
38	A1	2250	G	OP1-P-O3'	6.13	118.69	105.20
38	A1	2312	U	C5-C6-N1	-6.13	119.63	122.70
38	A1	2529	G	C8-N9-C4	6.13	108.85	106.40
38	A1	2848	C	C6-N1-C1'	-6.13	113.44	120.80
38	A1	3031	U	C5-C4-O4	-6.13	122.22	125.90
39	A3	39	C	P-O5'-C5'	-6.13	111.09	120.90
11	B2	333	A	N9-C4-C5	-6.13	103.35	105.80
11	B2	1081	C	C5-C6-N1	6.13	124.06	121.00
11	B2	1400	A	N9-C4-C5	-6.13	103.35	105.80
11	B2	1419	G	P-O3'-C3'	-6.13	112.34	119.70
38	A1	74	A	N3-C4-C5	-6.13	122.51	126.80
38	A1	951	C	O4'-C4'-C3'	-6.13	97.87	104.00
38	A1	2613	C	P-O5'-C5'	6.13	130.71	120.90
38	A1	2984	A	N1-C6-N6	6.13	122.28	118.60
11	B2	239	A	C1'-O4'-C4'	-6.13	105.00	109.90

Continued on next page...

Continued from previous page...

Mol	Chain	Res	Type	Atoms	Z	Observed(°)	Ideal(°)
11	B2	679	G	C6-C5-N7	-6.13	126.72	130.40
11	B2	862	C	C4-C5-C6	6.13	120.46	117.40
38	A1	1203	C	N3-C4-C5	-6.13	119.45	121.90
38	A1	1217	U	O4'-C1'-N1	6.13	113.10	108.20
38	A1	1257	G	N9-C4-C5	6.13	107.85	105.40
38	A1	1360	G	C4-C5-N7	-6.13	108.35	110.80
38	A1	2340	A	O4'-C1'-N9	6.13	113.10	108.20
38	A1	2346	A	C6-C5-N7	-6.13	128.01	132.30
43	AB	69	LYS	O-C-N	6.13	132.50	122.70
57	Aj	54	LYS	N-CA-CB	6.13	121.63	110.60
7	AU	92	PHE	CB-CG-CD2	-6.13	116.51	120.80
11	B2	306	C	C1'-O4'-C4'	6.13	114.80	109.90
38	A1	258	C	N1-C2-N3	-6.13	114.91	119.20
38	A1	454	C	C1'-O4'-C4'	-6.13	105.00	109.90
38	A1	652	G	C8-N9-C4	-6.13	103.95	106.40
38	A1	2594	U	N3-C4-O4	6.13	123.69	119.40
38	A1	2658	G	N1-C2-N3	-6.13	120.22	123.90
38	A1	2950	G	C8-N9-C4	6.13	108.85	106.40
65	AV	52	TRP	CZ3-CH2-CZ2	-6.13	114.25	121.60
10	B1	45	G	N3-C4-N9	6.12	129.68	126.00
38	A1	272	G	C5-C6-O6	-6.12	124.92	128.60
38	A1	634	G	N1-C6-O6	6.12	123.58	119.90
38	A1	1002	A	C4-C5-C6	6.12	120.06	117.00
38	A1	1171	G	N3-C2-N2	-6.12	115.61	119.90
38	A1	2414	G	N9-C4-C5	-6.12	102.95	105.40
38	A1	2551	G	N9-C4-C5	-6.12	102.95	105.40
11	B2	23	G	N1-C6-O6	6.12	123.57	119.90
11	B2	726	A	N3-C4-C5	-6.12	122.51	126.80
11	B2	1294	G	N3-C4-N9	6.12	129.67	126.00
11	B2	1462	A	C5'-C4'-O4'	6.12	116.45	109.10
38	A1	103	A	N7-C8-N9	-6.12	110.74	113.80
38	A1	107	G	C6-N1-C2	6.12	128.77	125.10
38	A1	524	C	C5'-C4'-C3'	6.12	125.80	116.00
38	A1	770	G	C5-N7-C8	6.12	107.36	104.30
38	A1	821	U	C5-C6-N1	6.12	125.76	122.70
38	A1	898	G	N1-C6-O6	6.12	123.57	119.90
38	A1	2594	U	N1-C2-O2	-6.12	118.51	122.80
38	A1	2890	A	N3-C4-N9	6.12	132.30	127.40
39	A3	17	G	P-O3'-C3'	6.12	127.05	119.70
44	Ab	86	ASN	N-CA-CB	6.12	121.62	110.60
11	B2	22	G	N1-C2-N3	-6.12	120.23	123.90
11	B2	120	C	C2-N3-C4	6.12	122.96	119.90

Continued on next page...

Continued from previous page...

Mol	Chain	Res	Type	Atoms	Z	Observed(°)	Ideal(°)
11	B2	836	G	C6-C5-N7	-6.12	126.73	130.40
11	B2	1159	U	C2-N3-C4	-6.12	123.33	127.00
38	A1	118	A	N9-C4-C5	6.12	108.25	105.80
38	A1	119	U	N3-C2-O2	6.12	126.48	122.20
38	A1	424	U	N3-C4-O4	6.12	123.68	119.40
38	A1	1026	A	N1-C6-N6	6.12	122.27	118.60
38	A1	1940	U	C5-C6-N1	-6.12	119.64	122.70
38	A1	2464	G	O4'-C1'-N9	6.12	113.10	108.20
38	A1	2479	C	N1-C1'-C2'	-6.12	105.27	112.00
39	A3	100	A	C5-C6-N1	-6.12	114.64	117.70
11	B2	245	U	N3-C4-O4	6.12	123.68	119.40
11	B2	367	G	C5-C6-N1	-6.12	108.44	111.50
11	B2	722	G	N3-C2-N2	6.12	124.18	119.90
38	A1	98	G	C5-N7-C8	6.12	107.36	104.30
38	A1	218	A	O4'-C1'-N9	6.12	113.10	108.20
38	A1	2537	G	C1'-O4'-C4'	-6.12	105.00	109.90
11	B2	391	G	N3-C4-N9	-6.12	122.33	126.00
11	B2	586	C	C5-C4-N4	-6.12	115.92	120.20
11	B2	1040	A	N9-C4-C5	6.12	108.25	105.80
38	A1	480	A	C8-N9-C4	-6.12	103.35	105.80
38	A1	510	A	C5-C6-N6	-6.12	118.81	123.70
38	A1	1085	G	N3-C4-N9	-6.12	122.33	126.00
38	A1	1666	G	N7-C8-N9	6.12	116.16	113.10
11	B2	1234	A	C5-N7-C8	6.12	106.96	103.90
38	A1	30	G	C4-C5-C6	6.12	122.47	118.80
38	A1	518	A	C5-N7-C8	6.12	106.96	103.90
38	A1	1181	C	P-O3'-C3'	6.12	127.04	119.70
38	A1	1993	A	C5-C6-N6	-6.12	118.81	123.70
39	A3	59	C	C5'-C4'-O4'	-6.12	101.76	109.10
11	B2	608	G	C6-C5-N7	6.12	134.07	130.40
11	B2	836	G	C8-N9-C4	-6.12	103.95	106.40
11	B2	1352	G	N9-C4-C5	6.12	107.85	105.40
38	A1	270	C	C5-C6-N1	6.12	124.06	121.00
38	A1	432	C	P-O3'-C3'	6.12	127.04	119.70
38	A1	1392	G	C5-C6-N1	-6.12	108.44	111.50
38	A1	1428	G	C6-C5-N7	-6.12	126.73	130.40
38	A1	1521	G	C3'-C2'-C1'	6.12	106.39	101.50
38	A1	1625	A	C5-N7-C8	6.12	106.96	103.90
38	A1	2346	A	O4'-C1'-N9	6.12	113.09	108.20
40	AK	72	ARG	NE-CZ-NH1	-6.12	117.24	120.30
11	B2	35	G	C8-N9-C4	-6.11	103.95	106.40
11	B2	185	G	C4'-C3'-C2'	-6.11	96.49	102.60

Continued on next page...

Continued from previous page...

Mol	Chain	Res	Type	Atoms	Z	Observed(°)	Ideal(°)
11	B2	217	C	C4'-C3'-C2'	-6.11	96.49	102.60
11	B2	275	A	C2-N3-C4	6.11	113.66	110.60
11	B2	502	U	N3-C4-C5	-6.11	110.93	114.60
11	B2	683	A	P-O3'-C3'	-6.11	112.36	119.70
11	B2	858	A	C5-C6-N6	-6.11	118.81	123.70
11	B2	1279	A	N1-C2-N3	6.11	132.36	129.30
38	A1	670	G	C1'-O4'-C4'	6.11	114.79	109.90
38	A1	978	C	O4'-C4'-C3'	-6.11	97.89	104.00
10	B1	10	G	O4'-C1'-N9	6.11	113.09	108.20
11	B2	482	G	N3-C2-N2	6.11	124.18	119.90
11	B2	550	G	C6-C5-N7	-6.11	126.73	130.40
11	B2	994	C	C5-C6-N1	6.11	124.06	121.00
38	A1	822	A	C4-C5-C6	6.11	120.06	117.00
38	A1	2903	U	O4'-C1'-N1	6.11	113.09	108.20
47	Ad	8	ARG	NE-CZ-NH1	-6.11	117.24	120.30
11	B2	33	U	O4'-C1'-C2'	6.11	113.10	107.60
11	B2	207	G	O4'-C4'-C3'	-6.11	97.89	104.00
11	B2	221	A	N1-C2-N3	6.11	132.36	129.30
11	B2	587	G	C6-N1-C2	6.11	128.77	125.10
11	B2	779	G	C5-C6-N1	6.11	114.56	111.50
11	B2	846	G	P-O3'-C3'	6.11	127.03	119.70
11	B2	956	C	O4'-C1'-N1	6.11	113.09	108.20
11	B2	1291	G	N3-C2-N2	6.11	124.18	119.90
11	B2	1397	C	N3-C4-N4	6.11	122.28	118.00
38	A1	318	G	N1-C6-O6	6.11	123.57	119.90
38	A1	2015	G	O4'-C1'-N9	6.11	113.09	108.20
38	A1	2113	G	C4-C5-N7	-6.11	108.36	110.80
38	A1	2127	G	C5-C6-N1	-6.11	108.44	111.50
38	A1	2221	A	C4-C5-C6	6.11	120.06	117.00
38	A1	2538	G	N3-C2-N2	6.11	124.18	119.90
38	A1	2889	A	C4-C5-N7	-6.11	107.64	110.70
11	B2	242	A	P-O3'-C3'	6.11	127.03	119.70
38	A1	546	C	N3-C4-C5	-6.11	119.46	121.90
66	AY	25	MET	CG-SD-CE	-6.11	90.42	100.20
11	B2	281	G	P-O3'-C3'	-6.11	112.37	119.70
11	B2	598	U	N3-C4-C5	-6.11	110.94	114.60
11	B2	977	G	C4-C5-N7	6.11	113.24	110.80
11	B2	1463	A	C4-C5-N7	-6.11	107.65	110.70
13	BA	52	LEU	N-CA-CB	6.11	122.61	110.40
38	A1	1223	A	C5-N7-C8	-6.11	100.85	103.90
38	A1	1535	U	C4'-C3'-C2'	-6.11	96.49	102.60
38	A1	1822	G	N3-C2-N2	6.11	124.17	119.90

Continued on next page...

Continued from previous page...

Mol	Chain	Res	Type	Atoms	Z	Observed(°)	Ideal(°)
38	A1	1829	C	O4'-C1'-N1	6.11	113.09	108.20
38	A1	2158	G	N1-C2-N3	-6.11	120.24	123.90
55	Ai	61	ALA	CB-CA-C	-6.11	100.94	110.10
11	B2	82	G	N7-C8-N9	-6.11	110.05	113.10
11	B2	626	G	C4-C5-N7	-6.11	108.36	110.80
11	B2	910	G	O4'-C1'-N9	6.11	113.08	108.20
11	B2	1066	C	N1-C2-N3	6.11	123.47	119.20
11	B2	1330	G	N1-C6-O6	6.11	123.56	119.90
11	B2	1423	A	C5'-C4'-O4'	-6.11	101.77	109.10
38	A1	36	G	N9-C4-C5	6.11	107.84	105.40
38	A1	448	A	N1-C2-N3	6.11	132.35	129.30
38	A1	1076	G	P-O3'-C3'	-6.11	112.37	119.70
38	A1	1925	A	N1-C6-N6	6.11	122.26	118.60
38	A1	2261	C	C1'-O4'-C4'	6.11	114.78	109.90
38	A1	2279	G	P-O3'-C3'	6.11	127.03	119.70
38	A1	2570	A	C6-C5-N7	-6.11	128.03	132.30
38	A1	2890	A	N3-C4-C5	-6.11	122.53	126.80
10	B1	66	C	C4-C5-C6	6.10	120.45	117.40
38	A1	2075	U	C4-C5-C6	6.10	123.36	119.70
38	A1	2092	G	N3-C4-C5	-6.10	125.55	128.60
38	A1	2551	G	C5-N7-C8	6.10	107.35	104.30
60	AM	157	ARG	NE-CZ-NH2	6.10	123.35	120.30
11	B2	166	A	P-O5'-C5'	6.10	130.66	120.90
11	B2	281	G	N3-C4-N9	-6.10	122.34	126.00
11	B2	874	G	C6-C5-N7	-6.10	126.74	130.40
11	B2	889	G	C2-N3-C4	6.10	114.95	111.90
11	B2	1323	A	C5-C6-N6	-6.10	118.82	123.70
11	B2	1330	G	C5-C6-N1	-6.10	108.45	111.50
38	A1	100	C	C2-N3-C4	6.10	122.95	119.90
38	A1	535	G	N9-C4-C5	6.10	107.84	105.40
38	A1	622	A	C5-N7-C8	-6.10	100.85	103.90
38	A1	630	G	N1-C2-N3	-6.10	120.24	123.90
38	A1	782	G	N3-C2-N2	6.10	124.17	119.90
38	A1	785	C	C1'-O4'-C4'	-6.10	105.02	109.90
38	A1	897	U	C5'-C4'-C3'	-6.10	106.24	116.00
38	A1	1413	A	O4'-C1'-N9	6.10	113.08	108.20
38	A1	1710	C	C5-C6-N1	6.10	124.05	121.00
38	A1	1799	G	O4'-C1'-N9	6.10	113.08	108.20
38	A1	1841	G	C2-N3-C4	6.10	114.95	111.90
38	A1	2698	G	C5-C6-N1	-6.10	108.45	111.50
11	B2	152	G	C6-N1-C2	-6.10	121.44	125.10
11	B2	614	G	C6-C5-N7	-6.10	126.74	130.40

Continued on next page...

Continued from previous page...

Mol	Chain	Res	Type	Atoms	Z	Observed(°)	Ideal(°)
11	B2	851	C	N3-C4-N4	6.10	122.27	118.00
11	B2	1225	C	N1-C1'-C2'	-6.10	105.29	112.00
38	A1	8	G	N1-C2-N3	-6.10	120.24	123.90
38	A1	1979	G	N7-C8-N9	6.10	116.15	113.10
38	A1	2266	C	P-O3'-C3'	6.10	127.02	119.70
38	A1	2360	G	P-O3'-C3'	6.10	127.02	119.70
11	B2	16	G	C6-C5-N7	-6.10	126.74	130.40
11	B2	207	G	C3'-C2'-C1'	-6.10	96.62	101.50
11	B2	252	U	P-O3'-C3'	-6.10	112.38	119.70
11	B2	256	G	O4'-C4'-C3'	-6.10	97.90	104.00
11	B2	372	G	C4-C5-C6	6.10	122.46	118.80
11	B2	816	G	C5'-C4'-O4'	6.10	116.42	109.10
38	A1	1595	G	O4'-C1'-N9	6.10	113.08	108.20
38	A1	1694	G	C4-C5-N7	-6.10	108.36	110.80
38	A1	1837	A	C5-N7-C8	6.10	106.95	103.90
38	A1	1839	U	N1-C2-O2	-6.10	118.53	122.80
38	A1	2393	G	N1-C2-N2	6.10	121.69	116.20
38	A1	2622	C	O4'-C1'-N1	6.10	113.08	108.20
38	A1	2638	G	N3-C2-N2	6.10	124.17	119.90
38	A1	2707	G	P-O3'-C3'	6.10	127.02	119.70
52	AH	76	LEU	CB-CG-CD1	-6.10	100.63	111.00
60	AM	92	PRO	N-CA-CB	6.10	110.62	103.30
11	B2	203	A	C1'-O4'-C4'	-6.10	105.02	109.90
11	B2	512	U	C5-C6-N1	6.10	125.75	122.70
11	B2	706	G	P-O3'-C3'	6.10	127.02	119.70
11	B2	1009	G	C5-C6-O6	-6.10	124.94	128.60
11	B2	1033	G	C1'-O4'-C4'	-6.10	105.02	109.90
11	B2	1235	A	C2-N3-C4	6.10	113.65	110.60
11	B2	1374	C	N3-C2-O2	-6.10	117.63	121.90
38	A1	14	A	N9-C4-C5	6.10	108.24	105.80
38	A1	652	G	C5-N7-C8	-6.10	101.25	104.30
38	A1	730	C	N3-C2-O2	-6.10	117.63	121.90
38	A1	1764	G	C4-C5-C6	6.10	122.46	118.80
38	A1	1777	U	N3-C4-C5	-6.10	110.94	114.60
38	A1	1894	A	C6-N1-C2	-6.10	114.94	118.60
38	A1	1978	A	O4'-C1'-N9	6.10	113.08	108.20
38	A1	1998	G	O4'-C1'-N9	6.10	113.08	108.20
38	A1	2780	G	N3-C2-N2	6.10	124.17	119.90
57	Aj	69	PHE	CB-CG-CD2	6.10	125.07	120.80
11	B2	6	G	C5-C6-N1	6.10	114.55	111.50
11	B2	66	G	N3-C2-N2	6.10	124.17	119.90
11	B2	451	A	O4'-C1'-N9	6.10	113.08	108.20

Continued on next page...

Continued from previous page...

Mol	Chain	Res	Type	Atoms	Z	Observed(°)	Ideal(°)
11	B2	1270	C	N3-C4-N4	6.10	122.27	118.00
38	A1	197	C	C2-N3-C4	6.10	122.95	119.90
38	A1	881	G	C6-C5-N7	-6.10	126.74	130.40
38	A1	892	U	N3-C4-C5	-6.10	110.94	114.60
38	A1	2131	C	P-O3'-C3'	-6.10	112.39	119.70
11	B2	13	C	C5'-C4'-C3'	6.09	125.75	116.00
11	B2	61	A	O4'-C1'-N9	6.09	113.08	108.20
11	B2	398	C	C5-C4-N4	-6.09	115.93	120.20
11	B2	696	G	N1-C2-N2	-6.09	110.72	116.20
11	B2	1494	C	C6-N1-C2	-6.09	117.86	120.30
16	BD	54	ARG	NE-CZ-NH1	-6.09	117.25	120.30
38	A1	383	C	C5-C4-N4	-6.09	115.93	120.20
38	A1	647	G	N9-C4-C5	6.09	107.84	105.40
38	A1	883	G	C4-C5-N7	-6.09	108.36	110.80
38	A1	1354	G	N1-C2-N2	-6.09	110.71	116.20
38	A1	1822	G	N1-C6-O6	-6.09	116.24	119.90
1	A7	60	TYR	CB-CG-CD1	6.09	124.66	121.00
10	B1	6	G	C6-C5-N7	-6.09	126.74	130.40
11	B2	66	G	N9-C4-C5	-6.09	102.96	105.40
11	B2	274	G	C5-C6-N1	-6.09	108.45	111.50
11	B2	340	A	C6-C5-N7	-6.09	128.03	132.30
38	A1	402	G	N1-C2-N2	6.09	121.68	116.20
38	A1	2720	U	O4'-C4'-C3'	-6.09	97.91	104.00
38	A1	2995	A	C5-C6-N1	-6.09	114.65	117.70
52	AH	58	ASP	CB-CG-OD1	6.09	123.78	118.30
10	B1	65	C	O5'-P-OP2	-6.09	100.22	105.70
11	B2	86	C	C5-C4-N4	-6.09	115.94	120.20
11	B2	112	G	N1-C2-N3	-6.09	120.25	123.90
11	B2	242	A	N9-C4-C5	6.09	108.24	105.80
11	B2	251	G	P-O3'-C3'	-6.09	112.39	119.70
11	B2	253	G	C4'-C3'-C2'	-6.09	96.51	102.60
11	B2	385	A	N1-C6-N6	6.09	122.25	118.60
11	B2	418	G	C4-C5-C6	6.09	122.45	118.80
11	B2	674	C	O4'-C1'-N1	6.09	113.07	108.20
11	B2	689	C	N1-C2-O2	6.09	122.56	118.90
11	B2	716	G	P-O3'-C3'	-6.09	112.39	119.70
11	B2	841	C	P-O5'-C5'	-6.09	111.15	120.90
11	B2	1227	A	O4'-C1'-N9	6.09	113.07	108.20
11	B2	1413	G	C4-C5-C6	6.09	122.45	118.80
38	A1	372	A	N1-C2-N3	6.09	132.35	129.30
38	A1	1323	U	C5-C4-O4	-6.09	122.25	125.90
38	A1	2347	G	C8-N9-C4	-6.09	103.96	106.40

Continued on next page...

Continued from previous page...

Mol	Chain	Res	Type	Atoms	Z	Observed(°)	Ideal(°)
38	A1	2466	C	C2-N3-C4	6.09	122.94	119.90
38	A1	2802	G	N1-C2-N3	-6.09	120.25	123.90
11	B2	72	C	O4'-C1'-N1	6.09	113.07	108.20
11	B2	307	G	C6-N1-C2	-6.09	121.45	125.10
11	B2	1084	U	N1-C2-N3	-6.09	111.25	114.90
11	B2	1232	G	N3-C2-N2	6.09	124.16	119.90
11	B2	1350	U	N3-C4-C5	-6.09	110.95	114.60
11	B2	1484	C	N1-C2-O2	6.09	122.55	118.90
38	A1	20	C	C5-C6-N1	6.09	124.05	121.00
38	A1	24	G	N3-C4-C5	-6.09	125.56	128.60
38	A1	123	A	P-O5'-C5'	6.09	130.64	120.90
38	A1	334	G	O5'-P-OP1	6.09	118.01	110.70
38	A1	983	G	N9-C4-C5	6.09	107.84	105.40
38	A1	1295	G	C4-C5-C6	6.09	122.45	118.80
38	A1	2652	G	O4'-C1'-N9	6.09	113.07	108.20
38	A1	2900	C	O4'-C4'-C3'	-6.09	97.91	104.00
11	B2	1016	G	O4'-C1'-N9	6.09	113.07	108.20
38	A1	329	G	C2-N3-C4	-6.09	108.86	111.90
38	A1	1571	G	C8-N9-C4	-6.09	103.97	106.40
38	A1	2449	A	C4-C5-N7	-6.09	107.66	110.70
11	B2	194	C	C2-N1-C1'	6.09	125.50	118.80
11	B2	297	G	O4'-C1'-N9	6.09	113.07	108.20
11	B2	490	C	N3-C4-N4	6.09	122.26	118.00
11	B2	851	C	C4-C5-C6	6.09	120.44	117.40
38	A1	165	G	C4-C5-C6	6.09	122.45	118.80
38	A1	545	G	N3-C4-C5	6.09	131.64	128.60
38	A1	1827	A	P-O3'-C3'	-6.09	112.40	119.70
38	A1	2028	G	C4'-C3'-C2'	-6.09	96.51	102.60
38	A1	2185	A	C5-C6-N1	-6.09	114.66	117.70
38	A1	2259	G	C6-C5-N7	-6.09	126.75	130.40
38	A1	2691	G	C4-C5-C6	6.09	122.45	118.80
11	B2	112	G	N1-C6-O6	6.08	123.55	119.90
11	B2	155	U	N3-C2-O2	-6.08	117.94	122.20
11	B2	740	G	C4-C5-C6	6.08	122.45	118.80
11	B2	988	A	C6-N1-C2	-6.08	114.95	118.60
11	B2	1066	C	P-O3'-C3'	-6.08	112.40	119.70
17	BE	172	GLU	OE1-CD-OE2	6.08	130.60	123.30
38	A1	2206	G	N1-C2-N2	-6.08	110.72	116.20
38	A1	3011	G	O4'-C1'-N9	6.08	113.07	108.20
39	A3	89	G	O4'-C1'-N9	6.08	113.07	108.20
11	B2	344	G	N3-C2-N2	6.08	124.16	119.90
11	B2	723	G	N3-C4-N9	-6.08	122.35	126.00

Continued on next page...

Continued from previous page...

Mol	Chain	Res	Type	Atoms	Z	Observed(°)	Ideal(°)
11	B2	735	A	N9-C4-C5	6.08	108.23	105.80
11	B2	780	C	N1-C2-N3	-6.08	114.94	119.20
11	B2	1158	G	N1-C2-N3	-6.08	120.25	123.90
11	B2	1247	A	C6-N1-C2	-6.08	114.95	118.60
38	A1	104	C	N1-C2-N3	-6.08	114.94	119.20
38	A1	783	C	C6-N1-C2	6.08	122.73	120.30
38	A1	1444	A	C5-C6-N6	-6.08	118.83	123.70
38	A1	1905	G	C5-N7-C8	-6.08	101.26	104.30
38	A1	1923	A	C6-C5-N7	-6.08	128.04	132.30
38	A1	2186	C	N3-C4-N4	6.08	122.26	118.00
38	A1	2762	G	O4'-C1'-N9	6.08	113.07	108.20
38	A1	2825	A	C5-N7-C8	6.08	106.94	103.90
11	B2	379	A	C6-C5-N7	-6.08	128.04	132.30
11	B2	836	G	O4'-C4'-C3'	-6.08	97.92	104.00
20	BH	194	LYS	N-CA-CB	6.08	121.55	110.60
38	A1	1061	G	C6-C5-N7	-6.08	126.75	130.40
38	A1	1201	G	O4'-C1'-N9	6.08	113.06	108.20
38	A1	1540	A	O4'-C1'-N9	6.08	113.06	108.20
38	A1	2030	G	O4'-C1'-N9	6.08	113.07	108.20
38	A1	2298	C	C4'-C3'-C2'	-6.08	96.52	102.60
38	A1	2831	G	C4-C5-C6	6.08	122.45	118.80
38	A1	2879	G	C4-C5-C6	6.08	122.45	118.80
39	A3	55	G	O4'-C1'-N9	6.08	113.06	108.20
66	AY	155	LEU	N-CA-CB	6.08	122.56	110.40
11	B2	1063	A	C6-N1-C2	-6.08	114.95	118.60
11	B2	1226	G	N9-C4-C5	-6.08	102.97	105.40
11	B2	1253	G	O4'-C1'-N9	6.08	113.06	108.20
11	B2	1267	U	C5-C6-N1	-6.08	119.66	122.70
38	A1	326	C	N3-C4-C5	-6.08	119.47	121.90
38	A1	1129	G	O4'-C1'-N9	6.08	113.06	108.20
38	A1	1981	G	N3-C2-N2	6.08	124.16	119.90
38	A1	2091	U	N1-C2-O2	-6.08	118.54	122.80
10	B1	56	U	O4'-C1'-N1	6.08	113.06	108.20
11	B2	81	C	C5'-C4'-O4'	-6.08	101.81	109.10
11	B2	571	C	P-O5'-C5'	-6.08	111.17	120.90
11	B2	691	G	N9-C4-C5	-6.08	102.97	105.40
11	B2	706	G	C6-C5-N7	-6.08	126.75	130.40
11	B2	716	G	N3-C4-C5	-6.08	125.56	128.60
38	A1	2023	A	C4-C5-C6	6.08	120.04	117.00
38	A1	2691	G	C1'-O4'-C4'	-6.08	105.04	109.90
42	Aa	24	ARG	NE-CZ-NH1	6.08	123.34	120.30
10	B1	7	G	C8-N9-C1'	-6.08	119.10	127.00

Continued on next page...

Continued from previous page...

Mol	Chain	Res	Type	Atoms	Z	Observed(°)	Ideal(°)
11	B2	75	C	N3-C2-O2	6.08	126.15	121.90
11	B2	188	C	P-O5'-C5'	6.08	130.62	120.90
11	B2	477	G	C4-C5-N7	6.08	113.23	110.80
11	B2	565	C	O4'-C1'-N1	6.08	113.06	108.20
11	B2	1143	G	C8-N9-C4	-6.08	103.97	106.40
38	A1	270	C	C6-N1-C2	-6.08	117.87	120.30
59	AL	56	ASP	CB-CG-OD2	-6.08	112.83	118.30
11	B2	387	G	O5'-P-OP2	-6.08	100.23	105.70
11	B2	449	U	C2-N1-C1'	6.08	124.99	117.70
11	B2	463	G	C5-C6-O6	-6.08	124.95	128.60
11	B2	736	A	C4-C5-N7	-6.08	107.66	110.70
11	B2	801	A	O3'-P-O5'	-6.08	92.46	104.00
11	B2	1260	G	C6-C5-N7	-6.08	126.75	130.40
11	B2	1409	G	C5-C6-O6	-6.08	124.95	128.60
38	A1	963	G	N9-C4-C5	6.08	107.83	105.40
38	A1	1099	C	N3-C4-N4	6.08	122.25	118.00
38	A1	1151	G	C5-C6-O6	-6.08	124.95	128.60
38	A1	1228	G	C4-C5-C6	6.08	122.44	118.80
38	A1	1259	G	N3-C2-N2	6.08	124.15	119.90
39	A3	47	G	C5'-C4'-C3'	-6.08	106.28	116.00
44	Ab	15	ARG	NE-CZ-NH2	-6.08	117.26	120.30
11	B2	430	G	N1-C2-N3	-6.07	120.26	123.90
11	B2	1105	C	C5'-C4'-C3'	-6.07	106.28	116.00
11	B2	1189	G	C8-N9-C4	6.07	108.83	106.40
11	B2	1247	A	C1'-O4'-C4'	6.07	114.76	109.90
11	B2	1430	G	C1'-O4'-C4'	-6.07	105.04	109.90
16	BD	18	TRP	CZ3-CH2-CZ2	-6.07	114.31	121.60
20	BH	42	ARG	N-CA-CB	6.07	121.53	110.60
38	A1	9	A	C5-C6-N1	-6.07	114.66	117.70
38	A1	981	A	C4'-C3'-C2'	6.07	108.67	102.60
38	A1	1134	A	O4'-C1'-N9	6.07	113.06	108.20
38	A1	1465	A	C2-N3-C4	-6.07	107.56	110.60
38	A1	1596	G	N1-C2-N3	-6.07	120.26	123.90
38	A1	2287	C	C2-N1-C1'	6.07	125.48	118.80
38	A1	2306	C	N3-C4-C5	-6.07	119.47	121.90
38	A1	2988	A	C4-C5-C6	6.07	120.04	117.00
43	AB	167	ARG	NE-CZ-NH2	6.07	123.34	120.30
11	B2	137	A	C4-C5-N7	-6.07	107.66	110.70
11	B2	675	A	N3-C4-C5	-6.07	122.55	126.80
11	B2	759	C	N3-C4-N4	6.07	122.25	118.00
38	A1	64	A	N1-C6-N6	6.07	122.24	118.60
38	A1	1295	G	C4-C5-N7	-6.07	108.37	110.80

Continued on next page...

Continued from previous page...

Mol	Chain	Res	Type	Atoms	Z	Observed(°)	Ideal(°)
38	A1	1404	G	P-O5'-C5'	-6.07	111.19	120.90
11	B2	101	G	C5-C6-N1	-6.07	108.47	111.50
11	B2	872	A	N1-C2-N3	6.07	132.34	129.30
11	B2	1339	G	N1-C2-N3	-6.07	120.26	123.90
11	B2	1373	A	N9-C4-C5	6.07	108.23	105.80
11	B2	1430	G	N9-C4-C5	6.07	107.83	105.40
16	BD	110	TYR	CB-CG-CD1	6.07	124.64	121.00
38	A1	49	A	N9-C4-C5	-6.07	103.37	105.80
38	A1	517	A	O4'-C1'-N9	6.07	113.06	108.20
38	A1	771	G	C4-C5-C6	6.07	122.44	118.80
38	A1	848	A	C5-C6-N6	-6.07	118.84	123.70
38	A1	1168	A	O4'-C4'-C3'	-6.07	97.93	104.00
38	A1	2093	A	N7-C8-N9	-6.07	110.77	113.80
38	A1	2336	G	C6-C5-N7	6.07	134.04	130.40
38	A1	2483	U	N1-C2-O2	6.07	127.05	122.80
38	A1	2729	A	N7-C8-N9	-6.07	110.77	113.80
38	A1	2747	C	C2-N3-C4	6.07	122.94	119.90
38	A1	2872	G	N9-C4-C5	-6.07	102.97	105.40
11	B2	880	G	N3-C4-N9	-6.07	122.36	126.00
38	A1	248	C	O4'-C1'-N1	6.07	113.06	108.20
38	A1	301	G	N1-C2-N3	-6.07	120.26	123.90
38	A1	2175	G	C5-C6-N1	6.07	114.53	111.50
38	A1	2716	C	C5-C4-N4	-6.07	115.95	120.20
10	B1	49	C	C1'-O4'-C4'	-6.07	105.05	109.90
11	B2	161	C	C6-N1-C2	6.07	122.73	120.30
11	B2	658	A	C6-N1-C2	-6.07	114.96	118.60
20	BH	157	ARG	NE-CZ-NH1	-6.07	117.27	120.30
38	A1	218	A	C5-C6-N6	-6.07	118.84	123.70
38	A1	406	G	OP1-P-OP2	-6.07	110.50	119.60
38	A1	470	A	C4-C5-N7	-6.07	107.67	110.70
38	A1	741	G	N3-C4-C5	-6.07	125.57	128.60
38	A1	1742	C	N3-C4-C5	-6.07	119.47	121.90
38	A1	1784	G	C4-C5-N7	6.07	113.23	110.80
38	A1	2037	A	N1-C2-N3	6.07	132.33	129.30
11	B2	30	C	C2-N1-C1'	6.07	125.47	118.80
11	B2	393	A	N3-C4-C5	-6.07	122.55	126.80
11	B2	401	U	P-O3'-C3'	6.07	126.98	119.70
11	B2	476	C	C6-N1-C2	-6.07	117.87	120.30
11	B2	679	G	O4'-C1'-N9	6.07	113.05	108.20
11	B2	1265	G	O4'-C1'-N9	6.07	113.05	108.20
38	A1	339	A	C5-C6-N6	-6.07	118.85	123.70
38	A1	759	G	C5-C6-O6	-6.07	124.96	128.60

Continued on next page...

Continued from previous page...

Mol	Chain	Res	Type	Atoms	Z	Observed(°)	Ideal(°)
38	A1	890	G	N9-C1'-C2'	-6.07	105.33	112.00
38	A1	1103	C	N1-C2-O2	6.07	122.54	118.90
38	A1	1638	C	C5-C4-N4	-6.07	115.95	120.20
38	A1	1987	A	C5-C6-N6	-6.07	118.85	123.70
38	A1	2147	C	P-O3'-C3'	6.07	126.98	119.70
38	A1	2384	G	N9-C4-C5	-6.07	102.97	105.40
11	B2	1	A	N1-C2-N3	-6.06	126.27	129.30
11	B2	1364	C	O4'-C1'-N1	6.06	113.05	108.20
34	BV	68	TYR	CG-CD2-CE2	-6.06	116.45	121.30
38	A1	2318	G	N1-C6-O6	6.06	123.54	119.90
38	A1	2860	G	C6-N1-C2	6.06	128.74	125.10
38	A1	3033	G	N3-C4-C5	-6.06	125.57	128.60
11	B2	52	U	C5-C4-O4	6.06	129.54	125.90
11	B2	369	A	OP1-P-OP2	-6.06	110.51	119.60
11	B2	750	C	N3-C4-C5	-6.06	119.47	121.90
11	B2	768	A	C5-C6-N6	-6.06	118.85	123.70
11	B2	974	G	N1-C2-N2	-6.06	110.74	116.20
11	B2	1169	C	C2-N3-C4	6.06	122.93	119.90
38	A1	509	A	N1-C6-N6	6.06	122.24	118.60
38	A1	842	C	C5-C4-N4	-6.06	115.96	120.20
38	A1	868	U	N3-C4-C5	-6.06	110.96	114.60
38	A1	1405	G	C5-C6-O6	-6.06	124.96	128.60
38	A1	2104	G	N7-C8-N9	6.06	116.13	113.10
38	A1	2764	G	N7-C8-N9	-6.06	110.07	113.10
39	A3	58	C	O4'-C1'-N1	6.06	113.05	108.20
11	B2	83	C	C2-N3-C4	6.06	122.93	119.90
11	B2	1121	C	C1'-O4'-C4'	6.06	114.75	109.90
11	B2	1339	G	C8-N9-C4	-6.06	103.98	106.40
38	A1	822	A	C5-C6-N6	-6.06	118.85	123.70
38	A1	1000	G	O4'-C1'-N9	6.06	113.05	108.20
39	A3	111	G	N1-C2-N2	6.06	121.66	116.20
11	B2	288	G	N1-C6-O6	6.06	123.53	119.90
11	B2	663	G	P-O3'-C3'	-6.06	112.43	119.70
11	B2	1142	G	N3-C4-C5	-6.06	125.57	128.60
11	B2	1255	C	N3-C4-N4	6.06	122.24	118.00
38	A1	223	U	C4-C5-C6	6.06	123.33	119.70
38	A1	378	G	C4'-C3'-C2'	-6.06	96.54	102.60
38	A1	708	A	C6-C5-N7	-6.06	128.06	132.30
38	A1	747	G	N7-C8-N9	-6.06	110.07	113.10
38	A1	2529	G	C1'-O4'-C4'	-6.06	105.05	109.90
38	A1	2987	U	C5-C4-O4	6.06	129.53	125.90
11	B2	669	A	C8-N9-C4	-6.06	103.38	105.80

Continued on next page...

Continued from previous page...

Mol	Chain	Res	Type	Atoms	Z	Observed(°)	Ideal(°)
11	B2	1161	A	N7-C8-N9	6.06	116.83	113.80
11	B2	1226	G	C5-N7-C8	-6.06	101.27	104.30
11	B2	1412	A	C6-N1-C2	6.06	122.23	118.60
38	A1	49	A	C5-C6-N1	-6.06	114.67	117.70
38	A1	273	G	C5-C6-O6	-6.06	124.97	128.60
38	A1	1596	G	N7-C8-N9	6.06	116.13	113.10
38	A1	2509	A	P-O5'-C5'	-6.06	111.21	120.90
41	AA	45	ARG	NE-CZ-NH1	6.06	123.33	120.30
49	Ae	55	TRP	CB-CG-CD1	6.06	134.88	127.00
11	B2	1399	G	N9-C4-C5	6.06	107.82	105.40
38	A1	178	G	N7-C8-N9	6.06	116.13	113.10
38	A1	770	G	C4'-C3'-C2'	-6.06	96.54	102.60
38	A1	1467	G	N1-C2-N3	-6.06	120.27	123.90
38	A1	2233	G	C5-C6-O6	6.06	132.23	128.60
11	B2	349	A	C3'-C2'-C1'	-6.05	96.66	101.50
11	B2	486	A	C6-N1-C2	-6.05	114.97	118.60
11	B2	1242	C	C2-N3-C4	6.05	122.93	119.90
11	B2	1296	U	O4'-C1'-N1	6.05	113.04	108.20
29	BQ	120	ARG	NE-CZ-NH1	6.05	123.33	120.30
38	A1	199	C	OP1-P-OP2	-6.05	110.52	119.60
38	A1	1380	G	O4'-C1'-N9	6.05	113.04	108.20
38	A1	2641	C	C2-N1-C1'	6.05	125.46	118.80
39	A3	103	C	N1-C2-O2	-6.05	115.27	118.90
45	AC	317	VAL	CA-CB-CG2	-6.05	101.82	110.90
11	B2	707	A	C4-C5-C6	6.05	120.03	117.00
11	B2	934	G	N9-C4-C5	-6.05	102.98	105.40
38	A1	623	G	N1-C6-O6	6.05	123.53	119.90
38	A1	2120	C	C2-N3-C4	6.05	122.93	119.90
38	A1	2408	G	C4-C5-C6	6.05	122.43	118.80
38	A1	2744	U	C6-N1-C2	-6.05	117.37	121.00
11	B2	43	A	C5-N7-C8	6.05	106.93	103.90
11	B2	137	A	N1-C6-N6	6.05	122.23	118.60
11	B2	941	C	C6-N1-C2	-6.05	117.88	120.30
11	B2	1338	C	C3'-C2'-C1'	6.05	106.34	101.50
11	B2	1372	C	C1'-O4'-C4'	6.05	114.74	109.90
38	A1	655	C	C2-N3-C4	6.05	122.93	119.90
38	A1	895	C	N3-C2-O2	6.05	126.14	121.90
38	A1	962	C	P-O3'-C3'	6.05	126.96	119.70
38	A1	1361	G	N1-C6-O6	6.05	123.53	119.90
38	A1	2017	A	C2-N3-C4	-6.05	107.57	110.60
38	A1	2428	C	N3-C2-O2	-6.05	117.66	121.90
38	A1	2454	G	N3-C2-N2	6.05	124.14	119.90

Continued on next page...

Continued from previous page...

Mol	Chain	Res	Type	Atoms	Z	Observed(°)	Ideal(°)
38	A1	2952	C	C5-C6-N1	-6.05	117.97	121.00
46	AD	158	ARG	NE-CZ-NH1	6.05	123.33	120.30
11	B2	240	U	C5'-C4'-C3'	-6.05	106.32	116.00
11	B2	529	C	O4'-C1'-N1	6.05	113.04	108.20
38	A1	219	G	C5'-C4'-O4'	-6.05	101.84	109.10
38	A1	556	G	P-O3'-C3'	6.05	126.96	119.70
38	A1	1370	G	P-O3'-C3'	-6.05	112.44	119.70
38	A1	2167	C	N3-C4-C5	-6.05	119.48	121.90
38	A1	2602	G	C5-C6-O6	-6.05	124.97	128.60
39	A3	62	A	C5-C6-N1	-6.05	114.67	117.70
11	B2	283	U	C4-C5-C6	6.05	123.33	119.70
11	B2	711	U	C5-C6-N1	-6.05	119.68	122.70
11	B2	1140	A	N7-C8-N9	6.05	116.82	113.80
11	B2	1317	G	C6-C5-N7	-6.05	126.77	130.40
11	B2	1478	A	O4'-C1'-N9	6.05	113.04	108.20
38	A1	776	G	N1-C2-N3	-6.05	120.27	123.90
38	A1	1868	C	C2-N3-C4	6.05	122.92	119.90
38	A1	2530	G	N3-C2-N2	-6.05	115.67	119.90
9	AX	359	PHE	CB-CG-CD2	6.05	125.03	120.80
11	B2	52	U	N3-C4-C5	-6.05	110.97	114.60
11	B2	289	C	O4'-C1'-N1	6.05	113.04	108.20
11	B2	1040	A	C5-N7-C8	-6.05	100.88	103.90
11	B2	1382	G	N1-C2-N3	-6.05	120.27	123.90
38	A1	167	G	N9-C4-C5	-6.05	102.98	105.40
38	A1	288	G	N3-C4-C5	-6.05	125.58	128.60
38	A1	871	G	N3-C4-C5	6.05	131.62	128.60
38	A1	1164	C	C1'-O4'-C4'	-6.05	105.06	109.90
38	A1	1878	G	C2-N3-C4	6.05	114.92	111.90
38	A1	1993	A	O4'-C1'-N9	6.05	113.04	108.20
38	A1	2505	A	N1-C2-N3	-6.05	126.28	129.30
38	A1	2852	U	C4-C5-C6	6.05	123.33	119.70
38	A1	2966	C	P-O3'-C3'	6.05	126.95	119.70
39	A3	16	G	C6-C5-N7	-6.05	126.77	130.40
11	B2	23	G	N9-C4-C5	-6.04	102.98	105.40
11	B2	171	U	C5'-C4'-O4'	-6.04	101.85	109.10
11	B2	526	A	C2-N3-C4	-6.04	107.58	110.60
11	B2	656	U	N1-C2-O2	6.04	127.03	122.80
11	B2	662	C	C4-C5-C6	6.04	120.42	117.40
11	B2	886	G	P-O3'-C3'	-6.04	112.45	119.70
11	B2	1248	A	C5-N7-C8	6.04	106.92	103.90
38	A1	656	G	C5-C6-O6	-6.04	124.97	128.60
38	A1	769	G	C6-N1-C2	6.04	128.73	125.10

Continued on next page...

Continued from previous page...

Mol	Chain	Res	Type	Atoms	Z	Observed(°)	Ideal(°)
38	A1	2336	G	C4-C5-N7	-6.04	108.38	110.80
11	B2	75	C	C6-N1-C2	6.04	122.72	120.30
11	B2	156	A	N1-C6-N6	6.04	122.23	118.60
11	B2	268	C	P-O3'-C3'	-6.04	112.45	119.70
11	B2	465	C	C2-N3-C4	6.04	122.92	119.90
11	B2	655	A	N9-C4-C5	6.04	108.22	105.80
11	B2	854	C	O4'-C1'-N1	6.04	113.04	108.20
11	B2	1250	C	C5-C4-N4	-6.04	115.97	120.20
18	BF	192	ARG	NE-CZ-NH2	6.04	123.32	120.30
38	A1	77	C	C5-C4-N4	-6.04	115.97	120.20
38	A1	424	U	N3-C4-C5	-6.04	110.97	114.60
38	A1	971	G	N1-C6-O6	6.04	123.53	119.90
38	A1	1182	C	C5-C6-N1	-6.04	117.98	121.00
38	A1	1871	C	N3-C2-O2	-6.04	117.67	121.90
38	A1	2046	C	C4'-C3'-C2'	-6.04	96.56	102.60
38	A1	2368	G	N1-C6-O6	6.04	123.53	119.90
38	A1	2944	G	O4'-C1'-N9	6.04	113.03	108.20
39	A3	39	C	N3-C2-O2	6.04	126.13	121.90
11	B2	650	A	C6-N1-C2	-6.04	114.97	118.60
11	B2	924	U	O4'-C1'-N1	6.04	113.03	108.20
11	B2	1268	C	P-O3'-C3'	-6.04	112.45	119.70
11	B2	1323	A	N1-C6-N6	6.04	122.22	118.60
11	B2	1418	G	N3-C4-C5	6.04	131.62	128.60
38	A1	766	G	C2-N3-C4	6.04	114.92	111.90
38	A1	1616	A	O4'-C1'-N9	6.04	113.03	108.20
38	A1	2134	G	C4-C5-C6	6.04	122.42	118.80
38	A1	2781	A	N3-C4-C5	-6.04	122.57	126.80
38	A1	2888	G	C5'-C4'-C3'	6.04	125.67	116.00
11	B2	28	U	O5'-P-OP2	-6.04	100.26	105.70
38	A1	506	G	C2-N3-C4	6.04	114.92	111.90
38	A1	1377	G	C6-C5-N7	-6.04	126.78	130.40
39	A3	30	G	P-O3'-C3'	6.04	126.95	119.70
11	B2	29	G	C4-C5-N7	6.04	113.22	110.80
11	B2	1170	C	O4'-C1'-N1	6.04	113.03	108.20
29	BQ	142	LEU	N-CA-C	-6.04	94.69	111.00
38	A1	233	A	P-O5'-C5'	-6.04	111.24	120.90
38	A1	1291	C	N1-C2-N3	-6.04	114.97	119.20
38	A1	1336	G	N1-C2-N3	-6.04	120.28	123.90
38	A1	1408	G	C5-C6-N1	-6.04	108.48	111.50
38	A1	1861	G	N1-C2-N3	-6.04	120.28	123.90
43	AB	134	ARG	CG-CD-NE	-6.04	99.12	111.80
49	Ae	1	MET	CG-SD-CE	-6.04	90.54	100.20

Continued on next page...

Continued from previous page...

Mol	Chain	Res	Type	Atoms	Z	Observed(°)	Ideal(°)
11	B2	849	U	O4'-C1'-N1	6.04	113.03	108.20
11	B2	1292	A	C5-C6-N6	-6.04	118.87	123.70
28	BP	6	TYR	CG-CD2-CE2	-6.04	116.47	121.30
38	A1	1066	C	C6-N1-C1'	-6.04	113.56	120.80
38	A1	1508	A	N1-C2-N3	6.04	132.32	129.30
38	A1	2515	U	N3-C4-O4	6.04	123.63	119.40
11	B2	1062	G	C5-C6-O6	-6.04	124.98	128.60
11	B2	1147	G	C5-C6-O6	-6.04	124.98	128.60
11	B2	1149	C	O4'-C1'-N1	6.04	113.03	108.20
11	B2	1173	A	O4'-C1'-N9	6.04	113.03	108.20
11	B2	1390	G	O4'-C1'-N9	6.04	113.03	108.20
38	A1	346	U	C3'-C2'-C1'	6.04	106.33	101.50
38	A1	937	A	C4-C5-C6	6.04	120.02	117.00
38	A1	1770	A	C5-N7-C8	6.04	106.92	103.90
38	A1	2281	A	O4'-C1'-N9	6.04	113.03	108.20
38	A1	2780	G	N1-C2-N3	-6.04	120.28	123.90
39	A3	89	G	C5-C6-N1	-6.04	108.48	111.50
11	B2	672	G	C1'-O4'-C4'	-6.03	105.07	109.90
11	B2	1014	C	O4'-C1'-N1	6.03	113.03	108.20
38	A1	81	G	C4-C5-N7	-6.03	108.39	110.80
38	A1	312	G	C4-C5-N7	-6.03	108.39	110.80
38	A1	448	A	C5-C6-N6	-6.03	118.87	123.70
38	A1	930	G	C2-N3-C4	6.03	114.92	111.90
38	A1	975	C	N3-C2-O2	6.03	126.12	121.90
38	A1	982	G	C4'-C3'-C2'	-6.03	96.57	102.60
38	A1	1187	A	C5-N7-C8	6.03	106.92	103.90
38	A1	1198	G	N3-C4-C5	6.03	131.62	128.60
38	A1	1446	G	C4-C5-C6	-6.03	115.18	118.80
38	A1	1512	G	N9-C4-C5	-6.03	102.99	105.40
38	A1	2037	A	C5-N7-C8	6.03	106.92	103.90
38	A1	2269	C	N3-C2-O2	-6.03	117.68	121.90
38	A1	2298	C	O4'-C1'-N1	6.03	113.03	108.20
38	A1	2615	U	O4'-C1'-N1	6.03	113.03	108.20
38	A1	2879	G	C4-N9-C1'	6.03	134.34	126.50
11	B2	513	A	P-O5'-C5'	6.03	130.55	120.90
38	A1	279	G	C5'-C4'-O4'	6.03	116.34	109.10
38	A1	1467	G	C4-C5-N7	-6.03	108.39	110.80
38	A1	1535	U	C2-N3-C4	-6.03	123.38	127.00
38	A1	1911	G	C6-N1-C2	6.03	128.72	125.10
38	A1	2858	C	N3-C2-O2	-6.03	117.68	121.90
8	AW	49	ARG	NE-CZ-NH1	6.03	123.32	120.30
11	B2	219	C	C4-C5-C6	6.03	120.42	117.40

Continued on next page...

Continued from previous page...

Mol	Chain	Res	Type	Atoms	Z	Observed(°)	Ideal(°)
11	B2	1271	G	C4'-C3'-C2'	-6.03	96.57	102.60
11	B2	1477	U	N3-C4-O4	6.03	123.62	119.40
38	A1	133	G	N3-C2-N2	6.03	124.12	119.90
38	A1	219	G	O4'-C4'-C3'	-6.03	97.97	104.00
38	A1	246	A	N3-C4-N9	6.03	132.22	127.40
38	A1	745	C	N1-C2-N3	6.03	123.42	119.20
38	A1	1901	A	O4'-C1'-N9	6.03	113.03	108.20
38	A1	1992	A	C6-C5-N7	-6.03	128.08	132.30
38	A1	2120	C	C4-C5-C6	6.03	120.42	117.40
38	A1	2197	U	C4-C5-C6	6.03	123.32	119.70
38	A1	2558	U	C5-C6-N1	6.03	125.72	122.70
38	A1	2694	C	C1'-O4'-C4'	-6.03	105.08	109.90
60	AM	160	ARG	NE-CZ-NH2	-6.03	117.28	120.30
10	B1	68	C	C2-N3-C4	6.03	122.91	119.90
11	B2	827	G	C6-N1-C2	6.03	128.72	125.10
11	B2	1260	G	N9-C4-C5	-6.03	102.99	105.40
38	A1	512	G	N9-C4-C5	-6.03	102.99	105.40
38	A1	958	A	C4'-C3'-C2'	-6.03	96.57	102.60
38	A1	1208	A	N3-C4-N9	6.03	132.22	127.40
38	A1	1484	U	C1'-O4'-C4'	-6.03	105.08	109.90
38	A1	2037	A	C1'-O4'-C4'	6.03	114.72	109.90
38	A1	2793	C	C6-N1-C2	-6.03	117.89	120.30
11	B2	993	C	C4-C5-C6	6.03	120.41	117.40
11	B2	1328	G	C4-C5-C6	6.03	122.42	118.80
11	B2	1396	C	C5'-C4'-O4'	-6.03	101.87	109.10
38	A1	140	C	N3-C2-O2	-6.03	117.68	121.90
38	A1	270	C	O4'-C1'-N1	6.03	113.02	108.20
38	A1	437	G	C4'-C3'-C2'	-6.03	96.57	102.60
38	A1	2697	G	N3-C2-N2	6.03	124.12	119.90
38	A1	2868	C	C5-C4-N4	6.03	124.42	120.20
61	AN	11	TYR	CB-CG-CD1	6.03	124.62	121.00
11	B2	477	G	N3-C4-N9	6.03	129.62	126.00
11	B2	619	A	N3-C4-N9	6.03	132.22	127.40
11	B2	855	C	C5-C6-N1	6.03	124.01	121.00
11	B2	950	C	O4'-C1'-N1	6.03	113.02	108.20
11	B2	1331	G	C6-C5-N7	-6.03	126.78	130.40
38	A1	479	G	C8-N9-C4	-6.03	103.99	106.40
38	A1	2762	G	C4-C5-N7	6.03	113.21	110.80
38	A1	2897	C	O4'-C1'-N1	6.03	113.02	108.20
11	B2	492	G	C6-C5-N7	-6.02	126.79	130.40
26	BN	118	ASP	CB-CG-OD1	6.02	123.72	118.30
38	A1	24	G	C6-C5-N7	-6.02	126.78	130.40

Continued on next page...

Continued from previous page...

Mol	Chain	Res	Type	Atoms	Z	Observed(°)	Ideal(°)
38	A1	862	G	C4-C5-C6	6.02	122.41	118.80
38	A1	1760	C	C5-C4-N4	-6.02	115.98	120.20
43	AB	225	ARG	NE-CZ-NH1	6.02	123.31	120.30
10	B1	33	C	C5-C4-N4	6.02	124.42	120.20
10	B1	58	A	C5-N7-C8	6.02	106.91	103.90
11	B2	88	G	C4'-C3'-C2'	-6.02	96.58	102.60
11	B2	88	G	N1-C2-N3	-6.02	120.29	123.90
11	B2	985	C	N1-C2-N3	-6.02	114.98	119.20
11	B2	1163	U	O4'-C4'-C3'	-6.02	97.98	104.00
11	B2	1482	C	N1-C2-O2	6.02	122.51	118.90
38	A1	24	G	C3'-C2'-C1'	6.02	106.32	101.50
38	A1	289	G	C5'-C4'-O4'	6.02	116.33	109.10
38	A1	368	U	O4'-C1'-N1	6.02	113.02	108.20
38	A1	1179	G	C6-C5-N7	-6.02	126.79	130.40
38	A1	1207	G	N3-C2-N2	6.02	124.12	119.90
38	A1	1261	C	N3-C2-O2	6.02	126.12	121.90
38	A1	2034	G	C6-C5-N7	-6.02	126.79	130.40
38	A1	2311	C	C2-N3-C4	6.02	122.91	119.90
38	A1	2834	C	N3-C4-C5	-6.02	119.49	121.90
38	A1	2990	G	C6-C5-N7	-6.02	126.79	130.40
38	A1	2999	G	N7-C8-N9	6.02	116.11	113.10
39	A3	44	C	N1-C1'-C2'	-6.02	105.38	112.00
39	A3	102	G	N3-C4-N9	6.02	129.61	126.00
11	B2	433	U	C4-C5-C6	-6.02	116.09	119.70
11	B2	478	C	P-O5'-C5'	6.02	130.53	120.90
11	B2	485	A	N3-C4-C5	-6.02	122.59	126.80
11	B2	841	C	O5'-C5'-C4'	-6.02	100.26	111.70
38	A1	243	G	N1-C6-O6	6.02	123.51	119.90
38	A1	372	A	C8-N9-C4	-6.02	103.39	105.80
38	A1	865	C	N1-C2-N3	-6.02	114.99	119.20
43	AB	156	ARG	NE-CZ-NH1	6.02	123.31	120.30
11	B2	313	G	N9-C4-C5	-6.02	102.99	105.40
11	B2	502	U	N1-C2-O2	6.02	127.01	122.80
11	B2	571	C	N3-C2-O2	6.02	126.11	121.90
11	B2	1047	U	C5-C4-O4	6.02	129.51	125.90
11	B2	1425	C	C6-N1-C2	-6.02	117.89	120.30
38	A1	435	G	N3-C4-C5	-6.02	125.59	128.60
38	A1	700	A	C6-C5-N7	-6.02	128.09	132.30
38	A1	1563	G	OP1-P-OP2	-6.02	110.57	119.60
38	A1	1693	G	O4'-C1'-N9	6.02	113.02	108.20
38	A1	2147	C	C1'-O4'-C4'	-6.02	105.08	109.90
38	A1	2161	A	N3-C4-C5	-6.02	122.59	126.80

Continued on next page...

Continued from previous page...

Mol	Chain	Res	Type	Atoms	Z	Observed(°)	Ideal(°)
38	A1	2444	G	O4'-C1'-N9	6.02	113.02	108.20
38	A1	2608	U	N3-C4-C5	-6.02	110.99	114.60
39	A3	18	G	O4'-C1'-N9	6.02	113.02	108.20
47	Ad	80	MET	CG-SD-CE	-6.02	90.57	100.20
57	Aj	40	PHE	N-CA-CB	6.02	121.43	110.60
65	AV	3	ARG	NE-CZ-NH2	6.02	123.31	120.30
11	B2	56	A	C2-N3-C4	-6.02	107.59	110.60
11	B2	114	A	C5-C6-N1	-6.02	114.69	117.70
11	B2	118	U	O4'-C1'-N1	6.02	113.01	108.20
11	B2	525	A	C5-C6-N1	-6.02	114.69	117.70
11	B2	1092	G	C6-C5-N7	-6.02	126.79	130.40
11	B2	1279	A	C6-C5-N7	-6.02	128.09	132.30
11	B2	1348	C	N1-C2-N3	-6.02	114.99	119.20
13	BA	138	ARG	NE-CZ-NH1	-6.02	117.29	120.30
38	A1	865	C	O5'-P-OP2	-6.02	100.28	105.70
38	A1	960	C	C4-C5-C6	6.02	120.41	117.40
38	A1	1377	G	C4-C5-C6	6.02	122.41	118.80
38	A1	1413	A	C5-C6-N1	-6.02	114.69	117.70
38	A1	1467	G	C4-C5-C6	6.02	122.41	118.80
38	A1	2165	A	C8-N9-C4	6.02	108.21	105.80
38	A1	2736	G	C5-C6-N1	6.02	114.51	111.50
11	B2	1118	C	N3-C4-C5	-6.02	119.49	121.90
38	A1	788	A	C8-N9-C4	6.02	108.21	105.80
38	A1	916	A	N1-C2-N3	6.02	132.31	129.30
38	A1	1792	A	N3-C4-C5	-6.02	122.59	126.80
38	A1	2305	U	N3-C4-C5	-6.02	110.99	114.60
11	B2	1338	C	C5'-C4'-C3'	6.01	125.62	116.00
38	A1	235	G	O4'-C1'-N9	6.01	113.01	108.20
38	A1	266	A	C4-N9-C1'	6.01	137.13	126.30
38	A1	706	U	N3-C4-O4	6.01	123.61	119.40
38	A1	1246	G	C4-C5-C6	6.01	122.41	118.80
38	A1	1554	G	N1-C2-N2	6.01	121.61	116.20
38	A1	1812	A	C2-N3-C4	-6.01	107.59	110.60
11	B2	88	G	C4-C5-C6	6.01	122.41	118.80
11	B2	1316	U	N3-C2-O2	6.01	126.41	122.20
27	BO	51	ALA	N-CA-CB	6.01	118.52	110.10
38	A1	1207	G	N9-C1'-C2'	-6.01	105.39	112.00
38	A1	2201	C	N3-C4-C5	-6.01	119.50	121.90
10	B1	20	G	C5'-C4'-O4'	6.01	116.31	109.10
11	B2	426	C	C4-C5-C6	6.01	120.41	117.40
11	B2	1461	U	C5-C6-N1	6.01	125.71	122.70
38	A1	616	C	C2-N1-C1'	6.01	125.41	118.80

Continued on next page...

Continued from previous page...

Mol	Chain	Res	Type	Atoms	Z	Observed(°)	Ideal(°)
38	A1	1090	G	C5-N7-C8	6.01	107.31	104.30
38	A1	1356	A	C1'-O4'-C4'	-6.01	105.09	109.90
38	A1	1382	C	N3-C4-C5	-6.01	119.50	121.90
38	A1	1778	G	P-O5'-C5'	6.01	130.52	120.90
38	A1	1819	G	C4'-C3'-C2'	-6.01	96.59	102.60
38	A1	2366	G	C4-N9-C1'	-6.01	118.69	126.50
38	A1	2475	G	C5-C6-N1	-6.01	108.49	111.50
56	AJ	105	VAL	CA-CB-CG1	6.01	119.92	110.90
11	B2	84	C	P-O3'-C3'	6.01	126.91	119.70
11	B2	164	A	N3-C4-C5	-6.01	122.59	126.80
38	A1	8	G	C6-C5-N7	-6.01	126.79	130.40
38	A1	454	C	C6-N1-C2	-6.01	117.90	120.30
38	A1	821	U	N3-C4-C5	-6.01	111.00	114.60
38	A1	823	G	C6-C5-N7	-6.01	126.79	130.40
38	A1	1495	A	C5-N7-C8	6.01	106.91	103.90
11	B2	497	C	N3-C4-C5	-6.01	119.50	121.90
11	B2	784	G	N7-C8-N9	-6.01	110.10	113.10
11	B2	997	G	N7-C8-N9	6.01	116.10	113.10
38	A1	1170	G	C5-C6-O6	-6.01	125.00	128.60
38	A1	2017	A	C8-N9-C4	6.01	108.20	105.80
38	A1	2554	A	P-O3'-C3'	6.01	126.91	119.70
38	A1	2898	G	N7-C8-N9	-6.01	110.10	113.10
61	AN	167	LYS	C-N-CA	6.01	136.72	121.70
11	B2	277	G	C3'-C2'-C1'	6.01	106.31	101.50
11	B2	1112	G	P-O3'-C3'	-6.01	112.49	119.70
11	B2	1318	U	O4'-C1'-N1	6.01	113.00	108.20
38	A1	571	G	N3-C4-C5	6.01	131.60	128.60
38	A1	744	G	N3-C4-C5	-6.01	125.60	128.60
38	A1	868	U	N1-C2-O2	6.01	127.00	122.80
38	A1	871	G	C2-N3-C4	-6.01	108.90	111.90
38	A1	923	A	N1-C2-N3	-6.01	126.30	129.30
38	A1	1258	G	OP1-P-OP2	-6.01	110.59	119.60
38	A1	2407	G	N1-C2-N3	-6.01	120.30	123.90
38	A1	2448	A	C4-C5-C6	6.01	120.00	117.00
38	A1	2538	G	C3'-C2'-C1'	6.01	106.31	101.50
38	A1	2539	G	N7-C8-N9	6.01	116.10	113.10
38	A1	2626	U	C2-N3-C4	-6.01	123.40	127.00
11	B2	661	C	N3-C4-C5	-6.00	119.50	121.90
38	A1	239	G	O4'-C1'-N9	6.00	113.00	108.20
38	A1	474	G	N3-C2-N2	6.00	124.10	119.90
38	A1	528	G	C8-N9-C4	-6.00	104.00	106.40
38	A1	646	U	N3-C4-O4	6.00	123.60	119.40

Continued on next page...

Continued from previous page...

Mol	Chain	Res	Type	Atoms	Z	Observed(°)	Ideal(°)
38	A1	1357	G	N3-C2-N2	6.00	124.10	119.90
38	A1	1826	G	C5-C6-O6	-6.00	125.00	128.60
38	A1	1899	C	C5'-C4'-C3'	-6.00	106.39	116.00
38	A1	2072	G	N1-C2-N3	-6.00	120.30	123.90
38	A1	2193	G	C2-N3-C4	6.00	114.90	111.90
38	A1	2318	G	OP1-P-OP2	-6.00	110.59	119.60
54	AI	131	VAL	CA-CB-CG1	-6.00	101.89	110.90
7	AU	77	TYR	CG-CD1-CE1	6.00	126.10	121.30
10	B1	74	A	C5-N7-C8	6.00	106.90	103.90
11	B2	598	U	N3-C4-O4	6.00	123.60	119.40
11	B2	726	A	N7-C8-N9	6.00	116.80	113.80
11	B2	779	G	C6-C5-N7	-6.00	126.80	130.40
11	B2	1378	A	C4-C5-C6	6.00	120.00	117.00
38	A1	164	A	O4'-C1'-N9	6.00	113.00	108.20
38	A1	509	A	N3-C4-C5	-6.00	122.60	126.80
38	A1	696	G	C5-C6-N1	-6.00	108.50	111.50
38	A1	1095	A	C5-C6-N6	-6.00	118.90	123.70
38	A1	1223	A	N7-C8-N9	6.00	116.80	113.80
38	A1	2047	U	C1'-O4'-C4'	6.00	114.70	109.90
38	A1	2224	G	N7-C8-N9	6.00	116.10	113.10
11	B2	1283	G	C8-N9-C4	-6.00	104.00	106.40
11	B2	1431	C	C5-C4-N4	-6.00	116.00	120.20
38	A1	205	A	C5-N7-C8	6.00	106.90	103.90
38	A1	306	G	P-O5'-C5'	6.00	130.50	120.90
38	A1	611	G	C6-C5-N7	-6.00	126.80	130.40
38	A1	1136	G	N9-C4-C5	-6.00	103.00	105.40
38	A1	1304	G	N3-C2-N2	6.00	124.10	119.90
38	A1	1515	G	P-O5'-C5'	6.00	130.50	120.90
38	A1	1674	G	N7-C8-N9	6.00	116.10	113.10
38	A1	1677	A	C5-C6-N1	-6.00	114.70	117.70
38	A1	1771	C	O4'-C1'-N1	6.00	113.00	108.20
38	A1	2065	C	O4'-C1'-N1	6.00	113.00	108.20
38	A1	2314	U	N3-C4-O4	6.00	123.60	119.40
38	A1	2810	G	C5-C6-O6	-6.00	125.00	128.60
38	A1	3034	C	C5-C4-N4	-6.00	116.00	120.20
39	A3	9	A	O4'-C1'-N9	6.00	113.00	108.20
43	AB	219	ARG	NE-CZ-NH2	6.00	123.30	120.30
11	B2	173	G	C6-N1-C2	6.00	128.70	125.10
11	B2	588	C	C5-C4-N4	-6.00	116.00	120.20
11	B2	688	C	C2-N1-C1'	6.00	125.40	118.80
11	B2	732	G	N1-C2-N3	-6.00	120.30	123.90
11	B2	905	A	N3-C4-C5	-6.00	122.60	126.80

Continued on next page...

Continued from previous page...

Mol	Chain	Res	Type	Atoms	Z	Observed(°)	Ideal(°)
38	A1	168	G	C5-N7-C8	-6.00	101.30	104.30
38	A1	583	A	OP1-P-OP2	-6.00	110.60	119.60
38	A1	640	C	C5-C4-N4	-6.00	116.00	120.20
38	A1	2684	G	C2-N3-C4	6.00	114.90	111.90
38	A1	3037	G	N1-C2-N3	-6.00	120.30	123.90
11	B2	506	G	C5-C6-N1	-6.00	108.50	111.50
11	B2	614	G	C8-N9-C4	-6.00	104.00	106.40
11	B2	619	A	C2-N3-C4	6.00	113.60	110.60
11	B2	868	C	C2-N3-C4	6.00	122.90	119.90
11	B2	912	G	P-O3'-C3'	6.00	126.90	119.70
11	B2	1170	C	N3-C4-C5	-6.00	119.50	121.90
11	B2	1212	U	N1-C2-O2	6.00	127.00	122.80
32	BT	76	MET	CG-SD-CE	-6.00	90.60	100.20
38	A1	354	G	C5-C6-N1	-6.00	108.50	111.50
38	A1	569	G	C4-C5-C6	6.00	122.40	118.80
38	A1	798	G	P-O3'-C3'	6.00	126.90	119.70
38	A1	849	C	C2-N1-C1'	-6.00	112.20	118.80
38	A1	1058	A	P-O3'-C3'	6.00	126.90	119.70
38	A1	1742	C	N3-C2-O2	-6.00	117.70	121.90
38	A1	2092	G	C4-C5-N7	-6.00	108.40	110.80
38	A1	2506	G	C6-N1-C2	6.00	128.70	125.10
11	B2	281	G	C1'-O4'-C4'	-6.00	105.10	109.90
11	B2	910	G	C2-N3-C4	6.00	114.90	111.90
11	B2	1103	G	C2-N3-C4	-6.00	108.90	111.90
11	B2	1119	U	N1-C2-N3	-6.00	111.30	114.90
11	B2	1488	C	N1-C2-O2	6.00	122.50	118.90
38	A1	342	C	N3-C4-N4	6.00	122.20	118.00
38	A1	881	G	O4'-C1'-N9	6.00	113.00	108.20
38	A1	1130	G	N3-C2-N2	6.00	124.10	119.90
38	A1	1496	A	C5-N7-C8	6.00	106.90	103.90
38	A1	2037	A	O4'-C4'-C3'	-6.00	98.00	104.00
38	A1	2199	U	C2-N1-C1'	6.00	124.90	117.70
38	A1	2294	A	C5-N7-C8	6.00	106.90	103.90
60	AM	125	TYR	CG-CD1-CE1	-6.00	116.50	121.30
11	B2	75	C	C5'-C4'-O4'	6.00	116.30	109.10
11	B2	518	U	O4'-C4'-C3'	-6.00	98.00	104.00
11	B2	544	C	C6-N1-C2	-6.00	117.90	120.30
11	B2	1484	C	N3-C4-N4	6.00	122.20	118.00
25	BM	56	SER	N-CA-CB	6.00	119.49	110.50
38	A1	1018	G	C5-C6-O6	-6.00	125.00	128.60
38	A1	1778	G	C6-N1-C2	6.00	128.70	125.10
38	A1	2666	G	N3-C4-C5	-6.00	125.60	128.60

Continued on next page...

Continued from previous page...

Mol	Chain	Res	Type	Atoms	Z	Observed(°)	Ideal(°)
11	B2	330	U	O4'-C1'-N1	5.99	112.99	108.20
11	B2	804	U	O4'-C1'-N1	5.99	112.99	108.20
11	B2	822	A	N3-C4-C5	-5.99	122.61	126.80
11	B2	1189	G	N1-C2-N3	-5.99	120.30	123.90
11	B2	1248	A	O4'-C1'-N9	5.99	113.00	108.20
38	A1	252	A	N1-C2-N3	-5.99	126.30	129.30
38	A1	938	U	C5-C6-N1	-5.99	119.70	122.70
38	A1	1038	U	N3-C4-C5	-5.99	111.00	114.60
38	A1	1145	G	C5-N7-C8	5.99	107.30	104.30
38	A1	1648	C	O4'-C4'-C3'	-5.99	98.01	104.00
38	A1	2061	A	N9-C4-C5	-5.99	103.40	105.80
38	A1	2417	G	N9-C1'-C2'	-5.99	105.41	112.00
38	A1	2471	A	O4'-C1'-N9	5.99	113.00	108.20
38	A1	2604	G	C6-C5-N7	-5.99	126.80	130.40
38	A1	2676	A	C5-C6-N6	-5.99	118.91	123.70
38	A1	2731	C	N1-C2-N3	5.99	123.39	119.20
39	A3	39	C	C6-N1-C2	-5.99	117.90	120.30
11	B2	975	A	O3'-P-O5'	5.99	115.38	104.00
38	A1	78	C	C1'-O4'-C4'	-5.99	105.11	109.90
38	A1	203	G	C5-C6-N1	-5.99	108.50	111.50
38	A1	712	C	N1-C2-N3	-5.99	115.01	119.20
38	A1	1329	G	C5-N7-C8	-5.99	101.30	104.30
38	A1	1637	C	C2-N3-C4	5.99	122.90	119.90
38	A1	1732	C	C4-C5-C6	5.99	120.40	117.40
38	A1	1983	C	N1-C2-N3	-5.99	115.01	119.20
38	A1	2513	C	C2-N3-C4	5.99	122.90	119.90
38	A1	2563	A	C5-C6-N1	-5.99	114.70	117.70
11	B2	666	G	C6-C5-N7	-5.99	126.81	130.40
11	B2	822	A	C2-N3-C4	5.99	113.60	110.60
11	B2	1198	A	O4'-C1'-N9	5.99	112.99	108.20
38	A1	277	A	C4-C5-N7	-5.99	107.70	110.70
38	A1	866	G	N1-C2-N3	-5.99	120.31	123.90
38	A1	1088	G	C5-N7-C8	-5.99	101.31	104.30
38	A1	1577	C	O4'-C1'-N1	5.99	112.99	108.20
38	A1	1754	A	N9-C4-C5	-5.99	103.40	105.80
38	A1	1818	G	C5'-C4'-O4'	5.99	116.29	109.10
38	A1	2177	A	O4'-C1'-N9	5.99	112.99	108.20
11	B2	37	G	N1-C2-N3	-5.99	120.31	123.90
11	B2	111	G	N3-C4-N9	5.99	129.59	126.00
11	B2	622	C	N1-C2-O2	-5.99	115.31	118.90
11	B2	1455	A	N1-C2-N3	5.99	132.29	129.30
38	A1	127	C	C4'-C3'-C2'	-5.99	96.61	102.60

Continued on next page...

Continued from previous page...

Mol	Chain	Res	Type	Atoms	Z	Observed(°)	Ideal(°)
38	A1	269	C	C5-C4-N4	-5.99	116.01	120.20
38	A1	293	G	C5-C6-N1	-5.99	108.51	111.50
38	A1	922	C	N3-C4-C5	-5.99	119.50	121.90
38	A1	1621	G	O4'-C4'-C3'	-5.99	98.01	104.00
38	A1	1906	G	C6-N1-C2	5.99	128.69	125.10
38	A1	2702	A	C4'-C3'-C2'	-5.99	96.61	102.60
38	A1	2857	C	P-O3'-C3'	5.99	126.89	119.70
45	AC	319	SER	N-CA-CB	5.99	119.48	110.50
11	B2	592	G	C6-N1-C2	5.99	128.69	125.10
11	B2	754	G	C4-C5-C6	5.99	122.39	118.80
11	B2	1006	C	C6-N1-C1'	-5.99	113.61	120.80
11	B2	1202	G	N9-C4-C5	-5.99	103.00	105.40
11	B2	1393	A	N1-C2-N3	5.99	132.29	129.30
38	A1	123	A	C1'-O4'-C4'	5.99	114.69	109.90
38	A1	273	G	C8-N9-C4	5.99	108.80	106.40
38	A1	848	A	N3-C4-N9	-5.99	122.61	127.40
38	A1	852	A	N1-C2-N3	-5.99	126.31	129.30
38	A1	1715	G	C4-C5-N7	-5.99	108.41	110.80
38	A1	2171	G	N9-C4-C5	-5.99	103.00	105.40
11	B2	199	A	C5-C6-N1	-5.99	114.71	117.70
11	B2	280	C	N3-C4-N4	5.99	122.19	118.00
11	B2	947	G	N3-C4-C5	5.99	131.59	128.60
11	B2	1339	G	N9-C4-C5	5.99	107.79	105.40
38	A1	348	G	N1-C2-N2	5.99	121.59	116.20
38	A1	499	A	O4'-C1'-N9	5.99	112.99	108.20
38	A1	1250	A	C5'-C4'-O4'	5.99	116.28	109.10
38	A1	1998	G	C2-N3-C4	5.99	114.89	111.90
38	A1	2034	G	O4'-C1'-N9	5.99	112.99	108.20
38	A1	2357	U	C6-N1-C2	5.99	124.59	121.00
38	A1	2649	A	N9-C4-C5	-5.99	103.41	105.80
38	A1	2898	G	C4-C5-C6	5.99	122.39	118.80
38	A1	3046	C	C4-C5-C6	5.99	120.39	117.40
11	B2	1190	C	N3-C4-N4	5.98	122.19	118.00
11	B2	1256	C	N3-C4-N4	5.98	122.19	118.00
38	A1	1178	G	C1'-O4'-C4'	-5.98	105.11	109.90
38	A1	2308	C	O4'-C1'-C2'	-5.98	99.82	105.80
39	A3	15	G	C8-N9-C1'	5.98	134.78	127.00
50	AF	58	ASP	CB-CG-OD1	5.98	123.69	118.30
11	B2	116	C	C6-N1-C2	-5.98	117.91	120.30
11	B2	124	C	C5-C4-N4	5.98	124.39	120.20
11	B2	207	G	N9-C4-C5	-5.98	103.01	105.40
11	B2	316	C	C2-N3-C4	5.98	122.89	119.90

Continued on next page...

Continued from previous page...

Mol	Chain	Res	Type	Atoms	Z	Observed(°)	Ideal(°)
11	B2	442	C	P-O5'-C5'	5.98	130.47	120.90
11	B2	490	C	N3-C4-C5	5.98	124.29	121.90
11	B2	635	C	O4'-C1'-N1	5.98	112.99	108.20
11	B2	862	C	N1-C2-O2	5.98	122.49	118.90
11	B2	1177	C	O4'-C4'-C3'	-5.98	98.02	104.00
38	A1	642	G	N1-C2-N3	-5.98	120.31	123.90
38	A1	785	C	N3-C4-C5	-5.98	119.51	121.90
38	A1	2059	G	N9-C4-C5	-5.98	103.01	105.40
38	A1	2406	C	C3'-C2'-C1'	5.98	106.29	101.50
38	A1	2475	G	C6-C5-N7	-5.98	126.81	130.40
38	A1	2666	G	N1-C2-N3	-5.98	120.31	123.90
10	B1	9	A	C8-N9-C4	-5.98	103.41	105.80
10	B1	19	G	O4'-C1'-C2'	5.98	112.98	107.60
11	B2	145	A	C5-C6-N1	-5.98	114.71	117.70
11	B2	298	C	O4'-C1'-N1	5.98	112.98	108.20
11	B2	461	A	N7-C8-N9	-5.98	110.81	113.80
38	A1	426	G	C6-C5-N7	-5.98	126.81	130.40
38	A1	935	A	C5-C6-N6	-5.98	118.92	123.70
38	A1	1747	C	C2-N3-C4	5.98	122.89	119.90
38	A1	1761	C	C2-N1-C1'	5.98	125.38	118.80
38	A1	1979	G	C5-C6-N1	-5.98	108.51	111.50
39	A3	121	A	C8-N9-C4	5.98	108.19	105.80
10	B1	8	U	C4'-C3'-C2'	-5.98	96.62	102.60
11	B2	1208	A	C5'-C4'-C3'	5.98	125.57	116.00
11	B2	1226	G	C4-C5-N7	5.98	113.19	110.80
11	B2	1298	G	C6-C5-N7	-5.98	126.81	130.40
38	A1	1046	A	C5'-C4'-O4'	5.98	116.27	109.10
38	A1	1156	G	O4'-C1'-N9	5.98	112.98	108.20
38	A1	1228	G	N7-C8-N9	5.98	116.09	113.10
38	A1	1370	G	N3-C2-N2	5.98	124.09	119.90
38	A1	1737	A	N3-C4-C5	-5.98	122.61	126.80
38	A1	2450	A	C5-C6-N1	-5.98	114.71	117.70
38	A1	2574	G	N9-C4-C5	5.98	107.79	105.40
44	Ab	79	TYR	CA-CB-CG	-5.98	102.04	113.40
11	B2	150	G	C6-C5-N7	-5.98	126.81	130.40
11	B2	624	G	N3-C4-N9	-5.98	122.41	126.00
11	B2	755	U	C5-C4-O4	-5.98	122.31	125.90
11	B2	880	G	C5-C6-N1	-5.98	108.51	111.50
11	B2	1095	C	P-O3'-C3'	5.98	126.87	119.70
11	B2	1144	G	C4-C5-N7	-5.98	108.41	110.80
18	BF	8	TYR	CG-CD1-CE1	-5.98	116.52	121.30
38	A1	235	G	N1-C2-N2	-5.98	110.82	116.20

Continued on next page...

Continued from previous page...

Mol	Chain	Res	Type	Atoms	Z	Observed(°)	Ideal(°)
38	A1	657	U	C6-N1-C2	5.98	124.59	121.00
38	A1	760	G	C6-C5-N7	-5.98	126.81	130.40
38	A1	1808	G	C5-C6-N1	-5.98	108.51	111.50
38	A1	2009	G	O4'-C1'-N9	5.98	112.98	108.20
38	A1	2583	G	C8-N9-C4	-5.98	104.01	106.40
39	A3	115	C	N1-C2-O2	5.98	122.49	118.90
59	AL	9	ARG	N-CA-CB	5.98	121.36	110.60
63	AP	3	ARG	NE-CZ-NH1	5.98	123.29	120.30
11	B2	637	G	C8-N9-C4	-5.98	104.01	106.40
11	B2	643	G	C6-C5-N7	-5.98	126.81	130.40
38	A1	530	A	C3'-C2'-C1'	-5.98	96.72	101.50
38	A1	1402	C	O4'-C1'-N1	5.98	112.98	108.20
38	A1	1484	U	O4'-C1'-N1	5.98	112.98	108.20
38	A1	2746	G	C4-C5-N7	-5.98	108.41	110.80
61	AN	154	MET	CG-SD-CE	-5.98	90.64	100.20
11	B2	151	G	P-O3'-C3'	5.97	126.87	119.70
11	B2	348	C	C2-N3-C4	5.97	122.89	119.90
11	B2	392	G	C3'-C2'-C1'	-5.97	96.72	101.50
36	BX	2	ALA	N-CA-CB	5.97	118.47	110.10
38	A1	613	C	C2-N1-C1'	5.97	125.37	118.80
38	A1	625	A	C4-C5-N7	-5.97	107.71	110.70
38	A1	1116	A	N9-C4-C5	5.97	108.19	105.80
38	A1	1643	A	N9-C4-C5	5.97	108.19	105.80
38	A1	2820	C	N3-C4-C5	-5.97	119.51	121.90
39	A3	5	G	C5-C6-N1	-5.97	108.51	111.50
10	B1	19	G	C4-N9-C1'	5.97	134.26	126.50
11	B2	617	A	C6-N1-C2	5.97	122.18	118.60
11	B2	811	G	N1-C6-O6	5.97	123.48	119.90
11	B2	1126	G	C5-C6-O6	-5.97	125.02	128.60
11	B2	1213	G	C4-C5-N7	5.97	113.19	110.80
38	A1	558	C	N1-C2-N3	-5.97	115.02	119.20
38	A1	774	G	C6-C5-N7	-5.97	126.82	130.40
38	A1	1930	A	C6-C5-N7	-5.97	128.12	132.30
38	A1	2300	C	C5-C4-N4	-5.97	116.02	120.20
38	A1	2558	U	N1-C2-O2	-5.97	118.62	122.80
38	A1	2947	G	O4'-C1'-C2'	-5.97	99.83	105.80
10	B1	43	G	N9-C4-C5	-5.97	103.01	105.40
11	B2	220	G	N9-C4-C5	-5.97	103.01	105.40
11	B2	605	C	N1-C2-O2	5.97	122.48	118.90
11	B2	794	A	O4'-C1'-N9	5.97	112.98	108.20
11	B2	944	C	C2-N3-C4	5.97	122.89	119.90
11	B2	1374	C	C4'-C3'-C2'	-5.97	96.63	102.60

Continued on next page...

Continued from previous page...

Mol	Chain	Res	Type	Atoms	Z	Observed(°)	Ideal(°)
11	B2	1463	A	C4-C5-C6	5.97	119.98	117.00
38	A1	356	C	N3-C2-O2	-5.97	117.72	121.90
38	A1	655	C	C3'-C2'-C1'	5.97	106.28	101.50
38	A1	678	G	N7-C8-N9	-5.97	110.11	113.10
38	A1	1116	A	C5-C6-N6	-5.97	118.92	123.70
11	B2	11	A	O4'-C1'-N9	5.97	112.98	108.20
11	B2	79	G	P-O3'-C3'	-5.97	112.54	119.70
11	B2	258	A	C5-N7-C8	5.97	106.89	103.90
11	B2	674	C	C5-C6-N1	-5.97	118.02	121.00
11	B2	768	A	C8-N9-C4	-5.97	103.41	105.80
17	BE	29	ALA	N-CA-CB	5.97	118.46	110.10
38	A1	1118	A	C6-C5-N7	-5.97	128.12	132.30
38	A1	1732	C	O4'-C1'-N1	5.97	112.97	108.20
38	A1	2256	G	C5-C6-O6	-5.97	125.02	128.60
7	AU	39	TYR	CG-CD2-CE2	-5.97	116.53	121.30
11	B2	698	A	C5-N7-C8	5.97	106.88	103.90
11	B2	870	U	P-O3'-C3'	5.97	126.86	119.70
30	BR	53	TYR	CB-CG-CD1	-5.97	117.42	121.00
38	A1	65	G	C5-C6-O6	-5.97	125.02	128.60
38	A1	1902	G	N1-C2-N2	-5.97	110.83	116.20
38	A1	2568	A	C6-N1-C2	-5.97	115.02	118.60
11	B2	191	A	O4'-C1'-N9	5.97	112.97	108.20
38	A1	620	G	C5-C6-N1	-5.97	108.52	111.50
38	A1	763	A	N1-C6-N6	5.97	122.18	118.60
38	A1	893	C	C5-C6-N1	-5.97	118.02	121.00
38	A1	1007	U	N3-C4-C5	-5.97	111.02	114.60
38	A1	1365	G	O4'-C1'-N9	5.97	112.97	108.20
38	A1	1498	C	N3-C2-O2	-5.97	117.72	121.90
38	A1	1642	G	OP1-P-O3'	5.97	118.33	105.20
38	A1	1740	U	O4'-C1'-N1	5.97	112.97	108.20
38	A1	2822	G	N1-C2-N3	-5.97	120.32	123.90
39	A3	13	C	C1'-O4'-C4'	-5.97	105.13	109.90
5	AS	96	LEU	CB-CG-CD1	5.96	121.14	111.00
10	B1	39	A	N9-C4-C5	5.96	108.19	105.80
11	B2	195	C	C5-C6-N1	5.96	123.98	121.00
11	B2	551	U	C4-C5-C6	-5.96	116.12	119.70
11	B2	791	G	N3-C2-N2	5.96	124.08	119.90
14	BB	12	TYR	CB-CG-CD2	-5.96	117.42	121.00
38	A1	148	C	N3-C4-C5	-5.96	119.51	121.90
38	A1	714	C	N3-C4-C5	-5.96	119.51	121.90
38	A1	900	C	N3-C2-O2	-5.96	117.72	121.90
38	A1	1067	G	C4-C5-C6	5.96	122.38	118.80

Continued on next page...

Continued from previous page...

Mol	Chain	Res	Type	Atoms	Z	Observed(°)	Ideal(°)
38	A1	1656	C	O4'-C1'-N1	5.96	112.97	108.20
38	A1	1691	U	C4'-C3'-C2'	-5.96	96.64	102.60
38	A1	1950	G	C6-C5-N7	-5.96	126.82	130.40
38	A1	2072	G	O4'-C4'-C3'	-5.96	98.04	104.00
38	A1	2300	C	O3'-P-O5'	-5.96	92.67	104.00
38	A1	2538	G	C4-C5-N7	-5.96	108.41	110.80
38	A1	2698	G	C6-C5-N7	-5.96	126.82	130.40
38	A1	2806	A	N3-C4-C5	-5.96	122.62	126.80
38	A1	2893	U	C2-N1-C1'	5.96	124.86	117.70
42	Aa	20	LYS	N-CA-CB	5.96	121.33	110.60
8	AW	63	ARG	NE-CZ-NH1	5.96	123.28	120.30
10	B1	9	A	N3-C4-N9	-5.96	122.63	127.40
11	B2	162	C	O4'-C1'-N1	5.96	112.97	108.20
11	B2	392	G	C5-N7-C8	5.96	107.28	104.30
11	B2	614	G	P-O5'-C5'	-5.96	111.36	120.90
11	B2	687	G	C4-C5-C6	5.96	122.38	118.80
11	B2	1466	G	N1-C2-N3	-5.96	120.32	123.90
38	A1	55	G	N9-C4-C5	-5.96	103.02	105.40
38	A1	278	C	C6-N1-C2	5.96	122.69	120.30
38	A1	488	A	C1'-O4'-C4'	-5.96	105.13	109.90
38	A1	2346	A	N7-C8-N9	-5.96	110.82	113.80
38	A1	2562	G	N3-C2-N2	5.96	124.07	119.90
11	B2	48	G	C6-N1-C2	5.96	128.68	125.10
11	B2	154	C	N1-C2-N3	5.96	123.37	119.20
11	B2	246	A	C6-C5-N7	-5.96	128.13	132.30
11	B2	372	G	N3-C4-C5	-5.96	125.62	128.60
11	B2	431	U	N1-C2-N3	-5.96	111.32	114.90
11	B2	756	A	C5'-C4'-O4'	-5.96	101.95	109.10
11	B2	845	G	C5-C6-O6	-5.96	125.02	128.60
11	B2	970	G	N3-C2-N2	5.96	124.07	119.90
11	B2	1192	C	C5-C4-N4	-5.96	116.03	120.20
38	A1	73	A	N3-C4-N9	-5.96	122.63	127.40
38	A1	900	C	O4'-C1'-N1	5.96	112.97	108.20
38	A1	1573	A	C3'-C2'-C1'	-5.96	96.73	101.50
43	AB	139	VAL	CA-CB-CG2	-5.96	101.96	110.90
58	Ak	185	LEU	N-CA-CB	5.96	122.32	110.40
7	AU	9	ARG	NE-CZ-NH2	5.96	123.28	120.30
11	B2	60	A	N7-C8-N9	-5.96	110.82	113.80
38	A1	2173	U	P-O3'-C3'	5.96	126.85	119.70
38	A1	2253	G	N9-C4-C5	-5.96	103.02	105.40
38	A1	2334	G	C4-C5-C6	5.96	122.38	118.80
3	Af	42	ARG	NH1-CZ-NH2	5.96	125.95	119.40

Continued on next page...

Continued from previous page...

Mol	Chain	Res	Type	Atoms	Z	Observed(°)	Ideal(°)
11	B2	49	C	O4'-C1'-N1	5.96	112.97	108.20
11	B2	160	C	C4'-C3'-C2'	-5.96	96.64	102.60
11	B2	194	C	C2-N3-C4	-5.96	116.92	119.90
11	B2	754	G	O4'-C1'-N9	5.96	112.97	108.20
11	B2	1159	U	N3-C4-C5	5.96	118.18	114.60
11	B2	1427	C	O4'-C1'-N1	5.96	112.97	108.20
11	B2	1485	G	N3-C2-N2	5.96	124.07	119.90
13	BA	194	PRO	N-CA-CB	5.96	110.45	103.30
38	A1	100	C	N3-C4-C5	-5.96	119.52	121.90
38	A1	125	C	N1-C2-O2	5.96	122.48	118.90
38	A1	528	G	P-O3'-C3'	5.96	126.85	119.70
38	A1	761	U	C4-C5-C6	5.96	123.28	119.70
38	A1	1021	G	C5'-C4'-O4'	5.96	116.25	109.10
38	A1	1919	A	N3-C4-C5	-5.96	122.63	126.80
38	A1	2262	C	N3-C4-C5	-5.96	119.52	121.90
38	A1	2903	U	N3-C4-O4	5.96	123.57	119.40
11	B2	225	U	O4'-C1'-N1	5.96	112.97	108.20
11	B2	727	G	OP1-P-OP2	-5.96	110.67	119.60
11	B2	1046	G	O4'-C1'-N9	5.96	112.97	108.20
11	B2	1290	U	C5-C6-N1	5.96	125.68	122.70
11	B2	1440	G	O4'-C4'-C3'	-5.96	98.04	104.00
38	A1	343	C	C2-N3-C4	5.96	122.88	119.90
38	A1	792	A	C6-N1-C2	5.96	122.17	118.60
38	A1	1385	C	N3-C2-O2	5.96	126.07	121.90
38	A1	1411	G	C5-N7-C8	5.96	107.28	104.30
38	A1	2197	U	N3-C4-C5	-5.96	111.03	114.60
40	A5	8	ARG	NE-CZ-NH2	-5.96	117.32	120.30
38	A1	721	G	C2-N3-C4	5.96	114.88	111.90
38	A1	744	G	C5-C6-O6	-5.96	125.03	128.60
38	A1	786	G	C6-C5-N7	-5.96	126.83	130.40
38	A1	1096	A	C8-N9-C4	-5.96	103.42	105.80
38	A1	1396	A	P-O3'-C3'	5.96	126.85	119.70
38	A1	1709	C	C3'-C2'-C1'	5.96	106.26	101.50
38	A1	1921	U	C4-C5-C6	-5.96	116.13	119.70
38	A1	2363	G	C5-C6-N1	-5.96	108.52	111.50
11	B2	151	G	N3-C4-N9	-5.95	122.43	126.00
11	B2	884	G	N1-C2-N3	-5.95	120.33	123.90
11	B2	919	U	C6-N1-C1'	-5.95	112.86	121.20
11	B2	1367	C	N3-C2-O2	5.95	126.07	121.90
11	B2	1446	G	N3-C2-N2	5.95	124.07	119.90
38	A1	320	C	O4'-C1'-N1	5.95	112.96	108.20
38	A1	769	G	O4'-C1'-N9	5.95	112.96	108.20

Continued on next page...

Continued from previous page...

Mol	Chain	Res	Type	Atoms	Z	Observed(°)	Ideal(°)
38	A1	872	G	N3-C2-N2	-5.95	115.73	119.90
38	A1	922	C	C2-N3-C4	5.95	122.88	119.90
38	A1	1735	G	P-O5'-C5'	5.95	130.42	120.90
38	A1	2428	C	C4'-C3'-C2'	-5.95	96.65	102.60
38	A1	2584	A	C6-N1-C2	-5.95	115.03	118.60
38	A1	2948	A	N1-C2-N3	5.95	132.28	129.30
39	A3	93	G	C5-C6-O6	-5.95	125.03	128.60
10	B1	32	A	C4-C5-C6	5.95	119.98	117.00
38	A1	675	G	C5-C6-O6	-5.95	125.03	128.60
38	A1	684	G	C5-N7-C8	5.95	107.28	104.30
38	A1	2199	U	N3-C4-O4	5.95	123.57	119.40
38	A1	2326	C	O4'-C1'-N1	5.95	112.96	108.20
38	A1	2662	G	C8-N9-C4	-5.95	104.02	106.40
52	AH	19	PRO	N-CA-C	5.95	127.58	112.10
10	B1	49	C	O4'-C1'-N1	5.95	112.96	108.20
11	B2	821	G	C6-C5-N7	-5.95	126.83	130.40
11	B2	974	G	C6-N1-C2	-5.95	121.53	125.10
11	B2	985	C	C4'-C3'-C2'	5.95	108.55	102.60
11	B2	1347	U	O4'-C1'-N1	5.95	112.96	108.20
38	A1	186	A	C5-N7-C8	5.95	106.88	103.90
38	A1	455	G	C2-N3-C4	5.95	114.88	111.90
38	A1	741	G	C4-C5-N7	-5.95	108.42	110.80
38	A1	884	C	C6-N1-C2	-5.95	117.92	120.30
38	A1	1168	A	C8-N9-C4	-5.95	103.42	105.80
38	A1	1803	U	N3-C2-O2	-5.95	118.03	122.20
38	A1	2028	G	C2-N3-C4	5.95	114.88	111.90
38	A1	2384	G	N3-C4-N9	5.95	129.57	126.00
38	A1	2488	C	N3-C2-O2	-5.95	117.73	121.90
38	A1	2792	G	N3-C2-N2	5.95	124.06	119.90
10	B1	54	G	C8-N9-C4	-5.95	104.02	106.40
11	B2	201	G	C5-C6-O6	-5.95	125.03	128.60
11	B2	355	C	C4'-C3'-C2'	-5.95	96.65	102.60
11	B2	570	G	C4-C5-C6	5.95	122.37	118.80
11	B2	810	G	N7-C8-N9	-5.95	110.12	113.10
11	B2	922	G	N7-C8-N9	-5.95	110.13	113.10
11	B2	1257	U	N3-C2-O2	5.95	126.36	122.20
34	BV	72	TYR	CB-CG-CD2	-5.95	117.43	121.00
38	A1	1084	G	C2-N3-C4	5.95	114.87	111.90
38	A1	1415	C	C1'-O4'-C4'	5.95	114.66	109.90
38	A1	1477	C	C5-C6-N1	5.95	123.97	121.00
38	A1	1768	C	C2-N3-C4	-5.95	116.93	119.90
38	A1	2617	G	C5-C6-O6	5.95	132.17	128.60

Continued on next page...

Continued from previous page...

Mol	Chain	Res	Type	Atoms	Z	Observed(°)	Ideal(°)
38	A1	2694	C	P-O3'-C3'	-5.95	112.56	119.70
38	A1	2737	G	C6-N1-C2	5.95	128.67	125.10
38	A1	2868	C	O4'-C1'-N1	5.95	112.96	108.20
38	A1	3036	C	O4'-C4'-C3'	-5.95	98.05	104.00
49	Ae	53	LYS	N-CA-CB	5.95	121.31	110.60
10	B1	49	C	C5-C6-N1	5.95	123.97	121.00
11	B2	621	G	C5-C6-O6	-5.95	125.03	128.60
11	B2	1216	A	O4'-C1'-N9	5.95	112.96	108.20
35	BW	36	ARG	NE-CZ-NH1	-5.95	117.33	120.30
38	A1	269	C	N1-C2-O2	-5.95	115.33	118.90
38	A1	602	G	C6-N1-C2	-5.95	121.53	125.10
38	A1	1505	G	N1-C2-N3	-5.95	120.33	123.90
38	A1	1845	C	N3-C4-N4	5.95	122.16	118.00
38	A1	1937	A	C2-N3-C4	5.95	113.57	110.60
11	B2	729	G	C5-C6-N1	-5.95	108.53	111.50
11	B2	1060	G	C5'-C4'-O4'	5.95	116.23	109.10
32	BT	41	THR	CA-CB-OG1	5.95	121.48	109.00
34	BV	89	ARG	NE-CZ-NH1	5.95	123.27	120.30
38	A1	11	G	C8-N9-C1'	-5.95	119.27	127.00
38	A1	122	G	C8-N9-C4	-5.95	104.02	106.40
38	A1	223	U	O4'-C4'-C3'	-5.95	98.06	104.00
38	A1	502	G	O4'-C1'-N9	5.95	112.96	108.20
38	A1	802	G	N3-C4-C5	-5.95	125.63	128.60
38	A1	833	G	O4'-C1'-N9	5.95	112.96	108.20
38	A1	1016	C	N3-C4-C5	-5.95	119.52	121.90
38	A1	2306	C	C2-N3-C4	5.95	122.87	119.90
38	A1	2469	G	C4-C5-C6	5.95	122.37	118.80
38	A1	2492	G	C4-C5-N7	5.95	113.18	110.80
38	A1	2560	G	N1-C2-N3	-5.95	120.33	123.90
38	A1	2579	G	C5-C6-O6	-5.95	125.03	128.60
38	A1	2791	C	N3-C4-N4	5.95	122.16	118.00
39	A3	79	U	P-O3'-C3'	5.95	126.83	119.70
11	B2	574	A	C5-N7-C8	5.94	106.87	103.90
11	B2	1112	G	N3-C4-C5	5.94	131.57	128.60
11	B2	1178	C	N3-C4-N4	5.94	122.16	118.00
38	A1	135	U	C5-C4-O4	-5.94	122.33	125.90
38	A1	1169	G	N1-C6-O6	5.94	123.47	119.90
38	A1	1250	A	C4-C5-C6	5.94	119.97	117.00
50	AF	122	ALA	CB-CA-C	-5.94	101.18	110.10
11	B2	274	G	C6-C5-N7	-5.94	126.83	130.40
11	B2	777	G	N7-C8-N9	5.94	116.07	113.10
11	B2	856	G	C5-C6-O6	-5.94	125.03	128.60

Continued on next page...

Continued from previous page...

Mol	Chain	Res	Type	Atoms	Z	Observed(°)	Ideal(°)
11	B2	883	G	O5'-P-OP1	-5.94	100.35	105.70
11	B2	896	A	C2-N3-C4	5.94	113.57	110.60
11	B2	976	A	N9-C4-C5	5.94	108.18	105.80
11	B2	1002	G	C8-N9-C4	5.94	108.78	106.40
11	B2	1485	G	C6-N1-C2	5.94	128.67	125.10
38	A1	619	G	O4'-C1'-N9	5.94	112.95	108.20
38	A1	1027	A	C5-N7-C8	5.94	106.87	103.90
38	A1	1102	C	C2-N3-C4	5.94	122.87	119.90
38	A1	1982	C	N3-C2-O2	-5.94	117.74	121.90
38	A1	1984	G	N3-C2-N2	5.94	124.06	119.90
38	A1	2045	C	C2-N3-C4	5.94	122.87	119.90
38	A1	2096	G	C4-C5-C6	5.94	122.36	118.80
38	A1	2177	A	C5-N7-C8	5.94	106.87	103.90
39	A3	75	G	C8-N9-C4	5.94	108.78	106.40
11	B2	392	G	N1-C2-N3	-5.94	120.34	123.90
11	B2	615	G	N7-C8-N9	5.94	116.07	113.10
11	B2	679	G	N9-C4-C5	5.94	107.78	105.40
11	B2	798	U	N1-C1'-C2'	-5.94	105.47	112.00
11	B2	939	C	N3-C4-C5	-5.94	119.52	121.90
11	B2	1343	C	N3-C2-O2	5.94	126.06	121.90
38	A1	270	C	O4'-C4'-C3'	-5.94	98.06	104.00
38	A1	2226	G	C2-N3-C4	5.94	114.87	111.90
38	A1	2784	A	C6-C5-N7	-5.94	128.14	132.30
38	A1	296	G	N3-C4-N9	5.94	129.56	126.00
38	A1	382	G	C5-C6-N1	-5.94	108.53	111.50
38	A1	994	G	N7-C8-N9	-5.94	110.13	113.10
38	A1	1224	A	C8-N9-C4	-5.94	103.42	105.80
38	A1	1655	G	N1-C2-N3	-5.94	120.34	123.90
38	A1	2429	G	C6-C5-N7	-5.94	126.84	130.40
11	B2	160	C	O5'-C5'-C4'	-5.94	100.42	111.70
11	B2	264	C	N3-C4-N4	5.94	122.16	118.00
11	B2	408	C	N3-C4-C5	-5.94	119.53	121.90
11	B2	435	A	C4-C5-N7	-5.94	107.73	110.70
11	B2	893	U	P-O3'-C3'	5.94	126.83	119.70
11	B2	1103	G	N7-C8-N9	-5.94	110.13	113.10
11	B2	1167	C	C4'-C3'-C2'	-5.94	96.66	102.60
11	B2	1331	G	P-O3'-C3'	-5.94	112.58	119.70
14	BB	51	ARG	NE-CZ-NH1	5.94	123.27	120.30
38	A1	19	G	C2-N3-C4	5.94	114.87	111.90
38	A1	54	G	N3-C2-N2	5.94	124.06	119.90
38	A1	313	U	P-O3'-C3'	5.94	126.83	119.70
38	A1	468	A	C6-C5-N7	-5.94	128.14	132.30

Continued on next page...

Continued from previous page...

Mol	Chain	Res	Type	Atoms	Z	Observed(°)	Ideal(°)
38	A1	654	C	N1-C2-O2	-5.94	115.34	118.90
38	A1	708	A	C4-C5-N7	-5.94	107.73	110.70
38	A1	1889	G	N3-C4-N9	5.94	129.56	126.00
38	A1	2119	C	N3-C4-C5	-5.94	119.53	121.90
38	A1	2187	C	C4-C5-C6	5.94	120.37	117.40
38	A1	2261	C	P-O5'-C5'	-5.94	111.40	120.90
38	A1	2563	A	C5-C6-N6	-5.94	118.95	123.70
38	A1	2565	A	O4'-C1'-N9	5.94	112.95	108.20
38	A1	2712	G	O3'-P-O5'	-5.94	92.72	104.00
38	A1	2732	U	N1-C2-N3	5.94	118.46	114.90
39	A3	13	C	C2-N3-C4	5.94	122.87	119.90
11	B2	212	G	N3-C4-N9	5.94	129.56	126.00
11	B2	853	G	C5-N7-C8	-5.94	101.33	104.30
11	B2	1020	G	C4-C5-C6	5.94	122.36	118.80
11	B2	1245	C	C4-C5-C6	5.94	120.37	117.40
11	B2	1441	G	N1-C2-N3	-5.94	120.34	123.90
38	A1	13	U	C5-C4-O4	-5.94	122.34	125.90
38	A1	219	G	N3-C2-N2	5.94	124.06	119.90
38	A1	855	G	N7-C8-N9	5.94	116.07	113.10
38	A1	1091	G	C6-N1-C2	-5.94	121.54	125.10
39	A3	89	G	N1-C6-O6	5.94	123.46	119.90
59	AL	42	ARG	NH1-CZ-NH2	5.94	125.93	119.40
11	B2	262	G	C2'-C3'-O3'	5.93	123.19	113.70
11	B2	1109	C	C5-C6-N1	-5.93	118.03	121.00
11	B2	1196	A	C2-N3-C4	5.93	113.57	110.60
11	B2	1417	A	O4'-C1'-N9	5.93	112.95	108.20
19	BG	77	ASP	CB-CG-OD1	-5.93	112.96	118.30
38	A1	1699	U	O4'-C4'-C3'	-5.93	98.07	104.00
38	A1	2033	G	O4'-C1'-C2'	-5.93	99.86	105.80
38	A1	2187	C	N3-C2-O2	5.93	126.05	121.90
38	A1	2299	G	C6-C5-N7	-5.93	126.84	130.40
38	A1	2471	A	C5-C6-N6	-5.93	118.95	123.70
38	A1	2881	G	C4-C5-C6	5.93	122.36	118.80
11	B2	288	G	N3-C2-N2	5.93	124.05	119.90
11	B2	298	C	C5-C4-N4	-5.93	116.05	120.20
11	B2	645	G	C4-C5-C6	5.93	122.36	118.80
11	B2	886	G	C8-N9-C4	-5.93	104.03	106.40
11	B2	966	G	C5-C6-O6	-5.93	125.04	128.60
38	A1	117	A	O4'-C4'-C3'	-5.93	98.07	104.00
38	A1	178	G	N1-C2-N3	-5.93	120.34	123.90
38	A1	284	U	O4'-C1'-N1	5.93	112.95	108.20
38	A1	874	U	C5-C4-O4	-5.93	122.34	125.90

Continued on next page...

Continued from previous page...

Mol	Chain	Res	Type	Atoms	Z	Observed(°)	Ideal(°)
38	A1	1056	C	C2-N3-C4	5.93	122.87	119.90
38	A1	1211	C	P-O3'-C3'	-5.93	112.58	119.70
38	A1	1482	G	C4-N9-C1'	5.93	134.21	126.50
38	A1	2388	U	N3-C2-O2	5.93	126.35	122.20
38	A1	2746	G	C4-C5-C6	5.93	122.36	118.80
11	B2	1021	C	C5-C6-N1	-5.93	118.03	121.00
38	A1	16	G	N1-C2-N3	-5.93	120.34	123.90
38	A1	541	A	C4-C5-C6	5.93	119.97	117.00
38	A1	964	C	N3-C4-C5	-5.93	119.53	121.90
38	A1	1415	C	C4-C5-C6	5.93	120.37	117.40
38	A1	2053	G	C5-C6-O6	-5.93	125.04	128.60
38	A1	2490	C	O4'-C1'-N1	5.93	112.94	108.20
38	A1	2814	U	O4'-C1'-N1	5.93	112.94	108.20
38	A1	2891	A	C2-N3-C4	5.93	113.56	110.60
65	AV	56	TYR	N-CA-CB	5.93	121.28	110.60
11	B2	217	C	P-O3'-C3'	-5.93	112.58	119.70
11	B2	288	G	C4-C5-C6	5.93	122.36	118.80
11	B2	646	U	N3-C4-O4	5.93	123.55	119.40
11	B2	1144	G	C5'-C4'-C3'	5.93	125.49	116.00
11	B2	1468	A	C8-N9-C4	5.93	108.17	105.80
38	A1	1557	G	C4'-C3'-C2'	-5.93	96.67	102.60
38	A1	1709	C	C5-C4-N4	-5.93	116.05	120.20
38	A1	1722	G	C4-N9-C1'	5.93	134.21	126.50
38	A1	1773	C	N3-C4-N4	5.93	122.15	118.00
38	A1	1823	A	C6-C5-N7	-5.93	128.15	132.30
38	A1	2129	G	N3-C2-N2	5.93	124.05	119.90
38	A1	2987	U	N3-C4-C5	-5.93	111.04	114.60
11	B2	452	G	N3-C2-N2	5.93	124.05	119.90
38	A1	410	C	O4'-C1'-N1	5.93	112.94	108.20
38	A1	1361	G	OP1-P-OP2	-5.93	110.71	119.60
38	A1	2430	C	C4-C5-C6	5.93	120.36	117.40
38	A1	2723	G	C4-C5-C6	5.93	122.36	118.80
38	A1	2895	G	C8-N9-C4	-5.93	104.03	106.40
11	B2	440	C	C6-N1-C2	-5.93	117.93	120.30
11	B2	518	U	C1'-O4'-C4'	5.93	114.64	109.90
11	B2	557	G	O4'-C1'-N9	5.93	112.94	108.20
11	B2	560	A	C4'-C3'-C2'	-5.93	96.67	102.60
11	B2	766	G	C8-N9-C4	-5.93	104.03	106.40
18	BF	82	ARG	NE-CZ-NH1	5.93	123.26	120.30
21	BI	61	TYR	CB-CG-CD2	-5.93	117.44	121.00
38	A1	633	A	C4-C5-C6	5.93	119.96	117.00
38	A1	1005	G	P-O5'-C5'	-5.93	111.42	120.90

Continued on next page...

Continued from previous page...

Mol	Chain	Res	Type	Atoms	Z	Observed(°)	Ideal(°)
38	A1	2338	A	O4'-C1'-C2'	-5.93	99.87	105.80
38	A1	2364	G	C5-C6-O6	-5.93	125.04	128.60
38	A1	2562	G	C2-N3-C4	-5.93	108.94	111.90
38	A1	2831	G	N7-C8-N9	-5.93	110.14	113.10
11	B2	224	A	C5-C6-N1	-5.92	114.74	117.70
11	B2	304	C	O4'-C4'-C3'	-5.92	98.08	104.00
11	B2	372	G	N3-C2-N2	5.92	124.05	119.90
11	B2	446	G	N3-C2-N2	5.92	124.05	119.90
11	B2	628	G	N1-C2-N3	-5.92	120.34	123.90
11	B2	666	G	O4'-C1'-N9	5.92	112.94	108.20
11	B2	1245	C	P-O5'-C5'	-5.92	111.42	120.90
38	A1	113	C	N1-C2-O2	5.92	122.45	118.90
38	A1	147	C	C6-N1-C1'	5.92	127.91	120.80
38	A1	430	A	N1-C2-N3	5.92	132.26	129.30
38	A1	710	G	O4'-C4'-C3'	-5.92	98.08	104.00
38	A1	1008	U	C1'-O4'-C4'	5.92	114.64	109.90
38	A1	1059	C	C4-C5-C6	5.92	120.36	117.40
38	A1	1127	C	N3-C4-C5	-5.92	119.53	121.90
38	A1	1380	G	O4'-C4'-C3'	-5.92	98.08	104.00
38	A1	1468	G	N1-C2-N3	-5.92	120.34	123.90
38	A1	1488	C	C6-N1-C2	5.92	122.67	120.30
38	A1	1744	A	C5'-C4'-O4'	5.92	116.21	109.10
38	A1	1746	C	N3-C4-N4	5.92	122.15	118.00
38	A1	2364	G	C5-N7-C8	5.92	107.26	104.30
38	A1	2683	G	C4-C5-N7	-5.92	108.43	110.80
39	A3	51	U	C4'-C3'-C2'	-5.92	96.68	102.60
39	A3	55	G	C4-C5-C6	5.92	122.36	118.80
54	AI	28	VAL	CA-CB-CG1	5.92	119.79	110.90
11	B2	592	G	C5-C6-N1	-5.92	108.54	111.50
11	B2	954	G	O4'-C1'-N9	5.92	112.94	108.20
11	B2	1046	G	N3-C2-N2	5.92	124.05	119.90
38	A1	659	U	P-O3'-C3'	5.92	126.81	119.70
38	A1	1104	A	C5-C6-N6	-5.92	118.96	123.70
38	A1	1325	A	C4-C5-C6	5.92	119.96	117.00
38	A1	1603	G	O3'-P-O5'	5.92	115.25	104.00
38	A1	2685	G	C4-C5-C6	5.92	122.35	118.80
6	AT	41	ARG	NE-CZ-NH2	-5.92	117.34	120.30
11	B2	443	C	C5-C6-N1	5.92	123.96	121.00
11	B2	892	C	C4'-C3'-C2'	5.92	108.52	102.60
11	B2	1005	G	N3-C2-N2	5.92	124.05	119.90
11	B2	1468	A	C5-C6-N1	-5.92	114.74	117.70
19	BG	53	LYS	O-C-N	-5.92	113.22	122.70

Continued on next page...

Continued from previous page...

Mol	Chain	Res	Type	Atoms	Z	Observed(°)	Ideal(°)
25	BM	101	ALA	N-CA-CB	5.92	118.39	110.10
38	A1	102	A	C5'-C4'-C3'	5.92	125.47	116.00
38	A1	410	C	C2-N3-C4	5.92	122.86	119.90
38	A1	437	G	O4'-C1'-N9	5.92	112.94	108.20
38	A1	491	G	P-O3'-C3'	5.92	126.81	119.70
38	A1	707	U	C2-N1-C1'	5.92	124.81	117.70
38	A1	928	A	C5-C6-N6	-5.92	118.96	123.70
38	A1	1299	C	N3-C4-N4	5.92	122.14	118.00
38	A1	2385	G	P-O3'-C3'	5.92	126.81	119.70
38	A1	2392	A	C6-C5-N7	-5.92	128.16	132.30
48	AE	63	LYS	N-CA-CB	5.92	121.26	110.60
11	B2	1236	G	C4-C5-C6	5.92	122.35	118.80
38	A1	410	C	C6-N1-C1'	-5.92	113.70	120.80
38	A1	741	G	C2-N3-C4	5.92	114.86	111.90
38	A1	2238	G	C8-N9-C4	-5.92	104.03	106.40
11	B2	219	C	C5-C4-N4	-5.92	116.06	120.20
11	B2	534	G	C2-N3-C4	5.92	114.86	111.90
11	B2	957	A	O4'-C1'-N9	5.92	112.94	108.20
11	B2	1082	A	C6-C5-N7	-5.92	128.16	132.30
11	B2	1460	G	N1-C6-O6	5.92	123.45	119.90
38	A1	506	G	C4-C5-N7	5.92	113.17	110.80
38	A1	903	C	N1-C2-O2	-5.92	115.35	118.90
38	A1	1131	G	N9-C4-C5	-5.92	103.03	105.40
38	A1	1510	U	N3-C4-O4	5.92	123.54	119.40
38	A1	2116	G	N7-C8-N9	-5.92	110.14	113.10
38	A1	2530	G	C5-C6-N1	5.92	114.46	111.50
38	A1	2833	G	C8-N9-C4	5.92	108.77	106.40
38	A1	2959	A	C4'-C3'-C2'	-5.92	96.68	102.60
4	AQ	88	ARG	CB-CA-C	5.92	122.23	110.40
11	B2	617	A	C5-C6-N6	-5.92	118.97	123.70
11	B2	1009	G	N7-C8-N9	-5.92	110.14	113.10
17	BE	23	ARG	NH1-CZ-NH2	-5.92	112.89	119.40
28	BP	52	PHE	N-CA-CB	5.92	121.25	110.60
38	A1	148	C	O4'-C1'-N1	5.92	112.93	108.20
38	A1	234	G	C4-C5-C6	5.92	122.35	118.80
38	A1	637	G	N1-C2-N2	-5.92	110.88	116.20
38	A1	758	C	C5-C6-N1	5.92	123.96	121.00
38	A1	942	U	C1'-O4'-C4'	-5.92	105.17	109.90
38	A1	1166	A	N1-C2-N3	-5.92	126.34	129.30
38	A1	1734	G	C6-C5-N7	-5.92	126.85	130.40
38	A1	2255	C	C6-N1-C1'	-5.92	113.70	120.80
38	A1	2447	A	C4-C5-C6	5.92	119.96	117.00

Continued on next page...

Continued from previous page...

Mol	Chain	Res	Type	Atoms	Z	Observed(°)	Ideal(°)
38	A1	2653	G	N3-C2-N2	5.92	124.04	119.90
38	A1	2758	G	C4-N9-C1'	-5.92	118.81	126.50
38	A1	2860	G	C5-C6-N1	-5.92	108.54	111.50
50	AF	54	VAL	CA-CB-CG2	-5.92	102.02	110.90
11	B2	311	A	N9-C4-C5	5.92	108.17	105.80
11	B2	582	G	C8-N9-C4	-5.92	104.03	106.40
11	B2	1335	A	C5-C6-N6	-5.92	118.97	123.70
17	BE	52	TYR	CZ-CE2-CD2	-5.92	114.48	119.80
38	A1	389	C	C4'-C3'-C2'	-5.92	96.69	102.60
38	A1	481	G	C4-C5-N7	-5.92	108.43	110.80
38	A1	489	G	N7-C8-N9	5.92	116.06	113.10
38	A1	876	C	N1-C2-O2	5.92	122.45	118.90
38	A1	2008	G	P-O3'-C3'	-5.92	112.60	119.70
38	A1	2257	A	C2-N3-C4	-5.92	107.64	110.60
38	A1	2945	A	C5-C6-N6	-5.92	118.97	123.70
38	A1	3033	G	C5-N7-C8	5.92	107.26	104.30
9	AX	268	ASN	CB-CG-OD1	-5.91	109.77	121.60
11	B2	127	G	O4'-C1'-N9	5.91	112.93	108.20
11	B2	189	C	C5'-C4'-O4'	5.91	116.20	109.10
11	B2	642	G	C4-C5-N7	-5.91	108.43	110.80
11	B2	1297	G	N1-C2-N3	-5.91	120.35	123.90
11	B2	1374	C	C2-N1-C1'	5.91	125.30	118.80
11	B2	1402	C	O4'-C1'-N1	5.91	112.93	108.20
11	B2	1412	A	C4-C5-N7	-5.91	107.74	110.70
11	B2	1444	G	C5-C6-N1	-5.91	108.54	111.50
38	A1	378	G	C5'-C4'-O4'	5.91	116.20	109.10
38	A1	1401	G	N1-C2-N3	-5.91	120.35	123.90
38	A1	2191	U	N1-C2-N3	-5.91	111.35	114.90
38	A1	2193	G	C5-C6-O6	-5.91	125.05	128.60
38	A1	2217	C	C4'-C3'-C2'	5.91	108.51	102.60
38	A1	2294	A	C1'-O4'-C4'	5.91	114.63	109.90
38	A1	2782	A	C4-C5-N7	-5.91	107.74	110.70
53	Ah	21	ARG	NE-CZ-NH1	5.91	123.26	120.30
11	B2	136	A	O4'-C1'-N9	5.91	112.93	108.20
38	A1	196	A	N7-C8-N9	-5.91	110.84	113.80
38	A1	293	G	N3-C4-C5	-5.91	125.64	128.60
38	A1	694	A	C5'-C4'-C3'	-5.91	106.54	116.00
9	AX	219	VAL	CB-CA-C	-5.91	100.17	111.40
11	B2	56	A	C5-C6-N6	-5.91	118.97	123.70
11	B2	82	G	C4-C5-C6	-5.91	115.25	118.80
11	B2	595	U	O4'-C1'-N1	5.91	112.93	108.20
11	B2	968	C	P-O3'-C3'	5.91	126.79	119.70

Continued on next page...

Continued from previous page...

Mol	Chain	Res	Type	Atoms	Z	Observed(°)	Ideal(°)
11	B2	1058	G	C8-N9-C4	-5.91	104.04	106.40
11	B2	1228	A	N7-C8-N9	5.91	116.75	113.80
38	A1	80	G	N7-C8-N9	-5.91	110.14	113.10
38	A1	696	G	C4'-C3'-C2'	-5.91	96.69	102.60
38	A1	1083	G	C5-C6-O6	-5.91	125.05	128.60
38	A1	1119	A	N7-C8-N9	5.91	116.76	113.80
38	A1	2002	A	C8-N9-C4	-5.91	103.44	105.80
38	A1	2006	C	C6-N1-C2	-5.91	117.94	120.30
38	A1	2465	A	C4-C5-C6	5.91	119.95	117.00
38	A1	2630	C	C2-N3-C4	5.91	122.86	119.90
58	Ak	151	ARG	NE-CZ-NH2	-5.91	117.34	120.30
5	AS	54	VAL	CA-CB-CG2	-5.91	102.04	110.90
9	AX	29	TRP	CG-CD2-CE3	-5.91	128.58	133.90
11	B2	92	G	C1'-O4'-C4'	-5.91	105.17	109.90
11	B2	201	G	N3-C4-C5	-5.91	125.65	128.60
11	B2	427	G	C8-N9-C4	5.91	108.76	106.40
11	B2	886	G	N9-C4-C5	5.91	107.76	105.40
11	B2	1068	C	C4'-C3'-C2'	-5.91	96.69	102.60
11	B2	1235	A	C6-N1-C2	-5.91	115.06	118.60
11	B2	1387	C	N1-C2-N3	-5.91	115.06	119.20
38	A1	302	U	C4-C5-C6	-5.91	116.16	119.70
38	A1	967	G	N3-C2-N2	5.91	124.04	119.90
38	A1	1272	A	O4'-C1'-N9	5.91	112.93	108.20
38	A1	1342	G	N7-C8-N9	5.91	116.06	113.10
38	A1	2497	G	C5-N7-C8	5.91	107.25	104.30
38	A1	2573	C	C1'-O4'-C4'	5.91	114.63	109.90
41	AA	58	LYS	CB-CA-C	-5.91	98.58	110.40
41	AA	119	ARG	NE-CZ-NH1	-5.91	117.35	120.30
11	B2	369	A	P-O5'-C5'	5.91	130.35	120.90
11	B2	437	A	N7-C8-N9	-5.91	110.85	113.80
11	B2	1178	C	C2-N3-C4	5.91	122.85	119.90
38	A1	982	G	C6-N1-C2	5.91	128.64	125.10
38	A1	1614	U	N1-C2-O2	-5.91	118.67	122.80
38	A1	2499	U	C5-C4-O4	-5.91	122.36	125.90
38	A1	2504	U	C5-C4-O4	-5.91	122.36	125.90
38	A1	2727	C	C4-C5-C6	5.91	120.35	117.40
39	A3	89	G	C2'-C3'-O3'	5.91	123.15	113.70
11	B2	267	C	P-O5'-C5'	5.91	130.35	120.90
11	B2	1057	A	C4'-C3'-C2'	-5.91	96.69	102.60
38	A1	80	G	N9-C4-C5	-5.91	103.04	105.40
38	A1	898	G	N9-C4-C5	5.91	107.76	105.40
38	A1	933	G	C6-C5-N7	-5.91	126.86	130.40

Continued on next page...

Continued from previous page...

Mol	Chain	Res	Type	Atoms	Z	Observed(°)	Ideal(°)
38	A1	955	A	N9-C4-C5	5.91	108.16	105.80
38	A1	1471	G	C4-C5-C6	-5.91	115.26	118.80
38	A1	1611	C	C5-C4-N4	-5.91	116.07	120.20
38	A1	1809	G	C5'-C4'-O4'	5.91	116.19	109.10
38	A1	1827	A	C5-C6-N6	-5.91	118.98	123.70
38	A1	2136	G	C6-C5-N7	-5.91	126.86	130.40
38	A1	2366	G	C6-N1-C2	5.91	128.64	125.10
38	A1	2580	G	C2-N3-C4	-5.91	108.95	111.90
39	A3	3	G	N9-C4-C5	-5.91	103.04	105.40
11	B2	1	A	C5-C6-N6	-5.90	118.98	123.70
11	B2	1198	A	C5-C6-N6	-5.90	118.98	123.70
11	B2	1230	G	C6-N1-C2	5.90	128.64	125.10
38	A1	551	A	C4-C5-N7	-5.90	107.75	110.70
38	A1	1133	U	O4'-C1'-N1	5.90	112.92	108.20
38	A1	1816	C	C2-N3-C4	5.90	122.85	119.90
38	A1	1916	U	C5-C4-O4	5.90	129.44	125.90
38	A1	2247	G	C3'-C2'-C1'	5.90	106.22	101.50
38	A1	2714	G	O4'-C1'-N9	5.90	112.92	108.20
59	AL	34	ARG	NE-CZ-NH2	-5.90	117.35	120.30
10	B1	6	G	C6-N1-C2	5.90	128.64	125.10
11	B2	1309	A	C8-N9-C4	5.90	108.16	105.80
38	A1	30	G	N3-C4-C5	-5.90	125.65	128.60
38	A1	84	A	O5'-P-OP1	5.90	117.78	110.70
38	A1	440	A	N1-C6-N6	5.90	122.14	118.60
38	A1	1010	G	C6-C5-N7	-5.90	126.86	130.40
38	A1	1257	G	C8-N9-C1'	-5.90	119.33	127.00
38	A1	1659	G	C5-C6-N1	-5.90	108.55	111.50
38	A1	1873	G	O4'-C1'-C2'	5.90	112.91	107.60
38	A1	1946	G	N1-C6-O6	5.90	123.44	119.90
38	A1	2105	A	N1-C2-N3	5.90	132.25	129.30
38	A1	2183	A	C5-C6-N6	-5.90	118.98	123.70
38	A1	2201	C	C6-N1-C2	-5.90	117.94	120.30
39	A3	104	C	C5-C4-N4	-5.90	116.07	120.20
66	AY	12	ARG	CG-CD-NE	-5.90	99.41	111.80
10	B1	70	C	N3-C4-N4	5.90	122.13	118.00
11	B2	923	A	C5-N7-C8	-5.90	100.95	103.90
11	B2	1009	G	C5-N7-C8	5.90	107.25	104.30
38	A1	471	U	C5-C6-N1	5.90	125.65	122.70
38	A1	2021	G	C6-C5-N7	-5.90	126.86	130.40
38	A1	2224	G	C6-C5-N7	-5.90	126.86	130.40
38	A1	2657	A	C8-N9-C4	-5.90	103.44	105.80
38	A1	2738	G	C2-N3-C4	5.90	114.85	111.90

Continued on next page...

Continued from previous page...

Mol	Chain	Res	Type	Atoms	Z	Observed(°)	Ideal(°)
38	A1	3033	G	N3-C2-N2	5.90	124.03	119.90
11	B2	21	A	C8-N9-C4	5.90	108.16	105.80
11	B2	251	G	N1-C2-N2	-5.90	110.89	116.20
38	A1	1067	G	N3-C4-C5	-5.90	125.65	128.60
38	A1	2106	G	C1'-O4'-C4'	-5.90	105.18	109.90
11	B2	257	U	O4'-C1'-N1	5.90	112.92	108.20
11	B2	300	G	C2-N3-C4	5.90	114.85	111.90
11	B2	871	A	C4-C5-C6	5.90	119.95	117.00
11	B2	1228	A	O4'-C1'-N9	5.90	112.92	108.20
11	B2	1440	G	N7-C8-N9	-5.90	110.15	113.10
38	A1	395	G	C4-C5-N7	5.90	113.16	110.80
38	A1	1105	C	C5'-C4'-O4'	5.90	116.18	109.10
38	A1	1549	C	C2-N3-C4	5.90	122.85	119.90
38	A1	2849	C	P-O3'-C3'	5.90	126.78	119.70
38	A1	2851	A	C6-N1-C2	-5.90	115.06	118.60
38	A1	2990	G	N1-C2-N2	-5.90	110.89	116.20
46	AD	104	ASP	CB-CG-OD1	5.90	123.61	118.30
11	B2	259	A	O4'-C1'-N9	5.90	112.92	108.20
38	A1	128	C	C5-C4-N4	-5.90	116.07	120.20
38	A1	573	G	O4'-C1'-N9	5.90	112.92	108.20
38	A1	746	C	O4'-C1'-N1	5.90	112.92	108.20
38	A1	908	U	N3-C4-C5	5.90	118.14	114.60
38	A1	962	C	C5'-C4'-O4'	5.90	116.17	109.10
38	A1	971	G	C6-N1-C2	-5.90	121.56	125.10
38	A1	1833	G	C5-N7-C8	5.90	107.25	104.30
38	A1	2219	A	C3'-C2'-C1'	5.90	106.22	101.50
38	A1	2684	G	C6-N1-C2	-5.90	121.56	125.10
39	A3	20	G	O4'-C1'-N9	5.90	112.92	108.20
5	AS	43	MET	CG-SD-CE	-5.89	90.77	100.20
11	B2	340	A	P-O3'-C3'	-5.89	112.63	119.70
11	B2	1083	G	C4-C5-C6	5.89	122.34	118.80
11	B2	1128	U	P-O5'-C5'	5.89	130.33	120.90
38	A1	102	A	P-O3'-C3'	5.89	126.77	119.70
38	A1	315	U	P-O5'-C5'	-5.89	111.47	120.90
38	A1	371	U	N3-C4-O4	5.89	123.53	119.40
38	A1	1015	G	OP1-P-OP2	-5.89	110.76	119.60
38	A1	1202	G	C6-C5-N7	-5.89	126.86	130.40
38	A1	1207	G	N3-C4-C5	5.89	131.55	128.60
38	A1	1445	G	N9-C4-C5	5.89	107.76	105.40
38	A1	1633	A	C4'-C3'-C2'	-5.89	96.71	102.60
38	A1	1849	A	C2-N3-C4	-5.89	107.65	110.60
38	A1	1884	C	C5-C4-N4	-5.89	116.07	120.20

Continued on next page...

Continued from previous page...

Mol	Chain	Res	Type	Atoms	Z	Observed(°)	Ideal(°)
38	A1	1940	U	P-O5'-C5'	-5.89	111.47	120.90
38	A1	2373	G	C3'-C2'-C1'	5.89	106.22	101.50
38	A1	2433	U	C6-N1-C2	-5.89	117.46	121.00
54	AI	125	ARG	NE-CZ-NH2	-5.89	117.35	120.30
58	Ak	147	ALA	CB-CA-C	-5.89	101.26	110.10
60	AM	11	TRP	CB-CG-CD2	-5.89	118.94	126.60
11	B2	57	G	N1-C6-O6	5.89	123.44	119.90
11	B2	744	A	C5-N7-C8	5.89	106.85	103.90
11	B2	1040	A	O4'-C1'-N9	5.89	112.91	108.20
11	B2	1242	C	P-O5'-C5'	5.89	130.33	120.90
38	A1	397	G	C6-C5-N7	-5.89	126.86	130.40
38	A1	475	U	N3-C2-O2	5.89	126.33	122.20
38	A1	583	A	C4-C5-N7	-5.89	107.75	110.70
38	A1	632	G	C8-N9-C4	5.89	108.76	106.40
38	A1	908	U	O4'-C1'-N1	5.89	112.92	108.20
38	A1	1363	C	N1-C2-O2	-5.89	115.36	118.90
38	A1	1373	C	P-O3'-C3'	5.89	126.77	119.70
38	A1	1864	G	C6-N1-C2	-5.89	121.56	125.10
38	A1	2240	G	C5-C6-N1	5.89	114.45	111.50
38	A1	2259	G	C4-C5-N7	5.89	113.16	110.80
39	A3	15	G	C8-N9-C4	-5.89	104.04	106.40
4	AQ	135	LYS	CB-CA-C	-5.89	98.62	110.40
38	A1	806	C	O4'-C1'-N1	5.89	112.91	108.20
38	A1	1552	C	N1-C1'-C2'	-5.89	105.52	112.00
38	A1	1794	C	C4-C5-C6	-5.89	114.45	117.40
11	B2	1272	G	O4'-C1'-N9	5.89	112.91	108.20
38	A1	145	C	P-O3'-C3'	5.89	126.77	119.70
38	A1	629	G	N7-C8-N9	5.89	116.04	113.10
38	A1	953	G	P-O3'-C3'	5.89	126.77	119.70
38	A1	1646	G	O4'-C1'-N9	5.89	112.91	108.20
38	A1	1864	G	N3-C4-C5	-5.89	125.66	128.60
38	A1	1878	G	N3-C2-N2	5.89	124.02	119.90
38	A1	2714	G	N3-C4-N9	-5.89	122.47	126.00
38	A1	3032	C	C4'-C3'-C2'	-5.89	96.71	102.60
11	B2	751	C	N3-C2-O2	5.89	126.02	121.90
38	A1	905	G	C6-C5-N7	-5.89	126.87	130.40
38	A1	2244	G	C5-N7-C8	-5.89	101.36	104.30
10	B1	29	C	O4'-C4'-C3'	-5.89	98.11	104.00
11	B2	738	C	C5-C4-N4	-5.89	116.08	120.20
11	B2	1335	A	C5-N7-C8	-5.89	100.96	103.90
38	A1	782	G	N3-C4-C5	5.89	131.54	128.60
38	A1	987	G	C4'-C3'-C2'	-5.89	96.71	102.60

Continued on next page...

Continued from previous page...

Mol	Chain	Res	Type	Atoms	Z	Observed(°)	Ideal(°)
38	A1	1385	C	C1'-O4'-C4'	-5.89	105.19	109.90
38	A1	2285	G	C4-C5-C6	5.89	122.33	118.80
38	A1	2848	C	N3-C4-N4	5.89	122.12	118.00
38	A1	2988	A	N3-C4-C5	-5.89	122.68	126.80
41	AA	1	MET	CG-SD-CE	-5.89	90.78	100.20
43	AB	220	ARG	NE-CZ-NH2	5.89	123.24	120.30
11	B2	495	G	C6-N1-C2	5.88	128.63	125.10
11	B2	866	A	C6-C5-N7	-5.88	128.18	132.30
11	B2	1311	C	N3-C2-O2	5.88	126.02	121.90
11	B2	1409	G	N9-C4-C5	-5.88	103.05	105.40
38	A1	101	G	C5-C6-O6	-5.88	125.07	128.60
38	A1	828	G	C5-C6-O6	-5.88	125.07	128.60
38	A1	1453	G	C3'-C2'-C1'	-5.88	96.79	101.50
38	A1	1454	G	N9-C1'-C2'	-5.88	105.53	112.00
38	A1	2105	A	C2-N3-C4	-5.88	107.66	110.60
38	A1	2478	G	C1'-O4'-C4'	-5.88	105.19	109.90
38	A1	3038	A	C8-N9-C4	-5.88	103.45	105.80
11	B2	393	A	C5'-C4'-C3'	-5.88	106.59	116.00
11	B2	745	G	N1-C6-O6	5.88	123.43	119.90
11	B2	853	G	C6-N1-C2	5.88	128.63	125.10
11	B2	866	A	C5-N7-C8	5.88	106.84	103.90
11	B2	919	U	P-O5'-C5'	5.88	130.31	120.90
11	B2	1277	C	N1-C2-O2	5.88	122.43	118.90
32	BT	52	ARG	NE-CZ-NH2	-5.88	117.36	120.30
38	A1	865	C	N1-C2-O2	5.88	122.43	118.90
38	A1	1159	U	N3-C4-O4	5.88	123.52	119.40
38	A1	2762	G	C5-C6-N1	5.88	114.44	111.50
38	A1	3014	U	N1-C2-O2	-5.88	118.68	122.80
11	B2	109	U	O4'-C1'-N1	5.88	112.91	108.20
11	B2	244	G	N7-C8-N9	5.88	116.04	113.10
11	B2	321	A	C2-N3-C4	5.88	113.54	110.60
11	B2	374	G	C5-C6-O6	-5.88	125.07	128.60
11	B2	451	A	P-O3'-C3'	5.88	126.76	119.70
11	B2	1449	G	O4'-C4'-C3'	-5.88	98.12	104.00
38	A1	408	C	N3-C4-C5	-5.88	119.55	121.90
38	A1	554	C	N3-C4-N4	5.88	122.12	118.00
38	A1	703	G	C5-N7-C8	5.88	107.24	104.30
38	A1	1115	A	C8-N9-C4	-5.88	103.45	105.80
38	A1	1264	G	N1-C6-O6	5.88	123.43	119.90
38	A1	1403	C	O4'-C1'-N1	5.88	112.91	108.20
38	A1	1486	G	O4'-C1'-N9	5.88	112.91	108.20
38	A1	1515	G	N9-C4-C5	-5.88	103.05	105.40

Continued on next page...

Continued from previous page...

Mol	Chain	Res	Type	Atoms	Z	Observed(°)	Ideal(°)
38	A1	1979	G	O4'-C1'-N9	5.88	112.91	108.20
38	A1	2879	G	C8-N9-C1'	-5.88	119.36	127.00
11	B2	1151	A	P-O3'-C3'	-5.88	112.64	119.70
11	B2	1343	C	C5-C6-N1	5.88	123.94	121.00
38	A1	112	U	P-O3'-C3'	5.88	126.76	119.70
38	A1	266	A	N9-C4-C5	5.88	108.15	105.80
38	A1	1364	C	P-O3'-C3'	-5.88	112.64	119.70
38	A1	2884	C	C6-N1-C2	5.88	122.65	120.30
38	A1	3020	G	C8-N9-C1'	-5.88	119.36	127.00
11	B2	108	G	O4'-C1'-N9	5.88	112.90	108.20
38	A1	271	G	N3-C4-N9	5.88	129.53	126.00
38	A1	459	C	N3-C2-O2	-5.88	117.78	121.90
38	A1	644	G	N3-C4-C5	5.88	131.54	128.60
38	A1	725	G	N1-C2-N3	-5.88	120.37	123.90
38	A1	869	A	O4'-C1'-N9	5.88	112.90	108.20
38	A1	1517	G	C2-N3-C4	-5.88	108.96	111.90
38	A1	1540	A	C5-C6-N6	-5.88	119.00	123.70
38	A1	1862	G	C4-C5-N7	-5.88	108.45	110.80
38	A1	2008	G	C6-N1-C2	5.88	128.63	125.10
38	A1	2402	A	O4'-C1'-C2'	-5.88	99.92	105.80
38	A1	2828	G	C5-C6-O6	-5.88	125.07	128.60
10	B1	25	G	C4-C5-C6	5.88	122.33	118.80
11	B2	397	C	N3-C2-O2	-5.88	117.79	121.90
11	B2	737	C	C5'-C4'-O4'	5.88	116.15	109.10
11	B2	1320	A	C8-N9-C4	-5.88	103.45	105.80
38	A1	1258	G	C2-N3-C4	-5.88	108.96	111.90
38	A1	1356	A	C4-C5-C6	5.88	119.94	117.00
38	A1	1442	G	C5'-C4'-C3'	-5.88	106.60	116.00
38	A1	2014	A	O5'-P-OP2	5.88	117.75	110.70
38	A1	2325	C	N3-C4-C5	-5.88	119.55	121.90
38	A1	2902	G	O5'-P-OP2	-5.88	100.41	105.70
11	B2	1065	C	C2-N3-C4	5.88	122.84	119.90
38	A1	300	U	C5-C6-N1	5.88	125.64	122.70
38	A1	447	G	C8-N9-C4	-5.88	104.05	106.40
38	A1	943	G	C5'-C4'-O4'	5.88	116.15	109.10
38	A1	1108	A	C2-N3-C4	-5.88	107.66	110.60
38	A1	1178	G	N9-C4-C5	5.88	107.75	105.40
38	A1	1221	U	C2-N3-C4	-5.88	123.47	127.00
38	A1	1553	G	C5-C6-N1	5.88	114.44	111.50
38	A1	2816	C	C5-C6-N1	5.88	123.94	121.00
41	AA	170	GLU	OE1-CD-OE2	5.88	130.35	123.30
43	AB	154	MET	CG-SD-CE	-5.88	90.80	100.20

Continued on next page...

Continued from previous page...

Mol	Chain	Res	Type	Atoms	Z	Observed(°)	Ideal(°)
11	B2	152	G	C5-C6-O6	-5.87	125.08	128.60
11	B2	344	G	C4'-C3'-C2'	-5.87	96.73	102.60
11	B2	1091	C	C1'-O4'-C4'	-5.87	105.20	109.90
38	A1	69	C	OP1-P-OP2	-5.87	110.79	119.60
38	A1	262	C	C2-N1-C1'	-5.87	112.34	118.80
38	A1	919	G	P-O3'-C3'	5.87	126.75	119.70
38	A1	1130	G	C6-C5-N7	-5.87	126.88	130.40
38	A1	1671	A	C2-N3-C4	5.87	113.54	110.60
38	A1	1966	C	C4-C5-C6	5.87	120.34	117.40
38	A1	2033	G	N1-C6-O6	5.87	123.42	119.90
38	A1	2433	U	C5-C6-N1	5.87	125.64	122.70
38	A1	2462	U	P-O3'-C3'	-5.87	112.65	119.70
38	A1	2603	A	C5-C6-N1	-5.87	114.76	117.70
38	A1	2811	U	N3-C4-C5	-5.87	111.08	114.60
38	A1	2977	G	N9-C4-C5	-5.87	103.05	105.40
39	A3	35	A	N3-C4-N9	-5.87	122.70	127.40
58	Ak	26	ALA	CB-CA-C	-5.87	101.29	110.10
11	B2	105	C	O3'-P-O5'	5.87	115.16	104.00
11	B2	151	G	C6-C5-N7	5.87	133.92	130.40
11	B2	384	G	N3-C4-N9	5.87	129.52	126.00
11	B2	500	A	N1-C2-N3	-5.87	126.36	129.30
11	B2	667	G	C2-N3-C4	-5.87	108.96	111.90
11	B2	985	C	N3-C2-O2	5.87	126.01	121.90
11	B2	1433	C	N1-C2-N3	-5.87	115.09	119.20
34	BV	50	THR	CA-CB-CG2	5.87	120.62	112.40
38	A1	15	A	N1-C2-N3	-5.87	126.36	129.30
38	A1	61	G	C5-N7-C8	5.87	107.23	104.30
38	A1	82	C	C6-N1-C2	-5.87	117.95	120.30
38	A1	878	G	C6-C5-N7	-5.87	126.88	130.40
38	A1	908	U	C2-N3-C4	-5.87	123.48	127.00
38	A1	1093	G	C5-N7-C8	-5.87	101.36	104.30
38	A1	1604	G	O4'-C1'-N9	5.87	112.90	108.20
38	A1	1651	A	C5-N7-C8	5.87	106.84	103.90
38	A1	3033	G	C5-C6-O6	-5.87	125.08	128.60
45	AC	251	ARG	NE-CZ-NH1	5.87	123.24	120.30
10	B1	35	G	O4'-C1'-C2'	5.87	112.88	107.60
38	A1	41	G	C5-C6-N1	-5.87	108.56	111.50
38	A1	568	A	C8-N9-C4	5.87	108.15	105.80
38	A1	1168	A	C4-C5-N7	-5.87	107.77	110.70
10	B1	5	C	N3-C2-O2	5.87	126.01	121.90
11	B2	841	C	C5-C4-N4	-5.87	116.09	120.20
11	B2	1274	C	C1'-O4'-C4'	5.87	114.59	109.90

Continued on next page...

Continued from previous page...

Mol	Chain	Res	Type	Atoms	Z	Observed(°)	Ideal(°)
11	B2	1418	G	N9-C1'-C2'	-5.87	105.55	112.00
15	BC	75	LEU	N-CA-CB	5.87	122.14	110.40
20	BH	14	GLU	C-N-CA	5.87	136.37	121.70
38	A1	7	G	C5-C6-N1	-5.87	108.57	111.50
38	A1	461	C	N3-C4-N4	5.87	122.11	118.00
38	A1	615	A	O4'-C1'-N9	5.87	112.89	108.20
38	A1	1211	C	N3-C4-C5	-5.87	119.55	121.90
38	A1	1286	G	N3-C2-N2	5.87	124.01	119.90
38	A1	1832	G	N3-C4-N9	-5.87	122.48	126.00
38	A1	1955	U	C2-N3-C4	-5.87	123.48	127.00
38	A1	2325	C	N3-C4-N4	5.87	122.11	118.00
38	A1	2890	A	O4'-C1'-C2'	-5.87	99.93	105.80
11	B2	674	C	C1'-O4'-C4'	-5.87	105.21	109.90
11	B2	887	G	O4'-C4'-C3'	-5.87	98.13	104.00
38	A1	803	A	C8-N9-C4	-5.87	103.45	105.80
38	A1	1352	U	P-O5'-C5'	-5.87	111.51	120.90
38	A1	1707	A	N1-C2-N3	5.87	132.23	129.30
60	AM	83	SER	N-CA-CB	5.87	119.30	110.50
1	A7	33	TYR	CB-CG-CD2	-5.87	117.48	121.00
11	B2	732	G	C6-N1-C2	5.87	128.62	125.10
11	B2	747	U	O4'-C1'-N1	5.87	112.89	108.20
11	B2	1423	A	C5'-C4'-C3'	5.87	125.39	116.00
38	A1	484	C	N3-C4-N4	5.87	122.11	118.00
38	A1	512	G	N3-C4-C5	5.87	131.53	128.60
38	A1	575	G	N3-C2-N2	5.87	124.01	119.90
38	A1	644	G	O4'-C1'-N9	5.87	112.89	108.20
38	A1	769	G	C5'-C4'-C3'	-5.87	106.61	116.00
38	A1	841	U	N3-C4-O4	5.87	123.51	119.40
38	A1	971	G	C4-C5-C6	5.87	122.32	118.80
38	A1	1727	G	N7-C8-N9	-5.87	110.17	113.10
38	A1	2037	A	O5'-C5'-C4'	-5.87	100.56	111.70
38	A1	2053	G	N3-C4-C5	-5.87	125.67	128.60
38	A1	2431	C	C4-C5-C6	5.87	120.33	117.40
38	A1	2754	A	N1-C2-N3	5.87	132.23	129.30
38	A1	2961	A	C2-N3-C4	5.87	113.53	110.60
11	B2	244	G	C5-N7-C8	-5.86	101.37	104.30
11	B2	638	G	N1-C2-N3	-5.86	120.38	123.90
11	B2	1182	G	N1-C2-N2	-5.86	110.92	116.20
13	BA	25	ASP	CB-CG-OD1	-5.86	113.02	118.30
14	BB	195	PHE	CB-CG-CD1	5.86	124.90	120.80
38	A1	196	A	C6-C5-N7	-5.86	128.20	132.30
38	A1	328	G	O4'-C1'-N9	5.86	112.89	108.20

Continued on next page...

Continued from previous page...

Mol	Chain	Res	Type	Atoms	Z	Observed(°)	Ideal(°)
38	A1	821	U	O4'-C4'-C3'	-5.86	98.14	104.00
38	A1	1306	A	N1-C2-N3	5.86	132.23	129.30
38	A1	1651	A	C6-N1-C2	5.86	122.12	118.60
38	A1	2067	U	N1-C2-O2	-5.86	118.69	122.80
38	A1	2336	G	C8-N9-C1'	5.86	134.62	127.00
38	A1	2376	U	C3'-C2'-C1'	5.86	106.19	101.50
38	A1	2703	G	N3-C4-C5	-5.86	125.67	128.60
45	AC	321	PHE	CB-CG-CD1	5.86	124.91	120.80
46	AD	190	ARG	NE-CZ-NH1	5.86	123.23	120.30
56	AJ	135	SER	O-C-N	5.86	132.08	122.70
11	B2	1228	A	C5-C6-N6	-5.86	119.01	123.70
11	B2	1364	C	C2-N1-C1'	5.86	125.25	118.80
38	A1	1403	C	N3-C4-N4	5.86	122.10	118.00
38	A1	2255	C	O4'-C4'-C3'	-5.86	98.14	104.00
43	AB	38	GLU	CB-CG-CD	-5.86	98.37	114.20
65	AV	53	THR	O-C-N	-5.86	113.32	122.70
11	B2	235	G	N9-C4-C5	-5.86	103.06	105.40
11	B2	251	G	N3-C4-N9	5.86	129.52	126.00
11	B2	270	A	C5-C6-N6	-5.86	119.01	123.70
11	B2	995	G	N3-C4-N9	-5.86	122.48	126.00
11	B2	1278	A	C5-C6-N6	-5.86	119.01	123.70
38	A1	318	G	C1'-O4'-C4'	-5.86	105.21	109.90
38	A1	896	G	N9-C4-C5	5.86	107.74	105.40
38	A1	935	A	N1-C2-N3	5.86	132.23	129.30
38	A1	1257	G	C6-N1-C2	5.86	128.62	125.10
38	A1	1735	G	C6-N1-C2	5.86	128.62	125.10
11	B2	715	C	P-O5'-C5'	5.86	130.28	120.90
11	B2	1418	G	C2-N3-C4	-5.86	108.97	111.90
38	A1	239	G	P-O3'-C3'	-5.86	112.67	119.70
38	A1	346	U	C5-C4-O4	-5.86	122.39	125.90
38	A1	407	A	C3'-C2'-C1'	5.86	106.19	101.50
38	A1	849	C	P-O5'-C5'	-5.86	111.53	120.90
38	A1	1862	G	N7-C8-N9	5.86	116.03	113.10
39	A3	84	U	P-O3'-C3'	5.86	126.73	119.70
45	AC	42	ALA	N-CA-CB	5.86	118.30	110.10
11	B2	528	G	N3-C2-N2	5.86	124.00	119.90
11	B2	1066	C	C1'-O4'-C4'	5.86	114.59	109.90
38	A1	931	C	P-O5'-C5'	5.86	130.27	120.90
38	A1	1286	G	C5-C6-O6	-5.86	125.09	128.60
38	A1	1434	C	O4'-C1'-N1	5.86	112.89	108.20
38	A1	1826	G	O4'-C1'-N9	5.86	112.89	108.20
38	A1	1880	A	N1-C2-N3	5.86	132.23	129.30

Continued on next page...

Continued from previous page...

Mol	Chain	Res	Type	Atoms	Z	Observed(°)	Ideal(°)
38	A1	1915	G	N3-C2-N2	5.86	124.00	119.90
38	A1	2079	U	N3-C2-O2	-5.86	118.10	122.20
38	A1	2200	A	P-O3'-C3'	-5.86	112.67	119.70
38	A1	2279	G	C1'-O4'-C4'	-5.86	105.22	109.90
38	A1	2393	G	C4'-C3'-C2'	-5.86	96.74	102.60
38	A1	2454	G	C5'-C4'-C3'	-5.86	106.63	116.00
38	A1	2714	G	N3-C2-N2	5.86	124.00	119.90
38	A1	2879	G	O4'-C1'-N9	5.86	112.89	108.20
10	B1	18	U	N3-C4-C5	-5.86	111.09	114.60
10	B1	64	C	O5'-C5'-C4'	-5.86	100.58	111.70
11	B2	183	A	P-O3'-C3'	5.86	126.73	119.70
11	B2	548	A	O4'-C1'-N9	5.86	112.89	108.20
11	B2	1090	C	C1'-O4'-C4'	5.86	114.58	109.90
11	B2	1249	A	C2-N3-C4	5.86	113.53	110.60
11	B2	1261	U	N3-C2-O2	5.86	126.30	122.20
19	BG	97	LYS	CB-CA-C	-5.86	98.69	110.40
38	A1	51	G	N1-C2-N3	-5.86	120.39	123.90
38	A1	266	A	C6-N1-C2	5.86	122.11	118.60
38	A1	1517	G	N9-C4-C5	-5.86	103.06	105.40
38	A1	1604	G	O4'-C1'-C2'	5.86	112.87	107.60
38	A1	2032	G	C4-C5-N7	5.86	113.14	110.80
38	A1	2858	C	O4'-C1'-N1	5.86	112.88	108.20
11	B2	64	G	N1-C6-O6	5.85	123.41	119.90
11	B2	701	G	N1-C6-O6	-5.85	116.39	119.90
11	B2	1440	G	C1'-O4'-C4'	5.85	114.58	109.90
38	A1	1375	G	N7-C8-N9	-5.85	110.17	113.10
7	AU	93	TYR	CB-CG-CD2	-5.85	117.49	121.00
11	B2	86	C	N3-C4-N4	5.85	122.10	118.00
11	B2	611	A	C2-N3-C4	5.85	113.53	110.60
11	B2	893	U	C2-N3-C4	5.85	130.51	127.00
11	B2	1441	G	N7-C8-N9	-5.85	110.17	113.10
11	B2	1458	A	C5-N7-C8	5.85	106.83	103.90
38	A1	19	G	N3-C2-N2	5.85	124.00	119.90
38	A1	516	A	C5-C6-N6	-5.85	119.02	123.70
38	A1	1036	C	N3-C2-O2	5.85	126.00	121.90
38	A1	1169	G	O4'-C1'-N9	5.85	112.88	108.20
38	A1	1221	U	C4-C5-C6	5.85	123.21	119.70
38	A1	1544	C	N3-C4-N4	5.85	122.10	118.00
38	A1	1643	A	C4-C5-N7	-5.85	107.77	110.70
38	A1	1868	C	O4'-C1'-N1	5.85	112.88	108.20
38	A1	1970	G	C5-N7-C8	5.85	107.23	104.30
38	A1	2407	G	N3-C2-N2	5.85	124.00	119.90

Continued on next page...

Continued from previous page...

Mol	Chain	Res	Type	Atoms	Z	Observed(°)	Ideal(°)
38	A1	2597	A	C5-C6-N6	-5.85	119.02	123.70
38	A1	2854	A	C3'-C2'-C1'	-5.85	96.82	101.50
11	B2	327	G	O4'-C1'-N9	5.85	112.88	108.20
11	B2	379	A	N7-C8-N9	-5.85	110.88	113.80
11	B2	485	A	C5-N7-C8	5.85	106.83	103.90
11	B2	961	U	C5'-C4'-C3'	-5.85	106.64	116.00
38	A1	1763	A	C3'-C2'-C1'	-5.85	96.82	101.50
38	A1	2003	C	C2-N3-C4	-5.85	116.97	119.90
38	A1	2337	G	N9-C4-C5	-5.85	103.06	105.40
38	A1	2796	C	C5-C4-N4	-5.85	116.10	120.20
60	AM	48	ALA	CB-CA-C	-5.85	101.32	110.10
11	B2	137	A	C5-C6-N1	-5.85	114.78	117.70
11	B2	221	A	C5-C6-N6	5.85	128.38	123.70
11	B2	464	G	C6-C5-N7	-5.85	126.89	130.40
11	B2	892	C	N1-C2-O2	-5.85	115.39	118.90
38	A1	33	U	P-O5'-C5'	-5.85	111.54	120.90
38	A1	1148	C	N3-C4-N4	5.85	122.09	118.00
38	A1	1278	C	C2-N3-C4	5.85	122.83	119.90
38	A1	1429	A	C5-C6-N6	-5.85	119.02	123.70
38	A1	1476	C	N1-C2-O2	5.85	122.41	118.90
38	A1	1576	C	C3'-C2'-C1'	5.85	106.18	101.50
38	A1	1601	G	O4'-C1'-N9	5.85	112.88	108.20
38	A1	1781	C	N3-C4-C5	-5.85	119.56	121.90
38	A1	1825	G	N1-C6-O6	5.85	123.41	119.90
38	A1	2439	G	N1-C2-N2	-5.85	110.94	116.20
38	A1	2804	C	C5-C6-N1	5.85	123.92	121.00
38	A1	3046	C	N3-C4-C5	-5.85	119.56	121.90
10	B1	56	U	N1-C2-O2	-5.85	118.71	122.80
11	B2	196	G	C8-N9-C4	5.85	108.74	106.40
11	B2	247	G	P-O3'-C3'	5.85	126.72	119.70
11	B2	392	G	N3-C4-N9	5.85	129.51	126.00
11	B2	700	G	O4'-C4'-C3'	-5.85	98.15	104.00
11	B2	1206	G	N1-C2-N3	-5.85	120.39	123.90
11	B2	1208	A	N1-C6-N6	5.85	122.11	118.60
11	B2	1430	G	N3-C4-N9	-5.85	122.49	126.00
18	BF	155	ARG	NE-CZ-NH2	-5.85	117.38	120.30
20	BH	108	PHE	CB-CG-CD2	-5.85	116.71	120.80
38	A1	242	C	C1'-O4'-C4'	-5.85	105.22	109.90
38	A1	262	C	C6-N1-C1'	5.85	127.82	120.80
38	A1	421	C	C6-N1-C2	-5.85	117.96	120.30
38	A1	1265	A	C3'-C2'-C1'	-5.85	96.82	101.50
38	A1	1881	A	C5'-C4'-O4'	5.85	116.12	109.10

Continued on next page...

Continued from previous page...

Mol	Chain	Res	Type	Atoms	Z	Observed(°)	Ideal(°)
38	A1	2251	G	O4'-C1'-N9	5.85	112.88	108.20
11	B2	618	G	N1-C6-O6	5.85	123.41	119.90
11	B2	1399	G	C1'-O4'-C4'	5.85	114.58	109.90
11	B2	1494	C	O4'-C1'-N1	5.85	112.88	108.20
38	A1	124	C	C6-N1-C2	-5.85	117.96	120.30
38	A1	650	C	O4'-C1'-N1	5.85	112.88	108.20
38	A1	993	G	O4'-C1'-N9	5.85	112.88	108.20
38	A1	2344	G	C2-N3-C4	-5.85	108.98	111.90
39	A3	34	C	C4'-C3'-C2'	-5.85	96.75	102.60
10	B1	1	G	N1-C6-O6	5.84	123.41	119.90
10	B1	6	G	C5-C6-N1	-5.84	108.58	111.50
10	B1	57	C	C4'-C3'-C2'	-5.84	96.75	102.60
11	B2	42	G	C5-C6-O6	-5.84	125.09	128.60
11	B2	72	C	C3'-C2'-C1'	5.84	106.18	101.50
11	B2	193	G	C4'-C3'-C2'	-5.84	96.76	102.60
11	B2	216	G	C5-N7-C8	5.84	107.22	104.30
11	B2	528	G	C5-C6-N1	-5.84	108.58	111.50
11	B2	963	A	P-O5'-C5'	5.84	130.25	120.90
23	BK	16	ARG	NH1-CZ-NH2	5.84	125.83	119.40
38	A1	369	G	C5-N7-C8	-5.84	101.38	104.30
38	A1	728	A	C5-N7-C8	5.84	106.82	103.90
38	A1	1671	A	C4-C5-N7	5.84	113.62	110.70
38	A1	1676	G	N1-C2-N3	-5.84	120.39	123.90
38	A1	1815	C	N3-C4-C5	-5.84	119.56	121.90
39	A3	41	A	C5-C6-N6	-5.84	119.03	123.70
66	AY	53	TYR	CG-CD1-CE1	-5.84	116.62	121.30
3	Af	26	TRP	CB-CG-CD1	5.84	134.60	127.00
11	B2	653	C	C2-N3-C4	5.84	122.82	119.90
38	A1	443	C	C4'-C3'-C2'	-5.84	96.76	102.60
38	A1	623	G	C6-C5-N7	-5.84	126.89	130.40
38	A1	1225	A	N1-C6-N6	5.84	122.11	118.60
38	A1	1509	C	C2-N3-C4	5.84	122.82	119.90
38	A1	1520	G	N9-C4-C5	5.84	107.74	105.40
38	A1	1615	G	C4-C5-C6	5.84	122.31	118.80
38	A1	1722	G	P-O5'-C5'	5.84	130.25	120.90
38	A1	2361	C	N3-C2-O2	5.84	125.99	121.90
38	A1	2899	G	O4'-C1'-N9	5.84	112.87	108.20
38	A1	2957	G	C6-C5-N7	-5.84	126.89	130.40
38	A1	2985	U	N3-C2-O2	5.84	126.29	122.20
63	AP	36	ARG	NE-CZ-NH1	-5.84	117.38	120.30
10	B1	44	G	N1-C2-N3	-5.84	120.39	123.90
11	B2	322	G	C3'-C2'-C1'	5.84	106.17	101.50

Continued on next page...

Continued from previous page...

Mol	Chain	Res	Type	Atoms	Z	Observed(°)	Ideal(°)
11	B2	368	C	C4'-C3'-C2'	5.84	108.44	102.60
11	B2	724	C	N3-C4-N4	5.84	122.09	118.00
38	A1	301	G	C8-N9-C4	5.84	108.74	106.40
38	A1	701	G	C5'-C4'-C3'	5.84	125.35	116.00
38	A1	934	G	N9-C4-C5	-5.84	103.06	105.40
38	A1	1786	G	C5-C6-O6	-5.84	125.09	128.60
38	A1	2066	C	N3-C4-N4	5.84	122.09	118.00
38	A1	2962	A	C5-C6-N1	-5.84	114.78	117.70
39	A3	49	A	C4-C5-C6	5.84	119.92	117.00
46	AD	168	ASP	CB-CG-OD2	-5.84	113.04	118.30
11	B2	29	G	N3-C2-N2	5.84	123.99	119.90
11	B2	561	A	C5-C6-N1	-5.84	114.78	117.70
11	B2	1032	A	O4'-C1'-N9	5.84	112.87	108.20
11	B2	1134	G	N1-C2-N3	-5.84	120.40	123.90
11	B2	1388	G	N3-C2-N2	5.84	123.99	119.90
38	A1	591	G	C6-C5-N7	-5.84	126.90	130.40
38	A1	1232	G	C4-C5-N7	-5.84	108.46	110.80
38	A1	1558	U	N1-C2-O2	-5.84	118.71	122.80
38	A1	1739	U	N3-C4-C5	-5.84	111.10	114.60
38	A1	2151	C	C4-C5-C6	5.84	120.32	117.40
38	A1	2198	U	O4'-C1'-N1	5.84	112.87	108.20
11	B2	768	A	C6-C5-N7	-5.84	128.21	132.30
11	B2	1036	G	N3-C4-C5	-5.84	125.68	128.60
11	B2	1290	U	O4'-C1'-N1	5.84	112.87	108.20
38	A1	1254	C	O4'-C1'-N1	5.84	112.87	108.20
38	A1	1307	C	P-O3'-C3'	-5.84	112.69	119.70
38	A1	1458	C	C5-C4-N4	-5.84	116.11	120.20
38	A1	1609	G	C6-C5-N7	-5.84	126.90	130.40
38	A1	1714	G	O4'-C1'-N9	5.84	112.87	108.20
38	A1	1938	G	C5-N7-C8	5.84	107.22	104.30
38	A1	2175	G	N9-C4-C5	5.84	107.73	105.40
38	A1	3000	U	N1-C2-O2	5.84	126.89	122.80
41	AA	45	ARG	CD-NE-CZ	-5.84	115.43	123.60
11	B2	691	G	C4-C5-N7	5.84	113.14	110.80
11	B2	777	G	C1'-O4'-C4'	-5.84	105.23	109.90
11	B2	1082	A	N9-C4-C5	-5.84	103.47	105.80
11	B2	1429	G	N9-C4-C5	-5.84	103.06	105.40
38	A1	147	C	O4'-C4'-C3'	-5.84	98.16	104.00
38	A1	1070	G	C4-N9-C1'	5.84	134.09	126.50
38	A1	1601	G	OP1-P-OP2	-5.84	110.85	119.60
38	A1	1617	G	C5-C6-O6	-5.84	125.10	128.60
38	A1	1632	U	O4'-C1'-N1	5.84	112.87	108.20

Continued on next page...

Continued from previous page...

Mol	Chain	Res	Type	Atoms	Z	Observed(°)	Ideal(°)
38	A1	1719	C	N3-C4-N4	5.84	122.09	118.00
38	A1	2028	G	N9-C4-C5	5.84	107.73	105.40
38	A1	2828	G	N1-C2-N3	-5.84	120.40	123.90
39	A3	14	G	N1-C2-N2	5.84	121.45	116.20
39	A3	112	C	P-O3'-C3'	-5.84	112.70	119.70
60	AM	76	TRP	CG-CD2-CE3	-5.84	128.65	133.90
11	B2	181	G	O4'-C1'-N9	5.83	112.87	108.20
11	B2	439	G	C6-C5-N7	-5.83	126.90	130.40
11	B2	1024	G	C4-C5-N7	5.83	113.13	110.80
11	B2	1044	A	C2-N3-C4	5.83	113.52	110.60
11	B2	1063	A	C4'-C3'-C2'	-5.83	96.77	102.60
38	A1	834	G	O4'-C1'-N9	5.83	112.87	108.20
38	A1	1497	C	O4'-C1'-N1	5.83	112.87	108.20
11	B2	307	G	N7-C8-N9	-5.83	110.18	113.10
11	B2	369	A	C5-C6-N6	-5.83	119.03	123.70
11	B2	640	U	OP1-P-OP2	-5.83	110.85	119.60
11	B2	786	G	C6-N1-C2	5.83	128.60	125.10
11	B2	1471	G	P-O3'-C3'	5.83	126.70	119.70
14	BB	119	ASP	N-CA-CB	5.83	121.10	110.60
38	A1	107	G	C8-N9-C4	-5.83	104.07	106.40
38	A1	1220	U	O4'-C1'-N1	5.83	112.87	108.20
38	A1	2004	A	C5-C6-N6	-5.83	119.03	123.70
38	A1	2789	G	C6-C5-N7	-5.83	126.90	130.40
38	A1	3000	U	P-O3'-C3'	5.83	126.70	119.70
39	A3	119	C	N3-C2-O2	-5.83	117.82	121.90
10	B1	53	G	C3'-C2'-C1'	-5.83	96.83	101.50
10	B1	59	A	C4-C5-N7	5.83	113.61	110.70
11	B2	250	G	N1-C6-O6	5.83	123.40	119.90
11	B2	690	C	N1-C2-N3	-5.83	115.12	119.20
11	B2	846	G	C4'-C3'-C2'	5.83	108.43	102.60
11	B2	1183	C	C2-N3-C4	5.83	122.82	119.90
38	A1	473	C	C5-C6-N1	5.83	123.92	121.00
38	A1	933	G	N1-C2-N2	-5.83	110.95	116.20
38	A1	1198	G	C6-C5-N7	-5.83	126.90	130.40
38	A1	1341	U	N1-C2-N3	-5.83	111.40	114.90
38	A1	1544	C	O4'-C1'-N1	5.83	112.86	108.20
38	A1	1724	A	C5-N7-C8	5.83	106.82	103.90
38	A1	1765	A	C2-N3-C4	5.83	113.52	110.60
38	A1	2056	A	C5-C6-N6	-5.83	119.03	123.70
38	A1	2764	G	N9-C4-C5	-5.83	103.07	105.40
38	A1	2833	G	O4'-C1'-N9	5.83	112.87	108.20
38	A1	2867	U	C2-N3-C4	-5.83	123.50	127.00

Continued on next page...

Continued from previous page...

Mol	Chain	Res	Type	Atoms	Z	Observed(°)	Ideal(°)
11	B2	1041	C	C5-C6-N1	5.83	123.92	121.00
11	B2	1273	G	N9-C4-C5	5.83	107.73	105.40
38	A1	133	G	P-O5'-C5'	5.83	130.23	120.90
38	A1	287	G	C5-N7-C8	5.83	107.22	104.30
38	A1	972	C	P-O3'-C3'	5.83	126.70	119.70
38	A1	1394	G	N3-C4-C5	-5.83	125.69	128.60
38	A1	2163	G	C5-C6-N1	-5.83	108.58	111.50
41	AA	113	LEU	CB-CG-CD2	5.83	120.91	111.00
57	Aj	8	ARG	NE-CZ-NH1	5.83	123.22	120.30
11	B2	75	C	P-O3'-C3'	5.83	126.69	119.70
11	B2	1091	C	C5'-C4'-C3'	5.83	125.33	116.00
11	B2	1359	C	N3-C4-N4	5.83	122.08	118.00
11	B2	1372	C	C5-C4-N4	5.83	124.28	120.20
38	A1	141	C	O4'-C1'-N1	5.83	112.86	108.20
38	A1	208	A	N3-C4-C5	-5.83	122.72	126.80
38	A1	498	U	O4'-C1'-N1	5.83	112.86	108.20
38	A1	801	A	N3-C4-C5	-5.83	122.72	126.80
38	A1	815	U	C3'-C2'-C1'	-5.83	96.84	101.50
38	A1	999	A	C8-N9-C4	-5.83	103.47	105.80
38	A1	1125	A	N1-C2-N3	5.83	132.22	129.30
38	A1	1754	A	C6-N1-C2	5.83	122.10	118.60
38	A1	1781	C	C6-N1-C2	-5.83	117.97	120.30
38	A1	1870	G	C6-N1-C2	5.83	128.60	125.10
38	A1	2039	U	N3-C4-O4	5.83	123.48	119.40
38	A1	2279	G	C5-C6-O6	-5.83	125.10	128.60
43	AB	25	ARG	N-CA-CB	5.83	121.09	110.60
56	AJ	101	ASP	CB-CG-OD2	-5.83	113.05	118.30
10	B1	57	C	C5-C6-N1	-5.83	118.09	121.00
11	B2	891	A	C5-C6-N1	-5.83	114.79	117.70
38	A1	277	A	N7-C8-N9	-5.83	110.89	113.80
38	A1	2059	G	C4'-C3'-C2'	-5.83	96.77	102.60
38	A1	2869	U	O4'-C1'-C2'	-5.83	99.97	105.80
11	B2	118	U	C5-C6-N1	5.83	125.61	122.70
11	B2	303	G	P-O3'-C3'	5.83	126.69	119.70
11	B2	503	G	N3-C4-N9	-5.83	122.50	126.00
11	B2	1262	U	N3-C2-O2	5.83	126.28	122.20
38	A1	868	U	C2-N3-C4	5.83	130.50	127.00
38	A1	1354	G	C5'-C4'-O4'	5.83	116.09	109.10
38	A1	1471	G	C5-N7-C8	-5.83	101.39	104.30
11	B2	387	G	O4'-C1'-N9	5.82	112.86	108.20
11	B2	639	G	N1-C2-N2	-5.82	110.96	116.20
11	B2	937	A	C2-N3-C4	5.82	113.51	110.60

Continued on next page...

Continued from previous page...

Mol	Chain	Res	Type	Atoms	Z	Observed(°)	Ideal(°)
11	B2	1305	U	C5'-C4'-O4'	5.82	116.09	109.10
38	A1	459	C	N3-C4-C5	-5.82	119.57	121.90
38	A1	584	G	C6-C5-N7	-5.82	126.91	130.40
38	A1	1045	A	C1'-O4'-C4'	5.82	114.56	109.90
38	A1	1765	A	C5-C6-N1	-5.82	114.79	117.70
38	A1	2346	A	C5-N7-C8	5.82	106.81	103.90
38	A1	2383	A	O4'-C1'-N9	5.82	112.86	108.20
38	A1	2724	A	N9-C4-C5	5.82	108.13	105.80
38	A1	2817	U	N3-C2-O2	5.82	126.28	122.20
38	A1	2947	G	C1'-O4'-C4'	-5.82	105.24	109.90
42	Aa	31	ALA	O-C-N	-5.82	113.38	122.70
63	AP	91	ARG	NE-CZ-NH2	-5.82	117.39	120.30
65	AV	21	MET	N-CA-C	-5.82	95.27	111.00
10	B1	29	C	O4'-C1'-N1	5.82	112.86	108.20
11	B2	154	C	C6-N1-C2	-5.82	117.97	120.30
11	B2	406	U	C5-C6-N1	-5.82	119.79	122.70
11	B2	613	C	C2-N3-C4	5.82	122.81	119.90
38	A1	357	G	C5-C6-O6	-5.82	125.11	128.60
38	A1	1151	G	P-O3'-C3'	-5.82	112.71	119.70
9	AX	247	TYR	CB-CG-CD2	-5.82	117.51	121.00
11	B2	22	G	N3-C2-N2	5.82	123.97	119.90
11	B2	264	C	P-O5'-C5'	5.82	130.21	120.90
11	B2	338	C	N3-C2-O2	5.82	125.97	121.90
11	B2	901	G	C6-N1-C2	-5.82	121.61	125.10
11	B2	934	G	P-O5'-C5'	-5.82	111.59	120.90
11	B2	1225	C	N3-C4-C5	-5.82	119.57	121.90
11	B2	1405	C	C5-C6-N1	5.82	123.91	121.00
12	B3	113	GLU	CB-CG-CD	-5.82	98.48	114.20
13	BA	19	TYR	CB-CG-CD1	5.82	124.49	121.00
13	BA	125	ALA	N-CA-CB	5.82	118.25	110.10
38	A1	437	G	C4-C5-C6	5.82	122.29	118.80
38	A1	848	A	N7-C8-N9	-5.82	110.89	113.80
38	A1	858	G	C1'-O4'-C4'	5.82	114.56	109.90
38	A1	1374	G	N3-C4-N9	-5.82	122.51	126.00
38	A1	1433	C	C6-N1-C1'	5.82	127.78	120.80
38	A1	1445	G	C4-N9-C1'	5.82	134.07	126.50
38	A1	2221	A	C8-N9-C4	5.82	108.13	105.80
38	A1	2388	U	C4'-C3'-C2'	-5.82	96.78	102.60
38	A1	2736	G	C8-N9-C4	5.82	108.73	106.40
11	B2	414	G	N3-C2-N2	5.82	123.97	119.90
35	BW	48	THR	N-CA-C	-5.82	95.29	111.00
38	A1	206	A	C3'-C2'-C1'	5.82	106.16	101.50

Continued on next page...

Continued from previous page...

Mol	Chain	Res	Type	Atoms	Z	Observed(°)	Ideal(°)
38	A1	1459	A	C8-N9-C4	-5.82	103.47	105.80
38	A1	1539	U	P-O5'-C5'	5.82	130.21	120.90
38	A1	2333	G	C8-N9-C4	-5.82	104.07	106.40
10	B1	17	C	C4-C5-C6	5.82	120.31	117.40
11	B2	43	A	N1-C6-N6	5.82	122.09	118.60
11	B2	61	A	N1-C2-N3	5.82	132.21	129.30
11	B2	505	U	N3-C4-C5	-5.82	111.11	114.60
11	B2	1470	G	C5-C6-N1	-5.82	108.59	111.50
38	A1	724	G	N1-C2-N2	-5.82	110.96	116.20
38	A1	1137	G	N3-C2-N2	5.82	123.97	119.90
38	A1	1670	A	P-O3'-C3'	5.82	126.68	119.70
38	A1	1719	C	C2-N1-C1'	5.82	125.20	118.80
38	A1	2400	U	C2-N3-C4	-5.82	123.51	127.00
60	AM	71	ARG	NE-CZ-NH2	-5.82	117.39	120.30
11	B2	62	G	P-O3'-C3'	5.82	126.68	119.70
11	B2	534	G	N1-C6-O6	5.82	123.39	119.90
11	B2	1050	G	C2-N3-C4	5.82	114.81	111.90
16	BD	161	ALA	N-CA-CB	5.82	118.24	110.10
17	BE	33	ARG	NE-CZ-NH1	5.82	123.21	120.30
38	A1	329	G	C4-C5-C6	5.82	122.29	118.80
38	A1	1065	C	C5-C6-N1	5.82	123.91	121.00
38	A1	1441	C	C5-C6-N1	5.82	123.91	121.00
38	A1	1927	C	N3-C2-O2	-5.82	117.83	121.90
38	A1	2199	U	N3-C4-C5	-5.82	111.11	114.60
38	A1	2327	C	N1-C2-O2	5.82	122.39	118.90
38	A1	2474	A	C5-C6-N6	-5.82	119.05	123.70
39	A3	10	U	C5-C4-O4	-5.82	122.41	125.90
11	B2	18	C	N3-C2-O2	5.81	125.97	121.90
11	B2	743	U	C2-N3-C4	-5.81	123.51	127.00
11	B2	1428	G	C6-N1-C2	-5.81	121.61	125.10
11	B2	1481	G	N3-C2-N2	-5.81	115.83	119.90
38	A1	1411	G	C6-N1-C2	5.81	128.59	125.10
38	A1	2075	U	N3-C2-O2	-5.81	118.13	122.20
7	AU	77	TYR	CD1-CG-CD2	-5.81	111.51	117.90
11	B2	884	G	C4'-C3'-C2'	-5.81	96.79	102.60
11	B2	1410	G	N1-C2-N3	-5.81	120.41	123.90
11	B2	1450	U	C2-N3-C4	-5.81	123.51	127.00
14	BB	139	ALA	CB-CA-C	-5.81	101.38	110.10
38	A1	289	G	N3-C2-N2	5.81	123.97	119.90
38	A1	643	G	O4'-C4'-C3'	-5.81	98.19	104.00
38	A1	1082	A	C5-N7-C8	-5.81	100.99	103.90
38	A1	2412	A	N7-C8-N9	-5.81	110.89	113.80

Continued on next page...

Continued from previous page...

Mol	Chain	Res	Type	Atoms	Z	Observed(°)	Ideal(°)
11	B2	29	G	C2-N3-C4	-5.81	108.99	111.90
11	B2	297	G	C1'-O4'-C4'	5.81	114.55	109.90
11	B2	533	C	C6-N1-C2	-5.81	117.98	120.30
11	B2	836	G	O4'-C1'-N9	5.81	112.85	108.20
11	B2	1221	A	C6-N1-C2	-5.81	115.11	118.60
11	B2	1261	U	N3-C4-O4	5.81	123.47	119.40
11	B2	1457	A	C6-C5-N7	-5.81	128.23	132.30
38	A1	482	A	C4-C5-N7	-5.81	107.79	110.70
38	A1	589	G	N1-C6-O6	5.81	123.39	119.90
38	A1	591	G	N3-C4-C5	-5.81	125.69	128.60
38	A1	1515	G	C5-N7-C8	5.81	107.20	104.30
38	A1	2264	G	N1-C2-N3	-5.81	120.41	123.90
38	A1	2634	U	O4'-C1'-N1	5.81	112.85	108.20
38	A1	2769	U	N1-C2-N3	5.81	118.39	114.90
10	B1	4	G	O4'-C1'-N9	5.81	112.85	108.20
10	B1	6	G	N1-C2-N3	-5.81	120.42	123.90
11	B2	509	C	C5-C6-N1	-5.81	118.10	121.00
32	BT	28	PHE	CG-CD2-CE2	-5.81	114.41	120.80
38	A1	32	C	C2-N3-C4	5.81	122.81	119.90
38	A1	548	U	N3-C2-O2	5.81	126.27	122.20
38	A1	653	U	C2-N1-C1'	-5.81	110.73	117.70
38	A1	816	C	P-O5'-C5'	-5.81	111.61	120.90
38	A1	1037	C	C6-N1-C1'	-5.81	113.83	120.80
38	A1	1082	A	C8-N9-C4	-5.81	103.48	105.80
38	A1	1130	G	C2-N3-C4	5.81	114.80	111.90
38	A1	1296	A	C5-C6-N6	-5.81	119.05	123.70
38	A1	1421	C	C6-N1-C2	-5.81	117.98	120.30
38	A1	1544	C	N3-C4-C5	-5.81	119.58	121.90
38	A1	1620	C	N3-C4-N4	5.81	122.07	118.00
38	A1	1714	G	C5-N7-C8	5.81	107.20	104.30
38	A1	1962	G	P-O5'-C5'	5.81	130.19	120.90
38	A1	2047	U	O4'-C1'-N1	5.81	112.85	108.20
38	A1	2202	U	N3-C4-C5	-5.81	111.11	114.60
38	A1	2269	C	C6-N1-C1'	5.81	127.77	120.80
38	A1	2970	U	C2-N1-C1'	5.81	124.67	117.70
12	AG	90	ALA	C-N-CA	5.81	134.50	122.30
11	B2	460	C	C2-N1-C1'	5.81	125.19	118.80
11	B2	573	C	C5-C6-N1	-5.81	118.10	121.00
11	B2	702	G	OP2-P-O3'	5.81	117.98	105.20
11	B2	822	A	C5-C6-N6	-5.81	119.05	123.70
11	B2	938	C	N1-C2-O2	-5.81	115.42	118.90
11	B2	953	C	O4'-C1'-N1	5.81	112.85	108.20

Continued on next page...

Continued from previous page...

Mol	Chain	Res	Type	Atoms	Z	Observed(°)	Ideal(°)
11	B2	1477	U	O4'-C1'-N1	5.81	112.84	108.20
38	A1	371	U	C5-C4-O4	-5.81	122.42	125.90
38	A1	932	C	O4'-C1'-N1	5.81	112.85	108.20
38	A1	1102	C	N1-C2-N3	-5.81	115.14	119.20
38	A1	1136	G	C4-C5-C6	5.81	122.28	118.80
38	A1	1170	G	O4'-C1'-N9	5.81	112.85	108.20
38	A1	1273	C	C6-N1-C2	-5.81	117.98	120.30
38	A1	1538	A	C6-C5-N7	-5.81	128.23	132.30
38	A1	2505	A	C6-N1-C2	5.81	122.08	118.60
38	A1	2882	G	C5-C6-O6	-5.81	125.12	128.60
11	B2	624	G	O4'-C1'-N9	5.81	112.84	108.20
11	B2	1095	C	C6-N1-C2	-5.81	117.98	120.30
11	B2	1372	C	N3-C4-C5	-5.81	119.58	121.90
38	A1	896	G	C2-N3-C4	5.81	114.80	111.90
38	A1	1143	A	C5-N7-C8	5.81	106.80	103.90
38	A1	1227	A	C6-C5-N7	-5.81	128.24	132.30
38	A1	1567	C	P-O3'-C3'	-5.81	112.73	119.70
41	AA	161	PRO	N-CA-CB	-5.81	96.21	102.60
11	B2	256	G	N1-C6-O6	5.80	123.38	119.90
11	B2	347	G	C4-C5-N7	5.80	113.12	110.80
11	B2	488	A	C6-N1-C2	5.80	122.08	118.60
11	B2	570	G	P-O3'-C3'	5.80	126.67	119.70
11	B2	620	G	C5-C6-O6	-5.80	125.12	128.60
11	B2	895	C	C2-N3-C4	5.80	122.80	119.90
11	B2	913	G	C4-C5-N7	-5.80	108.48	110.80
11	B2	1082	A	O4'-C1'-N9	5.80	112.84	108.20
38	A1	128	C	N3-C4-C5	-5.80	119.58	121.90
38	A1	431	U	C5-C4-O4	5.80	129.38	125.90
38	A1	1079	A	P-O5'-C5'	5.80	130.19	120.90
38	A1	1533	G	N1-C2-N3	5.80	127.38	123.90
38	A1	2062	A	C4-C5-N7	-5.80	107.80	110.70
38	A1	2346	A	N9-C4-C5	5.80	108.12	105.80
38	A1	2404	G	C8-N9-C4	-5.80	104.08	106.40
38	A1	2561	G	N3-C2-N2	5.80	123.96	119.90
38	A1	2658	G	C6-N1-C2	5.80	128.58	125.10
38	A1	2999	G	N3-C2-N2	5.80	123.96	119.90
39	A3	112	C	C1'-O4'-C4'	5.80	114.54	109.90
20	BH	17	VAL	CA-CB-CG2	5.80	119.61	110.90
38	A1	1364	C	N3-C4-C5	-5.80	119.58	121.90
38	A1	1618	G	C2-N3-C4	-5.80	109.00	111.90
38	A1	1842	C	C2-N1-C1'	5.80	125.18	118.80
38	A1	2859	U	C5'-C4'-C3'	5.80	125.28	116.00

Continued on next page...

Continued from previous page...

Mol	Chain	Res	Type	Atoms	Z	Observed(°)	Ideal(°)
38	A1	3046	C	C5'-C4'-O4'	5.80	116.06	109.10
11	B2	276	A	C4-C5-N7	-5.80	107.80	110.70
11	B2	663	G	C5-C6-O6	-5.80	125.12	128.60
11	B2	870	U	N1-C2-N3	-5.80	111.42	114.90
11	B2	970	G	C2-N3-C4	5.80	114.80	111.90
11	B2	1238	G	C5-C6-O6	-5.80	125.12	128.60
11	B2	1251	C	C4-C5-C6	5.80	120.30	117.40
38	A1	1038	U	N3-C2-O2	5.80	126.26	122.20
38	A1	1310	A	C5-C6-N1	-5.80	114.80	117.70
38	A1	2256	G	O4'-C1'-N9	5.80	112.84	108.20
39	A3	112	C	C2-N3-C4	5.80	122.80	119.90
44	Ab	97	ARG	NE-CZ-NH2	-5.80	117.40	120.30
11	B2	1002	G	P-O5'-C5'	-5.80	111.62	120.90
19	BG	108	ARG	NE-CZ-NH1	-5.80	117.40	120.30
38	A1	645	U	C5-C4-O4	5.80	129.38	125.90
38	A1	719	C	C5-C4-N4	-5.80	116.14	120.20
38	A1	748	G	N1-C2-N3	-5.80	120.42	123.90
38	A1	1948	A	N1-C2-N3	5.80	132.20	129.30
38	A1	2079	U	N3-C4-C5	-5.80	111.12	114.60
38	A1	2120	C	C5'-C4'-O4'	5.80	116.06	109.10
38	A1	2184	G	C4-C5-N7	5.80	113.12	110.80
38	A1	2322	A	C5-C6-N6	-5.80	119.06	123.70
38	A1	2964	A	C5-C6-N6	-5.80	119.06	123.70
11	B2	320	G	N3-C2-N2	5.80	123.96	119.90
11	B2	609	G	P-O5'-C5'	-5.80	111.62	120.90
11	B2	664	G	C6-N1-C2	-5.80	121.62	125.10
11	B2	735	A	O4'-C1'-N9	5.80	112.84	108.20
11	B2	1094	U	N3-C4-C5	-5.80	111.12	114.60
11	B2	1381	G	N9-C4-C5	5.80	107.72	105.40
38	A1	204	G	C8-N9-C4	-5.80	104.08	106.40
38	A1	304	G	C6-N1-C2	5.80	128.58	125.10
38	A1	2541	U	C4-C5-C6	5.80	123.18	119.70
38	A1	2676	A	C6-N1-C2	-5.80	115.12	118.60
11	B2	309	A	N1-C2-N3	5.80	132.20	129.30
11	B2	621	G	N1-C6-O6	5.80	123.38	119.90
11	B2	987	G	C4-C5-N7	-5.80	108.48	110.80
11	B2	1171	G	C4-C5-C6	5.80	122.28	118.80
11	B2	1422	G	C4-C5-N7	5.80	113.12	110.80
38	A1	56	G	O4'-C1'-N9	5.80	112.84	108.20
38	A1	100	C	C3'-C2'-C1'	5.80	106.14	101.50
38	A1	403	G	C4-C5-C6	5.80	122.28	118.80
38	A1	1540	A	C3'-C2'-C1'	5.80	106.14	101.50

Continued on next page...

Continued from previous page...

Mol	Chain	Res	Type	Atoms	Z	Observed(°)	Ideal(°)
38	A1	1891	C	N3-C4-C5	-5.80	119.58	121.90
38	A1	1912	A	N7-C8-N9	-5.80	110.90	113.80
38	A1	2367	C	C6-N1-C2	-5.80	117.98	120.30
38	A1	2441	A	C5-N7-C8	5.80	106.80	103.90
39	A3	100	A	N9-C4-C5	5.80	108.12	105.80
45	AC	90	TYR	CB-CG-CD1	-5.80	117.52	121.00
11	B2	29	G	C5-N7-C8	-5.79	101.40	104.30
11	B2	304	C	N3-C4-N4	5.79	122.06	118.00
13	BA	135	ARG	NE-CZ-NH2	-5.79	117.40	120.30
38	A1	894	C	C4-C5-C6	5.79	120.30	117.40
38	A1	1107	G	N3-C4-C5	-5.79	125.70	128.60
38	A1	1186	G	N3-C4-C5	-5.79	125.70	128.60
38	A1	1882	C	N1-C2-O2	-5.79	115.42	118.90
38	A1	2410	U	C4-C5-C6	-5.79	116.22	119.70
9	AX	34	LEU	CB-CG-CD2	5.79	120.85	111.00
11	B2	228	G	N3-C2-N2	5.79	123.95	119.90
11	B2	268	C	N3-C4-N4	5.79	122.06	118.00
11	B2	1492	U	P-O3'-C3'	-5.79	112.75	119.70
30	BR	109	ALA	CB-CA-C	-5.79	101.41	110.10
38	A1	273	G	N3-C4-N9	5.79	129.48	126.00
38	A1	589	G	O4'-C1'-C2'	-5.79	100.01	105.80
38	A1	726	G	C5-C6-N1	-5.79	108.60	111.50
38	A1	1291	C	N3-C4-N4	5.79	122.06	118.00
38	A1	1340	G	C6-N1-C2	5.79	128.58	125.10
38	A1	2422	G	O4'-C1'-N9	5.79	112.83	108.20
38	A1	2665	G	C8-N9-C4	-5.79	104.08	106.40
39	A3	78	C	C2-N3-C4	5.79	122.80	119.90
11	B2	571	C	N3-C4-N4	5.79	122.05	118.00
11	B2	575	A	N7-C8-N9	5.79	116.69	113.80
11	B2	730	G	P-O3'-C3'	5.79	126.65	119.70
11	B2	987	G	C5-N7-C8	5.79	107.20	104.30
35	BW	28	PHE	CB-CG-CD2	5.79	124.85	120.80
38	A1	186	A	C5-C6-N1	-5.79	114.81	117.70
38	A1	1532	G	C2-N3-C4	5.79	114.80	111.90
38	A1	1606	C	C4-C5-C6	5.79	120.30	117.40
38	A1	1697	G	C5-C6-N1	-5.79	108.60	111.50
38	A1	1902	G	C8-N9-C4	5.79	108.72	106.40
38	A1	1910	C	C5-C4-N4	-5.79	116.15	120.20
38	A1	1912	A	O4'-C1'-N9	5.79	112.83	108.20
38	A1	2146	C	O4'-C1'-N1	5.79	112.83	108.20
38	A1	2877	A	O5'-P-OP2	5.79	117.65	110.70
11	B2	188	C	O4'-C1'-N1	5.79	112.83	108.20

Continued on next page...

Continued from previous page...

Mol	Chain	Res	Type	Atoms	Z	Observed(°)	Ideal(°)
11	B2	610	G	C5-C6-O6	-5.79	125.13	128.60
11	B2	1034	G	C8-N9-C4	-5.79	104.08	106.40
38	A1	384	G	C6-C5-N7	-5.79	126.93	130.40
38	A1	1375	G	O4'-C1'-N9	5.79	112.83	108.20
38	A1	1443	G	C4-C5-N7	-5.79	108.48	110.80
38	A1	1482	G	C8-N9-C4	-5.79	104.08	106.40
38	A1	1717	C	C5'-C4'-O4'	5.79	116.05	109.10
38	A1	1813	A	C4'-C3'-C2'	-5.79	96.81	102.60
38	A1	2980	G	N3-C2-N2	5.79	123.95	119.90
10	B1	11	C	O4'-C1'-N1	5.79	112.83	108.20
11	B2	37	G	O4'-C1'-N9	5.79	112.83	108.20
11	B2	155	U	C5-C6-N1	5.79	125.59	122.70
11	B2	235	G	C5-C6-O6	-5.79	125.13	128.60
11	B2	629	U	O4'-C1'-N1	5.79	112.83	108.20
21	BI	53	ILE	O-C-N	5.79	131.96	122.70
38	A1	226	C	O4'-C1'-N1	5.79	112.83	108.20
38	A1	536	G	C8-N9-C4	-5.79	104.08	106.40
38	A1	696	G	OP2-P-O3'	5.79	117.94	105.20
38	A1	746	C	O3'-P-O5'	-5.79	93.00	104.00
38	A1	1283	G	N3-C2-N2	-5.79	115.85	119.90
38	A1	1665	G	O4'-C1'-N9	5.79	112.83	108.20
38	A1	1903	G	C4-C5-C6	5.79	122.27	118.80
38	A1	2982	G	N3-C4-C5	-5.79	125.70	128.60
50	AF	8	ARG	CD-NE-CZ	5.79	131.71	123.60
11	B2	58	U	C4-C5-C6	5.79	123.17	119.70
11	B2	176	U	N3-C2-O2	-5.79	118.15	122.20
11	B2	1139	A	N7-C8-N9	-5.79	110.91	113.80
11	B2	1414	G	N1-C2-N3	-5.79	120.43	123.90
38	A1	742	C	N3-C4-N4	5.79	122.05	118.00
38	A1	1082	A	C6-N1-C2	-5.79	115.13	118.60
38	A1	1293	G	N1-C6-O6	5.79	123.37	119.90
38	A1	1868	C	N3-C4-C5	-5.79	119.58	121.90
11	B2	25	C	C4-C5-C6	5.79	120.29	117.40
11	B2	1229	A	C5-C6-N6	-5.79	119.07	123.70
11	B2	1326	G	N1-C2-N3	-5.79	120.43	123.90
38	A1	268	C	O4'-C4'-C3'	-5.79	98.21	104.00
38	A1	350	A	N9-C4-C5	5.79	108.11	105.80
38	A1	488	A	N3-C4-C5	-5.79	122.75	126.80
38	A1	586	A	N3-C4-C5	-5.79	122.75	126.80
38	A1	1517	G	N1-C2-N2	-5.79	110.99	116.20
38	A1	2336	G	N3-C4-C5	-5.79	125.71	128.60
38	A1	2447	A	C4-C5-N7	-5.79	107.81	110.70

Continued on next page...

Continued from previous page...

Mol	Chain	Res	Type	Atoms	Z	Observed(°)	Ideal(°)
38	A1	2496	G	O4'-C1'-N9	5.79	112.83	108.20
38	A1	2570	A	N3-C4-N9	5.79	132.03	127.40
38	A1	2992	G	C5-C6-N1	-5.79	108.61	111.50
39	A3	46	G	C4'-C3'-C2'	-5.79	96.81	102.60
11	B2	572	U	O4'-C1'-N1	5.78	112.83	108.20
20	BH	50	ARG	CD-NE-CZ	-5.78	115.50	123.60
26	BN	96	PHE	CB-CG-CD1	5.78	124.85	120.80
38	A1	68	G	C5-C6-N1	-5.78	108.61	111.50
38	A1	527	G	C3'-C2'-C1'	-5.78	96.87	101.50
38	A1	566	G	N1-C2-N3	-5.78	120.43	123.90
38	A1	595	C	N3-C4-N4	5.78	122.05	118.00
38	A1	932	C	N3-C4-N4	5.78	122.05	118.00
38	A1	1144	A	C8-N9-C4	-5.78	103.49	105.80
38	A1	1442	G	C3'-C2'-C1'	-5.78	96.87	101.50
38	A1	1472	U	N3-C2-O2	5.78	126.25	122.20
38	A1	1581	A	C4-C5-C6	5.78	119.89	117.00
38	A1	1712	U	C6-N1-C2	-5.78	117.53	121.00
38	A1	1760	C	N1-C2-O2	5.78	122.37	118.90
38	A1	2215	U	C1'-O4'-C4'	-5.78	105.27	109.90
38	A1	2331	A	OP1-P-OP2	-5.78	110.92	119.60
38	A1	2726	G	N1-C2-N2	-5.78	111.00	116.20
38	A1	2790	C	N3-C4-N4	5.78	122.05	118.00
38	A1	2814	U	N1-C2-N3	5.78	118.37	114.90
9	AX	261	LEU	CB-CA-C	-5.78	99.22	110.20
11	B2	88	G	C5-C6-O6	-5.78	125.13	128.60
38	A1	671	G	C4-N9-C1'	-5.78	118.98	126.50
38	A1	731	C	C4'-C3'-C2'	-5.78	96.82	102.60
38	A1	1019	G	N3-C4-N9	-5.78	122.53	126.00
38	A1	2113	G	P-O5'-C5'	-5.78	111.65	120.90
11	B2	808	C	N1-C2-O2	5.78	122.37	118.90
11	B2	880	G	C8-N9-C4	-5.78	104.09	106.40
11	B2	1289	G	N3-C4-C5	5.78	131.49	128.60
11	B2	1323	A	C8-N9-C4	-5.78	103.49	105.80
38	A1	146	U	P-O5'-C5'	-5.78	111.65	120.90
38	A1	149	G	N1-C2-N2	-5.78	111.00	116.20
38	A1	363	G	N7-C8-N9	5.78	115.99	113.10
38	A1	561	C	C3'-C2'-C1'	-5.78	96.88	101.50
38	A1	906	G	C4-C5-C6	5.78	122.27	118.80
38	A1	939	A	C5-C6-N6	-5.78	119.08	123.70
38	A1	993	G	OP1-P-O3'	5.78	117.92	105.20
38	A1	1199	U	N3-C4-O4	5.78	123.45	119.40
38	A1	1658	A	C4-C5-N7	-5.78	107.81	110.70

Continued on next page...

Continued from previous page...

Mol	Chain	Res	Type	Atoms	Z	Observed(°)	Ideal(°)
38	A1	1673	C	N1-C2-O2	-5.78	115.43	118.90
38	A1	1854	G	C5-N7-C8	-5.78	101.41	104.30
38	A1	2526	G	C5'-C4'-C3'	5.78	125.25	116.00
38	A1	2696	G	P-O3'-C3'	5.78	126.64	119.70
38	A1	2740	G	N7-C8-N9	5.78	115.99	113.10
38	A1	2846	A	C6-C5-N7	-5.78	128.25	132.30
39	A3	60	C	P-O3'-C3'	-5.78	112.76	119.70
10	B1	29	C	C4-C5-C6	5.78	120.29	117.40
11	B2	452	G	C2-N3-C4	5.78	114.79	111.90
11	B2	680	C	N3-C4-C5	-5.78	119.59	121.90
29	BQ	80	ARG	NE-CZ-NH1	5.78	123.19	120.30
38	A1	450	G	C8-N9-C4	-5.78	104.09	106.40
38	A1	851	G	N7-C8-N9	-5.78	110.21	113.10
38	A1	1195	G	C5-C6-N1	-5.78	108.61	111.50
38	A1	1332	A	N3-C4-C5	-5.78	122.75	126.80
38	A1	1719	C	O4'-C1'-N1	5.78	112.82	108.20
38	A1	1904	G	C6-N1-C2	-5.78	121.63	125.10
38	A1	2401	A	N9-C4-C5	5.78	108.11	105.80
60	AM	26	ARG	NE-CZ-NH1	5.78	123.19	120.30
11	B2	66	G	O4'-C1'-N9	5.78	112.82	108.20
11	B2	106	A	N1-C2-N3	5.78	132.19	129.30
11	B2	706	G	N3-C4-C5	5.78	131.49	128.60
11	B2	1003	G	C6-N1-C2	-5.78	121.63	125.10
11	B2	1322	C	N3-C4-C5	5.78	124.21	121.90
38	A1	670	G	C5-C6-O6	-5.78	125.13	128.60
38	A1	845	U	C5'-C4'-O4'	5.78	116.03	109.10
38	A1	943	G	N1-C2-N3	-5.78	120.43	123.90
38	A1	1328	G	C5-C6-O6	-5.78	125.13	128.60
38	A1	1547	U	N1-C2-O2	-5.78	118.76	122.80
38	A1	1764	G	C8-N9-C4	-5.78	104.09	106.40
38	A1	1778	G	O4'-C1'-N9	5.78	112.82	108.20
38	A1	2132	C	O4'-C1'-N1	5.78	112.82	108.20
38	A1	2200	A	C6-C5-N7	-5.78	128.25	132.30
45	AC	44	TYR	CG-CD1-CE1	-5.78	116.68	121.30
45	AC	139	TYR	CB-CG-CD1	5.78	124.47	121.00
50	AF	101	VAL	N-CA-C	-5.78	95.40	111.00
1	A7	39	VAL	CA-CB-CG1	-5.78	102.23	110.90
11	B2	164	A	C5-N7-C8	5.78	106.79	103.90
11	B2	304	C	C2-N1-C1'	5.78	125.15	118.80
11	B2	503	G	N1-C2-N3	5.78	127.37	123.90
38	A1	33	U	C4-C5-C6	5.78	123.17	119.70
38	A1	176	G	P-O5'-C5'	-5.78	111.66	120.90

Continued on next page...

Continued from previous page...

Mol	Chain	Res	Type	Atoms	Z	Observed(°)	Ideal(°)
38	A1	1304	G	C8-N9-C4	-5.78	104.09	106.40
38	A1	1403	C	P-O3'-C3'	-5.78	112.77	119.70
38	A1	1546	G	O4'-C1'-N9	5.78	112.82	108.20
38	A1	1644	G	C5-C6-N1	5.78	114.39	111.50
38	A1	1912	A	C8-N9-C4	5.78	108.11	105.80
38	A1	2272	G	N3-C2-N2	5.78	123.94	119.90
38	A1	2439	G	C6-N1-C2	-5.78	121.63	125.10
38	A1	2473	C	C4-C5-C6	5.78	120.29	117.40
38	A1	2824	C	C3'-C2'-C1'	5.78	106.12	101.50
39	A3	90	A	C5-N7-C8	5.78	106.79	103.90
11	B2	922	G	C3'-C2'-C1'	-5.77	96.88	101.50
11	B2	1206	G	N1-C6-O6	5.77	123.36	119.90
15	BC	53	TYR	CD1-CE1-CZ	5.77	125.00	119.80
27	BO	58	GLN	N-CA-CB	5.77	120.99	110.60
38	A1	1825	G	C4-C5-C6	5.77	122.27	118.80
38	A1	2447	A	N9-C4-C5	5.77	108.11	105.80
38	A1	2737	G	N7-C8-N9	-5.77	110.21	113.10
39	A3	31	U	N3-C4-O4	5.77	123.44	119.40
54	AI	13	ARG	NE-CZ-NH2	-5.77	117.41	120.30
11	B2	135	U	N1-C2-O2	5.77	126.84	122.80
11	B2	209	A	C5-C6-N1	-5.77	114.81	117.70
11	B2	299	G	P-O3'-C3'	5.77	126.63	119.70
11	B2	342	G	N1-C6-O6	5.77	123.36	119.90
11	B2	787	U	C5'-C4'-C3'	-5.77	106.76	116.00
11	B2	1313	G	C5-C6-N1	-5.77	108.61	111.50
11	B2	1472	G	C3'-C2'-C1'	5.77	106.12	101.50
38	A1	48	G	C5'-C4'-O4'	5.77	116.03	109.10
38	A1	452	A	N1-C2-N3	5.77	132.19	129.30
38	A1	469	A	C5-C6-N6	-5.77	119.08	123.70
38	A1	537	U	C2-N3-C4	-5.77	123.54	127.00
38	A1	966	G	O4'-C1'-N9	5.77	112.82	108.20
38	A1	973	C	C5-C6-N1	5.77	123.89	121.00
38	A1	1075	G	N1-C2-N3	-5.77	120.44	123.90
38	A1	1141	C	C6-N1-C2	-5.77	117.99	120.30
38	A1	1160	U	P-O3'-C3'	5.77	126.63	119.70
38	A1	1776	G	N1-C6-O6	5.77	123.36	119.90
38	A1	1936	C	C2'-C3'-O3'	5.77	122.94	113.70
38	A1	2219	A	N1-C6-N6	5.77	122.06	118.60
38	A1	2265	C	C1'-O4'-C4'	-5.77	105.28	109.90
38	A1	2430	C	C5-C6-N1	-5.77	118.11	121.00
38	A1	2717	A	N7-C8-N9	-5.77	110.91	113.80
40	AK	63	PRO	N-CA-CB	5.77	110.23	103.30

Continued on next page...

Continued from previous page...

Mol	Chain	Res	Type	Atoms	Z	Observed(°)	Ideal(°)
11	B2	1261	U	O4'-C1'-N1	5.77	112.82	108.20
38	A1	2138	A	C3'-C2'-C1'	5.77	106.12	101.50
38	A1	2423	G	N3-C4-N9	5.77	129.46	126.00
38	A1	2520	C	N3-C4-C5	-5.77	119.59	121.90
10	B1	49	C	O4'-C4'-C3'	-5.77	98.23	104.00
11	B2	181	G	N7-C8-N9	5.77	115.98	113.10
11	B2	513	A	C3'-C2'-C1'	5.77	106.12	101.50
11	B2	622	C	N3-C4-N4	5.77	122.04	118.00
11	B2	712	G	C6-N1-C2	5.77	128.56	125.10
38	A1	14	A	C5-C6-N1	-5.77	114.82	117.70
38	A1	1042	G	C6-C5-N7	-5.77	126.94	130.40
38	A1	1060	C	N3-C2-O2	5.77	125.94	121.90
38	A1	1208	A	N3-C4-C5	-5.77	122.76	126.80
38	A1	1294	A	C4-C5-C6	5.77	119.89	117.00
38	A1	1475	G	C6-N1-C2	-5.77	121.64	125.10
38	A1	1760	C	C4'-C3'-C2'	-5.77	96.83	102.60
58	Ak	51	LEU	CA-CB-CG	5.77	128.57	115.30
10	B1	72	C	N1-C2-O2	-5.77	115.44	118.90
11	B2	307	G	C5-C6-N1	5.77	114.38	111.50
11	B2	618	G	C2-N3-C4	-5.77	109.02	111.90
11	B2	845	G	C4-C5-N7	-5.77	108.49	110.80
11	B2	1106	A	O4'-C4'-C3'	-5.77	98.23	104.00
11	B2	1352	G	C4-C5-N7	-5.77	108.49	110.80
38	A1	323	U	C5'-C4'-O4'	-5.77	102.18	109.10
38	A1	367	G	N7-C8-N9	5.77	115.98	113.10
38	A1	1059	C	N3-C4-C5	-5.77	119.59	121.90
38	A1	1655	G	N1-C2-N2	-5.77	111.01	116.20
38	A1	1899	C	N3-C4-C5	-5.77	119.59	121.90
38	A1	2124	C	N3-C4-C5	-5.77	119.59	121.90
38	A1	2514	C	N3-C4-C5	-5.77	119.59	121.90
38	A1	2784	A	C4'-C3'-C2'	-5.77	96.83	102.60
39	A3	19	G	C5-C6-N1	5.77	114.38	111.50
11	B2	70	C	O4'-C4'-C3'	-5.77	98.23	104.00
11	B2	349	A	N9-C4-C5	-5.77	103.49	105.80
11	B2	1142	G	C3'-C2'-C1'	5.77	106.11	101.50
38	A1	75	G	N3-C2-N2	5.77	123.94	119.90
38	A1	1000	G	N3-C4-C5	-5.77	125.72	128.60
38	A1	1282	A	C5-N7-C8	5.77	106.78	103.90
38	A1	2277	G	C5'-C4'-C3'	5.77	125.23	116.00
38	A1	2403	G	C4-C5-C6	5.77	122.26	118.80
61	AN	125	ARG	NE-CZ-NH1	5.77	123.18	120.30
11	B2	45	U	C5-C6-N1	5.76	125.58	122.70

Continued on next page...

Continued from previous page...

Mol	Chain	Res	Type	Atoms	Z	Observed(°)	Ideal(°)
11	B2	1142	G	C4-C5-C6	5.76	122.26	118.80
11	B2	1194	C	N3-C4-N4	5.76	122.04	118.00
11	B2	1419	G	C6-C5-N7	-5.76	126.94	130.40
38	A1	1187	A	C6-C5-N7	-5.76	128.26	132.30
38	A1	1308	G	P-O5'-C5'	5.76	130.12	120.90
38	A1	1434	C	P-O3'-C3'	-5.76	112.78	119.70
38	A1	1715	G	N9-C4-C5	5.76	107.71	105.40
38	A1	2827	C	C6-N1-C1'	-5.76	113.88	120.80
67	AZ	2	ASP	CA-CB-CG	-5.76	100.72	113.40
11	B2	263	C	P-O5'-C5'	-5.76	111.68	120.90
11	B2	796	C	C4'-C3'-C2'	-5.76	96.84	102.60
38	A1	72	U	C6-N1-C2	-5.76	117.54	121.00
38	A1	200	G	C4-C5-C6	5.76	122.26	118.80
38	A1	950	G	C4-C5-N7	-5.76	108.50	110.80
38	A1	1155	A	C1'-O4'-C4'	5.76	114.51	109.90
38	A1	1487	U	OP2-P-O3'	5.76	117.88	105.20
38	A1	1809	G	N1-C2-N3	-5.76	120.44	123.90
38	A1	2105	A	C3'-C2'-C1'	5.76	106.11	101.50
38	A1	2287	C	N1-C2-N3	5.76	123.23	119.20
38	A1	2586	A	C4-C5-C6	5.76	119.88	117.00
58	Ak	42	ARG	NE-CZ-NH1	-5.76	117.42	120.30
5	AS	34	GLU	N-CA-CB	5.76	120.97	110.60
10	B1	36	A	C4'-C3'-C2'	-5.76	96.84	102.60
11	B2	281	G	C3'-C2'-C1'	5.76	106.11	101.50
11	B2	616	G	O4'-C1'-C2'	5.76	112.79	107.60
11	B2	800	G	N3-C2-N2	5.76	123.93	119.90
17	BE	205	PHE	CB-CG-CD2	5.76	124.83	120.80
38	A1	255	G	N1-C6-O6	5.76	123.36	119.90
38	A1	726	G	N9-C4-C5	-5.76	103.10	105.40
38	A1	1073	G	O4'-C1'-N9	5.76	112.81	108.20
38	A1	1390	U	C2-N3-C4	5.76	130.46	127.00
38	A1	1393	C	N3-C4-N4	5.76	122.03	118.00
38	A1	1764	G	O4'-C1'-N9	5.76	112.81	108.20
38	A1	2003	C	N3-C2-O2	-5.76	117.87	121.90
38	A1	2011	U	O4'-C1'-N1	5.76	112.81	108.20
38	A1	2565	A	C4-C5-N7	-5.76	107.82	110.70
38	A1	2703	G	C4-C5-C6	5.76	122.26	118.80
12	AG	77	TYR	CB-CG-CD2	5.76	124.46	121.00
10	B1	16	C	C5-C6-N1	5.76	123.88	121.00
11	B2	164	A	C3'-C2'-C1'	5.76	106.11	101.50
11	B2	203	A	N3-C4-C5	-5.76	122.77	126.80
11	B2	204	G	C5-C6-O6	-5.76	125.14	128.60

Continued on next page...

Continued from previous page...

Mol	Chain	Res	Type	Atoms	Z	Observed(°)	Ideal(°)
11	B2	1309	A	C6-C5-N7	-5.76	128.27	132.30
11	B2	1436	U	C6-N1-C2	-5.76	117.54	121.00
17	BE	10	LEU	N-CA-C	-5.76	95.45	111.00
38	A1	225	C	N3-C4-C5	-5.76	119.60	121.90
38	A1	308	C	P-O3'-C3'	5.76	126.61	119.70
38	A1	524	C	N3-C4-N4	5.76	122.03	118.00
38	A1	579	C	C2'-C3'-O3'	5.76	122.92	113.70
38	A1	816	C	N1-C2-N3	-5.76	115.17	119.20
38	A1	899	A	O4'-C1'-N9	5.76	112.81	108.20
38	A1	1725	A	C5-C6-N1	-5.76	114.82	117.70
38	A1	2006	C	O4'-C1'-N1	5.76	112.81	108.20
38	A1	2306	C	C5-C6-N1	5.76	123.88	121.00
38	A1	2844	G	N3-C2-N2	5.76	123.93	119.90
38	A1	449	G	C8-N9-C4	-5.76	104.10	106.40
38	A1	2773	A	C5-C6-N6	-5.76	119.09	123.70
11	B2	177	A	C5-N7-C8	5.76	106.78	103.90
11	B2	948	G	C5-C6-N1	5.76	114.38	111.50
11	B2	979	U	C2-N3-C4	-5.76	123.55	127.00
38	A1	94	A	C5-C6-N6	-5.76	119.09	123.70
38	A1	1618	G	C6-C5-N7	-5.76	126.95	130.40
38	A1	1773	C	C5-C6-N1	5.76	123.88	121.00
38	A1	2126	G	N1-C2-N3	-5.76	120.45	123.90
38	A1	2173	U	N1-C2-O2	5.76	126.83	122.80
38	A1	2411	C	N1-C2-O2	-5.76	115.45	118.90
38	A1	2853	A	N3-C4-N9	5.76	132.01	127.40
38	A1	2857	C	O5'-C5'-C4'	-5.76	100.76	111.70
38	A1	3034	C	N3-C4-C5	-5.76	119.60	121.90
39	A3	42	A	C6-N1-C2	-5.76	115.15	118.60
11	B2	874	G	N7-C8-N9	5.75	115.98	113.10
11	B2	915	U	N3-C4-O4	5.75	123.43	119.40
38	A1	60	G	O4'-C1'-N9	5.75	112.80	108.20
38	A1	1294	A	P-O3'-C3'	5.75	126.61	119.70
38	A1	1474	A	C4-C5-C6	5.75	119.88	117.00
38	A1	1865	U	C4-C5-C6	-5.75	116.25	119.70
38	A1	2584	A	C5-C6-N6	-5.75	119.10	123.70
11	B2	269	A	C4-C5-C6	5.75	119.88	117.00
11	B2	464	G	C5-C6-O6	-5.75	125.15	128.60
11	B2	815	C	N3-C4-C5	-5.75	119.60	121.90
11	B2	1030	U	O4'-C1'-N1	5.75	112.80	108.20
11	B2	1195	U	C2-N3-C4	-5.75	123.55	127.00
11	B2	1387	C	C2-N3-C4	5.75	122.78	119.90
17	BE	59	ALA	N-CA-CB	5.75	118.16	110.10

Continued on next page...

Continued from previous page...

Mol	Chain	Res	Type	Atoms	Z	Observed(°)	Ideal(°)
23	BK	113	ARG	NE-CZ-NH1	5.75	123.18	120.30
38	A1	828	G	C5-N7-C8	5.75	107.18	104.30
38	A1	880	U	C5-C4-O4	5.75	129.35	125.90
38	A1	1405	G	C5-N7-C8	5.75	107.18	104.30
38	A1	1826	G	P-O3'-C3'	5.75	126.60	119.70
38	A1	2074	U	C3'-C2'-C1'	-5.75	96.90	101.50
43	AB	117	ASP	CB-CG-OD2	5.75	123.48	118.30
11	B2	689	C	C2-N3-C4	5.75	122.78	119.90
11	B2	775	G	C4'-C3'-C2'	-5.75	96.85	102.60
11	B2	1091	C	C2-N3-C4	5.75	122.78	119.90
11	B2	1123	G	C4-C5-N7	-5.75	108.50	110.80
11	B2	1484	C	C6-N1-C1'	-5.75	113.90	120.80
38	A1	534	G	O4'-C1'-N9	5.75	112.80	108.20
38	A1	569	G	C8-N9-C4	-5.75	104.10	106.40
38	A1	1784	G	N9-C4-C5	-5.75	103.10	105.40
38	A1	1807	G	C6-C5-N7	-5.75	126.95	130.40
38	A1	2350	G	O3'-P-O5'	-5.75	93.07	104.00
38	A1	2676	A	N1-C6-N6	5.75	122.05	118.60
38	A1	2950	G	C2-N3-C4	5.75	114.78	111.90
41	AA	169	THR	CA-CB-CG2	5.75	120.45	112.40
10	B1	26	C	C6-N1-C2	5.75	122.60	120.30
10	B1	42	C	P-O3'-C3'	5.75	126.60	119.70
11	B2	197	A	C6-C5-N7	-5.75	128.28	132.30
11	B2	443	C	C4'-C3'-C2'	-5.75	96.85	102.60
11	B2	523	C	N1-C2-O2	5.75	122.35	118.90
11	B2	1290	U	C5-C4-O4	-5.75	122.45	125.90
38	A1	410	C	N3-C2-O2	5.75	125.92	121.90
38	A1	1462	G	O4'-C1'-N9	5.75	112.80	108.20
38	A1	1664	G	N1-C2-N3	-5.75	120.45	123.90
11	B2	93	A	C5-N7-C8	5.75	106.77	103.90
11	B2	234	G	C8-N9-C4	-5.75	104.10	106.40
11	B2	587	G	C5-C6-N1	-5.75	108.63	111.50
11	B2	632	C	C5-C4-N4	-5.75	116.18	120.20
11	B2	807	C	N1-C2-N3	-5.75	115.18	119.20
11	B2	979	U	C5-C6-N1	5.75	125.57	122.70
11	B2	1296	U	N3-C4-C5	-5.75	111.15	114.60
38	A1	439	G	P-O3'-C3'	5.75	126.60	119.70
38	A1	602	G	C6-C5-N7	-5.75	126.95	130.40
38	A1	1233	U	N3-C4-O4	5.75	123.42	119.40
38	A1	1448	G	O4'-C1'-N9	5.75	112.80	108.20
38	A1	2072	G	C6-C5-N7	-5.75	126.95	130.40
38	A1	2084	A	C2-N3-C4	5.75	113.47	110.60

Continued on next page...

Continued from previous page...

Mol	Chain	Res	Type	Atoms	Z	Observed(°)	Ideal(°)
38	A1	2860	G	C4-C5-N7	-5.75	108.50	110.80
38	A1	3039	G	C4-C5-N7	-5.75	108.50	110.80
39	A3	69	C	C4-C5-C6	-5.75	114.53	117.40
11	B2	254	G	N1-C2-N2	5.75	121.37	116.20
11	B2	367	G	C4-C5-C6	5.75	122.25	118.80
11	B2	398	C	N1-C2-N3	5.75	123.22	119.20
11	B2	435	A	P-O5'-C5'	-5.75	111.70	120.90
11	B2	505	U	P-O3'-C3'	5.75	126.60	119.70
11	B2	592	G	C2-N3-C4	5.75	114.77	111.90
11	B2	919	U	C2-N3-C4	-5.75	123.55	127.00
11	B2	1265	G	C6-N1-C2	5.75	128.55	125.10
11	B2	1348	C	O4'-C1'-N1	5.75	112.80	108.20
38	A1	211	A	C6-C5-N7	-5.75	128.28	132.30
38	A1	507	G	C2-N3-C4	-5.75	109.03	111.90
38	A1	1328	G	C4-C5-N7	5.75	113.10	110.80
38	A1	1638	C	C5-C6-N1	-5.75	118.13	121.00
38	A1	1795	C	N3-C2-O2	5.75	125.92	121.90
11	B2	337	C	N3-C2-O2	5.75	125.92	121.90
11	B2	481	C	N3-C4-N4	5.75	122.02	118.00
11	B2	531	G	C6-N1-C2	5.75	128.55	125.10
11	B2	689	C	O4'-C1'-N1	5.75	112.80	108.20
38	A1	94	A	C5-C6-N1	-5.75	114.83	117.70
38	A1	139	G	P-O5'-C5'	-5.75	111.71	120.90
38	A1	556	G	C4-C5-C6	5.75	122.25	118.80
38	A1	1658	A	C5-C6-N1	-5.75	114.83	117.70
38	A1	2065	C	C5-C4-N4	-5.75	116.18	120.20
38	A1	2195	G	N1-C2-N3	-5.75	120.45	123.90
40	AK	4	ILE	CA-CB-CG2	5.75	122.39	110.90
11	B2	305	C	N3-C4-C5	-5.74	119.60	121.90
11	B2	471	G	N3-C4-N9	5.74	129.45	126.00
38	A1	277	A	C6-N1-C2	5.74	122.05	118.60
38	A1	541	A	C5-N7-C8	5.74	106.77	103.90
38	A1	895	C	O4'-C1'-C2'	-5.74	100.06	105.80
38	A1	1169	G	C5'-C4'-C3'	5.74	125.19	116.00
38	A1	1522	A	C6-C5-N7	-5.74	128.28	132.30
38	A1	2199	U	O4'-C4'-C3'	-5.74	98.26	104.00
38	A1	2346	A	OP2-P-O3'	5.74	117.84	105.20
38	A1	2579	G	N1-C6-O6	5.74	123.35	119.90
38	A1	2730	U	O4'-C1'-N1	5.74	112.80	108.20
38	A1	2853	A	N3-C4-C5	-5.74	122.78	126.80
38	A1	2954	C	C2-N3-C4	5.74	122.77	119.90
9	AX	394	PHE	CB-CG-CD2	5.74	124.82	120.80

Continued on next page...

Continued from previous page...

Mol	Chain	Res	Type	Atoms	Z	Observed(°)	Ideal(°)
11	B2	588	C	N3-C4-N4	5.74	122.02	118.00
11	B2	960	A	C5-N7-C8	5.74	106.77	103.90
11	B2	1074	C	C4-C5-C6	-5.74	114.53	117.40
37	BY	8	TYR	CD1-CG-CD2	5.74	124.22	117.90
38	A1	35	G	C5-C6-O6	-5.74	125.16	128.60
38	A1	416	A	N1-C6-N6	5.74	122.05	118.60
38	A1	1618	G	C5-C6-N1	-5.74	108.63	111.50
38	A1	2824	C	C2-N3-C4	-5.74	117.03	119.90
11	B2	438	A	P-O3'-C3'	-5.74	112.81	119.70
11	B2	1152	C	C4-C5-C6	5.74	120.27	117.40
11	B2	1154	G	N1-C6-O6	5.74	123.34	119.90
13	BA	135	ARG	NE-CZ-NH1	5.74	123.17	120.30
38	A1	912	G	O4'-C1'-N9	5.74	112.79	108.20
38	A1	1417	U	N1-C2-N3	-5.74	111.45	114.90
38	A1	2145	G	N1-C2-N3	-5.74	120.46	123.90
38	A1	2355	G	O4'-C1'-N9	5.74	112.79	108.20
38	A1	2429	G	C2-N3-C4	5.74	114.77	111.90
38	A1	2537	G	C8-N9-C1'	5.74	134.46	127.00
43	AB	197	MET	N-CA-CB	5.74	120.93	110.60
11	B2	56	A	C5'-C4'-C3'	-5.74	106.82	116.00
11	B2	993	C	N3-C4-C5	-5.74	119.60	121.90
14	BB	149	TYR	CG-CD2-CE2	-5.74	116.71	121.30
38	A1	335	C	C5-C4-N4	5.74	124.22	120.20
38	A1	413	A	O4'-C1'-N9	5.74	112.79	108.20
38	A1	851	G	P-O5'-C5'	5.74	130.08	120.90
38	A1	1083	G	N9-C4-C5	5.74	107.69	105.40
38	A1	1165	C	C4'-C3'-C2'	-5.74	96.86	102.60
38	A1	1185	A	N7-C8-N9	5.74	116.67	113.80
38	A1	1326	U	N1-C2-O2	-5.74	118.78	122.80
38	A1	1388	U	N3-C4-O4	5.74	123.42	119.40
38	A1	1573	A	O4'-C1'-N9	5.74	112.79	108.20
38	A1	1898	A	C6-N1-C2	5.74	122.04	118.60
38	A1	2569	G	N1-C2-N3	-5.74	120.46	123.90
10	B1	60	A	OP2-P-O3'	5.74	117.82	105.20
11	B2	127	G	C4'-C3'-C2'	-5.74	96.86	102.60
11	B2	252	U	N1-C1'-C2'	-5.74	105.69	112.00
11	B2	1353	C	O4'-C1'-N1	5.74	112.79	108.20
11	B2	1392	G	P-O3'-C3'	5.74	126.58	119.70
38	A1	1369	G	N3-C4-C5	-5.74	125.73	128.60
38	A1	1726	A	C6-C5-N7	-5.74	128.28	132.30
4	AQ	23	TRP	CG-CD2-CE3	-5.74	128.74	133.90
11	B2	112	G	C5-C6-O6	-5.74	125.16	128.60

Continued on next page...

Continued from previous page...

Mol	Chain	Res	Type	Atoms	Z	Observed(°)	Ideal(°)
11	B2	1071	C	C5-C4-N4	-5.74	116.19	120.20
24	BL	82	MET	CG-SD-CE	-5.74	91.03	100.20
38	A1	171	A	O4'-C1'-N9	5.74	112.79	108.20
38	A1	566	G	O5'-P-OP2	-5.74	100.54	105.70
38	A1	635	G	N1-C2-N2	5.74	121.36	116.20
38	A1	716	U	P-O3'-C3'	5.74	126.58	119.70
38	A1	1284	C	P-O5'-C5'	-5.74	111.72	120.90
38	A1	1399	C	C4'-C3'-C2'	-5.74	96.86	102.60
38	A1	1424	G	N3-C2-N2	5.74	123.91	119.90
38	A1	1639	G	O4'-C1'-N9	5.74	112.79	108.20
38	A1	1677	A	O4'-C1'-N9	5.74	112.79	108.20
38	A1	2368	G	P-O5'-C5'	-5.74	111.72	120.90
38	A1	2563	A	N3-C4-C5	-5.74	122.78	126.80
38	A1	2844	G	C6-C5-N7	-5.74	126.96	130.40
45	AC	191	SER	N-CA-CB	5.74	119.10	110.50
60	AM	165	ALA	CB-CA-C	-5.74	101.50	110.10
66	AY	142	TYR	CG-CD1-CE1	5.74	125.89	121.30
5	AS	133	PHE	N-CA-CB	5.73	120.92	110.60
11	B2	35	G	C2-N3-C4	-5.73	109.03	111.90
27	BO	4	PHE	CB-CG-CD1	-5.73	116.79	120.80
38	A1	41	G	C4-N9-C1'	5.73	133.95	126.50
38	A1	1178	G	O4'-C1'-C2'	5.73	112.76	107.60
38	A1	1659	G	C5'-C4'-C3'	-5.73	106.83	116.00
38	A1	1750	C	N1-C2-O2	5.73	122.34	118.90
11	B2	111	G	C2-N3-C4	5.73	114.77	111.90
11	B2	234	G	O4'-C1'-N9	5.73	112.79	108.20
11	B2	316	C	O4'-C1'-N1	5.73	112.79	108.20
11	B2	1113	G	C8-N9-C4	5.73	108.69	106.40
11	B2	1300	A	C4'-C3'-C2'	-5.73	96.87	102.60
38	A1	255	G	N3-C4-C5	-5.73	125.73	128.60
38	A1	315	U	N3-C4-C5	-5.73	111.16	114.60
38	A1	700	A	N1-C6-N6	5.73	122.04	118.60
38	A1	993	G	C5-N7-C8	5.73	107.17	104.30
38	A1	1737	A	C8-N9-C4	-5.73	103.51	105.80
39	A3	74	U	N3-C4-C5	-5.73	111.16	114.60
11	B2	218	C	C3'-C2'-C1'	5.73	106.08	101.50
11	B2	506	G	N9-C4-C5	-5.73	103.11	105.40
11	B2	1016	G	N9-C4-C5	-5.73	103.11	105.40
11	B2	1198	A	C4'-C3'-C2'	-5.73	96.87	102.60
11	B2	1324	U	O4'-C1'-N1	5.73	112.78	108.20
11	B2	1484	C	N1-C2-N3	-5.73	115.19	119.20
38	A1	92	G	O4'-C1'-N9	5.73	112.78	108.20

Continued on next page...

Continued from previous page...

Mol	Chain	Res	Type	Atoms	Z	Observed(°)	Ideal(°)
38	A1	122	G	C4-C5-C6	5.73	122.24	118.80
38	A1	600	A	C6-N1-C2	-5.73	115.16	118.60
38	A1	1010	G	C8-N9-C4	-5.73	104.11	106.40
38	A1	1331	U	N3-C4-O4	5.73	123.41	119.40
38	A1	1442	G	C5-C6-N1	-5.73	108.64	111.50
38	A1	1709	C	C6-N1-C2	5.73	122.59	120.30
38	A1	2026	C	C4-C5-C6	5.73	120.27	117.40
38	A1	2562	G	C5-C6-N1	-5.73	108.63	111.50
38	A1	2567	C	O4'-C1'-N1	5.73	112.78	108.20
38	A1	2687	A	C5-C6-N1	-5.73	114.83	117.70
63	AP	44	ARG	NE-CZ-NH2	5.73	123.17	120.30
11	B2	123	U	P-O5'-C5'	-5.73	111.73	120.90
11	B2	134	A	C8-N9-C4	-5.73	103.51	105.80
11	B2	234	G	C4-C5-C6	5.73	122.24	118.80
11	B2	1432	U	N3-C4-O4	5.73	123.41	119.40
27	BO	111	ARG	N-CA-CB	5.73	120.91	110.60
38	A1	423	G	C1'-O4'-C4'	-5.73	105.32	109.90
38	A1	1680	G	N3-C4-C5	-5.73	125.73	128.60
38	A1	2803	U	N3-C4-C5	-5.73	111.16	114.60
38	A1	2898	G	C4-N9-C1'	-5.73	119.05	126.50
10	B1	51	G	C6-N1-C2	-5.73	121.66	125.10
11	B2	13	C	N3-C4-C5	-5.73	119.61	121.90
11	B2	66	G	C6-C5-N7	-5.73	126.96	130.40
11	B2	277	G	C5-C6-O6	5.73	132.04	128.60
11	B2	869	U	C5-C4-O4	-5.73	122.46	125.90
11	B2	1415	U	N3-C4-C5	-5.73	111.16	114.60
38	A1	972	C	N3-C4-N4	5.73	122.01	118.00
38	A1	2286	U	O4'-C1'-N1	5.73	112.78	108.20
9	AX	376	PRO	N-CA-CB	5.73	110.17	103.30
11	B2	635	C	O5'-P-OP1	-5.73	100.55	105.70
11	B2	647	G	N1-C2-N3	-5.73	120.46	123.90
11	B2	763	G	C5-C6-O6	-5.73	125.16	128.60
11	B2	918	A	O4'-C4'-C3'	5.73	110.68	106.10
38	A1	344	G	C5-C6-N1	-5.73	108.64	111.50
38	A1	565	A	C8-N9-C4	-5.73	103.51	105.80
38	A1	986	G	C5-N7-C8	-5.73	101.44	104.30
38	A1	2540	A	C1'-O4'-C4'	5.73	114.48	109.90
39	A3	104	C	N3-C4-N4	5.73	122.01	118.00
10	B1	29	C	P-O5'-C5'	5.72	130.06	120.90
11	B2	347	G	C1'-O4'-C4'	-5.72	105.32	109.90
11	B2	516	A	N7-C8-N9	5.72	116.66	113.80
17	BE	166	MET	CG-SD-CE	-5.72	91.04	100.20

Continued on next page...

Continued from previous page...

Mol	Chain	Res	Type	Atoms	Z	Observed(°)	Ideal(°)
28	BP	40	ARG	NE-CZ-NH1	-5.72	117.44	120.30
38	A1	642	G	C6-C5-N7	-5.72	126.97	130.40
38	A1	766	G	C5-N7-C8	5.72	107.16	104.30
38	A1	1126	C	N3-C2-O2	5.72	125.91	121.90
38	A1	1290	G	N3-C2-N2	5.72	123.91	119.90
38	A1	1425	U	C5-C6-N1	-5.72	119.84	122.70
38	A1	1429	A	C3'-C2'-C1'	-5.72	96.92	101.50
38	A1	1902	G	C5'-C4'-C3'	5.72	125.16	116.00
38	A1	2207	C	N3-C4-C5	-5.72	119.61	121.90
38	A1	2355	G	C6-C5-N7	-5.72	126.97	130.40
38	A1	2620	G	C3'-C2'-C1'	-5.72	96.92	101.50
38	A1	2743	U	C2-N3-C4	-5.72	123.56	127.00
10	B1	39	A	OP1-P-OP2	-5.72	111.02	119.60
11	B2	36	G	C8-N9-C1'	5.72	134.44	127.00
11	B2	551	U	C1'-O4'-C4'	5.72	114.48	109.90
11	B2	1095	C	C4-C5-C6	5.72	120.26	117.40
11	B2	1120	G	C1'-O4'-C4'	-5.72	105.32	109.90
38	A1	564	U	C2-N3-C4	-5.72	123.57	127.00
38	A1	614	G	C8-N9-C4	-5.72	104.11	106.40
38	A1	1097	G	C5'-C4'-O4'	-5.72	102.23	109.10
38	A1	1262	C	O4'-C1'-N1	5.72	112.78	108.20
38	A1	2480	G	C5'-C4'-O4'	5.72	115.97	109.10
38	A1	2562	G	C4-C5-C6	5.72	122.23	118.80
38	A1	2615	U	O4'-C1'-C2'	5.72	112.75	107.60
38	A1	3009	C	N3-C4-N4	5.72	122.00	118.00
64	AR	87	PHE	CG-CD2-CE2	-5.72	114.51	120.80
10	B1	30	G	C2-N3-C4	5.72	114.76	111.90
11	B2	819	G	C2-N3-C4	-5.72	109.04	111.90
11	B2	876	A	C6-N1-C2	5.72	122.03	118.60
20	BH	114	ARG	NE-CZ-NH1	5.72	123.16	120.30
38	A1	1394	G	C4-C5-C6	5.72	122.23	118.80
11	B2	1202	G	N3-C4-N9	5.72	129.43	126.00
38	A1	18	C	C5-C4-N4	-5.72	116.20	120.20
38	A1	534	G	C5-C6-N1	-5.72	108.64	111.50
38	A1	601	A	C8-N9-C4	-5.72	103.51	105.80
38	A1	983	G	P-O5'-C5'	5.72	130.05	120.90
38	A1	1333	G	C4'-C3'-C2'	-5.72	96.88	102.60
38	A1	2041	U	C4'-C3'-C2'	-5.72	96.88	102.60
38	A1	2108	U	N3-C4-O4	5.72	123.40	119.40
38	A1	2264	G	N9-C1'-C2'	-5.72	105.71	112.00
39	A3	15	G	C5-C6-O6	-5.72	125.17	128.60
7	AU	5	SER	N-CA-C	-5.72	95.56	111.00

Continued on next page...

Continued from previous page...

Mol	Chain	Res	Type	Atoms	Z	Observed(°)	Ideal(°)
11	B2	263	C	C5-C4-N4	-5.72	116.20	120.20
11	B2	915	U	N3-C4-C5	-5.72	111.17	114.60
11	B2	1118	C	N1-C2-O2	-5.72	115.47	118.90
11	B2	1305	U	OP1-P-OP2	-5.72	111.02	119.60
11	B2	1448	A	C5-C6-N1	-5.72	114.84	117.70
13	BA	89	ARG	CG-CD-NE	-5.72	99.79	111.80
38	A1	1612	G	C3'-C2'-C1'	5.72	106.07	101.50
38	A1	1665	G	N1-C2-N3	-5.72	120.47	123.90
38	A1	1736	G	N1-C6-O6	5.72	123.33	119.90
38	A1	2406	C	N3-C4-N4	5.72	122.00	118.00
10	B1	70	C	C2-N3-C4	5.72	122.76	119.90
10	B1	70	C	O4'-C1'-N1	5.72	112.77	108.20
11	B2	124	C	C5-C6-N1	5.72	123.86	121.00
11	B2	412	U	N3-C4-C5	-5.72	111.17	114.60
11	B2	469	U	C4-C5-C6	5.72	123.13	119.70
11	B2	868	C	N1-C2-N3	5.72	123.20	119.20
11	B2	1200	U	C6-N1-C2	-5.72	117.57	121.00
11	B2	1373	A	O4'-C1'-N9	5.72	112.77	108.20
38	A1	380	A	C2-N3-C4	-5.72	107.74	110.60
38	A1	400	U	P-O5'-C5'	-5.72	111.75	120.90
38	A1	442	G	N3-C2-N2	5.72	123.90	119.90
38	A1	682	G	C6-C5-N7	-5.72	126.97	130.40
38	A1	876	C	O4'-C1'-N1	5.72	112.77	108.20
38	A1	1500	C	C5'-C4'-O4'	-5.72	102.24	109.10
38	A1	1558	U	C3'-C2'-C1'	5.72	106.07	101.50
38	A1	1572	C	O4'-C1'-C2'	-5.72	100.08	105.80
38	A1	1578	C	N3-C2-O2	-5.72	117.90	121.90
38	A1	1631	A	C8-N9-C4	5.72	108.09	105.80
38	A1	2405	U	C5-C4-O4	-5.72	122.47	125.90
38	A1	2692	A	N1-C2-N3	5.72	132.16	129.30
38	A1	2944	G	N1-C2-N3	-5.72	120.47	123.90
39	A3	20	G	C8-N9-C1'	-5.72	119.57	127.00
45	AC	30	TRP	CB-CG-CD2	5.72	134.03	126.60
10	B1	50	G	C6-N1-C2	5.71	128.53	125.10
11	B2	12	U	O4'-C1'-N1	5.71	112.77	108.20
11	B2	191	A	C6-C5-N7	-5.71	128.30	132.30
11	B2	692	G	C5-C6-O6	-5.71	125.17	128.60
11	B2	883	G	N3-C4-C5	5.71	131.46	128.60
11	B2	981	U	C5-C6-N1	5.71	125.56	122.70
11	B2	1100	G	N3-C4-C5	-5.71	125.74	128.60
11	B2	1176	C	C2-N3-C4	5.71	122.76	119.90
11	B2	1189	G	C2-N3-C4	5.71	114.76	111.90

Continued on next page...

Continued from previous page...

Mol	Chain	Res	Type	Atoms	Z	Observed(°)	Ideal(°)
11	B2	1216	A	C4-C5-C6	5.71	119.86	117.00
11	B2	1401	U	C6-N1-C2	5.71	124.43	121.00
20	BH	79	TYR	CG-CD1-CE1	5.71	125.87	121.30
33	BU	65	ASP	CB-CG-OD2	-5.71	113.16	118.30
38	A1	284	U	N3-C4-O4	5.71	123.40	119.40
38	A1	901	C	P-O5'-C5'	5.71	130.04	120.90
38	A1	2671	C	O4'-C1'-N1	5.71	112.77	108.20
38	A1	2855	G	C8-N9-C4	-5.71	104.11	106.40
38	A1	2972	G	C5-C6-N1	5.71	114.36	111.50
11	B2	799	C	C5-C6-N1	5.71	123.86	121.00
29	BQ	45	TYR	CZ-CE2-CD2	5.71	124.94	119.80
38	A1	217	A	C5-C6-N1	-5.71	114.84	117.70
38	A1	588	U	C5'-C4'-O4'	5.71	115.96	109.10
38	A1	1055	C	N3-C2-O2	5.71	125.90	121.90
38	A1	1549	C	C6-N1-C2	-5.71	118.02	120.30
38	A1	1594	G	C2-N3-C4	5.71	114.76	111.90
38	A1	2013	A	C5'-C4'-O4'	5.71	115.95	109.10
10	B1	65	C	N3-C2-O2	5.71	125.90	121.90
11	B2	506	G	C5-N7-C8	5.71	107.16	104.30
14	BB	101	MET	O-C-N	-5.71	113.56	122.70
38	A1	66	C	N1-C2-O2	-5.71	115.47	118.90
38	A1	805	C	O4'-C1'-N1	5.71	112.77	108.20
38	A1	963	G	C8-N9-C4	-5.71	104.12	106.40
38	A1	1299	C	C1'-O4'-C4'	5.71	114.47	109.90
38	A1	1564	C	C6-N1-C2	5.71	122.58	120.30
38	A1	1614	U	C1'-O4'-C4'	-5.71	105.33	109.90
38	A1	1765	A	C6-C5-N7	-5.71	128.30	132.30
38	A1	1796	U	N1-C2-N3	-5.71	111.47	114.90
38	A1	2433	U	C2-N3-C4	5.71	130.43	127.00
38	A1	2579	G	O4'-C1'-N9	5.71	112.77	108.20
39	A3	18	G	N7-C8-N9	5.71	115.95	113.10
54	AI	55	LEU	O-C-N	-5.71	113.56	122.70
11	B2	80	A	P-O5'-C5'	5.71	130.04	120.90
11	B2	306	C	C2-N3-C4	5.71	122.75	119.90
60	AM	84	LYS	N-CA-CB	5.71	120.88	110.60
11	B2	290	C	N1-C2-N3	-5.71	115.20	119.20
11	B2	309	A	C2-N3-C4	-5.71	107.75	110.60
11	B2	605	C	C5-C6-N1	5.71	123.85	121.00
20	BH	51	HIS	CA-CB-CG	5.71	123.30	113.60
38	A1	139	G	O4'-C1'-N9	5.71	112.77	108.20
38	A1	299	U	N3-C2-O2	5.71	126.20	122.20
38	A1	454	C	N3-C4-C5	-5.71	119.62	121.90

Continued on next page...

Continued from previous page...

Mol	Chain	Res	Type	Atoms	Z	Observed(°)	Ideal(°)
38	A1	456	G	C4-C5-N7	-5.71	108.52	110.80
38	A1	524	C	N3-C4-C5	-5.71	119.62	121.90
38	A1	598	C	C5-C4-N4	-5.71	116.20	120.20
38	A1	764	G	O4'-C1'-N9	5.71	112.77	108.20
38	A1	991	U	C3'-C2'-C1'	-5.71	96.93	101.50
38	A1	1392	G	N1-C2-N3	-5.71	120.47	123.90
38	A1	1577	C	N3-C4-N4	5.71	122.00	118.00
38	A1	1939	C	C2-N3-C4	5.71	122.75	119.90
38	A1	2190	A	C6-C5-N7	-5.71	128.31	132.30
38	A1	2194	A	O4'-C1'-N9	5.71	112.77	108.20
38	A1	2230	G	P-O3'-C3'	5.71	126.55	119.70
38	A1	2522	C	C5-C4-N4	-5.71	116.20	120.20
38	A1	2863	A	N3-C4-C5	-5.71	122.80	126.80
38	A1	2878	A	N7-C8-N9	-5.71	110.95	113.80
39	A3	92	G	N3-C2-N2	5.71	123.90	119.90
11	B2	159	C	P-O3'-C3'	5.71	126.55	119.70
11	B2	352	A	O4'-C1'-N9	5.71	112.77	108.20
11	B2	545	C	N1-C2-N3	-5.71	115.20	119.20
11	B2	574	A	C4-C5-N7	-5.71	107.85	110.70
11	B2	1320	A	P-O3'-C3'	-5.71	112.85	119.70
11	B2	1463	A	O4'-C4'-C3'	-5.71	98.29	104.00
26	BN	70	ARG	NE-CZ-NH2	-5.71	117.45	120.30
38	A1	1447	G	OP1-P-OP2	-5.71	111.04	119.60
38	A1	1550	C	C6-N1-C2	-5.71	118.02	120.30
38	A1	1961	G	C5-C6-O6	-5.71	125.18	128.60
38	A1	2163	G	N1-C2-N3	-5.71	120.48	123.90
38	A1	2230	G	C5-C6-O6	-5.71	125.18	128.60
38	A1	2489	C	P-O5'-C5'	5.71	130.03	120.90
39	A3	113	C	N1-C2-N3	5.71	123.19	119.20
55	Ai	23	ARG	NE-CZ-NH1	5.71	123.15	120.30
11	B2	17	C	N3-C2-O2	5.71	125.89	121.90
11	B2	781	U	N3-C4-O4	-5.71	115.41	119.40
11	B2	997	G	N3-C2-N2	5.71	123.89	119.90
11	B2	1493	C	C5'-C4'-O4'	5.71	115.95	109.10
38	A1	833	G	C6-C5-N7	-5.71	126.98	130.40
38	A1	880	U	N3-C4-C5	-5.71	111.18	114.60
38	A1	1163	U	N3-C4-C5	-5.71	111.18	114.60
38	A1	1203	C	N3-C4-N4	5.71	121.99	118.00
38	A1	1264	G	N3-C2-N2	5.71	123.89	119.90
38	A1	2053	G	C4-C5-C6	5.71	122.22	118.80
2	A8	49	TYR	CB-CG-CD1	-5.70	117.58	121.00
10	B1	41	C	C6-N1-C2	-5.70	118.02	120.30

Continued on next page...

Continued from previous page...

Mol	Chain	Res	Type	Atoms	Z	Observed(°)	Ideal(°)
11	B2	18	C	N1-C2-O2	-5.70	115.48	118.90
11	B2	275	A	N3-C4-C5	-5.70	122.81	126.80
11	B2	995	G	C5-C6-O6	-5.70	125.18	128.60
11	B2	1185	A	N7-C8-N9	-5.70	110.95	113.80
20	BH	44	LEU	CB-CA-C	-5.70	99.36	110.20
33	BU	91	TYR	CB-CG-CD2	5.70	124.42	121.00
38	A1	198	C	C6-N1-C2	5.70	122.58	120.30
38	A1	301	G	O4'-C1'-N9	5.70	112.76	108.20
38	A1	828	G	P-O3'-C3'	-5.70	112.86	119.70
38	A1	1210	G	C3'-C2'-C1'	5.70	106.06	101.50
38	A1	1259	G	N1-C2-N3	-5.70	120.48	123.90
38	A1	1957	U	O4'-C1'-C2'	-5.70	100.10	105.80
38	A1	2164	G	N7-C8-N9	5.70	115.95	113.10
45	AC	183	MET	CA-CB-CG	5.70	123.00	113.30
11	B2	439	G	C5-C6-O6	-5.70	125.18	128.60
11	B2	824	G	C6-C5-N7	-5.70	126.98	130.40
11	B2	1258	C	N3-C4-N4	5.70	121.99	118.00
17	BE	158	TYR	CD1-CE1-CZ	-5.70	114.67	119.80
27	BO	136	ARG	NE-CZ-NH2	-5.70	117.45	120.30
38	A1	474	G	N3-C4-C5	5.70	131.45	128.60
38	A1	1264	G	N9-C4-C5	5.70	107.68	105.40
38	A1	1354	G	C6-C5-N7	-5.70	126.98	130.40
38	A1	1918	U	C6-N1-C2	-5.70	117.58	121.00
38	A1	2508	G	N3-C4-C5	5.70	131.45	128.60
11	B2	369	A	C1'-O4'-C4'	5.70	114.46	109.90
11	B2	637	G	N1-C2-N3	5.70	127.32	123.90
11	B2	885	G	N3-C4-C5	-5.70	125.75	128.60
11	B2	1129	A	C2-N3-C4	-5.70	107.75	110.60
11	B2	1242	C	O4'-C4'-C3'	-5.70	98.30	104.00
11	B2	1481	G	C5-N7-C8	5.70	107.15	104.30
38	A1	48	G	C2-N3-C4	5.70	114.75	111.90
38	A1	215	A	C2'-C3'-O3'	5.70	122.82	113.70
38	A1	359	C	N3-C4-C5	-5.70	119.62	121.90
38	A1	455	G	N3-C2-N2	5.70	123.89	119.90
38	A1	957	C	C5-C4-N4	-5.70	116.21	120.20
38	A1	2272	G	O3'-P-O5'	5.70	114.83	104.00
38	A1	2303	A	C5-N7-C8	5.70	106.75	103.90
38	A1	2338	A	O4'-C1'-N9	5.70	112.76	108.20
38	A1	3010	C	C5-C6-N1	5.70	123.85	121.00
10	B1	49	C	C2-N3-C4	5.70	122.75	119.90
10	B1	49	C	C6-N1-C2	-5.70	118.02	120.30
11	B2	186	U	N1-C2-N3	5.70	118.32	114.90

Continued on next page...

Continued from previous page...

Mol	Chain	Res	Type	Atoms	Z	Observed(°)	Ideal(°)
11	B2	439	G	OP1-P-OP2	-5.70	111.05	119.60
13	BA	123	ALA	N-CA-CB	5.70	118.08	110.10
36	BX	18	THR	CA-CB-CG2	-5.70	104.42	112.40
38	A1	459	C	C4-C5-C6	5.70	120.25	117.40
38	A1	587	A	C4-C5-N7	-5.70	107.85	110.70
38	A1	1037	C	N1-C1'-C2'	-5.70	105.73	112.00
38	A1	1168	A	N7-C8-N9	-5.70	110.95	113.80
38	A1	1588	C	C5-C4-N4	-5.70	116.21	120.20
38	A1	2127	G	N9-C4-C5	5.70	107.68	105.40
38	A1	2593	A	C5-N7-C8	5.70	106.75	103.90
38	A1	2599	C	C5-C6-N1	5.70	123.85	121.00
38	A1	2990	G	C5-C6-N1	-5.70	108.65	111.50
10	B1	58	A	N7-C8-N9	-5.70	110.95	113.80
11	B2	253	G	C5-C6-O6	-5.70	125.18	128.60
11	B2	859	A	C4-C5-C6	5.70	119.85	117.00
11	B2	1158	G	N3-C4-C5	5.70	131.45	128.60
26	BN	98	ASP	CB-CG-OD1	5.70	123.43	118.30
38	A1	70	G	N1-C2-N3	-5.70	120.48	123.90
38	A1	300	U	C5'-C4'-O4'	5.70	115.94	109.10
38	A1	656	G	C2-N3-C4	5.70	114.75	111.90
38	A1	1078	G	C5-N7-C8	5.70	107.15	104.30
11	B2	166	A	C5-N7-C8	5.70	106.75	103.90
11	B2	572	U	C3'-C2'-C1'	-5.70	96.94	101.50
11	B2	725	C	C5-C6-N1	5.70	123.85	121.00
11	B2	864	G	C8-N9-C4	-5.70	104.12	106.40
11	B2	949	G	C8-N9-C4	5.70	108.68	106.40
11	B2	1000	G	C8-N9-C4	5.70	108.68	106.40
17	BE	128	ARG	NE-CZ-NH1	5.70	123.15	120.30
38	A1	362	A	N7-C8-N9	-5.70	110.95	113.80
38	A1	981	A	C5-C6-N1	-5.70	114.85	117.70
38	A1	1094	U	N1-C2-O2	-5.70	118.81	122.80
38	A1	1853	C	C2-N3-C4	5.70	122.75	119.90
38	A1	2065	C	N3-C4-C5	5.70	124.18	121.90
38	A1	2382	A	C8-N9-C4	-5.70	103.52	105.80
38	A1	2979	C	N3-C4-N4	5.70	121.99	118.00
39	A3	70	C	N3-C4-N4	5.70	121.99	118.00
62	AO	34	ARG	CD-NE-CZ	-5.70	115.63	123.60
11	B2	308	G	C2-N3-C4	5.69	114.75	111.90
11	B2	423	U	O4'-C4'-C3'	-5.69	98.31	104.00
11	B2	885	G	C4'-C3'-C2'	-5.69	96.91	102.60
11	B2	1114	G	N1-C6-O6	5.69	123.32	119.90
38	A1	2292	A	C5'-C4'-C3'	-5.69	106.89	116.00

Continued on next page...

Continued from previous page...

Mol	Chain	Res	Type	Atoms	Z	Observed(°)	Ideal(°)
11	B2	163	C	C5-C4-N4	-5.69	116.22	120.20
11	B2	315	A	C4'-C3'-C2'	-5.69	96.91	102.60
13	BA	126	MET	N-CA-CB	5.69	120.85	110.60
38	A1	175	G	N3-C4-C5	-5.69	125.75	128.60
38	A1	224	G	N7-C8-N9	5.69	115.95	113.10
38	A1	306	G	N1-C2-N2	-5.69	111.08	116.20
38	A1	530	A	O4'-C4'-C3'	-5.69	98.31	104.00
38	A1	810	A	C4-C5-C6	5.69	119.85	117.00
38	A1	1271	G	C6-C5-N7	-5.69	126.98	130.40
38	A1	2255	C	C2-N1-C1'	5.69	125.06	118.80
38	A1	2310	G	O4'-C1'-N9	5.69	112.75	108.20
38	A1	2445	G	N9-C1'-C2'	-5.69	105.74	112.00
38	A1	2486	A	C3'-C2'-C1'	-5.69	96.95	101.50
39	A3	50	G	O4'-C1'-N9	5.69	112.75	108.20
11	B2	437	A	O5'-P-OP2	-5.69	100.58	105.70
11	B2	1077	U	C4'-C3'-C2'	-5.69	96.91	102.60
11	B2	1094	U	C4'-C3'-C2'	-5.69	96.91	102.60
11	B2	1172	A	O4'-C1'-N9	5.69	112.75	108.20
11	B2	1270	C	O4'-C1'-N1	5.69	112.75	108.20
11	B2	1364	C	N3-C2-O2	5.69	125.88	121.90
17	BE	55	TYR	CB-CG-CD1	5.69	124.42	121.00
20	BH	20	ARG	NE-CZ-NH2	-5.69	117.45	120.30
38	A1	86	G	C5-C6-O6	-5.69	125.19	128.60
38	A1	132	G	N9-C4-C5	-5.69	103.12	105.40
38	A1	664	A	C5-N7-C8	-5.69	101.06	103.90
38	A1	734	C	N1-C2-O2	5.69	122.31	118.90
38	A1	814	G	N3-C4-N9	5.69	129.41	126.00
38	A1	1005	G	C8-N9-C4	5.69	108.68	106.40
38	A1	1070	G	C8-N9-C1'	-5.69	119.60	127.00
38	A1	2400	U	C4-C5-C6	5.69	123.11	119.70
38	A1	2733	A	C5-N7-C8	5.69	106.75	103.90
38	A1	2738	G	C5-C6-N1	-5.69	108.66	111.50
52	AH	64	PHE	CB-CG-CD2	5.69	124.78	120.80
11	B2	276	A	N3-C4-C5	-5.69	122.82	126.80
11	B2	378	A	C5-N7-C8	5.69	106.75	103.90
38	A1	584	G	N3-C4-N9	5.69	129.41	126.00
38	A1	1439	G	N1-C6-O6	5.69	123.31	119.90
38	A1	1547	U	P-O5'-C5'	5.69	130.00	120.90
38	A1	1639	G	N7-C8-N9	-5.69	110.26	113.10
38	A1	1739	U	O4'-C1'-N1	5.69	112.75	108.20
38	A1	2240	G	N1-C2-N3	-5.69	120.49	123.90
38	A1	2814	U	N1-C2-O2	-5.69	118.82	122.80

Continued on next page...

Continued from previous page...

Mol	Chain	Res	Type	Atoms	Z	Observed(°)	Ideal(°)
10	B1	35	G	O4'-C1'-N9	5.69	112.75	108.20
11	B2	1138	G	N3-C2-N2	5.69	123.88	119.90
11	B2	1302	C	N3-C4-C5	-5.69	119.62	121.90
31	BS	49	ARG	NE-CZ-NH2	5.69	123.14	120.30
38	A1	885	A	C2-N3-C4	5.69	113.44	110.60
38	A1	1149	C	C5-C6-N1	5.69	123.84	121.00
38	A1	1445	G	N1-C2-N3	-5.69	120.49	123.90
38	A1	1891	C	N3-C2-O2	-5.69	117.92	121.90
38	A1	2192	G	N3-C2-N2	-5.69	115.92	119.90
38	A1	2827	C	N1-C2-O2	5.69	122.31	118.90
43	AB	84	TYR	CG-CD1-CE1	-5.69	116.75	121.30
45	AC	209	VAL	C-N-CA	5.69	134.24	122.30
11	B2	162	C	N3-C4-C5	-5.69	119.63	121.90
11	B2	471	G	O4'-C4'-C3'	-5.69	98.31	104.00
11	B2	529	C	C4-C5-C6	5.69	120.24	117.40
15	BC	110	ARG	N-CA-CB	5.69	120.83	110.60
16	BD	108	ILE	CB-CA-C	5.69	122.97	111.60
38	A1	145	C	O4'-C1'-N1	5.69	112.75	108.20
38	A1	549	G	C8-N9-C4	-5.69	104.13	106.40
38	A1	1705	C	C6-N1-C2	-5.69	118.03	120.30
38	A1	2960	G	C5-C6-N1	-5.69	108.66	111.50
11	B2	146	A	N1-C2-N3	5.68	132.14	129.30
11	B2	253	G	C6-N1-C2	5.68	128.51	125.10
11	B2	382	G	N3-C2-N2	5.68	123.88	119.90
11	B2	812	U	C3'-C2'-C1'	5.68	106.05	101.50
38	A1	1209	A	C5-C6-N6	-5.68	119.15	123.70
38	A1	1451	A	N1-C2-N3	5.68	132.14	129.30
38	A1	1533	G	N1-C2-N2	-5.68	111.08	116.20
38	A1	1627	G	C4-C5-C6	5.68	122.21	118.80
38	A1	1911	G	C5-C6-O6	5.68	132.01	128.60
38	A1	2155	C	N1-C2-O2	5.68	122.31	118.90
38	A1	2953	U	P-O5'-C5'	5.68	129.99	120.90
39	A3	48	A	C5-N7-C8	5.68	106.74	103.90
45	AC	41	PHE	CB-CG-CD1	-5.68	116.82	120.80
11	B2	50	C	C5-C4-N4	-5.68	116.22	120.20
11	B2	289	C	C6-N1-C2	-5.68	118.03	120.30
11	B2	1036	G	C6-C5-N7	-5.68	126.99	130.40
38	A1	112	U	N1-C2-O2	-5.68	118.82	122.80
38	A1	149	G	C4-C5-C6	5.68	122.21	118.80
38	A1	1444	A	C5'-C4'-O4'	5.68	115.92	109.10
38	A1	1708	U	C1'-O4'-C4'	-5.68	105.36	109.90
38	A1	1929	C	N1-C2-N3	-5.68	115.22	119.20

Continued on next page...

Continued from previous page...

Mol	Chain	Res	Type	Atoms	Z	Observed(°)	Ideal(°)
38	A1	1938	G	C8-N9-C4	5.68	108.67	106.40
38	A1	2020	G	N1-C2-N3	-5.68	120.49	123.90
38	A1	2609	G	C5-C6-O6	-5.68	125.19	128.60
39	A3	95	G	N9-C4-C5	-5.68	103.13	105.40
11	B2	933	G	C2-N3-C4	5.68	114.74	111.90
38	A1	1114	G	O4'-C1'-N9	5.68	112.75	108.20
38	A1	1361	G	C5-N7-C8	-5.68	101.46	104.30
38	A1	2290	U	O4'-C1'-C2'	-5.68	100.12	105.80
57	Aj	3	TYR	CG-CD1-CE1	-5.68	116.76	121.30
11	B2	107	C	C4-C5-C6	-5.68	114.56	117.40
11	B2	977	G	N3-C2-N2	5.68	123.88	119.90
11	B2	1426	C	C5-C6-N1	5.68	123.84	121.00
26	BN	69	MET	CG-SD-CE	-5.68	91.11	100.20
38	A1	246	A	N3-C4-C5	-5.68	122.82	126.80
38	A1	766	G	O4'-C1'-N9	5.68	112.74	108.20
38	A1	995	G	C2-N3-C4	5.68	114.74	111.90
38	A1	1272	A	C8-N9-C4	-5.68	103.53	105.80
38	A1	1595	G	N1-C2-N3	-5.68	120.49	123.90
38	A1	1720	G	C4-C5-C6	5.68	122.21	118.80
38	A1	1759	A	C5-N7-C8	5.68	106.74	103.90
38	A1	2080	G	O4'-C1'-N9	5.68	112.74	108.20
38	A1	2269	C	P-O3'-C3'	-5.68	112.89	119.70
39	A3	32	C	N1-C2-N3	-5.68	115.22	119.20
59	AL	82	ASP	CB-CG-OD2	-5.68	113.19	118.30
11	B2	206	C	O4'-C1'-N1	5.68	112.74	108.20
11	B2	511	C	P-O3'-C3'	5.68	126.51	119.70
11	B2	1307	G	O4'-C1'-N9	5.68	112.74	108.20
38	A1	212	A	C4-C5-N7	-5.68	107.86	110.70
38	A1	221	G	C5-C6-N1	-5.68	108.66	111.50
38	A1	1091	G	N1-C2-N3	5.68	127.31	123.90
38	A1	1700	U	N3-C4-C5	-5.68	111.19	114.60
38	A1	1908	C	C4-C5-C6	5.68	120.24	117.40
61	AN	88	VAL	CG1-CB-CG2	5.68	119.98	110.90
10	B1	36	A	N7-C8-N9	-5.68	110.96	113.80
11	B2	266	A	O4'-C1'-N9	5.68	112.74	108.20
11	B2	784	G	C5-N7-C8	5.68	107.14	104.30
11	B2	825	C	C5-C6-N1	5.68	123.84	121.00
11	B2	1243	C	C5-C4-N4	-5.68	116.23	120.20
11	B2	1459	G	C2'-C3'-O3'	5.68	122.78	113.70
38	A1	509	A	C6-C5-N7	-5.68	128.33	132.30
38	A1	545	G	N9-C4-C5	-5.68	103.13	105.40
38	A1	1093	G	N3-C4-C5	-5.68	125.76	128.60

Continued on next page...

Continued from previous page...

Mol	Chain	Res	Type	Atoms	Z	Observed(°)	Ideal(°)
38	A1	1247	U	P-O5'-C5'	5.68	129.98	120.90
38	A1	1259	G	C5-C6-O6	-5.68	125.19	128.60
38	A1	1450	C	C5-C4-N4	-5.68	116.23	120.20
38	A1	1675	C	N3-C4-N4	5.68	121.97	118.00
38	A1	2424	A	C5-C6-N1	-5.68	114.86	117.70
38	A1	3021	C	C2-N3-C4	5.68	122.74	119.90
59	AL	108	PHE	CB-CG-CD1	-5.68	116.83	120.80
59	AL	125	LYS	N-CA-CB	5.68	120.82	110.60
4	AQ	51	LYS	CB-CA-C	-5.67	99.05	110.40
11	B2	238	G	C4'-C3'-C2'	-5.67	96.92	102.60
11	B2	818	A	C5-C6-N6	-5.67	119.16	123.70
11	B2	1286	C	C1'-O4'-C4'	-5.67	105.36	109.90
38	A1	785	C	C2-N3-C4	5.67	122.74	119.90
38	A1	909	A	OP1-P-OP2	-5.67	111.09	119.60
38	A1	1226	G	C5'-C4'-C3'	5.67	125.08	116.00
38	A1	1671	A	N1-C2-N3	-5.67	126.46	129.30
38	A1	2165	A	O4'-C1'-N9	5.67	112.74	108.20
38	A1	2373	G	O5'-P-OP1	5.67	117.51	110.70
38	A1	2494	A	N3-C4-C5	-5.67	122.83	126.80
39	A3	4	C	N3-C4-C5	-5.67	119.63	121.90
39	A3	14	G	C6-C5-N7	-5.67	127.00	130.40
39	A3	52	U	C1'-O4'-C4'	-5.67	105.36	109.90
11	B2	106	A	C5-N7-C8	5.67	106.74	103.90
11	B2	172	G	C2-N3-C4	5.67	114.74	111.90
11	B2	713	A	N9-C4-C5	-5.67	103.53	105.80
11	B2	918	A	C5-N7-C8	5.67	106.74	103.90
11	B2	1489	A	N9-C4-C5	5.67	108.07	105.80
38	A1	2318	G	C2-N3-C4	-5.67	109.06	111.90
38	A1	2320	U	P-O3'-C3'	-5.67	112.89	119.70
38	A1	2877	A	C5-C6-N6	-5.67	119.16	123.70
10	B1	7	G	C4-N9-C1'	5.67	133.87	126.50
11	B2	566	C	O4'-C1'-N1	5.67	112.74	108.20
11	B2	923	A	C1'-O4'-C4'	5.67	114.44	109.90
11	B2	1220	G	N9-C4-C5	5.67	107.67	105.40
17	BE	50	ARG	NE-CZ-NH2	-5.67	117.46	120.30
20	BH	17	VAL	CA-CB-CG1	-5.67	102.39	110.90
34	BV	72	TYR	CB-CG-CD1	5.67	124.40	121.00
38	A1	58	G	C8-N9-C4	5.67	108.67	106.40
38	A1	322	C	C6-N1-C2	-5.67	118.03	120.30
38	A1	1331	U	C5-C4-O4	-5.67	122.50	125.90
38	A1	1818	G	C5-C6-N1	-5.67	108.67	111.50
38	A1	2157	U	C4-C5-C6	5.67	123.10	119.70

Continued on next page...

Continued from previous page...

Mol	Chain	Res	Type	Atoms	Z	Observed(°)	Ideal(°)
38	A1	2858	C	N3-C4-N4	5.67	121.97	118.00
38	A1	2974	U	O4'-C1'-N1	5.67	112.74	108.20
38	A1	3005	C	C5-C6-N1	5.67	123.84	121.00
39	A3	2	G	C5'-C4'-C3'	5.67	125.08	116.00
11	B2	1127	A	C5-C6-N6	-5.67	119.16	123.70
26	BN	74	ARG	NE-CZ-NH1	5.67	123.14	120.30
38	A1	1775	G	C4-C5-C6	5.67	122.20	118.80
38	A1	2049	U	C4-C5-C6	5.67	123.10	119.70
38	A1	2625	C	O4'-C1'-N1	5.67	112.74	108.20
38	A1	2679	A	N1-C6-N6	5.67	122.00	118.60
38	A1	2697	G	C6-C5-N7	-5.67	127.00	130.40
38	A1	2993	G	C5-N7-C8	-5.67	101.47	104.30
10	B1	19	G	C5-C6-N1	-5.67	108.67	111.50
11	B2	683	A	C4'-C3'-C2'	-5.67	96.93	102.60
11	B2	970	G	C4'-C3'-C2'	-5.67	96.93	102.60
11	B2	1024	G	N7-C8-N9	5.67	115.93	113.10
11	B2	1230	G	N3-C4-C5	5.67	131.43	128.60
11	B2	1400	A	C6-N1-C2	5.67	122.00	118.60
38	A1	26	G	N1-C2-N3	-5.67	120.50	123.90
38	A1	39	C	C6-N1-C2	-5.67	118.03	120.30
38	A1	998	G	N9-C1'-C2'	-5.67	105.77	112.00
38	A1	1741	C	C6-N1-C2	-5.67	118.03	120.30
38	A1	1743	G	N9-C4-C5	5.67	107.67	105.40
38	A1	1922	A	C5-C6-N6	-5.67	119.17	123.70
38	A1	2258	A	C5-N7-C8	5.67	106.73	103.90
38	A1	2387	A	C5-C6-N1	-5.67	114.87	117.70
39	A3	18	G	N9-C4-C5	5.67	107.67	105.40
52	AH	2	PRO	N-CD-CG	5.67	111.70	103.20
10	B1	47	G	C2-N3-C4	5.67	114.73	111.90
11	B2	142	G	C4-N9-C1'	-5.67	119.13	126.50
11	B2	621	G	N1-C2-N3	-5.67	120.50	123.90
11	B2	892	C	C4-C5-C6	5.67	120.23	117.40
11	B2	1000	G	N3-C2-N2	5.67	123.87	119.90
11	B2	1197	C	C6-N1-C2	-5.67	118.03	120.30
38	A1	1178	G	C2-N3-C4	5.67	114.73	111.90
38	A1	1866	G	C5-N7-C8	5.67	107.13	104.30
38	A1	2085	C	C4-C5-C6	-5.67	114.57	117.40
38	A1	2382	A	C4-C5-C6	5.67	119.83	117.00
30	BR	56	TYR	CB-CG-CD1	-5.67	117.60	121.00
38	A1	358	C	C1'-O4'-C4'	-5.67	105.37	109.90
38	A1	684	G	C5-C6-N1	-5.67	108.67	111.50
38	A1	1860	A	C5-C6-N1	5.67	120.53	117.70

Continued on next page...

Continued from previous page...

Mol	Chain	Res	Type	Atoms	Z	Observed(°)	Ideal(°)
39	A3	118	G	N1-C2-N2	5.67	121.30	116.20
11	B2	180	G	C6-N1-C2	-5.66	121.70	125.10
11	B2	1360	C	N3-C4-N4	5.66	121.96	118.00
26	BN	75	VAL	CA-CB-CG1	-5.66	102.41	110.90
38	A1	20	C	N3-C4-C5	-5.66	119.64	121.90
38	A1	404	G	C5-N7-C8	-5.66	101.47	104.30
38	A1	803	A	N7-C8-N9	5.66	116.63	113.80
38	A1	1057	C	O4'-C1'-N1	5.66	112.73	108.20
38	A1	1159	U	C5-C4-O4	-5.66	122.50	125.90
38	A1	1237	A	C5'-C4'-O4'	5.66	115.90	109.10
38	A1	2011	U	N3-C2-O2	-5.66	118.23	122.20
38	A1	2199	U	C6-N1-C2	-5.66	117.60	121.00
38	A1	2535	C	O4'-C1'-N1	5.66	112.73	108.20
38	A1	2557	C	N3-C4-N4	5.66	121.96	118.00
38	A1	2686	A	C4-C5-N7	-5.66	107.87	110.70
38	A1	2801	G	C6-N1-C2	5.66	128.50	125.10
11	B2	401	U	C3'-C2'-C1'	5.66	106.03	101.50
11	B2	521	G	N1-C6-O6	5.66	123.30	119.90
14	BB	68	LEU	CB-CG-CD2	5.66	120.62	111.00
38	A1	757	C	N1-C2-O2	-5.66	115.50	118.90
38	A1	1452	G	C8-N9-C4	-5.66	104.14	106.40
38	A1	1860	A	N7-C8-N9	-5.66	110.97	113.80
39	A3	116	C	C2-N3-C4	5.66	122.73	119.90
11	B2	434	A	C2'-C3'-O3'	5.66	122.75	113.70
11	B2	713	A	O4'-C1'-N9	5.66	112.73	108.20
11	B2	740	G	O4'-C1'-N9	5.66	112.73	108.20
11	B2	789	G	N9-C1'-C2'	-5.66	105.77	112.00
11	B2	1096	G	C8-N9-C4	-5.66	104.14	106.40
11	B2	1450	U	N1-C2-O2	-5.66	118.84	122.80
38	A1	237	G	N1-C6-O6	5.66	123.30	119.90
38	A1	279	G	C2-N3-C4	5.66	114.73	111.90
38	A1	1070	G	C2-N3-C4	5.66	114.73	111.90
38	A1	1390	U	OP1-P-OP2	-5.66	111.11	119.60
38	A1	1897	G	N1-C2-N3	-5.66	120.50	123.90
38	A1	2391	G	P-O3'-C3'	5.66	126.49	119.70
38	A1	2717	A	N1-C2-N3	5.66	132.13	129.30
38	A1	2746	G	N3-C2-N2	5.66	123.86	119.90
38	A1	2779	G	O4'-C1'-N9	5.66	112.73	108.20
11	B2	224	A	C4-C5-C6	5.66	119.83	117.00
11	B2	535	U	C5'-C4'-C3'	5.66	125.05	116.00
11	B2	1092	G	C8-N9-C1'	5.66	134.36	127.00
11	B2	1350	U	O4'-C1'-N1	5.66	112.73	108.20

Continued on next page...

Continued from previous page...

Mol	Chain	Res	Type	Atoms	Z	Observed(°)	Ideal(°)
23	BK	71	PHE	CB-CG-CD1	-5.66	116.84	120.80
25	BM	115	VAL	CA-CB-CG1	5.66	119.39	110.90
38	A1	66	C	O4'-C4'-C3'	-5.66	98.34	104.00
38	A1	123	A	C5-C6-N1	5.66	120.53	117.70
38	A1	1185	A	C6-C5-N7	-5.66	128.34	132.30
38	A1	1232	G	P-O5'-C5'	5.66	129.95	120.90
38	A1	1234	A	C5-C6-N6	-5.66	119.17	123.70
38	A1	1579	G	C4-C5-N7	5.66	113.06	110.80
38	A1	1766	A	C5-C6-N1	-5.66	114.87	117.70
38	A1	1957	U	O4'-C4'-C3'	5.66	110.63	106.10
38	A1	2442	A	C2-N3-C4	5.66	113.43	110.60
38	A1	2611	U	C5-C6-N1	5.66	125.53	122.70
38	A1	2664	G	N3-C4-C5	5.66	131.43	128.60
47	Ad	30	LYS	N-CA-CB	5.66	120.79	110.60
64	AR	96	GLN	N-CA-CB	5.66	120.79	110.60
11	B2	119	A	N9-C4-C5	5.66	108.06	105.80
11	B2	801	A	C5-C6-N6	-5.66	119.17	123.70
38	A1	352	G	N1-C2-N3	-5.66	120.51	123.90
38	A1	381	G	C4-N9-C1'	5.66	133.85	126.50
38	A1	2693	G	C5-N7-C8	5.66	107.13	104.30
38	A1	2854	A	N3-C4-C5	-5.66	122.84	126.80
11	B2	26	A	C6-C5-N7	-5.66	128.34	132.30
11	B2	673	C	C5'-C4'-C3'	5.66	125.05	116.00
11	B2	736	A	N3-C4-C5	-5.66	122.84	126.80
13	BA	48	VAL	CB-CA-C	-5.66	100.66	111.40
17	BE	206	PRO	O-C-N	5.66	131.75	122.70
26	BN	126	VAL	N-CA-C	-5.66	95.73	111.00
27	BO	91	LEU	CB-CG-CD2	5.66	120.61	111.00
38	A1	43	G	N1-C2-N3	5.66	127.29	123.90
38	A1	252	A	C5-N7-C8	5.66	106.73	103.90
38	A1	497	G	C4'-C3'-C2'	-5.66	96.94	102.60
38	A1	841	U	C6-N1-C2	-5.66	117.61	121.00
38	A1	932	C	C6-N1-C2	-5.66	118.04	120.30
38	A1	1181	C	N1-C2-O2	-5.66	115.51	118.90
38	A1	1656	C	N1-C2-O2	5.66	122.29	118.90
38	A1	1912	A	P-O5'-C5'	5.66	129.95	120.90
39	A3	93	G	C6-N1-C2	5.66	128.49	125.10
11	B2	218	C	P-O5'-C5'	5.65	129.95	120.90
11	B2	590	G	C8-N9-C1'	5.65	134.35	127.00
38	A1	1788	G	C5-C6-N1	-5.65	108.67	111.50
38	A1	1824	G	C4'-C3'-C2'	-5.65	96.95	102.60
38	A1	2014	A	P-O5'-C5'	5.65	129.95	120.90

Continued on next page...

Continued from previous page...

Mol	Chain	Res	Type	Atoms	Z	Observed(°)	Ideal(°)
38	A1	2839	A	N9-C4-C5	-5.65	103.54	105.80
11	B2	32	A	N7-C8-N9	-5.65	110.97	113.80
11	B2	196	G	C2'-C3'-O3'	5.65	122.75	113.70
11	B2	1204	C	N1-C2-N3	-5.65	115.24	119.20
29	BQ	126	GLU	N-CA-CB	5.65	120.77	110.60
38	A1	44	C	C5-C4-N4	-5.65	116.24	120.20
38	A1	180	A	C4'-C3'-C2'	-5.65	96.95	102.60
38	A1	197	C	C4-C5-C6	5.65	120.23	117.40
38	A1	616	C	C4-C5-C6	5.65	120.23	117.40
38	A1	1719	C	C6-N1-C1'	-5.65	114.02	120.80
38	A1	2450	A	C6-C5-N7	-5.65	128.34	132.30
38	A1	2488	C	C6-N1-C2	-5.65	118.04	120.30
39	A3	9	A	C6-C5-N7	-5.65	128.34	132.30
10	B1	25	G	C5'-C4'-O4'	-5.65	102.32	109.10
11	B2	397	C	N3-C4-C5	-5.65	119.64	121.90
11	B2	593	G	C5'-C4'-C3'	5.65	125.04	116.00
11	B2	958	G	N7-C8-N9	5.65	115.92	113.10
11	B2	1198	A	C6-C5-N7	-5.65	128.34	132.30
38	A1	80	G	O4'-C4'-C3'	-5.65	98.35	104.00
38	A1	127	C	C2-N3-C4	5.65	122.73	119.90
38	A1	576	G	C2-N3-C4	5.65	114.72	111.90
38	A1	833	G	N9-C1'-C2'	-5.65	105.78	112.00
38	A1	1091	G	O4'-C1'-N9	5.65	112.72	108.20
38	A1	1110	A	C5'-C4'-O4'	5.65	115.88	109.10
38	A1	2378	C	N1-C2-O2	-5.65	115.51	118.90
38	A1	2702	A	C5-N7-C8	5.65	106.73	103.90
38	A1	3033	G	C6-N1-C2	5.65	128.49	125.10
11	B2	384	G	C8-N9-C4	5.65	108.66	106.40
11	B2	666	G	N3-C4-C5	5.65	131.43	128.60
11	B2	924	U	C5'-C4'-C3'	5.65	125.04	116.00
38	A1	171	A	C1'-O4'-C4'	5.65	114.42	109.90
38	A1	739	C	N3-C4-C5	-5.65	119.64	121.90
38	A1	2552	C	P-O3'-C3'	5.65	126.48	119.70
43	AB	117	ASP	CB-CG-OD1	-5.65	113.22	118.30
11	B2	63	G	P-O5'-C5'	-5.65	111.86	120.90
11	B2	232	G	O5'-P-OP2	5.65	117.48	110.70
11	B2	269	A	OP1-P-OP2	-5.65	111.13	119.60
11	B2	1274	C	O4'-C1'-N1	5.65	112.72	108.20
11	B2	1413	G	C8-N9-C4	-5.65	104.14	106.40
25	BM	32	ASP	CB-CG-OD2	-5.65	113.22	118.30
38	A1	116	G	C6-C5-N7	-5.65	127.01	130.40
38	A1	295	G	C6-N1-C2	5.65	128.49	125.10

Continued on next page...

Continued from previous page...

Mol	Chain	Res	Type	Atoms	Z	Observed(°)	Ideal(°)
38	A1	1043	U	C5-C6-N1	5.65	125.52	122.70
38	A1	1224	A	C5-C6-N6	-5.65	119.18	123.70
38	A1	1238	G	O4'-C1'-N9	5.65	112.72	108.20
38	A1	1488	C	N3-C4-N4	5.65	121.95	118.00
38	A1	1720	G	C5-C6-O6	-5.65	125.21	128.60
38	A1	2634	U	C6-N1-C2	-5.65	117.61	121.00
38	A1	2837	C	N3-C2-O2	5.65	125.85	121.90
11	B2	391	G	N3-C4-C5	5.65	131.42	128.60
11	B2	757	G	C4-C5-C6	5.65	122.19	118.80
11	B2	1181	G	N3-C2-N2	5.65	123.85	119.90
17	BE	26	TYR	CG-CD2-CE2	-5.65	116.78	121.30
38	A1	332	A	C4-C5-C6	5.65	119.82	117.00
38	A1	1409	U	C5-C4-O4	-5.65	122.51	125.90
38	A1	2344	G	C8-N9-C4	-5.65	104.14	106.40
38	A1	2492	G	C5-C6-O6	-5.65	125.21	128.60
38	A1	2979	C	C4-C5-C6	-5.65	114.58	117.40
11	B2	240	U	C5'-C4'-O4'	5.64	115.87	109.10
11	B2	1124	G	C4-C5-C6	5.64	122.19	118.80
18	BF	51	ASP	CB-CG-OD1	-5.64	113.22	118.30
38	A1	519	A	OP1-P-OP2	-5.64	111.13	119.60
38	A1	653	U	C6-N1-C2	5.64	124.39	121.00
38	A1	2292	A	C4'-C3'-C2'	5.64	108.24	102.60
55	Ai	55	GLN	N-CA-CB	5.64	120.76	110.60
7	AU	112	ARG	NE-CZ-NH1	-5.64	117.48	120.30
11	B2	232	G	C2-N3-C4	-5.64	109.08	111.90
11	B2	556	G	C6-C5-N7	-5.64	127.01	130.40
11	B2	990	G	O4'-C1'-N9	5.64	112.71	108.20
11	B2	1204	C	P-O5'-C5'	5.64	129.93	120.90
11	B2	1370	U	C5-C6-N1	5.64	125.52	122.70
35	BW	28	PHE	CB-CG-CD1	-5.64	116.85	120.80
38	A1	291	A	N7-C8-N9	5.64	116.62	113.80
38	A1	303	A	C5-N7-C8	5.64	106.72	103.90
38	A1	432	C	C6-N1-C2	5.64	122.56	120.30
38	A1	679	U	C3'-C2'-C1'	5.64	106.01	101.50
38	A1	927	G	N1-C2-N3	-5.64	120.52	123.90
38	A1	1196	A	C4-C5-N7	-5.64	107.88	110.70
38	A1	1563	G	N1-C2-N3	-5.64	120.52	123.90
38	A1	1620	C	O4'-C1'-N1	5.64	112.71	108.20
38	A1	2383	A	C5-C6-N6	-5.64	119.19	123.70
11	B2	800	G	N7-C8-N9	5.64	115.92	113.10
11	B2	1099	A	C5-N7-C8	-5.64	101.08	103.90
38	A1	695	G	N7-C8-N9	-5.64	110.28	113.10

Continued on next page...

Continued from previous page...

Mol	Chain	Res	Type	Atoms	Z	Observed(°)	Ideal(°)
38	A1	811	C	C2-N3-C4	5.64	122.72	119.90
38	A1	1133	U	O3'-P-O5'	5.64	114.72	104.00
38	A1	2415	C	C1'-O4'-C4'	-5.64	105.39	109.90
38	A1	2620	G	N9-C4-C5	-5.64	103.14	105.40
38	A1	3043	C	N1-C2-O2	5.64	122.28	118.90
58	Ak	193	ALA	N-CA-CB	5.64	118.00	110.10
11	B2	137	A	P-O5'-C5'	5.64	129.92	120.90
11	B2	413	G	N1-C2-N3	-5.64	120.52	123.90
11	B2	438	A	OP1-P-O3'	5.64	117.61	105.20
11	B2	1441	G	N3-C2-N2	5.64	123.85	119.90
11	B2	1494	C	N3-C4-N4	5.64	121.95	118.00
38	A1	77	C	O4'-C1'-N1	5.64	112.71	108.20
38	A1	256	G	C6-C5-N7	-5.64	127.02	130.40
38	A1	325	G	C8-N9-C4	-5.64	104.14	106.40
38	A1	861	G	N3-C4-C5	5.64	131.42	128.60
38	A1	936	G	C8-N9-C4	5.64	108.66	106.40
38	A1	1309	G	O4'-C1'-N9	5.64	112.71	108.20
38	A1	1420	U	C2-N1-C1'	5.64	124.47	117.70
38	A1	1695	G	C5-C6-O6	-5.64	125.22	128.60
38	A1	1791	A	C2-N3-C4	5.64	113.42	110.60
38	A1	2640	C	C2-N1-C1'	5.64	125.00	118.80
38	A1	2871	A	C8-N9-C4	-5.64	103.54	105.80
47	Ad	76	MET	CG-SD-CE	-5.64	91.17	100.20
60	AM	90	TYR	CB-CG-CD1	-5.64	117.62	121.00
66	AY	118	ARG	CD-NE-CZ	-5.64	115.71	123.60
11	B2	442	C	O4'-C4'-C3'	-5.64	98.36	104.00
11	B2	678	G	N7-C8-N9	-5.64	110.28	113.10
11	B2	973	U	C6-N1-C2	-5.64	117.62	121.00
38	A1	1136	G	N1-C2-N2	5.64	121.27	116.20
38	A1	2528	U	C5-C6-N1	5.64	125.52	122.70
38	A1	2693	G	O4'-C1'-N9	5.64	112.71	108.20
54	AI	21	MET	CB-CA-C	-5.64	99.12	110.40
10	B1	39	A	C6-N1-C2	-5.64	115.22	118.60
11	B2	360	A	C3'-C2'-C1'	5.64	106.01	101.50
11	B2	842	U	P-O5'-C5'	-5.64	111.88	120.90
11	B2	951	G	C3'-C2'-C1'	-5.64	96.99	101.50
11	B2	1252	C	N3-C4-N4	5.64	121.95	118.00
11	B2	1479	C	N3-C4-C5	-5.64	119.64	121.90
38	A1	1445	G	C6-N1-C2	5.64	128.48	125.10
38	A1	1546	G	C8-N9-C4	-5.64	104.15	106.40
38	A1	1640	G	C4-C5-N7	5.64	113.05	110.80
38	A1	2151	C	C6-N1-C2	5.64	122.56	120.30

Continued on next page...

Continued from previous page...

Mol	Chain	Res	Type	Atoms	Z	Observed(°)	Ideal(°)
38	A1	2162	G	C2-N3-C4	5.64	114.72	111.90
38	A1	2391	G	N9-C4-C5	5.64	107.66	105.40
38	A1	2551	G	C5'-C4'-C3'	-5.64	106.98	116.00
38	A1	2689	G	C5-C6-N1	-5.64	108.68	111.50
10	B1	47	G	C4'-C3'-C2'	-5.63	96.97	102.60
11	B2	7	G	N3-C2-N2	5.63	123.84	119.90
11	B2	343	G	P-O3'-C3'	-5.63	112.94	119.70
11	B2	635	C	C6-N1-C2	5.63	122.55	120.30
11	B2	1292	A	C5-N7-C8	5.63	106.72	103.90
11	B2	1392	G	O3'-P-O5'	-5.63	93.30	104.00
38	A1	386	A	P-O3'-C3'	-5.63	112.94	119.70
38	A1	504	G	C4-C5-N7	-5.63	108.55	110.80
38	A1	562	G	N3-C4-N9	5.63	129.38	126.00
38	A1	792	A	C8-N9-C4	-5.63	103.55	105.80
38	A1	1475	G	C5'-C4'-O4'	5.63	115.86	109.10
38	A1	1527	G	O4'-C1'-N9	5.63	112.71	108.20
38	A1	1904	G	C5-N7-C8	5.63	107.12	104.30
38	A1	1956	G	C4-C5-N7	5.63	113.05	110.80
38	A1	2196	C	C5-C4-N4	-5.63	116.26	120.20
38	A1	2583	G	O4'-C1'-N9	5.63	112.71	108.20
38	A1	2720	U	C1'-O4'-C4'	5.63	114.41	109.90
59	AL	6	LYS	N-CA-CB	5.63	120.74	110.60
3	Af	18	LYS	CB-CA-C	-5.63	99.13	110.40
38	A1	377	C	C4'-C3'-C2'	5.63	108.23	102.60
38	A1	732	G	N1-C2-N3	-5.63	120.52	123.90
38	A1	758	C	C6-N1-C2	-5.63	118.05	120.30
38	A1	1834	C	N1-C1'-C2'	-5.63	105.80	112.00
38	A1	2487	G	C6-C5-N7	-5.63	127.02	130.40
38	A1	2684	G	N1-C6-O6	5.63	123.28	119.90
38	A1	2892	A	C5-C6-N1	5.63	120.52	117.70
11	B2	22	G	C6-N1-C2	5.63	128.48	125.10
11	B2	437	A	N1-C6-N6	5.63	121.98	118.60
11	B2	520	G	N3-C4-C5	-5.63	125.78	128.60
11	B2	1120	G	C3'-C2'-C1'	-5.63	97.00	101.50
11	B2	1138	G	C8-N9-C1'	5.63	134.32	127.00
11	B2	1455	A	O4'-C4'-C3'	-5.63	98.37	104.00
38	A1	889	C	C4-C5-C6	5.63	120.22	117.40
38	A1	1216	A	C5-C6-N6	-5.63	119.19	123.70
38	A1	1486	G	C1'-O4'-C4'	-5.63	105.39	109.90
38	A1	1902	G	N3-C4-C5	-5.63	125.78	128.60
38	A1	1963	G	N3-C4-N9	5.63	129.38	126.00
38	A1	2491	C	O4'-C1'-N1	5.63	112.70	108.20

Continued on next page...

Continued from previous page...

Mol	Chain	Res	Type	Atoms	Z	Observed(°)	Ideal(°)
41	AA	202	VAL	N-CA-C	-5.63	95.80	111.00
60	AM	44	ARG	NE-CZ-NH2	5.63	123.12	120.30
62	AO	196	PHE	CB-CG-CD2	-5.63	116.86	120.80
11	B2	1225	C	C4'-C3'-C2'	5.63	108.23	102.60
11	B2	1376	C	O4'-C1'-N1	5.63	112.70	108.20
29	BQ	58	TYR	CB-CG-CD1	-5.63	117.62	121.00
38	A1	87	C	O4'-C1'-N1	5.63	112.70	108.20
38	A1	1127	C	O4'-C1'-N1	5.63	112.70	108.20
38	A1	1168	A	O4'-C1'-N9	5.63	112.70	108.20
38	A1	1293	G	C4-C5-N7	-5.63	108.55	110.80
38	A1	1436	A	C3'-C2'-C1'	5.63	106.00	101.50
38	A1	2000	G	C5-C6-O6	-5.63	125.22	128.60
38	A1	2064	U	C5-C4-O4	-5.63	122.52	125.90
38	A1	2331	A	C4-C5-C6	5.63	119.81	117.00
38	A1	2607	U	N1-C2-N3	-5.63	111.52	114.90
11	B2	189	C	N3-C4-N4	5.63	121.94	118.00
11	B2	246	A	C2'-C3'-O3'	5.63	122.70	113.70
11	B2	329	G	N9-C4-C5	5.63	107.65	105.40
11	B2	695	G	C3'-C2'-C1'	-5.63	97.00	101.50
11	B2	963	A	C5-C6-N1	-5.63	114.89	117.70
34	BV	85	TYR	CG-CD2-CE2	5.63	125.80	121.30
38	A1	519	A	O4'-C1'-N9	5.63	112.70	108.20
38	A1	1172	U	C4-C5-C6	5.63	123.08	119.70
38	A1	1526	G	C6-N1-C2	5.63	128.48	125.10
38	A1	1560	G	C3'-C2'-C1'	5.63	106.00	101.50
38	A1	1769	G	N9-C4-C5	-5.63	103.15	105.40
38	A1	1864	G	O4'-C1'-N9	5.63	112.70	108.20
38	A1	2193	G	C1'-O4'-C4'	-5.63	105.40	109.90
38	A1	2469	G	N1-C2-N2	-5.63	111.14	116.20
38	A1	2704	A	C2-N3-C4	-5.63	107.79	110.60
38	A1	2892	A	C4'-C3'-C2'	5.63	108.23	102.60
61	AN	21	GLU	N-CA-CB	5.63	120.73	110.60
11	B2	96	G	N1-C2-N3	-5.63	120.52	123.90
11	B2	121	C	N3-C4-C5	-5.63	119.65	121.90
11	B2	487	U	C4-C5-C6	-5.63	116.32	119.70
11	B2	501	G	C6-C5-N7	-5.63	127.03	130.40
11	B2	559	G	C1'-O4'-C4'	5.63	114.40	109.90
11	B2	1309	A	N3-C4-N9	5.63	131.90	127.40
38	A1	53	A	C5-C6-N6	-5.63	119.20	123.70
38	A1	307	C	C4'-C3'-C2'	-5.63	96.97	102.60
38	A1	502	G	N1-C6-O6	5.63	123.28	119.90
38	A1	610	C	OP2-P-O3'	5.63	117.58	105.20

Continued on next page...

Continued from previous page...

Mol	Chain	Res	Type	Atoms	Z	Observed(°)	Ideal(°)
38	A1	1124	G	C5-C6-O6	-5.63	125.22	128.60
38	A1	1428	G	C4'-C3'-C2'	5.63	108.23	102.60
38	A1	2321	A	C5-C6-N6	-5.63	119.20	123.70
38	A1	2518	G	C5-N7-C8	5.63	107.11	104.30
38	A1	2527	G	N3-C2-N2	5.63	123.84	119.90
38	A1	2694	C	N1-C2-O2	-5.63	115.52	118.90
38	A1	2870	A	N1-C2-N3	5.63	132.11	129.30
11	B2	713	A	C4-C5-C6	5.62	119.81	117.00
11	B2	1233	G	N7-C8-N9	5.62	115.91	113.10
11	B2	1281	U	C2-N3-C4	-5.62	123.62	127.00
17	BE	231	PHE	CB-CG-CD1	5.62	124.74	120.80
38	A1	373	G	C5-C6-N1	-5.62	108.69	111.50
38	A1	562	G	C2-N3-C4	-5.62	109.09	111.90
38	A1	2070	U	N1-C1'-C2'	-5.62	105.81	112.00
38	A1	2455	G	N9-C4-C5	-5.62	103.15	105.40
11	B2	286	G	N1-C2-N2	5.62	121.26	116.20
11	B2	936	A	N3-C4-C5	-5.62	122.86	126.80
11	B2	1105	C	N3-C2-O2	-5.62	117.96	121.90
11	B2	1215	G	C5-C6-O6	-5.62	125.23	128.60
38	A1	461	C	C5-C4-N4	-5.62	116.26	120.20
38	A1	519	A	P-O3'-C3'	5.62	126.45	119.70
38	A1	1603	G	N1-C2-N2	-5.62	111.14	116.20
38	A1	2003	C	O4'-C1'-N1	5.62	112.70	108.20
38	A1	2429	G	C6-N1-C2	5.62	128.47	125.10
38	A1	2850	G	C4-C5-C6	5.62	122.17	118.80
38	A1	2968	G	P-O3'-C3'	-5.62	112.95	119.70
3	Af	4	ASN	N-CA-C	-5.62	95.82	111.00
11	B2	132	G	C5-C6-N1	-5.62	108.69	111.50
11	B2	236	C	N3-C2-O2	5.62	125.83	121.90
11	B2	697	A	C5-C6-N1	-5.62	114.89	117.70
11	B2	762	G	C8-N9-C4	-5.62	104.15	106.40
11	B2	851	C	C2-N3-C4	5.62	122.71	119.90
11	B2	1068	C	C5'-C4'-O4'	5.62	115.85	109.10
11	B2	1138	G	O4'-C1'-N9	5.62	112.70	108.20
38	A1	194	G	C6-N1-C2	5.62	128.47	125.10
38	A1	1290	G	N1-C2-N3	-5.62	120.53	123.90
38	A1	1361	G	C1'-O4'-C4'	5.62	114.40	109.90
38	A1	1474	A	N1-C2-N3	5.62	132.11	129.30
38	A1	1886	C	C2-N3-C4	5.62	122.71	119.90
38	A1	1889	G	C5-N7-C8	-5.62	101.49	104.30
38	A1	1941	A	C5-C6-N1	-5.62	114.89	117.70
38	A1	2884	C	C5-C4-N4	-5.62	116.27	120.20

Continued on next page...

Continued from previous page...

Mol	Chain	Res	Type	Atoms	Z	Observed(°)	Ideal(°)
44	Ab	72	ARG	NE-CZ-NH1	5.62	123.11	120.30
10	B1	56	U	C2-N3-C4	-5.62	123.63	127.00
11	B2	1079	G	C4-C5-C6	-5.62	115.43	118.80
38	A1	97	C	C3'-C2'-C1'	5.62	106.00	101.50
38	A1	209	G	N1-C2-N3	-5.62	120.53	123.90
38	A1	1175	C	C6-N1-C2	5.62	122.55	120.30
38	A1	2303	A	C5-C6-N6	-5.62	119.20	123.70
38	A1	2736	G	O4'-C1'-N9	5.62	112.70	108.20
64	AR	22	ARG	NE-CZ-NH1	-5.62	117.49	120.30
11	B2	320	G	N3-C4-N9	5.62	129.37	126.00
11	B2	1107	C	C5-C4-N4	-5.62	116.27	120.20
11	B2	1390	G	N1-C2-N3	-5.62	120.53	123.90
20	BH	87	ARG	C-N-CA	5.62	135.75	121.70
38	A1	45	G	C5-C6-O6	-5.62	125.23	128.60
38	A1	1849	A	N9-C4-C5	-5.62	103.55	105.80
38	A1	2660	G	C5-C6-N1	5.62	114.31	111.50
11	B2	436	A	C5-C6-N1	-5.62	114.89	117.70
11	B2	824	G	C5-N7-C8	5.62	107.11	104.30
38	A1	209	G	C5-C6-N1	-5.62	108.69	111.50
38	A1	2008	G	N3-C4-C5	-5.62	125.79	128.60
38	A1	2092	G	C5-C6-N1	-5.62	108.69	111.50
38	A1	2178	A	C5-C6-N1	-5.62	114.89	117.70
11	B2	425	C	OP2-P-O3'	5.62	117.56	105.20
11	B2	867	A	C5-C6-N6	-5.62	119.21	123.70
11	B2	1014	C	N1-C2-O2	-5.62	115.53	118.90
11	B2	1215	G	N3-C4-N9	5.62	129.37	126.00
11	B2	1268	C	N3-C2-O2	-5.62	117.97	121.90
11	B2	1484	C	C5-C4-N4	-5.62	116.27	120.20
15	BC	98	ARG	NH1-CZ-NH2	5.62	125.58	119.40
38	A1	112	U	C5'-C4'-C3'	-5.62	107.02	116.00
38	A1	544	A	P-O3'-C3'	5.62	126.44	119.70
38	A1	817	G	P-O5'-C5'	-5.62	111.91	120.90
38	A1	1223	A	C3'-C2'-C1'	5.62	105.99	101.50
38	A1	1503	C	C4'-C3'-C2'	-5.62	96.98	102.60
38	A1	1757	G	P-O3'-C3'	5.62	126.44	119.70
38	A1	2669	U	C5'-C4'-O4'	5.62	115.84	109.10
38	A1	2713	A	C4-C5-C6	5.62	119.81	117.00
38	A1	2994	G	C4-C5-C6	5.62	122.17	118.80
46	AD	128	ARG	NE-CZ-NH2	-5.62	117.49	120.30
11	B2	375	G	P-O3'-C3'	-5.61	112.96	119.70
11	B2	1365	G	N1-C2-N3	-5.61	120.53	123.90
14	BB	128	ARG	CG-CD-NE	-5.61	100.01	111.80

Continued on next page...

Continued from previous page...

Mol	Chain	Res	Type	Atoms	Z	Observed(°)	Ideal(°)
38	A1	595	C	OP1-P-OP2	-5.61	111.18	119.60
38	A1	636	G	N1-C2-N3	-5.61	120.53	123.90
38	A1	1348	G	C2-N3-C4	-5.61	109.09	111.90
38	A1	2405	U	N3-C4-O4	5.61	123.33	119.40
38	A1	2810	G	N3-C4-C5	-5.61	125.79	128.60
38	A1	2840	C	C5-C4-N4	-5.61	116.27	120.20
11	B2	223	G	N1-C2-N3	-5.61	120.53	123.90
11	B2	585	U	C5-C4-O4	-5.61	122.53	125.90
11	B2	1169	C	P-O3'-C3'	5.61	126.44	119.70
11	B2	1293	A	OP1-P-OP2	-5.61	111.18	119.60
38	A1	419	G	C5-C6-N1	-5.61	108.69	111.50
38	A1	1726	A	N1-C2-N3	5.61	132.11	129.30
38	A1	2096	G	C5-C6-N1	-5.61	108.69	111.50
38	A1	2276	G	N7-C8-N9	-5.61	110.29	113.10
11	B2	145	A	C5-C6-N6	-5.61	119.21	123.70
11	B2	233	C	C5-C4-N4	-5.61	116.27	120.20
11	B2	262	G	C5'-C4'-C3'	-5.61	107.03	116.00
11	B2	1149	C	C5-C6-N1	5.61	123.81	121.00
11	B2	1404	C	N1-C2-O2	-5.61	115.53	118.90
38	A1	736	U	O4'-C1'-N1	5.61	112.69	108.20
38	A1	887	U	P-O3'-C3'	5.61	126.43	119.70
38	A1	991	U	N3-C4-O4	5.61	123.33	119.40
38	A1	1029	C	O3'-P-O5'	5.61	114.66	104.00
38	A1	1208	A	OP1-P-O3'	5.61	117.54	105.20
38	A1	1350	C	C5-C6-N1	5.61	123.81	121.00
38	A1	1825	G	C6-C5-N7	-5.61	127.03	130.40
38	A1	1987	A	C5-C6-N1	-5.61	114.89	117.70
38	A1	2154	G	N1-C2-N3	-5.61	120.53	123.90
38	A1	2223	G	C8-N9-C4	-5.61	104.16	106.40
38	A1	2515	U	C4-C5-C6	5.61	123.07	119.70
38	A1	3045	G	O4'-C1'-N9	5.61	112.69	108.20
11	B2	620	G	N9-C4-C5	-5.61	103.16	105.40
38	A1	854	G	N9-C4-C5	-5.61	103.16	105.40
10	B1	27	A	P-O5'-C5'	5.61	129.87	120.90
10	B1	60	A	OP1-P-OP2	-5.61	111.19	119.60
11	B2	330	U	N3-C4-O4	5.61	123.33	119.40
38	A1	128	C	C6-N1-C1'	-5.61	114.07	120.80
38	A1	329	G	O4'-C4'-C3'	-5.61	98.39	104.00
38	A1	405	G	O4'-C1'-N9	5.61	112.69	108.20
38	A1	994	G	N3-C2-N2	-5.61	115.97	119.90
38	A1	1672	G	N3-C4-C5	5.61	131.40	128.60
38	A1	1810	G	C6-C5-N7	5.61	133.76	130.40

Continued on next page...

Continued from previous page...

Mol	Chain	Res	Type	Atoms	Z	Observed(°)	Ideal(°)
38	A1	1835	A	O4'-C1'-C2'	-5.61	100.19	105.80
38	A1	2097	G	C4-C5-C6	5.61	122.17	118.80
38	A1	2176	G	C6-N1-C2	5.61	128.47	125.10
38	A1	2178	A	OP1-P-OP2	-5.61	111.19	119.60
38	A1	2663	G	N9-C4-C5	-5.61	103.16	105.40
38	A1	2994	G	C5-N7-C8	-5.61	101.50	104.30
39	A3	82	C	N3-C4-N4	5.61	121.93	118.00
55	Ai	24	ARG	NE-CZ-NH1	-5.61	117.50	120.30
11	B2	942	A	C4-C5-C6	5.61	119.80	117.00
11	B2	1298	G	C1'-O4'-C4'	-5.61	105.42	109.90
12	B3	108	ARG	NE-CZ-NH1	5.61	123.10	120.30
32	BT	13	LEU	CB-CG-CD1	5.61	120.53	111.00
38	A1	79	C	N1-C2-O2	5.61	122.26	118.90
38	A1	394	A	C4-C5-N7	-5.61	107.90	110.70
38	A1	569	G	C4-C5-N7	-5.61	108.56	110.80
38	A1	825	C	C4'-C3'-C2'	-5.61	96.99	102.60
38	A1	949	C	C5-C6-N1	5.61	123.80	121.00
38	A1	1513	G	C6-N1-C2	-5.61	121.74	125.10
38	A1	2014	A	C4-C5-C6	5.61	119.80	117.00
38	A1	2824	C	C4'-C3'-C2'	-5.61	96.99	102.60
38	A1	2863	A	C5-C6-N6	-5.61	119.22	123.70
38	A1	2998	G	N7-C8-N9	5.61	115.90	113.10
40	AK	81	SER	N-CA-CB	5.61	118.91	110.50
11	B2	855	C	N3-C4-N4	5.60	121.92	118.00
11	B2	1137	G	C2-N3-C4	-5.60	109.10	111.90
38	A1	64	A	O4'-C1'-N9	5.60	112.68	108.20
38	A1	2104	G	C6-C5-N7	-5.60	127.04	130.40
38	A1	2203	G	C5-N7-C8	5.60	107.10	104.30
39	A3	115	C	N1-C2-N3	-5.60	115.28	119.20
10	B1	21	G	C4'-C3'-C2'	-5.60	97.00	102.60
11	B2	33	U	C3'-C2'-C1'	-5.60	97.02	101.50
11	B2	530	G	P-O3'-C3'	5.60	126.42	119.70
11	B2	771	G	C6-C5-N7	-5.60	127.04	130.40
11	B2	1034	G	P-O3'-C3'	5.60	126.42	119.70
11	B2	1466	G	C5'-C4'-O4'	-5.60	102.38	109.10
38	A1	1039	C	N3-C4-N4	5.60	121.92	118.00
38	A1	1976	C	N3-C4-N4	5.60	121.92	118.00
38	A1	2133	G	N9-C4-C5	-5.60	103.16	105.40
38	A1	2231	G	C6-C5-N7	-5.60	127.04	130.40
38	A1	2463	G	C4-N9-C1'	-5.60	119.22	126.50
38	A1	2605	G	N1-C2-N3	-5.60	120.54	123.90
38	A1	2630	C	P-O3'-C3'	-5.60	112.98	119.70

Continued on next page...

Continued from previous page...

Mol	Chain	Res	Type	Atoms	Z	Observed(°)	Ideal(°)
38	A1	3035	C	P-O5'-C5'	-5.60	111.94	120.90
9	AX	387	PHE	CB-CG-CD2	-5.60	116.88	120.80
11	B2	360	A	C4-C5-C6	5.60	119.80	117.00
11	B2	432	G	C1'-O4'-C4'	5.60	114.38	109.90
11	B2	1457	A	C4-C5-C6	5.60	119.80	117.00
38	A1	318	G	C5-C6-O6	-5.60	125.24	128.60
38	A1	611	G	P-O5'-C5'	-5.60	111.94	120.90
38	A1	789	G	C6-N1-C2	5.60	128.46	125.10
38	A1	909	A	N1-C2-N3	-5.60	126.50	129.30
38	A1	1824	G	N9-C4-C5	-5.60	103.16	105.40
38	A1	2074	U	P-O5'-C5'	-5.60	111.94	120.90
38	A1	2944	G	C3'-C2'-C1'	5.60	105.98	101.50
38	A1	3006	G	C5-C6-N1	-5.60	108.70	111.50
11	B2	453	G	N1-C2-N3	-5.60	120.54	123.90
11	B2	659	U	O4'-C1'-N1	5.60	112.68	108.20
11	B2	832	G	C6-N1-C2	-5.60	121.74	125.10
11	B2	881	G	O4'-C4'-C3'	-5.60	98.40	104.00
38	A1	467	U	P-O3'-C3'	5.60	126.42	119.70
38	A1	495	U	C3'-C2'-C1'	5.60	105.98	101.50
38	A1	515	G	N7-C8-N9	5.60	115.90	113.10
38	A1	697	U	C5-C6-N1	5.60	125.50	122.70
38	A1	1093	G	C2-N3-C4	5.60	114.70	111.90
38	A1	1113	G	C5-N7-C8	-5.60	101.50	104.30
38	A1	1191	C	C2-N1-C1'	5.60	124.96	118.80
38	A1	1429	A	P-O3'-C3'	-5.60	112.98	119.70
38	A1	1494	U	C2-N3-C4	-5.60	123.64	127.00
38	A1	1520	G	C5-C6-N1	-5.60	108.70	111.50
38	A1	1757	G	C3'-C2'-C1'	-5.60	97.02	101.50
38	A1	1928	A	C6-C5-N7	-5.60	128.38	132.30
38	A1	2623	G	N9-C4-C5	-5.60	103.16	105.40
38	A1	2683	G	N3-C4-C5	-5.60	125.80	128.60
38	A1	2891	A	N3-C4-C5	-5.60	122.88	126.80
4	AQ	25	ASP	CB-CG-OD1	5.60	123.34	118.30
5	AS	138	PRO	N-CA-CB	5.60	110.02	103.30
11	B2	230	C	O4'-C1'-N1	5.60	112.68	108.20
11	B2	282	G	C4-C5-N7	5.60	113.04	110.80
11	B2	655	A	N3-C4-N9	-5.60	122.92	127.40
11	B2	816	G	O4'-C1'-N9	5.60	112.68	108.20
11	B2	893	U	C1'-O4'-C4'	-5.60	105.42	109.90
11	B2	1319	C	C5-C6-N1	5.60	123.80	121.00
38	A1	404	G	N7-C8-N9	5.60	115.90	113.10
38	A1	584	G	C3'-C2'-C1'	-5.60	97.02	101.50

Continued on next page...

Continued from previous page...

Mol	Chain	Res	Type	Atoms	Z	Observed(°)	Ideal(°)
38	A1	1442	G	N7-C8-N9	-5.60	110.30	113.10
38	A1	1664	G	C5'-C4'-O4'	5.60	115.82	109.10
38	A1	1956	G	N9-C1'-C2'	-5.60	105.84	112.00
38	A1	2323	C	O3'-P-O5'	-5.60	93.36	104.00
38	A1	2490	C	N3-C4-C5	-5.60	119.66	121.90
38	A1	2493	A	C5-C6-N1	-5.60	114.90	117.70
38	A1	2692	A	C4-C5-N7	-5.60	107.90	110.70
10	B1	20	G	N9-C4-C5	5.60	107.64	105.40
11	B2	1063	A	N9-C4-C5	5.60	108.04	105.80
38	A1	669	G	C8-N9-C4	5.60	108.64	106.40
38	A1	1807	G	C4-C5-C6	5.60	122.16	118.80
38	A1	1950	G	N9-C4-C5	-5.60	103.16	105.40
38	A1	2096	G	C4'-C3'-C2'	-5.60	97.00	102.60
39	A3	51	U	P-O5'-C5'	5.60	129.85	120.90
10	B1	70	C	C5-C4-N4	-5.59	116.28	120.20
11	B2	114	A	N3-C4-C5	-5.59	122.88	126.80
11	B2	760	C	C2-N3-C4	5.59	122.70	119.90
11	B2	885	G	P-O5'-C5'	5.59	129.85	120.90
11	B2	1402	C	N3-C4-C5	-5.59	119.66	121.90
11	B2	1433	C	C4'-C3'-C2'	-5.59	97.00	102.60
17	BE	192	ASN	C-N-CA	5.59	135.69	121.70
38	A1	71	A	N3-C4-C5	-5.59	122.88	126.80
38	A1	643	G	O4'-C1'-N9	5.59	112.67	108.20
38	A1	699	A	N3-C4-C5	-5.59	122.88	126.80
38	A1	1449	C	N3-C2-O2	5.59	125.82	121.90
38	A1	1754	A	C5-N7-C8	5.59	106.70	103.90
38	A1	2158	G	C2-N3-C4	5.59	114.70	111.90
38	A1	2294	A	O4'-C1'-C2'	-5.59	100.20	105.80
38	A1	2405	U	C3'-C2'-C1'	5.59	105.97	101.50
38	A1	2663	G	C4-C5-N7	5.59	113.04	110.80
38	A1	2725	U	C5-C4-O4	-5.59	122.54	125.90
11	B2	841	C	C1'-O4'-C4'	5.59	114.38	109.90
34	BV	90	ASP	CB-CG-OD1	5.59	123.33	118.30
38	A1	231	G	C8-N9-C4	-5.59	104.16	106.40
38	A1	452	A	C5'-C4'-C3'	-5.59	107.05	116.00
38	A1	930	G	O4'-C1'-N9	5.59	112.67	108.20
38	A1	1580	G	N3-C4-N9	-5.59	122.64	126.00
38	A1	1851	U	N3-C4-O4	5.59	123.31	119.40
38	A1	2523	C	N3-C4-C5	-5.59	119.66	121.90
38	A1	2555	C	C5-C6-N1	5.59	123.80	121.00
46	AD	225	LEU	N-CA-CB	5.59	121.59	110.40
57	Aj	42	ARG	NE-CZ-NH1	5.59	123.10	120.30

Continued on next page...

Continued from previous page...

Mol	Chain	Res	Type	Atoms	Z	Observed(°)	Ideal(°)
11	B2	146	A	C5-C6-N6	-5.59	119.23	123.70
11	B2	439	G	N1-C6-O6	5.59	123.25	119.90
11	B2	647	G	C4-C5-C6	5.59	122.16	118.80
11	B2	775	G	OP1-P-OP2	-5.59	111.21	119.60
11	B2	816	G	N3-C4-C5	5.59	131.40	128.60
11	B2	819	G	C4-C5-C6	5.59	122.16	118.80
11	B2	1390	G	C6-C5-N7	-5.59	127.05	130.40
17	BE	63	ARG	NE-CZ-NH1	5.59	123.10	120.30
38	A1	25	U	O4'-C1'-N1	5.59	112.67	108.20
38	A1	137	A	N1-C6-N6	5.59	121.95	118.60
38	A1	978	C	P-O3'-C3'	-5.59	112.99	119.70
38	A1	1185	A	C1'-O4'-C4'	-5.59	105.43	109.90
38	A1	1886	C	N1-C2-N3	-5.59	115.29	119.20
38	A1	2241	U	C1'-O4'-C4'	-5.59	105.43	109.90
38	A1	2502	C	C3'-C2'-C1'	5.59	105.97	101.50
9	AX	87	LEU	CB-CG-CD2	5.59	120.50	111.00
11	B2	373	C	C1'-O4'-C4'	-5.59	105.43	109.90
11	B2	441	U	C4'-C3'-C2'	-5.59	97.01	102.60
11	B2	729	G	C4-C5-N7	5.59	113.03	110.80
11	B2	774	U	N3-C4-C5	-5.59	111.25	114.60
11	B2	802	G	N3-C4-C5	5.59	131.39	128.60
11	B2	975	A	C3'-C2'-C1'	-5.59	97.03	101.50
11	B2	1247	A	P-O3'-C3'	5.59	126.41	119.70
11	B2	1486	A	N1-C2-N3	5.59	132.09	129.30
38	A1	331	G	N1-C2-N3	-5.59	120.55	123.90
38	A1	1291	C	C5-C6-N1	5.59	123.79	121.00
38	A1	1364	C	O4'-C1'-N1	5.59	112.67	108.20
38	A1	2027	G	N7-C8-N9	-5.59	110.31	113.10
38	A1	2096	G	C6-C5-N7	-5.59	127.05	130.40
38	A1	2118	C	N3-C4-N4	5.59	121.91	118.00
39	A3	29	G	N7-C8-N9	-5.59	110.31	113.10
45	AC	87	ARG	CG-CD-NE	-5.59	100.06	111.80
11	B2	1301	U	C4-C5-C6	5.59	123.05	119.70
20	BH	209	ARG	N-CA-CB	5.59	120.66	110.60
38	A1	98	G	C8-N9-C4	5.59	108.64	106.40
38	A1	1023	C	N3-C4-N4	5.59	121.91	118.00
38	A1	1261	C	P-O3'-C3'	-5.59	113.00	119.70
38	A1	2279	G	N3-C4-C5	5.59	131.39	128.60
38	A1	2540	A	C6-N1-C2	5.59	121.95	118.60
38	A1	2663	G	N1-C6-O6	5.59	123.25	119.90
41	AA	78	GLY	N-CA-C	-5.59	99.13	113.10
9	AX	263	ALA	N-CA-CB	5.59	117.92	110.10

Continued on next page...

Continued from previous page...

Mol	Chain	Res	Type	Atoms	Z	Observed(°)	Ideal(°)
11	B2	416	A	OP1-P-OP2	-5.59	111.22	119.60
11	B2	553	C	OP1-P-OP2	-5.59	111.22	119.60
11	B2	939	C	C5-C4-N4	-5.59	116.29	120.20
38	A1	32	C	N3-C2-O2	5.59	125.81	121.90
38	A1	509	A	N3-C4-N9	5.59	131.87	127.40
38	A1	1302	G	C6-C5-N7	-5.59	127.05	130.40
38	A1	1309	G	C1'-O4'-C4'	5.59	114.37	109.90
38	A1	1647	C	N3-C4-C5	-5.59	119.67	121.90
38	A1	2023	A	C5-C6-N1	-5.59	114.91	117.70
38	A1	2084	A	N9-C4-C5	5.59	108.03	105.80
38	A1	2689	G	N9-C4-C5	-5.59	103.17	105.40
38	A1	2718	G	C8-N9-C1'	5.59	134.26	127.00
38	A1	3008	C	N3-C4-N4	5.59	121.91	118.00
40	A5	32	PHE	CB-CG-CD2	5.59	124.71	120.80
65	AV	39	ARG	N-CA-CB	5.59	120.66	110.60
67	AZ	52	TYR	CB-CG-CD2	-5.59	117.65	121.00
11	B2	13	C	C6-N1-C1'	-5.58	114.10	120.80
11	B2	1155	U	N3-C2-O2	5.58	126.11	122.20
11	B2	1296	U	N3-C4-O4	5.58	123.31	119.40
11	B2	1463	A	N1-C2-N3	5.58	132.09	129.30
11	B2	1481	G	N1-C2-N3	-5.58	120.55	123.90
38	A1	229	G	N1-C6-O6	5.58	123.25	119.90
38	A1	682	G	C4-C5-C6	5.58	122.15	118.80
38	A1	2046	C	O4'-C1'-C2'	-5.58	100.22	105.80
38	A1	2755	G	C6-C5-N7	-5.58	127.05	130.40
38	A1	2799	C	C2-N1-C1'	5.58	124.94	118.80
11	B2	104	A	N3-C4-C5	-5.58	122.89	126.80
11	B2	116	C	C1'-O4'-C4'	-5.58	105.43	109.90
11	B2	439	G	N9-C4-C5	-5.58	103.17	105.40
11	B2	696	G	C4-C5-N7	-5.58	108.57	110.80
11	B2	864	G	C4-C5-N7	5.58	113.03	110.80
11	B2	1001	A	N7-C8-N9	-5.58	111.01	113.80
11	B2	1129	A	C5-C6-N6	-5.58	119.23	123.70
11	B2	1134	G	P-O5'-C5'	-5.58	111.97	120.90
11	B2	1270	C	C4'-C3'-C2'	-5.58	97.02	102.60
14	BB	96	PHE	CB-CG-CD2	5.58	124.71	120.80
33	BU	5	TYR	CB-CG-CD2	-5.58	117.65	121.00
38	A1	672	C	N1-C2-N3	-5.58	115.29	119.20
38	A1	1170	G	C4'-C3'-C2'	-5.58	97.02	102.60
38	A1	1257	G	C4-N9-C1'	5.58	133.76	126.50
38	A1	1464	A	C5-C6-N6	-5.58	119.23	123.70
38	A1	1516	C	P-O3'-C3'	5.58	126.40	119.70

Continued on next page...

Continued from previous page...

Mol	Chain	Res	Type	Atoms	Z	Observed(°)	Ideal(°)
38	A1	1622	G	N7-C8-N9	5.58	115.89	113.10
38	A1	1881	A	C4-C5-N7	-5.58	107.91	110.70
38	A1	2494	A	C6-N1-C2	-5.58	115.25	118.60
38	A1	3023	G	C4-N9-C1'	-5.58	119.24	126.50
45	AC	207	LEU	CB-CG-CD1	5.58	120.49	111.00
45	AC	359	VAL	CG1-CB-CG2	5.58	119.83	110.90
11	B2	37	G	C6-C5-N7	-5.58	127.05	130.40
11	B2	786	G	C4-C5-N7	5.58	113.03	110.80
11	B2	1149	C	N3-C4-C5	-5.58	119.67	121.90
11	B2	1206	G	C2-N3-C4	5.58	114.69	111.90
38	A1	43	G	C6-N1-C2	-5.58	121.75	125.10
38	A1	312	G	C6-C5-N7	-5.58	127.05	130.40
38	A1	361	G	C5-C6-O6	5.58	131.95	128.60
38	A1	872	G	O4'-C1'-N9	5.58	112.67	108.20
38	A1	1380	G	N1-C6-O6	5.58	123.25	119.90
38	A1	1482	G	C6-N1-C2	5.58	128.45	125.10
38	A1	2044	C	C5-C6-N1	5.58	123.79	121.00
38	A1	2105	A	C4-C5-C6	5.58	119.79	117.00
38	A1	2296	A	C8-N9-C4	-5.58	103.57	105.80
38	A1	2824	C	O4'-C1'-N1	5.58	112.67	108.20
38	A1	2901	C	N3-C4-C5	-5.58	119.67	121.90
59	AL	126	ALA	CB-CA-C	-5.58	101.73	110.10
11	B2	192	G	N7-C8-N9	5.58	115.89	113.10
11	B2	584	C	C1'-O4'-C4'	5.58	114.36	109.90
11	B2	982	U	N3-C2-O2	5.58	126.11	122.20
16	BD	147	GLU	C-N-CA	5.58	135.65	121.70
38	A1	104	C	O4'-C1'-N1	5.58	112.66	108.20
38	A1	817	G	C5-N7-C8	-5.58	101.51	104.30
38	A1	1636	C	N3-C4-C5	-5.58	119.67	121.90
38	A1	1723	A	C4'-C3'-C2'	-5.58	97.02	102.60
38	A1	1889	G	C5-C6-N1	-5.58	108.71	111.50
38	A1	2175	G	N1-C2-N3	-5.58	120.55	123.90
38	A1	2213	G	O4'-C1'-N9	5.58	112.66	108.20
38	A1	2298	C	P-O5'-C5'	5.58	129.83	120.90
38	A1	2886	C	C4-C5-C6	5.58	120.19	117.40
55	Ai	80	ARG	NE-CZ-NH1	-5.58	117.51	120.30
9	AX	238	GLY	C-N-CA	5.58	135.65	121.70
10	B1	24	A	C2-N3-C4	5.58	113.39	110.60
11	B2	248	U	C1'-O4'-C4'	5.58	114.36	109.90
11	B2	346	C	C3'-C2'-C1'	5.58	105.96	101.50
11	B2	719	G	O4'-C1'-N9	5.58	112.66	108.20
11	B2	764	C	C2-N3-C4	5.58	122.69	119.90

Continued on next page...

Continued from previous page...

Mol	Chain	Res	Type	Atoms	Z	Observed(°)	Ideal(°)
11	B2	1105	C	N3-C4-N4	5.58	121.91	118.00
11	B2	1323	A	C5-N7-C8	5.58	106.69	103.90
11	B2	1430	G	C4-C5-N7	-5.58	108.57	110.80
13	BA	67	TYR	CB-CG-CD2	-5.58	117.65	121.00
38	A1	403	G	C5'-C4'-O4'	5.58	115.79	109.10
38	A1	713	C	C5-C6-N1	-5.58	118.21	121.00
38	A1	717	A	C8-N9-C4	-5.58	103.57	105.80
38	A1	1130	G	C5-C6-O6	-5.58	125.25	128.60
38	A1	1302	G	C6-N1-C2	-5.58	121.75	125.10
38	A1	1451	A	C5-N7-C8	5.58	106.69	103.90
38	A1	1456	U	C5-C6-N1	5.58	125.49	122.70
38	A1	1526	G	C8-N9-C4	5.58	108.63	106.40
38	A1	2007	C	C5-C4-N4	-5.58	116.30	120.20
38	A1	2219	A	C4-C5-N7	-5.58	107.91	110.70
11	B2	986	G	C5-N7-C8	5.58	107.09	104.30
11	B2	1321	U	N3-C4-C5	5.58	117.95	114.60
30	BR	95	SER	N-CA-CB	5.58	118.87	110.50
38	A1	259	A	C5'-C4'-O4'	-5.58	102.41	109.10
38	A1	542	A	N1-C6-N6	5.58	121.95	118.60
38	A1	724	G	N3-C2-N2	5.58	123.80	119.90
38	A1	1476	C	O4'-C1'-N1	5.58	112.66	108.20
38	A1	1683	C	C1'-O4'-C4'	5.58	114.36	109.90
11	B2	280	C	C5-C6-N1	5.58	123.79	121.00
11	B2	1149	C	C6-N1-C2	-5.58	118.07	120.30
11	B2	1192	C	P-O3'-C3'	5.58	126.39	119.70
11	B2	1280	C	C4-C5-C6	-5.58	114.61	117.40
11	B2	1328	G	C5-C6-N1	-5.58	108.71	111.50
38	A1	68	G	C6-N1-C2	5.58	128.44	125.10
38	A1	98	G	N9-C1'-C2'	-5.58	105.87	112.00
38	A1	445	G	C1'-O4'-C4'	-5.58	105.44	109.90
38	A1	916	A	P-O5'-C5'	-5.58	111.98	120.90
38	A1	1196	A	C1'-O4'-C4'	5.58	114.36	109.90
38	A1	1338	G	C5-C6-N1	-5.58	108.71	111.50
38	A1	1387	G	C3'-C2'-C1'	-5.58	97.04	101.50
38	A1	1507	A	C4-C5-C6	5.58	119.79	117.00
38	A1	1718	C	O4'-C1'-N1	5.58	112.66	108.20
38	A1	2659	G	N3-C4-C5	5.58	131.39	128.60
38	A1	3019	C	C5-C4-N4	-5.58	116.30	120.20
11	B2	40	C	O4'-C1'-N1	5.57	112.66	108.20
11	B2	101	G	N3-C2-N2	5.57	123.80	119.90
11	B2	156	A	N1-C2-N3	5.57	132.09	129.30
11	B2	896	A	C5-C6-N6	-5.57	119.24	123.70

Continued on next page...

Continued from previous page...

Mol	Chain	Res	Type	Atoms	Z	Observed(°)	Ideal(°)
11	B2	932	C	OP1-P-O3'	5.57	117.46	105.20
11	B2	1396	C	P-O5'-C5'	5.57	129.82	120.90
18	BF	184	TRP	CE3-CZ3-CH2	-5.57	115.07	121.20
38	A1	20	C	N3-C2-O2	-5.57	118.00	121.90
38	A1	200	G	C5-C6-N1	-5.57	108.71	111.50
38	A1	278	C	N1-C2-N3	-5.57	115.30	119.20
38	A1	768	C	N3-C4-N4	5.57	121.90	118.00
38	A1	885	A	N7-C8-N9	-5.57	111.01	113.80
38	A1	1225	A	C5-C6-N1	-5.57	114.91	117.70
38	A1	1491	U	O4'-C1'-N1	5.57	112.66	108.20
38	A1	1510	U	N1-C2-N3	5.57	118.24	114.90
38	A1	2280	G	C5-N7-C8	-5.57	101.51	104.30
11	B2	63	G	O3'-P-O5'	-5.57	93.41	104.00
11	B2	1191	G	N3-C2-N2	5.57	123.80	119.90
11	B2	1485	G	C5-C6-O6	-5.57	125.26	128.60
38	A1	512	G	P-O5'-C5'	-5.57	111.98	120.90
38	A1	764	G	N9-C1'-C2'	-5.57	105.87	112.00
38	A1	909	A	O4'-C1'-N9	5.57	112.66	108.20
38	A1	1645	U	O4'-C1'-N1	5.57	112.66	108.20
11	B2	82	G	N1-C2-N3	-5.57	120.56	123.90
11	B2	142	G	O5'-P-OP1	5.57	117.39	110.70
11	B2	314	G	N7-C8-N9	-5.57	110.31	113.10
16	BD	90	ASP	CB-CG-OD1	5.57	123.31	118.30
35	BW	12	ARG	NE-CZ-NH2	5.57	123.08	120.30
38	A1	186	A	N1-C2-N3	5.57	132.09	129.30
38	A1	275	C	C2-N3-C4	5.57	122.69	119.90
38	A1	519	A	C1'-O4'-C4'	5.57	114.36	109.90
38	A1	641	G	N1-C6-O6	5.57	123.24	119.90
38	A1	912	G	C4'-C3'-C2'	-5.57	97.03	102.60
38	A1	1058	A	N9-C4-C5	-5.57	103.57	105.80
38	A1	1322	G	C5'-C4'-O4'	5.57	115.78	109.10
38	A1	1622	G	O4'-C1'-N9	5.57	112.66	108.20
38	A1	1672	G	C5'-C4'-O4'	-5.57	102.42	109.10
38	A1	2130	C	N3-C4-N4	5.57	121.90	118.00
38	A1	2169	C	C4-C5-C6	-5.57	114.61	117.40
38	A1	2276	G	C5-C6-O6	-5.57	125.26	128.60
38	A1	2653	G	C5-C6-N1	-5.57	108.72	111.50
38	A1	2721	C	N3-C2-O2	-5.57	118.00	121.90
11	B2	670	C	N1-C2-O2	-5.57	115.56	118.90
11	B2	1411	G	C8-N9-C1'	5.57	134.24	127.00
38	A1	368	U	N3-C4-C5	-5.57	111.26	114.60
38	A1	1294	A	C4-C5-N7	-5.57	107.92	110.70

Continued on next page...

Continued from previous page...

Mol	Chain	Res	Type	Atoms	Z	Observed(°)	Ideal(°)
38	A1	1469	U	N1-C2-N3	5.57	118.24	114.90
38	A1	1561	G	N1-C2-N3	-5.57	120.56	123.90
38	A1	1565	G	N7-C8-N9	-5.57	110.31	113.10
38	A1	2896	G	C6-C5-N7	-5.57	127.06	130.40
38	A1	2952	C	N3-C4-C5	-5.57	119.67	121.90
57	Aj	41	ARG	NE-CZ-NH1	-5.57	117.52	120.30
10	B1	56	U	N3-C2-O2	5.57	126.10	122.20
11	B2	500	A	N9-C4-C5	5.57	108.03	105.80
11	B2	1195	U	N1-C2-O2	5.57	126.70	122.80
11	B2	1442	G	C5-C6-O6	-5.57	125.26	128.60
11	B2	1463	A	C5-N7-C8	5.57	106.68	103.90
38	A1	7	G	C2-N3-C4	-5.57	109.12	111.90
38	A1	111	U	N3-C2-O2	5.57	126.10	122.20
38	A1	457	C	P-O3'-C3'	5.57	126.38	119.70
38	A1	508	G	C3'-C2'-C1'	-5.57	97.05	101.50
38	A1	1246	G	C5-C6-N1	-5.57	108.72	111.50
38	A1	1271	G	N1-C2-N3	-5.57	120.56	123.90
38	A1	1352	U	N1-C2-O2	5.57	126.70	122.80
38	A1	1395	G	C8-N9-C4	5.57	108.63	106.40
38	A1	1630	U	C4-C5-C6	-5.57	116.36	119.70
38	A1	1713	G	C6-C5-N7	-5.57	127.06	130.40
38	A1	1905	G	N1-C2-N3	-5.57	120.56	123.90
38	A1	2347	G	C4-C5-C6	5.57	122.14	118.80
38	A1	2569	G	C5-C6-N1	-5.57	108.72	111.50
38	A1	3043	C	N3-C2-O2	-5.57	118.00	121.90
43	AB	180	TYR	CZ-CE2-CD2	5.57	124.81	119.80
11	B2	224	A	N9-C4-C5	-5.57	103.57	105.80
11	B2	239	A	N1-C2-N3	-5.57	126.52	129.30
11	B2	555	U	C5-C6-N1	5.57	125.48	122.70
11	B2	895	C	O4'-C1'-N1	5.57	112.65	108.20
38	A1	625	A	C5-N7-C8	5.57	106.68	103.90
38	A1	819	U	C5-C4-O4	-5.57	122.56	125.90
38	A1	902	C	O4'-C1'-N1	5.57	112.65	108.20
38	A1	1345	G	O4'-C1'-N9	5.57	112.65	108.20
38	A1	1373	C	C5-C6-N1	-5.57	118.22	121.00
38	A1	1375	G	P-O5'-C5'	-5.57	112.00	120.90
38	A1	1402	C	C6-N1-C2	-5.57	118.07	120.30
38	A1	1894	A	N3-C4-C5	-5.57	122.90	126.80
38	A1	1922	A	P-O3'-C3'	5.57	126.38	119.70
38	A1	2206	G	O4'-C1'-N9	5.57	112.65	108.20
38	A1	2644	G	N1-C2-N3	-5.57	120.56	123.90
39	A3	81	C	C2-N3-C4	5.57	122.68	119.90

Continued on next page...

Continued from previous page...

Mol	Chain	Res	Type	Atoms	Z	Observed(°)	Ideal(°)
44	Ab	22	ARG	NE-CZ-NH2	-5.57	117.52	120.30
58	Ak	35	ALA	N-CA-CB	5.57	117.89	110.10
11	B2	972	C	N3-C4-N4	5.56	121.89	118.00
38	A1	63	A	N1-C2-N3	-5.56	126.52	129.30
38	A1	951	C	C2-N1-C1'	5.56	124.92	118.80
38	A1	1291	C	C6-N1-C2	5.56	122.53	120.30
38	A1	3024	C	C4-C5-C6	-5.56	114.62	117.40
39	A3	26	C	C4-C5-C6	-5.56	114.62	117.40
40	AK	64	ARG	NE-CZ-NH2	-5.56	117.52	120.30
11	B2	266	A	N1-C2-N3	5.56	132.08	129.30
11	B2	964	A	C8-N9-C4	-5.56	103.58	105.80
11	B2	1018	C	C3'-C2'-C1'	5.56	105.95	101.50
11	B2	1096	G	C4'-C3'-C2'	-5.56	97.04	102.60
11	B2	1252	C	C6-N1-C1'	-5.56	114.12	120.80
11	B2	1409	G	C6-N1-C2	-5.56	121.76	125.10
18	BF	126	ARG	CD-NE-CZ	5.56	131.39	123.60
38	A1	68	G	C3'-C2'-C1'	5.56	105.95	101.50
38	A1	69	C	N1-C2-O2	5.56	122.24	118.90
38	A1	144	A	C6-C5-N7	-5.56	128.41	132.30
38	A1	408	C	C1'-O4'-C4'	-5.56	105.45	109.90
38	A1	857	U	C5'-C4'-O4'	5.56	115.78	109.10
38	A1	1230	G	N7-C8-N9	5.56	115.88	113.10
38	A1	2038	C	O4'-C1'-N1	5.56	112.65	108.20
38	A1	2218	C	N3-C4-C5	-5.56	119.67	121.90
38	A1	2348	G	O4'-C1'-N9	5.56	112.65	108.20
38	A1	2417	G	N1-C2-N2	5.56	121.21	116.20
38	A1	2661	U	O4'-C1'-N1	5.56	112.65	108.20
38	A1	2800	U	N1-C2-O2	-5.56	118.91	122.80
39	A3	125	U	C5'-C4'-O4'	5.56	115.78	109.10
65	AV	60	ARG	NE-CZ-NH2	-5.56	117.52	120.30
11	B2	489	C	N3-C4-C5	-5.56	119.68	121.90
11	B2	523	C	N3-C4-C5	-5.56	119.68	121.90
11	B2	600	C	O4'-C1'-N1	5.56	112.65	108.20
11	B2	1112	G	O4'-C1'-N9	5.56	112.65	108.20
11	B2	1132	C	C2-N3-C4	5.56	122.68	119.90
11	B2	1445	A	C1'-O4'-C4'	5.56	114.35	109.90
38	A1	217	A	OP1-P-OP2	-5.56	111.26	119.60
38	A1	218	A	C4'-C3'-C2'	-5.56	97.04	102.60
38	A1	461	C	C2-N3-C4	-5.56	117.12	119.90
38	A1	1036	C	C4'-C3'-C2'	-5.56	97.04	102.60
38	A1	1226	G	O3'-P-O5'	-5.56	93.44	104.00
38	A1	1281	A	C5'-C4'-O4'	-5.56	102.43	109.10

Continued on next page...

Continued from previous page...

Mol	Chain	Res	Type	Atoms	Z	Observed(°)	Ideal(°)
38	A1	1689	G	O4'-C1'-N9	5.56	112.65	108.20
11	B2	198	A	N1-C2-N3	5.56	132.08	129.30
11	B2	483	G	C3'-C2'-C1'	5.56	105.95	101.50
38	A1	525	C	N3-C4-N4	5.56	121.89	118.00
38	A1	665	C	N1-C2-N3	-5.56	115.31	119.20
38	A1	702	G	C6-N1-C2	5.56	128.44	125.10
38	A1	930	G	N3-C2-N2	5.56	123.79	119.90
38	A1	970	G	N7-C8-N9	5.56	115.88	113.10
38	A1	981	A	N7-C8-N9	-5.56	111.02	113.80
38	A1	1027	A	O4'-C1'-C2'	5.56	112.60	107.60
38	A1	1525	G	C5-N7-C8	5.56	107.08	104.30
38	A1	1561	G	N3-C4-C5	-5.56	125.82	128.60
38	A1	1680	G	C1'-O4'-C4'	5.56	114.35	109.90
38	A1	2227	G	P-O5'-C5'	5.56	129.79	120.90
38	A1	2997	G	N3-C2-N2	5.56	123.79	119.90
10	B1	2	G	O4'-C4'-C3'	-5.56	98.44	104.00
11	B2	268	C	OP1-P-OP2	-5.56	111.26	119.60
11	B2	277	G	C4-C5-C6	5.56	122.13	118.80
11	B2	443	C	N3-C4-C5	-5.56	119.68	121.90
11	B2	566	C	C5-C4-N4	-5.56	116.31	120.20
11	B2	1027	C	N3-C4-N4	5.56	121.89	118.00
38	A1	470	A	C4-C5-C6	-5.56	114.22	117.00
38	A1	538	G	C5-C6-N1	-5.56	108.72	111.50
38	A1	929	G	N3-C2-N2	5.56	123.79	119.90
38	A1	980	G	C5-C6-N1	-5.56	108.72	111.50
38	A1	2047	U	N3-C2-O2	-5.56	118.31	122.20
38	A1	2888	G	C5-N7-C8	5.56	107.08	104.30
38	A1	2952	C	N1-C2-O2	-5.56	115.56	118.90
39	A3	74	U	P-O5'-C5'	5.56	129.79	120.90
11	B2	218	C	N3-C4-N4	5.56	121.89	118.00
38	A1	927	G	C4-C5-N7	5.56	113.02	110.80
38	A1	1067	G	P-O5'-C5'	-5.56	112.01	120.90
38	A1	2314	U	N1-C2-N3	5.56	118.23	114.90
38	A1	2680	A	C5-N7-C8	5.56	106.68	103.90
41	AA	5	ARG	NE-CZ-NH2	-5.56	117.52	120.30
11	B2	474	G	C4-N9-C1'	-5.55	119.28	126.50
11	B2	531	G	N1-C2-N3	-5.55	120.57	123.90
11	B2	1010	G	C5-C6-O6	-5.55	125.27	128.60
11	B2	1280	C	C2-N3-C4	5.55	122.68	119.90
38	A1	272	G	OP1-P-OP2	-5.55	111.27	119.60
38	A1	669	G	N1-C2-N3	-5.55	120.57	123.90
38	A1	1443	G	C5-N7-C8	5.55	107.08	104.30

Continued on next page...

Continued from previous page...

Mol	Chain	Res	Type	Atoms	Z	Observed(°)	Ideal(°)
38	A1	1454	G	N3-C2-N2	5.55	123.79	119.90
38	A1	1610	C	O4'-C4'-C3'	-5.55	98.45	104.00
38	A1	1795	C	N1-C2-N3	-5.55	115.31	119.20
38	A1	1801	C	C2-N3-C4	5.55	122.68	119.90
38	A1	1876	G	C1'-O4'-C4'	5.55	114.34	109.90
38	A1	1888	G	C5-N7-C8	5.55	107.08	104.30
38	A1	2372	C	O4'-C1'-C2'	-5.55	100.25	105.80
56	AJ	124	ARG	NE-CZ-NH1	-5.55	117.52	120.30
11	B2	966	G	N1-C2-N2	-5.55	111.20	116.20
13	BA	126	MET	CG-SD-CE	-5.55	91.31	100.20
38	A1	581	A	N7-C8-N9	-5.55	111.02	113.80
38	A1	1274	G	C6-N1-C2	-5.55	121.77	125.10
38	A1	2760	A	C4'-C3'-C2'	-5.55	97.05	102.60
38	A1	2789	G	N7-C8-N9	5.55	115.88	113.10
38	A1	2802	G	O4'-C1'-N9	5.55	112.64	108.20
39	A3	94	G	N1-C2-N2	5.55	121.20	116.20
44	Ab	30	ARG	NE-CZ-NH2	-5.55	117.52	120.30
11	B2	48	G	C5-N7-C8	-5.55	101.53	104.30
11	B2	501	G	N1-C2-N3	-5.55	120.57	123.90
11	B2	528	G	C5-N7-C8	5.55	107.08	104.30
11	B2	743	U	P-O3'-C3'	-5.55	113.04	119.70
11	B2	1216	A	C8-N9-C4	-5.55	103.58	105.80
11	B2	1422	G	C1'-O4'-C4'	-5.55	105.46	109.90
11	B2	1445	A	C6-N1-C2	5.55	121.93	118.60
38	A1	1526	G	C5-C6-O6	-5.55	125.27	128.60
38	A1	1620	C	C4'-C3'-C2'	-5.55	97.05	102.60
38	A1	1827	A	C2-N3-C4	-5.55	107.82	110.60
38	A1	1881	A	C6-N1-C2	-5.55	115.27	118.60
38	A1	2791	C	P-O5'-C5'	5.55	129.78	120.90
38	A1	2806	A	C5-N7-C8	5.55	106.67	103.90
38	A1	2813	G	N7-C8-N9	-5.55	110.32	113.10
11	B2	24	C	N3-C4-N4	5.55	121.89	118.00
11	B2	133	G	C2-N3-C4	5.55	114.67	111.90
11	B2	885	G	O4'-C1'-N9	5.55	112.64	108.20
11	B2	982	U	N1-C1'-C2'	-5.55	105.90	112.00
11	B2	1393	A	C4-C5-C6	5.55	119.77	117.00
18	BF	95	TYR	N-CA-CB	5.55	120.59	110.60
38	A1	84	A	C5'-C4'-C3'	5.55	124.88	116.00
38	A1	222	A	C5-N7-C8	5.55	106.67	103.90
38	A1	406	G	C5-C6-N1	-5.55	108.73	111.50
38	A1	478	C	C6-N1-C2	5.55	122.52	120.30
38	A1	971	G	C8-N9-C4	-5.55	104.18	106.40

Continued on next page...

Continued from previous page...

Mol	Chain	Res	Type	Atoms	Z	Observed(°)	Ideal(°)
38	A1	1573	A	O5'-C5'-C4'	5.55	122.24	111.70
38	A1	1682	C	N3-C4-N4	5.55	121.89	118.00
38	A1	1684	C	C5-C4-N4	-5.55	116.31	120.20
38	A1	1989	G	C3'-C2'-C1'	-5.55	97.06	101.50
38	A1	2703	G	C8-N9-C4	-5.55	104.18	106.40
38	A1	2865	C	O5'-P-OP2	-5.55	100.71	105.70
40	A5	45	ARG	NE-CZ-NH2	-5.55	117.53	120.30
67	AZ	99	ARG	NE-CZ-NH2	-5.55	117.53	120.30
11	B2	724	C	C4-C5-C6	5.55	120.17	117.40
11	B2	1411	G	C6-C5-N7	-5.55	127.07	130.40
38	A1	1351	G	N1-C2-N3	-5.55	120.57	123.90
38	A1	1399	C	C6-N1-C2	-5.55	118.08	120.30
38	A1	1461	G	N1-C6-O6	5.55	123.23	119.90
38	A1	1613	A	N1-C2-N3	5.55	132.07	129.30
38	A1	2047	U	C3'-C2'-C1'	5.55	105.94	101.50
38	A1	2187	C	N1-C2-N3	-5.55	115.32	119.20
38	A1	2208	C	N3-C4-N4	5.55	121.88	118.00
38	A1	2572	U	N1-C2-N3	5.55	118.23	114.90
11	B2	159	C	C5-C4-N4	-5.55	116.32	120.20
11	B2	282	G	P-O5'-C5'	5.55	129.77	120.90
20	BH	139	VAL	CA-CB-CG2	-5.55	102.58	110.90
22	BJ	89	PHE	CB-CG-CD1	-5.55	116.92	120.80
38	A1	182	U	C5-C4-O4	-5.55	122.57	125.90
38	A1	369	G	C5-C6-N1	-5.55	108.73	111.50
38	A1	655	C	C5-C6-N1	5.55	123.77	121.00
38	A1	996	U	N1-C2-O2	-5.55	118.92	122.80
38	A1	1331	U	O4'-C4'-C3'	-5.55	98.45	104.00
38	A1	1463	C	N1-C2-O2	5.55	122.23	118.90
38	A1	1734	G	C2-N3-C4	-5.55	109.13	111.90
38	A1	1816	C	C6-N1-C2	-5.55	118.08	120.30
38	A1	1848	A	O4'-C1'-N9	5.55	112.64	108.20
38	A1	2180	C	C5-C6-N1	5.55	123.77	121.00
38	A1	2547	A	C8-N9-C4	-5.55	103.58	105.80
39	A3	42	A	C5-N7-C8	5.55	106.67	103.90
46	AD	234	THR	N-CA-CB	5.55	120.84	110.30
11	B2	590	G	N9-C4-C5	5.54	107.62	105.40
11	B2	881	G	C5'-C4'-C3'	5.54	124.87	116.00
38	A1	356	C	O4'-C1'-N1	5.54	112.64	108.20
38	A1	563	A	C5-N7-C8	5.54	106.67	103.90
38	A1	1042	G	N3-C2-N2	5.54	123.78	119.90
38	A1	1713	G	C5-C6-N1	-5.54	108.73	111.50
38	A1	1928	A	C5-C6-N1	-5.54	114.93	117.70

Continued on next page...

Continued from previous page...

Mol	Chain	Res	Type	Atoms	Z	Observed(°)	Ideal(°)
38	A1	2310	G	N3-C2-N2	5.54	123.78	119.90
38	A1	2809	G	P-O5'-C5'	5.54	129.77	120.90
50	AF	158	THR	CA-CB-CG2	-5.54	104.64	112.40
11	B2	246	A	C4-C5-N7	-5.54	107.93	110.70
11	B2	362	C	C2'-C3'-O3'	5.54	122.57	113.70
11	B2	723	G	C5'-C4'-O4'	5.54	115.75	109.10
11	B2	880	G	C5'-C4'-O4'	5.54	115.75	109.10
11	B2	949	G	P-O5'-C5'	5.54	129.77	120.90
11	B2	1204	C	N1-C2-O2	5.54	122.23	118.90
18	BF	202	PHE	CB-CG-CD1	-5.54	116.92	120.80
29	BQ	136	TYR	CG-CD1-CE1	5.54	125.73	121.30
38	A1	697	U	C4-C5-C6	-5.54	116.37	119.70
38	A1	1123	A	C6-N1-C2	-5.54	115.27	118.60
38	A1	1191	C	C4-C5-C6	5.54	120.17	117.40
38	A1	1323	U	C6-N1-C2	-5.54	117.67	121.00
38	A1	1394	G	N1-C2-N3	-5.54	120.57	123.90
38	A1	1756	C	N3-C4-C5	-5.54	119.68	121.90
38	A1	2047	U	O5'-P-OP1	-5.54	100.71	105.70
38	A1	2354	A	C8-N9-C4	5.54	108.02	105.80
11	B2	86	C	C2-N1-C1'	-5.54	112.70	118.80
11	B2	379	A	N3-C4-C5	-5.54	122.92	126.80
11	B2	706	G	C5-C6-O6	-5.54	125.28	128.60
11	B2	816	G	C5'-C4'-C3'	-5.54	107.13	116.00
11	B2	847	A	O5'-P-OP1	5.54	117.35	110.70
11	B2	900	G	C2-N3-C4	5.54	114.67	111.90
11	B2	904	G	C5-N7-C8	5.54	107.07	104.30
11	B2	961	U	C5-C6-N1	5.54	125.47	122.70
38	A1	398	U	C6-N1-C2	-5.54	117.67	121.00
38	A1	821	U	OP1-P-OP2	-5.54	111.29	119.60
38	A1	888	U	C5-C6-N1	5.54	125.47	122.70
38	A1	1304	G	C4-C5-C6	-5.54	115.47	118.80
38	A1	1625	A	C4-C5-N7	-5.54	107.93	110.70
38	A1	1829	C	O4'-C1'-C2'	-5.54	100.26	105.80
38	A1	2403	G	C3'-C2'-C1'	-5.54	97.07	101.50
38	A1	2746	G	O4'-C1'-N9	5.54	112.63	108.20
38	A1	2825	A	C5-C6-N6	-5.54	119.27	123.70
38	A1	2888	G	N7-C8-N9	-5.54	110.33	113.10
39	A3	120	C	C4-C5-C6	5.54	120.17	117.40
45	AC	314	TYR	CB-CG-CD2	-5.54	117.67	121.00
26	BN	43	PRO	N-CD-CG	5.54	111.51	103.20
38	A1	288	G	C5-N7-C8	-5.54	101.53	104.30
38	A1	555	G	C5-C6-O6	-5.54	125.28	128.60

Continued on next page...

Continued from previous page...

Mol	Chain	Res	Type	Atoms	Z	Observed(°)	Ideal(°)
38	A1	693	G	C4-C5-C6	5.54	122.12	118.80
38	A1	1089	C	C6-N1-C1'	-5.54	114.15	120.80
38	A1	1533	G	C6-N1-C2	-5.54	121.78	125.10
38	A1	3004	C	N1-C1'-C2'	5.54	121.20	114.00
39	A3	72	G	C5-C6-O6	-5.54	125.28	128.60
64	AR	23	ARG	N-CA-CB	5.54	120.57	110.60
9	AX	192	TYR	CB-CG-CD2	-5.54	117.68	121.00
11	B2	149	U	C3'-C2'-C1'	-5.54	97.07	101.50
11	B2	529	C	O4'-C1'-C2'	-5.54	100.26	105.80
11	B2	558	C	P-O5'-C5'	5.54	129.76	120.90
11	B2	1224	U	C4-C5-C6	5.54	123.02	119.70
38	A1	30	G	C6-C5-N7	-5.54	127.08	130.40
38	A1	1020	G	C6-C5-N7	-5.54	127.08	130.40
38	A1	1083	G	C5-C6-N1	5.54	114.27	111.50
38	A1	1490	G	C4-C5-N7	5.54	113.02	110.80
38	A1	1753	G	O4'-C1'-N9	5.54	112.63	108.20
38	A1	1902	G	N3-C4-N9	5.54	129.32	126.00
38	A1	1951	G	C4-C5-N7	-5.54	108.58	110.80
38	A1	2279	G	N9-C4-C5	-5.54	103.18	105.40
38	A1	2581	G	N3-C2-N2	5.54	123.78	119.90
38	A1	2731	C	C4-C5-C6	5.54	120.17	117.40
38	A1	2970	U	C5'-C4'-C3'	5.54	124.86	116.00
38	A1	2999	G	N9-C4-C5	-5.54	103.19	105.40
39	A3	75	G	N3-C4-C5	5.54	131.37	128.60
60	AM	113	VAL	CA-CB-CG2	-5.54	102.59	110.90
11	B2	79	G	C5-N7-C8	5.54	107.07	104.30
11	B2	195	C	N3-C4-C5	-5.54	119.69	121.90
11	B2	212	G	C5-N7-C8	5.54	107.07	104.30
11	B2	483	G	C6-C5-N7	-5.54	127.08	130.40
11	B2	984	C	C2-N1-C1'	5.54	124.89	118.80
19	BG	43	LEU	CB-CG-CD2	5.54	120.41	111.00
38	A1	986	G	N1-C6-O6	5.54	123.22	119.90
38	A1	2003	C	OP2-P-O3'	5.54	117.38	105.20
38	A1	2262	C	C4-C5-C6	5.54	120.17	117.40
38	A1	2723	G	C2-N3-C4	5.54	114.67	111.90
11	B2	138	C	C2-N3-C4	5.54	122.67	119.90
11	B2	721	A	C8-N9-C4	-5.54	103.59	105.80
11	B2	908	G	N1-C6-O6	5.54	123.22	119.90
11	B2	1241	U	C5'-C4'-O4'	5.54	115.74	109.10
12	B3	45	ARG	NE-CZ-NH2	-5.54	117.53	120.30
38	A1	365	G	N3-C4-N9	5.54	129.32	126.00
38	A1	708	A	N3-C4-C5	-5.54	122.93	126.80

Continued on next page...

Continued from previous page...

Mol	Chain	Res	Type	Atoms	Z	Observed(°)	Ideal(°)
38	A1	1088	G	C4-C5-C6	5.54	122.12	118.80
38	A1	1827	A	N9-C4-C5	5.54	108.01	105.80
38	A1	1952	G	O4'-C1'-N9	5.54	112.63	108.20
38	A1	1993	A	C4-C5-N7	-5.54	107.93	110.70
38	A1	2172	G	N3-C4-C5	5.54	131.37	128.60
54	AI	77	ARG	NE-CZ-NH1	-5.54	117.53	120.30
56	AJ	86	ARG	N-CA-CB	5.54	120.56	110.60
11	B2	377	A	C4-C5-C6	5.53	119.77	117.00
11	B2	678	G	N1-C2-N3	-5.53	120.58	123.90
11	B2	756	A	O4'-C1'-N9	5.53	112.63	108.20
38	A1	212	A	C3'-C2'-C1'	5.53	105.93	101.50
38	A1	259	A	C5-C6-N6	-5.53	119.27	123.70
38	A1	287	G	N3-C4-C5	5.53	131.37	128.60
38	A1	417	C	C5-C4-N4	-5.53	116.33	120.20
38	A1	708	A	C8-N9-C4	-5.53	103.59	105.80
38	A1	721	G	O4'-C1'-N9	5.53	112.63	108.20
38	A1	760	G	N3-C4-C5	-5.53	125.83	128.60
38	A1	1006	A	C6-N1-C2	5.53	121.92	118.60
38	A1	1210	G	N3-C2-N2	5.53	123.77	119.90
38	A1	1270	G	N7-C8-N9	5.53	115.87	113.10
38	A1	1691	U	N3-C4-C5	-5.53	111.28	114.60
38	A1	2068	U	N3-C4-O4	5.53	123.27	119.40
38	A1	2378	C	P-O5'-C5'	5.53	129.75	120.90
10	B1	33	C	O5'-C5'-C4'	-5.53	101.19	111.70
11	B2	401	U	OP1-P-OP2	-5.53	111.30	119.60
11	B2	596	A	C5'-C4'-O4'	5.53	115.74	109.10
25	BM	41	ARG	O-C-N	5.53	131.55	122.70
38	A1	303	A	C8-N9-C4	-5.53	103.59	105.80
38	A1	471	U	O4'-C1'-N1	5.53	112.63	108.20
38	A1	726	G	N3-C2-N2	5.53	123.77	119.90
38	A1	937	A	N3-C4-C5	-5.53	122.93	126.80
38	A1	1058	A	O4'-C1'-N9	5.53	112.63	108.20
38	A1	1199	U	P-O5'-C5'	-5.53	112.05	120.90
38	A1	1791	A	O4'-C1'-N9	5.53	112.63	108.20
38	A1	1855	G	C5-C6-O6	-5.53	125.28	128.60
39	A3	23	A	C1'-O4'-C4'	5.53	114.33	109.90
40	AK	11	VAL	CA-CB-CG2	5.53	119.20	110.90
11	B2	157	A	N3-C4-C5	-5.53	122.93	126.80
11	B2	351	C	C1'-O4'-C4'	-5.53	105.48	109.90
11	B2	395	C	C4-C5-C6	5.53	120.17	117.40
11	B2	950	C	C2-N3-C4	5.53	122.67	119.90
11	B2	1380	C	C3'-C2'-C1'	-5.53	97.08	101.50

Continued on next page...

Continued from previous page...

Mol	Chain	Res	Type	Atoms	Z	Observed(°)	Ideal(°)
11	B2	1385	U	O4'-C1'-N1	5.53	112.62	108.20
17	BE	100	TYR	CB-CG-CD1	-5.53	117.68	121.00
20	BH	72	MET	CG-SD-CE	-5.53	91.35	100.20
38	A1	106	G	C5-C6-N1	5.53	114.27	111.50
38	A1	686	C	C1'-O4'-C4'	5.53	114.33	109.90
38	A1	906	G	N3-C2-N2	5.53	123.77	119.90
38	A1	1675	C	C5-C4-N4	-5.53	116.33	120.20
38	A1	1766	A	C4-C5-C6	5.53	119.77	117.00
38	A1	2340	A	N3-C4-C5	5.53	130.67	126.80
38	A1	2436	A	N3-C4-C5	5.53	130.67	126.80
38	A1	2992	G	C4'-C3'-C2'	-5.53	97.07	102.60
38	A1	2997	G	C4-C5-N7	5.53	113.01	110.80
11	B2	596	A	C4-C5-C6	5.53	119.76	117.00
11	B2	1186	C	N3-C4-C5	-5.53	119.69	121.90
11	B2	1239	A	C5-C6-N1	-5.53	114.94	117.70
22	BJ	60	ALA	N-CA-CB	5.53	117.84	110.10
38	A1	2689	G	N1-C6-O6	5.53	123.22	119.90
38	A1	2824	C	P-O3'-C3'	-5.53	113.06	119.70
61	AN	144	PHE	O-C-N	-5.53	113.85	122.70
9	AX	63	THR	CA-CB-CG2	-5.53	104.66	112.40
11	B2	903	G	OP2-P-O3'	5.53	117.36	105.20
11	B2	1143	G	C5'-C4'-C3'	5.53	124.84	116.00
11	B2	1167	C	N3-C4-C5	-5.53	119.69	121.90
38	A1	31	G	P-O3'-C3'	-5.53	113.07	119.70
38	A1	143	C	C1'-O4'-C4'	5.53	114.32	109.90
38	A1	169	G	C5-N7-C8	5.53	107.06	104.30
38	A1	558	C	O5'-C5'-C4'	-5.53	101.20	111.70
38	A1	1195	G	C2-N3-C4	-5.53	109.14	111.90
38	A1	1250	A	N3-C4-C5	-5.53	122.93	126.80
38	A1	1375	G	N3-C4-C5	-5.53	125.84	128.60
38	A1	1451	A	C5-C6-N1	5.53	120.46	117.70
38	A1	2454	G	C5-N7-C8	-5.53	101.54	104.30
38	A1	2761	G	O4'-C1'-N9	5.53	112.62	108.20
38	A1	2875	C	O5'-C5'-C4'	-5.53	101.20	111.70
39	A3	75	G	N7-C8-N9	-5.53	110.34	113.10
42	Aa	49	ILE	CB-CA-C	-5.53	100.54	111.60
11	B2	81	C	C5-C4-N4	-5.53	116.33	120.20
11	B2	594	A	C5-C6-N6	-5.53	119.28	123.70
11	B2	764	C	N1-C2-O2	5.53	122.22	118.90
11	B2	1214	G	C5-C6-O6	-5.53	125.28	128.60
13	BA	10	ARG	NE-CZ-NH2	-5.53	117.54	120.30
14	BB	89	ALA	N-CA-CB	5.53	117.84	110.10

Continued on next page...

Continued from previous page...

Mol	Chain	Res	Type	Atoms	Z	Observed(°)	Ideal(°)
38	A1	934	G	C6-N1-C2	-5.53	121.78	125.10
38	A1	1685	C	O4'-C1'-N1	5.53	112.62	108.20
38	A1	2025	A	N9-C4-C5	-5.53	103.59	105.80
38	A1	2610	C	O4'-C1'-N1	5.53	112.62	108.20
38	A1	2891	A	N7-C8-N9	-5.53	111.04	113.80
11	B2	288	G	C5-C6-O6	-5.52	125.29	128.60
11	B2	466	C	N1-C2-N3	-5.52	115.33	119.20
39	A3	10	U	O4'-C1'-N1	5.52	112.62	108.20
39	A3	93	G	P-O5'-C5'	5.52	129.74	120.90
45	AC	259	TRP	CB-CG-CD1	5.52	134.18	127.00
11	B2	390	G	C6-N1-C2	5.52	128.41	125.10
11	B2	655	A	C1'-O4'-C4'	-5.52	105.48	109.90
11	B2	734	G	C1'-O4'-C4'	5.52	114.32	109.90
38	A1	637	G	N9-C4-C5	5.52	107.61	105.40
38	A1	1080	G	P-O5'-C5'	-5.52	112.06	120.90
38	A1	1230	G	C5-C6-N1	-5.52	108.74	111.50
38	A1	1277	G	C3'-C2'-C1'	-5.52	97.08	101.50
38	A1	1519	G	N1-C2-N3	-5.52	120.59	123.90
38	A1	2146	C	C5-C4-N4	-5.52	116.33	120.20
38	A1	2625	C	C5-C6-N1	5.52	123.76	121.00
38	A1	2825	A	N7-C8-N9	-5.52	111.04	113.80
39	A3	105	G	O4'-C4'-C3'	-5.52	98.48	104.00
11	B2	351	C	OP1-P-OP2	-5.52	111.32	119.60
11	B2	560	A	C8-N9-C4	-5.52	103.59	105.80
11	B2	1137	G	N3-C2-N2	5.52	123.77	119.90
11	B2	1356	A	N3-C4-C5	-5.52	122.94	126.80
32	BT	11	TYR	CD1-CG-CD2	-5.52	111.83	117.90
38	A1	361	G	N7-C8-N9	-5.52	110.34	113.10
38	A1	677	A	C6-C5-N7	-5.52	128.44	132.30
38	A1	1872	G	N1-C2-N3	-5.52	120.59	123.90
38	A1	2486	A	C5-C6-N1	-5.52	114.94	117.70
38	A1	2548	A	C4-C5-N7	-5.52	107.94	110.70
38	A1	2795	G	N1-C2-N2	-5.52	111.23	116.20
67	AZ	29	THR	CA-CB-CG2	-5.52	104.67	112.40
11	B2	28	U	N1-C2-O2	-5.52	118.94	122.80
11	B2	510	A	C6-C5-N7	-5.52	128.44	132.30
11	B2	539	C	C5-C6-N1	-5.52	118.24	121.00
11	B2	703	U	N3-C4-O4	-5.52	115.54	119.40
11	B2	1327	C	P-O3'-C3'	-5.52	113.08	119.70
38	A1	814	G	C2-N3-C4	5.52	114.66	111.90
38	A1	1109	G	C5-C6-N1	-5.52	108.74	111.50
38	A1	1338	G	C2-N3-C4	5.52	114.66	111.90

Continued on next page...

Continued from previous page...

Mol	Chain	Res	Type	Atoms	Z	Observed(°)	Ideal(°)
38	A1	1812	A	O4'-C1'-N9	5.52	112.62	108.20
38	A1	2038	C	N3-C4-N4	5.52	121.86	118.00
38	A1	3020	G	C5-N7-C8	5.52	107.06	104.30
64	AR	35	PHE	CB-CG-CD1	-5.52	116.94	120.80
11	B2	19	G	C5-C6-N1	5.52	114.26	111.50
11	B2	74	U	O4'-C1'-N1	5.52	112.61	108.20
11	B2	890	C	N3-C4-N4	5.52	121.86	118.00
11	B2	1402	C	N1-C2-O2	5.52	122.21	118.90
26	BN	5	LYS	N-CA-CB	5.52	120.53	110.60
38	A1	186	A	C1'-O4'-C4'	5.52	114.31	109.90
38	A1	197	C	N3-C4-N4	5.52	121.86	118.00
38	A1	345	C	N3-C4-N4	5.52	121.86	118.00
38	A1	437	G	C6-N1-C2	5.52	128.41	125.10
38	A1	902	C	N3-C4-N4	5.52	121.86	118.00
38	A1	1116	A	C6-C5-N7	-5.52	128.44	132.30
38	A1	1625	A	C1'-O4'-C4'	-5.52	105.49	109.90
38	A1	1660	A	P-O5'-C5'	-5.52	112.07	120.90
38	A1	2103	C	C2-N3-C4	5.52	122.66	119.90
38	A1	2139	A	N3-C4-C5	-5.52	122.94	126.80
38	A1	2810	G	C6-N1-C2	5.52	128.41	125.10
38	A1	2860	G	N1-C2-N3	-5.52	120.59	123.90
38	A1	2864	G	O4'-C1'-N9	5.52	112.61	108.20
45	AC	185	TYR	CB-CA-C	-5.52	99.37	110.40
5	AS	70	GLN	CA-CB-CG	5.52	125.53	113.40
11	B2	676	G	N3-C2-N2	5.52	123.76	119.90
11	B2	913	G	C8-N9-C1'	5.52	134.17	127.00
11	B2	1328	G	N1-C6-O6	5.52	123.21	119.90
38	A1	326	C	C4-C5-C6	5.52	120.16	117.40
38	A1	1856	G	C4-C5-N7	5.52	113.01	110.80
38	A1	2305	U	N3-C4-O4	5.52	123.26	119.40
58	AK	195	TYR	CB-CG-CD2	5.52	124.31	121.00
10	B1	31	G	C6-N1-C2	-5.51	121.79	125.10
10	B1	74	A	N9-C4-C5	5.51	108.01	105.80
11	B2	211	G	C5-C6-N1	-5.51	108.74	111.50
11	B2	425	C	C4'-C3'-C2'	-5.51	97.09	102.60
11	B2	965	G	C8-N9-C4	5.51	108.61	106.40
11	B2	1017	U	OP1-P-OP2	-5.51	111.33	119.60
11	B2	1129	A	C5-N7-C8	5.51	106.66	103.90
11	B2	1273	G	C6-N1-C2	-5.51	121.79	125.10
11	B2	1389	G	C5'-C4'-O4'	5.51	115.72	109.10
11	B2	1438	A	N9-C4-C5	5.51	108.00	105.80
38	A1	260	A	C5-C6-N6	-5.51	119.29	123.70

Continued on next page...

Continued from previous page...

Mol	Chain	Res	Type	Atoms	Z	Observed(°)	Ideal(°)
38	A1	322	C	N3-C4-C5	-5.51	119.69	121.90
38	A1	486	A	C2-N3-C4	-5.51	107.84	110.60
38	A1	674	G	N7-C8-N9	-5.51	110.34	113.10
38	A1	1223	A	C5'-C4'-C3'	-5.51	107.17	116.00
38	A1	1510	U	C2-N3-C4	-5.51	123.69	127.00
38	A1	1603	G	P-O3'-C3'	5.51	126.32	119.70
38	A1	2285	G	C1'-O4'-C4'	5.51	114.31	109.90
38	A1	2946	C	P-O5'-C5'	5.51	129.72	120.90
39	A3	70	C	P-O3'-C3'	5.51	126.32	119.70
43	AB	17	PHE	CB-CG-CD2	5.51	124.66	120.80
47	Ad	9	SER	N-CA-CB	5.51	118.77	110.50
11	B2	204	G	N1-C2-N3	-5.51	120.59	123.90
11	B2	418	G	C6-N1-C2	5.51	128.41	125.10
11	B2	683	A	C5-C6-N1	-5.51	114.94	117.70
38	A1	80	G	C6-C5-N7	-5.51	127.09	130.40
38	A1	801	A	N7-C8-N9	-5.51	111.04	113.80
38	A1	1909	C	C1'-O4'-C4'	5.51	114.31	109.90
38	A1	2963	G	C4'-C3'-C2'	-5.51	97.09	102.60
6	AT	41	ARG	NE-CZ-NH1	-5.51	117.55	120.30
11	B2	178	C	C6-N1-C2	-5.51	118.09	120.30
11	B2	247	G	C4-N9-C1'	-5.51	119.33	126.50
11	B2	1321	U	N3-C2-O2	5.51	126.06	122.20
23	BK	121	ARG	C-N-CA	5.51	135.48	121.70
38	A1	172	C	C4-C5-C6	-5.51	114.64	117.40
38	A1	452	A	C4-C5-N7	-5.51	107.94	110.70
38	A1	489	G	O4'-C1'-N9	5.51	112.61	108.20
38	A1	913	G	C1'-O4'-C4'	5.51	114.31	109.90
38	A1	1039	C	N1-C2-O2	-5.51	115.59	118.90
38	A1	1043	U	P-O5'-C5'	-5.51	112.08	120.90
38	A1	1151	G	N3-C4-N9	5.51	129.31	126.00
38	A1	1383	G	C5-C6-N1	-5.51	108.74	111.50
38	A1	1996	C	N3-C4-N4	5.51	121.86	118.00
38	A1	2337	G	C5-C6-O6	-5.51	125.29	128.60
38	A1	2652	G	C4-C5-C6	5.51	122.11	118.80
46	AD	36	ILE	N-CA-CB	5.51	123.47	110.80
9	AX	247	TYR	CB-CG-CD1	5.51	124.31	121.00
11	B2	197	A	P-O5'-C5'	5.51	129.71	120.90
11	B2	767	U	N1-C2-O2	-5.51	118.94	122.80
11	B2	935	G	C6-N1-C2	-5.51	121.80	125.10
38	A1	83	G	C5-C6-N1	-5.51	108.75	111.50
38	A1	525	C	C6-N1-C2	5.51	122.50	120.30
38	A1	658	C	C5-C6-N1	5.51	123.75	121.00

Continued on next page...

Continued from previous page...

Mol	Chain	Res	Type	Atoms	Z	Observed(°)	Ideal(°)
38	A1	864	C	C2-N3-C4	5.51	122.66	119.90
38	A1	1487	U	C6-N1-C2	5.51	124.31	121.00
38	A1	1849	A	N7-C8-N9	-5.51	111.05	113.80
38	A1	1892	G	O4'-C1'-C2'	5.51	112.56	107.60
38	A1	2884	C	O4'-C1'-N1	5.51	112.61	108.20
39	A3	82	C	N1-C2-N3	-5.51	115.34	119.20
44	Ab	31	TYR	CD1-CE1-CZ	5.51	124.76	119.80
11	B2	258	A	N1-C2-N3	-5.51	126.55	129.30
11	B2	1414	G	N7-C8-N9	-5.51	110.35	113.10
16	BD	18	TRP	CB-CG-CD1	-5.51	119.84	127.00
38	A1	230	A	C3'-C2'-C1'	-5.51	97.09	101.50
38	A1	250	G	N3-C4-N9	-5.51	122.69	126.00
38	A1	1164	C	N3-C4-C5	-5.51	119.70	121.90
38	A1	2621	U	N3-C4-C5	-5.51	111.30	114.60
41	AA	24	PHE	CB-CG-CD2	5.51	124.66	120.80
11	B2	51	A	C5-N7-C8	5.51	106.65	103.90
11	B2	216	G	C5'-C4'-C3'	5.51	124.81	116.00
11	B2	294	A	N9-C4-C5	5.51	108.00	105.80
11	B2	610	G	C3'-C2'-C1'	-5.51	97.09	101.50
11	B2	725	C	C4'-C3'-C2'	-5.51	97.09	102.60
11	B2	896	A	N3-C4-C5	-5.51	122.95	126.80
11	B2	1321	U	OP1-P-OP2	-5.51	111.34	119.60
11	B2	1417	A	P-O5'-C5'	5.51	129.71	120.90
38	A1	847	A	N1-C2-N3	5.51	132.05	129.30
38	A1	953	G	C5-C6-N1	-5.51	108.75	111.50
38	A1	1017	A	C4-C5-C6	5.51	119.75	117.00
38	A1	1143	A	O4'-C1'-N9	5.51	112.61	108.20
38	A1	1367	A	C6-C5-N7	-5.51	128.45	132.30
38	A1	2277	G	O4'-C1'-N9	5.51	112.61	108.20
38	A1	2361	C	C2-N3-C4	5.51	122.65	119.90
38	A1	2808	C	C5-C4-N4	-5.51	116.34	120.20
38	A1	2892	A	C6-C5-N7	5.51	136.16	132.30
50	AF	97	PHE	CZ-CE2-CD2	-5.51	113.49	120.10
67	AZ	1	MET	CG-SD-CE	-5.51	91.39	100.20
11	B2	75	C	O4'-C1'-N1	5.50	112.60	108.20
11	B2	590	G	O4'-C1'-N9	5.50	112.60	108.20
11	B2	1306	A	C5-C6-N1	-5.50	114.95	117.70
38	A1	561	C	O4'-C1'-N1	5.50	112.60	108.20
38	A1	594	U	C4-C5-C6	5.50	123.00	119.70
38	A1	2639	G	C6-C5-N7	-5.50	127.10	130.40
11	B2	358	G	C4-C5-N7	5.50	113.00	110.80
11	B2	753	G	P-O3'-C3'	5.50	126.30	119.70

Continued on next page...

Continued from previous page...

Mol	Chain	Res	Type	Atoms	Z	Observed(°)	Ideal(°)
11	B2	765	U	C4-C5-C6	5.50	123.00	119.70
11	B2	1181	G	C2-N3-C4	-5.50	109.15	111.90
14	BB	123	ASP	N-CA-CB	5.50	120.51	110.60
38	A1	423	G	C2-N3-C4	5.50	114.65	111.90
38	A1	666	A	C8-N9-C4	-5.50	103.60	105.80
38	A1	1998	G	C6-C5-N7	-5.50	127.10	130.40
38	A1	2045	C	N3-C2-O2	5.50	125.75	121.90
38	A1	2059	G	N3-C2-N2	5.50	123.75	119.90
38	A1	2300	C	C5-C6-N1	5.50	123.75	121.00
38	A1	2455	G	C8-N9-C4	5.50	108.60	106.40
38	A1	2460	A	C8-N9-C4	-5.50	103.60	105.80
38	A1	2900	C	P-O3'-C3'	-5.50	113.10	119.70
45	AC	8	ARG	N-CA-CB	5.50	120.51	110.60
48	AE	91	LEU	CB-CG-CD2	5.50	120.36	111.00
65	AV	40	TYR	CZ-CE2-CD2	5.50	124.75	119.80
11	B2	37	G	C5-N7-C8	5.50	107.05	104.30
11	B2	701	G	C4-C5-N7	-5.50	108.60	110.80
11	B2	761	U	N1-C2-N3	-5.50	111.60	114.90
11	B2	820	G	C4-C5-N7	-5.50	108.60	110.80
11	B2	1135	G	C5-N7-C8	-5.50	101.55	104.30
11	B2	1137	G	N3-C4-N9	-5.50	122.70	126.00
11	B2	1301	U	C6-N1-C2	-5.50	117.70	121.00
11	B2	1422	G	N7-C8-N9	5.50	115.85	113.10
38	A1	60	G	C5-C6-O6	-5.50	125.30	128.60
38	A1	771	G	C5-N7-C8	-5.50	101.55	104.30
38	A1	1100	G	C6-N1-C2	5.50	128.40	125.10
38	A1	1169	G	C4-C5-N7	5.50	113.00	110.80
38	A1	1505	G	C3'-C2'-C1'	5.50	105.90	101.50
38	A1	1532	G	N9-C4-C5	-5.50	103.20	105.40
39	A3	17	G	C8-N9-C4	5.50	108.60	106.40
6	AT	33	ARG	NE-CZ-NH1	5.50	123.05	120.30
11	B2	21	A	OP1-P-OP2	-5.50	111.35	119.60
11	B2	111	G	O3'-P-O5'	-5.50	93.55	104.00
11	B2	334	G	C6-C5-N7	-5.50	127.10	130.40
11	B2	420	C	C6-N1-C2	5.50	122.50	120.30
38	A1	185	A	P-O3'-C3'	5.50	126.30	119.70
38	A1	1960	U	C5-C6-N1	5.50	125.45	122.70
38	A1	2759	A	C5'-C4'-C3'	-5.50	107.20	116.00
39	A3	27	C	N1-C2-O2	5.50	122.20	118.90
6	AT	33	ARG	N-CA-C	-5.50	96.16	111.00
11	B2	384	G	C5-C6-N1	5.50	114.25	111.50
11	B2	661	C	N3-C4-N4	5.50	121.85	118.00

Continued on next page...

Continued from previous page...

Mol	Chain	Res	Type	Atoms	Z	Observed(°)	Ideal(°)
11	B2	968	C	C2-N3-C4	5.50	122.65	119.90
11	B2	1157	G	C2-N3-C4	5.50	114.65	111.90
11	B2	1392	G	N9-C4-C5	-5.50	103.20	105.40
23	BK	1	MET	CG-SD-CE	5.50	109.00	100.20
38	A1	10	C	C3'-C2'-C1'	5.50	105.90	101.50
38	A1	360	G	O4'-C1'-N9	5.50	112.60	108.20
38	A1	541	A	C2-N3-C4	-5.50	107.85	110.60
38	A1	1365	G	C8-N9-C1'	-5.50	119.85	127.00
38	A1	1873	G	N3-C2-N2	5.50	123.75	119.90
38	A1	2553	U	N3-C2-O2	5.50	126.05	122.20
38	A1	2722	G	C5-N7-C8	5.50	107.05	104.30
38	A1	2819	C	C2-N3-C4	5.50	122.65	119.90
38	A1	2899	G	N3-C4-C5	5.50	131.35	128.60
43	AB	104	GLU	CB-CA-C	-5.50	99.40	110.40
11	B2	122	C	P-O5'-C5'	5.50	129.69	120.90
11	B2	370	A	C3'-C2'-C1'	-5.50	97.10	101.50
11	B2	640	U	O4'-C1'-N1	5.50	112.60	108.20
11	B2	841	C	N1-C2-O2	5.50	122.20	118.90
11	B2	1004	U	P-O5'-C5'	5.50	129.69	120.90
11	B2	1456	C	C5-C4-N4	-5.50	116.35	120.20
20	BH	18	MET	N-CA-CB	5.50	120.49	110.60
38	A1	271	G	N7-C8-N9	-5.50	110.35	113.10
38	A1	285	C	C4-C5-C6	-5.50	114.65	117.40
38	A1	285	C	N3-C4-N4	5.50	121.85	118.00
38	A1	653	U	C2-N3-C4	-5.50	123.70	127.00
38	A1	726	G	O4'-C1'-N9	5.50	112.60	108.20
38	A1	870	G	C4-C5-C6	5.50	122.10	118.80
38	A1	1205	U	C5-C6-N1	5.50	125.45	122.70
38	A1	1360	G	C5-N7-C8	5.50	107.05	104.30
38	A1	1513	G	C6-C5-N7	-5.50	127.10	130.40
38	A1	1583	G	N3-C2-N2	5.50	123.75	119.90
38	A1	1782	C	C2-N3-C4	5.50	122.65	119.90
38	A1	2064	U	C3'-C2'-C1'	-5.50	97.10	101.50
38	A1	2367	C	N3-C4-C5	-5.50	119.70	121.90
38	A1	2608	U	C6-N1-C2	-5.50	117.70	121.00
11	B2	378	A	C6-C5-N7	-5.50	128.45	132.30
38	A1	509	A	O4'-C4'-C3'	-5.50	98.50	104.00
38	A1	593	C	N3-C2-O2	5.50	125.75	121.90
38	A1	944	G	N9-C4-C5	-5.50	103.20	105.40
38	A1	1095	A	N9-C4-C5	5.50	108.00	105.80
38	A1	2499	U	O4'-C1'-N1	-5.50	103.80	108.20
10	B1	67	C	C4-C5-C6	-5.49	114.65	117.40

Continued on next page...

Continued from previous page...

Mol	Chain	Res	Type	Atoms	Z	Observed(°)	Ideal(°)
11	B2	890	C	N1-C2-N3	-5.49	115.36	119.20
11	B2	1038	C	P-O3'-C3'	-5.49	113.11	119.70
11	B2	1051	G	C4-C5-C6	5.49	122.10	118.80
38	A1	1287	G	P-O5'-C5'	-5.49	112.11	120.90
38	A1	2336	G	N3-C2-N2	5.49	123.75	119.90
38	A1	2531	G	OP1-P-OP2	-5.49	111.36	119.60
38	A1	2697	G	N7-C8-N9	-5.49	110.35	113.10
44	Ab	79	TYR	CB-CA-C	-5.49	99.41	110.40
45	AC	128	LEU	CB-CG-CD1	-5.49	101.66	111.00
10	B1	22	A	O4'-C1'-N9	5.49	112.59	108.20
11	B2	268	C	O4'-C1'-N1	5.49	112.59	108.20
11	B2	707	A	C6-C5-N7	-5.49	128.46	132.30
11	B2	1405	C	N3-C4-C5	-5.49	119.70	121.90
38	A1	1178	G	C6-N1-C2	-5.49	121.81	125.10
38	A1	2258	A	C4-C5-N7	-5.49	107.95	110.70
38	A1	2559	G	O4'-C1'-N9	5.49	112.59	108.20
10	B1	57	C	C1'-O4'-C4'	-5.49	105.51	109.90
11	B2	228	G	C4-N9-C1'	-5.49	119.36	126.50
11	B2	374	G	N7-C8-N9	-5.49	110.36	113.10
11	B2	406	U	O3'-P-O5'	-5.49	93.57	104.00
11	B2	737	C	C5-C4-N4	-5.49	116.36	120.20
11	B2	934	G	O4'-C4'-C3'	-5.49	98.51	104.00
11	B2	1368	A	C3'-C2'-C1'	-5.49	97.11	101.50
38	A1	206	A	O4'-C4'-C3'	-5.49	98.51	104.00
38	A1	259	A	C3'-C2'-C1'	-5.49	97.11	101.50
38	A1	434	G	N1-C2-N3	-5.49	120.61	123.90
38	A1	445	G	C6-N1-C2	-5.49	121.81	125.10
38	A1	1210	G	O4'-C1'-N9	5.49	112.59	108.20
38	A1	1282	A	O4'-C1'-N9	5.49	112.59	108.20
38	A1	1435	G	C5-C6-O6	-5.49	125.31	128.60
38	A1	2894	A	C1'-O4'-C4'	-5.49	105.51	109.90
38	A1	3040	G	C6-C5-N7	-5.49	127.11	130.40
10	B1	16	C	C6-N1-C2	-5.49	118.11	120.30
11	B2	827	G	C5-N7-C8	5.49	107.04	104.30
11	B2	889	G	C6-N1-C2	-5.49	121.81	125.10
11	B2	1234	A	N1-C2-N3	5.49	132.04	129.30
11	B2	1461	U	O4'-C4'-C3'	5.49	110.49	106.10
20	BH	162	LEU	CB-CG-CD1	-5.49	101.67	111.00
38	A1	362	A	C5-N7-C8	5.49	106.64	103.90
38	A1	1210	G	C4'-C3'-C2'	-5.49	97.11	102.60
38	A1	1218	C	N3-C4-N4	5.49	121.84	118.00
38	A1	1347	U	N3-C2-O2	5.49	126.04	122.20

Continued on next page...

Continued from previous page...

Mol	Chain	Res	Type	Atoms	Z	Observed(°)	Ideal(°)
38	A1	1888	G	C8-N9-C1'	5.49	134.13	127.00
38	A1	2011	U	N1-C2-N3	5.49	118.19	114.90
38	A1	2021	G	N1-C2-N3	-5.49	120.61	123.90
38	A1	2106	G	C6-C5-N7	-5.49	127.11	130.40
38	A1	2318	G	C8-N9-C4	5.49	108.60	106.40
38	A1	2352	G	C6-C5-N7	-5.49	127.11	130.40
38	A1	2367	C	C4'-C3'-C2'	-5.49	97.11	102.60
38	A1	2497	G	N1-C2-N3	-5.49	120.61	123.90
38	A1	2583	G	C5'-C4'-C3'	5.49	124.78	116.00
11	B2	478	C	N1-C2-N3	5.49	123.04	119.20
11	B2	766	G	C4-C5-N7	5.49	113.00	110.80
11	B2	1027	C	C4'-C3'-C2'	-5.49	97.11	102.60
38	A1	518	A	N7-C8-N9	-5.49	111.06	113.80
38	A1	1086	U	C2-N3-C4	5.49	130.29	127.00
38	A1	1896	U	N3-C4-O4	5.49	123.24	119.40
11	B2	306	C	O4'-C1'-C2'	-5.49	100.31	105.80
11	B2	360	A	O4'-C1'-N9	5.49	112.59	108.20
11	B2	398	C	O5'-P-OP1	-5.49	100.76	105.70
11	B2	407	G	O4'-C4'-C3'	-5.49	98.51	104.00
11	B2	774	U	OP2-P-O3'	5.49	117.27	105.20
11	B2	1073	C	O4'-C1'-N1	5.49	112.59	108.20
38	A1	1494	U	N1-C2-O2	-5.49	118.96	122.80
38	A1	1823	A	C4-C5-C6	5.49	119.74	117.00
38	A1	2587	G	N3-C2-N2	5.49	123.74	119.90
43	AB	48	ILE	N-CA-C	-5.49	96.19	111.00
60	AM	127	TRP	CE2-CD2-CG	-5.49	102.91	107.30
10	B1	34	U	C5-C4-O4	-5.48	122.61	125.90
11	B2	19	G	N1-C2-N2	5.48	121.14	116.20
11	B2	112	G	N3-C4-C5	-5.48	125.86	128.60
11	B2	985	C	C4-C5-C6	5.48	120.14	117.40
38	A1	139	G	N3-C4-C5	5.48	131.34	128.60
38	A1	142	G	C5-N7-C8	-5.48	101.56	104.30
38	A1	297	G	N9-C4-C5	5.48	107.59	105.40
38	A1	740	C	C4-C5-C6	5.48	120.14	117.40
38	A1	1396	A	C4-C5-N7	5.48	113.44	110.70
38	A1	1774	A	N3-C4-C5	-5.48	122.96	126.80
38	A1	1887	A	C4-C5-C6	5.48	119.74	117.00
38	A1	2267	U	N1-C2-O2	5.48	126.64	122.80
38	A1	2734	C	N3-C4-N4	5.48	121.84	118.00
38	A1	2855	G	C4-C5-C6	5.48	122.09	118.80
60	AM	36	VAL	N-CA-C	-5.48	96.19	111.00
11	B2	271	G	N3-C2-N2	5.48	123.74	119.90

Continued on next page...

Continued from previous page...

Mol	Chain	Res	Type	Atoms	Z	Observed(°)	Ideal(°)
11	B2	530	G	C6-C5-N7	-5.48	127.11	130.40
11	B2	572	U	N1-C2-O2	5.48	126.64	122.80
38	A1	32	C	O4'-C1'-N1	5.48	112.59	108.20
38	A1	588	U	N3-C4-O4	5.48	123.24	119.40
38	A1	861	G	P-O3'-C3'	-5.48	113.12	119.70
38	A1	897	U	C5-C6-N1	5.48	125.44	122.70
38	A1	1565	G	C4-C5-N7	5.48	112.99	110.80
38	A1	1654	G	N1-C2-N3	-5.48	120.61	123.90
38	A1	1716	G	C4-C5-N7	-5.48	108.61	110.80
38	A1	1980	U	N3-C4-C5	-5.48	111.31	114.60
38	A1	2323	C	N1-C2-O2	5.48	122.19	118.90
38	A1	2427	C	N1-C2-N3	5.48	123.04	119.20
38	A1	2548	A	C5-N7-C8	5.48	106.64	103.90
8	AW	53	ARG	CG-CD-NE	-5.48	100.29	111.80
9	AX	137	PRO	N-CA-C	5.48	126.35	112.10
11	B2	36	G	C5'-C4'-O4'	5.48	115.68	109.10
11	B2	89	G	N9-C4-C5	5.48	107.59	105.40
11	B2	153	G	C4-C5-N7	5.48	112.99	110.80
11	B2	237	C	C6-N1-C2	-5.48	118.11	120.30
11	B2	509	C	P-O3'-C3'	-5.48	113.12	119.70
11	B2	694	U	C3'-C2'-C1'	-5.48	97.12	101.50
11	B2	708	C	C2-N1-C1'	5.48	124.83	118.80
11	B2	778	G	N1-C2-N3	-5.48	120.61	123.90
11	B2	786	G	N3-C4-N9	-5.48	122.71	126.00
11	B2	1444	G	OP1-P-OP2	-5.48	111.38	119.60
25	BM	41	ARG	NH1-CZ-NH2	5.48	125.43	119.40
38	A1	733	A	C1'-O4'-C4'	-5.48	105.52	109.90
38	A1	842	C	N3-C2-O2	5.48	125.74	121.90
38	A1	963	G	C1'-O4'-C4'	5.48	114.28	109.90
38	A1	1009	G	N3-C2-N2	5.48	123.74	119.90
38	A1	1790	G	C4-C5-N7	-5.48	108.61	110.80
38	A1	2560	G	N1-C6-O6	5.48	123.19	119.90
38	A1	3003	A	C5-N7-C8	5.48	106.64	103.90
11	B2	152	G	C6-C5-N7	-5.48	127.11	130.40
11	B2	251	G	N7-C8-N9	-5.48	110.36	113.10
11	B2	373	C	P-O5'-C5'	5.48	129.67	120.90
11	B2	482	G	C6-N1-C2	-5.48	121.81	125.10
11	B2	510	A	N7-C8-N9	5.48	116.54	113.80
11	B2	806	G	N1-C2-N3	-5.48	120.61	123.90
38	A1	1367	A	C4-C5-N7	-5.48	107.96	110.70
38	A1	1485	A	N9-C4-C5	5.48	107.99	105.80
38	A1	2359	G	C2-N3-C4	5.48	114.64	111.90

Continued on next page...

Continued from previous page...

Mol	Chain	Res	Type	Atoms	Z	Observed(°)	Ideal(°)
38	A1	2539	G	N3-C4-N9	5.48	129.29	126.00
11	B2	582	G	C5-C6-N1	-5.48	108.76	111.50
11	B2	773	A	N3-C4-C5	-5.48	122.97	126.80
11	B2	1240	A	N9-C4-C5	-5.48	103.61	105.80
11	B2	1409	G	N9-C1'-C2'	5.48	121.12	114.00
11	B2	1422	G	C4'-C3'-C2'	-5.48	97.12	102.60
11	B2	1432	U	O4'-C4'-C3'	-5.48	98.52	104.00
16	BD	96	THR	CA-CB-CG2	-5.48	104.73	112.40
38	A1	131	C	N3-C2-O2	5.48	125.73	121.90
38	A1	272	G	N7-C8-N9	-5.48	110.36	113.10
38	A1	720	C	C4-C5-C6	5.48	120.14	117.40
38	A1	1014	U	C3'-C2'-C1'	-5.48	97.12	101.50
38	A1	2316	U	N3-C4-O4	5.48	123.23	119.40
38	A1	2651	G	C1'-O4'-C4'	-5.48	105.52	109.90
11	B2	838	C	C6-N1-C2	-5.48	118.11	120.30
38	A1	179	A	C5-C6-N1	-5.48	114.96	117.70
38	A1	1047	A	C6-C5-N7	-5.48	128.47	132.30
10	B1	25	G	C4-N9-C1'	-5.47	119.38	126.50
11	B2	136	A	C2-N3-C4	5.47	113.34	110.60
11	B2	149	U	P-O5'-C5'	-5.47	112.14	120.90
11	B2	659	U	C5-C6-N1	5.47	125.44	122.70
11	B2	749	C	C2-N1-C1'	-5.47	112.78	118.80
11	B2	833	C	C5-C4-N4	-5.47	116.37	120.20
11	B2	866	A	O5'-C5'-C4'	-5.47	101.30	111.70
11	B2	952	A	C8-N9-C4	5.47	107.99	105.80
11	B2	1332	C	C6-N1-C2	-5.47	118.11	120.30
18	BF	51	ASP	CB-CG-OD2	5.47	123.23	118.30
38	A1	401	C	C6-N1-C2	-5.47	118.11	120.30
38	A1	407	A	N1-C2-N3	5.47	132.04	129.30
38	A1	488	A	C5-N7-C8	5.47	106.64	103.90
38	A1	629	G	N1-C6-O6	5.47	123.18	119.90
38	A1	700	A	N3-C4-N9	5.47	131.78	127.40
38	A1	860	A	C6-C5-N7	-5.47	128.47	132.30
38	A1	1700	U	N1-C2-O2	-5.47	118.97	122.80
38	A1	1846	G	OP1-P-OP2	-5.47	111.39	119.60
38	A1	1851	U	C5-C4-O4	-5.47	122.61	125.90
38	A1	2217	C	N3-C4-N4	5.47	121.83	118.00
38	A1	2317	G	N1-C2-N2	-5.47	111.27	116.20
38	A1	2444	G	N9-C4-C5	5.47	107.59	105.40
38	A1	2477	G	C4-C5-C6	5.47	122.08	118.80
38	A1	2528	U	O4'-C1'-N1	5.47	112.58	108.20
38	A1	2543	A	C3'-C2'-C1'	-5.47	97.12	101.50

Continued on next page...

Continued from previous page...

Mol	Chain	Res	Type	Atoms	Z	Observed(°)	Ideal(°)
38	A1	2714	G	N1-C6-O6	5.47	123.19	119.90
38	A1	2741	U	O4'-C1'-N1	5.47	112.58	108.20
42	Aa	76	VAL	CA-CB-CG2	-5.47	102.69	110.90
47	Ad	74	ARG	NE-CZ-NH1	5.47	123.04	120.30
55	Ai	24	ARG	NE-CZ-NH2	5.47	123.04	120.30
66	AY	127	ARG	NE-CZ-NH2	5.47	123.04	120.30
11	B2	372	G	P-O3'-C3'	-5.47	113.13	119.70
11	B2	823	A	N1-C6-N6	5.47	121.88	118.60
38	A1	28	A	N9-C4-C5	5.47	107.99	105.80
38	A1	569	G	N3-C2-N2	5.47	123.73	119.90
38	A1	587	A	C4-C5-C6	5.47	119.74	117.00
38	A1	718	G	C2-N3-C4	-5.47	109.16	111.90
38	A1	1516	C	C1'-O4'-C4'	5.47	114.28	109.90
38	A1	1819	G	C6-C5-N7	-5.47	127.12	130.40
38	A1	1970	G	C4-C5-N7	-5.47	108.61	110.80
38	A1	2111	C	C2-N1-C1'	5.47	124.82	118.80
38	A1	2235	G	N9-C4-C5	5.47	107.59	105.40
38	A1	2277	G	C4-C5-C6	5.47	122.08	118.80
38	A1	2514	C	C5'-C4'-C3'	5.47	124.76	116.00
38	A1	2635	C	C4-C5-C6	-5.47	114.66	117.40
39	A3	77	A	C4'-C3'-C2'	-5.47	97.13	102.60
43	AB	39	LYS	N-CA-C	-5.47	96.23	111.00
11	B2	109	U	N3-C2-O2	5.47	126.03	122.20
11	B2	475	C	C4-C5-C6	5.47	120.14	117.40
11	B2	1232	G	N3-C4-C5	5.47	131.34	128.60
38	A1	437	G	N1-C2-N3	-5.47	120.62	123.90
38	A1	1611	C	P-O5'-C5'	5.47	129.65	120.90
38	A1	1792	A	N7-C8-N9	5.47	116.54	113.80
38	A1	2116	G	C5-C6-N1	-5.47	108.77	111.50
38	A1	2261	C	O5'-P-OP1	5.47	117.27	110.70
38	A1	2267	U	C6-N1-C2	5.47	124.28	121.00
38	A1	2327	C	O4'-C1'-N1	5.47	112.58	108.20
38	A1	2639	G	N3-C2-N2	5.47	123.73	119.90
11	B2	627	G	C5-N7-C8	5.47	107.03	104.30
11	B2	799	C	OP1-P-OP2	-5.47	111.40	119.60
11	B2	864	G	C6-C5-N7	-5.47	127.12	130.40
17	BE	204	ARG	NH1-CZ-NH2	-5.47	113.38	119.40
38	A1	37	C	C2-N3-C4	5.47	122.63	119.90
38	A1	73	A	N9-C4-C5	5.47	107.99	105.80
38	A1	515	G	C8-N9-C1'	5.47	134.11	127.00
38	A1	858	G	N9-C4-C5	5.47	107.59	105.40
38	A1	1432	C	C4-C5-C6	5.47	120.13	117.40

Continued on next page...

Continued from previous page...

Mol	Chain	Res	Type	Atoms	Z	Observed(°)	Ideal(°)
38	A1	1608	G	C6-N1-C2	5.47	128.38	125.10
38	A1	1843	C	N3-C4-C5	-5.47	119.71	121.90
38	A1	2337	G	N1-C6-O6	5.47	123.18	119.90
38	A1	3013	U	O4'-C1'-N1	5.47	112.58	108.20
40	A5	11	VAL	CG1-CB-CG2	5.47	119.65	110.90
11	B2	315	A	C8-N9-C4	-5.47	103.61	105.80
11	B2	615	G	C3'-C2'-C1'	-5.47	97.13	101.50
11	B2	727	G	C5-N7-C8	5.47	107.03	104.30
14	BB	41	TYR	CG-CD2-CE2	-5.47	116.93	121.30
22	BJ	56	ARG	NE-CZ-NH1	-5.47	117.57	120.30
38	A1	612	G	C8-N9-C4	-5.47	104.21	106.40
38	A1	705	G	C5-N7-C8	5.47	107.03	104.30
38	A1	837	G	C2'-C3'-O3'	5.47	122.45	113.70
38	A1	1431	U	C4'-C3'-C2'	-5.47	97.13	102.60
38	A1	1989	G	C4-C5-N7	-5.47	108.61	110.80
38	A1	2390	G	C1'-O4'-C4'	-5.47	105.53	109.90
39	A3	19	G	C8-N9-C4	-5.47	104.21	106.40
39	A3	55	G	N9-C4-C5	5.47	107.59	105.40
9	AX	210	ILE	O-C-N	5.47	131.45	122.70
11	B2	331	C	N3-C2-O2	5.47	125.73	121.90
11	B2	439	G	N1-C2-N2	-5.47	111.28	116.20
38	A1	210	A	O4'-C1'-N9	5.47	112.57	108.20
38	A1	473	C	N1-C1'-C2'	5.47	121.11	114.00
38	A1	719	C	N3-C4-C5	-5.47	119.71	121.90
38	A1	760	G	N1-C6-O6	5.47	123.18	119.90
38	A1	1010	G	O4'-C1'-N9	5.47	112.57	108.20
38	A1	1379	A	C5-N7-C8	5.47	106.63	103.90
38	A1	2885	C	C5-C4-N4	-5.47	116.37	120.20
38	A1	2976	G	C5-N7-C8	5.47	107.03	104.30
38	A1	2978	G	N1-C2-N3	-5.47	120.62	123.90
62	AO	67	LEU	CB-CG-CD1	5.47	120.29	111.00
11	B2	269	A	C8-N9-C4	5.46	107.99	105.80
11	B2	366	C	P-O3'-C3'	-5.46	113.14	119.70
11	B2	378	A	C4'-C3'-C2'	5.46	108.06	102.60
11	B2	733	C	O4'-C1'-N1	5.46	112.57	108.20
11	B2	917	A	O4'-C1'-N9	5.46	112.57	108.20
11	B2	1100	G	C8-N9-C1'	-5.46	119.90	127.00
38	A1	165	G	C1'-O4'-C4'	5.46	114.27	109.90
38	A1	186	A	P-O5'-C5'	-5.46	112.16	120.90
38	A1	301	G	C8-N9-C1'	-5.46	119.89	127.00
38	A1	873	G	O4'-C1'-N9	5.46	112.57	108.20
38	A1	908	U	N3-C4-O4	5.46	123.22	119.40

Continued on next page...

Continued from previous page...

Mol	Chain	Res	Type	Atoms	Z	Observed(°)	Ideal(°)
38	A1	1291	C	C3'-C2'-C1'	-5.46	97.13	101.50
38	A1	1794	C	O4'-C1'-N1	5.46	112.57	108.20
38	A1	2048	C	C1'-O4'-C4'	5.46	114.27	109.90
38	A1	2145	G	C5-N7-C8	-5.46	101.57	104.30
38	A1	2299	G	N9-C4-C5	5.46	107.59	105.40
38	A1	2522	C	C5-C6-N1	5.46	123.73	121.00
38	A1	3009	C	C3'-C2'-C1'	5.46	105.87	101.50
39	A3	115	C	OP1-P-OP2	-5.46	111.40	119.60
11	B2	49	C	C5'-C4'-C3'	5.46	124.74	116.00
25	BM	11	LYS	CA-CB-CG	5.46	125.42	113.40
25	BM	58	TYR	CG-CD2-CE2	-5.46	116.93	121.30
38	A1	730	C	N3-C4-C5	-5.46	119.72	121.90
38	A1	1126	C	N3-C4-C5	-5.46	119.72	121.90
38	A1	1158	G	C5-C6-O6	-5.46	125.32	128.60
38	A1	1507	A	C4-C5-N7	-5.46	107.97	110.70
41	AA	192	LEU	CB-CG-CD1	5.46	120.29	111.00
11	B2	560	A	C5-C6-N6	-5.46	119.33	123.70
11	B2	762	G	N9-C1'-C2'	-5.46	105.99	112.00
11	B2	1247	A	N1-C2-N3	5.46	132.03	129.30
11	B2	1459	G	N9-C4-C5	5.46	107.58	105.40
12	B3	33	ARG	NE-CZ-NH2	-5.46	117.57	120.30
17	BE	134	LYS	CB-CA-C	-5.46	99.48	110.40
38	A1	137	A	C2-N3-C4	-5.46	107.87	110.60
38	A1	435	G	C2-N3-C4	5.46	114.63	111.90
38	A1	782	G	N9-C4-C5	-5.46	103.22	105.40
38	A1	1421	C	O4'-C1'-N1	5.46	112.57	108.20
38	A1	1460	C	N3-C4-C5	-5.46	119.72	121.90
38	A1	1609	G	N7-C8-N9	-5.46	110.37	113.10
38	A1	1665	G	N1-C2-N2	5.46	121.12	116.20
38	A1	1979	G	N1-C2-N2	-5.46	111.28	116.20
38	A1	2019	C	C5'-C4'-O4'	5.46	115.65	109.10
38	A1	2495	A	C4'-C3'-C2'	-5.46	97.14	102.60
11	B2	483	G	C4-C5-C6	5.46	122.08	118.80
11	B2	1220	G	C6-C5-N7	-5.46	127.12	130.40
11	B2	1334	A	O4'-C1'-N9	5.46	112.57	108.20
11	B2	1478	A	C5-C6-N1	-5.46	114.97	117.70
38	A1	895	C	C4'-C3'-C2'	-5.46	97.14	102.60
38	A1	1898	A	C4'-C3'-C2'	5.46	108.06	102.60
38	A1	2313	G	N9-C4-C5	-5.46	103.22	105.40
39	A3	4	C	C5-C4-N4	-5.46	116.38	120.20
39	A3	31	U	C5-C4-O4	-5.46	122.62	125.90
11	B2	177	A	C5-C6-N1	-5.46	114.97	117.70

Continued on next page...

Continued from previous page...

Mol	Chain	Res	Type	Atoms	Z	Observed(°)	Ideal(°)
11	B2	754	G	C6-N1-C2	5.46	128.38	125.10
11	B2	800	G	N1-C6-O6	5.46	123.17	119.90
11	B2	860	G	N3-C4-C5	-5.46	125.87	128.60
38	A1	164	A	C5-C6-N6	-5.46	119.33	123.70
38	A1	685	G	C4-C5-C6	5.46	122.08	118.80
38	A1	717	A	C5'-C4'-O4'	5.46	115.65	109.10
38	A1	1046	A	C4-C5-C6	5.46	119.73	117.00
38	A1	1147	G	P-O3'-C3'	-5.46	113.15	119.70
38	A1	1522	A	C5-C6-N6	-5.46	119.33	123.70
38	A1	2174	G	N7-C8-N9	5.46	115.83	113.10
38	A1	2427	C	N1-C2-O2	-5.46	115.62	118.90
38	A1	3045	G	N3-C4-N9	-5.46	122.72	126.00
43	AB	29	LYS	N-CA-CB	5.46	120.43	110.60
7	AU	118	ARG	NE-CZ-NH1	-5.46	117.57	120.30
11	B2	19	G	C5-N7-C8	-5.46	101.57	104.30
11	B2	115	A	C5-C6-N1	-5.46	114.97	117.70
11	B2	233	C	C4'-C3'-C2'	-5.46	97.14	102.60
11	B2	288	G	C6-C5-N7	-5.46	127.13	130.40
11	B2	466	C	C4'-C3'-C2'	-5.46	97.14	102.60
11	B2	744	A	C4-C5-C6	5.46	119.73	117.00
11	B2	806	G	C5-N7-C8	-5.46	101.57	104.30
11	B2	1249	A	C5-C6-N1	-5.46	114.97	117.70
38	A1	527	G	C4-C5-N7	-5.46	108.62	110.80
38	A1	531	G	C6-N1-C2	-5.46	121.83	125.10
38	A1	1069	A	C5'-C4'-O4'	5.46	115.65	109.10
38	A1	1347	U	C5-C6-N1	5.46	125.43	122.70
38	A1	1374	G	O4'-C1'-N9	5.46	112.57	108.20
38	A1	1419	G	C5'-C4'-O4'	-5.46	102.55	109.10
38	A1	1707	A	N9-C4-C5	5.46	107.98	105.80
38	A1	2106	G	C4'-C3'-C2'	-5.46	97.14	102.60
38	A1	2129	G	C8-N9-C1'	5.46	134.09	127.00
38	A1	2272	G	C6-C5-N7	-5.46	127.13	130.40
38	A1	2358	U	C2-N3-C4	-5.46	123.73	127.00
38	A1	2475	G	N7-C8-N9	5.46	115.83	113.10
43	AB	35	TYR	CG-CD2-CE2	-5.46	116.94	121.30
11	B2	1211	A	C8-N9-C4	-5.46	103.62	105.80
38	A1	1265	A	C4-C5-C6	5.46	119.73	117.00
38	A1	1349	G	C4-C5-C6	5.46	122.07	118.80
38	A1	1598	U	O4'-C1'-N1	5.46	112.56	108.20
38	A1	1847	U	C2-N3-C4	-5.46	123.73	127.00
38	A1	1917	U	N1-C2-O2	-5.46	118.98	122.80
38	A1	2517	U	C6-N1-C2	-5.46	117.73	121.00

Continued on next page...

Continued from previous page...

Mol	Chain	Res	Type	Atoms	Z	Observed(°)	Ideal(°)
38	A1	2772	U	N3-C2-O2	5.46	126.02	122.20
38	A1	2828	G	C6-N1-C2	5.46	128.37	125.10
11	B2	382	G	C8-N9-C4	-5.45	104.22	106.40
11	B2	643	G	C4-C5-C6	5.45	122.07	118.80
11	B2	1243	C	C5-C6-N1	5.45	123.73	121.00
11	B2	1306	A	N1-C6-N6	5.45	121.87	118.60
38	A1	222	A	N9-C4-C5	5.45	107.98	105.80
38	A1	481	G	N1-C2-N2	-5.45	111.29	116.20
38	A1	849	C	C6-N1-C1'	5.45	127.34	120.80
38	A1	892	U	C5-C6-N1	5.45	125.43	122.70
38	A1	1190	G	N9-C4-C5	-5.45	103.22	105.40
38	A1	1276	G	N9-C4-C5	-5.45	103.22	105.40
38	A1	1434	C	N3-C4-C5	-5.45	119.72	121.90
38	A1	1553	G	O3'-P-O5'	-5.45	93.64	104.00
38	A1	1585	U	C4-C5-C6	5.45	122.97	119.70
38	A1	1647	C	C6-N1-C2	-5.45	118.12	120.30
38	A1	1814	A	O4'-C1'-N9	5.45	112.56	108.20
38	A1	1828	A	C5-C6-N6	-5.45	119.34	123.70
38	A1	1856	G	N1-C6-O6	5.45	123.17	119.90
38	A1	2333	G	N7-C8-N9	5.45	115.83	113.10
38	A1	2773	A	N1-C2-N3	-5.45	126.57	129.30
38	A1	2854	A	C8-N9-C4	-5.45	103.62	105.80
43	AB	42	ARG	NE-CZ-NH2	-5.45	117.57	120.30
46	AD	156	GLU	N-CA-CB	5.45	120.42	110.60
11	B2	1280	C	C6-N1-C2	-5.45	118.12	120.30
23	BK	13	ALA	CB-CA-C	5.45	118.28	110.10
38	A1	702	G	N9-C1'-C2'	-5.45	106.00	112.00
38	A1	843	C	N3-C2-O2	5.45	125.72	121.90
38	A1	1737	A	O4'-C4'-C3'	-5.45	98.55	104.00
41	AA	208	MET	CG-SD-CE	-5.45	91.48	100.20
53	Ah	2	ARG	NE-CZ-NH1	-5.45	117.57	120.30
67	AZ	52	TYR	CB-CG-CD1	5.45	124.27	121.00
4	AQ	121	ARG	NE-CZ-NH1	5.45	123.03	120.30
11	B2	420	C	N3-C4-C5	-5.45	119.72	121.90
11	B2	476	C	P-O5'-C5'	-5.45	112.18	120.90
11	B2	509	C	N3-C2-O2	5.45	125.72	121.90
11	B2	988	A	O4'-C1'-N9	5.45	112.56	108.20
11	B2	997	G	N1-C2-N3	-5.45	120.63	123.90
11	B2	1142	G	N9-C4-C5	5.45	107.58	105.40
11	B2	1446	G	C8-N9-C4	5.45	108.58	106.40
38	A1	104	C	N1-C2-O2	5.45	122.17	118.90
38	A1	141	C	C5'-C4'-C3'	5.45	124.72	116.00

Continued on next page...

Continued from previous page...

Mol	Chain	Res	Type	Atoms	Z	Observed(°)	Ideal(°)
38	A1	399	C	C5-C6-N1	5.45	123.73	121.00
38	A1	428	A	C6-N1-C2	-5.45	115.33	118.60
38	A1	520	G	C1'-O4'-C4'	-5.45	105.54	109.90
38	A1	962	C	C6-N1-C2	-5.45	118.12	120.30
38	A1	982	G	C2-N3-C4	5.45	114.62	111.90
38	A1	991	U	N3-C2-O2	5.45	126.02	122.20
38	A1	2063	U	C5'-C4'-O4'	5.45	115.64	109.10
38	A1	2139	A	N9-C1'-C2'	-5.45	106.00	112.00
38	A1	2658	G	C3'-C2'-C1'	-5.45	97.14	101.50
38	A1	2856	G	C2-N3-C4	5.45	114.62	111.90
39	A3	93	G	N3-C2-N2	5.45	123.72	119.90
60	AM	122	ASP	O-C-N	-5.45	113.94	123.20
11	B2	201	G	N9-C4-C5	5.45	107.58	105.40
11	B2	244	G	C6-C5-N7	-5.45	127.13	130.40
11	B2	431	U	C5-C6-N1	5.45	125.42	122.70
11	B2	912	G	N3-C2-N2	5.45	123.71	119.90
11	B2	1287	G	N9-C4-C5	5.45	107.58	105.40
18	BF	11	ARG	NE-CZ-NH2	-5.45	117.58	120.30
38	A1	389	C	C4-C5-C6	5.45	120.12	117.40
38	A1	525	C	C6-N1-C1'	-5.45	114.26	120.80
38	A1	1129	G	C4'-C3'-C2'	-5.45	97.15	102.60
38	A1	1179	G	O4'-C1'-N9	5.45	112.56	108.20
38	A1	1442	G	C4-C5-C6	5.45	122.07	118.80
38	A1	1634	A	C3'-C2'-C1'	-5.45	97.14	101.50
38	A1	1849	A	C4-C5-C6	5.45	119.72	117.00
38	A1	2220	C	C2-N3-C4	5.45	122.62	119.90
38	A1	2287	C	P-O3'-C3'	5.45	126.24	119.70
38	A1	2340	A	C5-C6-N1	-5.45	114.98	117.70
38	A1	1250	A	C5-C6-N6	-5.45	119.34	123.70
38	A1	1345	G	N1-C6-O6	5.45	123.17	119.90
38	A1	1401	G	N9-C4-C5	-5.45	103.22	105.40
38	A1	1629	G	N3-C2-N2	5.45	123.71	119.90
38	A1	1873	G	C6-C5-N7	-5.45	127.13	130.40
38	A1	2101	A	C4'-C3'-C2'	-5.45	97.15	102.60
38	A1	2813	G	C8-N9-C4	5.45	108.58	106.40
48	AE	134	ILE	CA-CB-CG1	5.45	121.35	111.00
7	AU	27	MET	CG-SD-CE	-5.45	91.49	100.20
11	B2	1240	A	C2-N3-C4	-5.45	107.88	110.60
33	BU	65	ASP	CB-CG-OD1	5.45	123.20	118.30
38	A1	1534	G	C6-C5-N7	-5.45	127.13	130.40
38	A1	1610	C	N3-C2-O2	-5.45	118.09	121.90
38	A1	2488	C	C4'-C3'-C2'	5.45	108.05	102.60

Continued on next page...

Continued from previous page...

Mol	Chain	Res	Type	Atoms	Z	Observed(°)	Ideal(°)
38	A1	2555	C	C4-C5-C6	-5.45	114.68	117.40
38	A1	2713	A	C4'-C3'-C2'	-5.45	97.16	102.60
39	A3	36	U	C5'-C4'-O4'	5.45	115.63	109.10
2	A8	38	VAL	CA-CB-CG2	-5.44	102.73	110.90
11	B2	48	G	C8-N9-C4	5.44	108.58	106.40
11	B2	174	G	C4-N9-C1'	5.44	133.58	126.50
11	B2	340	A	N3-C4-C5	-5.44	122.99	126.80
11	B2	437	A	O5'-P-OP1	5.44	117.23	110.70
38	A1	1074	G	N9-C1'-C2'	-5.44	106.01	112.00
38	A1	1864	G	C8-N9-C4	5.44	108.58	106.40
38	A1	2217	C	N1-C2-O2	-5.44	115.63	118.90
39	A3	10	U	N3-C2-O2	5.44	126.01	122.20
39	A3	61	C	C1'-O4'-C4'	5.44	114.25	109.90
11	B2	109	U	C1'-O4'-C4'	5.44	114.25	109.90
11	B2	275	A	N7-C8-N9	-5.44	111.08	113.80
11	B2	428	G	C5-N7-C8	5.44	107.02	104.30
11	B2	712	G	OP1-P-OP2	-5.44	111.44	119.60
11	B2	911	C	C5-C4-N4	5.44	124.01	120.20
11	B2	951	G	N1-C2-N3	-5.44	120.64	123.90
38	A1	409	C	C5-C6-N1	5.44	123.72	121.00
38	A1	449	G	C1'-O4'-C4'	5.44	114.25	109.90
38	A1	545	G	N1-C6-O6	5.44	123.17	119.90
38	A1	1288	C	N1-C2-N3	-5.44	115.39	119.20
38	A1	1447	G	N9-C4-C5	-5.44	103.22	105.40
38	A1	1747	C	C5-C6-N1	-5.44	118.28	121.00
38	A1	1999	G	N1-C2-N3	-5.44	120.63	123.90
39	A3	42	A	N1-C2-N3	5.44	132.02	129.30
39	A3	86	C	C5-C6-N1	5.44	123.72	121.00
63	AP	85	PHE	CB-CG-CD2	5.44	124.61	120.80
4	AQ	24	ILE	N-CA-CB	5.44	123.31	110.80
11	B2	32	A	C6-C5-N7	-5.44	128.49	132.30
11	B2	617	A	O4'-C4'-C3'	-5.44	98.56	104.00
11	B2	812	U	O4'-C1'-N1	5.44	112.55	108.20
11	B2	826	C	P-O5'-C5'	5.44	129.60	120.90
11	B2	1276	G	C4-C5-C6	5.44	122.06	118.80
11	B2	1301	U	N3-C4-O4	5.44	123.21	119.40
17	BE	89	ASP	CB-CG-OD1	-5.44	113.40	118.30
24	BL	9	ALA	N-CA-C	-5.44	96.31	111.00
33	BU	5	TYR	CD1-CG-CD2	5.44	123.88	117.90
38	A1	871	G	C4'-C3'-C2'	-5.44	97.16	102.60
38	A1	1220	U	C2-N3-C4	-5.44	123.73	127.00
38	A1	1307	C	C5-C6-N1	5.44	123.72	121.00

Continued on next page...

Continued from previous page...

Mol	Chain	Res	Type	Atoms	Z	Observed(°)	Ideal(°)
38	A1	2132	C	N1-C1'-C2'	-5.44	106.02	112.00
38	A1	2163	G	C5'-C4'-C3'	-5.44	107.29	116.00
38	A1	2230	G	N1-C2-N3	-5.44	120.64	123.90
38	A1	2546	G	N9-C4-C5	5.44	107.58	105.40
38	A1	2593	A	N3-C4-C5	-5.44	122.99	126.80
39	A3	77	A	O4'-C1'-N9	5.44	112.55	108.20
11	B2	218	C	O4'-C1'-C2'	-5.44	100.36	105.80
11	B2	777	G	P-O3'-C3'	-5.44	113.17	119.70
38	A1	242	C	O5'-P-OP2	-5.44	100.81	105.70
38	A1	1349	G	C4'-C3'-C2'	-5.44	97.16	102.60
38	A1	2944	G	N3-C4-N9	-5.44	122.74	126.00
11	B2	729	G	N3-C4-C5	-5.44	125.88	128.60
11	B2	1182	G	N3-C4-C5	5.44	131.32	128.60
38	A1	69	C	N3-C2-O2	-5.44	118.09	121.90
38	A1	790	U	N3-C4-C5	5.44	117.86	114.60
38	A1	1641	G	OP2-P-O3'	5.44	117.16	105.20
38	A1	2243	G	C5'-C4'-O4'	-5.44	102.58	109.10
38	A1	2446	C	C3'-C2'-C1'	5.44	105.85	101.50
38	A1	2705	C	C3'-C2'-C1'	5.44	105.85	101.50
38	A1	2806	A	C8-N9-C4	-5.44	103.62	105.80
38	A1	2896	G	N1-C2-N2	5.44	121.09	116.20
47	Ad	18	PRO	N-CA-CB	5.44	109.82	103.30
11	B2	57	G	C5-C6-N1	5.44	114.22	111.50
11	B2	304	C	O4'-C1'-N1	5.44	112.55	108.20
11	B2	540	G	C6-C5-N7	-5.44	127.14	130.40
11	B2	1167	C	O4'-C1'-N1	5.44	112.55	108.20
11	B2	1305	U	O4'-C1'-N1	5.44	112.55	108.20
38	A1	374	C	C2-N3-C4	5.44	122.62	119.90
38	A1	880	U	N3-C2-O2	5.44	126.00	122.20
38	A1	1691	U	O4'-C1'-C2'	-5.44	100.36	105.80
38	A1	1815	C	C6-N1-C2	-5.44	118.13	120.30
38	A1	2033	G	C8-N9-C4	-5.44	104.23	106.40
38	A1	2245	C	C5-C6-N1	5.44	123.72	121.00
38	A1	3018	C	C2-N3-C4	5.44	122.62	119.90
11	B2	402	G	N3-C2-N2	5.43	123.70	119.90
11	B2	1140	A	O4'-C1'-N9	5.43	112.55	108.20
38	A1	166	G	C6-C5-N7	-5.43	127.14	130.40
38	A1	656	G	C1'-O4'-C4'	-5.43	105.55	109.90
38	A1	767	G	C4-C5-N7	-5.43	108.63	110.80
38	A1	904	G	C4-N9-C1'	-5.43	119.44	126.50
38	A1	912	G	C4-C5-C6	5.43	122.06	118.80
38	A1	1327	C	N3-C2-O2	5.43	125.70	121.90

Continued on next page...

Continued from previous page...

Mol	Chain	Res	Type	Atoms	Z	Observed(°)	Ideal(°)
38	A1	1360	G	N1-C2-N3	-5.43	120.64	123.90
38	A1	1699	U	C2-N1-C1'	5.43	124.22	117.70
38	A1	1818	G	C1'-O4'-C4'	-5.43	105.55	109.90
38	A1	2239	C	C5'-C4'-C3'	-5.43	107.30	116.00
38	A1	2456	C	C5'-C4'-O4'	5.43	115.62	109.10
39	A3	32	C	C2-N3-C4	5.43	122.62	119.90
9	AX	236	ALA	CB-CA-C	-5.43	101.95	110.10
11	B2	552	C	N3-C4-C5	-5.43	119.73	121.90
11	B2	696	G	C6-N1-C2	5.43	128.36	125.10
11	B2	1036	G	N3-C4-N9	5.43	129.26	126.00
11	B2	1072	C	C2-N1-C1'	5.43	124.78	118.80
11	B2	1130	A	C5-C6-N6	-5.43	119.35	123.70
11	B2	1182	G	C6-C5-N7	-5.43	127.14	130.40
11	B2	1217	C	N3-C4-C5	-5.43	119.73	121.90
11	B2	1326	G	C5-N7-C8	5.43	107.02	104.30
11	B2	1396	C	C2-N1-C1'	5.43	124.78	118.80
20	BH	77	SER	N-CA-CB	5.43	118.65	110.50
37	BY	38	TRP	CB-CG-CD1	5.43	134.06	127.00
38	A1	270	C	C3'-C2'-C1'	-5.43	97.15	101.50
38	A1	810	A	C6-C5-N7	-5.43	128.50	132.30
38	A1	1372	C	C5-C4-N4	-5.43	116.40	120.20
38	A1	1524	A	C5'-C4'-O4'	5.43	115.62	109.10
38	A1	2180	C	C6-N1-C2	5.43	122.47	120.30
38	A1	2397	C	O4'-C1'-C2'	5.43	112.49	107.60
38	A1	2651	G	C5-C6-N1	-5.43	108.78	111.50
38	A1	2704	A	N1-C2-N3	5.43	132.02	129.30
38	A1	2833	G	C4'-C3'-C2'	-5.43	97.17	102.60
38	A1	2899	G	C6-N1-C2	5.43	128.36	125.10
10	B1	50	G	N7-C8-N9	5.43	115.82	113.10
11	B2	805	C	C5-C4-N4	-5.43	116.40	120.20
38	A1	116	G	C5-N7-C8	-5.43	101.58	104.30
38	A1	3000	U	C2-N3-C4	5.43	130.26	127.00
11	B2	659	U	O4'-C4'-C3'	-5.43	98.57	104.00
11	B2	989	C	P-O3'-C3'	5.43	126.22	119.70
11	B2	1421	C	O4'-C1'-N1	5.43	112.54	108.20
22	BJ	87	ARG	NE-CZ-NH1	5.43	123.01	120.30
33	BU	39	ARG	NE-CZ-NH2	-5.43	117.58	120.30
38	A1	836	U	C4'-C3'-C2'	-5.43	97.17	102.60
38	A1	930	G	N3-C4-N9	-5.43	122.74	126.00
38	A1	1001	C	C5-C6-N1	5.43	123.71	121.00
38	A1	1492	C	O4'-C1'-N1	5.43	112.54	108.20
38	A1	2075	U	C5-C6-N1	5.43	125.42	122.70

Continued on next page...

Continued from previous page...

Mol	Chain	Res	Type	Atoms	Z	Observed(°)	Ideal(°)
38	A1	2493	A	N7-C8-N9	-5.43	111.08	113.80
39	A3	107	G	C4-C5-C6	5.43	122.06	118.80
47	Ad	5	TYR	CB-CG-CD1	5.43	124.26	121.00
38	A1	61	G	N3-C4-N9	5.43	129.26	126.00
38	A1	65	G	N1-C2-N3	-5.43	120.64	123.90
38	A1	679	U	N1-C2-O2	-5.43	119.00	122.80
38	A1	1936	C	N3-C4-N4	5.43	121.80	118.00
38	A1	1971	C	N3-C2-O2	5.43	125.70	121.90
38	A1	1983	C	C4'-C3'-C2'	-5.43	97.17	102.60
38	A1	2030	G	N3-C4-C5	-5.43	125.89	128.60
38	A1	2460	A	N3-C4-C5	-5.43	123.00	126.80
11	B2	772	G	C8-N9-C4	5.43	108.57	106.40
11	B2	811	G	O4'-C1'-N9	5.43	112.54	108.20
11	B2	1260	G	C5'-C4'-C3'	-5.43	107.32	116.00
11	B2	1330	G	C4'-C3'-C2'	-5.43	97.17	102.60
38	A1	18	C	N3-C4-C5	-5.43	119.73	121.90
38	A1	241	C	N3-C4-N4	5.43	121.80	118.00
38	A1	822	A	C1'-O4'-C4'	5.43	114.24	109.90
38	A1	1181	C	C6-N1-C2	5.43	122.47	120.30
38	A1	1290	G	C8-N9-C1'	5.43	134.06	127.00
38	A1	1407	A	C3'-C2'-C1'	5.43	105.84	101.50
38	A1	1475	G	N3-C4-C5	5.43	131.31	128.60
38	A1	1544	C	C4-C5-C6	5.43	120.11	117.40
38	A1	1561	G	C4-C5-N7	-5.43	108.63	110.80
38	A1	1619	C	P-O5'-C5'	-5.43	112.22	120.90
38	A1	2624	G	C5-C6-N1	-5.43	108.79	111.50
38	A1	2972	G	N1-C6-O6	5.43	123.16	119.90
39	A3	2	G	O5'-P-OP2	-5.43	100.82	105.70
11	B2	334	G	C5-C6-O6	-5.42	125.34	128.60
11	B2	542	G	N1-C2-N3	-5.42	120.65	123.90
11	B2	1427	C	C4'-C3'-C2'	-5.42	97.18	102.60
38	A1	719	C	C5'-C4'-C3'	5.42	124.68	116.00
38	A1	1407	A	C5-C6-N6	-5.42	119.36	123.70
38	A1	1556	G	C4'-C3'-C2'	-5.42	97.18	102.60
38	A1	1589	G	N1-C2-N2	-5.42	111.32	116.20
38	A1	1862	G	C6-N1-C2	-5.42	121.85	125.10
38	A1	1896	U	N1-C2-N3	5.42	118.15	114.90
38	A1	1901	A	C3'-C2'-C1'	-5.42	97.16	101.50
38	A1	1931	G	O5'-P-OP1	5.42	117.21	110.70
38	A1	1970	G	N1-C2-N3	-5.42	120.65	123.90
38	A1	2332	G	C4'-C3'-C2'	-5.42	97.18	102.60
38	A1	2818	C	N3-C2-O2	5.42	125.70	121.90

Continued on next page...

Continued from previous page...

Mol	Chain	Res	Type	Atoms	Z	Observed(°)	Ideal(°)
38	A1	2969	G	C6-N1-C2	5.42	128.35	125.10
11	B2	985	C	C2'-C3'-O3'	5.42	122.38	113.70
11	B2	1188	C	C5'-C4'-C3'	-5.42	107.32	116.00
38	A1	451	C	C6-N1-C2	-5.42	118.13	120.30
38	A1	1672	G	OP1-P-OP2	-5.42	111.47	119.60
38	A1	1964	G	C8-N9-C4	-5.42	104.23	106.40
38	A1	2338	A	C8-N9-C4	-5.42	103.63	105.80
38	A1	2573	C	O4'-C1'-N1	5.42	112.54	108.20
10	B1	49	C	N3-C4-N4	5.42	121.80	118.00
11	B2	374	G	N1-C2-N3	-5.42	120.65	123.90
11	B2	535	U	N3-C4-O4	5.42	123.19	119.40
11	B2	814	C	OP2-P-O3'	5.42	117.12	105.20
11	B2	1241	U	O4'-C1'-N1	5.42	112.54	108.20
38	A1	26	G	C4-C5-C6	5.42	122.05	118.80
38	A1	244	A	C5-N7-C8	5.42	106.61	103.90
38	A1	352	G	C6-C5-N7	-5.42	127.15	130.40
38	A1	596	C	N3-C4-C5	-5.42	119.73	121.90
38	A1	773	U	C1'-O4'-C4'	5.42	114.24	109.90
38	A1	780	G	C2-N3-C4	-5.42	109.19	111.90
38	A1	968	A	C6-C5-N7	-5.42	128.50	132.30
38	A1	1062	C	P-O3'-C3'	5.42	126.20	119.70
38	A1	1493	C	N3-C2-O2	5.42	125.69	121.90
38	A1	1583	G	C8-N9-C1'	5.42	134.05	127.00
38	A1	1895	G	N3-C4-N9	5.42	129.25	126.00
38	A1	1967	G	N3-C2-N2	5.42	123.70	119.90
38	A1	2361	C	C5-C4-N4	-5.42	116.41	120.20
38	A1	2864	G	C5-C6-N1	-5.42	108.79	111.50
57	Aj	64	LYS	C-N-CA	5.42	135.25	121.70
11	B2	281	G	N1-C2-N2	-5.42	111.32	116.20
23	BK	123	THR	N-CA-CB	5.42	120.60	110.30
38	A1	28	A	C8-N9-C4	-5.42	103.63	105.80
38	A1	1135	A	C8-N9-C4	-5.42	103.63	105.80
38	A1	1725	A	C6-C5-N7	-5.42	128.51	132.30
38	A1	2046	C	C6-N1-C1'	-5.42	114.30	120.80
38	A1	2706	C	OP1-P-OP2	-5.42	111.47	119.60
11	B2	278	A	N3-C4-N9	5.42	131.74	127.40
11	B2	332	C	N1-C2-N3	-5.42	115.41	119.20
11	B2	701	G	N7-C8-N9	-5.42	110.39	113.10
11	B2	888	A	C8-N9-C4	-5.42	103.63	105.80
11	B2	974	G	N3-C2-N2	5.42	123.69	119.90
22	BJ	4	TRP	CG-CD2-CE3	-5.42	129.02	133.90
38	A1	400	U	C5-C4-O4	-5.42	122.65	125.90

Continued on next page...

Continued from previous page...

Mol	Chain	Res	Type	Atoms	Z	Observed(°)	Ideal(°)
38	A1	406	G	C2-N3-C4	5.42	114.61	111.90
38	A1	530	A	N9-C4-C5	-5.42	103.63	105.80
38	A1	634	G	N9-C4-C5	-5.42	103.23	105.40
38	A1	669	G	N9-C4-C5	-5.42	103.23	105.40
38	A1	1079	A	C6-C5-N7	-5.42	128.51	132.30
38	A1	1111	G	N3-C4-N9	-5.42	122.75	126.00
38	A1	1376	U	C6-N1-C2	-5.42	117.75	121.00
38	A1	1583	G	N9-C1'-C2'	-5.42	106.04	112.00
38	A1	2094	A	C8-N9-C4	-5.42	103.63	105.80
38	A1	2365	G	P-O5'-C5'	5.42	129.57	120.90
38	A1	2432	G	N1-C2-N3	-5.42	120.65	123.90
38	A1	2529	G	C5-C6-N1	-5.42	108.79	111.50
38	A1	2667	U	C1'-O4'-C4'	5.42	114.23	109.90
39	A3	83	C	OP1-P-OP2	-5.42	111.47	119.60
10	B1	43	G	C3'-C2'-C1'	5.42	105.83	101.50
11	B2	124	C	N1-C2-N3	-5.42	115.41	119.20
11	B2	1039	C	N1-C2-N3	-5.42	115.41	119.20
38	A1	132	G	N3-C2-N2	5.42	123.69	119.90
38	A1	255	G	N3-C4-N9	5.42	129.25	126.00
38	A1	529	G	C5-C6-N1	5.42	114.21	111.50
38	A1	1124	G	C6-N1-C2	5.42	128.35	125.10
38	A1	1419	G	O4'-C1'-N9	5.42	112.53	108.20
38	A1	2197	U	C5-C6-N1	-5.42	119.99	122.70
38	A1	2302	C	C5-C6-N1	5.42	123.71	121.00
38	A1	2553	U	C2-N3-C4	5.42	130.25	127.00
38	A1	2707	G	O4'-C1'-N9	5.42	112.53	108.20
39	A3	55	G	C5-C6-O6	-5.42	125.35	128.60
11	B2	351	C	C4'-C3'-C2'	-5.42	97.19	102.60
11	B2	579	U	C5-C4-O4	-5.42	122.65	125.90
21	BI	39	ARG	NE-CZ-NH2	-5.42	117.59	120.30
38	A1	275	C	C6-N1-C2	-5.42	118.13	120.30
38	A1	292	U	N3-C4-C5	-5.42	111.35	114.60
38	A1	1685	C	O4'-C4'-C3'	-5.42	98.58	104.00
38	A1	2249	A	N9-C4-C5	5.42	107.97	105.80
38	A1	2840	C	N3-C4-N4	5.42	121.79	118.00
38	A1	2845	C	C5-C6-N1	-5.42	118.29	121.00
4	AQ	25	ASP	N-CA-CB	5.41	120.34	110.60
11	B2	103	A	N3-C4-N9	-5.41	123.07	127.40
11	B2	226	G	C4-C5-N7	5.41	112.97	110.80
11	B2	906	G	C8-N9-C4	5.41	108.57	106.40
11	B2	1034	G	C5-C6-N1	-5.41	108.79	111.50
11	B2	1293	A	N3-C4-C5	-5.41	123.01	126.80

Continued on next page...

Continued from previous page...

Mol	Chain	Res	Type	Atoms	Z	Observed(°)	Ideal(°)
11	B2	1411	G	N9-C4-C5	5.41	107.56	105.40
38	A1	641	G	P-O5'-C5'	5.41	129.56	120.90
38	A1	654	C	C4-C5-C6	-5.41	114.69	117.40
38	A1	1356	A	O4'-C1'-N9	5.41	112.53	108.20
38	A1	2092	G	C4'-C3'-C2'	-5.41	97.19	102.60
38	A1	2277	G	N1-C2-N3	5.41	127.15	123.90
38	A1	2736	G	C1'-O4'-C4'	5.41	114.23	109.90
38	A1	2821	G	N3-C4-C5	5.41	131.31	128.60
10	B1	68	C	C5-C6-N1	5.41	123.71	121.00
11	B2	590	G	C6-C5-N7	-5.41	127.15	130.40
38	A1	122	G	P-O3'-C3'	-5.41	113.20	119.70
38	A1	254	A	C8-N9-C4	5.41	107.97	105.80
38	A1	393	C	N1-C2-O2	5.41	122.15	118.90
38	A1	449	G	N9-C4-C5	5.41	107.56	105.40
38	A1	1096	A	O3'-P-O5'	5.41	114.28	104.00
38	A1	1711	C	C6-N1-C2	-5.41	118.14	120.30
38	A1	1777	U	C4-C5-C6	5.41	122.95	119.70
10	B1	30	G	C4-N9-C1'	-5.41	119.47	126.50
11	B2	399	A	C6-C5-N7	5.41	136.09	132.30
11	B2	626	G	C5-C6-O6	-5.41	125.35	128.60
11	B2	1249	A	N9-C4-C5	5.41	107.97	105.80
11	B2	1428	G	C4-N9-C1'	-5.41	119.47	126.50
13	BA	91	TYR	CB-CA-C	-5.41	99.58	110.40
38	A1	78	C	C6-N1-C2	-5.41	118.14	120.30
38	A1	407	A	O4'-C1'-C2'	-5.41	100.39	105.80
38	A1	437	G	N7-C8-N9	-5.41	110.39	113.10
38	A1	610	C	N3-C4-C5	-5.41	119.74	121.90
38	A1	856	A	C3'-C2'-C1'	5.41	105.83	101.50
38	A1	1783	U	C5'-C4'-O4'	5.41	115.59	109.10
38	A1	1974	G	N3-C2-N2	5.41	123.69	119.90
38	A1	2031	G	C1'-O4'-C4'	5.41	114.23	109.90
38	A1	2568	A	N3-C4-C5	-5.41	123.01	126.80
38	A1	2746	G	N1-C2-N2	-5.41	111.33	116.20
62	AO	20	ASN	N-CA-C	-5.41	96.39	111.00
10	B1	17	C	N1-C2-O2	5.41	122.14	118.90
11	B2	18	C	O4'-C1'-N1	5.41	112.53	108.20
11	B2	46	A	N3-C4-C5	-5.41	123.01	126.80
11	B2	278	A	N9-C4-C5	-5.41	103.64	105.80
11	B2	551	U	N1-C2-O2	-5.41	119.02	122.80
11	B2	988	A	O3'-P-O5'	5.41	114.28	104.00
11	B2	1295	C	C4'-C3'-C2'	-5.41	97.19	102.60
11	B2	1313	G	C6-N1-C2	5.41	128.34	125.10

Continued on next page...

Continued from previous page...

Mol	Chain	Res	Type	Atoms	Z	Observed(°)	Ideal(°)
16	BD	119	ARG	NE-CZ-NH2	-5.41	117.60	120.30
38	A1	175	G	N9-C4-C5	5.41	107.56	105.40
38	A1	220	C	C1'-O4'-C4'	5.41	114.23	109.90
38	A1	1000	G	N3-C4-N9	5.41	129.25	126.00
38	A1	1322	G	N3-C4-N9	-5.41	122.75	126.00
38	A1	1410	A	N1-C2-N3	5.41	132.00	129.30
38	A1	1509	C	C5-C6-N1	5.41	123.70	121.00
38	A1	1680	G	N1-C6-O6	5.41	123.14	119.90
38	A1	2465	A	C6-N1-C2	5.41	121.84	118.60
38	A1	2506	G	C6-C5-N7	-5.41	127.15	130.40
38	A1	2812	U	O4'-C4'-C3'	-5.41	98.59	104.00
43	AB	45	VAL	CA-CB-CG2	-5.41	102.79	110.90
44	Ab	86	ASN	CA-CB-CG	5.41	125.30	113.40
63	AP	39	ARG	NE-CZ-NH2	-5.41	117.59	120.30
11	B2	388	G	C4'-C3'-C2'	-5.41	97.19	102.60
11	B2	839	G	C4-C5-C6	5.41	122.04	118.80
11	B2	847	A	C4-C5-N7	-5.41	108.00	110.70
38	A1	128	C	C6-N1-C2	-5.41	118.14	120.30
38	A1	132	G	C3'-C2'-C1'	-5.41	97.17	101.50
38	A1	1082	A	O4'-C1'-N9	5.41	112.53	108.20
38	A1	2509	A	C6-C5-N7	-5.41	128.51	132.30
38	A1	2944	G	C4'-C3'-C2'	-5.41	97.19	102.60
38	A1	2983	G	N1-C2-N3	-5.41	120.66	123.90
50	AF	90	LEU	N-CA-C	-5.41	96.40	111.00
5	AS	50	TYR	CB-CG-CD2	5.41	124.24	121.00
11	B2	1399	G	N1-C2-N3	5.41	127.14	123.90
11	B2	1495	U	C5-C4-O4	-5.41	122.66	125.90
26	BN	59	ALA	N-CA-CB	5.41	117.67	110.10
38	A1	430	A	C1'-O4'-C4'	-5.41	105.58	109.90
38	A1	520	G	C4-C5-N7	5.41	112.96	110.80
38	A1	1762	G	C5-C6-O6	-5.41	125.36	128.60
38	A1	2031	G	N3-C4-C5	-5.41	125.90	128.60
38	A1	2172	G	C5-C6-N1	-5.41	108.80	111.50
38	A1	2280	G	N1-C6-O6	5.41	123.14	119.90
38	A1	2331	A	O4'-C1'-N9	5.41	112.53	108.20
38	A1	2478	G	N3-C4-N9	5.41	129.24	126.00
38	A1	2484	C	C5'-C4'-C3'	-5.41	107.35	116.00
38	A1	2508	G	N3-C4-N9	-5.41	122.76	126.00
11	B2	396	C	C1'-O4'-C4'	-5.40	105.58	109.90
11	B2	569	G	C6-C5-N7	-5.40	127.16	130.40
11	B2	957	A	N1-C2-N3	5.40	132.00	129.30
11	B2	1259	A	C8-N9-C1'	-5.40	117.97	127.70

Continued on next page...

Continued from previous page...

Mol	Chain	Res	Type	Atoms	Z	Observed(°)	Ideal(°)
38	A1	1015	G	C6-C5-N7	-5.40	127.16	130.40
38	A1	1285	C	C6-N1-C2	-5.40	118.14	120.30
38	A1	1960	U	P-O3'-C3'	-5.40	113.22	119.70
11	B2	83	C	N1-C2-O2	5.40	122.14	118.90
11	B2	658	A	C6-C5-N7	-5.40	128.52	132.30
11	B2	714	G	C6-C5-N7	-5.40	127.16	130.40
11	B2	1000	G	C2-N3-C4	5.40	114.60	111.90
28	BP	12	ARG	NE-CZ-NH1	5.40	123.00	120.30
38	A1	40	G	C1'-O4'-C4'	5.40	114.22	109.90
38	A1	251	C	C5-C4-N4	-5.40	116.42	120.20
38	A1	379	U	N1-C2-N3	-5.40	111.66	114.90
38	A1	382	G	N1-C6-O6	5.40	123.14	119.90
38	A1	884	C	O4'-C1'-N1	5.40	112.52	108.20
38	A1	1354	G	C5-N7-C8	5.40	107.00	104.30
38	A1	1702	C	C6-N1-C2	-5.40	118.14	120.30
38	A1	2134	G	C6-C5-N7	-5.40	127.16	130.40
38	A1	2983	G	N7-C8-N9	5.40	115.80	113.10
38	A1	3012	C	P-O3'-C3'	5.40	126.18	119.70
58	Ak	202	THR	CA-CB-CG2	-5.40	104.84	112.40
11	B2	47	A	N7-C8-N9	-5.40	111.10	113.80
11	B2	104	A	C5'-C4'-O4'	5.40	115.58	109.10
11	B2	214	C	C5'-C4'-O4'	5.40	115.58	109.10
11	B2	721	A	N1-C6-N6	5.40	121.84	118.60
11	B2	955	G	N9-C4-C5	5.40	107.56	105.40
11	B2	1443	G	C5'-C4'-O4'	5.40	115.58	109.10
17	BE	73	VAL	N-CA-C	-5.40	96.42	111.00
38	A1	503	U	O5'-P-OP2	5.40	117.18	110.70
38	A1	649	A	C4'-C3'-C2'	-5.40	97.20	102.60
38	A1	1087	G	O4'-C1'-N9	5.40	112.52	108.20
38	A1	1104	A	N7-C8-N9	-5.40	111.10	113.80
38	A1	1465	A	C5'-C4'-O4'	-5.40	102.62	109.10
38	A1	1580	G	C6-N1-C2	-5.40	121.86	125.10
38	A1	1951	G	N1-C6-O6	5.40	123.14	119.90
38	A1	2460	A	C5-C6-N6	-5.40	119.38	123.70
38	A1	2461	C	N1-C2-N3	-5.40	115.42	119.20
38	A1	2594	U	C2-N3-C4	5.40	130.24	127.00
39	A3	20	G	C5-N7-C8	5.40	107.00	104.30
39	A3	76	U	C4-C5-C6	5.40	122.94	119.70
11	B2	130	G	N3-C4-C5	-5.40	125.90	128.60
11	B2	615	G	C6-N1-C2	-5.40	121.86	125.10
11	B2	1484	C	P-O5'-C5'	-5.40	112.26	120.90
38	A1	18	C	C2-N3-C4	5.40	122.60	119.90

Continued on next page...

Continued from previous page...

Mol	Chain	Res	Type	Atoms	Z	Observed(°)	Ideal(°)
38	A1	1399	C	C3'-C2'-C1'	5.40	105.82	101.50
38	A1	1597	G	P-O3'-C3'	5.40	126.18	119.70
38	A1	2637	U	C3'-C2'-C1'	5.40	105.82	101.50
38	A1	2760	A	N3-C4-N9	5.40	131.72	127.40
11	B2	111	G	C5'-C4'-C3'	-5.40	107.36	116.00
11	B2	574	A	O4'-C1'-N9	5.40	112.52	108.20
11	B2	1124	G	C6-C5-N7	-5.40	127.16	130.40
11	B2	1239	A	C5-N7-C8	5.40	106.60	103.90
11	B2	1389	G	N3-C2-N2	5.40	123.68	119.90
11	B2	1414	G	N1-C6-O6	5.40	123.14	119.90
38	A1	55	G	C1'-O4'-C4'	5.40	114.22	109.90
38	A1	249	G	O4'-C1'-N9	5.40	112.52	108.20
38	A1	361	G	C5-C6-N1	-5.40	108.80	111.50
38	A1	423	G	N1-C2-N3	-5.40	120.66	123.90
38	A1	839	A	C5-N7-C8	5.40	106.60	103.90
38	A1	1005	G	C5-C6-N1	-5.40	108.80	111.50
38	A1	1130	G	N7-C8-N9	5.40	115.80	113.10
38	A1	1360	G	C5-C6-N1	-5.40	108.80	111.50
38	A1	1375	G	N3-C4-N9	5.40	129.24	126.00
38	A1	1410	A	C5-C6-N1	-5.40	115.00	117.70
38	A1	1635	G	C6-N1-C2	5.40	128.34	125.10
38	A1	1641	G	O3'-P-O5'	-5.40	93.75	104.00
38	A1	1689	G	N9-C4-C5	-5.40	103.24	105.40
38	A1	1695	G	N9-C1'-C2'	-5.40	106.06	112.00
38	A1	1804	G	P-O3'-C3'	5.40	126.18	119.70
38	A1	2087	U	OP1-P-O3'	5.40	117.08	105.20
38	A1	2125	C	P-O5'-C5'	5.40	129.53	120.90
38	A1	2491	C	N3-C4-C5	-5.40	119.74	121.90
41	AA	113	LEU	N-CA-CB	5.40	121.19	110.40
11	B2	39	U	C2-N3-C4	-5.40	123.76	127.00
11	B2	973	U	C4-C5-C6	5.40	122.94	119.70
11	B2	1239	A	P-O5'-C5'	-5.40	112.27	120.90
17	BE	179	PHE	N-CA-CB	5.40	120.31	110.60
20	BH	114	ARG	CG-CD-NE	-5.40	100.47	111.80
38	A1	484	C	O4'-C1'-N1	5.40	112.52	108.20
38	A1	494	C	N3-C4-N4	5.40	121.78	118.00
38	A1	748	G	O4'-C1'-N9	5.40	112.52	108.20
38	A1	2033	G	C1'-O4'-C4'	5.40	114.22	109.90
38	A1	2736	G	C4-C5-N7	5.40	112.96	110.80
61	AN	48	SER	N-CA-CB	5.40	118.59	110.50
11	B2	586	C	C3'-C2'-C1'	5.39	105.81	101.50
11	B2	838	C	C2-N3-C4	5.39	122.60	119.90

Continued on next page...

Continued from previous page...

Mol	Chain	Res	Type	Atoms	Z	Observed(°)	Ideal(°)
11	B2	852	G	N1-C2-N2	5.39	121.06	116.20
38	A1	496	A	C2-N3-C4	5.39	113.30	110.60
38	A1	676	G	O3'-P-O5'	-5.39	93.75	104.00
38	A1	777	A	C4-C5-N7	-5.39	108.00	110.70
38	A1	1037	C	C4-C5-C6	5.39	120.10	117.40
38	A1	1430	A	C6-C5-N7	-5.39	128.52	132.30
38	A1	1592	U	O4'-C1'-N1	5.39	112.52	108.20
38	A1	1695	G	C1'-O4'-C4'	-5.39	105.58	109.90
38	A1	1799	G	C8-N9-C1'	5.39	134.01	127.00
38	A1	1865	U	C2-N3-C4	5.39	130.24	127.00
38	A1	2143	C	C5-C6-N1	5.39	123.70	121.00
38	A1	2688	C	C5'-C4'-C3'	-5.39	107.37	116.00
1	A7	30	LYS	C-N-CA	5.39	135.18	121.70
11	B2	1245	C	C1'-O4'-C4'	-5.39	105.59	109.90
38	A1	218	A	N9-C4-C5	-5.39	103.64	105.80
38	A1	349	A	C2-N3-C4	5.39	113.30	110.60
38	A1	652	G	N1-C2-N3	-5.39	120.67	123.90
38	A1	894	C	O4'-C1'-N1	5.39	112.51	108.20
38	A1	1339	C	C5-C4-N4	-5.39	116.43	120.20
38	A1	1556	G	C6-C5-N7	-5.39	127.17	130.40
38	A1	1820	C	O4'-C1'-N1	5.39	112.51	108.20
38	A1	2008	G	C8-N9-C4	-5.39	104.24	106.40
38	A1	2105	A	C6-C5-N7	-5.39	128.53	132.30
38	A1	2694	C	C4'-C3'-C2'	-5.39	97.21	102.60
38	A1	3035	C	N3-C4-C5	-5.39	119.74	121.90
39	A3	75	G	N1-C2-N2	-5.39	111.35	116.20
11	B2	434	A	OP2-P-O3'	5.39	117.06	105.20
11	B2	483	G	N3-C2-N2	5.39	123.67	119.90
38	A1	2266	C	C5-C4-N4	-5.39	116.43	120.20
55	Ai	54	TRP	CH2-CZ2-CE2	5.39	122.79	117.40
11	B2	70	C	C5-C6-N1	5.39	123.69	121.00
11	B2	245	U	C6-N1-C2	-5.39	117.77	121.00
11	B2	386	C	C5-C4-N4	-5.39	116.43	120.20
11	B2	656	U	C4-C5-C6	5.39	122.93	119.70
11	B2	707	A	N9-C4-C5	-5.39	103.64	105.80
11	B2	722	G	C2-N3-C4	5.39	114.59	111.90
11	B2	1150	G	C8-N9-C1'	5.39	134.01	127.00
11	B2	1379	G	C6-C5-N7	-5.39	127.17	130.40
38	A1	749	G	N9-C4-C5	5.39	107.56	105.40
38	A1	1179	G	N3-C2-N2	5.39	123.67	119.90
38	A1	1643	A	N3-C4-C5	-5.39	123.03	126.80
38	A1	1664	G	C5-N7-C8	5.39	107.00	104.30

Continued on next page...

Continued from previous page...

Mol	Chain	Res	Type	Atoms	Z	Observed(°)	Ideal(°)
38	A1	1950	G	OP1-P-O3'	5.39	117.06	105.20
38	A1	2311	C	C3'-C2'-C1'	-5.39	97.19	101.50
38	A1	2480	G	OP2-P-O3'	5.39	117.06	105.20
43	AB	9	ARG	NE-CZ-NH2	-5.39	117.61	120.30
45	AC	339	ARG	NE-CZ-NH2	-5.39	117.61	120.30
9	AX	60	GLN	O-C-N	5.39	131.32	122.70
11	B2	159	C	C6-N1-C2	-5.39	118.14	120.30
11	B2	436	A	C1'-O4'-C4'	-5.39	105.59	109.90
11	B2	664	G	N3-C4-N9	-5.39	122.77	126.00
13	BA	23	ALA	N-CA-CB	5.39	117.64	110.10
38	A1	986	G	N7-C8-N9	5.39	115.79	113.10
38	A1	2219	A	C2-N3-C4	-5.39	107.91	110.60
38	A1	2228	G	N1-C2-N3	-5.39	120.67	123.90
38	A1	2500	G	C5-C6-N1	-5.39	108.81	111.50
39	A3	48	A	OP2-P-O3'	5.39	117.05	105.20
11	B2	151	G	N1-C6-O6	5.39	123.13	119.90
11	B2	282	G	N1-C2-N2	5.39	121.05	116.20
11	B2	342	G	C3'-C2'-C1'	-5.39	97.19	101.50
11	B2	494	G	C5-N7-C8	5.39	106.99	104.30
11	B2	1344	U	C3'-C2'-C1'	-5.39	97.19	101.50
38	A1	482	A	N9-C4-C5	-5.39	103.65	105.80
38	A1	701	G	O4'-C1'-N9	5.39	112.51	108.20
38	A1	762	G	P-O3'-C3'	5.39	126.16	119.70
38	A1	869	A	N9-C4-C5	-5.39	103.65	105.80
38	A1	879	A	C5'-C4'-O4'	5.39	115.56	109.10
38	A1	1171	G	N1-C6-O6	5.39	123.13	119.90
38	A1	1252	G	N3-C2-N2	5.39	123.67	119.90
38	A1	1715	G	O4'-C1'-N9	5.39	112.51	108.20
38	A1	1981	G	P-O5'-C5'	-5.39	112.28	120.90
38	A1	2365	G	O4'-C1'-N9	5.39	112.51	108.20
39	A3	96	C	C2-N3-C4	5.39	122.59	119.90
39	A3	123	U	C4-C5-C6	5.39	122.93	119.70
11	B2	28	U	N3-C4-C5	-5.38	111.37	114.60
11	B2	296	A	C3'-C2'-C1'	-5.38	97.19	101.50
11	B2	320	G	O4'-C1'-N9	5.38	112.51	108.20
11	B2	344	G	N7-C8-N9	5.38	115.79	113.10
11	B2	537	G	N1-C6-O6	5.38	123.13	119.90
11	B2	962	G	N7-C8-N9	-5.38	110.41	113.10
11	B2	1138	G	N3-C4-C5	-5.38	125.91	128.60
13	BA	64	VAL	CA-CB-CG1	5.38	118.97	110.90
13	BA	172	LYS	N-CA-CB	5.38	120.29	110.60
21	BI	41	MET	CG-SD-CE	-5.38	91.58	100.20

Continued on next page...

Continued from previous page...

Mol	Chain	Res	Type	Atoms	Z	Observed(°)	Ideal(°)
38	A1	1704	C	C4-C5-C6	5.38	120.09	117.40
11	B2	899	G	N1-C2-N2	-5.38	111.36	116.20
11	B2	1236	G	N3-C4-N9	5.38	129.23	126.00
11	B2	1382	G	C4-C5-C6	5.38	122.03	118.80
38	A1	187	C	N1-C2-O2	5.38	122.13	118.90
38	A1	335	C	N3-C4-C5	-5.38	119.75	121.90
38	A1	1090	G	O5'-P-OP2	-5.38	100.86	105.70
38	A1	1372	C	O4'-C1'-N1	5.38	112.51	108.20
38	A1	1507	A	C5-C6-N6	-5.38	119.39	123.70
38	A1	1531	C	C4-C5-C6	-5.38	114.71	117.40
38	A1	2605	G	C5-N7-C8	5.38	106.99	104.30
9	AX	27	LEU	CB-CG-CD2	5.38	120.15	111.00
11	B2	1181	G	N1-C2-N2	-5.38	111.36	116.20
38	A1	285	C	OP1-P-O3'	5.38	117.04	105.20
38	A1	377	C	C4-C5-C6	5.38	120.09	117.40
38	A1	417	C	N3-C4-C5	5.38	124.05	121.90
38	A1	887	U	N3-C4-O4	5.38	123.17	119.40
38	A1	1015	G	C2-N3-C4	5.38	114.59	111.90
38	A1	1483	U	N3-C2-O2	5.38	125.97	122.20
38	A1	1573	A	P-O3'-C3'	5.38	126.16	119.70
38	A1	2122	G	N3-C4-C5	5.38	131.29	128.60
38	A1	2636	C	N1-C2-O2	5.38	122.13	118.90
9	AX	237	HIS	CA-CB-CG	-5.38	104.45	113.60
11	B2	1236	G	N3-C4-C5	-5.38	125.91	128.60
29	BQ	16	ARG	NE-CZ-NH1	-5.38	117.61	120.30
38	A1	718	G	O4'-C1'-N9	5.38	112.50	108.20
38	A1	1119	A	N3-C4-C5	-5.38	123.03	126.80
38	A1	1167	A	O4'-C1'-N9	5.38	112.50	108.20
38	A1	1268	A	C2-N3-C4	-5.38	107.91	110.60
38	A1	1548	A	C5-N7-C8	5.38	106.59	103.90
38	A1	2405	U	C4'-C3'-C2'	-5.38	97.22	102.60
9	AX	178	VAL	CA-CB-CG2	-5.38	102.83	110.90
11	B2	74	U	C5-C6-N1	5.38	125.39	122.70
11	B2	150	G	N7-C8-N9	-5.38	110.41	113.10
11	B2	777	G	O4'-C1'-N9	5.38	112.50	108.20
11	B2	795	G	C8-N9-C4	-5.38	104.25	106.40
11	B2	1032	A	C4-C5-N7	-5.38	108.01	110.70
11	B2	1199	A	N7-C8-N9	-5.38	111.11	113.80
38	A1	83	G	N9-C4-C5	-5.38	103.25	105.40
38	A1	407	A	C4'-C3'-C2'	-5.38	97.22	102.60
38	A1	533	G	N3-C4-N9	-5.38	122.77	126.00
38	A1	795	G	N1-C6-O6	5.38	123.13	119.90

Continued on next page...

Continued from previous page...

Mol	Chain	Res	Type	Atoms	Z	Observed(°)	Ideal(°)
38	A1	987	G	C5-C6-O6	-5.38	125.37	128.60
38	A1	1022	G	O5'-P-OP1	5.38	117.16	110.70
38	A1	1079	A	N3-C4-N9	5.38	131.70	127.40
38	A1	1131	G	C5'-C4'-O4'	5.38	115.55	109.10
38	A1	1387	G	P-O3'-C3'	5.38	126.16	119.70
38	A1	2203	G	N9-C4-C5	5.38	107.55	105.40
38	A1	2586	A	C5-C6-N1	-5.38	115.01	117.70
38	A1	3001	C	N3-C4-C5	-5.38	119.75	121.90
10	B1	30	G	N3-C4-N9	5.38	129.23	126.00
11	B2	396	C	C2-N3-C4	-5.38	117.21	119.90
11	B2	1181	G	C5-N7-C8	5.38	106.99	104.30
20	BH	149	ALA	CB-CA-C	-5.38	102.04	110.10
27	BO	6	HIS	CB-CA-C	-5.38	99.65	110.40
38	A1	639	C	OP1-P-OP2	-5.38	111.53	119.60
38	A1	922	C	P-O3'-C3'	5.38	126.15	119.70
38	A1	1091	G	C5-C6-O6	-5.38	125.37	128.60
38	A1	1392	G	C3'-C2'-C1'	-5.38	97.20	101.50
38	A1	1516	C	O4'-C1'-C2'	-5.38	100.42	105.80
38	A1	1996	C	C5'-C4'-O4'	-5.38	102.65	109.10
38	A1	2198	U	C2-N1-C1'	5.38	124.15	117.70
38	A1	2326	C	N3-C2-O2	-5.38	118.14	121.90
38	A1	2350	G	C5-N7-C8	5.38	106.99	104.30
38	A1	2360	G	C4-C5-C6	5.38	122.03	118.80
38	A1	2740	G	N1-C2-N2	-5.38	111.36	116.20
38	A1	2762	G	C6-N1-C2	-5.38	121.87	125.10
38	A1	2886	C	N1-C2-N3	5.38	122.96	119.20
56	AJ	91	ARG	NE-CZ-NH1	5.38	122.99	120.30
59	AL	44	LYS	N-CA-CB	5.38	120.28	110.60
11	B2	119	A	N1-C2-N3	5.38	131.99	129.30
11	B2	259	A	N7-C8-N9	-5.38	111.11	113.80
11	B2	314	G	C6-C5-N7	-5.38	127.17	130.40
38	A1	762	G	C5-C6-O6	-5.38	125.38	128.60
38	A1	875	G	C4'-C3'-C2'	-5.38	97.22	102.60
38	A1	1645	U	N3-C4-C5	5.38	117.83	114.60
38	A1	2421	A	C8-N9-C4	-5.38	103.65	105.80
38	A1	2786	G	C6-N1-C2	5.38	128.32	125.10
11	B2	286	G	C4-C5-N7	5.37	112.95	110.80
11	B2	731	A	N7-C8-N9	5.37	116.49	113.80
11	B2	1204	C	C4-C5-C6	5.37	120.09	117.40
11	B2	1231	G	C8-N9-C4	5.37	108.55	106.40
11	B2	1283	G	C4-N9-C1'	5.37	133.49	126.50
38	A1	52	A	O4'-C1'-N9	5.37	112.50	108.20

Continued on next page...

Continued from previous page...

Mol	Chain	Res	Type	Atoms	Z	Observed(°)	Ideal(°)
38	A1	142	G	C8-N9-C4	-5.37	104.25	106.40
38	A1	184	A	OP1-P-OP2	-5.37	111.54	119.60
38	A1	1288	C	C5-C6-N1	5.37	123.69	121.00
38	A1	1581	A	N1-C2-N3	5.37	131.99	129.30
38	A1	1583	G	C5-N7-C8	5.37	106.99	104.30
38	A1	2156	A	C5-N7-C8	5.37	106.59	103.90
38	A1	2417	G	C4-N9-C1'	-5.37	119.52	126.50
38	A1	2484	C	C5'-C4'-O4'	5.37	115.55	109.10
38	A1	2777	G	OP1-P-OP2	-5.37	111.54	119.60
38	A1	2784	A	P-O3'-C3'	-5.37	113.25	119.70
39	A3	4	C	O4'-C1'-N1	5.37	112.50	108.20
11	B2	38	G	C2-N3-C4	5.37	114.59	111.90
11	B2	359	A	C8-N9-C4	-5.37	103.65	105.80
11	B2	403	C	C6-N1-C2	-5.37	118.15	120.30
11	B2	640	U	C2-N1-C1'	5.37	124.15	117.70
11	B2	1144	G	C1'-O4'-C4'	5.37	114.20	109.90
11	B2	1185	A	C2-N3-C4	5.37	113.29	110.60
38	A1	164	A	C4-C5-N7	-5.37	108.01	110.70
38	A1	520	G	C6-C5-N7	-5.37	127.18	130.40
38	A1	1114	G	N1-C6-O6	5.37	123.12	119.90
38	A1	1168	A	P-O3'-C3'	5.37	126.14	119.70
38	A1	1404	G	N9-C4-C5	-5.37	103.25	105.40
38	A1	1566	G	C4-C5-N7	5.37	112.95	110.80
38	A1	1722	G	N3-C2-N2	5.37	123.66	119.90
38	A1	1811	G	C2-N3-C4	5.37	114.59	111.90
38	A1	2205	A	C5-C6-N1	-5.37	115.02	117.70
38	A1	2234	C	O4'-C4'-C3'	-5.37	98.63	104.00
38	A1	2263	G	N7-C8-N9	-5.37	110.42	113.10
38	A1	2442	A	C6-C5-N7	-5.37	128.54	132.30
38	A1	2498	G	N3-C2-N2	5.37	123.66	119.90
38	A1	2568	A	P-O5'-C5'	-5.37	112.31	120.90
38	A1	2828	G	C5-N7-C8	5.37	106.99	104.30
61	AN	106	ASP	N-CA-CB	5.37	120.27	110.60
11	B2	101	G	C5-C6-O6	-5.37	125.38	128.60
38	A1	2700	U	C5-C6-N1	5.37	125.39	122.70
7	AU	84	ARG	NH1-CZ-NH2	5.37	125.31	119.40
9	AX	369	ARG	NE-CZ-NH1	5.37	122.98	120.30
10	B1	15	G	C6-N1-C2	5.37	128.32	125.10
11	B2	387	G	P-O5'-C5'	-5.37	112.31	120.90
11	B2	941	C	C5-C4-N4	-5.37	116.44	120.20
11	B2	1435	G	N3-C4-C5	-5.37	125.92	128.60
38	A1	391	C	N3-C4-N4	5.37	121.76	118.00

Continued on next page...

Continued from previous page...

Mol	Chain	Res	Type	Atoms	Z	Observed(°)	Ideal(°)
38	A1	433	C	N1-C2-O2	5.37	122.12	118.90
38	A1	460	C	C5'-C4'-C3'	-5.37	107.41	116.00
38	A1	590	A	N3-C4-N9	5.37	131.69	127.40
38	A1	1154	A	C5-N7-C8	5.37	106.58	103.90
38	A1	1682	C	C5-C6-N1	-5.37	118.32	121.00
38	A1	1876	G	C8-N9-C4	-5.37	104.25	106.40
38	A1	2638	G	C8-N9-C4	-5.37	104.25	106.40
38	A1	2879	G	C5-C6-N1	-5.37	108.82	111.50
11	B2	799	C	N3-C4-N4	5.37	121.76	118.00
11	B2	1312	C	C5-C6-N1	5.37	123.68	121.00
16	BD	154	TYR	CB-CA-C	-5.37	99.67	110.40
29	BQ	94	ASP	CB-CG-OD2	-5.37	113.47	118.30
38	A1	121	G	C4-C5-C6	5.37	122.02	118.80
38	A1	1140	C	C1'-O4'-C4'	-5.37	105.61	109.90
38	A1	1842	C	P-O3'-C3'	-5.37	113.26	119.70
50	AF	61	ARG	N-CA-CB	5.37	120.26	110.60
11	B2	137	A	P-O3'-C3'	5.37	126.14	119.70
11	B2	1009	G	C2-N3-C4	5.37	114.58	111.90
11	B2	1010	G	N3-C2-N2	5.37	123.66	119.90
11	B2	1067	G	C5'-C4'-C3'	5.37	124.58	116.00
11	B2	1178	C	P-O3'-C3'	5.37	126.14	119.70
38	A1	230	A	N1-C2-N3	5.37	131.98	129.30
38	A1	352	G	C6-N1-C2	5.37	128.32	125.10
38	A1	1352	U	P-O3'-C3'	5.37	126.14	119.70
38	A1	1619	C	O4'-C1'-N1	5.37	112.49	108.20
38	A1	2090	A	C4-C5-N7	-5.37	108.02	110.70
38	A1	2134	G	N3-C2-N2	5.37	123.66	119.90
38	A1	2414	G	P-O3'-C3'	-5.37	113.26	119.70
41	AA	108	ILE	N-CA-C	-5.37	96.52	111.00
46	AD	172	ARG	NE-CZ-NH1	5.37	122.98	120.30
11	B2	337	C	O4'-C1'-N1	5.36	112.49	108.20
11	B2	739	G	OP1-P-OP2	-5.36	111.56	119.60
11	B2	744	A	N3-C4-C5	-5.36	123.05	126.80
29	BQ	148	TYR	CB-CG-CD1	-5.36	117.78	121.00
38	A1	213	G	C4-C5-C6	5.36	122.02	118.80
38	A1	1600	G	P-O3'-C3'	-5.36	113.26	119.70
38	A1	1605	A	C8-N9-C4	-5.36	103.66	105.80
38	A1	1894	A	C2-N3-C4	-5.36	107.92	110.60
38	A1	1927	C	N3-C4-N4	5.36	121.75	118.00
38	A1	1956	G	C6-C5-N7	-5.36	127.18	130.40
38	A1	2057	G	N3-C4-N9	5.36	129.22	126.00
38	A1	2154	G	C1'-O4'-C4'	5.36	114.19	109.90

Continued on next page...

Continued from previous page...

Mol	Chain	Res	Type	Atoms	Z	Observed(°)	Ideal(°)
38	A1	2172	G	O4'-C4'-C3'	-5.36	98.64	104.00
38	A1	2242	A	N3-C4-N9	-5.36	123.11	127.40
38	A1	2361	C	N3-C4-C5	-5.36	119.75	121.90
38	A1	2423	G	C5-C6-O6	-5.36	125.38	128.60
38	A1	2739	G	C5-C6-N1	5.36	114.18	111.50
39	A3	16	G	C1'-O4'-C4'	5.36	114.19	109.90
11	B2	175	G	N1-C2-N2	-5.36	111.37	116.20
11	B2	495	G	N3-C4-N9	5.36	129.22	126.00
11	B2	1202	G	C5-N7-C8	-5.36	101.62	104.30
38	A1	215	A	C6-C5-N7	-5.36	128.55	132.30
38	A1	1962	G	C8-N9-C4	-5.36	104.25	106.40
38	A1	2218	C	C5-C4-N4	-5.36	116.45	120.20
38	A1	2405	U	N1-C2-N3	5.36	118.12	114.90
38	A1	2501	G	C4-N9-C1'	-5.36	119.53	126.50
9	AX	360	ARG	NE-CZ-NH1	5.36	122.98	120.30
11	B2	85	A	C5-N7-C8	5.36	106.58	103.90
11	B2	1124	G	O5'-C5'-C4'	-5.36	101.52	111.70
11	B2	1153	G	N7-C8-N9	5.36	115.78	113.10
38	A1	137	A	C5'-C4'-O4'	5.36	115.53	109.10
38	A1	538	G	N3-C2-N2	5.36	123.65	119.90
38	A1	787	G	N3-C2-N2	5.36	123.65	119.90
38	A1	1656	C	C5-C6-N1	5.36	123.68	121.00
38	A1	1839	U	N1-C2-N3	5.36	118.12	114.90
38	A1	2366	G	O4'-C1'-N9	5.36	112.49	108.20
38	A1	2469	G	C6-N1-C2	-5.36	121.88	125.10
38	A1	2641	C	O4'-C1'-C2'	-5.36	100.44	105.80
38	A1	2833	G	C4-C5-C6	5.36	122.02	118.80
39	A3	104	C	C4-C5-C6	5.36	120.08	117.40
10	B1	8	U	N1-C2-O2	-5.36	119.05	122.80
11	B2	721	A	O4'-C4'-C3'	-5.36	98.64	104.00
11	B2	1119	U	O4'-C1'-N1	5.36	112.49	108.20
11	B2	1373	A	N7-C8-N9	5.36	116.48	113.80
38	A1	19	G	N3-C4-C5	-5.36	125.92	128.60
38	A1	128	C	N3-C2-O2	5.36	125.65	121.90
38	A1	132	G	C5-C6-O6	-5.36	125.39	128.60
38	A1	352	G	N3-C4-N9	5.36	129.22	126.00
38	A1	1155	A	C8-N9-C4	-5.36	103.66	105.80
38	A1	1511	C	N3-C4-N4	5.36	121.75	118.00
38	A1	2435	G	P-O3'-C3'	5.36	126.13	119.70
11	B2	111	G	OP1-P-O3'	5.36	116.99	105.20
11	B2	624	G	N3-C2-N2	5.36	123.65	119.90
11	B2	977	G	C5-C6-N1	-5.36	108.82	111.50

Continued on next page...

Continued from previous page...

Mol	Chain	Res	Type	Atoms	Z	Observed(°)	Ideal(°)
11	B2	1069	G	C8-N9-C4	5.36	108.54	106.40
11	B2	1078	U	C5-C4-O4	-5.36	122.69	125.90
11	B2	1095	C	N3-C4-C5	-5.36	119.76	121.90
14	BB	69	ALA	N-CA-CB	5.36	117.60	110.10
16	BD	170	MET	CG-SD-CE	5.36	108.77	100.20
33	BU	25	GLU	CB-CA-C	-5.36	99.69	110.40
38	A1	440	A	C2-N3-C4	-5.36	107.92	110.60
38	A1	485	G	C5-N7-C8	-5.36	101.62	104.30
38	A1	920	G	O4'-C1'-N9	5.36	112.49	108.20
38	A1	1209	A	C2-N3-C4	5.36	113.28	110.60
38	A1	1422	G	N1-C2-N3	-5.36	120.69	123.90
38	A1	1461	G	N3-C4-N9	-5.36	122.78	126.00
38	A1	1775	G	O4'-C1'-N9	5.36	112.49	108.20
38	A1	2126	G	C8-N9-C1'	5.36	133.97	127.00
38	A1	2178	A	N7-C8-N9	-5.36	111.12	113.80
38	A1	2295	C	N3-C4-C5	-5.36	119.76	121.90
38	A1	2393	G	O4'-C1'-N9	5.36	112.49	108.20
38	A1	2853	A	O4'-C1'-N9	5.36	112.49	108.20
10	B1	77	A	C4-C5-C6	5.36	119.68	117.00
11	B2	29	G	O4'-C1'-N9	5.36	112.48	108.20
11	B2	46	A	C5-C6-N1	-5.36	115.02	117.70
11	B2	447	A	C4-C5-N7	-5.36	108.02	110.70
11	B2	634	C	N3-C4-N4	5.36	121.75	118.00
11	B2	910	G	N9-C4-C5	-5.36	103.26	105.40
17	BE	132	MET	CG-SD-CE	-5.36	91.63	100.20
38	A1	70	G	C5'-C4'-C3'	5.36	124.57	116.00
38	A1	320	C	P-O5'-C5'	5.36	129.47	120.90
38	A1	843	C	N3-C4-C5	-5.36	119.76	121.90
38	A1	984	U	C6-N1-C2	-5.36	117.79	121.00
38	A1	1382	C	O4'-C1'-N1	5.36	112.48	108.20
38	A1	1456	U	C4-C5-C6	5.36	122.91	119.70
38	A1	2135	C	N3-C2-O2	-5.36	118.15	121.90
38	A1	2255	C	N3-C4-N4	5.36	121.75	118.00
38	A1	2581	G	N7-C8-N9	5.36	115.78	113.10
38	A1	2635	C	N3-C4-N4	5.36	121.75	118.00
43	AB	109	TYR	CB-CG-CD1	5.36	124.21	121.00
11	B2	1332	C	C5'-C4'-O4'	5.35	115.52	109.10
38	A1	86	G	C4-C5-C6	5.35	122.01	118.80
38	A1	101	G	O5'-P-OP1	5.35	117.12	110.70
38	A1	786	G	N7-C8-N9	-5.35	110.42	113.10
45	AC	68	MET	CG-SD-CE	-5.35	91.63	100.20
11	B2	121	C	N1-C2-O2	-5.35	115.69	118.90

Continued on next page...

Continued from previous page...

Mol	Chain	Res	Type	Atoms	Z	Observed(°)	Ideal(°)
11	B2	135	U	C6-N1-C2	-5.35	117.79	121.00
11	B2	1048	G	C4'-C3'-C2'	-5.35	97.25	102.60
11	B2	1141	G	O5'-P-OP1	-5.35	100.88	105.70
11	B2	1143	G	C6-N1-C2	5.35	128.31	125.10
11	B2	1154	G	N3-C4-C5	5.35	131.28	128.60
11	B2	1358	A	P-O3'-C3'	-5.35	113.28	119.70
38	A1	125	C	O4'-C1'-N1	5.35	112.48	108.20
38	A1	507	G	C6-C5-N7	-5.35	127.19	130.40
38	A1	1195	G	C5'-C4'-O4'	5.35	115.52	109.10
38	A1	1264	G	O4'-C1'-N9	5.35	112.48	108.20
38	A1	1411	G	C8-N9-C4	5.35	108.54	106.40
38	A1	1587	A	N1-C2-N3	-5.35	126.62	129.30
38	A1	1705	C	C5'-C4'-O4'	5.35	115.52	109.10
38	A1	1842	C	C2-N3-C4	-5.35	117.22	119.90
38	A1	1879	U	C5-C4-O4	5.35	129.11	125.90
38	A1	1921	U	N1-C2-N3	-5.35	111.69	114.90
38	A1	2119	C	C3'-C2'-C1'	5.35	105.78	101.50
38	A1	2235	G	C2-N3-C4	5.35	114.58	111.90
38	A1	2658	G	N9-C4-C5	-5.35	103.26	105.40
38	A1	2684	G	N3-C2-N2	5.35	123.65	119.90
38	A1	2729	A	N1-C6-N6	5.35	121.81	118.60
38	A1	2981	G	C2-N3-C4	5.35	114.58	111.90
11	B2	1123	G	C8-N9-C1'	5.35	133.96	127.00
11	B2	1424	G	C5'-C4'-C3'	-5.35	107.44	116.00
30	BR	17	ASP	C-N-CA	5.35	135.08	121.70
38	A1	222	A	C4-C5-N7	-5.35	108.02	110.70
38	A1	748	G	N3-C4-C5	5.35	131.28	128.60
38	A1	760	G	O4'-C1'-N9	5.35	112.48	108.20
38	A1	1726	A	N9-C4-C5	5.35	107.94	105.80
38	A1	2723	G	N3-C4-C5	-5.35	125.92	128.60
38	A1	2794	G	C2-N3-C4	5.35	114.58	111.90
38	A1	2810	G	C2-N3-C4	5.35	114.58	111.90
11	B2	59	C	O4'-C1'-N1	5.35	112.48	108.20
11	B2	68	G	O5'-P-OP1	5.35	117.12	110.70
11	B2	157	A	N7-C8-N9	5.35	116.47	113.80
11	B2	586	C	N3-C4-C5	5.35	124.04	121.90
11	B2	1168	C	C4-C5-C6	5.35	120.08	117.40
38	A1	603	G	N1-C2-N3	-5.35	120.69	123.90
38	A1	660	U	C1'-O4'-C4'	5.35	114.18	109.90
38	A1	774	G	C4-C5-C6	5.35	122.01	118.80
38	A1	813	G	C8-N9-C4	-5.35	104.26	106.40
38	A1	925	U	O4'-C1'-C2'	5.35	112.42	107.60

Continued on next page...

Continued from previous page...

Mol	Chain	Res	Type	Atoms	Z	Observed(°)	Ideal(°)
38	A1	1697	G	C2-N3-C4	-5.35	109.22	111.90
38	A1	1816	C	C5-C4-N4	-5.35	116.45	120.20
38	A1	1961	G	C8-N9-C4	5.35	108.54	106.40
38	A1	2027	G	C5'-C4'-C3'	-5.35	107.44	116.00
38	A1	2866	A	C4-C5-C6	5.35	119.67	117.00
9	AX	298	TYR	CD1-CE1-CZ	5.35	124.61	119.80
10	B1	15	G	P-O3'-C3'	5.35	126.12	119.70
11	B2	192	G	C2-N3-C4	-5.35	109.23	111.90
11	B2	196	G	C4-N9-C1'	-5.35	119.55	126.50
11	B2	947	G	C5-C6-O6	-5.35	125.39	128.60
11	B2	1116	G	O4'-C1'-N9	5.35	112.48	108.20
13	BA	102	ARG	NE-CZ-NH2	-5.35	117.63	120.30
23	BK	33	VAL	CG1-CB-CG2	5.35	119.45	110.90
38	A1	646	U	C4-C5-C6	-5.35	116.49	119.70
38	A1	1427	A	C5-C6-N1	-5.35	115.03	117.70
38	A1	2013	A	N7-C8-N9	-5.35	111.13	113.80
38	A1	2369	G	C4-C5-C6	5.35	122.01	118.80
38	A1	2497	G	P-O5'-C5'	-5.35	112.34	120.90
38	A1	2696	G	N1-C2-N3	-5.35	120.69	123.90
38	A1	3039	G	C5-C6-O6	-5.35	125.39	128.60
64	AR	16	LEU	N-CA-CB	5.35	121.09	110.40
11	B2	141	C	N3-C4-N4	5.35	121.74	118.00
11	B2	281	G	C5'-C4'-C3'	5.35	124.55	116.00
11	B2	651	U	N3-C2-O2	5.35	125.94	122.20
11	B2	945	G	N9-C4-C5	5.35	107.54	105.40
11	B2	1033	G	N1-C6-O6	5.35	123.11	119.90
27	BO	113	ARG	N-CA-CB	5.35	120.22	110.60
38	A1	574	C	N3-C4-N4	5.35	121.74	118.00
38	A1	1648	C	OP1-P-OP2	-5.35	111.58	119.60
38	A1	2367	C	C5'-C4'-O4'	5.35	115.52	109.10
38	A1	2518	G	C4'-C3'-C2'	-5.35	97.25	102.60
48	AE	174	TYR	CG-CD2-CE2	5.35	125.58	121.30
11	B2	231	G	C8-N9-C4	-5.34	104.26	106.40
11	B2	233	C	OP2-P-O3'	5.34	116.96	105.20
11	B2	786	G	O4'-C1'-N9	5.34	112.48	108.20
11	B2	1265	G	N3-C4-N9	5.34	129.21	126.00
13	BA	139	LYS	N-CA-CB	5.34	120.22	110.60
24	BL	46	ARG	NE-CZ-NH2	-5.34	117.63	120.30
29	BQ	149	ASP	N-CA-C	-5.34	96.57	111.00
38	A1	335	C	P-O3'-C3'	5.34	126.11	119.70
38	A1	797	C	C6-N1-C2	-5.34	118.16	120.30
38	A1	833	G	N7-C8-N9	-5.34	110.43	113.10

Continued on next page...

Continued from previous page...

Mol	Chain	Res	Type	Atoms	Z	Observed(°)	Ideal(°)
38	A1	1267	A	N3-C4-C5	-5.34	123.06	126.80
38	A1	1612	G	N3-C4-C5	-5.34	125.93	128.60
38	A1	2007	C	N1-C1'-C2'	-5.34	106.12	112.00
38	A1	2212	C	N1-C1'-C2'	-5.34	106.12	112.00
38	A1	2421	A	C5-N7-C8	5.34	106.57	103.90
38	A1	2666	G	O4'-C1'-N9	5.34	112.48	108.20
38	A1	2953	U	C6-N1-C2	-5.34	117.79	121.00
11	B2	453	G	O4'-C1'-N9	5.34	112.47	108.20
11	B2	642	G	N3-C2-N2	5.34	123.64	119.90
11	B2	1227	A	C8-N9-C4	-5.34	103.66	105.80
38	A1	15	A	N3-C4-C5	5.34	130.54	126.80
38	A1	119	U	C4'-C3'-C2'	5.34	107.94	102.60
38	A1	473	C	C1'-O4'-C4'	5.34	114.17	109.90
38	A1	521	C	C6-N1-C2	5.34	122.44	120.30
38	A1	550	A	C4-C5-C6	5.34	119.67	117.00
38	A1	1080	G	C5'-C4'-C3'	5.34	124.55	116.00
38	A1	1216	A	C4-C5-C6	5.34	119.67	117.00
10	B1	45	G	C5-C6-N1	5.34	114.17	111.50
11	B2	150	G	C3'-C2'-C1'	5.34	105.77	101.50
11	B2	404	C	C5-C6-N1	5.34	123.67	121.00
11	B2	497	C	N1-C2-O2	5.34	122.10	118.90
11	B2	843	G	N1-C2-N3	-5.34	120.69	123.90
11	B2	1075	A	C6-C5-N7	-5.34	128.56	132.30
11	B2	1326	G	N9-C4-C5	5.34	107.54	105.40
11	B2	1438	A	C5-C6-N6	-5.34	119.43	123.70
30	BR	113	ARG	NE-CZ-NH2	-5.34	117.63	120.30
38	A1	86	G	C5-C6-N1	-5.34	108.83	111.50
38	A1	206	A	O4'-C1'-C2'	-5.34	100.46	105.80
38	A1	218	A	P-O5'-C5'	5.34	129.45	120.90
38	A1	239	G	OP1-P-OP2	-5.34	111.59	119.60
38	A1	244	A	O4'-C1'-N9	5.34	112.47	108.20
38	A1	543	G	N9-C4-C5	-5.34	103.26	105.40
38	A1	1234	A	C3'-C2'-C1'	5.34	105.77	101.50
38	A1	1352	U	C5-C4-O4	-5.34	122.69	125.90
38	A1	1381	C	N3-C4-N4	5.34	121.74	118.00
38	A1	1504	C	C4-C5-C6	-5.34	114.73	117.40
38	A1	1558	U	C6-N1-C2	-5.34	117.80	121.00
38	A1	1790	G	C5-N7-C8	5.34	106.97	104.30
38	A1	1957	U	C6-N1-C1'	-5.34	113.72	121.20
38	A1	2262	C	N3-C2-O2	-5.34	118.16	121.90
38	A1	2678	U	N3-C4-C5	-5.34	111.39	114.60
61	AN	64	ALA	N-CA-CB	5.34	117.58	110.10

Continued on next page...

Continued from previous page...

Mol	Chain	Res	Type	Atoms	Z	Observed(°)	Ideal(°)
11	B2	243	G	C1'-O4'-C4'	5.34	114.17	109.90
11	B2	794	A	C8-N9-C4	-5.34	103.66	105.80
38	A1	87	C	P-O3'-C3'	5.34	126.11	119.70
38	A1	255	G	C5-C6-O6	-5.34	125.40	128.60
38	A1	413	A	C4'-C3'-C2'	-5.34	97.26	102.60
38	A1	574	C	O4'-C1'-N1	5.34	112.47	108.20
38	A1	592	C	O3'-P-O5'	-5.34	93.85	104.00
38	A1	981	A	C6-N1-C2	-5.34	115.40	118.60
38	A1	1161	A	C4-C5-C6	5.34	119.67	117.00
38	A1	2187	C	C5-C6-N1	-5.34	118.33	121.00
38	A1	2394	G	P-O5'-C5'	5.34	129.44	120.90
38	A1	2850	G	N7-C8-N9	-5.34	110.43	113.10
38	A1	2898	G	N1-C2-N3	-5.34	120.70	123.90
39	A3	70	C	C2-N3-C4	5.34	122.57	119.90
43	AB	25	ARG	NH1-CZ-NH2	-5.34	113.53	119.40
9	AX	265	LEU	N-CA-CB	5.34	121.08	110.40
11	B2	327	G	N3-C4-N9	5.34	129.20	126.00
11	B2	1036	G	P-O3'-C3'	-5.34	113.29	119.70
11	B2	1076	G	N3-C4-N9	-5.34	122.80	126.00
38	A1	81	G	C5-C6-O6	-5.34	125.40	128.60
38	A1	1021	G	C5'-C4'-C3'	-5.34	107.46	116.00
38	A1	1134	A	N1-C2-N3	5.34	131.97	129.30
38	A1	1442	G	N1-C6-O6	5.34	123.10	119.90
38	A1	2527	G	P-O3'-C3'	-5.34	113.29	119.70
66	AY	155	LEU	CB-CG-CD2	5.34	120.08	111.00
7	AU	82	THR	CA-CB-CG2	-5.34	104.93	112.40
11	B2	43	A	O4'-C1'-N9	5.34	112.47	108.20
11	B2	169	C	N1-C2-O2	-5.34	115.70	118.90
11	B2	279	U	N3-C4-O4	5.34	123.14	119.40
11	B2	429	A	N3-C4-C5	-5.34	123.06	126.80
11	B2	613	C	O4'-C1'-N1	5.34	112.47	108.20
11	B2	681	G	C5-N7-C8	5.34	106.97	104.30
11	B2	765	U	C5-C4-O4	5.34	129.10	125.90
11	B2	782	A	O4'-C1'-N9	5.34	112.47	108.20
11	B2	1054	A	C6-N1-C2	-5.34	115.40	118.60
11	B2	1260	G	C5-C6-O6	-5.34	125.40	128.60
17	BE	162	TYR	CB-CG-CD1	5.34	124.20	121.00
38	A1	310	C	C4'-C3'-C2'	-5.34	97.26	102.60
38	A1	462	A	C8-N9-C4	5.34	107.94	105.80
38	A1	485	G	C1'-O4'-C4'	5.34	114.17	109.90
38	A1	630	G	N1-C6-O6	5.34	123.10	119.90
38	A1	934	G	C5-C6-O6	-5.34	125.40	128.60

Continued on next page...

Continued from previous page...

Mol	Chain	Res	Type	Atoms	Z	Observed(°)	Ideal(°)
38	A1	1023	C	C6-N1-C2	-5.34	118.17	120.30
38	A1	1101	U	O4'-C4'-C3'	-5.34	98.66	104.00
38	A1	1552	C	N3-C2-O2	5.34	125.64	121.90
38	A1	1763	A	O4'-C1'-C2'	5.34	112.40	107.60
38	A1	2006	C	N3-C4-N4	5.34	121.73	118.00
38	A1	2008	G	C5-C6-O6	-5.34	125.40	128.60
38	A1	2740	G	C5-N7-C8	-5.34	101.63	104.30
38	A1	2986	G	C6-N1-C2	5.34	128.30	125.10
39	A3	121	A	OP1-P-OP2	-5.34	111.59	119.60
11	B2	224	A	N3-C4-N9	5.33	131.67	127.40
11	B2	329	G	C5-C6-O6	-5.33	125.40	128.60
11	B2	660	C	O5'-P-OP2	-5.33	100.90	105.70
38	A1	527	G	C8-N9-C4	-5.33	104.27	106.40
38	A1	1147	G	N3-C4-C5	5.33	131.27	128.60
38	A1	1274	G	C4-C5-N7	5.33	112.93	110.80
38	A1	1282	A	OP2-P-O3'	5.33	116.94	105.20
38	A1	1915	G	C5'-C4'-O4'	5.33	115.50	109.10
11	B2	193	G	C4-C5-N7	5.33	112.93	110.80
11	B2	217	C	N3-C2-O2	-5.33	118.17	121.90
11	B2	415	C	N3-C4-C5	-5.33	119.77	121.90
11	B2	516	A	OP1-P-O3'	5.33	116.93	105.20
11	B2	1191	G	N1-C6-O6	5.33	123.10	119.90
11	B2	1248	A	N9-C1'-C2'	-5.33	106.13	112.00
11	B2	1337	A	C5-C6-N6	-5.33	119.43	123.70
38	A1	244	A	N3-C4-N9	5.33	131.67	127.40
38	A1	695	G	P-O3'-C3'	5.33	126.10	119.70
38	A1	860	A	C5-C6-N6	-5.33	119.43	123.70
38	A1	874	U	C6-N1-C2	-5.33	117.80	121.00
38	A1	1176	C	P-O3'-C3'	5.33	126.10	119.70
38	A1	1208	A	C1'-O4'-C4'	-5.33	105.63	109.90
38	A1	1224	A	C5'-C4'-C3'	-5.33	107.47	116.00
38	A1	2121	C	C6-N1-C1'	-5.33	114.40	120.80
38	A1	3021	C	N1-C2-N3	-5.33	115.47	119.20
58	Ak	191	LEU	CA-CB-CG	5.33	127.57	115.30
10	B1	43	G	P-O3'-C3'	5.33	126.10	119.70
11	B2	173	G	N1-C2-N3	-5.33	120.70	123.90
11	B2	195	C	O3'-P-O5'	5.33	114.13	104.00
11	B2	660	C	C1'-O4'-C4'	5.33	114.17	109.90
11	B2	1130	A	N1-C2-N3	5.33	131.97	129.30
11	B2	1222	C	C1'-O4'-C4'	5.33	114.17	109.90
11	B2	1294	G	C3'-C2'-C1'	5.33	105.77	101.50
37	BY	33	ASP	CB-CG-OD2	5.33	123.10	118.30

Continued on next page...

Continued from previous page...

Mol	Chain	Res	Type	Atoms	Z	Observed(°)	Ideal(°)
38	A1	259	A	N1-C6-N6	5.33	121.80	118.60
38	A1	310	C	C1'-O4'-C4'	-5.33	105.64	109.90
38	A1	629	G	C5-N7-C8	-5.33	101.63	104.30
38	A1	686	C	C5'-C4'-C3'	-5.33	107.47	116.00
38	A1	827	G	C5-N7-C8	-5.33	101.63	104.30
38	A1	1126	C	N3-C4-N4	5.33	121.73	118.00
38	A1	1180	G	C4'-C3'-C2'	-5.33	97.27	102.60
38	A1	1257	G	N7-C8-N9	-5.33	110.43	113.10
38	A1	1323	U	O4'-C1'-N1	5.33	112.47	108.20
38	A1	1551	G	C8-N9-C4	-5.33	104.27	106.40
38	A1	1657	G	N9-C4-C5	-5.33	103.27	105.40
38	A1	1959	C	N3-C4-C5	-5.33	119.77	121.90
38	A1	2015	G	C8-N9-C4	5.33	108.53	106.40
38	A1	2175	G	C2-N3-C4	5.33	114.56	111.90
38	A1	2519	C	C6-N1-C2	-5.33	118.17	120.30
38	A1	2834	C	N1-C2-N3	-5.33	115.47	119.20
38	A1	2966	C	C4'-C3'-C2'	-5.33	97.27	102.60
45	AC	172	TRP	CB-CG-CD1	-5.33	120.07	127.00
62	AO	105	ASP	CB-CG-OD1	5.33	123.10	118.30
11	B2	923	A	C6-N1-C2	-5.33	115.40	118.60
11	B2	1202	G	C4'-C3'-C2'	-5.33	97.27	102.60
20	BH	29	ARG	NE-CZ-NH2	5.33	122.97	120.30
38	A1	1658	A	N1-C2-N3	5.33	131.97	129.30
38	A1	2943	G	O4'-C4'-C3'	-5.33	98.67	104.00
10	B1	33	C	OP2-P-O3'	5.33	116.92	105.20
11	B2	23	G	N1-C2-N2	-5.33	111.40	116.20
11	B2	65	G	C6-N1-C2	5.33	128.30	125.10
11	B2	232	G	N3-C4-C5	5.33	131.26	128.60
11	B2	647	G	P-O3'-C3'	5.33	126.09	119.70
11	B2	661	C	C5'-C4'-C3'	5.33	124.53	116.00
11	B2	1426	C	C6-N1-C1'	5.33	127.19	120.80
38	A1	179	A	C6-C5-N7	-5.33	128.57	132.30
38	A1	433	C	N3-C4-N4	5.33	121.73	118.00
38	A1	775	C	C4-C5-C6	5.33	120.06	117.40
38	A1	809	A	N1-C2-N3	5.33	131.96	129.30
38	A1	2121	C	C2-N1-C1'	5.33	124.66	118.80
38	A1	2195	G	O5'-P-OP2	-5.33	100.91	105.70
38	A1	2281	A	C6-N1-C2	-5.33	115.40	118.60
38	A1	2518	G	P-O5'-C5'	-5.33	112.37	120.90
38	A1	2657	A	N1-C2-N3	5.33	131.96	129.30
38	A1	2863	A	C4-C5-N7	-5.33	108.04	110.70
10	B1	60	A	P-O5'-C5'	5.33	129.42	120.90

Continued on next page...

Continued from previous page...

Mol	Chain	Res	Type	Atoms	Z	Observed(°)	Ideal(°)
11	B2	517	U	N3-C4-O4	5.33	123.13	119.40
38	A1	188	A	C1'-O4'-C4'	5.33	114.16	109.90
38	A1	1487	U	N1-C2-O2	5.33	126.53	122.80
38	A1	2267	U	P-O5'-C5'	-5.33	112.38	120.90
38	A1	2268	C	C4-C5-C6	5.33	120.06	117.40
45	AC	223	ALA	N-CA-CB	5.33	117.56	110.10
11	B2	329	G	C5-C6-N1	-5.33	108.84	111.50
11	B2	389	G	N9-C1'-C2'	-5.33	106.14	112.00
11	B2	412	U	OP1-P-OP2	-5.33	111.61	119.60
11	B2	456	U	P-O5'-C5'	5.33	129.42	120.90
11	B2	1111	G	C5-C6-N1	-5.33	108.84	111.50
11	B2	1313	G	C2-N3-C4	5.33	114.56	111.90
20	BH	145	ARG	NE-CZ-NH2	5.33	122.96	120.30
38	A1	298	G	C2-N3-C4	-5.33	109.24	111.90
38	A1	582	A	N9-C4-C5	5.33	107.93	105.80
38	A1	1347	U	N1-C2-O2	-5.33	119.07	122.80
38	A1	1475	G	O4'-C1'-N9	5.33	112.46	108.20
38	A1	1604	G	C5-N7-C8	5.33	106.96	104.30
38	A1	1909	C	C2-N3-C4	5.33	122.56	119.90
38	A1	2029	C	N3-C4-C5	-5.33	119.77	121.90
39	A3	9	A	C2-N3-C4	-5.33	107.94	110.60
39	A3	30	G	C3'-C2'-C1'	5.33	105.76	101.50
39	A3	66	A	C5-C6-N1	-5.33	115.04	117.70
55	Ai	68	TYR	CB-CG-CD1	-5.33	117.81	121.00
59	AL	95	TYR	CG-CD1-CE1	5.33	125.56	121.30
11	B2	142	G	C5-C6-N1	5.32	114.16	111.50
11	B2	210	A	N3-C4-C5	-5.32	123.07	126.80
11	B2	447	A	C5-N7-C8	5.32	106.56	103.90
11	B2	614	G	P-O3'-C3'	5.32	126.09	119.70
11	B2	639	G	C5-C6-N1	-5.32	108.84	111.50
11	B2	884	G	C1'-O4'-C4'	-5.32	105.64	109.90
11	B2	1181	G	N9-C4-C5	5.32	107.53	105.40
34	BV	71	ALA	N-CA-C	-5.32	96.63	111.00
38	A1	86	G	O4'-C1'-N9	5.32	112.46	108.20
38	A1	840	G	N1-C2-N3	-5.32	120.71	123.90
38	A1	861	G	C6-C5-N7	-5.32	127.21	130.40
38	A1	928	A	OP2-P-O3'	5.32	116.91	105.20
38	A1	1147	G	O4'-C1'-N9	5.32	112.46	108.20
38	A1	1151	G	C6-C5-N7	-5.32	127.20	130.40
38	A1	1587	A	C6-C5-N7	-5.32	128.57	132.30
38	A1	1699	U	N1-C2-O2	-5.32	119.07	122.80
38	A1	2437	G	C8-N9-C4	5.32	108.53	106.40

Continued on next page...

Continued from previous page...

Mol	Chain	Res	Type	Atoms	Z	Observed(°)	Ideal(°)
38	A1	2465	A	N9-C4-C5	-5.32	103.67	105.80
38	A1	2516	G	C4-C5-C6	5.32	121.99	118.80
38	A1	2661	U	C5-C6-N1	5.32	125.36	122.70
11	B2	1126	G	N1-C6-O6	5.32	123.09	119.90
11	B2	1153	G	C5-N7-C8	-5.32	101.64	104.30
38	A1	2447	A	C1'-O4'-C4'	-5.32	105.64	109.90
47	Ad	16	ARG	NE-CZ-NH1	5.32	122.96	120.30
6	AT	30	VAL	CA-CB-CG1	-5.32	102.92	110.90
11	B2	229	G	C5'-C4'-O4'	5.32	115.48	109.10
11	B2	459	G	C1'-O4'-C4'	-5.32	105.64	109.90
11	B2	507	G	C2-N3-C4	5.32	114.56	111.90
11	B2	562	A	N1-C6-N6	5.32	121.79	118.60
11	B2	582	G	C5-N7-C8	5.32	106.96	104.30
11	B2	585	U	C6-N1-C2	-5.32	117.81	121.00
11	B2	606	U	N3-C4-O4	5.32	123.12	119.40
11	B2	1002	G	C6-C5-N7	-5.32	127.21	130.40
38	A1	120	G	N9-C4-C5	-5.32	103.27	105.40
38	A1	512	G	N1-C2-N3	-5.32	120.71	123.90
38	A1	604	A	C8-N9-C4	5.32	107.93	105.80
38	A1	981	A	C8-N9-C4	5.32	107.93	105.80
38	A1	1061	G	N1-C6-O6	5.32	123.09	119.90
38	A1	1198	G	C6-N1-C2	5.32	128.29	125.10
38	A1	1367	A	C5-C6-N6	-5.32	119.44	123.70
38	A1	1393	C	C6-N1-C1'	-5.32	114.42	120.80
38	A1	2202	U	O4'-C1'-N1	5.32	112.46	108.20
38	A1	2454	G	N9-C4-C5	5.32	107.53	105.40
38	A1	2633	A	O4'-C1'-N9	5.32	112.46	108.20
38	A1	2892	A	C2'-C3'-O3'	5.32	122.21	113.70
39	A3	66	A	C4-C5-N7	-5.32	108.04	110.70
59	AL	143	GLU	N-CA-CB	5.32	120.18	110.60
11	B2	502	U	O4'-C4'-C3'	-5.32	98.68	104.00
38	A1	896	G	C5-N7-C8	-5.32	101.64	104.30
38	A1	961	C	C5-C6-N1	-5.32	118.34	121.00
38	A1	1096	A	C6-C5-N7	-5.32	128.58	132.30
38	A1	2363	G	N1-C2-N2	-5.32	111.41	116.20
9	AX	247	TYR	CZ-CE2-CD2	-5.32	115.02	119.80
11	B2	508	C	N3-C4-C5	5.32	124.03	121.90
11	B2	1473	A	C4-C5-C6	5.32	119.66	117.00
23	BK	134	TYR	N-CA-CB	5.32	120.17	110.60
38	A1	688	G	C4'-C3'-C2'	-5.32	97.28	102.60
38	A1	717	A	O4'-C1'-N9	5.32	112.45	108.20
38	A1	725	G	C4-C5-N7	5.32	112.93	110.80

Continued on next page...

Continued from previous page...

Mol	Chain	Res	Type	Atoms	Z	Observed(°)	Ideal(°)
38	A1	793	C	C4-C5-C6	5.32	120.06	117.40
38	A1	966	G	C5-N7-C8	5.32	106.96	104.30
38	A1	1489	G	O4'-C4'-C3'	-5.32	98.68	104.00
38	A1	1592	U	N3-C4-O4	5.32	123.12	119.40
38	A1	1784	G	C5-N7-C8	5.32	106.96	104.30
38	A1	1815	C	C5-C6-N1	5.32	123.66	121.00
38	A1	1918	U	C4'-C3'-C2'	-5.32	97.28	102.60
38	A1	2113	G	C6-N1-C2	5.32	128.29	125.10
38	A1	2255	C	O3'-P-O5'	-5.32	93.90	104.00
38	A1	2415	C	N3-C2-O2	5.32	125.62	121.90
38	A1	2950	G	C5-C6-N1	-5.32	108.84	111.50
45	AC	242	ARG	NE-CZ-NH1	5.32	122.96	120.30
46	AD	66	SER	N-CA-CB	5.32	118.48	110.50
10	B1	15	G	N3-C2-N2	5.32	123.62	119.90
11	B2	10	G	P-O5'-C5'	-5.32	112.39	120.90
11	B2	396	C	C6-N1-C2	5.32	122.43	120.30
11	B2	652	C	C4-C5-C6	5.32	120.06	117.40
11	B2	1300	A	N7-C8-N9	5.32	116.46	113.80
38	A1	208	A	C4-C5-C6	5.32	119.66	117.00
38	A1	1086	U	C5-C4-O4	5.32	129.09	125.90
38	A1	1336	G	P-O5'-C5'	-5.32	112.40	120.90
38	A1	1573	A	C5-N7-C8	5.32	106.56	103.90
38	A1	1806	C	C5-C6-N1	5.32	123.66	121.00
38	A1	1813	A	C5-N7-C8	5.32	106.56	103.90
38	A1	1931	G	C4'-C3'-C2'	-5.32	97.28	102.60
38	A1	1975	C	N1-C2-N3	5.32	122.92	119.20
38	A1	2326	C	C2-N1-C1'	5.32	124.65	118.80
38	A1	2835	A	P-O3'-C3'	-5.32	113.32	119.70
45	AC	314	TYR	CG-CD1-CE1	-5.32	117.05	121.30
11	B2	1146	G	C3'-C2'-C1'	5.31	105.75	101.50
38	A1	703	G	O4'-C1'-N9	5.31	112.45	108.20
38	A1	1308	G	O4'-C4'-C3'	-5.31	98.69	104.00
38	A1	1735	G	O4'-C1'-N9	5.31	112.45	108.20
38	A1	2073	G	C2-N3-C4	-5.31	109.24	111.90
38	A1	2085	C	C6-N1-C2	-5.31	118.17	120.30
38	A1	2813	G	O4'-C1'-N9	5.31	112.45	108.20
39	A3	50	G	N9-C4-C5	-5.31	103.28	105.40
11	B2	194	C	N1-C2-O2	-5.31	115.71	118.90
11	B2	335	G	C8-N9-C1'	5.31	133.91	127.00
11	B2	753	G	C5'-C4'-C3'	-5.31	107.50	116.00
11	B2	888	A	N7-C8-N9	5.31	116.46	113.80
11	B2	931	C	C4'-C3'-C2'	-5.31	97.29	102.60

Continued on next page...

Continued from previous page...

Mol	Chain	Res	Type	Atoms	Z	Observed(°)	Ideal(°)
11	B2	1133	C	C2-N3-C4	5.31	122.56	119.90
11	B2	1412	A	C2-N3-C4	5.31	113.26	110.60
14	BB	114	VAL	N-CA-C	-5.31	96.66	111.00
38	A1	387	A	C6-N1-C2	5.31	121.79	118.60
38	A1	492	A	O4'-C1'-N9	5.31	112.45	108.20
38	A1	970	G	C5-N7-C8	-5.31	101.64	104.30
38	A1	1764	G	C4'-C3'-C2'	5.31	107.91	102.60
38	A1	2241	U	P-O5'-C5'	5.31	129.40	120.90
38	A1	2422	G	N9-C4-C5	-5.31	103.28	105.40
38	A1	2551	G	N3-C2-N2	5.31	123.62	119.90
38	A1	2561	G	O3'-P-O5'	5.31	114.09	104.00
38	A1	2644	G	P-O3'-C3'	-5.31	113.33	119.70
39	A3	37	U	C2-N3-C4	5.31	130.19	127.00
8	AW	29	ARG	NE-CZ-NH2	-5.31	117.64	120.30
11	B2	858	A	N3-C4-N9	5.31	131.65	127.40
11	B2	1061	A	C2-N3-C4	-5.31	107.94	110.60
38	A1	462	A	C3'-C2'-C1'	5.31	105.75	101.50
38	A1	1041	U	O4'-C1'-N1	5.31	112.45	108.20
38	A1	1706	G	P-O5'-C5'	-5.31	112.40	120.90
38	A1	1979	G	N3-C4-C5	-5.31	125.94	128.60
38	A1	2605	G	O3'-P-O5'	-5.31	93.91	104.00
38	A1	2704	A	C4-C5-N7	-5.31	108.05	110.70
10	B1	31	G	N1-C6-O6	5.31	123.08	119.90
11	B2	352	A	C8-N9-C4	-5.31	103.68	105.80
11	B2	644	G	C5-C6-O6	-5.31	125.41	128.60
11	B2	887	G	N9-C4-C5	5.31	107.52	105.40
20	BH	29	ARG	NE-CZ-NH1	5.31	122.95	120.30
23	BK	85	ALA	O-C-N	-5.31	114.20	122.70
38	A1	84	A	C3'-C2'-C1'	-5.31	97.25	101.50
38	A1	308	C	C5'-C4'-C3'	5.31	124.50	116.00
38	A1	715	G	P-O5'-C5'	-5.31	112.41	120.90
38	A1	821	U	C6-N1-C2	-5.31	117.81	121.00
38	A1	862	G	O4'-C1'-N9	5.31	112.45	108.20
38	A1	1846	G	N7-C8-N9	5.31	115.75	113.10
38	A1	2081	C	P-O5'-C5'	5.31	129.40	120.90
38	A1	2641	C	C5-C4-N4	-5.31	116.48	120.20
38	A1	2819	C	N1-C1'-C2'	-5.31	106.16	112.00
38	A1	2879	G	C5'-C4'-C3'	-5.31	107.51	116.00
62	AO	21	TYR	CG-CD1-CE1	5.31	125.55	121.30
5	AS	129	TYR	CB-CG-CD2	5.31	124.18	121.00
11	B2	111	G	N1-C6-O6	5.31	123.08	119.90
11	B2	1198	A	N7-C8-N9	-5.31	111.15	113.80

Continued on next page...

Continued from previous page...

Mol	Chain	Res	Type	Atoms	Z	Observed(°)	Ideal(°)
15	BC	2	ALA	CB-CA-C	-5.31	102.14	110.10
26	BN	25	TRP	CD1-NE1-CE2	-5.31	104.22	109.00
38	A1	231	G	C5-C6-N1	-5.31	108.85	111.50
38	A1	423	G	N9-C4-C5	-5.31	103.28	105.40
38	A1	434	G	C8-N9-C4	-5.31	104.28	106.40
38	A1	1124	G	C2-N3-C4	-5.31	109.25	111.90
38	A1	1506	U	P-O3'-C3'	-5.31	113.33	119.70
38	A1	1583	G	O4'-C1'-N9	5.31	112.45	108.20
38	A1	2996	A	C5-C6-N1	-5.31	115.05	117.70
54	AI	56	ARG	N-CA-CB	5.31	120.15	110.60
11	B2	198	A	OP1-P-O3'	5.31	116.87	105.20
11	B2	396	C	P-O3'-C3'	5.31	126.07	119.70
38	A1	463	A	P-O3'-C3'	5.31	126.07	119.70
38	A1	912	G	C5'-C4'-C3'	-5.31	107.51	116.00
38	A1	1068	U	C5-C6-N1	-5.31	120.05	122.70
38	A1	1146	U	P-O5'-C5'	-5.31	112.41	120.90
38	A1	1591	C	N3-C4-C5	-5.31	119.78	121.90
38	A1	1654	G	C3'-C2'-C1'	-5.31	97.25	101.50
38	A1	1825	G	C4'-C3'-C2'	-5.31	97.29	102.60
38	A1	2282	G	C6-C5-N7	-5.31	127.22	130.40
38	A1	2641	C	C3'-C2'-C1'	5.31	105.75	101.50
38	A1	2660	G	N1-C2-N3	-5.31	120.72	123.90
38	A1	2689	G	C6-N1-C2	5.31	128.28	125.10
38	A1	2719	G	N9-C4-C5	5.31	107.52	105.40
11	B2	131	G	O4'-C1'-N9	5.30	112.44	108.20
11	B2	393	A	N9-C1'-C2'	-5.30	106.17	112.00
11	B2	668	G	C4-C5-C6	5.30	121.98	118.80
11	B2	1174	A	C6-N1-C2	-5.30	115.42	118.60
34	BV	24	TYR	CG-CD1-CE1	-5.30	117.06	121.30
38	A1	426	G	C3'-C2'-C1'	5.30	105.74	101.50
38	A1	514	U	N1-C2-O2	5.30	126.51	122.80
38	A1	830	G	C3'-C2'-C1'	-5.30	97.26	101.50
38	A1	1950	G	C6-N1-C2	-5.30	121.92	125.10
38	A1	2292	A	C2-N3-C4	5.30	113.25	110.60
38	A1	2407	G	C8-N9-C4	-5.30	104.28	106.40
38	A1	2499	U	N3-C4-O4	5.30	123.11	119.40
38	A1	2526	G	C4-C5-N7	-5.30	108.68	110.80
39	A3	43	C	OP1-P-OP2	-5.30	111.64	119.60
62	AO	148	HIS	CA-C-N	-5.30	105.53	117.20
5	AS	37	ARG	NE-CZ-NH2	-5.30	117.65	120.30
11	B2	408	C	N1-C1'-C2'	-5.30	106.17	112.00
38	A1	212	A	N1-C6-N6	5.30	121.78	118.60

Continued on next page...

Continued from previous page...

Mol	Chain	Res	Type	Atoms	Z	Observed(°)	Ideal(°)
38	A1	565	A	O4'-C1'-N9	5.30	112.44	108.20
38	A1	606	A	N7-C8-N9	5.30	116.45	113.80
38	A1	1071	A	C6-C5-N7	-5.30	128.59	132.30
38	A1	1209	A	C1'-O4'-C4'	-5.30	105.66	109.90
38	A1	2231	G	C4-C5-C6	5.30	121.98	118.80
41	AA	61	LYS	N-CA-CB	5.30	120.14	110.60
60	AM	31	ARG	NE-CZ-NH2	5.30	122.95	120.30
11	B2	276	A	C5-C6-N1	-5.30	115.05	117.70
11	B2	468	G	N3-C4-N9	-5.30	122.82	126.00
11	B2	1254	C	P-O3'-C3'	-5.30	113.34	119.70
14	BB	188	PHE	CD1-CE1-CZ	-5.30	113.74	120.10
19	BG	55	PHE	CB-CG-CD2	-5.30	117.09	120.80
38	A1	210	A	C5-C6-N6	-5.30	119.46	123.70
38	A1	337	G	C6-N1-C2	5.30	128.28	125.10
38	A1	428	A	N1-C6-N6	5.30	121.78	118.60
38	A1	792	A	N1-C2-N3	-5.30	126.65	129.30
38	A1	1016	C	N3-C2-O2	5.30	125.61	121.90
38	A1	1186	G	C4-C5-C6	5.30	121.98	118.80
38	A1	1323	U	N1-C2-O2	5.30	126.51	122.80
38	A1	1569	A	O4'-C1'-N9	5.30	112.44	108.20
38	A1	1787	U	C5-C6-N1	5.30	125.35	122.70
10	B1	8	U	C4-C5-C6	5.30	122.88	119.70
11	B2	281	G	O4'-C1'-N9	5.30	112.44	108.20
11	B2	545	C	C4-C5-C6	5.30	120.05	117.40
11	B2	634	C	C6-N1-C1'	-5.30	114.44	120.80
11	B2	1208	A	C5-C6-N6	-5.30	119.46	123.70
11	B2	1231	G	N3-C4-C5	5.30	131.25	128.60
11	B2	1481	G	C5'-C4'-O4'	5.30	115.46	109.10
29	BQ	101	ARG	NE-CZ-NH1	5.30	122.95	120.30
38	A1	59	U	N3-C4-C5	5.30	117.78	114.60
38	A1	165	G	N3-C4-C5	-5.30	125.95	128.60
38	A1	1092	U	C4'-C3'-C2'	-5.30	97.30	102.60
38	A1	1227	A	C5-C6-N1	-5.30	115.05	117.70
38	A1	2286	U	N1-C2-O2	5.30	126.51	122.80
38	A1	2836	G	C4-C5-N7	5.30	112.92	110.80
46	AD	73	LEU	CB-CA-C	-5.30	100.13	110.20
38	A1	254	A	C5'-C4'-O4'	5.30	115.46	109.10
38	A1	276	G	C5-C6-O6	-5.30	125.42	128.60
38	A1	725	G	C5-C6-N1	-5.30	108.85	111.50
38	A1	1273	C	N1-C2-N3	5.30	122.91	119.20
38	A1	1786	G	O4'-C1'-N9	5.30	112.44	108.20
11	B2	50	C	O5'-P-OP2	5.30	117.06	110.70

Continued on next page...

Continued from previous page...

Mol	Chain	Res	Type	Atoms	Z	Observed(°)	Ideal(°)
11	B2	875	G	C4-C5-C6	-5.30	115.62	118.80
27	BO	135	PHE	CB-CG-CD2	5.30	124.51	120.80
38	A1	485	G	N3-C2-N2	5.30	123.61	119.90
38	A1	668	G	C5-C6-O6	-5.30	125.42	128.60
38	A1	692	C	C5-C4-N4	-5.30	116.49	120.20
38	A1	851	G	C5'-C4'-O4'	5.30	115.46	109.10
38	A1	955	A	N1-C6-N6	5.30	121.78	118.60
38	A1	1058	A	N1-C2-N3	5.30	131.95	129.30
38	A1	1070	G	C6-C5-N7	-5.30	127.22	130.40
38	A1	1645	U	C4-C5-C6	-5.30	116.52	119.70
64	AR	9	ARG	NE-CZ-NH1	5.30	122.95	120.30
11	B2	1166	G	N3-C2-N2	5.29	123.61	119.90
11	B2	1332	C	C5-C6-N1	5.29	123.65	121.00
38	A1	295	G	C2-N3-C4	5.29	114.55	111.90
38	A1	1370	G	C5'-C4'-O4'	-5.29	102.75	109.10
38	A1	2133	G	C3'-C2'-C1'	5.29	105.74	101.50
39	A3	14	G	O4'-C1'-N9	5.29	112.44	108.20
10	B1	14	A	C3'-C2'-C1'	-5.29	97.27	101.50
11	B2	29	G	N3-C4-C5	5.29	131.25	128.60
11	B2	246	A	N3-C4-C5	-5.29	123.09	126.80
11	B2	645	G	C6-N1-C2	-5.29	121.92	125.10
11	B2	801	A	C5-C6-N1	-5.29	115.05	117.70
11	B2	1490	C	C2-N3-C4	5.29	122.55	119.90
15	BC	67	ARG	NE-CZ-NH1	5.29	122.95	120.30
18	BF	116	TYR	CG-CD1-CE1	-5.29	117.06	121.30
21	BI	17	SER	N-CA-CB	5.29	118.44	110.50
23	BK	76	GLU	N-CA-CB	5.29	120.13	110.60
38	A1	350	A	C6-C5-N7	-5.29	128.59	132.30
38	A1	944	G	C5-N7-C8	5.29	106.95	104.30
38	A1	1083	G	N9-C1'-C2'	-5.29	106.18	112.00
38	A1	2226	G	C5-C6-O6	-5.29	125.42	128.60
38	A1	2316	U	C2-N3-C4	-5.29	123.82	127.00
38	A1	2618	C	N1-C2-O2	-5.29	115.72	118.90
38	A1	2876	G	C2-N3-C4	5.29	114.55	111.90
38	A1	2979	C	C6-N1-C2	-5.29	118.18	120.30
57	Aj	47	TYR	CD1-CE1-CZ	5.29	124.56	119.80
11	B2	69	U	C4'-C3'-C2'	-5.29	97.31	102.60
11	B2	492	G	C6-N1-C2	-5.29	121.92	125.10
11	B2	617	A	N9-C4-C5	5.29	107.92	105.80
11	B2	853	G	C8-N9-C4	-5.29	104.28	106.40
18	BF	136	ARG	NH1-CZ-NH2	-5.29	113.58	119.40
28	BP	53	ARG	NE-CZ-NH1	5.29	122.95	120.30

Continued on next page...

Continued from previous page...

Mol	Chain	Res	Type	Atoms	Z	Observed(°)	Ideal(°)
38	A1	330	U	N3-C4-C5	-5.29	111.42	114.60
38	A1	398	U	C5-C6-N1	5.29	125.34	122.70
38	A1	442	G	C6-C5-N7	-5.29	127.22	130.40
38	A1	644	G	C5-C6-N1	-5.29	108.86	111.50
38	A1	1244	C	N3-C2-O2	5.29	125.61	121.90
38	A1	1248	C	C6-N1-C2	5.29	122.42	120.30
38	A1	1416	G	N7-C8-N9	5.29	115.75	113.10
38	A1	1874	G	C4'-C3'-C2'	-5.29	97.31	102.60
38	A1	2191	U	O4'-C1'-N1	5.29	112.43	108.20
38	A1	2331	A	C5-N7-C8	5.29	106.55	103.90
38	A1	2720	U	C6-N1-C2	-5.29	117.83	121.00
39	A3	14	G	N1-C6-O6	5.29	123.08	119.90
47	Ad	49	GLY	N-CA-C	-5.29	99.87	113.10
12	AG	79	TYR	CB-CG-CD2	5.29	124.17	121.00
10	B1	60	A	C3'-C2'-C1'	5.29	105.73	101.50
11	B2	1163	U	C1'-O4'-C4'	5.29	114.13	109.90
38	A1	940	G	C1'-O4'-C4'	5.29	114.13	109.90
38	A1	1298	C	C2-N3-C4	-5.29	117.25	119.90
38	A1	1742	C	C1'-O4'-C4'	-5.29	105.67	109.90
38	A1	2226	G	C5-C6-N1	-5.29	108.86	111.50
39	A3	74	U	C5-C6-N1	-5.29	120.06	122.70
4	AQ	81	ARG	NE-CZ-NH1	-5.29	117.66	120.30
11	B2	31	U	P-O5'-C5'	5.29	129.36	120.90
11	B2	374	G	N9-C4-C5	-5.29	103.28	105.40
11	B2	511	C	C4-C5-C6	5.29	120.04	117.40
11	B2	569	G	N7-C8-N9	-5.29	110.46	113.10
11	B2	898	G	C8-N9-C4	-5.29	104.28	106.40
14	BB	54	VAL	CA-CB-CG1	5.29	118.83	110.90
38	A1	238	C	N3-C4-C5	-5.29	119.78	121.90
38	A1	353	C	C4-C5-C6	5.29	120.04	117.40
38	A1	696	G	C3'-C2'-C1'	5.29	105.73	101.50
38	A1	885	A	N9-C4-C5	5.29	107.92	105.80
38	A1	1075	G	N3-C2-N2	5.29	123.60	119.90
38	A1	1256	G	C2-N3-C4	5.29	114.54	111.90
38	A1	1298	C	C5-C6-N1	5.29	123.64	121.00
38	A1	1634	A	C4'-C3'-C2'	-5.29	97.31	102.60
38	A1	1828	A	C2-N3-C4	5.29	113.24	110.60
38	A1	2031	G	C4-C5-C6	5.29	121.97	118.80
38	A1	2990	G	C4-C5-C6	5.29	121.97	118.80
38	A1	3007	A	C5'-C4'-C3'	5.29	124.46	116.00
38	A1	3040	G	C5-C6-O6	-5.29	125.43	128.60
62	AO	13	ARG	NH1-CZ-NH2	-5.29	113.58	119.40

Continued on next page...

Continued from previous page...

Mol	Chain	Res	Type	Atoms	Z	Observed(°)	Ideal(°)
5	AS	52	ASP	CB-CG-OD1	5.29	123.06	118.30
11	B2	228	G	C6-N1-C2	5.29	128.27	125.10
25	BM	121	ILE	N-CA-C	-5.29	96.72	111.00
38	A1	747	G	C5-N7-C8	5.29	106.94	104.30
38	A1	1197	G	C2-N3-C4	5.29	114.54	111.90
38	A1	1490	G	N3-C2-N2	5.29	123.60	119.90
38	A1	2577	U	O4'-C1'-N1	5.29	112.43	108.20
38	A1	2973	A	N1-C6-N6	5.29	121.77	118.60
11	B2	676	G	C4-C5-N7	5.29	112.91	110.80
11	B2	877	A	N3-C4-N9	5.29	131.63	127.40
11	B2	1060	G	N3-C4-N9	5.29	129.17	126.00
11	B2	1100	G	C6-N1-C2	5.29	128.27	125.10
11	B2	1100	G	OP1-P-OP2	-5.29	111.67	119.60
11	B2	1210	A	N9-C4-C5	5.29	107.91	105.80
11	B2	1303	C	C1'-O4'-C4'	5.29	114.13	109.90
11	B2	1389	G	N3-C4-C5	-5.29	125.96	128.60
21	BI	11	LEU	CB-CG-CD2	5.29	119.99	111.00
29	BQ	49	MET	CG-SD-CE	-5.29	91.74	100.20
38	A1	360	G	C4-C5-N7	-5.29	108.69	110.80
38	A1	437	G	O5'-P-OP2	-5.29	100.94	105.70
38	A1	504	G	C6-C5-N7	-5.29	127.23	130.40
38	A1	568	A	C6-N1-C2	-5.29	115.43	118.60
38	A1	615	A	N7-C8-N9	-5.29	111.16	113.80
38	A1	682	G	O4'-C1'-N9	5.29	112.43	108.20
38	A1	1012	G	N3-C2-N2	5.29	123.60	119.90
38	A1	1391	C	C6-N1-C2	-5.29	118.19	120.30
38	A1	1992	A	C5-C6-N1	-5.29	115.06	117.70
38	A1	2063	U	N3-C2-O2	5.29	125.90	122.20
38	A1	2319	C	N3-C4-N4	5.29	121.70	118.00
38	A1	2628	U	N1-C2-N3	-5.29	111.73	114.90
38	A1	2724	A	C5'-C4'-C3'	-5.29	107.54	116.00
10	B1	20	G	C3'-C2'-C1'	5.28	105.73	101.50
11	B2	142	G	C8-N9-C1'	5.28	133.87	127.00
11	B2	436	A	C5-C6-N6	-5.28	119.47	123.70
11	B2	600	C	C3'-C2'-C1'	-5.28	97.27	101.50
11	B2	868	C	C6-N1-C1'	5.28	127.14	120.80
16	BD	33	TYR	CG-CD2-CE2	-5.28	117.07	121.30
22	BJ	33	SER	O-C-N	-5.28	114.25	122.70
38	A1	232	U	C5-C6-N1	5.28	125.34	122.70
38	A1	264	G	N1-C6-O6	5.28	123.07	119.90
38	A1	447	G	C3'-C2'-C1'	-5.28	97.27	101.50
38	A1	724	G	N7-C8-N9	-5.28	110.46	113.10

Continued on next page...

Continued from previous page...

Mol	Chain	Res	Type	Atoms	Z	Observed(°)	Ideal(°)
38	A1	1057	C	O4'-C4'-C3'	-5.28	98.72	104.00
38	A1	1459	A	C6-C5-N7	-5.28	128.60	132.30
38	A1	1477	C	N3-C4-C5	-5.28	119.79	121.90
38	A1	2028	G	O4'-C1'-N9	5.28	112.43	108.20
38	A1	2181	G	N3-C2-N2	5.28	123.60	119.90
38	A1	2263	G	C4-C5-N7	-5.28	108.69	110.80
38	A1	2272	G	C5-N7-C8	5.28	106.94	104.30
38	A1	2346	A	C4-C5-N7	-5.28	108.06	110.70
38	A1	2512	C	C4'-C3'-C2'	-5.28	97.32	102.60
38	A1	2569	G	C6-C5-N7	-5.28	127.23	130.40
38	A1	2682	G	C5'-C4'-C3'	-5.28	107.55	116.00
45	AC	38	MET	CG-SD-CE	-5.28	91.75	100.20
52	AH	8	VAL	CG1-CB-CG2	-5.28	102.45	110.90
11	B2	165	U	N3-C4-C5	-5.28	111.43	114.60
11	B2	645	G	O4'-C1'-N9	5.28	112.43	108.20
11	B2	855	C	N3-C4-C5	-5.28	119.79	121.90
38	A1	119	U	O4'-C1'-N1	5.28	112.42	108.20
38	A1	332	A	P-O3'-C3'	5.28	126.04	119.70
38	A1	769	G	C5'-C4'-O4'	5.28	115.44	109.10
38	A1	780	G	C4-C5-N7	5.28	112.91	110.80
38	A1	831	C	N1-C2-O2	5.28	122.07	118.90
38	A1	944	G	N1-C2-N3	-5.28	120.73	123.90
38	A1	2809	G	C4-C5-N7	-5.28	108.69	110.80
38	A1	2963	G	N7-C8-N9	-5.28	110.46	113.10
4	AQ	139	TYR	CB-CG-CD2	-5.28	117.83	121.00
11	B2	173	G	N3-C4-C5	-5.28	125.96	128.60
11	B2	1269	G	N1-C6-O6	5.28	123.07	119.90
37	BY	38	TRP	CG-CD2-CE3	-5.28	129.15	133.90
38	A1	203	G	C2-N3-C4	-5.28	109.26	111.90
38	A1	1076	G	N1-C6-O6	5.28	123.07	119.90
38	A1	1137	G	C4-C5-C6	5.28	121.97	118.80
38	A1	1560	G	N9-C4-C5	-5.28	103.29	105.40
38	A1	1718	C	C4'-C3'-C2'	5.28	107.88	102.60
38	A1	1811	G	N7-C8-N9	5.28	115.74	113.10
38	A1	2034	G	C4'-C3'-C2'	-5.28	97.32	102.60
38	A1	2346	A	C2-N3-C4	5.28	113.24	110.60
38	A1	2509	A	N1-C2-N3	5.28	131.94	129.30
39	A3	91	G	C2-N3-C4	-5.28	109.26	111.90
46	AD	19	PRO	N-CD-CG	5.28	111.12	103.20
2	A8	49	TYR	CD1-CE1-CZ	5.28	124.55	119.80
11	B2	258	A	C5'-C4'-O4'	5.28	115.44	109.10
11	B2	662	C	C2-N1-C1'	5.28	124.61	118.80

Continued on next page...

Continued from previous page...

Mol	Chain	Res	Type	Atoms	Z	Observed(°)	Ideal(°)
11	B2	942	A	N1-C2-N3	5.28	131.94	129.30
11	B2	988	A	OP1-P-OP2	-5.28	111.68	119.60
11	B2	1034	G	N3-C4-C5	-5.28	125.96	128.60
11	B2	1141	G	C6-C5-N7	-5.28	127.23	130.40
38	A1	324	C	N1-C2-O2	-5.28	115.73	118.90
38	A1	365	G	N1-C2-N3	-5.28	120.73	123.90
38	A1	1280	C	O4'-C1'-C2'	-5.28	100.52	105.80
38	A1	2176	G	N1-C6-O6	5.28	123.07	119.90
38	A1	2350	G	C4-N9-C1'	5.28	133.36	126.50
38	A1	2565	A	C4'-C3'-C2'	-5.28	97.32	102.60
38	A1	2809	G	C2-N3-C4	-5.28	109.26	111.90
39	A3	34	C	C4-C5-C6	5.28	120.04	117.40
11	B2	196	G	C3'-C2'-C1'	5.28	105.72	101.50
11	B2	228	G	P-O5'-C5'	-5.28	112.45	120.90
11	B2	266	A	C4-C5-N7	-5.28	108.06	110.70
11	B2	340	A	C3'-C2'-C1'	5.28	105.72	101.50
11	B2	592	G	C6-C5-N7	-5.28	127.23	130.40
11	B2	612	C	N3-C4-N4	5.28	121.69	118.00
11	B2	809	C	P-O3'-C3'	5.28	126.03	119.70
11	B2	839	G	C5-C6-N1	-5.28	108.86	111.50
11	B2	1408	C	C3'-C2'-C1'	5.28	105.72	101.50
25	BM	31	THR	N-CA-C	-5.28	96.75	111.00
38	A1	23	G	N9-C4-C5	-5.28	103.29	105.40
38	A1	69	C	C1'-O4'-C4'	5.28	114.12	109.90
38	A1	143	C	O4'-C1'-N1	5.28	112.42	108.20
38	A1	422	G	C6-N1-C2	5.28	128.27	125.10
38	A1	647	G	N1-C2-N2	-5.28	111.45	116.20
38	A1	711	C	C4'-C3'-C2'	-5.28	97.32	102.60
38	A1	966	G	C8-N9-C4	-5.28	104.29	106.40
38	A1	1037	C	O4'-C1'-N1	5.28	112.42	108.20
38	A1	1151	G	C1'-O4'-C4'	-5.28	105.68	109.90
38	A1	1380	G	N3-C2-N2	5.28	123.59	119.90
38	A1	1526	G	N3-C2-N2	5.28	123.59	119.90
38	A1	1676	G	C4-C5-N7	-5.28	108.69	110.80
38	A1	1836	A	N9-C1'-C2'	-5.28	106.20	112.00
38	A1	2007	C	OP1-P-OP2	-5.28	111.69	119.60
38	A1	2427	C	C6-N1-C2	-5.28	118.19	120.30
38	A1	2530	G	N9-C4-C5	-5.28	103.29	105.40
38	A1	2809	G	C1'-O4'-C4'	-5.28	105.68	109.90
11	B2	561	A	C6-C5-N7	-5.28	128.61	132.30
11	B2	593	G	O4'-C4'-C3'	-5.28	98.72	104.00
11	B2	664	G	N7-C8-N9	5.28	115.74	113.10

Continued on next page...

Continued from previous page...

Mol	Chain	Res	Type	Atoms	Z	Observed(°)	Ideal(°)
11	B2	1010	G	C2-N3-C4	5.28	114.54	111.90
18	BF	207	ASN	CB-CG-OD1	-5.28	111.05	121.60
22	BJ	103	THR	N-CA-C	-5.28	96.76	111.00
38	A1	309	C	O4'-C1'-N1	5.28	112.42	108.20
38	A1	360	G	C5'-C4'-O4'	5.28	115.43	109.10
38	A1	368	U	C1'-O4'-C4'	5.28	114.12	109.90
38	A1	399	C	C2-N3-C4	5.28	122.54	119.90
38	A1	1459	A	C5-C6-N1	-5.28	115.06	117.70
38	A1	1779	C	C5-C4-N4	-5.28	116.51	120.20
38	A1	1826	G	N3-C2-N2	5.28	123.59	119.90
38	A1	2066	C	N3-C4-C5	-5.28	119.79	121.90
38	A1	2155	C	O4'-C1'-N1	5.28	112.42	108.20
38	A1	2538	G	N1-C2-N3	-5.28	120.73	123.90
38	A1	2648	C	C5'-C4'-O4'	5.28	115.43	109.10
38	A1	2819	C	O4'-C1'-N1	5.28	112.42	108.20
38	A1	2888	G	N1-C2-N3	-5.28	120.73	123.90
38	A1	2902	G	N3-C2-N2	5.28	123.59	119.90
38	A1	3022	C	N3-C4-N4	5.28	121.69	118.00
39	A3	46	G	P-O3'-C3'	-5.28	113.37	119.70
58	Ak	201	TYR	CB-CG-CD2	5.28	124.17	121.00
11	B2	841	C	N3-C4-N4	5.27	121.69	118.00
38	A1	671	G	C4-C5-C6	5.27	121.97	118.80
38	A1	1737	A	C5-N7-C8	5.27	106.54	103.90
38	A1	2983	G	N3-C4-C5	5.27	131.24	128.60
11	B2	212	G	C6-N1-C2	5.27	128.26	125.10
11	B2	1211	A	C4-C5-N7	-5.27	108.06	110.70
11	B2	1416	C	C1'-O4'-C4'	-5.27	105.68	109.90
38	A1	194	G	O4'-C1'-N9	5.27	112.42	108.20
38	A1	399	C	N3-C2-O2	5.27	125.59	121.90
38	A1	445	G	C4-C5-N7	5.27	112.91	110.80
38	A1	596	C	C2-N3-C4	-5.27	117.26	119.90
38	A1	778	A	C6-N1-C2	-5.27	115.44	118.60
38	A1	890	G	N9-C4-C5	5.27	107.51	105.40
38	A1	1216	A	P-O3'-C3'	5.27	126.03	119.70
38	A1	1504	C	N1-C2-N3	-5.27	115.51	119.20
38	A1	1609	G	N3-C4-N9	-5.27	122.84	126.00
38	A1	1802	G	N9-C4-C5	5.27	107.51	105.40
38	A1	1818	G	C5-C6-O6	-5.27	125.44	128.60
38	A1	1888	G	C6-C5-N7	-5.27	127.24	130.40
38	A1	2025	A	C4-C5-N7	5.27	113.34	110.70
38	A1	2050	U	N1-C2-N3	-5.27	111.74	114.90
38	A1	2217	C	N3-C2-O2	5.27	125.59	121.90

Continued on next page...

Continued from previous page...

Mol	Chain	Res	Type	Atoms	Z	Observed(°)	Ideal(°)
38	A1	2296	A	C4'-C3'-C2'	5.27	107.87	102.60
38	A1	2586	A	C5-N7-C8	5.27	106.54	103.90
38	A1	2899	G	C3'-C2'-C1'	5.27	105.72	101.50
38	A1	2902	G	P-O3'-C3'	5.27	126.03	119.70
39	A3	73	U	O4'-C1'-N1	5.27	112.42	108.20
11	B2	43	A	C5'-C4'-O4'	5.27	115.43	109.10
11	B2	307	G	C3'-C2'-C1'	-5.27	97.28	101.50
11	B2	471	G	C2-N3-C4	5.27	114.53	111.90
11	B2	1276	G	C5-C6-O6	-5.27	125.44	128.60
38	A1	98	G	C6-N1-C2	5.27	128.26	125.10
38	A1	117	A	C4-C5-C6	5.27	119.64	117.00
38	A1	695	G	C5-C6-O6	-5.27	125.44	128.60
38	A1	761	U	O4'-C1'-N1	5.27	112.42	108.20
38	A1	1069	A	O4'-C1'-C2'	5.27	112.34	107.60
38	A1	2712	G	OP2-P-O3'	5.27	116.80	105.20
38	A1	2728	U	C3'-C2'-C1'	-5.27	97.28	101.50
9	AX	377	LEU	CB-CG-CD2	5.27	119.96	111.00
10	B1	46	U	C3'-C2'-C1'	-5.27	97.28	101.50
11	B2	170	C	C3'-C2'-C1'	5.27	105.72	101.50
11	B2	550	G	C8-N9-C4	5.27	108.51	106.40
11	B2	781	U	C4-C5-C6	-5.27	116.54	119.70
11	B2	881	G	N7-C8-N9	5.27	115.73	113.10
13	BA	64	VAL	CB-CA-C	-5.27	101.39	111.40
38	A1	544	A	C6-N1-C2	5.27	121.76	118.60
38	A1	649	A	N7-C8-N9	-5.27	111.17	113.80
38	A1	804	C	C5-C4-N4	-5.27	116.51	120.20
38	A1	1124	G	C4-C5-C6	5.27	121.96	118.80
38	A1	1272	A	C3'-C2'-C1'	5.27	105.72	101.50
38	A1	1352	U	N1-C2-N3	-5.27	111.74	114.90
38	A1	1422	G	C4-C5-C6	5.27	121.96	118.80
38	A1	1728	C	C4-C5-C6	5.27	120.03	117.40
38	A1	2031	G	O5'-P-OP1	5.27	117.02	110.70
38	A1	2459	G	N9-C4-C5	5.27	107.51	105.40
38	A1	2955	G	C4-N9-C1'	-5.27	119.65	126.50
44	Ab	42	ARG	NH1-CZ-NH2	-5.27	113.60	119.40
63	AP	13	ARG	NE-CZ-NH1	-5.27	117.67	120.30
67	AZ	17	VAL	CA-CB-CG1	5.27	118.80	110.90
11	B2	299	G	C2-N3-C4	-5.27	109.27	111.90
11	B2	316	C	P-O3'-C3'	5.27	126.02	119.70
11	B2	380	C	N3-C4-N4	5.27	121.69	118.00
11	B2	577	C	N1-C2-O2	5.27	122.06	118.90
11	B2	1420	U	C3'-C2'-C1'	-5.27	97.29	101.50

Continued on next page...

Continued from previous page...

Mol	Chain	Res	Type	Atoms	Z	Observed(°)	Ideal(°)
38	A1	149	G	C6-N1-C2	-5.27	121.94	125.10
38	A1	211	A	N3-C4-C5	-5.27	123.11	126.80
38	A1	528	G	N1-C2-N2	5.27	120.94	116.20
38	A1	603	G	N3-C4-N9	-5.27	122.84	126.00
38	A1	758	C	C4'-C3'-C2'	-5.27	97.33	102.60
38	A1	1064	G	N9-C4-C5	5.27	107.51	105.40
38	A1	1404	G	N1-C6-O6	5.27	123.06	119.90
38	A1	1408	G	O4'-C1'-N9	5.27	112.41	108.20
43	AB	180	TYR	CG-CD1-CE1	5.27	125.51	121.30
51	Ag	8	GLU	CB-CG-CD	-5.27	99.97	114.20
11	B2	156	A	C4-C5-C6	5.27	119.63	117.00
11	B2	1452	G	C8-N9-C4	-5.27	104.29	106.40
38	A1	179	A	C5-C6-N6	-5.27	119.49	123.70
38	A1	508	G	N3-C4-C5	5.27	131.23	128.60
38	A1	841	U	C4'-C3'-C2'	-5.27	97.33	102.60
38	A1	1832	G	C8-N9-C4	-5.27	104.29	106.40
38	A1	2063	U	C2-N1-C1'	-5.27	111.38	117.70
38	A1	2071	C	C4'-C3'-C2'	-5.27	97.33	102.60
38	A1	2318	G	N7-C8-N9	-5.27	110.47	113.10
38	A1	2828	G	C5-C6-N1	-5.27	108.87	111.50
38	A1	2887	C	C5-C4-N4	5.27	123.89	120.20
10	B1	38	G	C5'-C4'-O4'	5.26	115.42	109.10
11	B2	529	C	N1-C2-N3	-5.26	115.51	119.20
11	B2	556	G	C4-C5-N7	5.26	112.91	110.80
11	B2	672	G	C5'-C4'-O4'	5.26	115.42	109.10
11	B2	959	G	C6-N1-C2	-5.26	121.94	125.10
11	B2	1241	U	P-O5'-C5'	5.26	129.32	120.90
20	BH	149	ALA	N-CA-CB	5.26	117.47	110.10
38	A1	52	A	N3-C4-C5	-5.26	123.11	126.80
38	A1	1856	G	C6-C5-N7	-5.26	127.24	130.40
38	A1	2176	G	C2-N3-C4	5.26	114.53	111.90
38	A1	2238	G	N9-C4-C5	-5.26	103.29	105.40
41	AA	22	ARG	NE-CZ-NH2	-5.26	117.67	120.30
4	AQ	43	ARG	NH1-CZ-NH2	5.26	125.19	119.40
11	B2	19	G	N7-C8-N9	5.26	115.73	113.10
11	B2	211	G	O4'-C1'-N9	5.26	112.41	108.20
11	B2	1010	G	O4'-C1'-N9	5.26	112.41	108.20
11	B2	1266	A	C6-N1-C2	5.26	121.76	118.60
38	A1	1361	G	N3-C4-N9	5.26	129.16	126.00
38	A1	1714	G	C6-C5-N7	-5.26	127.24	130.40
38	A1	2877	A	O4'-C1'-C2'	-5.26	100.54	105.80
10	B1	60	A	C2-N3-C4	-5.26	107.97	110.60

Continued on next page...

Continued from previous page...

Mol	Chain	Res	Type	Atoms	Z	Observed(°)	Ideal(°)
11	B2	377	A	C1'-O4'-C4'	5.26	114.11	109.90
11	B2	386	C	C3'-C2'-C1'	5.26	105.71	101.50
11	B2	463	G	N7-C8-N9	5.26	115.73	113.10
11	B2	525	A	O4'-C1'-N9	5.26	112.41	108.20
11	B2	730	G	O4'-C1'-C2'	5.26	112.34	107.60
11	B2	769	A	O4'-C1'-C2'	-5.26	100.54	105.80
32	BT	66	HIS	CB-CA-C	-5.26	99.88	110.40
38	A1	26	G	N3-C2-N2	5.26	123.58	119.90
38	A1	273	G	C4'-C3'-C2'	-5.26	97.34	102.60
38	A1	572	U	N1-C2-O2	5.26	126.48	122.80
38	A1	692	C	N3-C4-N4	5.26	121.68	118.00
38	A1	763	A	N7-C8-N9	-5.26	111.17	113.80
38	A1	1382	C	C5'-C4'-O4'	5.26	115.41	109.10
38	A1	1418	A	P-O3'-C3'	5.26	126.01	119.70
38	A1	2801	G	C4-C5-C6	5.26	121.96	118.80
38	A1	2829	C	O4'-C1'-N1	5.26	112.41	108.20
38	A1	2956	G	N3-C4-C5	-5.26	125.97	128.60
39	A3	33	U	O4'-C4'-C3'	-5.26	98.74	104.00
59	AL	123	VAL	CG1-CB-CG2	5.26	119.32	110.90
11	B2	764	C	N1-C1'-C2'	-5.26	106.22	112.00
11	B2	868	C	C5-C4-N4	-5.26	116.52	120.20
38	A1	238	C	N1-C2-N3	-5.26	115.52	119.20
38	A1	243	G	N3-C4-N9	5.26	129.16	126.00
38	A1	422	G	N7-C8-N9	-5.26	110.47	113.10
38	A1	544	A	C5'-C4'-O4'	5.26	115.41	109.10
38	A1	574	C	C3'-C2'-C1'	5.26	105.71	101.50
38	A1	823	G	N3-C2-N2	5.26	123.58	119.90
38	A1	1158	G	C3'-C2'-C1'	-5.26	97.29	101.50
38	A1	1258	G	N3-C4-C5	5.26	131.23	128.60
38	A1	1293	G	N1-C2-N3	-5.26	120.75	123.90
38	A1	1328	G	N1-C2-N2	-5.26	111.47	116.20
38	A1	1582	G	O4'-C1'-N9	5.26	112.41	108.20
38	A1	1617	G	P-O3'-C3'	-5.26	113.39	119.70
38	A1	1816	C	C5'-C4'-C3'	5.26	124.42	116.00
38	A1	1906	G	C6-C5-N7	-5.26	127.24	130.40
38	A1	1940	U	N3-C4-C5	-5.26	111.44	114.60
38	A1	2287	C	N1-C2-O2	-5.26	115.75	118.90
38	A1	2355	G	C5-N7-C8	-5.26	101.67	104.30
38	A1	2385	G	N1-C6-O6	5.26	123.06	119.90
38	A1	2528	U	N3-C4-O4	5.26	123.08	119.40
11	B2	124	C	C4'-C3'-C2'	-5.26	97.34	102.60
11	B2	949	G	P-O3'-C3'	5.26	126.01	119.70

Continued on next page...

Continued from previous page...

Mol	Chain	Res	Type	Atoms	Z	Observed(°)	Ideal(°)
11	B2	986	G	O4'-C1'-N9	5.26	112.41	108.20
11	B2	1022	U	O4'-C1'-C2'	-5.26	100.54	105.80
11	B2	1040	A	C6-N1-C2	-5.26	115.44	118.60
11	B2	1114	G	N1-C2-N2	5.26	120.93	116.20
11	B2	1279	A	C5-C6-N1	-5.26	115.07	117.70
11	B2	1297	G	OP1-P-OP2	-5.26	111.71	119.60
11	B2	1468	A	C5-C6-N6	-5.26	119.49	123.70
38	A1	1961	G	C4-C5-C6	5.26	121.95	118.80
38	A1	1963	G	O5'-P-OP1	5.26	117.01	110.70
38	A1	2656	A	C3'-C2'-C1'	-5.26	97.29	101.50
11	B2	193	G	C6-C5-N7	-5.26	127.25	130.40
11	B2	466	C	N3-C4-N4	5.26	121.68	118.00
11	B2	593	G	N3-C4-C5	-5.26	125.97	128.60
11	B2	607	U	C5'-C4'-O4'	5.26	115.41	109.10
11	B2	971	G	N9-C4-C5	5.26	107.50	105.40
11	B2	975	A	C2-N3-C4	5.26	113.23	110.60
11	B2	1181	G	N1-C6-O6	5.26	123.05	119.90
19	BG	108	ARG	O-C-N	5.26	132.14	123.20
38	A1	374	C	C5-C6-N1	-5.26	118.37	121.00
38	A1	681	C	C4-C5-C6	5.26	120.03	117.40
38	A1	916	A	C5-N7-C8	-5.26	101.27	103.90
38	A1	1091	G	N3-C4-N9	5.26	129.15	126.00
38	A1	1525	G	C5-C6-O6	-5.26	125.45	128.60
38	A1	2018	C	O4'-C1'-N1	5.26	112.41	108.20
38	A1	2199	U	C2-N3-C4	5.26	130.15	127.00
38	A1	2465	A	C2-N3-C4	-5.26	107.97	110.60
38	A1	2665	G	C5'-C4'-C3'	-5.26	107.59	116.00
38	A1	3021	C	C5-C4-N4	-5.26	116.52	120.20
11	B2	610	G	OP2-P-O3'	5.25	116.76	105.20
11	B2	1343	C	C2-N3-C4	5.25	122.53	119.90
11	B2	1366	U	C1'-O4'-C4'	5.25	114.10	109.90
38	A1	589	G	OP1-P-OP2	-5.25	111.72	119.60
38	A1	1174	U	O4'-C1'-N1	5.25	112.40	108.20
38	A1	1395	G	N3-C4-N9	-5.25	122.85	126.00
38	A1	1663	C	C3'-C2'-C1'	-5.25	97.30	101.50
38	A1	2864	G	C4-C5-C6	5.25	121.95	118.80
43	AB	164	GLY	C-N-CA	5.25	133.34	122.30
11	B2	46	A	N1-C6-N6	5.25	121.75	118.60
11	B2	206	C	C2-N1-C1'	-5.25	113.02	118.80
11	B2	442	C	C2-N1-C1'	5.25	124.58	118.80
11	B2	447	A	N1-C6-N6	5.25	121.75	118.60
11	B2	531	G	O4'-C1'-C2'	5.25	112.33	107.60

Continued on next page...

Continued from previous page...

Mol	Chain	Res	Type	Atoms	Z	Observed(°)	Ideal(°)
11	B2	1171	G	C5-C6-O6	-5.25	125.45	128.60
11	B2	1399	G	C5-N7-C8	-5.25	101.67	104.30
38	A1	143	C	O5'-P-OP2	5.25	117.00	110.70
38	A1	603	G	N3-C4-C5	5.25	131.23	128.60
38	A1	780	G	C5-C6-O6	-5.25	125.45	128.60
38	A1	1235	A	C5-C6-N6	-5.25	119.50	123.70
38	A1	1455	U	N1-C2-O2	5.25	126.48	122.80
38	A1	1681	G	C6-C5-N7	-5.25	127.25	130.40
38	A1	2031	G	N3-C2-N2	5.25	123.58	119.90
38	A1	2106	G	N1-C2-N3	-5.25	120.75	123.90
38	A1	2230	G	O4'-C1'-N9	5.25	112.40	108.20
39	A3	89	G	C6-C5-N7	-5.25	127.25	130.40
66	AY	94	GLU	CB-CA-C	-5.25	99.89	110.40
3	Af	47	THR	N-CA-CB	5.25	120.28	110.30
10	B1	47	G	C5-C6-N1	5.25	114.13	111.50
11	B2	63	G	N3-C2-N2	5.25	123.58	119.90
38	A1	339	A	C1'-O4'-C4'	-5.25	105.70	109.90
38	A1	371	U	O4'-C1'-C2'	-5.25	100.55	105.80
38	A1	684	G	C4-C5-N7	-5.25	108.70	110.80
38	A1	1076	G	N3-C4-C5	-5.25	125.97	128.60
38	A1	1246	G	N3-C2-N2	5.25	123.58	119.90
38	A1	1264	G	C4-C5-N7	-5.25	108.70	110.80
38	A1	1636	C	C2-N3-C4	5.25	122.53	119.90
38	A1	2039	U	N1-C2-N3	-5.25	111.75	114.90
38	A1	2092	G	C4-C5-C6	5.25	121.95	118.80
38	A1	2098	C	C3'-C2'-C1'	5.25	105.70	101.50
38	A1	2169	C	P-O3'-C3'	5.25	126.00	119.70
43	AB	188	PHE	CB-CG-CD1	-5.25	117.12	120.80
45	AC	86	TYR	CG-CD2-CE2	5.25	125.50	121.30
66	AY	40	THR	N-CA-C	-5.25	96.82	111.00
11	B2	347	G	N3-C4-N9	5.25	129.15	126.00
11	B2	1007	A	C4'-C3'-C2'	-5.25	97.35	102.60
11	B2	1036	G	C4-C5-C6	5.25	121.95	118.80
11	B2	1269	G	O5'-P-OP2	-5.25	100.97	105.70
23	BK	25	ARG	CD-NE-CZ	5.25	130.95	123.60
38	A1	36	G	C4-C5-N7	-5.25	108.70	110.80
38	A1	506	G	N7-C8-N9	5.25	115.72	113.10
38	A1	762	G	C2-N3-C4	-5.25	109.28	111.90
38	A1	1033	C	N3-C4-N4	5.25	121.67	118.00
38	A1	1195	G	C3'-C2'-C1'	-5.25	97.30	101.50
38	A1	2246	G	N3-C4-N9	-5.25	122.85	126.00
38	A1	2246	G	P-O5'-C5'	5.25	129.30	120.90

Continued on next page...

Continued from previous page...

Mol	Chain	Res	Type	Atoms	Z	Observed(°)	Ideal(°)
11	B2	201	G	P-O5'-C5'	-5.25	112.50	120.90
11	B2	334	G	N1-C2-N3	-5.25	120.75	123.90
11	B2	394	C	C5'-C4'-C3'	5.25	124.40	116.00
11	B2	1137	G	N9-C1'-C2'	-5.25	106.23	112.00
11	B2	1138	G	C2-N3-C4	5.25	114.52	111.90
11	B2	1217	C	C1'-O4'-C4'	5.25	114.10	109.90
11	B2	1466	G	C5-N7-C8	-5.25	101.68	104.30
18	BF	38	PHE	CB-CG-CD2	5.25	124.47	120.80
38	A1	188	A	P-O3'-C3'	-5.25	113.40	119.70
38	A1	445	G	C2-N3-C4	-5.25	109.28	111.90
38	A1	1076	G	C4'-C3'-C2'	-5.25	97.35	102.60
38	A1	1153	U	N3-C2-O2	5.25	125.88	122.20
38	A1	1161	A	C4'-C3'-C2'	-5.25	97.35	102.60
38	A1	1445	G	C4-C5-C6	5.25	121.95	118.80
38	A1	2119	C	N3-C4-N4	5.25	121.67	118.00
38	A1	2133	G	N1-C6-O6	5.25	123.05	119.90
38	A1	2465	A	C8-N9-C4	5.25	107.90	105.80
38	A1	2637	U	C5-C6-N1	-5.25	120.08	122.70
38	A1	2947	G	N3-C4-C5	5.25	131.22	128.60
62	AO	21	TYR	CD1-CE1-CZ	-5.25	115.08	119.80
11	B2	345	G	N3-C4-C5	5.25	131.22	128.60
11	B2	449	U	C2-N3-C4	-5.25	123.85	127.00
11	B2	550	G	N1-C2-N3	-5.25	120.75	123.90
11	B2	898	G	P-O3'-C3'	-5.25	113.40	119.70
11	B2	1032	A	N3-C4-C5	-5.25	123.13	126.80
38	A1	1207	G	N1-C2-N2	-5.25	111.48	116.20
38	A1	1578	C	O4'-C1'-C2'	-5.25	100.55	105.80
38	A1	1786	G	C3'-C2'-C1'	-5.25	97.30	101.50
38	A1	2198	U	C4-C5-C6	5.25	122.85	119.70
38	A1	2243	G	N3-C2-N2	5.25	123.57	119.90
38	A1	2251	G	N3-C4-C5	5.25	131.22	128.60
38	A1	2756	G	C6-N1-C2	5.25	128.25	125.10
39	A3	106	G	C1'-O4'-C4'	-5.25	105.70	109.90
51	Ag	45	GLU	CA-C-N	5.25	131.79	117.10
11	B2	226	G	C1'-O4'-C4'	5.25	114.10	109.90
11	B2	637	G	N3-C4-C5	-5.25	125.98	128.60
11	B2	692	G	O4'-C1'-N9	5.25	112.40	108.20
11	B2	1470	G	O4'-C1'-N9	5.25	112.40	108.20
38	A1	239	G	N1-C2-N3	-5.25	120.75	123.90
38	A1	1048	C	C5'-C4'-O4'	-5.25	102.81	109.10
38	A1	1380	G	P-O3'-C3'	-5.25	113.41	119.70
38	A1	1642	G	C8-N9-C4	5.25	108.50	106.40

Continued on next page...

Continued from previous page...

Mol	Chain	Res	Type	Atoms	Z	Observed(°)	Ideal(°)
38	A1	1701	C	N3-C4-C5	-5.25	119.80	121.90
38	A1	2757	G	C8-N9-C4	-5.25	104.30	106.40
57	Aj	67	LEU	CB-CG-CD2	5.25	119.92	111.00
61	AN	52	ALA	CB-CA-C	-5.25	102.23	110.10
11	B2	9	U	N3-C2-O2	-5.24	118.53	122.20
11	B2	232	G	N1-C2-N2	-5.24	111.48	116.20
11	B2	297	G	C4-C5-N7	5.24	112.90	110.80
11	B2	454	G	C8-N9-C4	5.24	108.50	106.40
11	B2	747	U	C2'-C3'-O3'	5.24	122.09	113.70
11	B2	875	G	O4'-C1'-N9	5.24	112.39	108.20
11	B2	1103	G	C6-C5-N7	-5.24	127.25	130.40
11	B2	1285	C	N3-C4-N4	5.24	121.67	118.00
11	B2	1420	U	C5-C4-O4	-5.24	122.75	125.90
11	B2	1465	C	C5'-C4'-O4'	5.24	115.39	109.10
14	BB	100	THR	CA-CB-CG2	-5.24	105.06	112.40
26	BN	127	VAL	CA-CB-CG2	-5.24	103.04	110.90
38	A1	34	C	C5-C4-N4	-5.24	116.53	120.20
38	A1	210	A	C8-N9-C4	5.24	107.90	105.80
38	A1	259	A	C6-N1-C2	-5.24	115.45	118.60
38	A1	427	G	N7-C8-N9	-5.24	110.48	113.10
38	A1	447	G	C6-C5-N7	-5.24	127.25	130.40
38	A1	1310	A	N3-C4-C5	-5.24	123.13	126.80
38	A1	1761	C	C2-N3-C4	5.24	122.52	119.90
38	A1	1826	G	N1-C6-O6	5.24	123.05	119.90
38	A1	1968	A	C8-N9-C4	-5.24	103.70	105.80
38	A1	2168	C	C1'-O4'-C4'	5.24	114.09	109.90
38	A1	2344	G	C1'-O4'-C4'	-5.24	105.70	109.90
43	AB	179	TYR	CD1-CE1-CZ	5.24	124.52	119.80
10	B1	51	G	N3-C4-N9	-5.24	122.86	126.00
18	BF	20	THR	CA-CB-CG2	-5.24	105.06	112.40
38	A1	884	C	N3-C4-C5	-5.24	119.80	121.90
38	A1	1063	C	C2-N3-C4	5.24	122.52	119.90
38	A1	1158	G	N1-C2-N2	-5.24	111.48	116.20
38	A1	1960	U	N3-C4-O4	5.24	123.07	119.40
38	A1	2698	G	C8-N9-C4	5.24	108.50	106.40
38	A1	2999	G	C5-C6-O6	-5.24	125.45	128.60
41	AA	115	PRO	N-CA-CB	5.24	109.59	103.30
11	B2	270	A	N3-C4-C5	-5.24	123.13	126.80
11	B2	1116	G	C4-C5-C6	5.24	121.94	118.80
11	B2	1380	C	P-O5'-C5'	-5.24	112.52	120.90
15	BC	13	ARG	NE-CZ-NH1	-5.24	117.68	120.30
29	BQ	103	VAL	CA-CB-CG2	-5.24	103.04	110.90

Continued on next page...

Continued from previous page...

Mol	Chain	Res	Type	Atoms	Z	Observed(°)	Ideal(°)
38	A1	303	A	C5-C6-N6	-5.24	119.51	123.70
38	A1	904	G	C4'-C3'-C2'	-5.24	97.36	102.60
38	A1	1138	C	C4'-C3'-C2'	-5.24	97.36	102.60
38	A1	1254	C	O4'-C1'-C2'	-5.24	100.56	105.80
38	A1	2082	C	N1-C2-N3	-5.24	115.53	119.20
38	A1	2264	G	O4'-C1'-C2'	5.24	112.32	107.60
38	A1	2270	G	O4'-C1'-N9	5.24	112.39	108.20
38	A1	2509	A	C4-C5-C6	5.24	119.62	117.00
39	A3	91	G	N3-C4-N9	-5.24	122.86	126.00
39	A3	95	G	C6-C5-N7	-5.24	127.26	130.40
10	B1	6	G	C5'-C4'-C3'	5.24	124.38	116.00
10	B1	22	A	C4-C5-N7	-5.24	108.08	110.70
10	B1	57	C	P-O5'-C5'	5.24	129.28	120.90
11	B2	852	G	O4'-C4'-C3'	-5.24	98.76	104.00
11	B2	1188	C	N3-C4-C5	-5.24	119.81	121.90
17	BE	83	PHE	CB-CG-CD2	-5.24	117.13	120.80
18	BF	40	ARG	NE-CZ-NH2	-5.24	117.68	120.30
19	BG	102	ARG	NE-CZ-NH2	5.24	122.92	120.30
20	BH	163	ARG	NH1-CZ-NH2	-5.24	113.64	119.40
32	BT	66	HIS	N-CA-CB	5.24	120.03	110.60
38	A1	37	C	C6-N1-C2	-5.24	118.20	120.30
38	A1	114	C	C6-N1-C2	-5.24	118.20	120.30
38	A1	240	A	C5'-C4'-C3'	5.24	124.38	116.00
38	A1	718	G	C4-C5-C6	5.24	121.94	118.80
38	A1	994	G	C6-N1-C2	5.24	128.24	125.10
38	A1	1299	C	N1-C1'-C2'	-5.24	106.24	112.00
38	A1	1627	G	N3-C2-N2	5.24	123.57	119.90
38	A1	2193	G	C3'-C2'-C1'	-5.24	97.31	101.50
38	A1	2457	C	N1-C2-O2	-5.24	115.76	118.90
38	A1	2510	A	OP1-P-OP2	-5.24	111.74	119.60
38	A1	2765	C	N3-C4-N4	5.24	121.67	118.00
38	A1	2887	C	N3-C4-C5	-5.24	119.81	121.90
39	A3	46	G	N1-C2-N2	5.24	120.91	116.20
51	Ag	45	GLU	OE1-CD-OE2	5.24	129.59	123.30
11	B2	19	G	O4'-C1'-N9	5.24	112.39	108.20
11	B2	342	G	N7-C8-N9	-5.24	110.48	113.10
38	A1	626	C	N1-C1'-C2'	-5.24	106.24	112.00
38	A1	1128	G	N3-C2-N2	5.24	123.57	119.90
38	A1	2061	A	N3-C4-N9	5.24	131.59	127.40
38	A1	2381	A	C8-N9-C1'	-5.24	118.27	127.70
38	A1	2730	U	C4-C5-C6	5.24	122.84	119.70
60	AM	53	TYR	CB-CG-CD1	5.24	124.14	121.00

Continued on next page...

Continued from previous page...

Mol	Chain	Res	Type	Atoms	Z	Observed(°)	Ideal(°)
10	B1	18	U	C4'-C3'-C2'	5.24	107.83	102.60
11	B2	315	A	N3-C4-N9	5.24	131.59	127.40
11	B2	466	C	C6-N1-C2	-5.24	118.21	120.30
11	B2	883	G	N3-C2-N2	5.24	123.56	119.90
11	B2	1404	C	O5'-C5'-C4'	-5.24	101.75	111.70
19	BG	119	VAL	N-CA-C	-5.24	96.86	111.00
38	A1	604	A	C5-N7-C8	5.24	106.52	103.90
38	A1	662	A	C8-N9-C4	-5.24	103.71	105.80
38	A1	1193	G	C6-C5-N7	-5.24	127.26	130.40
38	A1	2152	G	N3-C4-C5	-5.24	125.98	128.60
38	A1	2245	C	N1-C2-O2	5.24	122.04	118.90
38	A1	2809	G	C4'-C3'-C2'	-5.24	97.36	102.60
38	A1	2978	G	C5-N7-C8	5.24	106.92	104.30
11	B2	297	G	C6-C5-N7	-5.23	127.26	130.40
11	B2	925	U	N3-C2-O2	5.23	125.86	122.20
38	A1	1126	C	C5'-C4'-C3'	-5.23	107.63	116.00
38	A1	1171	G	N9-C4-C5	5.23	107.49	105.40
38	A1	2138	A	N1-C2-N3	-5.23	126.68	129.30
38	A1	2288	C	N1-C2-O2	5.23	122.04	118.90
4	AQ	31	ASP	CB-CG-OD2	5.23	123.01	118.30
4	AQ	126	ARG	NH1-CZ-NH2	-5.23	113.64	119.40
11	B2	762	G	C4-N9-C1'	-5.23	119.70	126.50
11	B2	1158	G	C2-N3-C4	-5.23	109.28	111.90
11	B2	1440	G	C2-N3-C4	5.23	114.52	111.90
38	A1	600	A	C5-C6-N6	-5.23	119.51	123.70
38	A1	871	G	N7-C8-N9	5.23	115.72	113.10
38	A1	1112	G	C3'-C2'-C1'	-5.23	97.31	101.50
38	A1	1331	U	OP2-P-O3'	5.23	116.71	105.20
38	A1	1696	G	N3-C4-C5	-5.23	125.98	128.60
38	A1	2292	A	C8-N9-C4	5.23	107.89	105.80
38	A1	2322	A	C1'-O4'-C4'	5.23	114.09	109.90
42	Aa	11	PHE	CB-CG-CD2	5.23	124.46	120.80
45	AC	41	PHE	CB-CG-CD2	5.23	124.46	120.80
48	AE	124	PRO	N-CD-CG	5.23	111.05	103.20
57	Aj	82	ARG	NE-CZ-NH1	5.23	122.92	120.30
60	AM	133	VAL	CA-CB-CG1	5.23	118.75	110.90
11	B2	42	G	C4-C5-N7	5.23	112.89	110.80
11	B2	709	G	C8-N9-C4	5.23	108.49	106.40
11	B2	897	A	C4-C5-C6	5.23	119.61	117.00
11	B2	918	A	C8-N9-C4	-5.23	103.71	105.80
11	B2	1141	G	N1-C6-O6	5.23	123.04	119.90
11	B2	1434	C	P-O3'-C3'	5.23	125.98	119.70

Continued on next page...

Continued from previous page...

Mol	Chain	Res	Type	Atoms	Z	Observed(°)	Ideal(°)
38	A1	177	G	C1'-O4'-C4'	-5.23	105.72	109.90
38	A1	508	G	N3-C4-N9	-5.23	122.86	126.00
38	A1	713	C	C2-N3-C4	-5.23	117.28	119.90
38	A1	1091	G	C5-N7-C8	-5.23	101.69	104.30
38	A1	1451	A	N1-C6-N6	5.23	121.74	118.60
38	A1	1490	G	C6-C5-N7	-5.23	127.26	130.40
38	A1	1932	G	N3-C4-C5	5.23	131.22	128.60
38	A1	2087	U	P-O5'-C5'	5.23	129.27	120.90
38	A1	2277	G	C5-N7-C8	-5.23	101.69	104.30
38	A1	2545	A	N3-C4-N9	5.23	131.58	127.40
38	A1	2559	G	C2-N3-C4	5.23	114.52	111.90
38	A1	2560	G	N1-C2-N2	5.23	120.91	116.20
38	A1	2852	U	OP1-P-OP2	-5.23	111.75	119.60
39	A3	23	A	C5-C6-N1	-5.23	115.08	117.70
39	A3	27	C	N3-C4-N4	5.23	121.66	118.00
11	B2	208	U	N3-C2-O2	5.23	125.86	122.20
20	BH	135	ASP	CB-CG-OD1	-5.23	113.59	118.30
38	A1	919	G	C5-C6-N1	-5.23	108.89	111.50
38	A1	957	C	C4-C5-C6	5.23	120.02	117.40
38	A1	1121	C	C5-C6-N1	5.23	123.61	121.00
38	A1	2506	G	O3'-P-O5'	-5.23	94.06	104.00
38	A1	2693	G	C4'-C3'-C2'	-5.23	97.37	102.60
38	A1	2731	C	C5-C6-N1	-5.23	118.39	121.00
38	A1	2821	G	N1-C2-N3	-5.23	120.76	123.90
39	A3	12	G	P-O5'-C5'	-5.23	112.53	120.90
6	AT	56	THR	CA-CB-CG2	-5.23	105.08	112.40
10	B1	45	G	C8-N9-C1'	-5.23	120.20	127.00
11	B2	10	G	C4-C5-N7	5.23	112.89	110.80
11	B2	11	A	C4-C5-C6	5.23	119.61	117.00
11	B2	38	G	C5-C6-N1	-5.23	108.89	111.50
11	B2	175	G	N1-C6-O6	5.23	123.04	119.90
11	B2	294	A	C4-C5-C6	5.23	119.61	117.00
11	B2	488	A	P-O3'-C3'	-5.23	113.43	119.70
11	B2	1230	G	OP1-P-OP2	-5.23	111.76	119.60
38	A1	438	G	C6-N1-C2	-5.23	121.96	125.10
38	A1	494	C	O4'-C1'-N1	5.23	112.38	108.20
38	A1	551	A	C4'-C3'-C2'	-5.23	97.37	102.60
38	A1	700	A	C8-N9-C4	5.23	107.89	105.80
38	A1	904	G	C5'-C4'-C3'	-5.23	107.64	116.00
38	A1	1477	C	C5-C4-N4	-5.23	116.54	120.20
38	A1	1769	G	C5-N7-C8	5.23	106.91	104.30
38	A1	1822	G	N1-C2-N3	-5.23	120.76	123.90

Continued on next page...

Continued from previous page...

Mol	Chain	Res	Type	Atoms	Z	Observed(°)	Ideal(°)
38	A1	2508	G	O4'-C1'-N9	5.23	112.38	108.20
38	A1	2656	A	N3-C4-N9	5.23	131.58	127.40
11	B2	178	C	P-O5'-C5'	-5.23	112.54	120.90
11	B2	368	C	C5-C6-N1	5.23	123.61	121.00
11	B2	516	A	C4-N9-C1'	5.23	135.71	126.30
11	B2	627	G	N7-C8-N9	-5.23	110.49	113.10
11	B2	1099	A	C4'-C3'-C2'	-5.23	97.37	102.60
38	A1	275	C	N3-C4-N4	5.23	121.66	118.00
38	A1	440	A	C5'-C4'-O4'	-5.23	102.83	109.10
38	A1	482	A	C2-N3-C4	-5.23	107.99	110.60
38	A1	732	G	C5-C6-O6	-5.23	125.46	128.60
38	A1	1269	U	O4'-C1'-N1	5.23	112.38	108.20
38	A1	1466	U	N3-C2-O2	-5.23	118.54	122.20
38	A1	1501	G	O4'-C1'-N9	5.23	112.38	108.20
38	A1	1873	G	C4-C5-N7	5.23	112.89	110.80
38	A1	2571	G	C4'-C3'-C2'	-5.23	97.37	102.60
38	A1	2799	C	C6-N1-C1'	-5.23	114.53	120.80
5	AS	128	TRP	N-CA-CB	5.22	120.00	110.60
11	B2	394	C	P-O5'-C5'	5.22	129.26	120.90
11	B2	1131	G	OP2-P-O3'	5.22	116.70	105.20
11	B2	1389	G	C5-C6-N1	-5.22	108.89	111.50
38	A1	136	U	C6-N1-C1'	-5.22	113.89	121.20
38	A1	333	A	N3-C4-C5	-5.22	123.14	126.80
38	A1	365	G	C4-N9-C1'	-5.22	119.71	126.50
38	A1	731	C	C2-N3-C4	-5.22	117.29	119.90
38	A1	953	G	C4-C5-N7	-5.22	108.71	110.80
38	A1	1131	G	N1-C6-O6	5.22	123.03	119.90
38	A1	1173	G	C4-C5-C6	5.22	121.94	118.80
38	A1	1345	G	N3-C4-C5	5.22	131.21	128.60
38	A1	1805	U	C5-C4-O4	5.22	129.03	125.90
38	A1	1886	C	C6-N1-C1'	-5.22	114.53	120.80
38	A1	2895	G	C5-C6-N1	-5.22	108.89	111.50
11	B2	36	G	C2-N3-C4	-5.22	109.29	111.90
11	B2	286	G	C8-N9-C4	5.22	108.49	106.40
11	B2	604	C	C4-C5-C6	5.22	120.01	117.40
11	B2	977	G	C6-N1-C2	5.22	128.23	125.10
38	A1	82	C	O3'-P-O5'	5.22	113.92	104.00
38	A1	581	A	C2-N3-C4	-5.22	107.99	110.60
38	A1	623	G	C4-C5-C6	5.22	121.93	118.80
38	A1	929	G	OP1-P-OP2	-5.22	111.77	119.60
38	A1	1708	U	C5'-C4'-O4'	5.22	115.37	109.10
38	A1	1714	G	C1'-O4'-C4'	5.22	114.08	109.90

Continued on next page...

Continued from previous page...

Mol	Chain	Res	Type	Atoms	Z	Observed(°)	Ideal(°)
38	A1	2062	A	N3-C4-N9	-5.22	123.22	127.40
38	A1	2598	C	N1-C2-N3	-5.22	115.55	119.20
38	A1	2650	G	C5'-C4'-C3'	-5.22	107.64	116.00
38	A1	2768	C	C5-C4-N4	-5.22	116.55	120.20
39	A3	17	G	P-O5'-C5'	-5.22	112.54	120.90
44	Ab	31	TYR	CB-CG-CD1	5.22	124.13	121.00
11	B2	217	C	O4'-C1'-N1	5.22	112.38	108.20
11	B2	255	G	N9-C4-C5	-5.22	103.31	105.40
11	B2	773	A	C2-N3-C4	5.22	113.21	110.60
38	A1	659	U	N3-C2-O2	5.22	125.86	122.20
38	A1	674	G	C5-C6-N1	-5.22	108.89	111.50
38	A1	852	A	N7-C8-N9	5.22	116.41	113.80
38	A1	1032	C	N3-C4-C5	-5.22	119.81	121.90
38	A1	2512	C	P-O5'-C5'	-5.22	112.55	120.90
38	A1	2970	U	C6-N1-C1'	-5.22	113.89	121.20
4	AQ	87	ALA	CB-CA-C	-5.22	102.27	110.10
11	B2	312	U	C4-C5-C6	-5.22	116.57	119.70
11	B2	430	G	O4'-C1'-N9	5.22	112.38	108.20
11	B2	598	U	C5'-C4'-O4'	-5.22	102.84	109.10
11	B2	836	G	C6-N1-C2	5.22	128.23	125.10
11	B2	1462	A	C5'-C4'-C3'	-5.22	107.65	116.00
38	A1	328	G	C5'-C4'-C3'	-5.22	107.65	116.00
38	A1	330	U	P-O5'-C5'	5.22	129.25	120.90
38	A1	356	C	C4'-C3'-C2'	-5.22	97.38	102.60
38	A1	435	G	C4-C5-N7	-5.22	108.71	110.80
38	A1	623	G	O4'-C1'-N9	5.22	112.38	108.20
38	A1	668	G	O4'-C4'-C3'	-5.22	98.78	104.00
38	A1	1556	G	C6-N1-C2	-5.22	121.97	125.10
38	A1	1653	U	C5-C6-N1	5.22	125.31	122.70
38	A1	1881	A	N9-C1'-C2'	-5.22	106.26	112.00
38	A1	1896	U	O4'-C1'-N1	5.22	112.38	108.20
38	A1	1978	A	N1-C6-N6	5.22	121.73	118.60
38	A1	2832	G	N1-C2-N3	-5.22	120.77	123.90
38	A1	2952	C	OP1-P-OP2	-5.22	111.77	119.60
38	A1	2981	G	O4'-C1'-N9	5.22	112.38	108.20
38	A1	2988	A	N9-C4-C5	5.22	107.89	105.80
59	AL	113	LEU	CB-CG-CD2	5.22	119.87	111.00
11	B2	500	A	N3-C4-N9	-5.22	123.23	127.40
11	B2	990	G	N1-C6-O6	5.22	123.03	119.90
38	A1	67	U	C4-C5-C6	-5.22	116.57	119.70
38	A1	169	G	C5-C6-N1	-5.22	108.89	111.50
38	A1	233	A	C4'-C3'-C2'	-5.22	97.38	102.60

Continued on next page...

Continued from previous page...

Mol	Chain	Res	Type	Atoms	Z	Observed(°)	Ideal(°)
38	A1	940	G	P-O3'-C3'	5.22	125.96	119.70
38	A1	1533	G	C8-N9-C1'	5.22	133.78	127.00
38	A1	1848	A	P-O5'-C5'	-5.22	112.55	120.90
38	A1	2367	C	C4-C5-C6	5.22	120.01	117.40
38	A1	2744	U	O4'-C1'-N1	5.22	112.37	108.20
38	A1	2776	A	N9-C4-C5	-5.22	103.71	105.80
1	A7	66	LYS	N-CA-CB	5.22	119.99	110.60
3	Af	3	ARG	NE-CZ-NH2	-5.22	117.69	120.30
9	AX	277	TYR	CB-CG-CD1	-5.22	117.87	121.00
11	B2	268	C	C5-C6-N1	5.22	123.61	121.00
11	B2	855	C	N1-C2-O2	5.22	122.03	118.90
11	B2	904	G	N3-C2-N2	5.22	123.55	119.90
11	B2	961	U	C5'-C4'-O4'	5.22	115.36	109.10
11	B2	1127	A	C4'-C3'-C2'	5.22	107.82	102.60
11	B2	1235	A	C8-N9-C4	-5.22	103.71	105.80
11	B2	1415	U	O4'-C1'-N1	5.22	112.37	108.20
27	BO	129	GLN	CB-CA-C	5.22	120.83	110.40
38	A1	548	U	C4-C5-C6	-5.22	116.57	119.70
38	A1	901	C	N3-C4-C5	-5.22	119.81	121.90
38	A1	1280	C	O4'-C1'-N1	5.22	112.37	108.20
38	A1	1565	G	N3-C4-N9	5.22	129.13	126.00
38	A1	1863	G	C4-C5-C6	-5.22	115.67	118.80
38	A1	2099	G	N9-C4-C5	-5.22	103.31	105.40
39	A3	105	G	N3-C2-N2	5.22	123.55	119.90
45	AC	266	TRP	CE2-CD2-CG	-5.22	103.13	107.30
64	AR	57	ARG	CB-CA-C	-5.22	99.97	110.40
4	AQ	139	TYR	CB-CG-CD1	5.21	124.13	121.00
11	B2	74	U	P-O3'-C3'	5.21	125.96	119.70
11	B2	602	G	O4'-C4'-C3'	-5.21	98.79	104.00
11	B2	731	A	N9-C4-C5	-5.21	103.71	105.80
11	B2	1102	A	N1-C2-N3	5.21	131.91	129.30
11	B2	1330	G	C2-N3-C4	-5.21	109.29	111.90
11	B2	1433	C	N3-C2-O2	5.21	125.55	121.90
31	BS	4	ILE	CB-CA-C	5.21	122.03	111.60
36	BX	11	VAL	CA-CB-CG2	5.21	118.72	110.90
38	A1	54	G	N9-C4-C5	-5.21	103.31	105.40
38	A1	546	C	N1-C1'-C2'	-5.21	106.26	112.00
38	A1	854	G	N1-C2-N2	5.21	120.89	116.20
38	A1	1336	G	N9-C1'-C2'	-5.21	106.26	112.00
38	A1	1720	G	OP1-P-OP2	-5.21	111.78	119.60
38	A1	2271	G	N3-C4-C5	-5.21	125.99	128.60
42	Aa	10	ILE	N-CA-C	-5.21	96.92	111.00

Continued on next page...

Continued from previous page...

Mol	Chain	Res	Type	Atoms	Z	Observed(°)	Ideal(°)
11	B2	331	C	C5'-C4'-C3'	5.21	124.34	116.00
14	BB	174	GLU	OE1-CD-OE2	5.21	129.56	123.30
20	BH	36	TYR	CB-CG-CD1	5.21	124.13	121.00
38	A1	85	G	C5'-C4'-C3'	5.21	124.34	116.00
38	A1	170	A	C8-N9-C4	-5.21	103.72	105.80
38	A1	342	C	N1-C2-N3	-5.21	115.55	119.20
38	A1	590	A	C5'-C4'-C3'	-5.21	107.66	116.00
38	A1	652	G	C6-C5-N7	-5.21	127.27	130.40
38	A1	1444	A	P-O3'-C3'	5.21	125.95	119.70
38	A1	1596	G	C2-N3-C4	5.21	114.51	111.90
38	A1	1601	G	N9-C4-C5	5.21	107.48	105.40
38	A1	2093	A	N3-C4-C5	-5.21	123.15	126.80
39	A3	37	U	N1-C2-N3	-5.21	111.77	114.90
11	B2	193	G	C8-N9-C4	-5.21	104.31	106.40
11	B2	390	G	O4'-C1'-N9	5.21	112.37	108.20
11	B2	1013	G	C6-C5-N7	-5.21	127.27	130.40
38	A1	109	G	C4'-C3'-C2'	-5.21	97.39	102.60
38	A1	123	A	C6-C5-N7	5.21	135.95	132.30
38	A1	256	G	C4'-C3'-C2'	-5.21	97.39	102.60
38	A1	367	G	C4-C5-N7	5.21	112.88	110.80
38	A1	554	C	C4'-C3'-C2'	-5.21	97.39	102.60
38	A1	598	C	O4'-C1'-N1	5.21	112.37	108.20
38	A1	961	C	O3'-P-O5'	-5.21	94.10	104.00
38	A1	963	G	N3-C4-C5	-5.21	125.99	128.60
38	A1	1068	U	C4-C5-C6	5.21	122.83	119.70
38	A1	1398	C	O4'-C1'-N1	5.21	112.37	108.20
38	A1	2184	G	C1'-O4'-C4'	5.21	114.07	109.90
38	A1	2839	A	N3-C4-N9	5.21	131.57	127.40
38	A1	3041	U	C2-N1-C1'	-5.21	111.45	117.70
47	Ad	60	THR	CA-CB-OG1	5.21	119.94	109.00
11	B2	156	A	P-O5'-C5'	-5.21	112.56	120.90
11	B2	357	C	C6-N1-C1'	-5.21	114.55	120.80
11	B2	406	U	N1-C2-O2	-5.21	119.15	122.80
11	B2	494	G	N3-C2-N2	5.21	123.55	119.90
11	B2	1101	G	N3-C2-N2	5.21	123.55	119.90
11	B2	1271	G	N3-C4-C5	5.21	131.21	128.60
13	BA	158	VAL	CA-CB-CG2	-5.21	103.09	110.90
38	A1	605	A	C4-C5-N7	-5.21	108.09	110.70
38	A1	730	C	C4'-C3'-C2'	-5.21	97.39	102.60
38	A1	1345	G	C5-N7-C8	-5.21	101.69	104.30
38	A1	1388	U	N3-C2-O2	5.21	125.85	122.20
38	A1	2673	C	O4'-C4'-C3'	-5.21	98.79	104.00

Continued on next page...

Continued from previous page...

Mol	Chain	Res	Type	Atoms	Z	Observed(°)	Ideal(°)
11	B2	120	C	O4'-C1'-N1	5.21	112.37	108.20
11	B2	180	G	N1-C2-N2	-5.21	111.51	116.20
11	B2	375	G	P-O5'-C5'	-5.21	112.57	120.90
11	B2	393	A	C5-N7-C8	5.21	106.50	103.90
11	B2	401	U	N3-C4-O4	5.21	123.05	119.40
11	B2	569	G	C5-N7-C8	5.21	106.90	104.30
11	B2	721	A	C5-C6-N1	-5.21	115.10	117.70
11	B2	1199	A	N1-C6-N6	5.21	121.72	118.60
11	B2	1205	G	C4-N9-C1'	-5.21	119.73	126.50
11	B2	1239	A	N9-C4-C5	-5.21	103.72	105.80
11	B2	1261	U	N1-C2-O2	-5.21	119.16	122.80
11	B2	1393	A	O4'-C1'-N9	5.21	112.37	108.20
11	B2	1394	G	O5'-C5'-C4'	-5.21	101.80	111.70
16	BD	83	LEU	N-CA-C	-5.21	96.94	111.00
24	BL	42	THR	CA-CB-CG2	-5.21	105.11	112.40
38	A1	335	C	C6-N1-C2	5.21	122.38	120.30
38	A1	944	G	C5-C6-N1	5.21	114.10	111.50
38	A1	1529	A	C1'-O4'-C4'	-5.21	105.73	109.90
38	A1	1575	G	C6-N1-C2	-5.21	121.97	125.10
38	A1	1736	G	N9-C4-C5	5.21	107.48	105.40
38	A1	1753	G	C4-C5-C6	5.21	121.92	118.80
38	A1	1868	C	C1'-O4'-C4'	5.21	114.07	109.90
38	A1	2321	A	C2-N3-C4	5.21	113.20	110.60
38	A1	2878	A	C4-C5-C6	5.21	119.60	117.00
6	AT	31	ASP	CB-CG-OD1	5.21	122.99	118.30
10	B1	14	A	N9-C4-C5	5.21	107.88	105.80
10	B1	15	G	OP1-P-OP2	-5.21	111.79	119.60
11	B2	234	G	C4-C5-N7	-5.21	108.72	110.80
11	B2	540	G	C2-N3-C4	5.21	114.50	111.90
11	B2	706	G	C5'-C4'-O4'	5.21	115.35	109.10
11	B2	1343	C	N1-C2-O2	-5.21	115.78	118.90
38	A1	175	G	C4-C5-N7	-5.21	108.72	110.80
38	A1	1335	C	C4-C5-C6	5.21	120.00	117.40
38	A1	1831	C	C5-C6-N1	5.21	123.60	121.00
38	A1	1877	C	C6-N1-C2	-5.21	118.22	120.30
38	A1	2201	C	C5'-C4'-O4'	5.21	115.35	109.10
38	A1	2253	G	C5'-C4'-C3'	5.21	124.33	116.00
38	A1	2401	A	C1'-O4'-C4'	5.21	114.06	109.90
39	A3	49	A	C1'-O4'-C4'	-5.21	105.73	109.90
44	Ab	39	LYS	C-N-CA	5.21	134.72	121.70
48	AE	17	ALA	CB-CA-C	5.21	117.91	110.10
62	AO	12	ARG	NE-CZ-NH2	-5.21	117.70	120.30

Continued on next page...

Continued from previous page...

Mol	Chain	Res	Type	Atoms	Z	Observed(°)	Ideal(°)
11	B2	2	U	N1-C2-O2	5.21	126.44	122.80
11	B2	875	G	O4'-C4'-C3'	-5.21	98.80	104.00
38	A1	68	G	C4-C5-C6	5.21	121.92	118.80
38	A1	91	G	N9-C4-C5	5.21	107.48	105.40
38	A1	838	A	C1'-O4'-C4'	5.21	114.06	109.90
38	A1	980	G	C4-C5-N7	-5.21	108.72	110.80
38	A1	1611	C	C2-N3-C4	-5.21	117.30	119.90
39	A3	94	G	C5-C6-O6	-5.21	125.48	128.60
11	B2	52	U	N1-C1'-C2'	-5.20	106.28	112.00
11	B2	286	G	C6-C5-N7	-5.20	127.28	130.40
11	B2	655	A	O4'-C1'-N9	5.20	112.36	108.20
11	B2	1429	G	C3'-C2'-C1'	5.20	105.66	101.50
15	BC	112	ALA	CB-CA-C	-5.20	102.29	110.10
38	A1	555	G	C6-N1-C2	5.20	128.22	125.10
38	A1	1086	U	C5-C6-N1	5.20	125.30	122.70
38	A1	1132	U	O3'-P-O5'	-5.20	94.11	104.00
38	A1	1132	U	N3-C2-O2	5.20	125.84	122.20
38	A1	1453	G	N3-C2-N2	5.20	123.54	119.90
38	A1	1934	C	O4'-C1'-N1	5.20	112.36	108.20
38	A1	2196	C	N3-C4-C5	5.20	123.98	121.90
38	A1	2265	C	C4-C5-C6	5.20	120.00	117.40
38	A1	2278	U	P-O5'-C5'	5.20	129.22	120.90
38	A1	2332	G	O5'-P-OP2	-5.20	101.02	105.70
38	A1	2436	A	P-O3'-C3'	5.20	125.94	119.70
38	A1	2580	G	N9-C4-C5	-5.20	103.32	105.40
38	A1	2959	A	N1-C6-N6	5.20	121.72	118.60
11	B2	50	C	P-O5'-C5'	5.20	129.22	120.90
11	B2	303	G	N1-C2-N3	5.20	127.02	123.90
11	B2	553	C	N1-C2-N3	-5.20	115.56	119.20
11	B2	1358	A	O4'-C1'-N9	5.20	112.36	108.20
38	A1	360	G	OP1-P-OP2	-5.20	111.80	119.60
38	A1	929	G	C4-C5-C6	5.20	121.92	118.80
38	A1	1075	G	P-O3'-C3'	-5.20	113.46	119.70
38	A1	1990	U	N3-C4-O4	5.20	123.04	119.40
38	A1	2465	A	O4'-C1'-N9	5.20	112.36	108.20
11	B2	621	G	N3-C4-C5	-5.20	126.00	128.60
11	B2	697	A	P-O3'-C3'	5.20	125.94	119.70
11	B2	1119	U	C5-C6-N1	5.20	125.30	122.70
20	BH	60	ASN	N-CA-CB	5.20	119.96	110.60
25	BM	50	ALA	N-CA-C	-5.20	96.96	111.00
38	A1	238	C	N3-C4-N4	5.20	121.64	118.00
38	A1	621	G	P-O5'-C5'	5.20	129.22	120.90

Continued on next page...

Continued from previous page...

Mol	Chain	Res	Type	Atoms	Z	Observed(°)	Ideal(°)
38	A1	760	G	C8-N9-C4	-5.20	104.32	106.40
38	A1	1266	A	O4'-C1'-N9	5.20	112.36	108.20
38	A1	1639	G	N1-C2-N3	-5.20	120.78	123.90
38	A1	1649	G	C4-C5-C6	5.20	121.92	118.80
38	A1	1881	A	C5-C6-N1	-5.20	115.10	117.70
38	A1	2653	G	C4-C5-C6	5.20	121.92	118.80
39	A3	115	C	C2-N1-C1'	-5.20	113.08	118.80
41	AA	5	ARG	CD-NE-CZ	5.20	130.88	123.60
48	AE	179	PHE	CG-CD2-CE2	5.20	126.52	120.80
10	B1	61	U	C3'-C2'-C1'	5.20	105.66	101.50
10	B1	75	C	OP1-P-OP2	-5.20	111.80	119.60
11	B2	333	A	C6-N1-C2	-5.20	115.48	118.60
11	B2	613	C	C5-C6-N1	5.20	123.60	121.00
11	B2	639	G	N3-C2-N2	5.20	123.54	119.90
11	B2	641	A	C4-C5-C6	5.20	119.60	117.00
11	B2	1126	G	N9-C1'-C2'	-5.20	106.28	112.00
11	B2	1189	G	OP1-P-OP2	-5.20	111.80	119.60
11	B2	1300	A	N1-C2-N3	5.20	131.90	129.30
12	B3	109	ASP	CB-CG-OD2	-5.20	113.62	118.30
38	A1	132	G	C4-C5-N7	5.20	112.88	110.80
38	A1	766	G	P-O5'-C5'	-5.20	112.58	120.90
38	A1	1114	G	C4-C5-C6	5.20	121.92	118.80
38	A1	1241	C	N3-C4-C5	-5.20	119.82	121.90
38	A1	1294	A	N1-C6-N6	5.20	121.72	118.60
38	A1	1517	G	N1-C2-N3	5.20	127.02	123.90
38	A1	1577	C	C5-C6-N1	5.20	123.60	121.00
38	A1	1684	C	O4'-C1'-N1	5.20	112.36	108.20
38	A1	2826	U	N1-C2-O2	5.20	126.44	122.80
38	A1	2889	A	C3'-C2'-C1'	5.20	105.66	101.50
42	Aa	59	TRP	CG-CD2-CE3	-5.20	129.22	133.90
54	AI	21	MET	CG-SD-CE	-5.20	91.88	100.20
11	B2	626	G	P-O5'-C5'	-5.20	112.58	120.90
11	B2	693	C	O4'-C4'-C3'	-5.20	98.80	104.00
11	B2	752	G	C4-C5-C6	5.20	121.92	118.80
11	B2	1113	G	N7-C8-N9	-5.20	110.50	113.10
18	BF	111	ARG	CD-NE-CZ	-5.20	116.32	123.60
22	BJ	89	PHE	CG-CD1-CE1	-5.20	115.08	120.80
38	A1	623	G	C6-N1-C2	-5.20	121.98	125.10
38	A1	951	C	C1'-O4'-C4'	5.20	114.06	109.90
38	A1	1152	C	P-O3'-C3'	-5.20	113.46	119.70
38	A1	1589	G	N3-C4-N9	-5.20	122.88	126.00
38	A1	1972	C	C4'-C3'-C2'	-5.20	97.40	102.60

Continued on next page...

Continued from previous page...

Mol	Chain	Res	Type	Atoms	Z	Observed(°)	Ideal(°)
38	A1	2318	G	N1-C2-N2	-5.20	111.52	116.20
38	A1	2662	G	C3'-C2'-C1'	-5.20	97.34	101.50
38	A1	2797	C	C6-N1-C1'	-5.20	114.56	120.80
11	B2	1082	A	C2-N3-C4	-5.20	108.00	110.60
11	B2	1092	G	C5-C6-N1	-5.20	108.90	111.50
11	B2	1094	U	N3-C4-O4	5.20	123.04	119.40
11	B2	1105	C	C2'-C3'-O3'	5.20	122.01	113.70
11	B2	1315	G	C3'-C2'-C1'	5.20	105.66	101.50
20	BH	201	TYR	CB-CG-CD1	-5.20	117.88	121.00
26	BN	36	ARG	NE-CZ-NH1	5.20	122.90	120.30
34	BV	52	VAL	CA-CB-CG2	-5.20	103.11	110.90
38	A1	89	C	C2-N1-C1'	5.20	124.52	118.80
38	A1	586	A	C3'-C2'-C1'	-5.20	97.34	101.50
38	A1	592	C	N1-C1'-C2'	-5.20	106.29	112.00
38	A1	1525	G	N1-C2-N3	-5.20	120.78	123.90
38	A1	1708	U	C4-C5-C6	-5.20	116.58	119.70
38	A1	2057	G	C8-N9-C1'	5.20	133.75	127.00
38	A1	2262	C	N3-C4-N4	5.20	121.64	118.00
38	A1	2412	A	N9-C4-C5	5.20	107.88	105.80
38	A1	2846	A	C5-C6-N6	-5.20	119.54	123.70
39	A3	5	G	N1-C2-N2	5.20	120.88	116.20
39	A3	126	C	O4'-C1'-N1	5.20	112.36	108.20
45	AC	161	VAL	CG1-CB-CG2	5.20	119.21	110.90
60	AM	96	LEU	CB-CG-CD1	5.20	119.83	111.00
11	B2	1318	U	C4'-C3'-C2'	-5.19	97.41	102.60
33	BU	37	THR	N-CA-CB	5.19	120.17	110.30
38	A1	1472	U	C2-N3-C4	5.19	130.12	127.00
38	A1	1621	G	C6-C5-N7	-5.19	127.28	130.40
38	A1	1913	C	P-O3'-C3'	-5.19	113.47	119.70
38	A1	2495	A	C5'-C4'-O4'	5.19	115.33	109.10
38	A1	2761	G	N9-C4-C5	5.19	107.48	105.40
10	B1	74	A	C6-N1-C2	5.19	121.72	118.60
11	B2	476	C	C5-C4-N4	-5.19	116.57	120.20
11	B2	836	G	C3'-C2'-C1'	-5.19	97.34	101.50
11	B2	1202	G	P-O3'-C3'	-5.19	113.47	119.70
14	BB	168	TYR	CA-CB-CG	-5.19	103.53	113.40
14	BB	202	ARG	NE-CZ-NH1	5.19	122.90	120.30
28	BP	12	ARG	CD-NE-CZ	-5.19	116.33	123.60
33	BU	16	VAL	CA-CB-CG2	-5.19	103.11	110.90
34	BV	33	ARG	N-CA-CB	5.19	119.95	110.60
38	A1	18	C	O4'-C1'-N1	5.19	112.35	108.20
38	A1	61	G	O4'-C1'-N9	5.19	112.35	108.20

Continued on next page...

Continued from previous page...

Mol	Chain	Res	Type	Atoms	Z	Observed(°)	Ideal(°)
38	A1	282	G	C6-C5-N7	-5.19	127.28	130.40
38	A1	552	A	C4-C5-N7	5.19	113.30	110.70
38	A1	636	G	N7-C8-N9	-5.19	110.50	113.10
38	A1	1310	A	C4-C5-N7	-5.19	108.10	110.70
38	A1	1366	U	O4'-C1'-N1	5.19	112.35	108.20
38	A1	1369	G	C3'-C2'-C1'	-5.19	97.35	101.50
38	A1	1626	A	N7-C8-N9	5.19	116.40	113.80
38	A1	1963	G	C1'-O4'-C4'	-5.19	105.75	109.90
38	A1	2064	U	C2-N3-C4	-5.19	123.88	127.00
38	A1	2606	C	C2-N3-C4	5.19	122.50	119.90
43	AB	135	GLU	N-CA-C	-5.19	96.98	111.00
64	AR	23	ARG	C-N-CA	5.19	133.21	122.30
11	B2	269	A	P-O3'-C3'	-5.19	113.47	119.70
11	B2	384	G	C1'-O4'-C4'	-5.19	105.75	109.90
11	B2	468	G	C6-C5-N7	-5.19	127.29	130.40
11	B2	489	C	C4'-C3'-C2'	5.19	107.79	102.60
11	B2	1263	C	C6-N1-C2	-5.19	118.22	120.30
38	A1	431	U	N3-C4-O4	-5.19	115.77	119.40
38	A1	851	G	C4-C5-C6	5.19	121.91	118.80
38	A1	1776	G	C1'-O4'-C4'	5.19	114.05	109.90
38	A1	2286	U	C3'-C2'-C1'	-5.19	97.35	101.50
38	A1	2326	C	C4-C5-C6	5.19	120.00	117.40
11	B2	57	G	P-O3'-C3'	5.19	125.93	119.70
11	B2	174	G	C4-C5-C6	5.19	121.91	118.80
11	B2	920	U	N1-C1'-C2'	-5.19	106.29	112.00
11	B2	1339	G	C6-C5-N7	-5.19	127.29	130.40
38	A1	302	U	N1-C2-N3	-5.19	111.79	114.90
38	A1	541	A	C1'-O4'-C4'	5.19	114.05	109.90
38	A1	2077	A	C5-N7-C8	5.19	106.50	103.90
38	A1	2672	A	C1'-O4'-C4'	5.19	114.05	109.90
38	A1	2843	C	N3-C2-O2	5.19	125.53	121.90
11	B2	91	G	C1'-O4'-C4'	-5.19	105.75	109.90
11	B2	128	A	C5-C6-N6	-5.19	119.55	123.70
11	B2	584	C	O4'-C4'-C3'	-5.19	98.81	104.00
11	B2	762	G	N1-C2-N2	-5.19	111.53	116.20
11	B2	769	A	O4'-C1'-N9	5.19	112.35	108.20
11	B2	790	G	N9-C1'-C2'	-5.19	106.29	112.00
11	B2	1044	A	N1-C2-N3	-5.19	126.71	129.30
11	B2	1083	G	O4'-C4'-C3'	-5.19	98.81	104.00
11	B2	1336	U	O4'-C1'-N1	5.19	112.35	108.20
11	B2	1443	G	C8-N9-C4	-5.19	104.33	106.40
34	BV	4	ARG	NE-CZ-NH1	5.19	122.89	120.30

Continued on next page...

Continued from previous page...

Mol	Chain	Res	Type	Atoms	Z	Observed(°)	Ideal(°)
38	A1	90	A	N7-C8-N9	5.19	116.39	113.80
38	A1	241	C	C5'-C4'-C3'	-5.19	107.70	116.00
38	A1	1437	C	N3-C4-N4	5.19	121.63	118.00
38	A1	1669	A	C2-N3-C4	-5.19	108.01	110.60
38	A1	2151	C	C3'-C2'-C1'	5.19	105.65	101.50
11	B2	1103	G	P-O3'-C3'	5.19	125.92	119.70
11	B2	1394	G	C5-C6-N1	-5.19	108.91	111.50
38	A1	205	A	C5'-C4'-O4'	5.19	115.32	109.10
38	A1	861	G	C5'-C4'-C3'	-5.19	107.70	116.00
38	A1	2484	C	O4'-C1'-N1	5.19	112.35	108.20
38	A1	2571	G	O4'-C4'-C3'	-5.19	98.81	104.00
56	AJ	88	GLU	OE1-CD-OE2	-5.19	117.08	123.30
10	B1	45	G	C4-N9-C1'	5.18	133.24	126.50
11	B2	283	U	C6-N1-C2	-5.18	117.89	121.00
11	B2	1356	A	N7-C8-N9	-5.18	111.21	113.80
26	BN	126	VAL	CA-CB-CG2	-5.18	103.12	110.90
38	A1	57	C	N1-C2-O2	5.18	122.01	118.90
38	A1	174	C	P-O3'-C3'	-5.18	113.48	119.70
38	A1	263	U	C3'-C2'-C1'	-5.18	97.35	101.50
38	A1	430	A	O4'-C1'-C2'	5.18	112.27	107.60
38	A1	435	G	C6-N1-C2	-5.18	121.99	125.10
38	A1	939	A	C5-C6-N1	-5.18	115.11	117.70
38	A1	1003	C	C5-C6-N1	5.18	123.59	121.00
38	A1	1234	A	C4-C5-C6	5.18	119.59	117.00
38	A1	1308	G	C5'-C4'-O4'	5.18	115.32	109.10
38	A1	1516	C	C2-N3-C4	5.18	122.49	119.90
39	A3	31	U	N1-C2-N3	-5.18	111.79	114.90
45	AC	130	ARG	NH1-CZ-NH2	5.18	125.10	119.40
58	AK	207	ALA	N-CA-CB	5.18	117.36	110.10
10	B1	26	C	C5-C6-N1	5.18	123.59	121.00
11	B2	341	C	C5'-C4'-O4'	5.18	115.32	109.10
11	B2	814	C	C2-N3-C4	5.18	122.49	119.90
11	B2	1182	G	C1'-O4'-C4'	-5.18	105.75	109.90
35	BW	3	LYS	CA-C-N	5.18	131.61	117.10
38	A1	145	C	C1'-O4'-C4'	5.18	114.05	109.90
38	A1	830	G	C6-N1-C2	5.18	128.21	125.10
38	A1	1301	G	C4-C5-C6	5.18	121.91	118.80
38	A1	1800	G	O4'-C1'-N9	5.18	112.34	108.20
38	A1	1987	A	N7-C8-N9	-5.18	111.21	113.80
38	A1	2137	A	OP1-P-OP2	-5.18	111.83	119.60
38	A1	2592	U	C1'-O4'-C4'	-5.18	105.75	109.90
38	A1	2773	A	O5'-P-OP2	-5.18	101.03	105.70

Continued on next page...

Continued from previous page...

Mol	Chain	Res	Type	Atoms	Z	Observed(°)	Ideal(°)
39	A3	120	C	C4'-C3'-C2'	-5.18	97.42	102.60
41	AA	154	ARG	NE-CZ-NH2	5.18	122.89	120.30
47	Ad	52	VAL	CB-CA-C	-5.18	101.55	111.40
11	B2	554	C	N3-C4-C5	-5.18	119.83	121.90
11	B2	856	G	C5-C6-N1	-5.18	108.91	111.50
11	B2	945	G	N3-C2-N2	5.18	123.53	119.90
20	BH	93	LEU	CB-CG-CD2	5.18	119.81	111.00
29	BQ	58	TYR	CB-CG-CD2	5.18	124.11	121.00
38	A1	736	U	O4'-C1'-C2'	-5.18	100.62	105.80
38	A1	915	G	O4'-C1'-N9	5.18	112.34	108.20
38	A1	1045	A	P-O3'-C3'	5.18	125.92	119.70
38	A1	1416	G	N1-C2-N3	-5.18	120.79	123.90
38	A1	1589	G	O4'-C1'-N9	5.18	112.34	108.20
38	A1	1727	G	C4'-C3'-C2'	-5.18	97.42	102.60
38	A1	2755	G	N1-C2-N3	-5.18	120.79	123.90
11	B2	327	G	OP1-P-OP2	-5.18	111.83	119.60
11	B2	497	C	P-O3'-C3'	5.18	125.92	119.70
11	B2	592	G	C8-N9-C1'	5.18	133.73	127.00
11	B2	641	A	C5-C6-N1	-5.18	115.11	117.70
11	B2	1178	C	P-O5'-C5'	-5.18	112.61	120.90
11	B2	1317	G	N1-C2-N3	-5.18	120.79	123.90
37	BY	24	ARG	NE-CZ-NH1	5.18	122.89	120.30
38	A1	211	A	C5-C6-N6	-5.18	119.56	123.70
38	A1	666	A	C5-C6-N1	-5.18	115.11	117.70
38	A1	674	G	C5-N7-C8	5.18	106.89	104.30
38	A1	706	U	C3'-C2'-C1'	-5.18	97.36	101.50
38	A1	721	G	P-O3'-C3'	5.18	125.92	119.70
38	A1	810	A	N3-C4-N9	5.18	131.54	127.40
38	A1	1162	C	N3-C4-N4	5.18	121.63	118.00
38	A1	1237	A	C2-N3-C4	-5.18	108.01	110.60
38	A1	1455	U	C5'-C4'-C3'	-5.18	107.71	116.00
38	A1	2340	A	N1-C2-N3	5.18	131.89	129.30
54	AI	51	GLN	CA-CB-CG	5.18	124.80	113.40
11	B2	1364	C	C5-C4-N4	-5.18	116.58	120.20
38	A1	349	A	O5'-P-OP2	5.18	116.91	110.70
38	A1	355	G	C6-C5-N7	-5.18	127.29	130.40
38	A1	1155	A	N1-C2-N3	-5.18	126.71	129.30
38	A1	1396	A	C8-N9-C4	5.18	107.87	105.80
38	A1	1949	A	C6-N1-C2	-5.18	115.49	118.60
38	A1	2841	G	C6-C5-N7	-5.18	127.29	130.40
38	A1	2867	U	C4-C5-C6	5.18	122.81	119.70
66	AY	10	ARG	NE-CZ-NH2	5.18	122.89	120.30

Continued on next page...

Continued from previous page...

Mol	Chain	Res	Type	Atoms	Z	Observed(°)	Ideal(°)
11	B2	206	C	N3-C2-O2	5.18	125.52	121.90
11	B2	487	U	N1-C2-N3	-5.18	111.80	114.90
11	B2	511	C	N3-C4-N4	5.18	121.62	118.00
11	B2	803	C	N1-C2-N3	-5.18	115.58	119.20
11	B2	830	A	C5-C6-N6	-5.18	119.56	123.70
11	B2	1229	A	C4-C5-C6	5.18	119.59	117.00
16	BD	156	ARG	N-CA-CB	5.18	119.92	110.60
38	A1	169	G	C4-C5-C6	5.18	121.91	118.80
38	A1	484	C	C4'-C3'-C2'	-5.18	97.42	102.60
38	A1	773	U	O4'-C4'-C3'	-5.18	98.82	104.00
38	A1	1132	U	OP1-P-OP2	-5.18	111.83	119.60
38	A1	1437	C	C5-C4-N4	-5.18	116.58	120.20
38	A1	1778	G	N1-C2-N3	-5.18	120.80	123.90
38	A1	1811	G	C5'-C4'-C3'	5.18	124.28	116.00
38	A1	2000	G	N7-C8-N9	-5.18	110.51	113.10
38	A1	2028	G	OP1-P-OP2	-5.18	111.83	119.60
38	A1	2074	U	P-O3'-C3'	5.18	125.91	119.70
38	A1	2509	A	N3-C4-N9	5.18	131.54	127.40
39	A3	14	G	OP1-P-OP2	-5.18	111.84	119.60
11	B2	163	C	N3-C4-C5	-5.17	119.83	121.90
11	B2	746	A	C6-C5-N7	-5.17	128.68	132.30
11	B2	922	G	N3-C4-C5	-5.17	126.01	128.60
11	B2	1079	G	C6-C5-N7	5.17	133.50	130.40
11	B2	1183	C	N3-C4-N4	5.17	121.62	118.00
11	B2	1370	U	O4'-C1'-N1	5.17	112.34	108.20
38	A1	181	U	N1-C2-N3	-5.17	111.80	114.90
38	A1	194	G	OP1-P-OP2	-5.17	111.84	119.60
38	A1	200	G	C5-N7-C8	-5.17	101.71	104.30
38	A1	953	G	O4'-C1'-N9	5.17	112.34	108.20
38	A1	1469	U	P-O5'-C5'	5.17	129.18	120.90
38	A1	1781	C	C4-C5-C6	5.17	119.99	117.40
38	A1	1864	G	O4'-C1'-C2'	5.17	112.26	107.60
38	A1	2014	A	N1-C2-N3	5.17	131.89	129.30
38	A1	2086	C	N1-C2-O2	-5.17	115.80	118.90
38	A1	2126	G	O4'-C1'-N9	5.17	112.34	108.20
38	A1	2165	A	C5-C6-N1	-5.17	115.11	117.70
38	A1	2735	C	O4'-C1'-N1	5.17	112.34	108.20
38	A1	3045	G	P-O3'-C3'	-5.17	113.49	119.70
40	A5	27	ILE	N-CA-C	-5.17	97.03	111.00
10	B1	4	G	N3-C4-C5	5.17	131.19	128.60
11	B2	522	C	N1-C2-N3	5.17	122.82	119.20
11	B2	713	A	C5-N7-C8	5.17	106.49	103.90

Continued on next page...

Continued from previous page...

Mol	Chain	Res	Type	Atoms	Z	Observed(°)	Ideal(°)
11	B2	1124	G	N1-C6-O6	5.17	123.00	119.90
11	B2	1157	G	P-O5'-C5'	5.17	129.18	120.90
11	B2	1418	G	C6-N1-C2	5.17	128.20	125.10
38	A1	396	G	N9-C1'-C2'	-5.17	106.31	112.00
38	A1	578	C	N3-C4-N4	5.17	121.62	118.00
38	A1	1054	A	C5-C6-N1	-5.17	115.11	117.70
38	A1	1137	G	C4-C5-N7	-5.17	108.73	110.80
38	A1	2191	U	N3-C4-C5	-5.17	111.50	114.60
38	A1	2288	C	O4'-C1'-N1	5.17	112.34	108.20
38	A1	2319	C	C2-N3-C4	5.17	122.49	119.90
11	B2	611	A	N3-C4-C5	-5.17	123.18	126.80
18	BF	161	ARG	NE-CZ-NH1	5.17	122.89	120.30
19	BG	26	THR	CA-CB-CG2	-5.17	105.16	112.40
38	A1	82	C	C4'-C3'-C2'	-5.17	97.43	102.60
38	A1	367	G	N1-C2-N3	-5.17	120.80	123.90
38	A1	1261	C	C2-N1-C1'	5.17	124.49	118.80
38	A1	1353	A	C5'-C4'-O4'	5.17	115.31	109.10
38	A1	1396	A	C6-C5-N7	-5.17	128.68	132.30
38	A1	1425	U	P-O5'-C5'	-5.17	112.62	120.90
38	A1	1718	C	N1-C2-N3	-5.17	115.58	119.20
38	A1	2129	G	N1-C2-N2	-5.17	111.55	116.20
38	A1	2147	C	O4'-C1'-N1	5.17	112.34	108.20
38	A1	2460	A	OP1-P-OP2	-5.17	111.84	119.60
45	AC	100	ILE	CG1-CB-CG2	-5.17	100.02	111.40
62	AO	88	LEU	CB-CG-CD2	5.17	119.79	111.00
11	B2	1351	U	C4'-C3'-C2'	-5.17	97.43	102.60
38	A1	65	G	C6-C5-N7	-5.17	127.30	130.40
38	A1	1076	G	C5'-C4'-C3'	-5.17	107.73	116.00
38	A1	1349	G	C6-C5-N7	-5.17	127.30	130.40
38	A1	1454	G	P-O3'-C3'	5.17	125.90	119.70
38	A1	2380	A	O4'-C1'-N9	5.17	112.34	108.20
38	A1	2615	U	C5-C4-O4	5.17	129.00	125.90
38	A1	2950	G	C6-N1-C2	5.17	128.20	125.10
10	B1	54	G	P-O3'-C3'	5.17	125.90	119.70
11	B2	117	C	C6-N1-C2	-5.17	118.23	120.30
11	B2	227	C	C5-C6-N1	5.17	123.58	121.00
11	B2	262	G	N3-C4-C5	5.17	131.18	128.60
11	B2	418	G	C4-C5-N7	-5.17	108.73	110.80
11	B2	467	G	C5-N7-C8	5.17	106.88	104.30
11	B2	761	U	C1'-O4'-C4'	5.17	114.03	109.90
11	B2	842	U	C2-N3-C4	-5.17	123.90	127.00
11	B2	1190	C	C3'-C2'-C1'	5.17	105.63	101.50

Continued on next page...

Continued from previous page...

Mol	Chain	Res	Type	Atoms	Z	Observed(°)	Ideal(°)
11	B2	1383	A	C5'-C4'-O4'	5.17	115.30	109.10
16	BD	150	ASP	CB-CG-OD2	5.17	122.95	118.30
38	A1	228	U	C5-C6-N1	-5.17	120.12	122.70
38	A1	326	C	N1-C2-O2	-5.17	115.80	118.90
38	A1	452	A	O4'-C1'-N9	5.17	112.33	108.20
38	A1	528	G	N7-C8-N9	5.17	115.68	113.10
38	A1	596	C	C5-C4-N4	-5.17	116.58	120.20
38	A1	611	G	C6-N1-C2	5.17	128.20	125.10
38	A1	638	A	C8-N9-C4	-5.17	103.73	105.80
38	A1	716	U	N3-C4-O4	5.17	123.02	119.40
38	A1	1276	G	C6-N1-C2	-5.17	122.00	125.10
38	A1	1365	G	C4-N9-C1'	5.17	133.22	126.50
38	A1	1471	G	C5-C6-N1	5.17	114.08	111.50
38	A1	1526	G	N3-C4-C5	-5.17	126.02	128.60
38	A1	1739	U	OP2-P-O3'	5.17	116.57	105.20
38	A1	2120	C	C5-C4-N4	5.17	123.82	120.20
38	A1	2158	G	C1'-O4'-C4'	5.17	114.03	109.90
11	B2	253	G	N9-C1'-C2'	-5.17	106.32	112.00
11	B2	1001	A	C6-C5-N7	-5.17	128.68	132.30
11	B2	1258	C	O3'-P-O5'	-5.17	94.18	104.00
11	B2	1433	C	O4'-C4'-C3'	-5.17	98.83	104.00
28	BP	6	TYR	CD1-CG-CD2	5.17	123.58	117.90
38	A1	109	G	OP1-P-OP2	-5.17	111.85	119.60
38	A1	164	A	C5-N7-C8	5.17	106.48	103.90
38	A1	302	U	C5'-C4'-C3'	-5.17	107.73	116.00
38	A1	1009	G	C5-N7-C8	5.17	106.88	104.30
38	A1	1018	G	C5-C6-N1	-5.17	108.92	111.50
38	A1	1093	G	N3-C2-N2	5.17	123.52	119.90
38	A1	1113	G	N9-C4-C5	-5.17	103.33	105.40
38	A1	1357	G	N1-C2-N2	-5.17	111.55	116.20
38	A1	1858	G	P-O3'-C3'	5.17	125.90	119.70
38	A1	2235	G	C5'-C4'-C3'	-5.17	107.73	116.00
38	A1	3001	C	C5'-C4'-C3'	-5.17	107.73	116.00
39	A3	103	C	N3-C4-C5	-5.17	119.83	121.90
4	AQ	88	ARG	NE-CZ-NH1	5.17	122.88	120.30
26	BN	5	LYS	C-N-CA	5.17	134.61	121.70
38	A1	234	G	C8-N9-C4	-5.17	104.33	106.40
38	A1	235	G	OP2-P-O3'	5.17	116.56	105.20
38	A1	502	G	C5-C6-O6	-5.17	125.50	128.60
38	A1	1059	C	OP1-P-OP2	-5.17	111.85	119.60
38	A1	1175	C	C4-C5-C6	5.17	119.98	117.40
38	A1	1484	U	O4'-C4'-C3'	5.17	110.23	106.10

Continued on next page...

Continued from previous page...

Mol	Chain	Res	Type	Atoms	Z	Observed(°)	Ideal(°)
38	A1	1888	G	C4-N9-C1'	-5.17	119.79	126.50
38	A1	2304	C	N3-C4-C5	-5.17	119.83	121.90
1	A7	5	ASN	N-CA-CB	5.16	119.89	110.60
11	B2	17	C	N3-C4-N4	5.16	121.61	118.00
11	B2	531	G	C3'-C2'-C1'	-5.16	97.37	101.50
11	B2	1384	G	C4-C5-N7	-5.16	108.73	110.80
17	BE	158	TYR	CZ-CE2-CD2	-5.16	115.15	119.80
38	A1	165	G	C4-C5-N7	5.16	112.86	110.80
38	A1	719	C	C5-C6-N1	5.16	123.58	121.00
38	A1	746	C	N3-C4-N4	5.16	121.61	118.00
38	A1	1020	G	C6-N1-C2	5.16	128.20	125.10
38	A1	1211	C	N3-C4-N4	5.16	121.61	118.00
38	A1	1247	U	O4'-C1'-C2'	5.16	112.25	107.60
38	A1	1401	G	N7-C8-N9	-5.16	110.52	113.10
38	A1	1572	C	O5'-P-OP1	5.16	116.90	110.70
38	A1	1733	C	C5-C6-N1	-5.16	118.42	121.00
38	A1	1756	C	O4'-C1'-N1	5.16	112.33	108.20
38	A1	1949	A	N1-C2-N3	5.16	131.88	129.30
38	A1	2641	C	O4'-C4'-C3'	-5.16	98.84	104.00
45	AC	266	TRP	NE1-CE2-CD2	5.16	112.46	107.30
56	AJ	74	ARG	NE-CZ-NH1	5.16	122.88	120.30
11	B2	315	A	C1'-O4'-C4'	5.16	114.03	109.90
14	BB	181	GLU	OE1-CD-OE2	5.16	129.49	123.30
38	A1	24	G	C2-N3-C4	5.16	114.48	111.90
38	A1	406	G	O3'-P-O5'	5.16	113.81	104.00
38	A1	1490	G	C2-N3-C4	-5.16	109.32	111.90
38	A1	1837	A	O4'-C1'-N9	5.16	112.33	108.20
38	A1	2552	C	P-O5'-C5'	5.16	129.16	120.90
39	A3	61	C	O5'-C5'-C4'	-5.16	101.89	111.70
10	B1	6	G	N9-C4-C5	-5.16	103.34	105.40
11	B2	203	A	N1-C2-N3	5.16	131.88	129.30
11	B2	252	U	N3-C4-C5	-5.16	111.50	114.60
11	B2	648	A	C8-N9-C4	5.16	107.86	105.80
11	B2	916	U	N1-C2-O2	-5.16	119.19	122.80
11	B2	950	C	C2-N1-C1'	5.16	124.48	118.80
11	B2	1223	C	C4'-C3'-C2'	-5.16	97.44	102.60
11	B2	1284	C	O4'-C1'-N1	5.16	112.33	108.20
38	A1	284	U	N3-C4-C5	-5.16	111.50	114.60
38	A1	910	G	O4'-C1'-N9	5.16	112.33	108.20
38	A1	1159	U	N1-C2-O2	5.16	126.41	122.80
38	A1	1170	G	N3-C2-N2	5.16	123.51	119.90
38	A1	1235	A	O4'-C1'-N9	5.16	112.33	108.20

Continued on next page...

Continued from previous page...

Mol	Chain	Res	Type	Atoms	Z	Observed(°)	Ideal(°)
38	A1	1558	U	N3-C4-C5	-5.16	111.50	114.60
38	A1	1924	A	N1-C2-N3	5.16	131.88	129.30
38	A1	1935	C	P-O3'-C3'	5.16	125.89	119.70
38	A1	1969	C	N3-C4-N4	5.16	121.61	118.00
38	A1	2015	G	N9-C1'-C2'	-5.16	106.32	112.00
38	A1	2519	C	C1'-O4'-C4'	-5.16	105.77	109.90
38	A1	2579	G	C5-N7-C8	5.16	106.88	104.30
38	A1	2581	G	O4'-C1'-N9	5.16	112.33	108.20
44	Ab	40	TRP	N-CA-CB	5.16	119.89	110.60
46	AD	111	ARG	NE-CZ-NH1	5.16	122.88	120.30
50	AF	24	TYR	C-N-CA	5.16	134.60	121.70
67	AZ	76	LYS	CA-C-N	5.16	131.55	117.10
10	B1	3	G	C8-N9-C4	5.16	108.46	106.40
11	B2	130	G	C4-C5-C6	5.16	121.90	118.80
11	B2	303	G	N3-C2-N2	5.16	123.51	119.90
11	B2	392	G	N3-C4-C5	-5.16	126.02	128.60
11	B2	673	C	C2-N1-C1'	5.16	124.47	118.80
11	B2	705	C	C3'-C2'-C1'	5.16	105.63	101.50
11	B2	818	A	C1'-O4'-C4'	5.16	114.03	109.90
11	B2	934	G	C2'-C3'-O3'	5.16	121.95	113.70
11	B2	953	C	N3-C4-C5	-5.16	119.84	121.90
11	B2	986	G	N3-C4-N9	5.16	129.09	126.00
11	B2	1027	C	C5-C6-N1	5.16	123.58	121.00
11	B2	1288	C	C5-C4-N4	-5.16	116.59	120.20
11	B2	1323	A	C4-N9-C1'	5.16	135.58	126.30
11	B2	1424	G	N9-C4-C5	-5.16	103.34	105.40
12	B3	10	GLU	N-CA-C	-5.16	97.07	111.00
38	A1	553	C	C3'-C2'-C1'	5.16	105.63	101.50
38	A1	592	C	N3-C4-C5	5.16	123.96	121.90
38	A1	633	A	N7-C8-N9	-5.16	111.22	113.80
38	A1	839	A	P-O3'-C3'	-5.16	113.51	119.70
38	A1	1151	G	N1-C6-O6	5.16	123.00	119.90
38	A1	1374	G	C5-C6-N1	-5.16	108.92	111.50
38	A1	1514	C	N3-C4-C5	-5.16	119.84	121.90
38	A1	1520	G	C5-N7-C8	-5.16	101.72	104.30
38	A1	1563	G	O4'-C1'-N9	5.16	112.33	108.20
38	A1	1595	G	N7-C8-N9	-5.16	110.52	113.10
38	A1	1659	G	N1-C6-O6	5.16	123.00	119.90
38	A1	1817	C	N3-C2-O2	5.16	125.51	121.90
38	A1	2044	C	P-O5'-C5'	5.16	129.15	120.90
47	Ad	1	MET	CG-SD-CE	-5.16	91.95	100.20
11	B2	606	U	C5-C4-O4	-5.16	122.81	125.90

Continued on next page...

Continued from previous page...

Mol	Chain	Res	Type	Atoms	Z	Observed(°)	Ideal(°)
11	B2	987	G	N9-C4-C5	5.16	107.46	105.40
11	B2	1031	G	C5-C6-N1	-5.16	108.92	111.50
11	B2	1240	A	C6-C5-N7	-5.16	128.69	132.30
11	B2	1320	A	C3'-C2'-C1'	-5.16	97.37	101.50
11	B2	1491	C	N1-C1'-C2'	-5.16	106.33	112.00
38	A1	266	A	C6-C5-N7	-5.16	128.69	132.30
38	A1	1271	G	O4'-C1'-N9	5.16	112.33	108.20
38	A1	1689	G	N1-C6-O6	5.16	122.99	119.90
38	A1	2078	A	P-O5'-C5'	-5.16	112.65	120.90
38	A1	2109	C	N1-C2-N3	5.16	122.81	119.20
38	A1	2379	G	N3-C2-N2	5.16	123.51	119.90
38	A1	2702	A	P-O5'-C5'	-5.16	112.65	120.90
10	B1	56	U	C5-C4-O4	5.16	128.99	125.90
11	B2	127	G	C8-N9-C4	-5.16	104.34	106.40
11	B2	945	G	C4-C5-C6	5.16	121.89	118.80
11	B2	1471	G	N1-C2-N3	-5.16	120.81	123.90
29	BQ	136	TYR	CB-CG-CD2	5.16	124.09	121.00
38	A1	8	G	C8-N9-C1'	5.16	133.70	127.00
38	A1	133	G	N3-C4-C5	-5.16	126.02	128.60
38	A1	495	U	N3-C4-O4	5.16	123.01	119.40
38	A1	656	G	C8-N9-C1'	5.16	133.70	127.00
38	A1	671	G	C6-N1-C2	-5.16	122.01	125.10
38	A1	979	G	O3'-P-O5'	5.16	113.80	104.00
38	A1	1336	G	N7-C8-N9	5.16	115.68	113.10
38	A1	1556	G	N1-C2-N3	-5.16	120.81	123.90
38	A1	1617	G	C6-N1-C2	5.16	128.19	125.10
38	A1	1695	G	C8-N9-C4	5.16	108.46	106.40
38	A1	1949	A	N7-C8-N9	-5.16	111.22	113.80
38	A1	2242	A	O5'-C5'-C4'	-5.16	101.91	111.70
38	A1	2364	G	O4'-C1'-N9	5.16	112.33	108.20
38	A1	2712	G	N1-C2-N3	-5.16	120.81	123.90
38	A1	2774	C	C5-C6-N1	5.16	123.58	121.00
39	A3	100	A	C3'-C2'-C1'	-5.16	97.38	101.50
11	B2	68	G	O4'-C1'-N9	5.15	112.32	108.20
11	B2	353	G	P-O5'-C5'	5.15	129.15	120.90
11	B2	632	C	N3-C4-C5	-5.15	119.84	121.90
11	B2	1470	G	N1-C2-N3	-5.15	120.81	123.90
38	A1	422	G	OP1-P-OP2	-5.15	111.87	119.60
38	A1	1438	C	N1-C2-O2	5.15	121.99	118.90
38	A1	2462	U	N3-C4-C5	-5.15	111.51	114.60
38	A1	2789	G	N3-C2-N2	5.15	123.51	119.90
38	A1	2843	C	N1-C2-N3	-5.15	115.59	119.20

Continued on next page...

Continued from previous page...

Mol	Chain	Res	Type	Atoms	Z	Observed(°)	Ideal(°)
11	B2	140	C	N1-C2-N3	-5.15	115.59	119.20
11	B2	341	C	N3-C4-N4	5.15	121.61	118.00
11	B2	603	G	C2-N3-C4	5.15	114.48	111.90
11	B2	811	G	C4'-C3'-C2'	-5.15	97.45	102.60
11	B2	1019	A	C3'-C2'-C1'	5.15	105.62	101.50
11	B2	1448	A	C3'-C2'-C1'	-5.15	97.38	101.50
26	BN	92	GLY	C-N-CA	5.15	134.58	121.70
37	BY	37	ARG	NE-CZ-NH1	5.15	122.88	120.30
38	A1	193	A	C2-N3-C4	5.15	113.18	110.60
38	A1	205	A	N9-C4-C5	5.15	107.86	105.80
38	A1	489	G	N1-C2-N3	-5.15	120.81	123.90
38	A1	593	C	C6-N1-C2	-5.15	118.24	120.30
38	A1	673	A	C8-N9-C4	-5.15	103.74	105.80
38	A1	789	G	C2-N3-C4	5.15	114.48	111.90
38	A1	884	C	C2-N1-C1'	5.15	124.47	118.80
38	A1	1392	G	P-O3'-C3'	5.15	125.88	119.70
38	A1	1548	A	N9-C1'-C2'	-5.15	106.33	112.00
38	A1	1786	G	C5-N7-C8	5.15	106.88	104.30
38	A1	1818	G	C8-N9-C4	-5.15	104.34	106.40
38	A1	1819	G	C8-N9-C4	5.15	108.46	106.40
38	A1	1884	C	N3-C2-O2	5.15	125.51	121.90
38	A1	2245	C	C6-N1-C2	-5.15	118.24	120.30
38	A1	2315	G	O4'-C1'-N9	5.15	112.32	108.20
38	A1	2454	G	N3-C4-C5	-5.15	126.02	128.60
38	A1	2688	C	O4'-C1'-N1	5.15	112.32	108.20
38	A1	2701	U	P-O5'-C5'	-5.15	112.66	120.90
64	AR	11	LYS	N-CA-CB	5.15	119.87	110.60
11	B2	101	G	C6-C5-N7	-5.15	127.31	130.40
11	B2	219	C	O4'-C1'-N1	5.15	112.32	108.20
11	B2	220	G	N3-C4-N9	5.15	129.09	126.00
11	B2	610	G	C8-N9-C1'	5.15	133.69	127.00
11	B2	829	U	C5-C4-O4	5.15	128.99	125.90
11	B2	854	C	P-O3'-C3'	5.15	125.88	119.70
11	B2	1038	C	N1-C2-N3	-5.15	115.59	119.20
11	B2	1445	A	N9-C4-C5	5.15	107.86	105.80
20	BH	21	TRP	CA-CB-CG	-5.15	103.91	113.70
20	BH	133	ARG	NE-CZ-NH2	5.15	122.88	120.30
38	A1	101	G	O4'-C1'-N9	5.15	112.32	108.20
38	A1	218	A	C6-N1-C2	-5.15	115.51	118.60
38	A1	551	A	C8-N9-C4	-5.15	103.74	105.80
38	A1	828	G	C8-N9-C1'	5.15	133.70	127.00
38	A1	876	C	N3-C4-C5	-5.15	119.84	121.90

Continued on next page...

Continued from previous page...

Mol	Chain	Res	Type	Atoms	Z	Observed(°)	Ideal(°)
38	A1	1272	A	C5-N7-C8	5.15	106.47	103.90
38	A1	1603	G	C4-C5-N7	-5.15	108.74	110.80
38	A1	2497	G	C2-N3-C4	5.15	114.47	111.90
61	AN	87	ARG	NE-CZ-NH2	-5.15	117.72	120.30
66	AY	82	ASP	CB-CG-OD2	-5.15	113.67	118.30
11	B2	173	G	C5-N7-C8	5.15	106.87	104.30
11	B2	1271	G	N7-C8-N9	-5.15	110.53	113.10
11	B2	1335	A	N9-C4-C5	-5.15	103.74	105.80
31	BS	55	THR	CA-C-O	5.15	130.91	120.10
38	A1	543	G	C6-C5-N7	-5.15	127.31	130.40
38	A1	1575	G	N3-C2-N2	5.15	123.50	119.90
38	A1	1711	C	N1-C1'-C2'	-5.15	106.34	112.00
38	A1	2240	G	N9-C4-C5	-5.15	103.34	105.40
51	Ag	33	LYS	N-CA-CB	5.15	119.87	110.60
64	AR	30	ARG	NH1-CZ-NH2	5.15	125.06	119.40
11	B2	614	G	C6-N1-C2	5.15	128.19	125.10
11	B2	1484	C	C3'-C2'-C1'	-5.15	97.38	101.50
23	BK	27	ARG	NE-CZ-NH1	5.15	122.87	120.30
38	A1	221	G	C5'-C4'-O4'	5.15	115.28	109.10
38	A1	392	G	N9-C4-C5	-5.15	103.34	105.40
38	A1	748	G	C4-N9-C1'	5.15	133.19	126.50
38	A1	824	C	C2-N3-C4	5.15	122.47	119.90
38	A1	1132	U	N3-C4-C5	-5.15	111.51	114.60
38	A1	1554	G	O4'-C1'-N9	5.15	112.32	108.20
43	AB	79	VAL	CG1-CB-CG2	5.15	119.14	110.90
56	AJ	79	ARG	NE-CZ-NH1	-5.15	117.73	120.30
11	B2	897	A	C5-C6-N6	-5.15	119.58	123.70
11	B2	1174	A	O4'-C1'-N9	5.15	112.32	108.20
11	B2	1459	G	N1-C2-N3	-5.15	120.81	123.90
38	A1	1175	C	C5-C6-N1	-5.15	118.43	121.00
38	A1	2216	G	C5-N7-C8	-5.15	101.73	104.30
38	A1	2539	G	C8-N9-C4	-5.15	104.34	106.40
38	A1	2733	A	C6-N1-C2	-5.15	115.51	118.60
38	A1	2849	C	C5-C6-N1	-5.15	118.43	121.00
54	AI	23	LEU	N-CA-CB	5.15	120.69	110.40
9	AX	52	ILE	N-CA-CB	5.14	122.63	110.80
11	B2	6	G	C6-N1-C2	-5.14	122.01	125.10
11	B2	50	C	N3-C4-N4	5.14	121.60	118.00
11	B2	106	A	C3'-C2'-C1'	5.14	105.61	101.50
11	B2	625	G	C4-C5-N7	-5.14	108.74	110.80
11	B2	811	G	C5-C6-O6	-5.14	125.51	128.60
11	B2	832	G	C5'-C4'-C3'	-5.14	107.77	116.00

Continued on next page...

Continued from previous page...

Mol	Chain	Res	Type	Atoms	Z	Observed(°)	Ideal(°)
11	B2	1381	G	N7-C8-N9	-5.14	110.53	113.10
38	A1	345	C	C6-N1-C2	-5.14	118.24	120.30
38	A1	1376	U	N1-C2-O2	-5.14	119.20	122.80
38	A1	1564	C	C5-C4-N4	-5.14	116.60	120.20
38	A1	1746	C	C5'-C4'-C3'	-5.14	107.77	116.00
38	A1	1824	G	N3-C4-C5	5.14	131.17	128.60
38	A1	2050	U	P-O5'-C5'	-5.14	112.67	120.90
38	A1	2338	A	C5'-C4'-C3'	-5.14	107.77	116.00
38	A1	2507	C	OP1-P-OP2	-5.14	111.88	119.60
5	AS	95	LEU	N-CA-CB	5.14	120.68	110.40
9	AX	227	GLU	CB-CA-C	-5.14	100.11	110.40
11	B2	394	C	N1-C2-N3	-5.14	115.60	119.20
11	B2	408	C	C3'-C2'-C1'	5.14	105.61	101.50
11	B2	555	U	OP1-P-OP2	-5.14	111.89	119.60
11	B2	861	G	C3'-C2'-C1'	-5.14	97.39	101.50
11	B2	1268	C	O4'-C1'-C2'	-5.14	100.66	105.80
11	B2	1275	U	C6-N1-C2	-5.14	117.92	121.00
25	BM	20	TYR	CB-CG-CD1	5.14	124.09	121.00
30	BR	34	PHE	CG-CD2-CE2	5.14	126.46	120.80
38	A1	223	U	N1-C1'-C2'	-5.14	106.34	112.00
38	A1	387	A	C8-N9-C4	-5.14	103.74	105.80
38	A1	644	G	N9-C1'-C2'	-5.14	106.34	112.00
38	A1	956	U	C3'-C2'-C1'	5.14	105.61	101.50
38	A1	1191	C	C3'-C2'-C1'	5.14	105.61	101.50
38	A1	1412	C	N3-C2-O2	5.14	125.50	121.90
38	A1	1589	G	C5-N7-C8	5.14	106.87	104.30
38	A1	1594	G	C8-N9-C1'	5.14	133.69	127.00
38	A1	1776	G	N9-C1'-C2'	-5.14	106.34	112.00
38	A1	2038	C	OP1-P-OP2	-5.14	111.89	119.60
38	A1	2059	G	C5-C6-N1	-5.14	108.93	111.50
38	A1	2252	C	C4'-C3'-C2'	-5.14	97.46	102.60
38	A1	2267	U	C5-C4-O4	5.14	128.99	125.90
38	A1	2676	A	N9-C4-C5	5.14	107.86	105.80
38	A1	2702	A	C4-C5-C6	5.14	119.57	117.00
38	A1	2996	A	N7-C8-N9	5.14	116.37	113.80
39	A3	77	A	C5-N7-C8	5.14	106.47	103.90
43	AB	197	MET	CG-SD-CE	5.14	108.43	100.20
11	B2	6	G	C6-C5-N7	-5.14	127.32	130.40
11	B2	1010	G	OP1-P-OP2	-5.14	111.89	119.60
22	BJ	92	ARG	NE-CZ-NH1	-5.14	117.73	120.30
30	BR	39	VAL	CA-CB-CG1	5.14	118.61	110.90
38	A1	1381	C	C2-N3-C4	5.14	122.47	119.90

Continued on next page...

Continued from previous page...

Mol	Chain	Res	Type	Atoms	Z	Observed(°)	Ideal(°)
38	A1	1752	C	P-O5'-C5'	-5.14	112.67	120.90
38	A1	2170	C	N3-C4-C5	-5.14	119.84	121.90
38	A1	2452	C	N1-C1'-C2'	-5.14	106.34	112.00
11	B2	393	A	N9-C4-C5	5.14	107.86	105.80
11	B2	533	C	N1-C2-O2	-5.14	115.82	118.90
11	B2	595	U	C4-C5-C6	-5.14	116.62	119.70
11	B2	725	C	C6-N1-C2	-5.14	118.25	120.30
11	B2	825	C	P-O3'-C3'	-5.14	113.53	119.70
11	B2	846	G	C5'-C4'-O4'	5.14	115.27	109.10
11	B2	1477	U	C2-N3-C4	5.14	130.08	127.00
30	BR	60	TYR	CB-CG-CD2	-5.14	117.92	121.00
38	A1	266	A	C5-C6-N6	-5.14	119.59	123.70
38	A1	428	A	OP1-P-OP2	-5.14	111.89	119.60
38	A1	480	A	O5'-P-OP2	-5.14	101.08	105.70
38	A1	711	C	P-O3'-C3'	-5.14	113.53	119.70
38	A1	1074	G	C4'-C3'-C2'	-5.14	97.46	102.60
38	A1	1098	C	C4-C5-C6	-5.14	114.83	117.40
38	A1	1145	G	C6-N1-C2	5.14	128.18	125.10
38	A1	1656	C	C6-N1-C2	-5.14	118.24	120.30
38	A1	2539	G	N3-C4-C5	-5.14	126.03	128.60
38	A1	2815	C	C4-C5-C6	5.14	119.97	117.40
39	A3	21	C	C6-N1-C2	5.14	122.36	120.30
46	AD	1	MET	CG-SD-CE	-5.14	91.98	100.20
11	B2	56	A	C5-C6-N1	-5.14	115.13	117.70
11	B2	1312	C	C4-C5-C6	5.14	119.97	117.40
38	A1	979	G	C4-C5-C6	-5.14	115.72	118.80
38	A1	1151	G	C8-N9-C4	5.14	108.45	106.40
60	AM	150	ALA	O-C-N	5.14	130.92	122.70
4	AQ	66	ARG	N-CA-CB	5.14	119.84	110.60
11	B2	46	A	N9-C4-C5	5.14	107.85	105.80
11	B2	92	G	N9-C4-C5	-5.14	103.34	105.40
11	B2	1103	G	N1-C6-O6	5.14	122.98	119.90
38	A1	75	G	N7-C8-N9	-5.14	110.53	113.10
38	A1	343	C	C4'-C3'-C2'	-5.14	97.46	102.60
38	A1	406	G	C5'-C4'-C3'	-5.14	107.78	116.00
38	A1	478	C	N1-C2-O2	5.14	121.98	118.90
38	A1	567	G	O4'-C1'-N9	5.14	112.31	108.20
38	A1	568	A	C4-C5-N7	-5.14	108.13	110.70
38	A1	624	U	P-O5'-C5'	5.14	129.12	120.90
38	A1	741	G	N9-C4-C5	5.14	107.45	105.40
38	A1	1113	G	N1-C2-N3	-5.14	120.82	123.90
38	A1	1148	C	P-O5'-C5'	-5.14	112.68	120.90

Continued on next page...

Continued from previous page...

Mol	Chain	Res	Type	Atoms	Z	Observed(°)	Ideal(°)
38	A1	1791	A	N7-C8-N9	-5.14	111.23	113.80
38	A1	1959	C	C2-N1-C1'	5.14	124.45	118.80
38	A1	2345	U	P-O3'-C3'	-5.14	113.54	119.70
38	A1	2849	C	O4'-C4'-C3'	-5.14	98.86	104.00
43	AB	75	GLU	N-CA-CB	5.14	119.84	110.60
11	B2	132	G	N3-C4-N9	-5.13	122.92	126.00
11	B2	287	G	C6-C5-N7	-5.13	127.32	130.40
11	B2	292	U	C3'-C2'-C1'	5.13	105.61	101.50
11	B2	446	G	N3-C4-N9	-5.13	122.92	126.00
11	B2	685	G	O4'-C1'-N9	5.13	112.31	108.20
11	B2	875	G	N1-C2-N2	5.13	120.82	116.20
11	B2	935	G	C4-N9-C1'	5.13	133.18	126.50
11	B2	951	G	N9-C4-C5	-5.13	103.35	105.40
11	B2	1200	U	C2-N3-C4	-5.13	123.92	127.00
17	BE	20	TYR	N-CA-CB	5.13	119.84	110.60
26	BN	36	ARG	N-CA-CB	5.13	119.84	110.60
38	A1	79	C	N1-C2-N3	-5.13	115.61	119.20
38	A1	259	A	C2-N3-C4	-5.13	108.03	110.60
38	A1	621	G	C4-C5-C6	5.13	121.88	118.80
38	A1	1020	G	C5'-C4'-O4'	5.13	115.26	109.10
38	A1	1048	C	C2-N1-C1'	5.13	124.45	118.80
38	A1	1092	U	N3-C2-O2	5.13	125.80	122.20
38	A1	1684	C	C5'-C4'-O4'	-5.13	102.94	109.10
38	A1	1807	G	N3-C2-N2	5.13	123.49	119.90
38	A1	1838	C	N3-C2-O2	5.13	125.50	121.90
38	A1	1889	G	N1-C6-O6	5.13	122.98	119.90
38	A1	2050	U	C5-C6-N1	5.13	125.27	122.70
38	A1	2122	G	O4'-C1'-N9	5.13	112.31	108.20
38	A1	2184	G	O4'-C1'-C2'	-5.13	100.67	105.80
38	A1	2414	G	N3-C2-N2	5.13	123.50	119.90
38	A1	2554	A	N1-C2-N3	5.13	131.87	129.30
38	A1	2708	U	P-O5'-C5'	5.13	129.12	120.90
9	AX	101	PRO	N-CA-CB	5.13	109.46	103.30
11	B2	1014	C	C5-C6-N1	5.13	123.57	121.00
17	BE	60	ARG	NH1-CZ-NH2	5.13	125.05	119.40
38	A1	644	G	C2-N3-C4	-5.13	109.33	111.90
38	A1	1197	G	C4-C5-C6	5.13	121.88	118.80
38	A1	1210	G	C4-C5-C6	5.13	121.88	118.80
38	A1	2019	C	O4'-C1'-N1	5.13	112.31	108.20
38	A1	2107	G	C6-N1-C2	5.13	128.18	125.10
61	AN	85	LYS	CA-CB-CG	5.13	124.69	113.40
11	B2	407	G	C4-C5-C6	5.13	121.88	118.80

Continued on next page...

Continued from previous page...

Mol	Chain	Res	Type	Atoms	Z	Observed(°)	Ideal(°)
11	B2	737	C	C2-N3-C4	-5.13	117.33	119.90
11	B2	834	C	OP1-P-O3'	5.13	116.49	105.20
11	B2	1036	G	N3-C2-N2	5.13	123.49	119.90
38	A1	139	G	C8-N9-C4	-5.13	104.35	106.40
38	A1	470	A	N7-C8-N9	5.13	116.37	113.80
38	A1	1135	A	OP2-P-O3'	5.13	116.49	105.20
38	A1	1541	U	N3-C4-O4	5.13	122.99	119.40
38	A1	1914	U	C3'-C2'-C1'	-5.13	97.39	101.50
38	A1	2235	G	C3'-C2'-C1'	-5.13	97.39	101.50
38	A1	2425	A	N7-C8-N9	5.13	116.37	113.80
38	A1	2713	A	C4-C5-N7	-5.13	108.13	110.70
38	A1	2753	G	C4'-C3'-C2'	-5.13	97.47	102.60
38	A1	2955	G	N3-C4-N9	5.13	129.08	126.00
50	AF	143	ASP	CB-CG-OD1	5.13	122.92	118.30
5	AS	82	ARG	NE-CZ-NH1	-5.13	117.73	120.30
9	AX	342	PRO	N-CD-CG	5.13	110.89	103.20
11	B2	158	U	C5-C6-N1	5.13	125.27	122.70
11	B2	383	C	N3-C4-N4	5.13	121.59	118.00
11	B2	650	A	N1-C2-N3	5.13	131.87	129.30
11	B2	765	U	C6-N1-C2	-5.13	117.92	121.00
11	B2	1011	C	C4-C5-C6	5.13	119.97	117.40
11	B2	1437	G	N3-C4-N9	-5.13	122.92	126.00
38	A1	1941	A	OP1-P-OP2	-5.13	111.90	119.60
38	A1	2390	G	C5-N7-C8	5.13	106.86	104.30
38	A1	2957	G	N3-C4-C5	-5.13	126.03	128.60
39	A3	66	A	C5-C6-N6	-5.13	119.60	123.70
11	B2	320	G	C5-N7-C8	5.13	106.86	104.30
11	B2	554	C	N3-C4-N4	5.13	121.59	118.00
11	B2	723	G	C5-N7-C8	5.13	106.86	104.30
11	B2	789	G	N1-C6-O6	5.13	122.98	119.90
11	B2	958	G	N3-C2-N2	5.13	123.49	119.90
11	B2	1108	U	C2-N3-C4	-5.13	123.92	127.00
11	B2	1473	A	O4'-C1'-N9	5.13	112.30	108.20
31	BS	11	ARG	NE-CZ-NH1	5.13	122.86	120.30
38	A1	58	G	N3-C2-N2	5.13	123.49	119.90
38	A1	359	C	C5-C4-N4	-5.13	116.61	120.20
38	A1	429	U	N3-C4-O4	5.13	122.99	119.40
38	A1	822	A	O4'-C1'-N9	5.13	112.30	108.20
38	A1	1286	G	N1-C6-O6	5.13	122.98	119.90
38	A1	1607	C	C5'-C4'-O4'	5.13	115.25	109.10
38	A1	1654	G	N1-C6-O6	5.13	122.98	119.90
38	A1	1677	A	C5-C6-N6	-5.13	119.60	123.70

Continued on next page...

Continued from previous page...

Mol	Chain	Res	Type	Atoms	Z	Observed(°)	Ideal(°)
38	A1	2542	G	C5'-C4'-O4'	5.13	115.25	109.10
38	A1	2945	A	N3-C4-C5	-5.13	123.21	126.80
38	A1	2992	G	C6-N1-C2	5.13	128.18	125.10
58	Ak	54	VAL	CB-CA-C	-5.13	101.66	111.40
11	B2	280	C	C2-N1-C1'	5.13	124.44	118.80
11	B2	643	G	C5-N7-C8	5.13	106.86	104.30
11	B2	693	C	C6-N1-C2	5.13	122.35	120.30
11	B2	962	G	C6-C5-N7	-5.13	127.32	130.40
11	B2	973	U	N3-C2-O2	-5.13	118.61	122.20
38	A1	244	A	C2-N3-C4	5.13	113.16	110.60
38	A1	669	G	N1-C6-O6	5.13	122.97	119.90
38	A1	1101	U	N3-C4-C5	-5.13	111.52	114.60
38	A1	1450	C	P-O5'-C5'	5.13	129.10	120.90
38	A1	1621	G	N9-C4-C5	-5.13	103.35	105.40
38	A1	1756	C	C2-N1-C1'	-5.13	113.16	118.80
38	A1	1877	C	C5-C4-N4	-5.13	116.61	120.20
38	A1	2398	C	N1-C2-O2	5.13	121.98	118.90
38	A1	2585	G	C2-N3-C4	5.13	114.46	111.90
38	A1	2881	G	C5'-C4'-C3'	5.13	124.20	116.00
11	B2	121	C	C2-N1-C1'	5.12	124.44	118.80
11	B2	676	G	C6-N1-C2	5.12	128.18	125.10
38	A1	91	G	C4-C5-N7	-5.12	108.75	110.80
38	A1	589	G	C6-C5-N7	-5.12	127.33	130.40
38	A1	1085	G	N1-C2-N3	-5.12	120.83	123.90
38	A1	1135	A	N9-C4-C5	5.12	107.85	105.80
38	A1	1527	G	N1-C6-O6	5.12	122.97	119.90
38	A1	1841	G	C3'-C2'-C1'	-5.12	97.40	101.50
38	A1	1842	C	N1-C2-O2	-5.12	115.83	118.90
38	A1	2100	U	N3-C4-O4	5.12	122.99	119.40
38	A1	2202	U	C5-C4-O4	5.12	128.97	125.90
11	B2	845	G	N1-C2-N2	5.12	120.81	116.20
11	B2	1112	G	C4'-C3'-C2'	-5.12	97.48	102.60
11	B2	1121	C	N3-C4-N4	5.12	121.59	118.00
36	BX	29	VAL	CA-CB-CG2	-5.12	103.22	110.90
38	A1	122	G	C5-C6-N1	-5.12	108.94	111.50
38	A1	170	A	C6-N1-C2	-5.12	115.53	118.60
38	A1	626	C	P-O5'-C5'	5.12	129.10	120.90
38	A1	628	A	N3-C4-N9	-5.12	123.30	127.40
38	A1	1421	C	N1-C2-O2	-5.12	115.83	118.90
38	A1	1494	U	N3-C4-O4	-5.12	115.81	119.40
38	A1	1605	A	O5'-P-OP2	5.12	116.85	110.70
38	A1	2380	A	C4-C5-N7	-5.12	108.14	110.70

Continued on next page...

Continued from previous page...

Mol	Chain	Res	Type	Atoms	Z	Observed(°)	Ideal(°)
39	A3	24	C	O3'-P-O5'	5.12	113.73	104.00
39	A3	126	C	N3-C4-N4	5.12	121.59	118.00
10	B1	3	G	C4-C5-N7	5.12	112.85	110.80
10	B1	65	C	C4'-C3'-C2'	-5.12	97.48	102.60
11	B2	7	G	C4-C5-C6	5.12	121.87	118.80
11	B2	192	G	C6-N1-C2	5.12	128.17	125.10
11	B2	320	G	N9-C4-C5	-5.12	103.35	105.40
11	B2	543	C	C4'-C3'-C2'	-5.12	97.48	102.60
11	B2	772	G	C5'-C4'-O4'	5.12	115.25	109.10
11	B2	1395	G	O4'-C1'-N9	5.12	112.30	108.20
16	BD	11	TYR	CB-CG-CD2	5.12	124.07	121.00
34	BV	40	LEU	CB-CG-CD1	-5.12	102.29	111.00
38	A1	2347	G	C6-C5-N7	-5.12	127.33	130.40
38	A1	2599	C	N1-C2-O2	-5.12	115.83	118.90
38	A1	2825	A	C4-C5-C6	5.12	119.56	117.00
39	A3	20	G	C5'-C4'-O4'	5.12	115.25	109.10
39	A3	20	G	C5-C6-O6	-5.12	125.53	128.60
39	A3	42	A	C4-C5-N7	-5.12	108.14	110.70
44	Ab	92	ALA	N-CA-CB	5.12	117.27	110.10
11	B2	459	G	O4'-C1'-N9	5.12	112.30	108.20
11	B2	1042	U	N3-C4-O4	5.12	122.98	119.40
11	B2	1370	U	O4'-C4'-C3'	-5.12	98.88	104.00
11	B2	1450	U	N3-C2-O2	5.12	125.78	122.20
38	A1	712	C	C5-C6-N1	5.12	123.56	121.00
38	A1	1738	A	C5-C6-N1	-5.12	115.14	117.70
38	A1	2008	G	N7-C8-N9	5.12	115.66	113.10
61	AN	9	ASP	CA-CB-CG	-5.12	102.14	113.40
11	B2	175	G	C5-C6-O6	-5.12	125.53	128.60
11	B2	348	C	N1-C2-N3	-5.12	115.62	119.20
11	B2	524	U	O4'-C1'-N1	-5.12	104.11	108.20
11	B2	536	A	C5-C6-N6	-5.12	119.61	123.70
11	B2	987	G	C4-C5-C6	5.12	121.87	118.80
11	B2	1103	G	N1-C2-N2	-5.12	111.59	116.20
11	B2	1197	C	N3-C4-N4	5.12	121.58	118.00
38	A1	652	G	C4'-C3'-C2'	-5.12	97.48	102.60
38	A1	661	G	C8-N9-C1'	5.12	133.65	127.00
38	A1	1037	C	C5-C6-N1	-5.12	118.44	121.00
38	A1	1112	G	N1-C2-N3	-5.12	120.83	123.90
38	A1	1220	U	N1-C2-O2	5.12	126.38	122.80
38	A1	1423	G	N1-C2-N2	5.12	120.81	116.20
38	A1	1658	A	C4-N9-C1'	5.12	135.51	126.30
38	A1	1739	U	N1-C2-N3	-5.12	111.83	114.90

Continued on next page...

Continued from previous page...

Mol	Chain	Res	Type	Atoms	Z	Observed(°)	Ideal(°)
38	A1	1999	G	N9-C4-C5	5.12	107.45	105.40
38	A1	2120	C	C6-N1-C1'	-5.12	114.66	120.80
38	A1	2281	A	N7-C8-N9	-5.12	111.24	113.80
38	A1	2738	G	C4-C5-C6	5.12	121.87	118.80
11	B2	5	C	N3-C4-C5	-5.12	119.85	121.90
11	B2	276	A	C5-C6-N6	-5.12	119.61	123.70
11	B2	290	C	P-O3'-C3'	5.12	125.84	119.70
11	B2	1041	C	N1-C2-N3	-5.12	115.62	119.20
38	A1	71	A	C8-N9-C4	-5.12	103.75	105.80
38	A1	565	A	N3-C4-C5	-5.12	123.22	126.80
38	A1	1129	G	N7-C8-N9	5.12	115.66	113.10
38	A1	1174	U	O4'-C1'-C2'	-5.12	100.68	105.80
38	A1	1193	G	P-O3'-C3'	-5.12	113.56	119.70
38	A1	2563	A	C8-N9-C4	-5.12	103.75	105.80
11	B2	114	A	C5'-C4'-O4'	5.12	115.24	109.10
11	B2	126	G	C4'-C3'-C2'	-5.12	97.48	102.60
11	B2	223	G	C5-C6-N1	-5.12	108.94	111.50
11	B2	474	G	C8-N9-C1'	5.12	133.65	127.00
11	B2	867	A	C4-C5-N7	5.12	113.26	110.70
11	B2	1021	C	C5-C4-N4	-5.12	116.62	120.20
11	B2	1109	C	C5-C4-N4	-5.12	116.62	120.20
11	B2	1266	A	P-O3'-C3'	-5.12	113.56	119.70
11	B2	1378	A	N3-C4-C5	-5.12	123.22	126.80
11	B2	1458	A	N1-C2-N3	5.12	131.86	129.30
11	B2	1481	G	N7-C8-N9	-5.12	110.54	113.10
38	A1	55	G	C8-N9-C4	5.12	108.45	106.40
38	A1	130	G	C8-N9-C1'	5.12	133.65	127.00
38	A1	224	G	C2-N3-C4	5.12	114.46	111.90
38	A1	369	G	O4'-C1'-C2'	-5.12	100.69	105.80
38	A1	381	G	N3-C4-N9	-5.12	122.93	126.00
38	A1	842	C	C5'-C4'-C3'	5.12	124.19	116.00
38	A1	1398	C	C4-C5-C6	5.12	119.96	117.40
38	A1	1600	G	N1-C2-N2	-5.12	111.60	116.20
38	A1	2462	U	C5-C6-N1	5.12	125.26	122.70
38	A1	2536	A	C6-C5-N7	-5.12	128.72	132.30
38	A1	2694	C	C2-N1-C1'	5.12	124.43	118.80
38	A1	2700	U	O4'-C4'-C3'	-5.12	98.88	104.00
38	A1	2836	G	N3-C4-N9	-5.12	122.93	126.00
11	B2	236	C	C1'-O4'-C4'	5.11	113.99	109.90
11	B2	292	U	C6-N1-C1'	5.11	128.36	121.20
11	B2	353	G	C1'-O4'-C4'	-5.11	105.81	109.90
11	B2	586	C	O4'-C1'-N1	5.11	112.29	108.20

Continued on next page...

Continued from previous page...

Mol	Chain	Res	Type	Atoms	Z	Observed(°)	Ideal(°)
21	BI	79	PHE	CB-CG-CD1	-5.11	117.22	120.80
38	A1	293	G	N3-C2-N2	5.11	123.48	119.90
38	A1	583	A	C6-C5-N7	-5.11	128.72	132.30
38	A1	628	A	C4-C5-N7	-5.11	108.14	110.70
38	A1	658	C	O4'-C1'-N1	5.11	112.29	108.20
38	A1	757	C	C5-C4-N4	-5.11	116.62	120.20
38	A1	835	G	C5-C6-O6	-5.11	125.53	128.60
38	A1	906	G	N1-C2-N3	-5.11	120.83	123.90
38	A1	1163	U	C2-N1-C1'	5.11	123.84	117.70
38	A1	1487	U	C3'-C2'-C1'	5.11	105.59	101.50
38	A1	2028	G	N3-C4-C5	-5.11	126.04	128.60
38	A1	2307	C	C5-C6-N1	5.11	123.56	121.00
46	AD	33	ARG	NE-CZ-NH2	-5.11	117.74	120.30
58	AK	124	ILE	N-CA-C	-5.11	97.19	111.00
61	AN	36	MET	CB-CA-C	-5.11	100.17	110.40
67	AZ	63	PHE	CB-CG-CD1	-5.11	117.22	120.80
11	B2	748	A	N7-C8-N9	-5.11	111.24	113.80
11	B2	1114	G	O4'-C4'-C3'	-5.11	98.89	104.00
38	A1	346	U	C2-N3-C4	5.11	130.07	127.00
38	A1	786	G	P-O3'-C3'	5.11	125.83	119.70
38	A1	1083	G	P-O3'-C3'	-5.11	113.57	119.70
38	A1	1782	C	N3-C4-N4	5.11	121.58	118.00
38	A1	2223	G	N3-C4-C5	5.11	131.16	128.60
11	B2	68	G	C4-N9-C1'	-5.11	119.86	126.50
11	B2	148	C	N3-C4-N4	5.11	121.58	118.00
11	B2	404	C	N3-C4-C5	-5.11	119.86	121.90
11	B2	618	G	C6-C5-N7	-5.11	127.33	130.40
11	B2	742	U	P-O5'-C5'	5.11	129.08	120.90
11	B2	937	A	C4'-C3'-C2'	-5.11	97.49	102.60
11	B2	981	U	C5-C4-O4	-5.11	122.83	125.90
11	B2	1060	G	N3-C4-C5	-5.11	126.04	128.60
11	B2	1087	C	C1'-O4'-C4'	-5.11	105.81	109.90
11	B2	1111	G	N7-C8-N9	-5.11	110.55	113.10
11	B2	1411	G	C4-C5-C6	5.11	121.87	118.80
16	BD	54	ARG	CD-NE-CZ	5.11	130.75	123.60
17	BE	63	ARG	NE-CZ-NH2	-5.11	117.75	120.30
38	A1	455	G	C3'-C2'-C1'	-5.11	97.41	101.50
38	A1	1013	G	C4-C5-C6	-5.11	115.73	118.80
38	A1	1053	A	C4-C5-N7	-5.11	108.14	110.70
38	A1	1133	U	C5-C4-O4	-5.11	122.83	125.90
38	A1	1309	G	C4-N9-C1'	-5.11	119.86	126.50
38	A1	2021	G	N9-C4-C5	-5.11	103.36	105.40

Continued on next page...

Continued from previous page...

Mol	Chain	Res	Type	Atoms	Z	Observed(°)	Ideal(°)
38	A1	2970	U	C4'-C3'-C2'	-5.11	97.49	102.60
39	A3	125	U	C5-C6-N1	-5.11	120.14	122.70
49	Ae	5	THR	CA-CB-CG2	5.11	119.56	112.40
57	Aj	24	ARG	CA-CB-CG	5.11	124.64	113.40
10	B1	35	G	C1'-O4'-C4'	-5.11	105.81	109.90
11	B2	1490	C	C4-C5-C6	5.11	119.95	117.40
23	BK	2	ARG	NE-CZ-NH1	5.11	122.86	120.30
23	BK	34	GLU	CB-CA-C	-5.11	100.18	110.40
38	A1	171	A	P-O5'-C5'	-5.11	112.73	120.90
38	A1	213	G	N3-C2-N2	5.11	123.48	119.90
38	A1	829	G	C1'-O4'-C4'	-5.11	105.81	109.90
38	A1	941	C	C6-N1-C2	-5.11	118.26	120.30
38	A1	1054	A	O4'-C4'-C3'	-5.11	98.89	104.00
38	A1	1270	G	N9-C4-C5	-5.11	103.36	105.40
38	A1	1332	A	N1-C2-N3	-5.11	126.75	129.30
38	A1	1649	G	C6-C5-N7	-5.11	127.33	130.40
38	A1	2733	A	C4-C5-N7	-5.11	108.15	110.70
10	B1	60	A	C6-C5-N7	-5.11	128.72	132.30
11	B2	321	A	N9-C1'-C2'	-5.11	106.38	112.00
11	B2	896	A	N9-C4-C5	5.11	107.84	105.80
11	B2	1083	G	C5-C6-O6	-5.11	125.54	128.60
38	A1	8	G	O4'-C1'-N9	5.11	112.29	108.20
38	A1	1125	A	O4'-C1'-N9	5.11	112.29	108.20
38	A1	1329	G	N3-C2-N2	5.11	123.47	119.90
38	A1	2039	U	C5-C4-O4	-5.11	122.83	125.90
38	A1	2368	G	C6-C5-N7	-5.11	127.33	130.40
38	A1	2867	U	OP1-P-OP2	-5.11	111.94	119.60
38	A1	3022	C	C1'-O4'-C4'	-5.11	105.81	109.90
39	A3	18	G	O4'-C1'-C2'	5.11	112.20	107.60
67	AZ	66	THR	CA-CB-OG1	5.11	119.73	109.00
10	B1	39	A	C4-N9-C1'	5.11	135.49	126.30
11	B2	311	A	N3-C4-N9	5.11	131.48	127.40
11	B2	340	A	N3-C4-N9	5.11	131.48	127.40
11	B2	361	A	O4'-C1'-C2'	5.11	112.19	107.60
11	B2	1040	A	C2-N3-C4	-5.11	108.05	110.60
32	BT	21	LEU	CB-CG-CD2	5.11	119.68	111.00
38	A1	472	A	N3-C4-C5	-5.11	123.23	126.80
38	A1	799	C	P-O3'-C3'	-5.11	113.58	119.70
38	A1	1389	A	O5'-P-OP1	-5.11	101.11	105.70
38	A1	1443	G	N7-C8-N9	-5.11	110.55	113.10
38	A1	1720	G	C6-C5-N7	-5.11	127.34	130.40
38	A1	2338	A	N1-C2-N3	5.11	131.85	129.30

Continued on next page...

Continued from previous page...

Mol	Chain	Res	Type	Atoms	Z	Observed(°)	Ideal(°)
38	A1	2384	G	C5'-C4'-O4'	5.11	115.23	109.10
38	A1	2893	U	N3-C4-O4	5.11	122.97	119.40
38	A1	3027	C	C6-N1-C2	5.11	122.34	120.30
58	Ak	212	GLU	OE1-CD-OE2	5.11	129.43	123.30
11	B2	19	G	C8-N9-C1'	5.10	133.64	127.00
11	B2	1428	G	N1-C2-N3	-5.10	120.84	123.90
38	A1	35	G	C4-C5-N7	5.10	112.84	110.80
38	A1	272	G	O4'-C1'-N9	5.10	112.28	108.20
38	A1	384	G	C8-N9-C1'	5.10	133.64	127.00
38	A1	696	G	O4'-C1'-N9	5.10	112.28	108.20
38	A1	855	G	C8-N9-C4	-5.10	104.36	106.40
38	A1	1548	A	N1-C2-N3	-5.10	126.75	129.30
38	A1	2247	G	C2-N3-C4	-5.10	109.35	111.90
11	B2	816	G	C8-N9-C4	-5.10	104.36	106.40
11	B2	856	G	C8-N9-C4	5.10	108.44	106.40
11	B2	1400	A	P-O3'-C3'	-5.10	113.58	119.70
21	BI	99	PHE	CB-CG-CD2	-5.10	117.23	120.80
30	BR	8	ARG	NE-CZ-NH1	5.10	122.85	120.30
32	BT	30	ALA	N-CA-CB	5.10	117.25	110.10
38	A1	563	A	O4'-C1'-N9	5.10	112.28	108.20
38	A1	700	A	C5-N7-C8	5.10	106.45	103.90
38	A1	743	A	C5-C6-N1	-5.10	115.15	117.70
38	A1	1718	C	C3'-C2'-C1'	-5.10	97.42	101.50
38	A1	1793	G	N9-C4-C5	5.10	107.44	105.40
38	A1	1820	C	N1-C2-O2	-5.10	115.84	118.90
38	A1	1879	U	N1-C2-O2	-5.10	119.23	122.80
38	A1	2027	G	C8-N9-C4	5.10	108.44	106.40
38	A1	2093	A	P-O3'-C3'	5.10	125.82	119.70
38	A1	2095	U	C6-N1-C1'	-5.10	114.06	121.20
38	A1	2223	G	N3-C4-N9	-5.10	122.94	126.00
38	A1	2278	U	OP1-P-OP2	-5.10	111.94	119.60
38	A1	3032	C	C5-C6-N1	5.10	123.55	121.00
39	A3	20	G	C4-N9-C1'	5.10	133.13	126.50
39	A3	98	G	C4-C5-N7	-5.10	108.76	110.80
39	A3	118	G	C5-C6-N1	-5.10	108.95	111.50
46	AD	167	TRP	CE3-CZ3-CH2	-5.10	115.59	121.20
11	B2	51	A	C4-C5-N7	-5.10	108.15	110.70
11	B2	724	C	C6-N1-C2	-5.10	118.26	120.30
11	B2	1391	U	C6-N1-C2	-5.10	117.94	121.00
38	A1	381	G	O5'-C5'-C4'	-5.10	102.01	111.70
38	A1	382	G	C4-C5-C6	5.10	121.86	118.80
38	A1	478	C	P-O3'-C3'	-5.10	113.58	119.70

Continued on next page...

Continued from previous page...

Mol	Chain	Res	Type	Atoms	Z	Observed(°)	Ideal(°)
38	A1	634	G	C4-C5-C6	5.10	121.86	118.80
38	A1	1033	C	C4'-C3'-C2'	-5.10	97.50	102.60
38	A1	1077	G	C5-C6-N1	-5.10	108.95	111.50
38	A1	1124	G	P-O3'-C3'	5.10	125.82	119.70
38	A1	1304	G	N1-C6-O6	-5.10	116.84	119.90
38	A1	1681	G	P-O3'-C3'	5.10	125.82	119.70
38	A1	2360	G	C6-C5-N7	-5.10	127.34	130.40
38	A1	2554	A	N3-C4-C5	-5.10	123.23	126.80
39	A3	41	A	C8-N9-C4	-5.10	103.76	105.80
47	Ad	53	GLU	C-N-CA	5.10	134.45	121.70
12	AG	7	VAL	CA-CB-CG2	-5.10	103.25	110.90
7	AU	70	ASP	CB-CA-C	-5.10	100.20	110.40
11	B2	117	C	N1-C2-O2	5.10	121.96	118.90
11	B2	608	G	O4'-C1'-N9	5.10	112.28	108.20
11	B2	767	U	C5-C4-O4	5.10	128.96	125.90
11	B2	812	U	C1'-O4'-C4'	5.10	113.98	109.90
11	B2	1109	C	C2-N1-C1'	5.10	124.41	118.80
11	B2	1232	G	N1-C2-N2	-5.10	111.61	116.20
18	BF	110	ILE	CA-CB-CG1	-5.10	101.31	111.00
38	A1	114	C	C5-C4-N4	-5.10	116.63	120.20
38	A1	679	U	N3-C4-C5	-5.10	111.54	114.60
38	A1	727	A	N1-C6-N6	5.10	121.66	118.60
38	A1	801	A	P-O3'-C3'	-5.10	113.58	119.70
38	A1	998	G	C5'-C4'-O4'	5.10	115.22	109.10
38	A1	1048	C	C4-C5-C6	5.10	119.95	117.40
38	A1	1128	G	C6-C5-N7	-5.10	127.34	130.40
38	A1	1498	C	N1-C2-O2	5.10	121.96	118.90
38	A1	1539	U	C1'-O4'-C4'	-5.10	105.82	109.90
38	A1	1669	A	C3'-C2'-C1'	5.10	105.58	101.50
38	A1	1865	U	C5-C4-O4	-5.10	122.84	125.90
38	A1	2077	A	C5-C6-N1	-5.10	115.15	117.70
38	A1	2425	A	P-O3'-C3'	5.10	125.82	119.70
38	A1	2963	G	C5-N7-C8	5.10	106.85	104.30
45	AC	23	ILE	CA-CB-CG1	5.10	120.69	111.00
11	B2	177	A	O4'-C1'-C2'	-5.10	100.70	105.80
11	B2	921	G	P-O3'-C3'	-5.10	113.58	119.70
11	B2	930	G	C4-C5-C6	5.10	121.86	118.80
11	B2	1062	G	C4-C5-C6	5.10	121.86	118.80
11	B2	1261	U	C2-N3-C4	5.10	130.06	127.00
11	B2	1449	G	N1-C6-O6	5.10	122.96	119.90
38	A1	284	U	C5-C6-N1	5.10	125.25	122.70
38	A1	288	G	O4'-C1'-N9	5.10	112.28	108.20

Continued on next page...

Continued from previous page...

Mol	Chain	Res	Type	Atoms	Z	Observed(°)	Ideal(°)
38	A1	843	C	N1-C2-O2	-5.10	115.84	118.90
38	A1	1011	A	C5-C6-N6	-5.10	119.62	123.70
38	A1	1163	U	P-O3'-C3'	-5.10	113.58	119.70
38	A1	1525	G	C6-N1-C2	5.10	128.16	125.10
38	A1	2307	C	C1'-O4'-C4'	5.10	113.98	109.90
38	A1	2448	A	C8-N9-C4	-5.10	103.76	105.80
39	A3	116	C	C5-C6-N1	5.10	123.55	121.00
40	AK	61	ASP	CB-CG-OD1	5.10	122.89	118.30
11	B2	90	C	N1-C2-O2	-5.10	115.84	118.90
11	B2	1418	G	C5-N7-C8	5.10	106.85	104.30
38	A1	1807	G	C4'-C3'-C2'	-5.10	97.50	102.60
38	A1	2041	U	C5-C4-O4	-5.10	122.84	125.90
46	AD	123	ASN	N-CA-C	-5.10	97.24	111.00
48	AE	107	PHE	CG-CD2-CE2	-5.10	115.19	120.80
11	B2	125	G	N1-C6-O6	5.09	122.96	119.90
11	B2	156	A	O4'-C4'-C3'	-5.09	98.91	104.00
11	B2	202	G	C6-C5-N7	-5.09	127.34	130.40
11	B2	395	C	C5-C4-N4	-5.09	116.63	120.20
11	B2	702	G	C8-N9-C4	-5.09	104.36	106.40
11	B2	811	G	N3-C4-C5	-5.09	126.05	128.60
11	B2	832	G	O4'-C1'-N9	5.09	112.28	108.20
11	B2	1422	G	N1-C2-N3	-5.09	120.84	123.90
38	A1	516	A	O4'-C1'-N9	5.09	112.28	108.20
38	A1	748	G	C8-N9-C1'	-5.09	120.38	127.00
38	A1	1077	G	N1-C2-N3	-5.09	120.84	123.90
38	A1	1166	A	N9-C4-C5	5.09	107.84	105.80
38	A1	1335	C	N3-C4-C5	-5.09	119.86	121.90
38	A1	1845	C	OP1-P-OP2	-5.09	111.96	119.60
38	A1	1892	G	C5-C6-N1	-5.09	108.95	111.50
38	A1	1963	G	C2-N3-C4	5.09	114.45	111.90
38	A1	2401	A	C2-N3-C4	5.09	113.15	110.60
38	A1	2717	A	C4-C5-C6	5.09	119.55	117.00
46	AD	219	VAL	CA-CB-CG2	-5.09	103.26	110.90
11	B2	59	C	N3-C2-O2	-5.09	118.33	121.90
11	B2	647	G	C6-C5-N7	-5.09	127.34	130.40
38	A1	609	G	C8-N9-C1'	5.09	133.62	127.00
38	A1	1506	U	C5-C6-N1	5.09	125.25	122.70
38	A1	1657	G	N3-C4-C5	-5.09	126.05	128.60
38	A1	1941	A	C4-C5-C6	5.09	119.55	117.00
38	A1	2781	A	C1'-O4'-C4'	5.09	113.97	109.90
39	A3	88	A	C6-C5-N7	-5.09	128.74	132.30
10	B1	72	C	N3-C2-O2	5.09	125.47	121.90

Continued on next page...

Continued from previous page...

Mol	Chain	Res	Type	Atoms	Z	Observed(°)	Ideal(°)
11	B2	150	G	N3-C4-C5	5.09	131.15	128.60
11	B2	342	G	C5-C6-O6	-5.09	125.55	128.60
11	B2	461	A	N9-C4-C5	5.09	107.84	105.80
11	B2	779	G	C2-N3-C4	-5.09	109.35	111.90
11	B2	959	G	C5'-C4'-O4'	5.09	115.21	109.10
11	B2	1143	G	C5-C6-N1	-5.09	108.95	111.50
11	B2	1436	U	C5'-C4'-O4'	5.09	115.21	109.10
11	B2	1464	C	O5'-P-OP1	-5.09	101.12	105.70
18	BF	85	VAL	CA-CB-CG2	5.09	118.54	110.90
38	A1	283	U	N1-C2-O2	5.09	126.36	122.80
38	A1	529	G	C2-N3-C4	5.09	114.44	111.90
38	A1	782	G	C4'-C3'-C2'	-5.09	97.51	102.60
38	A1	902	C	N3-C2-O2	5.09	125.46	121.90
38	A1	1251	G	C5'-C4'-C3'	5.09	124.15	116.00
38	A1	1506	U	O4'-C1'-N1	5.09	112.27	108.20
38	A1	1607	C	N3-C4-C5	-5.09	119.86	121.90
38	A1	2587	G	N1-C2-N3	-5.09	120.84	123.90
38	A1	2827	C	C1'-O4'-C4'	-5.09	105.83	109.90
39	A3	69	C	C2-N3-C4	5.09	122.45	119.90
39	A3	117	G	C8-N9-C4	-5.09	104.36	106.40
40	AK	76	GLU	N-CA-CB	5.09	119.77	110.60
62	AO	92	TYR	CB-CG-CD2	-5.09	117.94	121.00
64	AR	40	ARG	NE-CZ-NH1	-5.09	117.75	120.30
1	A7	4	PHE	CB-CG-CD2	-5.09	117.24	120.80
11	B2	335	G	O4'-C4'-C3'	-5.09	98.91	104.00
11	B2	355	C	C3'-C2'-C1'	5.09	105.57	101.50
11	B2	468	G	C4-C5-C6	5.09	121.85	118.80
11	B2	972	C	C5-C6-N1	-5.09	118.46	121.00
11	B2	1480	G	C2-N3-C4	5.09	114.44	111.90
22	BJ	82	GLU	CB-CA-C	5.09	120.58	110.40
38	A1	54	G	C4-C5-N7	5.09	112.84	110.80
38	A1	854	G	C5-C6-N1	-5.09	108.96	111.50
38	A1	1005	G	C4-C5-N7	5.09	112.84	110.80
38	A1	1050	C	C2-N3-C4	5.09	122.44	119.90
38	A1	1824	G	C3'-C2'-C1'	5.09	105.57	101.50
38	A1	1861	G	C4-C5-N7	-5.09	108.76	110.80
38	A1	1881	A	O5'-P-OP1	5.09	116.81	110.70
38	A1	2671	C	C6-N1-C2	5.09	122.34	120.30
38	A1	2682	G	N9-C1'-C2'	-5.09	106.40	112.00
38	A1	3006	G	N9-C4-C5	5.09	107.44	105.40
39	A3	84	U	C1'-O4'-C4'	-5.09	105.83	109.90
52	AH	25	ILE	CB-CA-C	5.09	121.78	111.60

Continued on next page...

Continued from previous page...

Mol	Chain	Res	Type	Atoms	Z	Observed(°)	Ideal(°)
12	B3	106	LYS	O-C-N	-5.09	114.56	122.70
38	A1	292	U	O4'-C1'-N1	5.09	112.27	108.20
38	A1	1557	G	O3'-P-O5'	-5.09	94.33	104.00
38	A1	1998	G	N3-C4-N9	5.09	129.05	126.00
39	A3	10	U	P-O5'-C5'	-5.09	112.76	120.90
11	B2	520	G	C4'-C3'-C2'	-5.09	97.51	102.60
11	B2	1123	G	N7-C8-N9	-5.09	110.56	113.10
22	BJ	18	VAL	N-CA-C	-5.09	97.27	111.00
23	BK	108	VAL	C-N-CA	5.09	132.98	122.30
28	BP	29	PRO	N-CA-CB	5.09	109.40	103.30
38	A1	167	G	N3-C4-N9	5.09	129.05	126.00
38	A1	250	G	C2-N3-C4	-5.09	109.36	111.90
38	A1	263	U	P-O3'-C3'	-5.09	113.60	119.70
38	A1	288	G	C2-N3-C4	5.09	114.44	111.90
38	A1	382	G	C3'-C2'-C1'	5.09	105.57	101.50
38	A1	940	G	N3-C2-N2	5.09	123.46	119.90
38	A1	1002	A	C6-N1-C2	-5.09	115.55	118.60
38	A1	1589	G	C4-C5-N7	-5.09	108.77	110.80
38	A1	1807	G	C3'-C2'-C1'	5.09	105.57	101.50
38	A1	2157	U	N3-C4-C5	-5.09	111.55	114.60
38	A1	2495	A	C4-C5-N7	-5.09	108.16	110.70
38	A1	2944	G	N3-C4-C5	5.09	131.14	128.60
38	A1	2984	A	N7-C8-N9	-5.09	111.26	113.80
45	AC	352	GLN	N-CA-CB	5.09	119.75	110.60
46	AD	28	PRO	N-CA-CB	5.09	109.40	103.30
11	B2	404	C	C5-C4-N4	-5.08	116.64	120.20
11	B2	1040	A	N3-C4-C5	-5.08	123.24	126.80
13	BA	59	PHE	CB-CG-CD2	5.08	124.36	120.80
38	A1	118	A	C5-N7-C8	5.08	106.44	103.90
38	A1	656	G	N3-C4-C5	-5.08	126.06	128.60
38	A1	1176	C	N3-C4-C5	-5.08	119.87	121.90
38	A1	1518	G	C8-N9-C4	5.08	108.43	106.40
38	A1	2443	G	C5-C6-N1	5.08	114.04	111.50
39	A3	9	A	N9-C4-C5	-5.08	103.77	105.80
40	A5	20	GLN	CG-CD-OE1	-5.08	111.43	121.60
43	AB	182	TYR	CB-CG-CD2	5.08	124.05	121.00
50	AF	173	TYR	CB-CG-CD1	5.08	124.05	121.00
40	AK	71	VAL	C-N-CA	5.08	134.41	121.70
10	B1	20	G	P-O5'-C5'	-5.08	112.77	120.90
11	B2	617	A	OP2-P-O3'	5.08	116.38	105.20
11	B2	648	A	C5'-C4'-O4'	5.08	115.20	109.10
11	B2	855	C	N1-C2-N3	-5.08	115.64	119.20

Continued on next page...

Continued from previous page...

Mol	Chain	Res	Type	Atoms	Z	Observed(°)	Ideal(°)
11	B2	1356	A	N9-C4-C5	5.08	107.83	105.80
11	B2	1429	G	C4-N9-C1'	-5.08	119.89	126.50
11	B2	1429	G	C8-N9-C1'	5.08	133.61	127.00
38	A1	758	C	O4'-C1'-N1	5.08	112.27	108.20
38	A1	995	G	N3-C4-C5	-5.08	126.06	128.60
38	A1	1607	C	O4'-C1'-N1	5.08	112.27	108.20
38	A1	2579	G	N1-C2-N2	5.08	120.78	116.20
50	AF	56	TYR	CG-CD2-CE2	-5.08	117.23	121.30
54	AI	98	LYS	N-CA-CB	5.08	119.75	110.60
10	B1	20	G	C5'-C4'-C3'	-5.08	107.87	116.00
11	B2	222	G	O4'-C4'-C3'	-5.08	98.92	104.00
11	B2	287	G	N1-C2-N2	-5.08	111.63	116.20
11	B2	457	G	C6-C5-N7	-5.08	127.35	130.40
11	B2	656	U	C2-N1-C1'	5.08	123.80	117.70
11	B2	674	C	C2-N3-C4	5.08	122.44	119.90
11	B2	688	C	N1-C2-N3	5.08	122.76	119.20
11	B2	984	C	P-O3'-C3'	5.08	125.80	119.70
11	B2	1134	G	N1-C2-N2	5.08	120.77	116.20
11	B2	1285	C	C4'-C3'-C2'	-5.08	97.52	102.60
20	BH	87	ARG	CG-CD-NE	-5.08	101.13	111.80
22	BJ	16	ARG	NE-CZ-NH1	-5.08	117.76	120.30
38	A1	24	G	C4-C5-C6	5.08	121.85	118.80
38	A1	42	G	C4-N9-C1'	-5.08	119.89	126.50
38	A1	925	U	C1'-O4'-C4'	-5.08	105.83	109.90
38	A1	927	G	C1'-O4'-C4'	5.08	113.97	109.90
38	A1	985	A	C1'-O4'-C4'	-5.08	105.83	109.90
38	A1	1229	U	C3'-C2'-C1'	5.08	105.56	101.50
38	A1	1234	A	P-O3'-C3'	-5.08	113.60	119.70
38	A1	1461	G	C5-C6-N1	-5.08	108.96	111.50
38	A1	1608	G	C8-N9-C4	-5.08	104.37	106.40
38	A1	2019	C	C4-C5-C6	5.08	119.94	117.40
38	A1	2023	A	P-O3'-C3'	-5.08	113.60	119.70
38	A1	2426	U	C5-C4-O4	5.08	128.95	125.90
38	A1	2684	G	N7-C8-N9	5.08	115.64	113.10
38	A1	2854	A	O4'-C1'-C2'	5.08	112.17	107.60
43	AB	204	PHE	CB-CG-CD2	5.08	124.36	120.80
46	AD	238	ARG	NE-CZ-NH1	-5.08	117.76	120.30
61	AN	15	PRO	N-CA-CB	5.08	109.40	103.30
11	B2	951	G	N7-C8-N9	5.08	115.64	113.10
11	B2	1172	A	C6-C5-N7	-5.08	128.74	132.30
19	BG	105	LYS	N-CA-CB	5.08	119.74	110.60
38	A1	173	G	N3-C2-N2	5.08	123.46	119.90

Continued on next page...

Continued from previous page...

Mol	Chain	Res	Type	Atoms	Z	Observed(°)	Ideal(°)
38	A1	1077	G	C6-N1-C2	5.08	128.15	125.10
38	A1	1345	G	C2-N3-C4	-5.08	109.36	111.90
38	A1	1988	U	C5-C6-N1	5.08	125.24	122.70
38	A1	2040	A	N9-C4-C5	5.08	107.83	105.80
43	AB	17	PHE	CB-CG-CD1	-5.08	117.24	120.80
67	AZ	2	ASP	CB-CG-OD2	5.08	122.87	118.30
9	AX	219	VAL	N-CA-CB	5.08	122.67	111.50
10	B1	27	A	C4-C5-C6	5.08	119.54	117.00
10	B1	46	U	C2-N1-C1'	5.08	123.79	117.70
11	B2	14	C	O4'-C1'-N1	5.08	112.26	108.20
11	B2	99	C	C5-C4-N4	-5.08	116.64	120.20
11	B2	327	G	C5-C6-N1	-5.08	108.96	111.50
11	B2	347	G	N9-C1'-C2'	-5.08	106.41	112.00
11	B2	424	U	C4-C5-C6	5.08	122.75	119.70
11	B2	567	A	OP2-P-O3'	5.08	116.37	105.20
11	B2	860	G	C2-N3-C4	5.08	114.44	111.90
11	B2	944	C	OP1-P-OP2	-5.08	111.98	119.60
13	BA	48	VAL	CG1-CB-CG2	-5.08	102.78	110.90
38	A1	131	C	N1-C2-N3	-5.08	115.64	119.20
38	A1	605	A	C8-N9-C4	-5.08	103.77	105.80
38	A1	1015	G	C4-C5-N7	5.08	112.83	110.80
38	A1	1038	U	N1-C2-O2	-5.08	119.24	122.80
38	A1	1086	U	O5'-P-OP2	5.08	116.80	110.70
38	A1	1142	A	N9-C4-C5	-5.08	103.77	105.80
38	A1	1392	G	C5'-C4'-O4'	5.08	115.19	109.10
38	A1	1734	G	C5'-C4'-C3'	-5.08	107.87	116.00
38	A1	1906	G	C5-C6-O6	-5.08	125.55	128.60
38	A1	1982	C	O4'-C1'-N1	5.08	112.26	108.20
38	A1	2647	G	C8-N9-C4	5.08	108.43	106.40
43	AB	105	GLY	O-C-N	-5.08	114.58	122.70
45	AC	358	TYR	CD1-CE1-CZ	-5.08	115.23	119.80
46	AD	200	VAL	CB-CA-C	-5.08	101.75	111.40
59	AL	4	ARG	NE-CZ-NH2	-5.08	117.76	120.30
67	AZ	99	ARG	NE-CZ-NH1	5.08	122.84	120.30
11	B2	819	G	N9-C4-C5	5.08	107.43	105.40
11	B2	1299	A	C5-C6-N1	-5.08	115.16	117.70
11	B2	1359	C	C6-N1-C1'	-5.08	114.71	120.80
38	A1	799	C	C5-C4-N4	-5.08	116.65	120.20
38	A1	1160	U	C5'-C4'-O4'	5.08	115.19	109.10
38	A1	1247	U	C2-N3-C4	5.08	130.05	127.00
38	A1	1443	G	C5'-C4'-C3'	-5.08	107.88	116.00
38	A1	2448	A	C6-C5-N7	-5.08	128.75	132.30

Continued on next page...

Continued from previous page...

Mol	Chain	Res	Type	Atoms	Z	Observed(°)	Ideal(°)
38	A1	2954	C	P-O5'-C5'	-5.08	112.78	120.90
49	Ae	32	LYS	N-CA-CB	5.08	119.74	110.60
11	B2	221	A	C5-N7-C8	5.08	106.44	103.90
11	B2	445	G	P-O5'-C5'	-5.08	112.78	120.90
11	B2	757	G	N1-C2-N3	-5.08	120.86	123.90
11	B2	1470	G	N9-C4-C5	5.08	107.43	105.40
38	A1	185	A	O4'-C1'-N9	5.08	112.26	108.20
38	A1	212	A	C6-C5-N7	5.08	135.85	132.30
38	A1	428	A	N9-C4-C5	5.08	107.83	105.80
38	A1	546	C	OP2-P-O3'	5.08	116.37	105.20
38	A1	1189	A	OP2-P-O3'	5.08	116.37	105.20
38	A1	1607	C	C5-C6-N1	5.08	123.54	121.00
38	A1	2268	C	N3-C4-C5	-5.08	119.87	121.90
38	A1	2297	C	P-O5'-C5'	5.08	129.02	120.90
38	A1	2621	U	C5'-C4'-O4'	-5.08	103.01	109.10
38	A1	2885	C	N3-C4-N4	5.08	121.55	118.00
11	B2	476	C	C2-N3-C4	5.07	122.44	119.90
11	B2	538	C	C5-C4-N4	-5.07	116.65	120.20
11	B2	792	C	N3-C4-N4	5.07	121.55	118.00
11	B2	932	C	O4'-C4'-C3'	-5.07	98.93	104.00
11	B2	1112	G	C6-C5-N7	-5.07	127.36	130.40
11	B2	1428	G	C8-N9-C1'	5.07	133.59	127.00
11	B2	1461	U	C6-N1-C1'	5.07	128.30	121.20
38	A1	1021	G	C2-N3-C4	-5.07	109.36	111.90
38	A1	1146	U	C6-N1-C1'	-5.07	114.10	121.20
38	A1	1309	G	N1-C6-O6	5.07	122.94	119.90
38	A1	1665	G	N7-C8-N9	-5.07	110.56	113.10
38	A1	2485	C	O4'-C1'-N1	5.07	112.26	108.20
38	A1	2521	U	C2-N1-C1'	5.07	123.79	117.70
38	A1	2894	A	O4'-C1'-N9	5.07	112.26	108.20
48	AE	2	ALA	N-CA-CB	5.07	117.20	110.10
60	AM	8	ARG	NH1-CZ-NH2	-5.07	113.82	119.40
11	B2	100	A	C2-N3-C4	-5.07	108.06	110.60
11	B2	385	A	C4'-C3'-C2'	-5.07	97.53	102.60
39	A3	116	C	P-O3'-C3'	-5.07	113.61	119.70
6	AT	41	ARG	NH1-CZ-NH2	5.07	124.98	119.40
11	B2	198	A	C3'-C2'-C1'	5.07	105.56	101.50
11	B2	798	U	C3'-C2'-C1'	5.07	105.56	101.50
11	B2	859	A	N7-C8-N9	5.07	116.33	113.80
38	A1	315	U	N3-C2-O2	5.07	125.75	122.20
38	A1	519	A	C6-N1-C2	5.07	121.64	118.60
38	A1	920	G	N1-C2-N3	-5.07	120.86	123.90

Continued on next page...

Continued from previous page...

Mol	Chain	Res	Type	Atoms	Z	Observed(°)	Ideal(°)
38	A1	983	G	N3-C2-N2	-5.07	116.35	119.90
38	A1	1031	C	C2-N3-C4	5.07	122.44	119.90
38	A1	1079	A	N1-C2-N3	5.07	131.84	129.30
38	A1	1601	G	C5'-C4'-C3'	5.07	124.11	116.00
38	A1	1607	C	C1'-O4'-C4'	-5.07	105.84	109.90
38	A1	1831	C	N3-C4-N4	5.07	121.55	118.00
38	A1	2110	C	C6-N1-C1'	-5.07	114.71	120.80
38	A1	2432	G	C4-C5-N7	5.07	112.83	110.80
38	A1	2458	U	O4'-C1'-N1	5.07	112.26	108.20
38	A1	2605	G	N3-C4-C5	-5.07	126.06	128.60
49	Ae	28	TYR	CZ-CE2-CD2	-5.07	115.24	119.80
11	B2	46	A	C8-N9-C4	-5.07	103.77	105.80
11	B2	963	A	C5'-C4'-O4'	5.07	115.18	109.10
12	B3	94	VAL	N-CA-C	-5.07	97.31	111.00
34	BV	62	SER	C-N-CA	5.07	134.37	121.70
38	A1	679	U	O4'-C1'-C2'	-5.07	100.73	105.80
38	A1	1085	G	N3-C4-C5	5.07	131.13	128.60
38	A1	1286	G	O4'-C4'-C3'	-5.07	98.93	104.00
38	A1	1852	U	N3-C4-C5	-5.07	111.56	114.60
38	A1	2040	A	C8-N9-C4	-5.07	103.77	105.80
39	A3	48	A	C5-C6-N6	-5.07	119.64	123.70
42	Aa	25	TRP	CE3-CZ3-CH2	-5.07	115.62	121.20
11	B2	95	G	C5-C6-N1	-5.07	108.97	111.50
11	B2	641	A	C5'-C4'-C3'	5.07	124.11	116.00
11	B2	913	G	C2-N3-C4	5.07	114.43	111.90
38	A1	482	A	O4'-C4'-C3'	-5.07	98.93	104.00
38	A1	527	G	P-O5'-C5'	5.07	129.01	120.90
38	A1	1098	C	P-O5'-C5'	5.07	129.01	120.90
38	A1	1445	G	C8-N9-C4	-5.07	104.37	106.40
38	A1	1746	C	P-O3'-C3'	5.07	125.78	119.70
38	A1	2384	G	C1'-O4'-C4'	-5.07	105.85	109.90
38	A1	2741	U	N1-C2-N3	-5.07	111.86	114.90
10	B1	69	G	O4'-C4'-C3'	-5.07	98.94	104.00
11	B2	78	G	C2-N3-C4	-5.07	109.37	111.90
11	B2	181	G	N3-C2-N2	5.07	123.44	119.90
11	B2	203	A	C5-C6-N1	-5.07	115.17	117.70
11	B2	250	G	N3-C2-N2	5.07	123.45	119.90
11	B2	284	A	C6-N1-C2	-5.07	115.56	118.60
11	B2	507	G	C5-N7-C8	-5.07	101.77	104.30
38	A1	567	G	C1'-O4'-C4'	5.07	113.95	109.90
38	A1	910	G	C4-C5-N7	5.07	112.83	110.80
38	A1	1061	G	N1-C2-N3	-5.07	120.86	123.90

Continued on next page...

Continued from previous page...

Mol	Chain	Res	Type	Atoms	Z	Observed(°)	Ideal(°)
38	A1	1172	U	P-O3'-C3'	-5.07	113.62	119.70
38	A1	1417	U	O3'-P-O5'	-5.07	94.38	104.00
38	A1	1680	G	N3-C2-N2	5.07	123.44	119.90
38	A1	2460	A	C5-N7-C8	5.07	106.43	103.90
38	A1	2671	C	C2-N1-C1'	5.07	124.37	118.80
38	A1	2821	G	C5-C6-N1	-5.07	108.97	111.50
54	AI	100	TYR	CB-CG-CD1	-5.07	117.96	121.00
54	AI	134	VAL	CA-CB-CG1	5.07	118.50	110.90
11	B2	863	U	P-O3'-C3'	5.06	125.78	119.70
11	B2	1110	U	C1'-O4'-C4'	5.06	113.95	109.90
38	A1	532	G	C5'-C4'-O4'	-5.06	103.02	109.10
38	A1	556	G	C4-C5-N7	5.06	112.83	110.80
38	A1	1423	G	N3-C4-C5	5.06	131.13	128.60
38	A1	1594	G	N9-C4-C5	5.06	107.42	105.40
38	A1	1889	G	C6-N1-C2	5.06	128.14	125.10
38	A1	2150	G	N1-C6-O6	5.06	122.94	119.90
10	B1	8	U	C6-N1-C2	-5.06	117.96	121.00
11	B2	449	U	C5-C4-O4	-5.06	122.86	125.90
11	B2	703	U	P-O5'-C5'	5.06	129.00	120.90
11	B2	1345	G	C5-N7-C8	-5.06	101.77	104.30
11	B2	1397	C	O5'-P-OP2	-5.06	101.14	105.70
38	A1	46	C	O4'-C1'-N1	5.06	112.25	108.20
38	A1	632	G	C5-C6-O6	5.06	131.64	128.60
38	A1	671	G	N7-C8-N9	-5.06	110.57	113.10
38	A1	1064	G	C4-C5-C6	5.06	121.84	118.80
38	A1	1224	A	N9-C4-C5	5.06	107.83	105.80
38	A1	1354	G	N3-C4-N9	5.06	129.04	126.00
38	A1	1547	U	O4'-C4'-C3'	-5.06	98.94	104.00
38	A1	1568	A	C6-N1-C2	5.06	121.64	118.60
38	A1	1755	C	C5-C6-N1	5.06	123.53	121.00
38	A1	2777	G	C5-C6-N1	-5.06	108.97	111.50
38	A1	2863	A	N9-C4-C5	5.06	107.83	105.80
38	A1	2864	G	C5-N7-C8	5.06	106.83	104.30
38	A1	2959	A	C6-C5-N7	-5.06	128.76	132.30
11	B2	53	G	N3-C4-N9	5.06	129.04	126.00
11	B2	352	A	OP1-P-OP2	-5.06	112.01	119.60
11	B2	689	C	OP1-P-OP2	-5.06	112.01	119.60
11	B2	822	A	C3'-C2'-C1'	5.06	105.55	101.50
11	B2	896	A	C5-C6-N1	5.06	120.23	117.70
38	A1	361	G	P-O3'-C3'	-5.06	113.63	119.70
38	A1	982	G	C3'-C2'-C1'	5.06	105.55	101.50
38	A1	1666	G	C4-C5-C6	-5.06	115.76	118.80

Continued on next page...

Continued from previous page...

Mol	Chain	Res	Type	Atoms	Z	Observed(°)	Ideal(°)
38	A1	1756	C	N3-C4-N4	5.06	121.54	118.00
38	A1	1987	A	C1'-O4'-C4'	-5.06	105.85	109.90
38	A1	2144	U	OP1-P-OP2	-5.06	112.01	119.60
38	A1	2303	A	O4'-C1'-N9	-5.06	104.15	108.20
51	Ag	36	TYR	O-C-N	5.06	130.80	122.70
60	AM	153	HIS	CA-CB-CG	-5.06	105.00	113.60
65	AV	39	ARG	NE-CZ-NH2	-5.06	117.77	120.30
11	B2	90	C	C2'-C3'-O3'	5.06	121.79	113.70
11	B2	621	G	O4'-C1'-N9	5.06	112.25	108.20
11	B2	928	A	C5-C6-N6	-5.06	119.65	123.70
11	B2	1116	G	N1-C2-N2	-5.06	111.65	116.20
11	B2	1148	G	N1-C6-O6	5.06	122.94	119.90
11	B2	1340	U	C4-C5-C6	5.06	122.73	119.70
33	BU	75	THR	N-CA-C	-5.06	97.34	111.00
36	BX	51	ILE	CG1-CB-CG2	5.06	122.53	111.40
38	A1	114	C	N3-C4-C5	-5.06	119.88	121.90
38	A1	749	G	C4-C5-C6	5.06	121.84	118.80
38	A1	972	C	OP2-P-O3'	5.06	116.33	105.20
38	A1	1022	G	C5-C6-O6	-5.06	125.56	128.60
38	A1	1245	C	P-O5'-C5'	5.06	128.99	120.90
38	A1	1394	G	C5-C6-O6	-5.06	125.56	128.60
38	A1	1892	G	C4-C5-N7	5.06	112.82	110.80
38	A1	2258	A	OP1-P-O3'	5.06	116.33	105.20
38	A1	2278	U	C3'-C2'-C1'	-5.06	97.45	101.50
38	A1	2683	G	N9-C4-C5	5.06	107.42	105.40
38	A1	2977	G	N1-C2-N2	-5.06	111.65	116.20
38	A1	3030	A	C6-C5-N7	-5.06	128.76	132.30
39	A3	90	A	N3-C4-C5	-5.06	123.26	126.80
11	B2	57	G	O4'-C1'-N9	5.06	112.25	108.20
11	B2	325	A	C3'-C2'-C1'	5.06	105.55	101.50
11	B2	329	G	C4-C5-N7	-5.06	108.78	110.80
11	B2	668	G	C5-C6-N1	-5.06	108.97	111.50
11	B2	844	G	C6-N1-C2	-5.06	122.07	125.10
11	B2	1167	C	C5-C4-N4	-5.06	116.66	120.20
11	B2	1401	U	C5'-C4'-O4'	-5.06	103.03	109.10
38	A1	259	A	C1'-O4'-C4'	-5.06	105.85	109.90
38	A1	301	G	C4'-C3'-C2'	5.06	107.66	102.60
38	A1	413	A	C8-N9-C4	-5.06	103.78	105.80
38	A1	436	C	OP2-P-O3'	5.06	116.33	105.20
38	A1	749	G	N3-C4-N9	-5.06	122.97	126.00
38	A1	766	G	C8-N9-C4	-5.06	104.38	106.40
38	A1	776	G	C4-C5-C6	5.06	121.83	118.80

Continued on next page...

Continued from previous page...

Mol	Chain	Res	Type	Atoms	Z	Observed(°)	Ideal(°)
38	A1	836	U	P-O3'-C3'	5.06	125.77	119.70
38	A1	989	G	C1'-O4'-C4'	5.06	113.94	109.90
38	A1	1372	C	P-O3'-C3'	-5.06	113.63	119.70
38	A1	2408	G	N3-C4-N9	-5.06	122.97	126.00
38	A1	2471	A	C5-N7-C8	5.06	106.43	103.90
38	A1	2638	G	C6-N1-C2	5.06	128.13	125.10
38	A1	2685	G	C2-N3-C4	5.06	114.43	111.90
38	A1	2693	G	N3-C4-C5	-5.06	126.07	128.60
38	A1	2838	U	C4'-C3'-C2'	5.06	107.66	102.60
38	A1	2988	A	C4-C5-N7	-5.06	108.17	110.70
38	A1	2998	G	N1-C2-N3	-5.06	120.87	123.90
39	A3	93	G	C5'-C4'-C3'	5.06	124.09	116.00
11	B2	64	G	P-O5'-C5'	5.06	128.99	120.90
11	B2	561	A	C4'-C3'-C2'	-5.06	97.54	102.60
38	A1	426	G	N9-C1'-C2'	-5.06	106.44	112.00
38	A1	1443	G	N3-C2-N2	5.06	123.44	119.90
38	A1	1809	G	N1-C2-N2	-5.06	111.65	116.20
38	A1	2005	A	N9-C4-C5	5.06	107.82	105.80
38	A1	2640	C	N1-C2-N3	5.06	122.74	119.20
1	A7	28	PRO	N-CA-CB	5.05	109.37	103.30
11	B2	72	C	C4'-C3'-C2'	-5.05	97.55	102.60
11	B2	408	C	C1'-O4'-C4'	-5.05	105.86	109.90
11	B2	534	G	C6-C5-N7	-5.05	127.37	130.40
11	B2	600	C	OP1-P-OP2	-5.05	112.02	119.60
11	B2	804	U	C2'-C3'-O3'	5.05	121.79	113.70
11	B2	1048	G	O4'-C1'-N9	5.05	112.24	108.20
11	B2	1069	G	P-O3'-C3'	5.05	125.77	119.70
38	A1	42	G	N1-C2-N3	-5.05	120.87	123.90
38	A1	44	C	O4'-C1'-N1	5.05	112.24	108.20
38	A1	61	G	N9-C4-C5	-5.05	103.38	105.40
38	A1	213	G	N3-C4-C5	-5.05	126.07	128.60
38	A1	263	U	C5-C6-N1	5.05	125.23	122.70
38	A1	609	G	C6-C5-N7	-5.05	127.37	130.40
38	A1	616	C	N3-C2-O2	-5.05	118.36	121.90
38	A1	640	C	C4'-C3'-C2'	5.05	107.65	102.60
38	A1	1118	A	O4'-C1'-N9	5.05	112.24	108.20
38	A1	1186	G	N3-C4-N9	5.05	129.03	126.00
38	A1	1451	A	C8-N9-C4	5.05	107.82	105.80
38	A1	1496	A	N3-C4-N9	5.05	131.44	127.40
38	A1	1696	G	O4'-C1'-N9	5.05	112.24	108.20
38	A1	1722	G	N7-C8-N9	5.05	115.63	113.10
38	A1	1960	U	C6-N1-C2	-5.05	117.97	121.00

Continued on next page...

Continued from previous page...

Mol	Chain	Res	Type	Atoms	Z	Observed(°)	Ideal(°)
38	A1	2150	G	C4-C5-N7	-5.05	108.78	110.80
38	A1	2238	G	N3-C4-N9	5.05	129.03	126.00
38	A1	2335	G	C4-C5-N7	5.05	112.82	110.80
41	AA	194	ARG	C-N-CA	5.05	132.92	122.30
11	B2	848	G	O4'-C1'-N9	5.05	112.24	108.20
11	B2	1099	A	N9-C4-C5	5.05	107.82	105.80
11	B2	1493	C	C3'-C2'-C1'	5.05	105.54	101.50
24	BL	47	ILE	N-CA-C	-5.05	97.36	111.00
38	A1	416	A	N3-C4-C5	-5.05	123.26	126.80
38	A1	671	G	C3'-C2'-C1'	-5.05	97.46	101.50
38	A1	2132	C	C6-N1-C2	-5.05	118.28	120.30
38	A1	2449	A	C4-C5-C6	5.05	119.53	117.00
59	AL	36	MET	CG-SD-CE	-5.05	92.11	100.20
66	AY	16	LYS	CB-CG-CD	5.05	124.74	111.60
4	AQ	21	ARG	NE-CZ-NH1	-5.05	117.77	120.30
11	B2	42	G	C4-C5-C6	5.05	121.83	118.80
11	B2	93	A	C5'-C4'-O4'	5.05	115.16	109.10
11	B2	278	A	C5-N7-C8	5.05	106.42	103.90
11	B2	320	G	C6-N1-C2	5.05	128.13	125.10
11	B2	431	U	N3-C2-O2	5.05	125.74	122.20
11	B2	987	G	C1'-O4'-C4'	-5.05	105.86	109.90
11	B2	1015	C	C5-C4-N4	-5.05	116.66	120.20
11	B2	1139	A	C6-C5-N7	-5.05	128.76	132.30
11	B2	1278	A	C5-N7-C8	5.05	106.43	103.90
14	BB	155	PRO	N-CD-CG	5.05	110.78	103.20
15	BC	61	ARG	NH1-CZ-NH2	5.05	124.96	119.40
22	BJ	56	ARG	CG-CD-NE	-5.05	101.19	111.80
38	A1	49	A	O4'-C1'-N9	-5.05	104.16	108.20
38	A1	282	G	C5-C6-N1	-5.05	108.97	111.50
38	A1	681	C	O4'-C1'-N1	5.05	112.24	108.20
38	A1	785	C	N3-C2-O2	5.05	125.44	121.90
38	A1	1012	G	C5-N7-C8	5.05	106.83	104.30
38	A1	1452	G	N1-C2-N2	-5.05	111.65	116.20
38	A1	1548	A	OP2-P-O3'	5.05	116.31	105.20
38	A1	2179	G	O4'-C1'-N9	5.05	112.24	108.20
38	A1	2496	G	C4-C5-N7	-5.05	108.78	110.80
38	A1	2513	C	C6-N1-C2	-5.05	118.28	120.30
38	A1	2591	A	C5'-C4'-C3'	-5.05	107.92	116.00
38	A1	2749	G	C4-C5-N7	5.05	112.82	110.80
41	AA	67	ASP	CB-CG-OD1	-5.05	113.75	118.30
57	Aj	10	TYR	CB-CG-CD2	-5.05	117.97	121.00
58	Ak	133	PRO	N-CA-CB	5.05	109.36	103.30

Continued on next page...

Continued from previous page...

Mol	Chain	Res	Type	Atoms	Z	Observed(°)	Ideal(°)
11	B2	42	G	O3'-P-O5'	-5.05	94.41	104.00
11	B2	445	G	C8-N9-C4	-5.05	104.38	106.40
11	B2	484	U	O4'-C1'-C2'	-5.05	100.75	105.80
11	B2	730	G	C2-N3-C4	5.05	114.42	111.90
11	B2	954	G	N7-C8-N9	5.05	115.62	113.10
11	B2	1028	C	O4'-C1'-N1	5.05	112.24	108.20
11	B2	1035	C	N1-C2-N3	-5.05	115.67	119.20
11	B2	1084	U	N3-C4-O4	5.05	122.93	119.40
38	A1	51	G	C1'-O4'-C4'	5.05	113.94	109.90
38	A1	119	U	C5-C4-O4	-5.05	122.87	125.90
38	A1	812	C	P-O3'-C3'	-5.05	113.64	119.70
38	A1	895	C	C5-C4-N4	-5.05	116.67	120.20
38	A1	1090	G	N1-C6-O6	5.05	122.93	119.90
38	A1	1580	G	O4'-C4'-C3'	-5.05	98.95	104.00
38	A1	1989	G	P-O3'-C3'	5.05	125.76	119.70
38	A1	1990	U	O4'-C1'-N1	5.05	112.24	108.20
38	A1	2008	G	C5-N7-C8	-5.05	101.78	104.30
38	A1	2041	U	O5'-P-OP2	-5.05	101.16	105.70
38	A1	2172	G	C5-C6-O6	-5.05	125.57	128.60
38	A1	2342	C	O4'-C4'-C3'	-5.05	98.95	104.00
38	A1	2902	G	C5-C6-O6	5.05	131.63	128.60
40	A5	14	ALA	N-CA-C	-5.05	97.37	111.00
11	B2	99	C	C4'-C3'-C2'	5.05	107.65	102.60
11	B2	296	A	C6-N1-C2	-5.05	115.57	118.60
11	B2	494	G	N1-C2-N3	-5.05	120.87	123.90
11	B2	605	C	O3'-P-O5'	-5.05	94.41	104.00
11	B2	1159	U	O4'-C1'-N1	5.05	112.24	108.20
11	B2	1326	G	N3-C4-N9	-5.05	122.97	126.00
36	BX	69	SER	N-CA-CB	5.05	118.07	110.50
38	A1	55	G	C6-C5-N7	-5.05	127.37	130.40
38	A1	739	C	C4'-C3'-C2'	-5.05	97.55	102.60
38	A1	1368	A	P-O3'-C3'	5.05	125.76	119.70
38	A1	1497	C	C5-C4-N4	-5.05	116.67	120.20
38	A1	2008	G	C5-C6-N1	-5.05	108.98	111.50
38	A1	2213	G	C3'-C2'-C1'	5.05	105.54	101.50
38	A1	2700	U	N1-C2-O2	-5.05	119.27	122.80
11	B2	55	G	C6-N1-C2	5.05	128.13	125.10
11	B2	196	G	P-O5'-C5'	5.05	128.98	120.90
11	B2	392	G	C6-C5-N7	-5.05	127.37	130.40
11	B2	681	G	P-O3'-C3'	-5.05	113.64	119.70
14	BB	168	TYR	CB-CG-CD2	-5.05	117.97	121.00
38	A1	420	U	C4-C5-C6	5.05	122.73	119.70

Continued on next page...

Continued from previous page...

Mol	Chain	Res	Type	Atoms	Z	Observed(°)	Ideal(°)
38	A1	1152	C	C5-C6-N1	5.05	123.52	121.00
38	A1	1167	A	C2-N3-C4	-5.05	108.08	110.60
38	A1	1294	A	C5-N7-C8	5.05	106.42	103.90
38	A1	1563	G	C4-C5-C6	5.05	121.83	118.80
38	A1	1709	C	C4-C5-C6	-5.05	114.88	117.40
38	A1	2638	G	C4-C5-C6	5.05	121.83	118.80
38	A1	2653	G	C6-N1-C2	5.05	128.13	125.10
11	B2	741	A	O4'-C1'-N9	5.04	112.24	108.20
38	A1	297	G	N7-C8-N9	5.04	115.62	113.10
38	A1	507	G	N1-C2-N2	5.04	120.74	116.20
38	A1	588	U	C1'-O4'-C4'	-5.04	105.86	109.90
38	A1	1180	G	O3'-P-O5'	5.04	113.59	104.00
38	A1	1334	G	N3-C4-N9	-5.04	122.97	126.00
38	A1	1628	C	C2-N3-C4	5.04	122.42	119.90
38	A1	1851	U	C3'-C2'-C1'	5.04	105.54	101.50
55	Ai	74	ALA	CB-CA-C	-5.04	102.53	110.10
11	B2	214	C	C2-N3-C4	5.04	122.42	119.90
11	B2	617	A	C4-C5-N7	5.04	113.22	110.70
11	B2	1054	A	C2-N3-C4	-5.04	108.08	110.60
11	B2	1469	G	C1'-O4'-C4'	-5.04	105.86	109.90
18	BF	101	GLY	C-N-CA	5.04	134.31	121.70
38	A1	62	C	O4'-C1'-N1	5.04	112.23	108.20
38	A1	495	U	C2-N1-C1'	5.04	123.75	117.70
38	A1	1201	G	C5'-C4'-O4'	-5.04	103.05	109.10
38	A1	1917	U	C5-C6-N1	-5.04	120.18	122.70
38	A1	1925	A	C5-N7-C8	5.04	106.42	103.90
38	A1	1941	A	C3'-C2'-C1'	-5.04	97.47	101.50
38	A1	2141	C	N3-C4-C5	-5.04	119.88	121.90
38	A1	2378	C	C4-C5-C6	5.04	119.92	117.40
38	A1	2542	G	C8-N9-C4	5.04	108.42	106.40
38	A1	2896	G	C2-N3-C4	-5.04	109.38	111.90
63	AP	78	VAL	CA-CB-CG2	-5.04	103.34	110.90
9	AX	285	GLY	N-CA-C	-5.04	100.50	113.10
11	B2	420	C	O4'-C1'-N1	5.04	112.23	108.20
11	B2	816	G	C4-C5-N7	5.04	112.82	110.80
11	B2	943	C	C6-N1-C1'	-5.04	114.75	120.80
11	B2	955	G	N7-C8-N9	5.04	115.62	113.10
11	B2	995	G	C5-N7-C8	-5.04	101.78	104.30
11	B2	1005	G	C3'-C2'-C1'	5.04	105.53	101.50
11	B2	1053	A	C4-C5-N7	-5.04	108.18	110.70
11	B2	1249	A	C3'-C2'-C1'	-5.04	97.47	101.50
11	B2	1396	C	C5-C4-N4	-5.04	116.67	120.20

Continued on next page...

Continued from previous page...

Mol	Chain	Res	Type	Atoms	Z	Observed(°)	Ideal(°)
19	BG	30	ILE	O-C-N	-5.04	114.63	123.20
24	BL	51	LYS	CB-CA-C	-5.04	100.32	110.40
38	A1	149	G	C2'-C3'-O3'	5.04	121.77	113.70
38	A1	480	A	C5'-C4'-C3'	5.04	124.06	116.00
38	A1	480	A	C6-C5-N7	-5.04	128.77	132.30
38	A1	596	C	C4-C5-C6	5.04	119.92	117.40
38	A1	618	C	N3-C4-N4	5.04	121.53	118.00
38	A1	634	G	N3-C2-N2	-5.04	116.37	119.90
38	A1	909	A	C6-C5-N7	-5.04	128.77	132.30
38	A1	926	C	O4'-C1'-C2'	-5.04	100.76	105.80
38	A1	1523	A	N3-C4-N9	5.04	131.43	127.40
38	A1	1903	G	P-O5'-C5'	5.04	128.97	120.90
38	A1	1960	U	C5-C4-O4	-5.04	122.88	125.90
38	A1	2070	U	C3'-C2'-C1'	-5.04	97.47	101.50
38	A1	2159	C	C5-C6-N1	-5.04	118.48	121.00
38	A1	2814	U	P-O5'-C5'	5.04	128.97	120.90
38	A1	2962	A	C4-C5-N7	-5.04	108.18	110.70
48	AE	150	VAL	CA-CB-CG2	-5.04	103.34	110.90
57	Aj	23	GLU	CA-CB-CG	5.04	124.49	113.40
10	B1	19	G	C5-N7-C8	5.04	106.82	104.30
11	B2	647	G	C5-C6-O6	-5.04	125.58	128.60
11	B2	822	A	C5'-C4'-C3'	-5.04	107.94	116.00
11	B2	855	C	O5'-C5'-C4'	-5.04	102.12	111.70
38	A1	312	G	P-O5'-C5'	-5.04	112.84	120.90
38	A1	1002	A	C5'-C4'-C3'	-5.04	107.94	116.00
38	A1	1549	C	O4'-C1'-N1	5.04	112.23	108.20
38	A1	1694	G	N7-C8-N9	-5.04	110.58	113.10
38	A1	1766	A	P-O5'-C5'	-5.04	112.83	120.90
38	A1	1968	A	C6-N1-C2	5.04	121.62	118.60
38	A1	2856	G	N3-C2-N2	5.04	123.43	119.90
11	B2	453	G	C4-N9-C1'	-5.04	119.95	126.50
11	B2	525	A	C5-N7-C8	5.04	106.42	103.90
11	B2	857	C	N3-C4-C5	-5.04	119.88	121.90
11	B2	1099	A	N3-C4-C5	5.04	130.33	126.80
11	B2	1302	C	N3-C4-N4	5.04	121.53	118.00
15	BC	114	TYR	CZ-CE2-CD2	-5.04	115.27	119.80
18	BF	116	TYR	CB-CG-CD1	-5.04	117.98	121.00
38	A1	218	A	C2-N3-C4	-5.04	108.08	110.60
38	A1	224	G	N3-C4-N9	5.04	129.02	126.00
38	A1	388	G	N7-C8-N9	-5.04	110.58	113.10
38	A1	410	C	C2-N1-C1'	5.04	124.34	118.80
38	A1	720	C	O4'-C1'-N1	5.04	112.23	108.20

Continued on next page...

Continued from previous page...

Mol	Chain	Res	Type	Atoms	Z	Observed(°)	Ideal(°)
38	A1	779	A	N1-C2-N3	5.04	131.82	129.30
38	A1	1124	G	C5-C6-N1	-5.04	108.98	111.50
38	A1	1385	C	N1-C2-O2	-5.04	115.88	118.90
38	A1	2041	U	N3-C4-O4	5.04	122.93	119.40
38	A1	2294	A	P-O3'-C3'	5.04	125.75	119.70
38	A1	2346	A	C8-N9-C4	-5.04	103.78	105.80
38	A1	2640	C	C4-C5-C6	5.04	119.92	117.40
38	A1	2756	G	P-O5'-C5'	-5.04	112.84	120.90
38	A1	3027	C	C6-N1-C1'	-5.04	114.75	120.80
39	A3	63	G	O4'-C1'-N9	5.04	112.23	108.20
39	A3	107	G	N7-C8-N9	-5.04	110.58	113.10
11	B2	311	A	C5-C6-N1	-5.04	115.18	117.70
11	B2	624	G	C8-N9-C4	-5.04	104.39	106.40
11	B2	901	G	C5'-C4'-O4'	5.04	115.14	109.10
11	B2	984	C	C5-C4-N4	-5.04	116.67	120.20
11	B2	1092	G	C5'-C4'-C3'	5.04	124.06	116.00
11	B2	1117	A	C4-C5-N7	-5.04	108.18	110.70
38	A1	583	A	C3'-C2'-C1'	5.04	105.53	101.50
38	A1	891	C	N1-C2-N3	-5.04	115.67	119.20
38	A1	1901	A	C6-C5-N7	-5.04	128.77	132.30
38	A1	2143	C	O4'-C1'-N1	5.04	112.23	108.20
38	A1	2691	G	C8-N9-C4	-5.04	104.39	106.40
38	A1	2778	A	P-O3'-C3'	5.04	125.75	119.70
38	A1	2994	G	P-O3'-C3'	-5.04	113.66	119.70
59	AL	3	ARG	CG-CD-NE	-5.04	101.22	111.80
67	AZ	51	TYR	CG-CD2-CE2	-5.04	117.27	121.30
5	AS	25	LEU	N-CA-CB	5.04	120.47	110.40
11	B2	387	G	C5-C6-N1	-5.04	108.98	111.50
11	B2	424	U	O4'-C1'-N1	5.04	112.23	108.20
11	B2	452	G	N1-C2-N3	-5.04	120.88	123.90
11	B2	802	G	N3-C4-N9	-5.04	122.98	126.00
11	B2	855	C	P-O5'-C5'	-5.04	112.84	120.90
11	B2	1100	G	C5'-C4'-O4'	5.04	115.14	109.10
11	B2	1138	G	OP1-P-OP2	-5.04	112.05	119.60
38	A1	7	G	C8-N9-C4	5.04	108.41	106.40
38	A1	198	C	OP2-P-O3'	5.04	116.28	105.20
38	A1	592	C	N1-C2-O2	-5.04	115.88	118.90
38	A1	600	A	O4'-C1'-N9	5.04	112.23	108.20
38	A1	686	C	N3-C2-O2	5.04	125.42	121.90
38	A1	795	G	C2-N3-C4	5.04	114.42	111.90
38	A1	1093	G	N3-C4-N9	5.04	129.02	126.00
38	A1	1120	C	N3-C4-N4	5.04	121.53	118.00

Continued on next page...

Continued from previous page...

Mol	Chain	Res	Type	Atoms	Z	Observed(°)	Ideal(°)
38	A1	1344	C	C1'-O4'-C4'	5.04	113.93	109.90
38	A1	1714	G	C4-C5-C6	5.04	121.82	118.80
38	A1	2055	U	OP1-P-OP2	-5.04	112.05	119.60
38	A1	2797	C	N1-C2-O2	-5.04	115.88	118.90
38	A1	2862	A	C2-N3-C4	-5.04	108.08	110.60
38	A1	2995	A	N7-C8-N9	5.04	116.32	113.80
45	AC	20	ALA	N-CA-CB	5.04	117.15	110.10
61	AN	122	LEU	N-CA-CB	5.04	120.47	110.40
11	B2	277	G	N3-C4-N9	5.03	129.02	126.00
11	B2	329	G	N7-C8-N9	5.03	115.62	113.10
11	B2	387	G	C2-N3-C4	5.03	114.42	111.90
11	B2	540	G	P-O5'-C5'	-5.03	112.85	120.90
11	B2	970	G	C6-C5-N7	-5.03	127.38	130.40
11	B2	1157	G	C6-C5-N7	-5.03	127.38	130.40
11	B2	1485	G	C5-N7-C8	5.03	106.82	104.30
18	BF	6	LYS	CA-CB-CG	5.03	124.47	113.40
38	A1	91	G	C6-C5-N7	5.03	133.42	130.40
38	A1	92	G	N3-C2-N2	5.03	123.42	119.90
38	A1	174	C	C5'-C4'-O4'	5.03	115.14	109.10
38	A1	195	U	O5'-P-OP2	-5.03	101.17	105.70
38	A1	358	C	C5-C4-N4	-5.03	116.68	120.20
38	A1	654	C	O4'-C1'-N1	5.03	112.23	108.20
38	A1	1379	A	C4-C5-N7	-5.03	108.18	110.70
38	A1	1580	G	OP1-P-OP2	-5.03	112.05	119.60
38	A1	2051	A	N3-C4-C5	-5.03	123.28	126.80
38	A1	2494	A	C5'-C4'-O4'	5.03	115.14	109.10
38	A1	2505	A	N3-C4-C5	-5.03	123.28	126.80
38	A1	2678	U	P-O5'-C5'	-5.03	112.84	120.90
60	AM	37	VAL	CA-CB-CG2	5.03	118.45	110.90
11	B2	1	A	N3-C4-N9	5.03	131.43	127.40
11	B2	169	C	C4'-C3'-C2'	-5.03	97.57	102.60
11	B2	204	G	C6-C5-N7	-5.03	127.38	130.40
11	B2	825	C	N3-C4-N4	5.03	121.52	118.00
11	B2	1485	G	N1-C2-N3	-5.03	120.88	123.90
27	BO	4	PHE	CB-CG-CD2	5.03	124.32	120.80
38	A1	77	C	N3-C4-N4	5.03	121.52	118.00
38	A1	479	G	N3-C4-N9	-5.03	122.98	126.00
38	A1	1515	G	N3-C4-C5	-5.03	126.08	128.60
38	A1	1596	G	N9-C4-C5	-5.03	103.39	105.40
38	A1	1612	G	C5-C6-O6	-5.03	125.58	128.60
38	A1	2315	G	C5-N7-C8	5.03	106.82	104.30
38	A1	2833	G	N9-C4-C5	-5.03	103.39	105.40

Continued on next page...

Continued from previous page...

Mol	Chain	Res	Type	Atoms	Z	Observed(°)	Ideal(°)
50	AF	8	ARG	NE-CZ-NH1	-5.03	117.78	120.30
10	B1	33	C	N1-C2-O2	-5.03	115.88	118.90
11	B2	295	G	C5-N7-C8	5.03	106.81	104.30
11	B2	1016	G	OP1-P-OP2	-5.03	112.05	119.60
11	B2	1137	G	O4'-C1'-C2'	5.03	112.13	107.60
11	B2	1282	C	C4'-C3'-C2'	-5.03	97.57	102.60
20	BH	85	PHE	CB-CG-CD1	-5.03	117.28	120.80
38	A1	449	G	OP1-P-O3'	5.03	116.27	105.20
38	A1	1225	A	C8-N9-C1'	-5.03	118.64	127.70
38	A1	1289	C	C6-N1-C2	-5.03	118.29	120.30
38	A1	1358	C	P-O5'-C5'	5.03	128.95	120.90
38	A1	1527	G	C6-C5-N7	-5.03	127.38	130.40
38	A1	2184	G	N1-C2-N3	-5.03	120.88	123.90
38	A1	2372	C	C4-C5-C6	-5.03	114.88	117.40
38	A1	2412	A	N1-C2-N3	5.03	131.82	129.30
38	A1	2595	C	N1-C1'-C2'	-5.03	106.47	112.00
38	A1	2658	G	C5-N7-C8	5.03	106.81	104.30
38	A1	2693	G	N1-C2-N2	-5.03	111.67	116.20
45	AC	23	ILE	O-C-N	-5.03	114.65	122.70
11	B2	86	C	O4'-C1'-N1	5.03	112.22	108.20
11	B2	93	A	OP1-P-O3'	5.03	116.26	105.20
11	B2	396	C	C4'-C3'-C2'	-5.03	97.57	102.60
11	B2	970	G	N3-C4-C5	-5.03	126.09	128.60
11	B2	1045	A	N9-C4-C5	5.03	107.81	105.80
18	BF	120	ASN	CB-CA-C	-5.03	100.34	110.40
38	A1	397	G	N1-C2-N3	-5.03	120.88	123.90
38	A1	573	G	C5-N7-C8	5.03	106.81	104.30
38	A1	808	A	N7-C8-N9	5.03	116.31	113.80
38	A1	1403	C	C4-C5-C6	5.03	119.92	117.40
38	A1	1777	U	N3-C4-O4	5.03	122.92	119.40
38	A1	1799	G	C6-C5-N7	-5.03	127.38	130.40
38	A1	2188	C	C5-C6-N1	5.03	123.51	121.00
38	A1	2269	C	N3-C4-N4	5.03	121.52	118.00
38	A1	2835	A	C5-C6-N1	-5.03	115.19	117.70
39	A3	52	U	C2-N1-C1'	5.03	123.73	117.70
9	AX	271	LEU	CB-CG-CD2	-5.03	102.45	111.00
11	B2	1	A	C5'-C4'-O4'	5.03	115.13	109.10
11	B2	308	G	N1-C2-N3	-5.03	120.88	123.90
11	B2	512	U	O4'-C1'-N1	5.03	112.22	108.20
11	B2	837	C	P-O5'-C5'	-5.03	112.86	120.90
11	B2	885	G	C5'-C4'-O4'	-5.03	103.07	109.10
11	B2	1122	C	OP2-P-O3'	5.03	116.26	105.20

Continued on next page...

Continued from previous page...

Mol	Chain	Res	Type	Atoms	Z	Observed(°)	Ideal(°)
11	B2	1265	G	C4'-C3'-C2'	-5.03	97.57	102.60
11	B2	1350	U	C4-C5-C6	5.03	122.72	119.70
15	BC	146	PHE	CB-CG-CD1	-5.03	117.28	120.80
38	A1	70	G	N9-C1'-C2'	-5.03	106.47	112.00
38	A1	370	A	C4-C5-C6	5.03	119.51	117.00
38	A1	387	A	C5-C6-N1	-5.03	115.19	117.70
38	A1	647	G	N3-C4-N9	-5.03	122.98	126.00
38	A1	734	C	C5-C4-N4	5.03	123.72	120.20
38	A1	861	G	C4-C5-N7	5.03	112.81	110.80
38	A1	879	A	C5-N7-C8	5.03	106.41	103.90
38	A1	1087	G	C4-C5-C6	5.03	121.82	118.80
38	A1	1419	G	O4'-C4'-C3'	-5.03	98.97	104.00
38	A1	1644	G	P-O3'-C3'	5.03	125.73	119.70
38	A1	1652	A	C6-N1-C2	-5.03	115.58	118.60
38	A1	1698	G	N3-C2-N2	5.03	123.42	119.90
38	A1	1764	G	C5-C6-O6	-5.03	125.58	128.60
38	A1	2265	C	N3-C2-O2	5.03	125.42	121.90
38	A1	2480	G	N3-C4-N9	5.03	129.02	126.00
38	A1	2710	G	C4-C5-N7	-5.03	108.79	110.80
38	A1	2836	G	N3-C4-C5	5.03	131.11	128.60
39	A3	25	A	C5'-C4'-C3'	5.03	124.04	116.00
46	AD	251	ARG	NH1-CZ-NH2	-5.03	113.87	119.40
55	Ai	74	ALA	N-CA-CB	5.03	117.14	110.10
3	Af	41	ARG	N-CA-CB	5.03	119.65	110.60
10	B1	19	G	C4-C5-N7	-5.03	108.79	110.80
11	B2	82	G	C5-N7-C8	5.03	106.81	104.30
11	B2	721	A	N7-C8-N9	-5.03	111.29	113.80
11	B2	1031	G	C6-C5-N7	-5.03	127.38	130.40
17	BE	144	ASP	CB-CG-OD2	-5.03	113.78	118.30
27	BO	68	ASP	CB-CG-OD1	5.03	122.82	118.30
38	A1	282	G	P-O5'-C5'	-5.03	112.86	120.90
38	A1	631	G	C1'-O4'-C4'	-5.03	105.88	109.90
38	A1	796	C	C5-C4-N4	-5.03	116.68	120.20
38	A1	917	A	P-O3'-C3'	5.03	125.73	119.70
38	A1	1025	A	C8-N9-C1'	-5.03	118.66	127.70
38	A1	1581	A	C2-N3-C4	5.03	113.11	110.60
38	A1	1720	G	O4'-C1'-N9	5.03	112.22	108.20
38	A1	2274	C	C5-C6-N1	5.03	123.51	121.00
38	A1	2463	G	N7-C8-N9	5.03	115.61	113.10
38	A1	2532	G	P-O5'-C5'	-5.03	112.86	120.90
38	A1	2628	U	C5-C6-N1	5.03	125.21	122.70
38	A1	2796	C	O3'-P-O5'	5.03	113.55	104.00

Continued on next page...

Continued from previous page...

Mol	Chain	Res	Type	Atoms	Z	Observed(°)	Ideal(°)
39	A3	6	G	P-O3'-C3'	-5.03	113.67	119.70
39	A3	117	G	C5-N7-C8	-5.03	101.79	104.30
43	AB	163	ALA	CB-CA-C	-5.03	102.56	110.10
47	Ad	77	ARG	NE-CZ-NH2	-5.03	117.79	120.30
64	AR	25	LEU	CB-CA-C	5.03	119.75	110.20
66	AY	69	ARG	NE-CZ-NH1	5.03	122.81	120.30
11	B2	1419	G	N9-C4-C5	5.02	107.41	105.40
16	BD	57	ARG	O-C-N	5.02	130.74	122.70
29	BQ	74	ARG	NE-CZ-NH2	5.02	122.81	120.30
38	A1	1495	A	C6-N1-C2	5.02	121.61	118.60
38	A1	1538	A	N1-C2-N3	-5.02	126.79	129.30
38	A1	1861	G	C2-N3-C4	5.02	114.41	111.90
1	A7	33	TYR	CG-CD2-CE2	-5.02	117.28	121.30
9	AX	74	GLY	C-N-CA	5.02	134.26	121.70
11	B2	130	G	N7-C8-N9	5.02	115.61	113.10
11	B2	526	A	C4-C5-N7	-5.02	108.19	110.70
11	B2	590	G	O5'-P-OP1	5.02	116.73	110.70
11	B2	717	C	C2-N3-C4	-5.02	117.39	119.90
22	BJ	70	GLY	CA-C-O	-5.02	111.56	120.60
38	A1	26	G	C6-N1-C2	5.02	128.11	125.10
38	A1	139	G	C5-N7-C8	5.02	106.81	104.30
38	A1	268	C	O5'-P-OP2	-5.02	101.18	105.70
38	A1	433	C	C5'-C4'-O4'	5.02	115.13	109.10
38	A1	495	U	O5'-P-OP2	5.02	116.73	110.70
38	A1	1191	C	C1'-O4'-C4'	5.02	113.92	109.90
38	A1	1736	G	P-O3'-C3'	-5.02	113.67	119.70
38	A1	2191	U	N3-C4-O4	5.02	122.92	119.40
38	A1	2543	A	N9-C4-C5	-5.02	103.79	105.80
38	A1	2650	G	C6-N1-C2	5.02	128.11	125.10
38	A1	2683	G	C5-N7-C8	5.02	106.81	104.30
38	A1	2780	G	C5'-C4'-C3'	5.02	124.04	116.00
39	A3	77	A	OP1-P-O3'	5.02	116.25	105.20
45	AC	338	VAL	CA-CB-CG1	5.02	118.43	110.90
11	B2	264	C	N1-C2-O2	5.02	121.91	118.90
11	B2	726	A	P-O3'-C3'	-5.02	113.67	119.70
11	B2	901	G	C5-C6-N1	5.02	114.01	111.50
11	B2	1051	G	C6-C5-N7	-5.02	127.39	130.40
11	B2	1080	C	OP2-P-O3'	5.02	116.25	105.20
11	B2	1327	C	C5-C6-N1	5.02	123.51	121.00
11	B2	1449	G	C5-C6-N1	-5.02	108.99	111.50
34	BV	96	LYS	N-CA-CB	5.02	119.64	110.60
38	A1	1106	C	O4'-C1'-N1	5.02	112.22	108.20

Continued on next page...

Continued from previous page...

Mol	Chain	Res	Type	Atoms	Z	Observed(°)	Ideal(°)
38	A1	2226	G	N3-C4-C5	-5.02	126.09	128.60
38	A1	3006	G	C5-N7-C8	5.02	106.81	104.30
11	B2	336	C	C6-N1-C1'	-5.02	114.78	120.80
11	B2	771	G	C5-C6-O6	5.02	131.61	128.60
11	B2	864	G	N7-C8-N9	5.02	115.61	113.10
11	B2	1116	G	C5-C6-N1	-5.02	108.99	111.50
11	B2	1221	A	N9-C4-C5	5.02	107.81	105.80
11	B2	1237	G	O4'-C1'-N9	5.02	112.22	108.20
11	B2	1356	A	OP1-P-OP2	-5.02	112.07	119.60
35	BW	15	ARG	CB-CG-CD	5.02	124.65	111.60
38	A1	93	C	P-O3'-C3'	5.02	125.72	119.70
38	A1	129	C	N3-C2-O2	5.02	125.41	121.90
38	A1	572	U	N3-C2-O2	-5.02	118.69	122.20
38	A1	780	G	C6-N1-C2	5.02	128.11	125.10
38	A1	789	G	C8-N9-C4	-5.02	104.39	106.40
38	A1	1077	G	N3-C4-C5	-5.02	126.09	128.60
38	A1	1120	C	N3-C4-C5	-5.02	119.89	121.90
38	A1	1277	G	N3-C2-N2	5.02	123.41	119.90
38	A1	1407	A	C1'-O4'-C4'	5.02	113.92	109.90
38	A1	2315	G	C6-N1-C2	5.02	128.11	125.10
38	A1	2566	A	C5-N7-C8	5.02	106.41	103.90
38	A1	2581	G	OP1-P-OP2	-5.02	112.07	119.60
38	A1	2625	C	P-O3'-C3'	5.02	125.72	119.70
38	A1	2992	G	C4-C5-C6	5.02	121.81	118.80
39	A3	118	G	N9-C1'-C2'	-5.02	106.48	112.00
46	AD	241	VAL	CA-CB-CG1	-5.02	103.37	110.90
47	Ad	38	MET	N-CA-CB	5.02	119.64	110.60
51	Ag	28	ALA	N-CA-CB	5.02	117.13	110.10
1	A7	62	LYS	N-CA-CB	5.02	119.63	110.60
11	B2	267	C	C1'-O4'-C4'	5.02	113.92	109.90
11	B2	649	A	O4'-C1'-N9	5.02	112.21	108.20
11	B2	887	G	N1-C2-N3	-5.02	120.89	123.90
11	B2	962	G	C4-C5-C6	5.02	121.81	118.80
11	B2	1159	U	P-O3'-C3'	-5.02	113.68	119.70
11	B2	1188	C	N1-C2-N3	-5.02	115.69	119.20
11	B2	1384	G	C5-N7-C8	5.02	106.81	104.30
38	A1	10	C	N1-C2-N3	-5.02	115.69	119.20
38	A1	60	G	N1-C2-N2	5.02	120.72	116.20
38	A1	167	G	C4'-C3'-C2'	-5.02	97.58	102.60
38	A1	252	A	C4-C5-C6	5.02	119.51	117.00
38	A1	511	A	N9-C4-C5	-5.02	103.79	105.80
38	A1	738	C	C4-C5-C6	5.02	119.91	117.40

Continued on next page...

Continued from previous page...

Mol	Chain	Res	Type	Atoms	Z	Observed(°)	Ideal(°)
38	A1	1505	G	C8-N9-C4	-5.02	104.39	106.40
38	A1	1578	C	P-O3'-C3'	-5.02	113.68	119.70
38	A1	2253	G	N3-C4-N9	5.02	129.01	126.00
38	A1	2435	G	N3-C4-N9	5.02	129.01	126.00
38	A1	2733	A	C6-C5-N7	-5.02	128.79	132.30
38	A1	2757	G	C6-N1-C2	5.02	128.11	125.10
39	A3	28	C	C6-N1-C1'	5.02	126.82	120.80
39	A3	48	A	O4'-C1'-C2'	5.02	112.12	107.60
51	Ag	4	PHE	N-CA-CB	5.02	119.63	110.60
52	AH	76	LEU	O-C-N	-5.02	114.67	122.70
11	B2	428	G	C6-C5-N7	-5.02	127.39	130.40
11	B2	437	A	C2-N3-C4	-5.02	108.09	110.60
11	B2	534	G	N1-C2-N2	-5.02	111.69	116.20
11	B2	1055	C	O4'-C4'-C3'	-5.02	98.98	104.00
11	B2	1141	G	C5-C6-O6	-5.02	125.59	128.60
11	B2	1335	A	C5-C6-N1	-5.02	115.19	117.70
15	BC	9	ARG	NE-CZ-NH2	-5.02	117.79	120.30
15	BC	157	PRO	N-CD-CG	5.02	110.72	103.20
38	A1	269	C	C5'-C4'-O4'	-5.02	103.08	109.10
38	A1	1128	G	P-O5'-C5'	-5.02	112.88	120.90
38	A1	1809	G	N9-C4-C5	-5.02	103.39	105.40
38	A1	1949	A	C4'-C3'-C2'	-5.02	97.58	102.60
38	A1	2153	C	P-O5'-C5'	-5.02	112.87	120.90
3	Af	42	ARG	CB-CA-C	-5.01	100.37	110.40
10	B1	45	G	C5-C6-O6	-5.01	125.59	128.60
11	B2	774	U	N1-C1'-C2'	5.01	120.52	114.00
11	B2	1256	C	N3-C4-C5	-5.01	119.89	121.90
25	BM	36	ALA	CB-CA-C	-5.01	102.58	110.10
38	A1	220	C	C3'-C2'-C1'	5.01	105.51	101.50
38	A1	639	C	N3-C4-C5	-5.01	119.89	121.90
38	A1	828	G	N1-C6-O6	5.01	122.91	119.90
38	A1	885	A	C5-N7-C8	5.01	106.41	103.90
38	A1	1173	G	C6-C5-N7	-5.01	127.39	130.40
38	A1	1942	G	O4'-C4'-C3'	-5.01	98.99	104.00
38	A1	2012	G	N3-C2-N2	5.01	123.41	119.90
38	A1	2081	C	O4'-C1'-N1	5.01	112.21	108.20
38	A1	2136	G	C5-C6-O6	-5.01	125.59	128.60
38	A1	2238	G	N1-C2-N3	-5.01	120.89	123.90
38	A1	2359	G	N7-C8-N9	-5.01	110.59	113.10
38	A1	2517	U	C2-N3-C4	5.01	130.01	127.00
38	A1	2799	C	OP1-P-OP2	-5.01	112.08	119.60
38	A1	2959	A	C5-C6-N1	-5.01	115.19	117.70

Continued on next page...

Continued from previous page...

Mol	Chain	Res	Type	Atoms	Z	Observed(°)	Ideal(°)
39	A3	113	C	C2-N3-C4	-5.01	117.39	119.90
43	AB	32	PRO	N-CD-CG	5.01	110.72	103.20
11	B2	65	G	C1'-O4'-C4'	5.01	113.91	109.90
11	B2	342	G	C5-N7-C8	5.01	106.81	104.30
11	B2	363	C	C5-C4-N4	-5.01	116.69	120.20
11	B2	1368	A	P-O3'-C3'	5.01	125.72	119.70
38	A1	8	G	P-O3'-C3'	5.01	125.72	119.70
38	A1	430	A	C2-N3-C4	-5.01	108.09	110.60
38	A1	513	C	N3-C4-C5	-5.01	119.89	121.90
38	A1	539	A	C3'-C2'-C1'	5.01	105.51	101.50
38	A1	1239	C	N1-C2-O2	5.01	121.91	118.90
38	A1	1597	G	C5-C6-O6	-5.01	125.59	128.60
38	A1	2169	C	O4'-C1'-N1	5.01	112.21	108.20
38	A1	2243	G	C5-C6-O6	-5.01	125.59	128.60
38	A1	2801	G	C3'-C2'-C1'	-5.01	97.49	101.50
39	A3	13	C	N3-C4-N4	5.01	121.51	118.00
39	A3	65	G	C1'-O4'-C4'	-5.01	105.89	109.90
40	AK	35	VAL	CA-CB-CG1	-5.01	103.38	110.90
11	B2	807	C	N3-C2-O2	5.01	125.41	121.90
11	B2	1032	A	C1'-O4'-C4'	5.01	113.91	109.90
11	B2	1379	G	C4-C5-N7	-5.01	108.80	110.80
11	B2	1390	G	C8-N9-C4	-5.01	104.40	106.40
32	BT	14	GLU	O-C-N	5.01	130.72	122.70
38	A1	288	G	C4-C5-N7	5.01	112.81	110.80
38	A1	612	G	N1-C2-N3	-5.01	120.89	123.90
38	A1	792	A	N9-C4-C5	5.01	107.80	105.80
38	A1	1489	G	C4-C5-C6	5.01	121.81	118.80
38	A1	1643	A	N7-C8-N9	-5.01	111.29	113.80
38	A1	1646	G	C4-C5-N7	-5.01	108.80	110.80
38	A1	1956	G	N3-C2-N2	5.01	123.41	119.90
38	A1	2065	C	C2-N3-C4	-5.01	117.39	119.90
38	A1	2336	G	C3'-C2'-C1'	-5.01	97.49	101.50
42	Aa	54	VAL	CA-CB-CG2	5.01	118.42	110.90
54	AI	111	GLU	N-CA-CB	5.01	119.62	110.60
66	AY	11	GLY	O-C-N	5.01	130.72	122.70
10	B1	19	G	C6-N1-C2	5.01	128.11	125.10
11	B2	102	U	C3'-C2'-C1'	5.01	105.51	101.50
11	B2	578	G	C4-C5-C6	5.01	121.81	118.80
11	B2	952	A	C6-C5-N7	-5.01	128.79	132.30
11	B2	998	A	C5-C6-N6	-5.01	119.69	123.70
11	B2	1063	A	C4-C5-C6	5.01	119.50	117.00
11	B2	1210	A	C5'-C4'-C3'	-5.01	107.98	116.00

Continued on next page...

Continued from previous page...

Mol	Chain	Res	Type	Atoms	Z	Observed(°)	Ideal(°)
33	BU	110	PHE	CB-CG-CD2	5.01	124.31	120.80
38	A1	41	G	C8-N9-C4	-5.01	104.40	106.40
38	A1	111	U	N1-C2-O2	-5.01	119.29	122.80
38	A1	209	G	C4'-C3'-C2'	-5.01	97.59	102.60
38	A1	222	A	N7-C8-N9	-5.01	111.30	113.80
38	A1	237	G	C5-C6-N1	5.01	114.00	111.50
38	A1	587	A	C1'-O4'-C4'	-5.01	105.89	109.90
38	A1	1186	G	O3'-P-O5'	-5.01	94.48	104.00
38	A1	1600	G	O4'-C1'-N9	5.01	112.21	108.20
38	A1	1900	U	O4'-C1'-N1	5.01	112.21	108.20
38	A1	2496	G	C4'-C3'-C2'	-5.01	97.59	102.60
38	A1	2991	C	N1-C1'-C2'	-5.01	106.49	112.00
38	A1	3005	C	N3-C4-C5	-5.01	119.90	121.90
43	AB	88	ASP	CB-CG-OD2	-5.01	113.79	118.30
5	AS	83	TYR	CB-CG-CD1	5.01	124.00	121.00
11	B2	1173	A	C5-C6-N6	-5.01	119.69	123.70
11	B2	1336	U	C4'-C3'-C2'	-5.01	97.59	102.60
15	BC	132	LEU	CB-CG-CD2	5.01	119.51	111.00
38	A1	61	G	C6-C5-N7	-5.01	127.39	130.40
38	A1	300	U	OP1-P-OP2	-5.01	112.09	119.60
38	A1	361	G	N1-C2-N3	-5.01	120.89	123.90
38	A1	674	G	N9-C4-C5	-5.01	103.40	105.40
38	A1	1332	A	OP1-P-OP2	-5.01	112.09	119.60
38	A1	1655	G	C4-C5-C6	5.01	121.81	118.80
38	A1	2208	C	O5'-P-OP2	-5.01	101.19	105.70
38	A1	2581	G	C6-C5-N7	-5.01	127.39	130.40
39	A3	5	G	O4'-C1'-N9	5.01	112.21	108.20
40	A5	46	ARG	NE-CZ-NH1	5.01	122.80	120.30
12	AG	32	ILE	CA-CB-CG1	5.01	120.51	111.00
11	B2	607	U	C1'-O4'-C4'	5.01	113.91	109.90
11	B2	643	G	C1'-O4'-C4'	-5.01	105.89	109.90
11	B2	772	G	N3-C4-C5	-5.01	126.10	128.60
11	B2	783	G	N3-C2-N2	5.01	123.41	119.90
11	B2	809	C	C6-N1-C1'	-5.01	114.79	120.80
17	BE	26	TYR	CG-CD1-CE1	5.01	125.31	121.30
24	BL	64	TRP	CE3-CZ3-CH2	5.01	126.71	121.20
38	A1	45	G	C6-C5-N7	-5.01	127.40	130.40
38	A1	519	A	C6-C5-N7	-5.01	128.80	132.30
38	A1	533	G	N9-C4-C5	5.01	107.40	105.40
38	A1	656	G	C8-N9-C4	-5.01	104.40	106.40
38	A1	948	C	C1'-O4'-C4'	5.01	113.91	109.90
38	A1	998	G	C5-C6-N1	5.01	114.00	111.50

Continued on next page...

Continued from previous page...

Mol	Chain	Res	Type	Atoms	Z	Observed(°)	Ideal(°)
38	A1	1131	G	C4-C5-N7	5.01	112.80	110.80
38	A1	1153	U	C2'-C3'-O3'	5.01	121.71	113.70
38	A1	1222	U	N1-C1'-C2'	5.01	120.51	114.00
38	A1	1532	G	O4'-C1'-N9	5.01	112.21	108.20
38	A1	2268	C	C2-N1-C1'	5.01	124.31	118.80
38	A1	2302	C	C6-N1-C2	-5.01	118.30	120.30
38	A1	3033	G	N1-C2-N3	-5.01	120.90	123.90
56	AJ	52	ARG	N-CA-CB	5.01	119.61	110.60
59	AL	19	TRP	CD1-NE1-CE2	5.01	113.51	109.00
11	B2	556	G	P-O5'-C5'	-5.00	112.89	120.90
11	B2	989	C	C4'-C3'-C2'	-5.00	97.59	102.60
38	A1	248	C	N1-C2-O2	-5.00	115.90	118.90
38	A1	1700	U	C4-C5-C6	5.00	122.70	119.70
38	A1	1948	A	C4-C5-C6	5.00	119.50	117.00
38	A1	2407	G	C2-N3-C4	5.00	114.40	111.90
38	A1	2777	G	C4-C5-N7	-5.00	108.80	110.80
38	A1	2963	G	N9-C4-C5	-5.00	103.40	105.40
57	Aj	79	THR	N-CA-C	-5.00	97.49	111.00
61	AN	136	ARG	N-CA-CB	5.00	119.61	110.60
10	B1	52	G	C5-C6-N1	-5.00	109.00	111.50
11	B2	29	G	P-O5'-C5'	-5.00	112.89	120.90
11	B2	185	G	N1-C2-N3	-5.00	120.90	123.90
11	B2	274	G	C4-C5-C6	5.00	121.80	118.80
11	B2	370	A	C5-C6-N1	-5.00	115.20	117.70
11	B2	502	U	O4'-C1'-N1	5.00	112.20	108.20
11	B2	747	U	C4'-C3'-C2'	-5.00	97.60	102.60
11	B2	755	U	N3-C4-C5	5.00	117.60	114.60
11	B2	1112	G	N1-C2-N3	-5.00	120.90	123.90
11	B2	1242	C	C1'-O4'-C4'	5.00	113.90	109.90
11	B2	1248	A	C2-N3-C4	5.00	113.10	110.60
11	B2	1334	A	C5-C6-N1	-5.00	115.20	117.70
38	A1	641	G	C5'-C4'-O4'	5.00	115.11	109.10
38	A1	1006	A	N3-C4-C5	-5.00	123.30	126.80
38	A1	1134	A	C2-N3-C4	-5.00	108.10	110.60
38	A1	1419	G	N3-C2-N2	5.00	123.40	119.90
38	A1	1489	G	C2-N3-C4	-5.00	109.40	111.90
38	A1	2080	G	N3-C2-N2	5.00	123.40	119.90
38	A1	2193	G	O4'-C1'-C2'	5.00	112.10	107.60
38	A1	2259	G	N3-C2-N2	5.00	123.40	119.90
38	A1	2289	A	N3-C4-C5	-5.00	123.30	126.80
38	A1	2450	A	C8-N9-C4	-5.00	103.80	105.80
38	A1	2684	G	C4-C5-N7	-5.00	108.80	110.80

Continued on next page...

Continued from previous page...

Mol	Chain	Res	Type	Atoms	Z	Observed(°)	Ideal(°)
61	AN	18	THR	C-N-CA	5.00	134.21	121.70
11	B2	569	G	C4-C5-C6	5.00	121.80	118.80
11	B2	598	U	O4'-C4'-C3'	-5.00	99.00	104.00
11	B2	625	G	N3-C4-N9	5.00	129.00	126.00
11	B2	844	G	C5-N7-C8	-5.00	101.80	104.30
11	B2	936	A	P-O3'-C3'	5.00	125.70	119.70
11	B2	971	G	C3'-C2'-C1'	-5.00	97.50	101.50
11	B2	983	G	C2-N3-C4	5.00	114.40	111.90
11	B2	1014	C	C2-N1-C1'	5.00	124.30	118.80
38	A1	306	G	C2'-C3'-O3'	5.00	121.70	113.70
38	A1	315	U	C4-C5-C6	5.00	122.70	119.70
38	A1	418	C	N1-C2-O2	-5.00	115.90	118.90
38	A1	783	C	N1-C2-N3	-5.00	115.70	119.20
38	A1	876	C	C5-C4-N4	5.00	123.70	120.20
38	A1	1084	G	N9-C4-C5	5.00	107.40	105.40
38	A1	1170	G	C4-C5-N7	-5.00	108.80	110.80
38	A1	1170	G	N9-C4-C5	-5.00	103.40	105.40
38	A1	1366	U	N3-C4-C5	5.00	117.60	114.60
38	A1	1415	C	C5-C4-N4	-5.00	116.70	120.20
38	A1	1476	C	P-O5'-C5'	-5.00	112.90	120.90
38	A1	1802	G	C1'-O4'-C4'	5.00	113.90	109.90
38	A1	1960	U	N3-C2-O2	-5.00	118.70	122.20
38	A1	2168	C	O4'-C1'-C2'	-5.00	100.80	105.80
38	A1	2439	G	C5-C6-O6	-5.00	125.60	128.60
39	A3	12	G	C6-C5-N7	-5.00	127.40	130.40
39	A3	76	U	N1-C2-O2	5.00	126.30	122.80
60	AM	27	MET	O-C-N	-5.00	114.70	122.70

All (12) chirality outliers are listed below:

Mol	Chain	Res	Type	Atom
19	BG	53	LYS	CA
20	BH	85	PHE	CA
20	BH	86	MET	CA
20	BH	87	ARG	CA
20	BH	96	LYS	CA
38	A1	2063	U	C3',C4'
49	Ae	14	THR	CB
51	Ag	13	LYS	CA
52	AH	91	LYS	CA
59	AL	11	LEU	CA
59	AL	44	LYS	CA

All (2533) planarity outliers are listed below:

Mol	Chain	Res	Type	Group
38	A1	100	C	Sidechain
38	A1	1000	G	Sidechain
38	A1	1002	A	Sidechain
38	A1	1011	A	Sidechain
38	A1	1012	G	Sidechain
38	A1	1014	U	Sidechain
38	A1	1015	G	Sidechain
38	A1	1017	A	Sidechain
38	A1	1019	G	Sidechain
38	A1	102	A	Sidechain
38	A1	1022	G	Sidechain
38	A1	1023	C	Sidechain
38	A1	1028	G	Sidechain
38	A1	1029	C	Sidechain
38	A1	103	A	Sidechain
38	A1	1030	C	Sidechain
38	A1	1032	C	Sidechain
38	A1	1034	G	Sidechain
38	A1	1035	G	Sidechain
38	A1	1037	C	Sidechain
38	A1	1041	U	Sidechain
38	A1	1044	C	Sidechain
38	A1	1045	A	Sidechain
38	A1	1049	U	Sidechain
38	A1	105	C	Sidechain
38	A1	1051	C	Sidechain
38	A1	1056	C	Sidechain
38	A1	1057	C	Sidechain
38	A1	1059	C	Sidechain
38	A1	106	G	Sidechain
38	A1	1060	C	Sidechain
38	A1	1061	G	Sidechain
38	A1	1063	C	Sidechain
38	A1	1066	C	Sidechain
38	A1	1067	G	Sidechain
38	A1	107	G	Sidechain
38	A1	1070	G	Sidechain
38	A1	1071	A	Sidechain
38	A1	1074	G	Sidechain
38	A1	1075	G	Sidechain
38	A1	108	G	Sidechain
38	A1	1081	U	Sidechain

Continued on next page...

Continued from previous page...

Mol	Chain	Res	Type	Group
38	A1	1083	G	Sidechain
38	A1	1084	G	Sidechain
38	A1	1085	G	Sidechain
38	A1	1086	U	Sidechain
38	A1	1090	G	Sidechain
38	A1	1092	U	Sidechain
38	A1	1093	G	Sidechain
38	A1	1094	U	Sidechain
38	A1	1096	A	Sidechain
38	A1	1099	C	Sidechain
38	A1	110	A	Sidechain
38	A1	1100	G	Sidechain
38	A1	1101	U	Sidechain
38	A1	1102	C	Sidechain
38	A1	1107	G	Sidechain
38	A1	1110	A	Sidechain
38	A1	1111	G	Sidechain
38	A1	1113	G	Sidechain
38	A1	1115	A	Sidechain
38	A1	1116	A	Sidechain
38	A1	1117	C	Sidechain
38	A1	1118	A	Sidechain
38	A1	1121	C	Sidechain
38	A1	1123	A	Sidechain
38	A1	1125	A	Sidechain
38	A1	1128	G	Sidechain
38	A1	1130	G	Sidechain
38	A1	1132	U	Sidechain
38	A1	1135	A	Sidechain
38	A1	1138	C	Sidechain
38	A1	1142	A	Sidechain
38	A1	1146	U	Sidechain
38	A1	1147	G	Sidechain
38	A1	1148	C	Sidechain
38	A1	115	C	Sidechain
38	A1	1151	G	Sidechain
38	A1	1153	U	Sidechain
38	A1	1162	C	Sidechain
38	A1	1163	U	Sidechain
38	A1	1165	C	Sidechain
38	A1	1166	A	Sidechain
38	A1	1167	A	Sidechain

Continued on next page...

Continued from previous page...

Mol	Chain	Res	Type	Group
38	A1	117	A	Sidechain
38	A1	1170	G	Sidechain
38	A1	1171	G	Sidechain
38	A1	1179	G	Sidechain
38	A1	118	A	Sidechain
38	A1	1180	G	Sidechain
38	A1	1181	C	Sidechain
38	A1	1187	A	Sidechain
38	A1	1189	A	Sidechain
38	A1	119	U	Sidechain
38	A1	1192	G	Sidechain
38	A1	1193	G	Sidechain
38	A1	1194	G	Sidechain
38	A1	1195	G	Sidechain
38	A1	1199	U	Sidechain
38	A1	1200	A	Sidechain
38	A1	1201	G	Sidechain
38	A1	1203	C	Sidechain
38	A1	1205	U	Sidechain
38	A1	1206	A	Sidechain
38	A1	1208	A	Sidechain
38	A1	1209	A	Sidechain
38	A1	1210	G	Sidechain
38	A1	1212	A	Sidechain
38	A1	1215	C	Sidechain
38	A1	1216	A	Sidechain
38	A1	1217	U	Sidechain
38	A1	122	G	Sidechain
38	A1	1220	U	Sidechain
38	A1	1222	U	Sidechain
38	A1	1223	A	Sidechain
38	A1	1224	A	Sidechain
38	A1	1225	A	Sidechain
38	A1	1228	G	Sidechain
38	A1	1229	U	Sidechain
38	A1	123	A	Sidechain
38	A1	1230	G	Sidechain
38	A1	1234	A	Sidechain
38	A1	1238	G	Sidechain
38	A1	1239	C	Sidechain
38	A1	1240	U	Sidechain
38	A1	1241	C	Sidechain

Continued on next page...

Continued from previous page...

Mol	Chain	Res	Type	Group
38	A1	1243	C	Sidechain
38	A1	1244	C	Sidechain
38	A1	1245	C	Sidechain
38	A1	1246	G	Sidechain
38	A1	1247	U	Sidechain
38	A1	1248	C	Sidechain
38	A1	125	C	Sidechain
38	A1	1250	A	Sidechain
38	A1	1256	G	Sidechain
38	A1	1257	G	Sidechain
38	A1	1258	G	Sidechain
38	A1	1259	G	Sidechain
38	A1	1261	C	Sidechain
38	A1	1264	G	Sidechain
38	A1	1266	A	Sidechain
38	A1	1268	A	Sidechain
38	A1	1269	U	Sidechain
38	A1	1271	G	Sidechain
38	A1	1273	C	Sidechain
38	A1	1274	G	Sidechain
38	A1	1275	G	Sidechain
38	A1	1279	U	Sidechain
38	A1	1281	A	Sidechain
38	A1	1285	C	Sidechain
38	A1	1286	G	Sidechain
38	A1	1287	G	Sidechain
38	A1	1289	C	Sidechain
38	A1	1290	G	Sidechain
38	A1	1291	C	Sidechain
38	A1	1294	A	Sidechain
38	A1	1295	G	Sidechain
38	A1	1296	A	Sidechain
38	A1	1297	C	Sidechain
38	A1	1298	C	Sidechain
38	A1	13	U	Sidechain
38	A1	130	G	Sidechain
38	A1	1301	G	Sidechain
38	A1	1302	G	Sidechain
38	A1	1305	C	Sidechain
38	A1	1306	A	Sidechain
38	A1	1307	C	Sidechain
38	A1	1308	G	Sidechain

Continued on next page...

Continued from previous page...

Mol	Chain	Res	Type	Group
38	A1	1324	G	Sidechain
38	A1	1326	U	Sidechain
38	A1	133	G	Sidechain
38	A1	1331	U	Sidechain
38	A1	1333	G	Sidechain
38	A1	1336	G	Sidechain
38	A1	1339	C	Sidechain
38	A1	1340	G	Sidechain
38	A1	1345	G	Sidechain
38	A1	1347	U	Sidechain
38	A1	1348	G	Sidechain
38	A1	1349	G	Sidechain
38	A1	135	U	Sidechain
38	A1	1351	G	Sidechain
38	A1	1353	A	Sidechain
38	A1	1354	G	Sidechain
38	A1	1356	A	Sidechain
38	A1	1357	G	Sidechain
38	A1	136	U	Sidechain
38	A1	1369	G	Sidechain
38	A1	137	A	Sidechain
38	A1	1370	G	Sidechain
38	A1	1372	C	Sidechain
38	A1	1373	C	Sidechain
38	A1	1374	G	Sidechain
38	A1	1375	G	Sidechain
38	A1	1377	G	Sidechain
38	A1	138	U	Sidechain
38	A1	1380	G	Sidechain
38	A1	1381	C	Sidechain
38	A1	1385	C	Sidechain
38	A1	1386	G	Sidechain
38	A1	1387	G	Sidechain
38	A1	1388	U	Sidechain
38	A1	1390	U	Sidechain
38	A1	1392	G	Sidechain
38	A1	1393	C	Sidechain
38	A1	1394	G	Sidechain
38	A1	1395	G	Sidechain
38	A1	1399	C	Sidechain
38	A1	140	C	Sidechain
38	A1	1400	U	Sidechain

Continued on next page...

Continued from previous page...

Mol	Chain	Res	Type	Group
38	A1	1401	G	Sidechain
38	A1	1403	C	Sidechain
38	A1	1405	G	Sidechain
38	A1	1409	U	Sidechain
38	A1	1410	A	Sidechain
38	A1	1411	G	Sidechain
38	A1	1412	C	Sidechain
38	A1	1414	G	Sidechain
38	A1	1415	C	Sidechain
38	A1	1416	G	Sidechain
38	A1	1418	A	Sidechain
38	A1	1421	C	Sidechain
38	A1	1423	G	Sidechain
38	A1	1424	G	Sidechain
38	A1	1425	U	Sidechain
38	A1	1428	G	Sidechain
38	A1	1429	A	Sidechain
38	A1	143	C	Sidechain
38	A1	1433	C	Sidechain
38	A1	1434	C	Sidechain
38	A1	1435	G	Sidechain
38	A1	1439	G	Sidechain
38	A1	1440	C	Sidechain
38	A1	1441	C	Sidechain
38	A1	1442	G	Sidechain
38	A1	1443	G	Sidechain
38	A1	1444	A	Sidechain
38	A1	1445	G	Sidechain
38	A1	1446	G	Sidechain
38	A1	1447	G	Sidechain
38	A1	1448	G	Sidechain
38	A1	1449	C	Sidechain
38	A1	1453	G	Sidechain
38	A1	1454	G	Sidechain
38	A1	1455	U	Sidechain
38	A1	1459	A	Sidechain
38	A1	146	U	Sidechain
38	A1	1462	G	Sidechain
38	A1	1465	A	Sidechain
38	A1	1467	G	Sidechain
38	A1	1471	G	Sidechain
38	A1	1472	U	Sidechain

Continued on next page...

Continued from previous page...

Mol	Chain	Res	Type	Group
38	A1	1473	C	Sidechain
38	A1	1474	A	Sidechain
38	A1	1476	C	Sidechain
38	A1	1477	C	Sidechain
38	A1	1479	U	Sidechain
38	A1	148	C	Sidechain
38	A1	1481	G	Sidechain
38	A1	1486	G	Sidechain
38	A1	149	G	Sidechain
38	A1	1491	U	Sidechain
38	A1	1494	U	Sidechain
38	A1	1495	A	Sidechain
38	A1	1501	G	Sidechain
38	A1	1504	C	Sidechain
38	A1	1505	G	Sidechain
38	A1	1509	C	Sidechain
38	A1	1512	G	Sidechain
38	A1	1513	G	Sidechain
38	A1	1514	C	Sidechain
38	A1	1516	C	Sidechain
38	A1	1520	G	Sidechain
38	A1	1521	G	Sidechain
38	A1	1522	A	Sidechain
38	A1	1523	A	Sidechain
38	A1	1524	A	Sidechain
38	A1	1525	G	Sidechain
38	A1	1526	G	Sidechain
38	A1	1527	G	Sidechain
38	A1	1528	A	Sidechain
38	A1	1532	G	Sidechain
38	A1	1533	G	Sidechain
38	A1	1539	U	Sidechain
38	A1	1540	A	Sidechain
38	A1	1541	U	Sidechain
38	A1	1546	G	Sidechain
38	A1	1548	A	Sidechain
38	A1	1553	G	Sidechain
38	A1	1554	G	Sidechain
38	A1	1555	G	Sidechain
38	A1	1560	G	Sidechain
38	A1	1561	G	Sidechain
38	A1	1565	G	Sidechain

Continued on next page...

Continued from previous page...

Mol	Chain	Res	Type	Group
38	A1	1569	A	Sidechain
38	A1	1570	C	Sidechain
38	A1	1571	G	Sidechain
38	A1	1575	G	Sidechain
38	A1	1576	C	Sidechain
38	A1	1577	C	Sidechain
38	A1	1578	C	Sidechain
38	A1	1581	A	Sidechain
38	A1	1582	G	Sidechain
38	A1	1583	G	Sidechain
38	A1	1584	G	Sidechain
38	A1	1585	U	Sidechain
38	A1	1586	G	Sidechain
38	A1	1589	G	Sidechain
38	A1	1591	C	Sidechain
38	A1	1592	U	Sidechain
38	A1	1594	G	Sidechain
38	A1	1596	G	Sidechain
38	A1	16	G	Sidechain
38	A1	1600	G	Sidechain
38	A1	1601	G	Sidechain
38	A1	1602	C	Sidechain
38	A1	1603	G	Sidechain
38	A1	1604	G	Sidechain
38	A1	1608	G	Sidechain
38	A1	1609	G	Sidechain
38	A1	1610	C	Sidechain
38	A1	1612	G	Sidechain
38	A1	1613	A	Sidechain
38	A1	1616	A	Sidechain
38	A1	1618	G	Sidechain
38	A1	1620	C	Sidechain
38	A1	1621	G	Sidechain
38	A1	1622	G	Sidechain
38	A1	1623	C	Sidechain
38	A1	1624	U	Sidechain
38	A1	1625	A	Sidechain
38	A1	1626	A	Sidechain
38	A1	1627	G	Sidechain
38	A1	1630	U	Sidechain
38	A1	1631	A	Sidechain
38	A1	1632	U	Sidechain

Continued on next page...

Continued from previous page...

Mol	Chain	Res	Type	Group
38	A1	1633	A	Sidechain
38	A1	1635	G	Sidechain
38	A1	1637	C	Sidechain
38	A1	1638	C	Sidechain
38	A1	164	A	Sidechain
38	A1	1640	G	Sidechain
38	A1	1641	G	Sidechain
38	A1	1642	G	Sidechain
38	A1	1644	G	Sidechain
38	A1	1653	U	Sidechain
38	A1	1655	G	Sidechain
38	A1	1657	G	Sidechain
38	A1	1659	G	Sidechain
38	A1	166	G	Sidechain
38	A1	1660	A	Sidechain
38	A1	1661	A	Sidechain
38	A1	1663	C	Sidechain
38	A1	1665	G	Sidechain
38	A1	1666	G	Sidechain
38	A1	1668	G	Sidechain
38	A1	167	G	Sidechain
38	A1	1674	G	Sidechain
38	A1	1675	C	Sidechain
38	A1	1676	G	Sidechain
38	A1	1677	A	Sidechain
38	A1	1679	U	Sidechain
38	A1	1680	G	Sidechain
38	A1	1681	G	Sidechain
38	A1	1687	C	Sidechain
38	A1	1690	U	Sidechain
38	A1	1695	G	Sidechain
38	A1	1696	G	Sidechain
38	A1	1699	U	Sidechain
38	A1	17	C	Sidechain
38	A1	1707	A	Sidechain
38	A1	1708	U	Sidechain
38	A1	1709	C	Sidechain
38	A1	1713	G	Sidechain
38	A1	1714	G	Sidechain
38	A1	1717	C	Sidechain
38	A1	1718	C	Sidechain
38	A1	1719	C	Sidechain

Continued on next page...

Continued from previous page...

Mol	Chain	Res	Type	Group
38	A1	172	C	Sidechain
38	A1	1721	U	Sidechain
38	A1	1722	G	Sidechain
38	A1	1725	A	Sidechain
38	A1	1726	A	Sidechain
38	A1	1727	G	Sidechain
38	A1	1731	U	Sidechain
38	A1	1733	C	Sidechain
38	A1	1734	G	Sidechain
38	A1	1735	G	Sidechain
38	A1	1737	A	Sidechain
38	A1	1739	U	Sidechain
38	A1	1740	U	Sidechain
38	A1	1741	C	Sidechain
38	A1	1743	G	Sidechain
38	A1	1744	A	Sidechain
38	A1	1745	U	Sidechain
38	A1	1746	C	Sidechain
38	A1	175	G	Sidechain
38	A1	1750	C	Sidechain
38	A1	1753	G	Sidechain
38	A1	1758	U	Sidechain
38	A1	1759	A	Sidechain
38	A1	176	G	Sidechain
38	A1	1760	C	Sidechain
38	A1	1763	A	Sidechain
38	A1	1768	C	Sidechain
38	A1	1769	G	Sidechain
38	A1	177	G	Sidechain
38	A1	1773	C	Sidechain
38	A1	1774	A	Sidechain
38	A1	1775	G	Sidechain
38	A1	1776	G	Sidechain
38	A1	1777	U	Sidechain
38	A1	178	G	Sidechain
38	A1	1781	C	Sidechain
38	A1	1782	C	Sidechain
38	A1	1783	U	Sidechain
38	A1	1784	G	Sidechain
38	A1	1787	U	Sidechain
38	A1	1788	G	Sidechain
38	A1	1789	A	Sidechain

Continued on next page...

Continued from previous page...

Mol	Chain	Res	Type	Group
38	A1	1792	A	Sidechain
38	A1	1793	G	Sidechain
38	A1	1794	C	Sidechain
38	A1	1795	C	Sidechain
38	A1	1796	U	Sidechain
38	A1	1798	A	Sidechain
38	A1	1799	G	Sidechain
38	A1	1800	G	Sidechain
38	A1	1802	G	Sidechain
38	A1	1803	U	Sidechain
38	A1	1804	G	Sidechain
38	A1	1805	U	Sidechain
38	A1	1807	G	Sidechain
38	A1	181	U	Sidechain
38	A1	1810	G	Sidechain
38	A1	1811	G	Sidechain
38	A1	1814	A	Sidechain
38	A1	1815	C	Sidechain
38	A1	1817	C	Sidechain
38	A1	1819	G	Sidechain
38	A1	182	U	Sidechain
38	A1	1822	G	Sidechain
38	A1	1823	A	Sidechain
38	A1	1824	G	Sidechain
38	A1	1826	G	Sidechain
38	A1	183	G	Sidechain
38	A1	1833	G	Sidechain
38	A1	184	A	Sidechain
38	A1	1841	G	Sidechain
38	A1	1844	C	Sidechain
38	A1	1846	G	Sidechain
38	A1	1848	A	Sidechain
38	A1	185	A	Sidechain
38	A1	1852	U	Sidechain
38	A1	1854	G	Sidechain
38	A1	1856	G	Sidechain
38	A1	1857	A	Sidechain
38	A1	1858	G	Sidechain
38	A1	1861	G	Sidechain
38	A1	1863	G	Sidechain
38	A1	1865	U	Sidechain
38	A1	187	C	Sidechain

Continued on next page...

Continued from previous page...

Mol	Chain	Res	Type	Group
38	A1	1870	G	Sidechain
38	A1	1873	G	Sidechain
38	A1	1876	G	Sidechain
38	A1	1877	C	Sidechain
38	A1	1878	G	Sidechain
38	A1	1882	C	Sidechain
38	A1	1884	C	Sidechain
38	A1	1885	G	Sidechain
38	A1	1886	C	Sidechain
38	A1	1888	G	Sidechain
38	A1	189	U	Sidechain
38	A1	1890	U	Sidechain
38	A1	1891	C	Sidechain
38	A1	1896	U	Sidechain
38	A1	1897	G	Sidechain
38	A1	190	C	Sidechain
38	A1	1900	U	Sidechain
38	A1	1901	A	Sidechain
38	A1	1902	G	Sidechain
38	A1	1903	G	Sidechain
38	A1	1907	G	Sidechain
38	A1	1908	C	Sidechain
38	A1	1914	U	Sidechain
38	A1	1919	A	Sidechain
38	A1	1920	A	Sidechain
38	A1	1921	U	Sidechain
38	A1	1924	A	Sidechain
38	A1	1926	A	Sidechain
38	A1	1927	C	Sidechain
38	A1	1928	A	Sidechain
38	A1	1929	C	Sidechain
38	A1	1930	A	Sidechain
38	A1	1931	G	Sidechain
38	A1	1932	G	Sidechain
38	A1	1933	U	Sidechain
38	A1	1934	C	Sidechain
38	A1	1935	C	Sidechain
38	A1	1936	C	Sidechain
38	A1	1937	A	Sidechain
38	A1	1938	G	Sidechain
38	A1	1939	C	Sidechain
38	A1	194	G	Sidechain

Continued on next page...

Continued from previous page...

Mol	Chain	Res	Type	Group
38	A1	1941	A	Sidechain
38	A1	1942	G	Sidechain
38	A1	1946	G	Sidechain
38	A1	1947	A	Sidechain
38	A1	1949	A	Sidechain
38	A1	195	U	Sidechain
38	A1	1950	G	Sidechain
38	A1	1952	G	Sidechain
38	A1	1953	U	Sidechain
38	A1	1956	G	Sidechain
38	A1	1957	U	Sidechain
38	A1	1958	A	Sidechain
38	A1	196	A	Sidechain
38	A1	1961	G	Sidechain
38	A1	1962	G	Sidechain
38	A1	1966	C	Sidechain
38	A1	1968	A	Sidechain
38	A1	1969	C	Sidechain
38	A1	1970	G	Sidechain
38	A1	1973	U	Sidechain
38	A1	1975	C	Sidechain
38	A1	1976	C	Sidechain
38	A1	1978	A	Sidechain
38	A1	1980	U	Sidechain
38	A1	1981	G	Sidechain
38	A1	1982	C	Sidechain
38	A1	1985	G	Sidechain
38	A1	1987	A	Sidechain
38	A1	1988	U	Sidechain
38	A1	1989	G	Sidechain
38	A1	1990	U	Sidechain
38	A1	1991	G	Sidechain
38	A1	1993	A	Sidechain
38	A1	1994	G	Sidechain
38	A1	1998	G	Sidechain
38	A1	2001	U	Sidechain
38	A1	2002	A	Sidechain
38	A1	2003	C	Sidechain
38	A1	2004	A	Sidechain
38	A1	2006	C	Sidechain
38	A1	2007	C	Sidechain
38	A1	2010	G	Sidechain

Continued on next page...

Continued from previous page...

Mol	Chain	Res	Type	Group
38	A1	2011	U	Sidechain
38	A1	2015	G	Sidechain
38	A1	2017	A	Sidechain
38	A1	2019	C	Sidechain
38	A1	2025	A	Sidechain
38	A1	2033	G	Sidechain
38	A1	2034	G	Sidechain
38	A1	2036	A	Sidechain
38	A1	2037	A	Sidechain
38	A1	2039	U	Sidechain
38	A1	2040	A	Sidechain
38	A1	2042	A	Sidechain
38	A1	2045	C	Sidechain
38	A1	2047	U	Sidechain
38	A1	2048	C	Sidechain
38	A1	2050	U	Sidechain
38	A1	2051	A	Sidechain
38	A1	2053	G	Sidechain
38	A1	2054	G	Sidechain
38	A1	2055	U	Sidechain
38	A1	2057	G	Sidechain
38	A1	206	A	Sidechain
38	A1	2061	A	Sidechain
38	A1	2063	U	Sidechain
38	A1	2064	U	Sidechain
38	A1	2067	U	Sidechain
38	A1	2068	U	Sidechain
38	A1	207	A	Sidechain
38	A1	2071	C	Sidechain
38	A1	2072	G	Sidechain
38	A1	2076	A	Sidechain
38	A1	2078	A	Sidechain
38	A1	2082	C	Sidechain
38	A1	2084	A	Sidechain
38	A1	2086	C	Sidechain
38	A1	2088	G	Sidechain
38	A1	2089	C	Sidechain
38	A1	2090	A	Sidechain
38	A1	2091	U	Sidechain
38	A1	2092	G	Sidechain
38	A1	2093	A	Sidechain
38	A1	2097	G	Sidechain

Continued on next page...

Continued from previous page...

Mol	Chain	Res	Type	Group
38	A1	2099	G	Sidechain
38	A1	210	A	Sidechain
38	A1	2101	A	Sidechain
38	A1	2106	G	Sidechain
38	A1	211	A	Sidechain
38	A1	2110	C	Sidechain
38	A1	2112	C	Sidechain
38	A1	2113	G	Sidechain
38	A1	2114	C	Sidechain
38	A1	2115	U	Sidechain
38	A1	2117	U	Sidechain
38	A1	2119	C	Sidechain
38	A1	2120	C	Sidechain
38	A1	2122	G	Sidechain
38	A1	2123	G	Sidechain
38	A1	2124	C	Sidechain
38	A1	2126	G	Sidechain
38	A1	2131	C	Sidechain
38	A1	2132	C	Sidechain
38	A1	2134	G	Sidechain
38	A1	2138	A	Sidechain
38	A1	2139	A	Sidechain
38	A1	214	C	Sidechain
38	A1	2140	C	Sidechain
38	A1	2141	C	Sidechain
38	A1	2142	U	Sidechain
38	A1	2148	U	Sidechain
38	A1	2149	G	Sidechain
38	A1	2152	G	Sidechain
38	A1	2154	G	Sidechain
38	A1	2156	A	Sidechain
38	A1	2158	G	Sidechain
38	A1	2161	A	Sidechain
38	A1	2162	G	Sidechain
38	A1	2164	G	Sidechain
38	A1	2165	A	Sidechain
38	A1	2166	C	Sidechain
38	A1	2167	C	Sidechain
38	A1	2171	G	Sidechain
38	A1	2172	G	Sidechain
38	A1	2175	G	Sidechain
38	A1	2176	G	Sidechain

Continued on next page...

Continued from previous page...

Mol	Chain	Res	Type	Group
38	A1	2177	A	Sidechain
38	A1	2178	A	Sidechain
38	A1	2179	G	Sidechain
38	A1	218	A	Sidechain
38	A1	2183	A	Sidechain
38	A1	2184	G	Sidechain
38	A1	2189	C	Sidechain
38	A1	2190	A	Sidechain
38	A1	2191	U	Sidechain
38	A1	2192	G	Sidechain
38	A1	2195	G	Sidechain
38	A1	220	C	Sidechain
38	A1	2201	C	Sidechain
38	A1	2202	U	Sidechain
38	A1	2203	G	Sidechain
38	A1	2204	C	Sidechain
38	A1	2205	A	Sidechain
38	A1	2208	C	Sidechain
38	A1	221	G	Sidechain
38	A1	2210	G	Sidechain
38	A1	2212	C	Sidechain
38	A1	2216	G	Sidechain
38	A1	2217	C	Sidechain
38	A1	2218	C	Sidechain
38	A1	2219	A	Sidechain
38	A1	2223	G	Sidechain
38	A1	2224	G	Sidechain
38	A1	2226	G	Sidechain
38	A1	2228	G	Sidechain
38	A1	2229	G	Sidechain
38	A1	2230	G	Sidechain
38	A1	2233	G	Sidechain
38	A1	2234	C	Sidechain
38	A1	2235	G	Sidechain
38	A1	2237	A	Sidechain
38	A1	2240	G	Sidechain
38	A1	2241	U	Sidechain
38	A1	2243	G	Sidechain
38	A1	2244	G	Sidechain
38	A1	2245	C	Sidechain
38	A1	2247	G	Sidechain
38	A1	2248	G	Sidechain

Continued on next page...

Continued from previous page...

Mol	Chain	Res	Type	Group
38	A1	2249	A	Sidechain
38	A1	2250	G	Sidechain
38	A1	2253	G	Sidechain
38	A1	2256	G	Sidechain
38	A1	2257	A	Sidechain
38	A1	2258	A	Sidechain
38	A1	2259	G	Sidechain
38	A1	226	C	Sidechain
38	A1	2260	C	Sidechain
38	A1	2262	C	Sidechain
38	A1	2265	C	Sidechain
38	A1	2266	C	Sidechain
38	A1	2267	U	Sidechain
38	A1	227	G	Sidechain
38	A1	2270	G	Sidechain
38	A1	2272	G	Sidechain
38	A1	2274	C	Sidechain
38	A1	2275	G	Sidechain
38	A1	2278	U	Sidechain
38	A1	2279	G	Sidechain
38	A1	2280	G	Sidechain
38	A1	2281	A	Sidechain
38	A1	2285	G	Sidechain
38	A1	2286	U	Sidechain
38	A1	2291	G	Sidechain
38	A1	2295	C	Sidechain
38	A1	2298	C	Sidechain
38	A1	23	G	Sidechain
38	A1	230	A	Sidechain
38	A1	2301	C	Sidechain
38	A1	2302	C	Sidechain
38	A1	2303	A	Sidechain
38	A1	2304	C	Sidechain
38	A1	2305	U	Sidechain
38	A1	2308	C	Sidechain
38	A1	2310	G	Sidechain
38	A1	2316	U	Sidechain
38	A1	2317	G	Sidechain
38	A1	2318	G	Sidechain
38	A1	2320	U	Sidechain
38	A1	2322	A	Sidechain
38	A1	2324	C	Sidechain

Continued on next page...

Continued from previous page...

Mol	Chain	Res	Type	Group
38	A1	2328	G	Sidechain
38	A1	2329	A	Sidechain
38	A1	2331	A	Sidechain
38	A1	2334	G	Sidechain
38	A1	2336	G	Sidechain
38	A1	2337	G	Sidechain
38	A1	2338	A	Sidechain
38	A1	234	G	Sidechain
38	A1	2340	A	Sidechain
38	A1	2341	G	Sidechain
38	A1	2342	C	Sidechain
38	A1	2343	G	Sidechain
38	A1	2345	U	Sidechain
38	A1	2346	A	Sidechain
38	A1	2348	G	Sidechain
38	A1	2349	U	Sidechain
38	A1	2351	G	Sidechain
38	A1	2354	A	Sidechain
38	A1	2356	U	Sidechain
38	A1	2358	U	Sidechain
38	A1	236	G	Sidechain
38	A1	2361	C	Sidechain
38	A1	2362	U	Sidechain
38	A1	237	G	Sidechain
38	A1	2371	A	Sidechain
38	A1	2373	G	Sidechain
38	A1	2379	G	Sidechain
38	A1	238	C	Sidechain
38	A1	2382	A	Sidechain
38	A1	2384	G	Sidechain
38	A1	2386	U	Sidechain
38	A1	2388	U	Sidechain
38	A1	239	G	Sidechain
38	A1	2393	G	Sidechain
38	A1	2394	G	Sidechain
38	A1	2398	C	Sidechain
38	A1	2399	C	Sidechain
38	A1	24	G	Sidechain
38	A1	2400	U	Sidechain
38	A1	2403	G	Sidechain
38	A1	2404	G	Sidechain
38	A1	2405	U	Sidechain

Continued on next page...

Continued from previous page...

Mol	Chain	Res	Type	Group
38	A1	2407	G	Sidechain
38	A1	2408	G	Sidechain
38	A1	241	C	Sidechain
38	A1	2410	U	Sidechain
38	A1	2414	G	Sidechain
38	A1	2418	G	Sidechain
38	A1	2419	U	Sidechain
38	A1	242	C	Sidechain
38	A1	2420	C	Sidechain
38	A1	2423	G	Sidechain
38	A1	2428	C	Sidechain
38	A1	2429	G	Sidechain
38	A1	2434	A	Sidechain
38	A1	2435	G	Sidechain
38	A1	2436	A	Sidechain
38	A1	2437	G	Sidechain
38	A1	2441	A	Sidechain
38	A1	2444	G	Sidechain
38	A1	2445	G	Sidechain
38	A1	2450	A	Sidechain
38	A1	2451	G	Sidechain
38	A1	2453	C	Sidechain
38	A1	2458	U	Sidechain
38	A1	2459	G	Sidechain
38	A1	246	A	Sidechain
38	A1	2460	A	Sidechain
38	A1	2463	G	Sidechain
38	A1	2469	G	Sidechain
38	A1	2470	U	Sidechain
38	A1	2472	A	Sidechain
38	A1	2473	C	Sidechain
38	A1	2474	A	Sidechain
38	A1	2475	G	Sidechain
38	A1	2477	G	Sidechain
38	A1	2479	C	Sidechain
38	A1	248	C	Sidechain
38	A1	2481	G	Sidechain
38	A1	2483	U	Sidechain
38	A1	2485	C	Sidechain
38	A1	2487	G	Sidechain
38	A1	249	G	Sidechain
38	A1	2490	C	Sidechain

Continued on next page...

Continued from previous page...

Mol	Chain	Res	Type	Group
38	A1	2492	G	Sidechain
38	A1	2493	A	Sidechain
38	A1	2494	A	Sidechain
38	A1	2497	G	Sidechain
38	A1	2499	U	Sidechain
38	A1	2501	G	Sidechain
38	A1	2504	U	Sidechain
38	A1	2506	G	Sidechain
38	A1	2508	G	Sidechain
38	A1	2509	A	Sidechain
38	A1	2517	U	Sidechain
38	A1	2523	C	Sidechain
38	A1	2526	G	Sidechain
38	A1	2529	G	Sidechain
38	A1	2531	G	Sidechain
38	A1	2532	G	Sidechain
38	A1	2538	G	Sidechain
38	A1	2539	G	Sidechain
38	A1	2540	A	Sidechain
38	A1	2541	U	Sidechain
38	A1	2542	G	Sidechain
38	A1	2544	C	Sidechain
38	A1	2548	A	Sidechain
38	A1	2559	G	Sidechain
38	A1	256	G	Sidechain
38	A1	2560	G	Sidechain
38	A1	2562	G	Sidechain
38	A1	2566	A	Sidechain
38	A1	2574	G	Sidechain
38	A1	2576	C	Sidechain
38	A1	2577	U	Sidechain
38	A1	258	C	Sidechain
38	A1	2580	G	Sidechain
38	A1	2581	G	Sidechain
38	A1	2583	G	Sidechain
38	A1	2584	A	Sidechain
38	A1	2585	G	Sidechain
38	A1	2587	G	Sidechain
38	A1	2588	C	Sidechain
38	A1	2590	C	Sidechain
38	A1	2592	U	Sidechain
38	A1	2593	A	Sidechain

Continued on next page...

Continued from previous page...

Mol	Chain	Res	Type	Group
38	A1	2594	U	Sidechain
38	A1	260	A	Sidechain
38	A1	2604	G	Sidechain
38	A1	2605	G	Sidechain
38	A1	2612	A	Sidechain
38	A1	2613	C	Sidechain
38	A1	2617	G	Sidechain
38	A1	2618	C	Sidechain
38	A1	2619	U	Sidechain
38	A1	2622	C	Sidechain
38	A1	2626	U	Sidechain
38	A1	263	U	Sidechain
38	A1	2630	C	Sidechain
38	A1	2631	C	Sidechain
38	A1	2634	U	Sidechain
38	A1	2636	C	Sidechain
38	A1	2639	G	Sidechain
38	A1	264	G	Sidechain
38	A1	2641	C	Sidechain
38	A1	2642	C	Sidechain
38	A1	2645	C	Sidechain
38	A1	2646	A	Sidechain
38	A1	2647	G	Sidechain
38	A1	2649	A	Sidechain
38	A1	2650	G	Sidechain
38	A1	2652	G	Sidechain
38	A1	2653	G	Sidechain
38	A1	2656	A	Sidechain
38	A1	2658	G	Sidechain
38	A1	2663	G	Sidechain
38	A1	2667	U	Sidechain
38	A1	2669	U	Sidechain
38	A1	2671	C	Sidechain
38	A1	2674	C	Sidechain
38	A1	2675	C	Sidechain
38	A1	2676	A	Sidechain
38	A1	2679	A	Sidechain
38	A1	2680	A	Sidechain
38	A1	2684	G	Sidechain
38	A1	2688	C	Sidechain
38	A1	269	C	Sidechain
38	A1	2693	G	Sidechain

Continued on next page...

Continued from previous page...

Mol	Chain	Res	Type	Group
38	A1	2694	C	Sidechain
38	A1	2697	G	Sidechain
38	A1	2700	U	Sidechain
38	A1	2703	G	Sidechain
38	A1	2707	G	Sidechain
38	A1	2708	U	Sidechain
38	A1	2710	G	Sidechain
38	A1	2712	G	Sidechain
38	A1	2713	A	Sidechain
38	A1	2714	G	Sidechain
38	A1	2717	A	Sidechain
38	A1	2719	G	Sidechain
38	A1	272	G	Sidechain
38	A1	2722	G	Sidechain
38	A1	2723	G	Sidechain
38	A1	2726	G	Sidechain
38	A1	2727	C	Sidechain
38	A1	2728	U	Sidechain
38	A1	273	G	Sidechain
38	A1	2733	A	Sidechain
38	A1	2737	G	Sidechain
38	A1	2738	G	Sidechain
38	A1	2739	G	Sidechain
38	A1	274	C	Sidechain
38	A1	2742	G	Sidechain
38	A1	2743	U	Sidechain
38	A1	2744	U	Sidechain
38	A1	2746	G	Sidechain
38	A1	275	C	Sidechain
38	A1	2751	C	Sidechain
38	A1	2752	U	Sidechain
38	A1	2753	G	Sidechain
38	A1	2754	A	Sidechain
38	A1	2756	G	Sidechain
38	A1	2759	A	Sidechain
38	A1	276	G	Sidechain
38	A1	2761	G	Sidechain
38	A1	2764	G	Sidechain
38	A1	2766	C	Sidechain
38	A1	2768	C	Sidechain
38	A1	2769	U	Sidechain
38	A1	277	A	Sidechain

Continued on next page...

Continued from previous page...

Mol	Chain	Res	Type	Group
38	A1	2773	A	Sidechain
38	A1	2774	C	Sidechain
38	A1	2775	G	Sidechain
38	A1	2777	G	Sidechain
38	A1	2779	G	Sidechain
38	A1	2783	C	Sidechain
38	A1	2785	G	Sidechain
38	A1	2787	G	Sidechain
38	A1	279	G	Sidechain
38	A1	2792	G	Sidechain
38	A1	2793	C	Sidechain
38	A1	2794	G	Sidechain
38	A1	2795	G	Sidechain
38	A1	2799	C	Sidechain
38	A1	28	A	Sidechain
38	A1	2800	U	Sidechain
38	A1	2801	G	Sidechain
38	A1	2803	U	Sidechain
38	A1	2804	C	Sidechain
38	A1	2806	A	Sidechain
38	A1	2810	G	Sidechain
38	A1	2817	U	Sidechain
38	A1	2819	C	Sidechain
38	A1	2821	G	Sidechain
38	A1	2822	G	Sidechain
38	A1	2827	C	Sidechain
38	A1	2829	C	Sidechain
38	A1	2831	G	Sidechain
38	A1	2832	G	Sidechain
38	A1	2833	G	Sidechain
38	A1	2835	A	Sidechain
38	A1	2836	G	Sidechain
38	A1	2838	U	Sidechain
38	A1	2839	A	Sidechain
38	A1	284	U	Sidechain
38	A1	2842	C	Sidechain
38	A1	2843	C	Sidechain
38	A1	2844	G	Sidechain
38	A1	2847	G	Sidechain
38	A1	2848	C	Sidechain
38	A1	2850	G	Sidechain
38	A1	2852	U	Sidechain

Continued on next page...

Continued from previous page...

Mol	Chain	Res	Type	Group
38	A1	2853	A	Sidechain
38	A1	2854	A	Sidechain
38	A1	2855	G	Sidechain
38	A1	2856	G	Sidechain
38	A1	286	G	Sidechain
38	A1	2860	G	Sidechain
38	A1	2862	A	Sidechain
38	A1	2863	A	Sidechain
38	A1	2864	G	Sidechain
38	A1	2869	U	Sidechain
38	A1	287	G	Sidechain
38	A1	2874	C	Sidechain
38	A1	2877	A	Sidechain
38	A1	288	G	Sidechain
38	A1	2882	G	Sidechain
38	A1	2883	C	Sidechain
38	A1	2884	C	Sidechain
38	A1	2888	G	Sidechain
38	A1	289	G	Sidechain
38	A1	2891	A	Sidechain
38	A1	2892	A	Sidechain
38	A1	2893	U	Sidechain
38	A1	2898	G	Sidechain
38	A1	2899	G	Sidechain
38	A1	2902	G	Sidechain
38	A1	292	U	Sidechain
38	A1	2943	G	Sidechain
38	A1	2944	G	Sidechain
38	A1	2947	G	Sidechain
38	A1	2948	A	Sidechain
38	A1	2949	G	Sidechain
38	A1	2950	G	Sidechain
38	A1	2951	G	Sidechain
38	A1	2953	U	Sidechain
38	A1	2955	G	Sidechain
38	A1	2956	G	Sidechain
38	A1	2959	A	Sidechain
38	A1	296	G	Sidechain
38	A1	2961	A	Sidechain
38	A1	2962	A	Sidechain
38	A1	2963	G	Sidechain
38	A1	2964	A	Sidechain

Continued on next page...

Continued from previous page...

Mol	Chain	Res	Type	Group
38	A1	2965	C	Sidechain
38	A1	2967	C	Sidechain
38	A1	2969	G	Sidechain
38	A1	297	G	Sidechain
38	A1	2974	U	Sidechain
38	A1	2975	A	Sidechain
38	A1	2976	G	Sidechain
38	A1	2977	G	Sidechain
38	A1	2978	G	Sidechain
38	A1	298	G	Sidechain
38	A1	2980	G	Sidechain
38	A1	2982	G	Sidechain
38	A1	2986	G	Sidechain
38	A1	2987	U	Sidechain
38	A1	2988	A	Sidechain
38	A1	299	U	Sidechain
38	A1	2990	G	Sidechain
38	A1	2994	G	Sidechain
38	A1	2995	A	Sidechain
38	A1	2997	G	Sidechain
38	A1	2998	G	Sidechain
38	A1	2999	G	Sidechain
38	A1	30	G	Sidechain
38	A1	3000	U	Sidechain
38	A1	3004	C	Sidechain
38	A1	3005	C	Sidechain
38	A1	3007	A	Sidechain
38	A1	3009	C	Sidechain
38	A1	302	U	Sidechain
38	A1	3022	C	Sidechain
38	A1	3023	G	Sidechain
38	A1	3024	C	Sidechain
38	A1	3026	C	Sidechain
38	A1	3027	C	Sidechain
38	A1	3031	U	Sidechain
38	A1	3034	C	Sidechain
38	A1	3035	C	Sidechain
38	A1	3036	C	Sidechain
38	A1	3038	A	Sidechain
38	A1	304	G	Sidechain
38	A1	3042	C	Sidechain
38	A1	3044	U	Sidechain

Continued on next page...

Continued from previous page...

Mol	Chain	Res	Type	Group
38	A1	3045	G	Sidechain
38	A1	305	G	Sidechain
38	A1	308	C	Sidechain
38	A1	309	C	Sidechain
38	A1	31	G	Sidechain
38	A1	310	C	Sidechain
38	A1	312	G	Sidechain
38	A1	313	U	Sidechain
38	A1	316	G	Sidechain
38	A1	317	A	Sidechain
38	A1	318	G	Sidechain
38	A1	319	A	Sidechain
38	A1	32	C	Sidechain
38	A1	322	C	Sidechain
38	A1	324	C	Sidechain
38	A1	325	G	Sidechain
38	A1	326	C	Sidechain
38	A1	328	G	Sidechain
38	A1	329	G	Sidechain
38	A1	33	U	Sidechain
38	A1	330	U	Sidechain
38	A1	332	A	Sidechain
38	A1	336	C	Sidechain
38	A1	338	A	Sidechain
38	A1	339	A	Sidechain
38	A1	34	C	Sidechain
38	A1	341	U	Sidechain
38	A1	342	C	Sidechain
38	A1	348	G	Sidechain
38	A1	35	G	Sidechain
38	A1	351	C	Sidechain
38	A1	353	C	Sidechain
38	A1	354	G	Sidechain
38	A1	355	G	Sidechain
38	A1	358	C	Sidechain
38	A1	361	G	Sidechain
38	A1	363	G	Sidechain
38	A1	364	A	Sidechain
38	A1	365	G	Sidechain
38	A1	366	G	Sidechain
38	A1	369	G	Sidechain
38	A1	37	C	Sidechain

Continued on next page...

Continued from previous page...

Mol	Chain	Res	Type	Group
38	A1	373	G	Sidechain
38	A1	374	C	Sidechain
38	A1	376	C	Sidechain
38	A1	379	U	Sidechain
38	A1	380	A	Sidechain
38	A1	384	G	Sidechain
38	A1	386	A	Sidechain
38	A1	388	G	Sidechain
38	A1	390	C	Sidechain
38	A1	394	A	Sidechain
38	A1	396	G	Sidechain
38	A1	397	G	Sidechain
38	A1	398	U	Sidechain
38	A1	40	G	Sidechain
38	A1	400	U	Sidechain
38	A1	401	C	Sidechain
38	A1	402	G	Sidechain
38	A1	404	G	Sidechain
38	A1	405	G	Sidechain
38	A1	407	A	Sidechain
38	A1	409	C	Sidechain
38	A1	410	C	Sidechain
38	A1	412	G	Sidechain
38	A1	413	A	Sidechain
38	A1	416	A	Sidechain
38	A1	417	C	Sidechain
38	A1	419	G	Sidechain
38	A1	42	G	Sidechain
38	A1	420	U	Sidechain
38	A1	423	G	Sidechain
38	A1	424	U	Sidechain
38	A1	428	A	Sidechain
38	A1	43	G	Sidechain
38	A1	431	U	Sidechain
38	A1	433	C	Sidechain
38	A1	434	G	Sidechain
38	A1	435	G	Sidechain
38	A1	438	G	Sidechain
38	A1	439	G	Sidechain
38	A1	44	C	Sidechain
38	A1	442	G	Sidechain
38	A1	444	U	Sidechain

Continued on next page...

Continued from previous page...

Mol	Chain	Res	Type	Group
38	A1	447	G	Sidechain
38	A1	448	A	Sidechain
38	A1	449	G	Sidechain
38	A1	45	G	Sidechain
38	A1	450	G	Sidechain
38	A1	452	A	Sidechain
38	A1	454	C	Sidechain
38	A1	455	G	Sidechain
38	A1	457	C	Sidechain
38	A1	461	C	Sidechain
38	A1	462	A	Sidechain
38	A1	463	A	Sidechain
38	A1	465	C	Sidechain
38	A1	468	A	Sidechain
38	A1	470	A	Sidechain
38	A1	474	G	Sidechain
38	A1	477	C	Sidechain
38	A1	478	C	Sidechain
38	A1	48	G	Sidechain
38	A1	481	G	Sidechain
38	A1	482	A	Sidechain
38	A1	488	A	Sidechain
38	A1	489	G	Sidechain
38	A1	493	A	Sidechain
38	A1	496	A	Sidechain
38	A1	497	G	Sidechain
38	A1	498	U	Sidechain
38	A1	499	A	Sidechain
38	A1	503	U	Sidechain
38	A1	506	G	Sidechain
38	A1	51	G	Sidechain
38	A1	515	G	Sidechain
38	A1	516	A	Sidechain
38	A1	517	A	Sidechain
38	A1	518	A	Sidechain
38	A1	519	A	Sidechain
38	A1	52	A	Sidechain
38	A1	520	G	Sidechain
38	A1	521	C	Sidechain
38	A1	524	C	Sidechain
38	A1	525	C	Sidechain
38	A1	527	G	Sidechain

Continued on next page...

Continued from previous page...

Mol	Chain	Res	Type	Group
38	A1	529	G	Sidechain
38	A1	53	A	Sidechain
38	A1	532	G	Sidechain
38	A1	534	G	Sidechain
38	A1	536	G	Sidechain
38	A1	537	U	Sidechain
38	A1	54	G	Sidechain
38	A1	540	A	Sidechain
38	A1	543	G	Sidechain
38	A1	545	G	Sidechain
38	A1	548	U	Sidechain
38	A1	549	G	Sidechain
38	A1	55	G	Sidechain
38	A1	552	A	Sidechain
38	A1	553	C	Sidechain
38	A1	555	G	Sidechain
38	A1	557	G	Sidechain
38	A1	558	C	Sidechain
38	A1	559	G	Sidechain
38	A1	560	G	Sidechain
38	A1	562	G	Sidechain
38	A1	566	G	Sidechain
38	A1	567	G	Sidechain
38	A1	568	A	Sidechain
38	A1	569	G	Sidechain
38	A1	571	G	Sidechain
38	A1	577	C	Sidechain
38	A1	583	A	Sidechain
38	A1	585	G	Sidechain
38	A1	586	A	Sidechain
38	A1	588	U	Sidechain
38	A1	589	G	Sidechain
38	A1	59	U	Sidechain
38	A1	590	A	Sidechain
38	A1	597	C	Sidechain
38	A1	603	G	Sidechain
38	A1	61	G	Sidechain
38	A1	612	G	Sidechain
38	A1	613	C	Sidechain
38	A1	621	G	Sidechain
38	A1	622	A	Sidechain
38	A1	623	G	Sidechain

Continued on next page...

Continued from previous page...

Mol	Chain	Res	Type	Group
38	A1	625	A	Sidechain
38	A1	627	G	Sidechain
38	A1	629	G	Sidechain
38	A1	63	A	Sidechain
38	A1	632	G	Sidechain
38	A1	635	G	Sidechain
38	A1	643	G	Sidechain
38	A1	644	G	Sidechain
38	A1	646	U	Sidechain
38	A1	647	G	Sidechain
38	A1	648	C	Sidechain
38	A1	652	G	Sidechain
38	A1	654	C	Sidechain
38	A1	655	C	Sidechain
38	A1	656	G	Sidechain
38	A1	658	C	Sidechain
38	A1	659	U	Sidechain
38	A1	660	U	Sidechain
38	A1	661	G	Sidechain
38	A1	662	A	Sidechain
38	A1	663	A	Sidechain
38	A1	664	A	Sidechain
38	A1	665	C	Sidechain
38	A1	674	G	Sidechain
38	A1	675	G	Sidechain
38	A1	676	G	Sidechain
38	A1	677	A	Sidechain
38	A1	684	G	Sidechain
38	A1	685	G	Sidechain
38	A1	689	U	Sidechain
38	A1	690	G	Sidechain
38	A1	691	G	Sidechain
38	A1	694	A	Sidechain
38	A1	696	G	Sidechain
38	A1	697	U	Sidechain
38	A1	698	U	Sidechain
38	A1	7	G	Sidechain
38	A1	70	G	Sidechain
38	A1	700	A	Sidechain
38	A1	701	G	Sidechain
38	A1	703	G	Sidechain
38	A1	704	G	Sidechain

Continued on next page...

Continued from previous page...

Mol	Chain	Res	Type	Group
38	A1	705	G	Sidechain
38	A1	707	U	Sidechain
38	A1	71	A	Sidechain
38	A1	710	G	Sidechain
38	A1	712	C	Sidechain
38	A1	713	C	Sidechain
38	A1	715	G	Sidechain
38	A1	716	U	Sidechain
38	A1	72	U	Sidechain
38	A1	721	G	Sidechain
38	A1	725	G	Sidechain
38	A1	726	G	Sidechain
38	A1	727	A	Sidechain
38	A1	728	A	Sidechain
38	A1	733	A	Sidechain
38	A1	735	A	Sidechain
38	A1	738	C	Sidechain
38	A1	739	C	Sidechain
38	A1	743	A	Sidechain
38	A1	746	C	Sidechain
38	A1	747	G	Sidechain
38	A1	749	G	Sidechain
38	A1	75	G	Sidechain
38	A1	760	G	Sidechain
38	A1	761	U	Sidechain
38	A1	763	A	Sidechain
38	A1	767	G	Sidechain
38	A1	770	G	Sidechain
38	A1	771	G	Sidechain
38	A1	775	C	Sidechain
38	A1	776	G	Sidechain
38	A1	777	A	Sidechain
38	A1	778	A	Sidechain
38	A1	779	A	Sidechain
38	A1	78	C	Sidechain
38	A1	780	G	Sidechain
38	A1	786	G	Sidechain
38	A1	787	G	Sidechain
38	A1	788	A	Sidechain
38	A1	789	G	Sidechain
38	A1	79	C	Sidechain
38	A1	790	U	Sidechain

Continued on next page...

Continued from previous page...

Mol	Chain	Res	Type	Group
38	A1	791	C	Sidechain
38	A1	798	G	Sidechain
38	A1	8	G	Sidechain
38	A1	80	G	Sidechain
38	A1	800	G	Sidechain
38	A1	802	G	Sidechain
38	A1	803	A	Sidechain
38	A1	807	G	Sidechain
38	A1	808	A	Sidechain
38	A1	809	A	Sidechain
38	A1	81	G	Sidechain
38	A1	810	A	Sidechain
38	A1	816	C	Sidechain
38	A1	817	G	Sidechain
38	A1	818	A	Sidechain
38	A1	821	U	Sidechain
38	A1	823	G	Sidechain
38	A1	824	C	Sidechain
38	A1	825	C	Sidechain
38	A1	827	G	Sidechain
38	A1	83	G	Sidechain
38	A1	832	A	Sidechain
38	A1	833	G	Sidechain
38	A1	834	G	Sidechain
38	A1	835	G	Sidechain
38	A1	836	U	Sidechain
38	A1	838	A	Sidechain
38	A1	842	C	Sidechain
38	A1	844	C	Sidechain
38	A1	845	U	Sidechain
38	A1	847	A	Sidechain
38	A1	850	C	Sidechain
38	A1	852	A	Sidechain
38	A1	853	G	Sidechain
38	A1	857	U	Sidechain
38	A1	859	G	Sidechain
38	A1	86	G	Sidechain
38	A1	860	A	Sidechain
38	A1	861	G	Sidechain
38	A1	862	G	Sidechain
38	A1	865	C	Sidechain
38	A1	866	G	Sidechain

Continued on next page...

Continued from previous page...

Mol	Chain	Res	Type	Group
38	A1	871	G	Sidechain
38	A1	872	G	Sidechain
38	A1	873	G	Sidechain
38	A1	874	U	Sidechain
38	A1	875	G	Sidechain
38	A1	876	C	Sidechain
38	A1	877	U	Sidechain
38	A1	878	G	Sidechain
38	A1	879	A	Sidechain
38	A1	88	G	Sidechain
38	A1	880	U	Sidechain
38	A1	881	G	Sidechain
38	A1	884	C	Sidechain
38	A1	885	A	Sidechain
38	A1	887	U	Sidechain
38	A1	889	C	Sidechain
38	A1	890	G	Sidechain
38	A1	892	U	Sidechain
38	A1	897	U	Sidechain
38	A1	899	A	Sidechain
38	A1	90	A	Sidechain
38	A1	902	C	Sidechain
38	A1	903	C	Sidechain
38	A1	904	G	Sidechain
38	A1	905	G	Sidechain
38	A1	908	U	Sidechain
38	A1	911	G	Sidechain
38	A1	912	G	Sidechain
38	A1	918	A	Sidechain
38	A1	919	G	Sidechain
38	A1	92	G	Sidechain
38	A1	921	C	Sidechain
38	A1	934	G	Sidechain
38	A1	936	G	Sidechain
38	A1	937	A	Sidechain
38	A1	938	U	Sidechain
38	A1	941	C	Sidechain
38	A1	943	G	Sidechain
38	A1	946	U	Sidechain
38	A1	947	C	Sidechain
38	A1	948	C	Sidechain
38	A1	95	G	Sidechain

Continued on next page...

Continued from previous page...

Mol	Chain	Res	Type	Group
38	A1	953	G	Sidechain
38	A1	954	A	Sidechain
38	A1	956	U	Sidechain
38	A1	96	C	Sidechain
38	A1	960	C	Sidechain
38	A1	961	C	Sidechain
38	A1	963	G	Sidechain
38	A1	964	C	Sidechain
38	A1	965	A	Sidechain
38	A1	966	G	Sidechain
38	A1	969	U	Sidechain
38	A1	970	G	Sidechain
38	A1	975	C	Sidechain
38	A1	979	G	Sidechain
38	A1	98	G	Sidechain
38	A1	980	G	Sidechain
38	A1	983	G	Sidechain
38	A1	989	G	Sidechain
38	A1	990	G	Sidechain
38	A1	992	G	Sidechain
38	A1	993	G	Sidechain
38	A1	994	G	Sidechain
38	A1	995	G	Sidechain
38	A1	996	U	Sidechain
38	A1	997	A	Sidechain
38	A1	998	G	Sidechain
39	A3	1	C	Sidechain
39	A3	10	U	Sidechain
39	A3	101	A	Sidechain
39	A3	102	G	Sidechain
39	A3	104	C	Sidechain
39	A3	106	G	Sidechain
39	A3	11	A	Sidechain
39	A3	111	G	Sidechain
39	A3	113	C	Sidechain
39	A3	116	C	Sidechain
39	A3	121	A	Sidechain
39	A3	124	A	Sidechain
39	A3	14	G	Sidechain
39	A3	16	G	Sidechain
39	A3	17	G	Sidechain
39	A3	19	G	Sidechain

Continued on next page...

Continued from previous page...

Mol	Chain	Res	Type	Group
39	A3	2	G	Sidechain
39	A3	21	C	Sidechain
39	A3	25	A	Sidechain
39	A3	26	C	Sidechain
39	A3	27	C	Sidechain
39	A3	29	G	Sidechain
39	A3	3	G	Sidechain
39	A3	31	U	Sidechain
39	A3	32	C	Sidechain
39	A3	35	A	Sidechain
39	A3	38	U	Sidechain
39	A3	4	C	Sidechain
39	A3	42	A	Sidechain
39	A3	43	C	Sidechain
39	A3	46	G	Sidechain
39	A3	48	A	Sidechain
39	A3	49	A	Sidechain
39	A3	51	U	Sidechain
39	A3	53	A	Sidechain
39	A3	54	A	Sidechain
39	A3	57	C	Sidechain
39	A3	58	C	Sidechain
39	A3	60	C	Sidechain
39	A3	63	G	Sidechain
39	A3	68	C	Sidechain
39	A3	71	G	Sidechain
39	A3	72	G	Sidechain
39	A3	73	U	Sidechain
39	A3	74	U	Sidechain
39	A3	75	G	Sidechain
39	A3	76	U	Sidechain
39	A3	78	C	Sidechain
39	A3	79	U	Sidechain
39	A3	82	C	Sidechain
39	A3	84	U	Sidechain
39	A3	86	C	Sidechain
39	A3	89	G	Sidechain
39	A3	9	A	Sidechain
39	A3	93	G	Sidechain
40	A5	32	PHE	Sidechain
40	A5	67	SER	Mainchain
2	A8	49	TYR	Sidechain

Continued on next page...

Continued from previous page...

Mol	Chain	Res	Type	Group
41	AA	107	PHE	Sidechain
41	AA	120	TYR	Sidechain
41	AA	18	ARG	Sidechain
41	AA	203	TYR	Sidechain
43	AB	10	ARG	Sidechain
43	AB	107	TYR	Sidechain
43	AB	156	ARG	Sidechain
43	AB	167	ARG	Sidechain
43	AB	234	ARG	Sidechain
43	AB	238	ARG	Sidechain
43	AB	30	TYR	Sidechain
43	AB	60	ARG	Sidechain
45	AC	135	LEU	Peptide
45	AC	156	LYS	Peptide
45	AC	185	TYR	Sidechain
45	AC	26	ARG	Sidechain
45	AC	292	ASN	Peptide
45	AC	304	GLU	Peptide
45	AC	343	ARG	Sidechain
46	AD	111	ARG	Sidechain
46	AD	130	ARG	Sidechain
46	AD	140	LEU	Peptide
46	AD	187	ARG	Sidechain
46	AD	22	PHE	Sidechain
46	AD	251	ARG	Sidechain
46	AD	33	ARG	Sidechain
46	AD	82	PHE	Sidechain
46	AD	91	ARG	Sidechain
48	AE	145	ARG	Sidechain
48	AE	149	ARG	Sidechain
48	AE	152	ARG	Sidechain
48	AE	24	ARG	Sidechain
48	AE	58	ARG	Sidechain
48	AE	88	TYR	Sidechain
50	AF	133	ARG	Sidechain
50	AF	173	TYR	Sidechain
50	AF	6	TRP	Peptide
12	AG	33	ARG	Sidechain
12	AG	45	ARG	Sidechain
52	AH	1	MET	Peptide
52	AH	59	PRO	Peptide
54	AI	128	TYR	Sidechain

Continued on next page...

Continued from previous page...

Mol	Chain	Res	Type	Group
54	AI	42	ARG	Sidechain
54	AI	62	ARG	Sidechain
54	AI	67	TYR	Sidechain
54	AI	76	ARG	Sidechain
54	AI	91	ARG	Sidechain
54	AI	96	ARG	Sidechain
56	AJ	46	TYR	Sidechain
56	AJ	74	ARG	Sidechain
56	AJ	86	ARG	Sidechain
56	AJ	96	ARG	Sidechain
40	AK	16	ARG	Sidechain
40	AK	64	ARG	Sidechain
59	AL	10	LYS	Peptide
59	AL	12	ARG	Sidechain
59	AL	47	TRP	Peptide
59	AL	53	TYR	Peptide
59	AL	54	ALA	Peptide
59	AL	63	PHE	Peptide,Sidechain
59	AL	65	ARG	Sidechain
59	AL	8	VAL	Peptide
59	AL	95	TYR	Sidechain
60	AM	31	ARG	Sidechain
60	AM	59	TYR	Sidechain
60	AM	71	ARG	Sidechain
60	AM	73	ARG	Sidechain
61	AN	108	TYR	Sidechain
61	AN	163	ARG	Sidechain
61	AN	17	TYR	Sidechain
61	AN	22	TYR	Sidechain
61	AN	58	ARG	Sidechain
61	AN	72	TYR	Sidechain
61	AN	82	TYR	Sidechain
62	AO	14	ARG	Sidechain
62	AO	15	ARG	Sidechain
62	AO	152	TYR	Sidechain
62	AO	171	TYR	Sidechain
62	AO	184	HIS	Sidechain
62	AO	22	ARG	Sidechain
62	AO	65	ARG	Sidechain
62	AO	8	ARG	Sidechain
62	AO	84	TYR	Sidechain
62	AO	92	TYR	Sidechain

Continued on next page...

Continued from previous page...

Mol	Chain	Res	Type	Group
63	AP	12	ARG	Sidechain
63	AP	13	ARG	Sidechain
63	AP	41	ARG	Sidechain
63	AP	93	ILE	Mainchain
4	AQ	100	ARG	Sidechain
4	AQ	133	LYS	Peptide
4	AQ	139	TYR	Sidechain
4	AQ	3	THR	Peptide
4	AQ	66	ARG	Sidechain
64	AR	3	GLN	Peptide
5	AS	129	TYR	Sidechain
5	AS	133	PHE	Sidechain
5	AS	139	PHE	Sidechain
5	AS	40	ARG	Sidechain
5	AS	83	TYR	Sidechain
6	AT	41	ARG	Sidechain
6	AT	61	ARG	Sidechain
7	AU	119	ARG	Sidechain
7	AU	33	ARG	Sidechain
7	AU	42	ARG	Sidechain
7	AU	59	TYR	Sidechain
65	AV	39	ARG	Sidechain
65	AV	45	ARG	Sidechain
65	AV	56	TYR	Sidechain
65	AV	60	ARG	Sidechain
65	AV	9	TYR	Sidechain
9	AX	132	PHE	Sidechain
9	AX	173	PHE	Sidechain
9	AX	220	PHE	Sidechain
9	AX	251	PHE	Sidechain
9	AX	287	TYR	Sidechain
9	AX	373	TYR	Sidechain
9	AX	384	PHE	Sidechain
9	AX	412	TYR	Sidechain
9	AX	415	TYR	Sidechain
66	AY	10	ARG	Sidechain
66	AY	69	ARG	Sidechain
67	AZ	51	TYR	Sidechain
42	Aa	26	LYS	Peptide
42	Aa	7	GLU	Peptide
44	Ab	15	ARG	Sidechain
44	Ab	18	ARG	Sidechain

Continued on next page...

Continued from previous page...

Mol	Chain	Res	Type	Group
44	Ab	25	ARG	Sidechain
44	Ab	26	GLN	Peptide
44	Ab	34	PHE	Peptide
44	Ab	35	LYS	Peptide
44	Ab	38	PRO	Peptide
44	Ab	57	LYS	Peptide
44	Ab	79	TYR	Sidechain
47	Ad	41	ARG	Sidechain
49	Ae	1	MET	Peptide
49	Ae	11	ARG	Sidechain
49	Ae	22	ARG	Sidechain
49	Ae	25	ARG	Sidechain
49	Ae	45	ARG	Sidechain
49	Ae	49	TYR	Sidechain
49	Ae	50	ARG	Sidechain
49	Ae	51	TRP	Peptide
49	Ae	8	PHE	Peptide
3	Af	2	ALA	Peptide
3	Af	33	ARG	Peptide
3	Af	34	ARG	Sidechain
3	Af	37	THR	Peptide
3	Af	38	HIS	Peptide
3	Af	48	LYS	Peptide
51	Ag	33	LYS	Peptide
51	Ag	38	ARG	Sidechain
51	Ag	4	PHE	Peptide
51	Ag	40	ARG	Sidechain
51	Ag	41	PRO	Peptide
53	Ah	11	ARG	Sidechain
53	Ah	2	ARG	Sidechain
55	Ai	17	TYR	Sidechain
55	Ai	22	ARG	Sidechain
57	Aj	30	ARG	Peptide
57	Aj	54	LYS	Peptide
57	Aj	57	GLY	Peptide
57	Aj	58	ARG	Peptide
57	Aj	59	GLU	Peptide
57	Aj	62	VAL	Peptide
57	Aj	82	ARG	Sidechain
58	Ak	213	TYR	Sidechain
58	Ak	33	MET	Peptide
58	Ak	54	VAL	Peptide

Continued on next page...

Continued from previous page...

Mol	Chain	Res	Type	Group
58	Ak	82	TYR	Sidechain
10	B1	10	G	Sidechain
10	B1	13	C	Sidechain
10	B1	15	G	Sidechain
10	B1	17	C	Sidechain
10	B1	18	U	Sidechain
10	B1	19	G	Sidechain
10	B1	2	G	Sidechain
10	B1	23	G	Sidechain
10	B1	24	A	Sidechain
10	B1	30	G	Sidechain
10	B1	31	G	Sidechain
10	B1	32	A	Sidechain
10	B1	33	C	Sidechain
10	B1	35	G	Sidechain
10	B1	43	G	Sidechain
10	B1	44	G	Sidechain
10	B1	46	U	Sidechain
10	B1	48	U	Sidechain
10	B1	49	C	Sidechain
10	B1	51	G	Sidechain
10	B1	52	G	Sidechain
10	B1	53	G	Sidechain
10	B1	54	G	Sidechain
10	B1	55	U	Sidechain
10	B1	56	U	Sidechain
10	B1	59	A	Sidechain
10	B1	6	G	Sidechain
10	B1	64	C	Sidechain
10	B1	68	C	Sidechain
10	B1	69	G	Sidechain
10	B1	7	G	Sidechain
10	B1	71	C	Sidechain
10	B1	75	C	Sidechain
10	B1	8	U	Sidechain
10	B1	9	A	Sidechain
11	B2	10	G	Sidechain
11	B2	100	A	Sidechain
11	B2	1000	G	Sidechain
11	B2	1002	G	Sidechain
11	B2	1003	G	Sidechain
11	B2	1006	C	Sidechain

Continued on next page...

Continued from previous page...

Mol	Chain	Res	Type	Group
11	B2	1007	A	Sidechain
11	B2	1008	U	Sidechain
11	B2	1009	G	Sidechain
11	B2	101	G	Sidechain
11	B2	1013	G	Sidechain
11	B2	1014	C	Sidechain
11	B2	1016	G	Sidechain
11	B2	1018	C	Sidechain
11	B2	1022	U	Sidechain
11	B2	1023	C	Sidechain
11	B2	1029	G	Sidechain
11	B2	1030	U	Sidechain
11	B2	1032	A	Sidechain
11	B2	1033	G	Sidechain
11	B2	1035	C	Sidechain
11	B2	1036	G	Sidechain
11	B2	1038	C	Sidechain
11	B2	1039	C	Sidechain
11	B2	1040	A	Sidechain
11	B2	1041	C	Sidechain
11	B2	1042	U	Sidechain
11	B2	1043	U	Sidechain
11	B2	1044	A	Sidechain
11	B2	1045	A	Sidechain
11	B2	1046	G	Sidechain
11	B2	1047	U	Sidechain
11	B2	1048	G	Sidechain
11	B2	1049	U	Sidechain
11	B2	1050	G	Sidechain
11	B2	1054	A	Sidechain
11	B2	1056	G	Sidechain
11	B2	1058	G	Sidechain
11	B2	1059	C	Sidechain
11	B2	106	A	Sidechain
11	B2	1060	G	Sidechain
11	B2	1063	A	Sidechain
11	B2	1065	C	Sidechain
11	B2	1066	C	Sidechain
11	B2	1067	G	Sidechain
11	B2	1069	G	Sidechain
11	B2	107	C	Sidechain
11	B2	1070	C	Sidechain

Continued on next page...

Continued from previous page...

Mol	Chain	Res	Type	Group
11	B2	1072	C	Sidechain
11	B2	1076	G	Sidechain
11	B2	1079	G	Sidechain
11	B2	1082	A	Sidechain
11	B2	1083	G	Sidechain
11	B2	1090	C	Sidechain
11	B2	1093	C	Sidechain
11	B2	1095	C	Sidechain
11	B2	1097	G	Sidechain
11	B2	110	C	Sidechain
11	B2	1100	G	Sidechain
11	B2	1101	G	Sidechain
11	B2	1103	G	Sidechain
11	B2	1104	G	Sidechain
11	B2	1108	U	Sidechain
11	B2	111	G	Sidechain
11	B2	1111	G	Sidechain
11	B2	1112	G	Sidechain
11	B2	1113	G	Sidechain
11	B2	1114	G	Sidechain
11	B2	1115	G	Sidechain
11	B2	1118	C	Sidechain
11	B2	1120	G	Sidechain
11	B2	1121	C	Sidechain
11	B2	1122	C	Sidechain
11	B2	1124	G	Sidechain
11	B2	1127	A	Sidechain
11	B2	1128	U	Sidechain
11	B2	1135	G	Sidechain
11	B2	1136	A	Sidechain
11	B2	1137	G	Sidechain
11	B2	1138	G	Sidechain
11	B2	1139	A	Sidechain
11	B2	1141	G	Sidechain
11	B2	1142	G	Sidechain
11	B2	1143	G	Sidechain
11	B2	1144	G	Sidechain
11	B2	1146	G	Sidechain
11	B2	1148	G	Sidechain
11	B2	1150	G	Sidechain
11	B2	1151	A	Sidechain
11	B2	1153	G	Sidechain

Continued on next page...

Continued from previous page...

Mol	Chain	Res	Type	Group
11	B2	1155	U	Sidechain
11	B2	1157	G	Sidechain
11	B2	1158	G	Sidechain
11	B2	116	C	Sidechain
11	B2	1161	A	Sidechain
11	B2	1162	G	Sidechain
11	B2	1163	U	Sidechain
11	B2	1166	G	Sidechain
11	B2	1167	C	Sidechain
11	B2	1169	C	Sidechain
11	B2	117	C	Sidechain
11	B2	1172	A	Sidechain
11	B2	1174	A	Sidechain
11	B2	1179	C	Sidechain
11	B2	1181	G	Sidechain
11	B2	1184	U	Sidechain
11	B2	1185	A	Sidechain
11	B2	1188	C	Sidechain
11	B2	1189	G	Sidechain
11	B2	119	A	Sidechain
11	B2	1191	G	Sidechain
11	B2	1193	G	Sidechain
11	B2	1197	C	Sidechain
11	B2	1198	A	Sidechain
11	B2	1199	A	Sidechain
11	B2	12	U	Sidechain
11	B2	1202	G	Sidechain
11	B2	1203	G	Sidechain
11	B2	1204	C	Sidechain
11	B2	1207	G	Sidechain
11	B2	1208	A	Sidechain
11	B2	121	C	Sidechain
11	B2	1211	A	Sidechain
11	B2	1212	U	Sidechain
11	B2	1215	G	Sidechain
11	B2	1218	C	Sidechain
11	B2	1219	C	Sidechain
11	B2	1220	G	Sidechain
11	B2	1223	C	Sidechain
11	B2	1226	G	Sidechain
11	B2	1227	A	Sidechain
11	B2	1228	A	Sidechain

Continued on next page...

Continued from previous page...

Mol	Chain	Res	Type	Group
11	B2	1229	A	Sidechain
11	B2	123	U	Sidechain
11	B2	1231	G	Sidechain
11	B2	1232	G	Sidechain
11	B2	1234	A	Sidechain
11	B2	1235	A	Sidechain
11	B2	1239	A	Sidechain
11	B2	124	C	Sidechain
11	B2	1240	A	Sidechain
11	B2	1241	U	Sidechain
11	B2	1245	C	Sidechain
11	B2	1247	A	Sidechain
11	B2	1250	C	Sidechain
11	B2	1251	C	Sidechain
11	B2	1256	C	Sidechain
11	B2	1259	A	Sidechain
11	B2	1260	G	Sidechain
11	B2	1261	U	Sidechain
11	B2	1264	G	Sidechain
11	B2	1265	G	Sidechain
11	B2	1267	U	Sidechain
11	B2	1271	G	Sidechain
11	B2	1273	G	Sidechain
11	B2	1276	G	Sidechain
11	B2	1280	C	Sidechain
11	B2	1282	C	Sidechain
11	B2	1284	C	Sidechain
11	B2	1285	C	Sidechain
11	B2	1287	G	Sidechain
11	B2	1289	G	Sidechain
11	B2	1293	A	Sidechain
11	B2	1294	G	Sidechain
11	B2	1295	C	Sidechain
11	B2	1298	G	Sidechain
11	B2	1300	A	Sidechain
11	B2	1304	C	Sidechain
11	B2	1305	U	Sidechain
11	B2	1309	A	Sidechain
11	B2	1316	U	Sidechain
11	B2	1317	G	Sidechain
11	B2	1319	C	Sidechain
11	B2	1321	U	Sidechain

Continued on next page...

Continued from previous page...

Mol	Chain	Res	Type	Group
11	B2	1324	U	Sidechain
11	B2	1325	C	Sidechain
11	B2	1326	G	Sidechain
11	B2	1331	G	Sidechain
11	B2	1332	C	Sidechain
11	B2	1333	G	Sidechain
11	B2	1334	A	Sidechain
11	B2	1336	U	Sidechain
11	B2	1339	G	Sidechain
11	B2	1340	U	Sidechain
11	B2	1341	C	Sidechain
11	B2	1342	C	Sidechain
11	B2	1343	C	Sidechain
11	B2	1344	U	Sidechain
11	B2	1345	G	Sidechain
11	B2	1346	C	Sidechain
11	B2	1347	U	Sidechain
11	B2	1348	C	Sidechain
11	B2	135	U	Sidechain
11	B2	1350	U	Sidechain
11	B2	1351	U	Sidechain
11	B2	1352	G	Sidechain
11	B2	1353	C	Sidechain
11	B2	1354	A	Sidechain
11	B2	1355	C	Sidechain
11	B2	1356	A	Sidechain
11	B2	136	A	Sidechain
11	B2	1362	C	Sidechain
11	B2	1369	C	Sidechain
11	B2	137	A	Sidechain
11	B2	1372	C	Sidechain
11	B2	1376	C	Sidechain
11	B2	1379	G	Sidechain
11	B2	138	C	Sidechain
11	B2	1380	C	Sidechain
11	B2	1384	G	Sidechain
11	B2	1385	U	Sidechain
11	B2	139	C	Sidechain
11	B2	1390	G	Sidechain
11	B2	1393	A	Sidechain
11	B2	1398	U	Sidechain
11	B2	1399	G	Sidechain

Continued on next page...

Continued from previous page...

Mol	Chain	Res	Type	Group
11	B2	140	C	Sidechain
11	B2	1402	C	Sidechain
11	B2	1403	U	Sidechain
11	B2	1404	C	Sidechain
11	B2	1405	C	Sidechain
11	B2	1406	U	Sidechain
11	B2	1409	G	Sidechain
11	B2	141	C	Sidechain
11	B2	1413	G	Sidechain
11	B2	1414	G	Sidechain
11	B2	1416	C	Sidechain
11	B2	1418	G	Sidechain
11	B2	1419	G	Sidechain
11	B2	142	G	Sidechain
11	B2	1421	C	Sidechain
11	B2	1423	A	Sidechain
11	B2	1424	G	Sidechain
11	B2	1427	C	Sidechain
11	B2	1429	G	Sidechain
11	B2	1430	G	Sidechain
11	B2	1431	C	Sidechain
11	B2	1432	U	Sidechain
11	B2	1433	C	Sidechain
11	B2	1435	G	Sidechain
11	B2	1440	G	Sidechain
11	B2	1441	G	Sidechain
11	B2	1442	G	Sidechain
11	B2	1444	G	Sidechain
11	B2	1449	G	Sidechain
11	B2	1450	U	Sidechain
11	B2	1452	G	Sidechain
11	B2	1453	U	Sidechain
11	B2	1454	A	Sidechain
11	B2	1457	A	Sidechain
11	B2	1458	A	Sidechain
11	B2	1466	G	Sidechain
11	B2	1469	G	Sidechain
11	B2	1470	G	Sidechain
11	B2	1471	G	Sidechain
11	B2	1473	A	Sidechain
11	B2	1474	A	Sidechain
11	B2	1477	U	Sidechain

Continued on next page...

Continued from previous page...

Mol	Chain	Res	Type	Group
11	B2	1478	A	Sidechain
11	B2	1480	G	Sidechain
11	B2	1481	G	Sidechain
11	B2	1486	A	Sidechain
11	B2	1487	U	Sidechain
11	B2	1489	A	Sidechain
11	B2	1492	U	Sidechain
11	B2	1493	C	Sidechain
11	B2	150	G	Sidechain
11	B2	152	G	Sidechain
11	B2	153	G	Sidechain
11	B2	155	U	Sidechain
11	B2	156	A	Sidechain
11	B2	157	A	Sidechain
11	B2	159	C	Sidechain
11	B2	161	C	Sidechain
11	B2	162	C	Sidechain
11	B2	168	G	Sidechain
11	B2	174	G	Sidechain
11	B2	175	G	Sidechain
11	B2	178	C	Sidechain
11	B2	180	G	Sidechain
11	B2	181	G	Sidechain
11	B2	182	A	Sidechain
11	B2	184	G	Sidechain
11	B2	185	G	Sidechain
11	B2	186	U	Sidechain
11	B2	188	C	Sidechain
11	B2	190	C	Sidechain
11	B2	191	A	Sidechain
11	B2	195	C	Sidechain
11	B2	196	G	Sidechain
11	B2	2	U	Sidechain
11	B2	20	G	Sidechain
11	B2	201	G	Sidechain
11	B2	203	A	Sidechain
11	B2	204	G	Sidechain
11	B2	205	C	Sidechain
11	B2	207	G	Sidechain
11	B2	210	A	Sidechain
11	B2	212	G	Sidechain
11	B2	215	C	Sidechain

Continued on next page...

Continued from previous page...

Mol	Chain	Res	Type	Group
11	B2	216	G	Sidechain
11	B2	217	C	Sidechain
11	B2	220	G	Sidechain
11	B2	223	G	Sidechain
11	B2	225	U	Sidechain
11	B2	226	G	Sidechain
11	B2	228	G	Sidechain
11	B2	229	G	Sidechain
11	B2	23	G	Sidechain
11	B2	231	G	Sidechain
11	B2	232	G	Sidechain
11	B2	235	G	Sidechain
11	B2	237	C	Sidechain
11	B2	238	G	Sidechain
11	B2	240	U	Sidechain
11	B2	246	A	Sidechain
11	B2	247	G	Sidechain
11	B2	249	U	Sidechain
11	B2	250	G	Sidechain
11	B2	252	U	Sidechain
11	B2	255	G	Sidechain
11	B2	256	G	Sidechain
11	B2	257	U	Sidechain
11	B2	258	A	Sidechain
11	B2	259	A	Sidechain
11	B2	261	G	Sidechain
11	B2	262	G	Sidechain
11	B2	27	C	Sidechain
11	B2	270	A	Sidechain
11	B2	277	G	Sidechain
11	B2	279	U	Sidechain
11	B2	282	G	Sidechain
11	B2	283	U	Sidechain
11	B2	288	G	Sidechain
11	B2	289	C	Sidechain
11	B2	291	G	Sidechain
11	B2	292	U	Sidechain
11	B2	294	A	Sidechain
11	B2	295	G	Sidechain
11	B2	298	C	Sidechain
11	B2	299	G	Sidechain
11	B2	30	C	Sidechain

Continued on next page...

Continued from previous page...

Mol	Chain	Res	Type	Group
11	B2	300	G	Sidechain
11	B2	301	G	Sidechain
11	B2	302	A	Sidechain
11	B2	303	G	Sidechain
11	B2	304	C	Sidechain
11	B2	305	C	Sidechain
11	B2	307	G	Sidechain
11	B2	308	G	Sidechain
11	B2	309	A	Sidechain
11	B2	31	U	Sidechain
11	B2	319	U	Sidechain
11	B2	32	A	Sidechain
11	B2	320	G	Sidechain
11	B2	322	G	Sidechain
11	B2	323	A	Sidechain
11	B2	324	C	Sidechain
11	B2	325	A	Sidechain
11	B2	326	C	Sidechain
11	B2	33	U	Sidechain
11	B2	332	C	Sidechain
11	B2	334	G	Sidechain
11	B2	335	G	Sidechain
11	B2	34	G	Sidechain
11	B2	340	A	Sidechain
11	B2	342	G	Sidechain
11	B2	347	G	Sidechain
11	B2	348	C	Sidechain
11	B2	35	G	Sidechain
11	B2	355	C	Sidechain
11	B2	356	G	Sidechain
11	B2	359	A	Sidechain
11	B2	36	G	Sidechain
11	B2	362	C	Sidechain
11	B2	363	C	Sidechain
11	B2	365	C	Sidechain
11	B2	368	C	Sidechain
11	B2	369	A	Sidechain
11	B2	37	G	Sidechain
11	B2	370	A	Sidechain
11	B2	371	U	Sidechain
11	B2	372	G	Sidechain
11	B2	375	G	Sidechain

Continued on next page...

Continued from previous page...

Mol	Chain	Res	Type	Group
11	B2	376	G	Sidechain
11	B2	38	G	Sidechain
11	B2	382	G	Sidechain
11	B2	385	A	Sidechain
11	B2	386	C	Sidechain
11	B2	387	G	Sidechain
11	B2	389	G	Sidechain
11	B2	39	U	Sidechain
11	B2	390	G	Sidechain
11	B2	391	G	Sidechain
11	B2	392	G	Sidechain
11	B2	394	C	Sidechain
11	B2	395	C	Sidechain
11	B2	399	A	Sidechain
11	B2	400	G	Sidechain
11	B2	401	U	Sidechain
11	B2	402	G	Sidechain
11	B2	404	C	Sidechain
11	B2	405	G	Sidechain
11	B2	406	U	Sidechain
11	B2	407	G	Sidechain
11	B2	408	C	Sidechain
11	B2	41	C	Sidechain
11	B2	410	U	Sidechain
11	B2	414	G	Sidechain
11	B2	419	G	Sidechain
11	B2	421	U	Sidechain
11	B2	422	U	Sidechain
11	B2	423	U	Sidechain
11	B2	427	G	Sidechain
11	B2	430	G	Sidechain
11	B2	431	U	Sidechain
11	B2	432	G	Sidechain
11	B2	434	A	Sidechain
11	B2	436	A	Sidechain
11	B2	438	A	Sidechain
11	B2	439	G	Sidechain
11	B2	44	C	Sidechain
11	B2	440	C	Sidechain
11	B2	441	U	Sidechain
11	B2	443	C	Sidechain
11	B2	445	G	Sidechain

Continued on next page...

Continued from previous page...

Mol	Chain	Res	Type	Group
11	B2	446	G	Sidechain
11	B2	447	A	Sidechain
11	B2	449	U	Sidechain
11	B2	45	U	Sidechain
11	B2	451	A	Sidechain
11	B2	452	G	Sidechain
11	B2	453	G	Sidechain
11	B2	454	G	Sidechain
11	B2	455	C	Sidechain
11	B2	456	U	Sidechain
11	B2	458	G	Sidechain
11	B2	459	G	Sidechain
11	B2	46	A	Sidechain
11	B2	460	C	Sidechain
11	B2	461	A	Sidechain
11	B2	463	G	Sidechain
11	B2	464	G	Sidechain
11	B2	467	G	Sidechain
11	B2	469	U	Sidechain
11	B2	47	A	Sidechain
11	B2	470	G	Sidechain
11	B2	472	C	Sidechain
11	B2	477	G	Sidechain
11	B2	48	G	Sidechain
11	B2	480	G	Sidechain
11	B2	483	G	Sidechain
11	B2	484	U	Sidechain
11	B2	488	A	Sidechain
11	B2	490	C	Sidechain
11	B2	491	G	Sidechain
11	B2	494	G	Sidechain
11	B2	495	G	Sidechain
11	B2	500	A	Sidechain
11	B2	505	U	Sidechain
11	B2	506	G	Sidechain
11	B2	510	A	Sidechain
11	B2	512	U	Sidechain
11	B2	513	A	Sidechain
11	B2	514	U	Sidechain
11	B2	516	A	Sidechain
11	B2	517	U	Sidechain
11	B2	521	G	Sidechain

Continued on next page...

Continued from previous page...

Mol	Chain	Res	Type	Group
11	B2	524	U	Sidechain
11	B2	528	G	Sidechain
11	B2	529	C	Sidechain
11	B2	53	G	Sidechain
11	B2	530	G	Sidechain
11	B2	533	C	Sidechain
11	B2	538	C	Sidechain
11	B2	539	C	Sidechain
11	B2	54	C	Sidechain
11	B2	541	G	Sidechain
11	B2	542	G	Sidechain
11	B2	543	C	Sidechain
11	B2	550	G	Sidechain
11	B2	551	U	Sidechain
11	B2	556	G	Sidechain
11	B2	557	G	Sidechain
11	B2	559	G	Sidechain
11	B2	56	A	Sidechain
11	B2	560	A	Sidechain
11	B2	563	U	Sidechain
11	B2	568	C	Sidechain
11	B2	57	G	Sidechain
11	B2	570	G	Sidechain
11	B2	571	C	Sidechain
11	B2	572	U	Sidechain
11	B2	575	A	Sidechain
11	B2	576	C	Sidechain
11	B2	581	G	Sidechain
11	B2	582	G	Sidechain
11	B2	585	U	Sidechain
11	B2	588	C	Sidechain
11	B2	59	C	Sidechain
11	B2	595	U	Sidechain
11	B2	597	C	Sidechain
11	B2	599	G	Sidechain
11	B2	6	G	Sidechain
11	B2	60	A	Sidechain
11	B2	601	G	Sidechain
11	B2	604	C	Sidechain
11	B2	605	C	Sidechain
11	B2	607	U	Sidechain
11	B2	609	G	Sidechain

Continued on next page...

Continued from previous page...

Mol	Chain	Res	Type	Group
11	B2	610	G	Sidechain
11	B2	612	C	Sidechain
11	B2	616	G	Sidechain
11	B2	617	A	Sidechain
11	B2	618	G	Sidechain
11	B2	620	G	Sidechain
11	B2	621	G	Sidechain
11	B2	622	C	Sidechain
11	B2	624	G	Sidechain
11	B2	625	G	Sidechain
11	B2	626	G	Sidechain
11	B2	628	G	Sidechain
11	B2	63	G	Sidechain
11	B2	632	C	Sidechain
11	B2	634	C	Sidechain
11	B2	635	C	Sidechain
11	B2	636	G	Sidechain
11	B2	639	G	Sidechain
11	B2	64	G	Sidechain
11	B2	640	U	Sidechain
11	B2	642	G	Sidechain
11	B2	643	G	Sidechain
11	B2	644	G	Sidechain
11	B2	645	G	Sidechain
11	B2	648	A	Sidechain
11	B2	649	A	Sidechain
11	B2	651	U	Sidechain
11	B2	654	U	Sidechain
11	B2	657	A	Sidechain
11	B2	66	G	Sidechain
11	B2	660	C	Sidechain
11	B2	662	C	Sidechain
11	B2	665	G	Sidechain
11	B2	667	G	Sidechain
11	B2	669	A	Sidechain
11	B2	672	G	Sidechain
11	B2	678	G	Sidechain
11	B2	68	G	Sidechain
11	B2	681	G	Sidechain
11	B2	683	A	Sidechain
11	B2	684	G	Sidechain
11	B2	685	G	Sidechain

Continued on next page...

Continued from previous page...

Mol	Chain	Res	Type	Group
11	B2	687	G	Sidechain
11	B2	688	C	Sidechain
11	B2	69	U	Sidechain
11	B2	690	C	Sidechain
11	B2	691	G	Sidechain
11	B2	693	C	Sidechain
11	B2	694	U	Sidechain
11	B2	695	G	Sidechain
11	B2	697	A	Sidechain
11	B2	7	G	Sidechain
11	B2	700	G	Sidechain
11	B2	701	G	Sidechain
11	B2	702	G	Sidechain
11	B2	706	G	Sidechain
11	B2	707	A	Sidechain
11	B2	708	C	Sidechain
11	B2	709	G	Sidechain
11	B2	71	C	Sidechain
11	B2	710	G	Sidechain
11	B2	711	U	Sidechain
11	B2	713	A	Sidechain
11	B2	716	G	Sidechain
11	B2	717	C	Sidechain
11	B2	718	G	Sidechain
11	B2	719	G	Sidechain
11	B2	72	C	Sidechain
11	B2	720	A	Sidechain
11	B2	721	A	Sidechain
11	B2	723	G	Sidechain
11	B2	724	C	Sidechain
11	B2	725	C	Sidechain
11	B2	728	G	Sidechain
11	B2	732	G	Sidechain
11	B2	734	G	Sidechain
11	B2	739	G	Sidechain
11	B2	74	U	Sidechain
11	B2	740	G	Sidechain
11	B2	742	U	Sidechain
11	B2	743	U	Sidechain
11	B2	744	A	Sidechain
11	B2	748	A	Sidechain
11	B2	749	C	Sidechain

Continued on next page...

Continued from previous page...

Mol	Chain	Res	Type	Group
11	B2	752	G	Sidechain
11	B2	753	G	Sidechain
11	B2	757	G	Sidechain
11	B2	758	U	Sidechain
11	B2	76	U	Sidechain
11	B2	761	U	Sidechain
11	B2	765	U	Sidechain
11	B2	769	A	Sidechain
11	B2	77	G	Sidechain
11	B2	772	G	Sidechain
11	B2	777	G	Sidechain
11	B2	778	G	Sidechain
11	B2	78	G	Sidechain
11	B2	784	G	Sidechain
11	B2	786	G	Sidechain
11	B2	788	C	Sidechain
11	B2	79	G	Sidechain
11	B2	790	G	Sidechain
11	B2	793	G	Sidechain
11	B2	794	A	Sidechain
11	B2	795	G	Sidechain
11	B2	797	U	Sidechain
11	B2	798	U	Sidechain
11	B2	799	C	Sidechain
11	B2	8	U	Sidechain
11	B2	800	G	Sidechain
11	B2	802	G	Sidechain
11	B2	804	U	Sidechain
11	B2	806	G	Sidechain
11	B2	810	G	Sidechain
11	B2	811	G	Sidechain
11	B2	813	G	Sidechain
11	B2	816	G	Sidechain
11	B2	82	G	Sidechain
11	B2	820	G	Sidechain
11	B2	821	G	Sidechain
11	B2	823	A	Sidechain
11	B2	824	G	Sidechain
11	B2	826	C	Sidechain
11	B2	827	G	Sidechain
11	B2	83	C	Sidechain
11	B2	832	G	Sidechain

Continued on next page...

Continued from previous page...

Mol	Chain	Res	Type	Group
11	B2	834	C	Sidechain
11	B2	839	G	Sidechain
11	B2	84	C	Sidechain
11	B2	840	C	Sidechain
11	B2	842	U	Sidechain
11	B2	844	G	Sidechain
11	B2	845	G	Sidechain
11	B2	846	G	Sidechain
11	B2	85	A	Sidechain
11	B2	850	A	Sidechain
11	B2	852	G	Sidechain
11	B2	854	C	Sidechain
11	B2	856	G	Sidechain
11	B2	858	A	Sidechain
11	B2	86	C	Sidechain
11	B2	860	G	Sidechain
11	B2	867	A	Sidechain
11	B2	87	C	Sidechain
11	B2	873	A	Sidechain
11	B2	874	G	Sidechain
11	B2	876	A	Sidechain
11	B2	879	U	Sidechain
11	B2	88	G	Sidechain
11	B2	881	G	Sidechain
11	B2	882	C	Sidechain
11	B2	884	G	Sidechain
11	B2	885	G	Sidechain
11	B2	886	G	Sidechain
11	B2	889	G	Sidechain
11	B2	890	C	Sidechain
11	B2	892	C	Sidechain
11	B2	894	A	Sidechain
11	B2	896	A	Sidechain
11	B2	897	A	Sidechain
11	B2	899	G	Sidechain
11	B2	900	G	Sidechain
11	B2	903	G	Sidechain
11	B2	905	A	Sidechain
11	B2	906	G	Sidechain
11	B2	908	G	Sidechain
11	B2	91	G	Sidechain
11	B2	913	G	Sidechain

Continued on next page...

Continued from previous page...

Mol	Chain	Res	Type	Group
11	B2	914	U	Sidechain
11	B2	916	U	Sidechain
11	B2	917	A	Sidechain
11	B2	918	A	Sidechain
11	B2	919	U	Sidechain
11	B2	921	G	Sidechain
11	B2	922	G	Sidechain
11	B2	923	A	Sidechain
11	B2	928	A	Sidechain
11	B2	930	G	Sidechain
11	B2	932	C	Sidechain
11	B2	936	A	Sidechain
11	B2	939	C	Sidechain
11	B2	94	C	Sidechain
11	B2	940	U	Sidechain
11	B2	941	C	Sidechain
11	B2	942	A	Sidechain
11	B2	945	G	Sidechain
11	B2	948	G	Sidechain
11	B2	949	G	Sidechain
11	B2	951	G	Sidechain
11	B2	952	A	Sidechain
11	B2	954	G	Sidechain
11	B2	955	G	Sidechain
11	B2	961	U	Sidechain
11	B2	962	G	Sidechain
11	B2	963	A	Sidechain
11	B2	964	A	Sidechain
11	B2	965	G	Sidechain
11	B2	975	A	Sidechain
11	B2	976	A	Sidechain
11	B2	977	G	Sidechain
11	B2	978	G	Sidechain
11	B2	979	U	Sidechain
11	B2	98	U	Sidechain
11	B2	983	G	Sidechain
11	B2	984	C	Sidechain
11	B2	985	C	Sidechain
11	B2	986	G	Sidechain
11	B2	987	G	Sidechain
11	B2	988	A	Sidechain
11	B2	990	G	Sidechain

Continued on next page...

Continued from previous page...

Mol	Chain	Res	Type	Group
11	B2	992	G	Sidechain
11	B2	995	G	Sidechain
11	B2	996	A	Sidechain
11	B2	997	G	Sidechain
11	B2	998	A	Sidechain
13	BA	118	ARG	Sidechain
13	BA	127	ARG	Sidechain
13	BA	135	ARG	Sidechain
13	BA	178	TYR	Sidechain
13	BA	19	TYR	Sidechain
13	BA	193	GLU	Peptide
13	BA	22	TYR	Sidechain
13	BA	68	PHE	Sidechain
13	BA	71	TYR	Sidechain
13	BA	79	TYR	Sidechain
13	BA	93	ARG	Sidechain
14	BB	12	TYR	Sidechain
14	BB	5	TYR	Sidechain
15	BC	146	PHE	Sidechain
15	BC	166	TYR	Sidechain
15	BC	20	PHE	Sidechain
15	BC	26	ARG	Sidechain
15	BC	30	TYR	Sidechain
15	BC	53	TYR	Sidechain
15	BC	89	TYR	Sidechain
15	BC	98	ARG	Sidechain
16	BD	103	ARG	Sidechain
16	BD	116	ARG	Sidechain
16	BD	138	ARG	Sidechain
16	BD	154	TYR	Sidechain
16	BD	57	ARG	Sidechain
16	BD	76	ARG	Sidechain
16	BD	79	ARG	Sidechain
17	BE	12	ARG	Sidechain
17	BE	128	ARG	Sidechain
17	BE	162	TYR	Peptide
17	BE	20	TYR	Sidechain
17	BE	204	ARG	Sidechain
17	BE	205	PHE	Peptide
17	BE	47	TYR	Sidechain
17	BE	60	ARG	Sidechain
17	BE	81	TYR	Sidechain

Continued on next page...

Continued from previous page...

Mol	Chain	Res	Type	Group
18	BF	111	ARG	Sidechain
18	BF	143	PHE	Sidechain
18	BF	40	ARG	Sidechain
19	BG	17	LYS	Peptide
19	BG	43	LEU	Peptide
19	BG	77	ASP	Peptide
19	BG	97	LYS	Mainchain
20	BH	137	THR	Peptide
20	BH	14	GLU	Peptide
20	BH	145	ARG	Sidechain
20	BH	178	MET	Peptide
20	BH	49	GLY	Peptide
20	BH	50	ARG	Sidechain
20	BH	56	PHE	Sidechain
20	BH	72	MET	Peptide
20	BH	79	TYR	Sidechain
20	BH	83	GLY	Peptide
20	BH	84	HIS	Peptide
20	BH	86	MET	Peptide
20	BH	87	ARG	Peptide
21	BI	128	TYR	Sidechain
21	BI	46	TYR	Sidechain
21	BI	86	PHE	Sidechain
22	BJ	26	ARG	Sidechain
22	BJ	30	ARG	Sidechain
22	BJ	36	ARG	Sidechain
22	BJ	49	TYR	Sidechain
22	BJ	62	TYR	Sidechain
22	BJ	64	ASN	Peptide
23	BK	10	ARG	Sidechain
23	BK	12	THR	Peptide
23	BK	134	TYR	Sidechain
23	BK	2	ARG	Sidechain
23	BK	25	ARG	Sidechain
23	BK	71	PHE	Peptide,Sidechain
24	BL	14	ARG	Sidechain
24	BL	41	PRO	Peptide
24	BL	44	ARG	Sidechain
24	BL	46	ARG	Sidechain
24	BL	50	ARG	Sidechain
24	BL	71	ARG	Sidechain
24	BL	83	ARG	Sidechain

Continued on next page...

Continued from previous page...

Mol	Chain	Res	Type	Group
24	BL	90	VAL	Peptide
25	BM	127	ARG	Sidechain
25	BM	52	ARG	Sidechain
26	BN	124	TYR	Sidechain
26	BN	131	ARG	Sidechain
26	BN	5	LYS	Peptide
26	BN	65	PRO	Peptide
27	BO	124	LEU	Peptide
27	BO	41	ARG	Sidechain
27	BO	53	TYR	Sidechain
27	BO	85	TYR	Sidechain
27	BO	89	ARG	Sidechain
28	BP	6	TYR	Sidechain
29	BQ	100	ARG	Sidechain
29	BQ	135	TYR	Sidechain
29	BQ	136	TYR	Sidechain
29	BQ	148	TYR	Sidechain
29	BQ	2	ALA	Peptide
29	BQ	55	ARG	Sidechain
29	BQ	58	TYR	Sidechain
30	BR	63	TYR	Sidechain
30	BR	66	ARG	Sidechain
30	BR	92	ARG	Sidechain
31	BS	20	TYR	Sidechain
31	BS	53	TYR	Sidechain
32	BT	19	MET	Peptide
32	BT	26	ARG	Sidechain
32	BT	34	ARG	Sidechain
32	BT	52	ARG	Sidechain
32	BT	59	TYR	Sidechain
33	BU	60	ARG	Sidechain
33	BU	74	ARG	Sidechain
33	BU	83	ARG	Sidechain
33	BU	90	PHE	Sidechain
34	BV	20	TYR	Sidechain
34	BV	21	PHE	Sidechain
34	BV	24	TYR	Sidechain
34	BV	4	ARG	Sidechain
34	BV	55	TYR	Sidechain
34	BV	59	TYR	Sidechain
34	BV	77	ARG	Sidechain
34	BV	80	TYR	Sidechain

Continued on next page...

Continued from previous page...

Mol	Chain	Res	Type	Group
34	BV	81	ILE	Peptide
34	BV	85	TYR	Sidechain
34	BV	94	GLU	Peptide
34	BV	96	LYS	Peptide
35	BW	28	PHE	Sidechain
36	BX	22	GLY	Peptide
36	BX	4	ASP	Peptide
36	BX	42	ARG	Sidechain
37	BY	17	ARG	Sidechain
37	BY	37	ARG	Sidechain
37	BY	45	TYR	Sidechain

5.2 Too-close contacts [i](#)

Due to software issues we are unable to calculate clashes - this section is therefore empty.

5.3 Torsion angles [i](#)

5.3.1 Protein backbone [i](#)

In the following table, the Percentiles column shows the percent Ramachandran outliers of the chain as a percentile score with respect to all PDB entries followed by that with respect to all EM entries.

The Analysed column shows the number of residues for which the backbone conformation was analysed, and the total number of residues.

Mol	Chain	Analysed	Favoured	Allowed	Outliers	Percentiles	
1	A7	63/67 (94%)	43 (68%)	16 (25%)	4 (6%)	1	17
2	A8	30/52 (58%)	22 (73%)	7 (23%)	1 (3%)	4	26
3	Af	49/51 (96%)	40 (82%)	6 (12%)	3 (6%)	1	17
4	AQ	148/150 (99%)	139 (94%)	5 (3%)	4 (3%)	5	31
5	AS	148/150 (99%)	135 (91%)	10 (7%)	3 (2%)	7	38
6	AT	82/84 (98%)	75 (92%)	4 (5%)	3 (4%)	3	24
7	AU	119/121 (98%)	113 (95%)	5 (4%)	1 (1%)	19	60
8	AW	64/72 (89%)	64 (100%)	0	0	100	100
9	AX	430/436 (99%)	322 (75%)	77 (18%)	31 (7%)	1	14
12	AG	121/123 (98%)	114 (94%)	4 (3%)	3 (2%)	5	32

Continued on next page...

Continued from previous page...

Mol	Chain	Analysed	Favoured	Allowed	Outliers	Percentiles	
12	B3	121/123 (98%)	100 (83%)	14 (12%)	7 (6%)	1	18
13	BA	188/190 (99%)	164 (87%)	12 (6%)	12 (6%)	1	16
14	BB	200/202 (99%)	182 (91%)	12 (6%)	6 (3%)	4	28
15	BC	184/186 (99%)	171 (93%)	9 (5%)	4 (2%)	6	35
16	BD	170/172 (99%)	148 (87%)	20 (12%)	2 (1%)	13	50
17	BE	239/241 (99%)	207 (87%)	20 (8%)	12 (5%)	2	20
18	BF	215/217 (99%)	188 (87%)	16 (7%)	11 (5%)	2	19
19	BG	123/125 (98%)	103 (84%)	13 (11%)	7 (6%)	1	18
20	BH	213/215 (99%)	186 (87%)	14 (7%)	13 (6%)	1	17
21	BI	127/129 (98%)	118 (93%)	8 (6%)	1 (1%)	19	60
22	BJ	125/127 (98%)	107 (86%)	15 (12%)	3 (2%)	6	33
23	BK	133/135 (98%)	116 (87%)	10 (8%)	7 (5%)	2	19
24	BL	100/102 (98%)	90 (90%)	7 (7%)	3 (3%)	4	28
25	BM	131/133 (98%)	112 (86%)	9 (7%)	10 (8%)	1	13
26	BN	143/145 (99%)	128 (90%)	7 (5%)	8 (6%)	2	19
27	BO	146/148 (99%)	122 (84%)	16 (11%)	8 (6%)	2	19
28	BP	54/56 (96%)	44 (82%)	8 (15%)	2 (4%)	3	24
29	BQ	156/158 (99%)	137 (88%)	9 (6%)	10 (6%)	1	16
30	BR	111/113 (98%)	105 (95%)	5 (4%)	1 (1%)	17	57
31	BS	65/67 (97%)	60 (92%)	5 (8%)	0	100	100
32	BT	109/111 (98%)	102 (94%)	5 (5%)	2 (2%)	8	40
33	BU	142/144 (99%)	123 (87%)	11 (8%)	8 (6%)	2	19
34	BV	97/99 (98%)	88 (91%)	5 (5%)	4 (4%)	3	23
35	BW	61/63 (97%)	52 (85%)	6 (10%)	3 (5%)	2	20
36	BX	69/71 (97%)	62 (90%)	6 (9%)	1 (1%)	11	46
37	BY	48/50 (96%)	41 (85%)	5 (10%)	2 (4%)	3	22
40	A5	79/81 (98%)	67 (85%)	9 (11%)	3 (4%)	3	24
40	AK	79/81 (98%)	70 (89%)	4 (5%)	5 (6%)	1	17
41	AA	214/216 (99%)	186 (87%)	19 (9%)	9 (4%)	3	22
42	Aa	78/92 (85%)	69 (88%)	9 (12%)	0	100	100
43	AB	237/239 (99%)	209 (88%)	23 (10%)	5 (2%)	7	36

Continued on next page...

Continued from previous page...

Mol	Chain	Analysed	Favoured	Allowed	Outliers	Percentiles	
44	Ab	125/127 (98%)	108 (86%)	11 (9%)	6 (5%)	2	21
45	AC	338/365 (93%)	303 (90%)	21 (6%)	14 (4%)	3	23
46	AD	253/255 (99%)	220 (87%)	23 (9%)	10 (4%)	3	23
47	Ad	87/89 (98%)	78 (90%)	6 (7%)	3 (3%)	3	26
48	AE	184/186 (99%)	161 (88%)	15 (8%)	8 (4%)	2	22
49	Ae	60/62 (97%)	43 (72%)	13 (22%)	4 (7%)	1	15
50	AF	182/184 (99%)	165 (91%)	14 (8%)	3 (2%)	9	44
51	Ag	43/45 (96%)	30 (70%)	8 (19%)	5 (12%)	0	6
52	AH	132/134 (98%)	114 (86%)	11 (8%)	7 (5%)	2	19
53	Ah	22/24 (92%)	21 (96%)	1 (4%)	0	100	100
54	AI	140/142 (99%)	121 (86%)	13 (9%)	6 (4%)	2	22
55	Ai	76/78 (97%)	69 (91%)	4 (5%)	3 (4%)	3	23
56	AJ	130/132 (98%)	121 (93%)	6 (5%)	3 (2%)	6	34
57	Aj	92/94 (98%)	69 (75%)	18 (20%)	5 (5%)	2	19
58	Ak	210/212 (99%)	192 (91%)	11 (5%)	7 (3%)	4	26
59	AL	145/147 (99%)	129 (89%)	11 (8%)	5 (3%)	3	26
60	AM	192/194 (99%)	175 (91%)	11 (6%)	6 (3%)	4	27
61	AN	166/168 (99%)	141 (85%)	19 (11%)	6 (4%)	3	25
62	AO	195/197 (99%)	166 (85%)	20 (10%)	9 (5%)	2	21
63	AP	118/120 (98%)	107 (91%)	5 (4%)	6 (5%)	2	19
64	AR	93/95 (98%)	85 (91%)	3 (3%)	5 (5%)	2	19
65	AV	64/66 (97%)	61 (95%)	3 (5%)	0	100	100
66	AY	153/155 (99%)	137 (90%)	12 (8%)	4 (3%)	5	31
67	AZ	97/99 (98%)	84 (87%)	9 (9%)	4 (4%)	3	23
All	All	8708/8907 (98%)	7624 (88%)	733 (8%)	351 (4%)	5	23

All (351) Ramachandran outliers are listed below:

Mol	Chain	Res	Type
1	A7	30	LYS
4	AQ	134	ASN
9	AX	239	ARG
9	AX	277	TYR
9	AX	346	ALA

Continued on next page...

Continued from previous page...

Mol	Chain	Res	Type
12	B3	56	ASP
13	BA	128	ARG
14	BB	4	GLU
14	BB	109	PHE
17	BE	237	LYS
18	BF	214	SER
20	BH	85	PHE
20	BH	87	ARG
20	BH	88	ARG
20	BH	90	HIS
20	BH	96	LYS
20	BH	194	LYS
21	BI	58	ALA
22	BJ	23	LYS
23	BK	105	THR
23	BK	122	SER
25	BM	89	SER
26	BN	6	ALA
26	BN	36	ARG
26	BN	116	MET
27	BO	113	ARG
27	BO	143	VAL
28	BP	43	PHE
29	BQ	2	ALA
29	BQ	6	ALA
29	BQ	78	ILE
29	BQ	114	LYS
33	BU	35	VAL
33	BU	77	TYR
33	BU	143	ILE
34	BV	55	TYR
43	AB	210	HIS
44	Ab	36	ASN
45	AC	292	ASN
45	AC	304	GLU
46	AD	75	THR
46	AD	76	PRO
48	AE	127	GLU
49	Ae	6	ALA
50	AF	178	ALA
12	AG	122	MET
51	Ag	38	ARG

Continued on next page...

Continued from previous page...

Mol	Chain	Res	Type
51	Ag	45	GLU
52	AH	2	PRO
54	AI	60	ASN
55	Ai	45	ALA
56	AJ	20	ALA
57	Aj	31	SER
57	Aj	60	LYS
40	AK	17	ARG
40	AK	69	GLU
59	AL	17	HIS
60	AM	83	SER
60	AM	88	VAL
61	AN	19	ARG
61	AN	113	ARG
62	AO	136	GLU
63	AP	2	LYS
64	AR	10	ARG
64	AR	13	ARG
1	A7	38	LYS
1	A7	55	HIS
6	AT	72	PRO
9	AX	48	ALA
9	AX	108	GLN
9	AX	147	ILE
9	AX	172	LEU
9	AX	207	ILE
9	AX	303	PRO
9	AX	329	MET
9	AX	374	ILE
9	AX	385	VAL
9	AX	405	LEU
9	AX	432	LYS
12	B3	122	MET
13	BA	52	LEU
13	BA	57	GLY
13	BA	64	VAL
14	BB	93	PRO
16	BD	175	LYS
17	BE	27	LYS
17	BE	150	VAL
17	BE	160	THR
18	BF	2	SER

Continued on next page...

Continued from previous page...

Mol	Chain	Res	Type
18	BF	9	ALA
18	BF	136	ARG
18	BF	167	ILE
19	BG	53	LYS
19	BG	54	GLU
20	BH	48	HIS
20	BH	92	SER
22	BJ	21	ARG
23	BK	50	ILE
25	BM	12	GLU
25	BM	132	ARG
29	BQ	24	ILE
29	BQ	70	ASP
34	BV	95	LYS
40	A5	50	ILE
41	AA	94	PRO
41	AA	97	ALA
41	AA	128	ARG
43	AB	38	GLU
43	AB	186	ASN
44	Ab	39	LYS
44	Ab	53	LYS
45	AC	60	LEU
45	AC	138	ASN
45	AC	243	ALA
46	AD	101	ILE
48	AE	120	HIS
48	AE	163	ARG
50	AF	5	ALA
12	AG	5	SER
51	Ag	9	ALA
52	AH	4	GLN
52	AH	25	ILE
54	AI	62	ARG
54	AI	117	GLU
55	Ai	17	TYR
56	AJ	75	HIS
57	Aj	53	PRO
40	AK	52	HIS
58	Ak	35	ALA
58	Ak	61	GLU
59	AL	9	ARG

Continued on next page...

Continued from previous page...

Mol	Chain	Res	Type
59	AL	37	ALA
62	AO	54	LYS
62	AO	179	GLU
63	AP	40	PRO
63	AP	56	ALA
63	AP	75	GLU
66	AY	89	LEU
67	AZ	57	ASP
3	Af	44	TRP
4	AQ	89	MET
5	AS	57	LEU
6	AT	48	ASN
9	AX	58	PHE
9	AX	96	MET
9	AX	308	SER
9	AX	345	MET
9	AX	369	ARG
12	B3	64	ALA
12	B3	95	ALA
12	B3	120	GLU
13	BA	65	LYS
14	BB	136	PRO
15	BC	58	GLY
17	BE	88	MET
19	BG	41	LYS
20	BH	19	GLY
20	BH	45	PRO
20	BH	138	SER
23	BK	107	LEU
24	BL	15	SER
24	BL	90	VAL
25	BM	7	ASN
25	BM	50	ALA
25	BM	88	GLY
25	BM	131	GLY
26	BN	121	GLY
27	BO	83	LYS
32	BT	20	SER
33	BU	2	ALA
33	BU	76	TYR
34	BV	26	PRO
36	BX	38	GLY

Continued on next page...

Continued from previous page...

Mol	Chain	Res	Type
40	A5	18	ALA
41	AA	2	PRO
44	Ab	21	PRO
45	AC	2	GLY
45	AC	25	PRO
45	AC	318	ARG
45	AC	319	SER
45	AC	347	LYS
46	AD	91	ARG
46	AD	205	GLU
46	AD	211	ALA
48	AE	66	ARG
48	AE	101	ARG
49	Ae	33	GLY
50	AF	2	PRO
12	AG	47	GLN
52	AH	3	LYS
52	AH	13	GLY
58	Ak	107	ARG
59	AL	49	TRP
61	AN	10	ARG
61	AN	82	TYR
61	AN	163	ARG
62	AO	111	PRO
62	AO	172	LEU
62	AO	192	ILE
62	AO	193	ILE
63	AP	96	ALA
3	Af	40	LYS
4	AQ	4	LEU
4	AQ	113	LYS
5	AS	16	ARG
5	AS	111	LYS
6	AT	5	LYS
12	B3	119	LYS
13	BA	10	ARG
13	BA	27	PHE
13	BA	44	LEU
13	BA	76	GLN
13	BA	129	ILE
15	BC	31	GLY
15	BC	151	LEU

Continued on next page...

Continued from previous page...

Mol	Chain	Res	Type
16	BD	158	SER
17	BE	20	TYR
18	BF	139	HIS
19	BG	50	LEU
19	BG	56	PRO
20	BH	93	LEU
26	BN	81	GLY
27	BO	74	ILE
32	BT	29	PRO
33	BU	79	GLY
33	BU	128	PHE
35	BW	9	PRO
35	BW	21	CYS
37	BY	3	GLN
40	A5	70	GLU
41	AA	160	ASN
43	AB	40	THR
44	Ab	26	GLN
45	AC	172	TRP
45	AC	325	ALA
46	AD	141	PRO
47	Ad	58	PRO
48	AE	164	HIS
48	AE	179	PHE
49	Ae	38	CYS
51	Ag	34	CYS
52	AH	117	LEU
54	AI	104	PRO
55	Ai	9	SER
56	AJ	33	SER
57	Aj	56	GLU
57	Aj	74	CYS
40	AK	42	LYS
58	Ak	58	THR
58	Ak	69	GLN
60	AM	137	HIS
60	AM	149	ILE
64	AR	7	SER
64	AR	8	PHE
1	A7	56	VAL
3	Af	32	ASN
9	AX	102	GLU

Continued on next page...

Continued from previous page...

Mol	Chain	Res	Type
9	AX	250	LYS
9	AX	293	VAL
13	BA	45	ASN
14	BB	91	ALA
15	BC	117	LEU
17	BE	175	GLU
17	BE	194	ALA
17	BE	236	ASP
18	BF	5	TRP
18	BF	6	LYS
20	BH	43	LEU
22	BJ	105	ILE
23	BK	23	LYS
23	BK	52	ALA
25	BM	25	ASN
25	BM	32	ASP
26	BN	5	LYS
27	BO	87	THR
27	BO	137	ARG
28	BP	29	PRO
29	BQ	5	HIS
29	BQ	112	HIS
29	BQ	150	PRO
30	BR	12	PRO
33	BU	39	ARG
34	BV	97	GLU
35	BW	6	ILE
41	AA	19	ALA
41	AA	103	LYS
46	AD	68	ALA
47	Ad	22	VAL
51	Ag	5	PRO
54	AI	59	THR
58	Ak	36	TYR
58	Ak	74	PRO
59	AL	48	THR
60	AM	181	LYS
62	AO	8	ARG
62	AO	162	GLU
66	AY	139	ALA
67	AZ	79	VAL
7	AU	18	ALA

Continued on next page...

Continued from previous page...

Mol	Chain	Res	Type
9	AX	324	ILE
9	AX	338	THR
12	B3	103	GLU
17	BE	70	LYS
17	BE	153	ALA
18	BF	16	TRP
18	BF	183	VAL
19	BG	55	PHE
27	BO	125	PRO
29	BQ	18	PRO
41	AA	98	ARG
44	Ab	59	ARG
45	AC	353	ARG
54	AI	84	PRO
60	AM	14	PRO
64	AR	11	LYS
66	AY	32	ASN
9	AX	145	ILE
19	BG	100	GLY
26	BN	111	PRO
41	AA	81	VAL
43	AB	31	ILE
49	Ae	15	PRO
61	AN	8	ILE
9	AX	170	ILE
24	BL	53	PRO
25	BM	120	PRO
67	AZ	42	PRO
67	AZ	86	VAL
9	AX	77	PRO
26	BN	89	PRO
27	BO	82	PRO
46	AD	25	PRO
47	Ad	66	ARG
52	AH	90	PRO
63	AP	65	PRO
2	A8	43	ILE
9	AX	6	PRO
9	AX	109	GLY
9	AX	313	PRO
17	BE	83	PHE
18	BF	129	GLY

Continued on next page...

Continued from previous page...

Mol	Chain	Res	Type
23	BK	53	GLY
37	BY	35	GLY
45	AC	31	PRO
46	AD	45	PRO
48	AE	3	VAL
9	AX	144	ILE
13	BA	39	ASP
14	BB	76	GLY
40	AK	50	ILE
66	AY	122	PRO

5.3.2 Protein sidechains [i](#)

In the following table, the Percentiles column shows the percent sidechain outliers of the chain as a percentile score with respect to all PDB entries followed by that with respect to all EM entries.

The Analysed column shows the number of residues for which the sidechain conformation was analysed, and the total number of residues.

Mol	Chain	Analysed	Rotameric	Outliers	Percentiles	
1	A7	57/59 (97%)	55 (96%)	2 (4%)	36	59
2	A8	28/44 (64%)	28 (100%)	0	100	100
3	Af	47/47 (100%)	46 (98%)	1 (2%)	53	72
4	AQ	130/130 (100%)	125 (96%)	5 (4%)	33	57
5	AS	126/126 (100%)	119 (94%)	7 (6%)	21	46
6	AT	75/75 (100%)	73 (97%)	2 (3%)	44	65
7	AU	110/110 (100%)	105 (96%)	5 (4%)	27	52
8	AW	61/66 (92%)	60 (98%)	1 (2%)	62	79
9	AX	351/355 (99%)	341 (97%)	10 (3%)	43	65
12	AG	99/99 (100%)	95 (96%)	4 (4%)	31	55
12	B3	99/99 (100%)	94 (95%)	5 (5%)	24	48
13	BA	166/166 (100%)	152 (92%)	14 (8%)	11	33
14	BB	173/173 (100%)	168 (97%)	5 (3%)	42	64
15	BC	145/145 (100%)	141 (97%)	4 (3%)	43	65
16	BD	153/153 (100%)	148 (97%)	5 (3%)	38	61
17	BE	212/212 (100%)	201 (95%)	11 (5%)	23	48

Continued on next page...

Continued from previous page...

Mol	Chain	Analysed	Rotameric	Outliers	Percentiles	
18	BF	181/181 (100%)	173 (96%)	8 (4%)	28	53
19	BG	108/108 (100%)	108 (100%)	0	100	100
20	BH	184/184 (100%)	165 (90%)	19 (10%)	7	25
21	BI	107/107 (100%)	105 (98%)	2 (2%)	57	75
22	BJ	103/103 (100%)	95 (92%)	8 (8%)	12	36
23	BK	111/111 (100%)	108 (97%)	3 (3%)	44	65
24	BL	91/91 (100%)	87 (96%)	4 (4%)	28	53
25	BM	100/100 (100%)	96 (96%)	4 (4%)	31	55
26	BN	119/119 (100%)	114 (96%)	5 (4%)	30	54
27	BO	122/122 (100%)	120 (98%)	2 (2%)	62	79
28	BP	46/46 (100%)	43 (94%)	3 (6%)	17	42
29	BQ	143/143 (100%)	135 (94%)	8 (6%)	21	46
30	BR	102/102 (100%)	92 (90%)	10 (10%)	8	26
31	BS	61/61 (100%)	58 (95%)	3 (5%)	25	50
32	BT	99/99 (100%)	95 (96%)	4 (4%)	31	55
33	BU	121/121 (100%)	118 (98%)	3 (2%)	47	68
34	BV	89/89 (100%)	87 (98%)	2 (2%)	52	71
35	BW	54/54 (100%)	51 (94%)	3 (6%)	21	46
36	BX	60/60 (100%)	53 (88%)	7 (12%)	5	21
37	BY	41/41 (100%)	40 (98%)	1 (2%)	49	69
40	A5	64/64 (100%)	62 (97%)	2 (3%)	40	62
40	AK	64/64 (100%)	59 (92%)	5 (8%)	12	36
41	AA	182/182 (100%)	173 (95%)	9 (5%)	25	50
42	Aa	73/81 (90%)	68 (93%)	5 (7%)	16	41
43	AB	189/189 (100%)	183 (97%)	6 (3%)	39	61
44	Ab	114/114 (100%)	108 (95%)	6 (5%)	22	47
45	AC	291/312 (93%)	278 (96%)	13 (4%)	27	52
46	AD	213/213 (100%)	207 (97%)	6 (3%)	43	65
47	Ad	81/81 (100%)	81 (100%)	0	100	100
48	AE	158/158 (100%)	153 (97%)	5 (3%)	39	61
49	Ae	51/51 (100%)	49 (96%)	2 (4%)	32	56

Continued on next page...

Continued from previous page...

Mol	Chain	Analysed	Rotameric	Outliers	Percentiles	
50	AF	156/156 (100%)	150 (96%)	6 (4%)	33	57
51	Ag	37/37 (100%)	36 (97%)	1 (3%)	44	65
52	AH	110/110 (100%)	108 (98%)	2 (2%)	59	77
53	Ah	23/23 (100%)	23 (100%)	0	100	100
54	AI	122/122 (100%)	118 (97%)	4 (3%)	38	61
55	Ai	57/57 (100%)	55 (96%)	2 (4%)	36	59
56	AJ	104/104 (100%)	98 (94%)	6 (6%)	20	45
57	Aj	83/83 (100%)	80 (96%)	3 (4%)	35	59
58	Ak	179/179 (100%)	173 (97%)	6 (3%)	37	60
59	AL	117/117 (100%)	112 (96%)	5 (4%)	29	53
60	AM	162/162 (100%)	155 (96%)	7 (4%)	29	53
61	AN	140/140 (100%)	134 (96%)	6 (4%)	29	53
62	AO	166/166 (100%)	159 (96%)	7 (4%)	30	54
63	AP	101/101 (100%)	99 (98%)	2 (2%)	55	74
64	AR	85/85 (100%)	79 (93%)	6 (7%)	14	39
65	AV	56/56 (100%)	56 (100%)	0	100	100
66	AY	133/133 (100%)	130 (98%)	3 (2%)	50	70
67	AZ	80/80 (100%)	73 (91%)	7 (9%)	10	31
All	All	7465/7521 (99%)	7153 (96%)	312 (4%)	33	54

All (312) residues with a non-rotameric sidechain are listed below:

Mol	Chain	Res	Type
1	A7	3	ASP
1	A7	64	ILE
3	Af	43	TYR
4	AQ	58	GLN
4	AQ	119	THR
4	AQ	125	ILE
4	AQ	133	LYS
4	AQ	149	LYS
5	AS	27	ILE
5	AS	50	TYR
5	AS	74	PRO
5	AS	85	VAL
5	AS	129	TYR

Continued on next page...

Continued from previous page...

Mol	Chain	Res	Type
5	AS	147	GLU
5	AS	154	ARG
6	AT	3	PRO
6	AT	13	THR
7	AU	33	ARG
7	AU	43	ASN
7	AU	52	VAL
7	AU	89	THR
7	AU	103	ILE
8	AW	17	LYS
9	AX	52	ILE
9	AX	61	THR
9	AX	66	ARG
9	AX	77	PRO
9	AX	190	GLU
9	AX	208	GLU
9	AX	258	PRO
9	AX	277	TYR
9	AX	283	ILE
9	AX	294	ASP
12	B3	28	ASP
12	B3	34	LYS
12	B3	77	TYR
12	B3	93	GLU
12	B3	108	ARG
13	BA	20	ILE
13	BA	22	TYR
13	BA	30	VAL
13	BA	44	LEU
13	BA	50	VAL
13	BA	51	THR
13	BA	55	VAL
13	BA	70	VAL
13	BA	101	THR
13	BA	106	ILE
13	BA	137	ILE
13	BA	147	LYS
13	BA	191	LEU
13	BA	195	GLN
14	BB	8	PRO
14	BB	13	LEU
14	BB	102	THR

Continued on next page...

Continued from previous page...

Mol	Chain	Res	Type
14	BB	107	LYS
14	BB	169	TRP
15	BC	37	LYS
15	BC	153	LYS
15	BC	157	PRO
15	BC	175	VAL
16	BD	54	ARG
16	BD	65	GLN
16	BD	76	ARG
16	BD	118	MET
16	BD	123	GLN
17	BE	36	PRO
17	BE	38	ASN
17	BE	44	PRO
17	BE	64	LYS
17	BE	67	ASN
17	BE	116	SER
17	BE	171	ARG
17	BE	179	PHE
17	BE	202	ILE
17	BE	209	TRP
17	BE	233	VAL
18	BF	34	ILE
18	BF	70	LEU
18	BF	92	ARG
18	BF	125	LYS
18	BF	126	ARG
18	BF	183	VAL
18	BF	188	PHE
18	BF	197	PHE
20	BH	4	PRO
20	BH	10	PHE
20	BH	26	VAL
20	BH	42	ARG
20	BH	43	LEU
20	BH	63	ILE
20	BH	69	ASN
20	BH	73	ARG
20	BH	81	VAL
20	BH	84	HIS
20	BH	85	PHE
20	BH	86	MET

Continued on next page...

Continued from previous page...

Mol	Chain	Res	Type
20	BH	87	ARG
20	BH	88	ARG
20	BH	89	GLU
20	BH	122	VAL
20	BH	140	MET
20	BH	148	VAL
20	BH	209	ARG
21	BI	4	LEU
21	BI	99	PHE
22	BJ	19	LEU
22	BJ	23	LYS
22	BJ	28	LEU
22	BJ	31	GLU
22	BJ	40	GLN
22	BJ	75	VAL
22	BJ	120	VAL
22	BJ	127	GLU
23	BK	60	VAL
23	BK	112	ARG
23	BK	114	THR
24	BL	33	ARG
24	BL	34	MET
24	BL	94	VAL
24	BL	100	LEU
25	BM	42	TRP
25	BM	49	LYS
25	BM	90	LYS
25	BM	105	LEU
26	BN	29	ARG
26	BN	61	GLU
26	BN	69	MET
26	BN	119	ILE
26	BN	145	PRO
27	BO	35	PHE
27	BO	103	ARG
28	BP	5	ASP
28	BP	14	PHE
28	BP	36	LEU
29	BQ	8	LYS
29	BQ	15	LYS
29	BQ	18	PRO
29	BQ	19	ARG

Continued on next page...

Continued from previous page...

Mol	Chain	Res	Type
29	BQ	39	LYS
29	BQ	58	TYR
29	BQ	76	LEU
29	BQ	152	THR
30	BR	8	ARG
30	BR	12	PRO
30	BR	41	ASP
30	BR	44	ARG
30	BR	84	ASP
30	BR	93	PRO
30	BR	103	VAL
30	BR	108	ARG
30	BR	110	GLU
30	BR	112	ARG
31	BS	16	LEU
31	BS	53	TYR
31	BS	66	ILE
32	BT	9	ARG
32	BT	34	ARG
32	BT	64	ARG
32	BT	110	ARG
33	BU	27	LYS
33	BU	97	ILE
33	BU	121	ILE
34	BV	12	LYS
34	BV	46	LEU
35	BW	14	LEU
35	BW	53	ILE
35	BW	60	GLU
36	BX	18	THR
36	BX	29	VAL
36	BX	35	ARG
36	BX	46	ARG
36	BX	60	THR
36	BX	65	ARG
36	BX	71	ARG
37	BY	17	ARG
40	A5	44	LYS
40	A5	49	ASN
41	AA	20	LYS
41	AA	24	PHE
41	AA	79	LEU

Continued on next page...

Continued from previous page...

Mol	Chain	Res	Type
41	AA	107	PHE
41	AA	134	VAL
41	AA	155	ILE
41	AA	161	PRO
41	AA	194	ARG
41	AA	206	THR
42	Aa	20	LYS
42	Aa	23	PRO
42	Aa	46	GLN
42	Aa	48	VAL
42	Aa	51	ASP
43	AB	42	ARG
43	AB	101	LYS
43	AB	128	TYR
43	AB	137	ASP
43	AB	138	LYS
43	AB	222	PRO
44	Ab	7	LYS
44	Ab	38	PRO
44	Ab	54	LEU
44	Ab	81	GLU
44	Ab	86	ASN
44	Ab	125	VAL
45	AC	18	LYS
45	AC	60	LEU
45	AC	70	VAL
45	AC	139	TYR
45	AC	176	LEU
45	AC	183	MET
45	AC	221	VAL
45	AC	235	LYS
45	AC	240	LYS
45	AC	286	LEU
45	AC	343	ARG
45	AC	361	VAL
45	AC	362	GLU
46	AD	91	ARG
46	AD	169	ASP
46	AD	190	ARG
46	AD	234	THR
46	AD	247	ILE
46	AD	252	GLU

Continued on next page...

Continued from previous page...

Mol	Chain	Res	Type
48	AE	39	GLU
48	AE	71	ARG
48	AE	75	PRO
48	AE	137	MET
48	AE	150	VAL
49	Ae	10	LYS
49	Ae	50	ARG
50	AF	2	PRO
50	AF	7	ILE
50	AF	14	PRO
50	AF	45	GLN
50	AF	102	LYS
50	AF	108	VAL
12	AG	6	TYR
12	AG	77	TYR
12	AG	93	GLU
12	AG	94	VAL
51	Ag	40	ARG
52	AH	9	LEU
52	AH	50	GLN
54	AI	13	ARG
54	AI	34	GLU
54	AI	85	TRP
54	AI	129	VAL
55	Ai	23	ARG
55	Ai	71	VAL
56	AJ	32	ASN
56	AJ	60	ASP
56	AJ	79	ARG
56	AJ	89	TYR
56	AJ	102	ASN
56	AJ	132	ARG
57	Aj	2	LYS
57	Aj	37	GLN
57	Aj	84	PHE
40	AK	12	VAL
40	AK	22	VAL
40	AK	24	VAL
40	AK	25	VAL
40	AK	52	HIS
58	Ak	28	VAL
58	Ak	46	ARG

Continued on next page...

Continued from previous page...

Mol	Chain	Res	Type
58	Ak	51	LEU
58	Ak	56	ARG
58	Ak	183	GLN
58	Ak	204	ASP
59	AL	17	HIS
59	AL	42	ARG
59	AL	56	ASP
59	AL	104	ASP
59	AL	123	VAL
60	AM	37	VAL
60	AM	67	ARG
60	AM	90	TYR
60	AM	95	SER
60	AM	117	TYR
60	AM	137	HIS
60	AM	139	VAL
61	AN	11	TYR
61	AN	13	ASP
61	AN	20	ARG
61	AN	31	ILE
61	AN	50	HIS
61	AN	137	VAL
62	AO	9	VAL
62	AO	37	VAL
62	AO	60	VAL
62	AO	73	TRP
62	AO	131	VAL
62	AO	140	ASP
62	AO	142	TYR
63	AP	42	ARG
63	AP	78	VAL
64	AR	3	GLN
64	AR	11	LYS
64	AR	31	PHE
64	AR	61	ARG
64	AR	66	VAL
64	AR	85	THR
66	AY	3	LYS
66	AY	37	VAL
66	AY	43	TYR
67	AZ	1	MET
67	AZ	48	ASP

Continued on next page...

Continued from previous page...

Mol	Chain	Res	Type
67	AZ	51	TYR
67	AZ	64	GLU
67	AZ	73	LEU
67	AZ	76	LYS
67	AZ	78	PHE

Sometimes sidechains can be flipped to improve hydrogen bonding and reduce clashes. All (66) such sidechains are listed below:

Mol	Chain	Res	Type
5	AS	11	ASN
5	AS	104	GLN
7	AU	17	ASN
7	AU	106	ASN
9	AX	86	GLN
9	AX	315	HIS
15	BC	101	GLN
16	BD	106	GLN
16	BD	127	HIS
17	BE	37	HIS
17	BE	192	ASN
18	BF	3	GLN
20	BH	13	HIS
20	BH	48	HIS
20	BH	51	HIS
20	BH	90	HIS
20	BH	113	GLN
21	BI	9	ASN
21	BI	13	HIS
21	BI	113	HIS
22	BJ	88	GLN
23	BK	117	HIS
24	BL	21	ASN
24	BL	69	HIS
25	BM	29	HIS
25	BM	99	GLN
27	BO	58	GLN
27	BO	72	HIS
27	BO	92	HIS
29	BQ	57	GLN
30	BR	24	HIS
32	BT	84	HIS
33	BU	40	HIS

Continued on next page...

Continued from previous page...

Mol	Chain	Res	Type
34	BV	25	HIS
35	BW	25	GLN
35	BW	30	HIS
42	Aa	42	HIS
43	AB	110	ASN
45	AC	50	HIS
45	AC	283	ASN
45	AC	292	ASN
45	AC	313	HIS
46	AD	106	ASN
46	AD	224	ASN
46	AD	229	HIS
47	Ad	25	HIS
48	AE	18	HIS
50	AF	149	GLN
51	Ag	24	ASN
52	AH	97	ASN
56	AJ	32	ASN
57	Aj	20	HIS
57	Aj	78	HIS
40	AK	20	GLN
40	AK	49	ASN
60	AM	174	ASN
61	AN	70	ASN
62	AO	43	HIS
62	AO	47	GLN
62	AO	76	HIS
64	AR	42	HIS
64	AR	50	HIS
64	AR	59	HIS
64	AR	89	HIS
65	AV	57	GLN
66	AY	120	HIS

5.3.3 RNA [i](#)

Mol	Chain	Analysed	Backbone Outliers	Pucker Outliers
10	B1	76/77 (98%)	20 (26%)	4 (5%)
11	B2	1494/1495 (99%)	264 (17%)	103 (6%)
38	A1	2964/3049 (97%)	600 (20%)	158 (5%)
39	A3	125/126 (99%)	36 (28%)	11 (8%)

Continued on next page...

Continued from previous page...

Mol	Chain	Analysed	Backbone Outliers	Pucker Outliers
All	All	4659/4747 (98%)	920 (19%)	276 (5%)

All (920) RNA backbone outliers are listed below:

Mol	Chain	Res	Type
10	B1	8	U
10	B1	9	A
10	B1	10	G
10	B1	18	U
10	B1	19	G
10	B1	21	G
10	B1	22	A
10	B1	23	G
10	B1	35	G
10	B1	36	A
10	B1	43	G
10	B1	47	G
10	B1	48	U
10	B1	50	G
10	B1	59	A
10	B1	60	A
10	B1	62	C
10	B1	74	A
10	B1	75	C
10	B1	77	A
11	B2	3	U
11	B2	4	C
11	B2	42	G
11	B2	43	A
11	B2	47	A
11	B2	48	G
11	B2	57	G
11	B2	63	G
11	B2	64	G
11	B2	71	C
11	B2	72	C
11	B2	73	U
11	B2	74	U
11	B2	75	C
11	B2	91	G
11	B2	100	A
11	B2	104	A

Continued on next page...

Continued from previous page...

Mol	Chain	Res	Type
11	B2	105	C
11	B2	106	A
11	B2	112	G
11	B2	114	A
11	B2	115	A
11	B2	116	C
11	B2	127	G
11	B2	151	G
11	B2	166	A
11	B2	177	A
11	B2	184	G
11	B2	195	C
11	B2	196	G
11	B2	197	A
11	B2	199	A
11	B2	200	G
11	B2	202	G
11	B2	203	A
11	B2	204	G
11	B2	209	A
11	B2	211	G
11	B2	240	U
11	B2	243	G
11	B2	247	G
11	B2	248	U
11	B2	249	U
11	B2	262	G
11	B2	263	C
11	B2	276	A
11	B2	277	G
11	B2	278	A
11	B2	285	C
11	B2	317	A
11	B2	324	C
11	B2	325	A
11	B2	326	C
11	B2	328	G
11	B2	340	A
11	B2	341	C
11	B2	348	C
11	B2	349	A
11	B2	350	G

Continued on next page...

Continued from previous page...

Mol	Chain	Res	Type
11	B2	363	C
11	B2	369	A
11	B2	393	A
11	B2	394	C
11	B2	402	G
11	B2	407	G
11	B2	409	C
11	B2	411	C
11	B2	412	U
11	B2	413	G
11	B2	423	U
11	B2	425	C
11	B2	431	U
11	B2	432	G
11	B2	434	A
11	B2	435	A
11	B2	436	A
11	B2	438	A
11	B2	439	G
11	B2	440	C
11	B2	449	U
11	B2	450	A
11	B2	459	G
11	B2	460	C
11	B2	461	A
11	B2	462	A
11	B2	463	G
11	B2	464	G
11	B2	471	G
11	B2	472	C
11	B2	480	G
11	B2	485	A
11	B2	486	A
11	B2	487	U
11	B2	500	A
11	B2	512	U
11	B2	514	U
11	B2	515	U
11	B2	525	A
11	B2	526	A
11	B2	528	G
11	B2	529	C

Continued on next page...

Continued from previous page...

Mol	Chain	Res	Type
11	B2	530	G
11	B2	541	G
11	B2	585	U
11	B2	586	C
11	B2	607	U
11	B2	619	A
11	B2	640	U
11	B2	642	G
11	B2	648	A
11	B2	655	A
11	B2	656	U
11	B2	657	A
11	B2	672	G
11	B2	677	U
11	B2	678	G
11	B2	685	G
11	B2	702	G
11	B2	703	U
11	B2	709	G
11	B2	722	G
11	B2	731	A
11	B2	735	A
11	B2	736	A
11	B2	747	U
11	B2	748	A
11	B2	766	G
11	B2	769	A
11	B2	771	G
11	B2	782	A
11	B2	801	A
11	B2	805	C
11	B2	806	G
11	B2	816	G
11	B2	843	G
11	B2	860	G
11	B2	872	A
11	B2	884	G
11	B2	885	G
11	B2	892	C
11	B2	904	G
11	B2	919	U
11	B2	920	U

Continued on next page...

Continued from previous page...

Mol	Chain	Res	Type
11	B2	925	U
11	B2	928	A
11	B2	933	G
11	B2	934	G
11	B2	935	G
11	B2	936	A
11	B2	937	A
11	B2	950	C
11	B2	951	G
11	B2	952	A
11	B2	953	C
11	B2	960	A
11	B2	962	G
11	B2	963	A
11	B2	964	A
11	B2	965	G
11	B2	970	G
11	B2	972	C
11	B2	973	U
11	B2	974	G
11	B2	975	A
11	B2	976	A
11	B2	977	G
11	B2	978	G
11	B2	986	G
11	B2	988	A
11	B2	989	C
11	B2	993	C
11	B2	1002	G
11	B2	1005	G
11	B2	1017	U
11	B2	1018	C
11	B2	1020	G
11	B2	1037	U
11	B2	1038	C
11	B2	1046	G
11	B2	1047	U
11	B2	1053	A
11	B2	1054	A
11	B2	1064	C
11	B2	1068	C
11	B2	1076	G

Continued on next page...

Continued from previous page...

Mol	Chain	Res	Type
11	B2	1077	U
11	B2	1078	U
11	B2	1080	C
11	B2	1081	C
11	B2	1082	A
11	B2	1083	G
11	B2	1094	U
11	B2	1095	C
11	B2	1105	C
11	B2	1106	A
11	B2	1112	G
11	B2	1117	A
11	B2	1119	U
11	B2	1128	U
11	B2	1143	G
11	B2	1144	G
11	B2	1151	A
11	B2	1156	A
11	B2	1157	G
11	B2	1161	A
11	B2	1162	G
11	B2	1171	G
11	B2	1172	A
11	B2	1175	C
11	B2	1184	U
11	B2	1185	A
11	B2	1186	C
11	B2	1187	A
11	B2	1198	A
11	B2	1208	A
11	B2	1209	C
11	B2	1210	A
11	B2	1216	A
11	B2	1218	C
11	B2	1239	A
11	B2	1240	A
11	B2	1242	C
11	B2	1246	U
11	B2	1247	A
11	B2	1260	G
11	B2	1261	U
11	B2	1262	U

Continued on next page...

Continued from previous page...

Mol	Chain	Res	Type
11	B2	1263	C
11	B2	1265	G
11	B2	1280	C
11	B2	1292	A
11	B2	1298	G
11	B2	1306	A
11	B2	1307	G
11	B2	1308	U
11	B2	1322	C
11	B2	1323	A
11	B2	1324	U
11	B2	1325	C
11	B2	1341	C
11	B2	1354	A
11	B2	1358	A
11	B2	1379	G
11	B2	1409	G
11	B2	1410	G
11	B2	1424	G
11	B2	1437	G
11	B2	1445	A
11	B2	1454	A
11	B2	1457	A
11	B2	1458	A
11	B2	1459	G
11	B2	1460	G
11	B2	1461	U
11	B2	1462	A
11	B2	1472	G
11	B2	1475	C
11	B2	1484	C
11	B2	1485	G
11	B2	1486	A
11	B2	1487	U
11	B2	1489	A
11	B2	1494	C
11	B2	1495	U
38	A1	9	A
38	A1	11	G
38	A1	12	C
38	A1	13	U
38	A1	14	A

Continued on next page...

Continued from previous page...

Mol	Chain	Res	Type
38	A1	44	C
38	A1	45	G
38	A1	46	C
38	A1	50	C
38	A1	51	G
38	A1	64	A
38	A1	73	A
38	A1	74	A
38	A1	75	G
38	A1	84	A
38	A1	85	G
38	A1	92	G
38	A1	100	C
38	A1	101	G
38	A1	118	A
38	A1	119	U
38	A1	120	G
38	A1	124	C
38	A1	130	G
38	A1	136	U
38	A1	137	A
38	A1	139	G
38	A1	144	A
38	A1	145	C
38	A1	146	U
38	A1	170	A
38	A1	185	A
38	A1	188	A
38	A1	205	A
38	A1	211	A
38	A1	216	A
38	A1	217	A
38	A1	219	G
38	A1	221	G
38	A1	222	A
38	A1	237	G
38	A1	238	C
38	A1	254	A
38	A1	255	G
38	A1	279	G
38	A1	286	G
38	A1	291	A

Continued on next page...

Continued from previous page...

Mol	Chain	Res	Type
38	A1	292	U
38	A1	293	G
38	A1	300	U
38	A1	301	G
38	A1	302	U
38	A1	303	A
38	A1	304	G
38	A1	305	G
38	A1	306	G
38	A1	309	C
38	A1	310	C
38	A1	313	U
38	A1	316	G
38	A1	318	G
38	A1	319	A
38	A1	332	A
38	A1	333	A
38	A1	341	U
38	A1	342	C
38	A1	351	C
38	A1	361	G
38	A1	363	G
38	A1	365	G
38	A1	370	A
38	A1	371	U
38	A1	372	A
38	A1	378	G
38	A1	379	U
38	A1	380	A
38	A1	385	U
38	A1	394	A
38	A1	399	C
38	A1	401	C
38	A1	403	G
38	A1	404	G
38	A1	405	G
38	A1	406	G
38	A1	407	A
38	A1	408	C
38	A1	409	C
38	A1	411	U
38	A1	414	G

Continued on next page...

Continued from previous page...

Mol	Chain	Res	Type
38	A1	426	G
38	A1	428	A
38	A1	430	A
38	A1	440	A
38	A1	443	C
38	A1	444	U
38	A1	450	G
38	A1	472	A
38	A1	480	A
38	A1	481	G
38	A1	486	A
38	A1	489	G
38	A1	490	C
38	A1	493	A
38	A1	494	C
38	A1	495	U
38	A1	496	A
38	A1	514	U
38	A1	518	A
38	A1	519	A
38	A1	520	G
38	A1	530	A
38	A1	531	G
38	A1	537	U
38	A1	538	G
38	A1	540	A
38	A1	541	A
38	A1	542	A
38	A1	543	G
38	A1	546	C
38	A1	569	G
38	A1	570	G
38	A1	576	G
38	A1	579	C
38	A1	580	G
38	A1	581	A
38	A1	584	G
38	A1	585	G
38	A1	587	A
38	A1	588	U
38	A1	589	G
38	A1	599	G

Continued on next page...

Continued from previous page...

Mol	Chain	Res	Type
38	A1	623	G
38	A1	640	C
38	A1	642	G
38	A1	654	C
38	A1	666	A
38	A1	678	G
38	A1	694	A
38	A1	716	U
38	A1	717	A
38	A1	733	A
38	A1	734	C
38	A1	735	A
38	A1	737	G
38	A1	759	G
38	A1	788	A
38	A1	801	A
38	A1	819	U
38	A1	851	G
38	A1	859	G
38	A1	860	A
38	A1	863	C
38	A1	877	U
38	A1	882	U
38	A1	898	G
38	A1	899	A
38	A1	900	C
38	A1	910	G
38	A1	911	G
38	A1	917	A
38	A1	919	G
38	A1	920	G
38	A1	923	A
38	A1	925	U
38	A1	927	G
38	A1	928	A
38	A1	936	G
38	A1	937	A
38	A1	940	G
38	A1	946	U
38	A1	947	C
38	A1	962	C
38	A1	963	G

Continued on next page...

Continued from previous page...

Mol	Chain	Res	Type
38	A1	982	G
38	A1	995	G
38	A1	1002	A
38	A1	1004	U
38	A1	1006	A
38	A1	1007	U
38	A1	1010	G
38	A1	1011	A
38	A1	1013	G
38	A1	1014	U
38	A1	1015	G
38	A1	1016	C
38	A1	1018	G
38	A1	1019	G
38	A1	1024	G
38	A1	1026	A
38	A1	1027	A
38	A1	1028	G
38	A1	1030	C
38	A1	1033	C
38	A1	1036	C
38	A1	1037	C
38	A1	1038	U
38	A1	1039	C
38	A1	1041	U
38	A1	1042	G
38	A1	1043	U
38	A1	1046	A
38	A1	1047	A
38	A1	1048	C
38	A1	1069	A
38	A1	1070	G
38	A1	1072	U
38	A1	1081	U
38	A1	1082	A
38	A1	1083	G
38	A1	1085	G
38	A1	1086	U
38	A1	1097	G
38	A1	1109	G
38	A1	1110	A
38	A1	1118	A

Continued on next page...

Continued from previous page...

Mol	Chain	Res	Type
38	A1	1126	C
38	A1	1143	A
38	A1	1145	G
38	A1	1146	U
38	A1	1147	G
38	A1	1156	G
38	A1	1161	A
38	A1	1162	C
38	A1	1166	A
38	A1	1172	U
38	A1	1178	G
38	A1	1180	G
38	A1	1181	C
38	A1	1185	A
38	A1	1186	G
38	A1	1188	C
38	A1	1194	G
38	A1	1195	G
38	A1	1199	U
38	A1	1201	G
38	A1	1206	A
38	A1	1217	U
38	A1	1223	A
38	A1	1226	G
38	A1	1227	A
38	A1	1241	C
38	A1	1242	A
38	A1	1246	G
38	A1	1250	A
38	A1	1251	G
38	A1	1253	U
38	A1	1254	C
38	A1	1261	C
38	A1	1268	A
38	A1	1269	U
38	A1	1273	C
38	A1	1274	G
38	A1	1280	C
38	A1	1282	A
38	A1	1327	C
38	A1	1348	G
38	A1	1354	G

Continued on next page...

Continued from previous page...

Mol	Chain	Res	Type
38	A1	1367	A
38	A1	1368	A
38	A1	1369	G
38	A1	1379	A
38	A1	1380	G
38	A1	1391	C
38	A1	1393	C
38	A1	1398	C
38	A1	1407	A
38	A1	1408	G
38	A1	1415	C
38	A1	1416	G
38	A1	1417	U
38	A1	1443	G
38	A1	1444	A
38	A1	1446	G
38	A1	1450	C
38	A1	1471	G
38	A1	1475	G
38	A1	1486	G
38	A1	1488	C
38	A1	1511	C
38	A1	1522	A
38	A1	1525	G
38	A1	1542	U
38	A1	1543	C
38	A1	1554	G
38	A1	1556	G
38	A1	1561	G
38	A1	1562	U
38	A1	1563	G
38	A1	1564	C
38	A1	1573	A
38	A1	1575	G
38	A1	1576	C
38	A1	1577	C
38	A1	1583	G
38	A1	1584	G
38	A1	1585	U
38	A1	1586	G
38	A1	1587	A
38	A1	1588	C

Continued on next page...

Continued from previous page...

Mol	Chain	Res	Type
38	A1	1592	U
38	A1	1598	U
38	A1	1609	G
38	A1	1612	G
38	A1	1613	A
38	A1	1614	U
38	A1	1615	G
38	A1	1616	A
38	A1	1621	G
38	A1	1623	C
38	A1	1627	G
38	A1	1628	C
38	A1	1632	U
38	A1	1633	A
38	A1	1634	A
38	A1	1635	G
38	A1	1637	C
38	A1	1639	G
38	A1	1642	G
38	A1	1643	A
38	A1	1644	G
38	A1	1645	U
38	A1	1646	G
38	A1	1654	G
38	A1	1655	G
38	A1	1656	C
38	A1	1657	G
38	A1	1659	G
38	A1	1663	C
38	A1	1664	G
38	A1	1665	G
38	A1	1668	G
38	A1	1669	A
38	A1	1671	A
38	A1	1672	G
38	A1	1678	A
38	A1	1679	U
38	A1	1684	C
38	A1	1688	C
38	A1	1691	U
38	A1	1694	G
38	A1	1697	G

Continued on next page...

Continued from previous page...

Mol	Chain	Res	Type
38	A1	1701	C
38	A1	1702	C
38	A1	1703	G
38	A1	1706	G
38	A1	1707	A
38	A1	1708	U
38	A1	1709	C
38	A1	1712	U
38	A1	1713	G
38	A1	1714	G
38	A1	1718	C
38	A1	1719	C
38	A1	1721	U
38	A1	1722	G
38	A1	1723	A
38	A1	1728	C
38	A1	1729	C
38	A1	1732	C
38	A1	1733	C
38	A1	1734	G
38	A1	1736	G
38	A1	1738	A
38	A1	1740	U
38	A1	1741	C
38	A1	1744	A
38	A1	1746	C
38	A1	1753	G
38	A1	1754	A
38	A1	1763	A
38	A1	1765	A
38	A1	1772	A
38	A1	1774	A
38	A1	1777	U
38	A1	1780	C
38	A1	1781	C
38	A1	1782	C
38	A1	1783	U
38	A1	1791	A
38	A1	1803	U
38	A1	1804	G
38	A1	1805	U
38	A1	1806	C

Continued on next page...

Continued from previous page...

Mol	Chain	Res	Type
38	A1	1811	G
38	A1	1812	A
38	A1	1833	G
38	A1	1853	C
38	A1	1855	G
38	A1	1859	A
38	A1	1876	G
38	A1	1878	G
38	A1	1880	A
38	A1	1882	C
38	A1	1897	G
38	A1	1903	G
38	A1	1912	A
38	A1	1918	U
38	A1	1919	A
38	A1	1921	U
38	A1	1937	A
38	A1	1940	U
38	A1	1957	U
38	A1	1962	G
38	A1	1976	C
38	A1	1991	G
38	A1	2002	A
38	A1	2003	C
38	A1	2013	A
38	A1	2025	A
38	A1	2032	G
38	A1	2033	G
38	A1	2038	C
38	A1	2040	A
38	A1	2044	C
38	A1	2054	G
38	A1	2056	A
38	A1	2061	A
38	A1	2062	A
38	A1	2063	U
38	A1	2064	U
38	A1	2065	C
38	A1	2079	U
38	A1	2087	U
38	A1	2088	G
38	A1	2091	U

Continued on next page...

Continued from previous page...

Mol	Chain	Res	Type
38	A1	2094	A
38	A1	2095	U
38	A1	2096	G
38	A1	2116	G
38	A1	2117	U
38	A1	2144	U
38	A1	2146	C
38	A1	2154	G
38	A1	2155	C
38	A1	2156	A
38	A1	2157	U
38	A1	2159	C
38	A1	2166	C
38	A1	2173	U
38	A1	2178	A
38	A1	2183	A
38	A1	2184	G
38	A1	2192	G
38	A1	2216	G
38	A1	2219	A
38	A1	2220	C
38	A1	2224	G
38	A1	2225	C
38	A1	2227	G
38	A1	2230	G
38	A1	2231	G
38	A1	2232	U
38	A1	2233	G
38	A1	2234	C
38	A1	2235	G
38	A1	2236	C
38	A1	2237	A
38	A1	2238	G
38	A1	2239	C
38	A1	2240	G
38	A1	2241	U
38	A1	2243	G
38	A1	2245	C
38	A1	2246	G
38	A1	2249	A
38	A1	2251	G
38	A1	2252	C

Continued on next page...

Continued from previous page...

Mol	Chain	Res	Type
38	A1	2254	U
38	A1	2255	C
38	A1	2256	G
38	A1	2258	A
38	A1	2259	G
38	A1	2268	C
38	A1	2270	G
38	A1	2275	G
38	A1	2276	G
38	A1	2278	U
38	A1	2280	G
38	A1	2281	A
38	A1	2284	C
38	A1	2285	G
38	A1	2286	U
38	A1	2287	C
38	A1	2288	C
38	A1	2289	A
38	A1	2290	U
38	A1	2292	A
38	A1	2293	G
38	A1	2294	A
38	A1	2295	C
38	A1	2296	A
38	A1	2301	C
38	A1	2302	C
38	A1	2303	A
38	A1	2304	C
38	A1	2306	C
38	A1	2308	C
38	A1	2310	G
38	A1	2321	A
38	A1	2325	C
38	A1	2332	G
38	A1	2338	A
38	A1	2339	C
38	A1	2351	G
38	A1	2352	G
38	A1	2363	G
38	A1	2364	G
38	A1	2371	A
38	A1	2396	G

Continued on next page...

Continued from previous page...

Mol	Chain	Res	Type
38	A1	2397	C
38	A1	2400	U
38	A1	2401	A
38	A1	2402	A
38	A1	2422	G
38	A1	2434	A
38	A1	2441	A
38	A1	2448	A
38	A1	2449	A
38	A1	2450	A
38	A1	2451	G
38	A1	2459	G
38	A1	2476	A
38	A1	2502	C
38	A1	2507	C
38	A1	2508	G
38	A1	2511	C
38	A1	2515	U
38	A1	2542	G
38	A1	2543	A
38	A1	2544	C
38	A1	2545	A
38	A1	2546	G
38	A1	2547	A
38	A1	2548	A
38	A1	2549	A
38	A1	2556	C
38	A1	2562	G
38	A1	2563	A
38	A1	2587	G
38	A1	2590	C
38	A1	2591	A
38	A1	2593	A
38	A1	2606	C
38	A1	2607	U
38	A1	2613	C
38	A1	2617	G
38	A1	2618	C
38	A1	2619	U
38	A1	2620	G
38	A1	2621	U
38	A1	2633	A

Continued on next page...

Continued from previous page...

Mol	Chain	Res	Type
38	A1	2644	G
38	A1	2669	U
38	A1	2681	A
38	A1	2682	G
38	A1	2693	G
38	A1	2697	G
38	A1	2718	G
38	A1	2724	A
38	A1	2725	U
38	A1	2729	A
38	A1	2745	G
38	A1	2748	C
38	A1	2760	A
38	A1	2761	G
38	A1	2794	G
38	A1	2826	U
38	A1	2827	C
38	A1	2840	C
38	A1	2846	A
38	A1	2861	A
38	A1	2864	G
38	A1	2871	A
38	A1	2878	A
38	A1	2889	A
38	A1	2891	A
38	A1	2892	A
38	A1	2893	U
38	A1	2894	A
38	A1	2944	G
38	A1	2945	A
38	A1	2947	G
38	A1	2949	G
38	A1	2958	U
38	A1	2988	A
38	A1	2997	G
38	A1	2998	G
38	A1	3000	U
38	A1	3001	C
38	A1	3002	A
38	A1	3004	C
38	A1	3005	C
38	A1	3027	C

Continued on next page...

Continued from previous page...

Mol	Chain	Res	Type
38	A1	3036	C
38	A1	3037	G
38	A1	3038	A
38	A1	3039	G
38	A1	3040	G
38	A1	3042	C
38	A1	3046	C
39	A3	2	G
39	A3	4	C
39	A3	11	A
39	A3	12	G
39	A3	20	G
39	A3	21	C
39	A3	22	C
39	A3	23	A
39	A3	25	A
39	A3	26	C
39	A3	29	G
39	A3	31	U
39	A3	33	U
39	A3	35	A
39	A3	41	A
39	A3	42	A
39	A3	44	C
39	A3	49	A
39	A3	53	A
39	A3	54	A
39	A3	55	G
39	A3	63	G
39	A3	70	C
39	A3	74	U
39	A3	75	G
39	A3	76	U
39	A3	83	C
39	A3	85	C
39	A3	89	G
39	A3	90	A
39	A3	100	A
39	A3	106	G
39	A3	111	G
39	A3	123	U
39	A3	124	A

Continued on next page...

Continued from previous page...

Mol	Chain	Res	Type
39	A3	125	U

All (276) RNA pucker outliers are listed below:

Mol	Chain	Res	Type
10	B1	8	U
10	B1	9	A
10	B1	18	U
10	B1	59	A
11	B2	3	U
11	B2	42	G
11	B2	47	A
11	B2	55	G
11	B2	56	A
11	B2	74	U
11	B2	90	C
11	B2	99	C
11	B2	103	A
11	B2	105	C
11	B2	111	G
11	B2	114	A
11	B2	116	C
11	B2	126	G
11	B2	158	U
11	B2	176	U
11	B2	196	G
11	B2	199	A
11	B2	203	A
11	B2	239	A
11	B2	246	A
11	B2	247	G
11	B2	262	G
11	B2	275	A
11	B2	276	A
11	B2	277	G
11	B2	324	C
11	B2	325	A
11	B2	347	G
11	B2	362	C
11	B2	368	C
11	B2	408	C
11	B2	422	U

Continued on next page...

Continued from previous page...

Mol	Chain	Res	Type
11	B2	434	A
11	B2	439	G
11	B2	448	A
11	B2	462	A
11	B2	471	G
11	B2	486	A
11	B2	513	A
11	B2	528	G
11	B2	584	C
11	B2	641	A
11	B2	655	A
11	B2	677	U
11	B2	687	G
11	B2	702	G
11	B2	746	A
11	B2	747	U
11	B2	804	U
11	B2	871	A
11	B2	891	A
11	B2	892	C
11	B2	919	U
11	B2	924	U
11	B2	934	G
11	B2	935	G
11	B2	949	G
11	B2	951	G
11	B2	959	G
11	B2	963	A
11	B2	964	A
11	B2	975	A
11	B2	977	G
11	B2	985	C
11	B2	1001	A
11	B2	1017	U
11	B2	1019	A
11	B2	1037	U
11	B2	1053	A
11	B2	1081	C
11	B2	1105	C
11	B2	1142	G
11	B2	1150	G
11	B2	1156	A

Continued on next page...

Continued from previous page...

Mol	Chain	Res	Type
11	B2	1161	A
11	B2	1174	A
11	B2	1184	U
11	B2	1185	A
11	B2	1186	C
11	B2	1208	A
11	B2	1217	C
11	B2	1238	G
11	B2	1241	U
11	B2	1245	C
11	B2	1260	G
11	B2	1261	U
11	B2	1291	G
11	B2	1306	A
11	B2	1307	G
11	B2	1322	C
11	B2	1324	U
11	B2	1340	U
11	B2	1399	G
11	B2	1423	A
11	B2	1436	U
11	B2	1453	U
11	B2	1457	A
11	B2	1458	A
11	B2	1459	G
11	B2	1460	G
11	B2	1461	U
11	B2	1483	U
38	A1	11	G
38	A1	12	C
38	A1	84	A
38	A1	91	G
38	A1	99	U
38	A1	119	U
38	A1	129	C
38	A1	210	A
38	A1	215	A
38	A1	237	G
38	A1	285	C
38	A1	299	U
38	A1	300	U
38	A1	301	G

Continued on next page...

Continued from previous page...

Mol	Chain	Res	Type
38	A1	302	U
38	A1	332	A
38	A1	364	A
38	A1	371	U
38	A1	379	U
38	A1	393	C
38	A1	408	C
38	A1	427	G
38	A1	444	U
38	A1	471	U
38	A1	480	A
38	A1	485	G
38	A1	493	A
38	A1	513	C
38	A1	518	A
38	A1	529	G
38	A1	545	G
38	A1	579	C
38	A1	584	G
38	A1	588	U
38	A1	598	C
38	A1	716	U
38	A1	734	C
38	A1	736	U
38	A1	859	G
38	A1	883	G
38	A1	897	U
38	A1	899	A
38	A1	919	G
38	A1	936	G
38	A1	940	G
38	A1	946	U
38	A1	981	A
38	A1	994	G
38	A1	1003	C
38	A1	1013	G
38	A1	1014	U
38	A1	1027	A
38	A1	1035	G
38	A1	1037	C
38	A1	1038	U
38	A1	1082	A

Continued on next page...

Continued from previous page...

Mol	Chain	Res	Type
38	A1	1109	G
38	A1	1117	C
38	A1	1125	A
38	A1	1143	A
38	A1	1145	G
38	A1	1162	C
38	A1	1172	U
38	A1	1180	G
38	A1	1200	A
38	A1	1209	A
38	A1	1245	C
38	A1	1249	G
38	A1	1260	C
38	A1	1267	A
38	A1	1279	U
38	A1	1281	A
38	A1	1367	A
38	A1	1390	U
38	A1	1407	A
38	A1	1443	G
38	A1	1445	G
38	A1	1450	C
38	A1	1485	A
38	A1	1487	U
38	A1	1510	U
38	A1	1541	U
38	A1	1553	G
38	A1	1561	G
38	A1	1572	C
38	A1	1574	A
38	A1	1585	U
38	A1	1614	U
38	A1	1643	A
38	A1	1670	A
38	A1	1677	A
38	A1	1718	C
38	A1	1719	C
38	A1	1722	G
38	A1	1739	U
38	A1	1752	C
38	A1	1753	G
38	A1	1764	G

Continued on next page...

Continued from previous page...

Mol	Chain	Res	Type
38	A1	1782	C
38	A1	1803	U
38	A1	1804	G
38	A1	1879	U
38	A1	1918	U
38	A1	1920	A
38	A1	1936	C
38	A1	1939	C
38	A1	2002	A
38	A1	2043	A
38	A1	2060	A
38	A1	2062	A
38	A1	2063	U
38	A1	2064	U
38	A1	2068	U
38	A1	2094	A
38	A1	2156	A
38	A1	2158	G
38	A1	2165	A
38	A1	2172	G
38	A1	2215	U
38	A1	2250	G
38	A1	2253	G
38	A1	2280	G
38	A1	2301	C
38	A1	2321	A
38	A1	2324	C
38	A1	2338	A
38	A1	2362	U
38	A1	2363	G
38	A1	2370	C
38	A1	2396	G
38	A1	2400	U
38	A1	2401	A
38	A1	2450	A
38	A1	2501	G
38	A1	2543	A
38	A1	2545	A
38	A1	2546	G
38	A1	2548	A
38	A1	2554	A
38	A1	2562	G

Continued on next page...

Continued from previous page...

Mol	Chain	Res	Type
38	A1	2606	C
38	A1	2619	U
38	A1	2696	G
38	A1	2702	A
38	A1	2747	C
38	A1	2826	U
38	A1	2840	C
38	A1	2890	A
38	A1	2891	A
38	A1	2892	A
38	A1	2946	C
38	A1	2947	G
38	A1	2948	A
38	A1	2957	G
38	A1	2987	U
38	A1	3004	C
38	A1	3035	C
38	A1	3041	U
39	A3	19	G
39	A3	21	C
39	A3	25	A
39	A3	40	G
39	A3	48	A
39	A3	52	U
39	A3	62	A
39	A3	74	U
39	A3	75	G
39	A3	89	G
39	A3	123	U

5.4 Non-standard residues in protein, DNA, RNA chains [i](#)

There are no non-standard protein/DNA/RNA residues in this entry.

5.5 Carbohydrates [i](#)

There are no monosaccharides in this entry.

5.6 Ligand geometry [i](#)

There are no ligands in this entry.

5.7 Other polymers [i](#)

There are no such residues in this entry.

5.8 Polymer linkage issues [i](#)

There are no chain breaks in this entry.

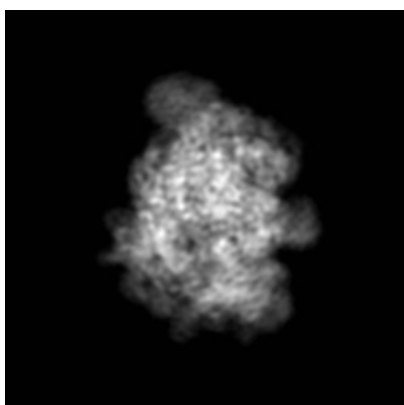
6 Map visualisation [i](#)

This section contains visualisations of the EMDB entry EMD-5691. These allow visual inspection of the internal detail of the map and identification of artifacts.

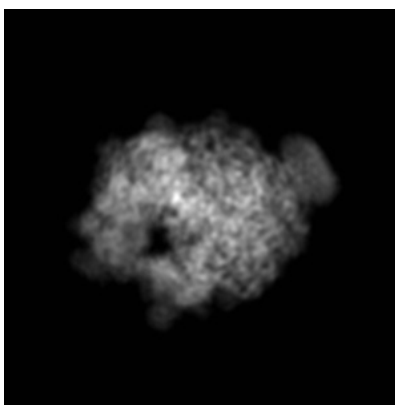
No raw map or half-maps were deposited for this entry and therefore no images, graphs, etc. pertaining to the raw map can be shown.

6.1 Orthogonal projections [i](#)

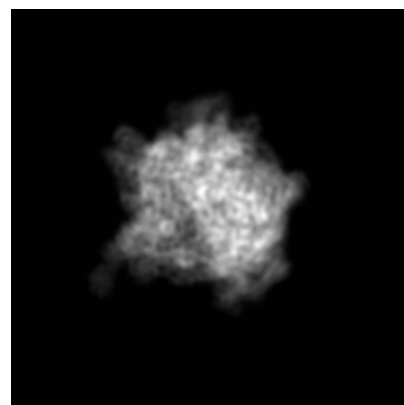
6.1.1 Primary map



X



Y

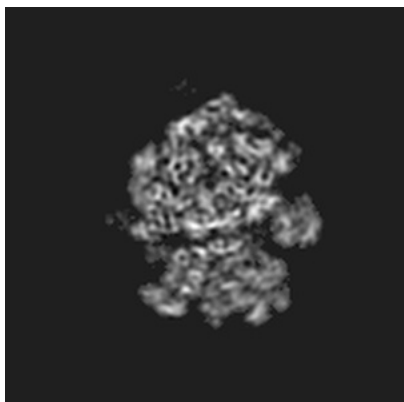


Z

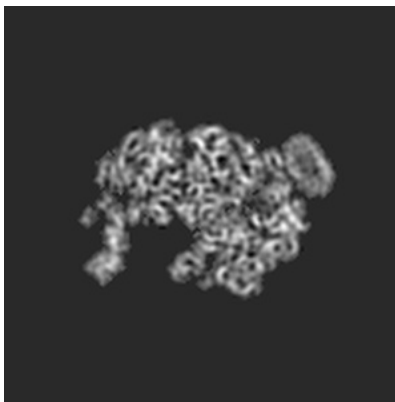
The images above show the map projected in three orthogonal directions.

6.2 Central slices [i](#)


6.2.1 Primary map



X Index: 81



Y Index: 81

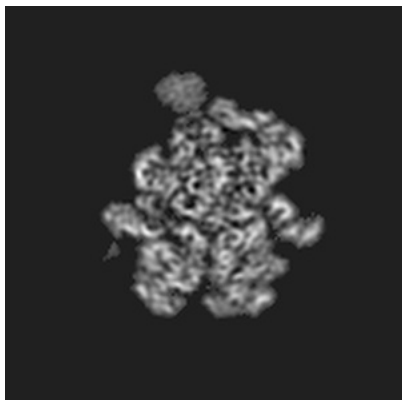


Z Index: 81

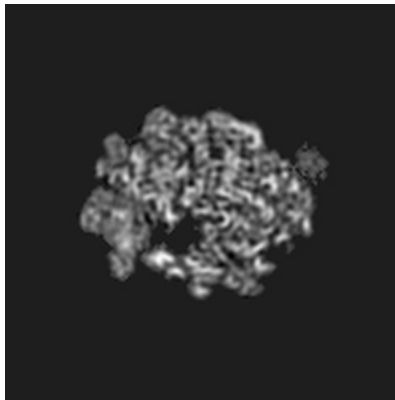
The images above show central slices of the map in three orthogonal directions.

6.3 Largest variance slices [i](#)

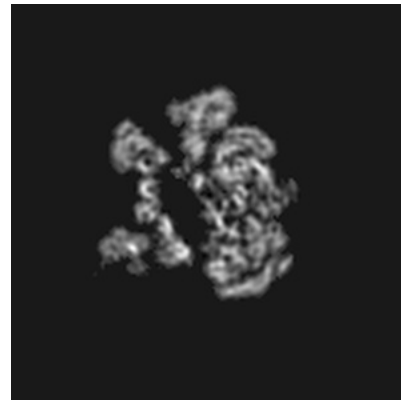
6.3.1 Primary map



X Index: 85



Y Index: 87




Z Index: 70


The images above show the largest variance slices of the map in three orthogonal directions.

6.4 Orthogonal standard-deviation projections (False-color) [i](#)


6.4.1 Primary map



X



Y



Z

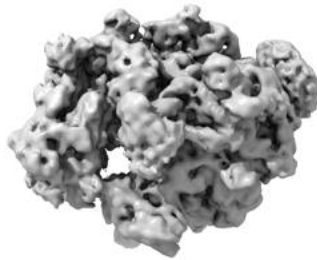
The images above show the map standard deviation projections with false color in three orthogonal directions. Minimum values are shown in green, max in blue, and dark to light orange shades represent small to large values respectively.

6.5 Orthogonal surface views [i](#)

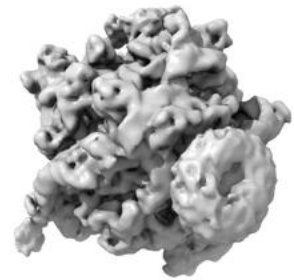
6.5.1 Primary map



X



Y



Z

The images above show the 3D surface view of the map at the recommended contour level 0.93. These images, in conjunction with the slice images, may facilitate assessment of whether an appropriate contour level has been provided.

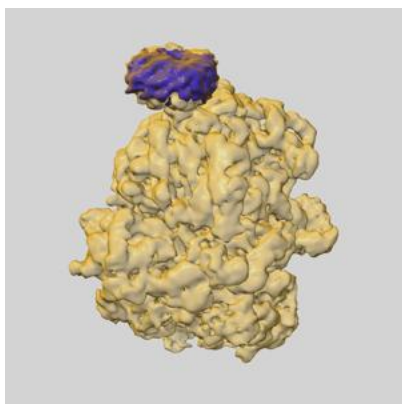
6.6 Mask visualisation [i](#)

This section shows the 3D surface view of the primary map at 50% transparency overlaid with the specified mask at 0% transparency

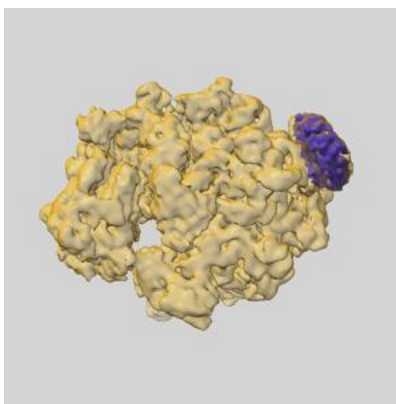
A mask typically either:

- Encompasses the whole structure
- Separates out a domain, a functional unit, a monomer or an area of interest from a larger structure

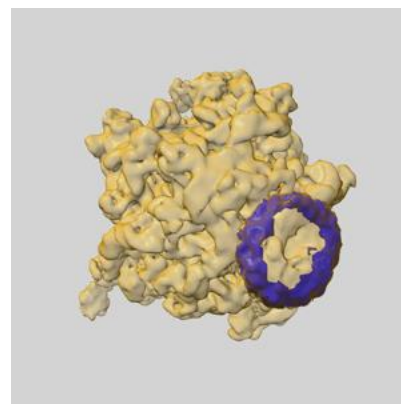
6.6.1 emd_5691_msk_4.map [i](#)



X

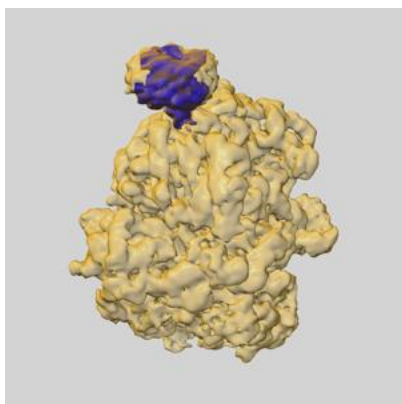


Y

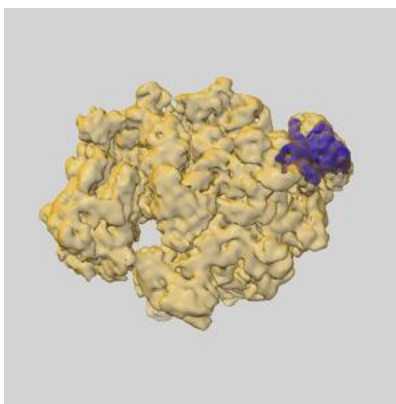


Z

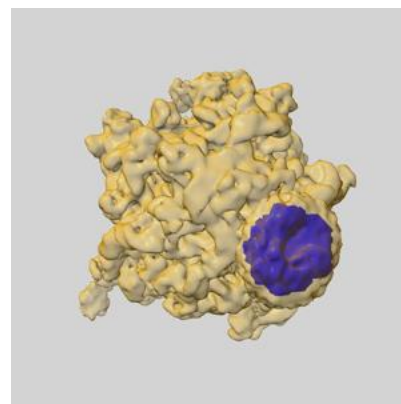
6.6.2 emd_5691_msk_3.map [i](#)



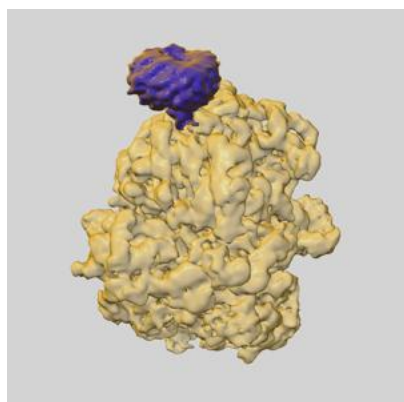
X



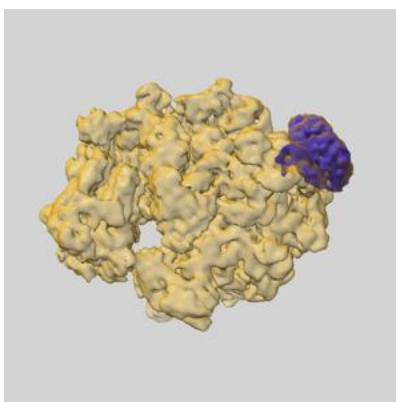
Y



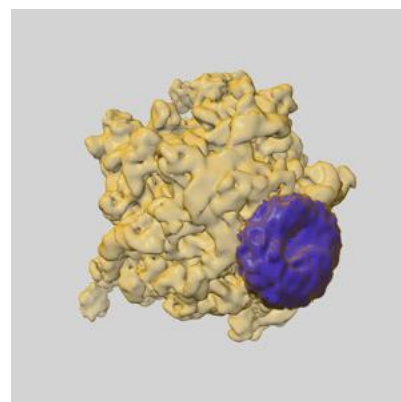
Z

6.6.3 emd_5691_msk_2.map [i](#)

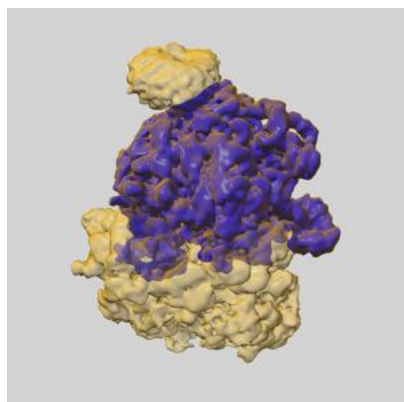
X



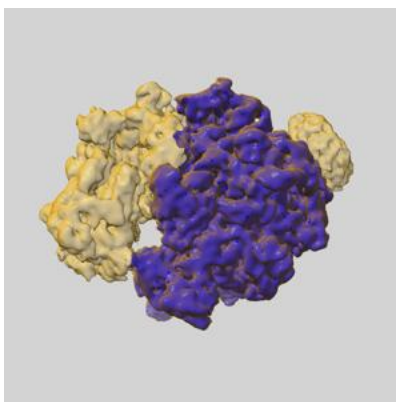
Y



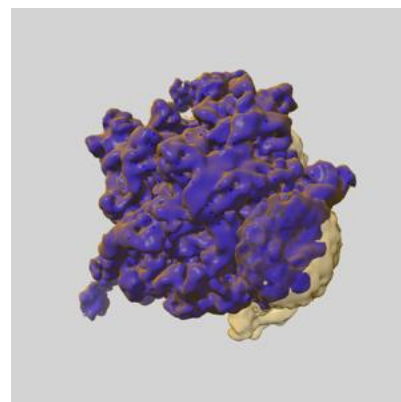
Z

6.6.4 emd_5691_msk_1.map [i](#)

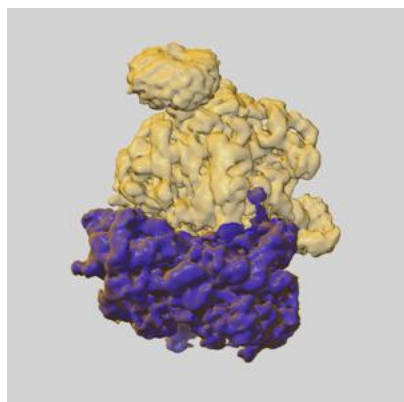
X



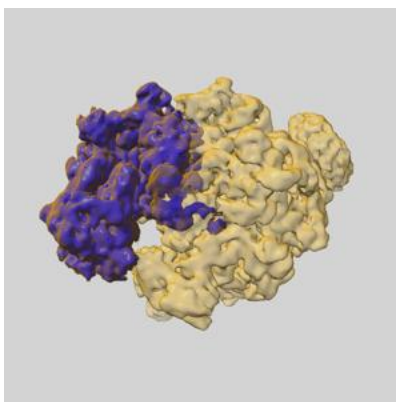
Y



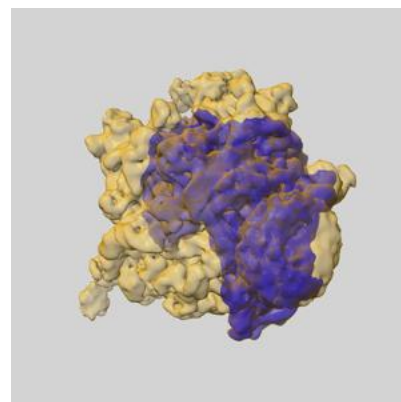
Z

6.6.5 emd_5691_msk_5.map [i](#)

X



Y

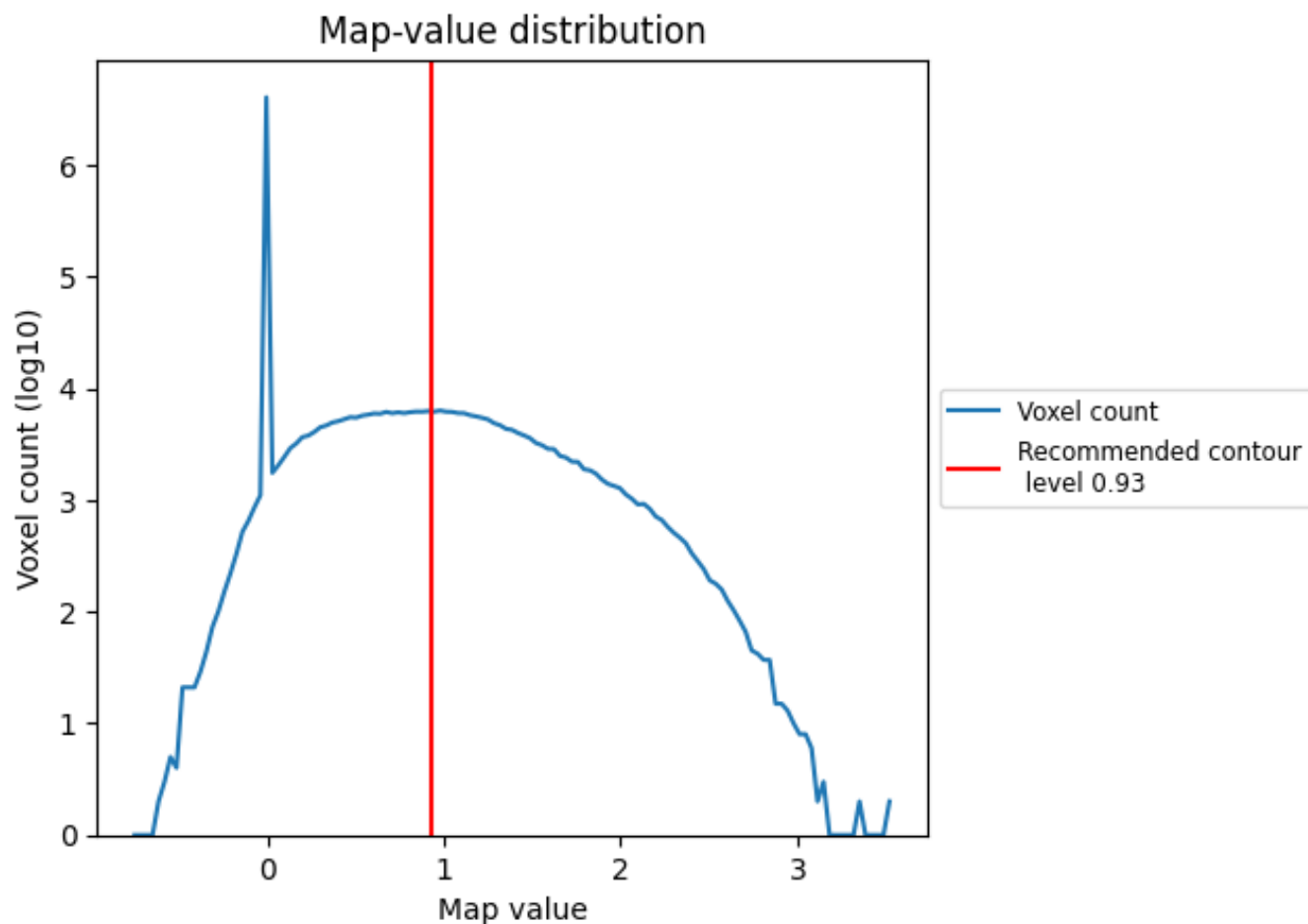


Z

7 Map analysis [i](#)

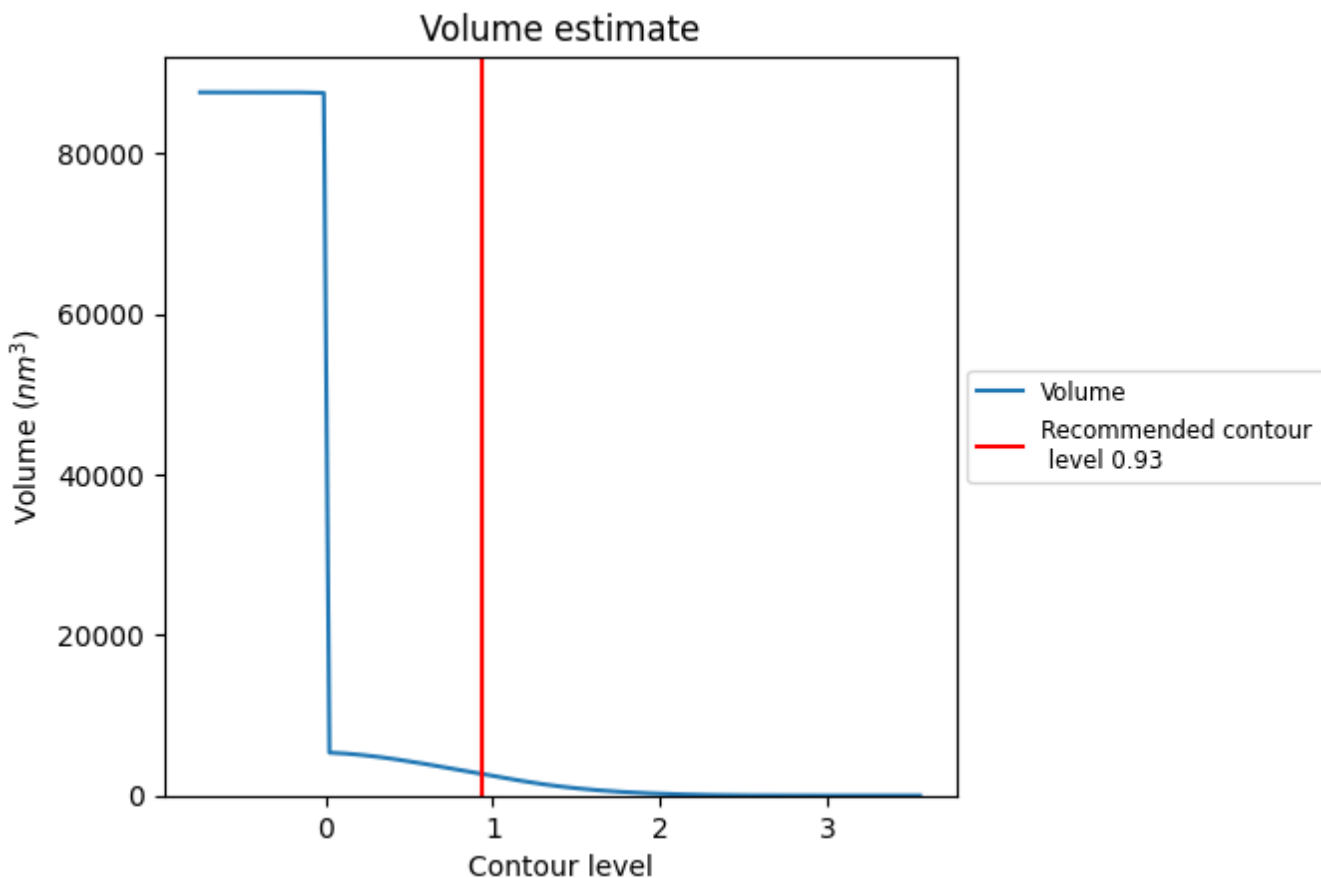
This section contains the results of statistical analysis of the map.

7.1 Map-value distribution [i](#)



The map-value distribution is plotted in 128 intervals along the x-axis. The y-axis is logarithmic. A spike in this graph at zero usually indicates that the volume has been masked.

7.2 Volume estimate [i](#)



The volume at the recommended contour level is 2715 nm^3 ; this corresponds to an approximate mass of 2453 kDa.

The volume estimate graph shows how the enclosed volume varies with the contour level. The recommended contour level is shown as a vertical line and the intersection between the line and the curve gives the volume of the enclosed surface at the given level.

7.3 Rotationally averaged power spectrum [i](#)

This section was not generated. The rotationally averaged power spectrum is only generated for cubic maps.

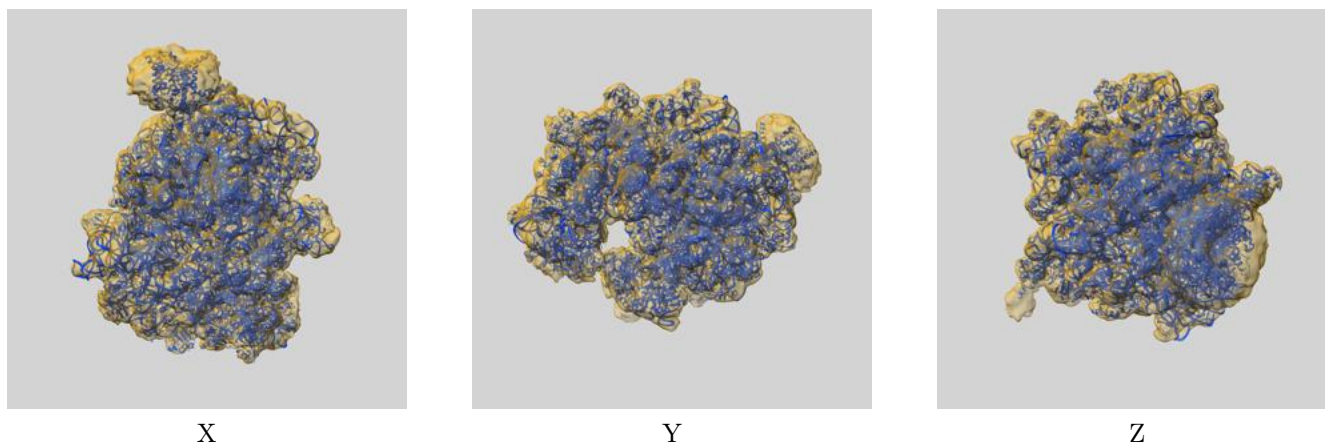
8 Fourier-Shell correlation

This section was not generated. No FSC curve or half-maps provided.

9 Map-model fit [i](#)

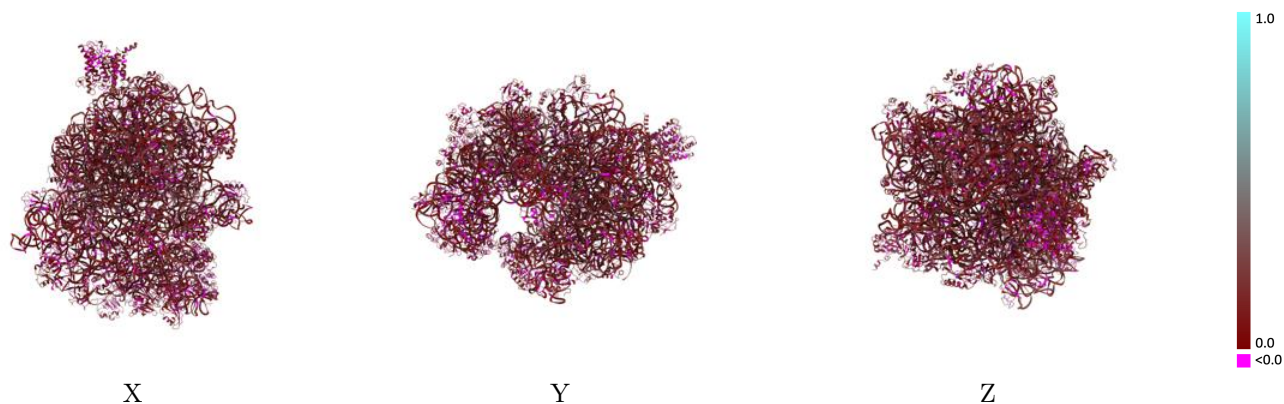
This section contains information regarding the fit between EMDB map EMD-5691 and PDB model 4V4N. Per-residue inclusion information can be found in section 3 on page 16.

9.1 Map-model overlay [i](#)



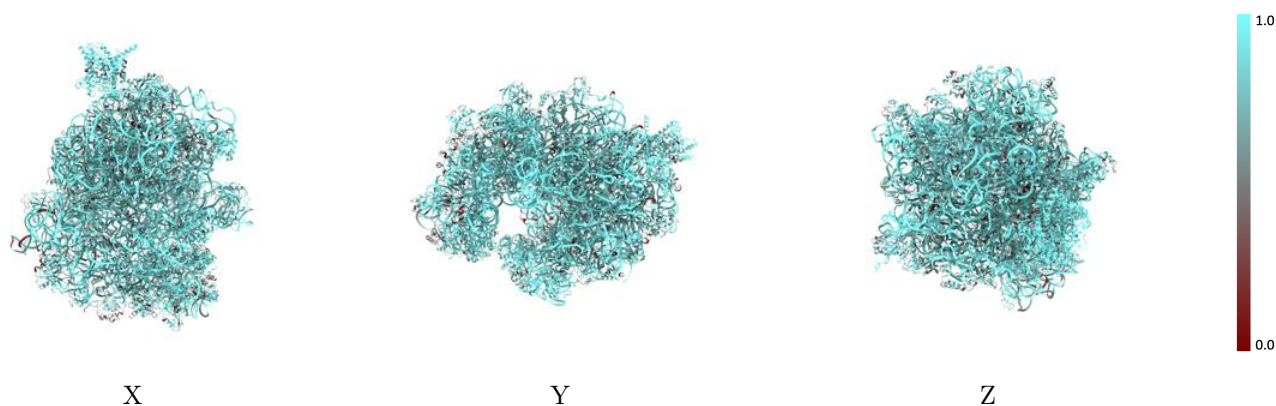
The images above show the 3D surface view of the map at the recommended contour level 0.93 at 50% transparency in yellow overlaid with a ribbon representation of the model coloured in blue. These images allow for the visual assessment of the quality of fit between the atomic model and the map.

9.2 Q-score mapped to coordinate model [i](#)



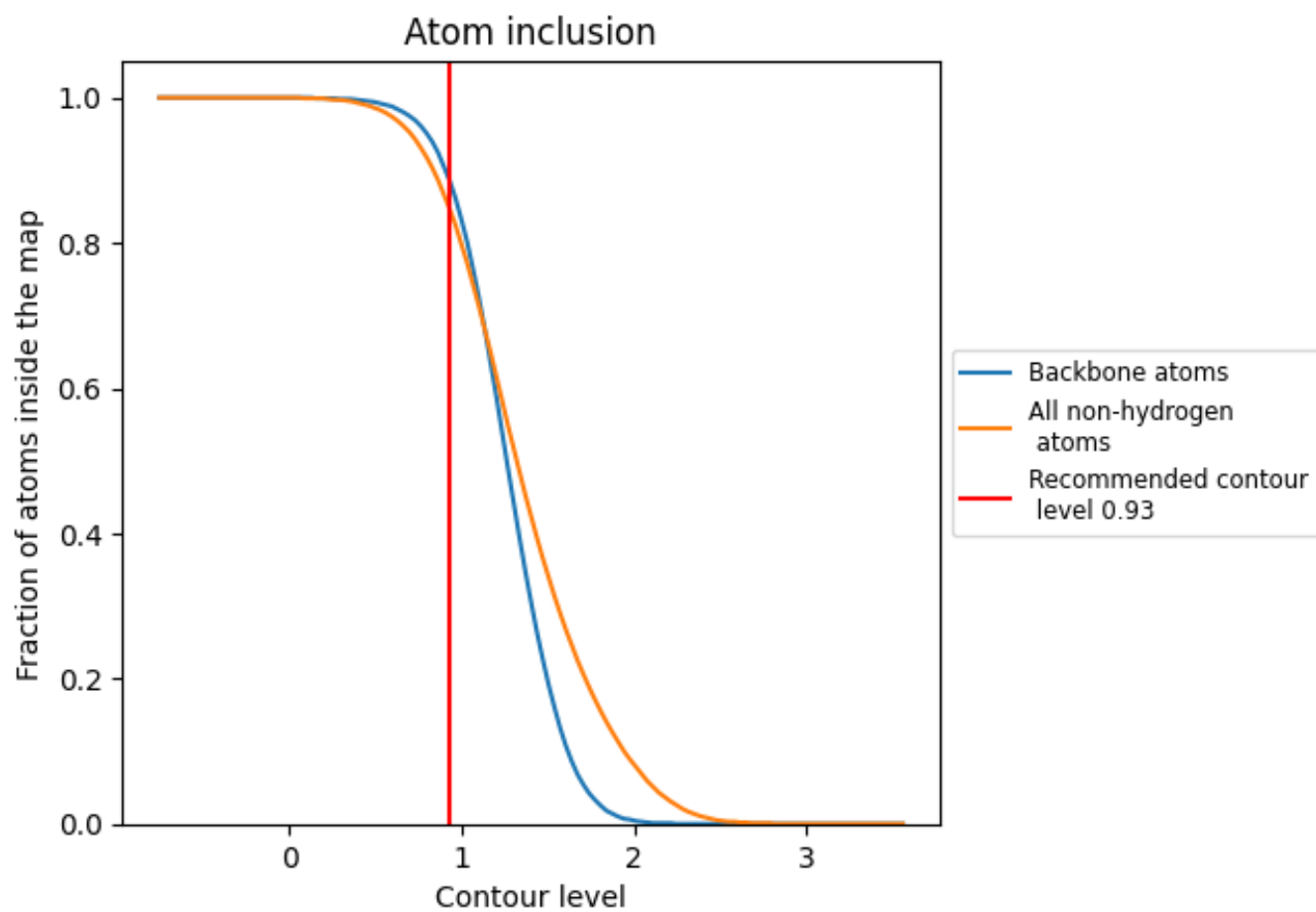
The images above show the model with each residue coloured according to its Q-score. This shows their resolvability in the map with higher Q-score values reflecting better resolvability. Please note: Q-score is calculating the resolvability of atoms, and thus high values are only expected at resolutions at which atoms can be resolved. Low Q-score values may therefore be expected for many entries.

9.3 Atom inclusion mapped to coordinate model [i](#)



The images above show the model with each residue coloured according to its atom inclusion. This shows to what extent they are inside the map at the recommended contour level (0.93).

9.4 Atom inclusion [i](#)



At the recommended contour level, 88% of all backbone atoms, 85% of all non-hydrogen atoms, are inside the map.

9.5 Map-model fit summary







































































The table lists the average atom inclusion at the recommended contour level (0.93) and Q-score for the entire model and for each chain.

Chain	Atom inclusion	Q-score
All	0.8470	0.1240
A1	0.9300	0.1530
A3	0.8970	0.1350
A5	0.7410	0.1180
A7	0.8860	0.1390
A8	0.9090	0.0680
AA	0.7120	0.0850
AB	0.6590	0.0870
AC	0.6820	0.0840
AD	0.6510	0.0890
AE	0.8360	0.1010
AF	0.7700	0.1100
AG	0.8010	0.1310
AH	0.8720	0.0650
AI	0.6350	0.1030
AJ	0.6970	0.0860
AK	0.6620	0.1130
AL	0.6150	0.0750
AM	0.6090	0.0770
AN	0.6760	0.0960
AO	0.7420	0.1000
AP	0.7630	0.1130
AQ	0.6740	0.0980
AR	0.6640	0.0850
AS	0.7080	0.0980
AT	0.6840	0.1060
AU	0.7180	0.1020
AV	0.7430	0.0970
AW	0.7590	0.1270
AX	0.8680	0.1020
AY	0.6910	0.1130
AZ	0.8210	0.1280
Aa	0.6630	0.0790
Ab	0.6230	0.0900
Ad	0.6940	0.0790



Continued on next page...

Continued from previous page...

Chain	Atom inclusion	Q-score
Ae	 0.6110	 0.0430
Af	 0.2890	 0.0250
Ag	 0.4060	 0.0270
Ah	 0.5420	 0.0520
Ai	 0.6860	 0.1150
Aj	 0.7910	 0.0890
Ak	 0.7710	 0.1020
B1	 0.8520	 0.1170
B2	 0.9350	 0.1380
B3	 0.5800	 0.0800
BA	 0.8750	 0.1130
BB	 0.7500	 0.1120
BC	 0.7360	 0.1080
BD	 0.7170	 0.0920
BE	 0.6980	 0.0590
BF	 0.7390	 0.1020
BG	 0.8000	 0.0880
BH	 0.7540	 0.0780
BI	 0.7270	 0.0990
BJ	 0.7290	 0.0740
BK	 0.6320	 0.0360
BL	 0.7110	 0.0710
BM	 0.7710	 0.0910
BN	 0.6860	 0.0930
BO	 0.8360	 0.0850
BP	 0.7530	 0.0550
BQ	 0.7480	 0.0960
BR	 0.7180	 0.0820
BS	 0.5900	 0.0680
BT	 0.8170	 0.0770
BU	 0.7540	 0.0640
BV	 0.7530	 0.0900
BW	 0.7170	 0.0850
BX	 0.8830	 0.0910
BY	 0.7990	 0.0630